

**Milwaukee Brewers - 1974**

Batter	1	2	3	4	5	6	7	8	9	AB R H RBI BB SO LOB	TOP						
Tommy Harper, R (1, 10) OBP: 0.200, SLG: 0.200	0-3 K		0-3 K	0-0 5-3		0-0 5-3 1-2 3-H			0-0 FC6-5-6 1B	5 0 1 0 0 2 2							
Juan Beniquez, R (1, 8)	0-3 K		4-0 FC4-6 BB 1B BB	0-3 K			0-0 4-3		0-0 FC6-5-6 CS 1-3	4 1 0 0 1 2 1							
Cecil Cooper, L (1, 3) OBP: 0.600, SLG: 0.333	0-0 3-1		4-0 FC4-6 1-2 BB	0-3 K			0-0 HR 1B		1-0 HBP 1-2	3 1 1 0 1 1 0							
Carl Yastrzemski, L (1, 7) OBP: 0.400, SLG: 1.000		0-0 F7	0-0 FC4-6 BB 1B 1-2f 2-3		0-0 G6-4-3 1B		0-0 HR 1B		0-0 F8	5 2 2 2 0 0 3							
Rico Petrocelli, R (1, 5) OBP: 0.500, SLG: 0.500 John Kennedy, R (3, PR) (3, 5)		0-0 L5	0-0 1B BB 1-2 2B 1B 3-H		0-0 G6-4-3 1-2f		0-0 5-3			2 0 1 1 0 0 0 2 1 0 0 0 0 1							
Bernie Carbo, L (1, 9) OBP: 0.500, SLG: 0.333 Rick Miller, L (9, 9)		0-0 HR 1B	4-0 1B BB 1-2 2B BB 2-3		0-0 G3		0-0 3-1			3 2 1 0 1 0 0 0 0 0 0 0 0 0							
Bob Montgomery, R (1, 2) OBP: 0.500, SLG: 1.250		0-0 HR 1B 1-H	0-0 2B 1B 1-2 2B 1B 2-3 3-H			0-0 F9		0-0 F8		4 2 2 3 0 0 0							
Doug Griffin, R (1, 4) OBP: 0.750, SLG: 1.000		4-0 BB	4-0 BB 1-H 2-H 3-H			0-0 1B CS 1B		0-0 5-3		3 0 2 3 1 0 0							
Mario Guerrero, R (1, 6) OBP: 0.250, SLG: 0.250		0-0 1-3	0-0 6-3			0-0 CS 1B 1-3		0-0 F9		4 0 1 0 0 0 3							
<b>Inning Stats</b>	R: 0 E: 0 K: 2 S: 7 H: 0 LOB: 0 BB: 0 P: 7	R: 2 E: 0 K: 0 S: 5 H: 2 LOB: 1 BB: 1 P: 9	R: 5 E: 0 K: 1 S: 8 H: 3 LOB: 2 BB: 3 P: 20	R: 0 E: 0 K: 2 S: 7 H: 0 LOB: 0 BB: 0 P: 7	R: 0 E: 0 K: 0 S: 3 H: 1 LOB: 0 BB: 0 P: 3	R: 0 E: 0 K: 0 S: 4 H: 2 LOB: 1 BB: 0 P: 4	R: 2 E: 0 K: 0 S: 5 H: 2 LOB: 0 BB: 0 P: 5	R: 0 E: 0 K: 0 S: 3 H: 0 LOB: 0 BB: 0 P: 3	R: 0 E: 0 K: 0 S: 3 H: 1 LOB: 1 BB: 0 P: 4	1B: 8 2B: 1 3B: 0 HR: 2 SF: 0 SAC: 0 DP: 1 HBP: 1	WP: 0 PB: 0 SB: 1 CS: 3 PA: 40						
<b>PITCHER</b>	IP WLS BF H R ER SO BB IBB HBP BLK WP HR S P ERA WHIP																
Jim Colborn, R (1, 1) ERA: 23.63	2.2		16	4	7	7	3	4	0	0	0	0	1	18	34	23.62	3.000
Jerry Bell, R (3, 1) ERA:	3.1		12	4	0	0	2	0	0	0	0	0	0	16	16	0.00	1.200
Kevin Kobel, L (7, 1) ERA: 54.0	0.1	L	3	2	2	2	0	0	0	0	0	1	3	3	54.00	6.000	
Eduardo Rodriguez, R (7, 1) ERA:	2.2		9	1	0	0	0	0	0	1	0	0	0	8	9	0.00	0.375

**Boston Red Sox @ Milwaukee Brewers**  
Milwaukee County Stadium, Milwaukee, WI

Fri Apr 05 1974, 4:33 AM EDT  
Att. 32,761 - Unknown - 40 F

AB	35
R	9
H	11
RBI	9
BB	4
SO	5
LOB	10



WP	0	PA	40
PB	0		
SB	1		
CS	3		

livebaseballscorecards.com

Batter	1	2	3	4	5	6	7	8	9	AB R H RBI BB SO LOB
Don Money, R OBP: 0.500, SLG: 1.000 (1, 5)	0-0 F8	0-0 SF8			0-0 E 2B	4-0 S BB			0-0 SH1-3	2 0 1 1 1 0 0
Ken Berry, R OBP: 0.200, SLG: 0.200 (1, 10)	0-0 BB HR 1B	0-0 F9			0-0 E3 G3-6	0-3 K BB			0-3 K	5 1 1 0 0 2 4
Dave May, L (1, 8)	0-0 L9				0-0 G3-6				0-3 K	5 0 0 0 0 1 4
George Scott, R OBP: 0.500, SLG: 0.333 (1, 3)	4-0 BB HR BB				0-3 K	0-0 BB BB 1B			0-3 K	3 2 1 0 1 2 0
John Briggs, L OBP: 0.250, SLG: 1.000 (1, 7)	0-0 BB HR				0-0 L4	0-0 P3			0-0 P6	4 1 1 3 0 0 1
Darrell Porter, L (1, 2)	0-0 F9				0-0 G3	4-0 BB BB 1-2 PB BB			0-0 1-3	3 1 0 0 1 0 0
Bob Coluccio, R (1, 9)		0-0 F8			0-0 6-3	4-0 BB BB 1-2 WP BB			0-3 K	3 1 0 0 1 1 0
Pedro Garcia, R OBP: 0.500, SLG: 1.000 (1, 4)		0-0 SF8 3B			0-0 P3	4-0 BB BB 1-2 WP BB			0-3 K	3 2 1 1 1 1 0
Robin Yount, R Felipe Alou, R (6, PH) Tim Johnson, L OBP: 1.000, SLG: 2.000 (7, 6)		4-0 BB			0-0 F7	0-3 K			0-0 SH1-3 2B	1 0 0 0 1 0 0 1 0 0 0 0 1 2 1 0 1 0 0 0 0

Inning Stats	R: 3 E: 0 K: 0 S: 5	H: 2 LOB: 0 BB: 1 P: 9	R: 1 E: 0 K: 0 S: 4	H: 1 LOB: 1 BB: 1 P: 8	R: 0 E: 0 K: 1 S: 5	H: 0 LOB: 0 BB: 0 P: 5	R: 0 E: 0 K: 0 S: 3	H: 0 LOB: 0 BB: 0 P: 3	R: 0 E: 1 K: 0 S: 4	H: 1 LOB: 1 BB: 0 P: 4	R: 4 E: 0 K: 2 S: 8	H: 1 LOB: 1 BB: 4 P: 24	R: 0 E: 0 K: 1 S: 5	H: 0 LOB: 0 BB: 0 P: 5	R: 0 E: 0 K: 2 S: 7	H: 0 LOB: 0 BB: 0 P: 7	R: 0 E: 0 K: 2 S: 8	H: 1 LOB: 1 BB: 0 P: 8	1B: 2 2B: 2 3B: 1 HR: 1	SF: 1 SAC: 1 DP: 1 HBP: 0	WP: 2 PB: 1 SB: 1 CS: 0	PA: 39
--------------	------------------------------	---------------------------------	------------------------------	---------------------------------	------------------------------	---------------------------------	------------------------------	---------------------------------	------------------------------	---------------------------------	------------------------------	----------------------------------	------------------------------	---------------------------------	------------------------------	---------------------------------	------------------------------	---------------------------------	----------------------------------	------------------------------------	----------------------------------	--------

PITCHER	IP	WLS	BF	H	R	ER	SO	BB	IBB	HBP	BLK	WP	HR	S	P	ERA	WHIP
Luis Tiant, R ERA: 11.81 (1, 1)	5.1		26	5	8	7	1	5	0	0	0	0	1	23	43	11.81	1.875
Diego Segui, R ERA: (6, 1)	3.2	W	13	1	0	0	7	1	0	0	0	1	0	26	30	0.00	0.545

**BOTTOM**

**Boston Red Sox @ Milwaukee Brewers**  
Milwaukee County Stadium, Milwaukee, WI

livebaseballscorecards.com

AB	31
R	8
H	6
RBI	5
BB	6
SO	8
LOB	11



Fri Apr 05 1974, 4:33 AM EDT  
Att: 32,761 - Unknown - 40 F

Batter	1	2	3	4	5	6	7	8	9	AB R H RBI BB SO LOB	TOP									
Tommy Harper, R (1, 10) OBP: 0.222, SLG: 0.125	1-0 HR HBP	0-0 L5			0-0 F5		0-0 P3			3 1 0 0 0 0 0										
Juan Beniquez, R (1, 8) OBP: 0.333, SLG: 0.250	0-0 HR 1B		0-0 WP 1B		0-0 F3		0-0 F8			4 1 2 0 0 0 0										
Cecil Cooper, L (1, 3) OBP: 0.444, SLG: 0.714	0-0 HR		0-0 6-3		0-0 4-3		0-0 4-3			4 1 1 3 0 0 1										
Carl Yastrzemski, L (1, 7) OBP: 0.667, SLG: 1.571	0-0 HR		4-0 G1-4-3 IBB		0-0 SH1-3 2B		4-0 BB			2 1 2 1 2 0 0										
Bob Montgomery, R (1, 2) OBP: 0.286, SLG: 0.714	0-3 K		0-0 G1-4-3		0-0 SH1-3		0-3 K			3 0 0 0 0 2 3										
Bernie Carbo, L (1, 9) OBP: 0.375, SLG: 0.286	0-0 1-3		0-0 SH1-4 1B		0-0 G3		0-0 F7			4 0 1 0 0 0 1										
Terry Hughes, R (1, 5) OBP: 0.333, SLG: 0.333	0-3 K		0-0 SH1-4		0-0 G3		0-0 K			3 0 1 0 0 1 1										
Rick Miller, L (9, PR)			1-2							0 0 0 0 0 0 0										
Doug Griffin, R (1, 4) OBP: 0.500, SLG: 0.571		0-0 G2-4-3 1B		0-0 F3		0-0 P4		0-0 F8		4 0 1 0 0 0 2										
Mario Guerrero, R (1, 6) OBP: 0.143, SLG: 0.143		0-0 G2-4-3		0-0 5-3		0-0 F5		0-3 K		3 0 0 0 0 0 2										
Dick McAuliffe, L (9, PH)		1-2								1 0 0 0 0 1 1										
<b>Inning Stats</b>	R: 4 E: 0 K: 2 S: 10	H: 3 LOB: 0 BB: 0 P: 11	R: 0 E: 0 K: 0 S: 3	H: 1 LOB: 0 BB: 0 P: 3	R: 0 E: 0 K: 0 S: 3	H: 1 LOB: 1 BB: 0 P: 7	R: 0 E: 0 K: 0 S: 4	H: 1 LOB: 1 BB: 0 P: 4	R: 0 E: 0 K: 0 S: 3	H: 0 LOB: 0 BB: 0 P: 3	R: 0 E: 0 K: 0 S: 4	H: 1 LOB: 1 BB: 0 P: 4	R: 0 E: 0 K: 0 S: 5	H: 0 LOB: 1 BB: 1 P: 9	R: 0 E: 0 K: 1 S: 6	H: 1 LOB: 2 BB: 0 P: 6	1B: 5 2B: 1 3B: 0 HR: 2	SF: 0 SAC: 2 DP: 2 HBP: 1	WP: 1 PB: 0 SB: 1 CS: 0	PA: 36
<b>PITCHER</b>	IP WLS BF H R ER SO BB IBB HBP BLK WP HR S P ERA WHIP																			
Jim Slaton, R (1, 1) ERA: 4.32	8.1 W 34 8 4 4 3 1 1 1 0 1 2 37 46 4.32 1.080																			
Eduardo Rodriguez, R (9, 1) ERA:	0.2 S 2 0 0 0 1 0 0 0 0 0 0 4 4 0.00 0.000																			

**Boston Red Sox @ Milwaukee Brewers**  
**Milwaukee County Stadium, Milwaukee, WI**

Sat Apr 06 1974, 4:33 AM EDT  
 Att. 11,458 - Unknown - 52 F

[livebaseballscorecards.com](http://livebaseballscorecards.com)

**AB 31**  
**R 4**  
**H 8**  
**RBI 4**  
**BB 2**  
**SO 4**  
**LOB 11**



Batter	1	2	3	4	5	6	7	8	9	AB	R	H	RBI	BB	SO	LOB
<b>Don Money, R</b> OBP: 0.375, SLG: 0.400 (1, 5) X	0-0 E5 1-3		0-0 P4			0-3 K	4-0 BB			3	1	0	0	1	1	1
<b>Ken Berry, R</b> OBP: 0.111, SLG: 0.111 (1, 10) X	0-0 P4 1-3		0-0 5-3			0-3 K	0-0 F9 1-2			4	0	0	0	0	1	3
<b>Dave May, L</b> (1, 8) X	0-0 1-3			0-0 G3		0-0 G3		0-3 K		4	0	0	1	0	1	1
<b>George Scott, R</b> OBP: 0.375, SLG: 0.429 (1, 3) X	0-0 5-3			0-0 F8			0-0 2B	0-0 5-3		4	1	1	0	0	0	0
<b>John Briggs, L</b> OBP: 0.250, SLG: 0.571 (1, 7) X		0-0 F8		0-0 F6			4-0 2B	0-0 G3		3	1	0	0	1	0	0
<b>Bob Coluccio, R</b> OBP: 0.429, SLG: 0.500 (1, 9) X		0-0 F8 WP 1B			0-0 F9		0-0 HR 2B			3	1	2	2	0	0	0
<b>Darrell Porter, L</b> (1, 2) X		0-0 F8 1-3			0-0 F9		0-0 L3			3	0	0	0	0	0	2
<b>Pedro Garcia, R</b> OBP: 0.429, SLG: 1.167 (1, 4) X		0-0 6-3			0-0 5-3		0-0 HR			3	1	1	2	0	0	1
<b>Robin Yount, R</b> (1, 6) X			0-0 F2			4-0 BB	0-0 F9			2	0	0	0	1	0	0

Inning Stats		R: 1	H: 0	E: 1	LOB: 0	K: 0	BB: 0	S: 4	P: 4	R: 0	H: 1	E: 0	LOB: 1	K: 0	BB: 0	S: 4	P: 4	R: 0	H: 0	E: 0	LOB: 0	K: 0	BB: 0	S: 3	P: 3	R: 0	H: 0	E: 0	LOB: 0	K: 0	BB: 0	S: 3	P: 3	R: 0	H: 0	E: 0	LOB: 1	K: 2	BB: 1	S: 7	P: 11	R: 4	H: 3	E: 0	LOB: 1	K: 0	BB: 2	S: 6	P: 14	R: 0	H: 0	E: 0	LOB: 0	K: 1	BB: 0	S: 5	P: 5
<b>Bill Lee, L</b> ERA: 5.4 (1, 1)	PITCHER	IP	WLS	BF	H	R	ER	SO	BB	IBB	HBP	BLK	WP	HR	S	P	ERA	WHIP																																							
<b>Reggie Cleveland, R</b> ERA: (7, 1)	PITCHER	IP	WLS	BF	H	R	ER	SO	BB	IBB	HBP	BLK	WP	HR	S	P	ERA	WHIP																																							

BOTTOM

**Boston Red Sox @ Milwaukee Brewers**  
Milwaukee County Stadium, Milwaukee, WI

Sat Apr 06 1974, 4:33 AM EDT  
Att. 11,458 - Unknown - 52 F

livebaseballscorecards.com

<b>AB</b>	<b>29</b>
<b>R</b>	<b>5</b>
<b>H</b>	<b>4</b>
<b>RBI</b>	<b>5</b>
<b>BB</b>	<b>3</b>
<b>SO</b>	<b>3</b>
<b>LOB</b>	<b>8</b>

WP: 1	PA: 32
PB: 0	
SB: 2	
CS: 0	



Batter	1	2	3	4	5	6	7	8	9	AB R H RBI BB SO LOB	TOP											
<b>Don Money, R</b> (1, 5) OBP: 0.308, SLG: 0.600	0-0 F2		0-0 F9		0-0 F7		0-0 4-3		0-0 HR	5 1 1 4 0 0 1												
<b>Ken Berry, R</b> (1, 10) OBP: 0.143, SLG: 0.143	0-0 F9		0-0 P4		0-0 G5-4-3 1B		0-0 1-3		0-3 K	5 0 1 0 0 1 0												
<b>Dave May, L</b> (1, 9) OBP: 0.077, SLG: 0.077	0-0 6-3		0-0 BB BB 1B		0-0 G5-4-3 1-2f		0-0 4-3		0-0 4-3	4 0 1 0 0 0 1												
<b>George Scott, R</b> (1, 3) OBP: 0.333, SLG: 0.300		0-0 F8	4-0 BB BB 1-2 BB		0-0 6-3		0-0 4-3		0-0 4-3	3 0 0 0 1 0 0												
<b>John Briggs, L</b> (1, 7) OBP: 0.333, SLG: 0.500		0-0 1B E FC6-4 1B	4-0 1-2 2-3 BB		0-0 F9		0-0 F9		0-0 F9	3 1 1 0 1 0 0												
<b>Darrell Porter, L</b> (1, 2) OBP: 0.273, SLG: 0.111		0-0 FC6-4 1-3 1B	0-0 F2		0-0 1-3		0-0 1-3		4-0 1B HR BB	3 1 1 0 1 0 3												
<b>Bob Coluccio, R</b> (1, 8) OBP: 0.364, SLG: 0.400		0-0 FC6-4 1-2f 3B		0-0 F8		0-0 6-3		0-0 6-3	0-0 HR S 1B	4 2 1 1 0 0 1												
<b>Pedro Garcia, R</b> (1, 4) OBP: 0.545, SLG: 1.250		0-0 1-3 3B	4-0 BB BB BB CS BB		4-0 CS BB		4-0 E BB		0-3 K	2 0 1 1 2 1 2												
<b>Robin Yount, R</b> (1, 6) <b>Bob Sheldon, L</b> (9, PH) <b>Tim Johnson, L</b> (9, 6) OBP: 1.000, SLG: 2.000		0-0 5-3	0-3 K		0-3 K		0-0 P4		4-0 HR BB	3 0 0 0 0 1 3 0 1 0 0 1 0 0 0 0 0 0 0 0 0												
<b>Inning Stats</b>	R: 0 E: 0 K: 0 S: 3	H: 0 LOB: 0 BB: 0 P: 3	R: 2 E: 1 K: 0 S: 6	H: 3 LOB: 1 BB: 0 P: 6	R: 0 E: 0 K: 0 S: 4	H: 1 LOB: 3 BB: 2 P: 12	R: 0 E: 0 K: 1 S: 4	H: 0 LOB: 1 BB: 1 P: 8	R: 0 E: 0 K: 0 S: 3	H: 1 LOB: 0 BB: 0 P: 3	R: 0 E: 0 K: 0 S: 3	H: 0 LOB: 0 BB: 0 P: 3	R: 0 E: 0 K: 0 S: 3	H: 0 LOB: 1 BB: 1 P: 7	R: 0 E: 0 K: 0 S: 3	H: 0 LOB: 0 BB: 0 P: 3	R: 4 E: 0 K: 2 S: 9	H: 2 LOB: 0 BB: 2 P: 17	1B: 5 2B: 1 3B: 1 HR: 1	SF: 0 SAC: 0 DP: 2 HBP: 0	WP: 0 PB: 0 SB: 1 CS: 1	PA: 38
<b>PITCHER</b>	IP WLS BF H R ER SO BB IBB HBP BLK WP HR S P ERA WHIP																					
<b>Jim Perry, R</b> (1, 1) ERA: 4.32	8.1 L 34 6 4 4 1 5 0 0 0 0 0 0 31 51 4.32 1.320																					
<b>Cecil Upshaw, R</b> (9, 1) ERA: 9.0	0.2 4 1 2 2 2 1 0 0 0 0 0 1 7 11 27.00 3.000																					

Milwaukee Brewers @ Cleveland Indians  
Cleveland Municipal Stadium, Cleveland, OH

Wed Apr 10 1974, 3:33 AM EDT  
Att. 22,036 - Unknown - 42 F

AB	32
R	6
H	7
RBI	6
BB	6
SO	3
LOB	11



Batter	1	2	3	4	5	6	7	8	9	AB	R	H	RBI	BB	SO	LOB
Remy Hermoso, R (1, 4) OBP: 0.250, SLG: 0.417 Oscar Gamble, L (9, PH) OBP: 0.286, SLG: 0.500	0-0 5-3		0-0 1B	0-0 1-3			0-0 F3		0-0 F9	4	1	1	0	0	0	1
John Lowenstein, L (1, 7) OBP: 0.333, SLG: 0.250	0-0 G3		0-0 1B		0-0 4-3		0-0 1-3		0-0 F9	5	1	1	1	0	0	1
George Hendrick, R (1, 8) OBP: 0.235, SLG: 0.250	0-0 F2		4-0 1B		0-0 2B			0-0 P6		3	0	1	0	1	0	0
John Ellis, R (1, 10) OBP: 0.375, SLG: 0.400		0-0 1B	0-0 E8		0-0 F8			0-0 F9		4	0	2	1	0	0	1
Charlie Spikes, R (1, 9) OBP: 0.250, SLG: 0.375		0-0 1B	0-0 F2		0-0 P4			0-0 1-3		4	0	1	0	0	0	3
Dave Duncan, R (1, 2) OBP: 0.250, SLG: 1.000		0-0 L7	0-3 K		0-3 K				0-0 HR	4	1	1	1	0	2	4
Chris Chambliss, L (1, 3) OBP: 0.313, SLG: 0.313		0-0 F7		0-3 K		0-0 G3			0-0 WP	4	1	1	0	0	1	2
Buddy Bell, R (1, 5) OBP: 0.125, SLG: 0.125		0-0 P4		0-0 P4		0-0 6-3			0-0 G3	4	0	1	0	0	0	2
Frank Duffy, R (1, 6) OBP: 0.077, SLG: 0.077 Leron Lee, L (9, PH)			0-0 5-3		0-0 1B			0-0 6-3		3	0	1	0	0	0	0
									0-0 G3	1	0	0	1	0	0	1

Inning Stats	R: 0	H: 0	E: 0	K: 0	S: 3	R: 0	H: 2	E: 0	K: 0	S: 5	R: 2	H: 3	E: 1	K: 1	S: 8	R: 0	H: 1	E: 0	K: 1	S: 6	R: 0	H: 1	E: 0	K: 0	S: 4	R: 0	H: 0	E: 0	K: 1	S: 5	R: 0	H: 0	E: 0	K: 0	S: 3	R: 0	H: 0	E: 0	K: 0	S: 3	R: 2	H: 3	E: 0	K: 0	S: 6	R: 0	H: 3	E: 0	K: 0	S: 6	1B: 7	2B: 2	3B: 0	HR: 1	SF: 0	SAC: 0	DP: 0	HBP: 0	WP: 1	PB: 0	SB: 0	CS: 0	PA: 38
--------------	------	------	------	------	------	------	------	------	------	------	------	------	------	------	------	------	------	------	------	------	------	------	------	------	------	------	------	------	------	------	------	------	------	------	------	------	------	------	------	------	------	------	------	------	------	------	------	------	------	------	-------	-------	-------	-------	-------	--------	-------	--------	-------	-------	-------	-------	--------

PITCHER	IP	WLS	BF	H	R	ER	SO	BB	IBB	HBP	BLK	WP	HR	S	P	ERA	WHIP
Clyde Wright, L (1, 1) ERA: 3.38	8.0	W	33	8	3	3	3	1	0	0	0	0	1	38	42	3.38	1.125
Eduardo Rodriguez, R (9, 1) ERA: 2.08	1.0		5	2	1	1	0	0	0	0	0	1	0	5	5	9.00	2.000

**BOTTOM**

**Milwaukee Brewers @ Cleveland Indians**  
 Cleveland Municipal Stadium, Cleveland, OH

Wed Apr 10 1974, 3:33 AM EDT  
 Att: 22,036 - Unknown - 42 F

AB	37
R	4
H	10
RBI	4
BB	1
SO	3
LOB	16



WP: 1	PA: 38
PB: 0	
SB: 0	
CS: 0	

Batter	1	2	3	4	5	6	7	8	9	AB R H RBI BB SO LOB	TOP											
<b>Don Money, R</b> (1, 5) OBP: 0.235, SLG: 0.429	0-3 K	0-0 6-3		0-0 6-3		0-0 SH1-3		0-0 2-3		4 0 0 1 0 1 1												
<b>Bobby Mitchell, R</b> (1, 10) OBP: 0.200, SLG: 0.200	0-3 K	0-0 F2		0-0 F8		0-0 F8		0-0 5-3		5 0 1 1 0 1 1												
<b>Dave May, L</b> (1, 9) OBP: 0.167, SLG: 0.118	0-0 1B		0-0 1-3	0-0 1-3		4-0 1B		0-0 6-3		4 2 1 0 1 0 1												
<b>George Scott, R</b> (1, 3) OBP: 0.471, SLG: 0.385	0-0 BB		0-0 5-3	4-0 HR		4-0 L3		0-0 5-3		3 1 2 0 2 0 0												
<b>John Briggs, L</b> (1, 7) OBP: 0.353, SLG: 0.667	0-0 BB		0-0 5-3	0-0 HR		0-0 L3		0-0 F9		5 1 2 3 0 0 3												
<b>Darrell Porter, L</b> (1, 2) OBP: 0.333, SLG: 0.091	4-0 BB		0-0 4-3	0-0 F9		4-0 1B		4-0 IBB		2 0 0 0 2 0 1												
<b>Bob Coluccio, R</b> (1, 8) OBP: 0.467, SLG: 0.462	0-0 F7		4-0 WP	0-0 CS		0-0 1B		0-0 1B		3 1 2 1 1 0 3												
<b>Pedro Garcia, R</b> (1, 4) OBP: 0.533, SLG: 1.250		0-0 HR	0-0 WP	0-0 1B		0-0 P6		0-0 F7		4 2 2 1 0 0 3												
<b>Robin Yount, R</b> (1, 6)	0-3 K		0-0 5-3	1-2 1B		1-0 F8		0-0 2-3		3 0 0 0 0 1 2												
<b>Inning Stats</b>	R: 1 E: 0 K: 2 S: 10	H: 3 LOB: 3 BB: 1 P: 14	R: 1 E: 0 K: 1 S: 6	H: 1 LOB: 0 BB: 0 P: 6	R: 0 E: 0 K: 0 S: 4	H: 1 LOB: 1 BB: 0 P: 4	R: 2 E: 0 K: 0 S: 5	H: 2 LOB: 1 BB: 1 P: 9	R: 2 E: 0 K: 0 S: 4	H: 2 LOB: 0 BB: 1 P: 8	R: 0 E: 0 K: 0 S: 2	H: 0 LOB: 0 BB: 0 P: 3	R: 1 E: 0 K: 0 S: 3	H: 1 LOB: 2 BB: 3 P: 15	R: 0 E: 0 K: 0 S: 3	H: 0 LOB: 0 BB: 0 P: 3	R: 0 E: 0 K: 0 S: 3	H: 0 LOB: 0 BB: 0 P: 3	1B: 8 2B: 1 3B: 0 HR: 2	SF: 0 SAC: 1 DP: 1 HBP: 1	WP: 1 PB: 0 SB: 0 CS: 1	PA: 41
<b>PITCHER</b>	IP WLS BF H R ER SO BB IBB HBP BLK WP HR S P ERA WHIP																					
<b>Dick Bosman, R</b> (1, 1) ERA: 9.82	3.2		20	7	4	4	3	2	0	0	0	1	1	24	32	9.82	2.455					
<b>Tom Timmermann, R</b> (4, 1) ERA: 13.5	0.2	L	5	2	2	2	0	1	0	0	0	0	1	4	8	27.00	4.500					
<b>Milt Wilcox, R</b> (5, 1) ERA:	1.2		4	0	0	0	0	0	0	1	0	0	0	3	4	0.00	0.000					
<b>Ken Sanders, R</b> (7, 1) ERA: 1.93	3.0		12	1	1	1	0	2	1	0	0	0	0	9	21	3.00	1.000					

**Milwaukee Brewers @ Cleveland Indians**  
**Cleveland Municipal Stadium, Cleveland, OH**

Thu Apr 11 1974, 3:33 AM EDT  
 Att. 1,910 - Unknown - 59 F

AB	33
R	7
H	10
RBI	7
BB	6
SO	3
LOB	15





Batter	1	2	3	4	5	6	7	8	9	AB	R	H	RBI	BB	SO	LOB	BOTTOM	
<b>John Lowenstein, L</b> (1, 7) OBP: 0.391, SLG: 0.300	0-0 G3-6-3 1B	0-0 G6-4-3 1B		0-0 F9			0-0 F7		4-0 FC3-6 BB	4	0	2	0	1	0	0	<b>Milwaukee Brewers @ Cleveland Indians</b> Cleveland Municipal Stadium, Cleveland, OH Thu Apr 11 1974, 3:33 AM EDT Att. 1,910 - Unknown - 59 F	
<b>Oscar Gamble, L</b> (1, 10) OBP: 0.263, SLG: 0.389	0-0 G3-6-3 1-2f	4-0 G6-4-3 BB			0-0 G3		0-0 F6		0-0 FC3-6 FC6-4 1-2f	4	0	0	0	1	0	2		
<b>George Hendrick, R</b> (1, 8) OBP: 0.273, SLG: 0.250	4-0 HR BB	0-0 G6-4-3 1-2f 2-3			0-0 1B			0-3 K	0-0 FC6-4 BB 1-2f	4	1	1	0	1	1	3		
<b>John Ellis, R</b> (1, 2) OBP: 0.400, SLG: 0.579	0-0 HR	0-0 5-3			0-0 F7			0-0 BB 1B	4-0 BB 1B	4	1	2	2	0	0	2		
<b>Jack Heidemann, R</b> (8, PR) (9, 6) <b>Rusty Torres, S</b> (9, PH)										0	1	0	0	0	0	0		
<b>Chris Chambliss, L</b> (1, 3) OBP: 0.381, SLG: 0.316	4-0 2B BB			0-0 FC1-4 1B				4-0 1B BB	0-0 F7	3	1	1	0	2	0	3		
<b>Charlie Spikes, R</b> (1, 9) OBP: 0.300, SLG: 0.421	0-0 1B 2B			0-0 FC1-4 CS 1-2f			0-0 6-3		4-0 1B BB 1-2 2-3	3	1	1	1	1	0	1		
<b>Buddy Bell, R</b> (1, 5) OBP: 0.200, SLG: 0.200	0-0 2B 1B			0-0 F8 1-2			0-0 F7		0-0 1B 1-2 2-3 3-H	4	1	2	2	0	0	1		
<b>Frank Duffy, R</b> (1, 6) OBP: 0.125, SLG: 0.188	0-0 2B			0-0 F7			0-0 6-3		0-0 P5	3	0	1	1	0	0	0		
<b>Leron Lee, L</b> (8, PH) <b>Dave Duncan, R</b> (9, 2) OBP: 0.250, SLG: 1.000	0-0 1-H 2B									1	0	0	0	0	0	3		
<b>Remy Hermoso, R</b> (1, 4) OBP: 0.214, SLG: 0.357	0-0 6-3			0-0 6-3			0-0 P4		0-0 F8	2	0	0	0	0	0	1		
<b>Jack Brohamer, L</b> (7, PH) (8, 4)										2	0	0	0	0	0	3		
<b>Inning Stats</b>	R: 5 E: 0 K: 0 S: 7	H: 5 LOB: 1 BB: 2 P: 15	R: 0 E: 0 K: 0 S: 3	H: 1 LOB: 1 BB: 1 P: 7	R: 0 E: 0 K: 0 S: 3	H: 1 LOB: 0 BB: 0 P: 3	R: 0 E: 0 K: 0 S: 3	H: 0 LOB: 0 BB: 0 P: 3	R: 0 E: 0 K: 0 S: 3	H: 0 LOB: 0 BB: 0 P: 3	R: 0 E: 0 K: 0 S: 3	H: 2 LOB: 3 BB: 2 P: 15	R: 0 E: 0 K: 0 S: 3	H: 0 LOB: 2 BB: 2 P: 11	1B: 7 2B: 2 3B: 0 HR: 1	SF: 0 SAC: 0 DP: 2 HBP: 0		WP: 0 PB: 0 SB: 1 CS: 1
<b>PITCHER</b>	IP WLS BF H R ER SO	IP WLS BF H R ER SO	IP WLS BF H R ER SO	IP WLS BF H R ER SO	IP WLS BF H R ER SO	IP WLS BF H R ER SO	IP WLS BF H R ER SO	IP WLS BF H R ER SO	IP WLS BF H R ER SO	IP WLS BF H R ER SO	IP WLS BF H R ER SO	IP WLS BF H R ER SO	IP WLS BF H R ER SO	IP WLS BF H R ER SO	IP WLS BF H R ER SO	ERA WHIP	ERA WHIP	
<b>Jim Colborn, R</b> (1, 1) ERA: 32.4	0.2	7	4	5	5	0	2	0	0	0	0	0	0	0	0	13	67.50	9.000
<b>Jerry Bell, R</b> (1, 1) ERA: 0.9	6.2	W	25	5	1	1	1	2	0	0	0	0	0	0	25	33	1.35	1.050
<b>Tom Murphy, R</b> (8, 1) ERA:	0.2		5	1	0	0	0	2	0	0	0	0	0	0	3	11	0.00	4.500
<b>Eduardo Rodríguez, R</b> (9, 1) ERA: 1.69	1.0	S	4	0	0	0	0	1	0	0	0	0	0	0	3	7	0.00	1.000

livebaseballscorecards.com

<b>AB</b>	<b>34</b>
<b>R</b>	<b>6</b>
<b>H</b>	<b>10</b>
<b>RBI</b>	<b>6</b>
<b>BB</b>	<b>7</b>
<b>SO</b>	<b>1</b>
<b>LOB</b>	<b>19</b>



Batter	1	2	3	4	5	6	7	8	9	AB R H RBI BB SO LOB	TOP									
<b>Al Bumbry, L</b> (1, 7) OBP: 0.292, SLG: 0.364	0-0 5-3		0-0 1B 2-H	0-0 3B		0-0 F7		0-0 4-3		5 1 2 1 0 0 2										
<b>Rich Coggins, L</b> (1, 8) OBP: 0.211, SLG: 0.294	0-3 K2-3		0-0 1B 1-2	4-0 S BB		0-3 K		0-0 4-3	4 0 1 0 1 2 1											
<b>Bobby Grich, R</b> (1, 4) OBP: 0.586, SLG: 0.957	0-0 2B		0-0 1B 1-2 2-H	0-0 F8			1-0 FC1-6 HBP	0-0 4-3	4 0 2 1 0 0 2											
<b>Tommy Davis, R</b> (1, 10) OBP: 0.320, SLG: 0.391		0-0 G3-6-3 1B	0-0 F4		0-0 4-3		0-0 F9	0-0 3-1	5 0 1 0 0 0 3											
<b>Boog Powell, L</b> (1, 3) OBP: 0.125, SLG: 0.125		0-0 G3-6-3		0-0 FC6-4 WP 1B	0-3 K		0-0 FC1-6		4 1 1 0 0 1 2											
<b>Don Baylor, R</b> (1, 9) OBP: 0.269, SLG: 0.261		0-0 F9		0-0 FC6-4 1B			0-0 F7		4 0 2 0 0 0 1											
<b>Paul Blair, R</b> (7, 8) OBP: 0.143, SLG: 0.100				1-2 2B					0 0 0 0 0 0 0											
<b>Brooks Robinson, R</b> (1, 5) OBP: 0.360, SLG: 0.375			0-0 P3	0-0 FC6-4 BB WP	0-0 1-6-3			0-0 FC6-4 1B	4 1 1 0 0 0 3											
<b>Earl Williams, R</b> (1, 2) OBP: 0.300, SLG: 0.067		0-0 SH1-3 1B	0-0 WP SF9 BB			0-0 E6 WP		0-0 FC6-4	3 2 1 0 1 0 1											
<b>Mark Belanger, R</b> (1, 6) OBP: 0.182, SLG: 0.056		0-0 SH1-3	0-0 SF9			0-0 F3		0-0 F2	2 0 0 1 0 0 2											
<b>Inning Stats</b>	R: 0 E: 0 K: 1 S: 5	H: 1 LOB: 1 BB: 0 P: 5	R: 0 E: 0 K: 0 S: 3	H: 1 LOB: 0 BB: 0 P: 3	R: 2 E: 0 K: 0 S: 7	H: 4 LOB: 2 BB: 0 P: 7	R: 3 E: 0 K: 0 S: 6	H: 3 LOB: 2 BB: 2 P: 14	R: 0 E: 0 K: 1 S: 6	H: 1 LOB: 1 BB: 0 P: 6	R: 0 E: 1 K: 0 S: 3	H: 0 LOB: 1 BB: 0 P: 4	R: 0 E: 0 K: 0 S: 4	H: 1 LOB: 1 BB: 0 P: 4	R: 0 E: 0 K: 0 S: 3	H: 0 LOB: 0 BB: 0 P: 3	1B: 8 2B: 2 3B: 1 HR: 0	SF: 1 SAC: 1 DP: 1 HBP: 1	WP: 3 PB: 0 SB: 1 CS: 0	PA: 40
<b>PITCHER</b>	IP WLS BF H R ER SO BB IBB HBP BLK WP HR S P ERA WHIP																			
<b>Jim Slaton, R</b> (1, 1) ERA: 6.75	3.2 L 19 9 5 5 1 1 0 0 0 1 0 20 24 12.27 2.727																			
<b>Ed Sprague, R</b> (4, 1) ERA:	5.1 21 2 0 0 2 1 0 1 0 1 0 23 28 0.00 0.562																			

**Baltimore Orioles @ Milwaukee Brewers**  
**Milwaukee County Stadium, Milwaukee, WI**

Fri Apr 12 1974, 4:33 AM EDT  
 Att. 9,433 - Unknown

<b>AB</b>	35
<b>R</b>	5
<b>H</b>	11
<b>RBI</b>	3
<b>BB</b>	2
<b>SO</b>	3
<b>LOB</b>	17



livebaseballscorecards.com

BOTTOM

Baltimore Orioles @ Milwaukee Brewers  
Milwaukee County Stadium, Milwaukee, WI

Fri Apr 12 1974, 4:33 AM EDT  
Att. 9,433 - Unknown

livebaseballscorecards.com

AB	37
R	3
H	11
RBI	3
BB	1
SO	7
LOB	16



WP:	1	PA:	39
PB:	0	SB:	0
CS:	0		

AB	R	H	RBI	BB	SO	LOB
5	1	1	1	0	0	0
4	1	3	1	1	0	0
4	0	1	0	0	0	2
1	0	0	0	0	1	1
3	0	1	1	0	1	1
4	0	1	0	0	2	2
4	0	2	0	0	1	1
3	0	1	0	0	0	2
1	0	0	0	0	0	2
0	0	0	0	0	0	0
4	0	0	0	0	1	4
3	1	1	0	0	0	1
1	0	0	0	0	1	0

Batter	1	2	3	4	5	6	7	8	9
Don Money, R OBP: 0.227, SLG: 0.421 (1, 5)	0-0 1-3 1B		0-0 5-3 1B		0-0 1B 2B		0-0 F4 1B		0-0 F2 1B
Ken Berry, R OBP: 0.316, SLG: 0.278 (1, 10)	0-0 E5 4-3 1B		0-0 1B		0-0 2B SF7 1B		0-0 5-3		4-0 BB
Dave May, L OBP: 0.182, SLG: 0.190 Bobby Mitchell, R OBP: 0.167, SLG: 0.167 (1, 9) (9, PH)	0-0 4-3 2-3		0-0 4-3		0-0 1-3 2B		0-0 4-3		0-3 K
George Scott, R OBP: 0.429, SLG: 0.375 (1, 3)	0-0 4-3			0-0 1B	0-0 SF7 3-H			0-3 K	
John Briggs, L OBP: 0.333, SLG: 0.579 (1, 7)		0-3 K		0-3 K	0-0 5-3			0-0 1B 1B	
Bob Coluccio, R OBP: 0.474, SLG: 0.471 (1, 8)		0-3 K		0-0 F9		0-0 FC1-6 1B		0-0 1-2 1B	
Darrell Porter, L OBP: 0.333, SLG: 0.143 Felipe Alou, R Charlie Moore, R (1, 2) (8, PH) (9, 2)		0-0 1B		0-0 4-3		0-0 FC1-6 WP		0-0 F8	
Pedro Garcia, R OBP: 0.421, SLG: 0.938 (1, 4)		0-0 F8			0-0 F8	0-0 F7 1-2		0-3 K	
Robin Yount, R OBP: 0.267, SLG: 0.083 Bob Sheldon, L (1, 6) (9, PH)			0-0 F9		0-0 2B 1B	0-0 5-3		0-3 K	

Inning	R	H	E	K	S	P	H	LOB	BB	P	R	H	E	K	S	P	H	LOB	BB	P	1B	2B	3B	HR	SF	SAC	DP	HBP
1	0	1	1	0	4	4	1	0	0	4	0	1	0	0	4	0	2	0	0	9	1	0	0	0	0	0	0	0
2	0	0	0	2	8	8	0	0	0	8	0	0	0	0	8	0	0	0	0	2	2	0	0	0	0	0	0	0
3	0	0	0	0	4	4	0	0	0	4	0	0	0	0	4	0	0	0	0	0	0	0	0	0	0	0	0	0
4	0	0	0	1	6	6	0	0	0	6	0	0	0	0	6	0	0	0	0	0	0	0	0	0	0	0	0	0
5	3	4	0	0	7	7	3	1	0	7	0	0	0	0	7	0	0	0	0	0	3	0	0	0	0	0	0	0
6	0	1	0	0	4	4	0	0	0	4	0	0	0	0	4	0	0	0	0	0	0	0	0	0	0	0	0	0
7	0	0	0	0	3	3	0	0	0	3	0	0	0	0	3	0	0	0	0	0	0	0	0	0	0	0	0	0
8	0	2	0	2	9	9	0	0	0	9	0	0	0	0	9	0	0	0	0	0	0	0	0	0	0	0	0	0
9	0	0	0	1	11	11	0	0	0	11	0	0	0	0	11	0	0	0	0	0	0	0	0	0	0	0	0	0

PITCHER	IP	WLS	BF	H	R	ER	SO	BB	IBB	HBP	BLK	WP	HR	S	P	ERA	WHIP
Dave McNally, L ERA: 2.6 (1, 1)	7.1	W	33	11	3	3	4	0	0	0	0	1	0	41	41	3.68	1.500
Bob Reynolds, R ERA: (8, 1)	1.1		5	0	0	0	2	1	0	0	0	0	0	8	12	0.00	0.750
Grant Jackson, L ERA: 6.75 (9, 1)	0.1	S	1	0	0	0	1	0	0	0	0	0	0	3	3	0.00	0.000

Batter	1	2	3	4	5	6	7	8	9	AB R H RBI BB SO LOB	TOP																									
Al Bumbry, L (1, 7) OBP: 0.259, SLG: 0.320	0-0 F7		0-3 K		0-0 4-3			0-0 SH2-3		3 0 0 0 0 1 2																										
Rich Coggins, L (1, 9) OBP: 0.174, SLG: 0.238	0-0 P3		0-0 F8			0-0 L3		0-0 4-3		4 0 0 0 0 0 2																										
Bobby Grich, R (1, 4) OBP: 0.576, SLG: 0.880	4-0 BB			4-0 FC6-4 BB		0-0 5-3		0-0 E6		2 0 0 0 2 0 0																										
Tommy Davis, R (1, 10) OBP: 0.276, SLG: 0.333	0-0 5-3			0-0 F7		0-0 4-3		0-0 F7		4 0 0 0 0 0 3																										
Don Baylor, R (1, 3) OBP: 0.267, SLG: 0.259		0-0 F9		0-0 F8			0-0 F7		0-0 1B	4 0 1 0 0 0 1																										
Brooks Robinson, R (1, 5) OBP: 0.310, SLG: 0.321		0-3 K		0-0 FC6-4 1-2f			0-0 F4		0-0 F4	4 0 0 0 0 1 2																										
Earl Williams, R (1, 2) OBP: 0.292, SLG: 0.056		0-0 F7			4-0 FC5-4 BB		0-0 5-3		0-3 K	3 0 0 0 1 1 1																										
Paul Blair, R (1, 8) OBP: 0.200, SLG: 0.292			0-0 S 1B		0-0 FC5-4 1-2f			0-0 HR	0-3 K	4 1 2 1 0 1 2																										
Mark Belanger, R (1, 6) OBP: 0.167, SLG: 0.050			0-3 K		0-0 F9			0-0 SH2-3 E 1B		2 0 0 0 0 1 2																										
Andy Etchebarren, R (8, PH) OBP: 0.333, SLG: 0.667										0 0 0 0 0 0 0																										
Mike Reinbach, L (8, PH) OBP: 0.250, SLG: 0.333										1 1 1 0 0 0 0																										
Frank Baker, L (8, 6)										0 0 0 0 0 0 0																										
<b>Inning Stats</b>	R: 0 E: 0 K: 0 S: 3	H: 0 LOB: 1 BB: 1 P: 7	R: 0 E: 0 K: 1 S: 5	H: 0 LOB: 0 BB: 0 P: 5	R: 0 E: 0 K: 2 S: 8	H: 1 LOB: 1 BB: 0 P: 8	R: 0 E: 0 K: 0 S: 3	H: 0 LOB: 1 BB: 1 P: 7	R: 0 E: 0 K: 0 S: 3	H: 0 LOB: 0 BB: 0 P: 3	R: 0 E: 0 K: 0 S: 3	H: 0 LOB: 0 BB: 0 P: 3	R: 2 E: 1 K: 0 S: 6	H: 2 LOB: 1 BB: 0 P: 6	R: 0 E: 0 K: 2 S: 8	H: 1 LOB: 1 BB: 0 P: 8	1B: 3 2B: 0 3B: 0 HR: 1	SF: 0 SAC: 1 DP: 0 HBP: 0	WP: 0 PB: 0 SB: 1 CS: 0	PA: 35																
<b>PITCHER</b>	IP WLS BF H R ER SO BB IBB HBP BLK WP HR S P ERA WHIP																																			
Kevin Kobel, L (1, 1) ERA: 3.68	7.0	26	2	1	1	3	3	0	0	0	0	0	1	29	41	1.29	0.714																			
Eduardo Rodriguez, R (8, 1) ERA: 1.23	2.0	W	9	2	1	0	2	0	0	0	0	0	0	13	13	0.00	1.000																			

Baltimore Orioles @ Milwaukee Brewers  
Milwaukee County Stadium, Milwaukee, WI

AB	31
R	2
H	4
RBI	1
BB	3
SO	5
LOB	15



Sat Apr 13 1974, 4:33 AM EDT  
Att. 8,569 - Unknown

livebaseballscorecards.com

Batter	1	2	3	4	5	6	7	8	9
Don Money, R OBP: 0.192, SLG: 0.348 (1, 5) X	0-0 5-3 ①		0-0 F6 ③			0-0 F8 ②		0-0 F7 ①	
Ken Berry, R OBP: 0.304, SLG: 0.238 (1, 10) X	0-0 5-3 ②			4-0 BB		0-0 L5 ③		0-0 F7 ②	
Dave May, L OBP: 0.192, SLG: 0.200 (1, 9) X	0-0 6-3 ③			0-0 F8 ①			0-0 S 1B 1B	0-0 4-3 ③	
George Scott, R OBP: 0.417, SLG: 0.368 (1, 3) X		0-0 F4 ①		0-3 K ②			0-0 S 1B 1B		
John Briggs, L OBP: 0.292, SLG: 0.500 (1, 7) X		0-0 4-3 ②		0-3 K ③			0-0 F6 ①		
Bob Coluccio, R OBP: 0.409, SLG: 0.400 (1, 8) X		0-3 K ③			0-0 B1-3 ①		0-3 K ②		
Pedro Garcia, R OBP: 0.455, SLG: 0.895 (1, 4) X			0-0 FC6-4 1B		0-0 P3 ②		0-0 FC4-6 2-H 3-H 1B		
Charlie Moore, R (1, 2) X			0-0 FC6-4 FC5-4 1-2f		0-0 1-3 ③		0-0 FC4-6 1-2f		
Robin Yount, R OBP: 0.278, SLG: 0.333 (1, 6) X			0-0 FC5-4 1-2f			0-0 5-3 ①		0-0 HR	


Inning Stats	R: 0	H: 0	E: 0	K: 0	S: 3	P: 3	R: 0	H: 0	E: 0	K: 1	S: 5	R: 0	H: 1	E: 0	K: 0	S: 4	R: 0	H: 0	E: 0	K: 2	S: 7	R: 0	H: 0	E: 0	K: 0	S: 3	R: 2	H: 3	E: 0	K: 1	S: 8	R: 1	H: 1	E: 0	K: 0	S: 4			
	LOB: 0	BB: 0	LOB: 0	BB: 0	P: 3		LOB: 1	BB: 1	LOB: 0	BB: 0	P: 5	LOB: 1	BB: 1	LOB: 0	BB: 0	P: 3	LOB: 1	BB: 0	LOB: 0	BB: 0	P: 3	LOB: 1	BB: 0	LOB: 0	BB: 0	P: 8	LOB: 0	BB: 0	LOB: 0	BB: 0	P: 4	1B: 4	SF: 0	2B: 0	SAC: 0	3B: 0	DP: 0	HR: 1	HBP: 0

PITCHER	IP	WLS	BF	H	R	ER	SO	BB	IBB	HBP	BLK	WP	HR	S	P	ERA	WHIP
Ross Grimsley, L ERA: 1.62 (1, 1)	8.0	L	30	5	3	3	4	1	0	0	0	0	1	37	41	3.38	0.750

**BOTTOM**

AB	R	H	RBI	BB	SO	LOB
4	0	0	0	0	0	1
3	0	0	0	1	0	0
4	1	1	0	0	0	1
3	1	1	0	0	1	1
3	0	0	0	0	1	3
3	0	0	0	0	2	2
3	0	2	2	0	0	0
3	0	0	0	0	0	2
3	1	1	1	0	0	1

AB	29
R	3
H	5
RBI	3
BB	1
SO	4
LOB	11



WP	HR	S	P	ERA	WHIP
0	1	37	41	3.38	0.750

**Baltimore Orioles @ Milwaukee Brewers**  
**Milwaukee County Stadium, Milwaukee, WI**  
 Sat Apr 13 1974, 4:33 AM EDT  
 Att. 8,569 - Unknown

livebaseballscorecards.com

Batter	1	2	3	4	5	6	7	8	9	AB R H RBI BB SO LOB	TOP
Paul Blair, R (1, 8) OBP: 0.172, SLG: 0.250	0-0 5-3		0-0 3-1		0-0 F6			0-0 F6		4 0 0 0 0 0 0	
Bobby Grich, R (1, 4) OBP: 0.541, SLG: 0.793	0-0 G1-4-3 1B		0-0 6-3			0-0 5-3		0-0 F8		4 0 1 0 0 0 0	
Tommy Davis, R (1, 10) OBP: 0.242, SLG: 0.290	0-0 G1-4-3 1-2f		0-0 6-3			0-3 K		0-0 F9		4 0 0 0 0 1 1	
Don Baylor, R (1, 7) OBP: 0.265, SLG: 0.258		0-0 1B 1B 1B		0-0 F8		0-0 1-3		0-0 F8		4 1 1 0 0 0 0	
Brooks Robinson, R (1, 5) OBP: 0.344, SLG: 0.333		0-0 1B 1-3 1B		4-0 BB BB BB BB			0-0 6-3			2 0 1 0 1 0 0	
Jim Fuller, R (1, 9) OBP: 0.429, SLG: 0.429		0-0 1-2 3-H 1B		0-3 K			0-0 6-3			3 0 1 1 0 1 1	
Earl Williams, R (1, 3) OBP: 0.259, SLG: 0.048		0-3 K		0-0 6-3			0-0 F7			3 0 0 0 0 1 3	
Andy Etchebarren, R (1, 2) OBP: 0.167, SLG: 0.333		0-0 F8			0-0 6-3			0-0 3-1		3 0 0 0 0 0 2	
Mark Belanger, R (1, 6) OBP: 0.148, SLG: 0.043		0-0 F9			0-0 F4			0-0 F5		3 0 0 0 0 0 2	
<b>Inning Stats</b>	R: 0 E: 0 K: 0 S: 3 H: 1 LOB: 0 BB: 0 P: 3	R: 1 E: 0 K: 1 S: 8 H: 3 LOB: 2 BB: 0 P: 8	R: 0 E: 0 K: 0 S: 3 H: 0 LOB: 0 BB: 0 P: 3	R: 0 E: 0 K: 1 S: 5 H: 0 LOB: 1 BB: 1 P: 9	R: 0 E: 0 K: 0 S: 3 H: 0 LOB: 0 BB: 0 P: 3	R: 0 E: 0 K: 1 S: 5 H: 0 LOB: 0 BB: 0 P: 5	R: 0 E: 0 K: 0 S: 3 H: 0 LOB: 0 BB: 0 P: 3	R: 0 E: 0 K: 0 S: 3 H: 0 LOB: 0 BB: 0 P: 3	R: 0 E: 0 K: 0 S: 3 H: 0 LOB: 0 BB: 0 P: 3	1B: 4 2B: 0 3B: 0 HR: 0 SF: 0 SAC: 0 DP: 1 HBP: 0	WP: 0 PB: 0 SB: 0 CS: 0 PA: 31
<b>PITCHER</b> Clyde Wright, L (1, 1) ERA: 2.12	IP: 9.0 WLS: W BF: 31 H: 4 R: 1 ER: 1 SO: 3 BB: 1 IBB: 0 HBP: 0 BLK: 0 WP: 0 HR: 0 S: 36 P: 40 ERA: 1.00 WHIP: 0.556										

Baltimore Orioles @ Milwaukee Brewers  
Milwaukee County Stadium, Milwaukee, WI

Mon Apr 15 1974, 4:33 AM EDT  
Att. 5,865 - Unknown

livebaseballscorecards.com

AB	30
R	1
H	4
RBI	1
BB	1
SO	3
LOB	9



Batter	1	2	3	4	5	6	7	8	9
<b>Don Money, R</b> OBP: 0.226, SLG: 0.357 (1, 5)	0-0 BB S 1B	0-0 SH5-3 1B 2-3 3-H	0-3 K			0-0 F7		0-0 F8	
<b>Ken Berry, R</b> OBP: 0.333, SLG: 0.250 (1, 10)	4-0 BB 1-2 BB	0-0 SH5-3 1B 1-2 3-H			0-0 F9	0-0 F7			
<b>Dave May, L</b> OBP: 0.241, SLG: 0.222 (1, 9)	0-0 P3	0-0 SH5-3 1-2 2-3			0-0 1B		4-0 3B BB		
<b>George Scott, R</b> OBP: 0.393, SLG: 0.318 (1, 3)	0-0 F5	4-0 1B IBB			0-0 F8	0-3 K			
<b>John Briggs, L</b> OBP: 0.321, SLG: 0.560 (1, 7)	4-0 1-2 2-3 BB	0-3 K			0-0 F8	0-0 3B			
<b>Pedro Garcia, R</b> OBP: 0.423, SLG: 0.783 (1, 4)	0-0 F6	0-0 1B 1-2 2-H 3-H			0-0 6-3	0-0 F2			
<b>Bob Coluccio, R</b> OBP: 0.385, SLG: 0.375 (1, 8)		BB E 1B F8			0-0 P3	0-3 K			
<b>Darrell Porter, L</b> OBP: 0.318, SLG: 0.118 (1, 2)		4-0 E 1B BB 1-2	0-0 F6		0-0 G3		0-0 G3		
<b>Robin Yount, R</b> OBP: 0.227, SLG: 0.263 (1, 6)		0-0 E1 1B 1B 1-3 2-H	0-0 F9			0-0 F9		0-0 F9	

Inning Stats	R: 0 E: 0 K: 0 S: 4	H: 1 LOB: 3 BB: 2 P: 12	R: 5 E: 1 K: 1 S: 10	H: 4 LOB: 2 BB: 2 P: 18	R: 0 E: 0 K: 1 S: 5	H: 0 LOB: 0 BB: 0 P: 5	R: 0 E: 0 K: 0 S: 4	H: 1 LOB: 1 BB: 0 P: 4	R: 0 E: 0 K: 0 S: 3	H: 0 LOB: 0 BB: 0 P: 3	R: 0 E: 0 K: 0 S: 3	H: 0 LOB: 0 BB: 0 P: 3	R: 1 E: 0 K: 2 S: 8	H: 1 LOB: 1 BB: 1 P: 12	R: 0 E: 0 K: 0 S: 3	H: 0 LOB: 0 BB: 0 P: 3
--------------	------------------------------	----------------------------------	-------------------------------	----------------------------------	------------------------------	---------------------------------	------------------------------	---------------------------------	------------------------------	---------------------------------	------------------------------	---------------------------------	------------------------------	----------------------------------	------------------------------	---------------------------------

PITCHER	IP	WLS	BF	H	R	ER	SO	BB	IBB	HBP	BLK	WP	HR	S	P	ERA	WHIP
<b>Mike Cuellar, L</b> ERA: 5.59 (1, 1)	1.2	L	15	5	5	2	1	3	1	0	0	0	0	13	29	10.80	4.800
<b>Don Hood, L</b> ERA: 1.42 (2, 1)	6.1		22	2	1	1	3	1	0	0	0	0	0	27	31	1.42	0.474

**BOTTOM**

**Baltimore Orioles @ Milwaukee Brewers**  
Milwaukee County Stadium, Milwaukee, WI

Mon Apr 15 1974, 4:33 AM EDT  
Att. 5,865 - Unknown

AB	R	H	RBI	BB	SO	LOB
5	1	2	1	0	1	0
3	1	1	1	1	0	0
2	1	1	0	1	0	2
3	0	0	0	1	1	4
3	0	1	1	1	1	4
4	0	1	2	0	0	4
4	1	1	0	0	1	3
3	1	0	0	1	0	0
4	1	0	0	0	0	1

livebaseballscorecards.com

AB	31
R	6
H	7
RBI	5
BB	5
SO	4
LOB	18



WP	PA
0	37
PB	0
SB	1
CS	0

Batter	1	2	3	4	5	6	7	8	9	AB R H RBI BB SO LOB	TOP		
John Lowenstein, L (1, 7) OBP: 0.381, SLG: 0.294	4-0 FC5-4 BB		0-0 4-3		0-0 1-3			0-0 SH3-4 WP 2B	0-0 F7	4 1 1 0 1 0 1			
Remy Heroso, R (1, 4) OBP: 0.257, SLG: 0.258	0-3 K			4-0 WP 1B BB		0-0 F8		0-0 SH3-4		2 1 0 0 1 1 1			
George Hendrick, R (1, 8) OBP: 0.311, SLG: 0.268	0-0 FC5-4 S 1-2f			0-0 5-3		0-0 5-3		0-0 1B 1B		4 1 1 0 0 0 2			
John Ellis, R (1, 10) OBP: 0.390, SLG: 0.487	0-0 L6			0-0 S 1B		0-0 L3		0-0 F9		4 0 1 1 0 0 2			
Chris Chambliss, L (1, 3) OBP: 0.439, SLG: 0.447		0-0 G3		0-0 F7			0-0 E4 1B	0-0 1B 1B		4 0 2 0 0 0 1			
Charlie Spikes, R (1, 9) OBP: 0.400, SLG: 0.541 Rusty Torres, S (9, 9)		0-0 F2		0-0 P3			0-3 K	0-0 1B 1B		4 0 1 1 0 1 2 0 0 0 0 0 0 0			
Buddy Bell, R (1, 5) OBP: 0.250, SLG: 0.316		0-0 6-3					1-0 FC5-4 HBP	0-0 F9		3 0 1 0 0 0 2			
Dave Duncan, R (1, 2) OBP: 0.375, SLG: 0.870			0-0 5-3		0-0 P4		0-0 P5		0-3 K	4 0 0 0 0 1 3			
Frank Duffy, R (1, 6) OBP: 0.167, SLG: 0.286			0-0 L8		0-0 3-1		0-0 FC5-4		0-0 4-3	4 0 0 0 0 0 3			
<b>Inning Stats</b>	R: 0 H: 0 E: 0 LOB: 1 K: 1 BB: 1 S: 5 P: 9	R: 0 H: 0 E: 0 LOB: 0 K: 0 BB: 0 S: 3 P: 3	R: 0 H: 0 E: 0 LOB: 0 K: 0 BB: 0 S: 3 P: 3	R: 1 H: 1 E: 0 LOB: 1 K: 0 BB: 1 S: 4 P: 8	R: 0 H: 1 E: 0 LOB: 1 K: 0 BB: 0 S: 4 P: 4	R: 0 H: 0 E: 0 LOB: 0 K: 0 BB: 0 S: 3 P: 3	R: 0 H: 1 E: 1 LOB: 2 K: 1 BB: 0 S: 6 P: 7	R: 2 H: 4 E: 0 LOB: 2 K: 0 BB: 0 S: 7 P: 7	R: 0 H: 0 E: 0 LOB: 0 K: 1 BB: 0 S: 5 P: 5	1B: 5 SF: 0 2B: 2 SAC: 1 3B: 0 DP: 0 HR: 0 HBP: 1	WP: 2 PA: 37 PB: 0 SB: 2 CS: 0		
<b>PITCHER</b>	IP WLS BF H R ER SO BB IBB HBP BLK WP HR S P ERA WHIP											<b>PITCHER</b>	IP WLS BF H R ER SO BB IBB HBP BLK WP HR S P ERA WHIP
Jim Colborn, R (1, 1) ERA: 12.27	7.2 L 33 7 3 3 2 2 0 1 0 2 0 34 43 3.52 1.174												
Tom Murphy, R (8, 1) ERA:	1.1 4 0 0 0 1 0 0 0 0 0 0 6 6 0.00 0.000												

Cleveland Indians @ Milwaukee Brewers  
 Milwaukee County Stadium, Milwaukee, WI  
 Tue Apr 16 1974, 8:05 PM EDT  
 Att. 7,295 - Unknown

livebaseballscorecards.com

AB	33
R	3
H	7
RBI	2
BB	2
SO	3
LOB	17





Batter 1 2 3 4 5 6 7 8 9 AB R H RBI BB SO LOB BOTTOM

Table of player performance for each batter, including statistics and baseball diamond diagrams. Batters listed include Don Money, Bob Coluccio, Dave May, George Scott, John Briggs, Bobby Mitchell, Pedro Garcia, Darrell Porter, and Robin Yount.

Inning Stats table showing R, H, E, K, S for each inning and totals for 1B, 2B, 3B, HR, SF, SAC, DP, HBP.

Pitcher stats for Jim Perry and Ken Sanders, including IP, WLS, BF, H, R, ER, SO, BB, IBB, HBP, BLK, WP, HR, S, P, ERA, WHIP.

Cleveland Indians @ Milwaukee Brewers
Milwaukee County Stadium, Milwaukee, WI
Tue Apr 16 1974, 8:05 PM EDT
Att. 7,295 - Unknown
livebaseballscores.com
AB 32, R 2, H 7, RBI 2, BB 1, SO 3, LOB 13
Brewers logo

Batter	1	2	3	4	5	6	7	8	9	10	11	12	13	14	15	16	AB R H RBI BB SO LOB	TOP										
John Lowenstein, L (1, 7) OBP: 0.367, SLG: 0.275	G3		4-3			SH2-4 1B	WP 1B		K			1-3			F7		6 2 1 0 1 1 2	<b>Cleveland Indians @ Milwaukee Brewers</b> <b>Milwaukee County Stadium, Milwaukee, WI</b> Wed Apr 17 1974, 8:05 PM EDT Att: 8,733 - Unknown <a href="http://livebaseballscorecards.com">livebaseballscorecards.com</a>										
Remy Hermoso, R (1, 4) OBP: 0.220, SLG: 0.216	F8		L4			SH2-4 1B	E1 WP			F4		G3			K		6 0 0 0 0 1 2											
George Hendrick, R (1, 8) OBP: 0.288, SLG: 0.250	F8		5-3			S 1B	5-3			5-3					K		7 1 1 1 0 1 2											
John Ellis, R (1, 10) OBP: 0.354, SLG: 0.435		1-3		6-3		WP 1B	F8			F7					F9		7 0 1 1 0 0 0											
Chris Chambliss, L (1, 3) OBP: 0.417, SLG: 0.409		1B BB		F8		CS 1B	F9			F8					K		6 0 1 0 1 1 0											
Charlie Spikes, R (1, 9) OBP: 0.366, SLG: 0.512				F8			F9			F7					F9		4 0 1 0 0 1 2											
Rusty Torres, S (8, 9) OBP: 0.400, SLG: 0.250		1B				K											3 0 1 0 0 0 0											
Buddy Bell, R (1, 5) OBP: 0.267, SLG: 0.333		F8					6-3								SH1-4 1B		4 0 1 0 1 0 2											
Dave Duncan, R (1, 2) OBP: 0.333, SLG: 0.828																	6 1 1 1 0 2 5											
Frank Duffy, R (1, 6) OBP: 0.165, SLG: 0.300																	5 0 2 0 0 0 1											
Oscar Gamble, L (14, PH) OBP: 0.250, SLG: 0.368																	1 0 0 0 0 0 1											
Jack Heidemann, R (14, 6)																	0 0 0 0 0 0 0											
<b>Inning Stats</b>	R: 0 E: 0 K: 0 S: 3	H: 0 LOB: 0 BB: 0 P: 3	R: 0 E: 0 K: 1 S: 6	H: 1 LOB: 2 BB: 1 P: 10	R: 0 E: 0 K: 0 S: 4	H: 1 LOB: 1 BB: 0 P: 4	R: 0 E: 0 K: 0 S: 3	H: 0 LOB: 0 BB: 0 P: 3	R: 0 E: 0 K: 0 S: 3	H: 0 LOB: 0 BB: 0 P: 3	R: 0 E: 0 K: 2 S: 8	H: 1 LOB: 1 BB: 0 P: 8	R: 0 E: 0 K: 0 S: 3	H: 0 LOB: 0 BB: 0 P: 3	R: 0 E: 0 K: 0 S: 3	H: 0 LOB: 0 BB: 0 P: 3	R: 0 E: 0 K: 2 S: 7		H: 0 LOB: 0 BB: 0 P: 7	R: 0 E: 0 K: 0 S: 4	H: 1 LOB: 1 BB: 0 P: 4	R: 0 E: 0 K: 2 S: 5	H: 0 LOB: 0 BB: 0 P: 5	1B: 8 2B: 1 3B: 0 HR: 1	SF: 0 SAC: 2 DP: 0 HBP: 0	WP: 2 PB: 0 SB: 1 CS: 1	PA: 60	
<b>PITCHER</b>	IP WLS BF H R ER SO BB IBB HBP BLK WP HR S P ERA WHIP																		IP WLS BF H R ER SO BB IBB HBP BLK WP HR S P ERA WHIP									
Jim Slaton, R (1, 1) ERA: 5.71	5.1		23	5	2	2	1	2	0	0	0	0	0	0	0	0	0		23	31	3.38	1.312						
Jerry Bell, R (6, 1) ERA: 1.42	2.2		10	3	2	1	1	0	0	0	0	0	0	0	0	0	0		2	1	12	12	3.38	1.125				
Eduardo Rodriguez, R (9, 1) ERA: 0.68	6.0		21	2	0	0	2	1	0	0	0	0	0	0	0	0	0	0	0	24	28	0.00	0.500					
Tom Murphy, R (15, 1) ERA:	2.0	W	6	0	0	0	3	0	0	0	0	0	0	0	0	0	0	0	0	12	12	0.00	0.000					



Batter	1	2	3	4	5	6	7	8	9	10	11	12	13	14	15	16	AB	R	H	RBI	BB	SO	LOB	BOTTOM
Don Money, R OBP: 0.214, SLG: 0.316 (1.5)	F8			F7		F7		FC5-4 1B		6-3		G6-4-3			K		7	0	1	0	0	1	2	
Bob Coluccio, R OBP: 0.351, SLG: 0.412 (1.8)	G4-6-3 BB			6-3				FC5-4 1B		5-3				K			6	1	2	1	1	1	2	
Dave May, L OBP: 0.256, SLG: 0.243 (1.9)	G4-6-3			4-3		4-3		1B						4-3			6	0	2	1	0	0	3	
George Scott, R OBP: 0.342, SLG: 0.258 (1.3)				6-3		K		6-3		1-3				G3			6	0	0	0	0	2	3	
John Briggs, L OBP: 0.263, SLG: 0.412 (1.7)				K		F8		F5		K				F7			5	0	0	0	1	2	0	
Bobby Mitchell, R OBP: 0.250, SLG: 0.143 (1.10)				K				K		HR				K			4	1	0	0	2	3	1	
Pedro Garcia, R OBP: 0.361, SLG: 0.758 (1.4)				F7		L1		1B		HR				F8			6	2	2	2	0	0	2	
Darrell Porter, L OBP: 0.367, SLG: 0.280 (1.2)				F7				G3		K				F7			5	1	2	1	0	1	0	
Bob Sheldon, L (12, PR)								FC5-4 1B		K							0	0	0	0	0	0	0	
Charlie Moore, R (13, 2)								1B						G6-4-3 1B			1	0	0	0	0	0	0	
Robin Yount, R OBP: 0.222, SLG: 0.250 (1.6)				K				K		K							2	0	0	0	0	1	0	
Tim Johnson, L (8, PH) (9, 6)						E5 1B		K		K				6-3			4	0	0	0	0	3	2	

Inning Stats	R: 0	H: 0	E: 0	LOB: 0	K: 0	S: 2	R: 0	H: 0	E: 0	LOB: 0	K: 2	S: 7	R: 0	H: 0	E: 0	LOB: 0	K: 1	S: 5	R: 0	H: 0	E: 0	LOB: 0	K: 0	S: 3	R: 0	H: 0	E: 0	LOB: 1	K: 1	S: 5	R: 0	H: 1	E: 1	LOB: 2	K: 0	S: 5	R: 0	H: 0	E: 0	LOB: 0	K: 1	S: 9	R: 2	H: 4	E: 0	LOB: 2	K: 1	S: 9	R: 2	H: 1	E: 0	LOB: 0	K: 3	S: 10	R: 0	H: 1	E: 0	LOB: 1	K: 1	S: 6	R: 0	H: 0	E: 0	LOB: 0	K: 0	S: 2	R: 0	H: 1	E: 0	LOB: 1	K: 1	S: 5	R: 0	H: 0	E: 0	LOB: 0	K: 1	S: 5	R: 0	H: 0	E: 0	LOB: 0	K: 1	S: 5	R: 1	H: 1	E: 0	LOB: 0	K: 0	S: 1	1B: 6	2B: 0	3B: 1	SF: 0	SAC: 0	DP: 2	HBP: 0	WP: 0	PA: 56
PITCHER Gaylord Perry, R ERA: 2.67 (1.1)	IP: 15.0	WLS: 55	BF: 8	H: 4	R: 4	ER: 4	SO: 14	BB: 4	IBB: 0	HBP: 0	BLK: 0	WP: 0	HR: 1	S: 79	P: 95	ERA: 2.40	WHIP: 0.800																																																																																		
PITCHER Ken Sanders, R ERA: 3.18 (16.1)	IP: 0.0	WLS: L	BF: 1	H: 1	R: 1	ER: 1	SO: 0	BB: 0	IBB: 0	HBP: 0	BLK: 0	WP: 0	HR: 1	S: 1	P: 1	ERA: ∞	WHIP: ∞																																																																																		

Cleveland Indians @ Milwaukee Brewers  
 Milwaukee County Stadium, Milwaukee, WI  
 Wed Apr 17 1974, 8:05 PM EDT  
 Att: 8,733 - Unknown

AB 52  
 R 5  
 H 9  
 RBI 5  
 BB 4  
 SO 14  
 LOB 15



Batter	1	2	3	4	5	6	7	8	9	AB R H RBI BB SO LOB	TOP
<b>Don Money, R</b> (1, 5) OBP: 0.277, SLG: 0.400	0-0 HR	4-0 BB			0-3 K		4-0 FC4 BB		4-0 BB	2 1 1 1 3 1 0	
<b>Ken Berry, R</b> (1, 10) OBP: 0.281, SLG: 0.207	0-0 F2	0-0 1-3			0-0 5-3		0-0 FC4 1-2f		0-0 F8	5 0 0 0 0 0 5	
<b>Dave May, L</b> (1, 9) OBP: 0.256, SLG: 0.317	0-0 F9				0-3 K		0-0 6-3		0-0 HR	4 1 1 1 0 1 0	
<b>George Scott, R</b> (1, 3) OBP: 0.333, SLG: 0.235	4-0 BB BB				0-0 F3		0-3 K		0-0 6-3	3 0 0 0 1 1 0	
<b>John Briggs, L</b> (1, 7) OBP: 0.310, SLG: 0.500	4-0 1-2 BB				0-0 F8		0-0 HR		4-0 G3 BB	2 1 1 1 2 0 0	
<b>Darrell Porter, L</b> (1, 2) OBP: 0.324, SLG: 0.241	0-0 G3				0-0 F3		0-3 K		0-0 G3 1-2	4 0 0 0 0 1 3	
<b>Pedro Garcia, R</b> (1, 4) OBP: 0.350, SLG: 0.694		4-0 S BB			0-0 P6		0-0 5-3		0-0 F5	3 0 0 0 1 0 1	
<b>Bob Coluccio, R</b> (1, 8) OBP: 0.317, SLG: 0.368		0-3 K 1-2			0-3 K		0-0 6-3		0-3 K	4 0 0 0 0 3 1	
<b>Robin Yount, R</b> (1, 6) OBP: 0.226, SLG: 0.286		0-0 F7			0-3 K		0-0 2B		0-3 K	4 0 1 0 0 2 1	
<b>Inning Stats</b>	R: 1 E: 0 K: 0 S: 4 H: 1 LOB: 2 BB: 2 P: 12	R: 0 E: 0 K: 1 S: 5 H: 0 LOB: 2 BB: 2 P: 13	R: 0 E: 0 K: 1 S: 5 H: 0 LOB: 0 BB: 0 P: 5	R: 0 E: 0 K: 1 S: 5 H: 0 LOB: 0 BB: 0 P: 5	R: 0 E: 0 K: 2 S: 7 H: 0 LOB: 0 BB: 0 P: 7	R: 1 E: 0 K: 2 S: 8 H: 1 LOB: 0 BB: 0 P: 8	R: 0 E: 0 K: 0 S: 4 H: 1 LOB: 2 BB: 1 P: 8	R: 1 E: 0 K: 0 S: 4 H: 1 LOB: 1 BB: 1 P: 8	R: 0 E: 0 K: 2 S: 7 H: 0 LOB: 1 BB: 1 P: 11	1B: 0 2B: 1 3B: 0 HR: 3 SF: 0 SAC: 0 DP: 0 HBP: 0	WP: 0 PB: 0 SB: 1 CS: 0 PA: 38
<b>PITCHER</b> <b>Joe Coleman, R</b> (1, 1) ERA: 1.72 <b>John Hiller, L</b> (8, 1) ERA:	IP: 7.0 WLS: L BF: 30 H: 4 R: 3 ER: 3 SO: 7 BB: 5 IBB: 0 HBP: 0 BLK: 0 WP: 0 HR: 3 S: 39 P: 59 ERA: 3.86 WHIP: 1.286										
<b>PITCHER</b>	IP: 2.0 WLS: BF: 8 H: 0 R: 0 ER: 0 SO: 2 BB: 2 IBB: 0 HBP: 0 BLK: 0 WP: 0 HR: 0 S: 10 P: 18 ERA: 0.00 WHIP: 1.000										

**Milwaukee Brewers @ Detroit Tigers**  
Tiger Stadium, Detroit, MI  
Sat Apr 20 1974, 3:33 AM EDT  
Att. 9,485 - Unknown

AB	31
R	3
H	4
RBI	3
BB	7
SO	9
LOB	11



Batter	1	2	3	4	5	6	7	8	9	AB R H RBI BB SO LOB
Dick Sharon, R (1, 8) S S	0-3 K			0-0 F8			0-3 K		0-0 FC6 1-H	4 0 0 0 0 2 0
Gary Sutherland, R (1, 4) OBP: 0.341, SLG: 0.425 X	0-0 6-3			0-0 6-3			0-0 G6-4-3 1B		0-0 P6	4 0 1 0 0 0 1
Mickey Stanley, R (1, 3) OBP: 0.261, SLG: 0.409 X	0-0 6-3			0-0 P6			0-0 G6-4-3 1-2f		0-0 P4	4 0 0 0 0 0 2
Al Kaline, R (1, 10) OBP: 0.380, SLG: 0.444		4-0 FC6-4 BB			0-0 L6-3			0-0 2B		2 0 1 0 1 0 0
Willie Horton, R (1, 7) OBP: 0.234, SLG: 0.341 X		0-0 FC6-4 1-2f			0-0 4-3			0-0 L9		3 0 0 0 0 0 2
Bill Freehan, R (1, 2) OBP: 0.415, SLG: 0.469 X		0-0 G1-4-3 1-2f			0-0 5-3			0-0 5-3		3 0 0 0 0 0 2
Jim Northrup, L (1, 9) OBP: 0.212, SLG: 0.220			0-3 K			0-3 K		0-0 4-3		3 0 0 0 0 2 1
Aurelio Rodriguez, R (1, 5) OBP: 0.185, SLG: 0.120			0-0 F8			0-0 5-3		0-0 6-3		3 0 0 0 0 0 0
Ed Brinkman, R (1, 6) OBP: 0.255, SLG: 0.255 X			0-0 6-3			0-0 F8		0-0 FC6 E 1B		3 1 1 0 0 0 0

**BOTTOM**

**Milwaukee Brewers @ Detroit Tigers**

Tiger Stadium, Detroit, MI

Sat Apr 20 1974, 3:33 AM EDT

Att. 9,485 - Unknown

[livebaseballscorecards.com](http://livebaseballscorecards.com)

<b>AB</b>	<b>29</b>
<b>R</b>	<b>1</b>
<b>H</b>	<b>3</b>
<b>RBI</b>	<b>0</b>
<b>BB</b>	<b>1</b>
<b>SO</b>	<b>4</b>
<b>LOB</b>	<b>8</b>



Inning Stats	R: 0	H: 0	E: 0	LOB: 0	K: 1	BB: 0	S: 5	R: 0	H: 0	E: 0	LOB: 0	K: 0	BB: 0	S: 3	R: 0	H: 0	E: 0	LOB: 0	K: 1	BB: 0	S: 5	R: 0	H: 1	E: 0	LOB: 0	K: 1	BB: 0	S: 5	R: 0	H: 1	E: 0	LOB: 1	K: 0	BB: 0	S: 4	R: 1	H: 1	E: 1	LOB: 1	K: 0	BB: 0	S: 5	1B: 2	SF: 0	2B: 1	SAC: 0	3B: 0	DP: 2	HR: 0	HBP: 0	WP: 0	PA: 30
<b>PITCHER</b> Clyde Wright, L (1, 1) ERA: 1.38	IP	WLS	BF	H	R	ER	SO	BB	IBB	HBP	BLK	WP	HR	S	P	ERA	WHIP													<b>PITCHER</b>	IP	WLS	BF	H	R	ER	SO	BB	IBB	HBP	BLK	WP	HR	S	P	ERA	WHIP					

Batter	1	2	3	4	5	6	7	8	9	10	11	12	13	14	AB R H RBI BB SO LOB	TOP
Don Money, R OBP: 0.315, SLG: 0.400 (1, 5) X	0-0 4-3 SH5-3 1B	0-0 CS 1-2	0-0 F7		1-0 1B 1-2 HBP		4-0 CS 1-2 BB		0-0 6-3		0-0 1-2 1B			0-3 K	5 0 2 0 1 1 0	
Ken Berry, R OBP: 0.273, SLG: 0.200 (1, 10) X	0-0 SH5-3		0-0 1-3		0-0 1-3 2-H 1B		4-0 BB 1-2 2-3		0-0 6-3		0-3 K			0-0 G3	1 0 0 0 0 0 0 4 0 1 1 1 1 2	
Rob Ellis, R OBP: 0.400, SLG: 0.250 (5, PH)	1-2															
Dave May, L OBP: 0.220, SLG: 0.271 (1, 9) X	0-0 4-3 2-3		0-3 K		0-0 3-1		0-0 L7		0-3 K		0-0 4-3			0-0 4-3	7 0 0 0 0 2 7	
George Scott, R OBP: 0.333, SLG: 0.300 (1, 3) X	0-0 6-3			0-3 K		0-0 1B 2B		0-0 F3		0-0 FC1-5 2B		0-0 F7			6 1 2 0 0 1 1	
Pedro Garcia, R OBP: 0.326, SLG: 0.619 (1, 4) X		0-0 L7		0-0 5-3		0-0 1B 2-3 1B		0-0 F7		0-0 FC1-5 FC5-4 2-3		0-0 P6			6 0 1 0 0 0 1	
John Briggs, L OBP: 0.333, SLG: 0.524 (1, 7) X		0-0 1B 2B		0-3 K		0-0 CS 1-3 3-H 1B		0-0 1B 1B		0-3 K		0-0 L5			6 2 3 1 0 2 1	
Bob Coluccio, R OBP: 0.319, SLG: 0.364 (1, 8) X		0-0 1B SF7 1B			0-0 5-3		0-0 F8 2-3		0-0 1B 1-2 1B		0-0 FC5-4 1-2f			0-0 F7	6 1 2 0 0 0 2	
Charlie Moore, R OBP: 0.400, SLG: 0.333 (1, 2) X		0-0 CS 1-3 3-H 1B			4-0 HBP 1B BB		0-0 FC5-6 1B		0-0 1-3 2-H 1B		0-0 F9			0-3 K	5 1 3 2 1 1 0	
Robin Yount, R OBP: 0.216, SLG: 0.273 (1, 6) X		0-0 SF7			0-0 F9		0-0 FC5-6 CS BB 1-2f		0-0 F9		0-0 1B 1B			0-0 L7	5 0 1 1 0 0 4	
<b>Inning Stats</b>	R: 0 H: 1 E: 0 K: 0 S: 4	R: 2 H: 3 E: 0 K: 0 S: 5	R: 0 H: 0 E: 0 K: 1 S: 5	R: 0 H: 0 E: 0 K: 2 S: 7	R: 1 H: 1 E: 0 K: 0 S: 4	R: 1 H: 3 E: 0 K: 1 S: 4	R: 0 H: 1 E: 0 K: 0 S: 3	R: 1 H: 3 E: 0 K: 0 S: 6	R: 0 H: 0 E: 0 K: 1 S: 5	R: 0 H: 1 E: 0 K: 1 S: 6	R: 0 H: 2 E: 0 K: 1 S: 7	R: 0 H: 0 E: 0 K: 0 S: 3	R: 0 H: 0 E: 0 K: 1 S: 5	R: 0 H: 0 E: 0 K: 1 S: 5	1B: 12 SF: 1 2B: 3 SAC: 1 3B: 0 DP: 0 HR: 0 HBP: 1	WP: 0 PA: 58 PB: 0 SB: 0 CS: 4
<b>PITCHER</b>	IP WLS BF H R ER SO BB IBB HBP BLK WP HR S P ERA WHIP															
Mickey Litch, L ERA: 4.25 (1, 1)	6.1 28 9 4 4 3 2 0 1 0 0 0 0 31 40 5.68 1.737															
John Hiller, L ERA: 0.53 (7, 1)	7.2 29 6 1 1 5 1 0 0 0 0 0 0 38 42 1.17 0.913															

Milwaukee Brewers @ Detroit Tigers  
Tiger Stadium, Detroit, MI  
Sun Apr 21 1974, 3:33 AM EDT  
Att. 19,654 - Unknown

livebaseballscores.com

AB	51
R	5
H	15
RBI	5
BB	3
SO	8
LOB	18



Batter	1	2	3	4	5	6	7	8	9	10	11	12	13	14	AB	R	H	RBI	BB	SO	LOB
Mickey Stanley, R (1, 8) OBP: 0.245, SLG: 0.392 (10, 3)	P6		E1 FC4-6		1-3		G3		1-3 2-H 2B			K		5-3	7	0	1	1	0	1	1
Gary Sutherland, R (1, 4) OBP: 0.333, SLG: 0.391 (10, 6)	1B		K		6-3		6-3		5-3			FC3-6 BB		5-3	6	0	1	0	1	1	5
Jim Northrup, L (1, 9) OBP: 0.220, SLG: 0.246	F7		FC4-6				F8		4-3			FC3-6		FC3-6 1B	7	1	2	0	0	0	4
Al Kaline, R (1, 10) OBP: 0.368, SLG: 0.423	L7		K				FC5-4 1B		L8			L5-4-3		L9	7	0	2	1	0	1	5
Willie Horton, R (1, 7) OBP: 0.245, SLG: 0.388					5-3		FC5-4 HR		P4			6-3		FC2-6 1B BB	5	2	1	1	1	0	1
Norm Cash, L (1, 3) OBP: 0.344, SLG: 0.517 John Knox, L (9, PR) OBP: 0.250, SLG: 0.250 (10, 4)	F8				5-3		HR		SH1-4 2B 1B			1-3		1-3 FC2-6 1B	4	1	2	2	0	0	0
Bill Freehan, R (1, 2) OBP: 0.413, SLG: 0.541	5-3						FC6-4 1B		SH1-4			K		FC2-6 1-3	5	1	2	1	0	1	2
Aurelio Rodriguez, R (1, 5) OBP: 0.175, SLG: 0.113 Gates Brown, L (9, PH) OBP: 0.750, SLG: 0.500 Dick Sharon, R (9, PR) OBP: 0.143, SLG: 0.143 (10, 8)	F9				F9		FC6-4		2B IBB			1B		1-3	3	0	0	0	0	0	1
Ed Brinkman, R (1, 6) OBP: 0.259, SLG: 0.260 Ben Oglivie, L (9, PH) Ike Brown, R (10, 5)			FC4-6 E 1B		6-3				K			F3		L9	0	0	0	0	0	1	0


Inning Stats	R: 0	H: 1	E: 0	K: 0	S: 4	LOB: 1	BB: 0	P: 4	R: 1	H: 1	E: 0	K: 0	S: 4	LOB: 0	BB: 0	P: 4	R: 0	H: 1	E: 1	K: 2	S: 9	LOB: 2	BB: 0	P: 9	R: 1	H: 1	E: 0	K: 0	S: 4	LOB: 0	BB: 0	P: 4	R: 0	H: 0	E: 0	K: 0	S: 3	LOB: 0	BB: 0	P: 3	R: 2	H: 3	E: 0	K: 0	S: 6	LOB: 1	BB: 0	P: 6	R: 0	H: 0	E: 0	K: 1	S: 5	LOB: 0	BB: 0	P: 5	R: 0	H: 0	E: 0	K: 0	S: 3	LOB: 0	BB: 0	P: 3	R: 1	H: 2	E: 0	K: 1	S: 7	LOB: 3	BB: 1	P: 11	R: 0	H: 1	E: 0	K: 0	S: 3	LOB: 0	BB: 0	P: 3	R: 0	H: 1	E: 0	K: 1	S: 6	LOB: 1	BB: 0	P: 6	R: 0	H: 0	E: 0	K: 0	S: 5	LOB: 1	BB: 1	P: 9	R: 0	H: 1	E: 0	K: 1	S: 4	LOB: 2	BB: 1	P: 8	R: 1	H: 2	E: 0	K: 0	S: 4	LOB: 1	BB: 0	P: 4	R: 0	H: 2	E: 0	K: 0	S: 4	LOB: 0	BB: 0	P: 4	R: 1	H: 2	E: 0	K: 0	S: 4	LOB: 1	BB: 0	P: 4	1B: 9	SF: 0	2B: 2	SAC: 1	3B: 0	DP: 1	HR: 3	HBP: 0	WP: 0	PA: 58
--------------	------	------	------	------	------	--------	-------	------	------	------	------	------	------	--------	-------	------	------	------	------	------	------	--------	-------	------	------	------	------	------	------	--------	-------	------	------	------	------	------	------	--------	-------	------	------	------	------	------	------	--------	-------	------	------	------	------	------	------	--------	-------	------	------	------	------	------	------	--------	-------	------	------	------	------	------	------	--------	-------	-------	------	------	------	------	------	--------	-------	------	------	------	------	------	------	--------	-------	------	------	------	------	------	------	--------	-------	------	------	------	------	------	------	--------	-------	------	------	------	------	------	------	--------	-------	------	------	------	------	------	------	--------	-------	------	------	------	------	------	------	--------	-------	------	-------	-------	-------	--------	-------	-------	-------	--------	-------	--------

PITCHER	IP	WLS	BF	H	R	ER	SO	BB	IBB	HBP	BLK	WP	HR	S	P	ERA	WHIP
Jim Colborn, R (1, 1) ERA: 10.28	5.2		25	7	4	4	2	0	0	0	0	0	0	3	29	6.35	1.235
Eduardo Rodriguez, R (6, 1) ERA: 1.08	3.1		13	2	1	1	2	0	1	0	0	0	0	16	20	2.70	0.600
Kevin Kobel, L (10, 1) ERA: 3.88	0.0		1	1	0	0	0	0	0	0	0	0	0	1	1	∞	∞
Tom Murphy, R (10, 1) ERA: 1.04	4.2	L	19	4	1	1	2	2	0	0	0	0	0	21	29	1.93	1.286

**Milwaukee Brewers @ Detroit Tigers**  
**Tiger Stadium, Detroit, MI**  
 Sun Apr 21 1974, 3:33 AM EDT  
 Att. 19,654 - Unknown

AB	R	H	RBI	BB	SO	LOB
54	6	14	6	3	6	26

WP: 0 PA: 58  
 PB: 0  
 SB: 0  
 CS: 0



PITCHER	IP	WLS	BF	H	R	ER	SO	BB	IBB	HBP	BLK	WP	HR	S	P	ERA	WHIP
Jim Colborn, R (1, 1) ERA: 10.28	5.2		25	7	4	4	2	0	0	0	0	0	0	3	29	6.35	1.235
Eduardo Rodriguez, R (6, 1) ERA: 1.08	3.1		13	2	1	1	2	0	1	0	0	0	0	16	20	2.70	0.600
Kevin Kobel, L (10, 1) ERA: 3.88	0.0		1	1	0	0	0	0	0	0	0	0	0	1	1	∞	∞
Tom Murphy, R (10, 1) ERA: 1.04	4.2	L	19	4	1	1	2	2	0	0	0	0	0	21	29	1.93	1.286

Batter	1	2	3	4	5	6	7	8	9	AB R H RBI BB SO LOB	TOP											
<b>Don Money, R</b> (1, 5) OBP: 0.293, SLG: 0.367	0-0 L6		0-0 F7			0-0 L9	0-0 FC6-4 PB			4 0 0 0 0 0 3	<b>Milwaukee Brewers @ Chicago White Sox</b> Comiskey Park, Chicago, IL Tue Apr 23 1974, 8:05 PM EDT Att: 4,382 - Unknown - 41 F											
<b>Bob Coluccio, R</b> (1, 8) OBP: 0.333, SLG: 0.348	0-0 F9		1-0 HBP			4-0 1B BB	0-0 F8			2 1 0 0 1 0 1												
<b>Dave May, L</b> (1, 9) OBP: 0.222, SLG: 0.269	0-3 K		0-3 K			0-0 FC6-4 1B 1-3		0-0 L6		4 0 1 0 0 2 2												
<b>George Scott, R</b> (1, 3) OBP: 0.327, SLG: 0.295		0-0 5-3		0-0 4-3		0-0 FC6-4 1B 1-2 3-H		0-3 K		4 0 1 1 0 1 0												
<b>Pedro Garcia, R</b> (1, 4) OBP: 0.300, SLG: 0.565		0-0 F8		0-0 F9		0-0 FC6-4		0-0 P5		4 0 0 0 0 0 2												
<b>John Briggs, L</b> (1, 7) OBP: 0.327, SLG: 0.489		4-0 BB		0-3 K		0-0 F8		0-0 F8		3 0 0 0 1 1 2												
<b>Charlie Moore, R</b> (1, 2) OBP: 0.286, SLG: 0.231		0-3 K			0-0 2-3		0-0 6-3		0-0 P4	4 0 0 0 0 1 1												
<b>Rob Ellis, R</b> (1, 10) OBP: 0.333, SLG: 0.250			0-3 K		0-0 F9		0-0 FC6-4 BB PB 1B		0-0 5-3	4 1 1 0 0 1 0												
<b>Robin Yount, R</b> (1, 6) OBP: 0.205, SLG: 0.257 <b>Darrell Porter, L</b> (7, PH) OBP: 0.343, SLG: 0.241 <b>Tim Johnson, L</b> (7, PR) OBP: 0.200, SLG: 0.400			0-0 E6 HBP		0-0 6-3		4-0 FC6-4 BB			2 0 0 0 0 0 0 0 0 0 0 1 0 0 0 0 0 0 0 0 0												
<b>Inning Stats</b>	R: 0 E: 0 K: 1 S: 5	H: 0 LOB: 0 BB: 0 P: 5	R: 0 E: 0 K: 1 S: 5	H: 0 LOB: 1 BB: 1 P: 9	R: 0 E: 1 K: 2 S: 8	H: 0 LOB: 2 BB: 0 P: 9	R: 0 E: 0 K: 1 S: 5	H: 0 LOB: 0 BB: 0 P: 5	R: 0 E: 0 K: 1 S: 3	H: 0 LOB: 0 BB: 0 P: 3	R: 1 E: 0 K: 0 S: 5	H: 2 LOB: 2 BB: 1 P: 9	R: 1 E: 0 K: 0 S: 4	H: 1 LOB: 2 BB: 1 P: 8	R: 0 E: 0 K: 1 S: 5	H: 0 LOB: 0 BB: 0 P: 5	R: 0 E: 0 K: 0 S: 3	H: 0 LOB: 0 BB: 0 P: 3	1B: 3 2B: 0 3B: 0 HR: 0	SF: 0 SAC: 0 DP: 0 HBP: 1	WP: 0 PB: 1 SB: 0 CS: 0	PA: 35
<b>PITCHER</b>	IP WLS BF H R ER SO BB IBB HBP BLK WP HR S P ERA WHIP																					
<b>Jim Kaat, L</b> (1, 1) ERA: 4.08	6.1 W 26 3 2 1 5 2 0 1 0 0 0 0 33 42 1.42 0.789																					
<b>Cy Acosta, R</b> (7, 1) ERA:	2.2 S 9 0 0 0 1 1 0 0 0 0 0 0 10 14 0.00 0.375																					

<b>AB</b>	31
<b>R</b>	2
<b>H</b>	3
<b>RBI</b>	1
<b>BB</b>	3
<b>SO</b>	6
<b>LOB</b>	11





Batter	1	2	3	4	5	6	7	8	9	AB	R	H	RBI	BB	SO	LOB
Pat Kelly, L OBP: 0.308, SLG: 0.271 (1, 9)	0-0 5-3	0-0 G3			0-0 G3		0-0 CS 1B			4	0	1	0	0	0	0
Jorge Orta, L OBP: 0.308, SLG: 0.347 (1, 4)	4-0 2B BB		0-3 K		0-0 4-3		0-0 1-2 2B			3	1	1	0	1	1	0
Dick Allen, R OBP: 0.366, SLG: 0.446 (1, 3)	0-0 1B 2B		4-0 FC6-4 BB			0-0 1B BB WP	4-0 BB IBB			2	2	2	1	2	0	0
Tony Muser, L OBP: 0.429, SLG: 0.571 (8, 3)	1-H									0	0	0	0	0	0	0
Carlos May, L OBP: 0.327, SLG: 0.340 (1, 7)	0-0 F5		0-0 F7			4-0 WP FC6-2 1B BB	4-0 1-2 2-3 BB			2	0	0	0	1	0	2
Buddy Bradford, R OBP: 0.455, SLG: 0.606 (7, 7)										0	0	0	0	1	0	0
Bill Melton, R OBP: 0.338, SLG: 0.390 (1, 5)	4-0 1B BB		0-0 FC6-4 1-2f			0-0 FC6-2 WP 1B	0-0 F8			3	0	1	0	1	0	4
Ken Henderson, S OBP: 0.394, SLG: 0.410 (1, 8)	0-0 1-2 2-H 1B			0-0 P4		0-0 F5		0-0 P4		4	0	1	1	0	0	3
Ron Santo, R OBP: 0.382, SLG: 0.281 (1, 10)	0-3 K			0-0 F9		0-0 FC6-2 1-3 2-H 3-H	0-0 G4-6-3 1B			4	0	1	0	0	1	4
Ed Herrmann, L OBP: 0.318, SLG: 0.442 (1, 2)		0-3 K		0-0 4-3		0-0 3-1	0-0 G4-6-3			4	0	0	0	0	1	3
Eddie Leon, R (1, 6)		0-0 L9			0-0 1-3-1		0-3 K			3	0	0	0	0	1	0

Inning Stats	R: 2	H: 2	E: 0	K: 1	S: 7	LOB: 2	BB: 2	P: 15	R: 0	H: 0	E: 0	K: 1	S: 5	LOB: 0	BB: 0	P: 5	R: 0	H: 0	E: 0	K: 1	S: 5	LOB: 1	BB: 1	P: 9	R: 0	H: 0	E: 0	K: 0	S: 3	LOB: 0	BB: 0	P: 3	R: 1	H: 2	E: 0	K: 0	S: 5	LOB: 2	BB: 1	P: 9	R: 0	H: 2	E: 0	K: 1	S: 6	LOB: 3	BB: 2	P: 14	R: 0	H: 1	E: 0	K: 0	S: 3	LOB: 0	BB: 0	P: 3
PITCHER	IP	WLS	BF	H	R	ER	SO	BB	IBB	HBP	BLK	WP	HR	S	P	ERA	WHIP																																							
Jim Staton, R ERA: 5.25 (1, 1)	6.2	L	31	6	3	3	4	5	1	0	0	1	0	33	57	4.05	1.650																																							
Tom Murphy, R ERA: 0.9 (7, 1)	1.1		4	1	0	0	0	0	0	0	0	0	0	4	4	0.00	0.750																																							

**BOTTOM**

**Milwaukee Brewers @ Chicago White Sox**  
Comiskey Park, Chicago, IL

Tue Apr 23 1974, 8:05 PM EDT  
Att. 4,382 - Unknown - 41 F

livebaseballscorecards.com

AB	29
R	3
H	7
RBI	2
BB	6
SO	4
LOB	16

WP: 1 PA: 35  
PB: 0  
SB: 0  
CS: 1



Batter	1	2	3	4	5	6	7	8	9	AB R H RBI BB SO LOB	TOP											
<b>Don Money, R</b> (1, 5) OBP: 0.323, SLG: 0.385	0-0 SH1-3 1B		0-0 G5-4-3		0-0 FC6-4 1B		4-0 BB			3 1 2 0 1 0 1												
<b>Bob Coluccio, R</b> (1, 8) OBP: 0.315, SLG: 0.327	0-0 SH1-3 1-2		0-0 5-3		0-0 FC6-4		0-3 K			3 0 0 0 0 1 4												
<b>Dave May, L</b> (1, 9) OBP: 0.211, SLG: 0.255 <b>Felipe Alou, R</b> (8, PH) (8, 9)	0-3 K			0-3 K		0-0 G3		0-3 K		3 0 0 0 0 2 1 1 0 0 0 0 1 0												
<b>George Scott, R</b> (1, 3) OBP: 0.357, SLG: 0.319	0-0 1B			0-0 FC3-6 1B		4-0 WP 1B BB		0-0 4-3		3 1 2 1 1 0 0												
<b>John Briggs, L</b> (1, 7) OBP: 0.321, SLG: 0.469	0-0 1-6-3			0-0 FC3-6 FC6-4 1-2f		0-0 G6-4-3 1B		0-3 K		4 0 1 1 0 1 2												
<b>Pedro Garcia, R</b> (1, 4) OBP: 0.296, SLG: 0.540		0-0 F8		0-0 FC6-4 1-2f		0-0 G6-4-3				4 0 1 0 0 0 2												
<b>Ken Berry, R</b> (1, 10) OBP: 0.270, SLG: 0.206		0-0 1-3			0-0 L4		0-0 BB 1B		0-3 K	4 0 1 0 0 1 1												
<b>Darrell Porter, L</b> (1, 2) OBP: 0.333, SLG: 0.219		0-3 K			4-0 1B BB		0-3 K		0-3 K	3 0 0 0 1 3 2												
<b>Robin Yount, R</b> (1, 6) OBP: 0.209, SLG: 0.256			0-0 G5-4-3 1B			0-0 P4		0-3 K		0-3 K	4 0 1 0 0 2 3											
<b>Inning Stats</b>	R: 1 E: 0 K: 1 S: 7	H: 2 LOB: 1 BB: 0 P: 7	R: 0 E: 0 K: 1 S: 5	H: 0 LOB: 0 BB: 0 P: 5	R: 0 E: 0 K: 0 S: 3	H: 1 LOB: 0 BB: 0 P: 3	R: 0 E: 0 K: 1 S: 6	H: 1 LOB: 1 BB: 0 P: 6	R: 0 E: 0 K: 0 S: 4	H: 1 LOB: 2 BB: 1 P: 8	R: 1 E: 0 K: 0 S: 3	H: 1 LOB: 0 BB: 1 P: 7	R: 0 E: 0 K: 3 S: 10	H: 1 LOB: 2 BB: 1 P: 14	R: 0 E: 0 K: 2 S: 7	H: 0 LOB: 0 BB: 0 P: 7	R: 0 E: 0 K: 3 S: 10	H: 1 LOB: 1 BB: 0 P: 10	1B: 8 2B: 0 3B: 0 HR: 0	SF: 0 SAC: 1 DP: 2 HBP: 0	WP: 1 PB: 0 SB: 0 CS: 0	PA: 36
<b>PITCHER</b>	IP WLS BF H R ER SO BB IBB HBP BLK WP HR S P ERA WHIP																					
<b>Wilbur Wood, L</b> (1, 1) ERA: 4.69	6.0 W 25 7 2 2 3 2 0 0 0 1 0 29 37 3.00 1.500																					
<b>Terry Forster, L</b> (7, 1) ERA: 7.2	3.0 S 11 1 0 0 8 1 0 0 0 0 0 26 30 0.00 0.667																					

**Milwaukee Brewers @ Chicago White Sox**  
**Comiskey Park, Chicago, IL**  
 Wed Apr 24 1974, 8:05 PM EDT  
 Att. 5,409 - Unknown - 42 F

<b>AB</b>	32
<b>R</b>	2
<b>H</b>	8
<b>RBI</b>	2
<b>BB</b>	3
<b>SO</b>	11
<b>LOB</b>	16



Batter	1	2	3	4	5	6	7	8	9
Buddy Bradford, R OBP: 0.408, SLG: 0.526 (1, 7) X	0-0 E6		0-0 F8	0-0 F7		0-0 P6		0-0 4-3	
Jorge Orta, L OBP: 0.298, SLG: 0.333 (1, 4) X	0-0 1-3		0-3 K	0-0 P8		0-0 1B E 1B		0-3 K	
Dick Allen, R OBP: 0.373, SLG: 0.450 Tony Muser, L OBP: 0.500, SLG: 0.625 (1, 3) X (8, 3)	0-0 F9		0-0 6-3		0-0 1B 1B	0-0 E 1B		0-0 S 1B 1B	
Bill Melton, R OBP: 0.356, SLG: 0.397 (1, 5) X	0-0 F8			4-0 1B 1B BB	0-0 FC1-4 1B 1-2	0-0 E4		0-0 1B 1-H	
Ron Santo, R OBP: 0.370, SLG: 0.274 (1, 10) X		0-0 F3		0-0 1B 1-2 1B	0-0 P4	0-3 K		0-3 K	
Ken Henderson, S OBP: 0.400, SLG: 0.415 (1, 8) X		0-0 1-3 1B		0-0 F2	0-0 FC1-4 1B 1-2 2-H		0-3 K		
Brian Downing, R OBP: 0.435, SLG: 0.737 (1, 9) X		0-0 1-3		0-0 1B 1-2 2-H 1B	0-0 FC1-4		0-0 5-3		
Ed Herrmann, L OBP: 0.333, SLG: 0.435 (1, 2) X		4-0 BB		0-0 1B 1-3 2-H 1B	0-0 4-3		0-0 6-3		
Eddie Leon, R OBP: 0.188, SLG: 0.133 (1, 6) X		0-0 4-3		0-0 1B 1-2 3-H 1B		0-0 6-3		0-0 E9 4-3 1B 1B	

Inning Stats	R: 0	H: 0	E: 1	K: 0	S: 4	LOB: 1	BB: 0	P: 4
	R: 0	H: 1	E: 0	K: 0	S: 4	LOB: 2	BB: 1	P: 8
	R: 0	H: 0	E: 0	K: 1	S: 5	LOB: 0	BB: 0	P: 5
	R: 3	H: 4	E: 0	K: 0	S: 7	LOB: 2	BB: 1	P: 11
	R: 1	H: 3	E: 0	K: 0	S: 6	LOB: 2	BB: 0	P: 6
	R: 1	H: 2	E: 1	K: 1	S: 8	LOB: 2	BB: 0	P: 8
	R: 0	H: 0	E: 0	K: 1	S: 5	LOB: 0	BB: 0	P: 5
	R: 2	H: 3	E: 1	K: 2	S: 10	LOB: 1	BB: 0	P: 10

AB	R	H	RBI	BB	SO	LOB
5	0	0	0	0	0	3
5	1	1	0	0	2	4
4	1	2	0	0	0	1
1	1	1	1	0	0	0
4	1	2	1	1	0	2
5	1	1	0	0	2	5
4	0	2	1	0	1	2
4	1	1	1	0	0	3
3	0	1	1	1	0	2
4	1	2	1	0	0	2

**BOTTOM**

**Milwaukee Brewers @ Chicago White Sox**  
Comiskey Park, Chicago, IL

Wed Apr 24 1974, 8:05 PM EDT  
Att. 5,409 - Unknown - 42 F

<b>AB</b>	<b>39</b>
<b>R</b>	<b>7</b>
<b>H</b>	<b>13</b>
<b>RBI</b>	<b>6</b>
<b>BB</b>	<b>2</b>
<b>SO</b>	<b>5</b>
<b>LOB</b>	<b>24</b>



1B: 13	SF: 0	WP: 0	PA: 41
2B: 0	SAC: 0	PB: 0	
3B: 0	DP: 0	SB: 1	
HR: 0	HBP: 0	CS: 0	

PITCHER	IP	WLS	BF	H	R	ER	SO	BB	IBB	HBP	BLK	WP	HR	S	P	ERA	WHIP
Clyde Wright, L ERA: 2.4 (1, 1)	4.0	L	22	7	4	4	1	2	0	0	0	0	0	22	30	9.00	2.250
Ed Sprague, R ERA: 0.96 (5, 1)	4.0		19	6	3	1	4	0	0	0	0	0	0	27	27	2.25	1.500

Batter	1	2	3	4	5	6	7	8	9	AB R H RBI BB SO LOB	TOP
<b>Don Money, R</b> (1, 5) OBP: 0.313, SLG: 0.368	0-0 5-3		0-0 F8 SH3-4 1B		0-0 F8		0-0 5-3		0-0 5-3	5 0 1 0 0 0 0	
<b>Bob Sheldon, L</b> (1, 10) OBP: 0.500, SLG: 0.750	0-0 1B 3B		0-0 SH3-4 1-2		0-0 F7		4-0 CS BB		0-0 F7	3 1 1 0 1 0 0	
<b>John Briggs, L</b> (1, 7) OBP: 0.317, SLG: 0.453	0-0 CS 1B		0-0 F8 2-3		0-0 3-1		0-0 CS 1-2	0-0 F5		4 0 1 1 0 0 1	
<b>George Scott, R</b> (1, 3) OBP: 0.367, SLG: 0.353	0-3 K 1-2		0-3 K			0-0 2B		0-0 1B 3B 1B		4 1 2 0 0 2 2	
<b>Dave May, L</b> (1, 9) OBP: 0.213, SLG: 0.254		0-0 4-3		0-0 4-3		0-0 1-3		0-0 3B 1B		4 1 1 0 0 0 1	
<b>Darrell Porter, L</b> (1, 2) OBP: 0.326, SLG: 0.278		0-3 K		0-0 1-3		0-3 K		0-0 1-H 3-H FC5-2 3B		4 0 1 2 0 2 1	
<b>Bob Coluccio, R</b> (1, 8) OBP: 0.345, SLG: 0.385		0-0 E 2B		0-0 1B 2B		4-0 IBB		0-0 3-H FC5-2		3 1 2 0 1 0 1	
<b>Pedro Garcia, R</b> (1, 4) OBP: 0.293, SLG: 0.519		0-0 E5 FC6-4 2-3		0-0 S 1B		0-0 F8		0-3 K		4 0 1 1 0 1 4	
<b>Robin Yount, R</b> (1, 6) OBP: 0.191, SLG: 0.233		0-0 FC6-4 1-2f		0-0 5-3 1-2			0-0 L3		0-0 4-3	4 0 0 0 0 0 3	
<b>Inning Stats</b>	R: 1 E: 0 K: 1 S: 6 H: 2 LOB: 1 BB: 0 P: 6	R: 0 E: 1 K: 1 S: 7 H: 1 LOB: 2 BB: 0 P: 7	R: 0 E: 0 K: 1 S: 6 H: 1 LOB: 1 BB: 0 P: 6	R: 1 E: 0 K: 0 S: 5 H: 2 LOB: 1 BB: 0 P: 5	R: 0 E: 0 K: 0 S: 3 H: 0 LOB: 0 BB: 0 P: 3	R: 0 E: 0 K: 1 S: 6 H: 1 LOB: 2 BB: 1 P: 10	R: 0 E: 0 K: 0 S: 2 H: 0 LOB: 0 BB: 1 P: 6	R: 2 E: 0 K: 1 S: 8 H: 3 LOB: 1 BB: 0 P: 8	R: 0 E: 0 K: 0 S: 3 H: 0 LOB: 0 BB: 0 P: 3	1B: 5 2B: 4 3B: 2 HR: 0 SF: 0 SAC: 1 DP: 1 HBP: 0	WP: 0 PB: 0 SB: 1 CS: 2 PA: 39
<b>PITCHER</b> <b>Bert Blyleven, R</b> (1, 1) ERA: 1.71	IP: 9.0 WLS: L BF: 38 H: 10 R: 4 ER: 4 SO: 5 BB: 1 IBB: 1 HBP: 0 BLK: 0 WP: 0 HR: 0 S: 46 P: 54 ERA: 4.00 WHIP: 1.222	<b>PITCHER</b> IP WLS BF H R ER SO BB IBB HBP BLK WP HR S P ERA WHIP									

Milwaukee Brewers @ Minnesota Twins  
Metropolitan Stadium, Bloomington, MI

Fri Apr 26 1974, 4:33 AM EDT  
Att: 3,720 - Unknown - 79 F

livebaseballscorecards.com

AB	35
R	4
H	10
RBI	4
BB	2
SO	5
LOB	13



BOTTOM

Milwaukee Brewers @ Minnesota Twins  
Metropolitan Stadium, Bloomington, MI

Fri Apr 26 1974, 4:33 AM EDT  
Att. 3,720 - Unknown - 79 F

livebaseballscorecards.com

AB	34
R	3
H	8
RBI	2
BB	2
SO	0
LOB	20



WP:	0	PA:	38
PB:	0	SB:	0
CS:	1		

AB	R	H	RBI	BB	SO	LOB
4	1	2	0	0	0	1
0	0	0	0	0	0	0

5	1	2	1	0	0	2
---	---	---	---	---	---	---

4	0	1	1	0	0	2
---	---	---	---	---	---	---

4	0	1	0	0	0	1
---	---	---	---	---	---	---

3	0	1	0	0	0	1
0	0	0	0	0	0	0
1	0	0	0	0	0	1

2	0	0	0	1	0	1
---	---	---	---	---	---	---

4	0	1	0	0	0	5
---	---	---	---	---	---	---

4	0	0	0	0	0	5
---	---	---	---	---	---	---

3	1	0	0	1	0	1
---	---	---	---	---	---	---

1B:	6	SF:	0
2B:	2	SAC:	0
3B:	0	DP:	0
HR:	0	HBP:	2

Batter	1	2	3	4	5	6	7	8	9
Sergio Ferrer, S (1, 6) Bobby Darwin, R (9, PH) OBP: 0.411, SLG: 0.396 OBP: 0.333, SLG: 0.509	0-0 L3		0-0 1B		0-0 FC6-4			0-0 E	1-0 HBP
Rod Carew, L (1, 4) OBP: 0.449, SLG: 0.472	0-0 CS 1B		0-0 F8			0-0 1-3		0-0 E4 2B	0-0 5-3
Larry Hisle, R (1, 9) OBP: 0.356, SLG: 0.540	0-0 F8		0-0 F8			0-0 F7		0-0 6-3 2B	
Jim Holt, L (1, 3) OBP: 0.212, SLG: 0.172		0-0 HBP 1B		0-0 4-1		0-0 L8		0-0 6-3	
Harmon Killebrew, R (1, 10) Jerry Terrell, R (7, PR) Tony Oliva, L (8, PH) OBP: 0.277, SLG: 0.302 OBP: 0.227, SLG: 0.273 OBP: 0.381, SLG: 0.462		0-0 F6		0-0 5-3			0-0 6-3 1B	0-0 G3	
Steve Braun, L (1, 7) OBP: 0.339, SLG: 0.382		1-0 HBP		0-0 G3			0-0 F9	4-0 BB	
Steve Brye, R (1, 8) OBP: 0.250, SLG: 0.375		0-0 F7			0-0 FC6-4 1B		0-0 6-3	0-0 L7	
Eric Soderholm, R (1, 5) OBP: 0.375, SLG: 0.375		0-0 FC5-4			0-0 F9		0-0 5-3		0-0 F7
Glenn Borgmann, R (1, 2) OBP: 0.241, SLG: 0.120			0-0 F7		0-0 F8			4-0 BB 1B 2B	0-0 6-3

Inning Stats	R:	H:	E:	K:	S:	H:	LOB:	BB:	P:	R:	H:	E:	K:	S:	H:	LOB:	BB:	P:	R:	H:	E:	K:	S:	H:	LOB:	BB:	P:	R:	H:	E:	K:	S:	R:	H:	E:	K:	S:	R:	H:	E:	K:	S:	R:	H:	E:	K:	S:	1B:	2B:	3B:	HR:	SF:	SAC:	DP:	HBP:	WP:	PA:																							
	0	1	0	0	3	1	0	0	3	0	0	0	0	3	0	0	0	4	0	0	0	4	0	0	0	4	0	0	0	4	0	0	0	4	0	0	0	4	0	0	0	4	0	0	0	4	0	0	0	4	0	0	0	4	0	0	0	4	0	0	0	4	0	0	0	4	0	0	0	4	6	2	0	0	0	0	0	2	0	38

PITCHER	IP	WLS	BF	H	R	ER	SO	BB	IBB	HBP	BLK	WP	HR	S	P	ERA	WHIP
Jim Colborn, R (1, 1) ERA: 7.23	7.0	W	26	5	0	0	0	0	0	0	0	0	0	25	26	0.00	0.714
Eduardo Rodriguez, R (8, 1) ERA: 2.7	0.0		4	3	3	3	0	1	0	0	0	0	0	3	7	∞	∞
Tom Murphy, R (8, 1) ERA: 0.75	2.0	S	8	0	0	0	0	1	0	1	0	0	0	6	11	0.00	0.500

Batter	1	2	3	4	5	6	7	8	9	AB R H RBI BB SO LOB	TOP											
Don Money, R (1, 5) OBP: 0.319, SLG: 0.371	0-0 6-3		0-0 2B 1-2 3-H 1B	0-0 1-H 1B		0-0 5-3		0-0 FC6-4 1-2f		5 1 2 2 0 0 1												
Bob Sheldon, L (1, 10) OBP: 0.364, SLG: 0.556	0-0 E4		0-0 F2	0-0 4-3		0-0 4-3			0-0 1B 2B	5 1 1 0 0 0 3												
John Briggs, L (1, 7) OBP: 0.323, SLG: 0.456	0-3 K		0-0 1B 1-3 2-H G1 2B		4-0 HR BB	0-3 K			0-3 K	4 2 1 1 1 3 2												
George Scott, R (1, 3) OBP: 0.375, SLG: 0.418 John Vukovich, R (7, 3)	0-0 4-3		0-0 G1 2-3 3-H 1B		0-0 HR		0-0 5-3		0-0 5-3	4 1 2 3 0 0 1 1 0 0 0 0 0 1												
Dave May, L (1, 9) OBP: 0.219, SLG: 0.258 Ken Berry, R (7, PH) OBP: 0.282, SLG: 0.222 (7, 9)		0-3 K	0-0 G1 1-2 3-H		0-0 3B 1B		0-0 G3		0-0 1B 2-H	3 1 1 1 0 1 1 2 0 1 1 0 0 0												
Darrell Porter, L (1, 2) OBP: 0.313, SLG: 0.317		0-0 F9	0-0 4-3		0-0 1-H 3B		0-0 L3		0-3 K	5 0 1 1 0 1 2												
Bob Coluccio, R (1, 8) OBP: 0.339, SLG: 0.375		0-0 5-3		0-0 F8		0-0 6-3				4 0 1 0 0 0 1												
Pedro Garcia, R (1, 4) OBP: 0.305, SLG: 0.527 Tim Johnson, L (3, 4) OBP: 0.125, SLG: 0.250			0-0 1B 1B	0-3 K	0-3 K			0-0 FC4 1B 1-2f		1 1 1 0 0 0 0 3 0 0 0 0 2 2												
Robin Yount, R (1, 6) OBP: 0.216, SLG: 0.255			0-0 1B 1-3 2B 1B	0-0 S 1B		0-0 6-3		0-0 FC1-6 1-2f		4 2 2 0 0 0 2												
<b>Inning Stats</b>	R: 0 E: 1 K: 1 S: 6	H: 0 LOB: 1 BB: 0 P: 6	R: 0 E: 0 K: 1 S: 5	H: 0 LOB: 0 BB: 0 P: 5	R: 4 E: 0 K: 0 S: 8	H: 5 LOB: 1 BB: 0 P: 8	R: 1 E: 0 K: 1 S: 7	H: 2 LOB: 1 BB: 0 P: 7	R: 3 E: 0 K: 1 S: 8	H: 3 LOB: 1 BB: 1 P: 12	R: 0 E: 0 K: 1 S: 5	H: 0 LOB: 0 BB: 0 P: 5	R: 0 E: 0 K: 0 S: 3	H: 0 LOB: 0 BB: 0 P: 3	R: 0 E: 0 K: 0 S: 4	H: 1 LOB: 1 BB: 0 P: 4	R: 1 E: 0 K: 2 S: 9	H: 2 LOB: 1 BB: 0 P: 9	1B: 9 2B: 2 3B: 1 HR: 1	SF: 0 SAC: 0 DP: 0 HBP: 0	WP: 0 PB: 0 SB: 1 CS: 0	PA: 42
<b>PITCHER</b>	IP WLS BF H R ER SO BB IBB HBP BLK WP HR S P ERA WHIP											<b>PITCHER</b>	IP WLS BF H R ER SO BB IBB HBP BLK WP HR S P ERA WHIP									
Joe Decker, R (1, 1) ERA: 4.43	4.0 L 22 8 7 7 3 1 0 0 0 0 1 27 31 15.75 2.250																					
Tom Burgmeier, L (5, 1) ERA: 9.28	3.0 11 2 1 1 2 0 0 0 0 0 0 0 15 15 3.00 0.667																					
Ray Corbin, R (8, 1) ERA: 5.11	2.0 9 3 1 1 2 0 0 0 0 0 0 0 13 13 4.50 1.500																					

Milwaukee Brewers @ Minnesota Twins  
Metropolitan Stadium, Bloomington, MI

Sat Apr 27 1974, 4:33 AM EDT  
Att: 7,528 - Unknown - 75 F

AB	41
R	9
H	13
RBI	9
BB	1
SO	7
LOB	16



livebaseballscorecards.com

Batter	1	2	3	4	5	6	7	8	9	AB	R	H	RBI	BB	SO	LOB
Jerry Terrell, R OBP: 0.229, SLG: 0.271 (1, 6)	0-0 6-3		0-0 4-3			0-0 G6-4-3 1-2 1B		0-0 F7		4	0	1	0	0	0	2
Rod Carew, L OBP: 0.427, SLG: 0.447 (1, 4)	0-0 F7			0-0 F7		0-0 G6-4-3 1-2f		0-0 F7		4	0	0	0	0	0	2
Larry Hisle, R OBP: 0.333, SLG: 0.500 (1, 9)	0-3 K			0-3 K			0-0 5-3		0-0 L5	4	0	0	0	0	2	0
Jim Holt, L OBP: 0.216, SLG: 0.156 (1, 3)		4-0 BB		0-0 6-3			0-0 6-3		0-0 L8	3	0	0	0	1	0	0
Harmon Killebrew, R OBP: 0.260, SLG: 0.283 (1, 10)		0-0 L8			0-3 K		0-0 L7			3	0	0	0	0	1	1
Steve Braun, L OBP: 0.323, SLG: 0.362 (1, 7)		0-0 F9			0-0 G3			0-0 F3		3	0	0	0	0	0	1
Steve Brye, R OBP: 0.257, SLG: 0.371 (1, 8)		0-0 6-3			0-0 F8			0-0 FC6-4 1B		3	0	1	0	0	0	1
Eric Soderholm, R OBP: 0.444, SLG: 0.423 (1, 5)			4-0 G6-4-3 BB			0-0 1B 1B		0-0 FC6-4 1-2 1B		2	0	2	0	1	0	0
Randy Hundley, R OBP: 0.216, SLG: 0.147 (1, 2)			0-0 G6-4-3 1-2f			0-0 L8		0-0 FC6-4 1-2f 2-3		3	0	0	0	0	0	4

**BOTTOM**

**Milwaukee Brewers @ Minnesota Twins**  
Metropolitan Stadium, Bloomington, MI

Sat Apr 27 1974, 4:33 AM EDT  
Att. 7,528 - Unknown - 75 F

[livebaseballscorecards.com](http://livebaseballscorecards.com)

<b>AB</b>	<b>29</b>
<b>R</b>	<b>0</b>
<b>H</b>	<b>4</b>
<b>RBI</b>	<b>0</b>
<b>BB</b>	<b>2</b>
<b>SO</b>	<b>3</b>
<b>LOB</b>	<b>11</b>



Inning Stats	R: 0	H: 0	E: 0	LOB: 0	K: 1	S: 5	P: 5	R: 0	H: 0	E: 0	LOB: 1	K: 0	BB: 1	S: 3	P: 7	R: 0	H: 0	E: 0	LOB: 0	K: 1	BB: 0	S: 5	P: 5	R: 0	H: 0	E: 0	LOB: 0	K: 1	BB: 0	S: 5	P: 5	R: 0	H: 2	E: 0	LOB: 1	K: 0	BB: 0	S: 4	P: 4	R: 0	H: 0	E: 0	LOB: 0	K: 0	BB: 0	S: 3	P: 3	R: 0	H: 2	E: 0	LOB: 2	K: 0	BB: 0	S: 5	P: 5	R: 0	H: 0	E: 0	LOB: 0	K: 0	BB: 0	S: 3	P: 3	1B: 4	SF: 0	2B: 0	SAC: 0	3B: 0	DP: 2	HR: 0	HBP: 0	WP: 0	PA: 31	PB: 0	SB: 0	CS: 0	ERA	WHIP
<b>PITCHER</b> Jim Slaton, R ERA: 3.82 (1, 1)	IP	WLS	BF	H	R	ER	SO	BB	IBB	HBP	BLK	WP	HR	S	P	ERA	WHIP	IP	WLS	BF	H	R	ER	SO	BB	IBB	HBP	BLK	WP	HR	S	P	ERA	WHIP	IP	WLS	BF	H	R	ER	SO	BB	IBB	HBP	BLK	WP	HR	S	P	ERA	WHIP																											

Batter	1	2	3	4	5	6	7	8	9	AB R H RBI BB SO LOB	TOP											
<b>Don Money, R</b> OBP: 0.312, SLG: 0.373 (1, 5) X	0-0 5-3	0-0 F5			0-0 5-3		0-0 1B 2B		0-0 5-3	5 1 1 2 0 0 0												
<b>Bob Sheldon, L</b> OBP: 0.333, SLG: 0.417 (1, 4) X	0-0 F8		0-0 4-3		0-0 4-3		4-0 1B BB			3 0 0 0 1 0 0												
<b>John Briggs, L</b> OBP: 0.333, SLG: 0.459 (1, 7) X	0-0 WP 1B		0-0 F8		0-3 K		0-0 G6-4-3 1B			4 1 2 1 0 1 0												
<b>George Scott, R</b> OBP: 0.382, SLG: 0.475 (1, 3) X	0-0 1B 1B		0-0 HR		0-0 6-3		0-0 G6-4-3			4 1 2 2 0 0 2												
<b>Dave May, L</b> OBP: 0.235, SLG: 0.273 (1, 9) X	0-0 BB 1B		0-0 1B		0-0 F9		0-0 4-3		0-0 4-3	4 0 2 0 0 0 0												
<b>Darrell Porter, L</b> OBP: 0.308, SLG: 0.295 (1, 2) B B B B	4-0 FC6-4 BB		0-0 F9		0-0 4-3		0-0 K		0-3 K	3 0 0 0 1 1 1												
<b>Bob Coluccio, R</b> OBP: 0.318, SLG: 0.350 (1, 8) X	0-0 FC6-4			0-0 1-3		0-0 4-3	0-3 K			4 0 0 0 0 1 3	<b>AB 35</b>											
<b>Bobby Mitchell, R</b> OBP: 0.250, SLG: 0.167 (1, 10) X		0-0 6-3		0-0 F6		0-0 1B 2B		0-0 5-3		4 1 1 0 0 0 0	<b>R 5</b>											
<b>Robin Yount, R</b> OBP: 0.218, SLG: 0.255 (1, 6) X		0-0 F9		0-0 F3		0-0 2B 1B		0-0 F9		4 1 1 0 0 0 0	<b>H 9</b>											
<b>Inning Stats</b>	R: 1 E: 0 K: 0 S: 6	H: 3 LOB: 3 BB: 1 P: 10	R: 0 E: 0 K: 0 S: 3	H: 0 LOB: 0 BB: 0 P: 3	R: 1 E: 0 K: 0 S: 5	H: 2 LOB: 1 BB: 0 P: 5	R: 0 E: 0 K: 0 S: 3	H: 0 LOB: 0 BB: 0 P: 3	R: 0 E: 0 K: 1 S: 5	H: 0 LOB: 0 BB: 0 P: 5	R: 0 E: 0 K: 0 S: 3	H: 0 LOB: 0 BB: 0 P: 3	R: 3 E: 0 K: 0 S: 6	H: 4 LOB: 1 BB: 1 P: 10	R: 0 E: 0 K: 2 S: 7	H: 0 LOB: 0 BB: 0 P: 7	R: 0 E: 0 K: 0 S: 3	H: 0 LOB: 0 BB: 0 P: 3	1B: 7 2B: 1 3B: 0 HR: 1	SF: 0 SAC: 0 DP: 1 HBP: 0	WP: 1 PB: 0 SB: 0 CS: 0	PA: 37
<b>PITCHER</b>	IP WLS BF H R ER SO BB IBB HBP BLK WP HR S P ERA WHIP												<b>PITCHER</b>	IP WLS BF H R ER SO BB IBB HBP BLK WP HR S P ERA WHIP								
<b>Dick Woodson, R</b> ERA: 4.33 (1, 1)	6.1 W 28 8 5 5 1 1 0 0 0 1 1 29 33 7.11 1.421																					
<b>Bill Campbell, R</b> ERA: (7, 1)	2.2 S 9 1 0 0 2 1 0 0 0 0 0 12 16 0.00 0.750																					

**Milwaukee Brewers @ Minnesota Twins**  
**Metropolitan Stadium, Bloomington, MI**

Sun Apr 28 1974, 4:33 AM EDT  
 Att: 5,954 - Unknown - 70 F

<b>AB</b>	35
<b>R</b>	5
<b>H</b>	9
<b>RBI</b>	5
<b>BB</b>	2
<b>SO</b>	3
<b>LOB</b>	6





Batter	1	2	3	4	5	6	7	8	9
Steve Braun, L (1, 7) OBP: 0.333, SLG: 0.361 Jim Holt, L (7, 7) OBP: 0.211, SLG: 0.152	0-0 L3		4-0 BB		0-0 FC6-4 1B	0-3 K		0-0 6-3	
Rod Carew, L (1, 4) OBP: 0.419, SLG: 0.438	0-0 3-1		0-0 F7		0-0 FC6-4 1B	0-0 L9			
Larry Hisle, R (1, 8) OBP: 0.328, SLG: 0.534	0-0 HR		0-0 F3		0-0 FC6-4 1B		0-0 F8		
Bobby Darwin, R (1, 9) OBP: 0.328, SLG: 0.492	0-3 K			0-3 K	0-0 1B		0-3 K		
Harmon Killebrew, R (1, 10) OBP: 0.278, SLG: 0.300 Jerry Terrell, R (7, PR) OBP: 0.229, SLG: 0.271		0-0 F5		0-0 5-3	0-0 1B		0-0 BB 1B		
Eric Soderholm, R (1, 5) OBP: 0.452, SLG: 0.517		0-0 F9		0-0 HR		0-0 4-3	4-0 BB		
Joe Lis, R (1, 3) OBP: 0.292, SLG: 0.190		0-0 F8		0-3 K		0-0 2B 1B	0-0 F8		
Randy Hundley, R (1, 2) OBP: 0.266, SLG: 0.237			0-0 BB 1B		0-0 FC3-6 1B	0-0 1B 2B		0-0 F7	
Luis Gomez, R (1, 6) OBP: 0.250, SLG: 0.250			0-0 F9		0-0 FC3-6 1B FC6-4	0-0 2-3 3-H 1B		0-3 K	

Inning Stats	R: 1	H: 1	E: 0	K: 1	S: 6	LOB: 0	BB: 0	P: 6
	R: 0	H: 0	E: 0	K: 0	S: 3	LOB: 0	BB: 0	P: 3
	R: 0	H: 1	E: 0	K: 0	S: 4	LOB: 2	BB: 1	P: 8
	R: 1	H: 1	E: 0	K: 2	S: 8	LOB: 0	BB: 0	P: 8
	R: 3	H: 5	E: 0	K: 0	S: 7	LOB: 2	BB: 0	P: 7
	R: 1	H: 3	E: 0	K: 1	S: 8	LOB: 2	BB: 0	P: 8
	R: 0	H: 1	E: 0	K: 1	S: 6	LOB: 2	BB: 1	P: 10
	R: 0	H: 0	E: 0	K: 1	S: 5	LOB: 0	BB: 0	P: 5

PITCHER	IP	WLS	BF	H	R	ER	SO	BB	IBB	HBP	BLK	WP	HR	S	P	ERA	WHIP
Clyde Wright, L (1, 1) ERA: 3.38	4.2	L	22	7	5	5	3	1	0	0	0	0	2	27	31	9.64	1.714
Ed Sprague, R (5, 1) ERA: 1.69	1.1		7	4	1	1	1	0	0	0	0	0	0	9	9	6.75	3.000
Eduardo Rodriguez, R (7, 1) ERA: 2.41	2.0		8	1	0	0	2	1	0	0	0	0	0	11	15	0.00	1.000

**BOTTOM**

AB	R	H	RBI	BB	SO	LOB
3	1	1	0	1	1	2
1	0	0	0	0	0	0
4	0	1	0	0	0	4
4	2	1	2	0	0	4
4	0	1	1	0	3	0
4	0	2	1	0	0	0
0	0	0	0	0	0	0
3	1	1	1	1	0	0
4	1	1	0	0	1	2
4	0	3	0	0	0	0
4	1	1	1	0	1	2


**AB 35**  
**R 6**  
**H 12**  
**RBI 6**  
**BB 2**  
**SO 6**  
**LOB 14**

**WP: 0** **PA: 37**  
**PB: 0**  
**SB: 0**  
**CS: 0**

**1B: 9** **SF: 0**  
**2B: 1** **SAC: 0**  
**3B: 0** **DP: 0**  
**HR: 2** **HBP: 0**

**Milwaukee Brewers @ Minnesota Twins**  
**Metropolitan Stadium, Bloomington, MI**

Sun Apr 28 1974, 4:33 AM EDT  
Att. 5,954 - Unknown - 70 F



Batter	1	2	3	4	5	6	7	8	9	AB	R	H	RBI	BB	SO	LOB	TOP										
Davey Nelson, R OBP: 0.363, SLG: 0.383 (1, 4)	0-0 F9		0-0 2B			0-0 6-3	4-0 1B BB	0-0 HR 1B		4	1	2	3	1	0	0											
Cesar Tovar, R OBP: 0.429, SLG: 0.643 (1, 8)	0-0 G4-6-3 1B		0-0 F9			0-0 6-3	0-0 1B BB	0-0 HR		5	1	3	5	0	0	1											
Alex Johnson, R OBP: 0.330, SLG: 0.303 (1, 7)	0-0 G4-6-3 1-2f			0-0 2-3			0-0 K	0-0 HBP BB 1B		5	0	1	0	0	1	3											
Jeff Burroughs, R OBP: 0.344, SLG: 0.570 (1, 9)		0-0 6-3		0-0 P6			0-0 FC3-6 1B	0-0 HR		4	1	2	1	1	0	0											
Jim Spencer, L OBP: 0.405, SLG: 0.641 (1, 3)		0-0 G3		0-0 F8			0-0 FC3-6 2B	0-0 HR		4	2	1	1	0	0	1											
Mike Hargrove, L OBP: 0.477, SLG: 0.486 (1, 10)		0-0 3-1			0-0 L4		0-0 1B 2B	0-0 1-3 F7		5	1	1	1	0	0	3											
Toby Harrah, R OBP: 0.319, SLG: 0.275 (1, 6)			0-0 F7		0-0 P6		0-0 BB BB 1B	0-0 5-3	0-0 5-3	5	1	1	1	0	0	0											
Lenny Randle, S OBP: 0.400, SLG: 0.406 (1, 5)			0-0 5-3 2B 1B		0-0 G3		4-0 BB BB 1B BB	0-0 E S 1B 1B	0-0 E6 CS	4	3	2	0	1	0	0											
Jim Sundberg, R OBP: 0.348, SLG: 0.342 (1, 2)			0-0 5-3 1-2			0-0 F9	4-0 BB BB 1B BB	4-0 1B BB	0-3 K	3	2	0	0	2	1	2											
<b>Inning Stats</b>	R: 0 E: 0 K: 0 S: 3	H: 1 LOB: 0 BB: 0 P: 3	R: 0 E: 0 K: 0 S: 3	H: 0 LOB: 0 BB: 0 P: 3	R: 1 E: 0 K: 0 S: 5	H: 2 LOB: 1 BB: 0 P: 5	R: 0 E: 0 K: 0 S: 3	H: 0 LOB: 0 BB: 0 P: 3	R: 0 E: 0 K: 0 S: 3	H: 0 LOB: 0 BB: 0 P: 3	R: 5 E: 1 K: 1 S: 9	H: 4 LOB: 2 BB: 3 P: 21	R: 6 E: 0 K: 0 S: 9	H: 6 LOB: 3 BB: 2 P: 18	R: 0 E: 1 K: 1 S: 5	H: 0 LOB: 0 BB: 0 P: 5	1B: 8 2B: 2 3B: 0 HR: 3	SF: 0 SAC: 0 DP: 1 HBP: 1	WP: 0 PB: 0 SB: 1 CS: 1	PA: 45							
<b>PITCHER</b>	IP	WLS	BF	H	R	ER	SO	BB	IBB	HBP	BLK	WP	HR	S	P	ERA	WHIP										
Jim Colborn, R (1, 1)	6.2		26	6	5	5	1	1	0	0	0	0	0	27	31	6.75	1.050										
Eduardo Rodriguez, R (7, 1)	0.0		2	0	0	0	0	2	0	0	0	0	0	0	8	∞	∞										
Tom Murphy, R (7, 1)	1.0	L	8	4	5	5	0	1	0	0	0	0	2	7	11	45.00	5.000										
Jerry Bell, R (8, 1)	0.0		4	3	2	2	0	1	0	0	0	0	1	3	7	∞	∞										
Ed Sprague, R (8, 1)	1.1		5	0	0	0	1	0	0	1	0	0	0	6	7	0.00	0.000										

Texas Rangers @ Milwaukee Brewers  
Milwaukee County Stadium, Milwaukee, WI  
Tue Apr 30 1974, 8:05 PM EDT  
Att. 4,425 - Unknown

livebaseballscorecards.com

AB	39
R	12
H	13
RBI	12
BB	5
SO	2
LOB	10



Batter	1	2	3	4	5	6	7	8	9	AB	R	H	RBI	BB	SO	LOB
Don Money, R OBP: 0.329, SLG: 0.403 (1, 5) X	0-0 BB 1B	0-0 F8			0-0 F8		0-0 1B 2B		0-0 WP 1B	5	3	3	0	0	0	1
Bob Sheldon, L OBP: 0.300, SLG: 0.313 (1, 10) B B B	4-0 1B 2B BB	0-0 L1			0-3 K		0-0 F7		0-0 F7	4	1	0	0	1	1	3
John Briggs, L OBP: 0.351, SLG: 0.470 (1, 7) X	0-0 2B 1B		0-3 K			0-0 1-3		0-0 2-H 1B	0-0 2-H 1B	5	1	3	3	0	1	0
George Scott, R OBP: 0.384, SLG: 0.484 (1, 3) X	0-0 FC6-4 2B		0-0 6-3			0-0 3B 1B		0-0 F9	0-3 K	5	2	2	2	0	1	2
Dave May, L OBP: 0.219, SLG: 0.254 (1, 9) S S S	0-3 K		0-0 P6			0-0 F2		0-0 5-3	0-3 K	5	0	0	0	0	2	3
Darrell Porter, L OBP: 0.339, SLG: 0.304 (1, 2) X	4-0 FC6-4 IBB			0-3 K		1-0 3B HBP		0-0 HR 1B		2	2	1	0	1	1	0
Bob Coluccio, R OBP: 0.314, SLG: 0.375 (1, 8) X	0-0 FC6-4 CS			0-0 5-3		0-0 3B		0-3 K		4	0	1	3	0	1	2
Pedro Garcia, R OBP: 0.302, SLG: 0.559 (1, 4) X	0-0 CS	0-0 6-3		0-3 K		0-0 6-3		0-0 1-H HR		4	1	1	2	0	1	1
Robin Yount, R OBP: 0.220, SLG: 0.255 (1, 6) X		0-0 S 1B			0-0 P4		0-0 6-3		0-0 F7	4	0	1	0	0	0	0

BOTTOM	
<p>Texas Rangers @ Milwaukee Brewers  Milwaukee County Stadium, Milwaukee, WI  Tue Apr 30 1974, 8:05 PM EDT  Att. 4,425 - Unknown</p>	
<b>AB</b> 38 <b>R</b> 10 <b>H</b> 12 <b>RBI</b> 10 <b>BB</b> 2 <b>SO</b> 8 <b>LOB</b> 12	

Inning Stats	R: 4	H: 3	LOB: 0	K: 1	S: 7	P: 15	R: 0	H: 1	LOB: 1	K: 0	S: 4	R: 0	H: 0	LOB: 0	K: 1	S: 5	R: 0	H: 0	LOB: 0	K: 2	S: 7	R: 0	H: 0	LOB: 0	K: 1	S: 5	R: 2	H: 2	LOB: 1	K: 0	S: 5	R: 1	H: 2	LOB: 1	K: 0	S: 5	R: 2	H: 2	LOB: 0	K: 1	S: 7	R: 1	H: 2	LOB: 1	K: 2	S: 9	R: 4	H: 12	LOB: 12	K: 12	S: 8	P: 42
--------------	------	------	--------	------	------	-------	------	------	--------	------	------	------	------	--------	------	------	------	------	--------	------	------	------	------	--------	------	------	------	------	--------	------	------	------	------	--------	------	------	------	------	--------	------	------	------	------	--------	------	------	------	-------	---------	-------	------	-------

PITCHER	IP	WLS	BF	H	R	ER	SO	BB	IBB	HBP	BLK	WP	HR	S	P	ERA	WHIP
Jim Bibby, R ERA: 3.78 (1, 1)	8.0	W	36	10	9	7	6	1	1	1	0	0	1	45	54	7.88	1.375
Steve Foucault, R ERA: 2.89 (9, 1)	1.0		5	2	1	1	2	0	0	0	0	1	0	9	9	9.00	2.000

WP: 1	PA: 42
<b>1B:</b> 8 <b>2B:</b> 2 <b>3B:</b> 1 <b>HR:</b> 1	<b>SF:</b> 0 <b>SAC:</b> 0 <b>DP:</b> 0 <b>HBP:</b> 1
<b>PB:</b> 0 <b>SB:</b> 2 <b>CS:</b> 1	<b>ERA</b> <b>WHIP</b>

Batter	1	2	3	4	5	6	7	8	9	AB R H RBI BB SO LOB	TOP									
<b>Davey Nelson, R</b> (1, 4) OBP: 0.365, SLG: 0.376	4-0 1B BB	0-0 P3		0-0 G6-4-3 1-2f		0-0 FC5-4 1-2f			0-0 1-3 1B	4 1 1 0 1 0 5										
<b>Cesar Tovar, R</b> (1, 8) OBP: 0.421, SLG: 0.579	0-0 G6-4-3 1-2 1B		0-0 5-3		0-0 P6		0-0 5-3		0-0 1-3 1B	5 0 2 0 0 0 0										
<b>Alex Johnson, R</b> (1, 7) OBP: 0.333, SLG: 0.301	0-0 G6-4-3 1-2 2-H 1B		4-0 6-3 HR BB		0-0 L8		0-0 1-3		0-0 1-3	4 1 1 1 1 0 2										
<b>Jeff Burroughs, R</b> (1, 9) OBP: 0.337, SLG: 0.549	0-0 G6-4-3 1-2f 2-3		0-0 6-3		0-0 1B		0-0 P4		0-3 K	5 0 1 0 0 1 5										
<b>Jim Spencer, L</b> (1, 3) OBP: 0.413, SLG: 0.690	0-0 4-3		0-0 HR		0-0 F8			4-0 FC6-4 BB		3 1 1 2 1 0 2										
<b>Mike Hargrove, L</b> (1, 10) OBP: 0.479, SLG: 0.488		0-0 FC3-6 1B	0-0 1B		0-0 F7			0-0 P6		4 0 2 0 0 0 1										
<b>Toby Harrah, R</b> (1, 6) OBP: 0.316, SLG: 0.274		0-0 F9	0-0 P4		0-0 1B			0-0 FC6-4 1-2f		4 0 1 0 0 0 3										
<b>Leo Cardenas, R</b> (8, 6) OBP: 1.000, SLG: 1.000										0 0 0 0 0 0 0	<b>AB 36</b>									
<b>Lenny Randle, S</b> (1, 5) OBP: 0.410, SLG: 0.417		0-0 FC3-6 E S 1-2f		0-0 G6-4-3 1B		0-0 FC5-4 1-2 1B		0-0 P6		4 0 2 0 0 0 2	<b>R 3</b>									
<b>Jim Sundberg, R</b> (1, 2) OBP: 0.347, SLG: 0.325		4-0 1-3 BB		0-0 F9		0-0 P4			0-3 K	2 0 0 0 1 0 3	<b>H 11</b>									
<b>Mike Cubbage, L</b> (9, PH)										1 0 0 0 0 1 0	<b>RBI 3</b>									
<b>Inning Stats</b>	R: 1 E: 0 K: 0 S: 4	H: 2 LOB: 1 BB: 1 P: 8	R: 0 E: 0 K: 0 S: 4	H: 1 LOB: 2 BB: 1 P: 8	R: 2 E: 0 K: 0 S: 5	H: 2 LOB: 1 BB: 1 P: 9	R: 0 E: 0 K: 0 S: 3	H: 1 LOB: 0 BB: 0 P: 3	R: 0 E: 0 K: 0 S: 5	H: 2 LOB: 2 BB: 0 P: 5	R: 0 E: 0 K: 0 S: 3	H: 0 LOB: 0 BB: 0 P: 3	R: 0 E: 0 K: 0 S: 3	H: 0 LOB: 1 BB: 1 P: 7	R: 0 E: 0 K: 2 S: 9	H: 2 LOB: 2 BB: 0 P: 9	1B: 10 2B: 0 3B: 0 HR: 1	SF: 0 SAC: 0 DP: 2 HBP: 0	WP: 0 PB: 0 SB: 1 CS: 0	PA: 40
<b>PITCHER</b> <b>Jim Staton, R</b> (1, 1) ERA: 3.64	IP: 9.0 WLS: W BF: 40 H: 11 R: 3 ER: 3 SO: 2 BB: 4 IBB: 0 HBP: 0 BLK: 0 WP: 0 HR: 1 S: 40 P: 56 ERA: 3.00 WHIP: 1.667											<b>PITCHER</b> IP: WLS: BF: H: R: ER: SO: BB: IBB: HBP: BLK: WP: HR: S: P: ERA: WHIP:								

**Texas Rangers @ Milwaukee Brewers**  
**Milwaukee County Stadium, Milwaukee, WI**  
 Wed May 01 1974, 8:05 PM EDT  
 Att. 4,220 - Unknown

[livebaseballscorecards.com](http://livebaseballscorecards.com)



Batter	1	2	3	4	5	6	7	8	9
<b>Dave May, L</b> (1, 9) <small>OBP: 0.221, SLG: 0.293</small> <b>Ken Berry, R</b> (8, 9) <small>OBP: 0.275, SLG: 0.216</small> (9, 7)	0-3 K2-3	0-0 4-3		0-0 HR		0-0 P3		0-0 F8	
<b>Bob Coluccio, R</b> (1, 8) <small>OBP: 0.320, SLG: 0.377</small>	0-0 F8		0-0 HR	0-0 F8		0-0 BB		0-0 F5	
<b>John Briggs, L</b> (1, 7) <small>OBP: 0.367, SLG: 0.514</small> <b>Rob Ellis, R</b> (9, 9) <small>OBP: 0.333, SLG: 0.250</small>	0-3 K		0-0 HR	0-0 4-3		4-0 FC6-4		0-0 FC4-6	
<b>George Scott, R</b> (1, 3) <small>OBP: 0.359, SLG: 0.449</small> <b>John Vukovich, R</b> (9, 3)		0-0 P3	0-0 F9		0-0 F8	0-0 FC6-4		0-0 FC4-6	
<b>Don Money, R</b> (1, 5) <small>OBP: 0.314, SLG: 0.382</small>		0-3 K	0-0 6-3		0-3 K		0-0 F7		
<b>Darrell Porter, L</b> (1, 2) <small>OBP: 0.333, SLG: 0.300</small>		0-0 1B	0-0 4-3		0-3 K		0-0 3-1		
<b>Bobby Mitchell, R</b> (1, 10) <small>OBP: 0.333, SLG: 0.200</small>		0-0 1B		0-0 6-3		4-0 FC6-4		4-0 HR	
<b>Pedro Garcia, R</b> (1, 4) <small>OBP: 0.343, SLG: 0.629</small> <b>Bob Sheldon, L</b> (8, 4) <small>OBP: 0.300, SLG: 0.313</small>		0-0 1B		0-0 E		4-0 FC6-4		0-0 HR	
<b>Robin Yount, R</b> (1, 6) <small>OBP: 0.222, SLG: 0.254</small>		0-0 1B		0-0 E4		0-0 FC6-4		0-0 F8	

Inning Stats	R: 0	H: 0	E: 0	K: 2	S: 7	L: 0	LOB: 0	BB: 0	P: 7	R: 2	H: 4	E: 0	K: 1	S: 9	R: 2	H: 2	E: 0	K: 0	S: 5	R: 3	H: 2	E: 1	K: 0	S: 6	R: 0	H: 0	E: 0	K: 2	S: 7	R: 2	H: 1	E: 0	K: 0	S: 4	R: 2	H: 1	E: 0	K: 0	S: 4	R: 0	H: 1	E: 0	K: 0	S: 4
--------------	------	------	------	------	------	------	--------	-------	------	------	------	------	------	------	------	------	------	------	------	------	------	------	------	------	------	------	------	------	------	------	------	------	------	------	------	------	------	------	------	------	------	------	------	------

AB	R	H	RBI	BB	SO	LOB
4	1	1	3	0	1	3
1	0	0	0	0	0	0
5	1	2	1	0	0	0
4	1	2	2	1	1	0
0	0	0	0	0	0	0
5	0	0	0	0	0	3
0	0	0	0	0	0	0
4	0	0	0	0	2	0
4	1	1	0	0	1	0
2	3	1	0	2	0	0
3	2	3	3	1	0	0
0	0	0	0	0	0	0
4	2	1	1	0	0	3

WP	HR	S	P	ERA	WHIP
0	0	0	0	13.50	2.000
0	0	10	18	10.80	1.800
0	1	5	13	13.50	2.250
0	0	4	4	0.00	1.000

AB	R	H	RBI	BB	SO	LOB
36	11	11	10	4	5	9

**Texas Rangers @ Milwaukee Brewers**  
 Milwaukee County Stadium, Milwaukee, WI

Wed May 01 1974, 8:05 PM EDT  
 Att. 4,220 - Unknown

[livebaseballscorecards.com](http://livebaseballscorecards.com)



Batter	1	2	3	4	5	6	7	8	9	AB	R	H	RBI	BB	SO	LOB	TOP										
<b>Buddy Bradford, R</b> OBP: 0.394, SLG: 0.491 (1, 9) X	0-0 F8		0-0 1B	0-3 K	0-0 1-3		0-0 4-3			5	1	1	0	0	1	4											
<b>Carlos May, L</b> OBP: 0.295, SLG: 0.284 (1, 7) X	0-0 F8		0-0 1B	0-0 3-1	0-0 4-3			0-0 4-3		5	1	1	0	0	0	2											
<b>Dick Allen, R</b> OBP: 0.402, SLG: 0.487 (1, 3) X <b>Tony Muser, L</b> OBP: 0.417, SLG: 0.500 (3, 3) X	0-0 F9		0-0 1B	0-0 1B			0-0 F8	0-0 F8		2	1	1	1	0	0	0											
<b>Bill Melton, R</b> OBP: 0.347, SLG: 0.381 (1, 5) X		0-0 4-3	4-0 1B	0-0 5-3			0-0 F9	0-0 1B		4	2	2	0	1	0	1											
<b>Ron Santo, R</b> OBP: 0.367, SLG: 0.333 (1, 4) X <b>Jorge Orta, L</b> OBP: 0.269, SLG: 0.313 (7, 4) X		0-0 5-3	0-0 1B			0-0 FC1-6		0-0 4-3		4	1	2	2	0	0	1											
<b>Ken Henderson, S</b> OBP: 0.410, SLG: 0.448 (1, 8) X		0-0 4-3	0-0 1B			0-0 FC1-6		0-0 F8		5	2	1	1	0	1	2											
<b>Brian Downing, R</b> OBP: 0.541, SLG: 0.931 (1, 10) X <b>Jerry Hairston, S</b> (9, PH) X		0-0 1B	0-0 1B			4-0 1B		0-0 6-3		3	2	2	4	1	0	0											
<b>Ed Herrmann, L</b> OBP: 0.382, SLG: 0.435 (1, 2) X		0-0 F8	0-0 6-3			0-0 2B		4-0 1B		4	0	1	0	1	0	1											
<b>Bucky Dent, R</b> OBP: 0.235, SLG: 0.286 (1, 6) X			0-0 5-3			0-0 2B		0-0 1B		4	0	2	2	0	1	0											
<b>Inning Stats</b>	R: 0 E: 0 K: 0 S: 3	H: 0 LOB: 0 BB: 0 P: 3	R: 1 E: 0 K: 0 S: 5	H: 2 LOB: 1 BB: 0 P: 5	R: 7 E: 0 K: 1 S: 11	H: 6 LOB: 0 BB: 1 P: 15	R: 0 E: 0 K: 1 S: 6	H: 1 LOB: 1 BB: 0 P: 6	R: 2 E: 0 K: 0 S: 6	H: 3 LOB: 2 BB: 1 P: 10	R: 0 E: 0 K: 0 S: 3	H: 0 LOB: 0 BB: 0 P: 3	R: 0 E: 0 K: 0 S: 4	H: 1 LOB: 2 BB: 1 P: 8	R: 0 E: 0 K: 0 S: 4	H: 1 LOB: 1 BB: 0 P: 4	R: 0 E: 0 K: 2 S: 7	H: 0 LOB: 0 BB: 0 P: 7	1B: 12 2B: 1 3B: 0 HR: 1	SF: 0 SAC: 0 DP: 0 HBP: 0	WP: 0 PB: 0 SB: 0 CS: 0	PA: 44					
<b>PITCHER</b>	IP	WLS	BF	H	R	ER	SO	BB	IBB	HBP	BLK	WP	HR	S	P	ERA	WHIP										
<b>Clyde Wright, L</b> ERA: 5.11 (1, 1)	2.1	L	16	8	8	8	0	1	0	0	0	0	1	15	19	30.86	3.857										
<b>Ed Sprague, R</b> ERA: 1.32 (3, 1)	1.2		6	1	0	0	2	0	0	0	0	0	0	10	10	0.00	0.600										
<b>Bill Champion, R</b> ERA: 4.5 (5, 1)	4.0		19	5	2	2	0	2	0	0	0	0	0	17	25	4.50	1.750										
<b>Kevin Kobel, L</b> ERA: 3.24 (9, 1)	1.0		3	0	0	0	2	0	0	0	0	0	0	7	7	0.00	0.000										

**Chicago White Sox @ Milwaukee Brewers**  
Milwaukee County Stadium, Milwaukee, WI  
Fri May 03 1974, 8:05 PM EDT  
Att. 9,415 - Unknown

<b>AB</b>	41
<b>R</b>	10
<b>H</b>	14
<b>RBI</b>	10
<b>BB</b>	3
<b>SO</b>	4
<b>LOB</b>	12



[livebaseballscorecards.com](http://livebaseballscorecards.com)

Batter	1	2	3	4	5	6	7	8	9	AB R H RBI BB SO LOB
<b>Don Money, R</b> OBP: 0.322, SLG: 0.425 (1, 5)	0-0 F6		0-0 HR			0-0 6-3		0-0 FC6-4 1B		4 1 2 1 0 0 0
<b>Ken Berry, R</b> OBP: 0.250, SLG: 0.195 (1, 9) (7, 7)	0-0 F7		0-3 K			0-3 K		0-0 F7		4 0 0 0 0 2 1
<b>John Briggs, L</b> OBP: 0.378, SLG: 0.556 (1, 7) <b>Rob Ellis, R</b> OBP: 0.300, SLG: 0.222 (7, 9)	4-0 FC5-4 BB			0-0 4-3		0-0 HR		0-0 FC6-4 1-2f		2 1 1 1 1 0 0 1 0 0 0 0 0 1
<b>George Scott, R</b> OBP: 0.346, SLG: 0.431 (1, 3) <b>John Vukovich, R</b> (7, 3)	0-0 FC5-4 1-2f			0-0 F3		0-0 F9		0-0 F2		3 0 0 0 0 0 1 1 0 0 0 0 0 0
<b>Bobby Mitchell, R</b> OBP: 0.357, SLG: 0.417 (1, 10)		0-0 F2		0-0 2B		0-0 5-3		0-0 HR		4 1 2 1 0 0 0
<b>Bob Coluccio, R</b> OBP: 0.316, SLG: 0.370 (1, 8)		0-0 F8		0-0 F6		0-0 1B		0-0 F7		4 0 1 0 0 0 1
<b>Charlie Moore, R</b> OBP: 0.222, SLG: 0.176 (1, 2)		0-0 5-3			0-3 K		0-0 F9		0-0 F4	4 0 0 0 0 1 1
<b>Pedro Garcia, R</b> OBP: 0.333, SLG: 0.609 (1, 4) <b>Bob Sheldon, L</b> OBP: 0.286, SLG: 0.294 (7, 4)			0-0 F8		0-0 6-3		0-0 G3			2 0 0 0 0 0 0 1 0 0 0 0 0 1
<b>Robin Yount, R</b> OBP: 0.212, SLG: 0.242 (1, 6)			0-3 K2-3		0-0 6-3			0-0 F7		3 0 0 0 0 1 0


Inning Stats	R: 0	H: 0	E: 0	LOB: 1	K: 0	BB: 1	S: 3	P: 7	R: 0	H: 0	E: 0	LOB: 0	K: 0	BB: 0	S: 3	P: 3	R: 1	H: 1	E: 0	LOB: 0	K: 2	BB: 0	S: 8	P: 8	R: 0	H: 1	E: 0	LOB: 1	K: 0	BB: 0	S: 4	P: 4	R: 0	H: 0	E: 0	LOB: 0	K: 1	BB: 0	S: 5	P: 5	R: 1	H: 1	E: 0	LOB: 0	K: 1	BB: 0	S: 6	P: 6	R: 0	H: 1	E: 0	LOB: 1	K: 0	BB: 0	S: 4	P: 4	R: 0	H: 1	E: 0	LOB: 1	K: 0	BB: 0	S: 4	P: 4	R: 1	H: 1	E: 0	LOB: 0	K: 0	BB: 0	S: 4	P: 4
<b>Wilbur Wood, L</b> ERA: 4.88 (1, 1)	IP	WLS	BF	H	R	ER	SO	BB	IBB	HBP	BLK	WP	HR	S	P	ERA	WHIP	IP	WLS	BF	H	R	ER	SO	BB	IBB	HBP	BLK	WP	HR	S	P	ERA	WHIP	IP	WLS	BF	H	R	ER	SO	BB	IBB	HBP	BLK	WP	HR	S	P	ERA	WHIP																					

**BOTTOM**

**Chicago White Sox @ Milwaukee Brewers**  
Milwaukee County Stadium, Milwaukee, WI

Fri May 03 1974, 8:05 PM EDT  
Att. 9,415 - Unknown

<b>AB</b>	<b>33</b>
<b>R</b>	<b>3</b>
<b>H</b>	<b>6</b>
<b>RBI</b>	<b>3</b>
<b>BB</b>	<b>1</b>
<b>SO</b>	<b>4</b>
<b>LOB</b>	<b>6</b>



<b>1B:</b>	2	<b>SF:</b>	0	<b>WP:</b>	0	<b>PA:</b>	34
<b>2B:</b>	1	<b>SAC:</b>	0	<b>PB:</b>	0	<b>SB:</b>	0
<b>3B:</b>	0	<b>DP:</b>	0	<b>CS:</b>	0	<b>CS:</b>	0
<b>HR:</b>	3	<b>HBP:</b>	0				

Batter	1	2	3	4	5	6	7	8	9	AB R H RBI BB SO LOB	TOP	
Pat Kelly, L (1, 9) OBP: 0.377, SLG: 0.339 Buddy Bradford, R (8, 9) OBP: 0.394, SLG: 0.491	4-0 E BB		0-0 4-3 ①		4-0 BB BB			0-0 1B 1B		2 1 1 0 2 0 0 0 0 0 0 0 0 0	<b>Chicago White Sox @ Milwaukee Brewers</b> Milwaukee County Stadium, Milwaukee, WI Sat May 04 1974, 4:33 AM EDT Att. 11,836 - Unknown - 51 F <a href="http://livebaseballscorecards.com">livebaseballscorecards.com</a>	
Carlos May, L (1, 7) OBP: 0.305, SLG: 0.308	0-0 E4 1B 2B		0-3 K ②		0-0 4-3 ③			0-0 1-2 1B		4 1 2 1 0 1 1		
Dick Allen, R (1, 3) OBP: 0.406, SLG: 0.488 Tony Muser, L (9, 3) OBP: 0.417, SLG: 0.500	0-0 FC5-4 1B		0-0 F7 ③					0-3 K ②		4 0 2 1 0 1 2 0 0 0 0 0 0 0		
Bill Melton, R (1, 5) OBP: 0.333, SLG: 0.364	0-0 F7 ①							0-0 F6 ③		4 0 0 0 0 0 4		
Ken Henderson, S (1, 8) OBP: 0.413, SLG: 0.516	0-0 F8 ②							0-0 HR ③		4 2 2 2 0 0 1		
Ron Santo, R (1, 4) OBP: 0.353, SLG: 0.318	0-0 FC5-4 1-2f							0-0 F4 ①		4 0 0 0 0 0 1		
Brian Downing, R (1, 10) OBP: 0.512, SLG: 0.848			0-3 K ①					0-3 K ②		4 0 1 0 0 2 0		
Ed Herrmann, L (1, 2) OBP: 0.361, SLG: 0.409			0-0 1-3 ②					0-0 F9 ③		4 0 0 0 0 0 0		
Bucky Dent, R (1, 6) OBP: 0.222, SLG: 0.269			0-0 F3 ③					0-0 6-3 ①		3 0 0 0 0 0 0		
<b>Inning Stats</b>	R: 2 H: 2 E: 1 LOB: 1 K: 0 BB: 1 S: 5 P: 9	R: 0 H: 0 E: 0 LOB: 0 K: 1 BB: 0 S: 5 P: 5	R: 0 H: 0 E: 0 LOB: 0 K: 1 BB: 0 S: 5 P: 5	R: 1 H: 2 E: 0 LOB: 0 K: 0 BB: 0 S: 4 P: 4	R: 0 H: 0 E: 0 LOB: 1 K: 0 BB: 1 S: 3 P: 7	R: 0 H: 1 E: 0 LOB: 0 K: 0 BB: 0 S: 3 P: 3	R: 0 H: 0 E: 0 LOB: 0 K: 0 BB: 0 S: 3 P: 3	R: 0 H: 2 E: 0 LOB: 2 K: 1 BB: 0 S: 7 P: 7	R: 1 H: 1 E: 0 LOB: 0 K: 1 BB: 0 S: 6 P: 6	1B: 5 SF: 0 2B: 1 SAC: 0 3B: 0 DP: 1 HR: 2 HBP: 0	WP: 0 PA: 36 PB: 0 SB: 0 CS: 1	
<b>PITCHER</b> Jim Colborn, R (1, 1) ERA: 6.41	IP WLS BF H R ER SO BB IBB HBP BLK WP HR S P ERA WHIP	9.0 L 35 8 4 4 4 2 0 0 0 0 0 2 41 49 4.00 1.111										



Batter	1	2	3	4	5	6	7	8	9	AB	R	H	RBI	BB	SO	LOB
<b>Don Money, R</b> (1, 5) OBP: 0.330, SLG: 0.415	0-0 6-3		4-0 BB		0-3 K			4-0 WP 1-3 1B BB		2	1	0	0	2	1	1
<b>Dave May, L</b> (1, 9) OBP: 0.213, SLG: 0.282 <b>Rob Ellis, R</b> (8, PH) OBP: 0.273, SLG: 0.200	0-0 F6		0-0 F4		0-0 4-3			0-0 1-3		3	0	0	0	0	0	2
<b>John Briggs, L</b> (1, 7) OBP: 0.384, SLG: 0.566	0-0 F7				0-0 F9 1B 2B			0-0 G1-4-3 1B		1	0	0	0	0	0	1
<b>George Scott, R</b> (1, 3) OBP: 0.341, SLG: 0.413		4-0 1B BB		0-0 F9 2-3		0-3 K		0-0 G1-4-3 1-2f		3	0	0	0	1	1	2
<b>Bobby Mitchell, R</b> (1, 10) OBP: 0.375, SLG: 0.429		0-0 L4-3 1B		0-0 BB 1B		0-0 5-3			0-0 4-3	4	0	2	1	0	0	0
<b>Darrell Porter, L</b> (1, 2) OBP: 0.328, SLG: 0.283		0-0 L4-3 1-2		4-0 BB 1-2 BB		0-0 4-3			0-3 K	3	0	0	0	1	1	2
<b>Bob Coluccio, R</b> (1, 8) OBP: 0.301, SLG: 0.351		0-3 K		0-0 F8			0-3 K		0-0 F8	4	0	0	0	0	2	3
<b>Pedro Garcia, R</b> (1, 4) OBP: 0.319, SLG: 0.582			0-0 F7	0-0 F8			0-0 F7			3	0	0	0	0	0	2
<b>Robin Yount, R</b> (1, 6) OBP: 0.217, SLG: 0.246			0-0 F9		0-0 4-3 1B		0-0 4-3			3	0	1	0	0	0	0

Inning Stats	R: 0	H: 0	E: 0	K: 0	S: 3	R: 0	H: 1	E: 0	K: 1	S: 5	R: 0	H: 0	E: 0	K: 0	S: 3	R: 1	H: 2	E: 0	K: 0	S: 5	R: 0	H: 1	E: 0	K: 1	S: 6	R: 0	H: 0	E: 0	K: 1	S: 5	R: 0	H: 1	E: 0	K: 0	S: 3	R: 0	H: 0	E: 0	K: 1	S: 5	R: 1	H: 1	E: 0	K: 1	S: 7	R: 0	H: 0	E: 0	K: 1	S: 5								
<b>Stan Bahnsen, R</b> (1, 1) ERA: 3.05	5.0	WLS	W	BF	21	H	4	R	1	ER	1	SO	2	BB	3	IBB	0	HBP	0	BLK	0	WP	0	HR	0	S	22	P	34	ERA	1.80	WHIP	1.400																									
<b>Terry Forster, L</b> (6, 1) ERA: 5.1	4.0	S	13	1	1	1	1	3	1	0	0	0	0	1	0	18	22	2.25	0.500																																							

**BOTTOM**

**Chicago White Sox @ Milwaukee Brewers**  
Milwaukee County Stadium, Milwaukee, WI

<b>AB</b>	<b>30</b>
<b>R</b>	<b>2</b>
<b>H</b>	<b>5</b>
<b>RBI</b>	<b>2</b>
<b>BB</b>	<b>4</b>
<b>SO</b>	<b>5</b>
<b>LOB</b>	<b>14</b>



<b>WP</b>	<b>1</b>	<b>PA</b>	<b>34</b>
<b>PB</b>	<b>0</b>	<b>SB</b>	<b>1</b>
<b>CS</b>	<b>0</b>		

Sat May 04 1974, 4:33 AM EDT  
Att. 11,836 - Unknown - 51 F

livebaseballscorecards.com

Batter	1	2	3	4	5	6	7	8	9	AB R H RBI BB SO LOB	TOP	
<b>Pat Kelly, L</b> (1, 9) <small>OBP: 0.384, SLG: 0.338</small> <b>Buddy Bradford, R</b> (6, 9) <small>OBP: 0.388, SLG: 0.482</small>	 0-0  S 1B		 0-0  F7		 4-0  S 1B BB	 0-0  4-3		 0-0  P6		3 2 1 0 1 0 0 1 0 0 0 0 0 0	<b>Chicago White Sox @ Milwaukee Brewers</b> Milwaukee County Stadium, Milwaukee, WI Sun May 05 1974, 4:33 AM EDT Att. 17,955 - Unknown - 52 F	
<b>Jorge Orta, L</b> (1, 10) <small>OBP: 0.264, SLG: 0.304</small>	 0-3  K 1-2		 0-0  G3		 0-0  F7		 0-0  1B 1B	 0-0  F7		5 0 1 0 0 1 2		
<b>Dick Allen, R</b> (1, 3) <small>OBP: 0.415, SLG: 0.488</small> <b>Tony Muser, L</b> (9, 3) <small>OBP: 0.417, SLG: 0.500</small>	 0-0  2-H 1B		 0-0  1B 1B		 4-0  G3 1B 1-2 BB		 0-3  K		 0-3  K	4 0 2 1 1 2 1 0 0 0 0 0 0 0		
<b>Bill Melton, R</b> (1, 5) <small>OBP: 0.346, SLG: 0.370</small>	 0-0  F9		 0-0  1-2 1B		 0-0  1-2 2-H G3 1B		 0-0  P4		 4-0  WP S BB	4 0 2 1 1 0 2		
<b>Carlos May, L</b> (1, 7) <small>OBP: 0.299, SLG: 0.301</small>	 0-0  3-1		 0-0  F9		 0-0  1-2 2-3 G3		 0-0  1-3 1B		 0-0  F9	5 0 1 0 0 0 6		
<b>Ken Henderson, S</b> (1, 8) <small>OBP: 0.422, SLG: 0.511</small>		 0-0  FC1-6 S 1B		 0-0  P3		 4-0  FC5-4 IBB		 0-0  P3		 4-0  WP BB		3 0 1 0 2 0 2
<b>Ron Santo, R</b> (1, 4) <small>OBP: 0.355, SLG: 0.315</small>		 0-3  K		 0-0  F3		 0-0  1-2 FC5-4		 0-0  SH1-4 HR 1B		 4-0  1-2 2-3 BB		4 1 1 0 1 1 4
<b>Ed Herrmann, L</b> (1, 2) <small>OBP: 0.355, SLG: 0.400</small>		 0-0  1-3 FC1-6		 0-0  1B		 0-0  4-3		 0-0  1-2 SH1-4		 0-0  G3		4 0 1 0 0 0 4
<b>Bucky Dent, R</b> (1, 6) <small>OBP: 0.224, SLG: 0.321</small>		 0-0  P3		 0-0  P1		 0-0  6-3		 0-0  2-H HR		4 1 1 2 0 0 2		
<b>Inning Stats</b>	R: 1 H: 2 E: 0 LOB: 1 K: 1 BB: 0 S: 7 P: 7	R: 0 H: 1 E: 0 LOB: 1 K: 1 BB: 0 S: 6 P: 6	R: 0 H: 2 E: 0 LOB: 2 K: 0 BB: 0 S: 5 P: 5	R: 0 H: 1 E: 0 LOB: 1 K: 0 BB: 0 S: 4 P: 4	R: 1 H: 1 E: 0 LOB: 3 K: 0 BB: 3 S: 4 P: 16	R: 0 H: 0 E: 0 LOB: 0 K: 0 BB: 0 S: 3 P: 3	R: 0 H: 2 E: 0 LOB: 2 K: 1 BB: 0 S: 7 P: 7	R: 2 H: 2 E: 0 LOB: 0 K: 0 BB: 0 S: 5 P: 5	R: 0 H: 0 E: 0 LOB: 3 K: 1 BB: 3 S: 5 P: 17	1B: 10 SF: 0 2B: 0 SAC: 1 3B: 0 DP: 0 HR: 1 HBP: 0	WP: 1 PA: 44 PB: 0 SB: 4 CS: 0	
<b>PITCHER</b> <b>Jim Slaton, R</b> (1, 1) <small>ERA: 3.78</small> <b>Eduardo Rodriguez, R</b> (9, 1) <small>ERA: 2.75</small>	IP WLS BF H R ER SO BB IBB HBP BLK WP HR S P ERA WHIP 8.0 L 38 11 4 4 3 2 1 0 0 0 1 41 53 4.50 1.625 1.0 6 0 0 0 1 3 0 0 0 1 0 5 17 0.00 3.000											<b>PITCHER</b> IP WLS BF H R ER SO BB IBB HBP BLK WP HR S P ERA WHIP

<b>AB</b>	37
<b>R</b>	4
<b>H</b>	11
<b>RBI</b>	4
<b>BB</b>	6
<b>SO</b>	4
<b>LOB</b>	23



**BOTTOM**

**Chicago White Sox @ Milwaukee Brewers**  
 Milwaukee County Stadium, Milwaukee, WI

livebaseballscorecards.com

<b>AB</b>	<b>38</b>
<b>R</b>	<b>3</b>
<b>H</b>	<b>12</b>
<b>RBI</b>	<b>3</b>
<b>BB</b>	<b>2</b>
<b>SO</b>	<b>3</b>
<b>LOB</b>	<b>19</b>



WP: 0	PA: 41
PB: 0	
SB: 1	
CS: 0	

Sun May 05 1974, 4:33 AM EDT  
 Att: 17,955 - Unknown - 52 F

Batter	1	2	3	4	5	6	7	8	9	AB	R	H	RBI	BB	SO	LOB
<b>Dave May, L</b> OBP: 0.235, SLG: 0.301 (1, 9) X	0-0 1-3 ①		0-0 F8 ①		0-0 FC4-6 1B ①		0-0 FC4-6 1B ①		0-0 1-2 HR 1B ①	5	1	3	0	0	0	0
<b>Don Money, R</b> OBP: 0.354, SLG: 0.465 (1, 5) H	1-0 1B FC5-2-5 HBP ①		0-3 K ②		0-0 FC4-6 1B ②		0-0 1-2 FC4-6 1B ②		0-0 1-H 2-H HR ②	4	1	3	3	0	1	0
<b>John Briggs, L</b> OBP: 0.396, SLG: 0.563 (1, 7) X	0-0 1-3 FC5-2-5 1B ①		0-0 1B ①		0-0 FC4-6 1-2f 2-3 ②		0-0 FC4-6 1-2f 2-3 ②		4-0 1B BB ②	4	0	2	0	1	0	4
<b>George Scott, R</b> OBP: 0.333, SLG: 0.400 (1, 3) X	0-0 FC5-2-5 1-2 ②		0-0 5-3 ③		0-0 F9 ③		0-0 F9 ③		0-0 1-2 1-1-3 1B ③	5	0	1	0	0	0	7
<b>Bobby Mitchell, R</b> OBP: 0.324, SLG: 0.364 (1, 10) S	0-3 K ③		0-0 6-3 ①		0-0 6-3 ②		0-0 6-3 ②		0-0 P4 ②	5	0	0	0	0	1	4
<b>Bob Coluccio, R</b> OBP: 0.287, SLG: 0.333 (1, 8) X		0-0 6-3 ①		0-0 6-3 ②		0-0 F7 ②		0-0 P4 ②		4	0	0	0	0	0	0
<b>Darrell Porter, L</b> OBP: 0.328, SLG: 0.283 (1, 2) X		0-0 G3 ②		0-0 S 1B ②		0-0 2B ②		0-0 F8 ③		0	0	0	0	0	0	0
<b>Charlie Moore, R</b> OBP: 0.273, SLG: 0.286 (1, 2) X										4	0	2	0	0	0	0
<b>Pedro Garcia, R</b> OBP: 0.329, SLG: 0.571 (1, 4) B		4-0 BB ③		0-3 K 1-2 ③		0-0 F2 ③			0-0 1B HR 1B ③	3	1	1	0	1	1	2
<b>Robin Yount, R</b> OBP: 0.208, SLG: 0.235 (1, 6) X		0-0 F9 ③				0-0 F9 ①			0-0 F9 ①	3	0	0	0	0	0	1
<b>Ken Berry, R</b> OBP: 0.244, SLG: 0.190 (9, PH) X							0-0 1-3 ①			1	0	0	0	0	0	1

Inning Stats	R: 0	H: 1	E: 0	K: 1	S: 6	LOB: 2	BB: 0	P: 7	R: 0	H: 0	E: 0	K: 0	S: 3	LOB: 1	BB: 1	P: 7	R: 0	H: 1	E: 0	K: 1	S: 6	LOB: 1	BB: 0	P: 6	R: 0	H: 2	E: 0	K: 0	S: 5	LOB: 2	BB: 0	P: 5	R: 0	H: 1	E: 0	K: 0	S: 4	LOB: 1	BB: 0	P: 4	R: 0	H: 2	E: 0	K: 0	S: 5	LOB: 2	BB: 0	P: 5	R: 0	H: 0	E: 0	K: 0	S: 3	LOB: 0	BB: 0	P: 3	R: 3	H: 4	E: 0	K: 0	S: 6	LOB: 1	BB: 1	P: 10	1B: 10	SF: 0	2B: 2	SAC: 0	3B: 0	DP: 1	HR: 1	HBP: 1	WP: 0	PA: 41
--------------	------	------	------	------	------	--------	-------	------	------	------	------	------	------	--------	-------	------	------	------	------	------	------	--------	-------	------	------	------	------	------	------	--------	-------	------	------	------	------	------	------	--------	-------	------	------	------	------	------	------	--------	-------	------	------	------	------	------	------	--------	-------	------	------	------	------	------	------	--------	-------	-------	--------	-------	-------	--------	-------	-------	-------	--------	-------	--------

PITCHER	IP	WLS	BF	H	R	ER	SO	BB	IBB	HBP	BLK	WP	HR	S	P	ERA	WHIP
<b>Jim Kaat, L</b> ERA: 3.62 (1, 1)	8.1	W	38	11	3	3	3	1	0	1	0	0	1	42	47	3.24	1.440
<b>Cy Acosta, R</b> ERA: 1.29 (9, 1)	0.0		2	1	0	0	0	1	0	0	0	0	0	1	5	∞	∞
<b>Terry Forster, L</b> ERA: 4.99 (9, 1)	0.2	S	1	0	0	0	0	0	0	0	0	0	0	1	1	0.00	0.000

Batter	1	2	3	4	5	6	7	8	9	AB R H RBI BB SO LOB	TOP	
Larry Hisle, R (1, 7) OBP: 0.355, SLG: 0.543	0-0 F4		0-0 E 2B 1B		0-3 K		0-3 K		0-0 G6-4-3 1B	5 1 2 0 0 2 0		
Rod Carew, L (1, 4) OBP: 0.434, SLG: 0.467	0-0 S 1B		0-0 E6 L4-3 1-2		0-0 1B 1B		0-0 F7		0-0 G6-4-3 1-2f	5 1 2 0 0 0 2		
Tony Oliva, L (1, 10) OBP: 0.361, SLG: 0.517	0-0 F9 1-2		0-0 L4-3 1-2		0-0 1B 1B		0-0 HR			4 1 2 1 0 0 3		
Harmon Killebrew, R (1, 3) Joe Lis, R (7, 3) OBP: 0.304, SLG: 0.446 OBP: 0.300, SLG: 0.192	0-0 P3		0-0 2B		0-0 G5-4-3 1B 1-2 3-H		0-0 1B			4 0 3 2 0 0 1 0 0 0 0 0 0 0		
Eric Soderholm, R (1, 5) OBP: 0.400, SLG: 0.489		0-0 F8	0-0 F9		0-0 G5-4-3 1-2f		0-0 1-3			4 0 0 0 0 0 4		
Bobby Darwin, R (1, 9) OBP: 0.333, SLG: 0.536		0-0 2B 1B		0-0 5-3		0-3 K		0-0 L4		4 0 1 0 0 1 0		
Steve Brye, R (1, 8) OBP: 0.313, SLG: 0.435		0-0 1-3 2B		0-0 5-4-3 1B		0-0 4-3		0-0 F3		4 0 2 0 0 0 0		
Glenn Borgmann, R (1, 2) OBP: 0.244, SLG: 0.143		0-0 F9		0-0 5-4-3 1-2		4-0 FC5-4 BB		0-0 6-3		3 0 0 0 1 0 3		
Luis Gomez, R (1, 6) OBP: 0.125, SLG: 0.087		0-0 5-3		0-0 6-3		0-0 FC5-4 1-2f		0-0 F9		4 0 0 0 0 0 4		
<b>Inning Stats</b>	R: 0 E: 0 K: 0 S: 4 H: 1 LOB: 1 BB: 0 P: 4	R: 0 E: 0 K: 0 S: 5 H: 2 LOB: 2 BB: 0 P: 5	R: 1 E: 1 K: 0 S: 5 H: 2 LOB: 1 BB: 0 P: 5	R: 0 E: 0 K: 0 S: 4 H: 1 LOB: 1 BB: 0 P: 4	R: 1 E: 0 K: 1 S: 7 H: 3 LOB: 1 BB: 0 P: 7	R: 0 E: 0 K: 1 S: 5 H: 0 LOB: 1 BB: 1 P: 9	R: 1 E: 0 K: 1 S: 7 H: 2 LOB: 1 BB: 0 P: 7	R: 0 E: 0 K: 0 S: 3 H: 0 LOB: 0 BB: 0 P: 3	R: 0 E: 0 K: 0 S: 3 H: 1 LOB: 0 BB: 0 P: 3	1B: 9 2B: 3 3B: 0 HR: 1 SF: 0 SAC: 0 DP: 3 HBP: 0	WP: 0 PB: 0 SB: 1 CS: 0 PA: 38	
<b>PITCHER</b> Clyde Wright, L (1, 1) ERA: 4.5	IP WLS BF H R ER SO BB IBB HBP BLK WP HR S P ERA WHIP											<b>PITCHER</b> IP WLS BF H R ER SO BB IBB HBP BLK WP HR S P ERA WHIP

Minnesota Twins @ Milwaukee Brewers  
Milwaukee County Stadium, Milwaukee, WI

Tue May 07 1974, 8:05 PM EDT  
Att: 3,264 - Unknown - 38 F

livebaseballscorecards.com

AB	37
R	3
H	12
RBI	3
BB	1
SO	3
LOB	17



Batter	1	2	3	4	5	6	7	8	9	AB	R	H	RBI	BB	SO	LOB
Don Money, R OBP: 0.350, SLG: 0.456 (1, 5)	0-0 F3		0-0 G6-4-3 1B		0-0 CS	0-0 F7		0-0 F7		4	0	1	0	0	0	0
Bob Coluccio, R OBP: 0.286, SLG: 0.329 (1, 8)	0-0 L6		0-0 G6-4-3			0-0 F6		0-0 1B		4	0	1	0	0	0	2
John Briggs, L OBP: 0.369, SLG: 0.548 (1, 7)	0-0 1B			0-0 L9		0-0 F8		0-0 P3		4	0	1	0	0	0	1
George Scott, R OBP: 0.330, SLG: 0.405 (1, 3)	0-3 K			0-0 2B			0-0 L8		0-3 K	4	0	1	0	0	2	1
Dave May, L OBP: 0.236, SLG: 0.291 (1, 9)		0-0 F7		0-3 K			0-0 4-3		4-0 BB	3	0	0	0	1	1	1
Bobby Mitchell, R OBP: 0.317, SLG: 0.351 (1, 10)		0-0 5-3		0-3 K			0-0 1B 1B		0-3 K	4	0	1	0	0	2	2
Charlie Moore, R OBP: 0.269, SLG: 0.280 (1, 2)		0-0 6-3			0-0 4-3		0-0 1B		0-0 F7	4	0	1	0	0	0	1
Pedro Garcia, R OBP: 0.316, SLG: 0.548 (1, 4)			0-0 F3		0-3 K		0-0 P6			3	0	0	0	0	1	2
Robin Yount, R OBP: 0.227, SLG: 0.254 (1, 6)			0-0 1B		0-0 CS			0-0 F7		3	0	2	0	0	0	0

**BOTTOM**

**Minnesota Twins @ Milwaukee Brewers**  
Milwaukee County Stadium, Milwaukee, WI

Tue May 07 1974, 8:05 PM EDT  
Att. 3,264 - Unknown - 38 F

[livebaseballscorecards.com](http://livebaseballscorecards.com)

**AB 33**  
**R 0**  
**H 8**  
**RBI 0**  
**BB 1**  
**SO 6**  
**LOB 10**



Inning Stats	R: 0	H: 1	E: 0	K: 1	S: 6	LOB: 1	BB: 0	P: 6	R: 0	H: 0	E: 0	K: 0	S: 3	LOB: 0	BB: 0	P: 3	R: 0	H: 2	E: 0	K: 0	S: 4	LOB: 1	BB: 0	P: 4	R: 0	H: 1	E: 0	K: 1	S: 5	LOB: 0	BB: 0	P: 5	R: 0	H: 0	E: 0	K: 0	S: 3	LOB: 0	BB: 0	P: 3	R: 0	H: 2	E: 0	K: 0	S: 5	LOB: 2	BB: 0	P: 5	R: 0	H: 1	E: 0	K: 0	S: 4	LOB: 1	BB: 0	P: 4	R: 0	H: 0	E: 0	K: 2	S: 7	LOB: 1	BB: 1	P: 11	1B: 7	SF: 0	2B: 1	SAC: 0	3B: 0	DP: 1	HR: 0	HBP: 0	WP: 0	PA: 35	PB: 0	SB: 1	CS: 1	ERA	WHIP
<b>Joe Decker, R</b> ERA: 3.58 (1, 1)	IP	WLS	BF	H	R	ER	SO	BB	IBB	HBP	BLK	WP	HR	S	P	ERA	WHIP	IP	WLS	BF	H	R	ER	SO	BB	IBB	HBP	BLK	WP	HR	S	P	ERA	WHIP	IP	WLS	BF	H	R	ER	SO	BB	IBB	HBP	BLK	WP	HR	S	P	ERA	WHIP																												

Batter	1	2	3	4	5	6	7	8	9	AB R H RBI BB SO LOB	TOP									
Bob Coluccio, R (1, 8) OBP: 0.274, SLG: 0.315	0-0 5-3		0-0 F3			0-0 6-3		0-0 F7		4 0 0 0 0 0 1	<b>Milwaukee Brewers @ New York Yankees</b> Shea Stadium, Flushing, NY Fri May 10 1974, 7:05 PM EDT Att: 9,177 - Unknown - 59 F									
Don Money, R (1, 5) OBP: 0.346, SLG: 0.479	0-3 K			0-0 P6		0-0 P6		0-0 HR		4 1 1 1 0 1 0										
John Briggs, L (1, 7) OBP: 0.394, SLG: 0.552	0-3 K			0-0 2B		4-0 BB BB		0-0 F8		3 0 1 0 1 1 0										
George Scott, R (1, 3) OBP: 0.327, SLG: 0.391		0-0 F4		0-0 F9		4-0 BB BB		0-0 L5		3 0 0 0 1 0 1										
Dave May, L (1, 9) OBP: 0.226, SLG: 0.278	0-3 K			0-0 1-3		0-0 F9		0-0 G3		4 0 0 0 0 1 3										
Darrell Porter, L (1, 10) OBP: 0.338, SLG: 0.351		0-0 F8			0-0 F8		0-0 G6-4-3 1B		0-0 HR	4 1 2 1 0 0 0										
Charlie Moore, R (1, 2) OBP: 0.333, SLG: 0.345			0-0 S 1B		0-0 1B		0-0 G6-4-3 1-2f		0-0 1B	4 0 3 0 0 0 1										
Pedro Garcia, R (1, 4) OBP: 0.301, SLG: 0.519			0-0 P4		0-0 F7		0-0 F7		0-0 L7	4 0 0 0 0 0 3										
Robin Yount, R (1, 6) OBP: 0.221, SLG: 0.247			0-0 F8		0-0 G3			0-0 F7		2 0 0 0 0 0 2										
Bob Hansen, L (8, PH)										1 0 0 0 0 0 0										
Tim Johnson, L (8, 6) OBP: 0.125, SLG: 0.250										0 0 0 0 0 0 0										
<b>Inning Stats</b>	R: 0 E: 0 K: 2 S: 7	H: 0 LOB: 0 BB: 0 P: 7	R: 0 E: 0 K: 1 S: 5	H: 0 LOB: 0 BB: 0 P: 5	R: 0 E: 0 K: 0 S: 4	H: 1 LOB: 1 BB: 0 P: 4	R: 0 E: 0 K: 0 S: 4	H: 1 LOB: 1 BB: 0 P: 4	R: 0 E: 0 K: 0 S: 3	H: 0 LOB: 2 BB: 2 P: 11	R: 0 E: 0 K: 0 S: 3	H: 1 LOB: 0 BB: 0 P: 3	R: 1 E: 0 K: 0 S: 4	H: 1 LOB: 0 BB: 0 P: 4	R: 1 E: 0 K: 0 S: 5	H: 2 LOB: 1 BB: 0 P: 5	1B: 4 2B: 1 3B: 0 HR: 2	SF: 0 SAC: 0 DP: 1 HBP: 0	WP: 0 PB: 0 SB: 1 CS: 0	PA: 35
<b>PITCHER</b> Dick Tidrow, R (1, 1) ERA: 4.43	IP: 9.0 WLS: W BF: 35 H: 7 R: 2 ER: 2 SO: 3 BB: 2 IBB: 0 HBP: 0 BLK: 0 WP: 0 HR: 2 S: 39 P: 47 ERA: 2.00 WHIP: 1.000																			

<b>AB</b>	33
<b>R</b>	2
<b>H</b>	7
<b>RBI</b>	2
<b>BB</b>	2
<b>SO</b>	3
<b>LOB</b>	11



Batter	1	2	3	4	5	6	7	8	9
Roy White, S OBP: 0.371, SLG: 0.419 (1, 7)	0-0 G3		0-0 F8	0-0 SF9		0-0 FC1-6-4			
Thurman Munson, R OBP: 0.267, SLG: 0.385 (1, 2)	0-0 F8		0-0 1B	0-0 5-3			0-0 6-3		
Bobby Murcer, L OBP: 0.341, SLG: 0.355 (1, 8)	0-0 L9		0-0 1B	0-3 K			0-0 F7		
Ron Blomberg, L OBP: 0.400, SLG: 0.609 (1, 9)		0-0 F7	0-0 1B		0-0 3-1		4-0 BB		
Graig Nettles, L OBP: 0.344, SLG: 0.579 (1, 5)		4-0 2B	0-3 K		0-0 4-3		0-0 F7		
Chris Chambliss, L OBP: 0.297, SLG: 0.339 (1, 3)		0-0 SF9	0-0 F9		0-0 4-3		0-0 F9		
Bill Sudakis, S OBP: 0.294, SLG: 0.300 (1, 10)		0-0 SF9		0-0 1B		0-0 F7		0-0 F9	
Jim Mason, L OBP: 0.309, SLG: 0.299 (1, 6)		0-3 K	4-0 SF9	0-0 5-3		0-0 P6		0-0 6-3	
Fernando Gonzalez, R OBP: 0.225, SLG: 0.231 (1, 4)			0-0 2B	0-0 5-3		4-0 BB			

AB	R	H	RBI	BB	SO	LOB
3	0	0	1	0	0	2
4	1	1	2	0	0	1
4	1	1	1	0	1	1
3	0	1	1	1	0	0
3	1	0	0	1	1	2
4	1	1	1	0	0	1
3	1	1	1	0	0	0
3	1	0	0	1	1	0
2	1	2	0	1	0	0

**BOTTOM**

**Milwaukee Brewers @ New York Yankees**  
 Shea Stadium, Flushing, NY  
 Fri May 10 1974, 7:05 PM EDT  
 Att. 9,177 - Unknown - 59 F

[livebaseballscorecards.com](http://livebaseballscorecards.com)

<b>AB</b>	<b>29</b>
<b>R</b>	<b>7</b>
<b>H</b>	<b>7</b>
<b>RBI</b>	<b>7</b>
<b>BB</b>	<b>4</b>
<b>SO</b>	<b>3</b>
<b>LOB</b>	<b>7</b>



1B: 5	SF: 2
2B: 2	SAC: 0
3B: 0	DP: 0
HR: 0	HBP: 0

WP: 0	PA: 35
PB: 0	
SB: 0	
CS: 0	

Inning Stats		R: 0	H: 0	E: 0	K: 0	S: 3	R: 2	H: 1	E: 0	K: 1	S: 6	R: 3	H: 4	E: 0	K: 1	S: 9	R: 2	H: 2	E: 0	K: 1	S: 7	R: 0	H: 0	E: 0	K: 0	S: 3	R: 0	H: 0	E: 0	K: 0	S: 3	R: 0	H: 0	E: 0	K: 0	S: 3	R: 0	H: 0	E: 0	K: 0	S: 3
PITCHER		IP	WLS	BF	H	R	ER	SO	BB	IBB	HBP	BLK	WP	HR	S	P	ERA	WHIP																							
Jim Colborn, R	(1, 1)	3.0	L	16	6	6	6	2	1	0	0	0	0	0	19	23	18.00	2.333																							
Bill Champion, R	(4, 1)	4.0		16	1	1	1	1	3	0	0	0	0	0	15	27	2.25	1.000																							
Tom Murphy, R	(8, 1)	1.0		3	0	0	0	0	0	0	0	0	0	0	3	3	0.00	0.000																							

Batter	1	2	3	4	5	6	7	8	9	AB R H RBI BB SO LOB	TOP
Ken Berry, R (1, 8) OBP: 0.245, SLG: 0.196	0-0 F9		0-0 F3			0-0 5-3	0-0 BB 1B			4 0 1 1 0 0 1	<b>Milwaukee Brewers @ New York Yankees</b> Shea Stadium, Flushing, NY Sat May 11 1974, 3:33 AM EDT Att: 9,013 - Unknown - 61 F <a href="http://livebaseballscorecards.com">livebaseballscorecards.com</a>
George Scott, R (1, 3) OBP: 0.333, SLG: 0.382	4-0 CS BB		0-0 G6-4-3 1-2f			0-0 F9	4-0 3-H 1-2 FC5-4 BB			2 0 0 0 2 0 1	
Don Money, R (1, 5) OBP: 0.333, SLG: 0.459	0-0 F8			0-0 P4		0-0 2B E5	0-0 1-2f FC5-4			4 0 0 0 0 0 3	
John Briggs, L (1, 7) OBP: 0.388, SLG: 0.549	0-0 CS 1-2	0-0 F8		0-3 K		0-0 1-3 2B		0-0 4-3		4 0 1 0 0 1 0	
Darrell Porter, L (1, 10) OBP: 0.361, SLG: 0.356		H 1-0 HR HBP		X 0-0 S 1B		4-0 1B IBB		X 0-0 4-3		2 1 1 0 1 0 0	
Charlie Moore, R (1, 2) OBP: 0.294, SLG: 0.303		X 0-0 P4		X 0-0 1-2 4-3		X 0-0 4-3		X 0-0 F9		4 0 0 0 0 0 5	
Dave May, L (1, 9) OBP: 0.237, SLG: 0.319		X 0-0 1-H HR			X 0-0 F5		X 0-0 F8 SH3-4 1B 1B		X 0-0 P1	4 2 2 2 0 0 0 0 0 0 0 0 0 0	
Bob Coluccio, R (9, 9) OBP: 0.274, SLG: 0.315											
Pedro Garcia, R (1, 4) OBP: 0.291, SLG: 0.500		X 0-0 6-3									
Robin Yount, R (1, 6) OBP: 0.222, SLG: 0.247			X 0-0 G6-4-3 1B			X 0-0 F8		X 0-0 F8 2-3	X 0-0 F9	4 0 1 0 0 0 1	
<b>Inning Stats</b>	R: 0 E: 0 K: 0 S: 2 H: 0 LOB: 0 BB: 1 P: 6	R: 2 E: 0 K: 0 S: 4 H: 1 LOB: 0 BB: 0 P: 5	R: 0 E: 0 K: 0 S: 3 H: 1 LOB: 0 BB: 0 P: 3	R: 0 E: 0 K: 1 S: 6 H: 1 LOB: 1 BB: 0 P: 6	R: 0 E: 0 K: 1 S: 5 H: 0 LOB: 0 BB: 0 P: 5	R: 0 E: 1 K: 0 S: 5 H: 1 LOB: 3 BB: 1 P: 9	R: 1 E: 0 K: 0 S: 5 H: 2 LOB: 2 BB: 1 P: 9	R: 0 E: 0 K: 0 S: 3 H: 0 LOB: 0 BB: 0 P: 3	R: 0 E: 0 K: 0 S: 3 H: 0 LOB: 0 BB: 0 P: 3	1B: 4 2B: 1 3B: 0 HR: 1 SF: 0 SAC: 1 DP: 1 HBP: 1	WP: 0 PB: 0 SB: 1 CS: 1 PA: 37
<b>PITCHER</b> Doc Medich, R (1, 1) ERA: 3.1	IP: 9.0 WLS: L BF: 36 H: 6 R: 3 ER: 3 SO: 2 BB: 2 IBB: 1 HBP: 1 BLK: 0 WP: 0 HR: 1 S: 36 P: 49 ERA: 3.00 WHIP: 0.889										

AB	31
R	3
H	6
RBI	3
BB	3
SO	2
LOB	11





Batter	1	2	3	4	5	6	7	8	9	AB	R	H	RBI	BB	SO	LOB	BOTTOM			
Roy White, S <small>OBP: 0.372, SLG: 0.418</small> (1, 7)	0-3 K		0-0 4-3 S 1B		0-3 K		0-0 F7		0-0 1B	5	0	2	0	0	2	0	<b>Milwaukee Brewers @ New York Yankees</b> Shea Stadium, Flushing, NY Sat May 11 1974, 3:33 AM EDT Att. 9,013 - Unknown - 61 F			
Thurman Munson, R <small>OBP: 0.272, SLG: 0.381</small> (1, 2)	0-0 5-3		0-3 K2-3 1-2		4-0 PB S BB			0-0 1B SF8 1B	4	1	1	0	1	1	2					
Bobby Murcer, L <small>OBP: 0.338, SLG: 0.351</small> (1, 8)	0-0 1B		0-0 4-3 2-3		0-0 1-6-3			0-0 L4	4	0	1	0	0	0	3					
Ron Blomberg, L <small>OBP: 0.418, SLG: 0.612</small> (1, 9)	0-0 1-3 1B		0-0 3-1			4-0 BB		0-0 1B 1-3 1B	3	0	2	0	1	0	1					
Graig Nettles, L <small>OBP: 0.333, SLG: 0.564</small> (1, 5)	0-0 3-1			0-0 G3			0-0 F8	0-0 SF8	3	0	0	1	0	0	3					
Chris Chambliss, L <small>OBP: 0.311, SLG: 0.376</small> (1, 3)		0-0 HR		0-0 1B			0-0 F7	0-0 1-3 1B	4	1	3	1	0	0	1					
Bill Sudakis, S <small>OBP: 0.278, SLG: 0.281</small> (1, 10)		0-0 F8		0-3 K			0-0 F8	0-0 F8	4	0	0	0	0	1	4					
Jim Mason, L <small>OBP: 0.301, SLG: 0.290</small> (1, 6) Horace Clarke, S <small>OBP: 0.293, SLG: 0.282</small> (9, PH)		0-0 4-3		0-3 K			0-0 F7		0-3 K	3	0	0	0	0	1	1				
Fernando Gonzalez, R <small>OBP: 0.209, SLG: 0.214</small> (1, 4) Mike Hegan, L <small>OBP: 0.317, SLG: 0.377</small> (9, PH)		0-0 P2					0-3 K	0-0 G3	1	0	0	0	0	0	0	0				
<b>Inning Stats</b>	R: 0 E: 0 K: 1 S: 7	H: 2 LOB: 2 BB: 0 P: 7	R: 1 E: 0 K: 0 S: 4	H: 1 LOB: 0 BB: 0 P: 4	R: 0 E: 0 K: 1 S: 6	H: 1 LOB: 1 BB: 0 P: 6	R: 0 E: 0 K: 2 S: 8	H: 1 LOB: 1 BB: 0 P: 8	R: 0 E: 0 K: 1 S: 5	H: 0 LOB: 1 BB: 1 P: 9	R: 0 E: 0 K: 1 S: 3	H: 0 LOB: 0 BB: 0 P: 5	R: 1 E: 0 K: 0 S: 6	H: 3 LOB: 2 BB: 0 P: 6	R: 0 E: 0 K: 1 S: 6	H: 1 LOB: 1 BB: 0 P: 6	1B: 8 2B: 0 3B: 0 HR: 1	SF: 1 SAC: 0 DP: 0 HBP: 0	WP: 0 PB: 1 SB: 2 CS: 0	PA: 38
<b>PITCHER</b> Jim Staton, R <small>ERA: 3.59</small> (1, 1) Tom Murphy, R <small>ERA: 2.93</small> (8, 1)	IP 7.2	WLS W	BF 33	H 8	R 2	ER 2	SO 6	BB 2	IBB 0	HBP 0	BLK 0	WP 0	HR 1	S 43	P 51	ERA 2.35	WHIP 1.304			
	IP 1.1	WLS S	BF 5	H 1	R 0	ER 0	SO 1	BB 0	IBB 0	HBP 0	BLK 0	WP 0	HR 0	S 7	P 7	ERA 0.00	WHIP 0.750			

AB	35
R	2
H	9
RBI	2
BB	2
SO	7
LOB	15



WP	0	PA	38
PB	1		
SB	2		
CS	0		

PITCHER	IP	WLS	BF	H	R	ER	SO	BB	IBB	HBP	BLK	WP	HR	S	P	ERA	WHIP
Jim Staton, R	7.2	W	33	8	2	2	6	2	0	0	0	0	1	43	51	2.35	1.304
Tom Murphy, R	1.1	S	5	1	0	0	1	0	0	0	0	0	0	7	7	0.00	0.750


Batter	1	2	3	4	5	6	7	8	9	AB R H RBI BB SO LOB	TOP									
<b>Don Money, R</b> OBP: 0.330, SLG: 0.461 (1, 5) X	0-0 5-3 1B	0-0 5-3 1-2 2B		0-0 4-3-6-4 1-2f			0-0 SH2-4 1-2	0-0 2B 1-H 2-H		4 0 1 2 0 0 2										
<b>Dave May, L</b> OBP: 0.235, SLG: 0.323 (1, 9) X	0-0 1B 2B	0-0 6-3 2-3			0-0 F6		0-0 4-3 2-3	0-0 F8		5 1 1 0 0 0 3										
<b>George Scott, R</b> OBP: 0.355, SLG: 0.398 (1, 3) X	0-0 FC4-6 2-H 1B	0-0 1B			0-0 F9		4-0 3B BB		0-0 FC4-6 1B	4 1 3 2 1 0 0										
<b>John Briggs, L</b> OBP: 0.380, SLG: 0.552 (1, 7) X	0-0 FC4-6 1B 1-2f 1B	0-0 F7			0-0 F9		0-0 1-H 3-H 3B		0-0 F7	5 1 1 2 0 0 3										
<b>Darrell Porter, L</b> OBP: 0.364, SLG: 0.375 (1, 2) X	0-0 BB 1B 1-3 1B				0-0 F8		0-0 2B		0-0 FC4-6 1-2f	5 0 2 0 0 1 2										
<b>Bobby Mitchell, R</b> OBP: 0.333, SLG: 0.350 (1, 10) X <b>Bob Hansen, L</b> (9, PH)	0-0 BB 1-2 3-H 1B				0-0 F8		0-0 F9		1-0 4-6-3 2B HBP	3 1 1 1 0 0 1 1 0 0 0 0 0 1										
<b>Ken Berry, R</b> OBP: 0.245, SLG: 0.184 (1, 8) B B B	4-0 1-2 2-3 BB				0-0 G3		0-0 5-3		0-0 4-6-3 1-2	3 0 0 0 1 0 2										
<b>Pedro Garcia, R</b> OBP: 0.278, SLG: 0.476 (1, 4) S S S	0-3 K				0-0 F4		0-3 K		0-0 E5 2B	4 1 0 0 0 2 5										
<b>Robin Yount, R</b> OBP: 0.235, SLG: 0.259 (1, 6) X		0-0 E5 6-3 5-3 1B			0-0 1B 2-3-6-4		0-0 4-3 SH2-4 3B 1B		0-0 F4	4 2 2 0 0 0 2										
<b>Inning Stats</b>	R: 2 E: 0 K: 1 S: 9	H: 4 LOB: 3 BB: 1 P: 13	R: 1 E: 1 K: 0 S: 5	H: 1 LOB: 1 BB: 0 P: 5	R: 0 E: 0 K: 0 S: 3	H: 0 LOB: 0 BB: 0 P: 3	R: 0 E: 0 K: 0 S: 3	H: 1 LOB: 0 BB: 0 P: 3	R: 0 E: 0 K: 1 S: 6	H: 1 LOB: 1 BB: 0 P: 6	R: 2 E: 0 K: 1 S: 7	H: 2 LOB: 1 BB: 1 P: 11	R: 2 E: 1 K: 0 S: 5	H: 1 LOB: 1 BB: 0 P: 6	R: 0 E: 0 K: 0 S: 4	H: 1 LOB: 1 BB: 0 P: 4	1B: 7 2B: 4 3B: 1 HR: 0	SF: 0 SAC: 1 DP: 1 HBP: 1	WP: 0 PB: 0 SB: 0 CS: 0	PA: 42
<b>PITCHER</b>	IP WLS BF H R ER SO BB IBB HBP BLK WP HR S P ERA WHIP																			
<b>Mel Stottlemyre, R</b> ERA: 3.59 (1, 1)	7.2 L 37 10 7 4 3 2 0 1 0 0 0 0 40 49 4.70 1.565																			
<b>Cecil Upshaw, R</b> ERA: 2.13 (8, 1)	1.1 5 1 0 0 0 0 0 0 0 0 0 0 5 5 0.00 0.750																			

Milwaukee Brewers @ New York Yankees  
Shea Stadium, Flushing, NY  
Sun May 12 1974, 3:33 AM EDT  
Cloudy - 69 F

AB	38
R	7
H	11
RBI	7
BB	2
SO	3
LOB	21



Batter	1	2	3	4	5	6	7	8	9	AB	R	H	RBI	BB	SO	LOB
Roy White, S (1, 7) OBP: 0.367, SLG: 0.409	0-0 F8		0-0 6-3			0-0 BB 1B	0-0 F2		0-0 F6	5	1	1	0	0	0	2
Chris Chambliss, L (1, 3) OBP: 0.331, SLG: 0.391	0-0 G4-6-3 1B			0-0 1-3 1B		4-0 BB 1B 1-2		0-0 1B FC6-4 1B		3	1	3	0	1	0	0
Bobby Murcer, L (1, 8) OBP: 0.336, SLG: 0.347	0-0 G4-6-3 1-2f			0-0 1-3		0-0 F6		0-0 FC6-4 1B		4	0	1	0	0	0	4
Lou Piniella, R (1, 9) OBP: 0.362, SLG: 0.416		0-0 HR		0-0 F8		0-0 1-2 2-H 1B		0-0 FC6-4 BB		4	1	2	3	0	0	2
Thurman Munson, R (1, 2) OBP: 0.271, SLG: 0.372		0-0 F8		0-0 F4		0-0 G3		4-0 1-2 BB		3	0	0	0	1	0	3
Bill Sudakis, S (1, 10) OBP: 0.276, SLG: 0.279		0-0 F8			0-0 F9		0-0 2B 1B	0-0 F6		4	0	1	0	0	0	2
Graig Nettles, L (1, 5) OBP: 0.324, SLG: 0.545		0-0 G3			0-0 4-3		0-0 F8	0-0 F8		4	0	0	0	0	0	3
Fernando Gonzalez, R (1, 4) OBP: 0.213, SLG: 0.239			0-0 4-3		0-0 F9		0-0 1-3 2B		0-0 F2	4	0	1	0	0	0	0
Jim Mason, L (1, 6) OBP: 0.296, SLG: 0.284			0-3 K			0-0 1-3	0-0 6-3		0-0 6-3	2	0	0	0	0	1	0
Walt Williams, R (7, PH) OBP: 0.125, SLG: 0.087										1	0	0	0	0	0	2
Gene Michael, S (8, 6) OBP: 0.231, SLG: 0.179										0	0	0	0	0	0	0
Rick Dempsey, R (9, PH) OBP: 0.500, SLG: 0.333										1	0	0	0	0	0	0

BOTTOM																					
<b>Milwaukee Brewers @ New York Yankees</b> Shea Stadium, Flushing, NY Sun May 12 1974, 3:33 AM EDT Cloudy - 69 F																					
<b>AB 35</b> <b>R 3</b> <b>H 9</b> <b>RBI 3</b> <b>BB 2</b> <b>SO 1</b> <b>LOB 18</b>																					
																					
<table border="0" style="width: 100%;"> <tr> <td>WP: 0</td> <td>PA: 37</td> </tr> <tr> <td>PB: 0</td> <td>SB: 0</td> </tr> <tr> <td>CS: 0</td> <td></td> </tr> </table>																WP: 0	PA: 37	PB: 0	SB: 0	CS: 0	
WP: 0	PA: 37																				
PB: 0	SB: 0																				
CS: 0																					

Inning Stats	R: 0	H: 1	E: 0	LOB: 0	K: 0	BB: 0	S: 3	P: 3	R: 1	H: 1	E: 0	LOB: 0	K: 0	BB: 0	S: 4	P: 4	R: 0	H: 0	E: 0	LOB: 0	K: 1	BB: 0	S: 5	P: 5	R: 0	H: 1	E: 0	LOB: 1	K: 0	BB: 0	S: 4	P: 4	R: 0	H: 0	E: 0	LOB: 0	K: 0	BB: 0	S: 3	P: 3	R: 1	H: 2	E: 0	LOB: 2	K: 0	BB: 1	S: 5	P: 9	R: 0	H: 2	E: 0	LOB: 2	K: 0	BB: 0	S: 5	P: 5	R: 1	H: 2	E: 0	LOB: 2	K: 0	BB: 1	S: 5	P: 9	R: 0	H: 0	E: 0	LOB: 0	K: 0	BB: 0	S: 3	P: 3	1B: 7	SF: 0	2B: 1	SAC: 0	3B: 0	DP: 1	HR: 1	HBP: 0	WP: 0	PA: 37
PITCHER Clyde Wright, L (1, 1) ERA: 4.25	IP	WLS	BF	H	R	ER	SO	BB	IBB	HBP	BLK	WP	HR	S	P	ERA	WHIP																																																																	
																	PITCHER	IP	WLS	BF	H	R	ER	SO	BB	IBB	HBP	BLK	WP	HR	S	P	ERA	WHIP																																																

Batter	1	2	3	4	5	6	7	8	9	AB R H RBI BB SO LOB	TOP									
<b>Don Money, R</b> (1, 5) OBP: 0.336, SLG: 0.462	0-0 6-3	0-0 F9			0-0 3-4 1B		0-0 2-3 3-H 1B			4 0 2 1 0 0 2	<b>Milwaukee Brewers @ New York Yankees</b> Shea Stadium, Flushing, NY Sun May 12 1974, 3:38 AM EDT Att. 15,848 - Overcast - 68 F <a href="http://livebaseballscorecards.com">livebaseballscorecards.com</a>									
<b>Dave May, L</b> (1, 9) OBP: 0.236, SLG: 0.350	0-0 HR		0-0 G3		0-0 3-4 1-2f		0-0 6-3-4-6			4 1 1 1 0 0 3										
<b>George Scott, R</b> (1, 3) OBP: 0.351, SLG: 0.423	0-0 6-3		0-0 F4			0-0 HR		0-0 G3		4 1 1 1 0 0 0										
<b>John Briggs, L</b> (1, 7) OBP: 0.375, SLG: 0.550	0-3 K		0-3 K			0-3 K		0-0 1B 2B		4 1 1 0 0 3 0										
<b>Darrell Porter, L</b> (1, 2) OBP: 0.370, SLG: 0.382		0-0 F9		0-0 F9		0-0 G5-4-3 1B		0-0 2-H 1B		4 0 2 1 0 0 0										
<b>Bobby Mitchell, R</b> (1, 10) OBP: 0.327, SLG: 0.341		0-0 5-3		0-0 F8		0-0 G5-4-3 1-2f		0-0 1B		4 0 1 0 0 0 1										
<b>Bob Coluccio, R</b> (1, 8) OBP: 0.293, SLG: 0.319		4-0 1B S BB		0-0 1B		4-0 2B 1B BB		0-3 K		2 2 1 0 2 1 1										
<b>Pedro Garcia, R</b> (1, 4) OBP: 0.290, SLG: 0.494		0-0 E 1-H 1B		0-0 F7		0-0 1B 1-3 2B				3 0 2 1 0 0 1										
<b>Robin Yount, R</b> (1, 6) OBP: 0.227, SLG: 0.250		0-0 E6 1-2		0-3 K		0-0 L9				3 0 0 0 0 1 3										
<b>Inning Stats</b>	R: 1 E: 0 K: 1 S: 6	H: 1 LOB: 0 BB: 0 P: 6	R: 1 E: 1 K: 0 S: 5	H: 1 LOB: 2 BB: 1 P: 9	R: 0 E: 0 K: 1 S: 5	H: 0 LOB: 0 BB: 0 P: 5	R: 0 E: 0 K: 0 S: 4	H: 1 LOB: 1 BB: 0 P: 4	R: 0 E: 0 K: 1 S: 5	H: 1 LOB: 0 BB: 0 P: 5	R: 1 E: 0 K: 1 S: 6	H: 2 LOB: 0 BB: 0 P: 6	R: 1 E: 0 K: 0 S: 4	H: 2 LOB: 1 BB: 1 P: 8	R: 1 E: 0 K: 1 S: 7	H: 3 LOB: 1 BB: 0 P: 7	1B: 7 2B: 4 3B: 0 HR: 2	SF: 0 SAC: 0 DP: 3 HBP: 0	WP: 0 PB: 0 SB: 1 CS: 0	PA: 34
<b>PITCHER</b>	IP WLS BF H R ER SO BB IBB HBP BLK WP HR S P ERA WHIP																			
<b>Dick Woodson, R</b> (1, 1) ERA: 5.29	6.0 L 24 6 3 3 4 1 0 0 0 0 2 31 35 4.50 1.167																			
<b>Dave Pagan, R</b> (7, 1) ERA: 3.38	0.1 4 2 1 1 0 1 0 0 0 0 0 3 7 27.00 9.000																			
<b>Sparky Lyle, L</b> (7, 1) ERA: 2.29	1.2 6 3 1 1 1 0 0 0 0 0 0 8 8 5.40 1.800																			



Batter	1	2	3	4	5	6	7	8	9	AB R H RBI BB SO LOB
Roy White, S OBP: 0.359, SLG: 0.400 (1, 7) X	0-0 F7 ①		0-0 F8 ②			0-0 F7 ②				3 0 0 0 0 0 0
Chris Chambliss, L OBP: 0.324, SLG: 0.382 (1, 3) X	0-0 F9 ②		0-3 K ③			0-0 5-3 ③				3 0 0 0 0 1 0
Bobby Murcer, L OBP: 0.329, SLG: 0.339 (1, 8) X	0-0 4-3 ③				0-0 F7 ①			0-0 E3		3 0 0 0 0 0 0
Lou Piniella, R OBP: 0.361, SLG: 0.413 (1, 9) X		0-0 1B 1B			0-0 F4 ②			0-0 F8 ①		3 0 1 0 0 0 1
Thurman Munson, R OBP: 0.266, SLG: 0.364 (1, 10) X		0-0 F4 ①			0-3 K ③			0-0 F3 ②		3 0 0 0 0 1 2
Graig Nettles, L OBP: 0.317, SLG: 0.532 (1, 5) X		0-0 F8 ②			0-0 1-3 ①			0-0 F8 ③		3 0 0 0 0 0 2
Rick Dempsey, R OBP: 0.545, SLG: 0.778 (1, 2) X		0-0 1-2 1B			0-0 F5 ②			0-0 HR		3 1 2 1 0 0 0
Fernando Gonzalez, R OBP: 0.204, SLG: 0.229 (1, 4) X		0-0 F6 ③			0-0 F8 ③					2 0 0 0 0 0 2
Jim Mason, L OBP: 0.291, SLG: 0.279 (1, 6) X			0-0 4-3 ①			0-0 B1-3 ①				2 0 0 0 0 0 0

Inning Stats	R: 0	H: 0	E: 0	LOB: 0	K: 0	BB: 0	S: 3	P: 3
	R: 0	H: 2	E: 0	LOB: 2	K: 0	BB: 0	S: 5	P: 5
	R: 0	H: 0	E: 0	LOB: 0	K: 1	BB: 0	S: 5	P: 5
	R: 0	H: 0	E: 0	LOB: 0	K: 1	BB: 0	S: 5	P: 5
	R: 0	H: 0	E: 0	LOB: 0	K: 0	BB: 0	S: 3	P: 3
	R: 0	H: 0	E: 1	LOB: 1	K: 0	BB: 0	S: 4	P: 4
	R: 1	H: 1	E: 0	LOB: 0	K: 0	BB: 0	S: 1	P: 1


PITCHER	IP	WLS	BF	H	R	ER	SO	BB	IBB	HBP	BLK	WP	HR	S	P	ERA	WHIP
Kevin Kobel, L ERA: 2.35 (1, 1)	7.0	W	25	3	1	1	2	0	0	0	0	0	1	29	29	1.29	0.429

**BOTTOM**

**Milwaukee Brewers @ New York Yankees**  
 Shea Stadium, Flushing, NY  
 Sun May 12 1974, 3:38 AM EDT  
 Att. 15,848 - Overcast - 68 F

livebaseballscores.com

AB	25
R	1
H	3
RBI	1
BB	0
SO	2
LOB	7



WP: 0	PA: 25
PB: 0	
SB: 0	
CS: 0	

Batter	1	2	3	4	5	6	7	8	9	AB R H RBI BB SO LOB	TOP											
Dave May, L (1, 9) OBP: 0.234, SLG: 0.370	0-0 HR		0-0 1-3	0-0 F3			0-0 4-3		0-0 E4 1B SF8	5 2 1 1 0 0 2												
Don Money, R (1, 5) OBP: 0.339, SLG: 0.459	0-0 5-3		0-0 5-3			0-0 F9	0-0 FC6-4 1B		0-0 SF8 BB 1B	5 1 2 1 0 0 0												
John Briggs, L (1, 7) OBP: 0.385, SLG: 0.573	0-0 F4		0-0 HR			4-0 G6-4-3 BB	0-0 FC6-4 1-2f		4-0 1B BB	3 1 1 1 2 0 1												
George Scott, R (1, 3) OBP: 0.353, SLG: 0.426	0-0 CS 1B		0-0 F9			0-0 G6-4-3 1-2f		0-0 SH1-4 1B	0-0 SF8	4 1 2 1 0 0 1												
Bobby Mitchell, R (1, 10) OBP: 0.327, SLG: 0.404	0-0 CS	0-0 HR		0-0 5-3		0-3 K		0-0 SH1-4 1-2	0-0 1B	3 1 1 1 0 1 0												
Bob Sheldon, L (8, PH) OBP: 0.286, SLG: 0.294	1-2							1-2	1-2 1B	0 0 0 0 0 0 0												
Ken Berry, R (9, PH) OBP: 0.259, SLG: 0.200									1-2 1B	1 0 1 1 0 0 0												
Bob Coluccio, R (1, 8) OBP: 0.288, SLG: 0.333		0-0 F8		0-0 1B 3B		0-0 F9		0-0 1-3	0-0 F7	5 1 1 0 0 0 3												
Darrell Porter, L (1, 2) OBP: 0.388, SLG: 0.386			0-0 F3		0-0 FC5-4 1B	4-0 CS BB		4-0 1B IBB		2 0 1 1 2 0 0												
Pedro Garcia, R (1, 4) OBP: 0.299, SLG: 0.489		4-0 FC6-4 BB		0-0 FC5-4 1B S		0-0 CS	0-0 F8	0-0 1B		3 1 1 1 1 0 1												
Robin Yount, R (1, 6) OBP: 0.239, SLG: 0.273		0-0 FC6-4		0-0 1B		0-0 CS	0-0 F8	0-0 1B	0-0 F8	4 1 2 1 0 0 1												
<b>Inning Stats</b>	R: 1 E: 0 K: 0 S: 4	H: 2 LOB: 0 BB: 0 P: 4	R: 1 E: 0 K: 0 S: 4	H: 1 LOB: 1 BB: 1 P: 8	R: 1 E: 0 K: 0 S: 4	H: 1 LOB: 0 BB: 0 P: 4	R: 2 E: 0 K: 0 S: 6	H: 3 LOB: 1 BB: 0 P: 6	R: 0 E: 0 K: 0 S: 2	H: 0 LOB: 0 BB: 1 P: 6	R: 0 E: 0 K: 1 S: 4	H: 0 LOB: 0 BB: 1 P: 8	R: 1 E: 0 K: 0 S: 5	H: 2 LOB: 1 BB: 0 P: 5	R: 1 E: 0 K: 0 S: 4	H: 2 LOB: 2 BB: 1 P: 8	R: 2 E: 1 K: 0 S: 6	H: 2 LOB: 2 BB: 1 P: 10	1B: 8 2B: 1 3B: 1 HR: 3	SF: 1 SAC: 1 DP: 1 HBP: 0	WP: 0 PB: 0 SB: 1 CS: 2	PA: 44
<b>PITCHER</b>	IP WLS BF H R ER SO BB IBB HBP BLK WP HR S P ERA WHIP																					
Ross Grimsley, L (1, 1) ERA: 3.07	3.1 L 16 6 5 5 0 1 0 0 0 0 3 15 19 13.50 2.100																					
Doyle Alexander, R (4, 1) ERA: 3.55	5.0 22 6 4 2 1 2 1 0 0 0 0 21 33 3.60 1.600																					
Grant Jackson, L (9, 1) ERA: 5.56	0.2 4 1 0 0 0 1 0 0 0 0 0 3 7 0.00 3.000																					

Milwaukee Brewers @ Baltimore Orioles  
 Memorial Stadium, Baltimore, MD  
 Mon May 13 1974, 7:05 PM EDT  
 Att. 5,191 - Unknown

AB	35
R	9
H	13
RBI	9
BB	5
SO	1
LOB	9



BOTTOM

Milwaukee Brewers @ Baltimore Orioles  
Memorial Stadium, Baltimore, MD

Mon May 13 1974, 7:05 PM EDT  
Att. 5,191 - Unknown

livebaseballscorecards.com

AB	32
R	4
H	7
RBI	3
BB	2
SO	3
LOB	11



WP:	0	PA:	35
PB:	2		
SB:	0		
CS:	0		

AB R H RBI BB SO LOB

3 0 0 1 0 0 0

4 1 1 0 0 0 1

3 0 0 0 1 2 0

4 1 1 0 0 0 1

4 1 1 1 0 0 2

4 0 1 0 0 0 1

4 1 3 1 0 0 1

3 0 0 0 1 1 2


3 0 0 0 0 0 3

1B:	6	SF:	1
2B:	0	SAC:	0
3B:	0	DP:	1
HR:	1	HBP:	0

Batter	1	2	3	4	5	6	7	8	9
<b>Al Bumbry, L</b> OBP: 0.217, SLG: 0.286 (1, 7)	0-0 F6		0-0 3-1		0-0 6-3		0-0 SF9		
<b>Rich Coggins, L</b> OBP: 0.222, SLG: 0.216 (1, 8)	0-0 BB PB 1B		0-0 G3		0-0 6-3		0-0 3-H F7		
<b>Bobby Grich, R</b> OBP: 0.444, SLG: 0.524 (1, 4)	4-0 6-3 1-2 PB BB		0-3 K		0-0 F9		0-3 K		
<b>Tommy Davis, R</b> OBP: 0.286, SLG: 0.327 (1, 10)	0-0 6-3			0-0 G3 1B 1B		0-0 6-3		0-0 5-3	
<b>Boog Powell, L</b> OBP: 0.283, SLG: 0.404 (1, 3)	0-0 F6			0-0 G3 1-2		0-0 HR		0-0 4-3	
<b>Don Baylor, R</b> OBP: 0.306, SLG: 0.258 (1, 9)		0-0 F8		0-0 L8		0-0 5-3		0-0 G4-3 1B	
<b>Brooks Robinson, R</b> OBP: 0.398, SLG: 0.432 (1, 5)		0-0 1B		0-0 1B 2-H		0-0 FC4-6 BB SF9 1B		0-0 G4-3 1-2f	
<b>Earl Williams, R</b> OBP: 0.314, SLG: 0.264 (1, 2)		0-0 F7		0-3 K		4-0 BB BB BB BB 1-2 FC4-6 BB		0-0 5-3	
<b>Mark Belanger, R</b> OBP: 0.333, SLG: 0.415 (1, 6)		0-0 F8			0-0 L8		0-0 FC4-6 1-2f 2-3		

Inning Stats	R:	H:	E:	K:	S:	LOB:	BB:	P:
1	1	1	0	0	8	1	1	8
2	0	1	0	0	4	1	0	4
3	0	0	1	1	5	0	0	5
4	1	2	0	1	7	1	0	7
5	0	0	0	0	3	0	0	3
6	1	1	0	0	4	0	0	4
7	1	1	0	0	8	1	1	8
8	0	0	0	1	5	0	0	5
9	0	1	0	0	3	0	0	3

PITCHER	IP	WLS	BF	H	R	ER	SO	BB	IBB	HBP	BLK	WP	HR	S	P	ERA	WHIP
<b>Ed Sprague, R</b> ERA: 2.29 (1, 1)	6.0	W	26	6	4	3	2	2	0	0	0	0	1	28	36	4.50	1.333
<b>Tom Murphy, R</b> ERA: 2.45 (7, 1)	3.0	S	9	1	0	0	1	0	0	0	0	0	0	11	11	0.00	0.333

Batter	1	2	3	4	5	6	7	8	9	AB R H RBI BB SO LOB	TOP											
<b>Don Money, R</b> (1, 5) <small>OBP: 0.339, SLG: 0.456</small> <b>John Vukovich, R</b> (8, PH) <small>(8, 5)</small>	0-3 K		0-0 F4		0-0 SH1-4		0-0 1B 1B	0-0 L7		3 1 1 0 0 1 0 1 0 0 0 0 0 1												
<b>Dave May, L</b> (1, 9) <small>OBP: 0.241, SLG: 0.366</small>	0-0 4-3		0-0 F8		4-0 1B 1B BB		0-0 F9 1B 1B		0-3 K	4 1 1 0 1 1 0												
<b>George Scott, R</b> (1, 3) <small>OBP: 0.372, SLG: 0.438</small>	0-0 F9		4-0 HR BB		0-0 1B 1B		0-0 1B 1B		0-0 E 1B	4 2 3 2 1 0 0												
<b>John Briggs, L</b> (1, 7) <small>OBP: 0.380, SLG: 0.589</small> <b>Ken Berry, R</b> (7, 7) <small>OBP: 0.255, SLG: 0.196</small>		0-0 F8	0-0 HR		0-0 F6		0-0 F9		0-0 E1 G4-6-3	4 1 1 2 0 0 4 1 0 0 0 0 0 1												
<b>Darrell Porter, L</b> (1, 2) <small>OBP: 0.389, SLG: 0.387</small>		0-0 E 1B 1B	0-0 G3		0-0 1B 1B		0-0 F4		0-0 G4-6-3	5 1 2 0 0 0 4												
<b>Mike Hegan, L</b> (1, 10) <small>OBP: 0.306, SLG: 0.364</small> <b>Bobby Mitchell, R</b> (5, PH) <small>OBP: 0.333, SLG: 0.408</small>		0-0 E5 BB 1B		0-0 F8		0-0 1B		0-0 F4		2 1 0 0 0 0 1 2 0 1 2 0 0 2												
<b>Bob Coluccio, R</b> (1, 8) <small>OBP: 0.306, SLG: 0.330</small>		4-0 1B BB		4-0 CS BB		0-0 5-3		4-0 G6-4-3 BB		1 0 0 0 3 0 0	<b>AB</b> 35 <b>R</b> 8 <b>H</b> 12 <b>RBI</b> 8 <b>BB</b> 5 <b>SO</b> 2 <b>LOB</b> 17											
<b>Pedro Garcia, R</b> (1, 4) <small>OBP: 0.297, SLG: 0.479</small>		0-0 G6-4-3 1B		0-0 F7		0-0 6-3		0-0 G6-4-3		4 0 1 2 0 0 2												
<b>Robin Yount, R</b> (1, 6) <small>OBP: 0.250, SLG: 0.293</small>		0-0 G6-4-3			0-0 SH1-4 1B 2B		0-0 4-3		0-0 1B	4 1 2 0 0 0 2												
<b>Inning Stats</b>	R: 0 E: 0 K: 1 S: 5	H: 0 LOB: 0 BB: 0 P: 5	R: 2 E: 1 K: 0 S: 5	H: 2 LOB: 1 BB: 1 P: 9	R: 2 E: 0 K: 0 S: 4	H: 1 LOB: 0 BB: 1 P: 8	R: 0 E: 0 K: 0 S: 2	H: 0 LOB: 0 BB: 1 P: 6	R: 3 E: 0 K: 0 S: 6	H: 4 LOB: 2 BB: 1 P: 10	R: 0 E: 0 K: 0 S: 3	H: 0 LOB: 0 BB: 0 P: 3	R: 1 E: 0 K: 0 S: 6	H: 3 LOB: 2 BB: 0 P: 6	R: 0 E: 0 K: 0 S: 3	H: 1 LOB: 1 BB: 1 P: 7	R: 0 E: 1 K: 1 S: 6	H: 1 LOB: 1 BB: 0 P: 6	1B: 10 2B: 1 3B: 0 HR: 1	SF: 0 SAC: 1 DP: 3 HBP: 0	WP: 0 PB: 0 SB: 0 CS: 1	PA: 41
<b>PITCHER</b>	IP WLS BF H R ER SO BB IBB HBP BLK WP HR S P ERA WHIP																					
<b>Jim Palmer, R</b> (1, 1) <small>ERA: 3.66</small> <b>Don Hood, L</b> (5, 1) <small>ERA: 2.08</small>	4.1 L 21 5 7 6 1 4 0 0 0 0 0 1 19 35 12.46 2.077																					
	4.2 20 7 1 1 1 1 0 0 0 0 0 0 21 25 1.93 1.714																					

**Milwaukee Brewers @ Baltimore Orioles**  
 Memorial Stadium, Baltimore, MD  
 Tue May 14 1974, 7:05 PM EDT  
 Att. 4,611 - Unknown

[livebaseballscorecards.com](http://livebaseballscorecards.com)



Batter	1	2	3	4	5	6	7	8	9	AB R H RBI BB SO LOB
<b>Al Bumbry, L</b> OBP: 0.216, SLG: 0.279 (1, 7) SS	0-3 K		0-0 6-3			0-3 K		0-0 1B 2B 1B	0-0 G3	5 1 1 0 0 2 0
<b>Rich Coggins, L</b> OBP: 0.247, SLG: 0.244 (1, 8) X	0-0 1B 1B		0-0 F5			0-0 FC5-4 1B 1B		0-0 1-2 2B 1B		4 1 3 0 0 0 0
<b>Bobby Grich, R</b> OBP: 0.453, SLG: 0.532 (1, 4) X	0-0 1-2 1B			0-0 F9		0-0 FC5-4 1B		0-0 1-2 2-3 2B 1B		4 1 3 0 0 0 0
<b>Tommy Davis, R</b> OBP: 0.285, SLG: 0.333 (1, 10) X	0-0 6-3			0-0 L5		0-0 FC5-4 1B		0-0 1-3 2-H 2-3 2B		4 0 1 2 0 0 3
<b>Boog Powell, L</b> OBP: 0.263, SLG: 0.375 (1, 3) X		0-0 3-1		0-0 4-3		0-0 F8		0-3 3-H 2B		4 0 0 0 0 1 3
<b>Don Baylor, R</b> OBP: 0.304, SLG: 0.257 (1, 9) X		0-0 L5			0-0 F9		0-0 1B	0-3 K		4 0 1 0 0 1 1
<b>Brooks Robinson, R</b> OBP: 0.394, SLG: 0.426 (1, 5) X		0-0 1B			0-0 F7		0-0 F9	0-0 G3		4 0 1 0 0 0 2
<b>Earl Williams, R</b> OBP: 0.312, SLG: 0.256 (1, 2) X		0-0 F8			4-0 BB		0-3 K		0-0 F7	3 0 0 0 1 1 2
<b>Mark Belanger, R</b> OBP: 0.320, SLG: 0.395 (1, 6) X			0-0 F6		0-0 F3		0-0 5-3		0-0 G3	4 0 0 0 0 0 2

**BOTTOM**

**Milwaukee Brewers @ Baltimore Orioles**  
**Memorial Stadium, Baltimore, MD**  
 Tue May 14 1974, 7:05 PM EDT  
 Att: 4,611 - Unknown

livebaseballscores.com

<b>AB</b>	<b>36</b>
<b>R</b>	<b>3</b>
<b>H</b>	<b>10</b>
<b>RBI</b>	<b>2</b>
<b>BB</b>	<b>1</b>
<b>SO</b>	<b>5</b>
<b>LOB</b>	<b>13</b>



Inning Stats	R: 0	H: 2	E: 0	K: 1	S: 6	LOB: 1	BB: 0	P: 6	R: 0	H: 1	E: 0	K: 0	S: 4	LOB: 1	BB: 0	P: 4	R: 0	H: 0	E: 0	K: 0	S: 3	LOB: 0	BB: 0	P: 3	R: 0	H: 0	E: 0	K: 0	S: 3	LOB: 0	BB: 0	P: 3	R: 0	H: 2	E: 0	K: 1	S: 7	LOB: 2	BB: 0	P: 7	R: 0	H: 1	E: 0	K: 1	S: 6	LOB: 1	BB: 0	P: 6	R: 3	H: 4	E: 0	K: 2	S: 11	LOB: 1	BB: 0	P: 11	R: 0	H: 0	E: 0	K: 0	S: 3	LOB: 0	BB: 0	P: 3	1B: 9	SF: 0	2B: 1	SAC: 0	3B: 0	DP: 0	HR: 0	HBP: 0	WP: 1	PA: 37
--------------	------	------	------	------	------	--------	-------	------	------	------	------	------	------	--------	-------	------	------	------	------	------	------	--------	-------	------	------	------	------	------	------	--------	-------	------	------	------	------	------	------	--------	-------	------	------	------	------	------	------	--------	-------	------	------	------	------	------	-------	--------	-------	-------	------	------	------	------	------	--------	-------	------	-------	-------	-------	--------	-------	-------	-------	--------	-------	--------

PITCHER	IP	WLS	BF	H	R	ER	SO	BB	IBB	HBP	BLK	WP	HR	S	P	ERA	WHIP
<b>Bill Champion, R</b> ERA: 3.6 (1, 1)	7.0	W	31	10	3	3	3	1	0	0	0	0	0	36	40	3.86	1.571
<b>Eduardo Rodriguez, R</b> ERA: 2.49 (8, 1)	2.0		6	0	0	0	2	0	0	0	0	1	0	10	10	0.00	0.000

Batter	1	2	3	4	5	6	7	8	9	AB R H RBI BB SO LOB	TOP																									
<b>Dave May, L</b> (1, 9) OBP: 0.248, SLG: 0.410	0-0 HR		0-3 K	0-0 3B		0-3 K		0-3 K		5 1 2 3 0 3 3																										
<b>Don Money, R</b> (1, 5) OBP: 0.341, SLG: 0.462	0-0 1B		0-0 PB	0-3 K		0-0 F7			0-0 5-3	5 1 2 0 0 1 3																										
<b>John Briggs, L</b> (1, 7) OBP: 0.365, SLG: 0.568	0-3 K		0-0 SF7		0-0 F8		0-0 4-3		0-0 F5	4 0 0 1 0 1 1																										
<b>George Scott, R</b> (1, 3) OBP: 0.365, SLG: 0.427	0-0 F9		0-0 1B		0-0 F8		0-0 6-3		0-0 F9	5 0 1 0 0 0 1																										
<b>Bobby Mitchell, R</b> (1, 10) OBP: 0.345, SLG: 0.415	0-0 1-2		0-3 K		0-0 F3		0-0 1B			4 0 2 0 0 1 1																										
<b>Bob Coluccio, R</b> (1, 8) OBP: 0.313, SLG: 0.340	0-0 F2			0-0 FC5		4-0 1B	0-0 F8			3 1 1 0 1 0 3																										
<b>Darrell Porter, L</b> (1, 2) OBP: 0.383, SLG: 0.380		0-3 K		0-3 K		0-0 2B		0-3 K		4 0 1 0 0 3 1																										
<b>Pedro Garcia, R</b> (1, 4) OBP: 0.324, SLG: 0.515		0-0 1B		1-0 FC5		0-0 FC6-2		0-0 4-3		3 1 3 1 0 0 0																										
<b>Robin Yount, R</b> (1, 6) OBP: 0.242, SLG: 0.284		0-0 G5-4-3		0-0 FC5		0-0 FC6-2		0-0 4-3		3 1 0 0 0 0 5																										
<b>Mike Hegan, L</b> (8, PH) OBP: 0.302, SLG: 0.357				0-0 FC5		0-0 FC6-2				1 0 0 0 0 0 1																										
<b>Tim Johnson, L</b> (8, 6) OBP: 0.125, SLG: 0.250				1-2 3B		2-3 3-H				0 0 0 0 0 0 0																										
<b>Inning Stats</b>	R: 1 E: 0 K: 1 S: 8	H: 3 LOB: 2 BB: 0 P: 8	R: 0 E: 0 K: 1 S: 5	H: 1 LOB: 0 BB: 0 P: 5	R: 1 E: 0 K: 2 S: 9	H: 2 LOB: 1 BB: 0 P: 10	R: 0 E: 0 K: 0 S: 3	H: 0 LOB: 0 BB: 0 P: 3	R: 1 E: 0 K: 1 S: 7	H: 2 LOB: 2 BB: 1 P: 11	R: 0 E: 0 K: 0 S: 4	H: 1 LOB: 1 BB: 0 P: 4	R: 0 E: 0 K: 2 S: 8	H: 1 LOB: 1 BB: 0 P: 8	R: 0 E: 0 K: 0 S: 3	H: 0 LOB: 0 BB: 0 P: 3	1B: 6 2B: 4 3B: 1 HR: 1	SF: 1 SAC: 0 DP: 1 HBP: 1	WP: 0 PB: 1 SB: 1 CS: 0	PA: 40																
<b>PITCHER</b>	IP WLS BF H R ER SO BB IBB HBP BLK WP HR S P ERA WHIP																																			
<b>Dave McNally, L</b> (1, 1) ERA: 3.31	3.2		19	8	4	3	5	0	0	1	0	0	1	28	29	7.36	2.182																			
<b>Jesse Jefferson, R</b> (4, 1) ERA: 9.45	1.1		6	1	1	1	1	1	0	0	0	0	0	7	11	6.75	1.500																			
<b>Bob Reynolds, R</b> (6, 1) ERA: 0.44	4.0	W	15	3	0	0	3	0	0	0	0	0	0	21	21	0.00	0.750																			

Milwaukee Brewers @ Baltimore Orioles  
 Memorial Stadium, Baltimore, MD  
 Wed May 15 1974, 7:05 PM EDT  
 Att. 4,967 - Unknown

livebaseballscorecards.com

AB 37  
 R 5  
 H 12  
 RBI 5  
 BB 1  
 SO 9  
 LOB 19



Batter	1	2	3	4	5	6	7	8	9
<b>Al Bumbry, L</b> OBP: 0.228, SLG: 0.268 (1, 7)	0-3 K		0-0 6-3	4-0 E 1B BB		4-0 CS 4-3 BB		0-0 F8	
<b>Rich Coggins, L</b> OBP: 0.247, SLG: 0.244 (1, 9)	0-0 G3		0-0 S 1B	0-0 F8		0-0 4-3			
<b>Tommy Davis, R</b> OBP: 0.299, SLG: 0.347 (1, 10)	0-0 WP 1B		0-0 E S 1B	0-0 BB 1B		0-3 K			
<b>Earl Williams, R</b> OBP: 0.327, SLG: 0.269 (1, 2)	0-0 1-H 1B		0-0 1B 1B	4-0 1-2 BB		0-3 K			
<b>Boog Powell, L</b> OBP: 0.262, SLG: 0.367 (1, 3)	0-0 F9		0-0 G3 1B 1B	0-0 F4		0-0 4-3			
<b>Bobby Grich, R</b> OBP: 0.454, SLG: 0.527 (1, 4)		4-0 6-3 E BB	0-0 G3 1B		0-3 K		0-0 6-3		
<b>Brooks Robinson, R</b> OBP: 0.389, SLG: 0.420 (1, 5)		0-0 6-3	0-0 G3		0-0 1B		0-0 5-3		
<b>Paul Blair, R</b> OBP: 0.270, SLG: 0.330 (1, 8)		0-0 E6 G5-4-3	0-0 6-3		0-0 F7		0-0 F7		
<b>Frank Baker, L</b> OBP: 0.143, SLG: 0.143 (1, 6)		0-0 G5-4-3		0-0 F5		0-3 K		4-0 BB	
<b>Mike Reinbach, L</b> OBP: 0.316, SLG: 0.313 (8, PH)									
<b>Mark Belanger, R</b> OBP: 0.320, SLG: 0.395 (9, 6)									

Inning Stats	R: 1	H: 2	E: 0	K: 1	S: 7	LOB: 1	BB: 0	P: 7	R: 1	H: 0	E: 1	K: 0	S: 3	LOB: 0	BB: 1	P: 7	R: 3	H: 5	E: 0	K: 0	S: 8	LOB: 2	BB: 0	P: 8	R: 1	H: 1	E: 1	K: 0	S: 4	LOB: 2	BB: 2	P: 12	R: 0	H: 1	E: 0	K: 2	S: 8	LOB: 1	BB: 0	P: 8	R: 0	H: 0	E: 0	K: 1	S: 5	LOB: 0	BB: 0	P: 5	R: 0	H: 0	E: 0	K: 0	S: 3	LOB: 1	BB: 1	P: 7
--------------	------	------	------	------	------	--------	-------	------	------	------	------	------	------	--------	-------	------	------	------	------	------	------	--------	-------	------	------	------	------	------	------	--------	-------	-------	------	------	------	------	------	--------	-------	------	------	------	------	------	------	--------	-------	------	------	------	------	------	------	--------	-------	------

PITCHER		IP	WLS	BF	H	R	ER	SO	BB	IBB	HBP	BLK	WP	HR	S	P	ERA	WHIP
<b>Jim Slaton, R</b> ERA: 4.05 (1, 1)		2.1	L	14	6	5	4	1	1	0	0	0	1	0	15	19	15.43	3.000
<b>Jerry Bell, R</b> ERA: 2.57 (3, 1)		1.1		8	2	1	0	0	2	0	0	0	0	0	6	14	0.00	3.000
<b>Kevin Kobel, L</b> ERA: 1.93 (4, 1)		3.1		11	1	0	0	4	1	0	0	0	0	0	18	22	0.00	0.600
<b>Tom Murphy, R</b> ERA: 2.33 (8, 1)		1.0		4	0	0	0	0	1	0	0	0	0	3	7	0.00	1.000	


**BOTTOM**

**Milwaukee Brewers @ Baltimore Orioles**  
Memorial Stadium, Baltimore, MD

Wed May 15 1974, 7:05 PM EDT  
Att. 4,967 - Unknown

AB	R	H	RBI	BB	SO	LOB
3	1	0	0	2	1	1
4	1	1	0	0	0	2
4	2	3	2	0	1	1
3	1	2	2	1	1	0
4	0	1	0	0	0	3
3	1	1	1	1	1	0
4	0	1	0	0	0	3
4	0	0	0	0	0	3
3	0	0	0	0	1	2
0	0	0	0	1	0	0
0	0	0	0	0	0	0

AB	32
R	6
H	9
RBI	5
BB	5
SO	5
LOB	15



1B:	9	SF:	0	WP:	1	PA:	37
2B:	0	SAC:	0	PB:	0		
3B:	0	DP:	1	SB:	3		
HR:	0	HBP:	0	CS:	1		

PITCHER		IP	WLS	BF	H	R	ER	SO	BB	IBB	HBP	BLK	WP	HR	S	P	ERA	WHIP
---------	--	----	-----	----	---	---	----	----	----	-----	-----	-----	----	----	---	---	-----	------

Batter	1	2	3	4	5	6	7	8	9	AB R H RBI BB SO LOB	TOP											
Roy White, S (1, 7) OBP: 0.349, SLG: 0.376	0-0 F8		0-0 F6		0-0 5-3		0-0 6-3			4 0 0 0 0 0 2												
Chris Chambliss, L (1, 3) OBP: 0.316, SLG: 0.364	0-0 1B 1-3 1B		0-0 G3		0-0 6-3			0-0 1B		4 1 2 0 0 0 1												
Bobby Murcer, L (1, 8) OBP: 0.333, SLG: 0.361	0-0 1-3 1B 1B		0-0 1-3			0-0 4-3		0-0 F5		4 1 1 0 0 0 1												
Lou Piniella, R (1, 9) OBP: 0.355, SLG: 0.413 Elliott Maddox, R (8, 9) OBP: 0.259, SLG: 0.240	0-0 1-3			0-0 F8		0-0 6-3		0-0 F9		4 0 0 1 0 0 2 0 0 0 0 0 0 0												
Bill Sudakis, S (1, 10) OBP: 0.272, SLG: 0.274	0-0 2-H 1B			0-0 E6		0-0 F6		0-0 1-3		4 0 1 1 0 0 1												
Graig Nettles, L (1, 5) OBP: 0.318, SLG: 0.511	0-3 K			0-0 F8			0-0 FC6-4 1B		0-0 4-3 SH1-4 1B	4 0 2 0 0 1 2												
Rick Dempsey, R (1, 2) OBP: 0.318, SLG: 0.400		0-0 F9		0-0 F9			0-0 FC6-4 1B 1-2 SF8		0-0 SH1-4	3 1 0 0 0 0 2												
Fernando Gonzalez, R (1, 4) OBP: 0.203, SLG: 0.211		0-0 1-3			0-0 F9		0-0 SF8 1B		0-0 4-3	4 0 1 0 0 0 1												
Jim Mason, L (1, 6) OBP: 0.291, SLG: 0.286		0-0 3-1				0-0 SF8 2B		0-0 SF8	0-0 F8	3 0 1 1 0 0 1												
<b>Inning Stats</b>	R: 2 E: 0 K: 1 S: 8	H: 3 LOB: 1 BB: 0 P: 8	R: 0 E: 0 K: 0 S: 3	H: 0 LOB: 0 BB: 0 P: 3	R: 0 E: 0 K: 0 S: 3	H: 0 LOB: 1 BB: 0 P: 3	R: 0 E: 1 K: 0 S: 4	H: 0 LOB: 1 BB: 0 P: 4	R: 0 E: 0 K: 0 S: 4	H: 1 LOB: 1 BB: 0 P: 4	R: 0 E: 0 K: 0 S: 3	H: 0 LOB: 0 BB: 0 P: 3	R: 1 E: 0 K: 0 S: 5	H: 2 LOB: 1 BB: 0 P: 5	R: 0 E: 0 K: 0 S: 4	H: 1 LOB: 1 BB: 0 P: 4	R: 0 E: 0 K: 0 S: 4	H: 1 LOB: 1 BB: 0 P: 4	1B: 7 2B: 1 3B: 0 HR: 0	SF: 1 SAC: 1 DP: 0 HBP: 0	WP: 0 PB: 0 SB: 0 CS: 0	PA: 36
PITCHER Clyde Wright, L (1, 1) ERA: 4.08	IP 9.0 WLS L BF 36 H 8 R 3 ER 3 SO 1 BB 0 IBB 0 HBP 0 BLK 0 WP 0 HR 0 S 38 P 38 ERA 3.00 WHIP 0.889											PITCHER	IP WLS BF H R ER SO BB IBB HBP BLK WP HR S P ERA WHIP									

**New York Yankees @ Milwaukee Brewers**  
**Milwaukee County Stadium, Milwaukee, WI**  
 Fri May 17 1974, 8:05 PM EDT  
 Att. 10,554 - Unknown - 58 F

AB	34
R	3
H	8
RBI	3
BB	0
SO	1
LOB	13



Batter	1	2	3	4	5	6	7	8	9	AB	R	H	RBI	BB	SO	LOB
Don Money, R OBP: 0.336, SLG: 0.447 (1, 5)	4-0 BB 1B BB	0-0 F8				0-0 6-3			0-0 5-3							4 1 0 0 1 0 5
Dave May, L OBP: 0.240, SLG: 0.397 (1, 9)	0-3 K		0-0 4-3			0-0 F3		0-0 F7								4 0 0 0 0 1 2
George Scott, R OBP: 0.362, SLG: 0.447 (1, 3)	0-0 F9		0-0 F5			0-0 F9		0-0 HR								4 1 1 1 0 0 1
John Briggs, L OBP: 0.362, SLG: 0.553 (1, 7)	4-0 1B 1-2 BB		0-0 4-3			0-3 K		0-0 6-3								3 0 0 0 1 1 0
Darrell Porter, L OBP: 0.388, SLG: 0.386 (1, 2)	0-0 1-3 2-H 1B			0-0 E1 CS		0-0 F6		0-0 1B								4 0 2 1 0 0 0
Bobby Mitchell, R OBP: 0.323, SLG: 0.386 (1, 10)	0-0 6-3			0-0 F9			0-3 K	0-0 F9								4 0 0 0 0 1 4
Bob Coluccio, R OBP: 0.319, SLG: 0.333 (1, 8)		0-3 K		4-0 CS 1-2 BB			4-0 1B BB		0-0 F7							2 0 0 0 2 1 0
Pedro Garcia, R OBP: 0.339, SLG: 0.520 (1, 4)		0-0 F3		0-0 CS 1-2	4-0 SH3-4 BB		0-0 1B		0-0 5-3 1B							3 0 2 0 1 0 0
Robin Yount, R OBP: 0.250, SLG: 0.292 Bob Hansen, L (7, PH)		0-0			0-0 SH3-4		0-3 K		0-0 5-3							1 0 1 0 0 0 0
Tim Johnson, L (8, 6) Mike Hegan, L (9, PH) Charlie Moore, R (9, PH)		0-0 1B			1-2				1-2							1 0 0 0 0 0 1

Inning Stats	R: 1	H: 1	E: 0	K: 1	S: 6	LOB: 2	BB: 2	P: 14	R: 0	H: 1	E: 0	K: 1	S: 6	LOB: 1	BB: 0	P: 6	R: 0	H: 0	E: 0	K: 0	S: 3	LOB: 0	BB: 0	P: 3	R: 0	H: 0	E: 1	K: 0	S: 2	LOB: 0	BB: 1	P: 6	R: 0	H: 0	E: 0	K: 0	S: 3	LOB: 1	BB: 1	P: 7	R: 0	H: 0	E: 0	K: 1	S: 5	LOB: 0	BB: 0	P: 5	R: 0	H: 1	E: 0	K: 2	S: 8	LOB: 2	BB: 1	P: 12	R: 1	H: 2	E: 0	K: 0	S: 5	LOB: 1	BB: 0	P: 5	R: 0	H: 1	E: 0	K: 0	S: 4	LOB: 1	BB: 0	P: 4	1B: 5	SF: 0	2B: 0	SAC: 1	3B: 0	DP: 0	HR: 1	HBP: 0	WP: 0	PA: 38
--------------	------	------	------	------	------	--------	-------	-------	------	------	------	------	------	--------	-------	------	------	------	------	------	------	--------	-------	------	------	------	------	------	------	--------	-------	------	------	------	------	------	------	--------	-------	------	------	------	------	------	------	--------	-------	------	------	------	------	------	------	--------	-------	-------	------	------	------	------	------	--------	-------	------	------	------	------	------	------	--------	-------	------	-------	-------	-------	--------	-------	-------	-------	--------	-------	--------

PITCHER	IP	WLS	BF	H	R	ER	SO	BB	IBB	HBP	BLK	WP	HR	S	P	ERA	WHIP
Doc Medich, R (1, 1) ERA: 2.99	8.1	W	35	6	2	2	5	5	0	0	0	0	1	40	60	2.16	1.320
Sparky Lyle, L (9, 1) ERA: 1.93	0.2	S	2	0	0	0	0	0	0	0	0	0	2	2	0.00	0.000	

**BOTTOM**

**New York Yankees @ Milwaukee Brewers**  
Milwaukee County Stadium, Milwaukee, WI

Fri May 17 1974, 8:05 PM EDT  
Att: 10,554 - Unknown - 58 F

livebaseballscores.com

<b>AB</b>	<b>31</b>
<b>R</b>	<b>2</b>
<b>H</b>	<b>6</b>
<b>RBI</b>	<b>2</b>
<b>BB</b>	<b>5</b>
<b>SO</b>	<b>5</b>
<b>LOB</b>	<b>15</b>



**New York Yankees @ Milwaukee Brewers**  
 Milwaukee County Stadium, Milwaukee, WI

Sat May 18 1974, 4:33 AM EDT  
 Att: 9,165 - Cloudy - 44 F

AB	34
R	2
H	8
RBI	2
BB	5
SO	1
LOB	17



WP:	0	PA:	39
PB:	0		
SB:	0		
CS:	0		

Batter	1	2	3	4	5	6	7	8	9	AB R H RBI BB SO LOB											
Roy White, S (1, 7) OBP: 0.351, SLG: 0.372	4-0 F7 BB	0-0 FC5-4 1-2f			0-0 1-3		0-0 BB 1B		0-0 F7	4 0 1 0 1 0 3											
Chris Chambliss, L (1, 3) OBP: 0.312, SLG: 0.354	0-0 F7 1-2		0-0 4-3		0-0 F8		4-0 BB BB	0-0 G3 1-2	0-0 G3	4 0 0 0 1 0 2											
Bobby Murcer, L (1, 8) OBP: 0.342, SLG: 0.370	0-0 1B 1B		0-0 F7 BB 1B		0-0 1B		0-0 6-3	0-0 4-3	0-0 4-3	5 0 3 0 0 0 3											
Lou Piniella, R (1, 9) OBP: 0.368, SLG: 0.430	0-0 FC5-4 1B		4-0 BB 1-2		0-0 F8		0-0 HR 2B	0-0 HR 2B	0-0 HR 2B	3 1 2 0 1 0 1											
Bill Sudakis, S (1, 10) OBP: 0.271, SLG: 0.312	0-0 FC5-4 1-2f		0-0 F7 2-3		0-0 P4		0-0 HR 2-H	0-0 HR 2-H	0-0 HR 2-H	4 1 1 2 0 0 4											
Graig Nettles, L (1, 5) OBP: 0.310, SLG: 0.496		0-0 F8	0-0 F9		0-0 1-3		0-0 F9	0-0 F9	0-0 F9	4 0 0 0 0 0 2											
Rick Dempsey, R (1, 2) OBP: 0.308, SLG: 0.348		4-0 BB 1B		0-0 6-3		0-0 5-3		0-0 4-3	0-0 4-3	3 0 0 0 1 0 0											
Fernando Gonzalez, R (1, 4) OBP: 0.210, SLG: 0.217		0-0 FC5-4 1B		0-0 F9		0-0 P5		0-0 F7	0-0 F7	3 0 1 0 0 0 0											
Jim Ray Hart, R (8, PH) Gene Michael, S (8, 6) OBP: 0.231, SLG: 0.179		1-2 1B		0-0 F8		0-0 6-3		0-0 G3 BB	0-0 G3 BB	1 0 0 0 0 0 0 0 0 0 0 0 0 0											
Jim Mason, L (1, 6) OBP: 0.287, SLG: 0.281		0-0 F8		0-3 K					4-0 BB	2 0 0 0 0 1 2 1 0 0 0 1 0 0											
Horace Clarke, S (7, PH) OBP: 0.295, SLG: 0.268																					
<b>Inning Stats</b>	R: 0 E: 0 K: 0 S: 4	H: 2 LOB: 2 BB: 1 P: 8	R: 0 E: 0 K: 0 S: 4	H: 1 LOB: 2 BB: 1 P: 8	R: 0 E: 0 K: 0 S: 4	H: 1 LOB: 2 BB: 1 P: 8	R: 0 E: 0 K: 1 S: 5	H: 0 LOB: 0 BB: 0 P: 5	R: 0 E: 0 K: 0 S: 4	H: 1 LOB: 1 BB: 0 P: 4	R: 0 E: 0 K: 0 S: 3	H: 0 LOB: 0 BB: 0 P: 3	R: 0 E: 0 K: 0 S: 4	H: 1 LOB: 2 BB: 1 P: 8	R: 2 E: 0 K: 0 S: 5	H: 2 LOB: 0 BB: 0 P: 5	R: 0 E: 0 K: 0 S: 3	H: 0 LOB: 1 BB: 1 P: 7	1B: 6 2B: 1 3B: 0 HR: 1	SF: 0 SAC: 0 DP: 0 HBP: 0	WP: 0 PA: 39
<b>PITCHER</b>	IP WLS BF H R ER SO BB IBB HBP BLK WP HR S P ERA WHIP																				
Kevin Kobel, L (1, 1) ERA: 2.1	7.0 W 32 8 2 2 1 4 0 0 0 0 0 1 30 46 2.57 1.714																				
Tom Murphy, R (8, 1) ERA: 2.11	2.0 7 0 0 0 0 1 0 0 0 0 0 0 6 10 0.00 0.500																				

livebaseballscorecards.com

Batter	1	2	3	4	5	6	7	8	9	AB	R	H	RBI	BB	SO	LOB
Bob Coluccio, R OBP: 0.308, SLG: 0.321 (1, 8)	0-0 P6	0-0 1-3			0-0 E5		0-0 P2			4	1	0	0	0	0	2
Don Money, R OBP: 0.340, SLG: 0.457 (1, 5)	0-0 F7		0-0 G6-4-3 1B		0-0 G3 2B		0-0 FC5-4			4	0	2	1	0	0	1
Dave May, L OBP: 0.248, SLG: 0.424 (1, 9)	0-0 HR		0-0 G6-4-3 1B		0-0 G3		0-3 K			4	1	2	1	0	1	2
George Scott, R OBP: 0.358, SLG: 0.441 (1, 3)	0-0 1B		0-0 G6-4-3		0-0 F9			0-0 5-3		4	0	1	0	0	0	3
Darrell Porter, L OBP: 0.373, SLG: 0.368 (1, 2)	0-0 F8		0-0 P6		0-0 4-3			0-0 3-1		4	0	0	0	0	0	2
John Briggs, L OBP: 0.358, SLG: 0.568 (1, 7)		0-0 F9		0-0 4-3		0-0 HR		0-0 1-3		4	1	1	1	0	0	0
Bobby Mitchell, R OBP: 0.323, SLG: 0.373 (1, 10)		4-0 1B BB		0-3 K		0-3 K				2	1	0	0	1	2	0
Pedro Garcia, R OBP: 0.339, SLG: 0.515 (1, 4)		0-0 1B		0-0 5-3		0-0 F2				3	1	1	1	0	0	0
Robin Yount, R OBP: 0.262, SLG: 0.296 (1, 6)		0-0 CS 1B		0-0 5-3			4-0 FC5-4 BB			2	0	1	1	1	0	0

Inning Stats	R: 1	H: 2	E: 0	LOB: 1	K: 0	BB: 0	S: 5	R: 2	H: 2	E: 0	LOB: 0	K: 0	BB: 1	S: 4	R: 0	H: 2	E: 0	LOB: 1	K: 0	BB: 0	S: 4	R: 0	H: 0	E: 0	LOB: 0	K: 1	BB: 0	S: 5	R: 1	H: 1	E: 1	LOB: 1	K: 0	BB: 0	S: 5	R: 1	H: 1	E: 0	LOB: 0	K: 1	BB: 0	S: 6	R: 0	H: 0	E: 0	LOB: 1	K: 1	BB: 1	S: 5	R: 0	H: 0	E: 0	LOB: 0	K: 0	BB: 0	S: 3
1B: 5	SF: 0	2B: 1	SAC: 0	3B: 0	DP: 1	HR: 2	HBP: 0	WP: 0	PA: 33																																															

PITCHER	IP	WLS	BF	H	R	ER	SO	BB	IBB	HBP	BLK	WP	HR	S	P	ERA	WHIP
Mel Stottlemyre, R ERA: 3.79 (1, 1)	6.0	L	26	8	5	4	2	1	0	0	0	0	2	29	33	6.00	1.500
Cecil Upshaw, R ERA: 1.69 (7, 1)	2.0		7	0	0	0	1	1	0	0	0	0	0	8	12	0.00	0.500

**BOTTOM**

**New York Yankees @ Milwaukee Brewers**  
**Milwaukee County Stadium, Milwaukee, WI**

Sat May 18 1974, 4:33 AM EDT  
 Att. 9,165 - Cloudy - 44 F

livebaseballscores.com

<b>AB</b>	<b>31</b>
<b>R</b>	<b>5</b>
<b>H</b>	<b>8</b>
<b>RBI</b>	<b>5</b>
<b>BB</b>	<b>2</b>
<b>SO</b>	<b>3</b>
<b>LOB</b>	<b>10</b>



Batter	1	2	3	4	5	6	7	8	9	AB R H RBI BB SO LOB	TOP											
Roy White, S (1, 7) OBP: 0.352, SLG: 0.365	0-0 F9		0-0 1-3			4-0 BB	0-0 P4		4-0 F8	3 0 0 0 2 0 4												
Lou Piniella, R (1, 9) Elliott Maddox, R (7, 9) OBP: 0.373, SLG: 0.436 OBP: 0.250, SLG: 0.231	0-0 4-3			4-0 3B BB		0-0 F9	0-0 2B		0-0 F8	3 1 1 3 1 0 1 1 0 0 0 0 0 1												
Bobby Murcer, L (1, 8) OBP: 0.337, SLG: 0.359	0-0 1-3			0-0 F9		4-0 1-2 BB	0-0 F9		0-0 F7	4 0 0 0 1 0 4												
Ron Blomberg, L (1, 10) OBP: 0.437, SLG: 0.644		0-0 1B		0-0 3B		0-0 F8		0-0 1B		4 1 3 1 0 0 2												
Graig Nettles, L (1, 5) OBP: 0.315, SLG: 0.493		0-0 G1-4-3		0-0 F8			0-0 E7	4-0 1B		3 1 1 0 1 0 1												
Chris Chambliss, L (1, 3) OBP: 0.311, SLG: 0.351		0-0 4-3			0-0 F6		0-0 1B	4-0 BB		4 1 1 1 0 0 2												
Rick Dempsey, R (1, 2) OBP: 0.300, SLG: 0.385			0-0 F8		0-0 F9		0-0 2B	0-0 SF8		3 1 1 1 0 0 0												
Jim Mason, L (1, 6) OBP: 0.278, SLG: 0.271			0-0 F7		0-3 K		0-3 K	0-3 K		4 0 0 0 0 3 3												
Fernando Gonzalez, R (1, 4) Jim Ray Hart, R (7, PH) Gene Michael, S (7, PR) OBP: 0.219, SLG: 0.242 OBP: 0.227, SLG: 0.175			0-0 2B			0-0 F9	4-0 2B BB		0-3 K	2 0 1 0 0 0 0 0 0 0 0 1 0 0 1 1 0 0 0 1 0												
Inning Stats	R: 0 E: 0 K: 0 S: 3	H: 0 LOB: 0 BB: 0 P: 3	R: 0 E: 0 K: 0 S: 3	H: 1 LOB: 0 BB: 0 P: 3	R: 0 E: 0 K: 0 S: 4	H: 1 LOB: 1 BB: 0 P: 4	R: 1 E: 0 K: 0 S: 3	H: 1 LOB: 0 BB: 1 P: 7	R: 0 E: 0 K: 1 S: 5	H: 0 LOB: 0 BB: 0 P: 5	R: 0 E: 0 K: 0 S: 3	H: 0 LOB: 2 BB: 2 P: 11	R: 4 E: 1 K: 1 S: 9	H: 4 LOB: 2 BB: 1 P: 13	R: 1 E: 0 K: 1 S: 6	H: 1 LOB: 1 BB: 1 P: 10	R: 0 E: 0 K: 1 S: 5	H: 0 LOB: 1 BB: 1 P: 9	1B: 4 2B: 3 3B: 1 HR: 0	SF: 1 SAC: 0 DP: 1 HBP: 0	WP: 1 PB: 0 SB: 0 CS: 0	PA: 39
PITCHER	IP WLS BF H R ER SO BB IBB HBP BLK WP HR S P ERA WHIP																					
Jim Staton, R (1, 1) ERA: 4.3	7.0 L 30 7 5 5 2 4 0 0 0 1 0 30 46 6.43 1.571																					
Bill Travers, L (8, 1) ERA: 4.5	2.0 9 1 1 1 2 2 0 0 0 0 0 0 11 19 4.50 1.500																					

**New York Yankees @ Milwaukee Brewers**  
 Milwaukee County Stadium, Milwaukee, WI  
 Sun May 19 1974, 4:33 AM EDT  
 Cloudy - 57 F

AB	32
R	6
H	8
RBI	6
BB	6
SO	4
LOB	18





Batter	1	2	3	4	5	6	7	8	9	AB	R	H	RBI	BB	SO	LOB
John Briggs, L (1, 7) OBP: 0.345, SLG: 0.545	0-0 G3		0-0 F8		0-0 F8			0-0 FC4-6 BB	0-3 K	5	0	0	0	0	1	3
Don Money, R (1, 5) OBP: 0.331, SLG: 0.443	0-3 K		0-0 1-3			0-0 B1-3		0-3 K		4	0	0	0	0	2	1
Dave May, L (1, 9) OBP: 0.248, SLG: 0.414	0-0 4-3		0-0 G3			0-0 4-3		4-0 BB	1-2 BB	3	0	0	0	1	0	0
George Scott, R (1, 3) OBP: 0.362, SLG: 0.451		0-0 E6 1B		0-0 4-3 2B		0-0 1-3		0-3 K		4	1	2	0	0	1	2
Darrell Porter, L (1, 2) OBP: 0.377, SLG: 0.367		0-0 1B 2-H 1B		0-3 K		0-3 FC6-4 BB		0-0 F9		3	0	1	1	1	1	1
Bob Hansen, L (1, 10)		0-3 K		0-0 4-3		0-0 FC6-4 BB		0-0 E3 BB		4	1	0	0	0	1	3
Ken Berry, R (1, 8) OBP: 0.259, SLG: 0.204		0-0 FC5-4 1B		0-0 F8		0-0 P6		4-0 1B BB		3	0	1	0	0	0	2
Mike Hegan, L (9, PH) OBP: 0.313, SLG: 0.357		1-3 FC5-4 1B						1-2 BB		0	0	0	0	1	0	0
Rob Ellis, R (9, PR) OBP: 0.273, SLG: 0.200										0	0	0	0	0	0	0
Pedro Garcia, R (1, 4) OBP: 0.336, SLG: 0.505		0-0 F2		0-0 L7		0-0 F8		0-0 1B BB		4	0	1	1	0	0	3
Robin Yount, R (1, 6) OBP: 0.264, SLG: 0.297		0-0 FC5-4		0-0 5-3				1-2 2-H 1B		3	0	1	0	0	0	2
Bobby Mitchell, R (9, PH) OBP: 0.318, SLG: 0.367		1-2 FC5-4						0-3 K		1	0	0	0	0	1	2

Inning Stats	R: 0	H: 0	E: 0	K: 1	S: 5	R: 1	H: 3	E: 1	K: 1	S: 8	R: 0	H: 0	E: 0	K: 0	S: 3	R: 0	H: 1	E: 0	K: 1	S: 6	R: 0	H: 0	E: 0	K: 0	S: 3	R: 0	H: 0	E: 0	K: 0	S: 3	R: 0	H: 0	E: 0	K: 0	S: 3	R: 0	H: 1	E: 0	K: 0	S: 7	R: 0	H: 1	E: 1	K: 2	S: 8	R: 1	H: 1	E: 1	K: 2	S: 9	1B: 5	SF: 0	2B: 1	SAC: 0	3B: 0	DP: 0	HR: 0	HBP: 0	WP: 0	PA: 37
--------------	------	------	------	------	------	------	------	------	------	------	------	------	------	------	------	------	------	------	------	------	------	------	------	------	------	------	------	------	------	------	------	------	------	------	------	------	------	------	------	------	------	------	------	------	------	------	------	------	------	------	-------	-------	-------	--------	-------	-------	-------	--------	-------	--------

PITCHER	IP	WLS	BF	H	R	ER	SO	BB	IBB	HBP	BLK	WP	HR	S	P	ERA	WHIP
Pat Dobson, R (1, 1) ERA: 3.8	8.1	W	35	6	2	1	5	3	0	0	0	0	0	42	54	1.08	1.080
Sparky Lyle, L (9, 1) ERA: 1.88	0.2		2	0	0	0	2	0	0	0	0	0	0	6	6	0.00	0.000

**BOTTOM**


**New York Yankees @ Milwaukee Brewers**  
Milwaukee County Stadium, Milwaukee, WI

Sun May 19 1974, 4:33 AM EDT  
Cloudy - 57 F

livebaseballscorecards.com

<b>AB</b>	<b>34</b>
<b>R</b>	<b>2</b>
<b>H</b>	<b>6</b>
<b>RBI</b>	<b>2</b>
<b>BB</b>	<b>3</b>
<b>SO</b>	<b>7</b>
<b>LOB</b>	<b>19</b>



Batter	1	2	3	4	5	6	7	8	9	AB R H RBI BB SO LOB	TOP	
Roy White, S (1, 7) OBP: 0.350, SLG: 0.364	0-0 P4			0-0 F7		0-0 WP 6-4-3 1B	0-0 SF7			3 0 1 1 0 0 0	<b>New York Yankees @ Milwaukee Brewers</b> <b>Milwaukee County Stadium, Milwaukee, WI</b> Sun May 19 1974, 4:38 AM EDT Att. 26,986 - Sunny - 57 F	
Lou Piniella, R (1, 10) OBP: 0.361, SLG: 0.421	0-0 6-3			0-0 E6 1B		0-0 6-4-3	0-3 K			4 0 0 0 0 1 3		
Bobby Murcer, L (1, 8) OBP: 0.329, SLG: 0.349	0-0 G3			0-0 P6		0-0 F7		0-3 K		4 0 0 0 0 1 2		
Ron Blomberg, L (1, 9) OBP: 0.440, SLG: 0.632		0-0 L3		0-0	0-0	4-0 WP 1B		0-0 F7		3 0 1 0 1 0 0		
Graig Nettles, L (1, 5) OBP: 0.307, SLG: 0.479		0-0 E4 4-3		0-0 G3		0-0 F5 1-2 2-3		0-0 F7		4 0 0 0 0 0 4		
Chris Chambliss, L (1, 3) OBP: 0.309, SLG: 0.344		0-0 4-3 1-2		0-0	0-0 4-3		0-0 6-3	4-0 BB		3 0 0 0 1 0 1		
Rick Dempsey, R (1, 2) OBP: 0.324, SLG: 0.400			0-0 4-3		0-0	0-0 1B	0-0 BB 1B SF7 1B		0-0 F8	4 1 2 0 0 0 1		
Jim Mason, L (1, 6) OBP: 0.277, SLG: 0.270			0-0 6-3		0-0 F7		0-0 BB 1B		0-0 G5-4-3 1-2f	4 0 1 0 0 0 2		
Fernando Gonzalez, R (1, 4) OBP: 0.212, SLG: 0.234			0-0 F9		0-0 4-3		4-0 BB			2 0 0 0 0 0 1		
Bill Sudakis, S (7, PH) OBP: 0.279, SLG: 0.312										0 0 0 0 1 0 0		
Gene Michael, S (7, PR) OBP: 0.227, SLG: 0.175										0 0 0 0 0 0 0		
<b>Inning Stats</b>	R: 0 H: 0 E: 0 LOB: 0 K: 0 BB: 0 S: 3 P: 3	R: 0 H: 0 E: 1 LOB: 0 K: 0 BB: 0 S: 3 P: 3	R: 0 H: 0 E: 0 LOB: 0 K: 0 BB: 0 S: 3 P: 3	R: 0 H: 1 E: 1 LOB: 2 K: 0 BB: 0 S: 5 P: 5	R: 0 H: 1 E: 0 LOB: 1 K: 0 BB: 0 S: 4 P: 4	R: 0 H: 1 E: 0 LOB: 2 K: 0 BB: 1 S: 4 P: 8	R: 1 H: 2 E: 0 LOB: 2 K: 1 BB: 1 S: 7 P: 11	R: 0 H: 0 E: 0 LOB: 0 K: 1 BB: 0 S: 5 P: 5	R: 0 H: 0 E: 0 LOB: 0 K: 0 BB: 1 S: 2 P: 6	1B: 5 SF: 1 2B: 0 SAC: 0 3B: 0 DP: 1 HR: 0 HBP: 0	WP: 1 PA: 35 PB: 0 SB: 0 CS: 0	
<b>PITCHER</b> Bill Champion, R (1, 1) ERA: 2.95 Tom Murphy, R (7, 1) ERA: 1.88	IP WLS BF H R ER SO BB IBB HBP BLK WP HR S P ERA WHIP	6.1 W 27 5 1 1 0 1 1 0 0 1 0 25 33 1.42 0.947	2.2 S 8 0 0 0 2 1 0 0 0 0 0 0 11 15 0.00 0.375	<b>PITCHER</b>								IP WLS BF H R ER SO BB IBB HBP BLK WP HR S P ERA WHIP

livebaseballscorecards.com



Batter	1	2	3	4	5	6	7	8	9	AB R H RBI BB SO LOB	TOP											
Mickey Stanley, R (1, 8) OBP: 0.261, SLG: 0.301 Ben Oglivie, L (9, PH) OBP: 0.250, SLG: 0.364	0-0 F8		0-0 1B 1B		0-0 E 1B	0-0 5-3			0-0 FC1-6 G4-6-3	4 2 2 0 0 0 0 1 0 0 0 0 0 1												
Gary Sutherland, R (1, 4) OBP: 0.320, SLG: 0.350	0-0 F8		0-0 F7		0-0 E SF9 1B	0-0 6-3			0-0 G4-6-3	5 1 1 0 0 0 2												
Jim Northrup, L (1, 9) OBP: 0.274, SLG: 0.280	0-0 F8		0-0 1B 1B		0-0 E6 SF9 1B					4 1 1 0 0 1 1												
Al Kaline, R (1, 10) OBP: 0.331, SLG: 0.338		0-0 L6-3	0-0 1B		0-0 SF9			0-0 L6-3		3 0 1 2 0 0 0												
Willie Horton, R (1, 7) OBP: 0.318, SLG: 0.496		0-0 5-3	0-0 F7		0-0 1B 1B			0-0 5-3		4 0 1 1 0 0 2												
Norm Cash, L (1, 3) OBP: 0.318, SLG: 0.360 Ron Cash, R (8, 3) OBP: 0.346, SLG: 0.400		0-0 1B 1B		0-0 P4		0-3 K		0-0 F7		4 0 1 0 0 1 1 0 0 0 0 0 0 0												
Bill Freehan, R (1, 2) OBP: 0.447, SLG: 0.500		0-0 1B		4-0 BB		0-0 1B		0-0 5-3		3 0 2 0 1 0 0												
Aurelio Rodriguez, R (1, 5) OBP: 0.276, SLG: 0.276		0-0 4-3		0-3 K		0-0 F2		0-0 5-3		4 0 0 0 0 1 5												
Ed Brinkman, R (1, 6) OBP: 0.265, SLG: 0.331 Gates Brown, L (9, PH) OBP: 0.360, SLG: 0.200 John Knox, L (9, PR) OBP: 0.444, SLG: 0.375			0-0 5-3	0-0 F8		0-0 6-3		4-0 FC1-6 BB		3 0 0 0 0 0 1 0 0 0 0 1 0 0 0 0 0 0 0 0 0												
<b>Inning Stats</b>	R: 0 E: 0 K: 0 S: 3	H: 0 LOB: 0 BB: 0 P: 3	R: 0 E: 0 K: 0 S: 5	H: 2 LOB: 2 BB: 0 P: 5	R: 1 E: 0 K: 0 S: 6	H: 3 LOB: 2 BB: 0 P: 6	R: 0 E: 0 K: 1 S: 5	H: 0 LOB: 1 BB: 1 P: 9	R: 3 E: 1 K: 1 S: 10	H: 4 LOB: 2 BB: 0 P: 10	R: 0 E: 0 K: 0 S: 3	H: 0 LOB: 0 BB: 0 P: 3	R: 0 E: 0 K: 1 S: 5	H: 0 LOB: 0 BB: 0 P: 5	R: 0 E: 0 K: 0 S: 3	H: 0 LOB: 0 BB: 0 P: 3	R: 0 E: 0 K: 0 S: 2	H: 0 LOB: 1 BB: 1 P: 6	1B: 9 2B: 0 3B: 0 HR: 0	SF: 1 SAC: 0 DP: 1 HBP: 0	WP: 0 PB: 0 SB: 0 CS: 0	PA: 38
<b>PITCHER</b>	IP WLS BF H R ER SO BB IBB HBP BLK WP HR S P ERA WHIP																					
Ed Sprague, R (1, 1) ERA: 2.28	8.0 W 36 9 4 2 3 2 0 0 0 0 0 0 40 48 2.25 1.375																					
Eduardo Rodriguez, R (9, 1) ERA: 2.38	1.0 S 2 0 0 0 0 0 0 0 0 0 0 0 2 2 0.00 0.000																					

**Detroit Tigers @ Milwaukee Brewers**  
**Milwaukee County Stadium, Milwaukee, WI**  
 Mon May 20 1974, 8:05 PM EDT  
 Att. 5,835 - Unknown

[livebaseballscorecards.com](http://livebaseballscorecards.com)

<b>AB</b>	35
<b>R</b>	4
<b>H</b>	9
<b>RBI</b>	3
<b>BB</b>	2
<b>SO</b>	3
<b>LOB</b>	13



Batter	1	2	3	4	5	6	7	8	9
<b>Dave May, L</b> OBP: 0.239, SLG: 0.401 (1, 9)	0-3 K	0-3 K			0-0 5-3		0-0 E4 BB	0-0 2B	
<b>Don Money, R</b> OBP: 0.331, SLG: 0.435 (1, 5)	0-0 5-3		0-0 F9		0-0 1B		0-0 SF8	4-0 IBB	
<b>John Briggs, L</b> OBP: 0.351, SLG: 0.557 (1, 7)	4-0 BB		0-0 1B		0-0 6-3		0-3 K	0-3 K	
<b>George Scott, R</b> OBP: 0.367, SLG: 0.454 (1, 3)	0-3 K		0-0 L6			0-3 K	4-0 BB	0-0 1-3	
<b>Bobby Mitchell, R</b> OBP: 0.296, SLG: 0.338 (1, 10)		0-0 F8	0-3 K			0-0 L6	0-0 F8		
<b>Charlie Moore, R</b> OBP: 0.333, SLG: 0.359 (1, 2)		0-0 2B 3B		0-0 F7		0-0 E6		4-0 1B 2B 6-3 BB	
<b>Ken Berry, R</b> OBP: 0.258, SLG: 0.193 (1, 8)		4-0 2B BB		0-0 F8		0-0 F9		0-0 6-3	
<b>Pedro Garcia, R</b> OBP: 0.331, SLG: 0.482 (1, 4)		0-3 K		0-0 5-3			0-0 1B E 1B	4-0 1B 2B IBB	
<b>John Vukovich, R</b> OBP: 0.333, SLG: 0.500 (1, 6)		0-0 2B			0-0 F9		0-0 E SF8 1B	0-0 2B 1B	
<b>Tim Johnson, L</b> OBP: 0.167, SLG: 0.250 (7, PR) (8, 6)								1-2 2-3 1B	


Inning Stats	R: 0	H: 0	E: 0	K: 2	S: 7	H: 0	LOB: 1	BB: 1	P: 11	R: 2	H: 2	E: 0	K: 2	S: 9	H: 1	LOB: 1	BB: 1	P: 13	R: 0	H: 0	E: 0	K: 1	S: 6	H: 0	LOB: 0	BB: 0	P: 3	R: 0	H: 1	E: 0	K: 0	S: 4	H: 0	LOB: 1	BB: 0	P: 4	R: 0	H: 0	E: 1	K: 1	S: 6	H: 0	LOB: 1	BB: 0	P: 6	R: 2	H: 2	E: 1	K: 1	S: 8	H: 2	LOB: 2	BB: 1	P: 12	R: 2	H: 2	E: 0	K: 1	S: 7	H: 2	LOB: 3	BB: 3	P: 19
1B: 5	SF: 1	2B: 2	SAC: 0	3B: 1	DP: 0	HR: 0	HBP: 0																																																								

**BOTTOM**

**Detroit Tigers @ Milwaukee Brewers**  
Milwaukee County Stadium, Milwaukee, WI

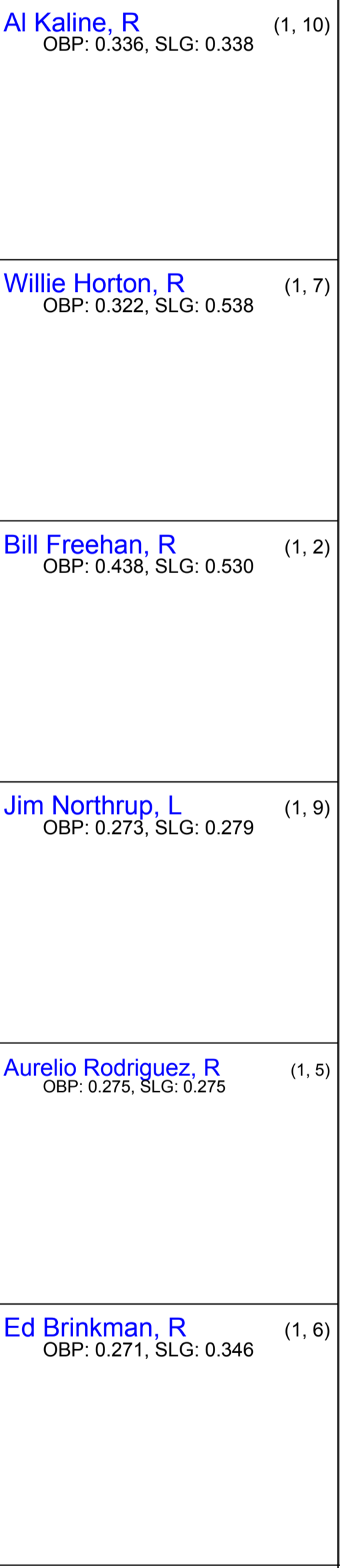
Mon May 20 1974, 8:05 PM EDT  
Att. 5,835 - Unknown

AB	33
R	6
H	8
RBI	6
BB	6
SO	8
LOB	19

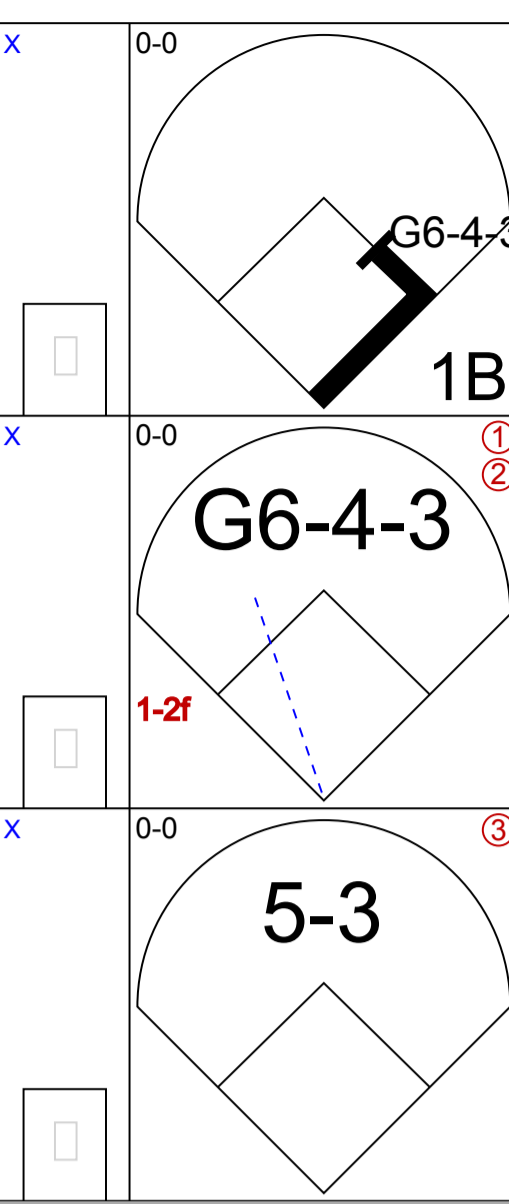


PITCHER	IP	WLS	BF	H	R	ER	SO	BB	IBB	HBP	BLK	WP	HR	S	P	ERA	WHIP
<b>Woody Fryman, L</b> ERA: 8.86 (1, 1)	6.0		27	6	4	3	6	2	0	0	0	0	0	37	45	4.50	1.333
<b>John Hiller, L</b> ERA: 1.62 (7, 1)	2.0	L	13	2	2	2	2	2	2	0	0	0	0	13	29	9.00	2.000

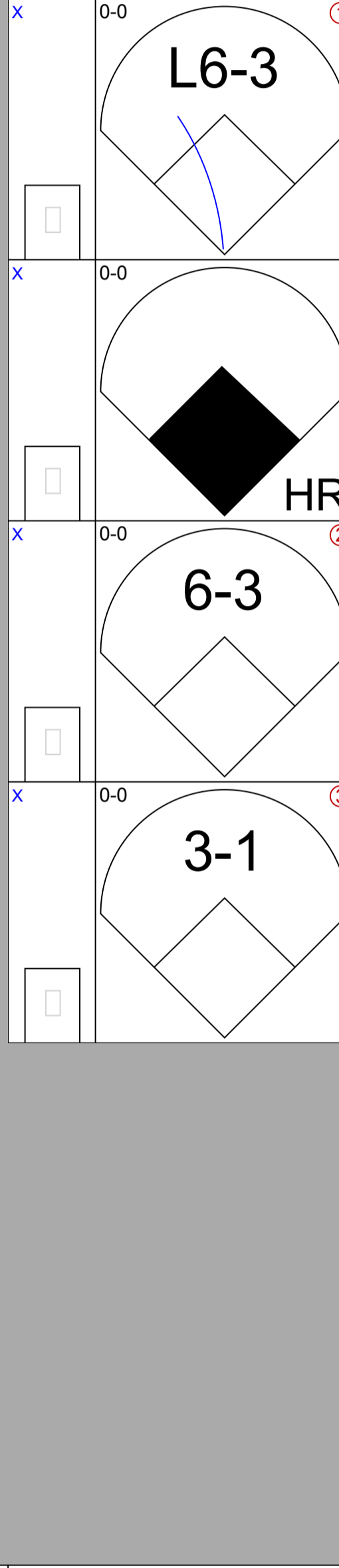
Mickey Stanley, R (1, 8) OBP: 0.272, SLG: 0.311  
Gary Sutherland, R (1, 4) OBP: 0.318, SLG: 0.347  
John Knox, L (3, 4) OBP: 0.462, SLG: 0.417  
Ron Cash, R (1, 3) OBP: 0.300, SLG: 0.345  
Gates Brown, L (9, PH) OBP: 0.346, SLG: 0.190  
Al Kaline, R (1, 10) OBP: 0.336, SLG: 0.338  
Willie Horton, R (1, 7) OBP: 0.322, SLG: 0.538  
Bill Freehan, R (1, 2) OBP: 0.438, SLG: 0.530  
Jim Northrup, L (1, 9) OBP: 0.273, SLG: 0.279  
Aurelio Rodriguez, R (1, 5) OBP: 0.275, SLG: 0.275  
Ed Brinkman, R (1, 6) OBP: 0.271, SLG: 0.346




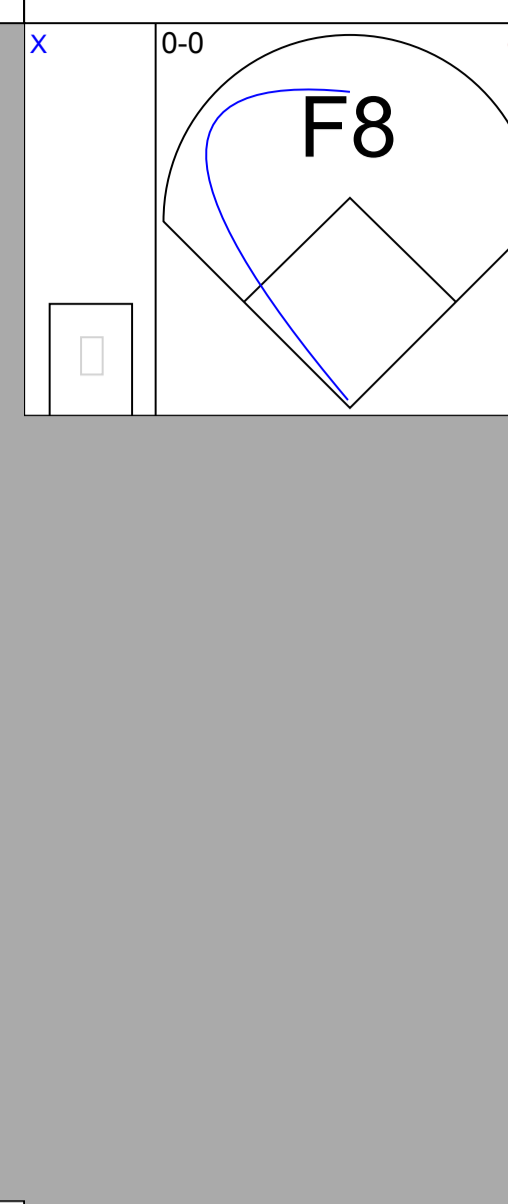
Inning Stats table with columns for R, H, E, K, S, P and rows for each of the 9 batters.



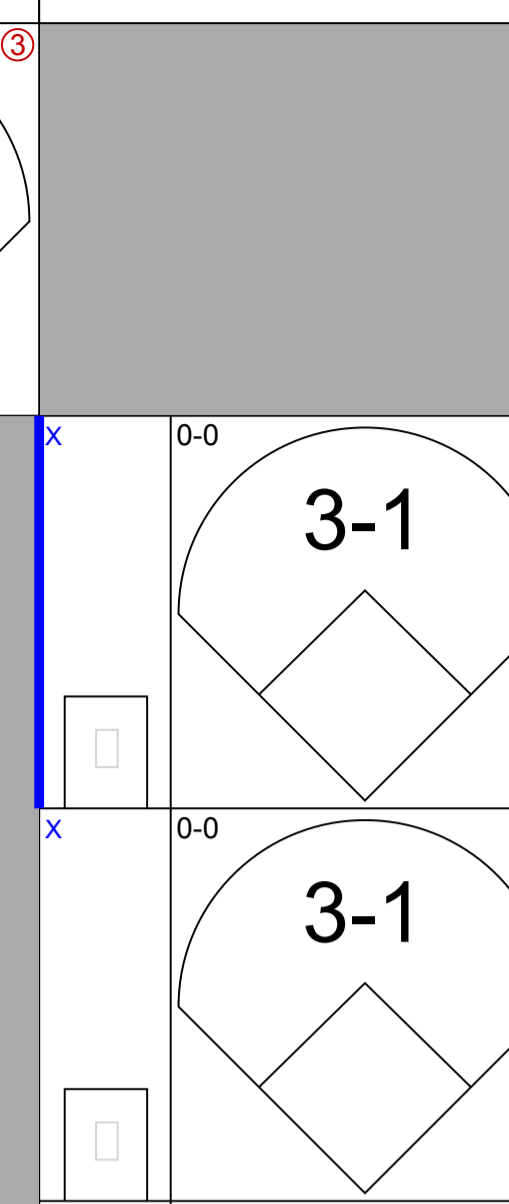
Inning Stats table for batter 1.



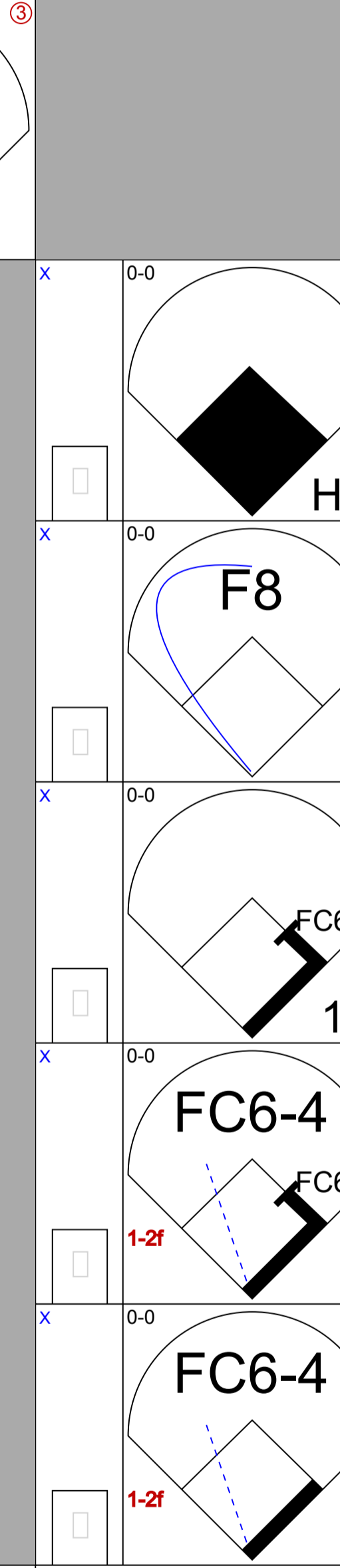
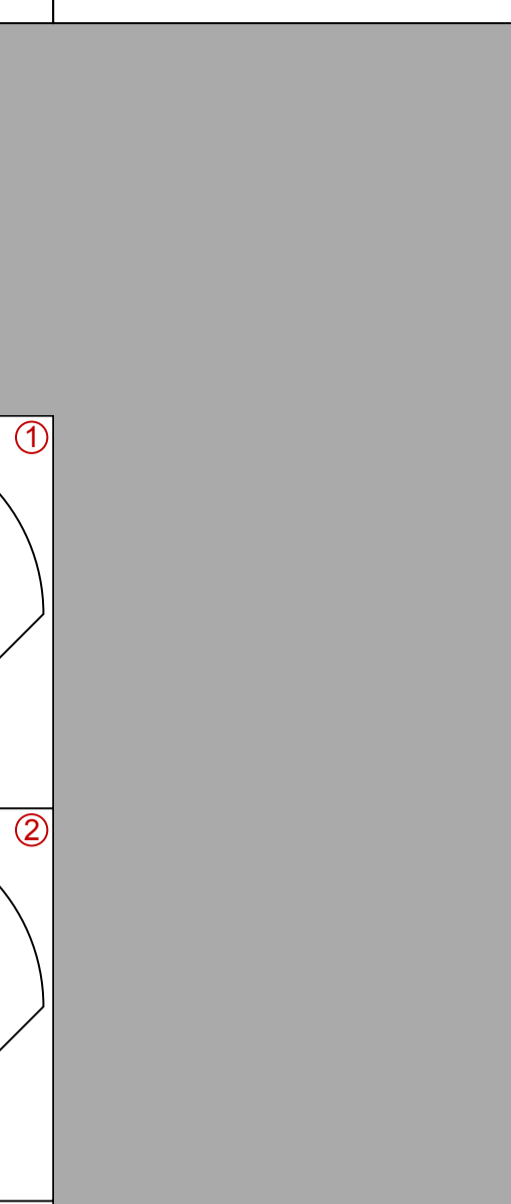
Inning Stats table for batter 3.



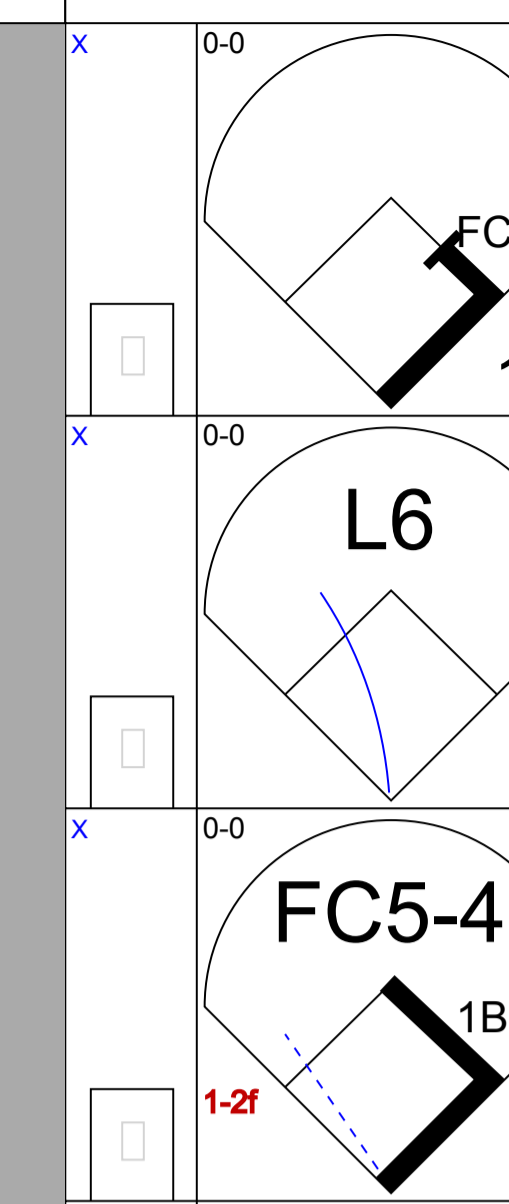
Inning Stats table for batter 5.



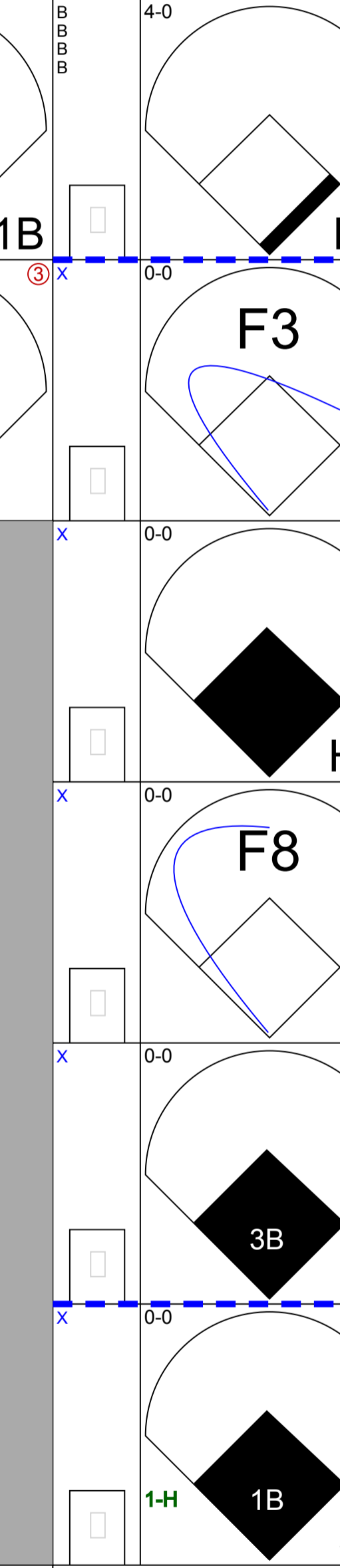
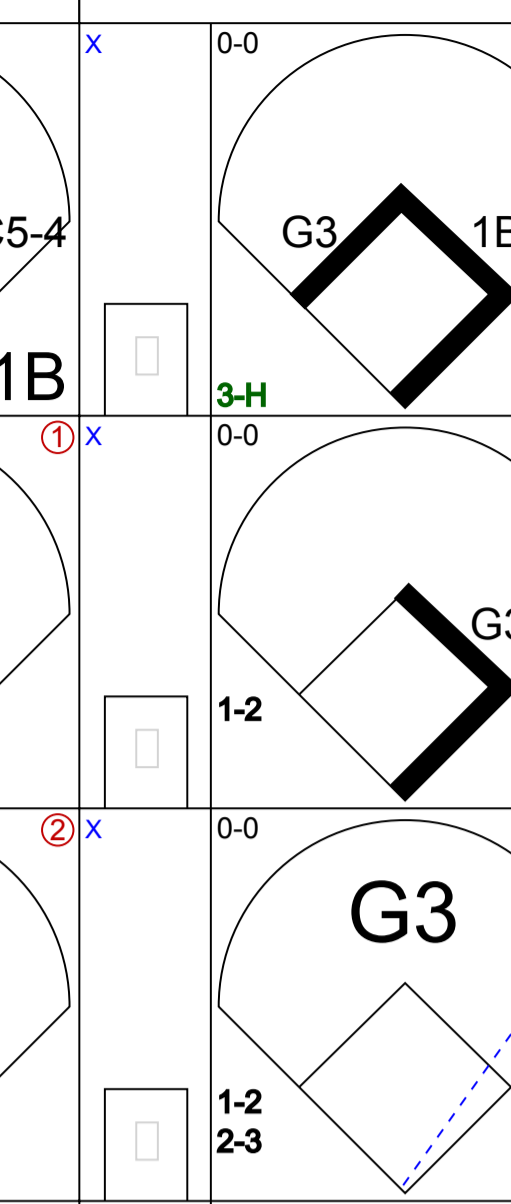
Inning Stats table for batter 7.



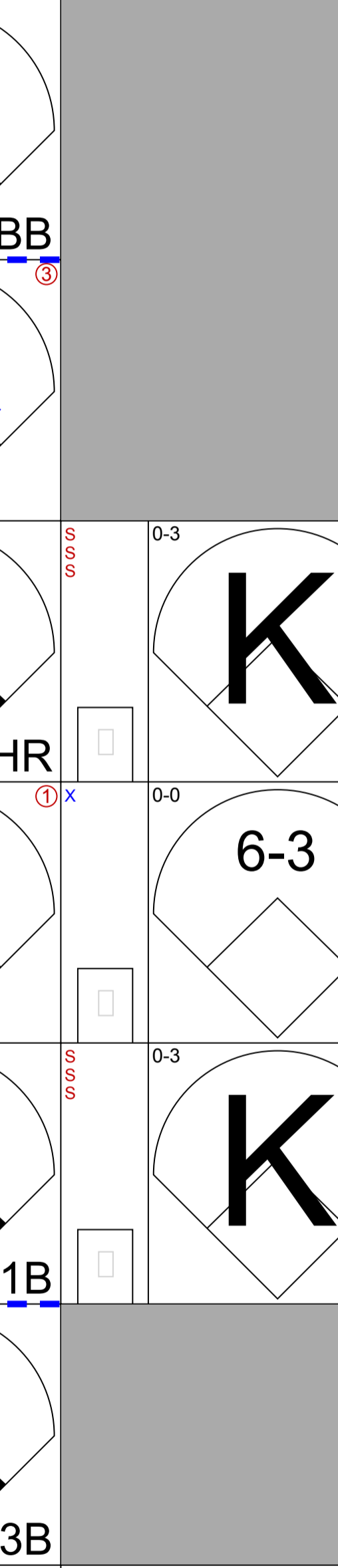
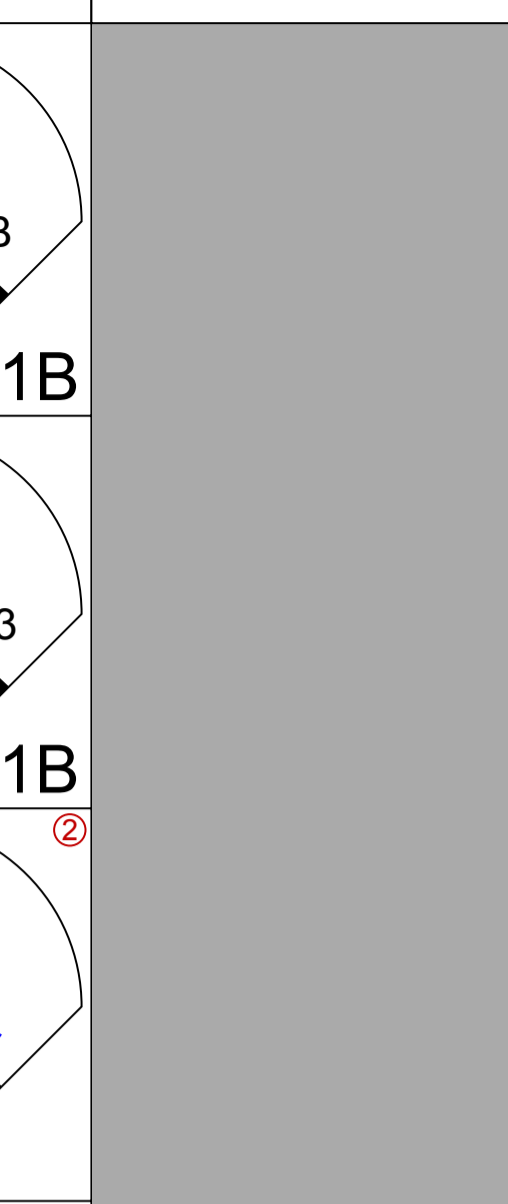
Inning Stats table for batter 9.



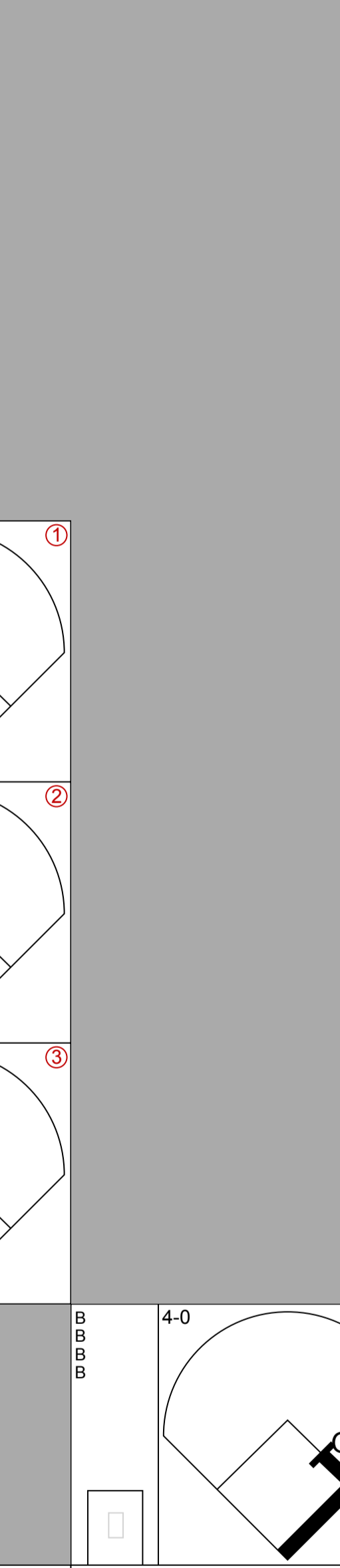
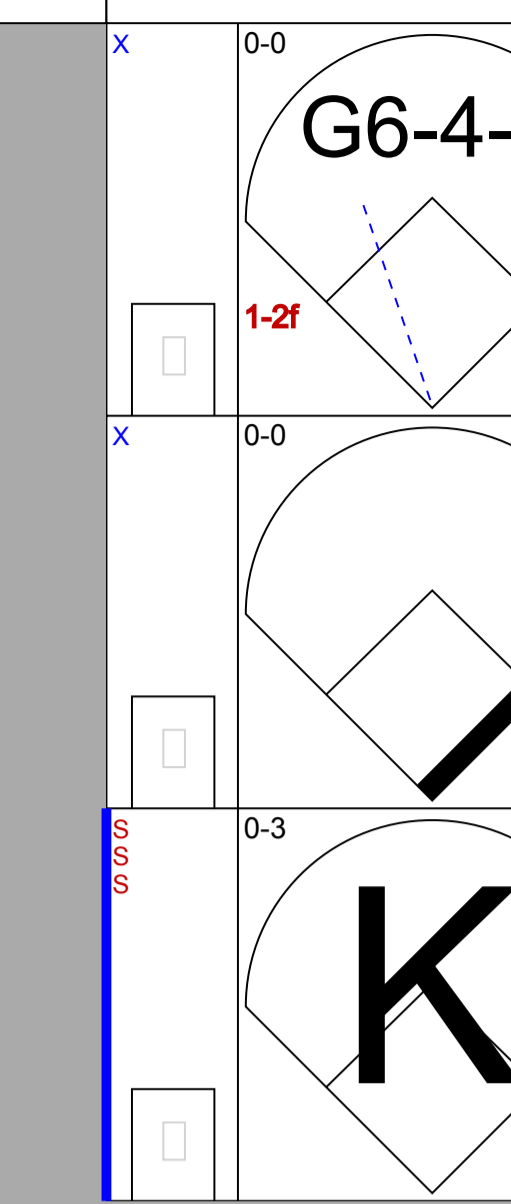
Inning Stats table for batter 1.



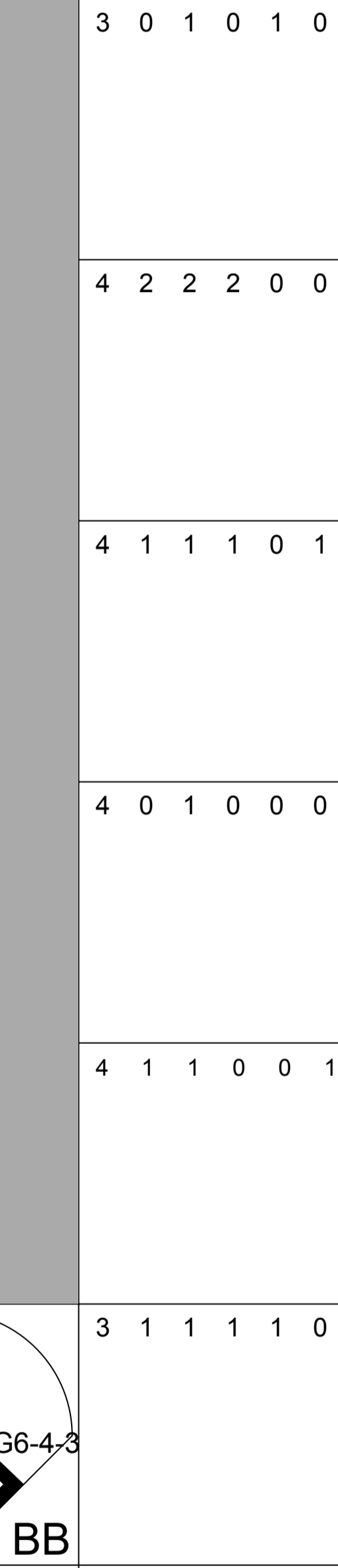
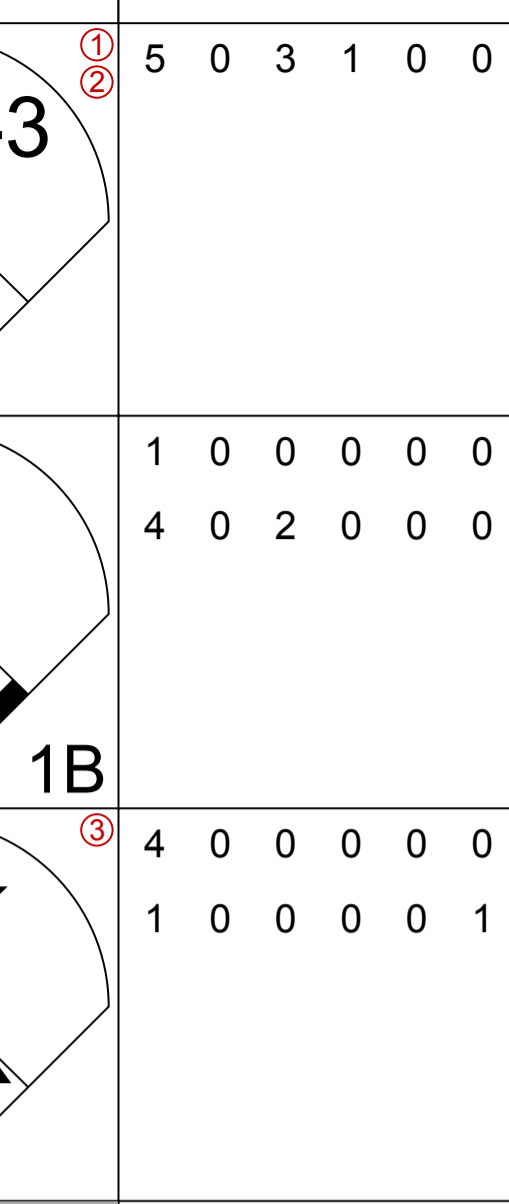
Inning Stats table for batter 3.



Inning Stats table for batter 5.



Inning Stats table for batter 7.



Inning Stats table for batter 9.

Game summary including team names (Detroit Tigers @ Milwaukee Brewers), stadium (Milwaukee County Stadium), date (Tue May 21 1974), time (8:05 PM EDT), attendance (Att. 6,885 - Unknown), and final statistics (AB 37, R 5, H 12, RBI 5, BB 2, SO 3, LOB 14, WP 0, PA 39).

Batter	1	2	3	4	5	6	7	8	9	AB	R	H	RBI	BB	SO	LOB
Don Money, R OBP: 0.335, SLG: 0.433 (1, 5)	0-0 F8		4-0 S 1B BB		0-0 G4-6-3 E 1B		0-0 E1 E S 3B			3	2	1	0	1	0	1
Dave May, L OBP: 0.247, SLG: 0.411 (1, 9)	0-0 HR 2B		0-0 1-H 1B		0-0 E4 G4-6-3		0-0 F9			4	1	2	1	0	0	3
George Scott, R OBP: 0.364, SLG: 0.470 (1, 3)	0-0 2-H HR		0-0 L4		0-0 G4-6-3		0-0 L4			4	1	1	2	0	0	5
John Briggs, L OBP: 0.349, SLG: 0.563 (1, 7)	0-0 6-3		0-0 F8		0-0 3-1		0-0 1-H 3-H 3B			4	0	1	1	0	0	2
Bob Hansen, L OBP: 0.231, SLG: 0.308 (1, 10)	0-0 L9		0-0 L8				0-0 F8			3	0	0	0	0	0	1
Bobby Mitchell, R OBP: 0.292, SLG: 0.333 (7, PH)							0-3 K			1	0	0	0	0	1	1
Darrell Porter, L OBP: 0.373, SLG: 0.394 (1, 2)		0-0 HR		0-3 K		0-0 3-1		0-3 K		4	1	1	1	0	2	0
Bob Coluccio, R OBP: 0.317, SLG: 0.312 (1, 8)		0-0 5-3		0-0 5-3		4-0 BB		4-0 S BB		2	0	0	0	2	0	0
Pedro Garcia, R OBP: 0.336, SLG: 0.492 (1, 4)		0-0 L7 1B		0-0 2B		0-0 F2		0-0 F3		4	0	2	0	0	0	2
Tim Johnson, L OBP: 0.188, SLG: 0.250 (1, 6)		0-0 L7		0-0 6-3			0-0 F9 S 1B		0-3 K	4	1	1	0	0	1	3

Inning Stats	R: 2	H: 2	E: 0	K: 0	S: 5	H: 2	LOB: 0	BB: 0	P: 5	R: 1	H: 2	E: 0	K: 0	S: 4	H: 1	LOB: 1	BB: 1	P: 8	R: 0	H: 1	E: 0	K: 1	S: 6	R: 0	H: 1	E: 1	K: 0	S: 4	H: 0	LOB: 1	BB: 1	P: 7	R: 2	H: 2	E: 1	K: 1	S: 8	R: 0	H: 0	E: 0	K: 2	S: 7	H: 0	LOB: 1	BB: 1	P: 11	1B: 4	SF: 0	2B: 2	SAC: 0	3B: 1	DP: 1	HR: 2	HBP: 0	WP: 0	PA: 36
--------------	------	------	------	------	------	------	--------	-------	------	------	------	------	------	------	------	--------	-------	------	------	------	------	------	------	------	------	------	------	------	------	--------	-------	------	------	------	------	------	------	------	------	------	------	------	------	--------	-------	-------	-------	-------	-------	--------	-------	-------	-------	--------	-------	--------

PITCHER	IP	WLS	BF	H	R	ER	SO	BB	IBB	HBP	BLK	WP	HR	S	P	ERA	WHIP
Lerrin LaGrow, R ERA: 3.0 (1, 1)	6.0		27	8	5	4	1	2	0	0	0	0	2	27	35	6.00	1.667
John Hiller, L ERA: 1.55 (7, 1)	2.0	L	9	1	1	0	3	1	0	0	0	0	0	14	18	0.00	1.000


**BOTTOM**

**Detroit Tigers @ Milwaukee Brewers**  
**Milwaukee County Stadium, Milwaukee, WI**

Tue May 21 1974, 8:05 PM EDT  
 Att. 6,885 - Unknown

livebaseballscorecards.com

<b>AB</b>	<b>33</b>
<b>R</b>	<b>6</b>
<b>H</b>	<b>9</b>
<b>RBI</b>	<b>5</b>
<b>BB</b>	<b>3</b>
<b>SO</b>	<b>4</b>
<b>LOB</b>	<b>18</b>



Batter	1	2	3	4	5	6	7	8	9	AB R H RBI BB SO LOB	TOP		
Dick Sharon, R OBP: 0.320, SLG: 0.261 (1, 9) X	0-0 P4 ①		0-0 5-3 ②		0-0 SH1 ①		0-0 F8 ① X	0-0 F4 ③		4 0 0 0 0 0 2			
Gary Sutherland, R OBP: 0.314, SLG: 0.342 (1, 4) X	0-0 1-3 ②		0-0 5-3 ③		0-0 1B ②		0-0 P4 ②		0-0 5-3 ①	5 0 1 0 0 0 1			
Al Kaline, R OBP: 0.344, SLG: 0.348 (1, 10) X	0-0 L8 ③			0-0 1B ①	0-0 1B ①		0-0 HR 1B		0-0 L4 ②	5 2 3 1 0 0 0			
Willie Horton, R OBP: 0.338, SLG: 0.565 (1, 7)		0-0 G5-4-3 1B ①		0-0 F9 ①	0-0 1B ①		0-0 HR 1B		4-0 BB ①	4 1 3 2 1 0 1			
Bill Freehan, R OBP: 0.435, SLG: 0.521 (1, 2)		0-0 G5-4-3 1B ①		0-0 2B ①	0-0 1B ①		0-0 F3 ③		0-0 F8 ③	5 1 2 0 0 0 3			
Mickey Stanley, R OBP: 0.272, SLG: 0.316 (1, 8)		0-0 G5-4-3 ① ②		0-0 2B ①		0-0 F9 ①		0-3 K ①		4 0 1 1 0 1 2			
Ron Cash, R OBP: 0.324, SLG: 0.364 (1, 3)		0-3 K ③		0-0 6-3 ②		0-0 FC6-4 1B ②		0-0 PB 1B WP ②		4 1 2 1 0 1 2			
Aurelio Rodriguez, R OBP: 0.268, SLG: 0.268 (1, 5)			0-0 G3 ①	0-3 K ③		0-0 FC6-4 ②		0-0 F7 ②		4 0 0 0 0 1 3			
Ed Brinkman, R OBP: 0.285, SLG: 0.361 (1, 6)			0-0 2B ①		4-0 1B SH1 1B BB ③		0-0 F5 ③		0-0 2-H 1B ③	3 1 2 1 1 0 1			
<b>Inning Stats</b>	R: 0 H: 0 E: 0 LOB: 0 K: 0 BB: 0 S: 3 P: 3	R: 0 H: 2 E: 0 LOB: 1 K: 1 BB: 0 S: 6 P: 6	R: 0 H: 1 E: 0 LOB: 1 K: 0 BB: 0 S: 4 P: 4	R: 2 H: 3 E: 0 LOB: 1 K: 1 BB: 0 S: 8 P: 8	R: 1 H: 3 E: 0 LOB: 2 K: 0 BB: 1 S: 5 P: 9	R: 0 H: 1 E: 0 LOB: 1 K: 0 BB: 0 S: 4 P: 4	R: 2 H: 2 E: 0 LOB: 0 K: 0 BB: 0 S: 5 P: 5	R: 1 H: 2 E: 0 LOB: 1 K: 1 BB: 0 S: 7 P: 7	R: 0 H: 0 E: 0 LOB: 1 K: 0 BB: 1 S: 3 P: 7	1B: 11 SF: 0 2B: 2 SAC: 1 3B: 0 DP: 1 HR: 1 HBP: 0	WP: 1 PA: 41 PB: 1 SB: 0 CS: 0		
<b>PITCHER</b>	IP WLS BF H R ER SO BB IBB HBP BLK WP HR S P ERA WHIP											<b>PITCHER</b>	IP WLS BF H R ER SO BB IBB HBP BLK WP HR S P ERA WHIP
Kevin Kobel, L ERA: 2.67 (1, 1)	4.2 L 22 9 3 3 2 1 0 0 0 0 0 0 25 29 5.79 2.143												
Bill Travers, L ERA: 7.2 (5, 1)	3.0 13 4 3 3 1 0 0 0 0 1 1 15 15 9.00 1.333												
Eduardo Rodriguez, R ERA: 2.05 (8, 1)	1.1 6 1 0 0 0 1 0 0 0 0 0 0 5 9 0.00 1.500												

Detroit Tigers @ Milwaukee Brewers  
 Milwaukee County Stadium, Milwaukee, WI  
 Wed May 22 1974, 8:05 PM EDT  
 Att. 7,698 - Unknown

livebaseballscorecards.com

AB	38
R	6
H	14
RBI	6
BB	2
SO	3
LOB	15





Batter	1	2	3	4	5	6	7	8	9	AB R H RBI BB SO LOB
<b>Dave May, L</b> OBP: 0.240, SLG: 0.400 (1, 9) X	0-0 F9 ①		0-3 K ①			0-3 K ①		0-3 K ②		4 0 0 0 0 3 0
<b>Don Money, R</b> OBP: 0.327, SLG: 0.421 (1, 5) S S S	0-3 K ②		0-0 F8 ②			0-3 K ②		0-3 K ③		4 0 0 0 0 3 0
<b>John Briggs, L</b> OBP: 0.346, SLG: 0.551 (1, 7) B B B B	4-0 CS BB		0-3 K ③			0-0 1-3 ③		0-0 F7 ①		3 0 0 0 1 1 0
<b>George Scott, R</b> OBP: 0.355, SLG: 0.457 (1, 3) X	0-0 CS ③ 1-2	0-0 F8 ①		0-3 K G5-4-3		0-0 6-3 ①		0-0 6-3 ②		4 0 0 0 0 1 0
<b>Bobby Mitchell, R</b> OBP: 0.289, SLG: 0.319 (1, 10) B B B B		4-0 E BB		0-0 G5-4-3 ① ② 1-2f		0-0 P3 ②		0-0 F7 ③		3 1 0 0 1 0 1
<b>Charlie Moore, R</b> OBP: 0.356, SLG: 0.429 (1, 2) X		0-0 E9 ① ② 1-H 3B		0-0 F9 ③		0-0 HR 1B				3 2 2 1 0 0 0
<b>Bob Coluccio, R</b> OBP: 0.326, SLG: 0.348 (1, 8) X		0-0 1B			0-0 P5 ①		0-0 HR 1B			3 1 2 2 0 0 0
<b>Pedro Garcia, R</b> OBP: 0.328, SLG: 0.479 (1, 4) X		0-0 F8 ②			0-0 5-3 ②		0-0 5-3 ③			3 0 0 0 0 0 1
<b>John Vukovich, R</b> OBP: 0.222, SLG: 0.333 (1, 6) X		0-0 F8 ③			0-0 F9 ③			0-3 K ①		3 0 0 0 0 1 1

Inning Stats	R: 0	H: 0	E: 0	K: 1	S: 4	LOB: 0	BB: 1	P: 8	R: 2	H: 2	E: 1	K: 0	S: 5	LOB: 1	BB: 1	P: 9	R: 0	H: 0	E: 0	K: 2	S: 7	LOB: 0	BB: 0	P: 7	R: 0	H: 0	E: 0	K: 1	S: 5	LOB: 0	BB: 0	P: 5	R: 0	H: 0	E: 0	K: 0	S: 3	LOB: 0	BB: 0	P: 3	R: 2	H: 2	E: 0	K: 0	S: 5	LOB: 0	BB: 0	P: 5	R: 0	H: 0	E: 0	K: 3	S: 9	LOB: 0	BB: 0	P: 9	R: 0	H: 0	E: 0	K: 0	S: 3	LOB: 0	BB: 0	P: 3	1B: 2	2B: 0	3B: 1	SF: 0	SAC: 0	DP: 1	HBP: 0	WP: 0	PA: 33
<b>PITCHER</b> <b>Mickey Lolich, L</b> ERA: 4.15 (1, 1)	IP	WLS	BF	H	R	ER	SO	BB	IBB	HBP	BLK	WP	HR	S	P	ERA	WHIP	IP	WLS	BF	H	R	ER	SO	BB	IBB	HBP	BLK	WP	HR	S	P	ERA	WHIP																																							

**DETROIT TIGERS @ MILWAUKEE BREWERS**  
**Milwaukee County Stadium, Milwaukee, WI**  
 Wed May 22 1974, 8:05 PM EDT  
 Att. 7,698 - Unknown

<b>AB</b>	<b>30</b>
<b>R</b>	<b>4</b>
<b>H</b>	<b>4</b>
<b>RBI</b>	<b>3</b>
<b>BB</b>	<b>2</b>
<b>SO</b>	<b>9</b>
<b>LOB</b>	<b>3</b>



Batter	1	2	3	4	5	6	7	8	9	AB R H RBI BB SO LOB	TOP									
Mickey Stanley, R (1, 8) OBP: 0.265, SLG: 0.308	0-0 L6	0-0 L6			0-0 5-3			0-0 6-3		4 0 0 0 0 0 2	<b>Detroit Tigers @ Milwaukee Brewers</b> <b>Milwaukee County Stadium, Milwaukee, WI</b> Thu May 23 1974, 4:33 AM EDT Att. 10,505 - Unknown									
Gary Sutherland, R (1, 4) OBP: 0.313, SLG: 0.340	0-0 6-3		0-0 F7			0-0 F8		0-0 WP 1B		4 0 1 0 0 0 0										
Al Kaline, R (1, 10) OBP: 0.335, SLG: 0.338	0-3 K		0-3 K			0-0 L9		0-0 L6		4 0 0 0 0 2 1										
Willie Horton, R (1, 7) OBP: 0.335, SLG: 0.556		0-0 BB 1B	0-0 F8			0-0 F7		0-3 K		4 1 1 0 0 1 1										
Bill Freehan, R (1, 2) OBP: 0.416, SLG: 0.493		0-0 L4		0-0 L9			0-0 F9		0-0 5-3	4 0 0 0 0 0 1										
Jim Northrup, L (1, 9) OBP: 0.279, SLG: 0.280		4-0 BB 1B	0-3 K				0-0 PB 2B 1B		0-3 K	3 2 1 0 1 2 0										
Norm Cash, L (1, 3) OBP: 0.303, SLG: 0.342		0-0 F5		0-0 3-1			0-0 F7		0-0 F8	4 0 0 0 0 0 3										
Aurelio Rodriguez, R (1, 5) OBP: 0.276, SLG: 0.283		0-0 BB 1B			0-0 F9		0-0 BB 2B			3 0 2 2 0 0 0										
Ed Brinkman, R (1, 6) OBP: 0.286, SLG: 0.360		0-0 BB 1B			0-0 F2		0-0 L6			3 0 1 1 0 0 1										
<b>Inning Stats</b>	R: 0 E: 0 K: 1 S: 5	H: 0 LOB: 0 BB: 0 P: 5	R: 2 E: 0 K: 0 S: 6	H: 3 LOB: 2 BB: 1 P: 10	R: 0 E: 0 K: 1 S: 5	H: 0 LOB: 0 BB: 0 P: 5	R: 0 E: 0 K: 1 S: 5	H: 0 LOB: 0 BB: 0 P: 5	R: 0 E: 0 K: 0 S: 3	H: 0 LOB: 0 BB: 0 P: 3	R: 1 E: 0 K: 0 S: 5	H: 2 LOB: 1 BB: 0 P: 5	R: 0 E: 0 K: 1 S: 6	H: 1 LOB: 1 BB: 0 P: 6	R: 0 E: 0 K: 1 S: 5	H: 0 LOB: 0 BB: 0 P: 5	1B: 5 2B: 1 3B: 0 HR: 0	SF: 0 SAC: 0 DP: 0 HBP: 0	WP: 2 PB: 1 SB: 0 CS: 0	PA: 34
<b>PITCHER</b> Jim Staton, R (1, 1) ERA: 4.03	IP 9.0 WLS W BF 34 H 6 R 3 ER 2 SO 5 BB 1 IBB 0 HBP 0 BLK 0 WP 1 HR 0 S 43 P 47 ERA 2.00 WHIP 0.778											<b>PITCHER</b>	IP WLS BF H R ER SO BB IBB HBP BLK WP HR S P ERA WHIP							

livebaseballscorecards.com

<b>AB</b>	<b>33</b>
<b>R</b>	<b>3</b>
<b>H</b>	<b>6</b>
<b>RBI</b>	<b>3</b>
<b>BB</b>	<b>1</b>
<b>SO</b>	<b>5</b>
<b>LOB</b>	<b>9</b>



Batter	1	2	3	4	5	6	7	8	9	AB	R	H	RBI	BB	SO	LOB
Don Money, R OBP: 0.329, SLG: 0.423 (1, 5)	0-0 SH5-3 1B 2B		0-0 6-3		0-0 5-3		0-0 6-3	4-0 BB 1-2 2-3		4	1	1	0	1	0	2
Dave May, L OBP: 0.240, SLG: 0.396 (1, 9)	0-0 SH5-3 2-3		0-0 5-3		0-0 4-3		0-0 3B 2-H 1B	0-0 P2		4	1	1	1	0	0	4
George Scott, R OBP: 0.363, SLG: 0.472 (1, 3)	0-0 F3		0-0 6-3				0-0 1B 1-H 3B	4-0 BB 1-2 2-3 3-H		4	0	2	2	1	0	1
John Briggs, L OBP: 0.348, SLG: 0.539 (1, 7)	4-0 S 1B BB			4-0 8-6-4 1B BB		0-3 K	0-0 F3	0-3 K		3	1	0	0	2	2	5
Bob Hansen, L OBP: 0.294, SLG: 0.313 (1, 10)	0-0 S 1B			0-0 F7		0-3 K		4-0 S 1B BB		3	0	1	2	1	1	2
Bobby Mitchell, R OBP: 0.289, SLG: 0.319 (8, PR)	1-H 3-H 1B									0	1	0	0	0	0	0
Darrell Porter, L OBP: 0.386, SLG: 0.408 (1, 2)	0-3 K 1-2			0-0 1B		0-0 S 1B		0-0 E2 1-H 2B 1B		4	1	3	1	0	1	1
Bob Coluccio, R OBP: 0.323, SLG: 0.353 (1, 8)		0-0 L8		0-0 8-6-4 2-3f		0-0 P3		0-0 FC1-5 3-H 2B		4	0	1	1	0	0	4
Pedro Garcia, R OBP: 0.326, SLG: 0.472 (1, 4)		0-0 P6				0-0 E6 SH3-4		0-0 F7 BB FC1-5 BB 1B		4	1	1	0	0	0	0
Robin Yount, R OBP: 0.257, SLG: 0.288 (1, 6)		0-0 F7				0-0 SH3-4 1-2		0-0 E5 S 1B	0-0 FC1-5 BB BB 1-2 2-3f	3	1	0	0	0	0	2

Inning Stats	R: 2	H: 2	E: 0	K: 1	S: 7	LOB: 1	BB: 1	P: 11	R: 0	H: 0	E: 0	K: 0	S: 3	LOB: 0	BB: 0	P: 3	R: 0	H: 0	E: 0	K: 0	S: 3	LOB: 0	BB: 0	P: 3	R: 0	H: 1	E: 0	K: 0	S: 3	LOB: 1	BB: 1	P: 7	R: 0	H: 0	E: 1	K: 0	S: 4	LOB: 1	BB: 0	P: 4	R: 0	H: 2	E: 0	K: 2	S: 9	LOB: 2	BB: 0	P: 9	R: 2	H: 2	E: 1	K: 0	S: 6	LOB: 1	BB: 0	P: 6	R: 3	H: 3	E: 1	K: 1	S: 8	LOB: 3	BB: 3	P: 20
--------------	------	------	------	------	------	--------	-------	-------	------	------	------	------	------	--------	-------	------	------	------	------	------	------	--------	-------	------	------	------	------	------	------	--------	-------	------	------	------	------	------	------	--------	-------	------	------	------	------	------	------	--------	-------	------	------	------	------	------	------	--------	-------	------	------	------	------	------	------	--------	-------	-------

PITCHER	IP	WLS	BF	H	R	ER	SO	BB	IBB	HBP	BLK	WP	HR	S	P	ERA	WHIP
Joe Coleman, R ERA: 3.84 (1, 1)	7.0	L	33	8	7	5	3	3	0	0	0	0	0	36	48	6.43	1.571
Chuck Seelbach, R ERA: 4.7 (8, 1)	0.2		6	2	0	0	0	2	0	0	0	0	0	4	12	0.00	6.000
Luke Walker, L ERA: 2.35 (8, 1)	0.1		1	0	0	0	1	0	0	0	0	0	0	3	3	0.00	0.000


**BOTTOM**

**Detroit Tigers @ Milwaukee Brewers**  
Milwaukee County Stadium, Milwaukee, WI

Thu May 23 1974, 4:33 AM EDT  
Att. 10,505 - Unknown

AB	33
R	7
H	10
RBI	7
BB	5
SO	4
LOB	21

livebaseballscorecards.com



WP	PA	ERA	WHIP
0	40		

Batter	1	2	3	4	5	6	7	8	9	AB R H RBI BB SO LOB	TOP																									
<b>Don Money, R</b> (1, 5) OBP: 0.331, SLG: 0.422	0-0 P8		0-0 6-3		0-0 1B		0-0 1B		0-3 K	5 1 2 0 0 1 0																										
<b>Dave May, L</b> (1, 9) OBP: 0.252, SLG: 0.399	0-0 F2		0-0 F8		0-0 1B		0-0 1B		4-0 1B BB	4 0 2 0 1 0 0																										
<b>George Scott, R</b> (1, 3) OBP: 0.364, SLG: 0.466	0-0 L6			4-0 BB	0-0 1B		0-3 K		0-3 K	4 1 1 1 1 2 3																										
<b>John Briggs, L</b> (1, 7) OBP: 0.355, SLG: 0.535		4-0 FC4-6 BB		4-0 2B BB	0-0 F7		0-3 K		0-0 1B	3 1 1 0 2 1 2																										
<b>Bob Hansen, L</b> (1, 10) OBP: 0.273, SLG: 0.250		0-0 F7		0-0 F5	0-0 4-3		4-0 BB 1B BB		0-0 P5	4 0 0 0 1 0 7																										
<b>Darrell Porter, L</b> (1, 2) OBP: 0.390, SLG: 0.422		0-0 FC4-6 1B		0-0 2B		0-0 F8		0-0 BB 1B		4 0 2 2 0 0 1																										
<b>Charlie Moore, R</b> (8, PR) OBP: 0.356, SLG: 0.429		1-2		1-H 2-H			1-2 BB 1B			0 0 0 0 0 0 0																										
<b>Bob Coluccio, R</b> (1, 8) OBP: 0.321, SLG: 0.350		0-0 1B		0-0 F8		0-0 4-3		0-3 K		4 0 1 0 0 1 3																										
<b>Pedro Garcia, R</b> (1, 4) OBP: 0.324, SLG: 0.461		0-0 F8		0-0 P4		0-3 K		4-0 BB		3 0 0 0 1 1 3																										
<b>Robin Yount, R</b> (1, 6) OBP: 0.252, SLG: 0.283			0-3 K		0-3 K		0-3 K		0-3 K	2 0 0 0 0 2 0																										
<b>Mike Hegan, L</b> (7, PH) OBP: 0.308, SLG: 0.351										1 0 0 0 0 1 0																										
<b>Tim Johnson, L</b> (7, 6) OBP: 0.176, SLG: 0.235										1 0 0 0 0 1 3																										
<b>Inning Stats</b>	R: 0 H: 0 E: 0 K: 0 S: 3	H: 0 LOB: 0 BB: 0 P: 3	R: 0 H: 1 E: 0 K: 0 S: 4	H: 1 LOB: 2 BB: 1 P: 8	R: 0 H: 0 E: 0 K: 1 S: 5	H: 0 LOB: 0 BB: 0 P: 5	R: 2 H: 1 E: 0 K: 0 S: 4	H: 1 LOB: 1 BB: 2 P: 12	R: 1 H: 3 E: 0 K: 1 S: 8	H: 3 LOB: 2 BB: 0 P: 8	R: 0 H: 0 E: 0 K: 1 S: 5	H: 0 LOB: 0 BB: 0 P: 5	R: 0 H: 2 E: 0 K: 2 S: 8	H: 2 LOB: 1 BB: 0 P: 8	R: 0 H: 1 E: 0 K: 3 S: 10	H: 1 LOB: 3 BB: 2 P: 18	R: 0 H: 1 E: 0 K: 2 S: 8	H: 1 LOB: 2 BB: 1 P: 12	1B: 8 SF: 0 2B: 1 SAC: 0 3B: 0 DP: 0 HR: 0 HBP: 0	WP: 0 PA: 41 PB: 0 SB: 0 CS: 1																
<b>PITCHER</b>	IP WLS BF H R ER SO BB IBB HBP BLK WP HR S P ERA WHIP																																			
<b>Rick Wise, R</b> (1, 1) ERA: 2.84	4.1	21	5	3	3	2	3	0	0	0	0	0	0	22	34	6.23	1.846																			
<b>Dick Drago, R</b> (5, 1) ERA: 2.48	4.2	20	4	0	0	8	3	0	0	0	0	0	0	33	45	0.00	1.500																			

**Milwaukee Brewers @ Boston Red Sox**  
**Fenway Park, Boston, MA**  
 Fri May 24 1974, 7:05 PM EDT  
 Att. 15,951 - Unknown - 48 F

AB	35
R	3
H	9
RBI	3
BB	6
SO	10
LOB	22



Batter	1	2	3	4	5	6	7	8	9	AB	R	H	RBI	BB	SO	LOB	BOTTOM		
Juan Beniquez, R OBP: 0.336, SLG: 0.410 (1, 8)	0-0 5-3		0-0 HR	0-0 F9		0-0 SH5-4 1B		0-0 F7		5	1	2	1	0	0	1	<b>Milwaukee Brewers @ Boston Red Sox</b> Fenway Park, Boston, MA Fri May 24 1974, 7:05 PM EDT Att: 15,951 - Unknown - 48 F		
Cecil Cooper, L OBP: 0.358, SLG: 0.430 (1, 3)	0-0 2B		0-0 1B 2B	0-0 1B		0-0 SH5-4 1B		0-0 4-3		4	1	3	1	0	0	0			
Dwight Evans, R OBP: 0.441, SLG: 0.627 (1, 9)	0-0 F2		0-0 5-3	0-0 1B		4-0 IBB		0-0 5-3		4	0	1	0	1	0	2			
Carl Yastrzemski, L OBP: 0.443, SLG: 0.514 (1, 7)	0-0 6-3		0-0 L8	0-0 4-3		0-0 G3-2-3 3-Hf				4	0	0	0	0	0	7			
Bernie Carbo, L OBP: 0.375, SLG: 0.488 (1, 10)		0-0 HR	0-0 1B PB 1B		0-0 FC4-6 1B		0-3 K			4	2	3	2	0	1	0			
Rico Petrocelli, R OBP: 0.400, SLG: 0.466 (1, 5)		0-0 F8	0-0 1B FC6-4		0-0 P4		1-0 BB HBP			3	0	1	1	0	0	1			
Carlton Fisk, R OBP: 0.329, SLG: 0.468 (1, 2)		0-0 G3 2B	0-0 FC6-4 1-2f		0-0 FC4-6 1-2f		0-3 K			4	0	1	0	0	1	3			
Dick McAuliffe, L OBP: 0.303, SLG: 0.333 (1, 4)		0-0 G3 2-3		0-0 F9 1B 2B		0-3 K		4-0 FC6-4 BB		3	1	1	0	1	1	2			
Mario Guerrero, R OBP: 0.287, SLG: 0.265 (1, 6)		0-0 4-3		0-0 L6		4-0 SH5-4 G3-2-3 BB		0-0 FC6-4 1-2f		3	0	0	0	1	0	4			
<b>Inning Stats</b>	R: 0 E: 0 K: 0 S: 4	H: 1 LOB: 1 BB: 0 P: 4	R: 1 E: 0 K: 0 S: 5	H: 2 LOB: 1 BB: 0 P: 5	R: 3 E: 0 K: 0 S: 7	H: 4 LOB: 1 BB: 0 P: 7	R: 1 E: 0 K: 0 S: 6	H: 3 LOB: 2 BB: 0 P: 6	R: 0 E: 0 K: 1 S: 6	H: 1 LOB: 1 BB: 0 P: 6	R: 0 E: 0 K: 2 S: 7	H: 0 LOB: 2 BB: 1 P: 12	R: 0 E: 0 K: 0 S: 3	H: 0 LOB: 0 BB: 0 P: 3	1B: 6 2B: 4 3B: 0 HR: 2	SF: 0 SAC: 1 DP: 1 HBP: 1	WP: 0 PB: 1 SB: 0 CS: 0	PA: 39	
<b>PITCHER</b>	IP WLS BF H R ER SO	IP WLS BF H R ER SO	IP WLS BF H R ER SO	IP WLS BF H R ER SO	IP WLS BF H R ER SO	IP WLS BF H R ER SO	IP WLS BF H R ER SO	IP WLS BF H R ER SO	IP WLS BF H R ER SO	IP WLS BF H R ER SO	IP WLS BF H R ER SO	IP WLS BF H R ER SO	IP WLS BF H R ER SO	IP WLS BF H R ER SO	IP WLS BF H R ER SO	IP WLS BF H R ER SO	ERA WHIP	ERA WHIP	
Bill Champion, R ERA: 3.75 (1, 1)	2.2 L	15 7 4	3 1 1 3	0 0 0 0	0 0 0 0	0 0 0 0	0 0 0 0	0 0 0 0	0 0 0 0	10.12 2.625									
Bill Travers, L ERA: 5.0 (3, 1)	4.0	20 5 1	1 1 3	2 1 1 0	0 0 22 35	2.25 1.750													
Tom Murphy, R ERA: 2.1 (7, 1)	1.1	4 0 0	0 0 0	0 0 0 0	0 0 4 4	0.00 0.000													

livebaseballscorecards.com

AB	34
R	5
H	12
RBI	5
BB	3
SO	3
LOB	20



Batter	1	2	3	4	5	6	7	8	9	AB R H RBI BB SO LOB	TOP																											
<b>Don Money, R</b> (1, 5) OBP: 0.339, SLG: 0.430	4-0 HR BB	0-0 2B 2B		0-3 K		0-0 P4	0-0 1B			4 2 2 0 1 1 0																												
<b>Dave May, L</b> (1, 9) OBP: 0.256, SLG: 0.405	0-0 P5	0-0 1B 2B		0-0 1B 1B		0-3 K	0-3 K			5 1 2 2 0 2 2																												
<b>George Scott, R</b> (1, 3) OBP: 0.371, SLG: 0.477	0-0 5-3	0-0 BB 1B		0-0 1B		0-0 HR 2B		0-0 F8		5 1 3 1 0 0 1																												
<b>John Briggs, L</b> (1, 7) OBP: 0.363, SLG: 0.574	0-0 HR	4-0 BB		0-3 K		0-0 HR		0-0 P6		4 2 2 4 1 1 2																												
<b>Darrell Porter, L</b> (1, 2) OBP: 0.382, SLG: 0.411	0-0 1B	0-0 F8			0-0 F9	0-0 P4		0-3 K		5 0 1 0 0 1 2																												
<b>Bob Coluccio, R</b> (1, 8) OBP: 0.324, SLG: 0.360	0-0 6-3		0-3 K		0-0 S 1B		0-0 4-3 HR 2B		0-3 K	5 1 2 0 0 2 1																												
<b>Bobby Mitchell, R</b> (1, 10) OBP: 0.275, SLG: 0.301			0-3 K		0-0 F3		0-0 4-3		0-0 5-3	4 0 0 0 0 2 2	AB 41																											
<b>Ken Berry, R</b> (9, PH) OBP: 0.254, SLG: 0.190					1-2 K		2-3			1 0 0 0 0 0 0	R 9																											
<b>Pedro Garcia, R</b> (1, 4) OBP: 0.326, SLG: 0.477			0-0 F8		0-0 P4		4-0 IBB		0-0 F8	4 1 1 2 1 0 0	H 14																											
<b>Robin Yount, R</b> (1, 6) OBP: 0.252, SLG: 0.282				0-0 B3		0-0 1-3		3-H HR		4 1 1 0 0 0 2	RBI 9																											
											BB 3																											
											SO 9																											
											LOB 12																											
<b>Inning Stats</b>	R: 2 E: 0 K: 0 S: 5	H: 2 LOB: 1 BB: 1 P: 9	R: 3 E: 0 K: 1 S: 9	H: 4 LOB: 2 BB: 1 P: 13	R: 0 E: 0 K: 1 S: 5	H: 0 LOB: 0 BB: 0 P: 5	R: 0 E: 0 K: 2 S: 9	H: 2 LOB: 2 BB: 0 P: 9	R: 0 E: 0 K: 1 S: 6	H: 1 LOB: 2 BB: 1 P: 10	R: 2 E: 0 K: 1 S: 7	H: 2 LOB: 0 BB: 0 P: 7	R: 2 E: 0 K: 1 S: 8	H: 3 LOB: 1 BB: 0 P: 8	R: 0 E: 0 K: 1 S: 5	H: 0 LOB: 0 BB: 0 P: 5	R: 0 E: 0 K: 1 S: 5	H: 0 LOB: 0 BB: 0 P: 5	1B: 7 2B: 4 3B: 0 HR: 3	SF: 0 SAC: 0 DP: 0 HBP: 0	WP: 0 PB: 0 SB: 1 CS: 0	PA: 44																
<b>PITCHER</b>	IP	WLS	BF	H	R	ER	SO	BB	IBB	HBP	BLK	WP	HR	S	P	ERA	WHIP	<b>PITCHER</b>	IP	WLS	BF	H	R	ER	SO	BB	IBB	HBP	BLK	WP	HR	S	P	ERA	WHIP			
<b>Reggie Cleveland, R</b> (1, 1) ERA: 5.91	1.2	L	12	6	5	5	1	1	0	0	0	0	1	13	17	27.00	4.200																					
<b>Roger Moret, L</b> (2, 1) ERA: 4.71	4.2		23	7	4	4	5	1	1	0	0	0	2	31	39	7.71	1.714																					
<b>Diego Segui, R</b> (7, 1) ERA: 2.15	0.2		3	1	0	0	1	0	0	0	0	0	0	5	5	0.00	1.500																					
<b>Bob Veale, L</b> (8, 1) ERA:	2.0		6	0	0	0	2	0	0	0	0	0	0	10	10	0.00	0.000																					

**Milwaukee Brewers @ Boston Red Sox**  
 Fenway Park, Boston, MA  
 Sat May 25 1974, 3:33 AM EDT  
 Att. 19,827 - Unknown - 62 F

livebaseballscorecards.com



Batter	1	2	3	4	5	6	7	8	9	AB	R	H	RBI	BB	SO	LOB	BOTTOM																			
Juan Beniquez, R (1, 8) OBP: 0.331, SLG: 0.400	0-0 5-3		0-0 4-3		0-0 BB 1B		0-0 L8		0-0 6-3	5	1	1	0	0	0	0	<b>Milwaukee Brewers @ Boston Red Sox</b> Fenway Park, Boston, MA Sat May 25 1974, 3:33 AM EDT Att: 19,827 - Unknown - 62 F																			
Danny Cater, R (1, 3) OBP: 0.375, SLG: 0.462	0-0 6-3		0-0 6-3		BB BB BB 6-3 1B BB		0-0 5-3		0-0 L4	4	0	0	0	1	0	0																				
Dwight Evans, R (1, 9) OBP: 0.429, SLG: 0.602	0-0 P4		0-0 6-3		1-2 2-H 6-3 1B		0-0 5-3		0-0 P4	5	0	1	1	0	0	0																				
Carl Yastrzemski, L (1, 7) OBP: 0.444, SLG: 0.511		0-0 4-3		0-0 BB 1B 1B		0-0 L4		BB BB BB 4-0 FC6-4 BB	3	1	1	0	1	0	2																					
Rick Miller, L (8, PR) OBP: 0.359, SLG: 0.308 (9, 7)		BB BB BB 4-0 BB 1B BB		0-0 P8		0-0 6-3		0-0 FC6-4 1B 1B 1-2f	3	0	0	0	1	0	4																					
Rico Petrocelli, R (1, 5) OBP: 0.395, SLG: 0.453		BB BB BB 4-0 BB 1B BB		0-0 P8		1-2 2-3 6-3		0-0 FC6-4 1B 1B 1-2f	0	0	0	0	0	0	0																					
Terry Hughes, R (8, PR) OBP: 0.267, SLG: 0.214 (9, 5)		BB BB BB 4-0 BB 1B BB		0-0 F8		0-0 F9		0-0 L7	4	0	1	0	0	0	4																					
Carlton Fisk, R (1, 2) OBP: 0.326, SLG: 0.457		0-0 F8		0-0 1B 1B		0-0 F9		0-0 L7	4	0	2	0	0	0	2																					
Tommy Harper, R (1, 10) OBP: 0.216, SLG: 0.223		0-0 BB 1B		0-0 F9		0-0 F2		0-0 1B 1B	4	0	2	0	0	0	2																					
Mario Guerrero, R (1, 6) OBP: 0.313, SLG: 0.287		BB BB BB 4-0 1-2 2-3 BB		0-0 1B 1B		0-0 G6-4-3 1B		0-0 1B 1B 1-2 2-3	3	0	3	1	1	0	0																					
Dick McAuliffe, L (1, 4) OBP: 0.294, SLG: 0.321		0-0 K		0-0 F9		0-0 G6-4-3		0-0 F8	4	0	0	0	0	1	9																					
<b>Inning Stats</b>	R: 0 E: 0 K: 0 S: 3	H: 0 LOB: 0 BB: 0 P: 3	R: 0 E: 0 K: 1 S: 6	H: 1 LOB: 3 BB: 2 P: 14	R: 0 E: 0 K: 0 S: 3	H: 0 LOB: 0 BB: 0 P: 3	R: 1 E: 0 K: 0 S: 6	H: 3 LOB: 2 BB: 0 P: 6	R: 1 E: 0 K: 0 S: 5	H: 2 LOB: 2 BB: 1 P: 9	R: 0 E: 0 K: 0 S: 3	H: 1 LOB: 0 BB: 0 P: 3	R: 0 E: 0 K: 0 S: 3	H: 0 LOB: 0 BB: 0 P: 3	R: 0 E: 0 K: 0 S: 5	H: 2 LOB: 3 BB: 1 P: 9	R: 0 E: 0 K: 0 S: 3	H: 0 LOB: 0 BB: 0 P: 3	1B: 9 2B: 0 3B: 0 HR: 0	SF: 0 SAC: 0 DP: 1 HBP: 0	WP: 0 PB: 0 SB: 0 CS: 0	PA: 39														
<b>PITCHER</b> Clyde Wright, L (1, 1) ERA: 3.97	IP 9.0	WLS W	BF 39	H 9	R 2	ER 2	SO 1	BB 4	IBB 0	HBP 0	BLK 0	WP 0	HR 0	S 37	P 53	ERA 2.00	WHIP 1.444	<b>PITCHER</b>		IP 9.0	WLS W	BF 39	H 9	R 2	ER 2	SO 1	BB 4	IBB 0	HBP 0	BLK 0	WP 0	HR 0	S 37	P 53	ERA 2.00	WHIP 1.444

**Milwaukee Brewers @ Boston Red Sox**  
 Fenway Park, Boston, MA  
 Sat May 25 1974, 3:33 AM EDT  
 Att: 19,827 - Unknown - 62 F

<b>AB</b>	<b>35</b>
<b>R</b>	<b>2</b>
<b>H</b>	<b>9</b>
<b>RBI</b>	<b>2</b>
<b>BB</b>	<b>4</b>
<b>SO</b>	<b>1</b>
<b>LOB</b>	<b>21</b>



Batter	1	2	3	4	5	6	7	8	9	AB R H RBI BB SO LOB	TOP
<b>Dave May, L</b> (1, 9) OBP: 0.256, SLG: 0.401	0-0 P4		0-0 FC4-8 1B		0-3 K		0-0 6-3			4 0 1 0 0 1 1	
<b>Don Money, R</b> (1, 5) OBP: 0.343, SLG: 0.429	4-0 4-3 BB		0-0 P4		0-0 1B 1B		0-0 6-3			3 0 1 0 1 0 2	
<b>John Briggs, L</b> (1, 7) OBP: 0.354, SLG: 0.559	0-0 4-3		0-0 FC4-6 1-2f		0-0 P4		0-3 K			4 0 0 0 0 1 5	
<b>George Scott, R</b> (1, 3) OBP: 0.374, SLG: 0.477	0-0 6-3			0-0 4-3 FC5-2 1B	0-0 1-2 3-H 1B		0-0 F8			4 0 2 1 0 0 1	
<b>Bobby Mitchell, R</b> (1, 10) OBP: 0.286, SLG: 0.303		4-0 CS BB		0-0 FC5-2 4-3 1B	0-3 K		0-3 K			3 0 1 0 1 2 2	
<b>Bob Coluccio, R</b> (1, 8) OBP: 0.322, SLG: 0.364		0-0 F8 1-2		0-0 4-3		0-0 2B		0-3 K		4 0 1 0 0 1 3	
<b>Charlie Moore, R</b> (1, 2) OBP: 0.347, SLG: 0.400		4-0 PO BB		0-0 FC5-2 2-3 3-H		0-0 1-3		0-0 6-3		3 0 0 0 1 0 3	
<b>Pedro Garcia, R</b> (1, 4) OBP: 0.318, SLG: 0.463		0-0 PO	0-0 F3	0-0 P9		0-0 F7		0-0 P4		4 0 0 0 0 0 3	
<b>Robin Yount, R</b> (1, 6) OBP: 0.261, SLG: 0.307			0-0 1B 1B		0-0 1B 3B		0-0 5-3		0-0 6-3	4 1 2 0 0 0 1	
<b>Inning Stats</b>	R: 0 E: 0 K: 0 S: 3 H: 0 LOB: 1 BB: 1 P: 7	R: 0 E: 0 K: 0 S: 1 H: 0 LOB: 0 BB: 2 P: 9	R: 0 E: 0 K: 0 S: 5 H: 2 LOB: 2 BB: 0 P: 5	R: 0 E: 0 K: 0 S: 5 H: 2 LOB: 2 BB: 0 P: 5	R: 1 E: 0 K: 2 S: 10 H: 3 LOB: 2 BB: 0 P: 10	R: 0 E: 0 K: 0 S: 4 H: 1 LOB: 1 BB: 0 P: 4	R: 0 E: 0 K: 1 S: 5 H: 0 LOB: 0 BB: 0 P: 5	R: 0 E: 0 K: 2 S: 7 H: 0 LOB: 0 BB: 0 P: 7	R: 0 E: 0 K: 0 S: 3 H: 0 LOB: 0 BB: 0 P: 3	1B: 6 2B: 1 3B: 1 HR: 0 SF: 0 SAC: 0 DP: 0 HBP: 0	WP: 0 PB: 0 SB: 0 CS: 1 PA: 37
<b>PITCHER</b> <b>Bill Lee, L</b> (1, 1) ERA: 2.86	IP 9.0 WLS W BF 36 H 8 R 1 ER 1 SO 5 BB 3 IBB 0 HBP 0 BLK 0 WP 0 HR 0 S 43 P 55 ERA 1.00 WHIP 1.222	<b>PITCHER</b> IP WLS BF H R ER SO BB IBB HBP BLK WP HR S P ERA WHIP									

**Milwaukee Brewers @ Boston Red Sox**  
**Fenway Park, Boston, MA**  
 Sun May 26 1974, 3:33 AM EDT  
 Att. 14,412 - Unknown - 52 F

AB	33
R	1
H	8
RBI	1
BB	3
SO	5
LOB	21





Batter	1	2	3	4	5	6	7	8	9	AB	R	H	RBI	BB	SO	LOB
Juan Beniquez, R <small>OBP: 0.336, SLG: 0.404</small> (1, 8)	0-0 S 1B	0-0 L9		0-0 CS 1-2 2-H 1B		0-3 K				4	0	2	1	0	1	2
Cecil Cooper, L <small>OBP: 0.362, SLG: 0.432</small> (1, 3)	0-3 K 1-2		0-0 BB 1B	0-0 CS 1-2	0-0 1B		0-0 F9			4	0	2	0	0	1	1
Dwight Evans, R <small>OBP: 0.422, SLG: 0.587</small> (1, 9)	0-0 6-3		0-0 BB 1B		0-0 F8		0-0 F7			4	0	1	0	0	0	2
Carl Yastrzemski, L <small>OBP: 0.440, SLG: 0.500</small> (1, 10)	0-0 3-1		4-0 BB G5-4-3 1-2 2-3 BB		0-0 F8		0-3 K			3	0	0	0	1	1	2
Bernie Carbo, L <small>OBP: 0.378, SLG: 0.488</small> Rick Miller, L <small>OBP: 0.359, SLG: 0.308</small> (8, PR) (9, 7)		0-0 HR 1B	0-0 F8		0-0 1-3			0-0 FC5-4 1B		4	1	2	0	0	0	4
Rico Petrocelli, R <small>OBP: 0.390, SLG: 0.473</small> (1, 5)		0-0 HR 1B	0-0 G5-4-3			0-0 F8		0-0 FC5-4 1-2f		4	1	1	2	0	0	4
Carlton Fisk, R <small>OBP: 0.344, SLG: 0.518</small> (1, 2)		0-0 1B 2B		0-0 1B 1B		0-0 HR		0-0 P4		4	2	3	1	0	0	1
Dick McAuliffe, L <small>OBP: 0.285, SLG: 0.310</small> (1, 4)		0-0 F9		0-0 P4		0-3 K		0-0 F8		4	0	0	0	0	1	3
Mario Guerrero, R <small>OBP: 0.330, SLG: 0.317</small> (1, 6)		0-0 1B 2-H		0-0 1B 1-2		0-0 2B				3	0	3	0	0	0	0

Inning Stats	R: 0	H: 1	E: 0	K: 1	S: 6	LOB: 1	BB: 0	P: 6	R: 2	H: 4	E: 0	K: 0	S: 6	LOB: 1	BB: 0	P: 6	R: 0	H: 2	E: 0	K: 0	S: 4	LOB: 2	BB: 1	P: 8	R: 1	H: 3	E: 0	K: 0	S: 4	LOB: 0	BB: 0	P: 4	R: 0	H: 1	E: 0	K: 0	S: 4	LOB: 1	BB: 0	P: 4	R: 1	H: 2	E: 0	K: 2	S: 9	LOB: 1	BB: 0	P: 9	R: 0	H: 0	E: 0	K: 1	S: 5	LOB: 0	BB: 0	P: 5	R: 0	H: 1	E: 0	K: 0	S: 4	LOB: 1	BB: 0	P: 4
--------------	------	------	------	------	------	--------	-------	------	------	------	------	------	------	--------	-------	------	------	------	------	------	------	--------	-------	------	------	------	------	------	------	--------	-------	------	------	------	------	------	------	--------	-------	------	------	------	------	------	------	--------	-------	------	------	------	------	------	------	--------	-------	------	------	------	------	------	------	--------	-------	------

PITCHER																	1B: 10	SF: 0	WP: 0	PA: 36
IP	WLS	BF	H	R	ER	SO	BB	IBB	HBP	BLK	WP	HR	S	P	ERA	WHIP	2B: 2	SAC: 0	PB: 0	
Ed Sprague, R (1, 1)	2.0	L	13	7	2	1	1	0	0	0	0	1	14	18	9.00	4.000	3B: 0	DP: 1	SB: 1	
Bill Champion, R (3, 1)	3.1		12	5	2	0	0	0	0	0	0	1	12	12	5.40	1.500	HR: 2	HBP: 0	CS: 1	
Eduardo Rodriguez, R (6, 1)	2.2		10	2	0	3	0	0	0	0	0	0	16	16	0.00	0.750				

**BOTTOM**

**Milwaukee Brewers @ Boston Red Sox**  
 Fenway Park, Boston, MA  
 Sun May 26 1974, 3:33 AM EDT  
 Att: 14,412 - Unknown - 52 F

[livebaseballscorecards.com](http://livebaseballscorecards.com)

**AB 34**  
**R 4**  
**H 14**  
**RBI 4**  
**BB 1**  
**SO 4**  
**LOB 19**



Batter	1	2	3	4	5	6	7	8	9	AB R H RBI BB SO LOB	TOP											
<b>Don Money, R</b> (1, 5) OBP: 0.341, SLG: 0.442	0-0 P6		0-0 F2		0-0 HR		0-3 K			4 1 1 2 0 1 3												
<b>Dave May, L</b> (1, 9) OBP: 0.262, SLG: 0.396	0-3 K		0-0 F7		4-0 BB			4-0 BB		2 0 0 0 2 1 2												
<b>George Scott, R</b> (1, 3) OBP: 0.371, SLG: 0.478	0-0 2B		0-0 F8		0-3 K			0-0 G6-4-3		4 0 1 0 0 1 4												
<b>John Briggs, L</b> (1, 7) OBP: 0.352, SLG: 0.558	0-0 F2			0-3 K		0-0 F9		0-0 2B		4 0 1 0 0 1 1												
<b>Bob Hansen, L</b> (1, 10) OBP: 0.231, SLG: 0.208		0-3 K		0-3 K		0-3 K		0-0 PO	0-0 F7	4 0 0 0 0 3 0												
<b>Darrell Porter, L</b> (1, 2) OBP: 0.386, SLG: 0.409		0-0 G3		0-0 1B		4-0 BB			0-0 F8	3 0 1 0 1 0 0												
<b>Bob Coluccio, R</b> (1, 8) OBP: 0.320, SLG: 0.356		0-0 F8		0-0 CS	0-3 K	0-0 6-3			4-0 CS	3 0 0 0 1 1 1												
<b>Pedro Garcia, R</b> (1, 4) OBP: 0.325, SLG: 0.468			0-0 1B		0-0 1B		0-0 P6		0-0 CS	3 0 2 0 0 0 0												
<b>Robin Yount, R</b> (1, 6) OBP: 0.279, SLG: 0.313			4-0 BB		0-0 1B		4-0 BB			1 1 1 0 2 0 0												
<b>Inning Stats</b>	R: 0 E: 0 K: 1 S: 6	H: 1 LOB: 1 BB: 0 P: 6	R: 0 E: 0 K: 1 S: 5	H: 0 LOB: 0 BB: 0 P: 5	R: 0 E: 0 K: 0 S: 4	H: 1 LOB: 2 BB: 1 P: 8	R: 0 E: 0 K: 2 S: 7	H: 1 LOB: 0 BB: 0 P: 7	R: 2 E: 0 K: 2 S: 9	H: 3 LOB: 1 BB: 1 P: 13	R: 0 E: 0 K: 1 S: 5	H: 0 LOB: 1 BB: 1 P: 9	R: 0 E: 0 K: 1 S: 4	H: 0 LOB: 0 BB: 1 P: 8	R: 0 E: 0 K: 0 S: 2	H: 1 LOB: 0 BB: 1 P: 6	R: 0 E: 0 K: 0 S: 2	H: 0 LOB: 0 BB: 1 P: 6	1B: 4 2B: 2 3B: 0 HR: 1	SF: 0 SAC: 0 DP: 1 HBP: 0	WP: 0 PB: 0 SB: 0 CS: 4	PA: 37
<b>PITCHER Nolan Ryan, R</b> (1, 1) ERA: 4.01	IP: 9.0 WLS: L BF: 34 H: 7 R: 2 ER: 2 SO: 8 BB: 6 IBB: 0 HBP: 0 BLK: 0 WP: 0 HR: 1 S: 44 P: 68 ERA: 2.00 WHIP: 1.444											<b>PITCHER</b>	IP: 9.0 WLS: L BF: 34 H: 7 R: 2 ER: 2 SO: 8 BB: 6 IBB: 0 HBP: 0 BLK: 0 WP: 0 HR: 1 S: 44 P: 68 ERA: 2.00 WHIP: 1.444									

**Milwaukee Brewers @ California Angels**  
**Anaheim Stadium, Anaheim, CA**  
 Mon May 27 1974, 10:05 PM EDT  
 Att. 9,211 - Unknown

<b>AB</b>	28
<b>R</b>	2
<b>H</b>	7
<b>RBI</b>	2
<b>BB</b>	6
<b>SO</b>	8
<b>LOB</b>	11



Batter	1	2	3	4	5	6	7	8	9	AB	R	H	RBI	BB	SO	LOB
Mickey Rivers, L OBP: 0.344, SLG: 0.390 (1, 8) x	0-0 4-3 ①		0-3 K ②			0-3 K ②		4-0 BB ①-2		3	0	0	0	1	2	2
Denny Doyle, L OBP: 0.316, SLG: 0.307 (1, 4) x	0-0 F7 ②		0-0 F8 ③			0-0 FC5-4 1B		0-3 K ②		4	0	1	0	0	1	4
Bobby Valentine, R OBP: 0.297, SLG: 0.372 (1, 7) x	0-0 6-3 ③			0-0 6-3 ①		0-0 FC5-4 ③		0-0 F3 ③		4	0	0	0	0	0	3
Frank Robinson, R OBP: 0.364, SLG: 0.472 (1, 10) x		0-0 G1-4-3 1B		0-0 F7 ②			0-0 F3 ①		0-0 1-3 ①	4	0	1	0	0	0	0
Bob Oliver, R OBP: 0.315, SLG: 0.392 (1, 3) x		0-0 G1-4-3 ①-2		0-0 F8 ③			0-0 1B		0-0 P4 ②	4	0	1	0	0	0	1
Winston Llenas, R OBP: 0.261, SLG: 0.250 (1, 9) x		0-0 6-3 ③			0-0 F8 ①		0-3 K ②		0-0 P4 ③	4	0	0	0	0	1	1
Paul Schaal, R OBP: 0.316, SLG: 0.343 (1, 5) x			0-0 1B 2B		0-0 F8 ②		0-0 F8 ③			3	0	1	0	0	0	1
Ellie Rodriguez, R OBP: 0.345, SLG: 0.319 (1, 2) x			0-0 1B ②-3		0-0 F9 ③			0-0 BB 1B		3	0	2	0	0	0	0
Dave Chalk, R OBP: 0.314, SLG: 0.344 (1, 6) x			0-3 K ①			0-0 1-3 ①		0-0 F8 ①		3	0	0	0	0	1	3

**BOTTOM**

**Milwaukee Brewers @ California Angels**  
**Anaheim Stadium, Anaheim, CA**  
 Mon May 27 1974, 10:05 PM EDT  
 Att: 9,211 - Unknown

[livebaseballscorecards.com](http://livebaseballscorecards.com)

<b>AB</b>	<b>32</b>
<b>R</b>	<b>0</b>
<b>H</b>	<b>6</b>
<b>RBI</b>	<b>0</b>
<b>BB</b>	<b>1</b>
<b>SO</b>	<b>5</b>
<b>LOB</b>	<b>15</b>



<b>Inning Stats</b>	R: 0 H: 0 E: 0 LOB: 0 K: 0 BB: 0 S: 3 P: 3	R: 0 H: 1 E: 0 LOB: 0 K: 0 BB: 0 S: 3 P: 3	R: 0 H: 2 E: 0 LOB: 2 K: 2 BB: 0 S: 9 P: 9	R: 0 H: 0 E: 0 LOB: 0 K: 0 BB: 0 S: 3 P: 3	R: 0 H: 0 E: 0 LOB: 0 K: 0 BB: 0 S: 3 P: 3	R: 0 H: 1 E: 0 LOB: 1 K: 1 BB: 0 S: 6 P: 6	R: 0 H: 1 E: 0 LOB: 1 K: 1 BB: 0 S: 6 P: 6	R: 0 H: 1 E: 0 LOB: 2 K: 1 BB: 1 S: 6 P: 10	R: 0 H: 0 E: 0 LOB: 0 K: 0 BB: 0 S: 3 P: 3	1B: 5 SF: 0 2B: 1 SAC: 0 3B: 0 DP: 1 HR: 0 HBP: 0	WP: 0 PA: 33 PB: 0 SB: 0 CS: 0
---------------------	---	---	---	---	---	---	---	--	---	--	---

<b>PITCHER</b> Kevin Kobel, L ERA: 2.06 (1, 1)	IP 9.0 WLS W BF 33 H 6 R 0 ER 0 SO 5 BB 1 IBB 0 HBP 0 BLK 0 WP 0 HR 0 S 42 P 46 ERA 0.00 WHIP 0.778	<b>PITCHER</b>	IP WLS BF H R ER SO BB IBB HBP BLK WP HR S P ERA WHIP
--	---	----------------	---

Batter	1	2	3	4	5	6	7	8	9	AB R H RBI BB SO LOB	TOP														
Don Money, R (1, 5) OBP: 0.337, SLG: 0.435	0-0 F7		0-0 5-3		0-0 1B G6-4-3 1B		0-0 F6		0-0 F2	5 1 1 0 0 0 2															
Dave May, L (1, 9) OBP: 0.271, SLG: 0.420	0-0 F2		0-0 HR		0-0 1B G6-4-3 1B		0-0 PB 1B		0-0 F7	5 1 3 1 0 0 1															
George Scott, R (1, 3) OBP: 0.368, SLG: 0.491	0-0 F9		0-0 HR		0-0 1-2f 3-H G6-4-3		0-0 F4		0-0	4 1 1 1 0 0 3															
John Briggs, L (1, 7) OBP: 0.355, SLG: 0.553		0-0 G3 E 1B	0-0 F8		0-0 BB		0-0 4-3		0-0	3 1 1 0 1 0 1															
Darrell Porter, L (1, 2) OBP: 0.382, SLG: 0.398		0-0 E6 1B G3 SF7-2-4		0-0 BB	0-3 K			0-3 K		3 1 0 0 1 2 2															
Bob Hansen, L (1, 10) OBP: 0.207, SLG: 0.185		0-0 G3		0-0 F8		0-0 G3		0-0 F8		3 0 0 0 0 0 3															
Rob Ellis, R (8, PH) OBP: 0.250, SLG: 0.182		1-2 2-3		1-2 F8		1-2 G3		1-2 F8		1 0 0 0 0 0 0															
Bob Coluccio, R (1, 8) OBP: 0.325, SLG: 0.360		0-0 2-3 3-H SF7-2-4 1B		0-0 1-2 FC6-4 1B		0-3 K		0-0 5-3		4 0 2 1 0 1 0															
Pedro Garcia, R (1, 4) OBP: 0.316, SLG: 0.458		0-0 SF7-2-4		0-0 K		0-3 K		0-0	0-0 6-3	3 0 0 1 0 2 2															
Robin Yount, R (1, 6) OBP: 0.286, SLG: 0.328			0-3 K	0-0 FC6-4		0-0	0-0 1B PB 2B		0-0	4 1 2 0 0 1 2															
Inning Stats	R: 0 E: 0 K: 0 S: 3	H: 0 LOB: 0 BB: 0 P: 3	R: 2 E: 1 K: 0 S: 5	H: 2 LOB: 0 BB: 0 P: 5	R: 2 E: 0 K: 1 S: 7	H: 2 LOB: 0 BB: 0 P: 7	R: 0 E: 0 K: 1 S: 6	H: 1 LOB: 2 BB: 1 P: 10	R: 1 E: 0 K: 1 S: 6	H: 2 LOB: 1 BB: 1 P: 10	R: 0 E: 0 K: 2 S: 7	H: 0 LOB: 0 BB: 0 P: 7	R: 1 E: 0 K: 0 S: 5	H: 2 LOB: 1 BB: 0 P: 5	R: 0 E: 0 K: 1 S: 5	H: 0 LOB: 0 BB: 0 P: 5	R: 0 E: 0 K: 0 S: 4	H: 1 LOB: 1 BB: 0 P: 4	1B: 7 2B: 2 3B: 0 HR: 2	SF: 1 SAC: 0 DP: 2 HBP: 0	WP: 0 PB: 1 SB: 0 CS: 0	PA: 38			
PITCHER	IP	WLS	BF	H	R	ER	SO	BB	IBB	HBP	BLK	WP	HR	S	P	ERA	WHIP								
Dick Lange, R (1, 1) ERA: 2.55	3.0	L	14	4	4	2	1	1	0	0	0	0	2	15	19	6.00	1.667								
Bill Stoneman, R (4, 1) ERA: 4.73	3.2		16	5	2	1	4	1	0	0	0	0	0	23	27	2.46	1.636								
Rudy May, L (7, 1) ERA: 5.4	1.1		4	0	0	0	1	0	0	0	0	0	0	6	6	0.00	0.000								
Skip Lockwood, R (9, 1) ERA: 3.74	1.0		4	1	0	0	0	0	0	0	0	0	0	4	4	0.00	1.000								

Milwaukee Brewers @ California Angels  
 Anaheim Stadium, Anaheim, CA  
 Tue May 28 1974, 10:05 PM EDT  
 Att. 5,330 - Unknown

AB	35
R	6
H	10
RBI	4
BB	2
SO	6
LOB	16



Batter	1	2	3	4	5	6	7	8	9	AB	R	H	RBI	BB	SO	LOB
Mickey Rivers, L (1, 8) OBP: 0.342, SLG: 0.387	G3		FC4-6			F8		1B		4	0	1	0	0	0	1
Denny Doyle, L (1, 4) OBP: 0.309, SLG: 0.300	F7		F7			F9		F8		4	0	0	0	0	0	4
Tom McCraw, L (1, 7) OBP: 0.345, SLG: 0.456	K				F4		F3		1B 1B 2B	4	1	1	0	0	1	0
Charlie Sands, L (1, 10) OBP: 0.324, SLG: 0.407		1-4-3 BB		F5		K		K	3 0 0 0 1 2 1	3	0	0	0	1	2	1
Bob Oliver, R (1, 3) OBP: 0.314, SLG: 0.389		1-4-3		6-3		K		K	4 1 1 0 0 1 1	4	1	1	0	0	1	1
Joe Lahoud, L (1, 9) OBP: 0.315, SLG: 0.450		G3				K		3-1	4 0 1 1 0 1 1	4	0	1	1	0	1	1
Paul Schaal, R (1, 5) OBP: 0.314, SLG: 0.340		K				F9		F7	4 0 1 1 0 1 1	4	0	1	1	0	1	1
Ellie Rodriguez, R (1, 2) OBP: 0.349, SLG: 0.324						5-3		1B BB 1B	4 0 2 0 0 0 2	4	0	2	0	0	0	2
Dave Chalk, R (1, 6) OBP: 0.314, SLG: 0.340						FC1-6 FC4-6		F7	2 0 0 0 1 0 1	2	0	0	0	1	0	1

BOTTOM																
<b>Milwaukee Brewers @ California Angels</b> <b>Anaheim Stadium, Anaheim, CA</b> Tue May 28 1974, 10:05 PM EDT Att. 5,330 - Unknown																
										<b>AB</b>	<b>33</b>					
										<b>R</b>	<b>2</b>					
										<b>H</b>	<b>7</b>					
										<b>RBI</b>	<b>2</b>					
										<b>BB</b>	<b>2</b>					
										<b>SO</b>	<b>6</b>					
										<b>LOB</b>	<b>12</b>					
																
										<b>WP:</b> 0	<b>PA:</b> 35					
										<b>PB:</b> 0						
										<b>SB:</b> 0						
										<b>CS:</b> 0						

Inning Stats																									
R: 0		H: 0		R: 0		H: 0		R: 0		H: 0		R: 0		H: 2		R: 2		H: 4							
E: 0		LOB: 0		E: 0		LOB: 1		E: 0		LOB: 0		E: 0		LOB: 3		E: 0		LOB: 1							
K: 1		BB: 0		K: 1		BB: 1		K: 0		BB: 0		K: 2		BB: 1		K: 1		BB: 0							
S: 5		P: 5		S: 5		P: 9		S: 4		P: 4		S: 3		P: 3		S: 8		P: 8							
<b>PITCHER</b>	<b>IP</b>	<b>WLS</b>	<b>BF</b>	<b>H</b>	<b>R</b>	<b>ER</b>	<b>SO</b>	<b>BB</b>	<b>IBB</b>	<b>HBP</b>	<b>BLK</b>	<b>WP</b>	<b>HR</b>	<b>S</b>	<b>P</b>	<b>ERA</b>	<b>WHIP</b>								
Jim Slaton, R (1, 1) ERA: 3.84	8.1	W	33	6	2	2	6	2	0	0	0	0	0	43	51	2.16	0.960								
Tom Murphy, R (9, 1) ERA: 2.05	0.2		2	1	0	0	0	0	0	0	0	0	0	2	2	0.00	1.500								
<b>PITCHER</b>	<b>IP</b>	<b>WLS</b>	<b>BF</b>	<b>H</b>	<b>R</b>	<b>ER</b>	<b>SO</b>	<b>BB</b>	<b>IBB</b>	<b>HBP</b>	<b>BLK</b>	<b>WP</b>	<b>HR</b>	<b>S</b>	<b>P</b>	<b>ERA</b>	<b>WHIP</b>								

Batter	1	2	3	4	5	6	7	8	9	AB R H RBI BB SO LOB	TOP														
Dave May, L (1, 9) OBP: 0.269, SLG: 0.414	0-0 E6 BB		0-0 F3		0-0 4-3		0-0 F9		0-0 1B 1-2 HR 1B	5 1 1 0 0 0 1															
Don Money, R (1, 5) OBP: 0.336, SLG: 0.434	0-0 F6		0-0 CS 1B		0-3 K		0-0 F6		0-0 1-3 2-H HR 1B	5 1 2 1 0 1 2															
John Briggs, L (1, 7) OBP: 0.362, SLG: 0.571	0-3 K		0-0 1-2 1B		4-0 1B BB		0-0 1-H HR		0-3 K	4 2 2 2 1 2 3															
George Scott, R (1, 3) OBP: 0.369, SLG: 0.503	4-0 1-2 BB		0-0 F9		0-0 F4		0-0 F8		0-0 1-H 3-H HR	4 1 1 3 1 0 2															
Bob Coluccio, R (1, 8) OBP: 0.314, SLG: 0.348	0-0 5-3				0-0 F7		0-0 F8		0-0 F8	5 0 0 0 0 0 3															
Charlie Moore, R (1, 2) OBP: 0.370, SLG: 0.396			0-3 K		4-0 BB		0-0 1B 1-2 1B		4-0 FC3-6 BB	3 0 1 0 2 1 0															
Rob Ellis, R (1, 10) OBP: 0.333, SLG: 0.286			0-0 5-3 1B		0-3 K		0-0 1-3 2-H 1B		0-0 FC3-6 1-2f	3 0 2 1 0 1 1															
Darrell Porter, L (8, PH) OBP: 0.379, SLG: 0.395										1 0 0 0 0 0 1															
Pedro Garcia, R (1, 4) OBP: 0.310, SLG: 0.448			0-0 5-3		0-0 F7		0-0 F2		0-0 G3	3 0 0 0 0 0 4															
John Vukovich, R (7, 4) OBP: 0.222, SLG: 0.333										0 0 0 0 0 0 0															
Bob Hansen, L (8, PH) OBP: 0.200, SLG: 0.179			1-2							1 0 0 0 0 0 1															
Tim Johnson, L (8, 4) OBP: 0.176, SLG: 0.235										0 0 0 0 0 0 0															
Robin Yount, R (1, 6) OBP: 0.292, SLG: 0.333			0-0 F8		0-0 F7		0-0 HR 1B		0-0 PB 1B 1B	4 2 2 0 0 0 1															
<b>Inning Stats</b>	R: 0 E: 1 K: 1 S: 6	H: 0 LOB: 2 BB: 1 P: 10	R: 0 E: 0 K: 1 S: 6	H: 1 LOB: 1 BB: 0 P: 6	R: 0 E: 0 K: 0 S: 4	H: 2 LOB: 1 BB: 0 P: 4	R: 0 E: 0 K: 1 S: 5	H: 0 LOB: 1 BB: 1 P: 9	R: 0 E: 0 K: 1 S: 5	H: 0 LOB: 0 BB: 0 P: 5	R: 1 E: 0 K: 0 S: 5	H: 2 LOB: 2 BB: 1 P: 9	R: 2 E: 0 K: 0 S: 5	H: 2 LOB: 0 BB: 0 P: 5	R: 0 E: 0 K: 0 S: 3	H: 0 LOB: 1 BB: 1 P: 7	R: 4 E: 0 K: 1 S: 9	H: 4 LOB: 0 BB: 0 P: 9	1B: 9 2B: 0 3B: 0 HR: 2	SF: 0 SAC: 0 DP: 0 HBP: 0	WP: 0 PB: 1 SB: 0 CS: 1	PA: 42			
<b>PITCHER</b>	IP	WLS	BF	H	R	ER	SO	BB	IBB	HBP	BLK	WP	HR	S	P	ERA	WHIP								
Frank Tanana, L (1, 1) ERA: 2.88	6.2		30	7	3	3	4	3	0	0	0	0	1	35	47	4.05	1.500								
Skip Lockwood, R (7, 1) ERA: 4.7	1.1	L	8	3	3	3	0	1	0	0	0	0	0	7	11	20.25	3.000								
John Cumberland, L (9, 1) ERA:	0.1		1	0	0	0	1	0	0	0	0	0	0	3	3	0.00	0.000								
Dick Selma, R (9, 1) ERA: 5.03	0.2		3	1	1	1	0	0	0	0	0	0	1	3	3	13.50	1.500								

Milwaukee Brewers @ California Angels  
Anaheim Stadium, Anaheim, CA  
Wed May 29 1974, 10:05 PM EDT  
Att. 6,787 - Unknown

livebaseballscorecards.com

AB	38
R	7
H	11
RBI	7
BB	4
SO	5
LOB	19



Batter	1	2	3	4	5	6	7	8	9	AB R H RBI BB SO LOB
Mickey Rivers, L (1, 8) OBP: 0.338, SLG: 0.378	0-0 3-1		4-0 1B 1B SF8 BB	0-0 F7		0-3 K		0-0 4-3		4 1 0 0 1 1 3
Dave Chalk, R (1, 6) OBP: 0.324, SLG: 0.346 Tom McCraw, L (9, PH) OBP: 0.341, SLG: 0.450	0-0 WP 1B 1B		0-0 SF8 1B 1-2 SF8 1B		4-0 6-3 BB		0-3 K		0-0 F3	3 2 2 0 1 1 0 1 0 0 0 0 0 0
Bobby Valentine, R (1, 7) OBP: 0.297, SLG: 0.372 Winston Llenas, R (1, PH) OBP: 0.296, SLG: 0.292 Joe Lahoud, L (8, 7) OBP: 0.322, SLG: 0.457	0-0 F6		0-0	1-2 2-3 3-H 1B	0-0 6-3		0-0 BB 1B		0-0 G6-4-3 1B	0 0 0 0 0 0 0 4 1 2 1 0 0 2 1 0 1 0 0 0 0
Frank Robinson, R (1, 10) OBP: 0.371, SLG: 0.473	0-0 FC6-4 1B		0-0 SF8	2-3 3-H	4-0 G4-3 BB		4-0 1B BB		0-0 G6-4-3 1-2f	2 0 1 2 2 0 1
Bob Oliver, R (1, 3) OBP: 0.307, SLG: 0.382	0-0 FC6-4		0-0 SF8	3-H	0-0 G4-3		0-3 K			3 0 0 1 0 1 5
Leroy Stanton, R (1, 9) OBP: 0.437, SLG: 0.698		0-0 CS 1B	0-3 K			0-0 S 1B		0-0 1-2 2-H 1B		4 0 3 1 0 1 1
Paul Schaal, R (1, 5) OBP: 0.320, SLG: 0.355		0-3 K		0-0 2B		0-0 HBP 1B		0-0 F7		4 0 2 0 0 1 3
Ellie Rodriguez, R (1, 2) OBP: 0.347, SLG: 0.318		0-3 K		0-3 K		1-0 1-2 HBP		0-0 6-3		3 0 0 0 0 2 1
Denny Doyle, L (1, 4) OBP: 0.308, SLG: 0.295			4-0 1B BB 1B BB	0-0 F7		0-0 F7		0-0 F7		3 1 0 0 1 0 3

Inning Stats	R: 1 E: 0 K: 5 S: 5	H: 2 LOB: 1 BB: 0 P: 5	R: 0 E: 0 K: 2 S: 7	H: 1 LOB: 0 BB: 0 P: 7	R: 3 E: 0 K: 1 S: 7	H: 2 LOB: 1 BB: 2 P: 15	R: 0 E: 0 K: 1 S: 6	H: 1 LOB: 1 BB: 0 P: 6	R: 0 E: 0 K: 0 S: 2	H: 0 LOB: 1 BB: 2 P: 10	R: 0 E: 0 K: 1 S: 6	H: 2 LOB: 2 BB: 0 P: 7	R: 1 E: 0 K: 2 S: 9	H: 2 LOB: 2 BB: 1 P: 13	R: 0 E: 0 K: 0 S: 3	H: 0 LOB: 0 BB: 0 P: 3	R: 0 E: 0 K: 0 S: 3	H: 1 LOB: 0 BB: 0 P: 3	1B: 10 2B: 1 3B: 0 HR: 0	SF: 2 SAC: 0 DP: 2 HBP: 1
--------------	------------------------------	---------------------------------	------------------------------	---------------------------------	------------------------------	----------------------------------	------------------------------	---------------------------------	------------------------------	----------------------------------	------------------------------	---------------------------------	------------------------------	----------------------------------	------------------------------	---------------------------------	------------------------------	---------------------------------	-----------------------------------	------------------------------------

**BOTTOM**

**Milwaukee Brewers @ California Angels**  
**Anaheim Stadium, Anaheim, CA**  
 Wed May 29 1974, 10:05 PM EDT  
 Att. 6,787 - Unknown

AB	32
R	5
H	11
RBI	5
BB	5
SO	7
LOB	19



WP: 1	PA: 40
PB: 0	
SB: 1	
CS: 1	

PITCHER	IP	WLS	BF	H	R	ER	SO	BB	IBB	HBP	BLK	WP	HR	S	P	ERA	WHIP
Clyde Wright, L (1, 1) ERA: 4.07	0.1		2	1	1	1	0	0	0	0	0	0	0	2	2	27.00	3.000
Bill Travers, L (1, 1) ERA: 5.91	1.2		8	2	2	2	2	2	0	0	0	1	0	10	18	10.80	2.400
Ed Sprague, R (3, 1) ERA: 2.91	4.1		21	6	2	2	4	3	0	1	0	0	0	25	38	4.15	2.077
Eduardo Rodriguez, R (7, 1) ERA: 1.71	2.2	W	9	2	0	0	1	0	0	0	0	0	0	11	11	0.00	0.750

Batter	1	2	3	4	5	6	7	8	9	AB R H RBI BB SO LOB	TOP	
<b>Dave May, L</b> (1, 9) OBP: 0.269, SLG: 0.407 <b>Ken Berry, R</b> (8, 9) OBP: 0.254, SLG: 0.190	0-0 		0-0 			1-0 		0-0 		3 0 0 0 0 0 1 0 0 0 0 0 0 0	<b>Milwaukee Brewers @ Oakland Athletics</b> Oakland-Alameda County Coliseum, Oakland, CA Fri May 31 1974, 7:05 PM PDT Att. 5,526 - Unknown <a href="http://livebaseballscorecards.com">livebaseballscorecards.com</a>	
<b>Don Money, R</b> (1, 5) OBP: 0.342, SLG: 0.444	0-0 		0-0 			0-0 		0-0 		3 0 2 1 0 0 1		
<b>John Briggs, L</b> (1, 7) OBP: 0.354, SLG: 0.557	0-0 		0-0 			0-0 		0-0 		4 0 0 0 0 0 2		
<b>George Scott, R</b> (1, 3) OBP: 0.366, SLG: 0.497		0-3 		0-0 			0-0 		0-0 	4 0 1 0 0 1 0		
<b>Charlie Moore, R</b> (1, 2) OBP: 0.379, SLG: 0.392		4-0 		0-3 			0-0 		0-0 	3 1 1 0 1 1 0		
<b>Bob Coluccio, R</b> (1, 8) OBP: 0.319, SLG: 0.354		0-0 		0-0 			4-0 		0-0 	3 0 1 0 1 0 0		
<b>Rob Ellis, R</b> (1, 10) OBP: 0.353, SLG: 0.313 <b>Darrell Porter, L</b> (7, PH) OBP: 0.376, SLG: 0.391		0-0 		0-3 			0-0 			2 0 1 1 0 1 0 1 0 0 0 0 0 3		
<b>Pedro Garcia, R</b> (1, 4) OBP: 0.306, SLG: 0.442 <b>Bob Hansen, L</b> (7, PH) OBP: 0.194, SLG: 0.172 <b>Tim Johnson, L</b> (7, 4) OBP: 0.176, SLG: 0.235		0-0 		0-3 			0-3 			2 0 0 0 0 1 1 1 0 0 0 0 1 2 0 0 0 0 0 0 0		
<b>Robin Yount, R</b> (1, 6) OBP: 0.293, SLG: 0.349			0-0 		0-0 			0-0 		3 1 1 0 0 0 0		
<b>Inning Stats</b>	R: 0 H: 1 E: 0 LOB: 0 K: 0 BB: 0 S: 3 P: 3	R: 1 H: 2 E: 0 LOB: 1 K: 1 BB: 1 S: 6 P: 10	R: 0 H: 1 E: 0 LOB: 1 K: 0 BB: 0 S: 4 P: 4	R: 0 H: 0 E: 0 LOB: 0 K: 1 BB: 0 S: 5 P: 5	R: 0 H: 0 E: 0 LOB: 0 K: 2 BB: 0 S: 7 P: 7	R: 0 H: 0 E: 0 LOB: 0 K: 0 BB: 0 S: 2 P: 3	R: 0 H: 2 E: 0 LOB: 2 K: 1 BB: 1 S: 6 P: 10	R: 1 H: 1 E: 0 LOB: 0 K: 0 BB: 0 S: 4 P: 4	R: 0 H: 0 E: 0 LOB: 0 K: 0 BB: 0 S: 3 P: 3	1B: 4 SF: 1 2B: 2 SAC: 0 3B: 1 DP: 2 HR: 0 HBP: 1		WP: 0 PA: 33 PB: 0 SB: 0 CS: 1
<b>PITCHER</b> <b>Dave Hamilton, L</b> (1, 1) ERA: 2.86 <b>Rollie Fingers, R</b> (7, 1) ERA: 2.68	IP WLS BF H R ER SO BB IBB HBP BLK WP HR S P ERA WHIP 6.0 W 23 6 1 1 4 1 0 1 0 0 0 0 29 34 1.50 1.167 3.0 S 10 1 1 1 1 1 0 0 0 0 0 0 0 11 15 3.00 0.667	<b>PITCHER</b> IP WLS BF H R ER SO BB IBB HBP BLK WP HR S P ERA WHIP										



Batter	1	2	3	4	5	6	7	8	9	AB	R	H	RBI	BB	SO	LOB
Bill North, S <small>OBP: 0.343, SLG: 0.329</small> (1, 8)	0-3 K		X 0-0 4-3	0-0 F7			X 0-0 BB S 1B			4	0	1	0	0	1	1
Bert Campaneris, R <small>OBP: 0.372, SLG: 0.385</small> (1, 6)	0-3 K			B B B B 4-0 1B HR BB		0-0 F9	B B B B 4-0 FC5 BB 1-2 BB			2	1	0	0	2	1	0
Sal Bando, R <small>OBP: 0.426, SLG: 0.500</small> (1, 5)	0-0 F8			X 0-0 F7		4-0 FC6-4 BB	B B B B 4-0 1-2 BB 2-3 BB			2	0	0	0	2	0	1
Reggie Jackson, L <small>OBP: 0.463, SLG: 0.730</small> (1, 10)		X 0-0 6-3		X 0-0 1-3 HR 1B		0-0 FC6-4	X 0-0 P4			4	1	1	0	0	0	4
Joe Rudi, R <small>OBP: 0.350, SLG: 0.505</small> (1, 7)		X 0-0 1B		X 0-0 1-H 3-H HR		0-3 K	X 0-0 FC5			4	1	2	3	0	1	4
Deron Johnson, R <small>OBP: 0.229, SLG: 0.267</small> (1, 3)		X 0-0 P4		X 0-0 BB 1B 1B		0-0 4-3	X 0-0 4-3			4	1	1	0	0	0	1
Gene Tenace, R <small>OBP: 0.388, SLG: 0.372</small> (1, 2)		X 0-0 F7		B B B B 4-0 E 1B 1-2 WP BB		4-0 FC3-6 BB	B B B B 0-3 K			2	1	0	0	2	1	1
Angel Mangual, R <small>OBP: 0.286, SLG: 0.477</small> Herb Washington, R (6, PR) Champ Summers, L <small>OBP: 0.182, SLG: 0.190</small> (7, 9)			X 0-0 F7	X 0-0 E9 1-3 2-H WP 1B		X 0-0 FC3-6 PO	X 0-0 1-3			3	0	1	1	0	0	1
Dick Green, R <small>OBP: 0.231, SLG: 0.091</small> (1, 4)			X 0-0 F2	X 0-0 1-2 3-H F9		X 0-0 PO	X 0-0 6-3			3	0	0	0	0	0	1

Inning Stats	R:	H:	E:	K:	S:	R:	H:	E:	K:	S:	R:	H:	E:	K:	S:	R:	H:	E:	K:	S:	R:	H:	E:	K:	S:	1B:	2B:	3B:	HR:	SF:	SAC:	DP:	HBP:	WP:	PB:	SB:	CS:	PA:
	0	0	0	2	7	0	1	0	0	4	0	0	0	1	7	0	0	0	5	9	0	0	0	0	0	5	0	0	0	0	1	0	0	1	1	0	36	
PITCHER	IP	WLS	BF	H	R	ER	SO	BB	IBB	HBP	BLK	WP	HR	S	P	ERA	WHIP																					
Kevin Kobel, L <small>ERA: 2.74</small> (1, 1)	3.1	L	16	4	5	4	2	2	0	0	0	0	1	18	26	10.80	1.800																					
Bill Champion, R <small>ERA: 3.56</small> (4, 1)	3.0		13	2	0	0	1	3	0	0	0	1	0	12	24	0.00	1.667																					
Tom Murphy, R <small>ERA: 1.93</small> (7, 1)	1.2		6	0	0	0	1	1	0	0	0	0	0	7	11	0.00	0.600																					

**BOTTOM**

**Milwaukee Brewers @ Oakland Athletics**  
Oakland-Alameda County Coliseum, Oakland, CA

[livebaseballscores.com](http://livebaseballscores.com)

**AB 29**  
**R 5**  
**H 6**  
**RBI 4**  
**BB 6**  
**SO 4**  
**LOB 14**



Fri May 31 1974, 7:05 PM PDT  
Att. 5,526 - Unknown

Batter	1	2	3	4	5	6	7	8	9	AB R H RBI BB SO LOB	TOP											
Don Money, R (1, 5) OBP: 0.335, SLG: 0.434	0-3 K		0-3 K			0-3 K		0-3 K		4 0 0 0 0 4 2	<b>Milwaukee Brewers @ Oakland Athletics</b> <b>Oakland-Alameda County Coliseum, Oakland, CA</b> Sat Jun 01 1974, 3:33 AM PDT Att. 6,920 - Unknown <a href="http://livebaseballscorecards.com">livebaseballscorecards.com</a>											
Ken Berry, R (1, 8) OBP: 0.254, SLG: 0.194	0-0 G6-4-3 1B			0-0 4-3		0-0 FC3-6 1B		0-0 4-3		4 0 1 0 0 0 1												
John Briggs, L (1, 7) OBP: 0.357, SLG: 0.553	0-0 G6-4-3 1-2f			4-0 BB		0-0 1-3 1B		0-3 K		3 0 1 0 1 1 1												
George Scott, R (1, 3) OBP: 0.364, SLG: 0.491		0-0 5-3		0-0 P4		0-0 F3		0-0 FC5-4 1B		4 0 1 0 0 0 3												
Bob Coluccio, R (1, 9) OBP: 0.311, SLG: 0.345		0-3 K		0-0 F8		0-3 K		0-3 K		4 0 0 0 0 3 2												
Charlie Moore, R (1, 2) OBP: 0.355, SLG: 0.364		0-3 K		0-0 6-3		0-0 1-3		0-3 K		4 0 0 0 0 2 1												
Rob Ellis, R (1, 10) OBP: 0.381, SLG: 0.350			0-0 5-3 1B		0-0 F9		0-0 WP 2B 1B		0-0 FC5-4 1-2f			4 1 2 0 0 0 1										
Pedro Garcia, R (1, 4) OBP: 0.307, SLG: 0.447			0-0 F7		0-0 6-3		0-0 1-H 2B					3 0 1 1 0 0 1										
Robin Yount, R (1, 6) OBP: 0.294, SLG: 0.344			0-0 5-3 1-2		4-0 FC3-6 BB		0-0 5-3					2 0 0 0 1 0 2										
<b>Inning Stats</b>	R: 0 E: 0 K: 1 S: 5	H: 1 LOB: 0 BB: 0 P: 5	R: 0 E: 0 K: 2 S: 7	H: 0 LOB: 0 BB: 0 P: 7	R: 0 E: 0 K: 1 S: 6	H: 1 LOB: 1 BB: 0 P: 6	R: 0 E: 0 K: 0 S: 3	H: 0 LOB: 1 BB: 1 P: 7	R: 0 E: 0 K: 0 S: 3	H: 0 LOB: 0 BB: 0 P: 3	R: 0 E: 0 K: 1 S: 6	H: 1 LOB: 2 BB: 1 P: 10	R: 1 E: 0 K: 1 S: 7	H: 2 LOB: 1 BB: 0 P: 7	R: 0 E: 0 K: 2 S: 8	H: 0 LOB: 0 BB: 0 P: 7	R: 0 E: 0 K: 2 S: 8	H: 1 LOB: 1 BB: 0 P: 8	1B: 5 2B: 1 3B: 0 HR: 0	SF: 0 SAC: 0 DP: 1 HBP: 0	WP: 1 PB: 0 SB: 0 CS: 0	PA: 34
<b>PITCHER</b> Vida Blue, L (1, 1) ERA: 3.98	IP: 9.0 WLS: W BF: 34 H: 6 R: 1 ER: 1 SO: 10 BB: 2 IBB: 0 HBP: 0 BLK: 0 WP: 1 HR: 0 S: 52 P: 60 ERA: 1.00 WHIP: 0.889											<b>PITCHER</b>	IP: WLS: BF: H: R: ER: SO: BB: IBB: HBP: BLK: WP: HR: S: P: ERA: WHIP:									

Batter	1	2	3	4	5	6	7	8	9	AB R H RBI BB SO LOB
Bill North, S OBP: 0.341, SLG: 0.328 (1, 8) X	0-0 S 1B	0-3 K		0-3 K 1-2		0-0 4-3				4 0 1 0 0 2 2
Bert Campaneris, R OBP: 0.370, SLG: 0.379 (1, 6) X	0-0 F8 1-2	4-0 BB BB		0-0 F9		0-0 F7				3 0 0 0 1 0 2
Sal Bando, R OBP: 0.429, SLG: 0.495 (1, 5) X	0-0 5-3	4-0 BB 1-2 2-3		0-0 6-3			0-0 FC3-6 1B			3 0 1 0 1 0 2
Reggie Jackson, L OBP: 0.459, SLG: 0.716 (1, 10) X	0-0 G3	0-0 L3			4-0 FC6-4 BB		0-0 FC3-6 1-2f			3 0 0 0 1 0 5
Joe Rudi, R OBP: 0.348, SLG: 0.500 (1, 7)		0-0 HR 1B	0-0 F7		0-0 FC6-4 1-2f 2B		0-0 P4			4 2 1 0 0 0 2
Deron Johnson, R OBP: 0.239, SLG: 0.314 (1, 3)		0-0 HR	0-3 K		0-0 4-3 1-H 2B		0-3 K			4 1 2 3 0 2 1
Angel Mangual, R OBP: 0.284, SLG: 0.462 (1, 9)		0-0 E4 1-3 1B	4-0 FC6-4 BB		0-0 4-3 2-3			0-0 6-3		3 1 0 0 1 0 1
Ray Fosse, R OBP: 0.252, SLG: 0.393 (1, 2)		0-0 1-3	0-0 FC6-4 1-2f		0-0 F9			0-0 4-3		4 0 0 0 0 0 3
Dick Green, R OBP: 0.294, SLG: 0.143 (1, 4)		0-0 BB BB 3-H 1B		4-0 S BB		0-0 6-3		0-0 P3		3 0 1 1 1 0 0

Inning Stats	R: 0 E: 0 K: 0 S: 4	H: 1 LOB: 1 BB: 0 P: 4	R: 3 E: 1 K: 1 S: 9	H: 3 LOB: 3 BB: 2 P: 17	R: 0 E: 0 K: 1 S: 5	H: 0 LOB: 1 BB: 1 P: 9	R: 0 E: 0 K: 1 S: 5	H: 0 LOB: 1 BB: 1 P: 9	R: 1 E: 0 K: 0 S: 4	H: 1 LOB: 1 BB: 1 P: 8	R: 0 E: 0 K: 0 S: 3	H: 0 LOB: 0 BB: 0 P: 3	R: 0 E: 0 K: 1 S: 6	H: 1 LOB: 1 BB: 0 P: 6	R: 0 E: 0 K: 0 S: 3	H: 0 LOB: 0 BB: 0 P: 3	1B: 4 2B: 1 3B: 0 HR: 1	SF: 0 SAC: 0 DP: 0 HBP: 0	WP: 0 PB: 0 SB: 2 CS: 0	PA: 36
--------------	------------------------------	---------------------------------	------------------------------	----------------------------------	------------------------------	---------------------------------	------------------------------	---------------------------------	------------------------------	---------------------------------	------------------------------	---------------------------------	------------------------------	---------------------------------	------------------------------	---------------------------------	----------------------------------	------------------------------------	----------------------------------	--------

PITCHER	IP	WLS	BF	H	R	ER	SO	BB	IBB	HBP	BLK	WP	HR	S	P	ERA	WHIP	PITCHER	IP	WLS	BF	H	R	ER	SO	BB	IBB	HBP	BLK	WP	HR	S	P	ERA	WHIP		
Jim Staton, R ERA: 3.61 (1, 1)	8.0	L	36	6	4	1	4	5	0	0	0	0	1	39	59	1.12	1.375																				

**BOTTOM**

**Milwaukee Brewers @ Oakland Athletics**  
Oakland-Alameda County Coliseum, Oakland, CA

Sat Jun 01 1974, 3:33 AM PDT  
Att. 6,920 - Unknown

livebaseballscores.com

AB	31
R	4
H	6
RBI	4
BB	5
SO	4
LOB	18



Batter	1	2	3	4	5	6	7	8	9	AB R H RBI BB SO LOB	TOP		
Don Money, R (1, 5) OBP: 0.332, SLG: 0.428	0-0 P4		0-0 5-3		0-0 1-2 1B		0-0 F9		0-0 F8	5 0 1 0 0 0 3	<b>Milwaukee Brewers @ Oakland Athletics</b> <b>Oakland-Alameda County Coliseum, Oakland, CA</b> Sun Jun 02 1974, 3:33 AM PDT Att: 9,309 - Unknown - 60 F <a href="http://livebaseballscorecards.com">livebaseballscorecards.com</a>		
Ken Berry, R (1, 8) OBP: 0.257, SLG: 0.200 Mike Hegan, L (8, PH) OBP: 0.303, SLG: 0.345 Charlie Moore, R (8, 2) OBP: 0.349, SLG: 0.357	0-0 F9 1B		0-0 1-3		0-0 F9			0-0 G3	0-0 P3	3 0 1 0 0 0 2 1 0 0 0 0 0 0 1 0 0 0 0 0 1			
John Briggs, L (1, 7) OBP: 0.353, SLG: 0.543	0-0 F9 1-2			0-3 K		0-0 G3		0-0 F9	0-0 2-H 1B	5 0 1 1 0 1 1			
George Scott, R (1, 3) OBP: 0.360, SLG: 0.483	0-0 F7			0-0 F3		0-0 F8		0-0 1B 1B	0-0 F8	5 1 1 1 0 0 2			
Darrell Porter, L (1, 2) OBP: 0.380, SLG: 0.403 Bobby Mitchell, R (8, PR) OBP: 0.286, SLG: 0.303		0-0 P6		0-0 2B		0-3 K		0-0 1B 1-2 1B		4 0 2 0 0 1 0 0 0 0 0 0 0 0			
Rob Ellis, R (1, 10) OBP: 0.333, SLG: 0.304 Bob Hansen, L (8, PH) OBP: 0.219, SLG: 0.200		0-3 K		0-0 F9			0-0 4-3	0-0 1-3 2-H S 1B		3 0 0 0 0 1 1 1 0 1 1 0 0 0			
Bob Coluccio, R (1, 9) OBP: 0.310, SLG: 0.362		0-0 HR				0-0 F8		0-0 5-3	0-0 6-3 1-2	4 1 1 1 0 0 2			
Pedro Garcia, R (1, 4) OBP: 0.311, SLG: 0.451		0-0 F7				0-0 P3		1-0 BB HBP	0-0 2B 2B	3 1 1 0 0 0 0			
Robin Yount, R (1, 6) OBP: 0.297, SLG: 0.346 Dave May, L (7, PH) OBP: 0.273, SLG: 0.407 Tim Johnson, L (7, PR) OBP: 0.222, SLG: 0.333			0-0 F9			0-0 1B 1B		4-0 BB BB	0-0 2B 1B 2B	2 0 1 0 0 0 0 0 0 0 0 1 0 0 1 1 1 1 0 0 0			
<b>Inning Stats</b>	R: 0 H: 1 E: 0 LOB: 1 K: 0 BB: 0 S: 4 P: 4	R: 1 H: 1 E: 0 LOB: 0 K: 1 BB: 0 S: 6 P: 6	R: 0 H: 0 E: 0 LOB: 0 K: 0 BB: 0 S: 3 P: 3	R: 0 H: 1 E: 0 LOB: 1 K: 1 BB: 0 S: 6 P: 6	R: 0 H: 2 E: 0 LOB: 2 K: 0 BB: 0 S: 5 P: 5	R: 0 H: 0 E: 0 LOB: 0 K: 1 BB: 0 S: 5 P: 5	R: 0 H: 0 E: 0 LOB: 2 K: 0 BB: 1 S: 3 P: 8	R: 1 H: 3 E: 0 LOB: 3 K: 0 BB: 0 S: 6 P: 6	R: 2 H: 3 E: 0 LOB: 1 K: 0 BB: 0 S: 6 P: 6	1B: 7 SF: 0 2B: 3 SAC: 0 3B: 0 DP: 0 HR: 1 HBP: 1		WP: 0 PA: 40 PB: 0 SB: 1 CS: 0	
<b>PITCHER</b>	IP WLS BF H R ER SO BB IBB HBP BLK WP HR S P ERA WHIP											<b>PITCHER</b>	IP WLS BF H R ER SO BB IBB HBP BLK WP HR S P ERA WHIP
Catfish Hunter, R (1, 1) ERA: 2.34	7.2 W 32 7 2 2 3 1 0 1 0 0 0 1 36 41 2.35 1.043												
Rollie Fingers, R (8, 1) ERA: 3.0	1.1 S 8 4 2 2 0 0 0 0 0 0 0 0 8 8 13.50 3.000												

Milwaukee Brewers @ Oakland Athletics  
Oakland-Alameda County Coliseum, Oakland, CA

Sun Jun 02 1974, 3:33 AM PDT  
Att: 9,309 - Unknown - 60 F

livebaseballscorecards.com

AB	38
R	4
H	11
RBI	4
BB	1
SO	3
LOB	12



Batter	1	2	3	4	5	6	7	8	9
<b>Bert Campaneris, R</b> OBP: 0.363, SLG: 0.372 (1, 6) X	0-0 1-3 ①		0-0 6-3 ②		0-3 K ②		0-0 4-3 ③		
<b>Angel Mangual, R</b> OBP: 0.273, SLG: 0.442 <b>Bill North, S</b> OBP: 0.341, SLG: 0.328 (1, 8) X (9, 8)	0-0 F8 ②		0-0 F9 ③		0-0 6-3 ③			0-0 6-3 ①	
<b>Sal Bando, R</b> OBP: 0.424, SLG: 0.486 (1, 5) X	0-0 5-3 ③			0-0 6-3 ①		0-0 F7 ①		0-0 BB HR 1B	
<b>Reggie Jackson, L</b> OBP: 0.470, SLG: 0.759 (1, 9)		0-0 HR		0-0 HR		0-0 FC5-4 1B		4-0 BB HR BB	
<b>Joe Rudi, R</b> OBP: 0.346, SLG: 0.511 (1, 7)		0-0 4-3 ①		0-0 3-1 ②		0-0 F9 ②		0-0 HR 1-H 2-H	
<b>Deron Johnson, R</b> OBP: 0.239, SLG: 0.330 (1, 10)		0-0 F8 ②		0-0 1B 3B		0-0 FC5-4 ③ 1-2f		0-0 F9 ②	
<b>Gene Tenace, R</b> OBP: 0.390, SLG: 0.371 (1, 3)		4-0 BB		0-0 FC6-4 1B 3-H			0-0 F9 ①	0-0 5-3 ③	
<b>Ray Fosse, R</b> OBP: 0.246, SLG: 0.383 (1, 2)		0-0 F8 ③		0-0 FC6-4 ③ 1-2f			0-0 5-3 ②		
<b>Dick Green, R</b> OBP: 0.300, SLG: 0.176 (1, 4)			0-0 L6 ①		0-0 6-3 ①		0-0 1B		

Inning Stats	R: 0	H: 0	E: 0	K: 0	S: 3	P: 3	R: 1	H: 1	E: 0	K: 0	S: 4	R: 0	H: 0	E: 0	K: 0	S: 3	R: 2	H: 3	E: 0	K: 0	S: 6	R: 0	H: 0	E: 0	K: 1	S: 5	R: 0	H: 1	E: 0	K: 0	S: 4	R: 0	H: 1	E: 0	K: 0	S: 4	R: 3	H: 2	E: 0	K: 0	S: 5	R: 4	H: 2	E: 0	K: 0	S: 9	
	LOB: 0	BB: 0		BB: 1			LOB: 1	BB: 0		LOB: 0		LOB: 1	BB: 0		LOB: 0		LOB: 1	BB: 0		LOB: 0		LOB: 1	BB: 0		LOB: 1	BB: 0		LOB: 1	BB: 0		LOB: 0		LOB: 1	BB: 0		LOB: 0		LOB: 0		LOB: 0		LOB: 1	BB: 1		LOB: 0		LOB: 0

PITCHER	IP	WLS	BF	H	R	ER	SO	BB	IBB	HBP	BLK	WP	HR	S	P	ERA	WHIP
<b>Clyde Wright, L</b> ERA: 4.31 (1, 1)	8.0	L	34	8	6	6	1	2	0	0	0	0	3	34	42	6.75	1.250

**BOTTOM**

AB	R	H	RBI	BB	SO	LOB
4	0	0	0	0	1	1
4	0	0	0	0	0	0
0	0	0	0	0	0	0
4	1	1	0	0	0	0
3	3	3	2	1	0	0
4	1	1	3	0	0	1
4	1	1	0	0	0	1
3	0	1	1	1	0	0
3	0	0	0	0	0	2
3	0	1	0	0	0	0

<b>AB</b>	32
<b>R</b>	6
<b>H</b>	8
<b>RBI</b>	6
<b>BB</b>	2
<b>SO</b>	1
<b>LOB</b>	5



WP	HR	S	P	ERA	WHIP
0	0	0	0	0	0

**Milwaukee Brewers @ Oakland Athletics**  
Oakland-Alameda County Coliseum, Oakland, CA  
Sun Jun 02 1974, 3:33 AM PDT  
Att. 9,309 - Unknown - 60 F

[livebaseballscorecards.com](http://livebaseballscorecards.com)

Batter	1	2	3	4	5	6	7	8	9	AB R H RBI BB SO LOB	TOP																
Mickey Rivers, L (1, 8) OBP: 0.327, SLG: 0.365	0-3 K		0-0 F7		0-0 FC 1B		0-0 F8		0-0 F8	5 0 0 0 0 1 1																	
Dave Chalk, R (1, 6) OBP: 0.338, SLG: 0.364	4-0 BB		0-0 F6		0-0 1B		0-3 K		0-3 K	4 0 1 1 1 2 0																	
Leroy Stanton, R (1, 9) OBP: 0.379, SLG: 0.590	0-3 K		0-0 5-3		0-0 F8		0-3 K			4 0 0 0 0 2 3																	
Frank Robinson, R (1, 10) OBP: 0.371, SLG: 0.472	0-0 F4			0-0 4-3	0-0 F9			0-0 SH5-3 1B		4 0 1 0 0 0 3																	
Bob Oliver, R (1, 3) OBP: 0.303, SLG: 0.369		0-0 5-3		0-3 K		0-0 2B 1B		0-0 SH5-3 1B		4 1 2 0 0 1 0																	
Tom McCraw, L (8, PR) OBP: 0.341, SLG: 0.450										0 0 0 0 0 0 0																	
Joe Lahoud, L (1, 7) OBP: 0.337, SLG: 0.500		0-0 4-3 1B		4-0 BB		0-0 1B SF8 2B		0-0 SH5-3		2 1 2 0 1 0 0																	
Paul Schaal, R (1, 5) OBP: 0.311, SLG: 0.336		0-0 4-3		0-0 6-3		0-0 CS 1B		4-0 G4-6-3 IBB		3 0 1 1 0 0 2																	
Charlie Sands, L (8, PH) OBP: 0.343, SLG: 0.407		1-2				2-3 3-H				0 0 0 0 1 0 0																	
Sandy Alomar Sr., S (8, PR) OBP: 0.250, SLG: 0.304		4-0 BB			4-0 FC SH3-4 1B BB	0-0 SF8		0-0 G4-6-3		0 0 0 0 0 0 0																	
Ellie Rodriguez, R (1, 2) OBP: 0.388, SLG: 0.374						0-0 K		0-0 F9		0 1 0 1 2 0 0																	
John Doherty, L (8, PH) OBP: 0.300, SLG: 0.125						3-H				1 0 0 0 0 0 3																	
Tom Egan, R (8, 2) OBP: 0.300, SLG: 0.125						0-0 SH3-4				0 0 0 0 0 0 0																	
Denny Doyle, L (1, 4) OBP: 0.307, SLG: 0.300	0-0 F4				0-0 SH3-4	0-3 K			0-0 F9	3 0 0 0 0 1 3																	
<b>Inning Stats</b>	R: 0 E: 0 K: 2 S: 7	H: 0 LOB: 1 BB: 1 P: 11	R: 0 E: 0 K: 0 S: 4	H: 1 LOB: 2 BB: 1 P: 8	R: 0 E: 0 K: 0 S: 3	H: 0 LOB: 0 BB: 0 P: 3	R: 0 E: 0 K: 1 S: 5	H: 0 LOB: 1 BB: 1 P: 9	R: 1 E: 0 K: 0 S: 5	H: 1 LOB: 2 BB: 1 P: 9	R: 2 E: 0 K: 1 S: 7	H: 3 LOB: 0 BB: 0 P: 7	R: 0 E: 0 K: 2 S: 7	H: 0 LOB: 0 BB: 0 P: 7	R: 0 E: 0 K: 0 S: 4	H: 2 LOB: 3 BB: 1 P: 8	R: 0 E: 0 K: 1 S: 5	H: 0 LOB: 0 BB: 0 P: 5	1B: 6 2B: 1 3B: 0 HR: 0	SF: 1 SAC: 2 DP: 1 HBP: 0	WP: 0 PB: 0 SB: 0 CS: 1	PA: 38					
<b>PITCHER</b>	IP WLS BF H R ER SO BB IBB HBP BLK WP HR S P ERA WHIP																										
Kevin Kobel, L (1, 1) ERA: 3.02	5.0		25	5	3	3	3	4	0	0	0	0	0	27	43	5.40	1.800										
Eduardo Rodriguez, R (6, 1) ERA: 1.59	2.1	W	9	2	0	0	3	0	1	0	0	0	0	14	18	0.00	0.857										
Tom Murphy, R (8, 1) ERA: 1.82	1.2	S	4	0	0	0	1	0	0	0	0	0	0	6	6	0.00	0.000										

California Angels @ Milwaukee Brewers  
 Milwaukee County Stadium, Milwaukee, WI

Tue Jun 04 1974, 8:05 PM EDT  
 Att. 9,408 - Unknown

livebaseballscorecards.com

AB	30
R	3
H	7
RBI	3
BB	5
SO	7
LOB	15



Batter	1	2	3	4	5	6	7	8	9	AB	R	H	RBI	BB	SO	LOB
Robin Yount, R OBP: 0.291, SLG: 0.338 Tim Johnson, L OBP: 0.211, SLG: 0.316 (8, 6)	0-3 K		0-3 K			0-0 F8	0-0 4-3			3	0	0	0	0	2	0
Dave May, L OBP: 0.277, SLG: 0.406 (1, 9)	4-0 FC6-4 BB		0-0 F8			0-0 F7	0-0 FC4-6 1B			3	0	1	1	1	0	0
George Scott, R OBP: 0.363, SLG: 0.481 (1, 3)	0-0 F8			4-0 BB		0-0 BB 1B	0-0 FC4-6 1-2f			3	0	1	0	1	0	2
John Briggs, L OBP: 0.351, SLG: 0.534 (1, 7)	0-0 FC6-4 1-2f			0-0 F6		4-0 BB 1B		0-0 F5		3	0	0	0	1	0	2
Darrell Porter, L OBP: 0.376, SLG: 0.398 (1, 2)		0-0 1B		0-0 F6		0-0 F4		0-0 F4		4	1	1	0	0	0	3
Mike Hegan, L OBP: 0.300, SLG: 0.355 (1, 10)		0-3 K		0-0 4-3			0-0 1B 2B	0-3 K		4	1	1	0	0	2	2
Bob Coluccio, R OBP: 0.316, SLG: 0.368 (1, 8)		0-0 CS 1B			0-0 1-3		0-0 SH1-4 4-3 1B			3	1	2	1	0	0	0
Pedro Garcia, R OBP: 0.312, SLG: 0.449 (1, 4)		0-0 F3			0-0 F7		0-0 4-3 SH1-4 1B			3	1	1	1	0	0	1
John Vukovich, R OBP: 0.182, SLG: 0.273 (1, 5)			0-3 K		0-3 K		0-0 SH1-4			2	0	0	0	0	2	0

Inning Stats	R: 0	H: 0	E: 0	K: 1	S: 5	R: 1	H: 2	E: 0	K: 1	S: 6	R: 0	H: 0	E: 0	K: 2	S: 7	R: 0	H: 0	E: 0	K: 0	S: 3	R: 0	H: 0	E: 0	K: 1	S: 5	R: 0	H: 1	E: 0	K: 0	S: 4	R: 3	H: 4	E: 0	K: 0	S: 7	R: 0	H: 0	E: 0	K: 1	S: 5	
	0	0	0	1	5	1	2	0	1	6	0	0	0	2	7	0	0	0	0	1	3	0	0	0	0	0	0	1	2	0	1	0	4	1	0	0	7	0	0	0	5


**BOTTOM**

**California Angels @ Milwaukee Brewers**  
Milwaukee County Stadium, Milwaukee, WI

Tue Jun 04 1974, 8:05 PM EDT  
Att. 9,408 - Unknown

AB	29
R	4
H	7
RBI	4
BB	3
SO	6
LOB	11

WP: 0 PA: 33  
PB: 0 SB: 1  
CS: 1



PITCHER	IP	WLS	BF	H	R	ER	SO	BB	IBB	HBP	BLK	WP	HR	S	P	ERA	WHIP
Bill Singer, R ERA: 2.98 (1, 1)	8.0	L	33	7	4	4	6	3	0	0	0	0	0	42	54	4.50	1.250

Batter	1	2	3	4	5	6	7	8	9	AB R H RBI BB SO LOB	TOP														
Mickey Rivers, L (1, 8) OBP: 0.329, SLG: 0.380	0-3 K	0-0 5-3			0-0 1B 1B	0-0 G3		0-0 2-H HR		5 2 2 2 0 1 4															
Denny Doyle, L (1, 4) OBP: 0.310, SLG: 0.303	0-0 BB 1B		0-0 P6		0-0 1B FC4-6	0-3 K		0-0 4-3		5 1 2 0 0 1 2															
Leroy Stanton, R (1, 9) OBP: 0.402, SLG: 0.610	4-0 1-2 BB		0-0 2B		0-0 1-3 3-H 1B		0-0 5-3		0-0 HR 1B	4 1 3 1 1 0 0															
Frank Robinson, R (1, 10) OBP: 0.367, SLG: 0.461	0-3 K		0-3 K		0-3 K		4-0 BB		0-0 P6	4 0 0 0 1 3 6															
Bob Oliver, R (1, 5) OBP: 0.301, SLG: 0.361	0-0 P4		4-0 BB		0-0 FC4-6		0-0 F9		0-0 F8	4 0 0 1 1 0 5															
Joe Lahoud, L (1, 7) OBP: 0.330, SLG: 0.516		0-0 L3	0-3 K		0-0 4-3		0-0 3-1		0-0 1-H HR	5 1 1 2 0 1 4															
John Doherty, L (1, 3) OBP: 0.444, SLG: 0.333		4-0 2B BB		0-3 K		4-0 G3 BB BB		0-0 HR 2B	0-0 G3	3 1 1 0 2 1 0															
Ellie Rodriguez, R (1, 2) OBP: 0.370, SLG: 0.380		0-0 1-3 2B		0-0 6-3		4-0 G3 BB		0-0 6-3		3 0 1 0 1 0 1															
Dave Chalk, R (1, 6) OBP: 0.333, SLG: 0.358		0-0 5-3		0-0 L5		0-0 F7		0-0 F5		3 0 0 0 0 0 4															
Charlie Sands, L (8, PH) OBP: 0.333, SLG: 0.393										1 0 0 0 0 0 1															
Sandy Alomar Sr., S (8, 6) OBP: 0.250, SLG: 0.304										0 0 0 0 0 0 0															
<b>Inning Stats</b>	R: 0 E: 0 K: 2 S: 8	H: 1 LOB: 2 BB: 1 P: 12	R: 0 E: 0 K: 0 S: 4	H: 1 LOB: 2 BB: 1 P: 8	R: 0 E: 0 K: 2 S: 8	H: 1 LOB: 2 BB: 1 P: 12	R: 0 E: 0 K: 1 S: 5	H: 0 LOB: 0 BB: 0 P: 5	R: 2 E: 0 K: 1 S: 5	H: 3 LOB: 1 BB: 0 P: 8	R: 0 E: 0 K: 1 S: 5	H: 0 LOB: 2 BB: 2 P: 13	R: 0 E: 0 K: 0 S: 3	H: 0 LOB: 1 BB: 1 P: 7	R: 2 E: 0 K: 0 S: 5	H: 2 LOB: 0 BB: 0 P: 5	R: 2 E: 0 K: 0 S: 5	H: 2 LOB: 0 BB: 0 P: 5	1B: 5 2B: 3 3B: 0 HR: 2	SF: 0 SAC: 0 DP: 0 HBP: 0	WP: 0 PB: 0 SB: 0 CS: 0	PA: 43			
<b>PITCHER</b>	IP WLS BF H R ER SO BB IBB HBP BLK WP HR S P ERA WHIP																								
Jim Slaton, R (1, 1) ERA: 3.61	5.0		26	6	2	2	6	5	0	0	0	0	0	33	53	3.60	2.200								
Eduardo Rodriguez, R (6, 1) ERA: 2.37	4.0	L	17	4	4	4	1	1	0	0	0	0	2	18	22	9.00	1.250								
Eduardo Rodriguez, R (9, 1) ERA: 2.37	4.0	L	17	4	4	4	1	1	0	0	0	0	2	18	22	9.00	1.250								

California Angels @ Milwaukee Brewers  
Milwaukee County Stadium, Milwaukee, WI

Wed Jun 05 1974, 8:05 PM EDT  
Att. 6,367 - Unknown

livebaseballscorecards.com

AB	37
R	6
H	10
RBI	6
BB	6
SO	7
LOB	27





Batter	1	2	3	4	5	6	7	8	9	AB	R	H	RBI	BB	SO	LOB
Robin Yount, R OBP: 0.288, SLG: 0.333 (1, 6)	0-0 1B		0-3 K		0-0 F9	0-3 K		0-0 6-3		5	0	1	0	0	2	4
Dave May, L Eduardo Rodriguez, R Bob Hansen, L OBP: 0.212, SLG: 0.194 (1, 9) (9, 1) (9, PH)	0-0 F5			0-3 K	0-0 F9		0-3 K		0-0 F8	4	0	0	0	0	2	1
George Scott, R OBP: 0.364, SLG: 0.476 (1, 3)	0-0 F8			0-0 4-3	0-0 1B 1B		4-0 BB		0-0 4-3	4	0	1	0	1	0	1
John Briggs, L OBP: 0.352, SLG: 0.536 (1, 8)	0-0 F8			0-0 1B 2B	0-0 1-3 1B		0-0 F8		0-3 K	5	1	2	0	0	1	2
Darrell Porter, L OBP: 0.372, SLG: 0.389 (1, 2)		0-3 K		4-0 1B WP BB	0-0 4-3		0-0 F9			3	1	0	0	1	1	3
Mike Hegan, L Bobby Mitchell, R OBP: 0.282, SLG: 0.299 (1, 10) (6, PR) (9, 7)		0-0 4-3		0-0 1-3 2-H 1B		4-0 F9 E BB		0-3 K		2	0	1	1	1	0	0
Pedro Garcia, R OBP: 0.310, SLG: 0.440 (1, 4)		0-0 F7		0-0 6-3		0-0 E1 F9		4-0 2B BB		3	1	0	0	1	0	2
Rob Ellis, R OBP: 0.357, SLG: 0.370 (1, 7) (9, 9)			0-3 K		0-0 HR 1B	0-0 F9		0-0 1-H 2B		4	1	2	1	0	1	2
John Vukovich, R OBP: 0.200, SLG: 0.467 (1, 5)			0-0 P4		0-0 1-H HR	0-0 5-3		0-0 F3		4	1	1	2	0	0	4

Inning Stats	R: 0	H: 1	E: 0	K: 0	S: 4	H: 0	LOB: 1	BB: 0	P: 4	R: 0	H: 0	E: 0	K: 1	S: 5	H: 0	LOB: 0	BB: 0	P: 5	R: 0	H: 0	E: 0	K: 2	S: 7	H: 0	LOB: 0	BB: 0	P: 7	R: 2	H: 2	E: 0	K: 1	S: 7	H: 4	LOB: 2	BB: 0	P: 7	R: 0	H: 0	E: 1	K: 1	S: 6	H: 0	LOB: 3	BB: 1	P: 10	R: 0	H: 0	E: 0	K: 1	S: 5	H: 0	LOB: 1	BB: 1	P: 9	R: 1	H: 1	E: 0	K: 1	S: 6	H: 1	LOB: 1	BB: 1	P: 10	R: 0	H: 0	E: 0	K: 1	S: 5	H: 0	LOB: 0	BB: 0	P: 5	1B: 5	SF: 0	2B: 2	SAC: 0	3B: 0	DP: 0	HR: 1	HBP: 0	WP: 1	PA: 40
--------------	------	------	------	------	------	------	--------	-------	------	------	------	------	------	------	------	--------	-------	------	------	------	------	------	------	------	--------	-------	------	------	------	------	------	------	------	--------	-------	------	------	------	------	------	------	------	--------	-------	-------	------	------	------	------	------	------	--------	-------	------	------	------	------	------	------	------	--------	-------	-------	------	------	------	------	------	------	--------	-------	------	-------	-------	-------	--------	-------	-------	-------	--------	-------	--------

PITCHER	IP	WLS	BF	H	R	ER	SO	BB	IBB	HBP	BLK	WP	HR	S	P	ERA	WHIP
Nolan Ryan, R ERA: 3.79 (1, 1)	6.0		28	7	4	4	5	2	0	0	0	1	1	36	44	6.00	1.500
John Cumberland, L ERA: 5.4 (7, 1)	1.1		7	1	1	1	2	2	0	0	0	0	0	9	17	6.75	2.250
Skip Lockwood, R ERA: 4.15 (8, 1)	1.2	W	5	0	0	0	1	0	0	0	0	0	0	7	7	0.00	0.000

**BOTTOM**

**California Angels @ Milwaukee Brewers**  
Milwaukee County Stadium, Milwaukee, WI

Wed Jun 05 1974, 8:05 PM EDT  
Att. 6,367 - Unknown

AB	36
R	5
H	8
RBI	4
BB	4
SO	8
LOB	19



Batter	1	2	3	4	5	6	7	8	9	AB R H RBI BB SO LOB	TOP															
Mickey Rivers, L (1, 8) OBP: 0.335, SLG: 0.388	0-0 SH3 4-3 2B		0-0 4-3			0-0 1B HR	4-0 HR BB		0-0 1-6-3	4 3 2 0 1 0 0																
Dave Chalk, R (1, 6) OBP: 0.332, SLG: 0.356	0-0 SH3 2-3			0-0 F7		0-0 1-3 HR 1B	0-3 K		0-0 6-3	4 1 1 0 0 1 1																
Leroy Stanton, R (1, 9) OBP: 0.417, SLG: 0.647	0-0 4-3 3-H			0-0 1B		0-0 1-H 3-H HR	4-0 1-2 HR BB			3 2 2 4 1 0 0																
Frank Robinson, R (1, 10) OBP: 0.369, SLG: 0.479	0-0 F8			0-0 F9		0-0 BB 1B 1B	0-0 1-H 2-H HR			4 1 2 3 0 0 1																
Bob Oliver, R (1, 5) OBP: 0.294, SLG: 0.353		0-0 6-3		0-3 K		0-0 F9	0-0 5-3			4 0 0 0 0 1 2																
Joe Lahoud, L (1, 7) Winston Llenas, R (6, PH) OBP: 0.306, SLG: 0.281		0-0 F3			0-0 E3 G6-4-3	0-0 BB 1-2 1B		0-0 G6-4-3 1B		2 0 0 0 0 0 0 2 0 2 0 0 0 0																
John Doherty, L (1, 3) Paul Schaal, R (6, PH) Tom McCraw, L (6, PH) OBP: 0.344, SLG: 0.444		0-0 F9			0-0 G6-4-3 1-2f	4-0 1-2 2-3 BB		0-3 K		2 0 0 0 0 0 1 0 0 0 0 0 0 0 1 0 0 0 1 1 1																
Ellie Rodriguez, R (1, 2) OBP: 0.383, SLG: 0.370		0-0 6-3		0-0 F9		0-0 F3		0-0 G6-4-3 1-2f		4 0 0 0 0 0 4																
Denny Doyle, L (1, 4) OBP: 0.304, SLG: 0.296		0-0 3-1				0-0 4-3	0-0 5-3		0-0 3-1	4 0 0 0 0 0 0																
<b>Inning Stats</b>	R: 1 E: 0 K: 0 S: 4	H: 1 LOB: 0 BB: 0 P: 4	R: 0 E: 0 K: 0 S: 3	H: 0 LOB: 0 BB: 0 P: 3	R: 0 E: 0 K: 0 S: 3	H: 0 LOB: 0 BB: 0 P: 3	R: 0 E: 1 K: 1 S: 6	H: 1 LOB: 1 BB: 0 P: 6	R: 0 E: 1 K: 0 S: 3	H: 0 LOB: 0 BB: 0 P: 3	R: 3 E: 0 K: 0 S: 8	H: 5 LOB: 3 BB: 1 P: 12	R: 3 E: 0 K: 1 S: 6	H: 1 LOB: 0 BB: 2 P: 14	R: 0 E: 0 K: 1 S: 5	H: 1 LOB: 0 BB: 0 P: 5	R: 0 E: 0 K: 0 S: 3	H: 0 LOB: 0 BB: 0 P: 3	1B: 6 2B: 1 3B: 0 HR: 2	SF: 0 SAC: 1 DP: 2 HBP: 0	WP: 0 PB: 0 SB: 0 CS: 0	PA: 38				
<b>PITCHER</b>	IP WLS BF H R ER SO BB IBB HBP BLK WP HR S P ERA WHIP	IP WLS BF H R ER SO BB IBB HBP BLK WP HR S P ERA WHIP											IP WLS BF H R ER SO BB IBB HBP BLK WP HR S P ERA WHIP													
Clyde Wright, L (1, 1) ERA: 4.44	5.2	24	7	4	4	1	0	0	0	0	0	1	26	26	6.35	1.235										
Tom Murphy, R (6, 1) ERA: 2.45	3.1	14	2	3	3	2	3	0	0	0	0	1	15	27	8.10	1.500										

California Angels @ Milwaukee Brewers  
 Milwaukee County Stadium, Milwaukee, WI  
 Thu Jun 06 1974, 4:33 AM EDT  
 Att. 7,722 - Unknown

livebaseballscorecards.com

AB	34
R	7
H	9
RBI	7
BB	3
SO	3
LOB	10



Batter	1	2	3	4	5	6	7	8	9
Bobby Mitchell, R (1, 8) OBP: 0.292, SLG: 0.291 Ken Berry, R (7, 8) OBP: 0.254, SLG: 0.197	4-0 PB 1B 2B BB	0-3 K	4-0 FC5-4 BB			0-0 5-3	0-0 G6-4-3		
Robin Yount, R (1, 6) OBP: 0.285, SLG: 0.329	0-0 PB 1B 2B	0-3 K	0-0 FC5-4			0-0 F7		0-0 1-3	
John Briggs, L (1, 7) OBP: 0.349, SLG: 0.524	4-0 2B BB	0-0 6-3		0-0 4-3		0-3 K		0-3 K	
George Scott, R (1, 3) OBP: 0.369, SLG: 0.490	0-0 4-3 2B		0-0 FC6-4 1B 1B	0-3 K		0-0 2B 2B		0-0 L6	
Rob Ellis, R (1, 9) OBP: 0.387, SLG: 0.379 Dave May, L (7, PH) OBP: 0.270, SLG: 0.395 (8, 9)	0-0 4-3		4-0 FC6-4 BB 1B	0-0 1B		0-0 5-3			
Darrell Porter, L (1, 2) OBP: 0.369, SLG: 0.380	0-3 K		0-0 FC6-4 1B 1B	0-0 F7		4-0 2B 1B BB			
Charlie Moore, R (1, 10) OBP: 0.358, SLG: 0.383	0-3 K		0-0 1B 1B		0-0 6-3	0-0 1B 2B			
Pedro Garcia, R (1, 4) OBP: 0.320, SLG: 0.451		0-0 1B 2B	0-0 BB 1B		0-3 K	4-0 1B IBB			
John Vukovich, R (1, 5) OBP: 0.222, SLG: 0.444 Mike Hegan, L (7, PH) OBP: 0.324, SLG: 0.369 Bob Coluccio, R (7, PR) OBP: 0.316, SLG: 0.368 Tim Johnson, L (8, 5) OBP: 0.211, SLG: 0.316		0-0 WP 1B	0-0 P4		0-3 K	0-0 G6-4-3 1B			

Inning Stats	R: 3 E: 0 K: 2 S: 9	H: 2 LOB: 1 BB: 2 P: 17	R: 1 E: 0 K: 2 S: 9	H: 2 LOB: 1 BB: 0 P: 9	R: 2 E: 0 K: 0 S: 6	H: 3 LOB: 3 BB: 2 P: 14	R: 0 E: 0 K: 1 S: 6	H: 1 LOB: 1 BB: 0 P: 6	R: 0 E: 0 K: 2 S: 7	H: 0 LOB: 0 BB: 0 P: 7	R: 0 E: 0 K: 1 S: 5	H: 0 LOB: 0 BB: 0 P: 5	R: 3 E: 0 K: 0 S: 5	H: 3 LOB: 2 BB: 2 P: 13	R: 0 E: 0 K: 1 S: 5	H: 0 LOB: 0 BB: 0 P: 5
--------------	------------------------------	----------------------------------	------------------------------	---------------------------------	------------------------------	----------------------------------	------------------------------	---------------------------------	------------------------------	---------------------------------	------------------------------	---------------------------------	------------------------------	----------------------------------	------------------------------	---------------------------------

AB	R	H	RBI	BB	SO	LOB
2	1	0	0	2	1	1
1	0	0	0	0	0	2
5	1	1	0	0	1	4
4	1	0	0	1	2	1
5	2	3	3	0	1	0
2	0	1	0	1	0	1
1	0	0	0	0	0	1
3	2	0	0	1	1	4
4	1	2	2	0	1	1
3	1	2	1	1	1	0
3	0	1	1	0	1	2
1	0	1	2	0	0	0
0	0	0	0	0	0	0
0	0	0	0	0	0	0
1B: 7	SF: 0	2B: 4	SAC: 0	3B: 0	DP: 1	HR: 0
WP: 1	PA: 40	PB: 1	CS: 0	SB: 0		

**BOTTOM**

**California Angels @ Milwaukee Brewers**  
Milwaukee County Stadium, Milwaukee, WI

Thu Jun 06 1974, 4:33 AM EDT  
Att. 7,722 - Unknown

livebaseballscorecards.com

AB	34
R	9
H	11
RBI	9
BB	6
SO	9
LOB	17



PITCHER	IP	WLS	BF	H	R	ER	SO	BB	IBB	HBP	BLK	WP	HR	S	P	ERA	WHIP
Rudy May, L (1, 1) ERA: 6.86	1.0		9	4	4	4	2	2	0	0	0	0	0	11	19	36.00	6.000
Dick Selma, R (2, 1) ERA: 5.4	2.0		11	3	2	2	2	2	0	0	0	1	0	13	21	9.00	2.500
Barry Raziano, R (4, 1) ERA: 3.0	3.0		11	2	1	1	4	0	0	0	0	0	0	19	19	3.00	0.667
Skip Lockwood, R (7, 1) ERA: 4.78	0.1	L	4	1	0	0	0	1	1	0	0	0	0	2	10	0.00	6.000
John Cumberland, L (7, 1) ERA: 2.7	1.2		5	1	2	2	1	0	0	0	0	0	0	7	7	10.80	0.600

Batter	1	2	3	4	5	6	7	8	9	AB R H RBI BB SO LOB	TOP
Bill North, S OBP: 0.347, SLG: 0.330 (1, 8) X	0-0 G3 S SF9 1B		0-0 P6	0-0 4-3			0-3 K			4 1 1 0 0 1 1	
Bert Campaneris, R OBP: 0.345, SLG: 0.347 (1, 6) X	0-0 G3 1-3		0-0 5-3			0-0 F8	0-0 F3			4 0 0 0 0 0 1	
Sal Bando, R OBP: 0.429, SLG: 0.492 (1, 5) X	0-0 SF9 3-H		0-0 6-3			0-0 6-3		0-0 2B		3 0 1 1 0 0 0	
Reggie Jackson, L OBP: 0.458, SLG: 0.715 (1, 9) X	0-0 1B 1B		0-0 F7			0-0 1B	0-3 K			4 0 2 0 0 1 1	
Joe Rudi, R OBP: 0.348, SLG: 0.517 (1, 7) X	0-0 1-3 1B		0-3 K			0-0 P4	0-0 6-3			4 0 1 0 0 1 2	
Deron Johnson, R OBP: 0.261, SLG: 0.366 (1, 3) X	0-0 F9		0-0 2B 3B			0-0 6-3	0-0 4-3			4 1 1 0 0 0 3	
Gene Tenace, R OBP: 0.388, SLG: 0.383 (1, 2) X		0-0 6-3	0-0 E 2B			0-3 K		0-0 F8		4 1 1 1 0 1 0	
Angel Mangual, R OBP: 0.289, SLG: 0.423 (1, 10) X		0-0 G3-6-1 1B	0-0 E2 1B 1B			0-0 F9		0-0 4-3		4 1 2 0 0 0 0	
Dick Green, R OBP: 0.344, SLG: 0.250 Champ Summers, L (9, PH) OBP: 0.167, SLG: 0.174		0-0 G3-6-1 1-2f	0-0 1B 1B			0-0 F8		0-0 F9		3 0 1 1 0 0 1 1 0 0 0 0 0 0	
<b>Inning Stats</b>	R: 1 H: 3 E: 0 LOB: 2 K: 0 BB: 0 S: 6 P: 6	R: 0 H: 1 E: 0 LOB: 0 K: 0 BB: 0 S: 3 P: 3	R: 0 H: 0 E: 0 LOB: 0 K: 0 BB: 0 S: 3 P: 3	R: 3 H: 4 E: 1 LOB: 1 K: 1 BB: 0 S: 9 P: 9	R: 0 H: 1 E: 0 LOB: 1 K: 0 BB: 0 S: 4 P: 4	R: 0 H: 0 E: 0 LOB: 0 K: 1 BB: 0 S: 5 P: 5	R: 0 H: 0 E: 0 LOB: 0 K: 1 BB: 0 S: 5 P: 5	R: 0 H: 1 E: 0 LOB: 1 K: 1 BB: 0 S: 6 P: 6	R: 0 H: 0 E: 0 LOB: 0 K: 0 BB: 0 S: 3 P: 3	1B: 7 SF: 1 2B: 2 SAC: 0 3B: 1 DP: 1 HR: 0 HBP: 0	WP: 0 PA: 36 PB: 0 SB: 1 CS: 0
<b>PITCHER</b> Bill Champion, R (1, 1) ERA: 3.71 Jim Colborn, R (4, 1) ERA: 6.42	IP WLS BF H R ER SO BB IBB HBP BLK WP HR S P ERA WHIP										
	3.2 18 8 4 2 1 0 0 0 0 0 0 0 20 20 4.91 2.182										
	5.1 18 2 0 0 3 0 0 0 0 0 0 0 24 24 0.00 0.375										

Oakland Athletics @ Milwaukee Brewers  
Milwaukee County Stadium, Milwaukee, WI

Fri Jun 07 1974, 8:05 PM EDT  
Att. 11,395 - Unknown

livebaseballscorecards.com

AB	35
R	4
H	10
RBI	3
BB	0
SO	4
LOB	9



Batter	1	2	3	4	5	6	7	8	9	AB	R	H	RBI	BB	SO	LOB
<b>Don Money, R</b> OBP: 0.335, SLG: 0.435 (1, 5) X	0-0 P5 2-H	0-0 1B 2-H		0-0 2B		0-0 F8				4	0	2	1	0	0	1
<b>Ken Berry, R</b> OBP: 0.253, SLG: 0.214 (1, 8) X	0-0 WP SF8 2B	0-0 4-3		0-0 P5			0-0 4-3			4	1	1	0	0	0	1
<b>Dave May, L</b> OBP: 0.270, SLG: 0.394 (1, 9) X	0-0 SF8 2-H		0-0 F7	0-0 1-3			0-0 1B 1B			3	0	1	1	0	0	1
<b>George Scott, R</b> OBP: 0.367, SLG: 0.482 (1, 3) H	1-0 S HBP		0-0 F9		0-0 F8		0-0 P6			3	0	0	0	0	0	1
<b>Darrell Porter, L</b> OBP: 0.373, SLG: 0.379 (1, 2) X	0-0 F7 1-2		4-0 2B BB		0-0 F3		0-0 1B			3	1	1	0	1	0	1
<b>Mike Hegan, L</b> OBP: 0.338, SLG: 0.388 (1, 10) X <b>Bobby Mitchell, R</b> OBP: 0.289, SLG: 0.288 (7, PH) X		4-0 1B 2B BB	0-0 2B 1-H		0-0 P6		0-3 K			2	1	1	1	1	0	0
<b>Rob Ellis, R</b> OBP: 0.400, SLG: 0.375 (1, 7) X		0-0 2B SF8 1B	0-3 K			4-0 BB		0-3 K		3	1	1	0	1	2	1
<b>Pedro Garcia, R</b> OBP: 0.324, SLG: 0.476 (1, 4) X		0-0 1B 2B 3-H		0-0 HR		0-0 F8		0-0 5-3		4	2	2	2	0	0	1
<b>Robin Yount, R</b> OBP: 0.277, SLG: 0.322 (1, 6) X		0-0 SF8 3-H		0-0 5-3		0-0 F8		0-0 5-3		3	0	0	1	0	0	1

Inning Stats	R	H	E	K	S	H	LOB	BB	P	R	H	E	K	S	H	LOB	BB	P	1B	SF	3B	HR	SF	SAC	DP	HBP	WP	HR	S	P	ERA	WHIP	
	1	1	0	4	5	3	0	5	9	0	0	0	3	3	0	0	0	7	4	2	0	1	2	0	0	1	36						

PITCHER	IP	WLS	BF	H	R	ER	SO	BB	IBB	HBP	BLK	WP	HR	S	P	ERA	WHIP
<b>Catfish Hunter, R</b> ERA: 2.68 (1, 1)	2.2	L	15	5	5	5	0	2	0	0	0	1	0	12	21	16.88	2.625
<b>Blue Moon Odom, R</b> ERA: 6.52 (3, 1)	1.0		5	2	1	1	1	0	0	0	0	0	1	7	7	9.00	2.000
<b>Darold Knowles, L</b> ERA: 4.24 (4, 1)	3.1		13	2	0	0	1	1	0	0	0	0	0	14	18	0.00	0.900
<b>Rollie Fingers, R</b> ERA: 2.87 (8, 1)	1.0		3	0	0	0	1	0	0	0	0	0	0	5	5	0.00	0.000

**BOTTOM**

**Oakland Athletics @ Milwaukee Brewers**  
Milwaukee County Stadium, Milwaukee, WI

Fri Jun 07 1974, 8:05 PM EDT  
Att. 11,395 - Unknown

livebaseballscores.com

<b>AB</b>	<b>30</b>
<b>R</b>	<b>6</b>
<b>H</b>	<b>9</b>
<b>RBI</b>	<b>6</b>
<b>BB</b>	<b>3</b>
<b>SO</b>	<b>3</b>
<b>LOB</b>	<b>10</b>



Batter	1	2	3	4	5	6	7	8	9	AB R H RBI BB SO LOB	TOP																
Bill North, S OBP: 0.343, SLG: 0.323 (1, 10) X	0-0 F9		0-0 5-3		0-3 K		0-0 F8		1-0 CS HBP	4 0 0 0 0 1 0																	
Bert Campaneris, R OBP: 0.347, SLG: 0.364 (1, 6) X	0-0 1-3		0-0 E S 1B		0-0 HR		0-0 F8		0-0 CS 1-2	4 1 2 1 0 0 0																	
Sal Bando, R OBP: 0.430, SLG: 0.492 (1, 5) X	0-0 P3		0-0 F9 1-3		0-0 1B 1B		0-0 CS 1B			4 0 2 0 0 0 1																	
Deron Johnson, R OBP: 0.268, SLG: 0.365 (1, 3)		0-0 BB E FC6-5 1B	4-0 BB		0-0 F9		0-0 CS 1-2	0-0 5-3		3 1 1 0 1 0 1																	
Joe Rudi, R OBP: 0.351, SLG: 0.517 (1, 7) X		0-0 E4 FC6-5 BB 1-2	0-0 F7		0-0 1B 1-3			0-0 1B		4 0 2 0 0 0 3																	
Gene Tenace, R OBP: 0.385, SLG: 0.376 (1, 2) B B B B		4-0 FC6-5 BB 1-2 2-3		0-3 K		0-0 P4		0-3 K		3 0 0 0 1 2 1																	
Angel Mangual, R OBP: 0.268, SLG: 0.426 (1, 8) X		0-0 FC6-5 FC6-4 1-2 2-3f 3-H		0-0 2B		0-3 K		0-0 4-3		4 0 1 1 0 1 3																	
Jesus Alou, R OBP: 0.255, SLG: 0.264 (1, 9)		0-0 F7		0-0 F9		0-0 1B 2B			0-0 CS 1B	4 0 2 0 0 0 3																	
Herb Washington, R (9, PR)										0 0 0 0 0 0 0																	
Champ Summers, L OBP: 0.167, SLG: 0.174 (9, 9)										0 0 0 0 0 0 0																	
Dick Green, R OBP: 0.333, SLG: 0.250 (1, 4) X		0-0 FC6-4 1-2f		0-3 K		0-0 1B 2-H			0-3 K 1-2	4 0 1 0 0 2 4																	
<b>Inning Stats</b>	R: 0 E: 0 K: 0 S: 3	H: 0 LOB: 0 BB: 0 P: 3	R: 1 E: 1 K: 0 S: 5	H: 1 LOB: 2 BB: 1 P: 9	R: 0 E: 0 K: 0 S: 4	H: 1 LOB: 2 BB: 1 P: 8	R: 0 E: 0 K: 2 S: 8	H: 1 LOB: 1 BB: 0 P: 8	R: 1 E: 0 K: 1 S: 7	H: 3 LOB: 2 BB: 0 P: 7	R: 0 E: 0 K: 1 S: 6	H: 2 LOB: 2 BB: 0 P: 6	R: 0 E: 0 K: 0 S: 3	H: 1 LOB: 0 BB: 0 P: 3	R: 0 E: 0 K: 1 S: 6	H: 1 LOB: 1 BB: 0 P: 6	R: 0 E: 0 K: 1 S: 4	H: 1 LOB: 1 BB: 0 P: 5	1B: 8 2B: 2 3B: 0 HR: 1	SF: 0 SAC: 0 DP: 0 HBP: 1	WP: 0 PB: 0 SB: 1 CS: 3	PA: 39					
<b>PITCHER</b>	IP WLS BF H R ER SO BB IBB HBP BLK WP HR S P ERA WHIP																										
Kevin Kobel, L ERA: 2.78 (1, 1)	7.1		32	10	2	1	4	2	0	0	0	0	1	38	46	1.23	1.636										
Eduardo Rodriguez, R ERA: 2.27 (8, 1)	1.2	W	5	1	0	0	2	0	0	1	0	0	0	8	9	0.00	0.600										

Oakland Athletics @ Milwaukee Brewers  
Milwaukee County Stadium, Milwaukee, WI

Sat Jun 08 1974, 8:05 PM EDT  
Att. 25,803 - Unknown

livebaseballscorecards.com

AB	34
R	2
H	11
RBI	2
BB	2
SO	6
LOB	16



BOTTOM

Oakland Athletics @ Milwaukee Brewers  
Milwaukee County Stadium, Milwaukee, WI

livebaseballscores.com

AB 32  
R 3  
H 7  
RBI 3  
BB 5  
SO 2  
LOB 14



WP: 0 PA: 38  
PB: 0  
SB: 0  
CS: 0

ERA WHIP

Sat Jun 08 1974, 8:05 PM EDT  
Att. 25,803 - Unknown

AB R H RBI BB SO LOB

4 0 2 1 0 0 2

3 0 0 0 0 0 1

2 0 1 2 0 0 2

4 0 0 0 0 0 1

4 0 1 0 0 1 0

4 0 0 0 0 0 2

1 0 0 0 2 0 0

1 0 0 0 0 0 0

3 1 0 0 1 0 2

2 0 1 0 1 0 1

0 0 0 0 1 0 0

0 1 0 0 0 0 0

3 0 1 0 0 1 3

1 0 1 0 0 0 0

0 1 0 0 0 0 0

1B: 6 SF: 1  
2B: 0 SAC: 0  
3B: 1 DP: 0  
HR: 0 HBP: 0

Batter	1	2	3	4	5	6	7	8	9
Don Money, R OBP: 0.336, SLG: 0.436 (1, 5)	0-0 1B 1B	0-0 FC6-4 1-2f			0-0 F9		0-0 1-2 1B		0-0 SF8 3-H
Ken Berry, R OBP: 0.244, SLG: 0.205 Bobby Mitchell, R OBP: 0.293, SLG: 0.317 (1, 8) (7, PH) (8, 8)	0-0 F8		0-0 5-3		0-0 F3		0-0 F9		0-0 1-H 2-H 3B
Dave May, L OBP: 0.265, SLG: 0.385 (1, 9)	0-0 F8		0-0 F9		0-0 P6			0-0 P5	
George Scott, R OBP: 0.365, SLG: 0.477 (1, 3)	0-0 1-2 1B		0-3 K		0-0 5-3			0-0 F9	
Pedro Garcia, R OBP: 0.317, SLG: 0.465 (1, 4)	0-0 F8			0-0 F7		0-0 F8		0-0 5-3	
Charlie Moore, R OBP: 0.371, SLG: 0.377 Mike Hegan, L OBP: 0.333, SLG: 0.382 (1, 10) (9, PH)		4-0 BB BB FC5-4 BB		4-0 BB BB		0-0 F8		0-0 3-1	
Darrell Porter, L OBP: 0.369, SLG: 0.370 (1, 2)		0-0 F9		0-0 P6		0-0 F2		4-0 1B BB SF8 BB	
Rob Ellis, R OBP: 0.421, SLG: 0.382 John Briggs, L OBP: 0.352, SLG: 0.524 Tim Johnson, L OBP: 0.211, SLG: 0.316 (1, 7) (9, PH) (9, PR)		0-0 FC5-4 1-2f 1B		4-0 BB BB 1-2 BB		0-0 FC5-4 1B		4-0 1B 1-2 3B BB	
Robin Yount, R OBP: 0.278, SLG: 0.322 Bob Hansen, L OBP: 0.235, SLG: 0.219 Bob Coluccio, R OBP: 0.316, SLG: 0.368 (1, 6) (9, PH) (9, PR)		0-0 FC6-4 1-2 1B		0-3 K2-3		0-0 FC5-4 1-2f 1B		0-0 1-2 2-3 3B 1B	

Inning Stats	R: 0	H: 2	E: 0	K: 0	S: 5	R: 0	H: 1	E: 0	K: 0	S: 4	R: 0	H: 0	E: 0	K: 1	S: 5	R: 0	H: 0	E: 0	K: 0	S: 3	R: 0	H: 0	E: 0	K: 0	S: 3	R: 0	H: 2	E: 0	K: 0	S: 5	R: 0	H: 0	E: 0	K: 0	S: 3	R: 3	H: 2	E: 0	K: 0	S: 4	1B: 6	2B: 0	3B: 1	HR: 0	SF: 1	SAC: 0	DP: 0	HBP: 0	WP: 0	PA: 38
--------------	------	------	------	------	------	------	------	------	------	------	------	------	------	------	------	------	------	------	------	------	------	------	------	------	------	------	------	------	------	------	------	------	------	------	------	------	------	------	------	------	-------	-------	-------	-------	-------	--------	-------	--------	-------	--------

PITCHER	IP	WLS	BF	H	R	ER	SO	BB	IBB	HBP	BLK	WP	HR	S	P	ERA	WHIP
Dave Hamilton, L ERA: 2.65 (1, 1)	6.2		28	5	0	0	2	3	0	0	0	0	0	29	41	0.00	1.200
Darold Knowles, L ERA: 4.13 (7, 1)	0.2		2	0	0	0	0	0	0	0	0	0	0	2	2	0.00	0.000
Rollie Fingers, R ERA: 3.35 (8, 1)	1.1	L	8	2	3	3	0	2	0	0	0	0	0	6	14	20.25	3.000

Batter	1	2	3	4	5	6	7	8	9	AB R H RBI BB SO LOB	TOP
<b>Bill North, S</b> (1, 10) OBP: 0.345, SLG: 0.322 	4-0 		0-0 6-3 	0-0 			0-0 6-3 		0-0 F5 	4 1 1 1 1 0 0	
<b>Bert Campaneris, R</b> (1, 6) OBP: 0.346, SLG: 0.359 	0-0 6-3 		4-0 	0-0 P6 			0-0 1-3 			3 0 0 0 1 0 3	
<b>Sal Bando, R</b> (1, 5) OBP: 0.432, SLG: 0.515 	0-0 		0-0 F9 		0-0 1B SF9-3 		0-3 K 			4 2 2 2 0 1 1	
<b>Reggie Jackson, L</b> (1, 9) OBP: 0.459, SLG: 0.710 	0-0 G3 		0-0 F7 		0-0 1B SF9-3 		0-0 			4 0 2 0 0 0 1	
<b>Joe Rudi, R</b> (1, 7) OBP: 0.349, SLG: 0.514 	0-0 			0-0 6-3 		0-0 SF9-3 		0-3 K 		3 0 1 1 0 1 1	
<b>Deron Johnson, R</b> (1, 3) OBP: 0.268, SLG: 0.385 	0-0 F8 			0-0 		0-3 K 		0-3 K 		4 1 1 1 0 2 2	
<b>Gene Tenace, R</b> (1, 2) OBP: 0.387, SLG: 0.375 		4-0 		0-0 2B 1B 		0-3 K 		0-0 FC5-4 		3 1 1 0 1 1 1	
<b>Angel Mangual, R</b> (1, 8) OBP: 0.289, SLG: 0.411 		0-3 K 		0-3 K 		0-3 K 		0-0 1-3 		4 0 0 0 0 3 2	
<b>Dick Green, R</b> (1, 4) OBP: 0.325, SLG: 0.278 		0-0 F9 		0-0 1B 2B 		0-0 P4 		0-0 F9 		4 0 1 0 0 0 0	
<b>Inning Stats</b>	R: 2 H: 2 E: 0 LOB: 1 K: 0 BB: 1 S: 5 P: 9	R: 0 H: 0 E: 0 LOB: 0 K: 1 BB: 1 S: 4 P: 8	R: 0 H: 0 E: 0 LOB: 1 K: 0 BB: 1 S: 3 P: 7	R: 2 H: 4 E: 0 LOB: 2 K: 1 BB: 0 S: 9 P: 9	R: 1 H: 2 E: 0 LOB: 0 K: 1 BB: 0 S: 6 P: 6	R: 0 H: 0 E: 0 LOB: 0 K: 2 BB: 0 S: 7 P: 7	R: 0 H: 0 E: 0 LOB: 0 K: 1 BB: 0 S: 5 P: 5	R: 0 H: 1 E: 0 LOB: 1 K: 2 BB: 0 S: 8 P: 8	R: 0 H: 0 E: 0 LOB: 0 K: 0 BB: 0 S: 3 P: 3	1B: 6 SF: 1 2B: 2 SAC: 0 3B: 0 DP: 1 HR: 2 HBP: 0	WP: 1 PA: 37 PB: 0 SB: 0 CS: 1
<b>PITCHER</b> <b>Jim Slaton, R</b> (1, 1) ERA: 3.91 <b>Ed Sprague, R</b> (5, 1) ERA: 2.54 <b>Ed Sprague, R</b> (9, 1) ERA: 2.54	IP WLS BF H R ER SO BB IBB HBP BLK WP HR S P ERA WHIP 4.0 L 21 7 5 5 2 3 0 0 0 1 2 22 34 11.25 2.500 5.0 16 2 0 0 6 0 0 0 0 0 0 28 28 0.00 0.400 5.0 16 2 0 0 6 0 0 0 0 0 0 28 28 0.00 0.400	<b>PITCHER</b> IP WLS BF H R ER SO BB IBB HBP BLK WP HR S P ERA WHIP									

Oakland Athletics @ Milwaukee Brewers  
 Milwaukee County Stadium, Milwaukee, WI

Sun Jun 09 1974, 4:33 AM EDT  
 Att: 46,812 - Unknown

livebaseballscorecards.com

AB 33  
 R 5  
 H 9  
 RBI 5  
 BB 3  
 SO 8  
 LOB 11





Batter	1	2	3	4	5	6	7	8	9	AB R H RBI BB SO LOB
Don Money, R OBP: 0.333, SLG: 0.430 (1, 5)	0-0 5-3		0-3 K		0-0 5-3		0-0 E8 1B		0-0 F8	5 1 1 0 0 1 0
Ken Berry, R OBP: 0.256, SLG: 0.211 (1, 8) Bobby Mitchell, R OBP: 0.301, SLG: 0.337 (9, PH)	0-0 4-3		4-0 BB		0-0 5-3		0-0 1B		0-0 2B	3 0 1 1 1 0 0 1 0 1 0 0 0 0
Dave May, L OBP: 0.258, SLG: 0.376 (1, 9)	0-3 K		0-0 F7		0-0 5-3		0-0 4-3		0-0 G3	5 0 0 0 0 1 3
George Scott, R OBP: 0.363, SLG: 0.470 (1, 3)		0-3 K		4-0 1-3 1B BB		0-3 K		0-0 F7		3 0 0 0 1 2 0
Pedro Garcia, R OBP: 0.321, SLG: 0.483 (1, 4)		0-0 HR		0-0 1-3 1B		0-0 6-3		0-3 K		4 1 2 1 0 1 0
Charlie Moore, R OBP: 0.378, SLG: 0.400 (1, 10) (9, 2)		0-3 K		0-3 K		0-0 FC4-6 2B		0-0 E5 1B		4 1 2 0 0 2 2
Darrell Porter, L OBP: 0.373, SLG: 0.370 (1, 2) Bob Coluccio, R OBP: 0.316, SLG: 0.368 (8, PR) (9, 7)		0-0 FC6-4 1B		0-0 1-3 1-2 2-3		0-0 F4		1-0 HBP		3 0 1 0 0 0 3 0 0 0 0 0 0 0
Rob Ellis, R OBP: 0.381, SLG: 0.342 (1, 7) Ed Sprague, R (9, 1)		0-0 FC6-4		0-0 5-3		0-0 E4 FC4-6		0-0 4-3		4 0 0 0 0 0 6 0 0 0 0 0 0 0
Robin Yount, R OBP: 0.272, SLG: 0.314 (1, 6)		0-0 3-1		0-0 6-3		0-0 FC4-6 1B E		0-0 6-3		4 1 0 1 0 0 1

Inning Stats	R: 0 E: 0 K: 1 S: 5	H: 0 LOB: 0 BB: 0 P: 5	R: 1 E: 0 K: 2 S: 9	H: 2 LOB: 1 BB: 0 P: 9	R: 0 E: 0 K: 1 S: 5	H: 0 LOB: 1 BB: 1 P: 9	R: 0 E: 0 K: 1 S: 6	H: 1 LOB: 2 BB: 1 P: 10	R: 0 E: 0 K: 0 S: 3	H: 0 LOB: 0 BB: 0 P: 3	R: 0 E: 0 K: 1 S: 5	H: 0 LOB: 0 BB: 0 P: 5	R: 3 E: 2 K: 0 S: 7	H: 3 LOB: 1 BB: 0 P: 7	R: 0 E: 1 K: 1 S: 6	H: 1 LOB: 2 BB: 0 P: 7	R: 0 E: 0 K: 0 S: 4	H: 1 LOB: 1 BB: 0 P: 4	1B: 5 2B: 2 3B: 0 HR: 1	SF: 0 SAC: 0 DP: 0 HBP: 1	WP: 0 PB: 0 SB: 0 CS: 0	PA: 39
--------------	------------------------------	---------------------------------	------------------------------	---------------------------------	------------------------------	---------------------------------	------------------------------	----------------------------------	------------------------------	---------------------------------	------------------------------	---------------------------------	------------------------------	---------------------------------	------------------------------	---------------------------------	------------------------------	---------------------------------	----------------------------------	------------------------------------	----------------------------------	--------

PITCHER	IP	WLS	BF	H	R	ER	SO	BB	IBB	HBP	BLK	WP	HR	S	P	ERA	WHIP
Ken Holtzman, L ERA: 3.07 (1, 1)	6.2	W	28	5	4	1	6	2	0	0	0	0	1	38	46	1.35	1.050
Paul Lindblad, L ERA: 1.55 (7, 1)	2.1	S	11	3	0	0	1	0	0	1	0	0	0	12	13	0.00	1.286

**BOTTOM**

**Oakland Athletics @ Milwaukee Brewers**

**Milwaukee County Stadium, Milwaukee, WI**

Sun Jun 09 1974, 4:33 AM EDT  
Att. 46,812 - Unknown

<b>AB</b>	<b>36</b>
<b>R</b>	<b>4</b>
<b>H</b>	<b>8</b>
<b>RBI</b>	<b>3</b>
<b>BB</b>	<b>2</b>
<b>SO</b>	<b>7</b>
<b>LOB</b>	<b>15</b>

livebaseballscorecards.com

Batter	1	2	3	4	5	6	7	8	9	AB R H RBI BB SO LOB	TOP
Don Money, R OBP: 0.332, SLG: 0.426 (1, 5) X	0-0 1-3 ①		0-0 L8 ②			0-0 1B 1B		0-0 6-3 ②		4 0 1 0 0 0 0	<b>Milwaukee Brewers @ Kansas City Royals</b> Royals Stadium, Kansas City, MO Tue Jun 11 1974, 8:05 PM EDT Att. 12,344 - Unknown - 74 F <a href="http://livebaseballscorecards.com">livebaseballscorecards.com</a>
Dave May, L OBP: 0.263, SLG: 0.383 (1, 9) X	0-0 2B		0-0 F7 ③			0-0 1B 1B		0-0 F9 ③		4 0 2 0 0 0 0	
George Scott, R OBP: 0.370, SLG: 0.476 (1, 3) X	0-0 F9 ②			0-0 L4-3 1B		0-0 1B		0-0 G6-4-3 1B		4 0 3 0 0 0 1	
John Briggs, L OBP: 0.345, SLG: 0.513 (1, 7) X	0-0 G3 ③			0-0 L4-3 1-2 ① ②		0-3 K ②		0-0 P5 ①		4 0 0 0 0 1 5	
Darrell Porter, L OBP: 0.370, SLG: 0.366 (1, 2) X		0-0 FC3-6 1B		0-0 3-1 ③		0-0 4-3 ③		0-0 G6-4-3 1-2f ② ③		4 0 1 0 0 0 3	
Mike Hegan, L OBP: 0.321, SLG: 0.366 (1, 10) X		0-0 FC3-6 1-2f ①			0-0 5-3 ①		0-0 3-1 ①			3 0 0 0 0 0 1	
Pedro Garcia, R OBP: 0.316, SLG: 0.475 (1, 4) X		0-0 F8 ②			0-0 P5 ②		0-0 F8 ②			3 0 0 0 0 0 1	
Bob Coluccio, R OBP: 0.316, SLG: 0.367 (1, 8) X		0-0 FC6-4 1-2f ③			0-0 1B		0-0 F9 ③			3 0 1 0 0 0 1	
Robin Yount, R OBP: 0.267, SLG: 0.308 (1, 6) X			0-0 6-3 ①			0-0 F8 ③		0-0 5-3 ①		3 0 0 0 0 0 1	
<b>Inning Stats</b>	R: 0 H: 1 E: 0 LOB: 1 K: 0 BB: 0 S: 4 P: 4	R: 0 H: 1 E: 0 LOB: 1 K: 0 BB: 0 S: 4 P: 4	R: 0 H: 0 E: 0 LOB: 0 K: 0 BB: 0 S: 3 P: 3	R: 0 H: 1 E: 0 LOB: 0 K: 0 BB: 0 S: 3 P: 3	R: 0 H: 1 E: 0 LOB: 1 K: 0 BB: 0 S: 4 P: 4	R: 0 H: 3 E: 0 LOB: 2 K: 1 BB: 0 S: 7 P: 7	R: 0 H: 0 E: 0 LOB: 0 K: 0 BB: 0 S: 3 P: 3	R: 0 H: 0 E: 0 LOB: 0 K: 0 BB: 0 S: 3 P: 3	R: 0 H: 1 E: 0 LOB: 0 K: 0 BB: 0 S: 3 P: 3	1B: 7 SF: 0 2B: 2 SAC: 0 3B: 0 DP: 2 HR: 0 HBP: 0	WP: 0 PA: 32 PB: 0 SB: 0 CS: 0
<b>PITCHER</b> Al Fitzmorris, R (1, 1) ERA: 2.51	IP WLS BF H R ER SO BB IBB HBP BLK WP HR S P ERA WHIP										

<b>AB</b>	<b>32</b>
<b>R</b>	<b>0</b>
<b>H</b>	<b>8</b>
<b>RBI</b>	<b>0</b>
<b>BB</b>	<b>0</b>
<b>SO</b>	<b>1</b>
<b>LOB</b>	<b>13</b>



Batter	1	2	3	4	5	6	7	8	9
Freddie Patek, R OBP: 0.309, SLG: 0.304 (1, 6)	0-0 L8 1B		0-0 FC5-6 1B	0-0 1-3 1B		0-3 K		0-0 F5	
Cookie Rojas, R OBP: 0.335, SLG: 0.412 (1, 4)	0-0 1-2 1B		0-0 S 1-3 1B	0-0 P4		0-0 L3			
Amos Otis, R OBP: 0.359, SLG: 0.430 (1, 8)	0-0 L8 2-3		0-0 S 1-2 3-H 1B		0-3 K		0-0 6-3		
John Mayberry, L OBP: 0.380, SLG: 0.490 (1, 3)	0-0 P6		0-0 F7		0-3 K 1B		4-0 BB		
Hal McRae, R OBP: 0.374, SLG: 0.476 (1, 10)	0-0 L4		4-0 BB 1-2 2-3 BB		0-0 P4		0-0 P3		
Jim Wohlford, R OBP: 0.342, SLG: 0.358 (1, 7)		4-0 BB CS BB	0-0 F7		0-0 1-3 1B		0-0 P4		
Al Cowens, R OBP: 0.279, SLG: 0.281 (1, 9)		0-0 1-2 5-3		0-0 5-3		0-0 P4		0-0 WP 2B	
George Brett, L OBP: 0.279, SLG: 0.340 (1, 5)		0-0 L1		0-0 1B 1B		0-0 F5		0-3 K	
Fran Healy, R OBP: 0.348, SLG: 0.479 (1, 2)			0-0 FC5-6 1B	0-3 K		0-0 2B		0-0 F2	

AB	R	H	RBI	BB	SO	LOB
5	1	2	0	0	1	3
4	0	2	0	0	0	3
4	0	1	1	0	1	2
3	0	0	0	1	1	4
3	0	0	0	1	0	4
3	0	1	0	1	0	4
4	0	1	0	0	0	3
4	0	1	0	0	1	1
4	0	2	0	0	1	2

**BOTTOM**

**Milwaukee Brewers @ Kansas City Royals**  
 Royals Stadium, Kansas City, MO

Tue Jun 11 1974, 8:05 PM EDT  
 Att: 12,344 - Unknown - 74 F

[livebaseballscorecards.com](http://livebaseballscorecards.com)

<b>AB</b>	<b>34</b>
<b>R</b>	<b>1</b>
<b>H</b>	<b>10</b>
<b>RBI</b>	<b>1</b>
<b>BB</b>	<b>3</b>
<b>SO</b>	<b>5</b>
<b>LOB</b>	<b>26</b>



Inning Stats	R: 0	H: 2	E: 0	LOB: 2	K: 0	BB: 0	S: 5	P: 5
	R: 0	H: 0	E: 0	LOB: 0	K: 0	BB: 1	S: 2	P: 6
	R: 1	H: 3	E: 0	LOB: 3	K: 0	BB: 1	S: 6	P: 10
	R: 0	H: 2	E: 0	LOB: 2	K: 1	BB: 0	S: 7	P: 7
	R: 0	H: 1	E: 0	LOB: 2	K: 2	BB: 0	S: 9	P: 9
	R: 0	H: 1	E: 0	LOB: 1	K: 1	BB: 0	S: 6	P: 6
	R: 0	H: 0	E: 0	LOB: 1	K: 0	BB: 1	S: 3	P: 7
	R: 0	H: 1	E: 0	LOB: 1	K: 1	BB: 0	S: 6	P: 6
	R: 0	H: 1	E: 0	LOB: 1	K: 1	BB: 0	S: 6	P: 6

PITCHER	IP	WLS	BF	H	R	ER	SO	BB	IBB	HBP	BLK	WP	HR	S	P	ERA	WHIP
Clyde Wright, L ERA: 4.17 (1, 1)	8.0	L	37	10	1	1	5	3	0	0	0	1	0	44	56	1.12	1.625

WP	PA	ERA	WHIP
1	37		
1			
2			
1			

Batter	1	2	3	4	5	6	7	8	9	10	11	12	13	AB R H RBI BB SO LOB	TOP																				
<b>Don Money, R</b> (1, 5) OBP: 0.335, SLG: 0.424														6 0 2 1 1 0 2																					
<b>Dave May, L</b> (1, 9) OBP: 0.265, SLG: 0.379														5 0 1 0 1 1 3																					
<b>George Scott, R</b> (1, 3) OBP: 0.360, SLG: 0.462														6 0 0 0 0 0 6																					
<b>John Briggs, L</b> (1, 7) OBP: 0.345, SLG: 0.505														5 0 1 0 1 0 3																					
<b>Darrell Porter, L</b> (1, 2) OBP: 0.374, SLG: 0.381														5 1 2 0 1 0 1																					
<b>Bobby Mitchell, R</b> (12, PR) OBP: 0.301, SLG: 0.337														0 0 0 0 0 0 0																					
<b>Charlie Moore, R</b> (12, 2) OBP: 0.378, SLG: 0.400														0 0 0 0 0 0 0																					
<b>Bob Hansen, L</b> (1, 10) OBP: 0.257, SLG: 0.273														1 1 1 0 0 0 0																					
<b>Rob Ellis, R</b> (3, PH) OBP: 0.364, SLG: 0.325														2 0 0 0 0 1 4																					
<b>Tim Johnson, L</b> (8, PH) OBP: 0.238, SLG: 0.300														1 0 0 0 1 0 0																					
<b>Bob Coluccio, R</b> (1, 8) OBP: 0.311, SLG: 0.356														5 1 0 0 1 0 3																					
<b>Pedro Garcia, R</b> (1, 4) OBP: 0.317, SLG: 0.467														5 0 1 2 1 1 2																					
<b>Robin Yount, R</b> (1, 6) OBP: 0.268, SLG: 0.308														3 0 1 0 0 0 2																					
<b>Mike Hegan, L</b> (8, PH) OBP: 0.317, SLG: 0.361														1 0 0 0 0 1 2																					
<b>Eduardo Rodriguez, R</b> (8, 1) OBP: 0.317, SLG: 0.361														0 0 0 0 0 0 0																					
<b>Tom Murphy, R</b> (8, 1) OBP: 0.500, SLG: 0.500														2 0 1 0 0 0 0																					
<b>Inning Stats</b>	R: 0 E: 0 K: 0 S: 2	H: 0 LOB: 1 BB: 2 P: 10	R: 3 E: 1 K: 0 S: 6	H: 3 LOB: 1 BB: 1 P: 10	R: 0 E: 0 K: 1 S: 6	H: 1 LOB: 1 BB: 0 P: 6	R: 0 E: 0 K: 0 S: 3	H: 0 LOB: 0 BB: 0 P: 3	R: 0 E: 1 K: 0 S: 4	H: 0 LOB: 3 BB: 2 P: 12	R: 0 E: 0 K: 0 S: 4	H: 1 LOB: 1 BB: 0 P: 4	R: 0 E: 0 K: 0 S: 3	H: 0 LOB: 0 BB: 0 P: 3	R: 0 E: 0 K: 0 S: 3	H: 0 LOB: 0 BB: 0 P: 3	R: 0 E: 0 K: 0 S: 5	H: 2 LOB: 2 BB: 0 P: 5	R: 0 E: 0 K: 1 S: 6	H: 1 LOB: 2 BB: 1 P: 10	R: 0 E: 0 K: 1 S: 5	H: 0 LOB: 0 BB: 0 P: 5	R: 0 E: 0 K: 1 S: 5	H: 0 LOB: 0 BB: 0 P: 5	1B: 8 2B: 1 3B: 1 HR: 0	SF: 0 SAC: 2 DP: 1 HBP: 0	WP: 0 PB: 0 SB: 0 CS: 2	PA: 57							
<b>PITCHER</b>	IP WLS BF H R ER SO BB IBB HBP BLK WP HR S P ERA WHIP																																		
<b>Bruce Dal Canton, R</b> (1, 1) ERA: 3.11	1.1	10	3	1	0	0	1	2	0	0	0	0	0	0	0	0	0	7	19	13.50	4.500														
<b>Steve Mingo, L</b> (2, 1) ERA: 3.95	3.1	13	1	0	0	1	2	0	0	0	0	0	0	0	0	0	0	7	21	0.00	0.900														
<b>Marty Pattin, R</b> (5, 1) ERA: 3.73	6.2	28	6	0	0	1	0	2	0	0	0	0	0	0	0	0	0	7	36	0.00	0.900														
<b>Doug Bird, R</b> (12, 1) ERA: 2.5	1.2	W	5	0	0	0	2	0	0	0	0	0	0	0	0	0	0	9	9	0.00	0.000														

Milwaukee Brewers @ Kansas City Royals  
 Royals Stadium, Kansas City, MO  
 Wed Jun 12 1974, 8:05 PM EDT  
 Att. 11,872 - Unknown - 75 F

AB	47
R	3
H	10
RBI	3
BB	7
SO	4
LOB	28



Batter	1	2	3	4	5	6	7	8	9	10	11	12	13
<b>Freddie Patek, R</b> (1, 6) OBP: 0.306, SLG: 0.307 <b>Hal McRae, R</b> (10, PH) OBP: 0.373, SLG: 0.473 <b>Frank White, R</b> (11, 6) OBP: 0.224, SLG: 0.310	F9	F7			F5		1-6-3 2B	F9		FC5-2 FC6		G5-4-3	
<b>Cookie Rojas, R</b> (1, 4) OBP: 0.329, SLG: 0.403	1B		L7		F8		1-6-3		5-3	FC6			F7
<b>Amos Otis, R</b> (1, 8) OBP: 0.366, SLG: 0.432	1B		5-3		1B		2B		F8		2B		F8
<b>John Mayberry, L</b> (1, 3) OBP: 0.326, SLG: 0.497	F8		2B		F8		2B		S		F8		1B
<b>Richie Scheinblum, S</b> (1, 10) OBP: 0.207, SLG: 0.158	G1		F5				P6		G3				1B
<b>Jim Wohlford, R</b> (1, 7) OBP: 0.348, SLG: 0.354 <b>Tony Solaita, L</b> (11, PH) OBP: 0.386, SLG: 0.500 <b>Al Cowens, R</b> (11, PR) OBP: 0.290, SLG: 0.292 (12, 7)		E			F7		4-1		FC1-6	1B			1B
<b>Vada Pinson, L</b> (1, 9) OBP: 0.263, SLG: 0.333		F7			FC6-4		P4		FC1-6	FC5-2			L7-2-5-1
<b>George Brett, L</b> (1, 5) OBP: 0.300, SLG: 0.340		FC4			F7		2B		2B	FC5-2			FC3-6
<b>Fran Healy, R</b> (1, 2) OBP: 0.337, SLG: 0.462		K			FC6-4		P4		P4	K			FC3-6

Inning Stats	R: 0	H: 2	E: 0	LOB: 2	K: 0	S: 5	P: 5	R: 0	H: 0	E: 1	LOB: 2	K: 1	S: 6	P: 10	R: 0	H: 1	E: 0	LOB: 1	K: 0	S: 4	P: 4	R: 0	H: 1	E: 0	LOB: 1	K: 0	S: 4	P: 4	R: 0	H: 0	E: 0	LOB: 0	K: 0	S: 3	P: 3	R: 3	H: 3	E: 0	LOB: 1	K: 0	S: 6	P: 10	R: 0	H: 0	E: 0	LOB: 2	K: 1	S: 5	P: 13	R: 0	H: 0	E: 0	LOB: 1	K: 0	S: 3	P: 7	R: 0	H: 1	E: 0	LOB: 3	K: 1	S: 6	P: 14	R: 0	H: 2	E: 0	LOB: 2	K: 0	S: 4	P: 8	R: 0	H: 0	E: 0	LOB: 0	K: 0	S: 2	P: 6	R: 1	H: 2	E: 0	LOB: 2	K: 0	S: 4	P: 8	1B: 9	SF: 0	2B: 5	SAC: 0	3B: 0	DP: 2	HR: 0	HBP: 0	WP: 0	PA: 60
--------------	------	------	------	--------	------	------	------	------	------	------	--------	------	------	-------	------	------	------	--------	------	------	------	------	------	------	--------	------	------	------	------	------	------	--------	------	------	------	------	------	------	--------	------	------	-------	------	------	------	--------	------	------	-------	------	------	------	--------	------	------	------	------	------	------	--------	------	------	-------	------	------	------	--------	------	------	------	------	------	------	--------	------	------	------	------	------	------	--------	------	------	------	-------	-------	-------	--------	-------	-------	-------	--------	-------	--------


PITCHER	IP	WLS	BF	H	R	ER	SO	BB	IBB	HBP	BLK	WP	HR	S	P	ERA	WHIP
<b>Jim Colborn, R</b> (1, 1) ERA: 5.96	6.2		29	7	2	2	1	1	0	0	0	0	0	30	34	2.70	1.200
<b>Eduardo Rodriguez, R</b> (7, 1) ERA: 2.48	0.1		4	1	1	1	0	2	0	0	0	0	0	2	10	27.00	9.000
<b>Eduardo Rodriguez, R</b> (8, 1) ERA: 2.48	0.1		4	1	1	1	0	2	0	0	0	0	0	2	10	27.00	9.000
<b>Tom Murphy, R</b> (8, 1) ERA: 2.33	5.2	L	27	5	1	1	2	4	3	0	0	0	0	24	52	1.59	1.588

**BOTTOM**

**Milwaukee Brewers @ Kansas City Royals**  
 Royals Stadium, Kansas City, MO

Wed Jun 12 1974, 8:05 PM EDT  
 Att: 11,872 - Unknown - 75 F

AB	50
R	4
H	13
RBI	4
BB	10
SO	3
LOB	38



PITCHER	IP	WLS	BF	H	R	ER	SO	BB	IBB	HBP	BLK	WP	HR	S	P	ERA	WHIP
---------	----	-----	----	---	---	----	----	----	-----	-----	-----	----	----	---	---	-----	------

Batter	1	2	3	4	5	6	7	8	9	AB R H RBI BB SO LOB	TOP									
Robin Yount, R (1, 6) OBP: 0.279, SLG: 0.319	0-0 CS 1B		0-0 6-3			0-0 2B 1B	0-0 2B 1B			4 2 3 0 0 0 1	<b>Milwaukee Brewers @ Kansas City Royals</b> Royals Stadium, Kansas City, MO Thu Jun 13 1974, 8:05 PM EDT Att. 13,895 - Unknown - 83 F									
John Briggs, L (1, 7) OBP: 0.348, SLG: 0.515	0-0 4-3 1-2		0-0 P4			0-0 1B 2B 1-H	0-0 2B 1-H			4 1 2 2 0 0 2										
Don Money, R (1, 5) OBP: 0.338, SLG: 0.425	0-3 K					0-0 2B 1B 2-H	0-0 F8			4 1 2 1 0 1 1										
George Scott, R (1, 3) OBP: 0.358, SLG: 0.463		0-0 F8				0-0 2B 1-H	0-0 G3			4 0 1 1 0 0 1										
Bobby Mitchell, R (1, 10) OBP: 0.295, SLG: 0.329		0-0 6-3				0-3 K	0-3 K CS			2 0 0 0 0 0 1										
Darrell Porter, L (6, PH) OBP: 0.370, SLG: 0.376										2 0 0 0 0 2 1										
Charlie Moore, R (1, 2) OBP: 0.372, SLG: 0.391		0-0 1B				0-3 K	0-3 K			4 0 1 0 0 2 3										
Pedro Garcia, R (1, 4) OBP: 0.310, SLG: 0.457		0-0 F8				0-0 F7	0-0 5-3	0-0 CS 1-2	0-3 K	4 0 0 0 0 1 2										
Rob Ellis, R (1, 9) OBP: 0.370, SLG: 0.357			0-0 2B			0-0 F9	0-0 F9		0-0 3-1	2 0 1 0 0 0 0										
Dave May, L (7, PH) OBP: 0.262, SLG: 0.375										2 0 0 0 0 0 0										
Bob Coluccio, R (1, 8) OBP: 0.308, SLG: 0.352			0-0 6-3			0-3 K	0-3 K		0-0 G1	2 0 0 0 0 1 1										
Mike Hegan, L (7, PH) OBP: 0.313, SLG: 0.356										1 0 0 0 0 1 0										
Ken Berry, R (7, 8) OBP: 0.256, SLG: 0.211										0 0 0 0 0 0 0										
Bob Hansen, L (9, PH) OBP: 0.250, SLG: 0.265										1 0 0 0 0 0 0										
<b>Inning Stats</b>	R: 0 E: 0 K: 1 S: 5	H: 1 LOB: 0 BB: 0 P: 5	R: 0 E: 0 K: 0 S: 4	H: 1 LOB: 1 BB: 0 P: 4	R: 0 E: 0 K: 0 S: 4	H: 1 LOB: 1 BB: 0 P: 4	R: 0 E: 0 K: 1 S: 5	H: 0 LOB: 0 BB: 0 P: 5	R: 3 E: 0 K: 2 S: 11	H: 4 LOB: 1 BB: 0 P: 11	R: 1 E: 0 K: 1 S: 7	H: 2 LOB: 1 BB: 0 P: 7	R: 0 E: 0 K: 2 S: 7	H: 0 LOB: 0 BB: 0 P: 7	R: 0 E: 0 K: 1 S: 5	H: 0 LOB: 0 BB: 0 P: 5	1B: 6 2B: 4 3B: 0 HR: 0	SF: 0 SAC: 0 DP: 0 HBP: 0	WP: 1 PB: 0 SB: 1 CS: 2	PA: 37
<b>PITCHER</b>	IP WLS BF H R ER SO BB IBB HBP BLK WP HR S P ERA WHIP																			
Paul Splittorff, L (1, 1) ERA: 3.6	5.0 W 22 8 3 3 2 0 0 0 0 0 0 0 26 26 5.40 1.600																			
Gene Garber, R (6, 1) ERA: 4.87	4.0 S 14 2 1 1 6 0 0 0 0 1 0 26 26 2.25 0.500																			

livebaseballscorecards.com

AB	36
R	4
H	10
RBI	4
BB	0
SO	8
LOB	13



Batter	1	2	3	4	5	6	7	8	9	AB	R	H	RBI	BB	SO	LOB
Freddie Patek, R OBP: 0.314, SLG: 0.308 (1, 6)	0-0 F7	0-0 SF7 2B 1B		4-0 BB			4-0 CS BB			2	1	1	0	2	0	0
Cookie Rojas, R OBP: 0.323, SLG: 0.397 (1, 4)	0-0 L4	0-0 SF7 1-2 3-H		0-0 6-3			0-0 F7 1-2			3	0	0	1	0	0	2
Amos Otis, R OBP: 0.369, SLG: 0.436 (1, 8)	4-0 HR BB	0-0 2B 2-H				0-0 F7	0-0 F3			3	1	1	1	1	0	0
John Mayberry, L OBP: 0.392, SLG: 0.517 (1, 3)	0-0 HR 1-H	0-3 K				0-0 G5-4-3 1B	0-0 G5-4-3 1B			4	1	3	2	0	1	1
Richie Scheinblum, S OBP: 0.209, SLG: 0.163 (1, 10)	0-0 1B			0-0 F7		0-0 G5-4-3 1-2f	0-0 G5-4-3 1-2f			4	0	1	0	0	0	2
Jim Wohlford, R OBP: 0.342, SLG: 0.348 (1, 7)	0-0 F2			0-0 F9			0-0 L8		0-0 L7	4	0	0	0	0	0	1
Vada Pinson, L OBP: 0.270, SLG: 0.359 (1, 9)		0-0 HR		0-0 1-3			0-0 FC1-4 1B			3	1	2	1	0	0	0
Al Cowens, R OBP: 0.290, SLG: 0.292 (9, 9)										0	0	0	0	0	0	0
George Brett, L OBP: 0.292, SLG: 0.330 (1, 5)		0-0 5-3		0-0 6-3			0-0 FC1-4 1-2f			3	0	0	0	0	0	1
Fran Healy, R OBP: 0.337, SLG: 0.457 (1, 2)		4-0 1B SF7 BB		0-0 F9			0-3 K			2	1	0	0	1	1	1

Inning Stats	R: 2	H: 2	E: 0	K: 0	S: 5	LOB: 1	BB: 1	P: 9	R: 3	H: 3	E: 0	K: 1	S: 8	LOB: 1	BB: 1	P: 12	R: 0	H: 0	E: 0	K: 0	S: 3	LOB: 0	BB: 0	P: 3	R: 0	H: 1	E: 0	K: 0	S: 3	LOB: 0	BB: 0	P: 3	R: 0	H: 1	E: 0	K: 1	S: 6	LOB: 1	BB: 0	P: 6	R: 0	H: 0	E: 0	K: 0	S: 2	LOB: 0	BB: 1	P: 6	R: 0	H: 1	E: 0	K: 0	S: 3	LOB: 0	BB: 0	P: 3
--------------	------	------	------	------	------	--------	-------	------	------	------	------	------	------	--------	-------	-------	------	------	------	------	------	--------	-------	------	------	------	------	------	------	--------	-------	------	------	------	------	------	------	--------	-------	------	------	------	------	------	------	--------	-------	------	------	------	------	------	------	--------	-------	------

PITCHER	IP	WLS	BF	H	R	ER	SO	BB	IBB	HBP	BLK	WP	HR	S	P	ERA	WHIP
Jim Staton, R ERA: 4.3 (1, 1)	1.1	L	10	4	5	5	0	2	0	0	0	0	2	8	16	33.75	4.500
Bill Travers, L ERA: 3.63 (2, 1)	6.2		23	4	0	0	2	2	0	0	0	0	0	25	33	0.00	0.900

**BOTTOM**

**Milwaukee Brewers @ Kansas City Royals**  
**Royals Stadium, Kansas City, MO**  
 Thu Jun 13 1974, 8:05 PM EDT  
 Att: 13,895 - Unknown - 83 F

[livebaseballscorecards.com](http://livebaseballscorecards.com)

<b>AB</b>	<b>28</b>
<b>R</b>	<b>5</b>
<b>H</b>	<b>8</b>
<b>RBI</b>	<b>5</b>
<b>BB</b>	<b>4</b>
<b>SO</b>	<b>2</b>
<b>LOB</b>	<b>8</b>



WP: 0	PA: 33
PB: 0	SB: 1
CS: 1	

Batter	1	2	3	4	5	6	7	8	9	AB R H RBI BB SO LOB	TOP											
<b>Robin Yount, R</b> (1, 6) OBP: 0.277, SLG: 0.315	0-0 G5-4-3 1B		0-0 4	0-0 6-3		0-0 F8	0-0 F8		0-0 FC1-6	5 0 1 0 0 0 2												
<b>Dave May, L</b> (1, 9) OBP: 0.262, SLG: 0.373	0-0 F8			0-3 K		0-0 1B 1B	0-3 K			4 1 1 0 0 2 2												
<b>Don Money, R</b> (1, 5) OBP: 0.340, SLG: 0.424	0-0 G5-4-3 1-2f			4-0 BB		0-0 1B 1B		0-0 6-3		3 0 1 0 1 0 1												
<b>John Briggs, L</b> (1, 7) OBP: 0.350, SLG: 0.520		0-0 F8		0-0 4-3		0-0 1B 1-2 2-H		0-0 2B		4 0 2 1 0 0 1												
<b>George Scott, R</b> (1, 3) OBP: 0.357, SLG: 0.459					0-0 6-3	0-0 F3		0-0 5-3		4 0 1 0 0 0 3												
<b>Darrell Porter, L</b> (1, 2) OBP: 0.367, SLG: 0.373					0-0 BB 1B	0-0 G3		0-0 F9		4 0 1 0 0 0 4												
<b>Bob Hansen, L</b> (1, 10) OBP: 0.250, SLG: 0.289		0-0 CS	0-0 4-3		0-0 F9		0-0 1B 2B		0-3 K	4 1 1 0 0 1 1												
<b>Pedro Garcia, R</b> (1, 4) OBP: 0.311, SLG: 0.452			0-0 5-3		4-0 BB 1-2	0-0 F7			0-0 FC1-6 1B	2 0 0 0 1 0 1 1 0 1 0 0 0 0												
<b>Tim Johnson, L</b> (7, 4) OBP: 0.273, SLG: 0.333					0-0 F9		0-0 1B 2-H		0-3 K	3 0 1 1 1 1 3												
<b>Bob Coluccio, R</b> (1, 8) OBP: 0.312, SLG: 0.351			4-0 BB																			
<b>Inning Stats</b>	R: 0 E: 0 K: 0 S: 3	H: 1 LOB: 0 BB: 0 P: 3	R: 0 E: 0 K: 0 S: 3	H: 1 LOB: 0 BB: 0 P: 3	R: 0 E: 0 K: 0 S: 2	H: 0 LOB: 1 BB: 1 P: 6	R: 0 E: 0 K: 1 S: 5	H: 0 LOB: 1 BB: 1 P: 9	R: 0 E: 0 K: 0 S: 4	H: 1 LOB: 2 BB: 1 P: 8	R: 1 E: 0 K: 0 S: 6	H: 3 LOB: 2 BB: 0 P: 6	R: 1 E: 0 K: 1 S: 7	H: 2 LOB: 1 BB: 0 P: 7	R: 0 E: 0 K: 0 S: 4	H: 1 LOB: 1 BB: 0 P: 4	R: 0 E: 0 K: 2 S: 8	H: 1 LOB: 1 BB: 0 P: 8	1B: 8 2B: 2 3B: 0 HR: 0	SF: 0 SAC: 0 DP: 1 HBP: 0	WP: 0 PB: 0 SB: 1 CS: 1	PA: 38
<b>PITCHER</b>	IP WLS BF H R ER SO BB IBB HBP BLK WP HR S P ERA WHIP																					
<b>Jim Bibby, R</b> (1, 1) ERA: 4.6	5.1 W 23 6 1 1 1 3 0 0 0 0 0 0 0 21 33 1.69 1.688																					
<b>Steve Foucault, R</b> (6, 1) ERA: 1.67	3.2 S 15 4 1 1 3 0 0 0 0 0 0 0 0 21 21 2.46 1.091																					

**Milwaukee Brewers @ Texas Rangers**  
Arlington Stadium, Arlington, TX  
Fri Jun 14 1974, 8:05 PM EDT  
Att: 17,769 - Unknown

<b>AB</b>	34
<b>R</b>	2
<b>H</b>	10
<b>RBI</b>	2
<b>BB</b>	3
<b>SO</b>	4
<b>LOB</b>	18





Batter	1	2	3	4	5	6	7	8	9
Cesar Tovar, R OBP: 0.342, SLG: 0.302 (1, 8)	0-3 K		0-0 1B		0-0 SH1-3	0-0 1B		0-0 F8	
Davey Nelson, R OBP: 0.331, SLG: 0.350 (1, 4)	0-0 F8		0-0 F7		0-0 1B		0-0 F9	0-0 F3	
Alex Johnson, R OBP: 0.347, SLG: 0.357 (1, 10)	0-0 1B			0-0 1B	0-0 F9		0-3 K		
Jeff Burroughs, R OBP: 0.378, SLG: 0.560 (1, 9)	0-0 CS	0-0 5-3		4-0 1B		0-0 SF9	4-0 BB		
Tom Grieve, R OBP: 0.333, SLG: 0.514 (1, 7)		0-0 6-3		0-0 F7		0-0 4-3	0-0 F7		
Mike Hargrove, L OBP: 0.432, SLG: 0.504 (6, PH)									
Toby Harrah, R OBP: 0.328, SLG: 0.368 (1, 6)		0-0 F8		0-0 1B		0-0 SF9		4-0 FC1-6	
Jim Fregosi, R OBP: 0.367, SLG: 0.419 (1, 3)			0-0 FC5-4		0-0 G5-4-3	4-0 BB	0-0 FC1-6		
Larry Brown, R OBP: 0.254, SLG: 0.194 (6, PR)			0-0 1B		0-0 G5-4-3	1B BB	0-0 FC1-6		
Lenny Randle, S OBP: 0.345, SLG: 0.389 (1, 5)			0-0 F7		0-0 SH1-4	0-0 BB	0-0 2B	0-0 3B	
Jim Sundberg, R OBP: 0.363, SLG: 0.333 (1, 2)			0-0 FC5-4		0-0 SH1-4	4-0 1B	0-0 2B		

Inning Stats	R: 0	H: 1	E: 0	K: 1	S: 5	L: 22	P: 5	R: 0	H: 0	E: 0	K: 0	S: 3	R: 0	H: 2	E: 0	K: 0	S: 5	R: 1	H: 2	E: 0	K: 0	S: 4	R: 1	H: 2	E: 0	K: 0	S: 5	R: 3	H: 3	E: 0	K: 0	S: 5	R: 0	H: 0	E: 0	K: 1	S: 5	R: 2	H: 2	E: 0	K: 0	S: 5									
	0	1	0	1	5		5	0	0	0	0	3	0	2	0	0	5	1	2	0	0	4	8	2	2	0	3	3	0	2	0	0	0	0	0	1	0	1	0	1	0	2	0	0	0	0	1	0	1	0	1

PITCHER	IP	WLS	BF	H	R	ER	SO	BB	IBB	HBP	BLK	WP	HR	S	P	ERA	WHIP
Kevin Kobel, L ERA: 3.0 (1, 1)	5.0	L	22	8	3	3	1	1	0	0	0	0	0	23	27	5.40	1.800
Ed Sprague, R ERA: 2.93 (6, 1)	1.0		6	2	2	2	0	2	0	0	0	0	0	4	12	18.00	4.000
Jim Staton, R ERA: 4.39 (7, 1)	2.0		10	2	2	2	1	2	0	0	0	0	0	10	18	9.00	2.000


**BOTTOM**

**Milwaukee Brewers @ Texas Rangers**  
Arlington Stadium, Arlington, TX

Fri Jun 14 1974, 8:05 PM EDT  
Att. 17,769 - Unknown

livebaseballscorecards.com

AB	30
R	7
H	12
RBI	7
BB	5
SO	2
LOB	14



WP	PA	ERA	WHIP
0	39		

Batter	1	2	3	4	5	6	7	8	9	AB R H RBI BB SO LOB	TOP											
Robin Yount, R (1, 6) OBP: 0.271, SLG: 0.308	0-0 F7		0-0 5-3		0-0 F9			0-3 K		4 0 0 0 0 1 1	<b>Milwaukee Brewers @ Texas Rangers</b> Arlington Stadium, Arlington, TX Sat Jun 15 1974, 8:05 PM EDT Att. 34,126 - Unknown											
Dave May, L (1, 9) OBP: 0.258, SLG: 0.366	0-3 K		0-0 F4		0-0 F4			0-3 K		4 0 0 0 0 2 0												
Don Money, R (1, 5) OBP: 0.343, SLG: 0.425	0-3 K			0-0 F9		0-0 CS 1B		0-0 1B		4 0 2 0 0 1 0												
John Briggs, L (1, 7) OBP: 0.353, SLG: 0.522		0-0 F5		0-0 4-3 2B		4-0 CS BB		0-3 K		3 0 1 0 1 1 1												
George Scott, R (1, 3) OBP: 0.355, SLG: 0.455		0-0 6-3		0-0 4-3		0-0 CS 1-2	0-0 HR 1B		0-3 K	4 1 1 0 0 1 1												
Darrell Porter, L (1, 2) OBP: 0.370, SLG: 0.395		0-0 FC5 1B		0-0 G3			0-0 1-H HR		0-0 F9	4 1 2 2 0 0 1												
Bob Hansen, L (1, 10) OBP: 0.273, SLG: 0.310		0-0 1-2 1B		0-0 CS 1B		0-0 3-1		0-3 K		4 0 2 0 0 1 0												
Pedro Garcia, R (1, 4) OBP: 0.306, SLG: 0.445		0-0 FC5 2-3f		0-3 K2-3		0-3 K				3 0 0 0 0 2 3												
Bob Coluccio, R (1, 8) OBP: 0.313, SLG: 0.351			0-0 F8		0-0 1B		0-0 5-3			3 0 1 0 0 0 0												
<b>Inning Stats</b>	R: 0 E: 0 K: 2 S: 7	H: 0 LOB: 0 BB: 0 P: 7	R: 0 E: 0 K: 0 S: 5	H: 2 LOB: 2 BB: 0 P: 5	R: 0 E: 0 K: 0 S: 3	H: 0 LOB: 0 BB: 0 P: 3	R: 0 E: 0 K: 0 S: 4	H: 1 LOB: 1 BB: 0 P: 4	R: 0 E: 0 K: 1 S: 6	H: 2 LOB: 1 BB: 0 P: 6	R: 0 E: 0 K: 0 S: 2	H: 1 LOB: 0 BB: 1 P: 6	R: 2 E: 0 K: 1 S: 7	H: 2 LOB: 0 BB: 0 P: 7	R: 0 E: 0 K: 3 S: 10	H: 1 LOB: 1 BB: 0 P: 10	R: 0 E: 0 K: 2 S: 7	H: 0 LOB: 0 BB: 0 P: 7	1B: 7 2B: 1 3B: 0 HR: 1	SF: 0 SAC: 0 DP: 0 HBP: 0	WP: 0 PB: 0 SB: 0 CS: 3	PA: 35
<b>PITCHER</b> Jackie Brown, R (1, 1) ERA: 2.1	IP: 9.0 WLS: W BF: 34 H: 9 R: 2 ER: 2 SO: 9 BB: 1 IBB: 0 HBP: 0 BLK: 0 WP: 0 HR: 1 S: 51 P: 55 ERA: 2.00 WHIP: 1.111											<b>PITCHER</b>	IP: 9.0 WLS: W BF: 34 H: 9 R: 2 ER: 2 SO: 9 BB: 1 IBB: 0 HBP: 0 BLK: 0 WP: 0 HR: 1 S: 51 P: 55 ERA: 2.00 WHIP: 1.111									

livebaseballscores.com

AB	33
R	2
H	9
RBI	2
BB	1
SO	9
LOB	7





Batter	1	2	3	4	5	6	7	8	9	AB R H RBI BB SO LOB	TOP											
Bob Coluccio, R (1, 8) OBP: 0.311, SLG: 0.366	0-0 F6		0-0 F4			0-0 HR		0-3 K		4 1 1 1 0 1 0												
Robin Yount, R (1, 6) OBP: 0.276, SLG: 0.324	0-0 1B			0-0 1B 3B		0-3 K		0-0 F9		4 1 2 0 0 1 0												
John Briggs, L (1, 7) OBP: 0.351, SLG: 0.517	0-0 F3			0-0 G5-4-3 1B		0-0 F9		0-0 E4 1B 2B		4 1 1 1 0 0 1												
George Scott, R (1, 3) OBP: 0.357, SLG: 0.456	0-3 K			0-0 G5-4-3 1-2f			0-0 E 1B	0-0 2B 1B		4 1 2 0 0 1 2												
Don Money, R (1, 5) OBP: 0.341, SLG: 0.427		0-0 F8		0-0 F2			0-0 L6	0-0 2B		4 0 1 1 0 0 1												
Pedro Garcia, R (1, 4) OBP: 0.300, SLG: 0.436		0-0 F8			0-0 6-3		0-0 F2		0-3 K	4 0 0 0 0 1 1												
Darrell Porter, L (1, 2) OBP: 0.362, SLG: 0.385		0-0 F8			0-0 F9		0-0 E9 1B		0-0 F7	4 0 0 0 0 0 1												
Charlie Moore, R (1, 10) OBP: 0.378, SLG: 0.425			0-3 K		0-0 F6		0-0 1-2 3-H 1B		0-0 3B	4 0 2 1 0 1 0												
Rob Ellis, R (1, 9) OBP: 0.354, SLG: 0.341			0-0 F8			0-0 6-3		0-0 4-3		2 0 0 0 0 0 0												
Dave May, L (7, PH) OBP: 0.255, SLG: 0.362									0-3 K	2 0 0 0 0 1 3												
<b>Inning Stats</b>	R: 0 E: 0 K: 1 S: 6	H: 1 LOB: 1 BB: 0 P: 6	R: 0 E: 0 K: 0 S: 3	H: 0 LOB: 0 BB: 0 P: 3	R: 0 E: 0 K: 1 S: 5	H: 0 LOB: 0 BB: 0 P: 5	R: 1 E: 0 K: 0 S: 4	H: 2 LOB: 0 BB: 0 P: 4	R: 0 E: 0 K: 0 S: 3	H: 0 LOB: 0 BB: 0 P: 3	R: 1 E: 0 K: 1 S: 6	H: 1 LOB: 0 BB: 0 P: 6	R: 1 E: 1 K: 0 S: 6	H: 2 LOB: 2 BB: 0 P: 6	R: 1 E: 1 K: 1 S: 7	H: 2 LOB: 2 BB: 0 P: 7	R: 0 E: 0 K: 2 S: 8	H: 1 LOB: 1 BB: 0 P: 8	1B: 5 2B: 1 3B: 2 HR: 1	SF: 0 SAC: 0 DP: 1 HBP: 0	WP: 0 PB: 0 SB: 0 CS: 0	PA: 36
<b>PITCHER</b>	IP WLS BF H R ER SO BB IBB HBP BLK WP HR S P ERA WHIP																					
David Clyde, L (1, 1) ERA: 3.64	6.2 L 26 6 3 2 3 0 0 0 0 0 0 1 32 32 2.70 0.900																					
Steve Foucault, R (7, 1) ERA: 1.6	2.1 10 3 1 0 3 0 0 0 0 0 0 0 16 16 0.00 1.286																					

Milwaukee Brewers @ Texas Rangers  
Arlington Stadium, Arlington, TX  
Sun Jun 16 1974, 8:05 PM EDT  
Att. 19,939 - Unknown

livebaseballscorecards.com

AB	36
R	4
H	9
RBI	4
BB	0
SO	6
LOB	9



Batter	1	2	3	4	5	6	7	8	9	AB	R	H	RBI	BB	SO	LOB
Cesar Tovar, R (1, 8) OBP: 0.347, SLG: 0.312	0-0 ① 5-3		0-0 ① G6-3 1B		0-0 ① E 1B		0-0 ①② L6		0-0 ③ FC5-4	5	0	2	0	0	0	2
Davey Nelson, R (1, 4) OBP: 0.326, SLG: 0.344	0-0 FC6-4 1B		0-0 ①② G6-3 1-2f		0-3 ① K 1-2		0-0 ③ F4			4	0	1	0	0	1	2
Alex Johnson, R (1, 7) OBP: 0.348, SLG: 0.367	0-0 ② FC6-4 1-2f		0-0 HR		0-0 ② L5		0-0 ① 5-3			4	1	1	1	0	0	2
Jeff Burroughs, R (1, 9) OBP: 0.367, SLG: 0.541	0-0 ③ F9		0-0 ③ L6		0-0 ③ F8		0-0 ② F7			4	0	0	0	0	0	2
Mike Hargrove, L (1, 10) OBP: 0.428, SLG: 0.496		0-0 FC5-4 1-3 1B		0-0 ① 4-3		0-0 ① 3-1		0-0 ③ F6		4	0	1	0	0	0	0
Jim Spencer, L (1, 3) OBP: 0.355, SLG: 0.563		0-0 ① 1-3		0-0 3B		0-0 HR		0-0 HR		4	2	3	2	0	0	1
Lenny Randle, S (1, 5) OBP: 0.352, SLG: 0.391		4-0 FC5-4 BB		0-0 ② F6		0-0 ② 3-1		0-0 ① G3		3	0	0	0	1	0	1
Toby Harrah, R (1, 6) OBP: 0.325, SLG: 0.361		0-0 ② FC5-4 1-2f 2-3		4-0 FC5-4 BB		0-0 ③ 5-3		0-0 ② 6-3		3	0	0	0	1	0	2
Jim Sundberg, R (1, 2) Duke Sims, L (9, PH) Joe Lovitto, S (9, PR)		0-0 ③ F8		0-0 ③ FC5-4		0-0 CS 1B		0-0 FC5-4 1B		3	0	1	0	0	0	4
										1	0	1	0	0	0	0
										0	0	0	0	0	0	0

Inning Stats	R: 0	H: 1	R: 0	H: 1	R: 1	H: 2	R: 0	H: 1	R: 1	H: 1	R: 0	H: 1	R: 0	H: 0	R: 1	H: 2	1B: 6	SF: 0	WP: 0	PA: 37
	E: 0	LOB: 1	E: 0	LOB: 2	E: 0	LOB: 0	E: 0	LOB: 2	E: 0	LOB: 0	E: 0	LOB: 0	E: 0	LOB: 0	E: 0	LOB: 1	2B: 0	SAC: 0	PB: 0	
	K: 0	BB: 0	K: 0	BB: 1	K: 0	BB: 0	K: 0	BB: 1	K: 1	BB: 0	K: 0	BB: 0	K: 0	BB: 0	K: 0	BB: 0	3B: 1	DP: 1	SB: 0	
	S: 4	P: 4	S: 4	P: 8	S: 4	P: 4	S: 4	P: 8	S: 6	P: 6	S: 4	P: 4	S: 3	P: 3	S: 5	P: 5	HR: 3	HBP: 0	CS: 1	

PITCHER	IP	WLS	BF	H	R	ER	SO	BB	IBB	HBP	BLK	WP	HR	S	P	ERA	WHIP	PITCHER	IP	WLS	BF	H	R	ER	SO	BB	IBB	HBP	BLK	WP	HR	S	P	ERA	WHIP
Jim Colborn, R (1, 1) ERA: 5.54	9.0	W	37	10	3	3	1	2	0	0	0	0	3	37	45	3.00	1.333																		

BOTTOM

Milwaukee Brewers @ Texas Rangers  
Arlington Stadium, Arlington, TX

Sun Jun 16 1974, 8:05 PM EDT  
Att. 19,939 - Unknown

livebaseballscorecards.com

AB	35
R	3
H	10
RBI	3
BB	2
SO	1
LOB	16



Batter	1	2	3	4	5	6	7	8	9	AB R H RBI BB SO LOB	TOP	
Freddie Patek, R (1, 6) OBP: 0.313, SLG: 0.309	0-0 F4		4-0 BB		0-0 L7		0-0 SF9 2B	0-0 F5		4 1 1 0 1 0 1		
Cookie Rojas, R (1, 4) OBP: 0.317, SLG: 0.382 Frank White, R (9, 4) OBP: 0.220, SLG: 0.305	0-0 6-3		0-3 K		0-0 F7		0-0 6-3	0-0 L7	5 0 0 0 0 1 2 0 0 0 0 0 0 0			
Amos Otis, R (1, 8) OBP: 0.346, SLG: 0.420	0-0 F8			0-0 HR	0-0 F3		0-0 SF9	0-0 F2	4 1 1 2 0 0 0			
John Mayberry, L (1, 3) OBP: 0.399, SLG: 0.546		0-3 K2-3		4-0 BB 1B BB		0-0 HR	0-0 P2	0-0 BB 1B	4 3 2 1 1 1 0			
Hal McRae, R (1, 10) OBP: 0.402, SLG: 0.518		4-0 BB		4-0 1B BB 1-2		0-0 FC2-6 1B		0-3 K2-3 1B	2 0 1 0 3 1 0			
Jim Wohlford, R (1, 7) OBP: 0.356, SLG: 0.369		0-0 L8		0-0 1B 1-3 2-H		0-0 FC2-6 1B		0-0 5-3 1B	5 1 3 2 0 0 2			
Al Cowens, R (1, 9) OBP: 0.272, SLG: 0.273		0-0 F2		0-3 K		0-0 P5		0-0 5-3 1B	5 0 0 0 0 1 7			
George Brett, L (1, 5) OBP: 0.305, SLG: 0.333			0-3 K	0-0 4-3		4-0 BB		0-0 PB E 1B	3 1 1 1 1 1 2			
Fran Healy, R (1, 2) OBP: 0.324, SLG: 0.438			0-0 1-3	0-0 P3		0-0 L7		0-0 E6 2B	4 0 1 1 0 0 4			
<b>Inning Stats</b>	R: 0 H: 0 E: 0 LOB: 0 K: 0 BB: 0 S: 3 P: 3	R: 0 H: 0 E: 0 LOB: 1 K: 1 BB: 1 S: 5 P: 9	R: 0 H: 0 E: 0 LOB: 1 K: 2 BB: 1 S: 7 P: 11	R: 2 H: 2 E: 0 LOB: 2 K: 1 BB: 2 S: 7 P: 15	R: 0 H: 0 E: 0 LOB: 0 K: 0 BB: 0 S: 3 P: 3	R: 1 H: 2 E: 0 LOB: 2 K: 0 BB: 1 S: 5 P: 9	R: 1 H: 1 E: 0 LOB: 0 K: 0 BB: 0 S: 4 P: 4	R: 2 H: 3 E: 1 LOB: 1 K: 1 BB: 0 S: 8 P: 8	R: 1 H: 2 E: 0 LOB: 2 K: 0 BB: 1 S: 5 P: 9	1B: 6 SF: 1 2B: 2 SAC: 0 3B: 0 DP: 0 HR: 2 HBP: 0	WP: 0 PA: 43 PB: 1 SB: 1 CS: 0	
<b>PITCHER</b> Kevin Kobel, L (1, 1) ERA: 3.33 Jim Slaton, R (8, 1) ERA: 4.42	IP WLS BF H R ER SO BB IBB HBP BLK WP HR S P ERA WHIP	7.2 L 36 8 6 5 5 5 0 0 0 0 0 2 41 61 5.87 1.696	1.1 7 2 1 1 0 1 0 0 0 0 0 0 6 10 6.75 2.250	<b>PITCHER</b> IP WLS BF H R ER SO BB IBB HBP BLK WP HR S P ERA WHIP								

Kansas City Royals @ Milwaukee Brewers  
 Milwaukee County Stadium, Milwaukee, WI

Tue Jun 18 1974, 8:05 PM EDT  
 Att. 17,719 - Cloudy - 68 F

AB	36
R	7
H	10
RBI	7
BB	6
SO	5
LOB	18



Batter	1	2	3	4	5	6	7	8	9	AB R H RBI BB SO LOB
Bob Coluccio, R OBP: 0.310, SLG: 0.363 (1, 8) X	0-0 1B		0-0 F9			0-0 5-3			0-0 L7	4 0 1 0 0 0 0
Robin Yount, R OBP: 0.270, SLG: 0.317 (1, 6) X	0-0 L9			0-0 6-3			0-0 6-3		0-0 P4	4 0 0 0 0 0 1
John Briggs, L OBP: 0.346, SLG: 0.507 (1, 7) X	0-0 F7			0-0 F7			0-3 K		0-0 F9	4 0 0 0 0 1 1
George Scott, R OBP: 0.353, SLG: 0.450 (1, 3) X	0-0 F8			0-0 5-3			0-0 F9			3 0 0 0 0 0 1
Don Money, R OBP: 0.341, SLG: 0.423 (1, 5) X		0-0 L7			0-0 5-3			4-0 1B BB		2 0 0 0 1 0 0
Bobby Mitchell, R OBP: 0.286, SLG: 0.318 (1, 10) X		0-3 K			0-0 L1			0-3 K		3 0 0 0 0 2 1
Charlie Moore, R OBP: 0.365, SLG: 0.408 (1, 2) X		0-0 L9			0-0 6-3			0-3 K		3 0 0 0 0 1 1
Rob Ellis, R OBP: 0.353, SLG: 0.340 (1, 9) X			0-3 K			0-3 K		0-0 1-2 1B		3 0 1 0 0 2 0
John Vukovich, R OBP: 0.190, SLG: 0.381 (1, 4) X			0-0 F9			0-0 L8		0-0 4-3		3 0 0 0 0 0 2

Inning Stats	R: 0 E: 0 K: 0 S: 4	H: 1 LOB: 1 BB: 0 P: 4	R: 0 E: 0 K: 1 S: 5	H: 0 LOB: 0 BB: 0 P: 5	R: 0 E: 0 K: 1 S: 5	H: 0 LOB: 0 BB: 0 P: 5	R: 0 E: 0 K: 0 S: 3	H: 0 LOB: 0 BB: 0 P: 3	R: 0 E: 0 K: 0 S: 3	H: 0 LOB: 0 BB: 0 P: 3	R: 0 E: 0 K: 1 S: 5	H: 0 LOB: 0 BB: 0 P: 5	R: 0 E: 0 K: 2 S: 8	H: 1 LOB: 2 BB: 1 P: 12	R: 0 E: 0 K: 0 S: 3	H: 0 LOB: 0 BB: 0 P: 3	1B: 2 2B: 0 3B: 0 HR: 0	SF: 0 SAC: 0 DP: 0 HBP: 0

PITCHER	IP	WLS	BF	H	R	ER	SO	BB	IBB	HBP	BLK	WP	HR	S	P	ERA	WHIP
Paul Splittorf, L ERA: 3.29 (1, 1)	9.0	W	30	2	0	0	6	1	0	0	0	0	0	41	45	0.00	0.333

**BOTTOM**

**Kansas City Royals @ Milwaukee Brewers**  
 Milwaukee County Stadium, Milwaukee, WI

Tue Jun 18 1974, 8:05 PM EDT  
 Att: 17,719 - Cloudy - 68 F

livebaseballscorecards.com

<b>AB</b>	<b>29</b>
<b>R</b>	<b>0</b>
<b>H</b>	<b>2</b>
<b>RBI</b>	<b>0</b>
<b>BB</b>	<b>1</b>
<b>SO</b>	<b>6</b>
<b>LOB</b>	<b>7</b>



<b>WP:</b> 0	<b>PA:</b> 30
<b>PB:</b> 0	
<b>SB:</b> 0	
<b>CS:</b> 0	

Batter	1	2	3	4	5	6	7	8	9	AB R H RBI BB SO LOB	TOP									
Freddie Patek, R (1, 6) OBP: 0.316, SLG: 0.312	0-0 G5-4-3 1B		0-0 1B		0-0 1-3			0-0 1-3		4 0 2 0 0 0 0	<b>Kansas City Royals @ Milwaukee Brewers</b> <b>Milwaukee County Stadium, Milwaukee, WI</b> Wed Jun 19 1974, 8:05 PM EDT Att: 9,019 - Unknown - 69 F <a href="http://livebaseballscorecards.com">livebaseballscorecards.com</a>									
Cookie Rojas, R (1, 4) OBP: 0.316, SLG: 0.379	0-0 G5-4-3 1-2f		0-0 F9-6-4 1B		0-0 L4			0-0 6-3		4 0 1 0 0 0 1										
Amos Otis, R (1, 8) OBP: 0.344, SLG: 0.417	0-0 F7		0-0 F9-6-4 1-2		0-3 K			0-0 1B		4 0 1 0 0 1 2										
John Mayberry, L (1, 3) OBP: 0.397, SLG: 0.539		4-0 BB 1B BB	0-0 G3		0-0 G3			0-3 K		3 1 0 0 1 1 2										
Hal McRae, R (1, 10) OBP: 0.399, SLG: 0.512				0-0 FC3-6 1B 1B		0-0 F8		0-0 F8		4 0 1 0 0 0 1										
Jim Wohlford, R (1, 7) OBP: 0.355, SLG: 0.367				0-0 FC3-6 E 1B		0-0 5-3		0-0 F9		4 1 1 0 0 0 1										
Al Cowens, R (1, 9) OBP: 0.271, SLG: 0.263		4-0 BB BB BB		0-0 FC3-6 FC6 1-2 2-3f		0-0 5-3		0-0 6-3		3 0 0 0 1 0 2										
George Brett, L (1, 5) OBP: 0.305, SLG: 0.333				0-0 FC6 1-2 2-H		0-0 P4				3 0 1 1 0 0 1										
Fran Healy, R (1, 2) OBP: 0.319, SLG: 0.431			0-0 F8		0-0 L5		0-0 L9			3 0 0 0 0 0 3										
<b>Inning Stats</b>	R: 0 E: 0 K: 0 S: 3	H: 1 LOB: 0 BB: 0 P: 3	R: 1 E: 0 K: 0 S: 4	H: 1 LOB: 2 BB: 2 P: 12	R: 0 E: 0 K: 0 S: 4	H: 2 LOB: 1 BB: 0 P: 4	R: 1 E: 1 K: 0 S: 5	H: 2 LOB: 1 BB: 0 P: 5	R: 0 E: 0 K: 1 S: 5	H: 0 LOB: 0 BB: 0 P: 5	R: 0 E: 0 K: 0 S: 3	H: 0 LOB: 0 BB: 0 P: 3	R: 0 E: 0 K: 0 S: 6	H: 1 LOB: 1 BB: 0 P: 6	R: 0 E: 0 K: 0 S: 3	H: 0 LOB: 0 BB: 0 P: 3	1B: 7 2B: 1 3B: 0 HR: 0	SF: 0 SAC: 0 DP: 2 HBP: 0	WP: 0 PB: 0 SB: 0 CS: 0	PA: 34
<b>PITCHER</b> Clyde Wright, L (1, 1) ERA: 4.02	IP: 9.0 WLS: L BF: 34 H: 7 R: 2 ER: 1 SO: 2 BB: 2 IBB: 0 HBP: 0 BLK: 0 WP: 0 HR: 0 S: 36 P: 44 ERA: 1.00 WHIP: 1.000																			

AB	32
R	2
H	7
RBI	1
BB	2
SO	2
LOB	13





Batter	1	2	3	4	5	6	7	8	9	AB R H RBI BB SO LOB
Don Money, R OBP: 0.336, SLG: 0.416 (1, 5) X	0-0 P4 ①		0-0 1-3 ③			0-0 5-3 ③			0-0 P4 ③	4 0 0 0 0 0 0
Robin Yount, R OBP: 0.266, SLG: 0.311 (1, 6) X	0-0 L8 ②			0-3 K ①			0-0 L6 ①			3 0 0 0 0 1 0
Dave May, L OBP: 0.252, SLG: 0.357 (1, 9) X	0-0 1-3 ③			0-0 4-3 ②			0-0 4-3 ②			3 0 0 0 0 0 0
George Scott, R OBP: 0.353, SLG: 0.446 (1, 3)		4-0 BB		0-0 L9 ③			0-0 6-3 ③			2 0 0 0 1 0 0
John Briggs, L OBP: 0.341, SLG: 0.500 (1, 7)		0-3 K ①			0-0 P5 ①			0-0 G4-3 ①		3 0 0 0 0 1 1
Darrell Porter, L OBP: 0.356, SLG: 0.378 (1, 2)		0-0 L9 ②			0-0 P4 ②			0-0 P3 ②		3 0 0 0 0 0 1
Bob Hansen, L OBP: 0.255, SLG: 0.289 (1, 10)		0-0 4-3 ③			0-0 G3 ③			0-0 G4-3 ③		3 0 0 0 0 0 1
Bob Coluccio, R OBP: 0.305, SLG: 0.357 (1, 8)			0-0 5-3 ①			0-0 6-3 ①		0-3 K ①		3 0 0 0 0 1 0
Tim Johnson, L OBP: 0.240, SLG: 0.292 (1, 4)			0-0 F8 ②			0-0 4-3 ②		0-0 F8 ②		3 0 0 0 0 0 0

Inning Stats	R: 0	H: 0	E: 0	LOB: 0	K: 0	S: 3	P: 3	R: 0	H: 0	E: 0	LOB: 0	K: 0	S: 3	P: 3	R: 0	H: 0	E: 0	LOB: 0	K: 0	S: 3	P: 3	R: 0	H: 0	E: 0	LOB: 0	K: 0	S: 3	P: 3	R: 0	H: 0	E: 0	LOB: 0	K: 1	S: 5	P: 9	R: 0	H: 0	E: 0	LOB: 0	K: 1	S: 5	P: 5	R: 0	H: 0	E: 0	LOB: 0	K: 0	S: 3	P: 3	R: 0	H: 0	E: 0	LOB: 0	K: 0	S: 3	P: 3	R: 0	H: 0	E: 0	LOB: 0	K: 0	S: 3	P: 3	R: 0	H: 0	E: 0	LOB: 0	K: 1	S: 5	P: 5	R: 0	H: 0	E: 0	LOB: 0	K: 1	S: 5	P: 5
Steve Busby, R ERA: 3.39 (1, 1)	IP	WLS	BF	H	R	ER	SO	BB	IBB	HBP	BLK	WP	HR	S	P	ERA	WHIP	IP	WLS	BF	H	R	ER	SO	BB	IBB	HBP	BLK	WP	HR	S	P	ERA	WHIP	IP	WLS	BF	H	R	ER	SO	BB	IBB	HBP	BLK	WP	HR	S	P	ERA	WHIP																										


**BOTTOM**

**Kansas City Royals @ Milwaukee Brewers**  
Milwaukee County Stadium, Milwaukee, WI

Wed Jun 19 1974, 8:05 PM EDT  
Att. 9,019 - Unknown - 69 F

livebaseballscorecards.com

AB	27
R	0
H	0
RBI	0
BB	1
SO	3
LOB	3



Batter	1	2	3	4	5	6	7	8	9	AB R H RBI BB SO LOB	TOP		
Al Bumbry, L (1, 7) OBP: 0.226, SLG: 0.260	0-3 K			0-0 G3		0-0 4-3		0-0 4-3		4 0 0 0 0 1 2			
Rich Coggins, L (1, 8) OBP: 0.243, SLG: 0.241	0-0 CS 1B			0-0 6-3			0-0 F2		0-3 K	4 0 1 0 0 1 0			
Tommy Davis, R (1, 10) OBP: 0.295, SLG: 0.363	0-3 K 1-2			0-0 F7			0-0 F7		0-0 2B	4 0 1 0 0 1 1			
Bobby Grich, R (1, 4) OBP: 0.419, SLG: 0.522							0-0 F7		4-0 BB	3 0 2 0 1 0 0			
Boog Powell, L (1, 3) OBP: 0.294, SLG: 0.415				0-0 G3-6-3 1-2f			0-0 6-3		0-0 F7	4 0 0 0 0 0 4			
Don Baylor, R (1, 9) OBP: 0.322, SLG: 0.284				0-3 K					0-0 F8	4 0 2 0 0 1 2			
Elrod Hendricks, L (1, 2) OBP: 0.316, SLG: 0.440							0-0 F8			3 0 0 0 0 0 2			
Enos Cabell, R (1, 5) OBP: 0.297, SLG: 0.343							0-0 5-3			3 0 0 0 0 0 2			
Mark Belanger, R (1, 6) OBP: 0.343, SLG: 0.416							0-0 F7		0-3 K	3 0 0 0 0 1 2			
<b>Inning Stats</b>	R: 0 E: 0 K: 2 S: 7 H: 1 LOB: 0 BB: 0 P: 7	R: 0 E: 0 K: 1 S: 5 H: 1 LOB: 0 BB: 0 P: 5	R: 0 E: 0 K: 0 S: 3 H: 0 LOB: 0 BB: 0 P: 3	R: 0 E: 0 K: 0 S: 3 H: 0 LOB: 0 BB: 0 P: 3	R: 0 E: 0 K: 0 S: 4 H: 1 LOB: 1 BB: 0 P: 4	R: 0 E: 0 K: 0 S: 3 H: 0 LOB: 0 BB: 0 P: 3	R: 0 E: 0 K: 0 S: 4 H: 1 LOB: 1 BB: 0 P: 4	R: 0 E: 1 K: 1 S: 7 H: 1 LOB: 2 BB: 0 P: 7	R: 0 E: 0 K: 1 S: 6 H: 1 LOB: 2 BB: 1 P: 10	1B: 5 2B: 1 3B: 0 HR: 0 SF: 0 SAC: 0 DP: 1 HBP: 0	WP: 0 PB: 0 SB: 0 CS: 1 PA: 33		
<b>PITCHER</b>	IP WLS BF H R ER SO BB IBB HBP BLK WP HR S P ERA WHIP											<b>PITCHER</b>	IP WLS BF H R ER SO BB IBB HBP BLK WP HR S P ERA WHIP
Ed Sprague, R (1, 1) ERA: 2.42	8.1 W 31 6 0 0 5 1 0 0 0 0 0 0 40 44 0.00 0.840												
Tom Murphy, R (9, 1) ERA: 2.29	0.2 2 0 0 0 0 0 0 0 0 0 0 0 2 2 0.00 0.000												

Baltimore Orioles @ Milwaukee Brewers  
 Milwaukee County Stadium, Milwaukee, WI

Thu Jun 20 1974, 8:05 PM EDT  
 Att. 7,383 - Unknown

AB	32
R	0
H	6
RBI	0
BB	1
SO	5
LOB	15



livebaseballscorecards.com

Batter	1	2	3	4	5	6	7	8	9	AB R H RBI BB SO LOB
<b>Robin Yount, R</b> OBP: 0.270, SLG: 0.308 (1, 6)	4-0 1B HR 1B BB	4-0 BB		0-0 F7			0-0 5-3			2 1 0 0 2 0 0
<b>George Scott, R</b> OBP: 0.351, SLG: 0.443 (1, 3)	0-0 1B HR 1B	0-0 BB		0-0 F8			0-0 1-3			4 1 1 0 0 0 1
<b>Don Money, R</b> OBP: 0.338, SLG: 0.417 (1, 5)	0-0 1B HR 1B	0-0 F4					0-0 5-3			4 1 2 0 0 0 1
<b>John Briggs, L</b> OBP: 0.344, SLG: 0.518 (1, 7)	0-0 1B HR		0-3 K			0-0 G6-3		0-0 2B		4 1 2 4 0 1 1
<b>Darrell Porter, L</b> OBP: 0.349, SLG: 0.369 (1, 2)	0-0 F2		0-0 E4 1B			0-0 6-3		0-3 K		4 1 0 0 0 1 1
<b>Dave May, L</b> OBP: 0.253, SLG: 0.362 (1, 9)	0-0 F7		0-0 6-3			0-0 2B		0-0 6-3		3 0 1 0 0 0 1
<b>Ken Berry, R</b> OBP: 0.253, SLG: 0.208 (6, PR) (7, 8)			2-3							1 0 0 0 0 0 1
<b>Mike Hegan, L</b> OBP: 0.310, SLG: 0.351 (1, 10)	0-0 F8		0-0 1B			0-3 K		0-3 K		4 0 1 1 0 2 2
<b>Bob Coluccio, R</b> OBP: 0.306, SLG: 0.368 (1, 8) (7, 9)		0-0 SF8 3B	0-0 F8			0-0 F6				3 1 1 0 0 0 2
<b>Tim Johnson, L</b> OBP: 0.214, SLG: 0.269 (1, 4)		0-0 SF8		0-0 L4		0-0 6-3				2 0 0 1 0 0 1

Inning Stats	R: 4	H: 3	E: 0	K: 0	S: 6	LOB: 0	BB: 1	P: 10	R: 1	H: 1	E: 0	K: 0	S: 4	LOB: 1	BB: 1	P: 8	R: 1	H: 1	E: 1	K: 1	S: 7	LOB: 1	BB: 0	P: 7	R: 0	H: 0	E: 0	K: 0	S: 3	LOB: 0	BB: 0	P: 3	R: 0	H: 1	E: 0	K: 1	S: 6	LOB: 1	BB: 0	P: 6	R: 0	H: 0	E: 0	K: 0	S: 3	LOB: 0	BB: 0	P: 3	R: 0	H: 1	E: 0	K: 2	S: 8	LOB: 1	BB: 0	P: 8
--------------	------	------	------	------	------	--------	-------	-------	------	------	------	------	------	--------	-------	------	------	------	------	------	------	--------	-------	------	------	------	------	------	------	--------	-------	------	------	------	------	------	------	--------	-------	------	------	------	------	------	------	--------	-------	------	------	------	------	------	------	--------	-------	------

PITCHER	IP	WLS	BF	H	R	ER	SO	BB	IBB	HBP	BLK	WP	HR	S	P	ERA	WHIP
<b>Doyle Alexander, R</b> ERA: 6.03 (1, 1)	1.1	L	10	4	5	5	0	2	0	0	0	0	0	8	16	33.75	4.500
<b>Don Hood, L</b> ERA: 3.26 (2, 1)	5.2		20	3	1	0	2	0	0	0	0	0	0	24	24	0.00	0.529
<b>Jesse Jefferson, R</b> ERA: 6.29 (8, 1)	1.0		4	1	0	0	2	0	0	0	0	0	0	8	8	0.00	1.000


**BOTTOM**

**Baltimore Orioles @ Milwaukee Brewers**  
Milwaukee County Stadium, Milwaukee, WI

Thu Jun 20 1974, 8:05 PM EDT  
Att. 7,383 - Unknown

AB	31
R	6
H	8
RBI	6
BB	2
SO	4
LOB	11

livebaseballscorecards.com



WP: 0	PA: 34
PB: 0	SB: 1
CS: 0	

Batter	1	2	3	4	5	6	7	8	9	AB R H RBI BB SO LOB	TOP												
<b>Paul Blair, R</b> (1, 8) <small>OBP: 0.278, SLG: 0.342</small> <b>Al Bumbry, L</b> (9, PH) <small>OBP: 0.231, SLG: 0.272</small>	4-0 WP 1B BB	0-0 WP 1B		0-0 F8			4-0 S BB		0-0 5-3 2B	2 1 1 1 2 0 0 1 0 1 0 0 0 0													
<b>Bobby Grich, R</b> (1, 4) <small>OBP: 0.412, SLG: 0.511</small>	0-0 F3 1-2	0-3 K		0-0 5-3			0-0 6-3 1-2		0-0 5-3	5 0 0 0 0 1 4													
<b>Tommy Davis, R</b> (1, 10) <small>OBP: 0.293, SLG: 0.360</small>	0-0 F8	0-3 K					0-0 6-3		0-0 5-3	5 0 1 0 0 1 4													
<b>Jim Fuller, R</b> (1, 9) <small>OBP: 0.323, SLG: 0.457</small>	0-0 2B 1B 2-H					0-0 G5-4-3 1B 1-2		0-0 F7	0-0 5-3	5 2 2 2 0 0 2													
<b>Don Baylor, R</b> (1, 7) <small>OBP: 0.325, SLG: 0.291</small>	0-0 2B 1-H					0-0 6-3		4-0 2B BB		3 1 1 1 1 0 0													
<b>Brooks Robinson, R</b> (1, 5) <small>OBP: 0.382, SLG: 0.430</small> <b>Enos Cabell, R</b> (8, PR) <small>OBP: 0.297, SLG: 0.343</small>	0-3 K						0-0 F8		0-0 2B 1-H	4 0 1 1 0 1 1 0 0 0 0 0 0 0													
<b>Earl Williams, R</b> (1, 3) <small>OBP: 0.332, SLG: 0.320</small>							0-0 F8		0-3 K2-3	4 1 2 1 0 1 1													
<b>Andy Etchebarren, R</b> (1, 2) <small>OBP: 0.247, SLG: 0.250</small> <b>Boog Powell, L</b> (8, PH) <small>OBP: 0.298, SLG: 0.415</small>							0-0 L6		4-0 IBB	3 1 1 0 0 1 1 0 0 0 0 1 0 0													
<b>Mark Belanger, R</b> (1, 6) <small>OBP: 0.340, SLG: 0.411</small> <b>Elrod Hendricks, L</b> (8, PH) <small>OBP: 0.310, SLG: 0.431</small> <b>Frank Baker, L</b> (8, 6) <small>OBP: 0.125, SLG: 0.067</small>							0-0 F7		0-0 F9	2 0 0 0 0 1 0 1 0 0 0 0 0 2 0 0 0 0 0 0 0													
<b>Inning Stats</b>	R: 2 E: 0 K: 1 S: 7	H: 2 LOB: 1 BB: 1 P: 11	R: 2 E: 0 K: 2 S: 10	H: 3 LOB: 1 BB: 0 P: 10	R: 1 E: 0 K: 1 S: 7	H: 2 LOB: 1 BB: 0 P: 7	R: 0 E: 0 K: 1 S: 5	H: 0 LOB: 0 BB: 0 P: 5	R: 0 E: 0 K: 0 S: 3	H: 1 LOB: 0 BB: 0 P: 3	R: 0 E: 0 K: 0 S: 3	H: 0 LOB: 0 BB: 0 P: 3	R: 0 E: 0 K: 0 S: 3	H: 0 LOB: 1 BB: 1 P: 7	R: 1 E: 0 K: 1 S: 6	H: 1 LOB: 2 BB: 2 P: 14	R: 0 E: 0 K: 0 S: 4	H: 1 LOB: 1 BB: 0 P: 4	1B: 3 2B: 5 3B: 0 HR: 2	SF: 0 SAC: 1 DP: 1 HBP: 0	WP: 2 PB: 0 SB: 1 CS: 0	PA: 40	
<b>PITCHER</b>	IP WLS BF H R ER SO BB IBB HBP BLK WP HR S P ERA WHIP																						
<b>Bill Travers, L</b> (1, 1) <small>ERA: 5.4</small> <b>Jim Slaton, R</b> (2, 1) <small>ERA: 4.33</small> <b>Tom Murphy, R</b> (8, 1) <small>ERA: 2.2</small>	1.0 W 8 4 4 1 1 0 0 0 1 1 9 13 36.00 5.000	6.1 W 25 5 2 2 4 2 0 0 0 1 1 31 39 2.84 1.105	1.2 S 7 1 0 0 1 0 1 0 0 0 0 8 12 0.00 0.600																				

**Baltimore Orioles @ Milwaukee Brewers**  
**Milwaukee County Stadium, Milwaukee, WI**

Fri Jun 21 1974, 8:05 PM EDT  
 Att: 18,871 - Unknown

<b>AB</b>	35
<b>R</b>	6
<b>H</b>	10
<b>RBI</b>	6
<b>BB</b>	4
<b>SO</b>	6
<b>LOB</b>	15



WP: 2	PA: 40
PB: 0	
SB: 1	
CS: 0	

ERA	WHIP

livebaseballscorecards.com

Batter	1	2	3	4	5	6	7	8	9
<b>Don Money, R</b> OBP: 0.340, SLG: 0.421 (1, 5)	0-0 2B	0-0 1B	0-0 G5-4-3			0-0 5-3		0-3 K	
<b>Dave May, L</b> OBP: 0.257, SLG: 0.364 (1, 9)	0-0 F2	0-0 1B			0-3 K		0-0 1B		
<b>George Scott, R</b> OBP: 0.350, SLG: 0.444 (1, 3)	0-0 2B	0-0 1B			0-0 F8		0-0 1B		
<b>John Briggs, L</b> OBP: 0.342, SLG: 0.513 (1, 7)	0-0 G3		0-0 F9		0-0 F2		0-0 1B		
<b>Bobby Mitchell, R</b> OBP: 0.287, SLG: 0.330 (7, PH)	0-0 E5		0-0 1B		0-0 6-3		0-0 1B		
<b>Mike Hegan, L</b> OBP: 0.310, SLG: 0.351 (7, PH)	0-0 FC5-4		0-0 2B				0-0 G6-4-3		
<b>Ken Berry, R</b> OBP: 0.250, SLG: 0.205 (7, PH)	0-0 FC5-4		0-0 1B		0-0 F8		0-0 K		
<b>Bob Coluccio, R</b> OBP: 0.305, SLG: 0.365 (1, 8)	0-0 FC5-4		0-0 1B		0-0 F8		0-3 K		
<b>Darrell Porter, L</b> OBP: 0.357, SLG: 0.392 (1, 2)		0-0 1B	4-0 BB		0-0 1-3		0-0 HR		
<b>Robin Yount, R</b> OBP: 0.270, SLG: 0.303 (1, 6)		0-0 L5	4-0 BB		0-0 1B		0-0 5-3		
<b>Tim Johnson, L</b> OBP: 0.250, SLG: 0.367 (1, 4)		0-0 1B	0-0 1B		0-3 K		0-0 3B		

Inning Stats	R: 2	H: 2	E: 1	K: 0	S: 6	LOB: 1	BB: 0	P: 6	R: 1	H: 3	E: 0	K: 0	S: 6	LOB: 2	BB: 0	P: 6	R: 3	H: 3	E: 0	K: 0	S: 5	LOB: 1	BB: 2	P: 13	R: 0	H: 0	E: 0	K: 1	S: 5	LOB: 0	BB: 0	P: 5	R: 0	H: 0	E: 0	K: 0	S: 3	LOB: 0	BB: 0	P: 3	R: 0	H: 0	E: 0	K: 1	S: 5	LOB: 0	BB: 0	P: 5	R: 1	H: 2	E: 1	K: 0	S: 4	LOB: 0	BB: 0	P: 4	R: 1	H: 2	E: 0	K: 2	S: 9	LOB: 1	BB: 0	P: 9
--------------	------	------	------	------	------	--------	-------	------	------	------	------	------	------	--------	-------	------	------	------	------	------	------	--------	-------	-------	------	------	------	------	------	--------	-------	------	------	------	------	------	------	--------	-------	------	------	------	------	------	------	--------	-------	------	------	------	------	------	------	--------	-------	------	------	------	------	------	------	--------	-------	------

PITCHER		IP	WLS	BF	H	R	ER	SO	BB	IBB	HBP	BLK	WP	HR	S	P	ERA	WHIP
<b>Mike Cuellar, L</b>	(1, 1)	2.1		15	7	5	4	0	0	0	0	0	0	0	15	15	15.43	3.000
<b>Wayne Garland, R</b>	(3, 1)	4.0	L	16	3	2	1	2	2	0	0	0	1	0	18	26	2.25	1.250
<b>Grant Jackson, L</b>	(7, 1)	1.1		5	2	1	1	1	0	0	0	0	0	1	7	7	6.75	1.500
<b>Bob Reynolds, R</b>	(8, 1)	0.1		1	0	0	0	1	0	0	0	0	0	0	3	3	0.00	0.000

**BOTTOM**

**Baltimore Orioles @ Milwaukee Brewers**  
Milwaukee County Stadium, Milwaukee, WI

Fri Jun 21 1974, 8:05 PM EDT  
Att. 18,871 - Unknown

AB	R	H	RBI	BB	SO	LOB
5	1	2	0	0	1	3
4	1	2	1	0	1	1
4	1	1	1	0	0	3
4	0	1	0	0	0	1
3	1	1	0	0	0	0
0	0	0	0	0	0	0
1	0	0	0	0	0	1
4	1	1	1	0	1	1
3	2	2	1	1	0	0
3	0	0	0	1	0	1
4	1	2	2	0	1	1

AB	35
R	8
H	12
RBI	6
BB	2
SO	4
LOB	12

1B	2B	3B	HR	SF	SAC	DP	HBP	WP	PA
7	3	1	1	0	2	0	0	1	37

livebaseballscorecards.com



Batter	1	2	3	4	5	6	7	8	9	AB R H RBI BB SO LOB	TOP											
Paul Blair, R (1, 8) OBP: 0.280, SLG: 0.340	0-3 K		0-3 K		0-0 5-3		4-0 2B BB		0-0 F7 1B	4 2 1 0 1 2 1												
Bobby Grich, R (1, 4) OBP: 0.412, SLG: 0.515	0-0 6-3		0-0 1B		0-0 SF7		0-0 1-H 2-H 2B		0-0 F7	4 0 2 3 0 0 2												
Tommy Davis, R (1, 10) OBP: 0.292, SLG: 0.357	0-0 F5		0-0 L4		0-0 F8			0-0 5-3	0-0 1B	5 0 1 2 0 0 1												
Jim Fuller, R (1, 9) OBP: 0.333, SLG: 0.475		0-0 E 2B		0-0 1B 2B		0-3 K		1-0 5-3 1B HBP	0-3 K	4 2 2 0 0 2 1												
Don Baylor, R (1, 7) OBP: 0.324, SLG: 0.290		0-0 6-3		0-0 F9		0-0 5-3		0-0 5-3 1B		4 0 1 0 0 0 2												
Brooks Robinson, R (1, 5) OBP: 0.379, SLG: 0.427		0-0 E9 1B		0-0 6-3		0-0 F6		0-0 5-3		4 0 1 0 0 0 3												
Earl Williams, R (1, 3) OBP: 0.335, SLG: 0.320		0-0 F6		0-0 1B			4-0 FC1-4 BB	0-0 6-3		3 0 1 1 1 0 3												
Andy Etchebarren, R (1, 2) OBP: 0.234, SLG: 0.236		0-3 K		0-0 F8			0-0 FC1-4 FC1-6		0-0 6-3	4 0 0 0 0 1 3												
Mark Belanger, R (1, 6) OBP: 0.343, SLG: 0.413			0-0 F8		0-0 5-3 E 1B		0-0 FC1-6 BB		0-0 F7 1B 1B	4 3 2 0 0 0 1												
<b>Inning Stats</b>	R: 0 E: 0 K: 1 S: 5	H: 0 LOB: 0 BB: 0 P: 5	R: 1 E: 1 K: 1 S: 7	H: 2 LOB: 1 BB: 0 P: 7	R: 0 E: 0 K: 1 S: 6	H: 1 LOB: 1 BB: 0 P: 6	R: 1 E: 0 K: 0 S: 5	H: 2 LOB: 1 BB: 0 P: 5	R: 1 E: 1 K: 0 S: 4	H: 1 LOB: 0 BB: 0 P: 4	R: 0 E: 0 K: 1 S: 5	H: 0 LOB: 0 BB: 0 P: 5	R: 2 E: 0 K: 0 S: 3	H: 1 LOB: 1 BB: 2 P: 11	R: 0 E: 0 K: 0 S: 4	H: 1 LOB: 2 BB: 0 P: 5	R: 2 E: 0 K: 1 S: 8	H: 3 LOB: 1 BB: 0 P: 8	1B: 8 2B: 3 3B: 0 HR: 0	SF: 1 SAC: 0 DP: 0 HBP: 1	WP: 0 PB: 0 SB: 0 CS: 0	PA: 40
<b>PITCHER</b>	IP WLS BF H R ER SO BB IBB HBP BLK WP HR S P ERA WHIP																					
Kevin Kobel, L (1, 1) ERA: 3.38	7.0 L 29 7 5 3 4 2 0 0 0 0 0 0 35 43 3.86 1.286																					
Eduardo Rodriguez, R (8, 1) ERA: 2.51	1.0 5 1 0 0 0 0 0 0 1 0 0 0 4 5 0.00 1.000																					
Bill Champion, R (9, 1) ERA: 4.11	1.0 6 3 2 2 1 0 0 0 0 0 0 0 8 8 18.00 3.000																					

Baltimore Orioles @ Milwaukee Brewers  
Milwaukee County Stadium, Milwaukee, WI

Sat Jun 22 1974, 4:33 AM EDT  
Att. 28,161 - Unknown

livebaseballscorecards.com

AB	36
R	7
H	11
RBI	6
BB	2
SO	5
LOB	17



Batter	1	2	3	4	5	6	7	8	9	AB R H RBI BB SO LOB
Don Money, R (1, 5) OBP: 0.342, SLG: 0.426	0-0 6-3		0-0 HR 1B		0-0 6-3			0-0 2B		4 1 2 0 0 0 0
Robin Yount, R (1, 6) OBP: 0.270, SLG: 0.318	0-0 F8		0-0 1-H HR			0-0 6-3		0-0 5-3		4 1 1 2 0 0 1
John Briggs, L (1, 7) OBP: 0.345, SLG: 0.513	0-0 4-3		0-0 L6-3 1B			0-0 FC6-4 1B		0-0 6-3		4 0 2 0 0 0 1
George Scott, R (1, 3) OBP: 0.348, SLG: 0.441		0-0 1B 1B	0-0 L6-3 1-2			0-0 F9		0-0 6-3		4 0 1 0 0 0 2
Bobby Mitchell, R (1, 9) OBP: 0.286, SLG: 0.326		0-0 1-2 1B		0-3 K		0-0 FC6-4 1-2f		0-0 F8		4 0 1 0 0 1 1
Charlie Moore, R (1, 10) OBP: 0.348, SLG: 0.388		0-0 F7		0-0 6-3			0-0 F7		0-0 F9	4 0 0 0 0 0 2
Darrell Porter, L (1, 2) OBP: 0.352, SLG: 0.385		0-3 K		0-0 G3			0-0 F8			3 0 0 0 0 1 2
Pedro Garcia, R (1, 4) OBP: 0.296, SLG: 0.429		0-3 K			0-0 F5		0-0 F7			3 0 0 0 0 1 2
Bob Coluccio, R (1, 8) OBP: 0.300, SLG: 0.359			0-3 K		0-3 K			0-0 F8		3 0 0 0 0 2 0

Inning Stats	R: 0 E: 0 K: 0 S: 3	H: 0 LOB: 0 BB: 0 P: 3	R: 0 E: 0 K: 2 S: 9	H: 2 LOB: 2 BB: 0 P: 9	R: 2 E: 0 K: 1 S: 7	H: 3 LOB: 0 BB: 0 P: 7	R: 0 E: 0 K: 1 S: 5	H: 0 LOB: 0 BB: 0 P: 5	R: 0 E: 0 K: 1 S: 5	H: 0 LOB: 1 BB: 0 P: 4	R: 0 E: 0 K: 0 S: 3	H: 0 LOB: 0 BB: 0 P: 3	R: 0 E: 0 K: 0 S: 4	H: 1 LOB: 1 BB: 0 P: 4	R: 0 E: 0 K: 0 S: 3	H: 0 LOB: 0 BB: 0 P: 3	1B: 5 2B: 2 3B: 0 HR: 1	SF: 0 SAC: 0 DP: 1 HBP: 0	WP: 0 PB: 0 SB: 0 CS: 0	PA: 33
PITCHER Ross Grimsley, L (1, 1) ERA: 3.42	IP: 9.0 WLS: W BF: 33 H: 7 R: 2 ER: 2 SO: 5 BB: 0 IBB: 0 HBP: 0 BLK: 0 WP: 0 HR: 1 S: 43 P: 43 ERA: 2.00 WHIP: 0.778																			

**BOTTOM**

**Baltimore Orioles @ Milwaukee Brewers**  
**Milwaukee County Stadium, Milwaukee, WI**

Sat Jun 22 1974, 4:33 AM EDT  
Att. 28,161 - Unknown

livebaseballscorecards.com

<b>AB</b>	<b>33</b>
<b>R</b>	<b>2</b>
<b>H</b>	<b>7</b>
<b>RBI</b>	<b>2</b>
<b>BB</b>	<b>0</b>
<b>SO</b>	<b>5</b>
<b>LOB</b>	<b>11</b>



Batter 1 2 3 4 5 6 7 8 9 AB R H RBI BB SO LOB TOP

<b>Paul Blair, R</b> OBP: 0.283, SLG: 0.341 (1, 8) X	0-0 F3 1B		X 0-0 CS 1B		X 0-0 F8 1B		X 0-0 G6-4-3 1B	X 0-0 B5-3 1B	5 0 2 0 0 0 3
<b>Bobby Grich, R</b> OBP: 0.412, SLG: 0.513 (1, 4) X	0-0 1B 3B 1B		S S S 0-3 K 1-2		X 0-0 L7 1B		X 0-0 G6-4-3 1-2f	X 0-0 G6-4-3 1B	5 1 2 1 0 1 4
<b>Tommy Davis, R</b> OBP: 0.297, SLG: 0.361 (1, 10) X	0-0 1-3 3B 1B		X 0-0 1B		X 0-0 1-2 1B			X 0-0 L4 1B	5 1 3 0 0 0 2
<b>Jim Fuller, R</b> OBP: 0.323, SLG: 0.460 (1, 9) S S S	0-3 K		S S S 0-3 K		X 0-0 F3 1B			X 0-0 5-3	4 0 0 0 0 2 5
<b>Don Baylor, R</b> OBP: 0.327, SLG: 0.305 (1, 7) X	0-0 1-H 3-H 3B		S S S 0-3 K		X 0-0 6-3			X 0-0 FC6-4 1B	4 0 2 2 0 1 0
<b>Brooks Robinson, R</b> OBP: 0.377, SLG: 0.421 (1, 5) X	0-0 6-3		B B B B 0-0 FC6-4 BB		X 0-0 6-3			X 0-0 FC6-4 1-2f	3 0 0 0 1 0 2
<b>Earl Williams, R</b> OBP: 0.333, SLG: 0.318 (1, 3) S S S			S S S 0-3 K		X 0-0 F8			X 0-0 1B E 1B 1B	4 1 1 0 0 1 1
<b>Andy Etchebarren, R</b> OBP: 0.235, SLG: 0.237 (1, 2) X			X 0-0 F8		X 0-0 FC6-4 1-2f		S S S 0-3 K	X 0-0 B5-3 E 1B 1B	4 1 1 0 0 1 1
<b>Mark Belanger, R</b> OBP: 0.350, SLG: 0.426 (1, 6) X			X 0-0 F7		X 0-0 1B 1B		X 0-0 1B 2B	X 0-0 E2 1B B5-3 1B	4 0 3 0 0 0 0

<b>Inning Stats</b>	R: 2 H: 3 E: 0 LOB: 1 K: 1 BB: 0 S: 8 P: 8	R: 0 H: 0 E: 0 LOB: 0 K: 1 BB: 0 S: 5 P: 5	R: 0 H: 2 E: 0 LOB: 1 K: 2 BB: 0 S: 8 P: 8	R: 0 H: 0 E: 0 LOB: 1 K: 1 BB: 1 S: 5 P: 9	R: 0 H: 2 E: 0 LOB: 2 K: 0 BB: 0 S: 5 P: 5	R: 0 H: 0 E: 0 LOB: 0 K: 0 BB: 0 S: 3 P: 3	R: 0 H: 2 E: 0 LOB: 1 K: 1 BB: 0 S: 6 P: 6	R: 0 H: 1 E: 0 LOB: 1 K: 0 BB: 0 S: 4 P: 4	R: 2 H: 4 E: 1 LOB: 1 K: 0 BB: 0 S: 6 P: 6	1B: 12 SF: 0 2B: 2 SAC: 0 3B: 1 DP: 3 HR: 0 HBP: 0	WP: 0 PA: 39 PB: 0 SB: 0 CS: 1
---------------------	---	---	---	---	---	---	---	---	---	---	---

<b>PITCHER</b>	IP WLS BF H R ER SO BB IBB HBP BLK WP HR S P ERA WHIP	<b>PITCHER</b>	IP WLS BF H R ER SO BB IBB HBP BLK WP HR S P ERA WHIP
<b>Clyde Wright, L</b> ERA: 3.97 (1, 1)	8.1 W 38 14 4 3 6 1 0 0 0 0 0 0 49 53 3.24 1.800		
<b>Tom Murphy, R</b> ERA: 2.16 (9, 1)	0.2 1 0 0 0 0 0 0 0 0 0 0 0 1 1 0.00 0.000		

**Baltimore Orioles @ Milwaukee Brewers**  
**Milwaukee County Stadium, Milwaukee, WI**  
 Sun Jun 23 1974, 8:05 PM EDT  
 Att. 23,946 - Unknown

<b>AB</b>	38
<b>R</b>	4
<b>H</b>	14
<b>RBI</b>	3
<b>BB</b>	1
<b>SO</b>	6
<b>LOB</b>	18





Batter	1	2	3	4	5	6	7	8	9
<b>Dave May, L</b> (1, 9) OBP: 0.260, SLG: 0.365	0-0 1-3	0-0 2-3 1B		0-0 1B 3B 1B		0-0 F9		0-0 4-3	
<b>Don Money, R</b> (1, 5) OBP: 0.350, SLG: 0.444	4-0 BB 1B HR BB	0-0 F6		0-0 1-2 3B 1B		0-0 SF8 BB 1B		0-0 HR	
<b>John Briggs, L</b> (1, 7) OBP: 0.350, SLG: 0.519	0-0 F8	0-3 K		0-0 1-H 2-H 5-3 3B		4-0 BB BB 1-2 2-3		4-0 BB BB	
<b>George Scott, R</b> (1, 3) OBP: 0.353, SLG: 0.444	0-0 1-2 BB HR 1B		0-0 F3 1B 1B	0-0 5-3		0-0 SF8		4-0 1-2 BB	
<b>Bobby Mitchell, R</b> (1, 10) OBP: 0.296, SLG: 0.330 <b>Mike Hegan, L</b> (6, PH) OBP: 0.318, SLG: 0.351 <b>Ken Berry, R</b> (8, PH) OBP: 0.247, SLG: 0.203	4-0 1-2 2-3 HR BB		0-0 F3 1B	0-3 K		4-0 2-3 3-H BB		0-0 F7	
<b>Darrell Porter, L</b> (1, 2) OBP: 0.348, SLG: 0.397	0-0 1-H 2-H 3-H HR		0-0 F7		0-0 4-3	0-0 F8		0-0 F4	
<b>Pedro Garcia, R</b> (1, 4) OBP: 0.291, SLG: 0.421	0-0 F4		0-0 F3		0-3 K		0-0 F9		
<b>Bob Coluccio, R</b> (1, 8) OBP: 0.300, SLG: 0.357		0-0 2B 1B	0-0 5-3		0-3 K		0-0 F8		
<b>Robin Yount, R</b> (1, 6) OBP: 0.273, SLG: 0.326 <b>Tim Johnson, L</b> (4, PH) OBP: 0.257, SLG: 0.364 (5, 6)		0-0 1B 2B		0-0 5-3		0-0 BB 1B SF8 1B		0-3 K	

Inning Stats	R: 4	H: 2	E: 0	K: 5	S: 5	LOB: 0	BB: 2	P: 13	R: 0	H: 3	E: 0	K: 1	S: 7	LOB: 2	BB: 0	P: 7	R: 0	H: 2	E: 0	K: 0	S: 5	LOB: 0	BB: 0	P: 5	R: 3	H: 3	E: 0	K: 1	S: 8	LOB: 0	BB: 0	P: 8	R: 0	H: 0	E: 0	K: 2	S: 7	LOB: 0	BB: 0	P: 7	R: 1	H: 2	E: 0	K: 0	S: 5	LOB: 3	BB: 2	P: 13	R: 0	H: 0	E: 0	K: 1	S: 5	LOB: 0	BB: 0	P: 5	R: 1	H: 1	E: 0	K: 0	S: 4	LOB: 2	BB: 2	P: 12
--------------	------	------	------	------	------	--------	-------	-------	------	------	------	------	------	--------	-------	------	------	------	------	------	------	--------	-------	------	------	------	------	------	------	--------	-------	------	------	------	------	------	------	--------	-------	------	------	------	------	------	------	--------	-------	-------	------	------	------	------	------	--------	-------	------	------	------	------	------	------	--------	-------	-------

PITCHER	IP	WLS	BF	H	R	ER	SO	BB	IBB	HBP	BLK	WP	HR	S	P	ERA	WHIP
<b>Dave McNally, L</b> (1, 1) ERA: 4.65	3.1	L	21	10	7	7	1	2	0	0	0	0	1	21	29	18.90	3.600
<b>Jesse Jefferson, R</b> (4, 1) ERA: 6.08	2.1		11	2	1	1	3	2	0	0	0	0	0	15	23	3.86	1.714
<b>Don Hood, L</b> (6, 1) ERA: 3.31	2.1		10	1	1	1	1	2	0	0	0	0	1	10	18	3.86	1.286

**BOTTOM**


**Baltimore Orioles @ Milwaukee Brewers**  
Milwaukee County Stadium, Milwaukee, WI

Sun Jun 23 1974, 8:05 PM EDT  
Att. 23,946 - Unknown

AB	R	H	RBI	BB	SO	LOB
5	1	2	0	0	0	1
4	3	3	1	1	0	2
3	1	1	2	2	1	3
3	1	2	2	1	0	0
2	1	1	0	1	1	0
0	0	0	0	1	0	0
1	0	0	0	0	0	2
5	1	1	4	0	0	7
4	0	0	0	0	1	2
4	0	1	0	0	1	2
1	0	1	0	0	0	0
3	1	1	0	0	1	0

AB	35
R	9
H	13
RBI	9
BB	6
SO	5
LOB	19

livebaseballscores.com



WP: 0	PA: 42
PB: 0	SB: 0
CS: 0	

Batter	1	2	3	4	5	6	7	8	9	AB R H RBI BB SO LOB	TOP	
<b>Don Money, R</b> (1, 5) OBP: 0.350, SLG: 0.442 <b>Bobby Mitchell, R</b> (8, PH) OBP: 0.294, SLG: 0.327 (8, 7)	0-3 		0-0 5-3			0-0 G4-6-3 1B		0-0 P4		3 0 1 0 0 1 0 1 0 0 0 0 0 2		
<b>Dave May, L</b> (1, 9) OBP: 0.256, SLG: 0.359	0-0 P4			0-0 P4		0-0 G4-6-3 1-2f			0-0 F5	4 0 0 0 0 0 1		
<b>George Scott, R</b> (1, 3) OBP: 0.353, SLG: 0.446 <b>Bob Hansen, L</b> (8, 3) OBP: 0.271, SLG: 0.304	0-3 			0-0 2B			0-0 F8		0-0 1B 1B	3 0 1 0 0 1 0 1 0 1 0 0 0 0		
<b>John Briggs, L</b> (1, 7) OBP: 0.349, SLG: 0.521 <b>John Vukovich, R</b> (8, 5) OBP: 0.182, SLG: 0.364		0-0 4-3 2B		0-3 			0-3 		0-3 	3 0 1 0 0 2 1 1 0 0 0 0 1 1		
<b>Darrell Porter, L</b> (1, 2) OBP: 0.346, SLG: 0.393		0-3 		0-3 			0-3 		0-0 1-3 1B	4 0 1 0 0 3 2		
<b>Mike Hegan, L</b> (1, 10) OBP: 0.315, SLG: 0.346		0-0 4-3 2-3			0-0 G6-4-3 1B			0-0 4-3	0-0 P6	4 0 1 0 0 0 3		
<b>Bob Coluccio, R</b> (1, 8) OBP: 0.297, SLG: 0.354 <b>Ken Berry, R</b> (6, 8) OBP: 0.244, SLG: 0.200		0-0 F8			0-0 G6-4-3 1-2f			0-3 		2 0 0 0 0 0 2 1 0 0 0 0 1 0	<b>AB</b> 33 <b>R</b> 0 <b>H</b> 8 <b>RBI</b> 0 <b>BB</b> 0 <b>SO</b> 10 <b>LOB</b> 12	
<b>Robin Yount, R</b> (1, 6) OBP: 0.274, SLG: 0.327			0-0 F8		0-3 			0-0 1B 1B		3 0 1 0 0 1 0		
<b>Tim Johnson, L</b> (1, 4) OBP: 0.263, SLG: 0.361			0-0 F7			0-0 4-3		0-0 1-2 1B		3 0 1 0 0 0 0		
<b>Inning Stats</b>	R: 0 H: 0 E: 0 LOB: 0 K: 2 BB: 0 S: 7 P: 7	R: 0 H: 1 E: 0 LOB: 1 K: 1 BB: 0 S: 6 P: 6	R: 0 H: 0 E: 0 LOB: 0 K: 0 BB: 0 S: 3 P: 3	R: 0 H: 1 E: 0 LOB: 1 K: 2 BB: 0 S: 8 P: 8	R: 0 H: 1 E: 0 LOB: 0 K: 1 BB: 0 S: 5 P: 5	R: 0 H: 1 E: 0 LOB: 0 K: 0 BB: 0 S: 3 P: 3	R: 0 H: 0 E: 0 LOB: 0 K: 2 BB: 0 S: 7 P: 7	R: 0 H: 2 E: 0 LOB: 2 K: 1 BB: 0 S: 7 P: 7	R: 0 H: 2 E: 0 LOB: 2 K: 1 BB: 0 S: 7 P: 7	1B: 6 SF: 0 2B: 2 SAC: 0 3B: 0 DP: 2 HR: 0 HBP: 0	WP: 0 PA: 33 PB: 0 SB: 0 CS: 0	
<b>PITCHER</b> <b>Luis Tiant, R</b> (1, 1) ERA: 2.92	IP 9.0 WLS W BF 33 H 8 R 0 ER 0 SO 10 BB 0 IBB 0 HBP 0 BLK 0 WP 0 HR 0 S 53 P 53 ERA 0.00 WHIP 0.889											<b>PITCHER</b> IP WLS BF H R ER SO BB IBB HBP BLK WP HR S P ERA WHIP

**Milwaukee Brewers @ Boston Red Sox**  
 Fenway Park, Boston, MA  
 Mon Jun 24 1974, 7:05 PM EDT  
 Att. 26,562 - Unknown - 66 F

livebaseballscorecards.com

Batter	1	2	3	4	5	6	7	8	9	AB	R	H	RBI	BB	SO	LOB
<b>Tommy Harper, R</b> OBP: 0.269, SLG: 0.286 (1, 7)	4-0 S E BB	0-0 F9		0-0 FC6-4 1-2f	0-0 6-3		0-0 F3			4	1	0	0	1	0	6
<b>Dick McAuliffe, L</b> OBP: 0.332, SLG: 0.343 (1, 5)	0-0 E8 1-H 3B		0-0 HBP 1B		0-0 2B HR 1B	0-0 F7	4-0 1B BB			4	2	3	1	1	0	0
<b>Bernie Carbo, L</b> OBP: 0.368, SLG: 0.452 (1, 9)	0-3 K		0-0 F5		0-0 F8	0-0 F2	0-0 1B			5	0	1	2	0	1	2
<b>Carl Yastrzemski, L</b> OBP: 0.426, SLG: 0.472 <b>Cecil Cooper, L</b> OBP: 0.335, SLG: 0.405 (1, 3) (8, 3)	0-0 1B		0-0 P3		0-0 HR 2B	4-0 FC6-4 BB	0-0 G3			4	1	2	0	1	0	3
<b>Carlton Fisk, R</b> OBP: 0.399, SLG: 0.574 (1, 2)	0-0 P4		1-0 HBP		4-0 HR IBB	0-0 FC6-4		0-0 5-3		3	1	0	0	1	0	2
<b>Rico Petrocelli, R</b> OBP: 0.390, SLG: 0.492 <b>Juan Beniquez, R</b> OBP: 0.327, SLG: 0.378 (1, 10) (7, PR)	0-0 F8		0-0 P4		0-0 HR		4-0 BB SF8 BB BB	0-0 1B		3	1	1	4	1	0	3
<b>Rick Miller, L</b> OBP: 0.361, SLG: 0.330 (1, 8)		0-0 FC5-4 1B		0-0 F2 1B	0-0 F7		4-0 SF8 BB 1B BB	0-3 K		4	1	2	0	1	1	1
<b>Rick Burleson, R</b> OBP: 0.363, SLG: 0.481 (1, 4)		0-0 FC5-4 1B		0-0 F2 1-2f	4-0 HBP BB		4-0 1B BB BB	0-0 4-3		3	1	0	0	2	0	3
<b>Mario Guerrero, R</b> OBP: 0.300, SLG: 0.299 (1, 6)		0-0 1B		0-0 FC6-4 1B	1-0 HBP		0-0 SF8			2	0	2	1	0	0	0


Inning Stats		R: 2	H: 2	E: 1	LOB: 1	K: 1	P: 11	R: 0	H: 2	E: 0	LOB: 1	K: 0	P: 4	R: 0	H: 1	E: 0	LOB: 2	K: 0	P: 5	R: 0	H: 2	E: 0	LOB: 1	K: 0	P: 4	R: 4	H: 3	E: 0	LOB: 2	K: 0	P: 15	R: 0	H: 0	E: 0	LOB: 1	K: 0	P: 7	R: 3	H: 1	E: 0	LOB: 2	K: 0	P: 20	R: 0	H: 1	E: 0	LOB: 1	K: 1	P: 6					
PITCHER		IP	WLS	BF	H	R	ER	SO	BB	IBB	HBP	BLK	WP	HR	S	P	ERA	WHIP	PITCHER		IP	WLS	BF	H	R	ER	SO	BB	IBB	HBP	BLK	WP	HR	S	P	ERA	WHIP																	
<b>Jim Colborn, R</b> ERA: 5.99 (1, 1)	4.1	L	24	10	6	6	6	1	1	1	0	0	0	1	23	32	12.46	2.538	<b>Eduardo Rodriguez, R</b> ERA: 2.96 (5, 1)		2.2		16	1	3	3	0	6	0	1	0	0	0	9	34	10.12	2.625	<b>Bill Travers, L</b> ERA: 5.12 (8, 1)		1.0		4	1	0	0	1	0	0	0	0	6	6	0.00	1.000

**BOTTOM**

**Milwaukee Brewers @ Boston Red Sox**  
Fenway Park, Boston, MA

Mon Jun 24 1974, 7:05 PM EDT  
Att: 26,562 - Unknown - 66 F

AB	33
R	9
H	12
RBI	8
BB	8
SO	2
LOB	20



1B: 9	SF: 1	WP: 0	PA: 44
2B: 1	SAC: 0	PB: 0	
3B: 1	DP: 0	SB: 1	
HR: 1	HBP: 2	CS: 0	

[livebaseballscorecards.com](http://livebaseballscorecards.com)

Batter	1	2	3	4	5	6	7	8	9	AB R H RBI BB SO LOB	TOP									
<b>Don Money, R</b> OBP: 0.355, SLG: 0.449 (1, 5) X	0-0 1B 2B 1B	0-3 K		0-0 6-3			0-0 FC1-5-6 2B		0-0 G6-4-3 1B	5 1 3 0 0 1 0										
<b>Dave May, L</b> OBP: 0.259, SLG: 0.360 (1, 8) X	0-0 1B 2B 1B	0-0 G5-4-3 1B			0-0 G3		0-0 FC1-5-6 HR		0-0 G6-4-3	5 2 2 0 0 0 2										
<b>George Scott, R</b> OBP: 0.350, SLG: 0.441 (1, 3) X	0-0 2B 1B 1B	0-0 G5-4-3			0-0 4-3		0-0 F9		0-0 F3	5 1 1 0 0 0 2										
<b>Deron Johnson, R</b> OBP: 0.245, SLG: 0.362 (1, 10) S S S	0-3 K		0-0 5-3		4-0 1B BB		0-0 1-H HR			3 1 1 2 1 1 3										
<b>John Briggs, L</b> OBP: 0.355, SLG: 0.538 (1, 7) X	0-0 E 2B		0-0 3B		0-0 FC6-4 1B		0-0 P7			4 1 3 2 0 0 0										
<b>Bob Coluccio, R</b> OBP: 0.300, SLG: 0.361 (1, 9) X	0-0 E7 G3 1B 1B		0-0 P9		0-0 FC6-4			0-0 1B 2B		4 1 2 1 0 0 3										
<b>Charlie Moore, R</b> OBP: 0.333, SLG: 0.369 (1, 2) X	0-0 G3		0-3 K			0-0 F8		0-3 K		4 0 0 0 0 2 3										
<b>Robin Yount, R</b> OBP: 0.278, SLG: 0.330 (1, 6) X	0-0 1B			0-0 F3		0-0 5-3		0-0 G5-4-3 1B		4 0 2 1 0 0 0										
<b>John Vukovich, R</b> OBP: 0.154, SLG: 0.308 (1, 4) S S S	0-3 K		0-0 L6			0-3 K		0-0 G5-4-3		4 0 0 0 0 2 3										
<b>Inning Stats</b>	R: 5 E: 1 K: 2 S: 13	H: 6 LOB: 1 BB: 0 P: 13	R: 0 E: 0 K: 1 S: 5	H: 1 LOB: 0 BB: 0 P: 5	R: 0 E: 0 K: 1 S: 6	H: 1 LOB: 1 BB: 0 P: 6	R: 0 E: 0 K: 0 S: 3	H: 0 LOB: 0 BB: 0 P: 3	R: 0 E: 0 K: 1 S: 5	H: 0 LOB: 0 BB: 0 P: 5	R: 2 E: 0 K: 0 S: 5	H: 2 LOB: 0 BB: 0 P: 5	R: 0 E: 0 K: 1 S: 6	H: 2 LOB: 1 BB: 0 P: 6	R: 0 E: 0 K: 0 S: 3	H: 1 LOB: 0 BB: 0 P: 3	1B: 9 2B: 3 3B: 1 HR: 1	SF: 0 SAC: 0 DP: 3 HBP: 0	WP: 0 PB: 0 SB: 0 CS: 0	PA: 39
<b>PITCHER</b>	IP WLS BF H R ER SO BB IBB HBP BLK WP HR S P ERA WHIP																			
<b>Bill Lee, L</b> ERA: 3.59 (1, 1)	7.0 L 32 11 7 7 5 1 0 0 0 0 0 1 41 45 9.00 1.714																			
<b>Dick Pole, R</b> ERA: 5.4 (8, 1)	1.0 4 2 0 0 1 0 0 0 0 0 0 0 6 6 0.00 2.000																			
<b>Diego Segui, R</b> ERA: 3.64 (9, 1)	1.0 3 1 0 0 0 0 0 0 0 0 0 0 3 3 0.00 1.000																			

**Milwaukee Brewers @ Boston Red Sox**  
**Fenway Park, Boston, MA**  
 Wed Jun 26 1974, 3:33 AM EDT  
 Att. 17,826 - Unknown - 60 F

AB	38
R	7
H	14
RBI	6
BB	1
SO	6
LOB	16



Batter	1	2	3	4	5	6	7	8	9	AB	R	H	RBI	BB	SO	LOB
Tommy Harper, R (1, 10) OBP: 0.268, SLG: 0.281	0-0 P8			0-3 K		0-0 5-3			1-0 1B HBP	3	0	0	0	0	1	0
Dick McAuliffe, L (1, 4) OBP: 0.330, SLG: 0.337	0-0 L8			4-0 BB G3-6-3		0-3 K			0-0 P5	3	0	0	0	1	1	1
Cecil Cooper, L (1, 3) OBP: 0.329, SLG: 0.397	0-0 3-1			0-0 G3-6-3 1-2f		0-0 3-1			0-3 K	4	0	0	0	0	1	2
Carl Yastrzemski, L (1, 7) OBP: 0.423, SLG: 0.468		0-0 6-3			0-0 F9			0-0 G3	0-0 1-2 1B	4	0	1	0	0	0	0
Carlton Fisk, R (1, 2) OBP: 0.396, SLG: 0.572		0-0 P6			0-0 1B 2B			0-3 K	0-0 L6	4	1	1	0	0	1	2
Rico Petrocelli, R (1, 5) OBP: 0.390, SLG: 0.489		0-0 L7			0-0 2B FC1-5-2 1B			0-0 6-3		3	0	1	1	0	0	0
Dwight Evans, R (1, 9) OBP: 0.345, SLG: 0.456			0-0 L6		0-0 FC1-5-2 1-3 2B				0-0 6-3	3	0	1	0	0	0	0
Juan Beniquez, R (1, 8) OBP: 0.327, SLG: 0.374			0-3 K		0-0 FC1-5-2 2-3 3-H			4-0 G5-4-3 BB		2	0	0	0	1	1	2
Mario Guerrero, R (1, 6) OBP: 0.296, SLG: 0.295			0-0 4-3		0-0 6-3			0-0 G5-4-3 1-2f		3	0	0	0	0	0	3

**BOTTOM**

**Milwaukee Brewers @ Boston Red Sox**  
 Fenway Park, Boston, MA  
 Wed Jun 26 1974, 3:33 AM EDT  
 Att: 17,826 - Unknown - 60 F

livebaseballscorecards.com

AB	29
R	1
H	4
RBI	1
BB	2
SO	5
LOB	10



Inning Stats	R: 0	H: 0	E: 0	LOB: 0	K: 0	BB: 0	S: 3	P: 3
	R: 0	H: 0	E: 0	LOB: 0	K: 0	BB: 0	S: 3	P: 3
	R: 0	H: 0	E: 0	LOB: 0	K: 1	BB: 0	S: 5	P: 5
	R: 0	H: 0	E: 0	LOB: 0	K: 1	BB: 1	S: 4	P: 8
	R: 1	H: 3	E: 0	LOB: 2	K: 0	BB: 0	S: 6	P: 6
	R: 0	H: 0	E: 0	LOB: 0	K: 1	BB: 0	S: 5	P: 5
	R: 0	H: 0	E: 0	LOB: 0	K: 1	BB: 0	S: 5	P: 5
	R: 0	H: 0	E: 0	LOB: 0	K: 0	BB: 1	S: 2	P: 6
	R: 0	H: 1	E: 0	LOB: 2	K: 1	BB: 0	S: 6	P: 7
	1B: 2	SF: 0	2B: 2	SAC: 0	3B: 0	DP: 2	HR: 0	HBP: 1
	WP: 0	PA: 32	PB: 0	SB: 0	CS: 0			

PITCHER	IP	WLS	BF	H	R	ER	SO	BB	IBB	HBP	BLK	WP	HR	S	P	ERA	WHIP
Ed Sprague, R (1, 1) ERA: 2.2	9.0	W	32	4	1	1	5	2	0	1	0	0	0	39	48	1.00	0.667

Batter	1	2	3	4	5	6	7	8	9	AB R H RBI BB SO LOB	TOP
<b>Don Money, R</b> OBP: 0.353, SLG: 0.444 (1, 5) X	0-0 F7		4-0 BB		0-0 5-3	0-0 F9			0-0 SH1-3	3 0 0 0 1 0 1	
<b>Dave May, L</b> OBP: 0.258, SLG: 0.360 (1, 8) X	0-0 F7		0-3 K			0-0 HR 2B	0-0 4-3		0-3 K	5 1 1 0 0 2 3	
<b>George Scott, R</b> OBP: 0.344, SLG: 0.433 (1, 3) S S S	0-3 K		0-0 4-3			0-0 4-3	0-0 1-3		0-0 F9	5 0 0 0 0 1 4	
<b>John Briggs, L</b> OBP: 0.365, SLG: 0.547 (1, 7) X		0-0 WP FC5-2 2B		0-0 E S 1B		4-0 HR 1B BB	0-0 1B			3 1 3 0 1 0 0	
<b>Darrell Porter, L</b> OBP: 0.344, SLG: 0.390 (1, 2) S S S		0-3 K		0-0 F9 1B		0-0 HR 1B	0-0 F9			4 1 1 0 0 1 3	
<b>Deron Johnson, R</b> OBP: 0.250, SLG: 0.378 (1, 10) X		0-0 FC5-2 2-H		4-0 G6-4-3 BB		0-0 HR		0-0 6-3		3 1 1 4 1 0 1	
<b>Bob Coluccio, R</b> OBP: 0.300, SLG: 0.359 (1, 9) S S S		0-3 K		0-0 G6-4-3 1-2f		0-0 S 1B		0-3 K		4 1 1 0 0 2 3	
<b>Tim Johnson, L</b> OBP: 0.282, SLG: 0.350 (1, 4) X			0-0 BB 1B		0-0 F9	0-3 K		0-3 K		4 0 1 0 0 2 1	
<b>Robin Yount, R</b> OBP: 0.282, SLG: 0.333 (1, 6) S S S			0-3 K		0-3 K	0-0 1B		0-0 SH1-3 1B		4 0 2 1 0 2 1	
<b>Inning Stats</b>	R: 0 E: 0 K: 1 S: 5 H: 0 LOB: 0 BB: 0 P: 5	R: 0 E: 0 K: 2 S: 8 H: 1 LOB: 1 BB: 0 P: 8	R: 0 E: 0 K: 2 S: 8 H: 1 LOB: 2 BB: 1 P: 12	R: 0 E: 0 K: 0 S: 3 H: 1 LOB: 1 BB: 1 P: 7	R: 0 E: 0 K: 1 S: 5 H: 0 LOB: 0 BB: 0 P: 5	R: 5 E: 0 K: 1 S: 10 H: 5 LOB: 1 BB: 1 P: 14	R: 0 E: 0 K: 0 S: 4 H: 1 LOB: 1 BB: 0 P: 4	R: 0 E: 0 K: 2 S: 7 H: 0 LOB: 0 BB: 0 P: 7	R: 0 E: 0 K: 1 S: 6 H: 1 LOB: 1 BB: 0 P: 6	1B: 7 2B: 2 3B: 0 HR: 1 SF: 0 SAC: 1 DP: 1 HBP: 0	WP: 1 PB: 0 SB: 2 CS: 0 PA: 39
<b>PITCHER</b> <b>Joe Coleman, R</b> (1, 1) ERA: 4.97 <b>Jim Ray, R</b> (7, 1) ERA: 3.24	IP WLS BF H R ER SO BB IBB HBP BLK WP HR S P ERA WHIP										
	6.0 L 28 8 5 5 7 3 0 0 0 1 1 39 51 7.50 1.833										
	3.0 11 2 0 0 3 0 0 0 0 0 0 17 17 0.00 0.667										

**Milwaukee Brewers @ Detroit Tigers**  
**Tiger Stadium, Detroit, MI**  
 Thu Jun 27 1974, 7:05 PM EDT  
 Att. 15,298 - Unknown

[livebaseballscorecards.com](http://livebaseballscorecards.com)

<b>AB</b>	<b>35</b>
<b>R</b>	<b>5</b>
<b>H</b>	<b>10</b>
<b>RBI</b>	<b>5</b>
<b>BB</b>	<b>3</b>
<b>SO</b>	<b>10</b>
<b>LOB</b>	<b>17</b>



Batter	1	2	3	4	5	6	7	8	9	AB R H RBI BB SO LOB
Mickey Stanley, R OBP: 0.273, SLG: 0.307 (1, 8)	0-0 6-3			0-0 1B		0-0 3B		0-0 F3		4 1 2 0 0 0 0
Gary Sutherland, R OBP: 0.277, SLG: 0.331 (1, 4)	0-0 5-3			0-0 F8 1-2		0-0 6-3		0-0 L8		4 0 0 1 0 0 1
Al Kaline, R OBP: 0.342, SLG: 0.375 (1, 10)	0-0 F3			0-3 K		0-0 1B 2B		0-0 1B		4 0 2 0 0 1 1
Willie Horton, R OBP: 0.349, SLG: 0.539 (1, 7)		0-0 5-3		4-0 BB		0-0 F7		0-3 K		2 0 0 0 1 0 1
Marvin Lane, R OBP: 0.333, SLG: 0.091 (7, 7)										1 0 0 0 0 1 1
Bill Freehan, R OBP: 0.343, SLG: 0.390 (1, 3)		0-0 F7		0-0 6-3		0-0 1B				4 0 2 0 0 0 2
Aurelio Rodriguez, R OBP: 0.282, SLG: 0.300 (1, 5)		0-0 5-3			0-0 FC4-6 1B	0-0 4-3		0-0 6-3		4 0 1 0 0 0 3
Jim Northrup, L OBP: 0.292, SLG: 0.300 (1, 9)			0-0 G3		0-0 FC4-6 FC5-4 1-2f		0-0 3-1		0-0 G3	4 0 0 0 0 0 2
Jerry Moses, R OBP: 0.268, SLG: 0.320 (1, 2)			0-0 P6		0-0 F9		0-0 F3		0-0 P2	4 0 0 0 0 0 2
Ed Brinkman, R OBP: 0.272, SLG: 0.326 (1, 6)			0-0 5-3		0-0 FC5-4 1-2f		0-0 6-3			3 0 0 0 0 0 1

Inning Stats	R: 0 E: 0 K: 0 S: 3	H: 0 LOB: 0 BB: 0 P: 3	R: 0 E: 0 K: 0 S: 3	H: 0 LOB: 0 BB: 0 P: 3	R: 0 E: 0 K: 0 S: 3	H: 0 LOB: 0 BB: 0 P: 3	R: 0 E: 0 K: 1 S: 6	H: 1 LOB: 2 BB: 1 P: 10	R: 0 E: 0 K: 0 S: 4	H: 1 LOB: 1 BB: 0 P: 4	R: 1 E: 0 K: 0 S: 6	H: 3 LOB: 2 BB: 0 P: 6	R: 0 E: 0 K: 0 S: 3	H: 0 LOB: 0 BB: 0 P: 3	R: 0 E: 0 K: 1 S: 6	H: 1 LOB: 1 BB: 0 P: 6	R: 0 E: 0 K: 0 S: 4	H: 1 LOB: 1 BB: 0 P: 4	1B: 4 2B: 2 3B: 1 HR: 0	SF: 0 SAC: 0 DP: 0 HBP: 0	WP: 0 PB: 0 SB: 1 CS: 0	PA: 35	
PITCHER Clyde Wright, L ERA: 3.77 (1, 1)	IP 9.0	WLS W	BF 35	H 7	R 1	ER 1	SO 2	BB 1	IBB 0	HBP 0	BLK 0	WP 0	HR 0	S 38	P 42	ERA 1.00	WHIP 0.889						
PITCHER	IP	WLS	BF	H	R	ER	SO	BB	IBB	HBP	BLK	WP	HR	S	P	ERA	WHIP						

**BOTTOM**

**Milwaukee Brewers @ Detroit Tigers**

Tiger Stadium, Detroit, MI

Thu Jun 27 1974, 7:05 PM EDT  
Att. 15,298 - Unknown

AB	34
R	1
H	7
RBI	1
BB	1
SO	2
LOB	14



Batter	1	2	3	4	5	6	7	8	9	AB R H RBI BB SO LOB	TOP											
Don Money, R (1, 5) OBP: 0.351, SLG: 0.439	0-0 6-3		0-0 6-3		0-0 5-3		0-3 K		0-0 1B	5 0 1 0 0 1 2												
Dave May, L (1, 8) OBP: 0.255, SLG: 0.356	0-0 G3		0-0 6-3		0-0 F9			0-0 HR 1B	0-0 5-3	3 0 0 0 0 0 1 2 1 1 0 0 0 1												
Ken Berry, R (6, 8) OBP: 0.250, SLG: 0.207																						
George Scott, R (1, 3) OBP: 0.342, SLG: 0.442	0-3 K			0-0 5-3		0-0 6-3		0-0 HR 1B		4 1 1 2 0 1 0												
Deron Johnson, R (1, 10) OBP: 0.250, SLG: 0.391		0-0 F2		0-0 6-3		0-0 6-3		0-0 HR		4 1 1 1 0 0 0												
John Briggs, L (1, 7) OBP: 0.363, SLG: 0.547		0-0 PB 2B		0-0 6-3			0-3 K	0-0 F9		4 0 1 0 0 1 0												
Bobby Mitchell, R (1, 9) OBP: 0.301, SLG: 0.356		0-0 F8			0-0 HR		4-0 1B 2B BB	0-0 F7		3 2 1 1 1 0 1												
Charlie Moore, R (1, 2) OBP: 0.340, SLG: 0.368		4-0 CS BB			0-0 F7		0-0 2B 1B	0-0 F4		3 1 1 0 1 0 0												
Robin Yount, R (1, 6) OBP: 0.282, SLG: 0.337		0-0 CS	0-0 6-3		0-0 6-3		0-0 SF7 2B		0-0 F7	4 1 1 2 0 0 0												
John Vukovich, R (1, 4) OBP: 0.200, SLG: 0.321			4-0 6-3 BB		0-0 1B		0-0 SF7	0-0 F9		2 0 1 1 1 0 0												
<b>Inning Stats</b>	R: 0 E: 0 K: 1 S: 5	H: 0 LOB: 0 BB: 0 P: 5	R: 0 E: 0 K: 0 S: 3	H: 1 LOB: 1 BB: 1 P: 7	R: 0 E: 0 K: 0 S: 3	H: 0 LOB: 1 BB: 1 P: 7	R: 0 E: 0 K: 0 S: 3	H: 0 LOB: 0 BB: 0 P: 3	R: 1 E: 0 K: 0 S: 5	H: 2 LOB: 1 BB: 0 P: 5	R: 0 E: 0 K: 0 S: 3	H: 0 LOB: 0 BB: 0 P: 3	R: 3 E: 0 K: 2 S: 9	H: 2 LOB: 0 BB: 1 P: 13	R: 3 E: 1 K: 0 S: 6	H: 3 LOB: 0 BB: 0 P: 6	R: 0 E: 0 K: 0 S: 4	H: 1 LOB: 1 BB: 0 P: 4	1B: 4 2B: 2 3B: 0 HR: 3	SF: 1 SAC: 0 DP: 0 HBP: 0	WP: 0 PB: 1 SB: 0 CS: 1	PA: 39
<b>PITCHER</b>	IP WLS BF H R ER SO BB IBB HBP BLK WP HR S P ERA WHIP																					
Luke Walker, L (1, 1) ERA: 2.53	6.1 W 26 5 4 4 2 3 0 0 0 0 0 1 27 39 5.68 1.263																					
John Hiller, L (7, 1) ERA: 2.5	2.2 12 4 3 3 1 0 0 0 0 0 0 2 14 14 10.12 1.500																					

Milwaukee Brewers @ Detroit Tigers  
Tiger Stadium, Detroit, MI  
Fri Jun 28 1974, 7:05 PM EDT  
Att. 22,431 - Unknown

AB	34
R	7
H	9
RBI	7
BB	3
SO	3
LOB	5





Batter	1	2	3	4	5	6	7	8	9
Mickey Stanley, R (1, 8) OBP: 0.272, SLG: 0.305	0-0 6-3	0-0 5-3			0-0 FC5-4 2B	0-0 1B		0-0 6-3	
Gary Sutherland, R (1, 4) OBP: 0.279, SLG: 0.336	0-0 F2		0-0 2-3		0-0 2B		0-0 3B 1B	0-0 5-3	
Al Kaline, R (1, 10) OBP: 0.339, SLG: 0.379	0-0 L7		0-0 L9		0-0 L5-3		0-0 SF9 3B	0-0 L6-3	
Willie Horton, R (1, 7) OBP: 0.349, SLG: 0.536 Dick Sharon, R (7, 7) OBP: 0.259, SLG: 0.230		0-3 K	0-3 K			0-0 1B 1B	0-0 F3		
Aurelio Rodriguez, R (1, 5) OBP: 0.282, SLG: 0.301		0-0 6-3		0-3 K		0-0 SH 1B FC3-2 1B	0-0 SF9		
Bill Freehan, R (1, 3) OBP: 0.351, SLG: 0.409		0-0 HR 3B		0-0 F3		0-0 FC3-2 SH 1B 1B	0-0 BB 1B 1B		
Marvin Lane, R (1, 9) OBP: 0.389, SLG: 0.385		0-0 HR		0-0 4-3		0-0 SH FC3-2 1B	4-0 BB 1B BB		
Jerry Moses, R (1, 2) OBP: 0.281, SLG: 0.333 Gates Brown, L (6, PH) OBP: 0.349, SLG: 0.229 Gene Lamont, L (7, 2) OBP: 0.385, SLG: 0.417		0-0 2B 1B			0-0 FC5-4 1B	0-0 FC3-2 1B 1B	0-0 1B 1B		
Ed Brinkman, R (1, 6) OBP: 0.272, SLG: 0.329		0-0 1-3 2B			0-0 L6	0-0 F5	0-3 K		

Inning Stats	R: 0	H: 0	E: 0	K: 0	S: 3	R: 2	H: 4	E: 0	K: 1	S: 9	R: 0	H: 0	E: 0	K: 1	S: 5	R: 0	H: 0	E: 0	K: 1	S: 5	R: 1	H: 2	E: 0	K: 0	S: 5	R: 3	H: 4	E: 0	K: 0	S: 7	R: 3	H: 4	E: 0	K: 1	S: 9	R: 0	H: 0	E: 0	K: 0	S: 3							
	LOB: 0	BB: 0	P: 3	LOB: 2	BB: 0	P: 9	LOB: 0	BB: 0	P: 5	LOB: 1	BB: 0	P: 5	LOB: 3	BB: 0	P: 7	LOB: 2	BB: 1	P: 13	LOB: 0	BB: 0	P: 3																										

PITCHER	IP	WLS	BF	H	R	ER	SO	BB	IBB	HBP	BLK	WP	HR	S	P	ERA	WHIP
Kevin Kobel, L (1, 1) ERA: 3.84	5.0	L	25	9	6	6	3	0	0	0	0	0	1	31	31	10.80	1.800
Bill Champion, R (6, 1) ERA: 4.66	1.2		8	4	3	3	0	0	0	0	0	0	0	8	8	16.20	2.400
Eduardo Rodriguez, R (7, 1) ERA: 2.87	1.1		6	1	0	0	1	1	0	0	0	0	0	7	11	0.00	1.500

**BOTTOM**

**Milwaukee Brewers @ Detroit Tigers**  
Tiger Stadium, Detroit, MI  
Fri Jun 28 1974, 7:05 PM EDT  
Att. 22,431 - Unknown

AB	R	H	RBI	BB	SO	LOB
5	1	1	2	0	0	3
5	1	2	1	0	0	0
5	1	1	1	0	0	1
3	1	1	0	0	2	0
1	0	0	0	0	0	1
3	0	1	1	0	1	0
4	3	3	1	0	0	0
2	2	1	2	1	0	0
2	0	2	0	0	0	0
1	0	0	0	0	0	3
1	0	1	1	0	0	0
4	0	1	0	0	1	6

AB	36
R	9
H	14
RBI	9
BB	1
SO	4
LOB	14

livebaseballscorecards.com

**AB 36**  
**R 9**  
**H 14**  
**RBI 9**  
**BB 1**  
**SO 4**  
**LOB 14**

**D**

WP	PA
0	39

Batter	1	2	3	4	5	6	7	8	9	AB R H RBI BB SO LOB	TOP											
<b>Don Money, R</b> (1, 5) X OBP: 0.353, SLG: 0.440 <b>Tim Johnson, L</b> (7, 4) OBP: 0.256, SLG: 0.341	0-0 FC5-4 1B	0-0 F9		0-0 F9			0-0 1B HR 1B		0-3 K	4 1 2 0 0 0 0 1 0 0 0 0 1 0												
<b>Ken Berry, R</b> (1, 8) X OBP: 0.258, SLG: 0.241	0-0 FC5-4 1B 1-2f 2B	0-0 3B			0-0 5-3		0-0 1-2 HR 1B		0-3 K	5 2 2 0 0 1 1												
<b>John Briggs, L</b> (1, 7) X OBP: 0.367, SLG: 0.571	0-0 2B 1-2 BB 1B	0-0 F6			0-3 K		0-0 1-H 2-H HR		0-0 HR	5 3 3 4 0 1 1												
<b>George Scott, R</b> (1, 3) X OBP: 0.341, SLG: 0.442 <b>Mike Hegan, L</b> (7, 3) OBP: 0.312, SLG: 0.341	0-0 BB 1-3 2-H 2B		0-0 6-3		0-0 5-3		0-0 6-3		0-0 F8	4 0 1 1 0 0 0 1 0 0 0 0 0 0												
<b>Deron Johnson, R</b> (1, 10) S S S OBP: 0.250, SLG: 0.394	0-3 K		0-0 F8		0-0 WP FC 2B		0-3 K			4 1 1 0 0 2 2												
<b>Bobby Mitchell, R</b> (1, 9) S OBP: 0.302, SLG: 0.350 <b>Bob Coluccio, R</b> (6, 9) S OBP: 0.298, SLG: 0.357	4-0 BB IBB		0-0 6-3		0-3 K 2-3		0-0 F3			2 0 0 0 1 1 1 1 0 0 0 0 0 0												
<b>Darrell Porter, L</b> (1, 2) B B B OBP: 0.352, SLG: 0.395	4-0 FC3-6 1-2 2-3 3-H BB			0-0 G4-6-3 1B		0-0 FC 3B		0-0 G4-6-3 1B		3 1 2 2 1 0 0												
<b>Robin Yount, R</b> (1, 6) X OBP: 0.281, SLG: 0.344	0-0 FC3-6 1-2f		0-0 G4-6-3	0-0 G4-6-3 1-2f		0-0 3-H CS 3B		0-0 G4-6-3 1-2f		4 0 1 1 0 0 5												
<b>John Vukovich, R</b> (1, 4) X OBP: 0.206, SLG: 0.406 (7, 5)		0-0 F8		0-0 HR		0-0 F8 3-H		0-0 F9		4 1 1 1 0 0 1												
<b>Inning Stats</b>	R: 2 E: 0 K: 1 S: 8	H: 3 LOB: 3 BB: 2 P: 16	R: 0 E: 0 K: 0 S: 4	H: 1 LOB: 1 BB: 0 P: 4	R: 0 E: 0 K: 0 S: 3	H: 0 LOB: 0 BB: 0 P: 3	R: 1 E: 0 K: 0 S: 4	H: 2 LOB: 0 BB: 0 P: 4	R: 0 E: 0 K: 1 S: 5	H: 0 LOB: 0 BB: 0 P: 5	R: 2 E: 0 K: 1 S: 7	H: 2 LOB: 0 BB: 0 P: 7	R: 3 E: 0 K: 1 S: 8	H: 3 LOB: 0 BB: 0 P: 8	R: 0 E: 0 K: 0 S: 3	H: 1 LOB: 0 BB: 0 P: 3	R: 1 E: 0 K: 2 S: 8	H: 1 LOB: 0 BB: 0 P: 8	1B: 6 2B: 2 3B: 2 HR: 3	SF: 0 SAC: 0 DP: 2 HBP: 0	WP: 1 PB: 0 SB: 0 CS: 1	PA: 40
<b>PITCHER</b> <b>Mickey Lolich, L</b> (1, 1) ERA: 3.19 <b>Dave Lemanczyk, R</b> (7, 1) ERA: 8.68	IP 6.0	WLS L	BF 27	H 8	R 5	ER 5	SO 3	BB 1	IBB 1	HBP 0	BLK 0	WP 1	HR 1	S 31	P 39	ERA 7.50	WHIP 1.500					
											<b>PITCHER</b> IP 3.0 WLS L BF 13 H 5 R 4 ER 4 SO 3 BB 0 IBB 0 HBP 0 BLK 0 WP 0 HR 2 S 19 P 19 ERA 12.00 WHIP 1.667											

**Milwaukee Brewers @ Detroit Tigers**  
 Tiger Stadium, Detroit, MI  
 Sat Jun 29 1974, 3:33 AM EDT  
 Att. 23,574 - Unknown

[livebaseballscorecards.com](http://livebaseballscorecards.com)

<b>AB</b>	38
<b>R</b>	9
<b>H</b>	13
<b>RBI</b>	9
<b>BB</b>	2
<b>SO</b>	6
<b>LOB</b>	11



Batter	1	2	3	4	5	6	7	8	9	AB	R	H	RBI	BB	SO	LOB
John Knox, L (1, 4) OBP: 0.386, SLG: 0.357	0-0 G6-4-3 1B		0-0 CS 1B			0-0 F8		0-0 F8		4	0	2	0	0	0	0
Aurelio Rodriguez, R (1, 5) OBP: 0.278, SLG: 0.296	0-0 G6-4-3 1-2f		0-0 CS 1-2	0-0 F7		0-0 F8			0-3 K	4	0	0	0	0	1	1
Al Kaline, R (1, 10) OBP: 0.334, SLG: 0.373	0-0 L6-3			0-0 L8		0-0 L9			0-0 L1	4	0	0	0	0	0	0
Ben Oglivie, L (1, 7) OBP: 0.393, SLG: 0.426		0-0 F7		0-0 F3			0-0 FC4-6 1B		0-0 F3	4	0	1	0	0	0	0
Jim Northrup, L (1, 9) OBP: 0.292, SLG: 0.300		0-0 1B			0-0 F8		0-0 F4			3	0	1	0	0	0	1
Norm Cash, L (1, 3) OBP: 0.314, SLG: 0.369		0-0 F3			0-0 1B 1B		0-0 FC4-6 FC6-4 1-2f			3	0	1	0	0	0	2
Mickey Stanley, R (1, 8) OBP: 0.272, SLG: 0.305		0-0 1-3			0-0 1B 1-2		0-0 FC6-4 1-2f			3	0	1	0	0	0	2
Gene Lamont, L (1, 2) OBP: 0.313, SLG: 0.333			0-0 G3		0-0 F8			0-0 1-3		3	0	0	0	0	0	2
Ed Brinkman, R (1, 6) OBP: 0.269, SLG: 0.325			0-0 5-3		0-0 5-3			0-0 F9		3	0	0	0	0	0	2

**BOTTOM**

**Milwaukee Brewers @ Detroit Tigers**  
 Tiger Stadium, Detroit, MI  
 Sat Jun 29 1974, 3:33 AM EDT  
 Att. 23,574 - Unknown

<b>AB</b>	31
<b>R</b>	0
<b>H</b>	6
<b>RBI</b>	0
<b>BB</b>	0
<b>SO</b>	1
<b>LOB</b>	10



Inning Stats	R: 0 E: 0 K: 0 S: 3	H: 1 LOB: 0 BB: 0 P: 3	R: 0 E: 0 K: 0 S: 4	H: 1 LOB: 1 BB: 0 P: 4	R: 0 E: 0 K: 0 S: 3	H: 1 LOB: 0 BB: 0 P: 3	R: 0 E: 0 K: 0 S: 3	H: 0 LOB: 0 BB: 0 P: 3	R: 0 E: 0 K: 0 S: 5	H: 2 LOB: 2 BB: 0 P: 5	R: 0 E: 0 K: 0 S: 3	H: 0 LOB: 0 BB: 0 P: 3	R: 0 E: 0 K: 0 S: 4	H: 1 LOB: 1 BB: 0 P: 4	R: 0 E: 0 K: 0 S: 3	H: 0 LOB: 0 BB: 0 P: 3	R: 0 E: 0 K: 1 S: 5	H: 0 LOB: 0 BB: 0 P: 5	1B: 6 2B: 0 3B: 0 HR: 0	SF: 0 SAC: 0 DP: 1 HBP: 0	WP: 0 PB: 0 SB: 0 CS: 1	PA: 32
--------------	------------------------------	---------------------------------	------------------------------	---------------------------------	------------------------------	---------------------------------	------------------------------	---------------------------------	------------------------------	---------------------------------	------------------------------	---------------------------------	------------------------------	---------------------------------	------------------------------	---------------------------------	------------------------------	---------------------------------	----------------------------------	------------------------------------	----------------------------------	--------

PITCHER	IP	WLS	BF	H	R	ER	SO	BB	IBB	HBP	BLK	WP	HR	S	P	ERA	WHIP	PITCHER	IP	WLS	BF	H	R	ER	SO	BB	IBB	HBP	BLK	WP	HR	S	P	ERA	WHIP
Jim Colborn, R (1, 1) ERA: 5.28	9.0	W	31	6	0	0	1	0	0	0	0	0	0	33	33	0.00	0.667																		

livebaseballscorecards.com

Batter	1	2	3	4	5	6	7	8	9	AB R H RBI BB SO LOB	TOP											
Don Money, R (1, 5) OBP: 0.353, SLG: 0.441	0-0 F8		0-0 4-3		0-0 6-3		0-0 BB WP 2B		4-0 FC5-6 BB	4 1 1 0 1 0 0	<b>Milwaukee Brewers @ Detroit Tigers</b> Tiger Stadium, Detroit, MI Sun Jun 30 1974, 3:33 AM EDT Unknown											
Ken Berry, R (1, 8) OBP: 0.255, SLG: 0.231	0-0 L5		0-0 4-3			0-0 G3	4-0 WP BB BB		0-0 FC5-6 CS	4 0 0 0 1 0 1												
John Briggs, L (1, 7) OBP: 0.368, SLG: 0.566	4-0 BB			0-3 K		0-0 1B BB SF9 1B	0-0 F6		0-0 F7	4 1 1 0 1 1 3												
George Scott, R (1, 3) OBP: 0.347, SLG: 0.441	0-3 K			4-0 E BB BB		4-0 1B BB 2B BB	4-0 WP BB 1-2 2-3			1 1 0 0 3 1 1												
Deron Johnson, R (1, 10) OBP: 0.255, SLG: 0.393		0-3 K		4-0 E BB 1-2		0-0 2B 1B 1-2 2-3	0-3 K			3 1 1 0 1 2 2												
Bobby Mitchell, R (1, 9) OBP: 0.294, SLG: 0.343		0-3 K		0-0 E6 G4-3 1-2 2-3		0-0 SF9 3-H		0-0 S 1B		2 0 0 1 0 1 2												
Bob Coluccio, R (6, 9) OBP: 0.301, SLG: 0.361										1 0 1 0 0 0 0												
Charlie Moore, R (1, 2) OBP: 0.347, SLG: 0.378				4-0 BB		0-0 G4-3 1-2	0-0 2B 1-H 2-H		0-3 K	3 0 1 2 1 1 4												
Robin Yount, R (1, 6) OBP: 0.276, SLG: 0.338		0-0 L1				0-0 6-3	0-3 K		0-0 6-3	4 0 0 0 0 1 3												
John Vukovich, R (1, 4) OBP: 0.189, SLG: 0.371			0-0 F9		0-0 F3		0-0 6-3		0-0 F9	3 0 0 0 0 0 0												
Bob Hansen, L (8, PH) OBP: 0.265, SLG: 0.298										1 0 0 0 0 0 1												
Tim Johnson, L (8, 4) OBP: 0.256, SLG: 0.341										0 0 0 0 0 0 0												
<b>Inning Stats</b>	R: 0 E: 0 K: 1 S: 5	H: 0 LOB: 1 BB: 1 P: 9	R: 0 E: 0 K: 2 S: 7	H: 0 LOB: 1 BB: 1 P: 11	R: 0 E: 0 K: 0 S: 3	H: 0 LOB: 0 BB: 0 P: 3	R: 0 E: 1 K: 1 S: 5	H: 0 LOB: 2 BB: 2 P: 13	R: 0 E: 0 K: 0 S: 3	H: 0 LOB: 0 BB: 0 P: 3	R: 3 E: 0 K: 1 S: 8	H: 3 LOB: 1 BB: 1 P: 12	R: 1 E: 0 K: 1 S: 6	H: 1 LOB: 2 BB: 2 P: 14	R: 0 E: 0 K: 1 S: 6	H: 1 LOB: 1 BB: 0 P: 6	R: 0 E: 0 K: 0 S: 2	H: 0 LOB: 0 BB: 1 P: 6	1B: 3 2B: 2 3B: 0 HR: 0	SF: 1 SAC: 0 DP: 1 HBP: 0	WP: 1 PB: 0 SB: 1 CS: 1	PA: 39
<b>PITCHER</b>	IP WLS BF H R ER SO BB IBB HBP BLK WP HR S P ERA WHIP																					
Woodie Fryman, L (1, 1) ERA: 4.52	6.1 L 29 4 4 4 5 6 0 0 0 0 0 0 33 57 5.68 1.579																					
Jim Ray, R (7, 1) ERA: 2.79	2.2 10 1 0 0 2 2 0 0 0 1 0 12 20 0.00 1.125																					

livebaseballscorecards.com

AB	30
R	4
H	5
RBI	3
BB	8
SO	7
LOB	17



**BOTTOM**

**Milwaukee Brewers @ Detroit Tigers**  
 Tiger Stadium, Detroit, MI  
 Sun Jun 30 1974, 3:33 AM EDT  
 Unknown

[livebaseballscorecards.com](http://livebaseballscorecards.com)

<b>AB</b>	<b>32</b>
<b>R</b>	<b>1</b>
<b>H</b>	<b>7</b>
<b>RBI</b>	<b>0</b>
<b>BB</b>	<b>4</b>
<b>SO</b>	<b>3</b>
<b>LOB</b>	<b>19</b>



WP: 0	PA: 36
PB: 0	
SB: 0	
CS: 0	

AB R H RBI BB SO LOB

4 0 0 0 0 0 1

4 0 1 0 0 0 0

3 1 2 0 1 0 0

3 0 1 0 1 1 4

3 0 1 0 1 0 2

3 0 0 0 1 0 4

4 0 1 0 0 1 3

3 0 0 0 0 1 5

1 0 0 0 0 0 0

3 0 1 0 0 0 0

1 0 0 0 0 0 0

1B: 6	SF: 0
2B: 1	SAC: 0
3B: 0	DP: 4
HR: 0	HBP: 0

Batter	1	2	3	4	5	6	7	8	9
<b>John Knox, L</b> (1, 4) OBP: 0.354, SLG: 0.326	0-0 G3		0-0 F3		0-0 E1 BB 1B G1-2-3		0-0 G4-6-3 1-2f		
<b>Aurelio Rodriguez, R</b> (1, 5) OBP: 0.277, SLG: 0.295	0-0 F8		0-0 F9		0-0 BB 1B 1-2		0-0 5-3		
<b>Al Kaline, R</b> (1, 10) OBP: 0.340, SLG: 0.380	0-0 L7			0-0 G6-3 E 2B	4-0 BB 1B 1-2 2-3			0-0 BB 1B	
<b>Willie Horton, R</b> (1, 7) OBP: 0.351, SLG: 0.533		0-0 F8 BB 1B		4-0 G6-3 BB	0-0 G1-2-3			0-3 K	
<b>Jim Northrup, L</b> (1, 9) OBP: 0.295, SLG: 0.301		4-0 BB BB F8 BB 1-2		0-0 G6-3		0-0 F8		0-0 G4-6-3 1-2 1B	
<b>Norm Cash, L</b> (1, 3) OBP: 0.311, SLG: 0.358		0-0 F8		4-0 E BB		0-0 F3		0-0 G4-6-3 1-2f	
<b>Mickey Stanley, R</b> (1, 8) OBP: 0.272, SLG: 0.304		0-0 F8		0-0 E6 1-2 3-H		0-0 1B		0-3 K	
<b>Gene Lamont, L</b> (1, 2) OBP: 0.263, SLG: 0.278 <b>Gates Brown, L</b> (9, PH) OBP: 0.341, SLG: 0.222		0-3 K		0-0 F8		0-0 4-3		0-0 F3	
<b>Ed Brinkman, R</b> (1, 6) OBP: 0.270, SLG: 0.325 <b>Ben Oglivie, L</b> (9, PH) OBP: 0.387, SLG: 0.418			0-0 5-3		0-0 F3		0-0 G4-6-3 1B	0-0 L9	

Inning Stats	R: 0	H: 0	E: 0	K: 0	S: 3	R: 0	H: 1	E: 0	K: 1	S: 6	R: 0	H: 0	E: 0	K: 0	S: 3	R: 1	H: 1	E: 1	K: 0	S: 4	R: 0	H: 1	E: 1	K: 0	S: 4	R: 0	H: 1	E: 0	K: 0	S: 3	R: 0	H: 2	E: 0	K: 1	S: 6	R: 0	H: 0	E: 0	K: 1	S: 5	R: 0	H: 0	E: 0	K: 1	S: 5	R: 0	H: 0	E: 0	K: 1	S: 5	1B: 6	2B: 1	3B: 0	HR: 0	SF: 0	SAC: 0	DP: 4	HBP: 0	WP: 0	PB: 0	SB: 0	CS: 0	PA: 36
--------------	------	------	------	------	------	------	------	------	------	------	------	------	------	------	------	------	------	------	------	------	------	------	------	------	------	------	------	------	------	------	------	------	------	------	------	------	------	------	------	------	------	------	------	------	------	------	------	------	------	------	-------	-------	-------	-------	-------	--------	-------	--------	-------	-------	-------	-------	--------

PITCHER	IP	WLS	BF	H	R	ER	SO	BB	IBB	HBP	BLK	WP	HR	S	P	ERA	WHIP
<b>Ed Sprague, R</b> (1, 1) ERA: 1.95	7.1	W	32	7	1	0	2	4	0	0	0	0	0	32	48	0.00	1.500
<b>Tom Murphy, R</b> (8, 1) ERA: 2.08	1.2	S	4	0	0	0	1	0	0	0	0	0	0	6	6	0.00	0.000

Batter	1	2	3	4	5	6	7	8	9	AB R H RBI BB SO LOB	TOP
Don Money, R (1, 5) OBP: 0.357, SLG: 0.442	0-0 FC1-6 1B		4-0 SH1-3 1B BB	0-3 K			0-0 SH1-4 1B		0-0 F9	4 1 2 0 1 1 0	
Robin Yount, R (1, 6) OBP: 0.274, SLG: 0.335	0-0 FC1-6 1B 1-2f		0-0 SH1-3			0-3 K	0-0 SH1-4		0-0 FC4-6 1B	2 0 0 0 0 1 1 1 0 1 0 0 0 0	
Bob Hansen, L (9, PH) OBP: 0.280, SLG: 0.313											
George Scott, R (1, 3) OBP: 0.344, SLG: 0.436	0-0 G4-6-3 1B		0-3 K			0-0 6-3	0-0 F9		0-0 FC4-6 1-2f	5 0 1 0 0 1 3	
John Briggs, L (1, 7) OBP: 0.369, SLG: 0.565	0-0 G4-6-3 1-2f		0-0 1B 2-H			0-0 FC6-4 1B	0-0 F6			4 0 2 1 0 0 3	
Deron Johnson, R (1, 10) OBP: 0.255, SLG: 0.390		0-0 6-3	0-0 1-3 1B			0-0 FC6-4 1-2f		0-3 K		4 0 1 0 0 1 1	
Darrell Porter, L (1, 2) OBP: 0.350, SLG: 0.392		0-3 K	0-3 K				0-3 K			4 0 1 0 0 3 2	
Pedro Garcia, R (8, PR) OBP: 0.291, SLG: 0.421								0-0 E S 1B		0 0 0 0 0 0 0	
Charlie Moore, R (8, 2) OBP: 0.347, SLG: 0.378										0 0 0 0 0 0 0	
Bobby Mitchell, R (1, 9) OBP: 0.301, SLG: 0.370		4-0 2B BB		0-0 HR		0-3 K	0-3 K	0-3 K		3 1 1 1 1 2 1	
Bob Coluccio, R (1, 8) OBP: 0.306, SLG: 0.367		0-0				0-0 F8	4-0	0-0 F8		2 0 1 0 1 0 0	
Mike Hegan, L (8, PH) OBP: 0.309, SLG: 0.337		1-3 2B					BB			1 0 0 0 0 0 2	
Ken Berry, R (8, 8) OBP: 0.255, SLG: 0.231										0 0 0 0 0 0 0	
Tim Johnson, L (1, 4) OBP: 0.239, SLG: 0.318		0-0 4-3		0-0 1-3		0-0 F9	0-0 F9		0-3 K	3 0 0 0 0 0 3 1 0 0 0 0 1 0	
Dave May, L (9, PH) OBP: 0.254, SLG: 0.355											
<b>Inning Stats</b>	R: 0 H: 2 E: 0 LOB: 1 K: 0 BB: 0 S: 4 P: 4	R: 0 H: 1 E: 0 LOB: 2 K: 1 BB: 1 S: 6 P: 10	R: 1 H: 2 E: 0 LOB: 2 K: 2 BB: 1 S: 9 P: 13	R: 1 H: 1 E: 0 LOB: 0 K: 1 BB: 0 S: 6 P: 6	R: 0 H: 1 E: 0 LOB: 1 K: 1 BB: 0 S: 6 P: 6	R: 0 H: 0 E: 0 LOB: 1 K: 2 BB: 1 S: 7 P: 11	R: 0 H: 1 E: 0 LOB: 1 K: 0 BB: 0 S: 4 P: 4	R: 0 H: 1 E: 0 LOB: 2 K: 2 BB: 0 S: 8 P: 8	R: 0 H: 1 E: 0 LOB: 1 K: 1 BB: 0 S: 6 P: 6	1B: 8 SF: 0 2B: 1 SAC: 2 3B: 0 DP: 1 HR: 1 HBP: 0	WP: 0 PA: 39 PB: 0 SB: 1 CS: 0
<b>PITCHER</b> Lerrin LaGrow, R (1, 1) ERA: 3.62	IP WLS BF H R ER SO BB IBB HBP BLK WP HR S P ERA WHIP										
	9.0 W 39 10 2 2 10 3 0 0 0 0 1 56 68 2.00 1.444										

Milwaukee Brewers @ Detroit Tigers  
Tiger Stadium, Detroit, MI  
Sun Jun 30 1974, 3:38 AM EDT  
Att. 27,050 - Unknown

AB	34
R	2
H	10
RBI	2
BB	3
SO	10
LOB	16



Batter	1	2	3	4	5	6	7	8	9	AB	R	H	RBI	BB	SO	LOB
Marvin Lane, R (1, 8) OBP: 0.318, SLG: 0.294	0-0 F8		0-0 F9		0-0 5-3			0-0 6-3		4	0	0	0	0	0	0
Gary Sutherland, R (1, 4) OBP: 0.282, SLG: 0.338	0-0 F8		0-0 1B		0-0 F6			0-0 1B		4	1	2	0	0	0	0
Ben Oglivie, L (1, 7) OBP: 0.379, SLG: 0.397 Dick Sharon, R (9, 7) OBP: 0.259, SLG: 0.230	4-0 HR		0-0 F9		0-0 F6			0-3 K		3	1	0	0	1	1	2
Jim Northrup, L (1, 9) OBP: 0.298, SLG: 0.316	0-0 HR		0-0 1B		0-0 F8			0-0 F5		4	1	2	2	0	0	1
Gates Brown, L (1, 10) OBP: 0.340, SLG: 0.231	0-0 F6		0-0 1B		0-3 K			0-0 F8		3	0	1	1	0	1	0
Bill Freehan, R (1, 3) OBP: 0.346, SLG: 0.402		0-3 K	0-0 F2		0-0 F8					3	0	0	0	0	1	2
Aurelio Rodriguez, R (1, 5) OBP: 0.274, SLG: 0.292		0-0 F8		0-0 F5				0-0 6-3		3	0	0	0	0	0	0
Jerry Moses, R (1, 2) OBP: 0.282, SLG: 0.343		0-0 2B		0-0 F8				0-0 F4		3	0	1	0	0	0	0
Ed Brinkman, R (1, 6) OBP: 0.266, SLG: 0.321		0-0 F8		0-0 F9				0-0 6-3		3	0	0	0	0	0	1

Inning Stats	R: 2	H: 1	E: 0	LOB: 0	K: 0	P: 8	R: 0	H: 1	E: 0	LOB: 1	K: 1	P: 6	R: 1	H: 3	E: 0	LOB: 2	K: 0	P: 6	R: 0	H: 0	E: 0	LOB: 0	K: 0	P: 3	R: 0	H: 0	E: 0	LOB: 0	K: 1	P: 5	R: 0	H: 0	E: 0	LOB: 0	K: 0	P: 3	R: 0	H: 1	E: 0	LOB: 1	K: 1	P: 6	1B: 4	SF: 0	2B: 1	SAC: 0	3B: 0	DP: 0	HR: 1	HBP: 0	WP: 0	PA: 31
--------------	------	------	------	--------	------	------	------	------	------	--------	------	------	------	------	------	--------	------	------	------	------	------	--------	------	------	------	------	------	--------	------	------	------	------	------	--------	------	------	------	------	------	--------	------	------	-------	-------	-------	--------	-------	-------	-------	--------	-------	--------

PITCHER	IP	WLS	BF	H	R	ER	SO	BB	IBB	HBP	BLK	WP	HR	S	P	ERA	WHIP	PITCHER	IP	WLS	BF	H	R	ER	SO	BB	IBB	HBP	BLK	WP	HR	S	P	ERA	WHIP												
Jim Staton, R (1, 1) ERA: 4.26	8.0	L	31	6	3	3	3	1	0	0	0	0	1	36	40	3.38	0.875																														

**BOTTOM**

**Milwaukee Brewers @ Detroit Tigers**  
Tiger Stadium, Detroit, MI  
Sun Jun 30 1974, 3:38 AM EDT  
Att. 27,050 - Unknown

AB	30
R	3
H	6
RBI	3
BB	1
SO	3
LOB	6







Batter	1	2	3	4	5	6	7	8	9	AB	R	H	RBI	BB	SO	LOB
Buddy Bell, R OBP: 0.290, SLG: 0.345 (1, 5) BBB	4-0 FC3-6 BB		0-0 F4		0-0 F8		0-0 6-3			3	0	0	0	1	0	0
Jack Brohamer, L OBP: 0.366, SLG: 0.388 (1, 4) X	0-0 FC3-6 1B 1-2f		0-0 F7			0-0 FC1-6 1B		0-0 F9		4	0	1	0	0	0	1
John Lowenstein, L OBP: 0.320, SLG: 0.320 Rusty Torres, S OBP: 0.265, SLG: 0.200 (1, 7) (9, 7) X	0-0 1-2 1B		4-0 BB			0-0 FC1-6 1B SF7 1-2f		0-0 F8		3	1	1	0	1	0	1
John Ellis, R OBP: 0.310, SLG: 0.404 Luis Alvarado, R OBP: 0.191, SLG: 0.188 (1, 10) (8, PR) SSS	0-3 K		0-0 F9			0-0 HR 1B 1-3		0-0 FC6-4 1B		0	0	0	0	0	0	0
Charlie Spikes, R OBP: 0.343, SLG: 0.462 (1, 9) X	0-0 F8			0-0 F8		0-0 SF7		0-0 FC6-4		3	0	0	1	0	0	3
George Hendrick, R OBP: 0.342, SLG: 0.478 (1, 8) X		0-0 4-3		0-0 F3		0-0 HR				3	1	1	2	0	0	0
Joe Lis, R OBP: 0.293, SLG: 0.256 (1, 3) X		0-0 6-3		0-0 F7		0-0 F9				3	0	0	0	0	0	0
Dave Duncan, R OBP: 0.238, SLG: 0.368 (1, 2) X		0-0 2B			0-0 6-3		0-0 6-3			3	0	1	0	0	0	0
Frank Duffy, R OBP: 0.265, SLG: 0.344 (1, 6) X		0-0 1-3			0-3 K		0-3 K			3	0	0	0	0	2	1

Inning Stats	R: 0	H: 1	E: 0	LOB: 2	K: 1	S: 6	P: 10	R: 0	H: 1	E: 0	LOB: 1	K: 0	S: 4	R: 0	H: 0	E: 0	LOB: 0	K: 0	S: 3	R: 0	H: 0	E: 0	LOB: 0	K: 1	S: 5	R: 3	H: 3	E: 0	LOB: 0	K: 0	S: 6	R: 0	H: 0	E: 0	LOB: 0	K: 1	S: 5	R: 0	H: 1	E: 0	LOB: 1	K: 0	S: 4	1B: 4	SF: 1	2B: 1	SAC: 0	3B: 0	DP: 0	HR: 1	HBP: 0	WP: 0	PA: 32
--------------	------	------	------	--------	------	------	-------	------	------	------	--------	------	------	------	------	------	--------	------	------	------	------	------	--------	------	------	------	------	------	--------	------	------	------	------	------	--------	------	------	------	------	------	--------	------	------	-------	-------	-------	--------	-------	-------	-------	--------	-------	--------

PITCHER	IP	WLS	BF	H	R	ER	SO	BB	IBB	HBP	BLK	WP	HR	S	P	ERA	WHIP	PITCHER	IP	WLS	BF	H	R	ER	SO	BB	IBB	HBP	BLK	WP	HR	S	P	ERA	WHIP												
Clyde Wright, L ERA: 3.75 (1, 1)	8.0	L	32	6	3	3	3	2	0	0	0	0	1	36	44	3.38	1.000																														

BOTTOM

Milwaukee Brewers @ Cleveland Indians  
Cleveland Municipal Stadium, Cleveland, OH  
Mon Jul 01 1974, 7:05 PM EDT  
Unknown - 82 F

livebaseballscorecards.com

AB	29
R	3
H	6
RBI	3
BB	2
SO	3
LOB	9



Batter	1	2	3	4	5	6	7	8	9	AB R H RBI BB SO LOB	TOP											
Don Money, R (1, 5) OBP: 0.354, SLG: 0.433	0-0 4-3		0-0 FC6-4		0-0 5-3		0-0 F8		0-0 FC	5 0 0 1 0 0 4												
Pedro Garcia, R (1, 4) OBP: 0.285, SLG: 0.414	0-3 K		0-0 F9		0-0 6-3			0-0 F7 E 2B	0-0 G6-4-3	5 1 1 0 0 1 4												
John Briggs, L (1, 7) OBP: 0.366, SLG: 0.560	0-0 4-3			0-0 F8		0-0 F7		0-0 F7		4 0 0 0 0 0 1												
Tim Johnson, L (8, 7) OBP: 0.240, SLG: 0.298										0 0 0 0 0 0 0												
George Scott, R (1, 3) OBP: 0.345, SLG: 0.435		0-0 4-3		0-0 F9		0-0 1B		0-0 E5 BB		4 0 1 1 0 0 0												
Deron Johnson, R (1, 10) OBP: 0.250, SLG: 0.379		0-3 K		0-0 WP 1B		0-3 K		0-0 F4		4 0 1 0 0 2 2												
Bobby Mitchell, R (1, 9) OBP: 0.299, SLG: 0.360		0-0 F7		0-0 6-3 1-2		0-0 F8		4-0 BB		3 0 0 0 1 0 2												
Charlie Moore, R (1, 2) OBP: 0.362, SLG: 0.404			0-0 1B FC6-4 1B		0-0 SH3 E 1B		0-0 2B	0-0 F9		4 2 3 0 0 0 2												
Bob Coluccio, R (1, 8) OBP: 0.301, SLG: 0.360			0-0 F8		0-0 SH3		0-0 F8		0-0 6-3	3 0 0 0 0 0 2												
Robin Yount, R (1, 6) OBP: 0.279, SLG: 0.339			0-0 FC6-4 1B		0-0 E7 5-3 1B		0-0 6-3		4-0 WP BB	3 0 2 0 0 0 1												
Dave May, L (9, PH) OBP: 0.256, SLG: 0.353										0 0 0 0 1 0 0												
<b>Inning Stats</b>	R: 0 E: 0 K: 1 S: 5	H: 0 LOB: 0 BB: 0 P: 5	R: 0 E: 0 K: 1 S: 5	H: 0 LOB: 0 BB: 0 P: 5	R: 1 E: 0 K: 0 S: 5	H: 2 LOB: 1 BB: 0 P: 5	R: 0 E: 0 K: 0 S: 4	H: 1 LOB: 1 BB: 0 P: 4	R: 1 E: 1 K: 0 S: 5	H: 2 LOB: 1 BB: 0 P: 5	R: 0 E: 0 K: 1 S: 6	H: 1 LOB: 1 BB: 0 P: 6	R: 0 E: 0 K: 0 S: 4	H: 1 LOB: 1 BB: 0 P: 4	R: 1 E: 1 K: 0 S: 5	H: 1 LOB: 2 BB: 1 P: 9	R: 0 E: 0 K: 0 S: 3	H: 0 LOB: 1 BB: 1 P: 7	1B: 6 2B: 2 3B: 0 HR: 0	SF: 0 SAC: 1 DP: 1 HBP: 0	WP: 2 PB: 0 SB: 0 CS: 0	PA: 38
<b>PITCHER</b>	IP WLS BF H R ER SO BB IBB HBP BLK WP HR S P ERA WHIP																					
Fritz Peterson, L (1, 1) ERA: 3.92	7.0 W 28 7 2 1 3 0 0 0 0 1 0 34 34 1.29 1.000																					
Tom Buskey, R (8, 1) ERA: 4.13	1.0 6 1 1 1 0 1 0 0 0 0 0 5 9 9.00 2.000																					
Milt Wilcox, R (9, 1) ERA: 3.49	1.0 4 0 0 0 0 1 0 0 0 1 0 3 7 0.00 1.000																					

Milwaukee Brewers @ Cleveland Indians  
Cleveland Municipal Stadium, Cleveland, OH

AB	35
R	3
H	8
RBI	2
BB	2
SO	3
LOB	18



Mon Jul 01 1974, 7:05 PM EDT  
Att: 29,808 - Unknown

livebaseballscorecards.com

Batter	1	2	3	4	5	6	7	8	9	AB	R	H	RBI	BB	SO	LOB
Buddy Bell, R OBP: 0.288, SLG: 0.338 (1, 5)	4-0 BB G6-4-3		0-0 1-2 1-4-3		0-0 2-3 6-3	0-0 2-3 F9	0-0 3-3 F9			4	0	0	0	1	0	4
Jack Brohamer, L OBP: 0.364, SLG: 0.385 Frank Duffy, R OBP: 0.264, SLG: 0.343 (1, 4) (8, 6)	0-0 1-2f G6-4-3		0-0 2-3 6-3		0-0 2B 1B 6-3	0-0 F9		0-0 6-3		4	1	1	0	0	0	4
John Lowenstein, L OBP: 0.330, SLG: 0.329 Joe Lis, R OBP: 0.301, SLG: 0.256 (1, 3) (8, 3)	4-0 BB BB		4-0 HR BB		0-0 1-3 1B 2B		0-0 BLK S 1B	4-0 BB		2	3	2	0	2	0	0
John Ellis, R OBP: 0.313, SLG: 0.422 Dave Duncan, R OBP: 0.237, SLG: 0.366 (1, 2) (8, 2)	0-0 F8		0-0 1-H 3-H HR		0-0 1B 2-H 3-H 1B		0-3 K	0-0 F7		4	1	2	5	0	1	2
Oscar Gamble, L OBP: 0.363, SLG: 0.474 (1, 10)		0-0 4-3	0-0 F7		0-0 1-3 1B		0-0 1B HR	0-3 K		5	1	2	1	0	1	1
Charlie Spikes, R OBP: 0.342, SLG: 0.458 (1, 9)		0-0 5-3		0-0 F3		0-3 K		0-0 1-3 HR		4	1	1	0	0	1	2
George Hendrick, R OBP: 0.348, SLG: 0.496 Rusty Torres, S OBP: 0.265, SLG: 0.200 (1, 8) (8, 8)		0-0 2B		0-0 F8		4-0 FC5-6 1B BB		1-H 3-H HR		3	1	2	3	1	0	0
Leron Lee, L OBP: 0.319, SLG: 0.418 (1, 7)		0-0 L3		0-0 4-3		0-0 F9 FC5-6 1B		0-0 4-3		4	0	1	0	0	0	1
Luis Alvarado, R OBP: 0.208, SLG: 0.194 (1, 6) (8, 4)			4-0 6-3 1-4-3 HR BB		0-0 4-3	0-0 FC5-6		0-0 1B		3	1	1	0	1	0	2

Inning Stats	R: 0	H: 0	E: 0	K: 0	S: 2	LOB: 1	BB: 2	P: 10	R: 0	H: 1	E: 0	K: 0	S: 4	LOB: 1	BB: 0	P: 4	R: 3	H: 1	E: 0	K: 0	S: 4	LOB: 0	BB: 2	P: 12	R: 0	H: 0	E: 0	K: 0	S: 3	LOB: 0	BB: 0	P: 3	R: 2	H: 4	E: 0	K: 1	S: 9	LOB: 2	BB: 0	P: 9	R: 0	H: 1	E: 0	K: 0	S: 4	LOB: 2	BB: 1	P: 8	R: 4	H: 5	E: 0	K: 1	S: 10	LOB: 1	BB: 0	P: 10	R: 0	H: 0	E: 0	K: 1	S: 5	LOB: 1	BB: 1	P: 9	1B: 8	SF: 0	2B: 2	SAC: 0	3B: 0	DP: 1	HR: 2	HBP: 0	WP: 0	PA: 41
--------------	------	------	------	------	------	--------	-------	-------	------	------	------	------	------	--------	-------	------	------	------	------	------	------	--------	-------	-------	------	------	------	------	------	--------	-------	------	------	------	------	------	------	--------	-------	------	------	------	------	------	------	--------	-------	------	------	------	------	------	-------	--------	-------	-------	------	------	------	------	------	--------	-------	------	-------	-------	-------	--------	-------	-------	-------	--------	-------	--------

PITCHER	IP	WLS	BF	H	R	ER	SO	BB	IBB	HBP	BLK	WP	HR	S	P	ERA	WHIP
Eduardo Rodríguez, R ERA: 3.48 (1, 1)	4.2	L	23	6	5	5	0	4	0	0	0	0	1	19	35	9.64	2.143
Bill Travers, L ERA: 6.33 (5, 1)	2.0		12	5	4	4	2	1	0	0	1	0	1	15	19	18.00	3.000
Bill Champion, R ERA: 4.5 (7, 1)	1.1		6	1	0	0	1	1	0	0	0	0	0	7	11	0.00	1.500

BOTTOM


Milwaukee Brewers @ Cleveland Indians  
Cleveland Municipal Stadium, Cleveland, OH

Mon Jul 01 1974, 7:05 PM EDT  
Att. 29,808 - Unknown

livebaseballscorecards.com

AB	35
R	9
H	12
RBI	9
BB	6
SO	3
LOB	17



Batter	1	2	3	4	5	6	7	8	9	AB R H RBI BB SO LOB	TOP
<b>Bob Coluccio, R</b> (1, 8) <small>OBP: 0.297, SLG: 0.355</small> <b>Bob Hansen, L</b> (7, PH) <small>OBP: 0.275, SLG: 0.306</small> <b>Bobby Mitchell, R</b> (7, PR) <small>OBP: 0.259, SLG: 0.360</small> <b>Mike Hegan, L</b> (9, PH) <small>OBP: 0.309, SLG: 0.329</small> <b>Charlie Moore, R</b> (9, PH) <small>OBP: 0.358, SLG: 0.400</small>	0-0 <b>L6</b> <small>1-2f</small>		0-0 <b>FC6-4</b> <small>1-2f</small>		0-0 <b>5-3</b>		0-0 <b>FC4-6</b> <small>1-2f</small> <small>3-H</small>		0-0 <b>F7</b>	3 0 0 0 0 0 3 1 0 0 1 0 0 1 0 0 0 0 0 0 0 0 0 0 0 0 0 0 1 0 0 0 0 0 2	
<b>Dave May, L</b> (1, 9) <small>OBP: 0.255, SLG: 0.354</small> (7, 8)	0-0 <b>6-3</b>		0-0 <b>F6</b>			0-0 <b>E</b> <b>2B</b> <b>6-3</b>	0-0 <b>F6</b>		0-3 <b>K</b>	5 1 1 0 0 1 4	
<b>Don Money, R</b> (1, 5) <small>OBP: 0.355, SLG: 0.444</small>	0-0 <b>CS</b> <b>1B</b>			0-0 <b>1-3</b>		0-0 <b>6-3</b>		0-0 <b>HR</b>		4 1 2 1 0 0 1	
<b>John Briggs, L</b> (1, 7) <small>OBP: 0.365, SLG: 0.554</small>	0-0 <b>CS</b> <small>1-2</small>	0-0 <b>F7</b>		0-0 <b>F4</b>		4-0 <b>E</b> <b>1B</b> <b>BB</b>		0-0 <b>G3</b>		3 0 0 0 1 0 0	
<b>George Scott, R</b> (1, 3) <small>OBP: 0.344, SLG: 0.432</small>		0-3 <b>K</b>		0-0 <b>F9</b>		0-0 <b>E9</b> <small>G6-4-3</small> <b>1B</b> <small>1-3</small> <small>3-H</small>		0-3 <b>K</b>		4 0 1 1 0 2 0	
<b>Deron Johnson, R</b> (1, 10) <small>OBP: 0.250, SLG: 0.377</small>		0-0 <b>1B</b>		0-0 <b>F8</b>		0-0 <b>G6-4-3</b> <small>1-2f</small>		0-3 <b>K</b>		4 0 1 0 0 1 2	
<b>Darrell Porter, L</b> (1, 2) <small>OBP: 0.355, SLG: 0.393</small>		0-0 <b>F6</b>		4-0 <b>PB</b> <b>BB</b>		0-0 <b>FC4-6</b> <b>BB</b> <b>1B</b> <b>FC4-6</b>		0-0 <b>FC5-4</b> <b>1B</b>		3 1 2 0 1 0 1	<b>AB</b> 35 <b>R</b> 3 <b>H</b> 9 <b>RBI</b> 3 <b>BB</b> 3 <b>SO</b> 5 <b>LOB</b> 19
<b>Pedro Garcia, R</b> (1, 4) <small>OBP: 0.284, SLG: 0.408</small>			0-0 <b>5-3</b>		0-0 <b>F8</b>		4-0 <b>FC4-6</b> <b>BB</b>		0-0 <b>FC5-4</b> <b>1B</b> <small>1-2f</small>	3 0 0 0 1 0 2	
<b>Tim Johnson, L</b> (1, 6) <small>OBP: 0.259, SLG: 0.314</small>			0-0 <b>FC6-4</b> <b>1B</b>		0-3 <b>K</b> <small>1-2</small>		0-0 <b>FC4-6</b> <small>1-2f</small> <b>2-3</b> <b>FC4-6</b>		0-0 <b>1B</b> <small>1-2</small>	4 0 2 0 0 1 3	
<b>Inning Stats</b>	R: 0 H: 1 E: 0 LOB: 0 K: 0 BB: 0 S: 3 P: 3	R: 0 H: 1 E: 0 LOB: 1 K: 1 BB: 0 S: 6 P: 6	R: 0 H: 1 E: 0 LOB: 1 K: 0 BB: 0 S: 4 P: 4	R: 0 H: 0 E: 0 LOB: 0 K: 0 BB: 0 S: 3 P: 3	R: 0 H: 0 E: 0 LOB: 2 K: 1 BB: 1 S: 6 P: 10	R: 1 H: 2 E: 1 LOB: 1 K: 0 BB: 1 S: 4 P: 8	R: 1 H: 1 E: 0 LOB: 1 K: 0 BB: 1 S: 4 P: 8	R: 1 H: 1 E: 0 LOB: 0 K: 2 BB: 0 S: 8 P: 8	R: 0 H: 2 E: 0 LOB: 2 K: 1 BB: 0 S: 7 P: 7	1B: 7 SF: 0 2B: 1 SAC: 0 3B: 0 DP: 1 HR: 1 HBP: 0	WP: 0 PA: 39 PB: 1 SB: 0 CS: 1
<b>PITCHER</b> <b>Jim Perry, R</b> (1, 1) <small>ERA: 2.58</small> <b>Tom Buskey, R</b> (6, 1) <small>ERA: 4.31</small> <b>Tom Hilgendorf, L</b> (9, 1) <small>ERA: 4.15</small>	IP WLS BF H R ER SO BB IBB HBP BLK WP HR S P ERA WHIP 5.1 W 23 5 1 1 2 2 2 0 0 0 0 0 25 33 1.69 1.312										

Milwaukee Brewers @ Cleveland Indians  
 Cleveland Municipal Stadium, Cleveland, OH

Tue Jul 02 1974, 7:05 PM EDT  
 Att. 19,495 - Unknown - 86 F

livebaseballscorecards.com

Batter	1	2	3	4	5	6	7	8	9	AB R H RBI BB SO LOB
--------	---	---	---	---	---	---	---	---	---	----------------------

<b>Buddy Bell, R</b> <small>(1, 5)            OBP: 0.288, SLG: 0.337</small>										4 0 1 1 0 0 2
<b>Jack Brohamer, L</b> <small>(1, 4)            OBP: 0.362, SLG: 0.379</small>										3 0 0 0 1 0 0
<b>John Lowenstein, L</b> <small>(1, 7)            OBP: 0.325, SLG: 0.324</small> <b>Rusty Torres, S</b> <small>(9, 7)            OBP: 0.265, SLG: 0.200</small>										4 0 0 0 0 0 1 0 0 0 0 0 0 0
<b>John Ellis, R</b> <small>(1, 3)            OBP: 0.312, SLG: 0.418</small> <small>(8, 2)</small>										4 1 1 0 0 0 0
<b>Charlie Spikes, R</b> <small>(1, 9)            OBP: 0.338, SLG: 0.453</small>										3 0 0 0 0 1 1
<b>George Hendrick, R</b> <small>(1, 8)            OBP: 0.351, SLG: 0.510</small>										3 1 2 1 0 1 1
<b>Oscar Gamble, L</b> <small>(1, 10)            OBP: 0.367, SLG: 0.475</small>										2 1 1 0 1 1 1
<b>Dave Duncan, R</b> <small>(1, 2)            OBP: 0.239, SLG: 0.365</small> <b>Luis Alvarado, R</b> <small>(7, PR)            OBP: 0.208, SLG: 0.194</small> <b>Joe Lis, R</b> <small>(8, 3)            OBP: 0.301, SLG: 0.256</small>										1 1 0 0 1 0 1 0 0 0 0 0 0 0 0 0 0 0 0 0 0
<b>Frank Duffy, R</b> <small>(1, 6)            OBP: 0.265, SLG: 0.343</small>										3 1 1 2 0 1 2

Inning Stats	R: 0 H: 0 E: 0 K: 0 S: 2	H: 0 LOB: 0 BB: 1 P: 6	R: 4 H: 4 E: 0 K: 1 S: 8	L: 4 LOB: 1 BB: 1 P: 12	R: 0 H: 0 E: 0 K: 0 S: 3	H: 0 LOB: 0 BB: 0 P: 3	R: 0 H: 1 E: 0 K: 2 S: 8	L: 1 LOB: 1 BB: 0 P: 8	R: 0 H: 0 E: 0 K: 0 S: 3	H: 0 LOB: 0 BB: 0 P: 3	R: 0 H: 0 E: 0 K: 0 S: 3	H: 0 LOB: 0 BB: 0 P: 3	R: 1 H: 1 E: 0 K: 1 S: 6	L: 1 LOB: 2 BB: 1 P: 10	R: 0 H: 0 E: 0 K: 0 S: 3	H: 0 LOB: 0 BB: 0 P: 3	1B: 5 2B: 0 3B: 0 HR: 1	SF: 0 SAC: 1 DP: 2 HBP: 0	WP: 1 PB: 0 SB: 0 CS: 0	PA: 31
--------------	--------------------------	------------------------	--------------------------	-------------------------	--------------------------	------------------------	--------------------------	------------------------	--------------------------	------------------------	--------------------------	------------------------	--------------------------	-------------------------	--------------------------	------------------------	-------------------------	---------------------------	-------------------------	--------

PITCHER	IP	WLS	BF	H	R	ER	SO	BB	IBB	HBP	BLK	WP	HR	S	P	ERA	WHIP
<b>Kevin Kobel, L</b> <small>(1, 1) ERA: 4.19</small>	2.0	L	10	4	4	4	1	2	0	0	0	1	0	10	18	18.00	3.000
<b>Bill Champion, R</b> <small>(3, 1) ERA: 4.29</small>	4.0		14	2	1	1	2	0	0	0	0	0	1	18	18	2.25	0.500
<b>Tom Murphy, R</b> <small>(7, 1) ERA: 1.99</small>	2.0		7	0	0	0	1	1	0	0	0	0	0	8	12	0.00	0.500

**BOTTOM**

**Milwaukee Brewers @ Cleveland Indians**  
 Cleveland Municipal Stadium, Cleveland, OH

Tue Jul 02 1974, 7:05 PM EDT  
 Att: 19,495 - Unknown - 86 F

livebaseballscorecards.com

<b>AB</b>	<b>27</b>
<b>R</b>	<b>5</b>
<b>H</b>	<b>6</b>
<b>RBI</b>	<b>4</b>
<b>BB</b>	<b>3</b>
<b>SO</b>	<b>4</b>
<b>LOB</b>	<b>9</b>




Batter	1	2	3	4	5	6	7	8	9	AB R H RBI BB SO LOB	TOP											
Buddy Bell, R (1, 5) OBP: 0.299, SLG: 0.350	4-0 CS BB		0-0 FC6-4 1B		0-0 FC3-6 1B		0-0 SH3 SH 2B	0-0 FC6-4 1-2f		4 1 3 0 1 0 2	<b>Cleveland Indians @ Milwaukee Brewers</b> <b>Milwaukee County Stadium, Milwaukee, WI</b> Wed Jul 03 1974, 8:05 PM EDT Unknown - 89 F											
Jack Brohamer, L (1, 4) OBP: 0.355, SLG: 0.372	0-0 L6 1-2		0-0 F7		0-0 FC3-6 HR		0-0 SH3 2-3		0-0 F8	4 1 0 0 0 0 5												
John Lowenstein, L (1, 7) OBP: 0.328, SLG: 0.338	0-0 1-3		0-0 F6		0-0 HR		0-0 SH S		0-0 CS 1B	4 1 2 4 0 0 2												
John Ellis, R (1, 3) OBP: 0.314, SLG: 0.415		0-0 1B 1B	0-0 FC6-4 1-2f		4-0 BB		0-3 K		0-0 F9	4 0 1 0 1 1 4 0 0 0 0 0 0 0												
Joe Lis, R (9, 3) OBP: 0.301, SLG: 0.256																						
Oscar Gamble, L (1, 10) OBP: 0.361, SLG: 0.466		0-3 K		0-0 4-3	0-0 1-3		0-0 1-3			4 0 0 0 0 1 3												
Charlie Spikes, R (1, 9) OBP: 0.340, SLG: 0.454		0-0 1B 1-2		0-0 F7		0-0 G6-4-3 1B		0-0 5-3		4 0 2 0 0 0 0												
George Hendrick, R (1, 8) OBP: 0.346, SLG: 0.502		0-0 F9		0-3 K		0-0 G6-4-3 1-2f		0-0 F3		4 0 0 0 0 1 3												
Dave Duncan, R (1, 2) OBP: 0.247, SLG: 0.366		0-0 1-3			4-0 FC2-6 BB	0-0 1B		4-0 E BB		2 0 1 0 2 0 2												
Frank Duffy, R (1, 6) OBP: 0.265, SLG: 0.339			4-0 1B BB		0-0 FC2-6 FC3-6 1B HR	0-0 F7		0-0 E1 FC6-4 1-2		3 1 0 0 1 0 3												
<b>Inning Stats</b>	R: 0 E: 0 K: 0 S: 2	H: 0 LOB: 0 BB: 1 P: 6	R: 0 E: 0 K: 1 S: 7	H: 2 LOB: 2 BB: 0 P: 7	R: 0 E: 0 K: 0 S: 4	H: 1 LOB: 2 BB: 1 P: 8	R: 0 E: 0 K: 1 S: 5	H: 0 LOB: 0 BB: 0 P: 5	R: 3 E: 0 K: 0 S: 5	H: 2 LOB: 1 BB: 2 P: 13	R: 0 E: 0 K: 0 S: 4	H: 2 LOB: 1 BB: 0 P: 4	R: 1 E: 1 K: 1 S: 7	H: 1 LOB: 1 BB: 0 P: 7	R: 0 E: 1 K: 0 S: 4	H: 0 LOB: 2 BB: 1 P: 8	R: 0 E: 0 K: 0 S: 3	H: 1 LOB: 0 BB: 0 P: 3	1B: 7 2B: 1 3B: 0 HR: 1	SF: 0 SAC: 2 DP: 1 HBP: 0	WP: 0 PB: 0 SB: 1 CS: 2	PA: 40
<b>PITCHER</b> Jim Colborn, R (1, 1) ERA: 5.15	IP: 9.0 WLS: L BF: 40 H: 9 R: 4 ER: 4 SO: 3 BB: 5 IBB: 0 HBP: 0 BLK: 0 WP: 0 HR: 1 S: 41 P: 61 ERA: 4.00 WHIP: 1.556											<b>PITCHER</b> IP: WLS: BF: H: R: ER: SO: BB: IBB: HBP: BLK: WP: HR: S: P: ERA: WHIP										

livebaseballscorecards.com

<b>AB</b>	<b>33</b>
<b>R</b>	<b>4</b>
<b>H</b>	<b>9</b>
<b>RBI</b>	<b>4</b>
<b>BB</b>	<b>5</b>
<b>SO</b>	<b>3</b>
<b>LOB</b>	<b>24</b>



Batter	1	2	3	4	5	6	7	8	9	AB	R	H	RBI	BB	SO	LOB	BOTTOM																		
Bob Coluccio, R (1, 8) OBP: 0.296, SLG: 0.367	0-0 F5		0-0 F7		0-0 HR			0-0 F7		4	1	1	1	0	0	1	<p><b>Cleveland Indians @ Milwaukee Brewers</b> Milwaukee County Stadium, Milwaukee, WI</p> <p>Wed Jul 03 1974, 8:05 PM EDT Unknown - 89 F</p> <p>livebaseballscorecards.com</p> <table border="1"> <tr><td>AB</td><td>32</td></tr> <tr><td>R</td><td>2</td></tr> <tr><td>H</td><td>7</td></tr> <tr><td>RBI</td><td>2</td></tr> <tr><td>BB</td><td>0</td></tr> <tr><td>SO</td><td>6</td></tr> <tr><td>LOB</td><td>7</td></tr> </table> 	AB	32	R	2	H	7	RBI	2	BB	0	SO	6	LOB	7				
AB	32																																		
R	2																																		
H	7																																		
RBI	2																																		
BB	0																																		
SO	6																																		
LOB	7																																		
Robin Yount, R (1, 6) OBP: 0.283, SLG: 0.347	0-0 F9		0-0 2B		0-0 1B			0-0 F7		4	0	2	0	0	0	0																			
George Scott, R (1, 3) Mike Hegan, L (7, 3) OBP: 0.341, SLG: 0.428 OBP: 0.306, SLG: 0.326	0-0 F9		0-3 K		0-0 G4-3			0-0 4-3		3	0	0	0	0	1	3																			
John Briggs, L (1, 7) OBP: 0.363, SLG: 0.553		0-0 4-3		0-0 SH1-3 1B 2B			0-3 K		0-0 G3	4	1	1	0	0	1	0																			
Don Money, R (1, 5) OBP: 0.352, SLG: 0.440		0-3 K		0-0 SH1-3 2-3			0-0 1-3		0-0 F3	3	0	0	0	0	1	0																			
Deron Johnson, R (1, 10) OBP: 0.254, SLG: 0.379		0-0 1B		0-0 1B			0-3 K		0-3 K	4	0	2	1	0	2	0																			
Darrell Porter, L (1, 2) OBP: 0.351, SLG: 0.387		0-0 F9		0-0 F5			0-3 K			3	0	0	0	0	1	2																			
Pedro Garcia, R (1, 4) OBP: 0.281, SLG: 0.403			0-0 F2		0-0 F4			0-0 6-3		3	0	0	0	0	0	1																			
Dave May, L (1, 9) OBP: 0.255, SLG: 0.354			0-0 2B 1B		0-0 F7			0-0 F8		3	0	1	0	0	0	0																			
<b>Inning Stats</b>	R: 0 E: 0 K: 0 S: 3	H: 0 LOB: 0 BB: 0 P: 3	R: 0 E: 0 K: 1 S: 6	H: 1 LOB: 1 BB: 0 P: 6	R: 0 E: 0 K: 1 S: 7	H: 2 LOB: 2 BB: 0 P: 7	R: 1 E: 0 K: 0 S: 5	H: 2 LOB: 1 BB: 0 P: 5	R: 1 E: 0 K: 0 S: 4	H: 0 LOB: 0 BB: 0 P: 7	R: 0 E: 0 K: 2 S: 7	H: 0 LOB: 0 BB: 0 P: 5	R: 0 E: 0 K: 0 S: 3	H: 0 LOB: 0 BB: 0 P: 3	R: 0 E: 0 K: 1 S: 5	H: 0 LOB: 0 BB: 0 P: 5	1B: 4 2B: 2 3B: 0 HR: 1	SF: 0 SAC: 1 DP: 1 HBP: 0	WP: 0 PB: 0 SB: 0 CS: 0	PA: 33															
<b>PITCHER</b> Gaylord Perry, R (1, 1) ERA: 1.31	IP 9.0	WLS W	BF 33	H 7	R 2	ER 2	SO 6	BB 0	IBB 0	HBP 0	BLK 0	WP 0	HR 1	S 45	P 45	ERA 2.00	WHIP 0.778	<b>PITCHER</b>	IP 0.0	WLS 0	BF 0	H 0	R 0	ER 0	SO 0	BB 0	IBB 0	HBP 0	BLK 0	WP 0	HR 0	S 0	P 0	ERA 0.00	WHIP 0.000

Batter	1	2	3	4	5	6	7	8	9	AB R H RBI BB SO LOB	TOP											
Buddy Bell, R (1, 5) OBP: 0.298, SLG: 0.352	0-0 F7		0-3 K		0-0 1B		0-0 F8			4 0 1 2 0 1 1	<b>Cleveland Indians @ Milwaukee Brewers</b> <b>Milwaukee County Stadium, Milwaukee, WI</b> Thu Jul 04 1974, 4:33 AM EDT Att: 17,010 - Unknown <a href="http://livebaseballscorecards.com">livebaseballscorecards.com</a>											
Jack Brohamer, L (1, 4) OBP: 0.355, SLG: 0.371 Luis Alvarado, R (7, PH) OBP: 0.205, SLG: 0.191	0-0 F7		0-0 4-3		0-0 1B		0-0 P5			3 0 1 1 0 0 0 1 0 0 0 0 0 1												
John Lowenstein, L (1, 7) OBP: 0.327, SLG: 0.337	0-3 K				0-0 1B					4 0 1 0 0 1 2												
John Ellis, R (1, 3) OBP: 0.340, SLG: 0.419		4-0 BB			0-0 1B					3 0 2 0 1 0 1												
Leron Lee, L (1, 10) OBP: 0.311, SLG: 0.406		0-3 K			0-0 6-3					4 0 0 0 0 3 3												
Charlie Spikes, R (1, 9) OBP: 0.340, SLG: 0.456 Oscar Gamble, L (7, 9) OBP: 0.359, SLG: 0.464		0-0 2B			0-0 6-3					3 0 1 0 0 0 1 1 0 0 0 0 0 1												
George Hendrick, R (1, 8) OBP: 0.349, SLG: 0.500 Rusty Torres, S (6, 8) OBP: 0.260, SLG: 0.196		4-0 BB			4-0 1B					1 1 0 0 2 0 1 1 0 0 0 0 0 0												
Dave Duncan, R (1, 2) OBP: 0.249, SLG: 0.367 Alan Ashby, S (5, PR) OBP: 0.333, SLG: 0.200		0-3 K			0-0 1B					2 0 1 0 0 1 2 2 1 0 0 0 2 0												
Frank Duffy, R (1, 6) OBP: 0.264, SLG: 0.337 Ed Crosby, L (5, PH) OBP: 0.302, SLG: 0.300			0-0 5-3		0-0 1B					1 0 0 0 0 0 0 2 1 1 0 1 0 0												
<b>Inning Stats</b>	R: 0 E: 0 K: 1 S: 5	H: 0 LOB: 0 BB: 0 P: 5	R: 0 E: 0 K: 2 S: 7	H: 1 LOB: 2 BB: 2 P: 15	R: 0 E: 0 K: 1 S: 5	H: 0 LOB: 0 BB: 0 P: 5	R: 0 E: 0 K: 0 S: 3	H: 1 LOB: 0 BB: 0 P: 3	R: 3 E: 0 K: 0 S: 6	H: 4 LOB: 2 BB: 1 P: 10		R: 0 E: 0 K: 1 S: 6	H: 1 LOB: 1 BB: 0 P: 6	R: 0 E: 0 K: 1 S: 5	H: 0 LOB: 1 BB: 1 P: 9	R: 0 E: 0 K: 1 S: 6	H: 1 LOB: 1 BB: 0 P: 6	R: 0 E: 0 K: 1 S: 5	H: 0 LOB: 0 BB: 0 P: 5	1B: 6 2B: 2 3B: 0 HR: 0	SF: 0 SAC: 0 DP: 2 HBP: 0	WP: 0 PB: 0 SB: 0 CS: 1
<b>PITCHER</b> Ed Sprague, R (1, 1) ERA: 2.08	IP: 9.0 WLS: W BF: 36 H: 8 R: 3 ER: 3 SO: 8 BB: 4 IBB: 0 HBP: 0 BLK: 0 WP: 0 HR: 0 S: 48 P: 64 ERA: 3.00 WHIP: 1.333											<b>PITCHER</b>	IP: WLS: BF: H: R: ER: SO: BB: IBB: HBP: BLK: WP: HR: S: P: ERA: WHIP:									





Batter	1	2	3	4	5	6	7	8	9	AB	R	H	RBI	BB	SO	LOB
Bob Coluccio, R OBP: 0.302, SLG: 0.373 (1, 8)	0-0 1B E 1B	4-0 1-2 2B BB		0-0 1B SH 2B	0-0 6-3	0-0 6-3				4	2	2	0	1	0	1
Robin Yount, R OBP: 0.290, SLG: 0.358 (1, 6)	0-0 F8	0-0 1B 2B		0-0 SH 1B 1B	0-0 1B SF8 1B			0-0 F6		4	3	3	2	0	0	1
Pedro Garcia, R OBP: 0.280, SLG: 0.401 (7, 4)	1-2	1-H 2-H		2-3						1	0	0	0	0	0	0
Don Money, R OBP: 0.355, SLG: 0.440 (1, 5)	0-0 F9	4-0 1B 2B BB		0-0 SH 1B	0-0 1B			0-3 K		2	2	1	0	1	0	1
John Vukovich, R OBP: 0.184, SLG: 0.361 (6, 5)	1-2	1-2 2-H		1-3 3-H	1-3					1	0	0	0	0	1	0
John Briggs, L OBP: 0.386, SLG: 0.552 (1, 7)	4-0 1B BB	0-0 1-2 2-H		0-3 K	0-0 SF8			0-0 F5		2	1	1	1	1	1	2
Bobby Mitchell, R OBP: 0.295, SLG: 0.357 (5, 7)	1-2 2-3	1-2 2-H		0-3 K	0-0 F9					1	0	0	1	0	0	0
Darrell Porter, L OBP: 0.352, SLG: 0.392 (1, 2)	0-0 1-2 2-3	0-0 1-H 2-H		0-3 K	0-0 F9			0-0 F2		5	0	2	2	0	1	3
Deron Johnson, R OBP: 0.255, SLG: 0.376 (1, 10)	0-0 F7	0-0 1-3		4-0 1B HR IBB		0-0 1B 1B		0-0 F5		2	1	0	0	1	0	4
Bob Hansen, L OBP: 0.283, SLG: 0.314 (6, PH)	1-2 2-3	1-2 2-H		1-2 2-H 3-H	4-3 2B 1B					2	0	1	0	0	0	0
Dave May, L OBP: 0.259, SLG: 0.356 (1, 9)		0-3 K		0-0 F2	0-0 1-2 2-H 3-H	4-3 2B 1B		0-0 F5		4	2	2	2	0	1	0
Ken Berry, R OBP: 0.252, SLG: 0.229 (7, 9)		0-0 K		0-0 F2	0-0 1-2 2-H 3-H	4-3 2B 1B		0-0 F5		1	1	1	0	0	0	0
Mike Hegan, L OBP: 0.311, SLG: 0.396 (1, 3)		0-0 F9		0-0 F8	0-0 1-H 2-H	4-3 HR		0-0 HR		5	2	2	5	0	0	1
Tim Johnson, L OBP: 0.271, SLG: 0.339 (1, 4)		0-0 BB 2B 1B		0-0 F7	0-0 1-H 2-H	4-3 HR		0-3 K		5	1	2	1	0	1	0

Inning Stats	R: 0	H: 2	E: 1	K: 0	S: 5	LOB: 3	BB: 1	P: 9	R: 5	H: 4	E: 0	K: 1	S: 9	LOB: 1	BB: 2	P: 17	R: 0	H: 0	E: 0	K: 0	S: 3	LOB: 0	BB: 0	P: 3	R: 6	H: 4	E: 1	K: 2	S: 12	LOB: 0	BB: 1	P: 16	R: 1	H: 2	E: 0	K: 0	S: 5	LOB: 1	BB: 0	P: 5	R: 1	H: 3	E: 0	K: 0	S: 5	LOB: 1	BB: 0	P: 5	R: 0	H: 0	E: 0	K: 1	S: 5	LOB: 0	BB: 0	P: 5	R: 2	H: 2	E: 0	K: 1	S: 7	LOB: 0	BB: 0	P: 7
--------------	------	------	------	------	------	--------	-------	------	------	------	------	------	------	--------	-------	-------	------	------	------	------	------	--------	-------	------	------	------	------	------	-------	--------	-------	-------	------	------	------	------	------	--------	-------	------	------	------	------	------	------	--------	-------	------	------	------	------	------	------	--------	-------	------	------	------	------	------	------	--------	-------	------

PITCHER	IP	WLS	BF	H	R	ER	SO	BB	IBB	HBP	BLK	WP	HR	S	P	ERA	WHIP
Steve Arlin, R ERA: 5.96 (1, 1)	1.2	L	13	5	5	5	1	3	0	0	0	0	0	12	24	27.00	4.800
Bruce Ellingsen, L ERA: (2, 1)	2.0		13	5	6	0	2	0	1	0	0	0	1	16	20	0.00	2.500
Milt Wilcox, R ERA: 3.98 (4, 1)	4.1		19	7	4	4	2	0	0	0	0	0	1	23	23	8.31	1.615


**BOTTOM**

**Cleveland Indians @ Milwaukee Brewers**  
**Milwaukee County Stadium, Milwaukee, WI**

Thu Jul 04 1974, 4:33 AM EDT  
 Att. 17,010 - Unknown

AB	39
R	15
H	17
RBI	14
BB	4
SO	5
LOB	13

WP: 0 PA: 45  
 PB: 0  
 SB: 0  
 CS: 0



PITCHER	IP	WLS	BF	H	R	ER	SO	BB	IBB	HBP	BLK	WP	HR	S	P	ERA	WHIP
---------	----	-----	----	---	---	----	----	----	-----	-----	-----	----	----	---	---	-----	------

Batter	1	2	3	4	5	6	7	8	9	AB R H RBI BB SO LOB	TOP																
Steve Brye, R (1, 8) OBP: 0.325, SLG: 0.356	0-0 6-3		0-0 5-3	0-0 F9		0-0 FC6-4			0-0 6-3	5 0 0 0 0 0 3																	
Rod Carew, L (1, 4) OBP: 0.441, SLG: 0.475	0-0 E6 1B		0-0 G4-6-3 1B		0-0 FC6-5 2B		0-0 4-3		0-0 4-3	5 0 3 0 0 0 0																	
Tony Oliva, L (1, 10) OBP: 0.333, SLG: 0.468	0-0 F7		0-0 G4-6-3 1-2f		0-0 FC6-5 2-3		0-0 F3		0-0 F8	5 0 0 0 0 0 3																	
Harmon Killebrew, R (1, 3) OBP: 0.284, SLG: 0.344 Craig Kusick, R (4, PR) OBP: 0.266, SLG: 0.259	0-0 E6 1-3			4-0 WP 1B BB		0-3 K		0-3 K		1 0 0 0 1 0 1 2 1 0 0 0 2 1																	
Bobby Darwin, R (1, 9) OBP: 0.317, SLG: 0.432		0-0 4-3 2B		4-0 1-2 1B BB		0-0 F8		0-0 F9		3 1 1 0 1 0 1																	
Larry Hisle, R (1, 7) OBP: 0.357, SLG: 0.515		0-0 F8		0-0 6-3 1-2 2-3		0-0 FC5-4 1B 1B		0-0 BB 1B		4 0 2 0 0 0 3																	
Steve Braun, L (1, 5) OBP: 0.383, SLG: 0.399 Eric Soderholm, R (8, PH) OBP: 0.362, SLG: 0.407		0-0 4-3 2-3		4-0 1B SF9 BB		0-0 1-2 FC5-4 1B		0-0 F8		2 1 1 0 1 0 1 1 0 0 0 0 0 1																	
Danny Thompson, R (1, 6) OBP: 0.357, SLG: 0.461 Luis Gomez, R (8, PR) OBP: 0.253, SLG: 0.196		4-0 FC5-4 BB		0-0 1-3 2-H 3-H 1B		0-0 1-2 2-3 FC5-4 BB		4-0 1-2 BB		2 0 1 2 2 0 2 0 0 0 0 0 0 0																	
Glenn Borgmann, R (1, 2) OBP: 0.291, SLG: 0.293		0-0 FC5-4 1-2f		0-0 SF9 3-H		4-0 1-2 FC6-4 BB		0-0 F9		2 0 0 1 1 0 4																	
<b>Inning Stats</b>	R: 0 E: 1 K: 0 S: 4	H: 1 LOB: 1 BB: 0 P: 4	R: 0 E: 0 K: 0 S: 4	H: 1 LOB: 2 BB: 1 P: 8	R: 0 E: 0 K: 0 S: 3	H: 1 LOB: 0 BB: 0 P: 3	R: 3 E: 0 K: 0 S: 4	H: 1 LOB: 1 BB: 3 P: 16	R: 0 E: 0 K: 1 S: 6	H: 1 LOB: 1 BB: 0 P: 6	R: 0 E: 0 K: 0 S: 4	H: 2 LOB: 2 BB: 1 P: 8	R: 0 E: 0 K: 1 S: 5	H: 0 LOB: 0 BB: 0 P: 5	R: 0 E: 0 K: 0 S: 4	H: 1 LOB: 2 BB: 1 P: 8	R: 0 E: 0 K: 0 S: 3	H: 0 LOB: 0 BB: 0 P: 3	1B: 6 2B: 2 3B: 0 HR: 0	SF: 1 SAC: 0 DP: 2 HBP: 0	WP: 1 PB: 0 SB: 0 CS: 0	PA: 39					
<b>PITCHER</b>	IP WLS BF H R ER SO BB IBB HBP BLK WP HR S P ERA WHIP																										
Clyde Wright, L (1, 1) ERA: 3.83	4.0		19	4	3	3	0	4	0	0	0	1	0	15	31	6.75	2.000										
Bill Travers, L (5, 1) ERA: 5.4	3.2	W	16	4	0	0	2	2	0	0	0	0	0	18	26	0.00	1.636										
Tom Murphy, R (8, 1) ERA: 1.93	1.1	S	4	0	0	0	0	0	0	0	0	0	0	4	4	0.00	0.000										

Minnesota Twins @ Milwaukee Brewers  
Milwaukee County Stadium, Milwaukee, WI  
Fri Jul 05 1974, 8:05 PM EDT  
Unknown - 73 F

livebaseballscorecards.com

AB	32
R	3
H	8
RBI	3
BB	6
SO	2
LOB	20



Batter	1	2	3	4	5	6	7	8	9	AB	R	H	RBI	BB	SO	LOB
Don Money, R OBP: 0.351, SLG: 0.434 (1, 5)	0-0 1-3		0-0 F9	0-0 F8		0-0 6-3				4	0	0	0	0	0	1
Ken Berry, R OBP: 0.271, SLG: 0.242 (1, 8)	0-0 FC5-4 1B		4-0 BB		0-0 E 1B		0-0 F9			3	1	2	0	1	0	0
Charlie Moore, R OBP: 0.345, SLG: 0.384 (1, 2)	0-0 FC5-4 1B 1-2f		0-0 F7		0-0 E5 1B		0-0 F4			4	1	0	0	0	0	2
George Scott, R OBP: 0.343, SLG: 0.429 (1, 3)	0-0 1-3 1B		0-3 K		0-0 G6-4-3 1B		0-0 F9			4	0	2	1	0	1	1
Deron Johnson, R OBP: 0.255, SLG: 0.387 (1, 10)	0-0 F4			0-0 HR	0-0 G6-4-3 1-2f		0-3 K			4	1	1	1	0	1	3
Bobby Mitchell, R OBP: 0.303, SLG: 0.365 (1, 7)		0-0 6-3 1B		0-0 HR 1B	0-0 F9		4-0 G5-4-3 BB			3	1	2	0	0	0	0
John Briggs, L OBP: 0.368, SLG: 0.552 (7, 7)										0	0	0	0	1	0	0
Bob Coluccio, R OBP: 0.298, SLG: 0.367 (1, 9)		0-0 F6		0-3 K 1-2		0-0 G3		0-0 G5-4-3		4	0	0	0	0	1	3
Pedro Garcia, R OBP: 0.276, SLG: 0.395 (1, 4)		0-0 6-3		0-0 F5		0-0 F2				3	0	0	0	0	0	2
John Vukovich, R OBP: 0.200, SLG: 0.447 (1, 6)		0-0 F6		0-0 HR		0-0 1B				2	1	1	2	0	0	1
Bob Hansen, L OBP: 0.296, SLG: 0.327 (6, PH)										1	0	1	0	0	0	0
Robin Yount, R OBP: 0.290, SLG: 0.358 (6, PR)										0	0	0	0	0	0	0
										0	0	0	0	0	0	0

Inning Stats	R: 0	H: 2	E: 0	K: 0	S: 5	R: 0	H: 1	E: 0	K: 0	S: 4	R: 0	H: 0	E: 0	K: 1	S: 5	R: 3	H: 3	E: 0	K: 1	S: 8	R: 2	H: 2	E: 1	K: 0	S: 5	R: 0	H: 1	E: 0	K: 0	S: 4	R: 0	H: 0	E: 0	K: 1	S: 4	R: 0	H: 0	E: 0	K: 1	S: 4
	LOB: 2	BB: 0	P: 5	LOB: 1	BB: 0	P: 4	LOB: 0	BB: 0	P: 8	LOB: 0	BB: 0	P: 5	LOB: 2	BB: 0	P: 4	LOB: 0	BB: 0	P: 8	LOB: 0	BB: 0	P: 5	LOB: 0	BB: 0	P: 5	LOB: 0	BB: 0	P: 8	LOB: 0	BB: 0	P: 4	LOB: 0	BB: 1	P: 8	SF: 0	SAC: 0	DP: 2	HBP: 0			


PITCHER	IP	WLS	BF	H	R	ER	SO	BB	IBB	HBP	BLK	WP	HR	S	P	ERA	WHIP
Vic Albury, L ERA: 4.21 (1, 1)	4.0	L	22	8	5	3	2	1	0	0	0	0	0	25	29	6.75	2.250
Bill Hands, R ERA: 4.61 (5, 1)	4.0		12	1	0	0	1	1	0	0	0	0	0	13	17	0.00	0.500

**BOTTOM**

**Minnesota Twins @ Milwaukee Brewers**  
**Milwaukee County Stadium, Milwaukee, WI**

Fri Jul 05 1974, 8:05 PM EDT  
 Unknown - 73 F

AB	32
R	5
H	9
RBI	4
BB	2
SO	3
LOB	13



WP	PA	ERA	WHIP
0	34		

Batter	1	2	3	4	5	6	7	8	9	AB R H RBI BB SO LOB	TOP											
Larry Hisle, R (1, 8) OBP: 0.365, SLG: 0.533	0-0 HR		0-0 SF8 1B	0-0 1B 1-2	0-0 1B 1-3 2-H			0-3 K		5 2 4 2 0 1 0												
Rod Carew, L (1, 4) OBP: 0.438, SLG: 0.471 Jerry Terrell, R (8, 4) OBP: 0.274, SLG: 0.299	0-0 G3		0-0 F7 1-3	0-0 1B 1-3 2-H	0-3 K			0-0 F8		5 0 1 1 0 1 3 0 0 0 0 0 0 0												
Tony Oliva, L (1, 10) OBP: 0.327, SLG: 0.461	0-0 F7		0-0 SF8 3-H	0-3 K				0-0 F8		4 0 0 1 0 1 2												
Bobby Darwin, R (1, 9) OBP: 0.318, SLG: 0.430	0-3 K		1-0 WP BB HBP		0-0 1B WP			0-0 F5		4 1 1 0 0 1 0												
Steve Braun, L (1, 7) OBP: 0.383, SLG: 0.397			4-0 WP BB		0-0 FC3-6 1B			0-0 F7		4 0 1 0 1 0 0												
Jim Holt, L (1, 3) OBP: 0.288, SLG: 0.299			0-0 F9 1-2 2-3		0-0 FC3-6 1B 1-2f 3-H			0-0 F8		5 1 1 0 0 0 4												
Eric Soderholm, R (1, 5) OBP: 0.364, SLG: 0.403			0-0 F8		4-0 1B BB			4-0 BB BB BB BB		2 1 0 0 2 0 1												
Phil Roof, R (1, 2) OBP: 0.353, SLG: 0.267			0-0 1B 1-2		0-0 1B 1B			0-0 F8		4 1 3 1 0 0 1												
Luis Gomez, R (1, 6) OBP: 0.247, SLG: 0.190			0-0 F3		0-0 F8			0-0 6-3		4 0 0 0 0 1 6												
<b>Inning Stats</b>	R: 1 E: 0 K: 1 S: 6	H: 1 LOB: 0 BB: 0 P: 6	R: 0 E: 0 K: 0 S: 5	H: 2 LOB: 2 BB: 0 P: 5	R: 1 E: 0 K: 0 S: 4	H: 1 LOB: 2 BB: 1 P: 9	R: 1 E: 0 K: 1 S: 8	H: 3 LOB: 2 BB: 0 P: 8	R: 3 E: 1 K: 2 S: 11	H: 4 LOB: 2 BB: 1 P: 15	R: 0 E: 0 K: 0 S: 3	H: 0 LOB: 0 BB: 0 P: 3	R: 0 E: 0 K: 0 S: 3	H: 0 LOB: 1 BB: 1 P: 7	R: 0 E: 0 K: 1 S: 5	H: 0 LOB: 0 BB: 0 P: 5	R: 0 E: 1 K: 0 S: 3	H: 0 LOB: 0 BB: 0 P: 3	1B: 10 2B: 0 3B: 0 HR: 1	SF: 1 SAC: 0 DP: 0 HBP: 1	WP: 2 PB: 0 SB: 1 CS: 1	PA: 42
<b>PITCHER</b>	IP WLS BF H R ER SO BB IBB HBP BLK WP HR S P ERA WHIP																					
Jim Slaton, R (1, 1) ERA: 4.49	4.0 L 23 9 5 5 2 1 0 1 0 1 1 25 30 11.25 2.500																					
Kevin Kobel, L (5, 1) ERA: 4.05	5.0 19 2 1 1 3 2 0 0 0 1 0 23 31 1.80 0.800																					

Minnesota Twins @ Milwaukee Brewers  
Milwaukee County Stadium, Milwaukee, WI

Fri Jul 05 1974, 8:05 PM EDT  
Att. 16,009 - Unknown

livebaseballscorecards.com

AB	37
R	6
H	11
RBI	5
BB	3
SO	5
LOB	17



**BOTTOM**

**Minnesota Twins @ Milwaukee Brewers**  
 Milwaukee County Stadium, Milwaukee, WI

Fri Jul 05 1974, 8:05 PM EDT  
 Att. 16,009 - Unknown

livebaseballscores.com

<b>AB</b>	<b>33</b>
<b>R</b>	<b>4</b>
<b>H</b>	<b>10</b>
<b>RBI</b>	<b>4</b>
<b>BB</b>	<b>4</b>
<b>SO</b>	<b>4</b>
<b>LOB</b>	<b>17</b>



WP: 0	PA: 38
PB: 0	
SB: 0	
CS: 0	

AB R H RBI BB SO LOB

3	1	1	0	0	0	0	1	0	0	0	1	1
5	1	1	2	0	0	3						
4	0	2	0	0	0	2						
3	0	1	0	1	1	2						
4	0	0	0	0	0	4						
3	0	2	0	1	1	0						
3	1	1	0	1	0	3						
4	1	1	1	0	0	2						
3	0	1	1	1	1	0						

Batter	1	2	3	4	5	6	7	8	9
Ken Berry, R (1, 8) OBP: 0.279, SLG: 0.245 George Scott, R (9, PH) OBP: 0.342, SLG: 0.427	0-0 4-3 ①		H 1-0 5-3 HBP		X 0-0 F5 ②			X 0-0 HR 1B	0-3 K ②
Robin Yount, R (1, 6) OBP: 0.289, SLG: 0.368	0-0 6-3 ②		X 0-0 5-3 ②		X 0-0 5-3 ③			X 0-0 HR 1B	X 0-0 5-3 ③
Don Money, R (1, 5) OBP: 0.352, SLG: 0.435	0-0 4-3 ③		X 0-0 F7 ③			X 0-0 G4-6-3 1B		X 0-0 1B	
John Briggs, L (1, 7) OBP: 0.370, SLG: 0.554		X 0-0 2B		BB 4-0 BB		X 0-0 F3 ①		X 0-3 K ②	
Darrell Porter, L (1, 2) OBP: 0.346, SLG: 0.385		X 0-0 4-3 ①		X 0-0 6-4-3-6 ① ②		X 0-0 G4-6-3 ② ③		X 0-0 F8 ③	
Mike Hegan, L (1, 3) OBP: 0.327, SLG: 0.415		BB 4-0 BB		X 0-0 2B			X 0-0 G6-4-3 1B		X 0-3 K ①
Deron Johnson, R (1, 10) OBP: 0.259, SLG: 0.391		X 0-0 G5-4-3 ② ③		BB 4-0 BB			X 0-0 G6-4-3 ① ②		X 0-0 2B
Dave May, L (1, 9) OBP: 0.259, SLG: 0.358			X 0-0 1-3 ①	X 0-0 F6 ③			X 0-0 3-1 ③		X 0-0 3B 2B
Tim Johnson, L (1, 4) OBP: 0.286, SLG: 0.373			BB 4-0 BB		S 0-3 K ①			X 0-0 6-3 ①	X 0-0 3B 2B

<b>Inning Stats</b>	R: 0 H: 0 E: 0 K: 3 S: 3	H: 0 LOB: 0 BB: 0 P: 3	R: 0 H: 1 E: 0 K: 0 S: 3	H: 1 LOB: 1 BB: 1 P: 7	R: 0 H: 0 E: 0 K: 0 S: 3	H: 0 LOB: 2 BB: 1 P: 8	R: 0 H: 1 E: 0 K: 0 S: 3	H: 1 LOB: 2 BB: 2 P: 11	R: 0 H: 0 E: 0 K: 1 S: 5	H: 0 LOB: 0 BB: 0 P: 5	R: 0 H: 1 E: 0 K: 0 S: 3	H: 1 LOB: 0 BB: 0 P: 3	R: 0 H: 1 E: 0 K: 0 S: 3	H: 1 LOB: 0 BB: 0 P: 3	R: 2 H: 3 E: 0 K: 1 S: 8	H: 3 LOB: 1 BB: 0 P: 8	R: 2 H: 3 E: 0 K: 2 S: 10	H: 3 LOB: 1 BB: 0 P: 10	1B: 4 2B: 5 3B: 1	SF: 0 SAC: 0 DP: 4 HBP: 1	WP: 0 PA: 38
---------------------	--------------------------	------------------------	--------------------------	------------------------	--------------------------	------------------------	--------------------------	-------------------------	--------------------------	------------------------	--------------------------	------------------------	--------------------------	------------------------	--------------------------	------------------------	---------------------------	-------------------------	-------------------	---------------------------	--------------

PITCHER	IP	WLS	BF	H	R	ER	SO	BB	IBB	HBP	BLK	WP	HR	S	P	ERA	WHIP
Dave Goltz, R (1, 1) ERA: 3.74	7.1	W	30	7	2	2	1	4	0	0	0	0	1	27	44	2.46	1.500
Bill Campbell, R (8, 1) ERA: 2.83	1.2		8	3	2	2	3	0	0	0	0	0	0	14	14	10.80	1.800

Batter	1	2	3	4	5	6	7	8	9	AB R H RBI BB SO LOB	TOP											
Larry Hisle, R (1, 8) OBP: 0.367, SLG: 0.531	0-3 K		4-0 BB			0-0 1B		0-0 F8		3 0 1 0 1 1 0												
Rod Carew, L (1, 4) OBP: 0.437, SLG: 0.469	0-0 4-3		0-3 K			0-3 K		0-0 F5		1 0 0 0 0 0 0												
Jerry Terrell, R (3, PH) OBP: 0.268, SLG: 0.292	(3, 4)									3 0 0 0 0 2 2												
Tony Oliva, L (1, 10) OBP: 0.330, SLG: 0.462	0-0 5-3					0-0 FC5-4 1B		0-0 1-3 1B		4 0 2 0 0 0 0												
Bobby Darwin, R (1, 9) OBP: 0.317, SLG: 0.425						0-0 FC5-4 1B		0-0 G3		3 0 0 0 1 1 3												
Steve Braun, L (1, 7) OBP: 0.381, SLG: 0.394						0-0 L3		0-0 FC6-4 1B		4 0 1 0 0 0 2												
Jim Holt, L (1, 3) OBP: 0.296, SLG: 0.308						0-0 G6-4-3 1B		0-0 F9		3 0 2 0 0 0 1												
Eric Soderholm, R (1, 5) OBP: 0.359, SLG: 0.397						0-0 G6-4-3		0-0 FC6-4		3 0 0 0 0 0 4												
Danny Thompson, R (1, 6) OBP: 0.345, SLG: 0.443						0-0 F3		0-0 G6-3		3 0 0 0 0 0 2												
Glenn Borgmann, R (1, 2) OBP: 0.288, SLG: 0.289						0-0 6-3		0-0 F3		2 0 0 0 0 0 0												
Steve Brye, R (8, PH) OBP: 0.323, SLG: 0.355								0-0 F7		1 0 0 0 0 0 0												
Phil Roof, R (8, 2) OBP: 0.353, SLG: 0.267										0 0 0 0 0 0 0												
<b>Inning Stats</b>	R: 0 E: 0 K: 1 S: 5	H: 0 LOB: 0 BB: 0 P: 5	R: 0 E: 0 K: 0 S: 3	H: 1 LOB: 1 BB: 1 P: 7	R: 0 E: 0 K: 1 S: 5	H: 0 LOB: 1 BB: 1 P: 9	R: 0 E: 0 K: 0 S: 3	H: 1 LOB: 0 BB: 0 P: 3	R: 0 E: 0 K: 0 S: 3	H: 1 LOB: 0 BB: 0 P: 3	R: 0 E: 0 K: 1 S: 7	H: 2 LOB: 2 BB: 0 P: 7	R: 0 E: 0 K: 0 S: 4	H: 1 LOB: 1 BB: 0 P: 4	R: 0 E: 0 K: 0 S: 3	H: 0 LOB: 0 BB: 0 P: 3	R: 0 E: 0 K: 1 S: 5	H: 0 LOB: 0 BB: 0 P: 5	1B: 6 2B: 1 3B: 0 HR: 0	SF: 0 SAC: 0 DP: 3 HBP: 0	WP: 0 PB: 0 SB: 0 CS: 0	PA: 32
<b>PITCHER</b>	IP WLS BF H R ER SO BB IBB HBP BLK WP HR S P ERA WHIP																					
Bill Champion, R (1, 1) ERA: 3.78	5.2 W 21 5 0 0 3 2 0 0 0 0 0 0 25 33 0.00 1.235																					
Eduardo Rodriguez, R (6, 1) ERA: 3.33	2.1 S 8 1 0 0 0 0 0 0 0 0 0 0 8 8 0.00 0.429																					
Tom Murphy, R (9, 1) ERA: 1.89	1.0 3 0 0 0 1 0 0 0 0 0 0 0 5 5 0.00 0.000																					

Minnesota Twins @ Milwaukee Brewers  
Milwaukee County Stadium, Milwaukee, WI

Sat Jul 06 1974, 4:33 AM EDT  
Att. 11,550 - Unknown - 74 F

livebaseballscorecards.com

AB	30
R	0
H	6
RBI	0
BB	2
SO	4
LOB	14



Batter	1	2	3	4	5	6	7	8	9	AB	R	H	RBI	BB	SO	LOB
Don Money, R OBP: 0.354, SLG: 0.436 (1, 5)	0-3 K		0-0 CS 1B			0-0 F9		0-0 1B 1-2		4	0	2	0	0	1	0
Robin Yount, R OBP: 0.288, SLG: 0.366 (1, 6)	0-0 6-3		0-0 F8 1-2			0-0 5-3		0-0 1B 1-3 2-H		4	0	1	1	0	0	1
John Briggs, L OBP: 0.368, SLG: 0.548 (1, 7)	0-0 F7		0-0 4-3			4-0 BB		0-0 F5		3	0	0	0	1	0	2
George Scott, R OBP: 0.340, SLG: 0.423 (1, 3)		4-0 BB BB		0-0 F9		0-0 4-3		0-0 G1-4-3 1-2f		3	0	0	0	1	0	3
Mike Hegan, L OBP: 0.330, SLG: 0.411 Ken Berry, R OBP: 0.277, SLG: 0.243 (1, 9) (7, 8)		4-0 BB 1-2 2B BB		0-0 G3		0-0 F4				1	1	0	0	1	0	0
Darrell Porter, L OBP: 0.346, SLG: 0.381 (1, 2)		4-0 BB 1-2 2B BB		0-0 F8		0-0 F5				2	1	0	0	1	0	0
Deron Johnson, R OBP: 0.260, SLG: 0.390 Bobby Mitchell, R OBP: 0.303, SLG: 0.365 (1, 10) (7, PR)		0-3 BB BB K		0-0 F5		0-0 1B				3	0	1	0	0	1	2
Dave May, L OBP: 0.260, SLG: 0.362 (1, 8) (7, 9)		0-0 BB BB		0-0 F8		0-0 1-3				3	0	1	2	0	0	1
Bob Coluccio, R OBP: 0.298, SLG: 0.367 (8, 9)		1-H 2-H 2B		0-0 F8						0	0	0	0	0	0	0
Tim Johnson, L OBP: 0.273, SLG: 0.355 (1, 4)		0-0 BB BB		0-0 4-3		0-0 4-3		0-0 E4 1B		3	1	0	0	0	0	1

Inning Stats	R: 0	H: 0	E: 0	K: 1	S: 5	R: 2	H: 1	E: 0	K: 1	S: 5	R: 0	H: 1	E: 0	K: 0	S: 3	R: 0	H: 0	E: 0	K: 0	S: 3	R: 0	H: 0	E: 0	K: 0	S: 3	R: 0	H: 1	E: 0	K: 0	S: 4	R: 1	H: 2	E: 1	K: 0	S: 5
	LOB: 0	BB: 0	P: 5	ER: 2	LOB: 1	BB: 3	P: 17	LOB: 0	BB: 0	P: 3	LOB: 0	BB: 0	P: 3	LOB: 1	BB: 1	LOB: 1	BB: 0	P: 5	LOB: 0	BB: 0	LOB: 0	BB: 0	LOB: 1	BB: 1	LOB: 1	BB: 0	P: 5	LOB: 0	BB: 0	SF: 0	SAC: 0	DP: 1	HBP: 0		

PITCHER	IP	WLS	BF	H	R	ER	SO	BB	IBB	HBP	BLK	WP	HR	S	P	ERA	WHIP
Joe Decker, R ERA: 3.12 (1, 1)	7.0	L	29	5	3	2	2	4	0	0	0	0	0	29	45	2.57	1.286
Tom Burgmeier, L ERA: 6.17 (8, 1)	0.1		1	0	0	0	0	0	0	0	0	0	0	1	1	0.00	0.000
Bill Campbell, R ERA: 2.8 (8, 1)	0.2		1	0	0	0	0	0	0	0	0	0	0	1	1	0.00	0.000


**BOTTOM**

**Minnesota Twins @ Milwaukee Brewers**  
Milwaukee County Stadium, Milwaukee, WI

Sat Jul 06 1974, 4:33 AM EDT  
Att. 11,550 - Unknown - 74 F

AB	27
R	3
H	5
RBI	3
BB	4
SO	2
LOB	10

WP: 0 PA: 31  
PB: 0  
SB: 0  
CS: 2



PITCHER	IP	WLS	BF	H	R	ER	SO	BB	IBB	HBP	BLK	WP	HR	S	P	ERA	WHIP
Joe Decker, R ERA: 3.12 (1, 1)	7.0	L	29	5	3	2	2	4	0	0	0	0	0	29	45	2.57	1.286
Tom Burgmeier, L ERA: 6.17 (8, 1)	0.1		1	0	0	0	0	0	0	0	0	0	0	1	1	0.00	0.000
Bill Campbell, R ERA: 2.8 (8, 1)	0.2		1	0	0	0	0	0	0	0	0	0	0	1	1	0.00	0.000

Batter	1	2	3	4	5	6	7	8	9	AB R H RBI BB SO LOB	TOP									
Steve Brye, R (1, 8) OBP: 0.325, SLG: 0.356	0-3 K		0-0 E7 2-H 1B		0-0 F8			0-0 1B	0-0 FC6-4 FC4 1-2f 2-3	5 0 2 1 0 1 3	<b>Minnesota Twins @ Milwaukee Brewers</b> <b>Milwaukee County Stadium, Milwaukee, WI</b> Sun Jul 07 1974, 4:33 AM EDT Unknown - 83 F									
Rod Carew, L (1, 4) OBP: 0.436, SLG: 0.468	0-0 1-3		0-0 4-3			0-0 1B		0-0 1B	0-0 FC4 1-2f	5 0 2 0 0 0 3										
Larry Hise, R (1, 9) OBP: 0.365, SLG: 0.526	0-3 K			0-0 1B FC6-4 1B		0-3 K 1-2		0-0 F9 1-2		4 1 1 0 0 2 2										
Tony Oliva, L (1, 10) OBP: 0.332, SLG: 0.473		0-0 F6		0-0 1B FC6-4 1B		0-0 F8		0-0 HR		4 1 2 1 0 0 1										
Steve Braun, L (1, 7) OBP: 0.379, SLG: 0.392		0-3 K		0-0 FC6-4 G4-6-3 1-2f		0-0 F9		0-0 1B FC5-4 1B		4 1 1 1 0 1 2										
Jim Holt, L (1, 3) OBP: 0.295, SLG: 0.306		0-0 4-3		0-0 G4-6-3 1-2f			0-0 4-3	0-0 FC5-4 1B 1-2 1B		4 1 1 0 0 0 1										
Eric Soderholm, R (1, 5) OBP: 0.366, SLG: 0.401			4-0 SH3 E BB		0-0 CS 1B		0-0 F8	0-0 FC5-4 1B 1-2 2-3		3 1 2 0 1 0 0										
Danny Thompson, R (1, 6) OBP: 0.344, SLG: 0.439			0-0 SH3 1-2		0-0 1B 1-2		0-3 K	0-0 FC5-4 1B FC6-4 1B 1-2f 2-3 3-H		3 0 1 1 0 1 2										
Phil Roof, R (1, 2) OBP: 0.333, SLG: 0.250			0-0 F7		0-0 F8			0-0 6-3	0-0 FC6-4 1B 1-2 3-H	2 0 0 0 0 0 2										
Harmon Killebrew, R (8, PH) OBP: 0.282, SLG: 0.343										1 0 0 0 0 0 0										
Glenn Borgmann, R (8, 2) OBP: 0.286, SLG: 0.289										0 0 0 0 0 0 0										
Bobby Darwin, R (9, PH) OBP: 0.319, SLG: 0.427										1 0 1 1 0 0 0										
<b>Inning Stats</b>	R: 0 E: 0 K: 2 S: 7	H: 0 LOB: 0 BB: 0 P: 7	R: 0 E: 0 K: 1 S: 5	H: 0 LOB: 0 BB: 0 P: 5	R: 1 E: 1 K: 0 S: 4	H: 1 LOB: 1 BB: 1 P: 8	R: 1 E: 0 K: 0 S: 4	H: 2 LOB: 0 BB: 0 P: 4	R: 0 E: 0 K: 1 S: 6	H: 1 LOB: 1 BB: 0 P: 6	R: 0 E: 0 K: 1 S: 5	H: 0 LOB: 0 BB: 0 P: 5	R: 0 E: 0 K: 0 S: 4	H: 2 LOB: 1 BB: 0 P: 4	R: 3 E: 0 K: 0 S: 8	H: 5 LOB: 2 BB: 0 P: 8	1B: 12 2B: 0 3B: 0 HR: 1	SF: 0 SAC: 1 DP: 1 HBP: 0	WP: 0 PB: 0 SB: 2 CS: 1	PA: 38
<b>PITCHER</b>	IP WLS BF H R ER SO BB IBB HBP BLK WP HR S P ERA WHIP											IP WLS BF H R ER SO BB IBB HBP BLK WP HR S P ERA WHIP								
Jim Colborn, R (1, 1) ERA: 5.19	8.0 W 33 11 5 5 5 1 0 0 0 0 1 42 46 5.62 1.500																			
Tom Murphy, R (9, 1) ERA: 1.85	1.0 5 2 0 0 0 0 0 0 0 0 0 0 5 5 0.00 2.000																			

AB	36
R	5
H	13
RBI	5
BB	1
SO	5
LOB	16





Batter	1	2	3	4	5	6	7	8	9	AB R H RBI BB SO LOB	BOTTOM
--------	---	---	---	---	---	---	---	---	---	----------------------	--------

<b>Don Money, R</b> <small>OBP: 0.353, SLG: 0.434</small> <small>(1, 5)</small>	0-3 			0-0 			0-0 	0-0 		4 0 1 0 0 1 2	<p style="font-size: 24px; margin: 0;"><b>Minnesota Twins @ Milwaukee Brewers</b></p> <p style="margin: 0;">Milwaukee County Stadium, Milwaukee, WI</p> <p style="font-size: 12px; margin: 0;">Sun Jul 07 1974, 4:33 AM EDT Unknown - 83 F</p>
<b>Robin Yount, R</b> <small>OBP: 0.291, SLG: 0.365</small> <small>(1, 6)</small>	4-0 			0-0 			0-0 	0-0 		3 1 1 1 1 0 1	
<b>John Briggs, L</b> <small>OBP: 0.367, SLG: 0.542</small> <small>(1, 7)</small>	0-0 			0-3 			0-0 	4-0 		3 2 0 0 1 1 2	
<b>George Scott, R</b> <small>OBP: 0.342, SLG: 0.420</small> <small>(1, 3)</small>		0-0 		0-0 			4-0 	4-0 		2 2 0 0 2 0 0	
<b>Darrell Porter, L</b> <small>OBP: 0.348, SLG: 0.390</small> <small>(1, 2)</small>		0-0 		0-0 			4-0 	0-0 		3 2 1 3 1 0 0	
<b>Mike Hegan, L</b> <small>OBP: 0.330, SLG: 0.418</small> <small>(1, 9)</small>		0-3 		0-3 			0-0 	0-0 		3 0 1 3 0 2 0	
<b>Bob Coluccio, R</b> <small>OBP: 0.300, SLG: 0.370</small> <small>(7, PR)</small> <small>(8, 8)</small> <small>(9, 9)</small>		0-3 		0-3 			0-0 	0-0 		1 0 1 1 0 0 0	
<b>Deron Johnson, R</b> <small>OBP: 0.256, SLG: 0.383</small> <small>(1, 10)</small>			0-0 		0-3 		0-0 	0-0 		4 0 0 0 0 1 2	
<b>Dave May, L</b> <small>OBP: 0.260, SLG: 0.361</small> <small>(1, 8)</small> <small>(8, 9)</small>			0-0 		0-0 			0-0 		3 0 1 0 0 0 0	
<b>Bobby Mitchell, R</b> <small>OBP: 0.303, SLG: 0.365</small> <small>(8, PR)</small>			0-0 		0-0 			0-0 		0 1 0 0 0 0 0	
<b>Ken Berry, R</b> <small>OBP: 0.277, SLG: 0.243</small> <small>(9, 8)</small>			0-0 		0-0 			0-0 		0 0 0 0 0 0 0	
<b>Tim Johnson, L</b> <small>OBP: 0.265, SLG: 0.344</small> <small>(1, 4)</small>			0-0 		0-0 			0-0 		2 0 0 0 0 0 0	

Inning Stats	R: 0 E: 0 K: 1 S: 4	H: 0 LOB: 0 BB: 1 P: 8	R: 0 E: 0 K: 1 S: 5	H: 0 LOB: 0 BB: 0 P: 5	R: 0 E: 0 K: 0 S: 3	H: 0 LOB: 0 BB: 0 P: 3	R: 0 E: 0 K: 1 S: 5	H: 0 LOB: 0 BB: 0 P: 5	R: 0 E: 0 K: 1 S: 5	H: 0 LOB: 0 BB: 0 P: 5	R: 0 E: 0 K: 1 S: 5	H: 0 LOB: 0 BB: 0 P: 5	R: 3 E: 0 K: 0 S: 5	H: 2 LOB: 1 BB: 2 P: 13	R: 5 E: 1 K: 0 S: 7	H: 4 LOB: 1 BB: 2 P: 15	1B: 4 2B: 1 3B: 1 HR: 0	SF: 0 SAC: 1 DP: 0 HBP: 0	WP: 0 PB: 0 SB: 0 CS: 1	PA: 34
PITCHER	IP	WLS	BF	H	R	ER	SO	BB	IBB	HBP	BLK	WP	HR	S	P	ERA	WHIP			
<b>Ray Corbin, R</b> <small>ERA: 4.35</small> <small>(1, 1)</small>	7.2	L	29	4	5	5	5	3	0	0	0	0	0	36	48	5.87	0.913			
<b>Bill Campbell, R</b> <small>ERA: 3.2</small> <small>(8, 1)</small>	0.1		5	2	3	3	0	2	0	0	0	0	0	3	11	81.00	12.000			




Batter	1	2	3	4	5	6	7	8	9	10	11	AB R H RBI BB SO LOB	TOP									
Steve Brye, R (1, 8) OBP: 0.325, SLG: 0.357	4-0 SH5-3 HR BB	0-0 F3			0-0 6-3		0-0 1-3		0-0 1-3		0-0 F9 1B 2B	5 2 1 1 1 0 2	<b>Minnesota Twins @ Milwaukee Brewers</b> <b>Milwaukee County Stadium, Milwaukee, WI</b> Sun Jul 07 1974, 4:38 AM EDT Att. 17,939 - Unknown									
Rod Carew, L (1, 4) OBP: 0.436, SLG: 0.465	0-0 SH5-3 1-2		0-0 F7		0-0 1-3		0-0 4-3 1B		0-3 K		4-0 1B IBB	4 0 1 0 1 1 0										
Eric Soderholm, R (1, 5) OBP: 0.361, SLG: 0.394	0-0 1-3		0-0 F8		0-0 1B WP		0-0 4-3		0-3 K		0-0 F9 2-3	6 1 1 0 0 1 4										
Bobby Darwin, R (1, 9) OBP: 0.328, SLG: 0.443	0-0 HR		0-0 1B		0-0 1B 1-H		4-0 IBB			0-0 5-3	0-0 1-3 3-H 1B	5 1 4 4 1 0 0										
Tony Oliva, L (1, 10) OBP: 0.330, SLG: 0.468	0-0 1-3		0-0 F4		0-0 F8		0-0 F3			0-0 1B 1B		5 0 1 0 0 0 4										
Jerry Terrell, R (10, PR) OBP: 0.268, SLG: 0.292												0 0 0 0 0 0 0										
Craig Kusick, R (1, 3) OBP: 0.261, SLG: 0.254		0-0 F9		0-0 F8		0-0 F4		0-0 F2		0-0 1-2 G4-6-3 1B		5 0 1 0 0 0 0										
Steve Braun, L (1, 7) OBP: 0.387, SLG: 0.400		0-0 FC6-4 1B		0-0 1B		0-0 FC6-4 1B		0-0 1B 1B		0-0 G4-6-3 1-2f		5 0 4 0 0 0 2										
Danny Thompson, R (1, 6) OBP: 0.333, SLG: 0.424		0-0 FC6-4 E		0-0 F4		0-0 F8		0-0 G1-4-3 1B			0-0 G4 2B 1B	3 0 0 0 0 0 3										
Harmon Killebrew, R (8, PH) OBP: 0.286, SLG: 0.346		1-2f										1 0 1 0 0 0 0										
Luis Gomez, R (8, PR) OBP: 0.252, SLG: 0.196												1 1 1 0 0 0 0										
Randy Hundley, R (1, 2) OBP: 0.231, SLG: 0.218		0-0 E4		0-0 6-3		0-0 FC6-4		0-0 G1-4-3			0-0 G4	3 0 0 0 0 0 3										
Phil Roof, R (7, 2) OBP: 0.333, SLG: 0.250		1-2										0 0 0 0 0 0 0										
Larry Hisle, R (8, PH) OBP: 0.364, SLG: 0.524												1 0 0 0 0 0 2										
Glenn Borgmann, R (8, 2) OBP: 0.287, SLG: 0.288												1 0 0 0 0 0 1										
<b>Inning Stats</b>	R: 2 E: 0 K: 0 S: 4	H: 1 LOB: 0 BB: 1 P: 8	R: 0 E: 1 K: 0 S: 5	H: 1 LOB: 2 BB: 0 P: 5	R: 0 E: 0 K: 0 S: 4	H: 1 LOB: 1 BB: 0 P: 4	R: 0 E: 0 K: 0 S: 4	H: 1 LOB: 1 BB: 0 P: 4	R: 1 E: 0 K: 0 S: 5	H: 2 LOB: 1 BB: 0 P: 5	R: 0 E: 0 K: 0 S: 4	H: 1 LOB: 2 BB: 1 P: 8	R: 0 E: 0 K: 2 S: 7	H: 2 LOB: 2 BB: 0 P: 7	R: 0 E: 0 K: 0 S: 4	H: 2 LOB: 2 BB: 0 P: 4	R: 2 E: 0 K: 0 S: 5	H: 3 LOB: 2 BB: 1 P: 9	1B: 13 2B: 1 3B: 0 HR: 1	SF: 0 SAC: 1 DP: 2 HBP: 0	WP: 1 PB: 0 SB: 0 CS: 0	PA: 49
<b>PITCHER</b>	IP WLS BF H R ER SO BB IBB HBP BLK WP HR S P ERA WHIP																					
Clyde Wright, L (1, 1) ERA: 3.76	10.0		43	12	3	3	2	1	1	0	0	1	1	45	53	2.70	1.300					
Tom Murphy, R (11, 1) ERA: 2.17	1.0	L	6	3	2	2	0	0	1	0	0	0	0	5	9	18.00	3.000					

livebaseballscorecards.com

AB	45
R	5
H	15
RBI	5
BB	3
SO	2
LOB	21



Batter	1	2	3	4	5	6	7	8	9	10	11	AB R H RBI BB SO LOB	BOTTOM				
<b>Don Money, R</b> OBP: 0.355, SLG: 0.435 (1, 5)	F7		F7		F2		F2		F2		1-3	4 0 1 0 2 0 0	<b>Minnesota Twins @ Milwaukee Brewers</b> <b>Milwaukee County Stadium, Milwaukee, WI</b> Sun Jul 07 1974, 4:38 AM EDT Att. 17,939 - Unknown  <a href="http://livebaseballscorecards.com">livebaseballscorecards.com</a>  <b>AB 40</b> <b>R 3</b> <b>H 9</b> <b>RBI 3</b> <b>BB 5</b> <b>SO 8</b> <b>LOB 20</b>  				
<b>Ken Berry, R</b> OBP: 0.270, SLG: 0.236 (1, 8)	F9		F7				F9		SF8		1-3	3 0 0 0 0 0 1					
<b>Mike Hegan, L</b> OBP: 0.322, SLG: 0.410 (7, PH) (8, 9)	F9		F7				SF8		SF8		4-3	2 0 0 1 0 0 1					
<b>Charlie Moore, R</b> OBP: 0.348, SLG: 0.385 (1, 2)	1B				1-3		F6		F6		F5	5 0 2 0 0 0 3					
<b>George Scott, R</b> OBP: 0.346, SLG: 0.424 (1, 3)	6-3				F9		F9		F9		IBB	4 0 2 1 1 0 1					
<b>Deron Johnson, R</b> OBP: 0.256, SLG: 0.378 <b>Darrell Porter, L</b> OBP: 0.347, SLG: 0.388 (9, PH)			K		BB		K		K		K	3 0 0 0 1 3 4 1 0 0 0 0 1 2					
<b>Bob Coluccio, R</b> OBP: 0.298, SLG: 0.366 <b>Dave May, L</b> OBP: 0.265, SLG: 0.362 (6, PH) (7, 9) (8, 8)	F7		F7		F5		F5		4-3		3-1	2 0 0 0 0 0 1 2 0 1 0 1 0 0					
<b>Bobby Mitchell, R</b> OBP: 0.306, SLG: 0.385 <b>John Briggs, L</b> OBP: 0.364, SLG: 0.536 (6, PH) (7, 7)	F9		F9				SF8		4-3		K	2 1 1 0 0 0 0 3 0 0 0 0 2 4					
<b>Pedro Garcia, R</b> OBP: 0.274, SLG: 0.392 <b>Bob Hansen, L</b> OBP: 0.309, SLG: 0.340 <b>Robin Yount, R</b> OBP: 0.289, SLG: 0.362 (7, PR) (8, 6)			5-3				K		WP		SF8	2 0 0 0 0 1 1 1 0 1 0 0 0 0 2 1 0 0 0 0 1					
<b>John Vukovich, R</b> OBP: 0.190, SLG: 0.436 <b>Tim Johnson, L</b> OBP: 0.268, SLG: 0.343 (7, PH) (8, 4)			K				SF8		SF8		L5	1 0 0 1 0 1 0 3 1 1 0 0 0 1					
<b>Inning Stats</b>	R: 0 H: 1 E: 0 LOB: 1 K: 0 BB: 0 S: 4 P: 4	R: 0 H: 0 E: 0 LOB: 0 K: 1 BB: 0 S: 5 P: 5	R: 0 H: 0 E: 0 LOB: 1 K: 1 BB: 1 S: 5 P: 9	R: 0 H: 0 E: 0 LOB: 1 K: 0 BB: 1 S: 3 P: 7	R: 1 H: 1 E: 0 LOB: 0 K: 1 BB: 0 S: 6 P: 6	R: 0 H: 2 E: 0 LOB: 3 K: 2 BB: 1 S: 9 P: 13	R: 2 H: 3 E: 0 LOB: 2 K: 1 BB: 1 S: 8 P: 12	R: 0 H: 1 E: 0 LOB: 1 K: 0 BB: 0 S: 4 P: 4	R: 0 H: 1 E: 0 LOB: 2 K: 1 BB: 1 S: 6 P: 10	R: 0 H: 0 E: 0 LOB: 0 K: 1 BB: 0 S: 5 P: 5	R: 0 H: 0 E: 0 LOB: 0 K: 0 BB: 0 S: 3 P: 3	1B: 6 SF: 2 2B: 2 SAC: 0 3B: 1 DP: 0 HR: 0 HBP: 0		WP: 1 PA: 47 PB: 0 SB: 0 CS: 0			
<b>PITCHER</b>	IP WLS BF H R ER SO BB IBB HBP BLK WP HR S P ERA WHIP																
<b>Bill Butler, L</b> ERA: 4.32 (1, 1)	5.1	21	3	1	1	3	2	0	0	0	0	0	0	25	33	1.69	0.938
<b>Bill Hands, R</b> ERA: 4.59 (6, 1)	0.1	2	1	0	0	1	0	0	0	0	0	0	0	4	4	0.00	3.000
<b>Vic Albury, L</b> ERA: 4.21 (6, 1)	0.0	1	0	0	0	0	1	0	0	0	0	0	0	4	∞	∞	∞
<b>Bill Campbell, R</b> ERA: 3.31 (6, 1)	3.1	17	5	2	2	3	1	1	0	0	1	0	0	21	29	5.40	1.800
<b>Tom Burgmeier, L</b> ERA: 5.89 (10, 1)	2.0	W 6	0	0	0	1	0	0	0	0	0	0	0	8	8	0.00	0.000

Batter	1	2	3	4	5	6	7	8	9	10	11	12	AB R H RBI BB SO LOB	TOP									
Pat Kelly, L OBP: 0.345, SLG: 0.363 Ron Santo, R OBP: 0.312, SLG: 0.320	0-3 K			0-0 F8	0-0 F5		0-0 BB SF8 2B		4-0 BB		0-3 K		4 1 1 1 1 1 2 1 0 0 0 0 1 1	<b>Chicago White Sox @ Milwaukee Brewers</b> Milwaukee County Stadium, Milwaukee, WI Mon Jul 08 1974, 8:05 PM EDT Att. 13,604 - Unknown									
Jorge Orta, L OBP: 0.398, SLG: 0.477	0-3 K			0-0 HR 2B	4-0 1-2 2-3 BB		4-0 BB BB		0-0 F7		4-0 1-2 BB		3 1 1 0 3 1 1										
Dick Allen, R OBP: 0.378, SLG: 0.592	0-3 K			0-0 HR	0-0 4-3		4-0 1-2 2-3 BB		0-3 K		0-0 F9		5 1 1 2 1 2 6										
Carlos May, L OBP: 0.319, SLG: 0.358		0-0 CS 1B		0-0 F8		0-0 G3	0-0 SF8			0-0 1B		0-0 1B 2B	5 1 3 1 0 0 0										
Ken Henderson, S OBP: 0.354, SLG: 0.427		0-0 F8		0-0 1B		4-0 BB	0-0 F7			0-0 F8		0-0 IBB 1B	5 0 2 1 1 0 4										
Bill Melton, R OBP: 0.310, SLG: 0.375		0-3 K 1-2		0-0 4-3		0-0 F8		0-0 1-3		0-0 F9		0-0 F7	6 0 0 0 0 1 5										
Bill Sharp, L OBP: 0.355, SLG: 0.400 Brian Downing, R OBP: 0.380, SLG: 0.479			4-0 G4-3 BB		0-0 BB 1B	0-0 F8		0-0 F9		0-0 F5		4-0 1-2 IBB	4 0 1 0 1 0 2 0 0 0 0 1 0 0										
Ed Herrmann, L OBP: 0.314, SLG: 0.397			0-3 K		0-0 BB 1B		0-3 K	0-0 G3			0-0 3-1	0-3 K	6 0 1 0 0 3 3										
Bucky Dent, R OBP: 0.280, SLG: 0.335			0-0 G4-3		0-3 K		0-0 2B 1B		0-0 F7		4-0 BB BB	0-3 K	5 1 1 0 1 2 5										
<b>Inning Stats</b>	R: 0 E: 0 K: 3 S: 9	H: 0 LOB: 0 BB: 0 P: 9	R: 0 E: 0 K: 1 S: 5	H: 1 LOB: 1 BB: 0 P: 5	R: 0 E: 0 K: 1 S: 4	H: 0 LOB: 0 BB: 1 P: 8	R: 2 E: 0 K: 0 S: 6	H: 3 LOB: 1 BB: 0 P: 6	R: 0 E: 0 K: 1 S: 7	H: 2 LOB: 3 BB: 1 P: 11	R: 0 E: 0 K: 0 S: 3	H: 0 LOB: 0 BB: 0 P: 3	R: 0 E: 0 K: 0 S: 4		H: 1 LOB: 1 BB: 0 P: 4	R: 0 E: 0 K: 1 S: 5	H: 0 LOB: 2 BB: 2 P: 13	R: 1 E: 0 K: 2 S: 9	H: 2 LOB: 2 BB: 1 P: 13	1B: 7 2B: 4 3B: 0 HR: 1	SF: 1 SAC: 0 DP: 2 HBP: 0	WP: 0 PB: 0 SB: 0 CS: 1	PA: 54
<b>PITCHER</b>	IP WLS BF H R ER SO BB IBB HBP BLK WP HR S P ERA WHIP																						
Ed Sprague, R ERA: 2.36	(1, 1) 6.1	30	8	4	4	7	5	0	0	0	0	0	0		0	0	5.68	2.053					
Tom Murphy, R ERA: 2.03	(7, 1) 3.2	13	1	0	0	1	1	0	0	0	0	0	0	0	0	0.00	0.545						
Bill Travers, L ERA: 5.33	(11, 1) 2.0	W 11	2	1	1	3	2	1	0	0	0	0	0	0	0	4.50	2.000						

AB	44
R	5
H	11
RBI	5
BB	9
SO	11
LOB	29



Batter	1	2	3	4	5	6	7	8	9	10	11	12	AB	R	H	RBI	BB	SO	LOB
Robin Yount, R OBP: 0.290, SLG: 0.359 (1, 6)	0-0 F9		0-0 1B		0-0 F9		0-3 K		0-0 6-3		4-0 S		5	0	1	0	1	1	1
Ken Berry, R OBP: 0.264, SLG: 0.232 (1, 8)	0-0 F3		0-0 1B		0-0 F9		0-0 F5		0-0 6-3		0-0 1-3		6	0	1	0	0	0	2
Don Money, R OBP: 0.355, SLG: 0.431 (1, 5)	0-0 F8		0-0 6-3										5	2	1	0	1	0	2
George Scott, R OBP: 0.346, SLG: 0.429 (1, 3)		0-0 5-3		0-0 F9		0-0 L9		0-0 SF9		0-0 BB		0-0 F9	6	1	2	0	0	0	2
Deron Johnson, R OBP: 0.251, SLG: 0.372 (1, 10)		0-0 6-3		0-0 F7		0-3 K		0-0 SF9		0-3 K		0-0 HR	4	0	0	1	0	2	2
Mike Hegan, L OBP: 0.328, SLG: 0.446 (12, PH)												1-H	1	1	1	2	0	0	0
John Briggs, L OBP: 0.370, SLG: 0.538 (1, 7)	0-0 F4			4-0 BB		0-0 1B		0-0 1B		4-0 1-2			3	1	2	0	2	0	0
Bob Coluccio, R OBP: 0.301, SLG: 0.369 (1, 9)			0-3 K		0-0 F7		0-0 1B		0-0 1B		0-0 L8		4	0	2	1	0	1	1
Dave May, L OBP: 0.264, SLG: 0.361 (10, PH)							1-3 1B		1-3 1B				1	0	0	0	0	0	2
Charlie Moore, R OBP: 0.350, SLG: 0.385 (1, 2)			0-0 F7				3-H		0-0 8-2		0-3 K		5	0	2	1	0	1	2
Pedro Garcia, R OBP: 0.272, SLG: 0.401 (1, 4)			0-0 HR		0-0 F6		0-3 K				0-3 K		5	1	1	1	0	2	3


Inning Stats	R: 0	H: 0	E: 0	K: 3	H: 0	LOB: 0	BB: 0	P: 3	R: 0	H: 0	E: 0	K: 0	H: 0	LOB: 0	BB: 0	P: 3	R: 1	H: 3	E: 0	K: 1	H: 2	LOB: 2	BB: 0	P: 8	R: 0	H: 0	E: 0	K: 0	H: 0	LOB: 1	BB: 1	P: 7	R: 0	H: 0	E: 0	K: 0	H: 0	LOB: 1	BB: 0	P: 4	R: 2	H: 4	E: 0	K: 2	H: 0	LOB: 2	BB: 0	P: 11	R: 0	H: 0	E: 0	K: 1	H: 0	LOB: 0	BB: 0	P: 5	R: 1	H: 3	E: 0	K: 0	H: 0	LOB: 1	BB: 0	P: 5	R: 0	H: 0	E: 0	K: 0	H: 0	LOB: 0	BB: 0	P: 3	R: 0	H: 1	E: 0	K: 1	H: 1	LOB: 2	BB: 1	P: 10	R: 0	H: 0	E: 0	K: 2	H: 0	LOB: 1	BB: 1	P: 11	R: 2	H: 1	E: 0	K: 0	H: 1	LOB: 0	BB: 1	P: 6	1B: 10	2B: 1	3B: 1	HR: 2	SF: 1	SAC: 0	DP: 1	HBP: 0	WP: 0	PA: 50
--------------	------	------	------	------	------	--------	-------	------	------	------	------	------	------	--------	-------	------	------	------	------	------	------	--------	-------	------	------	------	------	------	------	--------	-------	------	------	------	------	------	------	--------	-------	------	------	------	------	------	------	--------	-------	-------	------	------	------	------	------	--------	-------	------	------	------	------	------	------	--------	-------	------	------	------	------	------	------	--------	-------	------	------	------	------	------	------	--------	-------	-------	------	------	------	------	------	--------	-------	-------	------	------	------	------	------	--------	-------	------	--------	-------	-------	-------	-------	--------	-------	--------	-------	--------

PITCHER	IP	WLS	BF	H	R	ER	SO	BB	IBB	HBP	BLK	WP	HR	S	P	ERA	WHIP
Jim Kaat, L ERA: 3.66 (1, 1)	5.2		25	7	3	3	2	1	0	0	0	0	1	28	32	4.76	1.412
Terry Forster, L ERA: 3.07 (6, 1)	1.2		9	4	1	1	2	0	0	0	0	0	0	13	13	5.40	2.400
Stan Bahnsen, R ERA: 4.43 (8, 1)	4.0	L	16	2	2	2	3	3	0	0	0	0	1	19	31	4.50	1.250

**Chicago White Sox @ Milwaukee Brewers**  
**Milwaukee County Stadium, Milwaukee, WI**  
 Mon Jul 08 1974, 8:05 PM EDT  
 Att: 13,604 - Unknown

livebaseballscorecards.com

AB 45  
 R 6  
 H 13  
 RBI 6  
 BB 4  
 SO 7  
 LOB 17



Batter	1	2	3	4	5	6	7	8	9	AB R H RBI BB SO LOB	TOP											
<b>Pat Kelly, L</b> (1, 10) <small>OBP: 0.340, SLG: 0.357</small> <b>Ron Santo, R</b> (8, PH) <small>OBP: 0.314, SLG: 0.320</small>	0-0 F7	0-0 FC4-2 HR		0-0 4-3			0-3 K	4-0 FC4-6 BB		4 1 0 0 0 1 2 0 0 0 0 1 0 0	<b>Chicago White Sox @ Milwaukee Brewers</b> <b>Milwaukee County Stadium, Milwaukee, WI</b> Tue Jul 09 1974, 8:05 PM EDT Att. 16,569 - Unknown <a href="http://livebaseballscorecards.com">livebaseballscorecards.com</a>											
<b>Jorge Orta, L</b> (1, 4) <small>OBP: 0.398, SLG: 0.489</small>	0-0 P6	0-0 HR		0-3 K			0-0 1B	0-0 FC4-6		5 1 2 3 0 1 3												
<b>Dick Allen, R</b> (1, 3) <small>OBP: 0.375, SLG: 0.586</small>	0-0 1B BB 1B	0-0 F8				0-0 F7	0-0 F9	0-0 F9		5 0 1 0 0 0 1												
<b>Carlos May, L</b> (1, 7) <small>OBP: 0.324, SLG: 0.360</small>	4-0 1B 1-2 BB	0-0 1B				0-0 1B	0-0 G3	0-0 4-3		4 0 2 0 1 0 1												
<b>Ken Henderson, S</b> (1, 8) <small>OBP: 0.358, SLG: 0.433</small>	0-0 1-2 2-3 1B	0-0 4-3				0-0 1-2 G5-4-3 1B	0-0 L3	0-0 WP 2B		5 0 3 0 0 0 1												
<b>Bill Melton, R</b> (1, 5) <small>OBP: 0.306, SLG: 0.369</small>	0-0 F7		0-0 L7			0-0 G5-4-3	0-0 P4	0-0 WP		5 0 0 0 0 0 6												
<b>Bill Sharp, L</b> (1, 9) <small>OBP: 0.359, SLG: 0.403</small>		0-0 1B SH 1B	0-0 F5			0-0 L4	0-0 1B 1B			4 2 2 0 0 0 0												
<b>Ed Herrmann, L</b> (1, 2) <small>OBP: 0.317, SLG: 0.398</small> <b>Lee Richard, R</b> (8, PR) <small>OBP: 0.211, SLG: 0.167</small>		0-0 SH FC4-2 1B	0-0 4-3			0-0 4-3	0-0 1B 1B			4 0 2 0 0 0 0 0 0 0 0 0 0 0												
<b>Bucky Dent, R</b> (1, 6) <small>OBP: 0.278, SLG: 0.332</small> <b>Tony Muser, L</b> (8, PH) <small>OBP: 0.360, SLG: 0.402</small> <b>Brian Downing, R</b> (8, 2) <small>OBP: 0.380, SLG: 0.479</small>		0-0 SH FC4-2 HR		0-3 K		0-0 P4	0-0 1-3 2-H BB 1B			2 1 0 1 0 1 0 1 0 1 1 0 0 0 0 0 0 0 0 0 0												
<b>Inning Stats</b>	R: 0 E: 0 K: 0 S: 5	H: 2 LOB: 3 BB: 1 P: 9	R: 4 E: 1 K: 0 S: 8	H: 4 LOB: 1 BB: 0 P: 8	R: 0 E: 0 K: 0 S: 3	H: 0 LOB: 0 BB: 0 P: 3	R: 0 E: 0 K: 2 S: 7	H: 0 LOB: 0 BB: 0 P: 7	R: 0 E: 0 K: 0 S: 4	H: 2 LOB: 1 BB: 0 P: 4	R: 0 E: 0 K: 0 S: 3	H: 0 LOB: 0 BB: 0 P: 3	R: 0 E: 0 K: 1 S: 6	H: 1 LOB: 1 BB: 0 P: 6	R: 1 E: 0 K: 0 S: 6	H: 3 LOB: 3 BB: 1 P: 10	R: 0 E: 0 K: 0 S: 3	H: 1 LOB: 0 BB: 0 P: 3	1B: 11 2B: 1 3B: 0 HR: 1	SF: 0 SAC: 1 DP: 1 HBP: 0	WP: 1 PB: 0 SB: 0 CS: 0	PA: 42
<b>PITCHER</b>	IP WLS BF H R ER SO BB IBB HBP BLK WP HR S P ERA WHIP																					
<b>Jim Slaton, R</b> (1, 1) <small>ERA: 4.57</small> <b>Kevin Kobel, L</b> (8, 1) <small>ERA: 4.03</small> <b>Eduardo Rodriguez, R</b> (9, 1) <small>ERA: 3.27</small>	7.2 0.1 1.0	36 2 4	12 0 1	5 0 0	5 0 0	3 0 0	1 1 0	0 0 0	0 0 0	0 0 0	0 0 1	1 1 3	45 5 3	5.87 3.00 1.00	1.696 3.000 1.000							



Batter	1	2	3	4	5	6	7	8	9	AB	R	H	RBI	BB	SO	LOB
Don Money, R OBP: 0.350, SLG: 0.424 (1, 5)	F9	6-3		FC5-4	FC6-4			F7		5	0	0	0	0	0	5
Robin Yount, R OBP: 0.296, SLG: 0.368 (1, 6)	BLK 1B		K		2B 1B	G3 4-3 2B		4-3		5	3	3	0	0	1	0
John Briggs, L OBP: 0.371, SLG: 0.539 (1, 7)	K		5-3 1B		1B 2B	G3		F9		5	1	2	0	0	1	2
George Scott, R OBP: 0.350, SLG: 0.441 (1, 3)	1B		5-3		1B 1B	4-3			HR	5	2	3	4	0	0	1
Deron Johnson, R OBP: 0.257, SLG: 0.374 (1, 10)	1B		BB		K	K				1	0	1	0	1	0	0
Mike Hegan, L OBP: 0.322, SLG: 0.437 (5, PH)	1B		BB		K	K				2	0	0	0	0	2	2
Charlie Moore, R OBP: 0.347, SLG: 0.381 (1, 2)	L5		F3		P4			7-6-5 1B		4	0	1	0	0	0	6
Bob Coluccio, R OBP: 0.304, SLG: 0.371 (1, 8)		5-3		F8	BB 1B			1B		4	0	2	1	0	0	0
Dave May, L OBP: 0.267, SLG: 0.363 (1, 9)		G3		FC5-4 1B	BB 1B			7-6-5		4	0	2	1	0	0	2
Pedro Garcia, R OBP: 0.276, SLG: 0.404 (1, 4)				K	FC6-4 BB			F7		3	0	1	0	1	1	2

Inning Stats	R: 1	H: 3	R: 0	H: 1	R: 0	H: 1	R: 0	H: 1	R: 3	H: 5	R: 1	H: 1	R: 0	H: 2	R: 0	H: 0	R: 1	H: 1	1B: 11	SF: 0	WP: 0	PA: 40
	E: 0	LOB: 2	E: 0	LOB: 1	E: 0	LOB: 2	E: 0	LOB: 1	E: 0	LOB: 3	E: 0	LOB: 0	E: 0	LOB: 1	E: 0	LOB: 0	E: 0	LOB: 0	2B: 4	SAC: 0	PB: 0	
	K: 1	BB: 0	K: 0	BB: 0	K: 1	BB: 1	K: 1	BB: 0	K: 1	BB: 1	K: 1	BB: 0	K: 0	BB: 0	K: 0	BB: 0	K: 0	BB: 0	3B: 0	DP: 1	SB: 0	
	S: 8	P: 8	S: 4	P: 4	S: 6	P: 10	S: 6	P: 6	S: 10	P: 14	S: 6	P: 6	S: 4	P: 4	S: 3	P: 3	S: 1	P: 1	HR: 1	HBP: 0	CS: 0	

PITCHER	IP	WLS	BF	H	R	ER	SO	BB	IBB	HBP	BLK	WP	HR	S	P	ERA	WHIP
Skip Pitlock, L ERA: 4.85 (1, 1)	4.0		22	9	4	4	3	1	0	0	1	0	0	27	31	9.00	2.500
Rich Gossage, R ERA: 5.18 (5, 1)	4.0	L	18	6	2	2	2	1	0	0	0	0	1	21	25	4.50	1.750

**BOTTOM**

**Chicago White Sox @ Milwaukee Brewers**  
**Milwaukee County Stadium, Milwaukee, WI**

Tue Jul 09 1974, 8:05 PM EDT  
Att. 16,569 - Unknown

livebaseballscorecards.com

<b>AB</b>	<b>38</b>
<b>R</b>	<b>6</b>
<b>H</b>	<b>15</b>
<b>RBI</b>	<b>6</b>
<b>BB</b>	<b>2</b>
<b>SO</b>	<b>5</b>
<b>LOB</b>	<b>20</b>



Batter	1	2	3	4	5	6	7	8	9	AB R H RBI BB SO LOB	TOP											
Pat Kelly, L (1, 10) OBP: 0.338, SLG: 0.355	0-0 L6		0-0 P6			0-0 S 1B		0-0 F8		4 0 1 0 0 0 1												
Jorge Orta, L (1, 4) OBP: 0.392, SLG: 0.480	0-0 3-1			0-3 K		0-3 K		0-0 F8		4 0 0 0 0 2 2												
Dick Allen, R (1, 3) OBP: 0.374, SLG: 0.580	4-0 BB			0-0 6-3		0-0 F9			0-0 5-3	3 0 0 0 1 0 1												
Carlos May, L (1, 7) OBP: 0.320, SLG: 0.355	0-0 F5			0-0 E3			0-0 4-3		0-0 F7	4 0 0 0 0 0 1												
Ken Henderson, S (1, 8) OBP: 0.357, SLG: 0.431		0-3 K		0-3 K			0-3 K		0-0 1B	4 0 1 0 0 3 1												
Bill Melton, R (1, 5) OBP: 0.305, SLG: 0.378		0-0 F9			0-0 F8		0-0 HR		0-0 F8	4 1 1 1 0 0 1												
Bill Sharp, L (1, 9) OBP: 0.351, SLG: 0.393		0-0 3-1			0-0 4-3		0-0 L4			3 0 0 0 0 0 0												
Ed Herrmann, L (1, 2) OBP: 0.313, SLG: 0.394			0-0 F3		0-3 K			0-0 L7		3 0 0 0 0 1 0												
Bucky Dent, R (1, 6) OBP: 0.279, SLG: 0.332			0-0 5-3			0-0 P5		0-0 1B		3 0 1 0 0 0 0												
<b>Inning Stats</b>	R: 0 E: 0 K: 0 S: 3	H: 0 LOB: 1 BB: 1 P: 7	R: 0 E: 0 K: 1 S: 5	H: 0 LOB: 0 BB: 0 P: 5	R: 0 E: 0 K: 0 S: 3	H: 0 LOB: 0 BB: 0 P: 3	R: 0 E: 1 K: 2 S: 8	H: 0 LOB: 1 BB: 0 P: 8	R: 0 E: 0 K: 1 S: 5	H: 0 LOB: 0 BB: 0 P: 5	R: 0 E: 0 K: 1 S: 6	H: 1 LOB: 1 BB: 0 P: 6	R: 1 E: 0 K: 1 S: 6	H: 1 LOB: 0 BB: 0 P: 6	R: 0 E: 0 K: 0 S: 4	H: 1 LOB: 1 BB: 0 P: 4	R: 0 E: 0 K: 0 S: 4	H: 1 LOB: 1 BB: 0 P: 4	1B: 3 2B: 0 3B: 0 HR: 1	SF: 0 SAC: 0 DP: 0 HBP: 0	WP: 0 PB: 0 SB: 1 CS: 0	PA: 33
<b>PITCHER</b> Bill Champion, R (1, 1) ERA: 3.34	IP: 9.0 WLS: W BF: 33 H: 4 R: 1 ER: 1 SO: 6 BB: 1 IBB: 0 HBP: 0 BLK: 0 WP: 0 HR: 1 S: 44 P: 48 ERA: 1.00 WHIP: 0.556											<b>PITCHER</b>	IP: 9.0 WLS: W BF: 33 H: 4 R: 1 ER: 1 SO: 6 BB: 1 IBB: 0 HBP: 0 BLK: 0 WP: 0 HR: 1 S: 44 P: 48 ERA: 1.00 WHIP: 0.556									

Chicago White Sox @ Milwaukee Brewers  
Milwaukee County Stadium, Milwaukee, WI

Wed Jul 10 1974, 8:05 PM EDT  
Att: 15,791 - Unknown

AB	32
R	1
H	4
RBI	1
BB	1
SO	6
LOB	7





Batter	1	2	3	4	5	6	7	8	9
Don Money, R OBP: 0.351, SLG: 0.427 (1, 5) X	0-0 F9 1-H 1B	0-0 1B		0-0 6-3			0-0 HR 2B	0-0 L1	
Robin Yount, R OBP: 0.295, SLG: 0.366 (1, 6) X	0-0 1-3 BB 1B	0-0 5-3			0-3 K S		0-3 K S		
John Briggs, L OBP: 0.372, SLG: 0.535 (1, 7) B B B	4-0 1-3 BB 1-2		0-0 P6		0-3 K S		4-0 HR IBB		
George Scott, R OBP: 0.349, SLG: 0.450 (1, 3) X	0-0 1-3 1-2 2-3		0-0 HR		0-0 4-3		0-0 HR 1-H 2-H		
Mike Hegan, L OBP: 0.328, SLG: 0.471 (7, 3)									
Deron Johnson, R OBP: 0.254, SLG: 0.370 (1, 10) X	0-0 F8		0-0 F8		0-0 6-3		4-0 BB		
Bob Hansen, L OBP: 0.321, SLG: 0.340 (7, PH)									
Darrell Porter, L OBP: 0.353, SLG: 0.392 (1, 2) X		0-0 FC3-6 1B SF9 1B	0-0 CS 1B		4-0 PB BB		0-0 F8		
Bob Coluccio, R OBP: 0.311, SLG: 0.374 (1, 8) X		0-0 FC3-6 1B 1-2	0-0 CS 1-2	0-0 4-3 1B		0-3 K 1-2		1-0 FC3-6 HBP	
Dave May, L OBP: 0.263, SLG: 0.358 (1, 9) X		0-0 FC3-6 1B 1-2 2-3		0-0 4-3 1-2		0-0 3-1		0-0 FC3-6 1-2 FC5-4	
Pedro Garcia, R OBP: 0.272, SLG: 0.399 (1, 4) X		0-0 SF9 3-H		0-0 5-3			0-3 K S	0-0 FC5-4 1-2	

AB	R	H	RBI	BB	SO	LOB
5	1	2	1	0	0	2
4	0	1	0	0	2	2
2	1	0	0	2	1	0
3	1	1	1	0	0	2
1	1	1	3	0	0	0
3	0	0	0	0	0	2
0	0	0	0	1	0	0
3	1	2	0	1	0	1
3	0	2	0	0	1	1
4	1	0	0	0	0	5
3	0	0	1	0	1	2

WP	HR	S	P	ERA	WHIP
0	2	17	9	8.10	1.650
0	0	4	9	0.00	0.750

Inning	R	H	E	K	S	IP	WLS	BF	H	R	ER	SO	BB	IBB	HBP	BLK	WP	HR	S	P	ERA	WHIP
1	0	1	0	0	4	6.2	L	31	9	6	6	5	2	1	0	0	0	2	38	50	8.10	1.650
7	1	2	0	0	4	1.1		6	0	0	0	0	1	0	1	0	0	4	9	9	0.00	0.750

**Chicago White Sox @ Milwaukee Brewers**  
**Milwaukee County Stadium, Milwaukee, WI**  
 Wed Jul 10 1974, 8:05 PM EDT  
 Att. 15,791 - Unknown

AB	31
R	6
H	9
RBI	6
BB	4
SO	5
LOB	17



WP	0	PA	38
PB	1		
SB	0		
CS	1		

Batter	1	2	3	4	5	6	7	8	9	AB R H RBI BB SO LOB	TOP									
<b>Cesar Tovar, R</b> OBP: 0.356, SLG: 0.355 (1, 8) (8, 7)	0-0 BB 1B	0-0 3-1		0-0 1-3 1-2		0-0 F7			0-0 FC6-4 6-3 1-2f	5 1 1 0 0 0 4										
<b>Davey Nelson, R</b> OBP: 0.302, SLG: 0.298 (1, 4) BB BB	4-0 1B 1-2 WP BB	0-0 F7		0-0 F3			0-0 F3		0-0 6-3 1-2	4 1 0 0 1 0 2										
<b>Alex Johnson, R</b> OBP: 0.329, SLG: 0.347 (1, 10) X	0-0 1-3 2-H 1B 1B		0-0 5-3		0-0 F8		0-3 K		0-0 F9	5 1 1 1 0 1 1										
<b>Jeff Burroughs, R</b> OBP: 0.357, SLG: 0.486 (1, 9) X	0-0 1-3 3-H 1B		0-0 HR		0-3 K		0-0 P4			4 1 1 1 0 1 1										
<b>Jim Fregosi, R</b> OBP: 0.363, SLG: 0.483 <b>Mike Hargrove, L</b> OBP: 0.407, SLG: 0.446 (1, 3) (8, 3) X	0-0 1B 1B 3-H		4-0 BB		0-0 F7			0-0 F8		3 0 1 1 1 0 0 0 0 0 0 0 0 0										
<b>Tom Grieve, R</b> OBP: 0.322, SLG: 0.478 <b>Joe Lovitto, S</b> OBP: 0.225, SLG: 0.296 (1, 7) (8, 8) X	0-0 1-2 1B		0-0 F3		0-0 SH1 2B		0-3 K		0-3 K	4 0 2 0 0 1 1 0 0 0 0 0 0 0										
<b>Toby Harrah, R</b> OBP: 0.334, SLG: 0.444 (1, 6) X	0-0 F8		0-0 F8		0-0 SH1		0-0 S 1B		0-0 F8	3 0 1 0 0 0 3										
<b>Lenny Randle, S</b> OBP: 0.350, SLG: 0.395 (1, 5) X	0-0 F8		0-0 1-3		0-0 G3		0-0 F8		0-0 F8	4 0 0 0 0 0 4										
<b>Jim Sundberg, R</b> OBP: 0.386, SLG: 0.339 (1, 2) X		0-3 K		4-0 1-3 BB		4-0 BB		4-0 FC6-4 BB		1 0 0 0 3 1 0										
<b>Inning Stats</b>	R: 3 E: 0 K: 0 S: 7	H: 4 LOB: 2 BB: 1 P: 11	R: 0 E: 0 K: 1 S: 5	H: 0 LOB: 0 BB: 0 P: 5	R: 1 E: 0 K: 0 S: 4	H: 1 LOB: 1 BB: 1 P: 8	R: 0 E: 0 K: 0 S: 3	H: 0 LOB: 1 BB: 1 P: 7	R: 0 E: 0 K: 1 S: 5	H: 0 LOB: 0 BB: 0 P: 5	R: 0 E: 0 K: 1 S: 5	H: 0 LOB: 0 BB: 0 P: 5	R: 0 E: 0 K: 1 S: 6	H: 1 LOB: 1 BB: 0 P: 6	R: 0 E: 0 K: 0 S: 3	H: 0 LOB: 1 BB: 1 P: 7	1B: 5 2B: 1 3B: 0 HR: 1	SF: 0 SAC: 1 DP: 0 HBP: 0	WP: 1 PB: 0 SB: 1 CS: 0	PA: 39
<b>PITCHER</b>	IP WLS BF H R ER SO BB IBB HBP BLK WP HR S P ERA WHIP																			
<b>Clyde Wright, L</b> ERA: 3.92 (1, 1)	0.1 L 6 4 3 3 0 1 0 0 0 1 0 5 9 81.00 15.000																			
<b>Eduardo Rodriguez, R</b> ERA: 3.02 (1, 1)	7.2 29 3 1 1 4 3 0 0 0 0 1 34 46 1.17 0.783																			
<b>Tom Murphy, R</b> ERA: 1.99 (9, 1)	1.0 4 0 0 0 0 1 0 0 0 0 0 3 7 0.00 1.000																			

Texas Rangers @ Milwaukee Brewers  
Milwaukee County Stadium, Milwaukee, WI

Fri Jul 12 1974, 8:05 PM EDT  
Att. 23,318 - Unknown

livebaseballscorecards.com

AB 33  
R 4  
H 7  
RBI 3  
BB 5  
SO 4  
LOB 16



Batter	1	2	3	4	5	6	7	8	9	AB	R	H	RBI	BB	SO	LOB
Don Money, R OBP: 0.349, SLG: 0.423 (1, 5)	0-0 F8 E SF9 1B		0-3 K 1-2		0-0 P4		0-0 6-3		0-3 K	5	1	1	0	0	2	4
Robin Yount, R OBP: 0.291, SLG: 0.360 (1, 6)	0-0 E6 SF9 1-2		0-0 5-3		0-0 P4			0-3 K		4	0	0	0	0	1	1
John Briggs, L OBP: 0.371, SLG: 0.531 (1, 7)	0-0 F8 2-3			0-0 2B SF8 1B		0-0 F9		0-0 G3		4	1	1	0	0	0	2
George Scott, R OBP: 0.351, SLG: 0.455 (1, 10)	0-0 SF9 1-2			0-0 1-3 2B		0-0 F9		0-0 1B		3	0	2	1	0	0	0
Mike Hegan, L OBP: 0.325, SLG: 0.481 (1, 3)	0-0 F5 3-H			0-0 G3		0-0 3B		0-3 K		4	0	1	0	0	1	4
Darrell Porter, L OBP: 0.352, SLG: 0.391 (1, 2)		0-0 F7		0-0 SF8		0-3 K		0-0 SH1-4 1B		3	0	1	1	0	1	1
Bobby Mitchell, R OBP: 0.306, SLG: 0.385 (9, PR)				3-H						0	0	0	0	0	0	0
Bob Coluccio, R OBP: 0.311, SLG: 0.374 (1, 8)		0-0 6-3		0-0 P4			0-0 SH5-3 1B		0-0 SH1-4	3	0	1	0	0	0	1
Dave May, L OBP: 0.264, SLG: 0.355 (1, 9)		0-0 P3			0-0 F8		0-0 SH5-3		4-0 BB	2	0	0	0	1	0	0
Pedro Garcia, R OBP: 0.276, SLG: 0.413 (1, 4)			4-0 BB		0-0 HR			0-3 K		2	1	1	1	1	1	1
Bob Hansen, L OBP: 0.316, SLG: 0.333 (9, PH)									0-0 P6	1	0	0	0	0	0	2

**BOTTOM**

**Texas Rangers @ Milwaukee Brewers**  
 Milwaukee County Stadium, Milwaukee, WI  
 Fri Jul 12 1974, 8:05 PM EDT  
 Att. 23,318 - Unknown

[livebaseballscorecards.com](http://livebaseballscorecards.com)

AB	31
R	3
H	8
RBI	3
BB	2
SO	6
LOB	16



Inning Stats	R: 1	H: 1	E: 1	K: 0	S: 5	H: 1	LOB: 1	BB: 0	P: 5	R: 0	H: 0	E: 0	K: 0	S: 3	R: 0	H: 0	E: 0	K: 1	S: 4	R: 1	H: 2	E: 0	K: 0	S: 5	R: 1	H: 1	E: 0	K: 0	S: 4	R: 0	H: 1	E: 0	K: 1	S: 6	R: 0	H: 1	E: 0	K: 1	S: 6	R: 0	H: 1	E: 0	K: 2	S: 8	R: 0	H: 1	E: 0	K: 1	S: 6	R: 0	H: 1	E: 0	K: 1	S: 6	R: 0	H: 1	E: 0	K: 1	S: 6	1B: 5	SF: 2	2B: 1	SAC: 2	3B: 1	DP: 0	HR: 1	HBP: 0	WP: 0	PA: 37	PB: 0	SB: 0	CS: 1	ERA	WHIP
--------------	------	------	------	------	------	------	--------	-------	------	------	------	------	------	------	------	------	------	------	------	------	------	------	------	------	------	------	------	------	------	------	------	------	------	------	------	------	------	------	------	------	------	------	------	------	------	------	------	------	------	------	------	------	------	------	------	------	------	------	------	-------	-------	-------	--------	-------	-------	-------	--------	-------	--------	-------	-------	-------	-----	------

PITCHER	IP	WLS	BF	H	R	ER	SO	BB	IBB	HBP	BLK	WP	HR	S	P	ERA	WHIP
Fergie Jenkins, R ERA: 3.97 (1, 1)	9.0	W	37	8	3	2	6	2	0	0	0	0	1	47	55	2.00	1.111



Batter	1	2	3	4	5	6	7	8	9	AB	R	H	RBI	BB	SO	LOB
<b>Don Money, R</b> OBP: 0.347, SLG: 0.420 (1, 5)	0-0 P4	0-0 FC4-6		0-0 P3			0-0 3B 1B	0-0 FC5-4		5	1	1	1	0	0	4
<b>Robin Yount, R</b> OBP: 0.294, SLG: 0.370 (1, 6)	0-0 1B 1B	0-0 F7			0-0 F8		0-0 SF8 3B			4	1	2	1	0	0	1
<b>John Briggs, L</b> OBP: 0.366, SLG: 0.526 (1, 7)	0-3 K		0-0 P4		0-0 P4		0-0 SF8			3	0	0	1	0	1	1
<b>George Scott, R</b> OBP: 0.353, SLG: 0.455 (1, 10)	0-0 1B		0-0 1B		0-0 5-3		0-0 5-3			4	0	2	0	0	0	0
<b>Mike Hegan, L</b> OBP: 0.323, SLG: 0.482 (1, 3)	0-3 K		0-0 P6			0-0 F8 2B	0-0 3-1			4	0	1	0	0	1	3
<b>Darrell Porter, L</b> OBP: 0.358, SLG: 0.395 (1, 2)		4-0 FC4-6 1B BB BB		0-0 6-3 SH2-4 1B		0-0 F7		0-0 SH1-4 1B		3	2	2	0	1	0	1
<b>Bob Coluccio, R</b> OBP: 0.313, SLG: 0.372 (1, 8)		4-0 FC4-6 1B BB		0-0 SH2-4		0-0 F8		0-0 SH1-4		1	0	0	0	1	0	1
<b>Dave May, L</b> OBP: 0.267, SLG: 0.353 (1, 9)		0-0 FC4-6 1B BB		0-0 6-3		4-0 FC5-4 BB		4-0 FC5-4 IBB		2	1	0	0	2	0	3
<b>Pedro Garcia, R</b> OBP: 0.280, SLG: 0.414 (1, 4)		0-0 FC4-6 1B		0-0 S 1B		0-0 FC5-4		0-0 L5		4	0	2	2	0	0	4

Inning Stats	R: 0	H: 2	E: 0	LOB: 2	K: 2	BB: 0	S: 9	R: 2	H: 1	E: 1	LOB: 1	K: 0	BB: 2	S: 4	R: 0	H: 1	E: 0	LOB: 0	K: 0	BB: 0	S: 3	R: 1	H: 2	E: 0	LOB: 1	K: 0	BB: 0	S: 5	R: 0	H: 0	E: 0	LOB: 0	K: 0	BB: 0	S: 3	R: 0	H: 1	E: 0	LOB: 2	K: 0	BB: 1	S: 4	R: 2	H: 2	E: 0	LOB: 0	K: 0	BB: 0	S: 5	R: 0	H: 1	E: 0	LOB: 2	K: 0	BB: 1	S: 4	R: 0	H: 1	E: 0	LOB: 2	K: 0	BB: 1	S: 8
--------------	------	------	------	--------	------	-------	------	------	------	------	--------	------	-------	------	------	------	------	--------	------	-------	------	------	------	------	--------	------	-------	------	------	------	------	--------	------	-------	------	------	------	------	--------	------	-------	------	------	------	------	--------	------	-------	------	------	------	------	--------	------	-------	------	------	------	------	--------	------	-------	------

PITCHER	IP	WLS	BF	H	R	ER	SO	BB	IBB	HBP	BLK	WP	HR	S	P	ERA	WHIP
<b>Jim Bibby, R</b> ERA: 4.61 (1, 1)	6.0	L	29	9	5	5	2	3	0	0	0	0	0	30	42	7.50	2.000
<b>Steve Foucault, R</b> ERA: 2.22 (7, 1)	1.0		3	0	0	0	0	0	0	0	0	0	0	3	3	0.00	0.000
<b>Stan Thomas, R</b> ERA: 11.37 (8, 1)	1.0		5	1	0	0	0	0	1	0	0	0	0	4	8	0.00	1.000


**BOTTOM**

**Texas Rangers @ Milwaukee Brewers**  
Milwaukee County Stadium, Milwaukee, WI

Sat Jul 13 1974, 4:33 AM EDT  
Att: 16,508 - Unknown - 92 F

AB	30
R	5
H	10
RBI	5
BB	4
SO	2
LOB	18

livebaseballscorecards.com



WP: 0	PA: 37
PB: 0	
SB: 1	
CS: 1	

Batter	1	2	3	4	5	6	7	8	9	AB R H RBI BB SO LOB	TOP
<b>Cesar Tovar, R</b> (1, 7) <sup>x</sup> OBP: 0.353, SLG: 0.351 <b>Alex Johnson, R</b> (6, 7) OBP: 0.327, SLG: 0.345	0-0 	0-0 <sup>3</sup> 		0-0 <sup>3</sup> 			0-0 <sup>1</sup> <sup>2</sup> 			3 0 1 0 0 0 3 1 0 0 0 0 0 1	<b>Texas Rangers @ Milwaukee Brewers</b> Milwaukee County Stadium, Milwaukee, WI Sun Jul 14 1974, 4:33 AM EDT Unknown <a href="http://livebaseballscorecards.com">livebaseballscorecards.com</a>
<b>Lenny Randle, S</b> (1, 4) <sup>x</sup> OBP: 0.347, SLG: 0.391 <b>Larry Brown, R</b> (7, 4) OBP: 0.269, SLG: 0.206	0-0 		0-3 <sup>1</sup> 		0-0 		0-0 <sup>3</sup> 			4 0 2 0 0 1 0 0 0 0 0 0 0 0	
<b>Jim Fregosi, R</b> (1, 5) <sup>x</sup> OBP: 0.354, SLG: 0.471	0-0 <sup>1</sup> <sup>2</sup> 		0-0 <sup>2</sup> 		0-0 <sup>1</sup> <sup>2</sup> 		0-0 <sup>1</sup> 			4 0 0 0 0 0 3	
<b>Jeff Burroughs, R</b> (1, 9) <sup>x</sup> OBP: 0.356, SLG: 0.485 <b>Tom Grieve, R</b> (6, 9) OBP: 0.320, SLG: 0.476	0-0 <sup>3</sup> 		0-0 <sup>3</sup> 		0-0 		0-0 <sup>2</sup> 			3 0 1 0 0 0 1 1 0 0 0 0 0 0	
<b>Mike Hargrove, L</b> (1, 3) OBP: 0.414, SLG: 0.460		4-0 		0-0 		0-0 <sup>3</sup> 		0-0 <sup>3</sup> 		3 2 1 0 1 0 1	
<b>Jim Spencer, L</b> (1, 10) OBP: 0.349, SLG: 0.460		0-0 		0-0 		0-0 <sup>1</sup> 		0-0 		4 1 3 0 0 0 0	
<b>Toby Harrah, R</b> (1, 6) OBP: 0.331, SLG: 0.437 <b>Leo Cardenas, R</b> (6, 6) OBP: 0.323, SLG: 0.300		4-0 		0-3 <sup>1</sup> 		0-0 <sup>2</sup> 		0-0 <sup>1</sup> 		2 0 0 0 1 1 2 1 0 0 0 0 0 1	
<b>Joe Lovitto, S</b> (1, 8) OBP: 0.218, SLG: 0.290		0-0 <sup>1</sup> 		0-0 <sup>2</sup> 		0-0 <sup>3</sup> 		0-3 <sup>2</sup> 		3 0 0 1 0 1 3	
<b>Jim Sundberg, R</b> (1, 2) <sup>x</sup> OBP: 0.388, SLG: 0.343		0-0 <sup>2</sup> 		0-0 		0-0 		0-0 <sup>3</sup> 		4 0 2 1 0 0 2	
<b>Inning Stats</b>	R: 0 H: 2 E: 0 LOB: 1 K: 0 BB: 0 S: 4 P: 4	R: 2 H: 1 E: 0 LOB: 1 K: 0 BB: 2 S: 4 P: 12	R: 0 H: 0 E: 0 LOB: 0 K: 1 BB: 0 S: 5 P: 5	R: 1 H: 3 E: 0 LOB: 2 K: 1 BB: 0 S: 8 P: 8	R: 0 H: 2 E: 0 LOB: 1 K: 0 BB: 0 S: 4 P: 4	R: 0 H: 0 E: 0 LOB: 2 K: 0 BB: 0 S: 3 P: 3	R: 0 H: 1 E: 0 LOB: 0 K: 0 BB: 0 S: 3 P: 3	R: 0 H: 0 E: 0 LOB: 0 K: 0 BB: 0 S: 3 P: 3	R: 0 H: 1 E: 0 LOB: 1 K: 1 BB: 0 S: 6 P: 6	1B: 9 SF: 1 2B: 1 SAC: 0 3B: 0 DP: 3 HR: 0 HBP: 0	
<b>PITCHER</b> <b>Ed Sprague, R</b> (1, 1) ERA: 2.43	IP WLS BF H R ER SO BB IBB HBP BLK WP HR S P ERA WHIP 9.0 W 36 10 3 3 3 2 0 0 0 1 0 40 48 3.00 1.333										

Batter	1	2	3	4	5	6	7	8	9	AB	R	H	RBI	BB	SO	LOB
Don Money, R OBP: 0.343, SLG: 0.415 (1, 5)	0-0 6-3		0-3 K	0-0 L4		0-0 P6				4	0	0	0	0	1	2
Robin Yount, R OBP: 0.300, SLG: 0.383 (1, 6)	0-0 2B		0-0 E	0-0 HR		0-0 5-3				4	3	3	2	0	0	0
John Briggs, L OBP: 0.365, SLG: 0.521 (1, 7) Ken Berry, R OBP: 0.264, SLG: 0.232 (8, 7)	0-0 F9		0-0 F7	4-0 HR		0-0 G3				3	1	0	0	1	0	2
George Scott, R OBP: 0.357, SLG: 0.474 (1, 3) Mike Hegan, L OBP: 0.323, SLG: 0.482 (8, 3)	0-0 2B		0-0 E8	0-0 HR		0-3 K				4	2	3	5	0	1	0
Darrell Porter, L OBP: 0.356, SLG: 0.390 (1, 2)	0-3 K		4-0 1B	0-0 4-3		0-0 6-3				3	1	0	0	1	1	1
Dave May, L OBP: 0.267, SLG: 0.352 (1, 9)		0-0 F9	0-0 1B		0-0 1-3			0-0 1-3		4	0	1	2	0	0	0
Deron Johnson, R OBP: 0.254, SLG: 0.365 (1, 10)		0-3 K		4-0 SH1-3	0-3 K			0-0 5-3		3	1	0	0	1	2	0
Bob Coluccio, R OBP: 0.315, SLG: 0.375 (1, 8)		0-0 FC5-4		0-0 SH1-3	0-0 5-3			0-0 E5		4	1	2	0	0	0	0
Pedro Garcia, R OBP: 0.279, SLG: 0.413 (1, 4) Tim Johnson, L OBP: 0.260, SLG: 0.333 (6, PH) (7, 4)		0-0 FC5-4		0-0 SH1-3		0-3 K		0-3 K		1	0	0	0	0	0	1
										2	0	0	0	0	2	1

Inning Stats	R: 1	H: 2	E: 0	K: 1	S: 7	L: 1	LOB: 1	BB: 0	P: 7	R: 0	H: 1	E: 0	K: 1	S: 6	R: 3	H: 3	E: 1	K: 1	S: 7	R: 5	H: 3	E: 0	K: 0	S: 6	R: 0	H: 0	E: 0	K: 1	S: 5	R: 0	H: 0	E: 0	K: 1	S: 5	R: 0	H: 0	E: 1	K: 1	S: 6	R: 0	H: 0	E: 0	K: 1	S: 5	R: 0	H: 0	E: 0	K: 1	S: 6	R: 0	H: 0	E: 0	K: 1	S: 6	R: 0	H: 0	E: 0	K: 1	S: 6
--------------	------	------	------	------	------	------	--------	-------	------	------	------	------	------	------	------	------	------	------	------	------	------	------	------	------	------	------	------	------	------	------	------	------	------	------	------	------	------	------	------	------	------	------	------	------	------	------	------	------	------	------	------	------	------	------	------	------	------	------	------

PITCHER	IP	WLS	BF	H	R	ER	SO	BB	IBB	HBP	BLK	WP	HR	S	P	ERA	WHIP
Jackie Brown, R ERA: 3.72 (1, 1)	3.2	L	20	8	7	7	3	2	0	0	0	1	0	24	32	17.18	2.727
Pete Broberg, R ERA: 10.38 (4, 1)	4.0		14	1	2	2	3	1	0	0	0	0	1	19	23	4.50	0.500
Don Stanhouse, R ERA: 4.58 (8, 1)	0.1		2	0	0	0	1	0	0	0	0	0	0	4	4	0.00	0.000

**BOTTOM**

**Texas Rangers @ Milwaukee Brewers**  
**Milwaukee County Stadium, Milwaukee, WI**  
 Sun Jul 14 1974, 4:33 AM EDT  
 Unknown

livebaseballscorecards.com

AB	32
R	9
H	9
RBI	9
BB	3
SO	7
LOB	7



1B:	4	SF:	0	WP:	1	PA:	36
2B:	4	SAC:	1	PB:	0		
3B:	0	DP:	0	SB:	0		
HR:	1	HBP:	0	CS:	0		

Batter	1	2	3	4	5	6	7	8	9	AB R H RBI BB SO LOB	TOP	
Lenny Randle, S (1, 4) OBP: 0.348, SLG: 0.391 Davey Nelson, R (3, 4) OBP: 0.305, SLG: 0.298	0-0 L6		0-0 BB S 1B	0-0 FC6-4		4-0 FC4-6 BB			0-0 6-3	2 0 1 0 0 0 0 2 0 0 1 1 0 2		
Cesar Tovar, R (1, 8) OBP: 0.354, SLG: 0.353	0-0 F9		4-0 F7 BB	0-0 F8		0-0 FC4-6			0-0 1B SF8 2B	4 1 1 0 1 0 4		
Jeff Burroughs, R (1, 9) OBP: 0.357, SLG: 0.482	4-0 BB		0-0 F7		0-0 F2			0-0 F9	0-0 2-3 1B	4 0 1 0 1 0 1		
Mike Hargrove, L (1, 10) OBP: 0.406, SLG: 0.451	0-0 4-3		0-0 F7		0-0 F8			0-0 4-3	0-0 SF8 3-H	4 0 0 1 0 0 2		
Jim Spencer, L (1, 3) OBP: 0.350, SLG: 0.458		0-0 1B SF9 1B		0-0 F9		0-0 1B		0-3 K	0-0 F3	5 1 2 0 0 1 1		
Tom Grieve, R (1, 7) OBP: 0.328, SLG: 0.497		0-0 1-3 1B		0-0 2B E 1B		0-0 L1		0-0 HR		4 2 3 1 0 0 1		
Toby Harrah, R (1, 6) OBP: 0.333, SLG: 0.441		0-0 F7		0-0 E 1-3 FC6-4 2B		0-0 1B 1B		0-0 F8		4 1 2 0 0 0 2		
Duke Sims, L (1, 2) OBP: 0.234, SLG: 0.245 Jim Sundberg, R (9, 2) OBP: 0.388, SLG: 0.343		0-0 SF9		4-0 FC6-4 E IBB		0-0 BB 1B		0-3 K		2 0 1 1 1 1 0 0 0 0 0 0 0 0		
Leo Cardenas, R (1, 5) OBP: 0.303, SLG: 0.281		0-3 K		0-0 E6 FC6-4		0-0 P4		0-0 6-3		4 0 0 1 0 1 4		
<b>Inning Stats</b>	R: 0 H: 0 E: 0 LOB: 1 K: 0 BB: 1 S: 3 P: 7	R: 1 H: 2 E: 0 LOB: 1 K: 1 BB: 0 S: 7 P: 7	R: 0 H: 1 E: 0 LOB: 1 K: 0 BB: 1 S: 3 P: 7	R: 2 H: 2 E: 1 LOB: 2 K: 0 BB: 1 S: 6 P: 10	R: 0 H: 1 E: 0 LOB: 1 K: 0 BB: 0 S: 4 P: 4	R: 0 H: 2 E: 0 LOB: 2 K: 0 BB: 1 S: 4 P: 8	R: 0 H: 0 E: 0 LOB: 0 K: 1 BB: 0 S: 5 P: 5	R: 1 H: 1 E: 0 LOB: 0 K: 1 BB: 0 S: 6 P: 6	R: 1 H: 2 E: 0 LOB: 1 K: 0 BB: 0 S: 5 P: 5	1B: 8 SF: 2 2B: 2 SAC: 0 3B: 0 DP: 0 HR: 1 HBP: 0	WP: 0 PA: 41 PB: 0 SB: 1 CS: 0	
<b>PITCHER</b> Jim Staton, R (1, 1) ERA: 4.55 Tom Murphy, R (9, 1) ERA: 1.95	IP WLS BF H R ER SO BB IBB HBP BLK WP HR S P ERA WHIP											
	8.1 L 38 10 5 4 3 3 1 0 0 0 0 1 40 56 4.32 1.560											
	0.2 3 1 0 0 0 0 0 0 0 0 0 0 3 3 0.00 1.500											

Texas Rangers @ Milwaukee Brewers  
Milwaukee County Stadium, Milwaukee, WI

Sun Jul 14 1974, 4:38 AM EDT  
Att: 22,921 - Unknown

livebaseballscorecards.com

AB 35  
R 5  
H 11  
RBI 5  
BB 4  
SO 3  
LOB 17





Batter	1	2	3	4	5	6	7	8	9	AB	R	H	RBI	BB	SO	LOB
Ken Berry, R (1, 8) OBP: 0.272, SLG: 0.241 Don Money, R (9, 5) OBP: 0.345, SLG: 0.415	0-0 1-3		0-0 F9		0-0 FC5-4 1B			0-0 WP 4-1 1B	4-0 BB	4	0	2	1	0	0	0
Pedro Garcia, R (1, 4) OBP: 0.277, SLG: 0.406	4-0 BB		0-0 5-3		0-0 FC5-4 1-2f			0-0 L8	0-0 F7	4	0	0	0	1	0	7
Charlie Moore, R (1, 2) OBP: 0.339, SLG: 0.371 Darrell Porter, L (8, PH) (9, 2) OBP: 0.355, SLG: 0.388	0-0 F7		0-0 5-3		0-0 CS 3-H	0-0 5-3		0-0 4-1		3	0	0	0	0	0	1
George Scott, R (1, 10) OBP: 0.353, SLG: 0.468	0-3 K			0-0 F8		0-0 5-3		0-3 K 2-3 3-H		4	0	0	0	0	2	2
Mike Hegan, L (1, 9) OBP: 0.321, SLG: 0.474		0-0 6-3 3B 1B		0-0 6-3		0-0 6-3			0-0 P4	4	1	1	0	0	0	0
Bob Hansen, L (1, 3) OBP: 0.311, SLG: 0.328 Bob Coluccio, R (9, PR) OBP: 0.315, SLG: 0.375		0-0 6-3 1-2		0-0 F7			0-0 P4		0-0 E 1B 1B	4	0	1	0	0	0	1
Bobby Mitchell, R (1, 7) OBP: 0.301, SLG: 0.378 John Briggs, L (7, PH) (8, 7) OBP: 0.363, SLG: 0.518		0-0 F3			0-0 P3		0-0 5-3		0-0 E6 1B 1-3	2	0	0	0	0	0	1
Tim Johnson, L (1, 6) OBP: 0.273, SLG: 0.370		0-0 2-H 3B			0-0 1B 1B		0-0 F7		0-0 F7	4	1	2	1	0	0	2
John Vukovich, R (1, 5) OBP: 0.205, SLG: 0.439 Dave May, L (8, PH) (9, 8) OBP: 0.272, SLG: 0.356		0-0 G2			0-0 1B CS 1B 1-2			0-0 4-1 WP 1B	0-0 BB 1B 1-3 3-H	2	0	1	0	0	0	1

Inning Stats	R: 0	H: 0	E: 0	K: 1	S: 5	R: 1	H: 2	E: 0	K: 0	S: 5	R: 0	H: 0	E: 0	K: 0	S: 3	R: 0	H: 0	E: 0	K: 0	S: 3	R: 1	H: 3	E: 0	K: 0	S: 5	R: 0	H: 0	E: 0	K: 0	S: 3	R: 0	H: 0	E: 0	K: 1	S: 7	R: 1	H: 2	E: 1	K: 0	S: 6	1B: 8	2B: 0	3B: 1	SF: 0	SAC: 0	DP: 0	HBP: 0	WP: 1	PA: 39
Steve Hargan, R (1, 1) ERA: 3.93	IP	WLS	BF	H	R	ER	SO	BB	IBB	HBP	BLK	WP	HR	S	P	ERA	WHIP																																
Steve Foucault, R (8, 1) ERA: 2.16	2.0	S	10	2	1	0	1	1	0	0	0	1	0	11	15	0.00	1.500																																

**BOTTOM**

**Texas Rangers @ Milwaukee Brewers**  
Milwaukee County Stadium, Milwaukee, WI

livebaseballscores.com

<b>AB</b>	<b>36</b>
<b>R</b>	<b>4</b>
<b>H</b>	<b>9</b>
<b>RBI</b>	<b>3</b>
<b>BB</b>	<b>2</b>
<b>SO</b>	<b>2</b>
<b>LOB</b>	<b>18</b>



Sun Jul 14 1974, 4:38 AM EDT  
Att. 22,921 - Unknown

Batter	1	2	3	4	5	6	7	8	9	AB R H RBI BB SO LOB	TOP
<b>Bob Coluccio, R</b> <small>(1, 8) X OBP: 0.320, SLG: 0.376</small> <small>(7, 9)</small> <small>(8, 8)</small>	0-0  4-3 1B	0-0  F2			0-0  F6		4-0  BB	0-0  CS 1B	4 1 2 0 1 0 1		
<b>Robin Yount, R</b> <small>(1, 6) S OBP: 0.295, SLG: 0.376</small> <small>(8, 9)</small>	0-3  K		0-0  L7		0-0  5-3		0-0  P1	0-3  K	5 0 0 0 0 2 4		
<b>John Briggs, L</b> <small>(1, 7) X OBP: 0.361, SLG: 0.513</small> <small>(8, 9)</small>	0-0  4-3		0-0  1B		0-0  6-3		0-0  P4	0-0  6-3	5 0 1 0 0 0 3		
<b>George Scott, R</b> <small>(1, 3) B OBP: 0.352, SLG: 0.464</small> <small>(8, 9)</small>	4-0  1B BB		0-0  P4		0-0  5-3		0-0  6-3		3 0 0 0 1 0 1		
<b>Darrell Porter, L</b> <small>(1, 2) X OBP: 0.357, SLG: 0.387</small> <b>Bobby Mitchell, R</b> <small>(8, PR) X OBP: 0.301, SLG: 0.378</small> <small>(8, 9)</small>	0-0  1B		0-0  G3		4-0  L3 BB		0-0  E5 1B 1B		3 0 1 1 1 0 1 0 1 0 0 0 0 0		
<b>Mike Hegan, L</b> <small>(1, 10) X OBP: 0.319, SLG: 0.467</small> <b>Don Money, R</b> <small>(8, PR) X OBP: 0.345, SLG: 0.415</small> <small>(8, 9)</small>	0-0  F8		0-0  F2		0-0  L3		0-0  6-3 1B 1B		4 0 1 0 0 0 3 0 0 0 0 0 0 0		
<b>Dave May, L</b> <small>(1, 9) X OBP: 0.272, SLG: 0.354</small> <b>Ken Berry, R</b> <small>(7, 8) X OBP: 0.272, SLG: 0.241</small> <b>Bob Hansen, L</b> <small>(8, PH) X OBP: 0.311, SLG: 0.328</small> <b>Charlie Moore, R</b> <small>(8, PH) X OBP: 0.344, SLG: 0.376</small> <small>(8, 2)</small>		0-0  F5		4-0  BB		0-0  E1 SH3 1B	0-0  6-3 1B		2 1 0 0 1 0 0 0 0 0 0 0 0 0 0 0 0 0 0 0 0 1 0 1 1 0 0 0		
<b>Pedro Garcia, R</b> <small>(1, 4) X OBP: 0.278, SLG: 0.405</small> <small>(8, 9)</small>		0-0  1B 1B		0-0  F3		0-0  SH3	0-0  6-3		3 0 1 0 0 0 3		
<b>John Vukovich, R</b> <small>(1, 5) X OBP: 0.229, SLG: 0.444</small> <small>(8, 9)</small>		0-0  1B		0-0  F8		0-0  S 1B	0-0  1-3		4 0 2 1 0 0 4		
<b>Inning Stats</b>	R: 1 H: 2 E: 0 LOB: 2 K: 1 BB: 1 S: 7 P: 11	R: 0 H: 2 E: 0 LOB: 1 K: 0 BB: 0 S: 4 P: 4	R: 0 H: 1 E: 0 LOB: 1 K: 0 BB: 0 S: 4 P: 4	R: 0 H: 0 E: 0 LOB: 1 K: 0 BB: 1 S: 3 P: 7	R: 0 H: 0 E: 0 LOB: 0 K: 0 BB: 0 S: 3 P: 3	R: 0 H: 0 E: 0 LOB: 0 K: 0 BB: 1 S: 2 P: 6	R: 1 H: 1 E: 1 LOB: 2 K: 0 BB: 1 S: 5 P: 9	R: 1 H: 2 E: 1 LOB: 3 K: 0 BB: 0 S: 6 P: 6	R: 0 H: 1 E: 0 LOB: 0 K: 1 BB: 0 S: 5 P: 5	1B: 9 SF: 0 2B: 1 SAC: 1 3B: 0 DP: 1 HR: 0 HBP: 0	WP: 0 PA: 39 PB: 0 SB: 2 CS: 1
<b>PITCHER</b> <b>Joe Decker, R</b> <small>(1, 1) ERA: 2.95</small> <b>Tom Burgmeier, L</b> <small>(8, 1) ERA: 5.0</small> <b>Bill Campbell, R</b> <small>(8, 1) ERA: 3.07</small>	IP WLS BF H R ER SO BB IBB HBP BLK WP HR S P ERA WHIP 7.1 0 33 7 3 1 1 4 0 0 0 0 0 0 31 47 1.23 1.500 0.1 2 1 0 0 0 0 0 0 0 0 0 0 0 2 2 0.00 3.000 1.1 W 4 1 0 0 1 0 0 0 0 0 0 0 0 6 6 0.00 0.750	<b>PITCHER</b> IP WLS BF H R ER SO BB IBB HBP BLK WP HR S P ERA WHIP									

**Milwaukee Brewers @ Minnesota Twins**  
 Metropolitan Stadium, Bloomington, MI  
 Mon Jul 15 1974, 8:05 PM EDT  
 Att. 12,940 - Unknown - 84 F

AB	34
R	3
H	9
RBI	3
BB	4
SO	2
LOB	20



WP: 0	PA: 39
PB: 0	
SB: 2	
CS: 1	

1B: 9	SF: 0
2B: 1	SAC: 1
3B: 0	DP: 1
HR: 0	HBP: 0

livebaseballscorecards.com

BOTTOM

Milwaukee Brewers @ Minnesota Twins  
Metropolitan Stadium, Bloomington, MI

Mon Jul 15 1974, 8:05 PM EDT  
Att: 12,940 - Unknown - 84 F

livebaseballscorecards.com

AB	31
R	4
H	7
RBI	4
BB	6
SO	3
LOB	13



WP:	0	PA:	37
PB:	0		
SB:	0		
CS:	0		

AB R H RBI BB SO LOB

5	0	1	1	0	0	4
3	0	0	0	1	1	0
4	0	1	0	0	0	1
3	1	0	0	1	1	2
3	0	0	0	1	0	2
2	1	0	0	2	0	2
3	1	1	1	0	1	1
1	0	0	0	0	0	0
2	0	1	0	0	0	0
0	0	0	0	1	0	0
1	1	1	0	0	0	0
4	0	2	2	0	0	1

Batter	1	2	3	4	5	6	7	8	9
Steve Brye, R (1, 8) OBP: 0.331, SLG: 0.372	0-0 F9		0-0 G4-3			0-0 5-3	0-0 F9		0-0 1B
Rod Carew, L (1, 4) OBP: 0.432, SLG: 0.457	0-0 2-3			0-0 4-3		0-3 K		4-0 FC2-6 BB	
Steve Braun, L (1, 7) OBP: 0.384, SLG: 0.398	0-0 4-3			0-0 1B			0-0 F7	0-0 FC2-6 BB	
Harmon Killebrew, R (1, 10) OBP: 0.294, SLG: 0.337		0-3 K		0-0 L9			4-0 BB 2B BB	0-0 P4	
Larry Hisle, R (1, 9) OBP: 0.372, SLG: 0.530		0-0 F9		0-0 F7			0-0 F8	4-0 BB	
Eric Soderholm, R (1, 5) OBP: 0.360, SLG: 0.402		4-0 BB			0-0 4-3		4-0 BB 2B E BB	0-0 F9	
Jim Holt, L (1, 3) OBP: 0.304, SLG: 0.318 Bobby Darwin, R (9, PH) OBP: 0.322, SLG: 0.422		0-0 F8		0-3 K			0-0 E 2B		0-0 F8
Jerry Terrell, R (1, 6) OBP: 0.275, SLG: 0.298 Tony Oliva, L (7, PH) OBP: 0.318, SLG: 0.439 Luis Gomez, R (7, PR) OBP: 0.258, SLG: 0.205			0-0 G4-3 1B		0-0 F8		4-0 E IBB		0-0 2B 1B 1B
Glenn Borgmann, R (1, 2) OBP: 0.299, SLG: 0.309			0-0 L9			0-0 1-3	0-0 E7 1B		0-0 1B 2B

Inning	R	H	E	K	S	H	LOB	BB	P
1	0	0	0	0	3	0	0	0	3
2	0	0	0	1	5	0	1	1	9
3	0	1	0	0	3	0	0	0	3
4	0	1	0	0	4	0	1	0	4
5	0	0	0	1	5	0	0	0	5
6	0	0	0	1	5	0	0	0	5
7	3	2	1	0	17	3	3	3	17
8	0	0	0	0	11	2	2	2	11
9	1	3	0	0	4	3	2	0	4

PITCHER	IP	WLS	BF	H	R	ER	SO	BB	IBB	HBP	BLK	WP	HR	S	P	ERA	WHIP
Bill Champion, R (1, 1) ERA: 3.27	6.2		24	2	2	2	3	3	0	0	0	0	0	27	39	2.70	0.750
Eduardo Rodriguez, R (7, 1) ERA: 3.16	0.0		3	2	1	1	0	0	1	0	0	0	0	2	6	∞	∞
Bill Travers, L (7, 1) ERA: 5.34	1.2	L	10	3	1	1	0	2	0	0	0	0	0	8	16	5.40	3.000

Batter	1	2	3	4	5	6	7	8	9	AB R H RBI BB SO LOB	TOP											
Don Money, R (1, 5) OBP: 0.343, SLG: 0.418	0-3 K		0-0 1B 3B		0-0 P4		0-3 K		0-3 K	5 1 1 0 0 3 0												
Bob Coluccio, R (1, 8) Bobby Mitchell, R (7, PR) OBP: 0.301, SLG: 0.378	0-0 S HR 1B		0-0 1B SF9 1B		0-0 1B 1B		1-0 HBP			3 2 3 1 0 0 0 0 0 0 0 0 0 0												
John Briggs, L (1, 7) OBP: 0.365, SLG: 0.525	0-0 HR		0-0 S 1B		0-0 1B		0-0 G3			4 1 3 2 0 0 1												
George Scott, R (1, 3) OBP: 0.354, SLG: 0.466	0-0 G4-6-3 1B		0-0 SF9		0-0 5-3			0-0 E 1B		3 0 2 1 0 0 2												
Mike Hegan, L (1, 10) OBP: 0.317, SLG: 0.455	0-0 G4-6-3		0-3 K		4-0 WP 1B BB			0-0 E6 G6-4-3		3 1 0 0 1 1 3												
Darrell Porter, L (1, 2) OBP: 0.352, SLG: 0.381		0-3 K		0-0 F8		0-0 L8		0-3 K		4 0 0 0 0 2 3												
Dave May, L (1, 9) Ken Berry, R (7, 8) OBP: 0.270, SLG: 0.239		0-0 4-3		0-3 K		0-0 P4		0-0 G6-4-3		3 0 0 0 0 1 1 1 0 0 0 0 0 2												
Pedro Garcia, R (1, 4) OBP: 0.277, SLG: 0.402		0-0 F7		0-0 L5		0-0 1B			0-3 K	4 0 1 1 0 1 0												
Robin Yount, R (1, 6) OBP: 0.291, SLG: 0.371			0-3 K		0-0 5-3		0-3 K		0-0 6-3	4 0 0 0 0 2 0												
<b>Inning Stats</b>	R: 2 E: 0 K: 1 S: 7	H: 3 LOB: 0 BB: 0 P: 7	R: 0 E: 0 K: 1 S: 5	H: 0 LOB: 0 BB: 0 P: 5	R: 2 E: 0 K: 2 S: 10	H: 3 LOB: 1 BB: 0 P: 10	R: 0 E: 0 K: 1 S: 5	H: 0 LOB: 0 BB: 0 P: 5	R: 0 E: 0 K: 0 S: 5	H: 2 LOB: 2 BB: 0 P: 5	R: 1 E: 0 K: 0 S: 3	H: 1 LOB: 1 BB: 1 P: 7	R: 0 E: 0 K: 2 S: 7	H: 0 LOB: 1 BB: 0 P: 8	R: 0 E: 1 K: 1 S: 6	H: 1 LOB: 1 BB: 0 P: 6	R: 0 E: 0 K: 2 S: 7	H: 0 LOB: 0 BB: 0 P: 7	1B: 8 2B: 0 3B: 1 HR: 1	SF: 1 SAC: 0 DP: 2 HBP: 1	WP: 1 PB: 0 SB: 2 CS: 0	PA: 37
<b>PITCHER</b>	IP WLS BF H R ER SO BB IBB HBP BLK WP HR S P ERA WHIP																					
Dave Goltz, R (1, 1) ERA: 3.76	6.0 L 26 9 5 5 5 1 0 0 0 1 1 35 39 7.50 1.667																					
Ray Corbin, R (7, 1) ERA: 4.63	3.0 11 1 0 0 5 0 0 1 0 0 0 20 21 0.00 0.333																					

Milwaukee Brewers @ Minnesota Twins  
Metropolitan Stadium, Bloomington, MI

Tue Jul 16 1974, 8:05 PM EDT  
Att. 10,897 - Unknown - 85 F

livebaseballscorecards.com

AB	34
R	5
H	10
RBI	5
BB	1
SO	10
LOB	12



BOTTOM

Milwaukee Brewers @ Minnesota Twins  
Metropolitan Stadium, Bloomington, MI

Tue Jul 16 1974, 8:05 PM EDT  
Att: 10,897 - Unknown - 85 F

livebaseballscores.com

AB	33
R	4
H	9
RBI	4
BB	5
SO	1
LOB	16



AB R H RBI BB SO LOB

4	0	0	1	0	0	5
4	0	2	1	1	0	0
4	0	0	0	1	1	3
4	0	1	0	0	0	3
3	1	1	0	1	0	1
4	0	0	0	0	0	2
4	1	2	1	0	0	0
2	2	2	1	1	0	0
1	0	0	0	0	0	1
3	0	1	0	1	0	1
0	0	0	0	0	0	0

Batter	1	2	3	4	5	6	7	8	9
Steve Brye, R OBP: 0.325, SLG: 0.366 (1, 8)	0-0 F9	0-0 G5-4-3			0-0 F8		0-0 SF8		0-0 FC4-6
Rod Carew, L OBP: 0.434, SLG: 0.457 (1, 4)	4-0 S BB		0-0 L8		0-0 4-3 1B		0-0 6-3		0-0 1-2 3-H 2-3 1B
Larry Hise, R OBP: 0.369, SLG: 0.523 (1, 9)	4-0 G6-4-3 1-2 BB		0-0 F9		0-0 4-3		0-0 F3		0-3 K
Harmon Killebrew, R OBP: 0.293, SLG: 0.335 (1, 10)	0-0 G6-4-3 1-2f		0-0 1B		0-0 5-6-3		0-0 F9		
Eric Soderholm, R OBP: 0.362, SLG: 0.409 (1, 5)		4-0 3B BB	0-0 F9		0-0 1-3		0-0 3B		
Steve Braun, L OBP: 0.379, SLG: 0.392 (1, 7)		0-0 L8		0-0 4-3		0-0 4-3		0-0 F7	
Jerry Terrell, R OBP: 0.282, SLG: 0.319 (1, 6)		0-0 1-H 3B		0-0 F9		0-0 6-3			0-0 FC4-6 1B 1B
Craig Kusick, R OBP: 0.337, SLG: 0.375 Tony Oliva, L OBP: 0.317, SLG: 0.438 (1, 3) (9, PH)		4-0 BB BB		0-0 HR		0-0 G3 SF8 2B		0-0 F9	
Glenn Borgmann, R OBP: 0.303, SLG: 0.309 Luis Gomez, R OBP: 0.258, SLG: 0.205 (1, 2) (9, PR)		4-0 1-2 G5-4-3 BB		0-0 F9		0-0 G3		0-0 1-2 FC4-6 1B	

Inning Stats	R: 0	H: 0	E: 0	K: 0	S: 2	R: 1	H: 1	E: 0	K: 0	S: 3	R: 0	H: 1	E: 0	K: 0	S: 4	R: 1	H: 1	E: 0	K: 0	S: 4	R: 0	H: 1	E: 0	K: 0	S: 4	R: 0	H: 0	E: 0	K: 0	S: 3	R: 1	H: 1	E: 0	K: 0	S: 4	R: 0	H: 1	E: 0	K: 0	S: 4	R: 1	H: 3	E: 0	K: 1	S: 8	1B: 5	SF: 1	2B: 1	3B: 2	HR: 1
	LOB: 1	BB: 2	P: 10	LOB: 2	BB: 3	P: 15	LOB: 0	BB: 0	P: 4	LOB: 1	BB: 0	P: 4	LOB: 0	BB: 0	P: 4	LOB: 0	BB: 0	P: 3	LOB: 0	BB: 0	P: 4	LOB: 1	BB: 0	P: 4	LOB: 2	BB: 0	P: 8	LOB: 1	BB: 0	P: 4	LOB: 2	BB: 0	P: 8	SAC: 0	DP: 2	HBP: 0	WP: 0	PA: 39												

PITCHER	IP	WLS	BF	H	R	ER	SO	BB	IBB	HBP	BLK	WP	HR	S	P	ERA	WHIP
Clyde Wright, L ERA: 3.95 (1, 1)	8.0	W	34	7	4	4	4	0	5	0	0	0	1	29	49	4.50	1.500
Tom Murphy, R ERA: 1.92 (9, 1)	1.0	S	5	2	0	0	1	0	0	0	0	0	0	7	7	0.00	2.000

Batter	1	2	3	4	5	6	7	8	9	AB R H RBI BB SO LOB	TOP									
Don Money, R (1, 5) OBP: 0.341, SLG: 0.423	0-0 F6			0-0 6-3		0-0 G3		0-0 HR	0-0 G6-4-3	5 1 1 1 0 0 1										
Ken Berry, R (1, 8) OBP: 0.275, SLG: 0.262	0-0 G3			0-0 5-3		0-0 E4 1B		0-0 1B 3B	0-0 4-3	5 1 2 0 0 0 0										
John Briggs, L (1, 7) OBP: 0.367, SLG: 0.523	0-3 K			0-3 K		4-0 BB		0-0 1B 2B 1B		3 1 1 1 1 2 0										
George Scott, R (1, 3) OBP: 0.353, SLG: 0.464		0-3 K			0-0 F9	0-0 L9		0-0 2B 6-3 1B		4 1 1 0 0 1 2										
Darrell Porter, L (1, 2) OBP: 0.354, SLG: 0.387		0-0 4-3			0-0 BB 1B		0-3 K	0-0 6-3 2B		4 0 2 1 0 1 0										
Mike Hegan, L (1, 10) OBP: 0.317, SLG: 0.448		0-3 K			4-0 BB		0-0 4-3	0-0 6-3		2 0 0 0 1 1 0										
Bob Hansen, L (8, PH) OBP: 0.306, SLG: 0.322					1-2 BB		0-0 F8	0-0 F8		1 0 0 1 0 0 1										
Dave May, L (1, 9) OBP: 0.270, SLG: 0.350			0-3 K		0-0 F8		0-0 1B	0-0 F8		3 0 1 0 0 1 2										
Bobby Mitchell, R (8, PH) OBP: 0.299, SLG: 0.375					0-0 F7		0-0 K			1 0 0 0 0 0 1										
Pedro Garcia, R (1, 4) OBP: 0.277, SLG: 0.408			0-0 6-3		0-0 F7		0-3 K		0-0 G6-4-3 3B	4 1 1 0 0 1 3										
Tim Johnson, L (1, 6) OBP: 0.272, SLG: 0.355			0-3 K			0-0 1-3		0-0 1-3	4-0 G6-4-3 BB	3 0 0 0 1 1 0										
<b>Inning Stats</b>	R: 0 E: 0 K: 1 S: 5	H: 0 LOB: 0 BB: 0 P: 5	R: 0 E: 0 K: 2 S: 7	H: 0 LOB: 0 BB: 0 P: 7	R: 0 E: 0 K: 2 S: 7	H: 0 LOB: 0 BB: 0 P: 7	R: 0 E: 0 K: 1 S: 5	H: 0 LOB: 0 BB: 0 P: 5	R: 0 E: 0 K: 1 S: 4	H: 1 LOB: 2 BB: 1 P: 8	R: 0 E: 0 K: 2 S: 8	H: 1 LOB: 1 BB: 0 P: 8	R: 4 E: 0 K: 0 S: 8	H: 5 LOB: 1 BB: 0 P: 8	R: 1 E: 0 K: 0 S: 3	H: 1 LOB: 0 BB: 1 P: 7	1B: 5 2B: 1 3B: 2 HR: 1	SF: 0 SAC: 0 DP: 1 HBP: 0	WP: 0 PB: 0 SB: 0 CS: 0	PA: 38
<b>PITCHER</b>	IP WLS BF H R ER SO BB IBB HBP BLK WP HR S P ERA WHIP																			
Bert Blyleven, R (1, 1) ERA: 3.03	7.1 W 32 8 4 4 8 2 0 0 0 0 0 1 46 54 4.91 1.364																			
Bill Hands, R (8, 1) ERA: 4.89	1.2 6 1 1 1 0 1 0 0 0 0 0 0 5 9 5.40 1.200																			

Milwaukee Brewers @ Minnesota Twins  
 Metropolitan Stadium, Bloomington, MI  
 Wed Jul 17 1974, 8:05 PM EDT  
 Att. 11,599 - Unknown - 90 F

AB	35
R	5
H	9
RBI	4
BB	3
SO	8
LOB	10



BOTTOM

Milwaukee Brewers @ Minnesota Twins  
Metropolitan Stadium, Bloomington, MI

Wed Jul 17 1974, 8:05 PM EDT  
Att. 11,599 - Unknown - 90 F

livebaseballscorecards.com

AB	35
R	10
H	16
RBI	10
BB	3
SO	3
LOB	13



WP:	0	PA:	38
PB:	1	SB:	0
CS:	1		

AB R H RBI BB SO LOB

5 3 3 1 0 0 0  
2 1 1 0 2 0 2  
1 0 0 0 0 0 0

4 1 3 4 0 0 1

4 1 1 1 0 0 3

4 2 4 4 0 0 0

4 0 1 0 0 0 2

4 0 2 0 0 0 2

4 1 1 0 0 1 2

3 1 0 0 1 2 1

1B:	13	SF:	0
2B:	2	SAC:	0
3B:	1	DP:	5
HR:	2	HBP:	0

Batter	1	2	3	4	5	6	7	8	9
Steve Brye, R (1, 8) OBP: 0.330, SLG: 0.370	0-0 E5 CS		0-0 1B 1B	0-0 2-H 1B 1B		0-0 1-2 1B 1B		0-0 F9	
Rod Carew, L (1, 4) OBP: 0.438, SLG: 0.458 Luis Gomez, R (7, 6) OBP: 0.256, SLG: 0.204	4-0 3-4 1-2 BB		0-0 1B 1B	4-0 1-2 1B BB		0-0 1-2 2-3 F7		0-0 P6	
Steve Braun, L (1, 7) OBP: 0.384, SLG: 0.397	0-0 3-4 1-2f		0-0 1B HR 1B	0-0 1-2 2-H 1B		0-0 2-H 3-H 1B			
Tony Oliva, L (1, 10) OBP: 0.316, SLG: 0.435		0-0 4-3	0-0 1-3 3-H 1B	0-0 1-2f G4-3		0-0 1-2 L3			
Bobby Darwin, R (1, 9) OBP: 0.330, SLG: 0.453		0-0 3B	0-0 1-H 3-H HR		0-0 HR		0-0 G4-6-3 1B		
Jim Holt, L (1, 3) OBP: 0.302, SLG: 0.316		0-0 4-3	0-0 1B		0-0 F8		0-0 1-2f G4-6-3		
Eric Soderholm, R (1, 5) OBP: 0.364, SLG: 0.411		0-0 F8	0-0 F9		0-0 G1-4-3 1B		0-0 1B		
Jerry Terrell, R (1, 6) OBP: 0.281, SLG: 0.317 (7, 4)			0-0 P4	0-0 E3 1B 1B	0-0 1-2f G1-4-3		0-3 K		
Phil Roof, R (1, 2) OBP: 0.321, SLG: 0.298			0-3 K	0-0 6-3		4-0 PB 1B 1B BB		0-3 K	

Inning Stats	R: 0	H: 0	LOB: 0	K: 0	P: 6	R: 0	H: 1	LOB: 1	K: 0	P: 4	R: 5	H: 6	LOB: 1	K: 1	P: 11	R: 2	H: 3	LOB: 1	K: 0	P: 9	R: 1	H: 2	LOB: 0	K: 0	P: 4	R: 2	H: 2	LOB: 0	K: 0	P: 8	R: 0	H: 2	LOB: 1	K: 1	P: 6	R: 0	H: 0	LOB: 0	K: 1	P: 5
--------------	------	------	--------	------	------	------	------	--------	------	------	------	------	--------	------	-------	------	------	--------	------	------	------	------	--------	------	------	------	------	--------	------	------	------	------	--------	------	------	------	------	--------	------	------

PITCHER	IP	WLS	BF	H	R	ER	SO	BB	IBB	HBP	BLK	WP	HR	S	P	ERA	WHIP
Jim Colborn, R (1, 1) ERA: 5.21	3.0	L	16	7	5	5	1	1	0	0	0	0	1	17	21	15.00	2.667
Eduardo Rodriguez, R (4, 1) ERA: 3.6	2.1		14	7	5	4	0	2	0	0	0	0	1	12	20	15.43	3.857
Jim Slaton, R (6, 1) ERA: 4.5	1.2		5	2	0	0	1	0	0	0	0	0	0	7	7	0.00	1.200
Bill Travers, L (8, 1) ERA: 5.16	1.0		3	0	0	0	1	0	0	0	0	0	0	5	5	0.00	0.000

WP	HR	S	P	ERA	WHIP
0	1	7	21	15.00	2.667
0	1	12	20	15.43	3.857
0	0	7	7	0.00	1.200
0	0	5	5	0.00	0.000

Batter	1	2	3	4	5	6	7	8	9	AB R H RBI BB SO LOB	TOP	
<b>Don Money, R</b> OBP: 0.338, SLG: 0.419 (1, 5) X	0-0 F9		0-0 F9			0-0 L6	0-3 K			4 0 0 0 0 1 2	<b>Milwaukee Brewers @ Chicago White Sox</b> Comiskey Park, Chicago, IL Fri Jul 19 1974, 8:05 PM EDT Att. 19,730 - Unknown - 76 F <a href="http://livebaseballscorecards.com">livebaseballscorecards.com</a>	
<b>Bob Coluccio, R</b> OBP: 0.329, SLG: 0.379 (1, 8) S S S (7, 9)	0-3 K		0-0 6-3			4-0 BB	0-0 F8			3 0 0 0 1 1 2		
<b>John Briggs, L</b> OBP: 0.365, SLG: 0.518 (1, 7) B B B	4-0 BB				0-0 F9	0-0 L5		0-3 K		3 0 0 0 1 1 1		
<b>George Scott, R</b> OBP: 0.352, SLG: 0.470 (1, 3) S S	0-3 K				0-0 HR	0-3 K		0-0 5-3		4 1 1 1 0 2 2		
<b>Darrell Porter, L</b> OBP: 0.356, SLG: 0.401 (1, 2)		0-0 P6			0-0 F8		0-0 HR	0-0 1B		4 1 2 1 0 0 0		
<b>Mike Hegan, L</b> OBP: 0.313, SLG: 0.441 (1, 10) <b>Deron Johnson, R</b> OBP: 0.256, SLG: 0.364 (7, PH)		0-0 F2			0-0 F8		4-0 1B WP BB	0-0 5-3		2 0 0 0 0 0 0 1 1 0 0 1 0 1		
<b>Dave May, L</b> OBP: 0.272, SLG: 0.351 (1, 9) <b>Ken Berry, R</b> OBP: 0.278, SLG: 0.260 (7, PH) (7, 8)		0-0 1B				0-0 F8			0-0 P6	2 0 1 0 0 0 0 1 0 0 0 0 0 0		
<b>Pedro Garcia, R</b> OBP: 0.277, SLG: 0.405 (1, 4)		0-3 K				0-0 F7			0-0 F7	4 0 1 1 0 1 1		
<b>Robin Yount, R</b> OBP: 0.287, SLG: 0.365 (1, 6)			0-0 F7			0-0 6-3			0-0 6-3	4 0 0 0 0 1 2		
<b>Inning Stats</b>	R: 0 E: 0 K: 2 S: 7 H: 0 LOB: 1 BB: 1 P: 11	R: 0 E: 0 K: 1 S: 6 H: 1 LOB: 1 BB: 0 P: 6	R: 0 E: 0 K: 0 S: 3 H: 0 LOB: 0 BB: 0 P: 3	R: 1 E: 0 K: 0 S: 4 H: 1 LOB: 0 BB: 0 P: 4	R: 0 E: 0 K: 0 S: 3 H: 0 LOB: 0 BB: 0 P: 3	R: 0 E: 0 K: 1 S: 5 H: 0 LOB: 1 BB: 1 P: 9	R: 2 E: 0 K: 2 S: 9 H: 2 LOB: 2 BB: 1 P: 14	R: 0 E: 0 K: 1 S: 6 H: 1 LOB: 1 BB: 0 P: 6	R: 0 E: 0 K: 0 S: 3 H: 0 LOB: 0 BB: 0 P: 3	1B: 3 2B: 0 3B: 0 HR: 2 SF: 0 SAC: 0 DP: 0 HBP: 1		WP: 2 PB: 0 SB: 0 CS: 0 PA: 36
<b>PITCHER</b> <b>Bart Johnson, R</b> ERA: 2.3 (1, 1) <b>Terry Forster, L</b> ERA: 3.07 (7, 1)	IP WLS BF H R ER SO BB IBB HBP BLK WP HR S P ERA WHIP											IP WLS BF H R ER SO BB IBB HBP BLK WP HR S P ERA WHIP
	6.0 W 23 3 2 2 4 2 0 0 0 0 2 29 37 3.00 0.833											
	3.0 S 13 2 1 1 3 1 0 1 0 2 0 17 22 3.00 1.000											





Batter	1	2	3	4	5	6	7	8	9	AB	R	H	RBI	BB	SO	LOB
Pat Kelly, L (1, 10) OBP: 0.338, SLG: 0.349	0-0 1B 1B		4-0 8-5 E BB	0-0 CS 1-2	4-0 1B SF8 BB		0-0 FC5-4 1B			2	1	2	0	2	0	0
Jorge Orta, L (1, 4) OBP: 0.389, SLG: 0.470	0-0 G6-3 1B		0-0 E1 8-5 1B		0-0 1-3 HR 1B		0-0 FC5-4 1-2f			4	2	2	0	0	0	2
Dick Allen, R (1, 3) OBP: 0.366, SLG: 0.579	0-3 K		0-0 8-5		0-0 SF8		0-0 L9			2	0	0	1	0	1	4
Ron Santo, R (7, PH) OBP: 0.305, SLG: 0.307			1-2 2-3f		3-H					1	0	0	0	0	0	1
Tony Muser, L (8, 3) OBP: 0.366, SLG: 0.404										0	0	0	0	0	0	0
Carlos May, L (1, 7) OBP: 0.326, SLG: 0.358	0-0 G6-3 1-2f		0-0 2B 1B		0-0 F7		0-0 4-3			4	1	1	1	0	0	4
Ken Henderson, S (1, 8) OBP: 0.366, SLG: 0.452		0-0 G3	0-0 1-H 2B		0-0 1-H HR			0-0 BB 1B 1B		4	2	3	3	0	0	0
Bill Melton, R (1, 5) OBP: 0.297, SLG: 0.378		0-0 G3 1B 2B	0-0 F5		0-0 6-3			4-0 BB BB BB E 1-2 F3 BB		3	1	1	0	1	0	1
Bill Sharp, L (1, 9) OBP: 0.349, SLG: 0.382		0-0 G3 2-3			0-0 F7		0-3 K	0-0 E8 F3 1-3 2-H 1B		4	0	1	1	0	1	1
Ed Herrmann, L (1, 2) OBP: 0.314, SLG: 0.390		0-0 3-H 1B			0-0 FC3-6 1B		0-3 K	0-0 G3		4	0	2	1	0	1	2
Bucky Dent, R (1, 6) OBP: 0.287, SLG: 0.331		0-0 P6			0-0 FC3-6 CS 1-2f		0-0 P6	0-0 F3 2-3 3-H		4	0	0	0	0	0	4

Inning Stats	R: 0	H: 2	E: 0	K: 1	S: 6	LOB: 1	BB: 0	P: 6	R: 1	H: 2	E: 0	K: 0	S: 5	LOB: 1	BB: 0	P: 5	R: 2	H: 2	E: 1	K: 0	S: 5	LOB: 1	BB: 1	P: 9	R: 0	H: 1	E: 0	K: 0	S: 3	LOB: 0	BB: 0	P: 3	R: 3	H: 2	E: 0	K: 0	S: 5	LOB: 0	BB: 1	P: 9	R: 0	H: 0	E: 0	K: 2	S: 7	LOB: 0	BB: 0	P: 7	R: 0	H: 1	E: 0	K: 0	S: 4	LOB: 1	BB: 0	P: 4	R: 1	H: 2	E: 1	K: 0	S: 4	LOB: 2	BB: 1	P: 8	1B: 9	SF: 1	2B: 3	SAC: 0	3B: 0	DP: 2	HR: 1	HBP: 0	WP: 0	PA: 37
--------------	------	------	------	------	------	--------	-------	------	------	------	------	------	------	--------	-------	------	------	------	------	------	------	--------	-------	------	------	------	------	------	------	--------	-------	------	------	------	------	------	------	--------	-------	------	------	------	------	------	------	--------	-------	------	------	------	------	------	------	--------	-------	------	------	------	------	------	------	--------	-------	------	-------	-------	-------	--------	-------	-------	-------	--------	-------	--------


PITCHER	IP	WLS	BF	H	R	ER	SO	BB	IBB	HBP	BLK	WP	HR	S	P	ERA	WHIP
Ed Sprague, R (1, 1) ERA: 2.47	2.0	L	11	4	3	2	1	1	0	0	0	0	0	12	16	9.00	2.500
Jim Slaton, R (3, 1) ERA: 4.67	2.2		12	5	3	3	0	1	0	0	0	0	1	11	15	10.12	2.250
Kevin Kobel, L (5, 1) ERA: 4.03	2.1		10	2	1	1	2	1	0	0	0	0	0	13	17	3.86	1.286
Eduardo Rodriguez, R (8, 1) ERA: 3.55	1.0		3	1	0	0	0	0	0	0	0	0	0	3	3	0.00	1.000

**BOTTOM**

**Milwaukee Brewers @ Chicago White Sox**  
Comiskey Park, Chicago, IL

Fri Jul 19 1974, 8:05 PM EDT  
Att: 19,730 - Unknown - 76 F

AB	32
R	7
H	12
RBI	7
BB	3
SO	3
LOB	19



WP	HR	S	P	ERA	WHIP
0	1	3	3	3.55	1.000

Batter	1	2	3	4	5	6	7	8	9	AB R H RBI BB SO LOB	TOP										
<b>Don Money, R</b> (1, 5) OBP: 0.334, SLG: 0.414	0-3 K			0-0 5-3	0-0 F9			0-0 6-3		4 0 0 0 0 1 1											
<b>Ken Berry, R</b> (1, 8) OBP: 0.270, SLG: 0.252	0-0 3-1			0-0 F7		0-0 F4		0-0 6-3		4 0 0 0 0 0 0											
<b>John Briggs, L</b> (1, 7) OBP: 0.364, SLG: 0.518	0-3 K			0-0 2B		0-0 F8		0-0 F9		4 0 1 0 0 1 0											
<b>George Scott, R</b> (1, 3) OBP: 0.351, SLG: 0.467		0-0 6-3		0-3 K		0-0 6-3		0-0 1B		4 0 1 0 0 1 1											
<b>Darrell Porter, L</b> (1, 2) OBP: 0.358, SLG: 0.402		0-0 1B			0-0 4-3		0-0 1B	0-0 G3		4 0 2 0 0 0 1											
<b>Deron Johnson, R</b> (1, 10) OBP: 0.257, SLG: 0.363		0-0 F8			0-0 1B		0-0 1B			3 0 1 0 0 0 2											
<b>Bob Coluccio, R</b> (1, 9) OBP: 0.329, SLG: 0.379	0-0 CS	0-0 1B	0-0 1B		0-0 1B		0-0 1B			3 1 1 0 0 0 2											
<b>Pedro Garcia, R</b> (1, 4) OBP: 0.277, SLG: 0.402			0-0 1B	0-0 5-3		0-0 1B		0-0 P6		2 1 0 0 1 0 1											
<b>Robin Yount, R</b> (1, 6) OBP: 0.288, SLG: 0.365			0-0 1B	0-0 L5		0-0 1B		0-0 F6		3 0 1 2 0 0 1											
<b>Inning Stats</b>	R: 0 E: 0 K: 2 S: 7	H: 0 LOB: 0 BB: 0 P: 7	R: 0 E: 0 K: 0 S: 3	H: 1 LOB: 0 BB: 0 P: 3	R: 0 E: 0 K: 0 S: 3	H: 1 LOB: 1 BB: 0 P: 3	R: 0 E: 0 K: 1 S: 6	H: 1 LOB: 1 BB: 0 P: 6	R: 2 E: 0 K: 0 S: 5	H: 2 LOB: 1 BB: 1 P: 9	R: 0 E: 0 K: 0 S: 3	H: 0 LOB: 0 BB: 0 P: 3	R: 0 E: 0 K: 0 S: 3	H: 1 LOB: 0 BB: 0 P: 3	R: 0 E: 0 K: 0 S: 4	H: 1 LOB: 1 BB: 0 P: 4	1B: 6 2B: 2 3B: 0 HR: 0	SF: 0 SAC: 0 DP: 2 HBP: 0	WP: 1 PB: 0 SB: 1 CS: 1	PA: 33	
<b>PITCHER</b> <b>Wilbur Wood, L</b> (1, 1) ERA: 3.54	IP: 9.0 WLS: W BF: 32 H: 7 R: 2 ER: 2 SO: 3 BB: 1 IBB: 0 HBP: 0 BLK: 0 WP: 1 HR: 0 S: 37 P: 41 ERA: 2.00 WHIP: 0.889																				

**Milwaukee Brewers @ Chicago White Sox**  
 Comiskey Park, Chicago, IL  
 Sat Jul 20 1974, 4:33 AM EDT  
 Att. 19,145 - Unknown - 71 F

AB	31
R	2
H	7
RBI	2
BB	1
SO	3
LOB	9



Batter	1	2	3	4	5	6	7	8	9	AB	R	H	RBI	BB	SO	LOB
Brian Downing, R OBP: 0.382, SLG: 0.500 (1, 9)	0-0 L5		0-0 5-3			0-0 F8	0-0 FC6-4			4	0	0	0	0	0	3
Jorge Orta, L OBP: 0.384, SLG: 0.462 (1, 4)	0-0 L1		0-0 F8			0-0 F8		0-0 3-1		4	0	0	0	0	0	1
Dick Allen, R OBP: 0.365, SLG: 0.584 (1, 3)	0-0 6-3		0-0 5-3			HR		0-3 K		4	1	1	1	0	1	1
Tony Muser, L OBP: 0.366, SLG: 0.404 (9, 3)										0	0	0	0	0	0	0
Bill Melton, R OBP: 0.299, SLG: 0.378 (1, 5)		BB 4-0 1B 1B BB		0-0 F8		0-0 P4		0-0 1B		3	1	1	0	1	0	0
Ken Henderson, S OBP: 0.362, SLG: 0.447 (1, 8)		BB 0-3 K		0-0 G3			0-0 F9	0-3 K		4	0	0	0	0	2	2
Carlos May, L OBP: 0.329, SLG: 0.359 (1, 7)		BB 0-0 1B 1-3 1B		0-0 3-1		BB 4-0 1B BB				2	1	1	0	1	0	0
Ron Santo, R OBP: 0.308, SLG: 0.310 (1, 10)		BB 0-0 G6-3 1-2 1B			0-0 6-3		0-0 1B 1B			3	0	2	1	0	0	0
Ed Herrmann, L OBP: 0.310, SLG: 0.385 (1, 2)		BB 0-0 G6-3 1-2f		0-0 4-3		0-0 F9				3	0	0	0	0	0	4
Bucky Dent, R OBP: 0.291, SLG: 0.335 (1, 6)			0-0 F8 5-3 1B		0-0 F9		0-0 FC6-4 1-2 2-H 1B			3	0	2	1	0	0	0

Inning Stats	R: 0	H: 0	E: 0	K: 0	S: 3	R: 1	H: 2	E: 0	K: 1	S: 6	R: 0	H: 1	E: 0	K: 0	S: 4	R: 0	H: 0	E: 0	K: 0	S: 3	R: 1	H: 1	E: 0	K: 0	S: 4	R: 0	H: 0	E: 0	K: 0	S: 3	R: 0	H: 1	E: 0	K: 2	S: 8	R: 0	H: 1	E: 0	K: 2	S: 8
	LOB: 0	BB: 0	P: 3	LOB: 1	BB: 1	P: 10	LOB: 1	BB: 0	P: 4		LOB: 0	BB: 0	P: 3	LOB: 0	BB: 0	P: 3	LOB: 0	BB: 0	P: 3		LOB: 2	BB: 1	P: 9	LOB: 1	BB: 0	P: 8	LOB: 0	BB: 0	P: 3	LOB: 0	BB: 0	P: 3	LOB: 0	BB: 0	P: 8	LOB: 1	BB: 0	P: 8		

PITCHER	IP	WLS	BF	H	R	ER	SO	BB	IBB	HBP	BLK	WP	HR	S	P	ERA	WHIP	PITCHER	IP	WLS	BF	H	R	ER	SO	BB	IBB	HBP	BLK	WP	HR	S	P	ERA	WHIP						
Clyde Wright, L ERA: 3.92 (1, 1)	8.0	L	32	7	3	3	3	2	0	0	0	0	1	36	44	3.38	1.125																								

**BOTTOM**

**Milwaukee Brewers @ Chicago White Sox**  
Comiskey Park, Chicago, IL

Sat Jul 20 1974, 4:33 AM EDT  
Att: 19,145 - Unknown - 71 F

AB	30
R	3
H	7
RBI	3
BB	2
SO	3
LOB	11



1B: 6	SF: 0	WP: 0	PA: 32
2B: 0	SAC: 0	PB: 0	
3B: 0	DP: 1	SB: 0	
HR: 1	HBP: 0	CS: 0	

livebaseballscorecards.com

Batter	1	2	3	4	5	6	7	8	9	AB R H RBI BB SO LOB	TOP											
Bob Coluccio, R (1, 9) OBP: 0.324, SLG: 0.373	0-0 6-3			0-0 4-3		0-0 6-3		0-0 6-3		4 0 0 0 0 0 0	<b>Milwaukee Brewers @ Chicago White Sox</b> Comiskey Park, Chicago, IL Sun Jul 21 1974, 4:33 AM EDT Unknown <a href="http://livebaseballscorecards.com">livebaseballscorecards.com</a>											
Charlie Moore, R (1, 2) OBP: 0.341, SLG: 0.380	0-0 4-3			0-0 1B 2B		0-0 F3		0-3 K		4 1 1 0 0 1 0												
John Briggs, L (1, 7) OBP: 0.366, SLG: 0.515	0-0 3-1			4-0 1B BB		0-0 P6		4-0 FC6-4 BB		2 0 0 0 2 0 0												
George Scott, R (1, 3) OBP: 0.352, SLG: 0.468		0-0 P4		0-0 L4 1B		0-0 1-5-3 1B 1B		0-3 K		4 0 2 1 0 1 1												
Don Money, R (1, 5) OBP: 0.331, SLG: 0.409		0-3 K		0-0 L4		0-0 F9		0-0 FC6-4 1B WP		4 1 0 0 0 1 4												
Deron Johnson, R (1, 10) Bobby Mitchell, R (7, PR) OBP: 0.257, SLG: 0.363 OBP: 0.304, SLG: 0.380		0-0 6-3		0-0 L5		0-0 1-5-3 1B		0-0 1B		3 0 1 0 0 0 0 1 0 1 1 0 0 0												
Ken Berry, R (1, 8) OBP: 0.262, SLG: 0.244		0-3 K		0-0 F7		0-0 1-5-3		0-3 K		4 0 0 0 0 2 3												
Robin Yount, R (1, 6) OBP: 0.288, SLG: 0.365		0-0 5-3		0-0 1B		0-0 F7				3 0 1 0 0 0 3												
Pedro Garcia, R (1, 4) OBP: 0.274, SLG: 0.398		0-0 F3		0-0 L5				0-3 K		3 0 0 0 0 1 1												
<b>Inning Stats</b>	R: 0 E: 0 K: 0 S: 3	H: 0 LOB: 0 BB: 0 P: 3	R: 0 E: 0 K: 1 S: 5	H: 0 LOB: 0 BB: 0 P: 5	R: 0 E: 0 K: 1 S: 5	H: 0 LOB: 0 BB: 0 P: 5	R: 1 E: 0 K: 0 S: 4	H: 2 LOB: 1 BB: 1 P: 8	R: 0 E: 0 K: 0 S: 4	H: 1 LOB: 1 BB: 0 P: 4	R: 0 E: 0 K: 0 S: 3	H: 0 LOB: 0 BB: 0 P: 3	R: 0 E: 0 K: 0 S: 5	H: 2 LOB: 3 BB: 0 P: 5	R: 0 E: 0 K: 2 S: 7	H: 0 LOB: 0 BB: 0 P: 7	R: 1 E: 0 K: 2 S: 8	H: 1 LOB: 1 BB: 1 P: 12	1B: 5 2B: 2 3B: 0 HR: 0	SF: 0 SAC: 0 DP: 1 HBP: 0	WP: 1 PB: 0 SB: 0 CS: 0	PA: 34
<b>PITCHER</b>	IP WLS BF H R ER SO BB IBB HBP BLK WP HR S P ERA WHIP																					
Jim Kaat, L (1, 1) ERA: 3.35	6.1 W 24 5 1 1 2 1 0 0 0 0 0 0 27 31 1.42 0.947																					
Terry Forster, L (7, 1) ERA: 3.08	2.2 S 10 1 1 1 4 1 0 0 0 1 0 17 21 3.38 0.750																					



Batter	1	2	3	4	5	6	7	8	9	AB	R	H	RBI	BB	SO	LOB		
Pat Kelly, L OBP: 0.339, SLG: 0.347 (1, 10)	4-0 S E BB	0-3 K		0-0 FC6-4 BB 1-2f 2-3		0-0 F8		0-0 FC6-4 1B		4	1	1	0	1	1	2		
Jorge Orta, L OBP: 0.380, SLG: 0.455 (1, 4)	0-0 F5 1-2		0-0 F9	4-0 FC6-4 BB 1-2			0-0 F9	0-0 FC6-4 1-2f		4	0	0	0	1	0	2		
Dick Allen, R OBP: 0.369, SLG: 0.601 (1, 3)	0-0 E4 2B 2B		0-0 2B	0-0 FC6-4 1-2f			0-0 HR			4	2	3	2	0	0	3		
Carlos May, L OBP: 0.331, SLG: 0.362 (1, 7)	0-0 F9		4-0 G6-4-3 BB		0-0 G5-4-3 2B		0-0 F8			3	0	1	0	1	0	1		
Ken Henderson, S OBP: 0.363, SLG: 0.449 (1, 8)	0-0 2B		0-0 G6-4-3 1-2f		4-0 G5-4-3 BB		0-0 F9			3	0	1	1	1	0	2		
Bill Melton, R OBP: 0.304, SLG: 0.390 (1, 5)	4-0 BB			0-0 HR	0-0 G5-4-3 1-2f 2-3			0-0 1B E 1B		3	2	2	1	1	0	2		
Bill Sharp, L OBP: 0.347, SLG: 0.379 (1, 9)	0-3 K			0-0 G3	0-0 F2			0-0 E9 1H SF9 1B		4	1	1	0	0	1	3		
Ed Herrmann, L OBP: 0.310, SLG: 0.385 (1, 2)		0-3 K		0-0 FC6-4 1B 1B		0-0 4-3		0-0 SF9 3-H		3	0	1	1	0	1	0		
Bucky Dent, R OBP: 0.290, SLG: 0.333 (1, 6)		0-0 P5		0-0 FC6-4 1B 1-2		0-0 P6		0-0 5-3		4	0	1	0	0	0	0		
<b>Inning Stats</b>	R: 2 E: 1 K: 1 S: 7	H: 2 LOB: 2 BB: 2 P: 15	R: 0 E: 0 K: 2 S: 7	H: 0 LOB: 0 BB: 0 P: 7	R: 0 E: 0 K: 0 S: 3	H: 1 LOB: 1 BB: 1 P: 7	R: 1 E: 0 K: 0 S: 6	H: 3 LOB: 3 BB: 1 P: 10	R: 0 E: 0 K: 0 S: 3	H: 0 LOB: 0 BB: 0 P: 3	R: 1 E: 0 K: 0 S: 4	H: 1 LOB: 0 BB: 0 P: 4	R: 2 E: 1 K: 0 S: 6	H: 3 LOB: 1 BB: 0 P: 6	1B: 5 2B: 4 3B: 0 HR: 2	SF: 1 SAC: 0 DP: 2 HBP: 0	WP: 0 PB: 0 SB: 1 CS: 0	PA: 38
<b>PITCHER</b> Jim Colborn, R ERA: 5.32 (1, 1)	IP 8.0	WLS L	BF 38	H 11	R 6	ER 6	SO 3	BB 5	IBB 0	HBP 0	BLK 0	WP 0	HR 2	S 39	P 59	ERA 6.75	WHIP 2.000	<b>PITCHER</b> IP WLS BF H R ER SO BB IBB HBP BLK WP HR S P ERA WHIP

**BOTTOM**

**Milwaukee Brewers @ Chicago White Sox**  
Comiskey Park, Chicago, IL  
Sun Jul 21 1974, 4:33 AM EDT  
Unknown

[livebaseballscorecards.com](http://livebaseballscorecards.com)

<b>AB</b>	<b>32</b>
<b>R</b>	<b>6</b>
<b>H</b>	<b>11</b>
<b>RBI</b>	<b>5</b>
<b>BB</b>	<b>5</b>
<b>SO</b>	<b>3</b>
<b>LOB</b>	<b>15</b>



Batter	1	2	3	4	5	6	7	8	9	AB R H RBI BB SO LOB	TOP
<b>Bob Coluccio, R</b> (1, 8) <small>OBP: 0.321, SLG: 0.369</small> <b>Mike Hegan, L</b> (9, PH) <small>OBP: 0.317, SLG: 0.445</small> <b>Ken Berry, R</b> (9, 8) <small>OBP: 0.262, SLG: 0.244</small>	0-0 		0-0 			0-0 			0-0 	3 0 0 0 0 0 0 1 1 1 0 0 0 0 0 0 0 0 0 0 0	
<b>Robin Yount, R</b> (1, 6) <small>OBP: 0.284, SLG: 0.360</small>	0-0 			0-0 		0-0 		0-0 	4 0 0 0 0 0 2		
<b>John Briggs, L</b> (1, 7) <small>OBP: 0.370, SLG: 0.515</small>	4-0 			4-0 		0-0 		0-3 	2 0 1 0 2 1 2		
<b>George Scott, R</b> (1, 3) <small>OBP: 0.351, SLG: 0.465</small>	0-0 			0-0 		0-0 		0-0 	4 1 1 1 0 0 3		
<b>Darrell Porter, L</b> (1, 2) <small>OBP: 0.356, SLG: 0.398</small>		0-0 			0-0 		0-0 	4-0 	3 1 0 0 1 0 1		
<b>Deron Johnson, R</b> (1, 10) <small>OBP: 0.257, SLG: 0.373</small>		0-0 			0-0 		0-3 	0-0 	4 1 1 4 0 1 0		
<b>Dave May, L</b> (1, 9) <small>OBP: 0.268, SLG: 0.346</small>		0-0 			0-0 		0-0 	0-0 	4 0 0 0 0 0 0		
<b>Tim Johnson, L</b> (1, 4) <small>OBP: 0.262, SLG: 0.342</small>			0-0 			0-0 		0-3 	3 0 0 0 0 1 0		
<b>John Vukovich, R</b> (1, 5) <small>OBP: 0.220, SLG: 0.426</small> <b>Bob Hansen, L</b> (9, PH) <small>OBP: 0.317, SLG: 0.333</small> <b>Don Money, R</b> (9, 5) <small>OBP: 0.331, SLG: 0.409</small>			0-0 			0-0 		0-0 	2 0 0 0 0 0 0 1 1 1 0 0 0 0 0 0 0 0 0 0 0		
<b>Inning Stats</b>	R: 0 H: 0 E: 0 LOB: 1 K: 0 BB: 1 S: 3 P: 7	R: 0 H: 0 E: 0 LOB: 0 K: 0 BB: 0 S: 3 P: 3	R: 0 H: 0 E: 0 LOB: 0 K: 0 BB: 0 S: 3 P: 3	R: 0 H: 0 E: 0 LOB: 0 K: 0 BB: 1 S: 2 P: 6	R: 0 H: 0 E: 0 LOB: 0 K: 0 BB: 0 S: 3 P: 3	R: 0 H: 0 E: 0 LOB: 0 K: 0 BB: 0 S: 3 P: 3	R: 0 H: 1 E: 0 LOB: 1 K: 0 BB: 0 S: 4 P: 4	R: 0 H: 0 E: 0 LOB: 0 K: 1 BB: 1 S: 9 P: 13	1B: 4 SF: 0 2B: 0 SAC: 0 3B: 0 DP: 1 HR: 1 HBP: 0	WP: 0 PA: 34 PB: 0 SB: 1 CS: 0	
<b>PITCHER</b> <b>Stan Bahnsen, R</b> (1, 1) <small>ERA: 4.17</small> <b>Terry Forster, L</b> (9, 1) <small>ERA: 3.36</small>	IP WLS BF H R ER SO BB IBB HBP BLK WP HR S P ERA WHIP 8.1 29 3 2 2 2 2 2 0 0 0 0 0 31 39 2.16 0.600 0.2 L 5 2 3 3 1 1 0 0 0 0 0 1 6 10 40.50 4.500	<b>PITCHER</b> IP WLS BF H R ER SO BB IBB HBP BLK WP HR S P ERA WHIP									

**Milwaukee Brewers @ Chicago White Sox**  
 Comiskey Park, Chicago, IL  
 Sun Jul 21 1974, 4:38 AM EDT  
 Att: 36,827 - Unknown

AB	31
R	5
H	5
RBI	5
BB	3
SO	3
LOB	8



Batter	1	2	3	4	5	6	7	8	9	AB	R	H	RBI	BB	SO	LOB
Pat Kelly, L OBP: 0.338, SLG: 0.346 (1, 9)	0-0 4-3		0-0 4-3		0-0 F8			0-0 E9 1B		4	0	1	0	0	0	1
Jorge Orta, L OBP: 0.385, SLG: 0.460 (1, 4)	0-0 G4-3 1B			0-0 G3 SH1-4 1B		0-0 F8		0-0 1B		4	1	3	1	0	0	0
Tony Muser, L OBP: 0.365, SLG: 0.402 (1, 3)	0-0 G4-3			0-0 SH1-4		0-0 1B		0-0 F9		3	0	1	0	0	0	2
Carlos May, L OBP: 0.327, SLG: 0.358 (1, 10)		0-0 4-3		0-0 G3		0-0 F5		0-3 K		4	0	0	0	0	1	3
Ken Henderson, S OBP: 0.362, SLG: 0.447 (1, 8)		0-0 G3		0-0 S 1B		0-0 F7			0-0 L9	4	0	1	1	0	0	1
Bill Melton, R OBP: 0.304, SLG: 0.388 (1, 5)		0-0 1B		0-0 6-3			0-0 P4		0-0 F8	4	0	1	0	0	0	1
Bill Sharp, L OBP: 0.344, SLG: 0.375 (1, 7)		0-0 F8			0-0 SH1-4 E 1B		0-0 1-3		0-0 L9	4	1	1	0	0	0	1
Brian Downing, R OBP: 0.377, SLG: 0.493 (1, 2)			0-0 5-3		0-0 SH1-4		0-0 F9			2	0	0	0	0	0	0
Bucky Dent, R OBP: 0.294, SLG: 0.337 (1, 6)			0-0 4-3 1B		0-0 F7			0-0 E 1B		3	1	2	0	0	0	0

Inning Stats		R: 0	H: 1	R: 0	H: 1	R: 0	H: 1	R: 1	H: 2	R: 1	H: 1	R: 0	H: 1	R: 1	H: 3	R: 0	H: 0	R: 0	H: 0	1B: 10	SF: 0	WP: 0	PA: 34				
		E: 0	LOB: 0	E: 0	LOB: 1	E: 0	LOB: 0	E: 0	LOB: 1	E: 1	LOB: 0	E: 0	LOB: 0	E: 1	LOB: 1	E: 0	LOB: 0	E: 0	LOB: 0	2B: 0	SAC: 2	PB: 0					
		K: 0	BB: 0	K: 0	BB: 0	K: 0	BB: 0	K: 0	BB: 0	K: 0	BB: 0	K: 0	BB: 0	K: 1	BB: 0	K: 0	BB: 0	K: 0	BB: 0	3B: 0	DP: 1	SB: 1					
		S: 3	P: 3	S: 4	P: 4	S: 3	P: 3	S: 5	P: 5	S: 4	P: 4	S: 4	P: 4	S: 7	P: 7	S: 3	P: 3	S: 3	P: 3	HR: 0	HBP: 0	CS: 0					
PITCHER	IP	WLS	BF	H	R	ER	SO	BB	IBB	HBP	BLK	WP	HR	S	P	ERA	WHIP										
Bill Champion, R (1, 1)	7.1		29	10	3	2	0	0	0	0	0	0	0	29	29	2.46	1.364										
Tom Murphy, R (8, 1)	1.2	W	5	0	0	0	1	0	0	0	0	0	0	7	7	0.00	0.000										

**BOTTOM**

**Milwaukee Brewers @ Chicago White Sox**  
Comiskey Park, Chicago, IL

Sun Jul 21 1974, 4:38 AM EDT  
Att. 36,827 - Unknown

livebaseballscorecards.com

AB	32
R	3
H	10
RBI	2
BB	0
SO	1
LOB	9



Batter	1	2	3	4	5	6	7	8	9	AB R H RBI BB SO LOB
Bob Coluccio, R (1, 8) OBP: 0.317, SLG: 0.364 Bob Hansen, L (9, PH) OBP: 0.313, SLG: 0.328	0-0 P6		0-0 F8		0-0 P3		0-0 6-3		0-0 F8	4 0 0 0 0 0 0
Don Money, R (1, 5) OBP: 0.333, SLG: 0.410	0-0 G2		0-0 1B		0-3 K			0-0 SH1-4 1B		4 0 2 0 0 1 0
Dave May, L (1, 9) OBP: 0.272, SLG: 0.347	0-0 1B		0-0 F8		1-0 E HBP			0-0 SH1-4 1-2		2 0 1 0 0 0 1
George Scott, R (1, 3) OBP: 0.348, SLG: 0.460	0-3 K		0-3 K		0-0 E4 1-3			0-0 4-3 2-3		4 0 0 0 0 2 4
John Briggs, L (1, 7) OBP: 0.368, SLG: 0.512		0-0 1B 1B		0-0 F2		0-0 F2		0-0 4-3		4 0 1 0 0 0 3
Darrell Porter, L (1, 2) OBP: 0.358, SLG: 0.397		0-0 BB 1-3 1B		4-0 BB BB		0-3 K			0-0 3-1	3 0 1 0 1 1 2
Deron Johnson, R (1, 10) OBP: 0.261, SLG: 0.370 Bobby Mitchell, R (9, PR) OBP: 0.304, SLG: 0.380		4-0 BB BB BB BB		0-0 F7		0-3 K			4-0 FC5-4 BB BB	2 0 0 0 2 1 3 0 0 0 0 0 0 0
Pedro Garcia, R (1, 4) OBP: 0.271, SLG: 0.393 Mike Hegan, L (9, PH) OBP: 0.322, SLG: 0.445 Tim Johnson, L (9, PR) OBP: 0.262, SLG: 0.342		0-0 F7		0-3 K			0-0 5-3		4-0 FC5-4 BB BB BB BB	3 0 0 0 0 1 3 0 0 0 0 1 0 0 0 0 0 0 0 0 0
Robin Yount, R (1, 6) OBP: 0.281, SLG: 0.355		0-0 P4			0-0 F7		0-0 6-3		0-0 FC5-4 1-2 2-3	4 0 0 0 0 0 4

Milwaukee Brewers @ New York Yankees  
Shea Stadium, Flushing, NY  
Thu Jul 25 1974, 7:05 PM EDT  
Att. 13,893 - Unknown - 71 F

AB	31
R	0
H	5
RBI	0
BB	4
SO	6
LOB	22



Inning Stats	R: 0	H: 1	E: 0	K: 1	S: 6	P: 6	R: 0	H: 2	E: 0	K: 0	S: 4	P: 8	R: 0	H: 1	E: 0	K: 1	S: 6	P: 6	R: 0	H: 0	E: 0	K: 1	S: 5	P: 9	R: 0	H: 0	E: 0	K: 1	S: 5	P: 5	R: 0	H: 0	E: 1	K: 2	S: 8	P: 9	R: 0	H: 0	E: 0	K: 0	S: 3	P: 3	R: 0	H: 1	E: 0	K: 0	S: 4	P: 4	R: 0	H: 0	E: 0	K: 0	S: 3	P: 11	1B: 5	2B: 0	3B: 0	HR: 0	SF: 0	SAC: 1	DP: 0	HBP: 1	WP: 0	PA: 37
--------------	------	------	------	------	------	------	------	------	------	------	------	------	------	------	------	------	------	------	------	------	------	------	------	------	------	------	------	------	------	------	------	------	------	------	------	------	------	------	------	------	------	------	------	------	------	------	------	------	------	------	------	------	------	-------	-------	-------	-------	-------	-------	--------	-------	--------	-------	--------

PITCHER	IP	WLS	BF	H	R	ER	SO	BB	IBB	HBP	BLK	WP	HR	S	P	ERA	WHIP
Doc Medich, R (1, 1) ERA: 3.29	9.0	W	37	5	0	0	6	4	0	1	0	0	0	44	61	0.00	1.000

PITCHER	IP	WLS	BF	H	R	ER	SO	BB	IBB	HBP	BLK	WP	HR	S	P	ERA	WHIP
---------	----	-----	----	---	---	----	----	----	-----	-----	-----	----	----	---	---	-----	------



Batter	1	2	3	4	5	6	7	8	9
Roy White, S OBP: 0.365, SLG: 0.363 (1, 10)	0-0 SH1-3 1B		0-0 P4		0-0 F9			0-0 P5	
Elliott Maddox, R OBP: 0.392, SLG: 0.365 (1, 8)	0-0 SH1-3 1-2		0-0 5-3			0-0 F8		4-0 BB	
Bobby Murcer, L OBP: 0.342, SLG: 0.392 (1, 9)	0-0 1B 2-H 1B			0-0 1-3		0-0 3-1		0-0 4-1	
Lou Piniella, R OBP: 0.342, SLG: 0.372 (1, 7)	0-0 1-3 1B			0-0 6-3		0-0 6-3			
Otto Velez, R OBP: 0.368, SLG: 0.457 (1, 3)	0-3 K			0-3 K			0-0 F3		
Thurman Munson, R OBP: 0.304, SLG: 0.375 (1, 2)		0-0 L5			0-0 5-3		0-0 6-3		
Graig Nettles, L OBP: 0.324, SLG: 0.416 (1, 5)		0-0 F7			0-0 G3		0-0 F7		
Jim Mason, L OBP: 0.302, SLG: 0.347 (1, 6)		0-3 K			0-0 1B 1B			0-0 SH3-4 1B	
Sandy Alomar Sr., S OBP: 0.255, SLG: 0.265 (1, 4)			0-0 F8		0-0 1-2 1B			0-0 SH3-4	


Inning Stats	R: 1	H: 3	E: 0	LOB: 1	K: 1	P: 7	R: 0	H: 0	E: 0	LOB: 0	K: 1	P: 5	R: 0	H: 0	E: 0	LOB: 0	K: 0	P: 3	R: 0	H: 2	E: 0	LOB: 2	K: 0	P: 5	R: 0	H: 0	E: 0	LOB: 0	K: 0	P: 3	R: 0	H: 1	E: 0	LOB: 2	K: 0	P: 8
	0	0	0	0	0	0	0	0	0	0	0	0	0	0	0	0	0	0	0	0	0	0	0	0	0	0	0	0	0	0	0	0	0	0	0	0

PITCHER	IP	WLS	BF	H	R	ER	SO	BB	IBB	HBP	BLK	WP	HR	S	P	ERA	WHIP
Clyde Wright, L ERA: 3.8 (1, 1)	8.0	L	30	6	1	1	3	1	0	0	0	0	0	35	39	1.12	0.875

**BOTTOM**

**Milwaukee Brewers @ New York Yankees**  
 Shea Stadium, Flushing, NY  
 Thu Jul 25 1974, 7:05 PM EDT  
 Att: 13,893 - Unknown - 71 F

AB	27
R	1
H	6
RBI	1
BB	1
SO	3
LOB	6



1B	2B	3B	HR	SF	SAC	DP	HBP	WP	PA	ERA	WHIP
6	0	0	0	0	2	0	0	0	30		

Batter	1	2	3	4	5	6	7	8	9	AB R H RBI BB SO LOB	TOP											
<b>Bob Coluccio, R</b> (1, 8) OBP: 0.313, SLG: 0.358	0-0 F9		0-3 K		0-0 5-3			0-3 K		4 0 0 0 0 2 2												
<b>Don Money, R</b> (1, 5) OBP: 0.337, SLG: 0.417	0-0 6-3		0-0 1B			0-0 2B		0-0 1B		4 0 3 1 0 0 0												
<b>Dave May, L</b> (1, 9) OBP: 0.272, SLG: 0.346	0-0 1B		0-0 F8			0-3 K		0-0 1B		4 0 1 0 0 1 3												
<b>George Scott, R</b> (1, 3) OBP: 0.349, SLG: 0.460	0-3 K			0-0 1B		0-0 L7		0-0 1B		4 0 2 0 0 1 2												
<b>John Briggs, L</b> (1, 7) OBP: 0.365, SLG: 0.506		0-0 P3		0-0 F9		0-0 3-1		0-0 P6		4 0 0 0 0 0 3												
<b>Darrell Porter, L</b> (1, 2) OBP: 0.358, SLG: 0.396		0-0 4-3		0-0 4-3			0-0 1B		0-3 K	3 0 1 0 0 0 0												
<b>Ken Berry, R</b> (9, PH) OBP: 0.261, SLG: 0.242										1 0 0 0 0 1 0												
<b>Deron Johnson, R</b> (1, 10) OBP: 0.259, SLG: 0.367		0-3 K			0-3 K		0-0 1B		0-3 K	2 0 0 0 0 2 0												
<b>Mike Hegan, L</b> (7, PH) OBP: 0.320, SLG: 0.442							0-0 1B			1 0 0 0 0 0 1												
<b>Bobby Mitchell, R</b> (9, PH) OBP: 0.302, SLG: 0.377							0-0 BB			1 0 0 0 0 1 0												
<b>Pedro Garcia, R</b> (1, 4) OBP: 0.271, SLG: 0.389			0-3 K		0-3 K		4-0 BB		0-0 P4	3 0 0 0 1 2 0												
<b>Robin Yount, R</b> (1, 6) OBP: 0.284, SLG: 0.361			0-0 1B		0-0 1B		0-0 1B			3 1 2 0 0 0 1												
<b>Inning Stats</b>	R: 0 E: 0 K: 1 S: 6	H: 1 LOB: 1 BB: 0 P: 6	R: 0 E: 0 K: 1 S: 5	H: 0 LOB: 0 BB: 0 P: 5	R: 1 E: 0 K: 2 S: 9	H: 2 LOB: 1 BB: 0 P: 9	R: 0 E: 0 K: 0 S: 3	H: 1 LOB: 0 BB: 0 P: 3	R: 0 E: 0 K: 0 S: 8	H: 1 LOB: 1 BB: 0 P: 8	R: 0 E: 0 K: 1 S: 6	H: 1 LOB: 1 BB: 0 P: 6	R: 0 E: 0 K: 0 S: 3	H: 1 LOB: 1 BB: 1 P: 7	R: 0 E: 0 K: 1 S: 7	H: 2 LOB: 2 BB: 0 P: 7	R: 0 E: 0 K: 2 S: 7	H: 0 LOB: 0 BB: 0 P: 7	1B: 7 2B: 2 3B: 0 HR: 0	SF: 0 SAC: 0 DP: 0 HBP: 0	WP: 0 PB: 0 SB: 1 CS: 1	PA: 35
<b>PITCHER</b>	IP WLS BF H R ER SO BB IBB HBP BLK WP HR S P ERA WHIP																					
<b>Pat Dobson, R</b> (1, 1) ERA: 3.33	7.2 W 31 9 1 1 8 1 0 0 0 0 0 0 46 50 1.17 1.304																					
<b>Sparky Lyle, L</b> (8, 1) ERA: 2.09	1.1 S 4 0 0 0 2 0 0 0 0 0 0 0 8 8 0.00 0.000																					

**Milwaukee Brewers @ New York Yankees**  
**Shea Stadium, Flushing, NY**  
 Fri Jul 26 1974, 7:05 PM EDT  
 Att. 15,701 - Overcast - 70 F

[livebaseballscorecards.com](http://livebaseballscorecards.com)

<b>AB</b>	34
<b>R</b>	1
<b>H</b>	9
<b>RBI</b>	1
<b>BB</b>	1
<b>SO</b>	10
<b>LOB</b>	12



Batter	1	2	3	4	5	6	7	8	9
<b>Sandy Alomar Sr., S</b> OBP: 0.270, SLG: 0.283 (1, 4)	4-0 BB G6-4-3		X 0-0 1-3 2B		X 0-0 1-3 1B		X 0-0 1-3 1B	0-0 6-3	
<b>Elliott Maddox, R</b> OBP: 0.392, SLG: 0.366 (1, 8)	0-0 G6-4-3 1-2f		X 0-0 6-3		X 0-0 1-3 G3		X 0-0 1-3 1B	0-0 1B 2-H 3-H	
<b>Bobby Murcer, L</b> OBP: 0.341, SLG: 0.389 (1, 9)	0-3 K			X 0-0 L8	X 0-0 G3		X 0-0 1-3 BB 1B	0-0 F8	
<b>Ron Blomberg, L</b> OBP: 0.361, SLG: 0.457 (1, 10)		X 0-0 F5		BB 4-0 2B BB	0-3 K		X 0-0 F5		
<b>Graig Nettles, L</b> OBP: 0.329, SLG: 0.416 (1, 5)		X 0-0 G3		BB 4-0 2B 1B BB		X 0-0 FC4-6 1B	4-0 1-2 BB		
<b>Lou Piniella, R</b> OBP: 0.340, SLG: 0.374 (1, 7)		0-3 K		X 0-0 1B FC1-2 2B 1-3 2-H		X 0-0 F9	0-0 L9		
<b>Chris Chambliss, L</b> OBP: 0.297, SLG: 0.330 (1, 3)			X 0-0 4-3	X 0-0 FC1-2 1B 2-3 3-H		X 0-0 FC4-6 1-2f		X 0-0 2B 1B 2B	
<b>Thurman Munson, R</b> OBP: 0.301, SLG: 0.369 (1, 2)			S 0-3 K	S 0-0 FC1-2 1-2 3-H		X 0-0 F9		X 0-0 6-3	
<b>Jim Mason, L</b> OBP: 0.308, SLG: 0.369 (1, 6)			X 0-0 2B 1B	S 0-3 K			X 0-0 HR	X 0-0 2-3 1B 2B	

Inning Stats	R: 0	H: 0	E: 0	K: 1	S: 4	LOB: 0	BB: 1	P: 8
	R: 0	H: 0	E: 0	K: 1	S: 5	LOB: 0	BB: 0	P: 5
	R: 0	H: 2	E: 0	K: 1	S: 7	LOB: 2	BB: 0	P: 7
	R: 2	H: 2	E: 0	K: 1	S: 7	LOB: 2	BB: 2	P: 15
	R: 0	H: 1	E: 1	K: 1	S: 6	LOB: 1	BB: 0	P: 6
	R: 0	H: 1	E: 0	K: 0	S: 4	LOB: 1	BB: 0	P: 4
	R: 1	H: 3	E: 0	K: 0	S: 6	LOB: 3	BB: 1	P: 10
	R: 2	H: 3	E: 0	K: 0	S: 6	LOB: 1	BB: 0	P: 6

PITCHER	IP	WLS	BF	H	R	ER	SO	BB	IBB	HBP	BLK	WP	HR	S	P	ERA	WHIP
<b>Jim Colborn, R</b> ERA: 5.34 (1, 1)	8.0	L	39	12	5	5	5	4	0	0	0	0	1	45	61	5.62	2.000


**BOTTOM**

**Milwaukee Brewers @ New York Yankees**  
Shea Stadium, Flushing, NY  
Fri Jul 26 1974, 7:05 PM EDT  
Att: 15,701 - Overcast - 70 F

AB	R	H	RBI	BB	SO	LOB
4	0	2	0	1	0	2
5	0	2	2	0	0	4
5	0	1	0	0	1	2
3	1	0	0	1	1	3
2	1	1	0	2	0	0
4	0	1	1	0	1	4
4	1	2	1	0	0	1
4	0	0	0	0	1	4
4	2	3	1	0	1	2

AB	35
R	5
H	12
RBI	5
BB	4
SO	5
LOB	22

WP: 0 PA: 39  
PB: 0  
SB: 0  
CS: 0



Batter	1	2	3	4	5	6	7	8	9	AB R H RBI BB SO LOB	TOP	
<b>Don Money, R</b> OBP: 0.336, SLG: 0.415 (1, 5) X	0-0 F8	0-0 F7			0-0 1B		0-0 F9			4 0 1 0 0 0 0		
<b>Dave May, L</b> OBP: 0.274, SLG: 0.348 (1, 9) X	0-0 E 1B 2B 1B		0-0 L1		0-0 BB 1B		0-0 F2			4 1 2 1 0 0 0		
<b>George Scott, R</b> OBP: 0.350, SLG: 0.459 (1, 3) X	0-0 E 2B 1B		0-3 K		0-0 BB G4-6-3			0-0 F8		3 1 1 0 1 1 0		
<b>John Briggs, L</b> OBP: 0.361, SLG: 0.500 (1, 7) X	0-0 E6 2B		0-0 F9		0-0 F5			0-0 4-3		4 1 0 0 0 0 5		
<b>Darrell Porter, L</b> OBP: 0.360, SLG: 0.399 (1, 2) X	0-0 2B			H 1-0 E G4-6-3 HBP	0-0 G4-6-3			0-3 K		3 1 1 3 0 1 3		
<b>Mike Hegan, L</b> OBP: 0.313, SLG: 0.432 (1, 10) S S S	0-3 K			X 0-0 E1 G4-6-3		S S S 0-3 K			X 0-0 1-3	3 0 0 0 0 2 2 1 0 0 0 0 0 0		
<b>Bobby Mitchell, R</b> OBP: 0.300, SLG: 0.374 (9, PH)												
<b>Bob Coluccio, R</b> OBP: 0.309, SLG: 0.353 (1, 8) X	0-0 F8			X 0-0 G4-6-3		X 0-0 6-3			X 0-0 F9	4 0 0 0 0 0 2		
<b>Tim Johnson, L</b> OBP: 0.250, SLG: 0.325 (1, 4) X				X 0-0 L4		X 0-0 6-3			S S S 0-3 K	4 0 0 0 0 1 0		
<b>Robin Yount, R</b> OBP: 0.285, SLG: 0.364 (1, 6)						X 0-0 1B 1B 2B			X 0-0 6-3	3 1 1 0 0 1 0		
<b>Inning Stats</b>	R: 3 H: 3 E: 1 LOB: 1 K: 1 BB: 0 S: 9 P: 9	R: 0 H: 0 E: 0 LOB: 0 K: 1 BB: 0 S: 5 P: 5	R: 0 H: 0 E: 0 LOB: 0 K: 1 BB: 0 S: 5 P: 5	R: 1 H: 0 E: 1 LOB: 0 K: 0 BB: 0 S: 3 P: 4	R: 1 H: 3 E: 0 LOB: 2 K: 0 BB: 1 S: 5 P: 9	R: 0 H: 0 E: 0 LOB: 0 K: 1 BB: 0 S: 5 P: 5	R: 0 H: 0 E: 0 LOB: 0 K: 0 BB: 0 S: 3 P: 3	R: 0 H: 0 E: 0 LOB: 0 K: 1 BB: 0 S: 5 P: 5	R: 0 H: 0 E: 0 LOB: 0 K: 1 BB: 0 S: 5 P: 5	R: 0 H: 0 E: 0 LOB: 0 K: 1 BB: 0 S: 5 P: 5	1B: 4 SF: 0 2B: 2 SAC: 0 3B: 0 DP: 2 HR: 0 HBP: 1	WP: 0 PA: 35 PB: 0 SB: 0 CS: 0
<b>PITCHER</b>	IP WLS BF H R ER SO BB IBB HBP BLK WP HR S P ERA WHIP											
<b>Wayne Garland, R</b> ERA: 2.41 (1, 1)	4.0 L 19 5 5 3 3 0 0 1 0 0 0 0 24 25 6.75 1.250											
<b>Don Hood, L</b> ERA: 2.66 (5, 1)	5.0 16 1 0 0 3 1 0 0 0 0 0 0 21 25 0.00 0.400											

**Milwaukee Brewers @ Baltimore Orioles**  
**Memorial Stadium, Baltimore, MD**  
 Sat Jul 27 1974, 7:05 PM EDT  
 Att. 26,680 - Unknown

livebaseballscorecards.com

<b>AB</b>	<b>33</b>
<b>R</b>	<b>5</b>
<b>H</b>	<b>6</b>
<b>RBI</b>	<b>4</b>
<b>BB</b>	<b>1</b>
<b>SO</b>	<b>6</b>
<b>LOB</b>	<b>12</b>



**BOTTOM**

**Milwaukee Brewers @ Baltimore Orioles**  
**Memorial Stadium, Baltimore, MD**  
 Sat Jul 27 1974, 7:05 PM EDT  
 Att. 26,680 - Unknown

[livebaseballscorecards.com](http://livebaseballscorecards.com)

<b>AB</b>	<b>31</b>
<b>R</b>	<b>3</b>
<b>H</b>	<b>5</b>
<b>RBI</b>	<b>2</b>
<b>BB</b>	<b>5</b>
<b>SO</b>	<b>7</b>
<b>LOB</b>	<b>16</b>



WP:	1	PA:	36
PB:	0		
SB:	2		
CS:	0		

AB R H RBI BB SO LOB

4	0	0	0	0	1	2
3	1	0	0	1	1	1
3	1	1	0	1	0	0
4	0	1	0	0	0	3
4	0	1	0	0	2	3
3	1	0	0	1	1	2
4	0	1	2	0	1	1
2	0	0	0	2	1	1
3	0	1	0	0	0	3
1	0	0	0	0	0	0

Batter	1	2	3	4	5	6	7	8	9
<b>Rich Coggins, L</b> (1, 9) OBP: 0.295, SLG: 0.322	0-0 L4		0-0 F7		0-0 F8		0-3 K		
<b>Paul Blair, R</b> (1, 8) OBP: 0.294, SLG: 0.392	0-0 F7		0-0 G5-4-3			4-0 F7 1B 1B BB	0-3 K		
<b>Tommy Davis, R</b> (1, 10) OBP: 0.308, SLG: 0.370	4-0 BB			0-0 4-3		0-0 1B S 1B	0-0 B5-3		
<b>Bobby Grich, R</b> (1, 4) OBP: 0.386, SLG: 0.500	0-0 F9			0-0 S 1B		0-0 F7		0-0 6-3	
<b>Boog Powell, L</b> (1, 3)		0-0 1B		0-3 K 1-2		0-3 K 1-2		0-0 F7	
<b>Don Baylor, R</b> (1, 7) OBP: 0.325, SLG: 0.335		0-3 K		0-0 F7		4-0 1B WP BB		0-0 F3	
<b>Brooks Robinson, R</b> (1, 5) OBP: 0.367, SLG: 0.410		0-0 F2			0-0 F9	0-0 BB 1B		0-3 K	
<b>Earl Williams, R</b> (1, 2) OBP: 0.348, SLG: 0.354		0-0 6-3			4-0 BB	4-0 BB BB		0-3 K	
<b>Mark Belanger, R</b> (1, 6) OBP: 0.322, SLG: 0.361			0-0 G5-4-3 1B		0-0 F3	0-0 F8		0-0 G3	
<b>Elrod Hendricks, L</b> (9, PH) OBP: 0.321, SLG: 0.438									

Inning Stats	R: 0	H: 0	E: 0	K: 0	S: 3	R: 0	H: 1	E: 0	K: 1	S: 6	R: 0	H: 1	E: 0	K: 0	S: 3	R: 0	H: 0	E: 0	K: 0	S: 3	R: 3	H: 2	E: 0	K: 1	S: 7	R: 0	H: 0	E: 0	K: 2	S: 7	R: 0	H: 0	E: 0	K: 0	S: 3	R: 0	H: 0	E: 0	K: 2	S: 7	R: 0	H: 0	E: 0	K: 0	S: 7	1B: 5	SF: 0	2B: 0	SAC: 0	3B: 0	DP: 1	HR: 0	HBP: 0	WP: 1	PA: 36
--------------	------	------	------	------	------	------	------	------	------	------	------	------	------	------	------	------	------	------	------	------	------	------	------	------	------	------	------	------	------	------	------	------	------	------	------	------	------	------	------	------	------	------	------	------	------	-------	-------	-------	--------	-------	-------	-------	--------	-------	--------

PITCHER	IP	WLS	BF	H	R	ER	SO	BB	IBB	HBP	BLK	WP	HR	S	P	ERA	WHIP
<b>Bill Champion, R</b> (1, 1) ERA: 3.2	5.1	W	22	4	2	2	2	3	0	0	0	0	0	23	35	3.38	1.312
<b>Kevin Kobel, L</b> (6, 1) ERA: 4.12	0.1		3	1	0	0	1	0	0	0	0	0	0	4	8	0.00	6.000
<b>Tom Murphy, R</b> (6, 1) ERA: 1.76	3.1	S	11	0	1	1	4	1	0	0	0	1	0	18	22	2.70	0.300

Batter	1	2	3	4	5	6	7	8	9	AB R H RBI BB SO LOB	TOP																
<b>Don Money, R</b> (1, 5) OBP: 0.333, SLG: 0.411	0-0 F9	0-0 F9			0-0 F3		0-0 L6-3			4 0 0 0 0 0 1																	
<b>Dave May, L</b> (1, 8) OBP: 0.274, SLG: 0.347	0-0 HR		0-0 6-3		0-0 E6 PB BB			0-0 F7		4 1 1 0 0 0 0																	
<b>George Scott, R</b> (1, 3) OBP: 0.354, SLG: 0.472	0-0 HR		0-0 2B		4-0 PB BB			0-0 5-3		3 1 2 2 1 0 0																	
<b>John Vukovich, R</b> (8, 3) OBP: 0.220, SLG: 0.426	1-H HR				1-2 BB					0 0 0 0 0 0 0																	
<b>John Briggs, L</b> (1, 7) OBP: 0.360, SLG: 0.496	4-0 HR S BB		0-0 F8		0-0 F7			0-0 4-3		3 1 0 0 1 0 3																	
<b>Darrell Porter, L</b> (1, 10) OBP: 0.355, SLG: 0.393	0-0 F4		0-3 K			0-0 4-3			0-0 F7	4 0 0 0 0 1 2																	
<b>Mike Hegan, L</b> (1, 9) OBP: 0.316, SLG: 0.455	0-0 HR		0-0 F8			0-0 3-1			0-0 F9	2 1 1 2 0 0 0																	
<b>Ken Berry, R</b> (6, PH) OBP: 0.257, SLG: 0.239	2-H HR									2 0 0 0 0 0 0																	
<b>Charlie Moore, R</b> (1, 2) OBP: 0.331, SLG: 0.368	0-0 5-3		0-0 F3		0-0 K		0-3 K		0-0 6-3	4 0 0 0 0 1 0																	
<b>Tim Johnson, L</b> (1, 4) OBP: 0.253, SLG: 0.326		0-0 1-4-3		0-0 G3						3 0 1 0 0 0 0																	
<b>Robin Yount, R</b> (1, 6) OBP: 0.282, SLG: 0.361		0-0 F8			0-0 6-3				0-0 F7	3 0 0 0 0 0 1																	
<b>Inning Stats</b>	R: 4 E: 0 K: 0 S: 6	H: 3 LOB: 0 BB: 1 P: 10	R: 0 E: 0 K: 0 S: 3	H: 0 LOB: 0 BB: 0 P: 3	R: 0 E: 0 K: 1 S: 6	H: 1 LOB: 1 BB: 0 P: 6	R: 0 E: 0 K: 0 S: 3	H: 0 LOB: 0 BB: 0 P: 3	R: 0 E: 1 K: 0 S: 4	H: 0 LOB: 2 BB: 1 P: 8	R: 0 E: 0 K: 1 S: 5	H: 0 LOB: 0 BB: 0 P: 5	R: 0 E: 0 K: 0 S: 3	H: 1 LOB: 0 BB: 0 P: 3	R: 0 E: 0 K: 0 S: 3	H: 0 LOB: 0 BB: 0 P: 3	R: 0 E: 0 K: 0 S: 3	H: 0 LOB: 0 BB: 0 P: 3	R: 0 E: 0 K: 0 S: 3	H: 0 LOB: 0 BB: 0 P: 3	1B: 2 2B: 2 3B: 0 HR: 2	SF: 0 SAC: 0 DP: 1 HBP: 0	WP: 0 PB: 1 SB: 1 CS: 0	PA: 34			
<b>PITCHER</b>	IP	WLS	BF	H	R	ER	SO	BB	IBB	HBP	BLK	WP	HR	S	P	ERA	WHIP										
<b>Doyle Alexander, R</b> (1, 1) ERA: 4.89	0.2	L	6	3	4	4	0	1	0	0	0	0	2	5	9	54.00	6.000										
<b>Grant Jackson, L</b> (1, 1) ERA: 3.06	5.1		19	1	0	0	2	1	0	0	0	0	0	22	26	0.00	0.375										
<b>Dave McNally, L</b> (7, 1) ERA: 4.21	2.0		6	1	0	0	0	0	0	0	0	0	0	6	6	0.00	0.500										
<b>Bob Reynolds, R</b> (9, 1) ERA: 3.23	1.0		3	0	0	0	0	0	0	0	0	0	0	3	3	0.00	0.000										

**Milwaukee Brewers @ Baltimore Orioles**  
**Memorial Stadium, Baltimore, MD**  
 Sun Jul 28 1974, 3:33 AM EDT  
 Att: 13,286 - Unknown

livebaseballscorecards.com

<b>AB</b>	32
<b>R</b>	4
<b>H</b>	5
<b>RBI</b>	4
<b>BB</b>	2
<b>SO</b>	2
<b>LOB</b>	7



Batter	1	2	3	4	5	6	7	8	9	AB R H RBI BB SO LOB
<b>Al Bumbry, L</b> OBP: 0.249, SLG: 0.286 (1, 7) X	0-0 1-3		0-0 6-3			0-0 6-3			0-0 FC4-6 1-2 1B	4 0 1 0 0 0 1
<b>Rich Coggins, L</b> OBP: 0.295, SLG: 0.321 (1, 9) X	0-0 G4-3 1B			0-0 4-3		0-0 F7			0-0 FC4-6 1-2f 2-3	4 0 1 0 0 0 2
<b>Tommy Davis, R</b> OBP: 0.304, SLG: 0.366 (1, 10) X	0-0 G4-3 1-2f			0-0 F9		0-0 F8			0-0 F6	4 0 0 0 0 0 3
<b>Boog Powell, L</b> OBP: 0.342, SLG: 0.424 (1, 3) X		0-0 F5		0-0 4-3		0-3 K			0-3 K	4 0 0 0 0 2 2
<b>Bobby Grich, R</b> OBP: 0.383, SLG: 0.496 (1, 4) X		0-3 K			0-0 F8	0-3 K				3 0 0 0 0 2 0
<b>Brooks Robinson, R</b> OBP: 0.365, SLG: 0.408 (1, 5) <b>Frank Baker, L</b> OBP: 0.167, SLG: 0.091 (7, 5) X		0-0 F9			0-0 6-3			0-0 4-3		2 0 0 0 0 0 0 1 0 0 0 0 0 0
<b>Paul Blair, R</b> OBP: 0.292, SLG: 0.389 (1, 8) X			0-0 F8		0-0 E3			0-0 5-3		3 0 0 0 0 0 0
<b>Earl Williams, R</b> OBP: 0.348, SLG: 0.351 (1, 2) X		4-0 B1-3 BB		0-0 3-1				0-0 5-3		2 0 0 0 1 0 1
<b>Mark Belanger, R</b> OBP: 0.322, SLG: 0.361 (1, 6) X			0-0 B1-3 1-2			0-0 F9			0-0 FC4-6 1B 1B	3 0 1 0 0 0 1

Inning Stats	R: 0 E: 0 K: 0 S: 3	H: 1 LOB: 0 BB: 0 P: 3	R: 0 E: 0 K: 1 S: 5	H: 0 LOB: 0 BB: 0 P: 5	R: 0 E: 0 K: 0 S: 3	H: 0 LOB: 1 BB: 1 P: 7	R: 0 E: 0 K: 0 S: 3	H: 0 LOB: 0 BB: 0 P: 3	R: 0 E: 1 K: 0 S: 4	H: 0 LOB: 1 BB: 0 P: 4	R: 0 E: 0 K: 0 S: 3	H: 0 LOB: 0 BB: 0 P: 3	R: 0 E: 0 K: 2 S: 7	H: 0 LOB: 0 BB: 0 P: 7	R: 0 E: 0 K: 0 S: 3	H: 0 LOB: 0 BB: 0 P: 3	R: 0 E: 0 K: 1 S: 7	H: 2 LOB: 2 BB: 0 P: 7	1B: 3 2B: 0 3B: 0 HR: 0	SF: 0 SAC: 0 DP: 1 HBP: 0
<b>PITCHER</b> <b>Jim Slaton, R</b> ERA: 4.39 (1, 1)	IP: 9.0 WLS: W BF: 31 H: 3 R: 0 ER: 0 SO: 4 BB: 1 IBB: 0 HBP: 0 BLK: 0 WP: 0 HR: 0 S: 38 P: 42 ERA: 0.00 WHIP: 0.444																		WP: 0 PB: 0 SB: 0 CS: 0	PA: 31 ERA WHIP

**Milwaukee Brewers @ Baltimore Orioles**  
**Memorial Stadium, Baltimore, MD**  
 Sun Jul 28 1974, 3:33 AM EDT  
 Att. 13,286 - Unknown

<b>AB</b>	<b>30</b>
<b>R</b>	<b>0</b>
<b>H</b>	<b>3</b>
<b>RBI</b>	<b>0</b>
<b>BB</b>	<b>1</b>
<b>SO</b>	<b>4</b>
<b>LOB</b>	<b>10</b>



Batter	1	2	3	4	5	6	7	8	9	AB R H RBI BB SO LOB	TOP												
<b>Dave May, L</b> (1, 9) OBP: 0.272, SLG: 0.344 <b>Ken Berry, R</b> (8, PH) OBP: 0.255, SLG: 0.237 (8, 8)	0-3 K			x 0-0 5-3		x 0-0 F8		x 0-0 1-3		3 0 0 0 0 1 0 1 0 0 0 0 0 1													
<b>Don Money, R</b> (1, 5) OBP: 0.332, SLG: 0.409	0-0 F9			x 0-0 F7		x 0-0 5-3		x 0-0 2-H 1B		4 0 1 0 0 0 0													
<b>John Briggs, L</b> (1, 7) OBP: 0.361, SLG: 0.504	0-3 K			x 0-0 4-3		x 0-0 1B			x 0-0 HR	4 1 2 1 0 1 0													
<b>George Scott, R</b> (1, 3) OBP: 0.356, SLG: 0.475		x 0-0 CS 1B			x 0-0 2B	x 0-0 F7			x 0-0 5-3	4 1 2 0 0 0 1													
<b>Deron Johnson, R</b> (1, 10) OBP: 0.256, SLG: 0.363 <b>Mike Hegan, L</b> (9, PH) OBP: 0.314, SLG: 0.452	0-3 K			0-3 K			x 0-0 6-3		0-3 K	3 0 0 0 0 2 2 1 0 0 0 0 1 0													
<b>Charlie Moore, R</b> (1, 2) OBP: 0.329, SLG: 0.372	0-0 6-3			0-0 6-3		1B 2B	x 0-0 6-3		0-0 F3	4 0 1 1 0 0 0													
<b>Bob Coluccio, R</b> (1, 8) OBP: 0.309, SLG: 0.353 (8, 9)				x 0-0 3-1		x 0-0 1B	x 0-0 5-3			3 0 1 0 0 0 0													
<b>Pedro Garcia, R</b> (1, 4) OBP: 0.272, SLG: 0.392				x 0-0 5-3		x 0-3 K		x 0-0 1B 2B		3 0 1 0 0 1 2													
<b>Robin Yount, R</b> (1, 6) OBP: 0.280, SLG: 0.357				x 0-3 K		x 0-3 K		x 0-0 5-3		3 0 0 0 0 2 3													
<b>Inning Stats</b>	R: 0 E: 0 K: 2 S: 7	H: 0 LOB: 0 BB: 0 P: 7	R: 0 E: 0 K: 1 S: 5	H: 1 LOB: 0 BB: 0 P: 5	R: 0 E: 0 K: 1 S: 5	H: 0 LOB: 0 BB: 0 P: 5	R: 0 E: 0 K: 0 S: 3	H: 0 LOB: 0 BB: 0 P: 3	R: 1 E: 0 K: 3 S: 12	H: 3 LOB: 2 BB: 0 P: 12	R: 0 E: 0 K: 0 S: 4	H: 1 LOB: 1 BB: 0 P: 4	R: 0 E: 0 K: 0 S: 3	H: 0 LOB: 0 BB: 0 P: 3	R: 0 E: 0 K: 0 S: 4	H: 2 LOB: 2 BB: 0 P: 4	R: 1 E: 0 K: 1 S: 6	H: 1 LOB: 0 BB: 0 P: 6	1B: 4 2B: 3 3B: 0 HR: 1	SF: 0 SAC: 0 DP: 0 HBP: 0	WP: 0 PB: 0 SB: 0 CS: 1	PA: 33	
<b>PITCHER</b> <b>Ross Grimsley, L</b> (1, 1) ERA: 3.28 <b>Bob Reynolds, R</b> (9, 1) ERA: 3.17	IP 8.0	WLS W	BF 30	H 8	R 2	ER 2	SO 7	BB 0	IBB 0	HBP 0	BLK 0	WP 0	HR 1	S 44	P 44	ERA 2.25	WHIP 1.000						<b>PITCHER</b> IP 1.0 WLS 3 BF 0 H 0 R 0 ER 0 SO 1 BB 0 IBB 0 HBP 0 BLK 0 WP 0 HR 0 S 5 P 5 ERA 0.00 WHIP 0.000

**Milwaukee Brewers @ Baltimore Orioles**  
 Memorial Stadium, Baltimore, MD  
 Mon Jul 29 1974, 7:05 PM EDT  
 Att. 6,030 - Unknown

AB	33
R	2
H	8
RBI	2
BB	0
SO	8
LOB	9





Batter	1	2	3	4	5	6	7	8	9
<b>Enos Cabell, R</b> OBP: 0.261, SLG: 0.299 (1, 5)	0-0 F9		0-0 3B 1B	0-0 F9			0-0 6-3 2B	0-0 5-3	
<b>Paul Blair, R</b> OBP: 0.291, SLG: 0.393 (1, 8)	0-0 F9		0-0 1-H E 3B	0-0 F8			0-0 6-3 2-3		
<b>Tommy Davis, R</b> OBP: 0.304, SLG: 0.365 (1, 10)	0-0 1B 1B		0-0 E1 BB 2B 3-H		0-0 F4		0-0 4-3		
<b>Bobby Grich, R</b> OBP: 0.387, SLG: 0.496 (1, 4)	0-0 1-2 1B		4-0 2B WP BB		4-0 G6-4-3 BB		0-0 F8		
<b>Earl Williams, R</b> OBP: 0.347, SLG: 0.354 (1, 3)	0-3 K2-3		0-0 F2		0-0 G6-4-3 1-2f		0-0 1-3 1B 2B		
<b>Don Baylor, R</b> OBP: 0.327, SLG: 0.338 (1, 7)		0-0 F4	0-0 WP 1-3 2-H 2B			0-0 F9	4-0 1-3 1B IBB		
<b>Andy Etchebarren, R</b> OBP: 0.234, SLG: 0.250 (1, 2)		0-0 4-3	0-0 6-3 2-3 3-H			0-0 G6-4-3 1B	0-0 1-3 1-2 2-3		
<b>Jim Fuller, R</b> OBP: 0.282, SLG: 0.418 (1, 9)		0-0 2B	0-0 F8			0-0 G6-4-3 1-2f	4-0 1B IBB		
<b>Mark Belanger, R</b> OBP: 0.321, SLG: 0.360 (1, 6)		0-0 F8		0-0 F8			0-0 F7 1-3 2-H 3-H	0-0 1B	

Inning Stats	R: 0	H: 2	E: 0	LOB: 2	K: 1	BB: 0	S: 7	P: 7
	R: 0	H: 1	E: 0	LOB: 1	K: 0	BB: 0	S: 4	P: 4
	R: 4	H: 3	E: 1	LOB: 1	K: 0	BB: 1	S: 7	P: 11
	R: 0	H: 0	E: 0	LOB: 0	K: 0	BB: 0	S: 3	P: 3
	R: 0	H: 0	E: 0	LOB: 0	K: 0	BB: 1	S: 2	P: 6
	R: 0	H: 1	E: 0	LOB: 0	K: 0	BB: 0	S: 3	P: 3
	R: 0	H: 1	E: 0	LOB: 1	K: 0	BB: 0	S: 4	P: 4
	R: 2	H: 2	E: 0	LOB: 2	K: 0	BB: 2	S: 5	P: 13

PITCHER	IP	WLS	BF	H	R	ER	SO	BB	IBB	HBP	BLK	WP	HR	S	P	ERA	WHIP
<b>Clyde Wright, L</b> ERA: 3.88 (1, 1)	8.0	L	37	10	6	5	1	2	2	0	0	1	0	35	51	5.62	1.500

**BOTTOM**

**Milwaukee Brewers @ Baltimore Orioles**  
**Memorial Stadium, Baltimore, MD**  
 Mon Jul 29 1974, 7:05 PM EDT  
 Att. 6,030 - Unknown

AB	R	H	RBI	BB	SO	LOB
5	1	2	0	0	0	2
4	1	1	1	0	0	1
4	1	1	0	0	0	1
2	1	1	0	2	0	0
4	1	1	0	0	1	5
3	1	1	1	1	0	0
4	0	1	0	0	0	3
3	0	1	0	1	0	2
4	0	1	2	0	0	1

AB	33
R	6
H	10
RBI	4
BB	4
SO	1
LOB	15

WP: 1 PA: 37  
 PB: 0  
 SB: 0  
 CS: 0



Batter	1	2	3	4	5	6	7	8	9	10	AB R H RBI BB SO LOB	TOP						
Roy White, S (1, 7) OBP: 0.366, SLG: 0.366 Walt Williams, R (10, 7) OBP: 0.125, SLG: 0.105	0-0 E 2B		0-0 F7 2			0-0 F8 1		0-0 G4-3 1B 1-3			4 1 2 0 0 0 0 0 0 0 0 0 0 0	<b>New York Yankees @ Milwaukee Brewers</b> Milwaukee County Stadium, Milwaukee, WI Tue Jul 30 1974, 8:05 PM EDT Sunny - 73 F						
Elliott Maddox, R (1, 8) OBP: 0.392, SLG: 0.364	0-0 E7 FC3-4 2-H 1B		0-0 5-3 3			0-3 K 2		0-0 G4-3 1-2f 3-H 1B 2			4 0 1 0 0 1 1							
Bobby Murcer, L (1, 9) OBP: 0.333, SLG: 0.380	0-0 FC3-4 G3 1-2f			0-0 F8 2B		0-0 P4 3		0-0 1-3 3			4 0 1 0 0 0 1							
Ron Blomberg, L (1, 10) OBP: 0.353, SLG: 0.444	0-0 G3 1-2			0-3 K 1		0-0 F8 1		0-0 F8 1			4 0 0 0 0 1 2							
Graig Nettles, L (1, 5) OBP: 0.326, SLG: 0.408	0-0 L6 3			0-0 F8 2-3 2		0-0 FC4-6 1B 1-2f 2		0-0 1-3 2			4 0 1 0 0 0 2							
Chris Chambliss, L (1, 3) OBP: 0.290, SLG: 0.321		0-0 F9 1		0-0 6-3 3		0-0 FC4-6 1B 1-2f 2		0-3 K 3			4 0 0 0 0 1 2							
Jim Mason, L (1, 6) OBP: 0.314, SLG: 0.367		0-0 L4-3 1B			0-3 K 1		0-0 1-3 1B 3			0-0 G3 1	4 0 2 0 0 1 0							
Rick Dempsey, R (1, 2) OBP: 0.255, SLG: 0.312		0-0 L4-3 1-2 3			0-0 6-3 2		0-0 F8 3			0-0 6-3 2	4 0 0 0 0 0 3							
Sandy Alomar Sr., S (1, 4) OBP: 0.250, SLG: 0.260			0-0 3-1 1			0-0 F3 3		0-0 1B G4-3 1B			0-0 P4 3		4 1 1 0 0 0 0					
<b>Inning Stats</b>	R: 1 E: 1 K: 0 S: 5	H: 2 LOB: 1 BB: 0 P: 5	R: 0 E: 0 K: 0 S: 3	H: 1 LOB: 0 BB: 0 P: 3	R: 0 E: 0 K: 1 S: 6	H: 1 LOB: 1 BB: 0 P: 6	R: 0 E: 0 K: 1 S: 5	H: 2 LOB: 2 BB: 0 P: 5	R: 0 E: 0 K: 0 S: 5	H: 2 LOB: 0 BB: 0 P: 4	R: 0 E: 0 K: 1 S: 5		H: 0 LOB: 0 BB: 0 P: 5	R: 0 E: 0 K: 0 S: 3	H: 0 LOB: 0 BB: 0 P: 3	1B: 6 2B: 3 3B: 0 HR: 0	SF: 0 SAC: 0 DP: 2 HBP: 0	WP: 0 PB: 0 SB: 0 CS: 0
<b>PITCHER</b>	IP WLS BF H R ER SO BB IBB HBP BLK WP HR S P ERA WHIP																	
Jim Colborn, R (1, 1) ERA: 5.19	7.0	28	8	2	2	3	0	0	0	0	0	0	0	0	34	34	2.57	1.143
Tom Murphy, R (8, 1) ERA: 1.68	3.0	8	0	0	0	1	0	0	0	0	0	0	0	10	10	0.00	0.000	

livebaseballscorecards.com

AB	36
R	2
H	8
RBI	0
BB	0
SO	4
LOB	11



Batter	1	2	3	4	5	6	7	8	9	10	AB	R	H	RBI	BB	SO	LOB
Don Money, R (1, 5) OBP: 0.333, SLG: 0.407											4	0	1	0	1	0	3
Dave May, L (1, 9) OBP: 0.271, SLG: 0.339											4	0	0	0	1	0	2
George Scott, R (1, 3) OBP: 0.361, SLG: 0.478											2	1	2	1	2	0	0
John Briggs, L (1, 7) OBP: 0.359, SLG: 0.500											5	0	1	0	0	0	7
Darrell Porter, L (1, 2) OBP: 0.353, SLG: 0.390											5	1	1	0	0	1	4
Mike Hegan, L (1, 10) OBP: 0.316, SLG: 0.457											5	0	2	1	0	0	0
Bob Coluccio, R (1, 8) OBP: 0.308, SLG: 0.349											3	0	0	0	1	1	0
Pedro Garcia, R (1, 4) OBP: 0.270, SLG: 0.389											2	0	0	0	0	1	0
Bob Hansen, L (6, PH) OBP: 0.308, SLG: 0.323											1	0	0	0	0	0	3
Robin Yount, R (7, 6) OBP: 0.279, SLG: 0.356											1	0	0	0	0	0	0
Tim Johnson, L (1, 6) OBP: 0.263, SLG: 0.356											4	1	2	1	0	0	2

Inning Stats	R: 0 E: 0 K: 0 S: 5	H: 2 LOB: 2 BB: 0 P: 5	R: 0 E: 0 K: 1 S: 5	H: 0 LOB: 0 BB: 0 P: 5	R: 0 E: 0 K: 0 S: 5	H: 2 LOB: 2 BB: 0 P: 5	R: 0 E: 0 K: 0 S: 3	H: 0 LOB: 0 BB: 0 P: 3	R: 1 E: 0 K: 0 S: 4	H: 1 LOB: 2 BB: 2 P: 12	R: 1 E: 0 K: 0 S: 5	H: 2 LOB: 2 BB: 1 P: 9	R: 0 E: 0 K: 0 S: 2	H: 0 LOB: 0 BB: 1 P: 6	R: 0 E: 0 K: 1 S: 5	H: 0 LOB: 0 BB: 0 P: 5	R: 0 E: 0 K: 0 S: 3	H: 0 LOB: 0 BB: 0 P: 3	R: 1 E: 0 K: 1 S: 6	H: 2 LOB: 2 BB: 1 P: 10	1B: 7 2B: 1 3B: 1 HR: 0	SF: 1 SAC: 0 DP: 0 HBP: 0	WP: 1 PB: 0 SB: 0 CS: 1	PA: 42
--------------	------------------------------	---------------------------------	------------------------------	---------------------------------	------------------------------	---------------------------------	------------------------------	---------------------------------	------------------------------	----------------------------------	------------------------------	---------------------------------	------------------------------	---------------------------------	------------------------------	---------------------------------	------------------------------	---------------------------------	------------------------------	----------------------------------	----------------------------------	------------------------------------	----------------------------------	--------


PITCHER	IP	WLS	BF	H	R	ER	SO	BB	IBB	HBP	BLK	WP	HR	S	P	ERA	WHIP
Doc Medich, R (1, 1) ERA: 3.27	9.2	L	42	9	3	3	3	5	0	0	0	1	0	43	63	2.79	1.448

**BOTTOM**

**New York Yankees @ Milwaukee Brewers**  
**Milwaukee County Stadium, Milwaukee, WI**  
Tue Jul 30 1974, 8:05 PM EDT  
Sunny - 73 F

[livebaseballscorecards.com](http://livebaseballscorecards.com)

<b>AB</b>	36
<b>R</b>	3
<b>H</b>	9
<b>RBI</b>	3
<b>BB</b>	5
<b>SO</b>	3
<b>LOB</b>	21



Batter	1	2	3	4	5	6	7	8	9	AB R H RBI BB SO LOB	TOP
Roy White, S (1, 10) OBP: 0.361, SLG: 0.360	0-0 5-3		0-0 F9			0-0 F8		0-0 P4		4 0 0 0 0 0 0	<b>New York Yankees @ Milwaukee Brewers</b> <b>Milwaukee County Stadium, Milwaukee, WI</b> Tue Jul 30 1974, 8:05 PM EDT Att. 23,010 - Unknown <a href="http://livebaseballscorecards.com">livebaseballscorecards.com</a>
Elliott Maddox, R (1, 8) OBP: 0.397, SLG: 0.368	0-0 P1			0-0 1B		4-0 BB		0-0 G3-6-1 1B	3 0 2 0 1 0 0		
Bobby Murcer, L (1, 9) OBP: 0.330, SLG: 0.376	0-3 K			0-0 L9		0-0 F9		0-0 G3-6-1 1-2f	4 0 0 0 0 1 2		
Lou Piniella, R (1, 7) OBP: 0.345, SLG: 0.396		0-0 F8		0-0 E6		0-0 FC6-4 1B		4-0 FC6-4 BB	3 0 1 0 1 0 0		
Thurman Munson, R (1, 2) OBP: 0.298, SLG: 0.371		0-0 E6		0-0 L1		0-0 FC6-4 None 1-2f		0-0 FC6-4 1-2f	4 0 0 0 0 0 3		
Bill Sudakis, S (1, 3) OBP: 0.286, SLG: 0.364		0-0 F7			0-0 G1-6-3 1B		0-0 1-2		3 0 1 0 0 0 2		
Graig Nettles, L (1, 5) OBP: 0.323, SLG: 0.405		0-0 F9		0-3 K		0-0 F7			3 0 0 0 0 1 3		
Gene Michael, S (1, 4) OBP: 0.288, SLG: 0.284 Rick Dempsey, R (8, PH) OBP: 0.253, SLG: 0.309 Fernando Gonzalez, R (8, 4) OBP: 0.242, SLG: 0.282			0-0 F7		0-0 G1-6-3 1-2f			0-0 F9	2 0 0 0 0 0 1 1 0 0 0 0 0 0 0 0 0 0 0 0 0		
Jim Mason, L (1, 6) OBP: 0.310, SLG: 0.363			0-0 F7			0-0 3-1		0-0 4-3	3 0 0 0 0 0 0		
<b>Inning Stats</b>	R: 0 H: 0 E: 0 LOB: 0 K: 1 BB: 0 S: 5 P: 5	R: 0 H: 0 E: 1 LOB: 1 K: 0 BB: 0 S: 4 P: 4	R: 0 H: 0 E: 0 LOB: 0 K: 0 BB: 0 S: 3 P: 3	R: 0 H: 1 E: 1 LOB: 1 K: 0 BB: 0 S: 4 P: 4	R: 0 H: 1 E: 0 LOB: 0 K: 1 BB: 0 S: 5 P: 5	R: 0 H: 0 E: 0 LOB: 1 K: 0 BB: 1 S: 3 P: 7	R: 0 H: 1 E: 0 LOB: 1 K: 0 BB: 0 S: 4 P: 4	R: 0 H: 0 E: 0 LOB: 0 K: 0 BB: 0 S: 3 P: 3	R: 0 H: 1 E: 0 LOB: 1 K: 0 BB: 1 S: 3 P: 7	1B: 4 SF: 0 2B: 0 SAC: 0 3B: 0 DP: 2 HR: 0 HBP: 0	
<b>PITCHER</b> Kevin Kobel, L (1, 1) ERA: 3.74	IP WLS BF H R ER SO BB IBB HBP BLK WP HR S P ERA WHIP										
	9.0 W 32 4 0 0 2 2 0 0 0 0 0 0 0 34 42 0.00 0.667										

**New York Yankees @ Milwaukee Brewers**  
**Milwaukee County Stadium, Milwaukee, WI**  
 Tue Jul 30 1974, 8:05 PM EDT  
 Att. 23,010 - Unknown

AB	30
R	0
H	4
RBI	0
BB	2
SO	2
LOB	11



Batter	1	2	3	4	5	6	7	8	9
<b>Dave May, L</b> OBP: 0.273, SLG: 0.339 (1, 10) X	0-0 F8 ①		0-0 2-H 1B		4-0 G6-3 BB		0-0 3-1 ①		
<b>Ken Berry, R</b> OBP: 0.248, SLG: 0.230 (1, 8) X	0-0 3-1 ②		0-0 G3 ③		0-0 G6-3 ① ②		0-0 6-3 ②		
<b>George Scott, R</b> OBP: 0.360, SLG: 0.475 (1, 3) X	0-0 6-3 ③			0-0 2B 4-3 1B	0-0 F8 ③		0-0 L8 ③		
<b>John Briggs, L</b> OBP: 0.358, SLG: 0.500 (1, 7) X		0-0 6-3 ①		0-0 4-3 1B 2B	0-3 K ①		0-0 3-1 ①		
<b>Mike Hegan, L</b> OBP: 0.317, SLG: 0.455 (1, 9) X		0-0 4-3 ②		0-0 4-3 ①	0-0 WP 1B		0-0 1-3 ②		
<b>Bob Coluccio, R</b> OBP: 0.307, SLG: 0.348 (6, PR) (7, 9) X		0-0 5-3 ③		0-0 3-H 1B	4-0 1B IBB		0-3 K ③		
<b>Don Money, R</b> OBP: 0.334, SLG: 0.407 (1, 5) X			0-0 5-3 ①	4-0 1-2 BB	0-0 F7 ②		0-0 L8 ②		
<b>Charlie Moore, R</b> OBP: 0.336, SLG: 0.374 (1, 2) X			0-0 5-3 ②	0-3 K ③	0-0 F7 ③				
<b>Pedro Garcia, R</b> OBP: 0.271, SLG: 0.388 (1, 4) X			0-0 1B 5-3 1B						
<b>Robin Yount, R</b> OBP: 0.276, SLG: 0.353 (1, 6) X			0-0 5-3 ②						

AB	R	H	RBI	BB	SO	LOB
3	0	1	1	1	0	0
4	0	0	0	0	0	2
4	1	1	0	0	0	0
4	1	1	0	0	1	0
3	0	1	1	0	0	1
1	1	0	0	0	0	0
3	0	1	1	1	1	0
2	0	1	1	1	0	0
3	1	1	0	0	0	4
3	0	0	0	0	1	5

Inning Stats		R	H	E	K	S	IP	WLS	BF	H	R	ER	SO	BB	IBB	HBP	BLK	WP	HR	S	P	ERA	WHIP
R: 0	H: 0	E: 0	K: 0	S: 3	0	0	33	L	33	7	4	4	3	2	1	0	0	1	0	36	48	4.50	1.125
R: 0	H: 0	E: 0	K: 0	S: 3	0	0	3																
R: 1	H: 2	E: 0	K: 0	S: 5	2	1	5																
R: 2	H: 3	E: 0	K: 1	S: 8	2	1	12																
R: 0	H: 0	E: 0	K: 0	S: 2	0	1	6																
R: 1	H: 2	E: 0	K: 1	S: 7	2	1	11																
R: 0	H: 0	E: 0	K: 0	S: 3	0	0	3																
R: 0	H: 0	E: 0	K: 1	S: 5	0	0	5																

**BOTTOM**

**New York Yankees @ Milwaukee Brewers**  
Milwaukee County Stadium, Milwaukee, WI

Tue Jul 30 1974, 8:05 PM EDT  
Att. 23,010 - Unknown

livebaseballscorecards.com

<b>AB</b>	<b>30</b>
<b>R</b>	<b>4</b>
<b>H</b>	<b>7</b>
<b>RBI</b>	<b>4</b>
<b>BB</b>	<b>3</b>
<b>SO</b>	<b>3</b>
<b>LOB</b>	<b>12</b>

WP: 1 PA: 33  
PB: 0 SB: 1  
CS: 0



Batter	1	2	3	4	5	6	7	8	9	AB R H RBI BB SO LOB	TOP																
Sandy Alomar Sr., S OBP: 0.248, SLG: 0.258 (1, 4)	0-0 4-3		0-0 FC4-6		0-0 SH1-3		0-0 F9		0-0 L7	5 0 1 0 0 0 1																	
Elliott Maddox, R OBP: 0.399, SLG: 0.365 (1, 8)	4-0 1B BB		0-0 G5-4-3		0-0 SH1-3			4-0 1B BB FC6-4 BB	0-0 G3	2 2 0 0 2 0 1																	
Bobby Murcer, L OBP: 0.334, SLG: 0.384 (1, 9)	0-0 3-1			0-0 HR	4-0 IBB			4-0 FC6-4 1B 1-2 BB		2 1 1 1 2 0 1																	
Ron Blomberg, L OBP: 0.359, SLG: 0.450 (1, 10)	0-0 1B			0-0 1B	0-0 G6-4-3			0-0 FC6-4 1-2 1B		2 1 2 1 0 0 0																	
Roy White, S OBP: 0.362, SLG: 0.362 (5, PH)	2-H 1B			G6-4-3 1B	0-0 G6-4-3			1-2 2-3 1B		2 0 1 0 0 0 3																	
Graig Nettles, L OBP: 0.325, SLG: 0.406 (1, 5)	0-0 F7			0-0 1B	0-0 1B			0-0 F8		4 0 2 0 0 0 4																	
Lou Piniella, R OBP: 0.342, SLG: 0.392 (1, 7)		0-0 6-3		0-0 G6-4-3	0-0 G6-4-3			0-0 FC6-4		3 0 0 0 0 0 3																	
Walt Williams, R OBP: 0.122, SLG: 0.103 (6, 7)				1-2f 2-3	1-2f			1-2f 2-3 3-H		1 0 0 1 0 0 2																	
Chris Chambliss, L OBP: 0.292, SLG: 0.328 (1, 3)		0-0 F7		0-0 3B	0-0 L8			4-0 1-2 BB		3 0 1 1 1 0 0																	
Thurman Munson, R OBP: 0.295, SLG: 0.366 (1, 2)		0-0 6-3		0-0 F9				0-0 1-3		4 0 0 0 0 0 4																	
Jim Mason, L OBP: 0.313, SLG: 0.369 (1, 6)			0-0 FC4-6 1B		0-0 1B 2B			0-0 F8	0-0 4-3	4 0 2 0 0 0 0																	
<b>Inning Stats</b>	R: 1 E: 0 K: 0 S: 4	H: 1 LOB: 1 BB: 1 P: 8	R: 0 E: 0 K: 0 S: 3	H: 0 LOB: 0 BB: 0 P: 3	R: 0 E: 0 K: 0 S: 3	H: 1 LOB: 0 BB: 0 P: 3	R: 2 E: 0 K: 0 S: 6	H: 4 LOB: 1 BB: 0 P: 6	R: 0 E: 0 K: 0 S: 4	H: 2 LOB: 2 BB: 1 P: 8	R: 0 E: 0 K: 0 S: 3	H: 1 LOB: 0 BB: 0 P: 3	R: 0 E: 0 K: 0 S: 3	H: 0 LOB: 0 BB: 0 P: 3	R: 1 E: 0 K: 0 S: 4	H: 1 LOB: 3 BB: 3 P: 16	R: 0 E: 0 K: 0 S: 3	H: 0 LOB: 0 BB: 0 P: 3	1B: 7 2B: 1 3B: 1 HR: 1	SF: 0 SAC: 1 DP: 4 HBP: 0	WP: 0 PB: 0 SB: 0 CS: 0	PA: 38					
<b>PITCHER</b>	IP WLS BF H R ER SO BB IBB HBP BLK WP HR S P ERA WHIP																										
Bill Champion, R ERA: 3.38 (1, 1)	4.0		18	7	3	3	0	1	0	0	0	0	1	17	21	6.75	2.000										
Bill Travers, L ERA: 4.98 (5, 1)	3.0	L	12	2	1	1	0	2	1	0	0	0	0	9	21	3.00	1.333										
Tom Murphy, R ERA: 1.63 (8, 1)	2.0		8	1	0	0	0	1	0	0	0	0	0	7	11	0.00	1.000										

**New York Yankees @ Milwaukee Brewers**  
**Milwaukee County Stadium, Milwaukee, WI**

Wed Jul 31 1974, 8:05 PM EDT  
Att: 14,836 - Unknown

[livebaseballscorecards.com](http://livebaseballscorecards.com)

<b>AB</b>	<b>32</b>
<b>R</b>	<b>4</b>
<b>H</b>	<b>10</b>
<b>RBI</b>	<b>4</b>
<b>BB</b>	<b>5</b>
<b>SO</b>	<b>0</b>
<b>LOB</b>	<b>19</b>



Batter	1	2	3	4	5	6	7	8	9	AB R H RBI BB SO LOB
<b>Ken Berry, R</b> (1, 8) OBP: 0.250, SLG: 0.227 <b>Bob Hansen, L</b> (7, PH) OBP: 0.318, SLG: 0.333 <b>Bob Coluccio, R</b> (7, PR) OBP: 0.306, SLG: 0.347 (8, 8)	4-0 1-3 2B BB		0-0 6-3		0-0 6-3		0-0 WP 1-2 1B		0-3 K	2 1 0 0 1 0 0 1 0 1 0 0 0 0 1 0 0 0 0 1 1
<b>Dave May, L</b> (1, 9) OBP: 0.270, SLG: 0.335	0-0 1-3 1-2		0-0 F7		0-0 4-3		0-0 G3 1-3 2-H			4 0 0 0 0 0 2
<b>George Scott, R</b> (1, 3) OBP: 0.366, SLG: 0.483	0-0 2-H 2B		0-0 FC4-6 1B			0-0 S 1B		0-0 BB SH2-4 1B		4 0 4 1 0 0 0
<b>John Briggs, L</b> (1, 7) OBP: 0.356, SLG: 0.496	0-0 F7		0-0 FC4-6 1-2f			0-0 F9		0-0 SH2-4 1-2		3 0 0 0 0 0 3
<b>Mike Hegan, L</b> (1, 10) OBP: 0.311, SLG: 0.445 <b>Bobby Mitchell, R</b> (8, PH) OBP: 0.305, SLG: 0.374	0-0 F8			0-0 G3		0-0 F7		4-0 2-3 BB		3 0 0 0 0 0 2 0 0 0 0 1 0 0
<b>Don Money, R</b> (1, 5) OBP: 0.331, SLG: 0.403		0-0 6-3		0-3 K		0-0 5-3 1-2		0-3 K		4 0 0 0 0 2 2
<b>Charlie Moore, R</b> (1, 2) OBP: 0.340, SLG: 0.388		0-0 SF8 3B		4-0 BB		0-0 5-3		0-3 K		3 1 1 0 1 1 0
<b>Pedro Garcia, R</b> (1, 4) OBP: 0.268, SLG: 0.386 <b>Deron Johnson, R</b> (9, PH) OBP: 0.255, SLG: 0.362		0-0 SF8 3-H		0-0 F3		0-3 K		0-0 F7		2 0 0 1 0 1 1 1 0 0 0 0 0 0
<b>Robin Yount, R</b> (1, 6) OBP: 0.279, SLG: 0.352		0-3 K			0-0 6-3		4-0 WP 1B BB		0-0 1B	3 1 1 0 1 1 0

Inning Stats	R: 1	H: 1	E: 0	LOB: 1	K: 0	S: 4	P: 8	R: 1	H: 1	E: 0	LOB: 0	K: 1	S: 6	P: 6	R: 0	H: 1	E: 0	LOB: 1	K: 0	S: 4	P: 4	R: 0	H: 0	E: 0	LOB: 1	K: 1	S: 5	P: 9	R: 0	H: 1	E: 0	LOB: 1	K: 0	S: 3	P: 3	R: 0	H: 1	E: 0	LOB: 1	K: 0	S: 4	P: 4	R: 1	H: 1	E: 0	LOB: 2	K: 1	S: 6	P: 10	R: 0	H: 1	E: 0	LOB: 1	K: 1	S: 5	P: 9	R: 0	H: 1	E: 0	LOB: 1	K: 2	S: 8	P: 8	1B: 5	SF: 1	2B: 1	SAC: 1	3B: 1	DP: 0	HR: 0	HBP: 0	WP: 2	PA: 37
<b>PITCHER</b> <b>Dick Tidrow, R</b> (1, 1) ERA: 4.78 <b>Sparky Lyle, L</b> (8, 1) ERA: 2.03	IP	WLS	BF	H	R	ER	SO	BB	IBB	HBP	BLK	WP	HR	S	P	ERA	WHIP	IP	WLS	BF	H	R	ER	SO	BB	IBB	HBP	BLK	WP	HR	S	P	ERA	WHIP	IP	WLS	BF	H	R	ER	SO	BB	IBB	HBP	BLK	WP	HR	S	P	ERA	WHIP																						

**BOTTOM**

**New York Yankees @ Milwaukee Brewers**  
 Milwaukee County Stadium, Milwaukee, WI

Wed Jul 31 1974, 8:05 PM EDT  
 Att. 14,836 - Unknown

livebaseballscorecards.com

AB	31
R	3
H	7
RBI	2
BB	4
SO	6
LOB	11



Batter	1	2	3	4	5	6	7	8	9	AB R H RBI BB SO LOB	TOP									
Ron LeFlore, R (1, 8) 0-0 S	0-3 K		0-3 K		0-3 K			0-0 5-3		4 0 0 0 0 3 0	<p><b>Detroit Tigers @ Milwaukee Brewers</b></p> <p>Milwaukee County Stadium, Milwaukee, WI</p> <p>Thu Aug 01 1974, 8:05 PM EDT Att. 9,010 - Unknown</p>									
Gary Sutherland, R (1, 4) OBP: 0.286, SLG: 0.319	0-0 E6		0-0 L5-4-3 1B			0-0 1B		0-0 5-3		4 0 2 0 0 0 0										
Al Kaline, R (1, 10) OBP: 0.334, SLG: 0.366	0-0 L6		0-0 L5-4-3			0-0 L8		0-0 1B		4 0 1 0 0 0 3										
Jim Northrup, L (1, 9) OBP: 0.299, SLG: 0.354	0-0 F2			0-0 4-3		0-0 F8		0-0 F7		4 0 0 0 0 0 4										
Ben Oglivie, L (1, 7) OBP: 0.402, SLG: 0.467	0-0 F2			0-0 G3		0-0 F7			0-0 1B	4 1 1 0 0 0 3										
Marvin Lane, R (9, 7) OBP: 0.361, SLG: 0.373									3B	0 0 0 0 0 0 0										
Norm Cash, L (1, 3) OBP: 0.329, SLG: 0.423		0-0 HR		4-0 BB		0-3 K			0-0 1-3 1B	3 1 2 2 1 1 0										
Aurelio Rodriguez, R (1, 5) OBP: 0.251, SLG: 0.292			0-0 5-3		0-0 5-3		0-0 6-3 1B		0-0 F9	4 0 1 0 0 0 2										
Ed Brinkman, R (1, 6) OBP: 0.266, SLG: 0.341						0-0 F7		0-0 6-3		4 0 0 0 0 0 2										
Gene Lamont, L (1, 2) OBP: 0.231, SLG: 0.200						0-0 F9		0-3 K		4 0 0 0 0 1 2										
<b>Inning Stats</b>	R: 0 E: 2 K: 1 S: 7	H: 0 LOB: 2 BB: 0 P: 7	R: 1 E: 0 K: 0 S: 4	H: 1 LOB: 0 BB: 0 P: 4	R: 0 E: 0 K: 1 S: 5	H: 1 LOB: 0 BB: 1 P: 5	R: 0 E: 0 K: 0 S: 3	H: 0 LOB: 1 BB: 1 P: 7	R: 0 E: 0 K: 1 S: 5	H: 0 LOB: 0 BB: 0 P: 5	R: 0 E: 0 K: 2 S: 8	H: 1 LOB: 1 BB: 0 P: 8	R: 0 E: 0 K: 0 S: 4	H: 1 LOB: 1 BB: 0 P: 4	R: 1 E: 0 K: 0 S: 5	H: 2 LOB: 1 BB: 0 P: 5	1B: 5 2B: 0 3B: 1 HR: 1	SF: 0 SAC: 0 DP: 1 HBP: 0	WP: 0 PB: 0 SB: 0 CS: 0	PA: 36
PITCHER Jim Staton, R (1, 1) ERA: 4.26	IP 9.0 WLS L BF 36 H 7 R 2 ER 2 SO 5 BB 1 IBB 0 HBP 0 BLK 0 WP 0 HR 1 S 45 P 49 ERA 2.00 WHIP 0.889											PITCHER	IP WLS BF H R ER SO BB IBB HBP BLK WP HR S P ERA WHIP							

livebaseballscorecards.com

AB	35
R	2
H	7
RBI	2
BB	1
SO	5
LOB	16





Batter	1	2	3	4	5	6	7	8	9	AB R H RBI BB SO LOB										
<b>Don Money, R</b> OBP: 0.330, SLG: 0.399 (1, 5)	0-3 K		0-3 K			4-0 BB G4-3			0-0 F8	3 0 0 0 1 2 0										
<b>Charlie Moore, R</b> OBP: 0.331, SLG: 0.377 (1, 2)	0-3 K			0-3 K		0-0 G4-3 1-2f			0-3 K	4 0 0 0 0 3 1										
<b>George Scott, R</b> OBP: 0.365, SLG: 0.479 (1, 3)	4-0 BB			0-3 K					0-0 F8	3 0 0 0 1 2 0										
<b>Deron Johnson, R</b> OBP: 0.253, SLG: 0.357 (1, 10)	0-3 K			0-0 P1					0-0 5-3	3 0 0 0 0 1 1										
<b>Bobby Mitchell, R</b> OBP: 0.306, SLG: 0.373 (1, 9)		0-3 K			0-3 K				0-0 1B	3 0 1 0 0 2 0										
<b>John Briggs, L</b> OBP: 0.353, SLG: 0.492 (1, 7)		0-0 F2			0-0 4-3				0-0 F9 1-2	3 0 0 0 0 0 1										
<b>Bob Coluccio, R</b> OBP: 0.307, SLG: 0.345 (1, 8)		0-0 6-3			4-0 BB FC5-4				0-0 F7	2 0 0 0 1 0 0										
<b>Pedro Garcia, R</b> OBP: 0.265, SLG: 0.382 (1, 4)			0-0 F8		0-0 FC5-4 1-2f				0-0 1-3	3 0 0 0 0 0 1										
<b>Robin Yount, R</b> OBP: 0.276, SLG: 0.349 (1, 6)			0-0 F9			0-0 F9			0-0 G3	3 0 0 0 0 0 0										
<b>Inning Stats</b>	R: 0 E: 0 K: 3 S: 9	H: 0 LOB: 1 BB: 1 P: 13	R: 0 E: 0 K: 1 S: 5	H: 0 LOB: 0 BB: 0 P: 5	R: 0 E: 0 K: 1 S: 5	H: 0 LOB: 0 BB: 0 P: 5	R: 0 E: 0 K: 2 S: 7	H: 0 LOB: 0 BB: 0 P: 7	R: 0 E: 0 K: 1 S: 5	H: 0 LOB: 1 BB: 1 P: 9	R: 0 E: 0 K: 1 S: 6	H: 1 LOB: 1 BB: 0 P: 6	R: 0 E: 0 K: 0 S: 3	H: 0 LOB: 0 BB: 0 P: 3	R: 0 E: 0 K: 1 S: 5	H: 0 LOB: 0 BB: 0 P: 5	1B: 1 2B: 0 3B: 0 HR: 0	SF: 0 SAC: 0 DP: 1 HBP: 0	WP: 0 PB: 0 SB: 1 CS: 0	PA: 30
<b>PITCHER</b> <b>Woody Fryman, L</b> ERA: 4.34 (1, 1)	IP: 9.0 WLS: W BF: 30 H: 1 R: 0 ER: 0 SO: 10 BB: 3 IBB: 0 HBP: 0 BLK: 0 WP: 0 HR: 0 S: 47 P: 59 ERA: 0.00 WHIP: 0.444																			

**BOTTOM**

**Detroit Tigers @ Milwaukee Brewers**  
Milwaukee County Stadium, Milwaukee, WI

Thu Aug 01 1974, 8:05 PM EDT  
Att. 9,010 - Unknown

[livebaseballscorecards.com](http://livebaseballscorecards.com)

<b>AB</b>	<b>27</b>
<b>R</b>	<b>0</b>
<b>H</b>	<b>1</b>
<b>RBI</b>	<b>0</b>
<b>BB</b>	<b>3</b>
<b>SO</b>	<b>10</b>
<b>LOB</b>	<b>4</b>



Batter	1	2	3	4	5	6	7	8	9	AB R H RBI BB SO LOB	TOP
Ron LeFlore, R OBP: 0.111, SLG: 0.111 (1, 8) X	0-0 E6 L5-4-3 1B		0-0 FC6-4 G5-4-3 1-2f		0-0 FC6-4 S 1B 1-2f		0-0 FC6-4 S 1-2f		0-0 1B 1-2	5 1 1 0 0 0 3	<b>Detroit Tigers @ Milwaukee Brewers</b> <b>Milwaukee County Stadium, Milwaukee, WI</b> Fri Aug 02 1974, 8:05 PM EDT Att. 22,160 - Unknown <a href="http://livebaseballscorecards.com">livebaseballscorecards.com</a>
Gary Sutherland, R OBP: 0.289, SLG: 0.322 (1, 4) X	0-0 L5-4-3 1-2 1B		0-0 G5-4-3 1-2f		0-0 FC6-4 1-H 1B		0-0 F8 1-2		0-0 1B 1-3 2-H	5 0 3 2 0 0 2	
Al Kaline, R OBP: 0.330, SLG: 0.361 (1, 10) X	0-0 L5-4-3 1-2 2-3			0-0 L8	0-0 FC6-4 1-2f		0-0 L4-3		0-0 L9	5 0 0 0 0 0 6	
Bill Freehan, R OBP: 0.365, SLG: 0.451 (1, 3) X	0-0 6-3			0-0 5-3		0-0 6-3 2B 1B		0-0 5-3		4 1 1 0 0 0 1	
Marvin Lane, R OBP: 0.354, SLG: 0.364 (1, 7) X		0-0 P5		0-0 1B		0-0 6-3 1-2		0-0 6-3		4 0 1 0 0 0 1	
Dick Sharon, R OBP: 0.261, SLG: 0.244 (1, 9) X		0-0 1B 1B		0-0 F8		0-0 5-3		0-0 5-3		4 0 1 0 0 0 2	
Aurelio Rodriguez, R OBP: 0.254, SLG: 0.297 (1, 5) X		0-0 G1-4-3 1-3 1B			0-3 K S	0-0 2-H 2B		0-0 F9		4 0 2 1 0 1 0	
Ed Brinkman, R OBP: 0.266, SLG: 0.346 (1, 6) X		0-0 G1-4-3 1-2f			0-0 1B 3B	0-0 6-3		0-3 K		4 1 1 0 0 1 3	
Gene Lamont, L OBP: 0.302, SLG: 0.282 (1, 2) X			0-0 FC6-4 1B		0-0 FC6-4 3-H 1B		0-0 FC6-4 1B		0-0 1B 1B	4 1 4 1 0 0 0	
<b>Inning Stats</b>	R: 0 E: 1 K: 0 S: 4 H: 1 LOB: 1 BB: 0 P: 4	R: 0 E: 0 K: 0 S: 4 H: 2 LOB: 1 BB: 0 P: 4	R: 0 E: 0 K: 0 S: 3 H: 1 LOB: 0 BB: 0 P: 3	R: 0 E: 0 K: 0 S: 4 H: 1 LOB: 1 BB: 0 P: 4	R: 2 E: 0 K: 1 S: 8 H: 3 LOB: 1 BB: 0 P: 8	R: 1 E: 0 K: 0 S: 5 H: 2 LOB: 1 BB: 0 P: 5	R: 0 E: 0 K: 0 S: 4 H: 1 LOB: 1 BB: 0 P: 4	R: 0 E: 0 K: 0 S: 3 H: 0 LOB: 0 BB: 0 P: 3	R: 1 E: 0 K: 1 S: 8 H: 3 LOB: 2 BB: 0 P: 8	1B: 12 2B: 1 3B: 1 HR: 0 SF: 0 SAC: 0 DP: 3 HBP: 0	WP: 0 PB: 0 SB: 2 CS: 0 PA: 39
<b>PITCHER</b> Clyde Wright, L ERA: 3.88 (1, 1)	IP: 9.0 WLS: L BF: 39 H: 14 R: 4 ER: 4 SO: 2 BB: 0 IBB: 0 HBP: 0 BLK: 0 WP: 0 HR: 0 S: 43 P: 43 ERA: 4.00 WHIP: 1.556										


Batter	1	2	3	4	5	6	7	8	9	AB	R	H	RBI	BB	SO	LOB
Don Money, R OBP: 0.332, SLG: 0.399 (1, 5)	4-0 G6-4-3 1B BB		0-0 6-3 1-2		0-0 F8			0-0 4-3 2B 1B		3	1	1	0	1	0	2
Tim Johnson, L OBP: 0.263, SLG: 0.351 (1, 4) (8, 6)	0-0 G6-4-3 1B		0-0 4-3 2-3			0-0 4-3		0-0 4-3 1-2		4	0	1	0	0	0	2
George Scott, R OBP: 0.364, SLG: 0.480 (1, 3)	0-0 G6-4-3 1-2f 2-3		0-0 1-3			0-0 F8		0-0 WP 2-H 2B		4	0	1	1	0	0	3
John Briggs, L OBP: 0.332, SLG: 0.488 (1, 7)	4-0 BB			0-3 K		0-0 3-1		0-3 K 2-3		3	0	0	0	1	2	1
Darrell Porter, L OBP: 0.348, SLG: 0.384 (1, 10)	0-0 F8			0-3 K			0-3 K	0-3 K		4	0	0	0	0	3	3
Mike Hegan, L OBP: 0.305, SLG: 0.436 Bob Coluccio, R OBP: 0.306, SLG: 0.344 (1, 9) (8, 8)		0-0 F9		0-0 5-3			0-0 F8		0-3 K	3	0	0	0	0	0	0
Charlie Moore, R OBP: 0.335, SLG: 0.383 (1, 2)		0-0 6-3			4-0 WP 5-3 BB		0-0 WP 2B		0-0 F8	3	0	1	0	1	0	0
Dave May, L OBP: 0.271, SLG: 0.333 (1, 8) (8, 9)		0-0 4-3			0-0 5-3 1-2		4-0 WP BB		0-3 K	2	0	0	0	1	0	1
Bobby Mitchell, R OBP: 0.303, SLG: 0.370 (9, PH)					0-3 K 2-3			0-3 K 1-2 2-3		1	0	0	0	0	1	0
Robin Yount, R OBP: 0.278, SLG: 0.350 Bob Hansen, L OBP: 0.313, SLG: 0.328 Pedro Garcia, R OBP: 0.265, SLG: 0.382 (1, 6) (7, PH) (8, 4)			0-0 4-3 6-3 1B							2	0	1	0	0	1	1
										1	0	0	0	0	1	2
										0	0	0	0	0	0	0

Inning Stats	R: 0	H: 1	E: 0	K: 0	S: 3	R: 0	H: 0	E: 0	K: 0	S: 3	R: 0	H: 1	E: 0	K: 0	S: 4	R: 0	H: 0	E: 0	K: 2	S: 7	R: 0	H: 0	E: 0	K: 1	S: 5	R: 0	H: 0	E: 0	K: 0	S: 3	R: 0	H: 2	E: 0	K: 2	S: 9	R: 1	H: 2	E: 0	K: 2	S: 9	R: 0	H: 0	E: 0	K: 2	S: 7	1B: 3	2B: 2	3B: 0	HR: 0	SF: 0	SAC: 0	DP: 1	HBP: 0	WP: 3	PB: 0	SB: 0	CS: 0	PA: 35
--------------	------	------	------	------	------	------	------	------	------	------	------	------	------	------	------	------	------	------	------	------	------	------	------	------	------	------	------	------	------	------	------	------	------	------	------	------	------	------	------	------	------	------	------	------	------	-------	-------	-------	-------	-------	--------	-------	--------	-------	-------	-------	-------	--------

PITCHER	IP	WLS	BF	H	R	ER	SO	BB	IBB	HBP	BLK	WP	HR	S	P	ERA	WHIP
Dave Lemanczyk, R ERA: 3.59 (1, 1)	7.0	W	28	4	1	1	5	4	0	0	0	2	0	34	50	1.29	1.143
John Hiller, L ERA: 2.48 (8, 1)	2.0		7	1	0	0	4	0	0	0	0	1	0	15	15	0.00	0.500

**DETROIT TIGERS @ MILWAUKEE BREWERS**  
**Milwaukee County Stadium, Milwaukee, WI**  
 Fri Aug 02 1974, 8:05 PM EDT  
 Att. 22,160 - Unknown

AB	31
R	1
H	5
RBI	1
BB	4
SO	9
LOB	15



Batter	1	2	3	4	5	6	7	8	9	AB R H RBI BB SO LOB	TOP											
<b>John Lowenstein, L</b> (1, 7) <small>OBP: 0.323, SLG: 0.332</small> <b>Rusty Torres, S</b> (8, 7) <small>OBP: 0.254, SLG: 0.185</small>	0-3 K	0-0 4-3			0-3 K	4-0 1B 1-2 2-3 BB		0-0 G3		4 0 0 0 1 2 0 0 0 0 0 0 0 0												
<b>Frank Duffy, R</b> (1, 6) <small>OBP: 0.276, SLG: 0.335</small>	0-0 6-3		0-0 F7		0-0 HR 1B	0-0 1B		0-3 K		5 1 2 2 0 1 0												
<b>George Hendrick, R</b> (1, 8) <small>OBP: 0.351, SLG: 0.492</small>	0-0 HR		0-3 K		0-0 HR 1B	0-3 K		0-0 6-3		5 2 2 3 0 2 2												
<b>Charlie Spikes, R</b> (1, 9) <small>OBP: 0.341, SLG: 0.451</small>	0-0 HR		0-3 K		0-0 F8		0-0 2B	0-0 F7		5 1 2 1 0 1 0												
<b>John Ellis, R</b> (1, 2) <small>OBP: 0.331, SLG: 0.427</small>	0-0 BB 1B			0-0 F9	0-0 1-3		0-0 F9	0-0 1B		5 0 2 0 0 0 1												
<b>Oscar Gamble, L</b> (1, 10) <small>OBP: 0.347, SLG: 0.446</small>	4-0 1-2 BB			0-0 HR		0-0 FC1-6 1B	4-0 IBB	0-0 L4		3 1 2 1 2 0 1												
<b>Tom McCraw, L</b> (1, 3) <small>OBP: 0.348, SLG: 0.413</small>	0-0 G3			0-0 P4		0-0 FC1-6 CS 1-2f	0-3 K			4 0 0 0 0 1 5												
<b>Buddy Bell, R</b> (1, 5) <small>OBP: 0.318, SLG: 0.366</small>		0-0 F5		0-0 1B		0-0 E5 BB 1B 1-2	0-0 F8			4 1 1 0 0 0 3												
<b>Luis Alvarado, R</b> (1, 4) <small>OBP: 0.187, SLG: 0.162</small>		0-3 K		0-0 F9		0-0 BB 1B 1-2	0-0 F7			4 1 1 0 0 1 1												
<b>Inning Stats</b>	R: 2 E: 0 K: 1 S: 8	H: 3 LOB: 2 BB: 1 P: 12	R: 0 E: 0 K: 1 S: 5	H: 0 LOB: 0 BB: 0 P: 5	R: 0 E: 0 K: 2 S: 7	H: 0 LOB: 0 BB: 0 P: 7	R: 1 E: 0 K: 0 S: 5	H: 2 LOB: 1 BB: 0 P: 5	R: 2 E: 0 K: 1 S: 7	H: 2 LOB: 0 BB: 0 P: 7	R: 2 E: 1 K: 1 S: 8	H: 3 LOB: 2 BB: 1 P: 12	R: 0 E: 0 K: 1 S: 6	H: 1 LOB: 2 BB: 1 P: 10	R: 0 E: 0 K: 1 S: 5	H: 0 LOB: 0 BB: 0 P: 5	R: 0 E: 0 K: 0 S: 4	H: 1 LOB: 1 BB: 0 P: 4	1B: 7 2B: 1 3B: 0 HR: 4	SF: 0 SAC: 0 DP: 0 HBP: 0	WP: 0 PB: 0 SB: 0 CS: 1	PA: 42
<b>PITCHER</b>	IP WLS BF H R ER SO BB IBB HBP BLK WP HR S P ERA WHIP																					
<b>Jim Colborn, R</b> (1, 1) <small>ERA: 5.31</small> <b>Eduardo Rodriguez, R</b> (6, 1) <small>ERA: 3.38</small>	5.2 L 28 9 7 5 5 2 0 0 0 0 4 36 44 7.94 1.941																					
	3.1 14 3 0 0 3 0 1 0 0 0 0 19 23 0.00 0.900																					

**Cleveland Indians @ Milwaukee Brewers**  
 Milwaukee County Stadium, Milwaukee, WI  
 Sat Aug 03 1974, 4:33 AM EDT  
 Att: 16,008 - Unknown

AB	39
R	7
H	12
RBI	7
BB	3
SO	8
LOB	13



livebaseballscorecards.com



Batter	1	2	3	4	5	6	7	8	9	AB R H RBI BB SO LOB	TOP	
John Lowenstein, L (1, 7) OBP: 0.322, SLG: 0.331 Rusty Torres, S (7, 7) OBP: 0.250, SLG: 0.182	0-0 E1 4-3 S		0-0 F8		0-0 F8		0-0 2-H 1B		0-0 F5	4 0 1 1 0 0 1 1 0 0 0 0 0 0		
Frank Duffy, R (1, 6) OBP: 0.276, SLG: 0.332	0-0 4-3 1-3			4-0 BB	0-3 K		0-3 K			3 0 0 0 1 2 3		
George Hendrick, R (1, 8) OBP: 0.350, SLG: 0.489	0-3 K			0-0 F5		0-0 F4		0-0 1B 1B		4 0 1 0 0 1 2		
Charlie Spikes, R (1, 9) OBP: 0.338, SLG: 0.446	0-0 F4			0-0 F8		0-0 F8		0-0 F5		4 0 0 0 0 0 3		
John Ellis, R (1, 2) OBP: 0.333, SLG: 0.426		4-0 BB CS BB		0-0 F3		0-0 F8		0-0 1-3 1B		3 0 1 0 1 0 1		
Oscar Gamble, L (1, 10) OBP: 0.348, SLG: 0.450		0-0 F9 1-2			0-0 2B SF7 1B		0-0 1B SH3-1 2B	0-0 F8		4 2 2 0 0 0 3		
Tom McCraw, L (1, 3) OBP: 0.346, SLG: 0.415		0-3 K			0-0 1-3 2B 2B		0-0 F2	0-0 1-3		4 1 1 0 0 1 3		
Buddy Bell, R (1, 5) OBP: 0.317, SLG: 0.366			0-0 F5		0-0 SF7		0-0 SH3-1 1B 1B		0-0 5-3	3 1 1 1 0 0 0		
Luis Alvarado, R (1, 4) OBP: 0.191, SLG: 0.176			0-3 K		0-0 2-H 2B		0-0 SH3-1		0-0 F4	3 0 1 2 0 1 0		
<b>Inning Stats</b>	R: 0 H: 0 E: 1 LOB: 1 K: 1 BB: 0 S: 6 P: 6	R: 0 H: 0 E: 0 LOB: 0 K: 1 BB: 1 S: 4 P: 8	R: 0 H: 0 E: 0 LOB: 0 K: 1 BB: 0 S: 5 P: 5	R: 0 H: 0 E: 0 LOB: 1 K: 0 BB: 1 S: 3 P: 7	R: 2 H: 3 E: 0 LOB: 1 K: 1 BB: 0 S: 8 P: 8	R: 0 H: 0 E: 0 LOB: 0 K: 0 BB: 0 S: 3 P: 3	R: 2 H: 3 E: 0 LOB: 1 K: 1 BB: 0 S: 8 P: 8	R: 0 H: 2 E: 0 LOB: 2 K: 0 BB: 0 S: 5 P: 5	R: 0 H: 0 E: 0 LOB: 0 K: 0 BB: 0 S: 3 P: 3	1B: 5 SF: 1 2B: 3 SAC: 1 3B: 0 DP: 0 HR: 0 HBP: 0	WP: 0 PA: 37 PB: 0 SB: 1 CS: 1	
<b>PITCHER</b> Bill Champion, R (1, 1) ERA: 3.5 Tom Murphy, R (8, 1) ERA: 1.59	IP WLS BF H R ER SO BB IBB HBP BLK WP HR S P ERA WHIP	7.1 L 32 8 4 4 5 2 0 0 0 0 0 0 5 48 4.91 1.364	1.2 5 0 0 0 0 0 0 0 0 0 0 0 0 5 5 0.00 0.000									<b>PITCHER</b> IP WLS BF H R ER SO BB IBB HBP BLK WP HR S P ERA WHIP

Cleveland Indians @ Milwaukee Brewers  
 Milwaukee County Stadium, Milwaukee, WI  
 Sun Aug 04 1974, 4:33 AM EDT  
 Unknown

livebaseballscorecards.com

AB	33
R	4
H	8
RBI	4
BB	2
SO	5
LOB	16



Batter	1	2	3	4	5	6	7	8	9	AB	R	H	RBI	BB	SO	LOB
Don Money, R (1, 5) OBP: 0.338, SLG: 0.411	0-0 HR		0-0 F7		0-0 F7		4-0 BB		0-0 SF7	3	1	1	2	1	0	1
Dave May, L (1, 9) OBP: 0.272, SLG: 0.335	0-0 4-3		0-3 K			0-0 F9	0-0 F9		0-0 F8	5	0	0	0	0	1	2
George Scott, R (1, 3) OBP: 0.365, SLG: 0.483	0-0 4-3			0-0 F5		0-0 6-3		0-0 2B 1B		4	0	1	0	0	0	0
John Briggs, L (1, 7) OBP: 0.356, SLG: 0.489	0-0 1B			0-0 4-3		0-0 1B		0-0 1-3 2B		4	0	3	0	0	0	0
Darrell Porter, L (1, 10) OBP: 0.345, SLG: 0.380	0-0 F4			0-0 2B		0-0 4-3		0-3 K		4	0	1	0	0	1	4
Charlie Moore, R (1, 2)		0-0 4-3		0-0 6-3		4-0 FC4-6 BB		0-0 P5		3	0	0	0	1	0	3
Ken Berry, R (1, 8) OBP: 0.245, SLG: 0.222		0-0 6-3			0-0 F8		0-0 F4	0-0 F3		3	0	0	0	0	0	1
Mike Hegan, L (8, PH) OBP: 0.297, SLG: 0.422										1	0	0	0	0	0	2
Bob Coluccio, R (9, 8) OBP: 0.307, SLG: 0.342										0	0	0	0	0	0	0
Tim Johnson, L (1, 4) OBP: 0.280, SLG: 0.392		0-0 F7			0-0 2B		0-0 FC4-6 E		0-0 SF7 3B	4	2	2	0	0	0	1
Robin Yount, R (1, 6) OBP: 0.277, SLG: 0.352			0-0 6-3		0-0 F7		0-0 E4 2B		0-0 F6	4	0	1	1	0	0	2

Inning Stats	R: 1	H: 2	E: 0	K: 0	S: 5	R: 0	H: 0	E: 0	K: 0	S: 3	R: 0	H: 0	E: 0	K: 1	S: 5	R: 0	H: 1	E: 0	K: 0	S: 4	R: 0	H: 1	E: 0	K: 0	S: 4	R: 0	H: 1	E: 0	K: 0	S: 4	R: 1	H: 1	E: 1	K: 0	S: 4	R: 0	H: 2	E: 0	K: 1	S: 7	R: 1	H: 1	E: 0	K: 0	S: 4	1B: 3	SF: 1	2B: 4	3B: 1	HR: 1
	LOB: 1	BB: 0	P: 5	LOB: 0	BB: 0	P: 3	LOB: 0	BB: 0	P: 5		LOB: 1	BB: 0	P: 4	LOB: 1	BB: 0	P: 4	LOB: 2	BB: 2	P: 12	LOB: 2	BB: 0	P: 7	LOB: 0	BB: 0	P: 4	LOB: 0	BB: 0	P: 4	LOB: 0	BB: 0	P: 4	LOB: 0	BB: 0	P: 4	LOB: 0	BB: 0	P: 7	LOB: 0	BB: 0	P: 7	SAC: 0	DP: 0	HBP: 0	WP: 0	HR: 1	S: 1	P: 0	ERA: 0	WHIP: 0	

PITCHER	IP	WLS	BF	H	R	ER	SO	BB	IBB	HBP	BLK	WP	HR	S	P	ERA	WHIP
Dick Bosman, R (1, 1) ERA: 3.82	6.2	W	27	6	2	2	1	1	0	0	0	0	1	28	32	2.70	1.050
Tom Buskey, R (7, 1) ERA: 3.52	2.1	S	11	3	1	1	1	1	0	0	0	0	0	12	16	3.86	1.714

**BOTTOM**

**Cleveland Indians @ Milwaukee Brewers**  
**Milwaukee County Stadium, Milwaukee, WI**

Sun Aug 04 1974, 4:33 AM EDT  
Unknown

livebaseballscorecards.com

<b>AB</b>	<b>35</b>
<b>R</b>	<b>3</b>
<b>H</b>	<b>9</b>
<b>RBI</b>	<b>3</b>
<b>BB</b>	<b>2</b>
<b>SO</b>	<b>2</b>
<b>LOB</b>	<b>16</b>



<b>WP: 0</b>	<b>PA: 38</b>
<b>PB: 0</b>	
<b>SB: 0</b>	
<b>CS: 0</b>	

Batter	1	2	3	4	5	6	7	8	9	AB R H RBI BB SO LOB	TOP
Luis Alvarado, R (1, 4) OBP: 0.193, SLG: 0.189 Leron Lee, L (9, PH) OBP: 0.313, SLG: 0.401	0-0 F8		0-0 1-H 2B		0-0 G3		0-0 F6		0-3 K	4 0 1 1 0 0 2 1 0 0 0 0 1 2	<b>Cleveland Indians @ Milwaukee Brewers</b> <b>Milwaukee County Stadium, Milwaukee, WI</b> Sun Aug 04 1974, 4:38 AM EDT Att: 23,618 - Unknown <a href="http://livebaseballscorecards.com">livebaseballscorecards.com</a>
Frank Duffy, R (1, 6) OBP: 0.277, SLG: 0.331	0-0 F4		0-0 5-3		0-0 G5-4-3 1B		0-0 FC4-6 1-2f		4-0 BB	4 0 1 0 1 0 3	
George Hendrick, R (1, 8) OBP: 0.348, SLG: 0.485	0-0 WP 1B		0-0 F2		0-0 G5-4-3 1-2f			0-0 F8	0-3 K	5 0 1 0 0 1 5	
Charlie Spikes, R (1, 9) OBP: 0.337, SLG: 0.444	0-0 6-3 1-2			0-0 3B 1B		0-0 F3		0-0 5-3		4 1 1 0 0 0 1	
John Ellis, R (1, 10) OBP: 0.332, SLG: 0.430		0-0 6-3		0-0 1-H FC5-2 3B		0-0 F9		0-0 F9		4 0 1 1 0 0 0	
Buddy Bell, R (1, 5) OBP: 0.316, SLG: 0.364		0-0 F7		0-0 F9		0-0 5-3			0-0 1B 2B 1B	4 1 1 0 0 0 1	
Joe Lis, R (1, 3) OBP: 0.294, SLG: 0.260		0-0 F5		0-0 FC5-2 1B 3-H			4-0 1B BB		0-0 F9	3 0 0 0 1 0 2	
Dave Duncan, R (1, 2) OBP: 0.263, SLG: 0.367			0-3 K	0-0 1-2 1B			0-0 FC4-6 1-2 1B		0-0 2B 1B	4 0 3 0 0 1 0	
Rusty Torres, S (1, 7) OBP: 0.250, SLG: 0.203			0-0 E6 2B	0-0 F5			0-0 F3		0-0 1-3 2-H 2B	4 1 1 1 0 0 4	
<b>Inning Stats</b>	R: 0 H: 1 E: 0 LOB: 1 K: 0 BB: 0 S: 4 P: 4	R: 0 H: 0 E: 0 LOB: 0 K: 0 BB: 0 S: 3 P: 3	R: 1 H: 1 E: 1 LOB: 1 K: 1 BB: 0 S: 7 P: 7	R: 1 H: 3 E: 0 LOB: 2 K: 0 BB: 0 S: 6 P: 6	R: 0 H: 1 E: 0 LOB: 0 K: 0 BB: 0 S: 3 P: 3	R: 0 H: 0 E: 0 LOB: 0 K: 0 BB: 0 S: 3 P: 3	R: 0 H: 1 E: 0 LOB: 2 K: 0 BB: 1 S: 4 P: 8	R: 0 H: 0 E: 0 LOB: 0 K: 0 BB: 0 S: 3 P: 3	R: 1 H: 3 E: 0 LOB: 3 K: 2 BB: 1 S: 10 P: 14	1B: 7 SF: 0 2B: 2 SAC: 0 3B: 1 DP: 1 HR: 0 HBP: 0	WP: 1 PA: 39 PB: 0 SB: 0 CS: 0
<b>PITCHER</b>	IP WLS BF H R ER SO BB IBB HBP BLK WP HR S P ERA WHIP										
Kevin Kobel, L (1, 1) ERA: 3.62	8.1 W 36 10 3 2 1 1 0 0 0 1 0 37 41 2.16 1.320										
Tom Murphy, R (9, 1) ERA: 1.57	0.2 3 0 0 0 2 1 0 0 0 0 0 6 10 0.00 1.500										



Batter	1	2	3	4	5	6	7	8	9
<b>Don Money, R</b> (1, 5) OBP: 0.341, SLG: 0.418	4-0 SH5-3 BB		0-0 G5-4-3		4-0 BB	0-0 HR			
<b>Tim Johnson, L</b> (1, 6) OBP: 0.273, SLG: 0.381	0-0 SH5-3			0-0 4-3	0-0 F8	0-0 4-3			
<b>George Scott, R</b> (1, 10) OBP: 0.362, SLG: 0.478	0-3 K			0-3 K2-3		0-0 6-3	0-0 F8		
<b>John Briggs, L</b> (1, 7) OBP: 0.355, SLG: 0.486	0-3 K			0-3 K		4-0 1B BB	0-0 F8		
<b>Dave May, L</b> (1, 9) OBP: 0.275, SLG: 0.338		0-0 4-3			0-0 1B BB	0-0 1B	0-0		
<b>Bob Coluccio, R</b> (7, PH) OBP: 0.309, SLG: 0.344						1-3 1B			
<b>Mike Hegan, L</b> (1, 3) OBP: 0.301, SLG: 0.420		0-0 F5			4-0 1B BB	0-0 2B 1B	0-0 F5		
<b>Darrell Porter, L</b> (1, 2) OBP: 0.347, SLG: 0.380		0-0 F9			0-0 L1-4 1B	4-0 2B IBB	0-3 K		
<b>Ken Berry, R</b> (1, 8) OBP: 0.258, SLG: 0.238			4-0 G5-4-3 BB		0-0 BB 1B	0-0 1B 2B	0-0 F2		
<b>Pedro Garcia, R</b> (1, 4) OBP: 0.263, SLG: 0.376			0-0 F3		0-0 L1-4	0-0 HR 1B	0-3 K		

Inning Stats	R: 0	H: 0	E: 0	K: 2	S: 7	LOB: 1	BB: 1	P: 11	R: 0	H: 0	E: 0	K: 0	S: 3	LOB: 0	BB: 0	P: 3	R: 0	H: 0	E: 0	K: 0	S: 2	LOB: 0	BB: 0	P: 6	R: 2	H: 3	E: 0	K: 0	S: 5	LOB: 2	BB: 2	P: 13	R: 6	H: 5	E: 0	K: 0	S: 7	LOB: 0	BB: 2	P: 15	R: 0	H: 1	E: 0	K: 0	S: 4	LOB: 1	BB: 0	P: 4	R: 0	H: 0	E: 0	K: 2	S: 7	LOB: 0	BB: 0	P: 7	1B: 7	2B: 2	3B: 0	HR: 1	SF: 0	SAC: 1	DP: 2	HBP: 0
--------------	------	------	------	------	------	--------	-------	-------	------	------	------	------	------	--------	-------	------	------	------	------	------	------	--------	-------	------	------	------	------	------	------	--------	-------	-------	------	------	------	------	------	--------	-------	-------	------	------	------	------	------	--------	-------	------	------	------	------	------	------	--------	-------	------	-------	-------	-------	-------	-------	--------	-------	--------

PITCHER	IP	WLS	BF	H	R	ER	SO	BB	IBB	HBP	BLK	WP	HR	S	P	ERA	WHIP
<b>Gaylord Perry, R</b> (1, 1) ERA: 2.32	5.2	L	28	8	8	8	4	5	1	0	0	0	1	30	54	12.71	2.294
<b>Tom Hilgendorf, L</b> (6, 1) ERA: 3.86	1.1		5	1	0	0	0	0	0	0	0	0	0	5	5	0.00	0.750
<b>Milt Wilcox, R</b> (8, 1) ERA: 4.24	1.0		3	0	0	0	2	0	0	0	0	0	0	7	7	0.00	0.000

**BOTTOM**

**Cleveland Indians @ Milwaukee Brewers**  
Milwaukee County Stadium, Milwaukee, WI

Sun Aug 04 1974, 4:38 AM EDT  
Att. 23,618 - Unknown

AB	29
R	8
H	9
RBI	8
BB	6
SO	6
LOB	9

WP: 0 PA: 36  
PB: 0  
SB: 0  
CS: 0



PITCHER	IP	WLS	BF	H	R	ER	SO	BB	IBB	HBP	BLK	WP	HR	S	P	ERA	WHIP
---------	----	-----	----	---	---	----	----	----	-----	-----	-----	----	----	---	---	-----	------

Batter	1	2	3	4	5	6	7	8	9	AB R H RBI BB SO LOB	TOP	
Rick Miller, L (1, 8) OBP: 0.343, SLG: 0.341 Juan Beniquez, R (4, PH) OBP: 0.322, SLG: 0.386 (4, 8)	0-0 L8		0-0 4-3	0-0 G6-4-3		0-0 6-3			0-0 5-3	2 0 0 0 0 0 1 3 0 0 0 0 0 4		
Cecil Cooper, L (1, 10) OBP: 0.330, SLG: 0.428	0-0 F3		0-0 1B		0-0 WP 1B		0-3 K		0-0 S 1B	5 2 3 1 0 1 0		
Carl Yastrzemski, L (1, 3) OBP: 0.425, SLG: 0.485	0-0 1B		0-0 F8		4-0 1B BB		0-0 3-1		0-0 F3	4 0 1 0 1 0 3		
Rico Petrocelli, R (1, 5) OBP: 0.377, SLG: 0.483	0-0 F3			4-0 WP BB BB	0-3 K		0-0 L7		0-0 1B	4 1 1 2 1 1 3		
Bernie Carbo, L (1, 7) OBP: 0.372, SLG: 0.437		0-0 4-3		4-0 BB WP SF8 BB	0-0 F7			0-0 F6	0-0 F6	4 1 0 0 1 0 3		
Dwight Evans, R (1, 9) OBP: 0.331, SLG: 0.427		0-0 F3		4-0 SF8 BB	0-0 1B			0-0 F9		3 0 1 1 1 0 0		
Rick Burleson, R (1, 6) OBP: 0.358, SLG: 0.428		0-3 K		4-0 E BB	0-0 1-3			0-0 1B		3 0 1 1 1 1 2		
Doug Griffin, R (1, 4) OBP: 0.348, SLG: 0.361			0-0 F3	0-0 SF8		0-0 4-3		0-0 1-3		3 0 0 1 0 0 1		
Tim Blackwell, S (1, 2) OBP: 0.325, SLG: 0.275 Bob Montgomery, R (4, PH) OBP: 0.288, SLG: 0.340 (4, 2)			4-0 1B BB	4-0 G6-4-3 IBB		0-0 3-1			0-0 S 1B	0 1 0 0 1 0 0 2 1 1 0 1 0 0		
<b>Inning Stats</b>	R: 0 H: 1 E: 0 LOB: 1 K: 0 BB: 0 S: 4 P: 4	R: 0 H: 0 E: 0 LOB: 0 K: 1 BB: 0 S: 5 P: 5	R: 1 H: 1 E: 0 LOB: 1 K: 0 BB: 1 S: 4 P: 8	R: 2 H: 0 E: 1 LOB: 2 K: 0 BB: 5 S: 2 P: 22	R: 1 H: 2 E: 0 LOB: 2 K: 1 BB: 1 S: 7 P: 11	R: 0 H: 0 E: 0 LOB: 0 K: 0 BB: 0 S: 3 P: 3	R: 0 H: 0 E: 0 LOB: 0 K: 1 BB: 0 S: 5 P: 5	R: 0 H: 1 E: 0 LOB: 1 K: 0 BB: 0 S: 4 P: 4	R: 2 H: 3 E: 0 LOB: 1 K: 0 BB: 0 S: 6 P: 6	1B: 8 SF: 1 2B: 0 SAC: 0 3B: 0 DP: 1 HR: 0 HBP: 0	WP: 2 PA: 41 PB: 0 SB: 2 CS: 0	
<b>PITCHER</b>	IP WLS BF H R ER SO BB IBB HBP BLK WP HR S P ERA WHIP											
Jim Slaton, R (1, 1) ERA: 4.35	3.0 L 16 2 3 3 1 5 0 0 0 1 0 13 33 9.00 2.333											
Bill Travers, L (4, 1) ERA: 4.93	5.2 23 5 3 3 2 1 1 0 0 1 0 25 33 4.76 1.059											
Tom Murphy, R (9, 1) ERA: 1.57	0.1 2 1 0 0 0 0 0 0 0 0 0 2 2 0.00 3.000											

**Boston Red Sox @ Milwaukee Brewers**  
**Milwaukee County Stadium, Milwaukee, WI**  
 Tue Aug 06 1974, 8:05 PM EDT  
 Unknown

[livebaseballscorecards.com](http://livebaseballscorecards.com)

<b>AB</b>	<b>33</b>
<b>R</b>	<b>6</b>
<b>H</b>	<b>8</b>
<b>RBI</b>	<b>6</b>
<b>BB</b>	<b>7</b>
<b>SO</b>	<b>3</b>
<b>LOB</b>	<b>17</b>



BOTTOM

Boston Red Sox @ Milwaukee Brewers  
Milwaukee County Stadium, Milwaukee, WI  
Tue Aug 06 1974, 8:05 PM EDT  
Unknown

livebaseballscores.com

AB	33
R	3
H	6
RBI	3
BB	2
SO	5
LOB	11



WP	0	PA	35
PB	0	SB	1
CS	0		

ERA	WHIP
-----	------

AB R H RBI BB SO LOB

4 0 1 1 0 0 0

4 0 1 0 0 1 1

4 0 0 0 0 0 2

4 1 1 0 0 0 1

4 1 2 2 0 0 0

3 0 0 0 0 2 0

1 0 0 0 0 0 1

2 0 0 0 1 0 0

0 0 0 0 0 0 0

1 0 1 0 0 0 0

3 1 0 0 1 1 3

3 0 0 0 0 1 3

1B	3	SF	0
2B	2	SAC	0
3B	0	DP	0
HR	1	HBP	0

Batter	1	2	3	4	5	6	7	8	9
Don Money, R (1, 5) OBP: 0.341, SLG: 0.419	0-0 F8 ①		0-0 1-H 2B			0-0 F7 ①		0-0 F9 ①	
Dave May, L (1, 9) OBP: 0.274, SLG: 0.340	0-0 2B		0-0 F6 ②			0-0 F7 ②		0-3 K ②	
George Scott, R (1, 3) OBP: 0.359, SLG: 0.473	0-0 F8 ②		0-0 F8 ③			0-0 5-3 ③		0-0 F3 ③	
John Briggs, L (1, 7) OBP: 0.354, SLG: 0.483	0-0 F5 ③			0-0 F7 ①			0-0 HR 1B		0-0 L6 ①
Darrell Porter, L (1, 10) OBP: 0.348, SLG: 0.392		0-0 3-1 ①		0-0 F9 ②			0-0 HR 1B		0-0 1B 1B
Charlie Moore, R (1, 2) OBP: 0.331, SLG: 0.372		0-3 K ②		0-3 K ③			0-0 5-3 ①		0-0 F7 ②
Bob Hansen, L (9, PH) OBP: 0.304, SLG: 0.318									
Ken Berry, R (1, 8) OBP: 0.259, SLG: 0.235		0-0 6-3 ③			0-0 6-3 ①		4-0 BB BB BB		0-0 1B 1B
Bob Coluccio, R (7, PR) OBP: 0.309, SLG: 0.344									
Mike Hegan, L (9, PH) OBP: 0.305, SLG: 0.424									
Tim Johnson, L (1, 4) OBP: 0.272, SLG: 0.370			4-0 2B BB		0-0 4-3 ②		0-0 L6 ②		0-3 K ③
Robin Yount, R (1, 6) OBP: 0.275, SLG: 0.349			0-0 F3 ①		0-0 F8 ③		0-3 K2-3 ③		

Inning Stats	R: 0	H: 1	E: 0	K: 0	S: 4	R: 0	H: 0	E: 0	K: 1	S: 5	R: 1	H: 1	E: 0	K: 0	S: 4	R: 0	H: 0	E: 0	K: 1	S: 5	R: 0	H: 0	E: 0	K: 0	S: 3	R: 0	H: 0	E: 0	K: 0	S: 3	R: 2	H: 2	E: 0	K: 1	S: 7	R: 0	H: 0	E: 0	K: 1	S: 5	R: 0	H: 2	E: 0	K: 1	S: 7	1B: 3	2B: 2	3B: 0	HR: 1	SF: 0	SAC: 0	DP: 0	HBP: 0	WP: 0	PA: 35
--------------	------	------	------	------	------	------	------	------	------	------	------	------	------	------	------	------	------	------	------	------	------	------	------	------	------	------	------	------	------	------	------	------	------	------	------	------	------	------	------	------	------	------	------	------	------	-------	-------	-------	-------	-------	--------	-------	--------	-------	--------

PITCHER	IP	WLS	BF	H	R	ER	SO	BB	IBB	HBP	BLK	WP	HR	S	P	ERA	WHIP
Reggie Cleveland, R (1, 1) ERA: 4.77	6.1	W	25	4	3	3	2	2	0	0	0	0	1	27	35	4.26	0.947
Diego Segui, R (7, 1) ERA: 3.91	2.2	S	10	2	0	0	3	0	0	0	0	0	0	16	16	0.00	0.750

Batter	1	2	3	4	5	6	7	8	9	AB R H RBI BB SO LOB	TOP											
Tommy Harper, R (1, 7) OBP: 0.307, SLG: 0.326 Rick Miller, L (9, 7) OBP: 0.343, SLG: 0.341	0-0 5-3		0-0 1B		0-0 1B		0-0 1B		0-0 F7	5 2 3 0 0 0 0 0 0 0 0 0 0 0												
Juan Beniquez, R (1, 8) OBP: 0.315, SLG: 0.378	0-0 F9		0-0 L5		0-0 F3		0-0 F9		0-3 K	5 0 0 0 0 1 6												
Dwight Evans, R (1, 9) OBP: 0.336, SLG: 0.445	0-0 5-3			0-0 1B	0-0 PB		0-0 HR			4 2 3 4 0 0 0												
Rico Petrocelli, R (1, 5) OBP: 0.378, SLG: 0.483		0-0 F4		0-0 1B	0-0 PB		0-0 F7			4 0 2 1 0 0 0												
Bob Montgomery, R (1, 2) OBP: 0.288, SLG: 0.338		0-0 1B		0-0 1B	0-0 1B		0-3 K			4 0 1 1 0 1 3												
Danny Cater, R (1, 3) OBP: 0.318, SLG: 0.430		0-0 1B		0-0 F3		0-0 5-3		0-0 F3		4 0 0 0 0 0 2												
Terry Hughes, R (1, 10) OBP: 0.244, SLG: 0.297			0-0 L6		0-0 5-3		0-3 K		0-3 K	4 0 0 0 0 2 1												
Rick Burleson, R (1, 6) OBP: 0.352, SLG: 0.420			0-0 F7		0-0 1-3		0-0 F8		0-3 K	4 0 0 0 0 1 0												
Doug Griffin, R (1, 4) OBP: 0.351, SLG: 0.365			0-0 E5		0-0 1B		0-0 HR		0-0 6-3	4 2 2 0 0 0 0												
<b>Inning Stats</b>	R: 0 E: 0 K: 0 S: 3	H: 0 LOB: 0 BB: 0 P: 3	R: 0 E: 0 K: 0 S: 3	H: 1 LOB: 0 BB: 0 P: 3	R: 0 E: 1 K: 0 S: 5	H: 1 LOB: 2 BB: 0 P: 5	R: 1 E: 0 K: 0 S: 5	H: 2 LOB: 1 BB: 0 P: 5	R: 2 E: 0 K: 0 S: 7	H: 4 LOB: 2 BB: 0 P: 7	R: 0 E: 0 K: 1 S: 5	H: 0 LOB: 0 BB: 0 P: 5	R: 3 E: 0 K: 1 S: 8	H: 3 LOB: 0 BB: 0 P: 8	R: 0 E: 0 K: 2 S: 7	H: 0 LOB: 0 BB: 0 P: 7	R: 0 E: 0 K: 1 S: 5	H: 0 LOB: 0 BB: 0 P: 5	1B: 9 2B: 1 3B: 0 HR: 1	SF: 0 SAC: 0 DP: 1 HBP: 0	WP: 0 PB: 1 SB: 0 CS: 0	PA: 38
<b>PITCHER</b>	IP WLS BF H R ER SO BB IBB HBP BLK WP HR S P ERA WHIP																					
Clyde Wright, L (1, 1) ERA: 4.03	6.1 L 30 11 6 6 1 0 0 0 0 0 0 1 32 32 8.53 1.737																					
Eduardo Rodriguez, R (7, 1) ERA: 3.3	1.2 5 0 0 0 3 0 0 0 0 0 0 0 11 11 0.00 0.000																					
Dick Selma, R (9, 1) ERA: 4.88	1.0 3 0 0 0 1 0 0 0 0 0 0 0 5 5 0.00 0.000																					

**Boston Red Sox @ Milwaukee Brewers**  
Milwaukee County Stadium, Milwaukee, WI

Tue Aug 06 1974, 8:05 PM EDT  
Att: 22,756 - Unknown

[livebaseballscorecards.com](http://livebaseballscorecards.com)

**AB 38**  
**R 6**  
**H 11**  
**RBI 6**  
**BB 0**  
**SO 5**  
**LOB 12**



BOTTOM

Boston Red Sox @ Milwaukee Brewers  
Milwaukee County Stadium, Milwaukee, WI

Tue Aug 06 1974, 8:05 PM EDT  
Att. 22,756 - Unknown

livebaseballscorecards.com

AB	30
R	0
H	3
RBI	0
BB	2
SO	1
LOB	11



WP:	0	PA:	33
PB:	0	SB:	0
CS:	0		

AB R H RBI BB SO LOB

3 0 0 0 1 0 0

4 0 0 0 0 0 2

4 0 1 0 0 0 0

4 0 0 0 0 0 1

3 0 1 0 1 1 1

4 0 0 0 0 0 3

2 0 1 0 0 0 0

3 0 0 0 0 0 3

3 0 0 0 0 0 1

1B:	3	SF:	0
2B:	0	SAC:	0
3B:	0	DP:	0
HR:	0	HBP:	1

Batter	1	2	3	4	5	6	7	8	9
Don Money, R OBP: 0.340, SLG: 0.416 (1, 10) X	0-0 F3 ①		0-0 F5 ②			0-0 F6 ②		4-0 BB 1-2	
Tim Johnson, L OBP: 0.263, SLG: 0.357 (1, 6) X	0-0 1-3 ②		0-0 6-3 ③			0-0 4-3 ③		0-0 5-3 ③	
George Scott, R OBP: 0.358, SLG: 0.471 (1, 3) X	0-0 6-3 ③			0-0 5-3 ①			0-0 FC3-6 1B	0-0 F9 ①	
Darrell Porter, L OBP: 0.344, SLG: 0.386 (1, 2) X		0-0 F8 ①		0-0 1-3 ②		0-0 FC3-6 FC3-6	0-0 FC3-6 1-2f	0-0 G3 ②	
Mike Hegan, L OBP: 0.309, SLG: 0.422 (1, 9) X		0-0 HBP 1B		0-3 K ③		0-0 FC3-6 1-2f		4-0 FC6-4 BB	
John Briggs, L OBP: 0.351, SLG: 0.478 (1, 7) X		0-0 F7 ②			0-0 L8 ①	0-0 F8 ③		0-0 FC6-4 1-2f	
Dave May, L OBP: 0.277, SLG: 0.341 (1, 8) H		1-0 HBP 1-2			0-0 L7 ②			0-0 FC5-4 1B	
John Vukovich, R OBP: 0.208, SLG: 0.400 (1, 5) X		0-0 F9 ③			0-0 F3 ③			0-0 F8 ①	
Pedro Garcia, R OBP: 0.260, SLG: 0.372 (1, 4) X			0-0 6-3 ①			0-0 F8 ①		0-0 FC5-4 BB 1-2f	

Inning Stats	R: 0	H: 0	E: 0	K: 0	S: 3	H: 0	LOB: 0	BB: 0	P: 3	R: 0	H: 1	E: 0	K: 0	S: 4	R: 0	H: 0	E: 0	K: 0	S: 3	R: 0	H: 0	E: 0	K: 1	S: 5	R: 0	H: 0	E: 0	K: 0	S: 3	R: 0	H: 1	E: 0	K: 0	S: 4	R: 0	H: 1	E: 0	K: 0	S: 4	R: 0	H: 0	E: 0	K: 0	S: 3	R: 0	H: 0	E: 0	K: 0	S: 3
--------------	------	------	------	------	------	------	--------	-------	------	------	------	------	------	------	------	------	------	------	------	------	------	------	------	------	------	------	------	------	------	------	------	------	------	------	------	------	------	------	------	------	------	------	------	------	------	------	------	------	------

PITCHER	IP	WLS	BF	H	R	ER	SO	BB	IBB	HBP	BLK	WP	HR	S	P	ERA	WHIP
Juan Marichal, R ERA: 5.31 (1, 1)	7.0	W	24	2	0	0	1	0	0	1	0	0	0	25	26	0.00	0.286
Diego Segui, R ERA: 3.8 (8, 1)	2.0		9	1	0	0	0	2	0	0	0	0	0	7	15	0.00	1.500

PITCHER	IP	WLS	BF	H	R	ER	SO	BB	IBB	HBP	BLK	WP	HR	S	P	ERA	WHIP
---------	----	-----	----	---	---	----	----	----	-----	-----	-----	----	----	---	---	-----	------

Batter	1	2	3	4	5	6	7	8	9	AB R H RBI BB SO LOB	TOP											
<b>Rick Miller, L</b> (1, 8) OBP: 0.342, SLG: 0.344	0-0 G3 9-2 2B		0-0 6-3		0-0 4-3			0-0 F9		4 0 1 0 0 0 3												
<b>Cecil Cooper, L</b> (1, 10) OBP: 0.326, SLG: 0.422	0-0 G3 2-3		0-3 K			0-0 4-3		0-0 1-3		4 0 0 0 0 1 2												
<b>Carl Yastrzemski, L</b> (1, 3) OBP: 0.424, SLG: 0.481	0-0 9-2 3-Hf			4-0 BB BB BB	0-0 G4-6-3 BB	0-0 6-3		0-0 F8		3 0 0 0 1 0 1												
<b>Rico Petrocelli, R</b> (1, 5) OBP: 0.379, SLG: 0.486		0-0 G4-6-3 1B		0-0 G4-6-3 1-2f	0-0 4-3	0-0 2B		0-0 5-3		4 0 2 0 0 0 1												
<b>Bernie Carbo, L</b> (1, 7) OBP: 0.370, SLG: 0.432		0-0 G4-6-3 1-2f		0-0 4-3	4-0 FC6-4 BB			0-0 4-3		3 0 0 0 1 0 1												
<b>Dwight Evans, R</b> (1, 9) OBP: 0.339, SLG: 0.446		0-0 6-3			0-0 CS 1B 1B	0-0 FC6-4 1-2f		0-0 1B		4 0 2 0 0 0 2												
<b>Bob Montgomery, R</b> (1, 2) OBP: 0.287, SLG: 0.336			0-0 5-3		0-0 1B 1-2 1B		0-0 5-3		0-0 F8	4 0 1 0 0 0 1	<b>AB 31</b>											
<b>Doug Griffin, R</b> (1, 4) OBP: 0.356, SLG: 0.378			0-0 1B 3B		0-0 F7 2-3		4-0 BB BB BB BB	0-0 G5-4-3 BB		2 1 1 0 1 0 2	<b>R 1</b>											
<b>Rick Burleson, R</b> (1, 6) OBP: 0.356, SLG: 0.423			0-0 S 1B 3-H		0-0 1-3 1B		0-0 G5-4-3 1-2f			3 0 2 1 0 0 1	<b>H 9</b>											
<b>Inning Stats</b>	R: 0 E: 0 K: 0 S: 3	H: 1 LOB: 0 BB: 0 P: 3	R: 0 E: 0 K: 0 S: 3	H: 1 LOB: 0 BB: 0 P: 3	R: 1 E: 0 K: 1 S: 7	H: 2 LOB: 1 BB: 0 P: 7	R: 0 E: 0 K: 0 S: 2	H: 0 LOB: 0 BB: 1 P: 6	R: 0 E: 0 K: 0 S: 5	H: 3 LOB: 2 BB: 0 P: 5	R: 0 E: 0 K: 0 S: 4	H: 1 LOB: 2 BB: 1 P: 8	R: 0 E: 0 K: 0 S: 2	H: 0 LOB: 0 BB: 1 P: 6	R: 0 E: 0 K: 0 S: 3	H: 0 LOB: 0 BB: 0 P: 3	R: 0 E: 0 K: 0 S: 4	H: 1 LOB: 1 BB: 0 P: 4	1B: 6 2B: 3 3B: 1 HR: 0	SF: 0 SAC: 0 DP: 4 HBP: 0	WP: 0 PB: 0 SB: 1 CS: 1	PA: 34
<b>PITCHER</b> <b>Jim Colborn, R</b> (1, 1) ERA: 5.03	IP: 9.0 WLS: L BF: 34 H: 9 R: 1 ER: 1 SO: 1 BB: 3 IBB: 0 HBP: 0 BLK: 0 WP: 0 HR: 0 S: 33 P: 45 ERA: 1.00 WHIP: 1.333											<b>PITCHER</b> IP: WLS: BF: H: R: ER: SO: BB: IBB: HBP: BLK: WP: HR: S: P: ERA: WHIP:										

**Boston Red Sox @ Milwaukee Brewers**  
Milwaukee County Stadium, Milwaukee, WI

Wed Aug 07 1974, 8:05 PM EDT  
Att: 14,956 - Unknown

<b>AB</b>	31
<b>R</b>	1
<b>H</b>	9
<b>RBI</b>	1
<b>BB</b>	3
<b>SO</b>	1
<b>LOB</b>	14



Batter	1	2	3	4	5	6	7	8	9
Don Money, R (1, 5) OBP: 0.337, SLG: 0.412	0-0 F9		0-0 L5			0-3 K		0-0 F9	
Ken Berry, R (1, 8) Mike Hegan, L (9, PH) Tim Johnson, L (9, PR) OBP: 0.255, SLG: 0.230 OBP: 0.313, SLG: 0.426 OBP: 0.263, SLG: 0.357	0-0 6-3			0-0 F8		0-0 F9			0-0 FC6-4 1B
George Scott, R (1, 3) OBP: 0.355, SLG: 0.467	0-0 F7			0-0 6-3		0-3 K		0-0 FC6-4 1-2f	
Deron Johnson, R (1, 10) Dave May, L (9, PH) Charlie Moore, R (9, PH) OBP: 0.250, SLG: 0.353 OBP: 0.277, SLG: 0.341 OBP: 0.329, SLG: 0.369		0-3 K		0-0 F9		0-0 F7		0-3 K	
Bobby Mitchell, R (1, 7) John Briggs, L (8, 7) OBP: 0.297, SLG: 0.362 OBP: 0.350, SLG: 0.477		0-3 K CS			0-0 5-3		0-3 K		0-0 F8
Darrell Porter, L (1, 2) OBP: 0.344, SLG: 0.384		4-0 BB 1-2			0-3 K			0-0 F9	
Bob Coluccio, R (1, 9) OBP: 0.312, SLG: 0.343		0-0 F8			4-0 BB			4-0 FC4-6 BB	
Robin Yount, R (1, 6) OBP: 0.272, SLG: 0.345			0-0 4-3		0-0 F9			0-0 FC4-6 1B 1-2f	
Pedro Garcia, R (1, 4) OBP: 0.261, SLG: 0.372			0-0 G3			0-0 F6		0-0 BB 1B	

Inning Stats	R: 0 E: 0 K: 0 S: 3	H: 0 LOB: 0 BB: 0 P: 3	R: 0 E: 0 K: 2 S: 7	H: 0 LOB: 1 BB: 1 P: 11	R: 0 E: 0 K: 0 S: 3	H: 0 LOB: 0 BB: 0 P: 3	R: 0 E: 0 K: 1 S: 5	H: 0 LOB: 1 BB: 1 P: 9	R: 0 E: 0 K: 1 S: 5	H: 0 LOB: 0 BB: 0 P: 5	R: 0 E: 0 K: 2 S: 7	H: 0 LOB: 0 BB: 0 P: 7	R: 0 E: 0 K: 0 S: 4	H: 1 LOB: 2 BB: 1 P: 8	R: 0 E: 0 K: 1 S: 6	H: 1 LOB: 1 BB: 0 P: 6	1B: 2 2B: 0 3B: 0 HR: 0	SF: 0 SAC: 0 DP: 0 HBP: 0
--------------	------------------------------	---------------------------------	------------------------------	----------------------------------	------------------------------	---------------------------------	------------------------------	---------------------------------	------------------------------	---------------------------------	------------------------------	---------------------------------	------------------------------	---------------------------------	------------------------------	---------------------------------	----------------------------------	------------------------------------

PITCHER	IP	WLS	BF	H	R	ER	SO	BB	IBB	HBP	BLK	WP	HR	S	P	ERA	WHIP
Roger Moret, L (1, 1) ERA: 3.14	7.2	W	27	1	0	0	6	3	0	0	0	0	0	36	48	0.00	0.522
Dick Drago, R (8, 1) ERA: 3.78	0.2		3	1	0	0	0	0	0	0	0	0	0	3	3	0.00	1.500
Bob Veale, L (9, 1) ERA: 6.0	0.2	S	2	0	0	0	1	0	0	0	0	0	0	4	4	0.00	0.000

**BOTTOM**

**Boston Red Sox @ Milwaukee Brewers**  
Milwaukee County Stadium, Milwaukee, WI

Wed Aug 07 1974, 8:05 PM EDT  
Att. 14,956 - Unknown

AB	29
R	0
H	2
RBI	0
BB	3
SO	7
LOB	8

WP: 0 PA: 32  
PB: 1  
SB: 0  
CS: 1



PITCHER	IP	WLS	BF	H	R	ER	SO	BB	IBB	HBP	BLK	WP	HR	S	P	ERA	WHIP
---------	----	-----	----	---	---	----	----	----	-----	-----	-----	----	----	---	---	-----	------

Batter	1	2	3	4	5	6	7	8	9	AB R H RBI BB SO LOB	TOP		
Tommy Harper, R (1, 7) OBP: 0.303, SLG: 0.321	0-0 F7		0-0 L7			0-0 4-3		0-0 F3	0-0 1-3	5 0 0 0 0 0 4			
Cecil Cooper, L (1, 10) OBP: 0.328, SLG: 0.423	0-0 G3-6-3 1B			0-0 1B		0-3 K		0-0 F9		4 0 2 0 0 1 0			
Carl Yastrzemski, L (1, 3) OBP: 0.422, SLG: 0.477	0-0 G3-6-3 1-2f			0-0 L9		4-0 BB			0-0 F9	3 0 0 0 1 0 2			
Rico Petrocelli, R (1, 5) OBP: 0.378, SLG: 0.482		0-0 F4		0-0 F7		0-0 5-3			4-0 1B 1B BB	3 1 0 0 1 0 2			
Dwight Evans, R (1, 9) OBP: 0.340, SLG: 0.446		0-0 L5-3 1B		0-0 F7			0-0 L6		0-0 BB 1B 1-2 BB 1B	4 1 2 0 0 0 1			
Rick Miller, L (1, 8) OBP: 0.344, SLG: 0.356		0-0 L5-3 1-2			0-0 3-1		0-0 6-3 3B		0-0 BB BB 1-2 2-3 1B	4 1 2 0 0 0 1			
Bob Montgomery, R (1, 2) OBP: 0.280, SLG: 0.327			0-0 G3		0-0 6-3		0-0 6-3		0-3 K	4 0 0 1 0 1 3			
Doug Griffin, R (1, 4) OBP: 0.356, SLG: 0.377			0-0 F6		0-0 FC6-4 1B		0-0 L7		4-0 BB	3 0 1 0 0 0 0			
Bernie Carbo, L (9, PH) OBP: 0.372, SLG: 0.432									1-2 2-3 3-H BB	0 0 0 1 1 0 0			
Rick Burleson, R (1, 6) OBP: 0.355, SLG: 0.427			0-0 FC6-4 2B		0-0 FC6-4 1-2f			0-0 F9	4-0 BB	3 0 1 0 0 0 1			
Dick McAuliffe, L (9, PH) OBP: 0.318, SLG: 0.317									1-2 2-3 3-H BB	0 0 0 1 1 0 0			
<b>Inning Stats</b>	R: 0 H: 1 E: 0 LOB: 0 K: 0 BB: 0 S: 3 P: 3	R: 0 H: 1 E: 0 LOB: 0 K: 0 BB: 0 S: 3 P: 3	R: 0 H: 1 E: 0 LOB: 1 K: 0 BB: 0 S: 4 P: 4	R: 0 H: 1 E: 0 LOB: 1 K: 0 BB: 0 S: 4 P: 4	R: 0 H: 1 E: 0 LOB: 1 K: 0 BB: 0 S: 4 P: 4	R: 0 H: 0 E: 0 LOB: 1 K: 1 BB: 1 S: 5 P: 9	R: 1 H: 1 E: 0 LOB: 0 K: 0 BB: 0 S: 4 P: 4	R: 0 H: 0 E: 0 LOB: 0 K: 0 BB: 0 S: 3 P: 3	R: 2 H: 2 E: 0 LOB: 3 K: 1 BB: 3 S: 7 P: 19	1B: 6 SF: 0 2B: 2 SAC: 0 3B: 1 DP: 2 HR: 0 HBP: 0	WP: 0 PA: 37 PB: 0 SB: 0 CS: 0		
<b>PITCHER</b>	IP WLS BF H R ER SO BB IBB HBP BLK WP HR S P ERA WHIP											<b>PITCHER</b>	IP WLS BF H R ER SO BB IBB HBP BLK WP HR S P ERA WHIP
Bill Champion, R (1, 1) ERA: 3.48	8.1 W 32 7 3 3 1 2 0 0 0 0 0 0 32 40 3.24 1.080												
Tom Murphy, R (9, 1) ERA: 1.55	0.2 5 1 0 0 1 2 0 0 0 0 0 0 5 13 0.00 4.500												

**Boston Red Sox @ Milwaukee Brewers**  
Milwaukee County Stadium, Milwaukee, WI

Thu Aug 08 1974, 4:33 AM EDT  
Att. 22,339 - Unknown - 75 F

AB	33
R	3
H	8
RBI	3
BB	4
SO	2
LOB	14



livebaseballscorecards.com



Batter	1	2	3	4	5	6	7	8	9
<b>Dave May, L</b> OBP: 0.282, SLG: 0.344 (1, 8) (6, 9)	0-0 4-3 1B		0-0 2B 1-2 1B	0-3 K		0-0 F8 1-2		0-0 1B	
<b>Don Money, R</b> OBP: 0.340, SLG: 0.415 (1, 5)	0-0 F8		0-0 1B 1-3 2-H 2B	0-0 1B		4-0 BB		0-0 F9	
<b>John Briggs, L</b> OBP: 0.350, SLG: 0.475 (1, 7)	0-0 4-3 1-2		0-0 1B 4-1 3-H 1B	0-0 F9		0-0 F7			
<b>George Scott, R</b> OBP: 0.354, SLG: 0.464 (1, 3)	0-0 6-3		0-0 BB 1-3 2-H 4-1 1B		0-0 5-3		0-0 6-3		
<b>Darrell Porter, L</b> OBP: 0.346, SLG: 0.393 (1, 2)		4-0 BB	0-0 4-1 1-2 3-H		0-3 K		0-0 HR		
<b>Deron Johnson, R</b> OBP: 0.253, SLG: 0.351 (1, 10)		0-3 K	0-0 G5-3 BB BB		4-0 S BB		0-0 F8		
<b>Mike Hegan, L</b> OBP: 0.314, SLG: 0.421 <b>Bob Coluccio, R</b> OBP: 0.311, SLG: 0.342 (1, 9) (6, 8)		0-0 F7	4-0 1-2 2-3 BB		0-0 L7 1-2		0-3 K		
<b>Pedro Garcia, R</b> OBP: 0.256, SLG: 0.367 (1, 4)		0-0 1-3	0-0 G5-3 2-3f			0-0 F5		0-3 K	
<b>Robin Yount, R</b> OBP: 0.275, SLG: 0.347 (1, 6)			0-0 1B 2B 1B	0-3 K		0-0 S 1B		0-0 4-3	

Inning Stats	R: 0	H: 1	E: 0	LOB: 1	K: 0	BB: 0	S: 4	P: 4
	R: 0	H: 0	E: 0	LOB: 1	K: 1	BB: 1	S: 5	P: 9
	R: 4	H: 5	E: 0	LOB: 2	K: 0	BB: 2	S: 7	P: 15
	R: 0	H: 1	E: 0	LOB: 1	K: 2	BB: 0	S: 8	P: 8
	R: 0	H: 0	E: 0	LOB: 1	K: 1	BB: 1	S: 5	P: 9
	R: 0	H: 1	E: 0	LOB: 2	K: 0	BB: 1	S: 4	P: 8
	R: 1	H: 1	E: 0	LOB: 0	K: 1	BB: 0	S: 6	P: 6
	R: 0	H: 1	E: 0	LOB: 1	K: 1	BB: 0	S: 6	P: 6

PITCHER	IP	WLS	BF	H	R	ER	SO	BB	IBB	HBP	BLK	WP	HR	S	P	ERA	WHIP
<b>Luis Tiant, R</b> ERA: 2.93 (1, 1)	6.0	L	30	8	4	4	4	5	0	0	0	0	0	33	53	6.00	2.167
<b>Dick Drago, R</b> ERA: 3.79 (7, 1)	2.0		8	2	1	1	2	0	0	0	0	0	1	12	12	4.50	1.000

**BOTTOM**

**Boston Red Sox @ Milwaukee Brewers**  
Milwaukee County Stadium, Milwaukee, WI

Thu Aug 08 1974, 4:33 AM EDT  
Att: 22,339 - Unknown - 75 F

AB	R	H	RBI	BB	SO	LOB
5	1	3	0	0	1	1
4	1	2	1	1	0	2
4	1	1	1	0	0	4
4	0	1	1	0	0	1
3	1	1	2	1	1	1
2	0	0	0	2	1	1
2	0	0	0	1	0	2
1	0	0	0	0	1	0
4	0	0	0	0	1	4
4	1	2	0	0	1	0

AB	33
R	5
H	10
RBI	5
BB	5
SO	6
LOB	16

livebaseballscorecards.com

1B:	8	SF:	0	WP:	0	PA:	38
2B:	1	SAC:	0	PB:	0		
3B:	0	DP:	1	SB:	2		
HR:	1	HBP:	0	CS:	0		



Batter	1	2	3	4	5	6	7	8	9	AB R H RBI BB SO LOB	TOP											
<b>Dave May, L</b> (1, 8) <small>OBP: 0.285, SLG: 0.350</small> <b>Bob Coluccio, R</b> (5, 8) <small>OBP: 0.313, SLG: 0.350</small>	0-0 F8		0-0 1B 1-2		0-0 1B 1-3		0-0 3B		0-3 K	3 1 2 0 0 0 0 2 0 1 0 0 1 2												
<b>Don Money, R</b> (1, 5) <small>OBP: 0.340, SLG: 0.415</small> <b>John Vukovich, R</b> (5, 5) <small>OBP: 0.204, SLG: 0.392</small>	0-3 K		0-0 1B 1-2 2-H		0-3 K		0-3 K			3 0 1 1 0 2 2 1 0 0 0 0 1 1												
<b>John Briggs, L</b> (1, 7) <small>OBP: 0.349, SLG: 0.474</small> <b>Bobby Mitchell, R</b> (5, 7) <small>OBP: 0.295, SLG: 0.359</small>	0-3 K		0-3 K		0-0 1B G5-4-3 2-H 3-H			0-0 F8		3 0 1 2 0 2 2 1 0 0 0 0 0 0												
<b>George Scott, R</b> (1, 3) <small>OBP: 0.354, SLG: 0.466</small> <b>Bob Hansen, L</b> (5, 3) <small>OBP: 0.300, SLG: 0.313</small>		0-0 2B	0-0 4-3		0-0 G5-4-3 1-2f			0-0 F9		3 0 1 0 0 0 3 1 0 0 0 0 0 0												
<b>Darrell Porter, L</b> (1, 2) <small>OBP: 0.345, SLG: 0.395</small>		0-3 K		0-0 2B		0-0 F9		0-0 G3		4 0 1 0 0 1 1												
<b>Deron Johnson, R</b> (1, 10) <small>OBP: 0.253, SLG: 0.349</small>		0-0 L9		0-0 6-3		0-0 L3			0-0 FC5-4 BB 1B	4 0 1 0 0 0 2												
<b>Mike Hegan, L</b> (1, 9) <small>OBP: 0.312, SLG: 0.413</small>		0-3 K		0-3 K		0-3 K			4-0 FC5-4 1-2 BB	3 0 0 0 1 3 2												
<b>Tim Johnson, L</b> (1, 4) <small>OBP: 0.262, SLG: 0.353</small> (5, 6)			0-0 F7	0-0 F8			0-0 1B G4-6-3		0-3 K	4 0 1 0 0 1 3												
<b>Robin Yount, R</b> (1, 6) <small>OBP: 0.279, SLG: 0.351</small> <b>Pedro Garcia, R</b> (5, 4) <small>OBP: 0.256, SLG: 0.364</small>			0-0 1B 1B		0-0 1B 2B		0-0 1B G4-6-3 1-2f		0-0 FC5-4 1-2f 2-3	2 2 2 0 0 0 0 2 0 0 0 0 0 3												
<b>Inning Stats</b>	R: 0 E: 0 K: 2 S: 7	H: 0 LOB: 0 BB: 0 P: 7	R: 0 E: 0 K: 2 S: 8	H: 1 LOB: 1 BB: 0 P: 8	R: 1 E: 0 K: 1 S: 8	H: 3 LOB: 2 BB: 0 P: 8	R: 0 E: 0 K: 1 S: 6	H: 1 LOB: 1 BB: 0 P: 6	R: 2 E: 0 K: 1 S: 7	H: 3 LOB: 0 BB: 0 P: 7	R: 0 E: 0 K: 1 S: 5	H: 0 LOB: 0 BB: 0 P: 5	R: 0 E: 0 K: 1 S: 6	H: 2 LOB: 1 BB: 0 P: 6	R: 0 E: 0 K: 0 S: 3	H: 0 LOB: 0 BB: 0 P: 3	R: 0 E: 0 K: 2 S: 8	H: 1 LOB: 2 BB: 1 P: 12	1B: 7 2B: 3 3B: 1 HR: 0	SF: 0 SAC: 0 DP: 2 HBP: 0	WP: 0 PB: 0 SB: 0 CS: 0	PA: 37
<b>PITCHER</b>	IP WLS BF H R ER SO BB IBB HBP BLK WP HR S P ERA WHIP																					
<b>Steve Busby, R</b> (1, 1) <small>ERA: 3.26</small> <b>Lindy McDaniel, R</b> (8, 1) <small>ERA: 3.35</small>	7.0 W 29 10 3 3 9 0 0 0 0 0 0 0 47 47 3.86 1.429																					

Milwaukee Brewers @ Kansas City Royals  
Royals Stadium, Kansas City, MO

AB	36
R	3
H	11
RBI	3
BB	1
SO	11
LOB	21



Fri Aug 09 1974, 8:05 PM EDT  
Att. 15,064 - Unknown - 79 F

BOTTOM

Milwaukee Brewers @ Kansas City Royals  
Royals Stadium, Kansas City, MO

Fri Aug 09 1974, 8:05 PM EDT  
Att: 15,064 - Unknown - 79 F

livebaseballscorecards.com

AB	37
R	13
H	15
RBI	13
BB	4
SO	4
LOB	12



WP:	1	PA:	44
PB:	1	SB:	0
CS:	0		

Batter	1	2	3	4	5	6	7	8	9	AB	R	H	RBI	BB	SO	LOB
Freddie Patek, R OBP: 0.325, SLG: 0.312 Tony Solaita, L OBP: 0.364, SLG: 0.387	5-3	SF8	1B PB 2B HBP	1-2 1B		F8				3	1	1	1	0	0	1
Cookie Rojas, R OBP: 0.336, SLG: 0.377 Frank White, R OBP: 0.255, SLG: 0.320	5-3	3B 1B	SF7	G1			F3			3	1	1	1	0	0	2
Amos Otis, R OBP: 0.363, SLG: 0.487	1B 2B BB	3B 3B	1-2 2-3 2B BB		G3		P5			3	3	1	3	2	0	0
Hal McRae, R OBP: 0.394, SLG: 0.503 Al Cowens, R OBP: 0.262, SLG: 0.265	1-2 2B 1B	3B	1-2 2-3 2B 1B		F7		FC6-4 BB			4	2	3	2	0	0	0
Orlando Cepeda, R OBP: 0.385, SLG: 0.391	1-H 2-H 2B	F3	1-H 2-H 3-H 2B		L1-3		FC6-4			5	0	2	5	0	0	2
Jim Wohlford, R OBP: 0.346, SLG: 0.375	F9	K	6-3			IHR		F7		5	1	1	1	0	1	3
Kurt Bevacqua, R OBP: 0.272, SLG: 0.216		2B SF8 1B	2B SF7 1B	K		K		5-3		5	2	2	0	0	2	0
George Brett, L OBP: 0.306, SLG: 0.357		1B 3B 2B	PB 1B 2B	1B		WP 2B		K		5	2	4	0	0	1	0
Fran Healy, R OBP: 0.338, SLG: 0.393		1B 3B BB	6-3	F7		L5				3	1	0	0	1	0	4

Inning Stats	R: 2	H: 2	E: 0	LOB: 1	K: 0	P: 9	R: 5	H: 5	E: 0	LOB: 1	K: 1	P: 14	R: 5	H: 4	E: 0	LOB: 1	K: 0	P: 12	R: 0	H: 2	E: 0	LOB: 2	K: 1	P: 7	R: 0	H: 0	E: 0	LOB: 0	K: 0	P: 3	R: 1	H: 2	E: 0	LOB: 1	K: 1	P: 7	R: 0	H: 0	E: 0	LOB: 1	K: 0	P: 7	R: 0	H: 0	E: 0	LOB: 0	K: 1	P: 5
1B: 7	SF: 2	2B: 5	SAC: 0	3B: 2	DP: 0	HR: 1	HBP: 1	WP: 1	PA: 44																																							

PITCHER	IP	WLS	BF	H	R	ER	SO	BB	IBB	HBP	BLK	WP	HR	S	P	ERA	WHIP
Kevin Kobel, L ERA: 4.0	1.0	L	9	4	5	5	0	2	0	0	0	0	0	7	15	45.00	6.000
Dick Selma, R ERA: 6.39	1.1		10	5	5	5	1	0	0	1	0	0	0	11	12	33.75	3.750
Eduardo Rodriguez, R ERA: 3.45	4.2		22	6	3	3	2	2	0	0	0	1	0	24	32	5.79	1.714
Bill Travers, L ERA: 4.81	1.0		3	0	0	0	1	0	0	0	0	0	0	5	5	0.00	0.000

Batter	1	2	3	4	5	6	7	8	9	AB R H RBI BB SO LOB	TOP														
Dave May, L (1, 9) OBP: 0.281, SLG: 0.345	0-0 F8	0-0 F3		0-0 L8			0-0 6-3		0-3 K	5 0 0 0 0 1 1															
Don Money, R (1, 5) OBP: 0.341, SLG: 0.414	4-0 1B 2B BB	0-0 1B		0-0 6-3			0-0 5-3			3 1 1 0 1 0 0															
John Briggs, L (1, 7) OBP: 0.349, SLG: 0.471	0-0 F9			0-0 2B 1B			0-0 F8			4 1 1 0 0 0 1															
George Scott, R (1, 10) OBP: 0.355, SLG: 0.469	0-0 2B 1-2 1B			0-0 PB 1B 2B			0-0 4-3		0-0 5-3	4 1 2 1 0 0 0															
Darrell Porter, L (1, 2) OBP: 0.347, SLG: 0.399	0-0 2B 1-3 2-H			0-3 K 2-3			0-0 1B		0-3 K	4 0 2 1 0 2 1															
Mike Hegan, L (1, 3) OBP: 0.311, SLG: 0.409	0-0 1-3			0-0 FC5-4 1B 3-H			0-0 F9		0-0 F7	4 0 1 1 0 0 3															
Bob Coluccio, R (1, 8) OBP: 0.312, SLG: 0.346		4-0 1B SF8 BB		0-0 FC5-4 1B 1-2f			0-0 F9		0-0 F7	3 1 0 0 1 0 1															
Tim Johnson, L (1, 6) OBP: 0.270, SLG: 0.358		0-0 1B 1B		0-0 1B 1B			0-3 K		0-0 1-4-3	4 0 2 0 0 1 0															
Pedro Garcia, R (1, 4) OBP: 0.254, SLG: 0.362		0-0 SF8					0-0 L6		0-0 HR	2 0 0 1 0 0 0															
Bob Hansen, L (9, PH) OBP: 0.310, SLG: 0.368				0-0 5-3						1 1 1 1 0 0 0															
<b>Inning Stats</b>	R: 1 E: 0 K: 0 S: 5	H: 2 LOB: 2 BB: 1 P: 9	R: 1 E: 0 K: 0 S: 4	H: 2 LOB: 2 BB: 1 P: 8	R: 2 E: 0 K: 1 S: 8	H: 4 LOB: 2 BB: 0 P: 8	R: 0 E: 0 K: 0 S: 3	H: 0 LOB: 0 BB: 0 P: 3	R: 0 E: 0 K: 0 S: 4	H: 1 LOB: 1 BB: 0 P: 4	R: 0 E: 0 K: 1 S: 5	H: 0 LOB: 0 BB: 0 P: 5	R: 0 E: 0 K: 0 S: 3	H: 0 LOB: 0 BB: 0 P: 3	R: 0 E: 0 K: 1 S: 5	H: 0 LOB: 0 BB: 0 P: 5	R: 1 E: 0 K: 1 S: 6	H: 1 LOB: 0 BB: 0 P: 6	1B: 7 2B: 2 3B: 0 HR: 1	SF: 1 SAC: 0 DP: 0 HBP: 0	WP: 0 PB: 1 SB: 0 CS: 0	PA: 37			
<b>PITCHER</b>	IP WLS BF H R ER SO BB IBB HBP BLK WP HR S P ERA WHIP																								
Bruce Dal Canton, R (1, 1) ERA: 2.89	2.1		15	7	4	4	1	2	0	0	0	0	0	15	23	15.43	3.857								
Marty Pattin, R (3, 1) ERA: 4.06	6.2	W	22	3	1	1	3	0	0	0	0	0	1	28	28	1.35	0.450								

Milwaukee Brewers @ Kansas City Royals  
 Royals Stadium, Kansas City, MO  
 Sat Aug 10 1974, 8:05 PM EDT  
 Att. 24,438 - Unknown - 87 F

AB	34
R	5
H	10
RBI	5
BB	2
SO	4
LOB	7



Batter	1	2	3	4	5	6	7	8	9
Freddie Patek, R OBP: 0.328, SLG: 0.314 (1, 6)	0-0 L8		4-0 BB 1B BB		0-0 SH1-3 1B 2B	0-0 1-4-3		4-0 BB	
Cookie Rojas, R OBP: 0.338, SLG: 0.376 (1, 4)	4-0 S BB		0-0 1B BB 2B 1B		0-0 SH1-3		0-0 6-3	0-0 G5-3	
Amos Otis, R OBP: 0.367, SLG: 0.488 (1, 8)	0-0 F9		4-0 1B BB 2B		0-0 HR 1B		0-0 1B 1B		
Hal McRae, R OBP: 0.398, SLG: 0.514 (1, 7)	0-0 F9		0-0 2B 1B		0-0 HR		0-0 G4-6-3 1B		
Al Cowens, R OBP: 0.262, SLG: 0.265 (8, 7)	1-2		1-2 2-3 3-H				0-0 G4-6-3 1B		
Orlando Cepeda, R OBP: 0.400, SLG: 0.444 (1, 10)		0-0 L4	0-0 1-H 2-H 3-H 2B		0-0 FC6-4 1B		0-0 G4-6-3 1-2f		
Tony Solaita, L OBP: 0.361, SLG: 0.383 (1, 3)		0-3 K	0-0 L7		0-3 K			0-0 1B 1B	
Jim Wohlford, R OBP: 0.345, SLG: 0.374 (1, 9)		0-0 1B			0-0 6-3	0-0 FC6-4 1-2f		0-3 K	
George Brett, L OBP: 0.305, SLG: 0.355 (1, 5)		0-0 L8			0-0 6-3		0-0 6-3	0-0 S 1B 1B	
Fran Healy, R OBP: 0.339, SLG: 0.394 (1, 2)			0-0 1B BB BB 1B		0-3 K		0-3 K	0-0 G5-3 S 1B	

AB	R	H	RBI	BB	SO	LOB
3	2	1	0	2	0	0
3	1	1	0	1	0	3
3	2	2	2	1	0	1
4	1	3	3	0	0	1
0	0	0	0	0	0	0
4	0	2	2	0	0	2
4	1	1	0	0	2	1
4	0	1	0	0	1	2
4	0	1	0	0	0	1
4	1	2	1	0	2	0

**BOTTOM**

**Milwaukee Brewers @ Kansas City Royals**  
 Royals Stadium, Kansas City, MO  
 Sat Aug 10 1974, 8:05 PM EDT  
 Att: 24,438 - Unknown - 87 F

livebaseballscores.com

<b>AB</b>	<b>33</b>
<b>R</b>	<b>8</b>
<b>H</b>	<b>14</b>
<b>RBI</b>	<b>8</b>
<b>BB</b>	<b>4</b>
<b>SO</b>	<b>5</b>
<b>LOB</b>	<b>11</b>




1B: 11	SF: 0	WP: 0	PA: 38
2B: 2	SAC: 1	PB: 0	
3B: 0	DP: 2	SB: 3	
HR: 1	HBP: 0	CS: 0	

Inning Stats														
R	H	E	K	S	P	IP	WLS	BF	H	R	ER	SO	BB	LOB
0	0	0	0	3	4.1			21	7	6	6	2	3	0
0	1	0	1	6					1	1	1	2	0	0
4	4	0	0	5					0	0	0	0	0	13
0	0	0	1	5					0	0	0	0	1	5
3	4	0	1	9					0	0	0	0	0	9
0	0	0	0	5					0	0	0	0	0	5
0	2	0	0	4					0	0	0	0	0	4
0	1	0	0	4					0	0	0	0	0	4
1	3	0	1	7					0	0	0	0	0	11

PITCHER														
IP	WLS	BF	H	R	ER	SO	BB	IBB	HBP	BLK	WP	HR	S	P
4.1	L	21	7	6	6	2	3	0	0	0	0	0	22	34
2.2		11	4	1	1	2	0	0	0	0	0	1	15	15
1.0		6	3	1	1	1	1	0	0	0	0	0	7	11

PITCHER														
IP	WLS	BF	H	R	ER	SO	BB	IBB	HBP	BLK	WP	HR	S	P
12.46													2.308	
3.38													1.500	
9.00													4.000	

Batter	1	2	3	4	5	6	7	8	9	AB R H RBI BB SO LOB	TOP									
<b>Ken Berry, R</b> (1, 8) OBP: 0.266, SLG: 0.258 <b>Darrell Porter, L</b> (9, PH) OBP: 0.346, SLG: 0.398	0-0 HR		0-0 4-3		4-0 G3 1B BB		0-0 1-2 G6-4-3 1B		0-3 K	3 1 2 1 1 0 0 1 0 0 0 0 1 2										
<b>Don Money, R</b> (1, 5) OBP: 0.344, SLG: 0.416	0-0 S 1B		0-0 4-3		0-0 1-2 G3 1B		0-0 1-2 G6-4-3 1B		0-0 1-2 2-3 1B	5 0 3 0 0 0 2										
<b>George Scott, R</b> (1, 3) OBP: 0.351, SLG: 0.463	0-3 K 1-2		0-0 6-3		0-0 1-2 2-3 G3			0-0 5-3	0-3 K	5 0 0 0 0 2 6										
<b>Deron Johnson, R</b> (1, 10) OBP: 0.252, SLG: 0.344	0-3 K			4-0 1B BB	0-0 6-3			0-0 5-3	0-0 F8	4 0 0 0 1 1 6										
<b>Charlie Moore, R</b> (1, 2) OBP: 0.333, SLG: 0.368	0-0 6-3			0-0 1-2 1B		0-0 5-3		4-0 BB		3 0 1 0 1 0 1										
<b>John Briggs, L</b> (1, 7) OBP: 0.348, SLG: 0.469		0-0 E8 1B		0-0 L8		0-0 6-3		0-0 BB		4 0 1 0 0 0 3										
<b>Bob Coluccio, R</b> (1, 9) OBP: 0.309, SLG: 0.343 <b>Dave May, L</b> (9, PH) OBP: 0.283, SLG: 0.347		0-0 1-3		0-0 P4		0-0 F8			0-0 1B 1B	3 0 0 0 0 0 3 1 1 1 0 0 0 0	<b>AB</b> 37 <b>R</b> 2 <b>H</b> 11 <b>RBI</b> 2 <b>BB</b> 3 <b>SO</b> 6 <b>LOB</b> 27									
<b>John Yukovich, R</b> (1, 6) OBP: 0.193, SLG: 0.370 <b>Mike Hegan, L</b> (9, PH) OBP: 0.314, SLG: 0.413		0-3 K		0-0 L7			0-0 L6		0-0 1B 1B 1B	3 0 0 0 0 1 3 1 0 1 0 0 0 0										
<b>Pedro Garcia, R</b> (1, 4) OBP: 0.254, SLG: 0.362 <b>Bob Hansen, L</b> (9, PH) OBP: 0.319, SLG: 0.377 <b>Tim Johnson, L</b> (9, PR) OBP: 0.270, SLG: 0.358		0-3 K			0-0 P4		0-0 1B 1B		0-0 1B 1B	3 0 1 0 0 1 1 1 0 1 1 0 0 0 0 0 0 0 0 0 0										
<b>Inning Stats</b>	R: 1 E: 0 K: 2 S: 9	H: 2 LOB: 1 BB: 0 P: 9	R: 0 E: 1 K: 2 S: 8	H: 1 LOB: 1 BB: 0 P: 8	R: 0 E: 0 K: 0 S: 3	H: 1 LOB: 2 BB: 1 P: 8	R: 0 E: 0 K: 0 S: 4	H: 1 LOB: 2 BB: 1 P: 8	R: 0 E: 0 K: 0 S: 3	H: 0 LOB: 0 BB: 0 P: 3	R: 0 E: 0 K: 0 S: 4	H: 2 LOB: 1 BB: 0 P: 4	R: 0 E: 0 K: 0 S: 3	H: 0 LOB: 1 BB: 1 P: 7	R: 1 E: 0 K: 2 S: 11	H: 4 LOB: 3 BB: 0 P: 11	1B: 10 2B: 0 3B: 0 HR: 1	SF: 0 SAC: 0 DP: 1 HBP: 0	WP: 0 PB: 0 SB: 1 CS: 0	PA: 40
<b>PITCHER</b>	IP WLS BF H R ER SO BB IBB HBP BLK WP HR S P ERA WHIP																			
<b>Paul Splittorff, L</b> (1, 1) ERA: 3.56 <b>Lindy McDaniel, R</b> (9, 1) ERA: 3.46 <b>Doug Bird, R</b> (9, 1) ERA: 2.61	8.0 W 33 7 1 1 4 3 0 0 0 0 0 1 38 50 1.12 1.250																			
	0.0 3 3 1 1 0 0 0 0 0 0 0 0 3 3 ∞ ∞																			
	1.0 S 4 1 0 0 2 0 0 0 0 0 0 0 8 8 0.00 1.000																			

Milwaukee Brewers @ Kansas City Royals  
 Royals Stadium, Kansas City, MO  
 Sun Aug 11 1974, 4:33 AM EDT  
 Att. 26,483 - Unknown - 83 F

livebaseballscorecards.com

Batter	1	2	3	4	5	6	7	8	9	AB	R	H	RBI	BB	SO	LOB
Freddie Patek, R OBP: 0.328, SLG: 0.319 (1, 6)										4	1	1	0	0	0	5
Frank White, R OBP: 0.245, SLG: 0.308 (1, 4)										4	0	0	0	0	0	2
Amos Otis, R OBP: 0.370, SLG: 0.494 (1, 8)										4	1	3	1	0	0	0
Orlando Cepeda, R OBP: 0.382, SLG: 0.419 (1, 10)										4	0	1	0	0	0	3
Jim Wohlford, R OBP: 0.344, SLG: 0.373 (1, 7)										4	1	1	1	0	0	1
Kurt Bevacqua, R OBP: 0.282, SLG: 0.221 (1, 3)										3	1	1	0	1	0	0
Fran Healy, R OBP: 0.341, SLG: 0.398 (1, 2)										1	1	1	2	0	0	0
Buck Martinez, R OBP: 0.271, SLG: 0.176 (3, 2)										3	0	0	0	0	0	1
George Brett, L OBP: 0.308, SLG: 0.357 (1, 5)										4	0	2	0	0	0	1
Al Cowens, R OBP: 0.263, SLG: 0.266 (1, 9)										3	0	1	1	0	1	3

Inning Stats	R: 5	H: 7	E: 0	LOB: 2	K: 0	BB: 0	S: 10	R: 0	H: 1	E: 0	LOB: 1	K: 0	BB: 0	S: 4	R: 0	H: 0	E: 1	LOB: 2	K: 0	BB: 1	S: 4	R: 0	H: 1	E: 0	LOB: 0	K: 0	BB: 0	S: 3	R: 0	H: 0	E: 0	LOB: 0	K: 0	BB: 0	S: 3	R: 0	H: 1	E: 0	LOB: 1	K: 1	BB: 0	S: 6	R: 0	H: 1	E: 0	LOB: 0	K: 0	BB: 0	S: 3	R: 0	H: 0	E: 0	LOB: 0	K: 0	BB: 0	S: 3	R: 0	H: 0	E: 0	LOB: 0	K: 0	BB: 0	S: 3
--------------	------	------	------	--------	------	-------	-------	------	------	------	--------	------	-------	------	------	------	------	--------	------	-------	------	------	------	------	--------	------	-------	------	------	------	------	--------	------	-------	------	------	------	------	--------	------	-------	------	------	------	------	--------	------	-------	------	------	------	------	--------	------	-------	------	------	------	------	--------	------	-------	------

PITCHER	IP	WLS	BF	H	R	ER	SO	BB	IBB	HBP	BLK	WP	HR	S	P	ERA	WHIP
Clyde Wright, L ERA: 4.24 (1, 1)	0.2	L	8	6	5	5	0	0	0	0	0	0	0	8	8	67.50	9.000
Kevin Kobel, L ERA: 3.75 (1, 1)	7.1		27	5	0	0	1	1	0	0	0	0	0	28	32	0.00	0.818

**BOTTOM**

**Milwaukee Brewers @ Kansas City Royals**  
**Royals Stadium, Kansas City, MO**

Sun Aug 11 1974, 4:33 AM EDT  
Att: 26,483 - Unknown - 83 F

AB	34
R	5
H	11
RBI	5
BB	1
SO	1
LOB	16

WP	PA	1B	SF	PB	SAC	SB	DP	CS	HR	HBP
0	35	8	0	0	0	0	2	0	0	0

Batter	1	2	3	4	5	6	7	8	9	AB R H RBI BB SO LOB	TOP											
<b>Dave May, L</b> (1, 9) OBP: 0.282, SLG: 0.347	0-0 1-3	0-3 K			0-3 K		0-0 1B 2B	0-0 F9		5 1 1 0 0 2 2												
<b>Don Money, R</b> (1, 5) OBP: 0.346, SLG: 0.419	0-0 1B 1B		0-0 6-3		0-0 FC1-6 1B		0-0 F3		0-0 FC4-6 1B	5 1 3 0 0 0 1												
<b>John Briggs, L</b> (1, 7) OBP: 0.348, SLG: 0.468	0-0 1B 1B		0-3 K		0-0 FC1-6 1-2f		0-0 PB 2B 1B		0-0 FC4-6 FC5-4	5 2 2 1 0 1 2												
<b>George Scott, R</b> (1, 3) OBP: 0.352, SLG: 0.461	0-0 4-3 1B		0-0 5-3		0-3 K		4-0 2B BB		0-0 FC5-4 1-2f	4 1 1 2 1 1 2												
<b>Darrell Porter, L</b> (1, 2) OBP: 0.344, SLG: 0.398	0-0 4-3 2-3			0-3 K		0-0 F8		0-0 1-H 2-H 2B	0-3 K	5 0 1 2 0 2 2												
<b>Deron Johnson, R</b> (1, 10) OBP: 0.252, SLG: 0.343	0-3 K			0-0 1B 6-3 1B		0-0 E6 FC5-4		0-0 F8		4 0 1 0 0 1 2												
<b>Bob Coluccio, R</b> (1, 8) OBP: 0.308, SLG: 0.342		0-3 K		0-0 6-3 1-2		0-0 FC5-4 1-2f		0-0 SH1-4 1B		4 0 1 0 0 1 2												
<b>Robin Yount, R</b> (1, 6) OBP: 0.280, SLG: 0.351			0-0 F8		0-0 2-3 1B		0-0 5-3		0-0 SH1-4 1-2	3 0 1 0 0 0 1												
<b>Pedro Garcia, R</b> (1, 4) OBP: 0.254, SLG: 0.360			0-0 S 1B		0-0 5-3		0-0 F7		0-0 5-3	4 0 1 0 0 0 3												
<b>Inning Stats</b>	R: 2 E: 0 K: 1 S: 8	H: 3 LOB: 1 BB: 0 P: 8	R: 0 E: 0 K: 2 S: 8	H: 1 LOB: 1 BB: 0 P: 8	R: 0 E: 0 K: 1 S: 5	H: 0 LOB: 0 BB: 0 P: 5	R: 0 E: 0 K: 1 S: 7	H: 2 LOB: 2 BB: 0 P: 7	R: 0 E: 0 K: 2 S: 8	H: 1 LOB: 1 BB: 0 P: 8	R: 0 E: 1 K: 0 S: 4	H: 0 LOB: 1 BB: 0 P: 4	R: 3 E: 0 K: 0 S: 6	H: 3 LOB: 1 BB: 1 P: 10	R: 0 E: 0 K: 0 S: 4	H: 1 LOB: 1 BB: 0 P: 4	R: 0 E: 0 K: 1 S: 6	H: 1 LOB: 1 BB: 0 P: 6	1B: 10 2B: 2 3B: 0 HR: 0	SF: 0 SAC: 1 DP: 0 HBP: 0	WP: 0 PB: 1 SB: 2 CS: 0	PA: 41
<b>PITCHER</b>	IP WLS BF H R ER SO BB IBB HBP BLK WP HR S P ERA WHIP																					
<b>Steve Hargan, R</b> (1, 1) ERA: 4.49	6.2 L 31 9 5 4 7 1 0 0 0 0 0 0 44 48 5.40 1.500																					
<b>David Clyde, L</b> (7, 1) ERA: 4.07	0.1 2 1 0 0 0 0 0 0 0 0 0 0 2 2 0.00 3.000																					
<b>Pete Broberg, R</b> (8, 1) ERA: 8.25	0.2 3 1 0 0 0 0 0 0 0 0 0 0 3 3 0.00 1.500																					
<b>Jim Merritt, L</b> (8, 1) ERA: 7.5	1.1 5 1 0 0 1 0 0 0 0 0 0 0 7 7 0.00 0.750																					

**Milwaukee Brewers @ Texas Rangers**  
Arlington Stadium, Arlington, TX  
Mon Aug 12 1974, 8:05 PM EDT  
Att. 7,649 - Unknown

[livebaseballscorecards.com](http://livebaseballscorecards.com)

**AB 39**  
**R 5**  
**H 12**  
**RBI 5**  
**BB 1**  
**SO 8**  
**LOB 17**





Batter	1	2	3	4	5	6	7	8	9
Davey Nelson, R OBP: 0.297, SLG: 0.296 (1, 4)	0-0 5-3		0-0 FC6-4			0-3 K		0-0 5-3	
Cesar Tovar, R OBP: 0.353, SLG: 0.363 (1, 7)	0-0 5-3		0-0 F4			0-0 6-3		0-0 5-3	
Jeff Burroughs, R OBP: 0.392, SLG: 0.527 (1, 9)	0-0 L4			0-0 F9			0-0 FC4 1B 1B	0-0 5-3	
Mike Hargrove, L OBP: 0.412, SLG: 0.455 (1, 3)		0-0 FC3-6 1B 1B		0-0 F8			0-0 FC4 1B 1-2	0-0 L1	
Jim Spencer, L OBP: 0.345, SLG: 0.434 (1, 10)		0-0 FC3-6 1B 1-2		0-0 3-1			0-0 F4	0-0 F6	
Lenny Randle, S OBP: 0.335, SLG: 0.373 (1, 5)		0-0 FC3-6 1-2f 2-3		0-0 F8			0-0 FC4 1B 1-2f 2-3	0-0 G3	
Toby Harrah, R OBP: 0.322, SLG: 0.418 (1, 6)		0-3 K 1-2		0-0 F6			0-0 BB 1-3 3-H 1B		
Joe Lovitto, S OBP: 0.251, SLG: 0.282 (1, 8)		0-0 6-3		0-0 G3			0-0 BB 1-2		
Jim Sundberg, R OBP: 0.392, SLG: 0.352 (1, 2)			0-0 E6 FC6-4			0-0 F9	0-0 1-3		

AB R H RBI BB SO LOB	
4 0 0 0 0 1 1	
4 0 0 0 0 0 1	
4 1 1 0 0 0 0	
4 0 2 0 0 0 0	
4 0 1 0 0 0 2	
4 0 0 0 0 0 4	
3 0 1 1 0 1 2	
2 0 0 0 1 0 2	
3 0 0 0 0 0 3	

**BOTTOM**

**Milwaukee Brewers @ Texas Rangers**  
Arlington Stadium, Arlington, TX  
Mon Aug 12 1974, 8:05 PM EDT  
Att. 7,649 - Unknown

livebaseballscores.com

<b>AB</b>	<b>32</b>
<b>R</b>	<b>1</b>
<b>H</b>	<b>5</b>
<b>RBI</b>	<b>1</b>
<b>BB</b>	<b>1</b>
<b>SO</b>	<b>2</b>
<b>LOB</b>	<b>15</b>



Inning Stats		R: 0 H: 2		R: 0 H: 0		R: 0 H: 0		R: 0 H: 0		R: 1 H: 3		R: 0 H: 0		R: 0 H: 0		R: 0 H: 0		1B: 5 SF: 0		WP: 0 PA: 33	
E: 0 LOB: 0	K: 0 BB: 0	E: 0 LOB: 2	K: 1 BB: 0	E: 1 LOB: 0	K: 0 BB: 0	E: 0 LOB: 0	K: 0 BB: 0	E: 0 LOB: 0	K: 1 BB: 0	E: 0 LOB: 3	K: 0 BB: 1	E: 0 LOB: 0	K: 0 BB: 0	E: 0 LOB: 0	K: 0 BB: 0	E: 0 LOB: 0	K: 0 BB: 0	2B: 0 SAC: 0	PB: 0	CS: 0	
S: 3 P: 3	S: 7 P: 7	S: 3 P: 3	S: 3 P: 3	S: 3 P: 3	S: 3 P: 3	S: 3 P: 3	S: 3 P: 3	S: 3 P: 3	S: 5 P: 5	S: 6 P: 10	S: 3 P: 3	S: 3 P: 3	S: 3 P: 3	S: 3 P: 3	S: 3 P: 3	S: 3 P: 3	S: 3 P: 3	3B: 0 DP: 0	SB: 1		
<b>PITCHER</b>	<b>IP</b> <b>WLS</b> <b>BF</b> <b>H</b> <b>R</b> <b>ER</b> <b>SO</b> <b>BB</b> <b>IBB</b> <b>HBP</b> <b>BLK</b> <b>WP</b> <b>HR</b> <b>S</b> <b>P</b> <b>ERA</b> <b>WHIP</b>																				
Jim Colborn, R ERA: 4.87 (1, 1)	6.2 W 26 H 5 R 1 ER 1 SO 2 BB 1 IBB 0 HBP 0 BLK 0 WP 0 HR 0 S 29 P 33 ERA 1.35 WHIP 0.900																				
Tom Murphy, R ERA: 1.6 (7, 1)	2.1 S 7 0 0 0 0 0 0 0 0 0 0 0 0 7 7 0.00 0.000																				



Batter	1	2	3	4	5	6	7	8	9	AB	R	H	RBI	BB	SO	LOB	BOTTOM			
Alex Johnson, R OBP: 0.341, SLG: 0.366 (1, 7)	0-3 K	0-0 1-3			0-0 FC6-4 1B		0-0 F9		0-0 2B	5	0	2	1	0	1	2	<b>Milwaukee Brewers @ Texas Rangers</b> Arlington Stadium, Arlington, TX Tue Aug 13 1974, 8:05 PM EDT Att. 8,449 - Unknown			
Cesar Tovar, R OBP: 0.349, SLG: 0.359 (1, 8)	0-0 5-3	0-0 L1			0-0 FC6-4		0-0 E6 CS		0-0 F8	5	0	0	0	0	0	4				
Jeff Burroughs, R OBP: 0.392, SLG: 0.526 (1, 9) Duke Sims, L OBP: 0.238, SLG: 0.255 (8, PH) (9, 9)	0-0 1B 1B 1B		0-0 F8		0-3 K		0-0 CS	0-0 P5	0-0 F4	3	0	1	0	0	1	1				
Mike Hargrove, L OBP: 0.413, SLG: 0.455 (1, 3)	0-0 1B 1B		0-0 G3		0-0 F9					4	0	2	0	0	0	1				
Jim Spencer, L OBP: 0.343, SLG: 0.431 (1, 10)	0-0 1B 1-2 2-3		0-3 K			0-0 P4		0-0 FC4-6 1B		4	0	1	0	0	1	1				
Lenny Randle, S OBP: 0.339, SLG: 0.377 (1, 5)	0-0 3-1			0-0 F9 4-3 1B		0-0 1B 1B		0-0 1B 1-2		4	0	3	0	0	0	3				
Toby Harrah, R OBP: 0.321, SLG: 0.415 (1, 6)		4-0 FC6-4 S BB		0-0 4-3		0-0 F9		0-0 4-3		3	0	0	0	1	0	4				
Davey Nelson, R OBP: 0.299, SLG: 0.298 (1, 4)				0-0 F9		0-0 1B 1-3			0-0 4-3	4	0	2	0	0	0	1				
Jim Sundberg, R OBP: 0.390, SLG: 0.354 (1, 2)		0-0 FC6-4 1-3		0-0 F8			0-0 L6		0-0 2B 2B	4	1	1	0	0	0	3				
<b>Inning Stats</b>	R: 0 E: 0 K: 1 S: 8	H: 3 LOB: 3 BB: 0 P: 8	R: 0 E: 0 K: 0 S: 4	H: 1 LOB: 2 BB: 1 P: 8	R: 0 E: 0 K: 1 S: 5	H: 0 LOB: 0 BB: 0 P: 5	R: 0 E: 0 K: 0 S: 4	H: 1 LOB: 1 BB: 0 P: 4	R: 0 E: 0 K: 0 S: 4	H: 2 LOB: 2 BB: 0 P: 4	R: 0 E: 1 K: 0 S: 3	H: 0 LOB: 0 BB: 0 P: 3	R: 0 E: 0 K: 0 S: 5	H: 2 LOB: 2 BB: 0 P: 5	R: 1 E: 0 K: 0 S: 5	H: 2 LOB: 1 BB: 0 P: 5		1B: 10 2B: 2 3B: 0 HR: 0	SF: 0 SAC: 0 DP: 0 HBP: 0	WP: 0 PB: 0 SB: 2 CS: 1
<b>PITCHER</b>	IP WLS BF H R ER SO	W W 10 4 1 1 0	H R ER SO	BB IBB HBP BLK	WP HR S P	ERA WHIP	<b>PITCHER</b>										IP WLS BF H R ER SO	BB IBB HBP BLK	WP HR S P	ERA WHIP
Bill Champion, R ERA: 3.24 (1, 1)	7.0		8	0	0	3	1	0	0	0	0	0	0	0	0	0	0.00	1.286		
Tom Murphy, R ERA: 1.68 (8, 1)	2.0		4	1	1	0	0	0	0	0	0	0	0	0	0	0	4.50	2.000		

<b>AB</b>	<b>38</b>
<b>R</b>	<b>1</b>
<b>H</b>	<b>12</b>
<b>RBI</b>	<b>1</b>
<b>BB</b>	<b>1</b>
<b>SO</b>	<b>3</b>
<b>LOB</b>	<b>21</b>



livebaseballscores.com

Batter	1	2	3	4	5	6	7	8	9	AB R H RBI BB SO LOB	TOP											
<b>Dave May, L</b> (1, 9) OBP: 0.285, SLG: 0.349	0-0 F7		0-0 6-3		0-0 1B E 1B		0-0 1B		0-0 F7	5 1 2 0 0 0 0	<b>Milwaukee Brewers @ Texas Rangers</b> Arlington Stadium, Arlington, TX Wed Aug 14 1974, 8:05 PM EDT Att: 10,769 - Unknown											
<b>Don Money, R</b> (1, 5) OBP: 0.351, SLG: 0.424	0-0 1B 2B		0-0 5-3		0-0 1B 1B		0-0 1B		0-0 5-3	5 1 3 2 0 0 0												
<b>John Briggs, L</b> (1, 7) OBP: 0.349, SLG: 0.467	0-0 L9			0-0 F8	0-0 1B		0-0 F5		0-0 1B	5 0 2 0 0 0 3												
<b>George Scott, R</b> (1, 3) OBP: 0.352, SLG: 0.460	0-0 1B			0-3 K	0-0 6-3			0-0 2B	0-0 F8	5 1 2 1 0 1 3												
<b>Darrell Porter, L</b> (1, 2) OBP: 0.342, SLG: 0.396	0-0 G3			0-3 K		0-3 K		0-0 1B 2B		4 1 1 1 0 2 1												
<b>Deron Johnson, R</b> (1, 10) OBP: 0.253, SLG: 0.340		0-0 F4			4-0 1B 1B 1B BB	0-0 F8		0-0 F7		2 1 0 0 1 0 0												
<b>Mike Hegan, L</b> (8, PH) OBP: 0.317, SLG: 0.412										1 0 0 0 0 0 1												
<b>Bob Coluccio, R</b> (1, 8) OBP: 0.301, SLG: 0.333		0-0 F7			0-0 F7	0-0 F7		0-0 5-3		4 0 0 0 0 0 2												
<b>John Vukovich, R</b> (1, 6) OBP: 0.183, SLG: 0.351		0-3 K			0-0 F8		0-3 K	0-0 1B		3 0 0 0 0 2 1												
<b>Tim Johnson, L</b> (8, PH) OBP: 0.275, SLG: 0.360								2-H 1B		1 0 1 1 0 0 0												
<b>Pedro Garcia, R</b> (1, 4) OBP: 0.254, SLG: 0.361			0-3 K		0-0 1B 1B		0-0 F5	0-0 F8		4 1 1 0 0 1 1												
<b>Inning Stats</b>	R: 1 E: 0 K: 0 S: 5	H: 2 LOB: 1 BB: 0 P: 5	R: 0 E: 0 K: 1 S: 5	H: 0 LOB: 0 BB: 0 P: 5	R: 0 E: 0 K: 1 S: 5	H: 0 LOB: 0 BB: 0 P: 5	R: 0 E: 0 K: 2 S: 7	H: 0 LOB: 0 BB: 0 P: 7	R: 3 E: 1 K: 0 S: 7	H: 4 LOB: 2 BB: 1 P: 11	R: 0 E: 0 K: 1 S: 5	H: 0 LOB: 0 BB: 0 P: 5	R: 0 E: 0 K: 1 S: 7	H: 2 LOB: 2 BB: 0 P: 7	R: 2 E: 0 K: 0 S: 6	H: 3 LOB: 1 BB: 0 P: 6	R: 0 E: 0 K: 0 S: 4	H: 1 LOB: 1 BB: 0 P: 4	1B: 9 2B: 3 3B: 0 HR: 0	SF: 0 SAC: 0 DP: 0 HBP: 0	WP: 0 PB: 0 SB: 0 CS: 0	PA: 40
<b>PITCHER</b>	IP WLS BF H R ER SO BB IBB HBP BLK WP HR S P ERA WHIP																					
<b>Fergie Jenkins, R</b> (1, 1) ERA: 3.47	8.0 L 36 11 6 6 6 1 0 0 0 0 0 0 47 51 6.75 1.500																					
<b>Steve Foucault, R</b> (9, 1) ERA: 2.35	1.0 4 1 0 0 0 0 0 0 0 0 0 0 4 4 0.00 1.000																					

livebaseballscorecards.com

<b>AB</b>	39
<b>R</b>	6
<b>H</b>	12
<b>RBI</b>	5
<b>BB</b>	1
<b>SO</b>	6
<b>LOB</b>	12



Batter	1	2	3	4	5	6	7	8	9	AB	R	H	RBI	BB	SO	LOB
Davey Nelson, R OBP: 0.298, SLG: 0.297 (1, 4)	0-0 1B SF7 1B		0-3 K	0-3 K		0-0 F8		0-0 F8		5	1	1	0	0	2	5
Cesar Tovar, R OBP: 0.356, SLG: 0.367 (1, 7)	0-0 CS 1-3 1B		0-0 1B		0-0 FC5-4 1B		0-0 BB 1B	0-0 1B		5	0	5	0	0	0	0
Jeff Burroughs, R OBP: 0.390, SLG: 0.522 (1, 9)	0-0 SF7 1-2 3-H		0-0 F8		0-0 FC5-4 1B		4-0 BB 1B	0-0 F9		3	1	0	1	1	0	5
Mike Hargrove, L OBP: 0.413, SLG: 0.455 (1, 3)	0-0 3-1			0-0 HR 1B	0-0 FC5-4 1B		0-3 K		0-0 L9	5	1	2	0	0	1	2
Jim Spencer, L OBP: 0.344, SLG: 0.442 (1, 10)		0-0 F9		0-0 HR	0-0 F5		0-0 1B		0-0 G3	5	1	2	2	0	0	2
Lenny Randle, S OBP: 0.342, SLG: 0.380 (1, 5)		0-0 CS 1B		0-0 2B 1B	0-0 FC5-4		0-0 1B		0-0 F9	5	1	3	1	0	0	2
Toby Harrah, R OBP: 0.323, SLG: 0.417 (1, 6)		4-0 CS BB		0-0 SH5-3 CS 2B		0-0 F5		0-0 5-3		3	0	1	1	1	0	2
Joe Lovitto, S OBP: 0.257, SLG: 0.279 (1, 8)		0-0 CS	4-0 1B BB	0-0 E5 CS SH5-3		0-0 4-3		4-0 FC1-6 BB		2	0	0	0	2	0	1
Jim Sundberg, R OBP: 0.393, SLG: 0.355 (1, 2)			0-0 1B 1B	0-0 SH5-3		4-0 BB		0-0 FC1-6 1B		2	0	1	0	1	0	1

Inning Stats	R: 1	H: 2	E: 0	K: 0	S: 4	R: 0	H: 1	E: 0	K: 0	S: 2	R: 0	H: 2	E: 0	K: 1	S: 6	R: 3	H: 4	E: 1	K: 1	S: 9	R: 0	H: 2	E: 0	K: 0	S: 5	R: 0	H: 0	E: 0	K: 1	S: 3	R: 1	H: 3	E: 0	K: 1	S: 7	R: 0	H: 1	E: 0	K: 0	S: 4	R: 0	H: 0	E: 0	K: 0	S: 3	1B: 13	SF: 1	2B: 1	3B: 0	HR: 1
	LOB: 0	BB: 0	P: 4	LOB: 0	BB: 1	P: 6	LOB: 2	BB: 1	P: 10	LOB: 1	BB: 0	P: 9	LOB: 2	BB: 0	P: 5	LOB: 1	BB: 1	P: 7	LOB: 2	BB: 1	P: 11	LOB: 2	BB: 1	P: 8	LOB: 0	BB: 0	P: 3	LOB: 0	BB: 0	P: 3	LOB: 0	BB: 0	P: 3	LOB: 0	BB: 0	P: 3	LOB: 0	BB: 0	P: 3	1B: 13 <td>SF: 1 <td>2B: 1 <td>3B: 0 <td>HR: 1 </td></td></td></td>	SF: 1 <td>2B: 1 <td>3B: 0 <td>HR: 1 </td></td></td>	2B: 1 <td>3B: 0 <td>HR: 1 </td></td>	3B: 0 <td>HR: 1 </td>	HR: 1						

PITCHER	IP	WLS	BF	H	R	ER	SO	BB	IBB	HBP	BLK	WP	HR	S	P	ERA	WHIP
Jim Staton, R ERA: 4.68 (1, 1)	3.0		16	9	4	4	1	2	0	0	0	0	1	16	24	12.00	3.667
Bill Travers, L ERA: 4.6 (4, 1)	3.0		14	3	1	1	1	2	0	0	0	0	0	14	22	3.00	1.667
Tom Murphy, R ERA: 1.62 (7, 1)	3.0	W	12	3	0	0	1	1	0	0	0	0	0	13	17	0.00	1.333

**BOTTOM**

**Milwaukee Brewers @ Texas Rangers**  
Arlington Stadium, Arlington, TX

Wed Aug 14 1974, 8:05 PM EDT  
Att. 10,769 - Unknown

AB	35
R	5
H	15
RBI	5
BB	5
SO	3
LOB	20



WP	PA	ERA	WHIP
0	43		

Batter	1	2	3	4	5	6	7	8	9	AB R H RBI BB SO LOB	TOP											
<b>Dave May, L</b> (1, 9) OBP: 0.281, SLG: 0.344	0-0 1-3	0-3 K		0-0 1-3			0-0 1-3		0-0 P5	5 0 0 0 0 1 3												
<b>Don Money, R</b> (1, 5) OBP: 0.350, SLG: 0.421	0-3 K		0-3 K	0-0 P4			0-0 F9		4-0 1B BB	4 0 0 0 1 2 0												
<b>John Briggs, L</b> (1, 7) OBP: 0.350, SLG: 0.466	0-3 K		0-0 F9 1B 2B 1B				0-3 K		0-0 1-2 FC6-4 1B	5 1 2 0 0 3 0												
<b>George Scott, R</b> (1, 3) OBP: 0.354, SLG: 0.460		4-0 1B 1B BB	0-0 F9 2B 1B				0-0 F9		0-0 1B 1B FC6-4 1-2f	4 2 2 0 1 0 2												
<b>Darrell Porter, L</b> (1, 2) OBP: 0.341, SLG: 0.394		0-0 1B 1-2 1B	0-0 F9 1-2 2-3				0-0 E3		0-0 F9	4 0 1 0 0 0 3												
<b>Mike Hegan, L</b> (1, 10) OBP: 0.325, SLG: 0.417		0-0 BB 1-3 2-H 1B	4-0 2B IBB				0-0 F7		0-0 1-2 1B	3 0 2 1 1 0 1												
<b>Bob Coluccio, R</b> (1, 8) OBP: 0.304, SLG: 0.337		4-0 BB BB BB	0-0				0-0 5-3		0-0 F8	2 0 1 2 1 0 0												
<b>Bob Hansen, L</b> (8, PH) OBP: 0.315, SLG: 0.371		1-2 BB	1-3 2-H 3-H 2B				0-3 K		0-0 1-3	1 0 0 0 0 0 2	<b>AB 36</b>											
<b>Ken Berry, R</b> (8, 8) OBP: 0.266, SLG: 0.258		0-3 K	0-0 F8				0-0 K		0-0 K	0 0 0 0 0 0 0	<b>R 3</b>											
<b>Robin Yount, R</b> (1, 6) OBP: 0.277, SLG: 0.347		0-3 K	0-0 F2				0-0 F9		0-3 K	4 0 0 0 0 2 7	<b>H 8</b>											
<b>Pedro Garcia, R</b> (1, 4) OBP: 0.252, SLG: 0.357		0-3 K								3 0 0 0 0 1 3	<b>RBI 3</b>											
<b>Tim Johnson, L</b> (9, PH) OBP: 0.273, SLG: 0.357										1 0 0 0 0 1 0	<b>BB 4</b>											
<b>Inning Stats</b>	R: 0 E: 0 K: 2 S: 7	H: 0 LOB: 0 BB: 0 P: 7	R: 1 E: 0 K: 3 S: 11	H: 2 LOB: 3 BB: 2 P: 19	R: 2 E: 0 K: 1 S: 8	H: 3 LOB: 2 BB: 1 P: 12	R: 0 E: 0 K: 0 S: 3	H: 0 LOB: 0 BB: 0 P: 3	R: 0 E: 1 K: 1 S: 6	H: 0 LOB: 1 BB: 0 P: 6	R: 0 E: 0 K: 1 S: 5	H: 0 LOB: 0 BB: 0 P: 5	R: 0 E: 0 K: 1 S: 5	H: 0 LOB: 0 BB: 0 P: 5	R: 0 E: 0 K: 0 S: 5	H: 2 LOB: 2 BB: 0 P: 5	R: 0 E: 0 K: 1 S: 6	H: 1 LOB: 2 BB: 1 P: 10	1B: 7 2B: 1 3B: 0 HR: 0	SF: 0 SAC: 0 DP: 0 HBP: 0	WP: 0 PB: 0 SB: 0 CS: 0	PA: 40
<b>PITCHER</b>	IP WLS BF H R ER SO BB IBB HBP BLK WP HR S P ERA WHIP																					
<b>Nolan Ryan, R</b> (1, 1) ERA: 3.26	7.1 W 33 7 3 3 9 2 1 0 0 0 0 0 48 60 3.68 1.227																					
<b>Ken Sanders, R</b> (8, 1) ERA: 7.36	1.2 S 7 1 0 0 1 1 0 0 0 0 0 0 8 12 0.00 1.200																					

**Milwaukee Brewers @ California Angels**  
**Anaheim Stadium, Anaheim, CA**  
 Fri Aug 16 1974, 10:05 PM EDT  
 Att. 15,397 - Unknown

livebaseballscorecards.com





Batter	1	2	3	4	5	6	7	8	9	AB R H RBI BB SO LOB
Ken Berry, R (1, 8) OBP: 0.287, SLG: 0.277	4-0 FC8-4 BB		x 0-0 1B		x 0-0 1-2 1B		x 0-0 2-H 1B		x 0-0 G6-4-3 1B	4 0 4 1 1 0 0
Don Money, R (1, 5) OBP: 0.348, SLG: 0.418	0-3 K		x 0-0 G4-6-3 1B		x 0-0 F2		x 0-0 5-3		x 0-0 G6-4-3 1-2f	5 0 1 0 0 1 4
John Briggs, L (1, 7) OBP: 0.348, SLG: 0.464	0-0 FC8-4		x 0-0 G4-6-3 1-2f							2 0 0 0 0 0 3
Bobby Mitchell, R (5, 7) OBP: 0.291, SLG: 0.353	1-2f FC4									2 0 0 0 0 1 0
Dave May, L (8, 9) OBP: 0.281, SLG: 0.344										0 0 0 0 0 0 0
George Scott, R (1, 3) OBP: 0.355, SLG: 0.461	0-0 FC4 1-2f				x 0-0 F9	H 1-0 HR HBP		x 0-0 2B		3 2 1 0 0 0 1
Deron Johnson, R (1, 10) OBP: 0.253, SLG: 0.350		x 0-0 G3		x 0-0 P4		x 0-0 HR		x 0-3 K		4 1 1 2 0 1 1
Charlie Moore, R (1, 2) OBP: 0.331, SLG: 0.372		x 0-0 F9		x 0-0 6-3		x 0-0 F8		x 0-0 2B		4 0 1 1 0 0 0
Bob Coluccio, R (1, 9) OBP: 0.307, SLG: 0.337		x 0-0 FC5-4 1B			x 0-0 6-3	x 0-0 6-3		x 4-0 BB		3 0 1 0 1 0 0
Robin Yount, R (1, 6) OBP: 0.276, SLG: 0.346		x 0-0 FC5-4 1-2f			x 0-0 FC1-6 1B		x 0-0 SH3-4 1B			1 0 0 0 0 0 1
John Vukovich, R (3, 6) OBP: 0.206, SLG: 0.367										3 1 2 0 0 1 2
Pedro Garcia, R (1, 4) OBP: 0.250, SLG: 0.354			x 0-0 4-3		x 0-0 FC1-6 1-2f		x 0-0 SH3-4		x 0-0 6-3	3 0 0 0 0 0 1

TOP	AB	R	H	RBI	BB	SO	LOB
	4	0	4	1	1	0	0
	5	0	1	0	0	1	4
	2	0	0	0	0	0	3
	2	0	0	0	0	1	0
	0	0	0	0	0	0	0
	3	2	1	0	0	0	1
	4	1	1	2	0	1	1
	4	0	1	1	0	0	0
	3	0	1	0	1	0	0
	1	0	0	0	0	0	1
	3	1	2	0	0	1	2
	3	0	0	0	0	0	1

Milwaukee Brewers @ California Angels  
 Anaheim Stadium, Anaheim, CA  
 Sat Aug 17 1974, 10:05 PM EDT  
 Att. 7,181 - Unknown

AB	34
R	4
H	11
RBI	4
BB	2
SO	4
LOB	13



Inning Stats	R: 0	H: 0	E: 0	K: 1	S: 5	R: 0	H: 1	E: 0	K: 0	S: 4	R: 0	H: 2	E: 0	K: 0	S: 4	R: 0	H: 0	E: 0	K: 0	S: 3	R: 0	H: 2	E: 0	K: 0	S: 5	R: 2	H: 1	E: 0	K: 1	S: 6	R: 1	H: 2	E: 0	K: 0	S: 4	R: 1	H: 2	E: 0	K: 2	S: 9	R: 0	H: 1	E: 0	K: 0	S: 3	1B: 8	2B: 2	3B: 0	HR: 1	SF: 0	SAC: 1	DP: 2	HBP: 1	WP: 0	PB: 0	SB: 0	CS: 0	PA: 38
--------------	------	------	------	------	------	------	------	------	------	------	------	------	------	------	------	------	------	------	------	------	------	------	------	------	------	------	------	------	------	------	------	------	------	------	------	------	------	------	------	------	------	------	------	------	------	-------	-------	-------	-------	-------	--------	-------	--------	-------	-------	-------	-------	--------

PITCHER	IP	WLS	BF	H	R	ER	SO	BB	IBB	HBP	BLK	WP	HR	S	P	ERA	WHIP
Andy Hassler, L (1, 1) ERA: 3.11	7.2	L	33	10	4	4	3	1	0	1	0	0	1	37	42	4.70	1.435
Skip Lockwood, R (8, 1) ERA: 4.25	1.1		5	1	0	0	1	1	0	0	0	0	0	6	10	0.00	1.500

PITCHER	IP	WLS	BF	H	R	ER	SO	BB	IBB	HBP	BLK	WP	HR	S	P	ERA	WHIP
---------	----	-----	----	---	---	----	----	----	-----	-----	-----	----	----	---	---	-----	------



Batter	1	2	3	4	5	6	7	8	9
<b>Rudy Meoli, L</b> (1, 5) OBP: 0.313, SLG: 0.319	0-0 G3		0-3 K			0-0 G6-4-3 1B		0-3 K	
<b>Denny Doyle, L</b> (1, 4) OBP: 0.285, SLG: 0.288	0-0 G3			0-0 E4 SH1-3		0-0 P4		0-0 6-3	
<b>Leroy Stanton, R</b> (1, 8) OBP: 0.338, SLG: 0.440	0-3 K			0-0 SH1-3 1-2		0-0 G6-4-3 1-2f			0-0 G4-6-3 1B
<b>Frank Robinson, R</b> (1, 10) OBP: 0.366, SLG: 0.459		0-0 6-3		0-0 1-3 2-3		0-0 HR 2B		0-0 F7	
<b>Joe Lahoud, L</b> (1, 9) OBP: 0.379, SLG: 0.502		0-0 L3		0-0 6-3		0-0 HR 2H		0-0 G4-6-3 1-2f	
<b>Bruce Bochte, L</b> (1, 7) OBP: 0.402, SLG: 0.395		0-0 4-3			0-0 1-3		0-0 1-3		
<b>Bobby Valentine, R</b> (1, 6) OBP: 0.310, SLG: 0.358			0-0 6-3		0-0 SH1-3 1B		0-0 6-3		
<b>Ellie Rodriguez, R</b> (1, 2) OBP: 0.375, SLG: 0.349			0-3 K		0-0 SH1-3 1-2		0-0 5-3		
<b>Tom Egan, R</b> (4, 2) OBP: 0.195, SLG: 0.057									
<b>John Doherty, L</b> (1, 3) OBP: 0.266, SLG: 0.345			0-0 2B		0-0 F9			0-0 F2	

Inning Stats	R: 0	H: 0	E: 0	K: 1	S: 5	LOB: 0	BB: 0	P: 5	R: 0	H: 0	E: 0	K: 0	S: 3	LOB: 0	BB: 0	P: 3	R: 0	H: 1	E: 0	K: 2	S: 8	LOB: 1	BB: 0	P: 8	R: 0	H: 0	E: 1	K: 0	S: 4	LOB: 1	BB: 0	P: 4	R: 0	H: 1	E: 0	K: 0	S: 4	LOB: 1	BB: 0	P: 4	R: 2	H: 2	E: 0	K: 0	S: 5	LOB: 0	BB: 0	P: 5	R: 0	H: 0	E: 0	K: 1	S: 5	LOB: 0	BB: 0	P: 5	R: 0	H: 1	E: 0	K: 0	S: 3	LOB: 0	BB: 0	P: 3
--------------	------	------	------	------	------	--------	-------	------	------	------	------	------	------	--------	-------	------	------	------	------	------	------	--------	-------	------	------	------	------	------	------	--------	-------	------	------	------	------	------	------	--------	-------	------	------	------	------	------	------	--------	-------	------	------	------	------	------	------	--------	-------	------	------	------	------	------	------	--------	-------	------

PITCHER	IP	WLS	BF	H	R	ER	SO	BB	IBB	HBP	BLK	WP	HR	S	P	ERA	WHIP
<b>Jim Colborn, R</b> (1, 1) ERA: 4.74	8.0	W	30	6	2	2	4	0	0	0	0	0	1	38	38	2.25	0.750
<b>Tom Murphy, R</b> (9, 1) ERA: 1.59	1.0	S	2	0	0	0	0	0	0	0	0	0	0	2	2	0.00	0.000

**BOTTOM**

AB	R	H	RBI	BB	SO	LOB
4	0	1	0	0	2	1
4	0	0	0	0	0	1
3	0	1	0	0	1	1
4	1	1	0	0	0	2
4	1	1	2	0	0	2
3	0	0	0	0	0	0
3	0	1	0	0	0	0
1	0	0	0	0	1	0
1	0	0	0	0	0	0
3	0	1	0	0	0	1

<b>AB</b>	<b>30</b>
<b>R</b>	<b>2</b>
<b>H</b>	<b>6</b>
<b>RBI</b>	<b>2</b>
<b>BB</b>	<b>0</b>
<b>SO</b>	<b>4</b>
<b>LOB</b>	<b>8</b>



WP	HR	S	P	ERA	WHIP
0	1	3	32	0.00	0.000

**Milwaukee Brewers @ California Angels**  
**Anaheim Stadium, Anaheim, CA**  
 Sat Aug 17 1974, 10:05 PM EDT  
 Att. 7,181 - Unknown

livebaseballscorecards.com

Milwaukee Brewers @ California Angels  
 Anaheim Stadium, Anaheim, CA

Sun Aug 18 1974, 6:33 AM EDT  
 Att. 7,008 - Unknown

AB	40
R	5
H	16
RBI	5
BB	2
SO	4
LOB	23



WP	0	PA	43
PB	0		
SB	1		
CS	3		

AB R H RBI BB SO LOB

4	1	1	0	1	1	1
4	1	2	2	0	0	0
5	0	2	1	0	1	5
5	0	2	1	0	0	3
4	0	2	0	0	0	2
1	0	0	0	0	0	1
3	0	0	0	1	0	2
1	1	1	0	0	0	0
5	0	2	1	0	1	3
4	2	3	0	0	1	1
4	0	1	0	0	0	5

Batter	1	2	3	4	5	6	7	8	9
Dave May, L (1, 9) OBP: 0.283, SLG: 0.343	0-3 K		0-0 1B 1B		0-0 FC6 FC5-2 SH3-4		0-0 6-3	4-0 1B BB	
Don Money, R (1, 5) OBP: 0.350, SLG: 0.419	0-0 1-3		0-0 1B 1B		0-0 SH3-4		0-0 1-3	0-0 1B	
Charlie Moore, R (1, 2) OBP: 0.333, SLG: 0.373	0-0 5-3		0-0 1B 1B		0-0 FC5-2 FC5-4		0-0 1B	0-3 K	
George Scott, R (1, 3) OBP: 0.356, SLG: 0.461		0-0 5-3	0-0 1B		0-0 FC5-4		0-0 F7	0-0 FC1-6 1B	
Mike Hegan, L (1, 7) OBP: 0.329, SLG: 0.418		0-0 CS 1B	0-0 F7			0-0 1B 1B		0-0 F8	0-0 FC1-6 1B
Ken Berry, R (8, 8) OBP: 0.286, SLG: 0.275									
Deron Johnson, R (1, 10) OBP: 0.253, SLG: 0.346		0-0 P6		0-0 P6		0-0 F9		4-0 1B BB	0-0 CS 1B
Bobby Mitchell, R (8, PR) OBP: 0.296, SLG: 0.358									
Bob Coluccio, R (1, 8) OBP: 0.308, SLG: 0.338			0-3 K	0-0 CS 1B		0-0 F8		0-0 FC5 1B 1B	0-0 5-3
Tim Johnson, L (1, 6) OBP: 0.287, SLG: 0.369			0-0 1B 1B	0-3 K		0-0 1B		0-0 BB FC5 1B 1B	
Pedro Garcia, R (1, 4) OBP: 0.250, SLG: 0.353			0-0 F8		0-0 SH3-4 FC5-2 1B		0-0 6-3	0-0 FC5 1B BB	

Inning Stats	R: 0	H: 0	E: 0	K: 1	S: 5	R: 0	H: 1	E: 0	K: 0	S: 3	R: 3	H: 5	E: 0	K: 1	S: 10	R: 0	H: 1	E: 0	K: 1	S: 5	R: 0	H: 1	E: 1	K: 0	S: 5	R: 0	H: 2	E: 0	K: 0	S: 5	R: 0	H: 1	E: 0	K: 0	S: 4	R: 2	H: 3	E: 0	K: 1	S: 8	R: 0	H: 2	E: 0	K: 0	S: 4			
	LOB: 0	BB: 0	P: 5			LOB: 0	BB: 0	P: 3			LOB: 2	BB: 0	P: 10			LOB: 0	BB: 0	P: 5			LOB: 2	BB: 0	P: 5			LOB: 1	BB: 0	P: 4			LOB: 3	BB: 2	P: 16			LOB: 1	BB: 0	P: 4			1B: 16	SF: 0	2B: 0	SAC: 1	3B: 0	DP: 0	HR: 0	HBP: 0

PITCHER	IP	WLS	BF	H	R	ER	SO	BB	IBB	HBP	BLK	WP	HR	S	P	ERA	WHIP
Ed Figueroa, R (1, 1) ERA: 3.79	7.1	L	34	12	5	5	3	1	0	0	0	0	0	39	43	6.14	1.773
Luis Quintana, L (8, 1) ERA: 5.4	0.1		3	1	0	0	0	1	0	0	0	0	0	2	6	0.00	6.000
Ken Sanders, R (8, 1) ERA: 6.75	1.1		6	3	0	0	1	0	0	0	0	0	0	8	8	0.00	2.250

Batter	1	2	3	4	5	6	7	8	9	AB	R	H	RBI	BB	SO	LOB
--------	---	---	---	---	---	---	---	---	---	----	---	---	-----	----	----	-----

Rudy Meoli, L OBP: 0.308, SLG: 0.314 (1, 5)	0-0 F2	0-0 F8			0-0 CS 1B		0-0 G5-4-3			4	0	1	0	0	0	2
Dave Chalk, R OBP: 0.316, SLG: 0.331 (1, 6)	0-0 HR 2B		0-0 5-3		0-3 K			0-0 5-3		4	1	1	0	0	1	1
Bruce Bochte, L OBP: 0.396, SLG: 0.422 (1, 7)	0-0 HR		0-3 K		0-0 4-3			0-0 G3		4	1	1	2	0	1	1
Joe Lahoud, L OBP: 0.385, SLG: 0.502 (1, 9)	0-0 4-3		4-0 BB BB		4-0 BB BB			0-0 E4 1B		2	0	1	0	2	0	0
Bobby Valentine, R OBP: 0.313, SLG: 0.358 (1, 10)	0-0 1B		4-0 BB BB		0-0 CS	0-0 F8		0-0 F8		3	0	1	0	1	0	1
Leroy Stanton, R OBP: 0.334, SLG: 0.434 (1, 8)	0-0 F8		0-3 K			0-3 K			0-3 K	4	0	0	0	0	3	3
John Doherty, L OBP: 0.272, SLG: 0.355 (1, 3)		0-0 G3 2B		0-0 P4		0-0 F8			0-0 3-1 1B	4	0	2	0	0	0	0
Ellie Rodriguez, R OBP: 0.371, SLG: 0.345 (1, 2)		0-0 F7		0-0 F9			0-0 6-3		0-0 3-1	4	0	0	0	0	0	2
Denny Doyle, L OBP: 0.285, SLG: 0.287 (1, 4)		0-0 G3		0-0 F8			0-0 G5-4-3 1B		0-0 4-3	4	0	1	0	0	0	2

Inning Stats	R: 2	H: 3	E: 0	K: 0	S: 6	LOB: 1	BB: 0	P: 6	R: 0	H: 1	E: 0	K: 0	S: 4	LOB: 1	BB: 0	P: 4	R: 0	H: 0	E: 0	K: 2	S: 7	LOB: 2	BB: 2	P: 15	R: 0	H: 0	E: 0	K: 0	S: 3	LOB: 0	BB: 0	P: 3	R: 0	H: 1	E: 0	K: 1	S: 5	LOB: 1	BB: 1	P: 9	R: 0	H: 0	E: 0	K: 1	S: 5	LOB: 0	BB: 0	P: 5	R: 0	H: 1	E: 0	K: 0	S: 3	LOB: 0	BB: 0	P: 3	R: 0	H: 1	E: 1	K: 0	S: 4	LOB: 1	BB: 0	P: 4	R: 0	H: 1	E: 0	K: 1	S: 6	LOB: 1	BB: 0	P: 6	1B: 5	2B: 2	3B: 0	HR: 1	SF: 0	SAC: 0	DP: 1	HBP: 0	WP: 0	PB: 0	SB: 1	CS: 1	PA: 37
--------------	------	------	------	------	------	--------	-------	------	------	------	------	------	------	--------	-------	------	------	------	------	------	------	--------	-------	-------	------	------	------	------	------	--------	-------	------	------	------	------	------	------	--------	-------	------	------	------	------	------	------	--------	-------	------	------	------	------	------	------	--------	-------	------	------	------	------	------	------	--------	-------	------	------	------	------	------	------	--------	-------	------	-------	-------	-------	-------	-------	--------	-------	--------	-------	-------	-------	-------	--------

PITCHER	IP	WLS	BF	H	R	ER	SO	BB	IBB	HBP	BLK	WP	HR	S	P	ERA	WHIP
Jim Slaton, R ERA: 4.62 (1, 1)	6.1	W	27	6	2	2	4	3	0	0	0	0	1	32	44	2.84	1.421
Tom Murphy, R ERA: 1.54 (7, 1)	2.2	S	9	2	0	0	1	0	0	0	0	0	0	11	11	0.00	0.750

**BOTTOM**

**Milwaukee Brewers @ California Angels**  
**Anaheim Stadium, Anaheim, CA**  
 Sun Aug 18 1974, 6:33 AM EDT  
 Att. 7,008 - Unknown

[livebaseballscorecards.com](http://livebaseballscorecards.com)

<b>AB</b>	<b>33</b>
<b>R</b>	<b>2</b>
<b>H</b>	<b>8</b>
<b>RBI</b>	<b>2</b>
<b>BB</b>	<b>3</b>
<b>SO</b>	<b>5</b>
<b>LOB</b>	<b>12</b>



Batter	1	2	3	4	5	6	7	8	9	AB R H RBI BB SO LOB	TOP
Ken Berry, R (1, 8) OBP: 0.285, SLG: 0.270	0-0 4-3		0-0 F5		0-0 4-3		4-0 BB			3 0 0 0 1 0 0	
Dave May, L (1, 7) OBP: 0.282, SLG: 0.341	4-0 G5-4-3 BB		0-3 K		0-3 K		0-0 6-3			3 0 0 0 1 2 1	
Don Money, R (1, 5) OBP: 0.351, SLG: 0.418	0-0 G5-4-3 1-2f			4-0 BB BB BB		0-0 F8		0-0 G6-4-3 1B		3 0 1 0 1 0 1	
George Scott, R (1, 3) OBP: 0.359, SLG: 0.467		0-0 HR		4-0 BB BB 1-2		4-0 S BB		0-0 G6-4-3 1-2f		2 1 1 1 2 0 1	
Deron Johnson, R (1, 10) OBP: 0.250, SLG: 0.341		0-0 F8		0-0 L8		0-0 F9 1-2		0-0 L8		4 0 0 0 0 0 3	
Bob Coluccio, R (1, 9) OBP: 0.313, SLG: 0.337		4-0 FC5-4 BB		4-0 1-2 2-3 BB		4-0 IBB		0-3 K		1 0 0 0 3 1 0	
Darrell Porter, L (1, 2) OBP: 0.340, SLG: 0.392		0-0 FC5-4 1B 1-2f		0-0 F5		0-0 P6		0-0 1B		4 0 1 0 0 0 6	
John Vukovich, R (1, 6) OBP: 0.209, SLG: 0.359		0-0 1B 1-3		0-0 L1		0-0 F7		0-3 K		4 0 1 0 0 1 4	
Pedro Garcia, R (1, 4) OBP: 0.247, SLG: 0.348			0-0 F8		0-0 P6		0-0 L7		0-0 F9	4 0 0 0 0 0 1	
<b>Inning Stats</b>	R: 0 E: 0 K: 0 S: 2 H: 0 LOB: 0 BB: 1 P: 6	R: 1 E: 0 K: 0 S: 4 H: 2 LOB: 2 BB: 1 P: 8	R: 0 E: 0 K: 1 S: 5 H: 0 LOB: 0 BB: 0 P: 5	R: 0 E: 0 K: 0 S: 3 H: 0 LOB: 3 BB: 3 P: 15	R: 0 E: 0 K: 1 S: 5 H: 0 LOB: 0 BB: 0 P: 5	R: 0 E: 0 K: 0 S: 3 H: 0 LOB: 2 BB: 2 P: 11	R: 0 E: 0 K: 0 S: 3 H: 0 LOB: 1 BB: 1 P: 7	R: 0 E: 0 K: 0 S: 3 H: 1 LOB: 0 BB: 0 P: 3	R: 0 E: 0 K: 2 S: 8 H: 1 LOB: 1 BB: 0 P: 8	1B: 3 2B: 0 3B: 0 HR: 1 SF: 0 SAC: 0 DP: 2 HBP: 0	WP: 0 PB: 0 SB: 1 CS: 0 PA: 36
<b>PITCHER</b> Vida Blue, L (1, 1) ERA: 3.17	IP: 9.0 WLS: L BF: 36 H: 4 R: 1 ER: 1 SO: 4 BB: 7 IBB: 1 HBP: 0 BLK: 0 WP: 0 HR: 1 S: 36 P: 68 ERA: 1.00 WHIP: 1.222										

Milwaukee Brewers @ Oakland Athletics  
Oakland-Alameda County Coliseum, Oakland, CA


Mon Aug 19 1974, 7:05 PM PDT  
Att: 33,213 - Unknown

livebaseballscorecards.com

AB	28
R	1
H	4
RBI	1
BB	8
SO	4
LOB	17



Batter	1	2	3	4	5	6	7	8	9	AB R H RBI BB SO LOB
Bert Campaneris, R (1, 6) OBP: 0.354, SLG: 0.372 Herb Washington, R (8, PR) Dal Maxvill, R (9, 6) OBP: 0.271, SLG: 0.177	0-0 F9		0-0 4-3		0-0 L7			0-0 CS 1B		4 0 1 0 0 0 2 0 0 0 0 0 0 0 0 0 0 0 0 0 0
Claudell Washington, L (1, 8) OBP: 0.290, SLG: 0.336	0-0 4-3		0-3 K			0-0 4-3		0-3 K 1-2		4 0 0 0 0 2 1
Sal Bando, R (1, 5) OBP: 0.369, SLG: 0.444	0-0 1B			0-0 6-3		4-0 F9 1B BB		0-0 F3		3 0 1 0 1 0 1
Reggie Jackson, L (1, 9) OBP: 0.407, SLG: 0.552	0-3 K			0-0 F8		0-0 1-2 F9 1B		0-0 P4		4 0 1 0 0 1 1
Joe Rudi, R (1, 7) OBP: 0.333, SLG: 0.477		0-3 K		0-0 6-3		0-0 1-2 2-3 F9		0-0 6-3		4 0 0 0 0 1 2
Jesus Alou, R (1, 10) OBP: 0.300, SLG: 0.333 Blue Moon Odom, R (9, PR)		0-0 5-3			0-0 4-3	0-0 4-3		0-0 1B		4 0 1 0 0 0 2 0 0 0 0 0 0 0
Gene Tenace, R (1, 3) OBP: 0.382, SLG: 0.421		0-0 1B			4-0 1B BB		0-3 K	0-0 4-3		3 0 1 0 1 1 1
Dick Green, R (1, 4) OBP: 0.310, SLG: 0.327		0-0 4-3			0-0 P4		0-0 L1			3 0 0 0 0 0 2
Larry Haney, R (1, 2) OBP: 0.186, SLG: 0.227			0-0 6-3		0-0 1-3 1B		0-0 L7			3 0 1 0 0 0 0

<b>BOTTOM</b>	
<p><b>Milwaukee Brewers @ Oakland Athletics</b>  Oakland-Alameda County Coliseum, Oakland, CA</p> <p>Mon Aug 19 1974, 7:05 PM PDT  Att. 33,213 - Unknown</p>	
<b>AB</b> 32 <b>R</b> 0 <b>H</b> 6 <b>RBI</b> 0 <b>BB</b> 2 <b>SO</b> 5 <b>LOB</b> 12	

<b>Inning Stats</b>	R: 0 H: 1 E: 0 K: 1 S: 6	H: 1 LOB: 1 BB: 0 P: 6	R: 0 H: 1 E: 0 K: 1 S: 6	H: 1 LOB: 1 BB: 0 P: 6	R: 0 H: 0 E: 0 K: 1 S: 5	H: 0 LOB: 0 BB: 0 P: 5	R: 0 H: 0 E: 0 K: 0 S: 3	H: 0 LOB: 0 BB: 0 P: 3	R: 0 H: 1 E: 0 K: 0 S: 4	H: 1 LOB: 2 BB: 1 P: 8	R: 0 H: 1 E: 0 K: 0 S: 4	H: 1 LOB: 2 BB: 1 P: 8	R: 0 H: 0 E: 0 K: 1 S: 5	H: 0 LOB: 0 BB: 0 P: 5	R: 0 H: 1 E: 0 K: 1 S: 5	H: 1 LOB: 1 BB: 0 P: 5	R: 0 H: 1 E: 0 K: 0 S: 4	H: 1 LOB: 1 BB: 0 P: 4	1B: 6 2B: 0 3B: 0 HR: 0	SF: 0 SAC: 0 DP: 0 HBP: 0	WP: 0 PB: 0 SB: 0 CS: 1	PA: 34
<b>PITCHER</b>	IP WLS BF H R ER SO BB IBB HBP BLK WP HR S P ERA WHIP																					
Bill Champion, R (1, 1) ERA: 3.04	7.0 W 28 5 0 0 4 2 0 0 0 0 0 0 34 42 0.00 1.000																					
Tom Murphy, R (8, 1) ERA: 1.51	2.0 S 6 1 0 0 1 0 0 0 0 0 0 0 8 8 0.00 0.500																					

Batter	1	2	3	4	5	6	7	8	9	AB R H RBI BB SO LOB	TOP																			
<b>Dave May, L</b> (1, 9) OBP: 0.280, SLG: 0.337	0-0 4-3			0-0 F7		0-0 F2		0-0 3-1		4 0 0 0 0 0 2	<b>Milwaukee Brewers @ Oakland Athletics</b> <b>Oakland-Alameda County Coliseum, Oakland, CA</b> Tue Aug 20 1974, 7:05 PM PDT Att. 4,737 - Unknown <a href="http://livebaseballscorecards.com">livebaseballscorecards.com</a>																			
<b>Don Money, R</b> (1, 5) OBP: 0.346, SLG: 0.415	0-0 F7			0-0 6-3		0-0 F7		0-0 1-3	4 0 0 0 0 0 2																					
<b>George Scott, R</b> (1, 3) OBP: 0.360, SLG: 0.467	0-0 F9			4-0 BB		0-3 K		0-0 1B	3 0 1 0 1 1 2																					
<b>Darrell Porter, L</b> (1, 2) OBP: 0.339, SLG: 0.399		0-0 F9		0-0 F4		0-0 HR		0-0 F5	4 1 1 1 0 0 2																					
<b>Deron Johnson, R</b> (1, 10) OBP: 0.247, SLG: 0.337		0-0 F5		0-0 4-3		0-3 K		0-3 K	4 0 0 0 0 2 1																					
<b>Mike Hegan, L</b> (1, 7) OBP: 0.324, SLG: 0.412		0-0 F8		0-0 F7		0-0 5-3			3 0 0 0 0 0 0																					
<b>Bob Coluccio, R</b> (1, 8) OBP: 0.310, SLG: 0.334			0-0 F9		0-0 6-3		0-3 K		3 0 0 0 0 1 0																					
<b>Tim Johnson, L</b> (1, 6) OBP: 0.288, SLG: 0.368			0-0 5-3		0-0 1B		0-0 4-3		3 0 1 0 0 0 0																					
<b>Pedro Garcia, R</b> (1, 4) OBP: 0.245, SLG: 0.345			0-0 F8		0-0 E6		0-0 F8		3 0 0 0 0 0 1																					
<b>Inning Stats</b>	R: 0 E: 0 K: 0 S: 3	H: 0 LOB: 0 BB: 0 P: 3	R: 0 E: 0 K: 0 S: 3	H: 0 LOB: 0 BB: 0 P: 3	R: 0 E: 0 K: 0 S: 3	H: 0 LOB: 1 BB: 1 P: 7	R: 0 E: 0 K: 0 S: 3	H: 0 LOB: 0 BB: 0 P: 3	R: 0 E: 1 K: 1 S: 7	H: 1 LOB: 2 BB: 0 P: 7	R: 1 E: 0 K: 2 S: 8	H: 1 LOB: 0 BB: 0 P: 8	R: 0 E: 0 K: 0 S: 3	H: 0 LOB: 0 BB: 0 P: 3	R: 0 E: 0 K: 1 S: 6	H: 1 LOB: 1 BB: 0 P: 6	1B: 2 2B: 0 3B: 0 HR: 1	SF: 0 SAC: 0 DP: 0 HBP: 0	WP: 0 PB: 0 SB: 0 CS: 0	PA: 32										
<b>PITCHER</b> <b>Catfish Hunter, R</b> (1, 1) ERA: 2.87	IP 9.0	WLS W	BF 32	H 3	R 1	ER 1	SO 4	BB 1	IBB 0	HBP 0	BLK 0	WP 0	HR 1	S 39	P 43	ERA 1.00	WHIP 0.444													
											<b>PITCHER</b>	IP	WLS	BF	H	R	ER	SO	BB	IBB	HBP	BLK	WP	HR	S	P	ERA	WHIP		



Batter	1	2	3	4	5	6	7	8	9	AB	R	H	RBI	BB	SO	LOB
<b>Bert Campaneris, R</b> (1, 6) OBP: 0.356, SLG: 0.375	0-3 K		0-0 F9		0-0 1B			0-0 SH3-4 1B		5	1	3	1	0	1	1
<b>Jim Holt, L</b> (1, 3) OBP: 0.301, SLG: 0.308 <b>Larry Haney, R</b> (9, 2) OBP: 0.186, SLG: 0.227	0-0 F7		0-0 1-2 1B		0-0 1-3			0-0 SH3-4 1B		4	0	1	0	0	0	3
<b>Sal Bando, R</b> (1, 5) OBP: 0.368, SLG: 0.442 <b>Herb Washington, R</b> (8, PR) <b>Phil Garner, R</b> (9, 5) OBP: 0.118, SLG: 0.063	0-0 6-3		0-0 F2					0-0 2-H 1B HR 1B		4	0	1	1	0	0	2
<b>Reggie Jackson, L</b> (1, 9) OBP: 0.407, SLG: 0.551		0-3 K		0-0 4-3		0-0 CS E 1B		0-0 1-3 HR 1B		4	1	2	0	0	1	0
<b>Joe Rudi, R</b> (1, 7) OBP: 0.333, SLG: 0.474		0-0 5-3		0-0 F8		0-0 6-3		4-0 HR IBB		3	1	0	0	1	0	1
<b>Gene Tenace, R</b> (1, 2) OBP: 0.383, SLG: 0.430 (9, 3)		0-0 F5		0-0 1B			0-0 F6	0-0 1-H 2-H 3-H HR		4	1	2	4	0	0	0
<b>Claudell Washington, L</b> (1, 8) OBP: 0.291, SLG: 0.352 <b>Angel Mangual, R</b> (8, PH) OBP: 0.266, SLG: 0.380 (9, 8)			0-0 FC 3B	0-0 L5			0-0 1-3	0-0 1B 1B 1B		3	1	1	0	0	0	1
<b>Jesus Alou, R</b> (1, 10) OBP: 0.299, SLG: 0.331 <b>Blue Moon Odom, R</b> (8, PR)			0-0 FC 1B		0-0 F8		0-0 E6	0-0 1B 1-3 1B		4	0	1	1	0	0	0
<b>Dick Green, R</b> (1, 4) OBP: 0.304, SLG: 0.321			0-0 F3		0-0 F8		0-3 K	0-3 K		4	0	0	0	0	2	4

Inning Stats	R: 0	H: 0	E: 0	LOB: 0	K: 1	BB: 0	S: 5	P: 5	R: 0	H: 0	E: 0	LOB: 0	K: 1	BB: 0	S: 5	P: 5	R: 1	H: 2	E: 0	LOB: 2	K: 0	BB: 0	S: 6	P: 6	R: 0	H: 1	E: 0	LOB: 1	K: 0	BB: 0	S: 4	P: 4	R: 0	H: 1	E: 1	LOB: 0	K: 0	BB: 0	S: 3	P: 3	R: 0	H: 0	E: 1	LOB: 1	K: 1	BB: 0	S: 6	P: 6	R: 6	H: 7	E: 0	LOB: 2	K: 1	BB: 1	S: 12	P: 16	1B: 10	SF: 0	2B: 0	SAC: 1	3B: 1	DP: 0	HR: 1	HBP: 0
--------------	------	------	------	--------	------	-------	------	------	------	------	------	--------	------	-------	------	------	------	------	------	--------	------	-------	------	------	------	------	------	--------	------	-------	------	------	------	------	------	--------	------	-------	------	------	------	------	------	--------	------	-------	------	------	------	------	------	--------	------	-------	-------	-------	--------	-------	-------	--------	-------	-------	-------	--------

PITCHER	IP	WLS	BF	H	R	ER	SO	BB	IBB	HBP	BLK	WP	HR	S	P	ERA	WHIP
<b>Eduardo Rodriguez, R</b> (1, 1) ERA: 3.46	7.1	L	30	7	3	3	3	0	0	0	0	0	0	36	36	3.68	0.955
<b>Bill Travers, L</b> (8, 1) ERA: 5.16	0.0		3	2	3	3	0	0	1	0	0	0	1	2	6	∞	∞
<b>Bill Castro, R</b> (8, 1) ERA: 13.5	0.2		5	3	1	1	1	0	0	0	0	0	0	7	7	13.50	4.500

**BOTTOM**

**Milwaukee Brewers @ Oakland Athletics**  
Oakland-Alameda County Coliseum, Oakland, CA

Tue Aug 20 1974, 7:05 PM PDT  
Att. 4,737 - Unknown

<b>AB</b>	<b>36</b>
<b>R</b>	<b>7</b>
<b>H</b>	<b>12</b>
<b>RBI</b>	<b>7</b>
<b>BB</b>	<b>1</b>
<b>SO</b>	<b>4</b>
<b>LOB</b>	<b>12</b>



WP	HR	S	P	ERA	WHIP
0	0	0	0	0	0

Batter	1	2	3	4	5	6	7	8	9	AB R H RBI BB SO LOB	TOP									
Don Money, R (1, 5) OBP: 0.350, SLG: 0.416	0-0 G1-6-3 1B		4-0 BB		0-0 F5		0-0 1B		0-0 L5	4 1 2 0 1 0 0										
Dave May, L (1, 9) OBP: 0.278, SLG: 0.335 Ken Berry, R (7, PH) OBP: 0.287, SLG: 0.273	0-0 G1-6-3 1-2f		0-0 6-3		0-0 F2		0-0 1B		0-0 F3	3 0 0 0 0 0 2 2 0 1 2 0 0 0										
George Scott, R (1, 3) OBP: 0.363, SLG: 0.466	1-0 HBP			4-0 2B BB	0-3 K		4-0 1B			1 1 0 0 2 1 0										
Darrell Porter, L (1, 2) OBP: 0.338, SLG: 0.401	0-0 F8			0-0 SH 2B		0-0 4-3	0-0 4-3			4 1 1 1 0 0 3										
Mike Hegan, L (1, 7) OBP: 0.327, SLG: 0.411		0-0 F8		4-0 SH BB		0-0 3-1		0-0 1B		3 0 1 0 1 0 0										
Deron Johnson, R (1, 10) OBP: 0.244, SLG: 0.332 Bobby Mitchell, R (8, PR) OBP: 0.296, SLG: 0.358		0-0 F3		0-0 SH 1-2f 2-3		0-3 K		0-0 1B		4 0 0 0 0 1 3 0 1 0 0 0 0 0										
Bob Coluccio, R (1, 8) OBP: 0.310, SLG: 0.334		0-3 K		0-0 SH 1-2 3-H			0-0 4-3	0-0 1B		3 0 1 1 0 1 0										
Tim Johnson, L (1, 6) OBP: 0.287, SLG: 0.363			0-0 F7	0-0 F7			4-0 1B SH1 1B BB	0-0 SF7		2 1 0 1 1 0 2										
Pedro Garcia, R (1, 4) OBP: 0.243, SLG: 0.342			0-3 K	0-0 F7			0-0 SH1	0-0 CS	0-0 1-3	3 0 0 0 0 1 2										
<b>Inning Stats</b>	R: 0 E: 0 K: 0 S: 3	H: 1 LOB: 1 BB: 0 P: 4	R: 0 E: 0 K: 1 S: 5	H: 0 LOB: 0 BB: 0 P: 5	R: 0 E: 0 K: 1 S: 5	H: 0 LOB: 1 BB: 1 P: 9	R: 2 E: 0 K: 0 S: 5	H: 1 LOB: 2 BB: 2 P: 13	R: 0 E: 0 K: 1 S: 5	H: 0 LOB: 0 BB: 0 P: 5	R: 2 E: 0 K: 0 S: 5	H: 2 LOB: 2 BB: 2 P: 13	R: 1 E: 0 K: 0 S: 4	H: 2 LOB: 1 BB: 0 P: 4	R: 0 E: 0 K: 0 S: 3	H: 0 LOB: 0 BB: 0 P: 3	1B: 5 2B: 1 3B: 0 HR: 0	SF: 1 SAC: 2 DP: 1 HBP: 1	WP: 1 PB: 0 SB: 2 CS: 1	PA: 39
<b>PITCHER</b>	IP WLS BF H R ER SO BB IBB HBP BLK WP HR S P ERA WHIP																			
Blue Moon Odom, R (1, 1) ERA: 3.5	6.2 L 28 3 4 4 4 4 4 0 1 0 1 0 31 48 5.40 1.050																			
Paul Lindblad, L (7, 1) ERA: 1.82	0.1 3 1 0 0 0 0 0 1 0 0 0 0 2 6 0.00 3.000																			
Rollie Fingers, R (8, 1) ERA: 2.41	2.0 7 2 1 1 0 0 0 0 0 0 0 0 7 7 4.50 1.000																			

Milwaukee Brewers @ Oakland Athletics  
Oakland-Alameda County Coliseum, Oakland, CA

Wed Aug 21 1974, 7:05 PM PDT  
Att. 5,240 - Unknown

AB	29
R	5
H	6
RBI	5
BB	5
SO	4
LOB	12





Batter	1	2	3	4	5	6	7	8	9	AB R H RBI BB SO LOB
--------	---	---	---	---	---	---	---	---	---	----------------------

<b>Bert Campaneris, R</b> <small>(1, 6) OBP: 0.356, SLG: 0.374</small>										4 0 1 0 0 0 0
<b>Jesus Alou, R</b> <small>(1, 10) OBP: 0.292, SLG: 0.323</small>										4 0 0 0 0 1 1
<b>Sal Bando, R</b> <small>(1, 5) OBP: 0.367, SLG: 0.439</small>										3 1 0 0 1 1 1
<b>Reggie Jackson, L</b> <small>(1, 9) OBP: 0.407, SLG: 0.557</small>										3 1 1 2 0 1 0
<b>Joe Rudi, R</b> <small>(1, 7) OBP: 0.331, SLG: 0.471</small>										3 0 0 0 0 0 0
<b>Gene Tenace, R</b> <small>(1, 3) (9, 2) OBP: 0.382, SLG: 0.437</small>										3 1 1 1 0 0 0
<b>Angel Mangual, R</b> <small>(1, 8) OBP: 0.263, SLG: 0.376</small>										3 0 0 0 0 0 0
<b>Dick Green, R</b> <small>(1, 4) OBP: 0.302, SLG: 0.318</small>										2 0 0 0 0 0 1
<b>Jim Holt, L</b> <small>(8, PH) OBP: 0.300, SLG: 0.307</small>										1 0 0 0 0 0 0
<b>Larry Haney, R</b> <small>(1, 2) OBP: 0.183, SLG: 0.223</small>										2 0 0 0 0 0 1
<b>Claudell Washington, L</b> <small>(8, PH) OBP: 0.289, SLG: 0.349</small>										1 0 0 0 0 0 0
<b>Ted Kubiak, S</b> <small>(9, 4) OBP: 0.281, SLG: 0.236</small>										0 0 0 0 0 0 0

Inning Stats	R: 0 H: 1 E: 0 K: 0 S: 3	H: 1 LOB: 0 BB: 0 P: 3	R: 0 H: 0 E: 0 K: 1 S: 5	H: 0 LOB: 0 BB: 0 P: 5	R: 0 H: 0 E: 1 K: 0 S: 3	H: 0 LOB: 0 BB: 0 P: 3	R: 0 H: 0 E: 0 K: 1 S: 5	H: 0 LOB: 0 BB: 0 P: 5	R: 0 H: 0 E: 0 K: 0 S: 3	H: 0 LOB: 0 BB: 0 P: 3	R: 2 H: 1 E: 0 K: 0 S: 4	H: 1 LOB: 0 BB: 1 P: 8	R: 1 H: 1 E: 0 K: 0 S: 4	H: 1 LOB: 0 BB: 0 P: 4	R: 0 H: 0 E: 0 K: 1 S: 5	H: 0 LOB: 0 BB: 0 P: 5	1B: 1 2B: 0 3B: 0 HR: 2	SF: 0 SAC: 0 DP: 2 HBP: 0	WP: 0 PB: 0 SB: 0 CS: 0	PA: 30
--------------	--------------------------	------------------------	--------------------------	------------------------	--------------------------	------------------------	--------------------------	------------------------	--------------------------	------------------------	--------------------------	------------------------	--------------------------	------------------------	--------------------------	------------------------	-------------------------	---------------------------	-------------------------	--------

PITCHER	IP	WLS	BF	H	R	ER	SO	BB	IBB	HBP	BLK	WP	HR	S	P	ERA	WHIP
<b>Kevin Kobel, L</b> <small>(1, 1) ERA: 3.68</small>	7.0	W	23	2	2	2	2	1	0	0	0	0	1	26	30	2.57	0.429
<b>Tom Murphy, R</b> <small>(8, 1) ERA: 1.58</small>	2.0		7	1	1	1	1	0	0	0	0	0	1	9	9	4.50	0.500

**BOTTOM**

**Milwaukee Brewers @ Oakland Athletics**  
**Oakland-Alameda County Coliseum, Oakland, CA**  
 Wed Aug 21 1974, 7:05 PM PDT  
 Att. 5,240 - Unknown

livebaseballscorecards.com

<b>AB</b>	29
<b>R</b>	3
<b>H</b>	3
<b>RBI</b>	3
<b>BB</b>	1
<b>SO</b>	3
<b>LOB</b>	4



Batter	1	2	3	4	5	6	7	8	9	AB	R	H	RBI	BB	SO	LOB	TOP			
<b>Freddie Patek, R</b> (1, 6) <sup>X</sup> OBP: 0.330, SLG: 0.316 <b>Frank White, R</b> (7, 6) OBP: 0.248, SLG: 0.309	0-0 4-3	0-0 FC8-4 2B 1-2f		0-0 6-3		4-0 1B 1B BB		0-0 4-3		3	2	0	1	1	0	1				
<b>Vada Pinson, L</b> (1, 9) <sup>X</sup> OBP: 0.283, SLG: 0.372 <b>Jim Wohlford, R</b> (7, 9) OBP: 0.345, SLG: 0.371	0-0 G3	0-0 2B 1-H		0-0 4-3		0-0 1B 1B		4-0 PB S BB		4	0	2	1	0	0	0				
<b>Amos Otis, R</b> (1, 8) <sup>B B B B</sup>	4-0 BB	0-3 K		0-0 2B		0-0 F8		0-0 P6		4	0	1	0	1	1	4				
<b>Hal McRae, R</b> (1, 7) <sup>S S S</sup>	0-3 K			0-0 4-3		0-0 5-3		4-0 E S BB		4	0	1	1	1	1	2				
<b>Orlando Cepeda, R</b> (1, 10) <sup>S S S</sup>		0-3 K		0-0 HR 1B		0-0 L7		4-0 1-3 3-H BB		4	1	1	0	1	1	2				
<b>Tony Solaita, L</b> (1, 3) <sup>S S S</sup>		0-0 2B 1B		0-0 HR		4-0 2B BB		0-0 L8		4	2	2	2	1	0	4				
<b>Cookie Rojas, R</b> (1, 4)		0-0 1-H E 2B		0-0 6-3		0-0 1-3 2B		0-3 K		5	1	2	1	0	1	0	AB 39			
<b>George Brett, L</b> (1, 5)		0-0 1B E9 FC8-4 1B		0-0 1B		0-0 F5		0-0 4-3		5	1	2	1	0	0	2	RBI 7			
<b>Buck Martinez, R</b> (1, 2)		0-0 FC8-4 1B		0-0 F4		0-0 F9		0-0 1-3		5	0	1	0	0	0	3	SO 4			
<b>Inning Stats</b>	R: 0 E: 0 K: 1 S: 5	H: 0 LOB: 1 BB: 1 P: 9	R: 4 E: 1 K: 2 S: 12	H: 5 LOB: 1 BB: 0 P: 12	R: 2 E: 0 K: 0 S: 6	H: 3 LOB: 1 BB: 0 P: 6	R: 0 E: 0 K: 0 S: 4	H: 1 LOB: 1 BB: 1 P: 8	R: 1 E: 0 K: 0 S: 5	H: 2 LOB: 2 BB: 1 P: 9	R: 0 E: 0 K: 1 S: 5	H: 0 LOB: 0 BB: 0 P: 5	R: 1 E: 0 K: 0 S: 3	H: 0 LOB: 2 BB: 3 P: 15	R: 0 E: 0 K: 0 S: 3	H: 0 LOB: 0 BB: 0 P: 3	1B: 7 2B: 4 3B: 0 HR: 1	SF: 0 SAC: 0 DP: 0 HBP: 0	WP: 0 PA: 45	
<b>PITCHER</b> <b>Bill Champion, R</b> (1, 1) ERA: 3.31 <b>Clyde Wright, L</b> (2, 1) ERA: 4.46 <b>Bill Castro, R</b> (6, 1) ERA: 2.08	IP	WLS	BF	H	R	ER	SO	BB	IBB	HBP	BLK	WP	HR	S	P	ERA	WHIP			
	1.2	L	11	5	4	4	2	1	0	0	0	0	0	14	18	21.60	3.600			
	3.2		20	7	3	3	1	2	0	0	0	0	1	20	28	7.36	2.455			
	3.2		14	0	1	0	1	3	0	0	0	0	0	13	25	0.00	0.818			

Kansas City Royals @ Milwaukee Brewers  
 Milwaukee County Stadium, Milwaukee, WI  
 Fri Aug 23 1974, 8:05 PM EDT  
 Unknown - 66 F

livebaseballscorecards.com



Batter	1	2	3	4	5	6	7	8	9	AB R H RBI BB SO LOB	BOTTOM		
<b>Don Money, R</b> (1, 5) OBP: 0.355, SLG: 0.419 	4-0 		4-0 		0-3 		0-0 		0-0 	3 1 2 1 2 1 1	<b>Kansas City Royals @ Milwaukee Brewers</b> Milwaukee County Stadium, Milwaukee, WI Fri Aug 23 1974, 8:05 PM EDT Unknown - 66 F		
<b>Mike Hegan, L</b> (1, 7) <b>Bob Coluccio, R</b> (9, PH) OBP: 0.321, SLG: 0.404 OBP: 0.310, SLG: 0.333 	0-0 		0-0 		0-0 		0-0 		0-3 	3 0 0 1 0 0 3 1 0 0 0 0 1 1			
<b>George Scott, R</b> (1, 3) <b>Deron Johnson, R</b> (7, 3) OBP: 0.363, SLG: 0.465 OBP: 0.249, SLG: 0.332 	0-3 			0-0 		0-0 	4-0 		4-0 	3 0 1 0 0 1 1 0 0 0 0 2 0 0			
<b>John Briggs, L</b> (1, 10) OBP: 0.353, SLG: 0.472 		0-0 		0-0 		0-0 	0-0 		0-0 	5 1 4 1 0 0 2			
<b>Darrell Porter, L</b> (1, 2) <b>Charlie Moore, R</b> (7, PH) OBP: 0.340, SLG: 0.401 OBP: 0.330, SLG: 0.368 		4-0 		0-0 		0-0 	0-0 		0-0 	2 0 1 1 1 0 2 2 0 0 0 0 0 4			
<b>Dave May, L</b> (1, 9) <b>Bobby Mitchell, R</b> (7, PH) OBP: 0.276, SLG: 0.333 OBP: 0.294, SLG: 0.356 		0-0 		0-0 		0-0 	0-3 			3 0 0 0 0 0 5 1 0 0 0 0 1 2			
<b>Ken Berry, R</b> (1, 8) OBP: 0.281, SLG: 0.266 		0-0 		0-0 		0-3 		0-0 		4 0 0 0 0 1 5			
<b>Tim Johnson, L</b> (1, 6) OBP: 0.293, SLG: 0.367 			0-3 		0-0 		0-0 		0-0 	4 1 2 0 0 1 0			
<b>Pedro Garcia, R</b> (1, 4) OBP: 0.243, SLG: 0.341 			0-0 		0-0 		0-0 		0-0 	4 1 1 0 0 0 1			
<b>Inning Stats</b>	R: 0 H: 0 E: 0 LOB: 0 K: 1 BB: 1 S: 4 P: 8	R: 0 H: 1 E: 0 LOB: 1 K: 0 BB: 1 S: 3 P: 7	R: 0 H: 0 E: 0 LOB: 1 K: 1 BB: 1 S: 5 P: 9	R: 1 H: 2 E: 0 LOB: 1 K: 0 BB: 0 S: 5 P: 5	R: 0 H: 1 E: 0 LOB: 1 K: 1 BB: 0 S: 6 P: 6	R: 0 H: 2 E: 0 LOB: 2 K: 1 BB: 0 S: 7 P: 7	R: 3 H: 4 E: 0 LOB: 2 K: 1 BB: 1 S: 9 P: 13	R: 0 H: 0 E: 0 LOB: 0 K: 0 BB: 0 S: 3 P: 3	R: 0 H: 1 E: 0 LOB: 2 K: 1 BB: 1 S: 6 P: 10	1B: 8 SF: 1 2B: 4 SAC: 0 3B: 0 DP: 1 HR: 0 HBP: 0	WP: 0 PA: 41 PB: 0 SB: 0 CS: 0		
<b>PITCHER</b>	IP WLS BF H R ER SO BB IBB HBP BLK WP HR S P ERA WHIP											<b>PITCHER</b>	IP WLS BF H R ER SO BB IBB HBP BLK WP HR S P ERA WHIP
<b>Steve Busby, R</b> (1, 1) ERA: 3.16	6.1 W 31 10 4 4 4 4 4 4 0 0 0 0 0 51 5.68 2.211												
<b>Steve Mingori, L</b> (7, 1) ERA: 3.09	2.2 S 10 1 0 0 2 1 0 0 0 0 0 0 13 17 0.00 0.750												

livebaseballscores.com



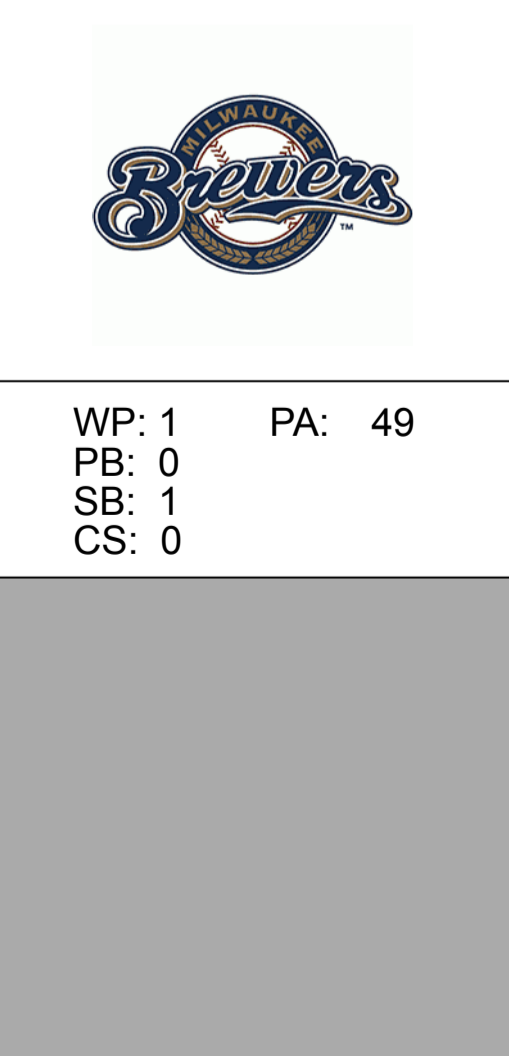


Batter	1	2	3	4	5	6	7	8	9	10	11	12	13	AB R H RBI BB SO LOB												
Don Money, R (1, 5) OBP: 0.354, SLG: 0.418	0-3 <b>K</b>		0-0 6-3 1-2			0-0 1B		0-0 F3		0-0 1B		0-0 6-3		6 0 2 0 0 1 5												
Dave May, L (1, 9) OBP: 0.274, SLG: 0.330	0-0 1-3			0-0 FC4-6 1B		0-0 L8		0-0 P4		0-0 F3			0-0 L9	6 0 1 0 0 0 4												
George Scott, R (1, 3) OBP: 0.362, SLG: 0.463	0-0 1-3			0-0 F8		0-0 L9			0-0 6-3 WP 1B		0-0 6-3		0-0 3B 1B	6 1 2 0 0 0 2												
John Briggs, L (1, 7) OBP: 0.351, SLG: 0.473		0-0 F8		0-0 FC4-6 1-2f		0-0 F5		0-0 6-3 1-3	0-0 6-3		0-3 K		0-0 3B 3B	6 0 1 1 0 1 2												
Deron Johnson, R (1, 10) OBP: 0.249, SLG: 0.329		0-3 K		0-0 F8		0-0 F9		4-0 FC6-4 IBB	4-0 FC6-4 IBB		0-3 K			3 0 0 0 1 1 1												
Bob Coluccio, R (9, PR) OBP: 0.309, SLG: 0.332														1 0 0 0 0 1 0												
Ken Berry, R (1, 8) OBP: 0.279, SLG: 0.264		0-0 6-3			0-0 G3		0-0 3-1		0-0 FC6-4 1-2f			0-0 1B 6-3 1B		5 0 1 0 0 0 2												
Charlie Moore, R (1, 2) OBP: 0.330, SLG: 0.367			0-0 F7		0-0 6-3		0-0 SH2-4 1B		0-0 SH2-4 1-2			0-0 P6		3 0 1 0 0 0 0												
Bob Hansen, L (9, PH) OBP: 0.311, SLG: 0.366												0-0 6-3		1 0 0 0 0 1 2												
Darrell Porter, L (10, 2) OBP: 0.339, SLG: 0.400												0-0 6-3		1 0 0 0 0 0 1												
Tim Johnson, L (1, 6) OBP: 0.285, SLG: 0.357			0-0 4-1		0-3 K		0-0 SH2-4 1-2		0-0 SH2-4 1-2		0-0 F8		0-0 6-3 1-2	4 0 0 0 0 1 1												
John Vukovich, R (1, 4) OBP: 0.203, SLG: 0.348			0-0 E1		0-0 K		0-0 P4		4-0 IBB		0-0 F9		0-0 2-3 1B	2 0 0 0 0 0 0												
Mike Hegan, L (8, PH) OBP: 0.324, SLG: 0.404														0 0 0 0 1 0 0												
Pedro Garcia, R (8, PR) OBP: 0.245, SLG: 0.342 (9, 4)														2 0 1 0 0 0 0												
Inning Stats	R: 0 E: 0 K: 1 S: 5	H: 0 LOB: 0 BB: 0 P: 5	R: 0 E: 0 K: 1 S: 5	H: 0 LOB: 0 BB: 0 P: 5	R: 0 E: 1 K: 0 S: 4	H: 0 LOB: 1 BB: 0 P: 4	R: 0 E: 0 K: 0 S: 5	H: 1 LOB: 0 BB: 0 P: 5	R: 0 E: 0 K: 1 S: 3	H: 0 LOB: 0 BB: 0 P: 3	R: 0 E: 0 K: 0 S: 4	H: 1 LOB: 1 BB: 1 P: 8	R: 0 E: 0 K: 1 S: 6	H: 1 LOB: 2 BB: 1 P: 10	R: 0 E: 0 K: 0 S: 4	H: 0 LOB: 0 BB: 0 P: 7	R: 0 E: 0 K: 0 S: 5	H: 2 LOB: 2 BB: 0 P: 5	R: 1 E: 0 K: 0 S: 3	H: 2 LOB: 1 BB: 0 P: 3	1B: 8 2B: 0 3B: 1 HR: 0	SF: 0 SAC: 1 DP: 0 HBP: 0	WP: 1 PA: 49 PB: 0 SB: 1 CS: 0			
PITCHER	IP WLS BF H R ER SO BB IBB HBP BLK WP HR S P ERA WHIP																									
Nelson Briles, R ERA: 4.31 (1, 1)	8.0		30	4	0	0	3	0	1	0	0	0	0	0	35	39	0.00	0.500								
Joe Hoerner, L ERA: 4.71 (9, 1)	0.1		1	0	0	0	0	0	0	0	1	0	1	1	0.00	0.000										
Lindy McDaniel, R ERA: 3.11 (9, 1)	4.0	L	18	5	1	1	3	0	1	0	0	0	0	23	27	2.25	1.250									

**KANSAS CITY ROYALS @ MILWAUKEE BREWERS**  
**MILWAUKEE COUNTY STADIUM, MILWAUKEE, WI**  
 Fri Aug 23 1974, 8:05 PM EDT  
 Att: 15,659 - Unknown

AB	46
R	1
H	9
RBI	1
BB	2
SO	6
LOB	20

livebaseballscorecards.com



Batter	1	2	3	4	5	6	7	8	9	AB R H RBI BB SO LOB	TOP											
Freddie Patek, R (1, 6) <sup>X</sup> OBP: 0.326, SLG: 0.309	0-0 P6 			0-0 F9 			0-3 K 	0-0 F9 	4 0 0 0 0 1 1		<b>Kansas City Royals @ Milwaukee Brewers</b> Milwaukee County Stadium, Milwaukee, WI Sat Aug 24 1974, 4:33 AM EDT Att. 14,433 - Unknown - 70 F <a href="http://livebaseballscores.com">livebaseballscores.com</a>											
Vada Pinson, L (1, 9) <sup>X</sup> Al Cowens, R (9, 9) OBP: 0.290, SLG: 0.372 OBP: 0.262, SLG: 0.264	0-0 L3 			0-0 G3 			0-0 F9 	BB BB BB 4-0 SH1-3 2B BB 0 0 0 0 0 0 0														
Amos Otis, R (1, 8) <sup>S S S</sup>	0-3 K 			0-0 5-3 			0-0 F7 	0-0 SH1-3 1-2 3 0 0 0 0 1 0														
Hal McRae, R (1, 7) OBP: 0.382, SLG: 0.491			0-0 F9 	0-0 1B G4-6-3 1B 0 2 2 1 0 0 0	0-0 F9 	0-0 2B 2-H 2B 4 2 2 1 0 0 0																
Tony Solaita, L (1, 3) OBP: 0.384, SLG: 0.431			BB BB BB 4-0 CS BB 0 1 1 1 0 3 0 0	0-0 G4-6-3 BB 1-3 1B 0 1 1 1 0 3 0 0	0-0 BB BB BB BB 4-0 2B IBB 1 1 1 0 3 0 0																	
Orlando Cepeda, R (1, 10) OBP: 0.310, SLG: 0.333			0-0 F8 1-2 0 3 0 1 2 1 1 2	0-0 G4-6-3 BB 1-2 BB 0 3 0 1 2 1 1 2	0-3 K 3 0 3 0 1 2 1 1 2																	
George Brett, L (1, 5) OBP: 0.308, SLG: 0.350			0-0 4-3 	0-0 G4-6-3 1-2 2-3 3-H 0 4 0 2 0 0 0 2	0-0 SH1 PB 1B 0 4 0 2 0 0 0 2	0-0 2B 2B 0 4 0 2 0 0 0 2																
Fran Healy, R (1, 2) OBP: 0.346, SLG: 0.405			0-3 K 	0-0 6-3 	0-0 SH1 1-3 3 0 0 0 0 2 2																	
Frank White, R (1, 4) OBP: 0.237, SLG: 0.296			0-3 K 	0-0 F8 	0-3 K 0 3 0 0 0 2 1																	
Inning Stats	R: 0 E: 0 K: 1 S: 5	H: 0 LOB: 0 BB: 0 P: 5	R: 0 E: 0 K: 0 S: 2	H: 0 LOB: 0 BB: 1 P: 6	R: 0 E: 0 K: 2 S: 7	H: 0 LOB: 0 BB: 0 P: 7	R: 0 E: 0 K: 0 S: 3	H: 0 LOB: 0 BB: 0 P: 3	R: 1 E: 0 K: 0 S: 4	H: 2 LOB: 1 BB: 1 P: 8	R: 0 E: 0 K: 1 S: 5	H: 0 LOB: 0 BB: 0 P: 5	R: 0 E: 0 K: 1 S: 5	H: 0 LOB: 1 BB: 1 P: 9	R: 0 E: 0 K: 1 S: 6	H: 1 LOB: 1 BB: 0 P: 6	R: 3 E: 0 K: 1 S: 7	H: 3 LOB: 1 BB: 2 P: 15	1B: 3 2B: 3 3B: 0 HR: 0	SF: 0 SAC: 2 DP: 1 HBP: 0	WP: 0 PB: 1 SB: 0 CS: 1	PA: 35
PITCHER Eduardo Rodriguez, R (1, 1) ERA: 3.53 Bill Travers, L (9, 1) ERA: 5.12	IP WLS BF H R ER SO BB IBB HBP BLK WP HR S P ERA WHIP	8.2 L 34 6 4 4 6 4 1 0 0 0 0 41 61 4.15 1.154	0.1 1 0 0 0 1 0 0 0 0 0 0 3 3 0.00 0.000									PITCHER IP WLS BF H R ER SO BB IBB HBP BLK WP HR S P ERA WHIP										

Batter	1	2	3	4	5	6	7	8	9	AB R H RBI BB SO LOB
Don Money, R (1, 5) OBP: 0.352, SLG: 0.415	0-0 F7			0-0 6-3		0-0 F7			0-0 G6-4-3	4 0 0 0 0 0 1
Mike Hegan, L (1, 3) OBP: 0.320, SLG: 0.398	0-0 1-3			0-3 K			0-0 L6			3 0 0 0 0 1 0
George Scott, R (1, 10) OBP: 0.360, SLG: 0.460	0-3 K			0-0 F8			0-3 K			3 0 0 0 0 2 0
John Briggs, L (1, 7) OBP: 0.351, SLG: 0.472		0-0 P4			0-0 1B		0-0 G3			3 0 1 0 0 0 0
Darrell Porter, L (1, 2) OBP: 0.337, SLG: 0.397		0-0 F9			0-0 L7			0-3 K		3 0 0 0 0 1 1
Bobby Mitchell, R (1, 9) OBP: 0.295, SLG: 0.355		0-0 L7			0-0 G5-4-3			0-0 F8		3 0 1 0 0 0 0
Bob Coluccio, R (1, 8) OBP: 0.307, SLG: 0.330			0-0 5-3		0-0 G5-4-3			0-0 6-3		2 0 0 0 0 0 2
Bob Hansen, L (8, PH) OBP: 0.307, SLG: 0.361					0-0 1-2					1 0 0 0 0 0 0
Ken Berry, R (9, 8) OBP: 0.279, SLG: 0.264					0-0 1-2					0 0 0 0 0 0 0
Tim Johnson, L (1, 6) OBP: 0.286, SLG: 0.356		0-0 1-3				0-0 B1-3			0-0 G6-4-3	3 0 1 0 0 0 0
Pedro Garcia, R (1, 4) OBP: 0.243, SLG: 0.340			0-0 5-3			0-0 5-3			0-0 F5	2 0 0 0 0 0 0
Dave May, L (9, PH) OBP: 0.274, SLG: 0.329										1 0 0 0 0 0 1

**BOTTOM**

**Kansas City Royals @ Milwaukee Brewers**  
Milwaukee County Stadium, Milwaukee, WI

Sat Aug 24 1974, 4:33 AM EDT  
Att: 14,433 - Unknown - 70 F

<b>AB</b>	<b>28</b>
<b>R</b>	<b>0</b>
<b>H</b>	<b>3</b>
<b>RBI</b>	<b>0</b>
<b>BB</b>	<b>0</b>
<b>SO</b>	<b>4</b>
<b>LOB</b>	<b>5</b>



Inning Stats	R: 0	H: 0	R: 0	H: 0	R: 0	H: 2	R: 0	H: 0	R: 0	H: 0	R: 0	H: 0	R: 0	H: 1	R: 0	H: 0	1B: 3	SF: 0	WP: 0	PA: 28	
Al Fitzmorris, R (1, 1) ERA: 2.82	E: 0	LOB: 0	E: 0	LOB: 0	E: 0	LOB: 1	E: 0	LOB: 0	E: 0	LOB: 0	E: 0	LOB: 0	E: 0	LOB: 0	E: 0	LOB: 0	2B: 0	SAC: 0	PB: 0		
	K: 1	BB: 0	K: 0	BB: 0	K: 0	BB: 0	K: 1	BB: 0	K: 1	BB: 0	K: 1	BB: 0	K: 1	BB: 0	K: 0	BB: 0	3B: 0	DP: 2	SB: 0		
	S: 5	P: 5	S: 3	P: 3	S: 3	P: 4	S: 5	P: 5	S: 3	P: 5	S: 5	P: 5	S: 5	P: 5	S: 3	P: 3	HR: 0	HBP: 0	CS: 0		
	IP	WLS	BF	H	R	ER	SO	BB	IBB	HBP	BLK	WP	HR	S	P	ERA	WHIP				
	9.0	W	28	3	0	0	4	0	0	0	0	0	0	36	36	0.00	0.333				

PITCHER	IP	WLS	BF	H	R	ER	SO	BB	IBB	HBP	BLK	WP	HR	S	P	ERA	WHIP
Al Fitzmorris, R (1, 1) ERA: 2.82	9.0	W	28	3	0	0	4	0	0	0	0	0	0	36	36	0.00	0.333





Batter	1	2	3	4	5	6	7	8	9	AB R H RBI BB SO LOB
--------	---	---	---	---	---	---	---	---	---	----------------------

<b>Don Money, R</b> <small>OBP: 0.349, SLG: 0.411</small> (1, 5) X	0-0 ① 		0-0 ② 			0-3 ① 			0-0 ① 	4 0 0 0 0 1 0
<b>Dave May, L</b> <small>OBP: 0.271, SLG: 0.326</small> (1, 9) S S S	0-3 ② 		0-0 ③ 			0-0 ② 			0-3 ② 	4 0 0 0 0 2 0
<b>John Briggs, L</b> <small>OBP: 0.350, SLG: 0.470</small> (1, 7) X	0-0 			0-0 ① 		0-0 ③ 			0-0 ③ 	4 0 1 0 0 0 0
<b>Darrell Porter, L</b> <small>OBP: 0.339, SLG: 0.399</small> (1, 2) X	0-0 			0-0 			0-3 ① 			3 0 2 0 0 1 0
<b>Deron Johnson, R</b> <small>OBP: 0.246, SLG: 0.326</small> (1, 10) X	0-0 ③ 			0-0 ② 			0-0 ② 			3 0 0 0 0 0 3
<b>Mike Hegan, L</b> <small>OBP: 0.320, SLG: 0.394</small> (1, 3)		4-0 		0-0 ③ 			0-0 ③ 			2 0 0 0 1 0 1
<b>Ken Berry, R</b> <small>OBP: 0.275, SLG: 0.260</small> (1, 8)		0-0 ① ② 			0-0 ① 			0-0 ① 		3 0 0 0 0 0 1
<b>Tim Johnson, L</b> <small>OBP: 0.287, SLG: 0.351</small> (1, 6)		4-0 		0-0 ② 			0-0 ② 			2 0 0 0 1 0 0
<b>Pedro Garcia, R</b> <small>OBP: 0.241, SLG: 0.337</small> (1, 4)		0-0 ③ X 	0-0 ① 		0-3 ③ 			0-0 ③ 		3 0 0 0 0 1 0

Inning Stats	R: 0	H: 2	E: 0	LOB: 2	K: 1	BB: 0	S: 7	P: 7	R: 0	H: 0	E: 0	LOB: 0	K: 0	BB: 2	S: 1	P: 9	R: 0	H: 0	E: 0	LOB: 0	K: 0	BB: 0	S: 3	P: 3	R: 0	H: 1	E: 0	LOB: 1	K: 0	BB: 0	S: 4	P: 4	R: 0	H: 0	E: 0	LOB: 0	K: 1	BB: 0	S: 5	P: 5	R: 0	H: 0	E: 0	LOB: 0	K: 1	BB: 0	S: 5	P: 5	R: 0	H: 0	E: 0	LOB: 0	K: 0	BB: 0	S: 3	P: 3	R: 0	H: 0	E: 0	LOB: 0	K: 1	BB: 0	S: 5	P: 5	R: 0	H: 0	E: 0	LOB: 0	K: 1	BB: 0	S: 5	P: 5
--------------	------	------	------	--------	------	-------	------	------	------	------	------	--------	------	-------	------	------	------	------	------	--------	------	-------	------	------	------	------	------	--------	------	-------	------	------	------	------	------	--------	------	-------	------	------	------	------	------	--------	------	-------	------	------	------	------	------	--------	------	-------	------	------	------	------	------	--------	------	-------	------	------	------	------	------	--------	------	-------	------	------

PITCHER	IP	WLS	BF	H	R	ER	SO	BB	IBB	HBP	BLK	WP	HR	S	P	ERA	WHIP
<b>Bruce Dal Canton, R</b> <small>ERA: 2.84</small>	(1, 1)	9.0	W	30	3	0	0	5	2	0	0	0	0	38	46	0.00	0.556

**BOTTOM**

**Kansas City Royals @ Milwaukee Brewers**  
 Milwaukee County Stadium, Milwaukee, WI  
 Sun Aug 25 1974, 4:33 AM EDT  
 Att. 12,932 - Unknown - 74 F

AB	28
R	0
H	3
RBI	0
BB	2
SO	5
LOB	5



WP	PA	ERA	WHIP
0	31		

Batter	1	2	3	4	5	6	7	8	9	AB R H RBI BB SO LOB	TOP											
Bert Campaneris, R (1, 6) OBP: 0.351, SLG: 0.368	0-0 5-3		0-3 K			0-0 E 1B		0-0 SH1-4 1-2		3 0 1 0 0 1 0												
Claudell Washington, L (1, 8) OBP: 0.293, SLG: 0.351	0-0 4-3			0-0 2B 1B		0-0 E1 G4-6-3 1-3		0-0 6-3		4 0 1 0 0 0 3												
Reggie Jackson, L (1, 9) OBP: 0.402, SLG: 0.540	0-0 F8			0-3 K		0-0 G4-6-3 1-2f		4-0 IBB		3 0 0 0 1 1 3												
Sal Bando, R (1, 5) OBP: 0.365, SLG: 0.432		0-3 K		0-0 2B 1-H		0-0 5-3		0-0 F9		4 0 1 0 0 1 2												
Joe Rudi, R (1, 7) OBP: 0.333, SLG: 0.478		0-0 F6		0-0 F9		0-0 WP 1B 1B		0-0 FC6-4 1B		4 1 2 0 0 0 1												
Gene Tenace, R (1, 3) (6, 2) (8, 3)		4-0 BB			0-0 F7	1-0 1B HBP		0-0 FC6-4 G1-4-3 1-2f		2 0 0 0 1 0 1												
Jesus Alou, R (1, 10) OBP: 0.298, SLG: 0.324		0-0 G3			0-0 6-3	0-0 G6-4-3 1B		0-0 G1-4-3 1-2f		3 0 1 1 0 0 1												
Herb Washington, R (7, PR)						1-2 2-H				0 0 0 0 0 0 0												
Ted Kubiak, S (9, PH) OBP: 0.261, SLG: 0.236						0-0 G6-4-3 1B				1 0 0 0 0 0 1												
Dick Green, R (1, 4) OBP: 0.294, SLG: 0.308			0-0 4-3		0-0 F8	0-0 G6-4-3 1B				3 0 0 0 0 0 2												
Ray Fosse, R (1, 2) OBP: 0.235, SLG: 0.368			0-3 K			0-0 F8		4-0 SH1-4 BB		1 0 0 0 0 1 0												
Jim Holt, L (6, PH) OBP: 0.294, SLG: 0.297										1 0 0 0 1 0 0												
Bill North, S (8, PR)										0 0 0 0 0 0 0												
Larry Haney, R (8, 2) OBP: 0.192, SLG: 0.256										0 0 0 0 0 0 0												
<b>Inning Stats</b>	R: 0 E: 0 K: 0 S: 3	H: 0 LOB: 0 BB: 0 P: 3	R: 0 E: 0 K: 1 S: 5	H: 0 LOB: 1 BB: 1 P: 9	R: 0 E: 0 K: 2 S: 7	H: 0 LOB: 0 BB: 0 P: 7	R: 0 E: 0 K: 1 S: 6	H: 2 LOB: 1 BB: 0 P: 6	R: 0 E: 0 K: 0 S: 3	H: 0 LOB: 0 BB: 0 P: 3	R: 0 E: 1 K: 0 S: 4	H: 1 LOB: 1 BB: 0 P: 4	R: 1 E: 0 K: 0 S: 4	H: 2 LOB: 2 BB: 0 P: 5	R: 0 E: 0 K: 0 S: 3	H: 0 LOB: 2 BB: 2 P: 11	R: 0 E: 0 K: 0 S: 3	H: 1 LOB: 0 BB: 0 P: 3	1B: 5 2B: 1 3B: 0 HR: 0	SF: 0 SAC: 1 DP: 3 HBP: 1	WP: 1 PB: 0 SB: 0 CS: 0	PA: 34
<b>PITCHER</b>	IP WLS BF H R ER SO BB IBB HBP BLK WP HR S P ERA WHIP																					
Bill Champion, R (1, 1) ERA: 3.21	6.1 W 23 4 1 1 4 1 0 0 0 0 0 0 30 34 1.42 0.789																					
Tom Murphy, R (7, 1) ERA: 1.48	2.2 S 11 2 0 0 0 1 1 1 0 1 0 8 17 0.00 1.125																					

Oakland Athletics @ Milwaukee Brewers  
Milwaukee County Stadium, Milwaukee, WI

Mon Aug 26 1974, 8:05 PM EDT  
Att. 9,244 - Unknown

AB	29
R	1
H	6
RBI	1
BB	3
SO	4
LOB	14



Batter	1	2	3	4	5	6	7	8	9	AB	R	H	RBI	BB	SO	LOB
Don Money, R OBP: 0.349, SLG: 0.410 (1, 5)	0-0 F4		0-0 1B		0-0 FC1-6-4		0-0 2-4			4	1	1	0	0	0	2
Ken Berry, R OBP: 0.274, SLG: 0.260 (1, 8)	0-0 F8		0-0 4-3		0-0 F7		0-0 F5			4	0	1	0	0	0	3
John Briggs, L OBP: 0.349, SLG: 0.467 (1, 7)	0-0 F8		4-0 1B		0-3 K			0-0 F8		3	0	0	0	1	1	2
Darrell Porter, L OBP: 0.338, SLG: 0.397 (1, 2)	0-0 4-3		0-0 1B		0-3 K			0-3 K		4	0	1	1	0	2	1
Deron Johnson, R OBP: 0.250, SLG: 0.330 (1, 10)		0-0 1B	0-0 F6		4-0 SH1-3			4-0 BB		2	1	1	0	1	0	2
Bobby Mitchell, R OBP: 0.289, SLG: 0.355 (6, PR)			1-2		BB			BB		0	0	0	0	1	0	0
Mike Hegan, L OBP: 0.325, SLG: 0.395 (1, 3)		0-0 G6-3		0-0 F7		0-0 SH1-3		4-0 BB		2	0	1	0	1	0	0
Dave May, L OBP: 0.270, SLG: 0.325 (1, 9)		0-0 G6-3		0-0 4-3		0-0 4-3		0-3 K		2	0	0	0	0	0	1
Bob Coluccio, R OBP: 0.305, SLG: 0.328 (6, PH)		1-2								2	0	0	0	0	1	4
Pedro Garcia, R OBP: 0.239, SLG: 0.334 (1, 4)		0-0 L5		0-0 F9			0-0 E4			3	0	0	0	0	0	0
Tim Johnson, L OBP: 0.289, SLG: 0.349 (1, 6)			0-0 G3		4-0 BB		0-0 SH3-4			1	0	0	0	1	0	0


Inning Stats	R: 0	H: 1	R: 1	H: 2	R: 1	H: 2	R: 0	H: 0	R: 0	H: 0	R: 0	H: 0	R: 0	H: 0	R: 0	H: 0
	E: 0	LOB: 1	E: 0	LOB: 0	E: 0	LOB: 2	E: 0	LOB: 0	E: 0	LOB: 2	E: 1	LOB: 1	E: 0	LOB: 2	E: 0	LOB: 2
	K: 0	BB: 0	K: 0	BB: 0	K: 0	BB: 1	K: 0	BB: 0	K: 1	BB: 1	K: 0	BB: 0	K: 2	BB: 2	K: 0	BB: 2
	S: 4	P: 4	S: 4	P: 4	S: 5	P: 9	S: 3	P: 3	S: 5	P: 9	S: 4	P: 4	S: 7	P: 15	S: 7	P: 15

PITCHER	IP	WLS	BF	H	R	ER	SO	BB	IBB	HBP	BLK	WP	HR	S	P	ERA	WHIP
Blue Moon Odom, R ERA: 3.59 (1, 1)	3.0	L	14	5	2	2	0	1	0	0	0	0	0	13	17	6.00	2.000
Dave Hamilton, L ERA: 3.34 (4, 1)	3.0		11	0	0	0	2	2	0	0	0	0	0	13	21	0.00	0.667
Rollie Fingers, R ERA: 2.27 (7, 1)	2.0		9	0	0	0	2	2	0	0	0	0	0	11	19	0.00	1.000

**BOTTOM**

**Oakland Athletics @ Milwaukee Brewers**  
**Milwaukee County Stadium, Milwaukee, WI**  
 Mon Aug 26 1974, 8:05 PM EDT  
 Att. 9,244 - Unknown

AB	27
R	2
H	5
RBI	1
BB	5
SO	4
LOB	15



WP	PA
0	34

Batter	1	2	3	4	5	6	7	8	9	AB R H RBI BB SO LOB	TOP																										
<b>Bert Campaneris, R</b> (1, 6) OBP: 0.354, SLG: 0.371	0-0 G4-6-3 1B			0-0 1B		0-0 F9		0-0 1-3 E 1B	0-0 5-3	5 1 3 0 0 0 1																											
<b>Jesus Alou, R</b> (1, 10) OBP: 0.297, SLG: 0.328	0-0 G4-6-3 1-2f			0-0 1B		0-0 F7		0-0 1-3		4 1 1 0 0 0 3																											
<b>Reggie Jackson, L</b> (1, 9) OBP: 0.401, SLG: 0.536	0-3 K			0-0 F6		0-3 K		4-0 E S 1B IBB		3 1 0 0 1 2 1																											
<b>Sal Bando, R</b> (1, 5) OBP: 0.366, SLG: 0.433		0-0 F4		0-0 1B			0-0 G6-4-3 1B	0-0 E3 1B		4 0 2 1 0 0 1																											
<b>Joe Rudi, R</b> (1, 7) OBP: 0.333, SLG: 0.476 (8, 3)		0-0 F8		0-0 F9			0-0 G6-4-3 1-2f	0-0 1-2 3-H 1B		4 0 1 1 0 0 2																											
<b>Gene Tenace, R</b> (1, 3) OBP: 0.380, SLG: 0.424 (7, 2)		0-0 5-3			0-0 F8		4-0 1B BB	0-0 5-3		2 0 0 0 1 0 0																											
<b>Larry Haney, R</b> (7, 2) OBP: 0.190, SLG: 0.254										1 0 0 0 0 0 2																											
<b>Claudell Washington, L</b> (1, 8) OBP: 0.289, SLG: 0.355			0-0 4-3		0-0 E3		0-0 FC5-4 1B		0-0 SH1-3 S 1B	4 0 2 0 0 0 0	<b>AB 34</b>																										
<b>Dick Green, R</b> (1, 4) OBP: 0.294, SLG: 0.309			0-0 L5-3 1B		0-0 F8		0-0 FC5-4 1-2f		0-0 SH1-3 1-3	3 0 1 0 0 0 3	<b>R 3</b>																										
<b>Ray Fosse, R</b> (1, 2) OBP: 0.231, SLG: 0.362			0-0 L5-3		0-3 K			0-0 1B S 1B	0-0 1-3	2 0 0 0 0 1 2	<b>H 11</b>																										
<b>Jim Holt, L</b> (7, 3) OBP: 0.297, SLG: 0.300										1 0 1 0 0 0 0	<b>RBI 2</b>																										
<b>Herb Washington, R</b> (8, PR)										0 0 0 0 0 0 0	<b>BB 2</b>																										
<b>Angel Mangual, R</b> (8, 7) OBP: 0.282, SLG: 0.370			1-2							1 0 0 0 0 0 1	<b>SO 3</b>																										
<b>Inning Stats</b>	R: 0 E: 0 K: 1 S: 5	H: 1 LOB: 0 BB: 0 P: 5	R: 0 E: 0 K: 0 S: 3	H: 0 LOB: 0 BB: 0 P: 3	R: 0 E: 0 K: 0 S: 3	H: 1 LOB: 0 BB: 0 P: 3	R: 1 E: 0 K: 0 S: 5	H: 3 LOB: 1 BB: 0 P: 5	R: 0 E: 1 K: 1 S: 5	H: 0 LOB: 1 BB: 0 P: 6	R: 0 E: 0 K: 0 S: 4	H: 2 LOB: 2 BB: 1 P: 8	R: 2 E: 1 K: 0 S: 6	H: 3 LOB: 2 BB: 1 P: 10	R: 0 E: 0 K: 0 S: 4	H: 1 LOB: 1 BB: 0 P: 4	1B: 10 2B: 2 3B: 0 HR: 0	SF: 0 SAC: 1 DP: 3 HBP: 0	WP: 0 PB: 0 SB: 3 CS: 0	PA: 37																	
<b>PITCHER</b>	IP WLS BF H R ER SO BB IBB HBP BLK WP HR S P ERA WHIP																																				
<b>Jim Slaton, R</b> (1, 1) ERA: 4.24	7.1		28	9	3	1	3	1	0	0	0	0	0	0	33	37	1.23	1.364																			
<b>Tom Murphy, R</b> (8, 1) ERA: 1.45	1.2	L	9	2	0	0	0	0	1	0	0	0	0	8	12	0.00	1.200																				

Oakland Athletics @ Milwaukee Brewers  
Milwaukee County Stadium, Milwaukee, WI

Tue Aug 27 1974, 8:05 PM EDT  
Att: 14,363 - Unknown

<b>AB</b>	34
<b>R</b>	3
<b>H</b>	11
<b>RBI</b>	2
<b>BB</b>	2
<b>SO</b>	3
<b>LOB</b>	16



Batter	1	2	3	4	5	6	7	8	9	AB R H RBI BB SO LOB	BOTTOM
--------	---	---	---	---	---	---	---	---	---	----------------------	--------

<p><b>Don Money, R</b> (1, 5) OBP: 0.348, SLG: 0.409</p>			<p><b>F8</b></p>			<p><b>L5</b></p>		<p><b>6-3</b></p>		4 0 1 0 0 0 0	
<p><b>Ken Berry, R</b> (1, 8) OBP: 0.270, SLG: 0.255</p> <p><b>John Briggs, L</b> (8, PH) OBP: 0.350, SLG: 0.468</p> <p>(9, 7)</p>				<p><b>K</b></p>		<p><b>F5</b></p>		<p><b>G6-3</b></p>		3 0 0 0 0 1 1 1 0 1 0 0 0 0	
<p><b>George Scott, R</b> (1, 10) OBP: 0.361, SLG: 0.460</p>				<p><b>G6-4-3</b></p>			<p><b>WP</b></p>	<p><b>G6-3</b></p>		4 1 2 0 0 0 2	
<p><b>Deron Johnson, R</b> (1, 3) OBP: 0.248, SLG: 0.327</p> <p><b>Mike Hegan, L</b> (8, 3) OBP: 0.323, SLG: 0.393</p>		<p><b>5-3</b></p>		<p><b>G6-4-3</b></p>		<p><b>F2</b></p>		<p><b>K</b></p>		3 0 0 0 0 0 2 1 0 0 0 0 1 0	
<p><b>Charlie Moore, R</b> (1, 2) OBP: 0.341, SLG: 0.381</p> <p><b>Darrell Porter, L</b> (9, PH) OBP: 0.338, SLG: 0.396</p>		<p><b>1B</b></p>		<p><b>BB</b></p>		<p><b>1B</b></p>		<p><b>K</b></p>		2 1 2 1 1 0 0 1 0 0 0 0 1 0	
<p><b>Bobby Mitchell, R</b> (1, 7) OBP: 0.300, SLG: 0.355</p> <p><b>Tim Johnson, L</b> (8, 6) OBP: 0.288, SLG: 0.347</p>		<p><b>F9</b></p>		<p><b>K</b></p>		<p><b>2-H</b></p>		<p><b>K</b></p>		3 0 1 1 0 1 2 1 0 0 0 0 1 0	
<p><b>Bob Coluccio, R</b> (1, 9) OBP: 0.306, SLG: 0.329</p> <p>(9, 8)</p>		<p><b>5-3</b></p>		<p><b>1B</b></p>		<p><b>F7</b></p>				3 0 1 0 0 0 2	
<p><b>John Vukovich, R</b> (1, 6) OBP: 0.197, SLG: 0.338</p> <p><b>Dave May, L</b> (7, PH) OBP: 0.272, SLG: 0.325</p> <p>(8, 7) (9, 9)</p>			<p><b>F8</b></p>		<p><b>F5</b></p>		<p><b>IBB</b></p>			2 0 0 0 0 0 2 0 0 0 0 1 0 0	
<p><b>Pedro Garcia, R</b> (1, 4) OBP: 0.238, SLG: 0.331</p>			<p><b>F8</b></p>			<p><b>F3</b></p>		<p><b>F7</b></p>		3 0 0 0 0 0 2	

Inning Stats	R: 0	H: 1	E: 0	LOB: 0	K: 0	BB: 0	S: 3	P: 3	R: 0	H: 1	E: 0	LOB: 1	K: 0	BB: 0	S: 4	P: 4	R: 0	H: 0	E: 0	LOB: 0	K: 0	BB: 0	S: 3	P: 3	R: 0	H: 1	E: 0	LOB: 0	K: 1	BB: 0	S: 5	P: 5	R: 0	H: 1	E: 0	LOB: 1	K: 1	BB: 1	S: 5	P: 9	R: 0	H: 0	E: 0	LOB: 0	K: 0	BB: 0	S: 3	P: 3	R: 2	H: 3	E: 0	LOB: 2	K: 0	BB: 1	S: 6	P: 10	R: 0	H: 1	E: 0	LOB: 0	K: 0	BB: 0	S: 3	P: 3	R: 0	H: 0	E: 0	LOB: 0	K: 3	BB: 0	S: 9	P: 9	1B: 7	SF: 0	2B: 1	SAC: 0	3B: 0	DP: 3	HR: 0	HBP: 0	WP: 1	PA: 33
<b>PITCHER</b>	IP	WLS	BF	H	R	ER	SO	BB	IBB	HBP	BLK	WP	HR	S	P	ERA	WHIP																	IP	WLS	BF	H	R	ER	SO	BB	IBB	HBP	BLK	WP	HR	S	P	ERA	WHIP																																
<b>Vida Blue, L</b> ERA: 3.21	6.1		24	7	2	2	2	1	0	0	0	1	0	27	31	2.84	1.263																																																																	
<b>Rollie Fingers, R</b> ERA: 2.21	2.2	W	9	1	0	0	3	0	1	0	0	0	0	14	18	0.00	0.375																																																																	

Oakland Athletics @ Milwaukee Brewers  
Milwaukee County Stadium, Milwaukee, WI

Tue Aug 27 1974, 8:05 PM EDT  
Att. 14,363 - Unknown

AB 31  
R 2  
H 8  
RBI 2  
BB 2  
SO 5  
LOB 13



Batter	1	2	3	4	5	6	7	8	9	AB R H RBI BB SO LOB	TOP											
<b>Bert Campaneris, R</b> (1, 6) OBP: 0.355, SLG: 0.371	0-3 			x 0-0 		x 0-0 		B B B B 4-0 		3 1 1 0 1 1 0												
<b>Claudell Washington, L</b> (1, 8) OBP: 0.304, SLG: 0.359	0-0 			x 0-0 		S S S 0-3 		x 0-0 		4 0 2 0 0 1 2												
<b>Reggie Jackson, L</b> (1, 9) OBP: 0.402, SLG: 0.550	0-3 			x 0-0 			x 0-0 		x 0-0 	4 2 2 2 0 1 3												
<b>Sal Bando, R</b> (1, 5) OBP: 0.363, SLG: 0.430		0-3 		x 0-0 			x 0-0 		x 0-0 	3 0 0 1 0 1 0												
<b>Joe Rudi, R</b> (1, 7) OBP: 0.334, SLG: 0.476		0-3 		x 0-0 			x 0-0 		x 0-0 	4 0 2 0 0 1 0												
<b>Gene Tenace, R</b> (1, 3) OBP: 0.379, SLG: 0.422		0-3 		x 0-0 	x 0-0 		x 0-0 		x 0-0 	4 0 1 0 0 1 1												
<b>Jesus Alou, R</b> (1, 10) OBP: 0.297, SLG: 0.328			x 0-0 		x 0-0 			x 0-0 	x 0-0 	3 0 1 0 0 0 0												
<b>Herb Washington, R</b> (8, PR)										0 0 0 0 0 0 0	<b>AB 32</b>											
<b>Jim Holt, L</b> (9, PH) OBP: 0.296, SLG: 0.299										1 0 0 0 0 0 1	<b>R 3</b>											
<b>Dick Green, R</b> (1, 4) OBP: 0.291, SLG: 0.305			x 0-0 		x 0-0 			x 0-0 		3 0 0 0 0 0 1	<b>H 10</b>											
<b>Ray Fosse, R</b> (1, 2) OBP: 0.234, SLG: 0.362			x 0-0 			x 0-0 		x 0-0 			<b>RBI 3</b>											
											<b>BB 1</b>											
											<b>SO 6</b>											
											<b>LOB 8</b>											
<b>Inning Stats</b>	R: 0 E: 0 K: 2 S: 7	H: 1 LOB: 1 BB: 0 P: 7	R: 0 E: 0 K: 3 S: 9	H: 0 LOB: 0 BB: 0 P: 9	R: 0 E: 0 K: 0 S: 3	H: 0 LOB: 0 BB: 0 P: 3	R: 1 E: 0 K: 0 S: 5	H: 3 LOB: 1 BB: 0 P: 5	R: 0 E: 0 K: 0 S: 3	H: 0 LOB: 0 BB: 0 P: 3	R: 0 E: 0 K: 1 S: 5	H: 0 LOB: 0 BB: 0 P: 5	R: 1 E: 0 K: 0 S: 4	H: 2 LOB: 1 BB: 0 P: 4	R: 0 E: 0 K: 0 S: 4	H: 2 LOB: 2 BB: 1 P: 8	R: 1 E: 0 K: 0 S: 5	H: 2 LOB: 1 BB: 0 P: 5	1B: 8 2B: 1 3B: 0 HR: 2	SF: 1 SAC: 0 DP: 2 HBP: 0	WP: 0 PB: 0 SB: 0 CS: 1	PA: 35
<b>PITCHER</b> <b>Jim Colborn, R</b> (1, 1) ERA: 4.64	IP 9.0 WLS L BF 34 H 10 R 3 ER 3 SO 6 BB 1 IBB 0 HBP 0 BLK 0 WP 0 HR 2 S 45 P 49 ERA 3.00 WHIP 1.222																					<b>PITCHER</b> IP WLS BF H R ER SO BB IBB HBP BLK WP HR S P ERA WHIP

Oakland Athletics @ Milwaukee Brewers  
Milwaukee County Stadium, Milwaukee, WI

Wed Aug 28 1974, 8:05 PM EDT  
Att: 11,059 - Unknown

livebaseballscorecards.com



Batter	1	2	3	4	5	6	7	8	9	AB	R	H	RBI	BB	SO	LOB	BOTTOM			
<b>Ken Berry, R</b> OBP: 0.268, SLG: 0.254 (1, 8) X	0-0 E 1B		0-0 F8		0-0 F7		0-0 F3		0-0 F9	5	0	1	0	0	0	4	<b>Oakland Athletics @ Milwaukee Brewers</b> <b>Milwaukee County Stadium, Milwaukee, WI</b> Wed Aug 28 1974, 8:05 PM EDT Att. 11,059 - Unknown <a href="http://livebaseballscorecards.com">livebaseballscorecards.com</a>			
<b>Dave May, L</b> OBP: 0.269, SLG: 0.322 (1, 7) S S S	0-3 K 1-2		0-3 K			0-0 G3		0-0 3-1		4	0	0	0	0	2	1				
<b>Don Money, R</b> OBP: 0.349, SLG: 0.416 (1, 5) S S S	0-3 K			0-0 F8		0-0 HR		0-0 1B 1B		4	1	2	1	0	1	1				
<b>George Scott, R</b> OBP: 0.361, SLG: 0.458 (1, 10) B B B B	4-0 BB			0-0 6-3		0-0 F3		0-0 F4		3	0	0	0	1	0	1				
<b>Darrell Porter, L</b> OBP: 0.337, SLG: 0.394 (1, 2) X	0-0 F9			0-0 F9		0-0 E4		0-0 1B		4	0	1	0	0	0	2				
<b>Bobby Mitchell, R</b> OBP: 0.300, SLG: 0.355 (8, PR)										0	0	0	0	0	0	0				
<b>Charlie Moore, R</b> OBP: 0.341, SLG: 0.381 (9, 2)								1-3 1B		0	0	0	0	0	0	0				
<b>Mike Hegan, L</b> OBP: 0.322, SLG: 0.387 (1, 3) X		0-0 4-3			0-0 CS BB		0-3 K	0-0 F8		3	0	0	0	1	1	3				
<b>Bob Coluccio, R</b> OBP: 0.305, SLG: 0.328 (1, 9) S S S S		0-3 K			0-0 1B 1-2 1B		0-0 F9		0-0 F7	4	0	1	0	0	1	0				
<b>Tim Johnson, L</b> OBP: 0.299, SLG: 0.357 (1, 6) S S S S		0-3 K			0-0 1-3 1B		0-0 S 1B		0-0 1B	4	0	3	0	0	1	0				
<b>Pedro Garcia, R</b> OBP: 0.236, SLG: 0.330 (1, 4) X			0-0 F5			0-3 K		0-3 K 1-2		2	0	0	0	0	1	2				
<b>Bob Hansen, L</b> OBP: 0.303, SLG: 0.356 (7, PH) S S S S									0-3 K	1	0	0	0	0	1	1				
<b>John Vukovich, R</b> OBP: 0.197, SLG: 0.338 (8, 4)										0	0	0	0	0	0	0				
<b>John Briggs, L</b> OBP: 0.350, SLG: 0.467 (9, PH) S S S S										1	0	0	0	0	1	1				
<b>Inning Stats</b>	R: 0 E: 1 K: 2 S: 8	H: 1 LOB: 2 BB: 1 P: 12	R: 0 E: 0 K: 2 S: 7	H: 0 LOB: 0 BB: 0 P: 7	R: 0 E: 0 K: 1 S: 5	H: 0 LOB: 0 BB: 0 P: 5	R: 0 E: 0 K: 1 S: 6	H: 2 LOB: 2 BB: 1 P: 10	R: 1 E: 1 K: 1 S: 7	H: 1 LOB: 1 BB: 0 P: 7	R: 0 E: 0 K: 1 S: 6	H: 1 LOB: 1 BB: 0 P: 6	R: 0 E: 0 K: 0 S: 5	H: 2 LOB: 2 BB: 0 P: 5	R: 0 E: 0 K: 1 S: 6	H: 1 LOB: 1 BB: 0 P: 6	1B: 7 2B: 0 3B: 0 HR: 1	SF: 0 SAC: 0 DP: 0 HBP: 0	WP: 0 PB: 0 SB: 1 CS: 1	PA: 37
<b>PITCHER</b>	IP WLS BF H R ER SO	IP WLS BF H R ER SO	IP WLS BF H R ER SO	IP WLS BF H R ER SO	IP WLS BF H R ER SO	IP WLS BF H R ER SO	IP WLS BF H R ER SO	IP WLS BF H R ER SO	IP WLS BF H R ER SO	IP WLS BF H R ER SO	IP WLS BF H R ER SO	IP WLS BF H R ER SO	IP WLS BF H R ER SO	IP WLS BF H R ER SO	IP WLS BF H R ER SO	IP WLS BF H R ER SO	WP HR S P	ERA WHIP		
<b>Catfish Hunter, R</b> ERA: 2.71 (1, 1)	8.1 W	35 W	8 0	1 0	1 0	8 0	2 0	0 0	0 0	0 0	0 0	0 0	0 0	0 0	0 0	0 0	0 0	0 0	1.08 1.200	
<b>Paul Lindblad, L</b> ERA: 1.82 (9, 1)	0.1	1 S	0 0	0 0	0 0	0 0	0 0	0 0	0 0	0 0	0 0	0 0	0 0	0 0	0 0	0 0	0 0	0 0	0.00 0.000	
<b>Rollie Fingers, R</b> ERA: 2.2 (9, 1)	0.1	1 S	0 0	0 0	0 0	0 0	0 0	0 0	0 0	0 0	0 0	0 0	0 0	0 0	0 0	0 0	0 0	0 0	0.00 0.000	



Batter	1	2	3	4	5	6	7	8	9	AB R H RBI BB SO LOB	TOP										
Bob Heise, R OBP: 0.311, SLG: 0.372 (1, 4)	0-0 4-3	0-0 1-H 2B		0-0 1-2 F7		0-0 F7			0-3 K	5 0 1 2 0 1 1											
Dave Chalk, R OBP: 0.314, SLG: 0.339 (1, 6)	0-0 HR 1B	0-0 F3			0-0 HR		0-0 6-3		0-0 1B	5 2 3 1 0 0 1											
Bobby Valentine, R OBP: 0.305, SLG: 0.344 (1, 5)	0-0 F7		0-0 6-3		0-3 K		4-0 HR BB		0-0 F5	4 1 0 0 1 1 2											
Frank Robinson, R OBP: 0.378, SLG: 0.478 (1, 10)	0-0 1-H HR		0-0 SF8 3B		0-0 F9		0-0 1-H HR		0-0 F2	5 3 3 4 0 0 1											
Ellie Rodriguez, R OBP: 0.373, SLG: 0.356 (1, 2)	0-0 L6		0-0 SF8		0-0 2B		0-0 5-3			3 1 1 1 0 0 0											
Bob Oliver, R OBP: 0.274, SLG: 0.340 (1, 3)		0-0 PB FC5-2 1B	0-3 K		0-0 2B		0-0 F2			4 0 2 1 0 1 0											
Leroy Stanton, R OBP: 0.336, SLG: 0.430 (1, 9)		0-0 FC5-2 PB 2B 1B		0-0 F9	0-0 4-3			0-0 5-3		4 1 1 0 0 0 1											
Winston Llenas, R OBP: 0.298, SLG: 0.358 (1, 7)		0-0 FC5-2 2B 1B		0-0 4-3		0-0 4-3		0-0 F9		1 1 0 0 0 0 2											
Joe Lahoud, L OBP: 0.377, SLG: 0.473 (4, PH) (4, 7)		1-3 2-H 2B								3 0 0 0 0 0 0											
Doug Howard, R OBP: 0.310, SLG: 0.333 (1, 8)		0-0 P4		0-0 S 1B		0-0 6-3		0-0 1-3		1 0 0 0 0 0 2											
Morris Nettles, L OBP: 0.317, SLG: 0.269 (4, PH) (4, 8)										3 0 1 0 0 0 0											
<b>Inning Stats</b>	R: 2 E: 0 K: 0 S: 5	H: 2 LOB: 0 BB: 0 P: 5	R: 2 E: 0 K: 0 S: 6	H: 3 LOB: 1 BB: 0 P: 6	R: 1 E: 0 K: 1 S: 6	H: 1 LOB: 0 BB: 0 P: 6	R: 0 E: 0 K: 0 S: 4	H: 1 LOB: 1 BB: 0 P: 4	R: 2 E: 0 K: 1 S: 8	H: 3 LOB: 1 BB: 0 P: 8	R: 0 E: 0 K: 0 S: 3	H: 0 LOB: 0 BB: 0 P: 3	R: 2 E: 0 K: 0 S: 4	H: 1 LOB: 0 BB: 1 P: 8	R: 0 E: 0 K: 1 S: 6	H: 0 LOB: 0 BB: 0 P: 3	R: 0 E: 0 K: 1 S: 6	H: 1 LOB: 1 BB: 0 P: 6	1B: 5 2B: 3 3B: 1 HR: 3	SF: 1 SAC: 0 DP: 0 HBP: 0	WP: 0 PA: 40 PB: 1 SB: 1 CS: 0
<b>PITCHER</b>	IP WLS BF H R ER SO BB IBB HBP BLK WP HR S P ERA WHIP																				
Kevin Kobel, L ERA: 3.81 (1, 1)	1.2 L 10 5 4 4 0 0 0 0 0 0 0 1 10 10 21.60 3.000																				
Bill Castro, R ERA: 4.7 (2, 1)	3.1 15 5 3 3 2 0 0 0 0 0 0 1 19 19 8.10 1.500																				
Clyde Wright, L ERA: 4.48 (6, 1)	3.0 11 1 2 2 0 1 0 0 0 0 0 1 10 14 6.00 0.667																				
Eduardo Rodriguez, R ERA: 3.49 (9, 1)	1.0 4 1 0 0 1 0 0 0 0 0 0 0 6 6 0.00 1.000																				

California Angels @ Milwaukee Brewers  
 Milwaukee County Stadium, Milwaukee, WI

Fri Aug 30 1974, 8:05 PM EDT  
 Att. 7,727 - Unknown

livebaseballscorecards.com

AB	38
R	9
H	12
RBI	9
BB	1
SO	3
LOB	10





Batter	1	2	3	4	5	6	7	8	9	AB R H RBI BB SO LOB
<b>Don Money, R</b> OBP: 0.349, SLG: 0.420 (1, 5) X	0-0 HR		4-0 BB		0-0 6-3		0-3 K		0-3 K	4 1 1 1 1 2 1
<b>Dave May, L</b> OBP: 0.271, SLG: 0.322 (1, 9) X	0-0 4-3		4-0 BB		0-0 2-3		0-0 1B			3 0 1 0 1 0 0
<b>George Scott, R</b> OBP: 0.362, SLG: 0.457 (1, 3) B B B	4-0 BB		0-3 K		0-0 1B		0-0 G4-6-3			3 0 1 0 1 1 3
<b>John Briggs, L</b> OBP: 0.347, SLG: 0.463 (1, 7) X	0-0 G4-6-3		0-3 K		0-0 F8			0-3 K		4 0 0 0 0 2 4
<b>Darrell Porter, L</b> OBP: 0.336, SLG: 0.391 (1, 2) X		0-0 F8	0-3 K			1-0 2B HBP		0-0 4-3		3 1 0 0 0 1 2
<b>Mike Hegan, L</b> OBP: 0.321, SLG: 0.382 (1, 10) B B B		4-0 1B BB		0-3 K		0-0 F7		0-3 K		3 0 0 0 1 2 1
<b>Ken Berry, R</b> OBP: 0.278, SLG: 0.269 (1, 8) X		0-0 1B		0-0 1B		0-0 2B			0-0 F8	4 0 3 1 0 0 0
<b>Tim Johnson, L</b> OBP: 0.292, SLG: 0.348 (1, 6) S S S		0-3 K		0-0 F5		0-0 F7			0-0 4-3	4 0 0 0 0 1 4
<b>Pedro Garcia, R</b> OBP: 0.235, SLG: 0.327 (1, 4) X		0-0 F7		0-0 F7		0-0 5-3			0-0 2B	3 0 0 0 0 0 4 1 0 1 0 0 0 0

Inning Stats	R: 1	H: 1	E: 0	K: 0	S: 3	LOB: 0	BB: 1	P: 7	R: 0	H: 1	E: 0	K: 1	S: 6	LOB: 2	BB: 1	P: 10	R: 0	H: 0	E: 0	K: 3	S: 9	LOB: 2	BB: 2	P: 17	R: 0	H: 1	E: 0	K: 1	S: 6	LOB: 1	BB: 0	P: 6	R: 0	H: 1	E: 0	K: 0	S: 4	LOB: 1	BB: 0	P: 4	R: 0	H: 1	E: 0	K: 1	S: 5	LOB: 0	BB: 0	P: 5	R: 0	H: 0	E: 0	K: 2	S: 7	LOB: 0	BB: 0	P: 7	R: 0	H: 1	E: 0	K: 1	S: 6	LOB: 1	BB: 0	P: 6	1B: 4	SF: 0	2B: 2	SAC: 0	3B: 0	DP: 2	HR: 1	HBP: 1	WP: 0	PA: 37
<b>PITCHER Nolan Ryan, R</b> ERA: 3.08 (1, 1)	IP	WLS	BF	H	R	ER	SO	BB	IBB	HBP	BLK	WP	HR	S	P	ERA	WHIP	IP	WLS	BF	H	R	ER	SO	BB	IBB	HBP	BLK	WP	HR	S	P	ERA	WHIP																																								


**BOTTOM**

**California Angels @ Milwaukee Brewers**  
Milwaukee County Stadium, Milwaukee, WI

Fri Aug 30 1974, 8:05 PM EDT  
Att. 7,727 - Unknown

livebaseballscorecards.com

**AB 32**  
**R 2**  
**H 7**  
**RBI 2**  
**BB 4**  
**SO 9**  
**LOB 19**



Batter	1	2	3	4	5	6	7	8	9	AB R H RBI BB SO LOB	TOP						
Morris Nettles, L (1, 8) OBP: 0.338, SLG: 0.298	0-0 F7		0-0 E2 1B		0-0 G5-4-3 1B			0-0 FC1-5 1B	0-0 4-3	5 1 3 0 0 0 2							
Dave Chalk, R (1, 6) OBP: 0.313, SLG: 0.338	0-0 P4		0-0 P9		0-0 G5-4-3			0-0 FC1-5 1B		4 0 1 0 0 0 3							
Bobby Valentine, R (1, 5) OBP: 0.305, SLG: 0.343	0-0 F3		0-0 1B					0-0 FC1-5		4 0 1 2 0 0 2							
Joe Lahoud, L (1, 10) OBP: 0.375, SLG: 0.467		4-0 CS BB	0-0 F9					0-3 K		3 0 0 0 1 1 3							
Leroy Stanton, R (1, 9) OBP: 0.332, SLG: 0.425		0-0 P8 1-2		0-3 K				0-0 4-3		4 0 0 0 0 2 3							
Bruce Bochte, L (1, 7) OBP: 0.367, SLG: 0.448		0-3 K		0-0 HR				0-0 SH3 1B		4 2 3 2 0 1 0							
Ellie Rodriguez, R (1, 2) OBP: 0.373, SLG: 0.354			4-0 1B BB	0-0 5-3				0-0 SH3		2 0 0 0 1 0 0							
John Doherty, L (1, 3) OBP: 0.287, SLG: 0.374			0-0 1B E 1B	0-0 F2				0-0 F8		3 1 1 0 1 0 0							
Denny Doyle, L (1, 4) OBP: 0.286, SLG: 0.296			0-0 E 1B		0-0 6-3			0-0 5-3		4 1 1 0 0 0 2							
<b>Inning Stats</b>	R: 0 E: 0 K: 0 S: 3 H: 0 LOB: 0 BB: 0 P: 3	R: 0 E: 0 K: 1 S: 4 H: 0 LOB: 0 BB: 1 P: 8	R: 3 E: 1 K: 0 S: 6 H: 4 LOB: 1 BB: 1 P: 10	R: 1 E: 0 K: 1 S: 6 H: 1 LOB: 0 BB: 0 P: 6	R: 0 E: 0 K: 0 S: 3 H: 1 LOB: 0 BB: 0 P: 3	R: 0 E: 0 K: 1 S: 5 H: 0 LOB: 0 BB: 0 P: 5	R: 1 E: 0 K: 0 S: 4 H: 1 LOB: 0 BB: 0 P: 4	R: 0 E: 0 K: 1 S: 7 H: 2 LOB: 2 BB: 0 P: 7	R: 0 E: 0 K: 0 S: 4 H: 1 LOB: 2 BB: 1 P: 8	1B: 8 2B: 0 3B: 0 HR: 2 SF: 0 SAC: 1 DP: 1 HBP: 0	WP: 0 PB: 0 SB: 0 CS: 1 PA: 37						
<b>PITCHER</b>	IP WLS BF H R ER SO BB IBB HBP BLK WP HR S P ERA WHIP																
Bill Champion, R (1, 1) ERA: 3.29	8.0	32	9	5	4	4	2	0	0	0	0	0	2	38	46	4.50	1.375
Tom Murphy, R (9, 1) ERA: 1.44	1.0	W	5	1	0	0	0	1	0	0	0	0	0	4	8	0.00	1.000


California Angels @ Milwaukee Brewers  
 Milwaukee County Stadium, Milwaukee, WI  
 Sat Aug 31 1974, 4:33 AM EDT  
 Att. 7,520 - Unknown

livebaseballscorecards.com

AB	33
R	5
H	10
RBI	4
BB	3
SO	4
LOB	15




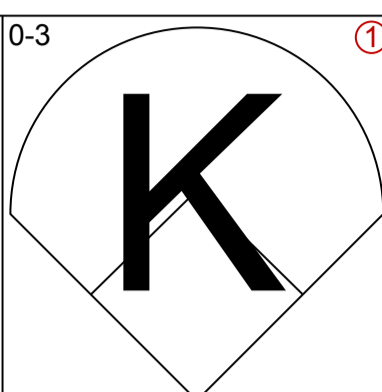
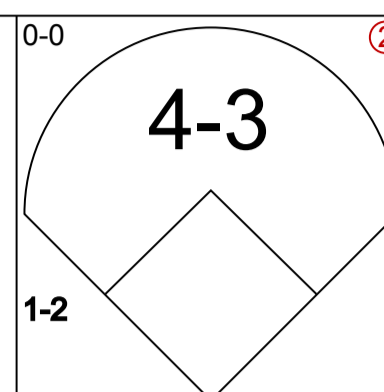
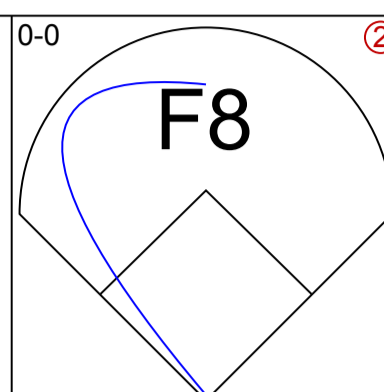
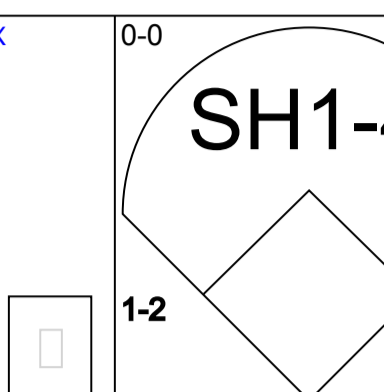
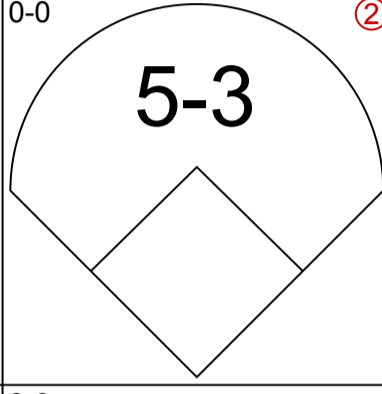
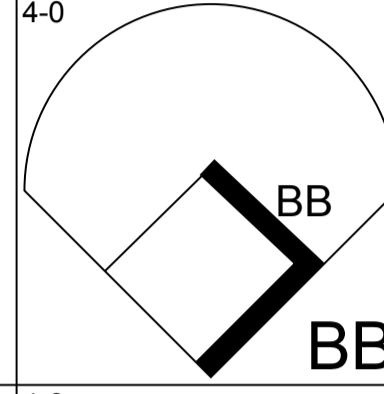
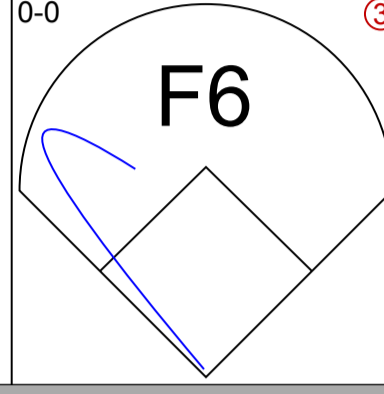
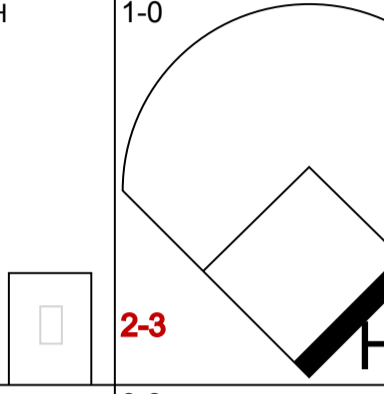
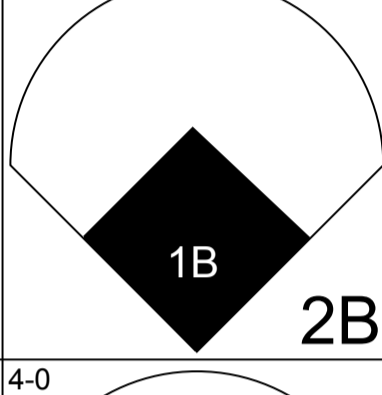
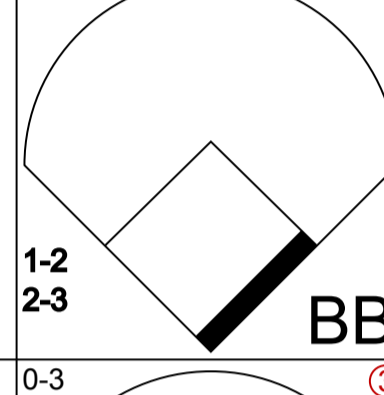
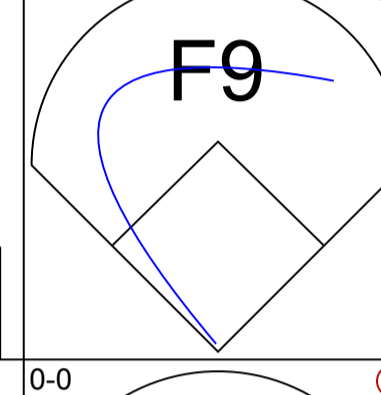
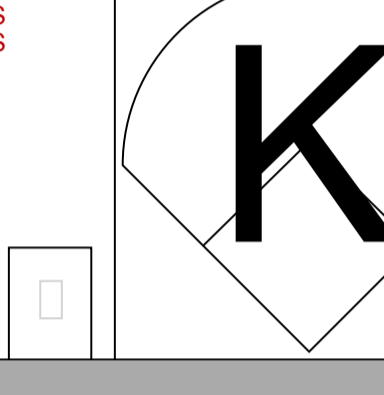

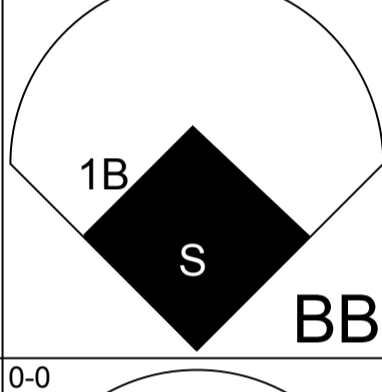

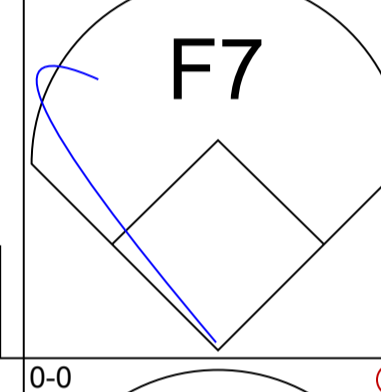
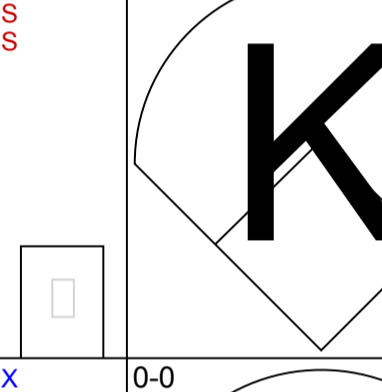
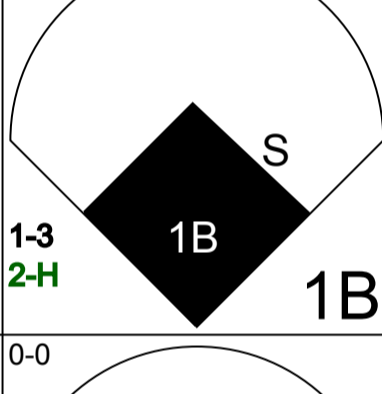
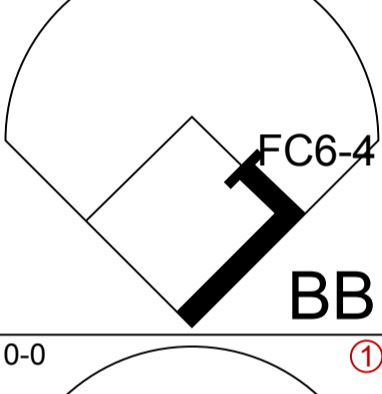
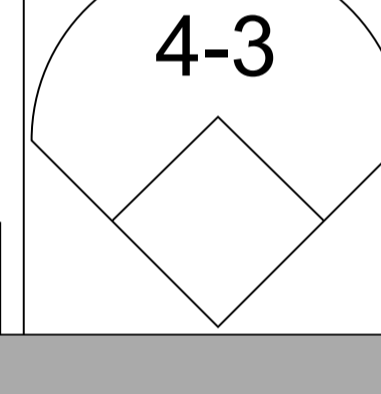
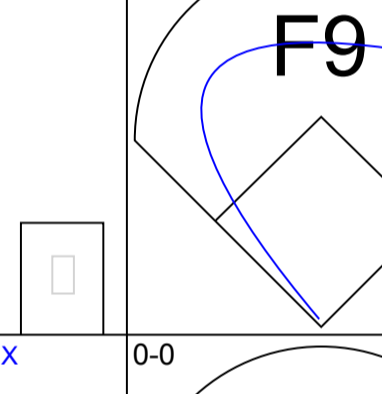
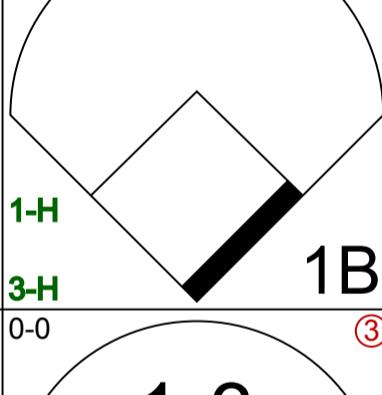
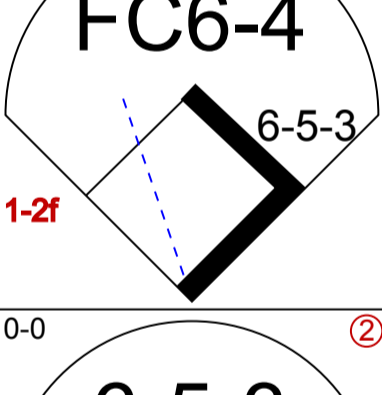
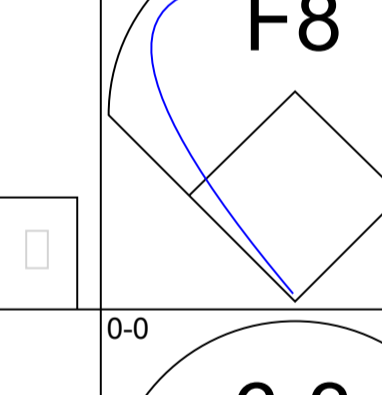
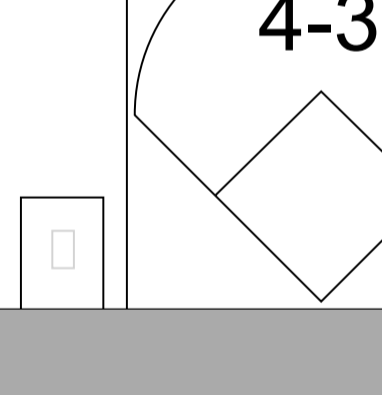

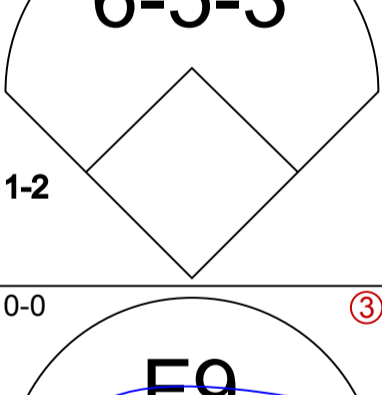
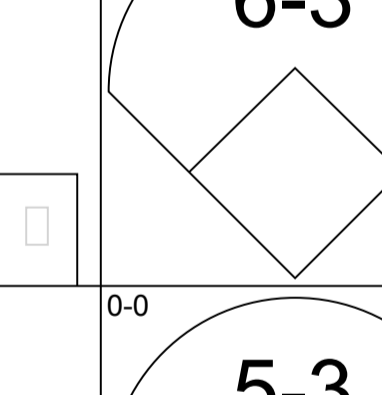
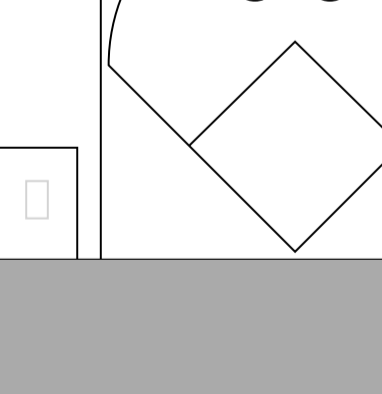
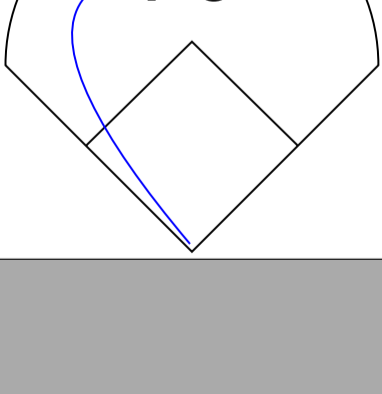
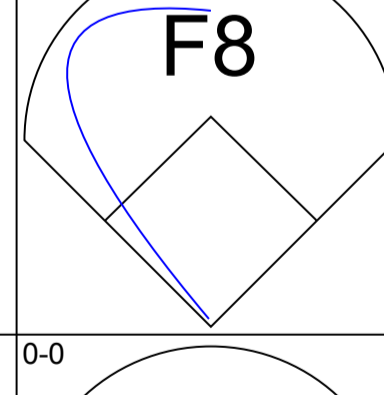
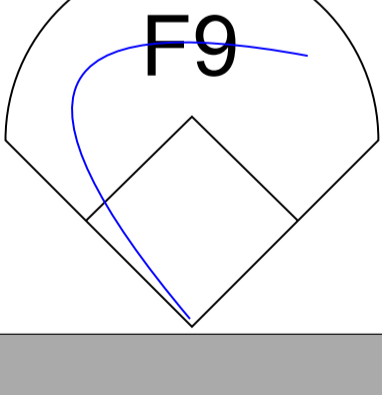
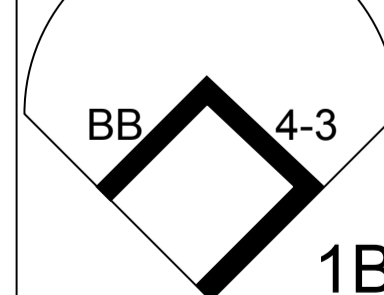
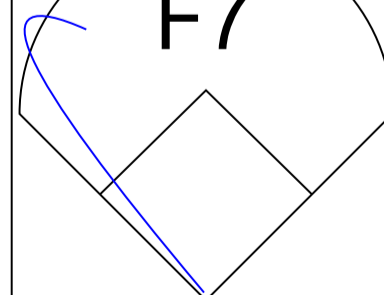
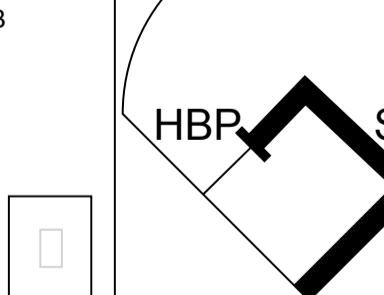


Batter	1	2	3	4	5	6	7	8	9	AB R H RBI BB SO LOB	TOP
Morris Nettles, L (1, 8) OBP: 0.357, SLG: 0.323	0-0 1B E G6-4-3 1B	0-0 E3 S 1B			0-0 S 1B		0-3 K		0-3 K	5 1 3 0 0 2 1	
Dave Chalk, R (1, 6) OBP: 0.313, SLG: 0.337	0-0 1-3 G6-4-3 1B	0-3 K 1-2			0-3 K 1-2		0-0 1-3			4 0 1 0 0 2 3	
Bobby Valentine, R (1, 5) OBP: 0.304, SLG: 0.339	0-0 G6-4-3 1-2f 3-H				0-0 F4 BB			0-0 6-3		3 0 0 0 1 0 2	
Frank Robinson, R (1, 10) OBP: 0.379, SLG: 0.477	4-0 S BB				0-0 4-3 1-2		0-0 F8		0-0 1B 1B	3 0 1 0 1 0 2	
Joe Lahoud, L (1, 9) OBP: 0.377, SLG: 0.466	4-0 FC6-4 1-2 BB				0-3 K		0-0 4-3		0-0 1-3 1B	3 0 1 0 1 1 1	
Bruce Bochte, L (1, 7) OBP: 0.356, SLG: 0.433	0-0 FC6-4 1-2f				0-0 L6		0-0 4-3		0-0 F8	4 0 0 0 0 0 4	
John Doherty, L (1, 3) OBP: 0.292, SLG: 0.369					0-0 4-3 K 1B BB		0-0 4-3 BB		0-0 4-3	2 0 0 0 2 0 0	AB 31 R 1 H 7 RBI 0 BB 6 SO 7 LOB 16
Denny Doyle, L (1, 4) OBP: 0.286, SLG: 0.295					0-0 1-3 E 1B 1B		0-0 F8		0-0 1-3	4 0 1 0 0 0 1	
Tom Egan, R (1, 2) OBP: 0.154, SLG: 0.043 Rudy Meoli, L (9, PH) OBP: 0.292, SLG: 0.265					0-0 6-3 K 2-3		0-3 K		4-0 BB	3 0 0 0 0 2 2 0 0 0 0 1 0 0	
Inning Stats	R: 1 E: 1 K: 0 S: 4 H: 2 LOB: 2 BB: 2 P: 12	R: 0 E: 1 K: 2 S: 8 H: 2 LOB: 2 BB: 1 P: 12	R: 0 E: 0 K: 1 S: 5 H: 0 LOB: 1 BB: 1 P: 9	R: 0 E: 0 K: 0 S: 3 H: 0 LOB: 0 BB: 0 P: 3	R: 0 E: 0 K: 1 S: 6 H: 1 LOB: 1 BB: 0 P: 6	R: 0 E: 0 K: 0 S: 3 H: 0 LOB: 1 BB: 1 P: 7	R: 0 E: 0 K: 2 S: 7 H: 0 LOB: 0 BB: 0 P: 7	R: 0 E: 0 K: 0 S: 4 H: 2 LOB: 1 BB: 0 P: 4	R: 0 E: 0 K: 1 S: 5 H: 0 LOB: 1 BB: 1 P: 9	1B: 7 2B: 0 3B: 0 HR: 0 SF: 0 SAC: 0 DP: 1 HBP: 0	WP: 0 PB: 0 SB: 3 CS: 0 PA: 37
PITCHER Jim Slaton, R (1, 1) ERA: 4.06	IP 9.0 WLS W BF 37 H 7 R 1 ER 0 SO 7 BB 6 IBB 0 HBP 0 BLK 0 WP 0 HR 0 S 45 P 69 ERA 0.00 WHIP 1.444										

California Angels @ Milwaukee Brewers  
Milwaukee County Stadium, Milwaukee, WI

Sun Sep 01 1974, 4:33 AM EDT  
Att: 11,498 - Unknown

livebaseballscorecards.com

Batter	1	2	3	4	5	6	7	8	9	AB	R	H	RBI	BB	SO	LOB
<b>Don Money, R</b> OBP: 0.348, SLG: 0.416 (1, 5) 	0-3  ① X	0-0  ②		X 0-0  ②			X 0-0  ①			3	0	0	0	0	1	1
<b>Ken Berry, R</b> OBP: 0.286, SLG: 0.268 (1, 8) X	0-0  ②	4-0  BB		X 0-0  ③			H 1-0  ②			2	0	0	0	1	0	0
<b>George Scott, R</b> OBP: 0.360, SLG: 0.454 (1, 3) X	0-0  2B	4-0  BB		X 0-0  ①			S 0-3  ③			3	1	1	0	1	1	1
<b>John Briggs, L</b> OBP: 0.347, SLG: 0.459 (1, 7) 	4-0  BB	0-3  ③		X 0-0  ②			S 0-3  ①			3	1	0	0	1	2	3
<b>Darrell Porter, L</b> OBP: 0.337, SLG: 0.391 (1, 2) X	0-0  1B		B 4-0  BB		X 0-0  ③		X 0-0  ②			3	1	1	1	1	0	0
<b>Deron Johnson, R</b> OBP: 0.248, SLG: 0.325 (1, 10) X	0-0  1B		X 0-0  ①		X 0-0  ①		X 0-0  ③			4	0	1	1	0	0	1
<b>Dave May, L</b> OBP: 0.270, SLG: 0.319 (1, 9) X	0-0  ③		X 0-0  ②		X 0-0  ②		X 0-0  ③			3	0	0	0	0	0	2
<b>Bob Coluccio, R</b> OBP: 0.312, SLG: 0.331 (7, 9)			X 0-0  ②							0	0	0	0	0	0	0
<b>Pedro Garcia, R</b> OBP: 0.235, SLG: 0.324 (1, 4)		X 0-0  ① X	X 0-0  ③							3	0	0	0	0	0	1
<b>Tim Johnson, L</b> OBP: 0.298, SLG: 0.350 (1, 6)		X 0-0  1B		X 0-0  ①			B 4-0  BB			2	0	1	0	1	0	0


Inning Stats	R: 3	H: 3	LOB: 1	K: 1	P: 12	R: 0	H: 1	LOB: 3	K: 1	P: 14	R: 0	H: 0	LOB: 1	K: 0	P: 7	R: 0	H: 0	LOB: 0	K: 0	P: 3	R: 0	H: 0	LOB: 0	K: 0	P: 3	R: 0	H: 0	LOB: 1	K: 1	P: 9	R: 0	H: 0	LOB: 0	K: 1	P: 5
	1B: 3	2B: 1	3B: 0	HR: 0	SF: 0	SAC: 1	DP: 0	HBP: 1	WP: 0	PA: 33																									

PITCHER	IP	WLS	BF	H	R	ER	SO	BB	IBB	HBP	BLK	WP	HR	S	P	ERA	WHIP
<b>Ed Figueroa, R</b> ERA: 3.71 (1, 1)	8.0	L	33	4	3	3	4	5	0	1	0	0	0	35	56	3.38	1.125

**BOTTOM**

**California Angels @ Milwaukee Brewers**  
Milwaukee County Stadium, Milwaukee, WI

AB	26
R	3
H	4
RBI	2
BB	5
SO	4
LOB	9



Sun Sep 01 1974, 4:33 AM EDT  
Att. 11,498 - Unknown

Batter	1	2	3	4	5	6	7	8	9	AB R H RBI BB SO LOB	TOP																					
<b>Don Money, R</b> OBP: 0.346, SLG: 0.413 (1, 5) X	0-0 6-3 BB	0-0 FC5 2-3			0-3 K			0-0 F3 1B		4 0 0 0 0 1 1																						
<b>Ken Berry, R</b> OBP: 0.290, SLG: 0.269 (1, 8) B B B	4-0 2B BB		0-0 4-3		0-0 P6			0-0 1B		3 1 1 0 1 0 0																						
<b>John Briggs, L</b> OBP: 0.346, SLG: 0.457 (1, 7) X	0-0 F7		0-0 6-3		0-3 K			0-0 G4 1B		4 0 1 0 0 1 1																						
<b>George Scott, R</b> OBP: 0.359, SLG: 0.455 (1, 3) X	0-0 WP 1-H 2B		0-0 F9		0-0 F8			0-0 G4 1-2f		4 0 1 1 0 0 1																						
<b>Deron Johnson, R</b> OBP: 0.248, SLG: 0.322 (1, 10) B B B	4-0 2-3 BB			0-3 K	0-3 K			0-0 F8		3 0 0 0 1 2 0																						
<b>Charlie Moore, R</b> OBP: 0.333, SLG: 0.368 (1, 2) X	0-0 B2			0-3 K		0-0 P4				3 0 0 0 0 1 2																						
<b>Bob Coluccio, R</b> OBP: 0.312, SLG: 0.330 (1, 9)		0-0 F2		4-0 BB		0-0 P4				2 0 0 0 1 0 0																						
<b>John Vukovich, R</b> OBP: 0.192, SLG: 0.320 (1, 6) X		0-0 5-3		0-0 P6		0-3 K				3 0 0 0 0 1 1																						
<b>Pedro Garcia, R</b> OBP: 0.236, SLG: 0.327 (1, 4) X		0-0 FC5 2B			0-0 F7			0-0 P5		3 0 1 0 0 0 0																						
<b>Inning Stats</b>	R: 1 E: 0 K: 0 S: 4	H: 1 LOB: 2 BB: 2 P: 12	R: 0 E: 0 K: 0 S: 4	H: 1 LOB: 1 BB: 0 P: 4	R: 0 E: 0 K: 0 S: 3	H: 0 LOB: 0 BB: 0 P: 3	R: 0 E: 0 K: 2 S: 7	H: 0 LOB: 1 BB: 1 P: 11	R: 0 E: 0 K: 1 S: 5	H: 0 LOB: 0 BB: 0 P: 5	R: 0 E: 0 K: 1 S: 5	H: 0 LOB: 0 BB: 0 P: 5	R: 0 E: 0 K: 1 S: 5	H: 1 LOB: 1 BB: 0 P: 3	R: 0 E: 0 K: 0 S: 3	H: 1 LOB: 0 BB: 0 P: 3	1B: 2 2B: 2 3B: 0 HR: 0	SF: 0 SAC: 0 DP: 1 HBP: 0	WP: 1 PB: 0 SB: 0 CS: 0	PA: 32												
<b>PITCHER</b> <b>Rudy May, L</b> ERA: 3.26 (1, 1)	IP 9.0	WLS W	BF 32	H 4	R 1	ER 1	SO 6	BB 3	IBB 0	HBP 0	BLK 0	WP 1	HR 0	S 41	P 53	ERA 1.00	WHIP 0.778															
											<b>PITCHER</b>	IP	WLS	BF	H	R	ER	SO	BB	IBB	HBP	BLK	WP	HR	S	P	ERA	WHIP				

Milwaukee Brewers @ New York Yankees  
 Shea Stadium, Flushing, NY  
 Mon Sep 02 1974, 3:33 AM EDT  
 Unknown - 68 F

AB	29
R	1
H	4
RBI	1
BB	3
SO	6
LOB	6



livebaseballscorecards.com

Batter	1	2	3	4	5	6	7	8	9
Roy White, S (1, 10) OBP: 0.371, SLG: 0.393	0-0 F9		4-0 1B SH1-4 SF7 BB	4-0 BB BB			0-0 F9	0-0 FC4-6	
Elliott Maddox, R (1, 8) OBP: 0.394, SLG: 0.382	0-0 1B		0-0 SH1-4	4-0 BB			0-0 1-3		
Bobby Murcer, L (1, 9) OBP: 0.339, SLG: 0.379	0-0 F9		4-0 1B IBB	0-0 6-3			0-0 E4		
Graig Nettles, L (1, 5) OBP: 0.326, SLG: 0.395	0-0 P6		0-0 1B		0-0 F8		0-0 3-1		
Lou Piniella, R (1, 7) OBP: 0.343, SLG: 0.396		0-0 F9	0-0 SF7		0-0 6-3			0-0 4-3	
Chris Chambliss, L (1, 3) OBP: 0.290, SLG: 0.328		0-3 K	0-3 K		0-0 4-3			0-0 1B 2B	
Thurman Munson, R (1, 2) OBP: 0.315, SLG: 0.392		0-0 1B		0-0 P4		0-0 F9		4-0 1B IBB	
Jim Mason, L (1, 6) OBP: 0.302, SLG: 0.355		0-0 4-3		0-0 BB 5-3 1B		0-0 F7		0-0 F7	
Sandy Alomar Sr., S (1, 4) OBP: 0.314, SLG: 0.331 Gene Michael, S (9, 4) OBP: 0.299, SLG: 0.299			0-0 SH1-4 1B 2B	0-0 5-3		0-3 K		0-0 FC4-6 1B	

Inning Stats	R: 0	H: 1	E: 0	LOB: 1	K: 0	BB: 0	S: 4	P: 4
Roy White	2	2	0	2	1	2	7	15
Elliott Maddox	0	1	0	3	0	2	4	12
Bobby Murcer	0	0	0	0	0	0	3	3
Graig Nettles	0	0	0	0	0	0	5	5
Lou Piniella	1	2	1	2	0	2	4	9
Chris Chambliss	0	0	0	0	0	0	3	3
Thurman Munson	0	1	0	0	0	0	5	5
Jim Mason	0	0	0	0	0	0	4	4
Sandy Alomar Sr.	1	2	0	2	0	1	5	9

PITCHER	IP	WLS	BF	H	R	ER	SO	BB	IBB	HBP	BLK	WP	HR	S	P	ERA	WHIP
Jim Colborn, R (1, 1) ERA: 4.65	3.2	L	20	5	2	2	2	3	1	0	0	0	0	20	36	4.91	2.182
Clyde Wright, L (4, 1) ERA: 4.43	4.1		17	2	1	1	1	0	1	0	0	0	0	18	22	2.08	0.462

AB R H RBI BB SO LOB

3	1	0	0	2	0	2
2	0	1	0	1	0	0
3	0	0	0	1	0	4
4	0	1	1	0	0	2
3	0	0	1	0	0	0
4	1	1	0	0	2	2
3	0	1	0	1	0	0
4	0	1	0	0	0	3
4	1	2	1	0	1	1
0	0	0	0	0	0	0

WP	PA	ERA	WHIP
0	37		
0			
0			

Milwaukee Brewers @ New York Yankees  
Shea Stadium, Flushing, NY  
Mon Sep 02 1974, 3:33 AM EDT  
Unknown - 68 F

livebaseballscorecards.com

AB	30
R	3
H	7
RBI	3
BB	5
SO	3
LOB	14



Batter	1	2	3	4	5	6	7	8	9	AB R H RBI BB SO LOB	TOP
<b>Don Money, R</b> (1, 5) OBP: 0.346, SLG: 0.411	0-3 K		0-0 1-3	0-0 F7			4-0 BB		4-0 IBB	3 0 0 0 2 1 2	<b>Milwaukee Brewers @ New York Yankees</b> <b>Shea Stadium, Flushing, NY</b> Mon Sep 02 1974, 3:38 AM EDT Att: 26,121 - Unknown <a href="http://livebaseballscorecards.com">livebaseballscorecards.com</a>
<b>Dave May, L</b> (1, 8) OBP: 0.269, SLG: 0.319 <b>Bob Coluccio, R</b> (8, 9) OBP: 0.312, SLG: 0.329	0-0 BB 1B		0-0 4-3		0-0 3-1		0-0 F8		0-3 K	4 0 1 0 0 0 1 1 0 0 0 0 1 2	
<b>George Scott, R</b> (1, 3) OBP: 0.358, SLG: 0.452	4-0 1-2 BB			0-0 6-3	0-0 6-3			0-0 6-3		3 0 0 0 1 0 0	
<b>John Briggs, L</b> (1, 7) OBP: 0.347, SLG: 0.460	0-3 K			0-0 E 1B	0-0 P6			0-0 G3 2B		4 1 2 0 0 1 2	
<b>Darrell Porter, L</b> (1, 2) OBP: 0.334, SLG: 0.386	0-0 G3			0-0 E3 HBP 1B		0-0 F8		0-0 G3		4 1 0 0 0 0 4	
<b>Mike Hegan, L</b> (1, 9) OBP: 0.325, SLG: 0.383 <b>Ken Berry, R</b> (8, PH) OBP: 0.268, SLG: 0.267		0-0 3-1		0-0 HBP 1B		4-0 G6-4-3 BB		0-0 5-3		2 1 1 1 1 0 0 1 0 0 0 0 0 1	
<b>Bob Hansen, L</b> (1, 10) OBP: 0.300, SLG: 0.364 <b>Bobby Mitchell, R</b> (9, PH) OBP: 0.309, SLG: 0.359		0-0 6-3		0-3 K		0-0 G6-4-3			4-0 SH3-4 BB	3 0 0 0 0 1 3 0 0 0 0 1 0 0	
<b>Pedro Garcia, R</b> (1, 4) OBP: 0.237, SLG: 0.325		0-3 K		1-0 1B HBP			0-0 6-3		0-0 SH3-4	2 0 0 0 0 1 0	
<b>Tim Johnson, L</b> (1, 6) OBP: 0.297, SLG: 0.348			0-3 K		0-0 1B		0-3 K		0-3 K	4 0 1 2 0 3 1	
<b>Inning Stats</b>	R: 0 E: 0 K: 2 S: 8 H: 1 LOB: 2 BB: 1 P: 12	R: 0 E: 0 K: 1 S: 5 H: 0 LOB: 0 BB: 0 P: 5	R: 0 E: 0 K: 1 S: 5 H: 0 LOB: 0 BB: 0 P: 5	R: 3 E: 1 K: 1 S: 9 H: 3 LOB: 2 BB: 0 P: 10	R: 0 E: 0 K: 0 S: 3 H: 0 LOB: 0 BB: 0 P: 3	R: 0 E: 0 K: 0 S: 2 H: 0 LOB: 0 BB: 1 P: 6	R: 0 E: 0 K: 1 S: 5 H: 0 LOB: 1 BB: 1 P: 9	R: 0 E: 0 K: 0 S: 4 H: 1 LOB: 1 BB: 0 P: 4	R: 0 E: 0 K: 2 S: 7 H: 0 LOB: 2 BB: 2 P: 15	1B: 4 2B: 1 3B: 0 HR: 0 SF: 0 SAC: 1 DP: 1 HBP: 1	WP: 0 PB: 0 SB: 0 CS: 0 PA: 38
<b>PITCHER</b>	IP WLS BF H R ER SO BB IBB HBP BLK WP HR S P ERA WHIP										
<b>Dick Tidrow, R</b> (1, 1) ERA: 4.02 <b>Sparky Lyle, L</b> (8, 1) ERA: 1.84	7.1 L 31 5 3 0 6 3 0 1 0 0 0 0 39 52 0.00 1.091										

<b>AB</b>	<b>31</b>
<b>R</b>	<b>3</b>
<b>H</b>	<b>5</b>
<b>RBI</b>	<b>3</b>
<b>BB</b>	<b>5</b>
<b>SO</b>	<b>8</b>
<b>LOB</b>	<b>16</b>





**BOTTOM**

**Milwaukee Brewers @ New York Yankees**

Shea Stadium, Flushing, NY

Mon Sep 02 1974, 3:38 AM EDT  
Att. 26,121 - Unknown

<b>AB</b>	<b>37</b>
<b>R</b>	<b>2</b>
<b>H</b>	<b>11</b>
<b>RBI</b>	<b>2</b>
<b>BB</b>	<b>4</b>
<b>SO</b>	<b>2</b>
<b>LOB</b>	<b>26</b>



WP: 0	PA: 41
PB: 0	
SB: 0	
CS: 0	

AB R H RBI BB SO LOB

3	0	1	0	2	0	1
5	0	2	0	0	0	4
4	1	1	0	1	0	4
4	0	1	0	1	0	5
5	1	0	0	0	2	6
4	0	2	1	0	0	0
0	0	0	0	0	0	0
0	0	0	0	0	0	0
4	0	1	1	0	0	2
4	0	1	0	0	0	3
3	0	1	0	0	0	1
1	0	1	0	0	0	0

Batter	1	2	3	4	5	6	7	8	9
Roy White, S (1, 7) OBP: 0.374, SLG: 0.396	0-0 4-3 BBB		4-0 BB 1-2		4-0 BB 1B		0-0 F7 BBB		0-0 2B 1-3
Elliott Maddox, R (1, 8) OBP: 0.394, SLG: 0.382	0-0 1-3		0-0 F7 BB		0-0 1B 1-2		0-0 1B 1-2		0-0 F8
Bobby Murcer, L (1, 9) OBP: 0.339, SLG: 0.378	0-0 P4			0-0 BB 1B	0-0 F8		0-0 P4		4-0 IBB
Graig Nettles, L (1, 5) OBP: 0.326, SLG: 0.393		0-0 F2		4-0 BB 1B	0-0 F3			0-0 FC6-4 1B	0-0 F5
Lou Piniella, R (1, 10) OBP: 0.339, SLG: 0.392		0-3 K		0-3 K		0-0 F8		0-0 FC6-4 1B	0-0 4-3
Chris Chambliss, L (1, 3) OBP: 0.292, SLG: 0.330		0-0 6-3		0-0 1B 1-2 2-H		0-0 F9		0-0 1B 1-3	
Walt Williams, R (8, PR) OBP: 0.125, SLG: 0.109									
Bill Sudakis, S (9, 3) OBP: 0.298, SLG: 0.348									
Thurman Munson, R (1, 2) OBP: 0.315, SLG: 0.391			0-0 P3	0-0 F9		0-0 4-3		0-0 FC6-4 1B	
Jim Mason, L (1, 6) OBP: 0.302, SLG: 0.353			0-0 BB 1B	0-0 F7		0-0 4-3		0-0 FC6-4 1B	
Gene Michael, S (1, 4) OBP: 0.300, SLG: 0.299			0-0 F5		0-0 F9		0-0 1B		0-0 2B 1B
Ron Blomberg, L (9, PH) OBP: 0.366, SLG: 0.436									

Inning Stats	R: 0	H: 0	E: 0	K: 0	S: 3	R: 0	H: 0	E: 0	K: 1	S: 5	R: 0	H: 1	E: 0	K: 0	S: 4	R: 1	H: 2	E: 0	K: 1	S: 7	R: 0	H: 1	E: 0	K: 0	S: 4	R: 0	H: 0	E: 0	K: 0	S: 3	R: 0	H: 2	E: 0	K: 0	S: 5	R: 1	H: 3	E: 0	K: 0	S: 5	R: 0	H: 2	E: 0	K: 0	S: 5
--------------	------	------	------	------	------	------	------	------	------	------	------	------	------	------	------	------	------	------	------	------	------	------	------	------	------	------	------	------	------	------	------	------	------	------	------	------	------	------	------	------	------	------	------	------	------

PITCHER	IP	WLS	BF	H	R	ER	SO	BB	IBB	HBP	BLK	WP	HR	S	P	ERA	WHIP
Eduardo Rodriguez, R (1, 1) ERA: 3.36	6.1	W	27	5	1	1	2	3	0	0	0	0	0	28	40	1.42	1.263
Tom Murphy, R (7, 1) ERA: 1.49	2.2	S	14	6	1	1	0	0	1	0	0	0	0	13	17	3.38	2.250

WP	HR	S	P	ERA	WHIP
0	0	0	0	0	0

Batter	1	2	3	4	5	6	7	8	9	AB R H RBI BB SO LOB	TOP
Don Money, R (1, 5) OBP: 0.345, SLG: 0.411	0-0 B1-3 2B		0-0 F7		0-0 P4			0-0 FC3-6 1-2f		4 0 1 0 0 0 2	
Dave May, L (1, 8) OBP: 0.269, SLG: 0.318	0-0 B1-3		0-0 1B			0-0 5-3		0-0 F7		4 0 1 0 0 0 2	
George Scott, R (1, 3) OBP: 0.356, SLG: 0.448	0-0 F8		0-3 K			0-3 K			0-0 5-3	4 0 0 0 0 2 3	
John Briggs, L (1, 7) OBP: 0.345, SLG: 0.456	0-0 P4		0-0 F9			0-0 3-1			0-0 G3	4 0 0 0 0 0 3	
Darrell Porter, L (1, 2) OBP: 0.331, SLG: 0.382		0-0 P6		0-0 F8			0-0 3-1		0-0 1-3	4 0 0 0 0 0 0	
Mike Hegan, L (1, 9) OBP: 0.325, SLG: 0.382		0-0 1B		0-0 F8			0-3 K			3 0 1 0 0 1 0	
Deron Johnson, R (1, 10) OBP: 0.246, SLG: 0.319		0-3 K		0-3 K			0-0 F9			3 0 0 0 0 2 1	
Tim Johnson, L (1, 6) OBP: 0.292, SLG: 0.341		0-3 K			0-3 K			0-3 K		3 0 0 0 0 3 1	
Pedro Garcia, R (1, 4) OBP: 0.240, SLG: 0.328			0-0 1B S 1B		0-0 F7			0-0 FC3-6 1B		3 0 2 0 0 0 0	
<b>Inning Stats</b>	R: 0 H: 1 E: 0 LOB: 1 K: 0 BB: 0 S: 4 P: 4	R: 0 H: 1 E: 0 LOB: 1 K: 2 BB: 0 S: 8 P: 8	R: 0 H: 2 E: 0 LOB: 2 K: 1 BB: 0 S: 7 P: 7	R: 0 H: 0 E: 0 LOB: 0 K: 1 BB: 0 S: 5 P: 5	R: 0 H: 0 E: 0 LOB: 0 K: 1 BB: 0 S: 5 P: 5	R: 0 H: 0 E: 0 LOB: 0 K: 1 BB: 0 S: 5 P: 5	R: 0 H: 0 E: 0 LOB: 0 K: 1 BB: 0 S: 5 P: 5	R: 0 H: 1 E: 0 LOB: 1 K: 1 BB: 0 S: 6 P: 6	R: 0 H: 0 E: 0 LOB: 0 K: 0 BB: 0 S: 3 P: 3	1B: 4 SF: 0 2B: 1 SAC: 0 3B: 0 DP: 0 HR: 0 HBP: 0	WP: 0 PA: 32 PB: 0 SB: 1 CS: 0
<b>PITCHER</b> Doc Medich, R (1, 1) ERA: 3.59	IP WLS BF H R ER SO BB IBB HBP BLK WP HR S P ERA WHIP										
	9.0 W 32 5 0 0 8 0 0 0 0 0 0 0 48 48 0.00 0.556										

Milwaukee Brewers @ New York Yankees  
 Shea Stadium, Flushing, NY  
 Wed Sep 04 1974, 3:33 AM EDT  
 Att: 8,362 - Unknown - 65 F

AB	32
R	0
H	5
RBI	0
BB	0
SO	8
LOB	12



Batter	1	2	3	4	5	6	7	8	9	AB	R	H	RBI	BB	SO	LOB
Roy White, S OBP: 0.378, SLG: 0.398 (1, 10)	0-0 F9		0-0 FC5-4 1B		0-0 1B		4-0 FC5-4 BB			3	0	2	0	1	0	0
Elliott Maddox, R OBP: 0.393, SLG: 0.384 (1, 8)	0-0 4-3 2B		0-0 FC5-4 FC4-6 1-2f		0-0 SF7		0-0 FC5-4 1-2f			3	1	1	1	0	0	2
Bobby Murcer, L OBP: 0.339, SLG: 0.377 (1, 9)	0-0 4-3		0-3 K		0-0 1B		0-0 F8			4	0	1	0	0	1	3
Lou Piniella, R OBP: 0.340, SLG: 0.394 (1, 7)	0-0 2-3 1B		0-0 FC4-6 1-2f		0-3 K			4-0 FC4-6 BB		3	1	1	1	1	1	3
Thurman Munson, R OBP: 0.316, SLG: 0.392 (1, 2)	0-0 2-H 1B			0-0 L9		0-0 1B		0-0 F2		4	0	2	1	0	0	1
Graig Nettles, L OBP: 0.324, SLG: 0.390 (1, 5)	0-0 4-3			0-0 P4		0-0 F7		0-0 FC4-6 1B		4	0	0	0	0	0	3
Chris Chambliss, L OBP: 0.291, SLG: 0.329 (1, 3)		0-0 3-1		0-0 F7		0-0 P6		0-0 1B		4	0	1	0	0	0	1
Gene Michael, S OBP: 0.299, SLG: 0.294 (1, 4)						4-0 FC1-6 BB		0-0 F8		3	0	0	0	1	0	3
Jim Mason, L OBP: 0.300, SLG: 0.351 (1, 6)					0-0 FC1-6 1B		0-0 F8			3	1	0	0	0	0	1

Inning Stats	R: 2	H: 3	E: 0	LOB: 1	K: 0	BB: 0	S: 6	P: 6	R: 0	H: 0	E: 0	LOB: 0	K: 0	BB: 0	S: 3	P: 3	R: 0	H: 0	E: 0	LOB: 0	K: 0	BB: 0	S: 3	P: 3	R: 1	H: 2	E: 0	LOB: 2	K: 1	BB: 1	S: 7	P: 11	R: 0	H: 1	E: 0	LOB: 1	K: 0	BB: 0	S: 4	P: 4	R: 0	H: 0	E: 0	LOB: 1	K: 0	BB: 1	S: 3	P: 7	R: 0	H: 1	E: 0	LOB: 2	K: 0	BB: 1	S: 4	P: 8
--------------	------	------	------	--------	------	-------	------	------	------	------	------	--------	------	-------	------	------	------	------	------	--------	------	-------	------	------	------	------	------	--------	------	-------	------	-------	------	------	------	--------	------	-------	------	------	------	------	------	--------	------	-------	------	------	------	------	------	--------	------	-------	------	------

PITCHER	IP	WLS	BF	H	R	ER	SO	BB	IBB	HBP	BLK	WP	HR	S	P	ERA	WHIP
Kevin Kobel, L ERA: 3.88 (1, 1)	4.2	L	21	6	3	3	1	1	0	0	0	0	0	22	26	5.79	1.500
Jim Colborn, R ERA: 4.56 (5, 1)	3.1		14	2	0	0	1	2	0	0	0	0	0	14	22	0.00	1.200

**BOTTOM**

**Milwaukee Brewers @ New York Yankees**  
 Shea Stadium, Flushing, NY  
 Wed Sep 04 1974, 3:33 AM EDT  
 Att. 8,362 - Unknown - 65 F

AB	31
R	3
H	8
RBI	3
BB	3
SO	2
LOB	17



WP	HR	S	P	ERA	WHIP
0	0	0	0	0	0

Batter	1	2	3	4	5	6	7	8	9	AB R H RBI BB SO LOB	TOP															
<b>Don Money, R</b> OBP: 0.343, SLG: 0.408 (1, 5) X	0-0 5-3		0-3 K			0-0 F9	0-0 P7			4 0 0 0 0 1 0																
<b>Ken Berry, R</b> OBP: 0.288, SLG: 0.267 (1, 8) X	0-0 6-3		0-0 F8			0-0 1B		0-0 P8		4 0 1 0 0 0 0																
<b>George Scott, R</b> OBP: 0.357, SLG: 0.449 (1, 3) X	0-0 1B			0-0 P6		0-0 1B		0-0 F8		4 0 2 0 0 0 0																
<b>John Briggs, L</b> OBP: 0.344, SLG: 0.454 (1, 7) X	0-0 1B			0-0 F8		0-3 K		0-0 E4		4 0 1 0 0 1 2																
<b>Darrell Porter, L</b> OBP: 0.333, SLG: 0.380 (1, 2) X	0-0 P6			4-0 WP		0-3 K		0-0 CS	4-0 HR	2 1 0 0 2 1 4																
<b>Mike Hegan, L</b> OBP: 0.324, SLG: 0.394 (1, 10) X		0-0 F8		0-0 4-3			0-0 HR		0-0 F2	4 1 1 1 0 0 2																
<b>Gorman Thomas, R</b> OBP: 0.250, SLG: 1.000 (1, 9) X		0-0 5-3			0-3 K		0-0 G3		0-0 HR	4 1 1 2 0 1 0																
<b>Tim Johnson, L</b> OBP: 0.286, SLG: 0.333 (1, 6) X		0-3 K			0-3 K		0-0 G3		0-0 L7	4 0 0 0 0 2 0																
<b>Pedro Garcia, R</b> OBP: 0.240, SLG: 0.335 (1, 4) X			0-3 K		0-3 K		0-0 HR		0-0 5-3	4 1 1 1 0 2 0																
<b>Inning Stats</b>	R: 0 E: 0 K: 0 S: 5	H: 2 LOB: 2 BB: 0 P: 5	R: 0 E: 0 K: 1 S: 5	H: 0 LOB: 0 BB: 0 P: 5	R: 0 E: 0 K: 2 S: 7	H: 0 LOB: 0 BB: 0 P: 7	R: 0 E: 0 K: 0 S: 3	H: 0 LOB: 1 BB: 1 P: 7	R: 0 E: 0 K: 3 S: 9	H: 0 LOB: 0 BB: 0 P: 9	R: 0 E: 0 K: 2 S: 9	H: 2 LOB: 2 BB: 0 P: 9	R: 2 E: 0 K: 0 S: 5	H: 2 LOB: 0 BB: 0 P: 5	R: 0 E: 1 K: 0 S: 3	H: 0 LOB: 0 BB: 0 P: 3	R: 2 E: 0 K: 0 S: 4	H: 1 LOB: 0 BB: 1 P: 8	1B: 4 2B: 0 3B: 0 HR: 3	SF: 0 SAC: 0 DP: 0 HBP: 0	WP: 1 PB: 0 SB: 0 CS: 1	PA: 37				
<b>PITCHER</b>	IP WLS BF H R ER SO BB IBB HBP BLK WP HR S P ERA WHIP																									
<b>Dick Drago, R</b> ERA: 3.73 (1, 1)	7.0	28	6	2	2	8	1	0	0	0	1	2	43	47	2.57	1.000										
<b>Diego Segui, R</b> ERA: 4.19 (8, 1)	2.0	L	8	1	2	0	1	0	0	0	0	1	7	11	9.00	1.000										

**Milwaukee Brewers @ Boston Red Sox**  
**Fenway Park, Boston, MA**  
 Thu Sep 05 1974, 7:05 PM EDT  
 Att. 14,592 - Unknown - 62 F

<b>AB</b>	34
<b>R</b>	4
<b>H</b>	7
<b>RBI</b>	4
<b>BB</b>	2
<b>SO</b>	8
<b>LOB</b>	8



Batter	1	2	3	4	5	6	7	8	9	AB R H RBI BB SO LOB
Juan Beniquez, R OBP: 0.319, SLG: 0.374 (1, 8)	0-0 6-3	0-0 F8		0-3 K		0-0 FC5-2			0-0 4-3 SH3 1-2 1B	5 0 1 0 0 1 3
Tim McCarver, L OBP: 0.355, SLG: 0.236 (1, 2)	0-0 4-3		4-0 E FC6 FC3-2 BB		0-0 F9		0-0 F8		0-0 SH3	3 0 0 0 1 0 0
Dwight Evans, R OBP: 0.329, SLG: 0.418 (1, 9)	0-0 BB 1B		0-0 FC6 FC3-2 1-3		0-0 4-3		0-0 5-3		0-0 4-3	5 0 1 1 0 0 2
Carl Yastrzemski, L OBP: 0.414, SLG: 0.457 (1, 3)	4-0 1-2 BB		4-0 FC3-2 IBB		0-0 L6		0-0 F2		2-3 3-H 4-0 IBB	2 0 0 0 3 0 0
Rico Petrocelli, R OBP: 0.338, SLG: 0.423 (1, 5)	0-0 P3		0-0 P4			0-0 P3		0-3 K	0-0 P9	5 0 0 0 0 1 7
Bernie Carbo, L OBP: 0.364, SLG: 0.409 (1, 7)		0-0 1B FC3-2 2B	0-0 FC3-2		4-0 E S E BB		4-0 BB			2 1 1 0 2 0 3
Dick McAuliffe, L OBP: 0.322, SLG: 0.325 (1, 4)		0-0 P4	0-0 4-3		4-0 E 1-3 BB		0-0 P8			3 1 0 0 1 0 5
Cecil Cooper, L OBP: 0.321, SLG: 0.403 (1, 10)		0-0 FC3-2 1B		0-0 G1		0-0 E7 FC5-2 2B		0-0 P4		3 0 2 2 0 0 0 1 0 0 0 0 0 1
Fred Lynn, L (6, PR)		2-3 1B				1-H 3-H S S				
Rick Burleson, R OBP: 0.336, SLG: 0.399 (1, 6)		0-0 FC3-2		0-0 P4		0-3 K			0-0 SH3 1B 4-3 1B	3 0 0 0 0 1 3 1 1 1 0 0 0 0
Tommy Harper, R OBP: 0.300, SLG: 0.328 (9, PH)		1-2 3-H								

Inning Stats	R: 0 E: 0 K: 0 S: 4	H: 1 LOB: 2 BB: 1 P: 8	R: 0 E: 0 K: 0 S: 5	H: 2 LOB: 2 BB: 0 P: 5	R: 0 E: 1 K: 0 S: 4	H: 0 LOB: 3 BB: 2 P: 12	R: 0 E: 0 K: 1 S: 5	H: 0 LOB: 0 BB: 0 P: 5	R: 0 E: 0 K: 0 S: 3	H: 0 LOB: 0 BB: 0 P: 3	R: 2 E: 1 K: 1 S: 6	H: 1 LOB: 1 BB: 2 P: 14	R: 0 E: 0 K: 0 S: 3	H: 0 LOB: 0 BB: 0 P: 3	R: 0 E: 0 K: 1 S: 5	H: 0 LOB: 1 BB: 1 P: 9	R: 1 E: 0 K: 0 S: 5	H: 2 LOB: 2 BB: 1 P: 9	1B: 4 2B: 2 3B: 0 HR: 0	SF: 0 SAC: 1 DP: 0 HBP: 0	WP: 0 PB: 0 SB: 1 CS: 0	PA: 41
PITCHER	IP	WLS	BF	H	R	ER	SO	BB	IBB	HBP	BLK	WP	HR	S	P	ERA	WHIP					
Bill Champion, R ERA: 3.3 (1, 1)	8.0	W	36	5	3	3	3	5	1	0	0	0	0	36	60	3.38	1.250					
Tom Murphy, R ERA: 1.47 (9, 1)	1.0	S	5	1	0	0	0	0	1	0	0	0	0	4	8	0.00	1.000					

**BOTTOM**

**Milwaukee Brewers @ Boston Red Sox**  
 Fenway Park, Boston, MA  
 Thu Sep 05 1974, 7:05 PM EDT  
 Att: 14,592 - Unknown - 62 F

AB	33
R	3
H	6
RBI	3
BB	7
SO	3
LOB	24



Batter	1	2	3	4	5	6	7	8	9	AB R H RBI BB SO LOB	TOP	
<b>Don Money, R</b> OBP: 0.344, SLG: 0.411 (1, 5) X	0-0 1B 2B		0-3 K		0-0 L8			0-0 1B 1-2 1B		4 1 2 0 0 1 1		
<b>Ken Berry, R</b> OBP: 0.287, SLG: 0.267 (1, 8) X	0-0 2-H 1B		0-0 F2			0-3 K		0-0 F9		4 0 1 1 0 1 2		
<b>George Scott, R</b> OBP: 0.356, SLG: 0.447 (1, 3) X	0-0 F8		0-3 K			0-0 6-3		0-0 1-3 1B		4 0 1 1 0 1 1		
<b>John Briggs, L</b> OBP: 0.341, SLG: 0.450 (1, 7) X	0-0 F8			0-0 3-1		0-3 K		0-0 1-3		4 0 0 0 0 1 3		
<b>Darrell Porter, L</b> OBP: 0.332, SLG: 0.381 (1, 2) X	0-0 4-3			0-0 P9			0-0 F2		0-0 1B 2B	4 0 1 0 0 0 1		
<b>Mike Hegan, L</b> OBP: 0.327, SLG: 0.393 (1, 10)		BB BB BB BB		0-0 G3			0-0 F8		0-0 2-3 1B	3 0 1 0 1 0 0 0 0 0 0 0 0 0		
<b>Bobby Mitchell, R</b> OBP: 0.309, SLG: 0.359 (9, PR)			BB									
<b>Gorman Thomas, R</b> OBP: 0.125, SLG: 0.500 (1, 9)			0-3 K		0-0 P3		0-0 6-3		0-3 K	4 0 0 0 0 2 3		
<b>Tim Johnson, L</b> OBP: 0.285, SLG: 0.328 (1, 6)			0-0 F9		4-0 BB			0-0 B5-3	0-0 F5	3 0 0 0 1 0 3		
<b>Pedro Garcia, R</b> OBP: 0.240, SLG: 0.334 (1, 4) X			0-0 P9		0-0 P5			0-0 1B 1B	0-0 P5	4 1 1 0 0 0 4		
<b>Inning Stats</b>	R: 1 E: 0 K: 0 S: 5 H: 2 LOB: 1 BB: 0 P: 5	R: 0 E: 0 K: 1 S: 5 H: 0 LOB: 1 BB: 1 P: 9	R: 0 E: 0 K: 2 S: 7 H: 0 LOB: 0 BB: 0 P: 7	R: 0 E: 0 K: 0 S: 3 H: 0 LOB: 0 BB: 0 P: 3	R: 0 E: 0 K: 0 S: 3 H: 0 LOB: 1 BB: 1 P: 7	R: 0 E: 0 K: 2 S: 7 H: 0 LOB: 0 BB: 0 P: 7	R: 0 E: 0 K: 0 S: 3 H: 0 LOB: 0 BB: 0 P: 3	R: 1 E: 0 K: 0 S: 6 H: 3 LOB: 2 BB: 0 P: 6	R: 0 E: 0 K: 1 S: 7 H: 2 LOB: 2 BB: 0 P: 7	1B: 5 2B: 2 3B: 0 HR: 0 SF: 0 SAC: 0 DP: 0 HBP: 0	WP: 0 PB: 0 SB: 0 CS: 0 PA: 36	
<b>PITCHER</b> <b>Luis Tiant, R</b> ERA: 2.79 (1, 1)	IP: 9.0 WLS: L BF: 36 H: 7 R: 2 ER: 2 SO: 6 BB: 2 IBB: 0 HBP: 0 BLK: 0 WP: 0 HR: 0 S: 46 P: 54 ERA: 2.00 WHIP: 1.000											<b>PITCHER</b> IP: WLS: BF: H: R: ER: SO: BB: IBB: HBP: BLK: WP: HR: S: P: ERA: WHIP

**Milwaukee Brewers @ Boston Red Sox**  
Fenway Park, Boston, MA  
Fri Sep 06 1974, 7:05 PM EDT  
Att. 19,257 - Unknown - 64 F

livebaseballscorecards.com

AB	34
R	2
H	7
RBI	2
BB	2
SO	6
LOB	18





Batter	1	2	3	4	5	6	7	8	9	10	AB	R	H	RBI	BB	SO	LOB	TOP							
<b>Don Money, R</b> OBP: 0.343, SLG: 0.409 (1, 5) X	0-0 5-3		X 0-0 5-3	X 0-0 L8		X 0-0 FC5-4 1-2 1B		S 0-3 K			5	0	1	0	0	1	2								
<b>Ken Berry, R</b> OBP: 0.289, SLG: 0.274 (1, 8) X	0-0 FC3-6 1B		X 0-0 1B 2B		X 0-0 6-3	X 0-0 FC5-4 1-2			X 0-0 6-3		5	1	2	0	0	0	2								
<b>George Scott, R</b> OBP: 0.357, SLG: 0.446 (1, 3) X	0-0 FC3-6 1-2f		X 0-0 P8		X 0-0 1B S 1B		X 0-0 P9		B 4-0 B B B BB BB		4	0	1	0	1	0	2								
<b>John Briggs, L</b> OBP: 0.342, SLG: 0.449 (1, 7) X	0-0 4-3		X 0-0 2B 1B		X 0-0 P7		X 0-0 P9		B 4-0 B B B BB BB		4	1	1	0	1	0	2								
<b>Gorman Thomas, R</b> OBP: 0.308, SLG: 0.615 (1, 9) X		X 0-0 SH1-4 1B	X 0-0 1B 2B		X 0-0 1-3 1B		X 0-0 6-3		X 0-0 G4-6-3 1-2 BB		5	1	3	2	0	0	2								
<b>Bobby Mitchell, R</b> OBP: 0.317, SLG: 0.374 (1, 10) X		X 0-0 SH1-4 1B	X 0-0 2B 1B		X 0-0 F9		X 0-0 4-3 FC6-2-5 2B		S 0-3 K		5	0	3	1	0	1	2								
<b>Darrell Porter, L</b> OBP: 0.329, SLG: 0.377 (1, 2) X		X 0-0 SH1-4 1-2 2-3	X 0-0 4-3		X 0-0 P7		X 0-0 4-3		X 0-0 F9		4	0	0	0	0	0	2								
<b>Pedro Garcia, R</b> OBP: 0.240, SLG: 0.331 (1, 4) S	0-3 K		X 0-0 4-3		X 0-0 F9		X 0-0 4-0 FC6-2-5 BB		S 0-3 K		4	0	0	0	1	2	2								
<b>John Vukovich, R</b> OBP: 0.195, SLG: 0.316 (1, 6) X	0-0 1-3		X 0-0 F2		X 0-0 1B 1B		X 0-0 FC6-2-5 1-2 3-H				4	0	1	0	0	0	4								
<b>Inning Stats</b>	R: 0 E: 0 K: 0 S: 4	H: 1 LOB: 1 BB: 0 P: 4	R: 0 E: 0 K: 1 S: 7	H: 2 LOB: 2 BB: 0 P: 7	R: 3 E: 0 K: 0 S: 7	H: 4 LOB: 1 BB: 0 P: 7	R: 0 E: 0 K: 0 S: 3	H: 0 LOB: 0 BB: 0 P: 3	R: 0 E: 0 K: 0 S: 5	H: 2 LOB: 2 BB: 0 P: 5	R: 0 E: 0 K: 0 S: 3	H: 0 LOB: 0 BB: 0 P: 3	R: 0 E: 0 K: 1 S: 6	H: 1 LOB: 2 BB: 1 P: 10	R: 0 E: 0 K: 0 S: 2	H: 0 LOB: 1 BB: 2 P: 10	R: 0 E: 0 K: 2 S: 7	H: 0 LOB: 0 BB: 0 P: 7	1B: 9 2B: 3 3B: 0 HR: 0	SF: 0 SAC: 1 DP: 1 HBP: 0	WP: 0 PB: 0 SB: 1 CS: 0	PA: 44			
<b>PITCHER</b> <b>Bill Lee, L</b> ERA: 3.62 <b>Reggie Cleveland, R</b> ERA: 4.56	IP 8.1	WLS W	BF 4	H 0	R 0	ER 0	SO 2	BB 0	IBB 0	HBP 0	BLK 0	WP 0	HR 0	S 8	P 8	ERA 0.00	WHIP 0.000								

**Milwaukee Brewers @ Boston Red Sox**  
Fenway Park, Boston, MA  
Sat Sep 07 1974, 3:33 AM EDT  
Att: 16,553 - Unknown - 63 F

AB	40
R	3
H	12
RBI	3
BB	3
SO	4
LOB	20





Milwaukee Brewers @ Boston Red Sox  
Fenway Park, Boston, MA

Sat Sep 07 1974, 3:33 AM EDT  
Att. 16,553 - Unknown - 63 F

livebaseballscorecards.com

AB	38
R	4
H	12
RBI	4
BB	6
SO	2
LOB	22



WP:	0	PA:	45
PB:	0		
SB:	2		
CS:	0		

AB R H RBI BB SO LOB

5 0 1 0 0 1 2

5 1 3 1 0 0 1

4 0 0 0 1 0 2

3 1 1 0 2 0 2

4 0 1 1 0 0 3

5 1 2 1 0 1 2

3 0 2 0 2 0 2

3 0 0 0 0 0 4

1 0 0 0 0 0 2

0 0 0 0 1 0 0

5 1 2 1 0 0 2

1B: 9 SF: 0  
2B: 3 SAC: 1  
3B: 0 DP: 1  
HR: 0 HBP: 0

Batter	1	2	3	4	5	6	7	8	9	10
Tommy Harper, R (1, 7) OBP: 0.299, SLG: 0.323	0-0 6-3 1B		0-3 K		0-0 F2		0-0 5-3		0-0 F5	
Juan Beniquez, R (1, 8) OBP: 0.326, SLG: 0.382	0-0 5-3 1-2			0-0 FC4-6 1B	0-0 2-H 1B		0-0 5-3		0-0 S 2B	
Dwight Evans, R (1, 9) OBP: 0.325, SLG: 0.409	0-0 1-3			4-0 FC4-6 1B	0-0 L8		0-0 5-3		0-0 6-3 2-3	
Carl Yastrzemski, L (1, 3) OBP: 0.417, SLG: 0.454		0-0 G4-3 1B		0-0 FC4-6 1B	4-0 BB			4-0 SH1 BB		0-0 F8
Cecil Cooper, L (1, 10) OBP: 0.320, SLG: 0.401		0-0 F2		0-0 FC6-4 1B	0-0 P7			0-0 SH1		0-0 F7
Rico Petrocelli, R (1, 5) OBP: 0.336, SLG: 0.419		0-0 G4-3 1-2f		0-0 FC6-4 1B		0-0 L8		0-3 K		0-0 2B 1B
Tim McCarver, L (1, 2) OBP: 0.362, SLG: 0.250			4-0 BB	0-0 FC6-4 1-2f 2-3		0-0 1B		4-0 IBB		0-0 1B 2B
Doug Griffin, R (1, 4) OBP: 0.331, SLG: 0.344			0-0 P6	0-0 P4		0-0 F3		0-0 G3		4-0 1B IBB
Bernie Carbo, L (8, PH) OBP: 0.362, SLG: 0.403										
Dick McAuliffe, L (9, 4) OBP: 0.323, SLG: 0.323										
Mario Guerrero, R (1, 6) OBP: 0.291, SLG: 0.291			0-0 P4		0-0 1B 2B		0-0 P7		0-0 F8	0-0 1-2 2-3 3-H 1B

Inning Stats	R: 0	H: 1	E: 0	K: 0	S: 3	P: 3	R: 0	H: 1	E: 0	K: 0	S: 3	P: 3	R: 0	H: 0	E: 0	K: 1	S: 5	R: 2	H: 3	E: 0	K: 0	S: 6	R: 1	H: 2	E: 0	K: 0	S: 5	R: 0	H: 1	E: 0	K: 0	S: 4	R: 0	H: 0	E: 0	K: 0	S: 3	R: 0	H: 0	E: 0	K: 1	S: 5	R: 0	H: 1	E: 0	K: 0	S: 4	R: 0	H: 1	E: 0	K: 0	S: 5	R: 1	H: 3	E: 0	K: 0	S: 5
--------------	------	------	------	------	------	------	------	------	------	------	------	------	------	------	------	------	------	------	------	------	------	------	------	------	------	------	------	------	------	------	------	------	------	------	------	------	------	------	------	------	------	------	------	------	------	------	------	------	------	------	------	------	------	------	------	------	------

PITCHER	IP	WLS	BF	H	R	ER	SO	BB	IBB	HBP	BLK	WP	HR	S	P	ERA	WHIP
Jim Colborn, R (1, 1) ERA: 4.58	5.1		25	8	3	3	1	3	0	0	0	0	0	24	36	5.06	2.062
Ed Sprague, R (6, 1) ERA: 2.42	2.0		7	0	0	0	0	1	0	0	0	0	0	6	10	0.00	0.500
Tom Murphy, R (8, 1) ERA: 1.51	2.1	L	13	4	1	1	1	0	2	0	0	0	0	13	21	3.86	1.714

WP:	0	PA:	45
PB:	0		
SB:	2		
CS:	0		

Batter	1	2	3	4	5	6	7	8	9	AB R H RBI BB SO LOB	TOP																									
Don Money, R OBP: 0.343, SLG: 0.409 (1, 5) (8, 4)	0-0 6-3	0-3 K		0-0 G4-6-3 1B			0-0 S 1B	0-0 F8		5 0 2 0 0 1 2																										
Ken Berry, R OBP: 0.292, SLG: 0.277 (1, 8)	0-0 BB 2B 1B	0-0 FC6 1B		0-0 G4-6-3 1-2f			0-3 K 1-2	0-0 F9		5 1 2 0 0 1 2																										
George Scott, R OBP: 0.355, SLG: 0.442 (1, 3) BB BB	4-0 2B BB 1-2	0-0 FC6 WP S 1-2f			0-0 5-3		0-0 5-3	0-0 L4		4 1 0 0 1 0 2																										
John Briggs, L OBP: 0.341, SLG: 0.448 (1, 7)	0-0 BB 1-3 2-H 1B 2B	0-3 K 1-3			0-0 1-3			0-0 6-3	0-0 5-3	5 1 1 1 0 1 1																										
Darrell Porter, L OBP: 0.330, SLG: 0.377 (1, 2)	4-0 BB 1B IBB		0-0 F9		0-0 4-3			0-0 2B PB 1B		3 2 1 0 1 0 0																										
Gorman Thomas, R OBP: 0.353, SLG: 0.625 (1, 9) BB BB	4-0 1B BB 1-2 2-3 3-H		0-0 F8			0-0 F7		0-0 PB 1B 2B		3 1 1 1 1 0 0																										
Mike Hegan, L OBP: 0.327, SLG: 0.389 Bobby Mitchell, R OBP: 0.315, SLG: 0.372 (1, 10) (8, PH)	0-3 K		0-3 BB			0-0 4-3		0-0 L7		2 0 0 0 1 1 3 1 0 0 0 0 0 1																										
Tim Johnson, L OBP: 0.286, SLG: 0.328 Charlie Moore, R OBP: 0.337, SLG: 0.371 Rob Ellis, R OBP: 0.353, SLG: 0.340 (1, 6) (8, PH) (8, 5)	0-0 1-2 2-H 3-H 1B		0-0 4-3			0-0 F7		0-0 1B 1B		3 0 1 2 0 0 1 1 0 1 1 0 0 0 0 0 0 0 0 0 0																										
Pedro Garcia, R OBP: 0.239, SLG: 0.329 John Vukovich, R OBP: 0.193, SLG: 0.313 Bob Hansen, L OBP: 0.309, SLG: 0.372 Bob Coluccio, R OBP: 0.312, SLG: 0.329 Robin Yount, R OBP: 0.276, SLG: 0.346 (1, 4) (4, 4) (8, PH) (8, PR) (8, 6)	0-3 K		0-3 K				0-0 F8	0-0 3-H 1B		2 0 0 0 0 2 2 1 0 0 0 0 0 0 1 0 1 0 0 0 0 0 0 0 0 0 0 0 0 0 0 0 0 0 0																										
<b>Inning Stats</b>	R: 4 E: 0 K: 2 S: 10	H: 3 LOB: 2 BB: 3 P: 22	R: 0 E: 0 K: 2 S: 8	H: 1 LOB: 1 BB: 0 P: 8	R: 0 E: 0 K: 0 S: 3	H: 0 LOB: 1 BB: 1 P: 7	R: 0 E: 0 K: 1 S: 5	H: 1 LOB: 0 BB: 0 P: 5	R: 0 E: 0 K: 0 S: 3	H: 0 LOB: 0 BB: 0 P: 3	R: 0 E: 0 K: 1 S: 6	H: 1 LOB: 1 BB: 0 P: 6	R: 2 E: 0 K: 0 S: 7	H: 4 LOB: 2 BB: 0 P: 7	R: 0 E: 0 K: 0 S: 3	H: 0 LOB: 0 BB: 0 P: 3	1B: 8 2B: 2 3B: 0 HR: 0	SF: 0 SAC: 0 DP: 1 HBP: 0	WP: 1 PB: 1 SB: 2 CS: 0	PA: 40																
<b>PITCHER</b>	IP WLS BF H R ER SO BB IBB HBP BLK WP HR S P ERA WHIP																			<b>PITCHER</b>	IP WLS BF H R ER SO BB IBB HBP BLK WP HR S P ERA WHIP															
Juan Marichal, R ERA: 4.75 (1, 1)	0.1		6	2	4	4	0	2	1	0	0	0	0	0	3	15	108.00	12.000																		
Dick Pole, R ERA: 3.38 (1, 1)	7.0	W	27	6	2	2	6	1	0	0	0	1	0	38	42	2.57	1.000																			
Bob Veale, L ERA: 5.54 (8, 1)	0.1		2	1	0	0	0	0	0	0	0	0	0	2	2	0.00	3.000																			
Diego Segui, R ERA: 4.13 (8, 1)	1.1	S	5	1	0	0	0	0	0	0	0	0	0	5	5	0.00	0.750																			

Milwaukee Brewers @ Boston Red Sox  
Fenway Park, Boston, MA  
Sun Sep 08 1974, 3:33 AM EDT  
Att. 25,531 - Unknown - 75 F

AB	36
R	6
H	10
RBI	5
BB	4
SO	6
LOB	14



livebaseballscorecards.com

Batter	1	2	3	4	5	6	7	8	9
Tommy Harper, R (1, 7) OBP: 0.297, SLG: 0.320	0-0 6-3		0-0 F7		4-0 2B BB	0-0 F2		0-0 F7 3-H	
Juan Beniquez, R (1, 8) OBP: 0.322, SLG: 0.379	0-0 F9			0-0 E4 1B SF9	0-0 SF7		0-0 L5		
Bernie Carbo, L (1, 9) OBP: 0.363, SLG: 0.406	0-0 4-3			0-3 K	0-0 2B		1-0 HR HBP		
Carl Yastrzemski, L (1, 3) OBP: 0.415, SLG: 0.453		0-0 G3		0-0 1B	0-0 F8		0-0 F3		
Cecil Cooper, L (1, 10) OBP: 0.318, SLG: 0.400 Dwight Evans, R (6, PH) OBP: 0.326, SLG: 0.417		0-3 K		0-0 SF9		0-0 L7	0-0 HR		
Rico Petrocelli, R (1, 5) OBP: 0.337, SLG: 0.421		0-0 2B		0-0 F7		4-0 SH1-3 2B BB	0-0 5-3		
Tim McCarver, L (1, 2) OBP: 0.362, SLG: 0.252 Bob Montgomery, R (9, 2) OBP: 0.259, SLG: 0.296		0-0 3-1			0-0 1B SF7 1B	0-0 SH1-3		0-0 F9	
Doug Griffin, R (1, 4) OBP: 0.337, SLG: 0.353			0-0 F3		0-0 SH1-3 2B 1B	0-0 1B 2B		0-0 1B F7 1B	
Mario Guerrero, R (1, 6) OBP: 0.295, SLG: 0.295			0-0 6-3		0-0 SH1-3	0-0 1B		0-0 1B	

Inning Stats	R: 0 E: 0 K: 0 S: 3	H: 0 LOB: 0 BB: 0 P: 3	R: 0 E: 0 K: 1 S: 6	H: 1 LOB: 1 BB: 0 P: 6	R: 0 E: 0 K: 0 S: 3	H: 0 LOB: 0 BB: 0 P: 3	R: 1 E: 1 K: 1 S: 7	H: 1 LOB: 1 BB: 0 P: 7	R: 3 E: 0 K: 0 S: 6	H: 3 LOB: 1 BB: 1 P: 10	R: 2 E: 0 K: 0 S: 5	H: 2 LOB: 1 BB: 1 P: 9	R: 2 E: 0 K: 0 S: 4	H: 1 LOB: 0 BB: 0 P: 5	R: 0 E: 0 K: 0 S: 4	H: 2 LOB: 1 BB: 0 P: 4
1B: 6 2B: 3 3B: 0 HR: 1	SF: 2 SAC: 2 DP: 0 HBP: 1	WP: 0 PA: 37														

PITCHER	IP	WLS	BF	H	R	ER	SO	BB	IBB	HBP	BLK	WP	HR	S	P	ERA	WHIP
Eduardo Rodriguez, R (1, 1) ERA: 3.47	4.2		21	5	4	3	2	1	0	0	0	0	0	24	28	5.79	1.286
Clyde Wright, L (5, 1) ERA: 4.49	1.0	L	6	2	2	2	0	1	0	0	0	0	0	5	9	18.00	3.000
Roger Miller, R (6, 1) ERA: 13.5	1.1		6	1	2	2	0	0	0	1	0	0	1	5	6	13.50	0.750
Ed Sprague, R (8, 1) ERA: 2.39	1.0		4	2	0	0	0	0	0	0	0	0	0	4	4	0.00	2.000

**BOTTOM**

**Milwaukee Brewers @ Boston Red Sox**  
 Fenway Park, Boston, MA  
 Sun Sep 08 1974, 3:33 AM EDT  
 Att: 25,531 - Unknown - 75 F

AB	R	H	RBI	BB	SO	LOB
4	1	0	0	1	0	3
3	1	0	1	0	0	0
3	1	1	2	0	1	1
4	0	1	0	0	0	2
1	0	0	1	0	1	0
2	1	1	2	0	0	0
3	1	1	0	1	0	1
3	1	1	0	0	0	1
0	0	0	0	0	0	0
4	2	3	1	0	0	0
3	0	2	1	0	0	0

AB 30  
 R 8  
 H 10  
 RBI 8  
 BB 2  
 SO 2  
 LOB 8



Batter	1	2	3	4	5	6	7	8	9	10	11	AB R H RBI BB SO LOB	TOP					
Mark Belanger, R OBP: 0.302, SLG: 0.316 (1, 6)	BB 4-0 FC5-6-4 BB		X 0-0 2B		X 0-0 F7		X 0-0 4-3		X 0-0 E4		X 0-0 5-3	5 0 1 0 1 0 0	<b>Baltimore Orioles @ Milwaukee Brewers</b> Milwaukee County Stadium, Milwaukee, WI Mon Sep 09 1974, 8:05 PM EDT Att: 5,268 - Unknown					
Paul Blair, R OBP: 0.298, SLG: 0.402 (1, 8)	X 0-0 FC5-6-4 1B SF7		X 0-0 6-3		X 0-0 HR		X 0-0 1B		X 0-3 K		X 0-0 F9	6 2 2 1 0 1 3						
Bobby Grich, R OBP: 0.371, SLG: 0.445 (1, 4)	X 0-0 1B S		X 0-0 F8		X 0-3 K		X 0-0 L5		X 4-0 BB		X 0-0 1B WP	5 1 2 0 1 1 2						
Tommy Davis, R OBP: 0.317, SLG: 0.375 (1, 10)	X 4-0 FC5-4 1B IBB		X 0-0 6-3		X 0-0 4-3		X 0-0 3-1		X 0-0 4-3		X 0-0 1B WP	5 0 1 0 1 0 3						
Earl Williams, R OBP: 0.332, SLG: 0.398 (1, 3) (10, 2)	X 0-0 SF7		X 0-0 F8		X 0-0 F8		X 0-0 F8		X 0-0 F7		X 0-0 F7	5 0 0 1 0 0 1						
Don Baylor, R OBP: 0.327, SLG: 0.355 Jim Fuller, R OBP: 0.264, SLG: 0.392 (1, 7) (11, 9)	X 0-0 FC5-4 1-2f		H 1-0 1B G4-3-6 HBP		X 0-0 HR		X 0-0 E S 2B 1B		X 0-0 2B		X 0-0 3-H	4 3 3 1 0 0 2 0 0 0 0 0 0 0						
Brooks Robinson, R OBP: 0.369, SLG: 0.397 (1, 5)		X 0-0 L6		X 0-0 1B G4-3-6		X 4-0 BB		X 0-0 2B 1-H		X 0-3 K		4 0 2 1 1 1 1						
Enos Cabell, R OBP: 0.291, SLG: 0.358 Rich Coggins, L OBP: 0.298, SLG: 0.319 (1, 9) (10, PH) (10, 9) (11, 7)		X 0-0 5-3		X 0-0 G4-3-6		X 0-3 K		X 0-0 F9		X 4-0 IBB		4 0 0 1 0 1 3 0 0 0 0 1 0 0						
Andy Etchebarren, R OBP: 0.226, SLG: 0.238 Boog Powell, L OBP: 0.333, SLG: 0.381 (1, 2) (10, PH) (10, 3)		X 0-0 F4		X 0-0 6-3		X 0-0 F4		X 0-0 4-3		X 0-0 F7		4 0 0 0 0 0 0 1 0 0 0 0 0 2						
<b>Inning Stats</b>	R: 1 H: 1 E: 0 LOB: 2 K: 0 BB: 2 S: 4 P: 12	R: 0 H: 0 E: 0 LOB: 0 K: 0 BB: 0 S: 3 P: 3	R: 0 H: 1 E: 0 LOB: 1 K: 0 BB: 0 S: 4 P: 4	R: 1 H: 1 E: 0 LOB: 0 K: 1 BB: 0 S: 3 P: 4	R: 1 H: 1 E: 0 LOB: 0 K: 1 BB: 0 S: 6 P: 6	R: 1 H: 1 E: 0 LOB: 1 K: 1 BB: 1 S: 6 P: 10	R: 0 H: 1 E: 0 LOB: 1 K: 0 BB: 0 S: 4 P: 4	R: 1 H: 2 E: 0 LOB: 1 K: 0 BB: 0 S: 5 P: 5	R: 0 H: 0 E: 1 LOB: 2 K: 1 BB: 1 S: 6 P: 10	R: 0 H: 1 E: 0 LOB: 2 K: 1 BB: 1 S: 6 P: 10	R: 1 H: 2 E: 0 LOB: 1 K: 0 BB: 0 S: 5 P: 5	1B: 6 SF: 1 2B: 4 SAC: 0 3B: 0 DP: 1 HR: 2 HBP: 1		WP: 1 PA: 50 PB: 0 SB: 4 CS: 0				
<b>PITCHER</b>	IP WLS BF H R ER SO BB IBB HBP BLK WP HR S P ERA WHIP																	
Kevin Kobel, L ERA: 3.97 (1, 1)	5.2	25	5	4	4	1	2	2	1	1	0	0	0	2	23	36	6.35	1.235
Bill Castro, R ERA: 3.97 (6, 1)	3.2		16	3	1	1	2	1	0	0	0	0	0	0	19	23	2.46	1.091
Tom Murphy, R ERA: 1.57 (10, 1)	1.2	L	9	3	1	1	1	0	1	0	0	1	0	10	14	5.40	1.800	

livebaseballscores.com

AB	43
R	6
H	11
RBI	5
BB	5
SO	4
LOB	17



Batter	1	2	3	4	5	6	7	8	9	10	11	AB R H RBI BB SO LOB
<b>Don Money, R</b> OBP: 0.345, SLG: 0.408 (1, 5)	L5		F9		1B BB		F9		HR BB		BB 1B	4 1 1 0 2 0 1
<b>Ken Berry, R</b> OBP: 0.299, SLG: 0.290 (1, 8)	F6				FC5-4 1B				HR		BB	4 0 3 1 0 0 0
<b>Darrell Porter, L</b> OBP: 0.333, SLG: 0.386 (9, PH) (10, 2)			1B		1-3		2B		1-H 2-H 3-H		1-2	1 1 1 4 1 0 0
<b>George Scott, R</b> OBP: 0.352, SLG: 0.437 (1, 3)	6-3		F8		FC5-4		F3		5-3		F8	6 0 0 0 0 0 6
<b>John Briggs, L</b> OBP: 0.339, SLG: 0.444 (1, 7)		1B BB		F9		6-3		4-3	6-3			4 0 0 0 1 0 0
<b>Bobby Mitchell, R</b> OBP: 0.314, SLG: 0.375 (1, 10)		K		K		2B		K		K		4 0 1 0 0 3 1
<b>Mike Hegan, L</b> OBP: 0.325, SLG: 0.387 (10, PH)												1 0 0 0 0 1 0
<b>Gorman Thomas, R</b> OBP: 0.318, SLG: 0.500 (1, 9)		F7		F7		BB		F7		4-3		4 0 0 0 1 0 2
<b>Charlie Moore, R</b> OBP: 0.335, SLG: 0.369 (1, 2)												4 0 1 0 0 0 2
<b>Bob Coluccio, R</b> OBP: 0.311, SLG: 0.328 (10, 8)		1-2	1B		F7		F6		5-3		6-3	1 0 0 0 0 0 0
<b>Tim Johnson, L</b> OBP: 0.289, SLG: 0.330 (1, 6)			F8		6-3		FC6-4 1B		BB 1B HR 1B		4-3	5 1 2 0 0 0 2
<b>Pedro Garcia, R</b> OBP: 0.238, SLG: 0.327 (1, 4)				5-3		F9	FC6-4 2B		BB HR 1B		5-3	5 2 1 0 0 0 1

BOTTOM

**Baltimore Orioles @ Milwaukee Brewers**  
 Milwaukee County Stadium, Milwaukee, WI  
 Mon Sep 09 1974, 8:05 PM EDT  
 Att: 5,268 - Unknown

livebaseballscores.com

AB	43
R	5
H	10
RBI	5
BB	5
SO	4
LOB	15



Inning Stats	R: 0	H: 0	E: 0	K: 0	S: 3	R: 0	H: 1	E: 0	K: 1	S: 6	R: 0	H: 1	E: 0	K: 0	S: 4	R: 0	H: 0	E: 0	K: 1	S: 5	R: 0	H: 1	E: 0	K: 0	S: 4	R: 1	H: 2	E: 0	K: 0	S: 5	R: 0	H: 0	E: 0	K: 1	S: 5	R: 4	H: 3	E: 0	K: 0	S: 6	R: 0	H: 0	E: 0	K: 1	S: 5	R: 0	H: 1	E: 0	K: 0	S: 4	R: 0	H: 1	E: 0	K: 0	S: 4	R: 0	H: 0	E: 0	K: 0	S: 5	R: 0	H: 0	E: 0	K: 1	S: 5	R: 0	H: 0	E: 0	K: 1	S: 5	R: 0	H: 0	E: 0	K: 0	S: 5	R: 0	H: 0	E: 0	K: 1	S: 5	R: 0	H: 0	E: 0	K: 0	S: 5	R: 0	H: 0	E: 0	K: 0	S: 5	R: 0	H: 0	E: 0	K: 0	S: 5
1B	7	SF	0	2B	2	SAC	0	3B	0	DP	0	HR	1	HBP	0	WP	0	PA	48																																																																												

PITCHER	IP	WLS	BF	H	R	ER	SO	BB	IBB	HBP	BLK	WP	HR	S	P	ERA	WHIP
<b>Mike Cuellar, L</b> ERA: 3.24 (1, 1)	8.1		37	8	4	4	3	4	0	0	0	0	0	39	55	4.32	1.440
<b>Bob Reynolds, R</b> ERA: 3.05 (9, 1)	2.1	W	9	2	1	1	1	0	0	0	0	0	1	11	11	3.86	0.857
<b>Grant Jackson, L</b> ERA: 2.61 (11, 1)	0.0		1	0	0	0	0	1	0	0	0	0	0	4	4	∞	∞
<b>Dave Johnson, R</b> ERA: 2.51 (11, 1)	0.1	S	1	0	0	0	0	0	0	0	0	0	0	1	1	0.00	0.000

Batter	1	2	3	4	5	6	7	8	9	10	AB R H RBI BB SO LOB	TOP																
Rich Coggins, L (1, 9) OBP: 0.295, SLG: 0.315	0-0 4-3		0-0 F9	0-0 G3			0-0 B2		0-3 K		5 0 0 0 0 1 3	<b>Baltimore Orioles @ Milwaukee Brewers</b> Milwaukee County Stadium, Milwaukee, WI Tue Sep 10 1974, 8:05 PM EDT Att: 5,718 - Unknown																
Paul Blair, R (1, 8) OBP: 0.299, SLG: 0.408	0-0 L5			0-0 HR		0-0 6-3	0-0 FC4-6 1B		0-0 F5		5 1 2 1 0 0 0																	
Bobby Grich, R (1, 4) OBP: 0.370, SLG: 0.444	0-3 K			0-0 1B		0-0 FC1-6 1B	0-0 FC4-6 1B		0-0 FC4 1B		1 0 0 0 0 1 0																	
Frank Baker, L (2, 4) OBP: 0.250, SLG: 0.231				0-0 2B		0-0 FC1-6 1B	0-0 FC4-6 1B		0-0 FC4 1B		4 1 3 0 0 0 2																	
Tommy Davis, R (1, 10) OBP: 0.314, SLG: 0.372		0-0 F6		0-3 K		0-0 FC1-6 1B	0-0 6-3		0-0 FC4		5 0 0 0 0 1 5																	
Don Baylor, R (1, 7) OBP: 0.330, SLG: 0.356		0-0 F4		0-0 1B 1B		0-0 F7		4-0 1B BB		0-0 F8 6-3 1B	4 1 2 1 1 0 1																	
Brooks Robinson, R (1, 5) OBP: 0.369, SLG: 0.397		0-0 6-3		0-0 1B 1B		0-0 6-3		0-0 FC6-4 1B		0-0 6-3	5 1 2 0 0 0 1																	
Earl Williams, R (1, 2) OBP: 0.333, SLG: 0.399			0-0 F8	0-0 1B 1B		0-0 L3 1B		0-0 F7		0-0 F8	4 0 2 1 0 0 2																	
Elrod Hendricks, L (10, PH) OBP: 0.276, SLG: 0.353				1-3 3-H		0-0 L3 1B		0-0 L3		0-0 F8	1 0 0 0 0 0 1																	
Enos Cabell, R (1, 3) OBP: 0.297, SLG: 0.384			0-0 HR	1-2 1B		0-0 L3 1B		0-0 L3		4-0 IBB	4 1 2 2 0 0 3																	
Boog Powell, L (10, PH) OBP: 0.335, SLG: 0.381				3-H		0-0 L3 1B		0-0 L3		0-0 IBB	0 0 0 0 1 0 0																	
Mark Belanger, R (1, 6) OBP: 0.301, SLG: 0.315			0-0 4-3	0-0 F9			0-0 FC4-6 1B		0-0 FC6-4		5 0 1 0 0 0 6																	
<b>Inning Stats</b>	R: 0 E: 0 K: 1 S: 5	H: 0 LOB: 0 BB: 0 P: 5	R: 0 E: 0 K: 0 S: 3	H: 0 LOB: 0 BB: 0 P: 3	R: 1 E: 0 K: 0 S: 4	H: 1 LOB: 0 BB: 0 P: 4	R: 4 E: 0 K: 1 S: 11	H: 6 LOB: 2 BB: 0 P: 11	R: 0 E: 0 K: 0 S: 4	H: 1 LOB: 1 BB: 0 P: 4	R: 0 E: 0 K: 0 S: 3	H: 1 LOB: 0 BB: 0 P: 3	R: 0 E: 0 K: 0 S: 5	H: 2 LOB: 2 BB: 0 P: 5	R: 0 E: 0 K: 0 S: 4	H: 1 LOB: 2 BB: 1 P: 8	R: 0 E: 0 K: 1 S: 6	H: 1 LOB: 1 BB: 0 P: 6	R: 0 E: 0 K: 0 S: 4	H: 1 LOB: 2 BB: 1 P: 8	1B: 11 2B: 2 3B: 0 HR: 2	SF: 0 SAC: 0 DP: 1 HBP: 0	WP: 0 PB: 0 SB: 0 CS: 0	PA: 45				
<b>PITCHER</b>	IP WLS BF H R ER SO BB IBB HBP BLK WP HR S P ERA WHIP												IP WLS BF H R ER SO BB IBB HBP BLK WP HR S P ERA WHIP															
Bill Champion, R (1, 1) ERA: 3.55	3.1												3.1															
Bill Travers, L (4, 1) ERA: 4.74	3.2	16	5	0	0	0	1	0	0	0	0	0	0	15	19	0.00	1.636											
Tom Murphy, R (8, 1) ERA: 1.53	3.0	W	12	2	0	0	1	0	1	0	0	0	0	13	17	0.00	0.667											

livebaseballscores.com

AB 43  
R 5  
H 14  
RBI 5  
BB 2  
SO 3  
LOB 24



BOTTOM

Baltimore Orioles @ Milwaukee Brewers  
Milwaukee County Stadium, Milwaukee, WI

Tue Sep 10 1974, 8:05 PM EDT  
Att. 5,718 - Unknown

livebaseballscorecards.com

AB	36
R	6
H	12
RBI	5
BB	4
SO	3
LOB	18



AB R H RBI BB SO LOB

4 2 2 0 1 0 0

5 1 2 1 0 1 3

4 1 2 0 1 1 1

4 1 0 1 1 1 5

4 0 1 1 0 0 3

0 0 0 0 0 0 0

5 0 3 1 0 0 0

2 1 1 0 1 0 1

4 0 0 0 0 0 3

3 0 1 1 0 0 1

1 0 0 0 0 0 1

0 0 0 0 0 0 0

1B: 7 SF: 0  
2B: 5 SAC: 2  
3B: 0 DP: 2  
HR: 0 HBP: 0

WP: 0 PA: 43  
PB: 2  
SB: 0  
CS: 0

Batter	1	2	3	4	5	6	7	8	9	10
Don Money, R OBP: 0.347, SLG: 0.410 (1, 5)	L7		PB 2B	FC5-4 BB			E PB 1B		F9	
Ken Berry, R OBP: 0.301, SLG: 0.297 (1, 8)	2B 4-3 1B		2B	FC5-4			L4		K	
George Scott, R OBP: 0.354, SLG: 0.440 (1, 3)	4-3 1-3 2B		IBB				E4 PB 1B		K	
John Briggs, L OBP: 0.338, SLG: 0.441 (1, 7)	4-3		F2				K			SH1-4 1B BB
Bobby Mitchell, R OBP: 0.313, SLG: 0.372 (1, 10)	F8		F6							SH1-4
Bob Coluccio, R OBP: 0.311, SLG: 0.328 (10, PH)							PO 1B			
Sixto Lezcano, R OBP: 0.600, SLG: 0.600 (1, 9)							PO			
Darrell Porter, L OBP: 0.336, SLG: 0.390 (1, 2)										
Pedro Garcia, R OBP: 0.236, SLG: 0.324 (1, 4)										
Tim Johnson, L OBP: 0.289, SLG: 0.335 (1, 6)										
Charlie Moore, R OBP: 0.333, SLG: 0.367 (8, PH)										
Jack Lind, S (9, 6)										

Inning Stats	R: 1	H: 2	E: 0	K: 0	S: 5	R: 0	H: 1	E: 0	K: 0	S: 3	R: 1	H: 2	E: 0	K: 0	S: 5	R: 1	H: 2	E: 0	K: 0	S: 5	R: 0	H: 0	E: 0	K: 1	S: 7	R: 0	H: 1	E: 0	K: 2	S: 7	R: 1	H: 1	E: 0	K: 0	S: 2
	2	1	0	0	5	0	1	0	0	3	0	2	0	0	3	0	0	0	0	0	5	0	0	0	7	0	1	0	0	0	1	1	0	0	6

PITCHER	IP	WLS	BF	H	R	ER	SO	BB	IBB	HBP	BLK	WP	HR	S	P	ERA	WHIP
Dave McNally, L ERA: 3.76 (1, 1)	7.0		33	11	5	3	1	2	1	0	0	0	0	32	44	3.86	1.857
Grant Jackson, L ERA: 2.67 (8, 1)	2.1	L	9	1	1	1	2	1	0	0	0	0	0	12	16	3.86	0.857

Batter	1	2	3	4	5	6	7	8	9	AB R H RBI BB SO LOB	TOP	
Don Money, R (1, 5) OBP: 0.348, SLG: 0.410	0-0 6-3		0-0 S 2-H 1B		0-0 F8			4-0 BB 1B BB		3 1 1 1 1 0 0		
Ken Berry, R (1, 8) OBP: 0.304, SLG: 0.297	0-0 S 1B		0-3 K 1-2			0-0 5-3		4-0 1B 1-2 BB		3 0 1 0 1 1 1		
George Scott, R (1, 3) OBP: 0.355, SLG: 0.439	0-3 K 1-2		4-0 IBB			0-3 K		0-0 CS 1B		3 0 1 1 1 2 1		
John Briggs, L (1, 7) OBP: 0.336, SLG: 0.437	0-0 F4		0-0 F7			0-0 F2		0-3 K 1-2		4 0 0 0 0 1 4		
Bobby Mitchell, R (1, 10) OBP: 0.307, SLG: 0.365		0-0 5-3		0-0 F9			0-0 F8		0-3 K	3 0 0 0 0 0 0		
Bob Hansen, L (9, PH) OBP: 0.305, SLG: 0.367										1 0 0 0 0 1 0		
Sixto Lezcano, R (1, 9) OBP: 0.333, SLG: 0.333		0-3 K		0-0 6-3			0-0 L6		0-0 F8	4 0 0 0 0 1 0		
Charlie Moore, R (1, 2) OBP: 0.332, SLG: 0.361		0-0 4-3		0-0 6-3			4-0 WP S 3B BB		0-3 K	3 1 0 0 1 1 0		
Tim Johnson, L (1, 6) OBP: 0.295, SLG: 0.351			0-0 WP S 1B 5-3 1B		0-0 G3		0-0 1-H 3B			3 1 2 1 0 0 0		
Jack Lind, S (1, 4)			0-0 5-3 1-2		0-0 F6		0-0 5-3			3 0 0 0 0 0 2		
<b>Inning Stats</b>	R: 0 E: 0 K: 1 S: 6 H: 1 LOB: 1 BB: 0 P: 6	R: 0 E: 0 K: 1 S: 5 H: 0 LOB: 0 BB: 0 P: 5	R: 1 E: 0 K: 1 S: 7 H: 2 LOB: 2 BB: 1 P: 11	R: 0 E: 0 K: 0 S: 3 H: 0 LOB: 0 BB: 0 P: 3	R: 0 E: 0 K: 0 S: 3 H: 0 LOB: 0 BB: 0 P: 3	R: 0 E: 0 K: 1 S: 5 H: 0 LOB: 0 BB: 0 P: 5	R: 1 E: 0 K: 0 S: 4 H: 1 LOB: 1 BB: 1 P: 8	R: 1 E: 0 K: 1 S: 7 H: 1 LOB: 1 BB: 2 P: 12	R: 0 E: 0 K: 2 S: 7 H: 0 LOB: 0 BB: 0 P: 7	1B: 4 2B: 1 3B: 1 HR: 0 SF: 0 SAC: 0 DP: 1 HBP: 0	WP: 2 PB: 0 SB: 3 CS: 1 PA: 34	
<b>PITCHER</b>	IP WLS BF H R ER SO BB IBB HBP BLK WP HR S P ERA WHIP											
Luke Walker, L (1, 1) ERA: 4.34	7.0 L 29 4 3 3 4 3 1 0 0 2 0 33 49 3.86 1.000											
Jim Ray, R (8, 1) ERA: 4.81	2.0 5 1 0 0 3 0 0 0 0 0 0 11 11 0.00 0.500											

Milwaukee Brewers @ Detroit Tigers  
Tiger Stadium, Detroit, MI  
Wed Sep 11 1974, 7:05 PM EDT  
Att. 5,896 - Unknown

livebaseballscorecards.com

AB	30
R	3
H	5
RBI	3
BB	4
SO	7
LOB	8





Batter	1	2	3	4	5	6	7	8	9	AB	R	H	RBI	BB	SO	LOB
Ron LeFlore, R <small>OBP: 0.280, SLG: 0.308</small> (1, 8)	0-0 L4-6 S 1B		0-3 K			0-0 4-3		0-0 3-1		4	0	1	0	0	1	1
Gary Sutherland, R <small>OBP: 0.286, SLG: 0.317</small> (1, 4)	0-0 L4-6 1-3			0-0 F7		0-0 F7			0-0 F8	4	0	0	0	0	0	1
Al Kaline, R <small>OBP: 0.332, SLG: 0.383</small> (1, 10)	0-0 1B			0-0 4-3 2B			4-0 SH1-3 L9-2 1B BB		0-0 L7	3	0	2	0	1	0	0
Ben Oglivie, L <small>OBP: 0.360, SLG: 0.370</small> (1, 7)	0-0 F7			0-0 4-3 2-3			0-0 SH1-3 1B		0-3 K	4	0	1	0	0	1	2
Bill Freehan, R <small>OBP: 0.344, SLG: 0.429</small> (1, 2)		0-0 F8		0-0 F8			0-0 SH1-3			2	0	0	0	0	0	1
Reggie Sanders, R <small>OBP: 0.209, SLG: 0.317</small> (1, 3)		0-3 K			0-0 F4		0-0 L9-2			3	0	0	0	0	1	2
Leon Roberts, R <small>OBP: 0.368, SLG: 0.500</small> (1, 9)		0-0 6-3			0-0 6-3				0-0 G3 WP 1B	3	0	1	0	0	0	0
Aurelio Rodriguez, R <small>OBP: 0.256, SLG: 0.306</small> (1, 5)			0-0 F9		0-0 F9			0-0 F3		3	0	0	0	0	0	1
Ed Brinkman, R <small>OBP: 0.253, SLG: 0.336</small> (1, 6)			0-0 L5			0-3 K		0-0 G3		2	0	0	0	0	1	0
Gates Brown, L <small>OBP: 0.323, SLG: 0.414</small> (8, PH)										1	0	0	0	0	0	1
Tom Verzyer, R <small>OBP: 0.306, SLG: 0.303</small> (9, 6)										0	0	0	0	0	0	0

Inning Stats	R: 0	H: 2	R: 0	H: 0	R: 0	H: 0	R: 0	H: 1	R: 0	H: 0	R: 0	H: 1	R: 0	H: 1	R: 0	H: 0	R: 0	H: 0	R: 0	H: 0	1B: 4	SF: 0	WP: 1	PA: 31
	E: 0	LOB: 1	E: 0	LOB: 0	E: 0	LOB: 0	E: 0	LOB: 1	E: 0	LOB: 0	E: 0	LOB: 1	E: 0	LOB: 1	E: 0	LOB: 0	E: 0	LOB: 0	E: 0	LOB: 0	2B: 3	SAC: 1	PB: 0	
	K: 0	BB: 0	K: 1	BB: 0	K: 0	BB: 0	K: 0	BB: 0	K: 0	BB: 0	K: 0	BB: 1	K: 0	BB: 0	K: 1	BB: 0	K: 0	BB: 0	K: 1	BB: 0	3B: 0	DP: 2	SB: 1	
	S: 4	P: 4	S: 5	P: 5	S: 5	P: 5	S: 4	P: 4	S: 3	P: 3	S: 5	P: 5	S: 3	P: 7	S: 4	P: 4	S: 5	P: 5	S: 5	P: 5	HR: 0	HBP: 0	CS: 0	

PITCHER	IP	WLS	BF	H	R	ER	SO	BB	IBB	HBP	BLK	WP	HR	S	P	ERA	WHIP	IP	WLS	BF	H	R	ER	SO	BB	IBB	HBP	BLK	WP	HR	S	P	ERA	WHIP	
Jim Slaton, R <small>ERA: 3.75</small> (1, 1)	9.0	W	31	5	0	0	4	1	0	0	0	1	0	38	42	0.00	0.667																		

**BOTTOM**

**Milwaukee Brewers @ Detroit Tigers**  
Tiger Stadium, Detroit, MI  
Wed Sep 11 1974, 7:05 PM EDT  
Att. 5,896 - Unknown

AB	29
R	0
H	5
RBI	0
BB	1
SO	4
LOB	9



# Milwaukee Brewers @ Detroit Tigers

Tiger Stadium, Detroit, MI

Thu Sep 12 1974, 7:05 PM EDT  
Att: 5,806 - Unknown

livebaseballscorecards.com

AB	40
R	7
H	11
RBI	7
BB	4
SO	5
LOB	13



WP:	0	PA:	44
PB:	0		
SB:	0		
CS:	0		

Batter	1	2	3	4	5	6	7	8	9	10	AB	R	H	RBI	BB	SO	LOB
<b>Don Money, R</b> (1, 5) OBP: 0.348, SLG: 0.409	0-0 F8		4-0 2B BB		0-0 G4-3 1B 3B 1B	0-0 F7			0-0 F8		4	2	1	0	1	0	1
<b>Ken Berry, R</b> (1, 8) OBP: 0.306, SLG: 0.304	0-0 F2		0-0 1-H 2-H 2B		0-0 G4-3 1B				0-3 K		5	0	2	3	0	1	0
<b>George Scott, R</b> (1, 3) OBP: 0.352, SLG: 0.435	0-0 6-3		0-3 K		0-0 G4-3				0-0 L7		5	0	0	0	0	2	3
<b>John Briggs, L</b> (1, 7) OBP: 0.358, SLG: 0.443		0-3 K		0-0 G3 1B	0-0 HR 3B				0-0 F6		5	2	3	1	0	1	0
<b>Darrell Porter, L</b> (1, 2) OBP: 0.334, SLG: 0.395		0-0 G3		0-0 G3 1-2	0-0 HR				0-0 E2 1-3		5	1	1	2	0	0	2
<b>Sixto Lezcano, R</b> (1, 9) OBP: 0.357, SLG: 0.308		0-0 F8		0-0 E9 1B 2-H	0-0 F9				4-0 1B BB		4	0	1	1	1	0	2
<b>Mike Hegan, L</b> (1, 10) OBP: 0.326, SLG: 0.384			0-0 G3	4-0 BB		0-0 F9		0-0 6-3		0-0 1-2 1B	2	0	0	0	1	0	0
<b>Bobby Mitchell, R</b> (8, PH) OBP: 0.309, SLG: 0.366											2	0	1	0	0	0	0
<b>Tim Johnson, L</b> (1, 6) OBP: 0.293, SLG: 0.352			0-0 2B 2B	0-0 L5-4		0-0 4-3		0-0 1-3		0-3 K	5	1	1	0	0	1	4
<b>Jack Lind, S</b> (1, 4) OBP: 0.286, SLG: 0.167			0-0 F8		4-0 1B 1B BB			0-0 F5			3	1	1	0	1	0	1

Inning Stats	R:	H:	E:	K:	S:	R:	H:	E:	K:	S:	R:	H:	E:	K:	S:	R:	H:	E:	K:	S:	R:	H:	E:	K:	S:	R:	H:	E:	K:	S:	1B:	2B:	3B:	HR:	SF:	SAC:	DP:	HBP:	WP:	PA:							
	0	0	0	0	3	0	0	0	1	5	2	2	0	1	7	1	2	1	0	8	4	4	0	6	10	0	1	0	4	0	1	0	7	0	0	0	3	0	0	0	0	0	0	0	0	0	44

PITCHER	IP	WLS	BF	H	R	ER	SO	BB	IBB	HBP	BLK	WP	HR	S	P	ERA	WHIP
<b>Joe Coleman, R</b> (1, 1) ERA: 4.29	4.2		22	7	6	6	2	3	0	0	0	0	0	23	35	11.57	2.143
<b>Dave Lemanczyk, R</b> (5, 1) ERA: 3.66	2.1		11	3	1	1	1	0	0	0	0	0	1	13	13	3.86	1.286
<b>John Hiller, L</b> (8, 1) ERA: 2.16	3.0	W	11	1	0	0	2	1	0	0	0	0	0	14	18	0.00	0.667

Batter	1	2	3	4	5	6	7	8	9	10	AB	R	H	RBI	BB	SO	LOB	BOTTOM							
Ron LeFlore, R OBP: 0.277, SLG: 0.305 (1, 8)	0-0 6-3			x 0-0 1-3	x 0-0 FC4-6		x 0-0 F9		x 0-0 L1-3 SH2-3 1B		5	0	1	0	0	0	1								
Gary Sutherland, R OBP: 0.286, SLG: 0.316 (1, 4)	0-0 G1			x 0-0 F9	x 0-0 5-3		x 0-0 1B 2B 1B		x 0-0 SH2-3		4	1	1	0	0	0	1								
Al Kaline, R OBP: 0.332, SLG: 0.382 (1, 10)	0-0 L7			H 1-0 1B HR HBP		x 0-0 L4-3	x 0-0 1-2 2B 1B		x 0-0 L1-3		4	2	1	0	0	0	1								
Ben Oglvie, L OBP: 0.368, SLG: 0.379 (1, 7)		x 0-0 6-3		x 0-0 1-3 HR 1B		B B B B 4-0 1B 2B BB	x 0-0 1-H 2-H 2B		4-0 IBB IBB		3	2	2	2	2	0	0								
Bill Freehan, R OBP: 0.343, SLG: 0.434 (1, 2)		x 0-0 6-3		x 0-0 HR		x 0-0 F7	x 0-0 F8		4-0 IBB		4	1	1	3	0	0	2								
Gates Brown, L OBP: 0.330, SLG: 0.414 (9, PH)											0	0	0	0	1	0	0								
John Knox, L OBP: 0.338, SLG: 0.319 (9, PR)											0	0	0	0	0	0	0								
Gene Lamont, L OBP: 0.292, SLG: 0.354 (10, 2)				1-H 3-H HR					1-2 IBB		0	0	0	0	0	0	0								
Reggie Sanders, R OBP: 0.250, SLG: 0.391 (1, 3)		x 0-0 5-3		x 0-0 2B		x 0-0 1-2 2B 1B		x 0-0 FC1-3 2B	x 0-0 F3		5	1	3	0	0	0	3								
Leon Roberts, R OBP: 0.375, SLG: 0.522 (1, 9)			x 0-0 5-3	x 0-0 F4		x 0-0 1-H 2-H 2B		x 0-0 FC1-3 CS		x 0-0 SH1-4 HR 1B		5	1	2	2	0	2								
Aurelio Rodriguez, R OBP: 0.256, SLG: 0.306 (1, 5)			x 0-0 F8		x 0-0 F9		x 0-0 6-3	x 0-0 1-2 FC5-4 1B		x 0-0 SH1-4		4	0	1	0	0	1								
Ed Brinkman, R OBP: 0.254, SLG: 0.335 (1, 6)			x 0-0 F8		H 1-0 FC4-6 HBP		x 0-0 6-3		x 0-0 FC5-4		1	0	0	0	0	0	0								
Tom Verzyer, R OBP: 0.308, SLG: 0.389 (5, PR) (6, 6)								x 0-0 1-2 HR			3	1	1	2	0	0	1								
Inning Stats	R: 0 E: 0 K: 0 S: 3	H: 0 LOB: 0 BB: 0 P: 3	R: 0 E: 0 K: 0 S: 3	H: 0 LOB: 0 BB: 0 P: 3	R: 0 E: 0 K: 0 S: 3	H: 0 LOB: 0 BB: 0 P: 3	R: 3 E: 0 K: 0 S: 6	H: 3 LOB: 1 BB: 0 P: 7	R: 0 E: 0 K: 0 S: 3	H: 0 LOB: 1 BB: 0 P: 4	R: 2 E: 0 K: 0 S: 5	H: 2 LOB: 1 BB: 1 P: 9	R: 2 E: 0 K: 0 S: 6	H: 3 LOB: 1 BB: 0 P: 6	R: 0 E: 0 K: 0 S: 4	H: 2 LOB: 1 BB: 0 P: 4	R: 0 E: 0 K: 0 S: 4	H: 1 LOB: 3 BB: 2 P: 12	R: 2 E: 0 K: 0 S: 3	H: 2 LOB: 0 BB: 0 P: 3	1B: 7 2B: 4 3B: 0 HR: 2	SF: 0 SAC: 2 DP: 0 HBP: 2	WP: 0 PB: 0 SB: 0 CS: 1	PA: 45	
PITCHER	IP	WLS	BF	H	R	ER	SO	BB	IBB	HBP	BLK	WP	HR	S	P	ERA	WHIP								
Jim Colborn, R (1, 1)	5.2		24	4	5	5	0	1	0	2	0	0	1	21	27	7.94	0.882								
Bill Castro, R (6, 1)	1.0		6	3	2	2	0	0	0	0	0	0	0	6	6	18.00	3.000								
Tom Murphy, R (7, 1)	2.2	L	15	6	2	2	0	0	2	0	0	0	1	13	21	6.75	2.250								

**Milwaukee Brewers @ Detroit Tigers**  
 Tiger Stadium, Detroit, MI  
 Thu Sep 12 1974, 7:05 PM EDT  
 Att. 5,806 - Unknown

[livebaseballscorecards.com](http://livebaseballscorecards.com)

**AB 38**  
**R 9**  
**H 13**  
**RBI 9**  
**BB 3**  
**SO 0**  
**LOB 12**



Batter	1	2	3	4	5	6	7	8	9	10	AB	R	H	RBI	BB	SO	LOB	TOP							
<b>Tommy Harper, R</b> (1, 7) OBP: 0.303, SLG: 0.321	4-0 BB BB BB BB	0-0 P6		0-0 5-3			0-0 CS SH 1B		0-0 F7	0-3 K	5	1	1	0	1	1	3								
<b>Juan Beniquez, R</b> (1, 8) OBP: 0.321, SLG: 0.375	4-0 BB BB 2B BB	0-0 F3					0-0 SH CS 1B		0-0 BB 1B	0-3 K	4	1	2	0	1	1	2								
<b>Carl Yastrzemski, L</b> (1, 3) OBP: 0.415, SLG: 0.454	4-0 BB BB 2B BB						0-0 L8		0-3 K	4-0 FC6-4 BB	3	2	1	0	2	1	4								
<b>Deron Johnson, R</b> (1, 10) OBP: 0.242, SLG: 0.313	0-3 K						0-3 K		0-0 SF8	0-0 FC6-4	4	0	0	1	0	2	8								
<b>Bernie Carbo, L</b> (1, 9) OBP: 0.368, SLG: 0.404	4-0 2B K2-5-2 BB						0-0 CS		0-3 K	0-0 2B 1B	0	0	0	1	1	0	0								
<b>Dwight Evans, R</b> (3, PH) OBP: 0.327, SLG: 0.421	1-2 2-3 3-H						1-2 2-3				4	1	1	0	0	1	2								
<b>Rico Petrocelli, R</b> (1, 5) OBP: 0.337, SLG: 0.424	0-0 1-3 2-H 3-H 2B						0-0 6-3		0-0 6-3	0-0 1B 1B 2B	5	1	3	4	0	0	0								
<b>Dick McAuliffe, L</b> (1, 4) OBP: 0.321, SLG: 0.326	0-3 K2-5-2						0-0 F7		0-0 6-3	0-0 L9	1	0	0	0	0	1	2								
<b>Doug Griffin, R</b> (3, PH) OBP: 0.324, SLG: 0.338	3-3						2-H 1B				4	0	1	0	0	0	1								
<b>Rick Burleson, R</b> (1, 6) OBP: 0.328, SLG: 0.387											4	0	1	0	0	0	0								
<b>Rick Miller, L</b> (10, PH) OBP: 0.338, SLG: 0.335											0	0	0	0	0	0	0								
<b>Mario Guerrero, R</b> (10, PH) OBP: 0.296, SLG: 0.296											1	1	1	0	0	0	0								
<b>Bob Montgomery, R</b> (1, 2) OBP: 0.265, SLG: 0.300											5	1	3	2	0	1	1								
<b>Inning Stats</b>	R: 3 E: 0 K: 2 S: 7	H: 1 LOB: 2 BB: 4 P: 23	R: 0 E: 0 K: 0 S: 4	H: 1 LOB: 1 BB: 0 P: 4	R: 1 E: 0 K: 0 S: 5	H: 3 LOB: 2 BB: 0 P: 5	R: 0 E: 0 K: 1 S: 5	H: 0 LOB: 0 BB: 0 P: 5	R: 0 E: 0 K: 1 S: 6	H: 1 LOB: 1 BB: 0 P: 6	R: 0 E: 0 K: 0 S: 3	H: 0 LOB: 0 BB: 0 P: 3	R: 1 E: 0 K: 1 S: 7	H: 2 LOB: 1 BB: 0 P: 7	R: 0 E: 0 K: 1 S: 5	H: 0 LOB: 0 BB: 0 P: 5	R: 0 E: 0 K: 0 S: 5	H: 2 LOB: 3 BB: 1 P: 9	R: 3 E: 0 K: 2 S: 11	H: 4 LOB: 1 BB: 0 P: 11	1B: 10 2B: 5 3B: 0 HR: 0	SF: 1 SAC: 1 DP: 1 HBP: 0	WP: 0 PB: 0 SB: 0 CS: 2	PA: 48	
<b>PITCHER</b>	IP	WLS	BF	H	R	ER	SO	BB	IBB	HBP	BLK	WP	HR	S	P	ERA	WHIP								
<b>Eduardo Rodriguez, R</b> (1, 1) ERA: 3.7	0.1		6	1	3	3	1	4	0	0	0	0	0	4	20	81.00	15.000								
<b>Kevin Kobel, L</b> (1, 1) ERA: 3.92	6.2		25	7	2	2	4	0	0	0	0	0	0	33	33	2.70	1.050								
<b>Bill Castro, R</b> (8, 1) ERA: 4.5	1.2		7	2	0	0	1	0	0	0	0	0	0	9	9	0.00	1.200								
<b>Bill Travers, L</b> (8, 1) ERA: 5.07	0.1	L	4	2	2	2	0	1	0	0	0	0	0	3	7	54.00	9.000								
<b>Roger Miller, R</b> (10, 1) ERA: 11.57	1.0		5	2	1	1	2	0	0	0	0	0	0	9	9	9.00	2.000								

Boston Red Sox @ Milwaukee Brewers  
Milwaukee County Stadium, Milwaukee, WI

Fri Sep 13 1974, 8:05 PM EDT  
Att. 6,186 - Unknown - 53 F

livebaseballscorecards.com

AB	40
R	8
H	14
RBI	8
BB	5
SO	8
LOB	23



Batter	1	2	3	4	5	6	7	8	9	10	AB R H RBI BB SO LOB
Don Money, R OBP: 0.348, SLG: 0.407 (1, 5) X	0-0 HR 1B	0-0 CS 1-2	0-3 K		0-3 K			0-3 K			4 1 1 0 0 3 0
Ken Berry, R OBP: 0.303, SLG: 0.300 Gorman Thomas, R OBP: 0.304, SLG: 0.476 (8, PH) (9, 8)	0-3 K		0-3 K		0-0 P3			0-3 K			3 0 0 0 0 2 1 1 0 0 0 0 1 0
George Scott, R OBP: 0.353, SLG: 0.446 (1, 3) X	0-0 HR 1-H		0-0 HR		0-0 P3			0-0 F9			4 2 2 3 0 0 0
John Briggs, L OBP: 0.337, SLG: 0.440 (1, 7) X	0-0 F8		0-0 F9			4-0 CS BB		0-0 F8			3 0 0 0 1 0 0
Darrell Porter, L OBP: 0.391, SLG: 0.391 (1, 2) X	0-0 F7			0-3 K		0-0 F9 1-2		0-3 K			4 0 0 0 0 2 1
Sixto Lezcano, R OBP: 0.278, SLG: 0.235 (1, 9)		0-0 F6		0-0 F9		0-0 L4		0-0 G3			4 0 0 0 0 0 0
Mike Hegan, L OBP: 0.328, SLG: 0.400 Bobby Mitchell, R OBP: 0.310, SLG: 0.372 (4, PH)		0-0 HR		0-0 E 2B			0-0 F9		0-0 F8		1 1 1 1 0 0 0 3 1 1 0 0 0 0
Tim Johnson, L OBP: 0.292, SLG: 0.350 (1, 6)		0-0 1-3		0-0 E8 1B			0-3 K		0-3 K		4 0 1 1 0 2 0
Pedro Garcia, R OBP: 0.236, SLG: 0.322 (1, 4)		4-0 CS BB		0-0 P3			0-0 5-3		0-0 6-3		3 0 0 0 1 0 1

Inning Stats	R: 2 E: 0 K: 1 S: 7	H: 2 LOB: 0 BB: 0 P: 7	R: 1 E: 0 K: 0 S: 3	H: 1 LOB: 1 BB: 1 P: 7	R: 1 E: 0 K: 2 S: 8	H: 1 LOB: 0 BB: 0 P: 8	R: 1 E: 1 K: 1 S: 7	H: 2 LOB: 1 BB: 0 P: 7	R: 0 E: 0 K: 1 S: 5	H: 0 LOB: 0 BB: 0 P: 5	R: 0 E: 0 K: 0 S: 2	H: 0 LOB: 0 BB: 1 P: 6	R: 0 E: 0 K: 1 S: 5	H: 0 LOB: 0 BB: 0 P: 5	R: 0 E: 0 K: 2 S: 7	H: 0 LOB: 0 BB: 0 P: 7	R: 0 E: 0 K: 1 S: 5	H: 0 LOB: 0 BB: 0 P: 5	R: 0 E: 0 K: 1 S: 5	H: 0 LOB: 0 BB: 0 P: 5	1B: 2 2B: 1 3B: 0 HR: 3	SF: 0 SAC: 0 DP: 0 HBP: 0	WP: 0 PB: 0 SB: 0 CS: 2	PA: 37
--------------	------------------------------	---------------------------------	------------------------------	---------------------------------	------------------------------	---------------------------------	------------------------------	---------------------------------	------------------------------	---------------------------------	------------------------------	---------------------------------	------------------------------	---------------------------------	------------------------------	---------------------------------	------------------------------	---------------------------------	------------------------------	---------------------------------	----------------------------------	------------------------------------	----------------------------------	--------

PITCHER	IP	WLS	BF	H	R	ER	SO	BB	IBB	HBP	BLK	WP	HR	S	P	ERA	WHIP
Dick Pole, R ERA: 4.18 (1, 1)	3.0		13	4	4	4	3	1	0	0	0	0	3	18	22	12.00	1.667
Roger Moret, L ERA: 3.62 (4, 1)	7.0	W	23	2	1	1	7	1	0	0	0	0	0	36	40	1.29	0.429

PITCHER	IP	WLS	BF	H	R	ER	SO	BB	IBB	HBP	BLK	WP	HR	S	P	ERA	WHIP

**BOTTOM**

**Boston Red Sox @ Milwaukee Brewers**  
Milwaukee County Stadium, Milwaukee, WI

Fri Sep 13 1974, 8:05 PM EDT  
Att: 6,186 - Unknown - 53 F

[livebaseballscorecards.com](http://livebaseballscorecards.com)

AB	34
R	5
H	6
RBI	5
BB	2
SO	10
LOB	3



Batter	1	2	3	4	5	6	7	8	9	AB R H RBI BB SO LOB	TOP										
Tommy Harper, R (1, 7) OBP: 0.300, SLG: 0.318	0-0 F9			0-0 6-3		0-0 4-3		0-0 6-3		4 0 0 0 0 0 0											
Juan Beniquez, R (1, 8) OBP: 0.318, SLG: 0.372 Rick Miller, L (7, 8) OBP: 0.337, SLG: 0.333	0-0 F9			0-0 F9		0-0 E8 G4-6-3		0-0 F8	3 0 0 0 0 0 0 1 0 0 0 0 0 0												
Carl Yastrzemski, L (1, 3) OBP: 0.412, SLG: 0.451	0-0 F8			0-3 K		0-0 G4-6-3 1-2f		0-0 F8	4 0 0 0 0 1 1												
Deron Johnson, R (1, 10) OBP: 0.239, SLG: 0.310		0-0 6-3			0-0 6-3		0-0 F7	0-0 5-3	4 0 0 0 0 0 0												
Bernie Carbo, L (1, 9) OBP: 0.370, SLG: 0.408		0-0 3-1			0-0 1-3 1B 2B		4-0 BB		2 1 1 0 1 0 0												
Rico Petrocelli, R (1, 5) OBP: 0.335, SLG: 0.421		0-0 6-3			0-0 1-3 2-3		0-0 F5		3 0 0 0 0 0 2												
Dick McAuliffe, L (1, 4) OBP: 0.321, SLG: 0.326			0-0 F8		0-0 WP BB 1B 3-H		0-0 4-3		3 0 1 1 0 0 1												
Rick Burleson, R (1, 6) OBP: 0.329, SLG: 0.386 Cecil Cooper, L (8, PH) OBP: 0.315, SLG: 0.391 Mario Guerrero, R (8, 6) OBP: 0.296, SLG: 0.296			0-0 F8		4-0 WP BB		0-0 4-3		1 0 0 0 1 0 0 1 0 0 0 0 0 0 0 0 0 0 0 0 0												
Bob Montgomery, R (1, 2) OBP: 0.262, SLG: 0.297 Fred Lynn, L (8, PH) OBP: 0.325, SLG: 0.288			0-0 L8		0-0 F8 1-2 2-3		0-0 4-3		2 0 0 0 0 0 2 1 0 0 0 0 0 0 0 0 0 0 0 0 0												
Inning Stats	R: 0 E: 0 K: 0 S: 3	H: 0 LOB: 0 BB: 0 P: 3	R: 0 E: 0 K: 0 S: 3	H: 0 LOB: 0 BB: 0 P: 3	R: 0 E: 0 K: 1 S: 5	H: 0 LOB: 0 BB: 0 P: 5	R: 1 E: 0 K: 0 S: 5	H: 2 LOB: 2 BB: 1 P: 9	R: 0 E: 1 K: 0 S: 3	H: 0 LOB: 0 BB: 0 P: 3	R: 0 E: 0 K: 0 S: 3	H: 0 LOB: 1 BB: 1 P: 7	R: 0 E: 0 K: 0 S: 3	H: 0 LOB: 0 BB: 0 P: 3	R: 0 E: 0 K: 0 S: 3	H: 0 LOB: 0 BB: 0 P: 3	1B: 1 2B: 1 3B: 0 HR: 0	SF: 0 SAC: 0 DP: 1 HBP: 0	WP: 1 PB: 0 SB: 0 CS: 0	PA: 31	
PITCHER Bill Champion, R (1, 1) ERA: 3.39	IP 9.0	WLS W	BF 31	H 2	R 1	ER 1	SO 1	BB 2	IBB 0	HBP 0	BLK 0	WP 1	HR 0	S 31	P 39	ERA 1.00	WHIP 0.444				
<div style="text-align: center;"> <h2>Boston Red Sox @ Milwaukee Brewers</h2> <h3>Milwaukee County Stadium, Milwaukee, WI</h3> <p>Sat Sep 14 1974, 4:33 AM EDT Att. 8,807 - Unknown</p> </div>																					

[livebaseballscorecards.com](http://livebaseballscorecards.com)

AB	29
R	1
H	2
RBI	1
BB	2
SO	1
LOB	6



Batter	1	2	3	4	5	6	7	8	9	AB	R	H	RBI	BB	SO	LOB
Don Money, R OBP: 0.346, SLG: 0.405 (1, 5)	0-0 5-3	0-0 G3			0-0 FC6-4		0-0 L9			4	0	0	0	0	0	5
Tim Johnson, L OBP: 0.291, SLG: 0.348 (1, 6)	0-0 1-3		0-0 F7		0-0 4-3		0-0 1B			4	0	1	1	0	0	1
George Scott, R OBP: 0.352, SLG: 0.451 (1, 3)	0-0 HR		0-0 5-3		0-3 K		0-0 F4			4	1	1	1	0	1	3
John Briggs, L OBP: 0.339, SLG: 0.439 (1, 7)	0-0 F8		4-0 BB		4-0 CS BB		0-3 K			2	0	0	0	2	1	0
Darrell Porter, L OBP: 0.328, SLG: 0.387 (1, 2)		0-0 4-3	0-0 1-3		0-0 F9		0-3 3-1			4	0	0	0	0	0	2
Gorman Thomas, R OBP: 0.296, SLG: 0.440 (1, 9)		0-0 BB 1B		0-3 K	0-3 K		0-0 6-3			4	1	1	0	0	2	1
Mike Hegan, L OBP: 0.332, SLG: 0.398 (1, 10)		4-0 1B BB		0-0 4-3		4-0 SH1-3 BB				1	0	0	0	2	0	0
Bobby Mitchell, R OBP: 0.310, SLG: 0.372 (7, PR)		1-2 BB		0-0 4-3		0-0 SH1-3				0	1	0	0	0	0	0
Bob Coluccio, R OBP: 0.309, SLG: 0.326 (1, 8)		0-0 F8		0-0 F9		0-0 SH1-3				2	0	0	0	0	0	2
Pedro Garcia, R OBP: 0.241, SLG: 0.325 (1, 4)		0-0 1B			0-0 FC6-4 1B		4-0 1B BB			2	0	2	1	1	0	0

<b>Inning Stats</b>	R: 1 E: 0 K: 0 S: 4	H: 1 LOB: 0 BB: 0 P: 4	R: 1 E: 0 K: 0 S: 5	H: 2 LOB: 2 BB: 1 P: 9	R: 0 E: 0 K: 0 S: 3	H: 0 LOB: 1 BB: 1 P: 7	R: 0 E: 0 K: 1 S: 5	H: 0 LOB: 0 BB: 0 P: 5	R: 0 E: 0 K: 1 S: 6	H: 1 LOB: 1 BB: 0 P: 6	R: 0 E: 0 K: 1 S: 4	H: 0 LOB: 0 BB: 1 P: 8	R: 1 E: 0 K: 0 S: 4	H: 1 LOB: 2 BB: 2 P: 12	R: 0 E: 0 K: 1 S: 5	H: 0 LOB: 0 BB: 0 P: 5
---------------------	------------------------------	---------------------------------	------------------------------	---------------------------------	------------------------------	---------------------------------	------------------------------	---------------------------------	------------------------------	---------------------------------	------------------------------	---------------------------------	------------------------------	----------------------------------	------------------------------	---------------------------------

<b>PITCHER</b> Reggie Cleveland, R ERA: 4.39 (1, 1)	IP: 8.0 WLS: L BF: 33 H: 5 R: 3 ER: 3 SO: 4 BB: 5 IBB: 0 HBP: 0 BLK: 0 WP: 0 HR: 1 S: 36 P: 56 ERA: 3.38 WHIP: 1.250	<b>PITCHER</b>	IP: 8.0 WLS: L BF: 33 H: 5 R: 3 ER: 3 SO: 4 BB: 5 IBB: 0 HBP: 0 BLK: 0 WP: 0 HR: 1 S: 36 P: 56 ERA: 3.38 WHIP: 1.250
---	--	----------------	--

**BOTTOM**

**Boston Red Sox @ Milwaukee Brewers**  
**Milwaukee County Stadium, Milwaukee, WI**  
 Sat Sep 14 1974, 4:33 AM EDT  
 Att. 8,807 - Unknown

[livebaseballscorecards.com](http://livebaseballscorecards.com)

<b>AB</b>	<b>27</b>
<b>R</b>	<b>3</b>
<b>H</b>	<b>5</b>
<b>RBI</b>	<b>3</b>
<b>BB</b>	<b>5</b>
<b>SO</b>	<b>4</b>
<b>LOB</b>	<b>14</b>



WP: 0	PA: 33
PB: 0	
SB: 0	
CS: 1	

Batter	1	2	3	4	5	6	7	8	9	AB R H RBI BB SO LOB	TOP									
<b>Tommy Harper, R</b> (1, 7) OBP: 0.297, SLG: 0.314	0-0 L8	0-0 6-3		0-0 5-3		0-0 F7			0-0 F8	5 0 0 0 0 0 3	<b>Boston Red Sox @ Milwaukee Brewers</b> Milwaukee County Stadium, Milwaukee, WI Sun Sep 15 1974, 4:33 AM EDT Att. 7,313 - Unknown <a href="http://livebaseballscorecards.com">livebaseballscorecards.com</a>									
<b>Cecil Cooper, L</b> (1, 10) OBP: 0.317, SLG: 0.393 <b>Jim Rice, R</b> (7, PH) OBP: 0.286, SLG: 0.258	0-0 F8		0-0 E7 2B 1B		0-0 1B 4-5 1B		0-0 G3		0-0 G3	3 1 2 0 0 0 0 1 0 0 0 0 0 0										
<b>Carl Yastrzemski, L</b> (1, 3) OBP: 0.414, SLG: 0.454	4-0 BB		0-0 F8 2B 2B		0-0 1B 1-3		0-0 E3 G6-4-3		0-0 E3	3 1 2 1 1 0 0										
<b>Bernie Carbo, L</b> (1, 9) OBP: 0.368, SLG: 0.406 <b>Dwight Evans, R</b> (5, PH) OBP: 0.325, SLG: 0.419	0-0 F7		0-0 F8 2-3		0-0 F2 2-3		0-0 G6-4-3 1-2f		0-0 G6-4-3	2 0 0 0 0 0 2 2 0 0 0 0 0 3										
<b>Fred Lynn, L</b> (1, 8) OBP: 0.400, SLG: 1.200 <b>Juan Beniquez, R</b> (5, PH) OBP: 0.316, SLG: 0.370		0-0 HR	0-0 2B 3-H		0-0 4-5 3-Hf		0-3 K		0-3 K	2 1 2 2 0 0 0 2 0 0 0 0 1 2										
<b>Rico Petrocelli, R</b> (1, 5) OBP: 0.336, SLG: 0.421 <b>Doug Griffin, R</b> (2, PR) OBP: 0.320, SLG: 0.335		1-0 HR HBP	0-0 F4		0-3 K		0-0 F7		0-0 F7	0 0 0 0 0 0 0 3 1 0 0 0 1 1										
<b>Dick McAuliffe, L</b> (1, 4) OBP: 0.318, SLG: 0.322 <b>Rick Burleson, R</b> (8, PH) OBP: 0.328, SLG: 0.384		0-0 F8	0-0 1-3		0-0 1-3		0-0 F8		0-0 F8	3 0 0 0 0 0 2 1 0 0 0 0 0 0										
<b>Mario Guerrero, R</b> (1, 6) OBP: 0.235, SLG: 0.295		0-0 F8		0-0 G2		0-0 1B 1B			0-0 6-3	4 0 1 0 0 0 1										
<b>Bob Montgomery, R</b> (1, 2) OBP: 0.266, SLG: 0.315		0-0 HR	0-0 F8		0-0 F8		0-0 1B 1-2		0-3 K	4 1 2 2 0 1 0										
<b>Inning Stats</b>	R: 0 E: 0 K: 0 S: 3	H: 0 LOB: 1 BB: 1 P: 7	R: 3 E: 0 K: 0 S: 5	H: 2 LOB: 1 BB: 0 P: 6	R: 2 E: 1 K: 0 S: 6	H: 3 LOB: 1 BB: 0 P: 6	R: 0 E: 0 K: 0 S: 3	H: 0 LOB: 0 BB: 0 P: 3	R: 0 E: 0 K: 1 S: 7	H: 2 LOB: 2 BB: 0 P: 7		R: 0 E: 1 K: 0 S: 3	H: 0 LOB: 0 BB: 0 P: 3	R: 0 E: 0 K: 1 S: 5	H: 0 LOB: 0 BB: 0 P: 5	R: 0 E: 0 K: 1 S: 5	H: 0 LOB: 0 BB: 0 P: 5	1B: 5 2B: 3 3B: 0 HR: 2	SF: 0 SAC: 0 DP: 2 HBP: 1	WP: 0 PB: 0 SB: 0 CS: 0
<b>PITCHER</b>	IP WLS BF H R ER SO BB IBB HBP BLK WP HR S P ERA WHIP																			
<b>Jim Staton, R</b> (1, 1) ERA: 3.89 <b>Clyde Wright, L</b> (5, 1) ERA: 4.39	4.0 W 21 7 5 5 0 1 0 1 0 0 2 19 24 11.25 2.000																			
	5.0 W 16 2 0 0 3 0 0 0 0 0 0 22 22 0.00 0.400																			







Batter	1	2	3	4	5	6	7	8	9	AB R H RBI BB SO LOB	TOP
--------	---	---	---	---	---	---	---	---	---	----------------------	-----

<p><b>John Lowenstein, L</b> (1, 7) OBP: 0.313, SLG: 0.321</p>	0-0		0-0		0-0			0-0			4 0 0 0 0 0 1 4 0 1 0 0 0 0 3 0 0 0 0 0 1 0 0 0 0 0 0 0 1 0 0 0 0 0 0 0 0 0 0 0 0 0 4 0 1 0 0 0 2 4 0 0 0 0 1 2 3 1 1 1 1 0 0 3 1 0 0 0 0 0 1 0 0 0 0 0 2 3 0 1 1 0 1 0 3 0 0 0 0 1 1	<b>Cleveland Indians @ Milwaukee Brewers</b> Milwaukee County Stadium, Milwaukee, WI Tue Sep 17 1974, 8:05 PM EDT Att. 4,451 - Unknown
<p><b>Jack Brohamer, L</b> (1, 4) OBP: 0.327, SLG: 0.322</p>	0-0	FC6-4 1B	0-0	F9	4-3	0-0	4-3	0-0	E4 IBB	F8		
<p><b>George Hendrick, R</b> (1, 8) OBP: 0.337, SLG: 0.473</p> <p><b>Rusty Torres, S</b> (6, 8) OBP: 0.233, SLG: 0.227</p> <p><b>Tom McCraw, L</b> (9, PH) OBP: 0.348, SLG: 0.461</p> <p><b>Tommy Smith, L</b> (9, PR) OBP: 0.179, SLG: 0.154</p>	0-0	F9	0-0	F1	F8	0-0	F8	0-0	K	F8		
<p><b>Frank Robinson, R</b> (1, 3) OBP: 0.372, SLG: 0.462</p>	0-0	FC6-4 1-2f	0-0	F7	F7	0-0	3B	0-0	F8	F8		
<p><b>Charlie Spikes, R</b> (1, 9) OBP: 0.323, SLG: 0.444</p>	0-0	F9	0-0	6-3	F8	0-0	F8	0-3	K	K		
<p><b>Oscar Gamble, L</b> (1, 10) OBP: 0.362, SLG: 0.480</p>	0-0	F8	0-0	HR	F6	0-0	F6	4-0	1-2 IBB	K		
<p><b>Buddy Bell, R</b> (1, 5) OBP: 0.313, SLG: 0.349</p> <p><b>Rico Carty, R</b> (9, PH) OBP: 0.405, SLG: 0.440</p>	0-0	F7	0-0	E6 1B	F7	0-0	F7	0-0	F4	F4		
<p><b>Dave Duncan, R</b> (1, 2) OBP: 0.263, SLG: 0.333</p>	0-0	6-3	0-0	1B	K	0-3	K	0-3	K	K		
<p><b>Frank Duffy, R</b> (1, 6) OBP: 0.273, SLG: 0.311</p>	0-0	6-3	0-0	F8	F8	0-3	K	0-3	K	K		

Inning Stats											1B	SF	2B	SAC	3B	DP	HR	HBP	WP	PA									
R: 0	H: 1	R: 0	H: 0	R: 0	H: 0	R: 2	H: 2	R: 0	H: 1	R: 0	H: 0	R: 0	H: 0	R: 0	H: 0	R: 0	H: 0	R: 0	H: 0	1B: 2	SF: 0	2B: 0	SAC: 0	3B: 1	DP: 0	HR: 1	HBP: 0	WP: 0	PA: 34
E: 0	LOB: 1	E: 0	LOB: 0	E: 0	LOB: 0	E: 1	LOB: 1	E: 0	LOB: 1	E: 0	LOB: 0	E: 0	LOB: 0	E: 0	LOB: 0	E: 0	LOB: 2	E: 1	LOB: 2	2B: 0	SAC: 0	3B: 1	DP: 0	HR: 1	HBP: 0	PB: 0	CS: 0		
K: 0	BB: 0	K: 0	BB: 0	K: 0	BB: 0	K: 0	BB: 0	K: 1	BB: 0	K: 1	BB: 0	K: 1	BB: 0	K: 1	BB: 0	K: 1	BB: 1	K: 1	BB: 1										
S: 4	P: 4	S: 3	P: 3	S: 3	P: 3	S: 6	P: 6	S: 4	P: 4	S: 5	P: 5	S: 5	P: 5	S: 5	P: 5	S: 6	P: 10	S: 6	P: 10										

PITCHER		IP	WLS	BF	H	R	ER	SO	BB	IBB	HBP	BLK	WP	HR	S	P	ERA	WHIP											
<b>Jim Colborn, R</b>	(1, 1) ERA: 4.52	8.1	W	31	4	2	1	2	0	0	0	0	0	1	35	35	1.08	0.480											
<b>Tom Murphy, R</b>	(9, 1) ERA: 1.65	0.2	S	3	0	0	0	1	0	1	0	0	0	0	4	8	0.00	0.000											





Table headers for Batters (1-9), statistics (AB, R, H, RBI, BB, SO, LOB), and TOP indicator.

Batter: John Lowenstein, L (1, 7) HBP. OBP: 0.314, SLG: 0.323. Tommy Smith, L (9, 7) OBP: 0.179, SLG: 0.154.

Batter: Frank Duffy, R (1, 6). OBP: 0.271, SLG: 0.308.

Batter: George Hendrick, R (1, 8) F3. OBP: 0.335, SLG: 0.471. Rusty Torres, S (6, 8) OBP: 0.236, SLG: 0.233.

Batter: Frank Robinson, R (1, 3) K. OBP: 0.372, SLG: 0.468. Tom McCraw, L (6, 3) OBP: 0.351, SLG: 0.469.

Batter: Charlie Spikes, R (1, 9) F8. OBP: 0.322, SLG: 0.443.

Batter: Rico Carty, R (1, 10) 6-3. OBP: 0.398, SLG: 0.430.


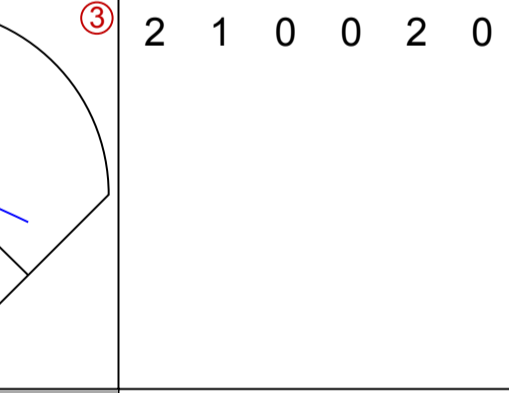
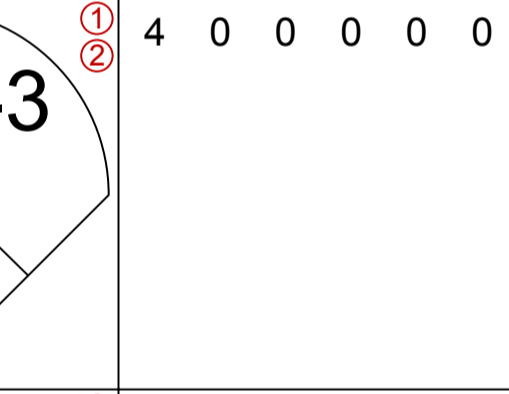
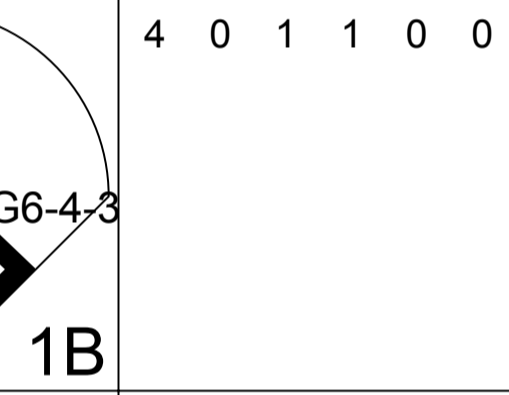
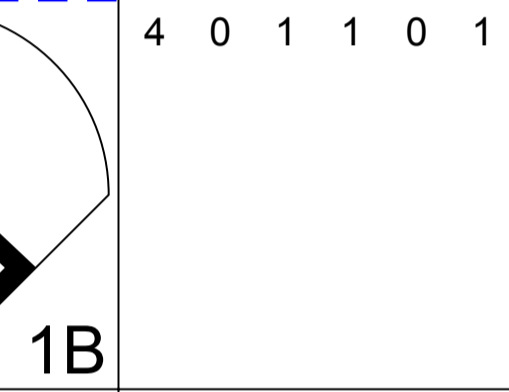
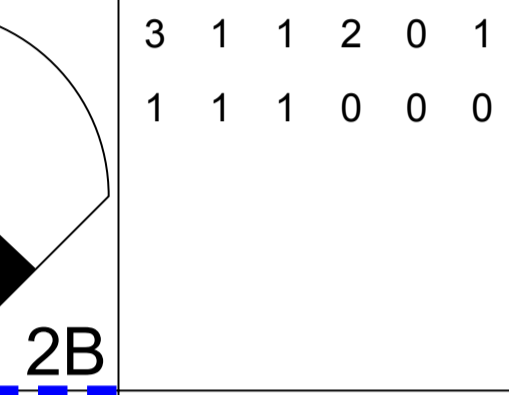
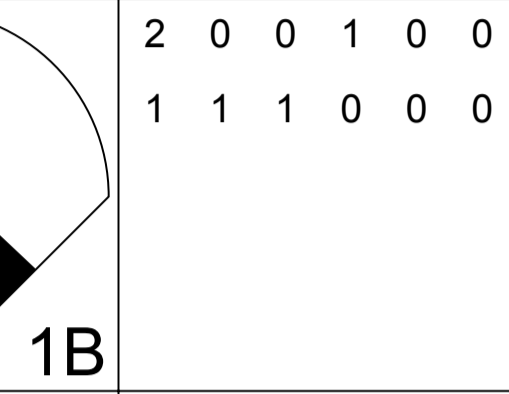

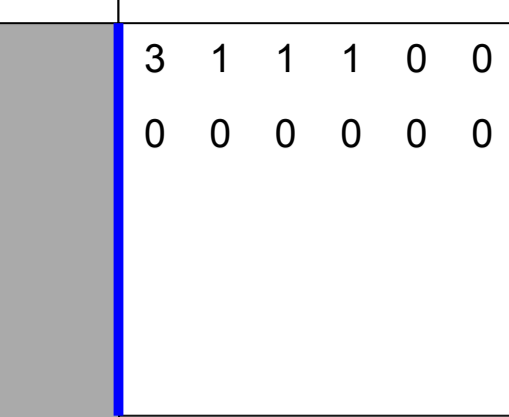
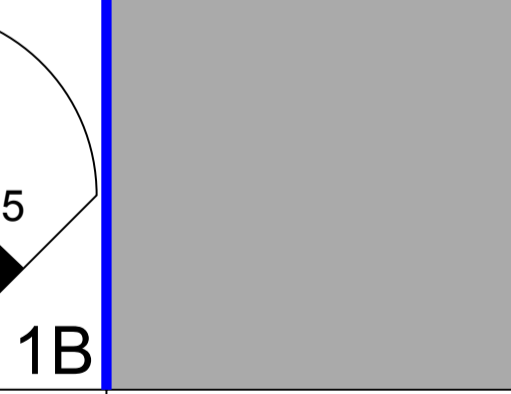
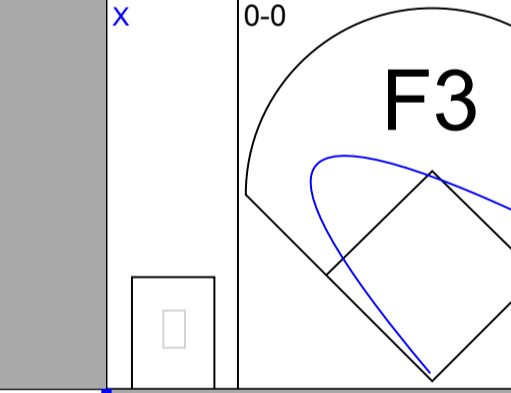
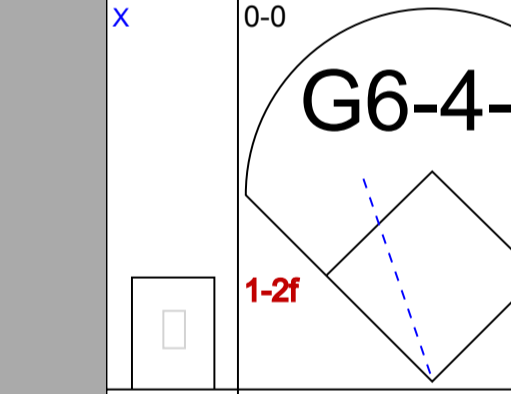
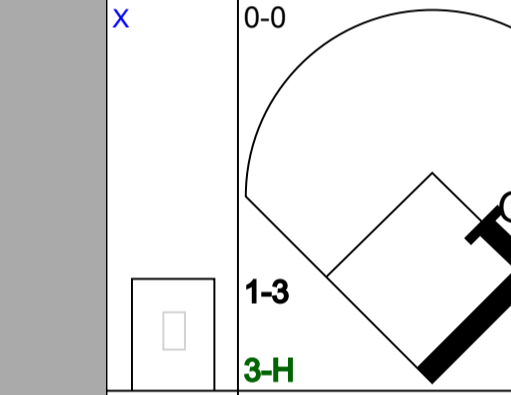
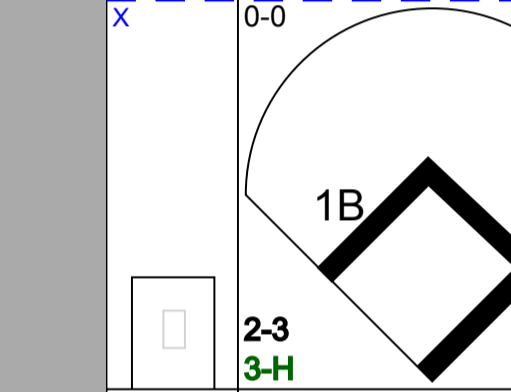
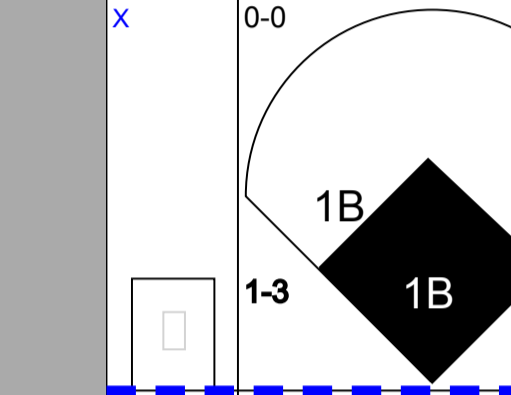
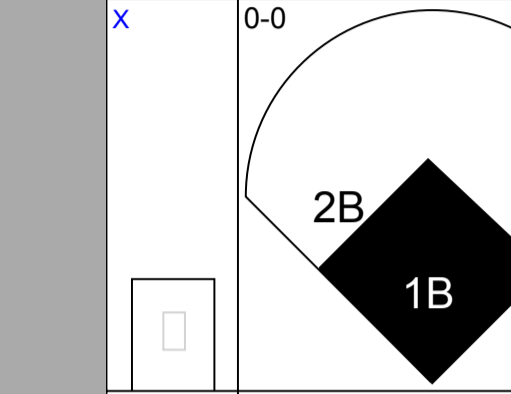
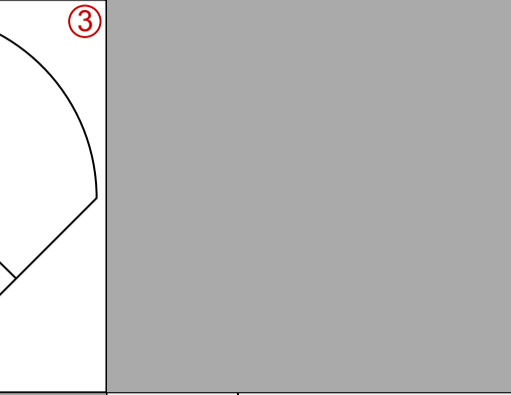
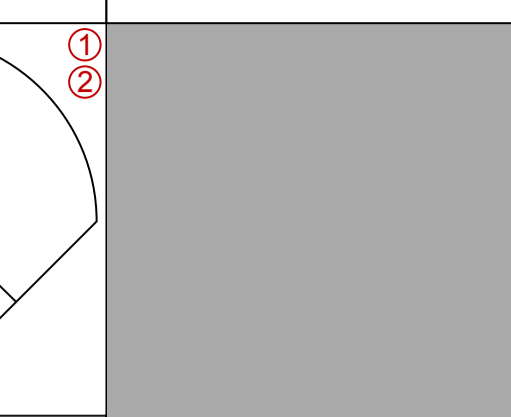
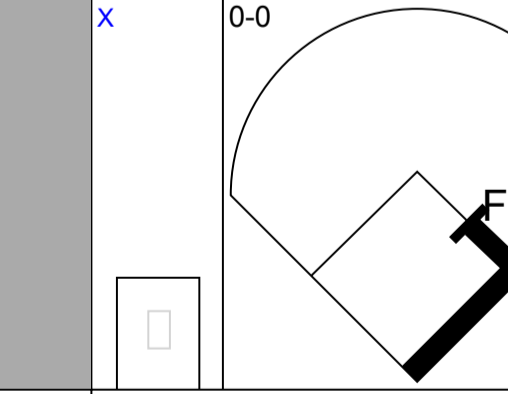
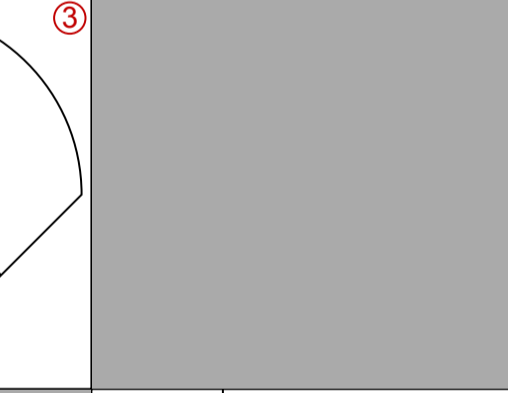
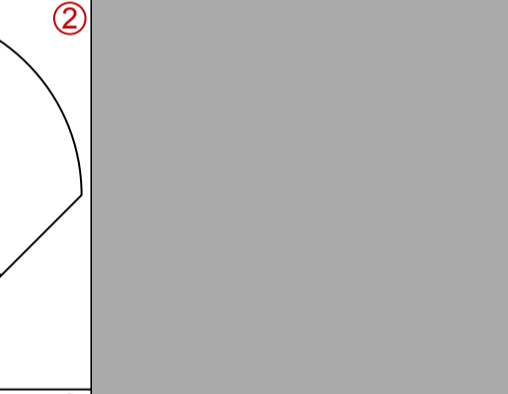
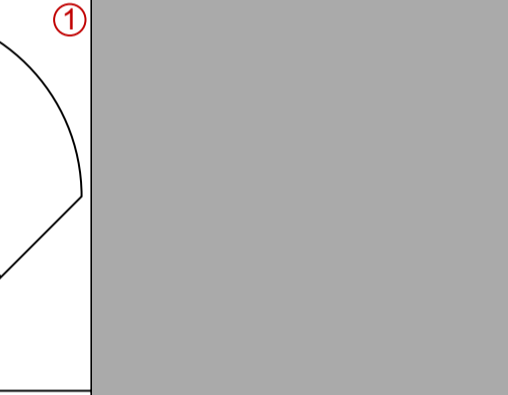
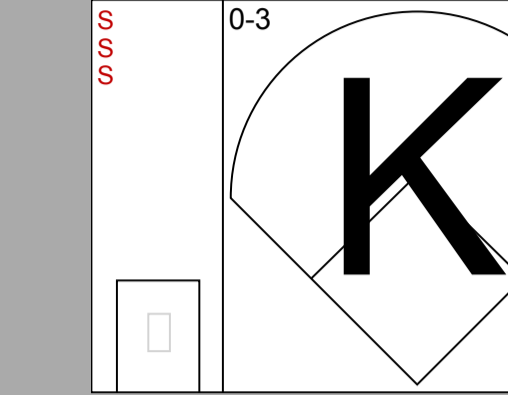
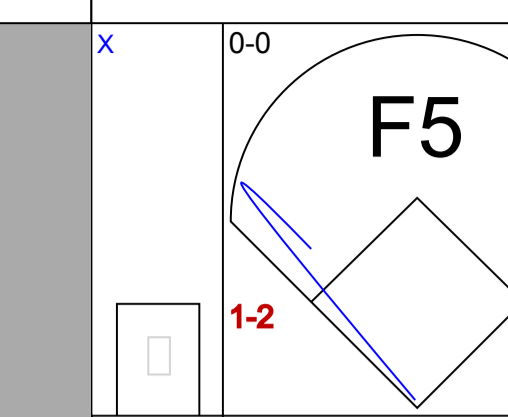

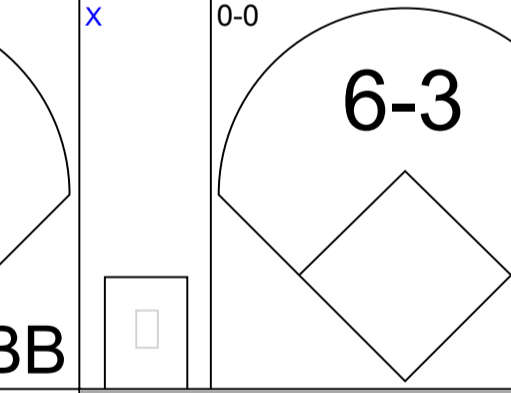
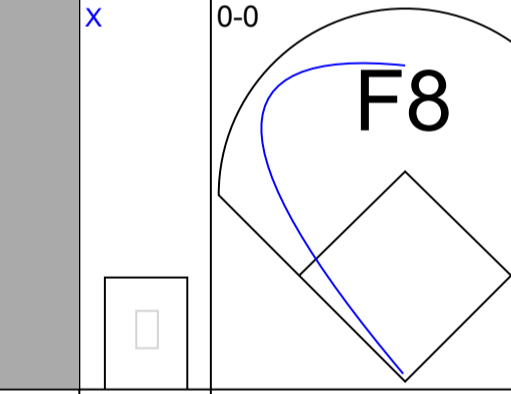
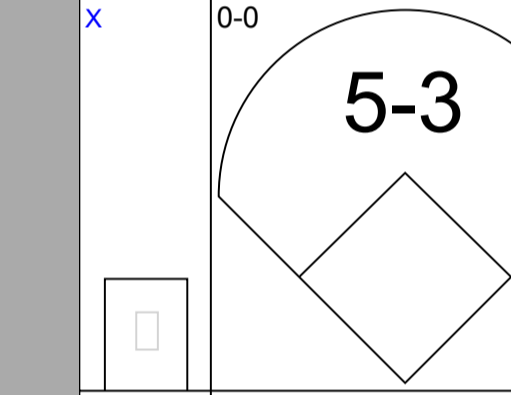


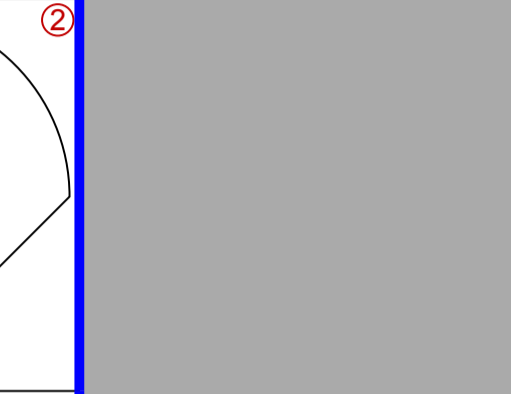
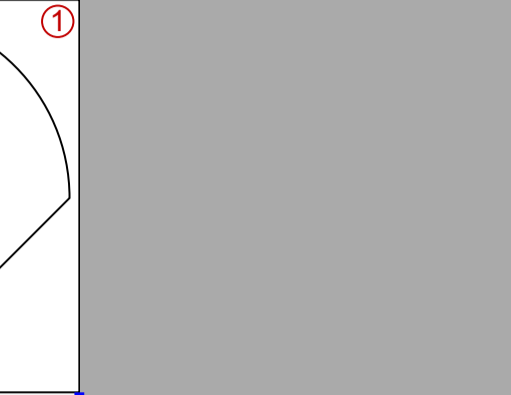
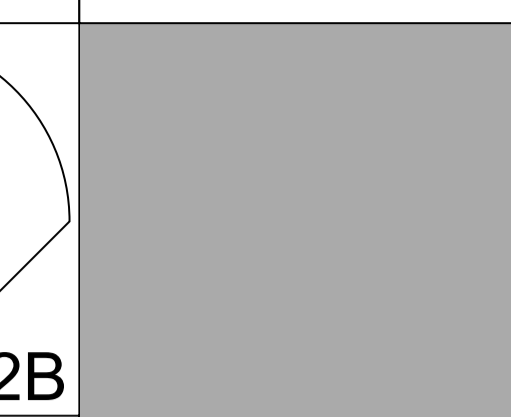
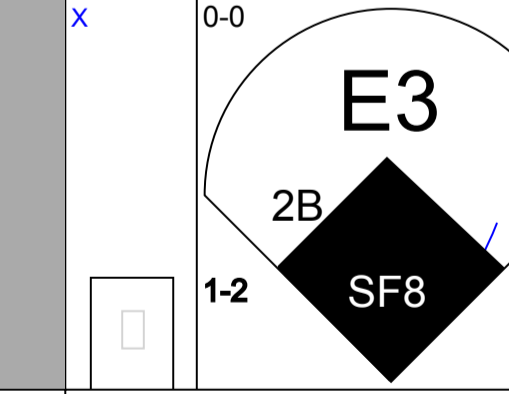
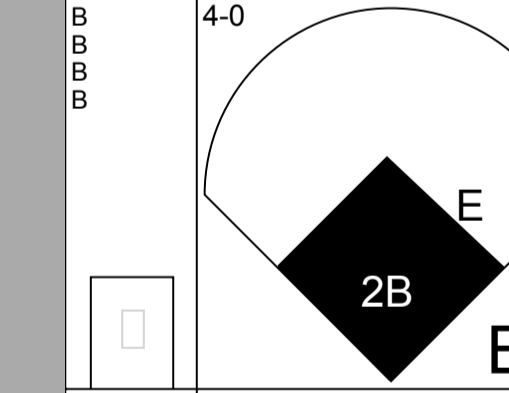


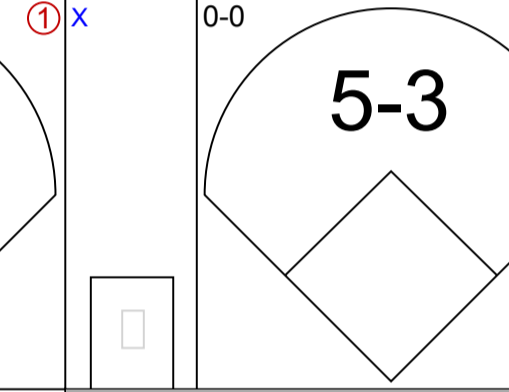
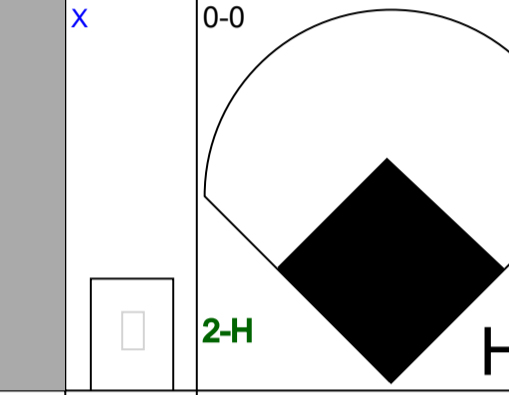
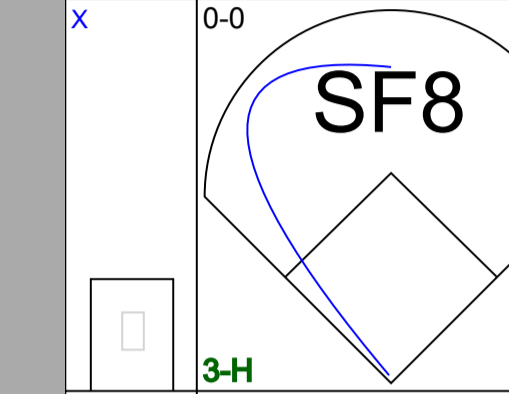
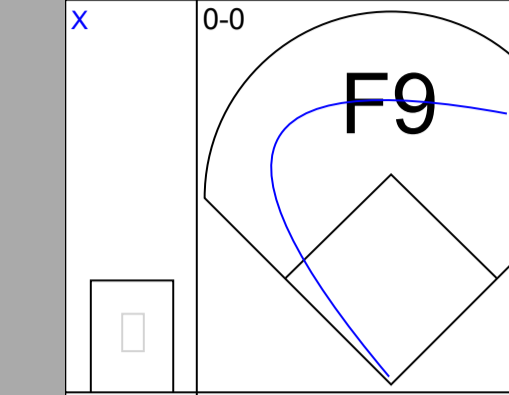
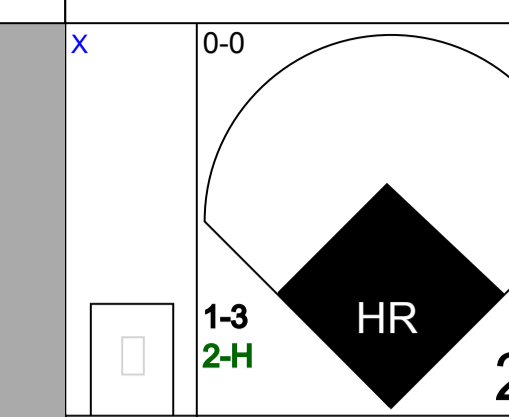
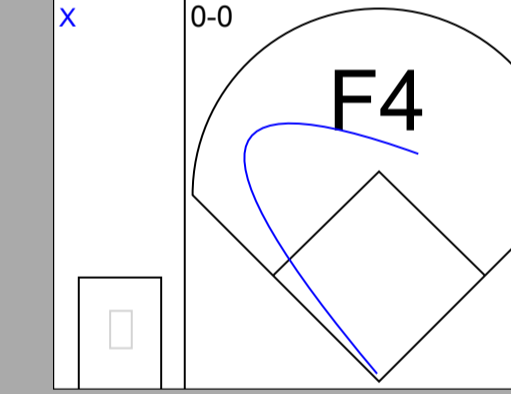
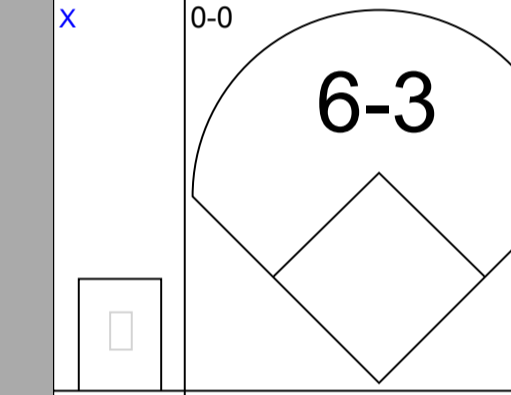
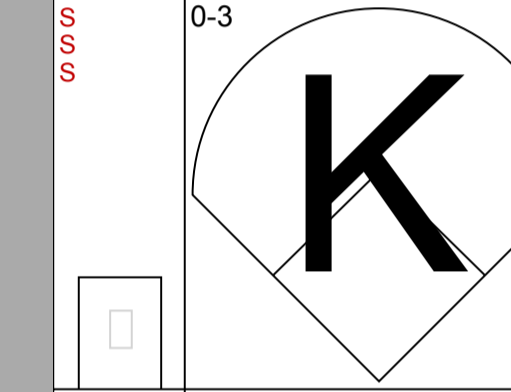

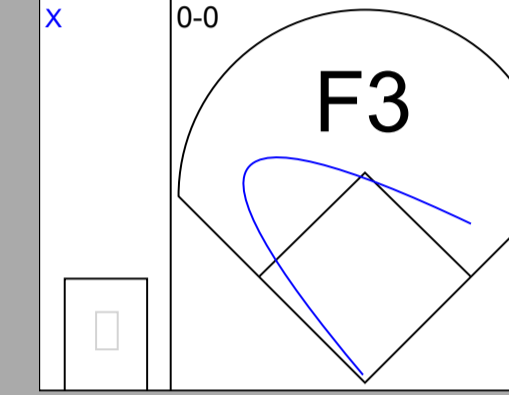
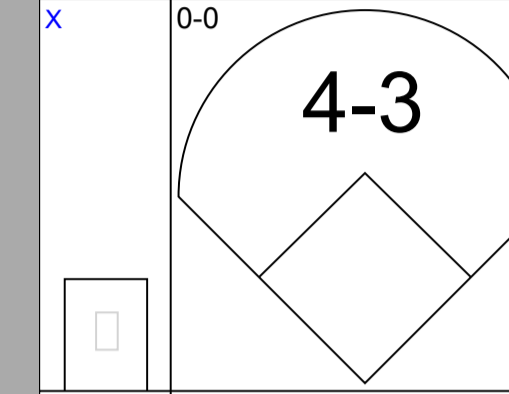
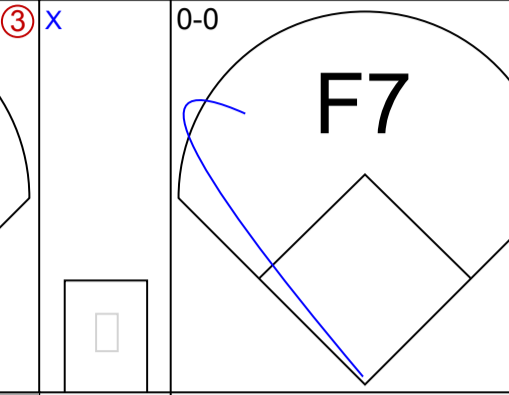
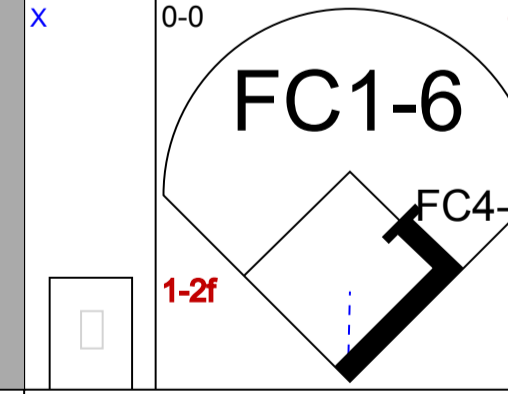
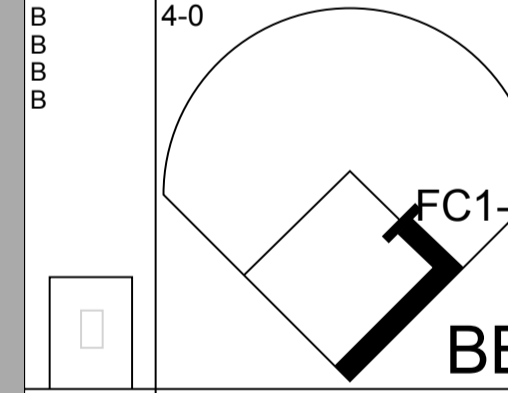
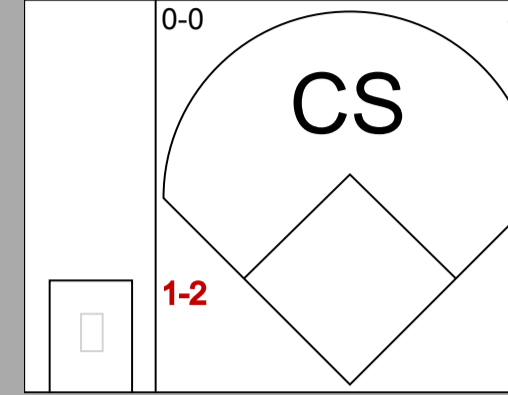
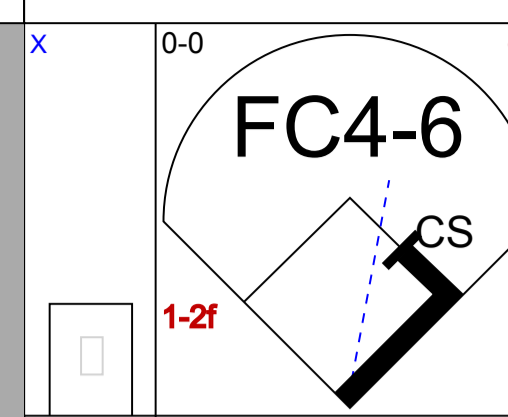
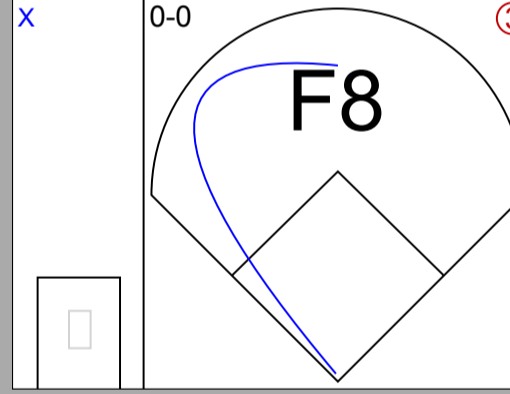
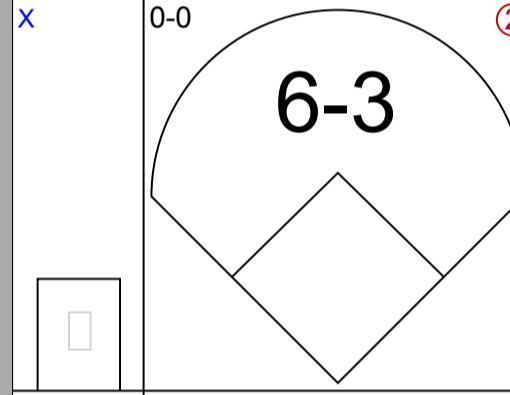
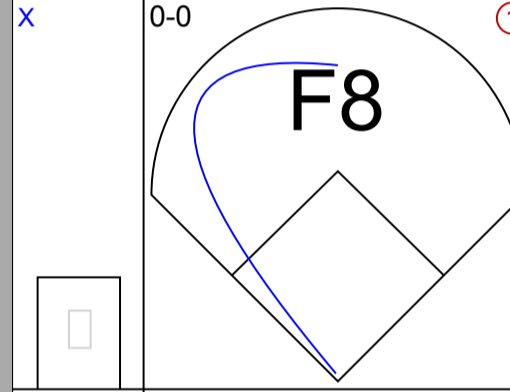

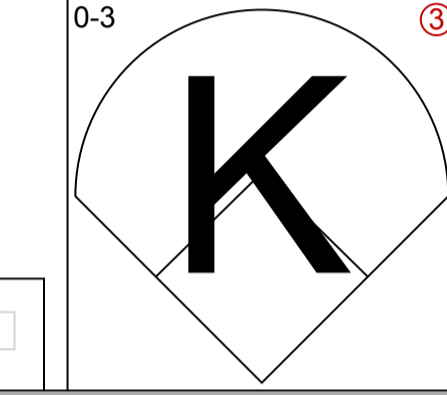
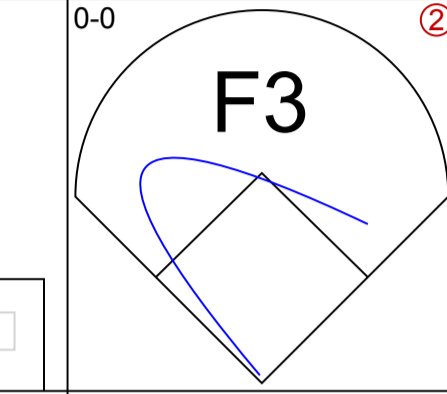
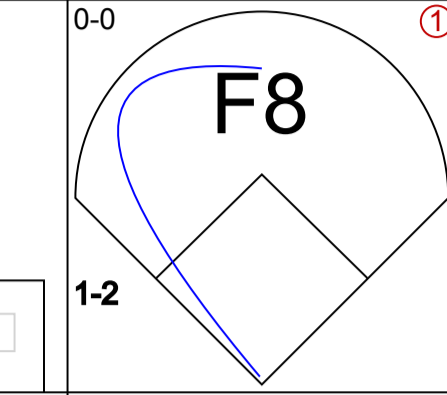
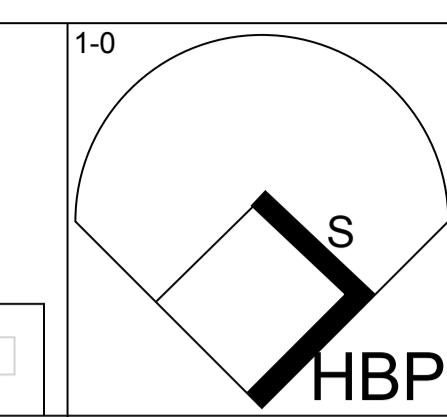
Batter: Buddy Bell, R (1, 5) F8. OBP: 0.310, SLG: 0.345.

Batter: Dave Duncan, R (1, 2) FC1-6, BB. OBP: 0.265, SLG: 0.332.

Batter: Remy Hermoso, R (1, 4) FC1-6. OBP: 0.261, SLG: 0.262. Duane Kuiper, L (8, PR). Jack Brohamer, L (8, 4) FC1-6. OBP: 0.327, SLG: 0.322.

Inning Stats table for Inning 1.

PITCHER table for Kevin Kobel, L (1, 1) ERA: 3.89 and Tom Murphy, R (9, 1) ERA: 1.63.



Statistical table for Batters 1-9.

Statistical table for Batters 1-9.

Statistical table for Batters 1-9.

Statistical table for Batters 1-9.

Statistical table for Batters 1-9.

Statistical table for Batters 1-9.

Statistical table for Batters 1-9.

Statistical table for Batters 1-9.

Statistical table for Batters 1-9.

Inning Stats table for Inning 1.

PITCHER table for Kevin Kobel, L (1, 1) ERA: 3.89 and Tom Murphy, R (9, 1) ERA: 1.63.

Cleveland Indians @ Milwaukee Brewers  
Milwaukee County Stadium, Milwaukee, WI  
Wed Sep 18 1974, 8:05 PM EDT  
Att. 4,331 - Unknown

Summary table: AB 31, R 6, H 7, RBI 6, BB 2, SO 3, LOB 13.



Batter 1 2 3 4 5 6 7 8 9 AB R H RBI BB SO LOB BOTTOM

Table containing batter statistics and play diagrams for each batter across 9 innings. Includes names like Don Money, Ken Berry, George Scott, John Briggs, Darrell Porter, Mike Hegan, Dave May, Tim Johnson, and Pedro Garcia. Play diagrams show ball strikes and outs.

Cleveland Indians @ Milwaukee Brewers  
Milwaukee County Stadium, Milwaukee, WI

Wed Sep 18 1974, 8:05 PM EDT  
Att. 4,331 - Unknown

Summary statistics table:  
AB 38  
R 3  
H 11  
RBI 3  
BB 2  
SO 5  
LOB 18



Inning Stats and Pitcher performance table. Inning stats include R, H, E, K, S for each of the 9 innings. Pitcher stats include IP, WLS, BF, H, R, ER, SO, BB, IBB, HBP, BLK, WP, HR, S, P, ERA, WHIP for Dick Bosman and Tom Buskey.

Batter	1	2	3	4	5	6	7	8	9	AB R H RBI BB SO LOB	TOP	
Ron LeFlore, R (1, 8) OBP: 0.286, SLG: 0.303	0-3 K		0-0 5-3	0-0 5-3			0-3 K	0-0 1-3		5 0 0 0 0 2 2		
Dan Meyer, L (1, 7) OBP: 0.500, SLG: 1.500	0-0 1B		0-0 HR			0-0 G3	0-0 HR	0-0 F9		5 2 3 2 0 0 0		
Al Kaline, R (1, 10) OBP: 0.335, SLG: 0.394	0-0 F3		0-0 L1-3			0-0 L7	4-0 1B FC3-2 BB	0-0 L6-3		4 0 0 0 1 0 1		
Bill Freehan, R (1, 2) OBP: 0.347, SLG: 0.450	0-0 L5		0-0 1B			0-0 F9	0-0 FC3-2 1-2 1B 1B		0-0 F9 G3 1B 1B	5 2 3 0 0 0 1		
Reggie Sanders, R (1, 3) OBP: 0.276, SLG: 0.397		4-0 FC4-5 S BB	0-0 F4			0-0 F8	0-0 1B FC3-2 1-2 2-3 1B 1B		0-0 G3 1-2	4 1 1 0 1 0 2		
Jim Nettles, L (1, 9) OBP: 0.317, SLG: 0.425		0-0 FC4-5 S HR 1-3		0-0 SH2-3 PB 1B		4-0 BB BB	0-0 FC3-2 1B 1-2 2-3 3-H 1B		0-0 F9 2-3	4 2 1 0 1 0 5		
Tom Verzyer, R (1, 6) OBP: 0.386, SLG: 0.513		0-0 1-H HR		4-0 SH2-3 BB 1-2		4-0 BB 1-2	0-0 1B 1-2 2-3 3-H 1B		0-0 1B 3-H	3 1 3 4 2 0 0		
John Knox, L (1, 4) OBP: 0.333, SLG: 0.316		0-0 F2		0-0 SH2-3 1-2 2-3		0-3 K	0-0 S 1-3 2-H 3-H 1B		0-0 4-3	4 0 1 2 0 1 3		
Ron Cash, R (1, 5) OBP: 0.233, SLG: 0.271 Gates Brown, L (7, PH) OBP: 0.320, SLG: 0.400 Aurelio Rodriguez, R (7, 5) OBP: 0.257, SLG: 0.306		0-0 1-3		0-3 K		0-3 K	0-0 F7 1-2			3 0 0 0 0 2 4 1 0 0 0 0 0 2 0 0 0 0 0 0 0		
<b>Inning Stats</b>	R: 0 H: 1 E: 0 LOB: 1 K: 1 BB: 0 S: 6 P: 6	R: 2 H: 1 E: 0 LOB: 0 K: 0 BB: 1 S: 4 P: 8	R: 1 H: 2 E: 0 LOB: 1 K: 0 BB: 0 S: 5 P: 5	R: 0 H: 1 E: 0 LOB: 2 K: 1 BB: 1 S: 6 P: 10	R: 0 H: 0 E: 0 LOB: 0 K: 0 BB: 0 S: 3 P: 3	R: 0 H: 0 E: 0 LOB: 2 K: 2 BB: 2 S: 7 P: 15	R: 4 H: 5 E: 0 LOB: 2 K: 1 BB: 1 S: 10 P: 14	R: 0 H: 0 E: 0 LOB: 0 K: 0 BB: 0 S: 3 P: 3	R: 1 H: 2 E: 0 LOB: 1 K: 0 BB: 0 S: 5 P: 5	1B: 9 SF: 0 2B: 0 SAC: 1 3B: 0 DP: 0 HR: 3 HBP: 0	WP: 0 PA: 44 PB: 1 SB: 3 CS: 0	
<b>PITCHER</b> Bill Champion, R (1, 1) ERA: 3.5 Bill Travers, L (4, 1) ERA: 4.92 Tom Murphy, R (7, 1) ERA: 1.91	IP WLS BF H R ER SO BB IBB HBP BLK WP HR S P ERA WHIP											
	3.0 16 5 3 3 1 2 0 0 0 0 2 16 24 9.00 2.333	3.1 13 1 1 1 4 2 0 0 0 0 1 19 27 2.70 0.900	2.2 L 15 6 4 4 0 1 0 0 0 0 0 0 14 18 13.50 2.625									

Detroit Tigers @ Milwaukee Brewers  
Milwaukee County Stadium, Milwaukee, WI

Fri Sep 20 1974, 8:05 PM EDT  
Att. 7,249 - Unknown

[livebaseballscorecards.com](http://livebaseballscorecards.com)

AB	38
R	8
H	12
RBI	8
BB	5
SO	5
LOB	20



Batter	1	2	3	4	5	6	7	8	9
<b>Don Money, R</b> <small>OBP: 0.343, SLG: 0.406</small> (1, 5)	0-0 HR		0-0 F5			0-0 E5 BB SF9 1B	0-3 K		0-0 F3
<b>Ken Berry, R</b> <small>OBP: 0.294, SLG: 0.291</small> (1, 8) <b>Mike Hegan, L</b> <small>OBP: 0.332, SLG: 0.391</small> (9, PH)	0-0 F9		0-0 4-3			0-0 SF9 BB 1-2 HR 1B	0-0 6-3		0-3 K
<b>George Scott, R</b> <small>OBP: 0.349, SLG: 0.446</small> (1, 3)	0-0 6-3		0-0 F9			0-0 F9		0-3 K	
<b>John Briggs, L</b> <small>OBP: 0.337, SLG: 0.433</small> (1, 7)	0-0 F2			0-0 6-3		4-0 1-2 2-3 HR BB		4-0 1B BB	
<b>Gorman Thomas, R</b> <small>OBP: 0.314, SLG: 0.500</small> (1, 10)		4-0 S BB		0-0 F7		0-0 SF9 2-3 3-H		0-3 K	
<b>Sixto Lezcano, R</b> <small>OBP: 0.318, SLG: 0.429</small> (1, 9)		0-3 K 1-2		0-0 F6		0-0 HR 1-H 3-H		0-0 K 1-2 1B	
<b>Darrell Porter, L</b> <small>OBP: 0.323, SLG: 0.385</small> (1, 2)		0-3 K			0-0 F4	4-0 BB BB BB		0-0 F5	
<b>Pedro Garcia, R</b> <small>OBP: 0.248, SLG: 0.330</small> (1, 4) <b>Bob Hansen, L</b> <small>OBP: 0.321, SLG: 0.383</small> (9, PH)		4-0 BB BB FC4-6 BB		0-0 F5		0-0 F7			0-0 K 1B
<b>Tim Johnson, L</b> <small>OBP: 0.295, SLG: 0.352</small> (1, 6)		0-0 FC4-6 1-2		0-0 F9			0-0 F7		0-0 F7

AB	R	H	RBI	BB	SO	LOB
5	2	1	1	0	1	1
4	1	1	0	0	0	0
1	0	0	0	0	1	1
4	0	0	0	0	1	2
2	1	0	0	2	0	0
2	0	0	1	1	1	1
4	1	2	3	0	1	1
3	0	0	0	1	1	3
2	0	0	0	1	0	1
1	0	1	0	0	0	0
4	0	0	0	0	0	3

**DETROIT TIGERS @ MILWAUKEE BREWERS**


Milwaukee County Stadium, Milwaukee, WI

Fri Sep 20 1974, 8:05 PM EDT  
Att. 7,249 - Unknown

AB	32
R	5
H	5
RBI	5
BB	5
SO	6
LOB	13

WP: 0 PA: 38

PB: 0  
SB: 1  
CS: 0



Inning Stats		R: 1	H: 1	E: 0	LOB: 0	K: 0	P: 4	R: 0	H: 0	E: 0	LOB: 2	K: 2	P: 15	R: 0	H: 0	E: 0	LOB: 0	K: 0	P: 3	R: 0	H: 0	E: 0	LOB: 0	K: 0	P: 3	R: 0	H: 0	E: 1	LOB: 1	K: 0	P: 5	R: 0	H: 1	E: 0	LOB: 2	K: 2	P: 12	R: 0	H: 1	E: 0	LOB: 1	K: 1	P: 6	1B: 3	SF: 1	2B: 0	SAC: 0	3B: 0	DP: 0	HR: 2	HBP: 0
IP	WLS	BF	H	R	ER	SO	BB	IBB	HBP	BLK	WP	HR	S	P	ERA	WHIP	IP	WLS	BF	H	R	ER	SO	BB	IBB	HBP	BLK	WP	HR	S	P	ERA	WHIP																		
5.2		23	2	4	2	2	3	0	0	0	0	1	24	36	3.18	0.882	0.1		3	1	1	0	0	1	0	0	0	0	1	2	6	0.00	6.000	3.0	W	12	2	0	0	4	1	0	0	0	0	0	19	23	0.00	1.000	
<b>WOODIE FRYMAN, L</b> <small>ERA: 4.08</small> (1, 1)																																																			
<b>JOHN HILLER, L</b> <small>ERA: 2.32</small> (6, 1)																																																			
<b>DAVE LEMANCZYK, R</b> <small>ERA: 3.41</small> (7, 1)																																																			

Batter	1	2	3	4	5	6	7	8	9	AB	R	H	RBI	BB	SO	LOB	TOP	
John Knox, L (1, 4) X OBP: 0.341, SLG: 0.329	0-0 G3 SF9 2B		0-0 L7			4-0 CS BB		0-0 FC4-6 1-2f		3	1	1	0	1	0	1		
Jim Nettles, L (1, 9) X OBP: 0.308, SLG: 0.412	0-0 G3 2-3			0-0 F7		0-0 F9 1-2		0-0 G3		4	0	0	0	0	0	3		
Al Kaline, R (1, 10) X OBP: 0.336, SLG: 0.394	0-0 SF9 3-H			0-0 FC5-4 1B		4-0 BB			0-0 L9	2	0	1	1	1	0	0		
Ben Oglivie, L (1, 3) X OBP: 0.353, SLG: 0.378	0-0 F8			0-0 FC5-4 1-2f		0-0 F8			0-0 1B	4	0	1	0	0	0	2		
Dan Meyer, L (1, 7) X OBP: 0.300, SLG: 0.900		0-0 4-3		0-0 G3 1-2			0-3 K		0-0 F7	4	0	0	0	0	1	2		
Tom Verzyer, R (1, 6) X OBP: 0.354, SLG: 0.465		0-0 F8			0-0 F3		0-0 F8		0-0 F8	4	0	0	0	0	0	1		
Leon Roberts, R (1, 8) X OBP: 0.343, SLG: 0.471		0-0 5-3			0-0 F8		0-0 3-1			3	0	0	0	0	0	0		
Ed Brinkman, R (1, 5) X Gates Brown, L (8, PH) Marvin Lane, R (8, PR) Aurelio Rodriguez, R (8, 5)			0-0 F3		0-0 F8			0-0 FC4-6 1B		2	0	0	0	0	0	0	0	
Gene Lamont, L (1, 2) X OBP: 0.293, SLG: 0.388			0-0 3-1			0-0 HR		0-3 K		3	1	1	1	0	1	1		
<b>Inning Stats</b>	R: 1 E: 0 K: 0 S: 4 H: 1 LOB: 0 BB: 0 P: 4	R: 0 E: 0 K: 0 S: 3 H: 0 LOB: 0 BB: 0 P: 3	R: 0 E: 0 K: 0 S: 3 H: 0 LOB: 0 BB: 0 P: 3	R: 0 E: 0 K: 0 S: 4 H: 1 LOB: 1 BB: 0 P: 4	R: 0 E: 0 K: 0 S: 3 H: 0 LOB: 0 BB: 0 P: 3	R: 1 E: 0 K: 0 S: 3 H: 1 LOB: 1 BB: 2 P: 11	R: 0 E: 0 K: 1 S: 5 H: 0 LOB: 0 BB: 0 P: 5	R: 0 E: 0 K: 1 S: 6 H: 1 LOB: 1 BB: 0 P: 6	R: 0 E: 0 K: 0 S: 4 H: 1 LOB: 1 BB: 0 P: 4	1B: 3 2B: 1 3B: 0 HR: 1 SF: 1 SAC: 0 DP: 0 HBP: 0	WP: 0 PB: 0 SB: 1 CS: 1 PA: 33							
PITCHER Jim Staton, R (1, 1) ERA: 3.81	IP: 9.0 WLS: W BF: 33 H: 5 R: 2 ER: 2 SO: 2 BB: 2 IBB: 0 HBP: 0 BLK: 0 WP: 0 HR: 1 S: 35 P: 43 ERA: 2.00 WHIP: 0.778							PITCHER IP: WLS: BF: H: R: ER: SO: BB: IBB: HBP: BLK: WP: HR: S: P: ERA: WHIP										

Detroit Tigers @ Milwaukee Brewers  
Milwaukee County Stadium, Milwaukee, WI

Sat Sep 21 1974, 4:33 AM EDT  
Att. 6,714 - Unknown

[livebaseballscorecards.com](http://livebaseballscorecards.com)

AB	30
R	2
H	5
RBI	2
BB	2
SO	2
LOB	10





Batter	1	2	3	4	5	6	7	8	9
<b>Don Money, R</b> OBP: 0.341, SLG: 0.403 (1, 5) X	0-0 F9 ①		0-0 F8 ①		0-0 6-3 ③		0-0 F7 ③		
<b>Bob Coluccio, R</b> OBP: 0.311, SLG: 0.336 (1, 8) X	0-0 HR		0-0 F4 ②		0-3 K ①		0-0 2B 1B		
<b>George Scott, R</b> OBP: 0.348, SLG: 0.446 (1, 3) X	0-0 F4 ②		0-3 K ③		0-0 6-3 ②		0-0 1B 2B		
<b>John Briggs, L</b> OBP: 0.338, SLG: 0.436 (1, 7) X	0-0 2B			0-0 G5-4-3 1B		0-3 K ③		0-0 F4 ①	
<b>Gorman Thomas, R</b> OBP: 0.308, SLG: 0.471 (1, 10) SSS	0-3 K ③			0-0 G5-4-3 1-2f		0-0 2B 1B S		0-3 K ②	
<b>Sixto Lezcano, R</b> OBP: 0.346, SLG: 0.560 (1, 9) X		0-0 HR		0-3 K ③		0-3 K ①		0-0 CS 1B	
<b>Charlie Moore, R</b> OBP: 0.337, SLG: 0.359 (1, 2) X		0-0 5-3 ①			4-0 BB	4-0 F7 BB		0-0 CS ③	
<b>Tim Johnson, L</b> OBP: 0.291, SLG: 0.347 (1, 6) SSS		0-3 K ②			0-0 F7 ① ②	0-0 F9 ②			
<b>Pedro Garcia, R</b> OBP: 0.251, SLG: 0.335 (1, 4) X		0-0 F4 ③			0-0 S 1B	0-0 S 2B			

Inning Stats	R: 1	H: 2	E: 0	K: 1	S: 7	LOB: 1	BB: 0	P: 7
	R: 1	H: 1	E: 0	K: 1	S: 6	LOB: 0	BB: 0	P: 6
	R: 0	H: 0	E: 0	K: 1	S: 5	LOB: 0	BB: 0	P: 5
	R: 0	H: 1	E: 0	K: 1	S: 5	LOB: 0	BB: 0	P: 5
	R: 0	H: 1	E: 0	K: 0	S: 3	LOB: 1	BB: 1	P: 7
	R: 0	H: 0	E: 0	K: 2	S: 7	LOB: 0	BB: 0	P: 7
	R: 2	H: 2	E: 0	K: 1	S: 7	LOB: 1	BB: 1	P: 11
	R: 2	H: 3	E: 0	K: 1	S: 7	LOB: 0	BB: 0	P: 7

PITCHER	IP	WLS	BF	H	R	ER	SO	BB	IBB	HBP	BLK	WP	HR	S	P	ERA	WHIP
<b>Mickey Lolich, L</b> ERA: 4.01 (1, 1)	8.0	L	33	10	6	6	8	2	0	0	0	0	2	47	55	6.75	1.500

**BOTTOM**

AB	R	H	RBI	BB	SO	LOB
4	0	0	0	0	0	2
4	2	2	1	0	1	0
4	1	1	1	0	1	0
4	0	2	0	0	1	1
4	1	1	0	0	2	3
4	1	2	2	0	2	1
1	1	0	0	2	0	0
3	0	0	0	0	1	3
3	0	2	2	0	0	0

<b>AB</b>	<b>31</b>
<b>R</b>	<b>6</b>
<b>H</b>	<b>10</b>
<b>RBI</b>	<b>6</b>
<b>BB</b>	<b>2</b>
<b>SO</b>	<b>8</b>
<b>LOB</b>	<b>10</b>



WP	PA
0	34

**Detroit Tigers @ Milwaukee Brewers**  
**Milwaukee County Stadium, Milwaukee, WI**  
 Sat Sep 21 1974, 4:33 AM EDT  
 Att. 6,714 - Unknown

livebaseballscores.com

Batter	1	2	3	4	5	6	7	8	9	AB R H RBI BB SO LOB	TOP
Ron LeFlore, R OBP: 0.284, SLG: 0.300 (1, 8) X	0-0 WP 2B 1B	0-0 F3			0-0 5-3		0-0 5-3	0-3 K		5 1 1 0 0 1 3	
Gary Sutherland, R OBP: 0.282, SLG: 0.312 (1, 4) X	0-0 F9 1-2		0-0		0-0 FC6-4 1B		0-0 6-3	0-0 6-3		5 0 2 0 0 0 3	
Al Kaline, R OBP: 0.337, SLG: 0.393 (1, 10) B B B	4-0 2B BB		0-0 L9		0-0 FC6-4 1-2f		0-0		0-0 L8	4 1 1 0 1 0 2	
Bill Freehan, R OBP: 0.350, SLG: 0.454 (1, 2) X	0-0 F9		0-0 L5		0-0 HR 1B		0-0 1B 2B		0-0 FC6-4 1B	5 2 3 1 0 0 3	
Reggie Sanders, R OBP: 0.296, SLG: 0.462 (1, 3) X	0-0 1-3 2-H 2B		0-3 K		0-0 HR 1-H		0-0 FC6-4 1B		0-0 FC6-4 1-2f 1B	5 2 3 4 0 1 2	
Tom Verzyer, R OBP: 0.340, SLG: 0.438 (1, 6) S S S	0-3 K			0-0 1-3		0-0 4-3	0-0 FC6-4 1-2f		0-0 2-H 1B	5 0 1 1 0 1 3	
Leon Roberts, R OBP: 0.325, SLG: 0.436 (1, 9) X		0-0 5-3		0-0 F4		0-3 K		0-0 SH3-4 1B 1B	0-0 F3	5 0 1 0 0 1 1	
Dan Meyer, L OBP: 0.357, SLG: 0.786 (1, 7) X		0-0 F2		0-0 F8		0-0 1B		0-0 SH3-4 1-2 1B		4 0 2 0 0 0 0	
Aurelio Rodriguez, R OBP: 0.257, SLG: 0.306 (1, 5) X		0-0 1B			0-0 F4	0-0 F8		0-0 SH3-4 1-2 2-3		3 0 1 0 0 0 1	
<b>Inning Stats</b>	R: 1 H: 2 E: 0 LOB: 2 K: 1 BB: 1 S: 7 P: 11	R: 0 H: 1 E: 0 LOB: 1 K: 0 BB: 0 S: 4 P: 4	R: 0 H: 1 E: 0 LOB: 1 K: 1 BB: 0 S: 6 P: 6	R: 0 H: 0 E: 0 LOB: 0 K: 0 BB: 0 S: 3 P: 3	R: 0 H: 1 E: 0 LOB: 1 K: 0 BB: 0 S: 4 P: 4	R: 2 H: 3 E: 0 LOB: 1 K: 1 BB: 0 S: 8 P: 8	R: 2 H: 3 E: 0 LOB: 1 K: 0 BB: 0 S: 6 P: 6	R: 0 H: 2 E: 0 LOB: 2 K: 1 BB: 0 S: 7 P: 7	R: 1 H: 2 E: 1 LOB: 1 K: 0 BB: 0 S: 5 P: 5	1B: 12 SF: 0 2B: 2 SAC: 1 3B: 0 DP: 0 HR: 1 HBP: 0	WP: 1 PA: 43 PB: 0 SB: 0 CS: 0
<b>PITCHER</b>	IP WLS BF H R ER SO BB IBB HBP BLK WP HR S P ERA WHIP										
Clyde Wright, L ERA: 4.46 (1, 1)	6.2 L 31 10 5 5 3 1 0 0 0 0 1 1 36 40 6.75 1.650										
Eduardo Rodriguez, R ERA: 3.63 (7, 1)	2.1 12 5 1 0 1 0 0 0 0 0 0 0 14 14 0.00 2.143										

Detroit Tigers @ Milwaukee Brewers  
Milwaukee County Stadium, Milwaukee, WI

Sun Sep 22 1974, 4:33 AM EDT  
Att. 5,126 - Unknown

livebaseballscorecards.com



**BOTTOM**

**Detroit Tigers @ Milwaukee Brewers**  
 Milwaukee County Stadium, Milwaukee, WI

Sun Sep 22 1974, 4:33 AM EDT  
 Att. 5,126 - Unknown

livebaseballscorecards.com

AB	30
R	5
H	9
RBI	3
BB	9
SO	8
LOB	20



WP:	1	PA:	41
PB:	0		
SB:	4		
CS:	0		

AB R H RBI BB SO LOB

2 1 2 1 3 0 0  
 2 0 1 0 1 0 1  
 0 0 0 0 0 0 0  
 0 0 0 0 1 0 0

5 0 1 2 0 1 4

4 0 0 0 1 0 3

1 0 0 0 3 1 2  
 1 0 0 0 0 1 2

3 1 1 0 0 1 2

4 2 2 0 0 2 1

4 1 2 0 0 0 2

4 0 0 0 0 2 3

1B:	8	SF:	0
2B:	1	SAC:	2
3B:	0	DP:	2
HR:	0	HBP:	0

Batter	1	2	3	4	5	6	7	8	9
Don Money, R (1, 5) OBP: 0.346, SLG: 0.407	0-0 BB 1B	4-0 S BB			4-0 SH1-3 BB		4-0 G5-3 1B BB		0-0 1B 2B
Bob Coluccio, R (1, 8) OBP: 0.314, SLG: 0.337	4-0 1-2 BB	0-0 5-3 3-H			0-0 SH1-3 1-2		0-0 1-2 1B		4-0 1B BB
Bob Hansen, L (9, PH) OBP: 0.321, SLG: 0.383									
Gorman Thomas, R (9, PH) OBP: 0.325, SLG: 0.471									
George Scott, R (1, 3) OBP: 0.347, SLG: 0.444	0-0 F8 1-2		0-3 K 1		0-0 F7 2		0-0 G5-3 2-3f 2		0-0 1-3 2-H 3-H 1B
John Briggs, L (1, 7) OBP: 0.337, SLG: 0.433	4-0 BB 3		0-0 F3 2		0-0 F9 3			0-0 F9 1	0-0 F5 2
Darrell Porter, L (1, 2) OBP: 0.327, SLG: 0.384	0-3 K 3		4-0 S BB			4-0 1B SH1-3 BB		4-0 G5-4-3 BB	0-3 K 3
Ken Berry, R (9, PH) OBP: 0.293, SLG: 0.290									
Sixto Lezcano, R (1, 9) OBP: 0.345, SLG: 0.536		0-0 1B WP 1B	0-3 K 3		0-0 SH1-3 1-2		0-0 G5-4-3 1-2f 2		
Dave May, L (1, 10) OBP: 0.273, SLG: 0.320		0-0 WP 1-3 S 1B		0-3 K 1	0-3 K 2		0-3 K 2		0-0 1B 2B 1B
Tim Johnson, L (1, 6) OBP: 0.295, SLG: 0.350		0-0 1-3 1		0-0 G3 2	0-0 G3 3		0-0 2-3 1B		0-0 2B 1-2 1B 1B
Pedro Garcia, R (1, 4) OBP: 0.248, SLG: 0.332		0-3 K2-3 2		0-0 L3 3	0-0 L3 3		0-0 6-3 1		0-3 K 1

Inning Stats	R: 0	H: 1	E: 0	K: 1	S: 5	R: 2	H: 2	E: 0	K: 1	S: 7	R: 0	H: 0	E: 0	K: 2	S: 7	R: 0	H: 0	E: 0	K: 1	S: 5	R: 0	H: 1	E: 0	K: 1	S: 3	R: 0	H: 0	E: 0	K: 0	S: 3	R: 0	H: 0	E: 0	K: 0	S: 2	R: 3	H: 4	E: 0	K: 2	S: 11	1B: 8	2B: 1	3B: 0	HR: 0	SF: 0	SAC: 2	DP: 2	HBP: 0	WP: 1	PA: 41
--------------	------	------	------	------	------	------	------	------	------	------	------	------	------	------	------	------	------	------	------	------	------	------	------	------	------	------	------	------	------	------	------	------	------	------	------	------	------	------	------	-------	-------	-------	-------	-------	-------	--------	-------	--------	-------	--------

PITCHER	IP	WLS	BF	H	R	ER	SO	BB	IBB	HBP	BLK	WP	HR	S	P	ERA	WHIP
Joe Coleman, R (1, 1) ERA: 4.32	8.1	W	37	8	5	5	7	8	0	0	0	1	0	43	75	5.40	1.920
John Hiller, L (9, 1) ERA: 2.31	0.2	S	4	1	0	0	1	1	0	0	0	0	0	5	9	0.00	3.000

Batter	1	2	3	4	5	6	7	8	9	AB R H RBI BB SO LOB	TOP											
Don Money, R (1, 5) OBP: 0.348, SLG: 0.410	0-0 F7			0-0 SH2-3 1B		0-0 1B S		0-0 5-3	0-0 2B	5 1 3 1 0 0 0	<b>Milwaukee Brewers @ Cleveland Indians</b> Cleveland Municipal Stadium, Cleveland, OH Mon Sep 23 1974, 7:05 PM EDT Unknown - 53 F											
Ken Berry, R (1, 8) OBP: 0.296, SLG: 0.297	0-0 F9			0-0 SH2-3 1-2		0-0 1B S		0-0 2B	0-0 F7	4 0 2 0 0 0 1												
George Scott, R (1, 3) OBP: 0.345, SLG: 0.441	0-0 5-3			0-0 6-3		0-0 F9 1-2 3-H		0-0 1-3		4 0 0 0 0 0 3												
John Briggs, L (1, 7) OBP: 0.335, SLG: 0.429		0-0 F8		0-0 F7			0-0 F9		0-0 L3	4 0 0 0 0 0 1												
Darrell Porter, L (1, 2) OBP: 0.328, SLG: 0.385		0-0 F8			0-0 6-3		0-0 FC6-4 1B		0-0 BLK 2B 1B	4 1 2 0 0 0 0												
Sixto Lezcano, R (1, 9) OBP: 0.303, SLG: 0.469		0-3 K			0-3 K		0-0 FC6-4 1-2f		0-0 6-3 1-2	4 0 0 0 0 2 2												
Dave May, L (1, 10) OBP: 0.273, SLG: 0.318			0-0 6-3		0-0 4-3		0-0 F9		4-0 2B IBB	3 1 0 0 1 0 1												
Tim Johnson, L (1, 6) OBP: 0.294, SLG: 0.353			0-0 4-3			0-0 6-3		0-0 F7	0-0 2B 2B	4 1 1 2 0 0 0												
Pedro Garcia, R (1, 4) OBP: 0.247, SLG: 0.330 Bob Hansen, L (8, PH) OBP: 0.329, SLG: 0.427 Jack Lind, S (8, 4) OBP: 0.375, SLG: 0.429			0-0 F4			0-0 F2		0-0 HR	0-0 2B 2B	2 0 0 0 0 0 0 1 1 1 1 0 0 0 1 1 1 1 0 0 0												
<b>Inning Stats</b>	R: 0 E: 0 K: 0 S: 3	H: 0 LOB: 0 BB: 0 P: 3	R: 0 E: 0 K: 1 S: 5	H: 0 LOB: 0 BB: 0 P: 5	R: 0 E: 0 K: 0 S: 3	H: 0 LOB: 0 BB: 0 P: 3	R: 0 E: 0 K: 0 S: 4	H: 1 LOB: 1 BB: 0 P: 4	R: 0 E: 0 K: 1 S: 5	H: 0 LOB: 0 BB: 0 P: 5	R: 1 E: 0 K: 0 S: 5	H: 2 LOB: 1 BB: 0 P: 5	R: 0 E: 0 K: 0 S: 4	H: 1 LOB: 1 BB: 0 P: 4	R: 1 E: 0 K: 0 S: 5	H: 2 LOB: 1 BB: 0 P: 5	R: 4 E: 0 K: 0 S: 7	H: 4 LOB: 1 BB: 1 P: 11	1B: 5 2B: 4 3B: 0 HR: 1	SF: 0 SAC: 1 DP: 0 HBP: 0	WP: 0 PB: 0 SB: 2 CS: 0	PA: 38
<b>PITCHER</b>	IP WLS BF H R ER SO BB IBB HBP BLK WP HR S P ERA WHIP											<b>PITCHER</b>	IP WLS BF H R ER SO BB IBB HBP BLK WP HR S P ERA WHIP									
Dick Bosman, R (1, 1) ERA: 4.1	8.2 L 35 8 5 5 2 0 1 0 1 0 1 38 42 5.19 0.923											Tom Buskey, R (9, 1) ERA: 3.34	0.1 3 2 1 1 0 0 0 0 0 0 0 0 3 3 27.00 6.000									

livebaseballscorecards.com

<b>AB</b>	36
<b>R</b>	6
<b>H</b>	10
<b>RBI</b>	5
<b>BB</b>	1
<b>SO</b>	2
<b>LOB</b>	8



Batter	1	2	3	4	5	6	7	8	9	AB	R	H	RBI	BB	SO	LOB
John Lowenstein, L (1, 7) OBP: 0.313, SLG: 0.326	0-0 F8		0-0 F6			0-0 BB 1B	0-0 F5			4	1	1	0	0	0	0
Oscar Gamble, L (1, 10) OBP: 0.363, SLG: 0.473	0-0 6-3			0-0 BB 1B		4-0 BB 1B BB		0-0 F4		3	1	1	0	1	0	0
Tom McCraw, L (1, 3) OBP: 0.346, SLG: 0.457	0-0 6-3			0-0 L3		0-0 F7		0-0 1B		4	0	1	0	0	0	3
Charlie Spikes, R (1, 9) OBP: 0.317, SLG: 0.431		0-3 K		4-0 BB 1B G5-4-3		0-0 1B 1B		0-0 F3		3	0	1	1	1	1	1
John Ellis, R (1, 2) OBP: 0.330, SLG: 0.417		0-0 6-3		0-0 BB 1B G5-4-3		0-0 1B		0-0 F3		4	0	1	1	0	0	3
George Hendrick, R (1, 8) OBP: 0.331, SLG: 0.462		0-0 1B			0-0 L5	0-3 K			0-0 3-1	3	0	1	0	0	1	2
Rusty Torres, S (7, 8) OBP: 0.243, SLG: 0.239										1	0	0	0	0	0	0
Jack Brohamer, L (1, 4) OBP: 0.328, SLG: 0.325		0-0 F9			4-0 BB 1B FC1-6	0-0 4-3			0-0 4-3	2	0	0	0	1	0	3
Remy Hermoso, R (7, 4) OBP: 0.271, SLG: 0.273										0	0	0	0	0	0	0
Rico Carty, R (9, PH) OBP: 0.379, SLG: 0.410										1	0	0	0	0	0	0
Ed Crosby, L (1, 5) OBP: 0.250, SLG: 0.235			0-0 F4		0-3 K		0-0 F8		0-0 3-1	4	0	0	0	0	1	1
Frank Duffy, R (1, 6) OBP: 0.276, SLG: 0.309			0-0 F2		0-0 FC1-6		0-0 F7			3	0	0	0	0	0	1

Inning Stats	R: 0	H: 0	E: 0	K: 0	S: 3	R: 0	H: 1	E: 0	K: 1	S: 6	R: 0	H: 0	E: 0	K: 0	S: 3	R: 0	H: 1	E: 0	K: 0	S: 3	R: 0	H: 0	E: 0	K: 1	S: 5	R: 2	H: 3	E: 0	K: 1	S: 8	R: 0	H: 0	E: 0	K: 0	S: 3	R: 0	H: 1	E: 0	K: 0	S: 4	R: 0	H: 0	E: 0	K: 0	S: 3	1B: 6	2B: 0	3B: 0	HR: 0	SF: 0	SAC: 0	DP: 1	HBP: 0	WP: 0	PB: 0	SB: 0	CS: 0	PA: 35	ERA	WHIP
PITCHER Jim Colborn, R (1, 1) ERA: 4.41	IP: 9.0	WLS: W	BF: 35	H: 6	R: 2	ER: 2	SO: 3	BB: 3	IBB: 0	HBP: 0	BLK: 0	WP: 0	HR: 0	S: 38	P: 50	ERA: 2.00	WHIP: 1.000																																											

**BOTTOM**

**Milwaukee Brewers @ Cleveland Indians**  
Cleveland Municipal Stadium, Cleveland, OH

Mon Sep 23 1974, 7:05 PM EDT  
Unknown - 53 F

[livebaseballscorecards.com](http://livebaseballscorecards.com)

<b>AB</b>	<b>32</b>
<b>R</b>	<b>2</b>
<b>H</b>	<b>6</b>
<b>RBI</b>	<b>2</b>
<b>BB</b>	<b>3</b>
<b>SO</b>	<b>3</b>
<b>LOB</b>	<b>14</b>



Batter	1	2	3	4	5	6	7	8	9	AB R H RBI BB SO LOB	TOP																
<b>Don Money, R</b> (1, 5) OBP: 0.350, SLG: 0.411	0-0 F8	4-0 FC6-4 BB			0-0 6-3		0-0 1B		0-0 1B	4 0 2 0 1 0 0																	
<b>Bob Coluccio, R</b> (1, 8) OBP: 0.311, SLG: 0.334	0-3 K	0-0 F7			0-3 K		0-3 K		0-0 1B	3 0 0 0 0 2 2																	
<b>Bob Hansen, L</b> (7, PH) OBP: 0.326, SLG: 0.422									1-2 1B	1 0 0 0 0 1 1																	
<b>Charlie Moore, R</b> (7, 2) OBP: 0.340, SLG: 0.362										1 0 1 0 0 0 0																	
<b>George Scott, R</b> (1, 3) OBP: 0.344, SLG: 0.438	4-0 BB	0-0 FC6-4			0-0 5-3		0-0 6-3		0-0 6-3	4 0 0 0 1 0 5																	
<b>Darrell Porter, L</b> (1, 2) OBP: 0.326, SLG: 0.382	0-3 K		0-3 K			0-3 K		0-0 F9 SF9 2B		3 0 0 0 0 3 1																	
<b>Ken Berry, R</b> (7, 8) OBP: 0.298, SLG: 0.303										1 1 1 0 0 0 0																	
<b>Dave May, L</b> (1, 10) OBP: 0.275, SLG: 0.318		4-0 2B SF BB	0-0 4-3		0-0 BB 1B		0-0 F9		0-0 F9	3 1 1 0 1 0 1																	
<b>Sixto Lezcano, R</b> (1, 9) OBP: 0.297, SLG: 0.486		0-0 SF E 2B	0-0 F8		0-0 F8		0-0 SF9		0-0 SF9	3 1 1 1 0 0 1																	
<b>Gorman Thomas, R</b> (1, 7) OBP: 0.318, SLG: 0.444		0-0 SF E 1B		0-0 F7		4-0 BB 1B		0-3 K		2 1 0 1 1 1 0																	
<b>Tim Johnson, L</b> (1, 6) OBP: 0.289, SLG: 0.346		0-0 E4 CS 1B		0-0 F8		0-0 3-1			0-0 F8	4 0 0 1 0 0 3																	
<b>Pedro Garcia, R</b> (1, 4) OBP: 0.247, SLG: 0.329		0-0 BB 1B		0-3 K			0-3 K		0-0 F7	4 0 1 1 0 2 0																	
<b>Inning Stats</b>	R: 0 E: 0 K: 2 S: 7	H: 0 LOB: 1 BB: 1 P: 11	R: 3 E: 2 K: 0 S: 6	H: 2 LOB: 2 BB: 2 P: 14	R: 0 E: 0 K: 1 S: 5	H: 0 LOB: 0 BB: 0 P: 5	R: 0 E: 0 K: 1 S: 5	H: 0 LOB: 0 BB: 0 P: 5	R: 0 E: 0 K: 1 S: 6	H: 1 LOB: 2 BB: 1 P: 10	R: 0 E: 0 K: 2 S: 8	H: 1 LOB: 1 BB: 0 P: 8	R: 1 E: 0 K: 1 S: 6	H: 1 LOB: 0 BB: 0 P: 6	R: 0 E: 0 K: 0 S: 5	H: 2 LOB: 2 BB: 0 P: 5	1B: 5 2B: 2 3B: 0 HR: 0	SF: 2 SAC: 0 DP: 0 HBP: 0	WP: 0 PB: 0 SB: 0 CS: 1	PA: 39							
<b>PITCHER</b>	IP WLS BF H R ER SO BB IBB HBP BLK WP HR S P ERA WHIP																										
<b>Jim Kern, R</b> (1, 1) ERA: 3.38	1.0		9	2	3	2	2	2	0	0	0	0	0	11	19	18.00	4.000										
<b>Fred Beene, R</b> (2, 1) ERA: 4.59	5.0	W	17	1	0	0	4	2	0	0	0	0	0	23	31	0.00	0.600										
<b>Tom Buskey, R</b> (7, 1) ERA: 3.33	3.0	S	13	4	1	1	3	0	0	0	0	0	0	19	19	3.00	1.333										

Milwaukee Brewers @ Cleveland Indians  
Cleveland Municipal Stadium, Cleveland, OH  
Mon Sep 23 1974, 7:05 PM EDT  
Att. 2,185 - Unknown - 53 F

AB	33
R	4
H	7
RBI	4
BB	4
SO	9
LOB	14



Batter	1	2	3	4	5	6	7	8	9
Buddy Bell, R OBP: 0.317, SLG: 0.353 (1, 5)	0-0 L3		4-0 BB		0-0 F8		4-0 WP 1B BB	0-0 G6-3 1B	
Frank Duffy, R OBP: 0.275, SLG: 0.308 (1, 6)	0-0 HR 1B		0-3 K		0-0 F2		0-3 K 1-2	0-0 G6-3 1-2f	
Frank Robinson, R OBP: 0.368, SLG: 0.456 (1, 10)	0-3 K		0-0 F8		4-0 FC6-4 BB		0-0 F7		
Charlie Spikes, R OBP: 0.320, SLG: 0.439 (1, 9)	0-0 HR			0-0 BB 1B	0-0 FC6-4 1-2f		0-0 E 1B		
Rusty Torres, S OBP: 0.247, SLG: 0.243 (4, PR)									
George Hendrick, R OBP: 0.329, SLG: 0.459 (1, 8)	0-0 F5			0-3 K		0-0 F8	0-0 E4 1-2		
John Lowenstein, L OBP: 0.313, SLG: 0.326 (7, 9)									
Rico Carty, R OBP: 0.400, SLG: 0.424 (1, 3)		0-0 G3-6 1B		4-0 1B BB		0-0 HR 1B	0-0 F9		
Tom McCraw, L OBP: 0.345, SLG: 0.455 (7, 3)									
Leron Lee, L OBP: 0.289, SLG: 0.364 (1, 7)		0-0 G3-6 1-2f		0-0 F7		0-0 HR		0-0 F7	
Dave Duncan, R OBP: 0.267, SLG: 0.338 (1, 2)		0-0 5-3		0-0 FC6-4 1B		4-0 CS BB		0-0 HR	
Remy Hermoso, R OBP: 0.270, SLG: 0.272 (1, 4)			0-0 4-3	0-0 FC6-4 1-2f		0-3 K 1-2		0-0 1B 1B	

Inning Stats	R: 2 E: 0 K: 1 S: 7	H: 2 LOB: 0 BB: 0 P: 7	R: 0 E: 0 K: 0 S: 3	H: 1 LOB: 0 BB: 0 P: 3	R: 0 E: 0 K: 1 S: 5	H: 0 LOB: 1 BB: 1 P: 9	R: 1 E: 0 K: 1 S: 7	H: 2 LOB: 2 BB: 1 P: 11	R: 0 E: 0 K: 0 S: 3	H: 0 LOB: 1 BB: 1 P: 7	R: 2 E: 0 K: 1 S: 6	H: 2 LOB: 0 BB: 1 P: 10	R: 1 E: 1 K: 1 S: 7	H: 1 LOB: 2 BB: 1 P: 11	R: 1 E: 0 K: 0 S: 5	H: 3 LOB: 1 BB: 0 P: 5
--------------	------------------------------	---------------------------------	------------------------------	---------------------------------	------------------------------	---------------------------------	------------------------------	----------------------------------	------------------------------	---------------------------------	------------------------------	----------------------------------	------------------------------	----------------------------------	------------------------------	---------------------------------

PITCHER	IP	WLS	BF	H	R	ER	SO	BB	IBB	HBP	BLK	WP	HR	S	P	ERA	WHIP
Kevin Kobel, L ERA: 4.04 (1, 1)	5.1	L	26	7	5	5	3	4	0	0	0	0	2	28	44	8.44	2.062
Bill Castro, R ERA: 4.6 (6, 1)	1.2		7	1	1	1	2	1	0	0	0	1	0	10	14	5.40	1.200
Tom Murphy, R ERA: 1.97 (8, 1)	1.0		5	3	1	1	0	0	0	0	0	0	1	5	5	9.00	3.000

AB R H RBI BB SO LOB

3	1	1	0	2	0	0
5	1	1	0	0	2	4
3	0	0	0	1	1	3
2	1	2	2	0	0	0
2	1	1	1	0	0	1
3	0	0	0	0	1	1
1	0	0	0	0	0	1
2	1	2	0	1	0	0
1	0	0	0	0	0	2
4	1	1	2	0	0	3
3	1	2	2	1	0	0
4	0	1	0	0	1	3

AB	33
R	7
H	11
RBI	7
BB	5
SO	5
LOB	18



Milwaukee Brewers @ Cleveland Indians  
 Cleveland Municipal Stadium, Cleveland, OH  
 Mon Sep 23 1974, 7:05 PM EDT  
 Att. 2,185 - Unknown - 53 F

livebaseballscorecards.com

WP	1	PA	38
PB	0		
SB	0		
CS	1		

Batter	1	2	3	4	5	6	7	8	9	10	11	AB R H RBI BB SO LOB	TOP	
Don Money, R (1, 5) OBP: 0.352, SLG: 0.416												4 0 2 1 1 0 2	<b>Milwaukee Brewers @ Cleveland Indians</b> Cleveland Municipal Stadium, Cleveland, OH Tue Sep 24 1974, 7:05 PM EDT Att. 1,775 - Unknown - 62 F	
Ken Berry, R (1, 8) OBP: 0.296, SLG: 0.301 Bob Hansen, L (5, PH) OBP: 0.322, SLG: 0.417 Bob Coluccio, R (5, 8) OBP: 0.310, SLG: 0.332												2 0 0 0 0 2 1 1 0 0 0 0 0 2 2 0 0 0 0 0 3		
George Scott, R (1, 3) OBP: 0.343, SLG: 0.435												4 0 0 0 1 3 4		
John Briggs, L (1, 7) OBP: 0.334, SLG: 0.429												5 0 1 0 0 1 2		
Dave May, L (1, 9) OBP: 0.276, SLG: 0.332												5 2 2 2 0 1 1		
Mike Hegan, L (1, 10) OBP: 0.335, SLG: 0.391 Bobby Mitchell, R (9, PR) OBP: 0.314, SLG: 0.394												3 1 1 0 1 1 0 1 1 1 1 0 0 0		
Charlie Moore, R (1, 2) OBP: 0.332, SLG: 0.353												5 0 0 0 0 2 2		
Tim Johnson, L (1, 6) OBP: 0.293, SLG: 0.349												4 0 2 0 0 0 0		
Pedro Garcia, R (1, 4) OBP: 0.248, SLG: 0.329												3 0 1 0 0 0 0		
<b>Inning Stats</b>	R: 0 H: 1 E: 0 LOB: 1 K: 2 BB: 0 S: 8 P: 8	R: 1 H: 1 E: 0 LOB: 0 K: 1 BB: 0 S: 6 P: 6	R: 0 H: 0 E: 0 LOB: 0 K: 1 BB: 0 S: 5 P: 5	R: 0 H: 0 E: 0 LOB: 0 K: 1 BB: 1 S: 4 P: 8	R: 1 H: 2 E: 0 LOB: 2 K: 1 BB: 1 S: 7 P: 11	R: 0 H: 1 E: 0 LOB: 0 K: 2 BB: 0 S: 7 P: 7	R: 0 H: 0 E: 0 LOB: 0 K: 1 BB: 0 S: 5 P: 5	R: 0 H: 1 E: 0 LOB: 1 K: 1 BB: 0 S: 6 P: 6	R: 1 H: 2 E: 0 LOB: 1 K: 0 BB: 0 S: 4 P: 4	R: 0 H: 1 E: 0 LOB: 2 K: 0 BB: 1 S: 4 P: 8	R: 1 H: 1 E: 0 LOB: 0 K: 0 BB: 0 S: 4 P: 4	1B: 4 SF: 0 2B: 2 SAC: 1 3B: 1 DP: 1 HR: 3 HBP: 0		WP: 0 PA: 43 PB: 0 SB: 0 CS: 1
<b>PITCHER</b> Gaylord Perry, R (1, 1) ERA: 2.31	IP WLS BF H R ER SO BB IBB HBP BLK WP HR S P ERA WHIP	11.0 L 43 10 4 4 10 2 1 0 0 0 3 60 72 3.27 1.091												

livebaseballscorecards.com

AB	39
R	4
H	10
RBI	4
BB	3
SO	10
LOB	17





Batter	1	2	3	4	5	6	7	8	9	10	11	AB R H RBI BB SO LOB
John Lowenstein, L (1, 8) OBP: 0.316, SLG: 0.333 (8, 7)	0-0 CS 1B		0-0 BB BB E 1B	0-0 SF8 3-H		0-3 K			0-0 2B		0-0 1B	5 1 4 1 0 1 2
Tom McCraw, L (1, 3) OBP: 0.340, SLG: 0.444	0-0 6-3 1-2		4-0 E BB L1-5 BB	0-0 G3			0-3 K		0-0 F7		0-0 F8	5 0 0 0 1 1 4
Oscar Gamble, L (1, 10) OBP: 0.365, SLG: 0.472	0-0 4-3		4-0 E 1-2 2-3 BB		0-0 F7		0-0 1B		4-0 IBB			3 0 1 0 2 0 0
Charlie Spikes, R (1, 9) OBP: 0.317, SLG: 0.435		0-3 K	0-3 K		0-0 6-3		0-0 F4		0-0 F9			5 0 0 0 0 2 6
Leron Lee, L (1, 7) OBP: 0.285, SLG: 0.357 Rusty Torres, S (8, 8) OBP: 0.245, SLG: 0.241		0-0 E4 1B FC4-6	0-0 E5		0-0 F4		0-0 6-3			0-0 F5		4 1 0 1 0 0 3 1 0 0 0 0 0 0
Buddy Bell, R (1, 5) OBP: 0.318, SLG: 0.354		0-0 FC4-6 1-3 1B	0-0 L1-5		0-0 E 1B		0-3 K			0-0 5-3		5 0 2 0 0 1 3
Duane Kuiper, L (1, 4) OBP: 0.167, SLG: 0.167		0-0 FC4-6 1-2 3-H 1B		0-0 1B SF8 1B		0-0 E1 1-2 1B		0-0 F5		0-3 K		5 1 1 1 0 1 2
Dave Duncan, R (1, 2) OBP: 0.269, SLG: 0.340 Rico Carty, R (11, PH) OBP: 0.396, SLG: 0.419		0-0 1-2 1B		0-0 1-3 1B		0-3 K		0-0 F9			0-0 4-3	4 0 2 0 0 1 2 1 0 0 0 0 0 0
Frank Duffy, R (1, 6) OBP: 0.273, SLG: 0.306 George Hendrick, R (11, PH) OBP: 0.328, SLG: 0.458		0-0 1-3		0-0 F9		0-0 F7			0-0 5-3		0-3 K	4 0 0 0 0 0 6 1 0 0 0 0 1 0

Inning Stats	R: 0	H: 1	E: 0	LOB: 0	K: 0	BB: 0	S: 3	P: 3
R: 1	H: 2	E: 1	LOB: 2	K: 1	BB: 0	S: 8	P: 8	
R: 1	H: 1	E: 1	LOB: 2	K: 1	BB: 2	S: 6	P: 14	
R: 1	H: 2	E: 0	LOB: 1	K: 0	BB: 0	S: 5	P: 5	
R: 0	H: 0	E: 0	LOB: 0	K: 0	BB: 0	S: 3	P: 3	
R: 0	H: 1	E: 1	LOB: 2	K: 2	BB: 0	S: 9	P: 9	
R: 0	H: 1	E: 0	LOB: 1	K: 1	BB: 0	S: 6	P: 6	
R: 0	H: 0	E: 0	LOB: 0	K: 1	BB: 0	S: 5	P: 5	
R: 0	H: 1	E: 0	LOB: 2	K: 0	BB: 1	S: 4	P: 8	
R: 0	H: 0	E: 0	LOB: 0	K: 1	BB: 0	S: 5	P: 5	
R: 0	H: 1	E: 0	LOB: 1	K: 1	BB: 0	S: 6	P: 6	
R: 0	H: 0	E: 0	LOB: 0	K: 1	BB: 0	S: 5	P: 5	
R: 0	H: 1	E: 0	LOB: 1	K: 1	BB: 0	S: 6	P: 6	
R: 0	H: 1	E: 0	LOB: 1	K: 1	BB: 0	S: 6	P: 6	


1B	SF	2B	SAC	3B	DP	HR	HBP
9	1	2	0	0	1	0	0

WP	PA
0	47

**Milwaukee Brewers @ Cleveland Indians**  
**Cleveland Municipal Stadium, Cleveland, OH**  
 Tue Sep 24 1974, 7:05 PM EDT  
 Att. 1,775 - Unknown - 62 F

AB	43
R	3
H	10
RBI	3
BB	3
SO	8
LOB	28



Batter	1	2	3	4	5	6	7	8	9	AB R H RBI BB SO LOB	TOP									
<b>Don Money, R</b> (1, 5) OBP: 0.349, SLG: 0.413	0-0 F8	0-0 6-3		0-0 1-3			0-0 5-3		0-0 F7	5 0 0 0 0 0 1										
<b>Bob Coluccio, R</b> (1, 8) OBP: 0.306, SLG: 0.328	0-0 6-3		0-0 6-3		0-0 6-3		0-0 E3		0-0 F7	5 0 0 0 0 0 0										
<b>John Briggs, L</b> (1, 7) OBP: 0.337, SLG: 0.431 <b>Gorman Thomas, R</b> (7, 7) OBP: 0.318, SLG: 0.444	0-0 F8		1B	1B	FC6-4 1B		1-2 G6-4-3 1B			4 0 3 0 0 0 0 0 0 0 0 0 0 0										
<b>Dave May, L</b> (1, 10) OBP: 0.276, SLG: 0.331		0-0 E6	0-0 S	FC6-4 1B		0-0 G6-4-3				4 1 1 0 0 0 3										
<b>Mike Hegan, L</b> (1, 3) OBP: 0.340, SLG: 0.392		0-0 E	4-0 1B	1-2 IBB	4-0 BB	1-2 BB		0-0 F8		2 1 1 0 2 0 0										
<b>Sixto Lezcano, R</b> (1, 9) OBP: 0.293, SLG: 0.447		4-0 G4-3	0-0 F4	0-3 K				0-0 6-3		3 1 0 0 1 1 5										
<b>Charlie Moore, R</b> (1, 2) OBP: 0.326, SLG: 0.345		0-0 E6	0-0 1-3		0-0 4-3			0-0 E6		4 0 0 1 0 0 5	AB 35 R 3 H 6 RBI 2 BB 3 SO 2 LOB 17									
<b>Tim Johnson, L</b> (1, 6) OBP: 0.288, SLG: 0.343		0-0 G4-3		0-0 4-3		0-0 1-3		0-0 4-3		4 0 0 0 0 0 3										
<b>Pedro Garcia, R</b> (1, 4) OBP: 0.248, SLG: 0.329		0-0 PB		0-0 F7		0-0 5-3		0-3 K		4 0 1 1 0 1 0										
<b>Inning Stats</b>	R: 0 E: 0 K: 0 S: 3	H: 0 LOB: 0 BB: 0 P: 3	R: 3 E: 2 K: 0 S: 6	H: 2 LOB: 1 BB: 1 P: 10	R: 0 E: 0 K: 0 S: 5	H: 2 LOB: 3 BB: 1 P: 9	R: 0 E: 0 K: 1 S: 6	H: 1 LOB: 2 BB: 1 P: 10	R: 0 E: 0 K: 0 S: 3	H: 0 LOB: 0 BB: 0 P: 3	R: 0 E: 1 K: 0 S: 4	H: 1 LOB: 1 BB: 0 P: 4	R: 0 E: 1 K: 0 S: 4	H: 0 LOB: 1 BB: 0 P: 4	R: 0 E: 0 K: 1 S: 5	H: 0 LOB: 0 BB: 0 P: 5	1B: 6 2B: 0 3B: 0 HR: 0	SF: 0 SAC: 0 DP: 2 HBP: 0	WP: 0 PB: 1 SB: 1 CS: 0	PA: 38
<b>PITCHER</b>	IP WLS BF H R ER SO BB IBB HBP BLK WP HR S P ERA WHIP																			
<b>Jim Perry, R</b> (1, 1) ERA: 3.01	6.0 W 27 5 3 0 1 2 1 0 0 0 0 0 26 38 0.00 1.167																			
<b>Tom Buskey, R</b> (7, 1) ERA: 3.22	3.0 S 11 1 0 0 1 0 0 0 0 0 0 0 13 13 0.00 0.333																			

Milwaukee Brewers @ Cleveland Indians  
Cleveland Municipal Stadium, Cleveland, OH  
Wed Sep 25 1974, 7:05 PM EDT  
Att: 2,068 - Unknown - 65 F

livebaseballscorecards.com

Main table with 10 columns (Batter, 1-9) and 10 rows. Batter column lists names and stats. Inning 1-9 show diamond diagrams with pitch counts and callouts. Batter 10 is Inning Stats.

BOTTOM

Milwaukee Brewers @ Cleveland Indians
Cleveland Municipal Stadium, Cleveland, OH

Wed Sep 25 1974, 7:05 PM EDT
Att. 2,068 - Unknown - 65 F

Summary statistics table with rows for AB, R, H, RBI, BB, SO, LOB and values for both teams.



Pitcher and Inning Stats table with columns for pitcher name, IP, WLS, BF, H, R, ER, SO, BB, IBB, HBP, BLK, WP, HR, S, P, ERA, WHIP, and other metrics.

Batter	1	2	3	4	5	6	7	8	9	10	11	12	13	14	15	16	17	AB	R	H	RBI	BB	SO	LOB	TOP					
<b>Don Money, R</b> (1, 5) OBP: 0.346, SLG: 0.409	F9		5-3		F7			K			F8		SH1-4		F8			6	0	0	0	0	1	2						
<b>Ken Berry, R</b> (1, 8) OBP: 0.295, SLG: 0.300	F7					4-3		F4			5-3		6-3			4-3		1	0	0	0	0	0	0						
<b>Bob Coluccio, R</b> (1, 8) OBP: 0.304, SLG: 0.324			BB															5	0	0	0	1	0	1						
<b>George Scott, R</b> (1, 3) OBP: 0.344, SLG: 0.433	FC6-4 BB		F9					K		5-3		WP SH1-4 BB	F9					5	0	1	0	2	1	2						
<b>Dave May, L</b> (1, 7) OBP: 0.275, SLG: 0.328	FC6-4 1-2			G3					4-3	4-3		SH1-4 1-2		6-3				5	0	0	0	1	0	2						
<b>Darrell Porter, L</b> (1, 2) OBP: 0.326, SLG: 0.380																														
<b>Charlie Moore, R</b> (16, PH) OBP: 0.324, SLG: 0.344				K				F8		4-3			WP IBB		3-1			5	0	1	0	1	1	1						
<b>Mike Hegan, L</b> (1, 10) OBP: 0.340, SLG: 0.391																														
<b>Bobby Mitchell, R</b> (10, PH) OBP: 0.312, SLG: 0.392			F7		3-1						F9		F8		F5															
<b>Bob Hansen, L</b> (12, PH) OBP: 0.311, SLG: 0.402								L8-5 SH1-4 1B																						
<b>Gorman Thomas, R</b> (1, 9) OBP: 0.340, SLG: 0.462																														
<b>John Briggs, L</b> (12, PH) OBP: 0.338, SLG: 0.431			K					SH1-4																						
<b>Sixto Lezcano, R</b> (12, PR) OBP: 0.302, SLG: 0.450																														
<b>Tim Johnson, L</b> (1, 6) OBP: 0.280, SLG: 0.333			1-3					L8-5																						
<b>Pedro Garcia, R</b> (1, 4) OBP: 0.248, SLG: 0.328																														
			L5								6-3																			
<b>Inning Stats</b>	R: 0 E: 0 K: 3	H: 0 LOB: 1 BB: 1 P: 7	R: 0 E: 0 K: 1 S: 6	H: 1 LOB: 1 BB: 0 P: 6	R: 0 E: 0 K: 1 S: 3	H: 0 LOB: 1 BB: 1 P: 7	R: 0 E: 0 K: 1 S: 5	H: 0 LOB: 0 BB: 0 P: 5	R: 0 E: 0 K: 1 S: 5	H: 0 LOB: 1 BB: 1 P: 9	R: 0 E: 0 K: 0 S: 3	H: 1 LOB: 0 BB: 0 P: 3	R: 0 E: 0 K: 0 S: 3	H: 0 LOB: 0 BB: 0 P: 3	R: 0 E: 0 K: 0 S: 3	H: 0 LOB: 3 BB: 3 P: 15	R: 0 E: 0 K: 0 S: 4	H: 1 LOB: 1 BB: 0 P: 4	R: 0 E: 0 K: 0 S: 3	H: 0 LOB: 0 BB: 0 P: 3	R: 0 E: 0 K: 1 S: 6	H: 1 LOB: 1 BB: 0 P: 6	R: 0 E: 0 K: 3 S: 4	H: 1 LOB: 0 BB: 0 P: 4	R: 0 E: 0 K: 3 S: 10	H: 1 LOB: 1 BB: 0 P: 10	1B: 8 2B: 1 3B: 0 HR: 0	SF: 0 SAC: 3 DP: 2 HBP: 0	WP: 2 PB: 0 SB: 2 CS: 0	PA: 63
<b>PITCHER</b> <b>Jim Palmer, R</b> (1, 1) ERA: 3.15	IP	WLS	BF	H	R	ER	SO	BB	IBB	HBP	BLK	WP	HR	S	P	ERA	WHIP													
<b>Bob Reynolds, R</b> (13, 1) ERA: 2.78	3.1		44	3	0	0	1	0	0	0	0	0	0	15	15	0.00	0.900													
<b>Grant Jackson, L</b> (16, 1) ERA: 2.64	1.2	W	6	1	0	0	3	0	0	0	0	1	0	12	12	0.00	0.600													

Milwaukee Brewers @ Baltimore Orioles  
 Memorial Stadium, Baltimore, MD  
 Fri Sep 27 1974, 7:05 PM EDT  
 Att: 17,695 - Unknown

livebaseballscorecards.com

AB 54  
 R 0  
 H 8  
 RBI 0  
 BB 6  
 SO 9  
 LOB 23



Batter	1	2	3	4	5	6	7	8	9	10	11	12	13	14	15	16	17	AB	R	H	RBI	BB	SO	LOB						
<b>Rich Coggins, L</b> OBP: 0.296, SLG: 0.316 (1, 9)	G3		4-3		G3				F7			2B 1B		4-3		F7		8	0	2	0	0	0	2						
<b>Paul Blair, R</b> OBP: 0.305, SLG: 0.414 (1, 8)	1B BB				F9				F7			FC5 SH1-4 1B		6-3		F9		6	0	1	0	2	0	3						
<b>Bobby Grich, R</b> OBP: 0.373, SLG: 0.427 (1, 4)	K		K			K			K			SH1-4		6-3				6	1	1	0	1	4	2						
<b>Tommy Davis, R</b> OBP: 0.323, SLG: 0.376 <b>Al Bumbry, L</b> OBP: 0.283, SLG: 0.294 (10, PR)			F7			6-3			F9			FC5 IBB						4	0	1	0	1	0	1						
<b>Boog Powell, L</b> OBP: 0.357, SLG: 0.413 <b>Enos Cabell, R</b> OBP: 0.274, SLG: 0.341 (8, PR)	1B				L3							FC5 IBB						3	0	1	0	1	1	2						
<b>Jim Northrup, L</b> OBP: 0.306, SLG: 0.364 (12, PH)	K					2B BB						1-2 2-3f				FC6-4 1B		1	0	0	0	0	0	2						
<b>Don Baylor, R</b> OBP: 0.337, SLG: 0.377 <b>Jim Fuller, R</b> OBP: 0.265, SLG: 0.392 <b>Bob Oliver, R</b> OBP: 0.272, SLG: 0.341 (12, PH)			F3		K				F9			F9				FC6-4 s		5	0	1	0	0	1	3						
<b>Brooks Robinson, R</b> OBP: 0.357, SLG: 0.380 (1, 5)			F7			1-3 2B						F9				1-2f		0	0	0	0	0	0	0						
<b>Eliot Hendricks, L</b> OBP: 0.277, SLG: 0.351 (1, 2)					F8				K			L8				F6		7	0	0	0	0	1	3						
<b>Mark Belanger, R</b> OBP: 0.292, SLG: 0.296 (1, 6)					F9							4-3						7	0	1	0	0	0	0						
<b>Inning Stats</b>	R: 0 E: 0 K: 2 S: 8	H: 1 LOB: 2 BB: 1 P: 12	R: 0 E: 0 K: 0 S: 4	H: 1 LOB: 1 BB: 0 P: 4	R: 0 E: 0 K: 1 S: 5	H: 0 LOB: 1 BB: 1 P: 9	R: 0 E: 0 K: 1 S: 5	H: 0 LOB: 0 BB: 0 P: 5	R: 0 E: 0 K: 1 S: 6	H: 1 LOB: 2 BB: 1 P: 10	R: 0 E: 0 K: 1 S: 6	H: 1 LOB: 1 BB: 0 P: 6	R: 0 E: 0 K: 1 S: 6	H: 1 LOB: 1 BB: 0 P: 6	R: 0 E: 0 K: 1 S: 5	H: 0 LOB: 0 BB: 0 P: 5	R: 0 E: 0 K: 0 S: 3	H: 0 LOB: 3 BB: 1 P: 9	R: 0 E: 0 K: 0 S: 3	H: 0 LOB: 0 BB: 0 P: 3	R: 0 E: 0 K: 0 S: 4	H: 1 LOB: 1 BB: 0 P: 4	R: 0 E: 0 K: 1 S: 5	H: 0 LOB: 0 BB: 0 P: 5	R: 1 E: 0 K: 0 S: 3	H: 1 LOB: 3 BB: 2 P: 11	1B: 8 2B: 2 3B: 0 HR: 0	SF: 0 SAC: 1 DP: 0 HBP: 1	WP: 0 PB: 0 SB: 2 CS: 0	PA: 69
<b>PITCHER</b> <b>Jim Colborn, R</b> ERA: 4.14 <b>Tom Murphy, R</b> ERA: 1.96	IP: 13.0 WLS: L BF: 54 H: 8 R: 0 ER: 0 SO: 9 BB: 4 IBB: 2 HBP: 1 BLK: 0 WP: 0 HR: 0 S: 65 P: 90 ERA: 0.00 WHIP: 0.923	IP: 3.1 WLS: L BF: 15 H: 2 R: 1 ER: 1 SO: 1 BB: 0 IBB: 0 HBP: 0 BLK: 0 WP: 0 HR: 0 S: 15 P: 23 ERA: 2.70 WHIP: 1.200																												

**Milwaukee Brewers @ Baltimore Orioles**  
 Memorial Stadium, Baltimore, MD  
 Fri Sep 27 1974, 7:05 PM EDT  
 Att. 17,695 - Unknown

**AB 59**  
**R 1**  
**H 10**  
**RBI 1**  
**BB 8**  
**SO 10**  
**LOB 28**



Batter	1	2	3	4	5	6	7	8	9	AB R H RBI BB SO LOB	TOP																					
Don Money, R OBP: 0.347, SLG: 0.411 (1, 5)	0-0 F8		0-0 FC1-4 1B		0-0 2B		0-0 F8			4 0 2 0 0 0 1																						
Sixto Lezcano, R OBP: 0.277, SLG: 0.409 (1, 9)	0-0 5-6-3		0-0 FC1-4 1-2f		0-0 1-3			0-0 6-3		4 0 0 0 0 0 2																						
George Scott, R OBP: 0.343, SLG: 0.433 (1, 3)	0-0 2B		0-0 F9		0-0 4-3			0-0 5-3		4 0 1 0 0 0 2																						
Bobby Mitchell, R OBP: 0.316, SLG: 0.394 (1, 10)	0-0 6-3			0-0 FC6-4 1B		0-0 L6		0-0 1B		4 0 2 0 0 0 1																						
Gorman Thomas, R OBP: 0.333, SLG: 0.429 (1, 7)		BB BB BB BB	4-0 FC5-4 BB	0-0 F8	0-3 K	0-0 5-3		0-0 F8		3 0 0 0 1 1 2																						
Charlie Moore, R OBP: 0.318, SLG: 0.337 (1, 2)		X	0-0 FC5-4 CS 1-2f	0-0 FC6-4 1-2f				0-0 L5		4 0 0 0 0 0 2																						
Bob Coluccio, R OBP: 0.306, SLG: 0.322 (1, 8)		BB BB BB BB	4-0 1-2 BB	0-0 F7			4-0 BB	0-0 F2		2 0 0 0 2 0 1																						
Tim Johnson, L OBP: 0.278, SLG: 0.331 Jack Lind, S OBP: 0.300, SLG: 0.333 (1, 6) (5, 6)		X	0-0 F9		0-0 F8		0-0 F7	0-0 1-3		2 0 0 0 0 0 1 2 0 0 0 0 0 1																						
Pedro Garcia, R OBP: 0.249, SLG: 0.335 (1, 4)			0-0 F4		0-0 HR		0-0 F6			3 1 1 1 0 0 1																						
Inning Stats	R: 0 E: 0 K: 0 S: 4	H: 1 LOB: 1 BB: 0 P: 4	R: 0 E: 0 K: 0 S: 2	H: 0 LOB: 1 BB: 2 P: 10	R: 0 E: 0 K: 0 S: 4	H: 1 LOB: 1 BB: 0 P: 4	R: 0 E: 0 K: 0 S: 4	H: 1 LOB: 1 BB: 0 P: 4	R: 1 E: 0 K: 1 S: 5	H: 2 LOB: 1 BB: 0 P: 5	R: 0 E: 0 K: 0 S: 3	H: 0 LOB: 1 BB: 1 P: 7	R: 0 E: 0 K: 0 S: 4	H: 1 LOB: 1 BB: 0 P: 4	R: 0 E: 0 K: 0 S: 3	H: 0 LOB: 0 BB: 0 P: 3	1B: 3 2B: 2 3B: 0 HR: 1	SF: 0 SAC: 0 DP: 0 HBP: 0	WP: 0 PB: 0 SB: 0 CS: 1	PA: 35												
PITCHER Mike Cuellar, L ERA: 3.08 (1, 1)	IP 9.0	WLS W	BF 35	H 6	R 1	ER 1	SO 1	BB 3	IBB 0	HBP 0	BLK 0	WP 0	HR 1	S 34	P 46	ERA 1.00	WHIP 1.000															
											PITCHER	IP	WLS	BF	H	R	ER	SO	BB	IBB	HBP	BLK	WP	HR	S	P	ERA	WHIP				

Milwaukee Brewers @ Baltimore Orioles  
 Memorial Stadium, Baltimore, MD  
 Sat Sep 28 1974, 7:05 PM EDT  
 Att: 12,093 - Unknown

AB	32
R	1
H	6
RBI	1
BB	3
SO	1
LOB	14



Batter	1	2	3	4	5	6	7	8	9	AB	R	H	RBI	BB	SO	LOB
<b>Rich Coggins, L</b> (1, 9) OBP: 0.293, SLG: 0.313	0-0 3-1	0-0 F7		0-0 F8		0-0 G3-6-3				4	0	0	0	0	0	5
<b>Paul Blair, R</b> (1, 8) OBP: 0.308, SLG: 0.418	0-0 S 1B E 1B		0-0 F7	0-0 1-H 2-H 2B			4-0 1B S WP BB			3	1	2	2	1	0	0
<b>Bobby Grich, R</b> (1, 4) OBP: 0.374, SLG: 0.426	0-0 S 1B S 1B		4-0 FC6-4 BB	0-3 K			0-0 F8			3	1	1	0	1	1	2
<b>Tommy Davis, R</b> (1, 10) OBP: 0.324, SLG: 0.376	0-0 1-H 2-H G4-6-3 1B		0-0 FC6-4 BB 2B		0-0 6-3		0-0 WP 1B			4	1	2	0	0	0	1
<b>Boog Powell, L</b> (1, 3) OBP: 0.358, SLG: 0.421	0-0 G4-6-3 1-2f		4-0 2B BB		0-0 HR		0-0 4-3			3	2	1	1	1	0	3
<b>Don Baylor, R</b> (1, 7) OBP: 0.336, SLG: 0.378		0-0 F7	0-0 2B		0-0 F4			0-0 F9		4	0	1	2	0	0	0
<b>Brooks Robinson, R</b> (1, 5) OBP: 0.356, SLG: 0.379		0-0 1B 1B		0-0 F3	0-0 3-1			0-3 K		4	0	1	0	0	1	0
<b>Elrod Hendricks, L</b> (1, 2) OBP: 0.282, SLG: 0.355		0-0 F8		0-0 1B 2B 1B		0-0 G3-6-3 1B		0-3 K		4	1	2	0	0	1	1
<b>Mark Belanger, R</b> (1, 6) OBP: 0.294, SLG: 0.298		0-0 1B		0-0 2B 1B		0-0 B3				3	1	2	0	0	0	1

Inning Stats	R: 2	H: 3	E: 0	LOB: 0	K: 0	P: 5	R: 0	H: 2	E: 0	LOB: 2	K: 0	P: 5	R: 2	H: 1	E: 0	LOB: 1	K: 0	P: 11	R: 2	H: 3	E: 0	LOB: 1	K: 1	P: 8	R: 1	H: 1	E: 0	LOB: 0	K: 0	P: 4	R: 0	H: 1	E: 0	LOB: 0	K: 0	P: 3	R: 0	H: 1	E: 0	LOB: 1	K: 2	P: 7	R: 0	H: 0	E: 0	LOB: 0	K: 2	P: 7	1B: 9	SF: 0	2B: 2	SAC: 0	3B: 0	DP: 2	HR: 1	HBP: 0	WP: 1	PA: 35
--------------	------	------	------	--------	------	------	------	------	------	--------	------	------	------	------	------	--------	------	-------	------	------	------	--------	------	------	------	------	------	--------	------	------	------	------	------	--------	------	------	------	------	------	--------	------	------	------	------	------	--------	------	------	-------	-------	-------	--------	-------	-------	-------	--------	-------	--------

PITCHER	IP	WLS	BF	H	R	ER	SO	BB	IBB	HBP	BLK	WP	HR	S	P	ERA	WHIP
<b>Bill Champion, R</b> (1, 1) ERA: 3.62	3.2	L	20	9	6	5	0	2	0	0	0	0	0	18	26	12.27	3.000
<b>Bill Castro, R</b> (4, 1) ERA: 4.5	2.1		8	2	1	1	1	0	0	0	0	0	1	10	10	3.86	0.857
<b>Larry Anderson, R</b> (7, 1) ERA:	2.0		7	1	0	0	2	1	0	0	0	1	0	10	14	0.00	1.000

**BOTTOM**

**Milwaukee Brewers @ Baltimore Orioles**  
Memorial Stadium, Baltimore, MD

Sat Sep 28 1974, 7:05 PM EDT  
Att. 12,093 - Unknown

livebaseballscorecards.com

<b>AB</b>	<b>32</b>
<b>R</b>	<b>7</b>
<b>H</b>	<b>12</b>
<b>RBI</b>	<b>5</b>
<b>BB</b>	<b>3</b>
<b>SO</b>	<b>3</b>
<b>LOB</b>	<b>13</b>



Batter	1	2	3	4	5	6	7	8	9	AB R H RBI BB SO LOB	TOP													
<b>Don Money, R</b> (1, 5) OBP: 0.346, SLG: 0.415	0-0 5-3		0-0 B3		0-0 HR		0-0 6-3			4 1 1 2 0 0 1														
<b>Sixto Lezcano, R</b> (1, 9) OBP: 0.294, SLG: 0.426	4-0 BB		0-0 4-3		0-0 4-3			0-0 4-3 2B		3 0 1 0 1 0 0														
<b>George Scott, R</b> (1, 3) OBP: 0.342, SLG: 0.431	0-0 F9			4-0 FC6-4 BB		0-3 K		0-0 4-3		3 0 0 0 1 1 2														
<b>Bobby Mitchell, R</b> (1, 10) OBP: 0.316, SLG: 0.390	0-0 F3			0-0 F3		4-0 CS WP BB		0-3 K		2 0 0 0 1 0 2														
<b>John Briggs, L</b> (8, PH) OBP: 0.337, SLG: 0.431										1 0 0 0 0 1 1														
<b>Gorman Thomas, R</b> (1, 7) OBP: 0.345, SLG: 0.444		0-0 4-3 2B		0-0 FC6-4 1-2f		4-0 CS 1B BB		0-3 K		3 1 1 0 1 1 2														
<b>Charlie Moore, R</b> (1, 2) OBP: 0.317, SLG: 0.335		0-3 K		0-0 F7		0-0 FC6-4 1B		0-0 F8		4 0 1 1 0 1 2														
<b>Bob Coluccio, R</b> (1, 8) OBP: 0.303, SLG: 0.319		0-0 4-3 2-3		0-0 F8		0-0 FC6-4		0-0 F9		4 0 0 0 0 0 2														
<b>Pedro Garcia, R</b> (1, 4) OBP: 0.247, SLG: 0.332		0-0 6-3		0-3 K			0-0 F6		0-3 K	4 0 0 0 0 2 1														
<b>Jack Lind, S</b> (1, 6) OBP: 0.385, SLG: 0.364			4-0 B3 BB		0-0 HR 1B		0-0 F4			2 1 1 0 1 0 0														
<b>Inning Stats</b>	R: 0 E: 0 K: 0 S: 3	H: 0 LOB: 1 BB: 1 P: 7	R: 0 E: 0 K: 1 S: 6	H: 1 LOB: 1 BB: 0 P: 6	R: 0 E: 0 K: 0 S: 2	H: 0 LOB: 0 BB: 1 P: 6	R: 0 E: 0 K: 0 S: 3	H: 0 LOB: 1 BB: 1 P: 7	R: 2 E: 0 K: 1 S: 7	H: 2 LOB: 0 BB: 0 P: 7	R: 1 E: 0 K: 1 S: 5	H: 1 LOB: 1 BB: 2 P: 13	R: 0 E: 0 K: 0 S: 3	H: 0 LOB: 0 BB: 0 P: 3	R: 0 E: 0 K: 2 S: 8	H: 1 LOB: 1 BB: 0 P: 8	R: 0 E: 0 K: 1 S: 5	H: 0 LOB: 0 BB: 0 P: 5	1B: 2 2B: 2 3B: 0 HR: 1	SF: 0 SAC: 0 DP: 0 HBP: 0	WP: 1 PB: 0 SB: 1 CS: 2	PA: 35		
<b>PITCHER</b>	IP	WLS	BF	H	R	ER	SO	BB	IBB	HBP	BLK	WP	HR	S	P	ERA	WHIP							
<b>Dave McNally, L</b> (1, 1) ERA: 3.58	7.0		29	5	3	3	3	5	0	0	0	1	1	30	50	3.86	1.429							
<b>Bob Reynolds, R</b> (8, 1) ERA: 2.77	0.1		1	0	0	0	0	0	0	0	0	0	0	1	1	0.00	0.000							
<b>Grant Jackson, L</b> (8, 1) ERA: 2.57	1.2	W	5	0	0	0	3	0	0	0	0	0	0	11	11	0.00	0.000							

**Milwaukee Brewers @ Baltimore Orioles**  
**Memorial Stadium, Baltimore, MD**  
 Sun Sep 29 1974, 3:33 AM EDT  
 Att: 20,456 - Unknown

<b>AB</b>	30
<b>R</b>	3
<b>H</b>	5
<b>RBI</b>	3
<b>BB</b>	5
<b>SO</b>	6
<b>LOB</b>	13





Batter	1	2	3	4	5	6	7	8	9	AB R H RBI BB SO LOB
<b>Rich Coggins, L</b> OBP: 0.297, SLG: 0.313 (1, 9) X	0-0 4-3 ①		4-0 PB BB 1-2		0-0 WP BB 1B 1-2 2-H		0-0 F9 ①		4-0 BB BB FC4-2 BB	3 1 1 1 2 0 0
<b>Paul Blair, R</b> OBP: 0.310, SLG: 0.417 (1, 8) X	0-0 F8 ②		0-3 K ② 1-2 2-3		4-0 1B WP BB 1-2 2-3 G1-2-3		0-0 S 1B ②		4-0 FC4-2 BB BB 1-2	3 1 1 0 2 1 2
<b>Bobby Grich, R</b> OBP: 0.374, SLG: 0.425 (1, 4) S S S	0-3 K ③		0-3 K ③		0-0 1B 1B 1-2 2-3 3-H		0-0 B3 ② 1-2		4-0 BB FC4-2 BB 1-2 2-3	4 0 1 0 1 2 3
<b>Tommy Davis, R</b> OBP: 0.324, SLG: 0.377 (1, 10) X		0-0 G3 1B ①		0-3 K ① 1-2 2-3 3-H	0-0 1B ① 1-2 2-3 3-H		0-0 4-3 ③		0-0 FC4-2 BB ② 1-2 2-3 3-H	5 0 2 1 0 1 4
<b>Boog Powell, L</b> OBP: 0.356, SLG: 0.416 (1, 3) X		0-0 G3 ① 1-2		0-3 K ② 1-2 2-3 3-H	0-3 K ① 0-3			0-3 K ① 1-2 2-3 3-H	4 0 0 1 1 3 4	
<b>Don Baylor, R</b> OBP: 0.338, SLG: 0.377 (1, 7) X		0-0 F5 ②		0-0 1B ③ 3-H	0-0 G1-2-3 ② ③		4-0 6-3 S BB ②			3 0 1 0 1 0 4
<b>Brooks Robinson, R</b> OBP: 0.354, SLG: 0.376 (1, 5) X		0-0 F9 ③		0-0 F4 ③		0-3 K ① 1-3	0-0 6-3 ②			4 0 0 0 0 1 3
<b>Elrod Hendricks, L</b> OBP: 0.287, SLG: 0.351 (1, 2) B B B B			4-0 FC1-6 BB ①		4-0 1B BB ② 1-2	0-0 F5 ②	0-0 F9 ③			2 1 0 0 2 0 1
<b>Mark Belanger, R</b> OBP: 0.293, SLG: 0.298 (1, 6) X			0-0 FC1-6 PB BB ① 1-2		0-0 BB 1B 1B ② 1-2 WP	0-3 K ③			0-3 K ①	4 1 1 0 0 2 1

Inning Stats	R: 0 E: 0 K: 1 S: 5	H: 0 LOB: 0 BB: 0 P: 5	R: 0 E: 0 K: 0 S: 4	H: 1 LOB: 1 BB: 0 P: 4	R: 0 E: 0 K: 2 S: 7	H: 0 LOB: 2 BB: 2 P: 15	R: 0 E: 0 K: 2 S: 8	H: 1 LOB: 1 BB: 0 P: 8	R: 3 E: 0 K: 1 S: 8	H: 4 LOB: 2 BB: 2 P: 16	R: 0 E: 0 K: 2 S: 7	H: 0 LOB: 0 BB: 0 P: 7	R: 0 E: 0 K: 0 S: 4	H: 1 LOB: 1 BB: 0 P: 4	R: 0 E: 0 K: 1 S: 5	H: 0 LOB: 1 BB: 1 P: 9	R: 1 E: 0 K: 1 S: 4	H: 0 LOB: 3 BB: 4 P: 20	1B: 7 2B: 0 3B: 0 HR: 0	SF: 0 SAC: 0 DP: 1 HBP: 0
--------------	------------------------------	---------------------------------	------------------------------	---------------------------------	------------------------------	----------------------------------	------------------------------	---------------------------------	------------------------------	----------------------------------	------------------------------	---------------------------------	------------------------------	---------------------------------	------------------------------	---------------------------------	------------------------------	----------------------------------	----------------------------------	------------------------------------

PITCHER	IP	WLS	BF	H	R	ER	SO	BB	IBB	HBP	BLK	WP	HR	S	P	ERA	WHIP
<b>Jim Staton, R</b> ERA: 3.92 (1, 1)	8.1	L	39	7	4	4	10	8	0	0	0	1	0	51	83	4.32	1.800
<b>Tom Murphy, R</b> ERA: 1.96 (9, 1)	0.1		2	0	0	0	0	1	0	0	0	0	0	1	5	0.00	3.000

**BOTTOM**

**Milwaukee Brewers @ Baltimore Orioles**  
Memorial Stadium, Baltimore, MD

Sun Sep 29 1974, 3:33 AM EDT  
Att. 20,456 - Unknown

AB	32
R	4
H	7
RBI	3
BB	9
SO	10
LOB	22

WP: 1 PA: 41  
PB: 1  
SB: 2  
CS: 0



PITCHER	IP	WLS	BF	H	R	ER	SO	BB	IBB	HBP	BLK	WP	HR	S	P	ERA	WHIP
---------	----	-----	----	---	---	----	----	----	-----	-----	-----	----	----	---	---	-----	------

Batter	1	2	3	4	5	6	7	8	9	10	AB R H RBI BB SO LOB	TOP														
Roy White, S (1, 7) OBP: 0.370, SLG: 0.397 Larry Murray, S (10, 7)	0-0 S 1B		0-0 1B		4-0 1-2 BB		0-0 FC5-4 3B		0-0 4-3		4 1 2 0 1 0 1 0 0 0 0 0 0 0															
Elliott Maddox, R (1, 8) OBP: 0.395, SLG: 0.386	0-0 F9 1-2		0-0 F9		0-0 F8		0-0 1-H 1B 3B		0-0 6-3		5 1 1 1 0 0 4															
Alex Johnson, R (1, 10) OBP: 0.330, SLG: 0.361	0-0 F9			0-0 4-3	0-0 F9		0-0 3-H 1B 1B		0-0 1-3		5 0 1 1 0 0 3															
Lou Piniella, R (1, 9) OBP: 0.341, SLG: 0.407	0-3 K			0-0 E4 2B		0-0 6-3	0-0 1-2 1B			0-0 4-3	5 0 1 0 0 1 1															
Thurman Munson, R (1, 2) OBP: 0.316, SLG: 0.381		0-0 F7		0-0 1-3 2B		0-0 FC4-6 1B	0-0 F2			0-3 K	5 0 2 0 0 1 2															
Chris Chambliss, L (1, 3) OBP: 0.298, SLG: 0.352		0-0 G3		0-3 K		0-0 FC4-6 1-2		0-0 1B 1B		0-0 1B	5 0 2 0 0 1 3															
Graig Nettles, L (1, 5) OBP: 0.314, SLG: 0.403		0-3 K		0-0 F3		0-0 G3		0-0 1-3 1B		0-0 4-3	5 0 1 0 0 1 4															
Sandy Alomar Sr., S (1, 4) OBP: 0.293, SLG: 0.300			0-0 F7 1B		0-0 FC4-6 1B		0-0 6-3		0-0 F8		4 0 2 0 0 0 1															
Jim Mason, L (1, 6) OBP: 0.304, SLG: 0.355			0-0 F7 1-2		0-0 FC4-6 BB		4-0 BB FC5-4 BB		0-3 K		3 0 0 0 1 1 3															
<b>Inning Stats</b>	R: 0 E: 0 K: 1 S: 6	H: 1 LOB: 1 BB: 0 P: 6	R: 0 E: 0 K: 1 S: 5	H: 0 LOB: 0 BB: 0 P: 5	R: 0 E: 0 K: 0 S: 4	H: 2 LOB: 1 BB: 0 P: 4	R: 0 E: 1 K: 1 S: 7	H: 1 LOB: 2 BB: 0 P: 7	R: 0 E: 0 K: 0 S: 4	H: 1 LOB: 2 BB: 1 P: 8	R: 0 E: 0 K: 0 S: 4	H: 1 LOB: 1 BB: 0 P: 4	R: 2 E: 0 K: 0 S: 6	H: 3 LOB: 2 BB: 1 P: 10	R: 0 E: 0 K: 1 S: 6	H: 2 LOB: 1 BB: 0 P: 6	R: 0 E: 0 K: 0 S: 3	H: 0 LOB: 0 BB: 0 P: 3	R: 0 E: 0 K: 1 S: 6	H: 1 LOB: 1 BB: 0 P: 6	1B: 10 2B: 1 3B: 1 HR: 0	SF: 0 SAC: 0 DP: 0 HBP: 0	WP: 0 PB: 0 SB: 1 CS: 0	PA: 43		
<b>PITCHER</b>	IP WLS BF H R ER SO BB IBB HBP BLK WP HR S P ERA WHIP																									
Kevin Kobel, L (1, 1) ERA: 3.99	6.2	31	9	2	2	3	2	0	0	0	0	0	0	0	0	0	0	0	0	0	0	0	0	0	2.70	1.650
Tom Murphy, R (7, 1) ERA: 1.9	3.1	12	3	0	0	2	0	0	0	0	0	0	0	0	0	0	0	0	0	0	0	0	0	0.00	0.900	

**New York Yankees @ Milwaukee Brewers**  
 Milwaukee County Stadium, Milwaukee, WI

AB	41
R	2
H	12
RBI	2
BB	2
SO	5
LOB	22



Tue Oct 01 1974, 8:05 PM EDT  
 Att. 4,155 - Unknown - 38 F

livebaseballscorecards.com

BOTTOM

New York Yankees @ Milwaukee Brewers  
Milwaukee County Stadium, Milwaukee, WI

Tue Oct 01 1974, 8:05 PM EDT  
Att: 4,155 - Unknown - 38 F

livebaseballscorecards.com

AB	34
R	3
H	10
RBI	3
BB	2
SO	4
LOB	10



WP:	0	PA:	39
PB:	0		
SB:	1		
CS:	1		

AB R H RBI BB SO LOB

4	1	1	1	1	1	1
3	0	1	1	1	0	0
5	0	2	1	0	0	1
4	0	1	0	0	0	1
4	0	1	0	0	1	2
4	0	1	0	0	0	2
4	1	1	0	0	1	1
1	0	0	0	0	1	0
1	1	1	0	0	0	0
0	0	0	0	0	0	0

1B:	6	SF:	1
2B:	2	SAC:	1
3B:	2	DP:	1
HR:	0	HBP:	1

Batter	1	2	3	4	5	6	7	8	9	10												
Don Money, R (1, 5) OBP: 0.347, SLG: 0.417	0-3 K		0-0 F2			0-0 F3		0-0 SF7 3B		4-0 1B BB IBB												
Sixto Lezcano, R (1, 9) OBP: 0.304, SLG: 0.420	0-0 S 1B		0-0 5-3			0-0 4-3		0-0 SF7		4-0 1B BB												
George Scott, R (1, 3) OBP: 0.343, SLG: 0.431	0-0 F9			0-0 G4-6-3 1B		0-0 4-3		0-0 F8		0-0 1B												
Darrell Porter, L (1, 2) OBP: 0.326, SLG: 0.379	0-0 4-3			0-0 G4-6-3 1B			0-0 F8		0-0 F8													
John Briggs, L (1, 7) OBP: 0.337, SLG: 0.429		0-0 F7		0-0 G4-6-3 1B			0-0 1B		0-0 6-3													
Dave May, L (1, 10) OBP: 0.275, SLG: 0.327		0-0 F3		0-0 3-1			0-3 K		0-0 1B													
Bob Coluccio, R (1, 8) OBP: 0.303, SLG: 0.321		0-0 2B			0-0 B2-3		0-0 F8		0-0 6-3													
Jack Lind, S (1, 6) OBP: 0.353, SLG: 0.400		0-0 G3			0-3 K			0-0 F2		0-0 SH3-4 1B 2B												
Pedro Garcia, R (1, 4) OBP: 0.248, SLG: 0.331			1-0 CS		0-3 K			0-0 3B		0-0 SH3-4												
Bob Hansen, L (8, PH) OBP: 0.319, SLG: 0.432																						
John Vukovich, R (9, 4) OBP: 0.193, SLG: 0.313																						
Inning Stats	R: 0 E: 0 K: 1 S: 6	H: 1 LOB: 1 BB: 0 P: 6	R: 0 E: 0 K: 0 S: 4	H: 1 LOB: 1 BB: 0 P: 4	R: 0 E: 0 K: 0 S: 2	H: 0 LOB: 0 BB: 0 P: 3	R: 0 E: 0 K: 0 S: 4	H: 2 LOB: 1 BB: 0 P: 4	R: 0 E: 0 K: 2 S: 7	H: 0 LOB: 0 BB: 0 P: 7	R: 0 E: 0 K: 1 S: 3	H: 1 LOB: 1 BB: 0 P: 6	R: 2 E: 0 K: 0 S: 5	H: 2 LOB: 0 BB: 0 P: 5	R: 0 E: 0 K: 0 S: 4	H: 1 LOB: 1 BB: 0 P: 4	R: 1 E: 0 K: 0 S: 3	H: 2 LOB: 3 BB: 2 P: 11	1B: 6 2B: 2 3B: 2 HR: 0	SF: 1 SAC: 1 DP: 1 HBP: 1	WP: 0 PB: 0 SB: 1 CS: 1	PA: 39
PITCHER Doc Medich, R (1, 1) ERA: 3.6	IP: 9.1 WLS: L BF: 39 H: 10 R: 3 ER: 3 SO: 4 BB: 1 IBB: 1 HBP: 1 BLK: 0 WP: 0 HR: 0 S: 44 P: 53 ERA: 2.89 WHIP: 1.179																					

Batter	1	2	3	4	5	6	7	8	9	AB R H RBI BB SO LOB	TOP									
Roy White, S (1, 7) OBP: 0.367, SLG: 0.393	0-0 L6		0-0 F8		0-0 F5			0-0 3-1		4 0 0 0 0 0 0										
Terry Whitfield, L (1, 8) OBP: 0.200, SLG: 0.200	0-0 6-3		0-0 E9 1B		0-0 F8			0-3 K		4 0 1 0 0 1 0										
Alex Johnson, R (1, 10) OBP: 0.331, SLG: 0.362	0-0 HR 1B		0-0 F3		0-0 F4			0-0 PB FC5-2 1B		4 1 2 0 0 0 1										
Ron Blomberg, L (1, 9) OBP: 0.375, SLG: 0.481 Larry Murray, S (9, 9)	0-0 1-H HR		0-0 1-3		0-0 5-3			0-0 4-3		4 1 1 2 0 0 2 0 0 0 0 0 0 0										
Chris Chambliss, L (1, 3) OBP: 0.296, SLG: 0.349	0-0 L3			0-0 4-3		0-3 K		0-0 FC5-2		4 0 0 0 0 1 1										
Graig Nettles, L (1, 5) OBP: 0.316, SLG: 0.403		0-0 FC6-4 1B		4-0 1B BB		0-0 F7		0-0 F8		3 0 1 0 1 0 1										
Rick Dempsey, R (1, 2) OBP: 0.288, SLG: 0.321		0-0 FC6-4 E		0-0 G4-6-3 1B		0-0 F8				3 0 1 0 0 0 1										
Jim Mason, L (1, 6) OBP: 0.302, SLG: 0.352		0-0 F7		0-0 G4-6-3		0-0 4-3				3 0 0 0 0 0 3										
Fred Stanley, R (1, 4) OBP: 0.244, SLG: 0.184		0-0 3-1			0-0 G3			0-0 F5		3 0 0 0 0 0 1										
<b>Inning Stats</b>	R: 2 E: 0 K: 0 S: 5	H: 2 LOB: 0 BB: 0 P: 5	R: 0 E: 1 K: 0 S: 4	H: 1 LOB: 1 BB: 0 P: 4	R: 0 E: 1 K: 0 S: 4	H: 1 LOB: 1 BB: 0 P: 4	R: 0 E: 0 K: 0 S: 3	H: 0 LOB: 0 BB: 0 P: 3	R: 0 E: 0 K: 1 S: 5	H: 0 LOB: 0 BB: 0 P: 5	R: 0 E: 0 K: 0 S: 3	H: 0 LOB: 0 BB: 0 P: 3	R: 0 E: 0 K: 1 S: 5	H: 0 LOB: 0 BB: 0 P: 5	R: 0 E: 0 K: 0 S: 4	H: 1 LOB: 1 BB: 0 P: 4	1B: 5 2B: 0 3B: 0 HR: 1	SF: 0 SAC: 0 DP: 1 HBP: 0	WP: 0 PB: 1 SB: 0 CS: 0	PA: 33
<b>PITCHER</b> Jim Colborn, R (1, 1) ERA: 4.06	IP: 9.0 WLS: L BF: 33 H: 6 R: 2 ER: 2 SO: 2 BB: 1 IBB: 0 HBP: 0 BLK: 0 WP: 0 HR: 1 S: 36 P: 40 ERA: 2.00 WHIP: 0.778																			

**New York Yankees @ Milwaukee Brewers**  
Milwaukee County Stadium, Milwaukee, WI

Wed Oct 02 1974, 4:33 AM EDT  
Att: 3,694 - Unknown - 44 F

<b>AB</b>	32
<b>R</b>	2
<b>H</b>	6
<b>RBI</b>	2
<b>BB</b>	1
<b>SO</b>	2
<b>LOB</b>	10



WP: 0	PA: 33
PB: 1	
SB: 0	
CS: 0	

[livebaseballscorecards.com](http://livebaseballscorecards.com)

Batter	1	2	3	4	5	6	7	8	9	AB	R	H	RBI	BB	SO	LOB
Don Money, R OBP: 0.346, SLG: 0.415 (1, 5)	0-0 5-3		0-0 6-3		4-0 BB 1-2 2-3			0-0 F9		3	0	0	0	1	0	0
Sixto Lezcano, R OBP: 0.283, SLG: 0.389 (1, 9)	0-3 K			0-0 F4	0-0 G6-3			0-0 6-3		4	0	0	0	0	1	3
George Scott, R OBP: 0.345, SLG: 0.432 (1, 3)	0-0 1B			0-0 BB 1B		4-0 BB BB		0-3 K		3	0	2	0	1	1	0
Darrell Porter, L OBP: 0.326, SLG: 0.377 (1, 2)	0-0 P5			4-0 BB		0-3 K			0-3 K	2	0	0	0	1	1	2
Charlie Moore, R OBP: 0.316, SLG: 0.333 (9, PH)				1-2 BB						1	0	0	0	0	1	0
John Briggs, L OBP: 0.337, SLG: 0.428 (1, 7)		0-0 F7		0-0 F7		4-0 BB BB		0-0 1B 2B		2	0	0	0	1	0	2
Gorman Thomas, R OBP: 0.357, SLG: 0.478 (9, PH)						1-2 BB				1	1	1	0	0	0	0
Dave May, L OBP: 0.273, SLG: 0.325 (1, 10)		0-3 K		0-0 F4		0-0 L3		0-0 6-3		3	0	0	0	0	1	4
Rob Ellis, R OBP: 0.346, SLG: 0.333 (9, PH)						1-2				1	0	0	0	0	0	1
Bob Coluccio, R OBP: 0.305, SLG: 0.322 (1, 8)		0-0 5-3			0-0 F7			0-0 1B		4	0	2	1	0	0	0
Jack Lind, S OBP: 0.350, SLG: 0.353 (1, 6)			0-3 K		4-0 BB HBP BB			0-0 2B 1B		2	0	0	0	1	1	1
Bobby Mitchell, R OBP: 0.314, SLG: 0.387 (9, PH)						1-2 BB		0-0 F3		1	0	0	0	0	0	1
Pedro Garcia, R OBP: 0.248, SLG: 0.330 (1, 4)			0-0 P6		1-0 BB HBP					2	0	0	0	0	0	0

Inning Stats	R: 0	H: 1	E: 0	K: 1	S: 6	LOB: 1	BB: 0	P: 6	R: 0	H: 0	E: 0	K: 1	S: 5	LOB: 0	BB: 0	P: 5	R: 0	H: 0	E: 0	K: 1	S: 5	LOB: 0	BB: 0	P: 5	R: 0	H: 1	E: 0	K: 0	S: 4	LOB: 2	BB: 1	P: 8	R: 0	H: 0	E: 0	K: 0	S: 2	LOB: 2	BB: 2	P: 11	R: 0	H: 0	E: 0	K: 1	S: 4	LOB: 1	BB: 2	P: 12	R: 0	H: 1	E: 0	K: 0	S: 3	LOB: 0	BB: 0	P: 3	R: 0	H: 0	E: 0	K: 1	S: 5	LOB: 0	BB: 0	P: 5	R: 1	H: 2	E: 0	K: 1	S: 7	LOB: 1	BB: 0	P: 7	1B: 4	SF: 0	2B: 2	SAC: 0	3B: 0	DP: 3	HR: 0	HBP: 1	WP: 0	PA: 35
PITCHER	IP	WLS	BF	H	R	ER	SO	BB	IBB	HBP	BLK	WP	HR	S	P	ERA	WHIP																																																																	
Pat Dobson, R ERA: 3.07 (1, 1)	7.0	W	27	3	0	0	4	5	0	1	0	0	0	29	50	0.00	1.143																																																																	
Sparky Lyle, L ERA: 1.66 (8, 1)	2.0		8	2	1	1	2	0	0	0	0	0	0	12	12	4.50	1.000																																																																	

BOTTOM

New York Yankees @ Milwaukee Brewers  
Milwaukee County Stadium, Milwaukee, WI

Wed Oct 02 1974, 4:33 AM EDT  
Att. 3,694 - Unknown - 44 F

livebaseballscorecards.com

AB	29
R	1
H	5
RBI	1
BB	5
SO	6
LOB	14

