



# Milwaukee Brewers - 1974

Batter	1	2	3	4	5	6	7	8	9	AB	R	H	RBI	BB	SO	LOB	TOP										
Tommy Harper, R OBP: 0.200, SLG: 0.200 (1, 10)	0-3 K		0-3 K	0-0 5-3		0-0 5-3			0-0 FC6-5 1B	5	0	1	0	0	2	2	<b>Boston Red Sox @ Milwaukee Brewers</b> Milwaukee County Stadium, Milwaukee, WI Fri Apr 05 1974, 4:33 AM EDT Att: 32,761 - Unknown - 40 F  <b>AB 35</b> <b>R 9</b> <b>H 11</b> <b>RBI 9</b> <b>BB 4</b> <b>SO 5</b> <b>LOB 10</b> 										
Juan Beniquez, R (1, 8)	0-3 K		4-0 FC4-6 1B BB	0-3 K			0-0 4-3	0-0 FC6-5-6 CS	4	1	0	0	1	2	1												
Cecil Cooper, L OBP: 0.600, SLG: 0.333 (1, 3)	0-0 3-1		4-0 FC4-6 1B BB	0-3 K			0-0 HR 1B	1-0 HBP	3	1	1	0	1	1	0												
Carl Yastrzemski, L OBP: 0.400, SLG: 1.000 (1, 7)		0-0 F7	0-0 FC4-6 1B BB		0-0 G6-4-3 1B		0-0 HR	0-0 F8	5	2	2	2	0	0	3												
Rico Petrocelli, R OBP: 0.500, SLG: 0.500 John Kennedy, R (3, PR) (3, 5)		0-0 L5	0-0 1B BB 2B 1B		0-0 G6-4-3 1B		0-0 5-3		2	0	1	1	0	0	0												
Bernie Carbo, L OBP: 0.500, SLG: 0.333 Rick Miller, L (9, 9)		0-0 HR 1B	4-0 1B BB 2B		0-0 G3		0-0 3-1		3	2	1	0	1	0	0												
Bob Montgomery, R OBP: 0.500, SLG: 1.250 (1, 2)		0-0 HR 1B	0-0 2B 1B			0-0 F9		0-0 F8	4	2	2	3	0	0	0												
Doug Griffin, R OBP: 0.750, SLG: 1.000 (1, 4)		4-0 BB 2B	0-0 2B			0-0 1B CS 1B		0-0 5-3	3	0	2	3	1	0	0												
Mario Guerrero, R OBP: 0.250, SLG: 0.250 (1, 6)	0-0 1-3		0-0 6-3			0-0 1B CS		0-0 F9	4	0	1	0	0	0	3												
<b>Inning Stats</b>	R: 0 E: 0 K: 2 S: 7	H: 0 LOB: 0 BB: 0 P: 7	R: 2 E: 0 K: 0 S: 5	H: 2 LOB: 1 BB: 1 P: 9	R: 5 E: 0 K: 1 S: 8	H: 3 LOB: 2 BB: 3 P: 20	R: 0 E: 0 K: 2 S: 7	H: 0 LOB: 0 BB: 0 P: 7	R: 0 E: 0 K: 0 S: 3	H: 1 LOB: 0 BB: 0 P: 3	R: 0 E: 0 K: 0 S: 4	H: 2 LOB: 1 BB: 0 P: 4	R: 2 E: 0 K: 0 S: 5	H: 2 LOB: 0 BB: 0 P: 5	R: 0 E: 0 K: 0 S: 3	H: 0 LOB: 0 BB: 0 P: 3		1B: 8 2B: 1 3B: 0 HR: 2	SF: 0 SAC: 0 DP: 1 HBP: 1	WP: 0 PB: 0 SB: 1 CS: 3	PA: 40						
<b>PITCHER</b>	IP	WLS	BF	H	R	ER	SO	BB	IBB	HBP	BLK	WP	HR	S	P	ERA	WHIP										
Jim Colborn, R ERA: 23.83 Jery Bell, R ERA: Kevin Kobel, L ERA: 54.0 Eduardo Rodriguez, R ERA:	(1, 1) (3, 1) (7, 1) (7, 1)	2.2 3.1 0.1 2.2	16 12 L 3 9	4 7 2 1	7 0 2 0	7 1 2 0	3 2 2 0	3 2 0 0	4 0 0 0	0 0 0 0	0 0 0 1	0 0 1 0	0 0 1 0	18 16 3 8	34 16 3 9	23.62 1.200 54.00 0.00	3.000 1.200 6.000 0.375										

Batter	1	2	3	4	5	6	7	8	9	AB	R	H	RBI	BB	SO	LOB	BOTTOM										
Don Money, R OBP: 0.500, SLG: 1.000 (1, 5)	0-0 F8	0-0 SF8			0-0 E 2B	4-0 S BB			0-0 SH1-3	2	0	1	1	1	0	0	<b>Boston Red Sox @ Milwaukee Brewers</b> Milwaukee County Stadium, Milwaukee, WI Fri Apr 05 1974, 4:33 AM EDT Att: 32,761 - Unknown - 40 F  <b>AB 31</b> <b>R 8</b> <b>H 6</b> <b>RBI 5</b> <b>BB 6</b> <b>SO 8</b> <b>LOB 11</b> 										
Ken Berry, R OBP: 0.200, SLG: 0.200 (1, 10)	0-0 BB HR 1B	0-0 F9			0-0 E3 G3-6 2-3	0-3 K			0-3 K	5	1	1	0	0	2	4											
Dave May, L (1, 8)	0-0 L9		0-0 F9		0-0 G3-6 1-2		0-0 F8	0-3 K	5	0	0	0	0	1	4												
George Scott, R OBP: 0.500, SLG: 0.333 (1, 3)	4-0 HR BB		0-3 K			0-0 BB BB 1B	0-3 K		3	2	1	0	1	2	0												
John Briggs, L OBP: 0.250, SLG: 1.000 (1, 7)	0-0 1-2 HR		0-0 L4			0-0 P3	0-0 P6		4	1	1	3	0	0	1												
Darrell Porter, L (1, 2)	0-0 F9			0-0 G3		4-0 BB BB 1B		0-0 1-3	3	1	0	0	1	0	0												
Bob Coluccio, R (1, 9)		0-0 F8		0-0 6-3		4-0 PB BB BB		0-3 K	3	1	0	0	1	1	0												
Pedro Garcia, R OBP: 0.500, SLG: 1.000 (1, 4)		0-0 SF8 3B		0-0 P3		4-0 PB WP BB		0-3 K	3	2	1	1	1	1	0												
Robin Yount, R Felipe Alou, R (6, PH) Tim Johnson, L OBP: 1.000, SLG: 2.000 (7, 6)		4-0 BB			0-0 F7	0-0 K		0-0 SH1-3 2B	1	0	0	0	1	0	0												
<b>Inning Stats</b>	R: 3 E: 0 K: 0 S: 5	H: 2 LOB: 0 BB: 1 P: 9	R: 1 E: 0 K: 0 S: 4	H: 1 LOB: 1 BB: 1 P: 8	R: 0 E: 0 K: 1 S: 5	H: 0 LOB: 0 BB: 0 P: 5	R: 0 E: 0 K: 0 S: 3	H: 0 LOB: 0 BB: 0 P: 3	R: 0 E: 1 K: 0 S: 4	H: 1 LOB: 1 BB: 0 P: 4	R: 0 E: 0 K: 2 S: 8	H: 0 LOB: 0 BB: 4 P: 24	R: 0 E: 0 K: 1 S: 5	H: 0 LOB: 0 BB: 0 P: 5	R: 0 E: 0 K: 2 S: 7	H: 0 LOB: 0 BB: 0 P: 7		R: 0 E: 0 K: 2 S: 8	H: 1 LOB: 1 BB: 0 P: 8	1B: 2 2B: 2 3B: 1 HR: 1	SF: 1 SAC: 1 DP: 1 HBP: 0	WP: 2 PB: 1 SB: 1 CS: 0	PA: 39				
<b>PITCHER</b>	IP	WLS	BF	H	R	ER	SO	BB	IBB	HBP	BLK	WP	HR	S	P	ERA	WHIP										
Luis Tiant, R ERA: 11.81 Diego Segui, R ERA:	(1, 1) (6, 1)	5.1 3.2	26 W 13	5 1	8 0	7 0	7 0	5 1	0 0	0 0	0 0	1 0	0 26	23 30	43	0.00	0.545										

Batter	1	2	3	4	5	6	7	8	9	AB	R	H	RBI	BB	SO	LOB	TOP					
Tommy Harper, R OBP: 0.222, SLG: 0.125										3	1	0	0	0	0	0						
Juan Beniquez, R OBP: 0.333, SLG: 0.250										4	1	2	0	0	0	0						
Cecil Cooper, L OBP: 0.444, SLG: 0.714										4	1	1	3	0	0	1						
Carl Yastrzemski, L OBP: 0.667, SLG: 1.571										2	1	2	1	2	0	0						
Bob Montgomery, R OBP: 0.286, SLG: 0.714										3	0	0	0	0	2	3						
Bernie Carbo, L OBP: 0.375, SLG: 0.286										4	0	1	0	0	0	1						
Terry Hughes, R Rick Miller, L (9, PR)										3	0	1	0	0	1	1						
Doug Griffin, R OBP: 0.500, SLG: 0.571										4	0	1	0	0	0	2						
Mario Guerrero, R Dick McAuliffe, L (9, PH)										3	0	0	0	0	0	2						
<b>Inning Stats</b>	R: 4 E: 0 K: 2 S: 10	H: 3 LOB: 0 BB: 0 P: 11	R: 0 E: 0 K: 0 S: 3	H: 1 LOB: 0 BB: 0 P: 3	R: 0 E: 0 K: 0 S: 3	H: 1 LOB: 1 BB: 1 P: 7	R: 0 E: 0 K: 0 S: 4	H: 1 LOB: 0 BB: 0 P: 4	R: 0 E: 0 K: 0 S: 3	H: 0 LOB: 0 BB: 0 P: 3	R: 0 E: 0 K: 0 S: 4	H: 1 LOB: 1 BB: 0 P: 4	R: 0 E: 0 K: 0 S: 3	H: 0 LOB: 1 BB: 1 P: 3	R: 0 E: 0 K: 1 S: 5	H: 0 LOB: 1 BB: 1 P: 9	R: 0 E: 0 K: 1 S: 6	H: 1 LOB: 2 BB: 0 P: 6	1B: 5 2B: 1 3B: 0 HR: 2	SF: 0 SAC: 2 DP: 2 HBP: 1	WP: 1 PB: 0 SB: 1 CS: 0	PA: 36
<b>PITCHER</b>	IP WLS BF H R ER SO BB IBB HBP BLK WP HR S P ERA WHIP																					
Jim Slaton, R ERA: 4.32	(1, 1)	8.1 W 34 8 4 4 3 1 1 1 0 1 2 37 46 4.32 1.080																				
Eduardo Rodriguez, R ERA:	(9, 1)	0.2 S 2 0 0 0 1 0 0 0 0 0 0 0 4 4 0.00 0.000																				

**Boston Red Sox @ Milwaukee Brewers**  
Milwaukee County Stadium, Milwaukee, WI  
Sat Apr 06 1974, 4:33 AM EDT  
Att: 11,458 - Unknown - 52 F


AB 31  
R 4  
H 8  
RBI 4  
BB 2  
SO 4  
LOB 11



Batter	1	2	3	4	5	6	7	8	9	AB	R	H	RBI	BB	SO	LOB	BOTTOM	
Don Money, R OBP: 0.375, SLG: 0.400										3	1	0	0	1	1	1		
Ken Berry, R OBP: 0.111, SLG: 0.111										4	0	0	0	0	1	3		
Dave May, L OBP: 0.111, SLG: 0.111										4	0	0	1	0	1	1		
George Scott, R OBP: 0.375, SLG: 0.429										4	1	1	0	0	0	0		
John Briggs, L OBP: 0.250, SLG: 0.571										3	1	0	0	1	0	0		
Bob Coluccio, R OBP: 0.429, SLG: 0.500										3	1	2	2	0	0	0		
Darrell Porter, L OBP: 0.429, SLG: 1.167										3	0	0	0	0	0	2		
Pedro Garcia, R OBP: 0.429, SLG: 1.167										3	1	1	2	0	0	1		
Robin Yount, R OBP: 0.429, SLG: 1.167										2	0	0	0	1	0	0		
<b>Inning Stats</b>	R: 1 E: 1 K: 0 S: 4	H: 0 LOB: 0 BB: 0 P: 4	R: 0 E: 0 K: 0 S: 4	H: 1 LOB: 0 BB: 0 P: 4	R: 0 E: 0 K: 0 S: 3	H: 0 LOB: 0 BB: 0 P: 3	R: 0 E: 0 K: 0 S: 3	H: 0 LOB: 0 BB: 0 P: 3	R: 0 E: 0 K: 2 S: 7	H: 0 LOB: 1 BB: 1 P: 11	R: 4 E: 0 K: 0 S: 6	H: 3 LOB: 1 BB: 2 P: 14	R: 0 E: 0 K: 1 S: 5	H: 0 LOB: 0 BB: 0 P: 5	1B: 1 2B: 2 3B: 0 HR: 1	SF: 0 SAC: 0 DP: 0 HBP: 0	WP: 1 PB: 0 SB: 2 CS: 0	PA: 32
<b>PITCHER</b>	IP WLS BF H R ER SO BB IBB HBP BLK WP HR S P ERA WHIP																	
Bill Lee, L ERA: 5.4	(1, 1)	6.2 L 28 4 5 4 2 3 0 0 0 0 1 1 29 41 5.40 1.050																
Reggie Cleveland, R ERA:	(7, 1)	1.1 4 0 0 0 1 0 0 0 0 0 0 0 6 6 0.00 0.000																

**Boston Red Sox @ Milwaukee Brewers**  
Milwaukee County Stadium, Milwaukee, WI  
Sat Apr 06 1974, 4:33 AM EDT  
Att: 11,458 - Unknown - 52 F

AB 29  
R 5  
H 4  
RBI 5  
BB 3  
SO 3  
LOB 8



Batter	1	2	3	4	5	6	7	8	9	AB	R	H	RBI	BB	SO	LOB	TOP										
<b>Don Money, R</b> OBP: 0.306, SLG: 0.600 (1, 5)	F2		F9		F7		4-3		HR	5	1	1	4	0	0	1											
<b>Ken Berry, R</b> OBP: 0.143, SLG: 0.143 (1, 10)	F9		P4		G5-4-3 1B			1-3	K	5	0	1	0	0	1	1											
<b>Dave May, L</b> OBP: 0.077, SLG: 0.077 (1, 9)	6-3		BB 1B		G5-4-3 1-2			4-3		4	0	1	0	0	0	1											
<b>George Scott, R</b> OBP: 0.333, SLG: 0.300 (1, 3)		F8	BB 1-2 BB		6-3			4-3		3	0	0	0	1	0	0											
<b>John Briggs, L</b> OBP: 0.333, SLG: 0.500 (1, 7)	1B E FC6-4 1B		BB 1-2 BB		F9			F9		3	1	1	0	1	0	0											
<b>Darrell Porter, L</b> OBP: 0.273, SLG: 0.111 (1, 2)	FC6-4 1-3 1B		F2		1-3			1B HR BB		3	1	1	0	1	0	3											
<b>Bob Coluccio, R</b> OBP: 0.364, SLG: 0.400 (1, 8)	FC6-4 1-2 3B		F8		6-3			HR S 1B		4	2	1	1	0	0	1											
<b>Pedro Garcia, R</b> OBP: 0.545, SLG: 1.250 (1, 4)	1-2 3H 3B		CS BB		E BB			K		2	0	1	1	2	1	2											
<b>Robin Yount, R</b> OBP: 1.000, SLG: 2.000 (9, PH)	5-3		1-2 3B		K			HR BB		3	0	0	0	0	1	3											
<b>Bob Sheldon, L</b> OBP: 1.000, SLG: 2.000 (9, PH)										0	1	0	0	1	0	0											
<b>Tim Johnson, L</b> OBP: 1.000, SLG: 2.000 (9, PH)										0	0	0	0	0	0	0											
<b>Inning Stats</b>	R: 0 E: 0 K: 0 S: 3	H: 0 LOB: 0 BB: 0 P: 3	R: 2 E: 1 K: 0 S: 6	H: 3 LOB: 1 BB: 0 P: 6	R: 0 E: 0 K: 1 S: 4	H: 1 LOB: 3 BB: 2 P: 12	R: 0 E: 0 K: 1 S: 4	H: 0 LOB: 1 BB: 1 P: 8	R: 0 E: 0 K: 0 S: 3	H: 0 LOB: 0 BB: 0 P: 3	R: 0 E: 1 K: 0 S: 3	H: 0 LOB: 1 BB: 1 P: 7	R: 0 E: 0 K: 0 S: 3	H: 0 LOB: 0 BB: 0 P: 3	R: 4 E: 0 K: 2 S: 9	H: 2 LOB: 2 BB: 2 P: 17	1B: 5 2B: 1 3B: 1 HR: 1	SF: 0 SAC: 0 DP: 2 HBP: 0	WP: 0 PB: 0 CS: 1	PA: 38							
<b>PITCHER</b>	IP	WLS	BF	H	R	ER	SO	BB	IBB	HBP	BLK	WP	HR	S	P	ERA	WHIP										
<b>Jim Perry, R</b> ERA: 4.32 (1, 1)	8.1	L	34	6	4	4	1	5	0	0	0	0	0	31	51	4.32	1.320										
<b>Cecil Upshaw, R</b> ERA: 9.0 (9, 1)	0.2		4	1	2	2	2	1	0	0	0	0	1	7	11	27.00	3.000										

Milwaukee Brewers @ Cleveland Indians  
Cleveland Municipal Stadium, Cleveland, OH  
Wed Apr 10 1974, 3:33 AM EDT  
Att: 22,036 - Unknown - 42 F

AB 32  
R 6  
H 7  
RBI 6  
BB 6  
SO 3  
LOB 11



Batter	1	2	3	4	5	6	7	8	9	AB	R	H	RBI	BB	SO	LOB	BOTTOM										
<b>Remy Hermoso, R</b> OBP: 0.250, SLG: 0.417 (1, 4)	5-3		1B 2B		1-3				F9	4	1	1	0	0	0	1											
<b>Oscar Gamble, L</b> OBP: 0.286, SLG: 0.500 (9, PH)									F9	1	0	0	0	0	0	1											
<b>John Lowenstein, L</b> OBP: 0.333, SLG: 0.250 (1, 7)	G3		BB 1B		4-3				F9	5	1	1	1	0	0	1											
<b>George Hendrick, R</b> OBP: 0.235, SLG: 0.250 (1, 8)	F2		E 1B BB		2B				P6	3	0	1	0	1	0	0											
<b>John Ellis, R</b> OBP: 0.375, SLG: 0.400 (1, 10)			1B 1B		F8				F9	4	0	2	1	0	0	1											
<b>Charlie Spikes, R</b> OBP: 0.250, SLG: 0.375 (1, 9)			1-2 1B		P4				1-3	4	0	1	0	0	0	3											
<b>Dave Duncan, R</b> OBP: 0.250, SLG: 1.000 (1, 2)	L7		K		P4				K	4	1	1	1	0	2	4											
<b>Chris Chambliss, L</b> OBP: 0.313, SLG: 0.313 (1, 3)	F7				K				G3	4	1	1	0	0	1	2											
<b>Buddy Bell, R</b> OBP: 0.125, SLG: 0.125 (1, 5)	P4				P4				G3 WP 1B	4	0	1	0	0	0	2											
<b>Frank Duffy, R</b> OBP: 0.077, SLG: 0.077 (9, PH)			5-3						G3	3	0	1	0	0	0	0											
<b>Leron Lee, L</b> OBP: 0.077, SLG: 0.077 (9, PH)									1-3 2H	1	0	0	1	0	0	1											
<b>Inning Stats</b>	R: 0 E: 0 K: 0 S: 3	H: 0 LOB: 0 BB: 0 P: 3	R: 0 E: 0 K: 0 S: 5	H: 2 LOB: 2 BB: 0 P: 5	R: 2 E: 1 K: 1 S: 8	H: 3 LOB: 2 BB: 1 P: 12	R: 0 E: 0 K: 1 S: 6	H: 1 LOB: 1 BB: 0 P: 6	R: 0 E: 0 K: 0 S: 4	H: 1 LOB: 1 BB: 0 P: 4	R: 0 E: 0 K: 1 S: 5	H: 0 LOB: 0 BB: 0 P: 5	R: 0 E: 0 K: 0 S: 3	H: 0 LOB: 0 BB: 0 P: 3	R: 2 E: 0 K: 0 S: 6	H: 3 LOB: 1 BB: 0 P: 6	1B: 7 2B: 2 3B: 0 HR: 1	SF: 0 SAC: 0 DP: 0 HBP: 0	WP: 1 PB: 0 CS: 0	PA: 38							
<b>PITCHER</b>	IP	WLS	BF	H	R	ER	SO	BB	IBB	HBP	BLK	WP	HR	S	P	ERA	WHIP										
<b>Clyde Wright, L</b> ERA: 3.38 (1, 1)	8.0	W	33	8	3	3	3	1	0	0	0	0	0	38	42	3.38	1.125										
<b>Eduardo Rodriguez, R</b> ERA: 2.08 (9, 1)	1.0		5	2	1	1	0	0	0	0	0	1	0	5	5	9.00	2.000										

Milwaukee Brewers @ Cleveland Indians  
Cleveland Municipal Stadium, Cleveland, OH  
Wed Apr 10 1974, 3:33 AM EDT  
Att: 22,036 - Unknown - 42 F

AB 37  
R 4  
H 10  
RBI 4  
BB 1  
SO 3  
LOB 16



Batter	1	2	3	4	5	6	7	8	9	AB	R	H	RBI	BB	SO	LOB	TOP										
<b>Don Money, R</b> OBP: 0.235, SLG: 0.429 (1, 5)	0-3 K	0-0 6-3		0-0 6-3		0-0 SH1-3		0-0 2-3		4	0	0	1	0	1	1	<b>Milwaukee Brewers @ Cleveland Indians</b> Cleveland Municipal Stadium, Cleveland, OH Thu Apr 11 1974, 3:33 AM EDT Att. 1,910 - Unknown - 59 F										
<b>Bobby Mitchell, R</b> OBP: 0.200, SLG: 0.200 (1, 10)	0-3 K	0-0 F2		0-0 2-H 1B		0-0 F8		0-0 5-3		5	0	1	1	0	1	1											
<b>Dave May, L</b> OBP: 0.167, SLG: 0.118 (1, 9)	0-0 1B		0-0 1-3	0-0 1-3			4-0 1B		0-0 6-3	4	2	1	0	1	0	1											
<b>George Scott, R</b> OBP: 0.471, SLG: 0.385 (1, 3)	0-0 BB		0-0 5-3		4-0 HR		4-0 L3		0-0 5-3	3	1	2	0	2	0	0											
<b>John Briggs, L</b> OBP: 0.353, SLG: 0.667 (1, 7)	0-0 BB		0-0 5-3		0-0 HR		0-0 L3		0-0 F9	5	1	2	3	0	0	3											
<b>Darrell Porter, L</b> OBP: 0.333, SLG: 0.091 (1, 2)	4-0 3-H		0-0 4-3		0-0 F9		4-0 1B			2	0	0	0	2	0	1											
<b>Bob Coluccio, R</b> OBP: 0.467, SLG: 0.462 (1, 8)	0-0 F7			4-0 WP	0-0 CS		0-0 1B			3	1	2	1	1	0	3											
<b>Pedro Garcia, R</b> OBP: 0.533, SLG: 1.250 (1, 4)		0-0 HR		0-0 WP	0-0 1B		0-0 F7			4	2	2	1	0	0	3											
<b>Robin Yount, R</b> (1, 6)	0-3 K			0-0 5-3		1-0 F8		0-0 2-3		3	0	0	0	0	1	2											
<b>Inning Stats</b>	R: 1 E: 0 K: 2 S: 10	H: 3 LOB: 3 BB: 1 P: 14	R: 1 E: 0 K: 1 S: 6	H: 1 LOB: 0 BB: 0 P: 6	R: 0 E: 0 K: 0 S: 4	H: 1 LOB: 1 BB: 0 P: 4	R: 2 E: 0 K: 0 S: 5	H: 2 LOB: 1 BB: 1 P: 9	R: 2 E: 0 K: 0 S: 4	H: 2 LOB: 0 BB: 0 P: 8	R: 0 E: 0 K: 0 S: 2	H: 0 LOB: 0 BB: 0 P: 3	R: 1 E: 0 K: 0 S: 3	H: 1 LOB: 2 BB: 3 P: 15	R: 0 E: 0 K: 0 S: 3	H: 0 LOB: 0 BB: 0 P: 3		R: 0 E: 0 K: 0 S: 3	H: 0 LOB: 0 BB: 0 P: 3	1B: 8 2B: 1 3B: 0 HR: 2	SF: 0 SAC: 1 DP: 1 HBP: 1	WP: 1 PB: 0 SB: 0 CS: 1	PA: 41				
<b>PITCHER</b>	IP	WLS	BF	H	R	ER	SO	BB	IBB	HBP	BLK	WP	HR	S	P	ERA	WHIP										
<b>Dick Bosman, R</b> ERA: 9.82 (1, 1)	3.2		20	7	4	4	3	2	0	0	0	1	1	24	32	9.82	2.455										
<b>Tom Timmermann, R</b> ERA: 13.5 (4, 1)	0.2	L	5	2	2	2	0	1	0	0	0	0	1	4	8	27.00	4.500										
<b>Milt Wilcox, R</b> ERA: (5, 1)	1.2		4	0	0	0	0	0	0	1	0	0	0	3	4	0.00	0.000										
<b>Ken Sanders, R</b> ERA: 1.93 (7, 1)	3.0		12	1	1	1	0	2	1	0	0	0	0	9	21	3.00	1.000										

Batter	1	2	3	4	5	6	7	8	9	AB	R	H	RBI	BB	SO	LOB	BOTTOM										
<b>John Lowenstein, L</b> OBP: 0.391, SLG: 0.300 (1, 7)	0-0 G3-6-3	0-0 G6-4-3		0-0 F9					4-0 FC3-6	4	0	2	0	1	0	0	<b>Milwaukee Brewers @ Cleveland Indians</b> Cleveland Municipal Stadium, Cleveland, OH Thu Apr 11 1974, 3:33 AM EDT Att. 1,910 - Unknown - 59 F										
<b>Oscar Gamble, L</b> OBP: 0.283, SLG: 0.389 (1, 10)	0-0 G3-6-3	4-0 G6-4-3			0-0 G3		0-0 F6		0-0 FC3-6	4	0	0	0	1	0	2											
<b>George Hendrick, R</b> OBP: 0.273, SLG: 0.250 (1, 8)	4-0 HR	0-0 G6-4-3			0-0 1B			0-3 K	0-0 FC6-4	4	1	1	0	1	1	3											
<b>John Ellis, R</b> OBP: 0.400, SLG: 0.579 (8, PR) <b>Jack Heidemann, R</b> (9, PR)	0-0 HR	0-0 5-3			0-0 F7			0-0 BB	4-0 BB	4	1	2	2	0	0	2											
<b>Rusty Torres, S</b> (9, PH)	1-H HR				0-0 F7			0-0 BB	0-0 BB	0	1	0	0	0	0	0											
<b>Chris Chambliss, L</b> OBP: 0.381, SLG: 0.316 (1, 3)	4-0 2B		0-0 FC1-4		0-0 4-3			4-0 1B	0-0 F7	3	1	1	0	2	0	3											
<b>Charlie Spikes, R</b> OBP: 0.500, SLG: 0.421 (1, 9)	0-0 1B		0-0 FC1-4			0-0 6-3		4-0 1B		3	1	1	1	1	0	1											
<b>Buddy Bell, R</b> OBP: 0.200, SLG: 0.200 (1, 5)	0-0 2B		0-0 F8			0-0 F7		0-0 1B		4	1	2	2	0	0	1											
<b>Frank Duffy, R</b> OBP: 0.125, SLG: 0.188 (8, PH) <b>Leron Lee, L</b> (9, PH)	0-0 2B			0-0 F7		0-0 6-3		0-0 P5		3	0	1	1	0	0	0											
<b>Dave Duncan, R</b> OBP: 0.250, SLG: 1.000 (9, 2)	1-H 2B									1	0	0	0	0	0	0											
<b>Remy Hermoso, R</b> OBP: 0.214, SLG: 0.357 (1, 4) <b>Jack Brohamer, L</b> OBP: 0.500, SLG: 0.333 (8, 4)	0-0 6-3			0-0 6-3			0-0 P4	0-0 F8		2	0	0	0	0	0	3											
<b>Inning Stats</b>	R: 5 E: 0 K: 0 S: 7	H: 5 LOB: 1 BB: 2 P: 15	R: 0 E: 0 K: 0 S: 3	H: 1 LOB: 1 BB: 1 P: 7	R: 0 E: 0 K: 0 S: 3	H: 1 LOB: 0 BB: 0 P: 3	R: 0 E: 0 K: 0 S: 3	H: 0 LOB: 0 BB: 0 P: 3	R: 0 E: 0 K: 0 S: 4	H: 1 LOB: 1 BB: 0 P: 4	R: 0 E: 0 K: 0 S: 3	H: 0 LOB: 0 BB: 0 P: 3	R: 0 E: 0 K: 1 S: 7	H: 2 LOB: 3 BB: 2 P: 15	R: 0 E: 0 K: 0 S: 3	H: 0 LOB: 2 BB: 2 P: 11	1B: 7 2B: 2 3B: 0 HR: 1	SF: 0 SAC: 0 DP: 2 HBP: 0	WP: 0 PB: 0 SB: 0 CS: 1	PA: 41							
<b>PITCHER</b>	IP	WLS	BF	H	R	ER	SO	BB	IBB	HBP	BLK	WP	HR	S	P	ERA	WHIP										
<b>Jim Colborn, R</b> ERA: 32.4 (1, 1)	0.2	W	25	5	1	1	1	2	0	0	0	0	0	25	33	1.35	1.050										
<b>Jerry Bell, R</b> ERA: 0.9 (8, 1)	6.2		5	1	0	0	0	2	0	0	0	0	0	3	11	0.00	4.500										
<b>Tom Murphy, R</b> ERA: (9, 1)	0.2	S	4	0	0	0	0	1	0	0	0	0	0	3	7	0.00	1.000										



Batter	1	2	3	4	5	6	7	8	9	AB	R	H	RBI	BB	SO	LOB	TOP																				
<b>Al Bumbry, L</b> OBP: 0.292, SLG: 0.364 (1, 7)	0-0 5-3		0-0 1B 2H 1B	0-0 3B		0-0 F7		0-0 4-3		5	1	2	1	0	0	2																					
<b>Rich Coggins, L</b> OBP: 0.211, SLG: 0.294 (1, 8) (7, 9)	0-3 K2-3		0-0 1B	4-0 S BB		0-3 K			0-0 4-3	4	0	1	0	1	2	1																					
<b>Bobby Grich, R</b> OBP: 0.586, SLG: 0.957 (1, 4)	0-0 2B		0-0 1B	0-0 F8			1-0 FC1-6 HBP		0-0 4-3	4	0	2	1	0	0	2																					
<b>Tommy Davis, R</b> OBP: 0.320, SLG: 0.391 (1, 10)		0-0 G3-6-3 1B	0-0 F4		0-0 4-3		0-0 F9		0-0 3-1	5	0	1	0	0	0	3																					
<b>Boog Powell, L</b> OBP: 0.125, SLG: 0.125 (1, 3)	0-0 G3-6-3 1-2			0-0 FC6-4 WP 1B		0-3 K		0-0 FC1-6		4	1	1	0	0	1	2																					
<b>Don Baylor, R</b> OBP: 0.269, SLG: 0.261 <b>Paul Blair, R</b> OBP: 0.143, SLG: 0.100 (1, 9) (7, 8)	0-0 F9			0-0 FC6-4 1B		0-0 2B		0-0 F7		4	0	2	0	0	0	1																					
<b>Brooks Robinson, R</b> OBP: 0.360, SLG: 0.375 (1, 5)			0-0 P3	0-0 FC6-4 WP BB		0-0 1-6-3		0-0 FC6-4 1B		4	1	1	0	0	0	3																					
<b>Earl Williams, R</b> OBP: 0.300, SLG: 0.067 (1, 2)			0-0 SH1-3 1B	4-0 WP SF9 BB		0-0 E6 WP		0-0 FC6-4 1-2		3	2	1	0	1	0	1																					
<b>Mark Belanger, R</b> OBP: 0.182, SLG: 0.056 (1, 6)			0-0 SH1-3 1-2	0-0 SF9 1-H 2-H 3-H		0-0 F3 1-2		0-0 F2		2	0	0	1	0	0	2																					
<b>Inning Stats</b>	R: 0 E: 0 K: 1 S: 5	H: 1 LOB: 1 BB: 0 P: 5	R: 0 E: 0 K: 0 S: 3	H: 1 LOB: 0 BB: 0 P: 3	R: 2 E: 0 K: 0 S: 7	H: 4 LOB: 2 BB: 0 P: 7	R: 3 E: 0 K: 0 S: 6	H: 3 LOB: 2 BB: 2 P: 14	R: 0 E: 0 K: 1 S: 6	H: 1 LOB: 1 BB: 0 P: 6	R: 0 E: 1 K: 0 S: 3	H: 0 LOB: 1 BB: 0 P: 4	R: 0 E: 0 K: 0 S: 4	H: 1 LOB: 1 BB: 0 P: 4	R: 0 E: 0 K: 0 S: 3	H: 0 LOB: 0 BB: 3 P: 3	1B: 8 2B: 2 3B: 1 HR: 0	SF: 1 SAC: 1 DP: 1 HBP: 1	WP: 3 PA: 40 PB: 0 SB: 1 CS: 0																		
<b>PITCHER</b>	IP	WLS	BF	H	R	ER	SO	BB	IBB	HBP	BLK	WP	HR	S	P	ERA	WHIP	<b>PITCHER</b>			IP	WLS	BF	H	R	ER	SO	BB	IBB	HBP	BLK	WP	HR	S	P	ERA	WHIP
<b>Jim Slaton, R</b> ERA: 6.75 <b>Ed Sprague, R</b> ERA:	(1, 1) 3.2	L 19	9	5	5	1	1	1	0	0	0	1	0	20	24	12.27	2.727																				

**Baltimore Orioles @ Milwaukee Brewers**  
Milwaukee County Stadium, Milwaukee, WI  
Fri Apr 12 1974, 4:33 AM EDT  
Att: 9,433 - Unknown

AB	35
R	5
H	11
RBI	3
BB	2
SO	3
LOB	17



Batter	1	2	3	4	5	6	7	8	9	AB	R	H	RBI	BB	SO	LOB	BOTTOM																				
<b>Don Money, R</b> OBP: 0.227, SLG: 0.421 (1, 5)	0-0 1-3		0-0 5-3		0-0 1B 2B		0-0 F4		0-0 F2	5	1	1	1	0	0	0																					
<b>Ken Berry, R</b> OBP: 0.316, SLG: 0.278 (1, 10)	0-0 E5 4-3 1B		0-0 1B		0-0 2B SF7 1B		0-0 5-3		4-0 BB	4	1	3	1	1	0	0																					
<b>Dave May, L</b> OBP: 0.333, SLG: 0.190 <b>Bobby Mitchell, R</b> OBP: 0.167, SLG: 0.167 (1, 9) (9, PH)	0-0 4-3		0-0 4-3		0-0 2B		0-0 4-3		0-3 K	4	0	1	0	0	0	2																					
<b>George Scott, R</b> OBP: 0.429, SLG: 0.375 (1, 3)	0-0 4-3			0-0 1B		0-0 SF7		0-3 K		3	0	1	1	0	1	1																					
<b>John Briggs, L</b> OBP: 0.333, SLG: 0.579 (1, 7)		0-3 K		0-3 K		0-0 5-3		0-0 1B 1B		4	0	1	0	0	2	2																					
<b>Bob Coluccio, R</b> OBP: 0.474, SLG: 0.471 (1, 8)		0-3 K		0-0 F9		0-0 FC1-6 1B		0-0 1B 1B		4	0	2	0	0	1	1																					
<b>Darrell Porter, L</b> OBP: 0.143 <b>Felipe Alou, R</b> <b>Charlie Moore, R</b> (1, 2) (8, PH) (9, 2)		0-0 1B		0-0 4-3		0-0 FC1-6 WP		0-0 F8		3	0	1	0	0	0	2																					
<b>Pedro Garcia, R</b> OBP: 0.421, SLG: 0.938 (1, 4)	0-0 F8			0-0 F8		0-0 F7		0-3 K		4	0	0	0	0	1	4																					
<b>Robin Yount, R</b> OBP: 0.267, SLG: 0.083 <b>Bob Sheldon, L</b> (1, 6) (9, PH)			0-0 F9		0-0 2B 1B		0-0 5-3		0-3 K	3	1	1	0	0	0	1																					
<b>Inning Stats</b>	R: 0 E: 1 K: 0 S: 4	H: 1 LOB: 1 BB: 0 P: 4	R: 0 E: 0 K: 2 S: 8	H: 1 LOB: 0 BB: 0 P: 8	R: 0 E: 0 K: 0 S: 4	H: 1 LOB: 1 BB: 0 P: 4	R: 0 E: 0 K: 1 S: 6	H: 1 LOB: 1 BB: 0 P: 6	R: 3 E: 0 K: 0 S: 7	H: 4 LOB: 1 BB: 0 P: 7	R: 0 E: 0 K: 0 S: 4	H: 1 LOB: 1 BB: 0 P: 4	R: 0 E: 0 K: 2 S: 9	H: 2 LOB: 2 BB: 0 P: 9	R: 0 E: 0 K: 2 S: 7	H: 0 LOB: 1 BB: 1 P: 11	1B: 9 2B: 2 3B: 0 HR: 0	SF: 1 SAC: 0 DP: 0 HBP: 0	WP: 1 PA: 39 PB: 0 SB: 0 CS: 0																		
<b>PITCHER</b>	IP	WLS	BF	H	R	ER	SO	BB	IBB	HBP	BLK	WP	HR	S	P	ERA	WHIP	<b>PITCHER</b>			IP	WLS	BF	H	R	ER	SO	BB	IBB	HBP	BLK	WP	HR	S	P	ERA	WHIP
<b>Dave McNally, L</b> ERA: 2.6 <b>Bob Reynolds, R</b> ERA: <b>Grant Jackson, L</b> ERA: 6.75	(1, 1) 7.1	W 33	11	3	3	4	0	0	0	0	0	0	0	41	41	3.68	1.500																				

**Baltimore Orioles @ Milwaukee Brewers**  
Milwaukee County Stadium, Milwaukee, WI  
Fri Apr 12 1974, 4:33 AM EDT  
Att: 9,433 - Unknown

AB	37
R	3
H	11
RBI	3
BB	1
SO	7
LOB	16



Batter	1	2	3	4	5	6	7	8	9	AB	R	H	RBI	BB	SO	LOB	TOP										
<b>Al Bumby, L</b> OBP: 0.259, SLG: 0.320 (1, 7)	F7		K		4-3			SH2-3		3	0	0	0	0	1	2	<b>Baltimore Orioles @ Milwaukee Brewers</b> Milwaukee County Stadium, Milwaukee, WI Sat Apr 13 1974, 4:33 AM EDT Att: 8,569 - Unknown										
<b>Rich Coggins, L</b> OBP: 0.174, SLG: 0.238 (1, 9)	P3		F8			L3		4-3		4	0	0	0	0	0	2											
<b>Bobby Grich, R</b> OBP: 0.576, SLG: 0.880 (1, 4)	BB			FC6-4	BB	5-3		E6		2	0	0	0	2	0	0											
<b>Tommy Davis, R</b> OBP: 0.276, SLG: 0.333 (1, 10)	5-3			F7		4-3		F7		4	0	0	0	0	0	3											
<b>Don Baylor, R</b> OBP: 0.267, SLG: 0.259 (1, 3)		F9		F8			F7			4	0	1	0	0	0	1											
<b>Brooks Robinson, R</b> OBP: 0.310, SLG: 0.321 (1, 5)	K			FC6-4			F4		F4	4	0	0	0	0	1	2											
<b>Earl Williams, R</b> OBP: 0.292, SLG: 0.056 (1, 2)	F7				FC5-4		5-3		K	3	0	0	0	1	1	1											
<b>Paul Blair, R</b> OBP: 0.200, SLG: 0.292 (1, 8)					FC5-4				K	4	1	2	1	0	1	2											
<b>Mark Belanger, R</b> OBP: 0.167, SLG: 0.050 (1, 6)										2	0	0	0	0	1	2											
<b>Andy Etchebarren, R</b> OBP: 0.333, SLG: 0.667 (8, PH)										0	0	0	0	0	0	0											
<b>Mike Reinbach, L</b> OBP: 0.250, SLG: 0.333 (8, PH)										1	1	1	0	0	0	0											
<b>Frank Baker, L</b> OBP: 0.250, SLG: 0.333 (8, PH)										0	0	0	0	0	0	0											
<b>Inning Stats</b>	R: 0 E: 0 K: 0 S: 3	H: 0 LOB: 1 BB: 1 P: 7	R: 0 E: 0 K: 1 S: 5	H: 0 LOB: 0 BB: 0 P: 5	R: 0 E: 0 K: 2 S: 8	H: 1 LOB: 1 BB: 0 P: 8	R: 0 E: 0 K: 0 S: 3	H: 0 LOB: 1 BB: 1 P: 7	R: 0 E: 0 K: 0 S: 3	H: 0 LOB: 0 BB: 0 P: 3	R: 0 E: 0 K: 0 S: 3	H: 0 LOB: 0 BB: 0 P: 3	R: 0 E: 0 K: 0 S: 6	H: 2 LOB: 1 BB: 0 P: 6	R: 0 E: 0 K: 2 S: 8	H: 1 LOB: 1 BB: 0 P: 8	1B: 3 2B: 0 3B: 0 HR: 1	SF: 0 SAC: 1 DP: 0 HBP: 0	WP: 0 PB: 0 SB: 1 CS: 0	PA: 35							
<b>PITCHER</b>	IP	WLS	BF	H	R	ER	SO	BB	IBB	HBP	BLK	WP	HR	S	P	ERA	WHIP										
<b>Kevin Kobl, L</b> ERA: 3.68 (1, 1)	7.0		26	2	1	1	3	3	0	0	0	0	1	29	41	1.29	0.714										
<b>Eduardo Rodriguez, R</b> ERA: 1.23 (8, 1)	2.0	W	9	2	1	0	2	0	0	0	0	0	0	13	13	0.00	1.000										

Batter	1	2	3	4	5	6	7	8	9	AB	R	H	RBI	BB	SO	LOB	BOTTOM										
<b>Don Money, R</b> OBP: 0.192, SLG: 0.348 (1, 5)	5-3		F6			F8		F7		4	0	0	0	0	0	1	<b>Baltimore Orioles @ Milwaukee Brewers</b> Milwaukee County Stadium, Milwaukee, WI Sat Apr 13 1974, 4:33 AM EDT Att: 8,569 - Unknown										
<b>Ken Berry, R</b> OBP: 0.304, SLG: 0.238 (1, 10)	5-3			BB		L5		F7		3	0	0	0	1	0	0											
<b>Dave May, L</b> OBP: 0.192, SLG: 0.200 (1, 9)	6-3				F8		S	1B	1B	4	1	1	0	0	0	1											
<b>George Scott, R</b> OBP: 0.417, SLG: 0.368 (1, 3)		F4		K				S	1B	3	1	1	0	0	1	1											
<b>John Briggs, L</b> OBP: 0.292, SLG: 0.500 (1, 7)		4-3		K				F6		3	0	0	0	0	1	3											
<b>Bob Coluccio, R</b> OBP: 0.409, SLG: 0.400 (1, 8)		K			B1-3			K		3	0	0	0	0	2	2											
<b>Pedro Garcia, R</b> OBP: 0.455, SLG: 0.895 (1, 4)						P3		FC4-6		3	0	2	2	0	0	0											
<b>Charlie Moore, R</b> OBP: 0.278, SLG: 0.333 (1, 2)					FC6-4			FC4-6		3	0	0	0	0	0	2											
<b>Robin Yount, R</b> OBP: 0.278, SLG: 0.333 (1, 6)					FC5-4			1-3		3	1	1	1	0	0	1											
<b>Inning Stats</b>	R: 0 E: 0 K: 0 S: 3	H: 0 LOB: 0 BB: 0 P: 3	R: 0 E: 0 K: 1 S: 5	H: 0 LOB: 0 BB: 0 P: 5	R: 0 E: 0 K: 0 S: 4	H: 1 LOB: 1 BB: 0 P: 4	R: 0 E: 0 K: 2 S: 7	H: 0 LOB: 1 BB: 1 P: 11	R: 0 E: 0 K: 0 S: 3	H: 0 LOB: 0 BB: 0 P: 3	R: 2 E: 0 K: 1 S: 8	H: 3 LOB: 1 BB: 0 P: 8	R: 1 E: 0 K: 0 S: 4	H: 1 LOB: 0 BB: 0 P: 4	1B: 4 2B: 0 3B: 0 HR: 1	SF: 0 SAC: 0 DP: 0 HBP: 0		WP: 0 PB: 0 SB: 2 CS: 0	PA: 30								
<b>PITCHER</b>	IP	WLS	BF	H	R	ER	SO	BB	IBB	HBP	BLK	WP	HR	S	P	ERA	WHIP										
<b>Ross Grimsley, L</b> ERA: 1.62 (1, 1)	8.0	L	30	5	3	3	4	1	0	0	0	0	1	37	41	3.38	0.750										

Batter	1	2	3	4	5	6	7	8	9	AB	R	H	RBI	BB	SO	LOB	TOP			
Paul Blair, R OBP: 0.172, SLG: 0.250 (1, 8)	0-0 5-3		0-0 3-1		0-0 F6			0-0 F6		4	0	0	0	0	0	0				
Bobby Grich, R OBP: 0.541, SLG: 0.793 (1, 4)	0-0 G1-4-3 1B		0-0 6-3			0-0 5-3			0-0 F8	4	0	1	0	0	0	0				
Tommy Davis, R OBP: 0.242, SLG: 0.290 (1, 10)	0-0 G1-4-3 1-2		0-0 6-3			0-3 K			0-0 F9	4	0	0	0	0	1	1				
Don Baylor, R OBP: 0.265, SLG: 0.258 (1, 7)		0-0 1B 1B		0-0 F8		0-0 1-3			0-0 F8	4	1	1	0	0	0	0				
Brooks Robinson, R OBP: 0.344, SLG: 0.333 (1, 5)		0-0 1B 1-3 1B		4-0 BB		0-0 6-3				2	0	1	0	1	0	0				
Jim Fuller, R OBP: 0.429, SLG: 0.429 (1, 9)		0-0 1-2 3-H 1B		0-3 K		0-0 6-3				3	0	1	1	0	1	1				
Earl Williams, R OBP: 0.259, SLG: 0.048 (1, 3)		0-3 K		0-0 6-3			0-0 F7			3	0	0	0	0	1	3				
Andy Etchebarren, R OBP: 0.167, SLG: 0.333 (1, 2)		0-0 F8			0-0 6-3			0-0 3-1		3	0	0	0	0	0	2				
Mark Belanger, R OBP: 0.148, SLG: 0.043 (1, 6)		0-0 F9			0-0 F4			0-0 F5		3	0	0	0	0	0	2				
<b>Inning Stats</b>	R: 0 E: 0 K: 0 S: 3	H: 1 LOB: 0 BB: 0 P: 3	R: 1 E: 0 K: 1 S: 8	H: 3 LOB: 2 BB: 0 P: 8	R: 0 E: 0 K: 1 S: 3	H: 0 LOB: 0 BB: 1 P: 9	R: 0 E: 0 K: 0 S: 5	H: 0 LOB: 0 BB: 0 P: 3	R: 0 E: 0 K: 0 S: 3	H: 0 LOB: 0 BB: 0 P: 3	R: 0 E: 0 K: 0 S: 3	H: 0 LOB: 0 BB: 0 P: 3	R: 0 E: 0 K: 0 S: 3	H: 0 LOB: 0 BB: 0 P: 3	R: 0 E: 0 K: 0 S: 3	H: 0 LOB: 0 BB: 0 P: 3	1B: 4 2B: 0 3B: 0 HR: 0	SF: 0 SAC: 0 DP: 1 HBP: 0	WP: 0 PB: 0 SB: 0 CS: 0	PA: 31
<b>PITCHER</b> Clyde Wright, L ERA: 2.12 (1, 1)	IP: 9.0 WLS: W BF: 31 H: 4 R: 1 ER: 1 SO: 3 BB: 1 IBB: 0 HBP: 0 BLK: 0 WP: 0 HR: 0 S: 36 P: 40 ERA: 1.00 WHIP: 0.556															<b>PITCHER</b>				

Baltimore Orioles @ Milwaukee Brewers  
Milwaukee County Stadium, Milwaukee, WI  
Mon Apr 15 1974, 4:33 AM EDT  
Att: 5,865 - Unknown

AB 30  
R 1  
H 4  
RBI 1  
BB 1  
SO 3  
LOB 9



Batter	1	2	3	4	5	6	7	8	9	AB	R	H	RBI	BB	SO	LOB	BOTTOM			
Don Money, R OBP: 0.226, SLG: 0.357 (1, 5)	0-0 BB S 1B	0-0 SH5-3 1B 1B	0-3 K			0-0 F7		0-0 F8		5	1	2	1	0	1	0				
Ken Berry, R OBP: 0.333, SLG: 0.250 (1, 10)	4-0 BB BB 1-2	0-0 SH5-3 1B 1B		0-0 F9		0-0 F7				3	1	1	1	1	0	0				
Dave May, L OBP: 0.241, SLG: 0.222 (1, 9)	0-0 P3	0-0 SH5-3 1-2 2-3		0-0 1B			4-0 3B BB			2	1	1	0	1	0	2				
George Scott, R OBP: 0.393, SLG: 0.318 (1, 3)	0-0 F5	4-0 1B IBB		0-0 F8		0-3 K				3	0	0	0	1	1	4				
John Briggs, L OBP: 0.321, SLG: 0.560 (1, 7)	4-0 1-2 2-3 BB	0-3 K		0-0 F8		0-0 1-H 3B				3	0	1	1	1	1	4				
Pedro Garcia, R OBP: 0.423, SLG: 0.783 (1, 4)	0-0 F6	0-0 1-2 2-H 3-H 1B			0-0 6-3		0-0 F2			4	0	1	2	0	0	4				
Bob Coluccio, R OBP: 0.385, SLG: 0.375 (1, 8)		0-0 BB 1B F8			0-0 P3		0-3 K			4	1	1	0	0	1	3				
Darrell Porter, L OBP: 0.318, SLG: 0.118 (1, 2)		4-0 E 1-2 1B BB		0-0 F6		0-0 G3		0-0 G3		3	1	0	0	1	0	0				
Robin Yount, R OBP: 0.227, SLG: 0.263 (1, 6)		0-0 E1 1B 1-3 2-H 1B		0-0 F9		0-0 F9		0-0 F9		4	1	0	0	0	0	1				
<b>Inning Stats</b>	R: 0 E: 0 K: 0 S: 4	H: 1 LOB: 3 BB: 2 P: 12	R: 5 E: 1 K: 1 S: 10	H: 4 LOB: 2 BB: 2 P: 18	R: 0 E: 0 K: 1 S: 5	H: 0 LOB: 0 BB: 0 P: 5	R: 0 E: 0 K: 0 S: 4	H: 1 LOB: 1 BB: 0 P: 4	R: 0 E: 0 K: 0 S: 3	H: 0 LOB: 0 BB: 0 P: 3	R: 0 E: 0 K: 0 S: 3	H: 0 LOB: 0 BB: 0 P: 3	R: 1 E: 0 K: 2 S: 8	H: 1 LOB: 1 BB: 1 P: 12	R: 0 E: 0 K: 0 S: 3	H: 0 LOB: 0 BB: 0 P: 3	1B: 6 2B: 0 3B: 1 HR: 0	SF: 0 SAC: 1 DP: 0 HBP: 0	WP: 0 PB: 0 SB: 1 CS: 0	PA: 37
<b>PITCHER</b> Mike Cuellar, L ERA: 5.59 (1, 1) Don Hood, L ERA: 1.42 (2, 1)	IP: 1.2 WLS: L BF: 15 H: 5 R: 5 ER: 2 SO: 1 BB: 3 IBB: 0 HBP: 0 BLK: 0 WP: 0 HR: 0 S: 13 P: 29 ERA: 10.80 WHIP: 4.800															<b>PITCHER</b>				

Baltimore Orioles @ Milwaukee Brewers  
Milwaukee County Stadium, Milwaukee, WI  
Mon Apr 15 1974, 4:33 AM EDT  
Att: 5,865 - Unknown

AB 31  
R 6  
H 7  
RBI 5  
BB 5  
SO 4  
LOB 18






Batter	1	2	3	4	5	6	7	8	9	AB	R	H	RBI	BB	SO	LOB	TOP			
John Lowenstein, L (1, 7) OBP: 0.391, SLG: 0.294	4-0 FC5-4 BB		0-0 4-3		0-0 1-3			0-0 SH3-4 WP 2B	0-0 F7	4	1	1	0	1	0	1				
Remy Hermoso, R (1, 4) OBP: 0.297, SLG: 0.258	0-3 K			4-0 WP 1B BB		0-0 F8		0-0 SH3-4		2	1	0	0	1	1	1				
George Hendrick, R (1, 8) OBP: 0.311, SLG: 0.268	0-0 FC5-4 1-2			0-0 5-3 1-2		0-0 5-3		0-0 1B 1B		4	1	1	0	0	0	2				
John Ellis, R (1, 10) OBP: 0.390, SLG: 0.487	0-0 L6 1-2			0-0 S 1B		0-0 L3		0-0 F9		4	0	1	1	0	0	2				
Chris Chambliss, L (1, 3) OBP: 0.439, SLG: 0.447		0-0 G3		0-0 F7 1-2			0-0 E4 1B	0-0 1B		4	0	2	0	0	0	1				
Charlie Spikes, R (1, 9) OBP: 0.400, SLG: 0.541 Rusty Torres, S (9, 9)		0-0 F2		0-0 P3			0-3 K	0-0 1B		4	0	1	1	0	1	2				
Buddy Bell, R (1, 5) OBP: 0.290, SLG: 0.316		0-0 6-3					1-0 FC5-4 HBP	0-0 F9		3	0	1	0	0	0	2				
Dave Duncan, R (1, 2) OBP: 0.375, SLG: 0.870			0-0 5-3		0-0 P4		0-0 P5	0-3 K		4	0	0	0	0	1	3				
Frank Duffy, R (1, 6) OBP: 0.167, SLG: 0.286			0-0 L8		0-0 3-1		0-0 FC5-4 1-2	0-0 4-3		4	0	0	0	0	0	3				
<b>Inning Stats</b>	R: 0 E: 0 K: 1 S: 5	H: 0 LOB: 1 BB: 1 P: 9	R: 0 E: 0 K: 0 S: 3	H: 0 LOB: 0 BB: 0 P: 3	R: 0 E: 0 K: 0 S: 3	H: 0 LOB: 0 BB: 0 P: 3	R: 1 E: 0 K: 0 S: 4	H: 1 LOB: 1 BB: 1 P: 8	R: 0 E: 0 K: 0 S: 4	H: 0 LOB: 0 BB: 0 P: 3	R: 0 E: 1 K: 1 S: 6	H: 1 LOB: 2 BB: 0 P: 7	R: 2 E: 0 K: 0 S: 7	H: 4 LOB: 2 BB: 0 P: 7	R: 0 E: 0 K: 1 S: 5	H: 0 LOB: 0 BB: 0 P: 5	1B: 5 2B: 2 3B: 0 HR: 0	SF: 0 SAC: 1 DP: 0 HBP: 1	WP: 2 PA: 37	
<b>PITCHER</b>	IP WLS BF H R ER SO BB IBB HBP BLK WP HR S P ERA WHIP																			
Jim Colborn, R (1, 1) ERA: 12.27	7.2 L 33 7 3 3 2 2 0 1 0 2 0 34 43 3.52 1.174																			
Tom Murphy, R (8, 1) ERA:	1.1 4 0 0 0 1 0 0 0 0 0 0 0 6 6 0.00 0.000																			

**Cleveland Indians @ Milwaukee Brewers**  
 Milwaukee County Stadium, Milwaukee, WI  
 Tue Apr 16 1974, 8:05 PM EDT  
 Att: 7,295 - Unknown


AB 33  
 R 3  
 H 7  
 RBI 2  
 BB 2  
 SO 3  
 LOB 17



Batter	1	2	3	4	5	6	7	8	9	AB	R	H	RBI	BB	SO	LOB	BOTTOM				
Don Money, R (1, 5) OBP: 0.229, SLG: 0.355	0-0 E 1B		0-0 SF9		0-0 FC5 2-3			0-0 5-3		3	0	1	1	0	0	2					
Bob Coluccio, R (1, 8) OBP: 0.333, SLG: 0.321	0-0 E5 G6-4-3 1-2		0-0 L4			0-0 5-3			0-0 L3	4	0	0	0	0	0	1					
Dave May, L (1, 9) OBP: 0.242, SLG: 0.226	0-0 F8			0-0 G3		0-0 F7			0-0 1B 1B	4	1	1	0	0	0	2					
George Scott, R (1, 3) OBP: 0.406, SLG: 0.320	0-0 G6-4-3 1-2			4-0 CS BB		0-0 1-3			0-0 FC1-6 1B	3	0	1	0	1	0	2					
John Briggs, L (1, 7) OBP: 0.281, SLG: 0.483		0-3 K		0-0 F8 1-2			0-0 F5		0-0 FC1-6 1B	4	0	0	0	0	1	3					
Bobby Mitchell, R (1, 10) OBP: 0.200, SLG: 0.200		0-3 K			0-0 F7		0-3 K		0-0 1B	4	0	1	1	0	2	0					
Pedro Garcia, R (1, 4) OBP: 0.367, SLG: 0.667		0-0 L9			0-0 P3		0-0 F4		0-0 F7	4	0	0	0	0	0	2					
Darrell Porter, L (1, 2) OBP: 0.360, SLG: 0.250			0-0 G3 SF9 2B		0-0 FC5 1B			0-0 F9		3	1	2	0	0	0	0					
Robin Yount, R (1, 6) OBP: 0.240, SLG: 0.273			0-0 G3		0-0 1-2 1B			0-0 1-3		3	0	1	0	0	0	1					
<b>Inning Stats</b>	R: 0 E: 1 K: 0 S: 4	H: 1 LOB: 1 BB: 0 P: 4	R: 0 E: 0 K: 2 S: 7	H: 0 LOB: 0 BB: 0 P: 7	R: 1 E: 0 K: 0 S: 4	H: 1 LOB: 0 BB: 0 P: 4	R: 0 E: 0 K: 0 S: 2	H: 0 LOB: 0 BB: 1 P: 6	R: 0 E: 0 K: 0 S: 5	H: 2 LOB: 2 BB: 0 P: 5	R: 0 E: 0 K: 0 S: 3	H: 0 LOB: 0 BB: 0 P: 3	R: 0 E: 0 K: 1 S: 5	H: 0 LOB: 0 BB: 0 P: 5	R: 0 E: 0 K: 0 S: 3	H: 0 LOB: 0 BB: 0 P: 3	R: 1 E: 0 K: 0 S: 6	H: 3 LOB: 2 BB: 0 P: 6	1B: 6 2B: 1 3B: 0 HR: 0	SF: 1 SAC: 0 DP: 1 HBP: 0	WP: 0 PA: 34
<b>PITCHER</b>	IP WLS BF H R ER SO BB IBB HBP BLK WP HR S P ERA WHIP																				
Jim Perry, R (1, 1) ERA: 3.24	8.1 W 31 6 2 2 3 6 2 2 3 0 0 36 40 2.16 0.840																				
Ken Sanders, R (9, 1) ERA: 1.99	0.2 S 3 1 0 0 0 0 0 0 0 0 0 3 3 0.00 1.500																				

**Cleveland Indians @ Milwaukee Brewers**  
 Milwaukee County Stadium, Milwaukee, WI  
 Tue Apr 16 1974, 8:05 PM EDT  
 Att: 7,295 - Unknown

AB 32  
 R 2  
 H 7  
 RBI 2  
 BB 1  
 SO 3  
 LOB 13





Batter	1	2	3	4	5	6	7	8	9	AB	R	H	RBI	BB	SO	LOB	TOP				
<b>Don Money, R</b> OBP: 0.277, SLG: 0.400 (1, 5)										2	1	1	1	3	1	0	<b>Milwaukee Brewers @ Detroit Tigers</b> Tiger Stadium, Detroit, MI Sat Apr 20 1974, 3:33 AM EDT Att: 9,485 - Unknown				
<b>Ken Berry, R</b> OBP: 0.281, SLG: 0.207 (1, 10)										5	0	0	0	0	0	5					
<b>Dave May, L</b> OBP: 0.256, SLG: 0.317 (1, 9)										4	1	1	1	0	1	0					
<b>George Scott, R</b> OBP: 0.333, SLG: 0.235 (1, 3)										3	0	0	0	1	1	0					
<b>John Briggs, L</b> OBP: 0.310, SLG: 0.500 (1, 7)										2	1	1	1	2	0	0					
<b>Darrell Porter, L</b> OBP: 0.324, SLG: 0.241 (1, 2)										4	0	0	0	0	1	3					
<b>Pedro Garcia, R</b> OBP: 0.350, SLG: 0.694 (1, 4)										3	0	0	0	1	0	1					
<b>Bob Coluccio, R</b> OBP: 0.317, SLG: 0.368 (1, 8)										4	0	0	0	0	3	1					
<b>Robin Yount, R</b> OBP: 0.226, SLG: 0.286 (1, 6)										4	0	1	0	0	2	1					
<b>Inning Stats</b>	R: 1 E: 0 K: 0 S: 4	H: 1 LOB: 2 BB: 2 P: 12	R: 0 E: 0 K: 1 S: 5	H: 0 LOB: 2 BB: 2 P: 13	R: 0 E: 0 K: 1 S: 5	H: 0 LOB: 0 BB: 0 P: 5	R: 0 E: 0 K: 1 S: 5	H: 0 LOB: 0 BB: 0 P: 5	R: 0 E: 0 K: 2 S: 7	H: 1 LOB: 0 BB: 0 P: 7	R: 0 E: 0 K: 0 S: 4	H: 1 LOB: 2 BB: 1 P: 8	R: 0 E: 0 K: 0 S: 4	H: 1 LOB: 1 BB: 1 P: 8	R: 0 E: 0 K: 2 S: 7	H: 0 LOB: 1 BB: 1 P: 11	1B: 0 2B: 1 3B: 0 HR: 3	SF: 0 SAC: 0 DP: 0 HBP: 0	WP: 0 PB: 0 SB: 1 CS: 0	PA: 38	
<b>PITCHER</b>	IP	WLS	BF	H	R	ER	SO	BB	IBB	HBP	BLK	WP	HR	S	P	ERA	WHIP				
<b>Joe Coleman, R</b> ERA: 1.72 (1, 1)	7.0	L	30	4	3	3	7	5	0	0	0	0	3	39	59	3.86	1.286				
<b>John Hiller, L</b> ERA: (8, 1)	2.0		8	0	0	0	2	2	0	0	0	0	0	10	18	0.00	1.000				

Batter	1	2	3	4	5	6	7	8	9	AB	R	H	RBI	BB	SO	LOB	BOTTOM					
<b>Dick Sharon, R</b> OBP: (1, 8)										4	0	0	0	0	2	0	<b>Milwaukee Brewers @ Detroit Tigers</b> Tiger Stadium, Detroit, MI Sat Apr 20 1974, 3:33 AM EDT Att: 9,485 - Unknown					
<b>Gary Sutherland, R</b> OBP: 0.341, SLG: 0.425 (1, 4)										4	0	1	0	0	0	1						
<b>Mickey Stanley, R</b> OBP: 0.261, SLG: 0.409 (1, 3)										4	0	0	0	0	0	2						
<b>Al Kaline, R</b> OBP: 0.380, SLG: 0.444 (1, 10)										2	0	1	0	1	0	0						
<b>Willie Horton, R</b> OBP: 0.234, SLG: 0.341 (1, 7)										3	0	0	0	0	0	2						
<b>Bill Freehan, R</b> OBP: 0.415, SLG: 0.469 (1, 2)										3	0	0	0	0	0	2						
<b>Jim Northrup, L</b> OBP: 0.212, SLG: 0.220 (1, 9)										3	0	0	0	0	2	1						
<b>Aurelio Rodriguez, R</b> OBP: 0.185, SLG: 0.120 (1, 5)										3	0	0	0	0	0	0						
<b>Ed Brinkman, R</b> OBP: 0.255, SLG: 0.255 (1, 6)										3	1	1	0	0	0	0						
<b>Inning Stats</b>	R: 0 E: 0 K: 1 S: 5	H: 0 LOB: 0 BB: 0 P: 5	R: 0 E: 0 K: 0 S: 2	H: 0 LOB: 0 BB: 1 P: 6	R: 0 E: 0 K: 1 S: 5	H: 0 LOB: 0 BB: 0 P: 5	R: 0 E: 0 K: 0 S: 3	H: 0 LOB: 0 BB: 0 P: 3	R: 0 E: 0 K: 0 S: 3	H: 0 LOB: 0 BB: 0 P: 3	R: 0 E: 0 K: 1 S: 5	H: 0 LOB: 0 BB: 0 P: 5	R: 0 E: 0 K: 1 S: 5	H: 1 LOB: 0 BB: 0 P: 5	R: 0 E: 0 K: 0 S: 4	H: 1 LOB: 1 BB: 0 P: 4	R: 1 E: 1 K: 0 S: 5	H: 1 LOB: 1 BB: 0 P: 5	1B: 2 2B: 1 3B: 0 HR: 0	SF: 0 SAC: 0 DP: 2 HBP: 0	WP: 0 PB: 0 SB: 0 CS: 0	PA: 30
<b>PITCHER</b>	IP	WLS	BF	H	R	ER	SO	BB	IBB	HBP	BLK	WP	HR	S	P	ERA	WHIP					
<b>Clyde Wright, L</b> ERA: 1.38 (1, 1)	9.0	W	30	3	1	0	4	1	0	0	0	0	0	37	41	0.00	0.444					

Batter	1	2	3	4	5	6	7	8	9	10	11	12	13	14	AB	R	H	RBI	BB	SO	LOB	TOP							
<b>Don Money, R</b> OBP: 0.315, SLG: 0.400 (1, 5)															5	0	2	0	1	1	0								
<b>Ken Berry, R</b> OBP: 0.273, SLG: 0.200 (1, 10)															1	0	0	0	0	0	0								
<b>Rob Ellis, R</b> OBP: 0.400, SLG: 0.250 (5, PH)															4	0	1	1	1	1	2								
<b>Dave May, L</b> OBP: 0.220, SLG: 0.271 (1, 9)															7	0	0	0	0	2	7								
<b>George Scott, R</b> OBP: 0.333, SLG: 0.300 (1, 3)															6	1	2	0	0	1	1								
<b>Pedro Garcia, R</b> OBP: 0.326, SLG: 0.619 (1, 4)															6	0	1	0	0	0	1								
<b>John Briggs, L</b> OBP: 0.333, SLG: 0.524 (1, 7)															6	2	3	1	0	2	1								
<b>Bob Coluccio, R</b> OBP: 0.319, SLG: 0.364 (1, 8)															6	1	2	0	0	2									
<b>Charlie Moore, R</b> OBP: 0.400, SLG: 0.333 (1, 2)															5	1	3	2	1	1	0								
<b>Robin Yount, R</b> OBP: 0.216, SLG: 0.273 (1, 6)															5	0	1	1	0	0	4								
<b>Inning Stats</b>	R: 0 E: 0 K: 0 S: 4	H: 1 LOB: 1 BB: 0 P: 4	R: 2 E: 0 K: 0 S: 5	H: 3 LOB: 0 BB: 0 P: 5	R: 0 E: 0 K: 1 S: 5	H: 0 LOB: 0 BB: 0 P: 5	R: 0 E: 0 K: 2 S: 7	H: 0 LOB: 0 BB: 0 P: 7	R: 1 E: 0 K: 0 S: 4	H: 1 LOB: 2 BB: 1 P: 9	R: 1 E: 0 K: 0 S: 6	H: 3 LOB: 2 BB: 0 P: 6	R: 0 E: 0 K: 1 S: 5	H: 0 LOB: 0 BB: 0 P: 5	R: 0 E: 0 K: 1 S: 6	H: 1 LOB: 1 BB: 0 P: 6	R: 0 E: 0 K: 1 S: 7	H: 2 LOB: 2 BB: 0 P: 7	R: 0 E: 0 K: 1 S: 5	H: 0 LOB: 0 BB: 0 P: 5	R: 0 E: 0 K: 1 S: 5	H: 0 LOB: 0 BB: 0 P: 5	R: 0 E: 0 K: 1 S: 5	H: 0 LOB: 0 BB: 0 P: 5	1B: 12 2B: 3 HR: 0	SF: 1 SAC: 1 DP: 0	HBP: 1	WP: 0 PB: 0 SB: 0 CS: 4	PA: 58
<b>PITCHER</b>	IP	WLS	BF	H	R	ER	SO	BB	IBB	HBP	BLK	WP	HR	S	P	ERA	WHIP												
<b>Mickey Lolich, L</b> ERA: 4.25	(1, 1)	6.1	28	9	4	4	3	2	0	0	0	0	0	31	40	5.68	1.737												
<b>John Hillier, L</b> ERA: 9.53	(7, 1)	7.2	29	6	1	1	5	1	0	0	0	0	0	38	42	1.17	0.913												

Milwaukee Brewers @ Detroit Tigers  
Tiger Stadium, Detroit, MI  
Sun Apr 21 1974, 3:33 AM EDT  
Att. 19,654 - Unknown

AB 51  
R 5  
H 15  
RBI 5  
BB 3  
SO 8  
LOB 18

Batter	1	2	3	4	5	6	7	8	9	10	11	12	13	14	AB	R	H	RBI	BB	SO	LOB	BOTTOM					
<b>Mickey Stanley, R</b> OBP: 0.245, SLG: 0.392 (1, 8)															7	0	1	1	0	1	1						
<b>Gary Sultherland, R</b> OBP: 0.333, SLG: 0.391 (1, 4)															6	0	1	0	1	1	5						
<b>Jim Northrup, L</b> OBP: 0.220, SLG: 0.246 (1, 9)															7	1	2	0	0	0	4						
<b>Al Kaline, R</b> OBP: 0.368, SLG: 0.423 (1, 10)															7	0	2	1	0	1	5						
<b>Willie Horton, R</b> OBP: 0.245, SLG: 0.388 (1, 7)															5	2	1	1	1	0	1						
<b>Norm Cash, L</b> OBP: 0.344, SLG: 0.517 (1, 3)															4	1	2	2	0	0	0						
<b>John Knox, L</b> OBP: 0.250, SLG: 0.250 (9, PR)															2	1	1	0	0	0	0						
<b>Bill Freehan, R</b> OBP: 0.413, SLG: 0.541 (1, 2)															5	1	2	1	0	1	2						
<b>Aurelio Rodriguez, R</b> OBP: 0.175, SLG: 0.113 (9, PH)															3	0	0	0	0	0	1						
<b>Gates Brown, L</b> OBP: 0.190, SLG: 0.500 (9, PR)															0	0	0	0	0	0	0						
<b>Dick Sharon, R</b> OBP: 0.143, SLG: 0.143 (10, 8)															2	0	1	0	0	0	2						
<b>Ed Brinkman, R</b> OBP: 0.259, SLG: 0.280 (9, PH)															3	0	1	0	0	1	0						
<b>Ben Ogilvie, L</b> (9, PH)															1	0	0	0	0	1	2						
<b>Ike Brown, R</b> (10, 5)															2	0	0	0	0	0	3						
<b>Inning Stats</b>	R: 0 E: 0 K: 0 S: 4	H: 1 LOB: 1 BB: 0 P: 4	R: 1 E: 0 K: 0 S: 4	H: 1 LOB: 0 BB: 0 P: 4	R: 0 E: 0 K: 2 S: 9	H: 1 LOB: 0 BB: 0 P: 4	R: 1 E: 0 K: 0 S: 6	H: 1 LOB: 0 BB: 0 P: 6	R: 0 E: 0 K: 1 S: 5	H: 0 LOB: 0 BB: 0 P: 5	R: 0 E: 0 K: 0 S: 3	H: 0 LOB: 0 BB: 0 P: 3	R: 0 E: 0 K: 1 S: 6	H: 1 LOB: 1 BB: 0 P: 6	R: 0 E: 0 K: 1 S: 5	H: 0 LOB: 1 BB: 1 P: 9	R: 0 E: 0 K: 1 S: 4	H: 1 LOB: 2 BB: 1 P: 8	R: 0 E: 0 K: 0 S: 4	H: 1 LOB: 1 BB: 0 P: 4	R: 1 E: 0 K: 0 S: 4	H: 2 LOB: 1 BB: 0 P: 4	1B: 9 2B: 2 HR: 3	SF: 0 SAC: 1 DP: 1	HBP: 0	WP: 0 PB: 0 SB: 0 CS: 0	PA: 58
<b>PITCHER</b>	IP	WLS	BF	H	R	ER	SO	BB	IBB	HBP	BLK	WP	HR	S	P	ERA	WHIP										
<b>Jim Colborn, R</b> ERA: 10.26	(1, 1)	5.2	25	7	4	4	2	0	0	0	0	0	0	29	29	6.35	1.235										
<b>Eduardo Rodriguez, R</b> ERA: 1.08	(6, 1)	3.1	13	2	1	1	2	0	1	0	0	0	0	16	20	2.70	0.600										
<b>Kevin Kotel, L</b> ERA: 3.98	(10, 1)	0.0	1	1	0	0	0	0	0	0	0	0	0	1	1	*	*										
<b>Tom Murphy, R</b> ERA: 1.04	(10, 1)	4.2	19	4	1	1	2	2	0	0	0	0	0	21	29	1.93	1.286										

Milwaukee Brewers @ Detroit Tigers  
Tiger Stadium, Detroit, MI  
Sun Apr 21 1974, 3:33 AM EDT  
Att. 19,654 - Unknown


AB 54  
R 6  
H 14  
RBI 6  
BB 3  
SO 6  
LOB 26


Batter	1	2	3	4	5	6	7	8	9	AB	R	H	RBI	BB	SO	LOB	TOP				
<b>Don Money, R</b> OBP: 0.293, SLG: 0.367 (1, 5)	L6		F7			L9	FC6-4 PB			4	0	0	0	0	0	3	<b>Milwaukee Brewers @ Chicago White Sox</b> Comiskey Park, Chicago, IL Tue Apr 23 1974, 8:05 PM EDT Att. 4,382 - Unknown - 41 F				
<b>Bob Coluccio, R</b> OBP: 0.333, SLG: 0.348 (1, 8)	F9		HBP			1B BB	F8			2	1	0	0	1	0	1					
<b>Dave May, L</b> OBP: 0.222, SLG: 0.269 (1, 9)	K		K			FC6-4 1B				4	0	1	0	0	2	2					
<b>George Scott, R</b> OBP: 0.327, SLG: 0.295 (1, 3)		5-3		4-3		FC6-4 1B				4	0	1	1	0	1	0					
<b>Pedro Garcia, R</b> OBP: 0.300, SLG: 0.565 (1, 4)	F8		F9			FC6-4 1B				4	0	0	0	0	0	2					
<b>John Briggs, L</b> OBP: 0.327, SLG: 0.489 (1, 7)				K		F8				3	0	0	0	1	1	2					
<b>Charlie Moore, R</b> OBP: 0.286, SLG: 0.231 (1, 2)										4	0	0	0	0	1	1					
<b>Rob Ellis, R</b> OBP: 0.333, SLG: 0.250 (1, 10)			K			F9				4	1	1	0	0	1	0					
<b>Robin Yount, R</b> OBP: 0.205, SLG: 0.257 (7, PH)										2	0	0	0	0	0	0					
<b>Darrell Porter, L</b> OBP: 0.343, SLG: 0.241 (7, PR)			E6 HBP			6-3				0	0	0	0	1	0	0					
<b>Tim Johnson, L</b> OBP: 0.200, SLG: 0.400 (7, 6)							FC6-4 BB			0	0	0	0	0	0	0					
<b>Inning Stats</b>	R: 0 H: 0 E: 0 K: 1 S: 5	H: 0 LOB: 0 BB: 0 P: 5	R: 0 H: 0 E: 0 K: 1 S: 5	H: 0 LOB: 1 BB: 1 P: 9	R: 0 H: 0 E: 0 K: 2 S: 8	H: 0 LOB: 0 BB: 0 P: 9	R: 0 H: 0 E: 0 K: 0 S: 3	H: 0 LOB: 0 BB: 0 P: 3	R: 1 H: 2 E: 0 K: 0 S: 5	H: 2 LOB: 2 BB: 1 P: 9	R: 1 H: 1 E: 0 K: 1 S: 4	H: 1 LOB: 2 BB: 1 P: 8	R: 0 H: 0 E: 0 K: 1 S: 5	H: 0 LOB: 0 BB: 0 P: 3	R: 0 H: 0 E: 0 K: 0 S: 3	H: 0 LOB: 0 BB: 0 P: 3	1B: 3 2B: 0 3B: 0 HR: 0	SF: 0 SAC: 0 DP: 0 HBP: 1	WP: 0 PB: 1 CS: 0	PA: 35	
<b>PITCHER</b>	IP	WLS	BF	H	R	ER	SO	BB	IBB	HBP	BLK	WP	HR	S	P	ERA	WHIP			ERA	WHIP
<b>Jim Kaat, L</b> ERA: 4.08 (1, 1)	6.1	W	26	3	2	1	5	2	0	1	0	0	0	33	42	1.42	0.789				
<b>Cy Acosta, R</b> ERA: (7, 1)	2.2	S	9	0	0	0	1	1	0	0	0	0	0	10	14	0.00	0.375				

Batter	1	2	3	4	5	6	7	8	9	AB	R	H	RBI	BB	SO	LOB	BOTTOM				
<b>Pat Kelly, L</b> OBP: 0.308, SLG: 0.271 (1, 9)	5-3	G3								4	0	1	0	0	0	0	<b>Milwaukee Brewers @ Chicago White Sox</b> Comiskey Park, Chicago, IL Tue Apr 23 1974, 8:05 PM EDT Att. 4,382 - Unknown - 41 F				
<b>Jorge Orta, L</b> OBP: 0.308, SLG: 0.347 (1, 4)	2B BB		K							3	1	1	0	1	1	0					
<b>Dick Allen, R</b> OBP: 0.366, SLG: 0.446 (1, 3)										2	2	2	1	2	0	0					
<b>Tony Muser, L</b> OBP: 0.429, SLG: 0.571 (8, 3)	1B 2B		FC6-4 BB							0	0	0	0	0	0	0					
<b>Carlos May, L</b> OBP: 0.327, SLG: 0.340 (1, 7)	F5		F7							2	0	0	0	1	0	2					
<b>Buddy Bradford, R</b> OBP: 0.455, SLG: 0.606 (7, 7)										0	0	0	0	1	0	0					
<b>Bill Melton, R</b> OBP: 0.338, SLG: 0.390 (1, 5)	1B BB		FC6-4							3	0	1	0	1	0	4					
<b>Ken Henderson, S</b> OBP: 0.394, SLG: 0.410 (1, 8)										4	0	1	1	0	0	3					
<b>Ron Santo, R</b> OBP: 0.382, SLG: 0.281 (1, 10)	K									4	0	1	0	0	1	4					
<b>Ed Herrmann, L</b> OBP: 0.318, SLG: 0.442 (1, 2)			K							4	0	0	0	0	1	3					
<b>Eddie Leon, R</b> (1, 6)										3	0	0	0	0	1	0					
<b>Inning Stats</b>	R: 2 H: 2 E: 0 K: 1 S: 7	H: 2 LOB: 2 BB: 2 P: 15	R: 0 H: 0 E: 0 K: 1 S: 5	H: 0 LOB: 0 BB: 0 P: 5	R: 0 H: 0 E: 0 K: 1 S: 3	H: 0 LOB: 0 BB: 0 P: 3	R: 0 H: 0 E: 0 K: 0 S: 3	H: 0 LOB: 0 BB: 0 P: 3	R: 1 H: 2 E: 0 K: 0 S: 5	H: 2 LOB: 2 BB: 1 P: 9	R: 0 H: 2 E: 0 K: 1 S: 6	H: 2 LOB: 3 BB: 2 P: 14	R: 0 H: 1 E: 0 K: 0 S: 3	H: 0 LOB: 0 BB: 0 P: 3	1B: 5 2B: 2 3B: 0 HR: 0	SF: 0 SAC: 0 DP: 1 HBP: 0	WP: 1 PB: 0 CS: 1	PA: 35			
<b>PITCHER</b>	IP	WLS	BF	H	R	ER	SO	BB	IBB	HBP	BLK	WP	HR	S	P	ERA	WHIP			ERA	WHIP
<b>Jim Slaton, R</b> ERA: 5.25 (1, 1)	6.2	L	31	6	3	3	4	5	1	0	0	0	0	33	57	4.05	1.650				
<b>Tom Murphy, R</b> ERA: 0.9 (7, 1)	1.1		4	1	0	0	0	0	0	0	0	0	0	4	4	0.00	0.750				

Batter	1	2	3	4	5	6	7	8	9	AB	R	H	RBI	BB	SO	LOB	TOP			
Don Money, R OBP: 0.323, SLG: 0.385										3	1	2	0	1	0	1	<b>Milwaukee Brewers @ Chicago White Sox</b> Comiskey Park, Chicago, IL Wed Apr 24 1974, 8:05 PM EDT Alt. 5,409 - Unknown - 42 F			
Bob Coluccio, R OBP: 0.315, SLG: 0.327										3	0	0	0	0	1	4				
Dave May, L Felipe Alou, R OBP: 0.211, SLG: 0.255 (8, PH) (8, 9)										3	0	0	0	0	2	1				
George Scott, R OBP: 0.357, SLG: 0.319										3	1	2	1	1	0	0				
John Briggs, L OBP: 0.321, SLG: 0.469										4	0	1	1	0	1	2				
Pedro Garcia, R OBP: 0.296, SLG: 0.540										4	0	1	0	0	0	2				
Ken Berry, R OBP: 0.270, SLG: 0.206										4	0	1	0	0	1	1				
Darrell Porter, L OBP: 0.333, SLG: 0.219										3	0	0	0	1	3	2				
Robin Yount, R OBP: 0.209, SLG: 0.256										4	0	1	0	0	2	3				
<b>Inning Stats</b>	R: 1 E: 0 K: 1 S: 7	H: 2 LOB: 1 BB: 0 P: 7	R: 0 E: 0 K: 1 S: 5	H: 0 LOB: 0 BB: 0 P: 5	R: 0 E: 0 K: 0 S: 3	H: 1 LOB: 0 BB: 0 P: 3	R: 0 E: 0 K: 1 S: 6	H: 1 LOB: 1 BB: 0 P: 6	R: 0 E: 0 K: 0 S: 4	H: 1 LOB: 2 BB: 1 P: 8	R: 0 E: 0 K: 0 S: 3	H: 1 LOB: 0 BB: 1 P: 7	R: 0 E: 0 K: 3 S: 10	H: 0 LOB: 0 BB: 0 P: 7	R: 0 E: 0 K: 3 S: 10	H: 1 LOB: 1 BB: 0 P: 10	1B: 8 2B: 0 3B: 0 HR: 0	SF: 0 SAC: 1 DP: 2 HBP: 0	WP: 1 PB: 0 CS: 0	PA: 36
<b>PITCHER</b>	IP WLS BF H R ER SO BB IBB HBP BLK WP HR S P ERA WHIP																			
Wilbur Wood, L ERA: 4.69	(1, 1)	6.0 W 25 7 2 2 3 2 0 0 0 1 0 29 37 3.00 1.500																		
Terry Forster, L ERA: 7.2	(7, 1)	3.0 S 11 1 0 0 8 1 0 0 0 0 0 0 26 30 0.00 0.667																		

Batter	1	2	3	4	5	6	7	8	9	AB	R	H	RBI	BB	SO	LOB	BOTTOM			
Buddy Bradford, R OBP: 0.408, SLG: 0.526										5	0	0	0	0	0	3	<b>Milwaukee Brewers @ Chicago White Sox</b> Comiskey Park, Chicago, IL Wed Apr 24 1974, 8:05 PM EDT Alt. 5,409 - Unknown - 42 F			
Jorge Orta, L OBP: 0.298, SLG: 0.333										5	1	1	0	0	2	4				
Dick Allen, R Tony Musser, L OBP: 0.373, SLG: 0.450 (8, 3) (8, 3)										4	1	2	0	0	0	1				
Bill Melton, R OBP: 0.356, SLG: 0.397										4	1	2	1	1	0	2				
Ron Santo, R OBP: 0.370, SLG: 0.274										5	1	1	0	0	2	5				
Ken Henderson, S OBP: 0.400, SLG: 0.415										4	0	2	1	0	1	2				
Brian Downing, R OBP: 0.435, SLG: 0.737										4	1	1	1	0	0	3				
Ed Herrmann, L OBP: 0.333, SLG: 0.435										3	0	1	1	1	0	2				
Eddie Leon, R OBP: 0.188, SLG: 0.133										4	1	2	1	0	0	2				
<b>Inning Stats</b>	R: 0 E: 1 K: 0 S: 4	H: 0 LOB: 1 BB: 0 P: 4	R: 0 E: 0 K: 0 S: 4	H: 1 LOB: 2 BB: 1 P: 8	R: 0 E: 0 K: 1 S: 5	H: 0 LOB: 0 BB: 0 P: 5	R: 3 E: 0 K: 0 S: 7	H: 4 LOB: 2 BB: 1 P: 11	R: 1 E: 0 K: 0 S: 6	H: 3 LOB: 2 BB: 0 P: 6	R: 1 E: 1 K: 1 S: 8	H: 2 LOB: 2 BB: 0 P: 8	R: 0 E: 0 K: 1 S: 5	H: 0 LOB: 0 BB: 0 P: 5	R: 2 E: 1 K: 2 S: 10	H: 3 LOB: 1 BB: 0 P: 10	1B: 13 2B: 0 3B: 0 HR: 0	SF: 0 SAC: 0 DP: 0 HBP: 0	WP: 0 PB: 0 SB: 1 CS: 0	PA: 41
<b>PITCHER</b>	IP WLS BF H R ER SO BB IBB HBP BLK WP HR S P ERA WHIP																			
Clyde Wright, L ERA: 2.4	(1, 1)	4.0 L 22 7 4 4 1 2 0 0 0 0 0 0 22 30 9.00 2.250																		
Ed Sprague, R ERA: 0.96	(5, 1)	4.0 19 6 3 1 4 0 0 0 0 0 0 0 27 27 2.25 1.500																		

Batter	1	2	3	4	5	6	7	8	9	AB	R	H	RBI	BB	SO	LOB	TOP			
<b>Don Money, R</b> OBP: 0.313, SLG: 0.368 (1, 5)	5-3		F8 SH3-4 1B		F8		5-3		5-3	5	0	1	0	0	0	0	<b>Milwaukee Brewers @ Minnesota Twins</b> Metropolitan Stadium, Bloomington, MI Fri Apr 26 1974, 4:33 AM EDT Att: 3,720 - Unknown - 79 F  <b>AB</b> 35 <b>R</b> 4 <b>H</b> 10 <b>RBI</b> 4 <b>BB</b> 2 <b>SO</b> 5 <b>LOB</b> 13  			
<b>Bob Sheldon, L</b> OBP: 0.500, SLG: 0.750 (1, 10)	1B		SH3-4 1-2		F7		CS BB		F7	3	1	1	0	1	0	0				
<b>John Briggs, L</b> OBP: 0.317, SLG: 0.453 (1, 7)	CS 1B		F8 2-3		3-1		CS	F5		4	0	1	1	0	0	1				
<b>George Scott, R</b> OBP: 0.367, SLG: 0.353 (1, 3)	3-H 0-3 K		0-3 K					1B 3B 1B		4	1	2	0	0	2	2				
<b>Dave May, L</b> OBP: 0.213, SLG: 0.254 (1, 9)		4-3		4-3		1-3		1-3 3B 1B		4	1	1	0	0	0	1				
<b>Darrell Porter, L</b> OBP: 0.326, SLG: 0.278 (1, 2)		K		1-3		K		1-H FC5-2 3B		4	0	1	2	0	2	1				
<b>Bob Coluccio, R</b> OBP: 0.345, SLG: 0.385 (1, 8)		E 2B		1B 2B		IBB		FC5-2 3B		3	1	2	0	1	0	1				
<b>Pedro Garcia, R</b> OBP: 0.293, SLG: 0.519 (1, 4)		E5 FC6-4		S 1B		F8		3-H 0-3 K		4	0	1	1	0	1	4				
<b>Robin Yount, R</b> OBP: 0.191, SLG: 0.233 (1, 6)		FC6-4		5-3			L3		4-3	4	0	0	0	0	0	3				
<b>Inning Stats</b>	R: 1 E: 0 K: 1 S: 6	H: 2 LOB: 1 BB: 0 P: 6	R: 0 E: 1 K: 1 S: 7	H: 1 LOB: 2 BB: 0 P: 7	R: 0 E: 0 K: 1 S: 6	H: 1 LOB: 1 BB: 0 P: 6	R: 1 E: 0 K: 0 S: 5	H: 2 LOB: 1 BB: 0 P: 5	R: 0 E: 0 K: 0 S: 3	H: 0 LOB: 0 BB: 1 P: 3	R: 0 E: 0 K: 0 S: 2	H: 0 LOB: 0 BB: 1 P: 6	R: 2 E: 0 K: 1 S: 8	H: 3 LOB: 1 BB: 0 P: 8	R: 0 E: 0 K: 0 S: 3	H: 0 LOB: 0 BB: 0 P: 3	1B: 5 2B: 4 3B: 2 HR: 0	SF: 0 SAC: 1 DP: 1 HBP: 0	WP: 0 PB: 0 SB: 1 CS: 2	PA: 39
<b>PITCHER</b> <b>Bert Blyleven, R</b> ERA: 1.71 (1, 1)	IP: 9.0 WLS: L BF: 38 H: 10 R: 4 ER: 4 SO: 5 BB: 1 IBB: 1 HBP: 0 BLK: 0 WP: 0 HR: 0 S: 46 P: 54 ERA: 4.00 WHIP: 1.222															<b>PITCHER</b>				

Batter	1	2	3	4	5	6	7	8	9	AB	R	H	RBI	BB	SO	LOB	BOTTOM		
<b>Sergio Ferrer, S</b> OBP: 0.411, SLG: 0.396 (1, 6)	L3				FC6-4			2B E 1B		4	1	2	0	0	0	1	<b>Milwaukee Brewers @ Minnesota Twins</b> Metropolitan Stadium, Bloomington, MI Fri Apr 26 1974, 4:33 AM EDT Att: 3,720 - Unknown - 79 F  <b>AB</b> 34 <b>R</b> 3 <b>H</b> 8 <b>RBI</b> 2 <b>BB</b> 2 <b>SO</b> 0 <b>LOB</b> 20  		
<b>Bobby Darwin, R</b> OBP: 0.333, SLG: 0.509 (9, FH)			1B					1B HBP		0	0	0	0	0	0	0			
<b>Rod Carew, L</b> OBP: 0.448, SLG: 0.472 (1, 4)			F8			1-3		E4 2B		5	1	2	1	0	0	2			
<b>Larry Hise, R</b> OBP: 0.356, SLG: 0.540 (1, 9)	F8		F8			F7		6-3 2B		4	0	1	1	0	0	2			
<b>Jim Holt, L</b> OBP: 0.212, SLG: 0.172 (1, 3)			HBP 1B		4-1		L8	6-3		4	0	1	0	0	0	1			
<b>Harmon Killebrew, R</b> OBP: 0.277, SLG: 0.302 (1, 10)			F6		5-3			G3		3	0	1	0	0	0	1			
<b>Jerry Terrell, R</b> OBP: 0.277, SLG: 0.273 (7, PR)										0	0	0	0	0	0	0			
<b>Tony Oliva, L</b> OBP: 0.381, SLG: 0.462 (8, PH)							6-3 1B			1	0	0	0	0	0	1			
<b>Steve Braun, L</b> OBP: 0.339, SLG: 0.382 (1, 7)		1-0	FC5-4 HBP		G3		F9	BB		2	0	0	0	1	0	1			
<b>Steve Brye, R</b> OBP: 0.250, SLG: 0.375 (1, 8)			F7				6-3	L7		4	0	1	0	0	0	5			
<b>Eric Soderholm, R</b> OBP: 0.375, SLG: 0.375 (1, 5)			FC5-4		F9		5-3		F7	4	0	0	0	0	0	5			
<b>Glenn Borgmann, R</b> OBP: 0.241, SLG: 0.120 (1, 2)			F7		F8			1B 2B BB		3	1	0	0	1	0	1			
<b>Inning Stats</b>	R: 0 E: 0 K: 0 S: 3	H: 1 LOB: 0 BB: 0 P: 3	R: 0 E: 0 K: 0 S: 4	H: 1 LOB: 2 BB: 0 P: 5	R: 0 E: 0 K: 0 S: 4	H: 1 LOB: 1 BB: 0 P: 4	R: 0 E: 0 K: 0 S: 3	H: 0 LOB: 0 BB: 0 P: 3	R: 0 E: 0 K: 0 S: 4	H: 1 LOB: 2 BB: 0 P: 4	R: 3 E: 1 K: 0 S: 6	H: 3 LOB: 2 BB: 2 P: 14	R: 0 E: 0 K: 0 S: 3	H: 0 LOB: 1 BB: 0 P: 4	1B: 6 2B: 2 3B: 0 HR: 0	SF: 0 SAC: 0 DP: 0 HBP: 2		WP: 0 PB: 0 SB: 0 CS: 1	PA: 38
<b>PITCHER</b> <b>Jim Colborn, R</b> ERA: 7.25 (1, 1)	IP: 7.0 WLS: W BF: 26 H: 7 R: 0 ER: 0 SO: 0 BB: 0 IBB: 0 HBP: 0 BLK: 0 WP: 0 HR: 0 S: 26 P: 26 ERA: 0.00 WHIP: 0.714															<b>PITCHER</b>			
<b>Eduardo Rodriguez, R</b> ERA: 2.7 (8, 1)	IP: 0.0 WLS: W BF: 4 H: 3 R: 3 ER: 3 SO: 0 BB: 1 IBB: 0 HBP: 0 BLK: 0 WP: 0 HR: 0 S: 3 P: 7 ERA: - WHIP: -																		
<b>Tom Murphy, R</b> ERA: 0.75 (8, 1)	IP: 2.0 WLS: S BF: 8 H: 0 R: 0 ER: 0 SO: 0 BB: 1 IBB: 0 HBP: 1 BLK: 0 WP: 0 HR: 0 S: 6 P: 11 ERA: 0.00 WHIP: 0.500																		

Batter	1	2	3	4	5	6	7	8	9	AB	R	H	RBI	BB	SO	LOB	TOP										
<b>Don Money, R</b> OBP: 0.319, SLG: 0.371 (1, 5)	6-3		2B 1B			5-3		FC6-4		5	1	2	2	0	0	1											
<b>Bob Sheldon, L</b> OBP: 0.394, SLG: 0.556 (1, 10)	E4		F2	4-3		4-3			1B 2B	5	1	1	0	0	0	3											
<b>John Briggs, L</b> OBP: 0.323, SLG: 0.456 (1, 7)	K		1B G1			K			K	4	2	1	1	1	3	2											
<b>George Scott, R</b> OBP: 0.375, SLG: 0.418 (1, 3) <b>John Vukovich, R</b> (7, 3)	4-3		G1 1B			HR		5-3	5-3	4	1	2	3	0	0	1											
<b>Dave May, L</b> OBP: 0.219, SLG: 0.258 (1, 9) <b>Ken Berry, R</b> OBP: 0.282, SLG: 0.222 (7, PH) (7, 9)		K	G1 1B			HR		G3		3	1	1	1	0	1	1											
<b>Darrell Porter, L</b> OBP: 0.313, SLG: 0.317 (1, 2)	F9		4-3			3B 1B		L3	2H 1B	5	0	1	1	0	1	2											
<b>Bob Coluccio, R</b> OBP: 0.339, SLG: 0.375 (1, 8)	5-3			F8		6-3			FC4 1B	4	0	1	0	0	0	1											
<b>Pedro Garcia, R</b> OBP: 0.305, SLG: 0.527 (1, 4) <b>Tim Johnson, L</b> OBP: 0.125, SLG: 0.250 (3, 4)			1B 1B	K		K		FC4 FC1-6		1	1	1	0	0	0	0											
<b>Robin Yount, R</b> OBP: 0.216, SLG: 0.255 (1, 6)			1B 2B 1B	S 1B 1B		6-3		FC1-6 FC6-4		3	0	0	0	0	2	2											
<b>Inning Stats</b>	R: 0 E: 1 K: 1 S: 6	H: 0 LOB: 1 BB: 0 P: 6	R: 0 E: 0 K: 1 S: 5	H: 0 LOB: 0 BB: 0 P: 5	R: 4 E: 0 K: 0 S: 8	H: 5 LOB: 1 BB: 0 P: 8	R: 1 E: 0 K: 1 S: 7	H: 2 LOB: 1 BB: 0 P: 7	R: 3 E: 0 K: 1 S: 8	H: 3 LOB: 1 BB: 1 P: 12	R: 0 E: 0 K: 0 S: 5	H: 0 LOB: 0 BB: 0 P: 5	R: 0 E: 0 K: 0 S: 3	H: 0 LOB: 0 BB: 0 P: 3	R: 0 E: 0 K: 0 S: 4	H: 1 LOB: 1 BB: 0 P: 4	R: 1 E: 0 K: 2 S: 9	H: 2 LOB: 1 BB: 0 P: 9	1B: 9 2B: 2 3B: 1 HR: 1	SF: 0 SAC: 0 DP: 0 HBP: 0	WP: 0 PB: 0 SB: 1 CS: 0	PA: 42					
<b>PITCHER</b>	IP	WLS	BF	H	R	ER	SO	BB	IBB	HBP	BLK	WP	HR	S	P	ERA	WHIP										
<b>Joe Decker, R</b> ERA: 4.43 (1, 1)	4.0	L	22	8	7	7	3	1	0	0	0	0	1	27	31	15.75	2.250										
<b>Tom Burgmeier, L</b> ERA: 9.29 (5, 1)	3.0		11	2	1	1	2	0	0	0	0	0	0	15	15	3.00	0.667										
<b>Ray Corbin, R</b> ERA: 5.11 (8, 1)	2.0		9	3	1	1	2	0	0	0	0	0	0	13	13	4.50	1.500										

Milwaukee Brewers @ Minnesota Twins  
Metropolitan Stadium, Bloomington, MI  
Sat Apr 27 1974, 4:33 AM EDT  
Alt. 7, 528 - Unknown - 75 F

AB	41
R	9
H	13
RBI	9
BB	1
SO	7
LOB	16



Batter	1	2	3	4	5	6	7	8	9	AB	R	H	RBI	BB	SO	LOB	BOTTOM										
<b>Jerry Terrell, R</b> OBP: 0.229, SLG: 0.271 (1, 6)	6-3		4-3			G6-4-3 1B		F7		4	0	1	0	0	0	2											
<b>Rod Carew, L</b> OBP: 0.427, SLG: 0.447 (1, 4)	F7			F7		G6-4-3		F7		4	0	0	0	0	0	2											
<b>Larry Hise, R</b> OBP: 0.333, SLG: 0.500 (1, 9)	K			K		5-3		L5		4	0	0	0	0	2	0											
<b>Jim Holt, L</b> OBP: 0.216, SLG: 0.156 (1, 3)				6-3		6-3		L8		3	0	0	0	1	0	0											
<b>Harmon Killebrew, R</b> OBP: 0.260, SLG: 0.283 (1, 10)		L8			K			L7		3	0	0	0	0	1	1											
<b>Steve Braun, L</b> OBP: 0.323, SLG: 0.362 (1, 7)		F9			G3			F3		3	0	0	0	0	0	1											
<b>Steve Brye, R</b> OBP: 0.257, SLG: 0.371 (1, 8)		6-3			F8			FC6-4 1B		3	0	1	0	0	0	1											
<b>Eric Soderholm, R</b> OBP: 0.444, SLG: 0.423 (1, 5)					G6-4-3 BB			FC6-4 1B		2	0	2	0	1	0	0											
<b>Randy Hundley, R</b> OBP: 0.216, SLG: 0.147 (1, 2)			G6-4-3		L8			FC6-4		3	0	0	0	0	0	4											
<b>Inning Stats</b>	R: 0 E: 0 K: 1 S: 5	H: 0 LOB: 0 BB: 0 P: 5	R: 0 E: 0 K: 0 S: 3	H: 0 LOB: 1 BB: 1 P: 7	R: 0 E: 0 K: 0 S: 2	H: 0 LOB: 0 BB: 1 P: 6	R: 0 E: 0 K: 1 S: 5	H: 0 LOB: 0 BB: 0 P: 5	R: 0 E: 0 K: 0 S: 4	H: 2 LOB: 1 BB: 0 P: 4	R: 0 E: 0 K: 0 S: 3	H: 0 LOB: 0 BB: 0 P: 3	R: 0 E: 0 K: 0 S: 5	H: 2 LOB: 2 BB: 0 P: 5	R: 0 E: 0 K: 0 S: 3	H: 0 LOB: 0 BB: 0 P: 3	1B: 4 2B: 0 3B: 0 HR: 0	SF: 0 SAC: 0 DP: 2 HBP: 0	WP: 0 PB: 0 SB: 0 CS: 0	PA: 31							
<b>PITCHER</b>	IP	WLS	BF	H	R	ER	SO	BB	IBB	HBP	BLK	WP	HR	S	P	ERA	WHIP										
<b>Jim Slaton, R</b> ERA: 3.82 (1, 1)	9.0	W	31	4	0	0	3	2	0	0	0	0	0	35	43	0.00	0.667										

Milwaukee Brewers @ Minnesota Twins  
Metropolitan Stadium, Bloomington, MI  
Sat Apr 27 1974, 4:33 AM EDT  
Alt. 7, 528 - Unknown - 75 F

AB	29
R	0
H	4
RBI	0
BB	2
SO	3
LOB	11

















Batter	1	2	3	4	5	6	7	8	9	AB	R	H	RBI	BB	SO	LOB	TOP					
Larry Hisle, R OBP: 0.395, SLG: 0.543 (1, 7)	F4		E 2B 1B		K		K		G6-4-3 1B	5	1	2	0	0	2	0	<b>Minnesota Twins @ Milwaukee Brewers</b> Milwaukee County Stadium, Milwaukee, WI Tue May 07 1974, 8:05 PM EDT Att. 3,264 - Unknown - 38 F					
Rod Carew, L OBP: 0.434, SLG: 0.467 (1, 4)	S 1B		E6 L4-3		1B 1B		F7		G6-4-3 1-2	5	1	2	0	0	0	2						
Tony Oliva, L OBP: 0.361, SLG: 0.517 (1, 10)	F9		L4-3		1B		HR			4	1	2	1	0	0	3						
Harmon Killebrew, R OBP: 0.304, SLG: 0.446 Joe Lis, R OBP: 0.300, SLG: 0.192 (1, 3) (7, 3)	P3		2B		G5-4-3 1B		1B			4	0	3	2	0	0	1						
Eric Soderholm, R OBP: 0.400, SLG: 0.489 (1, 5)		F8	F9		G5-4-3 1-2		1-3			4	0	0	0	0	0	4						
Bobby Darwin, R OBP: 0.333, SLG: 0.536 (1, 9)	2B 1B				5-3		K		L4	4	0	1	0	0	1	0						
Steve Brye, R OBP: 0.313, SLG: 0.435 (1, 8)					5-4-3 1B		4-3		F3	4	0	2	0	0	0	0						
Glenn Borgmann, R OBP: 0.244, SLG: 0.143 (1, 2)					5-4-3		FC5-4 BB		6-3	3	0	0	0	1	0	3						
Luis Gomez, R OBP: 0.125, SLG: 0.087 (1, 6)					6-3		FC5-4 1-2		F9	4	0	0	0	0	0	4						
<b>Inning Stats</b>	R: 0 E: 0 K: 0 S: 4	H: 1 LOB: 1 BB: 0 P: 4	R: 0 E: 0 K: 0 S: 5	H: 2 LOB: 2 BB: 0 P: 5	R: 1 E: 1 K: 0 S: 5	H: 2 LOB: 1 BB: 0 P: 5	R: 0 E: 0 K: 0 S: 4	H: 1 LOB: 1 BB: 0 P: 4	R: 1 E: 0 K: 1 S: 7	H: 3 LOB: 1 BB: 0 P: 7	R: 0 E: 0 K: 1 S: 5	H: 0 LOB: 1 BB: 1 P: 9	R: 1 E: 0 K: 1 S: 7	H: 2 LOB: 1 BB: 0 P: 7	R: 0 E: 0 K: 0 S: 3	H: 0 LOB: 0 BB: 0 P: 3		R: 0 E: 0 K: 0 S: 3	H: 1 LOB: 0 BB: 0 P: 3	1B: 9 2B: 3 3B: 0 HR: 1	SF: 0 SAC: 0 DP: 3 HBP: 0	WP: 0 PB: 0 SB: 1 CS: 0
<b>PITCHER</b> Clyde Wright, L ERA: 4.5 (1, 1)	IP: 9.0 WLS: L BF: 38	H: 12 R: 3 ER: 2 SO: 3	BB: 1 IBB: 0 HBP: 0 BLK: 0	WP: 0 HR: 1 S: 43 P: 47	ERA: 2.00 WHIP: 1.444	<b>PITCHER</b>																

Batter	1	2	3	4	5	6	7	8	9	AB	R	H	RBI	BB	SO	LOB	BOTTOM					
Don Money, R OBP: 0.350, SLG: 0.456 (1, 5)	F3		G6-4-3 1B		CS		F7		F7	4	0	1	0	0	0	0	<b>Minnesota Twins @ Milwaukee Brewers</b> Milwaukee County Stadium, Milwaukee, WI Tue May 07 1974, 8:05 PM EDT Att. 3,264 - Unknown - 38 F					
Bob Coluccio, R OBP: 0.286, SLG: 0.329 (1, 8)	L6		G6-4-3 1-2				F6			4	0	1	0	0	0	2						
John Briggs, L OBP: 0.389, SLG: 0.548 (1, 7)	S 1B				L9		F8		P3	4	0	1	0	0	0	1						
George Scott, R OBP: 0.330, SLG: 0.405 (1, 3)	K				2B		L8		K	4	0	1	0	0	2	1						
Dave May, L OBP: 0.236, SLG: 0.291 (1, 9)		F7			K		4-3		BB	3	0	0	0	1	1	1						
Bobby Mitchell, R OBP: 0.317, SLG: 0.351 (1, 10)		5-3			K		1B 1B		K	4	0	1	0	0	2	2						
Charlie Moore, R OBP: 0.269, SLG: 0.280 (1, 2)		6-3					1B		F7	4	0	1	0	0	0	1						
Pedro Garcia, R OBP: 0.316, SLG: 0.548 (1, 4)			F3		K		P6			3	0	0	0	0	1	2						
Robin Yount, R OBP: 0.227, SLG: 0.254 (1, 6)			1B 1B		CS 1B		F7			3	0	2	0	0	0	0						
<b>Inning Stats</b>	R: 0 E: 0 K: 1 S: 6	H: 1 LOB: 1 BB: 0 P: 6	R: 0 E: 0 K: 0 S: 3	H: 0 LOB: 0 BB: 0 P: 3	R: 0 E: 0 K: 0 S: 4	H: 2 LOB: 1 BB: 0 P: 4	R: 0 E: 0 K: 2 S: 8	H: 1 LOB: 1 BB: 0 P: 8	R: 0 E: 0 K: 1 S: 5	H: 1 LOB: 0 BB: 0 P: 5	R: 0 E: 0 K: 0 S: 3	H: 0 LOB: 0 BB: 0 P: 3	R: 0 E: 0 K: 0 S: 5	H: 2 LOB: 2 BB: 0 P: 5	R: 0 E: 0 K: 0 S: 4	H: 1 LOB: 1 BB: 0 P: 4		R: 0 E: 0 K: 2 S: 7	H: 0 LOB: 1 BB: 1 P: 11	1B: 7 2B: 1 3B: 0 HR: 0	SF: 0 SAC: 0 DP: 1 HBP: 0	WP: 0 PB: 0 SB: 1 CS: 1
<b>PITCHER</b> Joe Decker, R ERA: 3.58 (1, 1)	IP: 9.0 WLS: W BF: 34	H: 8 R: 0 ER: 0 SO: 6	BB: 1 IBB: 0 HBP: 0 BLK: 0	WP: 0 HR: 0 S: 45 P: 49	ERA: 0.00 WHIP: 1.000	<b>PITCHER</b>																

Batter	1	2	3	4	5	6	7	8	9	AB	R	H	RBI	BB	SO	LOB	TOP			
Bob Coluccio, R (1, 8) OBP: 0.274, SLG: 0.315	5-3		F3			6-3		F7		4	0	0	0	0	0	1	<b>Milwaukee Brewers @ New York Yankees</b> Shea Stadium, Flushing, NY Fri May 10 1974, 7:05 PM EDT Att. 9,177 - Unknown - 59 F <a href="http://livebaseballscorecards.com">livebaseballscorecards.com</a>			
Don Money, R (1, 5) OBP: 0.346, SLG: 0.479	K			P6		P6		HR		4	1	1	1	0	1	0				
John Briggs, L (1, 7) OBP: 0.394, SLG: 0.552	K				2B		BB	F8		3	0	1	0	1	1	0				
George Scott, R (1, 3) OBP: 0.327, SLG: 0.391		F4		F9			BB		L5	3	0	0	0	1	0	1				
Dave May, L (1, 9) OBP: 0.226, SLG: 0.278	K			1-3		F9			G3	4	0	0	0	0	1	3				
Darrell Porter, L (1, 10) OBP: 0.336, SLG: 0.351	F8					F8				4	1	2	1	0	0	0				
Charlie Moore, R (1, 2) OBP: 0.333, SLG: 0.345							G6-4-3			4	0	3	0	0	0	1				
Pedro Garcia, R (1, 4) OBP: 0.301, SLG: 0.519			P4		F7		F7		L7	4	0	0	0	0	0	3				
Robin Yount, R (1, 6) OBP: 0.221, SLG: 0.247			F8							2	0	0	0	0	0	2				
Bob Hansen, L (8, PH)										1	0	0	0	0	0	0				
Tim Johnson, L (8, 6) OBP: 0.125, SLG: 0.250								F7		0	0	0	0	0	0	0				
<b>Inning Stats</b>	R: 0 E: 0 K: 2 S: 7	H: 0 LOB: 0 BB: 0 P: 7	R: 0 E: 0 K: 1 S: 5	H: 0 LOB: 0 BB: 0 P: 5	R: 0 E: 0 K: 0 S: 4	H: 1 LOB: 1 BB: 0 P: 4	R: 0 E: 0 K: 0 S: 4	H: 1 LOB: 1 BB: 0 P: 4	R: 0 E: 0 K: 0 S: 3	H: 0 LOB: 2 BB: 2 P: 11	R: 0 E: 0 K: 0 S: 3	H: 1 LOB: 0 BB: 0 P: 3	R: 1 E: 0 K: 0 S: 4	H: 1 LOB: 0 BB: 0 P: 4	R: 1 E: 0 K: 0 S: 5	H: 2 LOB: 1 BB: 0 P: 5	1B: 4 2B: 1 3B: 0 HR: 2	SF: 0 SAC: 0 DP: 1 HBP: 0	WP: 0 PB: 0 CS: 1	PA: 35
<b>PITCHER</b> Dick Tidrow, R (1, 1) ERA: 4.43	IP: 9.0 WLS: W BF: 35 H: 7 R: 2 ER: 2 SO: 3 BB: 2 IBB: 0 HBP: 0 BLK: 0 WP: 0 HR: 2 S: 39 P: 47 ERA: 2.00 WHIP: 1.000																			

Batter	1	2	3	4	5	6	7	8	9	AB	R	H	RBI	BB	SO	LOB	BOTTOM			
Roy White, S (1, 7) OBP: 0.371, SLG: 0.419	G3		F8	SF9		FC1-6-4				3	0	0	1	0	0	2	<b>Milwaukee Brewers @ New York Yankees</b> Shea Stadium, Flushing, NY Fri May 10 1974, 7:05 PM EDT Att. 9,177 - Unknown - 59 F <a href="http://livebaseballscorecards.com">livebaseballscorecards.com</a>			
Thurman Munson, R (1, 2) OBP: 0.267, SLG: 0.385	F8			1B	2B		6-3			4	1	1	2	0	0	1				
Bobby Murcer, L (1, 8) OBP: 0.341, SLG: 0.355	L9			1B			F7			4	1	1	1	0	1	1				
Ron Blomberg, L (1, 9) OBP: 0.400, SLG: 0.609		F7				3-1				3	0	1	1	1	0	0				
Graig Nettles, L (1, 5) OBP: 0.344, SLG: 0.579				1B			BB		F7	3	1	0	0	1	1	2				
Chris Chambliss, L (1, 3) OBP: 0.297, SLG: 0.339									F9	4	1	1	1	0	0	1				
Bill Sudakis, S (1, 10) OBP: 0.294, SLG: 0.300										3	1	1	1	0	0	0				
Jim Mason, L (1, 6) OBP: 0.309, SLG: 0.299										3	1	0	0	1	1	0				
Fernando Gonzalez, R (1, 4) OBP: 0.225, SLG: 0.231										2	1	2	0	1	0	0				
<b>Inning Stats</b>	R: 0 E: 0 K: 0 S: 3	H: 0 LOB: 0 BB: 0 P: 3	R: 2 E: 0 K: 1 S: 6	H: 1 LOB: 1 BB: 1 P: 10	R: 3 E: 0 K: 1 S: 9	H: 4 LOB: 1 BB: 0 P: 9	R: 2 E: 0 K: 1 S: 7	H: 2 LOB: 1 BB: 1 P: 11	R: 0 E: 0 K: 0 S: 3	H: 0 LOB: 0 BB: 0 P: 3	R: 0 E: 0 K: 0 S: 3	H: 0 LOB: 1 BB: 1 P: 7	R: 0 E: 0 K: 0 S: 3	H: 0 LOB: 1 BB: 0 P: 7	R: 0 E: 0 K: 0 S: 3	H: 0 LOB: 0 BB: 0 P: 3	1B: 5 2B: 2 3B: 0 HR: 0	SF: 2 SAC: 0 DP: 0 HBP: 0	WP: 0 PB: 0 CS: 0	PA: 35
<b>PITCHER</b> Jim Colborn, R (1, 1) ERA: 7.23 Bill Champion, R (4, 1) ERA: 3.39 Tom Murphy, R (8, 1) ERA: 3.21	IP: 3.0 WLS: L BF: 16 H: 6 R: 6 ER: 6 SO: 2 BB: 1 IBB: 0 HBP: 0 BLK: 0 WP: 0 HR: 0 S: 19 P: 23 ERA: 18.00 WHIP: 2.333																			



Batter	1	2	3	4	5	6	7	8	9	AB	R	H	RBI	BB	SO	LOB	TOP			
Ken Berry, R (1, 8) OBP: 0.245, SLG: 0.196	F9		F3			5-3	BB			4	0	1	1	0	0	1	<b>Milwaukee Brewers @ New York Yankees</b> Shea Stadium, Flushing, NY Sat May 11 1974, 3:33 AM EDT Alt. 9,013 - Unknown - 61 F <a href="http://livebaseballscorecards.com">livebaseballscorecards.com</a>			
George Scott, R (1, 3) OBP: 0.333, SLG: 0.382	CS		G6-4-3			F9	FC5-4			2	0	0	0	2	0	1				
Don Money, R (1, 5) OBP: 0.333, SLG: 0.459	F8				P4	E5	FC5-4			4	0	0	0	0	0	3				
John Briggs, L (1, 7) OBP: 0.388, SLG: 0.549	CS	F8		K						4	0	1	0	0	1	0				
Darrell Porter, L (1, 10) OBP: 0.361, SLG: 0.356		HR		S		2B				2	1	1	0	1	0	0				
Charlie Moore, R (1, 2) OBP: 0.294, SLG: 0.303		P4		4-3		4-3				4	0	0	0	0	0	5				
Dave May, L (1, 9) OBP: 0.237, SLG: 0.319					F5					4	2	2	2	0	0	0				
Bob Coluccio, R (9, 9) OBP: 0.274, SLG: 0.315		HR				F8	SH3-4		P1	0	0	0	0	0	0	0				
Pedro Garcia, R (1, 4) OBP: 0.291, SLG: 0.500		6-3			K		SH3-4		B5-3	3	0	0	0	0	1	0				
Robin Yount, R (1, 6) OBP: 0.222, SLG: 0.247					F8		F8		F9	4	0	1	0	0	0	1				
<b>Inning Stats</b>	R: 0 E: 0 K: 0 S: 2	H: 0 LOB: 0 BB: 1 P: 6	R: 2 E: 0 K: 0 S: 4	H: 1 LOB: 0 BB: 0 P: 5	R: 0 E: 0 K: 1 S: 3	H: 1 LOB: 1 BB: 0 P: 3	R: 0 E: 0 K: 1 S: 6	H: 0 LOB: 0 BB: 0 P: 6	R: 0 E: 0 K: 1 S: 5	H: 0 LOB: 3 BB: 1 P: 9	R: 1 E: 0 K: 0 S: 5	H: 2 LOB: 2 BB: 1 P: 9	R: 0 E: 0 K: 0 S: 3	H: 0 LOB: 0 BB: 0 P: 3	R: 0 E: 0 K: 0 S: 3	H: 0 LOB: 0 BB: 0 P: 3	1B: 4 2B: 1 3B: 0 HR: 1	SF: 0 SAC: 1 DP: 1 HBP: 1	WP: 0 PB: 0 CS: 1	PA: 37
<b>PITCHER</b> Doc Medich, R (1, 1) ERA: 3.1	IP: 9.0 WLS: L BF: 36	H: 6 R: 3 ER: 3 SO: 2	BB: 2 IBB: 1 HBP: 1 BLK: 0	WP: 0 HR: 1 S: 36 P: 49	ERA: 3.00 WHIP: 0.889	<b>PITCHER</b>										ERA: 3.00 WHIP: 0.889				

Batter	1	2	3	4	5	6	7	8	9	AB	R	H	RBI	BB	SO	LOB	BOTTOM			
Roy White, S (1, 7) OBP: 0.372, SLG: 0.418	K		4-3		K		F7			5	0	2	0	0	2	0	<b>Milwaukee Brewers @ New York Yankees</b> Shea Stadium, Flushing, NY Sat May 11 1974, 3:33 AM EDT Alt. 9,013 - Unknown - 61 F <a href="http://livebaseballscorecards.com">livebaseballscorecards.com</a>			
Thurman Munson, R (1, 2) OBP: 0.272, SLG: 0.381	5-3		K2-3		PB				5-3	4	1	1	0	1	1	2				
Bobby Murcer, L (1, 8) OBP: 0.338, SLG: 0.351	1B		4-3		1-6-3				L4	4	0	1	0	0	0	3				
Ron Blomberg, L (1, 9) OBP: 0.418, SLG: 0.612			3-1						1B	3	0	2	0	1	0	1				
Graig Nettles, L (1, 5) OBP: 0.333, SLG: 0.564	3-1				G3		F8		SF8	3	0	0	1	0	0	3				
Chris Chambliss, L (1, 3) OBP: 0.311, SLG: 0.376		HR					F7		1B	4	1	3	1	0	0	1				
Bill Sudakis, S (1, 10) OBP: 0.276, SLG: 0.281		F8			K		F8		F8	4	0	0	0	0	1	4				
Jim Mason, L (1, 6) OBP: 0.301, SLG: 0.290		4-3			K		F7		K	3	0	0	0	0	1	1				
Horace Clarke, S (9, PH) OBP: 0.235, SLG: 0.282									K	1	0	0	0	0	1	0				
Fernando Gonzalez, R (1, 4) OBP: 0.209, SLG: 0.214		P2			L7		K		G3	3	0	0	0	0	1	0				
Mike Hegan, L (9, PH) OBP: 0.317, SLG: 0.377										1	0	0	0	0	0	0				
<b>Inning Stats</b>	R: 0 E: 0 K: 1 S: 7	H: 2 LOB: 2 BB: 0 P: 7	R: 1 E: 0 K: 0 S: 4	H: 1 LOB: 0 BB: 0 P: 4	R: 0 E: 0 K: 1 S: 6	H: 1 LOB: 1 BB: 0 P: 6	R: 0 E: 0 K: 2 S: 8	H: 1 LOB: 1 BB: 0 P: 8	R: 0 E: 0 K: 1 S: 5	H: 0 LOB: 1 BB: 1 P: 9	R: 0 E: 0 K: 0 S: 3	H: 0 LOB: 0 BB: 0 P: 5	R: 0 E: 0 K: 1 S: 6	H: 3 LOB: 2 BB: 0 P: 6	R: 0 E: 0 K: 1 S: 6	H: 1 LOB: 1 BB: 0 P: 6	1B: 8 2B: 0 3B: 0 HR: 1	SF: 1 SAC: 0 DP: 0 HBP: 0	WP: 0 PB: 1 CS: 0	PA: 38
<b>PITCHER</b> Jim Slaton, R (1, 1) ERA: 3.59	IP: 7.2 WLS: W BF: 33	H: 8 R: 2 ER: 2 SO: 6	BB: 2 IBB: 0 HBP: 0 BLK: 0	WP: 0 HR: 1 S: 43 P: 51	ERA: 2.35 WHIP: 1.304	<b>PITCHER</b>										ERA: 2.35 WHIP: 1.304				
Tom Murphy, R (8, 1) ERA: 2.95	IP: 1.1 WLS: S BF: 5	H: 1 R: 0 ER: 0 SO: 1	BB: 0 IBB: 0 HBP: 0 BLK: 0	WP: 0 HR: 0 S: 7 P: 7	ERA: 0.00 WHIP: 0.750	<b>PITCHER</b>										ERA: 0.00 WHIP: 0.750				













Batter	1	2	3	4	5	6	7	8	9	AB	R	H	RBI	BB	SO	LOB	TOP
Roy White, S OBP: 0.391, SLG: 0.372	F7 BB	FC5-4			1-3				F7	4	0	1	0	1	0	3	<b>New York Yankees @ Milwaukee Brewers</b> Milwaukee County Stadium, Milwaukee, WI Sat May 18 1974, 4:33 AM EDT Att: 9,165 - Cloudy - 44 F <a href="http://livebaseballscorecards.com">livebaseballscorecards.com</a>
Chris Chambliss, L OBP: 0.312, SLG: 0.354	F7		4-3		F8			G3	4	0	0	0	1	0	2		
Bobby Murcer, L OBP: 0.342, SLG: 0.370	1B		F7 BB	1B				6-3	5	0	3	0	0	0	3		
Lou Piniella, R OBP: 0.368, SLG: 0.430	FC5-4 1B				F8			HR	3	1	2	0	1	0	1		
Bill Sudakis, S OBP: 0.271, SLG: 0.312	FC5-4		F7		P4			HR	4	1	1	2	0	0	4		
Graig Nettles, L OBP: 0.310, SLG: 0.496		F8	F9		1-3			F9	4	0	0	0	0	0	2		
Rick Dempsey, R OBP: 0.308, SLG: 0.348	1B BB				6-3			4-3	3	0	0	0	1	0	0		
Fernando Gonzalez, R OBP: 0.210, SLG: 0.217					F9			F7	3	0	1	0	0	0	0		
Jim Ray Hart, R (8, PH)	FC5-4 1B						P5		1	0	0	0	0	0	0		
Gene Michael, S OBP: 0.231, SLG: 0.179									0	0	0	0	0	0	0		
Jim Mason, L OBP: 0.287, SLG: 0.281									2	0	0	0	0	1	2		
Horace Clarke, S OBP: 0.295, SLG: 0.268	F8				K			G3 BB	1	0	0	0	1	0	0		
<b>Inning Stats</b>	R: 0 E: 0 K: 0 S: 4	H: 2 LOB: 2 BB: 1 P: 8	R: 0 E: 0 K: 0 S: 4	H: 1 LOB: 2 BB: 1 P: 8	R: 0 E: 0 K: 0 S: 4	H: 1 LOB: 0 BB: 1 P: 8	R: 0 E: 0 K: 1 S: 5	H: 0 LOB: 0 BB: 0 P: 5	R: 0 E: 0 K: 0 S: 4	H: 1 LOB: 2 BB: 1 P: 8	R: 2 E: 0 K: 0 S: 5	H: 2 LOB: 0 BB: 1 P: 5	R: 0 E: 0 K: 0 S: 3	H: 0 LOB: 1 BB: 1 P: 7	1B: 6 2B: 1 3B: 0 HR: 1	SF: 0 SAC: 0 DP: 0 HBP: 0	WP: 0 PA: 39 CS: 0
<b>PITCHER</b>	IP WLS BF H R ER SO BB IBB HBP BLK WP HR S P ERA WHIP																
Kevin Kobel, L ERA: 2.1	(1, 1) 7.0 W 32 8 2 2 1 4 0 0 0 0 1 30 46 2.57 1.714																
Tom Murphy, R ERA: 2.11	(8, 1) 2.0 7 0 0 0 0 1 0 0 0 0 0 6 10 0.00 0.500																

Batter	1	2	3	4	5	6	7	8	9	AB	R	H	RBI	BB	SO	LOB	BOTTOM
Bob Coluccio, R OBP: 0.308, SLG: 0.321	P6	1-3			E5 2B				P2	4	1	0	0	0	2	<b>New York Yankees @ Milwaukee Brewers</b> Milwaukee County Stadium, Milwaukee, WI Sat May 18 1974, 4:33 AM EDT Att: 9,165 - Cloudy - 44 F <a href="http://livebaseballscorecards.com">livebaseballscorecards.com</a>	
Don Money, R OBP: 0.340, SLG: 0.457	F7		G6-4-3 1B		G3 2B			FC5-4 S	4	0	2	1	0	0	1		
Dave May, L OBP: 0.248, SLG: 0.424	HR		G6-4-3 1B		G3			K	4	1	2	1	0	1	2		
George Scott, R OBP: 0.358, SLG: 0.441	1B		G6-4-3		F9			5-3	4	0	1	0	0	0	3		
Darrell Porter, L OBP: 0.373, SLG: 0.368	F8		P6					4-3	4	0	0	0	0	0	2		
John Briggs, L OBP: 0.358, SLG: 0.568		F9			4-3			HR	4	1	1	1	0	0	0		
Bobby Mitchell, R OBP: 0.323, SLG: 0.373		1B BB			K			K	2	1	0	0	1	2	0		
Pedro Garcia, R OBP: 0.339, SLG: 0.515		1B			5-3			F2	3	1	1	1	0	0	0		
Robin Yount, R OBP: 0.262, SLG: 0.296		CS 1B			5-3			FC5-4 BB	2	0	1	1	1	0	0		
<b>Inning Stats</b>	R: 1 E: 0 K: 0 S: 5	H: 2 LOB: 1 BB: 0 P: 5	R: 2 E: 0 K: 0 S: 4	H: 2 LOB: 0 BB: 1 P: 8	R: 0 E: 0 K: 1 S: 5	H: 0 LOB: 0 BB: 0 P: 5	R: 1 E: 0 K: 0 S: 5	H: 1 LOB: 1 BB: 0 P: 5	R: 1 E: 0 K: 1 S: 6	H: 1 LOB: 0 BB: 0 P: 6	R: 0 E: 0 K: 1 S: 5	H: 0 LOB: 1 BB: 1 P: 9	R: 0 E: 0 K: 0 S: 3	H: 0 LOB: 0 BB: 0 P: 3	1B: 5 2B: 1 3B: 0 HR: 2		SF: 0 SAC: 0 DP: 1 HBP: 0
<b>PITCHER</b>	IP WLS BF H R ER SO BB IBB HBP BLK WP HR S P ERA WHIP																
Mel Stottlemyre, R ERA: 3.79	(1, 1) 6.0 L 26 8 5 4 2 1 0 0 0 0 2 29 33 6.00 1.500																
Cecil Upshaw, R ERA: 1.69	(7, 1) 2.0 7 0 0 0 0 1 1 0 0 0 0 8 12 0.00 0.500																



Batter	1	2	3	4	5	6	7	8	9	AB	R	H	RBI	BB	SO	LOB	TOP				
Roy White, S (1, 7) OBP: 0.352, SLG: 0.365	F9		1-3			BB	P4		F8	3	0	0	0	2	0	4	<b>New York Yankees @ Milwaukee Brewers</b> Milwaukee County Stadium, Milwaukee, WI Sun May 19 1974, 4:33 AM EDT Cloudy - 57 F <a href="http://livebaseballscorecards.com">livebaseballscorecards.com</a>				
Lou Piniella, R (1, 9) Elliott Maddox, R (7, 9) OBP: 0.373, SLG: 0.436 OBP: 0.250, SLG: 0.231	4-3			3B		F9			F8	3	1	1	3	1	0	1					
Bobby Murcer, L (1, 8) OBP: 0.337, SLG: 0.359	1-3			F9					F9	4	0	0	0	1	0	4					
Ron Blomberg, L (1, 10) OBP: 0.437, SLG: 0.644		G1-4-3		1B		F8			4-3	4	1	3	1	0	0	2					
Graig Nettles, L (1, 5) OBP: 0.315, SLG: 0.493		G1-4-3		3B					F8	3	1	1	0	1	0	1					
Chris Chambliss, L (1, 3) OBP: 0.311, SLG: 0.351					F6				4-3	4	1	1	1	0	0	2					
Rick Dempsey, R (1, 2) OBP: 0.300, SLG: 0.385				F8		F9			SF8	3	1	1	1	0	0	0					
Jim Mason, L (1, 6) OBP: 0.278, SLG: 0.271				F7		K			K	4	0	0	0	0	3	3					
Fernando Gonzalez, R (1, 4) Jim Ray Hart, R (7, PH) Gene Michael, S (7, PR) OBP: 0.219, SLG: 0.242 OBP: 0.227, SLG: 0.175				WP		F9			K	2	0	1	0	0	0	0					
Inning Stats	R: 0 E: 0 K: 0 S: 3	H: 0 LOB: 0 BB: 0 P: 3	R: 0 E: 0 K: 0 S: 3	H: 1 LOB: 0 BB: 0 P: 3	R: 0 E: 0 K: 0 S: 4	H: 1 LOB: 0 BB: 0 P: 4	R: 1 E: 0 K: 0 S: 3	H: 1 LOB: 0 BB: 1 P: 7	R: 0 E: 0 K: 1 S: 5	H: 0 LOB: 0 BB: 0 P: 5	R: 0 E: 0 K: 0 S: 3	H: 0 LOB: 2 BB: 2 P: 11	R: 4 E: 1 K: 1 S: 9	H: 4 LOB: 2 BB: 1 P: 13	R: 1 E: 0 K: 1 S: 6	H: 1 LOB: 1 BB: 1 P: 10		R: 0 E: 0 K: 1 S: 5	H: 0 LOB: 1 BB: 1 P: 9	1B: 4 2B: 3 3B: 1 HR: 0	SF: 1 SAC: 0 DP: 1 HBP: 0
PITCHER	IP	WLS	BF	H	R	ER	SO	BB	IBB	HBP	BLK	WP	HR	S	P	ERA	WHIP			ERA	WHIP
Jim Slaton, R (1, 1) ERA: 4.3	7.0	L	30	7	5	5	2	4	0	0	0	1	0	30	46	6.43	1.571				
Bill Travers, L (8, 1) ERA: 4.5	2.0		9	1	1	1	2	2	0	0	0	0	0	11	19	4.50	1.500				

Batter	1	2	3	4	5	6	7	8	9	AB	R	H	RBI	BB	SO	LOB	BOTTOM				
John Briggs, L (1, 7) OBP: 0.345, SLG: 0.545	G3		F8					FC4-6	K	5	0	0	0	0	1	3	<b>New York Yankees @ Milwaukee Brewers</b> Milwaukee County Stadium, Milwaukee, WI Sun May 19 1974, 4:33 AM EDT Cloudy - 57 F <a href="http://livebaseballscorecards.com">livebaseballscorecards.com</a>				
Don Money, R (1, 5) OBP: 0.331, SLG: 0.443	K		1-3			B1-3		K		4	0	0	0	0	2	1					
Dave May, L (1, 9) OBP: 0.248, SLG: 0.414	4-3		G3			4-3				3	0	0	0	1	0	0					
George Scott, R (1, 3) OBP: 0.362, SLG: 0.451		E6		1B		4-3			K	4	1	2	0	0	1	2					
Darrell Porter, L (1, 2) OBP: 0.377, SLG: 0.367		1B		1B		K			F9	3	0	1	1	1	1	1					
Bob Hansen, L (1, 10)		K		K		4-3			E3	4	1	0	0	0	1	3					
Ken Berry, R (1, 8) Mike Hegan, L (9, PH) Rob Ellis, R (9, PR) OBP: 0.259, SLG: 0.204 OBP: 0.313, SLG: 0.357 OBP: 0.273, SLG: 0.200						F8			1B	3	0	1	0	0	0	2					
Pedro Garcia, R (1, 4) OBP: 0.336, SLG: 0.505		F2							BB	0	0	0	0	0	0	0					
Robin Yount, R (1, 6) Bobby Mitchell, R (9, PH) OBP: 0.264, SLG: 0.297 OBP: 0.318, SLG: 0.367									1B	4	0	1	1	0	0	3					
Inning Stats	R: 0 E: 0 K: 1 S: 5	H: 0 LOB: 0 BB: 0 P: 5	R: 1 E: 1 K: 1 S: 8	H: 3 LOB: 2 BB: 0 P: 8	R: 0 E: 0 K: 0 S: 3	H: 0 LOB: 0 BB: 0 P: 3	R: 0 E: 0 K: 1 S: 6	H: 1 LOB: 1 BB: 0 P: 6	R: 0 E: 0 K: 0 S: 3	H: 0 LOB: 0 BB: 0 P: 3	R: 0 E: 0 K: 0 S: 3	H: 0 LOB: 1 BB: 1 P: 7	R: 0 E: 0 K: 2 S: 8	H: 1 LOB: 2 BB: 1 P: 12	R: 1 E: 1 K: 2 S: 9	H: 1 LOB: 2 BB: 1 P: 13		1B: 5 2B: 1 3B: 0 HR: 0	SF: 0 SAC: 0 DP: 0 HBP: 0	WP: 0 PA: 37 CS: 0	
PITCHER	IP	WLS	BF	H	R	ER	SO	BB	IBB	HBP	BLK	WP	HR	S	P	ERA	WHIP			ERA	WHIP
Pat Dobson, R (1, 1) ERA: 3.8	8.1	W	35	6	2	1	5	3	0	0	0	0	0	42	54	1.08	1.080				
Sparky Lyle, L (9, 1) ERA: 1.95	0.2		2	0	0	0	2	0	0	0	0	0	0	6	6	0.00	0.000				

Batter	1	2	3	4	5	6	7	8	9	AB	R	H	RBI	BB	SO	LOB	TOP			
Roy White, S (1,7) OBP: 0.350, SLG: 0.364	P4			F7		WP 6-4-3 1B	SF7			3	0	1	1	0	0	0	<b>New York Yankees @ Milwaukee Brewers</b> Milwaukee County Stadium, Milwaukee, WI Sun May 19 1974, 4:38 AM EDT Att: 26,986 - Sunny - 57 F			
Lou Piniella, R (1,10) OBP: 0.361, SLG: 0.421	6-3			E6 1B		6-4-3	K			4	0	0	0	0	1	3				
Bobby Murcer, L (1,8) OBP: 0.329, SLG: 0.349	G3			P6		F7		K		4	0	0	0	0	1	2				
Ron Blomberg, L (1,9) OBP: 0.440, SLG: 0.632		L3				WP 1B		F7		3	0	1	0	1	0	0				
Graig Nettles, L (1,5) OBP: 0.307, SLG: 0.479		E4 4-3				1B		F7		4	0	0	0	0	0	4				
Chris Chambliss, L (1,3) OBP: 0.309, SLG: 0.344		4-3								3	0	0	0	1	0	1				
Rick Dempsey, R (1,2) OBP: 0.324, SLG: 0.400			4-3							4	1	2	0	0	0	1				
Jim Mason, L (1,6) OBP: 0.277, SLG: 0.270			6-3							4	0	1	0	0	0	2				
Fernando Gonzalez, R (1,4) OBP: 0.212, SLG: 0.234										2	0	0	0	0	0	1				
Bill Sudakis, S (7, PH) OBP: 0.273, SLG: 0.312										0	0	0	0	1	0	0				
Gene Michael, S (7, PR) OBP: 0.227, SLG: 0.175										0	0	0	0	0	0	0				
<b>Inning Stats</b>	R: 0 E: 0 K: 0 S: 3	H: 0 LOB: 0 BB: 0 P: 3	R: 0 E: 1 K: 0 S: 3	H: 0 LOB: 0 BB: 0 P: 3	R: 0 E: 0 K: 0 S: 3	H: 1 LOB: 2 BB: 0 P: 5	R: 0 E: 0 K: 0 S: 4	H: 1 LOB: 1 BB: 0 P: 4	R: 0 E: 0 K: 0 S: 4	H: 1 LOB: 2 BB: 1 P: 8	R: 1 E: 0 K: 1 S: 7	H: 2 LOB: 2 BB: 1 P: 11	R: 0 E: 0 K: 1 S: 5	H: 0 LOB: 0 BB: 1 P: 5	R: 0 E: 0 K: 0 S: 2	H: 0 LOB: 0 BB: 1 P: 6	1B: 5 2B: 0 3B: 0 HR: 0	SF: 1 SAC: 0 DP: 1 HBP: 0	WP: 1 PB: 0 CS: 0	PA: 35
<b>PITCHER</b>	IP WLS BF H R ER SO BB IBB HBP BLK WP HR S P ERA WHIP																			
Bill Champion, R (1,1) ERA: 2.95	6.1 W 27 5 1 1 0 1 1 0 0 0 1 0 25 33 1.42 0.947																			
Tom Murphy, R (7,1) ERA: 1.95	2.2 S 8 0 0 0 2 1 0 0 0 0 0 0 11 15 0.00 0.375																			

Batter	1	2	3	4	5	6	7	8	9	AB	R	H	RBI	BB	SO	LOB	BOTTOM	
Pedro Garcia, R (1,4) OBP: 0.325, SLG: 0.486	P6		6-3							4	0	0	0	0	0	2	<b>New York Yankees @ Milwaukee Brewers</b> Milwaukee County Stadium, Milwaukee, WI Sun May 19 1974, 4:38 AM EDT Att: 26,986 - Sunny - 57 F	
Don Money, R (1,5) OBP: 0.329, SLG: 0.437	6-3		F8							4	1	1	0	0	1	1		
John Briggs, L (1,7) OBP: 0.350, SLG: 0.567	3-1			L3						4	1	2	2	0	0	0		
George Scott, R (1,3) OBP: 0.373, SLG: 0.468										4	0	3	0	0	1	0		
Dave May, L (1,9) OBP: 0.241, SLG: 0.402										4	0	0	0	0	3	4		
Bob Hansen, L (1,10) OBP: 0.300, SLG: 0.400										3	1	3	0	0	0	0		
Bobby Mitchell, R (8, PH) OBP: 0.313, SLG: 0.361										1	0	0	0	0	0	2		
Bob Coluccio, R (1,8) OBP: 0.311, SLG: 0.318										1	0	0	0	1	1	1		
Charlie Moore, R (1,2) OBP: 0.316, SLG: 0.306										2	0	1	1	1	0	2		
Tim Johnson, L (1,6) OBP: 0.091, SLG: 0.182										3	0	0	0	0	0	2		
<b>Inning Stats</b>	R: 0 E: 0 K: 0 S: 3	H: 2 LOB: 2 BB: 1 P: 10	R: 0 E: 0 K: 0 S: 3	H: 0 LOB: 0 BB: 0 P: 3	R: 0 E: 0 K: 1 S: 5	H: 0 LOB: 0 BB: 0 P: 5	R: 1 E: 0 K: 0 S: 5	H: 2 LOB: 1 BB: 0 P: 5	R: 2 E: 0 K: 2 S: 10	H: 4 LOB: 1 BB: 0 P: 10	R: 0 E: 0 K: 1 S: 5	H: 0 LOB: 1 BB: 1 P: 9	R: 0 E: 0 K: 1 S: 6	H: 2 LOB: 1 BB: 0 P: 6	1B: 7 2B: 2 3B: 0 HR: 1	SF: 0 SAC: 1 DP: 1 HBP: 0	WP: 0 PB: 0 CS: 2	PA: 33
<b>PITCHER</b>	IP WLS BF H R ER SO BB IBB HBP BLK WP HR S P ERA WHIP																	
Dick Woodson, R (1,1) ERA: 5.31	5.0 L 22 7 3 3 2 1 0 0 0 0 0 1 25 29 5.40 1.600																	
Dave Fagan, R (6,1) ERA: 1.53	2.0 7 1 0 0 3 1 0 0 0 0 0 0 12 16 0.00 1.000																	
Sparky Lyle, L (8,1) ERA: 1.8	1.0 4 2 0 0 1 0 0 0 0 0 0 0 6 6 0.00 2.000																	

Batter	1	2	3	4	5	6	7	8	9	AB	R	H	RBI	BB	SO	LOB	TOP				
Mickey Stanley, R (1, 8) OBP: 0.281, SLG: 0.301 Ben Oglivie, L (9, PH) OBP: 0.250, SLG: 0.364	F8		1B		1B	5-3			FC1-6	4	2	2	0	0	0	0					
Gary Sutherland, R (1, 4) OBP: 0.320, SLG: 0.350	F8		F7		1B	6-3			G4-6-3	5	1	1	0	0	0	2					
Jim Northrup, L (1, 9) OBP: 0.274, SLG: 0.280	F8		1B		1B					4	1	1	0	0	1	1					
Al Kaline, R (1, 10) OBP: 0.331, SLG: 0.338		L6-3			SF9				L6-3	3	0	1	2	0	0	0					
Willie Horton, R (1, 7) OBP: 0.318, SLG: 0.496		5-3			1B				5-3	4	0	1	1	0	0	2					
Norm Cash, L (1, 3) OBP: 0.318, SLG: 0.360 Ron Cash, R (8, 3) OBP: 0.346, SLG: 0.400		1B			P4				F7	4	0	1	0	0	1	1					
Bill Freehan, R (1, 2) OBP: 0.447, SLG: 0.500		1B			BB				5-3	3	0	2	0	1	0	0					
Aurelio Rodriguez, R (1, 5) OBP: 0.276, SLG: 0.276		4-3			K				5-3	4	0	0	0	0	1	5					
Ed Brinkman, R (1, 6) OBP: 0.265, SLG: 0.331 Gates Brown, L (9, PH) OBP: 0.360, SLG: 0.200 John Knox, L (9, PR) OBP: 0.444, SLG: 0.375					F8				6-3	3	0	0	0	0	0	1					
<b>Inning Stats</b>	R: 0 E: 0 K: 0 S: 3	H: 0 LOB: 0 BB: 0 P: 3	R: 0 E: 0 K: 0 S: 5	H: 2 LOB: 2 BB: 0 P: 5	R: 1 E: 0 K: 0 S: 6	H: 3 LOB: 2 BB: 0 P: 6	R: 0 E: 0 K: 1 S: 5	H: 0 LOB: 1 BB: 1 P: 9	R: 3 E: 1 K: 1 S: 10	H: 4 LOB: 2 BB: 0 P: 10	R: 0 E: 0 K: 0 S: 3	H: 0 LOB: 0 BB: 0 P: 3	R: 0 E: 0 K: 1 S: 5	H: 0 LOB: 0 BB: 0 P: 5	R: 0 E: 0 K: 0 S: 3	H: 0 LOB: 0 BB: 0 P: 3	R: 0 E: 0 K: 0 S: 2	H: 0 LOB: 1 BB: 1 P: 6	1B: 9 2B: 0 3B: 0 HR: 0	SF: 1 SAC: 0 DP: 1 HBP: 0	WP: 0 PA: 38 PB: 0 SB: 0 CS: 0
<b>PITCHER</b>	IP	WLS	BF	H	R	ER	SO	BB	IBB	HBP	BLK	WP	HR	S	P	ERA	WHIP				
Ed Sprague, R (1, 1) ERA: 2.28	8.0	W	36	9	4	2	3	2	0	0	0	0	0	40	48	2.25	1.375				
Eduardo Rodriguez, R (9, 1) ERA: 2.38	1.0	S	2	0	0	0	0	0	0	0	0	0	0	2	2	0.00	0.000				

**Detroit Tigers @ Milwaukee Brewers**  
Milwaukee County Stadium, Milwaukee, WI  
Mon May 20 1974, 8:05 PM EDT  
Att: 5,835 - Unknown

AB	35
R	4
H	9
RBI	3
BB	2
SO	3
LOB	13



Batter	1	2	3	4	5	6	7	8	9	AB	R	H	RBI	BB	SO	LOB	BOTTOM				
Dave May, L (1, 9) OBP: 0.239, SLG: 0.401	K				5-3				E4	5	0	1	3	0	2	2					
Don Money, R (1, 5) OBP: 0.331, SLG: 0.435	5-3				F9				SF8	3	0	1	1	1	0	0					
John Briggs, L (1, 7) OBP: 0.351, SLG: 0.557	BB				1B				6-3	4	0	1	0	1	2	5					
George Scott, R (1, 3) OBP: 0.367, SLG: 0.454	K				L6				1-3	4	0	0	0	1	2	5					
Bobby Mitchell, R (1, 10) OBP: 0.296, SLG: 0.338					F8				K	4	0	0	0	0	1	3					
Charlie Moore, R (1, 2) OBP: 0.333, SLG: 0.359					F7				E6	3	2	1	0	1	0	0					
Ken Berry, R (1, 8) OBP: 0.258, SLG: 0.193					F8				F9	3	1	0	0	1	0	2					
Pedro Garcia, R (1, 4) OBP: 0.331, SLG: 0.482					5-3				1B	3	2	1	0	1	1	2					
John Vukovich, R (1, 6) OBP: 0.333, SLG: 0.500 Tim Johnson, L (7, PR) OBP: 0.167, SLG: 0.250					F9				E	3	0	2	2	0	0	0					
<b>Inning Stats</b>	R: 0 E: 0 K: 2 S: 7	H: 0 LOB: 1 BB: 1 P: 11	R: 2 E: 0 K: 2 S: 9	H: 2 LOB: 1 BB: 1 P: 13	R: 0 E: 0 K: 1 S: 6	H: 1 LOB: 0 BB: 0 P: 6	R: 0 E: 0 K: 0 S: 3	H: 0 LOB: 0 BB: 0 P: 3	R: 0 E: 0 K: 0 S: 4	H: 1 LOB: 1 BB: 0 P: 4	R: 0 E: 1 K: 1 S: 6	H: 0 LOB: 1 BB: 0 P: 6	R: 2 E: 1 K: 1 S: 8	H: 2 LOB: 2 BB: 1 P: 12	R: 2 E: 0 K: 1 S: 7	H: 2 LOB: 3 BB: 3 P: 19	1B: 5 2B: 2 3B: 1 HR: 0	SF: 1 SAC: 0 DP: 0 HBP: 0	WP: 0 PA: 40 PB: 0 SB: 2 CS: 0		
<b>PITCHER</b>	IP	WLS	BF	H	R	ER	SO	BB	IBB	HBP	BLK	WP	HR	S	P	ERA	WHIP				
Woodie Fryman, L (1, 1) ERA: 8.86	6.0	L	27	6	4	3	6	2	0	0	0	0	0	37	45	4.50	1.333				
John Hiller, L (7, 1) ERA: 1.62	2.0	L	13	2	2	2	2	2	2	0	0	0	0	13	29	9.00	2.000				

**Detroit Tigers @ Milwaukee Brewers**  
Milwaukee County Stadium, Milwaukee, WI  
Mon May 20 1974, 8:05 PM EDT  
Att: 5,835 - Unknown

AB	33
R	6
H	8
RBI	6
BB	6
SO	8
LOB	19



Batter	1	2	3	4	5	6	7	8	9	AB	R	H	RBI	BB	SO	LOB	TOP								
Mickey Stanley, R OBP: 0.272, SLG: 0.311 (1, 8)										5	0	3	1	0	0	1	<b>Detroit Tigers @ Milwaukee Brewers</b> Milwaukee County Stadium, Milwaukee, WI Tue May 21 1974, 8:05 PM EDT Att: 6,885 - Unknown								
Gary Sutherland, R OBP: 0.318, SLG: 0.347 John Knox, L OBP: 0.462, SLG: 0.417 (1, 4) (3, 4)										1	0	0	0	0	0	1									
Ron Cash, R OBP: 0.300, SLG: 0.345 Gates Brown, L OBP: 0.346, SLG: 0.190 (1, 3) (9, PH)										4	0	0	0	0	0	3									
Al Kaline, R OBP: 0.336, SLG: 0.338 (1, 10)										3	0	1	0	1	0	0									
Willie Horton, R OBP: 0.322, SLG: 0.538 (1, 7)										4	2	2	2	0	0	5									
Bill Freehan, R OBP: 0.438, SLG: 0.530 (1, 2)										4	1	1	1	0	1	0									
Jim Northrup, L OBP: 0.273, SLG: 0.279 (1, 9)										4	0	1	0	0	0	0									
Aurelio Rodriguez, R OBP: 0.275, SLG: 0.275 (1, 5)										4	1	1	0	0	1	1									
Ed Brinkman, R OBP: 0.271, SLG: 0.346 (1, 6)										3	1	1	1	1	0	1									
<b>Inning Stats</b>	R: 0 E: 0 K: 0 S: 3	H: 1 LOB: 0 BB: 0 P: 3	R: 1 E: 0 K: 0 S: 4	H: 1 LOB: 0 BB: 0 P: 4	R: 0 E: 0 K: 0 S: 3	H: 0 LOB: 0 BB: 0 P: 3	R: 0 E: 0 K: 0 S: 3	H: 0 LOB: 0 BB: 0 P: 3	R: 1 E: 0 K: 0 S: 5	H: 2 LOB: 1 BB: 0 P: 5	R: 0 E: 0 K: 0 S: 5	H: 2 LOB: 2 BB: 0 P: 5	R: 3 E: 0 K: 0 S: 8	H: 5 LOB: 3 BB: 1 P: 12	R: 0 E: 0 K: 2 S: 7	H: 0 LOB: 0 BB: 0 P: 7	R: 0 E: 0 K: 1 S: 5	H: 1 LOB: 1 BB: 1 P: 9	1B: 8 2B: 0 3B: 1 HR: 3	SF: 0 SAC: 0 DP: 2 HBP: 0	WP: 0 PB: 0 SB: 0 CS: 0	PA: 39			
<b>PITCHER</b>	IP	WLS	BF	H	R	ER	SO	BB	IBB	HBP	BLK	WP	HR	S	P	ERA	WHIP								
Clyde Wright, L ERA: 4.22 (1, 1)	6.1		26	8	4	4	0	0	0	0	0	0	3	26	26	5.68	1.263								
Tom Murphy, R ERA: 2.22 (7, 1)	0.1		5	3	1	1	0	1	0	0	0	0	0	4	8	27.00	12.000								
Eduardo Rodriguez, R ERA: 2.16 (7, 1)	2.1	W	8	1	0	0	3	1	0	0	0	0	0	13	17	0.00	0.857								

Batter	1	2	3	4	5	6	7	8	9	AB	R	H	RBI	BB	SO	LOB	BOTTOM								
Don Money, R OBP: 0.335, SLG: 0.433 (1, 5)										3	2	1	0	1	0	1	<b>Detroit Tigers @ Milwaukee Brewers</b> Milwaukee County Stadium, Milwaukee, WI Tue May 21 1974, 8:05 PM EDT Att: 6,885 - Unknown								
Dave May, L OBP: 0.247, SLG: 0.411 (1, 9)										4	1	2	1	0	0	3									
George Scott, R OBP: 0.364, SLG: 0.470 (1, 3)										4	1	1	2	0	0	5									
John Briggs, L OBP: 0.349, SLG: 0.563 (1, 7)										4	0	1	1	0	0	2									
Bob Hansen, L OBP: 0.231, SLG: 0.308 Bobby Mitchell, R OBP: 0.292, SLG: 0.333 (1, 10) (7, PH)										3	0	0	0	0	0	1									
Darrell Porter, L OBP: 0.373, SLG: 0.394 (1, 2)										4	1	1	1	0	2	0									
Bob Coluccio, R OBP: 0.317, SLG: 0.312 (1, 8)										2	0	0	0	2	0	0									
Pedro Garcia, R OBP: 0.336, SLG: 0.492 (1, 4)										4	0	2	0	0	0	2									
Tim Johnson, L OBP: 0.188, SLG: 0.250 (1, 6)										4	1	1	0	0	1	3									
<b>Inning Stats</b>	R: 2 E: 0 K: 0 S: 5	H: 2 LOB: 0 BB: 0 P: 5	R: 1 E: 0 K: 0 S: 4	H: 2 LOB: 0 BB: 0 P: 4	R: 1 E: 0 K: 0 S: 4	H: 1 LOB: 1 BB: 1 P: 8	R: 0 E: 0 K: 1 S: 6	H: 1 LOB: 1 BB: 0 P: 6	R: 0 E: 1 K: 0 S: 4	H: 1 LOB: 1 BB: 0 P: 4	R: 0 E: 0 K: 0 S: 3	H: 0 LOB: 1 BB: 1 P: 7	R: 2 E: 1 K: 1 S: 8	H: 2 LOB: 1 BB: 0 P: 8	R: 0 E: 0 K: 2 S: 7	H: 0 LOB: 1 BB: 1 P: 11	R: 0 E: 0 K: 1 S: 5	H: 0 LOB: 1 BB: 1 P: 9	1B: 4 2B: 2 3B: 1 HR: 2	SF: 0 SAC: 0 DP: 1 HBP: 0	WP: 0 PB: 0 SB: 4 CS: 0	PA: 36			
<b>PITCHER</b>	IP	WLS	BF	H	R	ER	SO	BB	IBB	HBP	BLK	WP	HR	S	P	ERA	WHIP								
Lerin LaGrow, R ERA: 3.0 (1, 1)	6.0		27	8	5	4	1	2	0	0	0	0	2	27	35	6.00	1.667								
John Hiller, L ERA: 1.55 (7, 1)	2.0	L	9	1	1	0	3	1	0	0	0	0	0	14	18	0.00	1.000								

Batter	1	2	3	4	5	6	7	8	9	AB	R	H	RBI	BB	SO	LOB	TOP								
Dick Sharon, R OBP: 0.320, SLG: 0.261 (1, 9)										4	0	0	0	0	0	2	<b>Detroit Tigers @ Milwaukee Brewers</b> Milwaukee County Stadium, Milwaukee, WI Wed May 22, 1974, 8:05 PM EDT Att: 7,698 - Unknown								
Gary Sutherland, R OBP: 0.314, SLG: 0.342 (1, 4)										5	0	1	0	0	0	1									
Al Kaline, R OBP: 0.344, SLG: 0.348 (1, 10)										5	2	3	1	0	0	0									
Willie Horton, R OBP: 0.338, SLG: 0.565 (1, 7)										4	1	3	2	1	0	1									
Bill Freehan, R OBP: 0.435, SLG: 0.521 (1, 2)										5	1	2	0	0	0	3									
Mickey Stanley, R OBP: 0.272, SLG: 0.316 (1, 8)										4	0	1	1	0	1	2									
Ron Cash, R OBP: 0.324, SLG: 0.364 (1, 3)										4	1	2	1	0	1	2									
Aurelio Rodriguez, R OBP: 0.268, SLG: 0.268 (1, 5)										4	0	0	0	0	1	3									
Ed Brinkman, R OBP: 0.285, SLG: 0.361 (1, 6)										3	1	2	1	1	0	1									
<b>Inning Stats</b>	R: 0 E: 0 K: 0 S: 3	H: 0 LOB: 0 BB: 0 P: 3	R: 0 E: 0 K: 1 S: 6	H: 2 LOB: 1 BB: 0 P: 6	R: 0 E: 0 K: 0 S: 4	H: 1 LOB: 1 BB: 0 P: 4	R: 2 E: 0 K: 1 S: 8	H: 3 LOB: 1 BB: 0 P: 8	R: 1 E: 0 K: 0 S: 5	H: 3 LOB: 2 BB: 1 P: 9	R: 0 E: 0 K: 0 S: 4	H: 1 LOB: 1 BB: 0 P: 4	R: 2 E: 0 K: 0 S: 5	H: 2 LOB: 0 BB: 0 P: 5	R: 1 E: 0 K: 1 S: 7	H: 2 LOB: 1 BB: 0 P: 7	R: 0 E: 0 K: 0 S: 3	H: 0 LOB: 1 BB: 1 P: 7	1B: 11 2B: 2 3B: 0 HR: 1	SF: 0 SAC: 1 DP: 1 HBP: 0	WP: 1 PB: 1 SB: 0 CS: 0	PA: 41			
<b>PITCHER</b>	IP	WLS	BF	H	R	ER	SO	BB	IBB	HBP	BLK	WP	HR	S	P	ERA	WHIP								
Kevin Kobl, L ERA: 2.67 (1, 1)	4.2	L	22	9	3	3	2	1	0	0	0	0	0	25	29	5.79	2.143								
Bill Travers, L ERA: 7.2 (5, 1)	3.0		13	4	3	3	1	0	0	0	0	1	1	15	15	9.00	1.333								
Eduardo Rodriguez, R ERA: 2.05 (8, 1)	1.1		6	1	0	0	0	1	0	0	0	0	0	5	9	0.00	1.500								

Batter	1	2	3	4	5	6	7	8	9	AB	R	H	RBI	BB	SO	LOB	BOTTOM								
Dave May, L OBP: 0.240, SLG: 0.400 (1, 9)										4	0	0	0	0	3	0	<b>Detroit Tigers @ Milwaukee Brewers</b> Milwaukee County Stadium, Milwaukee, WI Wed May 22, 1974, 8:05 PM EDT Att: 7,698 - Unknown								
Don Money, R OBP: 0.327, SLG: 0.421 (1, 5)										4	0	0	0	0	3	0									
John Briggs, L OBP: 0.346, SLG: 0.551 (1, 7)										3	0	0	0	1	1	0									
George Scott, R OBP: 0.355, SLG: 0.457 (1, 3)										4	0	0	0	0	1	0									
Bobby Mitchell, R OBP: 0.289, SLG: 0.319 (1, 10)										3	1	0	0	1	0	1									
Charlie Moore, R OBP: 0.356, SLG: 0.429 (1, 2)										3	2	2	1	0	0	0									
Bob Coluccio, R OBP: 0.326, SLG: 0.348 (1, 8)										3	1	2	2	0	0	0									
Pedro Garcia, R OBP: 0.328, SLG: 0.479 (1, 4)										3	0	0	0	0	0	1									
John Vukovich, R OBP: 0.222, SLG: 0.333 (1, 6)										3	0	0	0	0	1	1									
<b>Inning Stats</b>	R: 0 E: 0 K: 1 S: 4	H: 0 LOB: 0 BB: 1 P: 8	R: 2 E: 1 K: 0 S: 5	H: 2 LOB: 1 BB: 1 P: 9	R: 0 E: 0 K: 2 S: 7	H: 0 LOB: 0 BB: 0 P: 7	R: 0 E: 0 K: 1 S: 5	H: 0 LOB: 0 BB: 0 P: 5	R: 0 E: 0 K: 2 S: 7	H: 0 LOB: 0 BB: 0 P: 7	R: 2 E: 0 K: 0 S: 5	H: 2 LOB: 0 BB: 0 P: 5	R: 0 E: 0 K: 3 S: 9	H: 0 LOB: 0 BB: 0 P: 9	R: 0 E: 0 K: 0 S: 3	H: 0 LOB: 0 BB: 0 P: 3	1B: 2 2B: 0 3B: 1 HR: 1	SF: 0 SAC: 0 DP: 1 HBP: 0	WP: 0 PB: 1 SB: 0 CS: 1	PA: 33					
<b>PITCHER</b>	IP	WLS	BF	H	R	ER	SO	BB	IBB	HBP	BLK	WP	HR	S	P	ERA	WHIP								
Mickey Lolich, L ERA: 4.15 (1, 1)	9.0	W	32	4	4	4	9	2	0	0	0	0	1	48	56	4.00	0.667								



Batter	1	2	3	4	5	6	7	8	9	AB R H RBI BB SO LOB	TOP															
Don Money, R OBP: 0.311, SLG: 0.422 (1, 5)										5 1 2 0 0 1 0	<b>Milwaukee Brewers @ Boston Red Sox</b> Fenway Park, Boston, MA Fri May 24 1974, 7:05 PM EDT Att: 15,951 - Unknown - 48 F															
Dave May, L OBP: 0.252, SLG: 0.399 (1, 9)										4 0 2 0 1 0 0																
George Scott, R OBP: 0.364, SLG: 0.466 (1, 3)										4 1 1 1 1 2 3																
John Briggs, L OBP: 0.355, SLG: 0.535 (1, 7)										3 1 1 0 2 1 2																
Bob Hansen, L OBP: 0.273, SLG: 0.250 (1, 10)										4 0 0 0 1 0 7																
Darrell Porter, L OBP: 0.390, SLG: 0.422 (1, 2)										4 0 2 2 0 0 1																
Charlie Moore, R OBP: 0.356, SLG: 0.429 (8, PR)										0 0 0 0 0 0 0																
Bob Coluccio, R OBP: 0.321, SLG: 0.350 (1, 8)										4 0 1 0 0 1 3																
Pedro Garcia, R OBP: 0.324, SLG: 0.461 (1, 4)										3 0 0 0 1 1 3																
Robin Yount, R OBP: 0.252, SLG: 0.283 (1, 6)										2 0 0 0 0 2 0																
Mike Hegan, L OBP: 0.308, SLG: 0.351 (7, PH)										1 0 0 0 0 1 0																
Tim Johnson, L OBP: 0.176, SLG: 0.235 (7, 6)										1 0 0 0 0 1 3																
<b>Inning Stats</b>	R: 0 E: 0 K: 0 S: 3	H: 0 LOB: 0 BB: 0 P: 3	R: 0 E: 0 K: 0 S: 4	H: 1 LOB: 2 BB: 1 P: 8	R: 0 E: 0 K: 1 S: 5	H: 0 LOB: 0 BB: 0 P: 5	R: 2 E: 0 K: 0 S: 4	H: 1 LOB: 1 BB: 2 P: 12	R: 1 E: 0 K: 1 S: 8	H: 3 LOB: 2 BB: 0 P: 8	R: 0 E: 0 K: 1 S: 5	H: 0 LOB: 0 BB: 0 P: 5	R: 0 E: 0 K: 2 S: 8	H: 2 LOB: 1 BB: 0 P: 8	R: 0 E: 0 K: 3 S: 10	H: 1 LOB: 3 BB: 2 P: 18	R: 0 E: 0 K: 2 S: 8	H: 1 LOB: 2 BB: 1 P: 12	1B: 8 2B: 1 3B: 0 HR: 0	SF: 0 SAC: 0 DP: 0 HBP: 0	WP: 0 PB: 0 SB: 0 CS: 1	PA: 41				
<b>PITCHER</b>	IP WLS BF H R ER SO BB IBB HBP BLK WP HR S P ERA WHIP											IP WLS BF H R ER SO BB IBB HBP BLK WP HR S P ERA WHIP														
Rick Wise, R ERA: 2.84 (1, 1)	4.1	21	5	3	3	2	3	0	0	0	0	0	22	34	6.23	1.846										
Dick Drago, R ERA: 2.48 (5, 1)	4.2	W	20	4	0	0	8	3	0	0	0	0	33	45	0.00	1.500										

Batter	1	2	3	4	5	6	7	8	9	AB R H RBI BB SO LOB	BOTTOM															
Juan Beniquez, R OBP: 0.336, SLG: 0.410 (1, 8)										5 1 2 1 0 0 1	<b>Milwaukee Brewers @ Boston Red Sox</b> Fenway Park, Boston, MA Fri May 24 1974, 7:05 PM EDT Att: 15,951 - Unknown - 48 F															
Cecil Cooper, L OBP: 0.358, SLG: 0.430 (1, 3)										4 1 3 1 0 0 0																
Dwight Evans, R OBP: 0.441, SLG: 0.627 (1, 9)										4 0 1 0 1 0 2																
Carl Yastrzemski, L OBP: 0.443, SLG: 0.514 (1, 7)										4 0 0 0 0 0 7																
Bernie Carbo, L OBP: 0.375, SLG: 0.488 (1, 10)										4 2 3 2 0 1 0																
Rico Petrocelli, R OBP: 0.400, SLG: 0.466 (1, 5)										3 0 1 1 0 0 1																
Carlton Fisk, R OBP: 0.329, SLG: 0.468 (1, 2)										4 0 1 0 0 1 3																
Dick McAuliffe, L OBP: 0.303, SLG: 0.333 (1, 4)										3 1 1 0 1 1 2																
Mario Guerrero, R OBP: 0.287, SLG: 0.265 (1, 6)										3 0 0 0 1 0 4																
<b>Inning Stats</b>	R: 0 E: 0 K: 0 S: 4	H: 1 LOB: 1 BB: 0 P: 4	R: 1 E: 0 K: 0 S: 5	H: 2 LOB: 1 BB: 0 P: 5	R: 3 E: 0 K: 0 S: 7	H: 4 LOB: 1 BB: 0 P: 7	R: 1 E: 0 K: 0 S: 6	H: 3 LOB: 2 BB: 0 P: 6	R: 0 E: 0 K: 1 S: 6	H: 1 LOB: 1 BB: 0 P: 6		R: 0 E: 0 K: 0 S: 3	H: 2 LOB: 2 BB: 1 P: 11	R: 0 E: 0 K: 2 S: 7	H: 0 LOB: 2 BB: 1 P: 12	R: 0 E: 0 K: 0 S: 3	H: 0 LOB: 0 BB: 0 P: 3	1B: 6 2B: 4 3B: 0 HR: 2	SF: 0 SAC: 1 DP: 1 HBP: 1	WP: 0 PB: 1 SB: 0 CS: 0	PA: 39					
<b>PITCHER</b>	IP WLS BF H R ER SO BB IBB HBP BLK WP HR S P ERA WHIP											IP WLS BF H R ER SO BB IBB HBP BLK WP HR S P ERA WHIP														
Bill Champion, R ERA: 3.75 (1, 1)	2.2	L	15	7	4	3	0	0	0	0	0	0	2	15	10.12	2.625										
Bill Travers, L ERA: 5.0 (3, 1)	4.0		20	5	1	1	3	2	1	1	0	0	22	35	2.25	1.750										
Tom Murphy, R ERA: 2.1 (7, 1)	1.1		4	0	0	0	0	0	0	0	0	0	4	4	0.00	0.000										

Batter	1	2	3	4	5	6	7	8	9	AB	R	H	RBI	BB	SO	LOB	TOP								
<b>Don Money, R</b> OBP: 0.339, SLG: 0.430	4-0 HR BB	0-0 2B 2B		0-3 K		0-0 P4	0-0 1B			4	2	2	0	1	1	0									
<b>Dave May, L</b> OBP: 0.256, SLG: 0.405	0-0 P5	0-0 1B 2B		0-0 1B 1B		0-3 K	0-3 K			5	1	2	2	0	2	2									
<b>George Scott, R</b> OBP: 0.371, SLG: 0.477	0-0 5-3	0-0 BB 1B		0-0 1B		0-0 HR 2B		0-0 F8		5	1	3	1	0	0	1									
<b>John Briggs, L</b> OBP: 0.363, SLG: 0.574	0-0 HR BB	4-0 BB 1B		0-3 K		0-0 HR		0-0 P6		4	2	2	4	1	1	2									
<b>Darrell Porter, L</b> OBP: 0.382, SLG: 0.411	0-0 1B	0-0 F8			0-0 F9	0-0 P4		0-3 K		5	0	1	0	0	1	2									
<b>Bob Coluccio, R</b> OBP: 0.324, SLG: 0.360	0-0 6-3		0-3 K		0-0 S 1B		0-0 4-3 HR 2B		0-3 K	5	1	2	0	0	2	1									
<b>Bobby Mitchell, R</b> OBP: 0.275, SLG: 0.301		0-3 K	0-0 F3		0-3 K		0-0 4-3		0-0 5-3	4	0	0	0	0	2	2	AB 41								
<b>Ken Berry, R</b> OBP: 0.254, SLG: 0.190										1	0	0	0	0	0	0	R 9								
<b>Pedro Garcia, R</b> OBP: 0.326, SLG: 0.477		0-0 F8	0-0 P4		4-0 IBB		0-0 HR		0-0 F8	4	1	1	2	1	0	0	H 14								
<b>Robin Yount, R</b> OBP: 0.252, SLG: 0.282		0-0 2B 2B 1B		0-0 B3	0-0 1-3		0-0 F9			4	1	1	0	0	0	2	RBI 9								
<b>Inning Stats</b>	R: 2 E: 0 K: 0 S: 5	H: 2 LOB: 1 BB: 1 P: 9	R: 3 E: 0 K: 1 S: 9	H: 4 LOB: 2 BB: 1 P: 13	R: 0 E: 0 K: 1 S: 5	H: 0 LOB: 0 BB: 0 P: 5	R: 0 E: 0 K: 2 S: 9	H: 2 LOB: 2 BB: 0 P: 9	R: 0 E: 0 K: 1 S: 6	H: 1 LOB: 1 BB: 1 P: 10	R: 2 E: 0 K: 1 S: 7	H: 2 LOB: 0 BB: 0 P: 7	R: 2 E: 0 K: 1 S: 8	H: 3 LOB: 1 BB: 0 P: 8	R: 0 E: 0 K: 1 S: 5	H: 0 LOB: 0 BB: 0 P: 5	R: 0 E: 0 K: 1 S: 5	H: 0 LOB: 0 BB: 0 P: 5	1B: 7 2B: 4 3B: 0 HR: 3	SF: 0 SAC: 0 DP: 0 HBP: 0	WP: 0 PB: 0 SB: 1 CS: 0	PA: 44			
<b>PITCHER</b>	IP	WLS	BF	H	R	ER	SO	BB	IBB	HBP	BLK	WP	HR	S	P	ERA	WHIP								
<b>Reggie Cleveland, R</b> ERA: 5.91	1.2	L	12	6	5	5	1	1	0	0	0	0	1	13	17	27.00	4.200								
<b>Roger Moret, L</b> ERA: 4.71	4.2		23	7	4	4	5	1	1	0	0	0	2	31	39	7.71	1.714								
<b>Diego Segui, R</b> ERA: 2.15	0.2		3	1	0	0	1	0	0	0	0	0	0	5	5	0.00	1.500								
<b>Bob Veale, L</b> ERA:	2.0		6	0	0	0	2	0	0	0	0	0	0	10	10	0.00	0.000								

Milwaukee Brewers @ Boston Red Sox  
Fenway Park, Boston, MA  
Sat May 25 1974, 3:33 AM EDT  
Att: 19,827 - Unknown - 62 F

AB 41  
R 9  
H 14  
RBI 9  
BB 3  
SO 9  
LOB 12



Batter	1	2	3	4	5	6	7	8	9	AB	R	H	RBI	BB	SO	LOB	BOTTOM								
<b>Juan Beniquez, R</b> OBP: 0.331, SLG: 0.400	0-0 5-3		0-0 4-3		0-0 BB 1B 1B		0-0 L8		0-0 6-3	5	1	1	0	0	0	0									
<b>Danny Cater, R</b> OBP: 0.375, SLG: 0.462	0-0 6-3		0-0 6-3		4-0 BB BB BB 1B BB		0-0 5-3		0-0 L4	4	0	0	0	1	0	0									
<b>Dwight Evans, R</b> OBP: 0.429, SLG: 0.602	0-0 P4		0-0 6-3		0-0 6-3 1B		0-0 5-3		0-0 P4	5	0	1	1	0	0	0									
<b>Carl Yastrzemski, L</b> OBP: 0.444, SLG: 0.511		0-0 4-3		0-0 1B 1B		0-0 L4		4-0 FC6-4 BB		3	1	1	0	1	0	2									
<b>Rick Miller, L</b> OBP: 0.359, SLG: 0.308										0	0	0	0	0	0	0									
<b>Rico Petrocelli, R</b> OBP: 0.395, SLG: 0.453		4-0 BB 1B BB		0-0 P8	0-0 6-3		0-0 6-3		0-0 FC6-4 1B 1B	3	0	0	0	1	0	4									
<b>Terry Hughes, R</b> OBP: 0.267, SLG: 0.214					1-2 2-3				1-2 2-3	0	0	0	0	0	0	0									
<b>Carlton Fisk, R</b> OBP: 0.326, SLG: 0.457		0-0 F8		0-0 1B 1B	0-0 F9		0-0 L7			4	0	1	0	0	0	4									
<b>Tommy Harper, R</b> OBP: 0.216, SLG: 0.223		0-0 BB 1B		0-0 F9		0-0 F2		0-0 1B 1B		4	0	2	0	0	0	2	AB 35								
<b>Mario Guerrero, R</b> OBP: 0.313, SLG: 0.287		4-0 1-2 2-3 BB		0-0 1B	0-0 1B		0-0 1B		0-0 1B	3	0	3	1	1	0	0	R 2								
<b>Dick McAuliffe, L</b> OBP: 0.294, SLG: 0.321		0-3 K		0-0 F9		0-0 G6-4-3		0-0 F8		4	0	0	0	0	1	9	H 9								
<b>Inning Stats</b>	R: 0 E: 0 K: 0 S: 3	H: 0 LOB: 0 BB: 0 P: 3	R: 0 E: 0 K: 1 S: 6	H: 1 LOB: 3 BB: 2 P: 14	R: 0 E: 0 K: 0 S: 3	H: 0 LOB: 0 BB: 0 P: 3	R: 1 E: 0 K: 0 S: 6	H: 3 LOB: 2 BB: 0 P: 6	R: 1 E: 0 K: 0 S: 5	H: 2 LOB: 2 BB: 1 P: 9	R: 0 E: 0 K: 0 S: 3	H: 1 LOB: 0 BB: 0 P: 3	R: 0 E: 0 K: 0 S: 3	H: 0 LOB: 0 BB: 0 P: 3	R: 0 E: 0 K: 0 S: 5	H: 2 LOB: 2 BB: 1 P: 9	R: 0 E: 0 K: 0 S: 3	H: 0 LOB: 0 BB: 0 P: 3	1B: 9 2B: 0 3B: 0 HR: 0	SF: 0 SAC: 0 DP: 1 HBP: 0	WP: 0 PB: 0 SB: 0 CS: 0	PA: 39			
<b>PITCHER</b>	IP	WLS	BF	H	R	ER	SO	BB	IBB	HBP	BLK	WP	HR	S	P	ERA	WHIP								
<b>Clyde Wright, L</b> ERA: 3.97	9.0	W	39	9	2	2	1	4	0	0	0	0	0	37	53	2.00	1.444								

Milwaukee Brewers @ Boston Red Sox  
Fenway Park, Boston, MA  
Sat May 25 1974, 3:33 AM EDT  
Att: 19,827 - Unknown - 62 F

AB 35  
R 2  
H 9  
RBI 2  
BB 4  
SO 1  
LOB 21







Batter	1	2	3	4	5	6	7	8	9	AB	R	H	RBI	BB	SO	LOB	TOP					
<b>Don Money, R</b> OBP: 0.341, SLG: 0.442 (1, 5)										4	1	1	2	0	1	3	<b>Milwaukee Brewers @ California Angels</b> Anaheim Stadium, Anaheim, CA Mon May 27 1974, 10:05 PM EDT Att: 9,211 - Unknown					
<b>Dave May, L</b> OBP: 0.262, SLG: 0.396 (1, 9)										2	0	0	0	2	1	2						
<b>George Scott, R</b> OBP: 0.371, SLG: 0.478 (1, 3)										4	0	1	0	0	1	4						
<b>John Briggs, L</b> OBP: 0.352, SLG: 0.558 (1, 7)										4	0	1	0	0	1	1						
<b>Bob Hansen, L</b> OBP: 0.231, SLG: 0.208 (1, 10)										4	0	0	0	0	3	0						
<b>Darrell Porter, L</b> OBP: 0.386, SLG: 0.409 (1, 2)										3	0	1	0	1	0	0						
<b>Bob Coluccio, R</b> OBP: 0.320, SLG: 0.356 (1, 8)										3	0	0	0	1	1	1						
<b>Pedro Garcia, R</b> OBP: 0.325, SLG: 0.468 (1, 4)										3	0	2	0	0	0	0						
<b>Robin Yount, R</b> OBP: 0.279, SLG: 0.313 (1, 6)										1	1	1	0	2	0	0						
<b>Inning Stats</b>	R: 0 E: 0 K: 1 S: 6	H: 1 LOB: 1 BB: 0 P: 6	R: 0 E: 0 K: 1 S: 5	H: 0 LOB: 0 BB: 0 P: 5	R: 0 E: 0 K: 0 S: 4	H: 1 LOB: 2 BB: 1 P: 8	R: 0 E: 0 K: 2 S: 7	H: 1 LOB: 0 BB: 0 P: 7	R: 2 E: 0 K: 2 S: 9	H: 3 LOB: 1 BB: 1 P: 13	R: 0 E: 0 K: 1 S: 5	H: 0 LOB: 1 BB: 1 P: 9	R: 0 E: 0 K: 1 S: 4	H: 0 LOB: 0 BB: 1 P: 8	R: 0 E: 0 K: 0 S: 2	H: 1 LOB: 0 BB: 1 P: 6	R: 0 E: 0 K: 0 S: 2	H: 0 LOB: 0 BB: 1 P: 6	1B: 4 2B: 2 3B: 0 HR: 1	SF: 0 SAC: 0 DP: 1 HBP: 0	WP: 0 PB: 0 SB: 0 CS: 4	PA: 37
<b>PITCHER Nolan Ryan, R</b> ERA: 4.01 (1, 1)	IP: 9.0 WLS: L BF: 34	H: 7 R: 2 ER: 2 SO: 8	BB: 6 IBB: 0 HBP: 0 BLK: 0	WP: 0 HR: 1 S: 44 P: 68	ERA: 2.00 WHIP: 1.444																	

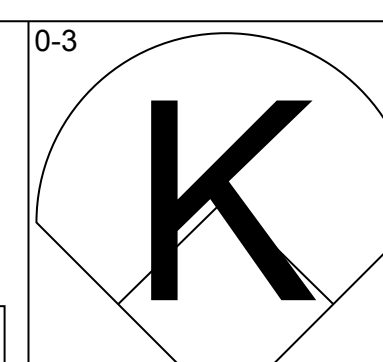
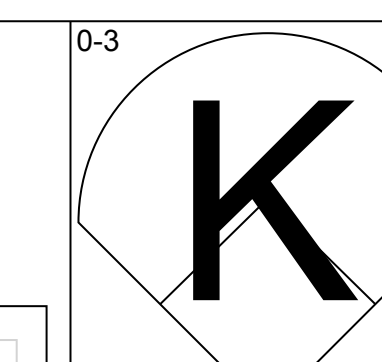
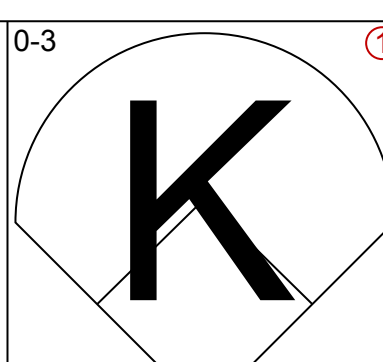
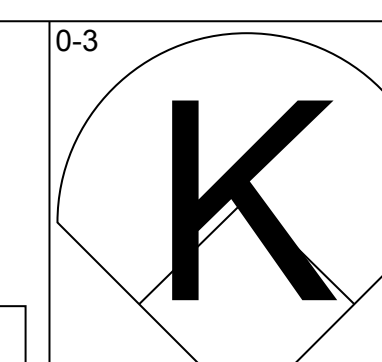
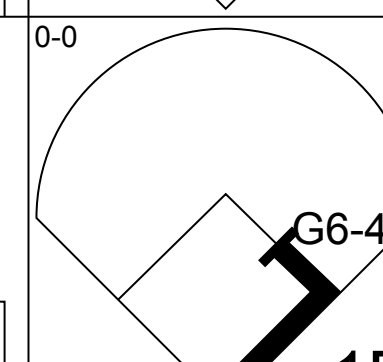
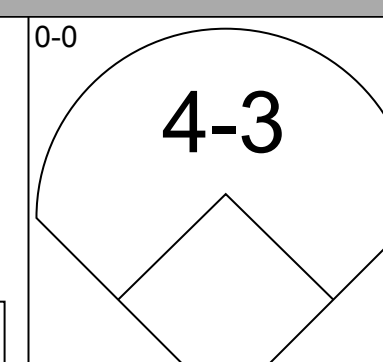
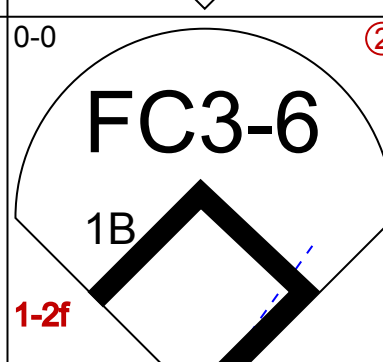
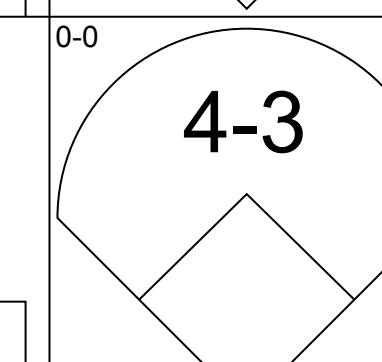
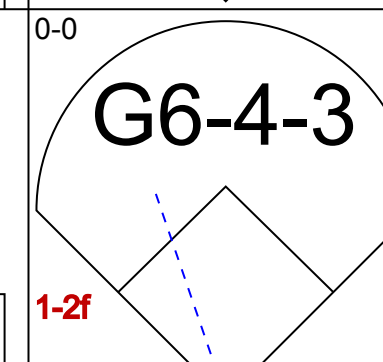
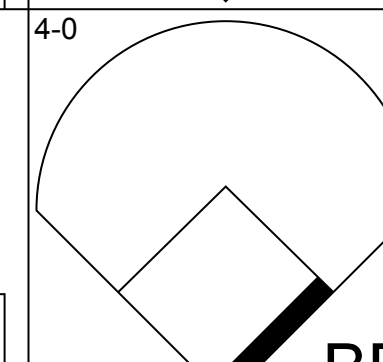
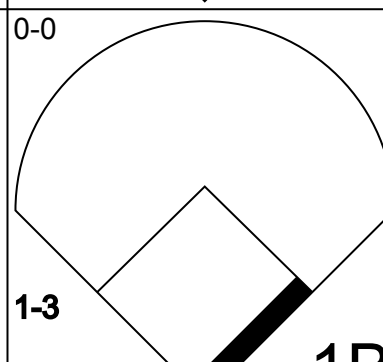
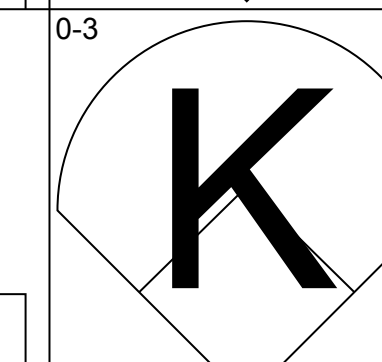
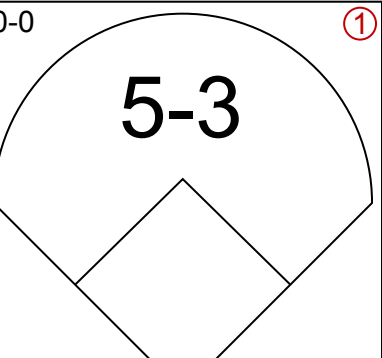
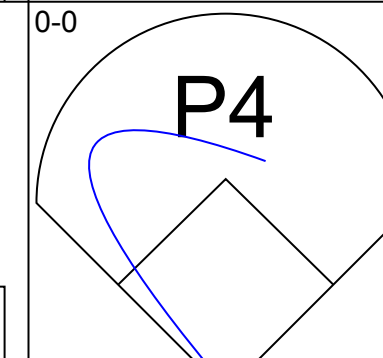
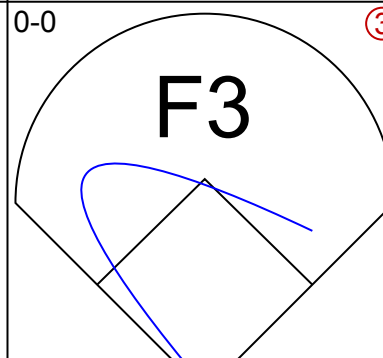
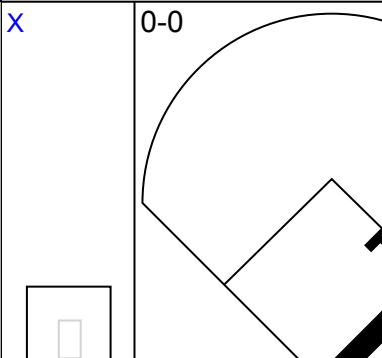

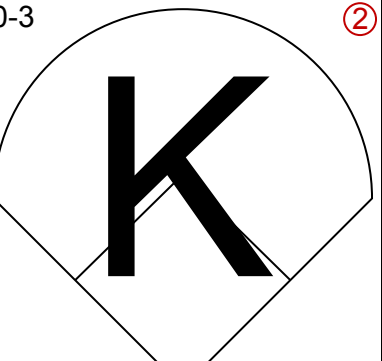
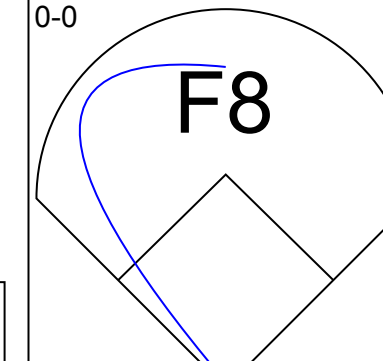
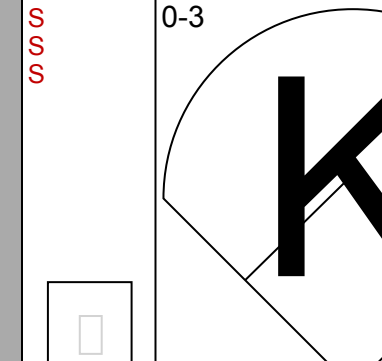
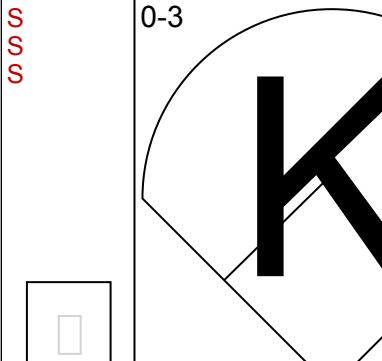

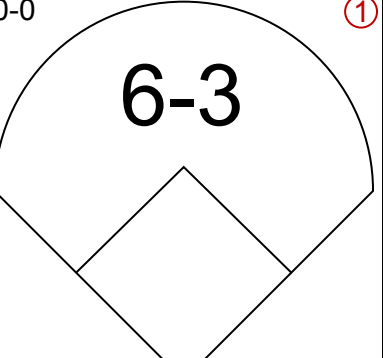
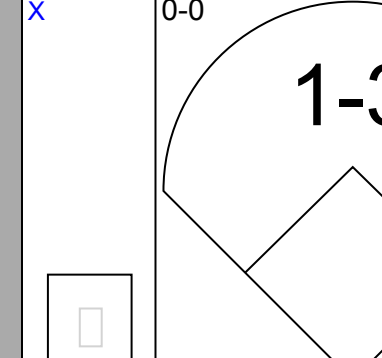
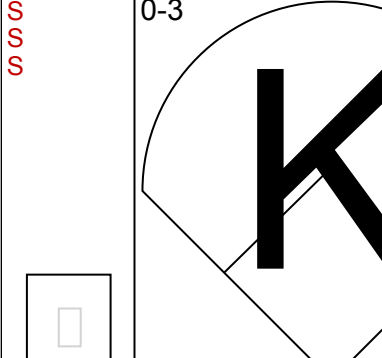
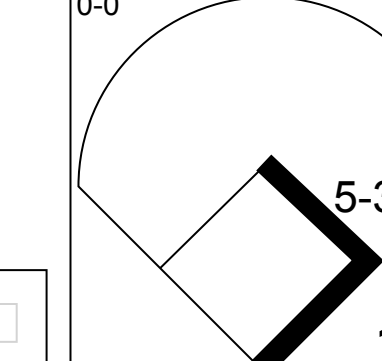
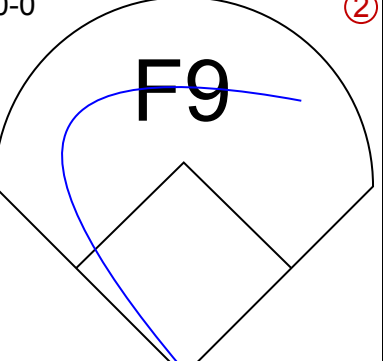
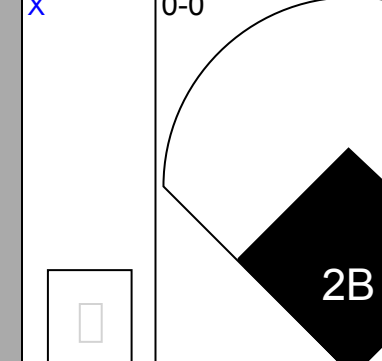
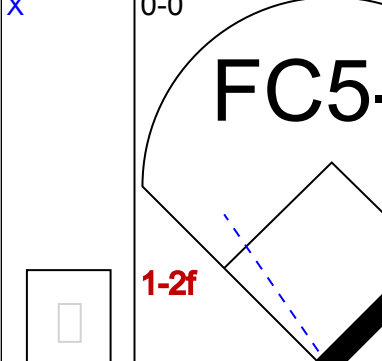
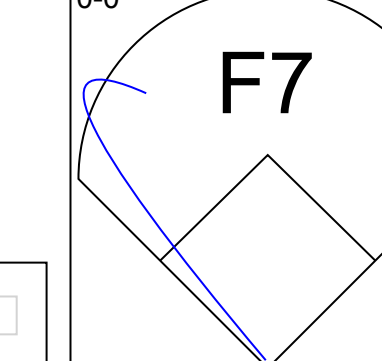
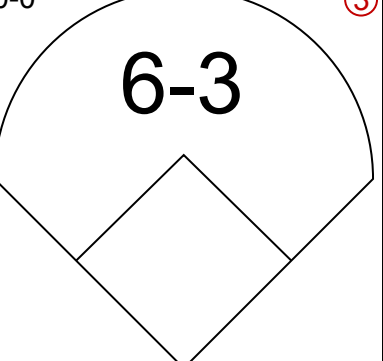
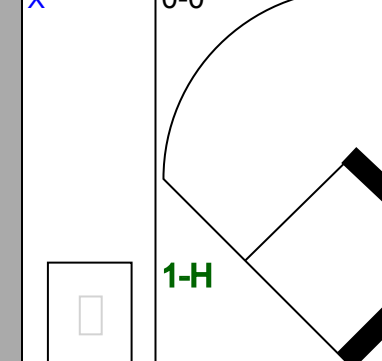
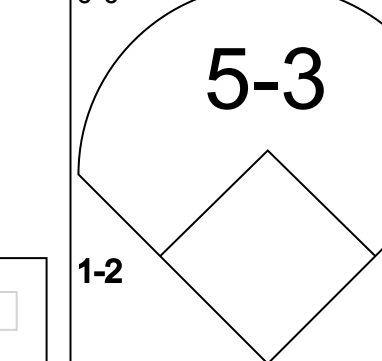
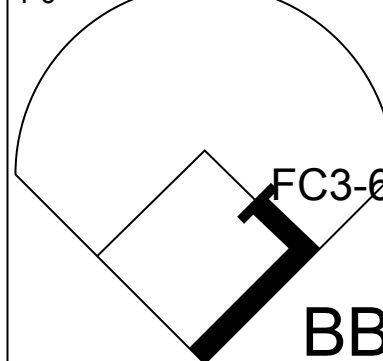
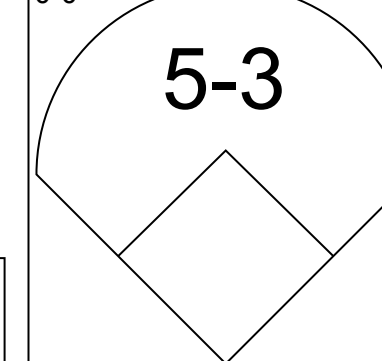
Batter	1	2	3	4	5	6	7	8	9	AB	R	H	RBI	BB	SO	LOB	BOTTOM			
<b>Mickey Rivers, L</b> OBP: 0.344, SLG: 0.390 (1, 8)										3	0	0	0	1	2	2	<b>Milwaukee Brewers @ California Angels</b> Anaheim Stadium, Anaheim, CA Mon May 27 1974, 10:05 PM EDT Att: 9,211 - Unknown			
<b>Denny Doyle, L</b> OBP: 0.316, SLG: 0.307 (1, 4)										4	0	1	0	0	1	4				
<b>Bobby Valentine, R</b> OBP: 0.297, SLG: 0.372 (1, 7)										4	0	0	0	0	0	3				
<b>Frank Robinson, R</b> OBP: 0.364, SLG: 0.472 (1, 10)										4	0	1	0	0	0	0				
<b>Bob Oliver, R</b> OBP: 0.315, SLG: 0.392 (1, 3)										4	0	1	0	0	0	1				
<b>Winston Llenas, R</b> OBP: 0.261, SLG: 0.250 (1, 9)										4	0	0	0	0	1	1				
<b>Paul Schaal, R</b> OBP: 0.316, SLG: 0.343 (1, 5)										3	0	1	0	0	0	1				
<b>Ellie Rodriguez, R</b> OBP: 0.345, SLG: 0.319 (1, 2)										3	0	2	0	0	0	0				
<b>Dave Chalk, R</b> OBP: 0.314, SLG: 0.344 (1, 6)										3	0	0	0	0	1	3				
<b>Inning Stats</b>	R: 0 E: 0 K: 0 S: 3	H: 0 LOB: 0 BB: 0 P: 3	R: 0 E: 0 K: 0 S: 3	H: 1 LOB: 0 BB: 0 P: 3	R: 0 E: 0 K: 2 S: 9	H: 2 LOB: 0 BB: 0 P: 9	R: 0 E: 0 K: 0 S: 3	H: 0 LOB: 0 BB: 0 P: 3	R: 0 E: 0 K: 1 S: 6	H: 1 LOB: 1 BB: 0 P: 6	R: 0 E: 0 K: 1 S: 6	H: 1 LOB: 1 BB: 0 P: 6	R: 0 E: 0 K: 1 S: 6	H: 1 LOB: 2 BB: 1 P: 10	R: 0 E: 0 K: 0 S: 3	H: 0 LOB: 0 BB: 0 P: 3	1B: 5 2B: 1 3B: 0 HR: 0	SF: 0 SAC: 0 DP: 1 HBP: 0	WP: 0 PB: 0 SB: 0 CS: 0	PA: 33
<b>PITCHER Kevin Kobel, L</b> ERA: 2.06 (1, 1)	IP: 9.0 WLS: W BF: 33	H: 6 R: 0 ER: 0 SO: 5	BB: 1 IBB: 0 HBP: 0 BLK: 0	WP: 0 HR: 0 S: 42 P: 46	ERA: 0.00 WHIP: 0.778															

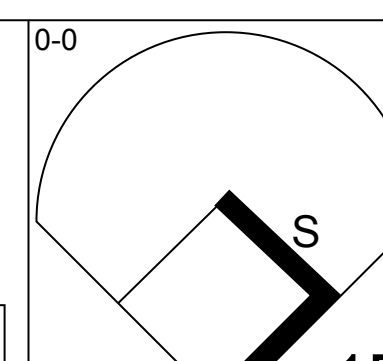
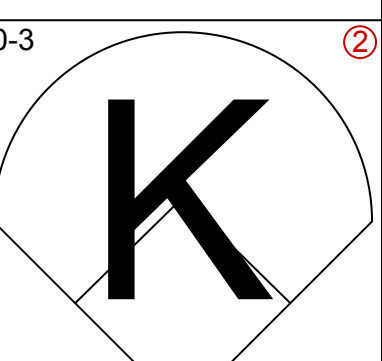
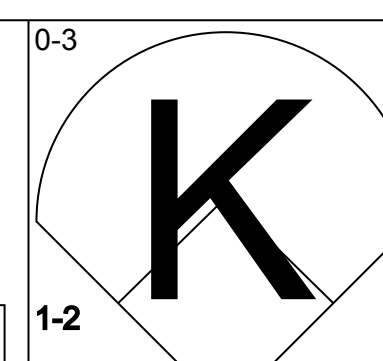
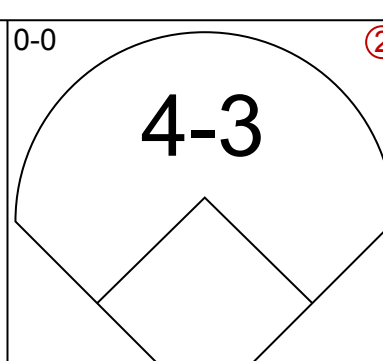
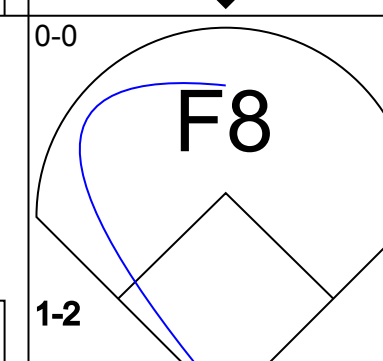
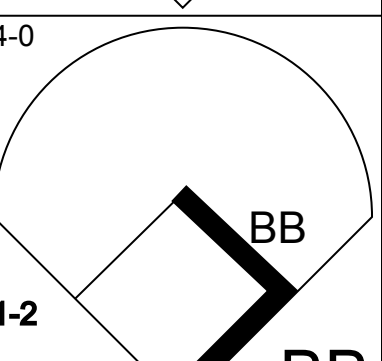
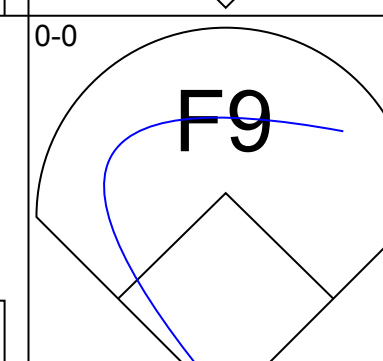
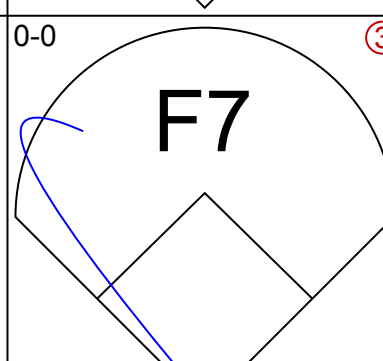
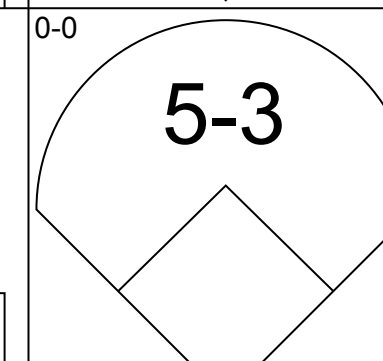
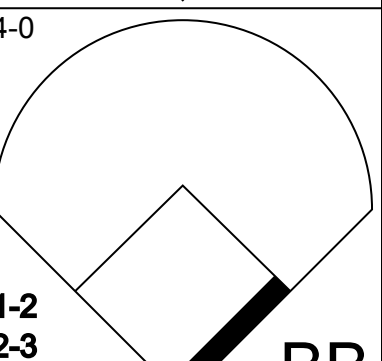
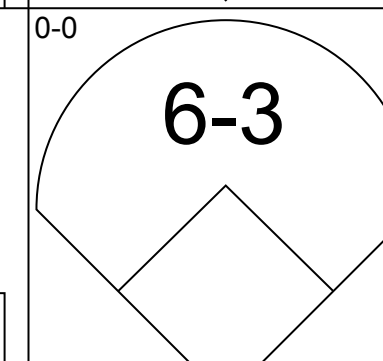
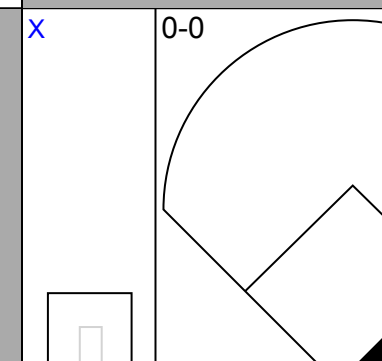
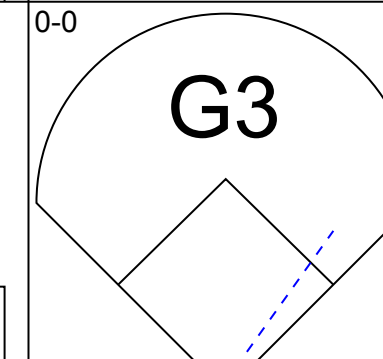
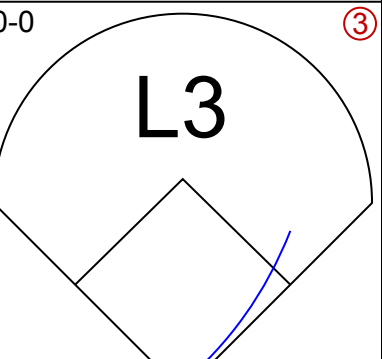
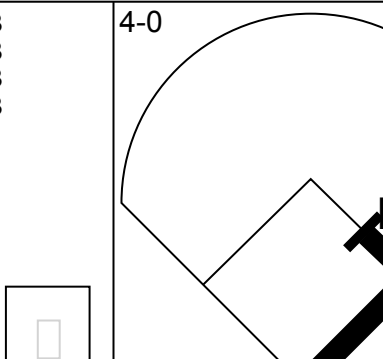
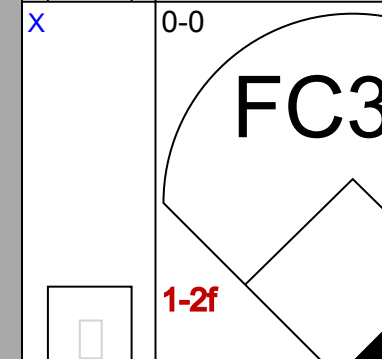
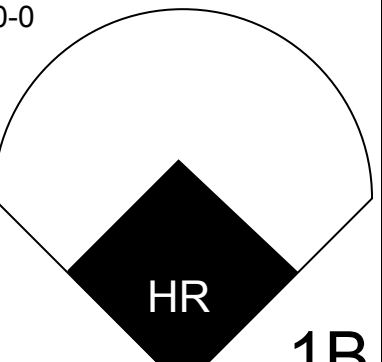
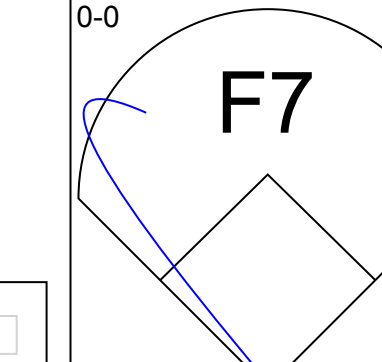
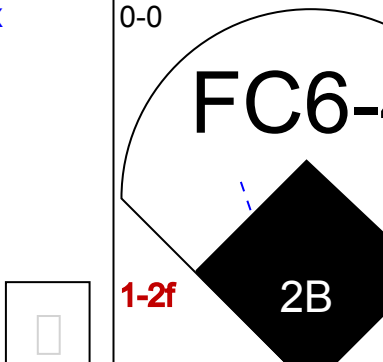
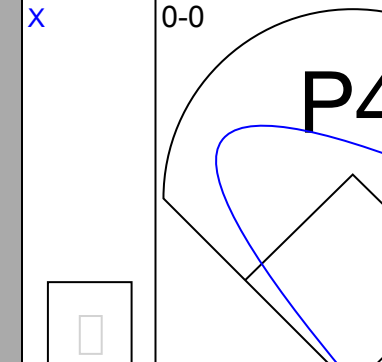
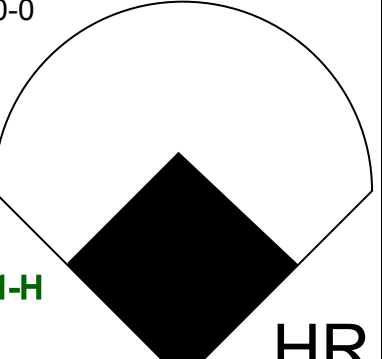
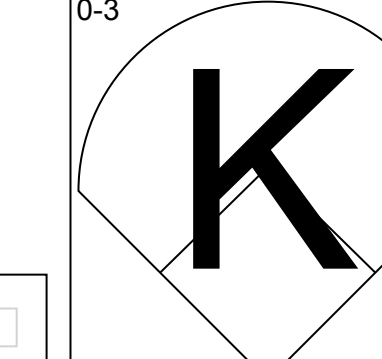
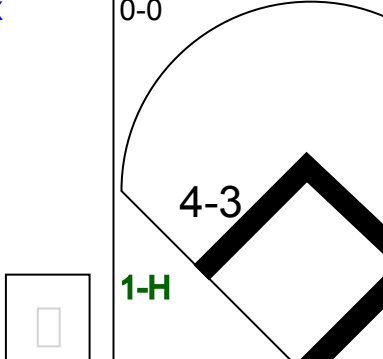
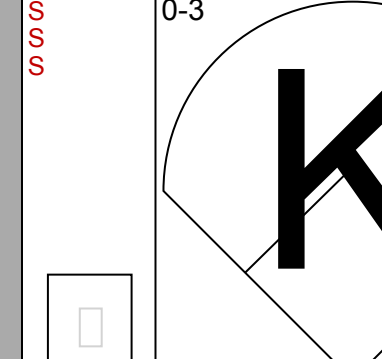
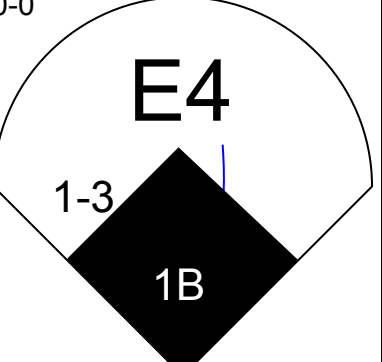
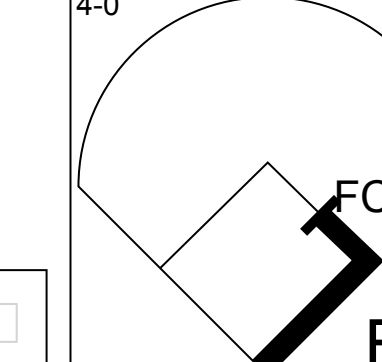
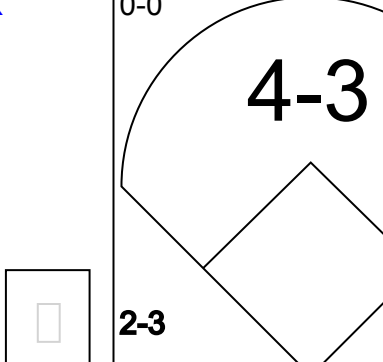
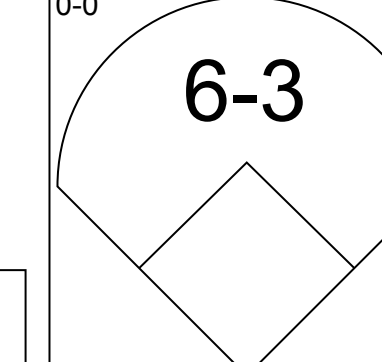
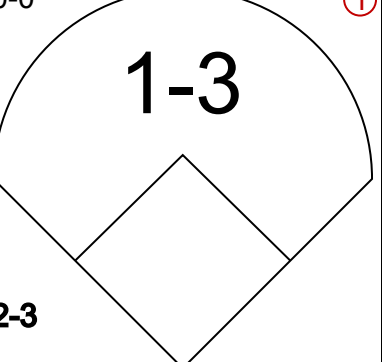
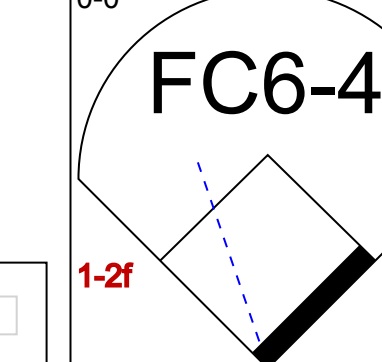
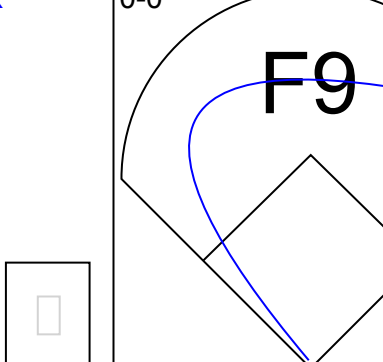
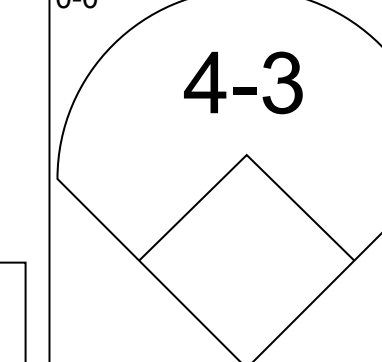
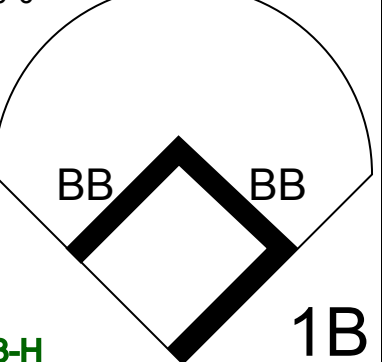
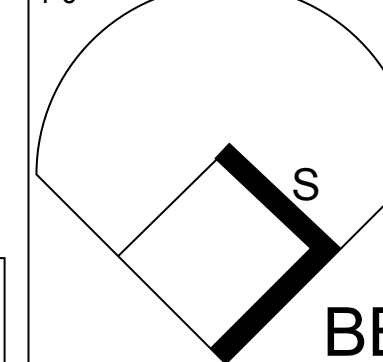
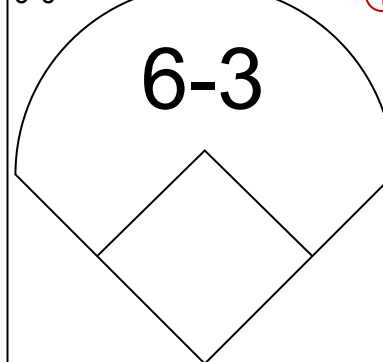
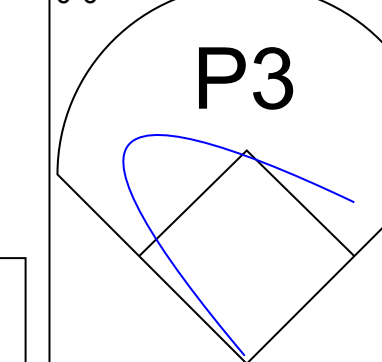
Batter	1	2	3	4	5	6	7	8	9	AB	R	H	RBI	BB	SO	LOB	TOP					
<b>Don Money, R</b> OBP: 0.337, SLG: 0.435 (1, 5)										5	1	1	0	0	0	2	<b>Milwaukee Brewers @ California Angels</b> Anaheim Stadium, Anaheim, CA Tue May 28 1974, 10:05 PM EDT Att: 5,330 - Unknown					
<b>Dave May, L</b> OBP: 0.271, SLG: 0.420 (1, 9)										5	1	3	1	0	0	1						
<b>George Scott, R</b> OBP: 0.368, SLG: 0.491 (1, 3)										4	1	1	1	0	0	3						
<b>John Briggs, L</b> OBP: 0.355, SLG: 0.553 (1, 7)										3	1	1	0	1	0	1						
<b>Darrell Porter, L</b> OBP: 0.382, SLG: 0.398 (1, 2)										3	1	0	0	1	2	2						
<b>Bob Hansen, L</b> OBP: 0.207, SLG: 0.185 (8, FH) <b>Rob Ellis, R</b> OBP: 0.250, SLG: 0.182										3	0	0	0	0	0	3						
<b>Bob Coluccio, R</b> OBP: 0.325, SLG: 0.360 (1, 8)										1	0	0	0	0	0	0						
<b>Pedro Garcia, R</b> OBP: 0.316, SLG: 0.458 (1, 4)										3	0	0	1	0	2	2						
<b>Robin Yount, R</b> OBP: 0.286, SLG: 0.328 (1, 6)										4	1	2	0	0	1	2						
<b>Inning Stats</b>	R: 0 E: 0 K: 0 S: 3	H: 0 LOB: 0 BB: 0 P: 3	R: 2 E: 1 K: 0 S: 5	H: 2 LOB: 0 BB: 0 P: 5	R: 2 E: 0 K: 1 S: 7	H: 2 LOB: 0 BB: 0 P: 7	R: 0 E: 0 K: 1 S: 6	H: 1 LOB: 2 BB: 1 P: 10	R: 1 E: 0 K: 0 S: 6	H: 2 LOB: 1 BB: 0 P: 10	R: 0 E: 0 K: 2 S: 7	H: 0 LOB: 0 BB: 0 P: 7	R: 1 E: 0 K: 0 S: 5	H: 2 LOB: 1 BB: 0 P: 5	R: 0 E: 0 K: 1 S: 5	H: 0 LOB: 3 BB: 0 P: 5	R: 0 E: 0 K: 0 S: 4	H: 1 LOB: 1 BB: 0 P: 4	1B: 7 2B: 2 3B: 0 HR: 2	SF: 1 SAC: 0 DP: 2 HBP: 0	WP: 0 PB: 1 CS: 0	PA: 38
<b>PITCHER</b>	IP	WLS	BF	H	R	ER	SO	BB	IBB	HBP	BLK	WP	HR	S	P	ERA	WHIP					
<b>Dick Lange, R</b> ERA: 2.55 (1, 1)	3.0	L	14	4	4	2	1	1	0	0	0	0	0	2	15	19	6.00	1.667				
<b>Bill Stoneman, R</b> ERA: 4.73 (4, 1)	3.2		16	5	2	1	4	1	0	0	0	0	0	23	27	2.46	1.636					
<b>Rudy May, L</b> ERA: 5.4 (7, 1)	1.1		4	0	0	0	1	0	0	0	0	0	0	6	6	0.00	0.000					
<b>Skip Lockwood, R</b> ERA: 3.74 (9, 1)	1.0		4	1	0	0	0	0	0	0	0	0	0	4	4	0.00	1.000					

Batter	1	2	3	4	5	6	7	8	9	AB	R	H	RBI	BB	SO	LOB	BOTTOM				
<b>Mickey Rivers, L</b> OBP: 0.342, SLG: 0.387 (1, 8)										4	0	1	0	0	0	1	<b>Milwaukee Brewers @ California Angels</b> Anaheim Stadium, Anaheim, CA Tue May 28 1974, 10:05 PM EDT Att: 5,330 - Unknown				
<b>Denny Doyle, L</b> OBP: 0.306, SLG: 0.300 (1, 4)										4	0	0	0	0	0	4					
<b>Tom McCraw, L</b> OBP: 0.345, SLG: 0.456 (1, 7)										4	1	1	0	0	1	0					
<b>Charlie Sands, L</b> OBP: 0.324, SLG: 0.407 (1, 10)										3	0	0	0	1	2	1					
<b>Bob Oliver, R</b> OBP: 0.314, SLG: 0.389 (1, 3)										4	1	1	0	0	1	1					
<b>Joe Lahoud, L</b> OBP: 0.315, SLG: 0.450 (1, 9)										4	0	1	1	0	1	1					
<b>Paul Schaal, R</b> OBP: 0.314, SLG: 0.340 (1, 5)										4	0	1	1	0	1	1					
<b>Ellie Rodriguez, R</b> OBP: 0.349, SLG: 0.324 (1, 2)										4	0	2	0	0	0	2					
<b>Dave Chalk, R</b> OBP: 0.314, SLG: 0.340 (1, 6)										2	0	0	0	1	0	1					
<b>Inning Stats</b>	R: 0 E: 0 K: 1 S: 5	H: 0 LOB: 0 BB: 0 P: 5	R: 0 E: 0 K: 1 S: 5	H: 0 LOB: 1 BB: 1 P: 9	R: 0 E: 0 K: 0 S: 4	H: 1 LOB: 0 BB: 0 P: 4	R: 0 E: 0 K: 0 S: 3	H: 0 LOB: 0 BB: 0 P: 3	R: 0 E: 0 K: 2 S: 7	H: 0 LOB: 0 BB: 0 P: 7	R: 0 E: 0 K: 0 S: 5	H: 2 LOB: 3 BB: 1 P: 9	R: 0 E: 0 K: 1 S: 8	H: 4 LOB: 1 BB: 0 P: 8	R: 2 E: 0 K: 1 S: 8	H: 4 LOB: 1 BB: 0 P: 8	1B: 6 2B: 1 3B: 0 HR: 0	SF: 0 SAC: 0 DP: 1 HBP: 0	WP: 0 PB: 0 CS: 0	PA: 35	
<b>PITCHER</b>	IP	WLS	BF	H	R	ER	SO	BB	IBB	HBP	BLK	WP	HR	S	P	ERA	WHIP				
<b>Jim Slaton, R</b> ERA: 3.84 (1, 1)	8.1	W	33	6	2	2	6	2	0	0	0	0	0	43	51	2.16	0.960				
<b>Tom Murphy, R</b> ERA: 2.05 (9, 1)	0.2		2	1	0	0	0	0	0	0	0	0	0	2	2	0.00	1.500				





Batter	1	2	3	4	5	6	7	8	9	AB	R	H	RBI	BB	SO	LOB	TOP		
<b>Don Money, R</b> OBP: 0.335, SLG: 0.434 (1, 5)										4	0	0	0	0	4	2	<b>Milwaukee Brewers @ Oakland Athletics</b> Oakland-Alameda County Coliseum, Oakland, CA Sat Jun 01 1974, 3:33 AM PDT Att: 6,920 - Unknown		
<b>Ken Berry, R</b> OBP: 0.254, SLG: 0.194 (1, 8)										4	0	1	0	0	0	1			
<b>John Briggs, L</b> OBP: 0.357, SLG: 0.553 (1, 7)										3	0	1	0	1	1	1			
<b>George Scott, R</b> OBP: 0.364, SLG: 0.491 (1, 3)										4	0	1	0	0	0	3			
<b>Bob Coluccio, R</b> OBP: 0.311, SLG: 0.345 (1, 9)										4	0	0	0	0	3	2			
<b>Charlie Moore, R</b> OBP: 0.355, SLG: 0.364 (1, 2)										4	0	0	0	0	2	1			
<b>Rob Ellis, R</b> OBP: 0.381, SLG: 0.350 (1, 10)										4	1	2	0	0	0	1			
<b>Pedro Garcia, R</b> OBP: 0.307, SLG: 0.447 (1, 4)										3	0	1	1	0	0	1			
<b>Robin Yount, R</b> OBP: 0.294, SLG: 0.344 (1, 6)										2	0	0	0	1	0	2			
<b>Inning Stats</b>	R: 0 E: 0 K: 1 S: 5	H: 1 LOB: 0 BB: 0 P: 5	R: 0 E: 0 K: 2 S: 7	H: 0 LOB: 0 BB: 0 P: 7	R: 0 E: 0 K: 1 S: 6	H: 1 LOB: 1 BB: 0 P: 6	R: 0 E: 0 K: 0 S: 3	H: 0 LOB: 0 BB: 0 P: 3	R: 0 E: 0 K: 1 S: 6	H: 1 LOB: 2 BB: 1 P: 10	R: 1 E: 0 K: 1 S: 7	H: 2 LOB: 1 BB: 0 P: 7	R: 0 E: 0 K: 2 S: 7	H: 0 LOB: 0 BB: 0 P: 7	R: 0 E: 0 K: 2 S: 8	H: 1 LOB: 1 BB: 0 P: 8	1B: 5 2B: 1 3B: 0 HR: 0	SF: 0 SAC: 0 DP: 1 HBP: 0	WP: 1 PA: 34 SB: 0 CS: 0
<b>PITCHER</b> <b>Vida Blue, L</b> ERA: 3.98 (1, 1)	IP: 9.0 WLS: W BF: 34 H: 6 R: 1 ER: 1 SO: 10 BB: 2 IBB: 0 HBP: 0 BLK: 0 WP: 1 HR: 0 S: 52 P: 60 ERA: 1.00 WHIP: 0.889															<b>PITCHER</b>			

Batter	1	2	3	4	5	6	7	8	9	AB	R	H	RBI	BB	SO	LOB	BOTTOM		
<b>Bill North, S</b> OBP: 0.341, SLG: 0.328 (1, 8)										4	0	1	0	0	2	2	<b>Milwaukee Brewers @ Oakland Athletics</b> Oakland-Alameda County Coliseum, Oakland, CA Sat Jun 01 1974, 3:33 AM PDT Att: 6,920 - Unknown		
<b>Bert Campaneris, R</b> OBP: 0.370, SLG: 0.379 (1, 6)										3	0	0	0	1	0	2			
<b>Sal Bando, R</b> OBP: 0.429, SLG: 0.495 (1, 5)										3	0	1	0	1	0	2			
<b>Reggie Jackson, L</b> OBP: 0.459, SLG: 0.716 (1, 10)										3	0	0	0	1	0	5			
<b>Joe Rudi, R</b> OBP: 0.348, SLG: 0.500 (1, 7)										4	2	1	0	0	0	2			
<b>Deron Johnson, R</b> OBP: 0.239, SLG: 0.314 (1, 3)										4	1	2	3	0	2	1			
<b>Angel Mangual, R</b> OBP: 0.284, SLG: 0.462 (1, 9)										3	1	0	0	1	0	1			
<b>Ray Fosse, R</b> OBP: 0.252, SLG: 0.393 (1, 2)										4	0	0	0	0	0	3			
<b>Dick Green, R</b> OBP: 0.294, SLG: 0.143 (1, 4)										3	0	1	1	1	0	0			
<b>Inning Stats</b>	R: 0 E: 0 K: 0 S: 4	H: 1 LOB: 1 BB: 0 P: 4	R: 3 E: 1 K: 1 S: 9	H: 3 LOB: 3 BB: 2 P: 17	R: 0 E: 0 K: 1 S: 5	H: 0 LOB: 1 BB: 1 P: 9	R: 0 E: 0 K: 1 S: 5	H: 0 LOB: 1 BB: 1 P: 9	R: 1 E: 0 K: 0 S: 4	H: 1 LOB: 1 BB: 1 P: 8	R: 0 E: 0 K: 1 S: 6	H: 1 LOB: 1 BB: 0 P: 6	R: 0 E: 0 K: 0 S: 3	H: 0 LOB: 0 BB: 0 P: 3	R: 0 E: 0 K: 1 S: 3	H: 0 LOB: 0 BB: 0 P: 3	1B: 4 2B: 1 3B: 0 HR: 1	SF: 0 SAC: 0 DP: 0 HBP: 0	WP: 0 PA: 36 SB: 2 CS: 0
<b>PITCHER</b> <b>Jim Slaton, R</b> ERA: 3.61 (1, 1)	IP: 8.0 WLS: L BF: 36 H: 6 R: 4 ER: 1 SO: 4 BB: 5 IBB: 0 HBP: 0 BLK: 0 WP: 0 HR: 1 S: 39 P: 59 ERA: 1.12 WHIP: 1.375															<b>PITCHER</b>			

Batter	1	2	3	4	5	6	7	8	9	AB	R	H	RBI	BB	SO	LOB	TOP					
<b>Don Money, R</b> OBP: 0.332, SLG: 0.428 (1, 5)										5	0	1	0	0	0	3						
<b>Ken Berry, R</b> OBP: 0.297, SLG: 0.200 (1, 8)										3	0	1	0	0	0	2						
<b>Mike Hegan, L</b> OBP: 0.303, SLG: 0.345 (8, PH)										1	0	0	0	0	0	0						
<b>Charlie Moore, R</b> OBP: 0.349, SLG: 0.357 (8, 2)										1	0	0	0	0	0	1						
<b>John Briggs, L</b> OBP: 0.353, SLG: 0.543 (1, 7)										5	0	1	1	0	1	1						
<b>George Scott, R</b> OBP: 0.360, SLG: 0.483 (1, 3)										5	1	1	0	0	0	2						
<b>Darrell Porter, L</b> OBP: 0.380, SLG: 0.403 (1, 2)										4	0	2	0	0	1	0						
<b>Bobby Mitchell, R</b> OBP: 0.286, SLG: 0.303 (8, PR)										0	0	0	0	0	0	0						
<b>Rob Ellis, R</b> OBP: 0.333, SLG: 0.304 (1, 10)										3	0	0	0	0	1	1						
<b>Bob Hansen, L</b> OBP: 0.219, SLG: 0.200 (8, PH)										1	0	1	1	0	0	0						
<b>Bob Coluccio, R</b> OBP: 0.310, SLG: 0.362 (1, 9)										4	1	1	1	0	0	2						
<b>Pedro Garcia, R</b> OBP: 0.311, SLG: 0.451 (1, 4)										3	1	1	0	0	0	0						
<b>Robin Yount, R</b> OBP: 0.297, SLG: 0.346 (1, 6)										2	0	1	0	0	0	0						
<b>Dave May, L</b> OBP: 0.273, SLG: 0.407 (7, PH)										0	0	0	0	1	0	0						
<b>Tim Johnson, L</b> OBP: 0.222, SLG: 0.333 (7, PR)										1	1	1	1	0	0	0						
<b>Inning Stats</b>	R: 0 E: 0 K: 0 S: 4	H: 1 LOB: 1 BB: 0 P: 4	R: 1 E: 0 K: 1 S: 6	H: 1 LOB: 0 BB: 0 P: 6	R: 0 E: 0 K: 0 S: 3	H: 0 LOB: 0 BB: 0 P: 3	R: 0 E: 0 K: 1 S: 6	H: 1 LOB: 1 BB: 0 P: 6	R: 0 E: 0 K: 0 S: 5	H: 2 LOB: 2 BB: 0 P: 5	R: 0 E: 0 K: 0 S: 5	H: 0 LOB: 0 BB: 0 P: 5	R: 0 E: 0 K: 0 S: 3	H: 0 LOB: 2 BB: 1 P: 8	R: 1 E: 0 K: 0 S: 6	H: 3 LOB: 3 BB: 0 P: 6	R: 2 E: 0 K: 0 S: 6	H: 3 LOB: 1 BB: 0 P: 6	1B: 7 2B: 3 3B: 0 HR: 1	SF: 0 SAC: 0 DP: 0 HBP: 1	WP: 0 PB: 0 SB: 1 CS: 0	PA: 40
<b>PITCHER</b>	IP	WLS	BF	H	R	ER	SO	BB	IBB	HBP	BLK	WP	HR	S	P	ERA	WHIP					
<b>Catfish Hunter, R</b> ERA: 2.34 (1, 1)	7.2	W	32	7	2	2	3	1	0	1	0	0	1	36	41	2.35	1.043					
<b>Rollie Fingers, R</b> ERA: 3.0 (8, 1)	1.1	S	8	4	2	2	0	0	0	0	0	0	0	8	8	13.50	3.000					

Milwaukee Brewers @ Oakland Athletics  
Oakland-Alameda County Coliseum, Oakland, CA  
Sun Jun 02 1974, 3:33 AM PDT  
Att: 9,309 - Unknown - 60 F

AB 38  
R 4  
H 11  
RBI 4  
BB 1  
SO 3  
LOB 12



Batter	1	2	3	4	5	6	7	8	9	AB	R	H	RBI	BB	SO	LOB	BOTTOM				
<b>Bert Campaneris, R</b> OBP: 0.363, SLG: 0.372 (1, 6)										4	0	0	0	0	1	1					
<b>Angel Mangual, R</b> OBP: 0.273, SLG: 0.442 (1, 8)										4	0	0	0	0	0	0					
<b>Bill North, S</b> OBP: 0.341, SLG: 0.328 (9, 8)										0	0	0	0	0	0	0					
<b>Sal Bando, R</b> OBP: 0.424, SLG: 0.486 (1, 5)										4	1	1	0	0	0	0					
<b>Reggie Jackson, L</b> OBP: 0.470, SLG: 0.759 (1, 9)										3	3	3	2	1	0	0					
<b>Joe Rudi, R</b> OBP: 0.346, SLG: 0.511 (1, 7)										4	1	1	3	0	0	1					
<b>Deron Johnson, R</b> OBP: 0.239, SLG: 0.330 (1, 10)										4	1	1	0	0	0	1					
<b>Gene Tenace, R</b> OBP: 0.390, SLG: 0.371 (1, 3)										3	0	1	1	1	0	0					
<b>Ray Fosse, R</b> OBP: 0.246, SLG: 0.383 (1, 2)										3	0	0	0	0	0	2					
<b>Dick Green, R</b> OBP: 0.300, SLG: 0.176 (1, 4)										3	0	1	0	0	0	0					
<b>Inning Stats</b>	R: 0 E: 0 K: 0 S: 3	H: 0 LOB: 0 BB: 0 P: 3	R: 1 E: 0 K: 0 S: 4	H: 1 LOB: 1 BB: 1 P: 8	R: 0 E: 0 K: 0 S: 3	H: 0 LOB: 0 BB: 0 P: 3	R: 2 E: 0 K: 0 S: 6	H: 3 LOB: 1 BB: 0 P: 6	R: 0 E: 0 K: 1 S: 5	H: 0 LOB: 0 BB: 0 P: 5	R: 0 E: 0 K: 0 S: 4	H: 1 LOB: 1 BB: 0 P: 4	R: 0 E: 0 K: 0 S: 4	H: 1 LOB: 1 BB: 0 P: 4	R: 3 E: 0 K: 0 S: 5	H: 2 LOB: 0 BB: 1 P: 9	1B: 4 2B: 0 3B: 1 HR: 3	SF: 0 SAC: 0 DP: 0 HBP: 0	WP: 0 PB: 0 SB: 0 CS: 0	PA: 34	
<b>PITCHER</b>	IP	WLS	BF	H	R	ER	SO	BB	IBB	HBP	BLK	WP	HR	S	P	ERA	WHIP				
<b>Clyde Wright, L</b> ERA: 4.31 (1, 1)	8.0	L	34	8	6	6	1	2	0	0	0	0	3	34	42	6.75	1.250				

Milwaukee Brewers @ Oakland Athletics  
Oakland-Alameda County Coliseum, Oakland, CA  
Sun Jun 02 1974, 3:33 AM PDT  
Att: 9,309 - Unknown - 60 F

AB 32  
R 6  
H 8  
RBI 6  
BB 2  
SO 1  
LOB 5



Batter	1	2	3	4	5	6	7	8	9	AB	R	H	RBI	BB	SO	LOB	TOP
Mickey Rivers, L (1, 8) OBP: 0.327, SLG: 0.365	0-3 K		0-0 F7		0-0 FC 1B		0-0 F8		0-0 F8	5	0	0	0	0	1	1	<b>California Angels @ Milwaukee Brewers</b> Milwaukee County Stadium, Milwaukee, WI Tue Jun 04 1974, 8:05 PM EDT Att: 9,408 - Unknown <a href="http://livebaseballscorecards.com">livebaseballscorecards.com</a>
Dave Chalk, R (1, 6) OBP: 0.338, SLG: 0.364	4-0 BB		0-0 F6		0-0 1B		0-3 K		0-3 K	4	0	1	1	1	2	0	
Leroy Stanton, R (1, 9) OBP: 0.379, SLG: 0.590	0-3 K		0-0 5-3		0-0 F8		0-3 K			4	0	0	0	0	2	3	
Frank Robinson, R (1, 10) OBP: 0.371, SLG: 0.472	0-0 F4			0-0 4-3	0-0 F9				0-0 SH5-3 1B	4	0	1	0	0	0	3	
Bob Oliver, R (1, 3) OBP: 0.303, SLG: 0.369		0-0 5-3		0-3 K		0-0 2B 1B			0-0 SH5-3 1B	4	1	2	0	0	1	0	
Tom McCraw, L (8, PR) OBP: 0.341, SLG: 0.450									1-2 1B	0	0	0	0	0	0	0	
Joe Lahoud, L (1, 7) OBP: 0.337, SLG: 0.500		0-0 4-3 1B		4-0 BB		0-0 1B SF8 2B			0-0 SH5-3	2	1	2	0	1	0	0	
Paul Schaaf, R (1, 5) OBP: 0.371, SLG: 0.336									1-2 2-3								
Charlie Sands, L (8, PH) OBP: 0.343, SLG: 0.407		0-0 4-3		0-0 6-3					4-0 G4-6-3 IBB	3	0	1	1	0	0	2	
Sandy Alomar Sr., S (8, PR) OBP: 0.250, SLG: 0.304		1-2							0-0 G4-6-3	0	0	0	0	0	0	0	
Ellie Rodriguez, R (1, 2) OBP: 0.366, SLG: 0.374		4-0 BB			4-0 FC 1B SH3-4 BB		0-0 SF8		0-0 G4-6-3	0	1	0	1	2	0	0	
John Doherty, L (8, PH) OBP: 0.300, SLG: 0.125							3-H 1-2		1-2	1	0	0	0	0	0	3	
Tom Egan, R (8, 2) OBP: 0.300, SLG: 0.125										0	0	0	0	0	0	0	
Denny Doyle, L (1, 4) OBP: 0.307, SLG: 0.300		0-0 F4			0-0 SH3-4		0-3 K		0-0 F9	3	0	0	0	0	1	3	
<b>Inning Stats</b>	R: 0 E: 0 K: 2 S: 7	H: 0 LOB: 1 BB: 1 P: 11	R: 0 E: 0 K: 0 S: 4	H: 1 LOB: 2 BB: 1 P: 8	R: 0 E: 0 K: 0 S: 3	H: 0 LOB: 1 BB: 1 P: 9	R: 1 E: 0 K: 0 S: 5	H: 1 LOB: 2 BB: 1 P: 9	R: 2 E: 0 K: 1 S: 7	H: 3 LOB: 0 BB: 0 P: 7	R: 0 E: 0 K: 0 S: 4	H: 2 LOB: 3 BB: 1 P: 8	R: 0 E: 0 K: 1 S: 5	H: 0 LOB: 0 BB: 0 P: 5	1B: 6 2B: 1 3B: 0 HR: 0	SF: 1 SAC: 2 DP: 1 HBP: 0	WP: 0 PA: 38 CS: 1
<b>PITCHER</b>	IP WLS BF H R ER SO BB IBB HBP BLK WP HR S P ERA WHIP																
Kevin Kobel, L (1, 1) ERA: 3.02	5.0	25	5	3	3	3	4	0	0	0	0	0	0	27	43	5.40	1.800
Eduardo Rodriguez, R (8, 1) ERA: 1.59	2.1	9	2	0	0	3	0	1	0	0	0	0	0	14	18	0.00	0.857
Tom Murphy, R (8, 1) ERA: 1.82	1.2	4	0	0	0	1	0	0	0	0	0	0	0	6	6	0.00	0.000

Batter	1	2	3	4	5	6	7	8	9	AB	R	H	RBI	BB	SO	LOB	BOTTOM	
Robin Yount, R (1, 6) OBP: 0.291, SLG: 0.338	0-3 K		0-3 K			0-0 F8	0-0 4-3			3	0	0	0	0	2	0	<b>California Angels @ Milwaukee Brewers</b> Milwaukee County Stadium, Milwaukee, WI Tue Jun 04 1974, 8:05 PM EDT Att: 9,408 - Unknown <a href="http://livebaseballscorecards.com">livebaseballscorecards.com</a>	
Tim Johnson, L (7, PH) OBP: 0.211, SLG: 0.316						0-0 F7	2-3 3-H FC4-6 1B			3	0	1	1	1	0	0		
Dave May, L (1, 9) OBP: 0.277, SLG: 0.406	4-0 FC6-4 BB		0-0 F8		4-0 BB	0-0 BB 1B	3-H FC4-6			3	0	1	0	1	0	2		
George Scott, R (1, 3) OBP: 0.363, SLG: 0.481	0-0 F8				0-0 FC6-4	0-0 BB 1B	1-2			3	0	0	0	1	0	2		
John Briggs, L (1, 7) OBP: 0.351, SLG: 0.534	0-0 FC6-4				0-0 F6	4-0 BB	1-2 BB		0-0 F5	3	0	0	0	1	0	2		
Darrell Porter, L (1, 2) OBP: 0.376, SLG: 0.398		0-0 S 1B			0-0 F6		0-0 F4		0-0 F4	4	1	1	0	0	0	3		
Mike Hegan, L (1, 10) OBP: 0.300, SLG: 0.355		0-3 K			0-0 4-3				0-3 K	4	1	1	0	0	2	2		
Bob Coluccio, R (1, 8) OBP: 0.316, SLG: 0.368		0-0 CS 1B			0-0 1-3				0-0 SH1-4 1B	3	1	2	1	0	0	0		
Pedro Garcia, R (1, 4) OBP: 0.312, SLG: 0.449		0-0 2-H 1B			0-0 F7				0-0 4-3 SH1-4 1B	3	1	1	1	0	0	1		
John Vukovich, R (1, 5) OBP: 0.182, SLG: 0.273			0-3 K		0-0 K				0-0 SH1-4	2	0	0	0	0	2	0		
<b>Inning Stats</b>	R: 0 E: 0 K: 1 S: 5	H: 0 LOB: 1 BB: 1 P: 9	R: 1 E: 0 K: 1 S: 6	H: 2 LOB: 0 BB: 0 P: 6	R: 0 E: 0 K: 2 S: 7	H: 0 LOB: 0 BB: 0 P: 7	R: 0 E: 0 K: 0 S: 3	H: 0 LOB: 1 BB: 1 P: 7	R: 0 E: 0 K: 0 S: 4	H: 1 LOB: 2 BB: 1 P: 8	R: 3 E: 0 K: 0 S: 7	H: 4 LOB: 1 BB: 0 P: 7	R: 0 E: 0 K: 1 S: 5	H: 0 LOB: 0 BB: 0 P: 5	1B: 6 2B: 1 3B: 0 HR: 0	SF: 0 SAC: 1 DP: 0 HBP: 0		WP: 0 PA: 33 CS: 1
<b>PITCHER</b>	IP WLS BF H R ER SO BB IBB HBP BLK WP HR S P ERA WHIP																	
Bill Singer, R (1, 1) ERA: 2.98	8.0	L	33	7	4	4	6	3	0	0	0	0	0	42	54	4.50	1.250	



Batter	1	2	3	4	5	6	7	8	9	AB	R	H	RBI	BB	SO	LOB	TOP								
Mickey Rivers, L OBP: 0.329, SLG: 0.380	0-3 K	0-0 5-3				0-0 1B		0-0 G3		0-0 HR	5	2	2	2	0	1	4								
Denny Doyle, L OBP: 0.310, SLG: 0.303	0-0 BB		0-0 P6			0-0 1B		0-3 K		0-0 4-3	5	1	2	0	0	1	2								
Leroy Stanton, R OBP: 0.402, SLG: 0.610	4-0 1-2		0-0 2B			0-0 1B		0-0 5-3		0-0 HR	4	1	3	1	1	0	0								
Frank Robinson, R OBP: 0.367, SLG: 0.461	0-3 K		0-3 K			0-3 K		4-0 BB		0-0 P6	4	0	0	0	1	3	6								
Bob Oliver, R OBP: 0.301, SLG: 0.361	0-0 P4		4-0 BB			0-0 FC4-6		0-0 F9		0-0 F8	4	0	0	1	1	0	5								
Joe Lahoud, L OBP: 0.330, SLG: 0.516		0-0 L3	0-3 K			0-0 4-3		0-0 3-1		0-0 HR	5	1	1	2	0	1	4								
John Doherty, L OBP: 0.444, SLG: 0.333	4-0 2B			0-3 K				4-0 G3		0-0 HR	3	1	1	0	2	1	0								
Ellie Rodriguez, R OBP: 0.370, SLG: 0.380	0-0 1-3			0-0 6-3				4-0 G3		0-0 6-3	3	0	1	0	1	0	1								
Dave Chalk, R OBP: 0.333, SLG: 0.358	0-0 5-3			0-0 L5				0-0 F7		0-0 F5	3	0	0	0	0	0	4								
Charlie Sands, L OBP: 0.333, SLG: 0.393											1	0	0	0	0	0	1								
Sandy Alomar Sr., S OBP: 0.290, SLG: 0.304											0	0	0	0	0	0	0								
<b>Inning Stats</b>	R: 0 E: 0 K: 2 S: 8	H: 1 LOB: 2 BB: 1 P: 12	R: 0 E: 0 K: 0 S: 4	H: 1 LOB: 2 BB: 1 P: 8	R: 0 E: 0 K: 2 S: 8	H: 1 LOB: 0 BB: 0 P: 12	R: 0 E: 0 K: 1 S: 5	H: 0 LOB: 0 BB: 0 P: 5	R: 2 E: 0 K: 1 S: 8	H: 3 LOB: 1 BB: 2 P: 8	R: 0 E: 0 K: 1 S: 5	H: 0 LOB: 2 BB: 2 P: 13	R: 0 E: 0 K: 0 S: 3	H: 0 LOB: 1 BB: 1 P: 7	R: 2 E: 0 K: 0 S: 5	H: 2 LOB: 0 BB: 0 P: 5	R: 2 E: 0 K: 0 S: 5	H: 2 LOB: 2 BB: 0 P: 5	1B: 5 2B: 3 3B: 0 HR: 2	SF: 0 SAC: 0 DP: 0 HBP: 0	WP: 0 PB: 0 CS: 0	PA: 43			
<b>PITCHER</b>	IP WLS BF H R ER SO BB IBB HBP BLK WP HR S P ERA WHIP	IP WLS BF H R ER SO BB IBB HBP BLK WP HR S P ERA WHIP	IP WLS BF H R ER SO BB IBB HBP BLK WP HR S P ERA WHIP	IP WLS BF H R ER SO BB IBB HBP BLK WP HR S P ERA WHIP	IP WLS BF H R ER SO BB IBB HBP BLK WP HR S P ERA WHIP	IP WLS BF H R ER SO BB IBB HBP BLK WP HR S P ERA WHIP	IP WLS BF H R ER SO BB IBB HBP BLK WP HR S P ERA WHIP	IP WLS BF H R ER SO BB IBB HBP BLK WP HR S P ERA WHIP	IP WLS BF H R ER SO BB IBB HBP BLK WP HR S P ERA WHIP	IP WLS BF H R ER SO BB IBB HBP BLK WP HR S P ERA WHIP	IP WLS BF H R ER SO BB IBB HBP BLK WP HR S P ERA WHIP	IP WLS BF H R ER SO BB IBB HBP BLK WP HR S P ERA WHIP	IP WLS BF H R ER SO BB IBB HBP BLK WP HR S P ERA WHIP	IP WLS BF H R ER SO BB IBB HBP BLK WP HR S P ERA WHIP	IP WLS BF H R ER SO BB IBB HBP BLK WP HR S P ERA WHIP	IP WLS BF H R ER SO BB IBB HBP BLK WP HR S P ERA WHIP	IP WLS BF H R ER SO BB IBB HBP BLK WP HR S P ERA WHIP	IP WLS BF H R ER SO BB IBB HBP BLK WP HR S P ERA WHIP	IP WLS BF H R ER SO BB IBB HBP BLK WP HR S P ERA WHIP	IP WLS BF H R ER SO BB IBB HBP BLK WP HR S P ERA WHIP	IP WLS BF H R ER SO BB IBB HBP BLK WP HR S P ERA WHIP	IP WLS BF H R ER SO BB IBB HBP BLK WP HR S P ERA WHIP	IP WLS BF H R ER SO BB IBB HBP BLK WP HR S P ERA WHIP	IP WLS BF H R ER SO BB IBB HBP BLK WP HR S P ERA WHIP	IP WLS BF H R ER SO BB IBB HBP BLK WP HR S P ERA WHIP

California Angels @ Milwaukee Brewers  
Milwaukee County Stadium, Milwaukee, WI  
Wed Jun 05 1974, 8:05 PM EDT  
Att: 6,367 - Unknown

AB 37  
R 6  
H 10  
RBI 6  
BB 6  
SO 7  
LOB 27



Batter	1	2	3	4	5	6	7	8	9	AB	R	H	RBI	BB	SO	LOB	BOTTOM								
Robin Yount, R OBP: 0.288, SLG: 0.333	0-0 1B		0-3 K			0-0 F9		0-3 K		0-0 6-3	5	0	1	0	0	2	4								
Dave May, L OBP: 0.272, SLG: 0.397	0-0 F5			0-3 K		0-0 F9				0-0 F8	4	0	0	0	0	2	1								
Eduardo Rodriguez, R ERA: 2.37	0-0 F5			0-3 K		0-0 F9				0-0 F8	0	0	0	0	0	0	0								
Bob Hansen, L OBP: 0.212, SLG: 0.194	0-0 F5			0-3 K		0-0 F9				0-0 F8	1	0	0	0	0	0	0								
George Scott, R OBP: 0.364, SLG: 0.476	0-0 F8			0-0 4-3		0-0 1B		4-0 BB		0-0 4-3	4	0	1	0	1	0	1								
John Briggs, L OBP: 0.352, SLG: 0.536	0-0 F8			0-0 1B		0-0 1B		0-0 F8		0-3 K	5	1	2	0	0	1	2								
Darrell Porter, L OBP: 0.372, SLG: 0.389		0-3 K		4-0 1B		0-0 4-3		0-0 F9			3	1	0	0	1	1	3								
Mike Hegan, L OBP: 0.315, SLG: 0.359	0-0 4-3			0-0 1B				4-0 F9		0-3 K	2	0	1	1	1	0	0								
Bobby Mitchell, R OBP: 0.282, SLG: 0.299	0-0 4-3			0-0 1B		1-3 2H		0-0 1B		0-0 K	1	0	0	0	0	1	0								
Pedro Garcia, R OBP: 0.310, SLG: 0.440	0-0 F7			0-0 6-3		0-0 6-3		0-0 E1		4-0 2B	3	1	0	0	1	0	2								
Rob Ellis, R OBP: 0.357, SLG: 0.370			0-3 K			0-0 HR		0-0 F9		0-0 2B	4	1	2	1	0	1	2								
John Vukovich, R OBP: 0.200, SLG: 0.467			0-0 P4			0-0 HR		0-0 5-3		0-0 F3	4	1	1	2	0	0	4								
<b>Inning Stats</b>	R: 0 E: 0 K: 0 S: 4	H: 1 LOB: 0 BB: 0 P: 4	R: 0 E: 0 K: 1 S: 5	H: 0 LOB: 0 BB: 0 P: 5	R: 0 E: 0 K: 2 S: 7	H: 0 LOB: 0 BB: 0 P: 7	R: 2 E: 0 K: 1 S: 7	H: 2 LOB: 1 BB: 1 P: 11	R: 2 E: 0 K: 0 S: 7	H: 4 LOB: 2 BB: 0 P: 7	R: 0 E: 1 K: 1 S: 6	H: 0 LOB: 3 BB: 1 P: 10	R: 0 E: 0 K: 1 S: 5	H: 0 LOB: 1 BB: 1 P: 9	R: 1 E: 0 K: 1 S: 6	H: 1 LOB: 1 BB: 1 P: 10	R: 0 E: 0 K: 1 S: 5	H: 0 LOB: 0 BB: 0 P: 5	1B: 5 2B: 2 3B: 0 HR: 1	SF: 0 SAC: 0 DP: 0 HBP: 0	WP: 1 PB: 0 CS: 0	PA: 40			
<b>PITCHER</b>	IP WLS BF H R ER SO BB IBB HBP BLK WP HR S P ERA WHIP	IP WLS BF H R ER SO BB IBB HBP BLK WP HR S P ERA WHIP	IP WLS BF H R ER SO BB IBB HBP BLK WP HR S P ERA WHIP	IP WLS BF H R ER SO BB IBB HBP BLK WP HR S P ERA WHIP	IP WLS BF H R ER SO BB IBB HBP BLK WP HR S P ERA WHIP	IP WLS BF H R ER SO BB IBB HBP BLK WP HR S P ERA WHIP	IP WLS BF H R ER SO BB IBB HBP BLK WP HR S P ERA WHIP	IP WLS BF H R ER SO BB IBB HBP BLK WP HR S P ERA WHIP	IP WLS BF H R ER SO BB IBB HBP BLK WP HR S P ERA WHIP	IP WLS BF H R ER SO BB IBB HBP BLK WP HR S P ERA WHIP	IP WLS BF H R ER SO BB IBB HBP BLK WP HR S P ERA WHIP	IP WLS BF H R ER SO BB IBB HBP BLK WP HR S P ERA WHIP	IP WLS BF H R ER SO BB IBB HBP BLK WP HR S P ERA WHIP	IP WLS BF H R ER SO BB IBB HBP BLK WP HR S P ERA WHIP	IP WLS BF H R ER SO BB IBB HBP BLK WP HR S P ERA WHIP	IP WLS BF H R ER SO BB IBB HBP BLK WP HR S P ERA WHIP	IP WLS BF H R ER SO BB IBB HBP BLK WP HR S P ERA WHIP	IP WLS BF H R ER SO BB IBB HBP BLK WP HR S P ERA WHIP	IP WLS BF H R ER SO BB IBB HBP BLK WP HR S P ERA WHIP	IP WLS BF H R ER SO BB IBB HBP BLK WP HR S P ERA WHIP	IP WLS BF H R ER SO BB IBB HBP BLK WP HR S P ERA WHIP	IP WLS BF H R ER SO BB IBB HBP BLK WP HR S P ERA WHIP	IP WLS BF H R ER SO BB IBB HBP BLK WP HR S P ERA WHIP	IP WLS BF H R ER SO BB IBB HBP BLK WP HR S P ERA WHIP	IP WLS BF H R ER SO BB IBB HBP BLK WP HR S P ERA WHIP

California Angels @ Milwaukee Brewers  
Milwaukee County Stadium, Milwaukee, WI  
Wed Jun 05 1974, 8:05 PM EDT  
Att: 6,367 - Unknown

AB 36  
R 5  
H 8  
RBI 4  
BB 4  
SO 8  
LOB 19



Batter	1	2	3	4	5	6	7	8	9	AB	R	H	RBI	BB	SO	LOB	TOP															
Mickey Rivers, L OBP: 0.335, SLG: 0.388 (1, 8)	0-0 SH3 4-3 2B		0-0 4-3			0-0 1B HR 1B	4-0 HR BB		0-0 1-6-3	4	3	2	0	1	0	0	<b>California Angels @ Milwaukee Brewers</b> Milwaukee County Stadium, Milwaukee, WI Thu Jun 06 1974, 4:33 AM EDT Att: 7,722 - Unknown <a href="http://livebaseballscorecards.com">livebaseballscorecards.com</a>															
Dave Chalk, R OBP: 0.332, SLG: 0.356 (1, 6)	0-0 SH3 2-3			0-0 F7		0-0 1B HR 1B	0-3 K		0-0 6-3	4	1	1	0	0	1	1																
Leroy Stanton, R OBP: 0.417, SLG: 0.647 (1, 9)	0-0 4-3			0-0 1B		0-0 1B HR 1B	4-0 HR BB			3	2	2	4	1	0	0																
Frank Robinson, R OBP: 0.369, SLG: 0.479 (1, 10)	0-0 F8			0-0 F9		0-0 1B BB 1B	0-0 BB 1B			4	1	2	3	0	0	1																
Bob Oliver, R OBP: 0.294, SLG: 0.353 (1, 5)		0-0 6-3		0-0 K		0-0 F9 1B	0-0 5-3			4	0	0	0	0	1	2																
Joe Lohoud, L OBP: 0.324, SLG: 0.505 Winston Lenas, R OBP: 0.306, SLG: 0.281 (6, PH) (6, 7)		0-0 F3			0-0 E3 G6-4-3	0-0 BB 1B			0-0 G6-4-3	2	0	0	0	0	0	0																
John Doherty, L OBP: 0.354, SLG: 0.250 Paul Schaal, R OBP: 0.311, SLG: 0.336 Tom McCraw, L OBP: 0.344, SLG: 0.444 (6, PH) (6, 3)		0-0 F9			0-0 G6-4-3 1-2	0-0 BB 1B			0-0 K	2	0	0	0	0	0	0																
Ellie Rodriguez, R OBP: 0.363, SLG: 0.370 (1, 2)			0-0 6-3		0-0 F9	0-0 F3			0-0 G6-4-3 1-2	4	0	0	0	0	0	4																
Denny Doyle, L OBP: 0.304, SLG: 0.296 (1, 4)			0-0 3-1			0-0 4-3			0-0 5-3	4	0	0	0	0	0	0																
<b>Inning Stats</b>	R: 1 E: 0 K: 0 S: 4	H: 1 LOB: 0 BB: 0 P: 4	R: 0 E: 0 K: 0 S: 3	H: 0 LOB: 0 BB: 0 P: 3	R: 0 E: 0 K: 0 S: 3	H: 1 LOB: 1 BB: 0 P: 6	R: 0 E: 1 K: 0 S: 3	H: 0 LOB: 0 BB: 0 P: 3	R: 3 E: 0 K: 0 S: 8	H: 5 LOB: 3 BB: 1 P: 12	R: 3 E: 0 K: 1 S: 6	H: 1 LOB: 0 BB: 2 P: 14	R: 0 E: 0 K: 1 S: 5	H: 1 LOB: 0 BB: 0 P: 5	R: 0 E: 0 K: 0 S: 3	H: 0 LOB: 0 BB: 0 P: 3		1B: 6 2B: 1 3B: 0 HR: 2	SF: 0 SAC: 1 DP: 2 HBP: 0	WP: 0 PB: 0 SB: 0 CS: 0	PA: 38											
<b>PITCHER</b>	IP WLS BF H R ER SO BB IBB HBP BLK WP HR S P ERA WHIP																															
Clyde Wright, L ERA: 4.44 (1, 1)	5.2	24	7	4	4	1	0	0	0	0	0	1	26	26	6.35	1.235																
Tom Murphy, R ERA: 2.45 (6, 1)	3.1	W 14	2	3	3	2	3	0	0	0	0	1	15	27	8.10	1.500																


Batter	1	2	3	4	5	6	7	8	9	AB	R	H	RBI	BB	SO	LOB	BOTTOM															
Bobby Mitchell, R OBP: 0.292, SLG: 0.291 Ken Berry, R OBP: 0.254, SLG: 0.197 (1, 8) (7, 8)	4-0 PB 1B 2B	0-3 K	4-0 FC5-4 BB			0-0 5-3	0-0 G6-4-3 1-2			2	1	0	0	2	1	1	<b>California Angels @ Milwaukee Brewers</b> Milwaukee County Stadium, Milwaukee, WI Thu Jun 06 1974, 4:33 AM EDT Att: 7,722 - Unknown <a href="http://livebaseballscorecards.com">livebaseballscorecards.com</a>															
Robin Yount, R OBP: 0.285, SLG: 0.329 (1, 6)	0-0 PB 2B 1B	0-3 K	0-0 FC5-4 1-2			0-0 F7			0-0 1-3	5	1	1	0	0	1	4																
John Briggs, L OBP: 0.349, SLG: 0.524 (1, 7)	4-0 1-2 2-3 2B BB	0-0 6-3		0-0 4-3		0-0 K			0-0 K	4	1	0	0	1	2	1																
George Scott, R OBP: 0.369, SLG: 0.490 (1, 3)	0-0 4-3 1-H 2-H 3-H 2B		0-0 FC6-4 BB 1B		0-3 K				0-0 2B 2B	5	2	3	3	0	1	0																
Rob Ellis, R OBP: 0.387, SLG: 0.379 Dave May, L OBP: 0.270, SLG: 0.395 (7, PH) (8, 9)	0-0 4-3		4-0 FC6-4 BB		0-0 1B				0-0 5-3	2	0	1	0	1	0	1																
Darrell Porter, L OBP: 0.366, SLG: 0.380 (1, 2)	0-3 K		0-0 FC6-4 1-2 2-3 1B		0-0 F7				4-0 2B 1B BB	3	2	0	0	1	1	4																
Charlie Moore, R OBP: 0.358, SLG: 0.383 (1, 10)	0-3 K		0-0 1B 1-2 3-H 1B		0-0 6-3				0-0 1-3 2-H 1B 2B	4	1	2	2	0	1	1																
Pedro Garcia, R OBP: 0.320, SLG: 0.451 (1, 4)		0-0 1B 2B		0-0 K BB 1B		0-3 K			4-0 1B IBB	3	1	2	1	1	1	0																
John Vukovich, R OBP: 0.222, SLG: 0.444 Mike Hegan, L OBP: 0.324, SLG: 0.369 Bob Coluccio, R OBP: 0.316, SLG: 0.368 Tim Johnson, L OBP: 0.211, SLG: 0.316 (7, PH) (7, PR) (8, 5)		0-0 1B 2B		0-0 1-3 2-H 1B		0-3 K			0-0 G6-4-3 1-2 2-H 3-H 1B	3	0	1	1	0	1	2																
<b>Inning Stats</b>	R: 3 E: 0 K: 2 S: 9	H: 2 LOB: 1 BB: 2 P: 17	R: 1 E: 0 K: 2 S: 9	H: 2 LOB: 1 BB: 0 P: 9	R: 2 E: 0 K: 0 S: 6	H: 3 LOB: 3 BB: 2 P: 14	R: 0 E: 0 K: 1 S: 6	H: 1 LOB: 1 BB: 0 P: 6	R: 0 E: 0 K: 2 S: 7	H: 0 LOB: 0 BB: 0 P: 7	R: 0 E: 0 K: 1 S: 5	H: 0 LOB: 0 BB: 0 P: 5	R: 3 E: 0 K: 0 S: 5	H: 3 LOB: 2 BB: 2 P: 13	R: 0 E: 0 K: 1 S: 5	H: 0 LOB: 0 BB: 0 P: 5		1B: 7 2B: 4 3B: 0 HR: 0	SF: 0 SAC: 0 DP: 1 HBP: 0	WP: 1 PB: 1 SB: 0 CS: 0	PA: 40											
<b>PITCHER</b>	IP WLS BF H R ER SO BB IBB HBP BLK WP HR S P ERA WHIP																															
Rudy May, L ERA: 6.86 (1, 1)	1.0	9	4	4	4	2	2	0	0	0	1	0	13	21	9.00	2.500																
Dick Seima, R ERA: 5.4 (2, 1)	2.0	11	3	2	2	2	2	0	0	0	0	0	19	19	3.00	0.667																
Barry Raziano, R ERA: 3.0 (4, 1)	3.0	11	2	1	1	4	0	0	0	0	0	0	2	10	0.00	6.000																
Skip Lockwood, R ERA: 4.78 (7, 1)	0.1	L 4	1	0	0	0	1	1	0	0	0	0	2	10	0.00	6.000																
John Cumberland, L ERA: 2.7 (7, 1)	1.2	5	1	2	2	1	0	0	0	0	0	0	7	7	10.80	0.600																


Batter	1	2	3	4	5	6	7	8	9	AB	R	H	RBI	BB	SO	LOB	TOP							
Bill North, S OBP: 0.347, SLG: 0.330 (1, 8)										4	1	1	0	0	1	1	<b>Oakland Athletics @ Milwaukee Brewers</b> Milwaukee County Stadium, Milwaukee, WI Fri Jun 07 1974, 8:05 PM EDT Att: 11,395 - Unknown <a href="http://livebaseballscorecards.com">livebaseballscorecards.com</a>							
Bert Campaneris, R OBP: 0.345, SLG: 0.347 (1, 6)										4	0	0	0	0	0	1								
Sal Bando, R OBP: 0.429, SLG: 0.492 (1, 5)										3	0	1	1	0	0	0								
Reggie Jackson, L OBP: 0.458, SLG: 0.715 (1, 9)										4	0	2	0	0	1	1								
Joe Rudi, R OBP: 0.348, SLG: 0.517 (1, 7)										4	0	1	0	0	1	2								
Deron Johnson, R OBP: 0.281, SLG: 0.366 (1, 3)										4	1	1	0	0	0	3								
Gene Tenace, R OBP: 0.388, SLG: 0.383 (1, 2)										4	1	1	1	0	1	0								
Angel Mangual, R OBP: 0.269, SLG: 0.423 (1, 10)										4	1	2	0	0	0	0								
Dick Green, R OBP: 0.344, SLG: 0.250 (1, 4)										3	0	1	1	0	0	1								
Champ Summers, L (9, PH) OBP: 0.167, SLG: 0.174										1	0	0	0	0	0	0								
<b>Inning Stats</b>	R: 1 E: 0 K: 0 S: 6	H: 3 LOB: 2 BB: 0 P: 6	R: 0 E: 0 K: 0 S: 3	H: 1 LOB: 0 BB: 0 P: 3	R: 0 E: 0 K: 0 S: 3	H: 0 LOB: 0 BB: 0 P: 3	R: 3 E: 1 K: 1 S: 9	H: 4 LOB: 1 BB: 0 P: 9	R: 0 E: 0 K: 0 S: 4	H: 1 LOB: 1 BB: 0 P: 4	R: 0 E: 0 K: 1 S: 5	H: 0 LOB: 0 BB: 0 P: 5	R: 0 E: 0 K: 1 S: 5	H: 0 LOB: 0 BB: 0 P: 5	R: 0 E: 0 K: 1 S: 6	H: 1 LOB: 1 BB: 0 P: 6	R: 0 E: 0 K: 0 S: 3	H: 0 LOB: 0 BB: 0 P: 3	1B: 7 2B: 2 3B: 1 HR: 0	SF: 1 SAC: 0 DP: 1 HBP: 0	WP: 0 PB: 0 SB: 1 CS: 0	PA: 36		
<b>PITCHER</b>	IP WLS BF H R ER SO BB IBB HBP BLK WP HR S P ERA WHIP																							
Bill Champion, R ERA: 3.71 (1, 1)	3.2	18	8	4	2	1	0	0	0	0	0	0	0	0	20	20	4.91	2.182						
Jim Colborn, R ERA: 6.42 (4, 1)	5.1	18	2	0	0	3	0	0	0	0	0	0	0	24	24	0.00	0.375							


Batter	1	2	3	4	5	6	7	8	9	AB	R	H	RBI	BB	SO	LOB	BOTTOM						
Don Money, R OBP: 0.335, SLG: 0.435 (1, 5)										4	0	2	1	0	0	1	<b>Oakland Athletics @ Milwaukee Brewers</b> Milwaukee County Stadium, Milwaukee, WI Fri Jun 07 1974, 8:05 PM EDT Att: 11,395 - Unknown <a href="http://livebaseballscorecards.com">livebaseballscorecards.com</a>						
Ken Berry, R OBP: 0.253, SLG: 0.214 (1, 8)										4	1	1	0	0	0	1							
Dave May, L OBP: 0.270, SLG: 0.394 (1, 9)										3	0	1	1	0	0	1							
George Scott, R OBP: 0.367, SLG: 0.482 (1, 3)										3	0	0	0	0	0	1							
Darrell Porter, L OBP: 0.373, SLG: 0.379 (1, 2)										3	1	1	0	1	0	1							
Mike Hegan, L OBP: 0.338, SLG: 0.388 (1, 10)										2	1	1	1	1	0	0							
Bobby Mitchell, R (7, PH) OBP: 0.289, SLG: 0.288										1	0	0	0	0	1	2							
Rob Ellis, R OBP: 0.400, SLG: 0.375 (1, 7)										3	1	1	0	1	2	1							
Pedro Garcia, R OBP: 0.324, SLG: 0.476 (1, 4)										4	2	2	2	0	0	1							
Robin Yount, R OBP: 0.277, SLG: 0.322 (1, 6)										3	0	0	1	0	0	1							
<b>Inning Stats</b>	R: 1 E: 0 K: 0 S: 4	H: 1 LOB: 1 BB: 0 P: 5	R: 3 E: 0 K: 0 S: 5	H: 3 LOB: 0 BB: 1 P: 9	R: 1 E: 0 K: 1 S: 6	H: 1 LOB: 1 BB: 1 P: 10	R: 1 E: 0 K: 0 S: 5	H: 2 LOB: 1 BB: 0 P: 5	R: 0 E: 0 K: 0 S: 3	H: 0 LOB: 0 BB: 0 P: 3	R: 0 E: 0 K: 0 S: 3	H: 0 LOB: 1 BB: 1 P: 7	R: 0 E: 0 K: 1 S: 7	H: 2 LOB: 2 BB: 0 P: 7	R: 0 E: 0 K: 1 S: 5	H: 0 LOB: 0 BB: 0 P: 5	1B: 4 2B: 4 3B: 0 HR: 1	SF: 2 SAC: 0 DP: 0 HBP: 1	WP: 1 PB: 0 SB: 1 CS: 0	PA: 36			
<b>PITCHER</b>	IP WLS BF H R ER SO BB IBB HBP BLK WP HR S P ERA WHIP																						
Catfish Hunter, R ERA: 2.68 (1, 1)	2.2	15	5	5	5	0	2	0	0	0	0	0	0	12	21	16.88	2.625						
Blue Moon Odom, R ERA: 6.52 (3, 1)	1.0	5	2	1	1	1	0	0	0	0	0	0	0	7	7	9.00	2.000						
Darold Knowles, L ERA: 4.24 (4, 1)	3.1	13	2	0	0	1	1	0	0	0	0	0	0	14	18	0.00	0.900						
Rollie Fingers, R ERA: 2.87 (8, 1)	1.0	3	0	0	0	1	0	0	0	0	0	0	0	5	5	0.00	0.000						

Batter	1	2	3	4	5	6	7	8	9	AB	R	H	RBI	BB	SO	LOB	TOP										
<b>Bill North, S</b> OBP: 0.343, SLG: 0.323 (1, 10) X	F9		5-3		K		F8		CS HBP	4	0	0	0	0	1	0	<b>Oakland Athletics @ Milwaukee Brewers</b> Milwaukee County Stadium, Milwaukee, WI Sat Jun 08 1974, 8:05 PM EDT Att: 25,803 - Unknown <a href="http://livebaseballscorecards.com">livebaseballscorecards.com</a>										
<b>Bert Campaneris, R</b> OBP: 0.347, SLG: 0.364 (1, 6) X	1-3		E S 1B		HR		F8		CS 1-2	4	1	2	1	0	0	0											
<b>Sal Bando, R</b> OBP: 0.430, SLG: 0.492 (1, 5) X	P3		F9		1B		CS 1B			4	0	2	0	0	0	1											
<b>Deron Johnson, R</b> OBP: 0.268, SLG: 0.365 (1, 3) X		BB E FC6-5 1B			F9		CS 1-2	5-3		3	1	1	0	1	0	1											
<b>Joe Rudi, R</b> OBP: 0.351, SLG: 0.517 (1, 7) X	E4 FC6-5 1-2		F7		1B			1B		4	0	2	0	0	0	3											
<b>Gene Tenace, R</b> OBP: 0.385, SLG: 0.376 (1, 2) X	FC6-5 1-2 2-3 BB			K		P4		K		3	0	0	0	1	2	1											
<b>Angel Mangual, R</b> OBP: 0.268, SLG: 0.426 (1, 8) X	FC6-5 FC6-4 1-2 2-3 3-H					K		4-3		4	0	1	1	0	1	3											
<b>Jesus Alou, R</b> OBP: 0.255, SLG: 0.264 (9, PR) X	F7		F9							4	0	2	0	0	0	3											
<b>Herb Washington, R</b> OBP: 0.167, SLG: 0.174 (9, 9) X							1B 2B		CS 1B	0	0	0	0	0	0	0											
<b>Champ Summers, L</b> OBP: 0.167, SLG: 0.174 (9, 9) X										0	0	0	0	0	0	0											
<b>Dick Green, R</b> OBP: 0.333, SLG: 0.250 (1, 4) X	FC6-4 1-2			K				K	1-2	4	0	1	0	0	2	4											
<b>Inning Stats</b>	R: 0 E: 0 K: 0 S: 3	H: 0 LOB: 0 BB: 0 P: 3	R: 1 E: 1 K: 0 S: 5	H: 1 LOB: 2 BB: 1 P: 9	R: 0 E: 0 K: 0 S: 4	H: 1 LOB: 1 BB: 1 P: 8	R: 0 E: 0 K: 2 S: 8	H: 1 LOB: 2 BB: 0 P: 7	R: 1 E: 0 K: 1 S: 7	H: 3 LOB: 2 BB: 0 P: 7	R: 0 E: 0 K: 0 S: 6	H: 2 LOB: 2 BB: 0 P: 6	R: 0 E: 0 K: 0 S: 3	H: 1 LOB: 1 BB: 0 P: 3	R: 0 E: 0 K: 1 S: 6	H: 1 LOB: 1 BB: 0 P: 6	R: 0 E: 0 K: 1 S: 4	H: 1 LOB: 1 BB: 0 P: 5	1B: 8 2B: 2 3B: 0 HR: 1	SF: 0 SAC: 0 DP: 0 HBP: 1	WP: 0 PB: 0 CS: 1 PA: 39						
<b>PITCHER</b>	IP	WLS	BF	H	R	ER	SO	BB	IBB	HBP	BLK	WP	HR	S	P	ERA	WHIP										
<b>Kevin Kobel, L</b> ERA: 2.76 (1, 1)	7.1		32	10	2	1	4	2	0	0	0	0	1	38	46	1.23	1.636										
<b>Eduardo Rodriguez, R</b> ERA: 2.27 (8, 1)	1.2	W	5	1	0	0	2	0	0	1	0	0	0	8	9	0.00	0.600										

Batter	1	2	3	4	5	6	7	8	9	AB	R	H	RBI	BB	SO	LOB	BOTTOM										
<b>Don Money, R</b> OBP: 0.336, SLG: 0.436 (1, 5) X	1B	FC6-4 1-2			F9				SF8	4	0	2	1	0	0	2	<b>Oakland Athletics @ Milwaukee Brewers</b> Milwaukee County Stadium, Milwaukee, WI Sat Jun 08 1974, 8:05 PM EDT Att: 25,803 - Unknown <a href="http://livebaseballscorecards.com">livebaseballscorecards.com</a>										
<b>Ken Berry, R</b> OBP: 0.244, SLG: 0.205 (1, 8) X	F8		5-3		F3		F9		3-H	3	0	0	0	0	0	1											
<b>Bobby Mitchell, R</b> OBP: 0.293, SLG: 0.317 (7, PH) (8, 8) X									1-H 2-H	2	0	1	2	0	0	2											
<b>Dave May, L</b> OBP: 0.265, SLG: 0.385 (1, 9) X	F8		F9		P6					4	0	0	0	0	0	1											
<b>George Scott, R</b> OBP: 0.365, SLG: 0.477 (1, 3) X				K		5-3		F9		4	0	1	0	0	1	0											
<b>Pedro Garcia, R</b> OBP: 0.317, SLG: 0.465 (1, 4) X	F8			F7		F8		5-3		4	0	0	0	0	0	2											
<b>Charlie Moore, R</b> OBP: 0.371, SLG: 0.377 (1, 10) X		FC5-4 BB					F8		3-1	1	0	0	0	2	0	0											
<b>Mike Hegan, L</b> OBP: 0.333, SLG: 0.382 (9, PH) X										1	0	0	0	0	0	0											
<b>Darrell Porter, L</b> OBP: 0.369, SLG: 0.370 (1, 2) X	F9			P6			F2		1B BB SF8 BB	3	1	0	0	1	0	2											
<b>Rob Ellis, R</b> OBP: 0.421, SLG: 0.382 (1, 7) X										2	0	1	0	1	0	1											
<b>John Briggs, L</b> OBP: 0.352, SLG: 0.524 (9, PH) X	FC5-4 1B									0	0	0	0	1	0	0											
<b>Tim Johnson, L</b> OBP: 0.211, SLG: 0.316 (9, PR) X		1-2							1B 3B BB	0	1	0	0	0	0	0											
<b>Robin Yount, R</b> OBP: 0.278, SLG: 0.322 (1, 6) X										3	0	1	0	0	1	3											
<b>Bob Hansen, L</b> OBP: 0.235, SLG: 0.219 (9, PH) X										1	0	1	0	0	0	0											
<b>Bob Coluccio, R</b> OBP: 0.316, SLG: 0.368 (9, PR) X		FC6-4 1-2			K2-3		FC5-4 1B		1-2 2-3 3B 1B	0	1	0	0	0	0	0											
<b>Inning Stats</b>	R: 0 E: 0 K: 0 S: 5	H: 2 LOB: 2 BB: 0 P: 5	R: 0 E: 0 K: 0 S: 4	H: 1 LOB: 2 BB: 1 P: 8	R: 0 E: 0 K: 1 S: 5	H: 0 LOB: 0 BB: 0 P: 5	R: 0 E: 0 K: 1 S: 5	H: 0 LOB: 2 BB: 2 P: 13	R: 0 E: 0 K: 0 S: 3	H: 0 LOB: 0 BB: 0 P: 3	R: 0 E: 0 K: 0 S: 3	H: 0 LOB: 0 BB: 0 P: 3	R: 0 E: 0 K: 0 S: 5	H: 2 LOB: 2 BB: 0 P: 5	R: 0 E: 0 K: 0 S: 3	H: 0 LOB: 0 BB: 0 P: 3	R: 3 E: 0 K: 0 S: 4	H: 2 LOB: 2 BB: 2 P: 12	1B: 6 2B: 0 3B: 1 HR: 0	SF: 1 SAC: 0 DP: 0 HBP: 0	WP: 0 PB: 0 CS: 0 PA: 38						
<b>PITCHER</b>	IP	WLS	BF	H	R	ER	SO	BB	IBB	HBP	BLK	WP	HR	S	P	ERA	WHIP										
<b>Dave Hamilton, L</b> ERA: 2.65 (1, 1)	6.2		28	5	0	0	2	3	0	0	0	0	0	29	41	0.00	1.200										
<b>Darold Knowles, L</b> ERA: 4.13 (7, 1)	0.2		2	0	0	0	0	0	0	0	0	0	0	2	2	0.00	0.000										
<b>Rollie Fingers, R</b> ERA: 3.35 (8, 1)	1.1	L	8	2	3	3	0	2	0	0	0	0	0	6	14	20.25	3.000										

Batter	1	2	3	4	5	6	7	8	9	AB	R	H	RBI	BB	SO	LOB	TOP														
Bill North, S OBP: 0.345, SLG: 0.322 (1, 10)	4-0 WP HR BB		0-0 6-3	0-0 1B			0-0 6-3		0-0 F5	4	1	1	1	1	0	0	<b>Oakland Athletics @ Milwaukee Brewers</b> Milwaukee County Stadium, Milwaukee, WI Sun Jun 09 1974, 4:33 AM EDT Att: 46,812 - Unknown <a href="http://livebaseballscorecards.com">livebaseballscorecards.com</a>														
Bert Campaneris, R OBP: 0.346, SLG: 0.359 (1, 6)	0-0 6-3		4-0 BB	2-3 3-H 1B			0-0 1-3			3	0	0	0	1	0	3															
Sal Bando, R OBP: 0.432, SLG: 0.515 (1, 5)	0-0 2-H HR		0-0 F9				0-3 K			4	2	2	2	0	1	1															
Reggie Jackson, L OBP: 0.459, SLG: 0.710 (1, 9)	0-0 G3		0-0 F7				0-0 1B		0-0 FC5-4 1B	4	0	2	0	0	0	1															
Joe Rudi, R OBP: 0.349, SLG: 0.514 (1, 7)	0-0 1B			0-0 6-3			0-0 SF9-3 1B		0-3 K	3	0	1	1	0	1	1															
Deron Johnson, R OBP: 0.288, SLG: 0.385 (1, 3)	0-0 F8			0-0 HR			0-3 K		0-3 K	4	1	1	1	0	2	2															
Gene Tenace, R OBP: 0.387, SLG: 0.375 (1, 2)		4-0 CS BB		0-0 2B 1B			0-3 K		0-0 FC5-4 1-2	3	1	1	0	1	1	1															
Angel Mangual, R OBP: 0.259, SLG: 0.411 (1, 8)		0-3 K		0-3 K			0-3 K		0-0 1-3	4	0	0	0	0	3	2															
Dick Green, R OBP: 0.325, SLG: 0.278 (1, 4)		0-0 F9		0-0 1B 2B			0-0 P4		0-0 F9	4	0	1	0	0	0	0															
<b>Inning Stats</b>	R: 2 E: 0 K: 0 S: 5	H: 2 LOB: 1 BB: 1 P: 9	R: 0 E: 0 K: 1 S: 4	H: 0 LOB: 0 BB: 1 P: 8	R: 0 E: 0 K: 0 S: 3	H: 0 LOB: 1 BB: 1 P: 7	R: 2 E: 0 K: 1 S: 9	H: 4 LOB: 2 BB: 0 P: 9	R: 1 E: 0 K: 1 S: 6	H: 2 LOB: 0 BB: 0 P: 6	R: 0 E: 0 K: 2 S: 7	H: 0 LOB: 0 BB: 0 P: 7	R: 0 E: 0 K: 1 S: 5	H: 0 LOB: 1 BB: 0 P: 5	R: 0 E: 0 K: 2 S: 8	H: 1 LOB: 1 BB: 0 P: 8		R: 0 E: 0 K: 0 S: 3	H: 0 LOB: 0 BB: 0 P: 3	1B: 6 2B: 2 3B: 0 HR: 2	SF: 1 SAC: 0 DP: 1 HBP: 0	WP: 1 PB: 0 CS: 1 SB: 0	PA: 37								
<b>PITCHER</b>	IP WLS BF H R ER SO BB IBB HBP BLK WP HR S P ERA WHIP	IP WLS BF H R ER SO BB IBB HBP BLK WP HR S P ERA WHIP																													
Jim Slaton, R ERA: 3.91 (1, 1)	4.0 L	21 7	5 5	2 5	2 6	3 0	0 0	0 0	0 0	0 0	1 0	22 28	34 28	11.25 0.00	2.500 0.400																
Ed Sprague, R ERA: 2.54 (5, 1)	5.0	16 2	0 0	0 6	0 6	0 0	0 0	0 0	0 0	0 0	0 0	28 28	28 28	0.00 0.400																	
Ed Sprague, R ERA: 2.54 (9, 1)	5.0	16 2	0 0	0 6	0 6	0 0	0 0	0 0	0 0	0 0	0 0	28 28	28 28	0.00 0.400																	
<b>Batter</b>	<b>1</b>	<b>2</b>	<b>3</b>	<b>4</b>	<b>5</b>	<b>6</b>	<b>7</b>	<b>8</b>	<b>9</b>	<b>AB</b>	<b>R</b>	<b>H</b>	<b>RBI</b>	<b>BB</b>	<b>SO</b>	<b>LOB</b>	<b>BOTTOM</b>														
Don Money, R OBP: 0.333, SLG: 0.430 (1, 5)	0-0 5-3		0-3 K		0-0 5-3		0-0 E8 1B 1B		0-0 F8	5	1	1	0	0	1	0	<b>Oakland Athletics @ Milwaukee Brewers</b> Milwaukee County Stadium, Milwaukee, WI Sun Jun 09 1974, 4:33 AM EDT Att: 46,812 - Unknown <a href="http://livebaseballscorecards.com">livebaseballscorecards.com</a>														
Ken Berry, R OBP: 0.256, SLG: 0.211 Bobby Mitchell, R OBP: 0.301, SLG: 0.337 (1, 8) (9, PH)	0-0 4-3		4-0 BB		0-0 5-3		0-0 2-H 1B		0-0 2B	3	0	1	1	1	0	0															
Dave May, L OBP: 0.258, SLG: 0.376 (1, 9)	0-3 K		0-0 F7		0-0 5-3		0-0 4-3		0-0 G3	5	0	0	0	0	1	3															
George Scott, R OBP: 0.363, SLG: 0.470 (1, 3)		0-3 K		4-0 1-3 1B BB		0-3 K		0-0 F7		3	0	0	0	1	2	0															
Pedro Garcia, R OBP: 0.321, SLG: 0.483 (1, 4)		0-0 HR		0-0 1-2 1B		0-0 6-3		0-3 K		4	1	2	1	0	1	0															
Charlie Moore, R OBP: 0.378, SLG: 0.400 (1, 10) (9, 2)		0-3 K		0-3 K		0-0 FC4-6 2B		0-0 E5 1B		4	1	2	0	0	2	2															
Darrell Porter, L OBP: 0.256, SLG: 0.370 Bob Coluccio, R OBP: 0.316, SLG: 0.368 (1, 2) (8, PR) (9, 7)	0-0 FC6-4 1B		0-0 1-3 2-3		0-0 1-3		0-0 F4		1-0 HBP	3	0	1	0	0	0	3															
Rob Ellis, R OBP: 0.381, SLG: 0.342 Ed Sprague, R (1, 7) (9, 1)	0-0 FC6-4 1-2		0-0 5-3		0-0 5-3		0-0 E4 FC4-6 2-3 3-H		0-0 4-3	4	0	0	0	0	0	6															
Robin Yount, R OBP: 0.272, SLG: 0.314 (1, 6)			0-0 3-1		0-0 6-3		0-0 FC4-6 1B E		0-0 6-3	4	1	0	1	0	0	1															
<b>Inning Stats</b>	R: 0 E: 0 K: 1 S: 5	H: 0 LOB: 0 BB: 0 P: 5	R: 1 E: 0 K: 2 S: 9	H: 2 LOB: 1 BB: 0 P: 9	R: 0 E: 0 K: 1 S: 5	H: 0 LOB: 1 BB: 1 P: 9	R: 0 E: 0 K: 1 S: 6	H: 1 LOB: 2 BB: 1 P: 10	R: 0 E: 0 K: 0 S: 3	H: 0 LOB: 0 BB: 0 P: 3	R: 0 E: 0 K: 1 S: 5	H: 0 LOB: 0 BB: 0 P: 5	R: 3 E: 2 K: 0 S: 7	H: 3 LOB: 1 BB: 0 P: 7	R: 0 E: 1 K: 1 S: 6	H: 1 LOB: 2 BB: 0 P: 7	R: 0 E: 0 K: 0 S: 4	H: 1 LOB: 1 BB: 0 P: 4	1B: 5 2B: 2 3B: 0 HR: 1	SF: 0 SAC: 0 DP: 0 HBP: 1	WP: 0 PB: 0 CS: 0 SB: 0	PA: 39									
<b>PITCHER</b>	IP WLS BF H R ER SO BB IBB HBP BLK WP HR S P ERA WHIP	IP WLS BF H R ER SO BB IBB HBP BLK WP HR S P ERA WHIP																													
Ken Holtzman, L ERA: 3.07 Paul Lindblad, L ERA: 1.55 (1, 1) (7, 1)	6.2 W	28 11	5 3	4 0	1 0	1 0	6 1	2 0	0 0	0 1	0 0	38 12	46 13	1.35 0.00	1.050 1.286																

Batter	1	2	3	4	5	6	7	8	9	AB	R	H	RBI	BB	SO	LOB	TOP
Don Money, R OBP: 0.332, SLG: 0.426 (1, 5)	0-0 1-3		0-0 L8			0-0 1B		0-0 6-3		4	0	1	0	0	0	0	<b>Milwaukee Brewers @ Kansas City Royals</b> Royals Stadium, Kansas City, MO Tue Jun 11 1974, 8:05 PM EDT Att: 12,344 - Unknown - 74 F <a href="http://livebaseballscorecards.com">livebaseballscorecards.com</a>
Dave May, L OBP: 0.263, SLG: 0.383 (1, 9)	0-0 2B		0-0 F7			0-0 1B		0-0 F9		4	0	2	0	0	0	0	
George Scott, R OBP: 0.370, SLG: 0.476 (1, 3)	0-0 F9			0-0 1B		0-0 1B			0-0 1B	4	0	3	0	0	0	1	
John Briggs, L OBP: 0.345, SLG: 0.513 (1, 7)	0-0 G3			0-0 L4-3		0-3 K			0-0 P5	4	0	0	0	0	1	5	
Darrell Porter, L OBP: 0.370, SLG: 0.366 (1, 2)		0-0 FC3-6 1B		0-0 3-1		0-0 4-3			0-0 G6-4-3 1B	4	0	1	0	0	0	3	
Mike Hegan, L OBP: 0.321, SLG: 0.366 (1, 10)		0-0 FC3-6 FC6-4 1-2			0-0 5-3				0-0 3-1	3	0	0	0	0	0	1	
Pedro Garcia, R OBP: 0.316, SLG: 0.475 (1, 4)		0-0 F8			0-0 P5			0-0 F8		3	0	0	0	0	0	1	
Bob Coluccio, R OBP: 0.316, SLG: 0.367 (1, 8)		0-0 FC6-4 1-2			0-0 1B			0-0 F9		3	0	1	0	0	0	1	
Robin Yount, R OBP: 0.267, SLG: 0.308 (1, 6)			0-0 6-3		0-0 F8			0-0 5-3		3	0	0	0	0	0	1	
<b>Inning Stats</b>	R: 0 E: 0 K: 0 S: 4	H: 1 LOB: 1 BB: 0 P: 4	R: 0 E: 0 K: 0 S: 4	H: 1 LOB: 1 BB: 0 P: 4	R: 0 E: 0 K: 0 S: 3	H: 0 LOB: 0 BB: 0 P: 3	R: 0 E: 0 K: 0 S: 3	H: 1 LOB: 1 BB: 0 P: 3	R: 0 E: 0 K: 0 S: 4	H: 1 LOB: 1 BB: 0 P: 4	R: 0 E: 0 K: 0 S: 7	H: 3 LOB: 2 BB: 0 P: 7	R: 0 E: 0 K: 0 S: 3	H: 0 LOB: 0 BB: 0 P: 3	R: 0 E: 0 K: 0 S: 3	H: 1 LOB: 0 BB: 0 P: 3	1B: 7 2B: 2 3B: 0 HR: 0 SF: 0 SAC: 0 DP: 2 HBP: 0 WP: 0 PA: 32 CS: 0
<b>PITCHER</b> A Fitzmorris, R ERA: 2.51 (1, 1)	IP: 9.0 WLS: W BF: 32 H: 8 R: 0 ER: 0 SO: 1 BB: 0 IBB: 0 HBP: 0 BLK: 0 WP: 0 HR: 0 S: 34 P: 34 ERA: 0.00 WHIP: 0.889															<b>PITCHER</b>	

Batter	1	2	3	4	5	6	7	8	9	AB	R	H	RBI	BB	SO	LOB	BOTTOM
Freddie Patek, R OBP: 0.309, SLG: 0.304 (1, 6)	0-0 L8 1B		0-0 FC5-6 1B 1-2	0-0 1B		0-3 K		0-0 F5 2-3		5	1	2	0	0	1	3	<b>Milwaukee Brewers @ Kansas City Royals</b> Royals Stadium, Kansas City, MO Tue Jun 11 1974, 8:05 PM EDT Att: 12,344 - Unknown - 74 F <a href="http://livebaseballscorecards.com">livebaseballscorecards.com</a>
Cookie Rojas, R OBP: 0.335, SLG: 0.412 (1, 4)	0-0 1B		0-0 S 1B	0-0 P4		0-0 L3				4	0	2	0	0	0	3	
Amos Otis, R OBP: 0.359, SLG: 0.430 (1, 8)	0-0 L8 2-3		0-0 S 1B	0-3 K		0-0 6-3				4	0	1	1	0	1	2	
John Mayberry, L OBP: 0.380, SLG: 0.490 (1, 3)	0-0 P6		0-0 F7	0-3 K 1B		4-0 BB				3	0	0	0	1	1	4	
Hal McRae, R OBP: 0.374, SLG: 0.476 (1, 10)	0-0 L4		4-0 BB BB	0-0 P4		0-0 P3				3	0	0	0	1	0	4	
Jim Wehlford, R OBP: 0.342, SLG: 0.358 (1, 7)		4-0 BB BB	0-0 F7	0-0 1B		0-0 P4				3	0	1	0	1	0	4	
Al Cowens, R OBP: 0.279, SLG: 0.281 (1, 9)		0-0 5-3 1-2		0-0 5-3		0-0 P4		0-0 WP 2B		4	0	1	0	0	0	3	
George Brett, L OBP: 0.279, SLG: 0.340 (1, 5)	0-0 L1			0-0 1B		0-0 F5		0-3 K		4	0	1	0	0	1	1	
Fran Healy, R OBP: 0.348, SLG: 0.479 (1, 2)			0-0 FC5-6 1B	0-3 K		0-0 2B		0-0 F2		4	0	2	0	0	1	2	
<b>Inning Stats</b>	R: 0 E: 0 K: 0 S: 5	H: 2 LOB: 2 BB: 0 P: 5	R: 0 E: 0 K: 0 S: 2	H: 0 LOB: 0 BB: 1 P: 6	R: 1 E: 0 K: 0 S: 6	H: 3 LOB: 3 BB: 1 P: 10	R: 0 E: 0 K: 1 S: 7	H: 2 LOB: 2 BB: 0 P: 7	R: 0 E: 0 K: 2 S: 9	H: 1 LOB: 2 BB: 0 P: 9	R: 0 E: 0 K: 1 S: 6	H: 1 LOB: 1 BB: 0 P: 6	R: 0 E: 0 K: 0 S: 3	H: 0 LOB: 1 BB: 1 P: 7	R: 0 E: 0 K: 1 S: 6	H: 1 LOB: 1 BB: 0 P: 6	1B: 8 2B: 2 3B: 0 HR: 0 SF: 0 SAC: 0 DP: 0 HBP: 0 WP: 1 PA: 37 CS: 1
<b>PITCHER</b> Clyde Wright, L ERA: 4.17 (1, 1)	IP: 8.0 WLS: L BF: 37 H: 10 R: 1 ER: 1 SO: 5 BB: 3 IBB: 0 HBP: 0 BLK: 0 WP: 1 HR: 0 S: 44 P: 56 ERA: 1.12 WHIP: 1.625															<b>PITCHER</b>	

Batter	1	2	3	4	5	6	7	8	9	10	11	12	13	AB R H RBI BB SO LOB	TOP													
Don Money, R OBP: 0.356, SLG: 0.424 (1, 5)														6 0 2 1 1 0 2	<b>Milwaukee Brewers @ Kansas City Royals</b> Royals Stadium, Kansas City, MO Wed Jun 12 1974, 8:05 PM EDT Att: 11,872 - Unknown - 75 F													
Dave May, L OBP: 0.265, SLG: 0.379 (1, 9)														5 0 1 0 1 1 3														
George Scott, R OBP: 0.360, SLG: 0.462 (1, 3)														6 0 0 0 0 0 6														
John Briggs, L OBP: 0.345, SLG: 0.505 (1, 7)														5 0 1 0 1 0 3														
Darrell Porter, L OBP: 0.374, SLG: 0.381 (12, PR)														5 1 2 0 1 0 1 0 0 0 0 0 0 0 0 0 0 0 0 0 0														
Bob Hansen, L OBP: 0.257, SLG: 0.273 (3, PH)														1 1 1 0 0 0 0 2 0 0 0 0 1 4 1 0 0 0 1 0 0														
Bob Coluccio, R OBP: 0.311, SLG: 0.356 (1, 8)														5 1 0 0 1 0 3														
Pedro Garcia, R OBP: 0.317, SLG: 0.467 (1, 4)														5 0 1 2 1 1 2														
Robin Yount, R OBP: 0.288, SLG: 0.308 (8, PH)														3 0 1 0 0 0 2 1 0 0 0 0 0 1 0 0 0 0 0 0 0 2 0 1 0 0 0 0														
Mike Hegan, L OBP: 0.317, SLG: 0.361 (8, 1)																												
Eduardo Rodriguez, R OBP: 0.290, SLG: 0.292 (11, PR)																												
Tom Murphy, R OBP: 0.300, SLG: 0.500 (8, 1)																												
Tom Murphy, R OBP: 0.300, SLG: 0.500 (8, 1)																												
<b>Inning Stats</b>	R: 0 E: 0 K: 0 S: 2	H: 0 LOB: 1 BB: 2 P: 10	R: 3 E: 1 K: 0 S: 6	H: 3 LOB: 1 BB: 1 P: 10	R: 0 E: 0 K: 1 S: 6	H: 1 LOB: 1 BB: 0 P: 6	R: 0 E: 0 K: 0 S: 3	H: 0 LOB: 0 BB: 0 P: 3	R: 0 E: 1 K: 0 S: 4	H: 0 LOB: 3 BB: 2 P: 12	R: 0 E: 0 K: 0 S: 4	H: 1 LOB: 1 BB: 0 P: 4	R: 0 E: 0 K: 0 S: 3	H: 0 LOB: 0 BB: 0 P: 3	R: 0 E: 0 K: 0 S: 5	H: 2 LOB: 2 BB: 0 P: 5	R: 0 E: 0 K: 1 S: 6	H: 1 LOB: 2 BB: 1 P: 10	R: 0 E: 0 K: 0 S: 5	H: 0 LOB: 0 BB: 0 P: 5	R: 0 E: 0 K: 1 S: 6	H: 1 LOB: 2 BB: 1 P: 10	R: 0 E: 0 K: 1 S: 5	H: 0 LOB: 0 BB: 0 P: 5	1B: 8 2B: 1 3B: 1 HR: 0	SF: 0 SAC: 2 DP: 1 HBP: 0	W/P: 0 PB: 0 SB: 0 CS: 2	PA: 57
<b>PITCHER</b>	IP WLS BF H R ER SO BB IBB HBP BLK WP HR S P ERA WHIP																											
Bruce Dal Canton, R ERA: 3.11 (2, 1)	1.1 10 3 3 2 0 3 0 0 0 0 0 7 19 13.50 4.500																											
Steve Minton, L ERA: 3.85 (2, 1)	3.1 13 1 0 0 1 2 0 0 0 0 0 13 21 0.00 0.900																											
Marty Patton, R ERA: 3.73 (5, 1)	6.2 28 6 0 0 1 0 2 0 0 0 0 28 36 0.00 0.900																											
Doug Bird, R ERA: 2.1 (12, 1)	1.2 W 5 0 0 0 2 0 0 0 0 0 0 9 9 0.00 0.000																											

Batter	1	2	3	4	5	6	7	8	9	10	11	12	13	AB R H RBI BB SO LOB	BOTTOM											
Freddie Patek, R OBP: 0.308, SLG: 0.307 (1, 6)														5 1 1 1 0 0 4 1 0 0 0 0 0 3 1 0 0 0 0 0 1	<b>Milwaukee Brewers @ Kansas City Royals</b> Royals Stadium, Kansas City, MO Wed Jun 12 1974, 8:05 PM EDT Att: 11,872 - Unknown - 75 F											
Hal McRae, R OBP: 0.373, SLG: 0.473 (10, PH)														7 0 1 0 0 0 4												
Frank White, R OBP: 0.224, SLG: 0.310 (11, 5)														6 1 3 0 1 0 0												
Cookie Rojas, R OBP: 0.258, SLG: 0.403 (1, 4)														6 1 3 0 1 0 0												
Amos Otis, R OBP: 0.366, SLG: 0.432 (1, 8)														5 1 2 2 2 0 4												
John Mayberry, L OBP: 0.386, SLG: 0.497 (1, 3)														7 0 2 0 0 0 5												
Richie Scheinblum, S OBP: 0.207, SLG: 0.158 (1, 10)														2 0 0 0 3 0 0 0 0 0 0 1 0 0 1 0 1 1 0 0 0												
Jim Wohlford, R OBP: 0.348, SLG: 0.354 (1, 7)														6 0 2 0 0 0 5												
Tony Solari, L OBP: 0.386, SLG: 0.500 (11, PH)														3 1 1 0 3 0 2												
Al Cowens, R OBP: 0.290, SLG: 0.292 (12, 7)														6 0 0 0 0 3 10												
Vada Pinson, L OBP: 0.263, SLG: 0.333 (1, 9)														3 1 1 0 3 0 2												
George Brett, L OBP: 0.300, SLG: 0.340 (1, 5)														6 0 0 0 0 3 10												
Fran Healy, R OBP: 0.337, SLG: 0.462 (1, 2)																										
<b>Inning Stats</b>	R: 0 E: 0 K: 0 S: 5	H: 2 LOB: 2 BB: 0 P: 5	R: 0 E: 1 K: 1 S: 6	H: 0 LOB: 1 BB: 1 P: 10	R: 0 E: 0 K: 0 S: 4	H: 1 LOB: 1 BB: 0 P: 4	R: 0 E: 0 K: 0 S: 3	H: 0 LOB: 0 BB: 0 P: 3	R: 3 E: 0 K: 0 S: 6	H: 3 LOB: 1 BB: 1 P: 10	R: 0 E: 0 K: 1 S: 5	H: 0 LOB: 2 BB: 2 P: 13	R: 0 E: 0 K: 0 S: 3	H: 0 LOB: 1 BB: 1 P: 7	R: 0 E: 0 K: 1 S: 6	H: 1 LOB: 3 BB: 2 P: 14	R: 0 E: 0 K: 0 S: 4	H: 2 LOB: 2 BB: 1 P: 8	R: 0 E: 0 K: 0 S: 2	H: 0 LOB: 0 BB: 1 P: 6	R: 1 E: 0 K: 0 S: 4	H: 2 LOB: 2 BB: 1 P: 8	1B: 9 2B: 5 3B: 0 HR: 0	SF: 0 SAC: 0 DP: 2 HBP: 0	W/P: 0 PB: 0 SB: 2 CS: 0	PA: 60
<b>PITCHER</b>	IP WLS BF H R ER SO BB IBB HBP BLK WP HR S P ERA WHIP																									
Jim Colborn, R ERA: 5.98 (7, 1)	6.2 29 7 2 2 1 1 0 0 0 0 30 34 2.70 1.200																									
Eduardo Rodriguez, R ERA: 2.48 (8, 1)	0.1 4 1 1 1 0 2 0 0 0 0 0 2 10 27.00 9.000																									
Eduardo Rodriguez, R ERA: 2.48 (8, 1)	0.1 4 1 1 1 0 2 0 0 0 0 0 2 10 27.00 9.000																									
Tom Murphy, R ERA: 2.33 (8, 1)	5.2 L 27 5 1 1 2 4 3 0 0 0 0 24 52 1.59 1.588																									



Batter	1	2	3	4	5	6	7	8	9	AB	R	H	RBI	BB	SO	LOB	TOP										
<b>Robin Yount, R</b> OBP: 0.279, SLG: 0.319 (1,6)										4	2	3	0	0	0	1	<b>Milwaukee Brewers @ Kansas City Royals</b> Royals Stadium, Kansas City, MO Thu Jun 13 1974, 8:05 PM EDT Att: 13,895 - Unknown - 83 F										
<b>John Briggs, L</b> OBP: 0.348, SLG: 0.515 (1,7)										4	1	2	2	0	0	2											
<b>Don Money, R</b> OBP: 0.338, SLG: 0.425 (1,5)										4	1	2	1	0	1												
<b>George Scott, R</b> OBP: 0.358, SLG: 0.463 (1,3)										4	0	1	1	0	0	1											
<b>Bobby Mitchell, R</b> OBP: 0.295, SLG: 0.329 (1,10)										2	0	0	0	0	0	1											
<b>Darrell Porter, L</b> OBP: 0.370, SLG: 0.376 (6, PH)										2	0	0	0	0	2	1											
<b>Charlie Moore, R</b> OBP: 0.372, SLG: 0.391 (1,2)										4	0	1	0	0	2	3											
<b>Pedro Garcia, R</b> OBP: 0.310, SLG: 0.457 (1,4)										4	0	0	0	0	1	2											
<b>Rob Ellis, R</b> OBP: 0.370, SLG: 0.357 (1,9)										2	0	1	0	0	0	0											
<b>Dave May, L</b> OBP: 0.262, SLG: 0.375 (7, PH)										2	0	0	0	0	0	0											
<b>Bob Coluccio, R</b> OBP: 0.308, SLG: 0.352 (1,8)										2	0	0	0	0	1	1											
<b>Mike Hegan, L</b> OBP: 0.313, SLG: 0.356 (7, PH)										1	0	0	0	0	1	0											
<b>Ken Berry, R</b> OBP: 0.266, SLG: 0.211 (7,8)										0	0	0	0	0	0	0											
<b>Bob Hansen, L</b> OBP: 0.250, SLG: 0.265 (9, PH)										1	0	0	0	0	0	0											
<b>Inning Stats</b>	R: 0 E: 0 K: 1 S: 5	H: 1 LOB: 0 BB: 0 P: 5	R: 0 E: 0 K: 0 S: 4	H: 1 LOB: 1 BB: 0 P: 4	R: 0 E: 0 K: 0 S: 4	H: 1 LOB: 1 BB: 0 P: 4	R: 0 E: 0 K: 0 S: 5	H: 0 LOB: 0 BB: 0 P: 5	R: 3 E: 0 K: 2 S: 11	H: 4 LOB: 1 BB: 0 P: 11	R: 1 E: 0 K: 1 S: 7	H: 2 LOB: 1 BB: 0 P: 7	R: 0 E: 0 K: 2 S: 7	H: 0 LOB: 0 BB: 0 P: 7	R: 0 E: 0 K: 1 S: 5	H: 0 LOB: 0 BB: 0 P: 5	1B: 6 2B: 4 3B: 0 HR: 0	SF: 0 SAC: 0 DP: 0 HBP: 0	WP: 1 PB: 0 CS: 2	PA: 37							
<b>PITCHER</b>	IP	WLS	BF	H	R	ER	SO	BB	IBB	HBP	BLK	WP	HR	S	P	ERA	WHIP										
<b>Paul Splittorf, L</b> ERA: 3.6 (1,1)	5.0	W	22	8	3	3	2	0	0	0	0	0	0	26	26	5.40	1.600										
<b>Gene Garber, R</b> ERA: 4.87 (6,1)	4.0	S	14	2	1	1	6	0	0	0	0	1	0	26	26	2.25	0.500										

Batter	1	2	3	4	5	6	7	8	9	AB	R	H	RBI	BB	SO	LOB	BOTTOM											
<b>Freddie Patek, R</b> OBP: 0.314, SLG: 0.308 (1,6)										2	1	1	0	2	0	0	<b>Milwaukee Brewers @ Kansas City Royals</b> Royals Stadium, Kansas City, MO Thu Jun 13 1974, 8:05 PM EDT Att: 13,895 - Unknown - 83 F											
<b>Cookie Rojas, R</b> OBP: 0.323, SLG: 0.397 (1,4)										3	0	0	1	0	0	2												
<b>Amos Otis, R</b> OBP: 0.369, SLG: 0.436 (1,8)										3	1	1	1	1	0	0												
<b>John Mayberry, L</b> OBP: 0.392, SLG: 0.517 (1,3)										4	1	3	2	0	1	1												
<b>Richie Scheinblum, S</b> OBP: 0.209, SLG: 0.163 (1,10)										4	0	1	0	0	0	2												
<b>Jim Wehlford, R</b> OBP: 0.342, SLG: 0.348 (1,7)										4	0	0	0	0	0	1												
<b>Vada Pinson, L</b> OBP: 0.270, SLG: 0.359 (1,9)										3	1	2	1	0	0	0												
<b>Al Cowens, R</b> OBP: 0.290, SLG: 0.292 (9,9)										0	0	0	0	0	0	0												
<b>George Brett, L</b> OBP: 0.292, SLG: 0.330 (1,5)										3	0	0	0	0	0	1												
<b>Fran Healy, R</b> OBP: 0.337, SLG: 0.457 (1,2)										2	1	0	0	1	1	1												
<b>Inning Stats</b>	R: 2 E: 0 K: 0 S: 5	H: 2 LOB: 1 BB: 1 P: 9	R: 3 E: 0 K: 1 S: 8	H: 3 LOB: 1 BB: 1 P: 12	R: 0 E: 0 K: 0 S: 3	H: 0 LOB: 0 BB: 1 P: 3	R: 0 E: 0 K: 0 S: 3	H: 1 LOB: 0 BB: 0 P: 3	R: 0 E: 0 K: 1 S: 6	H: 1 LOB: 1 BB: 0 P: 6	R: 0 E: 0 K: 0 S: 2	H: 0 LOB: 0 BB: 1 P: 6	R: 0 E: 0 K: 0 S: 3	H: 1 LOB: 0 BB: 0 P: 3	1B: 5 2B: 1 3B: 0 HR: 2	SF: 1 SAC: 0 DP: 2 HBP: 0		WP: 0 PB: 0 CS: 1	PA: 33									
<b>PITCHER</b>	IP	WLS	BF	H	R	ER	SO	BB	IBB	HBP	BLK	WP	HR	S	P	ERA		WHIP										
<b>Jim Slaton, R</b> ERA: 4.3 (1,1)	1.1	L	10	4	5	5	0	2	0	0	0	0	0	2	8	16		33.75	4.500									
<b>Bill Travers, L</b> ERA: 3.63 (2,1)	6.2		23	4	0	0	2	2	0	0	0	0	0	25	33	0.00	0.900											



Batter	1	2	3	4	5	6	7	8	9	AB	R	H	RBI	BB	SO	LOB	TOP										
<b>Robin Yount, R</b> OBP: 0.277, SLG: 0.315 (1, 6)										5	0	1	0	0	0	2	<b>Milwaukee Brewers @ Texas Rangers</b> Arlington Stadium, Arlington, TX Fri Jun 14 1974, 8:05 PM EDT Att: 17,769 - Unknown										
<b>Dave May, L</b> OBP: 0.262, SLG: 0.373 (1, 9)										4	1	1	0	0	2	2											
<b>Don Money, R</b> OBP: 0.340, SLG: 0.424 (1, 5)										3	0	1	0	1	0	1											
<b>John Briggs, L</b> OBP: 0.350, SLG: 0.520 (1, 7)										4	0	2	1	0	0	1											
<b>George Scott, R</b> OBP: 0.357, SLG: 0.459 (1, 3)										4	0	1	0	0	0	3											
<b>Darrell Porter, L</b> OBP: 0.367, SLG: 0.373 (1, 2)										4	0	1	0	0	0	4											
<b>Bob Hansen, L</b> OBP: 0.250, SLG: 0.289 (1, 10)										4	1	1	0	0	1	1											
<b>Pedro Garcia, R</b> OBP: 0.311, SLG: 0.452 <b>Tim Johnson, L</b> OBP: 0.273, SLG: 0.333 (1, 4) (7, 4)										2	0	0	0	1	0	1											
<b>Bob Coluccio, R</b> OBP: 0.312, SLG: 0.351 (1, 8)										3	0	1	1	1	1	3											
<b>Inning Stats</b>	R: 0 E: 0 K: 0 S: 3	H: 1 LOB: 0 BB: 0 P: 3	R: 0 E: 0 K: 0 S: 3	H: 1 LOB: 0 BB: 0 P: 3	R: 0 E: 0 K: 0 S: 2	H: 0 LOB: 1 BB: 1 P: 6	R: 0 E: 0 K: 1 S: 5	H: 0 LOB: 1 BB: 1 P: 9	R: 0 E: 0 K: 0 S: 4	H: 1 LOB: 2 BB: 1 P: 8	R: 1 E: 0 K: 0 S: 6	H: 3 LOB: 2 BB: 0 P: 6	R: 1 E: 0 K: 1 S: 7	H: 2 LOB: 1 BB: 0 P: 7	R: 0 E: 0 K: 0 S: 4	H: 1 LOB: 1 BB: 0 P: 4	R: 0 E: 0 K: 2 S: 8	H: 1 LOB: 1 BB: 0 P: 8	1B: 8 2B: 2 3B: 0 HR: 0	SF: 0 SAC: 0 DP: 1 HBP: 0	WP: 0 PA: 38 PB: 0 SB: 1 CS: 1						
<b>PITCHER</b>	IP	WLS	BF	H	R	ER	SO	BB	IBB	HBP	BLK	WP	HR	S	P	ERA	WHIP										
<b>Jim Bibby, R</b> ERA: 4.6 <b>Steve Foucault, R</b> ERA: 1.67 (1, 1) (6, 1)	5.1	W	23	6	1	1	1	3	0	0	0	0	0	21	33	1.69	1.688										
<b>PITCHER</b>	IP	WLS	BF	H	R	ER	SO	BB	IBB	HBP	BLK	WP	HR	S	P	ERA	WHIP										

Batter	1	2	3	4	5	6	7	8	9	AB	R	H	RBI	BB	SO	LOB	BOTTOM										
<b>Cesar Tovar, R</b> OBP: 0.342, SLG: 0.302 (1, 8)										4	0	2	3	0	1	1	<b>Milwaukee Brewers @ Texas Rangers</b> Arlington Stadium, Arlington, TX Fri Jun 14 1974, 8:05 PM EDT Att: 17,769 - Unknown										
<b>Davey Nelson, R</b> OBP: 0.331, SLG: 0.350 (1, 4)										5	0	1	0	0	0	3											
<b>Alex Johnson, R</b> OBP: 0.347, SLG: 0.357 (1, 10)										4	1	2	0	0	1	1											
<b>Jeff Burroughs, R</b> OBP: 0.378, SLG: 0.560 (1, 9)										2	1	1	0	2	0	0											
<b>Tom Grieve, R</b> OBP: 0.333, SLG: 0.514 <b>Mike Hargrove, L</b> OBP: 0.332, SLG: 0.504 (1, 7) (6, PH) (7, 3)										2	0	0	0	0	0	2											
<b>Toby Harrah, R</b> OBP: 0.328, SLG: 0.368 (1, 6)										2	0	1	2	1	0	0											
<b>Jim Fregosi, R</b> OBP: 0.367, SLG: 0.419 <b>Larry Brown, R</b> OBP: 0.254, SLG: 0.194 (1, 3) (6, PR) (7, 5)										2	0	1	0	1	0	2											
<b>Lenny Randle, S</b> OBP: 0.345, SLG: 0.389 (1, 5) (7, 7)										4	3	3	1	0	0	1											
<b>Jim Sundberg, R</b> OBP: 0.363, SLG: 0.333 (1, 2)										2	0	1	1	1	0	1											
<b>Inning Stats</b>	R: 0 E: 0 K: 1 S: 5	H: 1 LOB: 0 BB: 0 P: 5	R: 0 E: 0 K: 0 S: 3	H: 0 LOB: 0 BB: 0 P: 3	R: 0 E: 0 K: 0 S: 5	H: 2 LOB: 2 BB: 0 P: 5	R: 1 E: 0 K: 0 S: 4	H: 2 LOB: 1 BB: 1 P: 8	R: 1 E: 0 K: 0 S: 5	H: 2 LOB: 1 BB: 0 P: 5	R: 3 E: 0 K: 0 S: 5	H: 3 LOB: 2 BB: 2 P: 13	R: 0 E: 0 K: 1 S: 5	H: 0 LOB: 1 BB: 1 P: 9	R: 2 E: 0 K: 0 S: 5	H: 2 LOB: 1 BB: 1 P: 9	1B: 8 2B: 3 3B: 1 HR: 0	SF: 1 SAC: 2 DP: 1 HBP: 0	WP: 0 PA: 39 PB: 0 SB: 0 CS: 1								
<b>PITCHER</b>	IP	WLS	BF	H	R	ER	SO	BB	IBB	HBP	BLK	WP	HR	S	P	ERA	WHIP										
<b>Kevin Kobel, L</b> ERA: 3.0 <b>Ed Sprague, R</b> ERA: 2.93 <b>Jim Slaton, R</b> ERA: 4.39 (1, 1) (6, 1) (7, 1)	5.0	L	22	8	3	3	1	2	0	0	0	0	0	4	12	18.00	4.000										
<b>PITCHER</b>	IP	WLS	BF	H	R	ER	SO	BB	IBB	HBP	BLK	WP	HR	S	P	ERA	WHIP										

Batter	1	2	3	4	5	6	7	8	9	AB	R	H	RBI	BB	SO	LOB	TOP					
<b>Robin Yount, R</b> OBP: 0.271, SLG: 0.308 (1, 6)										4	0	0	0	0	1	1	<b>Milwaukee Brewers @ Texas Rangers</b> Arlington Stadium, Arlington, TX Sat Jun 15 1974, 8:05 PM EDT Att: 34,126 - Unknown					
<b>Dave May, L</b> OBP: 0.256, SLG: 0.366 (1, 9)										4	0	0	0	0	2	0						
<b>Don Money, R</b> OBP: 0.343, SLG: 0.425 (1, 5)										4	0	2	0	0	1	0						
<b>John Briggs, L</b> OBP: 0.353, SLG: 0.522 (1, 7)										3	0	1	0	1	1	1						
<b>George Scott, R</b> OBP: 0.355, SLG: 0.455 (1, 3)										4	1	1	0	0	1	1						
<b>Darrell Porter, L</b> OBP: 0.370, SLG: 0.395 (1, 2)										4	1	2	2	0	0	1						
<b>Bob Hansen, L</b> OBP: 0.273, SLG: 0.310 (1, 10)										4	0	2	0	0	1	0						
<b>Pedro Garcia, R</b> OBP: 0.306, SLG: 0.445 (1, 4)										3	0	0	0	0	2	3						
<b>Bob Coluccio, R</b> OBP: 0.313, SLG: 0.351 (1, 8)										3	0	1	0	0	0	0						
<b>Inning Stats</b>	R: 0 E: 0 K: 2 S: 7	H: 0 LOB: 0 BB: 0 P: 7	R: 0 E: 0 K: 0 S: 5	H: 2 LOB: 2 BB: 0 P: 5	R: 0 E: 0 K: 0 S: 3	H: 0 LOB: 0 BB: 0 P: 3	R: 0 E: 0 K: 0 S: 4	H: 1 LOB: 1 BB: 0 P: 4	R: 0 E: 0 K: 1 S: 6	H: 2 LOB: 1 BB: 0 P: 6	R: 0 E: 0 K: 0 S: 2	H: 1 LOB: 0 BB: 1 P: 6	R: 2 E: 0 K: 1 S: 7	H: 2 LOB: 0 BB: 0 P: 7	R: 0 E: 0 K: 3 S: 10	H: 1 LOB: 1 BB: 0 P: 10	R: 0 E: 0 K: 2 S: 7	H: 0 LOB: 0 BB: 0 P: 7	1B: 7 2B: 1 3B: 0 HR: 1	SF: 0 SAC: 0 DP: 0 HBP: 0	WP: 0 PB: 0 SB: 0 CS: 3	PA: 35
<b>PITCHER</b> <b>Jackie Brown, R</b> ERA: 2.1 (1, 1)	IP: 9.0 WLS: W BF: 34 H: 9 R: 2 ER: 2 SO: 9 BB: 1 IBB: 0 HBP: 0 BLK: 0 WP: 0 HR: 1 S: 51 P: 55 ERA: 2.00 WHIP: 1.111															<b>PITCHER</b>						

Batter	1	2	3	4	5	6	7	8	9	AB	R	H	RBI	BB	SO	LOB	BOTTOM			
<b>Cesar Tovar, R</b> OBP: 0.346, SLG: 0.309 (1, 8) (9, 7)										3	0	2	2	0	0	2	<b>Milwaukee Brewers @ Texas Rangers</b> Arlington Stadium, Arlington, TX Sat Jun 15 1974, 8:05 PM EDT Att: 34,126 - Unknown			
<b>Davey Nelson, R</b> OBP: 0.329, SLG: 0.346 (1, 4)										4	0	1	0	0	1	5				
<b>Alex Johnson, R</b> OBP: 0.349, SLG: 0.357 (1, 10)										3	0	1	1	1	0	2				
<b>Jeff Burroughs, R</b> OBP: 0.373, SLG: 0.550 (1, 9)										4	0	0	0	0	1	3				
<b>Tom Grieve, R</b> OBP: 0.325, SLG: 0.500 <b>Joe Lovitto, S</b> OBP: 0.217, SLG: 0.256 (1, 7) (9, 8)										4	0	0	0	0	1	2				
<b>Toby Harrah, R</b> OBP: 0.327, SLG: 0.366 (1, 6)										4	1	1	0	0	0	1				
<b>Jim Fregosi, R</b> OBP: 0.382, SLG: 0.463 <b>Jim Spencer, L</b> OBP: 0.340, SLG: 0.475 (1, 3) (8, 3)										3	2	3	1	0	0	0				
<b>Lenny Randle, S</b> OBP: 0.354, SLG: 0.398 (1, 5)										4	1	3	0	0	0	1				
<b>Jim Sundberg, R</b> OBP: 0.377, SLG: 0.350 (1, 2)										3	1	3	1	0	0	0				
<b>Inning Stats</b>	R: 0 E: 0 K: 0 S: 3	H: 1 LOB: 0 BB: 0 P: 3	R: 0 E: 0 K: 0 S: 3	H: 0 LOB: 0 BB: 0 P: 3	R: 0 E: 0 K: 0 S: 4	H: 2 LOB: 1 BB: 0 P: 4	R: 0 E: 0 K: 1 S: 6	H: 1 LOB: 1 BB: 0 P: 6	R: 1 E: 0 K: 1 S: 8	H: 3 LOB: 2 BB: 0 P: 8	R: 0 E: 0 K: 1 S: 5	H: 0 LOB: 1 BB: 1 P: 9	R: 3 E: 1 K: 0 S: 7	H: 4 LOB: 1 BB: 0 P: 7	R: 0 E: 0 K: 0 S: 5	H: 3 LOB: 2 BB: 0 P: 5	1B: 13 2B: 1 3B: 0 HR: 1	SF: 1 SAC: 1 DP: 3 HBP: 0	WP: 0 PB: 0 SB: 1 CS: 0	PA: 36
<b>PITCHER</b> <b>Clyde Wright, L</b> ERA: 4.26 <b>Eduardo Rodriguez, R</b> ERA: 2.57 (1, 1) (7, 1)	IP: 6.0 WLS: L BF: 28 H: 10 R: 4 ER: 4 SO: 3 BB: 1 IBB: 0 HBP: 0 BLK: 0 WP: 0 HR: 1 S: 33 P: 37 ERA: 6.00 WHIP: 1.833															<b>PITCHER</b>				

Batter	1	2	3	4	5	6	7	8	9	AB	R	H	RBI	BB	SO	LOB	TOP								
Bob Coluccio, R (1, 8) OBP: 0.311, SLG: 0.366	F6		F4			HR		K		4	1	1	1	0	1	0	<b>Milwaukee Brewers @ Texas Rangers</b> Arlington Stadium, Arlington, TX Sun Jun 16 1974, 8:05 PM EDT Att: 19,939 - Unknown								
Robin Yount, R (1, 6) OBP: 0.276, SLG: 0.324	1B			1B		K		F9		4	1	2	0	0	1	0									
John Briggs, L (1, 7) OBP: 0.351, SLG: 0.517	F3			G5-4-3		F9		E4		4	1	1	1	1	0	0									
George Scott, R (1, 3) OBP: 0.357, SLG: 0.456	K			G5-4-3				1B		4	1	2	0	0	1	2									
Don Money, R (1, 5) OBP: 0.341, SLG: 0.427		F8		F2				1B		4	0	1	1	0	0	1									
Pedro Garcia, R (1, 4) OBP: 0.300, SLG: 0.436		F8				6-3		F2		4	0	0	0	0	1	1									
Darrell Porter, L (1, 2) OBP: 0.362, SLG: 0.385		F8				F9		E9		4	0	0	0	0	0	1									
Charlie Moore, R (1, 10) OBP: 0.378, SLG: 0.425			K			F6				4	0	2	1	0	1	0									
Rob Ellis, R (1, 9) OBP: 0.354, SLG: 0.341						6-3				2	0	0	0	0	0	0									
Dave May, L (7, PH) OBP: 0.255, SLG: 0.362			F8			4-3		K		2	0	0	0	0	1	3									
<b>Inning Stats</b>	R: 0 E: 0 K: 1 S: 6	H: 1 LOB: 1 BB: 0 P: 6	R: 0 E: 0 K: 0 S: 3	H: 0 LOB: 0 BB: 0 P: 3	R: 0 E: 0 K: 1 S: 5	H: 2 LOB: 0 BB: 0 P: 5	R: 1 E: 0 K: 0 S: 4	H: 2 LOB: 0 BB: 0 P: 4	R: 0 E: 0 K: 1 S: 3	H: 0 LOB: 0 BB: 0 P: 3	R: 1 E: 0 K: 0 S: 6	H: 1 LOB: 0 BB: 0 P: 6	R: 1 E: 1 K: 0 S: 6	H: 2 LOB: 2 BB: 0 P: 6	R: 1 E: 1 K: 1 S: 7	H: 2 LOB: 2 BB: 0 P: 7	R: 0 E: 0 K: 2 S: 8	H: 1 LOB: 1 BB: 0 P: 8	1B: 5 2B: 1 3B: 2 HR: 1	SF: 0 SAC: 0 DP: 1 HBP: 0	WP: 0 PB: 0 SB: 0 CS: 0	PA: 36			
<b>PITCHER</b>	IP	WLS	BF	H	R	ER	SO	BB	IBB	HBP	BLK	WP	HR	S	P	ERA	WHIP								
David Clyde, L (1, 1) ERA: 3.64	6.2	L	26	6	3	2	3	0	0	0	0	0	1	32	32	2.70	0.900								
Steve Foucault, R (7, 1) ERA: 1.6	2.1		10	3	1	0	3	0	0	0	0	0	0	16	16	0.00	1.286								

Batter	1	2	3	4	5	6	7	8	9	AB	R	H	RBI	BB	SO	LOB	BOTTOM								
Cesar Tovar, R (1, 8) OBP: 0.347, SLG: 0.312	5-3		G6-3					L6	FC5-4	5	0	2	0	0	0	2	<b>Milwaukee Brewers @ Texas Rangers</b> Arlington Stadium, Arlington, TX Sun Jun 16 1974, 8:05 PM EDT Att: 19,939 - Unknown								
Davey Nelson, R (1, 4) OBP: 0.326, SLG: 0.344	1B		G6-3					F4		4	0	1	0	0	1	2									
Alex Johnson, R (1, 7) OBP: 0.348, SLG: 0.367	1B							L5		4	1	1	1	1	0	2									
Jeff Burroughs, R (1, 9) OBP: 0.367, SLG: 0.541	1B		HR					L6		4	0	0	0	0	0	2									
Mike Hargrove, L (1, 10) OBP: 0.328, SLG: 0.496		FC5-4						F6		4	0	1	0	0	0	0									
Jim Spencer, L (1, 3) OBP: 0.355, SLG: 0.563		1-3						HR		4	2	3	2	0	0	1									
Lenny Randle, S (1, 5) OBP: 0.352, SLG: 0.391								F6		3	0	0	0	1	0	1									
Toby Harrah, R (1, 6) OBP: 0.325, SLG: 0.361		FC5-4						5-3		3	0	0	0	1	0	2									
Jim Sundberg, R (1, 2) OBP: 0.376, SLG: 0.350										3	0	1	0	0	0	4									
Duke Sims, L (9, PH) OBP: 0.243, SLG: 0.246										1	0	1	0	0	0	0									
Joe Lovitto, S (9, PR) OBP: 0.217, SLG: 0.256										0	0	0	0	0	0	0									
<b>Inning Stats</b>	R: 0 E: 0 K: 0 S: 4	H: 1 LOB: 1 BB: 0 P: 4	R: 0 E: 0 K: 0 S: 4	H: 1 LOB: 2 BB: 1 P: 8	R: 1 E: 0 K: 0 S: 4	H: 2 LOB: 0 BB: 0 P: 4	R: 0 E: 0 K: 0 S: 4	H: 1 LOB: 2 BB: 1 P: 8	R: 0 E: 0 K: 1 S: 6	H: 1 LOB: 1 BB: 0 P: 6	R: 1 E: 0 K: 0 S: 4	H: 1 LOB: 0 BB: 0 P: 4	R: 0 E: 0 K: 0 S: 3	H: 1 LOB: 0 BB: 0 P: 3	R: 0 E: 0 K: 0 S: 3	H: 0 LOB: 0 BB: 0 P: 3	R: 1 E: 0 K: 0 S: 5	H: 2 LOB: 1 BB: 0 P: 5	1B: 6 2B: 0 3B: 1 HR: 3	SF: 0 SAC: 0 DP: 1 HBP: 0	WP: 0 PB: 0 SB: 0 CS: 1	PA: 37			
<b>PITCHER</b>	IP	WLS	BF	H	R	ER	SO	BB	IBB	HBP	BLK	WP	HR	S	P	ERA	WHIP								
Jim Coborn, R (1, 1) ERA: 5.54	9.0	W	37	10	3	3	1	2	0	0	0	0	3	37	45	3.00	1.333								

Batter	1	2	3	4	5	6	7	8	9	AB	R	H	RBI	BB	SO	LOB	TOP					
<b>Freddie Patek, R</b> OBP: 0.313, SLG: 0.309 (1, 6)	F4		BB		L7		SF9 2B	F5		4	1	1	0	1	0	1	<b>Kansas City Royals @ Milwaukee Brewers</b> Milwaukee County Stadium, Milwaukee, WI Tue Jun 18 1974, 8:05 PM EDT Att: 17,719 - Cloudy - 68 F					
<b>Cookie Rojas, R</b> OBP: 0.317, SLG: 0.382 <b>Frank White, R</b> OBP: 0.220, SLG: 0.305 (1, 4) (9, 4)	6-3		K		F7		6-3	L7		5	0	0	0	0	1	2						
<b>Amos Otis, R</b> OBP: 0.346, SLG: 0.420 (1, 8)	F8				F3		SF9	F2		4	1	1	2	0	0	0						
<b>John Mayberry, L</b> OBP: 0.399, SLG: 0.546 (1, 3)		K2-3		BB 1B		HR	P2	BB 1B		4	3	2	1	1	1	0						
<b>Hal McRae, R</b> OBP: 0.402, SLG: 0.518 (1, 10)				BB 1B		FC2-6 1B		K2-3 BB 1B		2	0	1	0	3	1	0						
<b>Jim Wothford, R</b> OBP: 0.356, SLG: 0.369 (1, 7)	L8			BB		FC2-6 1B				5	1	3	2	0	0	2						
<b>Al Cowens, R</b> OBP: 0.272, SLG: 0.273 (1, 9)	F2			K		P5		5-3 1B		5	0	0	0	0	1	7						
<b>George Brett, L</b> OBP: 0.305, SLG: 0.333 (1, 5)			K		4-3		BB	BB E 1B		3	1	1	1	1	1	2						
<b>Fran Healy, R</b> OBP: 0.324, SLG: 0.438 (1, 2)			1-3		P3		L7	E6 2B		4	0	1	1	0	0	4						
<b>Inning Stats</b>	R: 0 E: 0 K: 0 S: 3	H: 0 LOB: 0 BB: 0 P: 3	R: 0 E: 0 K: 1 S: 5	H: 0 LOB: 1 BB: 1 P: 9	R: 0 E: 0 K: 2 S: 7	H: 0 LOB: 1 BB: 1 P: 11	R: 2 E: 0 K: 1 S: 7	H: 2 LOB: 2 BB: 2 P: 15	R: 0 E: 0 K: 0 S: 3	H: 0 LOB: 0 BB: 0 P: 3	R: 1 E: 0 K: 0 S: 5	H: 2 LOB: 2 BB: 1 P: 9	R: 1 E: 0 K: 0 S: 4	H: 1 LOB: 0 BB: 0 P: 4	R: 2 E: 1 K: 1 S: 8	H: 3 LOB: 1 BB: 0 P: 8	R: 1 E: 0 K: 0 S: 5	H: 2 LOB: 2 BB: 1 P: 9	1B: 6 2B: 2 3B: 0 HR: 2	SF: 1 SAC: 0 DP: 0 HBP: 0	WP: 0 PB: 1 SB: 0 CS: 1	PA: 43
<b>PITCHER</b>	IP	WLS	BF	H	R	ER	SO	BB	IBB	HBP	BLK	WP	HR	S	P	ERA	WHIP					
<b>Kevin Kobel, L</b> ERA: 3.33 <b>Jim Slaton, R</b> ERA: 4.42	(1, 1)	7.2	L	36	8	6	5	5	5	0	0	0	0	2	41	61	5.87	1.696				
(8, 1)	1.1	7	2	1	1	0	0	1	0	0	0	0	0	6	10	6.75	2.250					

AB	36
R	7
H	10
RBI	7
BB	6
SO	5
LOB	18



Batter	1	2	3	4	5	6	7	8	9	AB	R	H	RBI	BB	SO	LOB	BOTTOM				
<b>Bob Coluccio, R</b> OBP: 0.310, SLG: 0.363 (1, 8)			F9			5-3			L7	4	0	1	0	0	0	0	<b>Kansas City Royals @ Milwaukee Brewers</b> Milwaukee County Stadium, Milwaukee, WI Tue Jun 18 1974, 8:05 PM EDT Att: 17,719 - Cloudy - 68 F				
<b>Robin Yount, R</b> OBP: 0.270, SLG: 0.317 (1, 6)					6-3				P4	4	0	0	0	0	0	1					
<b>John Briggs, L</b> OBP: 0.346, SLG: 0.507 (1, 7)					F7				F9	4	0	0	0	0	1	1					
<b>George Scott, R</b> OBP: 0.353, SLG: 0.450 (1, 3)					5-3				F9	3	0	0	0	0	0	1					
<b>Don Money, R</b> OBP: 0.341, SLG: 0.423 (1, 5)					L7				BB 1B	2	0	0	0	1	0	0					
<b>Bobby Mitchell, R</b> OBP: 0.286, SLG: 0.318 (1, 10)			K		L1				K	3	0	0	0	0	2	1					
<b>Charlie Moore, R</b> OBP: 0.365, SLG: 0.408 (1, 2)					6-3				K	3	0	0	0	0	1	1					
<b>Rob Ellis, R</b> OBP: 0.353, SLG: 0.340 (1, 9)					K					3	0	1	0	0	2	0					
<b>John Vukovich, R</b> OBP: 0.190, SLG: 0.381 (1, 4)					F9				L8	3	0	0	0	0	0	2					
<b>Inning Stats</b>	R: 0 E: 0 K: 0 S: 4	H: 1 LOB: 1 BB: 0 P: 4	R: 0 E: 0 K: 1 S: 5	H: 0 LOB: 0 BB: 0 P: 5	R: 0 E: 0 K: 1 S: 5	H: 0 LOB: 0 BB: 0 P: 5	R: 0 E: 0 K: 0 S: 3	H: 0 LOB: 0 BB: 0 P: 3	R: 0 E: 0 K: 1 S: 5	H: 0 LOB: 0 BB: 0 P: 5	R: 0 E: 0 K: 1 S: 5	H: 0 LOB: 0 BB: 0 P: 5	R: 0 E: 0 K: 2 S: 8	H: 1 LOB: 2 BB: 1 P: 12	R: 0 E: 0 K: 0 S: 3	H: 0 LOB: 0 BB: 0 P: 3	1B: 2 2B: 0 3B: 0 HR: 0	SF: 0 SAC: 0 DP: 0 HBP: 0	WP: 0 PB: 0 SB: 0 CS: 0	PA: 30	
<b>PITCHER</b>	IP	WLS	BF	H	R	ER	SO	BB	IBB	HBP	BLK	WP	HR	S	P	ERA	WHIP				
<b>Paul Splitterff, L</b> ERA: 3.29	(1, 1)	9.0	W	30	2	0	0	6	1	0	0	0	0	41	45	0.00	0.333				

AB	29
R	0
H	2
RBI	0
BB	1
SO	6
LOB	7



Batter	1	2	3	4	5	6	7	8	9	AB	R	H	RBI	BB	SO	LOB	TOP					
Freddie Patek, R OBP: 0.316, SLG: 0.312										4	0	2	0	0	0	0	<b>Kansas City Royals @ Milwaukee Brewers</b> Milwaukee County Stadium, Milwaukee, WI Wed Jun 19 1974, 8:05 PM EDT Att: 9,019 - Unknown - 69 F					
Cookie Rojas, R OBP: 0.316, SLG: 0.379										4	0	1	0	0	0	1						
Amos Otis, R OBP: 0.344, SLG: 0.417										4	0	1	0	0	1	2						
John Mayberry, L OBP: 0.397, SLG: 0.539										3	1	0	0	1	1	2						
Hal McRae, R OBP: 0.399, SLG: 0.512										4	0	1	0	0	0	1						
Jim Wothford, R OBP: 0.355, SLG: 0.367										4	1	1	0	0	0	1						
Al Cowens, R OBP: 0.271, SLG: 0.263										3	0	0	0	1	0	2						
George Brett, L OBP: 0.305, SLG: 0.333										3	0	1	1	0	0	1						
Fran Healy, R OBP: 0.319, SLG: 0.431										3	0	0	0	0	0	3						
<b>Inning Stats</b>	R: 0 E: 0 K: 0 S: 3	H: 1 LOB: 0 BB: 0 P: 3	R: 1 E: 0 K: 0 S: 4	H: 1 LOB: 2 BB: 2 P: 12	R: 0 E: 0 K: 0 S: 4	H: 2 LOB: 1 BB: 0 P: 4	R: 1 E: 1 K: 0 S: 5	H: 2 LOB: 1 BB: 0 P: 5	R: 0 E: 0 K: 1 S: 5	H: 0 LOB: 0 BB: 0 P: 5	R: 0 E: 0 K: 0 S: 3	H: 0 LOB: 0 BB: 0 P: 3	R: 0 E: 0 K: 0 S: 3	H: 0 LOB: 0 BB: 0 P: 3	R: 0 E: 0 K: 1 S: 6	H: 1 LOB: 1 BB: 0 P: 6	R: 0 E: 0 K: 0 S: 3	H: 0 LOB: 0 BB: 0 P: 3	1B: 7 2B: 1 3B: 0 HR: 0	SF: 0 SAC: 0 DP: 2 HBP: 0	WP: 0 PB: 0 SB: 0 CS: 0	PA: 34
<b>PITCHER</b> Clyde Wright, L ERA: 4.02	IP: 9.0 WLS: L BF: 34	H: 7 R: 2 ER: 1 SO: 2	BB: 2 IBB: 0 HBP: 0 BLK: 0	WP: 0 HR: 0 S: 36 P: 44	ERA: 1.00 WHIP: 1.000	<b>PITCHER</b>																

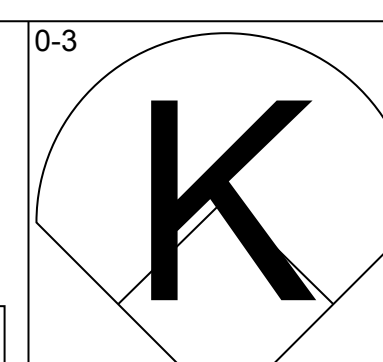
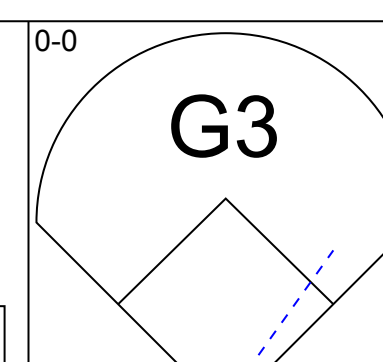
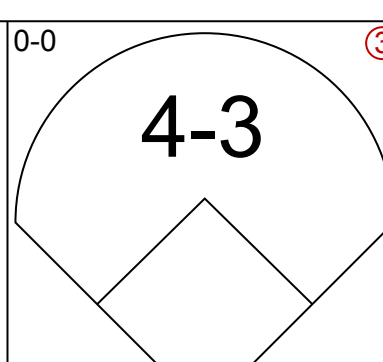
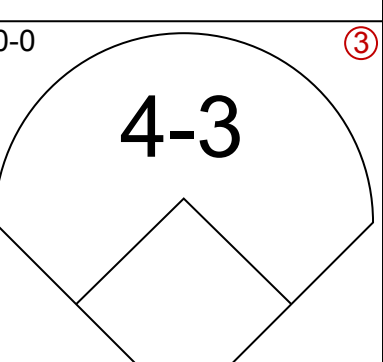
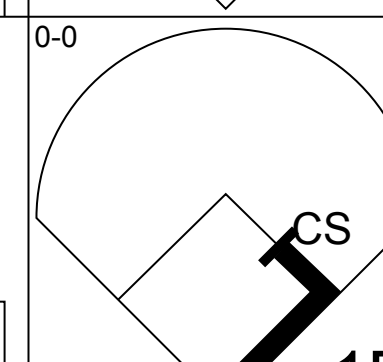
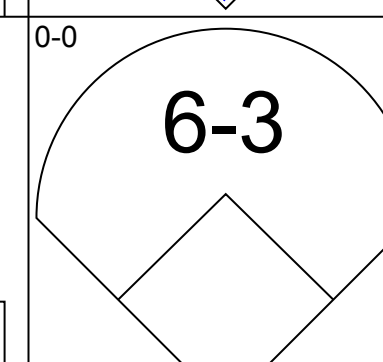
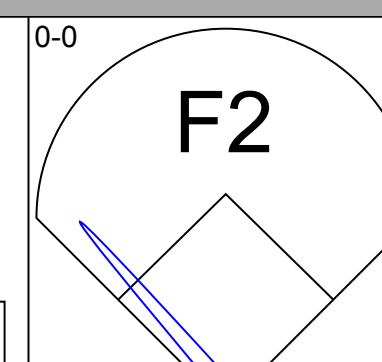
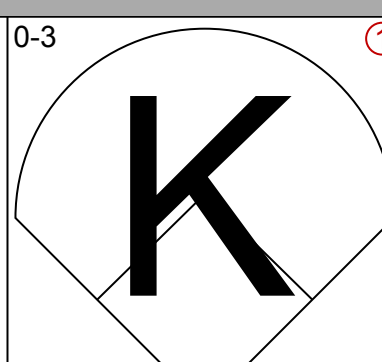
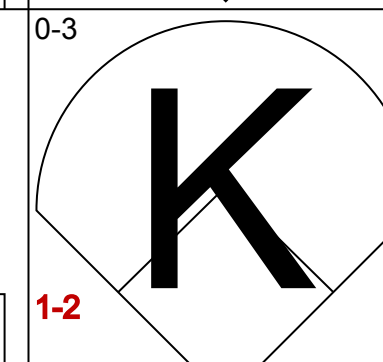
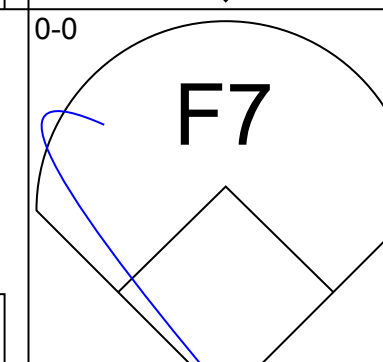
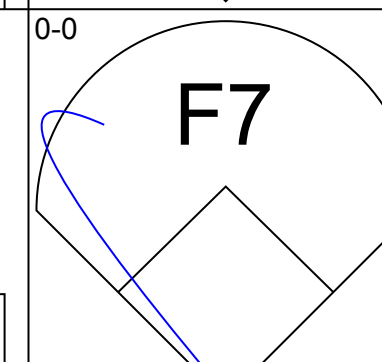
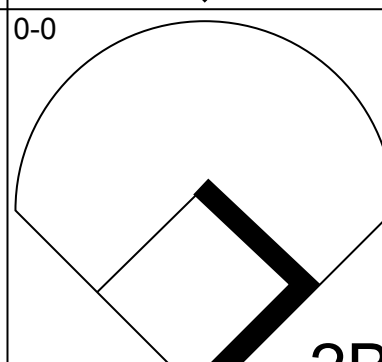
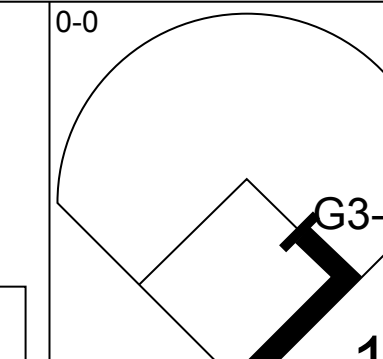
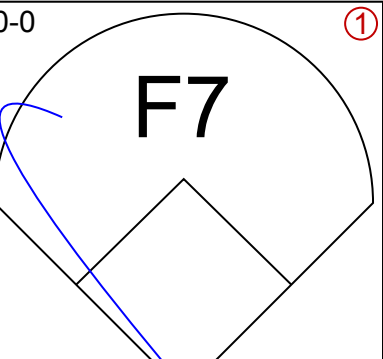
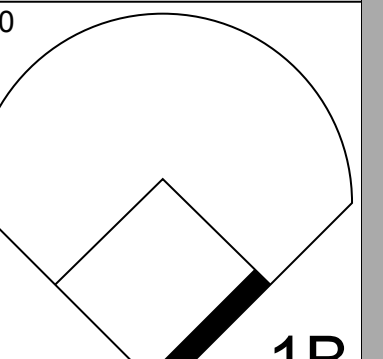
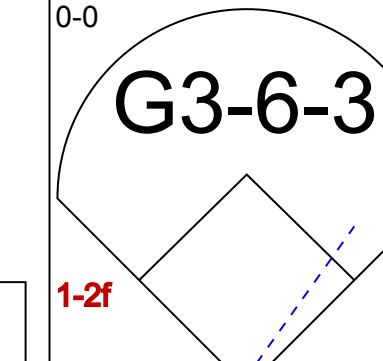
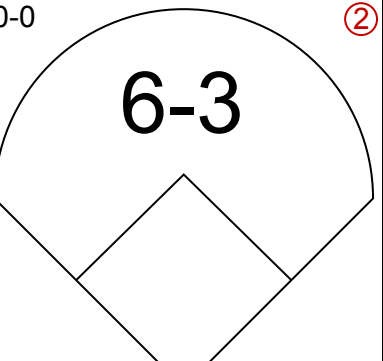
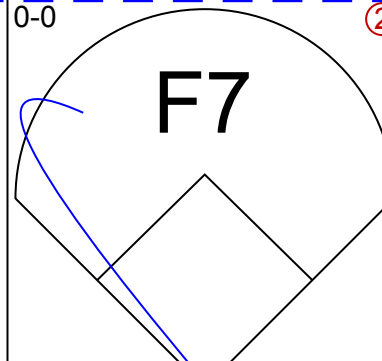

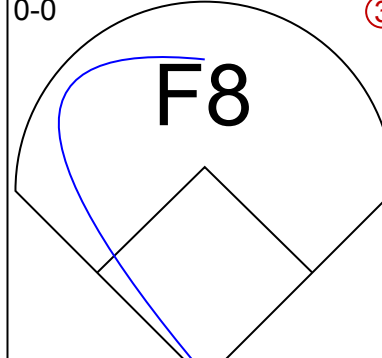
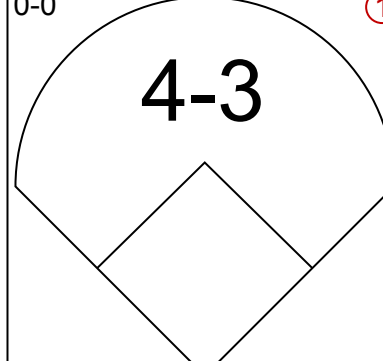
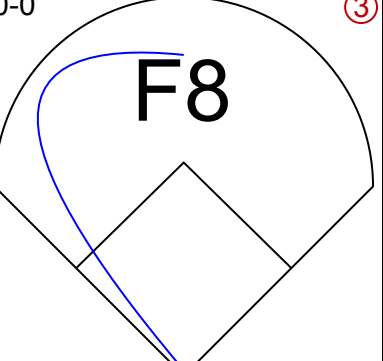
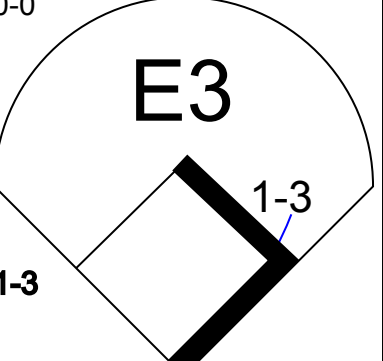
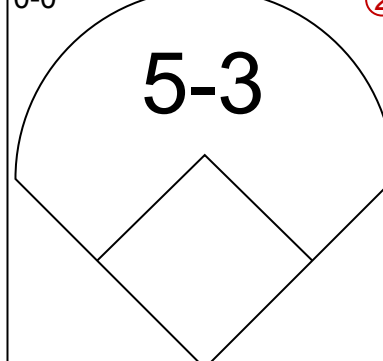
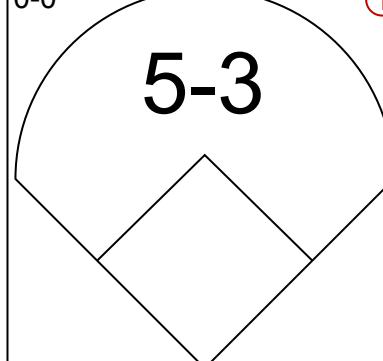
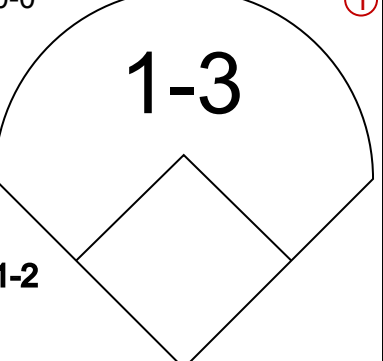
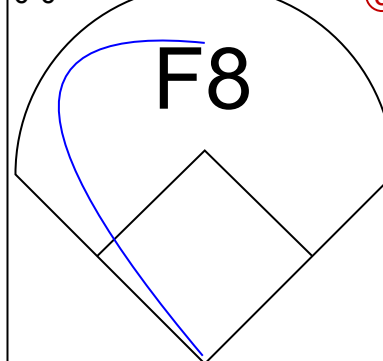
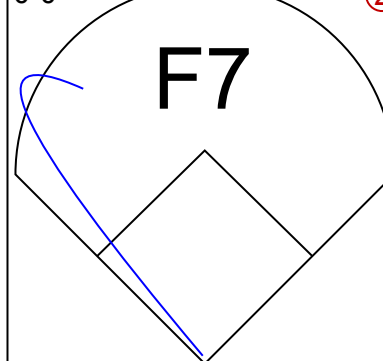
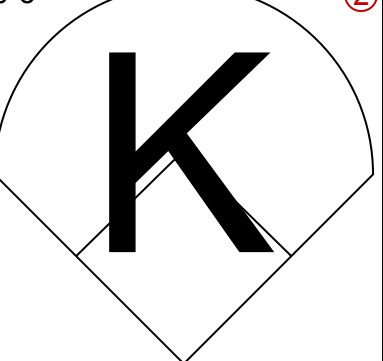
AB	32
R	2
H	7
RBI	1
BB	2
SO	2
LOB	13

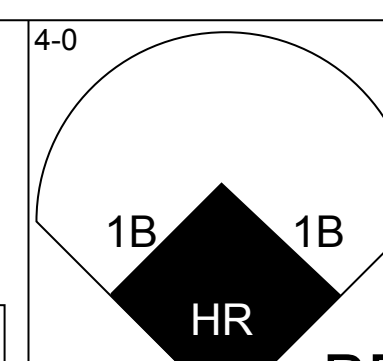
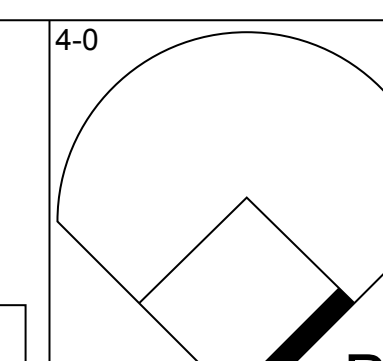
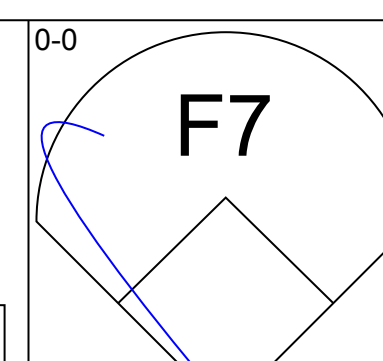
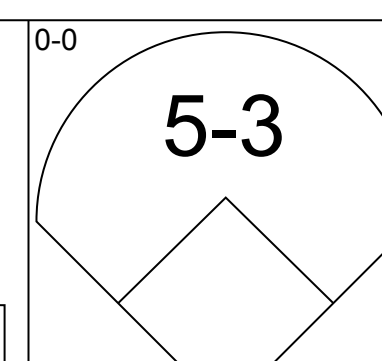
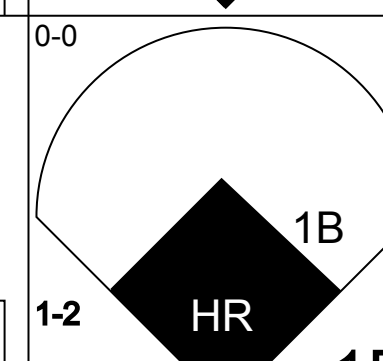
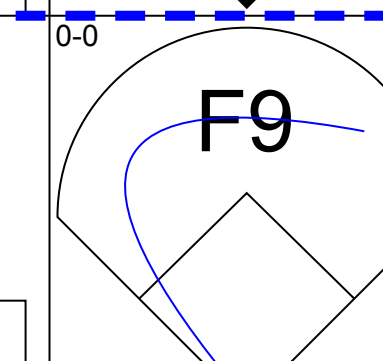
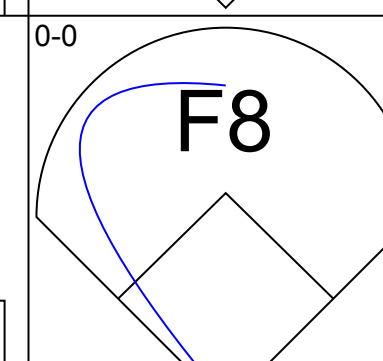
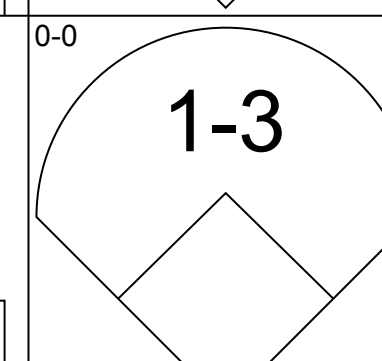
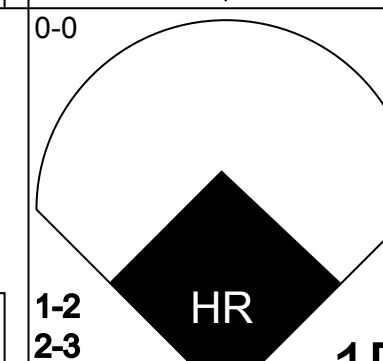
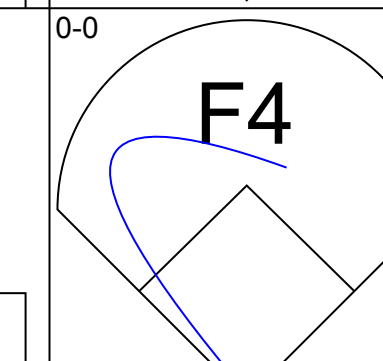

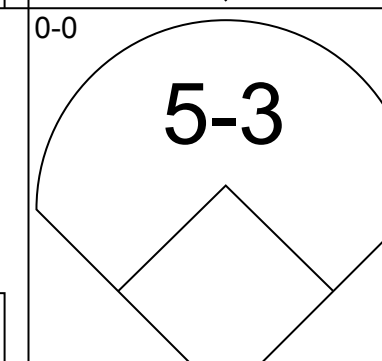
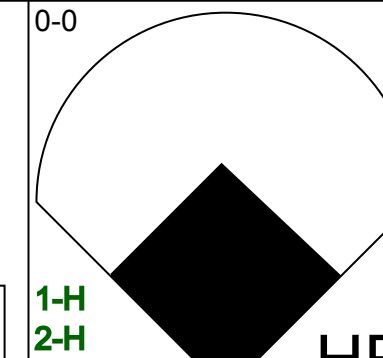
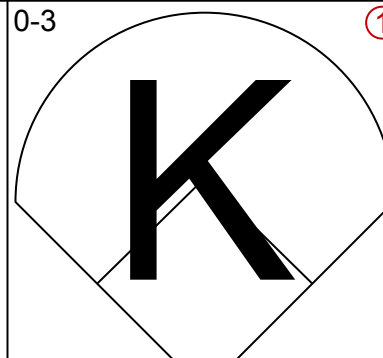
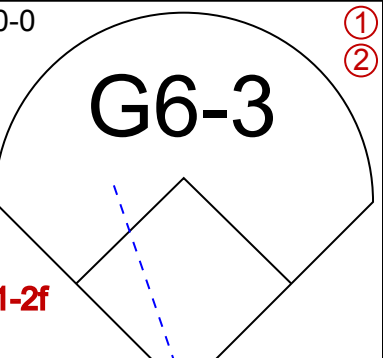
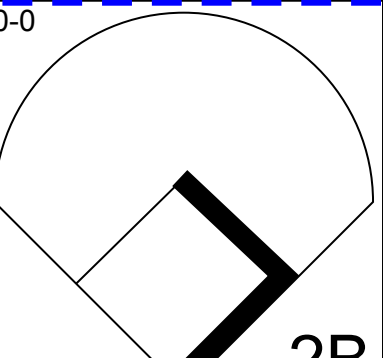
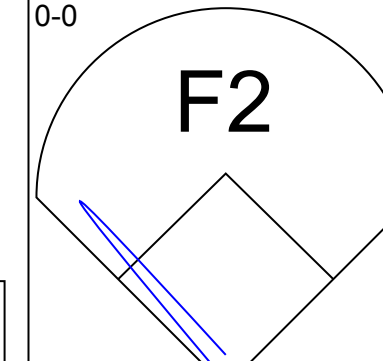
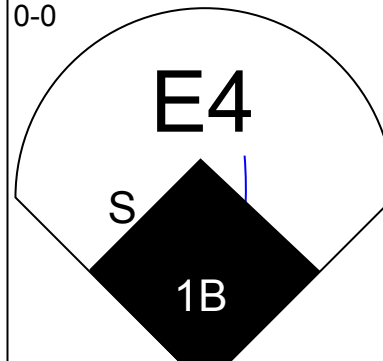
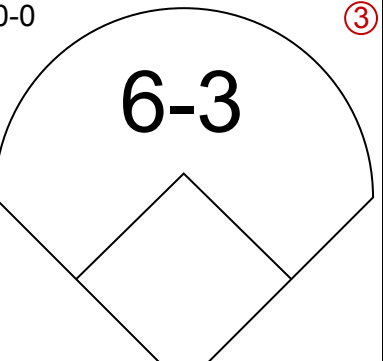
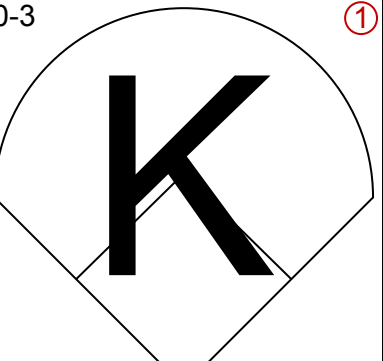
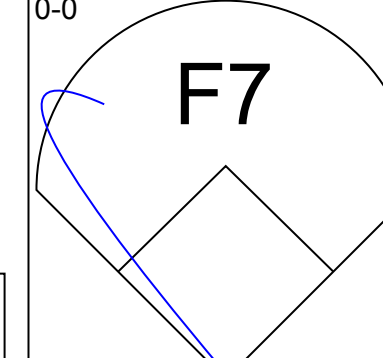
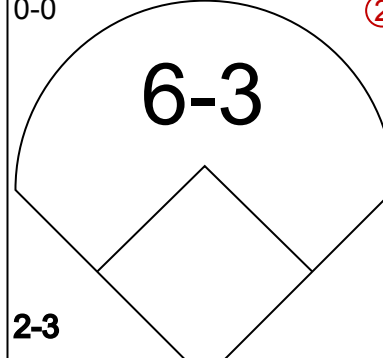
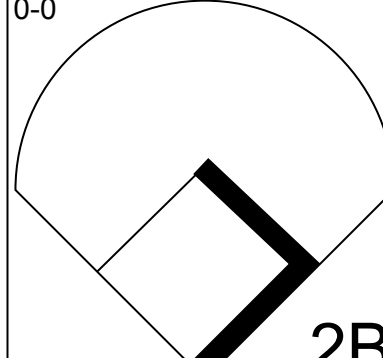
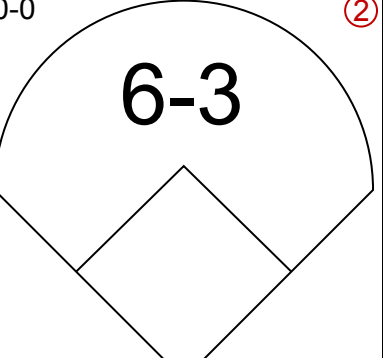
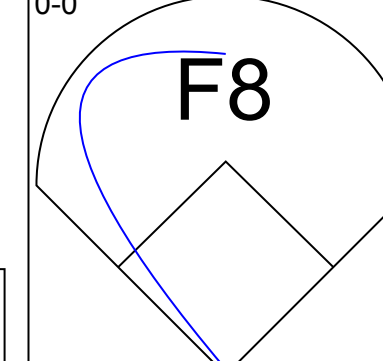
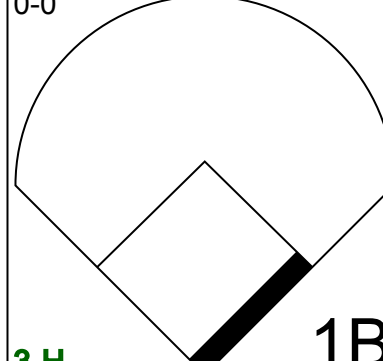
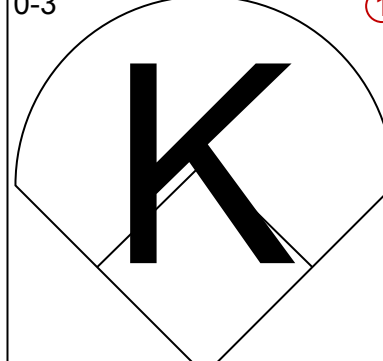
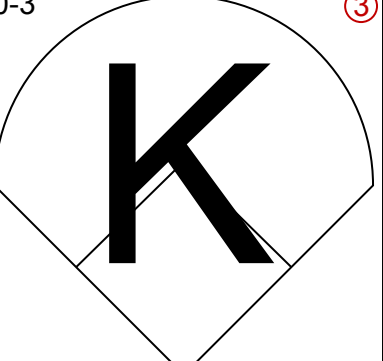

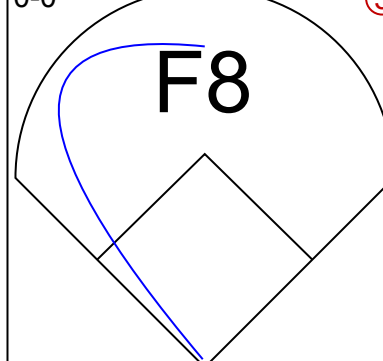
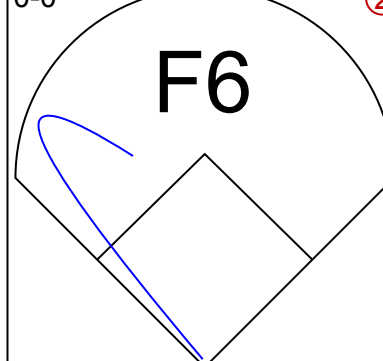

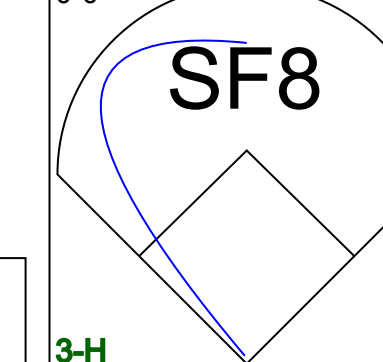

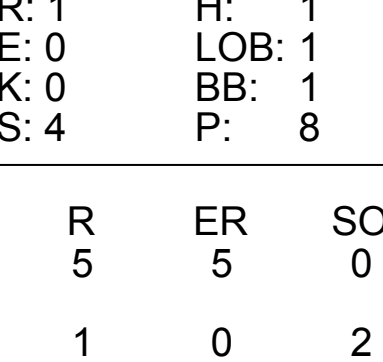
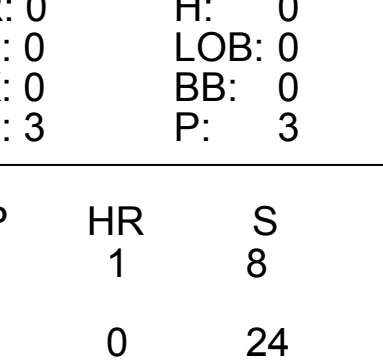
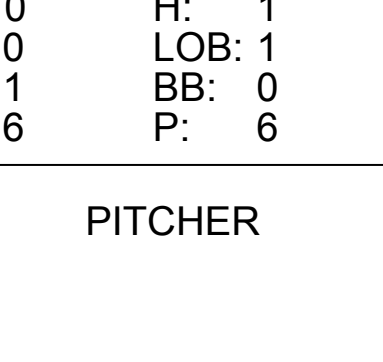


Batter	1	2	3	4	5	6	7	8	9	AB	R	H	RBI	BB	SO	LOB	BOTTOM					
Don Money, R OBP: 0.336, SLG: 0.416										4	0	0	0	0	0	0	<b>Kansas City Royals @ Milwaukee Brewers</b> Milwaukee County Stadium, Milwaukee, WI Wed Jun 19 1974, 8:05 PM EDT Att: 9,019 - Unknown - 69 F					
Robin Yount, R OBP: 0.266, SLG: 0.311										3	0	0	0	0	1	0						
Dave May, L OBP: 0.282, SLG: 0.357										3	0	0	0	0	0	0						
George Scott, R OBP: 0.353, SLG: 0.446										2	0	0	0	1	0	0						
John Briggs, L OBP: 0.341, SLG: 0.500										3	0	0	0	0	1	1						
Darrell Porter, L OBP: 0.356, SLG: 0.378										3	0	0	0	0	0	1						
Bob Hansen, L OBP: 0.255, SLG: 0.289										3	0	0	0	0	0	1						
Bob Coluccio, R OBP: 0.305, SLG: 0.357										3	0	0	0	0	1	0						
Tim Johnson, L OBP: 0.240, SLG: 0.292										3	0	0	0	0	0	0						
<b>Inning Stats</b>	R: 0 E: 0 K: 0 S: 3	H: 0 LOB: 0 BB: 0 P: 3	R: 0 E: 0 K: 1 S: 5	H: 0 LOB: 1 BB: 1 P: 9	R: 0 E: 0 K: 0 S: 3	H: 0 LOB: 0 BB: 0 P: 3	R: 0 E: 0 K: 1 S: 5	H: 0 LOB: 0 BB: 0 P: 5	R: 0 E: 0 K: 0 S: 3	H: 0 LOB: 0 BB: 0 P: 3	R: 0 E: 0 K: 0 S: 3	H: 0 LOB: 0 BB: 0 P: 3	R: 0 E: 0 K: 0 S: 3	H: 0 LOB: 0 BB: 0 P: 3	R: 0 E: 0 K: 1 S: 5	H: 0 LOB: 0 BB: 0 P: 5	R: 0 E: 0 K: 0 S: 3	H: 0 LOB: 0 BB: 0 P: 5	1B: 0 2B: 0 3B: 0 HR: 0	SF: 0 SAC: 0 DP: 0 HBP: 0	WP: 0 PB: 0 SB: 0 CS: 0	PA: 28
<b>PITCHER</b> Steve Busby, R ERA: 3.39	IP: 9.0 WLS: W BF: 28	H: 0 R: 0 ER: 0 SO: 3	BB: 1 IBB: 0 HBP: 0 BLK: 0	WP: 0 HR: 0 S: 33 P: 37	ERA: 0.00 WHIP: 0.111	<b>PITCHER</b>																



AB	27
R	0
H	0
RBI	0
BB	1
SO	3
LOB	3

Batter	1	2	3	4	5	6	7	8	9	AB	R	H	RBI	BB	SO	LOB	TOP								
<b>Al Bumbry, L</b> OBP: 0.226, SLG: 0.260 (1, 7)										4	0	0	0	0	1	2	<b>Baltimore Orioles @ Milwaukee Brewers</b> Milwaukee County Stadium, Milwaukee, WI Thu Jun 20 1974, 8:05 PM EDT Att: 7,383 - Unknown <a href="http://livebaseballscorecards.com">livebaseballscorecards.com</a>								
<b>Rich Coggins, L</b> OBP: 0.243, SLG: 0.241 (1, 8)										4	0	1	0	0	1	0									
<b>Tommy Davis, R</b> OBP: 0.295, SLG: 0.363 (1, 10)										4	0	1	0	0	1	1									
<b>Bobby Grich, R</b> OBP: 0.419, SLG: 0.522 (1, 4)										3	0	2	0	1	0	0									
<b>Boog Powell, L</b> OBP: 0.294, SLG: 0.415 (1, 3)										4	0	0	0	0	0	4									
<b>Don Baylor, R</b> OBP: 0.322, SLG: 0.284 (1, 9)										4	0	2	0	0	1	2									
<b>Eliot Hendricks, L</b> OBP: 0.316, SLG: 0.440 (1, 2)										3	0	0	0	0	0	2									
<b>Enos Cabell, R</b> OBP: 0.297, SLG: 0.343 (1, 5)										3	0	0	0	0	0	2									
<b>Mark Belanger, R</b> OBP: 0.343, SLG: 0.416 (1, 6)										3	0	0	0	0	1	2									
<b>Inning Stats</b>	R: 0 E: 0 K: 2 S: 7	H: 1 LOB: 0 BB: 0 P: 7	R: 0 E: 0 K: 1 S: 5	H: 1 LOB: 0 BB: 0 P: 5	R: 0 E: 0 K: 0 S: 3	H: 0 LOB: 0 BB: 0 P: 3	R: 0 E: 0 K: 0 S: 3	H: 0 LOB: 0 BB: 0 P: 3	R: 0 E: 0 K: 0 S: 4	H: 1 LOB: 1 BB: 0 P: 4	R: 0 E: 0 K: 0 S: 3	H: 0 LOB: 0 BB: 0 P: 3	R: 0 E: 0 K: 0 S: 4	H: 1 LOB: 1 BB: 0 P: 4	R: 0 E: 1 K: 1 S: 7	H: 1 LOB: 2 BB: 0 P: 7	R: 0 E: 0 K: 1 S: 6	H: 1 LOB: 2 BB: 1 P: 10	1B: 5 2B: 1 3B: 0 HR: 0	SF: 0 SAC: 0 DP: 1 HBP: 0	WP: 0 PB: 0 SB: 0 CS: 1	PA: 33			
<b>PITCHER</b>	IP	WLS	BF	H	R	ER	SO	BB	IBB	HBP	BLK	WP	HR	S	P	ERA	WHIP	<b>PITCHER</b>							
<b>Ed Sprague, R</b> ERA: 2.42 (1, 1)	8.1	W	31	6	0	0	5	1	0	0	0	0	0	40	44	0.00	0.840								
<b>Tom Murphy, R</b> ERA: 2.29 (9, 1)	0.2		2	0	0	0	0	0	0	0	0	0	0	2	2	0.00	0.000								

Batter	1	2	3	4	5	6	7	8	9	AB	R	H	RBI	BB	SO	LOB	BOTTOM								
<b>Robin Yount, R</b> OBP: 0.270, SLG: 0.308 (1, 6)										2	1	0	0	2	0	0	<b>Baltimore Orioles @ Milwaukee Brewers</b> Milwaukee County Stadium, Milwaukee, WI Thu Jun 20 1974, 8:05 PM EDT Att: 7,383 - Unknown <a href="http://livebaseballscorecards.com">livebaseballscorecards.com</a>								
<b>George Scott, R</b> OBP: 0.351, SLG: 0.443 (1, 3)										4	1	1	0	0	0	1									
<b>Don Money, R</b> OBP: 0.338, SLG: 0.417 (1, 5)										4	1	2	0	0	0	1									
<b>John Briggs, L</b> OBP: 0.344, SLG: 0.518 (1, 7)										4	1	2	4	0	1	1									
<b>Darrell Porter, L</b> OBP: 0.349, SLG: 0.369 (1, 2)										4	1	0	0	0	1	1									
<b>Dave May, L</b> OBP: 0.253, SLG: 0.362 (1, 9)										3	0	1	0	0	0	1									
<b>Ken Berry, R</b> OBP: 0.253, SLG: 0.208 (6, FR)										1	0	0	0	0	0	1									
<b>Mike Hegan, L</b> OBP: 0.310, SLG: 0.351 (1, 10)										4	0	1	1	0	2	2									
<b>Bob Coluccio, R</b> OBP: 0.306, SLG: 0.368 (7, 9)										3	1	1	0	0	0	2									
<b>Tim Johnson, L</b> OBP: 0.214, SLG: 0.269 (1, 4)										2	0	0	1	0	0	1									
<b>Inning Stats</b>	R: 4 E: 0 K: 0 S: 6	H: 3 LOB: 0 BB: 1 P: 10	R: 1 E: 0 K: 0 S: 4	H: 1 LOB: 1 BB: 1 P: 8	R: 1 E: 1 K: 1 S: 7	H: 1 LOB: 1 BB: 0 P: 7	R: 0 E: 0 K: 0 S: 3	H: 0 LOB: 0 BB: 0 P: 3	R: 0 E: 0 K: 0 S: 3	H: 1 LOB: 0 BB: 0 P: 3	R: 0 E: 0 K: 1 S: 6	H: 1 LOB: 0 BB: 0 P: 6	R: 0 E: 0 K: 0 S: 3	H: 0 LOB: 0 BB: 0 P: 3	R: 0 E: 0 K: 2 S: 8	H: 1 LOB: 1 BB: 0 P: 8	R: 0 E: 0 K: 2 S: 8	H: 1 LOB: 1 BB: 0 P: 8	1B: 4 2B: 2 3B: 1 HR: 1	SF: 1 SAC: 0 DP: 1 HBP: 0	WP: 0 PB: 0 SB: 1 CS: 0	PA: 34			
<b>PITCHER</b>	IP	WLS	BF	H	R	ER	SO	BB	IBB	HBP	BLK	WP	HR	S	P	ERA	WHIP	<b>PITCHER</b>							
<b>Doyle Alexander, R</b> ERA: 6.03 (1, 1)	1.1	L	10	4	5	5	0	2	0	0	0	0	0	24	24	0.00	0.529								
<b>Don Hood, L</b> ERA: 3.29 (2, 1)	5.2		20	3	1	0	2	0	0	0	0	0	0	8	8	0.00	1.000								
<b>Jesse Jefferson, R</b> ERA: 6.29 (8, 1)	1.0		4	1	0	0	2	0	0	0	0	0	0	8	8	0.00	1.000								

Batter	1	2	3	4	5	6	7	8	9	AB	R	H	RBI	BB	SO	LOB	TOP				
Paul Blair, R (1, 8) OBP: 0.278, SLG: 0.342	4-0 WP 1B BB	0-0 WP 1B		0-0 F8			4-0 S BB		0-0 5-3 2B	2	1	1	1	2	0	0	<b>Baltimore Orioles @ Milwaukee Brewers</b> Milwaukee County Stadium, Milwaukee, WI Fri Jun 21 1974, 8:05 PM EDT Att: 18,871 - Unknown				
Al Bumbry, L (9, PH) OBP: 0.231, SLG: 0.272		3-H 1B								1	0	1	0	0	0	0					
Bobby Grich, R (1, 4) OBP: 0.412, SLG: 0.511	0-0 F3 1-2	0-3 K		0-0 5-3			0-0 6-3 1-2		0-0 5-3	5	0	0	0	0	1	4					
Tommy Davis, R (1, 10) OBP: 0.293, SLG: 0.360	0-0 F8	0-3 K					0-0 6-3		0-0 5-3	5	0	1	0	0	1	4					
Jim Fuller, R (1, 9) OBP: 0.323, SLG: 0.457	0-0 2B 1B			0-0 HR			0-0 G5-4-3 1-2		0-0 F7 5-3	5	2	2	2	0	0	2					
Don Baylor, R (1, 7) OBP: 0.325, SLG: 0.291	0-0 1-H 2B			0-0 F9			0-0 6-3		4-0 2B BB	3	1	1	1	1	0	0					
Brooks Robinson, R (1, 5) OBP: 0.382, SLG: 0.430	0-3 K			0-0 F7			0-0 F8		0-0 2B	4	0	1	1	0	1	1					
Enos Cabell, R (8, PR) OBP: 0.297, SLG: 0.343									1-H 2B	0	0	0	0	0	0	0					
Earl Williams, R (1, 3) OBP: 0.332, SLG: 0.320				0-0 HR			0-0 F8		0-3 K2-3	4	1	2	1	0	1	1					
Andy Etchebarren, R (1, 2) OBP: 0.247, SLG: 0.250				0-0 SH1-3 1B			0-0 L6		4-0 IBB	3	1	1	0	0	1	1					
Boog Powell, L (8, 3) OBP: 0.298, SLG: 0.415				2B						0	0	0	0	0	1	0					
Mark Belanger, R (1, 6) OBP: 0.340, SLG: 0.411				0-0 SH1-3			0-3 K		0-0 F9	2	0	0	0	0	1	0					
Eliot Hendricks, L (8, PH) OBP: 0.310, SLG: 0.431									0-0 F7	1	0	0	0	0	0	2					
Frank Baker, L (8, 6) OBP: 0.125, SLG: 0.067									0-0 F9	0	0	0	0	0	0	0					
<b>Inning Stats</b>	R: 2 E: 0 K: 1 S: 7	H: 2 LOB: 1 BB: 1 P: 11	R: 2 E: 0 K: 2 S: 10	H: 3 LOB: 1 BB: 0 P: 10	R: 1 E: 0 K: 1 S: 7	H: 2 LOB: 1 BB: 0 P: 7	R: 0 E: 0 K: 1 S: 5	H: 0 LOB: 0 BB: 0 P: 5	R: 0 E: 0 K: 0 S: 3	H: 0 LOB: 0 BB: 0 P: 3	R: 0 E: 0 K: 0 S: 3	H: 0 LOB: 0 BB: 0 P: 7	R: 1 E: 0 K: 1 S: 6	H: 1 LOB: 2 BB: 2 P: 14	R: 0 E: 0 K: 0 S: 4	H: 1 LOB: 1 BB: 0 P: 4	1B: 3 2B: 5 3B: 0 HR: 2	SF: 0 SAC: 1 DP: 1 HBP: 0	WP: 2 PB: 0 SB: 1 CS: 0	PA: 40	
<b>PITCHER</b>	IP WLS BF H R ER SO BB IBB HBP BLK WP HR S P ERA WHIP	1.0 W 8 4 4 4 1 1 0 0 0 1 1 9 13 36.00 5.000	6.1 W 25 5 2 2 4 2 0 0 0 1 1 31 39 2.84 1.105	1.2 S 7 1 0 0 1 0 1 0 0 0 0 8 12 0.00 0.600																	


AB	35
R	6
H	10
RBI	6
BB	4
SO	6
LOB	15




Batter	1	2	3	4	5	6	7	8	9	AB	R	H	RBI	BB	SO	LOB	BOTTOM			
Don Money, R (1, 5) OBP: 0.340, SLG: 0.421	0-0 2B 2B	0-0 1B 1B	0-0 G5-4-3 1-2			0-0 5-3		0-3 K		5	1	2	0	0	1	3	<b>Baltimore Orioles @ Milwaukee Brewers</b> Milwaukee County Stadium, Milwaukee, WI Fri Jun 21 1974, 8:05 PM EDT Att: 18,871 - Unknown			
Dave May, L (1, 9) OBP: 0.257, SLG: 0.364	0-0 F2	0-0 FC6-4 1B		0-3 K			0-0 F9 E WP 1B			4	1	2	1	0	1	1				
George Scott, R (1, 3) OBP: 0.350, SLG: 0.444	0-0 G3 E 2B	0-0 FC6-4 1-2		0-0 F8			0-0 F9 1-3			4	1	1	1	0	0	3				
John Briggs, L (1, 7) OBP: 0.342, SLG: 0.513	0-0 G3 2-3		0-0 F9	0-0 F2			0-0 F9 G6-4-3 1B			4	0	1	0	0	0	1				
Bobby Mitchell, R (1, 10) OBP: 0.287, SLG: 0.330	0-0 E5					0-0 6-3		0-0 G6-4-3 1-2		3	1	1	0	0	0	0				
Mike Hegan, L (7, PH) OBP: 0.310, SLG: 0.351										0	0	0	0	0	0	0				
Ken Berry, R (7, PH) OBP: 0.250, SLG: 0.205	0-0 FC5-4 3-H		0-0 1B 2B				0-0 G6-4-3 1-2			1	0	0	0	0	0	1				
Bob Coluccio, R (1, 8) OBP: 0.305, SLG: 0.365	0-0 FC5-4 1-2		0-0 E S 1B 1B			0-0 F8		0-3 K		4	1	1	1	0	1	1				
Darrell Porter, L (1, 2) OBP: 0.357, SLG: 0.392			0-0 FC5-4 1B	4-0 BB 1B BB		0-0 1-3		0-0 HR		3	2	2	1	1	0	0				
Robin Yount, R (1, 6) OBP: 0.270, SLG: 0.303			0-0 L5	4-0 1B BB			0-0 F9		0-0 5-3	3	0	0	0	1	0	1				
Tim Johnson, L (1, 4) OBP: 0.250, SLG: 0.367			0-0 FC5-4 1B	4-0 G5-4-3 1B			0-3 K		0-0 3B	4	1	2	2	0	1	1				
<b>Inning Stats</b>	R: 2 E: 1 K: 0 S: 6	H: 2 LOB: 1 BB: 0 P: 6	R: 1 E: 0 K: 0 S: 6	H: 3 LOB: 2 BB: 0 P: 6	R: 3 E: 0 K: 0 S: 5	H: 3 LOB: 1 BB: 2 P: 13	R: 0 E: 0 K: 1 S: 5	H: 0 LOB: 0 BB: 0 P: 5	R: 0 E: 0 K: 1 S: 5	H: 0 LOB: 0 BB: 0 P: 5	R: 1 E: 1 K: 0 S: 4	H: 2 LOB: 0 BB: 0 P: 4	R: 1 E: 0 K: 2 S: 9	H: 2 LOB: 1 BB: 0 P: 9	1B: 7 2B: 3 3B: 1 HR: 1	SF: 0 SAC: 0 DP: 2 HBP: 0	WP: 1 PB: 0 SB: 1 CS: 0	PA: 37		
<b>PITCHER</b>	IP WLS BF H R ER SO BB IBB HBP BLK WP HR S P ERA WHIP	2.1 L 16 3 2 1 2 2 0 0 0 1 0 18 26 2.25 1.250	4.0 L 16 3 2 1 2 2 0 0 0 1 0 18 26 2.25 1.250	1.1 5 2 1 1 1 0 0 0 0 0 0 0 7 7 6.75 1.500	0.1 1 0 0 0 1 0 0 0 0 0 0 0 3 3 0.00 0.000															

AB	35
R	8
H	12
RBI	6
BB	2
SO	4
LOB	12



Batter	1	2	3	4	5	6	7	8	9	AB	R	H	RBI	BB	SO	LOB	TOP								
Paul Blair, R OBP: 0.280, SLG: 0.340 (1, 8)	0-3 K		0-3 K		0-0 5-3		4-0 2B BB		0-0 F7 1B	4	2	1	0	1	2	1	<p><b>Baltimore Orioles @ Milwaukee Brewers</b> Milwaukee County Stadium, Milwaukee, WI</p> <p>Sat Jun 22 1974, 4:33 AM EDT Att: 28,161 - Unknown</p> <p>livebaseballscorecards.com</p> <p>AB 36 R 7 H 11 RBI 6 BB 2 SO 5 LOB 17</p> 								
Bobby Grich, R OBP: 0.412, SLG: 0.515 (1, 4)	0-0 6-3		0-0 1B		0-0 SF7		0-0 1-2 2B		0-0 F7	4	0	2	3	0	0	2									
Tommy Davis, R OBP: 0.292, SLG: 0.357 (1, 10)	0-0 F5		0-0 L4		0-0 F8				0-0 5-3	5	0	1	2	0	0	1									
Jim Fuller, R OBP: 0.333, SLG: 0.475 (1, 9)		0-0 E 2B		0-0 1B 2B		0-3 K		1-0 5-3 1B HBP	0-0 K	4	2	2	0	0	2	1									
Don Baylor, R OBP: 0.324, SLG: 0.290 (1, 7)		0-0 6-3		0-0 F9		0-0 5-3		0-0 1-2 1B		4	0	1	0	0	0	2									
Brooks Robinson, R OBP: 0.379, SLG: 0.427 (1, 5)		0-0 E9 1B		0-0 6-3		0-0 F6		0-0 1-2 2-3		4	0	1	0	0	0	3									
Earl Williams, R OBP: 0.335, SLG: 0.320 (1, 3)		0-0 F6		0-0 1B			4-0 FC1-4 BB		0-0 6-3	3	0	1	1	1	0	3									
Andy Etchebarren, R OBP: 0.234, SLG: 0.236 (1, 2)		0-3 K		0-0 F8			0-0 FC1-4 FC1-6		0-0 6-3	4	0	0	0	0	1	3									
Mark Belanger, R OBP: 0.343, SLG: 0.413 (1, 6)			0-0 F8		0-0 5-3 E SF7 1B		0-0 FC1-6 2B		0-0 F7 1B 1B	4	3	2	0	0	0	1									
<b>Inning Stats</b>	R: 0 E: 0 K: 1 S: 5	H: 0 LOB: 0 BB: 0 P: 5	R: 1 E: 1 K: 1 S: 7	H: 2 LOB: 1 BB: 0 P: 7	R: 0 E: 0 K: 1 S: 6	H: 1 LOB: 1 BB: 0 P: 6	R: 1 E: 0 K: 0 S: 5	H: 2 LOB: 1 BB: 0 P: 5	R: 1 E: 1 K: 0 S: 4	H: 1 LOB: 0 BB: 0 P: 4	R: 0 E: 0 K: 1 S: 5	H: 0 LOB: 0 BB: 0 P: 5	R: 2 E: 0 K: 0 S: 3	H: 1 LOB: 1 BB: 2 P: 11	R: 0 E: 0 K: 0 S: 4	H: 1 LOB: 2 BB: 0 P: 5	R: 2 E: 0 K: 1 S: 8	H: 3 LOB: 1 BB: 0 P: 8	1B: 8 2B: 3 3B: 0 HR: 0	SF: 1 SAC: 0 DP: 0 HBP: 1	WP: 0 PB: 0 SB: 0 CS: 0	PA: 40			
<b>PITCHER</b>	IP	WLS	BF	H	R	ER	SO	BB	IBB	HBP	BLK	WP	HR	S	P	ERA	WHIP								
Kevin Kobel, L ERA: 3.38 (1, 1)	7.0	L	29	7	5	3	4	2	0	0	0	0	0	35	43	3.86	1.286								
Eduardo Rodriguez, R ERA: 2.51 (8, 1)	1.0		5	1	0	0	0	0	0	1	0	0	0	4	5	0.00	1.000								
Bill Champion, R ERA: 4.11 (9, 1)	1.0		6	3	2	2	1	0	0	0	0	0	0	8	8	18.00	3.000								

Batter	1	2	3	4	5	6	7	8	9	AB	R	H	RBI	BB	SO	LOB	BOTTOM								
Don Money, R OBP: 0.342, SLG: 0.426 (1, 5)	0-0 6-3		0-0 HR 1B		0-0 6-3			0-0 2B		4	1	2	0	0	0	0	<p><b>Baltimore Orioles @ Milwaukee Brewers</b> Milwaukee County Stadium, Milwaukee, WI</p> <p>Sat Jun 22 1974, 4:33 AM EDT Att: 28,161 - Unknown</p> <p>livebaseballscorecards.com</p> <p>AB 33 R 2 H 7 RBI 2 BB 0 SO 5 LOB 11</p> 								
Robin Yount, R OBP: 0.270, SLG: 0.318 (1, 6)	0-0 F8		0-0 1-2 HR			0-0 6-3		0-0 5-3		4	1	1	2	0	0	1									
John Briggs, L OBP: 0.345, SLG: 0.513 (1, 7)	0-0 4-3		0-0 L6-3 1B			0-0 FC6-4 1B		0-0 6-3		4	0	2	0	0	0	1									
George Scott, R OBP: 0.348, SLG: 0.441 (1, 3)		0-0 1B 1B	0-0 L6-3			0-0 F9		0-0 6-3		4	0	1	0	0	0	2									
Bobby Mitchell, R OBP: 0.286, SLG: 0.326 (1, 9)		0-0 1-2 1B		0-3 K		0-0 FC6-4		0-0 F8		4	0	1	0	0	1	1									
Charlie Moore, R OBP: 0.348, SLG: 0.388 (1, 10)		0-0 F7		0-0 6-3			0-0 F7		0-0 F9	4	0	0	0	0	0	2									
Darrell Porter, L OBP: 0.352, SLG: 0.385 (1, 2)		0-3 K		0-0 G3			0-0 F8			3	0	0	0	0	1	2									
Pedro Garcia, R OBP: 0.296, SLG: 0.429 (1, 4)		0-3 K			0-0 F5			0-0 F7		3	0	0	0	0	1	2									
Bob Coluccio, R OBP: 0.300, SLG: 0.359 (1, 8)			0-3 K		0-3 K			0-0 F8		3	0	0	0	0	2	0									
<b>Inning Stats</b>	R: 0 E: 0 K: 0 S: 3	H: 0 LOB: 0 BB: 0 P: 3	R: 0 E: 0 K: 2 S: 9	H: 2 LOB: 2 BB: 0 P: 9	R: 2 E: 0 K: 1 S: 7	H: 3 LOB: 0 BB: 0 P: 7	R: 0 E: 0 K: 1 S: 5	H: 0 LOB: 0 BB: 0 P: 5	R: 0 E: 0 K: 1 S: 5	H: 0 LOB: 0 BB: 0 P: 5	R: 0 E: 0 K: 0 S: 4	H: 1 LOB: 1 BB: 0 P: 4	R: 0 E: 0 K: 0 S: 3	H: 0 LOB: 0 BB: 0 P: 3	R: 0 E: 0 K: 0 S: 4	H: 1 LOB: 1 BB: 0 P: 4	R: 0 E: 0 K: 0 S: 3	H: 0 LOB: 0 BB: 0 P: 3	1B: 5 2B: 2 3B: 0 HR: 1	SF: 0 SAC: 0 DP: 1 HBP: 0	WP: 0 PB: 0 SB: 0 CS: 0	PA: 33			
<b>PITCHER</b>	IP	WLS	BF	H	R	ER	SO	BB	IBB	HBP	BLK	WP	HR	S	P	ERA	WHIP								
Ross Grimsley, L ERA: 3.42 (1, 1)	9.0	W	33	7	2	2	5	0	0	0	0	0	1	43	43	2.00	0.778								




Batter	1	2	3	4	5	6	7	8	9	AB	R	H	RBI	BB	SO	LOB	TOP		
<b>Paul Blair, R</b> OBP: 0.283, SLG: 0.341 (1, 8)										5	0	2	0	0	0	3	<b>Baltimore Orioles @ Milwaukee Brewers</b> Milwaukee County Stadium, Milwaukee, WI Sun Jun 23 1974, 8:05 PM EDT Att: 23,946 - Unknown		
<b>Bobby Grich, R</b> OBP: 0.412, SLG: 0.513 (1, 4)										5	1	2	1	0	1	4			
<b>Tommy Davis, R</b> OBP: 0.297, SLG: 0.361 (1, 10)										5	1	3	0	0	0	2			
<b>Jim Fuller, R</b> OBP: 0.323, SLG: 0.460 (1, 9)										4	0	0	0	0	2	5			
<b>Don Baylor, R</b> OBP: 0.327, SLG: 0.305 (1, 7)										4	0	2	2	0	1	0			
<b>Brooks Robinson, R</b> OBP: 0.377, SLG: 0.421 (1, 5)										3	0	0	0	1	0	2			
<b>Earl Williams, R</b> OBP: 0.333, SLG: 0.318 (1, 3)										4	1	1	0	0	1	1			
<b>Andy Etchebarren, R</b> OBP: 0.235, SLG: 0.237 (1, 2)										4	1	1	0	0	1	1			
<b>Mark Belanger, R</b> OBP: 0.350, SLG: 0.426 (1, 6)										4	0	3	0	0	0	0			
<b>Inning Stats</b>	R: 2 E: 0 K: 1 S: 8	H: 3 LOB: 1 BB: 0 P: 8	R: 0 E: 0 K: 1 S: 5	H: 0 LOB: 0 BB: 0 P: 5	R: 0 E: 0 K: 2 S: 8	H: 2 LOB: 1 BB: 0 P: 8	R: 0 E: 0 K: 1 S: 5	H: 0 LOB: 1 BB: 1 P: 9	R: 0 E: 0 K: 0 S: 3	H: 2 LOB: 2 BB: 0 P: 5	R: 0 E: 0 K: 1 S: 6	H: 2 LOB: 1 BB: 0 P: 6	R: 0 E: 0 K: 0 S: 4	H: 1 LOB: 1 BB: 0 P: 4	R: 2 E: 1 K: 0 S: 6	H: 4 LOB: 1 BB: 0 P: 6	1B: 12 2B: 2 HR: 0	SF: 0 SAC: 0 DP: 3 HBP: 0	WP: 0 PA: 39 PB: 0 SB: 0 CS: 1
<b>PITCHER</b>	IP WLS BF H R ER SO BB IBB HBP BLK WP HR S P ERA WHIP																		
<b>Clyde Wright, L</b> ERA: 3.97 (1, 1)	8.1 W 38 14 4 3 6 1 0 0 0 0 0 0 0 0 3.24 1.800																		
<b>Tom Murphy, R</b> ERA: 2.16 (9, 1)	0.2 1 0 0 0 0 0 0 0 0 0 0 0 0 0 0.00 0.000																		

Batter	1	2	3	4	5	6	7	8	9	AB	R	H	RBI	BB	SO	LOB	BOTTOM		
<b>Dave May, L</b> OBP: 0.260, SLG: 0.365 (1, 9)										5	1	2	0	0	0	1	<b>Baltimore Orioles @ Milwaukee Brewers</b> Milwaukee County Stadium, Milwaukee, WI Sun Jun 23 1974, 8:05 PM EDT Att: 23,946 - Unknown		
<b>Don Money, R</b> OBP: 0.350, SLG: 0.444 (1, 5)										4	3	3	1	1	0	2			
<b>John Briggs, L</b> OBP: 0.350, SLG: 0.519 (1, 7)										3	1	1	2	2	1	3			
<b>George Scott, R</b> OBP: 0.353, SLG: 0.444 (1, 3)										3	1	2	2	1	0	0			
<b>Bobby Mitchell, R</b> OBP: 0.296, SLG: 0.330 (1, 10)										2	1	1	0	1	1	0			
<b>Mike Hegan, L</b> OBP: 0.318, SLG: 0.351 (6, PH)										0	0	0	0	1	0	0			
<b>Ken Berry, R</b> OBP: 0.247, SLG: 0.203 (8, PH)										1	0	0	0	0	0	2			
<b>Darrell Porter, L</b> OBP: 0.346, SLG: 0.397 (1, 2)										5	1	1	4	0	0	7			
<b>Pedro Garcia, R</b> OBP: 0.291, SLG: 0.421 (1, 4)										4	0	0	0	0	1	2			
<b>Bob Coluccio, R</b> OBP: 0.300, SLG: 0.357 (1, 8)										4	0	1	0	0	1	2			
<b>Robin Yount, R</b> OBP: 0.273, SLG: 0.326 (1, 6)										1	0	1	0	0	0	0			
<b>Tim Johnson, L</b> OBP: 0.257, SLG: 0.364 (4, PH) (5, 6)										3	1	1	0	0	1	0			
<b>Inning Stats</b>	R: 4 E: 0 K: 0 S: 5	H: 2 LOB: 2 BB: 2 P: 13	R: 0 E: 0 K: 1 S: 7	H: 3 LOB: 0 BB: 0 P: 7	R: 0 E: 0 K: 0 S: 5	H: 2 LOB: 2 BB: 0 P: 5	R: 3 E: 0 K: 1 S: 8	H: 3 LOB: 0 BB: 0 P: 8	R: 0 E: 0 K: 2 S: 7	H: 0 LOB: 0 BB: 0 P: 7	R: 1 E: 0 K: 0 S: 5	H: 2 LOB: 3 BB: 2 P: 13	R: 0 E: 0 K: 1 S: 5	H: 0 LOB: 0 BB: 0 P: 5	R: 1 E: 0 K: 0 S: 4	H: 1 LOB: 2 BB: 2 P: 12	1B: 9 2B: 1 3B: 1 HR: 2	SF: 1 SAC: 0 DP: 0 HBP: 0	WP: 0 PA: 42 PB: 0 SB: 0 CS: 0
<b>PITCHER</b>	IP WLS BF H R ER SO BB IBB HBP BLK WP HR S P ERA WHIP																		
<b>Dave McNally, L</b> ERA: 4.65 (1, 1)	3.1 L 21 10 7 7 1 2 0 0 0 0 0 0 0 0 18.90 3.600																		
<b>Jesse Jefferson, R</b> ERA: 6.08 (4, 1)	2.1 11 2 1 1 3 2 0 0 0 0 0 0 15 23 3.86 1.714																		
<b>Don Hood, L</b> ERA: 3.31 (6, 1)	2.1 10 1 1 1 1 2 0 0 0 0 0 1 10 18 3.86 1.286																		

Batter	1	2	3	4	5	6	7	8	9	AB	R	H	RBI	BB	SO	LOB	TOP			
Don Money, R OBP: 0.350, SLG: 0.442 Bobby Mitchell, R OBP: 0.294, SLG: 0.327	(1, 5) 0-3 K		(8, 7) 0-0 5-3			(1, 9) 0-0 G4-6-3 1B		(8, 7) 0-0 P4		3	0	1	0	0	1	0				
Dave May, L OBP: 0.256, SLG: 0.359	(1, 9) 0-0 P4					(1, 9) 0-0 G4-6-3 1-2			(1, 9) 0-0 F5	4	0	0	0	0	0	1				
George Scott, R OBP: 0.353, SLG: 0.446 Bob Hansen, L OBP: 0.271, SLG: 0.304	(1, 3) 0-3 K								(1, 3) 0-0 1B 1B	3	0	1	0	0	0	1				
John Briggs, L OBP: 0.349, SLG: 0.521 John Vukovich, R OBP: 0.192, SLG: 0.364									(1, 7) 0-0 4-3 2B	3	0	1	0	0	2	1				
Darrell Porter, L OBP: 0.346, SLG: 0.393									(1, 2) 0-3 K	4	0	1	0	0	3	2				
Mike Hegan, L OBP: 0.315, SLG: 0.346									(1, 10) 0-0 4-3	4	0	1	0	0	0	3				
Bob Coluccio, R OBP: 0.297, SLG: 0.354 Ken Berry, R OBP: 0.244, SLG: 0.200									(1, 8) 0-0 F8	2	0	0	0	0	0	2				
Robin Yount, R OBP: 0.274, SLG: 0.327									(1, 6) 0-0 F8	3	0	1	0	0	1	0				
Tim Johnson, L OBP: 0.263, SLG: 0.361									(1, 4) 0-0 F7	3	0	1	0	0	0	0				
<b>Inning Stats</b>	R: 0 E: 0 K: 2 S: 7	H: 0 LOB: 0 BB: 0 P: 7	R: 0 E: 0 K: 1 S: 6	H: 1 LOB: 1 BB: 0 P: 6	R: 0 E: 0 K: 0 S: 3	H: 0 LOB: 0 BB: 0 P: 3	R: 0 E: 0 K: 2 S: 8	H: 1 LOB: 1 BB: 0 P: 8	R: 0 E: 0 K: 1 S: 5	H: 1 LOB: 0 BB: 0 P: 5	R: 0 E: 0 K: 0 S: 3	H: 0 LOB: 0 BB: 0 P: 7	R: 0 E: 0 K: 1 S: 7	H: 2 LOB: 2 BB: 0 P: 7	R: 0 E: 0 K: 1 S: 7	H: 2 LOB: 2 BB: 0 P: 7	1B: 6 2B: 2 3B: 0 HR: 0	SF: 0 SAC: 0 DP: 2 HBP: 0	WP: 0 PB: 0 SB: 0 CS: 0	PA: 33
<b>PITCHER</b> Luis Tiant, R ERA: 2.92	IP: 9.0 WLS: W BF: 33 H: 8 R: 0 ER: 0 SO: 10 BB: 0 IBB: 0 HBP: 0 BLK: 0 WP: 0 HR: 0 S: 53 P: 53 ERA: 0.00 WHIP: 0.889															<b>PITCHER</b>				

Milwaukee Brewers @ Boston Red Sox  
Fenway Park, Boston, MA  
Mon Jun 24 1974, 7:05 PM EDT  
Att: 26,562 - Unknown - 66 F


AB 33  
R 0  
H 8  
RBI 0  
BB 0  
SO 10  
LOB 12



Batter	1	2	3	4	5	6	7	8	9	AB	R	H	RBI	BB	SO	LOB	BOTTOM			
Tommy Harper, R OBP: 0.269, SLG: 0.286	(1, 7) 4-0 S E BB									4	1	0	0	1	0	6				
Dick McAuliffe, L OBP: 0.332, SLG: 0.343	(1, 5) 0-0 E8 H 3B									4	2	3	1	1	0	0				
Bernie Carbo, L OBP: 0.368, SLG: 0.452	(1, 9) 0-3 K									5	0	1	2	0	1	2				
Carl Yastrzemski, L OBP: 0.426, SLG: 0.472 Cecil Cooper, L OBP: 0.335, SLG: 0.405	(1, 3) 0-0 1B									4	1	2	0	1	0	3				
Carlton Fisk, R OBP: 0.399, SLG: 0.574	(1, 2) 0-0 P4									3	1	0	0	1	0	2				
Rico Petrocelli, R OBP: 0.390, SLG: 0.492 Juan Beniquez, R OBP: 0.327, SLG: 0.378	(1, 10) 0-0 F8									3	1	1	4	1	0	3				
Rick Miller, L OBP: 0.361, SLG: 0.330										4	1	2	0	1	1	1				
Rick Burleson, R OBP: 0.363, SLG: 0.481										3	1	0	0	2	0	3				
Mario Guerrero, R OBP: 0.300, SLG: 0.299										2	0	2	1	0	0	0				
<b>Inning Stats</b>	R: 2 E: 1 K: 1 S: 7	H: 2 LOB: 1 BB: 1 P: 11	R: 0 E: 0 K: 0 S: 4	H: 2 LOB: 1 BB: 0 P: 4	R: 0 E: 0 K: 0 S: 4	H: 1 LOB: 2 BB: 0 P: 5	R: 0 E: 0 K: 0 S: 4	H: 2 LOB: 1 BB: 0 P: 4	R: 4 E: 0 K: 0 S: 6	H: 3 LOB: 2 BB: 2 P: 15	R: 0 E: 0 K: 0 S: 3	H: 0 LOB: 1 BB: 1 P: 7	R: 3 E: 0 K: 0 S: 4	H: 1 LOB: 2 BB: 4 P: 20	R: 0 E: 0 K: 1 S: 6	H: 1 LOB: 1 BB: 0 P: 6	1B: 9 2B: 1 3B: 1 HR: 1	SF: 1 SAC: 0 DP: 0 HBP: 2	WP: 0 PB: 0 SB: 1 CS: 0	PA: 44
<b>PITCHER</b> Jim Colborn, R ERA: 5.99 Eduardo Rodriguez, R ERA: 2.96 Bill Travers, L ERA: 5.12	IP: 4.1 WLS: L BF: 24 H: 10 R: 6 ER: 6 SO: 6 BB: 1 IBB: 1 HBP: 1 BLK: 0 WP: 1 HR: 1 S: 23 P: 32 ERA: 12.46 WHIP: 2.538															<b>PITCHER</b>				

Milwaukee Brewers @ Boston Red Sox  
Fenway Park, Boston, MA  
Mon Jun 24 1974, 7:05 PM EDT  
Att: 26,562 - Unknown - 66 F

AB 33  
R 9  
H 12  
RBI 8  
BB 8  
SO 2  
LOB 20



Batter	1	2	3	4	5	6	7	8	9	AB	R	H	RBI	BB	SO	LOB	TOP										
<b>Don Money, R</b> OBP: 0.355, SLG: 0.449 (1, 5)										5	1	3	0	0	1	0											
<b>Dave May, L</b> OBP: 0.259, SLG: 0.360 (1, 8)										5	2	2	0	0	0	2											
<b>George Scott, R</b> OBP: 0.350, SLG: 0.441 (1, 3)										5	1	1	0	0	0	2											
<b>Deron Johnson, R</b> OBP: 0.245, SLG: 0.362 (1, 10)																											
<b>John Briggs, L</b> OBP: 0.355, SLG: 0.538 (1, 7)																											
<b>Bob Coluccio, R</b> OBP: 0.300, SLG: 0.361 (1, 9)										4	1	2	1	0	0	3											
<b>Charlie Moore, R</b> OBP: 0.333, SLG: 0.369 (1, 2)										4	0	0	0	0	2	3											
<b>Robin Yount, R</b> OBP: 0.278, SLG: 0.330 (1, 6)										4	0	2	1	0	0	0											
<b>John Vukovich, R</b> OBP: 0.154, SLG: 0.308 (1, 4)										4	0	0	0	0	2	3											
<b>Inning Stats</b>	R: 5 E: 1 K: 2 S: 13	H: 6 LOB: 1 BB: 0 P: 13	R: 0 E: 0 K: 1 S: 5	H: 1 LOB: 0 BB: 0 P: 5	R: 0 E: 0 K: 1 S: 6	H: 1 LOB: 1 BB: 0 P: 6	R: 0 E: 0 K: 0 S: 3	H: 0 LOB: 0 BB: 0 P: 3	R: 0 E: 0 K: 0 S: 4	H: 1 LOB: 2 BB: 1 P: 8	R: 0 E: 0 K: 1 S: 5	H: 0 LOB: 0 BB: 0 P: 5	R: 2 E: 0 K: 0 S: 5	H: 2 LOB: 0 BB: 0 P: 5	R: 0 E: 0 K: 1 S: 6	H: 2 LOB: 1 BB: 0 P: 6	R: 0 E: 0 K: 0 S: 3	H: 1 LOB: 0 BB: 0 P: 3	1B: 9 2B: 3 3B: 1 HR: 1	SF: 0 SAC: 0 DP: 3 HBP: 0	WP: 0 PB: 0 SB: 0 CS: 0	PA: 39					
<b>PITCHER</b>	IP	WLS	BF	H	R	ER	SO	BB	IBB	HBP	BLK	WP	HR	S	P	ERA	WHIP										
<b>Bill Lee, L</b> ERA: 3.59 (1, 1)	7.0	L	32	11	7	7	5	1	0	0	0	0	1	41	45	9.00	1.714										
<b>Dick Pole, R</b> ERA: 5.4 (8, 1)	1.0		4	2	0	0	1	0	0	0	0	0	0	6	6	0.00	2.000										
<b>Diego Segui, R</b> ERA: 3.64 (9, 1)	1.0		3	1	0	0	0	0	0	0	0	0	0	3	3	0.00	1.000										

**Milwaukee Brewers @ Boston Red Sox**  
Fenway Park, Boston, MA  
Wed Jun 26 1974, 3:33 AM EDT  
Att: 17,826 - Unknown - 60 F

**AB 38**  
**R 7**  
**H 14**  
**RBI 6**  
**BB 1**  
**SO 6**  
**LOB 16**

Batter	1	2	3	4	5	6	7	8	9	AB	R	H	RBI	BB	SO	LOB	BOTTOM										
<b>Tommy Harper, R</b> OBP: 0.268, SLG: 0.281 (1, 10)										3	0	0	0	0	1	0											
<b>Dick McAuliffe, L</b> OBP: 0.330, SLG: 0.337 (1, 4)										3	0	0	0	1	1	1											
<b>Cecil Cooper, L</b> OBP: 0.329, SLG: 0.397 (1, 3)										4	0	0	0	0	1	2											
<b>Carl Yastrzemski, L</b> OBP: 0.423, SLG: 0.468 (1, 7)										4	0	1	0	0	0	0											
<b>Carlton Fisk, R</b> OBP: 0.396, SLG: 0.572 (1, 2)										4	1	1	0	0	1	2											
<b>Rico Petrocelli, R</b> OBP: 0.390, SLG: 0.489 (1, 5)										3	0	1	1	0	0	0											
<b>Dwight Evans, R</b> OBP: 0.345, SLG: 0.456 (1, 9)										3	0	1	0	0	0	0											
<b>Juan Beniquez, R</b> OBP: 0.327, SLG: 0.374 (1, 8)										2	0	0	0	1	1	2											
<b>Mario Guerrero, R</b> OBP: 0.296, SLG: 0.295 (1, 6)										3	0	0	0	0	0	3											
<b>Inning Stats</b>	R: 0 E: 0 K: 0 S: 3	H: 0 LOB: 0 BB: 0 P: 3	R: 0 E: 0 K: 0 S: 3	H: 0 LOB: 0 BB: 0 P: 3	R: 0 E: 0 K: 1 S: 5	H: 0 LOB: 0 BB: 0 P: 5	R: 0 E: 0 K: 1 S: 4	H: 0 LOB: 0 BB: 1 P: 8	R: 1 E: 0 K: 0 S: 6	H: 3 LOB: 2 BB: 0 P: 6	R: 0 E: 0 K: 1 S: 5	H: 0 LOB: 0 BB: 0 P: 5	R: 0 E: 0 K: 1 S: 5	H: 0 LOB: 0 BB: 0 P: 5	R: 0 E: 0 K: 0 S: 2	H: 0 LOB: 1 BB: 1 P: 6	R: 0 E: 0 K: 1 S: 6	H: 1 LOB: 2 BB: 0 P: 7	1B: 2 2B: 2 3B: 0 HR: 0	SF: 0 SAC: 0 DP: 2 HBP: 1	WP: 0 PB: 0 SB: 0 CS: 0	PA: 32					
<b>PITCHER</b>	IP	WLS	BF	H	R	ER	SO	BB	IBB	HBP	BLK	WP	HR	S	P	ERA	WHIP										
<b>Ed Sprague, R</b> ERA: 2.2 (1, 1)	9.0	W	32	4	1	1	5	2	0	1	0	0	0	39	48	1.00	0.667										

**Milwaukee Brewers @ Boston Red Sox**  
Fenway Park, Boston, MA  
Wed Jun 26 1974, 3:33 AM EDT  
Att: 17,826 - Unknown - 60 F

**AB 29**  
**R 1**  
**H 4**  
**RBI 1**  
**BB 2**  
**SO 5**  
**LOB 10**

Batter	1	2	3	4	5	6	7	8	9	AB	R	H	RBI	BB	SO	LOB	TOP				
<b>Don Money, R</b> OBP: 0.353, SLG: 0.444 (1, 5)	F7		BB		5-3	F9			SH1-3	3	0	0	0	1	0	1	<b>Milwaukee Brewers @ Detroit Tigers</b> Tiger Stadium, Detroit, MI Thu Jun 27 1974, 7:05 PM EDT Att: 15,298 - Unknown				
<b>Dave May, L</b> OBP: 0.256, SLG: 0.360 (1, 8)	F7		BB			HR	4-3		K	5	1	1	0	0	2	3					
<b>George Scott, R</b> OBP: 0.344, SLG: 0.433 (1, 3)	K				4-3		4-3	1-3	F9	5	0	0	0	0	1	4					
<b>John Briggs, L</b> OBP: 0.365, SLG: 0.547 (1, 7)		WP FC5-2			E S	HR	1B			3	1	3	0	1	0	0					
<b>Darrell Porter, L</b> OBP: 0.344, SLG: 0.390 (1, 2)	K				F9	HR	1B		F9	4	1	1	0	0	1	3					
<b>Deron Johnson, R</b> OBP: 0.250, SLG: 0.378 (1, 10)	FC5-2				G6-4-3	HR			6-3	3	1	1	4	1	0	1					
<b>Bob Coluccio, R</b> OBP: 0.300, SLG: 0.359 (1, 9)	K				G6-4-3	HR			K	4	1	1	0	0	2	3					
<b>Tim Johnson, L</b> OBP: 0.262, SLG: 0.350 (1, 4)					F9	K			K	4	0	1	0	0	2	1					
<b>Robin Yount, R</b> OBP: 0.282, SLG: 0.333 (1, 6)					K				SH1-3	4	0	2	1	0	2	1					
<b>Inning Stats</b>	R: 0 E: 0 K: 1 S: 5	H: 0 LOB: 0 BB: 0 P: 5	R: 0 E: 0 K: 2 S: 8	H: 1 LOB: 1 BB: 0 P: 8	R: 0 E: 0 K: 2 S: 8	H: 1 LOB: 2 BB: 1 P: 12	R: 0 E: 0 K: 0 S: 3	H: 1 LOB: 1 BB: 1 P: 7	R: 0 E: 0 K: 1 S: 5	H: 0 LOB: 0 BB: 0 P: 5	R: 5 E: 0 K: 1 S: 10	H: 5 LOB: 1 BB: 1 P: 14	R: 0 E: 0 K: 0 S: 4	H: 1 LOB: 1 BB: 0 P: 4	R: 0 E: 0 K: 2 S: 7	H: 0 LOB: 0 BB: 0 P: 7	R: 0 E: 0 K: 1 S: 6	H: 1 LOB: 1 BB: 0 P: 6	1B: 7 2B: 2 3B: 0 HR: 1	SF: 0 SAC: 1 DP: 1 HBP: 0	WP: 1 PA: 39 PB: 0 SB: 2 CS: 0
<b>PITCHER</b>	IP	WLS	BF	H	R	ER	SO	BB	IBB	HBP	BLK	WP	HR	S	P	ERA	WHIP				
<b>Joe Coleman, R</b> ERA: 4.97 (1, 1)	6.0	L	28	8	5	5	7	3	0	0	0	1	1	39	51	7.50	1.833				
<b>Jim Ray, R</b> ERA: 3.24 (7, 1)	3.0		11	2	0	0	3	0	0	0	0	0	0	17	17	0.00	0.667				

Batter	1	2	3	4	5	6	7	8	9	AB	R	H	RBI	BB	SO	LOB	BOTTOM				
<b>Mickey Stanley, R</b> OBP: 0.273, SLG: 0.307 (1, 8)	6-3			S		6-3		F3		4	1	2	0	0	0	0	<b>Milwaukee Brewers @ Detroit Tigers</b> Tiger Stadium, Detroit, MI Thu Jun 27 1974, 7:05 PM EDT Att: 15,298 - Unknown				
<b>Gary Sutherland, R</b> OBP: 0.277, SLG: 0.331 (1, 4)	5-3			F8		6-3		L8		4	0	0	1	0	0	1					
<b>Al Kaline, R</b> OBP: 0.342, SLG: 0.375 (1, 10)	F3			K		1B		2B		4	0	2	0	0	1	1					
<b>Willie Horton, R</b> OBP: 0.349, SLG: 0.539 (1, 7)		5-3				F7				2	0	0	0	1	0	1					
<b>Marvin Lane, R</b> OBP: 0.333, SLG: 0.091 (7, 7)				BB				K		1	0	0	0	0	1	1					
<b>Bill Freehan, R</b> OBP: 0.343, SLG: 0.390 (1, 3)	F7				6-3					4	0	2	0	0	0	2					
<b>Aurelio Rodriguez, R</b> OBP: 0.282, SLG: 0.300 (1, 5)	5-3					FC4-6		6-3		4	0	1	0	0	0	3					
<b>Jim Northrup, L</b> OBP: 0.292, SLG: 0.300 (1, 9)			G3		FC4-6		3-1		G3	4	0	0	0	0	0	2					
<b>Jerry Moses, R</b> OBP: 0.268, SLG: 0.320 (1, 2)			P6		F9		F3		P2	4	0	0	0	0	0	2					
<b>Ed Brinkman, R</b> OBP: 0.272, SLG: 0.326 (1, 6)	5-3				FC5-4		6-3			3	0	0	0	0	0	1					
<b>Inning Stats</b>	R: 0 E: 0 K: 0 S: 3	H: 0 LOB: 0 BB: 0 P: 3	R: 0 E: 0 K: 0 S: 3	H: 0 LOB: 0 BB: 0 P: 3	R: 0 E: 0 K: 1 S: 6	H: 1 LOB: 2 BB: 1 P: 10	R: 0 E: 0 K: 0 S: 4	H: 1 LOB: 1 BB: 0 P: 4	R: 1 E: 0 K: 0 S: 6	H: 3 LOB: 2 BB: 0 P: 6	R: 0 E: 0 K: 0 S: 3	H: 0 LOB: 0 BB: 0 P: 3	R: 0 E: 0 K: 1 S: 6	H: 1 LOB: 1 BB: 0 P: 6	R: 0 E: 0 K: 0 S: 4	H: 1 LOB: 1 BB: 0 P: 4	1B: 4 2B: 2 3B: 1 HR: 0	SF: 0 SAC: 0 DP: 0 HBP: 0	WP: 0 PA: 35 PB: 0 SB: 1 CS: 0		
<b>PITCHER</b>	IP	WLS	BF	H	R	ER	SO	BB	IBB	HBP	BLK	WP	HR	S	P	ERA	WHIP				
<b>Clyde Wright, L</b> ERA: 3.77 (1, 1)	9.0	W	35	7	1	1	2	1	0	0	0	0	0	38	42	1.00	0.889				



Batter	1	2	3	4	5	6	7	8	9	AB	R	H	RBI	BB	SO	LOB	TOP					
Don Money, R OBP: 0.353, SLG: 0.440 Tim Johnson, L OBP: 0.256, SLG: 0.341										4	1	2	0	0	0	0						
Ken Berry, R OBP: 0.256, SLG: 0.241										5	2	2	0	0	1	1						
John Briggs, L OBP: 0.367, SLG: 0.571										5	3	3	4	0	1	1						
George Scott, R OBP: 0.341, SLG: 0.442 Mike Hegan, L OBP: 0.312, SLG: 0.341										4	0	1	1	0	0	0						
Deron Johnson, R OBP: 0.250, SLG: 0.394										4	1	1	0	0	2	2						
Bobby Mitchell, R OBP: 0.302, SLG: 0.350 Bob Coluccio, R OBP: 0.298, SLG: 0.357										2	0	0	0	1	1	1						
Darrell Porter, L OBP: 0.352, SLG: 0.395										3	1	2	2	1	0	0						
Robin Yount, R OBP: 0.281, SLG: 0.344										4	0	1	1	0	0	5						
John Vukovich, R OBP: 0.206, SLG: 0.406										4	1	1	1	0	0	1						
<b>Inning Stats</b>	R: 2 E: 0 K: 1 S: 8	H: 3 LOB: 3 BB: 2 P: 16	R: 0 E: 0 K: 0 S: 4	H: 1 LOB: 1 BB: 0 P: 4	R: 0 E: 0 K: 0 S: 3	H: 0 LOB: 0 BB: 0 P: 3	R: 1 E: 0 K: 0 S: 4	H: 2 LOB: 0 BB: 0 P: 4	R: 0 E: 0 K: 1 S: 5	H: 0 LOB: 0 BB: 0 P: 5	R: 2 E: 0 K: 1 S: 7	H: 2 LOB: 0 BB: 0 P: 7	R: 3 E: 0 K: 1 S: 8	H: 3 LOB: 0 BB: 0 P: 8	R: 0 E: 0 K: 0 S: 3	H: 1 LOB: 0 BB: 0 P: 3	R: 1 E: 0 K: 2 S: 8	H: 1 LOB: 0 BB: 0 P: 8	1B: 6 2B: 2 3B: 2 HR: 3	SF: 0 SAC: 0 DP: 2 HBP: 0	WP: 1 PB: 0 SB: 0 CS: 1	PA: 40
<b>PITCHER</b>	IP WLS BF H R ER SO BB IBB HBP BLK WP HR S P ERA WHIP	IP WLS BF H R ER SO BB IBB HBP BLK WP HR S P ERA WHIP																				
Mickey Lolich, L ERA: 3.19	(1, 1) 6.0 L 27 8 5 5 3 1 1 0 0 1 1 31 39 7.50 1.500																					
Dave Lemanczyk, R ERA: 8.68	(7, 1) 3.0 13 5 4 4 3 0 0 0 0 0 2 19 19 12.00 1.667																					

Milwaukee Brewers @ Detroit Tigers  
Tiger Stadium, Detroit, MI  
Sat Jun 29 1974, 3:33 AM EDT  
Att: 23,574 - Unknown

AB	38
R	9
H	13
RBI	9
BB	2
SO	6
LOB	11



Batter	1	2	3	4	5	6	7	8	9	AB	R	H	RBI	BB	SO	LOB	BOTTOM			
John Knox, L OBP: 0.386, SLG: 0.357										4	0	2	0	0	0	0				
Aurelio Rodriguez, R OBP: 0.276, SLG: 0.206										4	0	0	0	0	1	1				
Al Kaline, R OBP: 0.334, SLG: 0.373										4	0	0	0	0	0	0				
Ben Oglivie, L OBP: 0.393, SLG: 0.426										4	0	1	0	0	0	0				
Jim Northrup, L OBP: 0.292, SLG: 0.300										3	0	1	0	0	0	1				
Norm Cash, L OBP: 0.314, SLG: 0.369										3	0	1	0	0	0	2				
Mickey Stanley, R OBP: 0.272, SLG: 0.305										3	0	1	0	0	0	2				
Gene Lamont, L OBP: 0.313, SLG: 0.333										3	0	0	0	0	0	2				
Ed Brinkman, R OBP: 0.269, SLG: 0.325										3	0	0	0	0	0	2				
<b>Inning Stats</b>	R: 0 E: 0 K: 0 S: 3	H: 1 LOB: 0 BB: 0 P: 3	R: 0 E: 0 K: 0 S: 4	H: 1 LOB: 1 BB: 0 P: 4	R: 0 E: 0 K: 0 S: 3	H: 1 LOB: 0 BB: 0 P: 3	R: 0 E: 0 K: 0 S: 5	H: 0 LOB: 0 BB: 0 P: 3	R: 0 E: 0 K: 0 S: 3	H: 0 LOB: 0 BB: 0 P: 3	R: 0 E: 0 K: 0 S: 4	H: 1 LOB: 1 BB: 0 P: 4	R: 0 E: 0 K: 0 S: 3	H: 0 LOB: 0 BB: 0 P: 3	R: 0 E: 0 K: 1 S: 5	H: 0 LOB: 0 BB: 0 P: 5	1B: 6 2B: 0 3B: 0 HR: 0	SF: 0 SAC: 0 DP: 1 HBP: 0	WP: 0 PB: 0 SB: 0 CS: 1	PA: 32
<b>PITCHER</b>	IP WLS BF H R ER SO BB IBB HBP BLK WP HR S P ERA WHIP	IP WLS BF H R ER SO BB IBB HBP BLK WP HR S P ERA WHIP																		
Jim Colborn, R ERA: 5.28	(1, 1) 9.0 W 31 6 0 0 1 0 0 0 0 0 0 33 33 0.00 0.667																			

Milwaukee Brewers @ Detroit Tigers  
Tiger Stadium, Detroit, MI  
Sat Jun 29 1974, 3:33 AM EDT  
Att: 23,574 - Unknown

AB	31
R	0
H	6
RBI	0
BB	0
SO	1
LOB	10



Batter	1	2	3	4	5	6	7	8	9	AB	R	H	RBI	BB	SO	LOB	TOP										
<b>Don Money, R</b> OBP: 0.353, SLG: 0.441 (1, 5)										4	1	1	0	1	0	0	<b>Milwaukee Brewers @ Detroit Tigers</b> Tiger Stadium, Detroit, MI Sun Jun 30 1974, 3:33 AM EDT Unknown										
<b>Ken Berry, R</b> OBP: 0.255, SLG: 0.231 (1, 8)										4	0	0	0	1	0	1											
<b>John Briggs, L</b> OBP: 0.368, SLG: 0.566 (1, 7)										4	1	1	0	1	1	3											
<b>George Scott, R</b> OBP: 0.347, SLG: 0.441 (1, 3)										1	1	0	0	3	1	1											
<b>Deron Johnson, R</b> OBP: 0.255, SLG: 0.393 (1, 10)										3	1	1	0	1	2	2											
<b>Bobby Mitchell, R</b> OBP: 0.294, SLG: 0.343 (1, 9)										2	0	0	1	0	1	2											
<b>Bob Coluccio, R</b> OBP: 0.301, SLG: 0.361 (6, 9)										1	0	1	0	0	0	0											
<b>Charlie Moore, R</b> OBP: 0.347, SLG: 0.378 (1, 2)										3	0	1	2	1	1	4											
<b>Robin Yount, R</b> OBP: 0.276, SLG: 0.338 (1, 6)										4	0	0	0	0	1	3											
<b>John Vukovich, R</b> OBP: 0.189, SLG: 0.371 (1, 4)										3	0	0	0	0	0	0											
<b>Bob Hansen, L</b> (8, PH) OBP: 0.265, SLG: 0.298										1	0	0	0	0	0	1											
<b>Tim Johnson, L</b> OBP: 0.256, SLG: 0.341 (8, 4)										0	0	0	0	0	0	0											
<b>Inning Stats</b>	R: 0 E: 0 K: 1 S: 5	H: 0 LOB: 1 BB: 1 P: 9	R: 0 E: 0 K: 2 S: 7	H: 0 LOB: 1 BB: 1 P: 11	R: 0 E: 0 K: 0 S: 3	H: 0 LOB: 0 BB: 0 P: 3	R: 0 E: 1 K: 1 S: 5	H: 0 LOB: 2 BB: 2 P: 13	R: 0 E: 0 K: 0 S: 3	H: 0 LOB: 0 BB: 0 P: 3	R: 3 E: 0 K: 1 S: 8	H: 3 LOB: 1 BB: 1 P: 12	R: 1 E: 0 K: 1 S: 6	H: 1 LOB: 2 BB: 2 P: 14	R: 0 E: 0 K: 1 S: 6	H: 1 LOB: 1 BB: 0 P: 6	R: 0 E: 0 K: 0 S: 2	H: 0 LOB: 0 BB: 1 P: 6	1B: 3 2B: 2 HR: 0	SF: 1 SAC: 0 DP: 1 HBP: 0	WP: 1 PB: 0 SB: 1 CS: 1	PA: 39					
<b>PITCHER</b>	IP	WLS	BF	H	R	ER	SO	BB	IBB	HBP	BLK	WP	HR	S	P	ERA	WHIP										
<b>Woodie Fryman, L</b> ERA: 4.52 (1, 1)	6.1	L	29	4	4	4	5	6	0	0	0	0	0	33	57	5.68	1.579										
<b>Jim Ray, R</b> ERA: 2.79 (7, 1)	2.2		10	1	0	0	2	2	0	0	0	1	0	12	20	0.00	1.125										

Batter	1	2	3	4	5	6	7	8	9	AB	R	H	RBI	BB	SO	LOB	BOTTOM										
<b>John Knox, L</b> OBP: 0.354, SLG: 0.326 (1, 4)										4	0	0	0	0	0	1	<b>Milwaukee Brewers @ Detroit Tigers</b> Tiger Stadium, Detroit, MI Sun Jun 30 1974, 3:33 AM EDT Unknown										
<b>Aurelio Rodriguez, R</b> OBP: 0.277, SLG: 0.295 (1, 5)										4	0	1	0	0	0	0											
<b>Al Kaline, R</b> OBP: 0.340, SLG: 0.380 (1, 10)										3	1	2	0	1	0	0											
<b>Willie Horton, R</b> OBP: 0.351, SLG: 0.533 (1, 7)										3	0	1	0	1	1	4											
<b>Jim Northrup, L</b> OBP: 0.295, SLG: 0.301 (1, 9)										3	0	1	0	1	0	2											
<b>Norm Cash, L</b> OBP: 0.311, SLG: 0.358 (1, 3)										3	0	0	0	1	0	4											
<b>Mickey Stanley, R</b> OBP: 0.272, SLG: 0.304 (1, 8)										4	0	1	0	0	1	3											
<b>Gene Lamont, L</b> OBP: 0.263, SLG: 0.278 (1, 2)										3	0	0	0	0	1	5											
<b>Gates Brown, L</b> (8, PH) OBP: 0.341, SLG: 0.222										1	0	0	0	0	0	0											
<b>Ed Brinkman, R</b> OBP: 0.270, SLG: 0.325 (1, 6)										3	0	1	0	0	0	0											
<b>Ben Oglivie, L</b> (8, PH) OBP: 0.387, SLG: 0.418										1	0	0	0	0	0	0											
<b>Inning Stats</b>	R: 0 E: 0 K: 0 S: 3	H: 0 LOB: 0 BB: 0 P: 3	R: 0 E: 0 K: 1 S: 6	H: 1 LOB: 2 BB: 1 P: 10	R: 0 E: 0 K: 0 S: 3	H: 0 LOB: 0 BB: 0 P: 3	R: 1 E: 1 K: 0 S: 4	H: 1 LOB: 2 BB: 2 P: 12	R: 0 E: 1 K: 0 S: 4	H: 1 LOB: 2 BB: 1 P: 8	R: 0 E: 0 K: 0 S: 4	H: 1 LOB: 1 BB: 0 P: 4	R: 0 E: 0 K: 0 S: 3	H: 1 LOB: 0 BB: 0 P: 3	R: 0 E: 0 K: 1 S: 6	H: 2 LOB: 1 BB: 0 P: 6	R: 0 E: 0 K: 1 S: 5	H: 0 LOB: 0 BB: 0 P: 5	1B: 6 2B: 1 HR: 0	SF: 0 SAC: 0 DP: 4 HBP: 0	WP: 0 PB: 0 SB: 0 CS: 0	PA: 36					
<b>PITCHER</b>	IP	WLS	BF	H	R	ER	SO	BB	IBB	HBP	BLK	WP	HR	S	P	ERA	WHIP										
<b>Ed Sprague, R</b> ERA: 1.95 (1, 1)	7.1	W	32	7	1	0	2	4	0	0	0	0	0	32	48	0.00	1.500										
<b>Tom Murphy, R</b> ERA: 2.05 (8, 1)	1.2	S	4	0	0	0	1	0	0	0	0	0	0	6	6	0.00	0.000										

Batter	1	2	3	4	5	6	7	8	9	AB	R	H	RBI	BB	SO	LOB	TOP		
<b>Don Money, R</b> OBP: 0.357, SLG: 0.442 (1, 5)	FC1-6 1B		SH1-3 1B BB	K			SH1-4 1B		F9	4	1	2	0	1	1	0			
<b>Robin Yount, R</b> OBP: 0.274, SLG: 0.335 (1, 6)	FC1-6 1B		SH1-3				SH1-4			2	0	0	0	0	0	1			
<b>Bob Hansen, L</b> OBP: 0.280, SLG: 0.313 (9, PH)	FC1-6 1B		SH1-3				SH1-4		FC4-6 1B	1	0	1	0	0	0	0			
<b>George Scott, R</b> OBP: 0.344, SLG: 0.436 (1, 3)	G4-6-3 1B		K				F9		FC4-6	5	0	1	0	0	1	3			
<b>John Briggs, L</b> OBP: 0.369, SLG: 0.565 (1, 7)	G4-6-3		1B				F6			4	0	2	1	0	0	3			
<b>Deron Johnson, R</b> OBP: 0.255, SLG: 0.390 (1, 10)		6-3					FC6-4		K	4	0	1	0	0	1	1			
<b>Darrell Porter, L</b> OBP: 0.350, SLG: 0.392 (1, 2)		K					K			4	0	1	0	0	3	2			
<b>Pedro Garcia, R</b> OBP: 0.291, SLG: 0.421 (8, PH)		K					K		E S 1B	0	0	0	0	0	0	0			
<b>Charlie Moore, R</b> OBP: 0.347, SLG: 0.378 (8, 2)										0	0	0	0	0	0	0			
<b>Bobby Mitchell, R</b> OBP: 0.301, SLG: 0.370 (1, 9)		2B					K		K	3	1	1	1	1	2	1			
<b>Bob Coluccio, R</b> OBP: 0.306, SLG: 0.367 (1, 8)							F8		F8	2	0	1	0	1	0	0			
<b>Mike Hegan, L</b> OBP: 0.309, SLG: 0.337 (8, PH)										1	0	0	0	0	0	2			
<b>Ken Berry, R</b> OBP: 0.255, SLG: 0.231 (8, 8)										0	0	0	0	0	0	0			
<b>Tim Johnson, L</b> OBP: 0.239, SLG: 0.318 (1, 4)							F9		K	3	0	0	0	0	0	3			
<b>Dave May, L</b> OBP: 0.254, SLG: 0.355 (9, PH)	4-3						1-3			1	0	0	0	0	1	0			
<b>Inning Stats</b>	R: 0 E: 0 K: 0 S: 4	H: 2 LOB: 1 BB: 0 P: 4	R: 0 E: 0 K: 1 S: 6	H: 1 LOB: 2 BB: 1 P: 10	R: 1 E: 0 K: 2 S: 9	H: 2 LOB: 2 BB: 1 P: 13	R: 1 E: 0 K: 1 S: 6	H: 1 LOB: 0 BB: 0 P: 6	R: 0 E: 0 K: 2 S: 7	H: 0 LOB: 1 BB: 1 P: 11	R: 0 E: 0 K: 0 S: 4	H: 1 LOB: 1 BB: 0 P: 4	R: 0 E: 0 K: 2 S: 8	H: 1 LOB: 2 BB: 0 P: 8	R: 0 E: 0 K: 1 S: 6	H: 1 LOB: 1 BB: 0 P: 6	1B: 8 2B: 1 3B: 0 HR: 1	SF: 0 SAC: 2 DP: 1 HBP: 0	WP: 0 PA: 39 PB: 0 SB: 1 CS: 0
<b>PITCHER</b> <b>Lerin LaGrow, R</b> ERA: 3.62 (1, 1)	IP: 9.0 WLS: W BF: 39 H: 10 R: 2 ER: 2 SO: 10 BB: 3 IBB: 0 HBP: 0 BLK: 0 WP: 0 HR: 1 S: 56 P: 68 ERA: 2.00 WHIP: 1.444															<b>PITCHER</b>			

Milwaukee Brewers @ Detroit Tigers  
Tiger Stadium, Detroit, MI  
Sun Jun 30 1974, 3:38 AM EDT  
Att: 27,050 - Unknown

AB 34  
R 2  
H 10  
RBI 2  
BB 3  
SO 10  
LOB 16



Batter	1	2	3	4	5	6	7	8	9	AB	R	H	RBI	BB	SO	LOB	BOTTOM		
<b>Marvin Lane, R</b> OBP: 0.318, SLG: 0.294 (1, 8)	F8		F9		5-3			6-3		4	0	0	0	0	0	0			
<b>Gary Sutherland, R</b> OBP: 0.282, SLG: 0.338 (1, 4)	F8		1B		F6			1B		4	1	2	0	0	0	0			
<b>Ben Oglivie, L</b> OBP: 0.379, SLG: 0.397 (1, 7)			F9		F6			K		3	1	0	0	1	1	2			
<b>Dick Sharon, R</b> OBP: 0.259, SLG: 0.230 (9, 7)			HR		F6			K		0	0	0	0	0	0	0			
<b>Jim Northrup, L</b> OBP: 0.298, SLG: 0.316 (1, 9)			HR		1B			F5		4	1	2	2	0	0	1			
<b>Gates Brown, L</b> OBP: 0.340, SLG: 0.231 (1, 10)	F6		1B		K			F8		3	0	1	1	0	1	0			
<b>Bill Freehan, R</b> OBP: 0.346, SLG: 0.402 (1, 3)		K	F2		F8					3	0	0	0	0	1	2			
<b>Aurelio Rodriguez, R</b> OBP: 0.274, SLG: 0.292 (1, 5)		F8			F5			6-3		3	0	0	0	0	0	0			
<b>Jerry Moses, R</b> OBP: 0.282, SLG: 0.343 (1, 2)					F8			F4		3	0	1	0	0	0	0			
<b>Ed Brinkman, R</b> OBP: 0.266, SLG: 0.321 (1, 6)					F9			6-3		3	0	0	0	0	0	1			
<b>Inning Stats</b>	R: 2 E: 0 K: 0 S: 4	H: 1 LOB: 0 BB: 1 P: 8	R: 0 E: 0 K: 1 S: 6	H: 1 LOB: 0 BB: 0 P: 6	R: 1 E: 0 K: 0 S: 6	H: 3 LOB: 0 BB: 0 P: 6	R: 0 E: 0 K: 0 S: 3	H: 0 LOB: 0 BB: 0 P: 3	R: 0 E: 0 K: 1 S: 5	H: 0 LOB: 0 BB: 0 P: 5	R: 0 E: 0 K: 0 S: 3	H: 0 LOB: 0 BB: 0 P: 3	R: 0 E: 0 K: 1 S: 6	H: 1 LOB: 1 BB: 0 P: 6	R: 0 E: 0 K: 0 S: 3	H: 0 LOB: 0 BB: 0 P: 3	1B: 4 2B: 1 3B: 0 HR: 1	SF: 0 SAC: 0 DP: 0 HBP: 0	WP: 0 PA: 31 PB: 0 SB: 0 CS: 0
<b>PITCHER</b> <b>Jim Slaton, R</b> ERA: 4.26 (1, 1)	IP: 8.0 WLS: L BF: 31 H: 6 R: 3 ER: 3 SO: 3 BB: 1 IBB: 0 HBP: 0 BLK: 0 WP: 0 HR: 1 S: 36 P: 40 ERA: 3.38 WHIP: 0.875															<b>PITCHER</b>			

Milwaukee Brewers @ Detroit Tigers  
Tiger Stadium, Detroit, MI  
Sun Jun 30 1974, 3:38 AM EDT  
Att: 27,050 - Unknown

AB 30  
R 3  
H 6  
RBI 3  
BB 1  
SO 3  
LOB 6





Batter	1	2	3	4	5	6	7	8	9	AB	R	H	RBI	BB	SO	LOB	TOP										
<b>Don Money, R</b> OBP: 0.359, SLG: 0.441 (1, 5)										3	0	1	0	1	1	2											
<b>Ken Berry, R</b> OBP: 0.245, SLG: 0.221 (1, 8)										4	0	0	0	0	0	2											
<b>George Scott, R</b> OBP: 0.346, SLG: 0.437 (1, 3)										4	1	2	0	0	1	0											
<b>John Briggs, L</b> OBP: 0.371, SLG: 0.568 (1, 7)										4	0	2	0	0	0	2											
<b>Deron Johnson, R</b> OBP: 0.250, SLG: 0.382 (1, 10)										4	0	0	1	0	0	4											
<b>Darrell Porter, L</b> OBP: 0.346, SLG: 0.389 (1, 2)										4	0	1	0	0	1	2											
<b>Mike Hegan, L</b> OBP: 0.309, SLG: 0.329 (1, 9)										2	0	0	0	1	0	1											
<b>Bob Coluccio, R</b> OBP: 0.305, SLG: 0.365 (6, PR)										1	0	0	0	0	0	0											
<b>Pedro Garcia, R</b> OBP: 0.287, SLG: 0.415 (1, 4)										3	0	0	0	0	0	3											
<b>Dave May, L</b> OBP: 0.253, SLG: 0.353 (9, PH)										1	0	0	0	0	0	0											
<b>Tim Johnson, L</b> OBP: 0.240, SLG: 0.298 (1, 6)										3	0	0	0	1	0	0											
<b>Inning Stats</b>	R: 0 E: 0 K: 0 S: 5	H: 2 LOB: 2 BB: 0 P: 5	R: 0 E: 0 K: 0 S: 4	H: 1 LOB: 2 BB: 1 P: 8	R: 0 E: 0 K: 0 S: 3	H: 0 LOB: 0 BB: 0 P: 3	R: 0 E: 0 K: 0 S: 3	H: 0 LOB: 0 BB: 0 P: 3	R: 0 E: 0 K: 0 S: 3	H: 0 LOB: 1 BB: 1 P: 7	R: 1 E: 0 K: 1 S: 7	H: 2 LOB: 2 BB: 1 P: 11	R: 0 E: 0 K: 1 S: 5	H: 0 LOB: 0 BB: 0 P: 5	R: 0 E: 0 K: 1 S: 6	H: 1 LOB: 1 BB: 0 P: 6	R: 0 E: 0 K: 0 S: 3	H: 0 LOB: 0 BB: 0 P: 3	1B: 5 2B: 1 3B: 0 HR: 0	SF: 0 SAC: 0 DP: 0 HBP: 0	WP: 1 PB: 0 CS: 1	PA: 36					
<b>PITCHER</b>	IP	WLS	BF	H	R	ER	SO	BB	IBB	HBP	BLK	WP	HR	S	P	ERA	WHIP										
<b>Dick Bosman, R</b> ERA: 5.67 (1, 1)	5.0		22	5	1	1	0	2	0	0	0	1	0	20	28	1.80	1.400										
<b>Fred Beene, R</b> ERA: 3.85 (6, 1)	4.0	W	14	1	0	0	3	0	1	0	0	0	0	19	23	0.00	0.250										

Milwaukee Brewers @ Cleveland Indians  
Cleveland Municipal Stadium, Cleveland, OH  
Mon Jul 01 1974, 7:05 PM EDT  
Unknown - 82 F

AB 33  
R 1  
H 6  
RBI 1  
BB 3  
SO 3  
LOB 16



Batter	1	2	3	4	5	6	7	8	9	AB	R	H	RBI	BB	SO	LOB	BOTTOM										
<b>Buddy Bell, R</b> OBP: 0.290, SLG: 0.345 (1, 5)										3	0	0	0	1	0	0											
<b>Jack Brohamer, L</b> OBP: 0.386, SLG: 0.388 (1, 4)										4	0	1	0	0	0	1											
<b>John Lowenstein, L</b> OBP: 0.320, SLG: 0.320 (1, 7)										3	1	1	0	1	0	1											
<b>Rusty Torres, S</b> OBP: 0.265, SLG: 0.200 (9, 7)										0	0	0	0	0	0	0											
<b>John Ellis, R</b> OBP: 0.310, SLG: 0.404 (1, 10)										4	1	2	0	0	1	3											
<b>Luis Alvarado, R</b> OBP: 0.191, SLG: 0.188 (8, PR)										0	0	0	0	0	0	0											
<b>Charlie Spikes, R</b> OBP: 0.343, SLG: 0.462 (1, 9)										3	0	0	1	0	0	3											
<b>George Hendrick, R</b> OBP: 0.342, SLG: 0.478 (1, 8)										3	1	1	2	0	0	0											
<b>Joe Lis, R</b> OBP: 0.293, SLG: 0.256 (1, 3)										3	0	0	0	0	0	0											
<b>Dave Duncan, R</b> OBP: 0.238, SLG: 0.368 (1, 2)										3	0	1	0	0	0	0											
<b>Frank Duffy, R</b> OBP: 0.265, SLG: 0.344 (1, 6)										3	0	0	0	0	2	1											
<b>Inning Stats</b>	R: 0 E: 0 K: 1 S: 6	H: 1 LOB: 2 BB: 1 P: 10	R: 0 E: 0 K: 0 S: 4	H: 1 LOB: 1 BB: 0 P: 4	R: 0 E: 0 K: 0 S: 3	H: 0 LOB: 1 BB: 1 P: 7	R: 0 E: 0 K: 0 S: 3	H: 0 LOB: 0 BB: 0 P: 3	R: 0 E: 0 K: 1 S: 5	H: 0 LOB: 0 BB: 0 P: 5	R: 3 E: 0 K: 0 S: 6	H: 3 LOB: 0 BB: 0 P: 6	R: 0 E: 0 K: 1 S: 5	H: 0 LOB: 0 BB: 0 P: 5	R: 0 E: 0 K: 0 S: 4	H: 1 LOB: 1 BB: 0 P: 4	1B: 4 2B: 1 3B: 0 HR: 1	SF: 1 SAC: 0 DP: 0 HBP: 0	WP: 0 PB: 0 CS: 0	PA: 32							
<b>PITCHER</b>	IP	WLS	BF	H	R	ER	SO	BB	IBB	HBP	BLK	WP	HR	S	P	ERA	WHIP										
<b>Clyde Wright, L</b> ERA: 3.75 (1, 1)	8.0	L	32	6	3	3	3	2	0	0	0	0	1	36	44	3.38	1.000										

Milwaukee Brewers @ Cleveland Indians  
Cleveland Municipal Stadium, Cleveland, OH  
Mon Jul 01 1974, 7:05 PM EDT  
Unknown - 82 F

AB 29  
R 3  
H 6  
RBI 3  
BB 2  
SO 3  
LOB 9



Batter	1	2	3	4	5	6	7	8	9	AB	R	H	RBI	BB	SO	LOB	TOP				
<b>Don Money, R</b> OBP: 0.354, SLG: 0.433 (1, 5)	4-3		FC6-4		5-3		F8		FC	5	0	0	1	0	0	4	<b>Milwaukee Brewers @ Cleveland Indians</b> Cleveland Municipal Stadium, Cleveland, OH Mon Jul 01 1974, 7:05 PM EDT Att: 29,808 - Unknown				
<b>Pedro Garcia, R</b> OBP: 0.295, SLG: 0.414 (1, 4)	K		F9		6-3				G6-4-3	5	1	1	0	0	1	4					
<b>John Briggs, L</b> OBP: 0.366, SLG: 0.560 <b>Tim Johnson, L</b> OBP: 0.240, SLG: 0.298 (1, 7) (8, 7)	4-3				F8		F7		F7	4	0	0	0	0	0	1					
<b>George Scott, R</b> OBP: 0.345, SLG: 0.435 (1, 3)		4-3			F9				E5	4	0	1	1	0	0	0					
<b>Deron Johnson, R</b> OBP: 0.250, SLG: 0.379 (1, 10)	K				WP		K		F4	4	0	1	0	0	2	2					
<b>Bobby Mitchell, R</b> OBP: 0.299, SLG: 0.360 (1, 9)	F7				6-3		F8			3	0	0	0	1	0	2					
<b>Charlie Moore, R</b> OBP: 0.362, SLG: 0.404 (1, 2)			1B						F9	4	2	3	0	0	0	2					
<b>Bob Coluccio, R</b> OBP: 0.301, SLG: 0.360 (1, 8)			F8		SH3		F8		6-3	3	0	0	0	0	0	2					
<b>Robin Yount, R</b> OBP: 0.279, SLG: 0.339 <b>Dave May, L</b> OBP: 0.256, SLG: 0.353 (1, 6) (9, PH)			FC6-4		E7		6-3		WP	3	0	2	0	0	0	1					
<b>Inning Stats</b>	R: 0 E: 0 K: 1 S: 5	H: 0 LOB: 0 BB: 0 P: 5	R: 0 E: 0 K: 1 S: 5	H: 0 LOB: 0 BB: 0 P: 5	R: 1 E: 0 K: 0 S: 5	H: 2 LOB: 1 BB: 0 P: 5	R: 0 E: 0 K: 0 S: 4	H: 1 LOB: 1 BB: 0 P: 4	R: 1 E: 1 K: 0 S: 5	H: 2 LOB: 1 BB: 0 P: 5	R: 0 E: 0 K: 1 S: 6	H: 1 LOB: 1 BB: 0 P: 6	R: 0 E: 0 K: 0 S: 4	H: 1 LOB: 1 BB: 0 P: 4	R: 1 E: 1 K: 0 S: 5	H: 1 LOB: 2 BB: 1 P: 9		R: 0 E: 0 K: 0 S: 3	H: 0 LOB: 1 BB: 1 P: 7	1B: 6 2B: 2 3B: 0 HR: 0	SF: 0 SAC: 1 DP: 1 HBP: 0
<b>PITCHER</b>	IP	WLS	BF	H	R	ER	SO	BB	IBB	HBP	BLK	WP	HR	S	P	ERA	WHIP				
<b>Fritz Peterson, L</b> ERA: 3.92 (1, 1)	7.0	W	28	7	2	1	3	0	0	0	0	1	0	34	34	1.29	1.000				
<b>Tom Buskey, R</b> ERA: 4.13 (8, 1)	1.0		6	1	1	1	0	1	0	0	0	0	0	5	9	9.00	2.000				
<b>Milt Wilcox, R</b> ERA: 3.49 (9, 1)	1.0		4	0	0	0	0	1	0	0	0	1	0	3	7	0.00	1.000				

Batter	1	2	3	4	5	6	7	8	9	AB	R	H	RBI	BB	SO	LOB	BOTTOM				
<b>Buddy Bell, R</b> OBP: 0.288, SLG: 0.338 (1, 5)	G6-4-3		1-4-3		6-3		F9		F9	4	0	0	0	1	0	4	<b>Milwaukee Brewers @ Cleveland Indians</b> Cleveland Municipal Stadium, Cleveland, OH Mon Jul 01 1974, 7:05 PM EDT Att: 29,808 - Unknown				
<b>Jack Brohamer, L</b> OBP: 0.394, SLG: 0.385 <b>Frank Duffy, R</b> OBP: 0.264, SLG: 0.343 (1, 4) (8, 6)	G6-4-3		6-3		2B		F9		6-3	4	1	1	0	0	0	4					
<b>John Lowenstein, L</b> OBP: 0.330, SLG: 0.329 <b>Joe Lis, R</b> OBP: 0.301, SLG: 0.256 (1, 3) (8, 3)			HR		1B					2	3	2	0	2	0	0					
<b>John Ellis, R</b> OBP: 0.313, SLG: 0.422 <b>Dave Duncan, R</b> OBP: 0.237, SLG: 0.366 (1, 2) (8, 2)	F8		HR		1B		K		F7	4	1	2	5	0	1	2					
<b>Oscar Gamble, L</b> OBP: 0.363, SLG: 0.474 (1, 10)		4-3					1B		K	5	1	2	1	0	1	1					
<b>Charlie Spikes, R</b> OBP: 0.342, SLG: 0.458 (1, 9)		5-3			F3		K		HR	4	1	1	0	0	1	2					
<b>George Hendrick, R</b> OBP: 0.348, SLG: 0.496 <b>Rusty Torres, S</b> OBP: 0.265, SLG: 0.200 (1, 8) (8, 8)					F8		FC5-6		HR	3	1	2	3	1	0	0					
<b>Leron Lee, L</b> OBP: 0.319, SLG: 0.418 (1, 7)	L3				4-3		F9		4-3	4	0	1	0	0	0	1					
<b>Luis Alvarado, R</b> OBP: 0.208, SLG: 0.194 (1, 6) (8, 4)			6-3		4-3		FC5-6			3	1	1	0	1	0	2					
<b>Inning Stats</b>	R: 0 E: 0 K: 0 S: 2	H: 0 LOB: 1 BB: 2 P: 10	R: 0 E: 0 K: 0 S: 4	H: 1 LOB: 1 BB: 0 P: 4	R: 3 E: 0 K: 0 S: 4	H: 1 LOB: 0 BB: 2 P: 12	R: 0 E: 0 K: 0 S: 3	H: 0 LOB: 0 BB: 0 P: 3	R: 2 E: 0 K: 1 S: 9	H: 4 LOB: 2 BB: 0 P: 9	R: 0 E: 0 K: 0 S: 4	H: 1 LOB: 1 BB: 1 P: 8	R: 4 E: 0 K: 1 S: 10	H: 5 LOB: 1 BB: 0 P: 10	R: 0 E: 0 K: 1 S: 5	H: 0 LOB: 1 BB: 1 P: 9		1B: 8 2B: 2 3B: 0 HR: 2	SF: 0 SAC: 0 DP: 1 HBP: 0	WP: 0 PA: 41 CS: 0	
<b>PITCHER</b>	IP	WLS	BF	H	R	ER	SO	BB	IBB	HBP	BLK	WP	HR	S	P	ERA	WHIP				
<b>Eduardo Rodriguez, R</b> ERA: 3.48 (1, 1)	4.2	L	23	6	5	5	0	4	0	0	0	0	1	19	35	9.64	2.143				
<b>Bill Travers, L</b> ERA: 6.33 (5, 1)	2.0		12	5	4	4	2	1	0	0	1	0	1	15	19	18.00	3.000				
<b>Bill Champion, R</b> ERA: 4.5 (7, 1)	1.1		6	1	0	0	1	1	0	0	0	0	0	7	11	0.00	1.500				

Batter	1	2	3	4	5	6	7	8	9	AB	R	H	RBI	BB	SO	LOB	TOP										
Bob Coluccio, R BP: 0.207, SLG: 0.355 Bob Hamman, L BP: 0.275, SLG: 0.306 Bobby Mitchell, R OBP: 0.299, SLG: 0.360 Mike Hegan, L BP: 0.309, SLG: 0.339 Charlie Moore, R OBP: 0.358, SLG: 0.400	L6		FC6-4		5-3		FC4-6		F7	3	0	0	0	0	0	3	<b>Milwaukee Brewers @ Cleveland Indians</b> Cleveland Municipal Stadium, Cleveland, OH Tue Jul 02 1974, 7:05 PM EDT Att: 19,495 - Unknown - 86 F										
Dave May, L OBP: 0.255, SLG: 0.354	6-3		F6			6-3 E 2B	F6		K	5	1	1	0	0	1	4											
Don Money, R OBP: 0.355, SLG: 0.444				1-3		6-3			HR	4	1	2	1	0	0	1											
John Briggs, L OBP: 0.365, SLG: 0.554	CS	F7		F4		4-0 E 1B BB			G3	3	0	0	0	1	0	0											
George Scott, R OBP: 0.344, SLG: 0.432		K		F9		4-0 E 1B BB			K	4	0	1	1	0	2	0											
Deron Johnson, R OBP: 0.250, SLG: 0.377					F8		G6-4-3 1B		K	4	0	1	0	0	1	2											
Darrell Porter, L OBP: 0.355, SLG: 0.393					F6					3	1	2	0	1	0	1											
Pedro Garcia, R OBP: 0.284, SLG: 0.408			5-3		F8		FC4-6 BB 1B		FC5-4 1B	3	0	0	0	1	0	2											
Tim Johnson, L OBP: 0.259, SLG: 0.314							FC4-6 FC4-6			4	0	2	0	0	1	3											
<b>Inning Stats</b>	R: 0 E: 0 K: 0 S: 3	H: 1 LOB: 0 BB: 0 P: 3	R: 0 E: 0 K: 1 S: 6	H: 1 LOB: 1 BB: 0 P: 6	R: 0 E: 0 K: 0 S: 4	H: 1 LOB: 1 BB: 0 P: 4	R: 0 E: 0 K: 0 S: 3	H: 0 LOB: 0 BB: 0 P: 3	R: 0 E: 0 K: 1 S: 6	H: 0 LOB: 2 BB: 1 P: 10	R: 1 E: 1 K: 0 S: 4	H: 2 LOB: 1 BB: 1 P: 8	R: 1 E: 0 K: 0 S: 4	H: 1 LOB: 1 BB: 1 P: 8	R: 1 E: 0 K: 2 S: 8	H: 1 LOB: 0 BB: 0 P: 8		R: 0 E: 0 K: 1 S: 7	H: 2 LOB: 2 BB: 0 P: 7	1B: 7 2B: 1 3B: 0 HR: 1	SF: 0 SAC: 0 DP: 1 HBP: 0	WP: 0 PB: 1 SB: 0 CS: 1	PA: 39				
<b>PITCHER</b>	IP	WLS	BF	H	R	ER	SO	BB	IBB	HBP	BLK	WP	HR	S	P	ERA	WHIP										
Jim Perry, R ERA: 2.58	5.1	W	23	5	1	1	2	2	0	0	0	0	0	25	33	1.69	1.312										
Tom Buskey, R ERA: 4.31	3.0		13	4	2	2	2	1	0	0	0	0	1	16	20	6.00	1.667										
Tom Hilgendorf, L ERA: 4.15	0.2	S	2	0	0	0	1	0	0	0	0	0	0	4	4	0.00	0.000										

Batter	1	2	3	4	5	6	7	8	9	AB	R	H	RBI	BB	SO	LOB	BOTTOM										
Buddy Bell, R OBP: 0.288, SLG: 0.337	6-3				F8		G6-4-3			4	0	1	1	0	0	2	<b>Milwaukee Brewers @ Cleveland Indians</b> Cleveland Municipal Stadium, Cleveland, OH Tue Jul 02 1974, 7:05 PM EDT Att: 19,495 - Unknown - 86 F										
Jack Brohamer, L OBP: 0.382, SLG: 0.379					F8		F9		1-3	3	0	0	0	1	0	0											
John Lowenstein, L OBP: 0.325, SLG: 0.324 Rusty Torres, S OBP: 0.285, SLG: 0.200	G4-6-3 BB				G3		4-3		1-3	4	0	0	0	0	0	1											
John Ellis, R OBP: 0.312, SLG: 0.418					4-3		F3		1-3	4	1	1	0	0	0	0											
Charlie Spikes, R OBP: 0.338, SLG: 0.453					K		F8			3	0	0	0	0	1	1											
George Hendrick, R OBP: 0.351, SLG: 0.510									HR	3	1	2	1	0	1	1											
Oscar Gamble, L OBP: 0.367, SLG: 0.475										2	1	1	0	1	1	1											
Dave Duncan, R OBP: 0.239, SLG: 0.365 Luis Alvarado, R OBP: 0.209, SLG: 0.194 Joe Lis, R OBP: 0.301, SLG: 0.256										1	1	0	0	1	0	1											
Frank Duffy, R OBP: 0.265, SLG: 0.343										0	0	0	0	0	0	0											
					F8		SH G6-4-3			0	0	0	0	0	0	0											
<b>Inning Stats</b>	R: 0 E: 0 K: 0 S: 2	H: 0 LOB: 0 BB: 1 P: 6	R: 4 E: 0 K: 1 S: 8	H: 4 LOB: 1 BB: 1 P: 12	R: 0 E: 0 K: 0 S: 3	H: 0 LOB: 0 BB: 0 P: 3	R: 0 E: 0 K: 2 S: 8	H: 1 LOB: 1 BB: 0 P: 8	R: 0 E: 0 K: 0 S: 3	H: 0 LOB: 0 BB: 0 P: 3	R: 0 E: 0 K: 0 S: 3	H: 0 LOB: 0 BB: 0 P: 3	R: 1 E: 0 K: 1 S: 6	H: 1 LOB: 2 BB: 1 P: 10	R: 0 E: 0 K: 0 S: 3	H: 0 LOB: 0 BB: 0 P: 3	1B: 5 2B: 0 3B: 0 HR: 1	SF: 0 SAC: 1 DP: 2 HBP: 0	WP: 1 PB: 0 SB: 0 CS: 0	PA: 31							
<b>PITCHER</b>	IP	WLS	BF	H	R	ER	SO	BB	IBB	HBP	BLK	WP	HR	S	P	ERA	WHIP										
Kevin Kobel, L ERA: 4.19	2.0	L	10	4	4	4	4	2	0	0	0	0	0	10	18	18.00	3.000										
Bill Champion, R ERA: 4.29	4.0		14	2	1	1	2	0	0	0	0	0	1	18	18	2.25	0.500										
Tom Murphy, R ERA: 1.99	2.0		7	0	0	0	1	1	0	0	0	0	0	8	12	0.00	0.500										

Batter	1	2	3	4	5	6	7	8	9	AB	R	H	RBI	BB	SO	LOB	TOP					
<b>Buddy Bell, R</b> OBP: 0.299, SLG: 0.350 (1, 5)	4-0 CS BB		0-0 FC6-4 1B		0-0 FC3-6 1B		0-0 SH3 SH 2B	0-0 FC6-4		4	1	3	0	1	0	2	<b>Cleveland Indians @ Milwaukee Brewers</b> Milwaukee County Stadium, Milwaukee, WI Wed Jul 03 1974, 8:05 PM EDT Unknown - 89 F					
<b>Jack Brohamer, L</b> OBP: 0.355, SLG: 0.372 (1, 4)	0-0 L6		0-0 F7		0-0 FC3-6 HR		0-0 SH3		0-0 F8	4	1	0	0	0	0	5						
<b>John Lowenstein, L</b> OBP: 0.328, SLG: 0.338 (1, 7)	0-0 1-3		0-0 F6		0-0 HR		0-0 SH		0-0 CS 1B	4	1	2	4	0	0	2						
<b>John Ellis, R</b> OBP: 0.314, SLG: 0.415 <b>Joe Lis, R</b> OBP: 0.301, SLG: 0.256 (9, 3)		0-0 1B 1B	0-0 FC6-4		0-0 BB		0-3 K		0-0 F9	4	0	1	0	1	1	4						
<b>Oscar Gamble, L</b> OBP: 0.361, SLG: 0.466 (1, 10)		0-3 K		0-0 4-3	0-0 1-3		0-0 1-3			4	0	0	0	0	1	3						
<b>Charlie Spikes, R</b> OBP: 0.340, SLG: 0.454 (1, 9)		0-0 1B		0-0 F7		0-0 G6-4-3 1B		0-0 5-3		4	0	2	0	0	0	0						
<b>George Hendrick, R</b> OBP: 0.346, SLG: 0.502 (1, 8)		0-0 F9		0-3 K		0-0 G6-4-3 1-2		0-0 F3		4	0	0	0	0	1	3						
<b>Dave Duncan, R</b> OBP: 0.247, SLG: 0.366 (1, 2)		0-0 1-3			4-0 FC2-6 BB	0-0 1B		4-0 E BB		2	0	1	0	2	0	2						
<b>Frank Duffy, R</b> OBP: 0.265, SLG: 0.339 (1, 6)			4-0 1B BB		0-0 FC2-6 FC3-6 1B HR	0-0 F7		0-0 E1 FC6-4		3	1	0	0	1	0	3						
<b>Inning Stats</b>	R: 0 E: 0 K: 0 S: 2	H: 0 LOB: 0 BB: 1 P: 6	R: 0 E: 0 K: 1 S: 7	H: 2 LOB: 2 BB: 0 P: 7	R: 0 E: 0 K: 0 S: 4	H: 1 LOB: 2 BB: 1 P: 8	R: 0 E: 0 K: 1 S: 5	H: 0 LOB: 0 BB: 0 P: 5	R: 3 E: 0 K: 0 S: 5	H: 2 LOB: 1 BB: 2 P: 13	R: 0 E: 0 K: 0 S: 4	H: 2 LOB: 1 BB: 0 P: 4	R: 1 E: 1 K: 1 S: 7	H: 1 LOB: 1 BB: 0 P: 7	R: 0 E: 1 K: 0 S: 4	H: 0 LOB: 2 BB: 1 P: 8		R: 0 E: 0 K: 0 S: 3	H: 1 LOB: 0 BB: 0 P: 3	1B: 7 2B: 1 3B: 0 HR: 1	SF: 0 SAC: 2 DP: 1 HBP: 0	WP: 0 PB: 0 SB: 1 CS: 2
<b>PITCHER</b> <b>Jim Colborn, R</b> ERA: 5.15 (1, 1)	IP: 9.0 WLS: L BF: 40	H: 9 R: 4 ER: 4 SO: 3	BB: 5 IBB: 0 HBP: 0 BLK: 0	WP: 0 HR: 1 S: 41 P: 61	ERA: 4.00 WHIP: 1.556											ERA: 4.00 WHIP: 1.556						

AB 33  
R 4  
H 9  
RBI 4  
BB 5  
SO 3  
LOB 24



Batter	1	2	3	4	5	6	7	8	9	AB	R	H	RBI	BB	SO	LOB	BOTTOM					
<b>Bob Coluccio, R</b> OBP: 0.296, SLG: 0.367 (1, 8)	0-0 F5		0-0 F7		0-0 HR			0-0 F7		4	1	1	1	0	0	1	<b>Cleveland Indians @ Milwaukee Brewers</b> Milwaukee County Stadium, Milwaukee, WI Wed Jul 03 1974, 8:05 PM EDT Unknown - 89 F					
<b>Robin Yount, R</b> OBP: 0.283, SLG: 0.347 (1, 6)	0-0 F9		0-0 2B		0-0 G4-3 1B			0-0 F7		4	0	2	0	0	0	0						
<b>George Scott, R</b> OBP: 0.341, SLG: 0.428 <b>Mike Hegan, L</b> OBP: 0.306, SLG: 0.326 (7, 3)	0-0 F9		0-3 K		0-0 G4-3			0-0 4-3		3	0	0	0	0	1	3						
<b>John Briggs, L</b> OBP: 0.363, SLG: 0.553 (1, 7)		0-0 4-3		0-0 SH1-3 1B 2B		0-3 K		0-0 G3		4	1	1	0	0	1	0						
<b>Don Money, R</b> OBP: 0.352, SLG: 0.440 (1, 5)		0-3 K		0-0 SH1-3		0-0 1-3		0-0 F3		3	0	0	0	0	1	0						
<b>Deron Johnson, R</b> OBP: 0.254, SLG: 0.379 (1, 10)		0-0 1B		0-0 1B		0-3 K		0-3 K		4	0	2	1	0	2	0						
<b>Darrell Porter, L</b> OBP: 0.351, SLG: 0.387 (1, 2)	0-0 F9		0-0 F5			0-3 K				3	0	0	0	0	1	2						
<b>Pedro Garcia, R</b> OBP: 0.281, SLG: 0.403 (1, 4)			0-0 F2	0-0 F4		0-0 6-3				3	0	0	0	0	0	1						
<b>Dave May, L</b> OBP: 0.255, SLG: 0.354 (1, 9)			0-0 2B 1B		0-0 F7		0-0 F8			3	0	1	0	0	0	0						
<b>Inning Stats</b>	R: 0 E: 0 K: 0 S: 3	H: 0 LOB: 0 BB: 0 P: 3	R: 0 E: 0 K: 1 S: 6	H: 1 LOB: 0 BB: 0 P: 6	R: 0 E: 0 K: 1 S: 7	H: 2 LOB: 2 BB: 0 P: 7	R: 1 E: 0 K: 0 S: 5	H: 2 LOB: 1 BB: 0 P: 5	R: 1 E: 0 K: 0 S: 4	H: 2 LOB: 0 BB: 0 P: 4	R: 0 E: 0 K: 2 S: 7	H: 0 LOB: 0 BB: 0 P: 7	R: 0 E: 0 K: 1 S: 5	H: 0 LOB: 0 BB: 0 P: 5	R: 0 E: 0 K: 0 S: 3	H: 0 LOB: 0 BB: 0 P: 3		R: 0 E: 0 K: 1 S: 5	H: 0 LOB: 0 BB: 0 P: 5	1B: 4 2B: 2 3B: 0 HR: 1	SF: 0 SAC: 1 DP: 1 HBP: 0	WP: 0 PB: 0 SB: 0 CS: 0
<b>PITCHER</b> <b>Gaylord Perry, R</b> ERA: 1.31 (1, 1)	IP: 9.0 WLS: W BF: 33	H: 7 R: 2 ER: 2 SO: 6	BB: 0 IBB: 0 HBP: 0 BLK: 0	WP: 0 HR: 1 S: 45 P: 45	ERA: 2.00 WHIP: 0.778											ERA: 2.00 WHIP: 0.778						

AB 32  
R 2  
H 7  
RBI 2  
BB 0  
SO 6  
LOB 7




Batter	1	2	3	4	5	6	7	8	9	AB	R	H	RBI	BB	SO	LOB	TOP					
<b>Buddy Bell, R</b> OBP: 0.298, SLG: 0.352 (1, 5)	F7		K				F8			4	0	1	2	0	1	1	<b>Cleveland Indians @ Milwaukee Brewers</b> Milwaukee County Stadium, Milwaukee, WI Thu Jul 04 1974, 4:33 AM EDT Att: 17,010 - Unknown					
<b>Jack Brohamer, L</b> OBP: 0.395, SLG: 0.371 <b>Luis Alvarado, R</b> OBP: 0.205, SLG: 0.191 (7, PH) (7, 4)	F7		4-3				P5			3	0	1	1	0	0	0						
<b>John Lowenstein, L</b> OBP: 0.327, SLG: 0.337 (1, 7)	K									4	0	1	0	0	1	2						
<b>John Ellis, R</b> OBP: 0.322, SLG: 0.419 (1, 3)										3	0	2	0	1	0	1						
<b>Leron Lee, L</b> OBP: 0.311, SLG: 0.406 (1, 10)	K						K			4	0	0	0	0	3	3						
<b>Charlie Spikes, R</b> OBP: 0.340, SLG: 0.456 <b>Oscar Gamble, L</b> OBP: 0.359, SLG: 0.464 (7, 9)										3	0	1	0	0	0	1						
<b>George Hendrick, R</b> OBP: 0.349, SLG: 0.500 <b>Rusty Torres, S</b> OBP: 0.260, SLG: 0.196 (6, 8)										1	1	0	0	2	0	1						
<b>Dave Duncan, R</b> OBP: 0.249, SLG: 0.367 <b>Alan Ashby, S</b> OBP: 0.333, SLG: 0.200 (5, PR) (5, 2)										2	0	1	0	0	1	2						
<b>Frank Duffy, R</b> OBP: 0.264, SLG: 0.337 <b>Ed Crosby, L</b> OBP: 0.302, SLG: 0.300 (5, PH) (5, 6)										1	0	0	0	0	0	0						
<b>Inning Stats</b>	R: 0 E: 0 K: 1 S: 5	H: 0 LOB: 0 BB: 0 P: 5	R: 0 E: 0 K: 2 S: 7	H: 1 LOB: 2 BB: 2 P: 15	R: 0 E: 0 K: 1 S: 5	H: 0 LOB: 0 BB: 0 P: 5	R: 0 E: 0 K: 0 S: 3	H: 1 LOB: 0 BB: 0 P: 3	R: 3 E: 0 K: 0 S: 6	H: 4 LOB: 2 BB: 1 P: 10	R: 0 E: 0 K: 1 S: 6	H: 1 LOB: 1 BB: 0 P: 6	R: 0 E: 0 K: 1 S: 5	H: 0 LOB: 1 BB: 1 P: 9	R: 0 E: 0 K: 1 S: 6	H: 1 LOB: 1 BB: 0 P: 6		R: 0 E: 0 K: 1 S: 5	H: 0 LOB: 0 BB: 0 P: 5	1B: 6 2B: 2 3B: 0 HR: 0	SF: 0 SAC: 0 DP: 2 HBP: 0	WP: 0 PB: 0 SB: 0 CS: 1
<b>PITCHER</b> <b>Ed Sprague, R</b> ERA: 2.08 (1, 1)	IP: 9.0 WLS: W BF: 36 H: 8 R: 3 ER: 3 SO: 8 BB: 4 IBB: 0 HBP: 0 BLK: 0 WP: 0 HR: 0 S: 48 P: 64 ERA: 3.00 WHIP: 1.333											<b>PITCHER</b>	IP: 9.0 WLS: W BF: 36 H: 8 R: 3 ER: 3 SO: 8 BB: 4 IBB: 0 HBP: 0 BLK: 0 WP: 0 HR: 0 S: 48 P: 64 ERA: 3.00 WHIP: 1.333									

Batter	1	2	3	4	5	6	7	8	9	AB	R	H	RBI	BB	SO	LOB	BOTTOM			
<b>Bob Coluccio, R</b> OBP: 0.302, SLG: 0.373 (1, 8)	1B									4	2	2	0	1	0	1	<b>Cleveland Indians @ Milwaukee Brewers</b> Milwaukee County Stadium, Milwaukee, WI Thu Jul 04 1974, 4:33 AM EDT Att: 17,010 - Unknown			
<b>Robin Yount, R</b> OBP: 0.290, SLG: 0.358 <b>Pedro Garcia, R</b> OBP: 0.280, SLG: 0.401 (7, 4)	F8									4	3	3	2	0	0	1				
<b>Don Money, R</b> OBP: 0.355, SLG: 0.440 <b>John Vukovich, R</b> OBP: 0.184, SLG: 0.361 (6, 5)	F9									2	2	1	0	1	0	1				
<b>John Briggs, L</b> OBP: 0.366, SLG: 0.552 <b>Bobby Mitchell, R</b> OBP: 0.295, SLG: 0.357 (5, 7)										2	1	1	1	1	1	2				
<b>Darrell Porter, L</b> OBP: 0.352, SLG: 0.392 (1, 2)										5	0	2	2	0	1	3				
<b>Deron Johnson, R</b> OBP: 0.255, SLG: 0.376 <b>Bob Hansen, L</b> OBP: 0.283, SLG: 0.314 (6, PH) (1, 10)	F7									2	1	0	0	1	0	4				
<b>Dave May, L</b> OBP: 0.259, SLG: 0.356 <b>Ken Berry, R</b> OBP: 0.252, SLG: 0.229 (7, 9)										4	2	2	2	0	1	0				
<b>Mike Hegan, L</b> OBP: 0.311, SLG: 0.396 (1, 3)										5	2	2	5	0	0	1				
<b>Tim Johnson, L</b> OBP: 0.271, SLG: 0.339 (7, 6)										5	1	2	1	0	1	0				
<b>Inning Stats</b>	R: 0 E: 1 K: 0 S: 5	H: 2 LOB: 3 BB: 1 P: 9	R: 5 E: 0 K: 1 S: 9	H: 4 LOB: 1 BB: 2 P: 17	R: 0 E: 0 K: 0 S: 3	H: 0 LOB: 0 BB: 0 P: 3	R: 6 E: 1 K: 2 S: 12	H: 4 LOB: 0 BB: 1 P: 16	R: 1 E: 0 K: 0 S: 5	H: 2 LOB: 1 BB: 0 P: 5	R: 0 E: 0 K: 0 S: 5	H: 3 LOB: 1 BB: 0 P: 5	R: 0 E: 0 K: 1 S: 5	H: 0 LOB: 0 BB: 0 P: 5	R: 2 E: 0 K: 1 S: 7	H: 2 LOB: 0 BB: 0 P: 7		1B: 11 2B: 4 3B: 0 HR: 2	SF: 1 SAC: 1 DP: 0 HBP: 0	WP: 0 PB: 0 SB: 0 CS: 0
<b>PITCHER</b> <b>Steve Arlin, R</b> ERA: 5.96 <b>Bruce Ellingsen, L</b> ERA: <b>Milt Wilcox, R</b> ERA: 3.98 (1, 1) (2, 1) (4, 1)	IP: 1.2 WLS: L BF: 13 H: 5 R: 5 ER: 5 SO: 1 BB: 3 IBB: 0 HBP: 0 BLK: 0 WP: 0 HR: 0 S: 12 P: 24 ERA: 27.00 WHIP: 4.800											<b>PITCHER</b>	IP: 1.2 WLS: L BF: 13 H: 5 R: 5 ER: 5 SO: 1 BB: 3 IBB: 0 HBP: 0 BLK: 0 WP: 0 HR: 0 S: 12 P: 24 ERA: 27.00 WHIP: 4.800							


Batter	1	2	3	4	5	6	7	8	9	AB	R	H	RBI	BB	SO	LOB	TOP			
Steve Brye, R OBP: 0.325, SLG: 0.356 (1, 8)	6-3		5-3	F9		FC6-4		6-3	5 0 0 0 0 0 3								<b>Minnesota Twins @ Milwaukee Brewers</b> Milwaukee County Stadium, Milwaukee, WI Fri Jul 05 1974, 8:05 PM EDT Unknown - 73 F			
Rod Carew, L OBP: 0.441, SLG: 0.475 (1, 4)	E6 1B		G4-6-3 1B		FC6-5 2B		4-3	4-3	5 0 3 0 0 0 0											
Tony Oliva, L OBP: 0.333, SLG: 0.468 (1, 10)	F7		G4-6-3 1-2		FC6-5 2-3		F3	F8	5 0 0 0 0 0 3											
Harmon Killebrew, R OBP: 0.284, SLG: 0.344 Craig Kusick, R OBP: 0.266, SLG: 0.259 (1, 3) (4, PR) (4, 3)	E6 1-3			WP BB 1B BB	K		K		1 0 0 0 1 0 1 2 1 0 0 0 2 1											
Bobby Darwin, R OBP: 0.317, SLG: 0.432 (1, 9)		4-3 2B		WP 1-2 1B BB	F8			F9	3 1 1 0 1 0 1											
Larry Hisle, R OBP: 0.357, SLG: 0.515 (1, 7)	F8				6-3 1-2 2-3		FC5-4 1B	BB 1B	4 0 2 0 0 0 3											
Steve Braun, L OBP: 0.363, SLG: 0.399 Eric Soderholm, R OBP: 0.362, SLG: 0.407 (8, PH) (8, 5)	4-3 2-3			1B SF9 BB		FC5-4 1B		F8	2 1 1 0 1 0 1 1 0 0 0 0 0 1											
Danny Thompson, R OBP: 0.357, SLG: 0.461 Luis Gomez, R OBP: 0.253, SLG: 0.196 (8, PR) (8, 6)					FC5-4 BB		FC5-4 BB	BB 1-2 BB	2 0 1 2 2 0 2 0 0 0 0 0 0 0											
Glenn Borgmann, R OBP: 0.291, SLG: 0.293 (1, 2)	FC5-4 1-2				SF9 3H		FC6-4 BB	F9	2 0 0 1 1 0 4											
<b>Inning Stats</b>	R: 0 E: 1 K: 0 S: 4	H: 1 LOB: 1 BB: 0 P: 4	R: 0 E: 0 K: 0 S: 4	H: 1 LOB: 2 BB: 1 P: 8	R: 0 E: 0 K: 0 S: 3	H: 1 LOB: 0 BB: 0 P: 3	R: 3 E: 0 K: 0 S: 4	H: 1 LOB: 1 BB: 0 P: 16	R: 0 E: 0 K: 1 S: 6	H: 2 LOB: 2 BB: 1 P: 6	R: 0 E: 0 K: 1 S: 5	H: 0 LOB: 0 BB: 0 P: 5	R: 0 E: 0 K: 0 S: 4	H: 1 LOB: 2 BB: 1 P: 8	R: 0 E: 0 K: 0 S: 3	H: 0 LOB: 0 BB: 0 P: 3		1B: 6 2B: 2 3B: 0 HR: 0	SF: 1 SAC: 0 DP: 2 HBP: 0	WP: 1 PB: 0 CS: 0
<b>PITCHER</b>	IP WLS BF H R ER SO BB IBB HBP BLK WP HR S P ERA WHIP																			
Clyde Wright, L ERA: 3.83 Bill Travers, L ERA: 5.4 Tom Murphy, R ERA: 1.93	(1, 1) (5, 1) (8, 1)	4.0 3.2 1.1	WLS W S	19 16 4	H 4 0	R 3 0	ER 3 0	SO 0 0	BB 4 2 0	IBB 0 0 0	HBP 0 0 0	BLK 0 0 0	WP 1 0 0	HR 0 18 4	S 15 26 4	P 31 26 4	ERA 6.75 0.00 0.00	WHIP 2.000 1.636 0.000		

Batter	1	2	3	4	5	6	7	8	9	AB	R	H	RBI	BB	SO	LOB	BOTTOM				
Don Money, R OBP: 0.351, SLG: 0.434 (1, 5)	1-3		F9	F8		6-3			4 0 0 0 0 0 1								<b>Minnesota Twins @ Milwaukee Brewers</b> Milwaukee County Stadium, Milwaukee, WI Fri Jul 05 1974, 8:05 PM EDT Unknown - 73 F				
Ken Berry, R OBP: 0.271, SLG: 0.242 (1, 8)			FC5-4 1B	BB		E 1B		F9	3 1 2 0 1 0 0												
Charlie Moore, R OBP: 0.345, SLG: 0.384 (1, 2)	FC5-4 1B 1-2		F7		E5 1B		F4	F9	4 1 0 0 0 0 2												
George Scott, R OBP: 0.343, SLG: 0.429 (1, 3)			K		G6-4-3 1B			F9	4 0 2 1 0 1 1												
Deron Johnson, R OBP: 0.255, SLG: 0.387 (1, 10)	F4			HR	G6-4-3 1-2			K	4 1 1 1 0 1 3												
Bobby Mitchell, R OBP: 0.303, SLG: 0.365 John Briggs, L OBP: 0.368, SLG: 0.552 (1, 7) (7, 7)					F9			G5-4-3 BB	3 1 2 0 0 0 0 0 0 0 0 1 0 0												
Bob Coluccio, R OBP: 0.298, SLG: 0.367 (1, 9)	F6				K			G3	4 0 0 0 0 1 3												
Pedro Garcia, R OBP: 0.276, SLG: 0.395 (1, 4)	6-3 1-2				F5			F2	3 0 0 0 0 0 2												
John Vukovich, R OBP: 0.200, SLG: 0.447 Bob Hansen, L OBP: 0.296, SLG: 0.327 Robin Yount, R OBP: 0.290, SLG: 0.358 (1, 6) (6, PH) (6, PR) (7, 6)					F6			S 1B	2 1 1 2 0 0 1 1 0 1 0 0 0 0 0 0 0 0 0 0 0												
<b>Inning Stats</b>	R: 0 E: 0 K: 0 S: 5	H: 2 LOB: 2 BB: 0 P: 5	R: 0 E: 0 K: 0 S: 4	H: 1 LOB: 1 BB: 0 P: 4	R: 0 E: 0 K: 1 S: 5	H: 0 LOB: 1 BB: 1 P: 9	R: 3 E: 0 K: 1 S: 8	H: 3 LOB: 0 BB: 0 P: 8	R: 2 E: 1 K: 0 S: 5	H: 2 LOB: 0 BB: 0 P: 5	R: 0 E: 0 K: 0 S: 4	H: 1 LOB: 2 BB: 0 P: 4	R: 0 E: 0 K: 0 S: 3	R: 0 E: 0 K: 1 S: 4	H: 0 LOB: 0 BB: 1 P: 8	R: 0 E: 0 K: 0 S: 3		H: 0 LOB: 0 BB: 0 P: 3	1B: 7 2B: 0 3B: 0 HR: 2	SF: 0 SAC: 0 DP: 2 HBP: 0	WP: 0 PB: 0 CS: 0
<b>PITCHER</b>	IP WLS BF H R ER SO BB IBB HBP BLK WP HR S P ERA WHIP																				
Vic Albury, L ERA: 4.21 Bill Hands, R ERA: 4.61	(1, 1) (5, 1)	4.0 4.0	L	22 12	H 1	R 0	ER 0	SO 1	BB 1	IBB 0	HBP 0	BLK 0	WP 0	HR 0	S 25	P 29	ERA 6.75 0.00	WHIP 2.250 0.500			

**AB 32**  
**R 3**  
**H 8**  
**RBI 3**  
**BB 6**  
**SO 2**  
**LOB 20**





**AB 32**  
**R 5**  
**H 9**  
**RBI 4**  
**BB 2**  
**SO 3**  
**LOB 13**



Batter	1	2	3	4	5	6	7	8	9	AB	R	H	RBI	BB	SO	LOB	TOP										
Larry Hisle, R OBP: 0.365, SLG: 0.533 (1, 8)										5	2	4	2	0	1	0	<b>Minnesota Twins @ Milwaukee Brewers</b> Milwaukee County Stadium, Milwaukee, WI Fri Jul 05 1974, 8:05 PM EDT Att: 16,009 - Unknown										
Rod Carew, L OBP: 0.438, SLG: 0.471 Jerry Terrell, R OBP: 0.274, SLG: 0.299 (1, 4) (8, 4)										5	0	1	1	0	1	3											
Tony Oliva, L OBP: 0.327, SLG: 0.461 (1, 10)										4	0	0	1	0	1	2											
Bobby Darwin, R OBP: 0.318, SLG: 0.430 (1, 9)										4	1	1	0	0	1	0											
Steve Braun, L OBP: 0.383, SLG: 0.397 (1, 7)										4	0	1	0	1	0	0											
Jim Holt, L OBP: 0.288, SLG: 0.299 (1, 3)										5	1	1	0	0	0	4											
Eric Soderholm, R OBP: 0.364, SLG: 0.403 (1, 5)										2	1	0	0	2	0	1											
Phil Roof, R OBP: 0.353, SLG: 0.267 (1, 2)										4	1	3	1	0	0	1											
Luis Gomez, R OBP: 0.247, SLG: 0.190 (1, 6)										4	0	0	0	0	1	6											
<b>Inning Stats</b>	R: 1 E: 0 K: 1 S: 6	H: 1 LOB: 0 BB: 0 P: 6	R: 0 E: 0 K: 0 S: 5	H: 2 LOB: 2 BB: 0 P: 5	R: 1 E: 0 K: 0 S: 4	H: 1 LOB: 2 BB: 1 P: 9	R: 1 E: 0 K: 1 S: 8	H: 3 LOB: 2 BB: 0 P: 8	R: 3 E: 1 K: 2 S: 11	H: 4 LOB: 2 BB: 1 P: 15	R: 0 E: 0 K: 0 S: 3	H: 0 LOB: 0 BB: 0 P: 3	R: 0 E: 0 K: 0 S: 3	H: 0 LOB: 1 BB: 1 P: 7	R: 0 E: 0 K: 1 S: 5	H: 0 LOB: 0 BB: 0 P: 5	R: 0 E: 0 K: 0 S: 3	H: 0 LOB: 0 BB: 0 P: 3	1B: 10 2B: 0 3B: 0 HR: 1	SF: 1 SAC: 0 DP: 0 HBP: 1	WP: 2 PB: 0 SB: 1 CS: 1	PA: 42					
<b>PITCHER</b>	IP	WLS	BF	H	R	ER	SO	BB	IBB	HBP	BLK	WP	HR	S	P	ERA	WHIP										
Jim Slaton, R ERA: 4.49 Kevin Kobel, L ERA: 4.05 (1, 1) (5, 1)	4.0	L	23	9	5	5	2	1	0	1	0	1	1	25	30	11.25	2.500										

Batter	1	2	3	4	5	6	7	8	9	AB	R	H	RBI	BB	SO	LOB	BOTTOM										
Ken Berry, R OBP: 0.279, SLG: 0.245 George Scott, R OBP: 0.342, SLG: 0.427 (1, 8) (9, FH)										3	1	1	0	0	0	0	<b>Minnesota Twins @ Milwaukee Brewers</b> Milwaukee County Stadium, Milwaukee, WI Fri Jul 05 1974, 8:05 PM EDT Att: 16,009 - Unknown										
Robin Yount, R OBP: 0.289, SLG: 0.368 (1, 6)										5	1	1	2	0	0	3											
Don Money, R OBP: 0.352, SLG: 0.435 (1, 5)										4	0	2	0	0	0	2											
John Briggs, L OBP: 0.370, SLG: 0.554 (1, 7)										3	0	1	0	1	1	2											
Darrell Porter, L OBP: 0.346, SLG: 0.385 (1, 2)										4	0	0	0	0	0	4											
Mike Hegan, L OBP: 0.327, SLG: 0.415 (1, 3)										3	0	2	0	1	1	0											
Deron Johnson, R OBP: 0.259, SLG: 0.391 (1, 10)										3	1	1	0	1	0	3											
Dave May, L OBP: 0.259, SLG: 0.358 (1, 9)										4	1	1	1	0	0	2											
Tim Johnson, L OBP: 0.286, SLG: 0.373 (1, 4)										3	0	1	1	1	1	0											
<b>Inning Stats</b>	R: 0 E: 0 K: 0 S: 3	H: 0 LOB: 0 BB: 0 P: 3	R: 0 E: 0 K: 0 S: 3	H: 1 LOB: 1 BB: 1 P: 7	R: 0 E: 0 K: 0 S: 3	H: 0 LOB: 2 BB: 1 P: 8	R: 0 E: 0 K: 0 S: 3	H: 1 LOB: 0 BB: 0 P: 11	R: 0 E: 0 K: 1 S: 5	H: 0 LOB: 0 BB: 0 P: 5	R: 0 E: 0 K: 0 S: 3	H: 1 LOB: 0 BB: 0 P: 3	R: 0 E: 0 K: 0 S: 3	H: 1 LOB: 0 BB: 0 P: 3	R: 2 E: 0 K: 1 S: 8	H: 3 LOB: 1 BB: 0 P: 8	R: 2 E: 0 K: 2 S: 10	H: 3 LOB: 1 BB: 0 P: 10	1B: 4 2B: 5 3B: 1 HR: 1	SF: 0 SAC: 0 DP: 4 HBP: 1	WP: 0 PB: 0 SB: 0 CS: 0	PA: 38					
<b>PITCHER</b>	IP	WLS	BF	H	R	ER	SO	BB	IBB	HBP	BLK	WP	HR	S	P	ERA	WHIP										
Dave Goltz, R ERA: 3.74 Bill Campbell, R ERA: 2.83 (1, 1) (8, 1)	7.1	W	30	7	2	2	1	4	0	1	0	0	0	14	14	10.80	1.800										

Batter	1	2	3	4	5	6	7	8	9	AB	R	H	RBI	BB	SO	LOB	TOP			
Larry Hisle, R OBP: 0.397, SLG: 0.531 (1, 8)	0-3 K		4-0 BB			0-0 1B		0-0 F8		3	0	1	0	1	1	0	<b>Minnesota Twins @ Milwaukee Brewers</b> Milwaukee County Stadium, Milwaukee, WI Sat Jul 06 1974, 4:33 AM EDT Att: 11,550 - Unknown - 74 F  <b>AB 30</b> <b>R 0</b> <b>H 6</b> <b>RBI 0</b> <b>BB 2</b> <b>SO 4</b> <b>LOB 14</b> 			
Rod Carew, L OBP: 0.437, SLG: 0.469 Jerry Terrell, R OBP: 0.268, SLG: 0.292 (3, PH) (3, 4)	0-0 4-3		0-3 K			0-3 K		0-0 F5		1	0	0	0	0	0	0				
Tony Oliva, L OBP: 0.330, SLG: 0.462 (1, 10)	0-0 5-3				0-0 FC5-4 1B		0-0 1B		0-0 G3	4	0	2	0	0	0	0				
Bobby Darwin, R OBP: 0.317, SLG: 0.425 (1, 9)		4-0 1B BB		0-0 FC5-4 L3		0-0 G3		0-0 K		3	0	0	0	1	1	3				
Steve Braun, L OBP: 0.381, SLG: 0.394 (1, 7)		0-0 F8		0-0 L3				0-0 FC6-4 1B		4	0	1	0	0	0	2				
Jim Holt, L OBP: 0.296, SLG: 0.308 (1, 3)		0-0 G6-4-3 1B			0-0 G6-3 1B			0-0 F9		3	0	2	0	0	0	1				
Eric Soderholm, R OBP: 0.359, SLG: 0.397 (1, 5)		0-0 G6-4-3			0-0 F9			0-0 FC6-4		3	0	0	0	0	0	4				
Danny Thompson, R OBP: 0.345, SLG: 0.443 (1, 6)			0-0 F3		0-0 G6-3			0-0 F4		3	0	0	0	0	0	2				
Glenn Borgmann, R OBP: 0.288, SLG: 0.289 Steve Brye, R OBP: 0.323, SLG: 0.355 Phil Roof, R OBP: 0.353, SLG: 0.267 (8, PH) (8, 2)			0-0 6-3			0-0 F3		0-0 F7		2	0	0	0	0	0	0				
<b>Inning Stats</b>	R: 0 E: 0 K: 1 S: 5	H: 0 LOB: 0 BB: 0 P: 5	R: 0 E: 0 K: 0 S: 3	H: 1 LOB: 1 BB: 1 P: 7	R: 0 E: 0 K: 1 S: 5	H: 0 LOB: 1 BB: 1 P: 9	R: 0 E: 0 K: 0 S: 3	H: 1 LOB: 0 BB: 0 P: 3	R: 0 E: 0 K: 0 S: 7	H: 2 LOB: 2 BB: 0 P: 7	R: 0 E: 0 K: 0 S: 4	H: 1 LOB: 1 BB: 0 P: 4	R: 0 E: 0 K: 0 S: 3	H: 0 LOB: 0 BB: 0 P: 3	R: 0 E: 0 K: 1 S: 5	H: 0 LOB: 0 BB: 0 P: 5	1B: 6 2B: 1 3B: 0 HR: 0	SF: 0 SAC: 0 DP: 3 HBP: 0	WP: 0 PB: 0 CS: 0	PA: 32
<b>PITCHER</b>	IP WLS BF H R ER SO	IP WLS BF H R ER SO	IP WLS BF H R ER SO	IP WLS BF H R ER SO	IP WLS BF H R ER SO	IP WLS BF H R ER SO	IP WLS BF H R ER SO	IP WLS BF H R ER SO	IP WLS BF H R ER SO	IP WLS BF H R ER SO	IP WLS BF H R ER SO	IP WLS BF H R ER SO	IP WLS BF H R ER SO	IP WLS BF H R ER SO	IP WLS BF H R ER SO	IP WLS BF H R ER SO	ERA WHIP	ERA WHIP		
Bill Champion, R ERA: 3.78 Eduardo Rodriguez, R ERA: 3.33 Tom Murphy, R ERA: 1.88 (1, 1) (6, 1) (9, 1)	5.2 W 21	2.1 S 8	1.0 3	0 0 0 1	0 0 0 0	0 0 0 0	0 0 0 0	0 0 0 0	0 0 0 0	0 0 0 0	0 0 0 0	0 0 0 0	0 0 0 0	0 0 0 0	0 0 0 0	0 0 0 0	0.00 1.235	0.00 0.429	0.00 0.000	

Batter	1	2	3	4	5	6	7	8	9	AB	R	H	RBI	BB	SO	LOB	BOTTOM			
Don Money, R OBP: 0.354, SLG: 0.436 (1, 5)	0-3 K		0-0 CS 1B			0-0 F9		0-0 1B 1B		4	0	2	0	0	1	0	<b>Minnesota Twins @ Milwaukee Brewers</b> Milwaukee County Stadium, Milwaukee, WI Sat Jul 06 1974, 4:33 AM EDT Att: 11,550 - Unknown - 74 F  <b>AB 27</b> <b>R 3</b> <b>H 5</b> <b>RBI 3</b> <b>BB 4</b> <b>SO 2</b> <b>LOB 10</b> 			
Robin Yount, R OBP: 0.288, SLG: 0.366 (1, 6)	0-0 6-3		0-0 F8			0-0 5-3		0-0 G1-4-3 1B		4	0	1	1	0	0	1				
John Briggs, L OBP: 0.368, SLG: 0.548 (1, 7)	0-0 F7		0-0 4-3			4-0 BB		0-0 F5		3	0	0	0	1	0	2				
George Scott, R OBP: 0.340, SLG: 0.423 (1, 3)		4-0 CS BB		0-0 F9		0-0 4-3		0-0 G1-4-3		3	0	0	0	1	0	3				
Mike Hegan, L OBP: 0.330, SLG: 0.411 Ken Berry, R OBP: 0.277, SLG: 0.243 (1, 9) (7, 8)		4-0 BB 2B BB		0-0 G3			0-0 F4		0-0 F5	1	1	0	0	1	0	0				
Darrell Porter, L OBP: 0.346, SLG: 0.381 (1, 2)		4-0 BB 2B BB		0-0 F8			0-0 F5			2	1	0	0	1	0	0				
Deron Johnson, R OBP: 0.260, SLG: 0.390 Bobby Mitchell, R OBP: 0.303, SLG: 0.365 (1, 10) (7, PR)		0-3 K			0-0 F5		0-0 1B		0-0 F8	3	0	1	0	0	1	2				
Dave May, L OBP: 0.260, SLG: 0.362 (7, 9) Bob Coluccio, R OBP: 0.298, SLG: 0.367 (8, 9)		0-0 1H 2H 2B		0-0 F8			0-0 1-3			3	0	1	2	0	0	1				
Tim Johnson, L OBP: 0.273, SLG: 0.355 (1, 4)		0-0 4-3			0-0 4-3			0-0 E4 1B		3	1	0	0	0	0	1				
<b>Inning Stats</b>	R: 0 E: 0 K: 1 S: 5	H: 0 LOB: 0 BB: 0 P: 5	R: 2 E: 0 K: 1 S: 5	H: 1 LOB: 3 BB: 3 P: 17	R: 0 E: 0 K: 0 S: 3	H: 1 LOB: 0 BB: 0 P: 3	R: 0 E: 0 K: 0 S: 3	H: 0 LOB: 0 BB: 0 P: 3	R: 0 E: 0 K: 0 S: 7	H: 0 LOB: 1 BB: 1 P: 7	R: 0 E: 0 K: 0 S: 4	H: 1 LOB: 1 BB: 0 P: 4	R: 1 E: 1 K: 0 S: 5	H: 2 LOB: 1 BB: 0 P: 5	R: 0 E: 0 K: 0 S: 5	H: 0 LOB: 0 BB: 0 P: 5	1B: 4 2B: 1 3B: 0 HR: 0	SF: 0 SAC: 0 DP: 1 HBP: 0	WP: 0 PB: 0 CS: 2	PA: 31
<b>PITCHER</b>	IP WLS BF H R ER SO	IP WLS BF H R ER SO	IP WLS BF H R ER SO	IP WLS BF H R ER SO	IP WLS BF H R ER SO	IP WLS BF H R ER SO	IP WLS BF H R ER SO	IP WLS BF H R ER SO	IP WLS BF H R ER SO	IP WLS BF H R ER SO	IP WLS BF H R ER SO	IP WLS BF H R ER SO	IP WLS BF H R ER SO	IP WLS BF H R ER SO	IP WLS BF H R ER SO	IP WLS BF H R ER SO	ERA WHIP	ERA WHIP		
Joe Decker, R ERA: 3.12 Tom Burgmeier, L ERA: 6.17 Bill Campbell, R ERA: 2.8 (1, 1) (8, 1) (8, 1)	7.0 L	0.1 1	0.2 1	0 0 0 0	0 0 0 0	0 0 0 0	0 0 0 0	0 0 0 0	0 0 0 0	0 0 0 0	0 0 0 0	0 0 0 0	0 0 0 0	0 0 0 0	0 0 0 0	0 0 0 0	2.57 1.286	0.00 0.000	0.00 0.000	



Batter	1	2	3	4	5	6	7	8	9	AB	R	H	RBI	BB	SO	LOB	TOP			
Steve Brye, R (1, 8) OBP: 0.325, SLG: 0.356										5	0	2	1	0	1	3	<b>Minnesota Twins @ Milwaukee Brewers</b> Milwaukee County Stadium, Milwaukee, WI Sun Jul 07 1974, 4:33 AM EDT Unknown - 83 F			
Rod Carew, L (1, 4) OBP: 0.436, SLG: 0.468										5	0	2	0	0	0	3				
Larry Hisle, R (1, 9) OBP: 0.365, SLG: 0.526										4	1	1	0	0	2	2				
Tony Oliva, L (1, 10) OBP: 0.332, SLG: 0.473										4	1	2	1	0	0	1				
Steve Braun, L (1, 7) OBP: 0.379, SLG: 0.392										4	1	1	1	0	1	2				
Jim Holt, L (1, 3) OBP: 0.295, SLG: 0.306										4	1	1	0	0	0	1				
Eric Soderholm, R (1, 5) OBP: 0.366, SLG: 0.401										3	1	2	0	1	0	0				
Danny Thompson, R (1, 6) OBP: 0.344, SLG: 0.439										3	0	1	1	0	1	2				
Phil Roof, R (1, 2) OBP: 0.333, SLG: 0.250										2	0	0	0	0	0	2				
Hamon Kilbrew, R (8, PH) OBP: 0.252, SLG: 0.343										1	0	0	0	0	0	0				
Glenn Borgmann, R (8, 2) OBP: 0.289, SLG: 0.289										0	0	0	0	0	0	0				
Bobby Darwin, R (9, PH) OBP: 0.319, SLG: 0.427										1	0	1	1	0	0	0				
<b>Inning Stats</b>	R: 0 E: 0 K: 2 S: 7	H: 0 LOB: 0 BB: 0 P: 7	R: 0 E: 0 K: 1 S: 5	H: 0 LOB: 0 BB: 0 P: 5	R: 1 E: 1 K: 0 S: 4	H: 1 LOB: 1 BB: 1 P: 8	R: 1 E: 0 K: 0 S: 4	H: 2 LOB: 0 BB: 0 P: 4	R: 0 E: 0 K: 1 S: 6	H: 1 LOB: 1 BB: 0 P: 6	R: 0 E: 0 K: 1 S: 5	H: 0 LOB: 0 BB: 0 P: 5	R: 0 E: 0 K: 0 S: 4	H: 2 LOB: 1 BB: 0 P: 4	R: 3 E: 0 K: 0 S: 8	H: 5 LOB: 2 BB: 0 P: 8	1B: 12 2B: 0 3B: 0 HR: 1	SF: 0 SAC: 1 DP: 1 HBP: 0	WP: 0 PB: 0 SB: 2 CS: 1	PA: 38
<b>PITCHER</b>	IP WLS BF H R ER SO BB IBB HBP BLK WP HR S P ERA WHIP																			
Jim Colborn, R (1, 1) ERA: 5.19	8.0 W 33 11 5 5 5 1 0 0 0 0 1 42 46 5.62 1.500																			
Tom Murphy, R (9, 1) ERA: 1.95	1.0 5 2 0 0 0 0 0 0 0 0 0 5 5 0.00 2.000																			

AB	36
R	5
H	13
RBI	5
BB	1
SO	5
LOB	16



Batter	1	2	3	4	5	6	7	8	9	AB	R	H	RBI	BB	SO	LOB	BOTTOM	
Don Money, R (1, 5) OBP: 0.353, SLG: 0.434										4	0	1	0	0	1	2	<b>Minnesota Twins @ Milwaukee Brewers</b> Milwaukee County Stadium, Milwaukee, WI Sun Jul 07 1974, 4:33 AM EDT Unknown - 83 F	
Robin Yount, R (1, 6) OBP: 0.291, SLG: 0.365										3	1	1	1	1	0	1		
John Briggs, L (1, 7) OBP: 0.367, SLG: 0.542										3	2	0	0	1	1	2		
George Scott, R (1, 3) OBP: 0.342, SLG: 0.420										2	2	0	0	2	0	0		
Darrell Porter, L (1, 2) OBP: 0.348, SLG: 0.390										3	2	1	3	1	0	0		
Mike Hegan, L (1, 9) OBP: 0.330, SLG: 0.418										3	0	1	3	0	2	0		
Bob Coluccio, R (7, FR) OBP: 0.300, SLG: 0.370										1	0	1	1	0	0	0		
Deron Johnson, R (1, 10) OBP: 0.256, SLG: 0.383										4	0	0	0	0	1	2		
Dave May, L (1, 8) OBP: 0.260, SLG: 0.361										3	0	1	0	0	0	0		
Bobby Mitchell, R (8, FR) OBP: 0.303, SLG: 0.365										0	1	0	0	0	0	0		
Ken Berry, R (9, 8) OBP: 0.277, SLG: 0.243										0	0	0	0	0	0	0		
Tim Johnson, L (1, 4) OBP: 0.265, SLG: 0.344										2	0	0	0	0	0	0		
<b>Inning Stats</b>	R: 0 E: 0 K: 1 S: 4	H: 0 LOB: 1 BB: 1 P: 8	R: 0 E: 0 K: 1 S: 5	H: 0 LOB: 0 BB: 0 P: 5	R: 0 E: 0 K: 0 S: 3	H: 0 LOB: 0 BB: 0 P: 3	R: 0 E: 0 K: 1 S: 5	H: 0 LOB: 0 BB: 0 P: 5	R: 0 E: 0 K: 1 S: 5	H: 0 LOB: 0 BB: 0 P: 5	R: 3 E: 0 K: 0 S: 5	H: 2 LOB: 1 BB: 2 P: 13	R: 5 E: 1 K: 0 S: 7	H: 4 LOB: 1 BB: 2 P: 15	1B: 4 2B: 1 3B: 1 HR: 0	SF: 0 SAC: 1 DP: 0 HBP: 0	WP: 0 PB: 0 SB: 0 CS: 1	PA: 34
<b>PITCHER</b>	IP WLS BF H R ER SO BB IBB HBP BLK WP HR S P ERA WHIP																	
Ray Corbin, R (1, 1) ERA: 4.35	7.2 L 29 4 5 5 5 3 0 0 0 0 0 36 48 5.87 0.913																	
Bill Campbell, R (8, 1) ERA: 3.2	0.1 5 2 3 3 0 2 0 0 0 0 0 3 11 81.00 12.000																	



Batter	1	2	3	4	5	6	7	8	9	10	11	AB	R	H	RBI	BB	SO	LOB	TOP	
Steve Brye, R OBP: 0.325, SLG: 0.357 (1, 8)	SH5-3 HR BB	F3			6-3		1-3		1-3		F9 2B 1B	5	2	1	1	1	0	2		
Rod Carew, L OBP: 0.438, SLG: 0.465 (1, 4)	SH5-3 1-2		F7		1-3		4-3 1B		K		1B IBB	4	0	1	0	1	1	0		
Eric Soderholm, R OBP: 0.381, SLG: 0.394 (1, 5)	1-3		F8		WP 1B		4-3		K		F9 2-3	6	1	1	0	0	1	4		
Bobby Darwin, R OBP: 0.328, SLG: 0.443 (1, 9)	HR				1B					5-3	1B 1B	5	1	4	4	1	0	0		
Tony Oliva, L OBP: 0.330, SLG: 0.468 Jerry Terrell, R OBP: 0.268, SLG: 0.292 (10, PR)	1-3		F4		F8		F3					5	0	1	0	0	0	4		
Craig Kusick, R OBP: 0.261, SLG: 0.254 (1, 3)			F9		F8		F4		F2			5	0	1	0	0	0	0		
Steve Braun, L OBP: 0.387, SLG: 0.400 (1, 7)											G4-6-3 1B 1-2	5	0	4	0	0	0	2		
Danny Thomson, R OBP: 0.333, SLG: 0.424 Harmon Killebrew, R OBP: 0.288, SLG: 0.348 Luis Gomez, R OBP: 0.252, SLG: 0.196 (8, PH)	FC6-4 1B		F4		F8		G1-4-3 1B				G4 2B 1B	3	0	0	0	0	0	3		
Randy Hundley, R OBP: 0.333, SLG: 0.250 Phil Roof, R OBP: 0.354, SLG: 0.524 Larry Hise, R OBP: 0.287, SLG: 0.288 Glenn Borgmann, R OBP: 0.287, SLG: 0.288 (8, PH)	E4				6-3		FC6-4 1-2		G1-4-3 1B 1-2		G4 1B	3	0	0	0	0	0	3		
<b>Inning Stats</b>	R: 2 E: 0 K: 0 S: 4	H: 1 LOB: 0 BB: 1 P: 8	R: 0 E: 1 K: 0 S: 5	H: 1 LOB: 2 BB: 0 P: 5	R: 0 E: 0 K: 0 S: 4	H: 1 LOB: 1 BB: 0 P: 4	R: 0 E: 0 K: 0 S: 4	H: 1 LOB: 1 BB: 1 P: 4	R: 0 E: 0 K: 0 S: 4	H: 2 LOB: 2 BB: 0 P: 4	R: 0 E: 0 K: 2 S: 7	H: 0 LOB: 0 BB: 0 P: 7	R: 0 E: 0 K: 0 S: 4	H: 2 LOB: 2 BB: 0 P: 4	R: 2 E: 0 K: 0 S: 5	H: 3 LOB: 2 BB: 1 P: 9	1B: 13 2B: 1 3B: 0 HR: 1	SF: 0 SAC: 1 DP: 2 HBP: 0	WP: 1 PB: 0 SB: 0 CS: 0	PA: 49
<b>PITCHER</b>	IP ERA WLS BF H R ER SO BB IBB HBP BLK WP HR S P ERA WHIP	(1, 1) ERA: 3.76	(11, 1) ERA: 2.17																	

Minnesota Twins @ Milwaukee Brewers  
 Milwaukee County Stadium, Milwaukee, WI  
 Sun Jul 07 1974, 4:38 AM EDT  
 Att: 17,939 - Unknown


AB	45
R	5
H	15
RBI	5
BB	3
SO	2
LOB	21



Batter	1	2	3	4	5	6	7	8	9	10	11	AB	R	H	RBI	BB	SO	LOB	BOTTOM			
Don Money, R OBP: 0.355, SLG: 0.435 (1, 5)	F7				F2		1B BB				1-3	4	0	1	0	2	0	0				
Ken Berry, R OBP: 0.270, SLG: 0.236 Mike Hegan, L OBP: 0.322, SLG: 0.410 (7, PH)	F9		F7			F9	SF8		1-3		4-3	3	0	0	0	0	0	1				
Charlie Moore, R OBP: 0.348, SLG: 0.385 (1, 2)	1B				1-3		F6		F5			5	0	2	0	0	0	3				
George Scott, R OBP: 0.346, SLG: 0.424 (1, 3)	6-3				F9		2B 1B				IBB	4	0	2	1	1	0	1				
Deron Johnson, R OBP: 0.269, SLG: 0.378 Darrell Porter, L OBP: 0.347, SLG: 0.388 (9, PH)			K				K		K		K	3	0	0	0	1	3	4				
Bob Coluccio, R OBP: 0.298, SLG: 0.366 Dave May, L OBP: 0.265, SLG: 0.362 (6, PH)	F7				F5							2	0	0	0	0	0	1				
Bobby Mitchell, R OBP: 0.306, SLG: 0.385 John Briggs, L OBP: 0.364, SLG: 0.536 (7, 7)	F9						SF8 3B		4-3 1B		K	2	1	1	0	0	0	0				
Pedro Garcia, R OBP: 0.274, SLG: 0.392 Bob Hansen, L OBP: 0.309, SLG: 0.340 Robin Yount, R OBP: 0.289, SLG: 0.362 (8, 6)			5-3				K		WP 1B SF8		F9	2	0	0	0	0	1	1				
John Vukovich, R OBP: 0.268, SLG: 0.343 Tim Johnson, L OBP: 0.268, SLG: 0.343 (8, 4)			K				SF8		L5		G1	1	0	0	1	0	1	0				
<b>Inning Stats</b>	R: 0 E: 0 K: 0 S: 4	H: 1 LOB: 1 BB: 0 P: 4	R: 0 E: 0 K: 1 S: 5	H: 0 LOB: 0 BB: 0 P: 5	R: 0 E: 0 K: 1 S: 5	H: 0 LOB: 1 BB: 1 P: 9	R: 0 E: 0 K: 0 S: 3	H: 2 LOB: 3 BB: 1 P: 13	R: 2 E: 0 K: 1 S: 8	H: 3 LOB: 2 BB: 1 P: 12	R: 0 E: 0 K: 0 S: 4	H: 1 LOB: 1 BB: 0 P: 4	R: 0 E: 0 K: 1 S: 6	H: 0 LOB: 2 BB: 1 P: 10	R: 0 E: 0 K: 1 S: 5	H: 0 LOB: 0 BB: 0 P: 5	R: 0 E: 0 K: 0 S: 3	H: 0 LOB: 0 BB: 0 P: 3	1B: 6 2B: 2 3B: 1 HR: 0	SF: 2 SAC: 0 DP: 0 HBP: 0	WP: 1 PB: 0 SB: 0 CS: 0	PA: 47
<b>PITCHER</b>	IP ERA WLS BF H R ER SO BB IBB HBP BLK WP HR S P ERA WHIP	(1, 1) ERA: 4.32	(6, 1) ERA: 4.59	(6, 1) ERA: 4.21	(6, 1) ERA: 3.31	(10, 1) ERA: 5.59																

Minnesota Twins @ Milwaukee Brewers  
 Milwaukee County Stadium, Milwaukee, WI  
 Sun Jul 07 1974, 4:38 AM EDT  
 Att: 17,939 - Unknown

AB	40
R	3
H	9
RBI	3
BB	5
SO	8
LOB	20








Batter	1	2	3	4	5	6	7	8	9	AB	R	H	RBI	BB	SO	LOB	TOP					
Pat Kelly, L OBP: 0.338, SLG: 0.355 (1, 10)	L6		P6					F8		4	0	1	0	0	0	1	<b>Chicago White Sox @ Milwaukee Brewers</b> Milwaukee County Stadium, Milwaukee, WI Wed Jul 10 1974, 8:05 PM EDT Att: 15,791 - Unknown <a href="http://livebaseballscorecards.com">livebaseballscorecards.com</a>					
Jorge Orta, L OBP: 0.392, SLG: 0.480 (1, 4)	3-1			K		K		F8		4	0	0	0	0	2	2						
Dick Allen, R OBP: 0.374, SLG: 0.580 (1, 3)				6-3				F9		3	0	0	0	1	0	1						
Carlos May, L OBP: 0.320, SLG: 0.355 (1, 7)	F5			E3				4-3		4	0	0	0	0	0	1						
Ken Henderson, S OBP: 0.357, SLG: 0.431 (1, 8)			K		K					4	0	1	0	0	3	1						
Bill Melton, R OBP: 0.305, SLG: 0.378 (1, 5)										4	1	1	1	0	0	1						
Bill Sharp, L OBP: 0.351, SLG: 0.393 (1, 9)				3-1				HR		3	0	0	0	0	0	0						
Ed Herrmann, L OBP: 0.313, SLG: 0.394 (1, 2)										3	0	0	0	0	1	0						
Bucky Dent, R OBP: 0.279, SLG: 0.332 (1, 6)				5-3						3	0	1	0	0	0	0						
<b>Inning Stats</b>	R: 0 E: 0 K: 0 S: 3	H: 0 LOB: 1 BB: 1 P: 7	R: 0 E: 0 K: 1 S: 5	H: 0 LOB: 0 BB: 0 P: 5	R: 0 E: 0 K: 0 S: 3	H: 0 LOB: 0 BB: 0 P: 3	R: 0 E: 1 K: 2 S: 8	H: 0 LOB: 1 BB: 0 P: 8	R: 0 E: 0 K: 1 S: 5	H: 0 LOB: 0 BB: 0 P: 5	R: 0 E: 0 K: 1 S: 6	H: 1 LOB: 1 BB: 0 P: 6	R: 1 E: 0 K: 1 S: 6	H: 1 LOB: 0 BB: 0 P: 6	R: 0 E: 0 K: 0 S: 4	H: 1 LOB: 1 BB: 0 P: 4	R: 0 E: 0 K: 0 S: 4	H: 1 LOB: 1 BB: 0 P: 4	1B: 3 2B: 0 3B: 0 HR: 1	SF: 0 SAC: 0 DP: 0 HBP: 0	WP: 0 PB: 0 SB: 1 CS: 0	PA: 33
<b>PITCHER</b> Bill Champion, R ERA: 3.34 (1, 1)	IP: 9.0 WLS: W BF: 33 H: 4 R: 1 ER: 1 SO: 6 BB: 1 IBB: 0 HBP: 0 BLK: 0 WP: 0 HR: 1 S: 44 P: 48 ERA: 1.00 WHIP: 0.556															<b>PITCHER</b>						

Batter	1	2	3	4	5	6	7	8	9	AB	R	H	RBI	BB	SO	LOB	BOTTOM				
Don Money, R OBP: 0.351, SLG: 0.427 (1, 5)	F9			6-3				L1		5	1	2	1	0	0	2	<b>Chicago White Sox @ Milwaukee Brewers</b> Milwaukee County Stadium, Milwaukee, WI Wed Jul 10 1974, 8:05 PM EDT Att: 15,791 - Unknown <a href="http://livebaseballscorecards.com">livebaseballscorecards.com</a>				
Robin Yount, R OBP: 0.295, SLG: 0.366 (1, 6)										4	0	1	0	0	2	2					
John Briggs, L OBP: 0.372, SLG: 0.535 (1, 7)										2	1	0	0	2	1	0					
George Scott, R OBP: 0.349, SLG: 0.450 Mike Hegan, L OBP: 0.326, SLG: 0.471 (1, 3) (7, 3)										3	1	1	1	0	0	2					
Deron Johnson, R OBP: 0.254, SLG: 0.370 Bob Hansen, L OBP: 0.321, SLG: 0.340 (7, PH) (1, 10)										1	1	1	3	0	0	0					
Darrell Porter, L OBP: 0.353, SLG: 0.392 (1, 2)										3	0	0	0	0	0	2					
Bob Coluccio, R OBP: 0.311, SLG: 0.374 (1, 8)										0	0	0	0	1	0	0					
Dave May, L OBP: 0.263, SLG: 0.358 (1, 9)										3	1	2	0	1	0	1					
Pedro Garcia, R OBP: 0.272, SLG: 0.399 (1, 4)										3	0	0	1	0	1	2					
<b>Inning Stats</b>	R: 0 E: 0 K: 0 S: 4	H: 1 LOB: 2 BB: 1 P: 8	R: 2 E: 0 K: 0 S: 6	H: 3 LOB: 1 BB: 0 P: 6	R: 1 E: 0 K: 0 S: 4	H: 2 LOB: 0 BB: 0 P: 4	R: 0 E: 0 K: 0 S: 4	H: 1 LOB: 1 BB: 0 P: 4	R: 0 E: 0 K: 2 S: 7	H: 0 LOB: 0 BB: 0 P: 7	R: 0 E: 0 K: 1 S: 5	H: 0 LOB: 1 BB: 1 P: 9	R: 3 E: 0 K: 2 S: 9	H: 2 LOB: 1 BB: 2 P: 17	R: 0 E: 0 K: 0 S: 3	H: 0 LOB: 1 BB: 0 P: 4		1B: 6 2B: 1 3B: 0 HR: 2	SF: 1 SAC: 0 DP: 0 HBP: 1	WP: 0 PB: 1 SB: 0 CS: 1	PA: 38
<b>PITCHER</b> Wilbur Wood, L ERA: 3.89 Lloyd Allen, R ERA: 5.54 (1, 1) (7, 1)	IP: 6.2 WLS: L BF: 31 H: 9 R: 6 ER: 6 SO: 5 BB: 2 IBB: 1 HBP: 0 BLK: 0 WP: 0 HR: 2 S: 38 P: 50 ERA: 8.10 WHIP: 1.650															<b>PITCHER</b>					


Batter	1	2	3	4	5	6	7	8	9	AB	R	H	RBI	BB	SO	LOB	TOP				
<b>Cesar Tovar, R</b> OBP: 0.356, SLG: 0.355 (1, 8)	0-0 BB 1B	0-0 3-1		0-0 1-3		0-0 F7			0-0 FC6-4 6-3	5	1	1	0	0	0	4	<b>Texas Rangers @ Milwaukee Brewers</b> Milwaukee County Stadium, Milwaukee, WI Fri Jul 12, 1974, 8:05 PM EDT Att: 23,318 - Unknown				
<b>Davey Nelson, R</b> OBP: 0.302, SLG: 0.298 (1, 4)	4-0 1B WP BB	0-0 F7		0-0 F3			0-0 F3		0-0 6-3	4	1	0	0	1	0	2					
<b>Alex Johnson, R</b> OBP: 0.329, SLG: 0.347 (1, 10)	0-0 1-3 2-H 1B 1B		0-0 5-3		0-0 F8		0-3 K		0-0 F9	5	1	1	1	0	1	1					
<b>Jeff Burroughs, R</b> OBP: 0.357, SLG: 0.486 (1, 9)	0-0 1-3 3-H 1B		0-0 HR		0-3 K		0-0 P4			4	1	1	1	0	1	1					
<b>Jim Fregosi, R</b> OBP: 0.363, SLG: 0.483 <b>Mike Hargrove, L</b> OBP: 0.307, SLG: 0.446 (8, 3)	0-0 1B 1B		4-0 BB		0-0 F7			0-0 F8		3	0	1	1	1	0	0					
<b>Tom Grieve, R</b> OBP: 0.322, SLG: 0.478 <b>Joe Lovitto, S</b> OBP: 0.225, SLG: 0.296 (8, 8)	0-0 1-2 1B		0-0 F3		0-0 SH1 2B		0-3 K			4	0	2	0	0	1	1					
<b>Toby Harrah, R</b> OBP: 0.334, SLG: 0.444 (1, 6)	0-0 F8		0-0 F8		0-0 SH1		0-0 S 1B			3	0	1	0	0	0	3					
<b>Lenny Randle, S</b> OBP: 0.350, SLG: 0.395 (1, 5)	0-0 F8		0-0 1-3		0-0 G3		0-0 F8			4	0	0	0	0	0	4					
<b>Jim Sundberg, R</b> OBP: 0.386, SLG: 0.339 (1, 2)		0-3 K		4-0 1-3 BB		4-0 BB		4-0 FC6-4 BB		1	0	0	0	3	1	0					
<b>Inning Stats</b>	R: 3 E: 0 K: 0 S: 7	H: 4 LOB: 2 BB: 1 P: 11	R: 0 E: 0 K: 1 S: 5	H: 0 LOB: 0 BB: 0 P: 5	R: 1 E: 0 K: 0 S: 4	H: 1 LOB: 1 BB: 1 P: 8	R: 0 E: 0 K: 0 S: 3	H: 0 LOB: 1 BB: 1 P: 7	R: 0 E: 0 K: 1 S: 5	H: 1 LOB: 2 BB: 1 P: 8	R: 0 E: 0 K: 1 S: 5	H: 0 LOB: 0 BB: 0 P: 5	R: 0 E: 0 K: 1 S: 6	H: 1 LOB: 1 BB: 0 P: 6	R: 0 E: 0 K: 0 S: 3	H: 0 LOB: 1 BB: 1 P: 7		1B: 5 2B: 1 3B: 0 HR: 1	SF: 0 SAC: 1 DP: 0 HBP: 0	WP: 1 PB: 0 SB: 1 CS: 0	PA: 39
<b>PITCHER</b>	IP WLS BF H R ER SO	IP WLS BF H R ER SO	IP WLS BF H R ER SO	IP WLS BF H R ER SO	IP WLS BF H R ER SO	IP WLS BF H R ER SO	IP WLS BF H R ER SO	IP WLS BF H R ER SO	IP WLS BF H R ER SO	IP WLS BF H R ER SO	IP WLS BF H R ER SO	IP WLS BF H R ER SO	IP WLS BF H R ER SO	IP WLS BF H R ER SO	IP WLS BF H R ER SO	IP WLS BF H R ER SO	ERA WHIP	ERA WHIP			
<b>Clyde Wright, L</b> ERA: 3.92	(1, 1) 0.1 L 6 4 3 3 0																	81.00	15.000		
<b>Eduardo Rodriguez, R</b> ERA: 3.02	(1, 1) 7.2 29 3 1 1 4 3																	1.17	0.783		
<b>Tom Murphy, R</b> ERA: 1.99	(9, 1) 1.0 4 0 0 0 0 0																	0.00	1.000		

Batter	1	2	3	4	5	6	7	8	9	AB	R	H	RBI	BB	SO	LOB	BOTTOM				
<b>Don Money, R</b> OBP: 0.349, SLG: 0.423 (1, 5)	0-0 F8 E SF9 1B		0-3 K		0-0 P4		0-0 6-3		0-3 K	5	1	1	0	0	2	4	<b>Texas Rangers @ Milwaukee Brewers</b> Milwaukee County Stadium, Milwaukee, WI Fri Jul 12, 1974, 8:05 PM EDT Att: 23,318 - Unknown				
<b>Robin Yount, R</b> OBP: 0.291, SLG: 0.360 (1, 6)	0-0 E6 SF9		0-0 5-3		0-0 P4		0-3 K			4	0	0	0	0	1	1					
<b>John Briggs, L</b> OBP: 0.371, SLG: 0.531 (1, 7)	0-0 F8			0-0 2B SF8 1B		0-0 F9		0-0 G3		4	1	1	0	0	2						
<b>George Scott, R</b> OBP: 0.351, SLG: 0.455 (1, 10)	0-0 SF9			0-0 1-3 2B		0-0 F9		0-0 1B		3	0	2	1	0	0	0					
<b>Mike Hegan, L</b> OBP: 0.325, SLG: 0.481 (1, 3)	0-0 F5			0-0 G3		0-0 K		0-3 K		4	0	1	0	0	1	4					
<b>Darrell Porter, L</b> OBP: 0.352, SLG: 0.391 <b>Bobby Mitchell, R</b> OBP: 0.306, SLG: 0.385 (9, FR)		0-0 F7		0-0 SF8		0-3 K			0-0 SH1-4 1B	3	0	1	1	0	1	1					
<b>Bob Coluccio, R</b> OBP: 0.311, SLG: 0.374 (1, 8)		0-0 6-3		0-0 3-H P4		0-0 SH5-3 1B			0-0 SH1-4	3	0	1	0	0	0	1					
<b>Dave May, L</b> OBP: 0.264, SLG: 0.355 (1, 9)		0-0 P3			0-0 F8		0-0 SH5-3		4-0 BB	2	0	0	0	1	0	0					
<b>Pedro Garcia, R</b> OBP: 0.276, SLG: 0.413 <b>Bob Hansen, L</b> OBP: 0.316, SLG: 0.333 (9, PH)			4-0 CS BB		0-0 HR		0-3 K		0-0 P6	2	1	1	1	1	1	1					
<b>Inning Stats</b>	R: 1 E: 1 K: 0 S: 5	H: 1 LOB: 1 BB: 0 P: 5	R: 0 E: 0 K: 0 S: 3	H: 0 LOB: 0 BB: 0 P: 3	R: 0 E: 0 K: 1 S: 4	H: 2 LOB: 1 BB: 0 P: 8	R: 1 E: 0 K: 0 S: 5	H: 1 LOB: 1 BB: 0 P: 5	R: 1 E: 0 K: 0 S: 4	H: 1 LOB: 1 BB: 0 P: 4	R: 0 E: 0 K: 1 S: 6	H: 1 LOB: 1 BB: 0 P: 6	R: 0 E: 0 K: 2 S: 8	H: 1 LOB: 0 BB: 0 P: 8	R: 0 E: 0 K: 1 S: 6	H: 1 LOB: 2 BB: 1 P: 10		1B: 5 2B: 1 3B: 1 HR: 1	SF: 2 SAC: 2 DP: 0 HBP: 0	WP: 0 PB: 0 SB: 0 CS: 1	PA: 37
<b>PITCHER</b>	IP WLS BF H R ER SO	IP WLS BF H R ER SO	IP WLS BF H R ER SO	IP WLS BF H R ER SO	IP WLS BF H R ER SO	IP WLS BF H R ER SO	IP WLS BF H R ER SO	IP WLS BF H R ER SO	IP WLS BF H R ER SO	IP WLS BF H R ER SO	IP WLS BF H R ER SO	IP WLS BF H R ER SO	IP WLS BF H R ER SO	IP WLS BF H R ER SO	IP WLS BF H R ER SO	IP WLS BF H R ER SO	ERA WHIP	ERA WHIP			
<b>Fergie Jenkins, R</b> ERA: 3.97	(1, 1) 9.0 W 37 8 3 2 6																	2.00	1.111		

**AB 33**  
**R 4**  
**H 7**  
**RBI 3**  
**BB 5**  
**SO 4**  
**LOB 16**





**AB 31**  
**R 3**  
**H 8**  
**RBI 3**  
**BB 2**  
**SO 6**  
**LOB 16**




Batter	1	2	3	4	5	6	7	8	9	AB	R	H	RBI	BB	SO	LOB	TOP					
Davey Nelson, R OBP: 0.305, SLG: 0.301 (1, 4)										4	0	2	0	0	0	0	<p><b>Texas Rangers @ Milwaukee Brewers</b> Milwaukee County Stadium, Milwaukee, WI</p> <p>Sat Jul 13 1974, 4:33 AM EDT Att: 16,508 - Unknown - 92 F</p> <p>livebaseballscores.com</p> <p>AB 33 R 2 H 8 RBI 2 BB 0 SO 5 LOB 11</p>					
Cesar Tovar, R OBP: 0.353, SLG: 0.351 (1, 8)										3	0	0	0	0	0	1						
Alex Johnson, R OBP: 0.328, SLG: 0.346 (1, 7)										4	1	1	0	0	1	2						
Jeff Burroughs, R OBP: 0.356, SLG: 0.484 (1, 9)										4	0	1	0	0	0	1						
Mike Hargrove, L OBP: 0.413, SLG: 0.462 (1, 3)											4	1	3	0	0	0		1				
Jim Spencer, L OBP: 0.339, SLG: 0.452 (1, 10)											4	0	1	2	0	0		2				
Lenny Randle, S OBP: 0.345, SLG: 0.389 (1, 5)											4	0	0	0	0	2		4				
Toby Harrah, R OBP: 0.331, SLG: 0.440 (1, 6)										3	0	0	0	0	0	0						
Duke Sims, L OBP: 0.223, SLG: 0.240 (1, 2)										3	0	0	0	0	0	2		0				
<b>Inning Stats</b>	R: 0 E: 0 K: 1 S: 5	H: 1 LOB: 0 BB: 0 P: 5	R: 0 E: 0 K: 1 S: 6	H: 1 LOB: 1 BB: 0 P: 6	R: 0 E: 0 K: 1 S: 5	H: 0 LOB: 0 BB: 0 P: 5	R: 0 E: 0 K: 0 S: 3	H: 0 LOB: 0 BB: 0 P: 3	R: 1 E: 0 K: 0 S: 4	H: 1 LOB: 0 BB: 0 P: 4	R: 0 E: 0 K: 1 S: 6	H: 1 LOB: 1 BB: 0 P: 6	R: 0 E: 0 K: 0 S: 4	H: 1 LOB: 0 BB: 0 P: 4	R: 0 E: 0 K: 0 S: 3	H: 0 LOB: 0 BB: 0 P: 3	R: 1 E: 0 K: 1 S: 8	H: 3 LOB: 2 BB: 0 P: 8	1B: 7 2B: 0 3B: 1 HR: 0	SF: 0 SAC: 1 DP: 0 HBP: 0	WP: 0 PB: 0 SB: 1 CS: 1	PA: 34
<b>PITCHER</b>	IP WLS BF H R ER SO BB IBB HBP BLK WP HR S P ERA WHIP																					
Jim Colborn, R ERA: 4.93 (1, 1)	8.2 W 33	H 8 R 2 ER 2 SO 4	BB 0 IBB 0 HBP 0 BLK 0	WP 0 HR 0 S 41 P 41	ERA 2.08 WHIP 0.923																	
Tom Murphy, R ERA: 1.95 (9, 1)	0.1 S 1	H 0 R 0 ER 0 SO 1	BB 0 IBB 0 HBP 0 BLK 0	WP 0 HR 0 S 3 P 3	ERA 0.00 WHIP 0.000																	


Batter	1	2	3	4	5	6	7	8	9	AB	R	H	RBI	BB	SO	LOB	BOTTOM				
Don Money, R OBP: 0.347, SLG: 0.420 (1, 5)										5	1	1	1	0	0	4	<p><b>Texas Rangers @ Milwaukee Brewers</b> Milwaukee County Stadium, Milwaukee, WI</p> <p>Sat Jul 13 1974, 4:33 AM EDT Att: 16,508 - Unknown - 92 F</p> <p>livebaseballscores.com</p> <p>AB 30 R 5 H 10 RBI 5 BB 4 SO 2 LOB 18</p>				
Robin Yount, R OBP: 0.294, SLG: 0.370 (1, 6)										4	1	2	1	0	0	1					
John Briggs, L OBP: 0.366, SLG: 0.526 (1, 7)										3	0	0	1	0	1	1					
George Scott, R OBP: 0.353, SLG: 0.455 (1, 10)										4	0	2	0	0	0	0					
Mike Hegan, L OBP: 0.323, SLG: 0.482 (1, 3)										4	0	1	0	0	1	3					
Darrell Porter, L OBP: 0.356, SLG: 0.395 (1, 2)										3	2	2	0	1	0	1					
Bob Coluccio, R OBP: 0.313, SLG: 0.372 (1, 8)										1	0	0	0	1	0	1					
Dave May, L OBP: 0.267, SLG: 0.353 (1, 9)										2	1	0	0	2	0	3					
Pedro Garcia, R OBP: 0.280, SLG: 0.414 (1, 4)										4	0	2	2	0	0	4					
<b>Inning Stats</b>	R: 0 E: 0 K: 2 S: 9	H: 2 LOB: 2 BB: 0 P: 9	R: 2 E: 1 K: 0 S: 4	H: 1 LOB: 1 BB: 2 P: 12	R: 0 E: 0 K: 0 S: 3	H: 1 LOB: 0 BB: 0 P: 3	R: 1 E: 0 K: 0 S: 5	H: 2 LOB: 1 BB: 0 P: 5	R: 0 E: 0 K: 0 S: 3	H: 0 LOB: 0 BB: 0 P: 3	R: 0 E: 0 K: 0 S: 4	H: 1 LOB: 2 BB: 1 P: 8	R: 2 E: 0 K: 0 S: 5	H: 2 LOB: 0 BB: 0 P: 5	R: 0 E: 0 K: 0 S: 4	H: 1 LOB: 2 BB: 1 P: 8	1B: 8 2B: 1 3B: 1 HR: 0	SF: 1 SAC: 2 DP: 0 HBP: 0	WP: 0 PB: 0 SB: 1 CS: 1	PA: 37	
<b>PITCHER</b>	IP WLS BF H R ER SO BB IBB HBP BLK WP HR S P ERA WHIP																				
Jim Bibby, R ERA: 4.61 (1, 1)	6.0 L 29	H 9 R 5 ER 5 SO 2	BB 3 IBB 0 HBP 0 BLK 0	WP 0 HR 0 S 30 P 42	ERA 7.50 WHIP 2.000																
Steve Foucault, R ERA: 2.22 (7, 1)	1.0 3	H 0 R 0 ER 0 SO 0	BB 0 IBB 0 HBP 0 BLK 0	WP 0 HR 0 S 3 P 3	ERA 0.00 WHIP 0.000																
Stan Thomas, R ERA: 11.37 (8, 1)	1.0 5	H 1 R 0 ER 0 SO 0	BB 0 IBB 1 HBP 0 BLK 0	WP 0 HR 0 S 4 P 8	ERA 0.00 WHIP 1.000																

Batter	1	2	3	4	5	6	7	8	9	AB	R	H	RBI	BB	SO	LOB	TOP			
Cesar Tovar, R OBP: 0.353, SLG: 0.351 Alex Johnson, R OBP: 0.327, SLG: 0.345	G5-4-3 1B	P4		FC6-4			G6-4-3			3	0	1	0	0	0	3	<p><b>Texas Rangers @ Milwaukee Brewers</b> Milwaukee County Stadium, Milwaukee, WI</p> <p>Sun Jul 14 1974, 4:33 AM EDT Unknown</p> <p>livebaseballscorecards.com</p> <p>AB 33 R 3 H 10 RBI 2 BB 2 SO 3 LOB 17</p> 			
Lenny Randle, S OBP: 0.347, SLG: 0.391 Larry Brown, R OBP: 0.269, SLG: 0.206	G5-4-3 1B		K				6-3			4	0	2	0	0	1	0				
Jim Fregosi, R OBP: 0.331, SLG: 0.471	G5-4-3		6-3				G5-4-3			4	0	0	0	0	0	3				
Jeff Burroughs, R OBP: 0.356, SLG: 0.485 Tom Grieve, R OBP: 0.320, SLG: 0.476	6-3		F8							3	0	1	0	0	0	1				
Mike Hargrove, L OBP: 0.314, SLG: 0.460							F8			3	2	1	0	1	0	1				
Jim Spencer, L OBP: 0.348, SLG: 0.460										4	1	3	0	0	0	0				
Toby Harrah, R OBP: 0.331, SLG: 0.437 Leo Cardenas, R OBP: 0.323, SLG: 0.300										2	0	0	0	1	1	2				
Joe Lovitto, S OBP: 0.218, SLG: 0.290										3	0	0	1	0	1	3				
Jim Sundberg, R OBP: 0.388, SLG: 0.343										4	0	2	1	0	0	2				
<b>Inning Stats</b>	R: 0 E: 0 K: 0 S: 4	H: 2 LOB: 1 BB: 0 P: 4	R: 2 E: 0 K: 0 S: 4	H: 1 LOB: 1 BB: 2 P: 12	R: 0 E: 0 K: 1 S: 5	H: 0 LOB: 0 BB: 0 P: 5	R: 1 E: 0 K: 1 S: 8	H: 3 LOB: 0 BB: 0 P: 8	R: 0 E: 0 K: 0 S: 4	H: 2 LOB: 1 BB: 0 P: 4	R: 0 E: 0 K: 0 S: 3	H: 0 LOB: 0 BB: 0 P: 3	R: 0 E: 0 K: 0 S: 3	H: 1 LOB: 0 BB: 0 P: 3	R: 0 E: 0 K: 1 S: 6	H: 1 LOB: 1 BB: 0 P: 6		1B: 9 2B: 1 3B: 0 HR: 0	SF: 1 SAC: 0 DP: 3 HBP: 0	WP: 1 PB: 0 SB: 0 CS: 0
<b>PITCHER</b> Ed Sprague, R ERA: 2.43	IP: 9.0 WLS: W BF: 36 H: 10 R: 3 ER: 3 SO: 3 BB: 2 IBB: 0 HBP: 0 BLK: 0 WP: 1 HR: 0 S: 40 P: 48 ERA: 3.00 WHIP: 1.333											<b>PITCHER</b>	IP: 9.0 WLS: W BF: 36 H: 10 R: 3 ER: 3 SO: 3 BB: 2 IBB: 0 HBP: 0 BLK: 0 WP: 1 HR: 0 S: 40 P: 48 ERA: 3.00 WHIP: 1.333							

Batter	1	2	3	4	5	6	7	8	9	AB	R	H	RBI	BB	SO	LOB	BOTTOM	
Don Money, R OBP: 0.343, SLG: 0.415	6-3		K	L4			P6			4	0	0	0	0	1	2	<p><b>Texas Rangers @ Milwaukee Brewers</b> Milwaukee County Stadium, Milwaukee, WI</p> <p>Sun Jul 14 1974, 4:33 AM EDT Unknown</p> <p>livebaseballscorecards.com</p> <p>AB 32 R 9 H 9 RBI 9 BB 3 SO 7 LOB 7</p> 	
Robin Yount, R OBP: 0.300, SLG: 0.383							5-3			4	3	3	2	0	0	0		
John Briggs, L OBP: 0.365, SLG: 0.521 Ken Berry, R OBP: 0.264, SLG: 0.232	F9		F7							3	1	0	0	1	0	2		
George Scott, R OBP: 0.357, SLG: 0.474 Mike Hegan, L OBP: 0.323, SLG: 0.482			E8							4	2	3	5	0	1	0		
Darrell Porter, L OBP: 0.356, SLG: 0.390										3	1	0	0	1	1	1		
Dave May, L OBP: 0.267, SLG: 0.352										4	0	1	2	0	0	0		
Deron Johnson, R OBP: 0.254, SLG: 0.365										3	1	0	0	1	2	0		
Bob Coluccio, R OBP: 0.315, SLG: 0.375										4	1	2	0	0	0	0		
Pedro Garcia, R OBP: 0.279, SLG: 0.413 Tim Johnson, L OBP: 0.260, SLG: 0.333										1	0	0	0	0	0	1		
										2	0	0	0	0	2	1		
<b>Inning Stats</b>	R: 1 E: 0 K: 1 S: 7	H: 2 LOB: 1 BB: 0 P: 7	R: 0 E: 0 K: 1 S: 6	H: 1 LOB: 0 BB: 0 P: 6	R: 3 E: 1 K: 1 S: 7	H: 3 LOB: 1 BB: 1 P: 11	R: 5 E: 0 K: 0 S: 6	H: 3 LOB: 0 BB: 2 P: 14	R: 0 E: 0 K: 1 S: 5	H: 0 LOB: 0 BB: 0 P: 5	R: 0 E: 0 K: 1 S: 5	H: 0 LOB: 0 BB: 0 P: 5	R: 0 E: 0 K: 1 S: 6	H: 0 LOB: 1 BB: 0 P: 6	1B: 4 2B: 4 3B: 0 HR: 1	SF: 0 SAC: 1 DP: 0 HBP: 0	WP: 1 PB: 0 SB: 0 CS: 0	PA: 36
<b>PITCHER</b> Jackie Brown, R ERA: 3.72 Pete Broberg, R ERA: 10.98 Don Stanhouse, R ERA: 4.58	IP: 3.2 WLS: L BF: 20 H: 8 R: 7 ER: 7 SO: 3 BB: 2 IBB: 0 HBP: 0 BLK: 0 WP: 0 HR: 0 S: 19 P: 23 ERA: 4.50 WHIP: 0.500											<b>PITCHER</b>	IP: 3.2 WLS: L BF: 20 H: 8 R: 7 ER: 7 SO: 3 BB: 2 IBB: 0 HBP: 0 BLK: 0 WP: 0 HR: 0 S: 19 P: 23 ERA: 4.50 WHIP: 0.500					



Batter	1	2	3	4	5	6	7	8	9	AB	R	H	RBI	BB	SO	LOB	TOP										
Lenny Randle, S (1,4) Davey Nelson, R (3,4) OBP: 0.348, SLG: 0.391 OBP: 0.305, SLG: 0.298	L6		BB S	FC6-4		FC4-6		6-3	6-3	2	0	1	0	0	0	0	<p>Texas Rangers @ Milwaukee Brewers Milwaukee County Stadium, Milwaukee, WI</p> <p>Sun Jul 14 1974, 4:38 AM EDT Att: 22,921 - Unknown</p> <p>livebaseballscorecards.com</p> <p>AB 35 R 5 H 11 RBI 5 BB 4 SO 3 LOB 17</p> 										
Cesar Tovar, R (1,8) OBP: 0.354, SLG: 0.353	F9		F7	F8		FC4-6		1B SF8 2B	1B SF8 2B	4	1	1	0	1	0	4											
Jeff Burroughs, R (1,9) OBP: 0.357, SLG: 0.482	BB		F7		F2		F9	1B	1B	4	0	1	0	1	0	1											
Mike Hargrove, L (1,10) OBP: 0.306, SLG: 0.451	4-3		F7		F8		4-3	SF8	SF8	4	0	0	1	0	0	2											
Jim Spencer, L (1,3)		1B SF9 1B		F9		1B		F3	F3	5	1	2	0	0	1	1											
Tom Grievie, R (1,7) OBP: 0.326, SLG: 0.497		1B		2B E	L1			HR		4	2	3	1	0	0	1											
Toby Harrah, R (1,6) OBP: 0.333, SLG: 0.441	F7		E FC6-4 2B		1B		F8			4	1	2	0	0	0	2											
Duke Sims, L (1,2) OBP: 0.234, SLG: 0.245 Jim Sundberg, R (9,2) OBP: 0.386, SLG: 0.343	SF9		FC6-4 E		IBB		K		K	2	0	1	1	1	1	0											
Leo Cardenas, R (1,5) OBP: 0.303, SLG: 0.281	K		E6		FC6-4		P4		6-3	0	0	0	0	0	0	0											
Leo Cardenas, R (1,5) OBP: 0.303, SLG: 0.281	K		E6		FC6-4		P4		6-3	4	0	0	1	0	1	4											
<b>Inning Stats</b>	R: 0 E: 0 K: 0 S: 3	H: 0 LOB: 1 BB: 1 P: 7	R: 1 E: 0 K: 1 S: 7	H: 2 LOB: 1 BB: 0 P: 7	R: 0 E: 0 K: 0 S: 3	H: 1 LOB: 1 BB: 1 P: 7	R: 2 E: 1 K: 0 S: 6	H: 2 LOB: 2 BB: 1 P: 10	R: 0 E: 0 K: 0 S: 4	H: 1 LOB: 1 BB: 0 P: 4	R: 0 E: 0 K: 0 S: 4	H: 2 LOB: 2 BB: 1 P: 8	R: 0 E: 0 K: 1 S: 5	H: 0 LOB: 0 BB: 0 P: 5	R: 1 E: 0 K: 1 S: 6	H: 1 LOB: 0 BB: 0 P: 6	R: 1 E: 0 K: 0 S: 5	H: 2 LOB: 1 BB: 0 P: 5	1B: 8 2B: 2 3B: 0 HR: 1	SF: 2 SAC: 0 DP: 0 HBP: 0	WP: 0 PB: 0 SB: 1 CS: 0	PA: 41					
<b>PITCHER</b>	IP	WLS	BF	H	R	ER	SO	BB	IBB	HBP	BLK	WP	HR	S	P	ERA	WHIP										
Jim Slaton, R (1,1) ERA: 4.55	8.1	L	38	10	5	4	3	3	1	0	0	0	1	40	56	4.32	1.560										
Tom Murphy, R (9,1) ERA: 1.95	0.2	S	3	1	0	0	0	0	0	0	0	0	0	3	3	0.00	1.500										

Batter	1	2	3	4	5	6	7	8	9	AB	R	H	RBI	BB	SO	LOB	BOTTOM										
Ken Berry, R (1,8) OBP: 0.272, SLG: 0.241 Don Money, R (9,5) OBP: 0.345, SLG: 0.415	1-3		F9		FC5-4			WP 4-1 1B	4-1 BB	4	0	2	1	0	0	0	<p>Texas Rangers @ Milwaukee Brewers Milwaukee County Stadium, Milwaukee, WI</p> <p>Sun Jul 14 1974, 4:38 AM EDT Att: 22,921 - Unknown</p> <p>livebaseballscorecards.com</p> <p>AB 36 R 4 H 9 RBI 3 BB 2 SO 2 LOB 18</p> 										
Pedro Garcia, R (1,4) OBP: 0.277, SLG: 0.406	BB		5-3		FC5-4			L8	F7	4	0	0	0	1	0	7											
Charlie Moore, R (1,2) OBP: 0.301, SLG: 0.371 Darrell Porter, L (8, PH) OBP: 0.355, SLG: 0.388	F7		5-3		CS			4-1		3	0	0	0	0	0	1											
George Scott, R (1,10) OBP: 0.353, SLG: 0.468	K				F8			5-3		4	0	0	0	0	2	2											
Mike Hegan, L (1,9) OBP: 0.321, SLG: 0.474		6-3 3B 1B			6-3			6-3		4	1	1	0	0	0	0											
Bob Hansen, L (1,3) OBP: 0.311, SLG: 0.328 Bob Coluccio, R (8, FR) OBP: 0.315, SLG: 0.375	6-3				F7			P4	E 1B 1B	4	0	1	0	0	0	1											
Bobby Mitchell, R (1,7) OBP: 0.301, SLG: 0.378 John Briggs, L (7, PH) OBP: 0.363, SLG: 0.518	F3				P3			5-3	E6 1B 1B	2	0	0	0	0	0	1											
Tim Johnson, L (1,6) OBP: 0.273, SLG: 0.370		2H 3B			1B 1B			F7	F7	4	1	2	1	0	0	2											
John Vukovich, R (1,5) OBP: 0.205, SLG: 0.439 Dave May, L (8, PH) OBP: 0.272, SLG: 0.356	G2				1B CS 1B			4-1 1B WP 1B	1B 1B	2	1	2	1	0	0	0											
<b>Inning Stats</b>	R: 0 E: 0 K: 1 S: 5	H: 0 LOB: 1 BB: 1 P: 9	R: 1 E: 0 K: 0 S: 5	H: 2 LOB: 1 BB: 0 P: 5	R: 0 E: 0 K: 0 S: 3	H: 0 LOB: 0 BB: 0 P: 3	R: 0 E: 0 K: 0 S: 3	H: 0 LOB: 0 BB: 0 P: 3	R: 1 E: 0 K: 0 S: 5	H: 3 LOB: 1 BB: 0 P: 5	R: 0 E: 0 K: 0 S: 3	H: 0 LOB: 0 BB: 0 P: 3	R: 0 E: 0 K: 1 S: 7	H: 2 LOB: 1 BB: 0 P: 7	R: 1 E: 1 K: 0 S: 6	H: 2 LOB: 3 BB: 1 P: 10		1B: 8 2B: 0 3B: 1 HR: 0	SF: 0 SAC: 0 DP: 0 HBP: 0	WP: 1 PB: 0 SB: 0 CS: 1	PA: 39						
<b>PITCHER</b>	IP	WLS	BF	H	R	ER	SO	BB	IBB	HBP	BLK	WP	HR	S	P	ERA	WHIP										
Steve Hargan, R (1,1) ERA: 3.93	7.0	W	28	7	3	3	1	1	0	0	0	0	0	29	33	3.86	1.143										
Steve Foucault, R (8,1) ERA: 2.16	2.0	S	10	2	1	0	1	1	0	0	0	1	0	11	15	0.00	1.500										





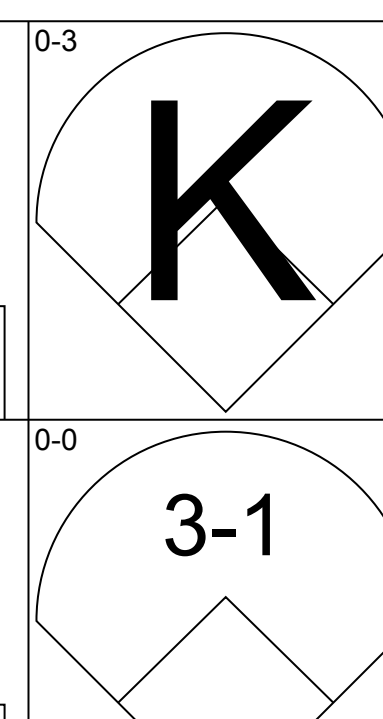
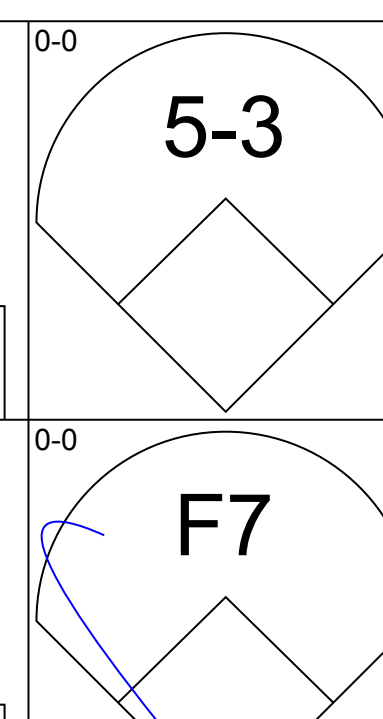
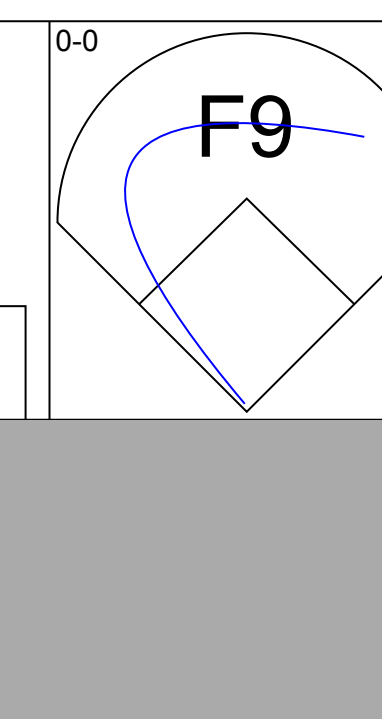
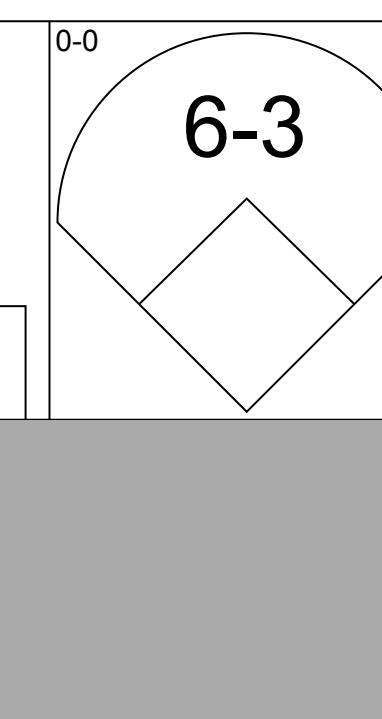
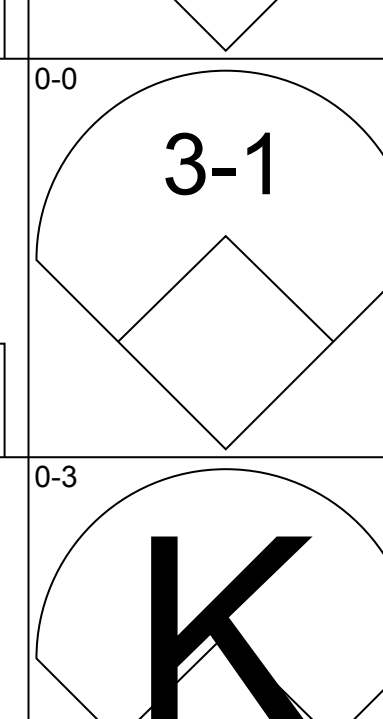
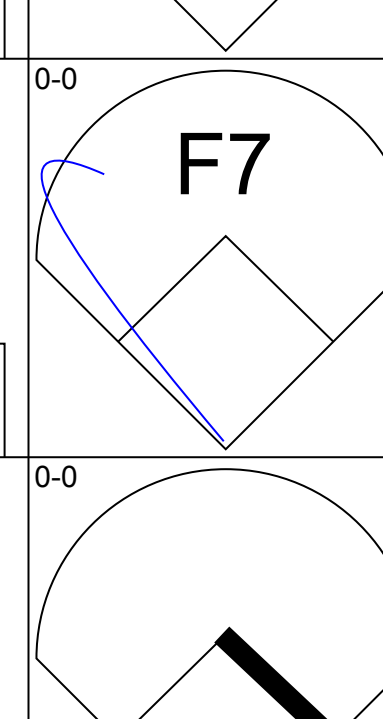
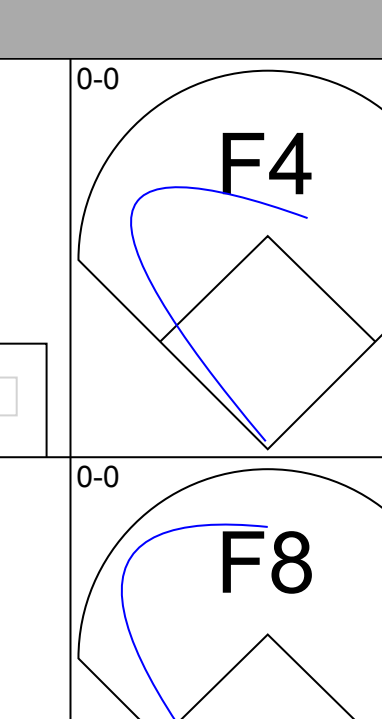
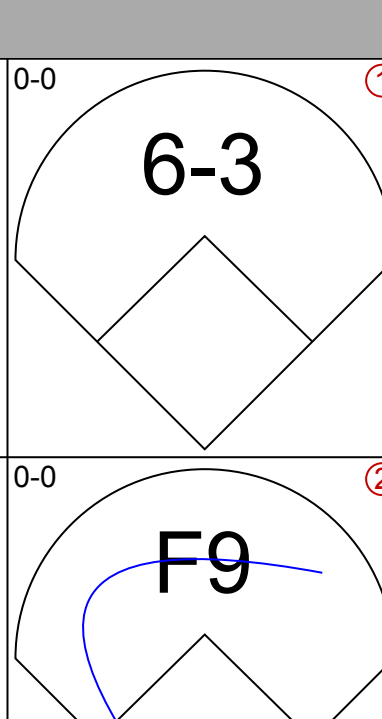
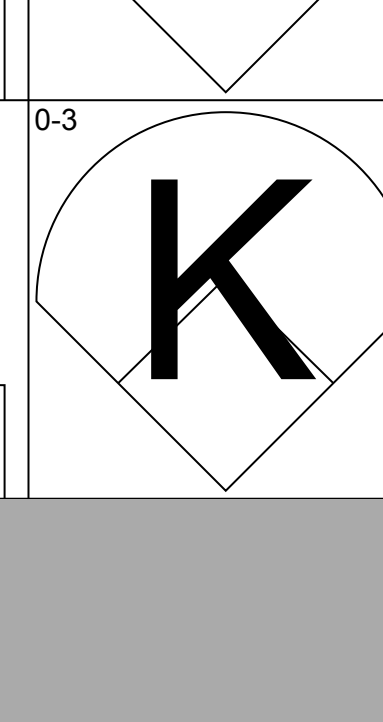
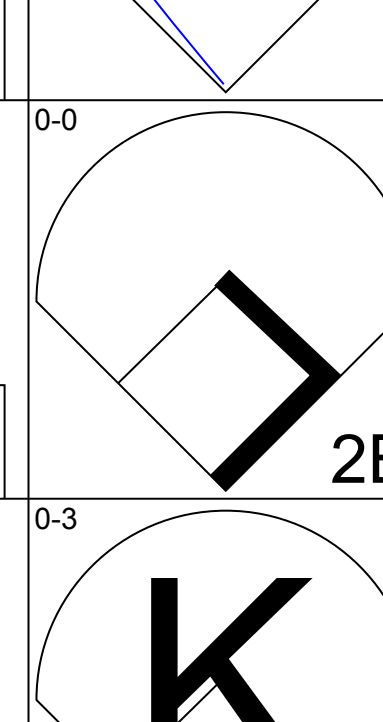
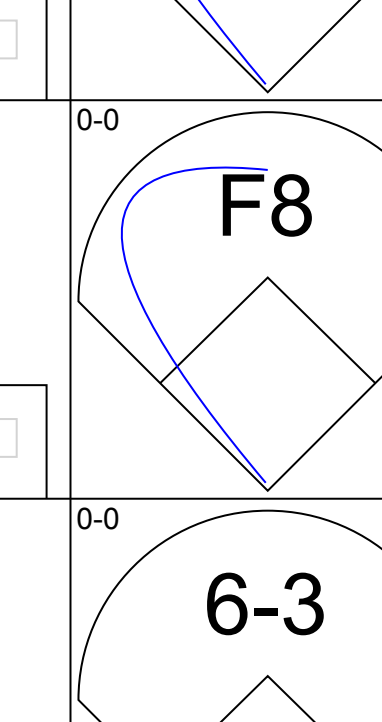
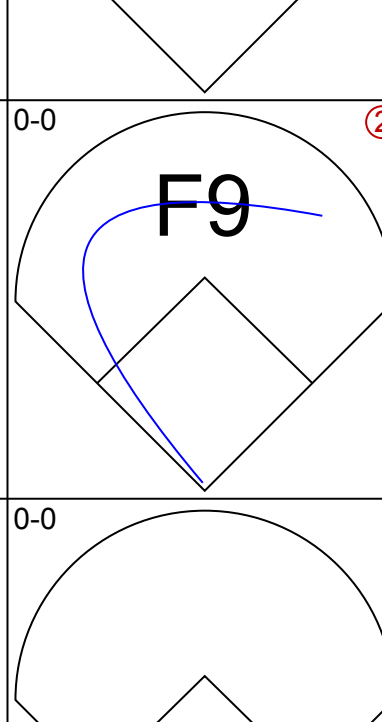
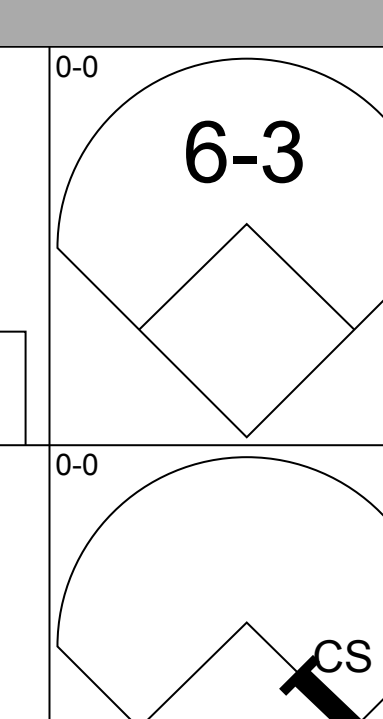
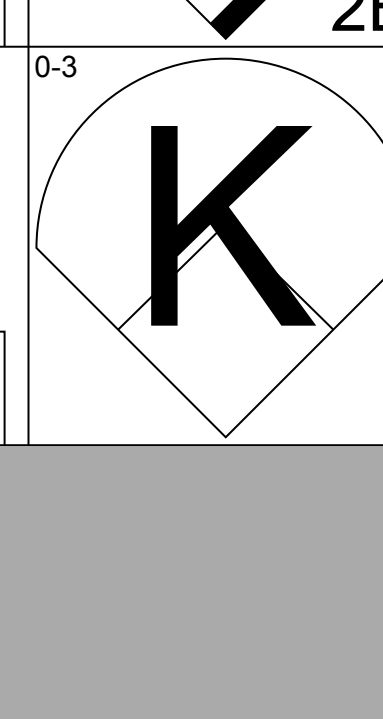
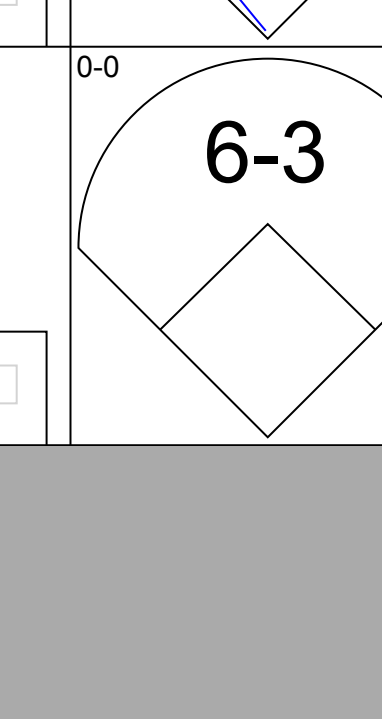
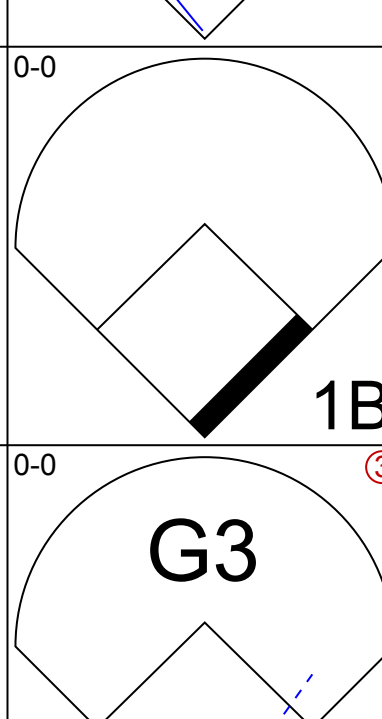
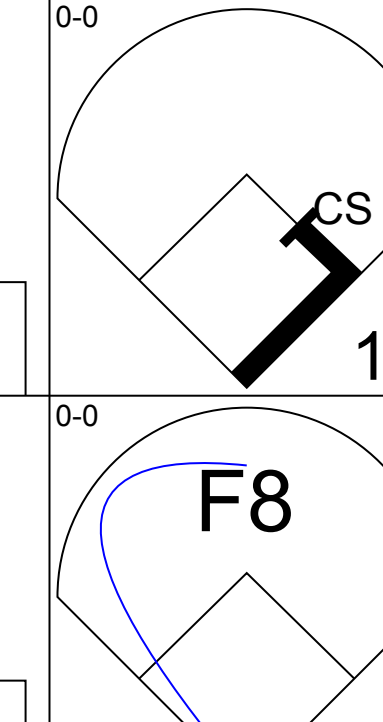
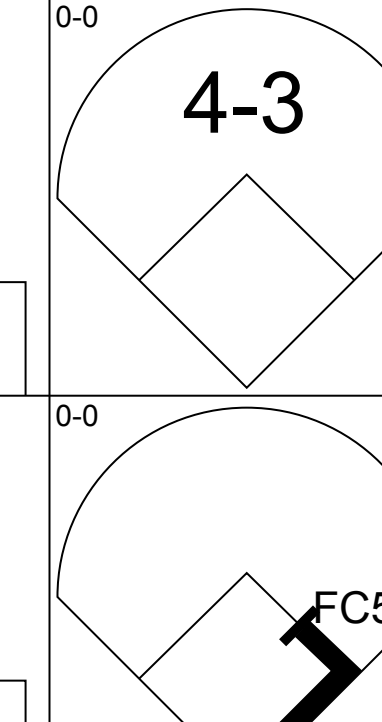
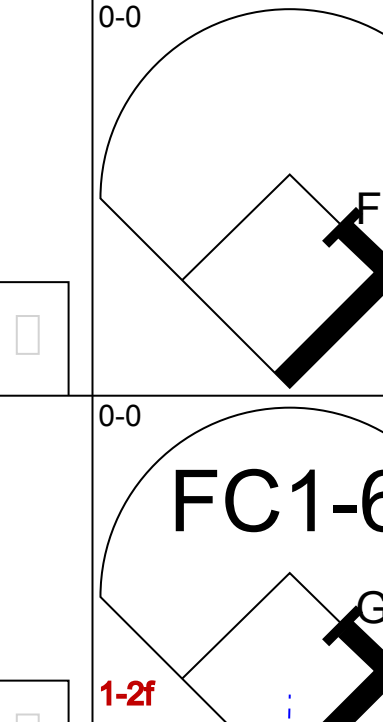
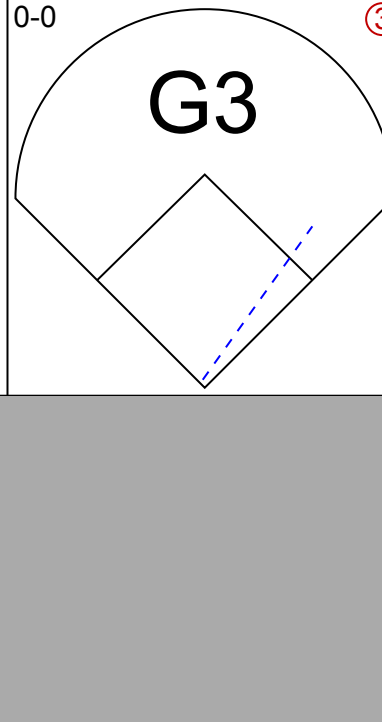
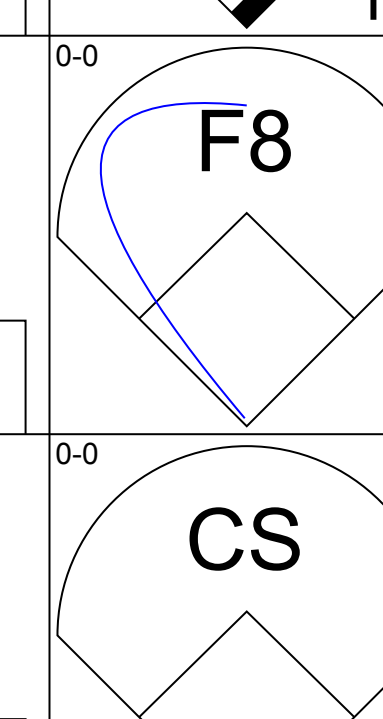
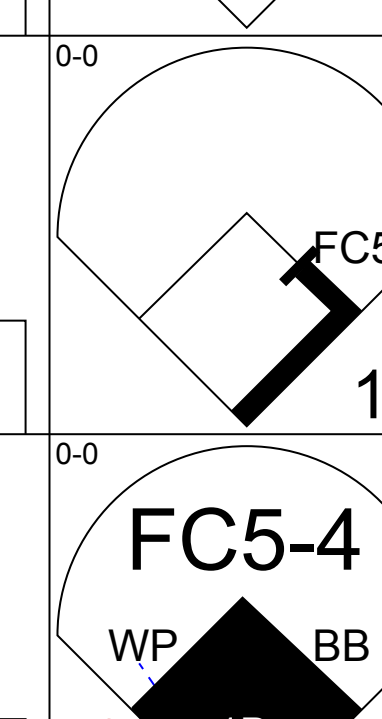
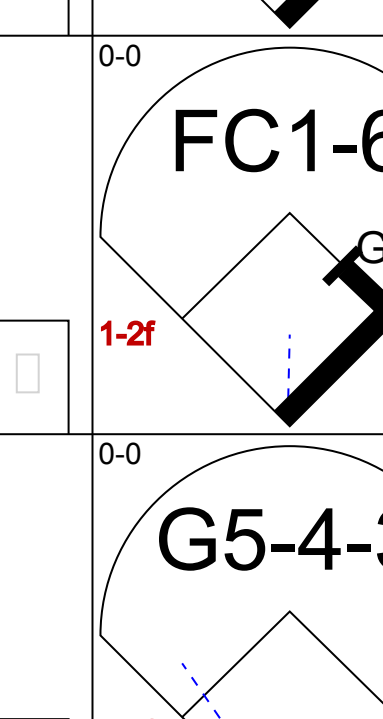
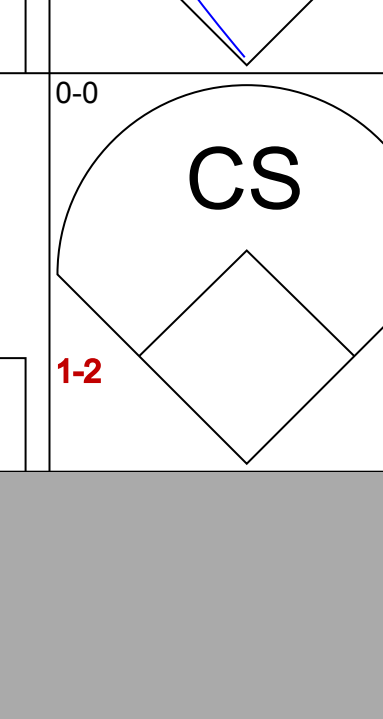
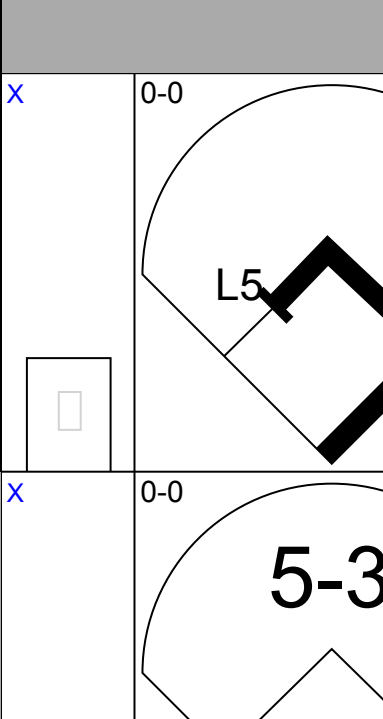
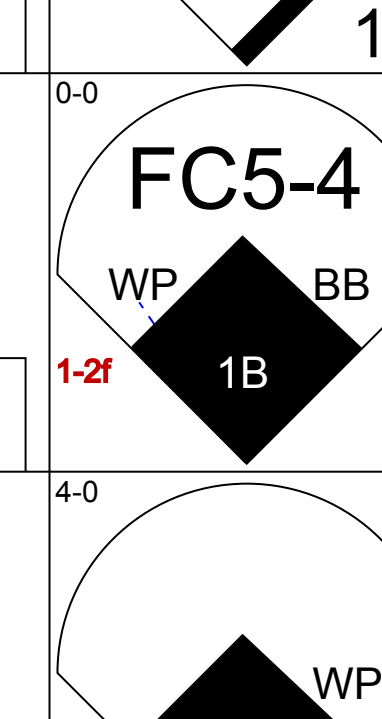
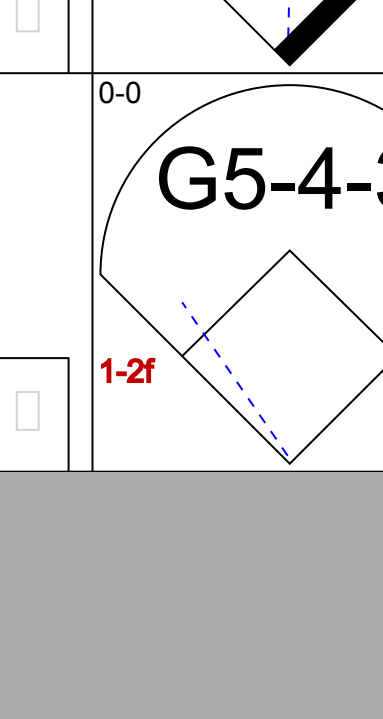
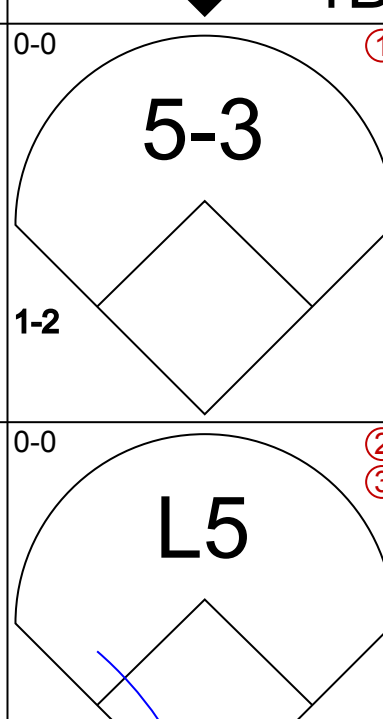
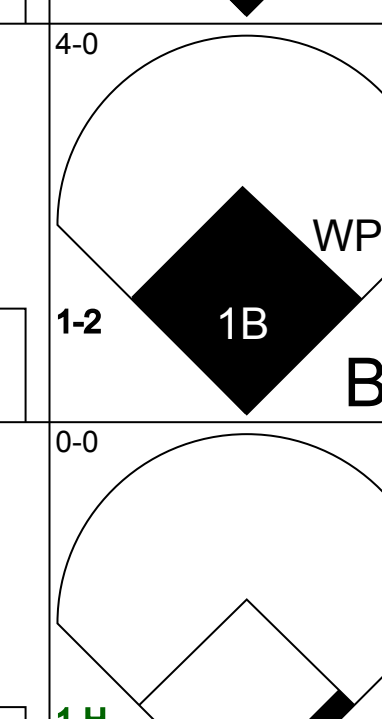
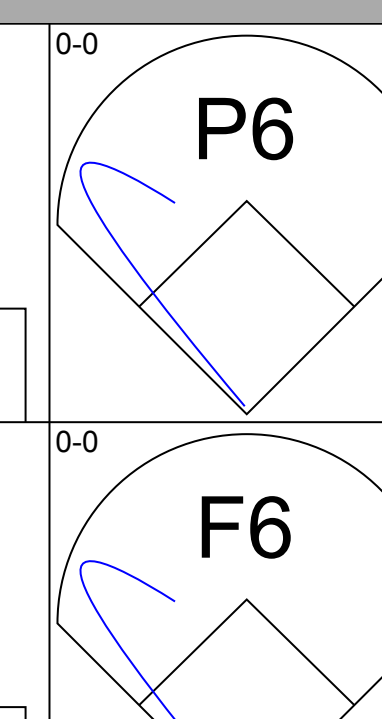
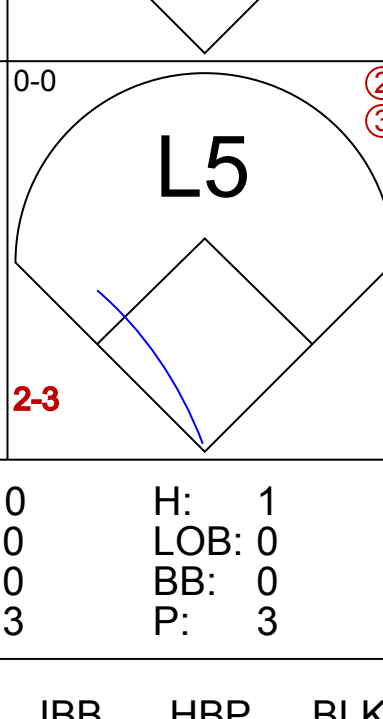
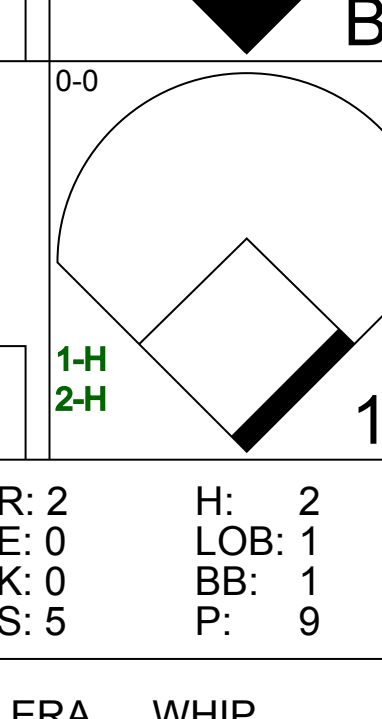
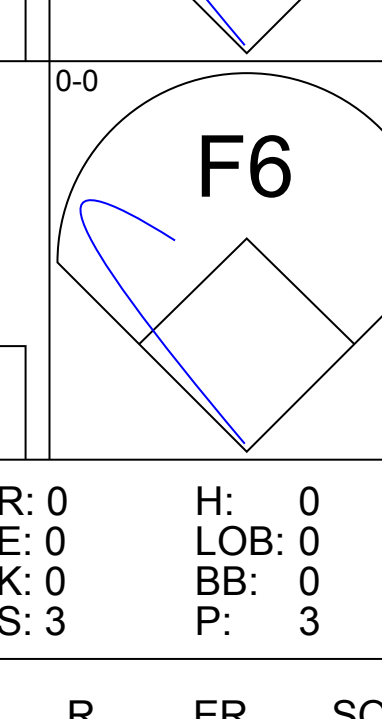
Batter	1	2	3	4	5	6	7	8	9	AB	R	H	RBI	BB	SO	LOB	TOP								
<b>Don Money, R</b> OBP: 0.341, SLG: 0.423 (1, 5)	F6			6-3		G3		HR	G6-4-3	5	1	1	1	0	0	1	<b>Milwaukee Brewers @ Minnesota Twins</b> Metropolitan Stadium, Bloomington, MI Wed Jul 17 1974, 8:05 PM EDT Att: 11,599 - Unknown - 90 F								
<b>Ken Berry, R</b> OBP: 0.275, SLG: 0.262 (1, 8)	G3			5-3		E4		1B	4-3	5	1	2	0	0	0	0									
<b>John Briggs, L</b> OBP: 0.367, SLG: 0.523 (1, 7)	K			K				1B		3	1	1	1	1	2	0									
<b>George Scott, R</b> OBP: 0.353, SLG: 0.464 (1, 3)		K			F9	L9		1B		4	1	1	0	0	1	2									
<b>Darrell Porter, L</b> OBP: 0.354, SLG: 0.387 (1, 2)		4-3			BB			1B		4	0	2	1	0	1	0									
<b>Mike Hegan, L</b> OBP: 0.317, SLG: 0.448 (8, PH)										2	0	0	0	1	1	0									
<b>Bob Hansen, L</b> OBP: 0.306, SLG: 0.322 (8, PH)										1	0	0	1	0	0	1									
<b>Dave May, L</b> OBP: 0.350, SLG: 0.350 (8, PH)										3	0	1	0	0	1	2									
<b>Bobby Mitchell, R</b> OBP: 0.299, SLG: 0.375 (8, 9)			K		F8			F8		1	0	0	0	0	0	1									
<b>Pedro Garcia, R</b> OBP: 0.277, SLG: 0.408 (1, 4)				6-3		F7			G6-4-3	4	1	1	0	0	1	3									
<b>Tim Johnson, L</b> OBP: 0.272, SLG: 0.355 (1, 6)				K				1-3		3	0	0	0	1	1	0									
<b>Inning Stats</b>	R: 0 E: 0 K: 1 S: 5	H: 0 LOB: 0 BB: 0 P: 5	R: 0 E: 0 K: 2 S: 7	H: 0 LOB: 0 BB: 0 P: 7	R: 0 E: 0 K: 2 S: 7	H: 0 LOB: 0 BB: 0 P: 7	R: 0 E: 0 K: 1 S: 5	H: 0 LOB: 0 BB: 0 P: 5	R: 0 E: 0 K: 0 S: 4	H: 1 LOB: 2 BB: 1 P: 8	R: 0 E: 0 K: 0 S: 4	H: 1 LOB: 1 BB: 0 P: 8	R: 0 E: 0 K: 2 S: 8	H: 1 LOB: 1 BB: 0 P: 8	R: 4 E: 0 K: 0 S: 8	H: 5 LOB: 1 BB: 0 P: 8	R: 1 E: 0 K: 0 S: 3	H: 1 LOB: 0 BB: 1 P: 7	1B: 5 2B: 1 3B: 2 HR: 1	SF: 0 SAC: 0 DP: 1 HBP: 0	WP: 0 PB: 0 SB: 0 CS: 0	PA: 38			
<b>PITCHER</b>	IP	WLS	BF	H	R	ER	SO	BB	IBB	HBP	BLK	WP	HR	S	P	ERA	WHIP								
<b>Bert Blyleven, R</b> ERA: 3.03 (1, 1)	7.1	W	32	8	4	4	8	2	0	0	0	0	1	46	54	4.91	1.364								
<b>Bill Hands, R</b> ERA: 4.89 (8, 1)	1.2		6	1	1	1	0	1	0	0	0	0	0	5	9	5.40	1.200								

Batter	1	2	3	4	5	6	7	8	9	AB	R	H	RBI	BB	SO	LOB	BOTTOM								
<b>Steve Brye, R</b> OBP: 0.330, SLG: 0.370 (1, 8)	E5		1B	BB		PB		F9		5	3	3	1	0	0	0	<b>Milwaukee Brewers @ Minnesota Twins</b> Metropolitan Stadium, Bloomington, MI Wed Jul 17 1974, 8:05 PM EDT Att: 11,599 - Unknown - 90 F								
<b>Rod Carew, L</b> OBP: 0.438, SLG: 0.458 (1, 4)			1B	2H	1B	1B				2	1	1	0	2	0	2									
<b>Luis Gomez, R</b> OBP: 0.256, SLG: 0.204 (7, 6)			1B	1B	BB			P6		1	0	0	0	0	0	0									
<b>Steve Braun, L</b> OBP: 0.384, SLG: 0.397 (1, 7)	3-4		1B	HR	G4-3					4	1	3	4	0	0	1									
<b>Tony Oliva, L</b> OBP: 0.316, SLG: 0.435 (1, 10)		4-3	HR	G4-3		L3				4	1	1	1	0	0	3									
<b>Bobby Darwin, R</b> OBP: 0.330, SLG: 0.453 (1, 9)			HR							4	2	4	4	0	0	0									
<b>Jim Holt, L</b> OBP: 0.302, SLG: 0.316 (1, 3)			1B					G4-6-3		4	0	1	0	0	0	2									
<b>Eric Soderholm, R</b> OBP: 0.364, SLG: 0.411 (1, 5)			F8	F9						4	0	2	0	0	0	2									
<b>Jerry Terrell, R</b> OBP: 0.281, SLG: 0.317 (7, 4)			P4	E3	G1-4-3					4	1	1	0	0	1	2									
<b>Phil Roof, R</b> OBP: 0.321, SLG: 0.298 (1, 2)			K	6-3						3	1	0	0	1	2	1									
<b>Inning Stats</b>	R: 0 E: 1 K: 0 S: 2	H: 0 LOB: 1 BB: 1 P: 6	R: 0 E: 0 K: 0 S: 4	H: 1 LOB: 0 BB: 0 P: 4	R: 5 E: 0 K: 1 S: 11	H: 6 LOB: 1 BB: 0 P: 11	R: 2 E: 1 K: 0 S: 5	H: 3 LOB: 1 BB: 1 P: 9	R: 1 E: 0 K: 0 S: 4	H: 2 LOB: 0 BB: 0 P: 4	R: 2 E: 0 K: 0 S: 4	H: 2 LOB: 0 BB: 1 P: 8	R: 0 E: 0 K: 1 S: 6	H: 2 LOB: 1 BB: 0 P: 6	R: 0 E: 0 K: 1 S: 5	H: 0 LOB: 0 BB: 0 P: 5	1B: 13 2B: 2 3B: 1 HR: 2	SF: 0 SAC: 0 DP: 5 HBP: 0	WP: 0 PB: 1 SB: 0 CS: 1	PA: 38					
<b>PITCHER</b>	IP	WLS	BF	H	R	ER	SO	BB	IBB	HBP	BLK	WP	HR	S	P	ERA	WHIP								
<b>Jim Colborn, R</b> ERA: 5.21 (1, 1)	3.0	L	16	7	5	5	1	1	0	0	0	0	1	17	21	15.00	2.667								
<b>Eduardo Rodriguez, R</b> ERA: 3.6 (4, 1)	2.1		14	7	5	4	0	2	0	0	0	0	1	12	20	15.43	3.857								
<b>Jim Slaton, R</b> ERA: 4.5 (6, 1)	1.2		5	2	0	0	1	0	0	0	0	0	0	7	7	0.00	1.200								
<b>Bill Travers, L</b> ERA: 5.16 (8, 1)	1.0		3	0	0	0	1	0	0	0	0	0	0	5	5	0.00	0.000								



Batter	1	2	3	4	5	6	7	8	9	AB	R	H	RBI	BB	SO	LOB	TOP		
<b>Don Money, R</b> OBP: 0.338, SLG: 0.419 (1, 5)	F9		F9			L6	K			4	0	0	0	0	1	2	<b>Milwaukee Brewers @ Chicago White Sox</b> Comiskey Park, Chicago, IL Fri Jul 19, 1974, 8:05 PM EDT Att: 19,730 - Unknown - 76 F <a href="http://livebaseballscorecards.com">livebaseballscorecards.com</a>		
<b>Bob Coluccio, R</b> OBP: 0.329, SLG: 0.379 (1, 8) (7, 9)	K		6-3			BB	F8			3	0	0	0	1	1	2			
<b>John Briggs, L</b> OBP: 0.365, SLG: 0.518 (1, 7)	BB				F9	L5		K		3	0	0	0	1	1	1			
<b>George Scott, R</b> OBP: 0.352, SLG: 0.470 (1, 3)	K				HR	K		5-3		4	1	1	1	0	2	2			
<b>Darrell Porter, L</b> OBP: 0.356, SLG: 0.401 (1, 2)		P6			F8		HR			4	1	2	1	0	0	0			
<b>Mike Hegan, L</b> OBP: 0.313, SLG: 0.441 <b>Deron Johnson, R</b> OBP: 0.256, SLG: 0.364 (7, PH)	F2				F8		HR	5-3		2	0	0	0	0	0	0			
<b>Dave May, L</b> OBP: 0.313, SLG: 0.351 <b>Ken Berry, R</b> OBP: 0.278, SLG: 0.260 (7, PH)	1B				F8		WP	1B		1	1	0	0	0	0	0			
<b>Pedro Garcia, R</b> OBP: 0.277, SLG: 0.405 (1, 4)	K				F7		WP	1B		4	0	1	1	0	1	1			
<b>Robin Yount, R</b> OBP: 0.287, SLG: 0.365 (1, 6)			F7		6-3		K	6-3		4	0	0	0	0	1	2			
<b>Inning Stats</b>	R: 0 E: 0 K: 2 S: 7	H: 0 LOB: 1 BB: 1 P: 11	R: 0 E: 0 K: 1 S: 6	H: 1 LOB: 1 BB: 0 P: 6	R: 0 E: 0 K: 0 S: 3	H: 0 LOB: 0 BB: 0 P: 3	R: 1 E: 0 K: 0 S: 4	H: 1 LOB: 0 BB: 0 P: 4	R: 0 E: 0 K: 1 S: 5	H: 0 LOB: 1 BB: 1 P: 9	R: 2 E: 0 K: 2 S: 9	H: 2 LOB: 2 BB: 1 P: 14	R: 0 E: 0 K: 1 S: 6	H: 1 LOB: 1 BB: 0 P: 6	R: 0 E: 0 K: 0 S: 3	H: 0 LOB: 0 BB: 0 P: 3		1B: 3 2B: 0 3B: 0 HR: 2	SF: 0 SAC: 0 DP: 0 HBP: 1
<b>PITCHER</b>	IP	WLS	BF	H	R	ER	SO	BB	IBB	HBP	BLK	WP	HR	S	P	ERA	WHIP		
<b>Bart Johnson, R</b> ERA: 2.3 (1, 1)	6.0	W	23	3	2	2	4	2	0	0	0	0	2	29	37	3.00	0.833		
<b>Terry Forster, L</b> ERA: 3.07 (7, 1)	3.0	S	13	2	1	1	3	1	0	1	0	2	0	17	22	3.00	1.000		

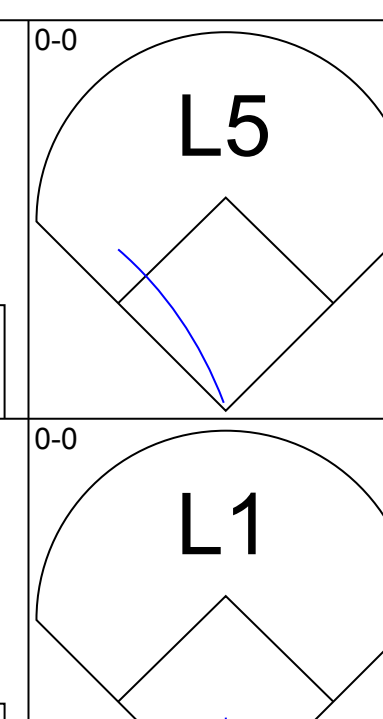
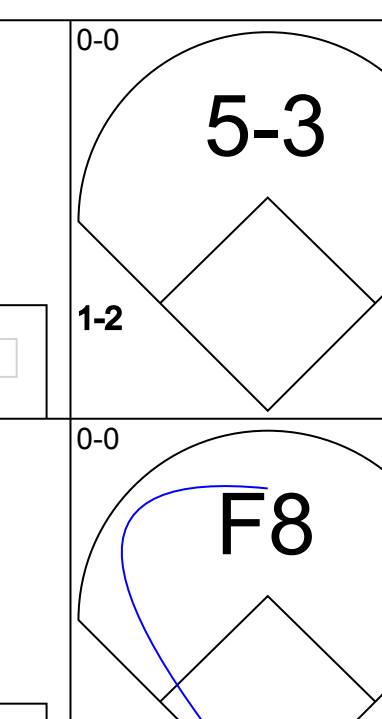
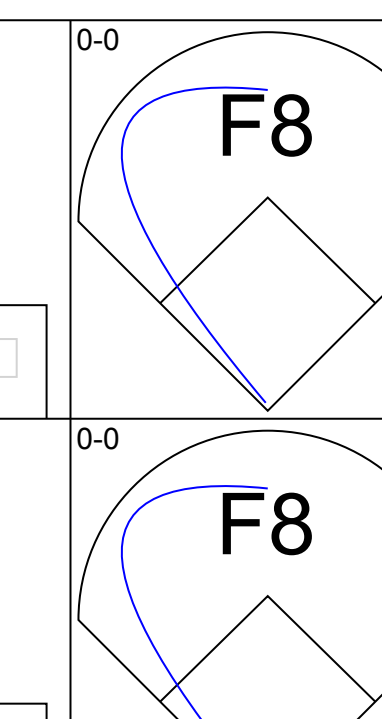
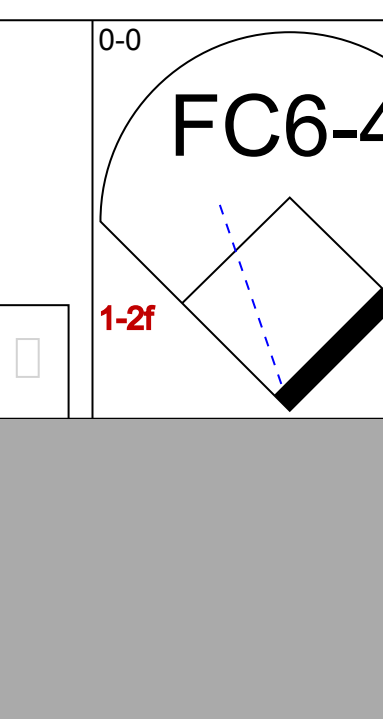
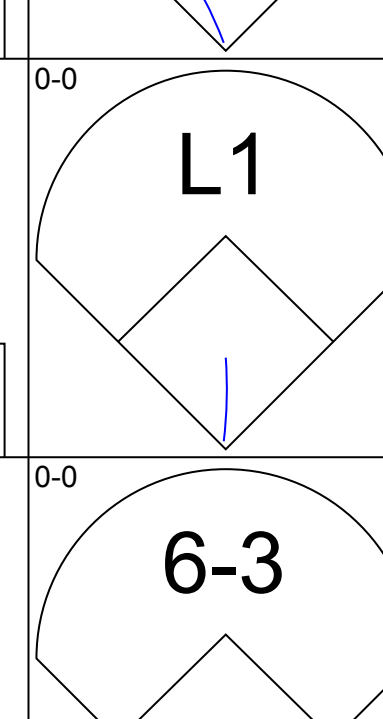
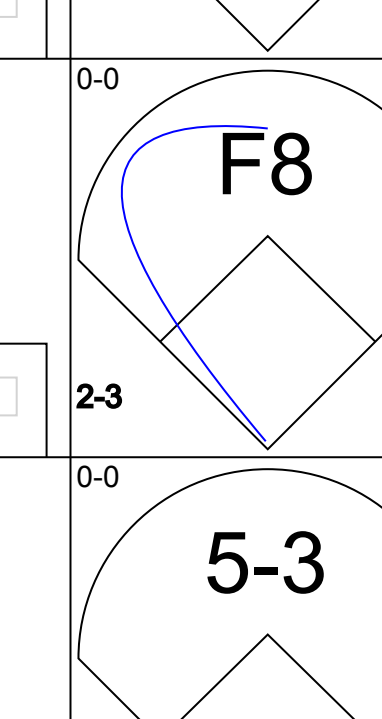
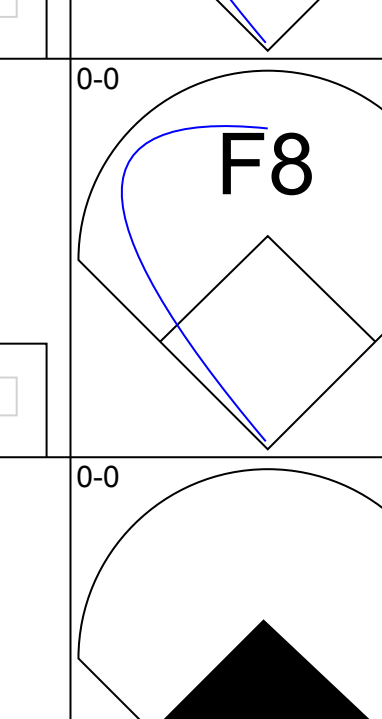
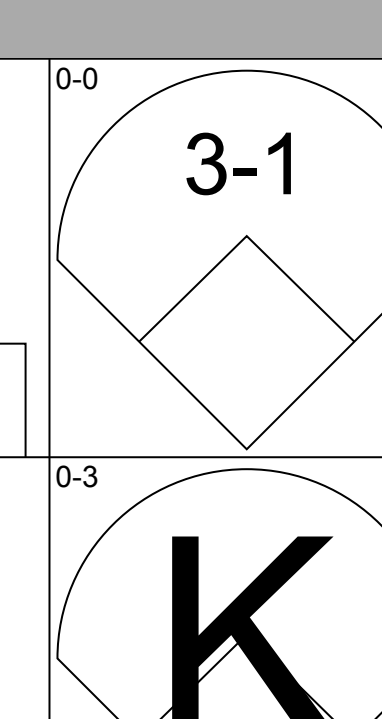
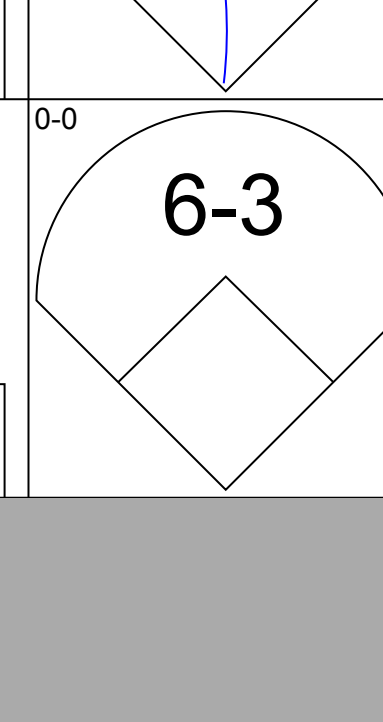
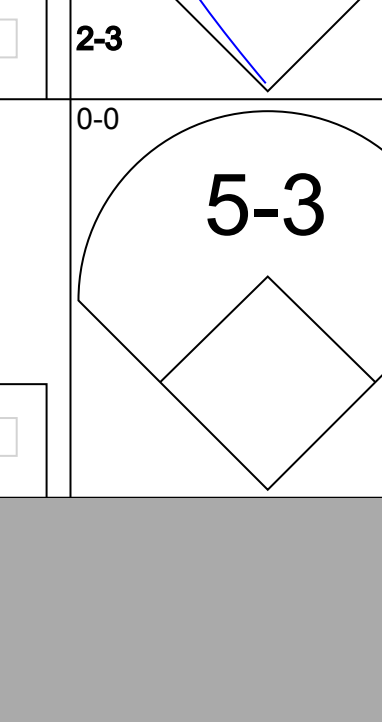
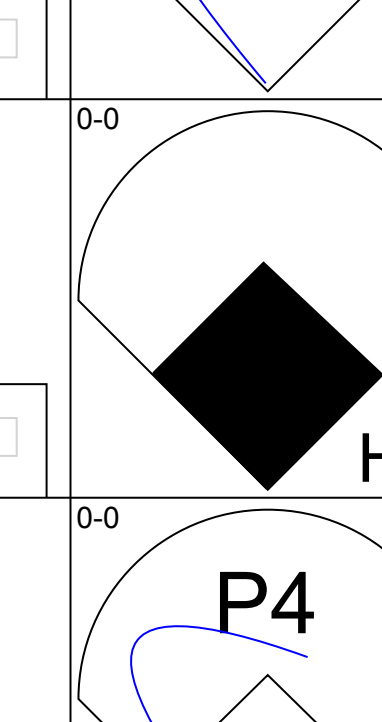
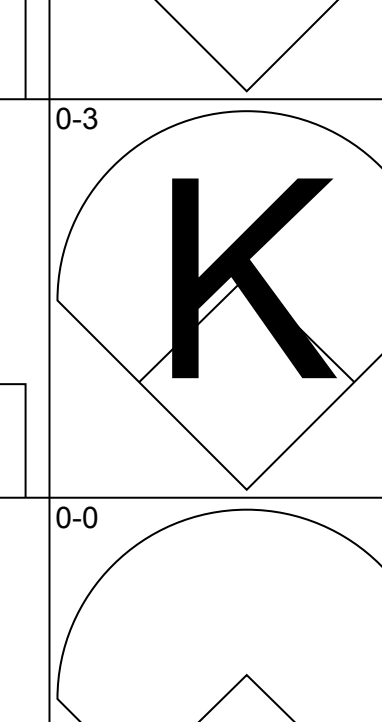
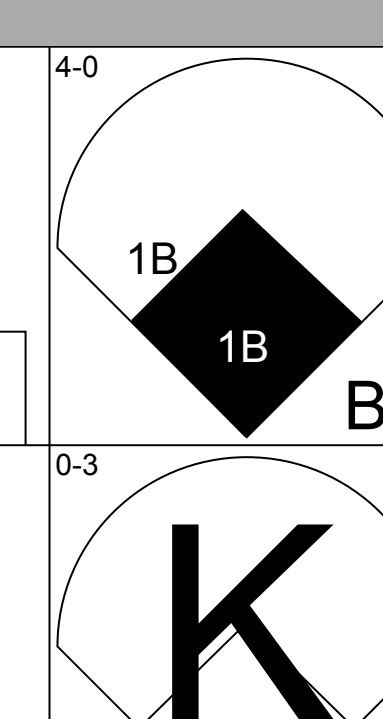
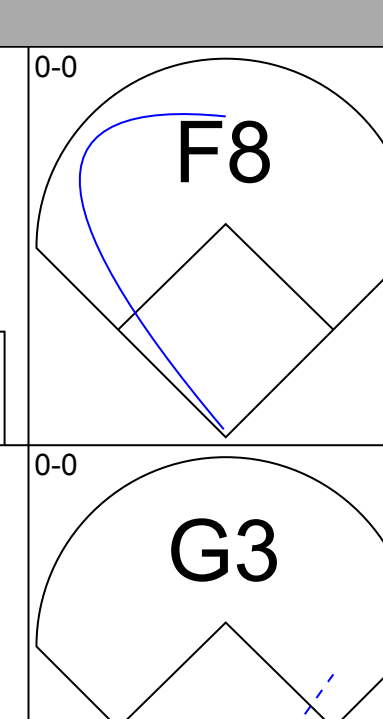
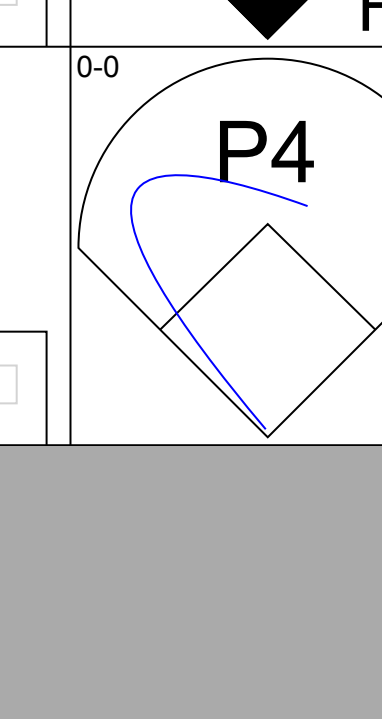
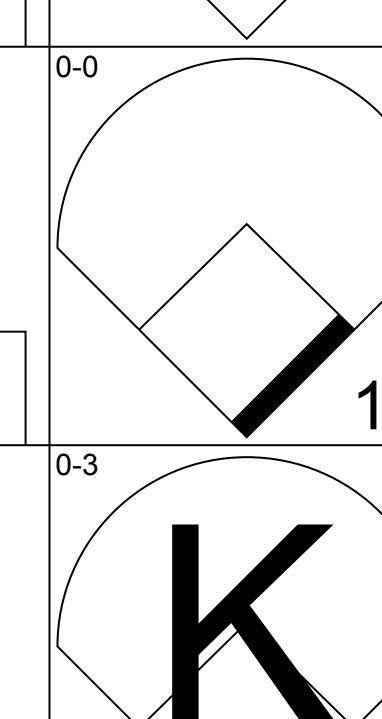
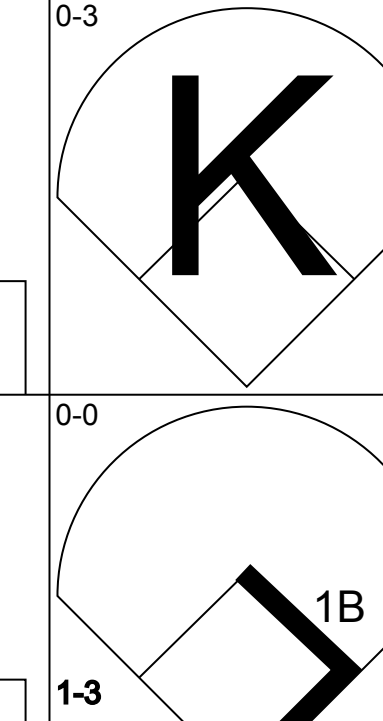
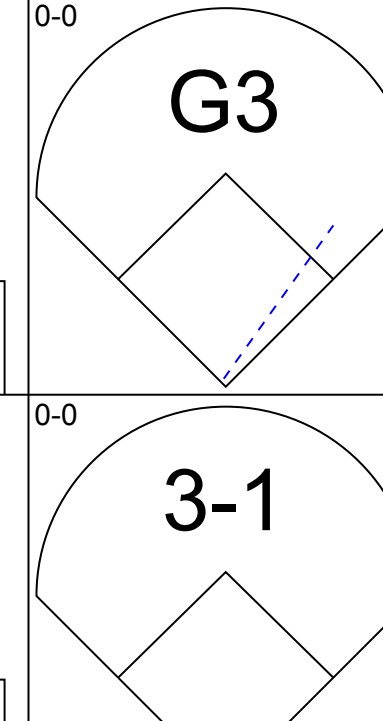


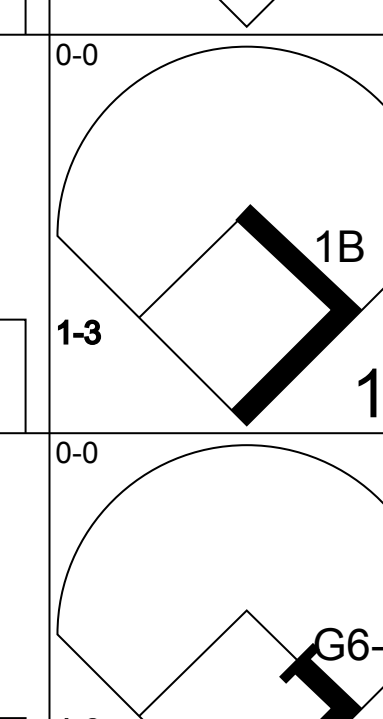
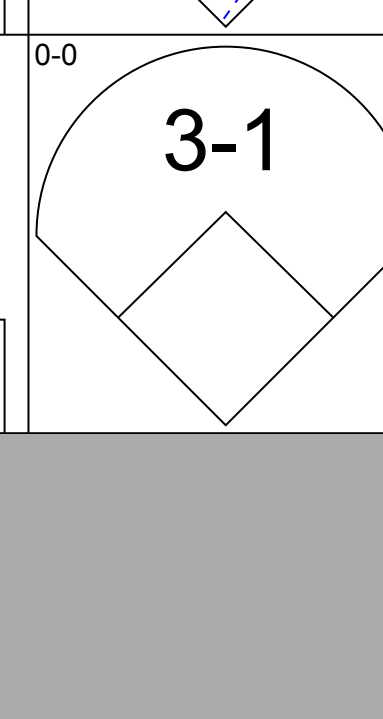

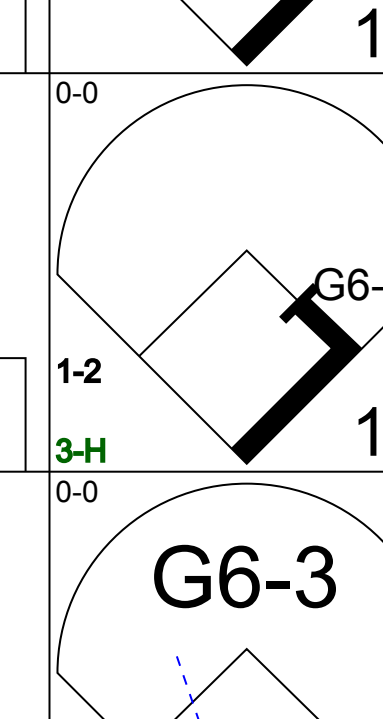
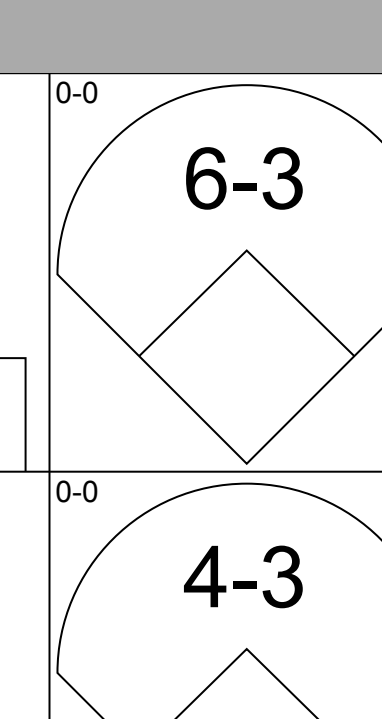
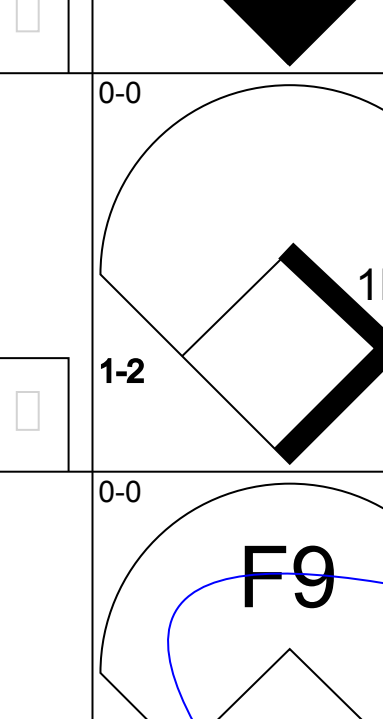
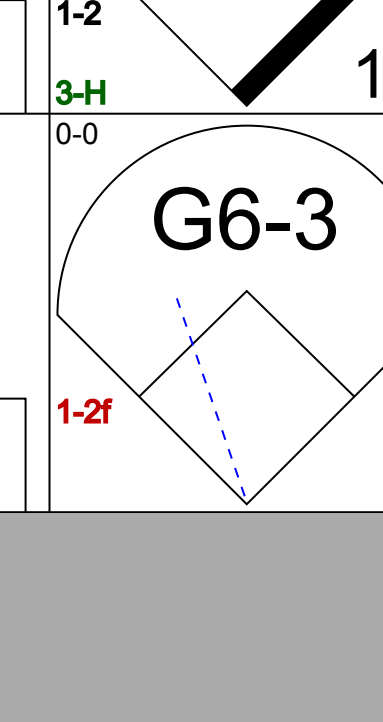
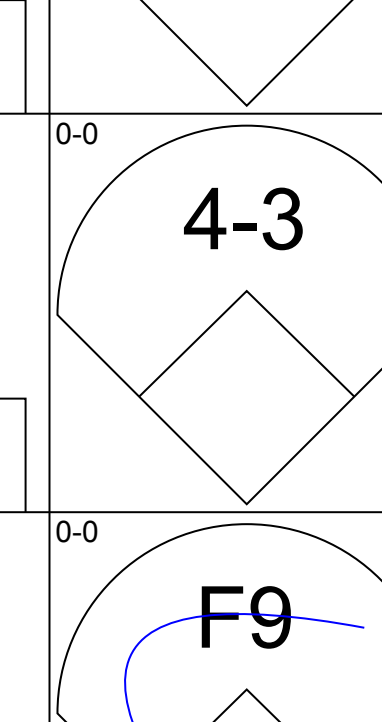
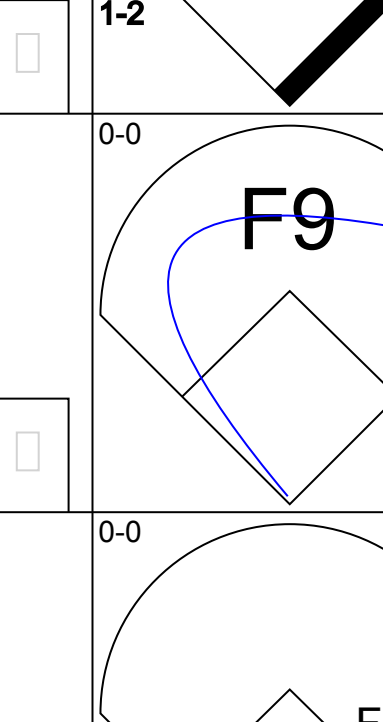
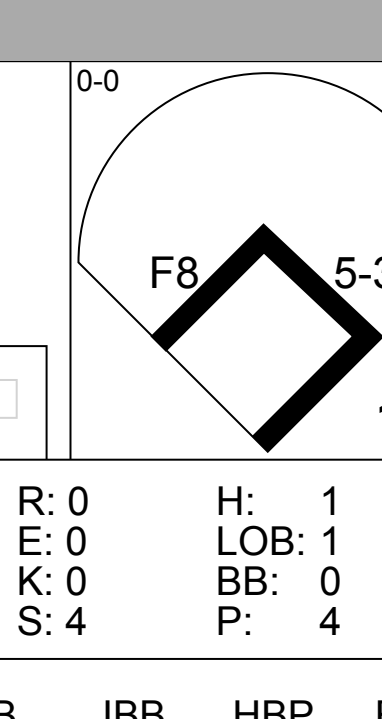
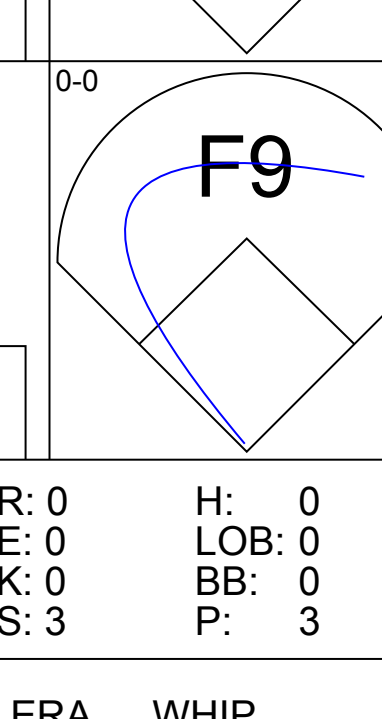
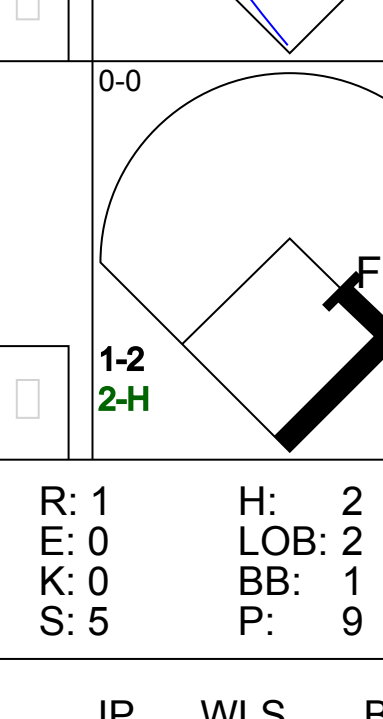
Batter	1	2	3	4	5	6	7	8	9	AB	R	H	RBI	BB	SO	LOB	BOTTOM		
<b>Pat Kelly, L</b> OBP: 0.338, SLG: 0.349 (1, 10)	1B		8-5	CS	1B		FC5-4			2	1	2	0	2	0	0	<b>Milwaukee Brewers @ Chicago White Sox</b> Comiskey Park, Chicago, IL Fri Jul 19, 1974, 8:05 PM EDT Att: 19,730 - Unknown - 76 F <a href="http://livebaseballscorecards.com">livebaseballscorecards.com</a>		
<b>Jorge Orta, L</b> OBP: 0.389, SLG: 0.470 (1, 4)	1B		E1		BB		1B			4	2	2	0	0	0	2			
<b>Dick Allen, R</b> OBP: 0.366, SLG: 0.579 <b>Ron Santo, R</b> OBP: 0.305, SLG: 0.307 <b>Tony Muser, L</b> OBP: 0.366, SLG: 0.404 (8, 3)	1B		8-5		HR		1B			2	0	0	1	0	1	4			
<b>Carlos May, L</b> OBP: 0.326, SLG: 0.358 (1, 7)	1B		8-5		SF8		L9			0	0	0	0	0	0	0			
<b>Ken Henderson, S</b> OBP: 0.366, SLG: 0.452 (1, 8)	G6-3		2B		F7		4-3			4	1	1	1	0	0	4			
<b>Bill Melton, R</b> OBP: 0.297, SLG: 0.378 (1, 5)	G3		2B		HR		1B			4	2	3	3	0	0	0			
<b>Bill Sharp, L</b> OBP: 0.349, SLG: 0.382 (1, 9)	G3		F5		6-3		BB			3	1	1	0	1	0	1			
<b>Ed Herrmann, L</b> OBP: 0.314, SLG: 0.390 (1, 2)	G3		F7				E8			4	0	1	1	0	1	1			
<b>Bucky Dent, R</b> OBP: 0.287, SLG: 0.331 (1, 6)	1B		FC3-6		1B		G3			4	0	2	1	0	1	2			
<b>Inning Stats</b>	R: 0 E: 0 K: 1 S: 6	H: 2 LOB: 1 BB: 0 P: 6	R: 1 E: 0 K: 0 S: 5	H: 2 LOB: 1 BB: 0 P: 5	R: 2 E: 1 K: 0 S: 5	H: 2 LOB: 1 BB: 1 P: 9	R: 0 E: 0 K: 0 S: 3	H: 1 LOB: 0 BB: 0 P: 3	R: 3 E: 0 K: 0 S: 5	H: 2 LOB: 0 BB: 1 P: 9	R: 0 E: 0 K: 2 S: 7	H: 0 LOB: 0 BB: 0 P: 7	R: 0 E: 0 K: 0 S: 4	H: 1 LOB: 1 BB: 0 P: 4	R: 1 E: 1 K: 0 S: 4	H: 2 LOB: 2 BB: 1 P: 8		1B: 9 2B: 3 3B: 0 HR: 1	SF: 1 SAC: 0 DP: 2 HBP: 0
<b>PITCHER</b>	IP	WLS	BF	H	R	ER	SO	BB	IBB	HBP	BLK	WP	HR	S	P	ERA	WHIP		
<b>Ed Sprague, R</b> ERA: 2.47 (1, 1)	2.0	L	11	4	3	2	1	1	0	0	0	0	0	12	16	9.00	2.500		
<b>Jim Slaton, R</b> ERA: 4.67 (3, 1)	2.2		12	5	3	3	0	1	0	0	0	0	1	11	15	10.12	2.250		
<b>Kevin Kober, L</b> ERA: 4.03 (5, 1)	2.1		10	2	1	1	2	1	0	0	0	0	0	13	17	3.86	1.286		
<b>Eduardo Rodriguez, R</b> ERA: 3.55 (8, 1)	1.0		3	1	0	0	0	0	0	0	0	0	0	3	3	0.00	1.000		

Batter	1	2	3	4	5	6	7	8	9	AB	R	H	RBI	BB	SO	LOB	TOP								
<b>Don Money, R</b> OBP: 0.334, SLG: 0.414 (1, 5)										4	0	0	0	0	1	1									
<b>Ken Berry, R</b> OBP: 0.270, SLG: 0.252 (1, 8)										4	0	0	0	0	0	0									
<b>John Briggs, L</b> OBP: 0.364, SLG: 0.518 (1, 7)										4	0	1	0	0	1	0									
<b>George Scott, R</b> OBP: 0.351, SLG: 0.467 (1, 3)										4	0	1	0	0	1	1									
<b>Darrell Porter, L</b> OBP: 0.358, SLG: 0.402 (1, 2)										4	0	2	0	0	0	1									
<b>Deron Johnson, R</b> OBP: 0.257, SLG: 0.363 (1, 10)										3	0	1	0	0	0	2									
<b>Bob Coluccio, R</b> OBP: 0.329, SLG: 0.379 (1, 9)										3	1	1	0	0	0	2									
<b>Pedro Garcia, R</b> OBP: 0.277, SLG: 0.402 (1, 4)										2	1	0	0	1	0	1									
<b>Robin Yount, R</b> OBP: 0.288, SLG: 0.365 (1, 6)										3	0	1	2	0	0	1									
<b>Inning Stats</b>	R: 0 E: 0 K: 2 S: 7	H: 0 LOB: 0 BB: 0 P: 7	R: 0 E: 0 K: 0 S: 3	H: 1 LOB: 0 BB: 0 P: 3	R: 0 E: 0 K: 0 S: 3	H: 1 LOB: 0 BB: 0 P: 3	R: 0 E: 0 K: 1 S: 6	H: 1 LOB: 1 BB: 0 P: 6	R: 2 E: 0 K: 0 S: 5	H: 2 LOB: 1 BB: 1 P: 9	R: 0 E: 0 K: 0 S: 3	H: 0 LOB: 0 BB: 0 P: 3	R: 0 E: 0 K: 0 S: 3	H: 1 LOB: 0 BB: 0 P: 3	R: 0 E: 0 K: 0 S: 3	H: 0 LOB: 0 BB: 0 P: 3	R: 0 E: 0 K: 0 S: 4	H: 1 LOB: 1 BB: 0 P: 4	1B: 6 2B: 2 3B: 0 HR: 0	SF: 0 SAC: 0 DP: 2 HBP: 0	WP: 1 PB: 0 CS: 1	PA: 33			
<b>PITCHER</b> <b>Wilbur Wood, L</b> ERA: 3.54 (1, 1)	IP: 9.0 WLS: W BF: 32	H: 7 R: 2 ER: 2 SO: 3	BB: 1 IBB: 0 HBP: 0 BLK: 0	WP: 1 HR: 0 S: 37 P: 41	ERA: 2.00 WHIP: 0.889																				

Milwaukee Brewers @ Chicago White Sox  
Comiskey Park, Chicago, IL  
Sat Jul 20 1974, 4:33 AM EDT  
Att: 19,145 - Unknown - 71 F

AB	31
R	2
H	7
RBI	2
BB	1
SO	3
LOB	9



Batter	1	2	3	4	5	6	7	8	9	AB	R	H	RBI	BB	SO	LOB	BOTTOM								
<b>Brian Downing, R</b> OBP: 0.382, SLG: 0.500 (1, 9)										4	0	0	0	0	0	3									
<b>Jorge Orta, L</b> OBP: 0.384, SLG: 0.462 (1, 4)										4	0	0	0	0	0	1									
<b>Dick Allen, R</b> OBP: 0.365, SLG: 0.584 <b>Tony Muser, L</b> OBP: 0.366, SLG: 0.404 (1, 3) (9, 3)										4	1	1	1	0	1	1									
<b>Bill Melton, R</b> OBP: 0.299, SLG: 0.378 (1, 5)										3	1	1	0	1	0	0									
<b>Ken Henderson, S</b> OBP: 0.362, SLG: 0.447 (1, 8)										4	0	0	0	0	2	2									
<b>Carlos May, L</b> OBP: 0.326, SLG: 0.359 (1, 7)										2	1	1	0	1	0	0									
<b>Ron Santo, R</b> OBP: 0.306, SLG: 0.310 (1, 10)										3	0	2	1	0	0	0									
<b>Ed Herrmann, L</b> OBP: 0.310, SLG: 0.385 (1, 2)										3	0	0	0	0	0	4									
<b>Bucky Dent, R</b> OBP: 0.291, SLG: 0.335 (1, 6)										3	0	2	1	0	0	0									
<b>Inning Stats</b>	R: 0 E: 0 K: 0 S: 3	H: 0 LOB: 0 BB: 0 P: 3	R: 1 E: 0 K: 1 S: 6	H: 2 LOB: 1 BB: 1 P: 10	R: 0 E: 0 K: 0 S: 4	H: 1 LOB: 0 BB: 0 P: 4	R: 0 E: 0 K: 0 S: 3	H: 0 LOB: 0 BB: 0 P: 3	R: 0 E: 0 K: 0 S: 4	H: 1 LOB: 0 BB: 0 P: 4	R: 1 E: 0 K: 0 S: 5	H: 2 LOB: 2 BB: 1 P: 9	R: 0 E: 0 K: 2 S: 8	H: 1 LOB: 1 BB: 0 P: 8	R: 0 E: 0 K: 0 S: 1	H: 1 LOB: 0 BB: 0 P: 1	1B: 6 2B: 0 3B: 0 HR: 1	SF: 0 SAC: 0 DP: 1 HBP: 0	WP: 0 PB: 0 CS: 0	PA: 32					
<b>PITCHER</b> <b>Clyde Wright, L</b> ERA: 3.92 (1, 1)	IP: 8.0 WLS: L BF: 32	H: 7 R: 3 ER: 3 SO: 3	BB: 2 IBB: 0 HBP: 0 BLK: 0	WP: 0 HR: 1 S: 36 P: 44	ERA: 3.38 WHIP: 1.125																				

Milwaukee Brewers @ Chicago White Sox  
Comiskey Park, Chicago, IL  
Sat Jul 20 1974, 4:33 AM EDT  
Att: 19,145 - Unknown - 71 F

AB	30
R	3
H	7
RBI	3
BB	2
SO	3
LOB	11



Batter	1	2	3	4	5	6	7	8	9	AB	R	H	RBI	BB	SO	LOB	TOP										
<b>Bob Coluccio, R</b> OBP: 0.324, SLG: 0.373 (1, 9)	0-0 6-3			0-0 4-3		0-0 6-3		0-0 6-3		4	0	0	0	0	0	0	<b>Milwaukee Brewers @ Chicago White Sox</b> Comiskey Park, Chicago, IL Sun Jul 21 1974, 4:33 AM EDT Unknown <a href="http://livebaseballscorecards.com">livebaseballscorecards.com</a>										
<b>Charlie Moore, R</b> OBP: 0.341, SLG: 0.380 (1, 2)	0-0 4-3			0-0 1B 2B		0-0 F3		0-3 K		4	1	1	0	0	1	0											
<b>John Briggs, L</b> OBP: 0.366, SLG: 0.515 (1, 7)	0-0 3-1			4-0 1B BB		0-0 P6			4-0 FC6-4 BB	2	0	0	0	2	0	0											
<b>George Scott, R</b> OBP: 0.352, SLG: 0.468 (1, 3)		0-0 P4		0-0 L4 1B			0-0 1-5-3 1B		0-3 K	4	0	2	1	0	1	1											
<b>Don Money, R</b> OBP: 0.331, SLG: 0.409 (1, 5)		0-3 K		0-0 L4		0-0 F9		0-0 FC6-4 1B		4	1	0	0	0	1	4											
<b>Deron Johnson, R</b> OBP: 0.257, SLG: 0.363 <b>Bobby Mitchell, R</b> OBP: 0.304, SLG: 0.380 (7, PR)		0-0 6-3			0-0 L5		0-0 1-5-3 1B		0-0 1B	3	0	1	0	0	0	0											
<b>Ken Berry, R</b> OBP: 0.262, SLG: 0.244 (1, 8)			0-3 K		0-0 F7		0-0 1-5-3		0-3 K	4	0	0	0	0	2	3											
<b>Robin Yount, R</b> OBP: 0.288, SLG: 0.365 (1, 6)			0-0 5-3		0-0 1B		0-0 F7			3	0	1	0	0	0	3											
<b>Pedro Garcia, R</b> OBP: 0.274, SLG: 0.398 (1, 4)			0-0 F3		0-0 L5			0-3 K		3	0	0	0	0	1	1											
<b>Inning Stats</b>	R: 0 E: 0 K: 0 S: 3	H: 0 LOB: 0 BB: 0 P: 3	R: 0 E: 0 K: 1 S: 5	H: 0 LOB: 0 BB: 0 P: 5	R: 0 E: 0 K: 1 S: 5	H: 0 LOB: 0 BB: 0 P: 5	R: 1 E: 0 K: 0 S: 4	H: 2 LOB: 1 BB: 1 P: 8	R: 0 E: 0 K: 0 S: 3	H: 0 LOB: 0 BB: 0 P: 3	R: 0 E: 0 K: 0 S: 5	H: 2 LOB: 2 BB: 0 P: 5	R: 0 E: 0 K: 2 S: 7	H: 0 LOB: 0 BB: 0 P: 7	R: 1 E: 0 K: 2 S: 8	H: 1 LOB: 1 BB: 1 P: 12	1B: 5 2B: 2 3B: 0 HR: 0	SF: 0 SAC: 0 DP: 1 HBP: 0	WP: 1 PB: 0 CS: 0	PA: 34							
<b>PITCHER</b>	IP	WLS	BF	H	R	ER	SO	BB	IBB	HBP	BLK	WP	HR	S	P	ERA	WHIP										
<b>Jim Kaat, L</b> ERA: 3.35 (1, 1)	6.1	W	24	5	1	1	2	1	0	0	0	0	0	27	31	1.42	0.947										
<b>Terry Forster, L</b> ERA: 3.05 (7, 1)	2.2	S	10	1	1	1	4	1	0	0	0	1	0	17	21	3.38	0.750										

Batter	1	2	3	4	5	6	7	8	9	AB	R	H	RBI	BB	SO	LOB	BOTTOM										
<b>Pat Kelly, L</b> OBP: 0.339, SLG: 0.347 (1, 10)	4-0 S E BB	0-3 K		0-0 FC6-4 BB		0-0 F8		0-0 FC6-4 1B		4	1	1	0	1	1	2	<b>Milwaukee Brewers @ Chicago White Sox</b> Comiskey Park, Chicago, IL Sun Jul 21 1974, 4:33 AM EDT Unknown <a href="http://livebaseballscorecards.com">livebaseballscorecards.com</a>										
<b>Jorge Orta, L</b> OBP: 0.380, SLG: 0.455 (1, 4)	0-0 F5		0-0 F9	4-0 FC6-4 BB		0-0 F9		0-0 FC6-4		4	0	0	0	1	0	2											
<b>Dick Allen, R</b> OBP: 0.369, SLG: 0.601 (1, 3)	0-0 E4 2B		0-0 2B	0-0 FC6-4		0-0 HR				4	2	3	2	0	0	3											
<b>Carlos May, L</b> OBP: 0.331, SLG: 0.362 (1, 7)	0-0 F9		4-0 G6-4-3 BB	0-0 G5-4-3 2B		0-0 F8		0-0 F8		3	0	1	0	1	0	1											
<b>Ken Henderson, S</b> OBP: 0.363, SLG: 0.449 (1, 8)	0-0 2B		0-0 G6-4-3	4-0 G5-4-3 BB		0-0 F9				3	0	1	1	1	0	2											
<b>Bill Melton, R</b> OBP: 0.304, SLG: 0.390 (1, 5)	4-0 BB			0-0 G5-4-3		0-0 G5-4-3		0-0 1B E 1B		3	2	2	1	1	0	2											
<b>Bill Sharp, L</b> OBP: 0.347, SLG: 0.379 (1, 9)	0-3 K			0-0 G3		0-0 F2		0-0 E9 SF9 1B		4	1	1	0	0	1	3											
<b>Ed Herrmann, L</b> OBP: 0.310, SLG: 0.385 (1, 2)		0-3 K		0-0 FC6-4 1B		0-0 4-3		0-0 SF9		3	0	1	1	0	1	0											
<b>Bucky Dent, R</b> OBP: 0.290, SLG: 0.333 (1, 6)		0-0 P5		0-0 FC6-4 1B		0-0 P6		0-0 5-3		4	0	1	0	0	0	0											
<b>Inning Stats</b>	R: 2 E: 1 K: 1 S: 7	H: 2 LOB: 2 BB: 2 P: 15	R: 0 E: 0 K: 2 S: 7	H: 0 LOB: 0 BB: 0 P: 7	R: 0 E: 0 K: 0 S: 3	H: 1 LOB: 1 BB: 1 P: 7	R: 1 E: 0 K: 0 S: 6	H: 3 LOB: 3 BB: 1 P: 10	R: 0 E: 0 K: 0 S: 3	H: 0 LOB: 0 BB: 0 P: 3	R: 1 E: 0 K: 0 S: 4	H: 1 LOB: 0 BB: 0 P: 4	R: 2 E: 1 K: 0 S: 6	H: 3 LOB: 1 BB: 0 P: 6	1B: 5 2B: 4 3B: 0 HR: 2	SF: 1 SAC: 0 DP: 2 HBP: 0	WP: 0 PB: 0 SB: 1 CS: 0	PA: 38									
<b>PITCHER</b>	IP	WLS	BF	H	R	ER	SO	BB	IBB	HBP	BLK	WP	HR	S	P	ERA	WHIP										
<b>Jim Colborn, R</b> ERA: 5.32 (1, 1)	8.0	L	38	11	6	6	3	5	0	0	0	0	2	39	59	6.75	2.000										





Batter	1	2	3	4	5	6	7	8	9	AB	R	H	RBI	BB	SO	LOB	TOP				
Bob Coluccio, R (1, 8) OBP: 0.317, SLG: 0.364 Bob Hansen, L (9, PH) OBP: 0.313, SLG: 0.328	0-0 P6		0-0 F8		0-0 P3		0-0 6-3		0-0 F8	4	0	0	0	0	0	0					
Don Money, R (1, 5) OBP: 0.333, SLG: 0.410	0-0 G2				0-3 K				0-0 SH1-4 1B	4	0	2	0	0	1	0					
Dave May, L (1, 9) OBP: 0.272, SLG: 0.347			0-0 F8						0-0 SH1-4 1-2	2	0	1	0	0	0	1					
George Scott, R (1, 3) OBP: 0.348, SLG: 0.460	0-3 K		0-3 K						0-0 4-3 2-3	4	0	0	0	0	2	4					
John Briggs, L (1, 7) OBP: 0.368, SLG: 0.512					0-0 F2				0-0 4-3	4	0	1	0	0	0	3					
Darrell Porter, L (1, 2) OBP: 0.356, SLG: 0.397					4-0 BB				0-0 3-1	3	0	1	0	1	1	2					
Deron Johnson, R (1, 10) OBP: 0.261, SLG: 0.370 Bobby Mitchell, R (9, PR) OBP: 0.304, SLG: 0.380					0-0 F7				4-0 FC5-4 BB	2	0	0	0	2	1	3					
Pedro Garcia, R (1, 4) OBP: 0.271, SLG: 0.393 Mike Hegan, L (9, PH) OBP: 0.322, SLG: 0.445 Tim Johnson, L (9, PR) OBP: 0.262, SLG: 0.342					0-3 K				4-0 FC5-4 BB	3	0	0	0	0	1	3					
Robin Yount, R (1, 6) OBP: 0.281, SLG: 0.355	0-0 P4				0-0 F7				0-0 FC5-4 1-2 2-3	4	0	0	0	0	0	4					
<b>Inning Stats</b>	R: 0 E: 0 K: 1 S: 6	H: 1 LOB: 1 BB: 0 P: 6	R: 0 E: 0 K: 0 S: 4	H: 2 LOB: 2 BB: 1 P: 8	R: 0 E: 0 K: 1 S: 6	H: 1 LOB: 1 BB: 0 P: 6	R: 0 E: 0 K: 1 S: 5	H: 0 LOB: 1 BB: 1 P: 9	R: 0 E: 0 K: 0 S: 5	H: 0 LOB: 0 BB: 0 P: 5	R: 0 E: 0 K: 2 S: 8	H: 0 LOB: 0 BB: 0 P: 9	R: 0 E: 0 K: 0 S: 3	H: 0 LOB: 0 BB: 0 P: 3	R: 0 E: 0 K: 0 S: 4	H: 1 LOB: 1 BB: 0 P: 4	R: 0 E: 0 K: 0 S: 3	H: 0 LOB: 2 BB: 11	1B: 5 2B: 0 3B: 0 HR: 0	SF: 0 SAC: 1 DP: 0 HBP: 1	WP: 0 PA: 37 CS: 0
<b>PITCHER</b> Doc Medich, R (1, 1) ERA: 3.29	IP: 9.0 WLS: W BF: 37 H: 5 R: 0 ER: 0 SO: 6 BB: 4 IBB: 0 HBP: 1 BLK: 0 WP: 0 HR: 0 S: 44 P: 61 ERA: 0.00 WHIP: 1.000															<b>PITCHER</b>					

Milwaukee Brewers @ New York Yankees  
Shea Stadium, Flushing, NY  
Thu Jul 25 1974, 7:05 PM EDT  
Att: 13,893 - Unknown - 71 F

AB 31  
R 0  
H 5  
RBI 0  
BB 4  
SO 6  
LOB 22



Batter	1	2	3	4	5	6	7	8	9	AB	R	H	RBI	BB	SO	LOB	BOTTOM		
Roy White, S (1, 10) OBP: 0.365, SLG: 0.363	0-0 SH1-3 1B		0-0 P4		0-0 F9				0-0 P5	4	1	1	0	0	0	3			
Elliott Maddox, R (1, 8) OBP: 0.392, SLG: 0.365	0-0 SH1-3 1-2		0-0 5-3						4-0 BB	2	0	0	0	1	0	0			
Bobby Murcer, L (1, 9) OBP: 0.342, SLG: 0.392	0-0 1B 2H				0-0 1-3				0-0 3-1	4	0	1	1	0	0	2			
Lou Piniella, R (1, 7) OBP: 0.342, SLG: 0.372	0-0 1B 1-3				0-0 6-3				0-0 6-3	3	0	1	0	0	0	0			
Otto Velez, R (1, 3) OBP: 0.368, SLG: 0.457	0-3 K				0-3 K				0-0 F3	3	0	0	0	0	2	1			
Thurman Munson, R (1, 2) OBP: 0.304, SLG: 0.375					0-0 L5				0-0 6-3	3	0	0	0	0	0	0			
Graig Nettles, L (1, 5) OBP: 0.324, SLG: 0.416					0-0 F7				0-0 G3	3	0	0	0	0	0	0			
Jim Mason, L (1, 6) OBP: 0.302, SLG: 0.347					0-3 K				0-0 1B 1B	3	0	2	0	0	1	0			
Sandy Alomar Sr., S (1, 4) OBP: 0.255, SLG: 0.265					0-0 F8				0-0 SH3-4 1B	2	0	1	0	0	0	0			
<b>Inning Stats</b>	R: 1 E: 0 K: 1 S: 7	H: 3 LOB: 1 BB: 0 P: 7	R: 0 E: 0 K: 1 S: 5	H: 0 LOB: 0 BB: 0 P: 5	R: 0 E: 0 K: 0 S: 3	H: 0 LOB: 0 BB: 0 P: 3	R: 0 E: 0 K: 1 S: 5	H: 0 LOB: 0 BB: 0 P: 5	R: 0 E: 0 K: 0 S: 5	H: 2 LOB: 2 BB: 0 P: 5	R: 0 E: 0 K: 0 S: 3	H: 0 LOB: 0 BB: 0 P: 3	R: 0 E: 0 K: 0 S: 3	H: 0 LOB: 0 BB: 0 P: 3	R: 0 E: 0 K: 0 S: 4	H: 1 LOB: 2 BB: 1 P: 8	1B: 6 2B: 0 3B: 0 HR: 0	SF: 0 SAC: 2 DP: 0 HBP: 0	WP: 0 PA: 30 CS: 0
<b>PITCHER</b> Clyde Wright, L (1, 1) ERA: 3.8	IP: 8.0 WLS: L BF: 30 H: 6 R: 1 ER: 1 SO: 3 BB: 1 IBB: 0 HBP: 0 BLK: 0 WP: 0 HR: 0 S: 35 P: 39 ERA: 1.12 WHIP: 0.875															<b>PITCHER</b>			

Milwaukee Brewers @ New York Yankees  
Shea Stadium, Flushing, NY  
Thu Jul 25 1974, 7:05 PM EDT  
Att: 13,893 - Unknown - 71 F

AB 27  
R 1  
H 6  
RBI 1  
BB 1  
SO 3  
LOB 6



Batter	1	2	3	4	5	6	7	8	9	AB	R	H	RBI	BB	SO	LOB	TOP										
<b>Bob Coluccio, R</b> OBP: 0.313, SLG: 0.358 (1, 8)										4	0	0	0	0	2	2	<b>Milwaukee Brewers @ New York Yankees</b> Shea Stadium, Flushing, NY Fri Jul 26 1974, 7:05 PM EDT Att: 15,701 - Overcast - 70 F										
<b>Don Money, R</b> OBP: 0.337, SLG: 0.417 (1, 5)										4	0	3	1	0	0	0											
<b>Dave May, L</b> OBP: 0.272, SLG: 0.346 (1, 9)										4	0	1	0	0	1	3											
<b>George Scott, R</b> OBP: 0.349, SLG: 0.460 (1, 3)										4	0	2	0	0	1	2											
<b>John Briggs, L</b> OBP: 0.365, SLG: 0.506 (1, 7)										4	0	0	0	0	0	3											
<b>Darrell Porter, L</b> OBP: 0.358, SLG: 0.396 (1, 2)										3	0	1	0	0	0	0											
<b>Ken Berry, R</b> OBP: 0.261, SLG: 0.242 (9, PH)										1	0	0	0	0	1	0											
<b>Deron Johnson, R</b> OBP: 0.259, SLG: 0.367 (1, 10)										2	0	0	0	0	2	0											
<b>Mike Hegan, L</b> OBP: 0.320, SLG: 0.442 (7, PH)										1	0	0	0	0	1	0											
<b>Bobby Mitchell, R</b> OBP: 0.302, SLG: 0.377 (9, PH)										1	0	0	0	0	1	0											
<b>Pedro Garcia, R</b> OBP: 0.271, SLG: 0.389 (1, 4)										3	0	0	0	1	2	0											
<b>Robin Yount, R</b> OBP: 0.284, SLG: 0.361 (1, 6)										3	1	2	0	0	0	1											
<b>Inning Stats</b>	R: 0 E: 0 K: 1 S: 6	H: 1 LOB: 1 BB: 0 P: 6	R: 0 E: 0 K: 1 S: 5	H: 0 LOB: 0 BB: 0 P: 5	R: 1 E: 0 K: 2 S: 9	H: 2 LOB: 1 BB: 0 P: 9	R: 0 E: 0 K: 0 S: 3	H: 1 LOB: 0 BB: 0 P: 3	R: 0 E: 0 K: 2 S: 8	H: 1 LOB: 1 BB: 0 P: 8	R: 0 E: 0 K: 1 S: 6	H: 1 LOB: 1 BB: 0 P: 6	R: 0 E: 0 K: 0 S: 3	H: 1 LOB: 1 BB: 1 P: 7	R: 0 E: 0 K: 1 S: 7	H: 2 LOB: 2 BB: 0 P: 7	R: 0 E: 0 K: 2 S: 7	H: 0 LOB: 0 BB: 0 P: 7	R: 0 E: 0 K: 1 S: 7	H: 0 LOB: 0 BB: 0 P: 7	1B: 7 2B: 2 3B: 0 HR: 0	SF: 0 SAC: 0 DP: 0 HBP: 0	WP: 0 PB: 0 SB: 1 CS: 1	PA: 35			
<b>PITCHER</b>	IP	WLS	BF	H	R	ER	SO	BB	IBB	HBP	BLK	WP	HR	S	P	ERA	WHIP										
<b>Pat Dobson, R</b> ERA: 3.33 (1, 1)	7.2	W	31	9	1	1	8	1	0	0	0	0	0	46	50	1.17	1.304										
<b>Sparky Lyle, L</b> ERA: 2.09 (8, 1)	1.1	S	4	0	0	0	2	0	0	0	0	0	0	8	8	0.00	0.000										

AB	34
R	1
H	9
RBI	1
BB	1
SO	10
LOB	12



Batter	1	2	3	4	5	6	7	8	9	AB	R	H	RBI	BB	SO	LOB	BOTTOM										
<b>Sandy Alomar Sr., S</b> OBP: 0.270, SLG: 0.283 (1, 4)										4	0	2	0	1	0	2	<b>Milwaukee Brewers @ New York Yankees</b> Shea Stadium, Flushing, NY Fri Jul 26 1974, 7:05 PM EDT Att: 15,701 - Overcast - 70 F										
<b>Elliott Maddox, R</b> OBP: 0.392, SLG: 0.366 (1, 8)										5	0	2	2	0	0	4											
<b>Bobby Murcer, L</b> OBP: 0.341, SLG: 0.389 (1, 9)										5	0	1	0	0	1	2											
<b>Ron Blomberg, L</b> OBP: 0.361, SLG: 0.457 (1, 10)										3	1	0	0	1	1	3											
<b>Graig Nettles, L</b> OBP: 0.329, SLG: 0.416 (1, 5)										2	1	1	0	2	0	0											
<b>Lou Piniella, R</b> OBP: 0.340, SLG: 0.374 (1, 7)										4	0	1	1	0	1	4											
<b>Chris Chambliss, L</b> OBP: 0.297, SLG: 0.330 (1, 3)										4	1	2	1	0	0	1											
<b>Thurman Munson, R</b> OBP: 0.301, SLG: 0.369 (1, 2)										4	0	0	0	0	1	4											
<b>Jim Mason, L</b> OBP: 0.308, SLG: 0.369 (1, 6)										4	2	3	1	0	1	2											
<b>Inning Stats</b>	R: 0 E: 0 K: 1 S: 4	H: 0 LOB: 0 BB: 1 P: 8	R: 0 E: 0 K: 1 S: 5	H: 0 LOB: 0 BB: 0 P: 5	R: 0 E: 0 K: 1 S: 7	H: 2 LOB: 2 BB: 0 P: 7	R: 2 E: 0 K: 1 S: 7	H: 2 LOB: 2 BB: 2 P: 15	R: 0 E: 1 K: 1 S: 6	H: 1 LOB: 1 BB: 0 P: 6	R: 0 E: 0 K: 0 S: 4	H: 1 LOB: 1 BB: 0 P: 4	R: 1 E: 0 K: 0 S: 6	H: 3 LOB: 3 BB: 1 P: 10	R: 2 E: 0 K: 0 S: 6	H: 3 LOB: 1 BB: 0 P: 6		R: 2 E: 0 K: 0 S: 6	H: 0 LOB: 0 BB: 0 P: 6	1B: 7 2B: 4 3B: 0 HR: 1	SF: 0 SAC: 0 DP: 1 HBP: 0	WP: 0 PB: 0 SB: 0 CS: 0	PA: 39				
<b>PITCHER</b>	IP	WLS	BF	H	R	ER	SO	BB	IBB	HBP	BLK	WP	HR	S	P	ERA	WHIP										
<b>Jim Colborn, R</b> ERA: 5.34 (1, 1)	8.0	L	39	12	5	5	5	4	0	0	0	0	1	45	61	5.62	2.000										

AB	35
R	5
H	12
RBI	5
BB	4
SO	5
LOB	22



Batter	1	2	3	4	5	6	7	8	9	AB	R	H	RBI	BB	SO	LOB	TOP				
<b>Don Money, R</b> OBP: 0.336, SLG: 0.415 (1, 5) X	F8	F7					F9			4	0	1	0	0	0	0	<b>Milwaukee Brewers @ Baltimore Orioles</b> Memorial Stadium, Baltimore, MD Sat Jul 27 1974, 7:05 PM EDT Att: 26,680 - Unknown				
<b>Dave May, L</b> OBP: 0.274, SLG: 0.348 (1, 9) X	F		L1				F2			4	1	2	1	0	0						
<b>George Scott, R</b> OBP: 0.350, SLG: 0.459 (1, 3) X				K				F8		3	1	1	0	1	1	0					
<b>John Briggs, L</b> OBP: 0.361, SLG: 0.500 (1, 7) X	E6		F9				F5			4	1	0	0	0	0	5					
<b>Darrell Porter, L</b> OBP: 0.360, SLG: 0.399 (1, 2) X					G4-6-3					3	1	1	3	0	1	3					
<b>Mike Hegan, L</b> OBP: 0.313, SLG: 0.432 (1, 10) S										3	0	0	0	0	2	2					
<b>Bobby Mitchell, R</b> OBP: 0.300, SLG: 0.374 (9, PH) X	K									1	0	0	0	0	0	0					
<b>Bob Coluccio, R</b> OBP: 0.309, SLG: 0.353 (1, 8) X	F8		G4-6-3					F9		4	0	0	0	0	0	2					
<b>Tim Johnson, L</b> OBP: 0.250, SLG: 0.325 (1, 4) X		L4								4	0	0	0	0	1	0					
<b>Robin Yount, R</b> OBP: 0.285, SLG: 0.364 (1, 6) X		K								3	1	1	0	0	1	0					
<b>Inning Stats</b>	R: 3 E: 1 K: 1 S: 9	H: 3 LOB: 1 BB: 0 P: 9	R: 0 E: 0 K: 1 S: 5	H: 0 LOB: 0 BB: 0 P: 5	R: 0 E: 0 K: 1 S: 3	H: 0 LOB: 0 BB: 0 P: 4	R: 1 E: 1 K: 0 S: 3	H: 0 LOB: 0 BB: 0 P: 4	R: 1 E: 0 K: 0 S: 5	H: 3 LOB: 2 BB: 1 P: 9	R: 0 E: 0 K: 0 S: 3	H: 0 LOB: 0 BB: 0 P: 3	R: 0 E: 0 K: 1 S: 5	H: 0 LOB: 0 BB: 0 P: 5	R: 0 E: 0 K: 1 S: 5	H: 0 LOB: 0 BB: 0 P: 5	1B: 4 2B: 2 3B: 0 HR: 0	SF: 0 SAC: 0 DP: 2 HBP: 1	WP: 0 PB: 0 SB: 0 CS: 0	PA: 35	
<b>PITCHER</b>	IP	WLS	BF	H	R	ER	SO	BB	IBB	HBP	BLK	WP	HR	S	P	ERA	WHIP				
<b>Wayne Garland, R</b> ERA: 2.41 (1, 1)	4.0	L	19	5	5	3	3	0	0	1	0	0	0	24	25	6.75	1.250				
<b>Don Hood, L</b> ERA: 2.66 (5, 1)	5.0		16	1	0	0	3	1	0	0	0	0	0	21	25	0.00	0.400				

Batter	1	2	3	4	5	6	7	8	9	AB	R	H	RBI	BB	SO	LOB	BOTTOM					
<b>Rich Coggins, L</b> OBP: 0.295, SLG: 0.322 (1, 9) X	L4		F7							4	0	0	0	0	1	2	<b>Milwaukee Brewers @ Baltimore Orioles</b> Memorial Stadium, Baltimore, MD Sat Jul 27 1974, 7:05 PM EDT Att: 26,680 - Unknown					
<b>Paul Blair, R</b> OBP: 0.294, SLG: 0.392 (1, 8) X	F7		G5-4-3							3	1	0	0	1	1	1						
<b>Tommy Davis, R</b> OBP: 0.308, SLG: 0.370 (1, 10) B					4-3					3	1	1	0	1	0	0						
<b>Bobby Grich, R</b> OBP: 0.386, SLG: 0.500 (1, 4) X	F9									4	0	1	0	0	0	3						
<b>Boog Powell, L</b> OBP: 0.348, SLG: 0.432 (1, 3) X										4	0	1	0	0	2	3						
<b>Don Baylor, R</b> OBP: 0.325, SLG: 0.335 (1, 7) X										3	1	0	0	1	1	2						
<b>Brooks Robinson, R</b> OBP: 0.367, SLG: 0.410 (1, 5) X										4	0	1	2	0	1	1						
<b>Earl Williams, R</b> OBP: 0.348, SLG: 0.354 (1, 2) X										2	0	0	0	2	1	1						
<b>Mark Belanger, R</b> OBP: 0.322, SLG: 0.361 (1, 6) X										3	0	1	0	0	0	3						
<b>Elrod Hendricks, L</b> OBP: 0.321, SLG: 0.438 (9, PH) X										1	0	0	0	0	0	0						
<b>Inning Stats</b>	R: 0 E: 0 K: 0 S: 3	H: 0 LOB: 1 BB: 1 P: 7	R: 0 E: 0 K: 1 S: 6	H: 1 LOB: 0 BB: 0 P: 6	R: 0 E: 0 K: 0 S: 3	H: 1 LOB: 0 BB: 0 P: 3	R: 0 E: 0 K: 1 S: 6	H: 1 LOB: 1 BB: 0 P: 6	R: 0 E: 0 K: 0 S: 3	H: 0 LOB: 1 BB: 1 P: 7	R: 3 E: 0 K: 1 S: 7	H: 2 LOB: 2 BB: 3 P: 19	R: 0 E: 0 K: 2 S: 7	H: 0 LOB: 0 BB: 0 P: 7	R: 0 E: 0 K: 0 S: 3	H: 0 LOB: 0 BB: 0 P: 3	R: 0 E: 0 K: 2 S: 7	H: 0 LOB: 0 BB: 0 P: 7	1B: 5 2B: 0 3B: 0 HR: 0	SF: 0 SAC: 0 DP: 1 HBP: 0	WP: 1 PB: 0 SB: 2 CS: 0	PA: 36
<b>PITCHER</b>	IP	WLS	BF	H	R	ER	SO	BB	IBB	HBP	BLK	WP	HR	S	P	ERA	WHIP					
<b>Bill Champion, R</b> ERA: 3.2 (1, 1)	5.1	W	22	4	2	2	2	3	0	0	0	0	0	23	35	3.38	1.312					
<b>Kevin Kotel, L</b> ERA: 4.12 (6, 1)	0.1		3	1	0	0	1	1	0	0	0	0	0	4	8	0.00	6.000					
<b>Tom Murphy, R</b> ERA: 1.76 (6, 1)	3.1	S	11	0	1	1	4	1	0	0	0	1	0	18	22	2.70	0.300					

Batter	1	2	3	4	5	6	7	8	9	AB	R	H	RBI	BB	SO	LOB	TOP										
<b>Don Money, R</b> OBP: 0.333, SLG: 0.411 (1, 5)	F9	F9			F3		L6-3			4	0	0	0	0	0	1											
<b>Dave May, L</b> OBP: 0.274, SLG: 0.347 (1, 8) (6, 9)	HR		6-3		E6			F7		4	1	1	0	0	0	0											
<b>George Scott, R</b> OBP: 0.354, SLG: 0.472 (1, 3)										3	1	2	2	1	0	0											
<b>John Yukovich, R</b> OBP: 0.220, SLG: 0.426 (6, 3)	HR							5-3		0	0	0	0	0	0	0											
<b>John Briggs, L</b> OBP: 0.360, SLG: 0.496 (1, 7)	HR				F8			4-3		3	1	0	0	1	0	3											
<b>Darrell Porter, L</b> OBP: 0.355, SLG: 0.393 (1, 10)	F4									4	0	0	0	0	1	2											
<b>Mike Hegan, L</b> OBP: 0.316, SLG: 0.455 (1, 9)					F8					2	1	1	2	0	0	0											
<b>Ken Berry, R</b> OBP: 0.257, SLG: 0.239 (6, PH) (6, 8)	HR									2	0	0	0	0	0	0											
<b>Charlie Moore, R</b> OBP: 0.331, SLG: 0.368 (1, 2)	5-3				F3					4	0	0	0	0	1	0											
<b>Tim Johnson, L</b> OBP: 0.253, SLG: 0.326 (1, 4)		1-4-3			G3					3	0	1	0	0	0	0											
<b>Robin Yount, R</b> OBP: 0.282, SLG: 0.361 (1, 6)										3	0	0	0	0	0	1											
<b>Inning Stats</b>	R: 4 E: 0 K: 0 S: 6	H: 3 LOB: 0 BB: 1 P: 10	R: 0 E: 0 K: 0 S: 3	H: 0 LOB: 0 BB: 0 P: 3	R: 0 E: 0 K: 1 S: 6	H: 1 LOB: 1 BB: 0 P: 6	R: 0 E: 0 K: 0 S: 3	H: 0 LOB: 0 BB: 0 P: 3	R: 0 E: 1 K: 0 S: 4	H: 0 LOB: 2 BB: 1 P: 8	R: 0 E: 0 K: 0 S: 5	H: 0 LOB: 0 BB: 0 P: 5	R: 0 E: 0 K: 0 S: 3	H: 1 LOB: 0 BB: 0 P: 3	R: 0 E: 0 K: 0 S: 3	H: 0 LOB: 0 BB: 0 P: 3	R: 0 E: 0 K: 0 S: 3	H: 0 LOB: 0 BB: 0 P: 3	1B: 2 2B: 2 3B: 0 HR: 2	SF: 0 SAC: 0 DP: 1 HBP: 0	WP: 0 PB: 1 SB: 1 CS: 0	PA: 34					
<b>PITCHER</b>	IP	WLS	BF	H	R	ER	SO	BB	IBB	HBP	BLK	WP	HR	S	P	ERA	WHIP										
<b>Doyle Alexander, R</b> ERA: 4.89 (1, 1)	0.2	L	6	3	4	4	0	1	0	0	0	0	2	5	9	54.00	6.000										
<b>Grant Jackson, L</b> ERA: 3.05 (1, 1)	5.1		19	1	0	0	2	1	0	0	0	0	0	22	26	0.00	0.375										
<b>Dave McNally, L</b> ERA: 4.21 (7, 1)	2.0		6	1	0	0	2	0	0	0	0	0	0	6	6	0.00	0.500										
<b>Bob Reynolds, R</b> ERA: 3.23 (9, 1)	1.0		3	0	0	0	0	0	0	0	0	0	0	3	3	0.00	0.000										

**Milwaukee Brewers @ Baltimore Orioles**  
Memorial Stadium, Baltimore, MD  
Sun Jul 28 1974, 3:33 AM EDT  
Att: 13,286 - Unknown

AB 32  
R 4  
H 5  
RBI 4  
BB 2  
SO 2  
LOB 7



Batter	1	2	3	4	5	6	7	8	9	AB	R	H	RBI	BB	SO	LOB	BOTTOM										
<b>Al Bumby, L</b> OBP: 0.249, SLG: 0.286 (1, 7)	1-3		6-3			6-3				4	0	1	0	0	0	1											
<b>Rich Coggins, L</b> OBP: 0.295, SLG: 0.321 (1, 9)					4-3					4	0	1	0	0	0	2											
<b>Tommy Davis, R</b> OBP: 0.304, SLG: 0.366 (1, 10)										4	0	0	0	0	0	3											
<b>Boog Powell, L</b> OBP: 0.342, SLG: 0.424 (1, 3)										4	0	0	0	0	2	2											
<b>Bobby Grich, R</b> OBP: 0.383, SLG: 0.496 (1, 4)										3	0	0	0	0	2	0											
<b>Brooks Robinson, R</b> OBP: 0.385, SLG: 0.408 (1, 5)										2	0	0	0	0	0	0											
<b>Frank Baker, L</b> OBP: 0.167, SLG: 0.091 (7, 5)										1	0	0	0	0	0	0											
<b>Paul Blair, R</b> OBP: 0.292, SLG: 0.389 (1, 8)										3	0	0	0	0	0	0											
<b>Earl Williams, R</b> OBP: 0.348, SLG: 0.351 (1, 2)										2	0	0	0	1	0	1											
<b>Mark Belanger, R</b> OBP: 0.322, SLG: 0.361 (1, 6)										3	0	1	0	0	0	1											
<b>Inning Stats</b>	R: 0 E: 0 K: 0 S: 3	H: 1 LOB: 0 BB: 0 P: 3	R: 0 E: 0 K: 1 S: 5	H: 0 LOB: 0 BB: 0 P: 5	R: 0 E: 0 K: 0 S: 3	H: 0 LOB: 1 BB: 1 P: 7	R: 0 E: 0 K: 0 S: 3	H: 0 LOB: 0 BB: 0 P: 3	R: 0 E: 0 K: 2 S: 7	H: 0 LOB: 0 BB: 0 P: 7	R: 0 E: 0 K: 0 S: 3	H: 0 LOB: 0 BB: 0 P: 3	R: 0 E: 0 K: 1 S: 7	H: 2 LOB: 2 BB: 0 P: 7	R: 0 E: 0 K: 0 S: 7	H: 0 LOB: 0 BB: 0 P: 7	1B: 3 2B: 0 3B: 0 HR: 0	SF: 0 SAC: 0 DP: 1 HBP: 0	WP: 0 PB: 0 SB: 0 CS: 0	PA: 31							
<b>PITCHER</b>	IP	WLS	BF	H	R	ER	SO	BB	IBB	HBP	BLK	WP	HR	S	P	ERA	WHIP										
<b>Jim Slaton, R</b> ERA: 4.39 (1, 1)	9.0	W	31	3	0	0	4	1	0	0	0	0	0	38	42	0.00	0.444										

**Milwaukee Brewers @ Baltimore Orioles**  
Memorial Stadium, Baltimore, MD  
Sun Jul 28 1974, 3:33 AM EDT  
Att: 13,286 - Unknown

AB 30  
R 0  
H 3  
RBI 0  
BB 1  
SO 4  
LOB 10



Batter	1	2	3	4	5	6	7	8	9	AB	R	H	RBI	BB	SO	LOB	TOP																			
Dave May, L OBP: 0.272, SLG: 0.344 Ken Berry, R OBP: 0.255, SLG: 0.237	0-3 K			0-0 5-3		0-0 F8		0-0 1-3		3	0	0	0	0	1	0	<b>Milwaukee Brewers @ Baltimore Orioles</b> Memorial Stadium, Baltimore, MD Mon Jul 29 1974, 7:05 PM EDT Att: 6,030 - Unknown																			
Don Money, R OBP: 0.332, SLG: 0.409	0-0 F9			0-0 F7		0-0 5-3		0-0 1B		4	0	1	0	0	0	0																				
John Briggs, L OBP: 0.361, SLG: 0.504	0-3 K			0-0 4-3						4	1	2	1	0	1	0																				
George Scott, R OBP: 0.356, SLG: 0.475		0-0 CS 1B			0-0 2B 2B	0-0 F7			0-0 5-3	4	1	2	0	0	0	1																				
Deron Johnson, R OBP: 0.256, SLG: 0.363 Mike Hegan, L OBP: 0.314, SLG: 0.452	0-3 K			0-3 K			0-0 6-3		0-3 K	3	0	0	0	0	2	2																				
Charlie Moore, R OBP: 0.329, SLG: 0.372	0-0 6-3			0-0 1B 2B			0-0 6-3		0-0 F3	4	0	1	1	0	0	0																				
Bob Coluccio, R OBP: 0.309, SLG: 0.353			0-0 3-1		0-0 1B		0-0 5-3			3	0	1	0	0	0	0																				
Pedro Garcia, R OBP: 0.272, SLG: 0.392			0-0 5-3		0-3 K			0-0 1B 2B		3	0	1	0	0	1	2																				
Robin Yount, R OBP: 0.280, SLG: 0.357			0-3 K		0-3 K			0-0 5-3		3	0	0	0	0	2	3																				
<b>Inning Stats</b>	R: 0 E: 0 K: 2 S: 7	H: 0 LOB: 0 BB: 0 P: 7	R: 0 E: 0 K: 1 S: 5	H: 1 LOB: 0 BB: 0 P: 5	R: 0 E: 0 K: 1 S: 5	H: 0 LOB: 0 BB: 0 P: 5	R: 0 E: 0 K: 0 S: 3	H: 0 LOB: 0 BB: 0 P: 3	R: 1 E: 0 K: 3 S: 12	H: 3 LOB: 2 BB: 0 P: 12	R: 0 E: 0 K: 0 S: 4	H: 1 LOB: 1 BB: 0 P: 4	R: 0 E: 0 K: 0 S: 3	H: 0 LOB: 0 BB: 0 P: 3	R: 0 E: 0 K: 0 S: 4	H: 2 LOB: 2 BB: 0 P: 4	R: 1 E: 0 K: 1 S: 6	H: 1 LOB: 0 BB: 0 P: 6	1B: 4 2B: 3 3B: 0 HR: 1	SF: 0 SAC: 0 DP: 0 HBP: 0	WP: 0 PB: 0 SB: 0 CS: 1	PA: 33														
<b>PITCHER</b>	IP	WLS	BF	H	R	ER	SO	BB	IBB	HBP	BLK	WP	HR	S	P	ERA	WHIP	<b>PITCHER</b>		IP	WLS	BF	H	R	ER	SO	BB	IBB	HBP	BLK	WP	HR	S	P	ERA	WHIP
Ross Grimsley, L ERA: 3.28 Bob Reynolds, R ERA: 3.17	(1, 1) 8.0	W 30	8	2	2	7	0	0	0	0	0	0	1	44	44	2.25	1.000			(9, 1) 1.0	3	0	0	0	1	0	0	0	0	0	0	5	5	0.00	0.000	

Batter	1	2	3	4	5	6	7	8	9	AB	R	H	RBI	BB	SO	LOB	BOTTOM																				
Enos Cabell, R OBP: 0.261, SLG: 0.299	0-0 F9		0-0 3B 1B	0-0 F9			0-0 6-3 2B	0-0 5-3		5	1	2	0	0	0	2	<b>Milwaukee Brewers @ Baltimore Orioles</b> Memorial Stadium, Baltimore, MD Mon Jul 29 1974, 7:05 PM EDT Att: 6,030 - Unknown																				
Paul Blair, R OBP: 0.291, SLG: 0.393	0-0 F9		0-0 1H E 3B	0-0 F8		0-0 6-3			4	1	1	1	0	0	1																						
Tommy Davis, R OBP: 0.304, SLG: 0.365	0-0 1B		0-0 E1 2B BB		0-0 F4		0-0 4-3		4	1	1	0	0	0	1																						
Bobby Grich, R OBP: 0.387, SLG: 0.496	0-0 1B		0-0 3H 2B WP BB	0-0 G6-4-3 BB			0-0 F8		2	1	1	0	2	0	0																						
Earl Williams, R OBP: 0.347, SLG: 0.354	0-3 K2-3		0-0 F2		0-0 G6-4-3		0-0 1-3 1B 2B		4	1	1	0	0	1	5																						
Don Baylor, R OBP: 0.327, SLG: 0.338		0-0 F4	0-0 WP 1-3 2H 2B			0-0 F9	0-0 1-3 1B IBB		3	1	1	1	1	0	0																						
Andy Etchebarren, R OBP: 0.234, SLG: 0.250		0-0 4-3	0-0 6-3			0-0 G6-4-3 1B	0-0 1-3 2-3 1B		4	0	1	0	0	0	3																						
Jim Fuller, R OBP: 0.282, SLG: 0.418		0-0 2B	0-0 F8			0-0 G6-4-3	0-0 1B IBB		3	0	1	0	1	0	2																						
Mark Belanger, R OBP: 0.321, SLG: 0.360		0-0 F8		0-0 F8			0-0 1B		4	0	1	2	0	0	1																						
<b>Inning Stats</b>	R: 0 E: 0 K: 1 S: 7	H: 2 LOB: 2 BB: 0 P: 7	R: 0 E: 0 K: 0 S: 4	H: 1 LOB: 1 BB: 0 P: 4	R: 4 E: 1 K: 0 S: 7	H: 3 LOB: 1 BB: 1 P: 11	R: 0 E: 0 K: 0 S: 3	H: 0 LOB: 0 BB: 0 P: 3	R: 0 E: 0 K: 0 S: 2	H: 0 LOB: 0 BB: 1 P: 6	R: 0 E: 0 K: 0 S: 3	H: 1 LOB: 0 BB: 0 P: 3	R: 0 E: 0 K: 0 S: 4	H: 1 LOB: 1 BB: 0 P: 4	R: 2 E: 0 K: 0 S: 5	H: 2 LOB: 2 BB: 2 P: 13	1B: 5 2B: 4 3B: 1 HR: 0	SF: 0 SAC: 0 DP: 2 HBP: 0	WP: 1 PB: 0 SB: 0 CS: 0	PA: 37																	
<b>PITCHER</b>	IP	WLS	BF	H	R	ER	SO	BB	IBB	HBP	BLK	WP	HR	S	P	ERA	WHIP	<b>PITCHER</b>		IP	WLS	BF	H	R	ER	SO	BB	IBB	HBP	BLK	WP	HR	S	P	ERA	WHIP	
Clyde Wright, L ERA: 3.88	(1, 1) 8.0	L 37	10	6	5	1	2	2	2	0	0	1	0	35	51	5.62	1.500			(1, 1) 8.0	L	37	10	6	5	1	2	2	2	0	0	1	0	35	51	5.62	1.500

AB	33
R	2
H	8
RBI	2
BB	0
SO	8
LOB	9


AB	33
R	6
H	10
RBI	4
BB	4
SO	1
LOB	15



Batter	1	2	3	4	5	6	7	8	9	10	AB	R	H	RBI	BB	SO	LOB	TOP
Roy White, S OBP: 0.366, SLG: 0.366 Walt Williams, R OBP: 0.125, SLG: 0.105	(1, 7) X 0-0 E 2B		(2) X 0-0 F7			(1) X 0-0 F8		(1) X 0-0 G4-3 1B			4	1	2	0	0	0	0	
Elliott Maddox, R OBP: 0.392, SLG: 0.364	(1, 8) X 0-0 E7 FC3-4 1B		(3) X 0-0 5-3			(2) X 0-3 K		(3) X 0-0 G4-3 1-2f 3-H 0-0			4	0	1	0	0	1	1	
Bobby Murcer, L OBP: 0.333, SLG: 0.380	(1, 9) X 0-0 FC3-4 G3 1-2f					(3) X 0-0 F8 2B		(3) X 0-0 P4			4	0	1	0	0	0	1	
Ron Blomberg, L OBP: 0.353, SLG: 0.444	(1, 10) X 0-0 G3 1-2					(1) X 0-3 K		(1) X 0-0 F8			4	0	0	0	0	1	2	
Graig Nettles, L OBP: 0.326, SLG: 0.408	(1, 5) X 0-0 L6					(2) X 0-0 F8 2-3		(2) X 0-0 FC4-6 1B			4	0	1	0	0	0	2	
Chris Chambliss, L OBP: 0.290, SLG: 0.321	(1, 3) X 0-0 F9					(3) X 0-0 6-3		(2) X 0-0 FC4-6 1B 1-2f			4	0	0	0	0	1	2	
Jim Mason, L OBP: 0.314, SLG: 0.367	(1, 6) X 0-0 L4-3 1B					(1) S 0-3 K		(1) X 0-0 1-3 1B			4	0	2	0	0	1	0	
Rick Dempsey, R OBP: 0.255, SLG: 0.312	(1, 2) X 0-0 L4-3 1-2					(2) X 0-0 6-3		(3) X 0-0 F8			4	0	0	0	0	0	3	
Sandy Alomar Sr., S OBP: 0.250, SLG: 0.260	(1, 4) X 0-0 3-1					(3) X 0-0 F3		(3) X 0-0 G4-3 1B			4	1	1	0	0	0	0	
<b>Inning Stats</b>	R: 1 E: 1 K: 0 S: 5	H: 2 LOB: 1 BB: 0 P: 5	R: 0 E: 0 K: 0 S: 3	H: 1 LOB: 0 BB: 0 P: 3	R: 0 E: 0 K: 1 S: 6	H: 0 LOB: 0 BB: 0 P: 5	R: 0 E: 0 K: 1 S: 5	H: 0 LOB: 0 BB: 0 P: 5	R: 0 E: 0 K: 0 S: 5	H: 2 LOB: 2 BB: 0 P: 5	R: 1 E: 0 K: 0 S: 4	H: 2 LOB: 0 BB: 0 P: 4	R: 0 E: 0 K: 1 S: 3	H: 0 LOB: 0 BB: 0 P: 3	1B: 6 2B: 3 3B: 0 HR: 0	SF: 0 SAC: 0 DP: 2 HBP: 0	WP: 0 PB: 0 SB: 0 CS: 0	PA: 36
<b>PITCHER</b>	IP 7.0	WLS L	BF 28	H 8	R 2	ER 2	SO 3	BB 0	IBB 0	HBP 0	BLK 0	WP 0	HR 0	S 34	P 34	ERA 2.57	WHIP 1.143	
Jim Colborn, R ERA: 5.19	(1, 1)																	
Tom Murphy, R ERA: 1.68	(8, 1)																	

**New York Yankees @ Milwaukee Brewers**  
Milwaukee County Stadium, Milwaukee, WI  
Tue Jul 30 1974, 8:05 PM EDT  
Sunny - 73 F


AB 36  
R 2  
H 8  
RBI 0  
BB 0  
SO 4  
LOB 11



Batter	1	2	3	4	5	6	7	8	9	10	AB	R	H	RBI	BB	SO	LOB	BOTTOM				
Don Money, R OBP: 0.333, SLG: 0.407	(1, 5) X 0-0 FC3-6 1B		(1) X 0-0 FC6-5 1B 1-3			(3) X 0-0 L9					4	0	1	0	1	0	3					
Dave May, L OBP: 0.271, SLG: 0.339	(1, 9) X 0-0 FC3-6 1B 1-2f		(2) X 0-0 F5			(2) X 0-0 BB 1-2		(1) X 0-0 F7			4	0	0	0	1	0	2					
George Scott, R OBP: 0.361, SLG: 0.478	(1, 3) X 0-0 1-2 1B		(3) X 0-0 SF8			(2) X 0-0 CS BB		(3) X 0-0 BB			2	1	2	1	2	0	0					
John Briggs, L OBP: 0.359, SLG: 0.500	(1, 7) X 0-0 L7		(3) X 0-0 F2			(3) X 0-0 4-3		(3) X 0-0 3-1 1-2			5	0	1	0	0	0	7					
Darrell Porter, L OBP: 0.353, SLG: 0.390	(1, 2) X 0-0 P5					(1) X 0-0 P6		(1) X 0-0 2B FC4 1B			5	1	1	0	0	1	4					
Mike Hegan, L OBP: 0.316, SLG: 0.457	(1, 10) X 0-0 4-3					(2) X 0-0 5-3		(2) X 0-0 FC4 2B 1-3			5	0	2	1	0	0	0					
Bob Coluccio, R OBP: 0.308, SLG: 0.349	(1, 8) X 0-0 5-3					(3) X 0-0 5-3		(3) X 0-3 K			3	0	0	0	1	1	0					
Pedro Garcia, R OBP: 0.270, SLG: 0.389	(1, 4) X 0-3 K					(3) X 0-0 F2		(1) X 0-0 L7			2	0	0	0	0	1	0					
Bob Hansen, L OBP: 0.308, SLG: 0.323	(6, PH)										1	0	0	0	0	0	3					
Robin Yount, R OBP: 0.279, SLG: 0.356	(7, 6)										1	0	0	0	0	0	0					
Tim Johnson, L OBP: 0.263, SLG: 0.356	(1, 6) X 0-0 FC6-5 WP 1B					(2) X 0-0 FC4		(2) X 0-0 FC4			4	1	2	1	0	0	2					
<b>Inning Stats</b>	R: 0 E: 0 K: 0 S: 5	H: 2 LOB: 2 BB: 5 P: 5	R: 0 E: 0 K: 1 S: 5	H: 0 LOB: 0 BB: 0 P: 5	R: 0 E: 0 K: 0 S: 3	H: 0 LOB: 0 BB: 0 P: 3	R: 1 E: 0 K: 0 S: 4	H: 1 LOB: 2 BB: 2 P: 12	R: 1 E: 0 K: 0 S: 5	H: 2 LOB: 2 BB: 1 P: 9	R: 0 E: 0 K: 2 S: 2	H: 0 LOB: 0 BB: 1 P: 6	R: 0 E: 0 K: 1 S: 5	H: 0 LOB: 0 BB: 0 P: 5	R: 0 E: 0 K: 0 S: 3	H: 0 LOB: 0 BB: 0 P: 3	R: 1 E: 0 K: 1 S: 6	H: 2 LOB: 2 BB: 1 P: 10	1B: 7 2B: 1 3B: 1 HR: 0	SF: 1 SAC: 0 DP: 0 HBP: 0	WP: 1 PB: 0 SB: 0 CS: 1	PA: 42
<b>PITCHER</b>	IP 9.2	WLS L	BF 42	H 9	R 3	ER 3	SO 3	BB 5	IBB 0	HBP 0	BLK 0	WP 1	HR 0	S 43	P 63	ERA 2.79	WHIP 1.448					
Doc Medich, R ERA: 3.27	(1, 1)																					

**New York Yankees @ Milwaukee Brewers**  
Milwaukee County Stadium, Milwaukee, WI  
Tue Jul 30 1974, 8:05 PM EDT  
Sunny - 73 F

AB 36  
R 3  
H 9  
RBI 3  
BB 5  
SO 3  
LOB 21



Batter	1	2	3	4	5	6	7	8	9	AB	R	H	RBI	BB	SO	LOB	TOP					
Roy White, S (1, 10) OBP: 0.361, SLG: 0.360	5-3		F9			F8		P4		4	0	0	0	0	0	0	<b>New York Yankees @ Milwaukee Brewers</b> Milwaukee County Stadium, Milwaukee, WI Tue Jul 30 1974, 8:05 PM EDT Att: 23,010 - Unknown <a href="http://livebaseballscores.com">livebaseballscores.com</a>	<b>AB 30</b> <b>R 0</b> <b>H 4</b> <b>RBI 0</b> <b>BB 2</b> <b>SO 2</b> <b>LOB 11</b>				
Elliott Maddox, R (1, 8) OBP: 0.397, SLG: 0.368	P1			1B		BB		BB	1B	3	0	2	0	1	0							
Bobby Murcer, L (1, 9) OBP: 0.330, SLG: 0.376	K			L9		F9			G3-6-1	4	0	0	0	0	1	2						
Lou Piniella, R (1, 7) OBP: 0.345, SLG: 0.396		F8		E6				FC6-4	BB	3	0	1	0	1	0	0						
Thurman Munson, R (1, 2) OBP: 0.298, SLG: 0.371		E6		L1		FC6-4		FC6-4	BB	4	0	0	0	0	0	3						
Bill Sudakis, S (1, 3) OBP: 0.286, SLG: 0.364		F7								3	0	1	0	0	0	2						
Graig Nettles, L (1, 5) OBP: 0.323, SLG: 0.405		F9								3	0	0	0	0	1	3						
Gene Michael, S (1, 4) OBP: 0.288, SLG: 0.284			F7							2	0	0	0	0	0	1						
Rick Dempsey, R (6, PH) OBP: 0.253, SLG: 0.309					G1-6-3					1	0	0	0	0	0	0						
Fernando Gonzalez, R (6, 4) OBP: 0.242, SLG: 0.282										0	0	0	0	0	0	0						
Jim Mason, L (1, 6) OBP: 0.310, SLG: 0.363				F7						3	0	0	0	0	0	0						
<b>Inning Stats</b>	R: 0 E: 0 K: 1 S: 5	H: 0 LOB: 0 BB: 0 P: 5	R: 0 E: 1 K: 0 S: 4	H: 0 LOB: 1 BB: 0 P: 4	R: 0 E: 0 K: 0 S: 3	H: 0 LOB: 0 BB: 0 P: 3	R: 0 E: 1 K: 0 S: 4	H: 1 LOB: 1 BB: 0 P: 4	R: 0 E: 0 K: 1 S: 5	H: 1 LOB: 0 BB: 0 P: 5	R: 0 E: 0 K: 0 S: 3	H: 0 LOB: 1 BB: 1 P: 7	R: 0 E: 0 K: 0 S: 4	H: 1 LOB: 1 BB: 0 P: 4	R: 0 E: 0 K: 0 S: 3	H: 0 LOB: 0 BB: 0 P: 3	R: 0 E: 0 K: 0 S: 3	H: 1 LOB: 1 BB: 1 P: 7	1B: 4 2B: 0 3B: 0 HR: 0	SF: 0 SAC: 0 DP: 2 HBP: 0	WP: 0 PB: 0 CS: 0	PA: 32
<b>PITCHER</b> Kevin Kobel, L (1, 1) ERA: 3.74	IP: 9.0 WLS: W BF: 32 H: 4 R: 0 ER: 0 SO: 2 BB: 2 IBB: 0 HBP: 0 BLK: 0 WP: 0 HR: 0 S: 34 P: 42 ERA: 0.00 WHIP: 0.667															<b>PITCHER</b>	IP: 9.0 WLS: W BF: 32 H: 4 R: 0 ER: 0 SO: 2 BB: 2 IBB: 0 HBP: 0 BLK: 0 WP: 0 HR: 0 S: 34 P: 42 ERA: 0.00 WHIP: 0.667					

Batter	1	2	3	4	5	6	7	8	9	AB	R	H	RBI	BB	SO	LOB	BOTTOM					
Dave May, L (1, 10) OBP: 0.273, SLG: 0.339	F8						3-1			3	0	1	1	1	0	0	<b>New York Yankees @ Milwaukee Brewers</b> Milwaukee County Stadium, Milwaukee, WI Tue Jul 30 1974, 8:05 PM EDT Att: 23,010 - Unknown <a href="http://livebaseballscores.com">livebaseballscores.com</a>	<b>AB 30</b> <b>R 4</b> <b>H 7</b> <b>RBI 4</b> <b>BB 3</b> <b>SO 3</b> <b>LOB 12</b>				
Ken Berry, R (1, 8) OBP: 0.248, SLG: 0.230	3-1		G3			G6-3		6-3		4	0	0	0	0	0	2						
George Scott, R (1, 3) OBP: 0.360, SLG: 0.475	6-3					F8		L8		4	1	1	0	0	0	0						
John Briggs, L (1, 7) OBP: 0.358, SLG: 0.500		6-3						3-1		4	1	1	0	0	1	0						
Mike Hegan, L (1, 9) OBP: 0.317, SLG: 0.455								3-1		3	0	1	1	0	0	1						
Bob Coluccio, R (6, PR) OBP: 0.307, SLG: 0.348		4-3						1-3		1	1	0	0	0	0	0						
Don Money, R (1, 5) OBP: 0.334, SLG: 0.407		5-3						K		3	0	1	1	1	1	0						
Charlie Moore, R (1, 2) OBP: 0.336, SLG: 0.374										2	0	1	1	1	0	0						
Pedro Garcia, R (1, 4) OBP: 0.271, SLG: 0.388										3	1	1	0	0	0	4						
Robin Yount, R (1, 6) OBP: 0.276, SLG: 0.353										3	0	0	0	0	1	5						
<b>Inning Stats</b>	R: 0 E: 0 K: 0 S: 3	H: 0 LOB: 0 BB: 0 P: 3	R: 0 E: 0 K: 0 S: 3	H: 0 LOB: 0 BB: 0 P: 3	R: 1 E: 0 K: 0 S: 5	H: 2 LOB: 1 BB: 0 P: 5	R: 2 E: 0 K: 1 S: 8	H: 3 LOB: 2 BB: 1 P: 12	R: 0 E: 0 K: 0 S: 2	H: 0 LOB: 0 BB: 1 P: 6	R: 1 E: 0 K: 1 S: 7	H: 2 LOB: 2 BB: 1 P: 11	R: 0 E: 0 K: 0 S: 3	H: 0 LOB: 0 BB: 0 P: 3	R: 0 E: 0 K: 1 S: 5	H: 0 LOB: 0 BB: 0 P: 5	R: 0 E: 0 K: 1 S: 5	H: 0 LOB: 0 BB: 0 P: 5	1B: 6 2B: 1 3B: 0 HR: 0	SF: 0 SAC: 0 DP: 1 HBP: 0	WP: 1 PB: 0 CS: 0	PA: 33
<b>PITCHER</b> Pat Dobson, R (1, 1) ERA: 3.39	IP: 8.0 WLS: L BF: 33 H: 7 R: 4 ER: 4 SO: 3 BB: 2 IBB: 1 HBP: 0 BLK: 0 WP: 1 HR: 0 S: 36 P: 48 ERA: 4.50 WHIP: 1.125															<b>PITCHER</b>	IP: 8.0 WLS: L BF: 33 H: 7 R: 4 ER: 4 SO: 3 BB: 2 IBB: 1 HBP: 0 BLK: 0 WP: 1 HR: 0 S: 36 P: 48 ERA: 4.50 WHIP: 1.125					

Batter	1	2	3	4	5	6	7	8	9	AB	R	H	RBI	BB	SO	LOB	TOP								
<b>Sandy Alomar Sr. S</b> OBP: 0.249, SLG: 0.258 (1, 4)	0-0 4-3		0-0 FC4-6		0-0 SH1-3		0-0 F9		0-0 L7	5	0	1	0	0	0	1									
<b>Elliott Maddox R</b> OBP: 0.395, SLG: 0.365 (1, 8)	4-0 3-1 1B BB		0-0 G5-4-3		0-0 SH1-3			4-0 1B FC6-4 BB	0-0 G3	2	2	0	0	2	0	1									
<b>Bobby Murcer L</b> OBP: 0.334, SLG: 0.384 (1, 9)	0-0 3-1			0-0 HR	4-0 G6-4-3 1B IBB			4-0 FC6-4 1B BB		2	1	1	1	2	0	1									
<b>Ron Blomberg L</b> OBP: 0.359, SLG: 0.450 <b>Roy White S</b> OBP: 0.362, SLG: 0.362 (5, PH)	0-0 2H 1B			0-0 G6-4-3 1B 3B	0-0 G6-4-3			0-0 FC6-4 1B		2	1	2	1	0	0	0									
<b>Graig Nettles L</b> OBP: 0.325, SLG: 0.406 (1, 5)	0-0 F7			0-0 G6-4-3 1B	0-0 G6-4-3			0-0 F8		4	0	2	0	0	0	4									
<b>Lou Piniella R</b> OBP: 0.342, SLG: 0.392 <b>Walt Williams R</b> OBP: 0.122, SLG: 0.103 (6, 7)		0-0 6-3		0-0 G6-4-3	0-0 G6-4-3			0-0 FC6-4 BB		3	0	0	0	0	0	3									
<b>Chris Chambliss L</b> OBP: 0.292, SLG: 0.328 (1, 3)		0-0 F7		0-0 3B	0-0 L8			0-0 BB		3	0	1	1	1	0	0									
<b>Thurman Munson R</b> OBP: 0.295, SLG: 0.366 (1, 2)		0-0 6-3		0-0 F9			0-0 P4	0-0 1-3		4	0	0	0	0	0	4									
<b>Jim Mason L</b> OBP: 0.313, SLG: 0.369 (1, 6)			0-0 FC4-6 1B		0-0 1B 2B		0-0 F8		0-0 4-3	4	0	2	0	0	0	0									
<b>Inning Stats</b>	R: 1 E: 0 K: 0 S: 4	H: 1 LOB: 1 BB: 1 P: 8	R: 0 E: 0 K: 0 S: 3	H: 0 LOB: 0 BB: 0 P: 3	R: 0 E: 0 K: 0 S: 3	H: 1 LOB: 0 BB: 0 P: 3	R: 2 E: 0 K: 0 S: 6	H: 4 LOB: 1 BB: 0 P: 6	R: 0 E: 0 K: 0 S: 4	H: 2 LOB: 2 BB: 1 P: 8	R: 0 E: 0 K: 0 S: 3	H: 1 LOB: 0 BB: 0 P: 3	R: 0 E: 0 K: 0 S: 3	H: 0 LOB: 0 BB: 0 P: 3	R: 1 E: 0 K: 0 S: 4	H: 1 LOB: 3 BB: 3 P: 16	R: 0 E: 0 K: 0 S: 3	H: 0 LOB: 0 BB: 0 P: 3	1B: 7 2B: 1 3B: 1 HR: 1	SF: 0 SAC: 1 DP: 4 HBP: 0	WP: 0 PB: 0 CS: 0	PA: 38			
<b>PITCHER</b>	IP	WLS	BF	H	R	ER	SO	BB	IBB	HBP	BLK	WP	HR	S	P	ERA	WHIP								
<b>Bill Champion R</b> ERA: 3.38 (1, 1)	4.0		18	7	3	3	0	1	0	0	0	0	1	17	21	6.75	2.000								
<b>Bill Travers L</b> ERA: 4.96 (5, 1)	3.0	L	12	2	1	1	0	2	1	0	0	0	0	9	21	3.00	1.333								
<b>Tom Murphy R</b> ERA: 1.63 (8, 1)	2.0		8	1	0	0	0	1	0	0	0	0	0	7	11	0.00	1.000								

**New York Yankees @ Milwaukee Brewers**  
Milwaukee County Stadium, Milwaukee, WI

AB 32  
R 4  
H 10  
RBI 4  
BB 5  
SO 0  
LOB 19



Wed Jul 31 1974, 8:05 PM EDT  
Att: 14,836 - Unknown

Batter	1	2	3	4	5	6	7	8	9	AB	R	H	RBI	BB	SO	LOB	BOTTOM								
<b>Ken Berry R</b> OBP: 0.250, SLG: 0.227 (1, 8)	4-0 2B BB		0-0 6-3		0-0 6-3		0-0 WP 1-2 1B		0-3 K	2	1	0	0	1	0	0									
<b>Bob Hansen L</b> OBP: 0.318, SLG: 0.333 (7, PH)			0-0 6-3		0-0 6-3					1	0	1	0	0	0	0									
<b>Bob Coluccio R</b> OBP: 0.306, SLG: 0.347 (7, PR)			0-0 F7		0-0 4-3		0-0 G3			1	0	0	0	0	1	1									
<b>Dave May L</b> OBP: 0.270, SLG: 0.335 (1, 9)	0-0 1-3		0-0 F7		0-0 4-3		0-0 G3			4	0	0	0	0	0	2									
<b>George Scott R</b> OBP: 0.366, SLG: 0.483 (1, 3)	0-0 2H 2B		0-0 FC4-6 1B		0-0 S 1B			0-0 BB SH2-4 1B		4	0	4	1	0	0	0									
<b>John Briggs L</b> OBP: 0.356, SLG: 0.496 (1, 7)	0-0 F7		0-0 FC4-6		0-0 F9			0-0 SH2-4		3	0	0	0	0	0	3									
<b>Mike Hegan L</b> OBP: 0.311, SLG: 0.445 <b>Bobby Mitchell R</b> OBP: 0.305, SLG: 0.374 (8, PH)	0-0 F8		0-0 G3		0-0 F7			4-0 BB 2-3 BB		3	0	0	0	0	0	2									
<b>Don Money R</b> OBP: 0.331, SLG: 0.403 (1, 5)		0-0 6-3		0-3 K	0-0 5-3			0-3 K		4	0	0	0	0	2	2									
<b>Charlie Moore R</b> OBP: 0.340, SLG: 0.388 (1, 2)		0-0 SF8 3B		4-0 BB		0-0 5-3		0-0 K		3	1	1	0	1	1	0									
<b>Pedro Garcia R</b> OBP: 0.268, SLG: 0.386 <b>Deron Johnson R</b> OBP: 0.255, SLG: 0.362 (9, PH)		0-0 SF8		0-0 F3		0-3 K		0-0 F7		2	0	0	1	0	1	1									
<b>Robin Yount R</b> OBP: 0.279, SLG: 0.352 (1, 6)		0-3 K		0-0 6-3		4-0 1B WP BB			0-0 1B	3	1	1	0	1	1	0									
<b>Inning Stats</b>	R: 1 E: 0 K: 0 S: 4	H: 1 LOB: 1 BB: 1 P: 8	R: 1 E: 0 K: 1 S: 6	H: 1 LOB: 0 BB: 0 P: 6	R: 0 E: 0 K: 1 S: 5	H: 0 LOB: 1 BB: 1 P: 9	R: 0 E: 0 K: 0 S: 3	H: 0 LOB: 0 BB: 0 P: 3	R: 0 E: 0 K: 0 S: 4	H: 1 LOB: 1 BB: 0 P: 4	R: 1 E: 0 K: 1 S: 6	H: 1 LOB: 2 BB: 1 P: 10	R: 0 E: 0 K: 1 S: 5	H: 1 LOB: 1 BB: 1 P: 9	R: 0 E: 0 K: 2 S: 8	H: 1 LOB: 1 BB: 0 P: 8	1B: 5 2B: 1 3B: 1 HR: 0	SF: 1 SAC: 1 DP: 0 HBP: 0	WP: 2 PB: 0 CS: 0	PA: 37					
<b>PITCHER</b>	IP	WLS	BF	H	R	ER	SO	BB	IBB	HBP	BLK	WP	HR	S	P	ERA	WHIP								
<b>Dick Tidrow R</b> ERA: 4.78 (1, 1)	7.0	W	30	6	3	3	3	3	0	0	0	0	0	33	45	3.86	1.286								
<b>Sparky Lyle L</b> ERA: 2.03 (8, 1)	2.0	S	7	1	0	0	3	1	0	0	0	0	0	12	16	0.00	1.000								

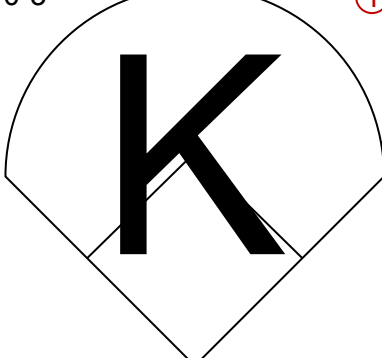
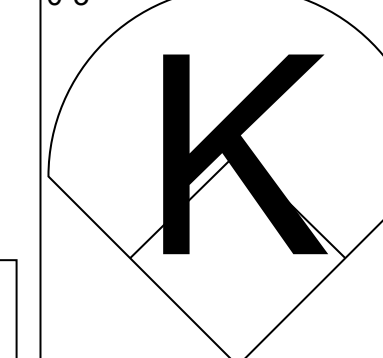
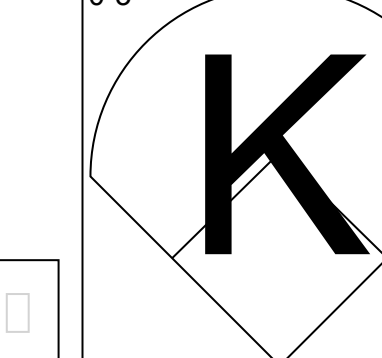
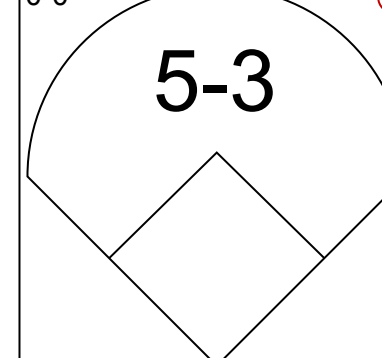
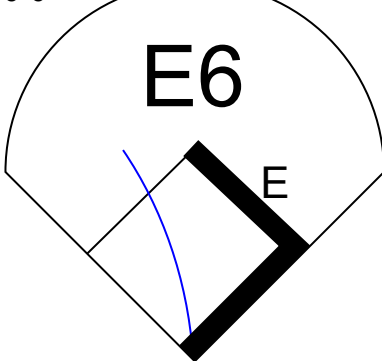
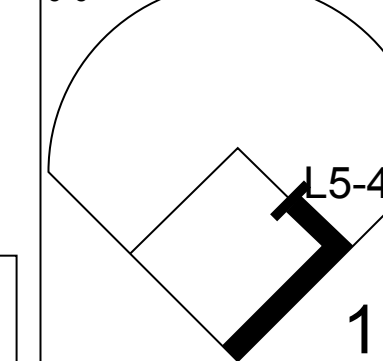
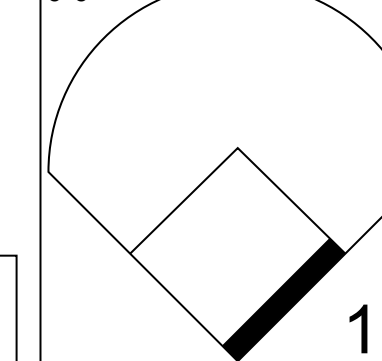
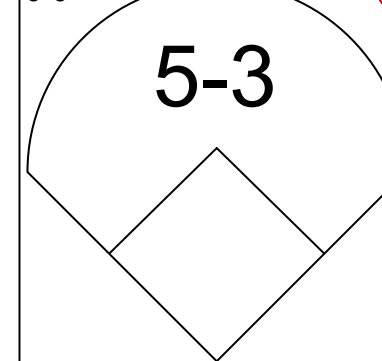
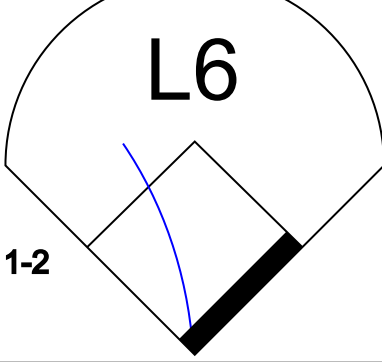
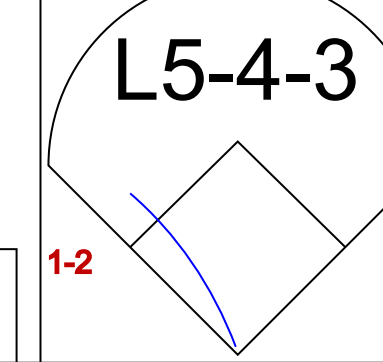
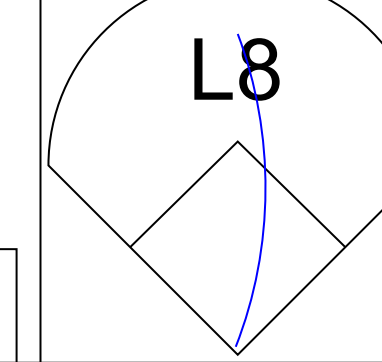
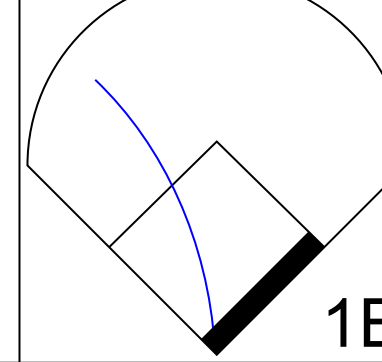
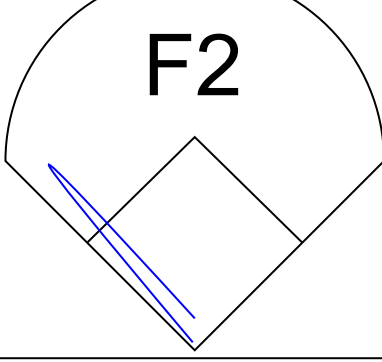
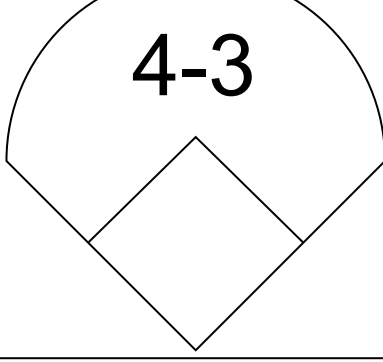
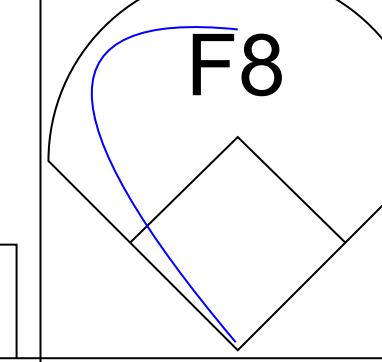
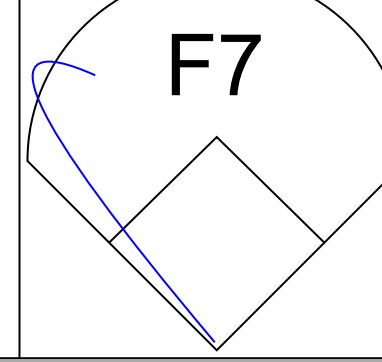
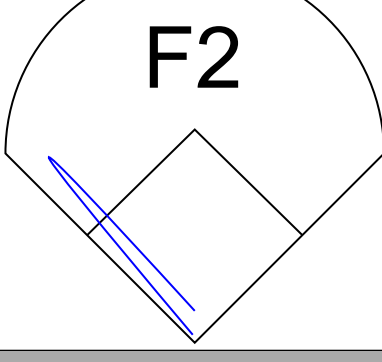
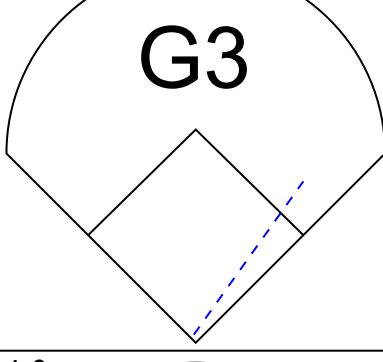
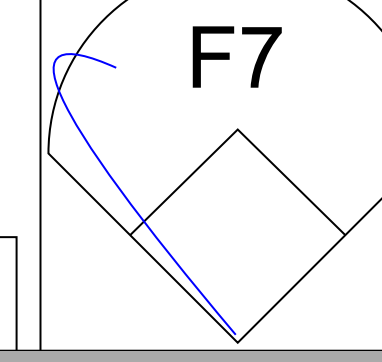
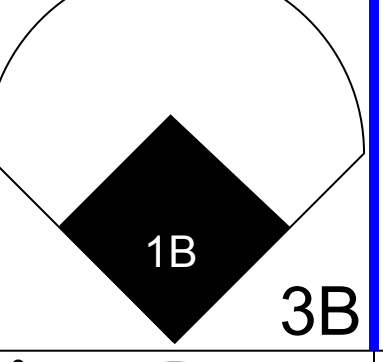
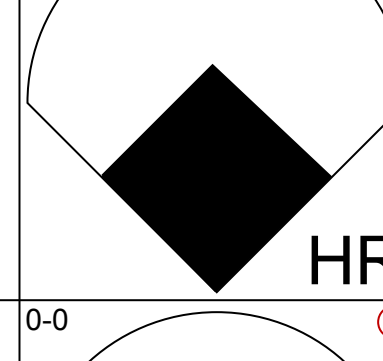
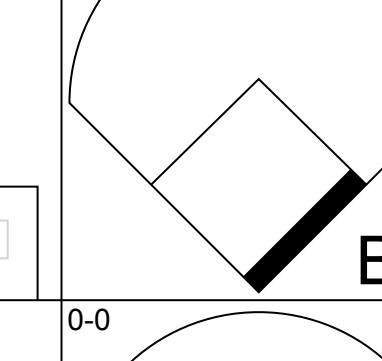
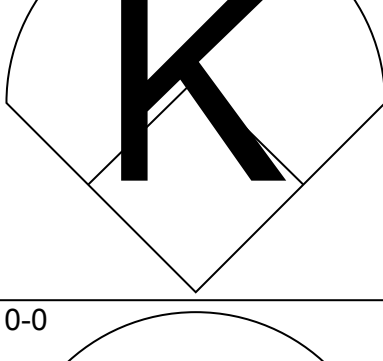
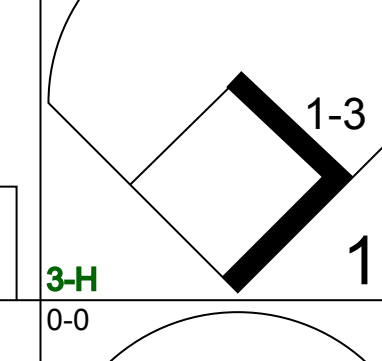
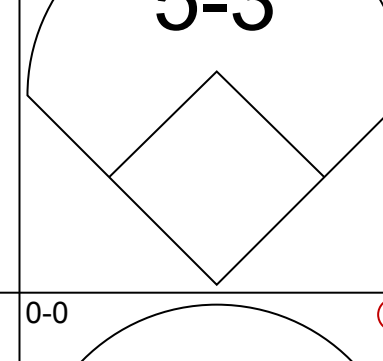
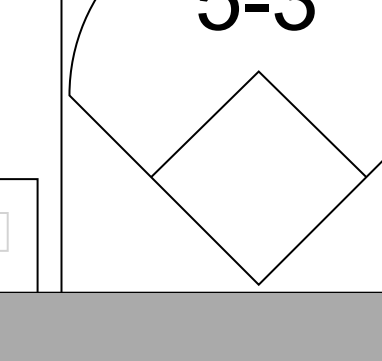
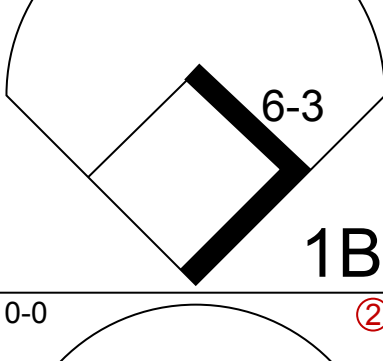
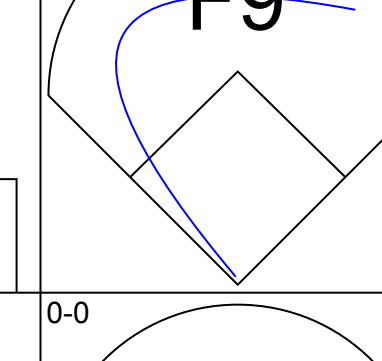
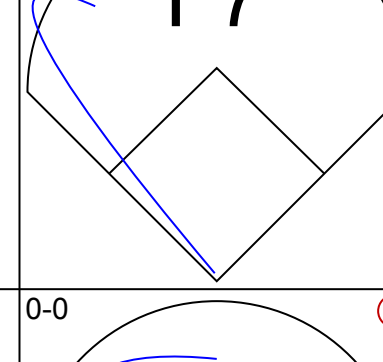
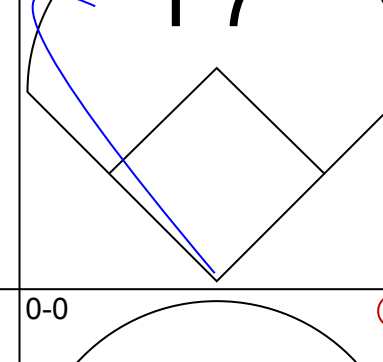
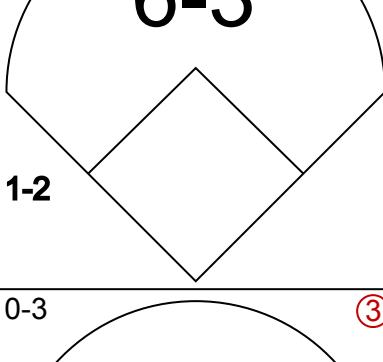
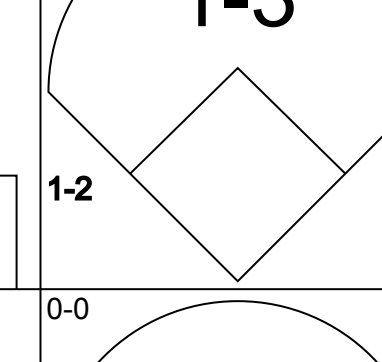
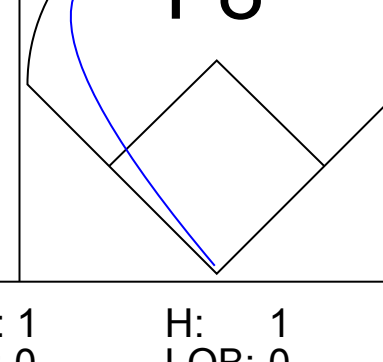
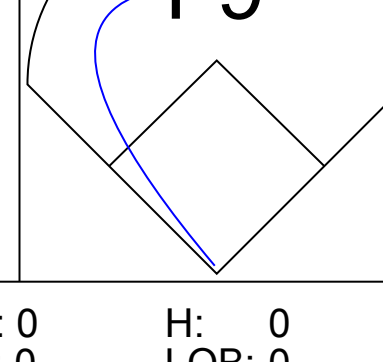
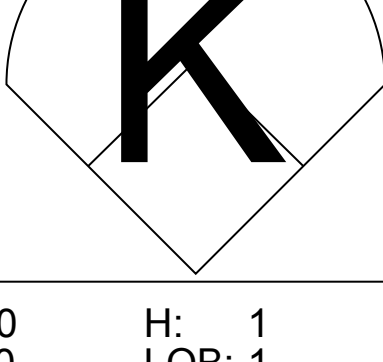
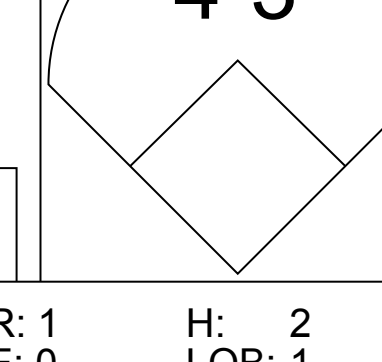
**New York Yankees @ Milwaukee Brewers**  
Milwaukee County Stadium, Milwaukee, WI

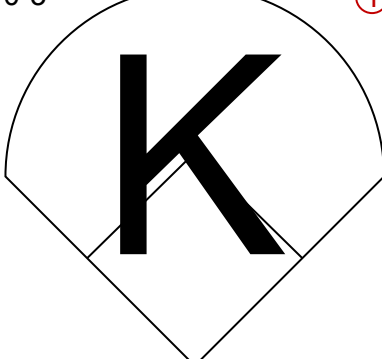
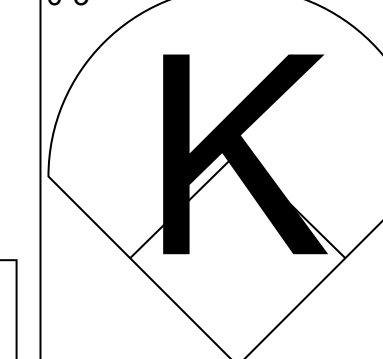
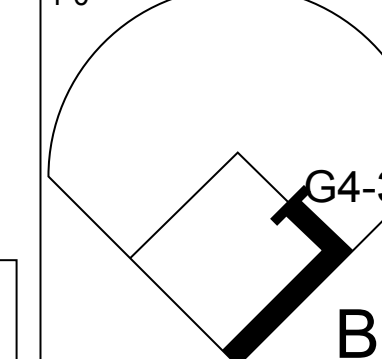
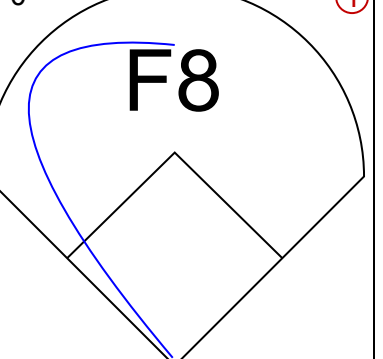
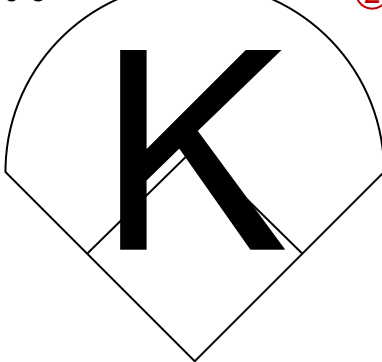
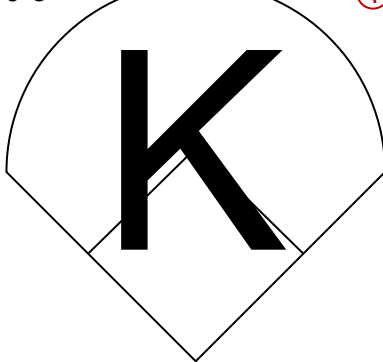
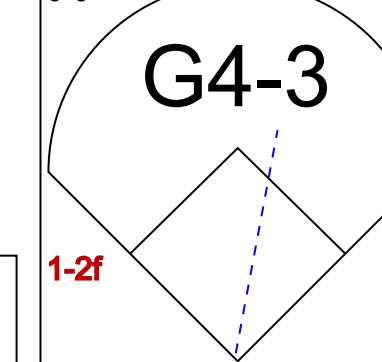
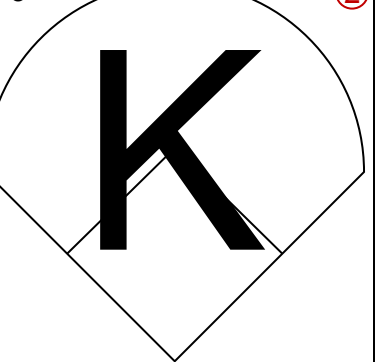

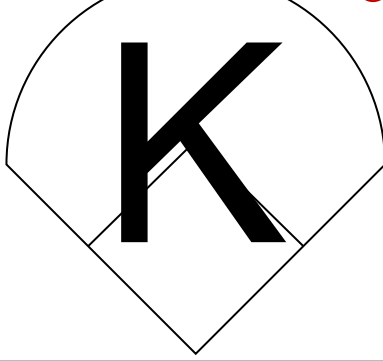
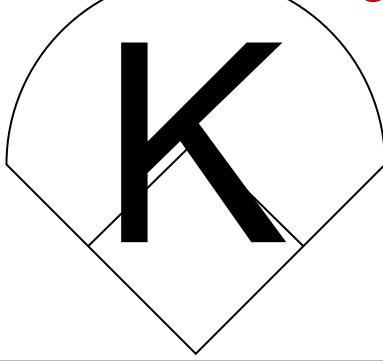
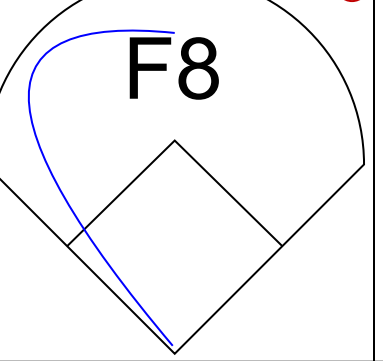
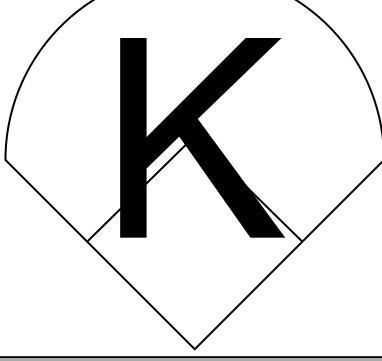
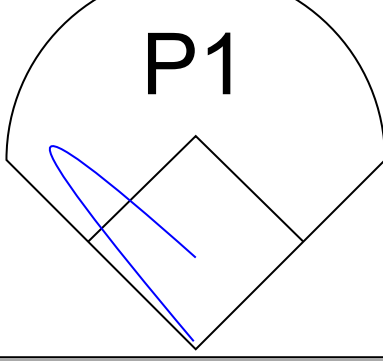
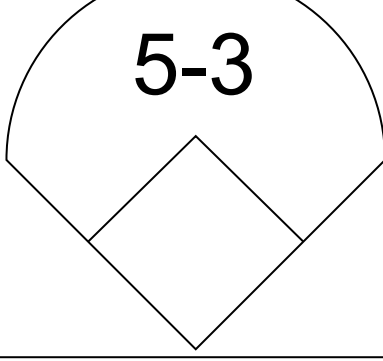
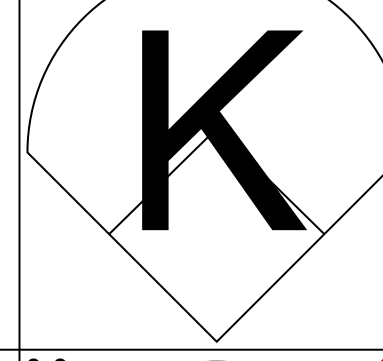
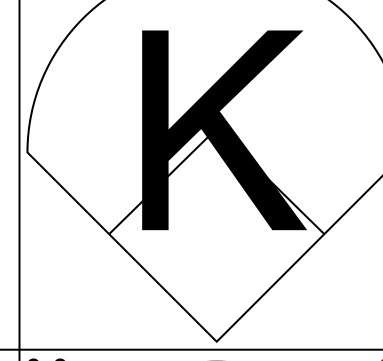
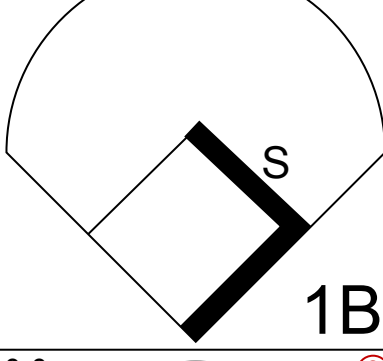
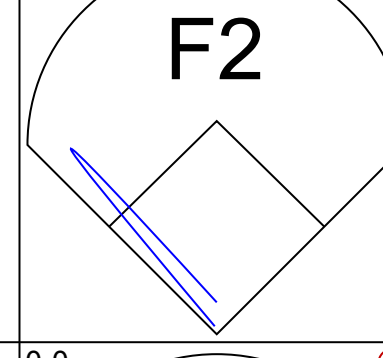
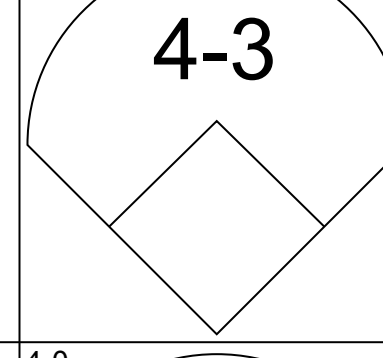
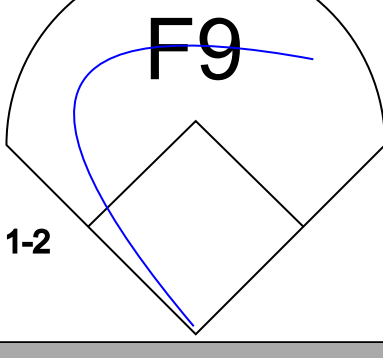
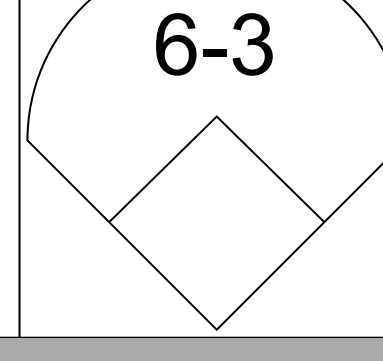
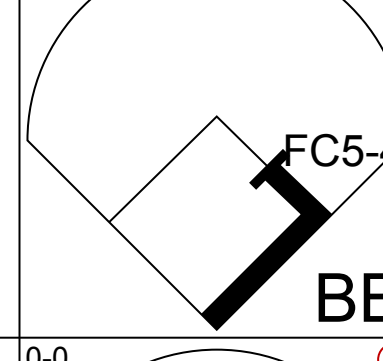
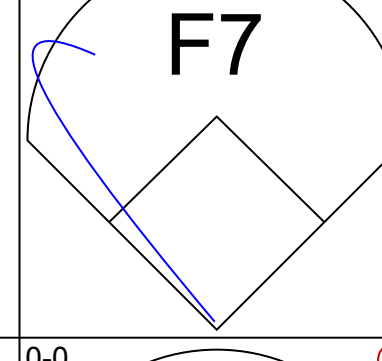
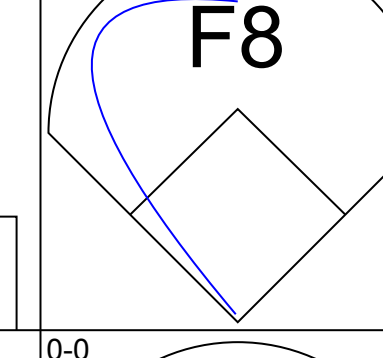
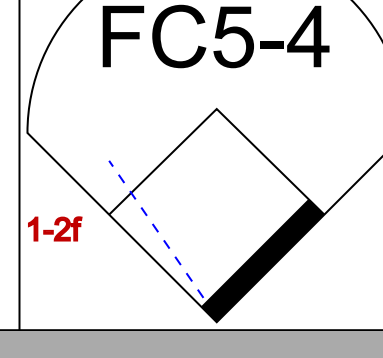
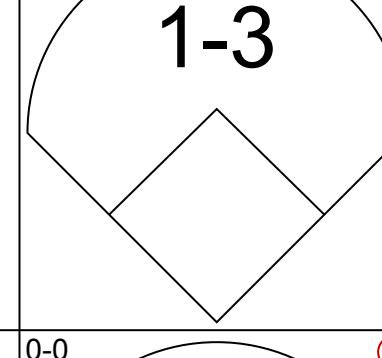
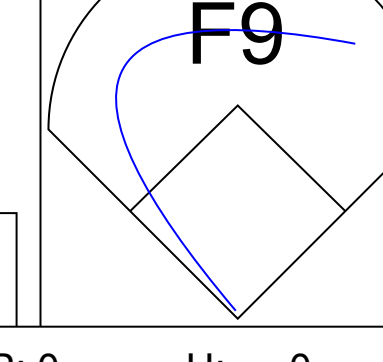
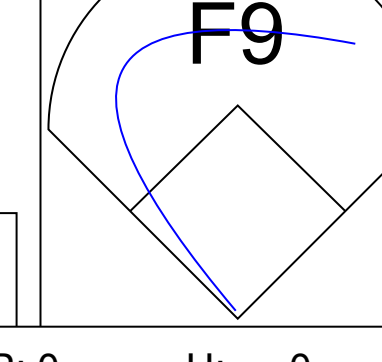
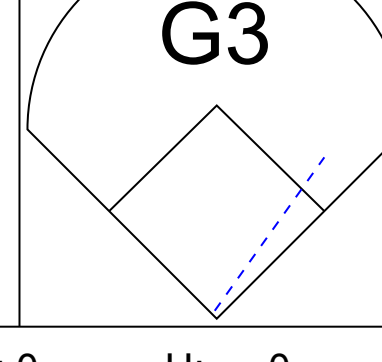
AB 31  
R 3  
H 7  
RBI 2  
BB 4  
SO 6  
LOB 11



Wed Jul 31 1974, 8:05 PM EDT  
Att: 14,836 - Unknown



Batter	1	2	3	4	5	6	7	8	9	AB	R	H	RBI	BB	SO	LOB	TOP					
Ron LeFlore, R (1, 8)										4	0	0	0	0	3	0	<p><b>Detroit Tigers @ Milwaukee Brewers</b>  Milwaukee County Stadium, Milwaukee, WI  Thu Aug 01 1974, 8:05 PM EDT  Att: 9,010 - Unknown</p>					
Gary Sutherland, R (1, 4) OBP: 0.286, SLG: 0.319										4	0	2	0	0	0	0						
Al Kaline, R (1, 10) OBP: 0.334, SLG: 0.366										4	0	1	0	0	0	3						
Jim Northrup, L (1, 9) OBP: 0.299, SLG: 0.354										4	0	0	0	0	0	4						
Ben Oglivie, L (1, 7) OBP: 0.402, SLG: 0.467										4	1	1	0	0	0	3						
Marvin Lane, R (9, 7) OBP: 0.361, SLG: 0.373										0	0	0	0	0	0	0						
Norm Cash, L (1, 3) OBP: 0.329, SLG: 0.423										3	1	2	2	1	1	0						
Aurelio Rodriguez, R (1, 5) OBP: 0.251, SLG: 0.292										4	0	1	0	0	0	2						
Ed Brinkman, R (1, 6) OBP: 0.266, SLG: 0.341										4	0	0	0	0	0	2						
Gene Lamont, L (1, 2) OBP: 0.231, SLG: 0.200										4	0	0	0	0	1	2						
<b>Inning Stats</b>	R: 0 E: 2 K: 1 S: 7	H: 0 LOB: 2 BB: 0 P: 7	R: 1 E: 0 K: 0 S: 4	H: 1 LOB: 0 BB: 0 P: 4	R: 0 E: 0 K: 1 S: 5	H: 1 LOB: 0 BB: 1 P: 5	R: 0 E: 0 K: 0 S: 3	H: 0 LOB: 1 BB: 1 P: 7	R: 0 E: 0 K: 1 S: 5	H: 0 LOB: 0 BB: 0 P: 5	R: 0 E: 0 K: 2 S: 4	H: 1 LOB: 1 BB: 0 P: 4	R: 0 E: 0 K: 2 S: 8	H: 1 LOB: 1 BB: 0 P: 8	R: 0 E: 0 K: 0 S: 4	H: 1 LOB: 1 BB: 0 P: 4	R: 1 E: 0 K: 0 S: 5	H: 2 LOB: 1 BB: 0 P: 5	1B: 5 2B: 0 3B: 1 HR: 1	SF: 0 SAC: 0 DP: 1 HBP: 0	WP: 0 PB: 0 SB: 0 CS: 0	PA: 36
<b>PITCHER</b> Jim Slaton, R (1, 1) ERA: 4.26	IP: 9.0 WLS: L BF: 36	H: 7 R: 2 ER: 2 SO: 5	BB: 1 IBB: 0 HBP: 0 BLK: 0	WP: 0 HR: 1 S: 45 P: 49	ERA: 2.00 WHIP: 0.889	<b>PITCHER</b>										IP: WLS: BF: H: R: ER: SO: BB: IBB: HBP: BLK: WP: HR: S: P: ERA: WHIP						

Batter	1	2	3	4	5	6	7	8	9	AB	R	H	RBI	BB	SO	LOB	BOTTOM			
Don Money, R (1, 5) OBP: 0.330, SLG: 0.399										3	0	0	0	1	2	0	<p><b>Detroit Tigers @ Milwaukee Brewers</b>  Milwaukee County Stadium, Milwaukee, WI  Thu Aug 01 1974, 8:05 PM EDT  Att: 9,010 - Unknown</p>			
Charlie Moore, R (1, 2) OBP: 0.331, SLG: 0.377										4	0	0	0	0	3	1				
George Scott, R (1, 3) OBP: 0.365, SLG: 0.479										3	0	0	0	1	2	0				
Deron Johnson, R (1, 10) OBP: 0.253, SLG: 0.357										3	0	0	0	0	1	1				
Bobby Mitchell, R (1, 9) OBP: 0.306, SLG: 0.373										3	0	1	0	0	2	0				
John Briggs, L (1, 7) OBP: 0.353, SLG: 0.492										3	0	0	0	0	0	1				
Bob Coluccio, R (1, 8) OBP: 0.307, SLG: 0.345										2	0	0	0	1	0	0				
Pedro Garcia, R (1, 4) OBP: 0.265, SLG: 0.382										3	0	0	0	0	0	1				
Robin Yount, R (1, 6) OBP: 0.276, SLG: 0.349										3	0	0	0	0	0	0				
<b>Inning Stats</b>	R: 0 E: 0 K: 3 S: 9	H: 0 LOB: 1 BB: 1 P: 13	R: 0 E: 0 K: 1 S: 5	H: 0 LOB: 0 BB: 0 P: 5	R: 0 E: 0 K: 2 S: 7	H: 0 LOB: 0 BB: 0 P: 7	R: 0 E: 0 K: 1 S: 5	H: 0 LOB: 1 BB: 1 P: 9	R: 0 E: 0 K: 0 S: 2	H: 0 LOB: 0 BB: 1 P: 6	R: 0 E: 0 K: 1 S: 6	H: 1 LOB: 1 BB: 0 P: 6	R: 0 E: 0 K: 0 S: 3	H: 0 LOB: 0 BB: 0 P: 3	R: 0 E: 0 K: 1 S: 5	H: 0 LOB: 0 BB: 0 P: 5		1B: 1 2B: 0 3B: 0 HR: 0	SF: 0 SAC: 0 DP: 1 HBP: 0	WP: 0 PB: 0 SB: 1 CS: 0
<b>PITCHER</b> Woodie Fryman, L (1, 1) ERA: 4.34	IP: 9.0 WLS: W BF: 30	H: 1 R: 0 ER: 0 SO: 10	BB: 3 IBB: 0 HBP: 0 BLK: 0	WP: 0 HR: 0 S: 47 P: 59	ERA: 0.00 WHIP: 0.444	<b>PITCHER</b>										IP: WLS: BF: H: R: ER: SO: BB: IBB: HBP: BLK: WP: HR: S: P: ERA: WHIP				

Batter	1	2	3	4	5	6	7	8	9	AB	R	H	RBI	BB	SO	LOB	TOP					
Ron LeFlore, R (1, 8) OBP: 0.111, SLG: 0.111	E6 L5-4-3 1B		FC6-4 G5-4-3 1-2		FC6-4 1B 1-2		FC6-4 1-2		1B 1-2	5	1	1	0	0	0	3	<b>Detroit Tigers @ Milwaukee Brewers</b> Milwaukee County Stadium, Milwaukee, WI Fri Aug 02 1974, 8:05 PM EDT Att: 22,160 - Unknown					
Gary Sutherland, R (1, 4) OBP: 0.285, SLG: 0.322	L5-4-3 1B		G5-4-3 1-2		FC6-4 1B 1-H		F8 1-2		1B 1-3 2-H	5	0	3	2	0	0	2						
Al Kaline, R (1, 10) OBP: 0.330, SLG: 0.361	L5-4-3 1-2 2-3			L8	FC6-4 1-2		L4-3		L9	5	0	0	0	0	0	6						
Bill Freehan, R (1, 3) OBP: 0.365, SLG: 0.451	6-3			5-3						4	1	1	0	0	0	1						
Marvin Lane, R (1, 7) OBP: 0.354, SLG: 0.364		P5								4	0	1	0	0	0	1						
Dick Sharon, R (1, 9) OBP: 0.281, SLG: 0.244		1B		F8						4	0	1	0	0	0	2						
Aurelio Rodriguez, R (1, 5) OBP: 0.254, SLG: 0.297										4	0	2	1	0	1	0						
Ed Brinkman, R (1, 6) OBP: 0.266, SLG: 0.346		G1-4-3 1B								4	1	1	0	0	1	3						
Gene Lamont, L (1, 2) OBP: 0.302, SLG: 0.282										4	1	4	1	0	0	0	<b>AB 39</b> <b>R 4</b> <b>H 14</b> <b>RBI 4</b> <b>BB 0</b> <b>SO 2</b> <b>LOB 18</b>					
<b>Inning Stats</b>	R: 0 E: 1 K: 0 S: 4	H: 1 LOB: 1 BB: 0 P: 4	R: 0 E: 0 K: 0 S: 4	H: 2 LOB: 1 BB: 0 P: 4	R: 0 E: 0 K: 0 S: 3	H: 1 LOB: 0 BB: 0 P: 3	R: 0 E: 0 K: 0 S: 4	H: 1 LOB: 1 BB: 0 P: 4	R: 2 E: 0 K: 1 S: 8	H: 3 LOB: 1 BB: 0 P: 8	R: 1 E: 0 K: 0 S: 5	H: 2 LOB: 1 BB: 0 P: 5	R: 0 E: 0 K: 0 S: 4	H: 1 LOB: 0 BB: 0 P: 4	R: 0 E: 0 K: 0 S: 3	H: 0 LOB: 0 BB: 0 P: 3		R: 1 E: 0 K: 1 S: 8	H: 3 LOB: 2 BB: 0 P: 8	1B: 12 2B: 2 3B: 1 HR: 0	SF: 0 SAC: 0 DP: 3 HBP: 0	WP: 0 PB: 0 SB: 2 CS: 0
<b>PITCHER</b> Clyde Wright, L (1, 1) ERA: 3.88	IP: 9.0 WLS: L BF: 39 H: 14 R: 4 ER: 4 SO: 2 BB: 0 IBB: 0 HBP: 0 BLK: 0 WP: 0 HR: 0 S: 43 P: 43 ERA: 4.00 WHIP: 1.556															<b>PITCHER</b>						

Batter	1	2	3	4	5	6	7	8	9	AB	R	H	RBI	BB	SO	LOB	BOTTOM					
Don Money, R (1, 5) OBP: 0.332, SLG: 0.399	G6-4-3 1B BB		6-3 1-2		F8					3	1	1	0	1	0	2	<b>Detroit Tigers @ Milwaukee Brewers</b> Milwaukee County Stadium, Milwaukee, WI Fri Aug 02 1974, 8:05 PM EDT Att: 22,160 - Unknown					
Tim Johnson, L (1, 4) OBP: 0.283, SLG: 0.351 (8, 6)	G6-4-3 1B		4-3 2-3							4	0	1	0	0	0	2						
George Scott, R (1, 3) OBP: 0.364, SLG: 0.480	G6-4-3 1-2 2-3		1-3							4	0	1	1	0	0	3						
John Briggs, L (1, 7) OBP: 0.352, SLG: 0.488										3	0	0	0	1	2	1						
Darrell Porter, L (1, 10) OBP: 0.348, SLG: 0.384	F8									4	0	0	0	0	3	3						
Mike Hegan, L (1, 9) OBP: 0.305, SLG: 0.436										3	0	0	0	0	0	0						
Bob Coluccio, R (8, 8) OBP: 0.306, SLG: 0.344										1	0	0	0	0	1	0						
Charlie Moore, R (1, 2) OBP: 0.335, SLG: 0.383										3	0	1	0	1	0	0						
Dave May, L (1, 8) OBP: 0.271, SLG: 0.333 (8, 9)										2	0	0	0	1	0	1						
Bobby Mitchell, R (9, PH) OBP: 0.303, SLG: 0.370										1	0	0	0	0	1	0						
Robin Yount, R (1, 6) OBP: 0.278, SLG: 0.350										2	0	1	0	0	1	1						
Bob Hansen, L (7, PH) OBP: 0.313, SLG: 0.328										1	0	0	0	0	1	2						
Pedro Garcia, R (8, 4) OBP: 0.265, SLG: 0.382										0	0	0	0	0	0	0	<b>AB 31</b> <b>R 1</b> <b>H 5</b> <b>RBI 1</b> <b>BB 4</b> <b>SO 9</b> <b>LOB 15</b>					
<b>Inning Stats</b>	R: 0 E: 0 K: 0 S: 3	H: 1 LOB: 2 BB: 2 P: 11	R: 0 E: 0 K: 0 S: 3	H: 0 LOB: 0 BB: 0 P: 3	R: 0 E: 0 K: 0 S: 4	H: 1 LOB: 1 BB: 0 P: 4	R: 0 E: 0 K: 2 S: 7	H: 0 LOB: 0 BB: 0 P: 7	R: 0 E: 0 K: 1 S: 5	H: 0 LOB: 1 BB: 1 P: 9	R: 0 E: 0 K: 0 S: 3	H: 0 LOB: 0 BB: 0 P: 3	R: 0 E: 0 K: 2 S: 8	H: 1 LOB: 2 BB: 1 P: 12	R: 1 E: 0 K: 2 S: 9	H: 2 LOB: 1 BB: 0 P: 9		R: 0 E: 0 K: 2 S: 7	H: 0 LOB: 0 BB: 0 P: 7	1B: 3 2B: 2 3B: 0 HR: 0	SF: 0 SAC: 0 DP: 1 HBP: 0	WP: 3 PB: 0 SB: 0 CS: 0
<b>PITCHER</b> Dave Lemanczyk, R (1, 1) ERA: 3.59	IP: 7.0 WLS: W BF: 28 H: 4 R: 1 ER: 1 SO: 5 BB: 4 IBB: 1 HBP: 0 BLK: 0 WP: 2 HR: 0 S: 34 P: 50 ERA: 1.29 WHIP: 1.143															<b>PITCHER</b>						
John Hiller, L (8, 1) ERA: 2.49	IP: 2.0 WLS: W BF: 7 H: 1 R: 0 ER: 0 SO: 4 BB: 0 IBB: 0 HBP: 0 BLK: 0 WP: 1 HR: 0 S: 15 P: 15 ERA: 0.00 WHIP: 0.500															<b>PITCHER</b>						



Batter	1	2	3	4	5	6	7	8	9	AB	R	H	RBI	BB	SO	LOB	TOP								
John Lowenstein, L (1, 7) OBP: 0.322, SLG: 0.331 Rusty Torres, S (7, 7) OBP: 0.250, SLG: 0.182	E1 4-3 S		F8		F8		1B		F5	4	0	1	1	0	0	1	<b>Cleveland Indians @ Milwaukee Brewers</b> Milwaukee County Stadium, Milwaukee, WI Sun Aug 04 1974, 4:33 AM EDT Unknown								
Frank Duffy, R (1, 6) OBP: 0.276, SLG: 0.332	4-3 1-3			BB	K		K			3	0	0	0	1	2	3									
George Hendrick, R (1, 8) OBP: 0.350, SLG: 0.489	K			F5		F4		1B	1B	4	0	1	0	0	1	2									
Charlie Spikes, R (1, 9) OBP: 0.338, SLG: 0.446	F4			F8		F8		F5		4	0	0	0	0	0	3									
John Ellis, R (1, 2) OBP: 0.333, SLG: 0.426		4-0 CS BB		F3		F8		1-3	1B	3	0	1	0	1	0	1									
Oscar Gamble, L (1, 10) OBP: 0.348, SLG: 0.450	F9 1-2				2B SF7		1B SH3-1		F8	4	2	2	0	0	0	3									
Tom McCraw, L (1, 3) OBP: 0.346, SLG: 0.415	K				1-3 2B		F2		1-3	4	1	1	0	0	1	3									
Buddy Bell, R (1, 5) OBP: 0.317, SLG: 0.366			F5		SF7		SH3-1 1B		5-3	3	1	1	1	0	0	0									
Luis Alvarado, R (1, 4) OBP: 0.191, SLG: 0.176			K		3-H 2B		SH3-1		F4	3	0	1	2	0	1	0									
<b>Inning Stats</b>	R: 0 E: 1 K: 1 S: 6	H: 0 LOB: 1 BB: 0 P: 6	R: 0 E: 0 K: 1 S: 4	H: 0 LOB: 0 BB: 1 P: 8	R: 0 E: 0 K: 1 S: 5	H: 0 LOB: 0 BB: 0 P: 5	R: 0 E: 0 K: 0 S: 3	H: 0 LOB: 1 BB: 1 P: 7	R: 2 E: 0 K: 1 S: 8	H: 3 LOB: 1 BB: 0 P: 8	R: 0 E: 0 K: 0 S: 3	H: 0 LOB: 0 BB: 0 P: 3	R: 2 E: 0 K: 1 S: 8	H: 3 LOB: 1 BB: 0 P: 8	R: 0 E: 0 K: 0 S: 5	H: 2 LOB: 2 BB: 0 P: 5	R: 0 E: 0 K: 0 S: 3	H: 0 LOB: 0 BB: 0 P: 3	1B: 5 2B: 3 3B: 0 HR: 0	SF: 1 SAC: 1 DP: 0 HBP: 0	WP: 0 PB: 0 SB: 1 CS: 1	PA: 37			
<b>PITCHER</b>	IP	WLS	BF	H	R	ER	SO	BB	IBB	HBP	BLK	WP	HR	S	P	ERA	WHIP								
Bill Champion, R (1, 1) ERA: 3.5	7.1	L	32	8	4	4	5	2	0	0	0	0	0	40	48	4.91	1.364								
Tom Murphy, R (8, 1) ERA: 1.59	1.2		5	0	0	0	0	0	0	0	0	0	0	5	5	0.00	0.000								

Batter	1	2	3	4	5	6	7	8	9	AB	R	H	RBI	BB	SO	LOB	BOTTOM								
Don Money, R (1, 5) OBP: 0.336, SLG: 0.411	HR		F7		F7		BB		SF7	3	1	1	2	1	0	1	<b>Cleveland Indians @ Milwaukee Brewers</b> Milwaukee County Stadium, Milwaukee, WI Sun Aug 04 1974, 4:33 AM EDT Unknown								
Dave May, L (1, 9) OBP: 0.272, SLG: 0.335	4-3		K			F9	F9		F8	5	0	0	0	0	1	2									
George Scott, R (1, 3) OBP: 0.365, SLG: 0.483	4-3			F5		6-3		2B	1B	4	0	1	0	0	0	0									
John Briggs, L (1, 7) OBP: 0.356, SLG: 0.489	1B			4-3		1B		1-3	2B	4	0	3	0	0	0	0									
Darrell Porter, L (1, 10) OBP: 0.345, SLG: 0.380	F4			2B		4-3			K	4	0	1	0	0	1	4									
Charlie Moore, R (1, 2) OBP: 0.338, SLG: 0.379		4-3		6-3		FC4-6 BB		P5		3	0	0	0	1	0	3									
Ken Berry, R (1, 8) OBP: 0.245, SLG: 0.222		6-3			F8		F4		F3	3	0	0	0	0	0	1									
Mike Hegan, L (8, PH) OBP: 0.297, SLG: 0.422										1	0	0	0	0	0	2									
Bob Coluccio, R (9, 8) OBP: 0.307, SLG: 0.342										0	0	0	0	0	0	0									
Tim Johnson, L (1, 4) OBP: 0.280, SLG: 0.392		F7				FC4-6 E		SF7	3B	4	2	2	0	0	0	1									
Robin Yount, R (1, 6) OBP: 0.277, SLG: 0.352			6-3		F7		E4		F6	4	0	1	1	0	0	2									
<b>Inning Stats</b>	R: 1 E: 0 K: 0 S: 5	H: 2 LOB: 1 BB: 0 P: 5	R: 0 E: 0 K: 0 S: 3	H: 0 LOB: 0 BB: 0 P: 3	R: 0 E: 0 K: 1 S: 5	H: 0 LOB: 0 BB: 0 P: 5	R: 0 E: 0 K: 0 S: 4	H: 1 LOB: 1 BB: 0 P: 4	R: 0 E: 0 K: 0 S: 4	H: 1 LOB: 1 BB: 0 P: 4	R: 0 E: 0 K: 0 S: 4	H: 1 LOB: 2 BB: 2 P: 12	R: 0 E: 0 K: 1 S: 7	H: 2 LOB: 2 BB: 0 P: 7	R: 1 E: 0 K: 0 S: 4	H: 1 LOB: 0 BB: 0 P: 4	1B: 3 2B: 4 3B: 1 HR: 1	SF: 1 SAC: 0 DP: 0 HBP: 0	WP: 0 PB: 0 SB: 0 CS: 0	PA: 38					
<b>PITCHER</b>	IP	WLS	BF	H	R	ER	SO	BB	IBB	HBP	BLK	WP	HR	S	P	ERA	WHIP								
Dick Bosman, R (1, 1) ERA: 3.82	6.2	W	27	6	2	2	1	1	0	0	0	0	0	28	32	2.70	1.050								
Tom Buskey, R (7, 1) ERA: 3.52	2.1	S	11	3	1	1	1	1	0	0	0	0	0	12	16	3.86	1.714								



Batter	1	2	3	4	5	6	7	8	9	AB	R	H	RBI	BB	SO	LOB	TOP									
<b>Rick Miller, L</b> OBP: 0.343, SLG: 0.341 <b>Juan Beniquez, R</b> OBP: 0.322, SLG: 0.386 (4, PH)	L8		4-3	G6-4-3		6-3			5-3	2	0	0	0	0	0	1	<b>Boston Red Sox @ Milwaukee Brewers</b> Milwaukee County Stadium, Milwaukee, WI Tue Aug 06 1974, 8:05 PM EDT Unknown									
<b>Cecil Cooper, L</b> OBP: 0.330, SLG: 0.428 (1, 10)	F3				WP 1B		K		S 1B	5	2	3	1	0	1	0										
<b>Carl Yastrzemski, L</b> OBP: 0.425, SLG: 0.485 (1, 3)			F8		1B		3-1		F3	4	0	1	0	1	0	3										
<b>Rico Petrocelli, R</b> OBP: 0.377, SLG: 0.483 (1, 5)	F3			WP BB	K		L7		1B	4	1	1	2	1	1	3										
<b>Bernie Carbo, L</b> OBP: 0.372, SLG: 0.437 (1, 7)		4-3		BB WP	F7			F6	F6	4	1	0	0	1	0	3										
<b>Dwight Evans, R</b> OBP: 0.331, SLG: 0.427 (1, 9)	F3			BB SF8				F9		3	0	1	1	1	0	0										
<b>Rick Burleson, R</b> OBP: 0.358, SLG: 0.428 (1, 6)				BB SF8	1-3 2-H					3	0	1	1	1	1	2										
<b>Doug Griffin, R</b> OBP: 0.348, SLG: 0.361 (1, 4)			F3	SF8		4-3			1-3	3	0	0	1	0	0	1										
<b>Tim Blackwell, S</b> OBP: 0.325, SLG: 0.275 <b>Bob Montgomery, R</b> OBP: 0.288, SLG: 0.340 (4, PH)				2-3 3-H						0	1	0	0	1	0	0										
<b>Bob Montgomery, R</b> OBP: 0.288, SLG: 0.340 (4, 2)			4-3	G6-4-3		3-1			1B S 1B	2	1	1	0	1	0	0										
<b>Inning Stats</b>	R: 0 E: 0 K: 0 S: 4	H: 1 LOB: 1 BB: 0 P: 4	R: 0 E: 0 K: 1 S: 5	H: 0 LOB: 0 BB: 0 P: 5	R: 1 E: 0 K: 0 S: 4	H: 1 LOB: 1 BB: 1 P: 8	R: 2 E: 1 K: 0 S: 2	H: 0 LOB: 2 BB: 5 P: 22	R: 1 E: 0 K: 1 S: 7	H: 2 LOB: 2 BB: 1 P: 11	R: 0 E: 0 K: 0 S: 3	H: 0 LOB: 0 BB: 0 P: 3	R: 0 E: 0 K: 1 S: 5	H: 0 LOB: 0 BB: 0 P: 5	R: 0 E: 0 K: 0 S: 4	H: 1 LOB: 1 BB: 0 P: 4	R: 2 E: 0 K: 0 S: 6	H: 3 LOB: 1 BB: 0 P: 6	1B: 8 2B: 0 3B: 0 HR: 0	SF: 1 SAC: 0 DP: 1 HBP: 0	WP: 2 PB: 0 SB: 2 CS: 0	PA: 41				
<b>PITCHER</b>	IP	WLS	BF	H	R	ER	SO	BB	IBB	HBP	BLK	WP	HR	S	P	ERA	WHIP									
<b>Jim Slaton, R</b> ERA: 4.35 <b>Bill Travers, L</b> ERA: 4.53 <b>Tom Murphy, R</b> ERA: 1.57	(1, 1)	3.0	L	16	2	3	3	1	5	0	0	0	1	0	13	33	9.00	2.333								
	(4, 1)	5.2		23	5	3	3	2	1	1	0	0	1	0	25	33	4.76	1.059								
	(9, 1)	0.1		2	1	0	0	0	0	0	0	0	0	0	2	2	0.00	3.000								

AB 33  
R 6  
H 8  
RBI 6  
BB 7  
SO 3  
LOB 17



Batter	1	2	3	4	5	6	7	8	9	AB	R	H	RBI	BB	SO	LOB	BOTTOM									
<b>Don Money, R</b> OBP: 0.341, SLG: 0.419 (1, 5)	F8					F7			F9	4	0	1	1	0	0	0	<b>Boston Red Sox @ Milwaukee Brewers</b> Milwaukee County Stadium, Milwaukee, WI Tue Aug 06 1974, 8:05 PM EDT Unknown									
<b>Dave May, L</b> OBP: 0.274, SLG: 0.340 (1, 9)					2B	F7			K	4	0	1	0	0	1	1										
<b>George Scott, R</b> OBP: 0.359, SLG: 0.473 (1, 3)						F8			F3	4	0	0	0	0	0	2										
<b>John Briggs, L</b> OBP: 0.354, SLG: 0.483 (1, 7)	F5					F7			L6	4	1	1	0	0	0	1										
<b>Darrell Porter, L</b> OBP: 0.348, SLG: 0.392 (1, 10)						F9			1B	4	1	2	2	0	0	0										
<b>Charlie Moore, R</b> OBP: 0.331, SLG: 0.372 <b>Bob Hansen, L</b> OBP: 0.304, SLG: 0.318 (9, PH)						K			HR	3	0	0	0	0	0	2										
<b>Ken Berry, R</b> OBP: 0.259, SLG: 0.235 <b>Bob Coluccio, R</b> OBP: 0.309, SLG: 0.344 (7, PH)									F7	1	0	0	0	0	0	1										
<b>Mike Hegan, L</b> OBP: 0.305, SLG: 0.424 (9, PH)						6-3				2	0	0	0	1	0	0										
<b>Tim Johnson, L</b> OBP: 0.272, SLG: 0.370 (1, 4)									1B	1	0	1	0	0	0	0										
<b>Robin Yount, R</b> OBP: 0.275, SLG: 0.349 (1, 6)									K	3	1	0	0	1	1	3										
<b>Inning Stats</b>	R: 0 E: 0 K: 0 S: 4	H: 1 LOB: 1 BB: 0 P: 4	R: 0 E: 0 K: 1 S: 5	H: 0 LOB: 0 BB: 0 P: 5	R: 1 E: 0 K: 0 S: 4	H: 1 LOB: 1 BB: 1 P: 8	R: 0 E: 0 K: 1 S: 5	H: 0 LOB: 0 BB: 0 P: 5	R: 0 E: 0 K: 0 S: 3	H: 0 LOB: 0 BB: 0 P: 3	R: 2 E: 0 K: 1 S: 7	H: 2 LOB: 2 BB: 1 P: 11	R: 0 E: 0 K: 1 S: 5	H: 0 LOB: 0 BB: 0 P: 5	R: 0 E: 0 K: 1 S: 7	H: 2 LOB: 2 BB: 0 P: 7	1B: 3 2B: 2 3B: 0 HR: 1	SF: 0 SAC: 0 DP: 0 HBP: 0	WP: 0 PB: 0 SB: 1 CS: 0	PA: 35						
<b>PITCHER</b>	IP	WLS	BF	H	R	ER	SO	BB	IBB	HBP	BLK	WP	HR	S	P	ERA	WHIP									
<b>Reggie Cleveland, R</b> ERA: 4.77 <b>Diego Segui, R</b> ERA: 3.91	(1, 1)	6.1	W	25	4	3	3	2	2	0	0	0	0	0	27	35	4.26	0.947								
	(7, 1)	2.2	S	10	2	0	0	3	0	0	0	0	0	16	16	0.00	0.750									

AB 33  
R 3  
H 6  
RBI 3  
BB 2  
SO 5  
LOB 11



Batter	1	2	3	4	5	6	7	8	9	AB	R	H	RBI	BB	SO	LOB	TOP					
Tommy Harper, R (1, 7) OBP: 0.307, SLG: 0.326 Rick Miller, L (9, 7) OBP: 0.343, SLG: 0.341	5-3		1-2 1B			1-2 1B 1B	1-2 HR 1B		F7	5	2	3	0	0	0	0						
Juan Beniquez, R (1, 8) OBP: 0.315, SLG: 0.378	F9		L5			F3	F9		K	5	0	0	0	0	1	6						
Dwight Evans, R (1, 9) OBP: 0.336, SLG: 0.445	5-3			1B 5-6-3 2B		1-2 2-H 1B	1-H 2-H HR			4	2	3	4	0	0	0						
Rico Petrocelli, R (1, 5) OBP: 0.378, SLG: 0.483		F4		2-3 1B		1-2 2-H 1B	F7			4	0	2	1	0	0	0						
Bob Montgomery, R (1, 2) OBP: 0.288, SLG: 0.338		G4-6-3 1B		5-6-3		4-3	K			4	0	1	1	0	1	3						
Danny Cater, R (1, 3) OBP: 0.318, SLG: 0.430		G4-6-3 1-2		F3		5-3		F3		4	0	0	0	0	0	2						
Terry Hughes, R (1, 10) OBP: 0.244, SLG: 0.297			L6	5-3			K		K	4	0	0	0	0	2	1						
Rick Burleson, R (1, 6) OBP: 0.352, SLG: 0.420			F7		1-3		F8		K	4	0	0	0	0	1	0						
Doug Griffin, R (1, 4) OBP: 0.351, SLG: 0.365			E5 1B			1B 1B	HR 1B		6-3	4	2	2	0	0	0	0						
<b>Inning Stats</b>	R: 0 E: 0 K: 0 S: 3	H: 0 LOB: 0 BB: 0 P: 3	R: 0 E: 0 K: 0 S: 3	H: 1 LOB: 0 BB: 0 P: 3	R: 0 E: 1 K: 0 S: 5	H: 1 LOB: 2 BB: 0 P: 5	R: 1 E: 0 K: 0 S: 5	H: 2 LOB: 1 BB: 0 P: 5	R: 2 E: 0 K: 0 S: 7	H: 4 LOB: 2 BB: 0 P: 7	R: 0 E: 0 K: 1 S: 5	H: 0 LOB: 0 BB: 0 P: 5	R: 3 E: 0 K: 1 S: 8	H: 3 LOB: 0 BB: 0 P: 8	R: 0 E: 0 K: 2 S: 7	H: 0 LOB: 0 BB: 0 P: 7	R: 0 E: 0 K: 1 S: 5	H: 0 LOB: 0 BB: 0 P: 5	1B: 9 2B: 1 3B: 0 HR: 1	SF: 0 SAC: 0 DP: 1 HBP: 0	WP: 0 PB: 1 SB: 0 CS: 0	PA: 38
<b>PITCHER</b>	IP WLS BF H R ER SO BB IBB HBP BLK WP HR S P ERA WHIP	6.1 L 30 11 6 6 1 0 0 0 0 0 1 32 32 8.53 1.737	7.1 L 5 0 0 0 3 0 0 0 0 0 0 11 11 0.00 0.000	9.1 L 3 0 0 0 1 0 0 0 0 0 0 5 5 0.00 0.000																		

**Boston Red Sox @ Milwaukee Brewers**  
 Milwaukee County Stadium, Milwaukee, WI  
 Tue Aug 06 1974, 8:05 PM EDT  
 Att: 22,756 - Unknown

AB	38
R	6
H	11
RBI	6
BB	0
SO	5
LOB	12



Batter	1	2	3	4	5	6	7	8	9	AB	R	H	RBI	BB	SO	LOB	BOTTOM			
Don Money, R (1, 10) OBP: 0.340, SLG: 0.416	F3		F5			F6		4-0 BB		3	0	0	0	1	0	0				
Tim Johnson, L (1, 6) OBP: 0.283, SLG: 0.357	1-3		6-3			4-3		5-3		4	0	0	0	0	0	2				
George Scott, R (1, 3) OBP: 0.358, SLG: 0.471	6-3			5-3			FC3-6 1B		F9	4	0	1	0	0	0	0				
Darrell Porter, L (1, 2) OBP: 0.344, SLG: 0.386		F8		1-3		FC3-6 FC3-6 1-2		G3		4	0	0	0	0	0	1				
Mike Hegan, L (1, 9) OBP: 0.309, SLG: 0.422		HBP 1B		K		FC3-6 1-2		FC6-4 BB		3	0	1	0	1	1	1				
John Briggs, L (1, 7) OBP: 0.351, SLG: 0.478		F7			L8		F8		FC6-4 1-2	4	0	0	0	0	0	3				
Dave May, L (1, 8) OBP: 0.277, SLG: 0.341		1-0 HBP			L7			FC5-4 1B		2	0	1	0	0	0	0				
John Vukovich, R (1, 5) OBP: 0.208, SLG: 0.400		F9			F3			F8		3	0	0	0	0	0	3				
Pedro Garcia, R (1, 4) OBP: 0.260, SLG: 0.372			6-3			F8		FC5-4 1-2 BB		3	0	0	0	0	0	1				
<b>Inning Stats</b>	R: 0 E: 0 K: 0 S: 3	H: 0 LOB: 0 BB: 0 P: 3	R: 0 E: 0 K: 0 S: 4	H: 1 LOB: 2 BB: 0 P: 5	R: 0 E: 0 K: 0 S: 3	H: 0 LOB: 0 BB: 0 P: 3	R: 0 E: 0 K: 1 S: 5	H: 0 LOB: 0 BB: 0 P: 5	R: 0 E: 0 K: 0 S: 3	H: 0 LOB: 0 BB: 0 P: 3	R: 0 E: 0 K: 0 S: 4	H: 1 LOB: 1 BB: 0 P: 4	R: 0 E: 0 K: 0 S: 4	H: 1 LOB: 2 BB: 1 P: 8	R: 0 E: 0 K: 0 S: 3	H: 0 LOB: 1 BB: 1 P: 7	1B: 3 2B: 0 3B: 0 HR: 0	SF: 0 SAC: 0 DP: 0 HBP: 1	WP: 0 PB: 0 SB: 0 CS: 0	PA: 33
<b>PITCHER</b>	IP WLS BF H R ER SO BB IBB HBP BLK WP HR S P ERA WHIP	7.0 W 24 2 0 0 0 0 0 0 0 0 7 25 26 0.00 0.286	8.1 L 9 1 0 0 0 2 0 0 0 0 0 7 15 0.00 1.500																	

**Boston Red Sox @ Milwaukee Brewers**  
 Milwaukee County Stadium, Milwaukee, WI  
 Tue Aug 06 1974, 8:05 PM EDT  
 Att: 22,756 - Unknown

AB	30
R	0
H	3
RBI	0
BB	2
SO	1
LOB	11



Batter	1	2	3	4	5	6	7	8	9	AB	R	H	RBI	BB	SO	LOB	TOP					
<b>Rick Miller, L</b> OBP: 0.342, SLG: 0.344 (1, 8)										4	0	1	0	0	0	3	<b>Boston Red Sox @ Milwaukee Brewers</b> Milwaukee County Stadium, Milwaukee, WI Wed Aug 07 1974, 8:05 PM EDT Att: 14,956 - Unknown					
<b>Cecil Cooper, L</b> OBP: 0.326, SLG: 0.422 (1, 10)										4	0	0	0	0	1	2						
<b>Carl Yastrzemski, L</b> OBP: 0.424, SLG: 0.461 (1, 3)										3	0	0	0	1	0	1						
<b>Rico Petrocelli, R</b> OBP: 0.379, SLG: 0.486 (1, 5)										4	0	2	0	0	0	1						
<b>Bernie Carbo, L</b> OBP: 0.370, SLG: 0.432 (1, 7)										3	0	0	0	1	0	1						
<b>Dwight Evans, R</b> OBP: 0.339, SLG: 0.446 (1, 9)										4	0	2	0	0	0	2						
<b>Bob Montgomery, R</b> OBP: 0.287, SLG: 0.336 (1, 2)										4	0	1	0	0	0	1						
<b>Doug Griffin, R</b> OBP: 0.356, SLG: 0.378 (1, 4)										2	1	1	0	1	0	2						
<b>Rick Burleson, R</b> OBP: 0.356, SLG: 0.423 (1, 6)										3	0	2	1	0	0	1						
<b>Inning Stats</b>	R: 0 E: 0 K: 0 S: 3	H: 1 LOB: 0 BB: 0 P: 3	R: 0 E: 0 K: 0 S: 3	H: 1 LOB: 0 BB: 0 P: 3	R: 1 E: 0 K: 1 S: 7	H: 2 LOB: 1 BB: 0 P: 7	R: 0 E: 0 K: 0 S: 2	H: 0 LOB: 0 BB: 1 P: 6	R: 0 E: 0 K: 0 S: 5	H: 3 LOB: 2 BB: 0 P: 5	R: 0 E: 0 K: 0 S: 4	H: 1 LOB: 2 BB: 1 P: 8	R: 0 E: 0 K: 0 S: 2	H: 0 LOB: 0 BB: 1 P: 6	R: 0 E: 0 K: 0 S: 3	H: 0 LOB: 0 BB: 0 P: 3	R: 0 E: 0 K: 0 S: 4	H: 1 LOB: 1 BB: 0 P: 4	1B: 6 2B: 3 3B: 1 HR: 0	SF: 0 SAC: 0 DP: 4 HBP: 0	WP: 0 PB: 0 SB: 1 CS: 1	PA: 34
<b>PITCHER</b> <b>Jim Colborn, R</b> ERA: 5.03 (1, 1)	IP: 9.0 WLS: L BF: 34	H: 9 R: 1 ER: 1 SO: 1	BB: 3 IBB: 0 HBP: 0 BLK: 0	WP: 0 HR: 0 S: 33 P: 45	ERA: 1.00 WHIP: 1.333											ERA: 1.00 WHIP: 1.333						

Batter	1	2	3	4	5	6	7	8	9	AB	R	H	RBI	BB	SO	LOB	BOTTOM					
<b>Don Money, R</b> OBP: 0.337, SLG: 0.412 (1, 5)										4	0	0	0	0	1	2	<b>Boston Red Sox @ Milwaukee Brewers</b> Milwaukee County Stadium, Milwaukee, WI Wed Aug 07 1974, 8:05 PM EDT Att: 14,956 - Unknown					
<b>Ken Berry, R</b> OBP: 0.255, SLG: 0.230 (9, PH)										3	0	0	0	0	0	0						
<b>Mike Hegan, L</b> OBP: 0.313, SLG: 0.426 (9, PR)										1	0	1	0	0	0	0						
<b>Tim Johnson, L</b> OBP: 0.263, SLG: 0.357 (9, PR)										0	0	0	0	0	0	0						
<b>George Scott, R</b> OBP: 0.355, SLG: 0.467 (1, 3)										4	0	0	0	0	1	1						
<b>Deron Johnson, R</b> OBP: 0.250, SLG: 0.353 (9, PH)										3	0	0	0	0	1	0						
<b>Dave May, L</b> OBP: 0.277, SLG: 0.341 (9, PH)										0	0	0	0	0	0	0						
<b>Charlie Moore, R</b> OBP: 0.329, SLG: 0.369 (8, PH)										1	0	0	0	0	1	1						
<b>Bobby Mitchell, R</b> OBP: 0.297, SLG: 0.362 (8, 7)										3	0	0	0	0	2	0						
<b>John Briggs, L</b> OBP: 0.350, SLG: 0.477 (1, 2)										2	0	0	0	1	1	0						
<b>Darrell Porter, L</b> OBP: 0.344, SLG: 0.384 (1, 2)										2	0	0	0	1	1	0						
<b>Bob Coluccio, R</b> OBP: 0.312, SLG: 0.343 (1, 9)										1	0	0	0	2	0	1						
<b>Robin Yount, R</b> OBP: 0.272, SLG: 0.345 (1, 6)										3	0	0	0	0	0	2						
<b>Pedro Garcia, R</b> OBP: 0.261, SLG: 0.372 (1, 4)										3	0	1	0	0	0	0						
<b>Inning Stats</b>	R: 0 E: 0 K: 0 S: 3	H: 0 LOB: 0 BB: 0 P: 3	R: 0 E: 0 K: 2 S: 7	H: 0 LOB: 1 BB: 1 P: 11	R: 0 E: 0 K: 0 S: 3	H: 0 LOB: 0 BB: 0 P: 3	R: 0 E: 0 K: 0 S: 3	H: 0 LOB: 0 BB: 0 P: 3	R: 0 E: 0 K: 1 S: 5	H: 0 LOB: 0 BB: 1 P: 9	R: 0 E: 0 K: 1 S: 5	H: 0 LOB: 0 BB: 0 P: 5	R: 0 E: 0 K: 2 S: 7	H: 0 LOB: 0 BB: 0 P: 7	R: 0 E: 0 K: 0 S: 4	H: 1 LOB: 2 BB: 1 P: 8	R: 0 E: 0 K: 1 S: 6	H: 1 LOB: 1 BB: 0 P: 6	1B: 2 2B: 0 3B: 0 HR: 0	SF: 0 SAC: 0 DP: 0 HBP: 0	WP: 0 PB: 1 SB: 0 CS: 1	PA: 32
<b>PITCHER</b> <b>Roger Moret, L</b> ERA: 3.14 (8, 1)	IP: 7.2 WLS: W BF: 27	H: 1 R: 0 ER: 0 SO: 6	BB: 3 IBB: 0 HBP: 0 BLK: 0	WP: 0 HR: 0 S: 36 P: 48	ERA: 0.00 WHIP: 0.522											ERA: 0.00 WHIP: 0.522						
<b>Dick Drago, R</b> ERA: 3.19 (9, 1)	0.2	3	1	0	0	0	0	0	0	3	3	0.00	1.500									
<b>Bob Veale, L</b> ERA: 6.0 (9, 1)	0.2	S	2	0	0	0	1	0	0	4	4	0.00	0.000									





Batter	1	2	3	4	5	6	7	8	9	AB	R	H	RBI	BB	SO	LOB	TOP								
Dave May, L (1,8) OBP: 0.285, SLG: 0.350 Bob Coluccio, R (5,8) OBP: 0.313, SLG: 0.350	F8		1B		1B 2B		3B		K	3	1	2	0	0	0	0	<b>Milwaukee Brewers @ Kansas City Royals</b> Royals Stadium, Kansas City, MO Fri Aug 09 1974, 8:05 PM EDT Att: 15,064 - Unknown - 79 F								
Don Money, R (1,5) OBP: 0.340, SLG: 0.415 John Vukovich, R (5,5)	K		1B		K		K			3	0	1	1	0	2	2									
John Briggs, L (1,7) OBP: 0.349, SLG: 0.474 Bobby Mitchell, R (5,7)	K		1B		G5-4-3				F8	3	0	1	2	0	2	2									
George Scott, R (1,3) OBP: 0.354, SLG: 0.466 Bob Hansen, L (5,3)			4-3		G5-4-3				F9	3	0	1	0	0	0	3									
Darrell Porter, L (1,2) OBP: 0.345, SLG: 0.395	K				2B				G3	4	0	1	0	0	1	1									
Deron Johnson, R (1,10) OBP: 0.253, SLG: 0.349	L9				6-3				L3	4	0	1	0	0	0	2									
Mike Hegan, L (1,9) OBP: 0.312, SLG: 0.413	K				K				FC5-4	3	0	0	0	1	3	2									
Tim Johnson, L (1,4) OBP: 0.262, SLG: 0.353			F7		F8				K	4	0	1	0	0	1	3									
Robin Yount, R (1,6) OBP: 0.279, SLG: 0.351 Pedro Garcia, R (5,4) OBP: 0.256, SLG: 0.364			1B		1B				FC5-4	2	2	2	0	0	0	0		0							
			1B		1B				FC5-4	2	0	0	0	0	0	3									
<b>Inning Stats</b>	R: 0 E: 0 K: 2 S: 7	H: 0 LOB: 0 BB: 7 P: 7	R: 0 E: 0 K: 2 S: 8	H: 1 LOB: 1 BB: 0 P: 8	R: 1 E: 0 K: 1 S: 8	H: 3 LOB: 2 BB: 0 P: 8	R: 0 E: 0 K: 1 S: 6	H: 1 LOB: 1 BB: 0 P: 6	R: 2 E: 0 K: 1 S: 7	H: 3 LOB: 0 BB: 0 P: 7	R: 0 E: 0 K: 1 S: 5	H: 0 LOB: 0 BB: 0 P: 5	R: 0 E: 0 K: 1 S: 6	H: 2 LOB: 1 BB: 0 P: 6	R: 0 E: 0 K: 0 S: 3	H: 0 LOB: 0 BB: 3 P: 3	R: 0 E: 0 K: 2 S: 8	H: 1 LOB: 2 BB: 1 P: 12	1B: 7 2B: 3 3B: 1 HR: 0	SF: 0 SAC: 0 DP: 2 HBP: 0	WP: 0 PB: 0 CS: 0	PA: 37			
<b>PITCHER</b>	IP	WLS	BF	H	R	ER	SO	BB	IBB	HBP	BLK	WP	HR	S	P	ERA	WHIP								
Steve Busby, R (1,1) ERA: 3.26	7.0	W	29	10	3	3	9	0	0	0	0	0	0	47	47	3.86	1.429								
Lindy McDaniel, R (8,1) ERA: 3.35	2.0		8	1	0	0	2	1	0	0	0	0	0	11	15	0.00	1.000								

Batter	1	2	3	4	5	6	7	8	9	AB	R	H	RBI	BB	SO	LOB	BOTTOM								
Freddie Patek, R (1,6) OBP: 0.325, SLG: 0.312 Tony Solaita, L (8,3) OBP: 0.364, SLG: 0.387	5-3	SF8	1B PB			F8				3	1	1	1	0	0	1	<b>Milwaukee Brewers @ Kansas City Royals</b> Royals Stadium, Kansas City, MO Fri Aug 09 1974, 8:05 PM EDT Att: 15,064 - Unknown - 79 F								
Cookie Rojas, R (1,4) OBP: 0.336, SLG: 0.377 Frank White, R (6,4) OBP: 0.255, SLG: 0.320	5-3	3B	1B		G1		F3			3	1	1	1	0	0	2									
Amos Otis, R (1,8) OBP: 0.363, SLG: 0.487	2B	3B	2B		G3		P5			3	3	1	3	2	0	0									
Hal McRae, R (1,7) OBP: 0.394, SLG: 0.503 Al Cowens, R (7,7) OBP: 0.262, SLG: 0.265	2B	3B	2B		F7		FC6-4			4	2	3	2	0	0	0									
Orlando Cepeda, R (1,10) OBP: 0.385, SLG: 0.391	2B	F3	2B		L1-3		FC6-4			5	0	2	5	0	0	2									
Jim Whiford, R (1,9) OBP: 0.346, SLG: 0.375	F9	K	6-3						F7	5	1	1	1	0	1	3									
Kurt Bevacqua, R (1,3) OBP: 0.272, SLG: 0.216		2B	2B		K		K		5-3	5	2	2	0	0	2	0									
George Brett, L (1,5) OBP: 0.306, SLG: 0.357		1B	PB				WP		K	5	2	4	0	0	1	0									
Fran Healy, R (1,2) OBP: 0.338, SLG: 0.393		3B	6-3		F7		L5			3	1	0	0	1	0	4									
		1B								1B: 7 2B: 5 3B: 2 HR: 1	SF: 2 SAC: 0 DP: 0 HBP: 1	WP: 1 PB: 1 CS: 0	PA: 44												
<b>Inning Stats</b>	R: 2 E: 0 K: 0 S: 5	H: 2 LOB: 1 BB: 1 P: 9	R: 5 E: 0 K: 1 S: 10	H: 5 LOB: 1 BB: 1 P: 14	R: 5 E: 0 K: 0 S: 7	H: 4 LOB: 1 BB: 1 P: 12	R: 0 E: 0 K: 1 S: 7	H: 2 LOB: 2 BB: 0 P: 7	R: 0 E: 0 K: 0 S: 3	H: 0 LOB: 0 BB: 0 P: 3	R: 1 E: 0 K: 1 S: 7	H: 2 LOB: 1 BB: 0 P: 7	R: 0 E: 0 K: 0 S: 3	H: 0 LOB: 1 BB: 1 P: 7	R: 0 E: 0 K: 1 S: 5	H: 0 LOB: 0 BB: 0 P: 5									
<b>PITCHER</b>	IP	WLS	BF	H	R	ER	SO	BB	IBB	HBP	BLK	WP	HR	S	P	ERA	WHIP								
Kevin Kobe, L (1,1) ERA: 4.0	1.0	L	9	4	5	5	0	2	0	0	0	0	0	11	12	33.75	3.750								
Dick Selma, R (2,1) ERA: 6.39	1.1		10	5	5	5	1	0	0	1	0	0	0	11	12	33.75	3.750								
Eduardo Rodriguez, R (3,1) ERA: 3.45	4.2		22	6	3	3	2	2	0	0	0	1	0	24	32	5.79	1.714								
Bill Travers, L (8,1) ERA: 4.81	1.0		3	0	0	0	1	0	0	0	0	0	0	5	5	0.00	0.000								



Batter	1	2	3	4	5	6	7	8	9	AB	R	H	RBI	BB	SO	LOB	TOP					
Ken Berry, R (1, 8) OBP: 0.266, SLG: 0.258 Darrell Porter, L (9, PH) OBP: 0.346, SLG: 0.398	0-0 HR		0-0 4-3		4-0 G3 1B BB		0-0 1-2 1B		0-3 K	3	1	2	1	1	0	0						
Don Money, R (1, 5) OBP: 0.344, SLG: 0.416	0-0 1B		0-0 4-3		0-0 1-2 G3 1B		0-0 1-2 G6-4-3		0-0 1-2 2-3 1B	5	0	3	0	0	0	2						
George Scott, R (1, 3) OBP: 0.351, SLG: 0.463	0-3 K		0-0 6-3		0-0 1-2 2-3 G3			0-0 5-3	0-3 K	5	0	0	0	0	2	6						
Deron Johnson, R (1, 10) OBP: 0.252, SLG: 0.344	0-3 K			4-0 1B BB	0-0 6-3			0-0 5-3	0-0 F8	4	0	0	0	1	1	6						
Charlie Moore, R (1, 2) OBP: 0.333, SLG: 0.368	0-0 6-3			0-0 1-2 1B	0-0 6-3		0-0 5-3	4-0 BB		3	0	1	0	1	0	1						
John Briggs, L (1, 7) OBP: 0.348, SLG: 0.469		0-0 E8 1B		0-0 L8	0-0 6-3		0-0 6-3	0-0 P6		4	0	1	0	0	0	3						
Bob Coluccio, R (1, 9) Dave May, L (9, PH) OBP: 0.283, SLG: 0.347		0-0 1-3		0-0 P4	0-0 F8		0-0 F8		0-0 1B 1B	3	0	0	0	0	0	3	AB 37 R 2 H 11 RBI 2 BB 3 SO 6 LOB 27					
John Vukovich, R (1, 6) Mike Hegan, L (9, PH) OBP: 0.193, SLG: 0.370 OBP: 0.314, SLG: 0.413		0-3 K		0-0 L7	0-0 L6		0-0 L6		0-0 1B 1B 1B	3	0	0	0	0	1	3						
Pedro Garcia, R (1, 4) Bob Hansen, L (9, PH) Tim Johnson, L (9, PR) OBP: 0.254, SLG: 0.362 OBP: 0.319, SLG: 0.377 OBP: 0.270, SLG: 0.358		0-3 K			0-0 P4		0-0 1B 1B		0-0 1-2 2-H 1B	3	0	1	0	0	1	1						
<b>Inning Stats</b>	R: 1 E: 0 K: 2 S: 9	H: 2 LOB: 1 BB: 0 P: 9	R: 0 E: 1 K: 2 S: 8	H: 1 LOB: 1 BB: 0 P: 8	R: 0 E: 0 K: 0 S: 3	H: 0 LOB: 0 BB: 0 P: 3	R: 0 E: 0 K: 0 S: 4	H: 1 LOB: 2 BB: 1 P: 8	R: 0 E: 0 K: 0 S: 3	H: 0 LOB: 0 BB: 0 P: 3	R: 0 E: 0 K: 0 S: 4	H: 2 LOB: 1 BB: 0 P: 4	R: 0 E: 0 K: 0 S: 3	H: 0 LOB: 1 BB: 1 P: 7	R: 1 E: 0 K: 2 S: 11	H: 4 LOB: 3 BB: 0 P: 11	1B: 10 2B: 9 3B: 0 HR: 1	SF: 0 SAC: 0 DP: 1 HBP: 0	WP: 0 PB: 0 SB: 1 CS: 0	PA: 40		
<b>PITCHER</b>	IP WLS BF H R ER SO BB IBB HBP BLK WP HR S P ERA WHIP	IP WLS BF H R ER SO BB IBB HBP BLK WP HR S P ERA WHIP	IP WLS BF H R ER SO BB IBB HBP BLK WP HR S P ERA WHIP	IP WLS BF H R ER SO BB IBB HBP BLK WP HR S P ERA WHIP	IP WLS BF H R ER SO BB IBB HBP BLK WP HR S P ERA WHIP	IP WLS BF H R ER SO BB IBB HBP BLK WP HR S P ERA WHIP	IP WLS BF H R ER SO BB IBB HBP BLK WP HR S P ERA WHIP	IP WLS BF H R ER SO BB IBB HBP BLK WP HR S P ERA WHIP	IP WLS BF H R ER SO BB IBB HBP BLK WP HR S P ERA WHIP	IP WLS BF H R ER SO BB IBB HBP BLK WP HR S P ERA WHIP	IP WLS BF H R ER SO BB IBB HBP BLK WP HR S P ERA WHIP	IP WLS BF H R ER SO BB IBB HBP BLK WP HR S P ERA WHIP	IP WLS BF H R ER SO BB IBB HBP BLK WP HR S P ERA WHIP	IP WLS BF H R ER SO BB IBB HBP BLK WP HR S P ERA WHIP	IP WLS BF H R ER SO BB IBB HBP BLK WP HR S P ERA WHIP	IP WLS BF H R ER SO BB IBB HBP BLK WP HR S P ERA WHIP	IP WLS BF H R ER SO BB IBB HBP BLK WP HR S P ERA WHIP	IP WLS BF H R ER SO BB IBB HBP BLK WP HR S P ERA WHIP	IP WLS BF H R ER SO BB IBB HBP BLK WP HR S P ERA WHIP	IP WLS BF H R ER SO BB IBB HBP BLK WP HR S P ERA WHIP	IP WLS BF H R ER SO BB IBB HBP BLK WP HR S P ERA WHIP	IP WLS BF H R ER SO BB IBB HBP BLK WP HR S P ERA WHIP

Milwaukee Brewers @ Kansas City Royals  
 Royals Stadium, Kansas City, MO  
 Sun Aug 11 1974, 4:33 AM EDT  
 Att: 26,483 - Unknown - 83 F

AB	37
R	2
H	11
RBI	2
BB	3
SO	6
LOB	27



Batter	1	2	3	4	5	6	7	8	9	AB	R	H	RBI	BB	SO	LOB	BOTTOM					
Freddie Patek, R (1, 6) OBP: 0.328, SLG: 0.319	0-0 3B		0-0 F7			0-0 P6				4	1	1	0	0	0	5						
Frank White, R (1, 4) OBP: 0.245, SLG: 0.308	0-0 P6	0-0 1-3		0-0 6-3		0-0 B1-3				4	0	0	0	0	0	2						
Amos Otis, R (1, 8) OBP: 0.370, SLG: 0.494	0-0 1B	0-0 F3		0-0 G5-4-3 1B		0-0 G6-4-3 1B				4	1	3	1	0	0	0						
Orlando Cepeda, R (1, 10) OBP: 0.382, SLG: 0.419	0-0 F2	0-0 1B		0-0 G5-4-3		0-0 G6-4-3				4	0	1	0	0	0	3						
Jim Wohlford, R (1, 7) OBP: 0.344, SLG: 0.373	0-0 1B	0-0 F9			0-0 F8		0-0 F7			4	1	1	1	0	0	1						
Kurt Bevacqua, R (1, 3) OBP: 0.282, SLG: 0.221	0-0 2B		0-0 F7	4-0 E BB		0-0 F8		0-0 F9		3	1	1	0	1	0	0						
Fran Healy, R (1, 2) Buck Martinez, R (3, 2) OBP: 0.341, SLG: 0.398 OBP: 0.271, SLG: 0.176	0-0 1B	0-0 1B		0-0 F9		0-0 L6		0-0 P4		1	1	1	2	0	0	0	AB 34 R 5 H 11 RBI 5 BB 1 SO 1 LOB 16					
George Brett, L (1, 5) OBP: 0.308, SLG: 0.357	0-0 1B		0-0 E6		0-0 1B			0-0 L8		4	0	2	0	0	0	1						
Al Cowens, R (1, 9) OBP: 0.263, SLG: 0.266	0-0 1B		0-0 F7			0-3 K				3	0	1	1	0	1	3						
<b>Inning Stats</b>	R: 5 E: 0 K: 0 S: 10	H: 7 LOB: 2 BB: 0 P: 10	R: 0 E: 0 K: 0 S: 4	H: 1 LOB: 1 BB: 0 P: 4	R: 0 E: 1 K: 0 S: 4	H: 0 LOB: 2 BB: 1 P: 8	R: 0 E: 0 K: 0 S: 3	H: 1 LOB: 0 BB: 0 P: 3	R: 0 E: 0 K: 1 S: 6	H: 1 LOB: 1 BB: 0 P: 6	R: 0 E: 0 K: 0 S: 3	H: 1 LOB: 0 BB: 0 P: 3	R: 0 E: 0 K: 0 S: 3	R: 0 E: 0 K: 0 S: 3	R: 0 E: 0 K: 2 S: 11	H: 0 LOB: 0 BB: 0 P: 11	1B: 8 2B: 2 3B: 1 HR: 0	SF: 0 SAC: 0 DP: 2 HBP: 0	WP: 0 PB: 0 SB: 0 CS: 0	PA: 35		
<b>PITCHER</b>	IP WLS BF H R ER SO BB IBB HBP BLK WP HR S P ERA WHIP	IP WLS BF H R ER SO BB IBB HBP BLK WP HR S P ERA WHIP	IP WLS BF H R ER SO BB IBB HBP BLK WP HR S P ERA WHIP	IP WLS BF H R ER SO BB IBB HBP BLK WP HR S P ERA WHIP	IP WLS BF H R ER SO BB IBB HBP BLK WP HR S P ERA WHIP	IP WLS BF H R ER SO BB IBB HBP BLK WP HR S P ERA WHIP	IP WLS BF H R ER SO BB IBB HBP BLK WP HR S P ERA WHIP	IP WLS BF H R ER SO BB IBB HBP BLK WP HR S P ERA WHIP	IP WLS BF H R ER SO BB IBB HBP BLK WP HR S P ERA WHIP	IP WLS BF H R ER SO BB IBB HBP BLK WP HR S P ERA WHIP	IP WLS BF H R ER SO BB IBB HBP BLK WP HR S P ERA WHIP	IP WLS BF H R ER SO BB IBB HBP BLK WP HR S P ERA WHIP	IP WLS BF H R ER SO BB IBB HBP BLK WP HR S P ERA WHIP	IP WLS BF H R ER SO BB IBB HBP BLK WP HR S P ERA WHIP	IP WLS BF H R ER SO BB IBB HBP BLK WP HR S P ERA WHIP	IP WLS BF H R ER SO BB IBB HBP BLK WP HR S P ERA WHIP	IP WLS BF H R ER SO BB IBB HBP BLK WP HR S P ERA WHIP	IP WLS BF H R ER SO BB IBB HBP BLK WP HR S P ERA WHIP	IP WLS BF H R ER SO BB IBB HBP BLK WP HR S P ERA WHIP	IP WLS BF H R ER SO BB IBB HBP BLK WP HR S P ERA WHIP	IP WLS BF H R ER SO BB IBB HBP BLK WP HR S P ERA WHIP	IP WLS BF H R ER SO BB IBB HBP BLK WP HR S P ERA WHIP

Milwaukee Brewers @ Kansas City Royals  
 Royals Stadium, Kansas City, MO  
 Sun Aug 11 1974, 4:33 AM EDT  
 Att: 26,483 - Unknown - 83 F

AB	34
R	5
H	11
RBI	5
BB	1
SO	1
LOB	16



Batter	1	2	3	4	5	6	7	8	9	AB	R	H	RBI	BB	SO	LOB	TOP					
<b>Dave May, L</b> OBP: 0.282, SLG: 0.347 (1, 9)	1-3	K			K			F9		5	1	1	0	0	2	2						
<b>Don Money, R</b> OBP: 0.346, SLG: 0.419 (1, 5)	1B		6-3		FC1-6		F3		FC4-6	5	1	3	0	0	0	1						
<b>John Briggs, L</b> OBP: 0.348, SLG: 0.468 (1, 7)	1B		K		FC1-6		PB	S	FC4-6	5	2	2	1	0	1	2						
<b>George Scott, R</b> OBP: 0.352, SLG: 0.461 (1, 3)	4-3		5-3		K		PB		FC5-4	4	1	1	2	1	1	2						
<b>Darrell Porter, L</b> OBP: 0.344, SLG: 0.398 (1, 2)	4-3			K			F8		K	5	0	1	2	0	2	2						
<b>Deron Johnson, R</b> OBP: 0.252, SLG: 0.343 (1, 10)	K			1B	6-3		E6	F8		4	0	1	0	0	1	2						
<b>Bob Coluccio, R</b> OBP: 0.308, SLG: 0.342 (1, 8)		K		6-3			FC5-4		SH1-4	4	0	1	0	0	1	2						
<b>Robin Yount, R</b> OBP: 0.280, SLG: 0.351 (1, 6)		F8					5-3		SH1-4	3	0	1	0	0	0	1						
<b>Pedro Garcia, R</b> OBP: 0.254, SLG: 0.360 (1, 4)				5-3				F7	5-3	4	0	1	0	0	0	3						
<b>Inning Stats</b>	R: 2 E: 0 K: 1 S: 8	H: 3 LOB: 1 BB: 0 P: 8	R: 0 E: 0 K: 2 S: 8	H: 1 LOB: 1 BB: 0 P: 8	R: 0 E: 0 K: 1 S: 5	H: 0 LOB: 0 BB: 0 P: 5	R: 0 E: 0 K: 1 S: 7	H: 2 LOB: 2 BB: 0 P: 7	R: 0 E: 0 K: 2 S: 8	H: 1 LOB: 1 BB: 0 P: 8	R: 0 E: 0 K: 0 S: 4	H: 0 LOB: 1 BB: 0 P: 4	R: 3 E: 0 K: 0 S: 6	H: 3 LOB: 1 BB: 1 P: 10	R: 0 E: 0 K: 0 S: 4	H: 1 LOB: 1 BB: 0 P: 4	R: 0 E: 0 K: 1 S: 6	H: 1 LOB: 1 BB: 0 P: 6	1B: 10 2B: 2 3B: 0 HR: 0	SF: 0 SAC: 1 DP: 0 HBP: 0	WP: 0 PB: 1 SB: 2 CS: 0	PA: 41
<b>PITCHER</b>	IP	WLS	BF	H	R	ER	SO	BB	IBB	HBP	BLK	WP	HR	S	P	ERA	WHIP					
<b>Steve Hargan, R</b> ERA: 4.49 (1, 1)	6.2	L	31	9	5	4	7	1	0	0	0	0	0	0	44	48	5.40	1.500				
<b>David Clyde, L</b> ERA: 4.07 (7, 1)	0.1		2	1	0	0	0	0	0	0	0	0	0	2	2	0.00	3.000					
<b>Pete Broberg, R</b> ERA: 8.25 (8, 1)	0.2		3	1	0	0	0	0	0	0	0	0	0	3	3	0.00	1.500					
<b>Jim Merritt, L</b> ERA: 7.5 (8, 1)	1.1		5	1	0	0	1	0	0	0	0	0	0	7	7	0.00	0.750					

Milwaukee Brewers @ Texas Rangers  
Arlington Stadium, Arlington, TX  
Mon Aug 12 1974, 8:05 PM EDT  
Att: 7,649 - Unknown

AB 39  
R 5  
H 12  
RBI 5  
BB 1  
SO 8  
LOB 17



Batter	1	2	3	4	5	6	7	8	9	AB	R	H	RBI	BB	SO	LOB	BOTTOM				
<b>Davey Nelson, R</b> OBP: 0.297, SLG: 0.296 (1, 4)	5-3		FC6-4			K		5-3		4	0	0	0	0	1	1					
<b>Cesar Tovar, R</b> OBP: 0.353, SLG: 0.363 (1, 7)	5-3		F4			6-3		5-3		4	0	0	0	0	0	1					
<b>Jeff Burroughs, R</b> OBP: 0.392, SLG: 0.527 (1, 9)	L4				F9		FC4	1B	5-3	4	1	1	0	0	0	0					
<b>Mike Hargrove, L</b> OBP: 0.412, SLG: 0.455 (1, 3)		FC3-6	1B		F8		FC4	1B	L1	4	0	2	0	0	0	0					
<b>Jim Spencer, L</b> OBP: 0.345, SLG: 0.434 (1, 10)		FC3-6	1B		3-1		F4		F6	4	0	1	0	0	0	2					
<b>Lenny Randle, S</b> OBP: 0.335, SLG: 0.373 (1, 5)		FC3-6	S		F8		FC4	1B	G3	4	0	0	0	0	0	4					
<b>Toby Harrah, R</b> OBP: 0.322, SLG: 0.418 (1, 6)		K			F6		BB	1B		3	0	1	1	0	1	2					
<b>Joe Lovitto, S</b> OBP: 0.251, SLG: 0.282 (1, 8)		6-3			G3		BB			2	0	0	0	1	0	2					
<b>Jim Sundberg, R</b> OBP: 0.392, SLG: 0.352 (1, 2)			E6			F9		1-3		3	0	0	0	0	0	3					
<b>Inning Stats</b>	R: 0 E: 0 K: 0 S: 3	H: 0 LOB: 0 BB: 0 P: 3	R: 0 E: 0 K: 1 S: 7	H: 2 LOB: 2 BB: 0 P: 7	R: 0 E: 1 K: 0 S: 3	H: 0 LOB: 0 BB: 0 P: 3	R: 0 E: 0 K: 0 S: 3	H: 0 LOB: 0 BB: 0 P: 3	R: 0 E: 0 K: 1 S: 5	H: 0 LOB: 0 BB: 0 P: 5	R: 1 E: 0 K: 0 S: 6	H: 3 LOB: 3 BB: 1 P: 10	R: 0 E: 0 K: 0 S: 3	H: 0 LOB: 0 BB: 0 P: 3	R: 0 E: 0 K: 0 S: 3	H: 0 LOB: 0 BB: 0 P: 3	1B: 5 2B: 0 3B: 0 HR: 0	SF: 0 SAC: 0 DP: 0 HBP: 0	WP: 0 PB: 0 SB: 1 CS: 0	PA: 33	
<b>PITCHER</b>	IP	WLS	BF	H	R	ER	SO	BB	IBB	HBP	BLK	WP	HR	S	P	ERA	WHIP				
<b>Jim Colborn, R</b> ERA: 4.87 (7, 1)	2.1	S	7	0	0	0	0	0	0	0	0	0	0	7	7	0.00	0.000				

Milwaukee Brewers @ Texas Rangers  
Arlington Stadium, Arlington, TX  
Mon Aug 12 1974, 8:05 PM EDT  
Att: 7,649 - Unknown

AB 32  
R 1  
H 5  
RBI 1  
BB 1  
SO 2  
LOB 15



Batter	1	2	3	4	5	6	7	8	9	AB	R	H	RBI	BB	SO	LOB	TOP										
<b>Dave May, L</b> OBP: 0.283, SLG: 0.348 (1, 9)	1-3		4-3		CS 1B			E 1B	1-3	5	1	2	0	0	0	0	<b>Milwaukee Brewers @ Texas Rangers</b> Arlington Stadium, Arlington, TX Tue Aug 13 1974, 8:05 PM EDT Att: 8,449 - Unknown <a href="http://livebaseballscorecards.com">livebaseballscorecards.com</a>										
<b>Don Money, R</b> OBP: 0.346, SLG: 0.420 (1, 5)	4-3 2B		S BB		CS 1-2	1B G4-6-3 BB		E4 FC6-4 1B E	6-3	3	2	1	0	2	0	2											
<b>John Briggs, L</b> OBP: 0.349, SLG: 0.467 (1, 7)	4-3 2-3		F9				G4-6-3 1B	FC6-4 1B	K	5	0	2	2	0	1	2											
<b>George Scott, R</b> OBP: 0.351, SLG: 0.458 (1, 3)				6-3		G4-6-3 1-2 3-H		FC6-4 E BB 1B		3	1	0	0	1	0	3											
<b>Darrell Porter, L</b> OBP: 0.343, SLG: 0.394 (1, 2)	4-3			K				1B E BB		3	0	0	0	1	2	2											
<b>Mike Hegan, L</b> OBP: 0.318, SLG: 0.415 (1, 10)								E3 FC5 1B		4	0	2	1	0	0	2											
<b>Bob Coluccio, R</b> OBP: 0.305, SLG: 0.338 (1, 8)		G6-4-3 1B						1-2 2-3 3-H	K	4	0	0	0	0	1	5											
<b>Tim Johnson, L</b> OBP: 0.269, SLG: 0.355 (1, 6)					5-3					4	0	1	1	0	1	0											
<b>Robin Yount, R</b> OBP: 0.280, SLG: 0.351 (8, 6)		K						1-2 2-3 3-H	1B	0	0	0	0	0	0	0											
<b>Pedro Garcia, R</b> OBP: 0.254, SLG: 0.362 (1, 4)				6-3				1B FC5		4	1	1	0	0	0	3											
<b>Inning Stats</b>	R: 0 E: 0 K: 0 S: 4	H: 1 LOB: 2 BB: 1 P: 8	R: 0 E: 0 K: 1 S: 5	H: 1 LOB: 0 BB: 0 P: 5	R: 0 E: 0 K: 0 S: 3	H: 0 LOB: 1 BB: 1 P: 7	R: 0 E: 0 K: 1 S: 6	H: 1 LOB: 1 BB: 0 P: 6	R: 0 E: 0 K: 0 S: 3	H: 1 LOB: 0 BB: 1 P: 9	R: 0 E: 0 K: 0 S: 3	H: 0 LOB: 0 BB: 0 P: 3	R: 4 E: 2 K: 1 S: 11	H: 4 LOB: 3 BB: 1 P: 15	R: 0 E: 0 K: 1 S: 5	H: 0 LOB: 0 BB: 0 P: 5	1B: 7 2B: 2 3B: 0 HR: 0	SF: 0 SAC: 0 DP: 2 HBP: 0	WP: 0 PB: 0 SB: 1 CS: 1	PA: 40							
<b>PITCHER</b>	IP	WLS	BF	H	R	ER	SO	BB	IBB	HBP	BLK	WP	HR	S	P	ERA	WHIP										
<b>Jackie Brown, R</b> ERA: 3.71 (1, 1)	7.0	L	29	7	4	2	3	3	0	0	0	0	0	32	44	2.57	1.429										
<b>Jim Merritt, L</b> ERA: 7.5 (8, 1)	0.0		1	1	0	0	0	0	0	0	0	0	0	1	1	∞	∞										
<b>Steve Foucault, R</b> ERA: 2.37 (8, 1)	2.0		9	1	1	0	2	1	0	0	0	0	0	12	16	0.00	1.000										

Batter	1	2	3	4	5	6	7	8	9	AB	R	H	RBI	BB	SO	LOB	BOTTOM										
<b>Alex Johnson, R</b> OBP: 0.341, SLG: 0.366 (1, 7)	K	1-3			FC6-4 1B		F9			5	0	2	1	0	1	2	<b>Milwaukee Brewers @ Texas Rangers</b> Arlington Stadium, Arlington, TX Tue Aug 13 1974, 8:05 PM EDT Att: 8,449 - Unknown <a href="http://livebaseballscorecards.com">livebaseballscorecards.com</a>										
<b>Cesar Tovar, R</b> OBP: 0.345, SLG: 0.359 (1, 8)	5-3	L1			FC6-4 S 1-2		E6 CS		2H 2B	5	0	0	0	0	0	4											
<b>Jeff Burroughs, R</b> OBP: 0.392, SLG: 0.526 (6, PH)					F8					3	0	1	0	0	1	1											
<b>Duke Sims, L</b> OBP: 0.238, SLG: 0.255 (9, 9)	1B 1B				K					2	0	0	0	0	0	1											
<b>Mike Hargrove, L</b> OBP: 0.313, SLG: 0.455 (1, 3)	1B 1B			G3	F9			FC4-6 1B		4	0	2	0	0	0	1											
<b>Jim Spencer, L</b> OBP: 0.343, SLG: 0.431 (1, 10)	1B 1B			K			P4	FC4-6 1B		4	0	1	0	0	1	1											
<b>Lenny Randle, S</b> OBP: 0.339, SLG: 0.377 (1, 5)	3-1				F9 4-3 1B			1B 1B		4	0	3	0	0	0	3											
<b>Toby Harrah, R</b> OBP: 0.321, SLG: 0.415 (1, 6)		FC6-4 S BB			4-3 1-2		F9	4-3		3	0	0	0	1	0	4											
<b>Davey Nelson, R</b> OBP: 0.299, SLG: 0.298 (1, 4)		FC6-4 1B			F9 2-3			1B 1-3		4	0	2	0	0	0	1											
<b>Jim Sundberg, R</b> OBP: 0.390, SLG: 0.354 (1, 2)		FC6-4 1-2 2-3			F8		L6		2B 2B	4	1	1	0	0	0	3											
<b>Inning Stats</b>	R: 0 E: 0 K: 1 S: 8	H: 3 LOB: 3 BB: 0 P: 8	R: 0 E: 0 K: 0 S: 4	H: 1 LOB: 2 BB: 1 P: 8	R: 0 E: 0 K: 1 S: 5	H: 0 LOB: 0 BB: 0 P: 5	R: 0 E: 0 K: 0 S: 4	H: 1 LOB: 1 BB: 0 P: 4	R: 0 E: 0 K: 0 S: 6	H: 1 LOB: 1 BB: 0 P: 6	R: 0 E: 0 K: 0 S: 4	H: 2 LOB: 2 BB: 0 P: 4	R: 0 E: 1 K: 0 S: 3	H: 0 LOB: 0 BB: 0 P: 3	R: 0 E: 0 K: 0 S: 5	H: 2 LOB: 2 BB: 0 P: 5	R: 1 E: 0 K: 0 S: 5	H: 2 LOB: 1 BB: 0 P: 5	1B: 10 2B: 2 3B: 0 HR: 0	SF: 0 SAC: 0 DP: 0 HBP: 0	WP: 0 PB: 0 SB: 2 CS: 1	PA: 40					
<b>PITCHER</b>	IP	WLS	BF	H	R	ER	SO	BB	IBB	HBP	BLK	WP	HR	S	P	ERA	WHIP										
<b>Bill Champion, R</b> ERA: 3.24 (1, 1)	7.0	W	29	8	0	0	3	1	0	0	0	0	0	34	38	0.00	1.286										
<b>Tom Murphy, R</b> ERA: 1.65 (8, 1)	2.0		10	4	1	1	0	0	0	0	0	0	0	10	10	4.50	2.000										

Batter	1	2	3	4	5	6	7	8	9	AB	R	H	RBI	BB	SO	LOB	TOP								
<b>Dave May, L</b> OBP: 0.285, SLG: 0.349 (1, 9)										5	1	2	0	0	0	0									
<b>Don Money, R</b> OBP: 0.351, SLG: 0.424 (1, 5)										5	1	3	2	0	0	0									
<b>John Briggs, L</b> OBP: 0.349, SLG: 0.467 (1, 7)										5	0	2	0	0	0	3									
<b>George Scott, R</b> OBP: 0.352, SLG: 0.460 (1, 3)										5	1	2	1	0	1	3									
<b>Darrell Porter, L</b> OBP: 0.342, SLG: 0.396 (1, 2)										4	1	1	1	0	2	1									
<b>Deron Johnson, R</b> OBP: 0.253, SLG: 0.340 (1, 10)										2	1	0	0	1	0	0									
<b>Mike Hegan, L</b> OBP: 0.317, SLG: 0.412 (8, PH)										1	0	0	0	0	0	1									
<b>Bob Coluccio, R</b> OBP: 0.301, SLG: 0.333 (1, 8)										4	0	0	0	0	0	2									
<b>John Vukovich, R</b> OBP: 0.183, SLG: 0.351 (8, PH)										3	0	0	0	0	2	1									
<b>Tim Johnson, L</b> OBP: 0.275, SLG: 0.360 (8, 6)										1	0	1	1	0	0	0									
<b>Pedro Garcia, R</b> OBP: 0.254, SLG: 0.361 (1, 4)										4	1	1	0	0	1	1									
<b>Inning Stats</b>	R: 1 E: 0 K: 0 S: 5	H: 2 LOB: 1 BB: 0 P: 5	R: 0 E: 0 K: 1 S: 5	H: 0 LOB: 0 BB: 0 P: 5	R: 0 E: 0 K: 1 S: 5	H: 0 LOB: 0 BB: 0 P: 5	R: 0 E: 0 K: 2 S: 7	H: 0 LOB: 0 BB: 0 P: 7	R: 3 E: 1 K: 0 S: 7	H: 4 LOB: 2 BB: 1 P: 11	R: 0 E: 0 K: 1 S: 5	H: 0 LOB: 0 BB: 0 P: 5	R: 0 E: 0 K: 1 S: 7	H: 2 LOB: 2 BB: 0 P: 7	R: 2 E: 0 K: 0 S: 6	H: 3 LOB: 1 BB: 0 P: 6	R: 0 E: 0 K: 0 S: 4	H: 1 LOB: 1 BB: 0 P: 4	1B: 9 2B: 3 3B: 0 HR: 0	SF: 0 SAC: 0 DP: 0 HBP: 0	WP: 0 PB: 0 SB: 0 CS: 0	PA: 40			
<b>PITCHER</b>	IP	WLS	BF	H	R	ER	SO	BB	IBB	HBP	BLK	WP	HR	S	P	ERA	WHIP								
<b>Fergie Jenkins, R</b> ERA: 3.47 (1, 1)	8.0	L	36	11	6	6	6	1	0	0	0	0	0	47	51	6.75	1.500								
<b>Steve Foucault, R</b> ERA: 2.35 (9, 1)	1.0		4	1	0	0	0	0	0	0	0	0	0	4	4	0.00	1.000								

Milwaukee Brewers @ Texas Rangers  
Arlington Stadium, Arlington, TX  
Wed Aug 14 1974, 8:05 PM EDT  
Att: 10,769 - Unknown

AB 39  
R 6  
H 12  
RBI 5  
BB 1  
SO 6  
LOB 12



Batter	1	2	3	4	5	6	7	8	9	AB	R	H	RBI	BB	SO	LOB	BOTTOM								
<b>Davey Nelson, R</b> OBP: 0.298, SLG: 0.297 (1, 4)										5	1	1	0	0	2	5									
<b>Cesar Tovar, R</b> OBP: 0.356, SLG: 0.367 (1, 7)										5	0	5	0	0	0	0									
<b>Jeff Burroughs, R</b> OBP: 0.390, SLG: 0.522 (1, 9)										3	1	0	1	1	0	5									
<b>Mike Hargrove, L</b> OBP: 0.413, SLG: 0.455 (1, 3)										5	1	2	0	0	1	2									
<b>Jim Spencer, L</b> OBP: 0.344, SLG: 0.442 (1, 10)										5	1	2	2	0	0	2									
<b>Lenny Randle, S</b> OBP: 0.342, SLG: 0.380 (1, 5)										5	1	3	1	0	0	2									
<b>Toby Harrah, R</b> OBP: 0.323, SLG: 0.417 (1, 6)										3	0	1	1	1	0	2									
<b>Joe Lovitto, S</b> OBP: 0.257, SLG: 0.279 (1, 8)										2	0	0	0	2	0	1									
<b>Jim Sundberg, R</b> OBP: 0.393, SLG: 0.355 (1, 2)										2	0	1	0	1	0	1									
<b>Inning Stats</b>	R: 1 E: 0 K: 0 S: 4	H: 2 LOB: 0 BB: 0 P: 4	R: 0 E: 0 K: 0 S: 2	H: 1 LOB: 0 BB: 1 P: 6	R: 0 E: 0 K: 1 S: 6	H: 2 LOB: 1 BB: 1 P: 10	R: 3 E: 1 K: 1 S: 9	H: 4 LOB: 1 BB: 0 P: 9	R: 0 E: 0 K: 0 S: 3	H: 0 LOB: 1 BB: 1 P: 7	R: 1 E: 0 K: 1 S: 7	H: 3 LOB: 2 BB: 1 P: 11	R: 0 E: 0 K: 0 S: 4	H: 1 LOB: 2 BB: 1 P: 8	R: 0 E: 0 K: 0 S: 3	H: 0 LOB: 0 BB: 0 P: 3	1B: 13 2B: 1 3B: 0 HR: 1	SF: 1 SAC: 1 DP: 0 HBP: 0	WP: 0 PB: 0 SB: 0 CS: 5	PA: 43					
<b>PITCHER</b>	IP	WLS	BF	H	R	ER	SO	BB	IBB	HBP	BLK	WP	HR	S	P	ERA	WHIP								
<b>Jim Slaton, R</b> ERA: 4.68 (1, 1)	3.0		16	9	4	4	1	2	0	0	0	0	0	16	24	12.00	3.667								
<b>Bill Travers, L</b> ERA: 4.6 (4, 1)	3.0		14	3	1	1	1	2	0	0	0	0	0	14	22	3.00	1.667								
<b>Tom Murphy, R</b> ERA: 1.62 (7, 1)	3.0	W	12	3	0	0	1	1	0	0	0	0	0	13	17	0.00	1.333								

Milwaukee Brewers @ Texas Rangers  
Arlington Stadium, Arlington, TX  
Wed Aug 14 1974, 8:05 PM EDT  
Att: 10,769 - Unknown

AB 35  
R 5  
H 15  
RBI 5  
BB 5  
SO 3  
LOB 20



Batter	1	2	3	4	5	6	7	8	9	AB	R	H	RBI	BB	SO	LOB	TOP										
Dave May, L OBP: 0.281, SLG: 0.344 (1, 9)	1-3	K		1-3			1-3		P5	5	0	0	0	0	1	3	<b>Milwaukee Brewers @ California Angels</b> Anaheim Stadium, Anaheim, CA Fri Aug 16 1974, 10:05 PM EDT Att: 15,397 - Unknown										
Don Money, R OBP: 0.350, SLG: 0.421 (1, 5)	K		K	P4			F9		1B BB	4	0	0	0	1	2	0											
John Briggs, L OBP: 0.350, SLG: 0.466 (1, 7)	K		F9 1B 2B				K		FC6-4 1B	5	1	2	0	0	3	0											
George Scott, R OBP: 0.354, SLG: 0.460 (1, 3)		1B BB	F9 2B				F9		FC6-4 1B	4	2	2	0	1	0	2											
Darrell Porter, L OBP: 0.341, SLG: 0.394 (1, 2)	1B		F9				E3		F9	4	0	1	0	0	0	3											
Mike Hegan, L OBP: 0.325, SLG: 0.417 (1, 10)	BB		2B				F7		1B	3	0	2	1	1	0	1											
Bob Coluccio, R OBP: 0.304, SLG: 0.337 (8, PH)							5-3		F8	2	0	1	2	1	0	0											
Bob Hansen, L OBP: 0.315, SLG: 0.371 (8, 8)										1	0	0	0	0	0	2											
Ken Berry, R OBP: 0.266, SLG: 0.258 (8, 8)										0	0	0	0	0	0	0											
Robin Yount, R OBP: 0.277, SLG: 0.347 (1, 6)	K		F8				K		1-3	4	0	0	0	0	2	7											
Pedro Garcia, R OBP: 0.252, SLG: 0.357 (9, PH)	K						F9		K	3	0	0	0	0	1	3											
Tim Johnson, L OBP: 0.273, SLG: 0.357 (9, PH)										1	0	0	0	0	1	0											
<b>Inning Stats</b>	R: 0 E: 0 K: 2 S: 7	H: 0 LOB: 0 BB: 0 P: 7	R: 1 E: 0 K: 3 S: 11	H: 2 LOB: 3 BB: 2 P: 19	R: 2 E: 0 K: 1 S: 8	H: 3 LOB: 2 BB: 1 P: 12	R: 0 E: 0 K: 0 S: 3	H: 0 LOB: 0 BB: 0 P: 3	R: 0 E: 1 K: 1 S: 6	H: 0 LOB: 1 BB: 0 P: 6	R: 0 E: 0 K: 1 S: 5	H: 0 LOB: 0 BB: 0 P: 5	R: 0 E: 0 K: 1 S: 5	H: 2 LOB: 2 BB: 0 P: 5	R: 0 E: 0 K: 1 S: 6	H: 1 LOB: 2 BB: 1 P: 10	1B: 7 2B: 1 3B: 0 HR: 0	SF: 0 SAC: 0 DP: 0 HBP: 0	WP: 0 PB: 0 SB: 0 CS: 0	PA: 40							
<b>PITCHER</b>	IP	WLS	BF	H	R	ER	SO	BB	IBB	HBP	BLK	WP	HR	S	P	ERA	WHIP										
Nolan Ryan, R ERA: 3.26 (1, 1)	7.1	W	33	7	3	3	9	2	1	0	0	0	0	48	60	3.68	1.227										
Ken Sanders, R ERA: 7.36 (8, 1)	1.2	S	7	1	0	0	1	1	0	0	0	0	0	8	12	0.00	1.200										

Batter	1	2	3	4	5	6	7	8	9	AB	R	H	RBI	BB	SO	LOB	BOTTOM										
Bob Heise, R OBP: 0.217, SLG: 0.261 (1, 5)	F8		1B 2B	P4			P4			4	1	1	0	0	0	0	<b>Milwaukee Brewers @ California Angels</b> Anaheim Stadium, Anaheim, CA Fri Aug 16 1974, 10:05 PM EDT Att: 15,397 - Unknown										
Bruce Bochte, L OBP: 0.415, SLG: 0.410 (1, 7)	G3		1B 2B	3-1			S 1B			3	1	1	0	1	0	0											
Leroy Stanton, R OBP: 0.338, SLG: 0.441 (1, 8)	FC5-4 BB		2B E 1B				P4			3	1	1	1	1	1	1											
Frank Robinson, R OBP: 0.367, SLG: 0.458 (1, 10)	FC5-4		E4 1B 2B				6-3			4	1	1	2	0	1	1											
Winston Llenas, R OBP: 0.305, SLG: 0.371 (3, PH)			BB 1B				F8			1	0	0	0	0	1	0											
Joe Lahoud, L OBP: 0.381, SLG: 0.493 (4, 9)			BB 1B							2	1	1	1	0	0	0											
Bobby Valentine, R OBP: 0.310, SLG: 0.358 (1, 6)	F9		FC5-4 BB				K			3	0	0	0	1	2	1											
Bob Oliver, R OBP: 0.273, SLG: 0.341 (1, 3)	1-3		F7				5-3			4	1	1	2	0	0	2											
Ellie Rodriguez, R OBP: 0.376, SLG: 0.350 (1, 2)			FC5-4 BB				F8			2	0	0	0	2	0	2											
Denny Doyle, L OBP: 0.288, SLG: 0.291 (1, 4)			FC4-6 2B 1B				F7			3	1	0	0	0	0	1											
<b>Inning Stats</b>	R: 0 E: 0 K: 0 S: 3	H: 0 LOB: 1 BB: 1 P: 7	R: 0 E: 0 K: 1 S: 5	H: 0 LOB: 0 BB: 0 P: 5	R: 5 E: 1 K: 0 S: 7	H: 4 LOB: 3 BB: 3 P: 19	R: 0 E: 0 K: 0 S: 3	H: 0 LOB: 0 BB: 0 P: 3	R: 0 E: 0 K: 1 S: 5	H: 0 LOB: 0 BB: 0 P: 5	R: 0 E: 0 K: 1 S: 5	H: 0 LOB: 0 BB: 0 P: 5	R: 0 E: 0 K: 1 S: 4	H: 1 LOB: 1 BB: 0 P: 4	R: 2 E: 0 K: 2 S: 7	H: 1 LOB: 0 BB: 1 P: 12	1B: 3 2B: 2 3B: 0 HR: 1	SF: 0 SAC: 0 DP: 0 HBP: 1	WP: 0 PB: 0 SB: 2 CS: 1	PA: 36							
<b>PITCHER</b>	IP	WLS	BF	H	R	ER	SO	BB	IBB	HBP	BLK	WP	HR	S	P	ERA	WHIP										
Clyde Wright, L ERA: 4.41 (1, 1)	2.1	L	13	3	5	5	1	3	0	0	0	0	0	12	24	19.29	2.571										
Eduardo Rodriguez, R ERA: 3.44 (3, 1)	5.1		22	3	2	2	4	2	0	1	0	0	1	27	36	3.38	0.938										
Bill Travers, L ERA: 4.57 (8, 1)	0.1		0	0	0	0	0	0	0	0	0	0	0	0	0	0.00	0.000										




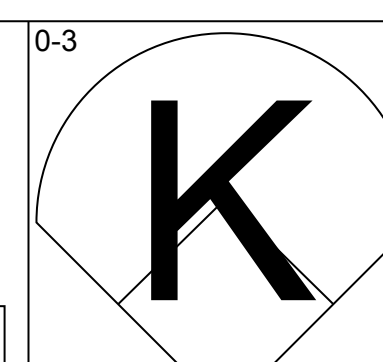
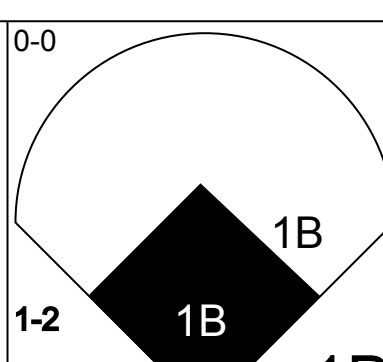
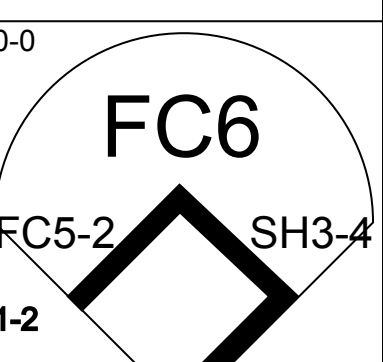
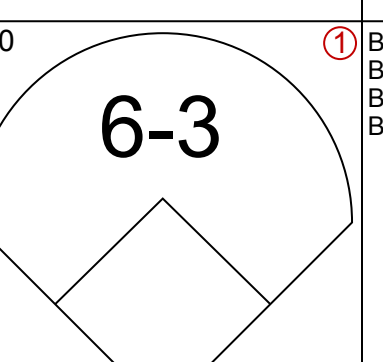
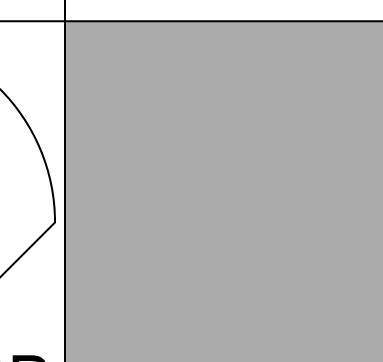
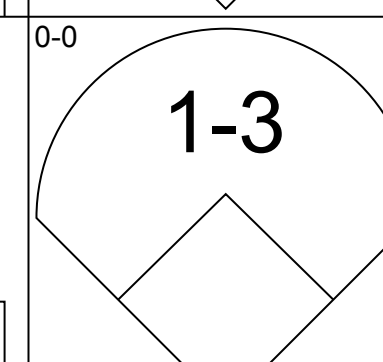
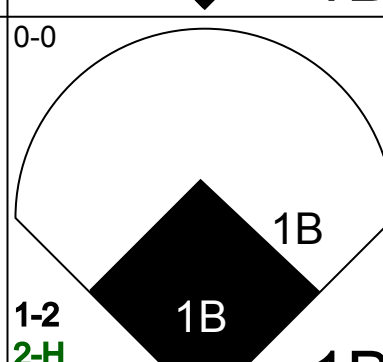
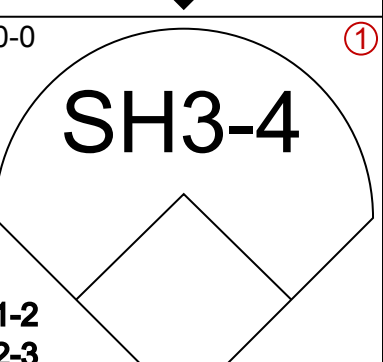
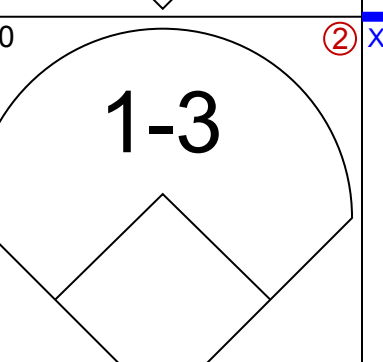
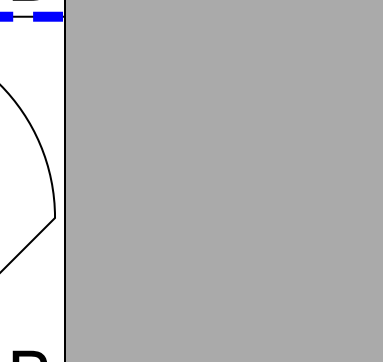
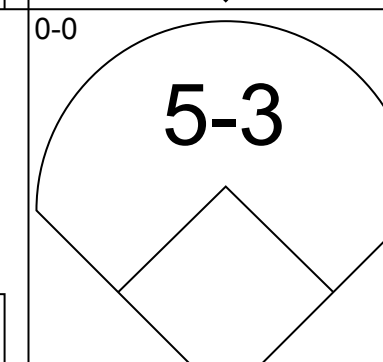
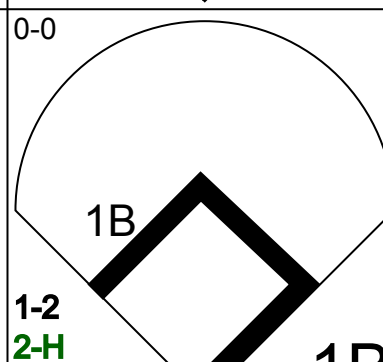
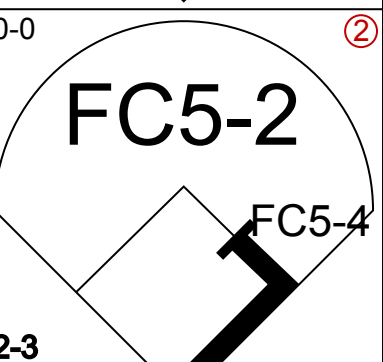
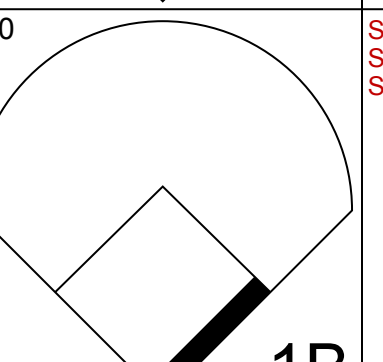
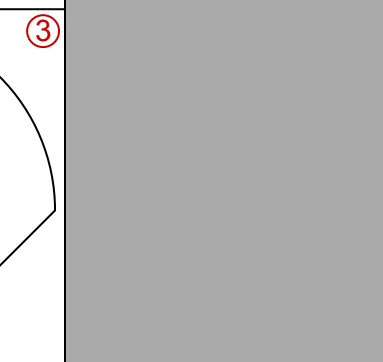
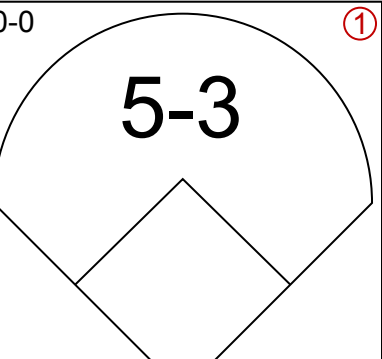
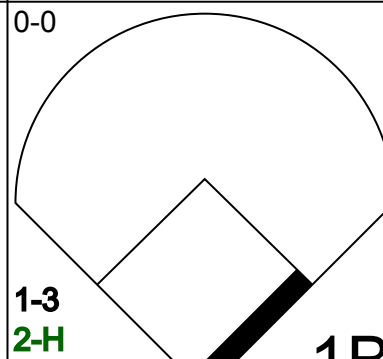
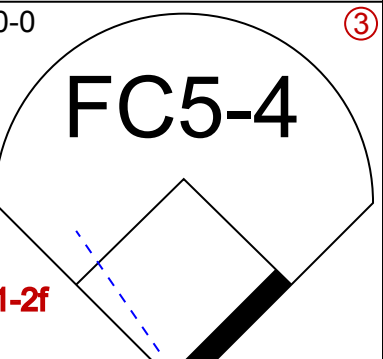
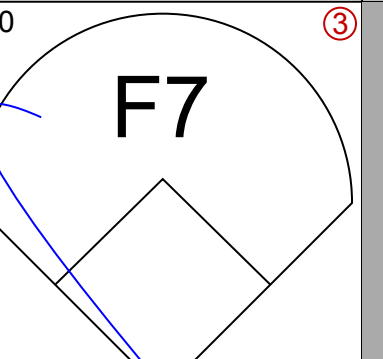
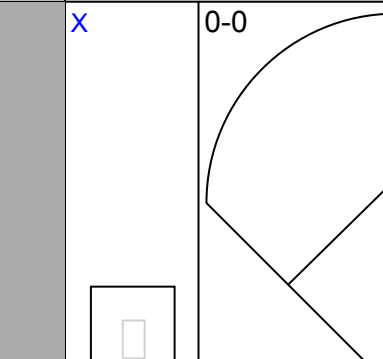

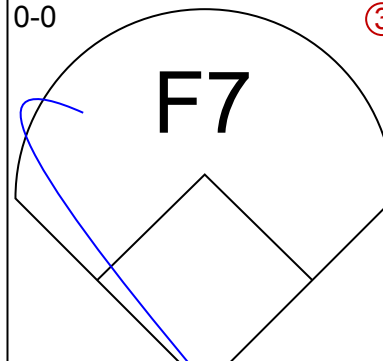

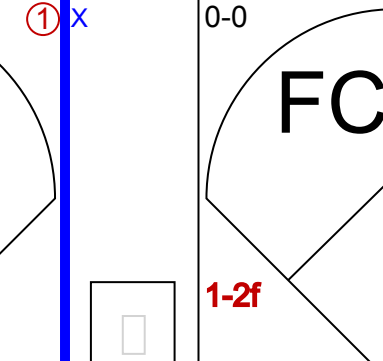
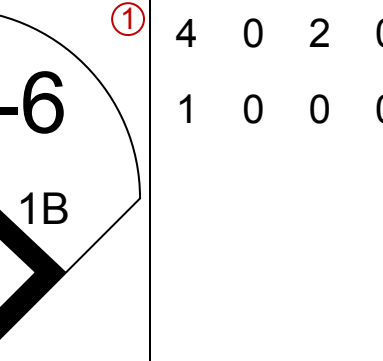

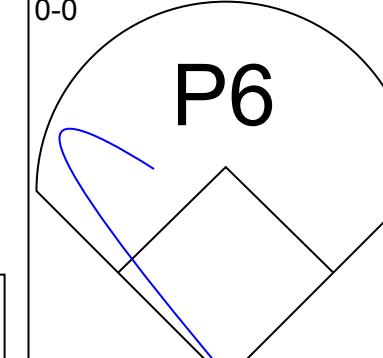
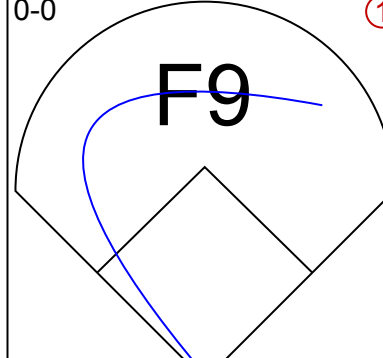
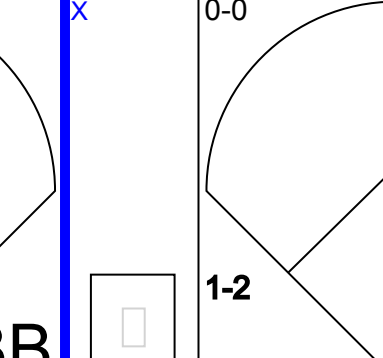
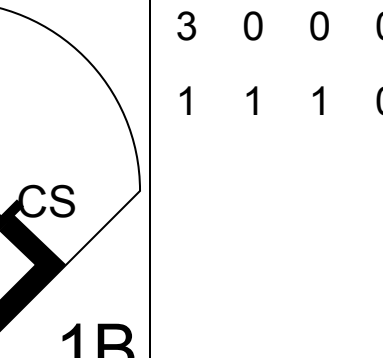
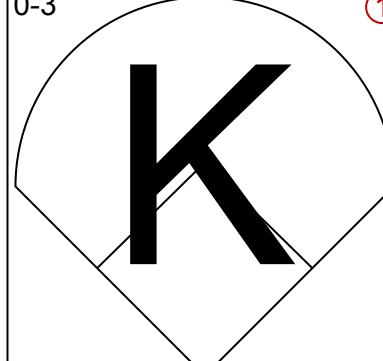
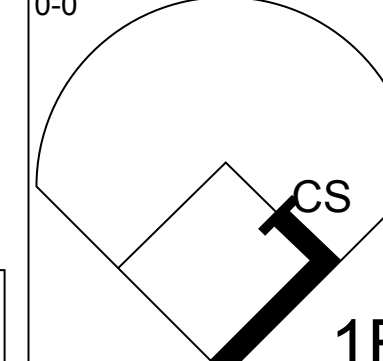
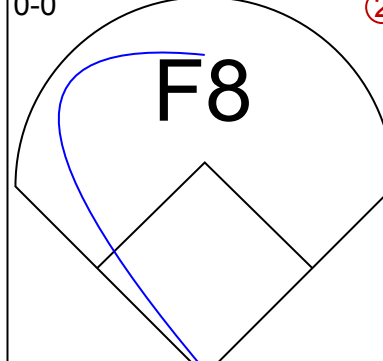
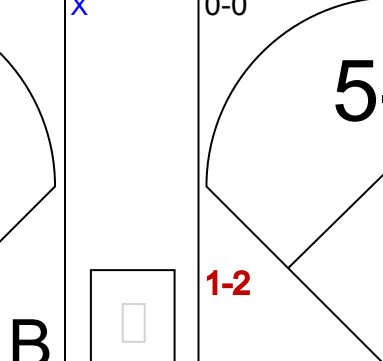
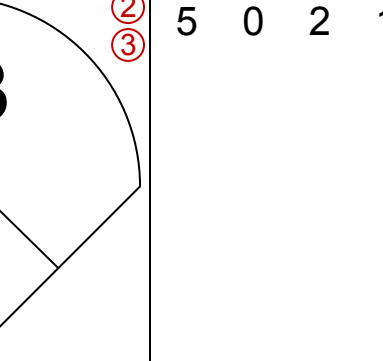
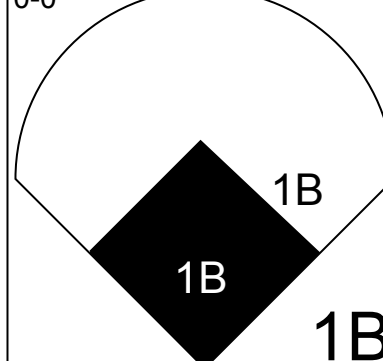
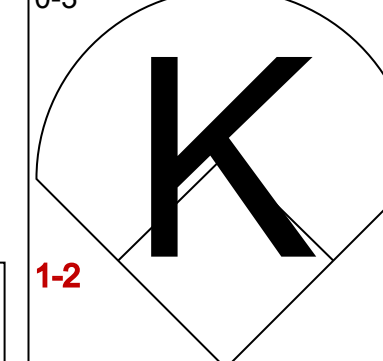
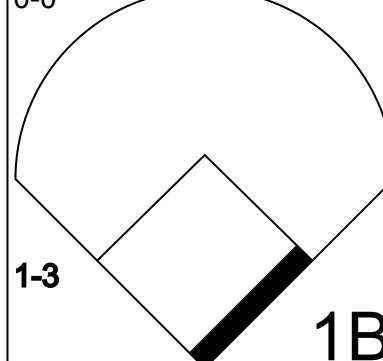


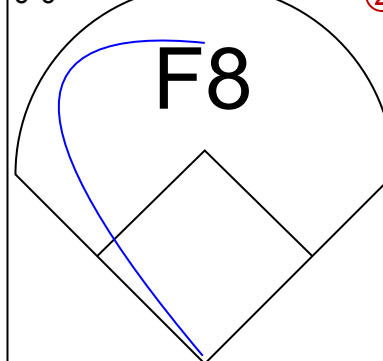
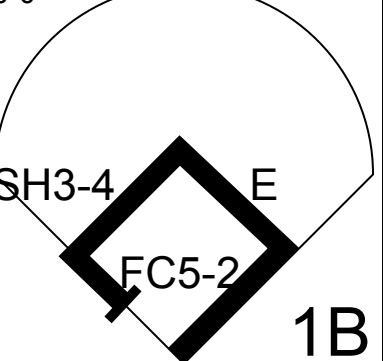
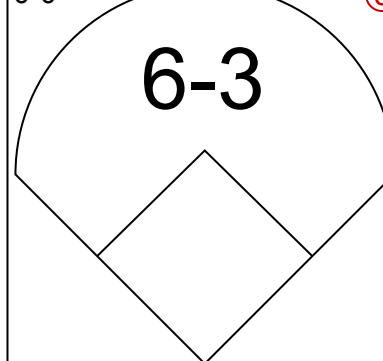

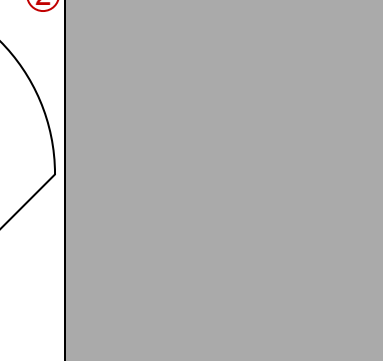
Batter	1	2	3	4	5	6	7	8	9	AB	R	H	RBI	BB	SO	LOB	TOP					
<b>Ken Berry, R</b> OBP: 0.287, SLG: 0.277 (1, 8)										4	0	4	1	1	0	0	<b>Milwaukee Brewers @ California Angels</b> Anaheim Stadium, Anaheim, CA Sat Aug 17 1974, 10:05 PM EDT Att: 7,181 - Unknown					
<b>Don Money, R</b> OBP: 0.346, SLG: 0.418 (1, 5)										5	0	1	0	0	1	4						
<b>John Briggs, L</b> OBP: 0.349, SLG: 0.464 (1, 7)										2	0	0	0	0	0	3						
<b>Bobby Mitchell, R</b> OBP: 0.291, SLG: 0.353 (5, 7)										2	0	0	0	0	1	0						
<b>Dave May, L</b> OBP: 0.261, SLG: 0.344 (8, 9)										0	0	0	0	0	0	0						
<b>George Scott, R</b> OBP: 0.355, SLG: 0.461 (1, 3)										3	2	1	0	0	0	1						
<b>Deron Johnson, R</b> OBP: 0.253, SLG: 0.350 (1, 10)										4	1	1	2	0	1	1						
<b>Charlie Moore, R</b> OBP: 0.331, SLG: 0.372 (1, 2)										4	0	1	1	0	0	0						
<b>Bob Coluccio, R</b> OBP: 0.307, SLG: 0.337 (8, 7)										3	0	1	0	1	0	0						
<b>Robin Yount, R</b> OBP: 0.276, SLG: 0.346 (1, 6)										1	0	0	0	0	0	1						
<b>John Vukovich, R</b> OBP: 0.206, SLG: 0.367 (3, 6)										3	1	2	0	0	1	2						
<b>Pedro Garcia, R</b> OBP: 0.250, SLG: 0.354 (1, 4)										3	0	0	0	0	0	1						
<b>Inning Stats</b>	R: 0 E: 0 K: 1 S: 5	H: 0 LOB: 1 BB: 1 P: 9	R: 0 E: 0 K: 0 S: 4	H: 1 LOB: 1 BB: 0 P: 4	R: 0 E: 0 K: 0 S: 4	H: 2 LOB: 1 BB: 0 P: 4	R: 0 E: 0 K: 0 S: 3	H: 0 LOB: 0 BB: 0 P: 3	R: 0 E: 0 K: 0 S: 5	H: 2 LOB: 2 BB: 0 P: 5	R: 2 E: 0 K: 1 S: 6	H: 1 LOB: 0 BB: 0 P: 7	R: 1 E: 0 K: 0 S: 4	H: 2 LOB: 0 BB: 0 P: 4	R: 1 E: 0 K: 2 S: 9	H: 2 LOB: 2 BB: 1 P: 13	R: 0 E: 0 K: 0 S: 3	H: 1 LOB: 0 BB: 0 P: 3	1B: 8 2B: 2 3B: 0 HR: 1	SF: 0 SAC: 1 DP: 2 HBP: 1	WP: 0 PB: 0 SB: 0 CS: 0	PA: 38
<b>PITCHER</b>	IP WLS BF H R ER SO BB IBB HBP BLK WP HR S P ERA WHIP																					
<b>Andy Hassler, L</b> ERA: 3.11 (1, 1)	7.2 L 33 10 4 4 3 1 0 0 0 0 1 37 42 4.70 1.435																					
<b>Skip Lockwood, R</b> ERA: 4.25 (8, 1)	1.1 5 1 0 0 1 1 0 0 0 0 0 6 10 0.00 1.500																					

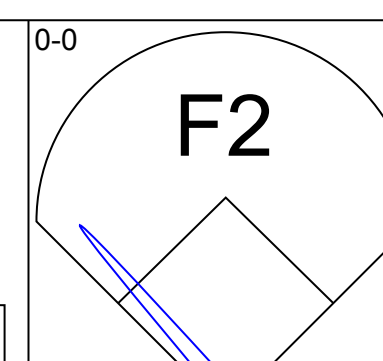
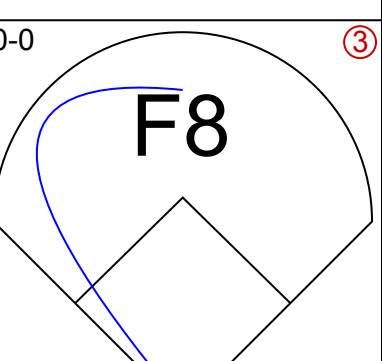
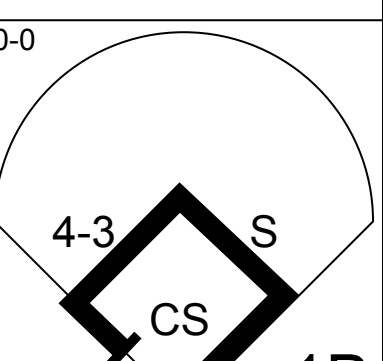
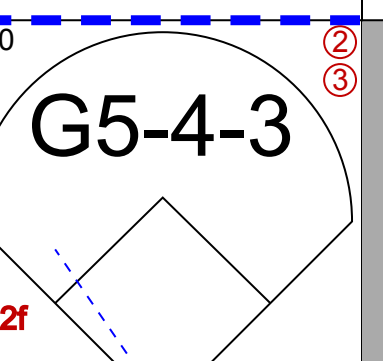
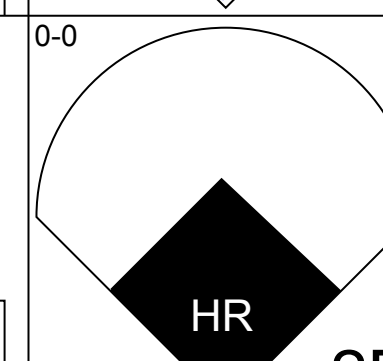
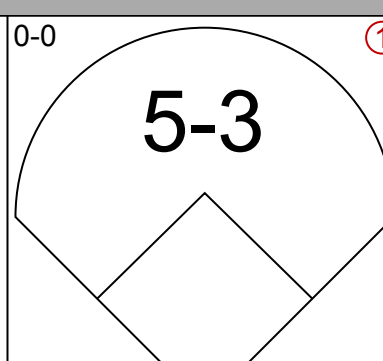
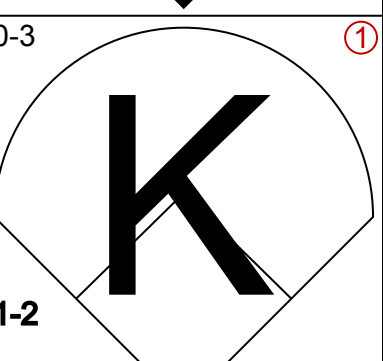
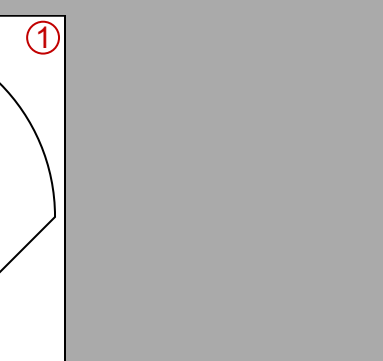
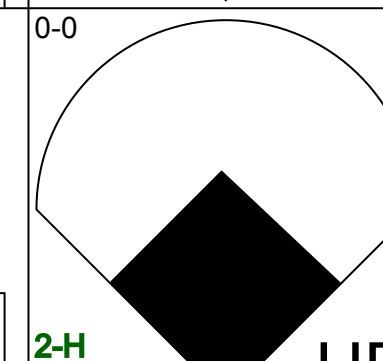
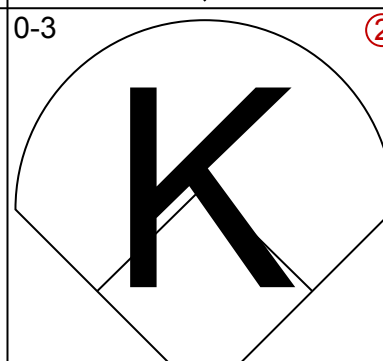
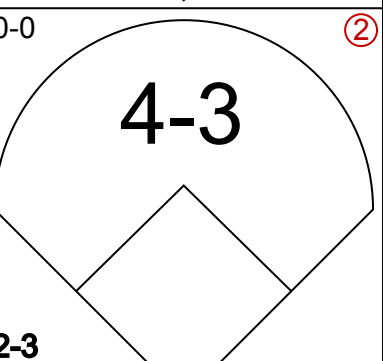
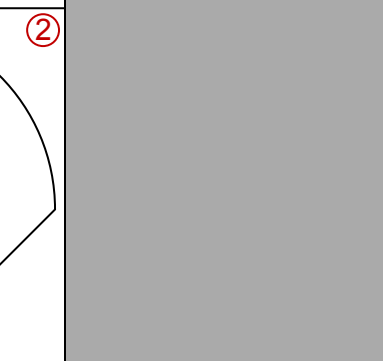
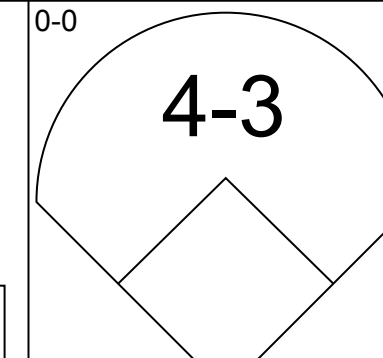
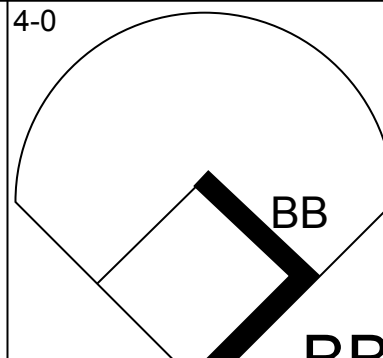
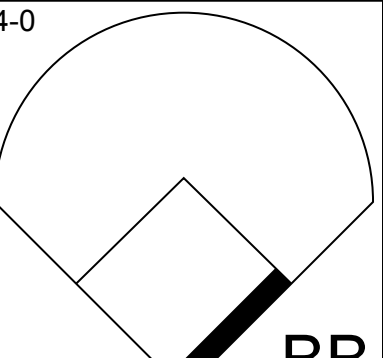

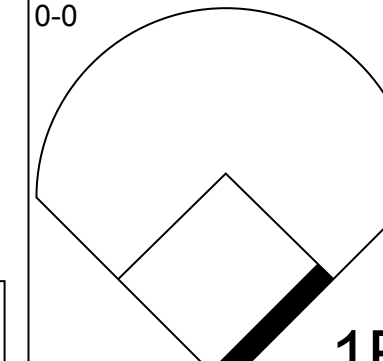
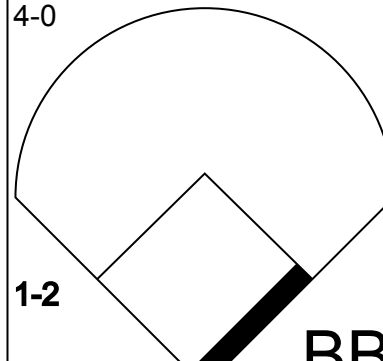
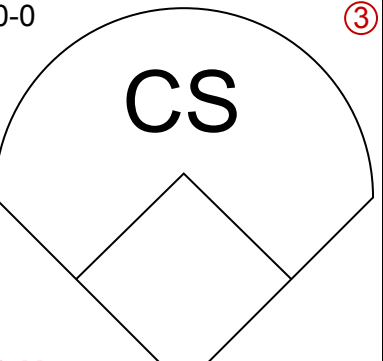
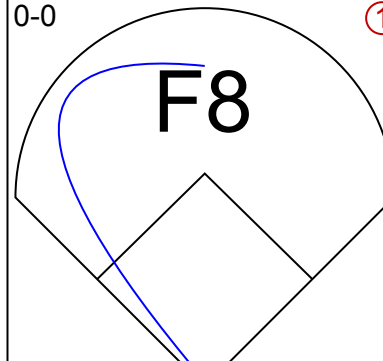
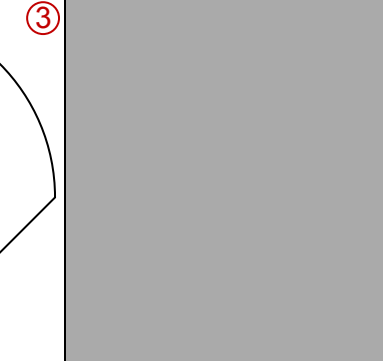
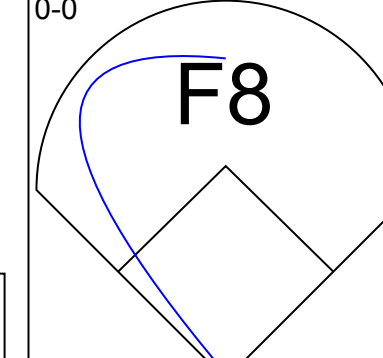
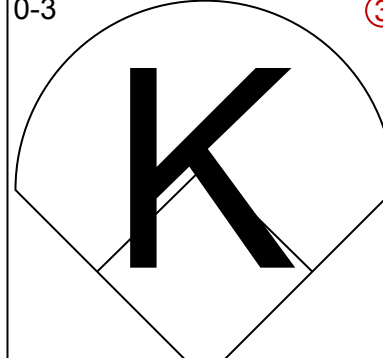

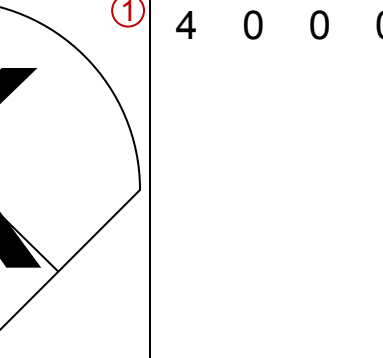
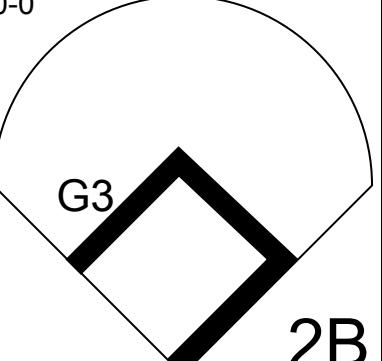
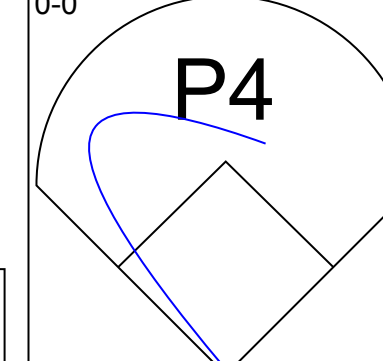
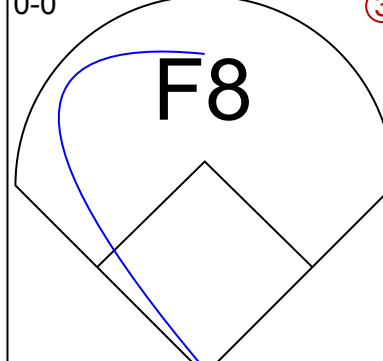
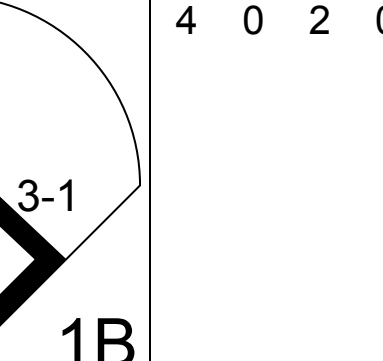
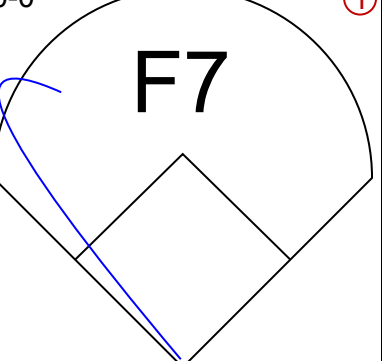
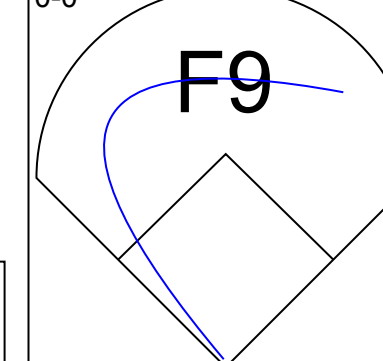
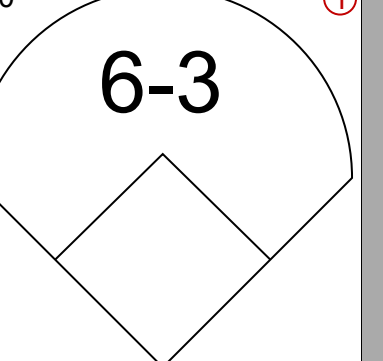
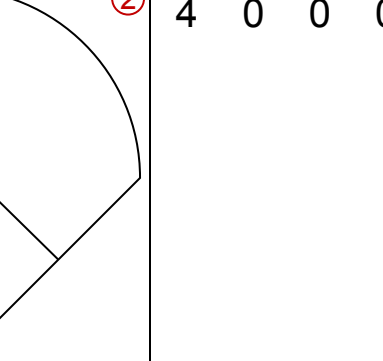
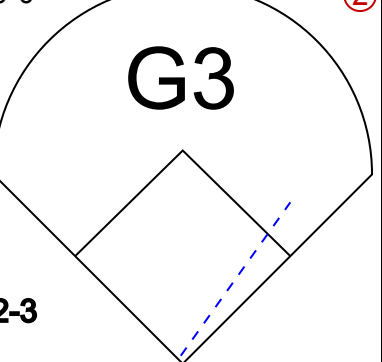
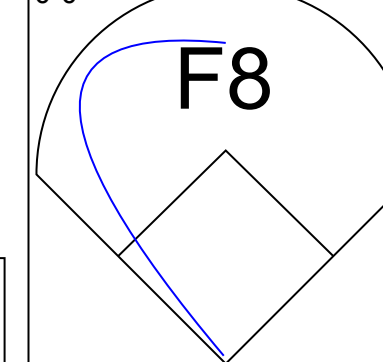
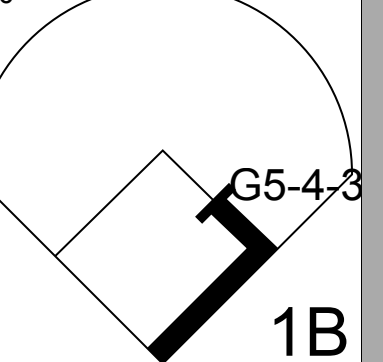
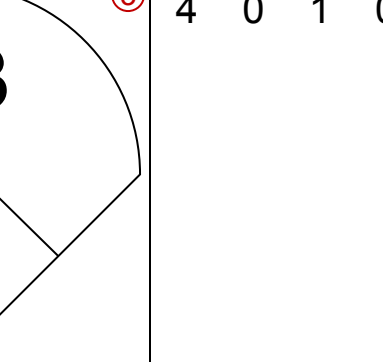
AB	34
R	4
H	11
RBI	4
BB	2
SO	4
LOB	13



Batter	1	2	3	4	5	6	7	8	9	AB	R	H	RBI	BB	SO	LOB	BOTTOM					
<b>Rudy Meoli, L</b> OBP: 0.313, SLG: 0.319 (1, 5)										4	0	1	0	0	2	1	<b>Milwaukee Brewers @ California Angels</b> Anaheim Stadium, Anaheim, CA Sat Aug 17 1974, 10:05 PM EDT Att: 7,181 - Unknown					
<b>Denny Doyle, L</b> OBP: 0.285, SLG: 0.288 (1, 4)										4	0	0	0	0	0	1						
<b>Leroy Stanton, R</b> OBP: 0.338, SLG: 0.440 (1, 8)										3	0	1	0	0	1	1						
<b>Frank Robinson, R</b> OBP: 0.366, SLG: 0.459 (1, 10)										4	1	1	0	0	0	2						
<b>Joe Lahoud, L</b> OBP: 0.379, SLG: 0.502 (1, 9)										4	1	1	2	0	0	2						
<b>Bruce Bochte, L</b> OBP: 0.402, SLG: 0.395 (1, 7)										3	0	0	0	0	0	0						
<b>Bobby Valentine, R</b> OBP: 0.310, SLG: 0.358 (1, 6)										3	0	1	0	0	0	0						
<b>Ellie Rodriguez, R</b> OBP: 0.375, SLG: 0.349 (1, 2)										1	0	0	0	0	1	0						
<b>Tom Egan, R</b> OBP: 0.195, SLG: 0.057 (4, 2)										1	0	0	0	0	0	0						
<b>John Doherty, L</b> OBP: 0.266, SLG: 0.345 (1, 3)										3	0	1	0	0	0	1						
<b>Inning Stats</b>	R: 0 E: 0 K: 1 S: 5	H: 0 LOB: 0 BB: 0 P: 5	R: 0 E: 0 K: 0 S: 3	H: 0 LOB: 0 BB: 0 P: 3	R: 0 E: 0 K: 2 S: 8	H: 1 LOB: 1 BB: 0 P: 8	R: 0 E: 0 K: 0 S: 4	H: 0 LOB: 1 BB: 0 P: 4	R: 0 E: 0 K: 0 S: 4	H: 1 LOB: 1 BB: 0 P: 4	R: 0 E: 0 K: 0 S: 3	H: 1 LOB: 0 BB: 0 P: 3	R: 2 E: 0 K: 0 S: 5	H: 2 LOB: 0 BB: 0 P: 5	R: 0 E: 0 K: 1 S: 5	H: 0 LOB: 0 BB: 0 P: 5	R: 0 E: 0 K: 0 S: 3	H: 1 LOB: 0 BB: 0 P: 3	1B: 3 2B: 2 3B: 0 HR: 1	SF: 0 SAC: 2 DP: 2 HBP: 0	WP: 0 PB: 0 SB: 1 CS: 0	PA: 32
<b>PITCHER</b>	IP WLS BF H R ER SO BB IBB HBP BLK WP HR S P ERA WHIP																					
<b>Jim Coborn, R</b> ERA: 4.74 (1, 1)	8.0 W 30 6 2 2 4 0 0 0 0 0 1 38 38 2.25 0.750																					
<b>Tom Murphy, R</b> ERA: 1.99 (9, 1)	1.0 S 2 0 0 0 0 0 0 0 0 0 0 2 2 0.00 0.000																					



Batter	1	2	3	4	5	6	7	8	9	AB	R	H	RBI	BB	SO	LOB	TOP		
<b>Dave May, L</b> OBP: 0.283, SLG: 0.343 (1, 9)										4	1	1	0	1	1	1	<b>Milwaukee Brewers @ California Angels</b> Anaheim Stadium, Anaheim, CA Sun Aug 18 1974, 6:33 AM EDT Att: 7,008 - Unknown		
<b>Don Money, R</b> OBP: 0.350, SLG: 0.419 (1, 5)										4	1	2	2	0	0	0			
<b>Charlie Moore, R</b> OBP: 0.333, SLG: 0.373 (1, 2)										5	0	2	1	0	1	5			
<b>George Scott, R</b> OBP: 0.356, SLG: 0.461 (1, 3)										5	0	2	1	0	0	3			
<b>Mike Hegan, L</b> OBP: 0.329, SLG: 0.418 <b>Ken Berry, R</b> OBP: 0.286, SLG: 0.275 (1, 7) (8, 8)										4	0	2	0	0	0	2			
<b>Deron Johnson, R</b> OBP: 0.253, SLG: 0.346 <b>Bobby Mitchell, R</b> OBP: 0.296, SLG: 0.358 (1, 10) (8, PR)										3	0	0	0	1	0	2			
<b>Bob Coluccio, R</b> OBP: 0.308, SLG: 0.338 (1, 8) (8, 7)										5	0	2	1	0	1	3			
<b>Tim Johnson, L</b> OBP: 0.287, SLG: 0.369 (1, 6)										4	2	3	0	0	1	1			
<b>Pedro Garcia, R</b> OBP: 0.250, SLG: 0.353 (1, 4)										4	0	1	0	0	0	5			
<b>Inning Stats</b>	R: 0 E: 0 K: 1 S: 5	H: 0 LOB: 0 BB: 0 P: 5	R: 0 E: 0 K: 0 S: 3	H: 1 LOB: 0 BB: 0 P: 3	R: 3 E: 0 K: 1 S: 10	H: 5 LOB: 2 BB: 0 P: 10	R: 0 E: 0 K: 1 S: 5	H: 1 LOB: 0 BB: 0 P: 5	R: 0 E: 0 K: 0 S: 5	H: 2 LOB: 2 BB: 0 P: 5	R: 0 E: 0 K: 0 S: 4	H: 1 LOB: 1 BB: 0 P: 4	R: 2 E: 0 K: 1 S: 8	H: 3 LOB: 3 BB: 2 P: 16	R: 0 E: 0 K: 0 S: 4	H: 2 LOB: 1 BB: 0 P: 4		1B: 16 2B: 0 3B: 0 HR: 0	SF: 0 SAC: 1 DP: 0 HBP: 0
<b>PITCHER</b>	IP	WLS	BF	H	R	ER	SO	BB	IBB	HBP	BLK	WP	HR	S	P	ERA	WHIP		
<b>Ed Figueroa, R</b> ERA: 3.79 <b>Luis Quintana, L</b> ERA: 5.4 <b>Ken Sanders, R</b> ERA: 6.75	(1, 1) (8, 1) (8, 1)	7.1 0.1 1.1	L 3 6	12 1 3	5 0 0	5 0 0	3 0 1	1 1 0	0 0 0	0 0 0	0 0 0	0 0 0	0 0 8	39 2 8	43 6 8	6.14 0.00 0.00	1.773 6.000 2.250		

Batter	1	2	3	4	5	6	7	8	9	AB	R	H	RBI	BB	SO	LOB	BOTTOM		
<b>Rudy Meoli, L</b> OBP: 0.308, SLG: 0.314 (1, 5)										4	0	1	0	0	0	2	<b>Milwaukee Brewers @ California Angels</b> Anaheim Stadium, Anaheim, CA Sun Aug 18 1974, 6:33 AM EDT Att: 7,008 - Unknown		
<b>Dave Chalk, R</b> OBP: 0.316, SLG: 0.331 (1, 6)										4	1	1	0	0	1	1			
<b>Bruce Bochte, L</b> OBP: 0.396, SLG: 0.422 (1, 7)										4	1	1	2	0	1	1			
<b>Joe Lahoud, L</b> OBP: 0.385, SLG: 0.502 (1, 9)										2	0	1	0	2	0	0			
<b>Bobby Valentine, R</b> OBP: 0.313, SLG: 0.358 (1, 10)										3	0	1	0	1	0	1			
<b>Leroy Stanton, R</b> OBP: 0.334, SLG: 0.434 (1, 8)										4	0	0	0	0	3	3			
<b>John Doherty, L</b> OBP: 0.272, SLG: 0.355 (1, 3)										4	0	2	0	0	0	0			
<b>Ellie Rodriguez, R</b> OBP: 0.371, SLG: 0.345 (1, 2)										4	0	0	0	0	0	2			
<b>Denny Doyle, L</b> OBP: 0.285, SLG: 0.287 (1, 4)										4	0	1	0	0	0	2			
<b>Inning Stats</b>	R: 2 E: 0 K: 0 S: 6	H: 3 LOB: 1 BB: 0 P: 6	R: 0 E: 0 K: 0 S: 4	H: 1 LOB: 1 BB: 0 P: 4	R: 0 E: 0 K: 2 S: 7	H: 0 LOB: 2 BB: 2 P: 15	R: 0 E: 0 K: 0 S: 3	H: 0 LOB: 0 BB: 0 P: 3	R: 0 E: 0 K: 1 S: 5	H: 0 LOB: 0 BB: 0 P: 5	R: 0 E: 0 K: 0 S: 3	H: 1 LOB: 0 BB: 0 P: 3	R: 0 E: 0 K: 0 S: 4	H: 1 LOB: 1 BB: 0 P: 4	R: 0 E: 0 K: 1 S: 6	H: 1 LOB: 1 BB: 0 P: 6		1B: 5 2B: 2 3B: 0 HR: 1	SF: 0 SAC: 0 DP: 1 HBP: 0
<b>PITCHER</b>	IP	WLS	BF	H	R	ER	SO	BB	IBB	HBP	BLK	WP	HR	S	P	ERA	WHIP		
<b>Jim Slaton, R</b> ERA: 4.62 <b>Tom Murphy, R</b> ERA: 1.54	(1, 1) (7, 1)	6.1 2.2	W S	27 9	6 2	2 0	2 0	4 1	0 0	0 0	0 0	0 0	0 11	32 11	44 11	2.84 0.00	1.421 0.750		



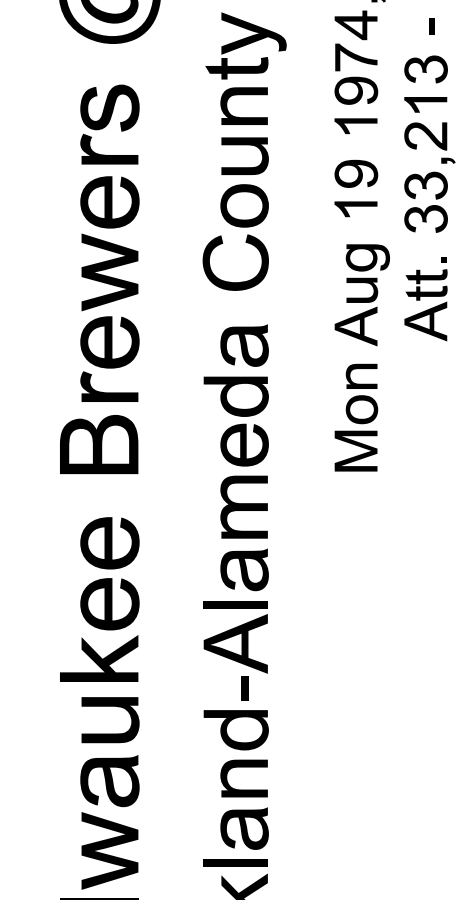
Batter	1	2	3	4	5	6	7	8	9	AB	R	H	RBI	BB	SO	LOB	TOP			
Ken Berry, R OBP: 0.285, SLG: 0.270 (1, 8)	0-0 4-3		0-0 F5		0-0 4-3		4-0 BB			3	0	0	0	1	0	0	<b>Milwaukee Brewers @ Oakland Athletics</b> Oakland-Alameda County Coliseum, Oakland, CA Mon Aug 19 1974, 7:05 PM PDT Att: 33,213 - Unknown			
Dave May, L OBP: 0.282, SLG: 0.341 (1, 7)	4-0 G5-4-3 BB		0-3 K		0-3 K		0-0 6-3			3	0	0	0	1	2	1				
Don Money, R OBP: 0.351, SLG: 0.418 (1, 5)	0-0 G5-4-3 1-2			4-0 BB BB		0-0 F8		0-0 G6-4-3 1B		3	0	1	0	1	0	1				
George Scott, R OBP: 0.359, SLG: 0.467 (1, 3)		0-0 HR		4-0 BB 1-2 BB		4-0 BB S BB		0-0 G6-4-3 1-2		2	1	1	1	2	0	1				
Deron Johnson, R OBP: 0.250, SLG: 0.341 (1, 10)	0-0 F8		0-0 L8		0-0 F9		0-0 L8			4	0	0	0	0	0	3				
Bob Coluccio, R OBP: 0.313, SLG: 0.337 (1, 9)	4-0 FC5-4 BB		4-0 1-2 2-3 BB		4-0 IBB			0-3 K		1	0	0	0	3	1	0				
Darrell Porter, L OBP: 0.340, SLG: 0.392 (1, 2)	0-0 FC5-4 1B 1-2		0-0 F5		0-0 P6			0-0 1B		4	0	1	0	0	0	6				
John Vukovich, R OBP: 0.209, SLG: 0.359 (1, 6)	0-0 1B 1-3		0-0 L1		0-0 F7		0-3 K			4	0	1	0	0	1	4				
Pedro Garcia, R OBP: 0.247, SLG: 0.348 (1, 4)			0-0 F8		0-0 P6		0-0 L7		0-0 F9	4	0	0	0	0	0	1				
<b>Inning Stats</b>	R: 0 E: 0 K: 0 S: 2	H: 0 LOB: 0 BB: 1 P: 6	R: 1 E: 0 K: 0 S: 4	H: 2 LOB: 2 BB: 1 P: 8	R: 0 E: 0 K: 1 S: 5	H: 0 LOB: 0 BB: 0 P: 5	R: 0 E: 0 K: 0 S: 3	H: 0 LOB: 3 BB: 2 P: 15	R: 0 E: 0 K: 1 S: 5	H: 0 LOB: 0 BB: 0 P: 5	R: 0 E: 0 K: 0 S: 3	H: 0 LOB: 1 BB: 1 P: 7	R: 0 E: 0 K: 0 S: 3	H: 1 LOB: 0 BB: 0 P: 3	R: 0 E: 0 K: 2 S: 8	H: 1 LOB: 1 BB: 0 P: 8	1B: 3 2B: 0 3B: 0 HR: 1	SF: 0 SAC: 0 DP: 2 HBP: 0	WP: 0 PB: 0 SB: 1 CS: 0	PA: 36
<b>PITCHER</b> Vida Blue, L ERA: 3.17 (1, 1)	IP: 9.0 WLS: L BF: 36 H: 4 R: 1 ER: 1 SO: 4 BB: 7 IBB: 1 HBP: 0 BLK: 0 WP: 0 HR: 1 S: 36 P: 68 ERA: 1.00 WHIP: 1.222															<b>PITCHER</b>				

Batter	1	2	3	4	5	6	7	8	9	AB	R	H	RBI	BB	SO	LOB	BOTTOM			
Bert Campaneris, R OBP: 0.354, SLG: 0.372 (1, 6)	0-0 F9		0-0 4-3		0-0 L7			0-0 CS 1B		4	0	1	0	0	0	2	<b>Milwaukee Brewers @ Oakland Athletics</b> Oakland-Alameda County Coliseum, Oakland, CA Mon Aug 19 1974, 7:05 PM PDT Att: 33,213 - Unknown			
Herb Washington, R (8, FR)								0-3 K		0	0	0	0	0	0	0				
Dal Maxvill, R OBP: 0.271, SLG: 0.177 (9, 6)								0-0 1B		0	0	0	0	0	0	0				
Claudell Washington, L OBP: 0.290, SLG: 0.336 (1, 8)	0-0 4-3		0-3 K		0-0 4-3		0-0 K	0-3 1-2		4	0	0	0	0	2	1				
Sal Bando, R OBP: 0.369, SLG: 0.444 (1, 5)	0-0 1B			0-0 6-3		4-0 F9 1B BB		0-0 F3		3	0	1	0	1	0	1				
Reggie Jackson, L OBP: 0.407, SLG: 0.552 (1, 9)	0-3 K			0-0 F8		0-0 F9 1B		0-0 P4		4	0	1	0	0	1	1				
Joe Rudi, R OBP: 0.333, SLG: 0.477 (1, 7)		0-3 K		0-0 6-3		0-0 F9 1-2 2-3		0-0 6-3		4	0	0	0	0	1	2				
Jesus Alou, R OBP: 0.300, SLG: 0.333 (1, 10)		0-0 5-3			0-0 4-3		0-0 4-3			4	0	1	0	0	0	2				
Blue Moon Odom, R (9, FR)								0-0 1B		0	0	0	0	0	0	0				
Gene Tenace, R OBP: 0.382, SLG: 0.421 (1, 3)	0-0 1B			4-0 1B BB		0-3 K		0-0 4-3		3	0	1	0	1	1	1				
Dick Green, R OBP: 0.310, SLG: 0.327 (1, 4)	0-0 4-3			0-0 P4		0-0 L1				3	0	0	0	0	0	2				
Larry Haney, R OBP: 0.186, SLG: 0.227 (1, 2)			0-0 6-3		0-0 1B 1-3		0-0 L7			3	0	1	0	0	0	0				
<b>Inning Stats</b>	R: 0 E: 0 K: 1 S: 6	H: 1 LOB: 1 BB: 0 P: 6	R: 0 E: 0 K: 1 S: 6	H: 1 LOB: 1 BB: 0 P: 6	R: 0 E: 0 K: 1 S: 5	H: 0 LOB: 0 BB: 0 P: 5	R: 0 E: 0 K: 0 S: 3	H: 0 LOB: 0 BB: 0 P: 3	R: 0 E: 0 K: 0 S: 4	H: 1 LOB: 2 BB: 1 P: 8	R: 0 E: 0 K: 1 S: 5	H: 0 LOB: 0 BB: 0 P: 5	R: 0 E: 0 K: 1 S: 5	H: 1 LOB: 1 BB: 0 P: 5	R: 0 E: 0 K: 0 S: 4	H: 1 LOB: 1 BB: 0 P: 4	1B: 6 2B: 0 3B: 0 HR: 0	SF: 0 SAC: 0 DP: 0 HBP: 0	WP: 0 PB: 0 SB: 0 CS: 1	PA: 34
<b>PITCHER</b> Bill Champion, R ERA: 3.04 (1, 1)	IP: 7.0 WLS: W BF: 28 H: 5 R: 0 ER: 0 SO: 4 BB: 2 IBB: 0 HBP: 0 BLK: 0 WP: 0 HR: 0 S: 34 P: 42 ERA: 0.00 WHIP: 1.000															<b>PITCHER</b>				
Tom Murphy, R ERA: 1.51 (8, 1)	IP: 2.0 WLS: S BF: 6 H: 1 R: 0 ER: 0 SO: 1 BB: 0 IBB: 0 HBP: 0 BLK: 0 WP: 0 HR: 0 S: 8 P: 8 ERA: 0.00 WHIP: 0.500															<b>PITCHER</b>				

AB	28
R	1
H	4
RBI	1
BB	8
SO	4
LOB	17



AB	32
R	0
H	6
RBI	0
BB	2
SO	5
LOB	12



Batter	1	2	3	4	5	6	7	8	9	AB	R	H	RBI	BB	SO	LOB	TOP
<b>Dave May, L</b> OBP: 0.280, SLG: 0.337 (1, 9)	0-0 4-3			0-0 F7		0-0 F2		0-0 3-1		4	0	0	0	0	0	2	<b>Milwaukee Brewers @ Oakland Athletics</b> Oakland-Alameda County Coliseum, Oakland, CA Tue Aug 20 1974, 7:05 PM PDT Att: 4,737 - Unknown <a href="http://livebaseballscorecards.com">livebaseballscorecards.com</a>
<b>Don Money, R</b> OBP: 0.346, SLG: 0.415 (1, 5)	0-0 F7			0-0 6-3		0-0 F7			0-0 1-3	4	0	0	0	0	0	2	
<b>George Scott, R</b> OBP: 0.360, SLG: 0.467 (1, 3)	0-0 F9			4-0 BB		0-3 K			0-0 1B	3	0	1	0	1	1	2	
<b>Darrell Porter, L</b> OBP: 0.339, SLG: 0.399 (1, 2)		0-0 F9		0-0 F4			0-0 HR		0-0 F5	4	1	1	1	0	0	2	
<b>Deron Johnson, R</b> OBP: 0.247, SLG: 0.337 (1, 10)		0-0 F5			0-0 4-3		0-3 K		0-3 K	4	0	0	0	0	2	1	
<b>Mike Hegan, L</b> OBP: 0.324, SLG: 0.412 (1, 7)		0-0 F8			0-0 F7		0-0 5-3			3	0	0	0	0	0	0	
<b>Bob Coluccio, R</b> OBP: 0.310, SLG: 0.334 (1, 8)			0-0 F9		0-0 6-3		0-3 K			3	0	0	0	0	1	0	
<b>Tim Johnson, L</b> OBP: 0.288, SLG: 0.368 (1, 6)			0-0 5-3			0-0 E 1B		0-0 4-3		3	0	1	0	0	0	0	
<b>Pedro Garcia, R</b> OBP: 0.245, SLG: 0.345 (1, 4)			0-0 F8			0-0 E6 1-2		0-0 F8		3	0	0	0	0	0	1	
<b>Inning Stats</b>	R: 0 E: 0 K: 0 S: 3	H: 0 LOB: 0 BB: 0 P: 3	R: 0 E: 0 K: 0 S: 3	H: 0 LOB: 0 BB: 0 P: 3	R: 0 E: 0 K: 0 S: 3	H: 0 LOB: 1 BB: 1 P: 7	R: 0 E: 0 K: 0 S: 3	H: 1 LOB: 2 BB: 0 P: 7	R: 1 E: 0 K: 2 S: 8	H: 1 LOB: 0 BB: 0 P: 8	R: 0 E: 0 K: 0 S: 3	H: 0 LOB: 0 BB: 0 P: 3	R: 0 E: 0 K: 1 S: 6	H: 1 LOB: 1 BB: 0 P: 6	1B: 2 2B: 0 3B: 0 HR: 1	SF: 0 SAC: 0 DP: 0 HBP: 0	WP: 0 PA: 32 PB: 0 SB: 0 CS: 0
<b>PITCHER</b> <b>Catfish Hunter, R</b> ERA: 2.87 (1, 1)	IP: 9.0 WLS: W BF: 32 H: 3 R: 1 ER: 1 SO: 4 BB: 1 IBB: 0 HBP: 0 BLK: 0 WP: 0 HR: 1 S: 39 P: 43 ERA: 1.00 WHIP: 0.444											<b>PITCHER</b>	IP: 9.0 WLS: W BF: 32 H: 3 R: 1 ER: 1 SO: 4 BB: 1 IBB: 0 HBP: 0 BLK: 0 WP: 0 HR: 1 S: 39 P: 43 ERA: 1.00 WHIP: 0.444				

Batter	1	2	3	4	5	6	7	8	9	AB	R	H	RBI	BB	SO	LOB	BOTTOM
<b>Bert Campaneris, R</b> OBP: 0.356, SLG: 0.375 (1, 6)	0-3 K		0-0 F9		0-0 1B			0-0 SH3-4 1B		5	1	3	1	0	1	1	<b>Milwaukee Brewers @ Oakland Athletics</b> Oakland-Alameda County Coliseum, Oakland, CA Tue Aug 20 1974, 7:05 PM PDT Att: 4,737 - Unknown <a href="http://livebaseballscorecards.com">livebaseballscorecards.com</a>
<b>Jim Holt, L</b> OBP: 0.301, SLG: 0.308 <b>Larry Haney, R</b> OBP: 0.186, SLG: 0.227 (1, 3) (9, 2)	0-0 F7		0-0 1-2 1B		0-0 1-3			0-0 SH3-4 FC6-4 1B		4	0	1	0	0	0	3	
<b>Sal Bando, R</b> OBP: 0.368, SLG: 0.442 <b>Herb Washington, R</b> <b>Phil Garner, R</b> OBP: 0.118, SLG: 0.063 (1, 5) (8, PR) (9, 5)	0-0 6-3		0-0 F2			0-0 F3		0-0 1B HR 2-H 1B		4	0	1	1	0	0	2	
<b>Reggie Jackson, L</b> OBP: 0.407, SLG: 0.551 (1, 9)		0-3 K		0-0 4-3		0-0 CS E 1B		0-0 1-3 HR 1B		4	1	2	0	0	1	0	
<b>Joe Rudi, R</b> OBP: 0.333, SLG: 0.474 (1, 7)		0-0 5-3		0-0 F8		0-0 6-3 1-3		0-0 HR IBB		3	1	0	0	1	0	1	
<b>Gene Tenace, R</b> OBP: 0.383, SLG: 0.430 (1, 2) (9, 3)		0-0 F5			0-0 1B		0-0 F6		0-0 HR	4	1	2	4	0	0	0	
<b>Claudell Washington, L</b> ERA: 3.48 <b>Angel Mangual, R</b> OBP: 0.266, SLG: 0.380 (1, 8) (8, PH) (9, 8)			0-0 FC 3B		0-0 L5		0-0 1-3		0-0 1B 1B	3	1	1	0	0	0	1	
<b>Jesus Alou, R</b> OBP: 0.299, SLG: 0.331 <b>Blue Moon Odom, R</b> (1, 10) (8, PR)			0-0 FC 1B		0-0 F8		0-0 E6		0-0 1B 1B	4	0	1	1	0	0	0	
<b>Dick Green, R</b> OBP: 0.304, SLG: 0.321 (1, 4)			0-0 F3		0-0 F8		0-3 K		0-3 K	4	0	0	0	0	2	4	
<b>Inning Stats</b>	R: 0 E: 0 K: 1 S: 5	H: 0 LOB: 0 BB: 0 P: 5	R: 0 E: 0 K: 1 S: 5	H: 0 LOB: 0 BB: 0 P: 5	R: 1 E: 0 K: 0 S: 6	H: 2 LOB: 2 BB: 0 P: 6	R: 0 E: 0 K: 0 S: 4	H: 1 LOB: 1 BB: 0 P: 4	R: 0 E: 1 K: 0 S: 3	H: 1 LOB: 0 BB: 0 P: 3	R: 0 E: 1 K: 1 S: 6	H: 0 LOB: 1 BB: 0 P: 6	R: 6 E: 0 K: 1 S: 12	H: 7 LOB: 2 BB: 1 P: 16	1B: 10 2B: 0 3B: 1 HR: 1	SF: 0 SAC: 1 DP: 0 HBP: 0	WP: 0 PA: 38 PB: 0 SB: 1 CS: 1
<b>PITCHER</b> <b>Eduardo Rodriguez, R</b> ERA: 3.48 <b>Bill Travers, L</b> ERA: 5.16 <b>Bill Castro, R</b> ERA: 13.5 (1, 1) (8, 1) (8, 1)	IP: 7.1 WLS: L BF: 30 H: 7 R: 3 ER: 3 SO: 3 BB: 0 IBB: 0 HBP: 0 BLK: 0 WP: 0 HR: 0 S: 0 P: 36 ERA: 3.68 WHIP: 0.955											<b>PITCHER</b>	IP: 7.1 WLS: L BF: 30 H: 7 R: 3 ER: 3 SO: 3 BB: 0 IBB: 0 HBP: 0 BLK: 0 WP: 0 HR: 0 S: 0 P: 36 ERA: 3.68 WHIP: 0.955				

Batter	1	2	3	4	5	6	7	8	9	AB	R	H	RBI	BB	SO	LOB	TOP										
<b>Don Money, R</b> OBP: 0.356, SLG: 0.416 (1, 5)	0-0 G1-6-3 1B		4-0 BB		0-0 F5		0-0 1B 1B		0-0 L5	4	1	2	0	1	0	0											
<b>Dave May, L</b> OBP: 0.276, SLG: 0.335 (1, 9)	0-0 G1-6-3		0-0 6-3		0-0 F2		0-0 1B		0-0 F3	3	0	0	0	0	0	2											
<b>Ken Berry, R</b> OBP: 0.287, SLG: 0.273 (7, PH)	1-2						1-H 3-H 4-0			2	0	1	2	0	0	0											
<b>George Scott, R</b> OBP: 0.363, SLG: 0.466 (1, 3)	1-0 HBP			4-0 2B BB	0-3 K					1	1	0	0	2	1	0											
<b>Darrell Porter, L</b> OBP: 0.338, SLG: 0.401 (1, 2)	0-0 F8			0-0 FC1-4 SH 2B	0-0 4-3		0-0 4-3			4	1	1	1	0	0	3											
<b>Mike Hegan, L</b> OBP: 0.327, SLG: 0.411 (1, 7)		0-0 F8		4-0 FC1-4 BB	0-0 3-1				0-0 FC5-4 1B	3	0	1	0	1	0	0											
<b>Deron Johnson, R</b> OBP: 0.244, SLG: 0.332 (1, 10)	0-0 F3			0-0 FC1-4 WP SH	0-3 K				0-0 FC5-4 1B S SF7	4	0	0	0	0	1	3											
<b>Bobby Mitchell, R</b> OBP: 0.296, SLG: 0.358 (8, FR)				1-2 2-3					1-2	0	1	0	0	0	0	0											
<b>Bob Coluccio, R</b> OBP: 0.310, SLG: 0.334 (1, 8)			0-3 K	0-0 SH WP	0-0 4-3				0-0 CS 1B	3	0	1	1	0	1	0											
<b>Tim Johnson, L</b> OBP: 0.287, SLG: 0.363 (1, 6)			0-0 F7	0-0 F7	4-0 1B SH1 BB				0-0 SF7	2	1	0	1	1	0	2											
<b>Pedro Garcia, R</b> OBP: 0.243, SLG: 0.342 (1, 4)			0-3 K	0-0 F7	0-0 SH1				0-0 CS 1-3	3	0	0	0	0	1	2											
<b>Inning Stats</b>	R: 0 E: 0 K: 0 S: 3	H: 1 LOB: 1 BB: 0 P: 4	R: 0 E: 0 K: 1 S: 5	H: 0 LOB: 0 BB: 0 P: 5	R: 0 E: 0 K: 1 S: 5	H: 0 LOB: 1 BB: 1 P: 9	R: 2 E: 0 K: 0 S: 5	H: 1 LOB: 2 BB: 2 P: 13	R: 0 E: 0 K: 1 S: 5	H: 0 LOB: 0 BB: 0 P: 5	R: 0 E: 0 K: 1 S: 5	H: 0 LOB: 0 BB: 0 P: 5	R: 2 E: 0 K: 0 S: 5	H: 2 LOB: 2 BB: 2 P: 13	R: 1 E: 0 K: 0 S: 4	H: 2 LOB: 1 BB: 0 P: 4	R: 0 E: 0 K: 0 S: 3	H: 0 LOB: 0 BB: 0 P: 3	1B: 5 2B: 1 3B: 0 HR: 0	SF: 1 SAC: 2 DP: 1 HBP: 1	WP: 1 PB: 0 SB: 2 CS: 1	PA: 39					
<b>PITCHER</b>	IP	WLS	BF	H	R	ER	SO	BB	IBB	HBP	BLK	WP	HR	S	P	ERA	WHIP										
<b>Blue Moon Odom, R</b> ERA: 3.5	(1, 1)	6.2	L	28	3	4	4	4	4	0	1	0	0	31	48	5.40	1.050										
<b>Paul Lindblad, L</b> ERA: 1.82	(7, 1)	0.1		3	1	0	0	0	1	0	0	0	0	2	6	0.00	3.000										
<b>Rollie Fingers, R</b> ERA: 2.41	(8, 1)	2.0		7	2	1	1	0	0	0	0	0	0	7	7	4.50	1.000										

Milwaukee Brewers @ Oakland Athletics  
Oakland-Alameda County Coliseum, Oakland, CA  
Wed Aug 21 1974, 7:05 PM PDT  
Att: 5,240 - Unknown

AB 29  
R 5  
H 6  
RBI 5  
BB 5  
SO 4  
LOB 12



Batter	1	2	3	4	5	6	7	8	9	AB	R	H	RBI	BB	SO	LOB	BOTTOM										
<b>Bert Campaneris, R</b> OBP: 0.356, SLG: 0.374 (1, 6)	0-0 G5-4-3 1B			0-0 F9			0-0 6-3		0-0 6-3	4	0	1	0	0	0	0											
<b>Jesus Alou, R</b> OBP: 0.292, SLG: 0.323 (1, 10)	0-0 F8			0-3 K			0-0 L8		0-0 L8	4	0	0	0	0	1	1											
<b>Sal Bando, R</b> OBP: 0.367, SLG: 0.439 (1, 5)	0-0 G5-4-3			0-0 5-3			4-0 HR BB		0-3 K	3	1	0	0	1	1	1											
<b>Reggie Jackson, L</b> OBP: 0.407, SLG: 0.557 (1, 9)		0-3 K		0-0 L8			0-0 HR			3	1	1	2	0	1	0											
<b>Joe Rudi, R</b> OBP: 0.331, SLG: 0.471 (1, 7)		0-0 F9		0-0 F3			0-0 L7			3	0	0	0	0	0	0											
<b>Gene Tenace, R</b> OBP: 0.382, SLG: 0.437 (1, 3)		0-0 F3		0-0 F7					0-0 HR	3	1	1	1	0	0	0											
<b>Angel Mangual, R</b> OBP: 0.263, SLG: 0.376 (1, 8)				0-0 E5 G6-4-3			0-0 F9		0-0 4-3	3	0	0	0	0	0	0											
<b>Dick Green, R</b> OBP: 0.302, SLG: 0.318 (1, 4)				0-0 F3			0-0 F8		0-0 6-3	2	0	0	0	0	0	1											
<b>Jim Holt, L</b> OBP: 0.300, SLG: 0.307 (8, PH)				0-0 G6-4-3			0-0 4-3		0-0 5-3	1	0	0	0	0	0	0											
<b>Larry Haney, R</b> OBP: 0.183, SLG: 0.223 (1, 2)				1-2						2	0	0	0	0	0	1											
<b>Claudell Washington, L</b> OBP: 0.299, SLG: 0.349 (8, PH)										1	0	0	0	0	0	0											
<b>Ted Kubiak, S</b> OBP: 0.281, SLG: 0.236 (9, 4)										0	0	0	0	0	0	0											
<b>Inning Stats</b>	R: 0 E: 0 K: 0 S: 3	H: 1 LOB: 0 BB: 0 P: 3	R: 0 E: 0 K: 1 S: 5	H: 0 LOB: 0 BB: 0 P: 5	R: 0 E: 0 K: 1 S: 5	H: 0 LOB: 0 BB: 0 P: 3	R: 0 E: 0 K: 0 S: 3	H: 0 LOB: 0 BB: 0 P: 3	R: 0 E: 0 K: 0 S: 3	H: 0 LOB: 0 BB: 0 P: 3	R: 2 E: 0 K: 0 S: 4	H: 1 LOB: 0 BB: 1 P: 8	R: 1 E: 0 K: 0 S: 4	H: 1 LOB: 0 BB: 0 P: 4	R: 0 E: 0 K: 1 S: 5	H: 0 LOB: 0 BB: 0 P: 5	1B: 1 2B: 0 3B: 0 HR: 2	SF: 0 SAC: 0 DP: 2 HBP: 0	WP: 0 PB: 0 SB: 0 CS: 0	PA: 30							
<b>PITCHER</b>	IP	WLS	BF	H	R	ER	SO	BB	IBB	HBP	BLK	WP	HR	S	P	ERA	WHIP										
<b>Kevin Kobel, L</b> ERA: 3.88	(1, 1)	7.0	W	23	2	2	2	2	2	0	0	0	0	26	30	2.57	0.429										
<b>Tom Murphy, R</b> ERA: 1.95	(8, 1)	2.0		7	1	1	1	1	0	0	0	0	1	9	9	4.50	0.500										

Milwaukee Brewers @ Oakland Athletics  
Oakland-Alameda County Coliseum, Oakland, CA  
Wed Aug 21 1974, 7:05 PM PDT  
Att: 5,240 - Unknown

AB 29  
R 3  
H 3  
RBI 3  
BB 1  
SO 3  
LOB 4





Batter	1	2	3	4	5	6	7	8	9	10	11	12	13	AB R H RBI BB SO LOB	TOP																				
Freddie Patek, R OBP: 0.328, SLG: 0.312 (1, 6)	K			F8		3-1			5-3		BB		6-3	5 0 0 0 1 1 0	<b>Kansas City Royals @ Milwaukee Brewers</b> <b>Milwaukee County Stadium, Milwaukee, WI</b> Fr Aug 23 1974, 8:05 PM EDT Att: 15,659 - Unknown <a href="http://livebaseballscorecards.com">livebaseballscorecards.com</a>																				
Vada Pinson, L OBP: 0.291, SLG: 0.375 (1, 9)	G3			SH1-3 1B				L8-3 BB		CS 1B			FC6-4 1B	5 0 3 0 1 0 2																					
Amos Otis, R OBP: 0.364, SLG: 0.482 (1, 8)	5-3			SH1-3				P6		L5			6-3	5 0 0 0 0 0 3																					
Hal McRae, R OBP: 0.381, SLG: 0.489 (1, 7)		6-3		F9				L8-3					BB B1-3 1B	5 0 1 0 0 0 2																					
Orlando Cepeda, R OBP: 0.300, SLG: 0.319 (8, PR)		F8				F9			4-0 1B BB				B1-3	2 0 0 0 1 0 0 2 0 0 0 0 0 1																					
Tony Solaita, L OBP: 0.373, SLG: 0.429 (1, 3)		F8				6-3							1-2 1B	4 0 1 0 1 1 0																					
Fran Healy, R OBP: 0.349, SLG: 0.408 (1, 2)				5-3		6-3							BB IBB	4 0 1 0 1 1 2																					
George Brett, L OBP: 0.306, SLG: 0.345 (1, 5)				G3				P5					BB	5 0 0 0 0 1 6																					
Frank White, R OBP: 0.243, SLG: 0.304 (6, PH)				P1									1-2 2-3 BB	2 0 0 0 0 1 0 3 0 0 0 0 1 3																					
Cookie Rojas, R OBP: 0.222, SLG: 0.362 (8, 4)				K									P6																						
<b>Inning Stats</b>	R: 0 E: 0 K: 1 S: 5	H: 0 LOB: 0 BB: 0 P: 5	R: 0 E: 0 K: 0 S: 3	H: 0 LOB: 0 BB: 0 P: 3	R: 0 E: 0 K: 0 S: 3	H: 1 LOB: 1 BB: 0 P: 4	R: 0 E: 0 K: 0 S: 5	H: 0 LOB: 0 BB: 0 P: 5	R: 0 E: 0 K: 2 S: 8	H: 1 LOB: 2 BB: 1 P: 12	R: 0 E: 0 K: 0 S: 5	H: 0 LOB: 0 BB: 0 P: 5	R: 0 E: 0 K: 1 S: 6	H: 1 LOB: 2 BB: 1 P: 10		R: 0 E: 0 K: 0 S: 4	H: 1 LOB: 3 BB: 2 P: 12	R: 0 E: 0 K: 0 S: 4	H: 1 LOB: 1 BB: 0 P: 4	1B: 6 2B: 1 3B: 0 HR: 0	SF: 0 SAC: 1 DP: 1 HBP: 0	W/P: 0 PB: 0 SB: 1 CS: 1	PA: 48												
<b>PITCHER</b>	IP WLS BF H R ER SO BB IBB HBP BLK WP HR S P ERA WHIP																																		
Jim Slaton, R ERA: 4.36 (1, 1)	10.2	WLS 37	H 4	R 0	ER 0	SO 6	BB 3	IBB 0	HBP 0	BLK 0	WP 0	HR 0	S 46	P 58		ERA 0.00	WHIP 0.656																		
Tom Murphy, R ERA: 1.53 (11, 1)	2.1	W 11	2	0	0	0	1	1	0	0	0	0	9	17	0.00	1.286																			

Batter	1	2	3	4	5	6	7	8	9	10	11	12	13	AB R H RBI BB SO LOB	BOTTOM																				
Don Money, R OBP: 0.354, SLG: 0.418 (1, 9)	K			6-3									6-3	6 0 2 0 0 1 5	<b>Kansas City Royals @ Milwaukee Brewers</b> <b>Milwaukee County Stadium, Milwaukee, WI</b> Fr Aug 23 1974, 8:05 PM EDT Att: 15,659 - Unknown <a href="http://livebaseballscorecards.com">livebaseballscorecards.com</a>																				
Dave May, L OBP: 0.274, SLG: 0.330 (1, 9)	1-3			FC4-6 1B		L8		P4		F3			L9	6 0 1 0 0 0 4																					
George Scott, R OBP: 0.362, SLG: 0.463 (1, 3)	1-3			F8		L9				6-3 WP 1B			6-3	6 1 2 0 0 0 2																					
John Briggs, L OBP: 0.351, SLG: 0.473 (1, 7)		F8		FC4-6 1-2				F5		6-3			3B 1B	6 0 1 1 0 1 2																					
Deron Johnson, R OBP: 0.249, SLG: 0.329 (9, PR)		K		F8				F9		FC6-4 IBB			K	3 0 0 0 1 1 1 1 0 0 0 0 1 0																					
Bob Coluccio, R OBP: 0.309, SLG: 0.332 (9, PR)		K		F8				F9		FC6-4 IBB			K																						
Ken Berry, R OBP: 0.279, SLG: 0.264 (1, 8)		6-3				G3		3-1		FC6-4 1-2			1B 6-3 1B	5 0 1 0 0 0 2																					
Charlie Moore, R OBP: 0.330, SLG: 0.367 (9, PH)				F7				6-3					P6	3 0 1 0 0 0 0 1 0 0 0 0 1 2 1 0 0 0 0 0 1																					
Bob Hansen, L OBP: 0.311, SLG: 0.366 (9, PH)						6-3							6-3	4 0 0 0 0 1 1																					
Darrell Porter, L OBP: 0.339, SLG: 0.400 (10, 2)						K							6-3																						
Tim Johnson, L OBP: 0.285, SLG: 0.357 (1, 6)				4-1				K					6-3																						
John Vukovich, R OBP: 0.203, SLG: 0.348 (6, PH)				E1									2-3 1B	2 0 0 0 0 0 0 0 0 0 0 1 0 0 2 0 1 0 0 0 0																					
Mike Hegan, L OBP: 0.324, SLG: 0.404 (6, PH)						P4							F9																						
Pedro Garcia, R OBP: 0.245, SLG: 0.342 (8, 4)								IBB																											
<b>Inning Stats</b>	R: 0 E: 0 K: 1 S: 5	H: 0 LOB: 0 BB: 0 P: 5	R: 0 E: 0 K: 1 S: 5	H: 0 LOB: 0 BB: 0 P: 5	R: 0 E: 1 K: 0 S: 4	H: 1 LOB: 1 BB: 0 P: 4	R: 0 E: 0 K: 0 S: 4	H: 0 LOB: 0 BB: 0 P: 3	R: 0 E: 0 K: 0 S: 3	H: 1 LOB: 2 BB: 1 P: 10	R: 0 E: 0 K: 1 S: 6	H: 1 LOB: 2 BB: 0 P: 10	R: 0 E: 0 K: 2 S: 7	H: 0 LOB: 0 BB: 0 P: 7	R: 0 E: 0 K: 0 S: 5	H: 2 LOB: 2 BB: 0 P: 5	R: 1 E: 0 K: 0 S: 3	H: 2 LOB: 1 BB: 0 P: 3	1B: 8 2B: 0 3B: 1 HR: 0	SF: 0 SAC: 1 DP: 0 HBP: 0	W/P: 1 PB: 0 SB: 1 CS: 0	PA: 49													
<b>PITCHER</b>	IP WLS BF H R ER SO BB IBB HBP BLK WP HR S P ERA WHIP																																		
Nelson Briles, R ERA: 4.31 (1, 1)	8.0	WLS 30	4	0	0	3	0	1	0	0	0	0	35	39	0.00	0.500																			
Joe Hoerner, L ERA: 4.71 (9, 1)	0.1	1	0	0	0	0	0	0	0	0	0	0	1	1	0.00	0.000																			
Lindy McDaniel, R ERA: 3.11 (9, 1)	4.0	L 18	5	1	1	3	0	1	0	0	0	0	23	27	2.25	1.250																			

Batter	1	2	3	4	5	6	7	8	9	AB	R	H	RBI	BB	SO	LOB	TOP								
Freddie Patek, R OBP: 0.326, SLG: 0.309 (1, 6)																									
Vada Pinson, L OBP: 0.290, SLG: 0.372 Al Cowens, R OBP: 0.262, SLG: 0.264 (1, 9) (9, 9)										3	1	0	0	1	0	0									
Amos Otis, R OBP: 0.362, SLG: 0.478 (1, 8)										3	0	0	0	0	1	0									
Hal McRae, R OBP: 0.382, SLG: 0.491 (1, 7)										4	2	2	1	0	0	0									
Tony Solaita, L OBP: 0.384, SLG: 0.431 (1, 3)										1	1	1	0	3	0	0									
Orlando Cepeda, R OBP: 0.310, SLG: 0.333 (1, 10)										3	0	1	2	1	1	2									
George Brett, L OBP: 0.308, SLG: 0.350 (1, 5)										4	0	2	0	0	0	2									
Fran Healy, R OBP: 0.346, SLG: 0.405 (1, 2)										3	0	0	0	0	2	2									
Frank White, R OBP: 0.237, SLG: 0.296 (1, 4)										3	0	0	0	0	2	1									
<b>Inning Stats</b>	R: 0 E: 0 K: 1 S: 5	H: 0 LOB: 0 BB: 0 P: 5	R: 0 E: 0 K: 0 S: 2	H: 0 LOB: 0 BB: 1 P: 6	R: 0 E: 0 K: 2 S: 7	H: 0 LOB: 0 BB: 0 P: 7	R: 0 E: 0 K: 0 S: 3	H: 0 LOB: 0 BB: 0 P: 3	R: 1 E: 0 K: 0 S: 4	H: 2 LOB: 1 BB: 1 P: 8	R: 0 E: 0 K: 1 S: 5	H: 0 LOB: 0 BB: 0 P: 5	R: 0 E: 0 K: 1 S: 5	H: 0 LOB: 1 BB: 1 P: 9	R: 0 E: 0 K: 1 S: 6	H: 1 LOB: 1 BB: 0 P: 6	R: 3 E: 0 K: 1 S: 7	H: 3 LOB: 1 BB: 2 P: 15	1B: 3 2B: 3 3B: 0 HR: 0	SF: 0 SAC: 2 DP: 1 HBP: 0	WP: 0 PB: 1 CS: 0	PA: 35			
<b>PITCHER</b>	IP	WLS	BF	H	R	ER	SO	BB	IBB	HBP	BLK	WP	HR	S	P	ERA	WHIP								
Eduardo Rodriguez, R ERA: 3.53 Bill Travers, L ERA: 5.12 (1, 1) (9, 1)	8.2	L	34	6	4	4	6	4	1	0	0	0	0	41	61	4.15	1.154								

**Kansas City Royals @ Milwaukee Brewers**  
Milwaukee County Stadium, Milwaukee, WI  
Sat Aug 24 1974, 4:33 AM EDT  
Att: 14,433 - Unknown - 70 F

AB	28
R	4
H	6
RBI	3
BB	5
SO	7
LOB	8



Batter	1	2	3	4	5	6	7	8	9	AB	R	H	RBI	BB	SO	LOB	BOTTOM								
Don Money, R OBP: 0.352, SLG: 0.415 (1, 5)										4	0	0	0	0	0	1									
Mike Hegan, L OBP: 0.320, SLG: 0.398 (1, 3)										3	0	0	0	0	1	0									
George Scott, R OBP: 0.360, SLG: 0.460 (1, 10)										3	0	0	0	0	2	0									
John Briggs, L OBP: 0.351, SLG: 0.472 (1, 7)										3	0	1	0	0	0	0									
Darrell Porter, L OBP: 0.337, SLG: 0.397 (1, 2)										3	0	0	0	0	1	1									
Bobby Mitchell, R OBP: 0.295, SLG: 0.355 (1, 9)										3	0	1	0	0	0	0									
Bob Coluccio, R OBP: 0.307, SLG: 0.330 Bob Hansen, L OBP: 0.307, SLG: 0.361 Ken Berry, R OBP: 0.279, SLG: 0.264 (1, 8) (6, PH) (9, 8)										2	0	0	0	0	0	2									
Tim Johnson, L OBP: 0.286, SLG: 0.356 (1, 6)										3	0	1	0	0	0	0									
Pedro Garcia, R OBP: 0.243, SLG: 0.340 Dave May, L OBP: 0.274, SLG: 0.329 (1, 4) (9, PH)										2	0	0	0	0	0	0									
<b>Inning Stats</b>	R: 0 E: 0 K: 1 S: 5	H: 0 LOB: 0 BB: 0 P: 5	R: 0 E: 0 K: 0 S: 3	H: 0 LOB: 0 BB: 0 P: 3	R: 0 E: 0 K: 0 S: 3	H: 0 LOB: 0 BB: 0 P: 3	R: 0 E: 0 K: 1 S: 5	H: 0 LOB: 0 BB: 0 P: 5	R: 0 E: 0 K: 1 S: 5	H: 0 LOB: 0 BB: 0 P: 5	R: 0 E: 0 K: 1 S: 5	H: 0 LOB: 0 BB: 0 P: 5	R: 0 E: 0 K: 1 S: 5	H: 0 LOB: 0 BB: 0 P: 5	R: 0 E: 0 K: 0 S: 3	H: 1 LOB: 0 BB: 0 P: 3	1B: 3 2B: 0 3B: 0 HR: 0	SF: 0 SAC: 0 DP: 2 HBP: 0	WP: 0 PB: 0 CS: 0	PA: 28					
<b>PITCHER</b>	IP	WLS	BF	H	R	ER	SO	BB	IBB	HBP	BLK	WP	HR	S	P	ERA	WHIP								
A Fitzmorris, R ERA: 2.82 (1, 1)	9.0	W	28	3	0	0	4	0	0	0	0	0	0	36	36	0.00	0.333								

**Kansas City Royals @ Milwaukee Brewers**  
Milwaukee County Stadium, Milwaukee, WI  
Sat Aug 24 1974, 4:33 AM EDT  
Att: 14,433 - Unknown - 70 F

AB	28
R	0
H	3
RBI	0
BB	0
SO	4
LOB	5





Batter	1	2	3	4	5	6	7	8	9	AB	R	H	RBI	BB	SO	LOB	TOP										
Frank White, R (1, 6) OBP: 0.238, SLG: 0.294 Freddie Patek, R (9, 6) OBP: 0.326, SLG: 0.309										4	0	1	0	0	0	2											
Jim Wohlford, R (1, 9) OBP: 0.342, SLG: 0.367										4	0	0	0	0	1	1											
Amos Otis, R (1, 8) OBP: 0.361, SLG: 0.476										4	1	1	0	0	0	0											
Hal McRae, R (1, 7) OBP: 0.381, SLG: 0.489										4	1	1	0	0	0	1											
Orlando Cepeda, R (1, 10) OBP: 0.307, SLG: 0.329 Kurt Bevacqua, R (9, PR) OBP: 0.255, SLG: 0.191										4	0	1	1	0	2	0											
Tony Solaita, L (1, 3) OBP: 0.378, SLG: 0.423										4	0	0	1	0	2	1											
Cookie Rojas, R (1, 4) OBP: 0.322, SLG: 0.361										4	0	1	0	0	1	2											
Fran Healy, R (1, 2) OBP: 0.348, SLG: 0.403										2	0	0	0	2	0	2											
George Brett, L (1, 5) OBP: 0.308, SLG: 0.350										3	0	1	0	0	0	3											
<b>Inning Stats</b>	R: 0 E: 0 K: 0 S: 3	H: 1 LOB: 0 BB: 0 P: 3	R: 0 E: 0 K: 1 S: 5	H: 0 LOB: 0 BB: 0 P: 5	R: 0 E: 0 K: 0 S: 4	H: 1 LOB: 1 BB: 0 P: 4	R: 0 E: 0 K: 1 S: 5	H: 0 LOB: 0 BB: 0 P: 5	R: 0 E: 0 K: 2 S: 8	H: 1 LOB: 2 BB: 1 P: 12	R: 0 E: 0 K: 1 S: 5	H: 0 LOB: 0 BB: 0 P: 5	R: 0 E: 0 K: 1 S: 2	H: 0 LOB: 0 BB: 1 P: 6	R: 2 E: 1 K: 1 S: 9	H: 3 LOB: 3 BB: 0 P: 9	1B: 6 2B: 0 3B: 0 HR: 0	SF: 0 SAC: 0 DP: 1 HBP: 0	WP: 0 PB: 0 SB: 0 CS: 1	PA: 35							
<b>PITCHER</b>	IP	WLS	BF	H	R	ER	SO	BB	IBB	HBP	BLK	WP	HR	S	P	ERA	WHIP										
Kevin Kobel, L (1, 1) ERA: 3.58	8.1	L	31	5	2	2	5	2	0	0	0	0	0	39	47	2.16	0.840										
Tom Murphy, R (9, 1) ERA: 1.52	0.2		4	1	0	0	1	0	0	0	0	0	0	6	6	0.00	1.500										

**Kansas City Royals @ Milwaukee Brewers**  
 Milwaukee County Stadium, Milwaukee, WI  
 Sun Aug 25 1974, 4:33 AM EDT  
 Att: 12,932 - Unknown - 74 F

AB	33
R	2
H	6
RBI	2
BB	2
SO	6
LOB	12



Batter	1	2	3	4	5	6	7	8	9	AB	R	H	RBI	BB	SO	LOB	BOTTOM										
Don Money, R (1, 5) OBP: 0.349, SLG: 0.411										4	0	0	0	0	1	0											
Dave May, L (1, 9) OBP: 0.271, SLG: 0.326										4	0	0	0	0	2	0											
John Briggs, L (1, 7) OBP: 0.350, SLG: 0.470										4	0	1	0	0	0	0											
Darrell Porter, L (1, 2) OBP: 0.339, SLG: 0.399										3	0	2	0	0	1	0											
Deron Johnson, R (1, 10) OBP: 0.246, SLG: 0.326										3	0	0	0	0	0	3											
Mike Hegan, L (1, 3) OBP: 0.320, SLG: 0.394										2	0	0	0	1	0	1											
Ken Berry, R (1, 8) OBP: 0.275, SLG: 0.260										3	0	0	0	0	0	1											
Tim Johnson, L (1, 6) OBP: 0.287, SLG: 0.351										2	0	0	0	1	0	0											
Pedro Garcia, R (1, 4) OBP: 0.241, SLG: 0.337										3	0	0	0	0	1	0											
<b>Inning Stats</b>	R: 0 E: 0 K: 1 S: 7	H: 2 LOB: 2 BB: 0 P: 7	R: 0 E: 0 K: 0 S: 1	H: 0 LOB: 0 BB: 2 P: 9	R: 0 E: 0 K: 0 S: 3	H: 0 LOB: 0 BB: 0 P: 3	R: 0 E: 0 K: 0 S: 4	H: 1 LOB: 1 BB: 0 P: 4	R: 0 E: 0 K: 1 S: 5	H: 0 LOB: 0 BB: 0 P: 5	R: 0 E: 0 K: 1 S: 5	H: 0 LOB: 0 BB: 0 P: 5	R: 0 E: 0 K: 1 S: 5	H: 0 LOB: 0 BB: 0 P: 5	R: 0 E: 0 K: 1 S: 5	H: 0 LOB: 0 BB: 0 P: 5	1B: 3 2B: 0 3B: 0 HR: 0	SF: 0 SAC: 0 DP: 0 HBP: 0	WP: 0 PB: 0 SB: 0 CS: 2	PA: 31							
<b>PITCHER</b>	IP	WLS	BF	H	R	ER	SO	BB	IBB	HBP	BLK	WP	HR	S	P	ERA	WHIP										
Bruce Dal Canton, R (1, 1) ERA: 2.84	9.0	W	30	3	0	0	5	2	0	0	0	0	0	38	46	0.00	0.556										

**Kansas City Royals @ Milwaukee Brewers**  
 Milwaukee County Stadium, Milwaukee, WI  
 Sun Aug 25 1974, 4:33 AM EDT  
 Att: 12,932 - Unknown - 74 F

AB	28
R	0
H	3
RBI	0
BB	2
SO	5
LOB	5





Batter	1	2	3	4	5	6	7	8	9	AB	R	H	RBI	BB	SO	LOB	TOP		
<b>Bert Campaneris, R</b> OBP: 0.354, SLG: 0.371 (1, 6)										5	1	3	0	0	0	1			
<b>Jesus Alou, R</b> OBP: 0.297, SLG: 0.328 (1, 10)										4	1	1	0	0	0	3			
<b>Reggie Jackson, L</b> OBP: 0.401, SLG: 0.536 (1, 9)										3	1	0	0	1	2	1			
<b>Sal Bando, R</b> OBP: 0.366, SLG: 0.433 (1, 5)										4	0	2	1	0	0	1			
<b>Joe Rudi, R</b> OBP: 0.333, SLG: 0.476 (1, 7) (8, 3)										4	0	1	1	0	0	2			
<b>Gene Tenace, R</b> OBP: 0.380, SLG: 0.424 (1, 3) (7, 2)										2	0	0	0	1	0	0			
<b>Larry Haney, R</b> OBP: 0.190, SLG: 0.254 (7, 2)										1	0	0	0	0	0	2			
<b>Claudell Washington, L</b> OBP: 0.299, SLG: 0.355 (1, 8)										4	0	2	0	0	0	0			
<b>Dick Green, R</b> OBP: 0.294, SLG: 0.309 (1, 4)										3	0	1	0	0	0	3			
<b>Ray Fosse, R</b> OBP: 0.231, SLG: 0.362 (1, 2) (7, 3)										2	0	0	0	0	1	2			
<b>Jim Holt, L</b> OBP: 0.297, SLG: 0.300 (8, PR)										1	0	1	0	0	0	0			
<b>Herb Washington, R</b> OBP: 0.262, SLG: 0.370 (8, 7)										0	0	0	0	0	0	0			
<b>Angel Mangual, R</b> OBP: 0.262, SLG: 0.370 (8, 7)										1	0	0	0	0	0	1			
<b>Inning Stats</b>	R: 0 E: 0 K: 1 S: 5	H: 1 LOB: 0 BB: 0 P: 5	R: 0 E: 0 K: 0 S: 3	H: 0 LOB: 0 BB: 0 P: 3	R: 0 E: 0 K: 0 S: 3	H: 1 LOB: 0 BB: 0 P: 3	R: 1 E: 0 K: 0 S: 5	H: 3 LOB: 1 BB: 0 P: 5	R: 0 E: 1 K: 1 S: 6	H: 0 LOB: 1 BB: 0 P: 6	R: 0 E: 0 K: 0 S: 4	H: 2 LOB: 2 BB: 1 P: 8	R: 2 E: 1 K: 0 S: 6	H: 3 LOB: 2 BB: 1 P: 10	R: 0 E: 0 K: 0 S: 4	H: 1 LOB: 1 BB: 0 P: 4	1B: 10 2B: 2 3B: 0 HR: 0	SF: 0 SAC: 1 DP: 3 HBP: 0	WP: 0 PA: 37 PB: 0 SB: 3 CS: 0
<b>PITCHER</b>	IP	WLS	BF	H	R	ER	SO	BB	IBB	HBP	BLK	WP	HR	S	P	ERA	WHIP		
<b>Jim Slaton, R</b> ERA: 4.24 (1, 1)	7.1		28	9	3	1	3	1	0	0	0	0	0	33	37	1.23	1.364		
<b>Tom Murphy, R</b> ERA: 1.45 (8, 1)	1.2	L	9	2	0	0	0	0	1	0	0	0	0	8	12	0.00	1.200		

Oakland Athletics @ Milwaukee Brewers  
Milwaukee County Stadium, Milwaukee, WI  
Tue Aug 27 1974, 8:05 PM EDT  
Att: 14,363 - Unknown

AB 34  
R 3  
H 11  
RBI 2  
BB 2  
SO 3  
LOB 16

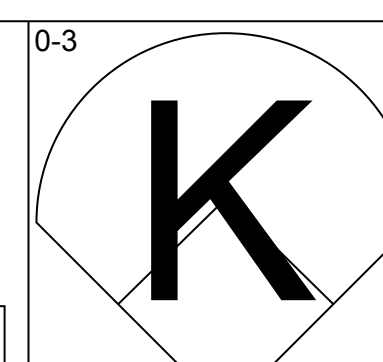
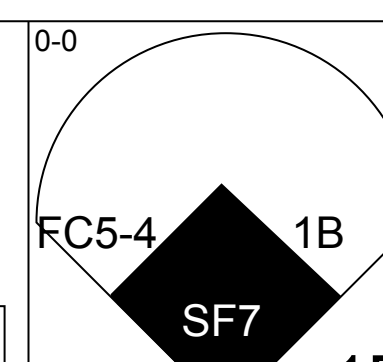
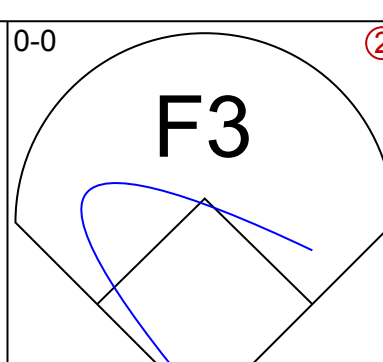
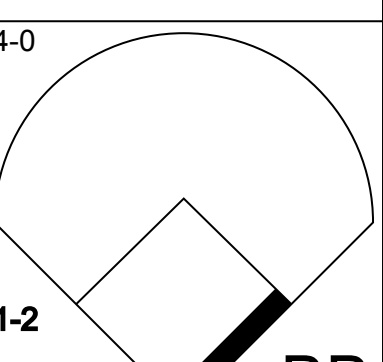
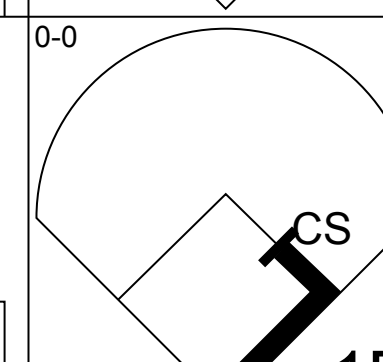
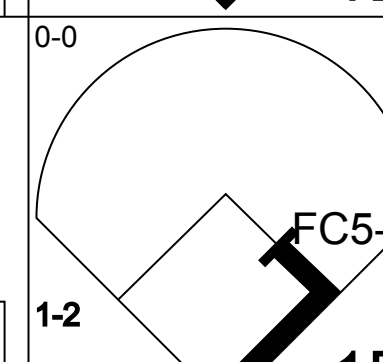
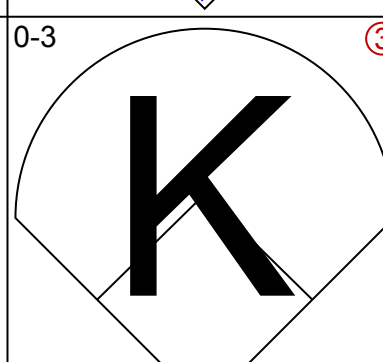
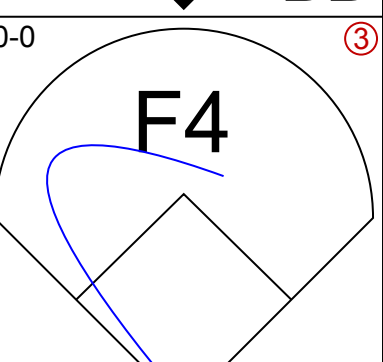
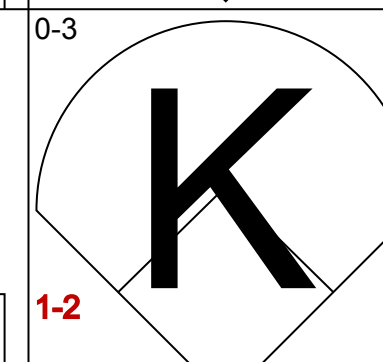
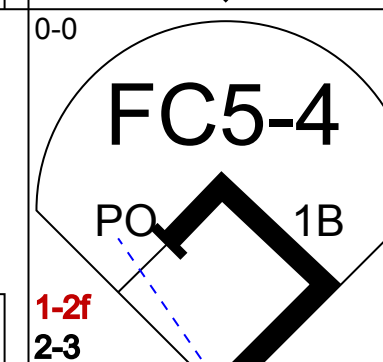

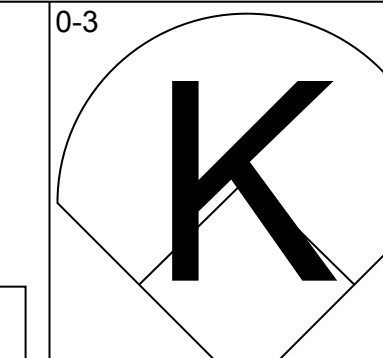
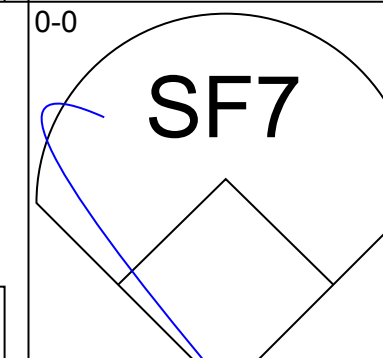
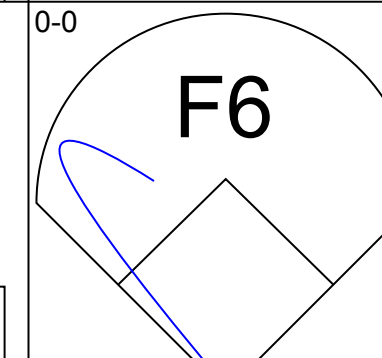

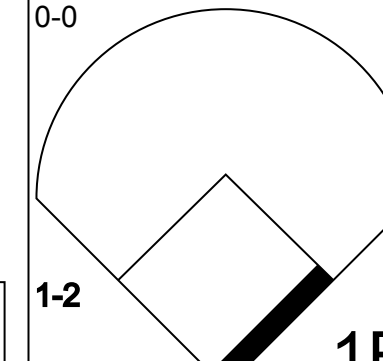
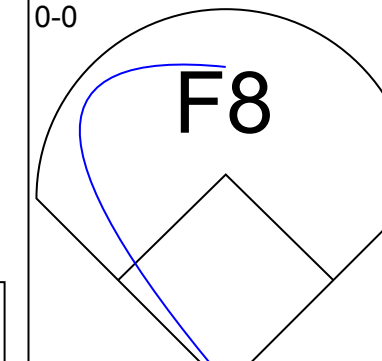

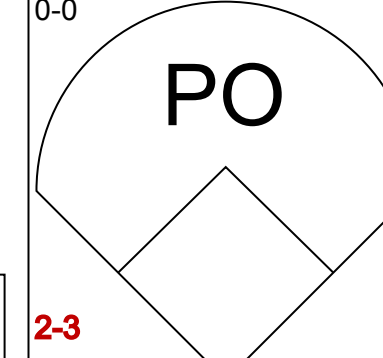
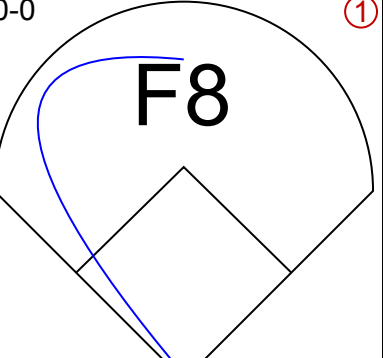
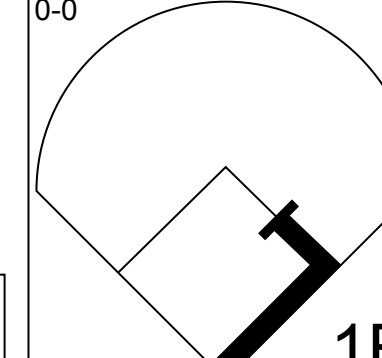
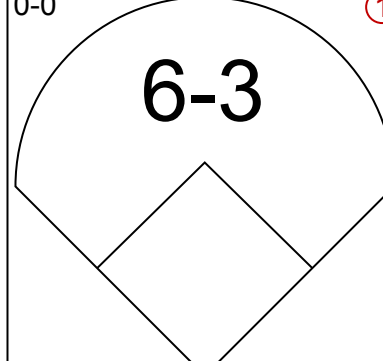
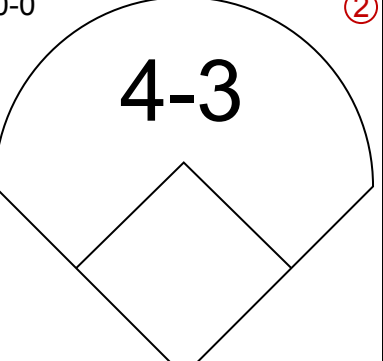
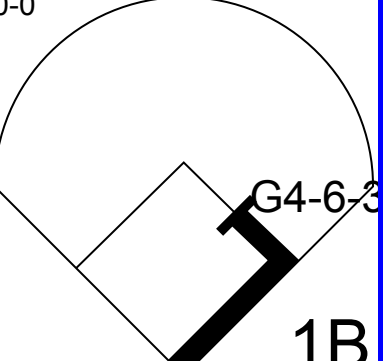
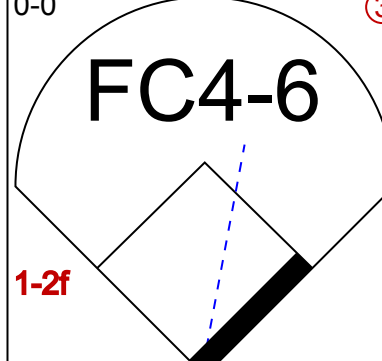

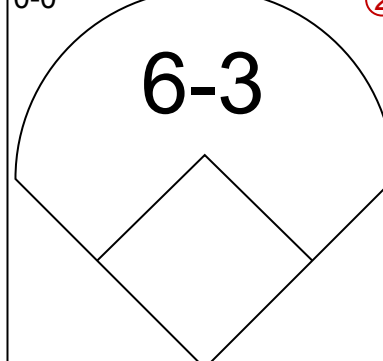
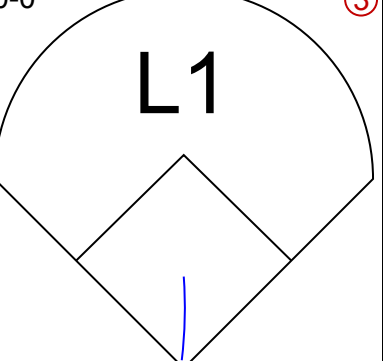
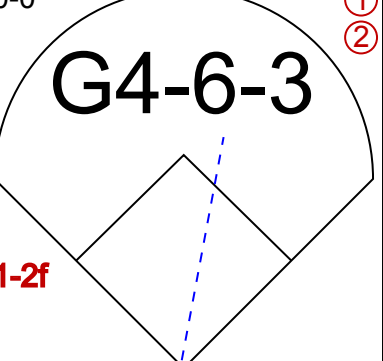
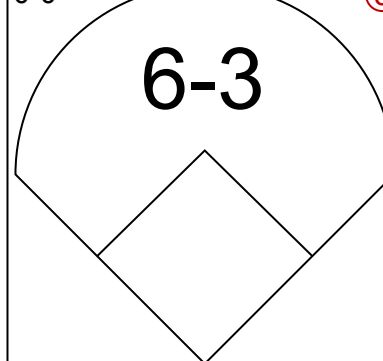
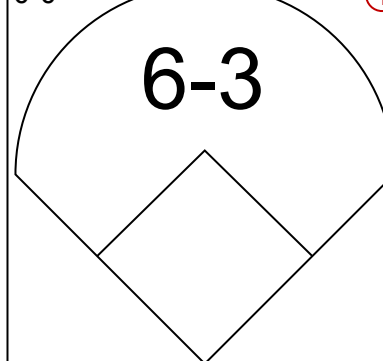
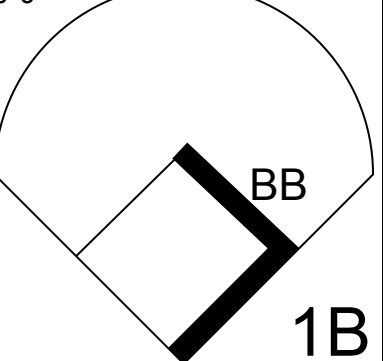


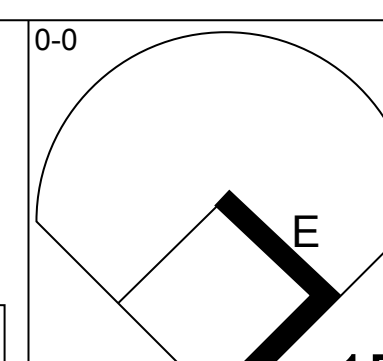
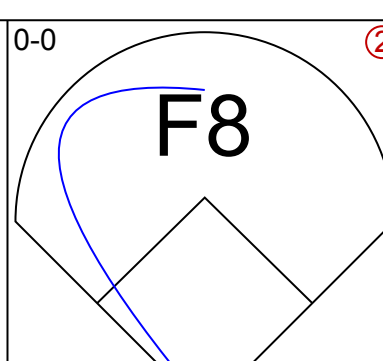
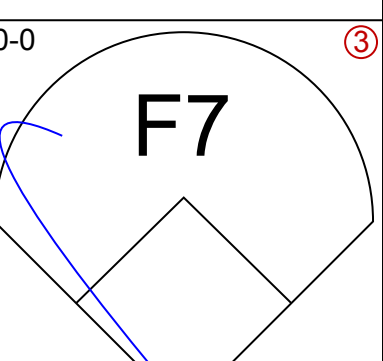
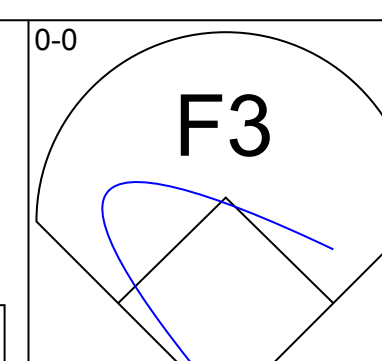
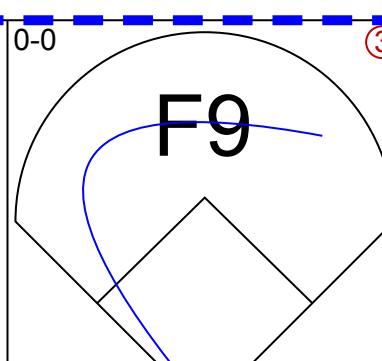
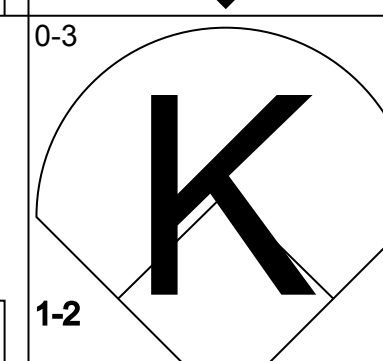
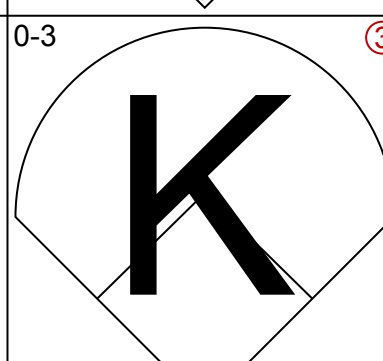
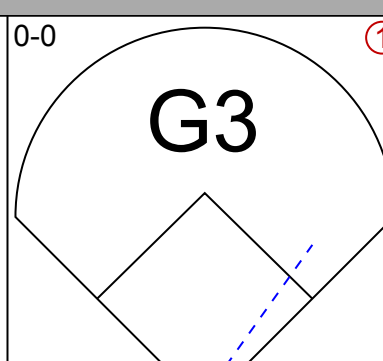
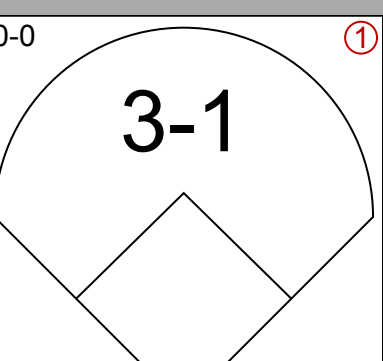
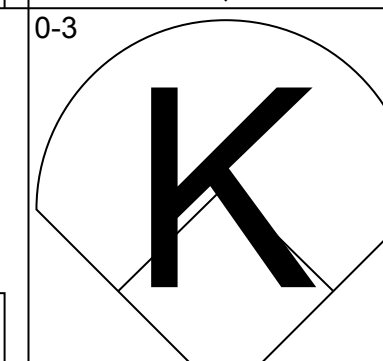
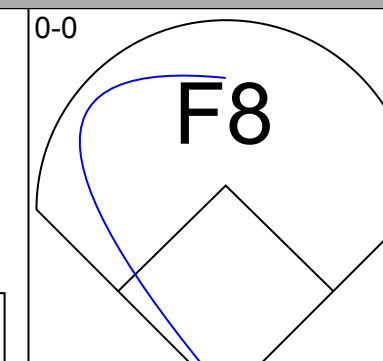
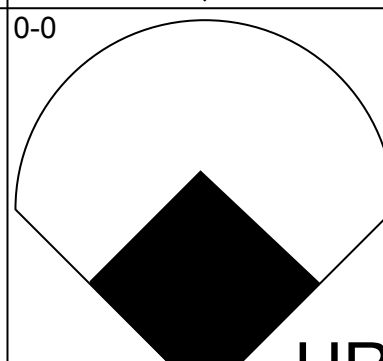
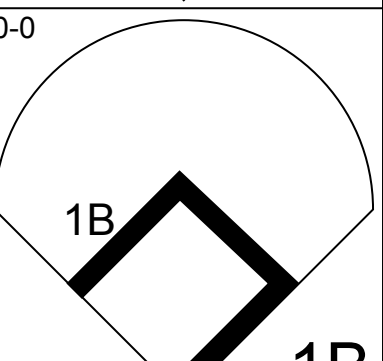
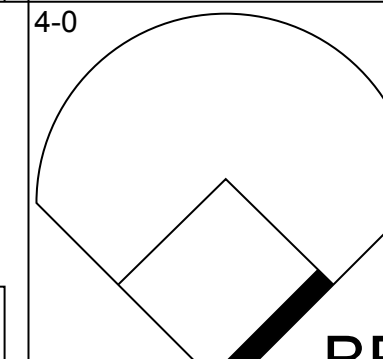
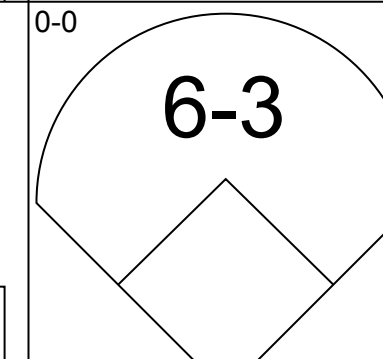
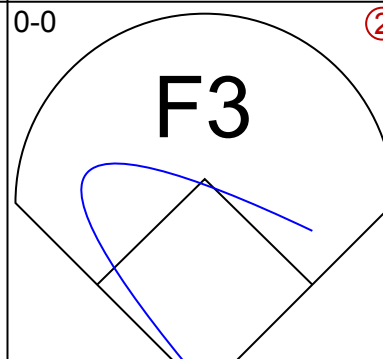
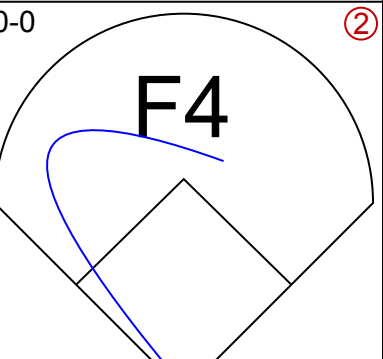
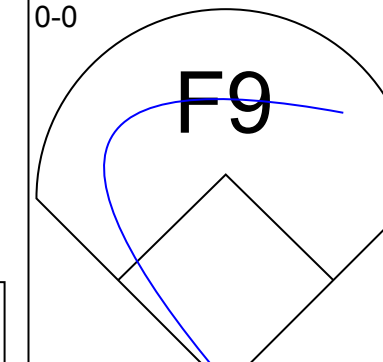
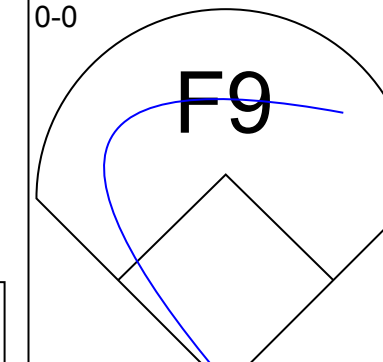
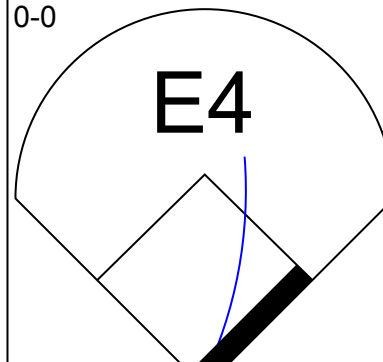
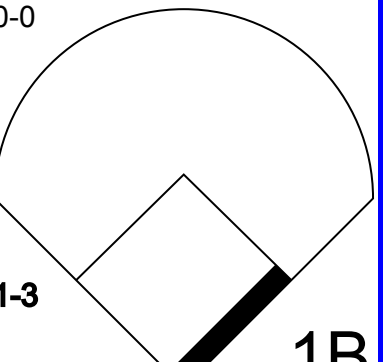


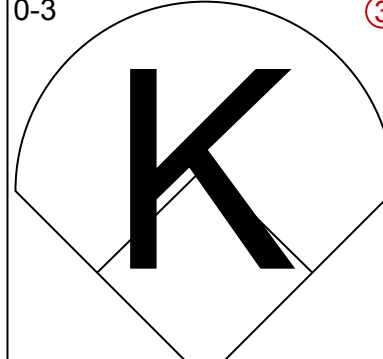
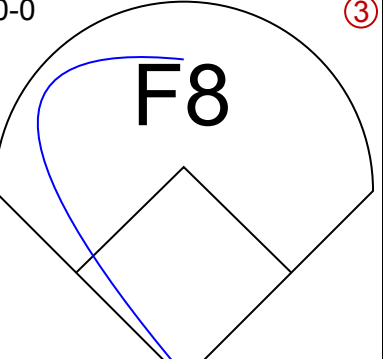
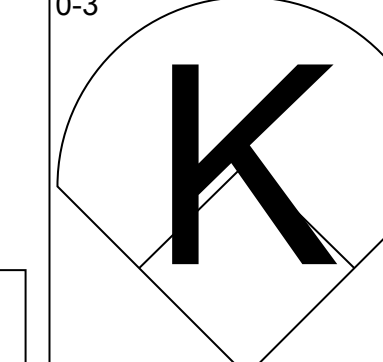
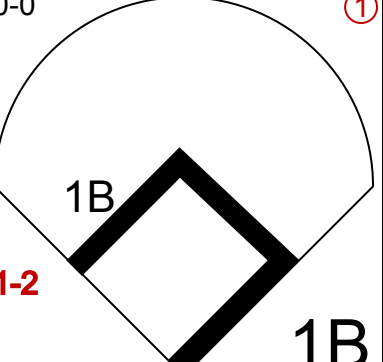


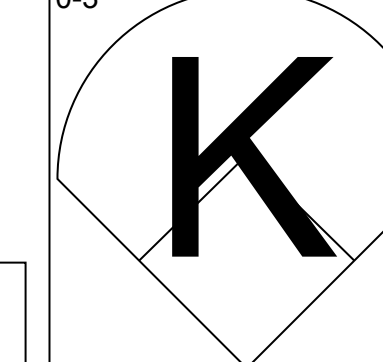
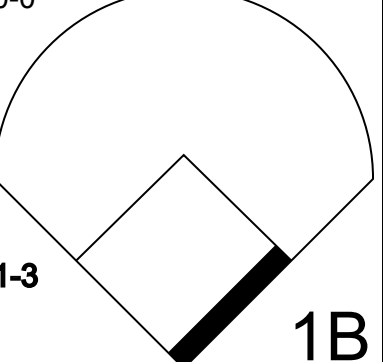
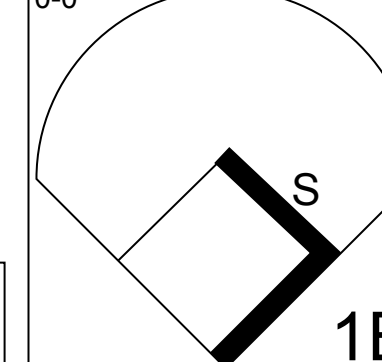

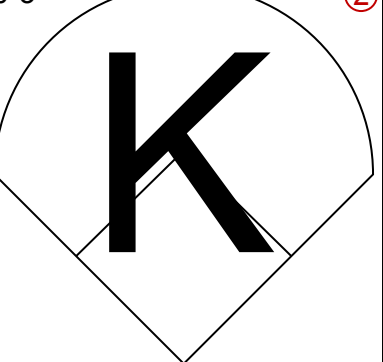
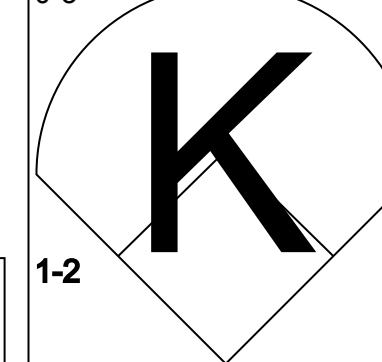

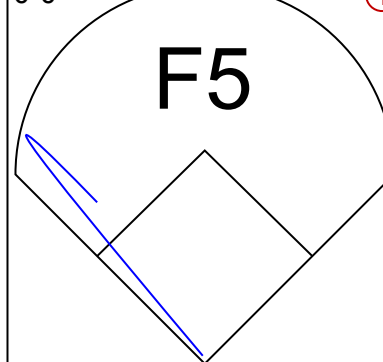
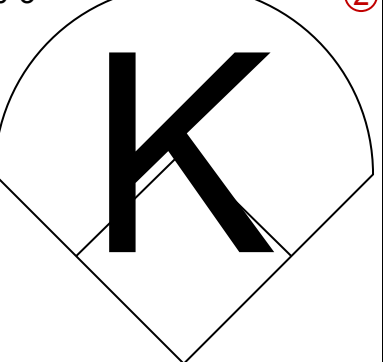
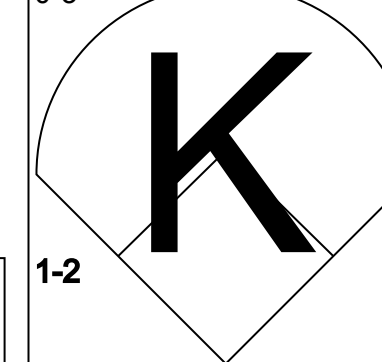

Batter	1	2	3	4	5	6	7	8	9	AB	R	H	RBI	BB	SO	LOB	BOTTOM				
<b>Don Money, R</b> OBP: 0.346, SLG: 0.409 (1, 5)										4	0	1	0	0	0	0					
<b>Ken Berry, R</b> OBP: 0.270, SLG: 0.255 (1, 8) (8, PH)										3	0	0	0	0	1	1					
<b>John Briggs, L</b> OBP: 0.350, SLG: 0.468 (9, 7)										1	0	1	0	0	0	0					
<b>George Scott, R</b> OBP: 0.361, SLG: 0.460 (1, 10)										4	1	2	0	0	0	2					
<b>Deron Johnson, R</b> OBP: 0.248, SLG: 0.327 (1, 3) (8, 3)										3	0	0	0	0	0	2					
<b>Mike Hegan, L</b> OBP: 0.325, SLG: 0.393 (8, 3)										1	0	0	0	0	1	0					
<b>Charlie Moore, R</b> OBP: 0.341, SLG: 0.381 (1, 2) (9, PH)										2	1	2	1	1	0	0					
<b>Darrell Porter, L</b> OBP: 0.338, SLG: 0.396 (9, PH)										1	0	0	0	0	1	0					
<b>Bobby Mitchell, R</b> OBP: 0.300, SLG: 0.355 (1, 7) (8, 6)										3	0	1	1	0	1	2					
<b>Tim Johnson, L</b> OBP: 0.288, SLG: 0.347 (8, 6)										1	0	0	0	0	1	0					
<b>Bob Coluccio, R</b> OBP: 0.306, SLG: 0.329 (1, 9) (9, 8)										3	0	1	0	0	0	2					
<b>John Vukovich, R</b> OBP: 0.197, SLG: 0.338 (1, 6) (7, PH)										2	0	0	0	0	0	2					
<b>Dave May, L</b> OBP: 0.272, SLG: 0.325 (8, 7) (9, 9)										0	0	0	0	1	0	0					
<b>Pedro Garcia, R</b> OBP: 0.238, SLG: 0.331 (1, 4)										3	0	0	0	0	0	2					
<b>Inning Stats</b>	R: 0 E: 0 K: 0 S: 3	H: 1 LOB: 1 BB: 0 P: 4	R: 0 E: 0 K: 0 S: 4	H: 1 LOB: 0 BB: 0 P: 4	R: 0 E: 0 K: 0 S: 3	H: 0 LOB: 0 BB: 0 P: 3	R: 0 E: 0 K: 1 S: 5	H: 1 LOB: 0 BB: 0 P: 5	R: 0 E: 0 K: 1 S: 5	H: 1 LOB: 1 BB: 1 P: 9	R: 0 E: 0 K: 0 S: 3	H: 0 LOB: 0 BB: 0 P: 3	R: 2 E: 0 K: 0 S: 6	H: 3 LOB: 2 BB: 1 P: 10	R: 0 E: 0 K: 0 S: 3	H: 1 LOB: 0 BB: 0 P: 3	R: 0 E: 0 K: 3 S: 9	H: 0 LOB: 0 BB: 0 P: 9	1B: 7 2B: 1 3B: 0 HR: 0	SF: 0 SAC: 0 DP: 3 HBP: 0	WP: 1 PA: 33 PB: 0 SB: 0 CS: 1
<b>PITCHER</b>	IP	WLS	BF	H	R	ER	SO	BB	IBB	HBP	BLK	WP	HR	S	P	ERA	WHIP				
<b>Vida Blue, L</b> ERA: 3.21 (1, 1)	6.1		24	7	2	2	2	1	0	0	0	0	0	27	31	2.84	1.263				
<b>Rolie Fingers, R</b> ERA: 2.21 (7, 1)	2.2	W	9	1	0	0	3	0	1	0	0	0	0	14	18	0.00	0.375				

Oakland Athletics @ Milwaukee Brewers  
Milwaukee County Stadium, Milwaukee, WI  
Tue Aug 27 1974, 8:05 PM EDT  
Att: 14,363 - Unknown

AB 31  
R 2  
H 8  
RBI 2  
BB 2  
SO 5  
LOB 13



Batter	1	2	3	4	5	6	7	8	9	AB	R	H	RBI	BB	SO	LOB	TOP			
<b>Bert Campaneris, R</b> OBP: 0.355, SLG: 0.371 (1, 6)										3	1	1	0	1	1	0	<b>Oakland Athletics @ Milwaukee Brewers</b> Milwaukee County Stadium, Milwaukee, WI Wed Aug 28 1974, 8:05 PM EDT Att: 11,059 - Unknown <a href="http://livebaseballscorecards.com">livebaseballscorecards.com</a>			
<b>Claudell Washington, L</b> OBP: 0.304, SLG: 0.359 (1, 8)										4	0	2	0	0	1	2				
<b>Reggie Jackson, L</b> OBP: 0.402, SLG: 0.550 (1, 9)										4	2	2	2	0	1	3				
<b>Sal Bando, R</b> OBP: 0.363, SLG: 0.430 (1, 5)										3	0	0	1	0	1	0				
<b>Joe Rudi, R</b> OBP: 0.334, SLG: 0.476 (1, 7)										4	0	2	0	0	1	0				
<b>Gene Tenace, R</b> OBP: 0.379, SLG: 0.422 (1, 3)										4	0	1	0	0	1	1				
<b>Jesus Alou, R</b> OBP: 0.297, SLG: 0.328 <b>Herb Washington, R</b> (8, PR)										3	0	1	0	0	0	0				
<b>Jim Holt, L</b> OBP: 0.296, SLG: 0.299 (9, PH)										1	0	0	0	0	0	1				
<b>Dick Green, R</b> OBP: 0.291, SLG: 0.305 (1, 4)										3	0	0	0	0	0	1				
<b>Ray Fosse, R</b> OBP: 0.234, SLG: 0.362 (1, 2)										3	0	1	0	0	0	0				
<b>Inning Stats</b>	R: 0 E: 0 K: 2 S: 7	H: 1 LOB: 1 BB: 0 P: 7	R: 0 E: 0 K: 3 S: 9	H: 0 LOB: 0 BB: 0 P: 9	R: 0 E: 0 K: 0 S: 3	H: 0 LOB: 0 BB: 0 P: 3	R: 1 E: 0 K: 0 S: 5	H: 3 LOB: 1 BB: 0 P: 5	R: 0 E: 0 K: 1 S: 5	H: 0 LOB: 0 BB: 0 P: 5	R: 1 E: 0 K: 0 S: 4	H: 2 LOB: 1 BB: 0 P: 4	R: 0 E: 0 K: 0 S: 4	H: 2 LOB: 2 BB: 1 P: 8	R: 1 E: 0 K: 0 S: 5	H: 2 LOB: 1 BB: 0 P: 5	1B: 8 2B: 1 3B: 0 HR: 2	SF: 1 SAC: 0 DP: 2 HBP: 0	WP: 0 PB: 0 SB: 0 CS: 1	PA: 35
<b>PITCHER</b> <b>Jim Colborn, R</b> ERA: 4.64 (1, 1)	IP: 9.0 WLS: L BF: 34	H: 10 R: 3 ER: 3 SO: 6	BB: 1 IBB: 0 HBP: 0 BLK: 0	WP: 0 HR: 2 S: 45 P: 49	ERA: 3.00 WHIP: 1.222	<b>PITCHER</b>														

Batter	1	2	3	4	5	6	7	8	9	AB	R	H	RBI	BB	SO	LOB	BOTTOM					
<b>Ken Berry, R</b> OBP: 0.268, SLG: 0.254 (1, 8)										5	0	1	0	0	0	4	<b>Oakland Athletics @ Milwaukee Brewers</b> Milwaukee County Stadium, Milwaukee, WI Wed Aug 28 1974, 8:05 PM EDT Att: 11,059 - Unknown <a href="http://livebaseballscorecards.com">livebaseballscorecards.com</a>					
<b>Dave May, L</b> OBP: 0.269, SLG: 0.322 (1, 7)										4	0	0	0	0	2	1						
<b>Don Money, R</b> OBP: 0.349, SLG: 0.416 (1, 5)										4	1	2	1	0	1	1						
<b>George Scott, R</b> OBP: 0.361, SLG: 0.458 (1, 10)										3	0	0	0	1	0	1						
<b>Darrell Porter, L</b> OBP: 0.337, SLG: 0.394 (8, PR)										4	0	1	0	0	0	2						
<b>Bobby Mitchell, R</b> OBP: 0.300, SLG: 0.355 <b>Charlie Moore, R</b> OBP: 0.341, SLG: 0.381 (9, 2)										0	0	0	0	0	0	0						
<b>Mike Hegan, L</b> OBP: 0.322, SLG: 0.387 (1, 3)										3	0	0	0	1	1	3						
<b>Bob Coluccio, R</b> OBP: 0.305, SLG: 0.328 (1, 9)										4	0	1	0	0	1	0						
<b>Tim Johnson, L</b> OBP: 0.299, SLG: 0.357 (1, 6)										4	0	3	0	0	1	0						
<b>Pedro Garcia, R</b> OBP: 0.236, SLG: 0.330 <b>Bob Hansen, L</b> OBP: 0.303, SLG: 0.356 <b>John Vukovich, R</b> OBP: 0.197, SLG: 0.338 <b>John Briggs, L</b> OBP: 0.350, SLG: 0.467 (8, PH)										2	0	0	0	0	1	2						
<b>Inning Stats</b>	R: 0 E: 1 K: 2 S: 8	H: 1 LOB: 2 BB: 1 P: 12	R: 0 E: 0 K: 2 S: 7	H: 0 LOB: 0 BB: 0 P: 7	R: 0 E: 0 K: 1 S: 5	H: 0 LOB: 0 BB: 0 P: 5	R: 0 E: 0 K: 0 S: 3	H: 0 LOB: 0 BB: 0 P: 3	R: 0 E: 0 K: 1 S: 6	H: 2 LOB: 2 BB: 1 P: 10	R: 1 E: 1 K: 1 S: 7	H: 1 LOB: 1 BB: 0 P: 7	R: 0 E: 0 K: 1 S: 6	H: 1 LOB: 2 BB: 0 P: 6	R: 0 E: 0 K: 0 S: 5	H: 2 LOB: 2 BB: 0 P: 5	R: 0 E: 0 K: 1 S: 6	H: 1 LOB: 1 BB: 0 P: 6	1B: 7 2B: 0 3B: 0 HR: 1	SF: 0 SAC: 0 DP: 0 HBP: 0	WP: 0 PB: 0 SB: 1 CS: 1	PA: 37
<b>PITCHER</b> <b>Catfish Hunter, R</b> ERA: 2.71 <b>Paul Lindblad, L</b> ERA: 1.82 <b>Rollie Fingers, R</b> ERA: 2.2 (9, 1)	IP: 8.1 WLS: W BF: 35	H: 8 R: 1 ER: 1 SO: 8	BB: 2 IBB: 0 HBP: 0 BLK: 0	WP: 0 HR: 1 S: 49 P: 57	ERA: 1.08 WHIP: 1.200	<b>PITCHER</b>																



Batter	1	2	3	4	5	6	7	8	9	AB	R	H	RBI	BB	SO	LOB	TOP			
Morris Nettles, L (1, 8) OBP: 0.338, SLG: 0.298	F7		E2 1B		G5-4-3 1B			FC1-5 1B	4-3	5	1	3	0	0	0	2	<b>California Angels @ Milwaukee Brewers</b> Milwaukee County Stadium, Milwaukee, WI Sat Aug 31 1974, 4:33 AM EDT Att: 7,520 - Unknown			
Dave Chalk, R (1, 6) OBP: 0.313, SLG: 0.338	P4		P9		G5-4-3			FC1-5 1B		4	0	1	0	0	0	3				
Bobby Valentine, R (1, 5) OBP: 0.305, SLG: 0.343	F3							FC1-5		4	0	1	2	0	0	2				
Joe Lahoud, L (1, 10) OBP: 0.375, SLG: 0.467			F9					K		3	0	0	0	1	1	3				
Leroy Stanton, R (1, 9) OBP: 0.332, SLG: 0.425	P8							4-3		4	0	0	0	0	2	3				
Bruc Bochte, L (1, 7) OBP: 0.367, SLG: 0.448										4	2	3	2	0	1	0				
Elie Rodriguez, R (1, 2) OBP: 0.373, SLG: 0.354								SH3 1B		2	0	0	0	1	0	0				
John Doherty, L (1, 3) OBP: 0.287, SLG: 0.374										3	1	1	0	1	0	0				
Denny Doyle, L (1, 4) OBP: 0.286, SLG: 0.296								F2		4	1	1	0	0	0	2				
<b>Inning Stats</b>	R: 0 E: 0 K: 0 S: 3	H: 0 LOB: 0 BB: 0 P: 3	R: 0 E: 0 K: 1 S: 4	H: 0 LOB: 0 BB: 1 P: 8	R: 3 E: 1 K: 0 S: 6	H: 4 LOB: 1 BB: 1 P: 10	R: 1 E: 0 K: 1 S: 6	H: 1 LOB: 0 BB: 0 P: 6	R: 0 E: 0 K: 0 S: 5	H: 0 LOB: 0 BB: 0 P: 5	R: 1 E: 0 K: 0 S: 4	H: 1 LOB: 0 BB: 0 P: 4	R: 0 E: 0 K: 1 S: 7	H: 2 LOB: 2 BB: 0 P: 7	R: 0 E: 0 K: 0 S: 4	H: 1 LOB: 2 BB: 1 P: 8		1B: 8 2B: 0 3B: 0 HR: 2	SF: 0 SAC: 1 DP: 1 HBP: 0	WP: 0 PB: 0 SB: 0 CS: 1
<b>PITCHER</b>	IP WLS BF H R ER SO BB IBB HBP BLK WP HR S P ERA WHIP																			
Bill Champion, R (1, 1) ERA: 3.29	8.0	32	9	5	4	4	2	0	0	0	0	0	2	38	46	4.50	1.375			
Tom Murphy, R (9, 1) ERA: 1.44	1.0	W	5	1	0	0	0	1	0	0	0	0	0	4	8	0.00	1.000			

Batter	1	2	3	4	5	6	7	8	9	AB	R	H	RBI	BB	SO	LOB	BOTTOM			
Don Money, R (1, 5) OBP: 0.350, SLG: 0.419	K				1-3		4-3			4	1	1	1	1	1	1	<b>California Angels @ Milwaukee Brewers</b> Milwaukee County Stadium, Milwaukee, WI Sat Aug 31 1974, 4:33 AM EDT Att: 7,520 - Unknown			
Ken Berry, R (1, 8) OBP: 0.282, SLG: 0.270										3	0	1	2	1	0	1				
Darrell Porter, L (9, PH) OBP: 0.336, SLG: 0.391										0	0	0	0	0	0	0				
Bobby Mitchell, R (9, PH) OBP: 0.304, SLG: 0.359										1	0	1	1	0	0	0				
John Briggs, L (1, 7) OBP: 0.347, SLG: 0.462	G3-6-3									5	0	2	1	0	0	3				
George Scott, R (1, 3) OBP: 0.359, SLG: 0.453										4	0	0	0	0	0	3				
Deron Johnson, R (1, 10) OBP: 0.248, SLG: 0.326										4	0	1	0	0	0	0				
Charlie Moore, R (1, 2) OBP: 0.339, SLG: 0.374										3	0	0	0	1	0	1				
Bob Coluccio, R (1, 9) OBP: 0.312, SLG: 0.331										2	1	2	0	2	0	0				
John Vukovich, R (1, 6) OBP: 0.200, SLG: 0.333										4	1	1	0	0	0	4				
Pedro Garcia, R (1, 4) OBP: 0.237, SLG: 0.327										3	3	1	0	1	0	2				
<b>Inning Stats</b>	R: 0 E: 0 K: 1 S: 4	H: 0 LOB: 0 BB: 1 P: 8	R: 0 E: 0 K: 0 S: 3	H: 0 LOB: 0 BB: 0 P: 3	R: 2 E: 1 K: 0 S: 6	H: 3 LOB: 2 BB: 1 P: 10	R: 0 E: 0 K: 0 S: 2	H: 0 LOB: 1 BB: 2 P: 10	R: 1 E: 0 K: 0 S: 4	H: 1 LOB: 1 BB: 1 P: 8	R: 0 E: 0 K: 0 S: 3	H: 0 LOB: 0 BB: 0 P: 3	R: 0 E: 0 K: 0 S: 4	H: 1 LOB: 1 BB: 0 P: 4	R: 3 E: 0 K: 0 S: 6	H: 5 LOB: 2 BB: 0 P: 6	1B: 10 2B: 0 3B: 0 HR: 0	SF: 0 SAC: 0 DP: 2 HBP: 0	WP: 1 PB: 0 SB: 0 CS: 0	PA: 39
<b>PITCHER</b>	IP WLS BF H R ER SO BB IBB HBP BLK WP HR S P ERA WHIP																			
Andy Hassler, L (1, 1) ERA: 3.31	8.1	L	36	7	5	5	1	6	0	0	1	1	0	32	56	5.40	1.560			
Horacio Pina, R (9, 1) ERA: 3.83	0.0	L	1	1	0	0	0	0	0	0	0	1	1	1	1	∞	∞			
Luis Quintana, L (9, 1) ERA: 4.38	0.0	2	2	1	1	0	0	0	0	0	0	2	2	2	2	∞	∞			

Batter	1	2	3	4	5	6	7	8	9	AB	R	H	RBI	BB	SO	LOB	TOP		
Morris Nettles, L (1, 8) OBP: 0.357, SLG: 0.323										5	1	3	0	0	2	1	<b>California Angels @ Milwaukee Brewers</b> Milwaukee County Stadium, Milwaukee, WI Sun Sep 01 1974, 4:33 AM EDT Att: 11,498 - Unknown		
Dave Chalk, R (1, 6) OBP: 0.313, SLG: 0.337										4	0	1	0	0	2	3			
Bobby Valentine, R (1, 5) OBP: 0.304, SLG: 0.339										3	0	0	0	1	0	2			
Frank Robinson, R (1, 10) OBP: 0.379, SLG: 0.477										3	0	1	0	1	0	2			
Joe Lahoud, L (1, 9) OBP: 0.377, SLG: 0.466										3	0	1	0	1	1	1			
Bruce Bochte, L (1, 7) OBP: 0.356, SLG: 0.433										4	0	0	0	0	0	4			
John Doherty, L (1, 3) OBP: 0.292, SLG: 0.369										2	0	0	0	2	0	0			
Denny Doyle, L (1, 4) OBP: 0.286, SLG: 0.295										4	0	1	0	0	0	1			
Tom Egan, R (1, 2) OBP: 0.154, SLG: 0.043										3	0	0	0	0	2	2			
Rudy Meoli, L (9, PH) OBP: 0.292, SLG: 0.265										0	0	0	0	1	0	0			
<b>Inning Stats</b>	R: 1 E: 1 K: 0 S: 4	H: 2 LOB: 2 BB: 2 P: 12	R: 0 E: 1 K: 2 S: 8	H: 2 LOB: 2 BB: 1 P: 12	R: 0 E: 0 K: 1 S: 5	H: 0 LOB: 1 BB: 1 P: 9	R: 0 E: 0 K: 0 S: 3	H: 1 LOB: 1 BB: 0 P: 3	R: 0 E: 0 K: 0 S: 6	H: 0 LOB: 1 BB: 1 P: 7	R: 0 E: 0 K: 2 S: 7	H: 0 LOB: 0 BB: 0 P: 7	R: 0 E: 0 K: 0 S: 4	H: 2 LOB: 1 BB: 0 P: 4	R: 0 E: 0 K: 1 S: 5	H: 0 LOB: 1 BB: 1 P: 9	1B: 7 2B: 0 3B: 0 HR: 0	SF: 0 SAC: 0 DP: 1 HBP: 0	WP: 0 PA: 37 SB: 0 CS: 0
<b>PITCHER</b> Jim Slaton, R (1, 1) ERA: 4.06	IP: 9.0 WLS: W BF: 37 H: 7 R: 1 ER: 0 SO: 7 BB: 6 IBB: 0 HBP: 0 BLK: 0 WP: 0 HR: 0 S: 45 P: 69 ERA: 0.00 WHIP: 1.444															<b>PITCHER</b>			

Batter	1	2	3	4	5	6	7	8	9	AB	R	H	RBI	BB	SO	LOB	BOTTOM
Don Money, R (1, 5) OBP: 0.346, SLG: 0.416										3	0	0	0	0	1	1	<b>California Angels @ Milwaukee Brewers</b> Milwaukee County Stadium, Milwaukee, WI Sun Sep 01 1974, 4:33 AM EDT Att: 11,498 - Unknown
Ken Berry, R (1, 8) OBP: 0.286, SLG: 0.268										2	0	0	0	1	0	0	
George Scott, R (1, 3) OBP: 0.360, SLG: 0.454										3	1	1	0	1	1	1	
John Briggs, L (1, 7) OBP: 0.347, SLG: 0.459										3	1	0	0	1	2	3	
Darrell Porter, L (1, 2) OBP: 0.337, SLG: 0.391										3	1	1	1	1	0	0	
Deron Johnson, R (1, 10) OBP: 0.248, SLG: 0.325										4	0	1	1	0	0	1	
Dave May, L (1, 9) OBP: 0.270, SLG: 0.319										3	0	0	0	0	0	2	
Bob Coluccio, R (7, 9) OBP: 0.312, SLG: 0.331										0	0	0	0	0	0	0	
Pedro Garcia, R (1, 4) OBP: 0.235, SLG: 0.324										3	0	0	0	0	0	1	
Tim Johnson, L (1, 6) OBP: 0.298, SLG: 0.350										2	0	1	0	1	0	0	
<b>Inning Stats</b>	R: 3 E: 0 K: 1 S: 8	H: 3 LOB: 1 BB: 1 P: 12	R: 0 E: 0 K: 1 S: 6	H: 1 LOB: 3 BB: 2 P: 14	R: 0 E: 0 K: 0 S: 3	H: 0 LOB: 1 BB: 1 P: 7	R: 0 E: 0 K: 0 S: 3	H: 0 LOB: 0 BB: 0 P: 3	R: 0 E: 0 K: 0 S: 3	H: 0 LOB: 0 BB: 0 P: 3	R: 0 E: 0 K: 1 S: 4	H: 0 LOB: 1 BB: 1 P: 9	R: 0 E: 0 K: 1 S: 5	H: 0 LOB: 0 BB: 0 P: 5	1B: 3 2B: 1 3B: 0 HR: 0	SF: 0 SAC: 1 DP: 0 HBP: 1	WP: 0 PA: 33 SB: 0 CS: 0
<b>PITCHER</b> Ed Figueroa, R (1, 1) ERA: 3.71	IP: 8.0 WLS: L BF: 33 H: 4 R: 3 ER: 3 SO: 4 BB: 5 IBB: 0 HBP: 1 BLK: 0 WP: 0 HR: 0 S: 35 P: 56 ERA: 3.38 WHIP: 1.125															<b>PITCHER</b>	

Batter	1	2	3	4	5	6	7	8	9	AB	R	H	RBI	BB	SO	LOB	TOP			
<b>Don Money, R</b> OBP: 0.346, SLG: 0.413 (1, 5)	0-0 6-3	0-0 FC5						0-0 F3		4	0	0	0	0	1	1				
<b>Ken Berry, R</b> OBP: 0.290, SLG: 0.269 (1, 8)	4-0 2B		0-0 4-3					0-0 1B		3	1	1	0	1	0	0				
<b>John Briggs, L</b> OBP: 0.346, SLG: 0.457 (1, 7)	0-0 F7		0-0 6-3						0-0 1B	4	0	1	0	0	1	1				
<b>George Scott, R</b> OBP: 0.359, SLG: 0.455 (1, 3)	0-0 WP 1-H 2B		0-0 F9					0-0 F8		4	0	1	1	0	0	1				
<b>Deron Johnson, R</b> OBP: 0.248, SLG: 0.322 (1, 10)	4-0 2-3 BB			0-3 K				0-3 K		3	0	0	0	1	2	0				
<b>Charlie Moore, R</b> OBP: 0.333, SLG: 0.368 (1, 2)	0-0 B2			0-3 K					0-0 P4	3	0	0	0	0	1	2				
<b>Bob Coluccio, R</b> OBP: 0.312, SLG: 0.330 (1, 9)		0-0 F2		4-0 BB				0-0 P4		2	0	0	0	1	0	0				
<b>John Vukovich, R</b> OBP: 0.192, SLG: 0.320 (1, 6)		0-0 5-3		0-0 P6				0-3 K		3	0	0	0	0	1	1				
<b>Pedro Garcia, R</b> OBP: 0.236, SLG: 0.327 (1, 4)		0-0 FC5 2B						0-0 F7		3	0	1	0	0	0	0				
<b>Inning Stats</b>	R: 1 E: 0 K: 0 S: 4	H: 1 LOB: 2 BB: 2 P: 12	R: 0 E: 0 K: 0 S: 4	H: 1 LOB: 1 BB: 0 P: 4	R: 0 E: 0 K: 0 S: 3	H: 0 LOB: 0 BB: 0 P: 3	R: 0 E: 0 K: 2 S: 7	H: 0 LOB: 1 BB: 1 P: 11	R: 0 E: 0 K: 1 S: 5	H: 0 LOB: 0 BB: 0 P: 5	R: 0 E: 0 K: 1 S: 5	H: 0 LOB: 0 BB: 0 P: 5	R: 0 E: 0 K: 0 S: 3	H: 1 LOB: 1 BB: 0 P: 3	R: 0 E: 0 K: 0 S: 3	H: 1 LOB: 0 BB: 0 P: 3	1B: 2 2B: 2 3B: 0 HR: 0	SF: 0 SAC: 0 DP: 1 HBP: 0	WP: 1 PB: 0 CS: 0	PA: 32
<b>PITCHER</b> <b>Rudy May, L</b> ERA: 3.26 (1, 1)	IP: 9.0 WLS: W BF: 32 H: 4 R: 1 ER: 1 SO: 6 BB: 3 IBB: 0 HBP: 0 BLK: 0 WP: 1 HR: 0 S: 41 P: 53 ERA: 1.00 WHIP: 0.778															<b>PITCHER</b>				

Milwaukee Brewers @ New York Yankees  
Shea Stadium, Flushing, NY  
Mon Sep 02 1974, 3:33AM EDT  
Unknown - 68 F

AB 29  
R 1  
H 4  
RBI 1  
BB 3  
SO 6  
LOB 6



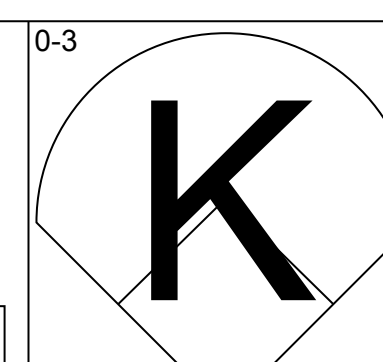
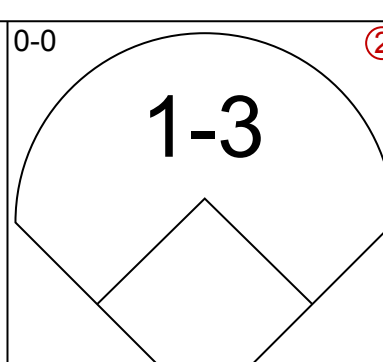
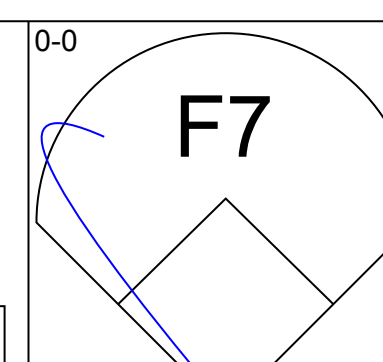
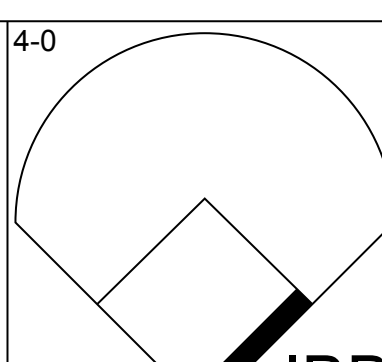
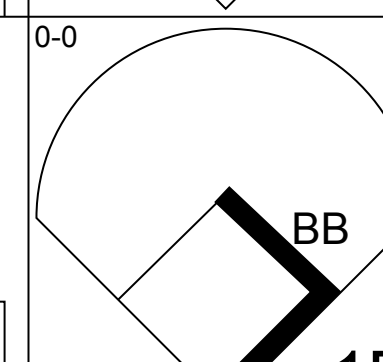
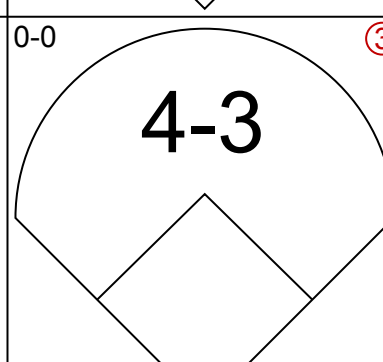
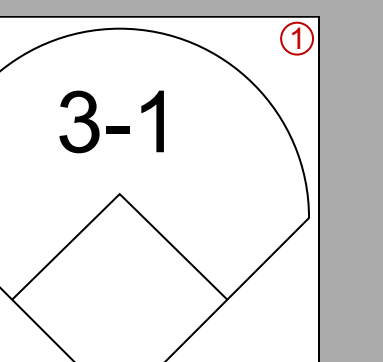
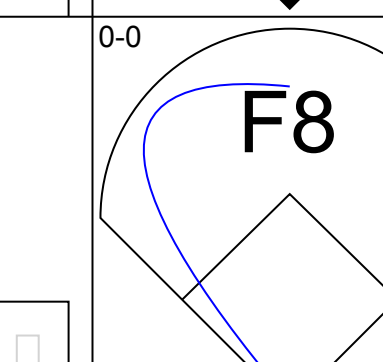
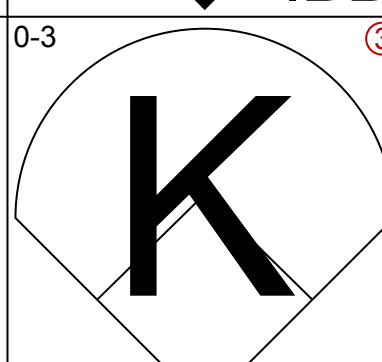
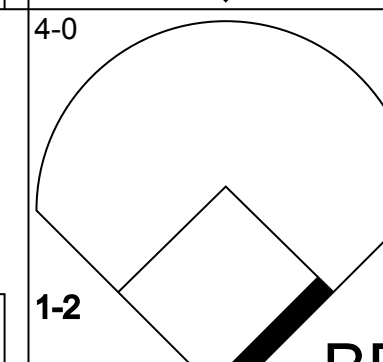
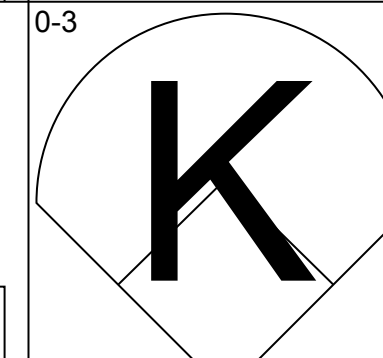
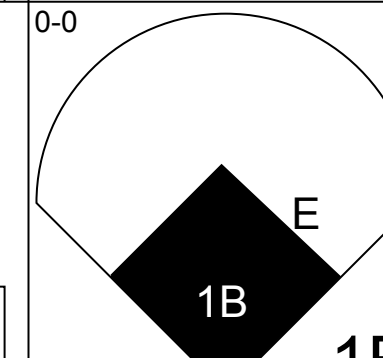
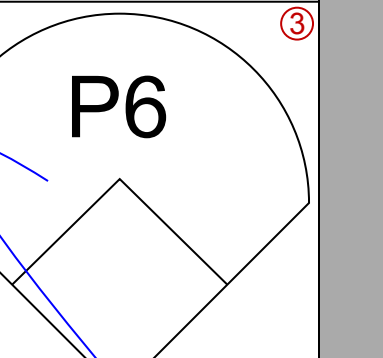
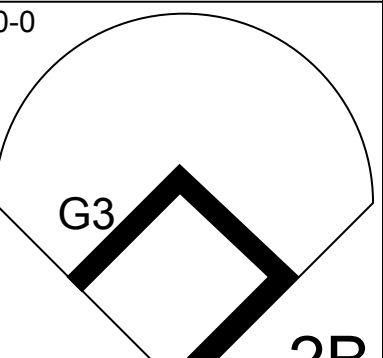
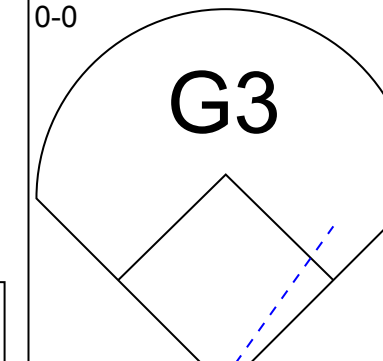
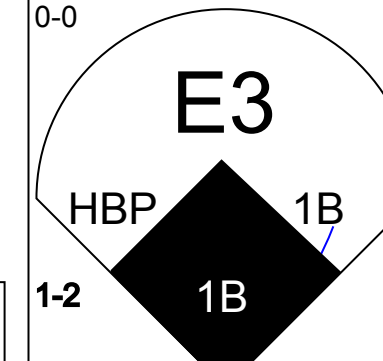

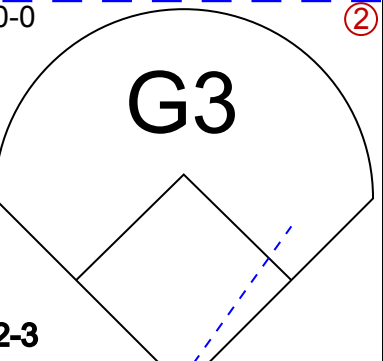

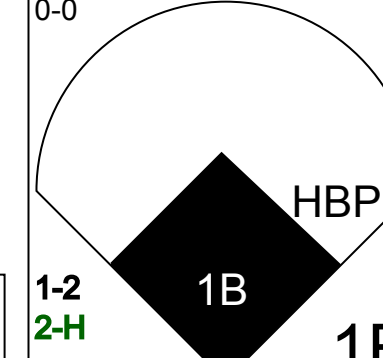

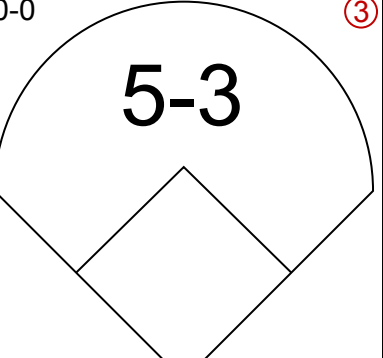
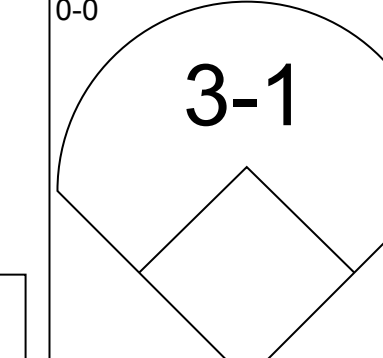
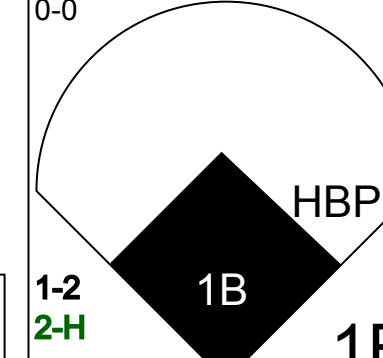
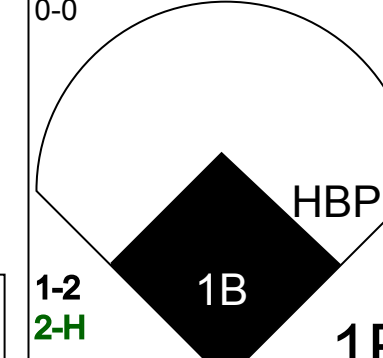

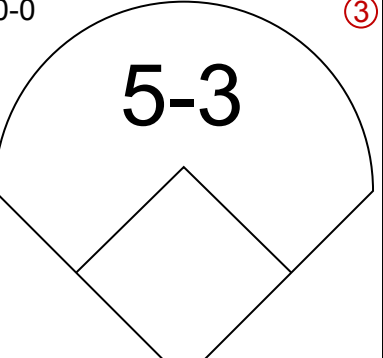
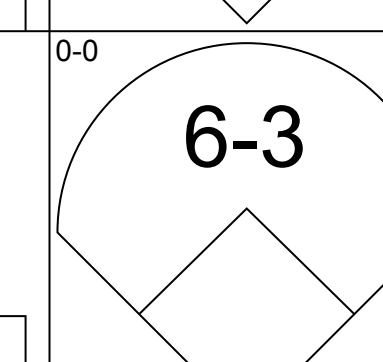
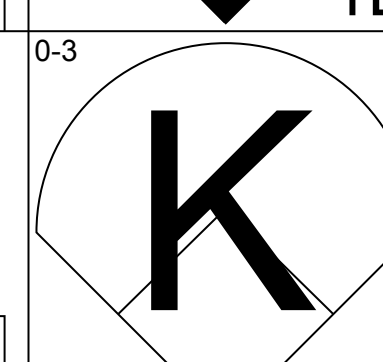

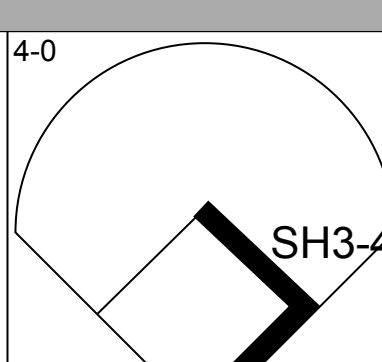
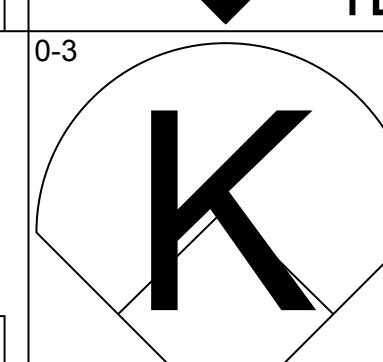

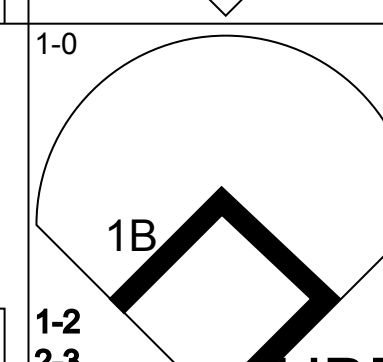
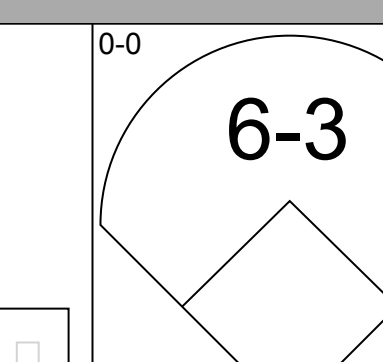
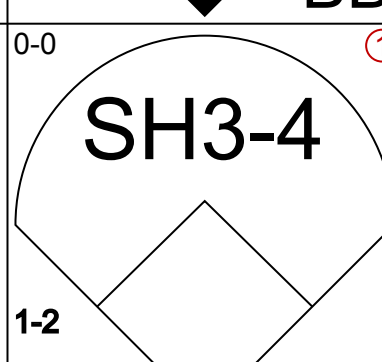
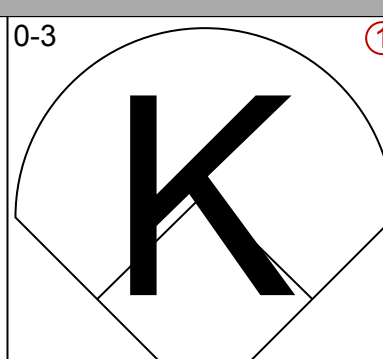
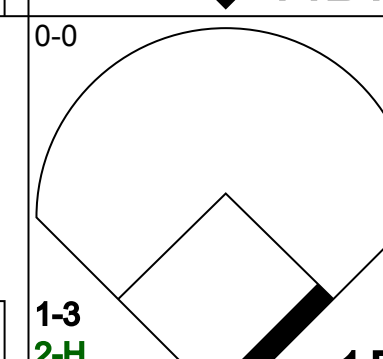
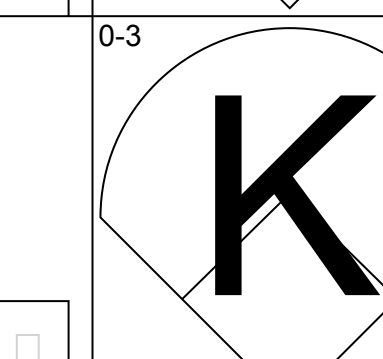
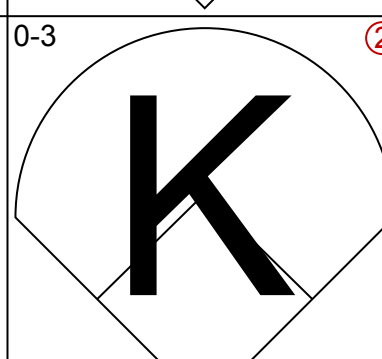
Batter	1	2	3	4	5	6	7	8	9	AB	R	H	RBI	BB	SO	LOB	BOTTOM			
<b>Roy White, S</b> OBP: 0.371, SLG: 0.393 (1, 10)	0-0 F9		4-0 1B SH1-4 SF7 BB	4-0 BB				0-0 FC4-6		3	1	0	0	2	0	2				
<b>Elliott Maddox, R</b> OBP: 0.394, SLG: 0.382 (1, 8)	0-0 1B		0-0 SH1-4	4-0 1-2 2-3 BB				0-0 1-3		2	0	1	0	1	0	0				
<b>Bobby Murcer, L</b> OBP: 0.339, SLG: 0.379 (1, 9)	0-0 F9		4-0 1B IBB	0-0 6-3				0-0 E4		3	0	0	0	1	0	4				
<b>Graig Nettles, L</b> OBP: 0.326, SLG: 0.395 (1, 5)	0-0 P6		0-0 1-2 2-3 3-H 1B					0-0 3-1		4	0	1	1	0	0	2				
<b>Lou Piniella, R</b> OBP: 0.343, SLG: 0.396 (1, 7)		0-0 F9	0-0 SF7					0-0 4-3		3	0	0	1	0	0	0				
<b>Chris Chambliss, L</b> OBP: 0.290, SLG: 0.328 (1, 3)		0-3 K	0-3 K					0-0 1B 2B		4	1	1	0	0	2	2				
<b>Thurman Munson, R</b> OBP: 0.315, SLG: 0.392 (1, 2)		0-0 1B		0-0 P4				4-0 1B IBB		3	0	1	0	1	0	0				
<b>Jim Mason, L</b> OBP: 0.302, SLG: 0.355 (1, 6)		0-0 4-3		0-0 BB 5-3 1B				0-0 F7		4	0	1	0	0	0	3				
<b>Sandy Alomar Sr., S</b> OBP: 0.314, SLG: 0.331 (1, 4)			0-0 SH1-4 1B					0-0 F7		4	1	2	1	0	1	1				
<b>Gene Michael, S</b> OBP: 0.299, SLG: 0.299 (9, 4)			0-0 SH1-4 1B	0-0 5-3				0-0 FC4-6 1B		0	0	0	0	0	0	0				
<b>Inning Stats</b>	R: 0 E: 0 K: 0 S: 4	H: 1 LOB: 1 BB: 0 P: 4	R: 0 E: 0 K: 1 S: 6	H: 1 LOB: 2 BB: 0 P: 6	R: 2 E: 0 K: 1 S: 7	H: 2 LOB: 2 BB: 2 P: 15	R: 0 E: 0 K: 0 S: 4	H: 1 LOB: 3 BB: 2 P: 12	R: 0 E: 0 K: 1 S: 5	H: 0 LOB: 0 BB: 0 P: 5	R: 0 E: 1 K: 0 S: 4	H: 0 LOB: 1 BB: 0 P: 4	R: 0 E: 0 K: 0 S: 5	H: 2 LOB: 2 BB: 1 P: 9	R: 1 E: 0 K: 0 S: 5	H: 2 LOB: 2 BB: 1 P: 9	1B: 5 2B: 2 3B: 0 HR: 0	SF: 1 SAC: 1 DP: 0 HBP: 0	WP: 0 PB: 0 CS: 0	PA: 37
<b>PITCHER</b> <b>Jim Colborn, R</b> ERA: 4.65 (1, 1)	IP: 3.2 WLS: L BF: 20 H: 5 R: 2 ER: 2 SO: 2 BB: 3 IBB: 1 HBP: 0 BLK: 0 WP: 0 HR: 0 S: 20 P: 36 ERA: 4.91 WHIP: 2.182															<b>PITCHER</b>				
<b>Clyde Wright, L</b> ERA: 4.43 (4, 1)	IP: 4.1 WLS: L BF: 17 H: 2 R: 1 ER: 1 SO: 1 BB: 0 IBB: 1 HBP: 0 BLK: 0 WP: 0 HR: 0 S: 18 P: 22 ERA: 2.08 WHIP: 0.462															<b>PITCHER</b>				

Milwaukee Brewers @ New York Yankees  
Shea Stadium, Flushing, NY  
Mon Sep 02 1974, 3:33AM EDT  
Unknown - 68 F

AB 30  
R 3  
H 7  
RBI 3  
BB 5  
SO 3  
LOB 14

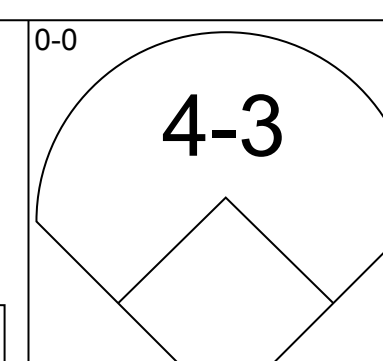
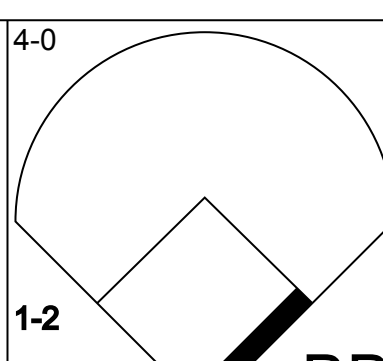
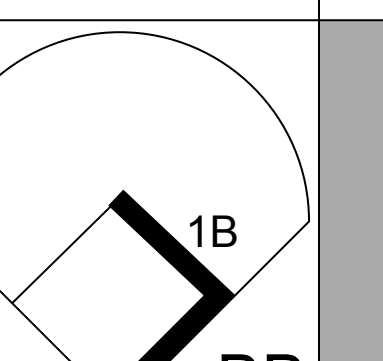
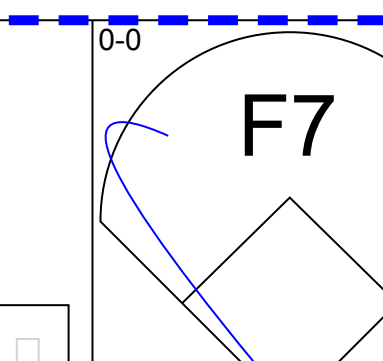
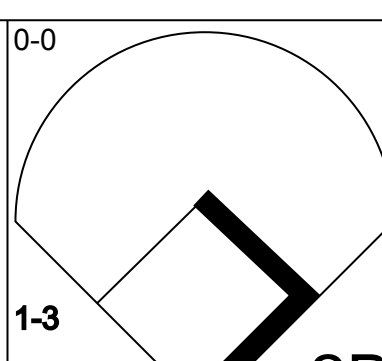
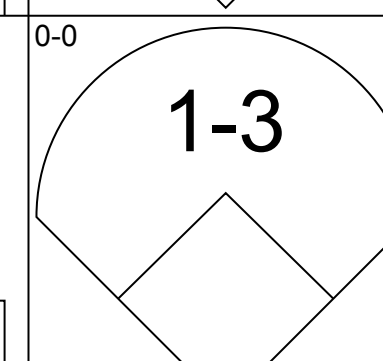
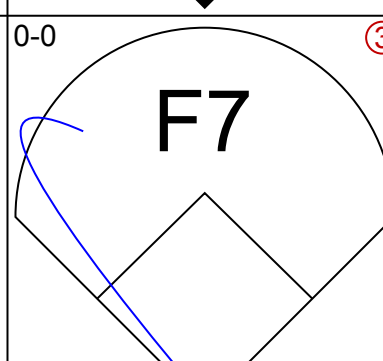
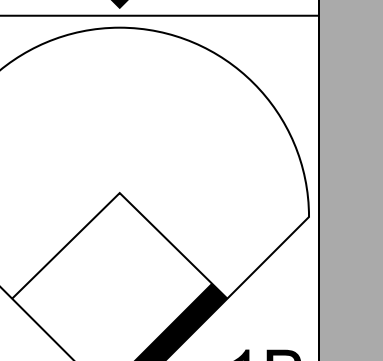
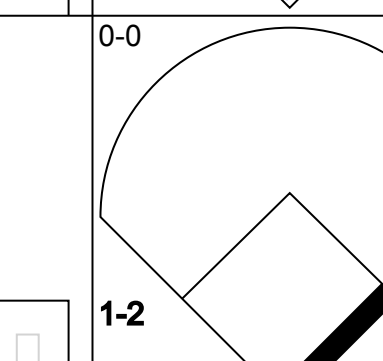
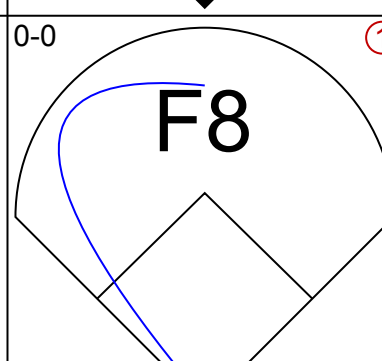
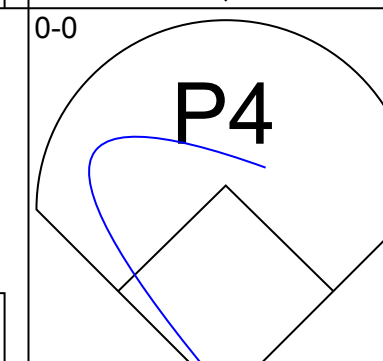
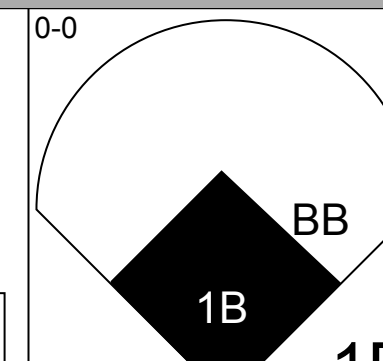
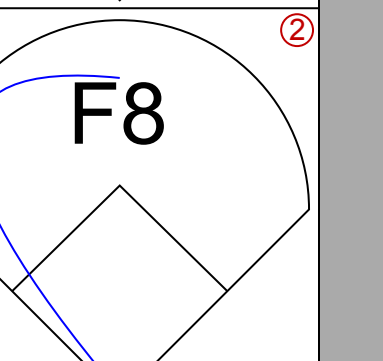
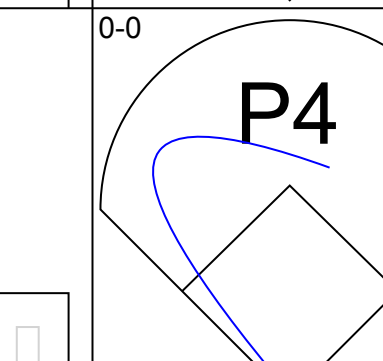
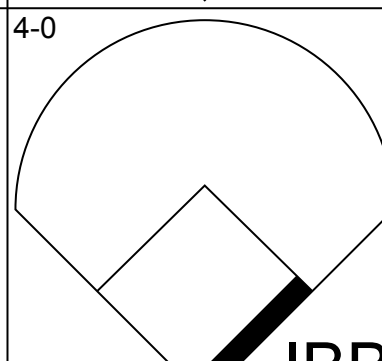
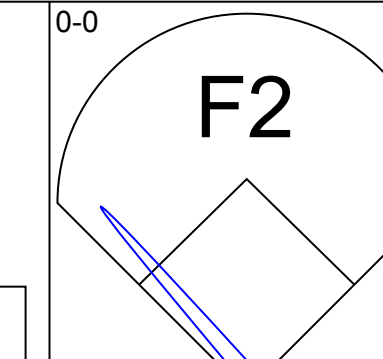
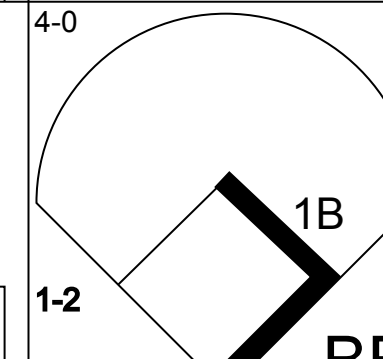
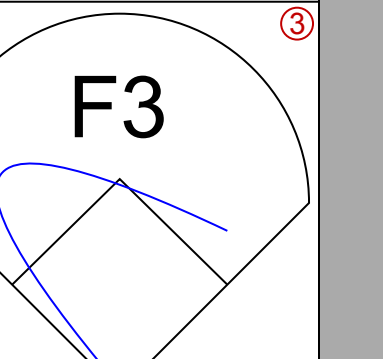
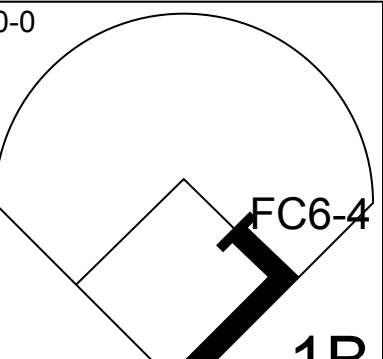
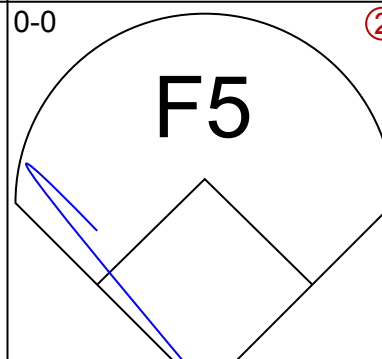

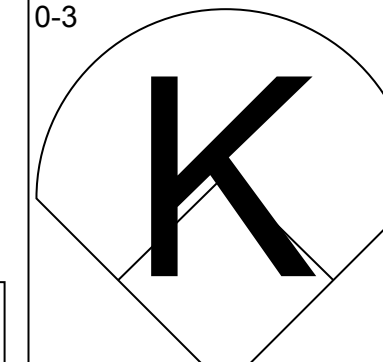

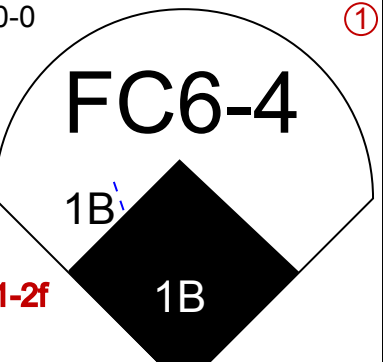
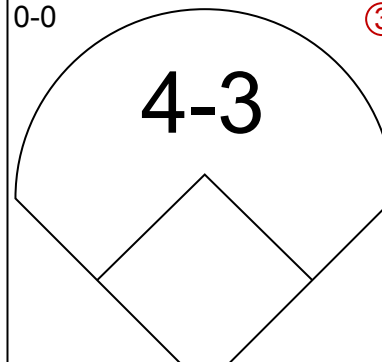
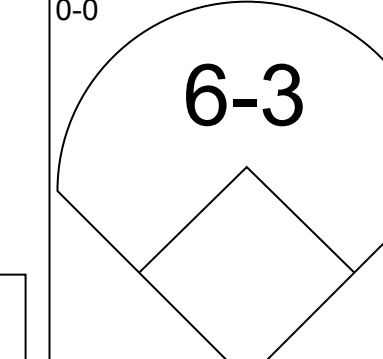

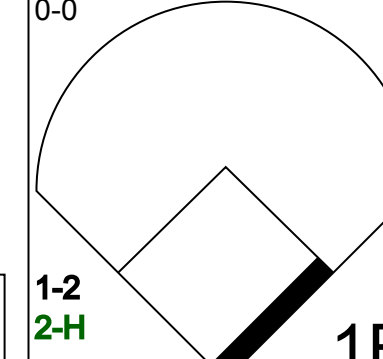
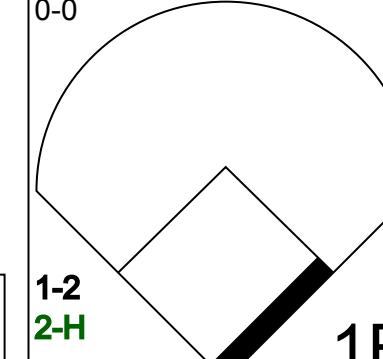
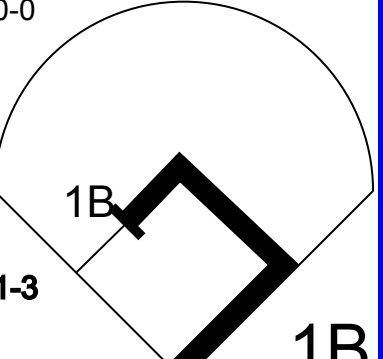
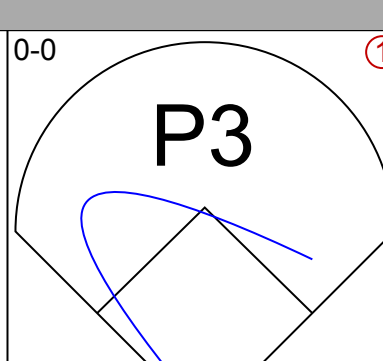
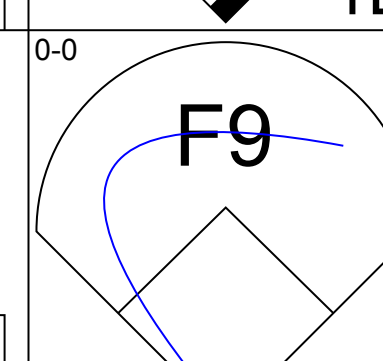

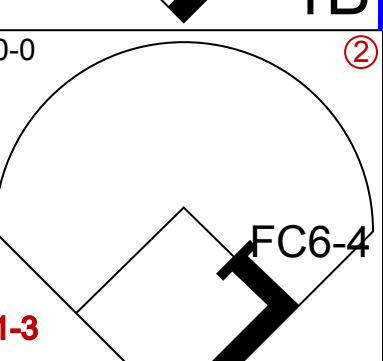
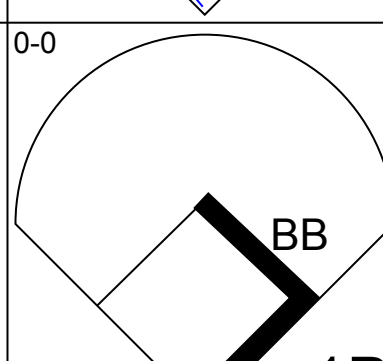
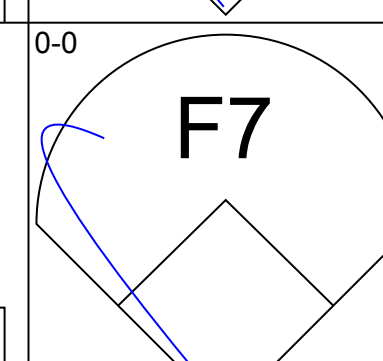
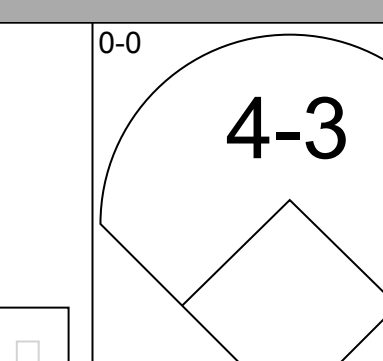
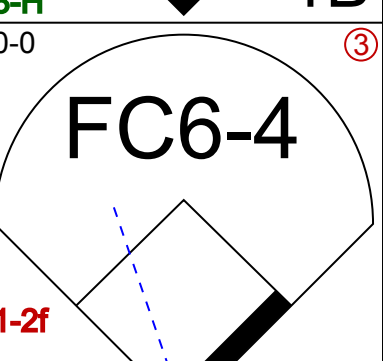
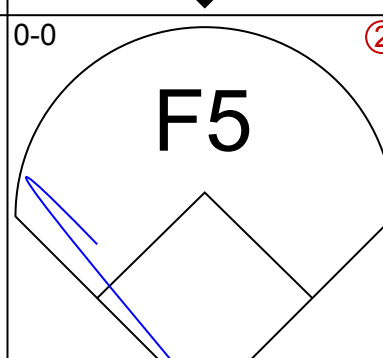
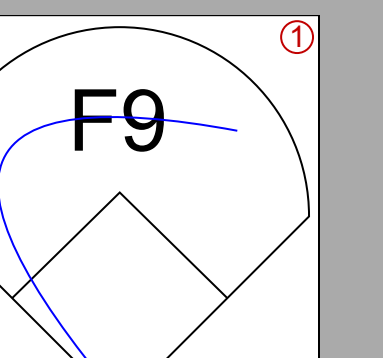
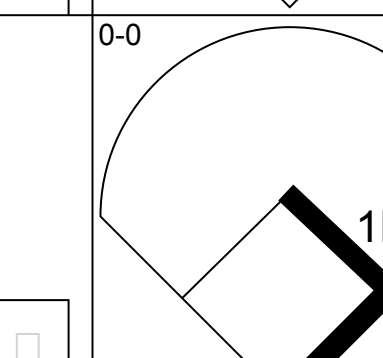
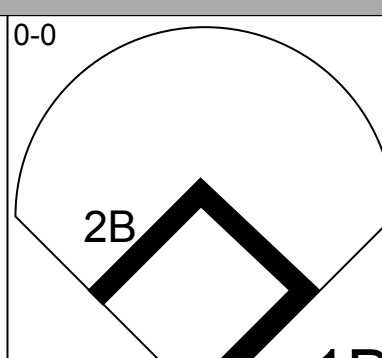




Batter	1	2	3	4	5	6	7	8	9	AB	R	H	RBI	BB	SO	LOB	TOP					
<b>Don Money, R</b> OBP: 0.346, SLG: 0.411 (1, 5)										3	0	0	0	2	1	2	<b>Milwaukee Brewers @ New York Yankees</b> Shea Stadium, Flushing, NY Mon Sep 02 1974, 3:38 AM EDT Att: 26,121 - Unknown					
<b>Dave May, L</b> OBP: 0.269, SLG: 0.319 (1, 8)										4	0	1	0	0	0	1						
<b>Bob Coluccio, R</b> OBP: 0.312, SLG: 0.329 (8, 9)										1	0	0	0	0	1	2						
<b>George Scott, R</b> OBP: 0.358, SLG: 0.452 (1, 3)										3	0	0	0	1	0	0						
<b>John Briggs, L</b> OBP: 0.347, SLG: 0.460 (1, 7)										4	1	2	0	0	1	2						
<b>Darrell Porter, L</b> OBP: 0.334, SLG: 0.386 (1, 2)										4	1	0	0	0	0	4						
<b>Mike Hegan, L</b> OBP: 0.325, SLG: 0.383 (1, 9)										2	1	1	1	1	0	0						
<b>Ken Berry, R</b> OBP: 0.288, SLG: 0.267 (8, 8)										1	0	0	0	0	0	1						
<b>Bob Hansen, L</b> OBP: 0.300, SLG: 0.364 (1, 10)										3	0	0	0	0	1	3						
<b>Bobby Mitchell, R</b> OBP: 0.309, SLG: 0.359 (9, PH)										0	0	0	0	1	0	0						
<b>Pedro Garcia, R</b> OBP: 0.237, SLG: 0.325 (1, 4)										2	0	0	0	0	1	0						
<b>Tim Johnson, L</b> OBP: 0.297, SLG: 0.348 (1, 6)										4	0	1	2	0	3	1						
<b>Inning Stats</b>	R: 0 E: 0 K: 2 S: 8	H: 1 LOB: 2 BB: 1 P: 12	R: 0 E: 0 K: 1 S: 5	H: 0 LOB: 0 BB: 0 P: 5	R: 0 E: 0 K: 1 S: 5	H: 0 LOB: 0 BB: 0 P: 5	R: 3 E: 1 K: 1 S: 9	H: 3 LOB: 2 BB: 0 P: 10	R: 0 E: 0 K: 0 S: 3	H: 0 LOB: 0 BB: 0 P: 3	R: 0 E: 0 K: 0 S: 2	H: 0 LOB: 1 BB: 1 P: 6	R: 0 E: 0 K: 1 S: 5	H: 0 LOB: 1 BB: 0 P: 9	R: 0 E: 0 K: 0 S: 4	H: 1 LOB: 1 BB: 0 P: 4	R: 0 E: 0 K: 2 S: 7	H: 0 LOB: 2 BB: 2 P: 15	1B: 4 2B: 1 3B: 0 HR: 0	SF: 0 SAC: 1 DP: 1 HBP: 1	WP: 0 PB: 0 CS: 0	PA: 38
<b>PITCHER</b>	IP	WLS	BF	H	R	ER	SO	BB	IBB	HBP	BLK	WP	HR	S	P	ERA	WHIP					
<b>Dick Tidrow, R</b> ERA: 4.02 (1, 1)	7.1	L	31	5	3	0	6	3	0	1	0	0	0	39	52	0.00	1.091					
<b>Sparky Lyle, L</b> ERA: 1.84 (8, 1)	1.2		7	0	0	0	2	1	1	0	0	0	0	9	17	0.00	0.600					

AB	31
R	3
H	5
RBI	3
BB	5
SO	8
LOB	16



Batter	1	2	3	4	5	6	7	8	9	AB	R	H	RBI	BB	SO	LOB	BOTTOM					
<b>Roy White, S</b> OBP: 0.374, SLG: 0.396 (1, 7)										3	0	1	0	2	0	1	<b>Milwaukee Brewers @ New York Yankees</b> Shea Stadium, Flushing, NY Mon Sep 02 1974, 3:38 AM EDT Att: 26,121 - Unknown					
<b>Elliott Maddox, R</b> OBP: 0.394, SLG: 0.382 (1, 8)										5	0	2	0	0	0	4						
<b>Bobby Murcer, L</b> OBP: 0.339, SLG: 0.378 (1, 9)										4	1	1	0	1	0	4						
<b>Graig Nettles, L</b> OBP: 0.326, SLG: 0.393 (1, 5)										4	0	1	0	1	0	5						
<b>Lou Piniella, R</b> OBP: 0.339, SLG: 0.392 (1, 10)										5	1	0	0	0	2	6						
<b>Chris Chambliss, L</b> OBP: 0.292, SLG: 0.330 (1, 3)										4	0	2	1	0	0	0						
<b>Walt Williams, R</b> OBP: 0.125, SLG: 0.109 (8, FR)										0	0	0	0	0	0	0						
<b>Bill Sudakis, S</b> OBP: 0.296, SLG: 0.348 (9, 3)										0	0	0	0	0	0	0						
<b>Thurman Munson, R</b> OBP: 0.315, SLG: 0.391 (1, 2)										4	0	1	1	0	0	2						
<b>Jim Mason, L</b> OBP: 0.302, SLG: 0.353 (1, 6)										4	0	1	0	0	0	3						
<b>Gene Michael, S</b> OBP: 0.300, SLG: 0.299 (1, 4)										3	0	1	0	0	0	1						
<b>Ron Blomberg, L</b> OBP: 0.366, SLG: 0.436 (9, PH)										1	0	1	0	0	0	0						
<b>Inning Stats</b>	R: 0 E: 0 K: 0 S: 3	H: 0 LOB: 0 BB: 0 P: 3	R: 0 E: 0 K: 1 S: 5	H: 0 LOB: 0 BB: 0 P: 5	R: 0 E: 0 K: 0 S: 4	H: 1 LOB: 2 BB: 1 P: 8	R: 1 E: 0 K: 1 S: 7	H: 2 LOB: 1 BB: 1 P: 11	R: 0 E: 0 K: 0 S: 4	H: 1 LOB: 2 BB: 1 P: 8	R: 0 E: 0 K: 0 S: 3	H: 0 LOB: 0 BB: 0 P: 3	R: 0 E: 0 K: 0 S: 5	H: 2 LOB: 2 BB: 0 P: 5	R: 1 E: 0 K: 0 S: 5	H: 3 LOB: 1 BB: 0 P: 5	R: 0 E: 0 K: 0 S: 5	H: 2 LOB: 3 BB: 1 P: 9	1B: 10 2B: 1 3B: 0 HR: 0	SF: 0 SAC: 0 DP: 0 HBP: 0	WP: 0 PB: 0 CS: 0	PA: 41
<b>PITCHER</b>	IP	WLS	BF	H	R	ER	SO	BB	IBB	HBP	BLK	WP	HR	S	P	ERA	WHIP					
<b>Eduardo Rodriguez, R</b> ERA: 3.38 (1, 1)	6.1	W	27	5	1	1	2	3	0	0	0	0	0	28	40	1.42	1.263					
<b>Tom Murphy, R</b> ERA: 1.49 (7, 1)	2.2	S	14	6	1	1	0	0	1	0	0	0	0	13	17	3.38	2.250					



Batter	1	2	3	4	5	6	7	8	9	AB	R	H	RBI	BB	SO	LOB	TOP										
<b>Don Money, R</b> OBP: 0.345, SLG: 0.411 (1.5)										4	0	1	0	0	0	2											
<b>Dave May, L</b> OBP: 0.269, SLG: 0.318 (1.8)										4	0	1	0	0	0	2											
<b>George Scott, R</b> OBP: 0.356, SLG: 0.448 (1.3)										4	0	0	0	0	2	3											
<b>John Briggs, L</b> OBP: 0.345, SLG: 0.456 (1.7)										4	0	0	0	0	0	3											
<b>Darrell Porter, L</b> OBP: 0.331, SLG: 0.382 (1.2)										4	0	0	0	0	0	0											
<b>Mike Hegan, L</b> OBP: 0.325, SLG: 0.382 (1.9)										3	0	1	0	0	1	0											
<b>Deron Johnson, R</b> OBP: 0.246, SLG: 0.319 (1.10)										3	0	0	0	0	2	1											
<b>Tim Johnson, L</b> OBP: 0.292, SLG: 0.341 (1.6)										3	0	0	0	0	3	1											
<b>Pedro Garcia, R</b> OBP: 0.240, SLG: 0.328 (1.4)										3	0	2	0	0	0	0											
<b>Inning Stats</b>	R: 0 E: 0 K: 0 S: 4	H: 1 LOB: 1 BB: 0 P: 4	R: 0 E: 0 K: 2 S: 8	H: 1 LOB: 1 BB: 0 P: 8	R: 0 E: 0 K: 1 S: 7	H: 2 LOB: 2 BB: 0 P: 7	R: 0 E: 0 K: 1 S: 5	H: 0 LOB: 0 BB: 0 P: 5	R: 0 E: 0 K: 1 S: 5	H: 0 LOB: 0 BB: 0 P: 5	R: 0 E: 0 K: 1 S: 5	H: 0 LOB: 0 BB: 0 P: 5	R: 0 E: 0 K: 1 S: 6	H: 1 LOB: 1 BB: 0 P: 6	R: 0 E: 0 K: 0 S: 3	H: 0 LOB: 0 BB: 0 P: 3	1B: 4 2B: 1 3B: 0 HR: 0	SF: 0 SAC: 0 DP: 0 HBP: 0	WP: 0 PB: 0 CS: 1	PA: 32							
<b>PITCHER</b>	IP	WLS	BF	H	R	ER	SO	BB	IBB	HBP	BLK	WP	HR	S	P	ERA	WHIP										
<b>Doc Medich, R</b> ERA: 3.59 (1.1)	9.0	W	32	5	0	0	8	0	0	0	0	0	0	48	48	0.00	0.556										

Milwaukee Brewers @ New York Yankees  
Shea Stadium, Flushing, NY  
Wed Sep 04 1974, 3:33 AM EDT  
Alt: 8,362 - Unknown - 65 F

AB 32  
R 0  
H 5  
RBI 0  
BB 0  
SO 8  
LOB 12



Batter	1	2	3	4	5	6	7	8	9	AB	R	H	RBI	BB	SO	LOB	BOTTOM										
<b>Roy White, S</b> OBP: 0.378, SLG: 0.398 (1.10)										3	0	2	0	1	0	0											
<b>Elliott Maddox, R</b> OBP: 0.393, SLG: 0.384 (1.8)										3	1	1	1	0	0	2											
<b>Bobby Murcer, L</b> OBP: 0.339, SLG: 0.377 (1.9)										4	0	1	0	0	1	3											
<b>Lou Piniella, R</b> OBP: 0.340, SLG: 0.394 (1.7)										3	1	1	1	1	1	3											
<b>Thurman Munson, R</b> OBP: 0.316, SLG: 0.392 (1.2)										4	0	2	1	0	0	1											
<b>Graig Nettles, L</b> OBP: 0.324, SLG: 0.390 (1.5)										4	0	0	0	0	0	3											
<b>Chris Chambliss, L</b> OBP: 0.291, SLG: 0.329 (1.3)										4	0	1	0	0	0	1											
<b>Gene Michael, S</b> OBP: 0.299, SLG: 0.294 (1.4)										3	0	0	0	1	0	3											
<b>Jim Mason, L</b> OBP: 0.300, SLG: 0.351 (1.6)										3	1	0	0	0	0	1											
<b>Inning Stats</b>	R: 2 E: 0 K: 0 S: 6	H: 3 LOB: 1 BB: 0 P: 6	R: 0 E: 0 K: 0 S: 3	H: 0 LOB: 0 BB: 0 P: 3	R: 0 E: 0 K: 1 S: 6	H: 1 LOB: 1 BB: 0 P: 6	R: 0 E: 0 K: 0 S: 3	H: 0 LOB: 0 BB: 0 P: 3	R: 1 E: 0 K: 1 S: 7	H: 2 LOB: 2 BB: 1 P: 11	R: 0 E: 0 K: 0 S: 4	H: 1 LOB: 1 BB: 0 P: 4	R: 0 E: 0 K: 0 S: 3	H: 0 LOB: 1 BB: 1 P: 7	R: 0 E: 0 K: 0 S: 4	H: 1 LOB: 2 BB: 1 P: 8	1B: 6 2B: 2 3B: 0 HR: 0	SF: 1 SAC: 0 DP: 0 HBP: 0	WP: 0 PB: 0 CS: 0	PA: 35							
<b>PITCHER</b>	IP	WLS	BF	H	R	ER	SO	BB	IBB	HBP	BLK	WP	HR	S	P	ERA	WHIP										
<b>Kevin Kobel, L</b> ERA: 3.88 (1.1)	4.2	L	21	6	3	3	1	1	0	0	0	0	0	22	26	5.79	1.500										
<b>Jim Colborn, R</b> ERA: 4.56 (5.1)	3.1		14	2	0	0	1	2	0	0	0	0	0	14	22	0.00	1.200										

Milwaukee Brewers @ New York Yankees  
Shea Stadium, Flushing, NY  
Wed Sep 04 1974, 3:33 AM EDT  
Alt: 8,362 - Unknown - 65 F

AB 31  
R 3  
H 8  
RBI 3  
BB 3  
SO 2  
LOB 17



Batter	1	2	3	4	5	6	7	8	9	AB	R	H	RBI	BB	SO	LOB	TOP			
<b>Don Money, R</b> OBP: 0.343, SLG: 0.408 (1, 5)	5-3		K			F9	P7			4	0	0	0	0	1	0	<b>Milwaukee Brewers @ Boston Red Sox</b> Fenway Park, Boston, MA Thu Sep 05 1974, 7:05 PM EDT Att: 14,592 - Unknown - 62 F			
<b>Ken Berry, R</b> OBP: 0.288, SLG: 0.267 (1, 8)	6-3		F8			1B		P8		4	0	1	0	0	0	0				
<b>George Scott, R</b> OBP: 0.357, SLG: 0.449 (1, 3)	1B			P6		1B		F8		4	0	2	0	0	0	0				
<b>John Briggs, L</b> OBP: 0.344, SLG: 0.454 (1, 7)	1B			F8		K		E4		4	0	1	0	0	1	2				
<b>Darrell Porter, L</b> OBP: 0.333, SLG: 0.380 (1, 2)	P6			WP	BB	K		CS		2	1	0	0	2	1	4				
<b>Mike Hegan, L</b> OBP: 0.324, SLG: 0.394 (1, 10)		F8		4-3				HR		4	1	1	1	0	0	2				
<b>Gorman Thomas, R</b> OBP: 0.250, SLG: 1.000 (1, 9)	5-3					K		G3		4	1	1	2	0	1	0				
<b>Tim Johnson, L</b> OBP: 0.286, SLG: 0.333 (1, 6)	K					K		G3		4	0	0	0	0	2	0				
<b>Pedro Garcia, R</b> OBP: 0.240, SLG: 0.335 (1, 4)			K			K		HR		4	1	1	1	0	2	0				
<b>Inning Stats</b>	R: 0 E: 0 K: 0 S: 5	H: 2 LOB: 2 BB: 0 P: 5	R: 0 E: 0 K: 1 S: 5	H: 0 LOB: 0 BB: 0 P: 5	R: 0 E: 0 K: 2 S: 7	H: 0 LOB: 0 BB: 0 P: 7	R: 0 E: 0 K: 0 S: 3	H: 0 LOB: 1 BB: 1 P: 7	R: 0 E: 0 K: 3 S: 9	H: 2 LOB: 2 BB: 0 P: 9	R: 2 E: 0 K: 0 S: 5	H: 2 LOB: 2 BB: 0 P: 5	R: 0 E: 1 K: 0 S: 3	H: 0 LOB: 0 BB: 0 P: 3	R: 2 E: 0 K: 0 S: 4	H: 1 LOB: 0 BB: 1 P: 8	1B: 4 2B: 0 3B: 0 HR: 3	SF: 0 SAC: 0 DP: 0 HBP: 0	WP: 1 PB: 0 SB: 0 CS: 1	PA: 37
<b>PITCHER</b>	IP	WLS	BF	H	R	ER	SO	BB	IBB	HBP	BLK	WP	HR	S	P	ERA	WHIP			
<b>Dick Drago, R</b> ERA: 3.73 (1, 1)	7.0		28	6	2	2	8	1	0	0	0	1	2	43	47	2.57	1.000			
<b>Diego Segui, R</b> ERA: 4.19 (8, 1)	2.0	L	8	1	2	2	0	1	0	0	0	0	1	7	11	9.00	1.000			

AB	34
R	4
H	7
RBI	4
BB	2
SO	8
LOB	8



Batter	1	2	3	4	5	6	7	8	9	AB	R	H	RBI	BB	SO	LOB	BOTTOM					
<b>Juan Beniquez, R</b> OBP: 0.319, SLG: 0.374 (1, 8)	6-3	F8		K		FC5-2			4-3	5	0	1	0	0	1	3	<b>Milwaukee Brewers @ Boston Red Sox</b> Fenway Park, Boston, MA Thu Sep 05 1974, 7:05 PM EDT Att: 14,592 - Unknown - 62 F					
<b>Tim McCarver, L</b> OBP: 0.355, SLG: 0.236 (1, 2)	4-3		E	FC6	BB	FC3-2		F9	SH3	3	0	0	0	1	0	0						
<b>Dwight Evans, R</b> OBP: 0.329, SLG: 0.418 (1, 9)	BB		FC6	FC3-2	BB	FC3-2		4-3	SH3	5	0	1	1	0	0	2						
<b>Carl Yastrzemski, L</b> OBP: 0.414, SLG: 0.457 (1, 3)	1B		FC3-2	FC3-2	IBB	FC3-2		L6	F2	2	0	0	0	3	0	0						
<b>Rico Petrocelli, R</b> OBP: 0.338, SLG: 0.423 (1, 5)	P3		P4			P3			K	5	0	0	0	0	1	7						
<b>Bernie Carbo, L</b> OBP: 0.394, SLG: 0.409 (1, 7)		1B	FC3-2	FC3-2		E	S			2	1	1	0	2	0	3						
<b>Dick McAuliffe, L</b> OBP: 0.322, SLG: 0.325 (1, 4)		P4	P4	4-3		E	BB		P8	3	1	0	0	1	0	5						
<b>Cecil Cooper, L</b> OBP: 0.321, SLG: 0.403 <b>Fred Lynn, L</b> (6, PR)		FC3-2				E7	FC5-2		P4	3	0	2	2	0	0	0						
<b>Rick Burleson, R</b> OBP: 0.336, SLG: 0.399 <b>Tommy Harper, R</b> (9, PH)		FC3-2				K			SH3	1	1	1	0	0	0	0						
<b>Inning Stats</b>	R: 0 E: 0 K: 0 S: 4	H: 1 LOB: 2 BB: 1 P: 8	R: 0 E: 0 K: 0 S: 5	H: 2 LOB: 2 BB: 0 P: 5	R: 0 E: 1 K: 0 S: 4	H: 0 LOB: 3 BB: 2 P: 12	R: 0 E: 0 K: 1 S: 5	H: 0 LOB: 0 BB: 0 P: 5	R: 0 E: 0 K: 0 S: 3	H: 0 LOB: 0 BB: 0 P: 3	R: 2 E: 1 K: 1 S: 6	H: 1 LOB: 1 BB: 2 P: 14	R: 0 E: 0 K: 0 S: 3	H: 0 LOB: 0 BB: 0 P: 3	R: 0 E: 0 K: 1 S: 5	H: 0 LOB: 1 BB: 1 P: 9	R: 1 E: 0 K: 0 S: 5	H: 2 LOB: 2 BB: 1 P: 9	1B: 4 2B: 2 3B: 0 HR: 0	SF: 0 SAC: 1 DP: 0 HBP: 0	WP: 0 PB: 0 SB: 1 CS: 0	PA: 41
<b>PITCHER</b>	IP	WLS	BF	H	R	ER	SO	BB	IBB	HBP	BLK	WP	HR	S	P	ERA	WHIP					
<b>Bill Champion, R</b> ERA: 3.3 (1, 1)	8.0	W	36	5	3	3	3	5	1	0	0	0	0	0	4	3.38	1.250					
<b>Tom Murphy, R</b> ERA: 1.47 (9, 1)	1.0	S	5	1	0	0	0	0	1	0	0	0	0	4	8	0.00	1.000					



Batter	1	2	3	4	5	6	7	8	9	AB	R	H	RBI	BB	SO	LOB	TOP																				
<b>Don Money, R</b> OBP: 0.344, SLG: 0.411 (1, 5)										4	1	2	0	0	1	1	<b>Milwaukee Brewers @ Boston Red Sox</b> Fenway Park, Boston, MA Fri Sep 06 1974, 7:05 PM EDT Att: 19,257 - Unknown - 64 F																				
<b>Ken Berry, R</b> OBP: 0.287, SLG: 0.267 (1, 8)										4	0	1	1	0	1	2																					
<b>George Scott, R</b> OBP: 0.356, SLG: 0.447 (1, 3)										4	0	1	1	0	1	1																					
<b>John Briggs, L</b> OBP: 0.341, SLG: 0.450 (1, 7)										4	0	0	0	0	1	3																					
<b>Darrell Porter, L</b> OBP: 0.332, SLG: 0.381 (1, 2)										4	0	1	0	0	0	1																					
<b>Mike Hegan, L</b> OBP: 0.327, SLG: 0.393 (1, 10)										3	0	1	0	1	0	0																					
<b>Bobby Mitchell, R</b> OBP: 0.309, SLG: 0.359 (9, PR)										0	0	0	0	0	0	0																					
<b>Gorman Thomas, R</b> OBP: 0.125, SLG: 0.500 (1, 9)										4	0	0	0	0	2	3																					
<b>Tim Johnson, L</b> OBP: 0.285, SLG: 0.328 (1, 6)										3	0	0	0	1	0	3																					
<b>Pedro Garcia, R</b> OBP: 0.240, SLG: 0.334 (1, 4)										4	1	1	0	0	0	4																					
<b>Inning Stats</b>	R: 1 E: 0 K: 0 S: 5	H: 2 LOB: 1 BB: 0 P: 5	R: 0 E: 0 K: 1 S: 5	H: 0 LOB: 1 BB: 1 P: 9	R: 0 E: 0 K: 2 S: 7	H: 0 LOB: 0 BB: 0 P: 7	R: 0 E: 0 K: 0 S: 3	H: 0 LOB: 1 BB: 1 P: 3	R: 0 E: 0 K: 0 S: 3	H: 0 LOB: 0 BB: 0 P: 7	R: 0 E: 0 K: 0 S: 3	H: 0 LOB: 0 BB: 0 P: 3	R: 1 E: 0 K: 0 S: 6	H: 3 LOB: 2 BB: 0 P: 6	R: 0 E: 0 K: 1 S: 7	H: 2 LOB: 2 BB: 0 P: 7	1B: 5 2B: 2 3B: 0 HR: 0	SF: 0 SAC: 0 DP: 0 HBP: 0	WP: 0 PB: 0 CS: 0	PA: 36																	
<b>PITCHER</b>	IP	WLS	BF	H	R	ER	SO	BB	IBB	HBP	BLK	WP	HR	S	P	ERA	WHIP	<b>PITCHER</b>		IP	WLS	BF	H	R	ER	SO	BB	IBB	HBP	BLK	WP	HR	S	P	ERA	WHIP	
<b>Luis Tiant, R</b> ERA: 2.79 (1, 1)	9.0	L	36	7	2	2	6	2	0	0	0	0	0	46	54	2.00	1.000																				

AB	34
R	2
H	7
RBI	2
BB	2
SO	6
LOB	18



Batter	1	2	3	4	5	6	7	8	9	AB	R	H	RBI	BB	SO	LOB	BOTTOM																				
<b>Tommy Harper, R</b> OBP: 0.300, SLG: 0.325 (1, 10)										3	0	0	0	1	1	0	<b>Milwaukee Brewers @ Boston Red Sox</b> Fenway Park, Boston, MA Fri Sep 06 1974, 7:05 PM EDT Att: 19,257 - Unknown - 64 F																				
<b>Juan Beniquez, R</b> OBP: 0.321, SLG: 0.376 (1, 8)										4	0	2	0	0	0	1																					
<b>Dwight Evans, R</b> OBP: 0.326, SLG: 0.414 (1, 9)										4	0	0	0	0	2	3																					
<b>Carl Yastrzemski, L</b> OBP: 0.415, SLG: 0.455 (1, 3)										2	0	0	0	2	0	2																					
<b>Bernie Carbo, L</b> OBP: 0.363, SLG: 0.405 (1, 7)										3	0	0	0	1	1	1																					
<b>Rico Petrocelli, R</b> OBP: 0.335, SLG: 0.419 (1, 5)										4	0	0	0	0	1	3																					
<b>Tim McCarver, L</b> OBP: 0.347, SLG: 0.230 (1, 2)										3	0	0	0	0	0	0																					
<b>Dick McAuliffe, L</b> OBP: 0.321, SLG: 0.323 (9, PH)										1	0	0	0	0	0	0																					
<b>Doug Griffin, R</b> OBP: 0.335, SLG: 0.347 (1, 4)										3	0	2	0	0	0	0																					
<b>Rick Burleson, R</b> OBP: 0.334, SLG: 0.396 (1, 6)										2	0	0	0	0	0	2																					
<b>Fred Lynn, L</b> (7, PH)										1	0	0	0	0	1	0																					
<b>Mario Guerrero, R</b> OBP: 0.289, SLG: 0.285 (8, 6)										0	0	0	0	0	0	0																					
<b>Inning Stats</b>	R: 0 E: 0 K: 1 S: 6	H: 1 LOB: 1 BB: 0 P: 6	R: 0 E: 0 K: 1 S: 5	H: 0 LOB: 0 BB: 0 P: 5	R: 0 E: 0 K: 0 S: 3	H: 1 LOB: 0 BB: 0 P: 3	R: 0 E: 0 K: 1 S: 5	H: 0 LOB: 1 BB: 1 P: 9	R: 0 E: 0 K: 0 S: 4	H: 1 LOB: 1 BB: 0 P: 4	R: 0 E: 0 K: 1 S: 5	H: 0 LOB: 3 BB: 3 P: 17	R: 0 E: 0 K: 1 S: 5	H: 0 LOB: 0 BB: 0 P: 5	R: 0 E: 0 K: 1 S: 6	H: 1 LOB: 1 BB: 0 P: 6	R: 0 E: 0 K: 0 S: 3	H: 0 LOB: 0 BB: 0 P: 3	1B: 4 2B: 1 3B: 0 HR: 0	SF: 0 SAC: 0 DP: 1 HBP: 0	WP: 0 PB: 0 CS: 0	PA: 34															
<b>PITCHER</b>	IP	WLS	BF	H	R	ER	SO	BB	IBB	HBP	BLK	WP	HR	S	P	ERA	WHIP	<b>PITCHER</b>		IP	WLS	BF	H	R	ER	SO	BB	IBB	HBP	BLK	WP	HR	S	P	ERA	WHIP	
<b>Jim Slaton, R</b> ERA: 3.91 (1, 1)	7.2	W	30	4	0	0	6	3	1	0	0	0	0	38	54	0.00	0.913																				
<b>Tom Murphy, R</b> ERA: 1.45 (8, 1)	1.1	S	4	0	0	0	0	0	0	0	0	0	0	4	4	0.00	0.000																				



Batter	1	2	3	4	5	6	7	8	9	10	AB	R	H	RBI	BB	SO	LOB	TOP			
Don Money, R OBP: 0.343, SLG: 0.409 (1.5)	5-3		5-3	L8		FC5-4 1B		K			5	0	1	0	0	1	2				
Ken Berry, R OBP: 0.289, SLG: 0.274 (1.8)	FC3-6 1B		1B 2B		6-3	FC5-4 1-2f		6-3			5	1	2	0	0	0	2				
George Scott, R OBP: 0.357, SLG: 0.446 (1.3)	FC3-6 1-2f		P8		1B S			P9			4	0	1	0	1	0	2				
John Briggs, L OBP: 0.342, SLG: 0.449 (1.7)	4-3		2B		P7			P9			4	1	1	0	1	0	2				
Gorman Thomas, R OBP: 0.308, SLG: 0.615 (1.9)		SH1-4 1B	1B		1B			6-3		G4-6-3 BB	5	1	3	2	0	0	2				
Bobby Mitchell, R OBP: 0.317, SLG: 0.374 (1.10)		SH1-4 1-2	1B		F9			4-3 FC6-2-5 2B		K	5	0	3	1	0	1	2				
Darrell Porter, L OBP: 0.329, SLG: 0.377 (1.2)		SH1-4 1-2	4-3					4-3		F9	4	0	0	0	0	0	2				
Pedro Garcia, R OBP: 0.240, SLG: 0.331 (1.4)		K			4-3			F9		K	4	0	0	0	1	2	2				
John Vukovich, R OBP: 0.195, SLG: 0.316 (1.6)		1-3			F2			FC6-2-5 1B			4	0	1	0	0	0	4				
<b>Inning Stats</b>	R: 0 E: 0 K: 0 S: 4	H: 1 LOB: 1 BB: 0 P: 4	R: 0 E: 0 K: 1 S: 7	H: 2 LOB: 2 BB: 0 P: 7	R: 3 E: 0 K: 0 S: 7	H: 4 LOB: 1 BB: 0 P: 7	R: 0 E: 0 K: 0 S: 3	H: 0 LOB: 0 BB: 0 P: 3	R: 0 E: 0 K: 0 S: 5	H: 2 LOB: 2 BB: 0 P: 5	R: 0 E: 0 K: 0 S: 3	H: 0 LOB: 0 BB: 0 P: 3	R: 0 E: 0 K: 1 S: 6	H: 1 LOB: 2 BB: 1 P: 10	R: 0 E: 0 K: 0 S: 2	H: 0 LOB: 1 BB: 2 P: 10	R: 0 E: 0 K: 2 S: 7	H: 0 LOB: 0 BB: 0 P: 7	1B: 9 2B: 3 3B: 0 HR: 0	SF: 0 SAC: 1 DP: 1 HBP: 0	WP: 0 PA: 44
<b>PITCHER</b>	IP WLS BF H R ER SO BB IBB HBP BLK WP HR S P ERA WHIP	IP WLS BF H R ER SO BB IBB HBP BLK WP HR S P ERA WHIP	IP WLS BF H R ER SO BB IBB HBP BLK WP HR S P ERA WHIP	IP WLS BF H R ER SO BB IBB HBP BLK WP HR S P ERA WHIP	IP WLS BF H R ER SO BB IBB HBP BLK WP HR S P ERA WHIP	IP WLS BF H R ER SO BB IBB HBP BLK WP HR S P ERA WHIP	IP WLS BF H R ER SO BB IBB HBP BLK WP HR S P ERA WHIP	IP WLS BF H R ER SO BB IBB HBP BLK WP HR S P ERA WHIP	IP WLS BF H R ER SO BB IBB HBP BLK WP HR S P ERA WHIP	IP WLS BF H R ER SO BB IBB HBP BLK WP HR S P ERA WHIP	IP WLS BF H R ER SO BB IBB HBP BLK WP HR S P ERA WHIP	IP WLS BF H R ER SO BB IBB HBP BLK WP HR S P ERA WHIP	IP WLS BF H R ER SO BB IBB HBP BLK WP HR S P ERA WHIP	IP WLS BF H R ER SO BB IBB HBP BLK WP HR S P ERA WHIP	IP WLS BF H R ER SO BB IBB HBP BLK WP HR S P ERA WHIP	IP WLS BF H R ER SO BB IBB HBP BLK WP HR S P ERA WHIP	IP WLS BF H R ER SO BB IBB HBP BLK WP HR S P ERA WHIP	IP WLS BF H R ER SO BB IBB HBP BLK WP HR S P ERA WHIP	IP WLS BF H R ER SO BB IBB HBP BLK WP HR S P ERA WHIP	IP WLS BF H R ER SO BB IBB HBP BLK WP HR S P ERA WHIP	IP WLS BF H R ER SO BB IBB HBP BLK WP HR S P ERA WHIP
Bill Lee, L ERA: 3.62 Reggie Cleveland, R ERA: 4.56 (1.1) (0.1)	8.1 40 12 3 3 2 3 0 0 0 0 0 0 0 41 53 3.24 1.800	1.2 4 0 0 0 2 0 0 0 0 0 0 0 0 8 8 0.00 0.000																			

Milwaukee Brewers @ Boston Red Sox  
Fenway Park, Boston, MA  
Sat Sep 07 1974, 3:33 AM EDT  
Att: 16,553 - Unknown - 63 F

AB	40
R	3
H	12
RBI	3
BB	3
SO	4
LOB	20



Batter	1	2	3	4	5	6	7	8	9	10	AB	R	H	RBI	BB	SO	LOB	BOTTOM				
Tommy Harper, R OBP: 0.299, SLG: 0.323 (1.7)	5-3 1B		K		F2		5-3		F5		5	0	1	0	0	1	2					
Juan Beniquez, R OBP: 0.326, SLG: 0.382 (1.8)	5-3 1-2			FC4-6 1B	1B		5-3		S 2B		5	1	3	1	0	0	1					
Dwight Evans, R OBP: 0.325, SLG: 0.409 (1.9)	1-3			FC4-6 BB	L8		5-3		6-3		4	0	0	0	1	0	2					
Carl Yastrzemski, L OBP: 0.417, SLG: 0.454 (1.3)		G4-3 1B		FC4-6 1B				SH1 BB		F8	3	1	1	0	2	0	2					
Cecil Cooper, L OBP: 0.320, SLG: 0.401 (1.10)		F2		FC6-4 1B	P7			SH1		F7	4	0	1	1	0	0	3					
Rico Petrocelli, R OBP: 0.336, SLG: 0.419 (1.5)	G4-3			FC6-4 1B				K		2B 1B	5	1	2	1	0	1	2					
Tim McCarver, L OBP: 0.362, SLG: 0.250 (1.2)				FC6-4 BB						1B 2B	3	0	2	0	2	0	2					
Doug Griffin, R OBP: 0.331, SLG: 0.344 Bernie Carbo, L ERA: 2.42 Dick McAuliffe, L OBP: 0.323, SLG: 0.323 (1.4) (8. PH) (0.4)				P6	P4			G3		1B IBB	3	0	0	0	0	0	4					
Mario Guerrero, R OBP: 0.291, SLG: 0.291 (1.6)				P4				P7		F8	5	1	2	1	0	0	2					
<b>Inning Stats</b>	R: 0 E: 0 K: 0 S: 3	H: 1 LOB: 0 BB: 0 P: 3	R: 0 E: 0 K: 0 S: 3	H: 1 LOB: 1 BB: 0 P: 9	R: 2 E: 0 K: 0 S: 6	H: 3 LOB: 2 BB: 1 P: 10	R: 1 E: 0 K: 0 S: 5	H: 2 LOB: 2 BB: 1 P: 9	R: 0 E: 0 K: 0 S: 4	H: 1 LOB: 1 BB: 0 P: 4	R: 0 E: 0 K: 0 S: 3	H: 0 LOB: 0 BB: 0 P: 3	R: 0 E: 0 K: 1 S: 5	H: 0 LOB: 2 BB: 2 P: 13	R: 0 E: 0 K: 0 S: 4	H: 1 LOB: 1 BB: 0 P: 4	R: 1 E: 0 K: 0 S: 5	H: 3 LOB: 3 BB: 1 P: 9	1B: 9 2B: 3 3B: 0 HR: 0	SF: 0 SAC: 1 DP: 1 HBP: 0	WP: 0 PA: 45	
<b>PITCHER</b>	IP WLS BF H R ER SO BB IBB HBP BLK WP HR S P ERA WHIP	IP WLS BF H R ER SO BB IBB HBP BLK WP HR S P ERA WHIP	IP WLS BF H R ER SO BB IBB HBP BLK WP HR S P ERA WHIP	IP WLS BF H R ER SO BB IBB HBP BLK WP HR S P ERA WHIP	IP WLS BF H R ER SO BB IBB HBP BLK WP HR S P ERA WHIP	IP WLS BF H R ER SO BB IBB HBP BLK WP HR S P ERA WHIP	IP WLS BF H R ER SO BB IBB HBP BLK WP HR S P ERA WHIP	IP WLS BF H R ER SO BB IBB HBP BLK WP HR S P ERA WHIP	IP WLS BF H R ER SO BB IBB HBP BLK WP HR S P ERA WHIP	IP WLS BF H R ER SO BB IBB HBP BLK WP HR S P ERA WHIP	IP WLS BF H R ER SO BB IBB HBP BLK WP HR S P ERA WHIP	IP WLS BF H R ER SO BB IBB HBP BLK WP HR S P ERA WHIP	IP WLS BF H R ER SO BB IBB HBP BLK WP HR S P ERA WHIP	IP WLS BF H R ER SO BB IBB HBP BLK WP HR S P ERA WHIP	IP WLS BF H R ER SO BB IBB HBP BLK WP HR S P ERA WHIP	IP WLS BF H R ER SO BB IBB HBP BLK WP HR S P ERA WHIP	IP WLS BF H R ER SO BB IBB HBP BLK WP HR S P ERA WHIP	IP WLS BF H R ER SO BB IBB HBP BLK WP HR S P ERA WHIP	IP WLS BF H R ER SO BB IBB HBP BLK WP HR S P ERA WHIP	IP WLS BF H R ER SO BB IBB HBP BLK WP HR S P ERA WHIP	IP WLS BF H R ER SO BB IBB HBP BLK WP HR S P ERA WHIP	
Jim Colborn, R ERA: 4.58 Ed Sprague, R ERA: 2.42 Tom Murphy, R ERA: 1.51 (1.1) (0.1) (0.1)	5.1 25 8 3 3 1 3 0 0 0 0 0 0 0 24 36 5.06 2.062	2.0 7 0 0 0 0 1 0 0 0 0 0 0 6 10 0.00 0.500	2.1 13 4 1 1 1 0 2 0 0 0 0 0 13 21 3.86 1.714																			

Milwaukee Brewers @ Boston Red Sox  
Fenway Park, Boston, MA  
Sat Sep 07 1974, 3:33 AM EDT  
Att: 16,553 - Unknown - 63 F

AB	38
R	4
H	12
RBI	4
BB	6
SO	2
LOB	22



Batter	1	2	3	4	5	6	7	8	9	AB	R	H	RBI	BB	SO	LOB	TOP										
<b>Don Money, R</b> OBP: 0.343, SLG: 0.409 (1, 5)	6-3	K		G4-6-3 1B			S 1B	F8		5	0	2	0	0	1	2											
<b>Ken Berry, R</b> OBP: 0.292, SLG: 0.277 (1, 8)	BB 2B 1B	FC6 1B		G4-6-3 1-2			K 1-2	F9		5	1	2	0	0	1	2											
<b>George Scott, R</b> OBP: 0.355, SLG: 0.442 (1, 3)	2B 1-2 BB BB	FC6 WP S 1-2			5-3			L4		4	1	0	0	1	0	2											
<b>John Briggs, L</b> OBP: 0.341, SLG: 0.448 (1, 7)	BB 1-3 2H 1B 2B	K			1-3			6-3	5-3	5	1	1	1	0	1	1											
<b>Darrell Porter, L</b> OBP: 0.330, SLG: 0.377 (1, 2)	BB 1B IBB		F9		4-3			2B PB 1B		3	2	1	0	1	0	0											
<b>Gorman Thomas, R</b> OBP: 0.353, SLG: 0.625 (1, 9)	1B BB		F8			F7		PB 1-3 1B 2B		3	1	1	1	1	0	0											
<b>Mike Hegan, L</b> <b>Bobby Mitchell, R</b> (8, PH) OBP: 0.315, SLG: 0.372 (1, 10)	K				4-3			L7 2-3 3-H		2	0	0	0	1	1	3											
<b>Tim Johnson, L</b> OBP: 0.286, SLG: 0.328 (8, PH) <b>Charlie Moore, R</b> OBP: 0.337, SLG: 0.371 (8, 5)	1B		4-3			F7		1B 1B		3	0	1	2	0	0	1											
<b>Rob Ellis, R</b> OBP: 0.353, SLG: 0.340 (8, 5)	1-2 2H 3-H 1B							3-H 1B		1	0	1	1	0	0	0											
<b>Pedro Garcia, R</b> OBP: 0.239, SLG: 0.329 (1, 4) <b>John Vukovich, R</b> OBP: 0.190, SLG: 0.313 (8, PH) <b>Bob Hansen, L</b> OBP: 0.309, SLG: 0.372 (8, PR) <b>Bob Coluccio, R</b> OBP: 0.312, SLG: 0.329 (8, 6) <b>Robin Yount, R</b> OBP: 0.276, SLG: 0.346 (8, 6)	K			K		F8		1-2 1B		2	0	0	0	0	2	2											
<b>Inning Stats</b>	R: 4 E: 0 K: 2 S: 10	H: 3 LOB: 2 BB: 3 P: 22	R: 0 E: 0 K: 2 S: 8	H: 1 LOB: 1 BB: 0 P: 8	R: 0 E: 0 K: 0 S: 3	H: 0 LOB: 1 BB: 1 P: 7	R: 0 E: 0 K: 1 S: 5	H: 1 LOB: 0 BB: 0 P: 5	R: 0 E: 0 K: 0 S: 3	H: 0 LOB: 0 BB: 0 P: 3	R: 0 E: 0 K: 0 S: 3	H: 0 LOB: 0 BB: 0 P: 3	R: 0 E: 0 K: 1 S: 6	H: 1 LOB: 1 BB: 0 P: 6	R: 2 E: 0 K: 0 S: 7	H: 4 LOB: 2 BB: 0 P: 7	R: 0 E: 0 K: 0 S: 3	H: 0 LOB: 0 BB: 0 P: 3	1B: 8 2B: 2 3B: 0 HR: 0	SF: 0 SAC: 0 DP: 1 HBP: 0	WP: 1 PB: 1 SB: 2 CS: 0	PA: 40					
<b>PITCHER</b>	IP	WLS	BF	H	R	ER	SO	BB	IBB	HBP	BLK	WP	HR	S	P	ERA	WHIP										
<b>Juan Marichal, R</b> ERA: 4.75 (1, 1)	0.1		6	2	4	4	0	2	1	0	0	0	0	3	15	108.00	12.000										
<b>Dick Pole, R</b> ERA: 3.35 (8, 1)	7.0	W	27	6	2	2	6	1	0	0	0	1	0	38	42	2.57	1.000										
<b>Bob Veale, L</b> ERA: 5.54 (8, 1)	0.1		2	1	0	0	0	0	0	0	0	0	0	2	2	0.00	3.000										
<b>Diego Segui, R</b> ERA: 4.13 (8, 1)	1.1	S	5	1	0	0	0	0	0	0	0	0	0	5	5	0.00	0.750										

Milwaukee Brewers @ Boston Red Sox  
Fenway Park, Boston, MA  
Sun Sep 08 1974, 3:33 AM EDT  
Att: 25,531 - Unknown - 75 F

AB 36  
R 6  
H 10  
RBI 5  
BB 4  
SO 6  
LOB 14



Batter	1	2	3	4	5	6	7	8	9	AB	R	H	RBI	BB	SO	LOB	BOTTOM										
<b>Tommy Harper, R</b> OBP: 0.297, SLG: 0.320 (1, 7)	6-3		F7		2B BB	F2		F7 3-H		4	1	0	0	1	0	3											
<b>Juan Beniquez, R</b> OBP: 0.322, SLG: 0.379 (1, 8)	F9			E4 1B SF9	SF7		L5			3	1	0	1	0	0	0											
<b>Bernie Carbo, L</b> OBP: 0.363, SLG: 0.406 (1, 9)	4-3			K	3-H 2H 2B		HR HBP			3	1	1	2	0	1	1											
<b>Carl Yastrzemski, L</b> OBP: 0.415, SLG: 0.453 (1, 3)		G3			F8		F3			4	0	1	0	0	0	2											
<b>Cecil Cooper, L</b> OBP: 0.318, SLG: 0.400 <b>Dwight Evans, R</b> (6, PH) OBP: 0.326, SLG: 0.417 (1, 10)	K			SF9		L7		HR		1	0	0	1	0	1	0											
<b>Rico Petrocelli, R</b> OBP: 0.337, SLG: 0.421 (1, 5)				F7		SH1-3 2B BB	5-3			3	1	1	0	1	0	1											
<b>Tim McCarver, L</b> OBP: 0.362, SLG: 0.252 <b>Bob Montgomery, R</b> OBP: 0.259, SLG: 0.296 (9, 2)	3-1				1B SF7 1B	SH1-3		F9		3	1	1	0	0	0	1											
<b>Doug Griffin, R</b> OBP: 0.337, SLG: 0.353 (1, 4)			F3		SH1-3 2B 1B	SH1-3 2B 1B		1B F7 1B		4	2	3	1	0	0	0											
<b>Mario Guerrero, R</b> OBP: 0.295, SLG: 0.295 (1, 6)			6-3		SH1-3			1B		3	0	2	1	0	0	0											
<b>Inning Stats</b>	R: 0 E: 0 K: 0 S: 3	H: 0 LOB: 0 BB: 0 P: 3	R: 0 E: 0 K: 1 S: 6	H: 1 LOB: 0 BB: 0 P: 6	R: 0 E: 0 K: 0 S: 3	H: 0 LOB: 0 BB: 0 P: 3	R: 1 E: 1 K: 1 S: 7	H: 1 LOB: 1 BB: 0 P: 7	R: 3 E: 0 K: 0 S: 6	H: 3 LOB: 1 BB: 1 P: 10	R: 2 E: 0 K: 0 S: 4	H: 2 LOB: 1 BB: 1 P: 9	R: 2 E: 0 K: 0 S: 4	H: 1 LOB: 0 BB: 0 P: 5	R: 0 E: 0 K: 0 S: 4	H: 2 LOB: 1 BB: 0 P: 4	R: 0 E: 0 K: 0 S: 3	H: 0 LOB: 0 BB: 0 P: 3	1B: 6 2B: 3 3B: 0 HR: 1	SF: 2 SAC: 2 DP: 0 HBP: 1	WP: 0 PB: 0 SB: 0 CS: 0	PA: 37					
<b>PITCHER</b>	IP	WLS	BF	H	R	ER	SO	BB	IBB	HBP	BLK	WP	HR	S	P	ERA	WHIP										
<b>Eduardo Rodriguez, R</b> ERA: 3.47 (5, 1)	1.0	L	6	2	2	2	0	1	0	0	0	0	0	5	9	18.00	3.000										
<b>Roger Miller, R</b> ERA: 13.5 (8, 1)	1.1		6	1	2	2	0	0	0	1	0	0	1	5	6	13.50	0.750										
<b>Ed Sprague, R</b> ERA: 2.39 (8, 1)	1.0		4	2	0	0	0	0	0	0	0	0	0	4	4	0.00	2.000										

Milwaukee Brewers @ Boston Red Sox  
Fenway Park, Boston, MA  
Sun Sep 08 1974, 3:33 AM EDT  
Att: 25,531 - Unknown - 75 F

AB 30  
R 8  
H 10  
RBI 8  
BB 2  
SO 2  
LOB 8





Batter	1	2	3	4	5	6	7	8	9	10	AB	R	H	RBI	BB	SO	LOB	TOP						
<b>Rich Coggins, L</b> OBP: 0.295, SLG: 0.315 (1, 9)	4-3		F9	G3			B2		K		5	0	0	0	0	1	3	<b>Baltimore Orioles @ Milwaukee Brewers</b> Milwaukee County Stadium, Milwaukee, WI Tue Sep 10 1974, 8:05 PM EDT Att: 5,718 - Unknown <a href="http://livebaseballscorecards.com">livebaseballscorecards.com</a>						
<b>Paul Blair, R</b> OBP: 0.299, SLG: 0.408 (1, 8)	L5			HR	6-3		FC4-6 1B		F5		5	1	2	1	0	0	0							
<b>Bobby Grich, R</b> OBP: 0.370, SLG: 0.444 (1, 4)	K						FC4-6				1	0	0	0	0	1	0							
<b>Frank Baker, L</b> OBP: 0.250, SLG: 0.231 (2, 4)					1B	2B		FC1-6 1B		FC4 1B		4	1	3	0	0	0		2					
<b>Tommy Davis, R</b> OBP: 0.314, SLG: 0.372 (1, 10)		F6		K	FC1-6		6-3		FC4		5	0	0	0	0	1	5							
<b>Don Baylor, R</b> OBP: 0.330, SLG: 0.356 (1, 7)		F4		1B	1B				1B	BB	4	1	2	1	1	0	1							
<b>Brooks Robinson, R</b> OBP: 0.329, SLG: 0.397 (1, 5)		6-3		1B	1B					1B	5	1	2	0	0	0	1							
<b>Earl Williams, R</b> OBP: 0.297, SLG: 0.399 (1, 2)			F8	1B					F7		4	0	2	1	0	0	2							
<b>Elirod Hendricks, L</b> OBP: 0.276, SLG: 0.353 (10, PH)				1B			L3				1	0	0	0	0	0	1							
<b>Enos Cabell, R</b> OBP: 0.297, SLG: 0.384 (1, 3)				1B							4	1	2	2	0	0	3							
<b>Boog Powell, L</b> OBP: 0.335, SLG: 0.381 (10, 3)				HR	1B		L3				0	0	0	0	1	0	0							
<b>Mark Belanger, R</b> OBP: 0.301, SLG: 0.315 (1, 6)			4-3	F9			FC4-6 1B		FC6-4		5	0	1	0	0	0	6							
<b>Inning Stats</b>	R: 0 E: 0 K: 1 S: 5	H: 0 LOB: 0 BB: 0 P: 5	R: 0 E: 0 K: 0 S: 3	H: 0 LOB: 0 BB: 0 P: 3	R: 1 E: 0 K: 0 S: 4	H: 1 LOB: 0 BB: 0 P: 4	R: 4 E: 0 K: 1 S: 11	H: 6 LOB: 2 BB: 0 P: 11	R: 0 E: 0 K: 0 S: 4	H: 1 LOB: 1 BB: 0 P: 3	R: 0 E: 0 K: 0 S: 3	H: 2 LOB: 2 BB: 0 P: 5	R: 0 E: 0 K: 0 S: 4	H: 1 LOB: 2 BB: 1 P: 8	R: 0 E: 0 K: 1 S: 6	H: 1 LOB: 0 BB: 0 P: 6	R: 0 E: 0 K: 0 S: 4	H: 1 LOB: 2 BB: 1 P: 8	1B: 11 2B: 2 3B: 0 HR: 2	SF: 0 SAC: 0 DP: 1 HBP: 0	WP: 0 PB: 0 SB: 0 CS: 0	PA: 45		
<b>PITCHER</b>	IP WLS BF H R ER SO ERA WHIP	IP WLS BF H R ER SO ERA WHIP	IP WLS BF H R ER SO ERA WHIP	IP WLS BF H R ER SO ERA WHIP	IP WLS BF H R ER SO ERA WHIP	IP WLS BF H R ER SO ERA WHIP	IP WLS BF H R ER SO ERA WHIP	IP WLS BF H R ER SO ERA WHIP	IP WLS BF H R ER SO ERA WHIP	IP WLS BF H R ER SO ERA WHIP	IP WLS BF H R ER SO ERA WHIP	IP WLS BF H R ER SO ERA WHIP	IP WLS BF H R ER SO ERA WHIP	IP WLS BF H R ER SO ERA WHIP	IP WLS BF H R ER SO ERA WHIP	IP WLS BF H R ER SO ERA WHIP	IP WLS BF H R ER SO ERA WHIP	IP WLS BF H R ER SO ERA WHIP	IP WLS BF H R ER SO ERA WHIP	IP WLS BF H R ER SO ERA WHIP	IP WLS BF H R ER SO ERA WHIP	IP WLS BF H R ER SO ERA WHIP	IP WLS BF H R ER SO ERA WHIP	IP WLS BF H R ER SO ERA WHIP
<b>Bill Champion, R</b> ERA: 3.55 (1, 1)	3.1	17	7	5	5	2	0	0	0	0	13.50	2.100												
<b>Bill Travers, L</b> ERA: 4.74 (4, 1)	3.2	16	5	0	0	0	1	0	0	0	0.00	1.636												
<b>Tom Murphy, R</b> ERA: 1.53 (8, 1)	3.0	12	2	0	0	1	0	1	0	0	0.00	0.667												

Batter	1	2	3	4	5	6	7	8	9	10	AB	R	H	RBI	BB	SO	LOB	BOTTOM					
<b>Don Money, R</b> OBP: 0.347, SLG: 0.410 (1, 5)	L7		PB 2B	FC5-4 BB			PB 1B		F9		4	2	2	0	1	0	0	<b>Baltimore Orioles @ Milwaukee Brewers</b> Milwaukee County Stadium, Milwaukee, WI Tue Sep 10 1974, 8:05 PM EDT Att: 5,718 - Unknown <a href="http://livebaseballscorecards.com">livebaseballscorecards.com</a>					
<b>Ken Berry, R</b> OBP: 0.301, SLG: 0.297 (1, 8)	2B 4-3 1B		2B	FC5-4 1-2			L4		K		5	1	2	1	0	1	3						
<b>George Scott, R</b> OBP: 0.354, SLG: 0.440 (1, 3)	4-3 1-3 2B		4-0 IBB				E4 PB 1B		K		4	1	2	0	1	1	1						
<b>John Briggs, L</b> OBP: 0.338, SLG: 0.441 (1, 7)	4-3 2-3 3-4 0-0		F2				K				4	1	0	1	1	1	5						
<b>Bobby Mitchell, R</b> OBP: 0.313, SLG: 0.372 (1, 10)	F8		F6				1-2 3-4 0-0				4	0	1	1	0	0	3						
<b>Bob Coluccio, R</b> OBP: 0.311, SLG: 0.328 (10, PH)					5-3		PO 1B		SH1-4 BB		0	0	0	0	0	0	0						
<b>Sixto Lezcano, R</b> OBP: 0.600, SLG: 0.600 (1, 9)			G3-6-3 1B				5-3		PO		5	0	3	1	0	0	0						
<b>Darrell Porter, L</b> OBP: 0.336, SLG: 0.390 (1, 2)			G3-6-3 1-2						SH3-4		2	1	1	0	1	0	1						
<b>Pedro Garcia, R</b> OBP: 0.236, SLG: 0.324 (1, 4)			F9		5-3		L8		F3		4	0	0	0	0	0	3						
<b>Tim Johnson, L</b> OBP: 0.289, SLG: 0.335 (1, 6)			4-3				L5		F9		3	0	1	1	0	0	1						
<b>Charlie Moore, R</b> OBP: 0.353, SLG: 0.367 (8, PH)											1	0	0	0	0	0	1						
<b>Jack Lind, S</b> (9, 6)											0	0	0	0	0	0	0						
<b>Inning Stats</b>	R: 1 E: 0 K: 0 S: 5	H: 2 LOB: 1 BB: 0 P: 5	R: 0 E: 0 K: 0 S: 3	H: 1 LOB: 0 BB: 0 P: 3	R: 1 E: 0 K: 0 S: 5	H: 2 LOB: 2 BB: 1 P: 9	R: 1 E: 0 K: 0 S: 5	H: 2 LOB: 2 BB: 1 P: 9	R: 0 E: 0 K: 0 S: 3	H: 1 LOB: 0 BB: 0 P: 7	R: 2 E: 1 K: 1 S: 7	H: 2 LOB: 0 BB: 0 P: 7	R: 0 E: 0 K: 0 S: 4	H: 1 LOB: 1 BB: 0 P: 4	R: 0 E: 0 K: 2 S: 7	H: 0 LOB: 0 BB: 0 P: 7	R: 1 E: 0 K: 0 S: 2	H: 1 LOB: 1 BB: 1 P: 6	1B: 7 2B: 5 3B: 0 HR: 0	SF: 0 SAC: 2 DP: 2 HBP: 0	WP: 0 PB: 2 SB: 0 CS: 0	PA: 43	
<b>PITCHER</b>	IP WLS BF H R ER SO ERA WHIP	IP WLS BF H R ER SO ERA WHIP	IP WLS BF H R ER SO ERA WHIP	IP WLS BF H R ER SO ERA WHIP	IP WLS BF H R ER SO ERA WHIP	IP WLS BF H R ER SO ERA WHIP	IP WLS BF H R ER SO ERA WHIP	IP WLS BF H R ER SO ERA WHIP	IP WLS BF H R ER SO ERA WHIP	IP WLS BF H R ER SO ERA WHIP	IP WLS BF H R ER SO ERA WHIP	IP WLS BF H R ER SO ERA WHIP	IP WLS BF H R ER SO ERA WHIP	IP WLS BF H R ER SO ERA WHIP	IP WLS BF H R ER SO ERA WHIP	IP WLS BF H R ER SO ERA WHIP	IP WLS BF H R ER SO ERA WHIP	IP WLS BF H R ER SO ERA WHIP	IP WLS BF H R ER SO ERA WHIP	IP WLS BF H R ER SO ERA WHIP	IP WLS BF H R ER SO ERA WHIP	IP WLS BF H R ER SO ERA WHIP	IP WLS BF H R ER SO ERA WHIP
<b>Dave McNally, L</b> ERA: 3.76 (1, 1)	7.0	33	11	5	3	1	2	1	0	0	3.86	1.857											
<b>Grant Jackson, L</b> ERA: 2.67 (8, 1)	2.1	9	1	1	1	2	1	0	0	0	3.86	0.857											







Batter	1	2	3	4	5	6	7	8	9	AB	R	H	RBI	BB	SO	LOB	TOP										
<b>Don Money, R</b> OBP: 0.346, SLG: 0.410 (1,5) X	0-0 6-3		0-0 S 1B		0-0 F8			4-0 BB 1B BB		3	1	1	1	1	0	0	<b>Milwaukee Brewers @ Detroit Tigers</b> Tiger Stadium, Detroit, MI Wed Sep 11, 1974, 7:05 PM EDT Att: 5,896 - Unknown										
<b>Ken Berry, R</b> OBP: 0.304, SLG: 0.297 (1,8) X	0-0 S 1B		0-3 K			0-0 5-3		4-0 1B BB		3	0	1	0	1	1	1											
<b>George Scott, R</b> OBP: 0.355, SLG: 0.439 (1,3) S	0-3 K		4-0 IBB			0-3 K		0-0 CS 1B		3	0	1	1	1	2	1											
<b>John Briggs, L</b> OBP: 0.336, SLG: 0.437 (1,7) X	0-0 F4		0-0 F7			0-0 F2		0-3 K		4	0	0	0	0	1	4											
<b>Bobby Mitchell, R</b> OBP: 0.307, SLG: 0.365 (1,10) X		0-0 5-3		0-0 F9			0-0 F8		0-3 K	3	0	0	0	0	0	0											
<b>Bob Hansen, L</b> OBP: 0.305, SLG: 0.367 (9, PH) S										1	0	0	0	0	1	0											
<b>Sixto Lezcano, R</b> OBP: 0.333, SLG: 0.333 (1,9) S	0-3 K		0-0 6-3			0-0 L6		0-0 F8		4	0	0	0	0	1	0											
<b>Charlie Moore, R</b> OBP: 0.332, SLG: 0.361 (1,2) X	0-0 4-3		0-0 6-3			4-0 WP S 3B BB		0-3 K		3	1	0	0	1	1	0											
<b>Tim Johnson, L</b> OBP: 0.295, SLG: 0.351 (1,6) X			0-0 WP S 1B 1B		0-0 G3		0-0 1-H 3B			3	1	2	1	0	0	0											
<b>Jack Lind, S</b> (1,4) X			0-0 5-3		0-0 F6		0-0 5-3			3	0	0	0	0	0	2											
<b>Inning Stats</b>	R: 0 E: 0 K: 1 S: 6	H: 1 LOB: 1 BB: 0 P: 6	R: 0 E: 0 K: 1 S: 5	H: 0 LOB: 0 BB: 0 P: 5	R: 1 E: 0 K: 1 S: 7	H: 2 LOB: 2 BB: 1 P: 11	R: 0 E: 0 K: 0 S: 3	H: 0 LOB: 0 BB: 0 P: 3	R: 0 E: 0 K: 1 S: 5	H: 0 LOB: 0 BB: 0 P: 5	R: 1 E: 0 K: 0 S: 4	H: 1 LOB: 1 BB: 1 P: 8	R: 1 E: 0 K: 1 S: 4	H: 1 LOB: 1 BB: 2 P: 12	R: 0 E: 0 K: 2 S: 7	H: 0 LOB: 0 BB: 0 P: 7	1B: 4 2B: 1 3B: 1 HR: 0	SF: 0 SAC: 0 DP: 1 HBP: 0	WP: 2 PB: 0 SB: 3 CS: 1	PA: 34							
<b>PITCHER</b>	IP	WLS	BF	H	R	ER	SO	BB	IBB	HBP	BLK	WP	HR	S	P	ERA	WHIP										
<b>Luke Walker, L</b> ERA: 4.34 (1,1)	7.0	L	29	4	3	3	4	3	1	0	0	2	0	33	49	3.86	1.000										
<b>Jim Ray, R</b> ERA: 4.81 (8,1)	2.0		5	1	0	0	3	0	0	0	0	0	0	11	11	0.00	0.500										

Batter	1	2	3	4	5	6	7	8	9	AB	R	H	RBI	BB	SO	LOB	BOTTOM										
<b>Ron LeFlore, R</b> OBP: 0.280, SLG: 0.308 (1,8) X	0-0 L4-6 S 1B		0-3 K			0-0 4-3		0-0 3-1		4	0	1	0	0	1	1	<b>Milwaukee Brewers @ Detroit Tigers</b> Tiger Stadium, Detroit, MI Wed Sep 11, 1974, 7:05 PM EDT Att: 5,896 - Unknown										
<b>Gary Sutherland, R</b> OBP: 0.286, SLG: 0.317 (1,4) X	0-0 L4-6 1-3			0-0 F7		0-0 F7		0-0 F8		4	0	0	0	0	1	0											
<b>Al Kaline, R</b> OBP: 0.332, SLG: 0.383 (1,10) X	0-0 1B			0-0 4-3 2B		4-0 SH1-3 L9-2 BB		0-0 L7		3	0	2	0	1	0	0											
<b>Ben Oglivie, L</b> OBP: 0.360, SLG: 0.370 (1,7) X	0-0 F7			0-0 4-3 2-3		0-0 SH1-3 1B		0-3 K		4	0	1	0	0	1	2											
<b>Bill Freehan, R</b> OBP: 0.344, SLG: 0.429 (1,2) X		0-0 F8		0-0 F8		0-0 SH1-3 1-2 2-3				2	0	0	0	0	0	1											
<b>Reggie Sanders, R</b> OBP: 0.209, SLG: 0.317 (1,3) S		0-3 K			0-0 F4		0-0 L9-2 3-H			3	0	0	0	0	1	2											
<b>Leon Roberts, R</b> OBP: 0.368, SLG: 0.500 (1,9) X		0-0 6-3			0-0 6-3			0-0 G3 WP 1B		3	0	1	0	0	0	0											
<b>Aurelio Rodriguez, R</b> OBP: 0.256, SLG: 0.306 (1,5) X			0-0 F9		0-0 F9			0-0 F3		3	0	0	0	0	1	0											
<b>Ed Brinkman, R</b> OBP: 0.253, SLG: 0.336 (1,6) X				0-0 L5				0-0 G3		2	0	0	0	0	1	0											
<b>Gates Brown, L</b> OBP: 0.323, SLG: 0.414 (8, PH) S										1	0	0	0	0	0	1											
<b>Tom Verzer, R</b> OBP: 0.306, SLG: 0.303 (9,6) X										0	0	0	0	0	0	0											
<b>Inning Stats</b>	R: 0 E: 0 K: 0 S: 4	H: 2 LOB: 1 BB: 0 P: 4	R: 0 E: 0 K: 1 S: 5	H: 0 LOB: 0 BB: 0 P: 5	R: 0 E: 0 K: 1 S: 5	H: 0 LOB: 0 BB: 0 P: 5	R: 0 E: 0 K: 0 S: 4	H: 1 LOB: 1 BB: 0 P: 4	R: 0 E: 0 K: 0 S: 3	H: 0 LOB: 0 BB: 0 P: 3	R: 0 E: 0 K: 1 S: 5	H: 0 LOB: 0 BB: 0 P: 5	R: 0 E: 0 K: 0 S: 3	H: 1 LOB: 1 BB: 1 P: 7	R: 0 E: 0 K: 0 S: 4	H: 1 LOB: 1 BB: 0 P: 4	R: 0 E: 0 K: 1 S: 5	H: 0 LOB: 0 BB: 0 P: 5	1B: 4 2B: 3 3B: 0 HR: 0	SF: 0 SAC: 1 DP: 2 HBP: 0	WP: 1 PB: 0 SB: 1 CS: 0	PA: 31					
<b>PITCHER</b>	IP	WLS	BF	H	R	ER	SO	BB	IBB	HBP	BLK	WP	HR	S	P	ERA	WHIP										
<b>Jim Slaton, R</b> ERA: 3.75 (1,1)	9.0	W	31	5	0	0	4	1	0	0	0	1	0	38	42	0.00	0.667										



Batter	1	2	3	4	5	6	7	8	9	10	AB	R	H	RBI	BB	SO	LOB	TOP										
<b>Tommy Harper, R</b> OBP: 0.303, SLG: 0.321 (1, 7)	4-0 BB BB BB BB	0-0 P6		0-0 5-3			0-0 CS SH 1B		0-0 F7	0-3 K	5	1	1	0	1	1	3	<b>Boston Red Sox @ Milwaukee Brewers</b> Milwaukee County Stadium, Milwaukee, WI Fri Sep 13 1974, 8:05 PM EDT Att: 6,186 - Unknown - 53 F 										
<b>Juan Beniquez, R</b> OBP: 0.321, SLG: 0.375 (1, 8)	4-0 BB BB BB 2B	0-0 F3					0-0 SH CS 1B		0-0 1B	0-3 K	4	1	2	0	1	1	2											
<b>Carl Yastrzemski, L</b> OBP: 0.415, SLG: 0.454 (1, 3)	4-0 BB BB BB 2B			0-0 2B			0-0 L8		0-0 K	4-0 FC6-4 BB	3	2	1	0	2	1	4											
<b>Deron Johnson, R</b> OBP: 0.242, SLG: 0.313 (1, 10)	0-3 K			0-0 6-3			0-0 K		0-0 SF8	0-0 FC6-4	4	0	0	1	0	2	8											
<b>Bernie Carbo, L</b> OBP: 0.338, SLG: 0.404 <b>Dwight Evans, R</b> OBP: 0.327, SLG: 0.421 (3, 9)	4-0 2B K2-5-2 BB			0-0 F2			0-0 5-3		0-0 CS	0-3 K	0	0	0	1	1	0	0											
<b>Rico Petrocelli, R</b> OBP: 0.337, SLG: 0.424 (1, 5)	0-0 2B			0-0 1B 2B			0-0 6-3		0-0 6-3	0-0 1B 2B	5	1	3	4	0	0	0											
<b>Dick McAuliffe, L</b> OBP: 0.321, SLG: 0.326 <b>Doug Griffin, R</b> OBP: 0.324, SLG: 0.338 (3, 4)	0-3 K2-5-2			0-0 1B			0-0 F7		0-0 6-3	0-0 L9	1	0	0	0	0	1	2											
<b>Rick Burleson, R</b> OBP: 0.328, SLG: 0.387 <b>Rick Miller, L</b> OBP: 0.338, SLG: 0.335 <b>Mario Guerrero, R</b> OBP: 0.296, SLG: 0.296 (10, 6)		0-0 5-3					0-0 3-1			0-0 BB 1B 1B	0	0	0	0	0	0	0											
<b>Bob Montgomery, R</b> OBP: 0.285, SLG: 0.300 (1, 2)		0-0 1B		0-0 K			0-0 SH 1B SF8 1B		0-0 P1	0-0 1B	5	1	3	2	0	1	1											
<b>Inning Stats</b>	R: 3 E: 0 K: 2 S: 7	H: 1 LOB: 2 BB: 4 P: 23	R: 0 E: 0 K: 0 S: 4	H: 1 LOB: 1 BB: 0 P: 4	R: 1 E: 0 K: 2 S: 5	H: 3 LOB: 2 BB: 0 P: 5	R: 0 E: 0 K: 1 S: 5	H: 0 LOB: 0 BB: 0 P: 5	R: 0 E: 0 K: 1 S: 3	H: 0 LOB: 0 BB: 0 P: 3	R: 1 E: 0 K: 1 S: 7	H: 2 LOB: 1 BB: 0 P: 7	R: 0 E: 0 K: 1 S: 5	H: 0 LOB: 0 BB: 0 P: 5	R: 0 E: 0 K: 0 S: 5	H: 2 LOB: 3 BB: 1 P: 9	R: 3 E: 0 K: 2 S: 11		H: 4 LOB: 1 BB: 0 P: 11	1B: 10 2B: 5 3B: 0 HR: 0	SF: 1 SAC: 1 DP: 1 HBP: 0	WP: 0 PB: 0 SB: 0 CS: 2	PA: 48					
<b>PITCHER</b>	IP	WLS	BF	H	R	ER	SO	BB	IBB	HBP	BLK	WP	HR	S	P	ERA	WHIP											
<b>Eduardo Rodriguez, R</b> ERA: 3.7 <b>Kevin Kobel, L</b> ERA: 3.92 <b>Bill Castro, R</b> ERA: 4.3 <b>Bill Travers, L</b> ERA: 5.07 <b>Roger Miller, R</b> ERA: 11.57	(1, 1)	0.1	6	1	3	3	1	4	0	0	0	0	0	4	20	81.00	15.000											
	(1, 1)	6.2	25	7	2	2	4	0	0	0	0	0	0	33	33	2.70	1.050											
	(8, 1)	1.2	7	2	0	0	1	0	0	0	0	0	0	9	9	0.00	1.200											
	(9, 1)	0.1	L	4	2	2	0	1	0	0	0	0	0	3	7	54.00	9.000											
	(10, 1)	1.0	5	2	1	1	2	0	0	0	0	0	0	9	9	9.00	2.000											

Batter	1	2	3	4	5	6	7	8	9	10	AB	R	H	RBI	BB	SO	LOB	BOTTOM										
<b>Don Money, R</b> OBP: 0.348, SLG: 0.407 (1, 5)	0-0 HR 1B	0-0 CS	0-3 K		0-3 K			0-3 K			4	1	1	0	0	3	0	<b>Boston Red Sox @ Milwaukee Brewers</b> Milwaukee County Stadium, Milwaukee, WI Fri Sep 13 1974, 8:05 PM EDT Att: 6,186 - Unknown - 53 F 										
<b>Ken Berry, R</b> OBP: 0.303, SLG: 0.300 <b>Gorman Thomas, R</b> OBP: 0.304, SLG: 0.476 (9, 8)	0-3 K		0-3 K		0-0 P3			0-3 K			3	0	0	0	0	2	1											
<b>George Scott, R</b> OBP: 0.353, SLG: 0.446 (1, 3)	0-0 1H HR		0-0 HR		0-0 P3			0-0 F9			4	2	2	3	0	0	0											
<b>John Briggs, L</b> OBP: 0.337, SLG: 0.440 (1, 7)	0-0 F8		0-0 F9				4-0 CS BB		0-0 F8		3	0	0	0	1	0	0											
<b>Darrell Porter, L</b> OBP: 0.331, SLG: 0.391 (1, 2)	0-0 F7			0-3 K			0-0 F9		0-3 K		4	0	0	0	0	2	1											
<b>Sixto Lezcano, R</b> OBP: 0.278, SLG: 0.235 (1, 9)		0-0 F6		0-0 F9			0-0 L4		0-0 G3		4	0	0	0	0	0	0											
<b>Mike Hegan, L</b> OBP: 0.328, SLG: 0.400 <b>Bobby Mitchell, R</b> OBP: 0.310, SLG: 0.372 (4, PH)		0-0 HR			0-0 E 2B			0-0 F9		0-0 F8	1	1	1	1	0	0	0											
<b>Tim Johnson, L</b> OBP: 0.292, SLG: 0.350 (1, 6)		0-0 1-3		0-0 E8 1B			0-0 K		0-3 K		4	0	1	1	0	2	0											
<b>Pedro Garcia, R</b> OBP: 0.238, SLG: 0.322 (1, 4)		4-0 CS BB		0-0 P3			0-0 5-3		0-0 6-3		3	0	0	0	1	0	1											
<b>Inning Stats</b>	R: 2 E: 0 K: 1 S: 7	H: 2 LOB: 0 BB: 7 P: 7	R: 1 E: 0 K: 0 S: 3	H: 1 LOB: 1 BB: 1 P: 7	R: 1 E: 1 K: 1 S: 7	H: 2 LOB: 1 BB: 0 P: 7	R: 0 E: 0 K: 1 S: 5	H: 0 LOB: 0 BB: 1 P: 5	R: 0 E: 0 K: 2 S: 7	H: 0 LOB: 0 BB: 0 P: 7	R: 0 E: 0 K: 1 S: 5	H: 0 LOB: 0 BB: 0 P: 5	R: 0 E: 0 K: 1 S: 5	H: 0 LOB: 0 BB: 0 P: 5	R: 0 E: 0 K: 1 S: 5	H: 0 LOB: 0 BB: 0 P: 5	1B: 2 2B: 1 3B: 0 HR: 3		SF: 0 SAC: 0 DP: 0 HBP: 0	WP: 0 PB: 0 SB: 0 CS: 2	PA: 37							
<b>PITCHER</b>	IP	WLS	BF	H	R	ER	SO	BB	IBB	HBP	BLK	WP	HR	S	P	ERA	WHIP											
<b>Dick Pole, R</b> ERA: 4.18 <b>Roger Moret, L</b> ERA: 3.62	(1, 1)	3.0	13	4	4	4	3	1	0	0	0	0	0	3	18	12.00	1.667											
	(4, 1)	7.0	W	23	2	1	7	1	0	0	0	0	0	36	40	1.29	0.429											

Batter	1	2	3	4	5	6	7	8	9	AB	R	H	RBI	BB	SO	LOB	TOP					
Tommy Harper, R OBP: 0.300, SLG: 0.318 (1, 7)	F9			6-3		4-3		6-3		4	0	0	0	0	0	0	<b>Boston Red Sox @ Milwaukee Brewers</b> Milwaukee County Stadium, Milwaukee, WI Sat Sep 14 1974, 4:33 AM EDT Att: 8,807 - Unknown <a href="http://livebaseballscorecards.com">livebaseballscorecards.com</a>					
Juan Beniquez, R OBP: 0.318, SLG: 0.372 Rick Miller, L OBP: 0.337, SLG: 0.333 (1, 8) (7, 8)	F9			F9		E8 G4-6-3		F8		3	0	0	0	0	0	0						
Carl Yastrzemski, L OBP: 0.412, SLG: 0.451 (1, 3)	F8			K		G4-6-3 1-2		F8		4	0	0	0	0	1	1						
Deron Johnson, R OBP: 0.239, SLG: 0.310 (1, 10)		6-3			6-3			F7		4	0	0	0	0	0	0						
Bernie Carbo, L OBP: 0.370, SLG: 0.408 (1, 9)		3-1			1-3 1B 2B			BB		2	1	1	0	1	0	0						
Rico Petrocelli, R OBP: 0.335, SLG: 0.421 (1, 5)		6-3			1-3 2-3			F5		3	0	0	0	0	0	2						
Dick McAuliffe, L OBP: 0.321, SLG: 0.328 (1, 4)				F8	WP BB 1B 3H			4-3		3	0	1	1	0	0	1						
Rick Burleson, R OBP: 0.329, SLG: 0.386 Cecil Cooper, L OBP: 0.315, SLG: 0.391 Mario Guerrero, R OBP: 0.296, SLG: 0.296 (1, 6) (8, PH) (8, 6)				F8	WP BB 1-2			4-3		1	0	0	0	1	0	0						
Bob Montgomery, R OBP: 0.282, SLG: 0.297 Fred Lynn, L (8, PH) Tim Blackwell, S OBP: 0.325, SLG: 0.288 (8, 2)				L8	F8 1-2 2-3			4-3		2	0	0	0	0	0	2						
										1	0	0	0	0	0	0						
<b>Inning Stats</b>	R: 0 E: 0 K: 0 S: 3	H: 0 LOB: 0 BB: 0 P: 3	R: 0 E: 0 K: 0 S: 3	H: 0 LOB: 0 BB: 0 P: 3	R: 0 E: 0 K: 0 S: 3	H: 0 LOB: 0 BB: 0 P: 3	R: 0 E: 0 K: 1 S: 5	H: 0 LOB: 0 BB: 0 P: 5	R: 1 E: 0 K: 0 S: 5	H: 2 LOB: 2 BB: 1 P: 9	R: 0 E: 1 K: 0 S: 3	H: 0 LOB: 0 BB: 0 P: 3	R: 0 E: 0 K: 0 S: 3	H: 0 LOB: 0 BB: 1 P: 7	R: 0 E: 0 K: 0 S: 3	H: 0 LOB: 0 BB: 0 P: 3	R: 0 E: 0 K: 0 S: 3	H: 0 LOB: 0 BB: 0 P: 3	1B: 1 2B: 1 3B: 0 HR: 0	SF: 0 SAC: 0 DP: 1 HBP: 0	WP: 1 PB: 0 SB: 0 CS: 0	PA: 31
<b>PITCHER</b> Bill Champion, R ERA: 3.39 (1, 1)	IP: 9.0 WLS: W BF: 31 H: 2 R: 1 ER: 1 SO: 1 BB: 2 IBB: 0 HBP: 0 BLK: 0 WP: 1 HR: 0 S: 31 P: 39 ERA: 1.00 WHIP: 0.444																					

Batter	1	2	3	4	5	6	7	8	9	AB	R	H	RBI	BB	SO	LOB	BOTTOM			
Don Money, R OBP: 0.346, SLG: 0.405 (1, 5)	5-3	G3			FC6-4 4-3 1-2		L9			4	0	0	0	0	0	5	<b>Boston Red Sox @ Milwaukee Brewers</b> Milwaukee County Stadium, Milwaukee, WI Sat Sep 14 1974, 4:33 AM EDT Att: 8,807 - Unknown <a href="http://livebaseballscorecards.com">livebaseballscorecards.com</a>			
Tim Johnson, L OBP: 0.291, SLG: 0.348 (1, 6)	1-3		F7		4-3		1-2 2H 1B			4	0	1	1	0	0	1				
George Scott, R OBP: 0.352, SLG: 0.451 (1, 3)	HR		5-3		K		F4			4	1	1	1	0	1	3				
John Briggs, L OBP: 0.339, SLG: 0.439 (1, 7)	F8		BB		CS BB		K			2	0	0	0	2	1	0				
Darrell Porter, L OBP: 0.328, SLG: 0.387 (1, 2)		4-3	1-3		F9		3-1			4	0	0	0	0	0	2				
Gorman Thomas, R OBP: 0.296, SLG: 0.440 (1, 9)		BB 1B		K		K		6-3		4	1	1	0	0	2	1				
Mike Hegan, L OBP: 0.332, SLG: 0.398 Bobby Mitchell, R OBP: 0.310, SLG: 0.372 (1, 10) (7, PR)		1B BB		4-3		SH1-3 1B BB				1	0	0	0	2	0	0				
Bob Coluccio, R OBP: 0.309, SLG: 0.326 (1, 8)		F8		F9		SH1-3				2	0	0	0	0	0	2				
Pedro Garcia, R OBP: 0.241, SLG: 0.325 (1, 4)				FC6-4 1B		1B BB				2	0	2	1	1	0	0				
										1	0	0	0	0	0	0				
<b>Inning Stats</b>	R: 1 E: 0 K: 0 S: 4	H: 1 LOB: 0 BB: 0 P: 4	R: 1 E: 0 K: 0 S: 5	H: 2 LOB: 2 BB: 1 P: 9	R: 0 E: 0 K: 1 S: 5	H: 0 LOB: 1 BB: 1 P: 7	R: 0 E: 0 K: 1 S: 5	H: 0 LOB: 0 BB: 0 P: 5	R: 0 E: 0 K: 1 S: 6	H: 1 LOB: 1 BB: 0 P: 6	R: 0 E: 0 K: 1 S: 4	H: 0 LOB: 0 BB: 1 P: 8	R: 1 E: 0 K: 0 S: 4	H: 1 LOB: 2 BB: 2 P: 12	R: 0 E: 0 K: 1 S: 5	H: 0 LOB: 0 BB: 0 P: 5	1B: 4 2B: 0 3B: 0 HR: 1	SF: 0 SAC: 1 DP: 0 HBP: 0	WP: 0 PB: 0 SB: 0 CS: 1	PA: 33
<b>PITCHER</b> Reggie Cleveland, R ERA: 4.39 (1, 1)	IP: 8.0 WLS: L BF: 33 H: 5 R: 3 ER: 3 SO: 4 BB: 5 IBB: 0 HBP: 0 BLK: 0 WP: 0 HR: 1 S: 36 P: 56 ERA: 3.38 WHIP: 1.250																			

Batter	1	2	3	4	5	6	7	8	9	AB	R	H	RBI	BB	SO	LOB	TOP								
<b>Tommy Harper, R</b> OBP: 0.297, SLG: 0.314	L8	6-3		5-3		F7			F8	5	0	0	0	0	0	3									
<b>Cecil Cooper, L</b> OBP: 0.317, SLG: 0.393	F8		E7				G3			3	1	2	0	0	0	0									
<b>Jim Rice, R</b> OBP: 0.286, SLG: 0.258			2B	1B		1B				1	0	0	0	0	0	0									
<b>Carl Yastrzemski, L</b> OBP: 0.414, SLG: 0.454			F8	2B			E3			3	1	2	1	1	0	0									
<b>Bernie Carbo, L</b> OBP: 0.368, SLG: 0.406		BB		2B						2	0	0	0	0	0	2									
<b>Dwight Evans, R</b> OBP: 0.325, SLG: 0.419	F7		F8		F2		G6-4-3			2	0	0	0	0	0	3									
<b>Fred Lynn, L</b> OBP: 0.400, SLG: 1.200										2	1	2	2	0	0	0									
<b>Juan Beniquez, R</b> OBP: 0.316, SLG: 0.370		HR		2B					K	2	0	0	0	0	1	2									
<b>Rico Petrocelli, R</b> OBP: 0.336, SLG: 0.421										0	0	0	0	0	0	0									
<b>Doug Griffin, R</b> OBP: 0.320, SLG: 0.335		HR	F4			K			F7	3	1	0	0	0	1	1									
<b>Dick McAuliffe, L</b> OBP: 0.318, SLG: 0.322										3	0	0	0	0	0	2									
<b>Rick Burleson, R</b> OBP: 0.328, SLG: 0.384			F8	1-3					F8	1	0	0	0	0	0	0									
<b>Mario Guerrero, R</b> OBP: 0.295, SLG: 0.295			F8							4	0	1	0	0	0	1									
<b>Bob Montgomery, R</b> OBP: 0.286, SLG: 0.315									K	4	1	2	2	0	1	0									
<b>Inning Stats</b>	R: 0 E: 0 K: 0 S: 3	H: 0 LOB: 1 BB: 1 P: 7	R: 3 E: 0 K: 0 S: 5	H: 2 LOB: 1 BB: 0 P: 6	R: 2 E: 0 K: 0 S: 6	H: 3 LOB: 1 BB: 0 P: 6	R: 0 E: 0 K: 0 S: 3	H: 0 LOB: 0 BB: 0 P: 3	R: 0 E: 0 K: 1 S: 4	H: 2 LOB: 1 BB: 0 P: 4	R: 0 E: 0 K: 0 S: 3	H: 0 LOB: 0 BB: 0 P: 3	R: 0 E: 0 K: 1 S: 5	H: 0 LOB: 0 BB: 0 P: 5	R: 0 E: 0 K: 1 S: 5	H: 0 LOB: 0 BB: 0 P: 5	R: 0 E: 0 K: 1 S: 5	H: 0 LOB: 0 BB: 0 P: 5	1B: 5 2B: 3 3B: 0 HR: 2	SF: 0 SAC: 0 DP: 2 HBP: 1	WP: 0 PB: 0 SB: 0 CS: 0	PA: 37			
<b>PITCHER</b>	IP	WLS	BF	H	R	ER	SO	BB	IBB	HBP	BLK	WP	HR	S	P	ERA	WHIP								
<b>Jim Slaton, R</b> ERA: 3.89	(1, 1)	4.0		7	5	5	0	1	0	1	0	0	2	19	24	11.25	2.000								
<b>Clyde Wright, L</b> ERA: 4.39	(5, 1)	5.0	W	16	2	0	0	3	0	0	0	0	0	22	22	0.00	0.400								

**Boston Red Sox @ Milwaukee Brewers**  
Milwaukee County Stadium, Milwaukee, WI  
Sun Sep 15 1974, 4:33 AM EDT  
Att: 7,313 - Unknown


AB 35  
R 5  
H 9  
RBI 5  
BB 1  
SO 3  
LOB 14



Batter	1	2	3	4	5	6	7	8	9	AB	R	H	RBI	BB	SO	LOB	BOTTOM								
<b>Don Money, R</b> OBP: 0.346, SLG: 0.404	BB	3-1	F7							4	2	1	0	1	0	2									
<b>Ken Berry, R</b> OBP: 0.301, SLG: 0.298	K	3-1								5	0	1	1	0	1	3									
<b>George Scott, R</b> OBP: 0.351, SLG: 0.449		FC	G3							4	1	1	1	0	0	1									
<b>John Briggs, L</b> OBP: 0.338, SLG: 0.436										3	1	0	0	1	0	2									
<b>Darrell Porter, L</b> OBP: 0.325, SLG: 0.383										4	0	0	0	0	3	4									
<b>Gorman Thomas, R</b> OBP: 0.323, SLG: 0.536										3	2	1	4	1	2	0									
<b>Mike Hegan, L</b> OBP: 0.335, SLG: 0.395										2	1	0	0	2	0	0									
<b>Tim Johnson, L</b> OBP: 0.295, SLG: 0.358										3	1	1	2	0	0	0									
<b>Pedro Garcia, R</b> OBP: 0.244, SLG: 0.329										4	1	2	1	0	1	2									
<b>Inning Stats</b>	R: 4 E: 0 K: 3 S: 12	H: 3 LOB: 2 BB: 2 P: 21	R: 1 E: 0 K: 1 S: 6	H: 0 LOB: 1 BB: 1 P: 10	R: 4 E: 1 K: 0 S: 6	H: 3 LOB: 2 BB: 2 P: 14	R: 0 E: 0 K: 2 S: 7	H: 0 LOB: 0 BB: 0 P: 7	R: 0 E: 0 K: 0 S: 4	H: 1 LOB: 1 BB: 0 P: 4	R: 0 E: 0 K: 0 S: 3	H: 0 LOB: 0 BB: 0 P: 3	R: 0 E: 0 K: 1 S: 5	H: 0 LOB: 0 BB: 0 P: 5	R: 0 E: 0 K: 0 S: 3	H: 0 LOB: 0 BB: 0 P: 3	R: 0 E: 0 K: 0 S: 3	H: 0 LOB: 0 BB: 0 P: 3	1B: 4 2B: 1 3B: 1 HR: 1	SF: 0 SAC: 0 DP: 0 HBP: 1	WP: 0 PB: 0 SB: 2 CS: 0	PA: 38			
<b>PITCHER</b>	IP	WLS	BF	H	R	ER	SO	BB	IBB	HBP	BLK	WP	HR	S	P	ERA	WHIP								
<b>Luis Tiant, R</b> ERA: 3.0	(1, 1)	2.0	L	18	5	9	9	4	5	0	1	0	0	20	41	40.50	5.000								
<b>Dick Drago, R</b> ERA: 3.62	(3, 1)	5.0		17	2	0	0	3	0	0	0	0	0	23	23	0.00	0.400								
<b>Diego Segui, R</b> ERA: 4.05	(8, 1)	1.0		3	0	0	0	0	0	0	0	0	0	3	3	0.00	0.000								

**Boston Red Sox @ Milwaukee Brewers**  
Milwaukee County Stadium, Milwaukee, WI  
Sun Sep 15 1974, 4:33 AM EDT  
Att: 7,313 - Unknown

AB 32  
R 9  
H 7  
RBI 9  
BB 5  
SO 7  
LOB 14



Batter	1	2	3	4	5	6	7	8	9	AB	R	H	RBI	BB	SO	LOB	TOP					
John Lowenstein, L (1, 7) OBP: 0.313, SLG: 0.321	F9		F7		F8			F7		4	0	0	0	0	0	1	<b>Cleveland Indians @ Milwaukee Brewers</b> Milwaukee County Stadium, Milwaukee, WI Tue Sep 17 1974, 8:05 PM EDT Att: 4,451 - Unknown					
Jack Brohamer, L (1, 4) OBP: 0.327, SLG: 0.322	FC6-4 1B				F9		4-3	4-3		4	0	1	0	0	0	0						
George Hendrick, R (1, 8) OBP: 0.337, SLG: 0.473	F9				F1		F8		E4 IBB	3	0	0	0	0	0	1						
Rusty Torres, S (6, 8) OBP: 0.233, SLG: 0.227	F9									0	0	0	0	0	0	0						
Tom McCraw, L (9, PH) OBP: 0.348, SLG: 0.461	F9									1	0	0	0	0	0	0						
Tommy Smith, L (9, PR) OBP: 0.178, SLG: 0.154	F9									0	0	0	0	0	0	0						
Frank Robinson, R (1, 3) OBP: 0.372, SLG: 0.462	FC6-4 1-2				F7				F8	4	0	1	0	0	0	2						
Charlie Spikes, R (1, 9) OBP: 0.523, SLG: 0.444			F9				6-3	F8	K	4	0	0	0	0	1	2						
Oscar Gamble, L (1, 10) OBP: 0.362, SLG: 0.480			F8			HR		F6	1-2 IBB	3	1	1	1	1	0	0						
Buddy Bell, R (1, 5) OBP: 0.313, SLG: 0.349			F7					F7		3	1	0	0	0	0	0						
Rico Carty, R (9, PH) OBP: 0.405, SLG: 0.440					E6 1B				F4	1	0	0	0	0	0	2						
Dave Duncan, R (1, 2) OBP: 0.263, SLG: 0.333					6-3				K	3	0	1	1	0	1	0						
Frank Duffy, R (1, 6) OBP: 0.273, SLG: 0.311					6-3				K	3	0	0	0	0	1	1						
<b>Inning Stats</b>	R: 0 E: 0 K: 0 S: 4	H: 1 LOB: 1 BB: 0 P: 4	R: 0 E: 0 K: 0 S: 3	H: 0 LOB: 0 BB: 0 P: 3	R: 0 E: 0 K: 0 S: 3	H: 0 LOB: 0 BB: 0 P: 3	R: 0 E: 0 K: 0 S: 3	H: 0 LOB: 0 BB: 0 P: 3	R: 2 E: 1 K: 0 S: 6	H: 2 LOB: 1 BB: 0 P: 6	R: 0 E: 0 K: 0 S: 4	H: 1 LOB: 1 BB: 0 P: 4	R: 0 E: 0 K: 1 S: 5	H: 0 LOB: 0 BB: 0 P: 5	R: 0 E: 0 K: 1 S: 5	H: 0 LOB: 0 BB: 0 P: 5	R: 0 E: 1 K: 1 S: 6	H: 0 LOB: 2 BB: 1 P: 10	1B: 2 2B: 0 3B: 1 HR: 1	SF: 0 SAC: 0 DP: 0 HBP: 0	WP: 0 PB: 0 SB: 0 CS: 0	PA: 34
<b>PITCHER</b>	IP WLS BF H R ER SO BB IBB HBP BLK WP HR S P ERA WHIP																					
Jim Colborn, R (1, 1) ERA: 4.52	8.1 W 31 4 2 1 2 0 0 0 0 0 1 35 35 1.08 0.480																					
Tom Murphy, R (9, 1) ERA: 1.65	0.2 S 3 0 0 0 1 0 1 0 0 0 0 4 8 0.00 0.000																					

Batter	1	2	3	4	5	6	7	8	9	AB	R	H	RBI	BB	SO	LOB	BOTTOM			
Don Money, R (1, 5) OBP: 0.344, SLG: 0.401	6-3		F7			5-3	F8			5	0	0	0	0	0	4	<b>Cleveland Indians @ Milwaukee Brewers</b> Milwaukee County Stadium, Milwaukee, WI Tue Sep 17 1974, 8:05 PM EDT Att: 4,451 - Unknown			
Ken Berry, R (1, 8) OBP: 0.500, SLG: 0.297	FC6-4 1B					4-3		1-3		4	0	1	0	0	0	0				
George Scott, R (1, 3) OBP: 0.349, SLG: 0.446	FC6-4 1-2				K			F8		4	0	0	0	0	1	1				
John Briggs, L (1, 7) OBP: 0.336, SLG: 0.433	6-3				F6			K	K	4	0	0	0	0	2	1				
Darrell Porter, L (1, 2) OBP: 0.325, SLG: 0.390			E3 4-3 1B		F6			HR		3	2	1	1	0	0	0				
Mike Hegan, L (1, 10) OBP: 0.335, SLG: 0.398										3	0	1	0	0	0	1				
Bobby Mitchell, R (7, PR) OBP: 0.310, SLG: 0.372			4-3		F6			1B 2B		0	1	0	0	0	0	0				
Dave May, L (1, 9) OBP: 0.272, SLG: 0.319										2	0	1	1	1	0	0				
Tim Johnson, L (1, 6) OBP: 0.300, SLG: 0.359										2	0	1	0	1	1	2				
Pedro Garcia, R (1, 4) OBP: 0.245, SLG: 0.330										2	0	1	0	0	0	0				
Bob Hansen, L (7, PH) OBP: 0.313, SLG: 0.375			CS		F7					1	0	1	1	0	0	0				
Jack Lind, S (8, 4) OBP: 0.286, SLG: 0.167										0	0	0	0	0	0	0				
<b>Inning Stats</b>	R: 0 E: 0 K: 0 S: 4	H: 1 LOB: 1 BB: 0 P: 4	R: 1 E: 1 K: 0 S: 4	H: 2 LOB: 0 BB: 0 P: 4	R: 0 E: 0 K: 0 S: 3	H: 0 LOB: 0 BB: 0 P: 3	R: 0 E: 0 K: 1 S: 5	H: 0 LOB: 0 BB: 0 P: 5	R: 0 E: 0 K: 0 S: 3	H: 1 LOB: 1 BB: 0 P: 7	R: 0 E: 0 K: 0 S: 3	H: 0 LOB: 0 BB: 0 P: 3	R: 2 E: 0 K: 2 S: 10	H: 3 LOB: 2 BB: 1 P: 14	R: 0 E: 0 K: 1 S: 5	H: 0 LOB: 0 BB: 0 P: 5	1B: 5 2B: 1 3B: 0 HR: 1	SF: 0 SAC: 0 DP: 0 HBP: 0	WP: 0 PB: 0 SB: 0 CS: 2	PA: 33
<b>PITCHER</b>	IP WLS BF H R ER SO BB IBB HBP BLK WP HR S P ERA WHIP																			
Jim Perry, R (1, 1) ERA: 2.86	8.0 L 32 7 3 2 4 1 1 0 0 0 1 37 45 2.25 1.000																			



Batter	1	2	3	4	5	6	7	8	9	AB	R	H	RBI	BB	SO	LOB	TOP																
Ron LeFlore, R OBP: 0.286, SLG: 0.303 (1, 8)			5-3	5-3				1-3		5	0	0	0	0	2	2	<b>Detroit Tigers @ Milwaukee Brewers</b> Milwaukee County Stadium, Milwaukee, WI Fri Sep 20 1974, 8:05 PM EDT Att: 7,249 - Unknown																
Dan Meyer, L OBP: 0.500, SLG: 1.500 (1, 7)						G3		F9		5	2	3	2	0	0	0																	
Al Kaline, R OBP: 0.335, SLG: 0.394 (1, 10)	F3		L1-3			L7		L6-3		4	0	0	0	1	0	1																	
Bill Freehan, R OBP: 0.347, SLG: 0.450 (1, 2)	L5					F9				5	2	3	0	0	0	1																	
Reggie Sanders, R OBP: 0.276, SLG: 0.397 (1, 3)		FC4-5 	F4			F8				4	1	1	0	1	0	2																	
Jim Nettles, L OBP: 0.317, SLG: 0.425 (1, 9)		FC4-5 				SH2-3 	FC3-2 			4	2	1	0	1	0	5																	
Tom Verzyer, R OBP: 0.386, SLG: 0.513 (1, 6)						SH2-3 				3	1	3	4	2	0	0																	
John Knox, L OBP: 0.333, SLG: 0.316 (1, 4)	F2		SH2-3			K				4	0	1	2	0	1	3																	
Ron Cash, R OBP: 0.233, SLG: 0.271 Gates Brown, L OBP: 0.303, SLG: 0.400 Aurelio Rodriguez, R OBP: 0.257, SLG: 0.306 (1, 5) (7, PH) (7, 5)	1-3		K			K	F7			3	0	0	0	0	2	4																	
<b>Inning Stats</b>	R: 0 E: 0 K: 1 S: 6	H: 1 LOB: 1 BB: 0 P: 6	R: 2 E: 0 K: 0 S: 4	H: 1 LOB: 0 BB: 1 P: 8	R: 1 E: 0 K: 0 S: 5	H: 2 LOB: 1 BB: 0 P: 5	R: 0 E: 0 K: 1 S: 6	H: 1 LOB: 2 BB: 1 P: 10	R: 0 E: 0 K: 0 S: 3	H: 0 LOB: 0 BB: 0 P: 3	R: 0 E: 0 K: 2 S: 7	H: 0 LOB: 2 BB: 2 P: 15	R: 4 E: 0 K: 1 S: 10	H: 5 LOB: 2 BB: 1 P: 14	R: 0 E: 0 K: 0 S: 3	H: 0 LOB: 0 BB: 0 P: 3	R: 1 E: 0 K: 0 S: 5	H: 2 LOB: 1 BB: 0 P: 5	1B: 9 2B: 0 3B: 0 HR: 3	SF: 0 SAC: 1 DP: 0 HBP: 0	WP: 0 PB: 1 SB: 3 CS: 0	PA: 44											
<b>PITCHER</b>	IP WLS BF H R ER SO BB IBB HBP BLK WP HR S P ERA WHIP																																
Bill Champion, R ERA: 3.5 (1, 1)	3.0	16	5	3	3	1	2	0	0	0	0	0	2	16	24	9.00	2.333																
Bill Travers, L ERA: 4.92 (4, 1)	3.1	13	1	1	1	4	2	0	0	0	0	1	19	27	2.70	0.900																	
Tom Murphy, R ERA: 1.91 (7, 1)	2.2	15	6	4	4	0	1	0	0	0	0	0	0	14	18	13.50	2.625																

Batter	1	2	3	4	5	6	7	8	9	AB	R	H	RBI	BB	SO	LOB	BOTTOM															
Don Money, R OBP: 0.343, SLG: 0.406 (1, 5)			F5			E5 	K		F3	5	2	1	1	0	1	1	<b>Detroit Tigers @ Milwaukee Brewers</b> Milwaukee County Stadium, Milwaukee, WI Fri Sep 20 1974, 8:05 PM EDT Att: 7,249 - Unknown															
Ken Berry, R OBP: 0.294, SLG: 0.291 Mike Hegan, L OBP: 0.332, SLG: 0.391 (1, 8) (9, PH)	F9		4-3			SF9 	6-3		K	4	1	1	0	0	0	0																
George Scott, R OBP: 0.349, SLG: 0.446 (1, 3)	6-3		F9			F9			K	4	0	0	0	0	1	2																
John Briggs, L OBP: 0.337, SLG: 0.433 (1, 7)	F2					6-3				2	1	0	0	2	0	0																
Gorman Thomas, R OBP: 0.314, SLG: 0.500 (1, 10)		4-0 				F7	SF9		K	2	0	0	1	1	1	1																
Sixto Lezcano, R OBP: 0.318, SLG: 0.429 (1, 9)	K		K			F6				4	1	2	3	0	1	1																
Darrell Porter, L OBP: 0.323, SLG: 0.385 (1, 2)	K					F4			F5	3	0	0	0	1	1	3																
Pedro Garcia, R OBP: 0.248, SLG: 0.330 Bob Hansen, L OBP: 0.321, SLG: 0.383 (1, 4) (9, PH)		4-0 				F5	F7			2	0	0	0	1	0	1																
Tim Johnson, L OBP: 0.295, SLG: 0.352 (1, 6)		FC4-6				F9			F7	4	0	0	0	0	3																	
<b>Inning Stats</b>	R: 1 E: 0 K: 0 S: 4	H: 1 LOB: 0 BB: 0 P: 4	R: 0 E: 0 K: 2 S: 7	H: 0 LOB: 2 BB: 2 P: 15	R: 0 E: 0 K: 0 S: 3	H: 0 LOB: 0 BB: 0 P: 3	R: 0 E: 0 K: 0 S: 3	H: 0 LOB: 0 BB: 0 P: 3	R: 0 E: 0 K: 0 S: 3	H: 0 LOB: 0 BB: 0 P: 3	R: 4 E: 1 K: 0 S: 6	H: 2 LOB: 1 BB: 2 P: 14	R: 0 E: 0 K: 1 S: 5	H: 0 LOB: 0 BB: 0 P: 5	R: 0 E: 0 K: 2 S: 8	H: 1 LOB: 2 BB: 1 P: 12	R: 0 E: 0 K: 1 S: 6	H: 1 LOB: 1 BB: 0 P: 6	1B: 3 2B: 0 3B: 0 HR: 2	SF: 1 SAC: 0 DP: 0 HBP: 0	WP: 0 PB: 0 SB: 1 CS: 0	PA: 38										
<b>PITCHER</b>	IP WLS BF H R ER SO BB IBB HBP BLK WP HR S P ERA WHIP																															
Woodie Fryman, L ERA: 4.08 (1, 1)	5.2	23	2	4	2	2	3	0	0	0	0	1	24	36	3.18	0.882																
John Hiller, L ERA: 2.32 (6, 1)	0.1	3	1	1	0	0	1	0	0	0	0	1	2	6	0.00	6.000																
Dave Lemanczyk, R ERA: 3.41 (7, 1)	3.0	W 12	2	0	0	4	1	0	0	0	0	0	19	23	0.00	1.000																



Batter	1	2	3	4	5	6	7	8	9	AB	R	H	RBI	BB	SO	LOB	TOP				
John Knox, L (1,4) OBP: 0.341, SLG: 0.329	G3 SF9 2B		L7			CS BB		FC4-6 1-2		3	1	0	1	0	1		<b>Detroit Tigers @ Milwaukee Brewers</b> Milwaukee County Stadium, Milwaukee, WI Sat Sep 21 1974, 4:33 AM EDT Att: 6,714 - Unknown				
Jim Nettles, L (1,9) OBP: 0.308, SLG: 0.412	G3 2-3			F7		F9 1-2		G3		4	0	0	0	0	3						
Al Kaline, R (1,10) OBP: 0.336, SLG: 0.394	SF9			FC5-4 1B		BB			L9	2	0	1	1	1	0	0					
Ben Oglivie, L (1,3) OBP: 0.353, SLG: 0.378	F8 3-H			FC5-4 1B		F8			1B	4	0	1	0	0	2						
Dan Meyer, L (1,7) OBP: 0.300, SLG: 0.900		4-3		G3			K		F7	4	0	0	0	0	1	2					
Tom Verzyer, R (1,6) OBP: 0.354, SLG: 0.465		F8			F3		F8		F8	4	0	0	0	0	1						
Leon Roberts, R (1,8) OBP: 0.343, SLG: 0.471		5-3			F8		3-1			3	0	0	0	0	0						
Ed Brinkman, R (1,5) OBP: 0.257, SLG: 0.331				F3						2	0	0	0	0	0						
Gates Brown, L (8, PH) OBP: 0.327, SLG: 0.407					F8					1	0	1	0	0	0						
Marvin Lane, R (8, PH) OBP: 0.352, SLG: 0.350										0	0	0	0	0	0						
Aurelio Rodriguez, R (8,5) OBP: 0.257, SLG: 0.306										0	0	0	0	0	0						
Gene Lamont, L (1,2) OBP: 0.293, SLG: 0.388				3-1						3	1	1	1	0	1						
																	WP: 0 PA: 33 FB: 0 SB: 1 CS: 1				
<b>Inning Stats</b>	R: 1 E: 0 K: 0 S: 4	H: 1 LOB: 0 BB: 0 P: 4	R: 0 E: 0 K: 0 S: 3	H: 0 LOB: 0 BB: 0 P: 3	R: 0 E: 0 K: 0 S: 3	H: 1 LOB: 1 BB: 0 P: 4	R: 0 E: 0 K: 0 S: 3	H: 0 LOB: 0 BB: 0 P: 3	R: 1 E: 0 K: 1 S: 5	H: 1 LOB: 1 BB: 2 P: 11	R: 0 E: 0 K: 1 S: 5	H: 0 LOB: 0 BB: 0 P: 5	R: 0 E: 0 K: 1 S: 6	H: 1 LOB: 1 BB: 0 P: 6	R: 0 E: 0 K: 0 S: 4	H: 1 LOB: 1 BB: 0 P: 4	1B: 3 SF: 1 2B: 1 SAC: 0 3B: 0 DP: 0 HR: 1 HBP: 0				
<b>PITCHER</b>	IP WLS BF H R ER SO BB IBB HBP BLK WP HR S P ERA WHIP																				
Jim Slaton, R (1,1) ERA: 3.81	9.0 W 33	H 5 R 2 ER 2 SO 2	BB 2 IBB 0 HBP 0 BLK 0	WP 0 HR 1 S 35 P 43	ERA 2.00 WHIP 0.778																

Batter	1	2	3	4	5	6	7	8	9	AB	R	H	RBI	BB	SO	LOB	BOTTOM				
Don Money, R (1,5) OBP: 0.341, SLG: 0.403	F9		F8		6-3 1-2		F7			4	0	0	0	0	2		<b>Detroit Tigers @ Milwaukee Brewers</b> Milwaukee County Stadium, Milwaukee, WI Sat Sep 21 1974, 4:33 AM EDT Att: 6,714 - Unknown				
Bob Coluccio, R (1,8) OBP: 0.311, SLG: 0.336	HR		F4			K		2B		4	2	2	1	0	1	0					
George Scott, R (1,3) OBP: 0.348, SLG: 0.446	F4		K			6-3		1B		4	1	1	1	0	1	0					
John Briggs, L (1,7) OBP: 0.338, SLG: 0.436					G5-4-3 1B		K		F4	4	0	2	0	0	1	1					
Gorman Thomas, R (1,10) OBP: 0.308, SLG: 0.471	K				G5-4-3 1-2		2B 1B		K	4	1	1	0	0	2	3					
Sixto Lezcano, R (1,9) OBP: 0.346, SLG: 0.560					K		K		CS	4	1	2	2	0	2	1					
Charlie Moore, R (1,2) OBP: 0.337, SLG: 0.359					HR				1B	1	1	0	0	2	0						
Tim Johnson, L (1,6) OBP: 0.291, SLG: 0.347					5-3		F7 BB		CS	3	0	0	0	0	1	3					
Pedro Garcia, R (1,4) OBP: 0.251, SLG: 0.335					K		F7		1B	3	0	2	2	0	0						
																		WP: 0 PA: 34 FB: 0 SB: 2 CS: 1			
<b>Inning Stats</b>	R: 1 E: 0 K: 1 S: 7	H: 2 LOB: 1 BB: 0 P: 7	R: 1 E: 0 K: 1 S: 6	H: 1 LOB: 0 BB: 0 P: 6	R: 0 E: 0 K: 1 S: 5	H: 0 LOB: 0 BB: 0 P: 5	R: 0 E: 0 K: 1 S: 5	H: 1 LOB: 1 BB: 0 P: 5	R: 0 E: 0 K: 2 S: 7	H: 0 LOB: 0 BB: 0 P: 7	R: 2 E: 0 K: 1 S: 7	H: 2 LOB: 1 BB: 1 P: 11	R: 2 E: 0 K: 1 S: 7	H: 3 LOB: 0 BB: 0 P: 7	R: 0 E: 0 K: 1 S: 4	H: 0 LOB: 0 BB: 0 P: 4	1B: 5 SF: 0 2B: 3 SAC: 0 3B: 0 DP: 1 HR: 2 HBP: 0				
<b>PITCHER</b>	IP WLS BF H R ER SO BB IBB HBP BLK WP HR S P ERA WHIP																				
Mickey Lolich, L (1,1) ERA: 4.01	8.0 L 33	H 10 R 6 ER 6 SO 8	BB 2 IBB 0 HBP 0 BLK 0	WP 0 HR 2 S 47 P 55	ERA 6.75 WHIP 1.500																

Batter	1	2	3	4	5	6	7	8	9	AB	R	H	RBI	BB	SO	LOB	TOP								
Ron LeFlore, R OBP: 0.284, SLG: 0.300 (1, 8)										5	1	1	0	0	1	3	<b>Detroit Tigers @ Milwaukee Brewers</b> Milwaukee County Stadium, Milwaukee, WI Sun Sep 22 1974, 4:33 AM EDT Att: 5,126 - Unknown <a href="http://livebaseballscorecards.com">livebaseballscorecards.com</a>								
Gary Sutherland, R OBP: 0.282, SLG: 0.312 (1, 4)										5	0	2	0	0	0	3									
Al Kaline, R OBP: 0.337, SLG: 0.393 (1, 10)										4	1	1	0	1	0	2									
Bill Freehan, R OBP: 0.350, SLG: 0.454 (1, 2)									5	2	3	1	0	0	3										
Reggie Sanders, R OBP: 0.296, SLG: 0.462 (1, 3)									5	2	3	4	0	1	2										
Tom Verzyr R OBP: 0.340, SLG: 0.438 (1, 6)									5	0	1	1	0	1	3										
Leon Roberts, R OBP: 0.325, SLG: 0.436 (1, 9)									5	0	1	0	0	1	1										
Dan Meyer, L OBP: 0.357, SLG: 0.786 (1, 7)									4	0	2	0	0	0	0										
Aurelio Rodriguez, R OBP: 0.257, SLG: 0.306 (1, 5)									3	0	1	0	0	0	1										
<b>Inning Stats</b>	R: 1 E: 0 K: 1 S: 7	H: 2 LOB: 2 BB: 1 P: 11	R: 0 E: 0 K: 0 S: 4	H: 1 LOB: 1 BB: 0 P: 4	R: 0 E: 0 K: 1 S: 6	H: 1 LOB: 1 BB: 0 P: 6	R: 0 E: 0 K: 0 S: 3	H: 0 LOB: 0 BB: 0 P: 3	R: 0 E: 0 K: 0 S: 4	H: 1 LOB: 1 BB: 0 P: 4	R: 2 E: 0 K: 1 S: 8	H: 3 LOB: 1 BB: 0 P: 8	R: 2 E: 0 K: 0 S: 6	H: 3 LOB: 1 BB: 0 P: 6	R: 0 E: 0 K: 1 S: 7	H: 2 LOB: 2 BB: 0 P: 7	R: 1 E: 1 K: 0 S: 5	H: 2 LOB: 1 BB: 0 P: 5	1B: 12 2B: 2 3B: 0 HR: 1	SF: 0 SAC: 1 DP: 0 HBP: 0	WP: 1 PB: 0 SB: 0 CS: 0	PA: 43			
<b>PITCHER</b>	IP	WLS	BF	H	R	ER	SO	BB	IBB	HBP	BLK	WP	HR	S	P	ERA	WHIP								
Clyde Wright, L ERA: 4.46 (1, 1)	6.2	L	31	10	5	5	3	1	0	0	0	1	1	36	40	6.75	1.650								
Eduardo Rodriguez, R ERA: 3.63 (7, 1)	2.1		12	5	1	0	1	0	0	0	0	0	0	14	14	0.00	2.143								

Batter	1	2	3	4	5	6	7	8	9	AB	R	H	RBI	BB	SO	LOB	BOTTOM								
Don Money, R OBP: 0.346, SLG: 0.407 (1, 5)										2	1	2	1	3	0	0	<b>Detroit Tigers @ Milwaukee Brewers</b> Milwaukee County Stadium, Milwaukee, WI Sun Sep 22 1974, 4:33 AM EDT Att: 5,126 - Unknown <a href="http://livebaseballscorecards.com">livebaseballscorecards.com</a>								
Bob Coluccio, R OBP: 0.314, SLG: 0.337 (1, 8)										2	0	1	0	1	0	1									
Bob Hansen, L OBP: 0.321, SLG: 0.383 (9, PH)										0	0	0	0	0	0	0									
Gorman Thomas, R OBP: 0.326, SLG: 0.471 (9, PH)										0	0	0	0	1	0	0									
George Scott, R OBP: 0.347, SLG: 0.444 (1, 3)										5	0	1	2	0	1	4									
John Briggs, L OBP: 0.337, SLG: 0.433 (1, 7)										4	0	0	0	1	0	3									
Darrell Porter, L OBP: 0.327, SLG: 0.384 (1, 2)										1	0	0	0	3	1	2									
Ken Berry, R OBP: 0.293, SLG: 0.290 (9, PH)										1	0	0	0	0	1	2									
Sixto Lezcano, R OBP: 0.345, SLG: 0.536 (1, 9)										3	1	1	0	0	1	2									
Dave May, L OBP: 0.273, SLG: 0.320 (1, 10)										4	2	2	0	0	2	1									
Tim Johnson, L OBP: 0.295, SLG: 0.350 (1, 6)										4	1	2	0	0	0	2									
Pedro Garcia, R OBP: 0.248, SLG: 0.332 (1, 4)										4	0	0	0	0	2	3									
<b>Inning Stats</b>	R: 0 E: 0 K: 1 S: 5	H: 1 LOB: 2 BB: 2 P: 13	R: 2 E: 0 K: 1 S: 7	H: 2 LOB: 1 BB: 1 P: 11	R: 0 E: 0 K: 2 S: 7	H: 0 LOB: 1 BB: 1 P: 11	R: 0 E: 0 K: 1 S: 5	H: 0 LOB: 0 BB: 0 P: 5	R: 0 E: 0 K: 0 S: 3	H: 0 LOB: 1 BB: 1 P: 7	R: 0 E: 0 K: 1 S: 5	H: 1 LOB: 2 BB: 1 P: 9	R: 0 E: 0 K: 0 S: 3	H: 1 LOB: 1 BB: 1 P: 7	R: 0 E: 0 K: 0 S: 2	H: 0 LOB: 0 BB: 1 P: 6	R: 3 E: 0 K: 2 S: 11	H: 4 LOB: 2 BB: 1 P: 15	1B: 8 2B: 1 3B: 0 HR: 0	SF: 0 SAC: 2 DP: 2 HBP: 0	WP: 1 PB: 0 SB: 4 CS: 0	PA: 41			
<b>PITCHER</b>	IP	WLS	BF	H	R	ER	SO	BB	IBB	HBP	BLK	WP	HR	S	P	ERA	WHIP								
Joe Coleman, R ERA: 4.32 (1, 1)	8.1	W	37	8	5	5	7	8	0	0	0	0	0	43	75	5.40	1.920								
John Hiller, L ERA: 2.31 (9, 1)	0.2	S	4	1	0	0	1	1	0	0	0	0	0	5	9	0.00	3.000								

Batter	1	2	3	4	5	6	7	8	9	AB	R	H	RBI	BB	SO	LOB	TOP											
<b>Don Money, R</b> OBP: 0.346, SLG: 0.410 (1, 5)	F7			SH2-3 1B		1B S 1B		5-3	2B 2H	5	1	3	1	0	0	0	<b>Milwaukee Brewers @ Cleveland Indians</b> Cleveland Municipal Stadium, Cleveland, OH Mon Sep 23 1974, 7:05 PM EDT Unknown - 53 F  <b>AB 36</b> <b>R 6</b> <b>H 10</b> <b>RBI 5</b> <b>BB 1</b> <b>SO 2</b> <b>LOB 8</b>											
<b>Ken Berry, R</b> OBP: 0.296, SLG: 0.297 (1, 8)	F9			SH2-3		S 1B			F7	4	0	2	0	0	0	1												
<b>George Scott, R</b> OBP: 0.345, SLG: 0.441 (1, 3)	5-3			6-3		F9		1-3		4	0	0	0	0	0	3												
<b>John Briggs, L</b> OBP: 0.335, SLG: 0.429 (1, 7)				F7						4	0	0	0	0	0	1												
<b>Darrell Porter, L</b> OBP: 0.328, SLG: 0.385 (1, 2)										4	1	2	0	0	0	0												
<b>Sixto Lezcano, R</b> OBP: 0.303, SLG: 0.469 (1, 9)				K						4	0	0	0	0	2	2												
<b>Dave May, L</b> OBP: 0.273, SLG: 0.318 (1, 10)										3	1	0	0	1	0	1												
<b>Tim Johnson, L</b> OBP: 0.294, SLG: 0.353 (1, 6)				4-3						4	1	1	2	0	0	0												
<b>Pedro Garcia, R</b> OBP: 0.247, SLG: 0.330 (1, 4)										2	0	0	0	0	0	0												
<b>Bob Hansen, L</b> OBP: 0.329, SLG: 0.427 (8, PH)										1	1	1	1	0	0	0												
<b>Jack Lind, S</b> OBP: 0.375, SLG: 0.429 (8, 4)										1	1	1	1	0	0	0												
<b>Inning Stats</b>	R: 0 E: 0 K: 0 S: 3	H: 0 LOB: 0 BB: 0 P: 3	R: 0 E: 0 K: 1 S: 5	H: 0 LOB: 0 BB: 0 P: 5	R: 0 E: 0 K: 0 S: 3	H: 0 LOB: 0 BB: 0 P: 3	R: 0 E: 0 K: 0 S: 4	H: 1 LOB: 1 BB: 0 P: 4	R: 0 E: 0 K: 0 S: 5	H: 0 LOB: 0 BB: 0 P: 5	R: 0 E: 0 K: 0 S: 4	H: 1 LOB: 1 BB: 0 P: 4	R: 1 E: 0 K: 0 S: 5	H: 2 LOB: 1 BB: 0 P: 5	R: 0 E: 0 K: 0 S: 4	H: 1 LOB: 1 BB: 0 P: 4	R: 1 E: 0 K: 0 S: 5	H: 2 LOB: 1 BB: 0 P: 5	R: 0 E: 0 K: 0 S: 4	H: 1 LOB: 1 BB: 0 P: 4	R: 1 E: 0 K: 0 S: 5	H: 2 LOB: 1 BB: 0 P: 5	R: 4 E: 0 K: 0 S: 7	H: 4 LOB: 1 BB: 1 P: 11	1B: 5 2B: 4 3B: 0 HR: 1	SF: 0 SAC: 1 DP: 0 HBP: 0	WP: 0 PB: 0 CS: 2	PA: 38
<b>PITCHER</b>	IP	WLS	BF	H	R	ER	SO	BB	IBB	HBP	BLK	WP	HR	S	P	ERA	WHIP											
<b>Dick Bosman, R</b> ERA: 4.1 (1, 1)	8.2	L	35	8	5	5	2	0	0	0	0	0	1	38	42	5.19	0.923											
<b>Tom Buskey, R</b> ERA: 3.34 (9, 1)	0.1		3	2	1	1	0	0	0	0	0	0	0	3	3	27.00	6.000											

Batter	1	2	3	4	5	6	7	8	9	AB	R	H	RBI	BB	SO	LOB	BOTTOM										
<b>John Lowenstein, L</b> OBP: 0.313, SLG: 0.326 (1, 7)	F8									4	1	1	0	0	0	0	<b>Milwaukee Brewers @ Cleveland Indians</b> Cleveland Municipal Stadium, Cleveland, OH Mon Sep 23 1974, 7:05 PM EDT Unknown - 53 F  <b>AB 32</b> <b>R 2</b> <b>H 6</b> <b>RBI 2</b> <b>BB 3</b> <b>SO 3</b> <b>LOB 14</b>										
<b>Oscar Gamble, L</b> OBP: 0.363, SLG: 0.473 (1, 10)	6-3									3	1	1	0	1	0	0											
<b>Tom McCraw, L</b> OBP: 0.346, SLG: 0.457 (1, 3)	6-3									4	0	1	0	0	0	3											
<b>Charlie Spikes, R</b> OBP: 0.317, SLG: 0.431 (1, 9)										3	0	1	1	1	1	1											
<b>John Ellis, R</b> OBP: 0.330, SLG: 0.417 (1, 2)										4	0	1	1	0	0	3											
<b>George Hendrick, R</b> OBP: 0.331, SLG: 0.462 (1, 8)										3	0	1	0	0	1	2											
<b>Rusty Torres, S</b> OBP: 0.243, SLG: 0.239 (7, 8)										1	0	0	0	0	0	0											
<b>Jack Brohamer, L</b> OBP: 0.328, SLG: 0.325 (1, 4)										2	0	0	0	1	0	3											
<b>Remy Hermoso, R</b> OBP: 0.271, SLG: 0.273 (7, 4)										0	0	0	0	0	0	0											
<b>Rico Carty, R</b> OBP: 0.379, SLG: 0.410 (9, PH)										1	0	0	0	0	0	0											
<b>Ed Crosby, L</b> OBP: 0.260, SLG: 0.235 (1, 5)										4	0	0	0	0	1	1											
<b>Frank Duffy, R</b> OBP: 0.276, SLG: 0.309 (1, 6)										3	0	0	0	0	0	1											
<b>Inning Stats</b>	R: 0 E: 0 K: 0 S: 3	H: 1 LOB: 0 BB: 0 P: 6	R: 0 E: 0 K: 0 S: 3	H: 0 LOB: 0 BB: 0 P: 3	R: 0 E: 0 K: 0 S: 3	H: 1 LOB: 1 BB: 1 P: 7	R: 0 E: 0 K: 0 S: 3	H: 1 LOB: 1 BB: 1 P: 9	R: 2 E: 0 K: 1 S: 8	H: 3 LOB: 2 BB: 1 P: 12	R: 0 E: 0 K: 0 S: 3	H: 0 LOB: 0 BB: 0 P: 3	R: 0 E: 0 K: 0 S: 4	H: 1 LOB: 1 BB: 0 P: 4	R: 0 E: 0 K: 0 S: 3	H: 0 LOB: 0 BB: 0 P: 3	1B: 6 2B: 0 3B: 0 HR: 0	SF: 0 SAC: 0 DP: 1 HBP: 0	WP: 0 PB: 0 CS: 0	PA: 35							
<b>PITCHER</b>	IP	WLS	BF	H	R	ER	SO	BB	IBB	HBP	BLK	WP	HR	S	P	ERA	WHIP										
<b>Jim Colborn, R</b> ERA: 4.41 (1, 1)	9.0	W	35	6	2	2	3	3	0	0	0	0	0	38	50	2.00	1.000										

Batter	1	2	3	4	5	6	7	8	9	AB	R	H	RBI	BB	SO	LOB	TOP			
<b>Don Money, R</b> OBP: 0.350, SLG: 0.411 (1, 5)	F8	FC6-4 BB			6-3		1B		1B	4	0	2	0	1	0	0	<b>Milwaukee Brewers @ Cleveland Indians</b> Cleveland Municipal Stadium, Cleveland, OH Mon Sep 23 1974, 7:05 PM EDT Att. 2,185 - Unknown - 53 F			
<b>Bob Coluccio, R</b> OBP: 0.311, SLG: 0.334 <b>Bob Hansen, L</b> OBP: 0.326, SLG: 0.422 <b>Charlie Moore, R</b> OBP: 0.340, SLG: 0.362 (1, 8) (7, PH) (7, 2)	K	F7			K		K		1B	3	0	0	0	0	2	2				
<b>George Scott, R</b> OBP: 0.344, SLG: 0.438 (1, 3)	BB	FC6-4			5-3		6-3		6-3	4	0	0	0	1	0	5				
<b>Darrell Porter, L</b> OBP: 0.326, SLG: 0.382 <b>Ken Berry, R</b> OBP: 0.299, SLG: 0.303 (1, 2) (7, 8)	K			K		K		F9 SF9 2B		3	0	0	0	0	3	1				
<b>Dave May, L</b> OBP: 0.275, SLG: 0.318 (1, 10)		2B SF BB		4-3		BB 1B		F9		3	1	1	0	1	0	1				
<b>Sixto Lezcano, R</b> OBP: 0.297, SLG: 0.486 (1, 9)		SF E 2B		F8		F8		SF9		3	1	1	1	0	0	1				
<b>Gorman Thomas, R</b> OBP: 0.318, SLG: 0.444 (1, 7)		SF E 1B		F7		BB		K		2	1	0	1	1	1	0				
<b>Tim Johnson, L</b> OBP: 0.289, SLG: 0.346 (1, 6)		E4 CS 1B		F8		3-1		F8		4	0	0	1	0	0	3				
<b>Pedro Garcia, R</b> OBP: 0.247, SLG: 0.329 (1, 4)		BB 1B		K				F7		4	0	1	1	0	2	0				
<b>Inning Stats</b>	R: 0 E: 0 K: 2 S: 7	H: 0 LOB: 1 P: 11	R: 3 E: 2 K: 0 S: 6	H: 2 LOB: 2 BB: 2 P: 14	R: 0 E: 0 K: 1 S: 5	H: 0 LOB: 0 BB: 0 P: 5	R: 0 E: 0 K: 1 S: 5	H: 0 LOB: 0 BB: 0 P: 5	R: 0 E: 0 K: 1 S: 6	H: 1 LOB: 2 BB: 1 P: 10	R: 0 E: 0 K: 1 S: 8	H: 1 LOB: 1 BB: 0 P: 8	R: 1 E: 0 K: 1 S: 6	H: 1 LOB: 0 BB: 0 P: 6	R: 0 E: 0 K: 0 S: 5	H: 2 LOB: 2 BB: 0 P: 5		1B: 5 2B: 2 3B: 0 HR: 0	SF: 2 SAC: 0 DP: 0 HBP: 0	WP: 0 PA: 39 CS: 1
<b>PITCHER</b>	IP	WLS	BF	H	R	ER	SO	BB	IBB	HBP	BLK	WP	HR	S	P	ERA	WHIP			
<b>Jim Kern, R</b> ERA: 3.38 <b>Fred Beene, R</b> ERA: 4.59 <b>Tom Buskey, R</b> ERA: 3.33 (1, 1) (2, 1) (7, 1)	1.0	W	9	2	3	2	2	2	0	0	0	0	0	11	19	18.00	4.000			
	5.0	W	17	1	0	0	4	2	0	0	0	0	0	23	31	0.00	0.600			
	3.0	S	13	4	1	1	3	0	0	0	0	0	0	19	19	3.00	1.333			

AB 33  
R 4  
H 7  
RBI 4  
BB 4  
SO 9  
LOB 14



Batter	1	2	3	4	5	6	7	8	9	AB	R	H	RBI	BB	SO	LOB	BOTTOM			
<b>Buddy Bell, R</b> OBP: 0.317, SLG: 0.353 (1, 5)	L3		BB		F8		WP 1B BB	G6-3 1B		3	1	1	0	2	0	0	<b>Milwaukee Brewers @ Cleveland Indians</b> Cleveland Municipal Stadium, Cleveland, OH Mon Sep 23 1974, 7:05 PM EDT Att. 2,185 - Unknown - 53 F			
<b>Frank Duffy, R</b> OBP: 0.275, SLG: 0.308 (1, 6)	HR 1B		K		F2		K	G6-3		5	1	1	0	0	2	4				
<b>Frank Robinson, R</b> OBP: 0.368, SLG: 0.456 (1, 10)	K		F8		FC6-4 BB		F7			3	0	0	0	1	1	3				
<b>Charlie Spikes, R</b> OBP: 0.320, SLG: 0.439 <b>Rusty Torres, S</b> OBP: 0.247, SLG: 0.243 (1, 9) (4, PR) (5, 9) (7, 8)	HR				BB 1B		FC6-4	E 1B		2	1	2	2	0	0	0				
<b>George Hendrick, R</b> OBP: 0.329, SLG: 0.459 <b>John Lowenstein, L</b> OBP: 0.313, SLG: 0.326 (1, 8) (7, 9)	F5				K		F8	E4 1B		3	0	0	0	0	1	1				
<b>Rico Carty, R</b> OBP: 0.400, SLG: 0.424 <b>Tom McCraw, L</b> OBP: 0.345, SLG: 0.455 (1, 3) (7, 3)		G3-6 1B			1B BB		HR 1B	F9		2	1	2	0	1	0	0				
<b>Leron Lee, L</b> OBP: 0.289, SLG: 0.364 (1, 7)		G3-6			F7		HR	F7		4	1	1	2	0	0	3				
<b>Dave Duncan, R</b> OBP: 0.267, SLG: 0.338 (1, 2)		5-3			FC6-4 1B		CS BB	HR		3	1	2	2	1	0	0				
<b>Remy Hermoso, R</b> OBP: 0.270, SLG: 0.272 (1, 4)				4-3	FC6-4		K	1B		4	0	1	0	0	1	3				
<b>Inning Stats</b>	R: 2 E: 0 K: 1 S: 7	H: 2 LOB: 0 P: 7	R: 0 E: 0 K: 0 S: 3	H: 1 LOB: 0 BB: 0 P: 3	R: 0 E: 0 K: 1 S: 5	H: 0 LOB: 1 BB: 1 P: 9	R: 1 E: 0 K: 1 S: 7	H: 2 LOB: 2 BB: 1 P: 11	R: 0 E: 0 K: 0 S: 3	H: 0 LOB: 1 BB: 1 P: 7	R: 2 E: 0 K: 1 S: 6	H: 2 LOB: 0 BB: 1 P: 10	R: 1 E: 1 K: 1 S: 7	H: 1 LOB: 2 BB: 1 P: 11	R: 1 E: 0 K: 0 S: 5	H: 3 LOB: 1 BB: 0 P: 5		1B: 8 2B: 0 3B: 0 HR: 3	SF: 0 SAC: 0 DP: 2 HBP: 0	WP: 1 PA: 38 CS: 1
<b>PITCHER</b>	IP	WLS	BF	H	R	ER	SO	BB	IBB	HBP	BLK	WP	HR	S	P	ERA	WHIP			
<b>Kevin Kobel, L</b> ERA: 4.04 <b>Bill Castro, R</b> ERA: 4.6 <b>Tom Murphy, R</b> ERA: 1.97 (1, 1) (6, 1) (8, 1)	5.1	L	26	7	5	3	3	4	0	0	0	1	0	10	14	8.44	2.062			
	1.2		7	1	1	1	2	1	0	0	0	0	1	5	5	9.00	3.000			

AB 33  
R 7  
H 11  
RBI 7  
BB 5  
SO 5  
LOB 18



Batter	1	2	3	4	5	6	7	8	9	10	11	AB	R	H	RBI	BB	SO	LOB	TOP					
Don Money, R OBP: 0.352, SLG: 0.416 (1, 5)												4	0	2	1	1	0	2						
Ken Berry, R OBP: 0.296, SLG: 0.301 (1, 8)												2	0	0	0	0	2	1						
Bob Hansen, L OBP: 0.322, SLG: 0.417 (5, PH)												1	0	0	0	0	0	2						
Bob Coluccio, R OBP: 0.310, SLG: 0.332 (5, 8)												2	0	0	0	0	0	3						
George Scott, R OBP: 0.343, SLG: 0.435 (1, 3)												4	0	0	0	1	3	4						
John Briggs, L OBP: 0.334, SLG: 0.429 (1, 7)												5	0	1	0	0	1	2						
Dave May, L OBP: 0.276, SLG: 0.332 (1, 9)												5	2	2	2	0	1	1						
Mike Hegan, L OBP: 0.335, SLG: 0.391 (1, 10)												3	1	1	0	1	1	0						
Bobby Mitchell, R OBP: 0.314, SLG: 0.394 (9, PR)												1	1	1	1	0	0	0						
Charlie Moore, R OBP: 0.332, SLG: 0.353 (1, 2)												5	0	0	0	0	2	2						
Tim Johnson, L OBP: 0.293, SLG: 0.349 (1, 6)												4	0	2	0	0	0	0						
Pedro Garcia, R OBP: 0.248, SLG: 0.329 (1, 4)												3	0	1	0	0	0	0						
<b>Inning Stats</b>	R: 0 E: 0 K: 2 S: 8	H: 1 LOB: 1 BB: 0 P: 8	R: 1 E: 0 K: 1 S: 6	H: 1 LOB: 0 BB: 0 P: 6	R: 0 E: 1 K: 1 S: 5	H: 0 LOB: 0 BB: 0 P: 5	R: 0 E: 0 K: 1 S: 4	H: 0 LOB: 1 BB: 1 P: 8	R: 1 E: 0 K: 1 S: 7	H: 2 LOB: 2 BB: 1 P: 11	R: 0 E: 0 K: 1 S: 5	H: 0 LOB: 0 BB: 0 P: 5	R: 0 E: 0 K: 1 S: 6	H: 1 LOB: 1 BB: 0 P: 6	R: 1 E: 0 K: 0 S: 4	H: 2 LOB: 1 BB: 0 P: 4	R: 0 E: 0 K: 0 S: 4	H: 1 LOB: 2 BB: 1 P: 8	R: 1 E: 0 K: 0 S: 4	H: 1 LOB: 0 BB: 0 P: 4	1B: 4 2B: 2 3B: 1 HR: 3	SF: 0 SAC: 1 DP: 1 HBP: 0	WP: 0 PB: 0 SB: 0 CS: 1	PA: 43
<b>PITCHER</b> Gaylord Perry, R ERA: 2.31 (1, 1)	IP: 11.0 WLS: 7 BF: 43 H: 10 R: 4 ER: 4 SO: 10 BB: 2 IBB: 1 HBP: 0 BLK: 0 WP: 0 HR: 3 S: 60 P: 72 ERA: 2.31 WHIP: 1.091																							

Milwaukee Brewers @ Cleveland Indians  
Cleveland Municipal Stadium, Cleveland, OH  
Tue Sep 24 1974, 7:05 PM EDT  
Att: 1,775 - Unknown - 62 F

AB 39  
R 4  
H 10  
RBI 4  
BB 3  
SO 10  
LOB 17



Batter	1	2	3	4	5	6	7	8	9	10	11	AB	R	H	RBI	BB	SO	LOB	BOTTOM					
John Lowenstein, L OBP: 0.316, SLG: 0.333 (1, 8)												5	1	4	1	0	1	2						
Tom McCraw, L OBP: 0.340, SLG: 0.444 (1, 3)												5	0	0	0	1	1	4						
Oscar Gamble, L OBP: 0.365, SLG: 0.472 (1, 10)												3	0	1	0	2	0	0						
Charlie Spikes, R OBP: 0.317, SLG: 0.435 (1, 9)												5	0	0	0	0	2	6						
Leron Lee, L OBP: 0.285, SLG: 0.357 (1, 7)												4	1	0	1	0	0	3						
Rusty Torres, S OBP: 0.245, SLG: 0.241 (8, 8)												1	0	0	0	0	0	0						
Buddy Bell, R OBP: 0.318, SLG: 0.354 (1, 5)												5	0	2	0	0	1	3						
Duane Kuiper, L OBP: 0.167, SLG: 0.167 (1, 4)												5	1	1	1	0	1	2						
Dave Duncan, R OBP: 0.289, SLG: 0.340 (1, 2)												4	0	2	0	0	1	2						
Rico Carty, R OBP: 0.396, SLG: 0.419 (11, PH)												1	0	0	0	0	0	0						
Frank Duffy, R OBP: 0.306, SLG: 0.306 (1, 6)												4	0	0	0	0	0	6						
George Hendrick, R OBP: 0.328, SLG: 0.458 (11, PH)												1	0	0	0	0	1	0						
<b>Inning Stats</b>	R: 0 E: 0 K: 0 S: 3	H: 1 LOB: 0 BB: 0 P: 3	R: 1 E: 1 K: 1 S: 8	H: 2 LOB: 2 BB: 0 P: 8	R: 1 E: 1 K: 1 S: 6	H: 1 LOB: 2 BB: 2 P: 14	R: 1 E: 0 K: 0 S: 5	H: 2 LOB: 1 BB: 0 P: 5	R: 0 E: 0 K: 0 S: 3	H: 0 LOB: 0 BB: 0 P: 3	R: 0 E: 1 K: 2 S: 9	H: 1 LOB: 1 BB: 0 P: 9	R: 0 E: 0 K: 1 S: 5	H: 1 LOB: 0 BB: 0 P: 5	R: 0 E: 0 K: 0 S: 4	H: 1 LOB: 2 BB: 1 P: 8	R: 0 E: 0 K: 1 S: 5	H: 0 LOB: 0 BB: 0 P: 5	R: 0 E: 0 K: 1 S: 6	H: 1 LOB: 1 BB: 0 P: 6	1B: 9 2B: 2 3B: 0 HR: 0	SF: 1 SAC: 0 DP: 1 HBP: 0	WP: 0 PB: 0 SB: 0 CS: 1	PA: 47
<b>PITCHER</b> Bill Champion, R ERA: 3.42 (1, 1)	IP: 9.0 WLS: 7 BF: 40 H: 9 R: 3 ER: 2 SO: 6 BB: 2 IBB: 1 HBP: 0 BLK: 0 WP: 0 HR: 0 S: 49 P: 61 ERA: 3.42 WHIP: 1.222																							
<b>PITCHER</b> Tom Murphy, R ERA: 1.94 (10, 1)	IP: 2.0 WLS: 7 BF: 7 H: 1 R: 0 ER: 0 SO: 2 BB: 0 IBB: 0 HBP: 0 BLK: 0 WP: 0 HR: 0 S: 11 P: 11 ERA: 1.94 WHIP: 0.500																							

Milwaukee Brewers @ Cleveland Indians  
Cleveland Municipal Stadium, Cleveland, OH  
Tue Sep 24 1974, 7:05 PM EDT  
Att: 1,775 - Unknown - 62 F

AB 43  
R 3  
H 10  
RBI 3  
BB 3  
SO 8  
LOB 28



Batter	1	2	3	4	5	6	7	8	9	AB	R	H	RBI	BB	SO	LOB	TOP										
<b>Don Money, R</b> OBP: 0.346, SLG: 0.413 (1, 5)										5	0	0	0	0	0	1											
<b>Bob Coluccio, R</b> OBP: 0.306, SLG: 0.328 (1, 8)										5	0	0	0	0	0	0											
<b>John Briggs, L</b> OBP: 0.337, SLG: 0.431 (1, 7)										4	0	3	0	0	0	0											
<b>Gorman Thomas, R</b> OBP: 0.318, SLG: 0.444 (7, 7)										0	0	0	0	0	0	0											
<b>Dave May, L</b> OBP: 0.276, SLG: 0.331 (1, 10)										4	1	1	0	0	0	3											
<b>Mike Hegan, L</b> OBP: 0.340, SLG: 0.392 (1, 3)										2	1	1	0	2	0	0											
<b>Sixto Lezcano, R</b> OBP: 0.293, SLG: 0.447 (1, 9)										3	1	0	0	1	1	5											
<b>Charlie Moore, R</b> OBP: 0.326, SLG: 0.345 (1, 2)										4	0	0	1	0	0	5											
<b>Tim Johnson, L</b> OBP: 0.288, SLG: 0.343 (1, 6)										4	0	0	0	0	0	3											
<b>Pedro Garcia, R</b> OBP: 0.248, SLG: 0.329 (1, 4)										4	0	1	1	0	1	0											
<b>Inning Stats</b>	R: 0 E: 0 K: 0 S: 3	H: 0 LOB: 0 BB: 0 P: 3	R: 3 E: 2 K: 0 S: 6	H: 2 LOB: 1 BB: 1 P: 10	R: 0 E: 0 K: 0 S: 5	H: 2 LOB: 3 BB: 1 P: 9	R: 0 E: 0 K: 0 S: 3	H: 0 LOB: 2 BB: 1 P: 3	R: 0 E: 0 K: 0 S: 6	H: 1 LOB: 2 BB: 1 P: 10	R: 0 E: 1 K: 0 S: 4	H: 1 LOB: 1 BB: 0 P: 4	R: 0 E: 1 K: 0 S: 4	H: 0 LOB: 1 BB: 0 P: 4	R: 0 E: 0 K: 1 S: 5	H: 0 LOB: 0 BB: 0 P: 5	1B: 6 2B: 0 3B: 0 HR: 0	SF: 0 SAC: 0 DP: 2 HBP: 0	WP: 0 PB: 1 CS: 1	PA: 38							
<b>PITCHER</b>	IP	WLS	BF	H	R	ER	SO	BB	IBB	HBP	BLK	WP	HR	S	P	ERA	WHIP										
<b>Jim Perry, R</b> ERA: 3.01 (1, 1)	6.0	W	27	5	3	0	1	2	1	0	0	0	0	26	38	0.00	1.167										
<b>Tom Buskey, R</b> ERA: 3.22 (7, 1)	3.0	S	11	1	0	0	1	0	0	0	0	0	0	13	13	0.00	0.333										

Milwaukee Brewers @ Cleveland Indians  
Cleveland Municipal Stadium, Cleveland, OH  
Wed Sep 25 1974, 7:05 PM EDT  
Att. 2,068 - Unknown - 65 F

AB 35  
R 3  
H 6  
RBI 2  
BB 3  
SO 2  
LOB 17



Batter	1	2	3	4	5	6	7	8	9	AB	R	H	RBI	BB	SO	LOB	BOTTOM										
<b>John Lowenstein, L</b> OBP: 0.316, SLG: 0.331 (1, 7)										3	0	0	0	1	0	2											
<b>Tommy Smith, L</b> OBP: 0.172, SLG: 0.148 (7, 7)										1	1	0	0	0	0	1											
<b>Duane Kuiper, L</b> OBP: 0.364, SLG: 0.455 (1, 4)										5	1	3	2	0	0	2											
<b>Oscar Gamble, L</b> OBP: 0.364, SLG: 0.470 (1, 10)										4	1	1	0	0	1	3											
<b>Rico Carty, R</b> OBP: 0.402, SLG: 0.425 (6, PH)										1	0	1	2	0	0	0											
<b>Charlie Spikes, R</b> OBP: 0.319, SLG: 0.437 (1, 9)										5	1	3	0	0	0	0											
<b>Tom McCraw, L</b> OBP: 0.348, SLG: 0.449 (1, 3)										2	1	2	1	1	0	0											
<b>Joe Lis, R</b> OBP: 0.289, SLG: 0.345 (7, PH)										2	0	0	0	0	1	2											
<b>George Hendrick, R</b> OBP: 0.326, SLG: 0.455 (1, 8)										3	0	0	0	0	1	6											
<b>Rusty Torres, S</b> OBP: 0.244, SLG: 0.239 (7, 8)										1	0	0	0	0	0	0											
<b>Buddy Bell, R</b> OBP: 0.320, SLG: 0.353 (1, 5)										3	2	1	0	1	1	0											
<b>Dave Duncan, R</b> OBP: 0.269, SLG: 0.339 (1, 2)										4	1	1	0	0	2	4											
<b>Luis Alvarado, R</b> OBP: 0.223, SLG: 0.212 (1, 6)										1	0	0	0	0	0	0											
<b>Jack Brohamer, L</b> OBP: 0.329, SLG: 0.330 (4, PH)										1	0	1	3	0	0	0											
<b>Ed Crosby, L</b> OBP: 0.258, SLG: 0.244 (4, PR)										1	0	1	0	0	0	0											
<b>Frank Duffy, R</b> OBP: 0.273, SLG: 0.305 (7, 6)										1	0	0	0	0	0	1											
<b>Inning Stats</b>	R: 1 E: 0 K: 1 S: 8	H: 3 LOB: 2 BB: 0 P: 8	R: 0 E: 0 K: 1 S: 5	H: 0 LOB: 0 BB: 0 P: 5	R: 0 E: 0 K: 1 S: 5	H: 1 LOB: 1 BB: 0 P: 5	R: 3 E: 0 K: 1 S: 8	H: 3 LOB: 2 BB: 2 P: 16	R: 0 E: 1 K: 0 S: 3	H: 0 LOB: 1 BB: 1 P: 7	R: 1 E: 0 K: 1 S: 8	H: 3 LOB: 2 BB: 0 P: 8	R: 0 E: 0 K: 0 S: 3	H: 0 LOB: 0 BB: 0 P: 3	R: 3 E: 1 K: 1 S: 10	H: 4 LOB: 2 BB: 0 P: 10	1B: 12 2B: 3 3B: 0 HR: 0	SF: 0 SAC: 0 DP: 2 HBP: 0	WP: 0 PB: 0 CS: 1	PA: 41							
<b>PITCHER</b>	IP	WLS	BF	H	R	ER	SO	BB	IBB	HBP	BLK	WP	HR	S	P	ERA	WHIP										
<b>Jim Slaton, R</b> ERA: 3.91 (1, 1)	5.2	L	29	10	5	5	5	2	1	0	0	0	0	10	10	0.00	1.500										
<b>Clyde Wright, L</b> ERA: 4.42 (6, 1)	2.0		10	3	3	0	0	0	0	0	0	0	0	10	10	0.00	1.500										
<b>Larry Anderson, R</b> ERA: (8, 1)	0.1		2	1	0	0	1	0	0	0	0	0	0	4	4	0.00	3.000										

Milwaukee Brewers @ Cleveland Indians  
Cleveland Municipal Stadium, Cleveland, OH  
Wed Sep 25 1974, 7:05 PM EDT  
Att. 2,068 - Unknown - 65 F

AB 38  
R 8  
H 14  
RBI 8  
BB 3  
SO 6  
LOB 21



Batter	1	2	3	4	5	6	7	8	9	10	11	12	13	14	15	16	17	AB	R	H	RBI	BB	SO	LOB	TOP		
Don Money, R OBP: 0.346, SLG: 0.409 (1.5)	F9		5-3		F7			K			F8		SH1-4		F8			6	0	0	0	0	1	2			
Ken Berry, R OBP: 0.295, SLG: 0.300 (1.8)	F7					4-3		F4			5-3		6-3			4-3		1	0	0	0	0	0	0			
Bob Coluccio, R OBP: 0.304, SLG: 0.324 (1.8)				BB														5	0	0	0	1	0	1			
George Scott, R OBP: 0.344, SLG: 0.433 (1.3)	FC6-4		F9			K			5-3			SH1-4	BB	F9				5	0	1	0	2	1	2			
Dave May, L OBP: 0.275, SLG: 0.328 (1.7)	FC6-4			G3					4-3			SH1-4		6-3		F3		5	0	0	0	1	0	2			
Darrell Porter, L OBP: 0.326, SLG: 0.380 (1.2)									4-3									5	0	1	0	1	1	1			
Charlie Moore, R OBP: 0.324, SLG: 0.344 (16.2)				K		F8			4-3			WP	IBB			L7		1	0	0	0	0	0	1			
Mike Hegan, L OBP: 0.340, SLG: 0.462 (1.10)	F7			3-1				L8-5	SH1-4		F9	F8						3	0	1	0	0	0	1			
Bobby Mitchell, R OBP: 0.312, SLG: 0.392 (12. PH)																		1	0	0	0	0	0	0			
Bob Hansen, L OBP: 0.311, SLG: 0.402 (12. PH)																		3	0	0	0	0	1	2			
Gorman Thomas, R OBP: 0.340, SLG: 0.462 (1.9)	K							SH1-4							F9			3	0	2	0	0	1	1			
John Briggs, R OBP: 0.306, SLG: 0.411 (12. PH)																		0	0	0	0	1	0	0			
Sisto Lezcano, R OBP: 0.302, SLG: 0.450 (12. PR)																		2	0	1	0	0	0	0			
Tim Johnson, L OBP: 0.280, SLG: 0.333 (1.6)	1-3							L8-5		G4-6-3		FC4-6	IBB					7	0	0	0	0	3	8			
Pedro Garcia, R OBP: 0.248, SLG: 0.328 (1.4)			L5		F5			6-3			5-3							7	0	2	0	0	1	2			
<b>Inning Stats</b>	R: 0 E: 0 K: 0 S: 3	H: 0 LOB: 1 BB: 1 P: 7	R: 0 E: 0 K: 1 S: 6	H: 1 LOB: 1 BB: 0 P: 6	R: 0 E: 0 K: 1 S: 5	H: 0 LOB: 0 BB: 1 P: 7	R: 0 E: 0 K: 1 S: 5	H: 0 LOB: 0 BB: 0 P: 5	R: 0 E: 0 K: 1 S: 5	H: 1 LOB: 1 BB: 0 P: 9	R: 0 E: 0 K: 1 S: 5	H: 0 LOB: 0 BB: 0 P: 5	R: 0 E: 0 K: 0 S: 3	H: 0 LOB: 3 BB: 3 P: 15	R: 0 E: 0 K: 0 S: 4	H: 1 LOB: 1 BB: 0 P: 4	R: 0 E: 0 K: 1 S: 6	H: 1 LOB: 1 BB: 0 P: 6	R: 0 E: 0 K: 3 S: 10	H: 1 LOB: 1 BB: 0 P: 10	R: 0 E: 0 K: 3 S: 10	H: 1 LOB: 1 BB: 0 P: 10	1B: 8 2B: 1 3B: 0 HR: 0	SF: 0 SAC: 3 DP: 2 HBP: 0	WP: 2 PB: 0 CS: 0	PA: 63	
<b>PITCHER</b>	IP 12.0	WLS 44	BF 44	H 4	R 0	ER 0	SO 5	BB 4	IBB 2	HBP 0	BLK 0	WP 0	HR 1	S 48	P 72	ERA 0.00	WHIP 0.667										
Jim Palmer, R ERA: 3.15 (1.1)																											
Bob Reynolds, R ERA: 2.78 (13.1)																											
Grant Jackson, L ERA: 2.84 (16.1)																											

Milwaukee Brewers @ Baltimore Orioles  
Memorial Stadium, Baltimore, MD  
Fri Sep 27 1974, 7:05 PM EDT  
Alt. 17.695 - Unknown

livebaseballscorecards.com

AB 54  
R 0  
H 8  
RBI 0  
BB 6  
SO 9  
LOB 23



Batter	1	2	3	4	5	6	7	8	9	10	11	12	13	14	15	16	17	AB	R	H	RBI	BB	SO	LOB	BOTTOM		
Rich Coggins, L OBP: 0.296, SLG: 0.316 (1.9)	G3		4-3		G3				F7			2B		4-3		F7		8	0	2	0	0	0	2			
Paul Blair, R OBP: 0.305, SLG: 0.414 (1.8)	1B				F9						FC5	SH1-4		6-3				6	0	1	0	2	0	3			
Bobby Grich, R OBP: 0.373, SLG: 0.427 (1.4)	K					K					SH1-4			6-3				6	1	1	0	1	4	2			
Tommy Davis, R OBP: 0.323, SLG: 0.376 (1.10)					F7													4	0	1	0	1	0	1			
Al Bumbry, L OBP: 0.333, SLG: 0.294 (10. PR)						6-3			F9			FC5	IBB					2	0	1	0	1	0	0			
Boog Powell, L OBP: 0.357, SLG: 0.413 (1.3)																		3	0	1	0	1	1	2			
Enos Cabell, R OBP: 0.274, SLG: 0.341 (9.3)	K				L3						FC5			F4				1	0	0	0	0	0	2			
Jim Northrup, L OBP: 0.306, SLG: 0.364 (13.7)						2B								F4				2	0	1	0	1	0	3			
Don Baylor, R OBP: 0.337, SLG: 0.377 (11.7)	F3																	5	0	1	0	0	1	3			
Jim Faires, R OBP: 0.265, SLG: 0.392 (12. PH)					K											FC6-4		0	0	0	0	0	0	0			
Bob Oliver, R OBP: 0.272, SLG: 0.341 (13.3)																		3	0	0	1	0	0	6			
Brooks Robinson, R OBP: 0.357, SLG: 0.380 (1.5)	F7				F8													7	0	0	0	0	1	3			
Elrod Hendricks, L OBP: 0.277, SLG: 0.351 (1.2)																		7	0	1	0	0	0	0			
Mark Belanger, R OBP: 0.292, SLG: 0.296 (1.6)	B5-3																	5	0	0	0	1	3	1			
<b>Inning Stats</b>	R: 0 E: 0 K: 2 S: 8	H: 1 LOB: 2 BB: 1 P: 12	R: 0 E: 0 K: 0 S: 4	H: 1 LOB: 1 BB: 0 P: 4	R: 0 E: 0 K: 1 S: 5	H: 0 LOB: 1 BB: 1 P: 9	R: 0 E: 0 K: 1 S: 5	H: 0 LOB: 0 BB: 1 P: 5	R: 0 E: 0 K: 1 S: 6	H: 1 LOB: 2 BB: 1 P: 10	R: 0 E: 0 K: 1 S: 6	H: 1 LOB: 1 BB: 0 P: 6	R: 0 E: 0 K: 1 S: 5	H: 0 LOB: 3 BB: 3 P: 15	R: 0 E: 0 K: 0 S: 3	H: 0 LOB: 0 BB: 0 P: 3	R: 0 E: 0 K: 0 S: 4	H: 1 LOB: 1 BB: 0 P: 4	R: 0 E: 0 K: 1 S: 5	H: 0 LOB: 0 BB: 0 P: 5	R: 1 E: 0 K: 0 S: 3	H: 1 LOB: 3 BB: 2 P: 11	1B: 8 2B: 2 3B: 0 HR: 0	SF: 0 SAC: 1 DP: 0 HBP: 1	WP: 0 PB: 0 CS: 0	PA: 69	
<b>PITCHER</b>	IP 13.0	WLS 54	BF 54	H 8	R 0	ER 0	SO 9	BB 4	IBB 2	HBP 1	BLK 0	WP 0	HR 0	S 65	P 90	ERA 0.00	WHIP 0.923										
Jim Colborn, R ERA: 4.14 (1.1)																											
Tom Murphy, R ERA: 1.96 (14.1)																											

Milwaukee Brewers @ Baltimore Orioles  
Memorial Stadium, Baltimore, MD  
Fri Sep 27 1974, 7:05 PM EDT  
Alt. 17.695 - Unknown

livebaseballscorecards.com

AB 59  
R 1  
H 10  
RBI 1  
BB 8  
SO 10  
LOB 28



Batter	1	2	3	4	5	6	7	8	9	AB	R	H	RBI	BB	SO	LOB	TOP		
Don Money, R OBP: 0.347, SLG: 0.411 (1, 5)	F8		FC1-4 1B		2B		F8			4	0	2	0	0	0	1	<b>Milwaukee Brewers @ Baltimore Orioles</b> Memorial Stadium, Baltimore, MD Sat Sep 28 1974, 7:05 PM EDT Att: 12,093 - Unknown		
Sixto Lezcano, R OBP: 0.277, SLG: 0.409 (1, 9)	5-6-3		FC1-4 1-2		1-3			6-3		4	0	0	0	0	0	2			
George Scott, R OBP: 0.343, SLG: 0.433 (1, 3)			F9		4-3			5-3		4	0	1	0	0	0	2			
Bobby Mitchell, R OBP: 0.316, SLG: 0.394 (1, 10)	6-3			FC6-4 1B		L6				4	0	2	0	0	0	1			
Gorman Thomas, R OBP: 0.333, SLG: 0.429 (1, 7)		FC5-4 BB		F8		K		F8		3	0	0	0	1	1	2			
Charlie Moore, R OBP: 0.318, SLG: 0.337 (1, 2)		FC5-4 CS 1-2		FC6-4 1-2		5-3			L5	4	0	0	0	0	0	2			
Bob Coluccio, R OBP: 0.306, SLG: 0.322 (1, 8)		FC5-4 BB 1-2		F7				F2		2	0	0	0	2	0	1			
Tim Johnson, L OBP: 0.278, SLG: 0.331 (1, 6)		F9			F8		F7		1-3	2	0	0	0	0	0	1			
Jack Lind, S OBP: 0.300, SLG: 0.333 (5, 6)										2	0	0	0	0	0	1			
Pedro Garcia, R OBP: 0.249, SLG: 0.335 (1, 4)			F4				F6			3	1	1	1	0	0	1			
<b>Inning Stats</b>	R: 0 E: 0 K: 0 S: 4	H: 1 LOB: 1 BB: 0 P: 4	R: 0 E: 0 K: 0 S: 2	H: 0 LOB: 1 BB: 2 P: 10	R: 0 E: 0 K: 0 S: 4	H: 1 LOB: 1 BB: 0 P: 4	R: 0 E: 0 K: 0 S: 4	H: 1 LOB: 1 BB: 0 P: 4	R: 1 E: 0 K: 1 S: 5	H: 2 LOB: 1 BB: 0 P: 5	R: 0 E: 0 K: 0 S: 3	H: 0 LOB: 0 BB: 1 P: 7	R: 0 E: 0 K: 0 S: 4	H: 1 LOB: 1 BB: 0 P: 4	R: 0 E: 0 K: 0 S: 3	H: 0 LOB: 0 BB: 0 P: 3	1B: 3 2B: 2 3B: 0 HR: 1	SF: 0 SAC: 0 DP: 0 HBP: 0	WP: 0 PA: 35 SB: 0 CS: 1
<b>PITCHER</b> Mike Cuellar, L ERA: 3.08 (1, 1)	IP: 9.0 WLS: W BF: 35 H: 6 R: 1 ER: 1 SO: 1 BB: 3 IBB: 0 HBP: 0 BLK: 0 WP: 0 HR: 1 S: 34 P: 46 ERA: 1.00 WHIP: 1.000															<b>PITCHER</b>			

Batter	1	2	3	4	5	6	7	8	9	AB	R	H	RBI	BB	SO	LOB	BOTTOM
Rich Coggins, L OBP: 0.293, SLG: 0.313 (1, 9)	3-1	F7		F8		G3-6-3 1-2				4	0	0	0	0	0	5	<b>Milwaukee Brewers @ Baltimore Orioles</b> Memorial Stadium, Baltimore, MD Sat Sep 28 1974, 7:05 PM EDT Att: 12,093 - Unknown
Paul Blair, R OBP: 0.308, SLG: 0.418 (1, 8)	S E 1B		F7	1B S 2B		1B S BB				3	1	2	2	1	0	0	
Bobby Grich, R OBP: 0.374, SLG: 0.426 (1, 4)	S S 1B		FC6-4 BB	K		F8				3	1	1	0	1	1	2	
Tommy Davis, R OBP: 0.324, SLG: 0.376 (1, 10)	G4-6-3 1B		FC6-4 BB 2B		6-3		WP 1B			4	1	2	0	0	0	1	
Boog Powell, L OBP: 0.358, SLG: 0.421 (1, 3)	G4-6-3 1-2		2B BB		HR		4-3			3	2	1	1	1	0	3	
Don Baylor, R OBP: 0.336, SLG: 0.378 (1, 7)		F7	1-2 2B	F4			F9			4	0	1	2	0	0	0	
Brooks Robinson, R OBP: 0.356, SLG: 0.379 (1, 5)		1B 1B		F3	3-1		K			4	0	1	0	0	1	0	
Eliot Hendricks, L OBP: 0.282, SLG: 0.355 (1, 2)		F8		1B 2B 1B		G3-6-3 1B		K		4	1	2	0	0	1	1	
Mark Belanger, R OBP: 0.294, SLG: 0.298 (1, 6)		1B		1-2 2B 1B		B3				3	1	2	0	0	0	1	
<b>Inning Stats</b>	R: 2 E: 0 K: 0 S: 5	H: 3 LOB: 0 BB: 0 P: 5	R: 0 E: 0 K: 0 S: 5	H: 2 LOB: 2 BB: 0 P: 5	R: 2 E: 0 K: 1 S: 8	H: 3 LOB: 1 BB: 0 P: 8	R: 1 E: 0 K: 0 S: 4	H: 1 LOB: 0 BB: 0 P: 4	R: 0 E: 0 K: 0 S: 3	H: 1 LOB: 0 BB: 0 P: 3	R: 0 E: 0 K: 0 S: 3	H: 1 LOB: 1 BB: 1 P: 7	R: 0 E: 0 K: 2 S: 7	H: 0 LOB: 0 BB: 0 P: 7	1B: 9 2B: 2 3B: 0 HR: 1	SF: 0 SAC: 0 DP: 2 HBP: 0	
<b>PITCHER</b> Bill Champion, R ERA: 3.62 (1, 1)	IP: 3.2 WLS: L BF: 20 H: 9 R: 6 ER: 5 SO: 0 BB: 2 IBB: 0 HBP: 0 BLK: 0 WP: 0 HR: 0 S: 18 P: 26 ERA: 12.27 WHIP: 3.000															<b>PITCHER</b>	
Bill Castro, R ERA: 4.5 (4, 1)	IP: 2.1 WLS: L BF: 8 H: 2 R: 1 ER: 1 SO: 1 BB: 0 IBB: 0 HBP: 0 BLK: 0 WP: 0 HR: 1 S: 10 P: 10 ERA: 3.86 WHIP: 0.857															<b>PITCHER</b>	
Larry Anderson, R ERA: (7, 1)	IP: 2.0 WLS: L BF: 7 H: 1 R: 0 ER: 0 SO: 2 BB: 1 IBB: 0 HBP: 0 BLK: 0 WP: 1 HR: 0 S: 10 P: 14 ERA: 0.00 WHIP: 1.000															<b>PITCHER</b>	



Batter	1	2	3	4	5	6	7	8	9	AB	R	H	RBI	BB	SO	LOB	TOP								
<b>Don Money, R</b> OBP: 0.346, SLG: 0.415 (1, 5)	5-3		B3				6-3			4	1	1	2	0	0	1	<b>Milwaukee Brewers @ Baltimore Orioles</b> Memorial Stadium, Baltimore, MD Sun Sep 29 1974, 3:33 AM EDT Att: 20,456 - Unknown								
<b>Sixto Lezcano, R</b> OBP: 0.294, SLG: 0.426 (1, 9)	BB		4-3					2B		3	0	1	0	1	0	0									
<b>George Scott, R</b> OBP: 0.342, SLG: 0.431 (1, 3)	F9							4-3		3	0	0	0	1	1	2									
<b>Bobby Mitchell, R</b> OBP: 0.316, SLG: 0.390 (1, 10)	F3									2	0	0	0	1	0	2									
<b>John Briggs, L</b> OBP: 0.337, SLG: 0.431 (8, PH)										1	0	0	0	0	1	1									
<b>Gorman Thomas, R</b> OBP: 0.345, SLG: 0.444 (1, 7)										3	1	1	0	1	1	2									
<b>Charlie Moore, R</b> OBP: 0.317, SLG: 0.335 (1, 2)										4	0	1	1	0	1	2									
<b>Bob Coluccio, R</b> OBP: 0.303, SLG: 0.319 (1, 8)										4	0	0	0	0	0	2									
<b>Pedro Garcia, R</b> OBP: 0.247, SLG: 0.332 (1, 4)										4	0	0	0	0	2	1									
<b>Jack Lind, S</b> OBP: 0.385, SLG: 0.364 (1, 6)										2	1	1	0	1	0	0									
<b>Inning Stats</b>	R: 0 E: 0 K: 0 S: 3	H: 0 LOB: 1 BB: 1 P: 7	R: 0 E: 0 K: 1 S: 6	H: 1 LOB: 1 BB: 0 P: 6	R: 0 E: 0 K: 0 S: 2	H: 0 LOB: 0 BB: 1 P: 6	R: 0 E: 0 K: 0 S: 3	H: 0 LOB: 1 BB: 1 P: 7	R: 2 E: 0 K: 1 S: 7	H: 2 LOB: 2 BB: 0 P: 7	R: 1 E: 0 K: 1 S: 5	H: 1 LOB: 1 BB: 2 P: 13	R: 0 E: 0 K: 0 S: 3	H: 0 LOB: 0 BB: 0 P: 3	R: 0 E: 0 K: 2 S: 8	H: 1 LOB: 1 BB: 0 P: 8	R: 0 E: 0 K: 1 S: 5	H: 0 LOB: 0 BB: 0 P: 5	1B: 2 2B: 2 3B: 0 HR: 1	SF: 0 SAC: 0 DP: 0 HBP: 0	WP: 1 PB: 0 SB: 1 CS: 2	PA: 35			
<b>PITCHER</b>	IP	WLS	BF	H	R	ER	SO	BB	IBB	HBP	BLK	WP	HR	S	P	ERA	WHIP								
<b>Dave McNally, L</b> ERA: 3.58 (1, 1)	7.0		29	5	3	3	3	5	0	0	0	1	1	30	50	3.86	1.429								
<b>Bob Reynolds, R</b> ERA: 2.77 (8, 1)	0.1	1	0	0	0	0	0	0	0	0	0	0	0	1	1	0.00	0.000								
<b>Grant Jackson, L</b> ERA: 2.57 (8, 1)	1.2	W	5	0	0	0	3	0	0	0	0	0	0	11	11	0.00	0.000								

Batter	1	2	3	4	5	6	7	8	9	AB	R	H	RBI	BB	SO	LOB	BOTTOM								
<b>Rich Coggins, L</b> OBP: 0.297, SLG: 0.313 (1, 9)	4-3		PB				F9			3	1	1	1	2	0	0	<b>Milwaukee Brewers @ Baltimore Orioles</b> Memorial Stadium, Baltimore, MD Sun Sep 29 1974, 3:33 AM EDT Att: 20,456 - Unknown								
<b>Paul Blair, R</b> OBP: 0.310, SLG: 0.417 (1, 8)	F8									3	1	1	0	2	1	2									
<b>Bobby Grich, R</b> OBP: 0.374, SLG: 0.425 (1, 4)	K									4	0	1	0	1	2	3									
<b>Tommy Davis, R</b> OBP: 0.324, SLG: 0.377 (1, 10)										5	0	2	1	0	1	4									
<b>Boog Powell, L</b> OBP: 0.356, SLG: 0.416 (1, 3)	G3									4	0	0	1	1	3	4									
<b>Don Baylor, R</b> OBP: 0.338, SLG: 0.377 (1, 7)	F5									3	0	1	0	1	0	4									
<b>Brooks Robinson, R</b> OBP: 0.354, SLG: 0.376 (1, 5)	F9									4	0	0	0	0	1	3									
<b>Eliot Hendricks, L</b> OBP: 0.287, SLG: 0.351 (1, 2)										2	1	0	0	2	0	1									
<b>Mark Belanger, R</b> OBP: 0.293, SLG: 0.298 (1, 6)										4	1	1	0	0	2	1									
<b>Inning Stats</b>	R: 0 E: 0 K: 1 S: 5	H: 0 LOB: 0 BB: 0 P: 5	R: 0 E: 0 K: 0 S: 4	H: 1 LOB: 1 BB: 0 P: 4	R: 0 E: 0 K: 2 S: 7	H: 0 LOB: 2 BB: 2 P: 15	R: 0 E: 0 K: 2 S: 8	H: 1 LOB: 1 BB: 0 P: 8	R: 3 E: 0 K: 1 S: 8	H: 4 LOB: 2 BB: 2 P: 16	R: 0 E: 0 K: 2 S: 7	H: 0 LOB: 0 BB: 0 P: 7	R: 0 E: 0 K: 0 S: 4	H: 1 LOB: 1 BB: 0 P: 4	R: 0 E: 0 K: 1 S: 5	H: 0 LOB: 3 BB: 1 P: 9		R: 1 E: 0 K: 1 S: 4	H: 0 LOB: 3 BB: 4 P: 20	1B: 7 2B: 0 3B: 0 HR: 0	SF: 0 SAC: 0 DP: 1 HBP: 0	WP: 1 PB: 1 SB: 2 CS: 0	PA: 41		
<b>PITCHER</b>	IP	WLS	BF	H	R	ER	SO	BB	IBB	HBP	BLK	WP	HR	S	P	ERA	WHIP								
<b>Jim Slaton, R</b> ERA: 3.92 (1, 1)	8.1	L	39	7	4	4	10	8	0	0	0	1	0	51	83	4.32	1.800								
<b>Tom Murphy, R</b> ERA: 1.96 (9, 1)	0.1	2	0	0	0	0	0	1	0	0	0	0	0	1	5	0.00	3.000								


Batter	1	2	3	4	5	6	7	8	9	10	AB	R	H	RBI	BB	SO	LOB
Roy White, S OBP: 0.370, SLG: 0.397 Larry Murray, S (10, 7)	0-0 1B		0-0 1B		4-0 BB		0-0 FC5-4 3B		0-0 4-3		4	1	2	0	1	0	1
Elliott Maddox, R OBP: 0.395, SLG: 0.386 (1, 8)	0-0 F9		0-0 F9		0-0 F8		0-0 1B 3B		0-0 6-3		5	1	1	1	0	0	4
Alex Johnson, R OBP: 0.330, SLG: 0.361 (1, 10)	0-0 F9			0-0 4-3	0-0 F9		0-0 1B		0-0 1-3		5	0	1	1	0	0	3
Lou Piniella, R OBP: 0.341, SLG: 0.407 (1, 9)	0-3 K			0-0 E4 2B		0-0 6-3	0-0 1B		0-0 4-3		5	0	1	0	0	1	1
Thurman Munson, R OBP: 0.316, SLG: 0.381 (1, 2)		0-0 F7		0-0 2B		0-0 FC4-6 1B	0-0 F2		0-3 K		5	0	2	0	0	1	2
Chris Chambliss, L OBP: 0.298, SLG: 0.352 (1, 3)		0-0 G3		0-3 K		0-0 FC4-6 1B		0-0 1B 1B		5	0	2	0	0	1	3	
Graig Nettles, L OBP: 0.314, SLG: 0.403 (1, 5)		0-3 K		0-0 F3		0-0 G3		0-0 1B 1B		5	0	1	0	0	1	4	
Sandy Alomar Sr, S OBP: 0.293, SLG: 0.300 (1, 4)				0-0 F7 1B		0-0 FC4-6 1B		0-0 6-3 F8		4	0	2	0	0	0	1	
Jim Mason, L OBP: 0.304, SLG: 0.355 (1, 6)				0-0 F7 1-2		0-0 FC4-6 BB	0-0 FC5-4 BB		0-3 K		3	0	0	0	1	3	
<b>Inning Stats</b>	R: 0 E: 0 K: 1 S: 6	H: 1 LOB: 1 BB: 0 P: 6	R: 0 E: 0 K: 1 S: 5	H: 0 LOB: 0 BB: 0 P: 5	R: 0 E: 0 K: 0 S: 4	H: 2 LOB: 1 BB: 0 P: 4	R: 0 E: 0 K: 0 S: 4	H: 1 LOB: 2 BB: 1 P: 8	R: 0 E: 0 K: 0 S: 6	H: 3 LOB: 2 BB: 1 P: 10	R: 0 E: 0 K: 1 S: 3	H: 2 LOB: 1 BB: 0 P: 6	R: 0 E: 0 K: 1 S: 6	H: 1 LOB: 1 BB: 0 P: 6	1B: 10 2B: 1 3B: 1 HR: 0	SF: 0 SAC: 0 DP: 0 HBP: 0	WP: 0 PA: 43
<b>PITCHER</b>	IP 6.2	WLS 31	H 9	R 2	ER 2	SO 3	BB 2	IBB 0	HBP 0	BLK 0	WP 0	HR 0	S 35	P 43	ERA 2.70	WHIP 1.650	
Kevin Kobel, L ERA: 3.99 Tom Murphy, R ERA: 1.9	(1, 1) 3.1	W 12	H 3	R 0	ER 0	SO 2	BB 0	IBB 0	HBP 0	BLK 0	WP 0	HR 0	S 16	P 16	0.00	0.900	

**TOP**

**New York Yankees @ Milwaukee Brewers**  
Milwaukee County Stadium, Milwaukee, WI

Tue Oct 01 1974, 8:05 PM EDT  
Att: 4,155 - Unknown - 38 F

AB 41  
R 2  
H 12  
RBI 2  
BB 2  
SO 5  
LOB 22




Batter	1	2	3	4	5	6	7	8	9	10	AB	R	H	RBI	BB	SO	LOB				
Don Money, R OBP: 0.347, SLG: 0.417 (1, 5)	0-3 K		0-0 F2			0-0 F3		0-0 SF7 3B		4-0 1B BB IBB	4	1	1	1	1	1	1				
Sixto Lezcano, R OBP: 0.304, SLG: 0.420 (1, 9)	0-0 1B		0-0 5-3			0-0 4-3		0-0 SF7		4-0 1B BB	3	0	1	1	1	0	0				
George Scott, R OBP: 0.343, SLG: 0.431 (1, 3)	0-0 F9			0-0 G4-6-3 1B		0-0 4-3		0-0 F8		0-0 1B	5	0	2	1	0	0	1				
Darrell Porter, L OBP: 0.326, SLG: 0.379 (1, 2)	0-0 4-3			0-0 G4-6-3 1B		0-0 4-3		0-0 F8		0-0 F8	4	0	1	0	0	0	1				
John Briggs, L OBP: 0.337, SLG: 0.429 (1, 7)		0-0 F7		0-0 G4-6-3		0-0 1B		0-0 1B		0-0 6-3	4	0	1	0	0	0	2				
Dave May, L OBP: 0.275, SLG: 0.327 (1, 10)		0-0 F3		0-0 3-1		0-3 K		0-0 1B		0-0 1B	4	0	1	0	0	1	2				
Bob Coluccio, R OBP: 0.303, SLG: 0.321 (1, 8)		0-0 2B			0-0 B2-3		0-0 F8		0-0 6-3		4	0	1	0	0	0	2				
Jack Lind, S OBP: 0.353, SLG: 0.400 (1, 6)		0-0 G3		0-3 K		0-0 K		0-0 F2		0-0 SH3-4 1B 2B	4	1	1	0	0	1	1				
Pedro Garcia, R OBP: 0.248, SLG: 0.331 Bob Hansen, L OBP: 0.319, SLG: 0.432 John Yukovich, R OBP: 0.193, SLG: 0.313 (1, 4) (8, PH) (9, 4)			1-0 CS HBP		0-3 K		0-0 3B 3B		0-0 SH3-4		1	0	0	0	0	1	0				
<b>Inning Stats</b>	R: 0 E: 0 K: 1 S: 6	H: 1 LOB: 1 BB: 0 P: 6	R: 0 E: 0 K: 0 S: 4	H: 1 LOB: 1 BB: 0 P: 4	R: 0 E: 0 K: 0 S: 2	H: 0 LOB: 0 BB: 0 P: 3	R: 0 E: 0 K: 2 S: 4	H: 2 LOB: 1 BB: 0 P: 4	R: 0 E: 0 K: 2 S: 7	H: 0 LOB: 0 BB: 0 P: 7	R: 0 E: 0 K: 0 S: 3	H: 1 LOB: 1 BB: 0 P: 3	R: 2 E: 0 K: 0 S: 5	H: 2 LOB: 0 BB: 0 P: 5	R: 0 E: 0 K: 0 S: 4	H: 1 LOB: 1 BB: 0 P: 4	R: 1 E: 0 K: 0 S: 3	H: 2 LOB: 3 BB: 2 P: 11	1B: 6 2B: 2 3B: 2 HR: 0	SF: 1 SAC: 1 DP: 1 HBP: 1	WP: 0 PA: 39
<b>PITCHER</b>	IP 9.1	WLS L	BF 39	H 10	R 3	ER 3	SO 4	BB 1	IBB 1	HBP 1	BLK 0	WP 0	HR 0	S 44	P 53	ERA 2.89	WHIP 1.179				
Doc Medich, R ERA: 3.6	(1, 1)																				

**BOTTOM**

**New York Yankees @ Milwaukee Brewers**  
Milwaukee County Stadium, Milwaukee, WI

Tue Oct 01 1974, 8:05 PM EDT  
Att: 4,155 - Unknown - 38 F

AB 34  
R 3  
H 10  
RBI 3  
BB 2  
SO 4  
LOB 10



Batter	1	2	3	4	5	6	7	8	9	AB	R	H	RBI	BB	SO	LOB	TOP			
Roy White, S OBP: 0.367, SLG: 0.393 (1, 7)	L6		F8		F5			3-1		4	0	0	0	0	0	0	<b>New York Yankees @ Milwaukee Brewers</b> Milwaukee County Stadium, Milwaukee, WI Wed Oct 02 1974, 4:33 AM EDT Att. 3,694 - Unknown - 44 F			
Terry Whitfield, L OBP: 0.200, SLG: 0.200 (1, 8)	6-3		E9 1B		F8			K		4	0	1	0	0	1	0				
Alex Johnson, R OBP: 0.331, SLG: 0.362 (1, 10)	HR 1B		F3		F4			FC5-2 1B		4	1	2	0	0	0	1				
Ron Blomberg, L OBP: 0.375, SLG: 0.481 Larry Murray, S (9, 9)	1-H HR		1-3		5-3			4-3		4	1	1	2	0	0	2				
Chris Chambliss, L OBP: 0.296, SLG: 0.349 (1, 3)	L3				4-3			FC5-2		4	0	0	0	0	1	1				
Graig Nettles, L OBP: 0.316, SLG: 0.403 (1, 5)			FC6-4 1B		4-0 1B BB			F7		3	0	1	0	1	0	1				
Rick Dempsey, R OBP: 0.288, SLG: 0.321 (1, 2)			FC6-4 1-2 E		4-0 1-2 G4-6-3 1B			F8		3	0	1	0	0	0	1				
Jim Mason, L OBP: 0.302, SLG: 0.352 (1, 6)			F7 1-2		4-0 1-2 G4-6-3			4-3		3	0	0	0	0	0	3				
Fred Stanley, R OBP: 0.244, SLG: 0.184 (1, 4)			3-1		G3			F5		3	0	0	0	0	0	1				
<b>Inning Stats</b>	R: 2 E: 0 K: 0 S: 5	H: 2 LOB: 0 BB: 0 P: 5	R: 0 E: 1 K: 0 S: 4	H: 1 LOB: 1 BB: 0 P: 4	R: 0 E: 1 K: 0 S: 4	H: 1 LOB: 1 BB: 0 P: 4	R: 0 E: 0 K: 0 S: 3	H: 1 LOB: 0 BB: 0 P: 7	R: 0 E: 0 K: 1 S: 5	H: 0 LOB: 0 BB: 0 P: 5	R: 0 E: 0 K: 0 S: 3	H: 0 LOB: 0 BB: 0 P: 3	R: 0 E: 0 K: 1 S: 5	H: 0 LOB: 0 BB: 0 P: 5	R: 0 E: 0 K: 0 S: 4	H: 1 LOB: 1 BB: 0 P: 4	1B: 5 2B: 0 3B: 0 HR: 1	SF: 0 SAC: 0 DP: 1 HBP: 0	WP: 0 PB: 1 CS: 0	PA: 33
<b>PITCHER</b> Jim Colborn, R ERA: 4.06 (1, 1)	IP: 9.0 WLS: L BF: 33	H: 6 R: 2 ER: 2 SO: 2	BB: 1 IBB: 0 HBP: 0 BLK: 0	WP: 0 HR: 1 S: 36 P: 40	ERA: 2.00 WHIP: 0.778	<b>PITCHER</b>										ERA: 2.00 WHIP: 0.778				

Batter	1	2	3	4	5	6	7	8	9	AB	R	H	RBI	BB	SO	LOB	BOTTOM			
Don Money, R OBP: 0.346, SLG: 0.415 (1, 5)	5-3		6-3		4-0 1-2 2-3 BB			F9		3	0	0	0	1	0	0	<b>New York Yankees @ Milwaukee Brewers</b> Milwaukee County Stadium, Milwaukee, WI Wed Oct 02 1974, 4:33 AM EDT Att. 3,694 - Unknown - 44 F			
Sixto Lezcano, R OBP: 0.283, SLG: 0.389 (1, 9)	K				4-0 1-2 G6-3			6-3		4	0	0	0	0	1	3				
George Scott, R OBP: 0.345, SLG: 0.432 (1, 3)					4-0 BB 1B			K		3	0	2	0	1	1	0				
Darrell Porter, L OBP: 0.326, SLG: 0.377 Charlie Moore, R (9, PH) OBP: 0.316, SLG: 0.333 (9, PH)	P5				4-0 1-2 BB			K		2	0	0	0	1	1	2				
John Briggs, L OBP: 0.337, SLG: 0.428 Gorman Thomas, R (9, PH) OBP: 0.357, SLG: 0.478 (9, PH)			F7		4-0 F7			L3 BB		1	1	1	0	0	0	0				
Dave May, L OBP: 0.273, SLG: 0.325 Rob Ellis, R (9, PH) OBP: 0.346, SLG: 0.333 (9, PH)			K		4-0 F4			L3		3	0	0	0	0	1	4				
Bob Coluccio, R OBP: 0.305, SLG: 0.322 (1, 8)			5-3		4-0 F7			G6-4-3 1B		4	0	2	1	0	0	0				
Jack Lind, S OBP: 0.350, SLG: 0.353 Bobby Mitchell, R (9, PH) OBP: 0.314, SLG: 0.387 (9, PH)			K		4-0 BB HBP BB			G6-4-3		2	0	0	0	1	1	1				
Pedro Garcia, R OBP: 0.248, SLG: 0.330 (1, 4)			P6		1-0 BB HBP			L7		2	0	0	0	0	0	0				
<b>Inning Stats</b>	R: 0 E: 0 K: 1 S: 6	H: 1 LOB: 1 BB: 0 P: 6	R: 0 E: 0 K: 1 S: 5	H: 0 LOB: 0 BB: 0 P: 5	R: 0 E: 0 K: 0 S: 4	H: 1 LOB: 2 BB: 1 P: 8	R: 0 E: 0 K: 0 S: 2	H: 0 LOB: 2 BB: 2 P: 11	R: 0 E: 0 K: 1 S: 4	H: 0 LOB: 1 BB: 2 P: 12	R: 0 E: 0 K: 0 S: 3	H: 1 LOB: 0 BB: 0 P: 3	R: 0 E: 0 K: 1 S: 5	H: 0 LOB: 0 BB: 0 P: 5	R: 1 E: 0 K: 1 S: 7	H: 2 LOB: 1 BB: 0 P: 7	1B: 4 2B: 2 3B: 0 HR: 0	SF: 0 SAC: 0 DP: 3 HBP: 1	WP: 0 PB: 0 CS: 0	PA: 35
<b>PITCHER</b> Pat Dobson, R ERA: 3.07 Sparky Lyle, L ERA: 1.66 (8, 1)	IP: 7.0 WLS: W BF: 27	H: 3 R: 0 ER: 0 SO: 4	BB: 5 IBB: 0 HBP: 1 BLK: 0	WP: 0 HR: 0 S: 29 P: 50	ERA: 0.00 WHIP: 1.143	<b>PITCHER</b>										ERA: 4.50 WHIP: 1.000				