Milwaukee Brewers - 1975

Batter	1	2	3	4	5	6	7	8	9	AB	R	H	RBI	BB	SO	LOB
Bob Coluccio, R (1, 8) OBP: 0.250, SLG: 0.250	P9		G4-6-3 1B			6-3		K		4	0	1	0	0	1	1
John Briggs, L (1, 7) OBP: 0.250, SLG: 0.500	L7		G4-6-3 1-2f			L4		1-3 2B		4	0	1	0	0	0	1
Hank Aaron, R (1, 10)	BB		F5			6-3		1-3		3	0	0	0	1	0	2
George Scott, R (1, 3) OBP: 0.500, SLG: 0.667	1-2 BB			P8			1B 2B	F6		3	1	1	0	1	0	2
Don Money, R (1, 5) OBP: 0.250, SLG: 0.500	F7			6-3			F7		1B 2B	4	0	1	0	0	0	3
Darrell Porter, L (1, 2) OBP: 0.250, SLG: 0.250		F9		K			2-H 1B		F3	4	0	1	1	0	1	1
Sixto Lezcano, R (1, 9)		P9			K		K		G6-4-3 2-3 1B	3	0	0	0	0	2	1
Tim Johnson, L (9, PH) OBP: 1.000, SLG: 1.000										1	0	1	0	0	0	0
Pedro Garcia, R (1, 4)		2-3			F6		F9		G6-4-3 1-2f	4	0	0	0	0	0	3
Robin Yount, R (1, 6) OBP: 0.667, SLG: 1.667			HR		F2			2B 1B		3	1	2	1	0	0	0
Inning Stats	R: 0 E: 0 K: 0 S: 3 H: 0 LOB: 2 BB: 0 P: 11	R: 0 E: 0 K: 0 S: 3 H: 0 LOB: 0 BB: 0 P: 3	R: 1 E: 0 K: 0 S: 4 H: 2 LOB: 0 BB: 0 P: 4	R: 0 E: 0 K: 1 S: 5 H: 0 LOB: 0 BB: 0 P: 5	R: 0 E: 0 K: 1 S: 5 H: 0 LOB: 0 BB: 0 P: 5	R: 0 E: 0 K: 0 S: 3 H: 0 LOB: 0 BB: 0 P: 3	R: 1 E: 0 K: 1 S: 7 H: 2 LOB: 1 BB: 0 P: 7	R: 0 E: 0 K: 1 S: 7 H: 2 LOB: 2 BB: 0 P: 7	R: 0 E: 0 K: 0 S: 4 H: 2 LOB: 1 BB: 0 P: 4	1B: 4 2B: 3 3B: 0 HR: 1 SF: 0 SAC: 0 DP: 2 HBP: 0	WP: 0 PB: 0 SB: 0 CS: 0 PA: 35					

PITCHER	IP	WLS	BF	H	R	ER	SO	BB	IBB	HBP	BLK	WP	HR	S	P	ERA	WHIP
Luis Tiant, R (1, 1) ERA: 2.0	9.0	W	35	8	2	2	4	2	0	0	0	0	1	41	49	2.00	1.111

PITCHER	IP	WLS	BF	H	R	ER	SO	BB	IBB	HBP	BLK	WP	HR	S	P	ERA	WHIP

TOP

Milwaukee Brewers @ Boston Red Sox

Fenway Park, Boston, MA

Tue Apr 08 1975, 3:33 AM EDT

Att. 34,055 - Unknown - 52 F

livebaseballscorecards.com

AB	33
R	2
H	8
RBI	2
BB	2
SO	4
LOB	14

Batter	1	2	3	4	5	6	7	8	9	AB	R	H	RBI	BB	SO	LOB
Juan Beniquez, R (1, 7)	BBBB 4-0 FC3-6 BB	SSS 0-3 ② K		SSS 0-3 ① K		x 0-0 ③ F5				3	0	0	0	1	2	2
Fred Lynn, L (1, 8)	x 0-0 ① F8	SSS 0-3 ③ K		x 0-0 ② F9			x 0-0 ① F4			4	0	0	0	0	1	3
Carl Yastrzemski, L (1, 3) OBP: 0.250, SLG: 0.500	x 0-0 ② FC3-6 1B S 1-2f		x 0-0 2B 2B	x 0-0 ③ 4-3			x 0-0 ② F9			4	2	1	0	0	0	1
Tony Conigliaro, R (1, 10) OBP: 0.250, SLG: 0.250	x 0-0 S 1-3 1B		x 0-0 ① B5-3		x 0-0 ① 5-3		x 0-0 ③ 4-3			4	0	1	0	0	0	1
Rico Petrocelli, R (1, 5)	SSS 0-3 ③ K 1-2 3-H		x 0-0 ② F7		x 0-0 ② 6-3			x 0-0 ① F7		4	0	0	0	0	1	2
Dwight Evans, R (1, 9) OBP: 0.750, SLG: 0.500		x 0-0 1B 1B 1B	BBBB 4-0 2B BB		BBBB 4-0 BB			x 0-0 ② F9		2	2	1	0	2	0	0
Bob Montgomery, R (1, 2) OBP: 0.500, SLG: 0.750		x 0-0 1B 1-3 1B	x 0-0 1B 1-H 2-H 2B		x 0-0 ③ F3			x 0-0 ③ 6-3		4	1	2	2	0	0	1
Rick Burleson, R (1, 6) OBP: 0.333, SLG: 0.333		SSS 0-3 ① K	x 0-0 2-H 1B			x 0-0 ① L8				3	0	1	1	0	1	2
Doug Griffin, R (1, 4) OBP: 0.333, SLG: 0.333		x 0-0 1-2 3-H 1B	SSS 0-3 ③ K			x 0-0 ② 1-3				3	0	1	1	0	1	1
Inning Stats	R: 1 E: 0 K: 1 S: 6 H: 1 LOB: 1 BB: 1 P: 10	R: 1 E: 0 K: 3 S: 12 H: 3 LOB: 2 BB: 0 P: 12	R: 3 E: 0 K: 1 S: 8 H: 3 LOB: 1 BB: 1 P: 12	R: 0 E: 0 K: 1 S: 5 H: 0 LOB: 0 BB: 0 P: 5	R: 0 E: 0 K: 0 S: 3 H: 0 LOB: 1 BB: 1 P: 7	R: 0 E: 0 K: 0 S: 3 H: 0 LOB: 0 BB: 0 P: 3	R: 0 E: 0 K: 0 S: 3 H: 0 LOB: 0 BB: 0 P: 3	R: 0 E: 0 K: 0 S: 3 H: 0 LOB: 0 BB: 0 P: 3		1B: 5 2B: 2 3B: 0 HR: 0	SF: 0 SAC: 0 DP: 0 HBP: 0			WP: 0 PB: 0 SB: 2 CS: 0	PA: 34		

BOTTOM

Milwaukee Brewers @ Boston Red Sox

Fenway Park, Boston, MA

Tue Apr 08 1975, 3:33 AM EDT

Att. 34,055 - Unknown - 52 F

livebaseballscorecards.com

AB	31
R	5
H	7
RBI	4
BB	3
SO	6
LOB	13

PITCHER		IP	WLS	BF	H	R	ER	SO	BB	IBB	HBP	BLK	WP	HR	S	P	ERA	WHIP
Jim Slaton, R ERA: 16.88	(1, 1)	2.2	L	17	7	5	5	4	2	0	0	0	0	0	23	31	16.88	3.375
Bill Castro, R ERA:	(3, 1)	5.1		17	0	0	0	2	1	0	0	0	0	0	20	24	0.00	0.188

PITCHER	IP	WLS	BF	H	R	ER	SO	BB	IBB	HBP	BLK	WP	HR	S	P	ERA	WHIP

Batter	1	2	3	4	5	6	7	8	9	AB	R	H	RBI	BB	SO	LOB
Bob Coluccio, R (1, 8) OBP: 0.222, SLG: 0.143	F8		BBBB; 4-0; S; 1-2; 1B; BB	x; 0-0; SF9; 3-H		6-3		F8; 3-H		3	1	0	1	1	0	0
John Briggs, L (1, 7) Gorman Thomas, R (9, 7)	F4		SSS; 0-3; K; 1-2; 2-3	x; 0-0; G6-4-3; 1-2; 1B			E5; BB		BBBB; 4-0; G6-4-3; BB	4 0	0 0	1 0	0 0	1 0	1 0	2 0
Hank Aaron, R (1, 10)	BBBB; 4-0; BB		BBBB; 4-0; 1B; BB	x; 0-0; G6-4-3; 1-2f			x; 0-0; F2	x; 0-0; G6-4-3; 1-2f		3	0	0	0	2	0	4
George Scott, R (1, 3) OBP: 0.444, SLG: 0.429	F9		x; 0-0; 1-2; 2-H; 3-H; 1B		x; 0-0; P8		BBBB; 4-0; 1-2; BB	x; 0-0; 6-3		4	0	1	2	1	0	1
Don Money, R (1, 5) OBP: 0.125, SLG: 0.250		SSS; 0-3; K	x; 0-0; F4		x; 0-0; 6-3		x; 0-0; F3			4	0	0	0	0	1	4
Sixto Lezcano, R (1, 9) OBP: 0.286, SLG: 0.571		x; 0-0; 4-3		x; 0-0; 1B; 2B	x; 0-0; PO; 2B		x; 0-0; L7			4	1	2	0	0	0	2
Darrell Porter, L (1, 2) OBP: 0.500, SLG: 0.333		SSS; 0-3; K	x; 0-0; 1B; 2-H; 1B	0-0; PO; 2-3	BBBB; 4-0; E; SH; SF4-5-3; BB			BBBB; 4-0; 4-3; SH1-4; WP; BB		2	3	1	1	2	1	0
Pedro Garcia, R (1, 4) OBP: 0.167, SLG: 0.167		x; 0-0; F8	x; 0-0; 1B; SF9; 2-3; 1B		x; 0-0; SH; SF4-5-3; 1-3			x; 0-0; SH1-4; 1-2		2	1	1	0	0	0	0
Robin Yount, R (1, 6) OBP: 0.571, SLG: 1.167		x; 0-0; S; BB; 1B	x; 0-0; 1B; 1-3; 3-H; 1B		x; 0-0; SF4-5-3; 1-2; 3-H			x; 0-0; 4-3; 2-3		3	1	2	2	0	0	1
Inning Stats	R: 0 E: 0 K: 0 S: 3 H: 0 LOB: 1 BB: 1 P: 7	R: 0 E: 0 K: 2 S: 7 H: 0 LOB: 0 BB: 0 P: 7	R: 2 E: 0 K: 1 S: 7 H: 2 LOB: 2 BB: 2 P: 15	R: 3 E: 0 K: 0 S: 7 H: 5 LOB: 1 BB: 0 P: 7	R: 0 E: 0 K: 0 S: 3 H: 1 LOB: 0 BB: 0 P: 3	R: 1 E: 1 K: 0 S: 3 H: 0 LOB: 0 BB: 1 P: 7	R: 0 E: 1 K: 0 S: 4 H: 0 LOB: 2 BB: 1 P: 8	R: 1 E: 0 K: 0 S: 3 H: 0 LOB: 0 BB: 1 P: 7	R: 0 E: 0 K: 0 S: 2 H: 0 LOB: 0 BB: 1 P: 6	1B: 6 2B: 3 3B: 0 HR: 0 SF: 2 SAC: 2 DP: 3 HBP: 0						

PITCHER	IP	WLS	BF	H	R	ER	SO	BB	IBB	HBP	BLK	WP	HR	S	P	ERA	WHIP
Bill Lee, L (1, 1) ERA: 7.11	6.1	L	31	8	6	5	3	5	0	0	0	0	0	32	52	7.11	2.053
Diego Segui, R (7, 1) ERA: 3.38	2.2		9	0	1	1	0	2	0	0	0	1	0	7	15	3.38	0.750

PITCHER	IP	WLS	BF	H	R	ER	SO	BB	IBB	HBP	BLK	WP	HR	S	P	ERA	WHIP

Milwaukee Brewers @ Boston Red Sox

Fenway Park, Boston, MA

Wed Apr 09 1975, 3:33 AM EDT

Att. 7,643 - Unknown - 48 F

TOP

livebaseballscorecards.com

AB	29
R	7
H	8
RBI	6
BB	7
SO	3
LOB	14

1B: 6	SF: 2	WP: 1	PA: 41
2B: 3	SAC: 2	PB: 0	
3B: 0	DP: 3	SB: 2	
HR: 0	HBP: 0	CS: 0	

Batter	1	2	3	4	5	6	7	8	9	AB	R	H	RBI	BB	SO	LOB
Juan Beniquez, R (1, 7)	1-3		P9		P7		BB		F9	4	0	0	0	1	0	1
Fred Lynn, L (1, 8)	K			K	F5		F5			4	0	0	0	0	2	3
Carl Yastrzemski, L (1, 3) OBP: 0.125, SLG: 0.250	4-3			F2		F8		G3		4	0	0	0	0	0	0
Tony Conigliaro, R (1, 10) OBP: 0.250, SLG: 0.143		F3		HBP, 3B, BB		K		6-3		3	1	0	0	1	1	0
Rico Petrocelli, R (1, 5) OBP: 0.250, SLG: 0.143		1B		1-2, HBP, 3B		F6		F9		3	1	1	0	0	0	0
Dwight Evans, R (1, 9) OBP: 0.750, SLG: 1.000		BB		1-H, 2-H, 2B, 3B			6-3		1-3, 1B, 1B	3	2	2	2	1	0	0
Bob Montgomery, R (1, 2) OBP: 0.500, SLG: 0.750		K		3-H, 2B			G3, 1B, 1B		F4	4	0	2	1	0	1	2
Rick Burleson, R (1, 6) OBP: 0.286, SLG: 0.286			6-3	5-3			1-2, G3, 1B		1-3, 1-2	4	0	1	0	0	0	2
Doug Griffin, R (1, 4) OBP: 0.200, SLG: 0.200			4-3		4-3		1-2, 2-3, G3		2-H, 1B	2	0	0	0	0	0	0
Bernie Carbo, L (7, PH)										1	0	0	0	0	0	2
Bob Heise, R (8, 4)										0	0	0	0	0	0	0
Cecil Cooper, L (9, PH) OBP: 1.000, SLG: 1.000										1	0	1	1	0	0	0
Inning Stats	R: 0 H: 0 E: 0 LOB: 0 K: 1 BB: 0 S: 5 P: 5	R: 0 H: 1 E: 0 LOB: 1 K: 1 BB: 1 S: 5 P: 9	R: 0 H: 0 E: 0 LOB: 0 K: 0 BB: 0 S: 3 P: 3	R: 3 H: 2 E: 0 LOB: 1 K: 1 BB: 1 S: 7 P: 12	R: 0 H: 0 E: 0 LOB: 0 K: 0 BB: 0 S: 3 P: 3	R: 0 H: 0 E: 0 LOB: 0 K: 1 BB: 0 S: 5 P: 5	R: 0 H: 2 E: 0 LOB: 3 K: 0 BB: 1 S: 5 P: 9	R: 0 H: 0 E: 0 LOB: 0 K: 0 BB: 0 S: 3 P: 3	R: 1 H: 2 E: 0 LOB: 1 K: 0 BB: 0 S: 5 P: 5	1B: 5 SF: 0 2B: 1 SAC: 0 3B: 1 DP: 0 HR: 0 HBP: 1						WP: 0 PA: 37 PB: 0 SB: 0 CS: 0	

PITCHER		IP	WLS	BF	H	R	ER	SO	BB	IBB	HBP	BLK	WP	HR	S	P	ERA	WHIP
Pete Broberg, R ERA: 4.26	(1, 1)	6.1	W	25	4	3	3	4	2	0	1	0	0	0	30	39	4.26	0.947
Tom Murphy, R ERA: 3.38	(7, 1)	2.2	S	12	3	1	1	0	1	0	0	0	0	0	11	15	3.38	1.500

PITCHER	IP	WLS	BF	H	R	ER	SO	BB	IBB	HBP	BLK	WP	HR	S	P	ERA	WHIP

BOTTOM

Milwaukee Brewers @ Boston Red Sox

Fenway Park, Boston, MA

Wed Apr 09 1975, 3:33 AM EDT

Att. 7,643 - Unknown - 48 F

livebaseballscorecards.com

AB	33
R	4
H	7
RBI	4
BB	3
SO	4
LOB	10

Batter	1	2	3	4	5	6	7	8	9	AB	R	H	RBI	BB	SO	LOB
Oscar Gamble, L (1, 7) OBP: 0.200, SLG: 0.200	1-3		1-2 1B		F5		G3		F4	5	0	1	0	0	0	3
Frank Robinson, R (1, 10) OBP: 0.375, SLG: 0.667	F8		F8		BBB 4-0 FC6-4 BB			F3		3	0	0	0	1	0	2
George Hendrick, R (1, 8)	F3			6-3	FC6-4 1-2f			F8		4	0	0	0	0	0	1
Charlie Spikes, R (1, 9) OBP: 0.250, SLG: 0.143		BBB 4-0 G3-6-1 BB		S 1B 1B		4-3		F6		3	1	1	0	1	0	0
Boog Powell, L (1, 3) OBP: 0.625, SLG: 1.167		G3-6-1 1-2f		BBBB 4-0 1B 1-2 BB		F2			4-3	3	0	0	0	1	0	1
John Ellis, R (1, 2) OBP: 0.500, SLG: 0.429		5-3		F8		4-3			1B 2B 1B	4	1	1	0	0	0	2
Buddy Bell, R (1, 5) OBP: 0.125, SLG: 0.125			6-3	1-2 2-H 1B			F8		F7	4	0	1	1	0	0	1
Jack Brohamer, L (1, 4) OBP: 0.375, SLG: 0.429			4-3	F7			F8		2B 1-2 1B	4	0	1	0	0	0	2
Ed Crosby, L (1, 6) OBP: 0.375, SLG: 0.500			E6 1B		F4		F8 1B		1-3 2-H 2B	4	0	2	1	0	0	0
Inning Stats	R: 0 E: 0 K: 0 S: 3 H: 0 LOB: 0 BB: 0 P: 3	R: 0 E: 0 K: 0 S: 2 H: 0 LOB: 0 BB: 1 P: 6	R: 0 E: 1 K: 0 S: 5 H: 1 LOB: 2 BB: 0 P: 5	R: 1 E: 0 K: 0 S: 5 H: 2 LOB: 2 BB: 1 P: 9	R: 0 E: 0 K: 0 S: 3 H: 0 LOB: 1 BB: 1 P: 7	R: 0 E: 0 K: 0 S: 3 H: 0 LOB: 0 BB: 0 P: 3	R: 0 E: 0 K: 0 S: 4 H: 1 LOB: 1 BB: 0 P: 4	R: 0 E: 0 K: 0 S: 3 H: 0 LOB: 0 BB: 0 P: 3	R: 1 E: 0 K: 0 S: 6 H: 3 LOB: 2 BB: 0 P: 6	1B: 6 2B: 1 3B: 0 HR: 0	SF: 0 SAC: 0 DP: 1 HBP: 0						

TOP

Cleveland Indians @ Milwaukee Brewers

Milwaukee County Stadium, Milwaukee, WI

Fri Apr 11 1975, 4:33 AM EDT
Att. 48,160 - Unknown

livebaseballscorecards.com

AB	34
R	2
H	7
RBI	2
BB	3
SO	0
LOB	12

WP: 0 PB: 0 SB: 1 CS: 0 PA: 37

PITCHER	IP	WLS	BF	H	R	ER	SO	BB	IBB	HBP	BLK	WP	HR	S	P	ERA	WHIP
Bill Champion, R (1, 1) ERA: 2.08	8.2	W	36	7	2	2	0	3	0	0	0	0	0	33	45	2.08	1.154
Tom Murphy, R (9, 1) ERA: 3.0	0.1	S	1	0	0	0	0	0	0	0	0	0	0	1	1	0.00	0.000

PITCHER	IP	WLS	BF	H	R	ER	SO	BB	IBB	HBP	BLK	WP	HR	S	P	ERA	WHIP

Cleveland Indians @ Milwaukee Brewers

Milwaukee County Stadium, Milwaukee, WI

Fri Apr 11 1975, 4:33 AM EDT

Att. 48,160 - Unknown

livebaseballscorecards.com

BOTTOM

Batter	1	2	3	4	5	6	7	8	9	AB	R	H	RBI	BB	SO	LOB
Bob Coluccio, R (1, 8) OBP: 0.308, SLG: 0.111	6-3		FC6-4 1B, BB		CS, BB	1-3				2	1	0	0	2	0	1
John Briggs, L (1, 7) OBP: 0.385, SLG: 0.667	K		FC6-4 1B		CS	HR	1-3			4	1	2	1	0	1	0
Hank Aaron, R (1, 10) OBP: 0.385, SLG: 0.111	BB		FC6-4, CS			5-3 1B	6-3			3	1	1	1	1	0	1
George Scott, R (1, 3) OBP: 0.308, SLG: 0.273	K		6-3			5-3	F9			4	0	0	0	0	1	3
Don Money, R (1, 5) OBP: 0.083, SLG: 0.167		F7		6-3		F8		F4		4	0	0	0	0	0	1
Darrell Porter, L (1, 2) OBP: 0.500, SLG: 0.333		1B, 1B		1-3		1B 2B, IBB		F8		3	1	1	0	1	0	0
Sixto Lezcano, R (1, 9) OBP: 0.273, SLG: 0.455		F9		4-3		S 2B 1B		5-3		4	1	1	1	0	0	1
Pedro Garcia, R (1, 4) OBP: 0.333, SLG: 0.444		1B			F8	E 2B				3	1	2	2	0	0	0
Robin Yount, R (1, 6) OBP: 0.400, SLG: 0.778		1-3			F5	E6 S				3	0	0	0	0	0	2
Inning Stats	R: 0 E: 0 K: 2 S: 7 H: 0 LOB: 1 BB: 1 P: 11	R: 0 E: 0 K: 0 S: 5 H: 2 LOB: 2 BB: 0 P: 5	R: 1 E: 0 K: 0 S: 3 H: 1 LOB: 0 BB: 1 P: 7	R: 0 E: 0 K: 0 S: 3 H: 0 LOB: 0 BB: 0 P: 3	R: 0 E: 0 K: 0 S: 2 H: 0 LOB: 0 BB: 1 P: 6	R: 5 E: 1 K: 0 S: 8 H: 4 LOB: 1 BB: 1 P: 12	R: 0 E: 0 K: 0 S: 3 H: 0 LOB: 0 BB: 0 P: 3	R: 0 E: 0 K: 0 S: 3 H: 0 LOB: 0 BB: 0 P: 3		1B: 5 2B: 1 3B: 0 HR: 1	SF: 0 SAC: 0 DP: 0 HBP: 0						

	AB	30
	R	6
	H	7
	RBI	5
	BB	4
	SO	2
	LOB	9

WP: 0 PB: 0 SB: 2 CS: 2 PA: 35

PITCHER		IP	WLS	BF	H	R	ER	SO	BB	IBB	HBP	BLK	WP	HR	S	P	ERA	WHIP
Jim Perry, R ERA: 7.94	(1, 1)	5.2	L	25	6	5	5	2	3	1	0	0	0	1	25	41	7.94	1.588
Dick Bosman, R ERA:	(6, 1)	2.1		9	1	1	0	0	0	0	0	0	0	0	9	9	0.00	0.429

PITCHER	IP	WLS	BF	H	R	ER	SO	BB	IBB	HBP	BLK	WP	HR	S	P	ERA	WHIP

Cleveland Indians @ Milwaukee Brewers

Milwaukee County Stadium, Milwaukee, WI

Sat Apr 12 1975, 4:33 AM EDT

Att. 11,515 - Unknown

TOP

livebaseballscorecards.com

Batter	1	2	3	4	5	6	7	8	9	AB	R	H	RBI	BB	SO	LOB
John Lowenstein, L (1, 10) OBP: 0.200, SLG: 0.200	4-3		F5		K	F7		G4-6-3 1B (1-2)		5	0	1	0	0	1	1
Oscar Gamble, L (1, 7) OBP: 0.267, SLG: 0.400	4-3		2B		K		4-3 HR 2B	G4-6-3 (1-2f)		5	1	2	0	0	1	2
George Hendrick, R (1, 8) OBP: 0.231, SLG: 0.417	K		F4		E WP WP 1B		F3		HR	5	2	2	1	0	1	2
Charlie Spikes, R (1, 9) OBP: 0.154, SLG: 0.083		F4	F9		E3 WP (1-3)		4-3 (2-3)		F2	5	0	0	0	0	0	3
Boog Powell, L (1, 3) OBP: 0.769, SLG: 1.875		HR		2B BB	1-2 3-H BB		3-H HR		BB	2	2	2	3	3	0	0
Ken Berry, R (9, PR)										0	0	0	0	0	0	0
John Ellis, R (1, 2) OBP: 0.385, SLG: 0.333		F7		F6	F8		1B		F7	5	0	1	0	0	0	4
Buddy Bell, R (1, 5) OBP: 0.250, SLG: 0.182		1B 1B		F8		BB	F8		F6	3	0	1	0	1	0	2
Leron Lee, L (9, PH)										1	0	0	0	0	0	1
Jack Brohamer, L (1, 4) OBP: 0.417, SLG: 0.545		1-2 1B		1-3 2B	K			6-3		4	0	2	0	0	1	1
Ed Crosby, L (1, 6) OBP: 0.333, SLG: 0.417		F9		G3		F6		1B 1B		4	0	1	0	0	0	5

Inning Stats	1	2	3	4	5	6	7	8	9
R	0	1	0	0	1	0	2	0	1
E	0	0	0	0	1	0	0	0	0
K	1	0	0	0	2	1	0	0	0
S	5	6	4	4	9	5	6	4	4
H	0	3	1	1	1	0	3	2	1
LOB	0	2	1	2	2	1	1	1	1
BB	0	0	0	1	1	1	0	0	1
P	5	6	4	8	13	9	6	4	8

1B	6	SF	0
2B	3	SAC	0
3B	0	DP	1
HR	3	HBP	0

WP	2	PA	43
PB	0		
SB	0		
CS	0		

AB	39
R	5
H	12
RBI	4
BB	4
SO	4
LOB	21

PITCHER		IP	WLS	BF	H	R	ER	SO	BB	IBB	HBP	BLK	WP	HR	S	P	ERA	WHIP
Jim Slaton, R	(1, 1)	6.2	W	32	8	4	3	4	3	0	0	0	2	2	37	49	4.05	1.650
ERA: 7.71																		
Ed Sprague, R	(7, 1)	2.0		10	4	1	1	0	1	0	0	0	0	1	9	13	4.50	2.500
ERA: 4.5																		
Tom Murphy, R	(9, 1)	0.1	S	1	0	0	0	0	0	0	0	0	0	0	1	1	0.00	0.000
ERA: 2.7																		

PITCHER	IP	WLS	BF	H	R	ER	SO	BB	IBB	HBP	BLK	WP	HR	S	P	ERA	WHIP

BOTTOM

Cleveland Indians @ Milwaukee Brewers

Milwaukee County Stadium, Milwaukee, WI

Sat Apr 12 1975, 4:33 AM EDT

Att. 11,515 - Unknown

livebaseballscorecards.com

Batter	1	2	3	4	5	6	7	8	9	AB	R	H	RBI	BB	SO	LOB
Bob Coluccio, R (1, 8) OBP: 0.294, SLG: 0.083	F3	CS, BB		F7		G6-3 1-2f		F8		3	0	0	0	1	0	2
Mike Hegan, L (8, PH)										1	0	0	0	0	0	1
Gorman Thomas, R (9, 8)										0	0	0	0	0	0	0
John Briggs, L (1, 7) OBP: 0.389, SLG: 0.533	2B, 1B, BB	1-2, BB		K			K	F7		3	1	0	0	2	2	1
Hank Aaron, R (1, 10) OBP: 0.412, SLG: 0.250	1-3, 1B, 2B	F8		K			1B, BB			3	0	1	0	1	1	2
Bobby Mitchell, R (7, PR)										0	0	0	0	0	0	0
George Scott, R (1, 3) OBP: 0.412, SLG: 0.308	1B, 2B, IBB	K 2-3			G4-6-3, BB		BB 1-3, 1B			2	1	1	0	2	1	2
Don Money, R (1, 5) OBP: 0.188, SLG: 0.200	2B, 2B, 1B 1-2 2-H 3-H		F5	F8			BB 1-2			3	1	1	1	1	0	1
Sixto Lezcano, R (1, 9) OBP: 0.333, SLG: 0.733	2B, 2B 1-3 2-H		HR	G4-6-3 1-2f			F2			4	2	2	2	0	0	4
Charlie Moore, R (1, 2) OBP: 0.250, SLG: 0.500	2B 2-H 3-H		F5			K	6-3			4	0	1	2	0	1	3
Pedro Garcia, R (1, 4) OBP: 0.462, SLG: 0.583	F3		HBP			2B		1B		3	0	2	0	0	0	1
Robin Yount, R (1, 6) OBP: 0.429, SLG: 0.917		HR	F3			G6-3 BB		K		3	1	1	1	1	1	2
Inning Stats	R: 4 E: 0 K: 0 S: 6 H: 4 LOB: 1 BB: 2 P: 14	R: 1 E: 0 K: 1 S: 5 H: 1 LOB: 2 BB: 2 P: 13	R: 1 E: 0 K: 0 S: 4 H: 1 LOB: 1 BB: 0 P: 5	R: 0 E: 0 K: 2 S: 7 H: 0 LOB: 0 BB: 0 P: 7	R: 0 E: 0 K: 0 S: 2 H: 0 LOB: 0 BB: 1 P: 6	R: 0 E: 0 K: 1 S: 5 H: 1 LOB: 1 BB: 1 P: 9	R: 0 E: 0 K: 1 S: 6 H: 1 LOB: 3 BB: 2 P: 14	R: 0 E: 0 K: 1 S: 6 H: 1 LOB: 1 BB: 0 P: 6		1B: 3 2B: 5 3B: 0 HR: 2 SF: 0 SAC: 0 DP: 3 HBP: 1						

	AB	29
	R	6
	H	9
	RBI	6
	BB	8
	SO	6
	LOB	19

WP: 0 PB: 0 SB: 0 CS: 1 PA: 38

PITCHER		IP	WLS	BF	H	R	ER	SO	BB	IBB	HBP	BLK	WP	HR	S	P	ERA	WHIP
Fritz Peterson, L ERA: 45.0	(1, 1)	1.0	L	10	5	5	5	0	2	1	0	0	0	1	7	19	45.00	7.000
Jim Kern, R ERA: 1.8	(2, 1)	5.0		18	2	1	1	4	3	0	1	0	0	1	22	35	1.80	1.000
Dave LaRoche, L ERA:	(7, 1)	0.1		3	1	0	0	1	1	0	0	0	0	0	4	8	0.00	6.000
Dennis Eckersley, R ERA:	(7, 1)	1.2		7	1	0	0	1	1	0	0	0	0	0	8	12	0.00	1.200

PITCHER	IP	WLS	BF	H	R	ER	SO	BB	IBB	HBP	BLK	WP	HR	S	P	ERA	WHIP

Cleveland Indians @ Milwaukee Brewers

Milwaukee County Stadium, Milwaukee, WI

Sun Apr 13 1975, 4:33 AM EDT

Att. 22,459 - Unknown

TOP

livebaseballscorecards.com

Batter	1	2	3	4	5	6	7	8	9	AB	R	H	RBI	BB	SO	LOB
John Lowenstein, L (1, 10) OBP: 0.333, SLG: 0.667	F4		CS 1-2	CS 1B		F3 1-2			HR	4	1	2	1	0	0	1
Oscar Gamble, L (1, 7) OBP: 0.263, SLG: 0.333	F8			F5 1-2		4-3			4-0 BBBB 1B FC5-2-5 BB	3	0	0	0	1	0	2
Ken Berry, R (9, PR) (9, 7)										0	0	0	0	0	0	0
George Hendrick, R (1, 8) OBP: 0.294, SLG: 0.438	4-3			1B			F4		FC5-2-5 1-3 2B 1B	4	1	2	0	0	0	0
Charlie Spikes, R (1, 9) OBP: 0.118, SLG: 0.063		2-3		F6			F9		FC5-2-5 S 1-3 2B 3-H	4	1	0	0	0	0	3
Boog Powell, L (1, 3) OBP: 0.647, SLG: 1.364		4-0 BBBB G1-6-3 BB			F5		4-3		F7 1-2	3	0	0	0	1	0	2
John Ellis, R (1, 2) OBP: 0.353, SLG: 0.375		G1-6-3 1-2f			0-3 SSS K			F9	2-H 3-H 2B	4	0	1	2	0	1	1
Buddy Bell, R (1, 5) OBP: 0.250, SLG: 0.200			F9		5-3			1B	1-3	4	0	1	0	0	0	2
Jack Brohamer, L (1, 4) OBP: 0.333, SLG: 0.429			4-3			3-1		F8		3	0	0	0	0	0	1
Ed Crosby, L (1, 6) OBP: 0.429, SLG: 0.417			4-0 BBBB CS BB			4-0 BBBB E BB		F8		0	0	0	0	2	0	0
Leron Lee, L (8, PH)										1	0	0	0	0	0	1
Frank Duffy, R (8, 6)										0	0	0	0	0	0	0

Inning Stats										
	R: 0 E: 0 K: 0 S: 3	H: 0 LOB: 0 BB: 0 P: 3	R: 0 E: 0 K: 0 S: 2	H: 0 LOB: 0 BB: 1 P: 6	R: 0 E: 0 K: 0 S: 2	H: 0 LOB: 0 BB: 1 P: 6	R: 0 E: 0 K: 0 S: 4	H: 2 LOB: 1 BB: 0 P: 4	R: 0 E: 0 K: 1 S: 5	H: 0 LOB: 0 BB: 0 P: 5
	R: 0 E: 1 K: 0 S: 3	H: 0 LOB: 1 BB: 1 P: 7	R: 0 E: 0 K: 0 S: 3	H: 0 LOB: 0 BB: 0 P: 3	R: 0 E: 0 K: 0 S: 4	H: 1 LOB: 1 BB: 0 P: 4	R: 3 E: 0 K: 0 S: 6	H: 3 LOB: 2 BB: 1 P: 10	1B: 4 2B: 1 3B: 0 HR: 1	SF: 0 SAC: 0 DP: 1 HBP: 0

	AB	30
	R	3
	H	6
	RBI	3
	BB	4
	SO	1
	LOB	13

WP: 0 PB: 0 SB: 1 CS: 2 PA: 35

PITCHER	IP	WLS	BF	H	R	ER	SO	BB	IBB	HBP	BLK	WP	HR	S	P	ERA	WHIP
Pete Broberg, R (1, 1) ERA: 3.14	8.0	L	29	4	2	2	1	4	0	0	0	0	1	27	43	2.25	1.000
Tom Murphy, R (9, 1) ERA: 4.15	1.0		5	2	1	1	0	0	0	0	0	0	0	5	5	9.00	2.000

PITCHER	IP	WLS	BF	H	R	ER	SO	BB	IBB	HBP	BLK	WP	HR	S	P	ERA	WHIP

Cleveland Indians @ Milwaukee Brewers

Milwaukee County Stadium, Milwaukee, WI

Sun Apr 13 1975, 4:33 AM EDT

Att. 22,459 - Unknown

livebaseballscorecards.com

BOTTOM

Batter	1	2	3	4	5	6	7	8	9	AB	R	H	RBI	BB	SO	LOB
Bob Coluccio, R (1, 8) OBP: 0.333, SLG: 0.188	6-3		BB, 1B (1-3)		FC6-2 (2-3, 3-H)			4-3, 1B		4	0	2	0	0	0	2
John Briggs, L (1, 7) OBP: 0.409, SLG: 0.667	HR		BBBB, G5-4-3, BB (1-2)		F3			4-3 (1-2)		3	1	1	1	1	0	3
Hank Aaron, R (1, 10) OBP: 0.333, SLG: 0.188	K		G5-4-3 (1-2f)			K		K		4	0	0	0	0	3	4
George Scott, R (1, 3) OBP: 0.333, SLG: 0.235	4-3			F7		4-3			K	4	0	0	0	0	1	0
Don Money, R (1, 5) OBP: 0.150, SLG: 0.158		K		K		F6			F9	4	0	0	0	0	2	0
Darrell Porter, L (1, 2) OBP: 0.375, SLG: 0.231		K		K			F9		F4	4	0	0	0	0	2	0
Sixto Lezcano, R (1, 9) OBP: 0.333, SLG: 0.647		6-3			2B, SH1-4, FC6-2, HBP		K			2	0	0	0	0	1	0
Pedro Garcia, R (1, 4) OBP: 0.400, SLG: 0.500			F9		SH1-4 (1-2)		F3			2	0	0	0	0	0	0
Robin Yount, R (1, 6) OBP: 0.471, SLG: 0.933			1B		FC6-2 (2-3), 2B			F9		3	0	2	0	0	0	0
Inning Stats	R: 1 H: 1 E: 0 LOB: 0 K: 1 BB: 0 S: 6 P: 6	R: 0 H: 0 E: 0 LOB: 0 K: 2 BB: 0 S: 7 P: 7	R: 0 H: 2 E: 0 LOB: 2 K: 0 BB: 1 S: 4 P: 8	R: 0 H: 0 E: 0 LOB: 0 K: 2 BB: 0 S: 7 P: 7	R: 0 H: 1 E: 0 LOB: 2 K: 0 BB: 0 S: 4 P: 5	R: 0 H: 0 E: 0 LOB: 0 K: 1 BB: 0 S: 5 P: 5	R: 0 H: 0 E: 0 LOB: 0 K: 1 BB: 0 S: 5 P: 5	R: 0 H: 1 E: 0 LOB: 1 K: 1 BB: 0 S: 6 P: 6	R: 0 H: 0 E: 0 LOB: 0 K: 1 BB: 0 S: 5 P: 5	1B: 3 SF: 0 2B: 1 SAC: 1 3B: 0 DP: 1 HR: 1 HBP: 1							

	AB	30
	R	1
	H	5
	RBI	1
	BB	1
	SO	9
	LOB	9

WP: 0 PA: 33
PB: 0
SB: 0
CS: 0

PITCHER	IP	WLS	BF	H	R	ER	SO	BB	IBB	HBP	BLK	WP	HR	S	P	ERA	WHIP
Gaylord Perry, R (1, 1) ERA: 2.0	9.0	W	33	5	1	1	9	1	0	1	0	0	1	49	54	1.00	0.667

PITCHER	IP	WLS	BF	H	R	ER	SO	BB	IBB	HBP	BLK	WP	HR	S	P	ERA	WHIP

Batter	1	2	3	4	5	6	7	8	9	AB	R	H	RBI	BB	SO	LOB
Bob Coluccio, R (1, 8) OBP: 0.292, SLG: 0.158	F8		F7			B1-3		E7 E 1-2 E	G5-4-3 1-2f	3	0	0	0	0	0	0
Mike Hegan, L (8, PH)										1	0	0	0	0	0	1
Gorman Thomas, R (8, PR) (8, 8)										1	1	0	0	0	0	1
John Briggs, L (1, 7) OBP: 0.370, SLG: 0.545	6-3			K		FC5-4 BB		FC3 E 1-3 2-H FC6-4	F5	4	1	0	0	1	1	1
Hank Aaron, R (1, 10) OBP: 0.320, SLG: 0.158	F2			F7		FC5-4 1-2f		E FC6-4 IBB		3	0	0	0	1	0	1
Bobby Mitchell, R (8, PR)										0	1	0	0	0	0	0
George Scott, R (1, 3) OBP: 0.320, SLG: 0.333		3B		5-3			5-3	E6 FC6-4 1-2 2-3 3-H		4	0	1	1	0	0	2
Don Money, R (1, 5) OBP: 0.167, SLG: 0.174		K			4-3 S 1B 1B		5-3	FC6-4 WP 1B 1-2f 2-H 3-H		4	2	1	2	0	1	2
Darrell Porter, L (1, 2) OBP: 0.350, SLG: 0.235		K			4-3 1-3		3-1	1B 1-H 1B		4	0	1	1	0	1	2
Sixto Lezcano, R (1, 9) OBP: 0.318, SLG: 0.571		2-3			F3			F7		4	0	1	0	0	0	2
Pedro Garcia, R (1, 4) OBP: 0.421, SLG: 0.556			F8		CS 3-H 1B			1B 2B	F3	4	1	2	1	0	0	2
Robin Yount, R (1, 6) OBP: 0.476, SLG: 0.842			F8		CS 1-2	1-3		FC3 E 2-H E 1B	G5-4-3 1B	4	1	2	1	0	0	0
Inning Stats	R: 0 E: 0 K: 0 S: 3 H: 0 LOB: 0 BB: 0 P: 3	R: 0 E: 0 K: 2 S: 8 H: 1 LOB: 1 BB: 0 P: 8	R: 0 E: 0 K: 0 S: 3 H: 0 LOB: 0 BB: 0 P: 3	R: 0 E: 0 K: 1 S: 5 H: 0 LOB: 0 BB: 0 P: 5	R: 1 E: 0 K: 0 S: 4 H: 2 LOB: 0 BB: 0 P: 4	R: 0 E: 0 K: 0 S: 3 H: 0 LOB: 1 BB: 1 P: 7	R: 0 E: 0 K: 0 S: 3 H: 0 LOB: 0 BB: 0 P: 3	R: 6 E: 3 K: 0 S: 10 H: 4 LOB: 2 BB: 1 P: 14	R: 0 E: 0 K: 0 S: 3 H: 1 LOB: 0 BB: 0 P: 3	1B: 6 2B: 1 3B: 1 HR: 0	SF: 0 SAC: 0 DP: 1 HBP: 0						

PITCHER	IP	WLS	BF	H	R	ER	SO	BB	IBB	HBP	BLK	WP	HR	S	P	ERA	WHIP
Jim Palmer, R (1, 1) ERA: 1.08	7.2	L	33	6	7	2	3	1	1	0	0	1	0	37	45	2.35	0.913
Bob Reynolds, R (8, 1) ERA:	1.1		5	2	0	0	0	0	0	0	0	0	0	5	5	0.00	1.500

PITCHER	IP	WLS	BF	H	R	ER	SO	BB	IBB	HBP	BLK	WP	HR	S	P	ERA	WHIP

TOP

Milwaukee Brewers @ Baltimore Orioles

Memorial Stadium, Baltimore, MD

Tue Apr 15 1975, 7:05 PM EDT

Att. 6,706 - Unknown

livebaseballscorecards.com

AB	36
R	7
H	8
RBI	6
BB	2
SO	3
LOB	14

Batter	1	2	3	4	5	6	7	8	9	AB	R	H	RBI	BB	SO	LOB
Ken Singleton, S (1, 9) OBP: 0.385, SLG: 0.278	F5		G4-3 BB		BB		F8			2	0	0	0	2	0	0
Paul Blair, R (1, 8) OBP: 0.423, SLG: 0.417	2B FC 1B		F8		F7			6-3		4	1	1	0	0	0	3
Tommy Davis, R (1, 10) OBP: 0.300, SLG: 0.368	FC 1-3 2B		G4-3 1-2f			6-3 BB		6-3		3	0	1	0	1	0	1
Lee May, R (1, 3) OBP: 0.231, SLG: 0.440	FC G5-4-3 2-3 3-H			K		6-3 1-2		F8		4	0	0	1	0	1	2
Don Baylor, R (1, 7) OBP: 0.520, SLG: 0.500	G5-4-3 1-2f			6-3		F8			FC4-6 1B	4	0	1	0	0	0	3
Brooks Robinson, R (1, 5) OBP: 0.360, SLG: 0.417		FC5-4 1B		K		IBB			F9	3	0	1	0	1	1	1
Doug DeCinces, R (1, 4) OBP: 0.357, SLG: 0.538		FC5-4 FC6-4 1-2f			FC4-6 1B	F8			F7	4	0	1	0	0	0	4
Andy Etchebarren, R (1, 2) OBP: 0.143, SLG: 0.143 Elrod Hendricks, L (5, 2)		FC6-4 1-2f			FC4-6 SH5-3 1-2f		F7		FC4-6 1-2f	1 3	0 0	0 0	0 0	0 0	0 0	1 2
Mark Belanger, R (1, 6) OBP: 0.188, SLG: 0.200		F9			SH5-3 1-2		5-3			2	0	0	0	0	0	1
Inning Stats	R: 1 H: 2 E: 0 LOB: 1 K: 0 BB: 0 S: 5 P: 5	R: 0 H: 1 E: 0 LOB: 1 K: 0 BB: 0 S: 4 P: 4	R: 0 H: 0 E: 0 LOB: 0 K: 0 BB: 1 S: 2 P: 6	R: 0 H: 0 E: 0 LOB: 0 K: 2 BB: 0 S: 7 P: 7	R: 0 H: 1 E: 0 LOB: 2 K: 0 BB: 1 S: 4 P: 8	R: 0 H: 0 E: 0 LOB: 2 K: 0 BB: 2 S: 3 P: 11	R: 0 H: 0 E: 0 LOB: 0 K: 0 BB: 0 S: 3 P: 3	R: 0 H: 0 E: 0 LOB: 0 K: 0 BB: 0 S: 3 P: 3	R: 0 H: 1 E: 0 LOB: 1 K: 0 BB: 0 S: 4 P: 4	1B: 4 SF: 0 2B: 1 SAC: 1 3B: 0 DP: 2 HR: 0 HBP: 0						

PITCHER	IP	WLS	BF	H	R	ER	SO	BB	IBB	HBP	BLK	WP	HR	S	P	ERA	WHIP
Bill Champion, R (1, 1) ERA: 1.53	9.0	W	35	5	1	1	2	3	1	0	0	0	0	35	51	1.00	0.889

PITCHER	IP	WLS	BF	H	R	ER	SO	BB	IBB	HBP	BLK	WP	HR	S	P	ERA	WHIP

BOTTOM

Milwaukee Brewers @ Baltimore Orioles

Memorial Stadium, Baltimore, MD

Tue Apr 15 1975, 7:05 PM EDT

Att. 6,706 - Unknown

livebaseballscorecards.com

AB	30
R	1
H	5
RBI	1
BB	4
SO	2
LOB	18

PA: 35

WP: 0
PB: 0
SB: 0
CS: 0

Batter	1	2	3	4	5	6	7	8	9	AB	R	H	RBI	BB	SO	LOB
Bob Coluccio, R (1, 8) OBP: 0.250, SLG: 0.130	S S S 0-3 ① K		x 0-0 ② FC5-4 CS 1-2f			x 0-0 ② 5-3			x 0-0 ① 5-3	4	0	0	0	0	1	2
John Briggs, L (1, 7) OBP: 0.355, SLG: 0.480	x 0-0 ② 4-3		0-0 ③ CS 1-2	B B B B 4-0 CS BB		S S S 0-3 ③ K			S S S 0-3 ② K	3	0	0	0	1	2	1
Hank Aaron, R (1, 10) OBP: 0.345, SLG: 0.143 Tim Johnson, L (9, PR) OBP: 1.000, SLG: 1.000	x 0-0 ③ F7			B B B B 4-0 ① G6-4-3 1-2 BB			S S S 0-3 ① K		B B B B 4-0 1B BB	2	0	0	0	2	1	0
										0	0	0	0	0	0	0
George Scott, R (1, 3) OBP: 0.310, SLG: 0.320		S S S 0-3 ① K		x 0-0 ②③ G6-4-3 1-2f			x 0-0 ② F3		x 0-0 FC4-6 1-2 1B	4	0	1	0	0	1	1
Don Money, R (1, 5) OBP: 0.143, SLG: 0.148		x 0-0 ② F8			x 0-0 ① P4		x 0-0 ③ 5-3		x 0-0 ③ FC4-6 1-2f	4	0	0	0	0	0	2
Sixto Lezcano, R (1, 9) OBP: 0.320, SLG: 0.522		B B B B 4-0 S BB			x 0-0 ② 6-3			x 0-0 ① 5-3		2	0	0	0	1	0	0
Charlie Moore, R (1, 2) OBP: 0.286, SLG: 0.571		x 0-0 ③ F2 1-2			x 0-0 ③ F8			x 0-0 2B		3	0	1	0	0	0	1
Pedro Garcia, R (1, 4) OBP: 0.455, SLG: 0.550			x 0-0 FC5-4 1B			B B B B 4-0 SH1-4 BB		x 0-0 ② F8		2	0	1	0	1	0	1
Robin Yount, R (1, 6) OBP: 0.435, SLG: 0.762			x 0-0 ① F9			x 0-0 ① SH1-4 1-2		x 0-0 ③ P4		2	0	0	0	0	0	2

| Inning Stats | | | | | | | | | |

Batter	1	2	3	4	5	6	7	8	9	AB	R	H	RBI	BB	SO	LOB
Ken Singleton, S (1, 9) OBP: 0.433, SLG: 0.429	WP 2B		F7			BBBB 4-0 SH2-4 1B BB	1B 2B			3	1	2	0	1	0	0
Paul Blair, R (1, 8) OBP: 0.414, SLG: 0.407	1-3 2-3		SSS 0-3 K			0-0 SH2-4 1-2	2-3 1B			3	0	1	0	0	1	1
Jim Northrup, L (7, PR)										0	0	0	0	0	0	0
(8, 8)																
Tommy Davis, R (1, 10) OBP: 0.292, SLG: 0.318	P4			F8		5-3	BBBB 4-0 1-2 BB			3	0	0	0	1	0	2
Lee May, R (1, 3) OBP: 0.267, SLG: 0.429	SSS 0-3 K			BB 1B		BBBB 4-0 1B BB	SSS 0-3 K			3	0	1	0	1	2	4
Don Baylor, R (1, 7) OBP: 0.517, SLG: 0.478		P4		4-0 G6-4-3 1-2 BB		0-0 1-2 2-H 1B		SSS 0-3 K		3	0	1	1	1	1	0
Brooks Robinson, R (1, 5) OBP: 0.310, SLG: 0.357	F9			0-0 G6-4-3 1-2f		4-3		6-3		4	0	0	0	0	0	4
Doug DeCinces, R (1, 4) OBP: 0.278, SLG: 0.412	E6				P4		6-3	4-3		4	0	0	0	0	0	0
Elrod Hendricks, L (1, 2) OBP: 0.300, SLG: 0.500	F7				F7			HR		3	1	1	1	0	0	1
Mark Belanger, R (1, 6) OBP: 0.158, SLG: 0.167			P6		F8		1-3			3	0	0	0	0	0	0
Inning Stats	R: 0 H: 1 E: 0 LOB: 1 K: 1 BB: 0 S: 6 P: 6	R: 0 H: 0 E: 1 LOB: 1 K: 0 BB: 0 S: 4 P: 4	R: 0 H: 0 E: 0 LOB: 0 K: 1 BB: 0 S: 5 P: 5	R: 0 H: 1 E: 0 LOB: 1 K: 0 BB: 1 S: 3 P: 7	R: 0 H: 0 E: 0 LOB: 0 K: 0 BB: 0 S: 3 P: 3	R: 1 H: 1 E: 0 LOB: 2 K: 0 BB: 2 S: 4 P: 12	R: 1 H: 3 E: 0 LOB: 3 K: 1 BB: 1 S: 8 P: 12	R: 0 H: 0 E: 0 LOB: 0 K: 1 BB: 0 S: 5 P: 5		1B: 3 SF: 0 2B: 2 SAC: 1 3B: 0 DP: 1 HR: 1 HBP: 0						

PITCHER		IP	WLS	BF	H	R	ER	SO	BB	IBB	HBP	BLK	WP	HR	S	P	ERA	WHIP
Jim Slaton, R ERA: 5.19	(1, 1)	8.0	L	34	6	2	2	4	4	0	0	0	1	1	38	54	2.25	1.250

PITCHER	IP	WLS	BF	H	R	ER	SO	BB	IBB	HBP	BLK	WP	HR	S	P	ERA	WHIP

BOTTOM

Milwaukee Brewers @ Baltimore Orioles

Memorial Stadium, Baltimore, MD

Wed Apr 16 1975, 7:05 PM EDT

Att. 7,583 - Unknown

livebaseballscorecards.com

AB	29
R	2
H	6
RBI	2
BB	4
SO	4
LOB	12

WP: 1 PA: 34
PB: 0
SB: 1
CS: 0

Milwaukee Brewers @ Cleveland Indians

Cleveland Municipal Stadium, Cleveland, OH

Fri Apr 18 1975, 3:33 AM EDT
Att. 8,812 - Unknown - 63 F

livebaseballscorecards.com

TOP

Batter	1	2	3	4	5	6	7	8	9	AB	R	H	RBI	BB	SO	LOB
Bob Coluccio, R (1, 8) OBP: 0.219, SLG: 0.111	K			K		K		SH 6-3 1B; 2-3	G6-4-3; 1-2f	4	0	0	0	0	3	2
John Briggs, L (1, 7) OBP: 0.343, SLG: 0.552	6-3			6-3		HR		F4		4	1	1	1	0	0	2
Hank Aaron, R (1, 10) OBP: 0.394, SLG: 0.333	F3			BB		HR		6-3; 1-2; 3-H 1B		3	1	2	2	1	0	0
Bobby Mitchell, R (8, PR)										0	0	0	0	0	0	0
George Scott, R (1, 3) OBP: 0.303, SLG: 0.310		K		F9		1B		6-3; 1-2 2-3		4	0	1	0	0	1	3
Don Money, R (1, 5) OBP: 0.125, SLG: 0.129		5-3			F7	F9		6-3		4	0	0	0	0	0	4
Darrell Porter, L (1, 2) OBP: 0.375, SLG: 0.400		5-3			HR		G3		1B 1B BB	3	2	1	1	1	0	0
Sixto Lezcano, R (1, 9) OBP: 0.310, SLG: 0.481			6-3		K		K		1B; 1-3 1B	4	0	1	0	0	2	0
Pedro Garcia, R (1, 4) OBP: 0.423, SLG: 0.500			6-3		F9		F9		G6-4-3; 1-2; 3-H 1B	4	0	1	1	0	0	0
Robin Yount, R (1, 6) OBP: 0.407, SLG: 0.720			K			6-3		SH 1B 2B	F3	4	1	1	0	0	1	2
Inning Stats	R: 0 E: 0 K: 1 S: 5 / H: 0 LOB: 0 BB: 0 P: 5	R: 0 E: 0 K: 1 S: 5 / H: 0 LOB: 0 BB: 0 P: 5	R: 0 E: 0 K: 1 S: 5 / H: 0 LOB: 0 BB: 0 P: 5	R: 0 E: 0 K: 1 S: 5 / H: 0 LOB: 1 BB: 1 P: 9	R: 1 E: 0 K: 1 S: 6 / H: 1 LOB: 0 BB: 0 P: 6	R: 2 E: 0 K: 1 S: 8 / H: 3 LOB: 1 BB: 0 P: 8	R: 0 E: 0 K: 1 S: 5 / H: 0 LOB: 0 BB: 0 P: 5	R: 1 E: 0 K: 0 S: 6 / H: 2 LOB: 3 BB: 0 P: 6	R: 1 E: 0 K: 0 S: 4 / H: 2 LOB: 1 BB: 1 P: 8	1B: 4 2B: 1 3B: 0 HR: 3 / SF: 0 SAC: 1 DP: 1 HBP: 0							

	AB	34
	R	5
	H	8
	RBI	5
	BB	2
	SO	7
	LOB	13

WP: 0 PB: 0 SB: 0 CS: 0 / PA: 37

PITCHER		IP	WLS	BF	H	R	ER	SO	BB	IBB	HBP	BLK	WP	HR	S	P	ERA	WHIP
Gaylord Perry, R ERA: 2.84	(1, 1)	7.1	L	30	6	4	4	7	1	0	0	0	0	3	43	47	4.91	0.955
Tom Buskey, R ERA: 5.4	(8, 1)	1.2		7	2	1	1	0	1	0	0	0	0	0	6	10	5.40	1.800

PITCHER	IP	WLS	BF	H	R	ER	SO	BB	IBB	HBP	BLK	WP	HR	S	P	ERA	WHIP

Milwaukee Brewers @ Cleveland Indians

Cleveland Municipal Stadium, Cleveland, OH

Fri Apr 18 1975, 3:33 AM EDT
Att. 8,812 - Unknown - 63 F

BOTTOM

Batter	1	2	3	4	5	6	7	8	9	AB	R	H	RBI	BB	SO	LOB
John Lowenstein, L (1, 7) OBP: 0.231, SLG: 0.462	F5		F6			4-3	4-3			4	0	0	0	0	0	2
Jack Brohamer, L (1, 4) OBP: 0.263, SLG: 0.333	F9		F9			F3		4-3		4	0	0	0	0	0	0
George Hendrick, R (1, 8) OBP: 0.333, SLG: 0.600	1B			F8		HR		6-3		4	1	2	1	0	0	0
Boog Powell, L (1, 3) OBP: 0.700, SLG: 1.308	1-2 1B			FC6-4 1B		HBP		1B		2	0	2	0	0	0	0
Tom McCraw, L (7, 3) OBP: 1.000, SLG: 1.000										1	0	1	0	0	0	0
Charlie Spikes, R (1, 9) OBP: 0.095, SLG: 0.050	4-3			FC6-4 CS 1-2f		L4		K		4	0	0	0	0	1	5
John Ellis, R (1, 2) OBP: 0.333, SLG: 0.350		4-3		CS 1-2	F7		FC5-4 1B		F5	4	0	1	0	0	0	0
Rico Carty, R (1, 10)		F8			K		FC5-4 FC5-4 1-2f		5-3	4	0	0	0	0	1	1
Buddy Bell, R (1, 5) OBP: 0.250, SLG: 0.211		K			1B		FC5-4 1B 1-2f		F4	4	0	1	0	0	1	1
Frank Duffy, R (1, 6) OBP: 0.333, SLG: 0.333			1-3		F7		1B 1-2			3	0	1	0	0	0	1
Inning Stats	R: 0 E: 0 K: 0 S: 5 H: 2 LOB: 2 BB: 0 P: 5	R: 0 E: 0 K: 1 S: 5 H: 0 LOB: 0 BB: 0 P: 5	R: 0 E: 0 K: 0 S: 3 H: 0 LOB: 0 BB: 0 P: 3	R: 0 E: 0 K: 0 S: 3 H: 1 LOB: 0 BB: 0 P: 3	R: 0 E: 0 K: 1 S: 6 H: 1 LOB: 1 BB: 0 P: 6	R: 1 E: 0 K: 0 S: 4 H: 1 LOB: 1 BB: 0 P: 5	R: 0 E: 0 K: 0 S: 5 H: 2 LOB: 2 BB: 0 P: 5	R: 0 E: 0 K: 1 S: 6 H: 1 LOB: 1 BB: 0 P: 6	R: 0 E: 0 K: 0 S: 3 H: 0 LOB: 0 BB: 0 P: 3	1B: 7 2B: 0 3B: 0 HR: 1 SF: 0 SAC: 0 DP: 0 HBP: 1							

livebaseballscorecards.com

AB	34
R	1
H	8
RBI	1
BB	0
SO	3
LOB	10

WP: 0 PB: 0 SB: 0 CS: 1 PA: 36

PITCHER		IP	WLS	BF	H	R	ER	SO	BB	IBB	HBP	BLK	WP	HR	S	P	ERA	WHIP
Pete Broberg, R ERA: 2.66	(1, 1)	6.0	W	23	5	1	1	2	0	0	1	0	0	1	26	27	1.50	0.833
Tom Murphy, R ERA: 2.45	(7, 1)	3.0	S	12	3	0	0	1	0	0	0	0	0	0	14	14	0.00	1.000

PITCHER	IP	WLS	BF	H	R	ER	SO	BB	IBB	HBP	BLK	WP	HR	S	P	ERA	WHIP

Batter	1	2	3	4	5	6	7	8	9	AB	R	H	RBI	BB	SO	LOB
Bob Coluccio, R (1, 8) OBP: 0.222, SLG: 0.129	6-3		1-3			F3		1B		4	0	1	0	0	0	0
John Briggs, L (1, 7) OBP: 0.378, SLG: 0.567 Rob Ellis, R (3, 7)	BB		G5-4-3 1B			5-3		F9		1 2	0 0	1 0	0 0	1 0	0 0	0 1
Hank Aaron, R (1, 10) OBP: 0.351, SLG: 0.286	F7		G5-4-3 1-2f			6-3			5-3	4	0	0	0	0	0	2
George Scott, R (1, 3) OBP: 0.297, SLG: 0.394	F9			F3			F3		HR	4	1	1	1	0	0	1
Don Money, R (1, 5) OBP: 0.167, SLG: 0.176		BB		F5			6-3		WP SF7 2B	3	1	1	0	1	0	0
Darrell Porter, L (1, 2) OBP: 0.429, SLG: 0.455		2B 1-2		4-3			BB		SF7 WP IBB	2	1	1	0	2	0	0
Sixto Lezcano, R (1, 9) OBP: 0.333, SLG: 0.500		2B 2-H			E6 CS		F8		SF7 IBB 1-2 2-3	3	0	1	1	1	0	1
Pedro Garcia, R (1, 4) OBP: 0.367, SLG: 0.444		4-3			F9 1-2			F8	SF7 1-2 2-3 3-H	3	0	0	1	0	0	2
Robin Yount, R (1, 6) OBP: 0.355, SLG: 0.621		4-3			K			F4	F3	4	0	0	0	0	1	3
Inning Stats	R: 0 E: 0 K: 0 S: 3 H: 0 LOB: 1 BB: 1 P: 7	R: 1 E: 0 K: 0 S: 4 H: 2 LOB: 1 BB: 1 P: 8	R: 0 E: 0 K: 0 S: 3 H: 1 LOB: 0 BB: 0 P: 3	R: 0 E: 0 K: 0 S: 3 H: 0 LOB: 0 BB: 0 P: 3	R: 0 E: 1 K: 1 S: 5 H: 0 LOB: 0 BB: 0 P: 5	R: 0 E: 0 K: 0 S: 3 H: 0 LOB: 0 BB: 0 P: 3	R: 0 E: 0 K: 0 S: 3 H: 0 LOB: 1 BB: 1 P: 7	R: 0 E: 0 K: 0 S: 4 H: 1 LOB: 1 BB: 0 P: 4	R: 2 E: 0 K: 0 S: 5 H: 2 LOB: 2 BB: 2 P: 13	1B: 2 2B: 3 3B: 0 HR: 1	SF: 1 SAC: 0 DP: 1 HBP: 0	WP: 1 PB: 0 SB: 0 CS: 2	PA: 36				

TOP

Milwaukee Brewers @ Cleveland Indians

Cleveland Municipal Stadium, Cleveland, OH

Sat Apr 19 1975, 3:33 AM EDT
Att. 21,977 - Unknown

livebaseballscorecards.com

AB	30
R	3
H	6
RBI	3
BB	5
SO	1
LOB	10

PITCHER		IP	WLS	BF	H	R	ER	SO	BB	IBB	HBP	BLK	WP	HR	S	P	ERA	WHIP
Jim Perry, R ERA: 5.14	(1, 1)	8.1	L	33	6	3	3	1	3	1	0	0	0	1	31	47	3.24	1.080
Tom Buskey, R ERA: 3.86	(9, 1)	0.2		3	0	0	0	0	0	1	0	0	1	0	2	6	0.00	0.000

PITCHER	IP	WLS	BF	H	R	ER	SO	BB	IBB	HBP	BLK	WP	HR	S	P	ERA	WHIP

Batter	1	2	3	4	5	6	7	8	9	AB	R	H	RBI	BB	SO	LOB
John Lowenstein, L (1, 7) OBP: 0.235, SLG: 0.375	F7			BBBB G3 S BB		6-3		F6		3	0	0	0	1	0	1
Tom McCraw, L (1, 3) OBP: 0.400, SLG: 0.400	5-3			G3 1-3		1B			F8	4	0	1	0	0	0	1
George Hendrick, R (1, 8) OBP: 0.280, SLG: 0.500	1-3			SSS K		6-3			E6 G6-4-3	4	0	0	0	0	1	2
Frank Robinson, R (1, 10) OBP: 0.273, SLG: 0.444		F7		5-3			SSS K		G6-4-3 1-2f	3	0	0	0	0	1	1
Rico Carty, R (9, PH)										1	0	0	0	0	0	1
John Ellis, R (1, 2) OBP: 0.292, SLG: 0.304		1-3			F9		1-3			3	0	0	0	0	0	0
Charlie Spikes, R (1, 9) OBP: 0.125, SLG: 0.130		6-3			F9 2B		4-3			3	0	1	0	0	0	0
Buddy Bell, R (1, 5) OBP: 0.217, SLG: 0.182			6-3		F9 2-3			E6		3	0	0	0	0	0	1
Jack Brohamer, L (1, 4) OBP: 0.227, SLG: 0.286			F3		F8			F8		3	0	0	0	0	0	2
Frank Duffy, R (1, 6) OBP: 0.200, SLG: 0.200			L6			5-3		SSS K		2	0	0	0	0	0	0
Leron Lee, L (8, PH)										1	0	0	0	0	1	1
Ed Crosby, L (9, 6) OBP: 0.429, SLG: 0.417										0	0	0	0	0	0	0
Inning Stats	R: 0 E: 0 K: 0 S: 3 H: 0 LOB: 0 BB: 0 P: 3	R: 0 E: 0 K: 0 S: 3 H: 0 LOB: 0 BB: 0 P: 3	R: 0 E: 0 K: 0 S: 3 H: 0 LOB: 0 BB: 0 P: 3	R: 0 E: 0 K: 1 S: 5 H: 0 LOB: 1 BB: 1 P: 9	R: 0 E: 0 K: 0 S: 4 H: 1 LOB: 1 BB: 0 P: 4	R: 0 E: 0 K: 0 S: 4 H: 1 LOB: 1 BB: 0 P: 4	R: 0 E: 0 K: 1 S: 5 H: 0 LOB: 0 BB: 0 P: 5	R: 0 E: 1 K: 1 S: 6 H: 0 LOB: 1 BB: 0 P: 6	R: 0 E: 1 K: 0 S: 3 H: 0 LOB: 0 BB: 0 P: 3	1B: 1 2B: 1 3B: 0 HR: 0 SF: 0 SAC: 0 DP: 1 HBP: 0						

PITCHER	IP	WLS	BF	H	R	ER	SO	BB	IBB	HBP	BLK	WP	HR	S	P	ERA	WHIP
Bill Champion, R (1, 1) ERA: 1.01	9.0	W	31	2	0	0	3	1	0	0	0	0	0	36	40	0.00	0.333

PITCHER	IP	WLS	BF	H	R	ER	SO	BB	IBB	HBP	BLK	WP	HR	S	P	ERA	WHIP

BOTTOM

Milwaukee Brewers @ Cleveland Indians

Cleveland Municipal Stadium, Cleveland, OH

Sat Apr 19 1975, 3:33 AM EDT

Att. 21,977 - Unknown

livebaseballscorecards.com

AB	30
R	0
H	2
RBI	0
BB	1
SO	3
LOB	10

PB: 0 PA: 31
SB: 1
CS: 0

Milwaukee Brewers @ Cleveland Indians

Cleveland Municipal Stadium, Cleveland, OH

Sun Apr 20 1975, 3:33 AM EDT

Att. 9,464 - Unknown

TOP

livebaseballscorecards.com

Batter	1	2	3	4	5	6	7	8	9	AB	R	H	RBI	BB	SO	LOB
Bob Coluccio, R (1, 8) OBP: 0.250, SLG: 0.147	F5		1B		F8			BLK BB 5-3 BB	4-3	3	1	1	1	1	0	0
Tim Johnson, L (9, PH) OBP: 0.500, SLG: 0.500										1	0	0	0	0	0	0
Sixto Lezcano, R (1, 9) OBP: 0.342, SLG: 0.455	CS BB		L4			3-1		1B BLK BB BB	6-3	3	1	0	0	2	0	2
Hank Aaron, R (1, 10) OBP: 0.341, SLG: 0.258	F7			5-3		BB		5-3		3	0	0	1	1	0	2
George Scott, R (1, 3) OBP: 0.317, SLG: 0.405		6-3		FC5-4 1B		K		BB BB 1B		4	0	2	0	0	1	1
Don Money, R (1, 5) OBP: 0.175, SLG: 0.162		1-3		FC5-4 BB		5-3		BB		3	0	0	0	1	0	2
Charlie Moore, R (1, 2) OBP: 0.300, SLG: 0.444		5-3		BB			4-3	BB		2	0	0	0	1	0	0
Mike Hegan, L (8, PH)										0	0	0	0	0	0	0
Bobby Mitchell, R (8, PH)										0	0	0	1	1	0	0
Darrell Porter, L (8, 2) OBP: 0.429, SLG: 0.455										0	0	0	0	0	0	0
Gorman Thomas, R (1, 7)			6-3	F6			K	K		4	0	0	0	0	2	5
Pedro Garcia, R (1, 4) OBP: 0.353, SLG: 0.419			1B 1B		5-3		K	K		4	1	1	0	0	2	3
Robin Yount, R (1, 6) OBP: 0.371, SLG: 0.606			L4 1B 1-2		5-3			BB BB BLK	6-3	4	1	2	0	0	0	0

AB	31
R	4
H	6
RBI	3
BB	7
SO	5
LOB	15

Inning Stats	1	2	3	4	5	6	7	8	9
	R: 0 E: 0 K: 0 S: 2	H: 0 LOB: 0 BB: 1 P: 6	R: 0 E: 0 K: 0 S: 3	H: 0 LOB: 0 BB: 0 P: 3	R: 1 E: 0 K: 0 S: 5	H: 3 LOB: 1 BB: 0 P: 5	R: 0 E: 0 K: 0 S: 4	H: 1 LOB: 2 BB: 1 P: 8	R: 0 E: 0 K: 0 S: 3	H: 0 LOB: 0 BB: 0 P: 3	R: 0 E: 0 K: 1 S: 5	H: 0 LOB: 1 BB: 1 P: 9	R: 0 E: 0 K: 2 S: 7	H: 0 LOB: 0 BB: 0 P: 7	R: 3 E: 0 K: 2 S: 9	H: 2 LOB: 3 BB: 4 P: 25	R: 0 E: 0 K: 0 S: 3	H: 0 LOB: 0 BB: 0 P: 3

1B: 6	SF: 0	WP: 0	PA: 38
2B: 1	SAC: 0	PB: 0	
3B: 0	DP: 1	SB: 0	
HR: 0	HBP: 0	CS: 1	

PITCHER		IP	WLS	BF	H	R	ER	SO	BB	IBB	HBP	BLK	WP	HR	S	P	ERA	WHIP
Fritz Peterson, L ERA: 10.13	(1, 1)	7.0	W	29	5	4	4	3	5	0	0	0	0	0	30	50	5.14	1.429
Dennis Eckersley, R ERA:	(8, 1)	0.1		3	1	0	0	0	1	0	0	1	0	0	2	6	0.00	6.000
Dave LaRoche, L ERA:	(8, 1)	0.2		3	0	0	0	2	1	0	0	0	0	0	6	10	0.00	1.500
Tom Buskey, R ERA: 2.7	(9, 1)	1.0	S	3	0	0	0	0	0	0	0	0	0	0	3	3	0.00	0.000

PITCHER		IP	WLS	BF	H	R	ER	SO	BB	IBB	HBP	BLK	WP	HR	S	P	ERA	WHIP

Batter	1	2	3	4	5	6	7	8	9	AB	R	H	RBI	BB	SO	LOB
John Lowenstein, L (1, 7) OBP: 0.227, SLG: 0.300	L3	K		1B BB		F5		F8		4	0	0	0	1	1	2
Tom McCraw, L (1, 3) OBP: 0.300, SLG: 0.600	E1 (E S)	HR (2-H)		F7		F8		K		5	1	1	2	0	1	2
George Hendrick, R (1, 8) OBP: 0.345, SLG: 0.571	K (1-3)	FC6-4 1B		1B (1-2)			HR 2B			4	1	3	0	0	1	1
Rico Carty, R (1, 10) OBP: 0.111, SLG: 0.444	K	FC6-4 (1-2f)		F8			HR (2-H)			4	1	1	2	0	1	4
John Ellis, R (1, 2) OBP: 0.321, SLG: 0.333		E1 (E PB WP)	G4-3 1B		F7		PB 1B			4	1	2	0	0	0	0
Charlie Spikes, R (1, 9) OBP: 0.143, SLG: 0.115		WP E 1B (1-2) BB	G4-3 (1-2f)		6-3		F9 (1-2)			3	1	0	0	1	0	2
Buddy Bell, R (1, 5) OBP: 0.222, SLG: 0.160		6-3 (1-3 2-H)	BB		F8		K			3	0	0	0	1	1	2
Jack Brohamer, L (1, 4) OBP: 0.231, SLG: 0.250		S 1B BB	F3			3-1	4-3			3	1	0	0	1	0	2
Frank Duffy, R (1, 6) OBP: 0.333, SLG: 0.333		HR (1-H 3-H) 1B		F7		1B		6-3		4	1	2	2	0	0	0
Inning Stats	R: 0 E: 1 K: 2 S: 8 H: 0 LOB: 1 BB: 0 P: 8	R: 5 E: 2 K: 1 S: 9 H: 3 LOB: 1 BB: 2 P: 17	R: 0 E: 0 K: 0 S: 3 H: 1 LOB: 1 BB: 1 P: 7	R: 0 E: 0 K: 0 S: 4 H: 1 LOB: 2 BB: 1 P: 8	R: 0 E: 0 K: 0 S: 3 H: 0 LOB: 0 BB: 0 P: 3	R: 0 E: 0 K: 0 S: 4 H: 1 LOB: 1 BB: 0 P: 4	R: 2 E: 0 K: 1 S: 8 H: 3 LOB: 1 BB: 0 P: 8	R: 0 E: 0 K: 1 S: 5 H: 0 LOB: 0 BB: 0 P: 5		1B: 6 2B: 1 3B: 0 HR: 2	SF: 0 SAC: 0 DP: 1 HBP: 0						

PITCHER		IP	WLS	BF	H	R	ER	SO	BB	IBB	HBP	BLK	WP	HR	S	P	ERA	WHIP
Jim Slaton, R ERA: 5.01	(1, 1)	6.0	L	32	9	7	3	3	4	0	0	0	1	2	34	50	4.50	2.167
Eduardo Rodriguez, R ERA:	(7, 1)	2.0		6	0	0	0	2	0	0	0	0	0	0	10	10	0.00	0.000

PITCHER	IP	WLS	BF	H	R	ER	SO	BB	IBB	HBP	BLK	WP	HR	S	P	ERA	WHIP

BOTTOM

Milwaukee Brewers @ Cleveland Indians

Cleveland Municipal Stadium, Cleveland, OH

Sun Apr 20 1975, 3:33 AM EDT

Att. 9,464 - Unknown

livebaseballscorecards.com

AB	34
R	7
H	9
RBI	6
BB	4
SO	5
LOB	15

1B: 6	SF: 0	WP: 1	PA: 38
2B: 1	SAC: 0	PB: 2	
3B: 0	DP: 1	SB: 2	
HR: 2	HBP: 0	CS: 0	

Batter	1	2	3	4	5	6	7	8	9	AB	R	H	RBI	BB	SO	LOB
Ken Singleton, S (1, 9) OBP: 0.372, SLG: 0.313	x 0-0 ① F7		x 0-0 ① F8		SSS 0-3 ② K		SSS 0-3 ② K		x 0-0 ③ 4-3	5	0	0	0	0	2	3
Paul Blair, R (1, 8) OBP: 0.405, SLG: 0.382	x 0-0 1-3 1B		x 0-0 E 1B		SSS 0-3 ③ K		x 0-0 ③ F9			4	0	2	0	0	1	2
Tommy Davis, R (1, 10) OBP: 0.242, SLG: 0.258	x 0-0 ② 1-3 1-2		x 0-0 ② P4 1-2			x 0-0 ① F8		SSS 0-3 ① K		4	0	0	0	0	1	2
Lee May, R (1, 3) OBP: 0.279, SLG: 0.615	x 0-0 ③ 6-3		x 0-0 ③ 6-3			x 0-0 ② P4		SSS 0-3 ② K		4	0	0	0	0	1	2
Bobby Grich, R (1, 4) OBP: 0.556, SLG: 1.000		x 0-0 ① P4		BBBB 4-0 CS BB		x 0-0 1B		x 0-0 HR		3	1	2	1	1	0	0
Don Baylor, R (1, 7) OBP: 0.429, SLG: 0.371		x 0-0 ② F3		x 0-0 ①② F8 1-2		x 0-0 ③ F9		BBBB 4-0 CS BB		3	0	0	0	1	0	2
Brooks Robinson, R (1, 5) OBP: 0.317, SLG: 0.316		BBBB 4-0 1B BB		x 0-0 1B			x 0-0 BB 1B	0-0 ③ CS 1-2	BBBB 4-0 FC1-6 BB	2	0	2	0	2	0	0
Dave Duncan, R (1, 2) OBP: 0.278, SLG: 0.235		x 0-0 FC6-4 1-2 1B		x 0-0 ③ 1-5-3			SSS 0-3 ① K		x 0-0 ① FC1-6 FC5-6 1-2f	4	0	1	0	0	1	3
Mark Belanger, R (1, 6) OBP: 0.133, SLG: 0.107		x 0-0 ③ FC6-4 1-2f			x 0-0 ① F8		BBBB 4-0 1-2 BB		x 0-0 ② FC5-6 1-2f	3	0	0	0	1	0	3
Inning Stats	R: 0 E: 0 K: 0 S: 4 H: 1 LOB: 1 BB: 0 P: 4	R: 0 E: 0 K: 0 S: 4 H: 1 LOB: 2 BB: 1 P: 8	R: 0 E: 1 K: 0 S: 4 H: 1 LOB: 1 BB: 0 P: 4	R: 0 E: 0 K: 0 S: 3 H: 1 LOB: 1 BB: 1 P: 7	R: 0 E: 0 K: 2 S: 7 H: 0 LOB: 0 BB: 0 P: 7	R: 0 E: 0 K: 0 S: 4 H: 1 LOB: 1 BB: 0 P: 4	R: 0 E: 0 K: 2 S: 8 H: 1 LOB: 2 BB: 1 P: 12	R: 1 E: 0 K: 2 S: 7 H: 1 LOB: 0 BB: 1 P: 11	R: 0 E: 0 K: 0 S: 3 H: 0 LOB: 1 BB: 1 P: 7	1B: 6 2B: 0 3B: 0 HR: 1 SF: 0 SAC: 0 DP: 0 HBP: 0							

TOP

Baltimore Orioles @ Milwaukee Brewers

Milwaukee County Stadium, Milwaukee, WI

Tue Apr 22 1975, 4:33 AM EDT

Att. 7,635 - Unknown

livebaseballscorecards.com

AB	32
R	1
H	7
RBI	1
BB	5
SO	6
LOB	17

PITCHER		IP	WLS	BF	H	R	ER	SO	BB	IBB	HBP	BLK	WP	HR	S	P	ERA	WHIP
Pete Broberg, R ERA: 2.22	(1, 1)	8.0	L	34	7	1	1	6	5	0	0	0	0	1	41	61	1.12	1.500
Tom Murphy, R ERA: 2.16	(9, 1)	1.0		3	0	0	0	0	0	0	0	0	0	0	3	3	0.00	0.000

PITCHER	IP	WLS	BF	H	R	ER	SO	BB	IBB	HBP	BLK	WP	HR	S	P	ERA	WHIP

Batter	1	2	3	4	5	6	7	8	9	AB	R	H	RBI	BB	SO	LOB
Bob Coluccio, R (1, 8) OBP: 0.250, SLG: 0.158	F8		K			F9 SH1-4 1B		K		4	0	1	0	0	2	1
Robin Yount, R (1, 6) OBP: 0.368, SLG: 0.583	5-3			K		SH1-4 1-2		2B 1B		3	0	1	0	0	1	0
Hank Aaron, R (1, 10) OBP: 0.311, SLG: 0.229	P6			F5		F9 2-3		F8		4	0	0	0	0	0	2
George Scott, R (1, 3) OBP: 0.356, SLG: 0.436		F9		FC6-4 BB		BB		1-3 2B		2	0	1	0	2	0	0
Don Money, R (1, 5) OBP: 0.159, SLG: 0.146		P4		FC6-4 1-2f		P4		F9		4	0	0	0	0	0	5
Darrell Porter, L (1, 2) OBP: 0.375, SLG: 0.385		3-1			K		K		K	4	0	0	0	0	3	0
Mike Hegan, L (1, 7) Gorman Thomas, R (8, 7) Tim Johnson, L (9, PH) OBP: 0.333, SLG: 0.333			G6-4-3 BB		BB	4-3		4-3		1 0 1	0 0 0	0 0 0	0 0 0	2 0 0	0 0 0	0 0 0
Sixto Lezcano, R (1, 9) OBP: 0.357, SLG: 0.486			G6-4-3 1-2f		F9	1B		2B		4	0	2	0	0	0	2
Pedro Garcia, R (1, 4) OBP: 0.342, SLG: 0.429			2B		L5	P4		P4		4	0	1	0	0	0	3
Inning Stats	R: 0 H: 0 E: 0 LOB: 0 K: 0 BB: 0 S: 3 P: 3	R: 0 H: 0 E: 0 LOB: 0 K: 0 BB: 0 S: 3 P: 3	R: 0 H: 1 E: 0 LOB: 1 K: 1 BB: 1 S: 5 P: 9	R: 0 H: 0 E: 0 LOB: 1 K: 1 BB: 1 S: 5 P: 9	R: 0 H: 0 E: 0 LOB: 1 K: 1 BB: 1 S: 5 P: 9	R: 0 H: 1 E: 0 LOB: 2 K: 0 BB: 1 S: 4 P: 8	R: 0 H: 1 E: 0 LOB: 1 K: 1 BB: 0 S: 6 P: 6	R: 0 H: 2 E: 0 LOB: 2 K: 1 BB: 0 S: 7 P: 7	R: 0 H: 1 E: 0 LOB: 1 K: 1 BB: 0 S: 6 P: 6	1B: 3 SF: 0 2B: 3 SAC: 1 3B: 0 DP: 1 HR: 0 HBP: 0						

PITCHER	IP	WLS	BF	H	R	ER	SO	BB	IBB	HBP	BLK	WP	HR	S	P	ERA	WHIP
Jim Palmer, R (1, 1) ERA: 0.7	9.0	W	36	6	0	0	6	4	0	0	0	0	0	44	60	0.00	1.111

PITCHER	IP	WLS	BF	H	R	ER	SO	BB	IBB	HBP	BLK	WP	HR	S	P	ERA	WHIP

BOTTOM

Baltimore Orioles @ Milwaukee Brewers

Milwaukee County Stadium, Milwaukee, WI

Tue Apr 22 1975, 4:33 AM EDT

Att. 7,635 - Unknown

livebaseballscorecards.com

AB	31
R	0
H	6
RBI	0
BB	4
SO	6
LOB	13

1B: 3	SF: 0	WP: 0	PA: 36
2B: 3	SAC: 1	PB: 0	
3B: 0	DP: 1	SB: 0	
HR: 0	HBP: 0	CS: 0	

Batter	1	2	3	4	5	6	7	8	9	AB	R	H	RBI	BB	SO	LOB
Ken Singleton, S (1, 9) OBP: 0.396, SLG: 0.378	x 0-0 S 1B 1B 1B		x 0-0 CS 2B		x 0-0 ③ F7		x 0-0 ① FC6-4 1-3 2-H 1B		x 0-0 ① FC3-6 1-2f	5	1	3	1	0	0	1
Paul Blair, R (1, 8) OBP: 0.381, SLG: 0.359	x 0-0 S 1-2 1B 1B		x 0-0 ① ② 6-3 2-3			x 0-0 S S S E5 1-3 E	0-3 ② K		x 0-0 ② F2	5	2	1	0	0	1	3
Tommy Davis, R (1, 10) OBP: 0.237, SLG: 0.229	B B B B 4-0 1B 1-2 2-3 SF8 BB		x 0-0 ③ G3			x 0-0 ① F9	x 0-0 ③ FC6-4 1-2f		x 0-0 ③ 6-3	4	1	0	0	1	0	3
Lee May, R (1, 3) OBP: 0.277, SLG: 0.581	x 0-0 CS 1-3 2-H 3-H 1B			x 0-0 ① F9		x 0-0 ② 1-3 1-2		x 0-0 ① F8		4	0	1	2	0	0	1
Bobby Grich, R (1, 4) OBP: 0.500, SLG: 0.813	S S S 0-3 ① K			x 0-0 1B		x 0-0 E6 2-H		x 0-0 ② F8		4	0	1	0	0	1	2
Don Baylor, R (1, 7) OBP: 0.435, SLG: 0.378	x 0-0 ② SF8 3-H			x 0-0 ② F7		B B B B 4-0 BB		x 0-0 E 1B		2	0	1	1	1	0	1
Brooks Robinson, R (1, 5) OBP: 0.311, SLG: 0.293	0-0 ③ CS 1-2	x 0-0 ① 1-3		x 0-0 ③ F9		x 0-0 ③ 1-3		I I I I 4-0 1-2 IBB		3	0	0	0	1	0	3
Elrod Hendricks, L (1, 2) OBP: 0.286, SLG: 0.364		x 0-0 ② P5			x 0-0 ① 4-3		B B B B 4-0 SH 1B BB	S S S 0-3 ③ K		3	1	0	0	1	1	2
Mark Belanger, R (1, 6) OBP: 0.125, SLG: 0.100 Al Bumbry, L (9, PH) OBP: 0.417, SLG: 0.455		x 0-0 ③ P4			x 0-0 ② F8		x 0-0 SH 1B 1-2		B B B B 4-0 FC3-6 BB	2 0	0 0	0 0	0 0	0 1	0 0	0 0
Inning Stats	R: 3 H: 3 E: 0 LOB: 0 K: 1 BB: 1 S: 7 P: 11	R: 0 H: 0 E: 0 LOB: 0 K: 0 BB: 0 S: 3 P: 3	R: 0 H: 1 E: 0 LOB: 0 K: 0 BB: 0 S: 3 P: 3	R: 0 H: 1 E: 0 LOB: 1 K: 0 BB: 0 S: 4 P: 4	R: 0 H: 0 E: 0 LOB: 0 K: 0 BB: 0 S: 3 P: 3	R: 1 H: 0 E: 2 LOB: 2 K: 0 BB: 1 S: 5 P: 9	R: 1 H: 1 E: 0 LOB: 1 K: 1 BB: 1 S: 6 P: 10	R: 0 H: 1 E: 1 LOB: 2 K: 1 BB: 1 S: 6 P: 10	R: 0 H: 0 E: 0 LOB: 1 K: 0 BB: 1 S: 3 P: 7	1B: 6 SF: 1 2B: 1 SAC: 1 3B: 0 DP: 0 HR: 0 HBP: 0						WP: 0 PA: 40 PB: 0 SB: 2 CS: 2	

TOP

Baltimore Orioles @ Milwaukee Brewers

Milwaukee County Stadium, Milwaukee, WI

Wed Apr 23 1975, 8:05 PM EDT

Att. 7,815 - Unknown

livebaseballscorecards.com

AB	32
R	5
H	7
RBI	4
BB	5
SO	3
LOB	16

PITCHER		IP	WLS	BF	H	R	ER	SO	BB	IBB	HBP	BLK	WP	HR	S	P	ERA	WHIP
Bill Champion, R ERA: 1.65	(1, 1)	6.0		25	5	4	3	1	2	0	0	0	0	0	25	33	4.50	1.167
Eduardo Rodriguez, R ERA: 2.25	(7, 1)	2.0	W	11	2	1	1	2	2	1	0	0	0	0	12	24	4.50	2.000
Tom Murphy, R ERA: 1.93	(9, 1)	1.0	S	3	0	0	0	0	0	0	0	0	0	0	3	3	0.00	0.000

PITCHER	IP	WLS	BF	H	R	ER	SO	BB	IBB	HBP	BLK	WP	HR	S	P	ERA	WHIP

BOTTOM

Baltimore Orioles @ Milwaukee Brewers

Milwaukee County Stadium, Milwaukee, WI

Wed Apr 23 1975, 8:05 PM EDT

Att. 7,815 - Unknown

livebaseballscorecards.com

Batter	1	2	3	4	5	6	7	8	9	AB	R	H	RBI	BB	SO	LOB
Don Money, R (1, 5) OBP: 0.167, SLG: 0.178	F7		F7			1-H: 1B 2B	1-2, 2-3, 3-H: 5-3			4	1	1	2	0	0	2
Robin Yount, R (1, 6) OBP: 0.357, SLG: 0.550	F8			5-3		2-H: 2B 1B	6-3			4	1	1	1	0	0	2
Bobby Mitchell, R (1, 10) OBP: 0.600, SLG: 1.000	P3			SSS K		1-3: 1B 2B		F9 2B		4	2	2	0	0	1	0
George Scott, R (1, 3) OBP: 0.367, SLG: 0.442		1B		1-3		2-H, 3-H: F9 1B		2-3: F9		4	0	2	2	0	0	1
Sixto Lezcano, R (1, 9) OBP: 0.348, SLG: 0.488		F8			6-3	1-2: F9		WP SH 2B		4	1	1	1	0	0	2
Pedro Garcia, R (1, 4) OBP: 0.366, SLG: 0.432		F9			BBBB 4-0 G1-6-3 BB		SH1-4 BB 5-3 1B	2-H: SH E G3 E		2	2	1	1	1	0	1
Darrell Porter, L (1, 2) OBP: 0.361, SLG: 0.345		4-3			1-2f: G1-6-3		BBBB 5-3 SH1-4 BB	1-2: G3		3	0	0	0	1	0	3
Bob Coluccio, R (1, 8) OBP: 0.255, SLG: 0.220			F8			6-3	1-2, 2-3: SH1-4	2-H: 3B		3	0	1	0	0	0	0
Gorman Thomas, R (1, 7) Mike Hegan, L (7, PH) (8, 7) Kurt Bevacqua, R (8, PH) Rob Ellis, R (9, 7)			F3			BBBB 4-0 2B BB	5-3 BB	P4		1 0 1 0	1 0 0 0	0 0 0 0	0 0 0 0	1 1 0 0	0 0 0 0	0 0 1 0
Inning Stats	R: 0 E: 0 K: 0 S: 3 H: 0 LOB: 0 BB: 0 P: 3	R: 0 E: 0 K: 0 S: 4 H: 1 LOB: 1 BB: 0 P: 4	R: 0 E: 0 K: 0 S: 3 H: 0 LOB: 0 BB: 0 P: 3	R: 0 E: 0 K: 1 S: 5 H: 0 LOB: 0 BB: 0 P: 5	R: 0 E: 0 K: 0 S: 2 H: 0 LOB: 0 BB: 1 P: 6	R: 4 E: 0 K: 0 S: 6 H: 4 LOB: 0 BB: 1 P: 10	R: 1 E: 0 K: 0 S: 4 H: 1 LOB: 2 BB: 2 P: 12	R: 3 E: 1 K: 0 S: 7 H: 3 LOB: 1 BB: 0 P: 7		1B: 4 2B: 4 3B: 1 HR: 0	SF: 0 SAC: 2 DP: 1 HBP: 0			WP: 1 PB: 0 SB: 0 CS: 0	PA: 36		

	AB	30
	R	8
	H	9
	RBI	7
	BB	4
	SO	1
	LOB	12

PITCHER		IP	WLS	BF	H	R	ER	SO	BB	IBB	HBP	BLK	WP	HR	S	P	ERA	WHIP
Mike Cuellar, L ERA: 3.66	(1, 1)	5.1		21	4	4	4	1	2	0	0	0	0	0	21	29	6.75	1.125
Dave Johnson, R ERA: 9.0	(6, 1)	1.0		6	2	1	1	0	2	0	0	0	0	0	4	12	9.00	4.000
Bob Reynolds, R ERA: 10.13	(7, 1)	1.1	L	8	3	3	3	0	0	0	0	0	1	0	8	8	20.25	2.250
Grant Jackson, L ERA: 10.8	(8, 1)	0.1		1	0	0	0	0	0	0	0	0	0	0	1	1	0.00	0.000

PITCHER	IP	WLS	BF	H	R	ER	SO	BB	IBB	HBP	BLK	WP	HR	S	P	ERA	WHIP

Batter	1	2	3	4	5	6	7	8	9	AB	R	H	RBI	BB	SO	LOB
Don Money, R (1, 5) OBP: 0.154, SLG: 0.163	E5 (F8, S, CS)		6-3			2-3		F5		4	0	0	0	0	0	1
Robin Yount, R (1, 6) OBP: 0.348, SLG: 0.545	K (1-2)		F6			6-3		1-3 2B		4	0	1	0	0	1	1
Bobby Mitchell, R (1, 7) OBP: 0.444, SLG: 0.625	E6			F8		FC6-4 1B		9-2-6-2 (3-Hf)		4	0	1	0	0	0	3
George Scott, R (1, 3) OBP: 0.358, SLG: 0.426	F8 (2-3)			K		FC6-4 (1-2f)			G5-4-3 1B	4	0	1	0	0	1	3
Hank Aaron, R (1, 10) OBP: 0.327, SLG: 0.333	CS (3-H)	FC3-6 1B		5-3			HR		G5-4-3 (1-2f)	4	1	2	1	0	0	1
Darrell Porter, L (1, 2) OBP: 0.350, SLG: 0.313		FC3-6 BLK (1-2f)			F6		F5		BB	3	0	0	0	1	0	1
Sixto Lezcano, R (1, 9) OBP: 0.340, SLG: 0.467		K			1B		2-3		6-3	4	0	1	0	0	1	2
Pedro Garcia, R (1, 4) OBP: 0.341, SLG: 0.400		L5 (1-2)			F8		K			3	0	0	0	0	1	2
Bob Coluccio, R (1, 8) OBP: 0.260, SLG: 0.227			F4		F4			2B (9-2-6-2) 1B		3	0	1	0	0	0	1
Inning Stats	R: 0 E: 2 K: 1 S: 6 H: 0 LOB: 1 BB: 0 P: 6	R: 0 E: 0 K: 1 S: 6 H: 1 LOB: 1 BB: 0 P: 6	R: 0 E: 0 K: 0 S: 3 H: 0 LOB: 0 BB: 0 P: 3	R: 0 E: 0 K: 1 S: 5 H: 0 LOB: 0 BB: 0 P: 5	R: 0 E: 0 K: 0 S: 4 H: 1 LOB: 1 BB: 0 P: 4	R: 0 E: 0 K: 0 S: 4 H: 1 LOB: 1 BB: 0 P: 4	R: 1 E: 0 K: 1 S: 6 H: 1 LOB: 0 BB: 0 P: 6	R: 0 E: 0 K: 0 S: 4 H: 2 LOB: 1 BB: 0 P: 4	R: 0 E: 0 K: 0 S: 3 H: 1 LOB: 1 BB: 1 P: 7	1B: 5 2B: 2 3B: 0 HR: 1	SF: 0 SAC: 0 DP: 2 HBP: 0					

PITCHER	IP	WLS	BF	H	R	ER	SO	BB	IBB	HBP	BLK	WP	HR	S	P	ERA	WHIP
Pat Dobson, R (1, 1) ERA: 2.0	9.0	W	34	7	1	1	4	1	0	0	1	0	1	41	45	1.00	0.889

PITCHER	IP	WLS	BF	H	R	ER	SO	BB	IBB	HBP	BLK	WP	HR	S	P	ERA	WHIP

TOP

Milwaukee Brewers @ New York Yankees

Shea Stadium, Flushing, NY

Sat Apr 26 1975, 3:33 AM EDT

Att. 11,767 - Sunny - 56 F

livebaseballscorecards.com

AB	33
R	1
H	7
RBI	1
BB	1
SO	4
LOB	15

PA: 35

WP: 0 PB: 0 SB: 1 CS: 1

Batter	1	2	3	4	5	6	7	8	9	AB	R	H	RBI	BB	SO	LOB
Roy White, S (1, 7) OBP: 0.528, SLG: 0.839	F8		F9 SSS	K		1B 1-2 1B		1B PB WP 1-2 HBP		4	1	1	0	0	1	0
Elliott Maddox, R (1, 8) OBP: 0.452, SLG: 0.442	F9		2B 1B		F9	1-2 2-H 1B		WP 1-3 2-H 1B		5	1	3	2	0	0	0
Bobby Bonds, R (1, 9) OBP: 0.290, SLG: 0.456	F9		1-H 2B 2B		F8	F4		SSS K 1-2 3-H		5	1	1	1	0	1	3
Ron Blomberg, L (1, 10) OBP: 0.350, SLG: 0.571		F7	2-H HR 2B		HR		F7 SSS	K		5	2	2	2	0	1	1
Graig Nettles, L (1, 5) OBP: 0.305, SLG: 0.269		BBBB 1B 1B BB	SSS K		3-1		G3 BBBB	BB		3	1	0	0	2	1	1
Thurman Munson, R (1, 2) OBP: 0.429, SLG: 0.481		1B 1-3 1B	2-H HR			E5 4-3 3-1 1B BBBB	1B BB	F4		4	2	2	2	1	0	2
Chris Chambliss, L (1, 3) OBP: 0.366, SLG: 0.447		F5	F7			3-1 1-2	1-3 1B			4	0	1	0	0	0	3
Jim Mason, L (1, 6) OBP: 0.188, SLG: 0.200		1-2 3-H 1B		2-3		4-3 2-3 SSS	K			4	0	1	1	0	1	3
Sandy Alomar Sr., S (1, 4) OBP: 0.250, SLG: 0.298		1-3		6-3		1B 3-H 1B		PB HBP 1B 1B		4	2	2	1	0	0	2
Inning Stats	R: 0 E: 0 K: 0 S: 3 H: 0 LOB: 0 BB: 0 P: 3	R: 1 E: 0 K: 0 S: 5 H: 2 LOB: 2 BB: 1 P: 9	R: 4 E: 0 K: 1 S: 9 H: 4 LOB: 0 BB: 0 P: 9	R: 0 E: 0 K: 1 S: 5 H: 0 LOB: 0 BB: 0 P: 5	R: 1 E: 0 K: 0 S: 4 H: 1 LOB: 0 BB: 0 P: 4	R: 2 E: 1 K: 0 S: 7 H: 3 LOB: 2 BB: 0 P: 7	R: 0 E: 0 K: 1 S: 6 H: 1 LOB: 2 BB: 1 P: 10	R: 2 E: 0 K: 2 S: 9 H: 2 LOB: 2 BB: 1 P: 14		1B: 9 2B: 2 3B: 0 HR: 2 SF: 0 SAC: 0 DP: 0 HBP: 1						

PITCHER		IP	WLS	BF	H	R	ER	SO	BB	IBB	HBP	BLK	WP	HR	S	P	ERA	WHIP
Jim Slaton, R ERA: 6.23	(1, 1)	2.2	L	15	6	5	5	1	1	0	0	0	0	1	16	20	16.88	2.625
Bill Castro, R ERA: 1.04	(3, 1)	3.1		15	4	3	1	1	0	0	0	0	0	1	17	17	2.70	1.200
Tom Hausman, R ERA: 9.0	(7, 1)	2.0		12	3	2	2	3	2	0	1	0	1	0	15	24	9.00	2.500

PITCHER	IP	WLS	BF	H	R	ER	SO	BB	IBB	HBP	BLK	WP	HR	S	P	ERA	WHIP

BOTTOM

Milwaukee Brewers @ New York Yankees

Shea Stadium, Flushing, NY

Sat Apr 26 1975, 3:33 AM EDT

Att. 11,767 - Sunny - 56 F

livebaseballscorecards.com

AB	38
R	10
H	13
RBI	9
BB	3
SO	5
LOB	15

Batter	1	2	3	4	5	6	7	8	9	AB	R	H	RBI	BB	SO	LOB
Don Money, R (1, 5) OBP: 0.158, SLG: 0.185	6-3		1-2 1B 2B		F8		5-3	K		5	0	1	0	0	1	3
Robin Yount, R (1, 6) OBP: 0.373, SLG: 0.612	3B		2-H 1B		F8		1B 2B 2B	6-3		5	1	3	0	0	0	3
Sixto Lezcano, R (1, 9) OBP: 0.327, SLG: 0.429	K			F8	4-3	BBBB	4-0 1B 2B BB		K	4	1	0	0	1	2	1
George Scott, R (1, 3) OBP: 0.362, SLG: 0.423	K			6-3	6-3		2B 1-2 2-3 WP 1B		1B	5	1	2	0	0	1	1
Hank Aaron, R (1, 10) OBP: 0.333, SLG: 0.349		K		1-3		BBBB 4-0 1B 2B BB	WP 1-3 2-H 3-H SF8 2B		F7	4	2	1	2	1	1	1
Darrell Porter, L (1, 2) OBP: 0.356, SLG: 0.314		F9			BBBB 4-0 BB CI BB	0-0 1-3 2B 1B	2-H 3-H SF8		4-3	3	1	1	1	1	0	1
Mike Hegan, L (1, 7) OBP: 0.556, SLG: 0.500 Gorman Thomas, R (7, 7)		F9			0-1 CI BB 1-2	1-H 3-H 2B	1B			3 0	0 0	2 0	2 0	0 0	0 0	0 0
Pedro Garcia, R (1, 4) OBP: 0.313, SLG: 0.364			K		B1	F4	F6			4	0	0	0	0	1	4
Bob Coluccio, R (1, 8) OBP: 0.296, SLG: 0.304			BBBB 4-0 CS BB		BBBB 4-0 1-2 2-3 BB		HR	K		2	1	1	1	2	1	0
Inning Stats	R: 0 E: 0 K: 2 S: 8 H: 1 LOB: 1 BB: 0 P: 8	R: 0 E: 0 K: 1 S: 5 H: 0 LOB: 0 BB: 0 P: 5	R: 0 E: 0 K: 1 S: 5 H: 2 LOB: 2 BB: 1 P: 9	R: 0 E: 0 K: 0 S: 3 H: 0 LOB: 0 BB: 0 P: 3	R: 0 E: 1 K: 0 S: 4 H: 0 LOB: 3 BB: 2 P: 12	R: 2 E: 0 K: 0 S: 5 H: 2 LOB: 1 BB: 1 P: 9	R: 5 E: 0 K: 0 S: 8 H: 5 LOB: 1 BB: 1 P: 12	R: 0 E: 0 K: 2 S: 7 H: 0 LOB: 0 BB: 0 P: 7	R: 0 E: 0 K: 1 S: 6 H: 1 LOB: 1 BB: 0 P: 6	1B: 5 2B: 4 3B: 1 HR: 1 SF: 1 SAC: 0 DP: 0 HBP: 0						

TOP

Milwaukee Brewers @ New York Yankees

Shea Stadium, Flushing, NY

Sun Apr 27 1975, 3:33 AM EDT

Unknown - 53 F

livebaseballscorecards.com

AB	35
R	7
H	11
RBI	6
BB	5
SO	7
LOB	14

		WP: 1	PA: 42
		PB: 0	
		SB: 0	
		CS: 1	

PITCHER		IP	WLS	BF	H	R	ER	SO	BB	IBB	HBP	BLK	WP	HR	S	P	ERA	WHIP
Doc Medich, R ERA: 2.77	(1, 1)	6.1	L	29	7	4	4	4	4	0	0	0	0	1	33	49	5.68	1.737
Dick Tidrow, R ERA: 12.46	(7, 1)	1.2		9	3	3	3	2	1	0	0	0	1	0	12	16	16.20	2.400
Sparky Lyle, L ERA: 5.4	(9, 1)	1.0		4	1	0	0	1	0	0	0	0	0	0	6	6	0.00	1.000

PITCHER	IP	WLS	BF	H	R	ER	SO	BB	IBB	HBP	BLK	WP	HR	S	P	ERA	WHIP

Batter	1	2	3	4	5	6	7	8	9	AB	R	H	RBI	BB	SO	LOB
Roy White, S (1, 7) OBP: 0.550, SLG: 0.813	BBBB 4-0 6-4-3 BB		x 0-0 ① F6			BBBB 4-0 G3 1B BB		BBBB 4-0 G5-4-3 BB		1	0	0	0	3	0	2
Elliott Maddox, R (1, 8) OBP: 0.424, SLG: 0.411	x 0-0 ① F9		x 0-0 ②③ L4-6 2-3			x 0-0 ① F9		x 0-0 ②③ G5-4-3 1-2f		4	0	0	0	0	0	5
Bobby Bonds, R (1, 9) OBP: 0.318, SLG: 0.458	x 0-0 ② 6-4-3 1-2			BBBB 4-0 S BB		x 0-0 G3 1-2 1B			BBBB 4-0 BB	2	0	1	0	2	0	1
Ron Blomberg, L (1, 10) OBP: 0.318, SLG: 0.513	x 0-0 ③ F8			x 0-0 ① F9		x 0-0 ② G3 1-2 2-3			SSS 0-3 ① K	4	0	0	0	0	1	5
Graig Nettles, L (1, 5) OBP: 0.286, SLG: 0.250		SSS 0-3 ① K		SSS 0-3 ② K 1-3		x 0-0 ③ F9			x 0-0 ② F6	4	0	0	0	0	2	4
Thurman Munson, R (1, 2) OBP: 0.400, SLG: 0.446		x 0-0 ② 6-3		x 0-0 ③ F7			x 0-0 ① 5-3		x 0-0 ③ F6	4	0	0	0	0	0	2
Chris Chambliss, L (1, 3) OBP: 0.341, SLG: 0.415		x 0-0 ③ F6			x 0-0 ① 3-1		x 0-0 ② F4			3	0	0	0	0	0	0
Jim Mason, L (1, 6) OBP: 0.196, SLG: 0.208			x 0-0 L4-6 1B 1B		x 0-0 ② 4-3		x 0-0 ③ F8			3	0	1	0	0	0	0
Sandy Alomar Sr., S (1, 4) OBP: 0.255, SLG: 0.300			x 0-0 ③ 1-2 1B		x 0-0 ③ F8			x 0-0 ① F7		3	0	1	0	0	0	0
Inning Stats	R: 0 H: 0 E: 0 LOB: 1 K: 0 BB: 1 S: 3 P: 7	R: 0 H: 0 E: 0 LOB: 0 K: 1 BB: 0 S: 5 P: 5	R: 0 H: 2 E: 0 LOB: 1 K: 0 BB: 0 S: 4 P: 4	R: 0 H: 0 E: 0 LOB: 1 K: 1 BB: 1 S: 5 P: 9	R: 0 H: 0 E: 0 LOB: 0 K: 0 BB: 1 S: 3 P: 3	R: 0 H: 1 E: 0 LOB: 2 K: 0 BB: 1 S: 4 P: 8	R: 0 H: 0 E: 0 LOB: 0 K: 0 BB: 0 S: 3 P: 3	R: 0 H: 0 E: 0 LOB: 0 K: 0 BB: 1 S: 2 P: 6	R: 0 H: 0 E: 0 LOB: 1 K: 1 BB: 1 S: 5 P: 9	1B: 3 SF: 0 2B: 1 SAC: 0 3B: 0 DP: 2 HR: 0 HBP: 0						

PITCHER	IP	WLS	BF	H	R	ER	SO	BB	IBB	HBP	BLK	WP	HR	S	P	ERA	WHIP
Pete Broberg, R (1, 1) ERA: 1.69	9.0	W	33	3	0	0	3	5	0	0	0	0	0	34	54	0.00	0.889

PITCHER	IP	WLS	BF	H	R	ER	SO	BB	IBB	HBP	BLK	WP	HR	S	P	ERA	WHIP

BOTTOM

Milwaukee Brewers @ New York Yankees

Shea Stadium, Flushing, NY

Sun Apr 27 1975, 3:33 AM EDT

Unknown - 53 F

livebaseballscorecards.com

AB	28
R	0
H	3
RBI	0
BB	5
SO	3
LOB	19

WP: 0 PA: 33
PB: 0
SB: 2
CS: 0

Batter	1	2	3	4	5	6	7	8	9	AB	R	H	RBI	BB	SO	LOB
Don Money, R (1, 5) OBP: 0.148, SLG: 0.172	L8		K			F8			K	4	0	0	0	0	2	1
Robin Yount, R (1, 6) OBP: 0.364, SLG: 0.642	6-3			F4			F8		HR	4	1	1	1	0	0	0
Bobby Mitchell, R (1, 7) OBP: 0.385, SLG: 0.455	F7			K			K		BB, FC6-4	3	0	0	0	1	2	0
George Scott, R (1, 3) OBP: 0.339, SLG: 0.393		K		F9			K		FC6-4, 1-2f	4	0	0	0	0	2	1
Hank Aaron, R (1, 10) OBP: 0.310, SLG: 0.319		1-3			F4			F5	K	4	0	0	0	0	1	1
Darrell Porter, L (1, 2) OBP: 0.333, SLG: 0.289		4-1			F2			F6		3	0	0	0	0	0	0
Sixto Lezcano, R (1, 9) OBP: 0.328, SLG: 0.423			P9		6-3			1B		3	0	1	0	0	0	0
Pedro Garcia, R (1, 4) OBP: 0.300, SLG: 0.348 Tim Johnson, L (6, 4) OBP: 0.500, SLG: 0.500			4-3			K		1B		2 1	0 0	0 1	0 0	0 0	1 0	0 0
Bob Coluccio, R (1, 8) OBP: 0.298, SLG: 0.292			BB			6-3		F8		2	0	0	0	1	0	2
Inning Stats	R: 0 E: 0 K: 0 S: 3 H: 0 LOB: 0 BB: 0 P: 3	R: 0 E: 0 K: 1 S: 5 H: 0 LOB: 0 BB: 0 P: 5	R: 0 E: 0 K: 1 S: 5 H: 0 LOB: 1 BB: 1 P: 9	R: 0 E: 0 K: 1 S: 5 H: 0 LOB: 0 BB: 0 P: 5	R: 0 E: 0 K: 0 S: 3 H: 0 LOB: 0 BB: 0 P: 3	R: 0 E: 0 K: 1 S: 5 H: 0 LOB: 0 BB: 0 P: 5	R: 0 E: 0 K: 2 S: 7 H: 0 LOB: 0 BB: 0 P: 7	R: 0 E: 0 K: 0 S: 5 H: 2 LOB: 2 BB: 0 P: 5	R: 1 E: 0 K: 2 S: 8 H: 1 LOB: 1 BB: 1 P: 12	1B: 2 2B: 0 3B: 0 HR: 1 SF: 0 SAC: 0 DP: 0 HBP: 0	WP: 0 PB: 0 SB: 0 CS: 0 PA: 32					

PITCHER	IP	WLS	BF	H	R	ER	SO	BB	IBB	HBP	BLK	WP	HR	S	P	ERA	WHIP
Catfish Hunter, R (1, 1) ERA: 5.71	9.0	W	32	3	1	1	8	2	0	0	0	0	1	46	54	1.00	0.556

PITCHER	IP	WLS	BF	H	R	ER	SO	BB	IBB	HBP	BLK	WP	HR	S	P	ERA	WHIP

TOP

Milwaukee Brewers @ New York Yankees

Shea Stadium, Flushing, NY

Sun Apr 27 1975, 3:38 AM EDT

Att. 41,493 - Unknown - 55 F

livebaseballscorecards.com

AB	30
R	1
H	3
RBI	1
BB	2
SO	8
LOB	5

Milwaukee Brewers @ New York Yankees

Shea Stadium, Flushing, NY

Sun Apr 27 1975, 3:38 AM EDT
Att. 41,493 - Unknown - 55 F

livebaseballscorecards.com

Batter	1	2	3	4	5	6	7	8	9	AB	R	H	RBI	BB	SO	LOB
Roy White, S (1, 7) OBP: 0.533, SLG: 0.750	1B 1B 1B	L5		HR BB		F5		4-3		4	2	1	0	1	0	0
Elliott Maddox, R (1, 8) OBP: 0.451, SLG: 0.508	1-3 1B 1B	1-3		1-H 2-H HR		2B 2B		1B		5	3	4	3	0	0	0
Bobby Bonds, R (1, 9) OBP: 0.310, SLG: 0.453	5-3		5-3	F2		4-3 2-H 2B		L4		5	0	1	1	0	0	3
Chris Chambliss, L (1, 3) OBP: 0.354, SLG: 0.409	E 2B 2-H 3-H 1B		K		FC4 BB	4-3 2-3				3	1	1	2	1	1	1
Alex Johnson, R (1, 10) OBP: 0.292, SLG: 0.227	E5 1-2 2B		K		FC4 WP 1B 1-2f 1B	6-3				4	2	0	0	0	1	3
Ed Herrmann, L (1, 2) OBP: 0.333, SLG: 0.667	1-3 1-H 2-H 2B			HR	1B WP 1-2 1B		K			4	1	3	3	0	1	0
Graig Nettles, L (1, 5) OBP: 0.284, SLG: 0.250	1-3 2-3			3-1	1-3 2-H 1B		F6			4	0	1	1	0	0	1
Jim Mason, L (1, 6) OBP: 0.182, SLG: 0.192	4-3			F8	F7		4-3			4	0	0	0	0	0	3
Sandy Alomar Sr., S (1, 4) OBP: 0.255, SLG: 0.296		F7		BB HR 1B	F4			G3		4	1	1	0	0	0	2

Inning Stats	1	2	3	4	5	6	7	8	9
	R: 4 H: 4 E: 1 LOB: 1 K: 0 BB: 0 S: 8 P: 8	R: 0 H: 0 E: 0 LOB: 0 K: 0 BB: 0 S: 3 P: 3	R: 0 H: 0 E: 0 LOB: 0 K: 2 BB: 0 S: 7 P: 7	R: 4 H: 3 E: 0 LOB: 0 K: 0 BB: 1 S: 6 P: 10	R: 1 H: 2 E: 0 LOB: 2 K: 0 BB: 1 S: 5 P: 9	R: 1 H: 2 E: 0 LOB: 1 K: 0 BB: 0 S: 5 P: 5	R: 0 H: 0 E: 0 LOB: 0 K: 1 BB: 0 S: 5 P: 5	R: 0 H: 1 E: 0 LOB: 1 K: 0 BB: 0 S: 4 P: 4	

1B: 7	SF: 0
2B: 3	SAC: 0
3B: 0	DP: 0
HR: 2	HBP: 0

WP: 1	PA: 39
PB: 0	
SB: 0	
CS: 0	

PITCHER		IP	WLS	BF	H	R	ER	SO	BB	IBB	HBP	BLK	WP	HR	S	P	ERA	WHIP
Bill Champion, R ERA: 3.22	(1, 1)	3.2	L	20	7	8	7	2	1	0	0	0	0	2	23	27	17.18	2.182
Jim Colborn, R ERA: 7.71	(4, 1)	2.1		12	4	2	2	0	1	0	0	0	1	0	11	15	7.71	2.143
Eduardo Rodriguez, R ERA: 1.8	(7, 1)	1.0		3	0	0	0	1	0	0	0	0	0	0	5	5	0.00	0.000
Tom Murphy, R ERA: 1.74	(8, 1)	1.0		4	1	0	0	0	0	0	0	0	0	0	4	4	0.00	1.000

PITCHER	IP	WLS	BF	H	R	ER	SO	BB	IBB	HBP	BLK	WP	HR	S	P	ERA	WHIP

Detroit Tigers @ Milwaukee Brewers

Milwaukee County Stadium, Milwaukee, WI

Wed Apr 30 1975, 8:05 PM EDT

Att. 6,075 - Unknown

TOP

livebaseballscorecards.com

Batter	1	2	3	4	5	6	7	8	9	AB	R	H	RBI	BB	SO	LOB
Ron LeFlore, R (1, 8) OBP: 0.281, SLG: 0.444	x 0-0 CS 1B		x 0-0 1B		x 0-0 1B 1-2 1B		S S S 0-3 ① K			4	0	3	0	0	1	0
Gary Sutherland, R (1, 4) OBP: 0.348, SLG: 0.387	B B B B 4-0 ① WP 1B 1-2 BB		x 0-0 ② F7		x 0-0 1-3 2-H 1B		B B B B 4-0 CS BB			2	1	1	1	2	0	1
Willie Horton, R (1, 10) OBP: 0.288, SLG: 0.500	x 0-0 ② F8 1-2		x 0-0 ③ F4		S S S 0-3 ② K		S S S 0-3 ②③ K 1-2			4	0	0	0	0	2	5
Nate Colbert, R (1, 3) OBP: 0.206, SLG: 0.232	x 0-0 2-H 1B			x 0-0 ① 1-3	S S S 0-3 ③ K			S S S 0-3 ① K		4	0	1	1	0	2	2
Bill Freehan, R (1, 2) OBP: 0.224, SLG: 0.296	S S S 0-3 ③ K			x 0-0 ② F9		x 0-0 ① 6-3		B B B B 4-0 G6-4-3 BB		3	0	0	0	1	1	1
Dan Meyer, L (1, 7) OBP: 0.308, SLG: 0.333		x 0-0 ① F7		B B B B 4-0 BB		B B B B 4-0 E BB		x 0-0 ②③ G6-4-3 1-2f		2	0	0	0	2	0	1
Ben Oglivie, L (1, 9) OBP: 0.143, SLG: 0.308		x 0-0 ② F8		S S S 0-3 ③ K		x 0-0 E6 1-2			x 0-0 ① F9	4	0	0	0	0	1	2
Tom Veryzer, R (1, 6) OBP: 0.245, SLG: 0.204 John Knox, L (9, PH)		S S S 0-3 ③ K			B B B B 4-0 1B 1B BB		S S S 0-3 ② K		S S S 0-3 ② K2-3	2	1	0	0	1	2	2
										1	0	0	0	0	1	0
Aurelio Rodriguez, R (1, 5) OBP: 0.292, SLG: 0.372 Gates Brown, L (9, PH)			x 0-0 ① F9		x 0-0 ① F7	x 0-0 ③ F9			x 0-0 ③ 4-3	3	0	0	0	0	0	3
										1	0	0	0	0	0	0
Inning Stats	R: 1 E: 0 K: 1 S: 6 H: 2 LOB: 1 BB: 1 P: 10	R: 0 E: 0 K: 1 S: 5 H: 0 LOB: 0 BB: 0 P: 5	R: 0 E: 0 K: 0 S: 4 H: 1 LOB: 1 BB: 0 P: 4	R: 0 E: 0 K: 1 S: 5 H: 0 LOB: 1 BB: 1 P: 9	R: 1 E: 0 K: 2 S: 9 H: 2 LOB: 2 BB: 1 P: 13	R: 0 E: 1 K: 1 S: 6 H: 0 LOB: 2 BB: 1 P: 10	R: 0 E: 0 K: 2 S: 6 H: 0 LOB: 1 BB: 1 P: 10	R: 0 E: 0 K: 1 S: 4 H: 0 LOB: 0 BB: 1 P: 8	R: 0 E: 0 K: 1 S: 5 H: 0 LOB: 0 BB: 0 P: 5	1B: 5 2B: 1 3B: 0 HR: 0	SF: 0 SAC: 0 DP: 2 HBP: 0						

	AB	30
	R	2
	H	5
	RBI	2
	BB	6
	SO	10
	LOB	17

WP: 1 PB: 0 SB: 0 CS: 2 PA: 36

PITCHER		IP	WLS	BF	H	R	ER	SO	BB	IBB	HBP	BLK	WP	HR	S	P	ERA	WHIP
Jim Slaton, R ERA: 5.4	(1, 1)	7.1	W	32	5	2	2	9	6	0	0	0	1	0	44	68	2.46	1.500
Eduardo Rodriguez, R ERA: 1.35	(8, 1)	1.2	S	4	0	0	0	1	0	0	0	0	0	0	6	6	0.00	0.000

PITCHER	IP	WLS	BF	H	R	ER	SO	BB	IBB	HBP	BLK	WP	HR	S	P	ERA	WHIP

Batter	1	2	3	4	5	6	7	8	9	AB	R	H	RBI	BB	SO	LOB
Don Money, R (1, 5) OBP: 0.185, SLG: 0.197	F9 S 6-3 1B		BBB 4-0 CS BB		1-2 1B 1B		0-0 ③ 6-3			3	1	2	0	1	0	0
Robin Yount, R (1, 6) OBP: 0.390, SLG: 0.649	0-0 ① F9 1-3		0-0 ② CS 1-2 1B		0-0 G6-4-3 1-2 2-H 1B			0-0 SH3-4 HR 1B		4	1	3	1	0	0	1
Sixto Lezcano, R (1, 9) OBP: 0.311, SLG: 0.400	0-0 ② 6-3 3-H		0-0 ③ CS 1-2	SSS 0-3 ① K	0-0 ②③ G6-4-3 1-2f			0-0 ① SH3-4 1-2		3	0	0	1	0	1	2
George Scott, R (1, 3) OBP: 0.333, SLG: 0.433	0-0 ③ F8			0-0 ② 6-3		0-0 ① 4-3		0-0 2-H HR		4	1	1	2	0	0	0
Hank Aaron, R (1, 10) OBP: 0.306, SLG: 0.314		0-0 ① F8		0-0 3B 1B		0-0 ② 5-3		0-0 ② 5-3		4	1	1	0	0	0	0
Darrell Porter, L (1, 2) OBP: 0.365, SLG: 0.350		BBB 4-0 1B FC6-4 BB		0-0 1-H 3B		BBB 4-0 BB		0-0 ③ F8		2	1	1	1	2	0	0
Mike Hegan, L (1, 7) OBP: 0.500, SLG: 0.444 Gorman Thomas, R (7, 7)		0-0 FC6-4 1-3 1B		0-0 ③ F5		SSS 0-3 ③ K				3 0	0 0	1 0	0 0	0 0	1 0	2 0
Pedro Garcia, R (1, 4) OBP: 0.283, SLG: 0.327		0-0 ② FC6-4 CS 1-2f 3-H			0-0 ① F9		0-0 ① F3			3	0	0	1	0	0	1
Bob Coluccio, R (1, 8) OBP: 0.300, SLG: 0.280		0-0 ③ CS 1-2	0-0 ① F9		BBB 4-0 1B 1B BB		0-0 ② 6-3			2	1	0	0	1	0	0
Inning Stats	R: 1 H: 1 E: 0 LOB: 0 K: 0 BB: 0 S: 4 P: 4	R: 1 H: 1 E: 0 LOB: 0 K: 0 BB: 1 S: 3 P: 7	R: 0 H: 1 E: 0 LOB: 0 K: 0 BB: 1 S: 2 P: 6	R: 1 H: 2 E: 0 LOB: 1 K: 1 BB: 0 S: 7 P: 7	R: 1 H: 2 E: 0 LOB: 1 K: 0 BB: 1 S: 4 P: 8	R: 0 H: 0 E: 0 LOB: 1 K: 1 BB: 1 S: 5 P: 9	R: 0 H: 0 E: 0 LOB: 0 K: 0 BB: 0 S: 3 P: 3	R: 2 H: 2 E: 0 LOB: 0 K: 0 BB: 0 S: 5 P: 5		1B: 7 SF: 0 2B: 0 SAC: 1 3B: 1 DP: 1 HR: 1 HBP: 0					WP: 0 PA: 35 PB: 0 SB: 1 CS: 3	

PITCHER	IP	WLS	BF	H	R	ER	SO	BB	IBB	HBP	BLK	WP	HR	S	P	ERA	WHIP
Dave Lemanczyk, R (1, 1) ERA: 6.89	8.0	L	33	9	6	6	2	4	0	0	0	0	1	33	49	6.75	1.625

PITCHER	IP	WLS	BF	H	R	ER	SO	BB	IBB	HBP	BLK	WP	HR	S	P	ERA	WHIP

BOTTOM

Detroit Tigers @ Milwaukee Brewers

Milwaukee County Stadium, Milwaukee, WI

Wed Apr 30 1975, 8:05 PM EDT

Att. 6,075 - Unknown

livebaseballscorecards.com

AB	28
R	6
H	9
RBI	6
BB	4
SO	2
LOB	6

Detroit Tigers @ Milwaukee Brewers

Milwaukee County Stadium, Milwaukee, WI

Thu May 01 1975, 4:33 AM EDT

Att. 8,395 - Unknown

TOP

livebaseballscorecards.com

Batter	1	2	3	4	5	6	7	8	9	AB	R	H	RBI	BB	SO	LOB
Ron LeFlore, R (1, 8) OBP: 0.304, SLG: 0.478	K		E6 G1-4-3		BB		FC4-6 1B		3B	4	1	2	0	1	1	0
Gary Sutherland, R (1, 4) OBP: 0.356, SLG: 0.385	HR 1B		G1-4-3		BB		FC4-6		F4	3	1	1	0	1	0	2
John Knox, L (7, 4)										1	0	0	0	0	0	1
Willie Horton, R (1, 10) OBP: 0.296, SLG: 0.537	HR		F5		FC5-4		F8		F5	5	1	2	3	0	0	2
Nate Colbert, R (1, 3) OBP: 0.209, SLG: 0.233	K			F9	FC5-4		1B			4	0	1	0	0	1	2
Bill Freehan, R (1, 2) OBP: 0.242, SLG: 0.286	BB			F8		FC3-6 BB	F9			2	0	0	0	2	0	2
Gene Lamont, L (7, 2)										0	0	0	0	0	0	0
Dan Meyer, L (1, 7) OBP: 0.304, SLG: 0.327	4-3			FC3-6 1B		F8		6-3		4	0	1	0	0	0	2
Ben Oglivie, L (1, 9) OBP: 0.167, SLG: 0.294		F7	FC3-6			FC3-6 1B		K		4	0	1	0	0	1	1
Tom Veryzer, R (1, 6) OBP: 0.236, SLG: 0.196		K			F7	FC3-6		F6		2	0	0	0	0	1	0
Gates Brown, L (6, PH)										1	0	0	0	0	0	2
Gene Michael, S (6, 6)										1	0	0	0	0	0	0
Aurelio Rodriguez, R (1, 5) OBP: 0.288, SLG: 0.362		F8			CS 1B	F5			6-3	4	0	1	0	0	0	2

AB	35
R	3
H	9
RBI	3
BB	4
SO	4
LOB	16

Inning Stats	1	2	3	4	5	6	7	8	9
	R: 2 E: 0 K: 2 S: 9	H: 2 LOB: 1 BB: 1 P: 13	R: 0 E: 0 K: 1 S: 5	H: 0 LOB: 0 BB: 0 P: 5	R: 0 E: 1 K: 0 S: 3	H: 0 LOB: 0 BB: 0 P: 3	R: 0 E: 0 K: 0 S: 4	H: 1 LOB: 1 BB: 0 P: 4	R: 1 E: 0 K: 0 S: 4	H: 2 LOB: 2 BB: 2 P: 12	R: 0 E: 0 K: 0 S: 4	H: 1 LOB: 2 BB: 1 P: 8	R: 0 E: 1 K: 0 S: 5	H: 2 LOB: 2 BB: 0 P: 5	R: 0 E: 0 K: 1 S: 5	H: 0 LOB: 0 BB: 0 P: 5	R: 0 E: 0 K: 0 S: 4	H: 1 LOB: 1 BB: 0 P: 4

1B: 7 2B: 0 3B: 1 HR: 1	SF: 0 SAC: 0 DP: 1 HBP: 0	WP: 0 PB: 0 SB: 1 CS: 1	PA: 39
---	---	---	---

PITCHER		IP	WLS	BF	H	R	ER	SO	BB	IBB	HBP	BLK	WP	HR	S	P	ERA	WHIP
Pete Broberg, R ERA: 2.11	(1, 1)	5.1	W	25	6	3	3	3	4	0	0	0	0	1	27	43	5.06	1.875
Jim Colborn, R ERA: 3.0	(6, 1)	3.2	S	14	3	0	0	1	0	0	0	0	0	0	16	16	0.00	0.818

PITCHER	IP	WLS	BF	H	R	ER	SO	BB	IBB	HBP	BLK	WP	HR	S	P	ERA	WHIP

Batter	1	2	3	4	5	6	7	8	9	AB	R	H	RBI	BB	SO	LOB
Don Money, R (1, 5) OBP: 0.214, SLG: 0.227	F8		FC5-4 1B		2B 1B		HR 1-2 3-H 1B	SF9 3-H		5	2	3	1	0	0	2
Kurt Bevacqua, R (8, PH) (9, 5)					F9					0	0	0	1	0	0	0
Robin Yount, R (1, 6) OBP: 0.385, SLG: 0.683	E5 G6-4-3		FC5-4 1B 1-2f 1B		F8 1-H 2B 2B	5-3	HR 1-H 2-H	E6 1-3 2-H		6	3	2	4	0	0	2
Sixto Lezcano, R (1, 9) OBP: 0.303, SLG: 0.383	G6-4-3 1-2f		1B 1-2 1B		4-3	F6	F4	F3		5	1	1	0	0	0	3
Gorman Thomas, R (8, PH) (9, 9)										1	0	0	0	0	0	2
George Scott, R (1, 3) OBP: 0.338, SLG: 0.431		BB 1B SF7 1B	1B 1-3 2-H 1B		F8 2-3	F9		F8		5	1	2	1	0	0	1
Tim Johnson, L (9, 3) OBP: 0.500, SLG: 0.500										0	0	0	0	0	0	0
Hank Aaron, R (1, 10) OBP: 0.348, SLG: 0.382		G5-3 BB 1-2 1B	1-2 3-H 1B		E 3-H 2B		SH1-3 E SF9 1B	B B B B HR BB		4	1	4	2	0	0	0
Bobby Mitchell, R (7, PR) OBP: 0.429, SLG: 0.455										0	2	0	0	1	0	0
Darrell Porter, L (1, 2) OBP: 0.386, SLG: 0.477		B B B B 1-2 2-3 BB	4-3		E4 2-H 3B		E1 SF9 SH1-3 1-2 1B	1-H HR		4	3	2	3	1	0	3
Mike Hegan, L (1, 7) OBP: 0.533, SLG: 0.444	SF7 3-H			G6-4-3 BB	S 3B BB		SH1-3 1-2 2-3	1B BB SF9 1B		0	1	0	1	2	0	0
Rob Ellis, R (6, 7) OBP: 0.333, SLG: 0.333										1	1	1	0	0	0	0
Pedro Garcia, R (1, 4) OBP: 0.293, SLG: 0.365	G5-3 2-3f			G6-4-3 1-2f	1-H 3B		SF9 2-3 3-H	B B B B 1B E 1-2 BB		3	1	1	2	1	0	3
Bob Coluccio, R (1, 8) OBP: 0.323, SLG: 0.283			F8	1-3	B B B B BB		B B B B 1B HR BB	E 1-2 2-3 1B		3	1	1	0	2	0	0
Inning Stats	R: 0 E: 1 K: 0 S: 3 H: 0 LOB: 0 BB: 0 P: 3	R: 1 E: 0 K: 0 S: 4 H: 2 LOB: 1 BB: 1 P: 8	R: 2 E: 0 K: 0 S: 7 H: 4 LOB: 2 BB: 0 P: 7	R: 0 E: 0 K: 0 S: 2 H: 0 LOB: 0 BB: 1 P: 6	R: 5 E: 1 K: 0 S: 8 H: 5 LOB: 2 BB: 2 P: 16	R: 0 E: 0 K: 0 S: 3 H: 0 LOB: 0 BB: 0 P: 3	R: 5 E: 1 K: 0 S: 7 H: 3 LOB: 1 BB: 1 P: 11	R: 4 E: 1 K: 0 S: 7 H: 3 LOB: 2 BB: 2 P: 15		1B: 11 2B: 2 3B: 2 HR: 2 SF: 3 SAC: 1 DP: 3 HBP: 0						

PITCHER		IP	WLS	BF	H	R	ER	SO	BB	IBB	HBP	BLK	WP	HR	S	P	ERA	WHIP
Vern Ruhle, R ERA: 3.22	(1, 1)	2.2		14	6	3	3	0	1	0	0	0	0	0	13	17	10.12	2.625
Ray Bare, R ERA: 9.82	(3, 1)	2.0	L	12	5	5	5	0	2	0	0	0	0	0	10	18	22.50	3.500
Tom Makowski, L ERA: 8.1	(5, 1)	3.1		22	6	9	3	0	4	0	0	0	0	2	18	34	8.10	3.000

PITCHER	IP	WLS	BF	H	R	ER	SO	BB	IBB	HBP	BLK	WP	HR	S	P	ERA	WHIP

BOTTOM

Detroit Tigers @ Milwaukee Brewers

Milwaukee County Stadium, Milwaukee, WI

Thu May 01 1975, 4:33 AM EDT

Att. 8,395 - Unknown

livebaseballscorecards.com

AB	37
R	17
H	17
RBI	15
BB	7
SO	0
LOB	16

WP: 0 PA: 48
PB: 0
SB: 1
CS: 0

Batter	1	2	3	4	5	6	7	8	9	AB	R	H	RBI	BB	SO	LOB
Roy White, S (1, 7) OBP: 0.470, SLG: 0.574	F9		1B 1-2 BB		K			G3 B2-3 1B		3	0	1	0	1	1	0
Elliott Maddox, R (1, 8) OBP: 0.435, SLG: 0.468	5-3		S 1-3 2-H 3-H 1B		4-3			B2-3 1-2		4	0	1	2	0	0	1
Bobby Bonds, R (1, 9) OBP: 0.326, SLG: 0.450	K		K 1-2			F9		G3 BB		3	0	0	0	1	2	2
Chris Chambliss, L (1, 3) OBP: 0.355, SLG: 0.439		G3	FC5-4 BB			6-3		G3 1-2 2-3		3	0	0	0	1	0	2
Thurman Munson, R (1, 2) OBP: 0.438, SLG: 0.520		G6-4-3 1B	FC5-4 1-2f			1B		IBB		3	0	2	0	1	0	3
Ed Herrmann, L (1, 10) OBP: 0.346, SLG: 0.520		G6-4-3 1-2f		F8		F9		K		4	0	0	0	0	1	5
Graig Nettles, L (1, 5) OBP: 0.302, SLG: 0.243			1B 1B 1B	G6-4-3 BB			4-3		4-3	3	1	1	0	1	0	0
Jim Mason, L (1, 6) OBP: 0.161, SLG: 0.169 Walt Williams, R (7, PH) OBP: 0.462, SLG: 0.692 Fred Stanley, R (7, 6) OBP: 0.125, SLG: 0.125 Alex Johnson, R (9, PH) OBP: 0.235, SLG: 0.258			K	G6-4-3 1-2f			K		K	2 1 0 1	0 0 0 0	0 0 0 0	0 0 0 0	0 1 0 1	1 0 0 0	2 0 0 0
Sandy Alomar Sr., S (1, 4) OBP: 0.222, SLG: 0.254 Ron Blomberg, L (9, PH) OBP: 0.326, SLG: 0.537			BB 1-3 1B		G3		F9		1-3	3 1	1 0	1 0	0 0	0 0	0 0	0 0
Inning Stats	R: 0 E: 0 K: 1 S: 5 H: 0 LOB: 0 BB: 0 P: 5	R: 0 E: 0 K: 0 S: 3 H: 1 LOB: 0 BB: 0 P: 3	R: 2 E: 0 K: 2 S: 10 H: 3 LOB: 3 BB: 2 P: 18	R: 0 E: 0 K: 0 S: 2 H: 0 LOB: 0 BB: 1 P: 6	R: 0 E: 0 K: 1 S: 5 H: 0 LOB: 0 BB: 0 P: 5	R: 0 E: 0 K: 0 S: 4 H: 1 LOB: 1 BB: 0 P: 4	R: 0 E: 0 K: 1 S: 5 H: 0 LOB: 0 BB: 0 P: 5	R: 0 E: 0 K: 1 S: 6 H: 1 LOB: 3 BB: 2 P: 14	R: 0 E: 0 K: 1 S: 5 H: 0 LOB: 0 BB: 0 P: 5	1B: 6 2B: 0 3B: 0 HR: 0 SF: 0 SAC: 0 DP: 2 HBP: 0						

PITCHER	IP	WLS	BF	H	R	ER	SO	BB	IBB	HBP	BLK	WP	HR	S	P	ERA	WHIP
Bill Champion, R (1, 1) ERA: 2.98	9.0	W	36	6	2	2	7	4	1	0	0	0	0	45	65	2.00	1.111

PITCHER	IP	WLS	BF	H	R	ER	SO	BB	IBB	HBP	BLK	WP	HR	S	P	ERA	WHIP

TOP

New York Yankees @ Milwaukee Brewers

Milwaukee County Stadium, Milwaukee, WI

Fri May 02 1975, 8:05 PM EDT

Att. 14,838 - Unknown

livebaseballscorecards.com

AB	31
R	2
H	6
RBI	2
BB	5
SO	7
LOB	15

WP: 0 PA: 36
PB: 0
SB: 1
CS: 0

Batter	1	2	3	4	5	6	7	8	9	AB	R	H	RBI	BB	SO	LOB
Don Money, R (1, 5) OBP: 0.243, SLG: 0.300	4-3		SH3-4 1-2 2B 1B		HR		1B			4	2	3	1	0	0	0
Robin Yount, R (1, 6) OBP: 0.382, SLG: 0.682	2B		SH3-4 1-2 2-3		G3		6-3			3	0	1	0	0	0	1
Sixto Lezcano, R (1, 9) OBP: 0.286, SLG: 0.365	1-3		SF9 3-H		6-3			4-3		3	0	0	1	0	0	1
George Scott, R (1, 3) OBP: 0.347, SLG: 0.441	BB FC6-4		2B 2-H		6-3			K S S S		3	0	1	1	1	1	0
Hank Aaron, R (1, 10) OBP: 0.329, SLG: 0.356	FC6-4 1-2f		1-3			F8		F5		4	0	0	0	0	0	3
Darrell Porter, L (1, 2) OBP: 0.367, SLG: 0.447		F3		G3		4-3				3	0	0	0	0	0	0
Mike Hegan, L (1, 7) OBP: 0.500, SLG: 0.667		4-3		HR		4-3				3	1	1	1	0	0	0
Gorman Thomas, R (7, 7)										0	0	0	0	0	0	0
Pedro Garcia, R (1, 4) OBP: 0.279, SLG: 0.345		K S S S		K S S S			5-3			3	0	0	0	0	2	0
Bob Coluccio, R (1, 8) OBP: 0.324, SLG: 0.286			SH3-4 SF9 1B 1B	3-1			F8			3	1	1	0	0	0	0
Inning Stats	R: 0 E: 0 K: 0 S: 4 H: 1 LOB: 2 BB: 1 P: 8	R: 0 E: 0 K: 1 S: 5 H: 0 LOB: 0 BB: 0 P: 5	R: 2 E: 0 K: 0 S: 6 H: 3 LOB: 1 BB: 0 P: 6	R: 1 E: 0 K: 1 S: 6 H: 1 LOB: 0 BB: 0 P: 6	R: 1 E: 0 K: 0 S: 4 H: 1 LOB: 0 BB: 0 P: 4	R: 0 E: 0 K: 0 S: 3 H: 0 LOB: 0 BB: 0 P: 3	R: 0 E: 0 K: 0 S: 4 H: 1 LOB: 1 BB: 0 P: 4	R: 0 E: 0 K: 1 S: 5 H: 0 LOB: 0 BB: 0 P: 5		1B: 3 2B: 2 3B: 0 HR: 2 SF: 1 SAC: 1 DP: 0 HBP: 0						

PITCHER	IP	WLS	BF	H	R	ER	SO	BB	IBB	HBP	BLK	WP	HR	S	P	ERA	WHIP
Doc Medich, R (1, 1) ERA: 3.06	8.0	L	32	7	4	4	3	1	0	0	0	0	2	37	41	4.50	1.000

PITCHER	IP	WLS	BF	H	R	ER	SO	BB	IBB	HBP	BLK	WP	HR	S	P	ERA	WHIP

BOTTOM

New York Yankees @ Milwaukee Brewers

Milwaukee County Stadium, Milwaukee, WI

Fri May 02 1975, 8:05 PM EDT

Att. 14,838 - Unknown

livebaseballscorecards.com

AB	29
R	4
H	7
RBI	4
BB	1
SO	3
LOB	5

Batter	1	2	3	4	5	6	7	8	9	AB	R	H	RBI	BB	SO	LOB
Roy White, S (1, 7) OBP: 0.465, SLG: 0.544	B B B B 4-0 1B 4-3 BB		x 0-0 ① 4-3	x 0-0 ② ③ F8 1-2		B B B B 4-0 CS 1-2 BB			x 0-0 ② FC4-6 1-2f	3	1	0	0	2	0	2
Elliott Maddox, R (1, 8) OBP: 0.433, SLG: 0.464	x 0-0 4-3 S 1-3 1B		x 0-0 E4 CS		x 0-0 ① F8	0-0 ③ CS 1-2	x 0-0 G6-4-3 1B		x 0-0 ③ F9	5	0	2	0	0	0	1
Bobby Bonds, R (1, 9) OBP: 0.333, SLG: 0.439	S S S 0-3 ① K 1-2		B B B B 4-0 ② 1B 1B 1-2 BB		B B B B 4-0 1B FC6-4 BB		x 0-0 ① ② G6-4-3 1-2f			2	2	0	0	2	1	3
Chris Chambliss, L (1, 3) OBP: 0.364, SLG: 0.443	x 0-0 ② 4-3 2-3 3-H		x 0-0 BB 1B 1-3 1B		x 0-0 FC6-4 1-3 1B		x 0-0 ③ 3-1			4	0	2	1	0	0	1
Thurman Munson, R (1, 2) OBP: 0.429, SLG: 0.506	x 0-0 ③ 4-3		x 0-0 BB 1-2 3-H 1B		x 0-0 ② FC6-4 1-2f 3-H			x 0-0 ① F7		4	0	1	2	0	0	2
Ed Herrmann, L (1, 10) OBP: 0.367, SLG: 0.481		B B B B 4-0 6-3 BB	B B B B 4-0 1-2 2-3 BB		x 0-0 ③ F8			x 0-0 ② 4-3		2	0	0	0	2	0	1
Graig Nettles, L (1, 5) OBP: 0.289, SLG: 0.231		S S S 0-3 ① K	x 0-0 ③ 4-3			x 0-0 ① 3-1		x 0-0 ③ 4-3		4	0	0	0	0	1	4
Jim Mason, L (1, 6) OBP: 0.154, SLG: 0.161 Ron Blomberg, L (9, PH) OBP: 0.340, SLG: 0.548		x 0-0 ② 6-3 1-2		x 0-0 ① 3-1		x 0-0 E6 FC1-6			x 0-0 FC3-6 1B	3 1	0 0	0 1	0 0	0 0	0 0	1 0
Sandy Alomar Sr., S (1, 4) OBP: 0.224, SLG: 0.253		x 0-0 ③ L4		x 0-0 CS 1B		x 0-0 ② FC1-6 BB 1-2f			x 0-0 ① FC3-6 FC4-6 1-2f	4	0	1	0	0	0	3
Inning Stats	R: 1 E: 0 K: 1 S: 6 H: 1 LOB: 1 BB: 1 P: 10	R: 0 E: 0 K: 1 S: 5 H: 0 LOB: 1 BB: 1 P: 9	R: 1 E: 1 K: 0 S: 5 H: 2 LOB: 3 BB: 2 P: 13	R: 0 E: 0 K: 0 S: 3 H: 1 LOB: 0 BB: 0 P: 3	R: 1 E: 0 K: 0 S: 4 H: 1 LOB: 1 BB: 1 P: 8	R: 0 E: 1 K: 0 S: 3 H: 0 LOB: 1 BB: 1 P: 7	R: 0 E: 0 K: 0 S: 3 H: 1 LOB: 0 BB: 0 P: 3	R: 0 E: 0 K: 0 S: 3 H: 0 LOB: 0 BB: 0 P: 3	R: 0 E: 0 K: 0 S: 4 H: 1 LOB: 1 BB: 0 P: 4	1B: 7 2B: 0 3B: 0 HR: 0 SF: 0 SAC: 0 DP: 1 HBP: 0						

PITCHER	IP	WLS	BF	H	R	ER	SO	BB	IBB	HBP	BLK	WP	HR	S	P	ERA	WHIP
Ed Sprague, R (1, 1) ERA: 5.68	4.1		22	5	3	3	2	5	0	0	0	0	0	21	41	6.23	2.308
Jim Colborn, R (5, 1) ERA: 2.08	2.2		9	1	0	0	0	1	0	0	0	0	0	8	12	0.00	0.750
Tom Murphy, R (8, 1) ERA: 1.46	2.0	W	7	1	0	0	0	0	0	0	0	0	0	7	7	0.00	0.500

PITCHER	IP	WLS	BF	H	R	ER	SO	BB	IBB	HBP	BLK	WP	HR	S	P	ERA	WHIP

TOP

New York Yankees @ Milwaukee Brewers

Milwaukee County Stadium, Milwaukee, WI

Sat May 03 1975, 4:33 AM EDT
Att. 9,454 - Overcast

livebaseballscorecards.com

AB	32
R	3
H	7
RBI	3
BB	6
SO	2
LOB	18

Batter	1	2	3	4	5	6	7	8	9	AB	R	H	RBI	BB	SO	LOB
Don Money, R (1, 5) OBP: 0.266, SLG: 0.311	BBBB 4-0 SH3-1 1B 6-3 BB	x 0-0 1B 2-H 1B		x 0-0 ② 6-3		x 0-0 ②③ 8-2 3-Hf		x 0-0 E1 3-H 1B		4	1	2	2	1	0	2
Robin Yount, R (1, 6) OBP: 0.425, SLG: 0.691	x 0-0 E SH3-1 E 1-2 1B	x 0-0 1-3 1B		4-0 FC5-4 IBB			BBBB 4-0 BB SH1-4 FC3-2 BB	4-0 FC5-4 IBB		2	1	2	0	3	0	0
Sixto Lezcano, R (1, 9) OBP: 0.274, SLG: 0.348	x 0-0 ① SH3-1 1-2 2-3	SSS 0-3 ③ K2-3		x 0-0 ③ FC5-4 1-2f			x 0-0 ① SH1-4 1-2	x 0-0 ② F8		3	0	0	0	0	1	6
George Scott, R (1, 3) OBP: 0.338, SLG: 0.417	x 0-0 ② 6-3 3-H		x 0-0 ① 5-3		x 0-0 ① L5		BBBB 4-0 FC3-2 BB BB	x 0-0 ③ FC5-4 1-2f		4	0	0	1	1	0	3
Hank Aaron, R (1, 10) OBP: 0.351, SLG: 0.350	BBBB 4-0 2-H BB		x 0-0 ② F3		BBBB 4-0 BB BB		BBBB 4-0 FC3-2 1-2 2-3 BB			1	0	0	0	3	0	0
Darrell Porter, L (1, 2) OBP: 0.375, SLG: 0.440	SSS 0-3 ③ K		x 0-0 FC6-4 1B		BBBB 4-0 G6-4-3 1-2 BB		x 0-0 ② FC3-2 1-2 2-3 3-Hf			3	0	1	0	1	1	4
Rob Ellis, R (1, 7) OBP: 0.286, SLG: 0.286		x 0-0 SH1-4 1B 1B	x 0-0 ③ FC6-4 1-2f		x 0-0 ②③ G6-4-3 1-2f		x 0-0 ③ F8			4	1	1	0	0	0	6
Pedro Garcia, R (1, 4) OBP: 0.297, SLG: 0.368		x 0-0 ① SH1-4 1-2		BBBB 4-0 SH1-4 BB		x 0-0 E5 SH1-3 8-2		x 0-0 SH1-4 E 2B		2	1	1	0	1	0	0
Bob Coluccio, R (1, 8) OBP: 0.319, SLG: 0.281		SSS 0-3 ② K		x 0-0 ① SH1-4 1-2		x 0-0 ① SH1-3 2-3		x 0-0 ① SH1-4 2-3		1	0	0	0	0	1	1
Inning Stats	R: 2 H: 1 E: 1 LOB: 1 K: 1 BB: 2 S: 6 P: 14	R: 1 H: 3 E: 0 LOB: 2 K: 2 BB: 0 S: 10 P: 10	R: 0 H: 1 E: 0 LOB: 1 K: 0 BB: 0 S: 4 P: 4	R: 0 H: 0 E: 0 LOB: 2 K: 0 BB: 2 S: 3 P: 11	R: 0 H: 0 E: 0 LOB: 1 K: 0 BB: 2 S: 2 P: 10	R: 0 H: 0 E: 1 LOB: 0 K: 0 BB: 0 S: 3 P: 3	R: 0 H: 0 E: 0 LOB: 3 K: 0 BB: 3 S: 3 P: 15	R: 1 H: 2 E: 1 LOB: 2 K: 0 BB: 1 S: 5 P: 9		1B: 6 SF: 0 2B: 2 SAC: 6 3B: 0 DP: 2 HR: 0 HBP: 0				WP: 0 PA: 40 PB: 0 SB: 0 CS: 0		

PITCHER		IP	WLS	BF	H	R	ER	SO	BB	IBB	HBP	BLK	WP	HR	S	P	ERA	WHIP
Rudy May, L ERA: 2.51	(1, 1)	5.1		27	5	3	2	3	5	1	0	0	0	0	27	51	3.38	1.875
Dick Tidrow, R ERA: 6.48	(6, 1)	1.0		5	0	0	0	0	3	0	0	0	0	0	2	14	0.00	3.000
Sparky Lyle, L ERA: 4.32	(7, 1)	1.2	L	8	2	1	1	0	0	1	0	0	0	0	7	11	5.40	1.200

PITCHER	IP	WLS	BF	H	R	ER	SO	BB	IBB	HBP	BLK	WP	HR	S	P	ERA	WHIP

BOTTOM

New York Yankees @ Milwaukee Brewers

Milwaukee County Stadium, Milwaukee, WI

Sat May 03 1975, 4:33 AM EDT

Att. 9,454 - Overcast

livebaseballscorecards.com

AB	24
R	4
H	7
RBI	3
BB	10
SO	3
LOB	22

Batter	1	2	3	4	5	6	7	8	9	AB	R	H	RBI	BB	SO	LOB
Roy White, S (1, 7) OBP: 0.474, SLG: 0.541	E6		CS 1B		1B	K		FC5-4 BB		4	0	2	0	1	1	1
Elliott Maddox, R (1, 8) OBP: 0.431, SLG: 0.461	BB 1B		6-3		1B		K	FC5-4 FC4-6		5	0	2	1	0	1	3
Bobby Bonds, R (1, 9) OBP: 0.337, SLG: 0.424	G4-6-3 BB			F7	6-3		1B BB	K		3	0	0	0	2	1	4
Chris Chambliss, L (1, 3) OBP: 0.352, SLG: 0.424	F7			1B FC3-2		5-3	F9	FC4-6		5	0	1	0	0	0	6
Thurman Munson, R (1, 2) OBP: 0.443, SLG: 0.518	G4-6-3			FC3-2		BB HR	1B		1B	4	1	3	0	0	0	3
Rick Dempsey, R (7, 2) OBP: 1.000, SLG: 1.000										1	0	1	0	0	0	0
Ron Blomberg, L (1, 10) OBP: 0.346, SLG: 0.522		K		FC3-2		BB HR	1B		F9	4	1	1	0	1	1	3
Graig Nettles, L (1, 5) OBP: 0.295, SLG: 0.277		G4-6-3 1B		K		HR	F9		K	5	1	2	3	0	2	6
Jim Mason, L (1, 6) OBP: 0.147, SLG: 0.154		G4-6-3			K	K		BB FC5-4 1B	K	3	0	0	0	0	2	1
Walt Williams, R (8, PH) OBP: 0.500, SLG: 0.714										1	1	1	0	0	0	0
Eddie Leon, R (8, 6)										0	0	0	0	0	0	0
Ed Herrmann, L (9, PH) OBP: 0.355, SLG: 0.464										1	0	0	0	0	1	1
Sandy Alomar Sr., S (1, 4) OBP: 0.238, SLG: 0.247			4-3		3-4	BB		FC5-4 BB		2	0	0	0	2	0	0
Inning Stats	R: 0 E: 1 K: 0 S: 4 H: 1 LOB: 2 BB: 1 P: 8	R: 0 E: 0 K: 1 S: 5 H: 1 LOB: 0 BB: 0 P: 5	R: 0 E: 0 K: 0 S: 3 H: 1 LOB: 0 BB: 0 P: 3	R: 0 E: 0 K: 1 S: 7 H: 2 LOB: 2 BB: 0 P: 7	R: 0 E: 0 K: 1 S: 7 H: 2 LOB: 2 BB: 0 P: 7	R: 3 E: 0 K: 2 S: 9 H: 2 LOB: 1 BB: 2 P: 17	R: 0 E: 0 K: 1 S: 7 H: 2 LOB: 3 BB: 1 P: 11	R: 1 E: 0 K: 1 S: 6 H: 1 LOB: 2 BB: 2 P: 14	R: 0 E: 0 K: 2 S: 8 H: 1 LOB: 1 BB: 0 P: 8	1B: 12 2B: 0 3B: 0 HR: 1 SF: 0 SAC: 0 DP: 2 HBP: 0	WP: 0 PB: 0 SB: 0 CS: 1 PA: 44					

PITCHER		IP	WLS	BF	H	R	ER	SO	BB	IBB	HBP	BLK	WP	HR	S	P	ERA	WHIP
Jim Slaton, R ERA: 5.18	(1, 1)	6.2	W	33	11	3	3	6	4	0	0	0	0	1	41	57	4.05	2.250
Eduardo Rodriguez, R ERA: 2.0	(7, 1)	2.1		11	2	1	1	3	2	0	0	0	0	0	15	23	3.86	1.714

PITCHER	IP	WLS	BF	H	R	ER	SO	BB	IBB	HBP	BLK	WP	HR	S	P	ERA	WHIP

TOP

New York Yankees @ Milwaukee Brewers

Milwaukee County Stadium, Milwaukee, WI

Sun May 04 1975, 4:33 AM EDT

Att. 34,608 - Sunny

livebaseballscorecards.com

AB	38
R	4
H	13
RBI	4
BB	6
SO	9
LOB	28

Batter	1	2	3	4	5	6	7	8	9	AB	R	H	RBI	BB	SO	LOB
Don Money, R (1, 5) OBP: 0.262, SLG: 0.304	FC6-4 1B		E6 CS	F8	FC5-4 1-2f		F8			5	0	1	0	0	0	3
Robin Yount, R (1, 6) OBP: 0.410, SLG: 0.658	FC6-4 1B 1-2f		6-3 1-2		1B 1B	1-3	E5 1B 1-2			5	1	1	0	0	0	3
Sixto Lezcano, R (1, 9) OBP: 0.308, SLG: 0.394	1-3 1B			K	1-3 1-3 1B	1B SF7 2B	1-2 2-H 1B			5	2	4	1	0	1	0
George Scott, R (1, 3) OBP: 0.353, SLG: 0.429 Tim Johnson, L (8, 3) OBP: 0.500, SLG: 0.500	K			S 1B 1B	1B 1-3 1-2 3-H 1B 1B	BB 2-3 1B	F4			5 0	2 0	3 0	1 0	0 0	1 0	4 0
Hank Aaron, R (1, 10) OBP: 0.359, SLG: 0.349 Bobby Mitchell, R (6, PR) OBP: 0.400, SLG: 0.417	K			2B 1-H 1B	1-3 1-2 2-3	BB 1-2		F9		3 1	1 0	1 0	1 0	1 0	1 0	4 0
Darrell Porter, L (1, 2) OBP: 0.362, SLG: 0.444 Charlie Moore, R (9, 2) OBP: 0.300, SLG: 0.444		G3		1-3 1B 2B	K	SF7 3-H		F2		4 0	1 0	1 0	1 0	0 0	1 0	2 0
Mike Hegan, L (1, 7) OBP: 0.500, SLG: 0.643 Gorman Thomas, R (5, 7) OBP: 0.273, SLG: 0.111		B1-3		2-H 3-H 2B 1B	1B 2-3 3-H 1B	K		BB		2 2	1 1	1 1	2 1	0 1	0 1	0 2
Pedro Garcia, R (1, 4) OBP: 0.304, SLG: 0.387		F7		1-H 2B	1B 1-2 3-H 1B		5-3	K		5	1	2	2	0	1	1
Bob Coluccio, R (1, 8) OBP: 0.329, SLG: 0.283			F9		FC5-4 1-H 2-H 1B		E 1B HBP			3	1	1	2	0	0	1
Inning Stats	R: 0 E: 0 K: 2 S: 9 H: 2 LOB: 2 BB: 0 P: 9	R: 0 E: 0 K: 0 S: 3 H: 0 LOB: 0 BB: 0 P: 3	R: 0 E: 1 K: 0 S: 3 H: 0 LOB: 0 BB: 0 P: 3	R: 4 E: 0 K: 1 S: 10 H: 5 LOB: 1 BB: 0 P: 10	R: 5 E: 0 K: 1 S: 11 H: 6 LOB: 1 BB: 0 P: 11	R: 1 E: 0 K: 1 S: 7 H: 2 LOB: 2 BB: 1 P: 11	R: 1 E: 1 K: 0 S: 5 H: 1 LOB: 2 BB: 0 P: 6	R: 0 E: 0 K: 1 S: 5 H: 0 LOB: 1 BB: 1 P: 9		1B: 13 2B: 3 3B: 0 HR: 0 SF: 1 SAC: 0 DP: 0 HBP: 1						

PITCHER		IP	WLS	BF	H	R	ER	SO	BB	IBB	HBP	BLK	WP	HR	S	P	ERA	WHIP
Pat Dobson, R ERA: 3.35	(1, 1)	3.1	L	17	7	4	4	3	0	0	0	0	0	0	23	23	10.80	2.100
Mike Wallace, L ERA: 14.54	(4, 1)	1.1		9	5	5	5	1	0	0	0	0	0	0	11	11	33.75	3.750
Larry Gura, L ERA: 2.65	(5, 1)	2.1		14	4	2	1	1	1	0	1	0	0	0	14	19	3.86	2.143
Sparky Lyle, L ERA: 3.86	(8, 1)	1.0		4	0	0	0	1	1	0	0	0	0	0	5	9	0.00	1.000

PITCHER	IP	WLS	BF	H	R	ER	SO	BB	IBB	HBP	BLK	WP	HR	S	P	ERA	WHIP

BOTTOM

New York Yankees @ Milwaukee Brewers

Milwaukee County Stadium, Milwaukee, WI

Sun May 04 1975, 4:33 AM EDT
Att. 34,608 - Sunny

livebaseballscorecards.com

AB	40
R	11
H	16
RBI	11
BB	2
SO	6
LOB	20

Batter	1	2	3	4	5	6	7	8	9	AB	R	H	RBI	BB	SO	LOB
Don Money, R (1, 5) OBP: 0.250, SLG: 0.289	F7		F6		F9			F4		4	0	0	0	0	0	1
Robin Yount, R (1, 6) OBP: 0.402, SLG: 0.632	FC6-4, HBP		F4			F8		6-3		3	0	0	0	0	0	0
Sixto Lezcano, R (1, 9) OBP: 0.293, SLG: 0.373	FC6-4, HR, 1-2f		K			K			F9	4	1	0	0	0	2	1
George Scott, R (1, 3) OBP: 0.360, SLG: 0.463	HR, 1-H			6-3		BB			F8	3	1	1	2	1	0	0
Hank Aaron, R (1, 10) OBP: 0.354, SLG: 0.333	5-3			L8		F6			WP, BB	3	0	0	0	1	0	1
Darrell Porter, L (1, 2) OBP: 0.356, SLG: 0.421		CS, BB		L3			K		K, 1-2	3	0	0	0	1	2	1
Mike Hegan, L (1, 7) OBP: 0.478, SLG: 0.563		K, 1-2			SH1-4, BB		F8			2	0	0	0	1	1	1
Pedro Garcia, R (1, 4) OBP: 0.296, SLG: 0.375		E6			SH1-4, 1-2		6-3			2	0	0	0	0	0	0
Bob Coluccio, R (1, 8) OBP: 0.320, SLG: 0.274		K			K			K		2	0	0	0	0	2	2
Tim Johnson, L (8, PH) OBP: 0.400, SLG: 0.400										1	0	0	0	0	1	0
Gorman Thomas, R (8, 8) OBP: 0.273, SLG: 0.111										0	0	0	0	0	0	0
Inning Stats	R: 2, E: 0, K: 0, S: 4, H: 1, LOB: 0, BB: 0, P: 5	R: 0, E: 1, K: 2, S: 7, H: 0, LOB: 1, BB: 1, P: 11	R: 0, E: 0, K: 1, S: 5, H: 0, LOB: 0, BB: 0, P: 5	R: 0, E: 0, K: 0, S: 3, H: 0, LOB: 0, BB: 0, P: 3	R: 0, E: 0, K: 1, S: 5, H: 0, LOB: 1, BB: 1, P: 9	R: 0, E: 0, K: 1, S: 5, H: 0, LOB: 1, BB: 1, P: 9	R: 0, E: 0, K: 1, S: 5, H: 0, LOB: 0, BB: 0, P: 5	R: 0, E: 0, K: 1, S: 5, H: 0, LOB: 0, BB: 0, P: 5	R: 0, E: 0, K: 1, S: 5, H: 0, LOB: 1, BB: 1, P: 9	1B: 0, 2B: 0, 3B: 0, HR: 1	SF: 0, SAC: 1, DP: 0, HBP: 1					

PITCHER	IP	WLS	BF	H	R	ER	SO	BB	IBB	HBP	BLK	WP	HR	S	P	ERA	WHIP
Joe Coleman, R (1, 1) ERA: 5.74	9.0	W	33	1	2	2	8	4	0	1	0	1	1	44	61	2.00	0.556

PITCHER	IP	WLS	BF	H	R	ER	SO	BB	IBB	HBP	BLK	WP	HR	S	P	ERA	WHIP

TOP

Milwaukee Brewers @ Detroit Tigers

Tiger Stadium, Detroit, MI

Tue May 06 1975, 7:05 PM EDT

Att. 11,035 - Unknown

livebaseballscorecards.com

AB	27
R	2
H	1
RBI	2
BB	4
SO	8
LOB	7

WP: 1 PB: 0 SB: 0 CS: 1 PA: 33

Batter	1	2	3	4	5	6	7	8	9	AB	R	H	RBI	BB	SO	LOB
Ron LeFlore, R (1, 8) OBP: 0.338, SLG: 0.486	F9 ①		G1-4-3 1B 1-2		BB FC4-2 1B 1-3 2-H 3-H		BBBB S 1B BB 4-0			3	1	2	2	1	0	0
Gary Sutherland, R (1, 4) OBP: 0.346, SLG: 0.370	6-3 ②		G1-4-3 ② ③ 1-2f		FC4-2 BB ① 1-2 3-H		G5-4-3 1B 1-H			4	0	1	1	0	0	4
Willie Horton, R (1, 10) OBP: 0.291, SLG: 0.500	SSS K ③ 0-3			1-3 ① BBBB	BB 4-0 1-2 2-3		G5-4-3 ② ③ 1-2f			3	0	0	0	1	1	1
Nate Colbert, R (1, 3) OBP: 0.213, SLG: 0.235		1B		SSS K ② 0-3	SSS K ② 0-3			F5 ①		4	0	1	0	0	2	3
Bill Freehan, R (1, 2) OBP: 0.229, SLG: 0.313		F8 ①		HR	F8 ③			6-3 ②		4	1	1	1	0	0	4
Dan Meyer, L (1, 7) OBP: 0.266, SLG: 0.283		F5 ②		F7 ③		F6 ①		4-3 ③		4	0	0	0	0	0	1
Leon Roberts, R (1, 9) OBP: 0.414, SLG: 0.655		F9 ③			BB BB 1B 0-0	SSS K ② 0-3				3	1	1	0	0	1	1
Aurelio Rodriguez, R (1, 5) OBP: 0.288, SLG: 0.327			F4 ①		BBBB BB 1B BB 4-0 1-2	1-3 ③				2	1	0	0	1	0	0
Tom Veryzer, R (1, 6) OBP: 0.279, SLG: 0.232			1B 1B		BBBB 1B FC4-2 BB 4-0 1-2 2-3		5-3 ①			2	0	1	0	1	0	0
Inning Stats	R: 0 H: 0 E: 0 LOB: 0 K: 1 BB: 0 S: 5 P: 5	R: 0 H: 1 E: 0 LOB: 1 K: 0 BB: 0 S: 4 P: 4	R: 0 H: 2 E: 0 LOB: 1 K: 0 BB: 0 S: 4 P: 4	R: 1 H: 1 E: 0 LOB: 0 K: 1 BB: 0 S: 6 P: 6	R: 2 H: 2 E: 0 LOB: 3 K: 1 BB: 3 S: 7 P: 19	R: 0 H: 0 E: 0 LOB: 0 K: 1 BB: 0 S: 5 P: 5	R: 1 H: 1 E: 0 LOB: 0 K: 0 BB: 1 S: 3 P: 7	R: 0 H: 0 E: 0 LOB: 0 K: 0 BB: 0 S: 3 P: 3		1B: 6 SF: 0 2B: 0 SAC: 0 3B: 0 DP: 2 HR: 1 HBP: 0						

PITCHER		IP	WLS	BF	H	R	ER	SO	BB	IBB	HBP	BLK	WP	HR	S	P	ERA	WHIP
Pete Broberg, R ERA: 2.51	(1, 1)	4.0	L	19	6	3	3	2	2	0	0	0	0	1	21	29	6.75	2.000
Jim Colborn, R ERA: 2.13	(5, 1)	4.0		14	1	1	1	2	2	0	0	0	0	0	16	24	2.25	0.750

PITCHER	IP	WLS	BF	H	R	ER	SO	BB	IBB	HBP	BLK	WP	HR	S	P	ERA	WHIP

Milwaukee Brewers @ Detroit Tigers

Tiger Stadium, Detroit, MI

Tue May 06 1975, 7:05 PM EDT

Att. 11,035 - Unknown

livebaseballscorecards.com

AB	29
R	4
H	7
RBI	4
BB	4
SO	4
LOB	14

Batter	1	2	3	4	5	6	7	8	9	AB	R	H	RBI	BB	SO	LOB
Don Money, R (1, 5) OBP: 0.247, SLG: 0.276	4-3		5-3		6-3		BB, S, 2B	FC5, 2-3f		4	1	0	0	1	0	2
Robin Yount, R (1, 6) OBP: 0.425, SLG: 0.638	1B			2B, 1B	F3		IBB, 1-2, 2B		SH3-4, 1B	4	2	3	0	1	0	0
Bobby Mitchell, R (1, 7) OBP: 0.421, SLG: 0.500 Bob Coluccio, R (8, 8) OBP: 0.320, SLG: 0.274	F8			HR, 1-H, 2B		FC5-4, 1B	K		SH3-4, 1-2	4 0	1 0	2 0	1 0	0 0	1 0	4 0
George Scott, R (1, 3) OBP: 0.351, SLG: 0.459	K			6-3		FC5-4, 1B, 1-2f	2B, 1-H, 2-H, 3-H		F8	5	0	1	3	0	1	4
Hank Aaron, R (1, 10) OBP: 0.345, SLG: 0.314		F5		HR, BB		F7	5-3		F6	4	1	0	0	1	0	3
Sixto Lezcano, R (1, 9) OBP: 0.314, SLG: 0.430		CS, 1B		HR, 1-H, 2-H		1B, 1-2		E6, FC5, SH1-3		4	1	3	3	0	0	0
Pedro Garcia, R (1, 4) OBP: 0.284, SLG: 0.358		F3, 1-2		K		K		SH1-3, 1-2		3	0	0	0	0	2	3
Darrell Porter, L (1, 2) OBP: 0.364, SLG: 0.450		F4	F5				2B, 3B	IBB		3	1	1	0	1	0	0
Gorman Thomas, R (1, 8) OBP: 0.214, SLG: 0.083 Mike Hegan, L (8, PH) OBP: 0.458, SLG: 0.529 Rob Ellis, R (8, 7) OBP: 0.286, SLG: 0.286		K			6-3		F5	F7		3 1 0	0 0 0	0 0 0	0 0 0	1 0 0	1 0 0	1 2 0
Inning Stats	R: 0 E: 0 K: 1 S: 6 H: 1 LOB: 1 BB: 0 P: 6	R: 0 E: 0 K: 0 S: 3 H: 1 LOB: 0 BB: 0 P: 3	R: 0 E: 0 K: 1 S: 5 H: 0 LOB: 0 BB: 0 P: 5	R: 4 E: 0 K: 1 S: 8 H: 3 LOB: 0 BB: 1 P: 12	R: 0 E: 0 K: 0 S: 3 H: 0 LOB: 0 BB: 0 P: 3	R: 0 E: 0 K: 1 S: 7 H: 2 LOB: 2 BB: 0 P: 7	R: 3 E: 0 K: 1 S: 7 H: 2 LOB: 1 BB: 2 P: 15	R: 0 E: 1 K: 0 S: 4 H: 0 LOB: 2 BB: 1 P: 8	R: 0 E: 0 K: 0 S: 4 H: 1 LOB: 1 BB: 0 P: 4	1B: 6 2B: 2 3B: 1 HR: 1 SF: 0 SAC: 2 DP: 0 HBP: 0						

PITCHER	IP	WLS	BF	H	R	ER	SO	BB	IBB	HBP	BLK	WP	HR	S	P	ERA	WHIP
Mickey Lolich, L (1, 1) ERA: 2.79	6.2	L	31	9	7	7	5	2	1	0	0	0	1	38	50	9.45	1.650
Tom Walker, R (7, 1) ERA: 2.12	2.1		10	1	0	0	0	0	1	0	0	0	0	9	13	0.00	0.429

PITCHER	IP	WLS	BF	H	R	ER	SO	BB	IBB	HBP	BLK	WP	HR	S	P	ERA	WHIP

Milwaukee Brewers @ Detroit Tigers

Tiger Stadium, Detroit, MI

Wed May 07 1975, 7:05 PM EDT

Att. 13,610 - Unknown

TOP

AB	35
R	7
H	10
RBI	7
BB	4
SO	5
LOB	19

WP: 0	PB: 0	SB: 1	CS: 1	PA: 41		

livebaseballscorecards.com

Milwaukee Brewers @ Detroit Tigers

Tiger Stadium, Detroit, MI

Wed May 07 1975, 7:05 PM EDT

Att. 13,610 - Unknown

livebaseballscorecards.com

BOTTOM

Batter	1	2	3	4	5	6	7	8	9	AB	R	H	RBI	BB	SO	LOB
Ron LeFlore, R (1, 8) OBP: 0.329, SLG: 0.468	0-0 E SF9 1B		0-0 4-3 ①	0-0 5-3 ③			0-3 K ①		0-0 6-3 ③	5	1	1	0	0	1	1
Gary Sutherland, R (1, 4) OBP: 0.329, SLG: 0.355	0-0 SF9 ① 1-H		0-0 F8 ②		0-0 E1 WP		0-0 F8 ②			3	0	0	1	0	0	0
Willie Horton, R (1, 10) OBP: 0.289, SLG: 0.487	0-0 5-3 ②		0-0 5-3 ③		0-0 FC4-6 1B 1-2		0-0 F7 ③			4	0	1	0	0	0	0
Bill Freehan, R (1, 2) OBP: 0.243, SLG: 0.313	BBBB 4-0 1B BB			0-0 1B 1B 1B	0-3 K ①			0-0 F3 ①		3	1	1	0	1	1	2
Ben Oglivie, L (1, 3) OBP: 0.227, SLG: 0.333	0-0 1B 1-2			0-0 1B WP 1B 1-3	0-3 K ②			0-0 F9 ②		4	1	2	0	0	1	2
Dan Meyer, L (1, 7) OBP: 0.265, SLG: 0.281	0-3 K ③			0-0 WP BB 4-3 1B 1-3 3-H	0-0 FC4-6 ③ 1-2f			0-0 6-3 ③		4	1	1	1	0	1	4
Leon Roberts, R (1, 9) OBP: 0.424, SLG: 0.719		0-0 F8 ①		BBBB 4-0 4-3 WP BB 1-2		0-0 1-3 ①			0-0 HR	3	1	1	1	1	0	0
Aurelio Rodriguez, R (1, 5) OBP: 0.274, SLG: 0.309 John Knox, L (9, PH)		0-0 F7 ②		SSS 0-3 K ① 1-2 2-3 3-H		0-0 F8 ②			0-0 F9 ①	3 1	0 0	0 0	0 0	0 0	1 0	2 0
Tom Veryzer, R (1, 6) OBP: 0.266, SLG: 0.220 Gates Brown, L (9, PH)		0-0 6-3 ③		0-0 4-3 ② 2-3 3-H		0-0 F4 ③			0-0 G3 ②	3 1	0 0	0 0	1 0	0 0	0 0	1 0
Inning Stats	R: 1 E: 0 K: 1 S: 7 H: 2 LOB: 2 BB: 1 P: 11	R: 0 E: 0 K: 0 S: 3 H: 0 LOB: 0 BB: 0 P: 3	R: 0 E: 0 K: 0 S: 3 H: 0 LOB: 0 BB: 0 P: 3	R: 3 E: 0 K: 1 S: 8 H: 3 LOB: 1 BB: 1 P: 12	R: 0 E: 1 K: 2 S: 9 H: 1 LOB: 2 BB: 0 P: 9	R: 0 E: 0 K: 0 S: 3 H: 0 LOB: 0 BB: 0 P: 3	R: 0 E: 0 K: 1 S: 5 H: 0 LOB: 0 BB: 0 P: 5	R: 0 E: 0 K: 0 S: 3 H: 0 LOB: 0 BB: 0 P: 3	R: 1 E: 0 K: 0 S: 4 H: 1 LOB: 0 BB: 0 P: 4	1B: 6 2B: 0 3B: 0 HR: 1	SF: 1 SAC: 0 DP: 0 HBP: 0						

	AB	34
	R	5
	H	7
	RBI	4
	BB	2
	SO	5
	LOB	12

WP: 2 PB: 0 SB: 1 CS: 0 PA: 37

PITCHER		IP	WLS	BF	H	R	ER	SO	BB	IBB	HBP	BLK	WP	HR	S	P	ERA	WHIP
Bill Champion, R ERA: 3.54	(1, 1)	3.0		16	5	4	4	1	2	0	0	0	0	0	16	24	12.00	2.333
Eduardo Rodriguez, R ERA: 1.8	(4, 1)	6.0	W	21	2	1	1	4	0	0	0	0	2	1	29	29	1.50	0.333

PITCHER	IP	WLS	BF	H	R	ER	SO	BB	IBB	HBP	BLK	WP	HR	S	P	ERA	WHIP

Milwaukee Brewers @ Detroit Tigers

Tiger Stadium, Detroit, MI

Thu May 08 1975, 7:05 PM EDT

Att. 10,220 - Unknown

TOP

livebaseballscorecards.com

Batter	1	2	3	4	5	6	7	8	9	AB	R	H	RBI	BB	SO	LOB
Don Money, R (1, 5) OBP: 0.245, SLG: 0.304	5-3		F9		1-H HR		K		FC6-4 1-2f	5	1	1	2	0	1	1
Robin Yount, R (1, 6) OBP: 0.429, SLG: 0.627	6-3			F7	BBBB BB		E9 1B			3	0	1	0	1	0	0
Bill Sharp, L (1, 8) OBP: 0.250, SLG: 0.211	F8			HR 1B	L5		K			3	1	1	0	0	0	1
Kurt Bevacqua, R (7, PH)										1	0	0	0	0	1	1
Gorman Thomas, R (7, 8) OBP: 0.214, SLG: 0.083										0	0	0	0	0	0	0
George Scott, R (1, 3) OBP: 0.347, SLG: 0.483		F9		1-H HR		K		K		4	1	1	2	0	2	0
Hank Aaron, R (1, 10) OBP: 0.341, SLG: 0.324		K		F4		2B		K		4	0	1	0	0	2	0
Sixto Lezcano, R (1, 9) OBP: 0.311, SLG: 0.422		FC4-6 1B		6-3		L8		K		4	0	1	0	0	1	1
Darrell Porter, L (1, 2) OBP: 0.375, SLG: 0.443		FC4-6 1-2f			BBBB FC6-4 BB	IBB			K	1	0	0	0	2	0	1
Charlie Moore, R (9, PH) OBP: 0.273, SLG: 0.400										1	0	0	0	0	1	0
Bobby Mitchell, R (1, 7) OBP: 0.391, SLG: 0.421			BBBB F9-3 BB		K	K			K	3	0	0	0	1	3	3
Pedro Garcia, R (1, 4) OBP: 0.282, SLG: 0.343			F9-3 1-2		FC6-4 1-2f HR		F8		BBBB FC6-4 BB	3	1	0	0	1	0	2

	AB	R	H	RBI	BB	SO	LOB
	32	4	6	4	5	11	10

Inning Stats	1	2	3	4	5	6	7	8	9
	R: 0 E: 0 K: 0 S: 3	H: 0 LOB: 0 BB: 0 P: 3	R: 0 E: 0 K: 1 S: 6	H: 1 LOB: 1 BB: 0 P: 6	R: 0 E: 0 K: 0 S: 2	H: 0 LOB: 0 BB: 1 P: 6	R: 2 E: 0 K: 0 S: 5	H: 2 LOB: 0 BB: 0 P: 5	R: 2 E: 0 K: 1 S: 6	H: 1 LOB: 1 BB: 2 P: 14	R: 0 E: 0 K: 2 S: 8	H: 1 LOB: 2 BB: 1 P: 12	R: 0 E: 1 K: 2 S: 8	H: 1 LOB: 1 BB: 0 P: 8	R: 0 E: 0 K: 3 S: 9	H: 0 LOB: 0 BB: 0 P: 9	R: 0 E: 0 K: 2 S: 7	H: 0 LOB: 1 BB: 1 P: 11

1B: 3 SF: 0
2B: 2 SAC: 0
3B: 0 DP: 1
HR: 2 HBP: 0

WP: 0 PA: 37
PB: 0
SB: 0
CS: 0

PITCHER		IP	WLS	BF	H	R	ER	SO	BB	IBB	HBP	BLK	WP	HR	S	P	ERA	WHIP
Vern Ruhle, R ERA: 4.18	(1, 1)	4.2		20	4	4	4	2	3	0	0	0	0	2	21	33	7.71	1.500
Ray Bare, R ERA: 8.31	(5, 1)	1.1	W	6	1	0	0	2	0	1	0	0	0	0	9	13	0.00	0.750
John Hiller, L ERA:	(7, 1)	3.0	S	11	1	0	0	7	1	0	0	0	0	0	24	28	0.00	0.667

PITCHER	IP	WLS	BF	H	R	ER	SO	BB	IBB	HBP	BLK	WP	HR	S	P	ERA	WHIP

Milwaukee Brewers @ Detroit Tigers

Tiger Stadium, Detroit, MI

Thu May 08 1975, 7:05 PM EDT

Att. 10,220 - Unknown

BOTTOM

Batter	1	2	3	4	5	6	7	8	9	AB	R	H	RBI	BB	SO	LOB
Ron LeFlore, R (1, 8) OBP: 0.337, SLG: 0.488	5-3		F3	1-H 3B		BBBB CS BB				3	0	1	1	1	0	0
Gary Sutherland, R (1, 4) OBP: 0.337, SLG: 0.363	1B		1B	F4		CS 1-2	4-3			4	0	2	0	0	0	1
Willie Horton, R (1, 10) OBP: 0.276, SLG: 0.463	F7		F8		F5		5-3			4	0	0	0	0	0	2
Bill Freehan, R (1, 2) OBP: 0.244, SLG: 0.310	F4			F8	4-3		1B			4	0	1	0	0	0	1
Nate Colbert, R (1, 3) OBP: 0.203, SLG: 0.222		K		K	1-3		K			4	0	0	0	0	3	1
Dan Meyer, L (1, 7) OBP: 0.292, SLG: 0.368		E9 2B		1B 2B 1B		HR		4-1		4	2	3	1	0	0	0
Leon Roberts, R (1, 9) OBP: 0.459, SLG: 0.706		BBBB 4-0 G1-4-3 BB		1-2 2B 1B		BBBB 4-0 E S 6-3 BB		5-3		2	2	1	0	2	0	0
Aurelio Rodriguez, R (1, 5) OBP: 0.273, SLG: 0.322		G1-4-3 1-2f		1-H 2-H 1B 2B		F5 1-3		6-3		4	1	1	2	0	0	3
Tom Veryzer, R (1, 6) OBP: 0.269, SLG: 0.226			K	2-H 3B 1B		6-3 3-H				3	1	1	2	0	1	0
Inning Stats	R: 0 H: 1 E: 0 LOB: 1 K: 0 BB: 0 S: 4 P: 4	R: 0 H: 1 E: 1 LOB: 1 K: 1 BB: 1 S: 5 P: 9	R: 0 H: 1 E: 0 LOB: 1 K: 1 BB: 0 S: 6 P: 6	R: 4 H: 5 E: 0 LOB: 1 K: 1 BB: 0 S: 10 P: 10	R: 0 H: 0 E: 0 LOB: 0 K: 0 BB: 0 S: 3 P: 3	R: 2 H: 1 E: 0 LOB: 0 K: 0 BB: 2 S: 3 P: 11	R: 0 H: 1 E: 0 LOB: 1 K: 1 BB: 0 S: 6 P: 6	R: 0 H: 0 E: 0 LOB: 0 K: 0 BB: 0 S: 3 P: 3		1B: 6 SF: 0 2B: 2 SAC: 0 3B: 1 DP: 1 HR: 1 HBP: 0						

livebaseballscorecards.com

	AB	32
	R	6
	H	10
	RBI	6
	BB	3
	SO	4
	LOB	8

WP: 0 PA: 36
PB: 0
SB: 1
CS: 1

PITCHER		IP	WLS	BF	H	R	ER	SO	BB	IBB	HBP	BLK	WP	HR	S	P	ERA	WHIP
Jim Slaton, R ERA: 5.56	(1, 1)	3.2		19	8	4	4	3	1	0	0	0	0	0	24	28	9.82	2.455
Jim Colborn, R ERA: 2.45	(4, 1)	2.0	L	9	1	2	1	0	2	0	0	0	0	1	7	15	4.50	1.500
Bill Castro, R ERA: 0.82	(6, 1)	2.1		7	1	0	0	1	0	0	0	0	0	0	9	9	0.00	0.429

PITCHER	IP	WLS	BF	H	R	ER	SO	BB	IBB	HBP	BLK	WP	HR	S	P	ERA	WHIP

Batter	1	2	3	4	5	6	7	8	9	AB	R	H	RBI	BB	SO	LOB
Don Money, R (1, 5) OBP: 0.262, SLG: 0.316	BBBB 4-0 S 1B BB		x 0-0 5-3 ①			BBBB 4-0 CS BB	x 0-0 1-H 3-H 2B		x 0-0 ②③ F8-4 1-2	3	1	1	2	2	0	1
Robin Yount, R (1, 6) OBP: 0.424, SLG: 0.619 Tim Johnson, L (1, 6) OBP: 0.250, SLG: 0.250	x 0-0 ① F8 1-2		x 0-0 ② F7			x 0-0 ①② SSS L7 1-2	0-3 ② K			1 3	0 0	0 0	0 0	0 0	0 1	1 2
Bill Sharp, L (1, 8) OBP: 0.227, SLG: 0.190	x 0-0 ② P6		x 0-0 ③ P5			x 0-0 ③ G3	x 0-0 ③ F8			4	0	0	0	0	0	2
George Scott, R (1, 3) OBP: 0.343, SLG: 0.473	x 0-0 2-H 1B			x 0-0 ① 5-3			x 0-0 ① 4-3	x 0-0 ① F8		4	0	1	1	0	0	0
Hank Aaron, R (1, 10) OBP: 0.347, SLG: 0.372	x 0-0 ③ L7			x 0-0 ② F8			x 0-0 HR	x 0-0 G6-4-3 1B		4	1	2	1	0	0	1
Sixto Lezcano, R (1, 9) OBP: 0.309, SLG: 0.425		SSS 0-3 ① K		x 0-0 ③ 6-3			x 0-0 ②③ 3B 2B	x 0-0 ② G6-4-3 1-2f		4	1	1	0	0	1	1
Darrell Porter, L (1, 2) OBP: 0.369, SLG: 0.422		x 0-0 ② F8			x 0-0 ① 4-3		BBBB 4-0 3B BB		x 0-0 ① 3-1	3	1	0	0	1	0	0
Bobby Mitchell, R (1, 7) OBP: 0.423, SLG: 0.591 Gorman Thomas, R (7, 7) OBP: 0.267, SLG: 0.385		x 0-0 2B			x 0-0 ② 5-3		x 0-0 1-H 2-H 2B 3B		x 0-0 HR	3 1	1 1	2 1	2 1	0 0	0 0	0 0
Pedro Garcia, R (1, 4) OBP: 0.293, SLG: 0.342		x 0-0 ③ F3			x 0-0 ③ F7		BBBB 4-0 S 2B BB		x 0-0 F8-4 1B	3	1	1	0	1	0	1
Inning Stats	R: 1 E: 0 K: 0 S: 4 H: 1 LOB: 1 BB: 1 P: 8	R: 0 E: 0 K: 1 S: 6 H: 1 LOB: 1 BB: 0 P: 6	R: 0 E: 0 K: 0 S: 3 H: 0 LOB: 0 BB: 0 P: 3	R: 0 E: 0 K: 0 S: 3 H: 0 LOB: 0 BB: 0 P: 3	R: 0 E: 0 K: 0 S: 3 H: 0 LOB: 0 BB: 0 P: 3	R: 0 E: 0 K: 0 S: 2 H: 0 LOB: 0 BB: 1 P: 6	R: 5 E: 0 K: 1 S: 9 H: 4 LOB: 1 BB: 2 P: 17	R: 0 E: 0 K: 0 S: 3 H: 1 LOB: 0 BB: 0 P: 3	R: 1 E: 0 K: 0 S: 4 H: 2 LOB: 0 BB: 0 P: 4	1B: 3 2B: 4 3B: 1 HR: 2	SF: 0 SAC: 0 DP: 2 HBP: 0						

TOP

Milwaukee Brewers @ Kansas City Royals

Royals Stadium, Kansas City, MO

Fri May 09 1975, 8:05 PM EDT

Att. 14,553 - Unknown

livebaseballscorecards.com

AB	33
R	7
H	9
RBI	7
BB	4
SO	2
LOB	9

PITCHER		IP	WLS	BF	H	R	ER	SO	BB	IBB	HBP	BLK	WP	HR	S	P	ERA	WHIP
Al Fitzmorris, R ERA: 3.88	(1, 1)	6.1	L	26	5	5	5	1	3	0	0	0	0	1	25	37	7.11	1.263
Marty Pattin, R ERA: 6.35	(7, 1)	2.2		11	4	2	2	1	1	0	0	0	0	1	12	16	6.75	1.875

PITCHER		IP	WLS	BF	H	R	ER	SO	BB	IBB	HBP	BLK	WP	HR	S	P	ERA	WHIP

Batter	1	2	3	4	5	6	7	8	9	AB	R	H	RBI	BB	SO	LOB
Freddie Patek, R (1, 6) OBP: 0.308, SLG: 0.323	F7	F7			F8		6-3			4	0	0	0	0	0	1
Vada Pinson, L (1, 9) OBP: 0.216, SLG: 0.333	4-3		F8		4-3		G3			4	0	0	0	0	0	0
John Mayberry, L (1, 3) OBP: 0.376, SLG: 0.330	BBBB 1B BB		BBBB S BB		F8			F7		2	0	0	0	2	0	0
Hal McRae, R (1, 7) OBP: 0.369, SLG: 0.453	WP 1B 1-3		L8 1-2			G6-3 1B		6-3		4	0	2	0	0	0	1
Harmon Killebrew, R (1, 10) OBP: 0.327, SLG: 0.405	P4 1-2		5-3			G6-3 1-2f		F8		4	0	0	0	0	0	4
George Brett, L (1, 5) OBP: 0.308, SLG: 0.308		4-3		6-3		S 1B			1B 1B	4	0	2	0	0	0	0
Cookie Rojas, R (1, 4) OBP: 0.346, SLG: 0.390		F9		S 1B		BBBB 1-2 BB			G6-4-3 1-2 1B	3	0	2	0	1	0	0
Al Cowens, R (1, 8) OBP: 0.259, SLG: 0.292		2B 1B		F8 1-2		SSS K			P6	4	1	1	0	0	1	5
Buck Martinez, R (1, 2) OBP: 0.329, SLG: 0.356		1-H 2B		F8			6-3		G6-4-3 1-2f	4	0	1	1	0	0	3
Inning Stats	R: 0 H: 1 E: 0 LOB: 2 K: 0 BB: 1 S: 4 P: 8	R: 1 H: 2 E: 0 LOB: 1 K: 0 BB: 0 S: 5 P: 5	R: 0 H: 0 E: 0 LOB: 1 K: 0 BB: 1 S: 3 P: 7	R: 0 H: 1 E: 0 LOB: 1 K: 0 BB: 0 S: 4 P: 4	R: 0 H: 0 E: 0 LOB: 0 K: 0 BB: 0 S: 3 P: 3	R: 0 H: 2 E: 0 LOB: 2 K: 1 BB: 1 S: 6 P: 10	R: 0 H: 0 E: 0 LOB: 0 K: 0 BB: 0 S: 3 P: 3	R: 0 H: 0 E: 0 LOB: 0 K: 0 BB: 0 S: 3 P: 3	R: 0 H: 2 E: 0 LOB: 1 K: 0 BB: 0 S: 4 P: 4	1B: 7 SF: 0 2B: 1 SAC: 0 3B: 0 DP: 2 HR: 0 HBP: 0						WP: 1 PA: 36 PB: 0 SB: 3 CS: 0

PITCHER		IP	WLS	BF	H	R	ER	SO	BB	IBB	HBP	BLK	WP	HR	S	P	ERA	WHIP
Ed Sprague, R ERA: 3.65	(1, 1)	6.0	W	26	6	1	1	1	3	0	0	0	1	0	25	37	1.50	1.500
Tom Murphy, R ERA: 1.17	(7, 1)	3.0	S	10	2	0	0	0	0	0	0	0	0	0	10	10	0.00	0.667

PITCHER	IP	WLS	BF	H	R	ER	SO	BB	IBB	HBP	BLK	WP	HR	S	P	ERA	WHIP

BOTTOM

Milwaukee Brewers @ Kansas City Royals

Royals Stadium, Kansas City, MO

Fri May 09 1975, 8:05 PM EDT

Att. 14,553 - Unknown

livebaseballscorecards.com

AB	33
R	1
H	8
RBI	1
BB	3
SO	1
LOB	14

Batter	1	2	3	4	5	6	7	8	9	AB	R	H	RBI	BB	SO	LOB
Don Money, R (1, 5) OBP: 0.269, SLG: 0.313	5-3		F3		K			FC1-6 1B	FC6-4 IBB	4	0	1	0	1	1	0
Bill Sharp, L (1, 8) OBP: 0.224, SLG: 0.191	P6		1B 1B		3-1			FC1-6 FC6-4 1-2f	FC6-4 1-2f	5	0	1	0	0	0	3
Bobby Mitchell, R (1, 7) OBP: 0.400, SLG: 0.538 Gorman Thomas, R (8, 7) OBP: 0.267, SLG: 0.385	F9		G6-4-3 1-2 1B		F8			K		4 0	0 0	1 0	0 0	0 0	1 0	1 0
George Scott, R (1, 3) OBP: 0.340, SLG: 0.474		1B 2B	G6-4-3 1-2f			5-3		FC6-4 1-2f		4	1	1	0	0	0	3
Hank Aaron, R (1, 10) OBP: 0.364, SLG: 0.390		1B 2-H 1B		E5 4-3 FC6 1B		F3			1B 2B 1B	4	1	3	1	0	0	0
Darrell Porter, L (1, 2) OBP: 0.375, SLG: 0.426		1-2 1B		4-3 2-3		K			1-2 2B 1B	4	1	2	0	0	1	1
Sixto Lezcano, R (1, 9) OBP: 0.306, SLG: 0.429		L8		FC6 1B 3-3			K		1-H 2-H 2B	4	0	1	2	0	1	3
Tim Johnson, L (1, 6) OBP: 0.250, SLG: 0.250		F7		S 1-3 1B			4-1		K	4	0	1	0	0	1	3
Pedro Garcia, R (1, 4) OBP: 0.279, SLG: 0.325		4-3		K 1-2			K		5-3	4	0	0	0	0	2	5
Inning Stats	R: 0 E: 0 K: 0 S: 3 H: 0 LOB: 0 BB: 0 P: 3	R: 1 E: 0 K: 0 S: 6 H: 3 LOB: 2 BB: 0 P: 6	R: 0 E: 0 K: 0 S: 4 H: 2 LOB: 1 BB: 0 P: 4	R: 0 E: 1 K: 1 S: 7 H: 2 LOB: 2 BB: 0 P: 7	R: 0 E: 0 K: 1 S: 5 H: 0 LOB: 0 BB: 0 P: 5	R: 0 E: 0 K: 1 S: 5 H: 0 LOB: 0 BB: 0 P: 5	R: 0 E: 0 K: 2 S: 7 H: 0 LOB: 0 BB: 0 P: 7	R: 0 E: 0 K: 1 S: 6 H: 1 LOB: 1 BB: 0 P: 6	R: 2 E: 0 K: 1 S: 8 H: 3 LOB: 2 BB: 1 P: 12	1B: 9 2B: 2 3B: 0 HR: 0 SF: 0 SAC: 0 DP: 1 HBP: 0						

PITCHER		IP	WLS	BF	H	R	ER	SO	BB	IBB	HBP	BLK	WP	HR	S	P	ERA	WHIP
Nelson Briles, R ERA: 3.32	(1, 1)	8.0	L	34	11	3	3	6	0	0	0	0	0	0	46	46	3.38	1.375
Paul Splittorff, L ERA: 4.85	(9, 1)	1.0		4	0	0	0	1	0	1	0	0	0	0	5	9	0.00	0.000

PITCHER	IP	WLS	BF	H	R	ER	SO	BB	IBB	HBP	BLK	WP	HR	S	P	ERA	WHIP

TOP

Milwaukee Brewers @ Kansas City Royals

Royals Stadium, Kansas City, MO

Sat May 10 1975, 8:05 PM EDT
Att. 16,425 - Unknown - 75 F

livebaseballscorecards.com

AB	37
R	3
H	11
RBI	3
BB	1
SO	7
LOB	19

Batter	1	2	3	4	5	6	7	8	9	AB	R	H	RBI	BB	SO	LOB
Vada Pinson, L (1, 9) OBP: 0.200, SLG: 0.308	1-3		P3			F8			F8	4	0	0	0	0	0	2
George Brett, L (1, 5) OBP: 0.298, SLG: 0.297	1-3			4-3		F8			1-3	4	0	0	0	0	0	1
Amos Otis, R (1, 8) OBP: 0.392, SLG: 0.434	BB (CS, S)			6-3			L8		K	3	0	0	0	1	1	0
John Mayberry, L (1, 3) OBP: 0.375, SLG: 0.340	CS (1-3)	F7		L4			FC6-5 (2B)			3	0	1	0	0	0	0
Hal McRae, R (1, 7) OBP: 0.360, SLG: 0.440		1-3			F8		FC6-5 (2-3)			3	0	0	0	0	0	1
Tony Solaita, L (1, 10) OBP: 0.280, SLG: 0.565		L6			F7		F5			3	0	0	0	0	0	1
Cookie Rojas, R (1, 4) OBP: 0.333, SLG: 0.375			F8		F9			L1		3	0	0	0	0	0	0
Freddie Patek, R (1, 6) OBP: 0.303, SLG: 0.316			F9			K		6-3		2	0	0	0	0	1	0
Harmon Killebrew, R (8, PH) OBP: 0.324, SLG: 0.400										1	0	0	0	0	0	0
Frank White, R (9, 6) OBP: 0.171, SLG: 0.162										0	0	0	0	0	0	0
Buck Martinez, R (1, 2) OBP: 0.341, SLG: 0.360			BB			1B		K		2	0	1	0	1	1	0
Inning Stats	R: 0 E: 0 K: 0 S: 2 H: 0 LOB: 0 BB: 1 P: 6	R: 0 E: 0 K: 0 S: 3 H: 0 LOB: 0 BB: 0 P: 3	R: 0 E: 0 K: 0 S: 3 H: 0 LOB: 1 BB: 1 P: 7	R: 0 E: 0 K: 0 S: 3 H: 0 LOB: 0 BB: 0 P: 3	R: 0 E: 0 K: 0 S: 3 H: 0 LOB: 0 BB: 0 P: 3	R: 0 E: 0 K: 1 S: 6 H: 1 LOB: 1 BB: 0 P: 6	R: 0 E: 0 K: 0 S: 4 H: 1 LOB: 1 BB: 0 P: 4	R: 0 E: 0 K: 1 S: 5 H: 0 LOB: 0 BB: 0 P: 5	R: 0 E: 0 K: 1 S: 5 H: 0 LOB: 0 BB: 0 P: 5	1B: 1 2B: 1 3B: 0 HR: 0 SF: 0 SAC: 0 DP: 0 HBP: 0	WP: 0 PB: 0 SB: 1 CS: 1 PA: 31					

PITCHER		IP	WLS	BF	H	R	ER	SO	BB	IBB	HBP	BLK	WP	HR	S	P	ERA	WHIP
Pete Broberg, R ERA: 2.18	(1, 1)	7.0	W	24	2	0	0	1	2	0	0	0	0	0	24	32	0.00	0.571
Tom Murphy, R ERA: 1.04	(8, 1)	2.0	S	6	0	0	0	2	0	0	0	0	0	0	10	10	0.00	0.000

PITCHER	IP	WLS	BF	H	R	ER	SO	BB	IBB	HBP	BLK	WP	HR	S	P	ERA	WHIP

BOTTOM

Milwaukee Brewers @ Kansas City Royals

Royals Stadium, Kansas City, MO

Sat May 10 1975, 8:05 PM EDT

Att. 16,425 - Unknown - 75 F

AB	28
R	0
H	2
RBI	0
BB	2
SO	3
LOB	5

livebaseballscorecards.com

Batter	1	2	3	4	5	6	7	8	9	AB	R	H	RBI	BB	SO	LOB
Don Money, R (1, 5) (8, 6) OBP: 0.268, SLG: 0.311	F2		4-3 1B		6-3			5-3		4	0	1	0	0	0	0
Bill Sharp, L (1, 8) OBP: 0.226, SLG: 0.216	1B 2B		4-3 1-2			P6		F6		4	0	1	0	0	0	1
Bobby Mitchell, R (1, 7) OBP: 0.412, SLG: 0.567	FC5-4 1B 2-3		K			2B		K		4	0	2	0	0	2	1
George Scott, R (1, 3) (8, 5) OBP: 0.327, SLG: 0.455	K		K			6-3			F8	4	0	0	0	0	2	4
Hank Aaron, R (1, 10) OBP: 0.350, SLG: 0.372	FC5-4 1-2f			5-3		F7			F8	4	0	0	0	0	0	3
Darrell Porter, L (1, 2) OBP: 0.370, SLG: 0.408		K		CS BB			3-1		K	3	0	0	0	1	2	0
Sixto Lezcano, R (1, 9) OBP: 0.317, SLG: 0.430		5-3 1B		F9 1-2			6-3 BB			2	0	1	0	1	0	1
Tim Johnson, L (1, 6) (8, 4) OBP: 0.200, SLG: 0.200		5-3 1-2			6-3		6-3 1-2			3	0	0	0	0	0	2
Pedro Garcia, R (1, 4) OBP: 0.276, SLG: 0.321		K			K		K			1	0	0	0	0	1	1
Kurt Bevacqua, R (5, PH) (5, 4)										2	0	0	0	0	2	1
Mike Hegan, L (8, 3) OBP: 0.458, SLG: 0.529										0	0	0	0	0	0	0
Inning Stats	R: 0 E: 0 K: 1 S: 7 H: 2 LOB: 2 BB: 0 P: 7	R: 0 E: 0 K: 2 S: 8 H: 1 LOB: 1 BB: 0 P: 8	R: 0 E: 0 K: 2 S: 8 H: 1 LOB: 1 BB: 0 P: 8	R: 0 E: 0 K: 0 S: 2 H: 0 LOB: 0 BB: 1 P: 6	R: 0 E: 0 K: 1 S: 5 H: 0 LOB: 0 BB: 0 P: 5	R: 0 E: 0 K: 0 S: 4 H: 1 LOB: 1 BB: 0 P: 4	R: 0 E: 0 K: 1 S: 5 H: 0 LOB: 1 BB: 1 P: 9	R: 0 E: 0 K: 1 S: 5 H: 0 LOB: 0 BB: 0 P: 5	R: 0 E: 0 K: 1 S: 5 H: 0 LOB: 0 BB: 0 P: 5	1B: 3 2B: 2 3B: 0 HR: 0	SF: 0 SAC: 0 DP: 0 HBP: 0						

PITCHER	IP	WLS	BF	H	R	ER	SO	BB	IBB	HBP	BLK	WP	HR	S	P	ERA	WHIP
Steve Busby, R (1, 1) ERA: 2.58	9.0	W	33	5	0	0	9	2	0	0	0	0	0	49	57	0.00	0.778

PITCHER	IP	WLS	BF	H	R	ER	SO	BB	IBB	HBP	BLK	WP	HR	S	P	ERA	WHIP

TOP

Milwaukee Brewers @ Kansas City Royals

Royals Stadium, Kansas City, MO

Sun May 11 1975, 4:33 AM EDT

Att. 11,163 - Unknown - 68 F

livebaseballscorecards.com

AB	31
R	0
H	5
RBI	0
BB	2
SO	9
LOB	14

1B: 3 2B: 2 3B: 0 HR: 0 SF: 0 SAC: 0 DP: 0 HBP: 0

WP: 0 PB: 0 SB: 0 CS: 1 PA: 33

Batter	1	2	3	4	5	6	7	8	9	AB	R	H	RBI	BB	SO	LOB
Jim Wohlford, R (1, 9) OBP: 0.367, SLG: 0.415	S S S 0-3 ① K		x 0-0 ② F9		x 0-0 ① F9		B B B B 4-0 1B BB			3	0	0	0	1	1	1
George Brett, L (1, 5) OBP: 0.296, SLG: 0.296 Freddie Patek, R (8, 6) OBP: 0.303, SLG: 0.316	x 0-0 ② F8		x 0-0 ③ F9		x 0-0 ② F8		x 0-0 G6-4-3 1B 1-3 2-H			4 0	0 0	1 0	1 0	0 0	0 0	1 0
Amos Otis, R (1, 8) OBP: 0.380, SLG: 0.417	S S S 0-3 ③ K			x 0-0 ① 4-3	x 0-0 ③ 6-3		x 0-0 ② ③ G6-4-3 1-2f			4	0	0	0	0	1	2
John Mayberry, L (1, 3) OBP: 0.363, SLG: 0.327		x 0-0 ① 6-3		x 0-0 ② F8		x 0-0 ① F8		x 0-0 ① F7		4	0	0	0	0	0	0
Hal McRae, R (1, 7) OBP: 0.364, SLG: 0.451		S S S 0-3 ② K		x 0-0 1B 2B		x 0-0 ② 1B		x 0-0 ② F7		4	1	2	0	0	1	0
Harmon Killebrew, R (1, 10) OBP: 0.340, SLG: 0.409		B B B 4-0 BB		x 0-0 S 1B 2-H 1B		x 0-0 FC5-4 1B		S S S 0-3 ③ K		3	1	2	1	1	1	0
Cookie Rojas, R (1, 4) OBP: 0.333, SLG: 0.373		x 0-0 ③ L9		x 0-0 1B 1-H 1B		x 0-0 ③ FC5-4 1-2f				3	1	1	1	0	0	2
Frank White, R (1, 6) OBP: 0.205, SLG: 0.200 (8, 5)			x 0-0 ① F9	x 0-0 2-H 1B			x 0-0 SH1-3 1B 1B			3	1	2	1	0	0	0
Buck Martinez, R (1, 2) OBP: 0.345, SLG: 0.364			x 0-0 S S S 0-3 ③ K 1B				x 0-0 ① SH1-3 1-2			2	0	1	0	0	1	1
Inning Stats	R: 0 H: 0 E: 0 LOB: 0 K: 2 BB: 0 S: 7 P: 7	R: 0 H: 0 E: 0 LOB: 1 K: 1 BB: 1 S: 5 P: 9	R: 0 H: 1 E: 0 LOB: 1 K: 0 BB: 0 S: 4 P: 4	R: 3 H: 4 E: 0 LOB: 1 K: 1 BB: 0 S: 9 P: 9	R: 0 H: 0 E: 0 LOB: 0 K: 0 BB: 0 S: 3 P: 3	R: 0 H: 2 E: 0 LOB: 1 K: 0 BB: 0 S: 4 P: 4	R: 1 H: 2 E: 0 LOB: 1 K: 0 BB: 1 S: 4 P: 8	R: 0 H: 0 E: 0 LOB: 0 K: 1 BB: 0 S: 5 P: 5		1B: 8 SF: 0 2B: 1 SAC: 1 3B: 0 DP: 1 HR: 0 HBP: 0						

PITCHER		IP	WLS	BF	H	R	ER	SO	BB	IBB	HBP	BLK	WP	HR	S	P	ERA	WHIP
Bill Champion, R ERA: 3.79	(1, 1)	6.1	L	29	9	4	4	4	2	0	0	0	0	0	35	43	5.68	1.737
Eduardo Rodriguez, R ERA: 1.62	(7, 1)	1.2		4	0	0	0	1	0	0	0	0	0	0	6	6	0.00	0.000

PITCHER	IP	WLS	BF	H	R	ER	SO	BB	IBB	HBP	BLK	WP	HR	S	P	ERA	WHIP

BOTTOM

Milwaukee Brewers @ Kansas City Royals

Royals Stadium, Kansas City, MO

Sun May 11 1975, 4:33 AM EDT

Att. 11,163 - Unknown - 68 F

livebaseballscorecards.com

AB	30
R	4
H	9
RBI	4
BB	2
SO	5
LOB	7

Batter	1	2	3	4	5	6	7	8	9	AB	R	H	RBI	BB	SO	LOB
Don Money, R (1, 5) OBP: 0.272, SLG: 0.314	x 0-0 WP 1B 1B		x 0-0 ② F3							2	0	1	0	0	0	0
Bill Sharp, L (1, 8) OBP: 0.236, SLG: 0.226	x 0-0 WP 1-2 1B		x 0-0 ③ 4-3							2	0	1	0	0	0	0
Bobby Mitchell, R (1, 7) OBP: 0.389, SLG: 0.531	x 0-0 ① F3			S S S 0-3 ① K						2	0	0	0	0	1	2
George Scott, R (1, 3) OBP: 0.321, SLG: 0.447	x 0-0 ② F8			x 0-0 ② 1-3						2	0	0	0	0	0	2
Hank Aaron, R (1, 10) OBP: 0.343, SLG: 0.364	x 0-0 ③ 6-3 1-2 2-3			x 0-0 ③ 6-3						2	0	0	0	0	0	2
Darrell Porter, L (1, 2) OBP: 0.362, SLG: 0.397		S S S 0-3 ① K			x 0-0 ① F7					2	0	0	0	0	1	0
Sixto Lezcano, R (1, 9) OBP: 0.311, SLG: 0.421		S S S 0-3 ② K			x 0-0 ② L1					2	0	0	0	0	1	0
Tim Johnson, L (1, 6) OBP: 0.176, SLG: 0.176		x 0-0 ③ F8			x 0-0 ③ 4-3					2	0	0	0	0	0	0
Pedro Garcia, R (1, 4) OBP: 0.273, SLG: 0.316			x 0-0 ① F6							1	0	0	0	0	0	0
Inning Stats	R: 0 E: 0 K: 0 S: 5 H: 2 LOB: 2 BB: 0 P: 5	R: 0 E: 0 K: 2 S: 7 H: 0 LOB: 0 BB: 0 P: 7	R: 0 E: 0 K: 0 S: 3 H: 0 LOB: 0 BB: 0 P: 3	R: 0 E: 0 K: 1 S: 5 H: 0 LOB: 0 BB: 0 P: 5	R: 0 E: 0 K: 0 S: 3 H: 0 LOB: 0 BB: 0 P: 3					1B: 2 2B: 0 3B: 0 HR: 0	SF: 0 SAC: 0 DP: 0 HBP: 0					

TOP

Milwaukee Brewers @ Texas Rangers

Arlington Stadium, Arlington, TX

Tue May 13 1975, 8:05 PM EDT

Att. 18,696 - Unknown

livebaseballscorecards.com

AB	17
R	0
H	2
RBI	0
BB	0
SO	3
LOB	6

WP: 1 PB: 0 SB: 0 CS: 0 PA: 17

PITCHER	IP	WLS	BF	H	R	ER	SO	BB	IBB	HBP	BLK	WP	HR	S	P	ERA	WHIP
Jim Bibby, R (1, 1) ERA: 4.46	5.0	W	17	2	0	0	3	0	0	0	0	1	0	23	23	0.00	0.400

PITCHER	IP	WLS	BF	H	R	ER	SO	BB	IBB	HBP	BLK	WP	HR	S	P	ERA	WHIP

Batter	1	2	3	4	5	6	7	8	9	AB	R	H	RBI	BB	SO	LOB
Cesar Tovar, R (1, 7) OBP: 0.353, SLG: 0.370	HR	E 1-2 1B		6-3						3	1	2	1	0	0	1
Lenny Randle, S (1, 4) OBP: 0.333, SLG: 0.345	K	E9 1-3 2-H 1B		2-H 2B						3	0	2	2	0	1	0
Willie Davis, L (1, 8) OBP: 0.254, SLG: 0.364	3-1	G3		F8						3	0	0	0	0	0	3
Jeff Burroughs, R (1, 9) OBP: 0.352, SLG: 0.452	HR BB	F9			F9					2	1	0	0	1	0	2
Jim Spencer, L (1, 3) OBP: 0.352, SLG: 0.516	1-H HR		3-1		G3					3	1	1	2	0	0	0
Mike Hargrove, L (1, 10) OBP: 0.360, SLG: 0.405	FC5-4 1B		G3		1B					3	0	2	0	0	0	0
Roy Howell, L (1, 5) OBP: 0.281, SLG: 0.269	FC5-4 1-2f		L8							2	0	0	0	0	0	1
Toby Harrah, R (1, 6) OBP: 0.352, SLG: 0.355		F2		4-3 2B 1B						2	1	1	0	0	0	0
Jim Sundberg, R (1, 2) OBP: 0.327, SLG: 0.276		1B E 1B		4-3 1-2						2	1	1	0	0	0	1
Inning Stats	R: 3 E: 0 K: 1 S: 8 H: 3 LOB: 1 BB: 1 P: 12	R: 1 E: 1 K: 0 S: 6 H: 3 LOB: 2 BB: 0 P: 6	R: 0 E: 0 K: 0 S: 3 H: 0 LOB: 0 BB: 0 P: 3	R: 1 E: 0 K: 0 S: 5 H: 2 LOB: 1 BB: 0 P: 5	R: 0 E: 0 K: 0 S: 3 H: 1 LOB: 1 BB: 0 P: 3					1B: 6 2B: 1 3B: 0 HR: 2		SF: 0 SAC: 0 DP: 0 HBP: 0		WP: 0 PB: 0 SB: 0 CS: 0		PA: 24

PITCHER		IP	WLS	BF	H	R	ER	SO	BB	IBB	HBP	BLK	WP	HR	S	P	ERA	WHIP
Jim Slaton, R ERA: 6.04	(1, 1)	1.0	L	7	3	3	3	1	1	0	0	0	0	2	8	12	27.00	4.000
Bill Castro, R ERA: 1.84	(2, 1)	3.2		17	6	2	2	0	0	0	0	0	0	0	17	17	4.91	1.636

PITCHER	IP	WLS	BF	H	R	ER	SO	BB	IBB	HBP	BLK	WP	HR	S	P	ERA	WHIP

BOTTOM

Milwaukee Brewers @ Texas Rangers

Arlington Stadium, Arlington, TX

Tue May 13 1975, 8:05 PM EDT

Att. 18,696 - Unknown

livebaseballscorecards.com

AB	23
R	5
H	9
RBI	5
BB	1
SO	1
LOB	8

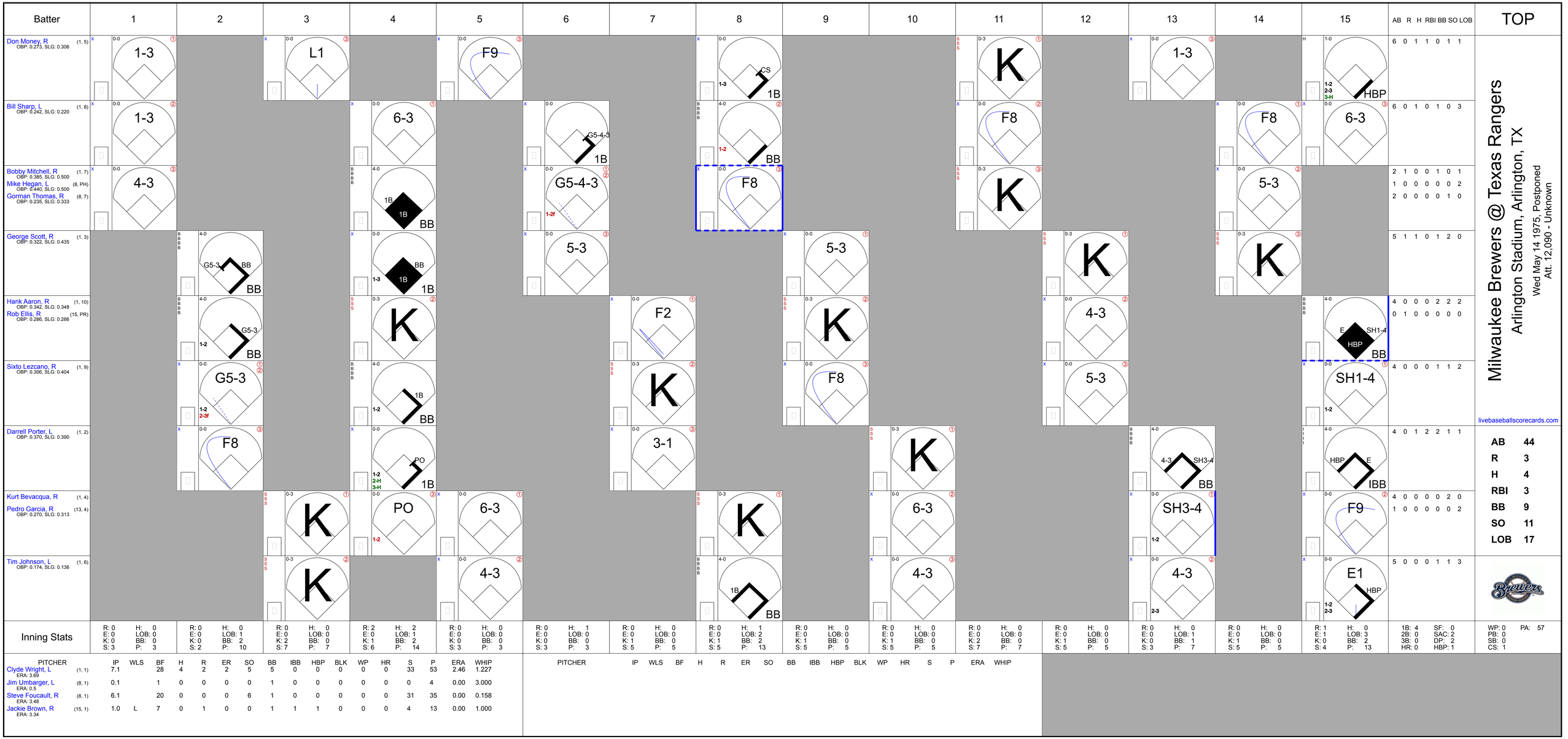
Batter
1
2
3
4
5
6
7
8
9
10
11
12
13
14
15
AB R H RBI BB SO LOB
TOP
Don Money, R (1, 5) OBP: 0.273, SLG: 0.306
1-3
L1
F9
CS 1B
K
1-3
HBP
6 0 1 1 0 1 1
Bill Sharp, L (1, 8) OBP: 0.242, SLG: 0.220
1-3
6-3
G5-4-3 1B
BB
F8
F8
6-3
6 0 1 0 1 0 3
Bobby Mitchell, R (1, 7) OBP: 0.385, SLG: 0.500
Mike Hegan, L (8, PH) OBP: 0.440, SLG: 0.500
Gorman Thomas, R (8, 7) OBP: 0.235, SLG: 0.333
4-3
1B 1B BB
G5-4-3
F8
K
5-3
2 1 0 0 1 0 1
1 0 0 0 0 0 2
2 0 0 0 0 1 0
George Scott, R (1, 3) OBP: 0.322, SLG: 0.435
G5-3 BB BB
1B 1B BB
5-3
5-3
K
K
5 1 1 0 1 2 0
Hank Aaron, R (1, 10) OBP: 0.342, SLG: 0.348
Rob Ellis, R (15, PR) OBP: 0.286, SLG: 0.286
G5-3 BB
K
F2
K
4-3
E SH1-4 HBP BB
4 0 0 0 2 2 2
0 1 0 0 0 0 0
Sixto Lezcano, R (1, 9) OBP: 0.306, SLG: 0.404
G5-3
1B BB
K
F8
5-3
SH1-4
4 0 0 0 1 1 2
Darrell Porter, L (1, 2) OBP: 0.370, SLG: 0.390
F8
PO 1B
3-1
K
4-3 SH3-4 BB
HBP E IBB
4 0 1 2 2 1 1
Kurt Bevacqua, R (1, 4)
Pedro Garcia, R (13, 4) OBP: 0.270, SLG: 0.313
K
PO
6-3
K
6-3
SH3-4
F9
4 0 0 0 0 2 0
1 0 0 0 0 0 2
Tim Johnson, L (1, 6) OBP: 0.174, SLG: 0.136
K
6-3
1B BB
4-3
4-3
E1 HBP
5 0 0 0 1 1 3
livebaseballscorecards.com
Milwaukee Brewers @ Texas Rangers
Arlington Stadium, Arlington, TX
Wed May 14 1975, Postponed
Att. 12,090 - Unknown
AB 44
R 3
H 4
RBI 3
BB 9
SO 11
LOB 17
Inning Stats
R: 0 H: 0 E: 0 LOB: 0 K: 0 BB: 0 S: 3 P: 3
R: 0 H: 0 E: 0 LOB: 1 K: 0 BB: 2 S: 2 P: 10
R: 0 H: 0 E: 0 LOB: 0 K: 2 BB: 0 S: 7 P: 7
R: 2 H: 2 E: 0 LOB: 1 K: 1 BB: 2 S: 6 P: 14
R: 0 H: 0 E: 0 LOB: 0 K: 0 BB: 0 S: 3 P: 3
R: 0 H: 1 E: 0 LOB: 0 K: 0 BB: 0 S: 3 P: 3
R: 0 H: 0 E: 0 LOB: 0 K: 1 BB: 0 S: 5 P: 5
R: 0 H: 1 E: 0 LOB: 2 K: 1 BB: 2 S: 5 P: 13
R: 0 H: 0 E: 0 LOB: 0 K: 1 BB: 0 S: 5 P: 5
R: 0 H: 0 E: 0 LOB: 0 K: 1 BB: 0 S: 5 P: 5
R: 0 H: 0 E: 0 LOB: 0 K: 2 BB: 0 S: 7 P: 7
R: 0 H: 0 E: 0 LOB: 0 K: 1 BB: 0 S: 5 P: 5
R: 0 H: 0 E: 0 LOB: 1 K: 0 BB: 1 S: 3 P: 7
R: 0 H: 0 E: 0 LOB: 0 K: 1 BB: 0 S: 5 P: 5
R: 1 H: 0 E: 1 LOB: 3 K: 0 BB: 2 S: 4 P: 13
1B: 4 2B: 0 3B: 0 HR: 0
SF: 0 SAC: 2 DP: 2 HBP: 1
WP: 0 PB: 0 SB: 0 CS: 1
PA: 57
PITCHER IP WLS BF H R ER SO BB IBB HBP BLK WP HR S P ERA WHIP
Clyde Wright, L (1, 1) ERA: 3.69 7.1 28 4 2 2 5 5 0 0 0 0 0 33 53 2.46 1.227
Jim Umbarger, L (8, 1) ERA: 0.5 0.1 1 0 0 0 0 1 0 0 0 0 0 0 4 0.00 3.000
Steve Foucault, R (8, 1) ERA: 3.48 6.1 20 0 0 0 6 1 0 0 0 0 0 0 31 35 0.00 0.158
Jackie Brown, R (15, 1) ERA: 3.34 1.0 L 7 0 1 0 0 1 1 1 0 0 0 0 4 13 0.00 1.000
PITCHER IP WLS BF H R ER SO BB IBB HBP BLK WP HR S P ERA WHIP
TOP

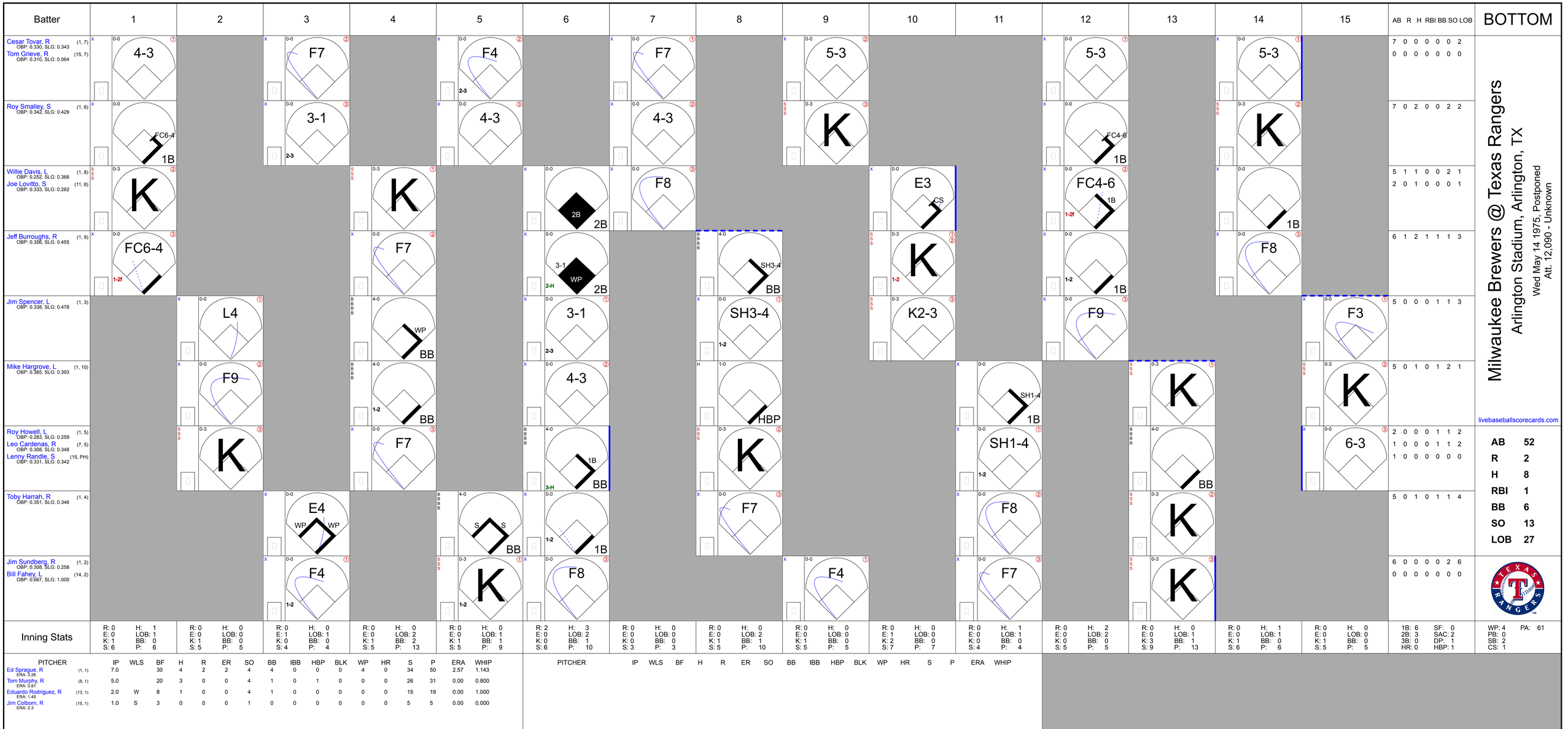
Batter
1
2
3
4
5
6
7
8
9
10
11
12
13
14
15
AB R H RBI BB SO LOB
BOTTOM
Cesar Tovar, R (1, 7) OBP: 0.330, SLG: 0.343
Tom Grieve, R (15, 7) OBP: 0.310, SLG: 0.564
4-3
F7
F4
F7
5-3
5-3
5-3
7 0 0 0 0 0 2
0 0 0 0 0 0 0
Roy Smalley, S (1, 6) OBP: 0.342, SLG: 0.429
FC6-4 1B
3-1
4-3
4-3
K
FC4-6 1B
K
7 0 2 0 0 2 2
Willie Davis, L (1, 8) OBP: 0.282, SLG: 0.366
Joe Lovitto, S (11, 8) OBP: 0.333, SLG: 0.282
K
K
2B 2B
F8
E3 CS
FC4-6 1B
1B
5 1 1 0 0 2 1
2 0 1 0 0 0 1
Jeff Burroughs, R (1, 9) OBP: 0.358, SLG: 0.455
FC6-4
F7
3-1 WP 2B
SH3-4 BB
K
F8
6 1 2 1 1 1 3
Jim Spencer, L (1, 3) OBP: 0.338, SLG: 0.478
L4
WP BB
3-1
SH3-4
K2-3
F9
F3
5 0 0 0 1 1 3
Mike Hargrove, L (1, 10) OBP: 0.365, SLG: 0.393
F9
BB
4-3
HBP
SH1-4
K
K
5 0 1 0 1 2 1
Roy Howell, L (1, 5) OBP: 0.283, SLG: 0.259
Leo Cardenas, R (7, 5) OBP: 0.308, SLG: 0.348
Lenny Randle, S (15, PH) OBP: 0.331, SLG: 0.342
K
F7
1B BB
K
SH1-4
BB
6-3
2 0 0 0 1 1 2
1 0 0 0 1 1 2
1 0 0 0 0 0 0
Toby Harrah, R (1, 4) OBP: 0.351, SLG: 0.346
E4 WP WP
S S BB
F7
F8
K
5 0 1 0 1 1 4
Jim Sundberg, R (1, 2) OBP: 0.308, SLG: 0.258
Bill Fahey, L (14, 2) OBP: 0.667, SLG: 1.000
F4
F8
F4
F7
K
6 0 0 0 0 2 6
0 0 0 0 0 0 0
Inning Stats
R: 0 H: 1 E: 0 LOB: 1 K: 1 BB: 0 S: 6 P: 6
R: 0 H: 0 E: 0 LOB: 0 K: 1 BB: 0 S: 5 P: 5
R: 0 H: 0 E: 1 LOB: 1 K: 0 BB: 0 S: 4 P: 4
R: 0 H: 0 E: 0 LOB: 2 K: 1 BB: 2 S: 5 P: 13
R: 0 H: 0 E: 0 LOB: 1 K: 1 BB: 1 S: 5 P: 9
R: 2 H: 3 E: 0 LOB: 2 K: 0 BB: 1 S: 6 P: 10
R: 0 H: 0 E: 0 LOB: 0 K: 0 BB: 0 S: 3 P: 3
R: 0 H: 0 E: 0 LOB: 2 K: 1 BB: 1 S: 5 P: 10
R: 0 H: 0 E: 0 LOB: 0 K: 1 BB: 0 S: 5 P: 5
R: 0 H: 0 E: 1 LOB: 0 K: 2 BB: 0 S: 7 P: 7
R: 0 H: 1 E: 0 LOB: 1 K: 0 BB: 0 S: 4 P: 4
R: 0 H: 2 E: 0 LOB: 2 K: 0 BB: 0 S: 5 P: 5
R: 0 H: 0 E: 0 LOB: 1 K: 3 BB: 1 S: 9 P: 13
R: 0 H: 1 E: 0 LOB: 1 K: 1 BB: 0 S: 6 P: 6
R: 0 H: 0 E: 0 LOB: 0 K: 1 BB: 0 S: 5 P: 5
1B: 6 SF: 0 2B: 3 SAC: 2 3B: 0 DP: 1 HR: 0 HBP: 1
WP: 4 PA: 61 PB: 0 SB: 2 CS: 1
PITCHER IP WLS BF H R ER SO BB IBB HBP BLK WP HR S P ERA WHIP
Ed Sprague, R (1, 1) ERA: 3.26 7.0 30 4 2 2 4 4 0 0 0 4 0 34 50 2.57 1.143
Tom Murphy, R (8, 1) ERA: 0.81 5.0 20 3 0 0 4 1 0 1 0 0 0 26 31 0.00 0.800
Eduardo Rodriguez, R (13, 1) ERA: 1.45 2.0 W 8 1 0 0 4 1 0 0 0 0 0 15 19 0.00 1.000
Jim Colborn, R (15, 1) ERA: 2.3 1.0 S 3 0 0 0 1 0 0 0 0 0 0 5 5 0.00 0.000
PITCHER IP WLS BF H R ER SO BB IBB HBP BLK WP HR S P ERA WHIP
Milwaukee Brewers @ Texas Rangers
Arlington Stadium, Arlington, TX
Wed May 14 1975, Postponed
Att. 12,090 - Unknown
livebaseballscorecards.com
AB 52
R 2
H 8
RBI 1
BB 6
SO 13
LOB 27

Milwaukee Brewers @ Texas Rangers

Arlington Stadium, Arlington, TX

Thu May 15 1975, 8:05 PM EDT

Att. 22,823 - Unknown

Batter	1	2	3	4	5	6	7	8	9	AB	R	H	RBI	BB	SO	LOB
Don Money, R (1, 5) OBP: 0.294, SLG: 0.328	0-0 2B 1B		0-0 L6-3 1B		0-0 E9 3B		0-0 6-3 1B		0-0 G3-6-3 1B	5	2	4	0	0	0	0
Bill Sharp, L (1, 8) OBP: 0.239, SLG: 0.234	0-0 1B 1-H SF8 2B		0-0 L6-3 1-2		0-0 F6		0-0 6-3 1-2		0-0 G3-6-3 1-2f	5	1	1	1	0	0	4
Bobby Mitchell, R (1, 7) OBP: 0.419, SLG: 0.658	0-0 E S 2-3 1B		0-0 HR		0-0 HR 2-H 3B		0-3 K			4	2	3	2	0	1	1
Gorman Thomas, R (7, 7) OBP: 0.235, SLG: 0.333										0	0	0	0	0	0	0
George Scott, R (1, 3) OBP: 0.320, SLG: 0.423	0-3 K 1-2		0-0 5-3		4-0 HR BB		0-0 1-3			3	1	0	0	1	1	3
Hank Aaron, R (1, 10) OBP: 0.339, SLG: 0.379	0-0 SF8 3-H			0-0 6-3	0-0 1-H 3-H HR			0-0 6-3		3	1	1	4	0	0	0
Darrell Porter, L (1, 2) OBP: 0.365, SLG: 0.375	0-0 F3 2-3			4-0 FC1-6 BB	0-0 3-1			0-0 L3		3	0	0	0	1	0	1
Sixto Lezcano, R (1, 9) OBP: 0.304, SLG: 0.427		0-0 4-3		0-0 FC1-6 FC6-4 1-2f		0-0 F6		0-0 HR		4	1	1	1	0	0	1
Tim Johnson, L (1, 6) OBP: 0.148, SLG: 0.115		0-0 G1		0-0 FC6-4 1-2f		0-3 K		0-0 G1		4	0	0	0	0	1	1
Kurt Bevacqua, R (1, 4)		0-3 K			0-3 K	0-0 F9			0-0 6-3	4	0	0	0	0	2	0

Inning Stats	1	2	3	4	5	6	7	8	9			
	R: 2 H: 3	R: 0 H: 0	R: 1 H: 2	R: 0 H: 0	R: 4 H: 2	R: 0 H: 0	R: 0 H: 1	R: 1 H: 1	R: 0 H: 1	1B: 5 SF: 1	WP: 0 PA: 38
	E: 1 LOB: 1	E: 0 LOB: 0	E: 0 LOB: 0	E: 0 LOB: 1	E: 1 LOB: 0	E: 0 LOB: 0	E: 0 LOB: 1	E: 0 LOB: 0	E: 0 LOB: 0	2B: 2 SAC: 0	PB: 0
	K: 1 BB: 0	K: 1 BB: 0	K: 0 BB: 0	K: 0 BB: 1	K: 1 BB: 1	K: 1 BB: 0	K: 1 BB: 0	K: 0 BB: 0	K: 0 BB: 0	3B: 1 DP: 2	SB: 1
	S: 8 P: 8	S: 5 P: 5	S: 4 P: 4	S: 3 P: 7	S: 8 P: 12	S: 5 P: 5	S: 6 P: 6	S: 4 P: 4	S: 3 P: 3	HR: 3 HBP: 0	CS: 0

PITCHER	IP	WLS	BF	H	R	ER	SO	BB	IBB	HBP	BLK	WP	HR	S	P	ERA	WHIP
Steve Hargan, R (1, 1) ERA: 2.27	9.0	L	38	10	8	4	5	2	0	0	0	0	3	46	54	4.00	1.333

PITCHER	IP	WLS	BF	H	R	ER	SO	BB	IBB	HBP	BLK	WP	HR	S	P	ERA	WHIP

livebaseballscorecards.com

AB	35
R	8
H	10
RBI	8
BB	2
SO	5
LOB	11

BOTTOM

Milwaukee Brewers @ Texas Rangers

Arlington Stadium, Arlington, TX

Thu May 15 1975, 8:05 PM EDT

Att. 22,823 - Unknown

Batter	1	2	3	4	5	6	7	8	9	AB	R	H	RBI	BB	SO	LOB
Lenny Randle, S (1, 7) (7, 4) OBP: 0.341, SLG: 0.352	F8		1B		F7		1-H 1B		1-3 BB 1B	5	0	3	1	0	0	0
Roy Smalley, S (1, 6) OBP: 0.341, SLG: 0.421	G4-3 1B		F8		F7		F3		BBBBB 1-2 BB	3	0	1	0	0	0	1
Tom Grieve, R (7, 7) OBP: 0.318, SLG: 0.550										1	0	0	0	1	0	1
Mike Hargrove, L (1, 10) OBP: 0.376, SLG: 0.425	G4-3 1-2f			BBBBB BB		BBBBB BB		HR	F8	3	1	1	1	2	0	4
Jeff Burroughs, R (1, 9) OBP: 0.345, SLG: 0.440		SSS K		SSS K		F8		F7		4	0	0	0	0	2	2
Jim Spencer, L (1, 3) OBP: 0.321, SLG: 0.451		F5		F3		F8		SSS K		4	0	0	0	0	1	2
Joe Lovitto, S (1, 8) OBP: 0.306, SLG: 0.256		1-3		L4		1-3		F6		4	0	0	0	0	0	2
Roy Howell, L (1, 5) OBP: 0.297, SLG: 0.328			HR		HR 1B		L8		F7	4	2	2	1	0	0	0
Toby Harrah, R (1, 4) (7, 6) OBP: 0.376, SLG: 0.405			CS 1B		1-H HR		BBBBB WP 1B BB		FC6-4 1B	3	2	3	2	1	0	0
Jim Sundberg, R (1, 2) OBP: 0.297, SLG: 0.247			5-3 1-2		F7		SSS K		FC6-4 1B 1-2f	4	0	0	0	0	1	3
Inning Stats	R: 0 E: 0 K: 0 S: 3 H: 1 LOB: 0 BB: 0 P: 3	R: 0 E: 0 K: 1 S: 5 H: 0 LOB: 0 BB: 0 P: 5	R: 1 E: 0 K: 0 S: 5 H: 3 LOB: 1 BB: 0 P: 5	R: 0 E: 0 K: 1 S: 5 H: 0 LOB: 1 BB: 1 P: 9	R: 2 E: 0 K: 0 S: 5 H: 2 LOB: 0 BB: 0 P: 5	R: 0 E: 0 K: 0 S: 3 H: 0 LOB: 1 BB: 1 P: 7	R: 1 E: 0 K: 1 S: 6 H: 1 LOB: 1 BB: 1 P: 10	R: 1 E: 0 K: 1 S: 6 H: 1 LOB: 0 BB: 0 P: 6	R: 0 E: 0 K: 0 S: 5 H: 2 LOB: 3 BB: 1 P: 9	1B: 7 2B: 0 3B: 0 HR: 3	SF: 0 SAC: 0 DP: 1 HBP: 0						

	AB	35
	R	5
	H	10
	RBI	5
	BB	4
	SO	4
	LOB	15

WP: 1 PB: 0 SB: 0 CS: 1 PA: 39

livebaseballscorecards.com

PITCHER		IP	WLS	BF	H	R	ER	SO	BB	IBB	HBP	BLK	WP	HR	S	P	ERA	WHIP
Pete Broberg, R ERA: 2.6	(1, 1)	8.2	W	37	10	5	5	4	3	0	0	0	1	3	42	54	5.19	1.500
Eduardo Rodriguez, R ERA: 1.42	(9, 1)	0.1	S	2	0	0	0	0	1	0	0	0	0	0	1	5	0.00	3.000

PITCHER	IP	WLS	BF	H	R	ER	SO	BB	IBB	HBP	BLK	WP	HR	S	P	ERA	WHIP

Batter	1	2	3	4	5	6	7	8	9	AB	R	H	RBI	BB	SO	LOB
Don Money, R (1, 6) OBP: 0.300, SLG: 0.328	5-3			2B 1B	H 1-0 FC4-6 HBP			5-3		3	1	1	0	0	0	0
Bill Sharp, L (1, 8) OBP: 0.239, SLG: 0.250	L9			1-H 1B 2B	FC4-6 WP 1-2f			4-3		4	1	1	1	0	0	1
Bobby Mitchell, R (1, 7) OBP: 0.404, SLG: 0.619	P3			1B 1B 3-H 1B	S S S 0-3 K 1-2			6-3		4	1	1	1	0	1	1
Gorman Thomas, R (8, 7) OBP: 0.235, SLG: 0.333										0	0	0	0	0	0	0
George Scott, R (1, 3) OBP: 0.317, SLG: 0.417		6-3		1B 1-2 1B		P4			5-3	4	0	1	0	0	0	0
Hank Aaron, R (1, 10) OBP: 0.328, SLG: 0.364		S S S K		F7		S S S K			S S S K	4	0	0	0	0	3	2
Darrell Porter, L (1, 2) OBP: 0.361, SLG: 0.369		S S S K		1-3 2-H 1B		S S S K			3-1	4	0	1	1	0	2	0
Sixto Lezcano, R (1, 9) OBP: 0.296, SLG: 0.415			S S S K	F7			6-3			3	0	0	0	0	1	2
Tim Johnson, L (1, 4) OBP: 0.133, SLG: 0.103			5-3	6-3			4-3			3	0	0	0	0	0	2
Kurt Bevacqua, R (1, 5)			6-3		5-3		6-3			3	0	0	0	0	0	0

TOP

Milwaukee Brewers @ Minnesota Twins

Metropolitan Stadium, Bloomington , MI

Fri May 16 1975, 8:05 PM EDT

Att. 10,026 - Unknown - 71 F

livebaseballscorecards.com

AB	32
R	3
H	5
RBI	3
BB	0
SO	7
LOB	8

Inning Stats																				
	R: 0 E: 0 K: 0 S: 3	H: 0 LOB: 0 BB: 0 P: 3	R: 0 E: 0 K: 2 S: 7	H: 0 LOB: 0 BB: 0 P: 7	R: 0 E: 0 K: 1 S: 5	H: 0 LOB: 0 BB: 0 P: 5	R: 3 E: 0 K: 0 S: 8	H: 5 LOB: 2 BB: 0 P: 8	R: 0 E: 0 K: 1 S: 5	H: 0 LOB: 1 BB: 0 P: 6	R: 0 E: 0 K: 2 S: 7	H: 0 LOB: 0 BB: 0 P: 7	R: 0 E: 0 K: 0 S: 3	H: 0 LOB: 0 BB: 0 P: 3	R: 0 E: 0 K: 0 S: 3	H: 0 LOB: 0 BB: 0 P: 3	R: 0 E: 0 K: 1 S: 5	H: 0 LOB: 0 BB: 0 P: 5	1B: 4 2B: 1 3B: 0 HR: 0	SF: 0 SAC: 0 DP: 0 HBP: 1	WP: 1 PB: 0 SB: 0 CS: 0	PA: 33

PITCHER	IP	WLS	BF	H	R	ER	SO	BB	IBB	HBP	BLK	WP	HR	S	P	ERA	WHIP
Dave Goltz, R (1, 1) ERA: 3.25	9.0	L	33	5	3	3	7	0	0	1	0	1	0	46	47	3.00	0.556

PITCHER	IP	WLS	BF	H	R	ER	SO	BB	IBB	HBP	BLK	WP	HR	S	P	ERA	WHIP

BOTTOM

Milwaukee Brewers @ Minnesota Twins

Metropolitan Stadium, Bloomington , MI

Fri May 16 1975, 8:05 PM EDT

Att. 10,026 - Unknown - 71 F

livebaseballscorecards.com

Batter	1	2	3	4	5	6	7	8	9	AB	R	H	RBI	BB	SO	LOB
Steve Braun, L (1, 7) OBP: 0.371, SLG: 0.370	F8		F9 2-3		3-1		1B 1B		4-3	5	0	1	0	0	0	1
Rod Carew, L (1, 4) OBP: 0.430, SLG: 0.436	2-3		1B BB		K		FC6-4 1-2 1B			3	0	1	0	1	1	0
Larry Hisle, R (1, 8) OBP: 0.363, SLG: 0.534	1-3		1-2 1B 3-H		FC6-4 1B		K			4	0	2	1	0	1	2
Bobby Darwin, R (1, 9) OBP: 0.310, SLG: 0.404		S 1B	K		FC6-4 1-2f		FC6-4 1-2f			4	0	1	0	0	1	5
Tony Oliva, L (1, 10) OBP: 0.333, SLG: 0.318		K 1-2		F8		4-3		4-3		4	0	0	0	0	1	1
Eric Soderholm, R (1, 5) OBP: 0.347, SLG: 0.317		K		E BB		5-3		K		3	0	0	0	1	2	1
Craig Kusick, R (1, 3) OBP: 0.310, SLG: 0.342		5-3		E9 1-3 1B		FC6-4 BB		F7		3	0	1	0	1	0	1
Danny Thompson, R (1, 6) OBP: 0.352, SLG: 0.356			F9 SH1-4 1B 1B	K		FC6-4 1-2f			P6	3	1	1	0	0	1	3
Danny Walton, R (9, PH) OBP: 0.294, SLG: 0.250										1	0	0	0	0	0	0
Glenn Borgmann, R (1, 2) OBP: 0.302, SLG: 0.241			SH1-4 1-2	4-3			K		K	1	0	0	0	0	0	2
Tom Kelly, L (7, PH)										1	0	0	0	0	1	0
Tom Lundstedt, S (8, 2)										1	0	0	0	0	1	0

	AB	33
	R	1
	H	7
	RBI	1
	BB	3
	SO	9
	LOB	16

Inning Stats	1	2	3	4	5	6	7	8	9
	R: 0 E: 0 K: 0 S: 3 H: 0 LOB: 0 BB: 0 P: 3	R: 0 E: 0 K: 2 S: 8 H: 1 LOB: 1 BB: 0 P: 8	R: 1 E: 0 K: 1 S: 7 H: 2 LOB: 2 BB: 1 P: 11	R: 0 E: 1 K: 1 S: 6 H: 1 LOB: 2 BB: 1 P: 10	R: 0 E: 0 K: 1 S: 6 H: 1 LOB: 1 BB: 0 P: 6	R: 0 E: 0 K: 0 S: 3 H: 0 LOB: 1 BB: 1 P: 7	R: 0 E: 0 K: 2 S: 9 H: 2 LOB: 2 BB: 0 P: 9	R: 0 E: 0 K: 1 S: 5 H: 0 LOB: 0 BB: 0 P: 5	R: 0 E: 0 K: 1 S: 5 H: 0 LOB: 0 BB: 0 P: 5

| | | | | | | | | | |

Batter	1	2	3	4	5	6	7	8	9	AB	R	H	RBI	BB	SO	LOB
Don Money, R (1, 6) OBP: 0.304, SLG: 0.325	BBBB 4-0 SH3-4 BB		x 0-0 1B HR 1B	x 0-0 ② FC5-4-6 S 2-2		SSS 0-3 ② K		SSS 0-3 ③ K		4	1	1	0	1	2	1
Bill Sharp, L (1, 8) OBP: 0.267, SLG: 0.268	x 0-0 ① SH3-4 1-2		x 0-0 HR 1-3 1B	4-0 IBB 1-2		x 0-0 FC6-4 1B			x 0-0 ① P6	3	1	2	0	1	0	0
Bobby Mitchell, R (1, 7) OBP: 0.412, SLG: 0.667 Gorman Thomas, R (6, 7) OBP: 0.235, SLG: 0.333 Mike Hegan, L (9, PH) OBP: 0.423, SLG: 0.474	BBBB 4-0 BB		x 0-0 ③ HR 1-H 3-H	x 0-0 F3		x 0-0 ③ FC6-4 1-2f			SSS 0-3 ② K	3	1	1	3	1	0	3
										0	0	0	0	0	0	0
										1	0	0	0	0	1	0
George Scott, R (1, 3) OBP: 0.336, SLG: 0.424	x 0-0 ② F3		BBB 4-0 2B BB		x 0-0 HR 1B		BBB 4-0 G5-4-3 BB		x 0-0 BB 1B	3	2	2	0	2	0	2
Hank Aaron, R (1, 10) OBP: 0.339, SLG: 0.408 Pedro Garcia, R (9, PR) OBP: 0.270, SLG: 0.313	x 0-0 ③ L6		x 0-0 1-H 2B		x 0-0 1-H HR		x 0-0 ①② G5-4-3 1-2f		BBBB 4-0 1-2 BB	4	1	2	3	1	0	3
										0	0	0	0	0	0	0
Sixto Lezcano, R (1, 9) OBP: 0.292, SLG: 0.432		x 0-0 ① L5	SSS 0-3 ② K		x 0-0 ① F9		x 0-0 HR		SSS 0-3 ③ K	5	1	1	1	0	2	3
Darrell Porter, L (1, 2) OBP: 0.348, SLG: 0.352		SSS 0-3 ② K	x 0-0 ③ F7		SSS 0-3 ② K		x 0-0 ③ 6-3			4	0	0	0	0	2	1
Kurt Bevacqua, R (1, 5) OBP: 0.050, SLG: 0.053		SSS 0-3 ③ K		x 0-0 FC5-4-6 SH2-4 1B	x 0-0 ③ F8			x 0-0 ① L4		4	0	1	0	0	1	0
Tim Johnson, L (1, 4) OBP: 0.121, SLG: 0.094			SSS 0-3 ① K	x 0-0 ① SH2-4 1-2		x 0-0 ① 4-3		x 0-0 ② 6-3		3	0	0	0	0	1	0
Inning Stats	R: 0 H: 0 E: 0 LOB: 2 K: 0 BB: 2 S: 3 P: 11	R: 0 H: 0 E: 0 LOB: 0 K: 2 BB: 0 S: 7 P: 7	R: 4 H: 4 E: 0 LOB: 1 K: 2 BB: 1 S: 11 P: 15	R: 0 H: 1 E: 0 LOB: 2 K: 0 BB: 1 S: 4 P: 8	R: 2 H: 2 E: 0 LOB: 0 K: 1 BB: 0 S: 7 P: 7	R: 0 H: 1 E: 0 LOB: 1 K: 1 BB: 0 S: 6 P: 6	R: 1 H: 1 E: 0 LOB: 0 K: 0 BB: 1 S: 3 P: 7	R: 0 H: 0 E: 0 LOB: 0 K: 1 BB: 0 S: 5 P: 5	R: 0 H: 1 E: 0 LOB: 2 K: 2 BB: 1 S: 8 P: 12	1B: 6 SF: 0 2B: 1 SAC: 2 3B: 0 DP: 1 HR: 3 HBP: 0						

PITCHER		IP	WLS	BF	H	R	ER	SO	BB	IBB	HBP	BLK	WP	HR	S	P	ERA	WHIP
Vic Albury, L ERA: 3.55	(1, 1)	2.1		14	4	4	4	3	3	0	0	0	0	1	17	29	15.43	3.000
Ray Corbin, R ERA: 4.13	(3, 1)	6.1	W	27	6	3	3	5	2	1	0	0	0	2	34	46	4.26	1.263
Bill Campbell, R ERA: 4.35	(9, 1)	0.1	S	1	0	0	0	1	0	0	0	0	0	0	3	3	0.00	0.000

PITCHER	IP	WLS	BF	H	R	ER	SO	BB	IBB	HBP	BLK	WP	HR	S	P	ERA	WHIP

TOP

Milwaukee Brewers @ Minnesota Twins

Metropolitan Stadium, Bloomington , MI

Sat May 17 1975, 4:33 AM EDT

Att. 12,300 - Unknown - 77 F

livebaseballscorecards.com

AB	34
R	7
H	10
RBI	7
BB	6
SO	9
LOB	13

Milwaukee Brewers @ Minnesota Twins

Metropolitan Stadium, Bloomington , MI

Sat May 17 1975, 4:33 AM EDT

Att. 12,300 - Unknown - 77 F

livebaseballscorecards.com

BOTTOM

Batter	1	2	3	4	5	6	7	8	9	AB	R	H	RBI	BB	SO	LOB
Steve Braun, L (1, 7) OBP: 0.383, SLG: 0.400	SH3 SF8 2B	G3			2B	F8		2B BB		4	2	2	0	1	0	1
Tom Kelly, L (9, 3)										0	0	0	0	0	0	0
Rod Carew, L (1, 4) OBP: 0.423, SLG: 0.439	SH3 2-3		F8		6-3		K	E 1-H 2-H 2B		4	0	1	2	0	1	1
Larry Hisle, R (1, 8) OBP: 0.356, SLG: 0.523	SF8 3-H		WP 1B		P5		K	E6 S 2-3		4	1	1	1	0	1	3
(9, 7)																
Bobby Darwin, R (1, 9) OBP: 0.331, SLG: 0.411	E 1B 1B		G4-6-3 1-H 1B			HR 1B HBP	1B 2B BB	K 1-2		3	2	2	1	1	1	2
Tony Oliva, L (1, 10) OBP: 0.345, SLG: 0.333	E8 BB 1-3 1B		G4-6-3 1-2f			K	1-3 2B 1B			4	0	2	0	0	1	2
Eric Soderholm, R (1, 5) OBP: 0.360, SLG: 0.336	1-2 BB			K		HR 1B	1-H 3-H 2B			3	1	2	1	1	1	0
Craig Kusick, R (1, 3) OBP: 0.318, SLG: 0.333	F5			G4-3 BB		P6		FC3-6 HBP		2	0	0	0	1	0	5
Dan Ford, R (8, PR) OBP: 0.220, SLG: 0.158										0	0	0	0	0	0	0
(9, 8)																
Danny Thompson, R (1, 6) OBP: 0.345, SLG: 0.408		L9		G4-3 1-2f		1-H 2-H HR		FC3-6 4-3 1-2f 2B		4	1	1	3	0	0	2
Sergio Ferrer, S (8, PR) OBP: 0.269, SLG: 0.284										0	1	0	0	0	0	0
(9, 6)																
Tom Lundstedt, S (1, 2) OBP: 0.143, SLG: 0.143		3-1			6-3	1B		4-3 1-2		4	0	1	0	0	0	1

	AB	R	H	RBI	BB	SO	LOB
	32	8	12	8	4	5	17

Inning Stats	1	2	3	4	5	6	7	8	9
	R: 1 E: 1 K: 0 S: 6	H: 3 LOB: 3 BB: 1 P: 10	R: 0 E: 0 K: 0 S: 3	H: 0 LOB: 0 BB: 0 P: 3	R: 1 E: 0 K: 0 S: 4	H: 2 LOB: 0 BB: 0 P: 4	R: 0 E: 0 K: 1 S: 4	H: 0 LOB: 0 BB: 1 P: 8	R: 0 E: 0 K: 0 S: 4	H: 1 LOB: 1 BB: 0 P: 4	R: 3 E: 0 K: 1 S: 8	H: 3 LOB: 1 BB: 0 P: 9	R: 1 E: 0 K: 2 S: 8	H: 2 LOB: 2 BB: 1 P: 12	R: 2 E: 1 K: 1 S: 7	H: 1 LOB: 3 BB: 1 P: 12

	1B	SF: 1	WP: 1	PA: 40
	2B: 4	SAC: 1	PB: 0	
	3B: 0	DP: 2	SB: 1	
	HR: 1	HBP: 2	CS: 0	

PITCHER		IP	WLS	BF	H	R	ER	SO	BB	IBB	HBP	BLK	WP	HR	S	P	ERA	WHIP
Jim Colborn, R ERA: 3.8	(1, 1)	5.2		26	8	5	5	2	2	0	1	0	1	1	27	36	7.94	1.765
Eduardo Rodriguez, R ERA: 1.77	(6, 1)	1.1		7	3	1	1	2	1	0	0	0	0	0	10	14	6.75	3.000
Tom Murphy, R ERA: 1.54	(8, 1)	1.0	L	7	1	2	2	1	1	0	1	0	0	0	7	12	18.00	2.000

PITCHER		IP	WLS	BF	H	R	ER	SO	BB	IBB	HBP	BLK	WP	HR	S	P	ERA	WHIP

Batter	1	2	3	4	5	6	7	8	9	AB	R	H	RBI	BB	SO	LOB
Don Money, R (1, 6) OBP: 0.293, SLG: 0.313	SSS 0-3 ① K		SSS 0-3 ② K 1-2		x 0-0 ② 1-3		x 0-0 ② F8		x 0-0 ③ 5-3	5	0	0	0	0	2	2
Bill Sharp, L (1, 8) OBP: 0.278, SLG: 0.284	x 0-0 ② F8		BBBB 4-0 BB		x 0-0 2B		x 0-0 ③ 3-1			3	0	1	0	1	0	1
Bobby Mitchell, R (1, 7) OBP: 0.418, SLG: 0.646	x 0-0 ③ G3		x 0-0 ③ L9		BBBB 4-0 BB			x 0-0 FC6-4 BB 1B		3	0	1	0	1	0	2
George Scott, R (1, 3) OBP: 0.326, SLG: 0.410		SSS 0-3 ① K		x 0-0 ① 6-3	SSS 0-3 ③ K			x 0-0 ① F3		4	0	0	0	0	2	3
Hank Aaron, R (1, 10) OBP: 0.336, SLG: 0.396		x 0-0 ② 5-3		x 0-0 ② F5		x 0-0 ① F7		BBBB 4-0 FC6-4 1-2 BB		3	0	0	0	1	0	0
Sixto Lezcano, R (1, 9) OBP: 0.298, SLG: 0.430		x 0-0 E S 1B		BBBB 4-0 BB		x 0-0 ② 6-3		x 0-0 ② FC6-4 1-2f 2-3		3	0	1	0	1	0	2
Darrell Porter, L (1, 2) OBP: 0.345, SLG: 0.341		SSS 0-3 ③ K 1-3		BBBB 4-0 FC6-4 1-2 BB		x 0-0 ③ 6-3		x 0-0 ③ F7		3	0	0	0	1	1	3
Kurt Bevacqua, R (1, 5) OBP: 0.083, SLG: 0.045			x 0-0 ① F9	x 0-0 ③ FC6-4 1-2f			BBBB 4-0 FC1-6 BB		SSS 0-3 ① K	3	0	0	0	1	1	2
Tim Johnson, L (1, 4) OBP: 0.135, SLG: 0.111			x 0-0 WP 1B		x 0-0 ① 4-3		x 0-0 ① FC1-6 1-2f		x 0-0 ② F7	4	0	1	0	0	0	1
Inning Stats	R: 0 H: 0 E: 0 LOB: 0 K: 1 BB: 0 S: 5 P: 5	R: 0 H: 1 E: 0 LOB: 1 K: 2 BB: 0 S: 8 P: 8	R: 0 H: 1 E: 0 LOB: 2 K: 1 BB: 1 S: 6 P: 10	R: 0 H: 0 E: 0 LOB: 2 K: 0 BB: 2 S: 3 P: 11	R: 0 H: 1 E: 0 LOB: 2 K: 1 BB: 1 S: 6 P: 10	R: 0 H: 0 E: 0 LOB: 0 K: 0 BB: 0 S: 3 P: 3	R: 0 H: 0 E: 0 LOB: 1 K: 0 BB: 1 S: 3 P: 7	R: 0 H: 1 E: 0 LOB: 2 K: 0 BB: 1 S: 4 P: 8	R: 0 H: 0 E: 0 LOB: 0 K: 1 BB: 0 S: 5 P: 5	1B: 3 SF: 0 2B: 1 SAC: 0 3B: 0 DP: 0 HR: 0 HBP: 0				WP: 1 PA: 37 PB: 0 SB: 1 CS: 0		

PITCHER	IP	WLS	BF	H	R	ER	SO	BB	IBB	HBP	BLK	WP	HR	S	P	ERA	WHIP
Jim Hughes, R (1, 1) ERA: 1.31	9.0	W	37	4	0	0	6	6	0	0	0	1	0	43	67	0.00	1.111

PITCHER	IP	WLS	BF	H	R	ER	SO	BB	IBB	HBP	BLK	WP	HR	S	P	ERA	WHIP

TOP

Milwaukee Brewers @ Minnesota Twins

Metropolitan Stadium, Bloomington , MI

Sun May 18 1975, 4:33 AM EDT

Att. 12,608 - Unknown - 80 F

livebaseballscorecards.com

AB	31
R	0
H	4
RBI	0
BB	6
SO	6
LOB	16

Milwaukee Brewers @ Minnesota Twins

Metropolitan Stadium, Bloomington , MI

Sun May 18 1975, 4:33 AM EDT

Att. 12,608 - Unknown - 80 F

livebaseballscorecards.com

BOTTOM

Batter	1	2	3	4	5	6	7	8	9	AB	R	H	RBI	BB	SO	LOB
Steve Braun, L (1, 7) OBP: 0.398, SLG: 0.443	1B		2-H HR	3-1			BBBB 4-3 BB			3	1	2	2	1	0	1
Rod Carew, L (1, 4) OBP: 0.416, SLG: 0.430	1-2 G5-4-3 1B		F8		4-3		4-3 1-2			4	0	1	0	0	0	1
Larry Hisle, R (1, 8) OBP: 0.352, SLG: 0.541	F7		4-3		HR		F2			4	1	1	1	0	0	3
Bobby Darwin, R (1, 9) OBP: 0.336, SLG: 0.404	G5-4-3 1-2f			BBBB 1B 2B BB	BBBB BB		5-3			2	1	0	0	2	0	3
Tony Oliva, L (1, 10) OBP: 0.339, SLG: 0.327		4-3		2B 1-3 SF7 1B	F8			3-1		4	1	1	0	0	0	1
Eric Soderholm, R (1, 5) OBP: 0.357, SLG: 0.342		5-3		SF7 1-3 3-H 1B 2B	F3			1-3		4	1	1	1	0	0	1
Tom Kelly, L (1, 3)		SSS K		SF7 2-3 3-H			6-3	4-3		3	0	0	1	0	1	0
Danny Thompson, R (1, 6) OBP: 0.361, SLG: 0.423			SH5-4 HR 1B	3-H 1B			F9			3	1	2	1	0	0	0
Luis Gomez, R (9, 6) OBP: 0.308, SLG: 0.182										0	0	0	0	0	0	0
Glenn Borgmann, R (1, 2) OBP: 0.296, SLG: 0.235			SH5-4 1-2	L7			SSS K			2	0	0	0	0	1	1
Inning Stats	R: 0 E: 0 K: 0 S: 4 H: 2 LOB: 1 BB: 0 P: 4	R: 0 E: 0 K: 1 S: 5 H: 0 LOB: 0 BB: 0 P: 5	R: 2 E: 0 K: 0 S: 5 H: 2 LOB: 0 BB: 0 P: 5	R: 3 E: 0 K: 0 S: 6 H: 3 LOB: 1 BB: 1 P: 10	R: 1 E: 0 K: 0 S: 4 H: 1 LOB: 1 BB: 1 P: 8		R: 0 E: 0 K: 1 S: 5 H: 0 LOB: 0 BB: 0 P: 5	R: 0 E: 0 K: 0 S: 3 H: 0 LOB: 1 BB: 1 P: 7	R: 0 E: 0 K: 0 S: 3 H: 0 LOB: 0 BB: 0 P: 3		1B: 5 2B: 1 3B: 0 HR: 2	SF: 1 SAC: 1 DP: 1 HBP: 0					

	AB	29
	R	6
	H	8
	RBI	6
	BB	3
	SO	2
	LOB	11

PITCHER		IP	WLS	BF	H	R	ER	SO	BB	IBB	HBP	BLK	WP	HR	S	P	ERA	WHIP
Ed Sprague, R ERA: 4.84	(1, 1)	3.0	L	15	6	5	5	1	1	0	0	0	0	1	16	20	15.00	2.333
Jim Slaton, R ERA: 5.73	(4, 1)	4.0		16	2	1	1	1	2	0	0	0	0	1	16	24	2.25	1.000
Tom Hausman, R ERA: 6.0	(8, 1)	1.0		3	0	0	0	0	0	0	0	0	0	0	3	3	0.00	0.000

PITCHER		IP	WLS	BF	H	R	ER	SO	BB	IBB	HBP	BLK	WP	HR	S	P	ERA	WHIP

Batter	1	2	3	4	5	6	7	8	9	10	AB	R	H	RBI	BB	SO	LOB
Cesar Tovar, R (1, 10) OBP: 0.346, SLG: 0.342	6-3		F9		F3		CS 1B		K		5	0	1	0	0	1	2
Willie Davis, L (1, 8) OBP: 0.255, SLG: 0.380	F6		F8			S 2B 1B	F8			HR	5	2	2	1	0	0	1
Lenny Randle, S (1, 4) OBP: 0.323, SLG: 0.345	1B 2B			F7		F3		F4		F8	5	1	1	0	0	0	1
Jeff Burroughs, R (1, 9) OBP: 0.346, SLG: 0.476	2-H 1B			6-3		1B 2B		F4		5-3	5	1	2	2	0	0	0
Jim Spencer, L (1, 3) OBP: 0.293, SLG: 0.402	K			K		F8		F8		3-1	5	0	0	0	0	2	2
Mike Hargrove, L (1, 7) OBP: 0.396, SLG: 0.469		G5-4-3 BB			F7	BB 1B			SH3-4 1B		3	0	2	1	1	0	0
Toby Harrah, R (1, 6) OBP: 0.407, SLG: 0.433 (10, 5)		G5-4-3			F7	FC6 BB			SH3-4		2	0	0	0	1	0	1
Roy Howell, L (1, 5) OBP: 0.288, SLG: 0.303 Roy Smalley, S (10, 6) OBP: 0.341, SLG: 0.421		G3			HR 1B	FC6				IBB	3 0	1 0	1 0	0 0	1 0	0 0	2 0
Jim Sundberg, R (1, 2) OBP: 0.305, SLG: 0.310			F6		HR		6-3			F8	4	1	1	2	0	0	2
Inning Stats	R: 1 H: 2 E: 0 LOB: 1 K: 1 BB: 0 S: 7 P: 7	R: 0 H: 0 E: 0 LOB: 0 K: 0 BB: 1 S: 2 P: 6	R: 0 H: 0 E: 0 LOB: 0 K: 0 BB: 0 S: 3 P: 3	R: 0 H: 0 E: 0 LOB: 0 K: 1 BB: 0 S: 5 P: 5	R: 2 H: 2 E: 0 LOB: 0 K: 0 BB: 0 S: 5 P: 5	R: 2 H: 3 E: 0 LOB: 2 K: 0 BB: 1 S: 6 P: 10	R: 0 H: 1 E: 0 LOB: 0 K: 0 BB: 0 S: 3 P: 3	R: 0 H: 0 E: 0 LOB: 0 K: 0 BB: 0 S: 3 P: 3	R: 0 H: 1 E: 0 LOB: 2 K: 1 BB: 1 S: 6 P: 10	R: 1 H: 1 E: 0 LOB: 0 K: 0 BB: 0 S: 4 P: 4	1B: 6 SF: 0 2B: 2 SAC: 1 3B: 0 DP: 1 HR: 2 HBP: 0						

PITCHER	IP	WLS	BF	H	R	ER	SO	BB	IBB	HBP	BLK	WP	HR	S	P	ERA	WHIP
Pete Broberg, R (1, 1) ERA: 3.04	5.2		24	7	5	5	2	1	0	0	0	0	1	27	31	7.94	1.412
Eduardo Rodriguez, R (6, 1) ERA: 1.82	4.1	W	17	3	1	1	1	1	1	0	0	0	1	17	25	2.08	0.923

PITCHER	IP	WLS	BF	H	R	ER	SO	BB	IBB	HBP	BLK	WP	HR	S	P	ERA	WHIP

TOP

Texas Rangers @ Milwaukee Brewers

Milwaukee County Stadium, Milwaukee, WI

Tue May 20 1975, 8:05 PM EDT
Att. 13,971 - Unknown

livebaseballscorecards.com

AB	37
R	6
H	10
RBI	6
BB	3
SO	3
LOB	11

WP: 0 PA: 41
PB: 0
SB: 1
CS: 1

Texas Rangers @ Milwaukee Brewers

Milwaukee County Stadium, Milwaukee, WI

Tue May 20 1975, 8:05 PM EDT
Att. 13,971 - Unknown

livebaseballscorecards.com

Batter	1	2	3	4	5	6	7	8	9	10	AB	R	H	RBI	BB	SO	LOB
Don Money, R (1, 6) OBP: 0.297, SLG: 0.311	H 1-0 2B 2B HBP	x 0-0 ② FC1-6 1-2f		x 0-0 ② L7			x 0-0 ② FC2-6 1B		x 0-0 ② 5-3		4	1	1	0	0	0	1
Bill Sharp, L (1, 8) OBP: 0.286, SLG: 0.304	x 0-0 2B 1B 1-3 2B	x 0-0 ③ G3		x 0-0 CS 1B			x 0-0 ① FC2-6 1B 1-2f SF9		x 0-0 ③ F7		5	2	2	0	0	0	2
Bobby Mitchell, R (1, 7) OBP: 0.450, SLG: 0.698	x 0-0 1B SF8 2-3 3-H 2B		x 0-0 1B 2B	0-0 ③ CS 1-2	x 0-0 ① F9		x 0-0 1-3 1B			x 0-0 3B 1B	5	3	4	1	0	0	0
George Scott, R (1, 3) OBP: 0.343, SLG: 0.444	x 0-0 SF8 2-3 3-H 1B		x 0-0 1B 2-H 1B		x 0-0 G5-4-3 1B		x 0-0 ② SF9 3-H			x 0-0 1-H FC3 3B	4	1	4	4	0	0	0
Hank Aaron, R (1, 10) OBP: 0.331, SLG: 0.382	x 0-0 ① F5		x 0-0 ① F7		x 0-0 ② ③ G5-4-3 1-2f		S S S 0-3 ③ K			I I I 4-0 FC4 IBB	4	0	0	0	1	1	5
Darrell Porter, L (1, 2) OBP: 0.347, SLG: 0.347	x 0-0 ② SF8 1-2 3-H		x 0-0 2-3 1-3 1B			x 0-0 FC6 1B		x 0-0 ① 3-1		x 0-0 ① FC4 FC3 1-2f	4	0	2	1	0	0	2
Sixto Lezcano, R (1, 9) OBP: 0.289, SLG: 0.415 Mike Hegan, L (10, PH) OBP: 0.407, SLG: 0.450	S S S 0-3 ③ K		x 0-0 ② 2-3 1-2			S S S 0-3 ① K		x 0-0 ② F4		x 0-0 FC3 1-2 3-H	4 1	0 0	0 0	0 1	0 0	2 0	4 1
Tim Johnson, L (1, 4) OBP: 0.122, SLG: 0.100	S S S 0-3 ① K	x 0-0 ③ F8				x 0-0 ② FC6 1-2f FC6-4		x 0-0 ③ G3			4	0	0	0	0	1	3
Kurt Bevacqua, R (1, 5) OBP: 0.107, SLG: 0.077		x 0-0 FC1-6 1B		x 0-0 ① 6-3		x 0-0 ③ FC6-4 1-2f			S S S 0-3 ① K		4	0	1	0	0	1	1
Inning Stats	R: 3 H: 3 E: 0 LOB: 1 K: 1 BB: 0 S: 8 P: 9	R: 0 H: 1 E: 0 LOB: 1 K: 1 BB: 0 S: 6 P: 6	R: 1 H: 3 E: 0 LOB: 2 K: 0 BB: 0 S: 6 P: 6	R: 0 H: 1 E: 0 LOB: 0 K: 0 BB: 0 S: 3 P: 3	R: 0 H: 1 E: 0 LOB: 0 K: 0 BB: 0 S: 3 P: 3	R: 0 H: 1 E: 0 LOB: 1 K: 1 BB: 0 S: 6 P: 6	R: 1 H: 2 E: 0 LOB: 1 K: 1 BB: 0 S: 7 P: 7	R: 0 H: 0 E: 0 LOB: 0 K: 0 BB: 0 S: 3 P: 3	R: 0 H: 0 E: 0 LOB: 0 K: 1 BB: 0 S: 5 P: 5	R: 2 H: 2 E: 0 LOB: 2 K: 0 BB: 1 S: 4 P: 8	1B: 10 SF: 2 2B: 3 SAC: 0 3B: 1 DP: 1 HR: 0 HBP: 1						

BOTTOM	
AB	39
R	7
H	14
RBI	7
BB	1
SO	5
LOB	19

PITCHER		IP	WLS	BF	H	R	ER	SO	BB	IBB	HBP	BLK	WP	HR	S	P	ERA	WHIP
Jim Bibby, R ERA: 5.2	(1, 1)	2.0		13	6	4	4	2	0	0	1	0	0	0	16	17	18.00	3.000
Jackie Brown, R ERA: 3.77	(3, 1)	7.0	L	28	8	3	3	3	0	1	0	0	0	0	33	37	3.86	1.143
Jim Umbarger, L ERA: 0.9	(10, 1)	0.1		1	0	0	0	0	0	0	0	0	0	0	1	1	0.00	0.000
Steve Foucault, R ERA: 3.48	(10, 1)	0.0		1	0	0	0	0	0	0	0	0	0	0	1	1	∞	∞

PITCHER		IP	WLS	BF	H	R	ER	SO	BB	IBB	HBP	BLK	WP	HR	S	P	ERA	WHIP

WP: 0 PA: 44
PB: 0
SB: 0
CS: 1

Texas Rangers @ Milwaukee Brewers

Milwaukee County Stadium, Milwaukee, WI

Wed May 21 1975, 8:05 PM EDT

Att. 12,196 - Unknown

TOP

livebaseballscorecards.com

Batter	1	2	3	4	5	6	7	8	9	AB	R	H	RBI	BB	SO	LOB
Cesar Tovar, R (1, 10) OBP: 0.333, SLG: 0.328	6-3		6-3		G1 1-2		K		F7	5	0	0	0	0	1	1
Willie Davis, L (1, 8) OBP: 0.262, SLG: 0.379	S BB		F8		E SF9 2-H 1B		F6			3	1	1	1	1	0	0
Lenny Randle, S (1, 4) OBP: 0.321, SLG: 0.342	F8 1-2		F8		E5 SF9 1-3		1B			4	0	1	0	0	0	2
Jeff Burroughs, R (1, 9) OBP: 0.344, SLG: 0.473	F8			1B FC6-4 1B	SF9 2-3 3-H		F9			3	1	1	1	0	0	2
Mike Hargrove, L (1, 7) OBP: 0.400, SLG: 0.470		HR 1B		K	4-3			G4 1B		4	1	2	0	0	1	2
Jim Spencer, L (1, 3) OBP: 0.302, SLG: 0.442		1-H HR		FC6-4 1-3 1B		4-3		G4 1-2f		4	1	2	2	0	0	1
Toby Harrah, R (1, 6) OBP: 0.402, SLG: 0.426 (6, 5)		CS 1B		FC6-4 E 1-2f 3-H		6-3		K		4	0	1	1	0	1	1
Roy Howell, L (1, 5) OBP: 0.289, SLG: 0.304 Roy Smalley, S (6, 6) OBP: 0.333, SLG: 0.410	F7			6-3 1-2		FC4-6 1B			L7	3 1	0 0	1 0	0 0	0 0	0 0	2 0
Jim Sundberg, R (1, 2) OBP: 0.303, SLG: 0.308		4-1 1-2			G1 1B 1B	FC4-6 1-2f			6-3	4	1	1	0	0	0	2

	AB	35
	R	5
	H	10
	RBI	5
	BB	1
	SO	3
	LOB	13

Inning Stats										
	R: 0 H: 0 E: 0 LOB: 1 K: 0 BB: 1 S: 3 P: 7	R: 2 H: 3 E: 0 LOB: 0 K: 0 BB: 0 S: 5 P: 5	R: 0 H: 0 E: 0 LOB: 0 K: 0 BB: 0 S: 3 P: 3	R: 1 H: 2 E: 1 LOB: 1 K: 1 BB: 0 S: 7 P: 7	R: 2 H: 2 E: 1 LOB: 1 K: 0 BB: 0 S: 6 P: 6	R: 0 H: 1 E: 0 LOB: 1 K: 0 BB: 0 S: 4 P: 4	R: 0 H: 1 E: 0 LOB: 1 K: 1 BB: 0 S: 6 P: 6	R: 0 H: 1 E: 0 LOB: 0 K: 1 BB: 0 S: 5 P: 5	R: 0 H: 0 E: 0 LOB: 0 K: 0 BB: 0 S: 3 P: 3	1B: 9 SF: 1 2B: 0 SAC: 0 3B: 0 DP: 1 HR: 1 HBP: 0	WP: 0 PA: 37 PB: 0 SB: 1 CS: 1

PITCHER		IP	WLS	BF	H	R	ER	SO	BB	IBB	HBP	BLK	WP	HR	S	P	ERA	WHIP
Bill Champion, R ERA: 3.86	(1, 1)	4.1	L	20	7	5	4	1	1	0	0	0	0	1	21	25	8.31	1.846
Bill Castro, R ERA: 1.23	(5, 1)	4.2		17	3	0	0	2	0	0	0	0	0	0	21	21	0.00	0.643

PITCHER	IP	WLS	BF	H	R	ER	SO	BB	IBB	HBP	BLK	WP	HR	S	P	ERA	WHIP

BOTTOM

Batter	1	2	3	4	5	6	7	8	9	AB	R	H	RBI	BB	SO	LOB
Don Money, R (1, 5) OBP: 0.295, SLG: 0.308	F4	4-3		F9		1B			FC2-6	1	0	0	0	0	0	0
John Briggs, L (2, PH) OBP: 0.368, SLG: 0.548										1	0	0	0	0	0	0
Kurt Bevacqua, R (3, 5) OBP: 0.133, SLG: 0.107										2	0	1	0	0	0	2
Mike Hegan, L (9, PH) OBP: 0.429, SLG: 0.476										1	0	1	0	0	0	0
Gorman Thomas, R (9, PR) OBP: 0.235, SLG: 0.333		3-H							1B	0	0	0	0	0	0	0
Bill Sharp, L (1, 8) OBP: 0.292, SLG: 0.301	BB HBP	K		G3		1-3 1B			FC2-6 1-2f	4	0	1	0	0	1	3
Bobby Mitchell, R (1, 7) OBP: 0.431, SLG: 0.649	1-2 BB		K		K	5-3			K	4	0	0	0	1	3	3
George Scott, R (1, 3) OBP: 0.338, SLG: 0.435	K	L4			WP 1B		6-3		F8	5	0	1	0	0	1	3
Hank Aaron, R (1, 10) OBP: 0.328, SLG: 0.372	F7	K			1-2 FC6-4 BB		5-3			3	0	0	0	1	1	2
Darrell Porter, L (1, 2) OBP: 0.344, SLG: 0.343		1B 2B 1B		F8	F3		4-3			4	1	1	0	0	0	2
Sixto Lezcano, R (1, 9) OBP: 0.295, SLG: 0.413		1-3 2B 1B		1B 1B BB	1-2f FC6-4			K		3	2	1	0	1	1	2
Tim Johnson, L (1, 6) OBP: 0.156, SLG: 0.159		1-H WP 3-H 2B		1-3 1B 1B		6-3		F7		4	1	2	2	0	0	0
Pedro Garcia, R (1, 4) OBP: 0.269, SLG: 0.310		F6		1-2 3-H 1B		5-3		F4		4	0	1	1	0	0	1
Inning Stats	R: 0 E: 0 K: 1 S: 5 H: 0 LOB: 2 BB: 1 P: 10	R: 3 E: 0 K: 1 S: 8 H: 3 LOB: 0 BB: 0 P: 8	R: 0 E: 0 K: 2 S: 7 H: 0 LOB: 0 BB: 0 P: 7	R: 1 E: 0 K: 0 S: 5 H: 2 LOB: 2 BB: 1 P: 9	R: 0 E: 0 K: 1 S: 6 H: 1 LOB: 2 BB: 1 P: 10	R: 0 E: 0 K: 0 S: 5 H: 2 LOB: 2 BB: 0 P: 5	R: 0 E: 0 K: 0 S: 3 H: 0 LOB: 0 BB: 0 P: 3	R: 0 E: 0 K: 1 S: 5 H: 0 LOB: 0 BB: 0 P: 5	R: 0 E: 0 K: 1 S: 6 H: 1 LOB: 1 BB: 0 P: 6	1B: 8 2B: 1 3B: 0 HR: 0 SF: 0 SAC: 0 DP: 0 HBP: 1				WP: 2 PB: 0 SB: 0 CS: 0	PA: 40	

PITCHER		IP	WLS	BF	H	R	ER	SO	BB	IBB	HBP	BLK	WP	HR	S	P	ERA	WHIP
Steve Hargan, R ERA: 2.74	(1, 1)	5.2	W	29	8	4	4	5	3	0	1	0	2	0	35	48	6.35	1.941
Steve Foucault, R ERA: 3.16	(6, 1)	3.1	S	11	1	0	0	2	0	0	0	0	0	0	15	15	0.00	0.300

PITCHER	IP	WLS	BF	H	R	ER	SO	BB	IBB	HBP	BLK	WP	HR	S	P	ERA	WHIP

Texas Rangers @ Milwaukee Brewers

Milwaukee County Stadium, Milwaukee, WI

Wed May 21 1975, 8:05 PM EDT

Att. 12,196 - Unknown

livebaseballscorecards.com

AB	36
R	4
H	9
RBI	3
BB	3
SO	7
LOB	18

Batter	1	2	3	4	5	6	7	8	9	AB	R	H	RBI	BB	SO	LOB
Cesar Tovar, R (1, 10) OBP: 0.329, SLG: 0.323	E4 FC1-6		4-3		5-3			FC3-6 1-2 1B	4-3 1-3	5	0	1	0	0	0	1
Lenny Randle, S (1, 4) OBP: 0.311, SLG: 0.331	FC1-6 4-3 1-2f 2B		F7			F5		FC3-6 1B 1-2f 2-3 1B SSS	K	5	2	0	0	0	1	4
Willie Davis, L (1, 8) OBP: 0.273, SLG: 0.393	4-3 1-2		CS 1B			F8		S 1B 1-2 3-H 1B	2B 3-H	5	1	3	2	0	0	1
Jeff Burroughs, R (1, 9) OBP: 0.345, SLG: 0.477	2B 2-H		CS 1-2	4-3		1B		K SSS	K SSS	5	0	2	1	0	2	3
Mike Hargrove, L (1, 7) OBP: 0.403, SLG: 0.471	F7			S 1B		G3		S 1B 1-2 2-H 1B		4	1	2	1	0	0	2
Jim Spencer, L (1, 3) OBP: 0.300, SLG: 0.427		F8		F9			6-3	1B 1-2 2-3 IBB		3	0	0	0	1	0	1
Toby Harrah, R (1, 6) OBP: 0.397, SLG: 0.419 (7, 5)		F3		K SSS 1-2			F9	1B 1-2 2-H 3-H		4	0	1	2	0	1	1
Roy Howell, L (1, 5) OBP: 0.291, SLG: 0.319 Roy Smalley, S (7, 6) OBP: 0.326, SLG: 0.400	2B		3-1				F8	G3		3 1	0 0	1 0	0 0	0 0	0 0	0 2
Jim Sundberg, R (1, 2) OBP: 0.309, SLG: 0.314	5-3		6-3					FC3-6 1B 1B 1B	4-3 S 2B 1B	4	2	2	0	0	0	1
Inning Stats	R: 1 E: 1 K: 0 S: 5 H: 1 LOB: 1 BB: 0 P: 5	R: 0 E: 0 K: 0 S: 4 H: 1 LOB: 1 BB: 0 P: 4	R: 0 E: 0 K: 0 S: 3 H: 1 LOB: 0 BB: 0 P: 3	R: 0 E: 0 K: 1 S: 6 H: 1 LOB: 1 BB: 0 P: 6	R: 0 E: 0 K: 0 S: 3 H: 0 LOB: 0 BB: 0 P: 3	R: 0 E: 0 K: 0 S: 4 H: 1 LOB: 1 BB: 0 P: 4	R: 0 E: 0 K: 0 S: 3 H: 0 LOB: 0 BB: 0 P: 3	R: 4 E: 0 K: 1 S: 10 H: 5 LOB: 2 BB: 1 P: 14	R: 1 E: 0 K: 2 S: 9 H: 2 LOB: 1 BB: 0 P: 9	1B: 9 2B: 3 3B: 0 HR: 0 SF: 0 SAC: 0 DP: 0 HBP: 0						

PITCHER		IP	WLS	BF	H	R	ER	SO	BB	IBB	HBP	BLK	WP	HR	S	P	ERA	WHIP
Jim Colborn, R ERA: 4.03	(1, 1)	7.2	L	34	10	5	4	2	0	1	0	0	0	0	37	41	4.70	1.304
Eduardo Rodriguez, R ERA: 1.8	(8, 1)	0.1		1	0	0	0	0	0	0	0	0	0	0	1	1	0.00	0.000
Tom Hausman, R ERA: 6.75	(9, 1)	1.0		5	2	1	1	2	0	0	0	0	0	0	9	9	9.00	2.000

PITCHER	IP	WLS	BF	H	R	ER	SO	BB	IBB	HBP	BLK	WP	HR	S	P	ERA	WHIP

TOP

Texas Rangers @ Milwaukee Brewers

Milwaukee County Stadium, Milwaukee, WI

Thu May 22 1975, 4:33 AM EDT

Att. 17,808 - Unknown

livebaseballscorecards.com

AB	39
R	6
H	12
RBI	6
BB	1
SO	4
LOB	16

WP: 0 PB: 0 SB: 4 CS: 1 PA: 41

Texas Rangers @ Milwaukee Brewers

Milwaukee County Stadium, Milwaukee, WI

Thu May 22 1975, 4:33 AM EDT

Att. 17,808 - Unknown

livebaseballscorecards.com

BOTTOM

Batter	1	2	3	4	5	6	7	8	9	AB	R	H	RBI	BB	SO	LOB
Bill Sharp, L (1, 8) OBP: 0.290, SLG: 0.299	1-3		G3			G3		FC6-4 1-2 1B		4	0	1	0	0	0	0
Robin Yount, R (1, 6) OBP: 0.406, SLG: 0.591	6-3			1-3		F9		FC6-4 1-2f		4	0	0	0	0	0	2
Bobby Mitchell, R (1, 7) OBP: 0.406, SLG: 0.607	K			1-3		K			6-3	4	0	0	0	0	2	0
George Scott, R (1, 3) OBP: 0.336, SLG: 0.425		K		BB			F9		6-3	3	0	0	0	1	1	0
Hank Aaron, R (1, 10) OBP: 0.333, SLG: 0.385		PB 2B		F7			4-3		1B	4	0	2	0	0	0	1
Darrell Porter, L (1, 2) OBP: 0.341, SLG: 0.333		G6-4-3 2-3 BB			4-3		F7		F7	3	0	0	0	1	0	1
Sixto Lezcano, R (1, 9) OBP: 0.296, SLG: 0.419		G6-4-3 1-2f			2B			5-3		3	0	1	0	0	0	2
Tim Johnson, L (1, 5) (9, 4) OBP: 0.146, SLG: 0.149			6-3		6-3			G3		3	0	0	0	0	0	1
Pedro Garcia, R (1, 4) OBP: 0.263, SLG: 0.302 John Briggs, L (8, PH) OBP: 0.385, SLG: 0.563 Kurt Bevacqua, R (9, 5) OBP: 0.133, SLG: 0.107			K		F6			1B		2 1 0	0 0 0	0 1 0	0 0 0	0 0 0	1 0 0	1 0 0
Inning Stats	R: 0 E: 0 K: 1 S: 5 H: 0 LOB: 0 BB: 0 P: 5	R: 0 E: 0 K: 1 S: 5 H: 1 LOB: 1 BB: 1 P: 9	R: 0 E: 0 K: 1 S: 5 H: 0 LOB: 0 BB: 0 P: 5	R: 0 E: 0 K: 0 S: 3 H: 0 LOB: 1 BB: 1 P: 7	R: 0 E: 0 K: 0 S: 4 H: 1 LOB: 1 BB: 0 P: 4	R: 0 E: 0 K: 1 S: 5 H: 0 LOB: 0 BB: 0 P: 5	R: 0 E: 0 K: 0 S: 3 H: 0 LOB: 0 BB: 0 P: 3	R: 0 E: 0 K: 0 S: 5 H: 2 LOB: 2 BB: 0 P: 5	R: 0 E: 0 K: 0 S: 4 H: 1 LOB: 1 BB: 0 P: 4	1B: 3 2B: 2 3B: 0 HR: 0 SF: 0 SAC: 0 DP: 1 HBP: 0						

	AB	31
	R	0
	H	5
	RBI	0
	BB	2
	SO	4
	LOB	8

WP: 0 PB: 1 SB: 0 CS: 0 PA: 33

PITCHER		IP	WLS	BF	H	R	ER	SO	BB	IBB	HBP	BLK	WP	HR	S	P	ERA	WHIP
Bill Hands, R ERA: 2.1	(1, 1)	9.0	W	33	5	0	0	4	2	0	0	0	0	0	39	47	0.00	0.778

PITCHER		IP	WLS	BF	H	R	ER	SO	BB	IBB	HBP	BLK	WP	HR	S	P	ERA	WHIP

Minnesota Twins @ Milwaukee Brewers

Milwaukee County Stadium, Milwaukee, WI

Fri May 23 1975, 8:05 PM EDT
Att. 13,841 - Unknown - 70 F

livebaseballscorecards.com

Batter	1	2	3	4	5	6	7	8	9	AB	R	H	RBI	BB	SO	LOB
Steve Braun, L (1, 7) OBP: 0.378, SLG: 0.440	L4		F8		3-1			G4-6-3 1-2f		4	0	0	0	0	0	2
Luis Gomez, R (9, 6) OBP: 0.308, SLG: 0.182										0	0	0	0	0	0	0
Rod Carew, L (1, 4) OBP: 0.417, SLG: 0.442	1-3		F7		F7			4-3		4	0	0	0	0	0	2
Bobby Darwin, R (1, 9) OBP: 0.315, SLG: 0.389	HBP			K		F8			5-3	3	0	0	0	0	1	0
Tony Oliva, L (1, 10) OBP: 0.360, SLG: 0.359	F7			3-1		3-1			1B 1B 1B	4	0	1	0	0	0	1
Dan Ford, R (9, PR) OBP: 0.239, SLG: 0.209										0	1	0	0	0	0	0
Larry Hisle, R (1, 8) OBP: 0.341, SLG: 0.524		6-3		BB S 1B		6-3			1B 1B 1-2 1B	4	1	2	0	0	0	0
Eric Soderholm, R (1, 5) OBP: 0.356, SLG: 0.365		CS 1B		BB 1-2 BB			E5 FC3-6		1B 1-3 2-H 1B	3	0	2	1	1	0	0
Tom Kelly, L (1, 3) OBP: 0.294, SLG: 0.154		F9 1-2		1-2 2-3 BB			FC3-6 G4-6-3 1-2f		PO 1-3 3-H 1B	3	0	1	1	1	0	2
Danny Thompson, R (1, 6) OBP: 0.355, SLG: 0.394			6-3	4-3			G4-6-3 1-2f			3	0	0	0	0	0	4
Danny Walton, R (9, PH) OBP: 0.350, SLG: 0.333									IBB	0	0	0	0	1	0	0
Bert Blyleven, R (9, 1)										0	0	0	0	0	0	0
Glenn Borgmann, R (1, 2) OBP: 0.305, SLG: 0.233			BB		F7			G4-6-3 BB	PO 2-3	1	0	0	0	2	0	0
Sergio Ferrer, S (8, PR) OBP: 0.266, SLG: 0.280										0	0	0	0	0	0	0
Tom Lundstedt, S (8, 2) OBP: 0.091, SLG: 0.091										0	0	0	0	0	0	0
Inning Stats	R: 0 E: 0 K: 0 S: 3 H: 0 LOB: 1 BB: 0 P: 4	R: 0 E: 0 K: 0 S: 3 H: 1 LOB: 0 BB: 0 P: 3	R: 0 E: 0 K: 0 S: 3 H: 0 LOB: 1 BB: 1 P: 7	R: 0 E: 0 K: 1 S: 6 H: 1 LOB: 3 BB: 2 P: 14	R: 0 E: 0 K: 0 S: 3 H: 0 LOB: 0 BB: 0 P: 3	R: 0 E: 0 K: 0 S: 3 H: 0 LOB: 0 BB: 0 P: 3	R: 0 E: 1 K: 0 S: 3 H: 0 LOB: 0 BB: 0 P: 3	R: 0 E: 0 K: 0 S: 2 H: 0 LOB: 1 BB: 1 P: 6	R: 2 E: 0 K: 0 S: 5 H: 4 LOB: 1 BB: 1 P: 9	1B: 6 2B: 0 3B: 0 HR: 0	SF: 0 SAC: 0 DP: 2 HBP: 1						

AB	29
R	2
H	6
RBI	2
BB	5
SO	1
LOB	11

WP: 0 PB: 0 SB: 1 CS: 1 PA: 36

PITCHER		IP	WLS	BF	H	R	ER	SO	BB	IBB	HBP	BLK	WP	HR	S	P	ERA	WHIP
Ed Sprague, R ERA: 4.11	(1, 1)	8.1	L	32	4	2	2	1	4	0	1	0	0	0	29	46	2.16	0.960
Tom Murphy, R ERA: 1.5	(9, 1)	0.2		3	2	0	0	0	0	1	0	0	0	0	2	6	0.00	3.000

PITCHER	IP	WLS	BF	H	R	ER	SO	BB	IBB	HBP	BLK	WP	HR	S	P	ERA	WHIP

BOTTOM

Batter	1	2	3	4	5	6	7	8	9	AB	R	H	RBI	BB	SO	LOB
Bill Sharp, L (1, 8) OBP: 0.289, SLG: 0.308	K		P6			2B			FC3-6 FC6-4 1-2f	4	0	1	0	0	1	2
Robin Yount, R (1, 6) OBP: 0.390, SLG: 0.565	4-3		P6			5-3			FC6-4 1-2f	4	0	0	0	0	0	1
Bobby Mitchell, R (1, 7) OBP: 0.417, SLG: 0.603 Gorman Thomas, R (9, 7) OBP: 0.235, SLG: 0.333 Mike Hegan, L (9, PH) OBP: 0.414, SLG: 0.455	K			BB E 1B S			G1-4-3 1B		1-3	2 0 1	1 0 0	1 0 0	0 0 0	1 0 0	1 0 0	0 0 1
George Scott, R (1, 3) OBP: 0.342, SLG: 0.431		1B CS		1B CS 1-H			G1-4-3 1-2f			3	0	2	1	0	0	1
Hank Aaron, R (1, 10) OBP: 0.326, SLG: 0.375		L5 1-2		K 1-2			5-3			3	0	0	0	0	1	2
Darrell Porter, L (1, 2) OBP: 0.333, SLG: 0.324		K			K			K		3	0	0	0	0	3	0
Sixto Lezcano, R (1, 9) OBP: 0.297, SLG: 0.413			BB		4-3			1-3		2	0	0	0	1	0	0
Tim Johnson, L (1, 5) OBP: 0.137, SLG: 0.140			F7		K			1-3		3	0	0	0	0	1	1
Pedro Garcia, R (1, 4) OBP: 0.258, SLG: 0.295 John Briggs, L (9, PH) OBP: 0.400, SLG: 0.563 Kurt Bevacqua, R (9, PR) OBP: 0.133, SLG: 0.107			P6			5-3			FC3-6 BB	2 0 0	0 0 0	0 0 0	0 0 0	0 1 0	0 0 0	1 0 0
Inning Stats	R: 0 E: 0 K: 2 S: 7 H: 0 LOB: 0 BB: 0 P: 7	R: 0 E: 0 K: 1 S: 5 H: 1 LOB: 0 BB: 0 P: 5	R: 0 E: 0 K: 0 S: 3 H: 0 LOB: 1 BB: 1 P: 7	R: 1 E: 0 K: 1 S: 5 H: 1 LOB: 1 BB: 1 P: 9	R: 0 E: 0 K: 2 S: 7 H: 0 LOB: 0 BB: 0 P: 7	R: 0 E: 0 K: 0 S: 3 H: 1 LOB: 0 BB: 0 P: 3	R: 0 E: 0 K: 0 S: 3 H: 1 LOB: 0 BB: 0 P: 3	R: 0 E: 0 K: 1 S: 5 H: 0 LOB: 0 BB: 0 P: 5	R: 0 E: 0 K: 0 S: 3 H: 0 LOB: 1 BB: 1 P: 7	1B: 3 2B: 2 3B: 0 HR: 0 SF: 0 SAC: 0 DP: 2 HBP: 0						

PITCHER		IP	WLS	BF	H	R	ER	SO	BB	IBB	HBP	BLK	WP	HR	S	P	ERA	WHIP
Bert Blyleven, R ERA: 2.99	(1, 1)	9.0	W	30	4	1	1	7	3	0	0	0	0	0	41	53	1.00	0.778
Bert Blyleven, R ERA: 2.99	(9, 1)	9.0	W	30	4	1	1	7	3	0	0	0	0	0	41	53	1.00	0.778

PITCHER	IP	WLS	BF	H	R	ER	SO	BB	IBB	HBP	BLK	WP	HR	S	P	ERA	WHIP

Minnesota Twins @ Milwaukee Brewers

Milwaukee County Stadium, Milwaukee, WI

Fri May 23 1975, 8:05 PM EDT
Att. 13,841 - Unknown - 70 F

livebaseballscorecards.com

AB	27
R	1
H	4
RBI	1
BB	3
SO	7
LOB	9

Minnesota Twins @ Milwaukee Brewers

Milwaukee County Stadium, Milwaukee, WI

Sat May 24 1975, 8:05 PM EDT
Att. 22,880 - Unknown - 70 F

TOP

livebaseballscorecards.com

Batter	1	2	3	4	5	6	7	8	9	AB	R	H	RBI	BB	SO	LOB
Steve Braun, L (1, 7) OBP: 0.391, SLG: 0.447	F7		G6-4-3 BB		SH5-3 1-2 2-3		5-3 1B		1B 1-2	3	0	2	0	1	0	0
Luis Gomez, R (9, 6) OBP: 0.308, SLG: 0.182										0	0	0	0	0	0	0
Rod Carew, L (1, 4) OBP: 0.416, SLG: 0.444	1B		F7		SF8 3-H		5-3 1-2		1B 1-2	4	0	2	1	0	0	3
Bobby Darwin, R (1, 9) OBP: 0.304, SLG: 0.374	F8		G6-4-3 1-2f		E6 2-H		P4		K	5	0	0	0	0	1	6
Tony Oliva, L (1, 10) OBP: 0.342, SLG: 0.338	F7			F8	F8		4-3			4	0	0	0	0	0	3
Larry Hisle, R (1, 8) OBP: 0.352, SLG: 0.538 (9, 7)		CS 2B		1B		4-3 1B		6-3		4	1	3	0	0	0	0
Eric Soderholm, R (1, 5) OBP: 0.353, SLG: 0.357		BB 2-3		F9		F8		F9		3	0	0	0	1	0	2
Tom Kelly, L (1, 3) OBP: 0.238, SLG: 0.118		K		4-3		4-3 1-2		P4		4	0	0	0	0	1	3
Danny Thompson, R (1, 6) OBP: 0.363, SLG: 0.400		F9			SH5-3 BB SF8 1B	1B 2-H			F9	4	1	2	1	0	0	1
Dan Ford, R (9, 8) OBP: 0.239, SLG: 0.209										0	0	0	0	0	0	0
Glenn Borgmann, R (1, 2) OBP: 0.321, SLG: 0.258			2B		E 1-2 SH5-3 BB	F8			1B	3	1	2	0	1	0	1
Inning Stats	R: 0 E: 0 K: 0 S: 4 H: 1 LOB: 1 BB: 0 P: 4	R: 0 E: 0 K: 1 S: 5 H: 1 LOB: 1 BB: 1 P: 9	R: 0 E: 0 K: 0 S: 3 H: 1 LOB: 1 BB: 1 P: 7	R: 0 E: 0 K: 0 S: 4 H: 1 LOB: 1 BB: 0 P: 4	R: 2 E: 1 K: 0 S: 5 H: 1 LOB: 1 BB: 1 P: 9	R: 1 E: 0 K: 0 S: 5 H: 2 LOB: 1 BB: 0 P: 5	R: 0 E: 0 K: 0 S: 4 H: 1 LOB: 1 BB: 0 P: 4	R: 0 E: 0 K: 0 S: 3 H: 0 LOB: 0 BB: 0 P: 3	R: 0 E: 0 K: 1 S: 7 H: 3 LOB: 2 BB: 0 P: 7	1B: 9 2B: 2 3B: 0 HR: 0 SF: 1 SAC: 1 DP: 1 HBP: 0	WP: 0 PB: 0 SB: 0 CS: 1 PA: 39					

	AB	34
	R	3
	H	11
	RBI	2
	BB	3
	SO	2
	LOB	19

PITCHER		IP	WLS	BF	H	R	ER	SO	BB	IBB	HBP	BLK	WP	HR	S	P	ERA	WHIP
Pete Broberg, R ERA: 3.05	(1, 1)	5.2	L	26	7	3	2	1	3	0	0	0	0	0	25	37	3.18	1.765
Bill Castro, R ERA: 1.07	(6, 1)	3.1		13	4	0	0	1	0	0	0	0	0	0	15	15	0.00	1.200

PITCHER	IP	WLS	BF	H	R	ER	SO	BB	IBB	HBP	BLK	WP	HR	S	P	ERA	WHIP

Batter	1	2	3	4	5	6	7	8	9	AB	R	H	RBI	BB	SO	LOB
Bill Sharp, L (1, 8) OBP: 0.277, SLG: 0.295	4-3		4-3 1-3			1-3		4-3		4	0	0	0	0	0	1
Robin Yount, R (1, 6) OBP: 0.385, SLG: 0.552	CS 1B		5-3 3-H			K2-3		F8		4	0	1	0	0	1	0
Bobby Mitchell, R (1, 7) OBP: 0.395, SLG: 0.567	K 1-2			5-3		F8			5-3	4	0	0	0	0	1	1
George Scott, R (1, 3) OBP: 0.333, SLG: 0.418		6-3		5-3			5-3		5-3	4	0	0	0	0	0	0
Hank Aaron, R (1, 10) OBP: 0.327, SLG: 0.369 Gorman Thomas, R (7, PR) OBP: 0.235, SLG: 0.333 John Briggs, L (9, PH) OBP: 0.390, SLG: 0.545		5-3		F7			WP G3 BB		K	2 0 1	0 0 0	0 0 0	0 0 0	1 0 0	0 0 1	0 0 0
Darrell Porter, L (1, 2) OBP: 0.326, SLG: 0.315	K				K		G3 1-2			3	0	0	0	0	2	1
Sixto Lezcano, R (1, 9) OBP: 0.305, SLG: 0.422			SH1-3 1B 2B		F9		BB 2-3			2	1	1	0	1	0	0
Tim Johnson, L (1, 5) OBP: 0.154, SLG: 0.140 Mike Hegan, L (7, PH) OBP: 0.400, SLG: 0.435 Kurt Bevacqua, R (8, 5) OBP: 0.133, SLG: 0.107			SH1-3 2-3		BB		4-3			0 1 0	0 0 0	0 0 0	0 0 0	1 0 0	0 0 0	0 2 0
Pedro Garcia, R (1, 4) OBP: 0.260, SLG: 0.297			4-3 S BLK 1B 3-H		P5			K		3	1	1	1	0	1	1
Inning Stats	R: 0 H: 1 E: 0 LOB: 0 K: 1 BB: 0 S: 5 P: 5	R: 0 H: 0 E: 0 LOB: 0 K: 1 BB: 0 S: 5 P: 5	R: 2 H: 2 E: 0 LOB: 0 K: 0 BB: 0 S: 5 P: 5	R: 0 H: 0 E: 0 LOB: 0 K: 0 BB: 0 S: 3 P: 3	R: 0 H: 0 E: 0 LOB: 1 K: 1 BB: 1 S: 5 P: 9	R: 0 H: 0 E: 0 LOB: 0 K: 1 BB: 0 S: 5 P: 5	R: 0 H: 0 E: 0 LOB: 2 K: 0 BB: 2 S: 3 P: 11	R: 0 H: 0 E: 0 LOB: 0 K: 1 BB: 0 S: 5 P: 5	R: 0 H: 0 E: 0 LOB: 0 K: 1 BB: 0 S: 5 P: 5	1B: 2 SF: 0 2B: 1 SAC: 1 3B: 0 DP: 0 HR: 0 HBP: 0						WP: 1 PA: 32 PB: 0 SB: 1 CS: 1	

PITCHER	IP	WLS	BF	H	R	ER	SO	BB	IBB	HBP	BLK	WP	HR	S	P	ERA	WHIP
Jim Hughes, R (1, 1) ERA: 1.43	9.0	W	32	3	2	2	6	3	0	0	1	1	0	41	53	2.00	0.667

PITCHER	IP	WLS	BF	H	R	ER	SO	BB	IBB	HBP	BLK	WP	HR	S	P	ERA	WHIP

BOTTOM

Minnesota Twins @ Milwaukee Brewers

Milwaukee County Stadium, Milwaukee, WI

Sat May 24 1975, 8:05 PM EDT

Att. 22,880 - Unknown - 70 F

livebaseballscorecards.com

AB	28
R	2
H	3
RBI	1
BB	3
SO	6
LOB	6

Batter	1	2	3	4	5	6	7	8	9	AB	R	H	RBI	BB	SO	LOB
Steve Braun, L (1, 7) OBP: 0.400, SLG: 0.443 Dan Ford, R (9, 8) OBP: 0.239, SLG: 0.209	BBBB 4-0 G1-6-3 BB		x 0-0 FC6-4 1B 1-2 2B 1B		BBBB 4-0 2B BB		x 0-0 ① F7	x 0-0 ③ 4-3		3 0	2 0	1 0	0 0	2 0	0 0	2 0
Rod Carew, L (1, 4) OBP: 0.423, SLG: 0.469	x 0-0 ①② G1-6-3 1-2f		x 0-0 FC6-4 1-2 2-3 1B		x 0-0 F9 1-H 2B		x 0-0 ② F7		x 0-0 1B 2B	5	1	3	1	0	0	1
Bobby Darwin, R (1, 9) OBP: 0.307, SLG: 0.375	x 0-0 1B		x 0-0 ② FC6-4 1-2f 2-3 3-H 2B		x 0-0 ① F9 2-3		x 0-0 ③ 5-3		x 0-0 FC5-4 2-H 1B	5	1	2	2	0	0	3
Tony Oliva, L (1, 10) OBP: 0.333, SLG: 0.342	x 0-0 ③ P5		x 0-0 1-H 3-H 2B		x 0-0 ② F7			x 0-0 ① 1-3	x 0-0 ① F9	5	0	1	2	0	0	3
Larry Hisle, R (1, 8) (9, 7) OBP: 0.361, SLG: 0.537		x 0-0 E S FC8-2 1B	IIII 4-0 IBB		x 0-0 ③ F7			x 0-0 BB 2B 1B	x 0-0 ② FC5-4 1-2f	4	1	2	0	1	0	2
Eric Soderholm, R (1, 5) OBP: 0.355, SLG: 0.353		x 0-0 ① F8 1-3	x 0-0 ③ F8			x 0-0 G4-6-3 1B		BBBB 4-0 2B SF7 1-2 BB	x 0-0 ③ 5-3	4	1	1	0	1	0	4
Tom Kelly, L (1, 3) OBP: 0.240, SLG: 0.190		x 0-0 ②③ FC8-2 3-H		x 0-0 ① 3-1		x 0-0 ①② G4-6-3 1-2f		x 0-0 1-3 2-H 2B		4	0	1	1	0	0	2
Danny Thompson, R (1, 6) OBP: 0.381, SLG: 0.411 Luis Gomez, R (8, 6) OBP: 0.308, SLG: 0.182			x 0-0 ① 4-3	x 0-0 CS 1B		x 0-0 1B		4-0 IBB		3 0	0 0	2 0	0 0	1 0	0 0	0 0
Glenn Borgmann, R (1, 2) OBP: 0.319, SLG: 0.253			BBBB 4-0 1B 1B FC6-4 BB	x 0-0 ②③ 4-3 1-2		x 0-0 ③ 5-3		x 0-0 ② SF7 3-H		2	1	0	1	1	0	2
Inning Stats	R: 0 H: 1 E: 0 LOB: 1 K: 0 BB: 1 S: 3 P: 7	R: 0 H: 1 E: 0 LOB: 0 K: 0 BB: 0 S: 3 P: 3	R: 3 H: 3 E: 0 LOB: 2 K: 0 BB: 2 S: 6 P: 14	R: 0 H: 1 E: 0 LOB: 0 K: 0 BB: 0 S: 3 P: 3	R: 1 H: 1 E: 0 LOB: 1 K: 0 BB: 1 S: 4 P: 8	R: 0 H: 2 E: 0 LOB: 1 K: 0 BB: 0 S: 4 P: 4	R: 0 H: 0 E: 0 LOB: 0 K: 0 BB: 0 S: 3 P: 3	R: 2 H: 2 E: 0 LOB: 2 K: 0 BB: 2 S: 5 P: 13	R: 1 H: 2 E: 0 LOB: 1 K: 0 BB: 0 S: 5 P: 5	1B: 9 SF: 1 2B: 5 SAC: 0 3B: 0 DP: 3 HR: 0 HBP: 0						

TOP

Minnesota Twins @ Milwaukee Brewers

Milwaukee County Stadium, Milwaukee, WI

Sun May 25 1975, 4:33 AM EDT

Att. 46,782 - Unknown - 76 F

livebaseballscorecards.com

AB	35
R	7
H	13
RBI	7
BB	6
SO	0
LOB	19

WP: 0 PA: 42
PB: 0
SB: 1
CS: 1

PITCHER		IP	WLS	BF	H	R	ER	SO	BB	IBB	HBP	BLK	WP	HR	S	P	ERA	WHIP
Bill Champion, R ERA: 4.15	(1, 1)	4.0	L	20	7	4	4	0	3	1	0	0	0	0	16	32	9.00	2.500
Jim Slaton, R ERA: 5.71	(5, 1)	3.1		14	4	2	2	0	1	0	0	0	0	0	13	17	5.40	1.500
Tom Murphy, R ERA: 1.75	(8, 1)	1.2		8	2	1	1	0	0	1	0	0	0	0	7	11	5.40	1.200

PITCHER	IP	WLS	BF	H	R	ER	SO	BB	IBB	HBP	BLK	WP	HR	S	P	ERA	WHIP

Batter	1	2	3	4	5	6	7	8	9	AB	R	H	RBI	BB	SO	LOB
Don Money, R (1, 5) OBP: 0.307, SLG: 0.336	4-3 SF7 2B		WP 2B			FC1-6 BB 1B	6-3			4	2	3	0	0	0	1
Robin Yount, R (1, 6) OBP: 0.398, SLG: 0.551	4-3 2-3		BBBB 4-0 FC1-6 BB 2-3			BBBB 4-0 FC1-6 1-2		G6-4-3 1B 1B		2	0	1	0	2	0	1
Bill Sharp, L (1, 8) OBP: 0.276, SLG: 0.296	SF7 3-H		F7			FC1-6 FC6-4 1B 1-2f 2-3		G6-4-3 1-2		3	0	1	1	0	0	4
George Scott, R (1, 3) OBP: 0.331, SLG: 0.414	5-3			6-3		FC6-4 1-2 3-H		G6-4-3 1-2f 2-3		4	0	1	1	0	0	2
Hank Aaron, R (1, 10) OBP: 0.318, SLG: 0.357		F7		5-3		FC6-4 1-2f 2-3		F9		4	0	0	0	0	0	3
John Briggs, L (1, 7) OBP: 0.378, SLG: 0.514		F8		F8		G3			G4-6-3 1B 1B	4	0	1	0	0	0	2
Sixto Lezcano, R (1, 9) OBP: 0.310, SLG: 0.439		F8	SSS K				3B		G4-6-3 1-2	4	0	2	0	0	1	0
Charlie Moore, R (1, 2) OBP: 0.200, SLG: 0.286			5-3	SSS K			SSS K		G4-6-3 1-2f 2-3	4	0	0	0	0	2	3
Pedro Garcia, R (1, 4) OBP: 0.255, SLG: 0.290			5-3	6-3			F2		SSS K	2	0	0	0	0	0	0
Mike Hegan, L (7, PH) OBP: 0.387, SLG: 0.417										1	0	0	0	0	0	1
Kurt Bevacqua, R (8, 4) OBP: 0.129, SLG: 0.103										1	0	0	0	0	1	1
Inning Stats	R: 1 H: 1 E: 0 LOB: 0 K: 0 BB: 0 S: 4 P: 4	R: 0 H: 0 E: 0 LOB: 0 K: 0 BB: 0 S: 3 P: 3	R: 0 H: 1 E: 0 LOB: 2 K: 0 BB: 1 S: 4 P: 8	R: 0 H: 0 E: 0 LOB: 0 K: 0 BB: 0 S: 3 P: 3	R: 0 H: 0 E: 0 LOB: 0 K: 2 BB: 0 S: 7 P: 7	R: 1 H: 2 E: 0 LOB: 2 K: 0 BB: 1 S: 5 P: 9	R: 0 H: 1 E: 0 LOB: 1 K: 1 BB: 0 S: 6 P: 6	R: 0 H: 2 E: 0 LOB: 1 K: 0 BB: 0 S: 4 P: 4	R: 0 H: 2 E: 0 LOB: 1 K: 1 BB: 0 S: 6 P: 6	1B: 6 SF: 1 2B: 2 SAC: 0 3B: 1 DP: 2 HR: 0 HBP: 0						

PITCHER	IP	WLS	BF	H	R	ER	SO	BB	IBB	HBP	BLK	WP	HR	S	P	ERA	WHIP
Dave Goltz, R (1, 1) ERA: 2.83	9.0	W	36	9	2	2	4	2	0	0	0	1	0	42	50	2.00	1.222

PITCHER	IP	WLS	BF	H	R	ER	SO	BB	IBB	HBP	BLK	WP	HR	S	P	ERA	WHIP

BOTTOM

Minnesota Twins @ Milwaukee Brewers

Milwaukee County Stadium, Milwaukee, WI

Sun May 25 1975, 4:33 AM EDT

Att. 46,782 - Unknown - 76 F

livebaseballscorecards.com

AB	33
R	2
H	9
RBI	2
BB	2
SO	4
LOB	18

PA: 36

WP: 1
PB: 0
SB: 0
CS: 0

Chicago White Sox @ Milwaukee Brewers

Milwaukee County Stadium, Milwaukee, WI

Mon May 26 1975, 4:33 AM EDT
Att. 16,343 - Unknown - 74 F

TOP

livebaseballscorecards.com

Batter	1	2	3	4	5	6	7	8	9	AB	R	H	RBI	BB	SO	LOB
Pat Kelly, L (1, 9) OBP: 0.384, SLG: 0.407	F8		F8		K S 1B		F7		F8	4	0	1	0	0	0	1
Bob Coluccio, R (7, 9) OBP: 0.284, SLG: 0.230										1	0	0	0	0	0	0
Jorge Orta, L (1, 4) OBP: 0.359, SLG: 0.433	6-3		HR		K 1-3			FC2-6 1B		4	1	2	1	0	1	1
Carlos May, L (1, 7) OBP: 0.395, SLG: 0.379	4-3		FC6-4 1B			L3		FC2-6 FC5-4 1-2f		4	0	1	0	0	0	1
Ken Henderson, S (1, 8) OBP: 0.354, SLG: 0.380		BBBB 1B 1B BB	FC6-4 1-2f			BBBB BB		F7		2	1	0	0	2	0	2
Bill Melton, R (1, 5) OBP: 0.320, SLG: 0.320		F8	F8			F7		FC5-4 1-2f		4	0	0	0	0	0	4
Deron Johnson, R (1, 10) OBP: 0.308, SLG: 0.361		SSS K		F2		F2			6-3	4	0	0	0	0	1	2
Tony Muser, L (1, 3) OBP: 0.358, SLG: 0.381		1B 1-2 1B		CS 1B			4-3			4	0	2	0	0	0	0
Bucky Dent, R (1, 6) OBP: 0.336, SLG: 0.407		1-3 2-H 1B		5-3 1-2			SSS K		HR	4	1	2	2	0	1	1
Brian Downing, R (1, 2) OBP: 0.348, SLG: 0.333		SSS K			F8		1B		HR	4	1	2	1	0	1	2

AB	35
R	4
H	10
RBI	4
BB	2
SO	4
LOB	14

Inning Stats	1	2	3	4	5	6	7	8	9
	R: 0 H: 0 E: 0 LOB: 0 K: 0 BB: 0 S: 3 P: 3	R: 1 H: 2 E: 0 LOB: 2 K: 2 BB: 1 S: 9 P: 13	R: 1 H: 2 E: 0 LOB: 1 K: 0 BB: 0 S: 5 P: 5	R: 0 H: 1 E: 0 LOB: 0 K: 0 BB: 0 S: 3 P: 3	R: 0 H: 1 E: 0 LOB: 0 K: 1 BB: 0 S: 5 P: 5	R: 0 H: 0 E: 0 LOB: 1 K: 0 BB: 1 S: 3 P: 7	R: 0 H: 1 E: 0 LOB: 1 K: 1 BB: 0 S: 6 P: 6	R: 0 H: 1 E: 0 LOB: 1 K: 0 BB: 0 S: 4 P: 4	R: 2 H: 2 E: 0 LOB: 0 K: 0 BB: 0 S: 5 P: 5

| | | | | | | | | | |

Batter	1	2	3	4	5	6	7	8	9	AB	R	H	RBI	BB	SO	LOB
Bill Sharp, L (1, 8) OBP: 0.273, SLG: 0.301	4-3		G5 1-2 2-3f		4-3 3-H		1-H 2-3 2B		F8	5	0	1	2	0	0	4
Robin Yount, R (1, 6) OBP: 0.384, SLG: 0.529	F7		K		6-3		F9			4	0	0	0	0	1	3
Sixto Lezcano, R (1, 9) OBP: 0.302, SLG: 0.426	K		FC6-4 1-			K		F8		4	0	0	0	0	2	2
George Scott, R (1, 3) OBP: 0.329, SLG: 0.405		F7		F8		BB		F7		3	0	0	0	1	0	0
Hank Aaron, R (1, 10) OBP: 0.316, SLG: 0.354		FC6 1B		K		F2		K		4	0	1	0	0	2	1
Bobby Mitchell, R (1, 7) OBP: 0.388, SLG: 0.563		K		2B		F7			K	4	0	1	0	0	2	2
Charlie Moore, R (1, 2) OBP: 0.211, SLG: 0.278		FC6 1-2f		F8			5-3		BB 1B	4	0	1	0	0	0	2
Pedro Garcia, R (1, 4) OBP: 0.267, SLG: 0.313 John Briggs, L (9, PH) OBP: 0.391, SLG: 0.514			G5 1B 1B		F7 4-3 2B		K		BB 1-2 BB	3 0	1 0	2 0	0 0	0 1	1 0	0 0
Kurt Bevacqua, R (1, 5) OBP: 0.176, SLG: 0.156 Mike Hegan, L (9, PH) OBP: 0.375, SLG: 0.400			G5 1-2 1B		F7 2-3		2B 1B		K	3 1	1 0	2 0	0 0	0 1	0 2	1 2
Inning Stats	R: 0 E: 0 K: 1 S: 5 H: 0 LOB: 0 BB: 0 P: 5	R: 0 E: 0 K: 1 S: 6 H: 1 LOB: 1 BB: 0 P: 6	R: 0 E: 0 K: 1 S: 7 H: 2 LOB: 2 BB: 0 P: 7	R: 0 E: 0 K: 1 S: 6 H: 1 LOB: 1 BB: 0 P: 6	R: 1 E: 0 K: 0 S: 4 H: 1 LOB: 0 BB: 0 P: 4	R: 0 E: 0 K: 1 S: 5 H: 0 LOB: 1 BB: 1 P: 9	R: 1 E: 0 K: 1 S: 7 H: 2 LOB: 1 BB: 0 P: 7	R: 0 E: 0 K: 1 S: 5 H: 0 LOB: 0 BB: 0 P: 5	R: 0 E: 0 K: 2 S: 8 H: 1 LOB: 2 BB: 1 P: 12	1B: 5 2B: 3 3B: 0 HR: 0 SF: 0 SAC: 0 DP: 0 HBP: 0						

PITCHER		IP	WLS	BF	H	R	ER	SO	BB	IBB	HBP	BLK	WP	HR	S	P	ERA	WHIP
Jim Kaat, L ERA: 2.46	(1, 1)	8.1	W	34	8	2	2	8	1	0	0	0	0	0	49	53	2.16	1.080
Rich Gossage, R ERA: 0.79	(9, 1)	0.2	S	3	0	0	0	1	1	0	0	0	0	0	4	8	0.00	1.500

PITCHER	IP	WLS	BF	H	R	ER	SO	BB	IBB	HBP	BLK	WP	HR	S	P	ERA	WHIP

BOTTOM

Chicago White Sox @ Milwaukee Brewers

Milwaukee County Stadium, Milwaukee, WI

Mon May 26 1975, 4:33 AM EDT

Att. 16,343 - Unknown - 74 F

livebaseballscorecards.com

AB	35
R	2
H	8
RBI	2
BB	2
SO	9
LOB	17

Batter	1	2	3	4	5	6	7	8	9	AB	R	H	RBI	BB	SO	LOB
Pat Kelly, L (1, 9) OBP: 0.392, SLG: 0.442	HR	1B E 1B 1-2 2-H		K		4-3 S SF9 1-3 1B		F8		5	3	3	2	0	1	0
Jorge Orta, L (1, 4) OBP: 0.366, SLG: 0.444	1B 2B	FC3-6 1B 1-2 2-H		6-3		4-3 1-3 3-H			BB 1B 1B 1B	5	1	3	2	0	0	1
Carlos May, L (1, 7) OBP: 0.401, SLG: 0.397	1B 2-3	FC3-6 S 1-2f 2-H		2B		SF9 3-H			BB 1B 1B 1-2	4	1	3	1	0	0	1
Ken Henderson, S (1, 8) OBP: 0.355, SLG: 0.372	F6	IBB 1-2		G3		K			L5-4 1B BB 1-2 2-3	3	0	0	0	2	1	3
Bill Melton, R (1, 5) OBP: 0.322, SLG: 0.318 Lee Richard, R (9, PR) OBP: 0.200, SLG: 0.200	K	F8			G4-3 1B BB		5-3		F9 1-2 2-H 3-H 1B	4 0	0 0	1 0	2 0	1 0	1 0	4 0
Deron Johnson, R (1, 10) OBP: 0.304, SLG: 0.355	5-3		K		G4-3 1-2 1B		L5		F9	5	0	1	0	0	1	4
Tony Muser, L (1, 3) OBP: 0.333, SLG: 0.353		4-3	5-3		G4-3 1-2f 2-3		F6		L5-4 2-3	5	0	0	0	0	0	4
Bucky Dent, R (1, 6) OBP: 0.340, SLG: 0.409		E 1B 1B	1B		F5			F8		4	1	2	0	0	0	1
Brian Downing, R (1, 2) OBP: 0.345, SLG: 0.325		E5 1B 1B 1-2	K			1B 4-3 BB		3-1		3	2	0	0	1	1	2
Inning Stats	R: 1 H: 3 E: 0 LOB: 2 K: 1 BB: 0 S: 8 P: 8	R: 3 H: 3 E: 2 LOB: 2 K: 0 BB: 1 S: 7 P: 11	R: 0 H: 1 E: 0 LOB: 1 K: 2 BB: 0 S: 8 P: 8	R: 0 H: 1 E: 0 LOB: 1 K: 1 BB: 0 S: 6 P: 6	R: 0 H: 1 E: 0 LOB: 1 K: 0 BB: 1 S: 3 P: 7	R: 2 H: 1 E: 0 LOB: 0 K: 1 BB: 1 S: 6 P: 10	R: 0 H: 0 E: 0 LOB: 0 K: 0 BB: 0 S: 3 P: 3	R: 0 H: 0 E: 0 LOB: 0 K: 0 BB: 0 S: 3 P: 3	R: 2 H: 3 E: 0 LOB: 1 K: 0 BB: 1 S: 5 P: 9	1B: 10 SF: 1 2B: 3 SAC: 0 3B: 0 DP: 2 HR: 1 HBP: 0						

PITCHER		IP	WLS	BF	H	R	ER	SO	BB	IBB	HBP	BLK	WP	HR	S	P	ERA	WHIP
Ed Sprague, R ERA: 4.5	(1, 1)	1.1		11	6	4	2	1	0	0	0	0	0	1	13	13	13.50	4.500
Tom Hausman, R ERA: 5.06	(2, 1)	6.2	W	27	5	3	3	4	2	1	0	0	0	0	32	44	4.05	1.050
Eduardo Rodriguez, R ERA: 2.16	(9, 1)	0.0		3	2	1	1	0	1	0	0	0	0	0	2	6	∞	∞
Tom Murphy, R ERA: 1.69	(9, 1)	1.0	S	2	0	0	0	0	0	0	0	0	0	0	2	2	0.00	0.000

PITCHER	IP	WLS	BF	H	R	ER	SO	BB	IBB	HBP	BLK	WP	HR	S	P	ERA	WHIP

TOP

Chicago White Sox @ Milwaukee Brewers

Milwaukee County Stadium, Milwaukee, WI

Tue May 27 1975, 8:05 PM EDT
Att. 12,066 - Unknown - 64 F

livebaseballscorecards.com

AB	38
R	8
H	13
RBI	7
BB	4
SO	5
LOB	20

WP: 0	PA: 43
PB: 0	
SB: 2	
CS: 0	

Chicago White Sox @ Milwaukee Brewers

Milwaukee County Stadium, Milwaukee, WI

Tue May 27 1975, 8:05 PM EDT

Att. 12,066 - Unknown - 64 F

livebaseballscorecards.com

BOTTOM

Batter	1	2	3	4	5	6	7	8	9	AB	R	H	RBI	BB	SO	LOB
Bobby Mitchell, R (1, 10) OBP: 0.376, SLG: 0.579	F8		F4	1-H 2-H HR	K			K		5	1	1	3	0	2	3
Bill Sharp, L (1, 8) OBP: 0.278, SLG: 0.306	F9		K	1- 1B		1B		F8		5	0	2	0	0	1	2
George Scott, R (1, 3) OBP: 0.333, SLG: 0.408	1B		1-2 2-H FC6-4 1B	F5		1- K				4	0	2	1	0	1	1
Kurt Bevacqua, R (1, 5) OBP: 0.184, SLG: 0.143	F6		1-2f FC6-4		E3 BB 1B 5-6-3	BB				3	1	0	0	1	0	3
Pedro Garcia, R (1, 4) OBP: 0.275, SLG: 0.320		F8		1B 1B	1-2 5-6-3 BB 1B	K				4	2	2	0	0	1	1
Sixto Lezcano, R (1, 9) OBP: 0.307, SLG: 0.424		F9		1-2 1B E 1B	2-3 1B 5-6-3 BB		K			3	2	1	0	1	1	0
Hank Aaron, R (1, 7) OBP: 0.316, SLG: 0.353		6-3		1-3 2-H 6-3 HR 1B	1-2 2-3 3-H 5-6-3		6-3			3	1	1	2	0	0	2
Gorman Thomas, R (6, 7) OBP: 0.222, SLG: 0.313										1	0	0	0	0	0	0
Charlie Moore, R (1, 2) OBP: 0.304, SLG: 0.333			1B 1B	1-2 6-3	2-H 3-H FC6-4 1B		BB CS			3	1	2	2	1	0	2
Robin Yount, R (1, 6) OBP: 0.379, SLG: 0.519			1-2 1B	3-H E5 HR	1-2f FC6-4		CS	F4		4	1	1	1	0	0	2

Inning Stats	1	2	3	4	5	6	7	8	9
	R: 0 E: 0 K: 0 S: 4 H: 1 LOB: 1 BB: 0 P: 4	R: 0 E: 0 K: 0 S: 3 H: 0 LOB: 0 BB: 0 P: 3	R: 1 E: 0 K: 1 S: 8 H: 3 LOB: 2 BB: 0 P: 8	R: 5 E: 1 K: 0 S: 8 H: 5 LOB: 0 BB: 0 P: 8	R: 3 E: 1 K: 1 S: 8 H: 2 LOB: 1 BB: 1 P: 12	R: 0 E: 0 K: 2 S: 7 H: 1 LOB: 1 BB: 1 P: 11	R: 0 E: 0 K: 1 S: 4 H: 0 LOB: 0 BB: 1 P: 8	R: 0 E: 0 K: 1 S: 5 H: 0 LOB: 0 BB: 0 P: 5	

	AB	R	H	RBI	BB	SO	LOB
	35	9	12	9	3	6	16

	1B	SF	WP	PA
	11	0	0	39
	2B: 0	SAC: 0	PB: 0	
	3B: 0	DP: 0	SB: 0	
	HR: 1	HBP: 0	CS: 2	

PITCHER		IP	WLS	BF	H	R	ER	SO	BB	IBB	HBP	BLK	WP	HR	S	P	ERA	WHIP
Wilbur Wood, L ERA: 5.29	(1, 1)	4.0	L	23	10	8	7	1	0	0	0	0	0	1	25	25	15.75	2.500
Ozzie Osborn, R ERA: 5.23	(5, 1)	4.0		15	2	1	0	5	3	0	0	0	0	0	22	34	0.00	1.250

PITCHER	IP	WLS	BF	H	R	ER	SO	BB	IBB	HBP	BLK	WP	HR	S	P	ERA	WHIP

Batter	1	2	3	4	5	6	7	8	9	AB	R	H	RBI	BB	SO	LOB
Pat Kelly, L (1, 9) OBP: 0.396, SLG: 0.440	1B		BB G6-4-3 1-2		L3	K			6-3	3	1	1	0	1	0	3
Bob Coluccio, R (5, 9) OBP: 0.279, SLG: 0.225	4-3									2	0	0	0	0	1	3
Jorge Orta, L (1, 4) OBP: 0.370, SLG: 0.443	BB 1B 1-2	2B 1B	G6-4-3 1-2f 2-3		G3-6-1 1B		K		4-3	5	2	2	0	1	1	2
Carlos May, L (1, 7) OBP: 0.407, SLG: 0.418	BB 1-2 2-H	2B 1-3	2B 3-H		G3-6-1 1-2f		E6			5	2	3	2	0	0	1
Ken Henderson, S (1, 8) OBP: 0.363, SLG: 0.383	E4 1B 1-2 2-H	E 2B 2-H 3-H	BB			6-3 WP 1B	F3			4	3	2	2	1	0	2
Bill Melton, R (1, 5) OBP: 0.324, SLG: 0.312	1B 1-2 2-3	E BB	L5			F8 1-2	5-3			3	0	0	0	2	0	4
Deron Johnson, R (1, 10) OBP: 0.294, SLG: 0.341	K	K		F7		6-3 2-3		5-3		5	0	0	0	0	2	6
Tony Muser, L (1, 3) OBP: 0.325, SLG: 0.342	E6 1B 1-2 2-3 3-H	K		G3		BB BB 1B 3-H		3-1		5	0	1	2	0	1	4
Bucky Dent, R (1, 6) OBP: 0.348, SLG: 0.412	1B 1-2 2-3 3-H	6-3 1-2 2-H		1B		BB 1-2		F8		4	0	2	1	1	0	1
Brian Downing, R (1, 2) OBP: 0.347, SLG: 0.322	K		G6-4-3 BB 2B 1B	5-3		BB 1-2 2-3			K	4	1	1	0	1	2	4
Inning Stats	R: 4 E: 2 K: 2 S: 12 H: 3 LOB: 3 BB: 2 P: 20	R: 3 E: 1 K: 2 S: 10 H: 3 LOB: 1 BB: 1 P: 14	R: 1 E: 0 K: 0 S: 4 H: 2 LOB: 2 BB: 2 P: 12	R: 0 E: 0 K: 0 S: 4 H: 1 LOB: 1 BB: 0 P: 4	R: 0 E: 0 K: 0 S: 3 H: 1 LOB: 0 BB: 0 P: 3	R: 1 E: 0 K: 1 S: 7 H: 2 LOB: 3 BB: 2 P: 15	R: 0 E: 1 K: 1 S: 6 H: 0 LOB: 1 BB: 0 P: 6	R: 0 E: 0 K: 0 S: 3 H: 0 LOB: 0 BB: 0 P: 3	R: 0 E: 0 K: 1 S: 5 H: 0 LOB: 0 BB: 0 P: 5	1B: 9 2B: 3 3B: 0 HR: 0 SF: 0 SAC: 0 DP: 2 HBP: 0						

PITCHER		IP	WLS	BF	H	R	ER	SO	BB	IBB	HBP	BLK	WP	HR	S	P	ERA	WHIP
Jim Slaton, R ERA: 6.11	(1, 1)	1.0	L	13	6	7	3	2	2	0	0	0	0	0	15	23	27.00	8.000
Bill Castro, R ERA: 1.23	(2, 1)	4.0		17	4	1	1	2	3	0	0	0	0	0	18	30	2.25	1.750
Eduardo Rodriguez, R ERA: 2.33	(6, 1)	2.0		11	2	1	1	2	2	0	0	0	1	0	13	21	4.50	2.000
Tom Murphy, R ERA: 1.57	(8, 1)	2.0		6	0	0	0	1	0	0	0	0	0	0	8	8	0.00	0.000

PITCHER	IP	WLS	BF	H	R	ER	SO	BB	IBB	HBP	BLK	WP	HR	S	P	ERA	WHIP

TOP

Chicago White Sox @ Milwaukee Brewers

Milwaukee County Stadium, Milwaukee, WI

Wed May 28 1975, 8:05 PM EDT
Att. 9,971 - Unknown - 64 F

livebaseballscorecards.com

AB	40
R	9
H	12
RBI	7
BB	7
SO	7
LOB	30

Chicago White Sox @ Milwaukee Brewers

Milwaukee County Stadium, Milwaukee, WI

Wed May 28 1975, 8:05 PM EDT

Att. 9,971 - Unknown - 64 F

BOTTOM

livebaseballscorecards.com

Batter	1	2	3	4	5	6	7	8	9	AB	R	H	RBI	BB	SO	LOB
Bill Sharp, L (1, 8) OBP: 0.267, SLG: 0.292	F8	F7			K		F8		6-3	5	0	0	0	0	1	3
Robin Yount, R (1, 6) OBP: 0.372, SLG: 0.505	BB, 1B		6-3		G4-6-3, 1-2f		F4		5-3	5	0	1	0	0	0	1
John Briggs, L (1, 7) OBP: 0.392, SLG: 0.475	1-2, BB		4-3			HR, BB	F9		6-3	3	1	0	0	2	0	0
George Scott, R (1, 5) OBP: 0.343, SLG: 0.429	K		BB			1-H, HR		1B, 1B, FC6-4, BB		2	2	1	2	2	1	2
Hank Aaron, R (1, 10) OBP: 0.313, SLG: 0.348 Tommy Bianco, S (6, PH)	F3		F2			F8		F8		2 2	0 0	0 0	0 0	0 0	0 0	3 1
Mike Hegan, L (1, 3) OBP: 0.389, SLG: 0.414		F8, BB, 1B		F7		K		FC6-4, 1B, 1-2		4	0	2	0	0	1	0
Darrell Porter, L (1, 2) OBP: 0.338, SLG: 0.318		1-2, BB		F7		1B, BB		FC6-4, 1-2, 2-3		2	0	1	0	2	0	0
Sixto Lezcano, R (1, 9) OBP: 0.306, SLG: 0.420		F8, 2-3		K		1-2		FC6-4, 1-2f, 2-3, 3-H		4	0	1	1	0	1	4
Pedro Garcia, R (1, 4) OBP: 0.274, SLG: 0.311		K			G4-6-3, BB	F6		L9		3	0	0	0	1	1	6
Inning Stats	R: 0 E: 0 K: 1 S: 6 H: 1 LOB: 2 BB: 1 P: 10	R: 0 E: 0 K: 1 S: 6 H: 1 LOB: 2 BB: 1 P: 10	R: 0 E: 0 K: 0 S: 3 H: 0 LOB: 1 BB: 1 P: 7	R: 0 E: 0 K: 1 S: 5 H: 0 LOB: 0 BB: 0 P: 5	R: 0 E: 0 K: 1 S: 4 H: 0 LOB: 0 BB: 1 P: 8	R: 2 E: 0 K: 1 S: 7 H: 2 LOB: 2 BB: 2 P: 15	R: 0 E: 0 K: 0 S: 3 H: 0 LOB: 0 BB: 0 P: 3	R: 1 E: 0 K: 0 S: 5 H: 2 LOB: 2 BB: 1 P: 9	R: 0 E: 0 K: 0 S: 3 H: 0 LOB: 0 BB: 0 P: 3	1B: 5 2B: 0 3B: 0 HR: 1	SF: 0 SAC: 0 DP: 1 HBP: 0	WP: 0 PB: 0 SB: 0 CS: 0	PA: 39				

PITCHER	IP	WLS	BF	H	R	ER	SO	BB	IBB	HBP	BLK	WP	HR	S	P	ERA	WHIP
Stan Bahnsen, R (1, 1) ERA: 7.49	9.0	W	39	6	3	3	5	7	0	0	0	0	1	42	70	3.00	1.444

PITCHER	IP	WLS	BF	H	R	ER	SO	BB	IBB	HBP	BLK	WP	HR	S	P	ERA	WHIP

AB	32
R	3
H	6
RBI	3
BB	7
SO	5
LOB	20

Batter	1	2	3	4	5	6	7	8	9	AB	R	H	RBI	BB	SO	LOB
Amos Otis, R (1, 8) OBP: 0.381, SLG: 0.379	H 1-0 HBP		x 0-0 1-3 ①	x 0-0 F3 ②	SSS 0-3 K ③ 1-3			x 0-0 SH5-4 ① 1-2 2-3		3	0	0	0	0	1	4
Vada Pinson, L (1, 9) OBP: 0.267, SLG: 0.439	x 0-0 F9 ①		x 0-0 HR	SSS 0-3 K ③		x 0-0 G4-6-3 1B		4-0 G4-6-3 IBB		4	1	2	1	1	1	4
Hal McRae, R (1, 7) OBP: 0.379, SLG: 0.441 Al Cowens, R (8, 7) OBP: 0.244, SLG: 0.250	x 0-0 F3 ②		x 0-0 F7 ②		SSS 0-3 K ① 1-2f	x 0-0 G4-6-3 ①②		x 0-0 G4-6-3 ②③		5	0	0	0	0	1	5
										0	0	0	0	0	0	0
Harmon Killebrew, R (1, 10) OBP: 0.333, SLG: 0.403	x 0-0 L7 ③		x 0-0 F7 ③		x 0-0 F7 ②	x 0-0 5-3 ③			x 0-0 F8 ①	5	0	0	0	0	0	1
John Mayberry, L (1, 3) OBP: 0.364, SLG: 0.350		x 0-0 HR		x 0-0 E FC6-4 1B 1B	x 0-0 1B 2B		x 0-0 F8 ①		x 0-0 L6 ②	5	3	3	1	0	0	0
George Brett, L (1, 5) OBP: 0.330, SLG: 0.333		x 0-0 E8 1B 1B		x 0-0 FC6-4 E 1-2 1B	x 0-0 2-H 2B 1B		x 0-0 G3 ②		x 0-0 CS 1B	5	1	4	1	0	0	0
Fran Healy, R (1, 2) OBP: 0.340, SLG: 0.480		x 0-0 2-3 1B ①		x 0-0 E6 FC6-4 1-2 2-3	BBB 4-0 2B BB		x 0-0 6-3 ③		0-0 CS ③ 1-2	3	1	1	0	1	0	2
Frank White, R (1, 4) OBP: 0.243, SLG: 0.308		x 0-0 G4 ②		x 0-0 FC6-4 BB ① 1-2f 2-3 3-H	x 0-0 1B 1-H 2-H 2B			x 0-0 SH5-4 1B 1B		4	1	2	3	0	0	3
Freddie Patek, R (1, 6) OBP: 0.290, SLG: 0.280		x 0-0 P5 ③		BBB 4-0 1-2 BB	x 0-0 E S 2-H 1B			x 0-0 SH5-4 1-2 1B		3	0	2	1	1	0	1
Inning Stats	R: 0 E: 0 K: 0 S: 3 H: 0 LOB: 1 BB: 0 P: 4	R: 1 E: 1 K: 0 S: 5 H: 3 LOB: 1 BB: 0 P: 5	R: 1 E: 0 K: 0 S: 4 H: 1 LOB: 0 BB: 0 P: 4	R: 1 E: 1 K: 1 S: 8 H: 2 LOB: 3 BB: 1 P: 12	R: 4 E: 0 K: 2 S: 11 H: 4 LOB: 1 BB: 1 P: 15	R: 0 E: 0 K: 0 S: 3 H: 1 LOB: 0 BB: 0 P: 3	R: 0 E: 0 K: 0 S: 3 H: 0 LOB: 0 BB: 0 P: 3	R: 0 E: 0 K: 0 S: 4 H: 2 LOB: 2 BB: 1 P: 8	R: 0 E: 0 K: 0 S: 3 H: 1 LOB: 0 BB: 0 P: 3	1B: 10 2B: 2 3B: 0 HR: 2	SF: 0 SAC: 1 DP: 2 HBP: 1						

PITCHER		IP	WLS	BF	H	R	ER	SO	BB	IBB	HBP	BLK	WP	HR	S	P	ERA	WHIP
Pete Broberg, R ERA: 3.56	(1, 1)	4.2	L	27	10	7	6	2	2	0	1	0	0	2	28	37	11.57	2.571
Bill Castro, R ERA: 1.07	(5, 1)	4.1		15	4	0	0	1	0	1	0	0	0	0	16	20	0.00	0.923

PITCHER	IP	WLS	BF	H	R	ER	SO	BB	IBB	HBP	BLK	WP	HR	S	P	ERA	WHIP

TOP

Kansas City Royals @ Milwaukee Brewers

Milwaukee County Stadium, Milwaukee, WI

Sat May 31 1975, 4:33 AM EDT
Att. 15,949 - Unknown - 64 F

livebaseballscorecards.com

AB	37
R	7
H	14
RBI	7
BB	3
SO	3
LOB	20

1B: 10	SF: 0	WP: 0	PA: 43
2B: 2	SAC: 1	PB: 0	
3B: 0	DP: 2	SB: 1	
HR: 2	HBP: 1	CS: 1	

Kansas City Royals @ Milwaukee Brewers

Milwaukee County Stadium, Milwaukee, WI

Sat May 31 1975, 4:33 AM EDT

Att. 15,949 - Unknown - 64 F

livebaseballscorecards.com

BOTTOM

Batter	1	2	3	4	5	6	7	8	9	AB	R	H	RBI	BB	SO	LOB
Robin Yount, R (1, 6) OBP: 0.368, SLG: 0.496	F8		6-3 2-3		P4		FC5-4 1B			4	0	1	0	0	0	1
Bobby Mitchell, R (1, 7) OBP: 0.371, SLG: 0.563	K		HR 3-H 1B		F8		FC5-4 1-2f			4	1	1	1	0	1	1
George Scott, R (1, 5) OBP: 0.341, SLG: 0.443	F9		HR 1-H		F8			F3		4	1	1	2	0	0	0
Hank Aaron, R (1, 10) OBP: 0.305, SLG: 0.338		5-3	5-3			F8		4-3		4	0	0	0	0	0	0
Mike Hegan, L (1, 3) OBP: 0.350, SLG: 0.364		3-1		K		K		L3		4	0	0	0	0	2	0
Sixto Lezcano, R (1, 9) OBP: 0.311, SLG: 0.414		F3		1B E BB		BB			F8	2	1	0	0	2	0	0
Darrell Porter, L (1, 2) OBP: 0.343, SLG: 0.351			HR	E8 1-H 1B		K			L7	4	1	2	1	0	1	1
Pedro Garcia, R (1, 4) OBP: 0.267, SLG: 0.302			P6	P4			1-3		P6	3	0	0	0	0	0	1
John Briggs, L (9, PH) OBP: 0.385, SLG: 0.463										1	0	0	0	0	0	0
Bill Sharp, L (1, 8) OBP: 0.268, SLG: 0.302			6-3 1B 2B	4-3			G3			3	1	1	0	0	0	1
Inning Stats	R: 0 E: 0 K: 1 S: 5 H: 0 LOB: 0 BB: 0 P: 5	R: 0 E: 0 K: 0 S: 3 H: 0 LOB: 0 BB: 0 P: 3	R: 4 E: 0 K: 0 S: 7 H: 4 LOB: 0 BB: 0 P: 7	R: 1 E: 1 K: 1 S: 6 H: 1 LOB: 1 BB: 1 P: 10	R: 0 E: 0 K: 0 S: 3 H: 0 LOB: 0 BB: 0 P: 3	R: 0 E: 0 K: 2 S: 7 H: 0 LOB: 1 BB: 1 P: 11	R: 0 E: 0 K: 0 S: 4 H: 1 LOB: 1 BB: 0 P: 4	R: 0 E: 0 K: 0 S: 3 H: 0 LOB: 0 BB: 0 P: 3	R: 0 E: 0 K: 0 S: 3 H: 0 LOB: 0 BB: 0 P: 3	1B: 3 2B: 1 3B: 0 HR: 2 SF: 0 SAC: 0 DP: 0 HBP: 0						

	AB	33
	R	5
	H	6
	RBI	4
	BB	2
	SO	4
	LOB	5

WP: 0 PB: 0 SB: 0 CS: 0 PA: 35

PITCHER		IP	WLS	BF	H	R	ER	SO	BB	IBB	HBP	BLK	WP	HR	S	P	ERA	WHIP
Dennis Leonard, R ERA: 4.12	(1, 1)	3.1		16	5	5	4	2	1	0	0	0	0	2	19	23	10.80	1.800
Lindy McDaniel, R ERA: 1.89	(4, 1)	5.2	W	19	1	0	0	2	1	0	0	0	0	0	22	26	0.00	0.353

PITCHER	IP	WLS	BF	H	R	ER	SO	BB	IBB	HBP	BLK	WP	HR	S	P	ERA	WHIP

Kansas City Royals @ Milwaukee Brewers

Milwaukee County Stadium, Milwaukee, WI

Sun Jun 01 1975, 4:33 AM EDT

Sunny - 62 F

TOP

livebaseballscorecards.com

Batter	1	2	3	4	5	6	7	8	9	AB	R	H	RBI	BB	SO	LOB
Amos Otis, R (1, 8) OBP: 0.385, SLG: 0.376	P3		FC6-4 1-3 1B	FC4-6 HBP	BBB G3 1-2 2-3 3-H 1B BB		F9		6-3	4	1	1	1	1	0	0
Vada Pinson, L (1, 9) OBP: 0.270, SLG: 0.433	G5-4-3 1B		FC6-4 1B S SF7 1-2f 3-H	FC4-6 1B 1-2f 2-3 3-H	G3 1-2 2-3 3-H		1B		F7	6	1	2	3	0	0	5
Hal McRae, R (1, 7) OBP: 0.384, SLG: 0.443 Al Cowens, R (7, 7) OBP: 0.244, SLG: 0.250	G5-4-3 1-2f		1B 1-3	1B 1-2 3-H	BBB 1B BB		SSS K			4 0	0 0	2 0	1 0	1 0	1 0	2 0
Harmon Killebrew, R (1, 10) OBP: 0.335, SLG: 0.413 Jim Wohlford, R (8, PR) OBP: 0.315, SLG: 0.369		6-3	SF7 SSS 3-H	K	1-3 2-H 3-H 1B			2B 2B		4 0	0 1	2 0	3 0	0 0	1 0	2 0
John Mayberry, L (1, 3) OBP: 0.375, SLG: 0.358	BBBB FC 1B BB	P6		BBBB SH SH BB	BBBB BB	BBBB BB	1B 2-H 2B		2	3	1	1	3	0	1
George Brett, L (1, 5) OBP: 0.333, SLG: 0.333	FC 1B 1-2		BBBB 1B 1B BB	SH BB SH 1-3 BB	P6		1B 2-H 1B		3	2	1	1	1	0	2	
Fran Healy, R (1, 2) OBP: 0.345, SLG: 0.473	1-3 2-H 1B		E 1B 1-3 FC4-6 1B	F3	SSS K		SSS K		5	1	2	1	0	2	4	
Frank White, R (1, 4) OBP: 0.230, SLG: 0.290	SSS K		F9	SH BB BB G3 1-2 3-H	SSS K		SSS K		4	1	0	1	0	3	5	
Freddie Patek, R (1, 6) OBP: 0.299, SLG: 0.281		BBBB 1B FC6-4 BB	E7 FC4-6 1-3 3-H 1B	BBBB G3 BB 1-2 2-3 1B BB		6-3		F7	3	3	1	1	2	0	0	

	AB	35
	R	13
	H	12
	RBI	13
	BB	8
	SO	7
	LOB	21

Inning Stats										
	R: 0 E: 0 K: 0 S: 3	H: 1 LOB: 0 BB: 0 P: 3	R: 1 E: 0 K: 1 S: 6	H: 1 LOB: 1 BB: 1 P: 10	R: 2 E: 0 K: 0 S: 5	H: 2 LOB: 1 BB: 1 P: 9	R: 3 E: 1 K: 1 S: 8	H: 3 LOB: 2 BB: 1 P: 13	R: 5 E: 1 K: 0 S: 5	H: 1 LOB: 2 BB: 4 P: 21
	R: 0 E: 0 K: 2 S: 7	H: 0 LOB: 1 BB: 1 P: 11	R: 0 E: 0 K: 1 S: 6	H: 1 LOB: 1 BB: 0 P: 6	R: 2 E: 0 K: 2 S: 9	H: 3 LOB: 1 BB: 0 P: 9	R: 0 E: 0 K: 0 S: 3	H: 0 LOB: 0 BB: 0 P: 3	1B: 10 2B: 2 3B: 0 HR: 0	SF: 1 SAC: 2 DP: 1 HBP: 1
	WP: 0 PB: 0 SB: 1 CS: 0	PA: 47								

PITCHER		IP	WLS	BF	H	R	ER	SO	BB	IBB	HBP	BLK	WP	HR	S	P	ERA	WHIP
Bill Champion, R ERA: 4.71	(1, 1)	3.1		18	6	6	6	1	3	0	0	0	0	0	17	29	16.20	2.700
Tom Hausman, R ERA: 5.25	(4, 1)	1.1	L	12	1	5	1	1	4	0	1	0	0	0	9	26	6.75	3.750
Jim Slaton, R ERA: 5.97	(5, 1)	4.1		17	5	2	2	5	1	0	0	0	0	0	26	30	4.15	1.385

PITCHER	IP	WLS	BF	H	R	ER	SO	BB	IBB	HBP	BLK	WP	HR	S	P	ERA	WHIP

Batter	1	2	3	4	5	6	7	8	9	AB	R	H	RBI	BB	SO	LOB
Robin Yount, R (1, 6) OBP: 0.369, SLG: 0.508	F7	4-3 2-H 2B		F7 1-3		F9		2B		5	0	2	1	0	0	2
John Briggs, L (1, 7) OBP: 0.404, SLG: 0.467	G6-4-3 1B	4-3 2-3		1B BB		1-3 1B		K		4	0	2	0	1	1	2
George Scott, R (1, 5) OBP: 0.337, SLG: 0.436	G6-4-3 1-2f	L7		1-3 3-H 1B		1-3		K		5	0	1	1	0	1	5
Hank Aaron, R (1, 10) OBP: 0.314, SLG: 0.347		F7	1B 1B		G3-6-3 1B		6-3		BB 1B	5	0	3	0	0	0	0
Darrell Porter, L (1, 2) OBP: 0.345, SLG: 0.347		BB 1B 2B BB	G5-4-3 1-3 1B		G3-6-3 1-2f		1-3		K	4	1	1	0	1	1	2
Mike Hegan, L (1, 3) OBP: 0.400, SLG: 0.405		BB 1-2 2B 1B	P6 1B				1B 1B		BB 1-2	4	1	3	0	1	0	2
Sixto Lezcano, R (1, 9) OBP: 0.313, SLG: 0.409		2B 1-2 2-3 2B BB	G5-4-3 1-2f		F9		1-2 1B		K	4	1	1	0	1	1	5
Bill Sharp, L (1, 8) OBP: 0.266, SLG: 0.306		1-3 2-H 3-H 2B		5-3		L7	F7		F5	5	1	1	2	0	0	4
Pedro Garcia, R (1, 4) OBP: 0.283, SLG: 0.315		2-H 3-H 2B		E S 1B BB		1B BB		F7		2	2	1	2	2	0	0
Inning Stats	R: 0 E: 0 K: 0 S: 3 H: 1 LOB: 0 BB: 0 P: 3	R: 5 E: 0 K: 0 S: 7 H: 4 LOB: 1 BB: 2 P: 15	R: 0 E: 0 K: 0 S: 4 H: 2 LOB: 1 BB: 0 P: 4	R: 1 E: 0 K: 0 S: 3 H: 1 LOB: 2 BB: 2 P: 11	R: 0 E: 0 K: 0 S: 4 H: 2 LOB: 1 BB: 0 P: 4	R: 0 E: 0 K: 0 S: 4 H: 1 LOB: 2 BB: 1 P: 8	R: 0 E: 0 K: 0 S: 5 H: 2 LOB: 2 BB: 0 P: 5	R: 0 E: 0 K: 2 S: 8 H: 1 LOB: 1 BB: 0 P: 8	R: 0 E: 0 K: 2 S: 8 H: 1 LOB: 2 BB: 1 P: 12	1B: 11 2B: 4 3B: 0 HR: 0 SF: 0 SAC: 0 DP: 3 HBP: 0						

PITCHER		IP	WLS	BF	H	R	ER	SO	BB	IBB	HBP	BLK	WP	HR	S	P	ERA	WHIP
Steve Busby, R ERA: 2.88	(1, 1)	1.1		10	5	5	5	0	2	0	0	0	0	0	8	16	33.75	5.250
Marty Pattin, R ERA: 3.53	(2, 1)	5.2	W	25	8	1	1	0	3	0	0	0	0	0	22	34	1.59	1.941
Doug Bird, R ERA: 2.97	(8, 1)	2.0		9	2	0	0	4	1	0	0	0	0	0	16	20	0.00	1.500

PITCHER	IP	WLS	BF	H	R	ER	SO	BB	IBB	HBP	BLK	WP	HR	S	P	ERA	WHIP

BOTTOM

Kansas City Royals @ Milwaukee Brewers

Milwaukee County Stadium, Milwaukee, WI

Sun Jun 01 1975, 4:33 AM EDT

Sunny - 62 F

livebaseballscorecards.com

AB	38
R	6
H	15
RBI	6
BB	6
SO	4
LOB	22

WP: 0 PB: 0 SB: 1 CS: 0 PA: 44

Batter	1	2	3	4	5	6	7	8	9	AB	R	H	RBI	BB	SO	LOB
Jim Wohlford, R (1, 7) OBP: 0.340, SLG: 0.386	6-3	1B; 3-H; 1B		1B; HR; 1B		1-3; 2B; 1B		BBB; 1B; BB		4	2	3	1	1	0	0
Vada Pinson, L (1, 8) OBP: 0.276, SLG: 0.431	5-3	1-3; 1B		1-3; HR; 1B		P4		F7		5	1	2	0	0	0	3
John Mayberry, L (1, 10) OBP: 0.385, SLG: 0.393	BBBB; HR; BB	G3		1-H; 3-H; HR		1-H; 3-H; 2B		1-3; 1B		4	2	3	5	1	0	2
Tony Solaita, L (1, 3) OBP: 0.364, SLG: 0.592	1-H; HR		H; HR; HBP	F8		SSS; K		SSS; K		4	2	1	2	0	2	3
George Brett, L (1, 5) OBP: 0.330, SLG: 0.346	4-3		1-H; HR	G3		L8			P4	5	1	1	2	0	0	1
Al Cowens, R (1, 9) OBP: 0.240, SLG: 0.244		SH5-4; E; SF7; 1B	SSS; K		F9		SSS; K		P4	5	1	1	0	0	2	0
Frank White, R (1, 4) OBP: 0.215, SLG: 0.270		E6; SF7; SH5-4; 1-2; 1B	1-3		SSS; K		SSS; K		F9	5	1	0	0	0	2	1
Buck Martinez, R (1, 2) OBP: 0.308, SLG: 0.340		SH5-4; 1-2; 2-3	5-3		P5		SSS; K			3	0	0	0	0	1	0
Freddie Patek, R (1, 6) OBP: 0.298, SLG: 0.282		SF7; 2-3; 3-H		SSS; K		1B; 2B; 1B		L3		3	1	1	1	0	1	0
Inning Stats	R: 2 E: 0 K: 0 S: 4 H: 1 LOB: 0 BB: 1 P: 8	R: 2 E: 1 K: 0 S: 7 H: 3 LOB: 2 BB: 0 P: 7	R: 2 E: 0 K: 1 S: 6 H: 1 LOB: 0 BB: 0 P: 7	R: 3 E: 0 K: 1 S: 8 H: 3 LOB: 0 BB: 0 P: 8	R: 0 E: 0 K: 1 S: 5 H: 0 LOB: 0 BB: 0 P: 5	R: 2 E: 0 K: 1 S: 8 H: 3 LOB: 1 BB: 0 P: 8	R: 0 E: 0 K: 3 S: 9 H: 0 LOB: 0 BB: 0 P: 9	R: 0 E: 0 K: 1 S: 6 H: 1 LOB: 2 BB: 1 P: 10	R: 0 E: 0 K: 0 S: 3 H: 0 LOB: 0 BB: 0 P: 3	1B: 8 2B: 1 3B: 0 HR: 3 SF: 1 SAC: 1 DP: 0 HBP: 1						

PITCHER		IP	WLS	BF	H	R	ER	SO	BB	IBB	HBP	BLK	WP	HR	S	P	ERA	WHIP
Jim Colborn, R ERA: 4.61	(1, 1)	3.0	L	17	5	6	4	1	1	0	1	0	0	2	17	22	12.00	2.000
Eduardo Rodriguez, R ERA: 3.48	(4, 1)	4.0		18	6	5	5	6	0	0	0	0	0	1	30	30	11.25	1.500
Tom Murphy, R ERA: 1.47	(8, 1)	2.0		8	1	0	0	1	1	0	0	0	0	0	9	13	0.00	1.000

PITCHER	IP	WLS	BF	H	R	ER	SO	BB	IBB	HBP	BLK	WP	HR	S	P	ERA	WHIP

TOP

Kansas City Royals @ Milwaukee Brewers

Milwaukee County Stadium, Milwaukee, WI

Sun Jun 01 1975, 4:38 AM EDT
Att. 29,759 - Unknown - 60 F

livebaseballscorecards.com

AB	38
R	11
H	12
RBI	11
BB	2
SO	8
LOB	10

WP: 0	PB: 0	SB: 0	CS: 0
PA: 43			

BOTTOM

Kansas City Royals @ Milwaukee Brewers

Milwaukee County Stadium, Milwaukee, WI

Sun Jun 01 1975, 4:38 AM EDT

Att. 29,759 - Unknown - 60 F

livebaseballscorecards.com

Batter	1	2	3	4	5	6	7	8	9	AB	R	H	RBI	BB	SO	LOB
Robin Yount, R (1, 6) OBP: 0.368, SLG: 0.504	0-0 1B		0-0 6-3 2-3		0-0 4-3		0-0 4-3 1-3		0-0 P5	3	0	1	0	0	0	1
Tim Johnson, L (7, 6) OBP: 0.148, SLG: 0.135										2	0	0	0	0	0	1
Bobby Mitchell, R (1, 7) OBP: 0.362, SLG: 0.541	SSS 0-3 K		0-0 1B 3-H 1B		0-0 F5		0-0 6-3		0-0 F8	5	0	1	1	0	1	2
George Scott, R (1, 3) OBP: 0.332, SLG: 0.428	0-0 F9		0-0 F9			0-0 6-3		SSS 0-3 K	0-0 6-3	3	0	0	0	0	0	2
Tommy Bianco, S (7, 3)										2	0	0	0	0	1	0
Hank Aaron, R (1, 10) OBP: 0.320, SLG: 0.349	0-0 F7		0-0 1-2 1B			BBBB 4-0 FC3-6 1B BB		0-0 BB HR 1B		2	0	1	0	1	0	1
John Briggs, L (8, PH) OBP: 0.414, SLG: 0.478										1	1	1	0	0	0	0
Sixto Lezcano, R (1, 9) OBP: 0.318, SLG: 0.408		SSS 0-3 K	0-0 F7			0-0 1-2 FC3-6 1B		BBBB 4-0 1-2 HR BB		3	1	1	0	1	1	2
Charlie Moore, R (1, 2) OBP: 0.259, SLG: 0.280		SSS 0-3 K		0-0 6-3		0-0 FC3-6 FC6-4 1-2f 2-3		0-0 F7		4	0	0	0	0	1	4
Pedro Garcia, R (1, 4) OBP: 0.282, SLG: 0.339		0-0 5-3		0-0 F9		0-0 FC6-4 1-2f		0-0 1-H 2-H HR		4	1	1	3	0	0	2
Bill Sharp, L (1, 8) OBP: 0.269, SLG: 0.309			0-0 2B 1B	0-0 4-3			SSS 0-3 K	BBBB 4-0 BB		2	1	1	0	0	0	0
Gorman Thomas, R (5, 8) OBP: 0.250, SLG: 0.294										1	0	0	0	1	1	0
Kurt Bevacqua, R (1, 5) OBP: 0.214, SLG: 0.184			0-0 6-3 1-H 1B 2B		0-0 1-3		BBBB 4-0 4-3 WP BB	0-0 F9		3	1	1	1	1	0	1
Inning Stats	R: 0 E: 0 K: 1 S: 6 H: 1 LOB: 1 BB: 0 P: 6	R: 0 E: 0 K: 2 S: 7 H: 0 LOB: 0 BB: 0 P: 7	R: 2 E: 0 K: 0 S: 7 H: 4 LOB: 2 BB: 0 P: 7	R: 0 E: 0 K: 0 S: 3 H: 0 LOB: 0 BB: 0 P: 3	R: 0 E: 0 K: 0 S: 3 H: 0 LOB: 0 BB: 0 P: 3	R: 0 E: 0 K: 0 S: 4 H: 1 LOB: 2 BB: 1 P: 8	R: 0 E: 0 K: 1 S: 5 H: 0 LOB: 1 BB: 1 P: 9	R: 3 E: 0 K: 1 S: 7 H: 2 LOB: 1 BB: 2 P: 15	R: 0 E: 0 K: 0 S: 3 H: 0 LOB: 0 BB: 0 P: 3	1B: 6 2B: 1 3B: 0 HR: 1	SF: 0 SAC: 0 DP: 0 HBP: 0						

	AB	35
	R	5
	H	8
	RBI	5
	BB	4
	SO	5
	LOB	16

PITCHER	IP	WLS	BF	H	R	ER	SO	BB	IBB	HBP	BLK	WP	HR	S	P	ERA	WHIP
Al Fitzmorris, R (1, 1) ERA: 3.22	7.0	W	29	6	2	2	4	2	0	0	0	1	0	35	43	2.57	1.143
Steve Mingori, L (8, 1) ERA: 2.87	2.0		10	2	3	3	1	2	0	0	0	0	1	10	18	13.50	2.000

PITCHER	IP	WLS	BF	H	R	ER	SO	BB	IBB	HBP	BLK	WP	HR	S	P	ERA	WHIP

Batter	1	2	3	4	5	6	7	8	9	AB	R	H	RBI	BB	SO	LOB
Robin Yount, R (1, 6) OBP: 0.370, SLG: 0.500	K		G5-4-3 2-H 1B			F9		SH1-4 3-H 1B	5-3 1-2 2-3	5	0	2	2	0	1	3
Bill Sharp, L (1, 8) OBP: 0.261, SLG: 0.299	5-3		G5-4-3 1-2f			K		SH1-4 1-2	1-4-3	4	0	0	0	0	1	4
George Scott, R (1, 3) OBP: 0.335, SLG: 0.444	4-3			6-3		HR 1-H		IBB		3	1	1	2	1	0	0
Hank Aaron, R (1, 10) OBP: 0.313, SLG: 0.340		F3		F9		F3		F3		4	0	0	0	0	0	2
Sixto Lezcano, R (1, 9) OBP: 0.316, SLG: 0.404		K		6-3			K		1B 2B 1B	4	1	1	0	0	2	0
Pedro Garcia, R (1, 4) OBP: 0.281, SLG: 0.353		3B			1-3		F5		F3	4	0	1	0	0	0	1
Darrell Porter, L (1, 2) OBP: 0.342, SLG: 0.344		K			K		K		2B 1-2 PB 1B	4	1	1	0	0	3	1
Kurt Bevacqua, R (1, 5) OBP: 0.261, SLG: 0.310			1B 2B		6-3			SH2-4 1B 2B	5-3 1-3 2-H 2B	4	2	3	1	0	0	0
Gorman Thomas, R (1, 7) OBP: 0.304, SLG: 0.278			L9			HR BB		SH2-4 2-3	5-3 3-H BB	1	1	0	0	2	0	1
Inning Stats	R: 0 E: 0 K: 1 S: 5 H: 0 LOB: 0 BB: 0 P: 5	R: 0 E: 0 K: 2 S: 8 H: 1 LOB: 1 BB: 0 P: 8	R: 1 E: 0 K: 0 S: 4 H: 2 LOB: 0 BB: 0 P: 4	R: 0 E: 0 K: 0 S: 3 H: 0 LOB: 0 BB: 0 P: 3	R: 0 E: 0 K: 1 S: 5 H: 0 LOB: 0 BB: 0 P: 5	R: 2 E: 0 K: 1 S: 6 H: 1 LOB: 0 BB: 1 P: 10	R: 0 E: 0 K: 2 S: 7 H: 0 LOB: 0 BB: 0 P: 7	R: 1 E: 0 K: 0 S: 5 H: 2 LOB: 2 BB: 1 P: 9	R: 2 E: 0 K: 0 S: 6 H: 3 LOB: 2 BB: 1 P: 10	1B: 4 2B: 3 3B: 1 HR: 1 SF: 0 SAC: 2 DP: 1 HBP: 0						

PITCHER		IP	WLS	BF	H	R	ER	SO	BB	IBB	HBP	BLK	WP	HR	S	P	ERA	WHIP
Vida Blue, L ERA: 2.91	(1, 1)	8.1	L	34	8	6	5	7	1	1	0	0	0	1	46	54	5.40	1.080
Jim Todd, R ERA: 1.57	(9, 1)	0.2		4	1	0	0	0	1	0	0	0	0	0	3	7	0.00	3.000

PITCHER	IP	WLS	BF	H	R	ER	SO	BB	IBB	HBP	BLK	WP	HR	S	P	ERA	WHIP

TOP

Milwaukee Brewers @ Oakland Athletics

Oakland-Alameda County Coliseum, Oakland, CA

Mon Jun 02 1975, 7:05 PM PDT
Att. 28,235 - Unknown

livebaseballscorecards.com

AB	33
R	6
H	9
RBI	5
BB	3
SO	7
LOB	12

WP: 0 PA: 38
PB: 1
SB: 0
CS: 0

Batter	1	2	3	4	5	6	7	8	9	AB	R	H	RBI	BB	SO	LOB
Bill North, S (1, 7) OBP: 0.382, SLG: 0.335	0-0 SH2-3 1B 1B	0-0 4-3		0-0 4-3			0-0 1-3		0-0 L7	5	1	1	0	0	0	2
Bert Campaneris, R (1, 6) OBP: 0.251, SLG: 0.248	0-0 SH2-3 1-2		BBBB 4-0 E 1B FC4-6 BB		0-0 6-3		0-0 F9		0-0 1B	3	1	1	0	1	0	0
Reggie Jackson, L (1, 9) OBP: 0.314, SLG: 0.466	0-0 2-H 1B		0-0 FC4-6 1-2 1B		0-0 1-3		0-0 2B		0-0 4-3	5	0	3	1	0	0	1
Joe Rudi, R (1, 3) OBP: 0.350, SLG: 0.461	0-0 2B		0-0 FC4-6 1B 1-2f 2-H		0-0 2B		4-0 IBB			3	0	2	1	1	0	1
Billy Williams, L (1, 10) OBP: 0.344, SLG: 0.389	0-0 6-3		0-0 G6-4-3 1-2 1B		0-0 F8		0-0 F8			4	0	1	0	0	0	4
Gene Tenace, R (1, 2) OBP: 0.422, SLG: 0.496		0-0 1-3 1B 1B	0-0 G6-4-3 1-2f			0-0 F7		0-0 F7		4	1	1	0	0	0	2
Claudell Washington, L (1, 8) OBP: 0.359, SLG: 0.425		0-0 1-3 1-2		0-0 6-3 1B		0-0 F7		0-0 3-1		4	0	1	0	0	0	1
Sal Bando, R (1, 5) OBP: 0.300, SLG: 0.302		SSS 0-3 K		0-0 F9		0-0 1B		0-0 F4		4	0	1	0	0	1	2
Phil Garner, R (1, 4) OBP: 0.297, SLG: 0.356		0-0 2-H 1B		0-0 6-3 1-2		SSS 0-3 K			0-0 F5	3	0	1	1	0	1	2
Jim Holt, L (9, PH) OBP: 0.524, SLG: 0.375										1	0	0	0	0	0	0
Inning Stats	R: 1 E: 0 K: 0 S: 5 H: 3 LOB: 1 BB: 0 P: 5	R: 1 E: 0 K: 1 S: 7 H: 2 LOB: 1 BB: 0 P: 7	R: 1 E: 1 K: 0 S: 4 H: 2 LOB: 1 BB: 1 P: 8	R: 0 E: 0 K: 0 S: 4 H: 1 LOB: 1 BB: 0 P: 4	R: 0 E: 0 K: 0 S: 4 H: 1 LOB: 1 BB: 0 P: 4	R: 0 E: 0 K: 1 S: 6 H: 1 LOB: 1 BB: 0 P: 6	R: 0 E: 0 K: 0 S: 4 H: 1 LOB: 2 BB: 1 P: 8	R: 0 E: 0 K: 0 S: 3 H: 0 LOB: 0 BB: 0 P: 3	R: 0 E: 0 K: 0 S: 4 H: 1 LOB: 1 BB: 0 P: 4	1B: 9 2B: 3 3B: 0 HR: 0	SF: 0 SAC: 1 DP: 1 HBP: 0						

PITCHER		IP	WLS	BF	H	R	ER	SO	BB	IBB	HBP	BLK	WP	HR	S	P	ERA	WHIP
Ed Sprague, R ERA: 4.98	(1, 1)	2.1		14	7	3	3	1	1	0	0	0	0	0	15	19	11.57	3.429
Bill Castro, R ERA: 0.89	(3, 1)	6.2	W	25	5	0	0	1	0	1	0	0	0	0	26	30	0.00	0.750

PITCHER	IP	WLS	BF	H	R	ER	SO	BB	IBB	HBP	BLK	WP	HR	S	P	ERA	WHIP

BOTTOM

Milwaukee Brewers @ Oakland Athletics

Oakland-Alameda County Coliseum, Oakland, CA

Mon Jun 02 1975, 7:05 PM PDT

Att. 28,235 - Unknown

livebaseballscorecards.com

AB	36
R	3
H	12
RBI	3
BB	2
SO	2
LOB	15

Milwaukee Brewers @ Oakland Athletics

Oakland-Alameda County Coliseum, Oakland, CA

Tue Jun 03 1975, 7:05 PM PDT

Att. 4,129 - Unknown

TOP

livebaseballscorecards.com

Batter	1	2	3	4	5	6	7	8	9	AB	R	H	RBI	BB	SO	LOB
Robin Yount, R (1, 6) OBP: 0.357, SLG: 0.481	F6		6-3		4-3 2-3		6-3		F7 1-2	5	0	0	0	0	0	2
Bill Sharp, L (1, 8) OBP: 0.261, SLG: 0.298	F6		G3		G1-4-3 3-H		6-3			4	0	1	1	0	0	0
George Scott, R (1, 3) OBP: 0.339, SLG: 0.462	HR		K		G1-4-3 1-2f			SH3		4	1	2	1	0	1	1
Hank Aaron, R (1, 10) OBP: 0.313, SLG: 0.346	2B			6-3		6-3		SH3 1-2		3	0	1	0	0	0	0
John Briggs, L (1, 7) OBP: 0.426, SLG: 0.479 Bobby Mitchell, R (8, PH) OBP: 0.358, SLG: 0.535 Gorman Thomas, R (8, 7) OBP: 0.304, SLG: 0.278	BB			F9		1-3 FC WP 1B		F3		2 1 0	1 0 0	1 0 0	0 0 0	1 0 0	0 0 0	0 1 0
Darrell Porter, L (1, 2) OBP: 0.340, SLG: 0.336	K			F9		FC WP 1-3 1-2		BB		3	0	0	0	1	1	3
Sixto Lezcano, R (1, 9) OBP: 0.320, SLG: 0.419		CS 1B			2B 3B	1-3 1-2 2-3		K		4	1	2	0	0	1	4
Kurt Bevacqua, R (1, 5) OBP: 0.260, SLG: 0.289		F8 1-2			2B BB	K 2-3 3-H			K	3	1	0	0	1	2	2
Pedro Garcia, R (1, 4) OBP: 0.288, SLG: 0.361		F8			4-3 1B 1-H 3-H 2B		F7		BB	3	1	1	2	1	0	0
Inning Stats	R: 1 E: 0 K: 1 S: 7 H: 2 LOB: 2 BB: 1 P: 11	R: 0 E: 0 K: 0 S: 3 H: 1 LOB: 0 BB: 0 P: 3	R: 0 E: 0 K: 1 S: 5 H: 0 LOB: 0 BB: 0 P: 5	R: 0 E: 0 K: 0 S: 3 H: 0 LOB: 0 BB: 0 P: 3	R: 3 E: 0 K: 0 S: 5 H: 3 LOB: 0 BB: 1 P: 9	R: 1 E: 0 K: 1 S: 7 H: 1 LOB: 1 BB: 0 P: 7	R: 0 E: 0 K: 0 S: 3 H: 0 LOB: 0 BB: 0 P: 3	R: 0 E: 0 K: 1 S: 6 H: 1 LOB: 2 BB: 1 P: 10	R: 0 E: 0 K: 1 S: 4 H: 0 LOB: 0 BB: 1 P: 8	1B: 4 2B: 2 3B: 1 HR: 1	SF: 0 SAC: 1 DP: 1 HBP: 0					

	AB	32
	R	5
	H	8
	RBI	4
	BB	4
	SO	5
	LOB	13

WP: 1 PB: 0 SB: 0 CS: 1 PA: 37

PITCHER		IP	WLS	BF	H	R	ER	SO	BB	IBB	HBP	BLK	WP	HR	S	P	ERA	WHIP
Jim Perry, R ERA: 6.75	(1, 1)	4.0		18	5	4	4	2	2	0	0	0	0	1	20	28	9.00	1.750
Jim Todd, R ERA: 1.67	(5, 1)	3.1	L	13	3	1	1	1	0	0	0	0	1	0	15	15	2.70	0.900
Paul Lindblad, L ERA: 3.93	(8, 1)	0.1		2	0	0	0	0	1	0	0	0	0	0	1	5	0.00	3.000
Rollie Fingers, R ERA: 2.74	(8, 1)	1.1		4	0	0	0	2	1	0	0	0	0	0	7	11	0.00	0.750

PITCHER	IP	WLS	BF	H	R	ER	SO	BB	IBB	HBP	BLK	WP	HR	S	P	ERA	WHIP

BOTTOM

Milwaukee Brewers @ Oakland Athletics

Oakland-Alameda County Coliseum, Oakland, CA

Tue Jun 03 1975, 7:05 PM PDT

Att. 4,129 - Unknown

livebaseballscorecards.com

Batter	1	2	3	4	5	6	7	8	9	AB	R	H	RBI	BB	SO	LOB
Bill North, S (1, 8) OBP: 0.387, SLG: 0.335	BBBB 4-0 FC4-6 BB	x 0-0 S 1B 1B		x 0-0 ① F4		BBBB 4-0 BLK 1B BB		x 0-0 ② 4-3		3	1	1	0	2	0	0
Bert Campaneris, R (1, 6) OBP: 0.256, SLG: 0.253	x 0-0 ① FC4-6 E S FC4 1-2f	x 0-0 1-H 1B		x 0-0 ② 5-3		x 0-0 BLK 1-2 1B		x 0-0 ③ F7		5	1	2	1	0	0	1
Reggie Jackson, L (1, 9) OBP: 0.322, SLG: 0.480	BBBB 4-0 FC4 1-3 BB	x 0-0 ③ F6		x 0-0 HR		BBBB 4-0 1-2 2-3 BB			x 0-0 ① 3-1	3	1	1	1	2	0	1
Joe Rudi, R (1, 3) OBP: 0.346, SLG: 0.454 Matt Alexander, S (9, PR)	x 0-0 ② FC4 HBP 1B 1-2f 3-H		x 0-0 E5 E SF7	x 0-0 ③ F9		x 0-0 ③ F7			x 0-0 G3 1B	5 0	1 0	1 0	1 0	0 0	0 0	4 0
Billy Williams, L (1, 10) OBP: 0.340, SLG: 0.383	x 0-0 HBP 1-2 1B	x 0-0 E3 1-3			x 0-0 ① G3		x 0-0 ① F6		x 0-0 ② G3 1-2	5	0	1	0	0	0	2
Gene Tenace, R (1, 2) OBP: 0.424, SLG: 0.496 Don Hopkins, L (7, PR) Ray Fosse, R (8, 2) OBP: 0.067, SLG: 0.034	H 1-0 1-2 2-3 HBP	x 0-0 ① SF7 3-H			x 0-0 ② 5-3		x 0-0 E S 1B		x 0-0 ③ F8	2 0 1	0 0 0	1 0 0	1 0 0	0 0 0	0 0 0	0 0 2
Claudell Washington, L (1, 7) OBP: 0.352, SLG: 0.415	x 0-0 ③ 4-3	x 0-0 ② 1-3			x 0-0 ③ F6		x 0-0 ② 1-3 1-3			4	0	0	0	0	0	5
Sal Bando, R (1, 5) OBP: 0.304, SLG: 0.303		x 0-0 G5-4-3 1B	BBBB 4-0 FC5-4 BB			x 0-0 ① F8	x 0-0 ③ L7			3	0	1	0	1	0	2
Phil Garner, R (1, 4) OBP: 0.291, SLG: 0.348 Jim Holt, L (8, PH) OBP: 0.500, SLG: 0.353 Ted Martinez, R (9, 4) OBP: 0.200, SLG: 0.280		x 0-0 ① ② G5-4-3 1-2f	x 0-0 ③ FC5-4 1-2f			x 0-0 ② 5-3		x 0-0 ① F9		3 1 0	0 0 0	0 0 0	0 0 0	0 0 0	0 0 0	3 0 0
Inning Stats	R: 1 E: 0 K: 0 S: 4 H: 1 LOB: 3 BB: 2 P: 13	R: 1 E: 0 K: 0 S: 5 H: 3 LOB: 1 BB: 0 P: 5	R: 1 E: 2 K: 0 S: 5 H: 0 LOB: 2 BB: 1 P: 9	R: 1 E: 0 K: 0 S: 4 H: 1 LOB: 0 BB: 0 P: 4	R: 0 E: 0 K: 0 S: 3 H: 0 LOB: 0 BB: 0 P: 3	R: 0 E: 0 K: 0 S: 4 H: 1 LOB: 3 BB: 2 P: 12	R: 0 E: 0 K: 0 S: 4 H: 1 LOB: 2 BB: 0 P: 4	R: 0 E: 0 K: 0 S: 3 H: 0 LOB: 0 BB: 0 P: 3	R: 0 E: 0 K: 0 S: 4 H: 1 LOB: 2 BB: 0 P: 4	1B: 7 2B: 0 3B: 0 HR: 1	SF: 1 SAC: 0 DP: 1 HBP: 1						

AB	35
R	4
H	8
RBI	4
BB	5
SO	0
LOB	20

WP: 0 PB: 0 SB: 3 CS: 0 PA: 42

PITCHER		IP	WLS	BF	H	R	ER	SO	BB	IBB	HBP	BLK	WP	HR	S	P	ERA	WHIP
Bill Travers, L ERA: 6.75	(1, 1)	2.2		17	4	3	2	0	3	0	1	0	0	0	13	26	6.75	2.625
Bill Champion, R ERA: 4.56	(3, 1)	4.1	W	18	3	1	1	0	2	0	0	1	0	1	16	24	2.08	1.154
Tom Murphy, R ERA: 1.38	(8, 1)	2.0	S	7	1	0	0	0	0	0	0	0	0	0	7	7	0.00	0.500

PITCHER		IP	WLS	BF	H	R	ER	SO	BB	IBB	HBP	BLK	WP	HR	S	P	ERA	WHIP

Batter	1	2	3	4	5	6	7	8	9	AB	R	H	RBI	BB	SO	LOB
Robin Yount, R (1, 6) OBP: 0.365, SLG: 0.489	BBBB 4-0 FC1-6 BB		x 0-0 2B 6-3 1B		x 0-0 1B 2B	x 0-0 ② 5-3		SSS 0-3 ③ K		4	2	2	0	1	1	0
Bill Sharp, L (1, 8) OBP: 0.261, SLG: 0.304 Charlie Moore, R (9, PH) OBP: 0.250, SLG: 0.269	x 0-0 ① FC1-6 1B 1-2f		x 0-0 1-3 2B		x 0-0 ① F7	x 0-0 ③ 6-3			x 0-0 ① F7	4 1	0 0	1 0	0 0	0 0	0 0	2 0
George Scott, R (1, 3) OBP: 0.340, SLG: 0.461	x 0-0 FC6-4 1B 1-2		x 0-0 ① 6-3 3-H		x 0-0 ② 1-3		x 0-0 ① 6-3		x 0-0 1B	5	0	2	1	0	0	2
Bobby Mitchell, R (1, 10) OBP: 0.360, SLG: 0.517	SSS 0-3 ② K		x 0-0 ② 5-3		BBBB 4-0 1B E BB		BBBB 4-0 BB BB		x 0-0 ② F8	3	1	0	0	2	1	4
Sixto Lezcano, R (1, 9) OBP: 0.328, SLG: 0.417	x 0-0 ③ FC6-4 1-2f		BBBB 4-0 BB		x 0-0 HBP E 1B 1-2 2-H		BBBB 4-0 BB 1-2		SSS 0-3 ③ K	3	0	1	1	2	1	3
Pedro Garcia, R (1, 4) OBP: 0.287, SLG: 0.358		x 0-0 S 1B	x 0-0 ③ F7		x 0-0 E9 HBP 1-2 2-H		SSS 0-3 ② K			4	0	1	0	0	1	5
Darrell Porter, L (1, 2) OBP: 0.338, SLG: 0.328		x 0-0 ① F9 1-2		x 0-0 ① G3	H 1-0 1-2 2-3 HBP		x 0-0 ③ F8			3	0	0	0	0	0	3
Kurt Bevacqua, R (1, 5) OBP: 0.241, SLG: 0.265		x 0-0 ② F1		x 0-0 ② 6-3	SSS 0-3 ③ K			x 0-0 ① 1-3		4	0	0	0	0	1	4
Gorman Thomas, R (1, 7) OBP: 0.259, SLG: 0.227		SSS 0-3 ③ K		SSS 0-3 ③ K		x 0-0 ① 4-3		SSS 0-3 ② K		4	0	0	0	0	3	1
Inning Stats	R: 0 E: 0 K: 1 S: 6 H: 1 LOB: 2 BB: 1 P: 10	R: 0 E: 0 K: 1 S: 6 H: 1 LOB: 1 BB: 0 P: 6	R: 1 E: 0 K: 0 S: 5 H: 2 LOB: 2 BB: 1 P: 9	R: 0 E: 0 K: 1 S: 5 H: 0 LOB: 0 BB: 0 P: 5	R: 2 E: 1 K: 1 S: 8 H: 2 LOB: 3 BB: 1 P: 13	R: 0 E: 0 K: 0 S: 3 H: 0 LOB: 0 BB: 0 P: 3	R: 0 E: 0 K: 1 S: 5 H: 0 LOB: 2 BB: 2 P: 13	R: 0 E: 0 K: 2 S: 7 H: 0 LOB: 0 BB: 0 P: 7	R: 0 E: 0 K: 1 S: 6 H: 1 LOB: 1 BB: 0 P: 6	1B: 5 2B: 2 3B: 0 HR: 0 SF: 0 SAC: 0 DP: 0 HBP: 1						

PITCHER	IP	WLS	BF	H	R	ER	SO	BB	IBB	HBP	BLK	WP	HR	S	P	ERA	WHIP
Ken Holtzman, L (1, 1) ERA: 3.21	8.0	W	37	6	3	2	7	5	0	1	0	0	0	45	66	2.25	1.375
Dave Hamilton, L (9, 1) ERA: 3.3	1.0		4	1	0	0	1	0	0	0	0	0	0	6	6	0.00	1.000

PITCHER	IP	WLS	BF	H	R	ER	SO	BB	IBB	HBP	BLK	WP	HR	S	P	ERA	WHIP

TOP

Milwaukee Brewers @ Oakland Athletics

Oakland-Alameda County Coliseum, Oakland, CA

Wed Jun 04 1975, 7:05 PM PDT

Att. 3,344 - Unknown

livebaseballscorecards.com

AB	35
R	3
H	7
RBI	2
BB	5
SO	8
LOB	24

WP: 0 PB: 0 SB: 1 CS: 0 PA: 41

Milwaukee Brewers @ Oakland Athletics

Oakland-Alameda County Coliseum, Oakland, CA

Wed Jun 04 1975, 7:05 PM PDT

Att. 3,344 - Unknown

livebaseballscorecards.com

BOTTOM

Batter	1	2	3	4	5	6	7	8	9	AB	R	H	RBI	BB	SO	LOB
Bill North, S (1, 8) OBP: 0.388, SLG: 0.329	BBBB 4-0 1B S 1B BB	H 1-0 1B 1B HBP	x 0-0 ② 5-3		x 0-0 ③ 4-3		x 0-0 ② 1-3			3	2	0	0	1	0	2
Bert Campaneris, R (1, 6) OBP: 0.267, SLG: 0.265	x 0-0 1B 1B 1-3 1B	x 0-0 1B 1B 1-2 1B	SSS 0-3 ③ K			x 0-0 2B 1B	x 0-0 ③ 6-3			4	3	3	0	0	1	0
Ted Martinez, R (7, PH) OBP: 0.192, SLG: 0.269 (8, 6)										1	0	0	0	0	0	1
Reggie Jackson, L (1, 9) OBP: 0.323, SLG: 0.480	x 0-0 1B WP 1-2 3-H 1B	SSS 0-3 ① K		x 0-0 ① F3		x 0-0 ① F4		x 0-0 ① F7		2	1	1	1	0	1	2
Ray Fosse, R (3, 2) OBP: 0.061, SLG: 0.031										3	0	0	0	0	0	1
Joe Rudi, R (1, 3) OBP: 0.344, SLG: 0.449 (3, 7)	x 0-0 ① F9	x 0-0 BB 1B SF8 1-2 2-H 1B		x 0-0 ② L7		x 0-0 ② F8		SSS 0-3 ② K		4	1	1	1	0	0	3
Angel Mangual, R (8, 7) OBP: 0.167, SLG: 0.208										1	0	0	0	0	1	0
Billy Williams, L (1, 10) OBP: 0.354, SLG: 0.404	x 0-0 WP E 1-3 2-H 1B	x 0-0 SF8 BB 1-2 2-H 1B		x 0-0 1B		x 0-0 HR 1-H 2B		H 1-0 HBP		4	2	4	3	0	0	0
Jim Holt, L (8, PH) OBP: 0.522, SLG: 0.353 (9, 3)										0	0	0	0	0	0	0
Gene Tenace, R (1, 2) OBP: 0.425, SLG: 0.514 (3, 3)	x 0-0 ② L8 1-2 3-H	BBBB 4-0 1-2 2-3 BB		x 0-0 ③ 5-3		x 0-0 2-H HR		x 0-0 ③ 4-3		3	1	1	2	1	0	2
Don Hopkins, L (8, PH)										1	0	0	0	0	0	1
Dave Hamilton, L (9, 1)										0	0	0	0	0	0	0
Claudell Washington, L (1, 7) OBP: 0.350, SLG: 0.414 (3, 9)	x 0-0 E3 1B 2-H	x 0-0 ② SF8 2-3 3-H			x 0-0 4-3 S 1B	x 0-0 ③ 4-3				3	1	1	1	0	0	0
Sal Bando, R (1, 5) OBP: 0.308, SLG: 0.308	x 0-0 1B 2-H 1B	x 0-0 ③ L5			SSS 0-3 ① K 1-2		x 0-0 5-3 1B			4	0	2	1	0	1	3
Phil Garner, R (1, 4) OBP: 0.283, SLG: 0.338	x 0-0 ③ L6	x 0-0 ① F9			x 0-0 ② 4-3 2-3		x 0-0 ① 5-3 1-2			4	0	0	0	0	0	3
Inning Stats	R: 5 E: 1 K: 0 S: 8 H: 4 LOB: 1 BB: 1 P: 12	R: 3 E: 0 K: 1 S: 8 H: 3 LOB: 2 BB: 1 P: 13	R: 0 E: 0 K: 1 S: 5 H: 0 LOB: 0 BB: 0 P: 5	R: 0 E: 0 K: 0 S: 4 H: 1 LOB: 1 BB: 0 P: 4	R: 0 E: 0 K: 1 S: 6 H: 1 LOB: 1 BB: 0 P: 6	R: 3 E: 0 K: 0 S: 6 H: 3 LOB: 0 BB: 0 P: 6	R: 0 E: 0 K: 0 S: 4 H: 1 LOB: 1 BB: 0 P: 4	R: 0 E: 0 K: 1 S: 5 H: 0 LOB: 1 BB: 0 P: 6		1B: 11 2B: 1 3B: 0 HR: 1	SF: 1 SAC: 0 DP: 0 HBP: 2					

	AB	37
	R	11
	H	13
	RBI	9
	BB	2
	SO	4
	LOB	18

WP: 1 PB: 0 SB: 2 CS: 0 PA: 42

PITCHER		IP	WLS	BF	H	R	ER	SO	BB	IBB	HBP	BLK	WP	HR	S	P	ERA	WHIP
Pete Broberg, R ERA: 3.89	(1, 1)	0.1	L	5	3	4	3	0	1	0	0	0	0	0	4	8	81.00	12.000
Jim Colborn, R ERA: 5.14	(1, 1)	1.0		9	4	4	3	1	0	0	1	0	1	0	10	11	27.00	4.000
Tom Hausman, R ERA: 5.09	(2, 1)	5.2		24	6	3	3	2	1	0	0	0	0	1	27	31	4.76	1.235
Eduardo Rodriguez, R ERA: 3.38	(8, 1)	1.0		4	0	0	0	1	0	0	1	0	0	0	5	6	0.00	0.000

PITCHER	IP	WLS	BF	H	R	ER	SO	BB	IBB	HBP	BLK	WP	HR	S	P	ERA	WHIP

Milwaukee Brewers @ California Angels

Anaheim Stadium, Anaheim, CA

Fri Jun 06 1975, 10:05 PM EDT

Att. 29,513 - Unknown

livebaseballscorecards.com

Batter	1	2	3	4	5	6	7	8	9	AB	R	H	RBI	BB	SO	LOB
Robin Yount, R (1, 6) OBP: 0.362, SLG: 0.479	5-3		BB		L6 1-2 2-3		K			3	0	0	0	1	1	3
Bill Sharp, L (1, 8) OBP: 0.253, SLG: 0.295	K		K			2-3		F7		4	0	0	0	0	2	1
George Scott, R (1, 3) OBP: 0.338, SLG: 0.456	K			6-3		F8		1B		4	0	1	0	0	1	0
Hank Aaron, R (1, 10) OBP: 0.311, SLG: 0.344		F6		F8		BB 1B		F8		4	0	1	0	0	0	1
John Briggs, L (1, 7) OBP: 0.415, SLG: 0.451		E3		F8		FC4-6 1-2 BB		G3		3	0	0	0	1	0	1
Darrell Porter, L (1, 2) OBP: 0.335, SLG: 0.321		F7			4-3	FC4-6 1-2f			P3-1 BB	3	0	0	0	1	0	3
Sixto Lezcano, R (1, 9) OBP: 0.326, SLG: 0.410		F3			6-3		FC5-4 BB		K	3	0	0	0	1	1	2
Pedro Garcia, R (1, 4) OBP: 0.286, SLG: 0.349			F7		WP BB BB		FC5-4 1-2f		P3-1 1-2f	3	0	0	0	1	0	2
Kurt Bevacqua, R (1, 5) OBP: 0.246, SLG: 0.255			F9		WP 1-2 BB		K			2	0	0	0	1	1	1

Inning Stats	1	2	3	4	5	6	7	8	9		
	R: 0 H: 0	R: 0 H: 0	R: 0 H: 0	R: 0 H: 0	R: 0 H: 0	R: 0 H: 1	R: 0 H: 0	R: 0 H: 1	R: 0 H: 0	1B: 2 SF: 0	WP: 1 PA: 35
	E: 0 LOB: 0	E: 1 LOB: 1	E: 0 LOB: 1	E: 0 LOB: 0	E: 0 LOB: 2	E: 0 LOB: 2	E: 0 LOB: 1	E: 0 LOB: 1	E: 0 LOB: 0	2B: 1 SAC: 0	PB: 0
	K: 2 BB: 0	K: 0 BB: 0	K: 1 BB: 1	K: 0 BB: 0	K: 0 BB: 2	K: 0 BB: 1	K: 2 BB: 1	K: 0 BB: 0	K: 1 BB: 1	3B: 0 DP: 1	SB: 0
	S: 7 P: 7	S: 4 P: 4	S: 5 P: 9	S: 3 P: 3	S: 3 P: 11	S: 4 P: 8	S: 7 P: 11	S: 4 P: 4	S: 4 P: 8	HR: 0 HBP: 0	CS: 0

PITCHER	IP	WLS	BF	H	R	ER	SO	BB	IBB	HBP	BLK	WP	HR	S	P	ERA	WHIP
Nolan Ryan, R (1, 1) ERA: 2.24	9.0	W	35	2	0	0	6	6	0	0	0	1	0	41	65	0.00	0.889

PITCHER	IP	WLS	BF	H	R	ER	SO	BB	IBB	HBP	BLK	WP	HR	S	P	ERA	WHIP

AB	29
R	0
H	2
RBI	0
BB	6
SO	6
LOB	14

Batter	1	2	3	4	5	6	7	8	9	AB	R	H	RBI	BB	SO	LOB
Morris Nettles, L (1, 7) OBP: 0.287, SLG: 0.268	0-0 1B BB 1B	0-0 6-3 ②		0-0 CS 2-H 1B		0-0 L6 ③				4	1	2	1	0	0	0
Jerry Remy, L (1, 4) OBP: 0.320, SLG: 0.368	0-0 BB 1-3 3B 1B	0-0 CS 1B		0-0 CS ③ 1-2	0-0 F9 ①		0-0 6-3 ①			4	1	2	0	0	0	0
Mickey Rivers, L (1, 8) OBP: 0.345, SLG: 0.390	0-0 5-3 ①	0-0 CS ③ 1-2	0-0 5-3 ①		0-0 4-3 ②		0-0 F7 ②			4	0	0	0	0	0	2
Bruce Bochte, L (1, 3) OBP: 0.362, SLG: 0.337	4-0 BB 3B IBB		0-0 FC4 1B		0-0 BB 1B		0-0 4-3 ③			3	1	2	0	1	0	0
Dave Chalk, R (1, 5) OBP: 0.396, SLG: 0.395	4-0 1-2 2-3 3-H 3B BB		0-0 FC4 ② 1-2f		4-0 1-2 BB			0-0 5-3 ①		2	1	0	1	2	0	1
Joe Lahoud, L (1, 10) OBP: 0.330, SLG: 0.314	0-0 F4 ②		0-0 F8 ③		0-0 F8 ③			0-0 4-3 ②		4	0	0	0	0	0	6
Leroy Stanton, R (1, 9) OBP: 0.367, SLG: 0.447	0-0 1-H 2-H 3-H 3B			0-0 SH1-4 1B 1B		0-0 HR		0-0 F4 ③		4	2	3	4	0	0	0
Ellie Rodriguez, R (1, 2) OBP: 0.414, SLG: 0.309	0-3 K ③			0-0 SH1-4 ① 1-2		0-0 6-3 ①				2	0	0	0	0	1	1
Billy Smith, S (1, 6) OBP: 0.252, SLG: 0.286		0-0 F7 ①		0-0 F8 ②		0-0 F6 ②				3	0	0	0	0	0	1
Inning Stats	R: 4 E: 0 K: 1 S: 8 H: 3 LOB: 1 BB: 2 P: 16	R: 0 E: 0 K: 0 S: 3 H: 1 LOB: 0 BB: 0 P: 3	R: 0 E: 0 K: 0 S: 4 H: 1 LOB: 1 BB: 0 P: 4	R: 1 E: 0 K: 0 S: 4 H: 2 LOB: 0 BB: 0 P: 4	R: 0 E: 0 K: 0 S: 4 H: 1 LOB: 2 BB: 1 P: 8	R: 1 E: 0 K: 0 S: 4 H: 1 LOB: 0 BB: 0 P: 4	R: 0 E: 0 K: 0 S: 3 H: 0 LOB: 0 BB: 0 P: 3	R: 0 E: 0 K: 0 S: 3 H: 0 LOB: 0 BB: 0 P: 3		1B: 7 2B: 0 3B: 1 HR: 1	SF: 0 SAC: 1 DP: 0 HBP: 0					

BOTTOM

Milwaukee Brewers @ California Angels

Anaheim Stadium, Anaheim, CA

Fri Jun 06 1975, 10:05 PM EDT

Att. 29,513 - Unknown

livebaseballscorecards.com

AB	30
R	6
H	9
RBI	6
BB	3
SO	1
LOB	11

WP: 0 PB: 0 SB: 0 CS: 2 PA: 36

PITCHER		IP	WLS	BF	H	R	ER	SO	BB	IBB	HBP	BLK	WP	HR	S	P	ERA	WHIP
Jim Slaton, R ERA: 6.25	(1, 1)	6.0	L	28	9	6	6	1	2	1	0	0	0	1	27	39	9.00	1.833
Tom Hausman, R ERA: 4.58	(7, 1)	2.0		6	0	0	0	0	0	0	0	0	0	0	6	6	0.00	0.000

PITCHER	IP	WLS	BF	H	R	ER	SO	BB	IBB	HBP	BLK	WP	HR	S	P	ERA	WHIP

Batter	1	2	3	4	5	6	7	8	9	AB	R	H	RBI	BB	SO	LOB
Robin Yount, R (1, 6) OBP: 0.365, SLG: 0.476	B B B B 4-0 G1-6-3 BB		S S S 0-3 ① ② K 2-3		x 0-0 ③ 5-3		x 0-0 FC6-4 1-2 2-H 1B			3	0	1	1	1	1	2
Pedro Garcia, R (1, 4) OBP: 0.278, SLG: 0.338	x 0-0 ① ② G1-6-3 1-2f		S S S 0-3 ③ K			x 0-0 ① F8	x 0-0 ③ FC6-4 1-2f			4	0	0	0	0	1	4
George Scott, R (1, 3) OBP: 0.337, SLG: 0.449	x 0-0 ③ 5-3			x 0-0 ① L5		H 1-0 FC5-4 HBP		x 0-0 ① F9		3	0	0	0	0	0	0
Hank Aaron, R (1, 10) OBP: 0.310, SLG: 0.338		x 0-0 ① F2		H 1-0 BB 1B HBP		x 0-0 ② FC5-4 1-2f		x 0-0 ② 3-1		3	1	0	0	0	0	1
Sixto Lezcano, R (1, 9) OBP: 0.330, SLG: 0.408		x 0-0 CS WP 1B		B B B B 4-0 1B 1-2 BB		x 0-0 ③ 6-3		x 0-0 ③ F9		3	0	1	0	1	0	1
Charlie Moore, R (1, 2) OBP: 0.281, SLG: 0.276		B B B B 4-0 CS 1-2 BB		x 0-0 ② 1-3 2-H 1B			x 0-0 ① L5		x 0-0 ① F7	3	0	1	1	1	0	0
Kurt Bevacqua, R (1, 5) OBP: 0.246, SLG: 0.255		S S S 0-3 ② ③ K 1-2 2-3		x 0-0 ③ F6			x 0-0 BB 1B 1B		x 0-0 ② F8	4	1	1	0	0	1	3
Gorman Thomas, R (1, 7) (7, 8) OBP: 0.290, SLG: 0.240			x 0-0 CS E 1B		S S S 0-3 ① K		B B B B 4-0 1B 1-2 BB		S S S 0-3 ③ K	3	0	1	0	1	2	0
Bill Sharp, L (1, 8) OBP: 0.250, SLG: 0.291 Bobby Mitchell, R (7, PH) OBP: 0.356, SLG: 0.511 (7, 7)			x 0-0 FC1 1-2		S S S 0-3 ② K		S S S 0-3 ② K			2 1	0 0	0 0	0 0	0 0	1 1	1 2
Inning Stats	R: 0 H: 0 E: 0 LOB: 0 K: 0 BB: 1 S: 2 P: 6	R: 0 H: 1 E: 0 LOB: 1 K: 1 BB: 1 S: 5 P: 9	R: 0 H: 1 E: 1 LOB: 1 K: 2 BB: 0 S: 8 P: 8	R: 1 H: 1 E: 0 LOB: 1 K: 0 BB: 1 S: 3 P: 8	R: 0 H: 0 E: 0 LOB: 0 K: 2 BB: 0 S: 7 P: 7	R: 0 H: 0 E: 0 LOB: 1 K: 0 BB: 0 S: 3 P: 4	R: 1 H: 2 E: 0 LOB: 2 K: 1 BB: 1 S: 7 P: 11	R: 0 H: 0 E: 0 LOB: 0 K: 0 BB: 0 S: 3 P: 3	R: 0 H: 0 E: 0 LOB: 0 K: 1 BB: 0 S: 5 P: 5	1B: 5 SF: 0 2B: 0 SAC: 0 3B: 0 DP: 1 HR: 0 HBP: 2						WP: 1 PA: 35 PB: 0 SB: 0 CS: 3

PITCHER	IP	WLS	BF	H	R	ER	SO	BB	IBB	HBP	BLK	WP	HR	S	P	ERA	WHIP
Frank Tanana, L (1, 1) ERA: 3.03	9.0	W	35	5	2	2	7	4	0	2	0	1	0	43	61	2.00	1.000

PITCHER	IP	WLS	BF	H	R	ER	SO	BB	IBB	HBP	BLK	WP	HR	S	P	ERA	WHIP

TOP

Milwaukee Brewers @ California Angels

Anaheim Stadium, Anaheim, CA

Sat Jun 07 1975, 10:05 PM EDT

Att. 14,212 - Unknown

livebaseballscorecards.com

AB	29
R	2
H	5
RBI	2
BB	4
SO	7
LOB	14

BOTTOM

Milwaukee Brewers @ California Angels

Anaheim Stadium, Anaheim, CA

Sat Jun 07 1975, 10:05 PM EDT

Att. 14,212 - Unknown

Batter	1	2	3	4	5	6	7	8	9	AB	R	H	RBI	BB	SO	LOB
Dave Collins, S (1, 7) Orlando Ramirez, R (7, 6) OBP: 0.367, SLG: 0.380	S S S 0-3 ① K	S S S 0-3 ② K		x 0-0 ③ 5-3		x 0-0 ③ F8		x 0-0 ③ F8		4 0 0 0 0 2 3 1 0 0 0 0 0 0						
Jerry Remy, L (1, 4) OBP: 0.328, SLG: 0.387	x 0-0 E6 1B FC5-4	x 0-0 FC5 1-3 2-H 2B			x 0-0 1B SF9 2B		x 0-0 S G3 E 1B			4 3 3 1 0 0 0						
Mickey Rivers, L (1, 8) OBP: 0.347, SLG: 0.392	x 0-0 FC5-4 CI 1-3 1B	x 0-0 ③ FC5 2-3 3-H			x 0-0 S 2-3 1B		x 0-0 ① G3 1-2			4 0 2 1 0 0 2						
Joe Lahoud, L (1, 10) OBP: 0.340, SLG: 0.322 Rudy Meoli, L (7, PR) OBP: 0.385, SLG: 0.200	S 0-1 CI FC5-4 1-2		x 0-0 4-3 1B 1B		x 0-0 ① SF9 1-2 3-H		B B B B 4-0 S 2-H BB			1 0 1 1 1 0 0 0 0 0 0 0 0 0						
Tommy Harper, R (1, 3) OBP: 0.314, SLG: 0.357 Morris Nettles, L (7, 7) OBP: 0.286, SLG: 0.267	x 0-0 ② FC5-4 S 1-2f 2-3 3-H		x 0-0 ① 4-3 1-2		x 0-0 ② 1-3		x 0-0 ② F7 1-2			3 0 0 1 0 0 4 1 0 0 0 0 0 1						
Leroy Stanton, R (1, 9) OBP: 0.363, SLG: 0.432	x 0-0 ③ 5-3 1-2		x 0-0 ② 6-3		x 0-0 ③ 6-3		B B B B 4-0 BB			3 0 0 0 1 0 4						
Dave Chalk, R (1, 5) OBP: 0.403, SLG: 0.400		B B B B 4-0 SH1-4 2B BB	x 0-0 ③ 2-H 1B			x 0-0 4-3 SH3-4 1B	x 0-0 ③ F7			3 1 2 0 1 0 2						
Ellie Rodriguez, R (1, 2) OBP: 0.404, SLG: 0.300		x 0-0 ① SH1-4 1-2		x 0-0 ① 5-3		x 0-0 ① SH3-4 1-2		x 0-0 ① F5		2 0 0 0 0 0 0						
Billy Smith, S (1, 6) (7, 3) OBP: 0.252, SLG: 0.277		B B B B 4-0 2B FC5 BB		x 0-0 ② 4-3		x 0-0 ② 4-3 2-3		x 0-0 ② F7		3 1 0 0 1 0 1						
Inning Stats	R: 1 H: 1 E: 2 LOB: 2 K: 1 BB: 0 S: 8 P: 8	R: 2 H: 1 E: 0 LOB: 2 K: 1 BB: 2 S: 6 P: 14	R: 0 H: 2 E: 0 LOB: 2 K: 0 BB: 0 S: 4 P: 4	R: 0 H: 0 E: 0 LOB: 0 K: 0 BB: 0 S: 3 P: 3	R: 1 H: 2 E: 0 LOB: 1 K: 0 BB: 0 S: 5 P: 5	R: 0 H: 1 E: 0 LOB: 1 K: 0 BB: 0 S: 4 P: 4	R: 1 H: 1 E: 0 LOB: 2 K: 0 BB: 2 S: 4 P: 12	R: 0 H: 0 E: 0 LOB: 0 K: 0 BB: 0 S: 3 P: 3		1B: 6 SF: 1 2B: 2 SAC: 2 3B: 0 DP: 0 HR: 0 HBP: 0						

livebaseballscorecards.com

	AB	29
	R	5
	H	8
	RBI	4
	BB	4
	SO	2
	LOB	17

WP: 0 PA: 37
PB: 0
SB: 4
CS: 0

PITCHER		IP	WLS	BF	H	R	ER	SO	BB	IBB	HBP	BLK	WP	HR	S	P	ERA	WHIP
Bill Castro, R ERA: 1.35	(1, 1)	6.1	L	31	8	5	3	2	3	0	0	0	0	0	32	44	4.26	1.737
Eduardo Rodriguez, R ERA: 3.21	(7, 1)	1.2		6	0	0	0	0	1	0	0	0	0	0	5	9	0.00	0.600

PITCHER	IP	WLS	BF	H	R	ER	SO	BB	IBB	HBP	BLK	WP	HR	S	P	ERA	WHIP

Milwaukee Brewers @ California Angels

Anaheim Stadium, Anaheim, CA

Sun Jun 08 1975, 6:33 AM EDT

Att. 22,230 - Unknown

TOP

livebaseballscorecards.com

Batter	1	2	3	4	5	6	7	8	9	AB	R	H	RBI	BB	SO	LOB
Robin Yount, R (1, 6) OBP: 0.363, SLG: 0.466	E6 SH1-3		4-3		F4			BBB 4-0 G6-4-3 BB BB		3	0	0	0	1	0	1
Bill Sharp, L (1, 8) OBP: 0.252, SLG: 0.287	SH1-3 1-2			4-3		F7		BBBB 4-0 G6-4-3 1-2 BB		2	0	0	0	1	0	0
George Scott, R (1, 3) OBP: 0.330, SLG: 0.439	SSS 0-3 K			SSS 0-3 K		6-3		0-0 G6-4-3 1-2f 2-3		4	0	0	0	0	2	3
Hank Aaron, R (1, 10) OBP: 0.304, SLG: 0.329	5-3			F6		F3		F4		4	0	0	0	0	0	2
John Briggs, L (1, 7) OBP: 0.449, SLG: 0.481 Gorman Thomas, R (9, 7) OBP: 0.290, SLG: 0.240		G5-6-3 1B			BBBB 4-0 BLK E 1B BB		HR 1B		SH1-4 1B	3 0	2 0	3 0	0 0	1 0	0 0	0 0
Sixto Lezcano, R (1, 9) OBP: 0.325, SLG: 0.401		F8			E6 BLK 1-2 1B		F8		SH1-4 1-2	3	1	0	0	0	0	3
Darrell Porter, L (1, 2) OBP: 0.345, SLG: 0.351		G5-6-3 1-2f			SH1-3 1-H 2-H 1B		1-H HR		IBB	3	1	2	4	1	0	1
Pedro Garcia, R (1, 4) OBP: 0.279, SLG: 0.338			F9		SH1-3 1-2		CS 1B		F2	3	0	1	0	0	0	2
Kurt Bevacqua, R (1, 5) OBP: 0.231, SLG: 0.237			F9		F9		4-3 1-2		4-3	4	0	0	0	0	0	4
Inning Stats	R: 0 E: 1 K: 1 S: 6 H: 0 LOB: 1 BB: 0 P: 6	R: 0 E: 0 K: 0 S: 3 H: 1 LOB: 0 BB: 0 P: 3	R: 0 E: 0 K: 0 S: 3 H: 0 LOB: 0 BB: 0 P: 3	R: 0 E: 0 K: 1 S: 5 H: 0 LOB: 0 BB: 0 P: 5	R: 2 E: 1 K: 0 S: 5 H: 1 LOB: 1 BB: 1 P: 9	R: 0 E: 0 K: 0 S: 3 H: 0 LOB: 0 BB: 0 P: 3	R: 2 E: 0 K: 0 S: 5 H: 3 LOB: 0 BB: 0 P: 5	R: 0 E: 0 K: 0 S: 2 H: 0 LOB: 1 BB: 2 P: 10	R: 0 E: 0 K: 0 S: 4 H: 1 LOB: 2 BB: 1 P: 8	1B: 5 2B: 0 3B: 0 HR: 1 SF: 0 SAC: 3 DP: 2 HBP: 0						

	AB	29
	R	4
	H	6
	RBI	4
	BB	4
	SO	2
	LOB	16

PITCHER	IP	WLS	BF	H	R	ER	SO	BB	IBB	HBP	BLK	WP	HR	S	P	ERA	WHIP
Ed Figueroa, R (1, 1) ERA: 2.68	6.1	L	26	5	4	2	2	1	0	0	1	0	1	29	33	2.84	0.947
Dick Lange, R (7, 1) ERA: 2.89	2.2		10	1	0	0	0	2	1	0	0	0	0	7	19	0.00	1.125

PITCHER	IP	WLS	BF	H	R	ER	SO	BB	IBB	HBP	BLK	WP	HR	S	P	ERA	WHIP

Milwaukee Brewers @ California Angels

Anaheim Stadium, Anaheim, CA

Sun Jun 08 1975, 6:33 AM EDT

Att. 22,230 - Unknown

livebaseballscorecards.com

Batter	1	2	3	4	5	6	7	8	9	AB	R	H	RBI	BB	SO	LOB
Jerry Remy, L (1, 4) OBP: 0.327, SLG: 0.384	S S S 0-3 K ①		x 0-0 4-3 ③			x 0-0 F8 ② 1-2		x 0-0 SH2-4 1-2 1B 1B		4	0	1	0	0	1	1
Mickey Rivers, L (1, 8) OBP: 0.343, SLG: 0.386	x 0-0 G3 ②			x 0-0 4-3 ①		x 0-0 F9 ③		x 0-0 SH2-4 ① 1-2 2-3		3	0	0	0	0	0	1
Tommy Harper, R (1, 3) OBP: 0.318, SLG: 0.356	x 0-0 CS 1B			S S S 0-3 K ②			B B B B 4-0 HR BB	x 0-0 5-3 ②		3	1	1	0	1	1	2
Joe Lahoud, L (1, 10) OBP: 0.345, SLG: 0.363	0-0 CS ③ 1-2	x 0-0 G3 ①		S S S 0-3 K ③			x 0-0 1-H HR	x 0-0 ③ 2-H 3-H 1B		4	1	2	3	0	1	0
Leroy Stanton, R (1, 9) OBP: 0.349, SLG: 0.413		x 0-0 F9 ②			x 0-0 F8 ①		x 0-0 1-3 ①		x 0-0 F9 ①	4	0	0	0	0	0	0
Dave Chalk, R (1, 5) OBP: 0.400, SLG: 0.397		x 0-0 1B			x 0-0 F2 ②		S S S 0-3 K ②		x 0-0 L1 ②	4	0	1	0	0	1	0
Ellie Rodriguez, R (1, 2) OBP: 0.409, SLG: 0.292		x 0-0 F9 ③			x 0-0 F8 ③		B B B B 4-0 BB		B B B B 4-0 S BB	2	0	0	0	2	0	1
Morris Nettles, L (9, PR) OBP: 0.286, SLG: 0.267										0	0	0	0	0	0	0
Billy Smith, S (1, 6) OBP: 0.252, SLG: 0.277			S S S 0-3 K ①			x 0-0 6-3 ①	x 0-0 F8 ③		S S S 0-3 K ③ 1-2	0	0	0	0	0	0	0
Orlando Ramirez, R (3, 6) OBP: 0.358, SLG: 0.370										2	0	0	0	0	1	0
Winston Llenas, R (7, PH) OBP: 0.282, SLG: 0.212										1	0	0	0	0	0	1
Rudy Meoli, L (8, 6) OBP: 0.357, SLG: 0.182										1	0	0	0	0	1	1
Dave Collins, S (1, 7) OBP: 0.286, SLG: 0.167			x 0-0 F9 ②			B B B B 4-0 S BB		x 0-0 SH2-4 1B 1B 1B		2	1	1	0	1	0	0

Inning Stats	1	2	3	4	5	6	7	8	9	1B	2B	3B	HR	SF	SAC	DP	HBP	WP	PB	SB	CS	PA
	R: 0 H: 1 E: 0 LOB: 0 K: 1 BB: 0 S: 5 P: 5	R: 0 H: 1 E: 0 LOB: 1 K: 0 BB: 0 S: 4 P: 4	R: 0 H: 0 E: 0 LOB: 0 K: 1 BB: 0 S: 5 P: 5	R: 0 H: 0 E: 0 LOB: 0 K: 2 BB: 0 S: 7 P: 7	R: 0 H: 0 E: 0 LOB: 0 K: 0 BB: 0 S: 3 P: 3	R: 0 H: 0 E: 0 LOB: 1 K: 0 BB: 1 S: 3 P: 7	R: 2 H: 1 E: 0 LOB: 1 K: 1 BB: 2 S: 6 P: 14	R: 1 H: 3 E: 0 LOB: 2 K: 0 BB: 0 S: 5 P: 5	R: 0 H: 0 E: 0 LOB: 2 K: 1 BB: 1 S: 5 P: 9	1B: 5 2B: 0 3B: 0 HR: 1	SF: 0 SAC: 1 DP: 0 HBP: 0	WP: 0 PB: 0 SB: 2 CS: 1	PA: 36

PITCHER	IP	WLS	BF	H	R	ER	SO	BB	IBB	HBP	BLK	WP	HR	S	P	ERA	WHIP
Jim Colborn, R (1, 1) ERA: 4.88	6.0	W	22	3	2	2	4	2	0	0	0	0	1	28	36	3.00	0.833
Tom Murphy, R (7, 1) ERA: 1.51	3.0	S	13	3	1	1	2	2	0	0	0	0	0	15	23	3.00	1.667

PITCHER	IP	WLS	BF	H	R	ER	SO	BB	IBB	HBP	BLK	WP	HR	S	P	ERA	WHIP

Batter	1	2	3	4	5	6	7	8	9	AB	R	H	RBI	BB	SO	LOB
Robin Yount, R (1, 6) OBP: 0.364, SLG: 0.467	F8		BBBB 4-0 1B BB		F7		0-0 2B		4-3 1-2	4	0	1	0	1	0	2
John Briggs, L (1, 7) OBP: 0.452, SLG: 0.483	1B		BB BB 1-2 1B		G3 1-2		SSS 0-3 K			4	0	2	0	0	1	2
George Scott, R (1, 3) OBP: 0.329, SLG: 0.432	SSS 0-3 K		BBBB 4-0 BB 1-2 BB		3-1			0-0 4-3		3	0	0	0	1	1	2
Hank Aaron, R (1, 10) OBP: 0.308, SLG: 0.329 Bobby Mitchell, R (8, PR) OBP: 0.356, SLG: 0.511	L7		BBBB 4-0 1-2 2-3 BB			6-3		1B 1B		3 0	0 0	1 0	0 0	1 0	0 0	1 0
Sixto Lezcano, R (1, 9) OBP: 0.323, SLG: 0.398		E9 4-3	F3			1B		SSS 0-3 K		4	0	1	0	0	1	4
Pedro Garcia, R (1, 4) OBP: 0.278, SLG: 0.336		1-3		F7		F7		1-3 1B		4	0	1	0	0	0	2
Darrell Porter, L (1, 2) OBP: 0.343, SLG: 0.370		4-3 2-3		4-1		F8			HR	4	1	1	1	0	0	2
Kurt Bevacqua, R (1, 5) OBP: 0.232, SLG: 0.238		B1-3		G3			F8		CS 1B	4	0	1	0	0	0	1
Gorman Thomas, R (1, 8) OBP: 0.286, SLG: 0.241			F8		G3 1B		SSS 0-3 K		F9	4	0	1	0	0	1	1
Inning Stats	R: 0 H: 1 E: 0 LOB: 1 K: 1 BB: 0 S: 6 P: 6	R: 0 H: 0 E: 1 LOB: 1 K: 0 BB: 0 S: 4 P: 4	R: 0 H: 1 E: 0 LOB: 3 K: 0 BB: 3 S: 3 P: 15	R: 0 H: 0 E: 0 LOB: 0 K: 0 BB: 0 S: 3 P: 3	R: 0 H: 1 E: 0 LOB: 1 K: 0 BB: 0 S: 4 P: 4	R: 0 H: 1 E: 0 LOB: 1 K: 0 BB: 0 S: 4 P: 4	R: 0 H: 1 E: 0 LOB: 1 K: 2 BB: 0 S: 8 P: 8	R: 0 H: 2 E: 0 LOB: 2 K: 1 BB: 0 S: 6 P: 6	R: 1 H: 2 E: 0 LOB: 0 K: 0 BB: 0 S: 4 P: 4	1B: 7 SF: 0 2B: 1 SAC: 0 3B: 0 DP: 0 HR: 1 HBP: 0						

TOP

Milwaukee Brewers @ Chicago White Sox

Comiskey Park, Chicago, IL

Mon Jun 09 1975, 8:05 PM EDT

Att. 4,949 - Unknown - 63 F

livebaseballscorecards.com

AB	34
R	1
H	9
RBI	1
BB	3
SO	4
LOB	17

PITCHER		IP	WLS	BF	H	R	ER	SO	BB	IBB	HBP	BLK	WP	HR	S	P	ERA	WHIP
Claude Osteen, L ERA: 4.4	(1, 1)	7.1		31	6	0	0	3	3	0	0	0	0	0	34	46	0.00	1.227
Rich Gossage, R ERA: 1.32	(8, 1)	1.2	L	6	3	1	1	1	0	0	0	0	0	1	8	8	5.40	1.800

PITCHER	IP	WLS	BF	H	R	ER	SO	BB	IBB	HBP	BLK	WP	HR	S	P	ERA	WHIP

BOTTOM

Milwaukee Brewers @ Chicago White Sox

Comiskey Park, Chicago, IL

Mon Jun 09 1975, 8:05 PM EDT

Att. 4,949 - Unknown - 63 F

livebaseballscorecards.com

Batter	1	2	3	4	5	6	7	8	9	AB	R	H	RBI	BB	SO	LOB
Bob Coluccio, R (1, 9) OBP: 0.278, SLG: 0.248	6-3			K		F8		FC5-6 1-2f		4	0	0	0	0	1	3
Bucky Dent, R (1, 6) OBP: 0.359, SLG: 0.409	4-3			FC5-4 BB		F8		F9		3	0	0	0	1	0	3
Carlos May, L (1, 7) OBP: 0.416, SLG: 0.426	4-3			FC5-4 CS 1-2f			BB SH3-4 BB	G3		3	0	0	0	1	0	2
Deron Johnson, R (1, 3) OBP: 0.277, SLG: 0.331 Tony Muser, L (7, PH) OBP: 0.283, SLG: 0.287 (8, 3) Lee Richard, R (9, PR) OBP: 0.385, SLG: 0.273		G6-4-3 BB		CS 1-2	F6		SH3-4 1-2		BB BB 1B	1 1 0	0 0 0	0 1 0	0 0 0	1 0 0	0 0 0	0 0 0
Ken Henderson, S (1, 8) OBP: 0.355, SLG: 0.357		G6-4-3 1-2f			F7		BB IBB		BB 1-2 BB	2	0	0	0	2	0	1
Bill Melton, R (1, 10) OBP: 0.312, SLG: 0.301 Pat Kelly, L (7, PH) OBP: 0.356, SLG: 0.394		K			F4		K		L6	2 2	0 0	0 0	0 0	0 0	1 1	0 4
Bill Stein, R (1, 5) OBP: 0.389, SLG: 0.451			CS 1B			F4	FC6-4 1-2 2-3 BB		G4-6-3 1-2 2-3 BB	2	0	1	0	2	0	0
Jorge Orta, L (1, 4) OBP: 0.338, SLG: 0.397			K 1-2			BB	FC6-4 1-2f		G4-6-3 1-2f	3	0	0	0	1	1	7
Brian Downing, R (1, 2) OBP: 0.352, SLG: 0.329			F8			BB 1-2		FC5-6 1B		2	0	1	0	1	0	0
Inning Stats	R: 0 E: 0 K: 0 S: 3 H: 0 LOB: 0 BB: 0 P: 3	R: 0 E: 0 K: 1 S: 4 H: 0 LOB: 0 BB: 1 P: 8	R: 0 E: 0 K: 1 S: 5 H: 1 LOB: 0 BB: 0 P: 5	R: 0 E: 0 K: 1 S: 4 H: 0 LOB: 0 BB: 1 P: 8	R: 0 E: 0 K: 0 S: 3 H: 0 LOB: 0 BB: 0 P: 3	R: 0 E: 0 K: 0 S: 3 H: 0 LOB: 2 BB: 2 P: 11	R: 0 E: 0 K: 1 S: 5 H: 0 LOB: 3 BB: 3 P: 17	R: 0 E: 0 K: 0 S: 4 H: 1 LOB: 1 BB: 0 P: 4	R: 0 E: 0 K: 0 S: 3 H: 1 LOB: 3 BB: 2 P: 11	1B: 3 2B: 1 3B: 0 HR: 0	SF: 0 SAC: 1 DP: 3 HBP: 0						

	AB	25
	R	0
	H	3
	RBI	0
	BB	9
	SO	4
	LOB	20

WP: 0 PB: 0 SB: 0 CS: 2 PA: 36

PITCHER		IP	WLS	BF	H	R	ER	SO	BB	IBB	HBP	BLK	WP	HR	S	P	ERA	WHIP
Bill Travers, L ERA: 2.08	(1, 1)	6.0		21	1	0	0	3	5	0	0	0	0	0	22	42	0.00	1.000
Eduardo Rodriguez, R ERA: 3.0	(7, 1)	2.1	W	13	2	0	0	1	3	1	0	0	0	0	11	27	0.00	2.143
Tom Murphy, R ERA: 1.49	(9, 1)	0.2	S	1	0	0	0	0	0	0	0	0	0	0	1	1	0.00	0.000

PITCHER	IP	WLS	BF	H	R	ER	SO	BB	IBB	HBP	BLK	WP	HR	S	P	ERA	WHIP

Batter	1	2	3	4	5	6	7	8	9	AB	R	H	RBI	BB	SO	LOB
Robin Yount, R (1, 6) OBP: 0.359, SLG: 0.455	6-3		FC5-4 (6-3) 1-2f	BB		F6 2-3			4-3	4	0	0	0	1	0	2
John Briggs, L (1, 7) Bobby Mitchell, R (9, PH) OBP: 0.363, SLG: 0.527	1B BB		6-3 1-2	K			4-3		2B	3 1	0 0	0 1	0 0	1 0	1 0	4 0
George Scott, R (1, 3) OBP: 0.330, SLG: 0.431	F9		E5		G6-4-3 1B		2B 1B		K	5	1	2	0	0	1	3
Hank Aaron, R (1, 10) OBP: 0.305, SLG: 0.326	1-2 1B		L8		G6-4-3 1-2f		F4		5-3	5	0	1	0	0	0	5
Sixto Lezcano, R (1, 9) OBP: 0.327, SLG: 0.406	F8			1B SH 1B	E1		1-H 2B			4	1	2	1	0	0	2
Pedro Garcia, R (1, 4) OBP: 0.284, SLG: 0.336		BB		SH 1-2 1B	G3		F7			3	0	1	0	1	0	2
Darrell Porter, L (1, 2) Charlie Moore, R (8, PH) (8, 2) OBP: 0.345, SLG: 0.367 OBP: 0.303, SLG: 0.300		K 1-3		SH 1-3 2-H		BB		1B		1 1	0 0	0 1	0 0	1 0	1 0	1 0
Kurt Bevacqua, R (1, 5) OBP: 0.219, SLG: 0.224		6-3		K		G4-6-3 1-2f		K		4	0	0	0	0	2	4
Gorman Thomas, R (1, 8) OBP: 0.308, SLG: 0.303			FC5-4 1B	F7		WP 2B		G6-4-3 1-2f		4	0	2	0	0	0	3
Inning Stats	R: 0 E: 0 K: 0 S: 4 H: 1 LOB: 2 BB: 1 P: 8	R: 0 E: 0 K: 1 S: 4 H: 0 LOB: 0 BB: 1 P: 8	R: 0 E: 1 K: 0 S: 5 H: 1 LOB: 2 BB: 0 P: 5	R: 1 E: 1 K: 2 S: 10 H: 2 LOB: 3 BB: 1 P: 14	R: 0 E: 1 K: 0 S: 4 H: 1 LOB: 1 BB: 0 P: 4	R: 0 E: 0 K: 0 S: 3 H: 1 LOB: 1 BB: 1 P: 7	R: 1 E: 0 K: 0 S: 5 H: 2 LOB: 1 BB: 0 P: 5	R: 0 E: 0 K: 1 S: 5 H: 1 LOB: 0 BB: 0 P: 5	R: 0 E: 0 K: 1 S: 6 H: 1 LOB: 1 BB: 0 P: 6	1B: 7 2B: 4 3B: 0 HR: 0 SF: 0 SAC: 1 DP: 4 HBP: 0						

PITCHER	IP	WLS	BF	H	R	ER	SO	BB	IBB	HBP	BLK	WP	HR	S	P	ERA	WHIP
Wilbur Wood, L (1, 1) ERA: 5.31	9.0	W	40	10	2	1	5	4	0	0	0	1	0	46	62	1.00	1.556

PITCHER	IP	WLS	BF	H	R	ER	SO	BB	IBB	HBP	BLK	WP	HR	S	P	ERA	WHIP

TOP

Milwaukee Brewers @ Chicago White Sox

Comiskey Park, Chicago, IL

Tue Jun 10 1975, 8:05 PM EDT

Att. 5,541 - Unknown - 69 F

livebaseballscorecards.com

AB	35
R	2
H	10
RBI	1
BB	4
SO	5
LOB	26

WP: 1	PA: 40				
PB: 0					
SB: 2					
CS: 0					

BOTTOM

Milwaukee Brewers @ Chicago White Sox

Comiskey Park, Chicago, IL

Tue Jun 10 1975, 8:05 PM EDT

Att. 5,541 - Unknown - 69 F

livebaseballscorecards.com

Batter	1	2	3	4	5	6	7	8	9	AB	R	H	RBI	BB	SO	LOB
Pat Kelly, L (1, 9) OBP: 0.360, SLG: 0.414	F7		F8		HR	1B 5-3 IBB	BB			3	2	1	1	1	0	0
Bob Coluccio, R (7, 9) OBP: 0.283, SLG: 0.248										0	0	0	1	1	0	0
Jorge Orta, L (1, 4) OBP: 0.343, SLG: 0.402	1B		F8		1B 1B	5-3	3-1			5	1	3	2	0	0	3
Bucky Dent, R (1, 6) OBP: 0.360, SLG: 0.408	F7		L4		1B SF8	5-3		4-3 1B FC1-5		5	1	2	1	0	0	2
Carlos May, L (1, 7) OBP: 0.415, SLG: 0.425	F7			F9	SF8 WP WP	4-3		FC1-5 4-3 BB		5	2	2	1	0	0	2
Buddy Bradford, R (9, 7) OBP: 0.291, SLG: 0.333										0	0	0	0	0	0	0
Ken Henderson, S (1, 8) OBP: 0.352, SLG: 0.354		F6		F8	SF8		6-3 E BB	4-3		4	1	1	1	0	0	2
Deron Johnson, R (1, 10) OBP: 0.280, SLG: 0.345		2B		1B 2B	L8		L5	FC1-5 BB BB		5	0	2	0	0	0	3
Tony Muser, L (1, 3) OBP: 0.317, SLG: 0.302		FC5-4 BB		2-3 1B	2B 1B	BB 6-3 IBB		BB		2	1	2	0	3	0	0
Bill Stein, R (1, 5) OBP: 0.373, SLG: 0.418		K		1-3	B3	6-3		BB		4	0	0	1	1	1	7
Brian Downing, R (1, 2) OBP: 0.354, SLG: 0.333		FC5-4 1-2f			F7	1B 2B	BB IBB	K		4	1	1	0	1	1	5
Inning Stats	R: 0 E: 0 K: 0 S: 4 H: 1 LOB: 1 BB: 0 P: 4	R: 0 E: 0 K: 1 S: 6 H: 1 LOB: 2 BB: 1 P: 10	R: 0 E: 0 K: 0 S: 3 H: 0 LOB: 0 BB: 0 P: 3	R: 0 E: 0 K: 0 S: 5 H: 2 LOB: 2 BB: 0 P: 5	R: 4 E: 0 K: 0 S: 7 H: 4 LOB: 0 BB: 0 P: 7	R: 3 E: 0 K: 0 S: 6 H: 3 LOB: 1 BB: 1 P: 10	R: 1 E: 1 K: 0 S: 4 H: 1 LOB: 3 BB: 3 P: 16	R: 1 E: 0 K: 1 S: 7 H: 2 LOB: 3 BB: 2 P: 15		1B: 10 2B: 3 3B: 0 HR: 1 SF: 1 SAC: 0 DP: 0 HBP: 0						

AB	37
R	9
H	14
RBI	8
BB	7
SO	2
LOB	24

WP: 2 PB: 0 SB: 0 CS: 0 PA: 45

PITCHER		IP	WLS	BF	H	R	ER	SO	BB	IBB	HBP	BLK	WP	HR	S	P	ERA	WHIP
Pete Broberg, R ERA: 4.01	(1, 1)	4.1	L	21	7	3	3	1	1	0	0	0	0	1	22	26	6.23	1.846
Bill Champion, R ERA: 4.75	(5, 1)	0.2		4	2	2	2	0	0	0	0	0	2	0	4	4	27.00	3.000
Tom Hausman, R ERA: 5.56	(6, 1)	3.0		20	5	4	4	1	3	3	0	0	0	0	16	40	12.00	2.667

PITCHER	IP	WLS	BF	H	R	ER	SO	BB	IBB	HBP	BLK	WP	HR	S	P	ERA	WHIP

Batter	1	2	3	4	5	6	7	8	9	AB	R	H	RBI	BB	SO	LOB
Bill North, S (1, 8) OBP: 0.378, SLG: 0.312	SSS 0-3 ① K	x 0-0 ③ 1-3			x 0-0 ① 3-1	SSS 0-3 ① K		SSS 0-3 ② K		5	0	0	0	0	3	4
Bert Campaneris, R (1, 6) OBP: 0.273, SLG: 0.292	x 0-0 HR		x 0-0 G4-6-3 1B		SSS 0-3 ② K	x 0-0 ② FC6-4 FC6-4 1-2f 2-3 3-H		x 0-0 ③ F9		5	1	2	2	0	1	2
Claudell Washington, L (1, 9) OBP: 0.351, SLG: 0.448	x 0-0 ② 4-3		x 0-0 ① ② G4-6-3 1-2f		x 0-0 ③ L7	x 0-0 ③ FC6-4 1-2f			x 0-0 ① F9	5	0	0	0	0	0	3
Joe Rudi, R (1, 7) OBP: 0.343, SLG: 0.448	x 0-0 1B 1B		BBBB 4-0 BB			x 0-0 HR 1B	x 0-0 ① 1-3		x 0-0 ② F6	4	1	2	0	1	0	0
Reggie Jackson, L (1, 10) OBP: 0.309, SLG: 0.460	x 0-0 ③ 1-2 1B		x 0-0 ③ 4-3			x 0-0 1-H HR	x 0-0 BB 1B		x 0-0 ③ 3-1	5	1	3	2	0	0	1
Gene Tenace, R (1, 2) OBP: 0.441, SLG: 0.540	x 0-0 ③ F8			BBBB 4-0 BB		BBBB 4-0 1B WP BB	SSS 0-3 ② K			2	1	0	0	2	1	3
Billy Williams, L (1, 3) OBP: 0.344, SLG: 0.383		x 0-0 E1 5-3		x 0-0 ① L8		x 0-0 1B WP 1-3 FC6-4 1B	BBBB 4-0 1-2 BB			3	1	1	0	1	0	1
Jim Holt, L (8, 3) OBP: 0.462, SLG: 0.300										0	0	0	0	0	0	0
Sal Bando, R (1, 5) OBP: 0.314, SLG: 0.293		x 0-0 ① F8		x 0-0 ② F9		BBBB 4-0 FC6-4 1B 1-2 3-H BB	x 0-0 ③ F7			3	0	0	0	1	0	4
Phil Garner, R (1, 4) OBP: 0.272, SLG: 0.321		x 0-0 ② 5-3 1-2		x 0-0 ③ F9		x 0-0 FC6-4 1-2 2-3 1B		x 0-0 ① F8		4	0	1	0	0	0	2
Inning Stats	R: 1 E: 0 K: 1 S: 8 H: 3 LOB: 2 BB: 0 P: 8	R: 0 E: 1 K: 0 S: 4 H: 0 LOB: 1 BB: 0 P: 4	R: 0 E: 0 K: 0 S: 3 H: 1 LOB: 1 BB: 1 P: 7	R: 0 E: 0 K: 0 S: 3 H: 0 LOB: 1 BB: 1 P: 7	R: 0 E: 0 K: 1 S: 5 H: 0 LOB: 0 BB: 0 P: 5	R: 4 E: 0 K: 1 S: 9 H: 4 LOB: 2 BB: 2 P: 17	R: 0 E: 0 K: 1 S: 6 H: 1 LOB: 2 BB: 1 P: 10	R: 0 E: 0 K: 1 S: 5 H: 0 LOB: 0 BB: 0 P: 5	R: 0 E: 0 K: 0 S: 3 H: 0 LOB: 0 BB: 0 P: 3	1B: 7 2B: 0 3B: 0 HR: 2 SF: 0 SAC: 0 DP: 1 HBP: 0							

PITCHER		IP	WLS	BF	H	R	ER	SO	BB	IBB	HBP	BLK	WP	HR	S	P	ERA	WHIP
Jim Slaton, R ERA: 6.45	(1, 1)	5.0	L	25	7	5	5	2	3	0	0	0	0	2	26	38	9.00	2.000
Eduardo Rodriguez, R ERA: 2.7	(6, 1)	4.0		16	2	0	0	3	2	0	0	0	1	0	20	28	0.00	1.000

PITCHER	IP	WLS	BF	H	R	ER	SO	BB	IBB	HBP	BLK	WP	HR	S	P	ERA	WHIP

TOP

Oakland Athletics @ Milwaukee Brewers

Milwaukee County Stadium, Milwaukee, WI

Wed Jun 11 1975, 8:05 PM EDT

Att. 15,382 - Unknown

livebaseballscorecards.com

AB	36
R	5
H	9
RBI	4
BB	5
SO	5
LOB	20

WP: 1 PB: 0 SB: 0 CS: 0 PA: 41

BOTTOM

Batter	1	2	3	4	5	6	7	8	9	AB	R	H	RBI	BB	SO	LOB
Robin Yount, R (1, 6) OBP: 0.356, SLG: 0.449	F8			F9	1B 2-H			L9		4	0	1	1	0	0	0
Bill Sharp, L (1, 8) OBP: 0.252, SLG: 0.286	F8			HBP 1B		5-3		4-3		4	0	1	0	0	0	0
George Scott, R (1, 3) (4, 5) OBP: 0.333, SLG: 0.427	F9			HBP 1-2		F8			BB 1B E	2	1	0	0	1	0	0
Hank Aaron, R (1, 10) OBP: 0.304, SLG: 0.324		F5		F7		F8			E 1-2 1B	4	0	1	0	0	0	2
Tim Johnson, L (9, PR) OBP: 0.148, SLG: 0.135										0	0	0	0	0	0	0
John Briggs, L (1, 7) OBP: 0.432, SLG: 0.438		K		F8			FC3-6 BB		L6 1-2 2-H	3	0	0	0	1	1	3
Darrell Porter, L (1, 2) OBP: 0.337, SLG: 0.357		G3			K		FC3-6 1B 1-2f		K	4	0	0	0	0	2	3
Sixto Lezcano, R (1, 9) OBP: 0.325, SLG: 0.402			F8		5-3		G5-4-3 1B 1-2		L8	4	0	1	0	0	0	2
Pedro Garcia, R (1, 4) OBP: 0.285, SLG: 0.336			F7		2B 1B		G5-4-3 1-2f			3	1	1	0	0	0	2
Kurt Bevacqua, R (1, 5) OBP: 0.216, SLG: 0.221			L8		1B 2B 1-H			K		1	0	0	0	0	0	0
Mike Hegan, L (4, 3) OBP: 0.404, SLG: 0.436										2	1	1	1	0	1	0
Inning Stats	R: 0 E: 0 K: 0 S: 3 H: 0 LOB: 0 BB: 0 P: 3	R: 0 E: 0 K: 1 S: 5 H: 0 LOB: 0 BB: 0 P: 5	R: 0 E: 0 K: 0 S: 3 H: 0 LOB: 0 BB: 0 P: 3	R: 0 E: 0 K: 0 S: 4 H: 1 LOB: 2 BB: 0 P: 5	R: 2 E: 0 K: 1 S: 7 H: 3 LOB: 1 BB: 0 P: 7	R: 0 E: 0 K: 0 S: 3 H: 0 LOB: 0 BB: 0 P: 3	R: 0 E: 0 K: 0 S: 3 H: 1 LOB: 1 BB: 1 P: 7	R: 0 E: 0 K: 1 S: 5 H: 0 LOB: 0 BB: 0 P: 5	R: 1 E: 1 K: 1 S: 6 H: 1 LOB: 2 BB: 1 P: 10	1B: 5 2B: 1 3B: 0 HR: 0 SF: 0 SAC: 0 DP: 1 HBP: 1	WP: 0 PB: 0 SB: 0 CS: 0 PA: 34					

PITCHER		IP	WLS	BF	H	R	ER	SO	BB	IBB	HBP	BLK	WP	HR	S	P	ERA	WHIP
Dick Bosman, R ERA: 4.08	(1, 1)	6.0	W	23	4	2	2	2	1	0	1	0	0	0	25	30	3.00	0.833
Jim Todd, R ERA: 2.16	(7, 1)	2.0		8	2	1	0	1	1	0	0	0	0	0	9	13	0.00	1.500
Rollie Fingers, R ERA: 2.33	(9, 1)	1.0	S	3	0	0	0	1	0	0	0	0	0	0	5	5	0.00	0.000

PITCHER	IP	WLS	BF	H	R	ER	SO	BB	IBB	HBP	BLK	WP	HR	S	P	ERA	WHIP

Oakland Athletics @ Milwaukee Brewers

Milwaukee County Stadium, Milwaukee, WI

Wed Jun 11 1975, 8:05 PM EDT

Att. 15,382 - Unknown

livebaseballscorecards.com

AB	31
R	3
H	6
RBI	2
BB	2
SO	4
LOB	12

Batter	1	2	3	4	5	6	7	8	9	AB	R	H	RBI	BB	SO	LOB
Bill North, S (1, 8) OBP: 0.374, SLG: 0.309	1-3		4-3		G6-3, 1B		L8		FC6-4, G4-3, 1-2f	5	0	1	0	0	0	2
Bert Campaneris, R (1, 6) OBP: 0.271, SLG: 0.294	1-3		4-3		G6-3, 1-2f			E, 2B	G4-3, 1-2f	5	1	1	0	0	0	2
Claudell Washington, L (1, 9) OBP: 0.357, SLG: 0.454	FC6-4, 1B		1B		1-3			E8, 1B, HR, 2-H		4	1	3	1	0	0	0
Joe Rudi, R (1, 7) OBP: 0.338, SLG: 0.440	FC6-4, 1-2f		F9			1-3 SSS, K		5-3		4	0	0	0	0	0	3
Reggie Jackson, L (1, 10) OBP: 0.313, SLG: 0.461		E7, HR, 1B		L8		SSS, K		HR, 2-3, 1B		4	2	2	0	0	1	0
Gene Tenace, R (1, 2) (8, 3) OBP: 0.442, SLG: 0.564		2-H, HR		1B, 2B		SSS, K		SSS, K		4	2	2	2	0	2	2
Billy Williams, L (1, 3) OBP: 0.342, SLG: 0.396		4-3		F7			4-3	1-H, 3-H, HR		4	1	1	3	0	0	1
Ray Fosse, R (8, 2) OBP: 0.054, SLG: 0.028										0	0	0	0	0	0	0
Sal Bando, R (1, 5) OBP: 0.313, SLG: 0.292		5-3		FC6-4, 2-H, 1B			F7	F7		4	0	1	1	0	0	0
Phil Garner, R (1, 4) OBP: 0.273, SLG: 0.321		F9		FC6-4, 1-2f			1B		FC6-4, HBP	3	0	1	0	0	0	1
Jim Holt, L (9, PH) OBP: 0.481, SLG: 0.300										0	0	0	0	0	0	0
Ted Martinez, R (9, PR) OBP: 0.200, SLG: 0.267										0	0	0	0	0	0	0
Inning Stats	R: 0 E: 0 K: 0 S: 4 H: 1 LOB: 1 BB: 0 P: 4	R: 2 E: 1 K: 0 S: 5 H: 2 LOB: 0 BB: 0 P: 5	R: 0 E: 0 K: 0 S: 4 H: 1 LOB: 1 BB: 0 P: 4	R: 1 E: 0 K: 0 S: 5 H: 2 LOB: 1 BB: 0 P: 5	R: 0 E: 0 K: 0 S: 3 H: 1 LOB: 0 BB: 0 P: 3	R: 0 E: 0 K: 2 S: 7 H: 0 LOB: 0 BB: 0 P: 7	R: 0 E: 0 K: 0 S: 4 H: 1 LOB: 1 BB: 0 P: 4	R: 4 E: 1 K: 1 S: 9 H: 4 LOB: 0 BB: 0 P: 9	R: 0 E: 0 K: 0 S: 2 H: 0 LOB: 1 BB: 0 P: 3	1B: 8 2B: 2 3B: 0 HR: 2 SF: 0 SAC: 0 DP: 2 HBP: 1						

PITCHER	IP	WLS	BF	H	R	ER	SO	BB	IBB	HBP	BLK	WP	HR	S	P	ERA	WHIP
Bill Castro, R (1, 1) ERA: 1.68	7.0	W	28	8	3	3	2	0	0	0	0	0	1	32	32	3.86	1.143
Tom Murphy, R (8, 1) ERA: 2.35	2.0		10	4	4	4	1	0	0	1	0	0	1	11	12	18.00	2.000

PITCHER	IP	WLS	BF	H	R	ER	SO	BB	IBB	HBP	BLK	WP	HR	S	P	ERA	WHIP

TOP

Oakland Athletics @ Milwaukee Brewers

Milwaukee County Stadium, Milwaukee, WI

Thu Jun 12 1975, 8:05 PM EDT

Att. 14,243 - Unknown

livebaseballscorecards.com

AB	37
R	7
H	12
RBI	7
BB	0
SO	3
LOB	11

PA: 38

WP: 0
PB: 0
SB: 0
CS: 0

Batter	1	2	3	4	5	6	7	8	9	AB	R	H	RBI	BB	SO	LOB
Robin Yount, R (1, 6) OBP: 0.358, SLG: 0.444	0-0 3B 1B 1B	0-0 F8 ②		4-0 G4-3 BB		0-0 G6-4-3 ②③ 1-2f		0-0 L5 ①		4	1	1	0	1	0	1
John Briggs, L (1, 7) OBP: 0.442, SLG: 0.449	0-3 K ①	0-0 E6 2B 1B		0-0 F7 ①			0-0 HR 1B	0-0 E 1B		5	2	3	0	0	1	2
George Scott, R (1, 3) OBP: 0.335, SLG: 0.438	0-3 K ②	4-0 2B BB		0-0 G4-3 ②③ 1-2f			0-0 1-H HR	0-3 K ② 1-2		4	1	1	2	1	2	3
Hank Aaron, R (1, 10) OBP: 0.317, SLG: 0.358 Bobby Mitchell, R (7, PR) OBP: 0.359, SLG: 0.522	0-0 1-2 3B 1B	0-0 1-3 2-H 2B			0-0 HR		4-0 CS BB	0-0 L7 ③		3 1	2 0	3 0	2 0	1 0	0 0	0 1
Sixto Lezcano, R (1, 9) OBP: 0.329, SLG: 0.412	0-0 1-H 2-H 1B 3B	4-0 BB			0-3 K ①		0-0 F8 ①② 1-2			3	1	1	2	1	1	1
Pedro Garcia, R (1, 4) OBP: 0.290, SLG: 0.336	0-0 3-H 1B 1B	0-3 K ③			0-3 K ②		4-0 S 2B BB			3	1	1	1	1	2	3
Darrell Porter, L (1, 2) OBP: 0.341, SLG: 0.356	0-0 1-3 1B		0-0 L9 ①		0-3 K ③		4-0 1-2 2B IBB			3	1	1	0	1	1	0
Gorman Thomas, R (1, 8) OBP: 0.326, SLG: 0.351	0-0 F9 ③		0-3 K ②			0-0 G6-4-3 1B	0-0 1-H 2-H 2B			4	0	2	2	0	1	2
Tim Johnson, L (1, 5) OBP: 0.138, SLG: 0.125		0-3 K ①	0-3 K ③			0-3 K ①	0-0 5-3 ③			4	0	0	0	0	3	3
Inning Stats	R: 3 H: 5 E: 0 LOB: 2 K: 2 BB: 0 S: 12 P: 12	R: 1 H: 2 E: 1 LOB: 3 K: 2 BB: 2 S: 9 P: 17	R: 0 H: 0 E: 0 LOB: 0 K: 2 BB: 0 S: 7 P: 7	R: 0 H: 0 E: 0 LOB: 0 K: 0 BB: 1 S: 2 P: 6	R: 1 H: 1 E: 0 LOB: 0 K: 3 BB: 0 S: 10 P: 10	R: 0 H: 1 E: 0 LOB: 0 K: 1 BB: 0 S: 5 P: 5	R: 4 H: 3 E: 0 LOB: 2 K: 0 BB: 3 S: 5 P: 17	R: 0 H: 1 E: 1 LOB: 1 K: 1 BB: 0 S: 6 P: 6		1B: 8 SF: 0 2B: 2 SAC: 0 3B: 1 DP: 2 HR: 2 HBP: 0				WP: 0 PA: 40 PB: 0 SB: 1 CS: 1		

PITCHER		IP	WLS	BF	H	R	ER	SO	BB	IBB	HBP	BLK	WP	HR	S	P	ERA	WHIP
Vida Blue, L ERA: 3.31	(1, 1)	6.0	L	29	10	6	6	10	3	0	0	0	0	1	46	58	9.00	2.167
Jim Todd, R ERA: 2.38	(7, 1)	0.0		2	1	1	1	0	1	0	0	0	0	1	1	5	∞	∞
Glenn Abbott, R ERA: 5.03	(7, 1)	1.0		5	1	2	2	0	1	1	0	0	0	0	3	11	18.00	2.000
Paul Lindblad, L ERA: 3.48	(8, 1)	1.0		4	1	0	0	1	0	0	0	0	0	0	6	6	0.00	1.000

PITCHER	IP	WLS	BF	H	R	ER	SO	BB	IBB	HBP	BLK	WP	HR	S	P	ERA	WHIP

BOTTOM

Oakland Athletics @ Milwaukee Brewers

Milwaukee County Stadium, Milwaukee, WI

Thu Jun 12 1975, 8:05 PM EDT

Att. 14,243 - Unknown

livebaseballscorecards.com

AB	34
R	9
H	13
RBI	9
BB	6
SO	11
LOB	16

Batter	1	2	3	4	5	6	7	8	9	AB	R	H	RBI	BB	SO	LOB
Jerry Remy, L (1, 4) OBP: 0.318, SLG: 0.360	BBBB 4-0 CS BB	x 0-0 ③ F7			x 0-0 ②③ G1-4-3 1-2f			x 0-0 ② G3		2	0	0	0	1	0	3
Tom Egan, R (6, 2) OBP: 0.288, SLG: 0.309										1	0	0	0	0	0	0
Mickey Rivers, L (1, 8) OBP: 0.348, SLG: 0.401	x 0-0 ①② F8 1-2		x 0-0 ① F5			x 0-0 ① F8		x 0-0 1B		2	0	0	0	0	0	1
Dave Collins, S (5, 7) OBP: 0.385, SLG: 0.348										2	0	1	0	0	0	0
Bruce Bochte, L (1, 3) OBP: 0.360, SLG: 0.343	x 0-0 ③ 3-1		x 0-0 ② F6			x 0-0 1B		x 0-0 ③ F8		2	0	0	0	0	0	0
Rudy Meoli, L (5, 5) OBP: 0.375, SLG: 0.231										2	0	1	0	0	0	1
Joe Lahoud, L (1, 10) OBP: 0.367, SLG: 0.423		BBBB 4-0 SH1-4 E 1B BB	x 0-0 ③ F4			SSS 0-3 ② K			x 0-0 ① 4-3	3	1	0	0	1	1	1
Leroy Stanton, R (1, 9) OBP: 0.373, SLG: 0.453		x 0-0 E5 SH1-4 1-2 1B		x 0-0 ① 5-3		SSS 0-3 ③ K			SSS 0-3 ② K	4	1	0	0	0	2	2
Dave Chalk, R (1, 5) OBP: 0.399, SLG: 0.395		x 0-0 ① SH1-4 1-2 2-3		x 0-0 G6-4-3 1B			x 0-0 ① F3		BBBB 4-0 BB	1	0	1	0	0	0	0
Orlando Ramirez, R (5, 6) OBP: 0.344, SLG: 0.346										1	0	0	0	1	0	0
Ellie Rodriguez, R (1, 2) OBP: 0.412, SLG: 0.315		x 0-0 1B 3-H 1B		x 0-0 ②③ G6-4-3 1-2f			x 0-0 ② F8		x 0-0 ③ 4-3	2	0	1	1	0	0	1
Denny Doyle, L (6, 4) OBP: 0.125, SLG: 0.067										2	0	0	0	0	0	1
Billy Smith, S (1, 6) OBP: 0.278, SLG: 0.284		x 0-0 1-2 2-H 1B			x 0-0 ① 5-3		SSS 0-3 ③ K			3	0	1	1	0	1	0
(5, 3)																
Morris Nettles, L (1, 7) OBP: 0.282, SLG: 0.270		x 0-0 ② F7			x 0-0 G1-4-3 1B			x 0-0 ① 6-3		3	0	1	0	0	0	2
(5, 8)																
Inning Stats	R: 0 E: 0 K: 0 S: 2 H: 0 LOB: 0 BB: 1 P: 6	R: 2 E: 1 K: 0 S: 6 H: 2 LOB: 2 BB: 1 P: 10	R: 0 E: 0 K: 0 S: 3 H: 0 LOB: 0 BB: 0 P: 3	R: 0 E: 0 K: 0 S: 3 H: 1 LOB: 0 BB: 0 P: 3	R: 0 E: 0 K: 0 S: 3 H: 1 LOB: 0 BB: 0 P: 3	R: 0 E: 0 K: 2 S: 8 H: 1 LOB: 1 BB: 0 P: 8	R: 0 E: 0 K: 1 S: 5 H: 0 LOB: 0 BB: 0 P: 5	R: 0 E: 0 K: 0 S: 4 H: 1 LOB: 1 BB: 0 P: 4	R: 0 E: 0 K: 1 S: 5 H: 0 LOB: 1 BB: 1 P: 9	1B: 6 2B: 0 3B: 0 HR: 0 SF: 0 SAC: 1 DP: 2 HBP: 0						

PITCHER		IP	WLS	BF	H	R	ER	SO	BB	IBB	HBP	BLK	WP	HR	S	P	ERA	WHIP
Jim Colborn, R ERA: 4.42	(1, 1)	7.0	W	26	5	2	1	3	2	0	0	0	0	0	30	38	1.29	1.000
Bill Champion, R ERA: 4.63	(8, 1)	2.0		8	1	0	0	1	1	0	0	0	0	0	9	13	0.00	1.000

PITCHER	IP	WLS	BF	H	R	ER	SO	BB	IBB	HBP	BLK	WP	HR	S	P	ERA	WHIP

TOP

California Angels @ Milwaukee Brewers

Milwaukee County Stadium, Milwaukee, WI

Fri Jun 13 1975, 8:05 PM EDT

Att. 11,442 - Unknown

livebaseballscorecards.com

AB	30
R	2
H	6
RBI	2
BB	3
SO	4
LOB	12

WP: 0 PA: 34
PB: 0
SB: 0
CS: 1

BOTTOM

California Angels @ Milwaukee Brewers

Milwaukee County Stadium, Milwaukee, WI

Fri Jun 13 1975, 8:05 PM EDT

Att. 11,442 - Unknown

livebaseballscorecards.com

Batter	1	2	3	4	5	6	7	8	9	AB	R	H	RBI	BB	SO	LOB
Robin Yount, R (1, 6) OBP: 0.364, SLG: 0.446	F3		BB, 1-2	S, HR, 3-H	K		BB, 1-2, 2-3			4	2	2	1	1	1	0
Sixto Lezcano, R (1, 9) OBP: 0.330, SLG: 0.417	E, FC		K	F2, 1-2		F7	1-2, 2-3, 3-H			5	1	2	1	0	1	3
George Scott, R (1, 3) OBP: 0.338, SLG: 0.451 Mike Hegan, L (7, 3) OBP: 0.396, SLG: 0.425	FC, G5-4-3, 2-H		BB, 1-2, 2-3	HR, 2-H		6-3	F8			3 1	2 0	1 0	3 0	1 0	0 0	0 3
Hank Aaron, R (1, 10) OBP: 0.321, SLG: 0.366 Bobby Mitchell, R (6, PR) OBP: 0.356, SLG: 0.516	G5-4-3, 1-2f		WP, 1B, 1-H, 2-H, 3-H	BB, BB		E5		6-3		4 1	1 0	2 0	3 0	0 0	0 0	1 0
John Briggs, L (1, 7) OBP: 0.444, SLG: 0.444 Bill Sharp, L (7, 7) OBP: 0.250, SLG: 0.284		F9	2-H	BB, 1-2		G3		4-3		3 1	0 0	1 0	1 0	1 0	0 0	1 0
Darrell Porter, L (1, 2) OBP: 0.337, SLG: 0.347		3-1	F9	BB, 1-2, 2-3			4-3	K		4	0	0	0	1	1	1
Pedro Garcia, R (1, 4) OBP: 0.289, SLG: 0.340		F3	3B, 2B F6				K			4	1	1	0	0	1	3
Gorman Thomas, R (1, 8) OBP: 0.340, SLG: 0.400			F7	1B, 2-H, 3B	K		BB, WP, 1B			3	2	1	1	1	1	0
Tim Johnson, L (1, 5) OBP: 0.161, SLG: 0.136			BB, 1B, 2B	K	6-3		1B, BB, 1-2			3	1	1	0	1	1	1
Inning Stats	R: 1 E: 1 K: 0 S: 4 H: 1 LOB: 0 BB: 0 P: 4	R: 0 E: 0 K: 0 S: 3 H: 0 LOB: 0 BB: 0 P: 3	R: 4 E: 0 K: 1 S: 9 H: 4 LOB: 1 BB: 1 P: 13	R: 4 E: 0 K: 1 S: 10 H: 5 LOB: 3 BB: 2 P: 18	R: 0 E: 0 K: 2 S: 7 H: 0 LOB: 0 BB: 0 P: 7	R: 0 E: 1 K: 0 S: 4 H: 0 LOB: 1 BB: 0 P: 4	R: 1 E: 0 K: 1 S: 6 H: 1 LOB: 3 BB: 3 P: 18	R: 0 E: 0 K: 1 S: 5 H: 0 LOB: 0 BB: 0 P: 5		1B: 6 2B: 3 3B: 1 HR: 1 SF: 0 SAC: 0 DP: 1 HBP: 0				WP: 2 PB: 0 SB: 1 CS: 0 PA: 42	

PITCHER		IP	WLS	BF	H	R	ER	SO	BB	IBB	HBP	BLK	WP	HR	S	P	ERA	WHIP
Bill Singer, R ERA: 4.01	(1, 1)	3.0	L	17	7	7	6	1	1	0	0	0	1	0	18	22	18.00	2.667
Dave Sells, R ERA: 9.0	(4, 1)	5.0		25	4	3	3	5	5	0	0	0	1	1	30	50	5.40	1.800

PITCHER	IP	WLS	BF	H	R	ER	SO	BB	IBB	HBP	BLK	WP	HR	S	P	ERA	WHIP

AB	36
R	10
H	11
RBI	10
BB	6
SO	6
LOB	13

California Angels @ Milwaukee Brewers

Milwaukee County Stadium, Milwaukee, WI

Sat Jun 14 1975, 4:33 AM EDT

Att. 36,191 - Unknown

TOP

livebaseballscorecards.com

Batter	1	2	3	4	5	6	7	8	9	AB	R	H	RBI	BB	SO	LOB
Jerry Remy, L (1, 4) OBP: 0.312, SLG: 0.353	F7	G1-2-3 3-Hf			6-3		E3 1-3 2-H			4	0	0	0	0	0	4
Mickey Rivers, L (1, 8) OBP: 0.347, SLG: 0.396	F8		4-3			FC5-4 SF9 1B BB	K			3	1	0	0	1	1	1
Winston Llenas, R (1, 10) OBP: 0.265, SLG: 0.190	4-3		K			FC5-4 1-2 1B		F9		4	0	1	0	0	1	0
Leroy Stanton, R (1, 9) OBP: 0.377, SLG: 0.467		WP 2B HBP	F4			FC5-4 1-2f 2-3		3B		3	1	1	0	0	0	2
Dave Chalk, R (1, 5) OBP: 0.397, SLG: 0.399		1B 1B 1-H 2B		5-3		SF9 3-H		P8		3	1	1	2	0	0	1
Bruce Bochte, L (1, 3) OBP: 0.358, SLG: 0.342		1-3 1B G1-2-3 2-3 1B		K		4-3		K		4	0	1	0	0	2	2
Ellie Rodriguez, R (1, 2) OBP: 0.424, SLG: 0.326		1-3 1-2 3-H 1B		5-3			1B E 1B		G4-6-3 HBP	3	1	2	1	0	0	0
Orlando Ramirez, R (9, PR) OBP: 0.344, SLG: 0.346										0	0	0	0	0	0	0
Billy Smith, S (1, 6) OBP: 0.271, SLG: 0.277		1-3 1-2 2-3			K		K		K	3	0	0	0	0	2	3
Morris Nettles, L (9, PH) OBP: 0.281, SLG: 0.268										1	0	0	0	0	1	1
Dave Collins, S (1, 7) OBP: 0.400, SLG: 0.346		HBP			K		E 1-2 1B		G4-6-3 1-2f	3	0	1	0	0	1	1

	AB	31
	R	4
	H	7
	RBI	3
	BB	1
	SO	8
	LOB	15

Inning Stats										
	R: 0	H: 0	R: 2	H: 3	R: 0	H: 0	R: 0	H: 0	R: 0	H: 0
	E: 0	LOB: 0	E: 0	LOB: 2	E: 0	LOB: 0	E: 0	LOB: 0	E: 0	LOB: 0
	K: 0	BB: 0	K: 0	BB: 0	K: 1	BB: 0	K: 1	BB: 0	K: 2	BB: 0
	S: 3	P: 3	S: 5	P: 7	S: 5	P: 5	S: 5	P: 5	S: 7	P: 7

Inning Stats										
	R: 1	H: 1	R: 1	H: 2	R: 0	H: 1	R: 0	H: 0	1B: 5	SF: 1
	E: 0	LOB: 1	E: 1	LOB: 1	E: 0	LOB: 1	E: 0	LOB: 1	2B: 1	SAC: 0
	K: 0	BB: 1	K: 2	BB: 0	K: 1	BB: 0	K: 1	BB: 0	3B: 1	DP: 2
	S: 4	P: 8	S: 9	P: 9	S: 6	P: 6	S: 4	P: 5	HR: 0	HBP: 3

	WP: 1	PA: 36
	PB: 0	
	SB: 0	
	CS: 0	

PITCHER		IP	WLS	BF	H	R	ER	SO	BB	IBB	HBP	BLK	WP	HR	S	P	ERA	WHIP
Bill Travers, L	(1, 1)	6.0	W	25	5	4	3	4	1	0	2	0	1	0	30	36	4.50	1.000
ERA: 3.07																		
Tom Murphy, R	(7, 1)	3.0	S	11	2	0	0	4	0	0	1	0	0	0	18	19	0.00	0.667
ERA: 2.18																		

PITCHER	IP	WLS	BF	H	R	ER	SO	BB	IBB	HBP	BLK	WP	HR	S	P	ERA	WHIP

BOTTOM

California Angels @ Milwaukee Brewers

Milwaukee County Stadium, Milwaukee, WI

Sat Jun 14 1975, 4:33 AM EDT

Att. 36,191 - Unknown

livebaseballscorecards.com

Batter	1	2	3	4	5	6	7	8	9	AB	R	H	RBI	BB	SO	LOB
Robin Yount, R (1, 6) OBP: 0.360, SLG: 0.439	E FC3-6 1B	K		5-3		F9		K		5	1	1	0	0	2	3
Sixto Lezcano, R (1, 9) OBP: 0.329, SLG: 0.418	K		F4		1B 2B	K				4	1	1	0	0	2	1
George Scott, R (1, 3) OBP: 0.340, SLG: 0.450	FC3-6 E 1-2 1B BB		F8		BB 1B FC3-2 2-H 1B		K			3	1	1	1	1	1	0
Hank Aaron, R (1, 10) OBP: 0.324, SLG: 0.385	E6 FC3-6 1-2 2-3		HR		FC3-2 BB 1-2 SF9 1B		K			4	2	2	1	0	1	2
John Briggs, L (1, 7) OBP: 0.447, SLG: 0.432	FC3-6 1B CS 1-2f 2-3 3-H		F3		FC3-2 1-2 2-3 BB		E BB			2	0	0	1	2	0	2
Darrell Porter, L (1, 2) OBP: 0.340, SLG: 0.346	1-3 3-H 1B			E 1B SF8 BB	FC3-2 1-2 2-3 3-Hf		K 1-3			3	1	1	1	1	1	4
Pedro Garcia, R (1, 4) OBP: 0.288, SLG: 0.340	CS 3-H	F9		E4 S 1-3 1B	SF9 3-H			K		3	0	1	1	0	1	0
Gorman Thomas, R (1, 8) OBP: 0.333, SLG: 0.395		K		SF8 3-H	K			S 1B		3	0	1	1	0	2	2
Tim Johnson, L (1, 5) OBP: 0.167, SLG: 0.143	1B			K 2-3		F8		K 1-2		4	0	1	0	0	2	2
Inning Stats	R: 2 E: 1 K: 1 S: 7 H: 2 LOB: 1 BB: 1 P: 11	R: 0 E: 0 K: 2 S: 8 H: 1 LOB: 1 BB: 0 P: 8	R: 1 E: 0 K: 0 S: 4 H: 1 LOB: 0 BB: 0 P: 4	R: 1 E: 1 K: 1 S: 6 H: 1 LOB: 1 BB: 1 P: 10	R: 2 E: 0 K: 1 S: 8 H: 3 LOB: 2 BB: 1 P: 12	R: 0 E: 0 K: 1 S: 5 H: 0 LOB: 0 BB: 0 P: 5	R: 0 E: 1 K: 3 S: 9 H: 0 LOB: 1 BB: 1 P: 13	R: 0 E: 0 K: 3 S: 10 H: 1 LOB: 1 BB: 0 P: 10		1B: 7 2B: 1 3B: 0 HR: 1 SF: 2 SAC: 0 DP: 0 HBP: 0						WP: 0 PB: 0 SB: 2 CS: 1 PA: 38	

PITCHER	IP	WLS	BF	H	R	ER	SO	BB	IBB	HBP	BLK	WP	HR	S	P	ERA	WHIP
Nolan Ryan, R (1, 1) ERA: 2.59	8.0	L	37	9	6	3	12	4	0	0	0	0	1	57	73	3.38	1.625

PITCHER	IP	WLS	BF	H	R	ER	SO	BB	IBB	HBP	BLK	WP	HR	S	P	ERA	WHIP

AB	31
R	6
H	9
RBI	6
BB	4
SO	12
LOB	16

California Angels @ Milwaukee Brewers

Milwaukee County Stadium, Milwaukee, WI

Sun Jun 15 1975, 4:33 AM EDT

Unknown

TOP

livebaseballscorecards.com

Batter	1	2	3	4	5	6	7	8	9	10	11	AB	R	H	RBI	BB	SO	LOB
Jerry Remy, L (1, 4) OBP: 0.324, SLG: 0.359	BBBB 4-0 1B BB		x 0-0 E HR 1B	x 0-0 FC1-6 1B		x 0-0 G6-4-3 1-2 1B		BBBB 4-0 BB		x 0-0 ② L5	x 0-0 ③ F2	5	1	3	0	2	0	3
Mickey Rivers, L (1, 8) OBP: 0.339, SLG: 0.386	x 0-0 ① B1		x 0-0 E3 S 1-3 HR	x 0-0 ① FC1-6 E S 1-2f		SSS 0-3 ① K		x 0-0 ③ 4-3		x 0-0 ③ G3		6	1	0	0	0	1	7
Tommy Harper, R (1, 3) OBP: 0.333, SLG: 0.358 Rudy Meoli, L (8, 6) OBP: 0.444, SLG: 0.333	x 0-0 1-2 1B		x 0-0 ① 5-3 1-2	x 0-0 ② L5 1-3		x 0-0 ②③ G6-4-3 1-2f			x 0-0 SH5-3 2B 1B		x 0-0 FC1-5 1B 1B	4	0	1	0	0	0	5
												2	1	2	0	0	0	0
Joe Lahoud, L (1, 10) OBP: 0.376, SLG: 0.421 Billy Smith, S (11, PR) OBP: 0.271, SLG: 0.277	SSS 0-3 ② K		III 4-0 HR IBB	BBB 4-0 FC5-4 BB			x 0-0 ① F2		x 0-0 ① SH5-3 1-2		x 0-0 FC1-5 1-2 1B 1B	3	1	1	0	2	1	2
												0	1	0	0	0	0	0
Leroy Stanton, R (1, 9) OBP: 0.375, SLG: 0.492	x 0-0 ③ F7		x 0-0 1-H 2-H 3-H HR	x 0-0 ③ FC5-4 1-2f			x 0-0 ② 1-3		x 0-0 2-H 2B		x 0-0 ① FC1-5 1B 1-2 2-3f BB	6	2	2	5	0	0	6
Dave Chalk, R (1, 5) OBP: 0.395, SLG: 0.402		x 0-0 ① F7	x 0-0 1B 2B		SSS 0-3 ① K		x 0-0 ③ F8		x 0-0 ② F7		x 0-0 BB 1-3 2-H 1B	6	1	2	1	0	1	1
Ellie Rodriguez, R (1, 2) OBP: 0.418, SLG: 0.316 Morris Nettles, L (8, PR) OBP: 0.287, SLG: 0.268 (8, 7)	SSS 0-3 ② K	SSS 0-3 ② K	SSS 0-3 ② K		SSS 0-3 ② K			H 1-0 SH1-3 HBP	III 4-0 IBB		III 4-0 BB IBB	3	0	0	0	0	3	1
												0	0	0	0	2	0	0
Dave Collins, S (1, 7) OBP: 0.394, SLG: 0.345 Tom Egan, R (8, 2) OBP: 0.280, SLG: 0.300	x 0-0 E3	x 0-0 S 2-H 1B	x 0-0 1-3					x 0-0 ① SH1-3 1-2	SSS 0-3 ③ K		x 0-0 ② F4	3	0	1	1	0	0	0
												2	0	0	0	0	1	5
Orlando Ramirez, R (1, 6) OBP: 0.344, SLG: 0.345 Bruce Bochte, L (8, PH) OBP: 0.357, SLG: 0.338 (8, 3)	x 0-0 ③ F6	SSS 0-3 ③ K 1-2				x 0-0 1B 1B		SSS 0-3 ② K		x 0-0 ① 4-3	BBBB 4-0 1-2 2-3 3-H BB	3	0	1	0	0	1	2
												2	0	0	1	1	1	2
Inning Stats	R: 0 E: 0 K: 1 S: 6 H: 1 LOB: 2 BB: 1 P: 10	R: 0 E: 1 K: 1 S: 6 H: 0 LOB: 1 BB: 0 P: 6	R: 5 E: 1 K: 2 S: 12 H: 4 LOB: 1 BB: 1 P: 16	R: 0 E: 0 K: 0 S: 4 H: 1 LOB: 2 BB: 1 P: 8	R: 0 E: 0 K: 2 S: 7 H: 0 LOB: 0 BB: 0 P: 7	R: 0 E: 0 K: 1 S: 6 H: 2 LOB: 1 BB: 0 P: 6	R: 0 E: 0 K: 0 S: 3 H: 0 LOB: 0 BB: 0 P: 3	R: 0 E: 0 K: 1 S: 5 H: 0 LOB: 2 BB: 1 P: 10	R: 1 E: 0 K: 1 S: 7 H: 2 LOB: 2 BB: 1 P: 11	R: 0 E: 0 K: 0 S: 3 H: 0 LOB: 0 BB: 0 P: 3	R: 2 E: 0 K: 0 S: 6 H: 3 LOB: 3 BB: 2 P: 14	1B: 10 2B: 2 3B: 0 HR: 1 SF: 0 SAC: 2 DP: 1 HBP: 1						

PITCHER		IP	WLS	BF	H	R	ER	SO	BB	IBB	HBP	BLK	WP	HR	S	P	ERA	WHIP
Eduardo Rodriguez, R ERA: 3.14	(1, 1)	3.0		19	6	5	3	4	1	1	0	0	0	1	25	33	9.00	2.333
Tom Hausman, R ERA: 4.82	(4, 1)	5.1		21	3	1	1	4	2	0	1	0	0	0	26	35	1.69	0.938
Bill Champion, R ERA: 4.72	(9, 1)	2.1	L	14	4	2	2	1	1	2	0	0	0	0	13	25	7.71	2.143
Ed Sprague, R ERA: 4.93	(11, 1)	0.1		1	0	0	0	0	0	0	0	0	0	0	1	1	0.00	0.000

PITCHER	IP	WLS	BF	H	R	ER	SO	BB	IBB	HBP	BLK	WP	HR	S	P	ERA	WHIP

AB	45
R	8
H	13
RBI	8
BB	7
SO	9
LOB	34

WP: 0 PB: 0 SB: 3 CS: 0 PA: 55

Batter	1	2	3	4	5	6	7	8	9	10	11	AB	R	H	RBI	BB	SO	LOB
Robin Yount, R (1, 6) OBP: 0.369, SLG: 0.455	WP FC6-4 2B		F8		F9 1-H 2-H 3-H FC5-2 2B		FC1-6 1B		4-3		BB	5	1	3	3	1	0	1
Bobby Mitchell, R (1, 7) OBP: 0.343, SLG: 0.495 Bill Sharp, L (10, PH) OBP: 0.255, SLG: 0.284 (11, 7) Charlie Moore, R (11, PH) OBP: 0.294, SLG: 0.290	K 2-3		G6-4-3 1-2f		F9 2-3		FC1-6 1-2f G6-4-3			1B WP G5-2-3 BB	2-3	4 0 1	0 0 0	0 0 0	0 0 0	0 1 0	1 0 0	4 0 1
George Scott, R (1, 3) OBP: 0.342, SLG: 0.446	FC6-4 BB			K	FC5-2 3-H BB		G6-4-3 1-2f			G5-2-3 1-3 IBB 1B		4	0	1	0	1	1	2
Hank Aaron, R (1, 10) OBP: 0.326, SLG: 0.379	FC6-4 1-2f 3-H			F2	FC6-4 1-2 BB			K		G5-2-3 1-2 IBB		3	0	0	1	2	1	1
Sixto Lezcano, R (1, 9) OBP: 0.330, SLG: 0.415	K			1B	FC6-4 1-2f			G1-4-3 BB		G5-2-3 1-2 2-3 3-Hf		4	0	1	0	1	1	6
Pedro Garcia, R (1, 4) OBP: 0.286, SLG: 0.354		K		F3		HR		G1-4-3 1-2f		5-3		5	1	1	1	0	1	4
Darrell Porter, L (1, 2) OBP: 0.342, SLG: 0.354		5-3			1B HBP 2B 1B	K			F9		4-3 SF7 2B	5	2	2	0	0	1	0
Tommy Bianco, S (1, 5) Mike Hegan, L (9, PH) OBP: 0.388, SLG: 0.415 Tim Johnson, L (10, 5) OBP: 0.164, SLG: 0.141		6-3			1B 1-2 2B HBP	F9			F5		4-3 2-3	2 1 1	1 0 0	0 0 0	0 0 0	0 0 0	0 0 0	0 0 1
Gorman Thomas, R (1, 8) OBP: 0.357, SLG: 0.489			G6-4-3 1B		1-2 2-3 2B 1B	5-3			HR		SF7 3-H	4	2	3	2	0	0	0
Inning Stats	R: 1 E: 0 K: 2 S: 8 H: 1 LOB: 1 BB: 1 P: 12	R: 0 E: 0 K: 1 S: 5 H: 0 LOB: 0 BB: 0 P: 5	R: 0 E: 0 K: 0 S: 3 H: 1 LOB: 0 BB: 0 P: 3	R: 0 E: 0 K: 1 S: 6 H: 1 LOB: 1 BB: 0 P: 6	R: 3 E: 0 K: 0 S: 6 H: 3 LOB: 2 BB: 1 P: 11	R: 1 E: 0 K: 1 S: 6 H: 1 LOB: 0 BB: 0 P: 6	R: 0 E: 0 K: 0 S: 3 H: 1 LOB: 0 BB: 0 P: 3	R: 0 E: 0 K: 1 S: 4 H: 0 LOB: 0 BB: 1 P: 8	R: 1 E: 0 K: 0 S: 4 H: 1 LOB: 0 BB: 0 P: 4	R: 0 E: 0 K: 0 S: 3 H: 1 LOB: 2 BB: 2 P: 11	R: 1 E: 0 K: 0 S: 4 H: 1 LOB: 1 BB: 1 P: 8	1B: 6 2B: 3 3B: 0 HR: 2	SF: 1 SAC: 0 DP: 4 HBP: 1	WP: 2 PB: 0 SB: 0 CS: 0	PA: 47			

PITCHER	IP	WLS	BF	H	R	ER	SO	BB	IBB	HBP	BLK	WP	HR	S	P	ERA	WHIP
Frank Tanana, L (1, 1) ERA: 3.52	7.1		32	8	5	5	6	3	0	1	0	1	1	40	53	6.14	1.500
Don Kirkwood, R (8, 1) ERA: 1.82	3.1	W	14	3	2	1	0	2	1	0	0	1	1	11	23	2.70	1.500
Mickey Scott, L (11, 1) ERA: 2.45	0.1	S	1	0	0	0	0	0	0	0	0	0	0	1	1	0.00	0.000

PITCHER	IP	WLS	BF	H	R	ER	SO	BB	IBB	HBP	BLK	WP	HR	S	P	ERA	WHIP

BOTTOM

California Angels @ Milwaukee Brewers

Milwaukee County Stadium, Milwaukee, WI

Sun Jun 15 1975, 4:33 AM EDT

Unknown

livebaseballscorecards.com

AB	39
R	7
H	11
RBI	7
BB	6
SO	6
LOB	20

Batter	1	2	3	4	5	6	7	8	9	AB	R	H	RBI	BB	SO	LOB
Jerry Remy, L (1, 4) OBP: 0.325, SLG: 0.360	6-3		E7 1-3 1B		F8			1B 1B	G6-4-3 1-2f	5	0	2	0	0	0	2
Mickey Rivers, L (1, 8) OBP: 0.337, SLG: 0.383	F7		F4			1B		F8		2	0	0	0	0	0	2
Dave Collins, S (6, PH) (6, 7) OBP: 0.400, SLG: 0.355										2	0	1	0	0	0	1
Bruce Bochte, L (1, 3) OBP: 0.356, SLG: 0.337	K		4-3			F8		1B 1-2		4	0	1	0	0	1	3
Joe Lahoud, L (1, 10) OBP: 0.372, SLG: 0.409		BB F8		F9		F4		F8		3	0	0	0	1	0	3
Leroy Stanton, R (1, 9) OBP: 0.365, SLG: 0.477		F8 1-2		F3		F3			F8	4	0	0	0	0	0	2
Dave Chalk, R (1, 5) OBP: 0.397, SLG: 0.398		6-3		BB			F5		HR BB	2	1	0	0	2	0	1
Ellie Rodriguez, R (1, 2) OBP: 0.413, SLG: 0.343		F9		F9			F8		HR 1-H	4	1	1	2	0	0	2
Morris Nettles, L (1, 7) (6, 8) OBP: 0.286, SLG: 0.264			4-3		4-3		1-3		1B BB	3	0	0	0	1	0	0
Orlando Ramirez, R (1, 6) OBP: 0.344, SLG: 0.345			E 1B		K			K	G6-4-3 1-2	3	0	1	0	0	2	0
Winston Llenas, R (9, PH) OBP: 0.280, SLG: 0.209										1	0	1	0	0	0	0
Rudy Meoli, L (9, PR) OBP: 0.444, SLG: 0.333										0	0	0	0	0	0	0
Inning Stats	R: 0 E: 0 K: 1 S: 5 H: 0 LOB: 0 BB: 0 P: 5	R: 0 E: 0 K: 0 S: 3 H: 0 LOB: 1 BB: 1 P: 7	R: 0 E: 1 K: 0 S: 5 H: 2 LOB: 2 BB: 0 P: 5	R: 0 E: 0 K: 0 S: 3 H: 0 LOB: 1 BB: 1 P: 7	R: 0 E: 0 K: 1 S: 5 H: 0 LOB: 0 BB: 0 P: 5	R: 0 E: 0 K: 0 S: 4 H: 1 LOB: 1 BB: 0 P: 4	R: 0 E: 0 K: 0 S: 3 H: 0 LOB: 0 BB: 0 P: 3	R: 0 E: 0 K: 1 S: 7 H: 2 LOB: 2 BB: 0 P: 7	R: 2 E: 0 K: 0 S: 4 H: 2 LOB: 2 BB: 2 P: 12	1B: 6 2B: 0 3B: 0 HR: 1 SF: 0 SAC: 0 DP: 1 HBP: 0						

TOP

California Angels @ Milwaukee Brewers

Milwaukee County Stadium, Milwaukee, WI

Sun Jun 15 1975, 4:38 AM EDT

Att. 23,597 - Unknown

livebaseballscorecards.com

AB	33
R	2
H	7
RBI	2
BB	4
SO	3
LOB	16

PITCHER		IP	WLS	BF	H	R	ER	SO	BB	IBB	HBP	BLK	WP	HR	S	P	ERA	WHIP
Jim Slaton, R ERA: 5.99	(1, 1)	8.1	W	34	6	2	2	3	3	0	0	0	0	1	37	49	2.16	1.080
Tom Murphy, R ERA: 2.14	(9, 1)	0.2	S	3	1	0	0	0	1	0	0	0	0	0	2	6	0.00	3.000

PITCHER		IP	WLS	BF	H	R	ER	SO	BB	IBB	HBP	BLK	WP	HR	S	P	ERA	WHIP

WP: 0 PB: 0 SB: 0 CS: 0 PA: 37

BOTTOM

Batter	1	2	3	4	5	6	7	8	9	AB	R	H	RBI	BB	SO	LOB
Robin Yount, R (1, 6) OBP: 0.375, SLG: 0.459	6-3	1B 1-2 1B		FC6-4 1B		G6-4-3 1B		F9		5	0	3	0	0	0	1
Bobby Mitchell, R (1, 7) OBP: 0.339, SLG: 0.485	4-3	1-3 2-H 1B		L7		G6-4-3 1-2f		1-3 1B		4	0	1	1	0	0	2
Bill Sharp, L (7, 7) OBP: 0.259, SLG: 0.289										1	0	1	0	0	0	0
George Scott, R (1, 3) OBP: 0.339, SLG: 0.440	WP BB 1B	F8		FC6-4 1-2f		6-3		F8		5	0	1	0	0	0	5
Hank Aaron, R (1, 10) OBP: 0.324, SLG: 0.373	BB 1-2 BB		L7		F4		4-3			3	0	0	0	1	0	0
Sixto Lezcano, R (1, 9) OBP: 0.333, SLG: 0.414	1-2 2-3 BB		1-4-3		5-3		1B			3	0	1	0	1	0	0
Pedro Garcia, R (1, 4) OBP: 0.285, SLG: 0.352	K		4-3		S 1B		K			4	1	1	0	0	2	4
Charlie Moore, R (1, 2) OBP: 0.316, SLG: 0.343		F9		HR 2B	1B 1-H 1B		F8			4	1	2	1	0	0	1
Tommy Bianco, S (1, 5) OBP: 0.273, SLG: 0.111		1B 1B BB		K	1-3 1B			E5 1B		3	1	1	0	1	1	1
Gorman Thomas, R (1, 8) OBP: 0.350, SLG: 0.529		F9		2-H HR	K			F8		4	1	1	2	0	1	4
Inning Stats	R: 0 E: 0 K: 1 S: 6 H: 1 LOB: 3 BB: 2 P: 14	R: 1 E: 0 K: 0 S: 5 H: 2 LOB: 2 BB: 1 P: 9	R: 0 E: 0 K: 0 S: 3 H: 0 LOB: 0 BB: 0 P: 3	R: 2 E: 0 K: 1 S: 8 H: 3 LOB: 1 BB: 0 P: 8	R: 1 E: 0 K: 1 S: 8 H: 3 LOB: 2 BB: 0 P: 8	R: 0 E: 0 K: 0 S: 3 H: 1 LOB: 0 BB: 0 P: 3	R: 0 E: 0 K: 1 S: 6 H: 1 LOB: 1 BB: 0 P: 6	R: 0 E: 1 K: 0 S: 5 H: 1 LOB: 2 BB: 0 P: 5		1B: 10 2B: 1 3B: 0 HR: 1 SF: 0 SAC: 0 DP: 1 HBP: 0						

PITCHER	IP	WLS	BF	H	R	ER	SO	BB	IBB	HBP	BLK	WP	HR	S	P	ERA	WHIP
Andy Hassler, L (1, 1) ERA: 4.2	8.0	L	39	12	4	4	4	3	0	0	0	1	1	44	56	4.50	1.875

PITCHER	IP	WLS	BF	H	R	ER	SO	BB	IBB	HBP	BLK	WP	HR	S	P	ERA	WHIP

California Angels @ Milwaukee Brewers

Milwaukee County Stadium, Milwaukee, WI

Sun Jun 15 1975, 4:38 AM EDT

Att. 23,597 - Unknown

livebaseballscorecards.com

AB	36
R	4
H	12
RBI	4
BB	3
SO	4
LOB	18

Batter	1	2	3	4	5	6	7	8	9	AB	R	H	RBI	BB	SO	LOB
Robin Yount, R (1, 6) OBP: 0.380, SLG: 0.459	L9-3 1B		WP BB	1B		K			F5	4	0	2	0	1	1	1
Sixto Lezcano, R (1, 9) OBP: 0.335, SLG: 0.415	L9-3 1-2		G4-6-3 1-2 2-3 BB	6-3		G6-4-3 1-2f			1B 2B	4	1	1	0	1	0	3
George Scott, R (1, 3) OBP: 0.340, SLG: 0.439	F7		G4-6-3 1-2f		FC5-4 1B		F3		FC5 1B 2-H 1B	5	0	2	1	0	0	3
Hank Aaron, R (1, 10) OBP: 0.326, SLG: 0.371		F8 BB		BB 1B HR 1B	FC5-4 1B 1-2f SF9		5-3		F6	4	2	1	0	1	0	2
Bobby Darwin, R (1, 7) OBP: 0.315, SLG: 0.347		F8 1-2		F4	E 1-3 1B 1B		FC4-6 BB		1-2 1B	4	1	2	0	1	0	2
Charlie Moore, R (1, 2) OBP: 0.310, SLG: 0.342 Mike Hegan, L (9, PH) OBP: 0.388, SLG: 0.415 Bobby Mitchell, R (9, PH) OBP: 0.336, SLG: 0.480		F7		BB 1-2 HR 1B	SF9 1-2 3-H		FC4-6 1-2f		FC5 2-3f	3 0 1	1 0 0	1 0 0	1 0 0	0 0 0	0 0 0	2 0 2
Pedro Garcia, R (1, 4) OBP: 0.284, SLG: 0.349	K		F9		2-H 1B			K		4	0	1	1	0	2	3
Tommy Bianco, S (1, 5) OBP: 0.267, SLG: 0.083		F6	1-2 2-3 HR BB		F8			G3		3	1	0	0	1	0	1
Gorman Thomas, R (1, 8) OBP: 0.375, SLG: 0.618		WP 2B	1-H 2-H 3-H HR			G6-4-3 1B		K		4	1	3	4	0	1	0
Inning Stats	R: 0 E: 0 K: 0 S: 3 H: 1 LOB: 0 BB: 0 P: 3	R: 0 E: 0 K: 1 S: 5 H: 0 LOB: 1 BB: 1 P: 9	R: 0 E: 0 K: 0 S: 3 H: 1 LOB: 2 BB: 2 P: 11	R: 4 E: 0 K: 0 S: 7 H: 4 LOB: 1 BB: 1 P: 11	R: 2 E: 1 K: 0 S: 6 H: 3 LOB: 1 BB: 0 P: 6	R: 0 E: 0 K: 1 S: 5 H: 1 LOB: 0 BB: 0 P: 5	R: 0 E: 0 K: 0 S: 3 H: 0 LOB: 1 BB: 1 P: 7	R: 0 E: 0 K: 2 S: 7 H: 0 LOB: 0 BB: 0 P: 7	R: 1 E: 0 K: 0 S: 6 H: 3 LOB: 2 BB: 0 P: 6	1B: 10 2B: 3 3B: 0 HR: 1 SF: 1 SAC: 0 DP: 3 HBP: 0						

PITCHER		IP	WLS	BF	H	R	ER	SO	BB	IBB	HBP	BLK	WP	HR	S	P	ERA	WHIP
Rudy May, L ERA: 2.76	(1, 1)	3.2		19	6	4	4	1	4	0	0	0	1	1	17	33	9.82	2.727
Dick Tidrow, R ERA: 4.41	(4, 1)	5.0	W	22	7	3	2	3	1	0	0	0	0	0	27	31	3.60	1.600
Sparky Lyle, L ERA: 3.42	(9, 1)	0.1	S	1	0	0	0	0	0	0	0	0	0	0	1	1	0.00	0.000

PITCHER	IP	WLS	BF	H	R	ER	SO	BB	IBB	HBP	BLK	WP	HR	S	P	ERA	WHIP

TOP

Milwaukee Brewers @ New York Yankees

Shea Stadium, Flushing, NY

Mon Jun 16 1975, 7:05 PM EDT

Att. 10,901 - Unknown

livebaseballscorecards.com

AB	36
R	7
H	13
RBI	7
BB	5
SO	4
LOB	19

WP: 1 PB: 0 SB: 0 CS: 0

PA: 42

Batter	1	2	3	4	5	6	7	8	9	AB	R	H	RBI	BB	SO	LOB
Kerry Dineen, L (1, 8) OBP: 0.556, SLG: 0.625	5-3 2B	BBB 4-0 FC5-4 1-2 2-3 3-H BB		1B		2B 1B	SSS 0-3 ③ K			4	1	3	1	1	1	0
Walt Williams, R (1, 7) OBP: 0.293, SLG: 0.309	5-3 ① 2-3	FC5-4 ② 1B 1-2f 2-3 3-H 1B		F4 ①		2B 1-2 1B		F6 ①		5	2	1	1	0	0	4
Ron Blomberg, L (1, 10) OBP: 0.403, SLG: 0.618	F2 ②	1B 1-2 3-H 1B		F9 ②		HR 1-H 2-H 2B		2B		5	1	3	3	0	0	2
Thurman Munson, R (1, 2) OBP: 0.380, SLG: 0.432	SSS 0-3 ③ K	FC4-6 1-2 2-H 1B		F9 ③		BBBB 4-0 HR BB		BBBB 4-0 BB		3	1	1	1	2	1	2
Chris Chambliss, L (1, 3) OBP: 0.340, SLG: 0.465		1B BB 1B FC4-6 1-2f			G4-6-3 BB 1B	F6 ②		F4 ②		5	1	2	0	0	0	6
Graig Nettles, L (1, 5) OBP: 0.339, SLG: 0.464		BB BB BB 1-3 1B F2 ①			BBBB 4-0 G4-6-3 1-2 BB	1-H 2-H HR		SSS 0-3 ③ K		4	2	2	3	1	1	2
Rick Dempsey, R (1, 9) OBP: 0.480, SLG: 0.415	BBBB 4-0 BB BB 1-2 FC5-4 BB	5-3 ②			G4-6-3 ① ② 1-2f 2-3	F7 ③				3	1	0	0	1	0	2
Jim Mason, L (1, 6) OBP: 0.192, SLG: 0.196	BBBBB 4-0 FC5-4 BB 1-2 2-3 3-H 1B BB	1B			F7 ③		SSS 0-3 ① K			3	1	1	1	1	1	1
Sandy Alomar Sr., S (1, 4) OBP: 0.209, SLG: 0.217	SSS 0-3 ① K	F6 ③				4-3 ①	4-3 ②			4	0	0	0	0	1	4
Inning Stats	R: 0 H: 1 E: 0 LOB: 1 K: 1 BB: 0 S: 6 P: 6	R: 5 H: 4 E: 0 LOB: 2 K: 1 BB: 3 S: 9 P: 21	R: 0 H: 1 E: 0 LOB: 1 K: 0 BB: 0 S: 4 P: 4	R: 0 H: 1 E: 0 LOB: 1 K: 0 BB: 0 S: 4 P: 4	R: 0 H: 1 E: 0 LOB: 1 K: 0 BB: 1 S: 3 P: 7	R: 5 H: 4 E: 0 LOB: 0 K: 0 BB: 1 S: 7 P: 11	R: 0 H: 0 E: 0 LOB: 0 K: 2 BB: 0 S: 7 P: 7	R: 0 H: 1 E: 0 LOB: 2 K: 1 BB: 1 S: 6 P: 10		1B: 9 SF: 0 2B: 3 SAC: 0 3B: 0 DP: 1 HR: 1 HBP: 0				WP: 0 PA: 42 PB: 0 SB: 0 CS: 0		

PITCHER		IP	WLS	BF	H	R	ER	SO	BB	IBB	HBP	BLK	WP	HR	S	P	ERA	WHIP
Pete Broberg, R ERA: 4.48	(1, 1)	1.1		10	3	5	5	2	3	0	0	0	0	0	11	23	33.75	4.500
Ed Sprague, R ERA: 5.12	(2, 1)	4.0	L	20	8	3	3	0	1	0	0	0	0	0	19	23	6.75	2.250
Eduardo Rodriguez, R ERA: 3.35	(6, 1)	2.2		12	2	2	2	3	2	0	0	0	0	1	16	24	6.75	1.500

PITCHER	IP	WLS	BF	H	R	ER	SO	BB	IBB	HBP	BLK	WP	HR	S	P	ERA	WHIP

BOTTOM

Milwaukee Brewers @ New York Yankees

Shea Stadium, Flushing, NY

Mon Jun 16 1975, 7:05 PM EDT

Att. 10,901 - Unknown

livebaseballscorecards.com

AB	36
R	10
H	13
RBI	10
BB	6
SO	5
LOB	23

Batter	1	2	3	4	5	6	7	8	9	AB	R	H	RBI	BB	SO	LOB
Robin Yount, R (1, 6) OBP: 0.371, SLG: 0.447	6-3		K			K		FC1-5 1B E 1-2 2-3f	F9	5	1	0	0	0	2	5
Sixto Lezcano, R (1, 9) OBP: 0.346, SLG: 0.424	G6-4-3 1B			G6-4-3 1B			BB 1B 1B BB	1-2 2-H FC6 1B		3	1	3	1	1	0	0
George Scott, R (1, 10) (9, 3) OBP: 0.339, SLG: 0.434	G6-4-3 1-2f			F9			1B 1B G4-6-3 1-2 BB	1-2f 2-H FC6		3	1	0	0	1	0	3
Bobby Darwin, R (1, 7) OBP: 0.313, SLG: 0.345 Bill Sharp, L (8, 7) OBP: 0.259, SLG: 0.289		5-3		G6-4-3 1-2f			G4-6-3 1B 1-2 2-3 1B	K		4 0	0 0	1 0	0 0	0 0	1 0	2 0
Mike Hegan, L (1, 3) OBP: 0.415, SLG: 0.489 Bobby Mitchell, R (9, PR) OBP: 0.336, SLG: 0.480 Tom Murphy, R (9, 1)		F8			4-3 CS 2B		G4-6-3 1-2 2-3 3-H 1B		F8 2B	4 0 0	0 0 0	3 0 0	1 0 0	0 0 0	0 0 0	0 0 0
Darrell Porter, L (1, 2) OBP: 0.345, SLG: 0.350	BB				4-3 2-3		G4-6-3 1-2f 2-3 3-H		BB F8	2	0	0	0	2	0	3
Pedro Garcia, R (1, 4) OBP: 0.278, SLG: 0.341	L5				F7 3-H		K	F8 1-2 2-3		4	0	0	0	0	1	5
Tim Johnson, L (1, 5) OBP: 0.159, SLG: 0.136 Kurt Bevacqua, R (8, PH) OBP: 0.237, SLG: 0.232 (8, 5)			F8			4-3		FC1-5 1B 1B	IBB	2 1	0 0	0 1	0 0	0 1	0 0	0 0
Gorman Thomas, R (1, 8) OBP: 0.368, SLG: 0.593			F8			K		FC1-5 1B 1B 1-2	K	4	1	1	0	0	2	3
Inning Stats	R: 0 H: 1 E: 0 LOB: 0 K: 0 BB: 0 S: 3 P: 3	R: 0 H: 0 E: 0 LOB: 0 K: 0 BB: 1 S: 3 P: 7	R: 0 H: 0 E: 0 LOB: 0 K: 1 BB: 0 S: 5 P: 5	R: 0 H: 1 E: 0 LOB: 0 K: 0 BB: 0 S: 3 P: 3	R: 0 H: 1 E: 0 LOB: 0 K: 0 BB: 0 S: 3 P: 3	R: 0 H: 0 E: 0 LOB: 0 K: 2 BB: 0 S: 7 P: 7	R: 2 H: 2 E: 0 LOB: 1 K: 1 BB: 2 S: 6 P: 14	R: 2 H: 3 E: 1 LOB: 1 K: 1 BB: 0 S: 8 P: 8	R: 0 H: 1 E: 0 LOB: 3 K: 1 BB: 2 S: 6 P: 14	1B: 7 SF: 0 2B: 2 SAC: 0 3B: 0 DP: 3 HR: 0 HBP: 0						WP: 0 PA: 37 PB: 0 SB: 0 CS: 1	

TOP

Milwaukee Brewers @ New York Yankees

Shea Stadium, Flushing, NY

Tue Jun 17 1975, 7:05 PM EDT

Unknown - 75 F

livebaseballscorecards.com

AB	32
R	4
H	9
RBI	2
BB	5
SO	6
LOB	21

PITCHER		IP	WLS	BF	H	R	ER	SO	BB	IBB	HBP	BLK	WP	HR	S	P	ERA	WHIP
Pat Dobson, R ERA: 3.21	(1, 1)	6.0		23	5	2	2	3	3	0	0	0	0	0	26	38	3.00	1.333
Sparky Lyle, L ERA: 3.45	(7, 1)	2.1	L	11	4	2	1	2	1	0	0	0	0	0	14	18	3.86	2.143
Dick Tidrow, R ERA: 4.33	(9, 1)	0.2		3	0	0	0	1	0	1	0	0	0	0	4	8	0.00	0.000

PITCHER	IP	WLS	BF	H	R	ER	SO	BB	IBB	HBP	BLK	WP	HR	S	P	ERA	WHIP

Batter	1	2	3	4	5	6	7	8	9	AB	R	H	RBI	BB	SO	LOB
Kerry Dineen, L (1, 8) OBP: 0.385, SLG: 0.417	F8			4-3	3-1 1-2 3-H			FC3-6 FC4-6 1-2f		4	0	0	0	0	0	3
Rick Dempsey, R (1, 9) OBP: 0.472, SLG: 0.409 Walt Williams, R (8, 9) OBP: 0.288, SLG: 0.304	6-3			6-3		FC4-6 1B		FC4-6 1-2f		3 1	0 0	1 0	0 0	0 0	0 0	0 1
Ron Blomberg, L (1, 10) OBP: 0.379, SLG: 0.576	F7			4-3		FC4-6 1-2f		F4		4	0	0	0	0	0	2
Thurman Munson, R (1, 2) OBP: 0.382, SLG: 0.434		G6-4-3 1B			E7 1B 1B	F6			G4-6-3 1B	4	1	2	0	0	0	1
Chris Chambliss, L (1, 3) OBP: 0.338, SLG: 0.461		G6-4-3 1-2f			1B 1B 1-3 FC6-2 1B	F5			G4-6-3 1-2f	4	0	1	0	0	0	3
Graig Nettles, L (1, 5) OBP: 0.337, SLG: 0.460	K				FC6-2 1B 1-2 3-H 1B	F5			K	4	1	1	1	0	2	0
Terry Whitfield, L (1, 7) OBP: 0.333, SLG: 0.333			4-3		FC6-2 1B 1-2 2-3 1B	F4				3	1	1	0	0	0	0
Jim Mason, L (1, 6) (9, 4) OBP: 0.188, SLG: 0.191			4-3		FC6-2 1B CS 1-2 2-3 3-Hf	5-3				3	0	0	0	0	0	3
Fred Stanley, R (1, 4) OBP: 0.294, SLG: 0.253 Roy White, S (5, PH) OBP: 0.416, SLG: 0.473 Sandy Alomar Sr., S (5, PR) OBP: 0.209, SLG: 0.217 (6, 4) Bobby Bonds, R (8, PH) OBP: 0.339, SLG: 0.515 Ed Brinkman, R (9, 6) OBP: 0.289, SLG: 0.313			6-3		CS 1B 1-3 2-H 3-H			BBBB 4-0 FC3-6 BB		1 1 0 0 0	0 0 0 0 0	0 1 0 0 0	0 2 0 0 1	0 0 0 0 0	0 0 0 1 0	0 0 0 0 0
Inning Stats	R: 0 E: 0 K: 0 S: 3 H: 0 LOB: 0 BB: 0 P: 3	R: 0 E: 0 K: 1 S: 5 H: 1 LOB: 0 BB: 0 P: 5	R: 0 E: 0 K: 0 S: 3 H: 0 LOB: 0 BB: 0 P: 3	R: 0 E: 0 K: 0 S: 3 H: 0 LOB: 0 BB: 0 P: 3	R: 3 E: 1 K: 0 S: 7 H: 4 LOB: 2 BB: 0 P: 7	R: 0 E: 0 K: 0 S: 4 H: 1 LOB: 1 BB: 0 P: 4	R: 0 E: 0 K: 0 S: 3 H: 0 LOB: 0 BB: 0 P: 3	R: 0 E: 0 K: 0 S: 3 H: 0 LOB: 1 BB: 1 P: 7	R: 0 E: 0 K: 1 S: 5 H: 1 LOB: 0 BB: 0 P: 5	1B: 7 2B: 0 3B: 0 HR: 0	SF: 0 SAC: 0 DP: 2 HBP: 0				WP: 0 PB: 0 SB: 0 CS: 2	PA: 33	

PITCHER		IP	WLS	BF	H	R	ER	SO	BB	IBB	HBP	BLK	WP	HR	S	P	ERA	WHIP
Bill Castro, R ERA: 1.78	(1, 1)	7.0	W	27	6	3	2	1	1	0	0	0	0	0	28	32	2.57	1.000
Tom Murphy, R ERA: 2.05	(8, 1)	2.0	S	6	1	0	0	1	0	0	0	0	0	0	8	8	0.00	0.500
Tom Murphy, R ERA: 2.05	(9, 1)	2.0	S	6	1	0	0	1	0	0	0	0	0	0	8	8	0.00	0.500

PITCHER	IP	WLS	BF	H	R	ER	SO	BB	IBB	HBP	BLK	WP	HR	S	P	ERA	WHIP

BOTTOM

Milwaukee Brewers @ New York Yankees

Shea Stadium, Flushing, NY

Tue Jun 17 1975, 7:05 PM EDT

Unknown - 75 F

livebaseballscorecards.com

AB	32
R	3
H	7
RBI	3
BB	1
SO	2
LOB	13

Batter	1	2	3	4	5	6	7	8	9	AB	R	H	RBI	BB	SO	LOB
Robin Yount, R (1, 6) OBP: 0.371, SLG: 0.443	F8			K		SH3-4		1B 1-2 2-3 BB		2	0	0	0	1	1	0
Sixto Lezcano, R (1, 9) OBP: 0.344, SLG: 0.421	F3			5-3		K		G1-4-3 1-3 2-H 3-H 1B		4	0	1	2	0	1	1
George Scott, R (1, 3) OBP: 0.337, SLG: 0.435	L6			1B 2B		K		G1-4-3 1-2f		4	0	1	0	0	1	3
Hank Aaron, R (1, 10) OBP: 0.325, SLG: 0.368		F9		2-3 1B			4-3		F2	4	0	1	0	0	0	0
Bobby Darwin, R (1, 7) OBP: 0.312, SLG: 0.339		K		K			6-3		BB	3	0	0	0	1	2	2
Bill Sharp, L (9, 7) OBP: 0.259, SLG: 0.289										0	0	0	0	0	0	0
Charlie Moore, R (1, 2) OBP: 0.283, SLG: 0.310		5-3			F7		F9		F2	4	0	0	0	0	0	1
Pedro Garcia, R (1, 4) OBP: 0.272, SLG: 0.333			2-3		F8			L6	F6	4	0	0	0	0	0	1
Kurt Bevacqua, R (1, 5) OBP: 0.241, SLG: 0.236			5-3		F4			BB 1B 1B 1B		3	1	1	0	0	0	0
Gorman Thomas, R (1, 8) OBP: 0.380, SLG: 0.590			K			SH3-4 BB		BB 1-2 1B 1B		2	1	1	0	1	1	0
Inning Stats	R: 0 E: 0 K: 0 S: 3 H: 0 LOB: 0 BB: 0 P: 3	R: 0 E: 0 K: 1 S: 5 H: 0 LOB: 0 BB: 0 P: 5	R: 0 E: 0 K: 1 S: 5 H: 0 LOB: 0 BB: 0 P: 5	R: 0 E: 0 K: 2 S: 9 H: 2 LOB: 2 BB: 0 P: 9	R: 0 E: 0 K: 0 S: 3 H: 0 LOB: 0 BB: 0 P: 3	R: 0 E: 0 K: 2 S: 7 H: 0 LOB: 1 BB: 1 P: 11	R: 0 E: 0 K: 0 S: 3 H: 0 LOB: 0 BB: 0 P: 3	R: 2 E: 0 K: 0 S: 5 H: 3 LOB: 1 BB: 1 P: 9	R: 0 E: 0 K: 0 S: 3 H: 0 LOB: 1 BB: 1 P: 7	1B: 4 2B: 1 3B: 0 HR: 0 SF: 0 SAC: 1 DP: 1 HBP: 0						

PITCHER	IP	WLS	BF	H	R	ER	SO	BB	IBB	HBP	BLK	WP	HR	S	P	ERA	WHIP
Larry Gura, L (1, 1) ERA: 3.24	7.1		27	4	2	2	6	1	0	0	0	0	0	38	42	2.46	0.682
Dick Tidrow, R (8, 1) ERA: 4.14	1.2	W	7	1	0	0	0	2	0	0	0	0	0	5	13	0.00	1.800

PITCHER	IP	WLS	BF	H	R	ER	SO	BB	IBB	HBP	BLK	WP	HR	S	P	ERA	WHIP

TOP

Milwaukee Brewers @ New York Yankees

Shea Stadium, Flushing, NY

Tue Jun 17 1975, 7:05 PM EDT

Att. 19,724 - Unknown

livebaseballscorecards.com

AB	30
R	2
H	5
RBI	2
BB	3
SO	6
LOB	8

Batter	1	2	3	4	5	6	7	8	9	AB	R	H	RBI	BB	SO	LOB
Kerry Dineen, L (1, 8) OBP: 0.471, SLG: 0.467	1-3			BB		1B 1-2		FC4-6 1B		3	0	2	0	1	0	0
Walt Williams, R (1, 7) OBP: 0.290, SLG: 0.305	4-3			SH1-3 1-2		1-2 2-H		FC4-6 1-2f		3	0	1	1	0	0	1
Terry Whitfield, L (1, 9) OBP: 0.286, SLG: 0.286	4-3			F2		K			G6-4-3 1B 1B	4	1	1	0	0	1	3
Thurman Munson, R (1, 10) OBP: 0.380, SLG: 0.430		F9		F8		1-3			G6-4-3 1-2	4	0	1	0	0	0	3
Chris Chambliss, L (1, 3) OBP: 0.332, SLG: 0.451		F7			F9		F6		G6-4-3 1-2f 2-3	4	0	0	0	0	0	2
Graig Nettles, L (1, 5) OBP: 0.336, SLG: 0.457		6-3			4-3		F9		HR 3-H	4	1	1	1	0	0	0
Ed Herrmann, L (1, 2) OBP: 0.301, SLG: 0.337			L8		4-3		K		HR 1-H	4	1	1	2	0	1	0
Ed Brinkman, R (1, 6) OBP: 0.283, SLG: 0.305			F9			K		G3		2	0	0	0	0	1	0
Roy White, S (8, PH) OBP: 0.414, SLG: 0.471										1	0	0	0	0	0	0
Jim Mason, L (9, 6) OBP: 0.188, SLG: 0.191										0	0	0	0	0	0	0
Sandy Alomar Sr., S (1, 4) OBP: 0.212, SLG: 0.220			3-1			1B 1B		F8		2	1	1	0	0	0	0
Bobby Bonds, R (8, PH) OBP: 0.338, SLG: 0.512										1	0	0	0	0	0	0
Fred Stanley, R (9, 4) OBP: 0.294, SLG: 0.253										0	0	0	0	0	0	0
Inning Stats	R: 0 E: 0 K: 0 S: 3 H: 0 LOB: 0 BB: 0 P: 3	R: 0 E: 0 K: 0 S: 3 H: 0 LOB: 0 BB: 0 P: 3	R: 0 E: 0 K: 0 S: 3 H: 0 LOB: 0 BB: 0 P: 3	R: 0 E: 0 K: 0 S: 3 H: 0 LOB: 1 BB: 1 P: 7	R: 0 E: 0 K: 0 S: 3 H: 0 LOB: 0 BB: 0 P: 3	R: 1 E: 0 K: 2 S: 10 H: 3 LOB: 2 BB: 0 P: 10	R: 0 E: 0 K: 1 S: 5 H: 0 LOB: 0 BB: 0 P: 5	R: 0 E: 0 K: 0 S: 4 H: 1 LOB: 1 BB: 0 P: 4	R: 3 E: 0 K: 0 S: 5 H: 4 LOB: 0 BB: 0 P: 5	1B: 7 2B: 0 3B: 0 HR: 1	SF: 0 SAC: 1 DP: 1 HBP: 0					

PITCHER	IP	WLS	BF	H	R	ER	SO	BB	IBB	HBP	BLK	WP	HR	S	P	ERA	WHIP
Jim Colborn, R (1, 1) ERA: 4.38	8.2	L	34	8	4	4	3	1	0	0	0	0	1	39	43	4.15	1.038

PITCHER	IP	WLS	BF	H	R	ER	SO	BB	IBB	HBP	BLK	WP	HR	S	P	ERA	WHIP

BOTTOM

Milwaukee Brewers @ New York Yankees

Shea Stadium, Flushing, NY

Tue Jun 17 1975, 7:05 PM EDT

Att. 19,724 - Unknown

livebaseballscorecards.com

AB	32
R	4
H	8
RBI	4
BB	1
SO	3
LOB	9

1B: 7	SF: 0	WP: 0	PA: 34
2B: 0	SAC: 1	PB: 0	
3B: 0	DP: 1	SB: 0	
HR: 1	HBP: 0	CS: 0	

Batter	1	2	3	4	5	6	7	8	9	AB	R	H	RBI	BB	SO	LOB
Robin Yount, R (1, 6) OBP: 0.372, SLG: 0.442	F8		FC6, 1B	CS, 1-2	F9, SF9, 1B		4-3	F3		5	1	2	0	0	0	2
Sixto Lezcano, R (1, 9) OBP: 0.354, SLG: 0.438	BB		FC6, 1-2f, 1B		1B		HR		HBP, 1B	3	1	2	1	1	0	1
George Scott, R (1, 3) OBP: 0.335, SLG: 0.430	F7		F8		F9, 2-3		6-3		1-3, 1B	5	0	1	0	0	0	4
Hank Aaron, R (1, 10) OBP: 0.326, SLG: 0.371	F2		1-2, 1B		SF9, 3-H		1B		F3	4	0	2	1	0	0	3
Bobby Darwin, R (1, 7) OBP: 0.314, SLG: 0.346		2B	F8		1-2, 1B		F4		L3	5	1	2	0	0	0	5
Bill Sharp, L (9, 7) OBP: 0.259, SLG: 0.289										0	0	0	0	0	0	0
Darrell Porter, L (1, 2) OBP: 0.346, SLG: 0.354		F9, WP, 2-H, 2B		4-3	K			BB, FC1-6	F4	4	1	1	1	1	1	4
Tim Johnson, L (1, 5) OBP: 0.164, SLG: 0.143		F9, 2-3		1B, SF8, 1B	K			FC1-6, 1-2f, BB		4	1	1	0	0	1	2
Pedro Garcia, R (1, 4) OBP: 0.277, SLG: 0.337		CS, 3-H, 1B		CS, 1-3, 1B	K			K		4	0	2	0	0	2	1
Gorman Thomas, R (1, 8) OBP: 0.373, SLG: 0.571		K, 1-2		SF8, 3-H		5-3		BB, 1-2		2	0	0	1	1	1	1
Inning Stats	R: 0 E: 0 K: 0 S: 3 H: 0 LOB: 1 BB: 1 P: 7	R: 2 E: 0 K: 1 S: 7 H: 3 LOB: 0 BB: 0 P: 7	R: 0 E: 0 K: 0 S: 5 H: 2 LOB: 2 BB: 0 P: 5	R: 1 E: 0 K: 0 S: 4 H: 2 LOB: 0 BB: 0 P: 4	R: 1 E: 0 K: 1 S: 8 H: 3 LOB: 2 BB: 0 P: 8	R: 0 E: 0 K: 2 S: 7 H: 0 LOB: 0 BB: 0 P: 7	R: 1 E: 0 K: 0 S: 5 H: 2 LOB: 1 BB: 0 P: 5	R: 0 E: 0 K: 1 S: 5 H: 0 LOB: 2 BB: 2 P: 13	R: 0 E: 0 K: 0 S: 4 H: 1 LOB: 2 BB: 0 P: 5	1B: 10 2B: 2 3B: 0 HR: 1 SF: 2 SAC: 0 DP: 0 HBP: 1						

PITCHER	IP	WLS	BF	H	R	ER	SO	BB	IBB	HBP	BLK	WP	HR	S	P	ERA	WHIP
Doc Medich, R (1, 1) ERA: 3.86	4.0	L	20	9	4	4	1	1	0	0	0	1	0	21	25	9.00	2.500
Dave Pagan, R (5, 1) ERA: 0.84	4.2		21	4	1	1	4	2	0	1	0	0	1	26	35	1.93	1.286
Sparky Lyle, L (9, 1) ERA: 3.41	0.1		1	0	0	0	0	0	0	0	0	0	0	1	1	0.00	0.000

PITCHER	IP	WLS	BF	H	R	ER	SO	BB	IBB	HBP	BLK	WP	HR	S	P	ERA	WHIP

TOP

Milwaukee Brewers @ New York Yankees

Shea Stadium, Flushing, NY

Wed Jun 18 1975, 7:05 PM EDT

Att. 15,273 - Unknown - 70 F

livebaseballscorecards.com

AB	36
R	5
H	13
RBI	4
BB	3
SO	5
LOB	23

WP: 1	PA: 43
PB: 0	
SB: 0	
CS: 2	

Batter	1	2	3	4	5	6	7	8	9	AB	R	H	RBI	BB	SO	LOB
Kerry Dineen, L (1, 8) OBP: 0.381, SLG: 0.368	F9		F7		FC5-2 HR 1-2 3-H			F8		4	1	0	0	0	0	4
Walt Williams, R (1, 9) OBP: 0.288, SLG: 0.349	F9		F7		HR 1-H 2-H			K		4	1	1	3	0	1	2
Alex Johnson, R (1, 7) OBP: 0.294, SLG: 0.342	F7			6-3	F9			6-3		4	0	0	0	0	0	0
Thurman Munson, R (1, 2) OBP: 0.374, SLG: 0.423		K		E5 FC4-6		F8			4-3	4	0	0	0	0	1	0
Bobby Bonds, R (1, 10) OBP: 0.332, SLG: 0.502		K		K		F4			F8	4	0	0	0	0	2	1
Graig Nettles, L (1, 5) OBP: 0.335, SLG: 0.453		K		FC4-6 1-2f		K			BB E 1B	4	0	1	0	0	2	1
Chris Chambliss, L (1, 3) OBP: 0.325, SLG: 0.442 Terry Whitfield, L (9, PR) OBP: 0.286, SLG: 0.286			G3		F7	F9			E1 BB 1-2	4 0	0 0	0 0	0 0	0 0	0 0	1 0
Ed Brinkman, R (1, 6) OBP: 0.295, SLG: 0.341 Roy White, S (9, PH) OBP: 0.416, SLG: 0.471 Jim Mason, L (9, PR) OBP: 0.188, SLG: 0.191			1B 2B		1B FC5-2 2B	F7			BB 1-2 2-3	3 0 0	0 0 0	2 0 0	0 0 0	0 1 0	0 0 0	0 0 0
Sandy Alomar Sr., S (1, 4) OBP: 0.220, SLG: 0.228 Rick Dempsey, R (9, PH) OBP: 0.472, SLG: 0.409 Ron Blomberg, L (9, PH) OBP: 0.373, SLG: 0.567			2-3 1B		HR FC5-2 2-3 1B	F4			4-3	3 0 1	1 0 0	2 0 0	0 0 0	0 0 0	0 0 0	0 0 3
Inning Stats	R: 0 E: 0 K: 0 S: 3 H: 0 LOB: 0 BB: 0 P: 3	R: 0 E: 0 K: 3 S: 9 H: 0 LOB: 0 BB: 0 P: 9	R: 0 E: 0 K: 0 S: 5 H: 2 LOB: 2 BB: 0 P: 5	R: 0 E: 1 K: 1 S: 6 H: 0 LOB: 1 BB: 0 P: 6	R: 3 E: 0 K: 0 S: 6 H: 3 LOB: 0 BB: 0 P: 6	R: 0 E: 0 K: 1 S: 5 H: 0 LOB: 0 BB: 0 P: 5	R: 0 E: 0 K: 0 S: 3 H: 0 LOB: 0 BB: 0 P: 3	R: 0 E: 0 K: 1 S: 5 H: 0 LOB: 0 BB: 0 P: 5	R: 0 E: 1 K: 0 S: 5 H: 1 LOB: 3 BB: 1 P: 9	1B: 3 2B: 2 3B: 0 HR: 1	SF: 0 SAC: 0 DP: 0 HBP: 0						WP: 0 PB: 0 SB: 0 CS: 0	PA: 36

PITCHER	IP	WLS	BF	H	R	ER	SO	BB	IBB	HBP	BLK	WP	HR	S	P	ERA	WHIP
Bill Travers, L (1, 1) ERA: 3.09	8.2	W	35	6	3	3	6	1	0	0	0	0	1	46	50	3.12	0.808
Eduardo Rodriguez, R (9, 1) ERA: 3.33	0.1	S	1	0	0	0	0	0	0	0	0	0	0	1	1	0.00	0.000

PITCHER	IP	WLS	BF	H	R	ER	SO	BB	IBB	HBP	BLK	WP	HR	S	P	ERA	WHIP

BOTTOM

Milwaukee Brewers @ New York Yankees

Shea Stadium, Flushing, NY

Wed Jun 18 1975, 7:05 PM EDT

Att. 15,273 - Unknown - 70 F

livebaseballscorecards.com

AB	35
R	3
H	6
RBI	3
BB	1
SO	6
LOB	12

Milwaukee Brewers @ Cleveland Indians

Cleveland Municipal Stadium, Cleveland, OH

Fri Jun 20 1975, 7:05 PM EDT

Att. 9,355 - Unknown

TOP

livebaseballscorecards.com

Batter	1	2	3	4	5	6	7	8	9	AB	R	H	RBI	BB	SO	LOB
Robin Yount, R (1, 6) OBP: 0.377, SLG: 0.443	6-3	F9			S 2B 1B	1B			G5-4-3 BB	4	1	2	0	1	0	1
Sixto Lezcano, R (1, 9) OBP: 0.347, SLG: 0.428	K	K	K		5-3 1-2	K			G5-4-3 1-2f	5	0	0	0	0	3	3
George Scott, R (1, 3) OBP: 0.336, SLG: 0.431	HR 2B	6-3			2B 1B BB		6-3		F6	4	2	1	0	1	0	0
Bobby Darwin, R (1, 7) OBP: 0.322, SLG: 0.376	2-H HR	K	K		1-3 2-H 1B 2B		BB 1B			4	1	3	3	0	1	0
Mike Hegan, L (1, 10) OBP: 0.429, SLG: 0.489	1B			6-4-3 1B BB	F6		G6-4-3 1-2 BB			2	1	1	0	1	0	2
Bobby Mitchell, R (7, PH) OBP: 0.342, SLG: 0.480										0	0	0	0	1	0	0
Charlie Moore, R (1, 2) OBP: 0.280, SLG: 0.304	F7			6-4-3 1-2	2-H 3-H 1B		G6-4-3 1-2f			4	0	1	1	0	0	4
Pedro Garcia, R (1, 4) OBP: 0.276, SLG: 0.335		F7		2-H 1B		F8		5-3		4	0	1	1	0	0	0
Kurt Bevacqua, R (1, 5) OBP: 0.229, SLG: 0.224		1-3		K		6-3		6-3		4	0	0	0	0	1	1
Gorman Thomas, R (1, 8) OBP: 0.380, SLG: 0.606		BB		F4		HR		F3		3	1	1	1	1	0	1
Inning Stats	R: 2 E: 0 K: 1 S: 8 H: 3 LOB: 1 BB: 0 P: 8	R: 0 E: 0 K: 0 S: 3 H: 0 LOB: 1 BB: 1 P: 7	R: 0 E: 0 K: 2 S: 7 H: 0 LOB: 0 BB: 0 P: 7	R: 1 E: 0 K: 1 S: 6 H: 1 LOB: 1 BB: 1 P: 10	R: 2 E: 0 K: 0 S: 5 H: 3 LOB: 2 BB: 1 P: 9	R: 1 E: 0 K: 1 S: 7 H: 2 LOB: 1 BB: 0 P: 7	R: 0 E: 0 K: 0 S: 3 H: 1 LOB: 1 BB: 1 P: 7	R: 0 E: 0 K: 0 S: 3 H: 0 LOB: 0 BB: 0 P: 3	R: 0 E: 0 K: 0 S: 2 H: 0 LOB: 0 BB: 1 P: 6	1B: 6 2B: 2 3B: 0 HR: 2	SF: 0 SAC: 0 DP: 2 HBP: 0						

	AB	34
	R	6
	H	10
	RBI	6
	BB	5
	SO	5
	LOB	12

WP: 0 PB: 0 SB: 1 CS: 0 PA: 39

PITCHER		IP	WLS	BF	H	R	ER	SO	BB	IBB	HBP	BLK	WP	HR	S	P	ERA	WHIP
Roric Harrison, R ERA: 5.2	(1, 1)	4.1	L	22	6	5	5	4	3	0	0	0	0	1	27	39	10.38	2.077
Don Hood, L ERA: 5.16	(5, 1)	2.2		11	4	1	1	1	1	0	0	0	0	1	12	16	3.38	1.875
Tom Buskey, R ERA: 2.68	(8, 1)	1.0		3	0	0	0	0	0	0	0	0	0	0	3	3	0.00	0.000
Dave LaRoche, L ERA: 2.05	(9, 1)	1.0		3	0	0	0	0	1	0	0	0	0	0	2	6	0.00	1.000

PITCHER	IP	WLS	BF	H	R	ER	SO	BB	IBB	HBP	BLK	WP	HR	S	P	ERA	WHIP

Batter	1	2	3	4	5	6	7	8	9	AB	R	H	RBI	BB	SO	LOB
John Lowenstein, L (1, 10) OBP: 0.342, SLG: 0.456	F7		WP, 1B			4-3			1B	4	0	2	0	0	0	0
Duane Kuiper, L (1, 4) OBP: 0.388, SLG: 0.383	K		K, 1-2			6-3			K	4	0	0	0	0	3	2
Rick Manning, L (1, 9) OBP: 0.333, SLG: 0.367	F8			4-3			K		1-2, 1B	4	0	1	0	0	1	0
Boog Powell, L (1, 3) OBP: 0.384, SLG: 0.526		G6-4-3, 1B		K			F9		F3	4	0	1	0	0	1	2
George Hendrick, R (1, 8) OBP: 0.303, SLG: 0.464		G6-4-3, 1-2f		4-3			2B		5-3	4	0	1	0	0	0	3
Oscar Gamble, L (1, 7) OBP: 0.305, SLG: 0.325		2B			6-3		4-3			3	0	1	0	0	0	1
John Ellis, R (1, 2) OBP: 0.254, SLG: 0.349		F2			F5			F4		3	0	0	0	0	0	1
Buddy Bell, R (1, 5) OBP: 0.293, SLG: 0.318			K		L5			F8		3	0	0	0	0	1	0
Frank Duffy, R (1, 6) OBP: 0.258, SLG: 0.250			6-3			K		F6		3	0	0	0	0	1	0
Inning Stats	R: 0 E: 0 K: 1 S: 5 H: 0 LOB: 0 BB: 0 P: 5	R: 0 E: 0 K: 0 S: 4 H: 2 LOB: 1 BB: 0 P: 4	R: 0 E: 0 K: 2 S: 8 H: 1 LOB: 1 BB: 0 P: 8	R: 0 E: 0 K: 1 S: 5 H: 0 LOB: 0 BB: 0 P: 5	R: 0 E: 0 K: 0 S: 3 H: 0 LOB: 0 BB: 0 P: 3	R: 0 E: 0 K: 1 S: 5 H: 0 LOB: 0 BB: 0 P: 5	R: 0 E: 0 K: 1 S: 6 H: 1 LOB: 1 BB: 0 P: 6	R: 0 E: 0 K: 0 S: 3 H: 0 LOB: 0 BB: 0 P: 3	R: 0 E: 0 K: 1 S: 7 H: 2 LOB: 2 BB: 0 P: 7	1B: 4 2B: 2 3B: 0 HR: 0 SF: 0 SAC: 0 DP: 1 HBP: 0						

PITCHER	IP	WLS	BF	H	R	ER	SO	BB	IBB	HBP	BLK	WP	HR	S	P	ERA	WHIP
Jim Slaton, R (1, 1) ERA: 5.36	9.0	W	32	6	0	0	7	0	0	0	0	1	0	46	46	0.00	0.667

PITCHER	IP	WLS	BF	H	R	ER	SO	BB	IBB	HBP	BLK	WP	HR	S	P	ERA	WHIP

BOTTOM

Milwaukee Brewers @ Cleveland Indians

Cleveland Municipal Stadium, Cleveland, OH

Fri Jun 20 1975, 7:05 PM EDT

Att. 9,355 - Unknown

livebaseballscorecards.com

AB	32
R	0
H	6
RBI	0
BB	0
SO	7
LOB	9

WP: 1 PA: 32
PB: 0
SB: 0
CS: 0

Milwaukee Brewers @ Cleveland Indians

Cleveland Municipal Stadium, Cleveland, OH

Sat Jun 21 1975, 7:05 PM EDT

Att. 11,417 - Unknown

TOP

livebaseballscorecards.com

Batter	1	2	3	4	5	6	7	8	9	AB	R	H	RBI	BB	SO	LOB
Robin Yount, R (1, 6) OBP: 0.374, SLG: 0.439	SSS 0-3 ① K			x 0-0 ① F5	x 0-0 ② F4		x 0-0 ① SH3 1-2	x 0-0 E 2-H 1B		4	1	1	1	0	1	0
Tim Johnson, L (8, 6) OBP: 0.164, SLG: 0.143										0	0	0	0	0	0	0
Mike Hegan, L (1, 9) OBP: 0.424, SLG: 0.480	x 0-0 ② F9			SSS 0-3 ② K	x 0-0 BB 1B		x 0-0 2B 2-H	x 0-0 E6 1-H 3B		3	0	1	0	0	1	0
Bill Sharp, L (5, PR) (5, 9) (9, 7) OBP: 0.269, SLG: 0.318										2	1	2	2	0	0	0
George Scott, R (1, 3) OBP: 0.337, SLG: 0.432	SSS 0-3 ③ K			x 0-0 2B 2B	BBB 4-0 1-2 BB		SSS 0-3 ② K	x 0-0 ③ 5-3		4	1	1	0	1	2	1
Tommy Bianco, S (8, 3) OBP: 0.267, SLG: 0.083										0	0	0	0	0	0	0
Hank Aaron, R (1, 10) OBP: 0.324, SLG: 0.371		SSS 0-3 ① K		x 0-0 ② HR 2-H 2B	SSS 0-3 ③ K		x 0-0 ③ 4-3		x 0-0 ① F5	5	1	1	1	0	2	3
Bobby Darwin, R (1, 7) OBP: 0.324, SLG: 0.392	x 0-0 ② F8			x 0-0 HR 2-H		SSS 0-3 ① K		x 0-0 2B 1B	x 0-0 ② 4-3	5	2	2	2	0	1	0
Sixto Lezcano, R (9, 9) OBP: 0.347, SLG: 0.428										0	0	0	0	0	0	0
Darrell Porter, L (1, 2) OBP: 0.352, SLG: 0.363	x 0-0 ③ F6			SSS 0-3 ③ K		x 0-0 1B		x 0-0 1-H 1B 2B	H 1-0 WP HBP	4	1	2	1	0	1	0
Pedro Garcia, R (1, 4) OBP: 0.275, SLG: 0.332			SSS 0-3 ① K		x 0-0 ① F8	x 0-0 ② F6		x 0-0 WP 1B 3-H 1B	x 0-0 ③ 6-3 1-2	5	1	1	1	0	1	2
Kurt Bevacqua, R (1, 5) OBP: 0.230, SLG: 0.225			SSS 0-3 ② K		x 0-0 HR 1B	x 0-0 ③ 6-3		x 0-0 ① F2 1-2		4	1	1	0	0	1	2
Gorman Thomas, R (1, 8) OBP: 0.386, SLG: 0.638			SSS 0-3 ③ K		x 0-0 1-H HR		BBB 4-0 SH3 2B BB	x 0-0 ② F2		3	2	1	2	1	1	1

	AB	39
	R	11
	H	13
	RBI	10
	BB	2
	SO	11
	LOB	9

Inning Stats																																		
	R: 0	H: 0		R: 0	H: 0		R: 0	H: 0		R: 3	H: 3		R: 2	H: 3		R: 0	H: 1		R: 1	H: 1		R: 5	H: 5		R: 0	H: 0		1B: 6	SF: 0		WP: 2	PA: 43	
	E: 0	LOB: 0		E: 0	LOB: 0		E: 0	LOB: 0		E: 0	LOB: 0		E: 0	LOB: 1		E: 0	LOB: 1		E: 0	LOB: 1		E: 1	LOB: 0		E: 0	LOB: 1		2B: 4	SAC: 1		PB: 0		
	K: 2	BB: 0		K: 1	BB: 0		K: 3	BB: 0		K: 2	BB: 1		K: 1	BB: 0		K: 1	BB: 0		K: 1	BB: 1		K: 0	BB: 0		K: 0	BB: 0		3B: 1	DP: 0		SB: 0		
	S: 7	P: 7		S: 5	P: 5		S: 9	P: 9		S: 10	P: 10		S: 8	P: 12		S: 6	P: 6		S: 6	P: 10		S: 8	P: 8		S: 3	P: 4		HR: 2	HBP: 1		CS: 0		

PITCHER		IP	WLS	BF	H	R	ER	SO	BB	IBB	HBP	BLK	WP	HR	S	P	ERA	WHIP
Dennis Eckersley, R ERA: 2.29	(1, 1)	6.1	L	29	8	6	6	10	2	0	0	0	0	2	47	55	8.53	1.579
Jackie Brown, R ERA: 4.6	(7, 1)	0.2		4	2	2	2	1	0	0	0	0	0	0	6	6	27.00	3.000
Tom Buskey, R ERA: 2.96	(8, 1)	2.0		10	3	3	2	0	0	0	1	0	2	0	9	10	9.00	1.500

PITCHER	IP	WLS	BF	H	R	ER	SO	BB	IBB	HBP	BLK	WP	HR	S	P	ERA	WHIP

Batter	1	2	3	4	5	6	7	8	9	AB	R	H	RBI	BB	SO	LOB
John Lowenstein, L (1, 5) (9, 7) OBP: 0.350, SLG: 0.463	G3	S 1B		BB		K		4-3 PB 2B 1-3 2-H	1-3	5	1	2	1	1	1	1
Duane Kuiper, L (1, 4) OBP: 0.389, SLG: 0.375	S 2B BB	F7 1-2		L6			F7 BB FC6 1B	4-3 2-3 3-H		4	2	1	1	1	0	4
Rick Manning, L (1, 9) OBP: 0.345, SLG: 0.366	K 1-2	F8			G5-3 1B 1B		FC6 BB 1-2	3-1 PB 1B BB		3	1	1	0	2	1	2
Boog Powell, L (1, 3) OBP: 0.384, SLG: 0.520	2B E BB		F7		G5-3 1-2 1B		F7 2-3	3-1 1-3 3-H		4	1	1	0	1	0	3
George Hendrick, R (1, 8) OBP: 0.305, SLG: 0.467	E 2B 1-3 2-H		1-3		G5-3 1-2 2-3f		FC6 E 1B 1-2f 3-H	1B 1B 3-H		5	2	2	3	0	0	3
Rico Carty, R (1, 10) OBP: 0.361, SLG: 0.431	E5 1B 2-H 3-H		5-3		F8		2B 1B 1-H	1B 1-2		5	0	2	1	0	0	1
Oscar Gamble, L (1, 7) Frank Robinson, R (8, PH) Buddy Bell, R (9, 5) OBP: 0.311, SLG: 0.339 OBP: 0.347, SLG: 0.537 OBP: 0.293, SLG: 0.318	1B 1-2			F5		L3	2B 1-H	F8		4 1 0	0 0 0	2 0 0	0 0 0	0 0 0	0 0 0	0 2 0
Ed Crosby, L (1, 6) Frank Duffy, R (9, PH) OBP: 0.359, SLG: 0.304 OBP: 0.257, SLG: 0.249	F8			SH3-4 1B		BB BB		FC 2B 1B	5-3	3 1	1 0	2 0	0 0	1 0	0 0	2 0
Alan Ashby, S (1, 2) OBP: 0.203, SLG: 0.143		F6		SH3-4 1-2		1-2 BB		FC 2B 4-3 1-2	L6	3	1	0	0	1	0	1
Inning Stats	R: 3 E: 1 K: 1 S: 8 H: 2 LOB: 2 BB: 2 P: 16	R: 0 E: 0 K: 0 S: 4 H: 1 LOB: 1 BB: 0 P: 4	R: 0 E: 0 K: 0 S: 3 H: 0 LOB: 0 BB: 0 P: 3	R: 0 E: 0 K: 0 S: 4 H: 1 LOB: 2 BB: 1 P: 8	R: 0 E: 0 K: 0 S: 4 H: 2 LOB: 1 BB: 0 P: 4	R: 0 E: 0 K: 1 S: 4 H: 0 LOB: 1 BB: 2 P: 12	R: 2 E: 1 K: 0 S: 5 H: 3 LOB: 2 BB: 1 P: 9	R: 4 E: 0 K: 0 S: 8 H: 4 LOB: 2 BB: 1 P: 12	R: 0 E: 0 K: 0 S: 3 H: 0 LOB: 0 BB: 0 P: 3	1B: 10 2B: 3 3B: 0 HR: 0 SF: 0 SAC: 1 DP: 1 HBP: 0						

PITCHER		IP	WLS	BF	H	R	ER	SO	BB	IBB	HBP	BLK	WP	HR	S	P	ERA	WHIP
Pete Broberg, R ERA: 4.32	(1, 1)	5.1	W	26	6	3	1	1	4	0	0	0	0	0	24	40	1.69	1.875
Bill Champion, R ERA: 4.86	(6, 1)	1.1		7	2	2	2	1	2	0	0	0	0	0	7	15	13.50	3.000
Tom Hausman, R ERA: 5.97	(7, 1)	0.2		6	3	4	4	0	1	0	0	0	0	0	5	9	54.00	6.000
Eduardo Rodriguez, R ERA: 3.3	(8, 1)	0.1		3	2	0	0	0	0	0	0	0	0	0	3	3	0.00	6.000
Bill Travers, L ERA: 2.92	(8, 1)	1.1	S	4	0	0	0	0	0	0	0	0	0	0	4	4	0.00	0.000

PITCHER	IP	WLS	BF	H	R	ER	SO	BB	IBB	HBP	BLK	WP	HR	S	P	ERA	WHIP

BOTTOM

Milwaukee Brewers @ Cleveland Indians

Cleveland Municipal Stadium, Cleveland, OH

Sat Jun 21 1975, 7:05 PM EDT

Att. 11,417 - Unknown

livebaseballscorecards.com

AB	38
R	9
H	13
RBI	6
BB	7
SO	2
LOB	19

WP: 0 PB: 1 SB: 2 CS: 0

PA: 46

Batter	1	2	3	4	5	6	7	8	9	10	AB	R	H	RBI	BB	SO	LOB
Robin Yount, R (1, 6) OBP: 0.369, SLG: 0.431	F4		L3		F8 1-2		SH1-4 1B 1-2 1B	F8		K	6	1	1	0	0	1	5
Bill Sharp, L (1, 8) OBP: 0.280, SLG: 0.320	BB BB		1B		FC6-4 BB		SH1-4 1-2 2-3		6-3		2	0	1	0	2	0	0
George Scott, R (1, 3) OBP: 0.335, SLG: 0.427	F7		F9		FC6-4 1-2f		FC5-4 1B 2-H 3-H		K		5	0	1	2	0	1	4
Hank Aaron, R (1, 10) OBP: 0.333, SLG: 0.376 Gorman Thomas, R (9, PR) OBP: 0.386, SLG: 0.638	BB 1-2			FC4-6 1B		1B 1B	FC5-4 1-2f		BB		3 0	0 0	2 0	0 0	2 0	0 0	1 0
Bobby Darwin, R (1, 7) OBP: 0.317, SLG: 0.382	F8			FC4-6 S 1-2f		F9	K		K		5	0	0	0	0	2	6
Sixto Lezcano, R (1, 9) OBP: 0.344, SLG: 0.423		6-3		K 1-2		F9		F9		SH1-4 1B	5	0	1	0	0	1	2
Charlie Moore, R (1, 2) OBP: 0.296, SLG: 0.340		6-3		F6		1B 1-2		FC5-4 2B		SH1-4 1-2	4	0	2	0	0	0	1
Pedro Garcia, R (1, 4) OBP: 0.271, SLG: 0.326 Mike Hegan, L (8, PH) OBP: 0.433, SLG: 0.480 Kurt Bevacqua, R (8, PR) OBP: 0.227, SLG: 0.222 (8, 5)		5-3			F7	K		FC5-4 IBB		F8	3 0 1	0 0 0	0 0 0	0 1 0	1 0 0	2 0 1	2 0 1
Tim Johnson, L (1, 5) OBP: 0.192, SLG: 0.151 (8, 4)			4-3		S 1B		SH1-4 1B 1B BB	FC5-4 1-2f 2-3		BB	3	1	1	0	2	0	2
Inning Stats	R: 0 E: 0 K: 0 S: 3 H: 0 LOB: 2 BB: 2 P: 11	R: 0 E: 0 K: 0 S: 3 H: 0 LOB: 0 BB: 0 P: 3	R: 0 E: 0 K: 0 S: 4 H: 1 LOB: 1 BB: 0 P: 4	R: 0 E: 0 K: 1 S: 6 H: 1 LOB: 1 BB: 0 P: 6	R: 0 E: 0 K: 0 S: 4 H: 1 LOB: 2 BB: 1 P: 8	R: 0 E: 0 K: 1 S: 7 H: 2 LOB: 2 BB: 0 P: 7	R: 2 E: 0 K: 1 S: 7 H: 2 LOB: 1 BB: 1 P: 11	R: 0 E: 0 K: 0 S: 4 H: 1 LOB: 2 BB: 1 P: 8	R: 0 E: 0 K: 2 S: 7 H: 0 LOB: 1 BB: 1 P: 11	R: 0 E: 0 K: 1 S: 6 H: 1 LOB: 2 BB: 1 P: 10	1B: 8 2B: 1 3B: 0 HR: 0	SF: 0 SAC: 2 DP: 0 HBP: 0					

PITCHER		IP	WLS	BF	H	R	ER	SO	BB	IBB	HBP	BLK	WP	HR	S	P	ERA	WHIP
Jim Bibby, R ERA: 5.15	(1, 1)	6.1		30	7	2	2	2	4	0	0	0	0	0	30	46	2.84	1.737
Tom Buskey, R ERA: 2.74	(7, 1)	3.2	W	16	2	0	0	4	2	1	0	0	0	0	21	33	0.00	1.091

PITCHER	IP	WLS	BF	H	R	ER	SO	BB	IBB	HBP	BLK	WP	HR	S	P	ERA	WHIP

TOP

Milwaukee Brewers @ Cleveland Indians

Cleveland Municipal Stadium, Cleveland, OH

Sun Jun 22 1975, 3:33 AM EDT

Att. 25,229 - Unknown

livebaseballscorecards.com

AB	37
R	2
H	9
RBI	2
BB	7
SO	6
LOB	24

Batter	1	2	3	4	5	6	7	8	9	10	AB	R	H	RBI	BB	SO	LOB
John Lowenstein, L (1, 5) OBP: 0.352, SLG: 0.450	3-1		F4		4-3 IBB		F6			HBP SH3-4 E BB	3	1	0	0	2	0	1
Duane Kuiper, L (1, 4) OBP: 0.382, SLG: 0.368	G1			4-3	4-3 1-2 2-3 3-H		G4-6-3 1B 1-2			SH3-4 1-3	4	0	1	1	0	0	2
Rick Manning, L (1, 9) OBP: 0.356, SLG: 0.371	1B			1-3 1B	F8		G4-6-3 1-2f			HBP IBB	4	0	2	0	1	0	4
Boog Powell, L (1, 3) OBP: 0.380, SLG: 0.508	K			1-3 1-2		K		F8		HBP 1-2 IBB	4	0	0	0	1	2	2
George Hendrick, R (1, 8) OBP: 0.303, SLG: 0.460		5-3		6-3		1B BB		F9		K	4	0	0	0	1	1	4
Rico Carty, R (1, 10) OBP: 0.362, SLG: 0.433		6-3			2B 2B	F6		F4		1-2 2-3 3-H HBP	4	1	1	1	0	0	1
Oscar Gamble, L (1, 7) OBP: 0.317, SLG: 0.339		F8			2B 4-3 BB	1-3 1B			F8		3	1	1	0	1	0	0
Ed Crosby, L (1, 6) OBP: 0.346, SLG: 0.292			F7		K	4-3			6-3		3	0	0	0	0	1	4
Frank Duffy, R (7, 6) OBP: 0.256, SLG: 0.247											1	0	0	0	0	0	0
Alan Ashby, S (1, 2) OBP: 0.221, SLG: 0.183			F6		4-3 1-3 2-H 2B		1B 1B		G3		4	0	2	1	0	0	0
Inning Stats	R: 0 H: 1 E: 0 LOB: 1 K: 1 BB: 0 S: 6 P: 6	R: 0 H: 0 E: 0 LOB: 0 K: 0 BB: 0 S: 3 P: 3	R: 0 H: 0 E: 0 LOB: 0 K: 0 BB: 0 S: 3 P: 3	R: 0 H: 1 E: 0 LOB: 1 K: 0 BB: 0 S: 4 P: 4	R: 2 H: 2 E: 0 LOB: 2 K: 1 BB: 2 S: 7 P: 15	R: 0 H: 1 E: 0 LOB: 2 K: 1 BB: 1 S: 6 P: 10	R: 0 H: 2 E: 0 LOB: 1 K: 0 BB: 0 S: 4 P: 4	R: 0 H: 0 E: 0 LOB: 0 K: 0 BB: 0 S: 3 P: 3	R: 0 H: 0 E: 0 LOB: 0 K: 0 BB: 0 S: 3 P: 3	R: 1 H: 0 E: 1 LOB: 3 K: 1 BB: 3 S: 4 P: 17	1B: 5 SF: 0 2B: 2 SAC: 1 3B: 0 DP: 1 HR: 0 HBP: 1						

PITCHER		IP	WLS	BF	H	R	ER	SO	BB	IBB	HBP	BLK	WP	HR	S	P	ERA	WHIP
Jim Colborn, R ERA: 4.3	(1, 1)	5.1		23	4	2	2	3	2	1	0	0	0	0	26	38	3.38	1.125
Ed Sprague, R ERA: 4.85	(6, 1)	4.0	L	17	3	1	1	0	1	2	0	0	0	0	14	26	2.25	1.000
Eduardo Rodriguez, R ERA: 3.28	(10, 1)	0.1		2	0	0	0	1	0	0	1	0	0	0	3	4	0.00	0.000

PITCHER	IP	WLS	BF	H	R	ER	SO	BB	IBB	HBP	BLK	WP	HR	S	P	ERA	WHIP

BOTTOM

Milwaukee Brewers @ Cleveland Indians

Cleveland Municipal Stadium, Cleveland, OH

Sun Jun 22 1975, 3:33 AM EDT
Att. 25,229 - Unknown

livebaseballscorecards.com

AB	34
R	3
H	7
RBI	3
BB	6
SO	4
LOB	18

WP: 0 PA: 42
PB: 0
SB: 0
CS: 0

Detroit Tigers @ Milwaukee Brewers

Milwaukee County Stadium, Milwaukee, WI

Mon Jun 23 1975, 8:05 PM EDT

Att. 10,945 - Unknown

TOP

livebaseballscorecards.com

Batter	1	2	3	4	5	6	7	8	9	AB	R	H	RBI	BB	SO	LOB
Mickey Stanley, R (1, 8) OBP: 0.329, SLG: 0.457	F7		G6-4-3, 1B	WP, 1B		E5, 1B, SH1-4		6-3		5	0	2	1	0	0	1
Gary Sutherland, R (1, 4) OBP: 0.329, SLG: 0.350	1B		G6-4-3	F7		SH1-4		F7		4	0	1	0	0	0	3
Dan Meyer, L (1, 7) OBP: 0.290, SLG: 0.355	1B		1B		HR, BB	G6-4-3, 1B		F9		4	1	3	1	1	0	0
Willie Horton, R (1, 10) OBP: 0.276, SLG: 0.441	K		1B		K	G6-4-3			F8	5	0	1	0	0	2	5
Leon Roberts, R (1, 9) OBP: 0.371, SLG: 0.440	6-3		6-3		F3		PB, E, 1B		6-3	5	0	1	0	0	0	5
Jack Pierce, L (1, 3) OBP: 0.286, SLG: 0.400		F7		FC3-6, 1B, 1B	HR		E4, PB		F5	5	2	2	2	0	0	1
Aurelio Rodriguez, R (1, 5) OBP: 0.270, SLG: 0.397		F2		FC3-6, 1B	1B		K			4	0	2	0	0	1	2
John Wockenfuss, R (1, 2) OBP: 0.360, SLG: 0.596		1B		F7	5-3		F2			4	0	1	0	0	0	5
Tom Veryzer, R (1, 6) OBP: 0.277, SLG: 0.311		F9		FC3-6, WP, 1B		SH1-4, E, 1B	4-3			1	0	0	0	0	0	1
Gene Michael, S (3, 6) OBP: 0.241, SLG: 0.327										3	1	1	0	0	0	4

	AB	40
	R	4
	H	14
	RBI	4
	BB	1
	SO	3
	LOB	27

Inning Stats	1	2	3	4	5	6	7	8	9
	R: 0 E: 0 K: 1 S: 7 H: 2 LOB: 2 BB: 0 P: 7	R: 0 E: 0 K: 0 S: 4 H: 1 LOB: 1 BB: 0 P: 4	R: 0 E: 0 K: 0 S: 5 H: 3 LOB: 2 BB: 0 P: 5	R: 1 E: 0 K: 0 S: 6 H: 3 LOB: 2 BB: 0 P: 6	R: 2 E: 0 K: 1 S: 7 H: 2 LOB: 1 BB: 1 P: 11	R: 1 E: 1 K: 0 S: 5 H: 2 LOB: 1 BB: 0 P: 5	R: 0 E: 1 K: 1 S: 7 H: 1 LOB: 2 BB: 0 P: 7	R: 0 E: 0 K: 0 S: 3 H: 0 LOB: 0 BB: 0 P: 3	R: 0 E: 0 K: 0 S: 3 H: 0 LOB: 0 BB: 0 P: 3

	1B: 13	SF: 0	WP: 1	PA: 42
	2B: 0	SAC: 1	PB: 1	
	3B: 0	DP: 2	SB: 0	
	HR: 1	HBP: 0	CS: 0	

PITCHER		IP	WLS	BF	H	R	ER	SO	BB	IBB	HBP	BLK	WP	HR	S	P	ERA	WHIP
Bill Castro, R ERA: 1.95	(1, 1)	4.0		21	9	2	2	1	1	0	0	0	1	0	22	26	4.50	2.500
Bill Champion, R ERA: 4.89	(5, 1)	1.1		9	4	2	1	1	0	0	0	0	0	1	11	11	6.75	3.000
Tom Hausman, R ERA: 5.29	(6, 1)	3.2	W	12	1	0	0	1	0	0	0	0	0	0	14	14	0.00	0.273

PITCHER		IP	WLS	BF	H	R	ER	SO	BB	IBB	HBP	BLK	WP	HR	S	P	ERA	WHIP

BOTTOM

Detroit Tigers @ Milwaukee Brewers

Milwaukee County Stadium, Milwaukee, WI

Mon Jun 23 1975, 8:05 PM EDT

Att. 10,945 - Unknown

livebaseballscorecards.com

Batter	1	2	3	4	5	6	7	8	9	AB	R	H	RBI	BB	SO	LOB
Robin Yount, R (1, 6) OBP: 0.366, SLG: 0.426	6-3	6-3 1-2		K		F4		E PB E 1B		5	1	1	0	0	1	1
Bill Sharp, L (1, 8) OBP: 0.284, SLG: 0.329	G6-4-3 1B		E9 3B	2B		K		E4 E E 1-3		5	2	2	0	0	1	1
George Scott, R (1, 3) OBP: 0.336, SLG: 0.427	G6-4-3 1-2f		6-3	5-3		1B 1B		E5 1B 1-H 3-H 1B		5	1	2	0	0	0	3
Hank Aaron, R (1, 10) OBP: 0.343, SLG: 0.394 Gorman Thomas, R (8, PR) OBP: 0.386, SLG: 0.638		K	1B 2-H 3B		FC3 1B 1B	1-2 1B		BB 1B 2-H 1B		5 0	1 0	4 0	2 0	0 0	1 0	0 0
Bobby Darwin, R (1, 7) OBP: 0.320, SLG: 0.385 Mike Hegan, L (2, PR) OBP: 0.438, SLG: 0.472 (3, 7)	1B HR 1B	BBBB BB 1B		F7	K			BB 1-2 1B		1 3	0 1	1 1	0 0	0 1	0 1	0 3
Sixto Lezcano, R (1, 9) OBP: 0.349, SLG: 0.427	1-2 HR 1B	1-2 3-H 1B		E 1-2 1B			5-3	F8		5	1	3	1	0	0	2
Darrell Porter, L (1, 2) OBP: 0.358, SLG: 0.380	1-H 2-H HR	K		FC3 1-2 2-3			BBBB HBP BB	BBBB 1-2 2-3 BB		3	1	1	3	2	1	4
Pedro Garcia, R (1, 4) OBP: 0.269, SLG: 0.320	5-3	F7		L5			H G6-4-3 1-2 HBP	F3		4	0	0	0	0	0	9
Tim Johnson, L (1, 5) OBP: 0.193, SLG: 0.143 Kurt Bevacqua, R (9, 5) OBP: 0.227, SLG: 0.222	BBBB S BB			F7	4-3		G6-4-3 1-2f	K		4 0	0 0	0 0	0 0	1 0	1 0	8 0
Inning Stats	R: 0 E: 0 K: 0 S: 3 H: 1 LOB: 0 BB: 0 P: 3	R: 3 E: 0 K: 1 S: 8 H: 3 LOB: 2 BB: 1 P: 12	R: 2 E: 1 K: 1 S: 8 H: 2 LOB: 2 BB: 1 P: 12	R: 0 E: 0 K: 1 S: 6 H: 1 LOB: 1 BB: 0 P: 6	R: 0 E: 1 K: 0 S: 6 H: 2 LOB: 3 BB: 0 P: 6	R: 0 E: 0 K: 2 S: 9 H: 2 LOB: 2 BB: 0 P: 9	R: 0 E: 0 K: 0 S: 2 H: 0 LOB: 1 BB: 1 P: 7	R: 3 E: 2 K: 1 S: 10 H: 4 LOB: 3 BB: 1 P: 14		1B: 12 2B: 1 3B: 1 HR: 1	SF: 0 SAC: 0 DP: 2 HBP: 1					

	AB	40
	R	8
	H	15
	RBI	6
	BB	4
	SO	6
	LOB	31

WP: 0 PB: 1 SB: 1 CS: 0 PA: 45

PITCHER		IP	WLS	BF	H	R	ER	SO	BB	IBB	HBP	BLK	WP	HR	S	P	ERA	WHIP
Joe Coleman, R ERA: 6.52	(1, 1)	7.0	L	39	13	8	6	5	3	0	1	0	0	1	45	58	7.71	2.286
Bob Reynolds, R ERA: 5.12	(8, 1)	1.0		6	2	0	0	1	1	0	0	0	0	0	7	11	0.00	3.000

PITCHER	IP	WLS	BF	H	R	ER	SO	BB	IBB	HBP	BLK	WP	HR	S	P	ERA	WHIP

Detroit Tigers @ Milwaukee Brewers

Milwaukee County Stadium, Milwaukee, WI

Tue Jun 24 1975, 8:05 PM EDT

Unknown

TOP

livebaseballscorecards.com

Batter	1	2	3	4	5	6	7	8	9	AB	R	H	RBI	BB	SO	LOB
Ron LeFlore, R (1, 8) OBP: 0.327, SLG: 0.405	F9		BBB 4-0 PO BB		4-3			F9		3	0	0	0	1	0	0
John Knox, L (1, 4) OBP: 0.160, SLG: 0.087	SSS 0-3 K		0-0 PO 1-2	0-0 1-3		0-0 F5		0-0 G3		4	0	0	0	0	1	0
Dan Meyer, L (1, 7) OBP: 0.289, SLG: 0.350	BBB 4-0 S BB			0-0 F8		SSS 0-3 K		0-0 L6		3	0	0	0	1	1	0
Willie Horton, R (1, 10) OBP: 0.279, SLG: 0.440	SSS 0-3 K 1-2			0-0 BB 1B 1B		BBB 4-0 BB			0-0 6-3	3	0	1	0	1	1	1
Jack Pierce, L (1, 3) OBP: 0.283, SLG: 0.388		0-0 F6		0-0 BB 1-2 1B		0-0 F6			0-0 F5	4	0	1	0	0	0	1
Ben Oglivie, L (1, 9) OBP: 0.204, SLG: 0.234		0-0 F9		BBB 4-0 1-2 2-3 BB			0-0 L9		0-0 4-1	3	0	0	0	1	0	0
Aurelio Rodriguez, R (1, 5) OBP: 0.271, SLG: 0.396		0-0 F3	SSS 0-3 K				0-0 1B			3	0	1	0	0	1	3
John Wockenfuss, R (1, 2) OBP: 0.358, SLG: 0.571			0-0 L6		BBB 4-0 G4-6-3 BB		0-0 F9			2	0	0	0	1	0	1
Gene Michael, S (1, 6) OBP: 0.228, SLG: 0.309			SSS 0-3 K		0-0 G4-6-3 1-2f		SSS 0-3 K			3	0	0	0	0	2	2

| | | | |

BOTTOM

Detroit Tigers @ Milwaukee Brewers

Milwaukee County Stadium, Milwaukee, WI

Tue Jun 24 1975, 8:05 PM EDT

Unknown

livebaseballscorecards.com

Batter	1	2	3	4	5	6	7	8	9	AB	R	H	RBI	BB	SO	LOB
Don Money, R (1, 5) OBP: 0.318, SLG: 0.350	FC5-4 1B		BBB 4-0 E 1B BB		0-0 1B 2B	0-0 ③ 5-3				3	2	2	0	1	0	1
Kurt Bevacqua, R (7, 5) OBP: 0.227, SLG: 0.222										0	0	0	0	0	0	0
Bill Sharp, L (1, 8) OBP: 0.289, SLG: 0.333	0-0 ① FC5-4 1-2f		0-0 E7 1-H 2-H 1B		0-0 1B 2-H 1B		0-0 ① F8			4	0	2	2	0	0	1
George Scott, R (1, 10) OBP: 0.338, SLG: 0.428	SSS 0-3 ② K		0-0 ② 5-3		0-0 1-2 1B		0-0 ② 1B			4	0	2	0	0	1	2
Hank Aaron, R (1, 7) OBP: 0.337, SLG: 0.387	SSS 0-3 ③ K		0-0 ③ F7		0-0 ① F9		0-0 ③ 1-3			4	0	0	0	0	1	4
Bobby Mitchell, R (8, 7) OBP: 0.342, SLG: 0.480										0	0	0	0	0	0	0
Mike Hegan, L (1, 3) OBP: 0.426, SLG: 0.456		0-0 ① 4-3		SSS 0-3 ① K	SSS 0-3 ② K			0-0 2B 1B		4	1	1	0	0	2	2
Darrell Porter, L (1, 2) OBP: 0.361, SLG: 0.385		0-0 ② F9	BBB 4-0 4-3 2B BB		0-0 ③ F8			0-0 ① 1-H 2B		3	1	1	1	1	0	2
Sixto Lezcano, R (1, 9) OBP: 0.343, SLG: 0.419		0-0 ③ 6-3	0-0 ② 4-3 1-2		SSS 0-3 ① K			0-0 ② F4		4	0	0	0	0	1	1
Robin Yount, R (1, 6) OBP: 0.368, SLG: 0.432			0-0 SH1-4 1B 1B	0-0 2-H 2B	0-0 ② 5-3			0-0 ③ F9		4	1	2	1	0	0	0
Pedro Garcia, R (1, 4) OBP: 0.271, SLG: 0.318			0-0 ① SH1-4 1-2	SSS 0-3 ③ K	BBB 4-0 BB					1	0	0	0	1	1	1

	AB	31
	R	5
	H	10
	RBI	4
	BB	3
	SO	6
	LOB	14

Inning Stats	1	2	3	4	5	6	7	8	9
	R: 0 H: 1 E: 0 LOB: 1 K: 2 BB: 0 S: 8 P: 8	R: 0 H: 0 E: 0 LOB: 0 K: 0 BB: 0 S: 3 P: 3	R: 2 H: 2 E: 1 LOB: 1 K: 0 BB: 1 S: 5 P: 9	R: 1 H: 1 E: 0 LOB: 1 K: 2 BB: 1 S: 8 P: 12	R: 1 H: 3 E: 0 LOB: 2 K: 1 BB: 0 S: 8 P: 8	R: 0 H: 0 E: 0 LOB: 1 K: 1 BB: 1 S: 5 P: 9	R: 0 H: 1 E: 0 LOB: 0 K: 0 BB: 0 S: 3 P: 3	R: 1 H: 2 E: 0 LOB: 0 K: 0 BB: 0 S: 4 P: 4	

	1B: 7	SF: 0	WP: 0	PA: 35
	2B: 3	SAC: 1	PB: 0	
	3B: 0	DP: 0	SB: 0	
	HR: 0	HBP: 0	CS: 0	

PITCHER	IP	WLS	BF	H	R	ER	SO	BB	IBB	HBP	BLK	WP	HR	S	P	ERA	WHIP
Ray Bare, R (1, 1) ERA: 5.05	8.0	L	35	10	5	4	6	3	0	0	0	0	0	44	56	4.50	1.625

PITCHER	IP	WLS	BF	H	R	ER	SO	BB	IBB	HBP	BLK	WP	HR	S	P	ERA	WHIP

Batter	1	2	3	4	5	6	7	8	9	AB	R	H	RBI	BB	SO	LOB
Ron LeFlore, R (1, 8) OBP: 0.321, SLG: 0.397	L9		FC6-4 1-2f		F9		E6 2-H		F9	5	0	0	0	0	0	4
Gary Sutherland, R (1, 4) OBP: 0.324, SLG: 0.344	K		F8 1-3			K	F4			4	0	0	0	0	2	2
Leon Roberts, R (1, 9) OBP: 0.374, SLG: 0.439	K2-3			FC6-4 BB		1B 1B		L5		3	0	1	0	1	1	0
Willie Horton, R (1, 10) OBP: 0.275, SLG: 0.433		K		FC6-4 1-2f G5-4-3		F8		F8		4	0	0	0	0	1	2
Bill Freehan, R (1, 2) OBP: 0.324, SLG: 0.411		1B		G5-4-3 1-2f		1-3 1B		5-3		4	0	2	0	0	0	1
Mickey Stanley, R (1, 3) OBP: 0.325, SLG: 0.473		F8			1B 3B	F8			K	4	1	1	0	0	1	3
Dan Meyer, L (1, 7) OBP: 0.297, SLG: 0.357		4-3			5-3 3-H 1B		WP E 1B		BB 1B	4	1	3	1	0	0	1
Aurelio Rodriguez, R (1, 5) OBP: 0.271, SLG: 0.393			FC6-4 1B		F8		5-3 1-2		F4	4	0	1	0	0	0	3
Gene Michael, S (1, 6) OBP: 0.230, SLG: 0.293			F2		5-3 1-2		F7		BB 1-2	3	0	0	0	1	0	3
Inning Stats	R: 0 E: 0 K: 2 S: 7 H: 0 LOB: 0 BB: 0 P: 7	R: 0 E: 0 K: 1 S: 6 H: 1 LOB: 1 BB: 0 P: 6	R: 0 E: 0 K: 0 S: 4 H: 1 LOB: 1 BB: 0 P: 4	R: 0 E: 0 K: 0 S: 2 H: 0 LOB: 0 BB: 1 P: 6	R: 1 E: 0 K: 0 S: 5 H: 2 LOB: 1 BB: 0 P: 5	R: 0 E: 0 K: 1 S: 7 H: 2 LOB: 2 BB: 0 P: 7	R: 1 E: 1 K: 0 S: 5 H: 1 LOB: 1 BB: 0 P: 5	R: 0 E: 0 K: 0 S: 3 H: 0 LOB: 0 BB: 0 P: 3	R: 0 E: 0 K: 1 S: 6 H: 1 LOB: 2 BB: 1 P: 10	1B: 7 2B: 0 3B: 1 HR: 0 SF: 0 SAC: 0 DP: 1 HBP: 0	WP: 1 PB: 0 SB: 1 CS: 0 PA: 37					

PITCHER	IP	WLS	BF	H	R	ER	SO	BB	IBB	HBP	BLK	WP	HR	S	P	ERA	WHIP
Bill Travers, L (1, 1) ERA: 2.41	9.0	W	37	8	2	1	5	2	0	0	0	1	0	45	53	1.00	1.111

PITCHER	IP	WLS	BF	H	R	ER	SO	BB	IBB	HBP	BLK	WP	HR	S	P	ERA	WHIP

TOP

Detroit Tigers @ Milwaukee Brewers

Milwaukee County Stadium, Milwaukee, WI

Tue Jun 24 1975, 8:05 PM EDT

Att. 21,199 - Unknown

livebaseballscorecards.com

AB	35
R	2
H	8
RBI	1
BB	2
SO	5
LOB	19

BOTTOM

Detroit Tigers @ Milwaukee Brewers

Milwaukee County Stadium, Milwaukee, WI

Tue Jun 24 1975, 8:05 PM EDT

Att. 21,199 - Unknown

livebaseballscorecards.com

Batter	1	2	3	4	5	6	7	8	9	AB	R	H	RBI	BB	SO	LOB
Robin Yount, R (1, 6) OBP: 0.366, SLG: 0.429	SH5-3 1B		F9		F7		K			4	0	1	0	0	1	3
Bill Sharp, L (1, 8) OBP: 0.284, SLG: 0.327	SH5-3 1-2		K			4-3	FC1-2 1B 1-2 2-3 3-Hf			3	0	0	0	0	1	3
George Scott, R (1, 3) OBP: 0.340, SLG: 0.441	F8		5-3			HR	1B 1-3 2-H 3-H			4	1	2	3	0	0	1
Mike Hegan, L (1, 10) OBP: 0.417, SLG: 0.433	1-3			F9		G4-6-3 BB	K			3	0	0	0	1	1	3
Darrell Porter, L (1, 2) OBP: 0.363, SLG: 0.388		BB 1B		S 1B		G4-6-3 1-2f		F9		4	0	2	0	0	0	1
Sixto Lezcano, R (1, 9) OBP: 0.342, SLG: 0.417		K		K 1-2			SH BB SH 1B	K		4	1	1	0	0	3	2
Bobby Mitchell, R (1, 7) OBP: 0.342, SLG: 0.471		BB 1-2		K			SH BB SH 1-2 FC1-2	K		2	0	0	0	1	2	1
Pedro Garcia, R (1, 4) OBP: 0.269, SLG: 0.315		K			F7		SH FC1-2 BB 1B 1-2 2-3			2	1	0	0	0	1	2
Kurt Bevacqua, R (1, 5) OBP: 0.222, SLG: 0.217 Hank Aaron, R (7, PH) OBP: 0.340, SLG: 0.387 Don Money, R (7, PR) OBP: 0.318, SLG: 0.350 (8, 5)		K			F4		FC1-2 1B BB 1-2 2-3 3-H			2 0 0	0 0 1	0 0 0	0 1 0	0 1 0	1 0 0	2 0 0
Inning Stats	R: 0 E: 0 K: 0 S: 4 H: 1 LOB: 1 BB: 0 P: 4	R: 0 E: 0 K: 3 S: 10 H: 1 LOB: 2 BB: 1 P: 14	R: 0 E: 0 K: 1 S: 5 H: 0 LOB: 0 BB: 0 P: 5	R: 0 E: 0 K: 2 S: 8 H: 1 LOB: 1 BB: 0 P: 8	R: 0 E: 0 K: 0 S: 3 H: 0 LOB: 0 BB: 0 P: 3	R: 1 E: 0 K: 0 S: 3 H: 1 LOB: 0 BB: 1 P: 7	R: 3 E: 1 K: 2 S: 11 H: 2 LOB: 2 BB: 1 P: 15	R: 0 E: 0 K: 2 S: 7 H: 0 LOB: 0 BB: 0 P: 7		1B: 5 2B: 0 3B: 0 HR: 1	SF: 0 SAC: 3 DP: 1 HBP: 0						

PITCHER	IP	WLS	BF	H	R	ER	SO	BB	IBB	HBP	BLK	WP	HR	S	P	ERA	WHIP
Lerrin LaGrow, R (1, 1) ERA: 4.98	6.0	L	26	5	4	1	6	2	0	0	0	0	1	36	44	1.50	1.167
John Hiller, L (7, 1) ERA: 2.86	2.0		8	1	0	0	4	1	0	0	0	0	0	15	19	0.00	1.000

PITCHER	IP	WLS	BF	H	R	ER	SO	BB	IBB	HBP	BLK	WP	HR	S	P	ERA	WHIP

AB	28
R	4
H	6
RBI	4
BB	3
SO	10
LOB	18

WP: 0 PB: 0 SB: 1 CS: 0 PA: 34

Batter	1	2	3	4	5	6	7	8	9	AB	R	H	RBI	BB	SO	LOB
Ron LeFlore, R (1, 8) OBP: 0.315, SLG: 0.389	L4	K		K		FC5-4 CS 1-2f 3-H		PO 1-2	K	5	0	0	1	0	3	4
Gary Sutherland, R (1, 4) OBP: 0.329, SLG: 0.348	BB	FC6-4 1-2f			F8	CS 1-2	2B		BB 1B HBP	3	2	1	0	1	0	2
Dan Meyer, L (1, 7) OBP: 0.299, SLG: 0.367	F5		3-1		1B		2-H		L7	5	1	2	1	0	0	2
Willie Horton, R (1, 10) OBP: 0.281, SLG: 0.432 Ben Oglivie, L (9, PR) OBP: 0.204, SLG: 0.234	F9		FC6-4 BB		2-H		6-3		1B 1-2 BB	3 0	0 0	1 0	1 0	2 0	0 0	2 0
Leon Roberts, R (1, 9) OBP: 0.372, SLG: 0.432 Gates Brown, L (9, PH) OBP: 0.273, SLG: 0.167 Mickey Stanley, R (9, PR) OBP: 0.325, SLG: 0.473		S HR HBP	FC6-4 1-2f		K		K		FC5-4 1-3 2-H 1B	3 1 0	1 0 0	0 1 0	0 1 0	0 0 0	2 0 0	3 0 0
Bill Freehan, R (1, 2) OBP: 0.320, SLG: 0.423		1-H HR	F7		6-3		6-3		FC5-4 1-2f	5	1	1	2	0	0	5
Jack Pierce, L (1, 3) OBP: 0.316, SLG: 0.392		FC5-6 1B 1B		K		FC6-4 1B FC5-4 BB		PO BB		2	1	1	0	2	1	0
Aurelio Rodriguez, R (1, 5) OBP: 0.275, SLG: 0.395		FC5-6 1-2 1B		F8		FC6-4 1-2 1B		F6		4	0	2	0	0	0	1
Gene Michael, S (1, 6) OBP: 0.231, SLG: 0.290		FC5-6 FC6-4 1-2f 2-3		1B		FC6-4 FC5-4 1-2f 2-3		F7		4	0	1	0	0	0	5
Inning Stats	R: 0 E: 0 K: 0 S: 3 H: 0 LOB: 1 BB: 1 P: 7	R: 2 E: 0 K: 1 S: 8 H: 3 LOB: 2 BB: 0 P: 9	R: 0 E: 0 K: 0 S: 3 H: 0 LOB: 1 BB: 1 P: 7	R: 0 E: 0 K: 2 S: 8 H: 1 LOB: 1 BB: 0 P: 8	R: 1 E: 0 K: 1 S: 7 H: 2 LOB: 1 BB: 0 P: 7	R: 1 E: 0 K: 0 S: 3 H: 1 LOB: 0 BB: 1 P: 7	R: 1 E: 0 K: 1 S: 7 H: 2 LOB: 1 BB: 0 P: 7	R: 0 E: 0 K: 0 S: 2 H: 0 LOB: 0 BB: 1 P: 6	R: 1 E: 0 K: 1 S: 6 H: 1 LOB: 2 BB: 1 P: 11	1B: 6 2B: 3 3B: 0 HR: 1 SF: 0 SAC: 0 DP: 0 HBP: 2						

TOP

Detroit Tigers @ Milwaukee Brewers

Milwaukee County Stadium, Milwaukee, WI

Wed Jun 25 1975, 8:05 PM EDT

Att. 12,681 - Unknown

livebaseballscorecards.com

AB	35
R	6
H	10
RBI	6
BB	5
SO	6
LOB	24

PITCHER		IP	WLS	BF	H	R	ER	SO	BB	IBB	HBP	BLK	WP	HR	S	P	ERA	WHIP
Pete Broberg, R ERA: 4.47	(1, 1)	5.0	W	26	7	4	4	4	3	0	1	0	0	1	30	43	7.20	2.000
Tom Hausman, R ERA: 5.3	(6, 1)	3.1		12	2	2	2	2	1	0	1	0	0	0	14	19	5.40	0.900
Rick Austin, L ERA:	(9, 1)	0.1		1	0	0	0	0	0	0	0	0	0	0	1	1	0.00	0.000
Ed Sprague, R ERA: 4.81	(9, 1)	0.1	S	3	1	0	0	0	1	0	0	0	0	0	2	6	0.00	6.000

PITCHER	IP	WLS	BF	H	R	ER	SO	BB	IBB	HBP	BLK	WP	HR	S	P	ERA	WHIP

BOTTOM

Detroit Tigers @ Milwaukee Brewers

Milwaukee County Stadium, Milwaukee, WI

Wed Jun 25 1975, 8:05 PM EDT

Att. 12,681 - Unknown

livebaseballscorecards.com

Batter	1	2	3	4	5	6	7	8	9	AB	R	H	RBI	BB	SO	LOB
Don Money, R (1, 5) OBP: 0.308, SLG: 0.338	0-0 ① 1-4-3		0-0 ① 6-3 1-2 2-3	0-0 ② 5-3		0-0 ② F5 1-2		0-3 ③ K S S S 1-2		5	0	0	0	0	1	5
Robin Yount, R (1, 6) OBP: 0.360, SLG: 0.421	0-3 ② K S S S		0-0 FC5 S 2-3 3-H	0-0 ③ L5		0-0 ③ F8				4	0	0	0	0	1	3
George Scott, R (1, 3) OBP: 0.346, SLG: 0.466	0-0 ③ 5-3		4-0 BB B B B 1-2 3-H		0-0 HR		0-0 HR			3	2	2	2	1	0	0
Hank Aaron, R (1, 10) OBP: 0.335, SLG: 0.381		0-0 ① 5-3	0-0 ② F7		0-0 ① F7		0-3 ① K S S S			4	0	0	0	0	1	2
Darrell Porter, L (1, 2) OBP: 0.361, SLG: 0.381		0-0 ② F8	0-0 ③ F2		4-0 BB B B B B BB		0-0 ② F7			3	0	0	0	1	0	2
Mike Hegan, L (1, 7) OBP: 0.427, SLG: 0.452 Bobby Mitchell, R (6, 7) OBP: 0.339, SLG: 0.467		0-0 ③ F8		0-0 1B 1B 2B	4-0 G6-4-3 B B B 1-2 BB		0-0 ③ L5			2 1	1 0	1 0	0 0	1 0	0 0	0 0
Sixto Lezcano, R (1, 9) OBP: 0.344, SLG: 0.418			0-0 1B 1B 1B	0-0 1B 2B 1B 2-3	0-0 ② ③ G6-4-3 1-2f			0-0 ① 5-3		4	2	2	0	0	0	2
Bill Sharp, L (1, 8) OBP: 0.289, SLG: 0.331			0-0 6-3 1B E 1B 1-3	0-0 ① 1B 1-2 3-H		0-0 ① F7		0-0 ② 4-3		4	1	2	1	0	0	0
Pedro Garcia, R (1, 4) OBP: 0.282, SLG: 0.330			0-0 E 6-3 S 1B 1-2 3-H	0-0 2B 2-H		4-0 S BB B B B B		0-0 S 1B		3	1	3	2	1	0	0
Inning Stats	R: 0 H: 0 E: 0 LOB: 0 K: 1 BB: 0 S: 5 P: 5	R: 0 H: 0 E: 0 LOB: 0 K: 0 BB: 0 S: 3 P: 3	R: 3 H: 3 E: 1 LOB: 2 K: 0 BB: 1 S: 7 P: 11	R: 2 H: 4 E: 0 LOB: 1 K: 0 BB: 0 S: 6 P: 6	R: 1 H: 1 E: 0 LOB: 1 K: 0 BB: 2 S: 3 P: 11	R: 0 H: 0 E: 0 LOB: 1 K: 0 BB: 1 S: 3 P: 7	R: 1 H: 1 E: 0 LOB: 0 K: 1 BB: 0 S: 6 P: 6	R: 0 H: 1 E: 0 LOB: 1 K: 1 BB: 0 S: 6 P: 6		1B: 6 SF: 0 2B: 2 SAC: 0 3B: 0 DP: 1 HR: 2 HBP: 0						WP: 0 PA: 37 PB: 0 SB: 4 CS: 0

	AB	33
	R	7
	H	10
	RBI	5
	BB	4
	SO	3
	LOB	14

PITCHER		IP	WLS	BF	H	R	ER	SO	BB	IBB	HBP	BLK	WP	HR	S	P	ERA	WHIP
Vern Ruhle, R ERA: 3.99	(1, 1)	3.1	L	18	7	5	4	1	1	0	0	0	0	0	19	23	10.80	2.400
Ike Brookens, R ERA: 5.23	(4, 1)	4.2		19	3	2	2	2	3	0	0	0	0	2	20	32	3.86	1.286

PITCHER	IP	WLS	BF	H	R	ER	SO	BB	IBB	HBP	BLK	WP	HR	S	P	ERA	WHIP

Cleveland Indians @ Milwaukee Brewers

Milwaukee County Stadium, Milwaukee, WI

Thu Jun 26 1975, 4:33 AM EDT

Att. 15,145 - Unknown

TOP

livebaseballscorecards.com

Batter	1	2	3	4	5	6	7	8	9	AB	R	H	RBI	BB	SO	LOB
John Lowenstein, L (1, 10) OBP: 0.361, SLG: 0.452	3-1	FC6 1-2 3-H 1B			E 1B BB	1B 1-2 3-H 1B		K		4	1	2	2	1	1	1
Duane Kuiper, L (1, 4) OBP: 0.366, SLG: 0.337	1-3	FC6 1-2f			E3 1B 1-3 2B	1-2 2-H 1B		K 1-2		5	1	1	0	0	1	4
Rick Manning, L (1, 8) OBP: 0.348, SLG: 0.344	G3		F8		2B 1-3 3-H 1B	F8	F5			5	1	1	1	0	0	0
Boog Powell, L (1, 3) OBP: 0.380, SLG: 0.505		4-3	F6		2-4 1-H 3-H 2B	BB E BB	4-3			4	0	1	2	1	0	0
Charlie Spikes, R (1, 9) OBP: 0.264, SLG: 0.309		BB 1B 2B	F4		2-4 2-3f	E6 1-2 BB	2B 1B BB			4	2	1	0	1	0	2
Oscar Gamble, L (1, 7) OBP: 0.336, SLG: 0.359		1B BB 1B BB		F2		4-3 1-3 1B BB	1-2 2-3 BB		1-3 1B 2B	2	3	1	0	3	0	0
Buddy Bell, R (1, 5) OBP: 0.298, SLG: 0.318		1B 1-2 2-3 1B BB		F9		1-3 1-2	K		2-H 3-H 1B	4	0	1	2	1	1	4
Frank Duffy, R (1, 6) OBP: 0.279, SLG: 0.293		1B 1-2 2-3 3-H 1B		L6		4-3 2-3	K		F9	5	1	1	1	0	1	5
Alan Ashby, S (1, 2) OBP: 0.253, SLG: 0.250		1B 1-3 2-H 3-H 1B			4-3	1B 1B BB		CS BB		2	0	1	1	2	0	0
Inning Stats	R: 0 E: 0 K: 0 S: 3 H: 0 LOB: 0 BB: 0 P: 3	R: 3 E: 0 K: 0 S: 6 H: 4 LOB: 2 BB: 2 P: 14	R: 0 E: 0 K: 0 S: 3 H: 0 LOB: 0 BB: 0 P: 3	R: 0 E: 0 K: 0 S: 3 H: 0 LOB: 0 BB: 0 P: 3	R: 3 E: 1 K: 0 S: 5 H: 2 LOB: 0 BB: 1 P: 9	R: 1 E: 0 K: 0 S: 4 H: 2 LOB: 2 BB: 2 P: 12	R: 0 E: 1 K: 2 S: 8 H: 0 LOB: 3 BB: 2 P: 16	R: 0 E: 0 K: 2 S: 6 H: 0 LOB: 1 BB: 1 P: 10	R: 2 E: 0 K: 0 S: 5 H: 2 LOB: 1 BB: 1 P: 9	1B: 7 2B: 5 3B: 0 HR: 0	SF: 0 SAC: 0 DP: 2 HBP: 0						

	AB	35
	R	9
	H	10
	RBI	9
	BB	9
	SO	4
	LOB	16

WP: 0 PB: 0 SB: 0 CS: 1 PA: 44

PITCHER	IP	WLS	BF	H	R	ER	SO	BB	IBB	HBP	BLK	WP	HR	S	P	ERA	WHIP
Jim Colborn, R (1, 1) ERA: 4.58	1.2	L	10	4	3	3	0	2	0	0	0	0	0	8	16	16.20	3.600
Bill Champion, R (2, 1) ERA: 4.96	4.1		19	4	4	3	0	3	0	0	0	0	0	16	28	6.23	1.615
Rick Austin, L (7, 1) ERA: 5.4	3.0		15	2	2	2	4	4	0	0	0	0	0	19	35	6.00	2.000

PITCHER	IP	WLS	BF	H	R	ER	SO	BB	IBB	HBP	BLK	WP	HR	S	P	ERA	WHIP

Cleveland Indians @ Milwaukee Brewers

Milwaukee County Stadium, Milwaukee, WI

Thu Jun 26 1975, 4:33 AM EDT

Att. 15,145 - Unknown

livebaseballscorecards.com

BOTTOM

Batter	1	2	3	4	5	6	7	8	9	AB	R	H	RBI	BB	SO	LOB
Don Money, R (1, 5) OBP: 0.301, SLG: 0.329	K		L5-3		F8			F9		4	0	0	0	0	1	4
Robin Yount, R (1, 6) OBP: 0.356, SLG: 0.416	K			1-3		1-3		F9		3	0	0	0	0	1	0
Kurt Bevacqua, R (7, 6) OBP: 0.220, SLG: 0.214										1	0	0	0	0	0	0
George Scott, R (1, 3) OBP: 0.344, SLG: 0.463	K			1B		K			1-3	4	0	1	0	0	2	0
Hank Aaron, R (1, 10) OBP: 0.335, SLG: 0.380		L9-3 1B		F9		F8			HR BB	3	0	1	0	0	0	1
Bobby Darwin, R (9, PH) OBP: 0.323, SLG: 0.385										0	0	0	0	1	0	0
Gorman Thomas, R (9, PR) OBP: 0.386, SLG: 0.638										0	1	0	0	0	0	0
Darrell Porter, L (1, 2) OBP: 0.364, SLG: 0.397		L9-3 1-2		F7			BLK WP BB		1-H HR	3	1	1	2	1	0	2
Sixto Lezcano, R (1, 9) OBP: 0.339, SLG: 0.411		6-3			K		F8 1-3		6-3	4	0	0	0	0	1	2
Bill Sharp, L (1, 8) OBP: 0.288, SLG: 0.329			1-3		2B 1B		F6		F5	4	0	1	0	0	0	2
Bobby Mitchell, R (1, 7) OBP: 0.339, SLG: 0.458			1B BB		K		K			2	0	0	0	1	2	2
Pedro Garcia, R (1, 4) OBP: 0.287, SLG: 0.340			L5-3 1-3 1B		1-3 2B			F7		3	0	2	0	0	0	0
Inning Stats	R: 0 E: 0 K: 3 S: 9	H: 0 LOB: 0 BB: 0 P: 9	R: 0 E: 0 K: 0 S: 3	H: 1 LOB: 0 BB: 0 P: 3	R: 0 E: 0 K: 0 S: 3	H: 1 LOB: 1 BB: 1 P: 7	R: 0 E: 0 K: 0 S: 4	H: 1 LOB: 1 BB: 0 P: 4	R: 0 E: 0 K: 2 S: 9	H: 2 LOB: 2 BB: 0 P: 9	R: 0 E: 0 K: 1 S: 5	H: 0 LOB: 0 BB: 0 P: 5	R: 0 E: 0 K: 1 S: 5	H: 0 LOB: 1 BB: 1 P: 9	R: 0 E: 0 K: 0 S: 3	H: 0 LOB: 0 BB: 0 P: 3	R: 2 E: 0 K: 0 S: 4	H: 1 LOB: 1 BB: 1 P: 8	1B: 4 2B: 3 3B: 0 HR: 1	SF: 0 SAC: 0 DP: 2 HBP: 0	WP: 1 PB: 0 SB: 0 CS: 0	PA: 34

	AB	31
	R	2
	H	6
	RBI	2
	BB	3
	SO	7
	LOB	13

PITCHER	IP	WLS	BF	H	R	ER	SO	BB	IBB	HBP	BLK	WP	HR	S	P	ERA	WHIP
Dennis Eckersley, R (1, 1) ERA: 2.03	8.0	W	29	5	0	0	7	2	0	0	1	1	0	41	49	0.00	0.875
Jackie Brown, R (9, 1) ERA: 4.77	1.0		5	1	2	2	0	1	0	0	0	0	1	4	8	18.00	2.000

PITCHER	IP	WLS	BF	H	R	ER	SO	BB	IBB	HBP	BLK	WP	HR	S	P	ERA	WHIP

Batter	1	2	3	4	5	6	7	8	9	AB	R	H	RBI	BB	SO	LOB
John Lowenstein, L (1, 10) OBP: 0.355, SLG: 0.442	SSS 0-3 ① K	x 0-0 ③ 4-3		x 0-0 ② 4-3 2-3	SSS 0-3 ② K		x 0-0 S 1B			5	0	1	0	0	2	4
Duane Kuiper, L (1, 4) OBP: 0.367, SLG: 0.326	x 0-0 ② F8		x 0-0 ① 4-3	BBBB 4-0 BB	x 0-0 ③ 6-3		BBBB 4-0 1-2 BB			3	0	0	0	2	0	2
Rick Manning, L (1, 9) OBP: 0.350, SLG: 0.362	x 0-0 1B 1B		x 0-0 ② 4-3	x 0-0 ③ 1-3		x 0-0 1B 3B	x 0-0 ③ 3-1			5	1	2	0	0	0	4
Boog Powell, L (1, 3) OBP: 0.389, SLG: 0.508	x 0-0 FC5-4 1-3 1B		BBBB 4-0 1B BB		BBBB 4-0 E E BB	x 0-0 FC5-4 3-H 1B		x 0-0 ① F7		3	1	2	1	2	0	0
George Hendrick, R (1, 8) OBP: 0.313, SLG: 0.480	x 0-0 ③ FC5-4 1-2f		x 0-0 1-2 1B		x 0-0 E5 1-3 E	x 0-0 ① FC5-4 FC4-6 1-2f		x 0-0 G1-6-3 1B		5	1	2	0	0	0	4
Oscar Gamble, L (1, 7) OBP: 0.338, SLG: 0.356		x 0-0 2B 1B	x 0-0 ③ 1-3		4-0 E 1B IBB	x 0-0 ② FC4-6 1-2f		x 0-0 ②③ G1-6-3 1-2f		4	2	1	0	1	0	4
Buddy Bell, R (1, 5) OBP: 0.297, SLG: 0.328		x 0-0 ① F9	x 0-0 HR	x 0-0 E5 S 1B 1-3 2-H 3-H	x 0-0 ③ 5-3			x 0-0 ① 5-3		5	1	1	1	0	0	3
Frank Duffy, R (1, 6) OBP: 0.282, SLG: 0.292		x 0-0 ② F7	BBBB 4-0 4-3 SH2-4 BB	x 0-0 S 1-2 3-H 1B		x 0-0 ① L6		SSS 0-3 ② K		4	0	1	1	1	1	1
Alan Ashby, S (1, 2) OBP: 0.256, SLG: 0.267 John Ellis, R (7, 2) OBP: 0.253, SLG: 0.347		x 0-0 1-H 2B	x 0-0 ① SH2-4 1-2	SSS 0-3 ① K 1-2 2-3		SSS 0-3 ② K		x 0-0 ③ 5-3		3	0	1	1	0	2	2
										1	0	0	0	0	0	0
Inning Stats	R: 0 H: 2 E: 0 LOB: 2 K: 1 BB: 0 S: 7 P: 7	R: 1 H: 2 E: 0 LOB: 1 K: 0 BB: 0 S: 5 P: 5	R: 0 H: 1 E: 0 LOB: 2 K: 0 BB: 1 S: 4 P: 8	R: 1 H: 1 E: 0 LOB: 2 K: 0 BB: 2 S: 4 P: 12	R: 3 H: 1 E: 2 LOB: 2 K: 2 BB: 2 S: 10 P: 18	R: 1 H: 2 E: 0 LOB: 1 K: 0 BB: 0 S: 5 P: 5	R: 0 H: 1 E: 0 LOB: 2 K: 1 BB: 1 S: 6 P: 10	R: 0 H: 1 E: 0 LOB: 0 K: 0 BB: 0 S: 3 P: 3	R: 0 H: 0 E: 0 LOB: 0 K: 1 BB: 0 S: 5 P: 5	1B: 8 SF: 0 2B: 1 SAC: 1 3B: 1 DP: 1 HR: 1 HBP: 0						WP: 0 PA: 45 PB: 0 SB: 3 CS: 0

PITCHER		IP	WLS	BF	H	R	ER	SO	BB	IBB	HBP	BLK	WP	HR	S	P	ERA	WHIP
Ed Sprague, R ERA: 4.98	(1, 1)	4.0	L	26	7	5	3	1	4	1	0	0	0	1	23	43	6.75	2.750
Tom Hausman, R ERA: 4.99	(5, 1)	4.0		16	4	1	1	3	1	0	0	0	0	0	21	25	2.25	1.250
Eduardo Rodriguez, R ERA: 3.21	(9, 1)	1.0		3	0	0	0	1	0	0	0	0	0	0	5	5	0.00	0.000

PITCHER	IP	WLS	BF	H	R	ER	SO	BB	IBB	HBP	BLK	WP	HR	S	P	ERA	WHIP

TOP

Cleveland Indians @ Milwaukee Brewers

Milwaukee County Stadium, Milwaukee, WI

Fri Jun 27 1975, 8:05 PM EDT

Att. 17,422 - Unknown

livebaseballscorecards.com

AB	38
R	6
H	11
RBI	4
BB	6
SO	5
LOB	24

Batter	1	2	3	4	5	6	7	8	9	AB	R	H	RBI	BB	SO	LOB
Don Money, R (1, 5) OBP: 0.305, SLG: 0.329	G6-4-3 1B		BB 1B 1B		4-3 ②			F3 ①		3	1	1	0	1	0	0
Robin Yount, R (1, 6) OBP: 0.354, SLG: 0.413	F9 ①		1B 1-2 1B		F4 ③			F9 ②		4	0	1	0	0	0	1
George Scott, R (1, 3) OBP: 0.347, SLG: 0.467	G6-4-3 ②③ 1-2f		1-3 2-H 1B			K ①		2B		4	0	2	1	0	1	1
Hank Aaron, R (1, 7) OBP: 0.333, SLG: 0.375		4-3 ①	F4 ③			BB		F8 ③		3	0	0	0	1	0	3
Darrell Porter, L (1, 2) OBP: 0.357, SLG: 0.388		K ②		1-3 ①		K ②			F3 ①	4	0	0	0	0	2	1
Mike Hegan, L (1, 10) OBP: 0.418, SLG: 0.431		BB		F6 ②		F6 ③			F7 ②	3	0	0	0	1	0	1
Sixto Lezcano, R (1, 9) OBP: 0.338, SLG: 0.409		F8 ③		S 1B			F8 ①		3-1 ③	4	0	1	0	0	0	1
Bill Sharp, L (1, 8) OBP: 0.283, SLG: 0.324			K ①	L5 ③ 1-2			F6 ②			3	0	0	0	0	1	1
Pedro Garcia, R (1, 4) OBP: 0.283, SLG: 0.335			K ②		F3 ①		K ③			3	0	0	0	0	2	0
Inning Stats	R: 0 E: 0 K: 0 S: 3 H: 1 LOB: 0 BB: 0 P: 3	R: 0 E: 0 K: 1 S: 5 H: 0 LOB: 1 BB: 1 P: 9	R: 1 E: 0 K: 2 S: 9 H: 2 LOB: 2 BB: 1 P: 13	R: 0 E: 0 K: 0 S: 4 H: 1 LOB: 1 BB: 0 P: 4	R: 0 E: 0 K: 0 S: 3 H: 0 LOB: 0 BB: 0 P: 3	R: 0 E: 0 K: 2 S: 7 H: 0 LOB: 1 BB: 1 P: 11	R: 0 E: 0 K: 1 S: 5 H: 0 LOB: 0 BB: 0 P: 5	R: 0 E: 0 K: 0 S: 4 H: 1 LOB: 1 BB: 0 P: 4	R: 0 E: 0 K: 0 S: 3 H: 0 LOB: 0 BB: 0 P: 3	1B: 4 2B: 1 3B: 0 HR: 0 SF: 0 SAC: 0 DP: 1 HBP: 0						

PITCHER	IP	WLS	BF	H	R	ER	SO	BB	IBB	HBP	BLK	WP	HR	S	P	ERA	WHIP
Jim Bibby, R (1, 1) ERA: 4.72	9.0	W	34	5	1	1	6	3	0	0	0	0	0	43	55	1.00	0.889

PITCHER	IP	WLS	BF	H	R	ER	SO	BB	IBB	HBP	BLK	WP	HR	S	P	ERA	WHIP

BOTTOM

Cleveland Indians @ Milwaukee Brewers

Milwaukee County Stadium, Milwaukee, WI

Fri Jun 27 1975, 8:05 PM EDT

Att. 17,422 - Unknown

livebaseballscorecards.com

AB	31
R	1
H	5
RBI	1
BB	3
SO	6
LOB	9

Cleveland Indians @ Milwaukee Brewers

Milwaukee County Stadium, Milwaukee, WI

Sat Jun 28 1975, 8:05 PM EDT

Att. 23,360 - Unknown

TOP

livebaseballscorecards.com

Batter	1	2	3	4	5	6	7	8	9	AB	R	H	RBI	BB	SO	LOB
John Lowenstein, L (1, 10) OBP: 0.355, SLG: 0.439	F1 1B		F6	F8		BBB 4-0 1B 1B BB		5-3		3	0	1	0	0	0	3
Rico Carty, R (6, PH) OBP: 0.372, SLG: 0.438										1	1	0	0	1	0	0
Duane Kuiper, L (1, 4) OBP: 0.379, SLG: 0.341	F1 1-2		1B 1-2 1B		1B SF9 1B	1B 1-2 2-3 3-H 1B		4-3		5	1	3	1	0	0	1
George Hendrick, R (1, 8) OBP: 0.315, SLG: 0.479	4-3		1-3 2-H 1B		FC6-4 1-3 1B	SSS 0-3 K			L8	5	0	2	1	0	1	3
Boog Powell, L (1, 3) OBP: 0.390, SLG: 0.505		F9	F8		SF9 3-H	1-3 2-H 3-H 1B			BBBB 4-0 BB	3	0	1	3	1	0	2
Charlie Spikes, R (1, 9) OBP: 0.263, SLG: 0.322	E5 G3			HR	FC6-4 1-2f	L9			F8	5	1	1	1	0	0	4
Oscar Gamble, L (1, 7) OBP: 0.335, SLG: 0.348	G3 1-2			BBBB 4-0 1B S FC3-2 BB	F8		F5		SSS 0-3 K	3	0	0	0	1	0	2
John Ellis, R (9, PH) OBP: 0.251, SLG: 0.345										1	0	0	0	0	1	1
Buddy Bell, R (1, 5) OBP: 0.296, SLG: 0.326	F8			SSS 0-3 K 1-2		SH1-4 1B 1B	F9			4	1	1	0	0	1	2
Frank Duffy, R (1, 6) OBP: 0.285, SLG: 0.296			F8	FC3-2 2-3 1B		1B SH1-4 1-2 1B 1B	1-3			4	1	2	0	0	0	0
Alan Ashby, S (1, 2) OBP: 0.258, SLG: 0.269			1B 1B	FC3-2 1-2 3-H		SH1-4 1-2 2-3		5-3		3	1	1	0	0	0	2

	AB	37
	R	6
	H	12
	RBI	6
	BB	3
	SO	3
	LOB	20

Inning Stats	1	2	3	4	5	6	7	8	9
	R: 0 E: 0 K: 0 S: 3	H: 1 LOB: 0 BB: 0 P: 3	R: 0 E: 1 K: 0 S: 4	H: 0 LOB: 1 BB: 0 P: 4	R: 1 E: 0 K: 0 S: 6	H: 3 LOB: 2 BB: 0 P: 6	R: 1 E: 0 K: 1 S: 7	H: 2 LOB: 2 BB: 1 P: 11	R: 1 E: 0 K: 0 S: 5	H: 2 LOB: 1 BB: 0 P: 5	R: 3 E: 0 K: 1 S: 9	H: 4 LOB: 2 BB: 1 P: 13	R: 0 E: 0 K: 0 S: 3	H: 0 LOB: 0 BB: 0 P: 3	R: 0 E: 0 K: 0 S: 3	H: 0 LOB: 0 BB: 0 P: 3	R: 0 E: 0 K: 1 S: 5	H: 0 LOB: 1 BB: 1 P: 9

	1B: 11	SF: 1
	2B: 0	SAC: 1
	3B: 0	DP: 0
	HR: 1	HBP: 0

	WP: 0	PA: 42
	PB: 0	
	SB: 1	
	CS: 0	

PITCHER		IP	WLS	BF	H	R	ER	SO	BB	IBB	HBP	BLK	WP	HR	S	P	ERA	WHIP
Jim Slaton, R ERA: 5.04	(1, 1)	5.1		27	10	5	5	1	1	0	0	0	0	1	28	32	8.44	2.062
Rick Austin, L ERA: 3.86	(6, 1)	3.2	W	15	2	1	1	2	2	0	0	0	0	0	17	25	2.46	1.091

PITCHER	IP	WLS	BF	H	R	ER	SO	BB	IBB	HBP	BLK	WP	HR	S	P	ERA	WHIP

Cleveland Indians @ Milwaukee Brewers

Milwaukee County Stadium, Milwaukee, WI

Sat Jun 28 1975, 8:05 PM EDT

Att. 23,360 - Unknown

livebaseballscorecards.com

BOTTOM

Batter	1	2	3	4	5	6	7	8	9	AB	R	H	RBI	BB	SO	LOB
Robin Yount, R (1, 6) OBP: 0.355, SLG: 0.417	0-0 2B	0-0 F9 ①		0-0 5-3 ②			0-0 6-3 ①	0-0 1B 2-H 3-H		5	1	2	2	0	0	2
Bill Sharp, L (1, 8) OBP: 0.286, SLG: 0.337	0-0 2B BB 2-H	0-0 2B ② 1-H		0-0 F7 ③			0-0 F5 ②	0-0 F9 ③		5	1	2	1	0	0	2
George Scott, R (1, 3) OBP: 0.349, SLG: 0.464	B B B B 4-0 BB	B B B 4-0 BB			0-0 L5 ①		0-0 6-3 ③			2	1	0	0	2	0	0
Hank Aaron, R (1, 10) OBP: 0.332, SLG: 0.370	B B B B 4-0 BB 1-2 2-3	0-0 F7 ③			0-0 5-3 ②			0-0 F2 ①		3	1	0	0	1	0	2
Sixto Lezcano, R (1, 9) OBP: 0.337, SLG: 0.408	0-0 SF8 ① 3-H	0-0 F3 ①			0-0 F8 ③			0-0 2B 1B		3	1	1	1	0	0	0
Charlie Moore, R (1, 2) OBP: 0.310, SLG: 0.370	0-0 F9 ②	0-0 5-3 ②				0-0 1B G6-4-3 1B		0-0 2B 1-H		4	2	2	1	0	0	2
Bobby Mitchell, R (1, 7) OBP: 0.352, SLG: 0.505	0-0 HR 1-H 2-H	0-3 K ③	S S S			0-0 G6-4-3 1B 1-3		0-0 4-3 1B 2B 2-H		4	2	3	4	0	1	0
Pedro Garcia, R (1, 4) OBP: 0.287, SLG: 0.335	0-0 F2 ③			0-0 SH3-4 1B		0-0 G6-4-3 ① ② 1-2f 3-H		4-0 4-3 1B IBB		3	1	1	0	1	0	1
Kurt Bevacqua, R (1, 5) OBP: 0.223, SLG: 0.218		0-0 2B 1B		0-0 SH3-4 ① 1-2		S S S 0-3 K ③		0-0 4-3 ② 1-2 2-3		3	0	1	0	0	1	2
Inning Stats	R: 5 H: 3 E: 0 LOB: 0 K: 0 BB: 2 S: 6 P: 14	R: 0 H: 2 E: 0 LOB: 2 K: 0 BB: 1 S: 4 P: 8	R: 0 H: 0 E: 0 LOB: 0 K: 1 BB: 0 S: 5 P: 5	R: 0 H: 1 E: 0 LOB: 1 K: 0 BB: 0 S: 4 P: 4	R: 0 H: 0 E: 0 LOB: 0 K: 0 BB: 0 S: 3 P: 3	R: 1 H: 2 E: 0 LOB: 0 K: 1 BB: 0 S: 6 P: 6	R: 0 H: 0 E: 0 LOB: 0 K: 0 BB: 0 S: 3 P: 3	R: 4 H: 4 E: 0 LOB: 1 K: 0 BB: 1 S: 7 P: 11		1B: 6 SF: 1 2B: 5 SAC: 1 3B: 0 DP: 1 HR: 1 HBP: 0						

	AB	32
	R	10
	H	12
	RBI	9
	BB	4
	SO	2
	LOB	11

WP: 0 PA: 38
PB: 0
SB: 0
CS: 0

PITCHER		IP	WLS	BF	H	R	ER	SO	BB	IBB	HBP	BLK	WP	HR	S	P	ERA	WHIP
Eric Raich, R ERA: 3.57	(1, 1)	0.1		5	2	4	4	0	2	0	0	0	0	0	3	11	108.00	12.000
Fred Beene, R ERA: 5.93	(1, 1)	4.2		19	5	2	2	1	1	0	0	0	0	1	20	24	3.86	1.286
Jackie Brown, R ERA: 5.04	(6, 1)	3.0	L	14	5	4	4	1	0	1	0	0	0	0	15	19	12.00	1.667

PITCHER	IP	WLS	BF	H	R	ER	SO	BB	IBB	HBP	BLK	WP	HR	S	P	ERA	WHIP

Batter	1	2	3	4	5	6	7	8	9	AB	R	H	RBI	BB	SO	LOB
John Lowenstein, L (1, 10) OBP: 0.345, SLG: 0.425	6-3		F7		F9		SH1-3 1-2 3-H		3-1	4	0	0	1	0	0	1
Duane Kuiper, L (1, 4) OBP: 0.374, SLG: 0.337	F7		2B 3-1 1-2 1B		K		FC1-6 2-3			4	1	1	0	0	1	1
Rick Manning, L (1, 7) OBP: 0.347, SLG: 0.366	K		3-1 1-3 2-H 2B		F5		L7			4	0	1	1	0	1	1
Boog Powell, L (1, 3) OBP: 0.387, SLG: 0.500		F4	3-1 2-3 3-H			K		1B		4	0	1	1	0	1	1
George Hendrick, R (1, 8) OBP: 0.317, SLG: 0.479		BB 1B	6-3			1B CS 1B		K		4	0	2	0	0	1	2
Charlie Spikes, R (1, 9) OBP: 0.262, SLG: 0.317		1-2 BB		F9		K		F7		3	0	0	0	1	1	2
Buddy Bell, R (1, 5) OBP: 0.295, SLG: 0.325		F3		6-3		1-3 1B		F7		4	0	1	0	0	0	3
Frank Duffy, R (1, 6) OBP: 0.289, SLG: 0.300		F7		1B		CS 3-H		1B SH1-3 1B		4	1	2	0	0	0	2
Alan Ashby, S (1, 2) OBP: 0.258, SLG: 0.269			1B 2B 1B	L5					F8	0	0	0	0	0	0	0
John Ellis, R (2, 2) OBP: 0.257, SLG: 0.348							FC1-6 SH1-3 1-3 1B			4	1	2	0	0	0	1
Inning Stats	R: 0 E: 0 K: 1 S: 5 H: 0 LOB: 0 BB: 0 P: 5	R: 0 E: 0 K: 0 S: 4 H: 1 LOB: 2 BB: 1 P: 8	R: 2 E: 0 K: 0 S: 6 H: 3 LOB: 1 BB: 0 P: 6	R: 0 E: 0 K: 0 S: 4 H: 1 LOB: 1 BB: 0 P: 4	R: 0 E: 0 K: 1 S: 5 H: 0 LOB: 0 BB: 0 P: 5	R: 0 E: 0 K: 2 S: 8 H: 2 LOB: 1 BB: 0 P: 8	R: 1 E: 0 K: 0 S: 5 H: 2 LOB: 1 BB: 0 P: 5	R: 0 E: 0 K: 1 S: 6 H: 1 LOB: 1 BB: 0 P: 6	R: 0 E: 0 K: 0 S: 3 H: 0 LOB: 0 BB: 0 P: 3	1B: 9 2B: 1 3B: 0 HR: 0 SF: 0 SAC: 1 DP: 0 HBP: 0	WP: 0 PB: 0 SB: 0 CS: 1 PA: 38					

PITCHER		IP	WLS	BF	H	R	ER	SO	BB	IBB	HBP	BLK	WP	HR	S	P	ERA	WHIP
Pete Broberg, R ERA: 4.43	(1, 1)	7.0		30	9	3	3	4	1	0	0	0	0	0	37	41	3.86	1.429
Eduardo Rodriguez, R ERA: 3.08	(8, 1)	2.0	W	7	1	0	0	1	0	0	0	0	0	0	9	9	0.00	0.500

PITCHER		IP	WLS	BF	H	R	ER	SO	BB	IBB	HBP	BLK	WP	HR	S	P	ERA	WHIP

TOP

Cleveland Indians @ Milwaukee Brewers

Milwaukee County Stadium, Milwaukee, WI

Sun Jun 29 1975, 4:33 AM EDT

Att. 24,640 - Unknown

livebaseballscorecards.com

AB	35
R	3
H	10
RBI	3
BB	1
SO	5
LOB	14

Cleveland Indians @ Milwaukee Brewers

Milwaukee County Stadium, Milwaukee, WI

Sun Jun 29 1975, 4:33 AM EDT

Att. 24,640 - Unknown

BOTTOM

livebaseballscorecards.com

Batter	1	2	3	4	5	6	7	8	9	AB	R	H	RBI	BB	SO	LOB
Don Money, R (1, 5) OBP: 0.304, SLG: 0.327	SH 1B		F4		F6			5-3		4	1	1	0	0	0	0
Bill Sharp, L (1, 8) OBP: 0.282, SLG: 0.332	SH, 1-H SF8		F2		F7			3-1		3	1	0	0	0	0	0
George Scott, R (1, 10) OBP: 0.347, SLG: 0.466	SF8, 3-H		F8			F8			SH1-3 SF7 2B	3	1	1	1	0	0	0
Sixto Lezcano, R (1, 9) OBP: 0.340, SLG: 0.409	BBBB F8 1B CS BB			E 1B 1B		SSS K			SH1-3, 2-3	2	1	1	0	1	1	0
Darrell Porter, L (1, 2) OBP: 0.360, SLG: 0.387	1-2 1B			4-3, 1-3		F9			IBB	3	0	1	0	1	0	1
Bobby Mitchell, R (1, 7) OBP: 0.349, SLG: 0.500	F8, 2-3			3-H 1B			5-3		SF7, 3-H	3	0	1	2	0	0	2
Pedro Garcia, R (1, 4) OBP: 0.283, SLG: 0.330	CS, 3-H	F3		F4			SSS K			3	0	0	0	0	1	1
Mike Hegan, L (1, 3) OBP: 0.402, SLG: 0.412		SSS K		F8			SSS K			3	0	0	0	0	2	1
Robin Yount, R (1, 6) OBP: 0.351, SLG: 0.412		5-3			SSS K			F9		3	0	0	0	0	1	0
Inning Stats	R: 2 E: 1 K: 0 S: 5 / H: 2 LOB: 1 BB: 1 P: 9	R: 0 E: 0 K: 1 S: 5 / H: 0 LOB: 0 BB: 0 P: 5	R: 0 E: 0 K: 0 S: 3 / H: 0 LOB: 0 BB: 0 P: 3	R: 1 E: 1 K: 0 S: 5 / H: 2 LOB: 1 BB: 0 P: 5	R: 0 E: 0 K: 1 S: 5 / H: 0 LOB: 0 BB: 0 P: 5	R: 0 E: 0 K: 1 S: 5 / H: 0 LOB: 0 BB: 0 P: 5	R: 0 E: 0 K: 2 S: 7 / H: 0 LOB: 0 BB: 0 P: 7	R: 0 E: 0 K: 0 S: 3 / H: 0 LOB: 0 BB: 0 P: 3	R: 1 E: 0 K: 0 S: 3 / H: 1 LOB: 1 BB: 1 P: 7	1B: 4 2B: 1 3B: 0 HR: 0 / SF: 2 SAC: 2 DP: 0 HBP: 0							

	AB	27
	R	4
	H	5
	RBI	3
	BB	2
	SO	5
	LOB	5

WP: 0 PB: 0 SB: 0 CS: 1 / PA: 34

PITCHER		IP	WLS	BF	H	R	ER	SO	BB	IBB	HBP	BLK	WP	HR	S	P	ERA	WHIP
Don Hood, L ERA: 4.56	(1, 1)	8.0	L	30	5	4	1	5	1	0	0	0	0	0	39	43	1.12	0.750
Tom Buskey, R ERA: 2.6	(9, 1)	0.2		3	0	0	0	0	0	1	0	0	0	0	2	6	0.00	0.000

PITCHER		IP	WLS	BF	H	R	ER	SO	BB	IBB	HBP	BLK	WP	HR	S	P	ERA	WHIP

Batter	1	2	3	4	5	6	7	8	9	AB	R	H	RBI	BB	SO	LOB
Bobby Bonds, R (1, 8) OBP: 0.322, SLG: 0.502	6-3		5-3		F7			F7		4	0	0	0	0	0	2
Walt Williams, R (1, 9) OBP: 0.311, SLG: 0.390	HR		4-3			F8		1-3 1B		4	1	2	1	0	0	0
Alex Johnson, R (1, 7) OBP: 0.324, SLG: 0.390	F7			G6-4-3 1B		F8		F3		4	0	1	0	0	0	2
Thurman Munson, R (1, 2) OBP: 0.373, SLG: 0.432	E5			G6-4-3 1-2f		F8			B B B B HR BB	3	1	0	0	1	0	1
Graig Nettles, L (1, 5) OBP: 0.341, SLG: 0.467	4-3			5-3			F5		F9	4	0	0	0	0	0	2
Chris Chambliss, L (1, 3) OBP: 0.333, SLG: 0.459		4-3			S S S K		L4		1-H HR	4	1	1	2	0	1	0
Bob Oliver, R (1, 10) OBP: 0.171, SLG: 0.176		F9			F4		5-3		F8	4	0	0	0	0	0	0
Ed Brinkman, R (1, 6) OBP: 0.282, SLG: 0.336		6-3			1B 3B			5-3	F7	4	1	1	0	0	0	0
Sandy Alomar Sr., S (1, 4) OBP: 0.232, SLG: 0.250			F7		3-H 1B			1B 1B		3	0	2	1	0	0	0
Inning Stats	R: 1 E: 1 K: 0 S: 5 H: 1 LOB: 1 BB: 0 P: 5	R: 0 E: 0 K: 0 S: 3 H: 0 LOB: 0 BB: 0 P: 3	R: 0 E: 0 K: 0 S: 3 H: 0 LOB: 0 BB: 0 P: 3	R: 0 E: 0 K: 0 S: 3 H: 1 LOB: 0 BB: 0 P: 3	R: 1 E: 0 K: 1 S: 7 H: 2 LOB: 1 BB: 0 P: 7	R: 0 E: 0 K: 0 S: 3 H: 0 LOB: 0 BB: 0 P: 3	R: 0 E: 0 K: 0 S: 3 H: 0 LOB: 0 BB: 0 P: 3	R: 0 E: 0 K: 0 S: 5 H: 2 LOB: 2 BB: 0 P: 5	R: 2 E: 0 K: 0 S: 4 H: 1 LOB: 0 BB: 1 P: 8	1B: 4 2B: 0 3B: 1 HR: 2 SF: 0 SAC: 0 DP: 1 HBP: 0	WP: 0 PB: 0 SB: 0 CS: 0 PA: 35					

PITCHER	IP	WLS	BF	H	R	ER	SO	BB	IBB	HBP	BLK	WP	HR	S	P	ERA	WHIP
Bill Travers, L (1, 1) ERA: 2.74	9.0	W	35	7	4	4	1	1	0	0	0	0	2	36	40	4.00	0.889

PITCHER	IP	WLS	BF	H	R	ER	SO	BB	IBB	HBP	BLK	WP	HR	S	P	ERA	WHIP

TOP

New York Yankees @ Milwaukee Brewers

Milwaukee County Stadium, Milwaukee, WI

Mon Jun 30 1975, 8:05 PM EDT

Att. 16,156 - Unknown - 79 F

livebaseballscorecards.com

AB	34
R	4
H	7
RBI	4
BB	1
SO	1
LOB	7

Batter	1	2	3	4	5	6	7	8	9	AB	R	H	RBI	BB	SO	LOB
Don Money, R (1, 5) OBP: 0.303, SLG: 0.325	F8		F8		F6			1B		4	0	1	0	0	0	0
Robin Yount, R (1, 6) OBP: 0.346, SLG: 0.405	5-3			E5 2B		6-3		F3		4	1	0	0	0	0	1
George Scott, R (1, 3) OBP: 0.346, SLG: 0.466	F9			HR 2B (1-H)		F9		F7		4	1	1	1	0	0	1
Hank Aaron, R (1, 10) OBP: 0.327, SLG: 0.364		F8		5-3		K			F8	4	0	0	0	0	1	1
Sixto Lezcano, R (1, 9) OBP: 0.339, SLG: 0.406		K		K			F7		HR 1B	4	1	1	0	0	2	1
Bobby Mitchell, R (1, 7) OBP: 0.356, SLG: 0.526 Bill Sharp, L (8, 7) OBP: 0.282, SLG: 0.332 Bobby Darwin, R (9, PH) OBP: 0.326, SLG: 0.403		BB		HR (2-H)			K		HR (1-H)	2 0 1	1 0 1	1 0 1	2 0 2	1 0 0	1 0 0	0 0 0
Gorman Thomas, R (1, 8) OBP: 0.384, SLG: 0.620		K		K			BB			2	0	0	0	1	2	1
Charlie Moore, R (1, 2) OBP: 0.295, SLG: 0.351			F4		K		FC5-4 (1-2f)			3	0	0	0	0	1	1
Pedro Garcia, R (1, 4) OBP: 0.280, SLG: 0.326			F3		K			1-3		3	0	0	0	0	1	0
Inning Stats	R: 0 H: 0 E: 0 LOB: 0 K: 0 BB: 0 S: 3 P: 3	R: 0 H: 0 E: 0 LOB: 1 K: 2 BB: 1 S: 7 P: 11	R: 0 H: 0 E: 0 LOB: 0 K: 0 BB: 0 S: 3 P: 3	R: 3 H: 2 E: 1 LOB: 0 K: 2 BB: 0 S: 10 P: 10	R: 0 H: 0 E: 0 LOB: 0 K: 2 BB: 0 S: 7 P: 7	R: 0 H: 0 E: 0 LOB: 0 K: 1 BB: 0 S: 5 P: 5	R: 0 H: 0 E: 0 LOB: 1 K: 1 BB: 1 S: 5 P: 9	R: 0 H: 1 E: 0 LOB: 1 K: 0 BB: 0 S: 4 P: 4	R: 2 H: 2 E: 0 LOB: 0 K: 0 BB: 0 S: 3 P: 3	1B: 2 SF: 0 2B: 1 SAC: 0 3B: 0 DP: 0 HR: 2 HBP: 0							WP: 0 PA: 33 PB: 0 SB: 0 CS: 0

PITCHER	IP	WLS	BF	H	R	ER	SO	BB	IBB	HBP	BLK	WP	HR	S	P	ERA	WHIP
Rudy May, L (1, 1) ERA: 3.12	8.1	L	33	5	5	2	8	2	0	0	0	0	2	47	55	2.16	0.840

PITCHER	IP	WLS	BF	H	R	ER	SO	BB	IBB	HBP	BLK	WP	HR	S	P	ERA	WHIP

BOTTOM

New York Yankees @ Milwaukee Brewers

Milwaukee County Stadium, Milwaukee, WI

Mon Jun 30 1975, 8:05 PM EDT

Att. 16,156 - Unknown - 79 F

livebaseballscorecards.com

AB	31
R	5
H	5
RBI	5
BB	2
SO	8
LOB	6

Batter	1	2	3	4	5	6	7	8	9	AB	R	H	RBI	BB	SO	LOB
Bobby Bonds, R (1, 8) OBP: 0.321, SLG: 0.496	S S S 0-3 ① K	x 0-0 ③ F8			x 0-0 ③ F7			B B B B 4-0 WP 2B BB		3	1	0	0	1	1	1
Rich Coggins, L (1, 9) OBP: 0.250, SLG: 0.298 Jim Mason, L (8, 6) OBP: 0.191, SLG: 0.184	x 0-0 ② F8		x 0-0 ① F8			x 0-0 ① 4-3		x 0-0 ② F9 1-2 2-3		4 0	0 0	0 0	0 0	0 0	0 0	2 0
Roy White, S (1, 7) OBP: 0.412, SLG: 0.457	x 0-0 BB 1B 1B		x 0-0 ② F7			x 0-0 ② G3		B B B B 4-0 2B BB		3	1	1	0	1	0	0
Thurman Munson, R (1, 10) OBP: 0.375, SLG: 0.435	B B B B 4-0 1B 1-2 BB		x 0-0 ③ F7			S S S 0-3 ③ K		x 0-0 1-3 2-H 3-H 2B		3	0	1	2	1	1	0
Chris Chambliss, L (1, 3) OBP: 0.332, SLG: 0.456	x 0-0 1-2 2-H 1B			x 0-0 ① 3-1			x 0-0 ① 4-3	x 0-0 ③ F9		4	0	1	1	0	0	2
Graig Nettles, L (1, 5) OBP: 0.337, SLG: 0.460	x 0-0 ③ L9			x 0-0 ② G3			x 0-0 ② L8		x 0-0 ① G3	4	0	0	0	0	0	2
Ed Herrmann, L (1, 2) OBP: 0.324, SLG: 0.366 Rick Dempsey, R (9, PH) OBP: 0.455, SLG: 0.391		x 0-0 1B		x 0-0 ③ 4-3			x 0-0 ③ F7		S S S 0-3 ② K	3 1	0 0	1 0	0 0	0 0	0 1	0 0
Ed Brinkman, R (1, 6) OBP: 0.278, SLG: 0.330 Terry Whitfield, L (8, PH) OBP: 0.316, SLG: 0.378 (8, 9) Alex Johnson, R (9, PH) OBP: 0.321, SLG: 0.386		x 0-0 ① B2			x 0-0 ① 6-3			x 0-0 WP 4-1 2B 1B	S S S 0-3 ③ K	2 1 1	0 1 0	0 1 0	0 0 0	0 0 0	0 0 1	1 0 0
Sandy Alomar Sr., S (1, 4) OBP: 0.229, SLG: 0.247 Ron Blomberg, L (8, PH) OBP: 0.330, SLG: 0.469 Fred Stanley, R (8, 4) OBP: 0.292, SLG: 0.265		x 0-0 ② F8			S S S 0-3 ② K			x 0-0 ① 4-1 1-2		2 1 0	0 0 0	0 0 0	0 0 0	0 0 0	1 0 0	1 1 0
Inning Stats	R: 1 E: 0 K: 1 S: 7 H: 2 LOB: 2 BB: 1 P: 11	R: 0 E: 0 K: 0 S: 4 H: 1 LOB: 1 BB: 0 P: 4	R: 0 E: 0 K: 0 S: 3 H: 0 LOB: 0 BB: 0 P: 3	R: 0 E: 0 K: 0 S: 3 H: 0 LOB: 0 BB: 0 P: 3	R: 0 E: 0 K: 1 S: 5 H: 0 LOB: 0 BB: 0 P: 5	R: 0 E: 0 K: 1 S: 5 H: 0 LOB: 0 BB: 0 P: 5	R: 0 E: 0 K: 0 S: 3 H: 0 LOB: 0 BB: 0 P: 3	R: 2 E: 0 K: 0 S: 5 H: 2 LOB: 2 BB: 2 P: 13	R: 0 E: 0 K: 2 S: 7 H: 0 LOB: 0 BB: 0 P: 7	1B: 4 2B: 1 3B: 0 HR: 0	SF: 0 SAC: 0 DP: 0 HBP: 0					

PITCHER	IP	WLS	BF	H	R	ER	SO	BB	IBB	HBP	BLK	WP	HR	S	P	ERA	WHIP
Jim Colborn, R (1, 1) ERA: 4.48	7.2	W	31	5	3	3	3	3	0	0	0	1	0	34	46	3.52	1.043
Rick Austin, L (8, 1) ERA: 3.24	1.1	S	4	0	0	0	2	0	0	0	0	0	0	8	8	0.00	0.000

PITCHER	IP	WLS	BF	H	R	ER	SO	BB	IBB	HBP	BLK	WP	HR	S	P	ERA	WHIP

TOP

New York Yankees @ Milwaukee Brewers

Milwaukee County Stadium, Milwaukee, WI

Tue Jul 01 1975, 8:05 PM EDT
Att. 20,938 - Unknown - 81 F

livebaseballscorecards.com

AB	32
R	3
H	5
RBI	3
BB	3
SO	5
LOB	10

1B: 4 SF: 0
2B: 1 SAC: 0
3B: 0 DP: 0
HR: 0 HBP: 0

WP: 1 PA: 35
PB: 0
SB: 0
CS: 0

Batter	1	2	3	4	5	6	7	8	9	AB	R	H	RBI	BB	SO	LOB
Don Money, R (1, 5) OBP: 0.306, SLG: 0.327	K	CS 1-3	1-3 2-H			F4		F7		5	0	2	1	0	1	2
Robin Yount, R (1, 6) OBP: 0.344, SLG: 0.402	S 2B	F8 1-2 3-H		K		6-3				4	1	1	0	0	1	2
George Scott, R (1, 10) OBP: 0.351, SLG: 0.477	1-H	1B FC	G3				6-3			4	2	3	1	0	0	0
Darrell Porter, L (1, 2) OBP: 0.362, SLG: 0.387	1B BB	FC 1-3	G3 2-3				K			3	1	1	0	1	1	1
Sixto Lezcano, R (1, 9) OBP: 0.338, SLG: 0.402	F9		1B FC BB 1-2	K			K			3	1	0	0	1	2	3
Mike Hegan, L (1, 3) OBP: 0.407, SLG: 0.417	1-2 2-H	FC BB 1B FC6-2-5 1-2 2-3 3-H			K			BB		4	0	2	2	0	1	2
Bill Sharp, L (1, 8) (9, 7) OBP: 0.281, SLG: 0.330	4-3	FC6-2-5 BB 1-2 2-3 3-H		F6				B3		4	0	1	1	0	0	3
Bobby Mitchell, R (1, 7) OBP: 0.353, SLG: 0.513 Gorman Thomas, R (9, 8) OBP: 0.384, SLG: 0.620		K	FC6-2-5 1-2 2-3 3-H	F9				K		3 0	1 0	0 0	1 0	1 0	2 0	1 0
Pedro Garcia, R (1, 4) OBP: 0.283, SLG: 0.326		1B CS	FC6-2-5 1B 1-2 2-3 3-H			F7		1-2		3	0	1	0	1	0	3
Inning Stats	R: 2 E: 0 K: 1 S: 8 H: 3 LOB: 2 BB: 1 P: 12	R: 0 E: 0 K: 1 S: 6 H: 2 LOB: 1 BB: 0 P: 6	R: 4 E: 0 K: 0 S: 6 H: 4 LOB: 2 BB: 2 P: 14	R: 0 E: 0 K: 2 S: 8 H: 1 LOB: 1 BB: 0 P: 8	R: 0 E: 0 K: 1 S: 5 H: 0 LOB: 0 BB: 0 P: 5	R: 0 E: 0 K: 0 S: 3 H: 0 LOB: 0 BB: 0 P: 3	R: 0 E: 0 K: 2 S: 7 H: 0 LOB: 0 BB: 0 P: 7	R: 0 E: 0 K: 1 S: 6 H: 1 LOB: 2 BB: 1 P: 10		1B: 9 2B: 2 3B: 0 HR: 0 SF: 0 SAC: 0 DP: 1 HBP: 0					

PITCHER	IP	WLS	BF	H	R	ER	SO	BB	IBB	HBP	BLK	WP	HR	S	P	ERA	WHIP
Pat Dobson, R (1, 1) ERA: 3.48	2.0	L	14	7	5	5	2	2	0	0	0	0	0	16	24	22.50	4.500
Dave Pagan, R (3, 1) ERA: 3.68	2.0		9	3	1	1	2	1	0	0	0	0	0	12	16	4.50	2.000
Sparky Lyle, L (5, 1) ERA: 2.97	4.0		14	1	0	0	4	1	0	0	0	0	0	21	25	0.00	0.500

PITCHER	IP	WLS	BF	H	R	ER	SO	BB	IBB	HBP	BLK	WP	HR	S	P	ERA	WHIP

BOTTOM

New York Yankees @ Milwaukee Brewers

Milwaukee County Stadium, Milwaukee, WI

Tue Jul 01 1975, 8:05 PM EDT
Att. 20,938 - Unknown - 81 F

livebaseballscorecards.com

AB	33
R	6
H	11
RBI	6
BB	4
SO	8
LOB	17

Boston Red Sox @ Milwaukee Brewers

Milwaukee County Stadium, Milwaukee, WI

Wed Jul 02 1975, 8:05 PM EDT

Unknown - 86 F

TOP

livebaseballscorecards.com

Batter	1	2	3	4	5	6	7	8	9	AB	R	H	RBI	BB	SO	LOB
Bernie Carbo, L (1, 9) OBP: 0.438, SLG: 0.576	BBBB 4-0 2B SH1-3 BB	x 0-0 FC6-4 1-2f ③		x 0-0 1B		x 0-0 SF7 3-H ①		x 0-0 F7 ②		3	0	1	1	1	0	3
Rick Burleson, R (1, 6) OBP: 0.338, SLG: 0.349	x 0-0 SH1-3 1-2 ①		x 0-0 BB HR 1B	x 0-0 4-3 ③		x 0-0 5-3 1-2 ②		x 0-0 L4 ③		4	1	1	0	0	0	3
Carl Yastrzemski, L (1, 3) OBP: 0.408, SLG: 0.464	x 0-0 2B 2-3	SSS 0-3 K ①			BBBB 4-0 L6-3 BB	x 0-0 F8 ③			x 0-0 4-3 ①	4	0	1	0	1	1	2
Fred Lynn, L (1, 8) OBP: 0.413, SLG: 0.610	IIII 4-0 G5-4-3 IBB	BBBB 4-0 HR 1-2 BB			x 0-0 L6-3 1-2 ①②		x 0-0 5-3 1B 2B		x 0-0 F7 ②	3	2	1	0	2	0	1
Jim Rice, R (1, 7) OBP: 0.330, SLG: 0.510	x 0-0 G5-4-3 1-2f ②③		x 0-0 HR 1-H 2-H		x 0-0 HR		x 0-0 5-3 2-3 ①		x 0-0 F9 ③	5	2	2	4	0	0	4
Cecil Cooper, L (1, 10) OBP: 0.351, SLG: 0.465		x 0-0 1B FC3-2-5 1B	x 0-0 3-1 ②		x 0-0 FC6-4 1B		x 0-0 PO 3-H 1B			4	0	3	1	0	0	0
Rico Petrocelli, R (1, 5) OBP: 0.331, SLG: 0.348		x 0-0 F8 SSS ①	SSS 0-3 K ③		x 0-0 FC6-4 1-2f ③		SSS 0-3 K ②			4	0	0	0	0	2	3
Carlton Fisk, R (1, 2) OBP: 0.387, SLG: 0.533		x 0-0 FC3-2-5 1-3 1B		x 0-0 CS 1B		x 0-0 1B SF7 2B	0-0 PO 1-2 ③	x 0-0 F8 ①		4	1	3	0	0	0	0
Denny Doyle, L (1, 4) OBP: 0.200, SLG: 0.233		x 0-0 FC3-2-5 FC6-4 1-2 3-H ②		x 0-0 F8 1-2 ①②		x 0-0 5-3 2-3 1B		x 0-0 1B		4	0	2	0	0	0	3

Inning Stats	1	2	3	4	5	6	7	8	9
R:	0	0	3	0	1	1	1	0	0
E:	0	0	0	0	0	0	0	0	0
K:	0	0	2	0	0	0	1	0	0
S:	3	5	9	4	4	5	6	4	3
H:	1	2	2	2	2	2	2	1	0
LOB:	2	2	0	1	1	1	0	1	0
BB:	2	0	1	0	1	0	0	0	0
P:	11	5	13	4	8	5	6	4	3

1B:	9
2B:	4
3B:	0
HR:	2
SF:	1
SAC:	1
DP:	2
HBP:	0
WP:	0
PB:	0
SB:	0
CS:	1
PA:	42

AB	35
R	6
H	14
RBI	6
BB	4
SO	3
LOB	19

PITCHER		IP	WLS	BF	H	R	ER	SO	BB	IBB	HBP	BLK	WP	HR	S	P	ERA	WHIP
Bill Castro, R ERA: 2.26	(1, 1)	3.0	L	17	6	3	3	2	2	1	0	0	0	1	18	30	9.00	2.667
Bill Champion, R ERA: 4.93	(4, 1)	6.0		24	8	3	3	1	1	0	0	0	0	1	25	29	4.50	1.500

PITCHER	IP	WLS	BF	H	R	ER	SO	BB	IBB	HBP	BLK	WP	HR	S	P	ERA	WHIP

BOTTOM

Batter	1	2	3	4	5	6	7	8	9	AB	R	H	RBI	BB	SO	LOB
Don Money, R (1, 5) OBP: 0.299, SLG: 0.320	F9			F5			E6 BB		F5	4	0	0	0	0	0	0
Bill Sharp, L (1, 8) OBP: 0.281, SLG: 0.325	F8			F8			F3		HR BB	3	1	0	0	1	0	1
George Scott, R (1, 10) OBP: 0.353, SLG: 0.486	F3			F3			1-2 FC4-6 BB		1-H HR	3	1	1	2	1	0	0
Bobby Darwin, R (1, 7) OBP: 0.325, SLG: 0.415		K			F3		K		HR	4	1	1	1	0	2	2
Darrell Porter, L (1, 2) OBP: 0.360, SLG: 0.381		1-3			F9		1-2f FC4-6		BB	3	0	0	0	1	0	2
Mike Hegan, L (1, 3) OBP: 0.389, SLG: 0.395		4-3			F7			K	K	4	0	0	0	0	2	1
Sixto Lezcano, R (1, 9) OBP: 0.334, SLG: 0.397			F8			F3		F9		3	0	0	0	0	0	0
Pedro Garcia, R (1, 4) OBP: 0.280, SLG: 0.321			F9			6-3		P8		3	0	0	0	0	0	0
Kurt Bevacqua, R (1, 6) OBP: 0.219, SLG: 0.213			K			P9			K	2	0	0	0	0	1	0
Robin Yount, R (9, PH) OBP: 0.343, SLG: 0.401										1	0	0	0	0	1	0

Inning Stats	1	2	3	4	5	6	7	8	9
	R: 0 H: 0 E: 0 LOB: 0 K: 0 BB: 0 S: 3 P: 3	R: 0 H: 0 E: 0 LOB: 0 K: 1 BB: 0 S: 5 P: 5	R: 0 H: 0 E: 0 LOB: 0 K: 1 BB: 0 S: 5 P: 5	R: 0 H: 0 E: 0 LOB: 0 K: 0 BB: 0 S: 3 P: 3	R: 0 H: 0 E: 0 LOB: 0 K: 0 BB: 0 S: 3 P: 3	R: 0 H: 0 E: 0 LOB: 0 K: 0 BB: 0 S: 3 P: 3	R: 0 H: 0 E: 1 LOB: 2 K: 1 BB: 1 S: 6 P: 10	R: 0 H: 0 E: 0 LOB: 0 K: 1 BB: 0 S: 5 P: 5	R: 3 H: 2 E: 0 LOB: 1 K: 2 BB: 2 S: 9 P: 17

PITCHER	IP	WLS	BF	H	R	ER	SO	BB	IBB	HBP	BLK	WP	HR	S	P	ERA	WHIP
Rick Wise, R (1, 1) ERA: 4.73	9.0	W	33	2	3	3	6	3	0	0	0	0	2	42	54	3.00	0.556

PITCHER	IP	WLS	BF	H	R	ER	SO	BB	IBB	HBP	BLK	WP	HR	S	P	ERA	WHIP

1B: 0	SF: 0
2B: 0	SAC: 0
3B: 0	DP: 0
HR: 2	HBP: 0

WP: 0	PA: 33
PB: 0	
SB: 0	
CS: 0	

AB	30
R	3
H	2
RBI	3
BB	3
SO	6
LOB	6

Boston Red Sox @ Milwaukee Brewers

Milwaukee County Stadium, Milwaukee, WI

Wed Jul 02 1975, 8:05 PM EDT

Unknown - 86 F

livebaseballscorecards.com

Batter	1	2	3	4	5	6	7	8	9	AB	R	H	RBI	BB	SO	LOB
Bernie Carbo, L (1, 9) OBP: 0.435, SLG: 0.566	6-3		BBB 4-0 2B BB	SSS 0-3 K			6-3			3	1	0	0	1	1	1
Rick Burleson, R (1, 6) OBP: 0.336, SLG: 0.351	6-3		1-H 1B 2B		6-3			6-3		4	1	1	1	0	0	0
Carl Yastrzemski, L (1, 3) OBP: 0.409, SLG: 0.462	BBBB 4-0 FC6-4 BB		2-H 1B		SSS 0-3 K			0-0 F9		3	0	1	1	1	1	0
Fred Lynn, L (1, 8) OBP: 0.408, SLG: 0.600	0-0 FC6-4 1-2f		0-0 F7		0-0 4-1			0-0 4-3		4	0	0	0	0	0	2
Jim Rice, R (1, 7) OBP: 0.325, SLG: 0.502		0-0 1-3	0-0 F9			0-0 L8			SSS 0-3 K	4	0	0	0	0	1	1
Cecil Cooper, L (1, 10) OBP: 0.359, SLG: 0.507		0-0 HR	0-0 L9			0-0 F9			0-0 G4-6-3 1B	4	1	2	1	0	0	1
Denny Doyle, L (1, 4) OBP: 0.215, SLG: 0.247		0-0 4-3		0-0 1B		0-0 CS 1B			0-0 G4-6-3 1-2f	4	0	2	0	0	0	1
Bob Heise, R (1, 5) OBP: 0.227, SLG: 0.175		H 1-0 HBP		0-0 4-3		0-0 CS 1-2		0-0 4-3		2	0	0	0	0	0	0
Tim Blackwell, S (1, 2) OBP: 0.276, SLG: 0.208		0-0 F7		0-0 1B				0-0 F8		3	0	1	0	0	0	1
Inning Stats	R: 0 E: 0 K: 0 S: 3 H: 0 LOB: 1 BB: 1 P: 7	R: 1 E: 0 K: 0 S: 4 H: 1 LOB: 1 BB: 0 P: 5	R: 2 E: 0 K: 0 S: 5 H: 2 LOB: 1 BB: 1 P: 9	R: 0 E: 0 K: 1 S: 6 H: 2 LOB: 1 BB: 0 P: 6	R: 0 E: 0 K: 1 S: 5 H: 0 LOB: 0 BB: 0 P: 5	R: 0 E: 0 K: 0 S: 3 H: 1 LOB: 0 BB: 0 P: 3	R: 0 E: 0 K: 0 S: 3 H: 0 LOB: 0 BB: 0 P: 3	R: 0 E: 0 K: 0 S: 3 H: 0 LOB: 0 BB: 0 P: 3	R: 0 E: 0 K: 1 S: 5 H: 1 LOB: 0 BB: 0 P: 5	1B: 5 2B: 1 3B: 0 HR: 1 SF: 0 SAC: 0 DP: 1 HBP: 1						

PITCHER		IP	WLS	BF	H	R	ER	SO	BB	IBB	HBP	BLK	WP	HR	S	P	ERA	WHIP
Tom Hausman, R ERA: 4.83	(1, 1)	1.1		5	0	0	0	0	1	0	0	0	0	0	4	8	0.00	0.750
Pete Broberg, R ERA: 4.36	(2, 1)	7.2	W	29	7	3	3	3	1	0	1	0	0	1	33	38	3.52	1.043

PITCHER	IP	WLS	BF	H	R	ER	SO	BB	IBB	HBP	BLK	WP	HR	S	P	ERA	WHIP

TOP

Boston Red Sox @ Milwaukee Brewers

Milwaukee County Stadium, Milwaukee, WI

Wed Jul 02 1975, 8:05 PM EDT

Att. 34,455 - Unknown

livebaseballscorecards.com

AB	31
R	3
H	7
RBI	3
BB	2
SO	3
LOB	7

WP: 0 PB: 0 SB: 0 CS: 1 PA: 35

Batter	1	2	3	4	5	6	7	8	9	AB	R	H	RBI	BB	SO	LOB
Don Money, R (1, 5) OBP: 0.298, SLG: 0.318	6-3		FC6, 1-2		4-3		5-3			4	0	1	0	0	0	0
Robin Yount, R (1, 6) OBP: 0.342, SLG: 0.398	F8		FC6, 1-2f, 2-3		1B		5-3			4	0	1	0	0	0	2
George Scott, R (1, 3) OBP: 0.351, SLG: 0.483	F2		2-3		G3		1B			2	0	0	0	0	0	2
Mike Hegan, L (4, 3) OBP: 0.391, SLG: 0.397										2	0	1	0	0	0	1
Hank Aaron, R (1, 10) OBP: 0.326, SLG: 0.362		5-3		F4		6-3	1-3, 1B			4	0	1	0	0	0	0
Sixto Lezcano, R (1, 9) OBP: 0.330, SLG: 0.391		K		1-3		6-3	5-3			4	0	0	0	0	1	2
Gorman Thomas, R (1, 8) OBP: 0.389, SLG: 0.653		HR		K		1B, 1B		F7		4	2	2	1	0	1	0
Charlie Moore, R (1, 2) OBP: 0.292, SLG: 0.344		F8			L9	1B, 1-2		F3		4	0	1	0	0	0	0
Bobby Mitchell, R (1, 7) OBP: 0.360, SLG: 0.516			F9		HR	1-2, 2-H		4-3		3	1	2	1	0	0	0
Bill Sharp, L (7, 7) OBP: 0.279, SLG: 0.323										1	0	0	0	0	0	0
Pedro Garcia, R (1, 4) OBP: 0.285, SLG: 0.339			FC6, 1B		1-H	F8				3	1	2	2	0	0	2
Inning Stats	R: 0 E: 0 K: 0 S: 3 H: 0 LOB: 0 BB: 0 P: 3	R: 1 E: 0 K: 1 S: 6 H: 1 LOB: 0 BB: 0 P: 6	R: 0 E: 0 K: 0 S: 5 H: 2 LOB: 2 BB: 0 P: 5	R: 0 E: 0 K: 1 S: 5 H: 0 LOB: 0 BB: 0 P: 5	R: 2 E: 0 K: 0 S: 6 H: 3 LOB: 1 BB: 0 P: 6	R: 1 E: 0 K: 0 S: 6 H: 3 LOB: 2 BB: 0 P: 6	R: 0 E: 0 K: 0 S: 5 H: 2 LOB: 2 BB: 0 P: 5	R: 0 E: 0 K: 0 S: 3 H: 0 LOB: 0 BB: 0 P: 3		1B: 9 2B: 0 3B: 0 HR: 2 SF: 0 SAC: 0 DP: 0 HBP: 0						

PITCHER	IP	WLS	BF	H	R	ER	SO	BB	IBB	HBP	BLK	WP	HR	S	P	ERA	WHIP
Bill Lee, L (1, 1) ERA: 4.06	8.0	L	35	11	4	4	2	0	0	0	0	0	2	39	39	4.50	1.375

PITCHER	IP	WLS	BF	H	R	ER	SO	BB	IBB	HBP	BLK	WP	HR	S	P	ERA	WHIP

BOTTOM

Boston Red Sox @ Milwaukee Brewers

Milwaukee County Stadium, Milwaukee, WI

Wed Jul 02 1975, 8:05 PM EDT

Att. 34,455 - Unknown

livebaseballscorecards.com

AB	35
R	4
H	11
RBI	4
BB	0
SO	2
LOB	9

1B:	9
2B:	0
3B:	0
HR:	2
SF:	0
SAC:	0
DP:	0
HBP:	0
WP:	0
PB:	0
SB:	0
CS:	0
PA:	35

Batter	1	2	3	4	5	6	7	8	9	10	AB	R	H	RBI	BB	SO	LOB
Bernie Carbo, L (1, 9) OBP: 0.430, SLG: 0.553	6-3		6-3		BB			6-3	K		4	0	0	0	1	1	2
Rick Burleson, R (1, 6) OBP: 0.337, SLG: 0.352	F7		F4		FC5 2-3f			2B 1B		FC3-6 1B	5	1	2	0	0	0	3
Carl Yastrzemski, L (1, 3) OBP: 0.412, SLG: 0.469	1B			FC6-4 1B		3-1		1-H 2B		FC3-6 FC6-4 1-2f	5	0	3	1	0	0	1
Fred Lynn, L (1, 8) OBP: 0.401, SLG: 0.588		K		FC6-4 FC5-4 1-2f		3-1		F4		FC6-4 CS 1-2f	5	0	0	0	0	1	3
Jim Rice, R (1, 7) OBP: 0.328, SLG: 0.498		BB FC3-6		FC5-4 1-2f		K		IBB		CS 1-2	2	0	0	0	2	1	1
Rick Miller, L (9, 7) OBP: 0.340, SLG: 0.205											0	0	0	0	0	0	0
Cecil Cooper, L (1, 10) OBP: 0.354, SLG: 0.532		FC3-6 1-2f		K			HR	F6			4	1	1	1	0	1	4
Carlton Fisk, R (1, 2) OBP: 0.364, SLG: 0.500		F7			5-3		P7		K		2	0	0	0	0	0	1
Tim Blackwell, S (5, 2) OBP: 0.270, SLG: 0.203											2	0	0	0	0	1	0
Denny Doyle, L (1, 5) OBP: 0.244, SLG: 0.288			SH1-3 2B		FC5 6-3 1B		CS 1B		BB		3	0	3	0	0	0	0
Dwight Evans, R (9, PH) OBP: 0.335, SLG: 0.408											0	0	0	0	1	0	0
Bob Heise, R (9, PR) OBP: 0.227, SLG: 0.175											0	0	0	0	0	0	0
Doug Griffin, R (1, 4) OBP: 0.300, SLG: 0.285			SH1-3 2-3		6-3 1-2		5-3 1-2		F9		3	0	0	0	0	0	3

TOP

Boston Red Sox @ Milwaukee Brewers

Milwaukee County Stadium, Milwaukee, WI

Thu Jul 03 1975, 8:05 PM EDT
Att. 16,225 - Unknown - 85 F

livebaseballscorecards.com

AB	35
R	2
H	9
RBI	2
BB	4
SO	5
LOB	18

Inning Stats	1	2	3	4	5	6	7	8	9	10
	R: 0 E: 0 K: 0 S: 3	H: 1 LOB: 1 BB: 0 P: 3	R: 0 E: 0 K: 1 S: 5	H: 0 LOB: 1 BB: 1 P: 9	R: 0 E: 0 K: 0 S: 4	H: 1 LOB: 1 BB: 0 P: 4	R: 0 E: 0 K: 1 S: 6	H: 1 LOB: 1 BB: 0 P: 6	R: 0 E: 0 K: 0 S: 4	H: 1 LOB: 2 BB: 1 P: 8
	R: 0 E: 0 K: 1 S: 5	H: 0 LOB: 0 BB: 0 P: 5	R: 1 E: 0 K: 0 S: 4	H: 2 LOB: 0 BB: 0 P: 4	R: 1 E: 0 K: 0 S: 5	H: 2 LOB: 2 BB: 1 P: 9	R: 0 E: 0 K: 2 S: 7	H: 0 LOB: 1 BB: 1 P: 11	R: 0 E: 0 K: 0 S: 3	H: 1 LOB: 0 BB: 0 P: 3

PITCHER		IP	WLS	BF	H	R	ER	SO	BB	IBB	HBP	BLK	WP	HR	S	P	ERA	WHIP				
Jim Slaton, R ERA: 4.86	(1, 1)	7.1		30	8	2	2	3	2	0	0	0	0	1	34	42	2.46	1.364				
Rick Austin, L ERA: 2.45	(8, 1)	2.2	W	10	1	0	0	2	1	1	0	0	0	0	12	20	0.00	0.750				

PITCHER		IP	WLS	BF	H	R	ER	SO	BB	IBB	HBP	BLK	WP	HR	S	P	ERA	WHIP

| | | | | | | | | | | | | | | | | | |

Batter	1	2	3	4	5	6	7	8	9	10	AB	R	H	RBI	BB	SO	LOB
Don Money, R (1, 5) OBP: 0.301, SLG: 0.320	F7		F6		1B			E8 1B		L7	5	0	2	0	0	0	0
Robin Yount, R (1, 6) OBP: 0.343, SLG: 0.400	2B		F3		F8			F8		BB 1B E	4	1	1	0	1	0	2
Bobby Mitchell, R (1, 7) OBP: 0.352, SLG: 0.504 Bill Sharp, L (7, 7) OBP: 0.279, SLG: 0.323 Kurt Bevacqua, R (8, PH) OBP: 0.224, SLG: 0.220 (9, 3)	K		6-3			K		5-3		E8 1-H	3 0 2	0 0 0	0 0 1	0 0 0	0 0 0	2 0 0	1 0 1
Hank Aaron, R (1, 10) OBP: 0.332, SLG: 0.376 Tom Murphy, R (9, PR)	BB			HR		K			BB SH3-4 2B		2 0	1 1	1 0	1 0	2 0	1 0	0 0
Bobby Darwin, R (1, 9) OBP: 0.321, SLG: 0.409 (9, 7)	F7			F8		K			SH3-4 1-2		3	0	0	0	0	1	2
Gorman Thomas, R (1, 8) OBP: 0.383, SLG: 0.646		F5		F7			P7		2B 2-H		4	0	1	1	0	0	0
Charlie Moore, R (1, 2) OBP: 0.290, SLG: 0.354		2B		F8			F9		5-3		4	0	1	0	0	0	2
Pedro Garcia, R (1, 4) OBP: 0.284, SLG: 0.338		K			1B		F2		L6		4	0	1	0	0	1	3
Mike Hegan, L (1, 3) OBP: 0.383, SLG: 0.388 Sixto Lezcano, R (8, PH) OBP: 0.328, SLG: 0.388 (9, 9)		K			F8			F8		L7	2 2	0 0	0 0	0 0	1 0	1 0	1 0
Inning Stats	R: 0 E: 0 K: 1 S: 6 / H: 1 LOB: 2 BB: 1 P: 10		R: 0 E: 0 K: 2 S: 8 / H: 1 LOB: 1 BB: 0 P: 8	R: 0 E: 0 K: 0 S: 3 / H: 0 LOB: 0 BB: 0 P: 3	R: 1 E: 0 K: 0 S: 4 / H: 1 LOB: 0 BB: 0 P: 4	R: 0 E: 0 K: 0 S: 4 / H: 2 LOB: 1 BB: 0 P: 4	R: 0 E: 0 K: 3 S: 9 / H: 0 LOB: 0 BB: 0 P: 9	R: 0 E: 0 K: 0 S: 3 / H: 0 LOB: 0 BB: 0 P: 3	R: 0 E: 1 K: 0 S: 4 / H: 1 LOB: 1 BB: 0 P: 4	R: 1 E: 0 K: 0 S: 4 / H: 1 LOB: 2 BB: 1 P: 8	R: 1 E: 1 K: 0 S: 3 / H: 1 LOB: 1 BB: 1 P: 7	1B: 4 2B: 3 3B: 0 HR: 1	SF: 0 SAC: 1 DP: 0 HBP: 0		WP: 0 PB: 0 SB: 0 CS: 0	PA: 39		

PITCHER		IP	WLS	BF	H	R	ER	SO	BB	IBB	HBP	BLK	WP	HR	S	P	ERA	WHIP
Roger Moret, L ERA: 3.35	(1, 1)	8.1		33	7	2	2	6	2	0	0	0	0	1	43	51	2.16	1.080
Diego Segui, R ERA: 5.68	(9, 1)	1.1	L	6	1	1	0	0	1	0	0	0	0	0	5	9	0.00	1.500

PITCHER	IP	WLS	BF	H	R	ER	SO	BB	IBB	HBP	BLK	WP	HR	S	P	ERA	WHIP

BOTTOM

Boston Red Sox @ Milwaukee Brewers

Milwaukee County Stadium, Milwaukee, WI

Thu Jul 03 1975, 8:05 PM EDT
Att. 16,225 - Unknown - 85 F

livebaseballscorecards.com

AB	35
R	3
H	8
RBI	2
BB	3
SO	6
LOB	12

Batter	1	2	3	4	5	6	7	8	9	AB	R	H	RBI	BB	SO	LOB
Don Money, R (1, 5) OBP: 0.310, SLG: 0.346	S S S 0-3 ① K			x 0-0 HR		x 0-0 F8 1B 1-2 1B		x 0-0 5-3 BB 1B		4	1	3	1	0	1	0
Robin Yount, R (1, 6) OBP: 0.345, SLG: 0.399	x 0-0 ② 6-3			S S S 0-3 ① K		x 0-0 G5-4-3 1B 1-2 2-H		B B B B 4-0 5-3 BB 1-2		3	0	1	1	1	1	0
George Scott, R (1, 10) OBP: 0.347, SLG: 0.476	S S S 0-3 ③ K			x 0-0 ② 4-3		x 0-0 ① F8 2-3		S S S 0-3 ① K		4	0	0	0	0	2	4
Bobby Darwin, R (1, 7) OBP: 0.315, SLG: 0.401		x 0-0 ① F9		S S S 0-3 ③ K		x 0-0 ②③ G5-4-3 1-2f		x 0-0 ② 5-3 1-2 2-3		4	0	0	0	0	1	4
Darrell Porter, L (1, 2) OBP: 0.360, SLG: 0.380 Charlie Moore, R (8, PH) OBP: 0.286, SLG: 0.348 (8, 2)		x 0-0 ② F3			x 0-0 1B		x 0-0 ① F9	x 0-0 ③ 6-3		3 1	0 0	1 0	0 0	0 0	0 0	0 2
Gorman Thomas, R (1, 8) OBP: 0.378, SLG: 0.639		x 0-0 ③ F8			S S S 0-3 ① K		S S S 0-3 ② K		x 0-0 2B	4	0	1	0	0	2	1
Mike Hegan, L (1, 3) OBP: 0.381, SLG: 0.386 Bobby Mitchell, R (9, PH) OBP: 0.350, SLG: 0.500			x 0-0 ① F5		x 0-0 ② F9		x 0-0 1B 1B		x 0-0 ① 5-3	3 1	0 0	1 0	0 0	0 0	0 1	1 1
Sixto Lezcano, R (1, 9) OBP: 0.327, SLG: 0.386			x 0-0 ② F9		x 0-0 ③ F4		x 0-0 1-2 1B		S S S 0-3 ② K	4	0	1	0	0	1	2
Pedro Garcia, R (1, 4) OBP: 0.283, SLG: 0.336 Kurt Bevacqua, R (3, 4) OBP: 0.228, SLG: 0.223			S S S 0-3 ③ K			x 0-0 1B 1B 1B	x 0-0 ③ 4-3		x 0-0 ③ F8	1 3	0 1	0 1	0 0	0 0	1 3	0 3

TOP

Milwaukee Brewers @ Detroit Tigers

Tiger Stadium, Detroit, MI

Fri Jul 04 1975, 7:05 PM EDT

Att. 14,259 - Unknown

livebaseballscorecards.com

AB	35
R	2
H	9
RBI	2
BB	1
SO	9
LOB	18

Inning Stats	1	2	3	4	5	6	7	8	9
	R: 0 E: 0 K: 2 S: 7	H: 0 LOB: 0 BB: 0 P: 7	R: 0 E: 0 K: 0 S: 3	H: 0 LOB: 0 BB: 0 P: 3	R: 0 E: 0 K: 1 S: 5	H: 0 LOB: 0 BB: 0 P: 5	R: 1 E: 0 K: 2 S: 8	H: 1 LOB: 0 BB: 0 P: 8	R: 0 E: 0 K: 1 S: 6	H: 1 LOB: 1 BB: 0 P: 6	R: 1 E: 0 K: 0 S: 5	H: 3 LOB: 1 BB: 0 P: 5	R: 0 E: 0 K: 1 S: 7	H: 2 LOB: 2 BB: 0 P: 7	R: 0 E: 0 K: 1 S: 6	H: 1 LOB: 2 BB: 1 P: 10	R: 0 E: 0 K: 1 S: 6	H: 1 LOB: 1 BB: 0 P: 6

1B: 7	SF: 0
2B: 1	SAC: 0
3B: 0	DP: 1
HR: 1	HBP: 0

WP: 0	PA: 36
PB: 0	
SB: 0	
CS: 0	

PITCHER		IP	WLS	BF	H	R	ER	SO	BB	IBB	HBP	BLK	WP	HR	S	P	ERA	WHIP
Ray Bare, R ERA: 4.43	(1, 1)	7.0	W	29	8	2	2	7	1	0	0	0	0	1	42	46	2.57	1.286
John Hiller, L ERA: 2.68	(8, 1)	2.0		7	1	0	0	2	0	0	0	0	0	0	11	11	0.00	0.500

PITCHER	IP	WLS	BF	H	R	ER	SO	BB	IBB	HBP	BLK	WP	HR	S	P	ERA	WHIP

Batter	1	2	3	4	5	6	7	8	9	AB	R	H	RBI	BB	SO	LOB
Ron LeFlore, R (1, 8) OBP: 0.321, SLG: 0.391	0-0 1B E 1B	0-0 F8 1B 2-H 2B		BBBB 4-0 2B SF8 1-2 BB	0-0 ③ 5-3			SSS 0-3 ② K		4	3	2	1	1	1	1
Gary Sutherland, R (1, 4) OBP: 0.340, SLG: 0.347	0-0 E HR 1-3 1B	BBBB 4-0 1B BB		0-0 ① L9 2-3		0-0 ① 4-3		0-0 ③ 5-3		4	1	1	0	1	0	2
Dan Meyer, L (1, 7) OBP: 0.302, SLG: 0.363	0-0 E1 HR 1-2 3-H	0-0 ② F8 2-3		0-0 1-3 3-H 2B		0-0 ② F4				4	1	1	2	0	0	3
Willie Horton, R (1, 10) OBP: 0.296, SLG: 0.432	0-0 ① F6	0-0 FC6-4 1-3 3-H 1B		0-0 ② SF8 3-H		BBBB 4-0 BB				2	0	1	2	1	0	2
Bill Freehan, R (1, 2) OBP: 0.332, SLG: 0.459	0-0 HR 1-H 2-H	0-0 ③ FC6-4 1-2f		BBBB 4-0 BB		0-0 ③ F3				3	1	1	3	1	0	3
Mickey Stanley, R (1, 3) OBP: 0.301, SLG: 0.442	0-0 ② F8		0-0 ① 6-3	0-0 ③ F9			0-0 ① 6-3			4	0	0	0	0	0	2
Leon Roberts, R (1, 9) OBP: 0.350, SLG: 0.397	0-0 ③ 5-3		0-0 ② L8		0-0 ① 6-3		0-0 ② F8			4	0	0	0	0	0	0
Tom Veryzer, R (1, 6) OBP: 0.272, SLG: 0.299		SSS 0-3 ① K	SSS 0-3 ③ K		0-0 ② 1-3		0-0 ③ F8			4	0	0	0	0	2	0
Aurelio Rodriguez, R (1, 5) OBP: 0.273, SLG: 0.382		0-0 2B 2B		BBBB 4-0 L9 BB 2B BB	0-0 1B			0-0 ① 5-3		3	2	2	0	1	0	0
Inning Stats	R: 4 E: 1 K: 0 S: 7 H: 3 LOB: 0 BB: 0 P: 7	R: 2 E: 0 K: 1 S: 8 H: 3 LOB: 2 BB: 1 P: 12	R: 0 E: 0 K: 1 S: 5 H: 0 LOB: 0 BB: 0 P: 5	R: 2 E: 0 K: 0 S: 4 H: 1 LOB: 2 BB: 3 P: 16	R: 0 E: 0 K: 0 S: 4 H: 1 LOB: 1 BB: 0 P: 4	R: 0 E: 0 K: 0 S: 3 H: 0 LOB: 1 BB: 1 P: 7	R: 0 E: 0 K: 0 S: 3 H: 0 LOB: 0 BB: 0 P: 3	R: 0 E: 0 K: 1 S: 5 H: 0 LOB: 0 BB: 0 P: 5		1B: 4 2B: 3 3B: 0 HR: 1	SF: 1 SAC: 0 DP: 0 HBP: 0				WP: 0 PB: 0 SB: 0 CS: 0	PA: 38	

PITCHER		IP	WLS	BF	H	R	ER	SO	BB	IBB	HBP	BLK	WP	HR	S	P	ERA	WHIP
Bill Travers, L ERA: 3.48	(1, 1)	1.1	L	9	4	5	4	1	0	0	0	0	0	1	11	11	27.00	3.000
Bill Champion, R ERA: 5.1	(2, 1)	2.0		12	3	3	3	1	3	0	0	0	0	0	11	23	13.50	3.000
Ed Sprague, R ERA: 4.62	(4, 1)	3.2		14	1	0	0	0	2	0	0	0	0	0	12	20	0.00	0.818
Tom Hausman, R ERA: 4.71	(8, 1)	1.0		3	0	0	0	1	0	0	0	0	0	0	5	5	0.00	0.000

PITCHER	IP	WLS	BF	H	R	ER	SO	BB	IBB	HBP	BLK	WP	HR	S	P	ERA	WHIP

BOTTOM

Milwaukee Brewers @ Detroit Tigers

Tiger Stadium, Detroit, MI

Fri Jul 04 1975, 7:05 PM EDT

Att. 14,259 - Unknown

livebaseballscorecards.com

AB	32
R	8
H	8
RBI	8
BB	5
SO	3
LOB	13

Milwaukee Brewers @ Detroit Tigers

Tiger Stadium, Detroit, MI

Sat Jul 05 1975, 3:33 AM EDT

Att. 14,092 - Unknown

TOP

livebaseballscorecards.com

Batter	1	2	3	4	5	6	7	8	9	AB	R	H	RBI	BB	SO	LOB
Don Money, R (1, 5) OBP: 0.308, SLG: 0.355	F2		3B			6-3		K		4	0	1	0	0	1	1
Bill Sharp, L (1, 7) OBP: 0.274, SLG: 0.316	4-3		3-1			F4		F8		4	0	0	0	0	0	2
George Scott, R (1, 3) OBP: 0.342, SLG: 0.470	5-3			6-3		5-3			K	4	0	0	0	0	1	0
Hank Aaron, R (1, 10) OBP: 0.331, SLG: 0.386		K		HR			L7		5-3	4	1	1	1	0	1	0
Bobby Darwin, R (1, 9) OBP: 0.314, SLG: 0.398		F8		F3			1B		5-3	4	0	1	0	0	0	0
Gorman Thomas, R (1, 8) OBP: 0.376, SLG: 0.640		1B 2B		L8			F5			3	1	1	0	0	0	1
Darrell Porter, L (1, 2) OBP: 0.360, SLG: 0.379		CS 2-H 1B			F8		F5			3	0	1	1	0	0	1
Robin Yount, R (1, 6) OBP: 0.341, SLG: 0.395		CS 1-2	6-3		L8			5-3		3	0	0	0	0	0	0
Kurt Bevacqua, R (1, 4) OBP: 0.231, SLG: 0.227			6-3		K			1B		3	0	1	0	0	1	0

	AB	R	H	RBI	BB	SO	LOB
	32	2	6	2	0	4	5

Inning Stats	R	E	K	S	H	LOB	BB	P
1	0	0	0	3	0	0	0	3
2	1	0	1	6	2	0	0	6
3	0	0	0	4	1	0	0	4
4	1	0	0	4	1	0	0	4
5	0	0	1	5	0	0	0	5
6	0	0	0	3	0	0	0	3
7	0	0	0	4	1	0	0	4
8	0	0	1	6	1	1	0	6
9	0	0	1	5	0	0	0	5

	1B	2B	3B	HR	SF	SAC	DP	HBP	PA
	3	1	1	1	0	0	0	0	33

	WP	PB	SB	CS
	0	0	0	1

PITCHER	IP	W	L	BF	H	R	ER	SO	BB	IBB	HBP	BLK	WP	HR	S	P	ERA	WHIP
Vern Ruhle, R (1, 1) ERA: 3.59	9.0	W		32	6	2	2	4	0	0	0	0	0	1	40	40	2.00	0.667

Milwaukee Brewers @ Detroit Tigers

Tiger Stadium, Detroit, MI

Sat Jul 05 1975, 3:33 AM EDT

Att. 14,092 - Unknown

livebaseballscorecards.com

BOTTOM

Batter	1	2	3	4	5	6	7	8	9	AB	R	H	RBI	BB	SO	LOB
Ron LeFlore, R (1, 8) OBP: 0.320, SLG: 0.390	F9		CS 1B		6-3		K			4	0	1	0	0	1	1
Gary Sutherland, R (1, 4) OBP: 0.339, SLG: 0.343	1B 1B BB		4-3 1-2		4-3		G3 1-2			3	0	0	0	1	0	2
Dan Meyer, L (1, 7) OBP: 0.308, SLG: 0.366	1B 1-2 1B			BB 1B SF8 BB	1B		G3			3	1	2	0	1	0	1
Willie Horton, R (1, 10) OBP: 0.298, SLG: 0.432	1-3 2-3 1B			SF8 BB 1-2 E 1B	F7			6-3		4	1	2	0	0	0	1
Bill Freehan, R (1, 2) OBP: 0.330, SLG: 0.452	F8			SF8 1-2 2-3 E BB		F8		6-3		3	1	0	0	1	0	2
Jack Pierce, L (1, 3) OBP: 0.309, SLG: 0.338		L9		K		F4		F8		4	0	0	0	0	1	3
Leon Roberts, R (1, 9) OBP: 0.350, SLG: 0.398		K		SF8 1-2 2-3 3-H		1B				2	0	1	1	0	1	0
Tom Veryzer, R (1, 6) OBP: 0.273, SLG: 0.300		6-3		E8 2-H 3-H 1B		F8				3	0	1	2	0	0	1
Aurelio Rodriguez, R (1, 5) OBP: 0.274, SLG: 0.382			F9	5-3			G3 1B			3	0	1	0	0	0	1
Inning Stats	R: 0 H: 2 E: 0 LOB: 2 K: 0 BB: 1 S: 4 P: 8	R: 0 H: 0 E: 0 LOB: 0 K: 1 BB: 0 S: 5 P: 5	R: 0 H: 1 E: 0 LOB: 0 K: 0 BB: 0 S: 3 P: 3	R: 3 H: 2 E: 1 LOB: 1 K: 1 BB: 2 S: 7 P: 15	R: 0 H: 1 E: 0 LOB: 1 K: 0 BB: 0 S: 4 P: 4	R: 0 H: 1 E: 0 LOB: 1 K: 0 BB: 0 S: 4 P: 4	R: 0 H: 1 E: 0 LOB: 1 K: 1 BB: 0 S: 6 P: 6	R: 0 H: 0 E: 0 LOB: 0 K: 0 BB: 0 S: 3 P: 3		1B: 8 SF: 1 2B: 0 SAC: 0 3B: 0 DP: 0 HR: 0 HBP: 0						

	AB	29
	R	3
	H	8
	RBI	3
	BB	3
	SO	3
	LOB	12

PITCHER	IP	WLS	BF	H	R	ER	SO	BB	IBB	HBP	BLK	WP	HR	S	P	ERA	WHIP
Jim Colborn, R (1, 1) ERA: 4.38	8.0	L	33	8	3	3	3	3	0	0	0	0	0	36	48	3.38	1.375

PITCHER	IP	WLS	BF	H	R	ER	SO	BB	IBB	HBP	BLK	WP	HR	S	P	ERA	WHIP

WP: 0 PB: 0 SB: 0 CS: 1 PA: 33

Batter	1	2	3	4	5	6	7	8	9	AB	R	H	RBI	BB	SO	LOB
Don Money, R (1, 5) OBP: 0.306, SLG: 0.351	F4		6-3 3-H		F8		K		F3	5	0	1	1	0	1	1
Robin Yount, R (1, 6) OBP: 0.346, SLG: 0.396	CS 1B		6-3 1-2		1B 1B		F8		FC6-4 1-2 BB	4	1	2	0	1	0	1
George Scott, R (1, 3) OBP: 0.340, SLG: 0.465	F5		K		1B 1-2		6-3		F7	5	0	1	0	0	1	4
Hank Aaron, R (1, 10) OBP: 0.332, SLG: 0.386	CS 1-2	F7	6-3		1-3 2-H			1B 1B	FC6-4 1-2f	5	1	2	1	0	0	3
Bobby Darwin, R (1, 9) OBP: 0.313, SLG: 0.395		6-3		F8	K			SH1-3 1-2 9-2		4	0	1	0	0	1	2
Bobby Mitchell, R (1, 7) OBP: 0.354, SLG: 0.496		5-3		CS BB		5-3		SH1-3 1-2 2-H		3	0	1	1	1	0	0
Gorman Thomas, R (1, 8) OBP: 0.375, SLG: 0.629			E5 E	1-2	K			SH1-3 1-2 2-3		3	1	1	0	0	1	0
Charlie Moore, R (1, 2) OBP: 0.297, SLG: 0.357			1-2 E	F8		1B		9-2 3-Hf		4	1	2	0	0	0	3
Kurt Bevacqua, R (1, 4) OBP: 0.241, SLG: 0.240			E9 1-H 2-H 1B		5-3	F4			BB BB	3	1	1	2	1	0	1
Inning Stats	R: 0 E: 0 K: 0 S: 3 H: 1 LOB: 0 BB: 0 P: 3	R: 0 E: 0 K: 0 S: 3 H: 0 LOB: 0 BB: 0 P: 3	R: 3 E: 2 K: 1 S: 9 H: 3 LOB: 1 BB: 0 P: 9	R: 0 E: 0 K: 0 S: 3 H: 1 LOB: 1 BB: 1 P: 7	R: 1 E: 0 K: 1 S: 8 H: 3 LOB: 2 BB: 0 P: 8	R: 0 E: 0 K: 1 S: 6 H: 1 LOB: 1 BB: 0 P: 6	R: 0 E: 0 K: 1 S: 5 H: 0 LOB: 0 BB: 0 P: 5	R: 1 E: 0 K: 0 S: 5 H: 3 LOB: 1 BB: 0 P: 5	R: 0 E: 0 K: 0 S: 3 H: 0 LOB: 2 BB: 2 P: 11	1B: 11 2B: 2 3B: 0 HR: 0 SF: 0 SAC: 1 DP: 1 HBP: 0	WP: 0 PB: 0 SB: 0 CS: 2 PA: 41					

TOP

Milwaukee Brewers @ Detroit Tigers

Tiger Stadium, Detroit, MI

Sun Jul 06 1975, 3:33 AM EDT

Unknown

livebaseballscorecards.com

AB	36
R	5
H	12
RBI	5
BB	3
SO	4
LOB	15

PITCHER		IP	WLS	BF	H	R	ER	SO	BB	IBB	HBP	BLK	WP	HR	S	P	ERA	WHIP
Mickey Lolich, L ERA: 3.31	(1, 1)	8.1	W	38	12	5	4	4	3	0	0	0	0	0	43	55	4.32	1.800
John Hiller, L ERA: 2.65	(9, 1)	0.2	S	2	0	0	0	0	0	0	0	0	0	0	2	2	0.00	0.000

PITCHER	IP	WLS	BF	H	R	ER	SO	BB	IBB	HBP	BLK	WP	HR	S	P	ERA	WHIP

Milwaukee Brewers @ Detroit Tigers

Tiger Stadium, Detroit, MI

Sun Jul 06 1975, 3:33 AM EDT

Unknown

BOTTOM

livebaseballscorecards.com

Batter	1	2	3	4	5	6	7	8	9	AB	R	H	RBI	BB	SO	LOB
Ron LeFlore, R (1, 8) OBP: 0.321, SLG: 0.399	0-0 S; E; 1B	0-0 E6; F9; S; 1B		0-0 HR	0-3 ③ K			0-0 E3; CS; 2-H		5	3	2	1	0	1	1
Gary Sutherland, R (1, 4) OBP: 0.340, SLG: 0.348	0-0 FC6; 1B; 1-H	0-0 1B; 1-2; 1B		0-0 ① 5-3		0-0 ① 5-3		0-0 ② 1-2; 2B		5	1	2	0	0	0	0
Dan Meyer, L (1, 7) OBP: 0.306, SLG: 0.363	0-0 1B; BLK; 1B; 2-H; 1B	0-0 ② F9; 2-3		0-0 ② F9		0-0 ② G3		0-0 ③ F8		5	1	1	1	0	0	3
Willie Horton, R (1, 10) OBP: 0.304, SLG: 0.437	0-0 1B; 1-3; 1B	0-0 BB; 1-3; 3-H; 1B		0-0 2B; 1B		0-0 ③ 5-3				4	1	3	1	0	0	0
Bill Freehan, R (1, 2) OBP: 0.333, SLG: 0.455	0-0 ① F4	B B B B 4-0 BB; 1-2		0-0 1-H; 2B			0-0 ① F8			3	0	1	1	1	0	2
Mickey Stanley, R (1, 3) OBP: 0.299, SLG: 0.434	0-0 1-2; 3-H; 1B	S S S 0-3 ③ K		0-0 ③ 5-3			0-0 ② F9			4	0	1	1	0	1	4
Leon Roberts, R (1, 9) OBP: 0.349, SLG: 0.400	S S S 0-3 ② K	0-0 ① 4-3		0-0 F9; FC6-2-5; 2B			0-0 ③ 6-3			4	0	1	0	0	1	2
Tom Veryzer, R (1, 6) OBP: 0.273, SLG: 0.295	0-0 ③ F3	0-0 ② F5		0-0 ① F9; 2-3				B B B B 4-0 SH2-4; E; BB		3	1	0	0	1	0	3
Aurelio Rodriguez, R (1, 5) OBP: 0.270, SLG: 0.377		0-0 ① F6	0-0 ③ 6-3		0-0 ② FC6-2-5; 3-H			0-0 ① SH2-4; 1-2		3	0	0	0	0	0	1
Inning Stats	R: 3 E: 1 K: 1 S: 10 H: 4 LOB: 2 BB: 0 P: 10	R: 1 E: 1 K: 1 S: 8 H: 2 LOB: 3 BB: 1 P: 12	R: 0 E: 0 K: 0 S: 3 H: 0 LOB: 0 BB: 0 P: 3	R: 2 E: 0 K: 0 S: 6 H: 3 LOB: 1 BB: 0 P: 6	R: 0 E: 0 K: 1 S: 6 H: 1 LOB: 1 BB: 0 P: 6	R: 0 E: 0 K: 0 S: 3 H: 0 LOB: 0 BB: 0 P: 3	R: 0 E: 0 K: 0 S: 3 H: 0 LOB: 0 BB: 0 P: 3	R: 1 E: 1 K: 0 S: 4 H: 1 LOB: 1 BB: 1 P: 8		1B: 7 2B: 3 3B: 0 HR: 1 SF: 0 SAC: 1 DP: 0 HBP: 0						

	AB	36
	R	7
	H	11
	RBI	5
	BB	2
	SO	3
	LOB	16

WP: 0 PB: 0 SB: 2 CS: 1 PA: 39

PITCHER		IP	WLS	BF	H	R	ER	SO	BB	IBB	HBP	BLK	WP	HR	S	P	ERA	WHIP
Tom Hausman, R ERA: 5.14	(1, 1)	0.0	L	4	3	3	2	0	0	0	0	1	0	0	4	4	∞	∞
Ed Sprague, R ERA: 4.53	(1, 1)	7.0		31	7	4	3	3	2	0	0	0	0	1	35	43	3.86	1.286
Eduardo Rodriguez, R ERA: 3.02	(8, 1)	1.0		4	1	0	0	0	0	0	0	0	0	0	4	4	0.00	1.000

PITCHER	IP	WLS	BF	H	R	ER	SO	BB	IBB	HBP	BLK	WP	HR	S	P	ERA	WHIP

Batter	1	2	3	4	5	6	7	8	9	AB	R	H	RBI	BB	SO	LOB
Don Money, R (1, 5) OBP: 0.305, SLG: 0.349	3-1		1-3			G4-3 1B	K			4	0	1	0	0	1	3
Bob Sheldon, L (1, 4)	F7		6-3			G4-3 1-2f		F7		4	0	0	0	0	0	1
George Scott, R (1, 3) OBP: 0.340, SLG: 0.474	HR		F7			4-3		K		3	1	1	1	0	0	0
Bobby Darwin, R (6, 9) OBP: 0.312, SLG: 0.394										1	0	0	0	0	1	0
Hank Aaron, R (1, 10) OBP: 0.331, SLG: 0.384	F3			F3			F7	1B		4	0	1	0	0	0	0
Darrell Porter, L (1, 2) OBP: 0.358, SLG: 0.377		G3		F3			E 1B 1B	L9		4	1	1	0	0	0	1
Mike Hegan, L (1, 9) (6, 3) OBP: 0.376, SLG: 0.379		5-3 1B		F8			E3 BB 1B 1-3		K	4	0	1	0	0	1	1
Bill Sharp, L (1, 7) OBP: 0.274, SLG: 0.315		5-3 1-2			G3		BB 1B 1-2 3-H		G3	4	0	1	1	0	0	1
Gorman Thomas, R (1, 8) OBP: 0.380, SLG: 0.615		FC6-4 BB			K		BB 1-2 2-3		F5	2	0	0	0	2	1	0
Kurt Bevacqua, R (1, 6) OBP: 0.234, SLG: 0.233		FC6-4 1-2f			4-3		K			3	0	0	0	0	1	5
Inning Stats	R: 1 E: 0 K: 0 S: 4 H: 1 LOB: 0 BB: 0 P: 4	R: 0 E: 0 K: 0 S: 4 H: 1 LOB: 2 BB: 1 P: 8	R: 0 E: 0 K: 0 S: 3 H: 0 LOB: 0 BB: 0 P: 3	R: 0 E: 0 K: 0 S: 3 H: 0 LOB: 0 BB: 0 P: 3	R: 0 E: 0 K: 1 S: 5 H: 0 LOB: 0 BB: 0 P: 5	R: 0 E: 0 K: 0 S: 3 H: 1 LOB: 0 BB: 0 P: 3	R: 1 E: 1 K: 2 S: 10 H: 2 LOB: 3 BB: 1 P: 14	R: 0 E: 0 K: 1 S: 6 H: 1 LOB: 1 BB: 0 P: 6	R: 0 E: 0 K: 1 S: 5 H: 0 LOB: 0 BB: 0 P: 5	1B: 5 2B: 0 3B: 0 HR: 1 SF: 0 SAC: 0 DP: 1 HBP: 0						

PITCHER	IP	WLS	BF	H	R	ER	SO	BB	IBB	HBP	BLK	WP	HR	S	P	ERA	WHIP
Lerrin LaGrow, R (1, 1) ERA: 4.5	9.0	W	35	6	2	2	5	2	0	0	0	0	1	43	51	2.00	0.889

PITCHER	IP	WLS	BF	H	R	ER	SO	BB	IBB	HBP	BLK	WP	HR	S	P	ERA	WHIP

TOP

Milwaukee Brewers @ Detroit Tigers

Tiger Stadium, Detroit, MI

Sun Jul 06 1975, 3:38 AM EDT

Att. 24,019 - Unknown

livebaseballscorecards.com

AB	33
R	2
H	6
RBI	2
BB	2
SO	5
LOB	12

WP: 0	PB: 0	SB: 0
CS: 0	PA: 35	

Milwaukee Brewers @ Detroit Tigers

Tiger Stadium, Detroit, MI

Sun Jul 06 1975, 3:38 AM EDT

Att. 24,019 - Unknown

livebaseballscorecards.com

BOTTOM

Batter	1	2	3	4	5	6	7	8	9	AB	R	H	RBI	BB	SO	LOB
Ron LeFlore, R (1, 8) OBP: 0.326, SLG: 0.403	1-3	HR 1B	F9	1-2 1B			F8 1B 1B			5	1	3	0	0	0	1
Ben Oglivie, L (1, 9) OBP: 0.241, SLG: 0.321	PB 1B 1B	1-H HR	S WP 2-H 1B	K			F7			5	3	3	3	0	1	3
Dan Meyer, L (1, 7) OBP: 0.308, SLG: 0.375 Mickey Stanley, R (3, PH) (4, 7) OBP: 0.309, SLG: 0.436	F6 1-2	HR	1B 1-H BB		F8		F8 1-2 1B			2 2	1 0	1 1	1 0	0 1	0 0	1 0
Willie Horton, R (1, 10) OBP: 0.308, SLG: 0.438	1B 2B BB	BB 1B	1-2 1B		5-3		F8 1-2 2-3			4	1	2	0	1	0	2
Jack Pierce, L (1, 3) OBP: 0.326, SLG: 0.338	2B E 1-2 2-H 1B	G4-6-3 1-2 BB	4-3		BB		K			3	1	1	1	2	1	4
John Wockenfuss, R (1, 2) OBP: 0.323, SLG: 0.541	E 1-3 2-H 2B	K		K	F7			1-3		5	1	1	1	0	2	3
Tom Veryzer, R (1, 6) OBP: 0.276, SLG: 0.303	E8 2-H 3-H 1B	G4-6-3 1-2f		3-1 1B 2B		F6		F7		5	1	2	2	0	0	2
Gene Michael, S (1, 4) OBP: 0.250, SLG: 0.319	F7		5-3 1B BB	3-1 2-3		4-3		F5		4	1	0	0	1	0	2
Aurelio Rodriguez, R (1, 5) OBP: 0.274, SLG: 0.391		HR	5-3 1-2	1B 3-H 1B		F7				4	1	2	2	0	0	1
Inning Stats	R: 4 E: 1 K: 0 S: 7 H: 4 LOB: 1 BB: 1 P: 11	R: 4 E: 0 K: 1 S: 9 H: 5 LOB: 1 BB: 1 P: 13	R: 2 E: 0 K: 0 S: 5 H: 2 LOB: 2 BB: 2 P: 13	R: 1 E: 0 K: 2 S: 10 H: 3 LOB: 2 BB: 0 P: 10	R: 0 E: 0 K: 0 S: 3 H: 0 LOB: 1 BB: 1 P: 7	R: 0 E: 0 K: 0 S: 3 H: 0 LOB: 0 BB: 0 P: 3	R: 0 E: 0 K: 1 S: 7 H: 2 LOB: 2 BB: 0 P: 7	R: 0 E: 0 K: 0 S: 3 H: 0 LOB: 0 BB: 0 P: 3							

AB	39
R	11
H	16
RBI	10
BB	5
SO	4
LOB	19

1B: 11 SF: 0
2B: 2 SAC: 0
3B: 0 DP: 1
HR: 3 HBP: 0

WP: 2 PA: 44
PB: 1
SB: 1
CS: 0

PITCHER		IP	WLS	BF	H	R	ER	SO	BB	IBB	HBP	BLK	WP	HR	S	P	ERA	WHIP
Pete Broberg, R ERA: 4.81	(1, 1)	1.0	L	10	6	6	6	0	1	0	0	0	0	1	9	13	54.00	7.000
Bill Champion, R ERA: 5.29	(2, 1)	0.0		4	3	2	2	0	1	0	0	0	0	2	3	7	∞	∞
Tom Hausman, R ERA: 4.96	(2, 1)	7.0		30	7	3	3	4	3	0	0	0	1	0	35	47	3.86	1.429

PITCHER	IP	WLS	BF	H	R	ER	SO	BB	IBB	HBP	BLK	WP	HR	S	P	ERA	WHIP

Batter	1	2	3	4	5	6	7	8	9	AB	R	H	RBI	BB	SO	LOB
Don Money, R (1, 5) OBP: 0.302, SLG: 0.345	S S S 0-3 ① K		x 0-0 ③ 5-3		x 0-0 G6-3 1-2 1B		x 0-0 ① F8		x 0-0 ① F7	5	0	1	0	0	1	0
Robin Yount, R (1, 6) OBP: 0.340, SLG: 0.389	S S S 0-3 ② K			S S S 0-3 ① K	x 0-0 ② ③ G6-3 1-2f		x 0-0 ② F8		x 0-0 ② 5-3	5	0	0	0	0	2	2
George Scott, R (1, 3) OBP: 0.347, SLG: 0.481	x 0-0 ③ 6-3			B B B B 4-0 3B BB	x 0-0 1B FC5-2 2B		x 0-0 1B 1B		x 0-0 1B	4	1	3	0	1	0	0
Hank Aaron, R (1, 10) OBP: 0.332, SLG: 0.384		x 0-0 ① P5		x 0-0 ② L8		x 0-0 F8 FC5-2 1B 2-3 1B	x 0-0 1-2 1B		x 0-0 ③ F8	5	1	2	0	0	0	2
Bobby Darwin, R (1, 7) OBP: 0.315, SLG: 0.404 Bill Sharp, L (9, 7) OBP: 0.274, SLG: 0.315		x 0-0 4-3 1B		x 0-0 1-H 3B		x 0-0 ① FC5-2 BB 1B 1-2 3-H	x 0-0 ③ F9			4 0	1 0	2 0	1 0	0 0	0 0	4 0
Sixto Lezcano, R (1, 9) OBP: 0.323, SLG: 0.381		x 0-0 ② 4-3 1-2		x 0-0 ③ 5-3		x 0-0 ② F8 2-3		x 0-0 ① F8		4	0	0	0	0	0	4
Charlie Moore, R (1, 2) OBP: 0.321, SLG: 0.384		x 0-0 ③ 4-3			x 0-0 1B 2B	B B B 4-0 1B 1-2 BB		x 0-0 1B 1B		3	1	2	0	1	0	1
Bob Sheldon, L (1, 4) OBP: 0.375, SLG: 0.375			x 0-0 ① 4-6-3		x 0-0 1B 2-H 1B	x 0-0 FC6-4 1-3 2-H 3-H 1B		x 0-0 ② 1-3 1B		4	0	3	3	0	0	0
Gorman Thomas, R (1, 8) OBP: 0.366, SLG: 0.589			S S S 0-3 ② K		S S S 0-3 ① K	x 0-0 ③ FC6-4 1-2f		x 0-0 ③ 5-3		4	0	0	0	0	2	4
Inning Stats	R: 0 H: 0 E: 0 LOB: 0 K: 2 BB: 0 S: 7 P: 7	R: 0 H: 1 E: 0 LOB: 1 K: 0 BB: 0 S: 4 P: 4	R: 0 H: 0 E: 0 LOB: 0 K: 1 BB: 0 S: 5 P: 5	R: 1 H: 1 E: 0 LOB: 1 K: 1 BB: 1 S: 6 P: 10	R: 1 H: 3 E: 0 LOB: 1 K: 1 BB: 0 S: 7 P: 7	R: 2 H: 3 E: 0 LOB: 2 K: 0 BB: 1 S: 6 P: 10	R: 0 H: 2 E: 0 LOB: 2 K: 0 BB: 0 S: 5 P: 5	R: 0 H: 2 E: 0 LOB: 1 K: 0 BB: 0 S: 4 P: 4	R: 0 H: 1 E: 0 LOB: 1 K: 0 BB: 0 S: 4 P: 4	1B: 10 SF: 0 2B: 2 SAC: 0 3B: 1 DP: 1 HR: 0 HBP: 0						

TOP

Milwaukee Brewers @ Kansas City Royals

Royals Stadium, Kansas City, MO

Mon Jul 07 1975, 8:05 PM EDT

Att. 12,532 - Unknown - 91 F

livebaseballscorecards.com

AB	38
R	4
H	13
RBI	4
BB	2
SO	5
LOB	17

WP: 0 PA: 40
PB: 0
SB: 0
CS: 0

PITCHER		IP	WLS	BF	H	R	ER	SO	BB	IBB	HBP	BLK	WP	HR	S	P	ERA	WHIP
Al Fitzmorris, R ERA: 3.81	(1, 1)	5.2	L	26	8	4	4	5	2	0	0	0	0	0	34	42	6.35	1.765
Lindy McDaniel, R ERA: 3.8	(6, 1)	3.1		14	5	0	0	0	0	0	0	0	0	0	14	14	0.00	1.500

PITCHER	IP	WLS	BF	H	R	ER	SO	BB	IBB	HBP	BLK	WP	HR	S	P	ERA	WHIP

Batter	1	2	3	4	5	6	7	8	9	AB	R	H	RBI	BB	SO	LOB
Jim Wohlford, R (1, 9) (9, 7) OBP: 0.362, SLG: 0.343	4-3		F9	1-3		1B		1B		5	0	2	0	0	0	1
George Brett, L (1, 5) OBP: 0.339, SLG: 0.423	1-3		CS 1B		FC4-6 1B	F8		2B		5	0	3	0	0	0	2
John Mayberry, L (1, 10) OBP: 0.375, SLG: 0.468	BB		K		FC4-6 2B	P6		IBB		3	0	0	0	2	1	4
Hal McRae, R (1, 7) OBP: 0.370, SLG: 0.441	F9		CS	E 1B BB	2B		2B	4-3		4	1	2	0	1	0	4
Frank White, R (9, 6) OBP: 0.270, SLG: 0.390										0	0	0	0	0	0	0
Tony Solaita, L (1, 3) OBP: 0.357, SLG: 0.544		L7		E4 WP 1B	K		L7		K	5	1	0	0	0	2	4
Cookie Rojas, R (1, 4) OBP: 0.306, SLG: 0.314		1B 1B		1B SH4-3 1B	IBB		6-3		6-3	4	1	2	2	1	0	1
Al Cowens, R (1, 8) OBP: 0.310, SLG: 0.322		FC6-4 1B		1-3	P5		F7		L7	5	0	1	0	0	0	5
Bob Stinson, S (1, 2) OBP: 0.381, SLG: 0.353		K		SH4-3 1B		1B BB		F8		3	0	1	0	1	1	2
Freddie Patek, R (1, 6) OBP: 0.310, SLG: 0.314		FC6-4		SH4-3		K		P6		2	0	0	1	0	1	3
Vada Pinson, L (8, PH) (9, 9) OBP: 0.246, SLG: 0.360										1	0	0	0	0	0	0
Inning Stats	R: 0 E: 0 K: 0 S: 3 H: 0 LOB: 1 BB: 1 P: 7	R: 0 E: 0 K: 1 S: 7 H: 2 LOB: 2 BB: 0 P: 7	R: 0 E: 0 K: 1 S: 5 H: 1 LOB: 0 BB: 0 P: 5	R: 3 E: 1 K: 0 S: 6 H: 2 LOB: 1 BB: 1 P: 10	R: 0 E: 0 K: 1 S: 7 H: 2 LOB: 3 BB: 1 P: 11	R: 0 E: 0 K: 1 S: 6 H: 1 LOB: 2 BB: 1 P: 10	R: 0 E: 0 K: 0 S: 4 H: 1 LOB: 1 BB: 0 P: 4	R: 0 E: 0 K: 0 S: 5 H: 2 LOB: 3 BB: 1 P: 9	R: 0 E: 0 K: 1 S: 5 H: 0 LOB: 0 BB: 0 P: 5	1B: 8 2B: 3 3B: 0 HR: 0 SF: 0 SAC: 1 DP: 0 HBP: 0							

PITCHER		IP	WLS	BF	H	R	ER	SO	BB	IBB	HBP	BLK	WP	HR	S	P	ERA	WHIP
Jim Slaton, R ERA: 4.76	(1, 1)	6.0	W	31	9	3	2	4	3	1	0	0	1	0	35	51	3.00	2.000
Eduardo Rodriguez, R ERA: 2.85	(7, 1)	3.0	S	12	2	0	0	1	0	1	0	0	0	0	13	17	0.00	0.667

PITCHER	IP	WLS	BF	H	R	ER	SO	BB	IBB	HBP	BLK	WP	HR	S	P	ERA	WHIP

BOTTOM

Milwaukee Brewers @ Kansas City Royals

Royals Stadium, Kansas City, MO

Mon Jul 07 1975, 8:05 PM EDT

Att. 12,532 - Unknown - 91 F

livebaseballscorecards.com

AB	37
R	3
H	11
RBI	3
BB	5
SO	5
LOB	26

WP: 1 PB: 0 SB: 0 CS: 1 PA: 44

Batter	1	2	3	4	5	6	7	8	9	AB	R	H	RBI	BB	SO	LOB
Don Money, R (1, 5) OBP: 0.301, SLG: 0.343	F2		K			6-3		G4-6-3 1B 1-2		4	0	1	0	0	1	0
Robin Yount, R (1, 6) OBP: 0.344, SLG: 0.394	G6-4-3 1B			G5-4-3 1B		6-3		G4-6-3 1-2f		2	0	2	0	0	0	0
Kurt Bevacqua, R (5, 6) OBP: 0.230, SLG: 0.229										2	0	0	0	0	0	2
George Scott, R (1, 3) OBP: 0.350, SLG: 0.492	G6-4-3 1-2f			G5-4-3 1B 1-2			HR		F7	3	1	2	1	0	0	1
Bill Sharp, L (7, 7) OBP: 0.272, SLG: 0.313										1	0	0	0	0	0	0
Hank Aaron, R (1, 10) OBP: 0.333, SLG: 0.389		2B		G5-4-3 1-2f 2-3			F7		2B	2	0	1	0	0	0	2
Mike Hegan, L (7, PH) OBP: 0.379, SLG: 0.393										2	0	1	0	0	0	0
(7, 3)																
Bobby Darwin, R (1, 7) OBP: 0.311, SLG: 0.399		K		K			K		K	3	0	0	0	0	3	2
Bill Champion, R (7, 1)										0	0	0	0	0	0	0
Rick Austin, R (8, 1)										0	0	0	0	0	0	0
Bobby Mitchell, R (9, PH) OBP: 0.351, SLG: 0.492										1	0	0	0	0	1	1
Darrell Porter, L (1, 2) OBP: 0.360, SLG: 0.376		K			L1-3 1B		FC5-4 BB		F9	3	0	1	0	1	1	2
Sixto Lezcano, R (1, 9) OBP: 0.320, SLG: 0.377		F3			L1-3 1-2		FC5-4 1-2f			3	0	0	0	0	0	3
Bob Sheldon, L (1, 4) OBP: 0.364, SLG: 0.364			4-3		4-3			1B 1B		3	0	1	0	0	0	0
Gorman Thomas, R (1, 8) OBP: 0.357, SLG: 0.571			1-3			5-3			P6	3	0	0	0	0	0	1
Inning Stats	R: 0 E: 0 K: 0 S: 3 H: 1 LOB: 0 BB: 0 P: 3	R: 0 E: 0 K: 2 S: 8 H: 1 LOB: 1 BB: 0 P: 8	R: 0 E: 0 K: 1 S: 5 H: 0 LOB: 0 BB: 0 P: 5	R: 0 E: 0 K: 1 S: 6 H: 2 LOB: 1 BB: 0 P: 6	R: 0 E: 0 K: 0 S: 3 H: 1 LOB: 0 BB: 0 P: 3	R: 0 E: 0 K: 0 S: 3 H: 0 LOB: 0 BB: 0 P: 3	R: 1 E: 0 K: 1 S: 6 H: 1 LOB: 1 BB: 1 P: 10	R: 0 E: 0 K: 0 S: 4 H: 2 LOB: 1 BB: 0 P: 4	R: 0 E: 0 K: 1 S: 6 H: 1 LOB: 1 BB: 0 P: 6	1B: 6 2B: 3 3B: 0 HR: 1	SF: 0 SAC: 0 DP: 4 HBP: 0					

TOP

Milwaukee Brewers @ Kansas City Royals

Royals Stadium, Kansas City, MO

Tue Jul 08 1975, 8:05 PM EDT

Att. 12,605 - Unknown - 91 F

livebaseballscorecards.com

AB	32
R	1
H	9
RBI	1
BB	1
SO	6
LOB	14

PITCHER	IP	WLS	BF	H	R	ER	SO	BB	IBB	HBP	BLK	WP	HR	S	P	ERA	WHIP
Dennis Leonard, R (1, 1) ERA: 3.97	9.0	W	33	9	1	1	6	1	0	0	0	0	1	44	48	1.00	1.111

PITCHER	IP	WLS	BF	H	R	ER	SO	BB	IBB	HBP	BLK	WP	HR	S	P	ERA	WHIP

Batter	1	2	3	4	5	6	7	8	9	AB	R	H	RBI	BB	SO	LOB
Jim Wohlford, R (1, 9) OBP: 0.362, SLG: 0.347	F9 HBP		CS 1-2	FC6-4 HR 2B	F7		5-3			4	1	1	0	0	0	0
George Brett, L (1, 5) OBP: 0.346, SLG: 0.427	1B P4			BBB FC6-4 BB	1B			BB FC5-4 1B		4	2	3	0	1	0	3
Hal McRae, R (1, 7) OBP: 0.370, SLG: 0.442 Tony Solaita, L (9, 3) OBP: 0.357, SLG: 0.544	SSS 1-H 2B 2B	K	FC6-4 1-2f 2-3 HR	L6				FC5-4 1-2 BB		4 0	2 0	1 0	1 0	1 0	1 0	3 0
John Mayberry, L (1, 3) OBP: 0.377, SLG: 0.477 Gary Martz, R (8, PH) (9, 7)	BBBB 2B BB	4-3	1-H 3-H HR		1-3	FC5-4 1-2f 2-H				3 1	2 0	1 0	3 0	1 0	0 0	0 1
Harmon Killebrew, R (1, 10) OBP: 0.323, SLG: 0.408	E 1-H 2-H 2B	BBBB BB	5-3	BBBB FC1-4-6 BB		5-3				3	1	1	2	2	0	1
Cookie Rojas, R (1, 4) OBP: 0.309, SLG: 0.314 Rodney Scott, S (6, PR) (7, 4)	BBBB E SF7 BB	F9	HBP 1B	FC1-4-6 1-2f	5-3					3 1	1 0	1 0	0 0	1 0	0 0	2 1
Al Cowens, R (1, 8) OBP: 0.317, SLG: 0.323	E8 HBP 1-3 2-H 1B		P4	HBP 1-2		P4				3	0	1	1	0	0	1
Fran Healy, R (1, 2) OBP: 0.301, SLG: 0.323	BBBB HBP BB		CS 1B	F7			6-3			3	0	1	0	1	0	2
Freddie Patek, R (1, 6) OBP: 0.305, SLG: 0.310	SF7 3-H	SSS K			5-3		F3			3	0	0	1	0	1	1
Inning Stats	R: 5 E: 1 K: 0 S: 7 H: 4 LOB: 3 BB: 3 P: 20	R: 0 E: 0 K: 1 S: 5 H: 0 LOB: 1 BB: 1 P: 9	R: 0 E: 0 K: 1 S: 5 H: 1 LOB: 0 BB: 0 P: 5	R: 3 E: 0 K: 0 S: 6 H: 3 LOB: 2 BB: 1 P: 11	R: 0 E: 0 K: 0 S: 4 H: 1 LOB: 1 BB: 0 P: 4	R: 0 E: 0 K: 0 S: 3 H: 0 LOB: 1 BB: 1 P: 7	R: 0 E: 0 K: 0 S: 3 H: 0 LOB: 0 BB: 0 P: 3	R: 1 E: 1 K: 0 S: 4 H: 1 LOB: 1 BB: 1 P: 8		1B: 6 2B: 3 3B: 0 HR: 1 SF: 1 SAC: 0 DP: 0 HBP: 2				WP: 0 PB: 0 SB: 0 CS: 1 PA: 43	

PITCHER		IP	WLS	BF	H	R	ER	SO	BB	IBB	HBP	BLK	WP	HR	S	P	ERA	WHIP
Bill Travers, L ERA: 4.47	(1, 1)	0.1	L	7	4	5	5	0	2	0	0	0	0	0	5	13	135.00	18.000
Pete Broberg, R ERA: 4.85	(1, 1)	4.2		23	5	3	3	2	3	0	2	0	0	1	22	36	5.79	1.714
Bill Champion, R ERA: 5.18	(6, 1)	2.0		7	0	0	0	0	1	0	0	0	0	0	6	10	0.00	0.500
Bill Champion, R ERA: 5.18	(7, 1)	2.0		7	0	0	0	0	1	0	0	0	0	0	6	10	0.00	0.500
Rick Austin, L ERA: 2.25	(8, 1)	1.0		5	1	1	0	0	1	0	0	0	0	0	4	8	0.00	2.000

PITCHER	IP	WLS	BF	H	R	ER	SO	BB	IBB	HBP	BLK	WP	HR	S	P	ERA	WHIP

BOTTOM

Milwaukee Brewers @ Kansas City Royals

Royals Stadium, Kansas City, MO

Tue Jul 08 1975, 8:05 PM EDT

Att. 12,605 - Unknown - 91 F

livebaseballscorecards.com

AB	32
R	9
H	10
RBI	8
BB	7
SO	2
LOB	15

Batter	1	2	3	4	5	6	7	8	9	AB	R	H	RBI	BB	SO	LOB
Don Money, R (1, 5) OBP: 0.308, SLG: 0.377	HR	SF8 3-H		HR		BB		P5		3	2	2	3	1	0	0
Robin Yount, R (1, 6) OBP: 0.345, SLG: 0.394	G5-4-3 1B	IBB 2-H 1B		K		L3 1-2			5-3	5	0	2	1	0	1	2
George Scott, R (1, 3) OBP: 0.353, SLG: 0.495	G5-4-3 1-2f	IBB 1-2			FC1-6 1B		K		2B	4	0	2	0	1	1	1
Darrell Porter, L (1, 2) OBP: 0.357, SLG: 0.369	K	4-3			FC1-6 FC6-4 BB 1-2f CS		1B BB		G3	4	0	0	0	1	1	4
Bobby Darwin, R (1, 10) OBP: 0.317, SLG: 0.414		HR	6-3		FC6-4 1-2 BB		1B 1-2		6-3	4	1	2	1	1	0	1
Sixto Lezcano, R (1, 9) OBP: 0.319, SLG: 0.375		1B FC4-2 1B	F9		FC6-4 1-2f 2-3		F9			4	0	1	0	0	0	4
Bill Sharp, L (1, 7) OBP: 0.272, SLG: 0.312		FC4-2 2B 1-3 1B	6-3		CS 3-H	P4	G3			4	1	1	0	0	0	2
Bob Sheldon, L (1, 4) OBP: 0.333, SLG: 0.467		FC4-2 2B SF8 1-2 3-H		4-3		3B		F8		4	1	1	0	0	0	2
Gorman Thomas, R (1, 8) OBP: 0.353, SLG: 0.569		1B 1-3 2-H 2B		K		K		P4		4	1	1	1	0	2	1
Inning Stats	R: 1 E: 0 K: 1 S: 6 H: 2 LOB: 0 BB: 0 P: 6	R: 4 E: 0 K: 0 S: 8 H: 5 LOB: 2 BB: 1 P: 12	R: 0 E: 0 K: 0 S: 3 H: 0 LOB: 0 BB: 0 P: 3	R: 1 E: 0 K: 2 S: 8 H: 1 LOB: 0 BB: 0 P: 8	R: 0 E: 0 K: 0 S: 3 H: 1 LOB: 1 BB: 1 P: 7	R: 0 E: 0 K: 1 S: 6 H: 1 LOB: 2 BB: 1 P: 10	R: 0 E: 0 K: 1 S: 6 H: 1 LOB: 2 BB: 1 P: 10	R: 0 E: 0 K: 0 S: 3 H: 0 LOB: 0 BB: 0 P: 3	R: 0 E: 0 K: 0 S: 4 H: 1 LOB: 1 BB: 0 P: 4	1B: 6 2B: 2 3B: 1 HR: 3 SF: 1 SAC: 0 DP: 1 HBP: 0						

PITCHER		IP	WLS	BF	H	R	ER	SO	BB	IBB	HBP	BLK	WP	HR	S	P	ERA	WHIP
Nelson Briles, R ERA: 4.33	(1, 1)	1.0	L	7	5	4	4	1	0	0	0	0	0	2	9	9	36.00	5.000
Paul Splittorff, L ERA: 4.22	(2, 1)	5.1		24	5	2	2	4	3	1	0	0	0	1	28	44	3.38	1.500
Lindy McDaniel, R ERA: 3.6	(7, 1)	2.2		10	2	0	0	0	0	0	0	0	0	0	10	10	0.00	0.750

PITCHER	IP	WLS	BF	H	R	ER	SO	BB	IBB	HBP	BLK	WP	HR	S	P	ERA	WHIP

TOP

Milwaukee Brewers @ Kansas City Royals

Royals Stadium, Kansas City, MO

Wed Jul 09 1975, 8:05 PM EDT

Att. 13,367 - Unknown

livebaseballscorecards.com

AB	36
R	6
H	12
RBI	6
BB	4
SO	5
LOB	17

WP: 0	PA: 42					
PB: 0						
SB: 1						
CS: 1						

Batter	1	2	3	4	5	6	7	8	9	AB	R	H	RBI	BB	SO	LOB
Vada Pinson, L (1, 9) OBP: 0.250, SLG: 0.361	4-3	F7 1-3			6-3 1B	F8			1B	5	1	2	0	0	0	3
George Brett, L (1, 5) OBP: 0.346, SLG: 0.426	E8 F8 1B		F8		6-3 1-3 1B	F7			F7	5	1	2	0	0	0	3
Hal McRae, R (1, 7) OBP: 0.371, SLG: 0.439	BBBB F8 BB		F5		6-3 1-2 3-H		G6-4-3 1B		P3	4	0	1	1	1	0	2
John Mayberry, L (1, 3) OBP: 0.375, SLG: 0.474	F8 1-2 2-3		SSS K		2-H 1B		P4			4	0	1	1	0	1	3
Harmon Killebrew, R (1, 10) OBP: 0.318, SLG: 0.400	F8			F3	5-3		G6-4-3 1-2f			4	0	0	0	0	0	4
Cookie Rojas, R (1, 4) OBP: 0.308, SLG: 0.313		4-3		1B		6-3		F9		4	0	1	0	0	0	0
Al Cowens, R (1, 8) OBP: 0.324, SLG: 0.340		4-3 1B 2B		F8		1B 1B		SSS K		4	2	2	0	0	1	1
Fran Healy, R (1, 2) OBP: 0.299, SLG: 0.321		4-3 2-3		5-3		1B 1-2 1B		P6		4	0	1	0	0	0	2
Freddie Patek, R (1, 6) OBP: 0.308, SLG: 0.313		E S 3-H 1B			1-3	1-2 2-H 1B			SSS K	4	0	2	2	0	1	0
Inning Stats	R: 0 E: 1 K: 0 S: 4 H: 1 LOB: 2 BB: 1 P: 8	R: 1 E: 0 K: 0 S: 5 H: 2 LOB: 1 BB: 0 P: 5	R: 0 E: 0 K: 1 S: 5 H: 0 LOB: 0 BB: 0 P: 5	R: 0 E: 0 K: 0 S: 4 H: 1 LOB: 1 BB: 0 P: 4	R: 2 E: 0 K: 0 S: 6 H: 3 LOB: 1 BB: 0 P: 6	R: 1 E: 0 K: 0 S: 6 H: 3 LOB: 2 BB: 0 P: 6	R: 0 E: 0 K: 0 S: 3 H: 1 LOB: 0 BB: 0 P: 3	R: 0 E: 0 K: 1 S: 5 H: 0 LOB: 0 BB: 0 P: 5	R: 0 E: 0 K: 1 S: 6 H: 1 LOB: 1 BB: 0 P: 6	1B: 11 2B: 1 3B: 0 HR: 0 SF: 0 SAC: 0 DP: 1 HBP: 0						

PITCHER	IP	WLS	BF	H	R	ER	SO	BB	IBB	HBP	BLK	WP	HR	S	P	ERA	WHIP
Jim Colborn, R (1, 1) ERA: 4.52	5.1	W	26	9	4	4	1	1	0	0	0	0	0	27	31	6.75	1.875
Eduardo Rodriguez, R (6, 1) ERA: 2.67	3.2	S	13	3	0	0	2	0	0	0	0	0	0	17	17	0.00	0.818

PITCHER	IP	WLS	BF	H	R	ER	SO	BB	IBB	HBP	BLK	WP	HR	S	P	ERA	WHIP

BOTTOM

Milwaukee Brewers @ Kansas City Royals

Royals Stadium, Kansas City, MO

Wed Jul 09 1975, 8:05 PM EDT

Att. 13,367 - Unknown

livebaseballscorecards.com

AB	38
R	4
H	12
RBI	4
BB	1
SO	3
LOB	18

WP: 0 PB: 0 SB: 1 CS: 0 PA: 39

Batter	1	2	3	4	5	6	7	8	9	AB	R	H	RBI	BB	SO	LOB
Pat Kelly, L (1, 9) OBP: 0.342, SLG: 0.404	0-0 S 2B 1B		0-0 B5-3 1B		0-3 ② K		0-0 FC1-6 1B	0-0 ③ F6 1-2		5	1	3	0	0	1	1
Bucky Dent, R (1, 6) OBP: 0.327, SLG: 0.385	0-0 G3 1-H 2B		0-0 ② B5-3 1-2		0-3 ③ K		0-0 ① FC1-6 1B 1-2f		0-3 ① K	5	0	1	1	0	2	2
Carlos May, L (1, 3) OBP: 0.373, SLG: 0.414	0-0 ① G3 2-3		0-0 ③ F7			0-0 ① 4-3	0-3 ② K		0-0 CS 1B	5	0	1	0	0	1	3
Deron Johnson, R (1, 10) OBP: 0.306, SLG: 0.425	0-0 ② 4-3			0-0 G4-6-3 1B PB 1B		0-0 BB 2B 1B	0-0 1-2 1B		4-0 ② 1-2 BB	4	2	3	0	1	0	1
Ken Henderson, S (1, 8) OBP: 0.345, SLG: 0.363 Nyls Nyman, L (8, 8) OBP: 0.212, SLG: 0.234	0-0 ③ F7			0-0 G4-6-3 1-2 1B		0-3 ② K	0-0 ③ 1-3		0-0 ③ 4-3	4	0	1	0	0	1	4
										1	0	0	0	0	0	1
Bill Melton, R (1, 5) OBP: 0.331, SLG: 0.343		0-0 ① 5-3		0-0 ①② G4-6-3 1-2f 2-3		4-0 1-2 2B BB		1-0 WP SH3-4 1B HBP		2	2	0	0	1	0	2
Jerry Hairston, S (1, 7) OBP: 0.407, SLG: 0.360		0-0 ② F6		4-0 PB BB		0-0 1-H 2-H 2B		0-0 ① SH3-4 1-2		2	0	1	2	1	0	0
Bill Stein, R (1, 4) OBP: 0.330, SLG: 0.330		0-3 ③ K		0-0 ③ 1-3 1-2 3-H		4-0 FC5-4 BB		0-0 ② F4		3	0	0	0	1	1	2
Brian Downing, R (1, 2) OBP: 0.355, SLG: 0.347			0-0 ① L5		0-0 ① F8	0-0 ③ FC5-4 1-2f		0-0 S 2-H 1B		4	0	1	1	0	0	2
Inning Stats	R: 1 H: 2 E: 0 LOB: 1 K: 0 BB: 0 S: 5 P: 5	R: 0 H: 0 E: 0 LOB: 0 K: 1 BB: 0 S: 5 P: 5	R: 0 H: 1 E: 0 LOB: 1 K: 0 BB: 0 S: 4 P: 4	R: 1 H: 2 E: 0 LOB: 1 K: 0 BB: 1 S: 4 P: 8	R: 0 H: 0 E: 0 LOB: 0 K: 2 BB: 0 S: 7 P: 7	R: 2 H: 2 E: 0 LOB: 2 K: 1 BB: 2 S: 7 P: 15	R: 0 H: 2 E: 0 LOB: 2 K: 1 BB: 0 S: 7 P: 7	R: 1 H: 1 E: 0 LOB: 1 K: 0 BB: 0 S: 4 P: 5	R: 0 H: 1 E: 0 LOB: 1 K: 1 BB: 1 S: 5 P: 9	1B: 9 SF: 0 2B: 2 SAC: 1 3B: 0 DP: 1 HR: 0 HBP: 1						WP: 1 PA: 41 PB: 1 SB: 2 CS: 1	

TOP

Chicago White Sox @ Milwaukee Brewers

Milwaukee County Stadium, Milwaukee, WI

Fri Jul 11 1975, 8:05 PM EDT
Att. 19,655 - Unknown - 66 F

livebaseballscorecards.com

AB	35
R	5
H	11
RBI	4
BB	4
SO	6
LOB	18

PITCHER		IP	WLS	BF	H	R	ER	SO	BB	IBB	HBP	BLK	WP	HR	S	P	ERA	WHIP
Ed Sprague, R ERA: 4.55	(1, 1)	5.2	L	25	7	4	3	4	2	0	0	0	0	0	31	39	4.76	1.588
Tom Hausman, R ERA: 4.94	(6, 1)	2.0		11	3	1	1	1	1	0	1	0	1	0	11	16	4.50	2.000
Rick Austin, L ERA: 2.03	(8, 1)	1.1		5	1	0	0	1	1	0	0	0	0	0	6	10	0.00	1.500

PITCHER	IP	WLS	BF	H	R	ER	SO	BB	IBB	HBP	BLK	WP	HR	S	P	ERA	WHIP

Batter	1	2	3	4	5	6	7	8	9	AB	R	H	RBI	BB	SO	LOB
Don Money, R (1, 5) OBP: 0.311, SLG: 0.381	2B		K		BB FC6-5 1B		6-3			3	0	1	0	1	1	1
Robin Yount, R (1, 6) OBP: 0.344, SLG: 0.392	6-3		5-3		1B 1-2 2-H			5-3		4	0	1	1	0	0	1
George Scott, R (1, 3) OBP: 0.352, SLG: 0.491	6-3		4-3		FC6-5 2-3f			BB		3	0	0	0	1	0	3
Hank Aaron, R (1, 10) OBP: 0.329, SLG: 0.383	5-3			5-3		6-3		F3		4	0	0	0	0	0	2
Bobby Darwin, R (1, 7) OBP: 0.316, SLG: 0.409		BB S HR		F7		K		F4		3	1	0	0	1	1	1
Charlie Moore, R (1, 2) OBP: 0.309, SLG: 0.368		F9		F7		F8				3	0	0	0	0	0	1
Bob Sheldon, L (9, PH) OBP: 0.375, SLG: 0.500									PB 4-3 1B	1	0	1	0	0	0	0
Sixto Lezcano, R (1, 9) OBP: 0.324, SLG: 0.390		HR 1-H			1B SH1-3		SH1-4 1B		K	4	2	3	2	0	1	1
Kurt Bevacqua, R (1, 4) OBP: 0.228, SLG: 0.226		5-3			SH1-3 1-2		SH1-4 1-2		4-3 1-2	1	0	0	0	0	0	0
Darrell Porter, L (9, PH) OBP: 0.356, SLG: 0.367										1	0	0	0	0	0	1
Gorman Thomas, R (1, 8) OBP: 0.344, SLG: 0.552		K			F8		K		K 2-3	3	0	0	0	0	2	2
Mike Hegan, L (9, PH) OBP: 0.375, SLG: 0.389										1	0	0	0	0	1	1
Inning Stats	R: 0 H: 1 E: 0 LOB: 1 K: 0 BB: 0 S: 4 P: 4	R: 2 H: 1 E: 0 LOB: 0 K: 1 BB: 1 S: 6 P: 10	R: 0 H: 0 E: 0 LOB: 0 K: 1 BB: 0 S: 5 P: 5	R: 0 H: 0 E: 0 LOB: 0 K: 0 BB: 0 S: 3 P: 3	R: 1 H: 2 E: 0 LOB: 2 K: 0 BB: 1 S: 5 P: 9	R: 0 H: 0 E: 0 LOB: 0 K: 1 BB: 0 S: 5 P: 5	R: 0 H: 1 E: 0 LOB: 1 K: 1 BB: 0 S: 6 P: 6	R: 0 H: 0 E: 0 LOB: 1 K: 0 BB: 1 S: 3 P: 7	R: 0 H: 1 E: 0 LOB: 1 K: 2 BB: 0 S: 8 P: 8	1B: 4 SF: 0 2B: 1 SAC: 2 3B: 0 DP: 0 HR: 1 HBP: 0						WP: 0 PA: 36 PB: 1 SB: 1 CS: 0	

PITCHER	IP	WLS	BF	H	R	ER	SO	BB	IBB	HBP	BLK	WP	HR	S	P	ERA	WHIP
Claude Osteen, L (1, 1) ERA: 3.96	6.1	W	26	5	3	3	3	2	0	0	0	0	1	30	38	4.26	1.105
Rich Gossage, R (7, 1) ERA: 1.92	2.2	S	10	1	0	0	3	1	0	0	0	0	0	15	19	0.00	0.750

PITCHER	IP	WLS	BF	H	R	ER	SO	BB	IBB	HBP	BLK	WP	HR	S	P	ERA	WHIP

BOTTOM

Chicago White Sox @ Milwaukee Brewers

Milwaukee County Stadium, Milwaukee, WI

Fri Jul 11 1975, 8:05 PM EDT

Att. 19,655 - Unknown - 66 F

livebaseballscorecards.com

AB	31
R	3
H	6
RBI	3
BB	3
SO	6
LOB	14

Batter	1	2	3	4	5	6	7	8	9	AB	R	H	RBI	BB	SO	LOB
Pat Kelly, L (1, 9) OBP: 0.344, SLG: 0.406	S S S 0-3 ① K			x 0-0 ③ FC6-4 1B	x 0-0 ③ L3			x 0-0 1B 1B		4	0	2	0	0	1	0
Nyls Nyman, L (1, 8) OBP: 0.213, SLG: 0.234	S S S 0-3 ② K2-3			x 0-0 ① FC6-4 1B 1-2f WP		x 0-0 ① F9		x 0-0 K 1-2 1B		4	1	1	0	0	1	1
Carlos May, L (1, 3) OBP: 0.372, SLG: 0.412	x 0-0 ③ 4-3			x 0-0 WP 1B 1-3 1B		x 0-0 ② F5		x 0-0 ① F5		4	1	1	0	0	0	2
Deron Johnson, R (1, 10) OBP: 0.305, SLG: 0.422		S S S 0-3 ① K		x 0-0 BB 1B 1-H 3-H 1B		S S S 0-3 ③ K		S S S 0-3 ② ③ K 1-2		4	1	1	1	0	3	2
Bill Melton, R (1, 5) OBP: 0.333, SLG: 0.354		x 0-0 ② F7		B B B B 4-0 1B 1-2 BB			x 0-0 HR		x 0-0 ① 5-3	3	1	1	1	1	0	0
Jerry Hairston, S (1, 7) OBP: 0.381, SLG: 0.333		x 0-0 ③ 3-1		x 0-0 ② F8			x 0-0 ① 4-3		x 0-0 ② F4	4	0	0	0	0	0	2
Bucky Dent, R (1, 6) OBP: 0.326, SLG: 0.383			x 0-0 ① 5-3	x 0-0 ③ 1-3 2-H 1B			S S S 0-3 ② K		x 0-0 ③ F8	4	0	1	1	0	1	0
Bill Stein, R (1, 4) OBP: 0.330, SLG: 0.330			S S S 0-3 ② K		x 0-0 ① F8		x 0-0 1B			3	0	1	0	0	1	0
Pete Varney, R (1, 2) OBP: 0.333, SLG: 0.400			S S S 0-3 ③ K		x 0-0 ② 3-1		S S S 0-3 ③ K			3	0	0	0	0	2	1

TOP

Chicago White Sox @ Milwaukee Brewers

Milwaukee County Stadium, Milwaukee, WI

Sat Jul 12 1975, 8:05 PM EDT
Att. 28,079 - Unknown - 63 F

livebaseballscorecards.com

AB	33
R	4
H	8
RBI	3
BB	1
SO	9
LOB	8

Inning Stats	1	2	3	4	5	6	7	8	9
	R: 0 E: 0 K: 2 S: 7	R: 0 E: 0 K: 1 S: 5	R: 0 E: 0 K: 2 S: 7	R: 3 E: 0 K: 0 S: 6	R: 0 E: 0 K: 0 S: 3	R: 0 E: 0 K: 1 S: 5	R: 1 E: 0 K: 2 S: 9	R: 0 E: 0 K: 1 S: 6	R: 0 E: 0 K: 0 S: 3
	H: 0 LOB: 0 BB: 0 P: 7	H: 0 LOB: 0 BB: 0 P: 5	H: 0 LOB: 0 BB: 0 P: 7	H: 4 LOB: 2 BB: 1 P: 10	H: 0 LOB: 0 BB: 0 P: 3	H: 0 LOB: 0 BB: 0 P: 5	H: 2 LOB: 1 BB: 0 P: 9	H: 2 LOB: 1 BB: 0 P: 6	H: 0 LOB: 0 BB: 0 P: 3

1B: 7	SF: 0	WP: 1
2B: 0	SAC: 0	PB: 0
3B: 0	DP: 0	SB: 0
HR: 1	HBP: 0	CS: 0

PA: 34

PITCHER		IP	WLS	BF	H	R	ER	SO	BB	IBB	HBP	BLK	WP	HR	S	P	ERA	WHIP
Jim Slaton, R ERA: 4.83	(1, 1)	6.0	W	23	5	4	4	6	1	0	0	0	1	1	34	38	6.00	1.000
Eduardo Rodriguez, R ERA: 2.54	(7, 1)	3.0	S	11	3	0	0	3	0	0	0	0	0	0	17	17	0.00	1.000

PITCHER		IP	WLS	BF	H	R	ER	SO	BB	IBB	HBP	BLK	WP	HR	S	P	ERA	WHIP

Batter	1	2	3	4	5	6	7	8	9	AB	R	H	RBI	BB	SO	LOB
Don Money, R (1, 5) OBP: 0.313, SLG: 0.381	F4		F8	SH3 1B		CS 1B		F7		5	0	2	0	0	0	1
Robin Yount, R (1, 6) OBP: 0.346, SLG: 0.393	6-3		2B BB 1B	SH3		CS	FC5 1B	1-3		4	1	2	0	0	0	1
George Scott, R (1, 3) OBP: 0.356, SLG: 0.495	F9		BB 1B 2B	IBB			FC5 1B			3	1	2	0	1	0	0
Hank Aaron, R (1, 10) OBP: 0.331, SLG: 0.386		1B SF9 2B	BB 1B BB	L5			F2			3	2	1	0	1	0	5
Bobby Darwin, R (1, 7) OBP: 0.315, SLG: 0.406 Bill Sharp, L (9, 7) OBP: 0.272, SLG: 0.312		2B 1B	L5		K		FC5			4 0	0 0	1 0	0 0	0 0	1 0	5 0
Sixto Lezcano, R (1, 9) OBP: 0.326, SLG: 0.389		SF9	1B BB		FC5-4 BB		F7			1	0	0	2	2	0	3
Charlie Moore, R (1, 2) OBP: 0.321, SLG: 0.392 Mike Hegan, L (7, PH) OBP: 0.375, SLG: 0.389 Bobby Mitchell, R (7, PH) OBP: 0.349, SLG: 0.489 Darrell Porter, L (8, 2) OBP: 0.356, SLG: 0.367		E S 2B	1B	FC5-4 CS			L5			3 0 1 0	1 0 0 0	2 0 0 0	2 0 0 0	0 0 0 0	0 0 3 0	1 0 0 0
Kurt Bevacqua, R (1, 4) OBP: 0.224, SLG: 0.222 Bob Sheldon, L (6, PH) OBP: 0.333, SLG: 0.444 (7, 4)		E4 S	F8		CS	F6		F7		2 2	0 0	0 0	0 0	0 0	0 0	3 0
Gorman Thomas, R (1, 8) OBP: 0.349, SLG: 0.546		5-3		SH3 1B L5 1B		K		BB		3	0	1	0	1	1	1
Inning Stats	R: 0 E: 0 K: 0 S: 3 H: 0 LOB: 0 BB: 0 P: 3	R: 2 E: 1 K: 0 S: 6 H: 3 LOB: 1 BB: 0 P: 6	R: 3 E: 0 K: 0 S: 6 H: 3 LOB: 2 BB: 2 P: 14	R: 0 E: 0 K: 0 S: 4 H: 2 LOB: 2 BB: 1 P: 8	R: 0 E: 0 K: 1 S: 4 H: 0 LOB: 0 BB: 1 P: 8	R: 0 E: 0 K: 1 S: 5 H: 1 LOB: 0 BB: 0 P: 5	R: 0 E: 0 K: 0 S: 6 H: 2 LOB: 3 BB: 0 P: 6	R: 0 E: 0 K: 0 S: 3 H: 0 LOB: 1 BB: 1 P: 7		1B: 8 2B: 4 3B: 0 HR: 0	SF: 1 SAC: 1 DP: 1 HBP: 0					

PITCHER		IP	WLS	BF	H	R	ER	SO	BB	IBB	HBP	BLK	WP	HR	S	P	ERA	WHIP
Jim Kaat, L ERA: 2.87	(1, 1)	3.0	L	19	8	5	4	0	2	0	0	0	0	0	17	25	12.00	3.333
Bill Gogolewski, R ERA: 3.63	(4, 1)	3.0		9	1	0	0	2	1	1	0	0	0	0	11	19	0.00	0.667
Cecil Upshaw, R ERA: 3.51	(7, 1)	0.2		5	2	0	0	0	0	0	0	0	0	0	5	5	0.00	3.000
Dave Hamilton, L ERA: 3.96	(7, 1)	1.1		5	0	0	0	0	1	0	0	0	0	0	4	8	0.00	0.750

PITCHER	IP	WLS	BF	H	R	ER	SO	BB	IBB	HBP	BLK	WP	HR	S	P	ERA	WHIP

BOTTOM

Chicago White Sox @ Milwaukee Brewers

Milwaukee County Stadium, Milwaukee, WI

Sat Jul 12 1975, 8:05 PM EDT

Att. 28,079 - Unknown - 63 F

livebaseballscorecards.com

AB	31
R	5
H	11
RBI	4
BB	5
SO	2
LOB	23

1B: 8 2B: 4 3B: 0 HR: 0 SF: 1 SAC: 1 DP: 1 HBP: 0

WP: 0 PB: 0 SB: 2 CS: 2 PA: 40

Batter	1	2	3	4	5	6	7	8	9	AB	R	H	RBI	BB	SO	LOB
Pat Kelly, L (1, 9) OBP: 0.356, SLG: 0.410	BBBB 4-0 G5-4-3 BB		x 0-0 CS 1B	BBBB 4-0 1-2 3-H BB		x 0-0 G5-4-3 3-H 1B			BBBB 4-0 G6-4-3 BB	2	0	2	1	3	0	0
Bucky Dent, R (1, 6) OBP: 0.321, SLG: 0.377	x 0-0 ①② G5-4-3 1-2f		x 0-0 ②③ 4-3 1-2	x 0-0 ③ F6		x 0-0 ②③ G5-4-3 1-2f			x 0-0 ①② G6-4-3 1-2f	5	0	0	0	0	0	6
Jerry Hairston, S (1, 7) OBP: 0.368, SLG: 0.310	SSS 0-3 ③ K			x 0-0 ① 5-3	BBBB 4-0 S BB		x 0-0 ① F9		x 0-0 ③ F7	4	0	0	0	1	1	0
Deron Johnson, R (1, 3) OBP: 0.304, SLG: 0.418		SSS 0-3 ① K		BBBB 4-0 BB 1B BB BB	SSS 0-3 ① K		x 0-0 ② F3			3	1	0	0	1	2	1
Bill Melton, R (1, 5) OBP: 0.332, SLG: 0.350		SSS 0-3 ② K		BBBB 4-0 1-2 BB 1B BB	SSS 0-3 ② 1-2 K		x 0-0 ③ F9			3	1	0	0	1	2	1
Carlos May, L (1, 10) OBP: 0.374, SLG: 0.414		x 0-0 2B	x 0-0 ② F3		4-0 FC6 IBB			x 0-0 ① F9		3	0	1	0	1	0	2
Brian Downing, R (1, 2) OBP: 0.357, SLG: 0.345		IIII 4-0 IBB	BBB 4-0 1-2 2-3 1B 1B BB	x 0-0 ③ FC6 1-2f				x 0-0 ② F6		2	1	0	0	2	0	2
Nyls Nyman, L (1, 8) OBP: 0.227, SLG: 0.250		x 0-0 ③ 5-3	x 0-0 1-2 2-H 3-H 1B S 1B		x 0-0 SH1-3 2-3 1B 2B			BBBB 4-0 BB		3	2	2	2	1	0	2
Bill Stein, R (1, 4) OBP: 0.330, SLG: 0.330			SSS 0-3 ① K	x 0-0 1-3 2-H S 1B		x 0-0 ① SH1-3 2-3		x 0-0 ③ F9		3	0	1	1	0	1	1
Inning Stats	R: 0 H: 0 E: 0 LOB: 0 K: 1 BB: 1 S: 4 P: 8	R: 0 H: 1 E: 0 LOB: 2 K: 2 BB: 1 S: 8 P: 12	R: 0 H: 1 E: 0 LOB: 0 K: 1 BB: 0 S: 5 P: 5	R: 4 H: 2 E: 0 LOB: 2 K: 0 BB: 4 S: 5 P: 21	R: 0 H: 0 E: 0 LOB: 2 K: 2 BB: 2 S: 7 P: 15	R: 1 H: 2 E: 0 LOB: 0 K: 0 BB: 0 S: 4 P: 4	R: 0 H: 0 E: 0 LOB: 0 K: 0 BB: 0 S: 3 P: 3	R: 0 H: 0 E: 0 LOB: 1 K: 0 BB: 1 S: 3 P: 7	R: 0 H: 0 E: 0 LOB: 0 K: 0 BB: 1 S: 2 P: 6	1B: 4 SF: 0 2B: 2 SAC: 1 3B: 0 DP: 3 HR: 0 HBP: 0						

PITCHER		IP	WLS	BF	H	R	ER	SO	BB	IBB	HBP	BLK	WP	HR	S	P	ERA	WHIP
Bill Travers, L ERA: 4.88	(1, 1)	3.2	L	18	4	4	4	4	4	1	0	0	0	0	21	41	9.82	2.182
Pete Broberg, R ERA: 4.71	(4, 1)	5.1		21	2	1	1	2	4	1	0	0	0	0	20	40	1.69	1.125

PITCHER	IP	WLS	BF	H	R	ER	SO	BB	IBB	HBP	BLK	WP	HR	S	P	ERA	WHIP

TOP

Chicago White Sox @ Milwaukee Brewers

Milwaukee County Stadium, Milwaukee, WI

Sun Jul 13 1975, 4:33 AM EDT
Att. 27,386 - Unknown

livebaseballscorecards.com

AB	28
R	5
H	6
RBI	4
BB	10
SO	6
LOB	15

WP: 0 PA: 39
PB: 0
SB: 3
CS: 1

Batter	1	2	3	4	5	6	7	8	9	AB	R	H	RBI	BB	SO	LOB
Don Money, R (1, 5) OBP: 0.312, SLG: 0.376	K		BB		5-3			6-3		3	0	0	0	1	1	0
Robin Yount, R (1, 6) OBP: 0.342, SLG: 0.388	6-3		5-3			K		K		4	0	0	0	0	2	1
George Scott, R (1, 3) OBP: 0.352, SLG: 0.489	F6			F8		5-3			K	4	0	0	0	0	1	0
Hank Aaron, R (1, 10) OBP: 0.333, SLG: 0.385		FC5-4 BB		5-3		F7			FC5-4 1B	3	0	1	0	1	0	0
Bobby Darwin, R (1, 7) OBP: 0.314, SLG: 0.403		F7		1B			K		FC5-4 1-2f	4	0	1	0	0	1	2
Sixto Lezcano, R (1, 9) OBP: 0.325, SLG: 0.387		FC5-4 1-2f		1-3 1B			E8		6-3	4	0	1	0	0	0	2
Darrell Porter, L (1, 2) OBP: 0.352, SLG: 0.362		5-3		F7			F9			3	0	0	0	0	0	4
Kurt Bevacqua, R (1, 4) OBP: 0.218, SLG: 0.216			6-3		6-3		F2			3	0	0	0	0	0	1
Gorman Thomas, R (1, 8) OBP: 0.341, SLG: 0.532			5-3		5-3			F6		3	0	0	0	0	0	0
Inning Stats	R: 0 E: 0 K: 1 S: 5 H: 0 LOB: 0 BB: 0 P: 5	R: 0 E: 0 K: 0 S: 3 H: 0 LOB: 1 BB: 1 P: 7	R: 0 E: 0 K: 0 S: 3 H: 0 LOB: 1 BB: 1 P: 7	R: 0 E: 0 K: 0 S: 5 H: 2 LOB: 2 BB: 0 P: 5	R: 0 E: 0 K: 0 S: 3 H: 0 LOB: 0 BB: 0 P: 3	R: 0 E: 0 K: 1 S: 5 H: 0 LOB: 0 BB: 0 P: 5	R: 0 E: 1 K: 1 S: 6 H: 0 LOB: 1 BB: 0 P: 6	R: 0 E: 0 K: 1 S: 5 H: 0 LOB: 0 BB: 0 P: 5	R: 0 E: 1 K: 1 S: 6 H: 1 LOB: 1 BB: 0 P: 6	1B: 3 2B: 0 3B: 0 HR: 0	SF: 0 SAC: 0 DP: 0 HBP: 0						

PITCHER	IP	WLS	BF	H	R	ER	SO	BB	IBB	HBP	BLK	WP	HR	S	P	ERA	WHIP
Wilbur Wood, L (1, 1) ERA: 4.38	9.0	W	33	3	0	0	5	2	0	0	0	0	0	41	49	0.00	0.556

PITCHER	IP	WLS	BF	H	R	ER	SO	BB	IBB	HBP	BLK	WP	HR	S	P	ERA	WHIP

BOTTOM

Chicago White Sox @ Milwaukee Brewers

Milwaukee County Stadium, Milwaukee, WI

Sun Jul 13 1975, 4:33 AM EDT

Att. 27,386 - Unknown

livebaseballscorecards.com

AB	31
R	0
H	3
RBI	0
BB	2
SO	5
LOB	10

1B: 3 SF: 0
2B: 0 SAC: 0
3B: 0 DP: 0
HR: 0 HBP: 0

WP: 0 PA: 33
PB: 0
SB: 0
CS: 0

California Angels @ Milwaukee Brewers

Milwaukee County Stadium, Milwaukee, WI

Thu Jul 17 1975, 4:33 AM EDT
Att. 20,738 - Unknown

livebaseballscorecards.com

Batter	1	2	3	4	5	6	7	8	9	AB	R	H	RBI	BB	SO	LOB
Jerry Remy, L (1, 4) OBP: 0.331, SLG: 0.345	G6-3 1B		1B 1B		4-3		SH FC3-2 1B 1-2 2-3	P7		4	1	2	0	0	0	3
Mickey Rivers, L (1, 8) OBP: 0.324, SLG: 0.348	G6-3 1-2f		L3 1-2 1B			2B S 1B	FC3-2 S 1B 1-2 2-3 3-Hf	BB IBB		4	1	2	0	1	0	4
Dave Collins, S (1, 7) OBP: 0.400, SLG: 0.414 Morris Nettles, L (6, 7) OBP: 0.293, SLG: 0.273	1-3		L3 1-2			F9 HR 1-H 2B	S 1-2 2-H 3-H 1B	BB 1-2 2-3 3-H BB		3 1	1 0	1 1	1 3	0 1	0 0	2 0
Joe Lahoud, L (1, 10) OBP: 0.368, SLG: 0.385		1B 1B		F8		F9 2-3	IBB 1-2 2-3	1-3		4	0	1	0	1	0	4
Leroy Stanton, R (1, 9) OBP: 0.380, SLG: 0.466		FC6-4 1-2 1B		6-3		6-3	F6		F2	5	0	1	0	0	0	4
Dave Chalk, R (1, 5) OBP: 0.376, SLG: 0.380		F5		5-3		HR 3-H	1-3		WP 1B	5	1	2	2	0	0	5
John Doherty, L (1, 3) OBP: 0.312, SLG: 0.324		F7			CS BB	4-3		SH1-3 E BB 1B	K 1-2	4	1	1	0	1	1	3
Ellie Rodriguez, R (1, 2) OBP: 0.382, SLG: 0.319 Ike Hampton, S (7, PR) (7, 2)		FC6-4 1-2f			F9		SH HBP FC3-2 HBP	E6 BB SH1-3 1-2	5-3	2 2	0 0	0 0	0 0	0 0	0 0	3 2
Mike Miley, S (1, 6) OBP: 0.308, SLG: 0.409			F9				FC3-2 SH 1B 1-2 HBP	SH1-3 1-2 2-3		1	1	0	0	1	0	0

TOP	
AB	35
R	6
H	11
RBI	6
BB	5
SO	1
LOB	30

Inning Stats	1	2	3	4	5	6	7	8	9
	R: 0 E: 0 K: 0 S: 3	H: 1 LOB: 0 BB: 0 P: 3	R: 0 E: 0 K: 0 S: 5	H: 2 LOB: 2 BB: 0 P: 5	R: 0 E: 0 K: 0 S: 4	H: 2 LOB: 1 BB: 0 P: 4	R: 0 E: 0 K: 0 S: 3	H: 0 LOB: 0 BB: 0 P: 3	R: 0 E: 0 K: 0 S: 2	H: 0 LOB: 1 BB: 2 P: 10	R: 3 E: 0 K: 0 S: 6	H: 3 LOB: 0 BB: 0 P: 6	R: 2 E: 1 K: 0 S: 5	H: 1 LOB: 3 BB: 1 P: 11	R: 1 E: 1 K: 0 S: 5	H: 1 LOB: 3 BB: 2 P: 13	R: 0 E: 0 K: 1 S: 6	H: 1 LOB: 1 BB: 0 P: 6

1B: 9	SF: 0	WP: 1	PA: 44
2B: 2	SAC: 2	PB: 0	
3B: 0	DP: 2	SB: 3	
HR: 1	HBP: 2	CS: 1	

PITCHER		IP	WLS	BF	H	R	ER	SO	BB	IBB	HBP	BLK	WP	HR	S	P	ERA	WHIP
Jim Colborn, R ERA: 4.53	(1, 1)	5.2	L	24	8	3	3	0	2	0	0	0	0	1	22	30	4.76	1.765
Bill Castro, R ERA: 2.38	(6, 1)	0.1		4	0	2	1	0	0	0	2	0	0	0	2	4	27.00	0.000
Tom Hausman, R ERA: 4.78	(7, 1)	1.2		10	2	1	0	0	0	2	0	0	0	0	8	16	0.00	1.200
Rick Austin, L ERA: 1.84	(8, 1)	1.1		6	1	0	0	1	1	0	0	0	1	0	7	11	0.00	1.500

PITCHER		IP	WLS	BF	H	R	ER	SO	BB	IBB	HBP	BLK	WP	HR	S	P	ERA	WHIP

Batter	1	2	3	4	5	6	7	8	9	AB	R	H	RBI	BB	SO	LOB
Don Money, R (1, 5) OBP: 0.307, SLG: 0.369	5-3		F9			F8		F6		4	0	0	0	0	0	2
Robin Yount, R (1, 6) OBP: 0.337, SLG: 0.383	K			F7		6-3			5-3	4	0	0	0	0	1	0
George Scott, R (1, 3) OBP: 0.351, SLG: 0.486	K			FC5-4 1B			F8		4-3	4	0	1	0	0	1	0
Hank Aaron, R (1, 10) OBP: 0.332, SLG: 0.381		FC1-4 BB		FC5-4 1-2f			F7		5-3	3	0	0	0	1	0	1
Bobby Darwin, R (1, 7) OBP: 0.310, SLG: 0.398		FC1-4 HR 1-2f		K			F3			3	0	0	0	0	1	2
Darrell Porter, L (1, 2) OBP: 0.359, SLG: 0.379		1-2 HR			FC5-4 BB			1B BB		1	1	1	1	2	0	0
Sixto Lezcano, R (1, 9) OBP: 0.322, SLG: 0.383		K			FC5-4 G4-6-3 1-2f			K		3	0	0	0	0	2	2
Bob Sheldon, L (1, 4) OBP: 0.381, SLG: 0.476			CS 1B		G4-6-3 1-2f			1-2 1B		3	0	2	0	0	0	1
Gorman Thomas, R (1, 8) OBP: 0.336, SLG: 0.522 Mike Hegan, L (8, PH) OBP: 0.371, SLG: 0.385 Bill Sharp, L (9, 8) OBP: 0.272, SLG: 0.312			K 1-2			5-3		F6		2 1 0	0 0 0	0 0 0	0 0 0	0 0 0	1 0 0	1 2 0

BOTTOM

California Angels @ Milwaukee Brewers

Milwaukee County Stadium, Milwaukee, WI

Thu Jul 17 1975, 4:33 AM EDT

Att. 20,738 - Unknown

livebaseballscorecards.com

AB	28
R	1
H	4
RBI	1
BB	3
SO	6
LOB	11

Inning Stats	1	2	3	4	5	6	7	8	9	1B	SF	WP	PA
R	0	1	0	0	0	0	0	0	0	3	0	0	31
E	0	0	0	0	0	0	0	0	0	0	0	0	
K	2	1	1	1	2	0	0	1	0	0	0	0	
S	7	5	5	6	2	3	3	6	3	HR	HBP	CS	
H	0	1	1	1	0	0	0	1	0	1	0	1	
LOB	0	0	0	1	0	0	0	2	0	2B	SAC	PB	
BB	0	1	0	0	1	0	0	1	0	0	0	0	
P	7	9	5	6	6	3	3	10	3	3B	DP	SB	
										0	1	0	

PITCHER	IP	WLS	BF	H	R	ER	SO	BB	IBB	HBP	BLK	WP	HR	S	P	ERA	WHIP
Ed Figueroa, R (1, 1) ERA: 2.19	9.0	W	31	4	1	1	6	3	0	0	0	0	1	40	52	1.00	0.778

PITCHER	IP	WLS	BF	H	R	ER	SO	BB	IBB	HBP	BLK	WP	HR	S	P	ERA	WHIP

Batter	1	2	3	4	5	6	7	8	9	AB	R	H	RBI	BB	SO	LOB
Jerry Remy, L (1, 4) OBP: 0.331, SLG: 0.344	CS S 1B		L4		F9			6-3		4	0	1	0	0	0	1
Mickey Rivers, L (1, 8) OBP: 0.320, SLG: 0.345	1-3 1-3		F7		F9			K		4	0	0	0	0	1	2
Dave Collins, S (1, 7) OBP: 0.409, SLG: 0.432	WP 2B			L3		WP 1B		1B		4	0	3	0	0	0	0
Joe Lahoud, L (1, 10) OBP: 0.371, SLG: 0.380	BB 2-3			4-3 BB		K 1-2		G3		2	0	0	0	2	1	2
Leroy Stanton, R (1, 9) OBP: 0.375, SLG: 0.457	F9			4-3 1-2		6-3			5-3	4	0	0	0	0	0	4
Dave Chalk, R (1, 5) OBP: 0.375, SLG: 0.376		F3		BB		F3			F8	3	0	0	0	1	0	1
John Doherty, L (1, 3) OBP: 0.309, SLG: 0.319 Rudy Meoli, L (9, PR) OBP: 0.333, SLG: 0.238		4-3		F8			K		1B	4 0	0 0	1 0	0 0	0 0	1 0	2 0
Ellie Rodriguez, R (1, 2) OBP: 0.376, SLG: 0.314 Winston Llenas, R (9, PH) OBP: 0.231, SLG: 0.217		F8			G3		6-3		F5	3 1	0 0	0 0	0 0	0 0	0 0	0 1
Mike Miley, S (1, 6) OBP: 0.310, SLG: 0.400			1-3		1B		K			3	0	1	0	0	1	0
Inning Stats	R: 0 H: 2 E: 0 LOB: 2 K: 0 BB: 1 S: 4 P: 8	R: 0 H: 0 E: 0 LOB: 0 K: 0 BB: 0 S: 3 P: 3	R: 0 H: 0 E: 0 LOB: 0 K: 0 BB: 0 S: 3 P: 3	R: 0 H: 0 E: 0 LOB: 2 K: 0 BB: 2 S: 3 P: 11	R: 0 H: 1 E: 0 LOB: 1 K: 0 BB: 0 S: 4 P: 4	R: 0 H: 1 E: 0 LOB: 1 K: 1 BB: 0 S: 6 P: 6	R: 0 H: 0 E: 0 LOB: 0 K: 2 BB: 0 S: 7 P: 7	R: 0 H: 1 E: 0 LOB: 1 K: 1 BB: 0 S: 6 P: 6	R: 0 H: 1 E: 0 LOB: 1 K: 0 BB: 0 S: 4 P: 4	1B: 5 SF: 0 2B: 1 SAC: 0 3B: 0 DP: 0 HR: 0 HBP: 0						

TOP

California Angels @ Milwaukee Brewers

Milwaukee County Stadium, Milwaukee, WI

Fri Jul 18 1975, 8:05 PM EDT

Att. 15,937 - Unknown

livebaseballscorecards.com

	AB	R	H	RBI	BB	SO	LOB
	32	**0**	**6**	**0**	**3**	**4**	**13**

WP: 2 PA: 35
PB: 0
SB: 1
CS: 1

PITCHER		IP	WLS	BF	H	R	ER	SO	BB	IBB	HBP	BLK	WP	HR	S	P	ERA	WHIP
Jim Slaton, R ERA: 4.49	(1, 1)	9.0	W	35	6	0	0	4	3	0	0	0	2	0	40	52	0.00	1.000

PITCHER		IP	WLS	BF	H	R	ER	SO	BB	IBB	HBP	BLK	WP	HR	S	P	ERA	WHIP

Batter	1	2	3	4	5	6	7	8	9	AB	R	H	RBI	BB	SO	LOB
Don Money, R (1, 5) OBP: 0.306, SLG: 0.364	6-3		F4		6-3 BB 2-3 3-H		K			3	0	0	0	1	1	1
Robin Yount, R (1, 6) OBP: 0.333, SLG: 0.377	F9		FC2 3-H		6-3 1-2 3-H			F9		4	0	0	1	0	0	2
George Scott, R (1, 3) OBP: 0.350, SLG: 0.484	1B		F4		5-3			5-3		4	0	1	0	0	0	2
Hank Aaron, R (1, 10) OBP: 0.328, SLG: 0.376	F8			6-3	4-3			5-3		4	0	0	0	0	0	2
Bobby Darwin, R (1, 7) OBP: 0.310, SLG: 0.395 Bill Sharp, L (7, 7) OBP: 0.272, SLG: 0.312		K		4-0 S BB		K				2 0	0 0	0 0	0 0	1 0	2 0	0 0
Charlie Moore, R (1, 2) OBP: 0.322, SLG: 0.390		WP 1B		K 1-2		K				3	0	1	0	0	2	1
Sixto Lezcano, R (1, 9) OBP: 0.322, SLG: 0.383		G6-4-3 1-2 1B		F2		K				3	0	1	0	0	1	1
Bob Sheldon, L (1, 4) OBP: 0.375, SLG: 0.458		G6-4-3 1-2f			2B WP 1B		F7			3	1	1	0	0	0	2
Gorman Thomas, R (1, 8) OBP: 0.343, SLG: 0.552			FC2 3B		WP 1-3 6-3 2B		3-1			3	1	2	0	0	0	0
Inning Stats	R: 0 E: 0 K: 0 S: 4 H: 1 LOB: 1 BB: 0 P: 4	R: 0 E: 0 K: 1 S: 6 H: 2 LOB: 1 BB: 0 P: 6	R: 0 E: 0 K: 0 S: 4 H: 1 LOB: 1 BB: 0 P: 4	R: 0 E: 0 K: 1 S: 5 H: 0 LOB: 1 BB: 1 P: 9	R: 2 E: 0 K: 0 S: 5 H: 2 LOB: 1 BB: 1 P: 9	R: 0 E: 0 K: 3 S: 9 H: 0 LOB: 0 BB: 0 P: 9	R: 0 E: 0 K: 1 S: 5 H: 0 LOB: 0 BB: 0 P: 5	R: 0 E: 0 K: 0 S: 3 H: 0 LOB: 0 BB: 0 P: 3		1B: 4 2B: 1 3B: 1 HR: 0 SF: 0 SAC: 0 DP: 1 HBP: 0				WP: 2 PB: 0 SB: 1 CS: 0 PA: 31		

PITCHER	IP	WLS	BF	H	R	ER	SO	BB	IBB	HBP	BLK	WP	HR	S	P	ERA	WHIP
Nolan Ryan, R (1, 1) ERA: 3.44	8.0	L	31	6	2	2	6	2	0	0	0	2	0	41	49	2.25	1.000

PITCHER	IP	WLS	BF	H	R	ER	SO	BB	IBB	HBP	BLK	WP	HR	S	P	ERA	WHIP

BOTTOM

California Angels @ Milwaukee Brewers

Milwaukee County Stadium, Milwaukee, WI

Fri Jul 18 1975, 8:05 PM EDT

Att. 15,937 - Unknown

livebaseballscorecards.com

AB	29
R	2
H	6
RBI	1
BB	2
SO	6
LOB	11

Batter	1	2	3	4	5	6	7	8	9	AB	R	H	RBI	BB	SO	LOB
Don Money, R (1, 5) OBP: 0.305, SLG: 0.360	B B B B 4-0 G4-6-3 BB		x 0-0 ② F9		x 0-0 ③ 5-3		x 0-0 ③ F5			3	0	0	0	1	0	2
Robin Yount, R (1, 6) OBP: 0.332, SLG: 0.374	x 0-0 ① ② G4-6-3 1-2f		S S S 0-3 ③ K			B B B B 4-0 BB BB		x 0-0 ① 6-3		3	0	0	0	1	1	2
George Scott, R (1, 3) OBP: 0.352, SLG: 0.493	x 0-0 E S 1B			x 0-0 HR		x 0-0 ① F8		S S S 0-3 ② K		4	1	2	1	0	1	1
Darrell Porter, L (1, 2) OBP: 0.357, SLG: 0.377	x 0-0 ③ 3-1 1-3			x 0-0 G5-4-3 1B		S S S 0-3 ② K		x 0-0 ③ F9		4	0	1	0	0	1	2
Bobby Darwin, R (1, 7) OBP: 0.310, SLG: 0.390		S S S 0-3 ① K		x 0-0 ① ② G5-4-3 1-2f		B B B B 4-0 1-2 BB			S S S 0-3 ① K	3	0	0	0	1	2	1
Mike Hegan, L (1, 10) Hank Aaron, R (6, PH) Kurt Bevacqua, R (9, PR) OBP: 0.364, SLG: 0.376 OBP: 0.329, SLG: 0.377 OBP: 0.218, SLG: 0.216		x 0-0 ② 6-3		x 0-0 ③ F7		S S S 0-3 ③ K			x 0-0 FC6-4 BB 1B	2 2 0	0 0 0	0 1 0	0 0 0	0 0 0	0 1 0	0 2 0
Sixto Lezcano, R (1, 9) OBP: 0.325, SLG: 0.386		S S S 0-3 ③ K			x 0-0 4-3 SF9 2B		S S S 0-3 ① K		B B B B 4-0 1-2 FC6-4 BB	3	1	1	0	1	2	0
Bob Sheldon, L (1, 4) OBP: 0.393, SLG: 0.444			B B B B 4-0 BB		x 0-0 ① 4-3 2-3		x 0-0 1B		x 0-0 ② FC6-4 1-2f 2-3	3	0	1	0	1	0	3
Gorman Thomas, R (1, 8) OBP: 0.333, SLG: 0.538			S S S 0-3 ① K		x 0-0 ② SF9 3-H		S S S 0-3 ② K		S S S 0-3 ③ K	3	0	0	1	0	3	4
Inning Stats	R: 0 E: 0 K: 0 S: 3 H: 1 LOB: 1 BB: 1 P: 7	R: 0 E: 0 K: 2 S: 7 H: 0 LOB: 0 BB: 0 P: 7	R: 0 E: 0 K: 2 S: 7 H: 0 LOB: 1 BB: 1 P: 11	R: 1 E: 0 K: 0 S: 4 H: 2 LOB: 0 BB: 0 P: 4	R: 1 E: 0 K: 0 S: 4 H: 1 LOB: 0 BB: 0 P: 4	R: 0 E: 0 K: 2 S: 7 H: 0 LOB: 2 BB: 2 P: 15	R: 0 E: 0 K: 2 S: 8 H: 1 LOB: 1 BB: 0 P: 8	R: 0 E: 0 K: 1 S: 5 H: 0 LOB: 0 BB: 0 P: 5	R: 0 E: 0 K: 2 S: 8 H: 1 LOB: 2 BB: 1 P: 12	1B: 4 2B: 1 3B: 0 HR: 1 SF: 1 SAC: 0 DP: 2 HBP: 0						

TOP

Milwaukee Brewers @ Chicago White Sox

Comiskey Park, Chicago, IL

Sat Jul 19 1975, 4:33 AM EDT

Att. 20,516 - Unknown - 84 F

livebaseballscorecards.com

AB	30
R	2
H	6
RBI	2
BB	5
SO	11
LOB	17

PITCHER		IP	WLS	BF	H	R	ER	SO	BB	IBB	HBP	BLK	WP	HR	S	P	ERA	WHIP
Jesse Jefferson, R ERA: 3.78	(1, 1)	5.1	W	21	4	2	2	4	3	0	0	0	0	1	26	38	3.38	1.312
Dave Hamilton, L ERA: 3.93	(6, 1)	0.1		2	0	0	0	1	1	0	0	0	0	0	3	7	0.00	3.000
Rich Gossage, R ERA: 1.84	(6, 1)	3.1	S	13	2	0	0	6	1	0	0	0	0	0	24	28	0.00	0.900

PITCHER	IP	WLS	BF	H	R	ER	SO	BB	IBB	HBP	BLK	WP	HR	S	P	ERA	WHIP

WP: 0	PA: 36
PB: 0	
SB: 1	
CS: 0	

Batter	1	2	3	4	5	6	7	8	9	AB	R	H	RBI	BB	SO	LOB
Pat Kelly, L (1, 9) OBP: 0.347, SLG: 0.407	S S S 0-3 ① K	x 0-0 1-H 2-H 3-H HR		S S S 0-3 ② K		B B B 4-0 BB		x 0-0 ③ 4-3		4	1	1	4	1	2	1
Bucky Dent, R (1, 6) OBP: 0.313, SLG: 0.366	x 0-0 ② L6	x 0-0 1B 1B		x 0-0 ③ G2		x 0-0 ② F6				4	0	1	0	0	0	1
Ken Henderson, S (1, 8) OBP: 0.346, SLG: 0.362	B B B B 4-0 BB	x 0-0 FC6-4 1-2 1B			x 0-0 SH3-4 FC3-2 2B	x 0-0 ③ 1-3				3	0	2	0	1	0	1
Deron Johnson, R (1, 10) OBP: 0.305, SLG: 0.408	x 0-0 ③ L5	x 0-0 ③ FC6-4 1-2f			B B B 4-0 FC3-2 SH3-4 BB		x 0-0 ① 4-3			3	0	0	0	1	0	3
Bill Melton, R (1, 5) OBP: 0.329, SLG: 0.339		x 0-0 E5 BB 1B HR	x 0-0 ① F2		x 0-0 ① SH3-4 1-2 2-3		x 0-0 ② 5-3			3	1	0	0	0	0	0
Carlos May, L (1, 3) OBP: 0.372, SLG: 0.408		x 0-0 ① F8	x 0-0 1B		4-0 FC3-2 IBB		x 0-0 ③ F8			3	0	1	0	1	0	1
Bill Stein, R (1, 4) Jorge Orta, L (5, PH) (6, 4) OBP: 0.324, SLG: 0.324 OBP: 0.363, SLG: 0.456		x 0-0 ② F8	x 0-0 ② F8		x 0-0 ② FC3-2 1-2 2-3 3-Hf			S S S 0-3 ① K		2 2	0 0	0 0	0 0	0 0	0 1	2 3
Jerry Hairston, S (1, 7) OBP: 0.366, SLG: 0.300		x 0-0 BB HR 1-2 1B	x 0-0 ③ F7		x 0-0 ③ F7			x 0-0 ② F4		4	1	1	0	0	0	4
Brian Downing, R (1, 2) OBP: 0.355, SLG: 0.336		B B B B 4-0 1-2 2-3 HR BB		x 0-0 ① 5-3		x 0-0 ① 6-3		B B B 4-0 BB		2	1	0	0	2	0	0
Inning Stats	R: 0 E: 0 K: 1 S: 5 H: 0 LOB: 1 BB: 1 P: 9	R: 4 E: 1 K: 0 S: 8 H: 4 LOB: 2 BB: 1 P: 12	R: 0 E: 0 K: 0 S: 4 H: 1 LOB: 1 BB: 0 P: 4	R: 0 E: 0 K: 1 S: 5 H: 0 LOB: 0 BB: 0 P: 5	R: 0 E: 0 K: 0 S: 4 H: 1 LOB: 3 BB: 2 P: 12	R: 0 E: 0 K: 0 S: 3 H: 0 LOB: 1 BB: 1 P: 7	R: 0 E: 0 K: 0 S: 3 H: 0 LOB: 0 BB: 0 P: 3	R: 0 E: 0 K: 1 S: 5 H: 0 LOB: 1 BB: 1 P: 9		1B: 4 2B: 1 3B: 0 HR: 1	SF: 0 SAC: 1 DP: 0 HBP: 0					

PITCHER		IP	WLS	BF	H	R	ER	SO	BB	IBB	HBP	BLK	WP	HR	S	P	ERA	WHIP
Bill Travers, L ERA: 4.71	(1, 1)	1.2	L	12	4	4	0	1	2	0	0	0	0	1	12	20	0.00	3.600
Tom Hausman, R ERA: 4.27	(2, 1)	6.1		25	2	0	0	2	3	1	0	0	0	0	25	41	0.00	0.789

PITCHER	IP	WLS	BF	H	R	ER	SO	BB	IBB	HBP	BLK	WP	HR	S	P	ERA	WHIP

BOTTOM

Milwaukee Brewers @ Chicago White Sox

Comiskey Park, Chicago, IL

Sat Jul 19 1975, 4:33 AM EDT

Att. 20,516 - Unknown - 84 F

livebaseballscorecards.com

AB	30
R	4
H	6
RBI	4
BB	6
SO	3
LOB	16

Batter	1	2	3	4	5	6	7	8	9	AB	R	H	RBI	BB	SO	LOB
Don Money, R (1, 5) OBP: 0.300, SLG: 0.353	5-3	K			F8			F6		4	0	0	0	0	1	0
Robin Yount, R (1, 6) OBP: 0.332, SLG: 0.371	F3		F7			BB		4-3		2	0	0	0	1	0	0
Tim Johnson, L (6, 6) OBP: 0.190, SLG: 0.141										1	0	0	0	0	0	0
George Scott, R (1, 3) OBP: 0.352, SLG: 0.491	1B		4-3			F4			G3	3	0	1	0	0	0	1
Mike Hegan, L (7, 3) OBP: 0.361, SLG: 0.372										1	0	0	0	0	0	0
Hank Aaron, R (1, 10) OBP: 0.331, SLG: 0.376	1-2 1B		K			G5-4-3 1-2 BB			5-3	3	0	1	0	1	1	0
Bobby Darwin, R (1, 7) OBP: 0.309, SLG: 0.388	F5			FC6-4 1B		G5-4-3 1-2f			K	4	0	1	0	0	1	4
Sixto Lezcano, R (1, 9) OBP: 0.322, SLG: 0.382		F8		FC6-4 G3-6 1-2f			1-3			3	0	0	0	0	0	1
Darrell Porter, L (1, 2) OBP: 0.357, SLG: 0.373		FC6-4 BB		G3-6 1-2f			K			2	0	0	0	1	1	1
Kurt Bevacqua, R (1, 4) OBP: 0.213, SLG: 0.211		FC6-4 1-2f HR			K		L6			3	1	0	0	0	1	1
Gorman Thomas, R (1, 8) OBP: 0.333, SLG: 0.557		1-H HR			K			5-3		3	1	1	2	0	1	0
Inning Stats	R: 0 E: 0 K: 0 S: 5 H: 2 LOB: 2 BB: 0 P: 5	R: 2 E: 0 K: 1 S: 6 H: 1 LOB: 0 BB: 1 P: 10	R: 0 E: 0 K: 1 S: 5 H: 0 LOB: 0 BB: 0 P: 5	R: 0 E: 0 K: 0 S: 3 H: 1 LOB: 0 BB: 0 P: 3	R: 0 E: 0 K: 2 S: 7 H: 0 LOB: 0 BB: 0 P: 7	R: 0 E: 0 K: 0 S: 2 H: 0 LOB: 1 BB: 2 P: 10	R: 0 E: 0 K: 1 S: 5 H: 0 LOB: 0 BB: 0 P: 5	R: 0 E: 0 K: 0 S: 3 H: 0 LOB: 0 BB: 0 P: 3	R: 0 E: 0 K: 1 S: 5 H: 0 LOB: 0 BB: 0 P: 5	1B: 3 2B: 0 3B: 0 HR: 1 SF: 0 SAC: 0 DP: 2 HBP: 0						

PITCHER	IP	WLS	BF	H	R	ER	SO	BB	IBB	HBP	BLK	WP	HR	S	P	ERA	WHIP
Wilbur Wood, L (1, 1) ERA: 4.03	9.0	W	32	4	2	2	6	3	0	0	0	0	1	41	53	2.00	0.778

PITCHER	IP	WLS	BF	H	R	ER	SO	BB	IBB	HBP	BLK	WP	HR	S	P	ERA	WHIP

TOP

Milwaukee Brewers @ Chicago White Sox

Comiskey Park, Chicago, IL

Sun Jul 20 1975, 4:33 AM EDT

Unknown - 86 F

livebaseballscorecards.com

AB	29
R	2
H	4
RBI	2
BB	3
SO	6
LOB	8

PA: 32

WP: 0 PB: 0 SB: 0 CS: 0

Batter	1	2	3	4	5	6	7	8	9	AB	R	H	RBI	BB	SO	LOB
Pat Kelly, L (1, 9) OBP: 0.351, SLG: 0.414	HBP, BB, 1B; 1B	1B, FC3-6; 1B	2B		L3-6; 1-3		E6, WP; 1-3			5	2	3	0	0	0	2
Bucky Dent, R (1, 6) OBP: 0.317, SLG: 0.371	HBP; 1-2; 1B; BB	FC3-6; 1-3; 1B	F8		1B; 2B		F8; 1-2; 3-H			4	2	2	0	1	0	2
Carlos May, L (1, 7) OBP: 0.375, SLG: 0.408 Nyls Nyman, L (8, 7) OBP: 0.222, SLG: 0.243	1B; 1-2; 2-3; E; HBP	FC3-6; S; 1-2f; 3-H; 1B	FC6-4; IBB		2-H; 1B		6-3			3 0	2 0	1 0	2 0	1 0	0 0	2 0
Deron Johnson, R (1, 3) OBP: 0.300, SLG: 0.401	F5	E6; 1B; 1-2; SF	FC6-4; 1-2f		K			F7		5	1	0	0	0	1	7
Ken Henderson, S (1, 8) OBP: 0.353, SLG: 0.369	E; 1-2; 2-H; 3-H; 1B	SF; 1-3; 2-H; 1B		7-4; 1B		F9		1B		5	1	4	3	0	0	0
Bill Melton, R (1, 5) OBP: 0.325, SLG: 0.334	E5; 1B; 1-2; 2-H	SF; 1-2; 3-H		7-4; 1-2f		K		F6		4	0	0	1	0	1	3
Jorge Orta, L (1, 10) OBP: 0.361, SLG: 0.453 Jerry Moses, R (8, PH) OBP: 0.227, SLG: 0.250	K	F8		1B		1-3		5-3		4 1	0 0	1 0	0 0	0 0	1 0	4 1
Bill Stein, R (1, 4) OBP: 0.322, SLG: 0.321	1-2; 2-H; 1B	F8		L5			1-3			4	0	1	1	0	0	3
Brian Downing, R (1, 2) OBP: 0.357, SLG: 0.339	F5		5-3		L3-6, S; 1B		E, WP; 1B			4	1	2	0	0	0	2
Inning Stats	R: 4 E: 1 K: 1 S: 9 H: 3 LOB: 2 BB: 1 P: 14	R: 3 E: 2 K: 0 S: 8 H: 3 LOB: 2 BB: 0 P: 8	R: 0 E: 0 K: 0 S: 4 H: 1 LOB: 2 BB: 1 P: 8	R: 0 E: 0 K: 0 S: 4 H: 2 LOB: 1 BB: 0 P: 4	R: 1 E: 0 K: 1 S: 7 H: 3 LOB: 1 BB: 0 P: 7	R: 0 E: 0 K: 1 S: 5 H: 0 LOB: 0 BB: 0 P: 5	R: 1 E: 1 K: 0 S: 5 H: 1 LOB: 1 BB: 0 P: 5	R: 0 E: 0 K: 0 S: 4 H: 1 LOB: 1 BB: 0 P: 4							

PITCHER		IP	WLS	BF	H	R	ER	SO	BB	IBB	HBP	BLK	WP	HR	S	P	ERA	WHIP
Ed Sprague, R ERA: 4.81	(1, 1)	0.1	L	5	2	4	2	0	1	0	1	0	0	0	3	8	54.00	9.000
Bill Castro, R ERA: 2.52	(1, 1)	3.1		19	6	3	2	1	0	1	0	0	0	0	20	24	5.40	1.800
Bill Travers, L ERA: 4.5	(4, 1)	4.1		19	6	2	1	2	0	0	0	0	1	0	23	23	2.08	1.385

PITCHER	IP	WLS	BF	H	R	ER	SO	BB	IBB	HBP	BLK	WP	HR	S	P	ERA	WHIP

BOTTOM

Milwaukee Brewers @ Chicago White Sox

Comiskey Park, Chicago, IL

Sun Jul 20 1975, 4:33 AM EDT

Unknown - 86 F

livebaseballscorecards.com

AB	39
R	9
H	14
RBI	7
BB	2
SO	3
LOB	26

1B: 12	SF: 1	WP: 1	PA: 43
2B: 4	SAC: 0	PB: 0	
3B: 0	DP: 2	SB: 2	
HR: 0	HBP: 1	CS: 0	

Milwaukee Brewers @ Chicago White Sox

Comiskey Park, Chicago, IL

Mon Jul 21 1975, 8:05 PM EDT

Att. 11,550 - Unknown - 73 F

TOP

livebaseballscorecards.com

Batter	1	2	3	4	5	6	7	8	9	AB	R	H	RBI	BB	SO	LOB
Bob Sheldon, L (1, 4) OBP: 0.486, SLG: 0.469	4-3		BBB 4-0 SH1-4 1B 1-2 BB	0-0 1B		0-0 F7		0-0 1-H 2-H HR	SSS 0-3 K 1-2	3	1	1	0	1	0	1
Bobby Darwin, R (8, PH) OBP: 0.311, SLG: 0.402										1	1	1	3	0	0	0
Kurt Bevacqua, R (8, 4) OBP: 0.211, SLG: 0.209										1	0	0	0	0	1	2
Don Money, R (1, 5) OBP: 0.300, SLG: 0.350	F6		0-0 SH1-4 1-2 2-3	0-0 6-3			BBB 4-0 1B BB	0-0 1B 1B		3	0	1	0	1	0	1
George Scott, R (1, 3) OBP: 0.350, SLG: 0.493	SSS 0-3 K		III 4-0 1B FC5-2-5 IBB		0-0 6-3		0-0 S 1-3 1B	SSS 0-3 K		4	0	1	0	1	2	1
Hank Aaron, R (1, 10) OBP: 0.336, SLG: 0.383		0-0 F7	0-0 BB FC5-2-5 1-3 2-H 3-H 1B		0-0 5-3		0-0 F4	0-0 1-3 1B		5	0	2	2	0	0	1
Tim Johnson, L (8, PR) OBP: 0.190, SLG: 0.141										0	0	0	0	0	0	0
Charlie Moore, R (1, 2) OBP: 0.330, SLG: 0.385		0-0 6-3	0-0 FC5-2-5 BB 1-2 3-H		0-0 1B		0-0 4-3 1-2	0-0 5-3		5	0	1	0	0	0	5
Gorman Thomas, R (1, 8) OBP: 0.331, SLG: 0.538		0-0 2B 2B	BBB 4-0 1-2 2-3 BB		SSS 0-3 K			0-0 6-3	SSS 0-3 K	4	1	1	0	1	2	1
Bobby Mitchell, R (1, 7) OBP: 0.353, SLG: 0.500		0-0 2-H 2B	0-0 F8			0-0 5-3 1B		0-0 1B	0-0 F9	3	0	2	1	0	0	3
Bill Sharp, L (6, 7) OBP: 0.273, SLG: 0.313										0	1	0	0	0	0	0
Sixto Lezcano, R (1, 9) OBP: 0.330, SLG: 0.385		SSS 0-3 K		SSS 0-3 K		0-0 5-3 1-2		0-0 1B 1-3 HR 1B	BBB 4-0 1B BB	4	1	1	0	1	2	2
Robin Yount, R (1, 6) OBP: 0.331, SLG: 0.369			0-0 SH1-4 BB 1B 1B	0-0 6-3		0-0 F4		0-0 1-2 3-H HR 1B	0-0 S 1-3 1B	5	2	3	1	0	0	1

	AB	R	H	RBI	BB	SO
	38	7	14	7	5	7

LOB 18

Inning Stats	1	2	3	4	5	6	7	8	9
	R: 0 E: 0 K: 1 S: 5	H: 0 LOB: 0 BB: 0 P: 5	R: 1 E: 0 K: 1 S: 7	H: 2 LOB: 1 BB: 0 P: 7	R: 2 E: 0 K: 0 S: 5	H: 2 LOB: 3 BB: 3 P: 17	R: 0 E: 0 K: 1 S: 6	H: 1 LOB: 1 BB: 0 P: 6	R: 0 E: 0 K: 1 S: 6	H: 1 LOB: 1 BB: 0 P: 6
	R: 0 E: 0 K: 0 S: 4	H: 1 LOB: 1 BB: 0 P: 4	R: 0 E: 0 K: 0 S: 3	H: 1 LOB: 1 BB: 1 P: 7	R: 4 E: 0 K: 1 S: 11	H: 6 LOB: 2 BB: 0 P: 11	R: 0 E: 0 K: 2 S: 8	H: 1 LOB: 2 BB: 1 P: 12	1B: 12 2B: 2 3B: 0 HR: 1	SF: 0 SAC: 1 DP: 0 HBP: 0

WP: 0 PB: 0 SB: 2 CS: 0 PA: 46

PITCHER	IP	WLS	BF	H	R	ER	SO	BB	IBB	HBP	BLK	WP	HR	S	P	ERA	WHIP
Claude Osteen, L (1, 1) ERA: 4.6	2.1	L	13	4	3	3	2	1	1	0	0	0	0	15	23	11.57	2.143
Cecil Upshaw, R (3, 1) ERA: 3.82	5.0		23	7	3	3	2	2	0	0	0	0	0	25	33	5.40	1.800
Dave Hamilton, L (8, 1) ERA: 3.98	1.2		10	4	1	1	3	1	0	0	0	0	1	15	19	5.40	3.000

PITCHER	IP	WLS	BF	H	R	ER	SO	BB	IBB	HBP	BLK	WP	HR	S	P	ERA	WHIP

Batter	1	2	3	4	5	6	7	8	9	AB	R	H	RBI	BB	SO	LOB
Pat Kelly, L (1, 9) OBP: 0.350, SLG: 0.406	4-3		G4-6-3 1-2f		4-3 1-2		1B 1-3 2-H		K S S S	5	0	1	1	0	1	3
Bucky Dent, R (1, 6) OBP: 0.321, SLG: 0.376	2B		L6			FC4-6 1B		1B 1B 1B	FC6-4 BB 1-2f	5	0	3	0	0	0	1
Carlos May, L (1, 10) OBP: 0.374, SLG: 0.402	F4			4-3		FC4-6 G5-4-3 1-2f		F4 B B B	FC5-4 1-2 BB	4	0	0	0	1	0	3
Deron Johnson, R (1, 3) OBP: 0.304, SLG: 0.401	F9			1B		G5-4-3 1-2f		BB 1B 1B 1-2 1B	FC5-4 1-2f	5	1	2	0	0	0	4
Ken Henderson, S (1, 8) OBP: 0.350, SLG: 0.366		F7	K S S S				F7	BB 1B 1-2 2-H 1B		4	1	1	0	0	1	1
Bill Melton, R (1, 5) OBP: 0.331, SLG: 0.348		F7	F6				F7 B B B	1B 1-2 2-3 BB		3	0	0	0	1	0	1
Nyls Nyman, L (1, 7) OBP: 0.247, SLG: 0.259		E S B B B BB			E 1B		B B B 1B 1B BB	1B 1-2 2-H 3-H		2	1	2	2	2	0	0
Bill Stein, R (1, 4) OBP: 0.325, SLG: 0.351		F2 1-3			F7		1B 1-2 1B	S S S		4	1	1	0	0	1	4
Brian Downing, R (1, 2) OBP: 0.362, SLG: 0.340			G4-6-3 B B B BB		F5		1B 1-2 2-H 1B		FC6-4 B B B BB	2	0	1	1	2	0	1
Inning Stats	R: 0 H: 1 E: 0 LOB: 1 K: 0 BB: 0 S: 4 P: 4	R: 0 H: 0 E: 0 LOB: 1 K: 0 BB: 1 S: 3 P: 7	R: 0 H: 0 E: 0 LOB: 0 K: 0 BB: 1 S: 2 P: 6	R: 0 H: 1 E: 0 LOB: 1 K: 1 BB: 0 S: 6 P: 6	R: 0 H: 1 E: 1 LOB: 1 K: 0 BB: 0 S: 4 P: 4	R: 0 H: 1 E: 0 LOB: 0 K: 0 BB: 0 S: 3 P: 3	R: 2 H: 3 E: 0 LOB: 2 K: 0 BB: 1 S: 5 P: 9	R: 2 H: 4 E: 0 LOB: 2 K: 1 BB: 1 S: 8 P: 12	R: 0 H: 0 E: 0 LOB: 2 K: 1 BB: 2 S: 5 P: 13	1B: 10 SF: 0 2B: 1 SAC: 0 3B: 0 DP: 2 HR: 0 HBP: 0						

PITCHER		IP	WLS	BF	H	R	ER	SO	BB	IBB	HBP	BLK	WP	HR	S	P	ERA	WHIP
Jim Colborn, R ERA: 4.41	(1, 1)	6.2	W	27	6	2	2	1	3	0	0	0	0	0	26	38	2.70	1.350
Eduardo Rodriguez, R ERA: 2.74	(7, 1)	1.1		9	5	2	2	1	2	0	0	0	0	0	9	17	13.50	5.250
Rick Austin, L ERA: 1.62	(9, 1)	1.0	S	4	0	0	0	1	1	0	0	0	0	0	5	9	0.00	1.000

PITCHER	IP	WLS	BF	H	R	ER	SO	BB	IBB	HBP	BLK	WP	HR	S	P	ERA	WHIP

BOTTOM

Milwaukee Brewers @ Chicago White Sox

Comiskey Park, Chicago, IL

Mon Jul 21 1975, 8:05 PM EDT

Att. 11,550 - Unknown - 73 F

livebaseballscorecards.com

AB	34
R	4
H	11
RBI	4
BB	6
SO	3
LOB	18

WP: 0 PB: 0 SB: 1 CS: 0 PA: 40

Batter	1	2	3	4	5	6	7	8	9	AB	R	H	RBI	BB	SO	LOB
Vada Pinson, L (1, 9) OBP: 0.248, SLG: 0.363	F9			HR	F9 1-2			1B		4	1	2	1	0	0	1
Cookie Rojas, R (1, 4) OBP: 0.309, SLG: 0.328	6-3			2B 1B	4-3			P3		4	1	1	0	0	0	2
John Mayberry, L (1, 3) OBP: 0.377, SLG: 0.488	F9			4-3 1-H 2B		L8		G3		4	0	1	1	0	0	1
Hal McRae, R (1, 7) OBP: 0.374, SLG: 0.450		4-3		4-3 2-3		L4			F9	4	0	0	0	0	0	1
Al Cowens, R (9, 7) OBP: 0.320, SLG: 0.357										0	0	0	0	0	0	0
Harmon Killebrew, R (1, 10) OBP: 0.313, SLG: 0.406		P6		L6		F2			F9	4	0	0	0	0	0	1
George Brett, L (1, 5) OBP: 0.340, SLG: 0.416		F9		6-3			F7		4-3	4	0	0	0	0	0	1
Amos Otis, R (1, 8) OBP: 0.360, SLG: 0.369			6-3		F9		F7			3	0	0	0	0	0	0
Buck Martinez, R (1, 2) OBP: 0.314, SLG: 0.358			S S S K		HR		P4			3	1	1	1	0	1	0
Frank White, R (1, 6) OBP: 0.241, SLG: 0.329			F5		WP 1B			G3		3	0	1	0	0	0	0
Inning Stats	R: 0 E: 0 K: 0 S: 3 H: 0 LOB: 0 BB: 0 P: 3	R: 0 E: 0 K: 0 S: 3 H: 0 LOB: 0 BB: 0 P: 3	R: 0 E: 0 K: 1 S: 5 H: 0 LOB: 0 BB: 0 P: 5	R: 2 E: 0 K: 0 S: 6 H: 3 LOB: 1 BB: 0 P: 6	R: 1 E: 0 K: 0 S: 5 H: 2 LOB: 1 BB: 0 P: 5	R: 0 E: 0 K: 0 S: 3 H: 0 LOB: 0 BB: 0 P: 3	R: 0 E: 0 K: 0 S: 3 H: 0 LOB: 0 BB: 0 P: 3	R: 0 E: 0 K: 0 S: 4 H: 1 LOB: 1 BB: 0 P: 4	R: 0 E: 0 K: 0 S: 3 H: 0 LOB: 0 BB: 0 P: 3	1B: 3 2B: 1 3B: 0 HR: 2 SF: 0 SAC: 0 DP: 0 HBP: 0						

PITCHER		IP	WLS	BF	H	R	ER	SO	BB	IBB	HBP	BLK	WP	HR	S	P	ERA	WHIP
Jim Slaton, R ERA: 4.39	(1, 1)	9.0	L	33	6	3	3	1	0	0	0	0	1	2	35	35	3.00	0.667
Jim Slaton, R ERA: 4.39	(9, 1)	9.0	L	33	6	3	3	1	0	0	0	0	1	2	35	35	3.00	0.667

PITCHER	IP	WLS	BF	H	R	ER	SO	BB	IBB	HBP	BLK	WP	HR	S	P	ERA	WHIP

Kansas City Royals @ Milwaukee Brewers

Milwaukee County Stadium, Milwaukee, WI

Tue Jul 22 1975, 8:05 PM EDT

Unknown

TOP

livebaseballscorecards.com

AB	33
R	3
H	6
RBI	3
BB	0
SO	1
LOB	7

WP: 1 PA: 33
PB: 0
SB: 0
CS: 0

BOTTOM

Batter	1	2	3	4	5	6	7	8	9	AB	R	H	RBI	BB	SO	LOB
Bob Sheldon, L (1, 4) OBP: 0.500, SLG: 0.485 Kurt Bevacqua, R (1, PR) OBP: 0.210, SLG: 0.207 (2, 4) Tim Johnson, L (6, PH) OBP: 0.198, SLG: 0.150 (7, 4) Hank Aaron, R (9, PH) OBP: 0.335, SLG: 0.382	CS 1B		1-3			1B SF9 1B		4-3	F7	1 1 2 1	0 0 1 0	1 0 1 0	0 0 0 0	0 0 0 0	0 0 0 0	0 1 0 1
Don Money, R (1, 5) OBP: 0.303, SLG: 0.353	5-3 1-2		6-3			1-3 1B		1B 1B 1B		4	1	2	0	0	0	2
George Scott, R (1, 10) OBP: 0.349, SLG: 0.492 (9, 3)	K		G3			SF9 3-H		1B 1-2 1B		3	0	1	1	0	1	2
Mike Hegan, L (1, 3) OBP: 0.372, SLG: 0.371 Bill Sharp, L (8, PR) OBP: 0.273, SLG: 0.313 (9, 7)		BBBB FC5 1B BB		1-3		L9		1-2 2-H 1B		3 0	0 0	1 0	1 0	1 0	0 0	1 0
Bobby Mitchell, R (1, 7) OBP: 0.352, SLG: 0.496 Darrell Porter, L (8, PH) OBP: 0.356, SLG: 0.372 Bobby Darwin, R (8, PH) OBP: 0.310, SLG: 0.401 Jim Slaton, R (9, 1)		L8 FC5 1-2 1B		K		K		K		3 0 1 0	0 0 0 0	1 0 0 0	0 0 0 0	0 0 1 0	2 0 0 0	1 0 2 0
Charlie Moore, R (1, 2) OBP: 0.327, SLG: 0.379	FC5 1-2 2-3f			F7			FC5-4 1B	F8		4	0	1	0	0	0	4
Gorman Thomas, R (1, 8) OBP: 0.329, SLG: 0.530	L8 2-3				G5-4-3 1B		P5		F8	4	0	1	0	0	0	3
Sixto Lezcano, R (1, 9) OBP: 0.326, SLG: 0.380	6-3				G5-4-3 1-2f		K		F8	4	0	0	0	0	1	4
Robin Yount, R (1, 6) OBP: 0.330, SLG: 0.371			2B		5-3		FC5-4 1-2f		E5	4	0	1	0	0	0	1
Inning Stats	R: 0 E: 0 K: 1 S: 5 H: 1 LOB: 1 BB: 0 P: 5	R: 0 E: 0 K: 0 S: 4 H: 1 LOB: 2 BB: 1 P: 8	R: 0 E: 0 K: 0 S: 4 H: 1 LOB: 1 BB: 0 P: 4	R: 0 E: 0 K: 1 S: 5 H: 0 LOB: 0 BB: 0 P: 5	R: 0 E: 0 K: 0 S: 3 H: 1 LOB: 0 BB: 0 P: 3	R: 1 E: 0 K: 1 S: 7 H: 2 LOB: 1 BB: 0 P: 7	R: 0 E: 0 K: 1 S: 6 H: 1 LOB: 1 BB: 0 P: 6	R: 1 E: 0 K: 1 S: 8 H: 3 LOB: 2 BB: 0 P: 8	R: 0 E: 1 K: 0 S: 4 H: 0 LOB: 1 BB: 0 P: 4	1B: 9 2B: 1 3B: 0 HR: 0	SF: 1 SAC: 0 DP: 1 HBP: 0					

PITCHER	IP	WLS	BF	H	R	ER	SO	BB	IBB	HBP	BLK	WP	HR	S	P	ERA	WHIP
Steve Busby, R (1, 1) ERA: 2.93	7.1	W	31	10	2	2	4	1	0	0	0	0	0	38	42	2.46	1.500
Paul Splittorff, L (8, 1) ERA: 4.12	1.2	S	6	0	0	0	1	0	0	0	0	0	0	8	8	0.00	0.000

PITCHER	IP	WLS	BF	H	R	ER	SO	BB	IBB	HBP	BLK	WP	HR	S	P	ERA	WHIP

Kansas City Royals @ Milwaukee Brewers

Milwaukee County Stadium, Milwaukee, WI

Tue Jul 22 1975, 8:05 PM EDT

Unknown

livebaseballscorecards.com

AB	35
R	2
H	10
RBI	2
BB	1
SO	5
LOB	22

WP: 0	PB: 0	SB: 0	CS: 1
PA: 37			

Batter	1	2	3	4	5	6	7	8	9	AB	R	H	RBI	BB	SO	LOB
Vada Pinson, L (1, 9) OBP: 0.251, SLG: 0.364	F7		F2	1-3 1B			4-3 1B		F8	5	0	2	0	0	0	0
George Brett, L (1, 5) OBP: 0.343, SLG: 0.415	BBBB WP S BB		BBBB BB	F7			4-3 1-2		1B	3	0	1	0	2	0	3
John Mayberry, L (1, 10) OBP: 0.375, SLG: 0.481	F7 1-3		SSS K		P4		BBBB BB		L7	4	0	0	0	1	1	3
Hal McRae, R (1, 7) OBP: 0.370, SLG: 0.445	2-3			6-3	F7		4-3			4	0	0	0	0	0	3
Tony Solaita, L (1, 3) OBP: 0.367, SLG: 0.550		G6-4-3 1B		E PB 2B	3-1			SSS K		4	1	2	0	0	1	0
Amos Otis, R (1, 8) OBP: 0.355, SLG: 0.363		G6-4-3 1-2f		E1 PB S 1B 2-3		5-3		5-3		4	1	0	0	0	0	2
Frank White, R (1, 4) OBP: 0.253, SLG: 0.327 (4, 6)		BBBB BB		BBBB PB 1B 1-2 BB		F7		BBBB BB		1	1	0	0	3	0	0
Bob Stinson, S (1, 2) OBP: 0.389, SLG: 0.432		4-3		SSS K 1-2 2-3 3-H		P6		SSS K		4	0	0	0	0	2	4
Rodney Scott, S (1, 6)	6-3			1B 2-H 3-H 1B			F8		5-3	1	0	0	0	0	0	0
Cookie Rojas, R (4, PH) (4, 4) OBP: 0.309, SLG: 0.328										3	0	1	2	0	0	0
Inning Stats	R: 0 E: 0 K: 0 S: 3 H: 0 LOB: 1 BB: 1 P: 7	R: 0 E: 0 K: 0 S: 3 H: 1 LOB: 1 BB: 1 P: 7	R: 0 E: 0 K: 1 S: 5 H: 0 LOB: 1 BB: 1 P: 9	R: 3 E: 1 K: 1 S: 9 H: 3 LOB: 2 BB: 1 P: 13	R: 0 E: 0 K: 0 S: 3 H: 0 LOB: 0 BB: 0 P: 3	R: 0 E: 0 K: 0 S: 3 H: 0 LOB: 0 BB: 0 P: 3	R: 0 E: 0 K: 0 S: 4 H: 1 LOB: 2 BB: 1 P: 8	R: 0 E: 0 K: 2 S: 7 H: 0 LOB: 1 BB: 1 P: 11	R: 0 E: 0 K: 0 S: 4 H: 1 LOB: 1 BB: 0 P: 4	1B: 5 2B: 1 3B: 0 HR: 0 SF: 0 SAC: 0 DP: 1 HBP: 0							

TOP

Kansas City Royals @ Milwaukee Brewers

Milwaukee County Stadium, Milwaukee, WI

Tue Jul 22 1975, 8:05 PM EDT

Att. 15,746 - Unknown

livebaseballscorecards.com

AB	33
R	3
H	6
RBI	2
BB	6
SO	4
LOB	15

WP: 1 PB: 1 SB: 2 CS: 0 PA: 39

PITCHER		IP	WLS	BF	H	R	ER	SO	BB	IBB	HBP	BLK	WP	HR	S	P	ERA	WHIP
Ed Sprague, R ERA: 4.54	(1, 1)	3.2		18	3	3	0	2	4	0	0	0	1	0	18	34	0.00	1.909
Tom Hausman, R ERA: 3.92	(4, 1)	5.1	W	21	3	0	0	2	2	0	0	0	0	0	23	31	0.00	0.938

PITCHER	IP	WLS	BF	H	R	ER	SO	BB	IBB	HBP	BLK	WP	HR	S	P	ERA	WHIP

Kansas City Royals @ Milwaukee Brewers

Milwaukee County Stadium, Milwaukee, WI

Tue Jul 22 1975, 8:05 PM EDT

Att. 15,746 - Unknown

livebaseballscorecards.com

BOTTOM

Batter	1	2	3	4	5	6	7	8	9	AB	R	H	RBI	BB	SO	LOB
Bill Sharp, L (1, 9) (9, 7) OBP: 0.269, SLG: 0.308	F7		3-1		4-3		SH3-4 1-2			3	0	0	0	0	0	0
Don Money, R (1, 5) OBP: 0.306, SLG: 0.367	E6 HR		1B 1B 1B		E5		2-H HR			4	3	2	2	0	0	0
George Scott, R (1, 3) OBP: 0.351, SLG: 0.500	1-H HR		F3		F9		1B			4	1	2	2	0	0	2
Hank Aaron, R (1, 10) OBP: 0.337, SLG: 0.381	6-3		1B 1B 1-2 1B		F7		B B B B BB			3	1	1	0	1	0	1
Bobby Darwin, R (1, 7) OBP: 0.309, SLG: 0.398	F9		1B 1-2 2-H 1B			1-3	F8			4	0	1	1	0	0	1
Sixto Lezcano, R (9, 9) OBP: 0.326, SLG: 0.380										0	0	0	0	0	0	0
Darrell Porter, L (1, 2) OBP: 0.361, SLG: 0.373		B B B B FC4-6 BB BB	1-3 2-H 1B			B B B B FC6-4 BB		S S S K		2	0	1	1	2	1	0
Gorman Thomas, R (1, 8) OBP: 0.327, SLG: 0.518		B B B B FC4-6 1-2 BB		5-3		L7		S S S K		3	0	0	0	1	1	1
Robin Yount, R (1, 6) OBP: 0.330, SLG: 0.369		FC4-6 G4-3 1-2f 2-3		CS 1B		FC6-4 1-2f		S S S K		4	0	1	0	0	1	3
Tim Johnson, L (1, 4) OBP: 0.202, SLG: 0.157		G4-3 1-2f		P6 1-2			SH3-4 HR 1B			3	1	1	0	0	0	3

	AB	30
	R	6
	H	9
	RBI	6
	BB	4
	SO	3
	LOB	11

Inning Stats										
	R: 2	H: 1	R: 0	H: 0	R: 2	H: 4	R: 0	H: 1	R: 0	H: 0
	E: 1	LOB: 0	E: 0	LOB: 1	E: 0	LOB: 2	E: 1	LOB: 0	E: 0	LOB: 1
	K: 0	BB: 0	K: 0	BB: 2	K: 0	BB: 0	K: 0	BB: 1	K: 0	BB: 0
	S: 5	P: 5	S: 2	P: 10	S: 6	P: 6	S: 3	P: 3	S: 4	P: 4

	R: 0	H: 0	R: 2	H: 3	R: 0	H: 0
	E: 0	LOB: 1	E: 0	LOB: 1	E: 0	LOB: 0
	K: 0	BB: 1	K: 0	BB: 1	K: 3	BB: 0
	S: 3	P: 7	S: 5	P: 9	S: 9	P: 9

	1B: 7	SF: 0	WP: 0	PA: 35
	2B: 0	SAC: 1	PB: 0	
	3B: 0	DP: 1	SB: 0	
	HR: 2	HBP: 0	CS: 1	

PITCHER		IP	WLS	BF	H	R	ER	SO	BB	IBB	HBP	BLK	WP	HR	S	P	ERA	WHIP
Al Fitzmorris, R ERA: 4.03	(1, 1)	6.2	L	31	9	6	5	0	4	0	0	0	0	2	27	43	6.75	1.950
Lindy McDaniel, R ERA: 4.12	(7, 1)	1.1		4	0	0	0	3	0	0	0	0	0	0	10	10	0.00	0.000

PITCHER	IP	WLS	BF	H	R	ER	SO	BB	IBB	HBP	BLK	WP	HR	S	P	ERA	WHIP

Batter	1	2	3	4	5	6	7	8	9	AB	R	H	RBI	BB	SO	LOB
Jim Wohlford, R (1, 9) OBP: 0.343, SLG: 0.346	E6 PB 1B		BBBB 4-0 BB		P6		1-H 3B		6-3	4	1	1	1	1	0	1
Cookie Rojas, R (1, 4) OBP: 0.308, SLG: 0.325	BBBB 4-0 G5-3 1B 1-2 BB		F7			F2 SSS	K			3	0	0	0	1	1	2
John Mayberry, L (1, 3) OBP: 0.378, SLG: 0.494	0-0 G5-3 1B 1-2 2-H		F7			FC6-4 1B		HR		4	1	3	2	0	0	1
Hal McRae, R (1, 7) OBP: 0.367, SLG: 0.440 Amos Otis, R (9, 8) OBP: 0.355, SLG: 0.363	G5-3 1-2 2-3f		F8			FC6-4 BB 1-2f		6-3		4 0	0 0	0 0	0 0	0 0	0 0	4 0
Harmon Killebrew, R (1, 10) OBP: 0.316, SLG: 0.403	L8		BBBB 4-0 L5-3 BB			BBBB 4-0 1-2 BB		P6		2	0	0	0	2	0	1
George Brett, L (1, 5) OBP: 0.340, SLG: 0.411		L7		L8		F7		F8		4	0	0	0	0	0	3
Al Cowens, R (1, 8) OBP: 0.310, SLG: 0.345 (9, 7)		P4		L5-3 1-2			5-3		5-3	4	0	0	0	0	0	1
Buck Martinez, R (1, 2) OBP: 0.326, SLG: 0.389		HR			4-3		H 1-0 3B HBP		6-3 1B	3	2	2	1	0	0	0
Frank White, R (1, 6) OBP: 0.247, SLG: 0.318		K			P4		K		6-3 1-2	4	0	0	0	0	2	2
Inning Stats	R: 1 E: 1 K: 0 S: 4 H: 1 LOB: 1 BB: 1 P: 8	R: 1 E: 0 K: 1 S: 6 H: 1 LOB: 0 BB: 0 P: 6	R: 0 E: 0 K: 0 S: 3 H: 0 LOB: 1 BB: 1 P: 7	R: 0 E: 0 K: 0 S: 2 H: 0 LOB: 0 BB: 1 P: 6	R: 0 E: 0 K: 0 S: 3 H: 0 LOB: 0 BB: 0 P: 3	R: 0 E: 0 K: 0 S: 4 H: 1 LOB: 2 BB: 1 P: 8	R: 1 E: 0 K: 2 S: 8 H: 1 LOB: 1 BB: 0 P: 9	R: 1 E: 0 K: 0 S: 4 H: 1 LOB: 0 BB: 0 P: 4	R: 0 E: 0 K: 0 S: 4 H: 1 LOB: 1 BB: 0 P: 4	1B: 3 2B: 1 3B: 1 HR: 2	SF: 0 SAC: 0 DP: 2 HBP: 1						

TOP

Kansas City Royals @ Milwaukee Brewers

Milwaukee County Stadium, Milwaukee, WI

Wed Jul 23 1975, 8:05 PM EDT

Att. 9,531 - Unknown

livebaseballscorecards.com

AB	32
R	4
H	6
RBI	4
BB	4
SO	3
LOB	15

WP: 0 PB: 1 SB: 0 CS: 0 PA: 37

PITCHER		IP	WLS	BF	H	R	ER	SO	BB	IBB	HBP	BLK	WP	HR	S	P	ERA	WHIP
Bill Travers, L ERA: 4.22	(1, 1)	5.2	L	22	3	2	1	1	3	0	0	0	0	1	21	33	1.59	1.059
Eduardo Rodriguez, R ERA: 2.97	(6, 1)	1.1		8	2	2	2	2	1	0	1	0	0	1	10	15	13.50	2.250
Tom Murphy, R ERA: 1.96	(8, 1)	2.0		7	1	0	0	0	0	0	0	0	0	0	7	7	0.00	0.500

PITCHER		IP	WLS	BF	H	R	ER	SO	BB	IBB	HBP	BLK	WP	HR	S	P	ERA	WHIP

BOTTOM

Kansas City Royals @ Milwaukee Brewers

Milwaukee County Stadium, Milwaukee, WI

Wed Jul 23 1975, 8:05 PM EDT

Att. 9,531 - Unknown

livebaseballscorecards.com

Batter	1	2	3	4	5	6	7	8	9	AB	R	H	RBI	BB	SO	LOB
Robin Yount, R (1, 6) OBP: 0.328, SLG: 0.367	6-3		1B 3-H 1B		P6		K		P4	5	0	1	1	0	1	5
Don Money, R (1, 5) OBP: 0.305, SLG: 0.365	L7		1-2 1B		6-3		K			4	0	1	0	0	1	3
George Scott, R (1, 3) OBP: 0.350, SLG: 0.497	F4		F8			6-3		G5-4-3 1B		4	0	1	0	0	0	2
Hank Aaron, R (1, 10) OBP: 0.333, SLG: 0.376		F5		L6		F8		G5-4-3 1-2f		4	0	0	0	0	0	1
Bobby Darwin, R (1, 7) (5, 9) (8, 7) OBP: 0.312, SLG: 0.404		L7		FC6-4 2B		1B		F8		4	0	2	0	0	0	0
Darrell Porter, L (1, 2) OBP: 0.363, SLG: 0.370		F7		FC6-4 BB		G3			1-3 BB	2	0	0	0	2	0	1
Gorman Thomas, R (1, 8) OBP: 0.331, SLG: 0.514			F8 S 1B 1B	FC6-4 1-2f 2-3			1B BB		1-3 1-2	3	1	1	0	1	0	3
Sixto Lezcano, R (1, 9) OBP: 0.325, SLG: 0.379 Mike Hegan, L (4, PH) (5, 7) OBP: 0.374, SLG: 0.374 Bill Sharp, L (7, PR) (8, 9) OBP: 0.268, SLG: 0.307			K 1-2	F9			SH5-4 1-3 1B		P4	1 2 1	0 0 0	0 1 0	0 0 0	0 0 0	1 0 0	1 2 1
Tim Johnson, L (1, 4) OBP: 0.198, SLG: 0.153 Charlie Moore, R (9, PH) OBP: 0.333, SLG: 0.379			F8 2-3		K		SH5-4 1-2		BB	2 0	0 0	0 0	0 0	0 1	1 0	1 0

Inning Stats	1	2	3	4	5	6	7	8	9
	R: 0 H: 0 E: 0 LOB: 0 K: 0 BB: 0 S: 3 P: 3	R: 0 H: 0 E: 0 LOB: 0 K: 0 BB: 0 S: 3 P: 3	R: 1 H: 3 E: 0 LOB: 2 K: 1 BB: 0 S: 8 P: 8	R: 0 H: 1 E: 0 LOB: 2 K: 0 BB: 1 S: 4 P: 8	R: 0 H: 0 E: 0 LOB: 0 K: 1 BB: 0 S: 5 P: 5	R: 0 H: 1 E: 0 LOB: 1 K: 0 BB: 0 S: 4 P: 4	R: 0 H: 1 E: 0 LOB: 3 K: 2 BB: 1 S: 8 P: 12	R: 0 H: 1 E: 0 LOB: 0 K: 0 BB: 0 S: 3 P: 3	R: 0 H: 0 E: 0 LOB: 2 K: 0 BB: 2 S: 3 P: 11

1B: 6	SF: 0
2B: 1	SAC: 1
3B: 0	DP: 1
HR: 0	HBP: 0

WP: 0	PA: 37
PB: 0	
SB: 1	
CS: 0	

AB	32
R	1
H	7
RBI	1
BB	4
SO	4
LOB	20

PITCHER	IP	WLS	BF	H	R	ER	SO	BB	IBB	HBP	BLK	WP	HR	S	P	ERA	WHIP
Marty Pattin, R (1, 1) ERA: 3.33	9.0	W	37	7	1	1	4	4	0	0	0	0	0	41	57	1.00	1.222

PITCHER	IP	WLS	BF	H	R	ER	SO	BB	IBB	HBP	BLK	WP	HR	S	P	ERA	WHIP

Baltimore Orioles @ Milwaukee Brewers

Milwaukee County Stadium, Milwaukee, WI

Thu Jul 24 1975, 8:05 PM EDT

Att. 12,162 - Unknown

TOP

livebaseballscorecards.com

Batter	1	2	3	4	5	6	7	8	9	AB	R	H	RBI	BB	SO	LOB
Ken Singleton, S (1, 9) OBP: 0.416, SLG: 0.442	BBBB 4-0 1B BB		0-0 1-3		0-0 F5	0-0 1B		0-0 WP 1B 3-H 1B	SSS 0-3 K	5	2	2	1	1	1	0
Bobby Grich, R (1, 4) OBP: 0.395, SLG: 0.391	0-0 F6		0-0 1B		SSS 0-3 K	0-0 1-3		0-0 WP 1-2 1B 1B		5	1	2	0	0	1	2
Tommy Davis, R (1, 10) OBP: 0.310, SLG: 0.343	0-0 1B 1-2 1B		0-0 F6		0-0 F3		0-0 F8	0-0 WP 1-H 2-H 1B		5	0	2	2	0	0	1
Lee May, R (1, 3) OBP: 0.310, SLG: 0.473 Tony Muser, L (8, PR) OBP: 0.324, SLG: 0.290 (8, 3)	0-0 1-2 2-H 1B		0-0 5-3			BBBB 4-0 E BB	SSS 0-3 K	4-0 WP IBB		3 0	1 0	1 0	1 0	2 0	1 0	1 0
Jim Northrup, L (1, 8) OBP: 0.355, SLG: 0.491 Paul Blair, R (7, PR) OBP: 0.250, SLG: 0.276 (7, 8)	0-0 F7			0-0 F6		0-0 E6 1-H WP 2B	0-0 1B	0-3 K 1-2 2-3		4 1	1 0	2 0	1 0	0 0	0 1	2 2
Don Baylor, R (1, 7) OBP: 0.347, SLG: 0.478	0-0 F8			BBBB 4-0 E 1B BB		0-0 FC3-6 3-H 1B	0-0 F3	4-0 IBB		3	1	1	0	2	0	3
Elrod Hendricks, L (1, 2) OBP: 0.326, SLG: 0.371		0-0 F7		0-0 F2 1-3		0-0 FC3-6 1-2f E		F4 F9		5	1	0	0	0	0	5
Doug DeCinces, R (1, 5) OBP: 0.289, SLG: 0.372 Brooks Robinson, R (8, 5) OBP: 0.279, SLG: 0.285		0-0 F4		0-0 1B 3-H		0-0 E8 1-H SH3-4 2B		0-0 3B 1B	0-0 F9	4 1	2 0	3 0	2 0	0 0	0 0	0 0
Mark Belanger, R (1, 6) OBP: 0.286, SLG: 0.268		0-0 F8		0-0 F6		0-0 SH3-4 3-H		0-0 1B 1-H 3B	0-0 6-3	4	1	1	2	0	0	1
Inning Stats	R: 1 H: 2 E: 0 LOB: 2 K: 0 BB: 1 S: 5 P: 9	R: 0 H: 0 E: 0 LOB: 0 K: 0 BB: 0 S: 3 P: 3	R: 0 H: 1 E: 0 LOB: 1 K: 0 BB: 0 S: 4 P: 4	R: 1 H: 1 E: 1 LOB: 1 K: 0 BB: 1 S: 4 P: 8	R: 0 H: 0 E: 0 LOB: 0 K: 1 BB: 0 S: 5 P: 5	R: 4 H: 4 E: 2 LOB: 1 K: 0 BB: 1 S: 7 P: 11	R: 0 H: 1 E: 0 LOB: 1 K: 1 BB: 0 S: 6 P: 6	R: 4 H: 5 E: 0 LOB: 3 K: 1 BB: 2 S: 10 P: 18	R: 0 H: 0 E: 0 LOB: 0 K: 1 BB: 0 S: 5 P: 5	1B: 11 SF: 0 2B: 2 SAC: 1 3B: 1 DP: 0 HR: 0 HBP: 0						

	AB	40
	R	10
	H	14
	RBI	9
	BB	5
	SO	4
	LOB	17

WP: 3 PA: 46
PB: 0
SB: 0
CS: 0

PITCHER		IP	WLS	BF	H	R	ER	SO	BB	IBB	HBP	BLK	WP	HR	S	P	ERA	WHIP
Pete Broberg, R ERA: 5.05	(1, 1)	5.0	L	24	6	5	4	1	3	0	0	0	1	0	23	35	7.20	1.800
Tom Hausman, R ERA: 3.99	(6, 1)	1.0		5	2	1	1	0	0	0	0	0	0	0	5	5	9.00	2.000
Bill Champion, R ERA: 5.64	(7, 1)	1.1		10	6	4	4	1	0	0	0	0	1	0	12	12	27.00	4.500
Rick Austin, L ERA: 1.56	(8, 1)	0.2		4	0	0	0	1	0	2	0	0	1	0	4	12	0.00	0.000
Lafayette Currence, L ERA:	(9, 1)	1.0		3	0	0	0	1	0	0	0	0	0	0	5	5	0.00	0.000

PITCHER	IP	WLS	BF	H	R	ER	SO	BB	IBB	HBP	BLK	WP	HR	S	P	ERA	WHIP

Batter	1	2	3	4	5	6	7	8	9	AB	R	H	RBI	BB	SO	LOB
Don Money, R (1, 5) OBP: 0.307, SLG: 0.390	HR	F8 2-3		K		FC6-4 1-2f			HR	5	2	2	2	0	1	3
Charlie Moore, R (1, 2) OBP: 0.336, SLG: 0.374	BB BB	1B 1-H 3-H 1B			F8 HR		6-3 F8 1B		6-3	4	0	1	1	1	0	0
George Scott, R (1, 3) OBP: 0.353, SLG: 0.507	F7	1-3 1B							K	5	1	3	1	0	1	1
Hank Aaron, R (1, 10) OBP: 0.337, SLG: 0.388	1-2 BB	K			F5		1-2 1B		HR	4	1	2	1	1	1	2
Bobby Darwin, R (1, 9) OBP: 0.307, SLG: 0.396	K		K		K		F8 2-3		K	5	0	0	0	0	4	4
Bobby Mitchell, R (1, 7) OBP: 0.348, SLG: 0.490	F3		3-1			F7	K			2	0	0	0	0	0	2
Bill Sharp, L (4, 7) OBP: 0.265, SLG: 0.304										2	0	0	0	0	1	2
Gorman Thomas, R (1, 8) OBP: 0.329, SLG: 0.528		E5 F8 WP S	F4			HR	F7			4	2	1	1	0	0	0
Robin Yount, R (1, 6) OBP: 0.324, SLG: 0.362		K 1-2		5-3		5-3			K	4	0	0	0	0	2	1
Kurt Bevacqua, R (1, 4) OBP: 0.219, SLG: 0.210		S 1B BB		F9		FC6-4 1B			F8	3	1	1	0	1	0	0
Inning Stats	R: 1 E: 0 K: 1 S: 6 H: 1 LOB: 2 BB: 2 P: 14	R: 2 E: 1 K: 2 S: 10 H: 2 LOB: 2 BB: 1 P: 14	R: 0 E: 0 K: 1 S: 5 H: 0 LOB: 0 BB: 0 P: 5	R: 0 E: 0 K: 1 S: 5 H: 0 LOB: 0 BB: 0 P: 5	R: 1 E: 0 K: 1 S: 6 H: 1 LOB: 0 BB: 0 P: 6	R: 1 E: 0 K: 0 S: 5 H: 2 LOB: 1 BB: 0 P: 5	R: 0 E: 0 K: 1 S: 7 H: 2 LOB: 2 BB: 0 P: 7	R: 0 E: 0 K: 1 S: 5 H: 0 LOB: 0 BB: 0 P: 5	R: 2 E: 0 K: 2 S: 9 H: 2 LOB: 0 BB: 0 P: 9	1B: 5 2B: 0 3B: 0 HR: 5 SF: 0 SAC: 0 DP: 0 HBP: 0						

PITCHER		IP	WLS	BF	H	R	ER	SO	BB	IBB	HBP	BLK	WP	HR	S	P	ERA	WHIP
Ross Grimsley, L ERA: 3.94	(1, 1)	1.2		12	3	3	1	2	3	0	0	0	1	1	13	25	5.40	3.600
Wayne Garland, R ERA: 4.18	(2, 1)	4.2	W	19	5	2	2	4	0	0	0	0	0	2	27	27	3.86	1.071
Dyar Miller, R ERA: 2.55	(7, 1)	2.2	S	10	2	2	2	4	0	0	0	0	0	2	18	18	6.75	0.750

PITCHER	IP	WLS	BF	H	R	ER	SO	BB	IBB	HBP	BLK	WP	HR	S	P	ERA	WHIP

BOTTOM

Baltimore Orioles @ Milwaukee Brewers

Milwaukee County Stadium, Milwaukee, WI

Thu Jul 24 1975, 8:05 PM EDT

Att. 12,162 - Unknown

livebaseballscorecards.com

AB	38
R	7
H	10
RBI	6
BB	3
SO	10
LOB	15

WP: 1 PB: 0 SB: 2 CS: 0 PA: 41

Batter	1	2	3	4	5	6	7	8	9	AB	R	H	RBI	BB	SO	LOB
Ken Singleton, S (1, 9) OBP: 0.412, SLG: 0.437	G3	G3			K			K		4	0	0	0	0	2	1
Bobby Grich, R (1, 4) OBP: 0.391, SLG: 0.386	1-3		F7		F8			F7		4	0	0	0	0	0	0
Tommy Davis, R (1, 10) OBP: 0.313, SLG: 0.345	1B		6-3		F7			1B		4	0	2	0	0	0	0
Lee May, R (1, 3) OBP: 0.306, SLG: 0.468	K		K			6-3		F8		4	0	0	0	0	2	2
Jim Northrup, L (1, 8) OBP: 0.352, SLG: 0.482		HBP E 1B		5-3		1-3			4-3	4	1	1	0	0	0	0
Don Baylor, R (1, 7) OBP: 0.346, SLG: 0.473		E 1-2 FC5-4 HBP		F7		F6			F8	3	1	0	0	0	0	0
Brooks Robinson, R (1, 5) OBP: 0.280, SLG: 0.283		K		1B BB			F4		F9	2	0	0	0	1	1	2
Al Bumbry, L (9, PH) OBP: 0.325, SLG: 0.365										1	0	0	0	0	0	0
Dave Duncan, R (1, 2) OBP: 0.241, SLG: 0.337		E6 FC5-4 1-3 2-H		1-3 1B			F7			3	0	1	0	0	0	1
Mark Belanger, R (1, 6) OBP: 0.283, SLG: 0.265		FC5-4 1-2f 3-H		6-3			5-3			3	0	0	1	0	0	3
Inning Stats	R: 0 E: 0 K: 1 S: 6 H: 1 LOB: 1 BB: 0 P: 6	R: 2 E: 1 K: 1 S: 7 H: 1 LOB: 1 BB: 0 P: 8	R: 0 E: 0 K: 1 S: 5 H: 0 LOB: 0 BB: 0 P: 5	R: 0 E: 0 K: 0 S: 4 H: 1 LOB: 2 BB: 1 P: 8	R: 0 E: 0 K: 1 S: 5 H: 0 LOB: 0 BB: 0 P: 5	R: 0 E: 0 K: 0 S: 3 H: 0 LOB: 0 BB: 0 P: 3	R: 0 E: 0 K: 0 S: 3 H: 0 LOB: 0 BB: 0 P: 3	R: 0 E: 0 K: 1 S: 6 H: 1 LOB: 1 BB: 0 P: 6	R: 0 E: 0 K: 0 S: 3 H: 0 LOB: 0 BB: 0 P: 3	1B: 4 2B: 0 3B: 0 HR: 0 SF: 0 SAC: 0 DP: 0 HBP: 1						

PITCHER	IP	WLS	BF	H	R	ER	SO	BB	IBB	HBP	BLK	WP	HR	S	P	ERA	WHIP
Jim Colborn, R (1, 1) ERA: 4.06	9.0	W	34	4	2	0	5	1	0	1	0	0	0	42	47	0.00	0.556

PITCHER	IP	WLS	BF	H	R	ER	SO	BB	IBB	HBP	BLK	WP	HR	S	P	ERA	WHIP

TOP

Baltimore Orioles @ Milwaukee Brewers

Milwaukee County Stadium, Milwaukee, WI

Fri Jul 25 1975, 8:05 PM EDT
Att. 30,495 - Unknown

livebaseballscorecards.com

AB	32
R	2
H	4
RBI	1
BB	1
SO	5
LOB	9

PA: 34
WP: 0
PB: 0
SB: 0
CS: 0

Batter	1	2	3	4	5	6	7	8	9	AB	R	H	RBI	BB	SO	LOB
Don Money, R (1, 5) OBP: 0.306, SLG: 0.385	F8		4-3		BB, BB, 2B, BB	6-3		SH1-4 1-2		3	1	0	0	1	0	0
Darrell Porter, L (1, 2) OBP: 0.364, SLG: 0.365	F7		E3, 1B		1-2 BB, 2B, BB	F2		2-3 1B, BB		3	1	0	0	2	0	0
George Scott, R (1, 3) OBP: 0.356, SLG: 0.507	F4		K		1-2 2-3 2B, BB		WP, 5-3, 1B, 1B	1-2 3-H FC6-4, 1B		4	2	2	1	1	1	1
Hank Aaron, R (1, 10) OBP: 0.338, SLG: 0.391		6-3	1-2 1B		1-H 2-H 3-H E, 2B		5-3 1-2	F8		5	0	2	3	0	0	3
Bobby Darwin, R (1, 9) OBP: 0.306, SLG: 0.394 Sixto Lezcano, R (8, 9) OBP: 0.324, SLG: 0.378		4-3	6-3		F6		1B 2-H 1B	1-2f FC6-4		4 1	0 0	1 0	1 0	0 0	0 0	3 2
Mike Hegan, L (1, 7) OBP: 0.381, SLG: 0.370 Bill Sharp, L (5, PR) (6, 7) OBP: 0.269, SLG: 0.307		1B, BB BB		F8	E IBB		1-3 1B			1 1	0 0	0 1	0 0	2 0	0 0	0 0
Gorman Thomas, R (1, 8) OBP: 0.327, SLG: 0.517		1B 1-2 BB		F6	FC5 1-2 2-3		F6			3	0	0	0	1	0	4
Robin Yount, R (1, 6) OBP: 0.323, SLG: 0.361		FC6-4 1-2 2-3 1B		5-3	6-3		F3			4	0	1	0	0	0	5
Kurt Bevacqua, R (1, 4) OBP: 0.220, SLG: 0.211		1-2f FC6-4			6-3	F9		WP, SH1-4 1B 1B		4	1	1	0	0	0	3
Inning Stats	R: 0 E: 0 K: 0 S: 3 H: 0 LOB: 0 BB: 0 P: 3	R: 0 E: 0 K: 0 S: 4 H: 1 LOB: 3 BB: 2 P: 12	R: 0 E: 1 K: 1 S: 7 H: 1 LOB: 2 BB: 0 P: 7	R: 0 E: 0 K: 0 S: 3 H: 0 LOB: 0 BB: 0 P: 3	R: 3 E: 1 K: 0 S: 5 H: 1 LOB: 3 BB: 4 P: 21	R: 0 E: 0 K: 0 S: 3 H: 0 LOB: 0 BB: 0 P: 3	R: 1 E: 0 K: 0 S: 6 H: 3 LOB: 2 BB: 0 P: 6	R: 1 E: 0 K: 0 S: 5 H: 2 LOB: 2 BB: 1 P: 9		1B: 7 2B: 1 3B: 0 HR: 0 SF: 0 SAC: 1 DP: 0 HBP: 0						

PITCHER		IP	WLS	BF	H	R	ER	SO	BB	IBB	HBP	BLK	WP	HR	S	P	ERA	WHIP
Mike Torrez, R ERA: 3.35	(1, 1)	4.1	L	22	3	3	3	1	5	0	0	0	0	0	19	39	6.23	1.846
Doyle Alexander, R ERA: 3.52	(5, 1)	3.2		19	5	2	2	0	1	1	0	0	2	0	17	25	4.91	1.636

PITCHER	IP	WLS	BF	H	R	ER	SO	BB	IBB	HBP	BLK	WP	HR	S	P	ERA	WHIP

BOTTOM

Baltimore Orioles @ Milwaukee Brewers

Milwaukee County Stadium, Milwaukee, WI

Fri Jul 25 1975, 8:05 PM EDT

Att. 30,495 - Unknown

livebaseballscorecards.com

AB	33
R	5
H	8
RBI	5
BB	7
SO	1
LOB	21

Batter	1	2	3	4	5	6	7	8	9	AB	R	H	RBI	BB	SO	LOB
Ken Singleton, S (1, 9) OBP: 0.412, SLG: 0.435	BBBB 4-0 FC6 BB		x 0-0 E 1-3 2-H 1B	SSS 0-3 ② K		x 0-0 ② F6		x 0-0 ② 4-3 2-3		4	0	1	1	1	1	4
Bobby Grich, R (1, 4) OBP: 0.391, SLG: 0.383	x 0-0 ① FC6 5-3 1-2f		x 0-0 ① SF9 3-H	x 0-0 E6 BB 1-2 2-3		BBBB 4-0 1-2 BB		H 1-0 HBP		2	0	0	1	1	0	3
Tommy Davis, R (1, 10) OBP: 0.311, SLG: 0.340	x 0-0 ② 5-3 1-2		x 0-0 ② F3	BBBB 4-0 1-2 2-3 3-H BB		x 0-0 ③ F9		x 0-0 ③ F7		4	0	0	1	1	0	6
Lee May, R (1, 3) OBP: 0.308, SLG: 0.467 Tony Muser, L (9, PR) (9, 3) OBP: 0.324, SLG: 0.290	x 0-0 ③ F4		x 0-0 E5 1-2	x 0-0 ③ F4			x 0-0 E8 1B		x 0-0 1B 1B	5 0	0 0	2 0	0 0	0 0	0 0	5 0
Jim Northrup, L (1, 8) OBP: 0.341, SLG: 0.465 Paul Blair, R (7, 8) OBP: 0.249, SLG: 0.275		x 0-0 ① G3	x 0-0 ③ 6-3		SSS 0-3 ① K		x 0-0 ① F8		SSS 0-3 ① K	4 1	0 0	0 0	0 0	0 0	1 1	3 1
Don Baylor, R (1, 7) OBP: 0.344, SLG: 0.467		SSS 0-3 ② K		BBBB 4-0 E S 1B BB	x 0-0 ② F9		x 0-0 ② F8		x 0-0 ② F6	4	1	0	0	1	1	2
Brooks Robinson, R (1, 5) OBP: 0.279, SLG: 0.282		x 0-0 ③ 5-3		x 0-0 ① 1-3 1-3	x 0-0 ③ F9		x 0-0 ③ F4		x 0-0 1-3 1B	5	0	1	0	0	0	2
Elrod Hendricks, L (1, 2) OBP: 0.343, SLG: 0.394			BBBB 4-0 1B 1B BB	x 0-0 E E 3-H BB 1B		x 0-0 BB 1B		x 0-0 4-3 2B	x 0-0 ③ 4-3	4	2	3	1	1	0	2
Mark Belanger, R (1, 6) OBP: 0.283, SLG: 0.265			x 0-0 1B 1-2 SF9 1B	x 0-0 FC1 BB E 1-2		x 0-0 ① F8		x 0-0 ① 6-3		4	1	1	0	0	0	3
Inning Stats	R: 0 E: 0 K: 0 S: 3 H: 0 LOB: 1 BB: 1 P: 7	R: 0 E: 0 K: 1 S: 5 H: 0 LOB: 0 BB: 0 P: 5	R: 2 E: 1 K: 0 S: 6 H: 2 LOB: 2 BB: 1 P: 10	R: 2 E: 2 K: 1 S: 8 H: 1 LOB: 3 BB: 2 P: 16	R: 0 E: 0 K: 1 S: 5 H: 0 LOB: 0 BB: 0 P: 5	R: 0 E: 0 K: 0 S: 4 H: 1 LOB: 2 BB: 1 P: 8	R: 0 E: 1 K: 0 S: 4 H: 1 LOB: 1 BB: 0 P: 4	R: 0 E: 0 K: 0 S: 4 H: 1 LOB: 2 BB: 0 P: 5	R: 0 E: 0 K: 1 S: 7 H: 2 LOB: 2 BB: 0 P: 7	1B: 7 2B: 1 3B: 0 HR: 0	SF: 1 SAC: 0 DP: 0 HBP: 1			WP: 0 PB: 0 SB: 1 CS: 0	PA: 44		

PITCHER	IP	WLS	BF	H	R	ER	SO	BB	IBB	HBP	BLK	WP	HR	S	P	ERA	WHIP
Jim Slaton, R (1, 1) ERA: 4.31	9.0	L	44	8	4	3	4	5	0	1	0	0	0	46	67	3.00	1.444

PITCHER	IP	WLS	BF	H	R	ER	SO	BB	IBB	HBP	BLK	WP	HR	S	P	ERA	WHIP

TOP

Baltimore Orioles @ Milwaukee Brewers

Milwaukee County Stadium, Milwaukee, WI

Sat Jul 26 1975, 4:33 AM EDT

Att. 26,578 - Unknown

livebaseballscorecards.com

AB	37
R	4
H	8
RBI	4
BB	5
SO	4
LOB	31

Batter	1	2	3	4	5	6	7	8	9	AB	R	H	RBI	BB	SO	LOB
Don Money, R (1, 5) OBP: 0.302, SLG: 0.379	F3			F8		L4			1-3	4	0	0	0	0	0	1
Charlie Moore, R (1, 2) OBP: 0.324, SLG: 0.359	F8			6-3		K			F9	4	0	0	0	0	1	1
George Scott, R (1, 3) OBP: 0.356, SLG: 0.505	K			4-3			G5-4-3, 1B			3	0	1	0	0	1	0
Hank Aaron, R (1, 10) OBP: 0.338, SLG: 0.389		F5			BB		G5-4-3, 1-2f			2	0	0	0	1	0	1
Bobby Darwin, R (1, 9) OBP: 0.303, SLG: 0.390		K			K		K			3	0	0	0	0	3	1
Bobby Mitchell, R (1, 7) OBP: 0.341, SLG: 0.479		F9			F6			K		3	0	0	0	0	1	1
Gorman Thomas, R (1, 8) OBP: 0.328, SLG: 0.510			G1-4-3, BB		K			K		2	0	0	0	1	2	1
Robin Yount, R (1, 6) OBP: 0.321, SLG: 0.358			F8			K		K		3	0	0	0	0	2	1
Kurt Bevacqua, R (1, 4) OBP: 0.222, SLG: 0.208			G1-4-3, 1-2f			BB			4-3	2	0	0	0	1	0	1
Inning Stats	R: 0 E: 0 K: 1 S: 5 H: 0 LOB: 0 BB: 0 P: 5	R: 0 E: 0 K: 1 S: 5 H: 0 LOB: 0 BB: 0 P: 5	R: 0 E: 0 K: 0 S: 2 H: 0 LOB: 0 BB: 1 P: 6	R: 0 E: 0 K: 0 S: 3 H: 0 LOB: 0 BB: 0 P: 3	R: 0 E: 0 K: 2 S: 7 H: 0 LOB: 1 BB: 1 P: 11	R: 0 E: 0 K: 2 S: 7 H: 0 LOB: 1 BB: 1 P: 11	R: 0 E: 0 K: 1 S: 5 H: 1 LOB: 0 BB: 0 P: 5	R: 0 E: 0 K: 3 S: 9 H: 0 LOB: 0 BB: 0 P: 9	R: 0 E: 0 K: 0 S: 3 H: 0 LOB: 0 BB: 0 P: 3	1B: 1 2B: 0 3B: 0 HR: 0 SF: 0 SAC: 0 DP: 2 HBP: 0						

PITCHER	IP	WLS	BF	H	R	ER	SO	BB	IBB	HBP	BLK	WP	HR	S	P	ERA	WHIP
Mike Cuellar, L (1, 1) ERA: 3.95	9.0	W	29	1	0	0	10	3	0	0	0	0	0	46	58	0.00	0.444

PITCHER	IP	WLS	BF	H	R	ER	SO	BB	IBB	HBP	BLK	WP	HR	S	P	ERA	WHIP

BOTTOM

Baltimore Orioles @ Milwaukee Brewers

Milwaukee County Stadium, Milwaukee, WI

Sat Jul 26 1975, 4:33 AM EDT

Att. 26,578 - Unknown

livebaseballscorecards.com

AB	26
R	0
H	1
RBI	0
BB	3
SO	10
LOB	8

WP: 0 PA: 29
PB: 0
SB: 0
CS: 0

Batter	1	2	3	4	5	6	7	8	9	AB	R	H	RBI	BB	SO	LOB
Ken Singleton, S (1, 9) OBP: 0.411, SLG: 0.431	6-3	BBB FC6-4 BB	F4		1-2 1B		F9		FC6-4 1-2f	5	0	1	0	1	0	4
Paul Blair, R (1, 8) OBP: 0.244, SLG: 0.268	F7	F7	F8		F3		F6		SSS K	6	0	0	0	0	1	7
Tommy Davis, R (1, 10) OBP: 0.312, SLG: 0.341	HBP 1B 1B	FC6-4 1-2f		L6-4 1B 1B	F8		5-3			5	1	2	0	0	0	3
Lee May, R (1, 3) OBP: 0.314, SLG: 0.473	1B 2B HBP 1-2		1B 1B 2B	1B 1B 1-2		1B 2B 1B		F8		4	3	3	0	0	0	0
Tony Muser, L (8, 3) OBP: 0.324, SLG: 0.290										0	0	0	0	0	0	0
Bobby Grich, R (1, 4) OBP: 0.396, SLG: 0.399	2B 1-2 2-H 1B		F7 1B 2-3 1B	L6-4 2-3		2B 1-2 1B		HR		5	3	4	2	0	0	2
Don Baylor, R (1, 7) OBP: 0.348, SLG: 0.475	1-3 2-H 2B		F7 1-2	FC6-4 1-2 1B		7-2 1-H 2-H 2B		SSS K		5	0	3	3	0	1	2
Brooks Robinson, R (1, 5) OBP: 0.283, SLG: 0.280	IBB	BB 1B IBB		FC6-4 1-2f		BBB BB		F8		2	0	0	0	3	0	2
Dave Duncan, R (1, 2) OBP: 0.249, SLG: 0.340	F2	BB 1-2 2-H 3-H 1B			BBB FC1-6 BB	SSS K			FC6-4 1B	4	0	2	2	1	1	5
Tim Nordbrook, R (1, 6) OBP: 0.267, SLG: 0.083		SSS K	BBB 1-2 2-3 BB		FC1-6 1-2f 1B	7-2 3-Hf			B2	2	0	0	0	1	1	1
Jim Northrup, L (6, PH) OBP: 0.338, SLG: 0.461										1	0	0	0	0	0	2
Mark Belanger, R (6, 6) OBP: 0.282, SLG: 0.264										1	0	0	0	0	0	1
Inning Stats	R: 2 E: 0 K: 0 S: 6 H: 3 LOB: 3 BB: 1 P: 11	R: 0 E: 0 K: 1 S: 5 H: 0 LOB: 1 BB: 1 P: 9	R: 2 E: 0 K: 0 S: 6 H: 3 LOB: 3 BB: 2 P: 14	R: 0 E: 0 K: 0 S: 5 H: 3 LOB: 2 BB: 0 P: 5	R: 0 E: 0 K: 0 S: 4 H: 1 LOB: 2 BB: 1 P: 8	R: 2 E: 0 K: 1 S: 7 H: 3 LOB: 1 BB: 1 P: 11	R: 0 E: 0 K: 0 S: 3 H: 0 LOB: 0 BB: 0 P: 3	R: 1 E: 0 K: 1 S: 6 H: 1 LOB: 0 BB: 0 P: 6	R: 0 E: 0 K: 1 S: 6 H: 1 LOB: 1 BB: 0 P: 6	1B: 11 2B: 5 3B: 0 HR: 1	SF: 0 SAC: 0 DP: 2 HBP: 1						

TOP

Baltimore Orioles @ Milwaukee Brewers

Milwaukee County Stadium, Milwaukee, WI

Sun Jul 27 1975, 4:33 AM EDT

Unknown

livebaseballscorecards.com

AB	40
R	7
H	15
RBI	7
BB	6
SO	4
LOB	29

WP: 0 PB: 0 SB: 0 CS: 0 PA: 47

PITCHER		IP	WLS	BF	H	R	ER	SO	BB	IBB	HBP	BLK	WP	HR	S	P	ERA	WHIP
Bill Travers, L ERA: 4.48	(1, 1)	0.2		7	3	2	2	0	0	1	1	0	0	0	5	10	27.00	4.500
Bill Champion, R ERA: 5.72	(1, 1)	1.2		10	3	2	2	1	1	1	0	0	0	0	10	18	10.80	2.400
Lafayette Currence, L ERA: 4.91	(3, 1)	2.2	L	16	7	2	2	0	2	0	0	0	0	0	14	22	6.75	3.375
Eduardo Rodriguez, R ERA: 2.97	(6, 1)	3.0		10	1	1	1	2	1	0	0	0	0	1	13	17	3.00	0.667
Rick Austin, L ERA: 1.47	(9, 1)	1.0		4	1	0	0	1	0	0	0	0	0	0	6	6	0.00	1.000

PITCHER	IP	WLS	BF	H	R	ER	SO	BB	IBB	HBP	BLK	WP	HR	S	P	ERA	WHIP

Batter	1	2	3	4	5	6	7	8	9	AB	R	H	RBI	BB	SO	LOB
Don Money, R (1, 5) OBP: 0.300, SLG: 0.376	F8		F8	2-3 1B		F8		K		5	0	1	0	0	1	1
Darrell Porter, L (1, 2) OBP: 0.361, SLG: 0.374	F6		1-H HR	4-3		K			F7	5	1	1	2	0	1	2
George Scott, R (1, 3) OBP: 0.354, SLG: 0.501	F3		E 1B		F4		K		5-3	5	0	1	0	0	1	0
Hank Aaron, R (1, 10) OBP: 0.341, SLG: 0.386		5-3	E3 1-2		BB BB		BB		BB	2	0	0	0	3	0	1
Mike Hegan, L (1, 7) OBP: 0.380, SLG: 0.398		HR	F9		K		F5		1-3	3	1	1	1	0	1	3
Bill Sharp, L (6, 7) OBP: 0.266, SLG: 0.304										2	0	0	0	0	0	2
Gorman Thomas, R (1, 8) OBP: 0.337, SLG: 0.530		F2		HR	1-2 BB		1-2 BB			2	1	1	1	2	0	0
Sixto Lezcano, R (1, 9) OBP: 0.323, SLG: 0.374		F4		6-3	1-2 2-3 BB		F6			3	0	0	0	1	0	2
Robin Yount, R (1, 6) OBP: 0.320, SLG: 0.357			HR 1B	F4	F9			K		4	1	1	0	0	1	3
Kurt Bevacqua, R (1, 4) OBP: 0.223, SLG: 0.217			B1	1B 2B		5-3		F8		4	0	1	0	0	0	1
Inning Stats	R: 0 E: 0 K: 0 S: 3 H: 0 LOB: 0 BB: 0 P: 3	R: 1 E: 0 K: 0 S: 4 H: 1 LOB: 0 BB: 0 P: 4	R: 2 E: 1 K: 0 S: 7 H: 3 LOB: 2 BB: 0 P: 7	R: 1 E: 0 K: 0 S: 6 H: 3 LOB: 2 BB: 0 P: 6	R: 0 E: 0 K: 1 S: 5 H: 0 LOB: 3 BB: 3 P: 17	R: 0 E: 0 K: 1 S: 5 H: 0 LOB: 0 BB: 0 P: 5	R: 0 E: 0 K: 1 S: 5 H: 0 LOB: 2 BB: 2 P: 13	R: 0 E: 0 K: 2 S: 7 H: 0 LOB: 0 BB: 0 P: 7	R: 0 E: 0 K: 0 S: 3 H: 0 LOB: 1 BB: 1 P: 7	1B: 3 2B: 1 3B: 0 HR: 3 SF: 0 SAC: 0 DP: 0 HBP: 0							

PITCHER		IP	WLS	BF	H	R	ER	SO	BB	IBB	HBP	BLK	WP	HR	S	P	ERA	WHIP
Jim Palmer, R ERA: 2.3	(1, 1)	6.2	W	33	7	4	4	3	5	0	0	0	0	3	34	54	5.40	1.800
Dyar Miller, R ERA: 2.25	(7, 1)	2.1	S	8	0	0	0	2	1	0	0	0	0	0	11	15	0.00	0.429

PITCHER	IP	WLS	BF	H	R	ER	SO	BB	IBB	HBP	BLK	WP	HR	S	P	ERA	WHIP

BOTTOM

Baltimore Orioles @ Milwaukee Brewers

Milwaukee County Stadium, Milwaukee, WI

Sun Jul 27 1975, 4:33 AM EDT

Unknown

livebaseballscorecards.com

AB	35
R	4
H	7
RBI	4
BB	6
SO	5
LOB	15

1B: 3	SF: 0	WP: 0	PA: 41
2B: 1	SAC: 0	PB: 0	
3B: 0	DP: 0	SB: 0	
HR: 3	HBP: 0	CS: 0	

Batter	1	2	3	4	5	6	7	8	9	10	AB	R	H	RBI	BB	SO	LOB
Ken Singleton, S (1, 9) OBP: 0.412, SLG: 0.431	F7		K		BB		4-3		HR 1B	BB HR 1B	5	2	2	1	1	1	1
Al Bumbry, L (1, 7) OBP: 0.322, SLG: 0.373	F2		K		4-3			F9	HR	HR BB	5	1	1	3	0	1	1
Don Baylor, R (10, PH) OBP: 0.349, SLG: 0.475 (10, 7)											0	1	0	0	1	0	0
Tommy Davis, R (1, 10) OBP: 0.309, SLG: 0.348	G3			F8		F2		F8	4-3	HR	6	1	1	4	0	0	1
Lee May, R (1, 3) OBP: 0.319, SLG: 0.477		BLK BB		BB 1B		F8		1B	F8	2B	5	0	3	0	1	0	1
Jim Northrup, L (1, 8) OBP: 0.336, SLG: 0.454	F7			BB		E4		F8	6-3	K	4	0	1	0	0	0	2
Dave Duncan, R (9, PH) OBP: 0.247, SLG: 0.337 (9, 2)											2	0	0	0	0	1	2
Bobby Grich, R (1, 4) OBP: 0.398, SLG: 0.397		K			BB	F5			1B 3B BB	BB 1B BB	2	2	0	0	3	1	2
Elrod Hendricks, L (1, 2) OBP: 0.341, SLG: 0.389				F9			F8			F2	4	0	1	0	0	1	4
Tom Shopay, L (9, PR) OBP: 0.217, SLG: 0.190		K							3B		0	1	0	0	0	0	0
Paul Blair, R (9, 8) OBP: 0.243, SLG: 0.267									1B		1	0	0	0	0	0	1
Doug DeCinces, R (1, 5) OBP: 0.307, SLG: 0.415			F4		5-3		2B		1B 3B	1B HR BB	4	2	2	2	1	0	0
Mark Belanger, R (1, 6) OBP: 0.279, SLG: 0.261			F4		4-3		F3		HR 1B	K	3	0	0	0	0	0	1
Tony Muser, L (9, PH) OBP: 0.329, SLG: 0.295											1	1	1	1	0	0	0
Tim Nordbrook, R (9, 6) OBP: 0.258, SLG: 0.080											1	0	0	0	0	1	2
Inning Stats	R: 0 E: 0 K: 0 S: 3 / H: 0 LOB: 0 BB: 0 P: 3	R: 0 E: 0 K: 2 S: 7 / H: 0 LOB: 1 BB: 1 P: 11	R: 0 E: 0 K: 1 S: 5 / H: 0 LOB: 0 BB: 0 P: 5	R: 0 E: 0 K: 1 S: 7 / H: 2 LOB: 3 BB: 1 P: 11	R: 0 E: 0 K: 0 S: 3 / H: 0 LOB: 1 BB: 1 P: 7	R: 0 E: 1 K: 0 S: 4 / H: 0 LOB: 1 BB: 0 P: 4	R: 0 E: 0 K: 0 S: 4 / H: 1 LOB: 1 BB: 0 P: 4	R: 0 E: 0 K: 0 S: 4 / H: 1 LOB: 1 BB: 0 P: 4	R: 6 E: 0 K: 0 S: 8 / H: 5 LOB: 1 BB: 1 P: 12	R: 5 E: 0 K: 2 S: 10 / H: 3 LOB: 1 BB: 3 P: 22	1B: 7 2B: 2 3B: 1 HR: 2	SF: 0 SAC: 0 DP: 0 HBP: 0						

PITCHER	IP	WLS	BF	H	R	ER	SO	BB	IBB	HBP	BLK	WP	HR	S	P	ERA	WHIP
Tom Hausman, R (1, 1) ERA: 3.8	8.0		34	5	2	2	4	4	0	0	1	0	0	38	54	2.25	1.125
Tom Murphy, R (9, 1) ERA: 2.74	0.0		4	4	4	4	0	0	0	0	0	0	1	4	4	∞	∞
Rick Austin, L (9, 1) ERA: 3.54	2.0	L	12	3	5	5	2	3	0	0	0	0	1	13	25	22.50	3.000

PITCHER	IP	WLS	BF	H	R	ER	SO	BB	IBB	HBP	BLK	WP	HR	S	P	ERA	WHIP

TOP

Baltimore Orioles @ Milwaukee Brewers

Milwaukee County Stadium, Milwaukee, WI

Sun Jul 27 1975, 4:38 AM EDT
Att. 26,705 - Unknown

livebaseballscorecards.com

AB	43
R	11
H	12
RBI	11
BB	7
SO	6
LOB	18

WP: 0 PA: 50
PB: 0
SB: 0
CS: 0

Baltimore Orioles @ Milwaukee Brewers

Milwaukee County Stadium, Milwaukee, WI

Sun Jul 27 1975, 4:38 AM EDT

Att. 26,705 - Unknown

livebaseballscorecards.com

BOTTOM

Batter	1	2	3	4	5	6	7	8	9	10	AB	R	H	RBI	BB	SO	LOB
Don Money, R (1, 5) OBP: 0.298, SLG: 0.384	K		HR		K		F7-4		F7		5	1	1	1	0	2	3
Charlie Moore, R (1, 2) OBP: 0.328, SLG: 0.361	L1		F7		1B			HR 1B	6-3		5	1	2	1	0	0	0
George Scott, R (1, 10) OBP: 0.352, SLG: 0.505	F9		K		F8			HR		F8	5	1	1	2	0	1	1
Bobby Darwin, R (1, 9) OBP: 0.300, SLG: 0.386 Sixto Lezcano, R (7, 9) OBP: 0.327, SLG: 0.378		K		K		K		1B		BB 1B	3 2	0 0	0 2	0 0	0 0	3 0	0 0
Gorman Thomas, R (1, 8) OBP: 0.333, SLG: 0.516		K		K		G4-6-3 BB		K		K	4	0	0	0	1	4	2
Mike Hegan, L (1, 3) OBP: 0.389, SLG: 0.396		F9		BB		G4-6-3		FC5-4 1B		BB	3	0	1	0	2	0	1
Bobby Mitchell, R (1, 7) OBP: 0.343, SLG: 0.476 Bill Sharp, L (5, 7) OBP: 0.268, SLG: 0.306 Hank Aaron, R (10, PH) OBP: 0.341, SLG: 0.385			HR BB	K			F7-4 SH3-4 1B	F7		K	1 2 1	1 0 0	0 1 0	0 0 0	1 0 0	1 0 1	1 2 2
Robin Yount, R (1, 6) OBP: 0.320, SLG: 0.365			HR		F8		SH3-4	FC5-4			3	1	1	2	0	0	2
Kurt Bevacqua, R (1, 4) OBP: 0.231, SLG: 0.233			F8		2B		1B		5-3		4	1	2	0	0	0	0
Inning Stats	R: 0 E: 0 K: 1 S: 5 H: 0 LOB: 0 BB: 0 P: 5	R: 0 E: 0 K: 2 S: 7 H: 0 LOB: 0 BB: 0 P: 7	R: 3 E: 0 K: 1 S: 7 H: 2 LOB: 0 BB: 1 P: 11	R: 0 E: 0 K: 3 S: 9 H: 0 LOB: 1 BB: 1 P: 13	R: 1 E: 0 K: 1 S: 7 H: 2 LOB: 1 BB: 0 P: 7	R: 0 E: 0 K: 1 S: 4 H: 0 LOB: 0 BB: 1 P: 8	R: 0 E: 0 K: 0 S: 4 H: 2 LOB: 1 BB: 0 P: 4	R: 2 E: 0 K: 1 S: 9 H: 4 LOB: 2 BB: 0 P: 9	R: 0 E: 0 K: 0 S: 3 H: 0 LOB: 0 BB: 0 P: 3	R: 0 E: 0 K: 2 S: 8 H: 1 LOB: 2 BB: 1 P: 12	1B: 7 2B: 2 3B: 0 HR: 3 SF: 0 SAC: 1 DP: 2 HBP: 0						

	AB	38
	R	6
	H	11
	RBI	6
	BB	4
	SO	12
	LOB	14

WP: 0 PB: 0 SB: 0 CS: 0 PA: 43

PITCHER	IP	WLS	BF	H	R	ER	SO	BB	IBB	HBP	BLK	WP	HR	S	P	ERA	WHIP
Paul Mitchell, R (1, 1) ERA: 3.96	6.1		27	6	4	4	9	3	0	0	0	0	2	42	54	5.68	1.421
Dyar Miller, R (7, 1) ERA: 2.7	3.1	W	15	5	2	2	2	1	0	0	0	0	1	18	22	5.40	1.800
Grant Jackson, L (10, 1) ERA: 3.63	0.1		1	0	0	0	1	0	0	0	0	0	0	3	3	0.00	0.000

PITCHER	IP	WLS	BF	H	R	ER	SO	BB	IBB	HBP	BLK	WP	HR	S	P	ERA	WHIP

Batter	1	2	3	4	5	6	7	8	9	AB	R	H	RBI	BB	SO	LOB
Don Money, R (1, 5) OBP: 0.303, SLG: 0.389	BB 1B		HR BB	L5		G3 2-H 2B			K	4	1	2	1	1	1	0
Darrell Porter, L (1, 2) OBP: 0.359, SLG: 0.383	F8		1-H HR		K	G3 2-3			6-3	5	1	1	2	0	1	2
George Scott, R (1, 3) OBP: 0.350, SLG: 0.500	F7		6-3		BB 1B	K			F2	4	0	0	0	1	1	2
Hank Aaron, R (1, 10) OBP: 0.342, SLG: 0.384	1-2 BB		1B		K		5-3			3	0	1	0	1	1	1
Bobby Darwin, R (1, 7) OBP: 0.303, SLG: 0.385	F8		F9		1-2 1B		BB CS			3	0	1	0	1	0	3
Gorman Thomas, R (1, 8) OBP: 0.326, SLG: 0.503		K		K	K		K			4	0	0	0	0	4	3
Sixto Lezcano, R (1, 9) OBP: 0.326, SLG: 0.386		5-3		K		HR	CS 1-2		K	4	1	1	1	0	2	0
Robin Yount, R (1, 6) OBP: 0.322, SLG: 0.366		5-3		HR 1B		SH1-4 2B 1B			L7	4	2	2	0	0	0	0
Kurt Bevacqua, R (1, 4) OBP: 0.233, SLG: 0.257			F3	1-H HR		SH1-4 1-2			6-3	3	1	1	2	0	0	0
Inning Stats	R: 0 E: 0 K: 0 S: 4 H: 1 LOB: 2 BB: 1 P: 8	R: 0 E: 0 K: 1 S: 5 H: 0 LOB: 0 BB: 0 P: 5	R: 2 E: 0 K: 0 S: 5 H: 2 LOB: 1 BB: 1 P: 9	R: 2 E: 0 K: 2 S: 9 H: 2 LOB: 0 BB: 0 P: 9	R: 0 E: 0 K: 3 S: 10 H: 1 LOB: 2 BB: 1 P: 14	R: 2 E: 0 K: 1 S: 8 H: 3 LOB: 1 BB: 0 P: 8	R: 0 E: 0 K: 1 S: 4 H: 0 LOB: 0 BB: 1 P: 8	R: 0 E: 0 K: 1 S: 5 H: 0 LOB: 0 BB: 0 P: 5	R: 0 E: 0 K: 1 S: 5 H: 0 LOB: 0 BB: 0 P: 5							

TOP

Milwaukee Brewers @ Boston Red Sox

Fenway Park, Boston, MA

Mon Jul 28 1975, 7:05 PM EDT

Att. 33,606 - Unknown - 84 F

livebaseballscorecards.com

AB	34
R	6
H	9
RBI	6
BB	4
SO	10
LOB	11

1B: 5	SF: 0	WP: 0	PA: 40
2B: 1	SAC: 1	PB: 0	
3B: 0	DP: 0	SB: 0	
HR: 3	HBP: 0	CS: 1	

PITCHER	IP	WLS	BF	H	R	ER	SO	BB	IBB	HBP	BLK	WP	HR	S	P	ERA	WHIP
Rick Wise, R (1, 1) ERA: 4.36	5.1		28	9	6	6	6	3	0	0	0	0	3	37	49	10.12	2.250
Jim Willoughby, R (6, 1) ERA: 2.95	3.2	W	11	0	0	0	4	1	0	0	0	0	0	18	22	0.00	0.273

PITCHER	IP	WLS	BF	H	R	ER	SO	BB	IBB	HBP	BLK	WP	HR	S	P	ERA	WHIP

Batter	1	2	3	4	5	6	7	8	9	AB	R	H	RBI	BB	SO	LOB
Rick Miller, L (1, 9) OBP: 0.348, SLG: 0.273	K	L8		FC6-4 1B 1-2		1B E HBP		6-3		3	0	1	0	0	1	0
Juan Beniquez, R (6, PH) (7, 9) OBP: 0.378, SLG: 0.419										1	1	0	0	0	0	0
Denny Doyle, L (1, 4) OBP: 0.308, SLG: 0.384	BB SF9 BB 1B		5-3	FC6-4 1-2f		E8 1-H 1B		6-3		3	1	1	0	0	0	2
Doug Griffin, R (6, PH) (7, 4) OBP: 0.305, SLG: 0.298										2	0	1	0	0	0	0
Carl Yastrzemski, L (1, 3) OBP: 0.394, SLG: 0.458	SF9 BB 1B 1-2 BB	1-3			K	P7			1B BB 1B 1B	4	2	1	0	1	1	1
Fred Lynn, L (1, 8) OBP: 0.402, SLG: 0.598	1B 1-2 2-3 BB	4-3			4-3 1B		K		1B 1B 1-2 BB	3	0	1	0	2	1	0
Jim Rice, R (1, 7) OBP: 0.342, SLG: 0.514	SF9 2-3 3-H			E6 HR	4-3 1-2		K		1B 1-2 2-3 1B	4	1	1	1	0	1	1
Carlton Fisk, R (1, 2) OBP: 0.398, SLG: 0.511	1-3 3-H 1B			HR 1-H	IBB		HR		1-2 2-3 3-H 1B	4	2	4	5	1	0	0
Dwight Evans, R (1, 10) OBP: 0.343, SLG: 0.418	K			K	F6		FC4 1B 1-2f			4	0	1	0	0	2	4
Rico Petrocelli, R (1, 5) OBP: 0.333, SLG: 0.343		K		1B 1B		5-3	FC4			4	0	1	0	0	1	1
Rick Burleson, R (1, 6) OBP: 0.321, SLG: 0.347		P9		F8		5-3		5-3		4	0	0	0	0	0	1
Inning Stats	R: 2 H: 2 E: 0 LOB: 2 K: 2 BB: 2 S: 9 P: 17	R: 0 H: 0 E: 0 LOB: 0 K: 1 BB: 0 S: 5 P: 5	R: 0 H: 0 E: 0 LOB: 0 K: 0 BB: 0 S: 3 P: 3	R: 2 H: 3 E: 1 LOB: 2 K: 1 BB: 0 S: 9 P: 9	R: 0 H: 1 E: 0 LOB: 2 K: 1 BB: 1 S: 6 P: 10	R: 1 H: 1 E: 1 LOB: 1 K: 0 BB: 0 S: 4 P: 5	R: 1 H: 2 E: 0 LOB: 1 K: 2 BB: 0 S: 9 P: 9	R: 0 H: 0 E: 0 LOB: 0 K: 0 BB: 0 S: 3 P: 3	R: 1 H: 3 E: 0 LOB: 3 K: 0 BB: 1 S: 3 P: 7	1B: 10 SF: 1 2B: 0 SAC: 0 3B: 0 DP: 0 HR: 2 HBP: 1							

BOTTOM

Milwaukee Brewers @ Boston Red Sox

Fenway Park, Boston, MA

Mon Jul 28 1975, 7:05 PM EDT

Att. 33,606 - Unknown - 84 F

livebaseballscorecards.com

AB	36
R	7
H	12
RBI	6
BB	4
SO	7
LOB	10

PITCHER		IP	WLS	BF	H	R	ER	SO	BB	IBB	HBP	BLK	WP	HR	S	P	ERA	WHIP
Pete Broberg, R ERA: 5.11	(1, 1)	3.2		19	5	4	3	4	2	0	0	0	0	1	25	33	7.36	1.909
Bill Travers, L ERA: 4.41	(4, 1)	3.0		15	4	2	1	3	0	1	1	0	0	1	19	24	3.00	1.333
Tom Murphy, R ERA: 2.85	(7, 1)	1.1	L	8	3	1	1	0	1	0	0	0	0	0	7	11	6.75	3.000

PITCHER	IP	WLS	BF	H	R	ER	SO	BB	IBB	HBP	BLK	WP	HR	S	P	ERA	WHIP

Batter	1	2	3	4	5	6	7	8	9	AB	R	H	RBI	BB	SO	LOB
Don Money, R (1, 5) OBP: 0.306, SLG: 0.412	HR		HR		SH1-3 2-3		F8		F7	4	2	2	2	0	0	3
Darrell Porter, L (1, 2) OBP: 0.357, SLG: 0.393	HR		F9		F7 3-H			F9		4	1	1	1	0	0	0
George Scott, R (1, 3) OBP: 0.349, SLG: 0.500	K		2B		5-3			K		4	0	1	0	0	2	0
Hank Aaron, R (1, 10) OBP: 0.344, SLG: 0.386	K		F2			G6-4-3 1B		1B		4	0	2	0	0	1	1
Bobby Darwin, R (1, 7) OBP: 0.299, SLG: 0.380 Bill Sharp, L (8, 7) OBP: 0.268, SLG: 0.306	5-3			K		K		K		4 0	0 0	0 0	0 0	0 0	3 0	2 0
Gorman Thomas, R (1, 8) OBP: 0.319, SLG: 0.491		K		K		G6-4-3 1-2f			G3	4	0	0	0	0	2	1
Sixto Lezcano, R (1, 9) OBP: 0.328, SLG: 0.385		5-3		1B			WP SH3-4 BB		K	3	0	1	0	1	1	0
Robin Yount, R (1, 6) OBP: 0.322, SLG: 0.366		K		K			SH3-4 1-2		1B S 1B	3	0	1	0	0	2	1
Kurt Bevacqua, R (1, 4) OBP: 0.240, SLG: 0.271			F9		SH1-3 WP 2B		6-3 2-3		1-3 1B	4	1	2	0	0	0	1
Inning Stats	R: 2 E: 0 K: 2 S: 9 H: 2 LOB: 0 BB: 0 P: 9	R: 0 E: 0 K: 2 S: 7 H: 0 LOB: 0 BB: 0 P: 7	R: 1 E: 0 K: 0 S: 5 H: 2 LOB: 1 BB: 0 P: 5	R: 0 E: 0 K: 3 S: 10 H: 1 LOB: 1 BB: 0 P: 10	R: 1 E: 0 K: 0 S: 4 H: 1 LOB: 0 BB: 0 P: 4	R: 0 E: 0 K: 1 S: 5 H: 1 LOB: 0 BB: 0 P: 5	R: 0 E: 0 K: 0 S: 3 H: 0 LOB: 1 BB: 1 P: 7	R: 0 E: 0 K: 2 S: 8 H: 1 LOB: 1 BB: 0 P: 8	R: 0 E: 0 K: 1 S: 7 H: 2 LOB: 2 BB: 0 P: 7	1B: 5 2B: 2 3B: 0 HR: 3 SF: 0 SAC: 2 DP: 1 HBP: 0						

PITCHER	IP	WLS	BF	H	R	ER	SO	BB	IBB	HBP	BLK	WP	HR	S	P	ERA	WHIP
Diego Segui, R (1, 1) ERA: 5.43	9.0	L	37	10	4	4	11	1	0	0	0	2	3	58	62	4.00	1.222

PITCHER	IP	WLS	BF	H	R	ER	SO	BB	IBB	HBP	BLK	WP	HR	S	P	ERA	WHIP

TOP

Milwaukee Brewers @ Boston Red Sox

Fenway Park, Boston, MA

Tue Jul 29 1975, 7:05 PM EDT

Att. 33,506 - Unknown - 82 F

livebaseballscorecards.com

AB	34
R	4
H	10
RBI	3
BB	1
SO	11
LOB	9

BOTTOM

Milwaukee Brewers @ Boston Red Sox

Fenway Park, Boston, MA

Tue Jul 29 1975, 7:05 PM EDT

Att. 33,506 - Unknown - 82 F

Batter	1	2	3	4	5	6	7	8	9	AB	R	H	RBI	BB	SO	LOB
Bernie Carbo, L (1, 9) OBP: 0.412, SLG: 0.512	6-3		5-3		K		F5		6-3	5	0	0	0	0	1	1
Denny Doyle, L (1, 4) OBP: 0.306, SLG: 0.380	4-3		1B		4-3		4-3			4	0	1	0	0	0	0
Carl Yastrzemski, L (1, 3) OBP: 0.395, SLG: 0.457	1B		F4		1B BB		K			3	0	1	0	1	1	1
Fred Lynn, L (1, 8) OBP: 0.400, SLG: 0.594	F9		L5		1-3 1B			F9		4	0	1	0	0	0	2
Jim Rice, R (1, 7) OBP: 0.338, SLG: 0.508		5-3		F3	K			6-3		4	0	0	0	0	1	2
Carlton Fisk, R (1, 2) OBP: 0.402, SLG: 0.505		K		BB		1B		6-3		3	0	1	0	1	1	0
Dwight Evans, R (1, 10) OBP: 0.349, SLG: 0.426		E 1B		1-2 BB		F8			G3 2B	3	0	2	0	1	0	0
Rico Petrocelli, R (1, 5) OBP: 0.332, SLG: 0.341		E6 1-2		K		1B			6-3	4	0	1	0	0	1	4
Rick Burleson, R (1, 6) OBP: 0.319, SLG: 0.345		F3		F8		F3			G3 2-3	3	0	0	0	0	0	5
Cecil Cooper, L (9, PH) OBP: 0.366, SLG: 0.586										1	0	0	0	0	0	1
Inning Stats	R: 0 H: 1 E: 0 LOB: 1 K: 0 BB: 0 S: 4 P: 4	R: 0 H: 1 E: 1 LOB: 2 K: 1 BB: 0 S: 7 P: 7	R: 0 H: 1 E: 0 LOB: 1 K: 0 BB: 0 S: 4 P: 4	R: 0 H: 0 E: 0 LOB: 2 K: 1 BB: 2 S: 5 P: 13	R: 0 H: 1 E: 0 LOB: 2 K: 2 BB: 1 S: 8 P: 12	R: 0 H: 2 E: 0 LOB: 1 K: 0 BB: 0 S: 4 P: 4	R: 0 H: 0 E: 0 LOB: 0 K: 1 BB: 0 S: 5 P: 5	R: 0 H: 0 E: 0 LOB: 0 K: 0 BB: 0 S: 3 P: 3	R: 0 H: 1 E: 0 LOB: 1 K: 0 BB: 0 S: 4 P: 4	1B: 6 SF: 0 2B: 1 SAC: 0 3B: 0 DP: 0 HR: 0 HBP: 0						

livebaseballscorecards.com

AB	34
R	0
H	7
RBI	0
BB	3
SO	5
LOB	16

PITCHER	IP	WLS	BF	H	R	ER	SO	BB	IBB	HBP	BLK	WP	HR	S	P	ERA	WHIP
Jim Colborn, R (1, 1) ERA: 3.76	9.0	W	37	7	0	0	5	3	0	0	0	0	0	44	56	0.00	1.111

PITCHER	IP	WLS	BF	H	R	ER	SO	BB	IBB	HBP	BLK	WP	HR	S	P	ERA	WHIP

Batter	1	2	3	4	5	6	7	8	9	AB	R	H	RBI	BB	SO	LOB
Don Money, R (1, 5) OBP: 0.307, SLG: 0.412	1B		5-3 1-2		F8		1-2 3-H 1B		F4	5	0	2	1	0	0	2
Charlie Moore, R (1, 2) OBP: 0.314, SLG: 0.345	F2		5-3			4-3	F4		K	5	0	0	0	0	1	4
George Scott, R (1, 3) OBP: 0.349, SLG: 0.497	P9			F4		P9		1B HR 1B		4	1	1	0	0	0	1
Hank Aaron, R (1, 10) OBP: 0.343, SLG: 0.384	F8			F4		5-3		1-3 HR 1B		4	1	1	0	0	0	1
Sixto Lezcano, R (1, 9) OBP: 0.327, SLG: 0.392		P8		1-3			5-3	1-H 3-H HR		4	1	1	3	0	0	0
Bill Sharp, L (1, 7) (5, 8) OBP: 0.272, SLG: 0.309		P7			2B SF9 1B		FC3-6 1B	F8		4	1	2	0	0	0	0
Gorman Thomas, R (1, 8) OBP: 0.318, SLG: 0.488		K			1-3 2B		FC3-6 2B 1-2f E	F9		1	0	0	0	0	1	0
Mike Hegan, L (5, PH) (5, 7) OBP: 0.391, SLG: 0.407										2	1	1	0	0	0	1
Bobby Mitchell, R (8, PH) (8, 7) OBP: 0.341, SLG: 0.473										1	0	0	0	0	0	0
Robin Yount, R (1, 6) OBP: 0.321, SLG: 0.368			F9		K		E 1-3 1B 2B	K		4	1	1	0	0	2	2
Kurt Bevacqua, R (1, 4) OBP: 0.240, SLG: 0.273			5-3 1B		SF9 3-H		E6 2-3 3-H 1B		K	3	0	1	1	0	1	1
Inning Stats	R: 0 E: 0 K: 0 S: 4 H: 1 LOB: 1 BB: 0 P: 4	R: 0 E: 0 K: 1 S: 5 H: 0 LOB: 0 BB: 0 P: 5	R: 0 E: 0 K: 0 S: 4 H: 1 LOB: 1 BB: 0 P: 4	R: 0 E: 0 K: 0 S: 3 H: 0 LOB: 0 BB: 0 P: 3	R: 1 E: 0 K: 1 S: 7 H: 2 LOB: 1 BB: 0 P: 7	R: 0 E: 0 K: 0 S: 3 H: 0 LOB: 0 BB: 0 P: 3	R: 2 E: 1 K: 0 S: 7 H: 3 LOB: 2 BB: 0 P: 7	R: 3 E: 0 K: 1 S: 8 H: 3 LOB: 0 BB: 0 P: 8	R: 0 E: 0 K: 2 S: 7 H: 0 LOB: 0 BB: 0 P: 7	1B: 7 2B: 2 3B: 0 HR: 1 SF: 1 SAC: 0 DP: 0 HBP: 0	WP: 0 PB: 0 SB: 0 CS: 0 PA: 38					

PITCHER		IP	WLS	BF	H	R	ER	SO	BB	IBB	HBP	BLK	WP	HR	S	P	ERA	WHIP
Reggie Cleveland, R ERA: 4.98	(1, 1)	7.0	L	32	10	6	4	2	0	0	0	0	0	1	36	36	5.14	1.429
Jim Burton, L ERA: 2.94	(8, 1)	2.0		6	0	0	0	3	0	0	0	0	0	0	12	12	0.00	0.000

PITCHER	IP	WLS	BF	H	R	ER	SO	BB	IBB	HBP	BLK	WP	HR	S	P	ERA	WHIP

TOP

Milwaukee Brewers @ Boston Red Sox

Fenway Park, Boston, MA

Wed Jul 30 1975, 3:33 AM EDT

Att. 33,763 - Unknown - 90 F

livebaseballscorecards.com

AB	37
R	6
H	10
RBI	5
BB	0
SO	5
LOB	12

Batter	1	2	3	4	5	6	7	8	9	AB	R	H	RBI	BB	SO	LOB
Juan Beniquez, R (1, 10) OBP: 0.376, SLG: 0.427	SF7 3B		5-3			F4		L7		4	1	1	0	0	0	0
Denny Doyle, L (1, 4) OBP: 0.305, SLG: 0.379	SF7 3-H		4-3			1B		F4		3	0	1	1	0	0	0
Carl Yastrzemski, L (1, 3) OBP: 0.392, SLG: 0.452	4-3			F9		L8		F8		4	0	0	0	0	0	1
Fred Lynn, L (1, 8) OBP: 0.404, SLG: 0.599	2B			G3 1B		L7			FC6-4 1B	4	0	3	0	0	0	1
Jim Rice, R (1, 7) OBP: 0.335, SLG: 0.503	K			G3 1-2			K		F4	4	0	0	0	0	2	3
Dwight Evans, R (1, 9) OBP: 0.347, SLG: 0.435		K		K			HR		FC6-4 FC6-4 1-2f	4	1	1	1	0	2	2
Rico Petrocelli, R (1, 5) OBP: 0.328, SLG: 0.336		P7			4-3		F8		FC6-4 1-2f	4	0	0	0	0	0	1
Tim Blackwell, S (1, 2) OBP: 0.292, SLG: 0.230 Carlton Fisk, R (7, PH) OBP: 0.407, SLG: 0.505 (8, 2)		F4			L7		BB			2 0	0 0	0 0	0 0	0 1	0 0	0 0
Bob Heise, R (1, 6) OBP: 0.250, SLG: 0.235 Cecil Cooper, L (7, PH) OBP: 0.364, SLG: 0.582 Rick Burleson, R (8, 6) OBP: 0.319, SLG: 0.345			F4		6-3		G3			2 1 0	0 0 0	0 0 0	0 0 0	0 0 0	0 0 0	0 1 0
Inning Stats	R: 1 H: 2 E: 0 LOB: 1 K: 1 BB: 0 S: 7 P: 7	R: 0 H: 0 E: 0 LOB: 0 K: 1 BB: 0 S: 5 P: 5	R: 0 H: 0 E: 0 LOB: 0 K: 0 BB: 0 S: 3 P: 3	R: 0 H: 1 E: 0 LOB: 1 K: 1 BB: 0 S: 6 P: 6	R: 0 H: 0 E: 0 LOB: 0 K: 0 BB: 0 S: 3 P: 3	R: 0 H: 1 E: 0 LOB: 1 K: 0 BB: 0 S: 4 P: 4	R: 1 H: 1 E: 0 LOB: 1 K: 1 BB: 1 S: 6 P: 10	R: 0 H: 0 E: 0 LOB: 0 K: 0 BB: 0 S: 3 P: 3	R: 0 H: 1 E: 0 LOB: 1 K: 0 BB: 0 S: 4 P: 4	1B: 3 SF: 1 2B: 1 SAC: 0 3B: 1 DP: 0 HR: 1 HBP: 0						WP: 0 PA: 34 PB: 0 SB: 0 CS: 0	

PITCHER	IP	WLS	BF	H	R	ER	SO	BB	IBB	HBP	BLK	WP	HR	S	P	ERA	WHIP
Jim Slaton, R (1, 1) ERA: 4.17	9.0	W	34	6	2	2	4	1	0	0	0	0	1	41	45	2.00	0.778

PITCHER	IP	WLS	BF	H	R	ER	SO	BB	IBB	HBP	BLK	WP	HR	S	P	ERA	WHIP

BOTTOM

Milwaukee Brewers @ Boston Red Sox

Fenway Park, Boston, MA

Wed Jul 30 1975, 3:33 AM EDT

Att. 33,763 - Unknown - 90 F

livebaseballscorecards.com

AB	32
R	2
H	6
RBI	2
BB	1
SO	4
LOB	9

Batter	1	2	3	4	5	6	7	8	9	AB	R	H	RBI	BB	SO	LOB
Don Money, R (1, 5) OBP: 0.312, SLG: 0.409	S S S 0-3 ① K		B B B B 4-0 FC3-6 1B CS BB		B B B B 4-0 BB	X 0-0 ③ F8			B B B B 4-0 G6-4-3 BB	2	0	0	0	3	1	1
Bob Sheldon, L (1, 4) OBP: 0.465, SLG: 0.447	S S S 0-3 ② K		X 0-0 1-2 FC3-6 1B		S S S 0-3 ③ K		X 0-0 ① 1-3		X 0-0 ① ② G6-4-3 1-2f	5	0	1	0	0	2	2
George Scott, R (1, 10) OBP: 0.349, SLG: 0.494	H 1-0 HBP		S S S 0-3 ① K			X 0-0 ① 6-3	B B B B 4-0 1B BB		X 0-0 ③ F9	3	0	0	0	1	1	2
Darrell Porter, L (1, 2) OBP: 0.359, SLG: 0.394	X 0-0 ③ L3		X 0-0 ② FC3-6 1-2f 2-3			X 0-0 BB 1B 1B	X 0-0 1-3 1B			4	1	2	0	0	0	3
Mike Hegan, L (1, 3) OBP: 0.379, SLG: 0.393		S S S 0-3 ① K	0-0 ③ CS 3-H	X 0-0 ① F8		S S S 0-3 ② K	X 0-0 ② F8			4	0	0	0	0	2	3
Sixto Lezcano, R (1, 9) OBP: 0.329, SLG: 0.392		X 0-0 2B 1B		X 0-0 ② 5-3		B B B B 4-0 1B 2B 1-2 BB	S S S 0-3 ③ K			3	1	1	0	1	1	2
Bill Sharp, L (1, 7) OBP: 0.276, SLG: 0.317		X 0-0 1-3 2B		X 0-0 ③ G3		X 0-0 2B 1B 1-3 2-H 1B		X 0-0 ① F8		4	1	2	1	0	0	0
Gorman Thomas, R (1, 8) OBP: 0.316, SLG: 0.488		X 0-0 ② F6			X 0-0 ① 6-3	X 0-0 1B 1-3 3-H 2B		X 0-0 ② F7		4	1	1	1	0	0	2
Jack Lind, S (1, 6) Hank Aaron, R (6, PH) OBP: 0.345, SLG: 0.386 Robin Yount, R (6, PR) OBP: 0.320, SLG: 0.367 (6, 6)		S S S 0-3 ③ K			S S S 0-3 ② K	X 0-0 2-H 3-H 1B		X 0-0 ③ F9		2 1 1	0 0 0	0 1 0	0 2 0	0 0 0	2 0 0	2 0 0
Inning Stats	R: 0 E: 0 K: 2 S: 7 H: 0 LOB: 1 BB: 0 P: 8	R: 0 E: 0 K: 2 S: 9 H: 2 LOB: 2 BB: 0 P: 9	R: 0 E: 0 K: 1 S: 5 H: 1 LOB: 1 BB: 1 P: 9	R: 0 E: 0 K: 0 S: 3 H: 0 LOB: 0 BB: 0 P: 3	R: 0 E: 0 K: 2 S: 7 H: 0 LOB: 1 BB: 1 P: 11	R: 4 E: 0 K: 1 S: 9 H: 4 LOB: 1 BB: 1 P: 13	R: 0 E: 0 K: 1 S: 6 H: 1 LOB: 2 BB: 1 P: 10	R: 0 E: 0 K: 0 S: 3 H: 0 LOB: 0 BB: 0 P: 3	R: 0 E: 0 K: 0 S: 2 H: 0 LOB: 0 BB: 1 P: 6	1B: 6 2B: 2 3B: 0 HR: 0 SF: 0 SAC: 0 DP: 1 HBP: 1						

PITCHER		IP	W/L/S	BF	H	R	ER	SO	BB	IBB	HBP	BLK	WP	HR	S	P	ERA	WHIP
Jim Palmer, R ERA: 2.42	(1, 1)	5.2	W	27	7	4	4	8	3	0	1	0	0	0	39	52	6.35	1.765
Wayne Garland, R ERA: 3.91	(6, 1)	3.1	S	12	1	0	0	1	2	0	0	0	0	0	12	20	0.00	0.900

PITCHER		IP	W/L/S	BF	H	R	ER	SO	BB	IBB	HBP	BLK	WP	HR	S	P	ERA	WHIP

TOP

Milwaukee Brewers @ Baltimore Orioles

Memorial Stadium, Baltimore, MD

Fri Aug 01 1975, 7:05 PM EDT

Unknown

livebaseballscorecards.com

AB	33
R	4
H	8
RBI	4
BB	5
SO	9
LOB	17

Batter	1	2	3	4	5	6	7	8	9	AB	R	H	RBI	BB	SO	LOB
Ken Singleton, S (1, 9) OBP: 0.422, SLG: 0.443	S S S 0-3 K ①		I I I I 4-0 G5-3 1B IBB		B B B B 4-0 1-2 HR BB		H 1-0 1B 1B HBP	x 0-0 F8 ③		2	2	0	0	2	1	1
Paul Blair, R (1, 8) OBP: 0.249, SLG: 0.268	x 0-0 F7 ②		x 0-0 1-2 2-H 1B		S S S 0-3 K ②		x 0-0 B3 ①			4	0	1	1	0	1	4
Tommy Davis, R (1, 10) OBP: 0.318, SLG: 0.370	x 0-0 1B		x 0-0 G5-3 ② ③ 2-3f		x 0-0 1-H 2-H 3-H HR		x 0-0 1B 1-3 1B			4	1	3	4	0	0	2
Lee May, R (1, 3) OBP: 0.321, SLG: 0.470	x 0-0 F8 ③			x 0-0 L5 ①	B B B B 4-0 BB		x 0-0 1-2 3-H 1B			3	0	1	1	1	0	1
Bobby Grich, R (1, 4) OBP: 0.394, SLG: 0.399		x 0-0 4-3 ①		x 0-0 F4 ②	S S S 0-3 K ③		x 0-0 F8 ②			4	0	0	0	0	1	3
Don Baylor, R (1, 7) OBP: 0.351, SLG: 0.476		x 0-0 CS 1B		x 0-0 6-3 ③		x 0-0 FC5-6 1B	x 0-0 F5 ③			4	0	2	0	0	0	2
Elrod Hendricks, L (1, 2) OBP: 0.336, SLG: 0.369	S S S 0-3 1-2 K ② ③				x 0-0 1B HR 1B	x 0-0 FC5-6 ① 1-2f		x 0-0 4-3 ①		4	1	1	0	0	1	2
Brooks Robinson, R (1, 5) OBP: 0.285, SLG: 0.278		x 0-0 PB 1B 1B			x 0-0 BB 1-3 HR 1B	x 0-0 F9 ②		B B B B 4-0 BB		3	2	2	0	1	0	1
Mark Belanger, R (1, 6) OBP: 0.274, SLG: 0.251		S S S 0-3 1-2 K ①			x 0-0 F9 ①	x 0-0 F6 ③		x 0-0 F8 ②		4	0	0	0	0	1	5
Inning Stats	R: 0 H: 1 E: 0 LOB: 1 K: 1 BB: 0 S: 6 P: 6	R: 0 H: 1 E: 0 LOB: 0 K: 1 BB: 0 S: 5 P: 5	R: 1 H: 2 E: 0 LOB: 1 K: 1 BB: 1 S: 6 P: 10	R: 0 H: 0 E: 0 LOB: 0 K: 0 BB: 0 S: 3 P: 3	R: 4 H: 3 E: 0 LOB: 1 K: 2 BB: 2 S: 10 P: 18	R: 0 H: 1 E: 0 LOB: 1 K: 0 BB: 0 S: 4 P: 4	R: 1 H: 2 E: 0 LOB: 2 K: 0 BB: 0 S: 5 P: 6	R: 0 H: 0 E: 0 LOB: 1 K: 0 BB: 1 S: 3 P: 7		1B: 9 SF: 0 2B: 0 SAC: 0 3B: 0 DP: 1 HR: 1 HBP: 1						

PITCHER		IP	WLS	BF	H	R	ER	SO	BB	IBB	HBP	BLK	WP	HR	S	P	ERA	WHIP
Bill Champion, R ERA: 5.89	(1, 1)	4.2	L	21	7	5	5	4	1	1	0	0	0	1	27	35	9.64	1.714
Bill Travers, L ERA: 4.43	(5, 1)	1.2		9	2	1	1	1	1	0	1	0	0	0	9	14	5.40	1.800
Tom Murphy, R ERA: 2.76	(7, 1)	1.2		7	1	0	0	0	1	0	0	0	0	0	6	10	0.00	1.200

PITCHER	IP	WLS	BF	H	R	ER	SO	BB	IBB	HBP	BLK	WP	HR	S	P	ERA	WHIP

BOTTOM

Milwaukee Brewers @ Baltimore Orioles

Memorial Stadium, Baltimore, MD

Fri Aug 01 1975, 7:05 PM EDT

Unknown

livebaseballscorecards.com

AB	32
R	6
H	10
RBI	6
BB	4
SO	5
LOB	21

WP: 0 PA: 37
PB: 1
SB: 0
CS: 1

Batter	1	2	3	4	5	6	7	8	9	AB	R	H	RBI	BB	SO	LOB
Don Money, R (1, 5) OBP: 0.311, SLG: 0.407	0-0 2B SF8 1B		0-0 ② F7		0-3 ③ K			0-0 ③ F9		4	1	1	0	0	1	1
Charlie Moore, R (1, 2) OBP: 0.320, SLG: 0.345	0-3 ① K		4-0 FC5-4 BB			0-0 ① F7			0-0 1-3 1B	3	0	1	0	1	1	1
George Scott, R (1, 3) OBP: 0.350, SLG: 0.496	0-0 1-3 2B		0-0 ③ FC5-4 1-2f			0-0 G6-4-3 1B			0-0 ① 1-3 1-2	4	0	2	0	0	0	2
Hank Aaron, R (1, 10) OBP: 0.344, SLG: 0.384 Jack Lind, S (9, PR)	0-0 ② SF8 3-H			0-0 ① F7		0-0 ②③ G6-4-3 1-2f			4-0 BB	2 0	0 0	0 0	1 0	1 0	0 0	1 0
Bobby Mitchell, R (1, 7) OBP: 0.333, SLG: 0.461	0-0 ③ F7			0-0 ② F8			0-0 ① 6-3		0-0 ② F3	4	0	0	0	0	0	3
Sixto Lezcano, R (1, 9) OBP: 0.326, SLG: 0.387		0-3 ① K		0-0 ③ 4-3			0-0 ② 5-3		0-0 ③ 1-3	4	0	0	0	0	1	2
Gorman Thomas, R (1, 8) OBP: 0.312, SLG: 0.480		0-0 ② F5			0-0 ① F8		0-3 ③ K			3	0	0	0	0	1	0
Robin Yount, R (1, 6) OBP: 0.318, SLG: 0.364		0-0 ③ F8			0-3 ② K			0-0 ① F9		3	0	0	0	0	1	0
Kurt Bevacqua, R (1, 4) OBP: 0.242, SLG: 0.281			0-3 ① K		0-0 2B			0-0 ② 6-3		3	0	1	0	0	1	0
Inning Stats	R: 1 H: 2 E: 0 LOB: 1 K: 1 BB: 0 S: 7 P: 7	R: 0 H: 0 E: 0 LOB: 0 K: 1 BB: 0 S: 5 P: 5	R: 0 H: 0 E: 0 LOB: 1 K: 1 BB: 1 S: 5 P: 9	R: 0 H: 0 E: 0 LOB: 0 K: 0 BB: 0 S: 3 P: 3	R: 0 H: 1 E: 0 LOB: 1 K: 2 BB: 0 S: 8 P: 8	R: 0 H: 1 E: 0 LOB: 0 K: 0 BB: 0 S: 3 P: 3	R: 0 H: 0 E: 0 LOB: 0 K: 1 BB: 0 S: 5 P: 5	R: 0 H: 0 E: 0 LOB: 0 K: 0 BB: 0 S: 3 P: 3	R: 0 H: 1 E: 0 LOB: 2 K: 0 BB: 1 S: 4 P: 8	1B: 3 SF: 1 2B: 2 SAC: 0 3B: 0 DP: 1 HR: 0 HBP: 0						

PITCHER	IP	WLS	BF	H	R	ER	SO	BB	IBB	HBP	BLK	WP	HR	S	P	ERA	WHIP
Ross Grimsley, L (1, 1) ERA: 3.82	9.0	W	33	5	1	1	6	2	0	0	0	0	0	43	51	1.00	0.778

PITCHER	IP	WLS	BF	H	R	ER	SO	BB	IBB	HBP	BLK	WP	HR	S	P	ERA	WHIP

TOP

Milwaukee Brewers @ Baltimore Orioles

Memorial Stadium, Baltimore, MD

Fri Aug 01 1975, 7:05 PM EDT

Att. 19,041 - Unknown

livebaseballscorecards.com

AB	30
R	1
H	5
RBI	1
BB	2
SO	6
LOB	10

WP: 0 PA: 33
PB: 0
SB: 0
CS: 0

Batter	1	2	3	4	5	6	7	8	9	AB	R	H	RBI	BB	SO	LOB
Al Bumbry, L (1, 7) OBP: 0.326, SLG: 0.377	6-3		F7			1-3 2-H		1B 2B		4	0	2	1	0	0	1
Tony Muser, L (1, 3) OBP: 0.329, SLG: 0.297	F2			G5-4-3 1B		1-3 1-2		BB 2-3 1B		4	0	2	0	0	0	1
Tommy Davis, R (1, 10) OBP: 0.314, SLG: 0.365	F3			G5-4-3 1-2f		K SSS		K SSS		4	0	0	0	0	2	4
Ken Singleton, S (1, 9) OBP: 0.422, SLG: 0.442		F9		F7			2B 1B	FC4 1-2 BB BBB		3	1	1	0	1	0	0
Jim Northrup, L (1, 8) OBP: 0.340, SLG: 0.453 Paul Blair, R (7, PR) OBP: 0.248, SLG: 0.267 (8, 8)		K SSS			F7		4-3 1-H S 2B	F8		3 1	0 1	1 0	1 0	0 0	1 0	0 3
Bobby Grich, R (1, 4) OBP: 0.390, SLG: 0.394		F8			F9 2		4-3 1 2-3	FC4 3 1-2f		4	0	0	0	0	0	4
Doug DeCinces, R (1, 5) OBP: 0.312, SLG: 0.407			6-3 1B		6-3 3		F6 2 3-H			3	0	1	0	0	0	1
Dave Duncan, R (1, 2) OBP: 0.247, SLG: 0.333			6-3 1 1-2			SH1-4 1B 1B	FC6-4 1B			3	1	2	0	0	0	1
Mark Belanger, R (1, 6) OBP: 0.272, SLG: 0.249			F7 2			SH1-4 1 1-2	FC6-4 3 1-2f			2	0	0	0	0	0	3
Inning Stats	R: 0 H: 0 E: 0 LOB: 0 K: 0 BB: 0 S: 3 P: 3	R: 0 H: 0 E: 0 LOB: 0 K: 1 BB: 0 S: 5 P: 5	R: 0 H: 1 E: 0 LOB: 1 K: 0 BB: 0 S: 4 P: 4	R: 0 H: 1 E: 0 LOB: 0 K: 0 BB: 0 S: 3 P: 3	R: 0 H: 0 E: 0 LOB: 0 K: 0 BB: 0 S: 3 P: 3	R: 1 H: 2 E: 0 LOB: 1 K: 1 BB: 0 S: 7 P: 7	R: 2 H: 3 E: 0 LOB: 2 K: 0 BB: 0 S: 6 P: 6	R: 0 H: 2 E: 0 LOB: 3 K: 1 BB: 1 S: 7 P: 11		1B: 7 SF: 0 2B: 2 SAC: 1 3B: 0 DP: 1 HR: 0 HBP: 0						

PITCHER	IP	WLS	BF	H	R	ER	SO	BB	IBB	HBP	BLK	WP	HR	S	P	ERA	WHIP
Tom Hausman, R (1, 1) ERA: 3.76	8.0	L	33	9	3	3	3	1	0	0	0	0	0	38	42	3.38	1.250

PITCHER	IP	WLS	BF	H	R	ER	SO	BB	IBB	HBP	BLK	WP	HR	S	P	ERA	WHIP

BOTTOM

Milwaukee Brewers @ Baltimore Orioles

Memorial Stadium, Baltimore, MD

Fri Aug 01 1975, 7:05 PM EDT

Att. 19,041 - Unknown

livebaseballscorecards.com

AB	31
R	3
H	9
RBI	2
BB	1
SO	3
LOB	18

Orioles

Batter	1	2	3	4	5	6	7	8	9	AB	R	H	RBI	BB	SO	LOB
Don Money, R (1, 5) OBP: 0.310, SLG: 0.401	5-3		F4		F5		FC6-4 BB		F8 2-3	4	0	0	0	1	0	4
Bob Sheldon, L (1, 4) OBP: 0.455, SLG: 0.436	4-3		5-3		1-2 2-3 BB		FC6-4 1-2f		FC6-4 1-2 BB	1	0	0	0	0	0	0
Kurt Bevacqua, R (2, 4) OBP: 0.244, SLG: 0.277										2	0	0	0	1	0	1
Mike Hegan, L (9, PH) OBP: 0.383, SLG: 0.393										0	0	0	0	1	0	0
George Scott, R (1, 3) OBP: 0.351, SLG: 0.495	6-3			G6-4-3 1B	K			WP 1B	FC6-4 1-2f	5	0	2	0	0	1	6
Hank Aaron, R (1, 10) OBP: 0.340, SLG: 0.379		F8		G6-4-3 1-2f		6-3		F7 1-2		4	0	0	0	0	0	2
Darrell Porter, L (1, 2) OBP: 0.364, SLG: 0.407		E BB		BB		HR		K		2	1	1	1	2	1	1
Sixto Lezcano, R (1, 9) OBP: 0.322, SLG: 0.383		K		F9		F7		F8		4	0	0	0	0	1	3
Bobby Darwin, R (1, 7) OBP: 0.300, SLG: 0.378		E6 1-3			BB BB HBP	K			K	1	0	0	0	0	0	1
Bobby Mitchell, R (5, PR) OBP: 0.329, SLG: 0.455										2	0	0	0	0	2	0
Bill Sharp, L (1, 8) OBP: 0.280, SLG: 0.317		F9			F9		G6-4-3 1B		F8 1B BB	3	0	1	0	1	0	3
Robin Yount, R (1, 6) OBP: 0.320, SLG: 0.363			6-3		BB 1-2 BB		G6-4-3 1-2f		BB 1-2 1B	3	0	1	0	1	0	1
Inning Stats	R: 0 E: 0 K: 0 S: 3 H: 0 LOB: 0 BB: 0 P: 3	R: 0 E: 1 K: 1 S: 6 H: 0 LOB: 2 BB: 1 P: 10	R: 0 E: 0 K: 0 S: 3 H: 0 LOB: 0 BB: 0 P: 3	R: 0 E: 0 K: 0 S: 3 H: 1 LOB: 1 BB: 1 P: 7	R: 0 E: 0 K: 1 S: 5 H: 0 LOB: 3 BB: 2 P: 14	R: 1 E: 0 K: 1 S: 6 H: 1 LOB: 0 BB: 0 P: 6	R: 0 E: 0 K: 0 S: 3 H: 1 LOB: 1 BB: 1 P: 7	R: 0 E: 0 K: 1 S: 6 H: 1 LOB: 1 BB: 0 P: 6	R: 0 E: 0 K: 1 S: 6 H: 1 LOB: 3 BB: 2 P: 14	1B: 4 2B: 0 3B: 0 HR: 1	SF: 0 SAC: 0 DP: 2 HBP: 1						

PITCHER	IP	WLS	BF	H	R	ER	SO	BB	IBB	HBP	BLK	WP	HR	S	P	ERA	WHIP
Mike Torrez, R (1, 1) ERA: 3.12	9.0	W	39	5	1	1	5	7	0	1	0	1	1	41	70	1.00	1.333

PITCHER	IP	WLS	BF	H	R	ER	SO	BB	IBB	HBP	BLK	WP	HR	S	P	ERA	WHIP

TOP

Milwaukee Brewers @ Baltimore Orioles

Memorial Stadium, Baltimore, MD

Sat Aug 02 1975, 7:05 PM EDT
Att. 23,319 - Unknown

livebaseballscorecards.com

AB	31
R	1
H	5
RBI	1
BB	7
SO	5
LOB	22

WP: 1 PA: 39
PB: 0
SB: 0
CS: 0

Batter	1	2	3	4	5	6	7	8	9	AB	R	H	RBI	BB	SO	LOB
Ken Singleton, S (1, 9) OBP: 0.422, SLG: 0.444	SH3 1B 2B		1-2 FC1-6 2B 1B	F9		4-3		FC6-4 1-2f		5	2	2	0	0	0	4
Mark Belanger, R (1, 6) OBP: 0.269, SLG: 0.247	SH3 2-3		FC1-6 1-2 2-3f 2B		F2		F2			3	1	0	0	0	0	2
Tommy Davis, R (1, 10) OBP: 0.323, SLG: 0.375	BBBB 1B BB		1-H 2-H 2B		G6-4-3 1B		FC5-4 1B			3	0	3	2	1	0	0
Lee May, R (1, 3) OBP: 0.320, SLG: 0.468	G5-4-3 1-2 3-H 1B		F8		G6-4-3 1-2f		FC5-4 WP 1-2f			4	0	1	1	0	0	3
Jim Northrup, L (1, 8) OBP: 0.340, SLG: 0.458 Paul Blair, R (6, PR) (7, 8) OBP: 0.251, SLG: 0.267	G5-4-3 1-2f		4-3			HR 2B	BBBB 1-2 BB			3 0	0 1	1 0	0 0	0 1	0 0	3 0
Don Baylor, R (1, 7) OBP: 0.352, SLG: 0.484		BBBB K BB		1-3		2-H HR	F4			3	1	1	2	1	0	2
Doug DeCinces, R (1, 4) OBP: 0.309, SLG: 0.433		SSS 1-2 K		HR		5-3		F8		4	1	1	1	0	1	2
Brooks Robinson, R (1, 5) OBP: 0.285, SLG: 0.278		SSS K		F5		1B		F7		4	0	1	0	0	1	0
Dave Duncan, R (1, 2) OBP: 0.255, SLG: 0.338			FC1-6 1B 1B	BBBB BB		F3		FC6-4 1B		3	0	2	0	1	0	2
Inning Stats	R: 1 E: 0 K: 0 S: 4 H: 2 LOB: 1 BB: 1 P: 8	R: 0 E: 0 K: 2 S: 6 H: 0 LOB: 0 BB: 1 P: 10	R: 2 E: 0 K: 0 S: 6 H: 3 LOB: 1 BB: 0 P: 6	R: 1 E: 0 K: 0 S: 4 H: 1 LOB: 1 BB: 1 P: 8	R: 0 E: 0 K: 0 S: 3 H: 1 LOB: 0 BB: 0 P: 3	R: 2 E: 0 K: 0 S: 6 H: 3 LOB: 2 BB: 0 P: 6	R: 0 E: 0 K: 0 S: 4 H: 1 LOB: 2 BB: 1 P: 8	R: 0 E: 0 K: 0 S: 4 H: 1 LOB: 1 BB: 0 P: 4		1B: 7 2B: 3 3B: 0 HR: 2	SF: 0 SAC: 1 DP: 2 HBP: 0					

PITCHER		IP	WLS	BF	H	R	ER	SO	BB	IBB	HBP	BLK	WP	HR	S	P	ERA	WHIP
Jim Colborn, R ERA: 4.01	(1, 1)	6.0	L	28	10	6	6	2	3	0	0	0	0	2	29	41	9.00	2.167
Rick Austin, L ERA: 3.22	(7, 1)	2.0		9	2	0	0	0	1	0	0	0	1	0	8	12	0.00	1.500

PITCHER	IP	WLS	BF	H	R	ER	SO	BB	IBB	HBP	BLK	WP	HR	S	P	ERA	WHIP

BOTTOM

Milwaukee Brewers @ Baltimore Orioles

Memorial Stadium, Baltimore, MD

Sat Aug 02 1975, 7:05 PM EDT

Att. 23,319 - Unknown

livebaseballscorecards.com

AB	32
R	6
H	12
RBI	6
BB	4
SO	2
LOB	18

Milwaukee Brewers @ Baltimore Orioles

Memorial Stadium, Baltimore, MD

Sun Aug 03 1975, 3:33 AM EDT

Att. 11,319 - Unknown

livebaseballscorecards.com

Batter	1	2	3	4	5	6	7	8	9	AB	R	H	RBI	BB	SO	LOB
Don Money, R (1, 5) OBP: 0.309, SLG: 0.399	x 0-0 G5-4-3 1B		x 0-0 F3 ①		x 0-0 6-3 ②		x 0-0 F8 ②		x 0-0 F8 ③	4	0	1	0	0	0	0
Bill Sharp, L (1, 9) (6, 7)	x 0-0 F8 ①		x 0-0 F7 ②		x 0-0 F8 ③		x 0-0 F4 ③			4	1	1	0	0	0	1
George Scott, R (1, 3) OBP: 0.348, SLG: 0.490	x 0-0 G5-4-3 ② ③ 1-2f		x 0-0 5-3 ③			x 0-0 WP 1B 1B		x 0-0 F7 ①		4	0	0	0	0	1	2
Hank Aaron, R (1, 10) OBP: 0.339, SLG: 0.378		x 0-0 5-3 ①		x 0-0 5-3 ①		x 0-0 F8 ① 1-2		S S S 0-3 K ②		4	0	1	1	0	0	0
Charlie Moore, R (1, 2) OBP: 0.326, SLG: 0.345		x 0-0 F7 ②		B B B B 4-0 1B SF8 BB		x 0-0 1B 2-H 1B		x 0-0 F3 ③		3	2	1	0	1	0	1
Bobby Mitchell, R (1, 7) OBP: 0.341, SLG: 0.484		x 0-0 HR		x 0-0 S S 1-3 1B		x 0-0 F8 ②			x 0-0 SH1-4 E 1B	3	1	3	1	0	0	0
Sixto Lezcano, R (6, 9) OBP: 0.322, SLG: 0.383										0	0	0	0	0	0	0
Robin Yount, R (1, 6) OBP: 0.319, SLG: 0.363		x 0-0 WP 1B		x 0-0 SF8 ② 3-H		x 0-0 1-2 1B			x 0-0 SH1-4 ① 1-2	3	0	1	1	0	0	2
Kurt Bevacqua, R (1, 4) OBP: 0.244, SLG: 0.272		B B B B 4-0 1-2 BB		0-0 S ③ 1-3		x 0-0 F9 ③			x 0-0 E6 2-H	4	0	0	0	1	0	2
Gorman Thomas, R (1, 8) OBP: 0.305, SLG: 0.469		x 0-0 F7 ③			x 0-0 F7 ①		x 0-0 6-3 ①		x 0-0 F6 ②	4	0	0	0	0	0	3

Inning Stats	1	2	3	4	5	6	7	8	9	AB	R	H	RBI	BB	SO	LOB
	R: 0 H: 1 E: 0 LOB: 0 K: 0 BB: 0 S: 3 P: 3	R: 1 H: 2 E: 0 LOB: 2 K: 0 BB: 1 S: 5 P: 9	R: 0 H: 0 E: 0 LOB: 0 K: 0 BB: 0 S: 3 P: 3	R: 1 H: 1 E: 0 LOB: 1 K: 0 BB: 1 S: 3 P: 7	R: 0 H: 0 E: 0 LOB: 0 K: 0 BB: 0 S: 3 P: 3	R: 1 H: 3 E: 0 LOB: 2 K: 0 BB: 0 S: 6 P: 6	R: 0 H: 0 E: 0 LOB: 0 K: 0 BB: 0 S: 3 P: 3	R: 0 H: 0 E: 0 LOB: 0 K: 1 BB: 0 S: 5 P: 5	R: 1 H: 1 E: 1 LOB: 1 K: 0 BB: 0 S: 5 P: 5	1B: 7 SF: 1 2B: 0 SAC: 1 3B: 0 DP: 1 HR: 1 HBP: 0	WP: 2 PA: 37 PB: 0 SB: 1 CS: 0						

PITCHER	IP	WLS	BF	H	R	ER	SO	BB	IBB	HBP	BLK	WP	HR	S	P	ERA	WHIP
Mike Cuellar, L (1, 1) ERA: 3.93	5.2	L	25	7	3	3	0	2	0	0	0	2	1	22	30	4.76	1.588
Wayne Garland, R (6, 1) ERA: 3.67	3.1		12	1	1	0	1	0	0	0	0	0	0	14	14	0.00	0.300

PITCHER	IP	WLS	BF	H	R	ER	SO	BB	IBB	HBP	BLK	WP	HR	S	P	ERA	WHIP

AB	33
R	4
H	8
RBI	3
BB	2
SO	1
LOB	11

Batter	1	2	3	4	5	6	7	8	9	AB	R	H	RBI	BB	SO	LOB
Ken Singleton, S (1, 9) OBP: 0.421, SLG: 0.442	F8			G3		K		1B		4	0	1	0	0	1	1
Paul Blair, R (1, 8) OBP: 0.248, SLG: 0.264	F6			F3		K		G3		3	0	0	0	0	1	1
Jim Northrup, L (8, PH) OBP: 0.338, SLG: 0.455 (9, 8)										1	0	0	0	0	0	1
Tommy Davis, R (1, 10) OBP: 0.319, SLG: 0.370	F4			E4			4-3		F7	4	0	0	0	0	0	0
Lee May, R (1, 3) OBP: 0.319, SLG: 0.466		5-3		L5			PB 1B 1B		F3	4	1	1	0	0	0	1
Don Baylor, R (1, 7) OBP: 0.349, SLG: 0.478		K			F7		K 1-2		F3	4	0	0	0	0	2	1
Elrod Hendricks, L (1, 2) OBP: 0.336, SLG: 0.368		F4			F9		FC6-4 2-H 1B			3	0	1	1	0	0	0
Doug DeCinces, R (1, 4) OBP: 0.300, SLG: 0.419			F9		K		FC6-4 1-2f			3	0	0	0	0	1	1
Brooks Robinson, R (1, 5) OBP: 0.283, SLG: 0.275			G3			F8		F9		3	0	0	0	0	0	0
Mark Belanger, R (1, 6) OBP: 0.268, SLG: 0.245			K			E3		K		2	0	0	0	0	1	0
Al Bumbry, L (8, PH) OBP: 0.325, SLG: 0.376										1	0	0	0	0	1	0
Tim Nordbrook, R (9, 6) OBP: 0.250, SLG: 0.077										0	0	0	0	0	0	0
Inning Stats	R: 0 E: 0 K: 0 S: 3 H: 0 LOB: 0 BB: 0 P: 3	R: 0 E: 0 K: 1 S: 5 H: 0 LOB: 0 BB: 0 P: 5	R: 0 E: 0 K: 1 S: 5 H: 0 LOB: 0 BB: 0 P: 5	R: 0 E: 1 K: 0 S: 4 H: 0 LOB: 1 BB: 0 P: 4	R: 0 E: 0 K: 1 S: 5 H: 0 LOB: 0 BB: 0 P: 5	R: 0 E: 1 K: 2 S: 8 H: 0 LOB: 1 BB: 0 P: 8	R: 1 E: 0 K: 1 S: 7 H: 2 LOB: 1 BB: 0 P: 7	R: 0 E: 0 K: 1 S: 6 H: 1 LOB: 1 BB: 0 P: 6	R: 0 E: 0 K: 0 S: 3 H: 0 LOB: 0 BB: 0 P: 3	1B: 3 2B: 0 3B: 0 HR: 0	SF: 0 SAC: 0 DP: 0 HBP: 0						

PITCHER	IP	WLS	BF	H	R	ER	SO	BB	IBB	HBP	BLK	WP	HR	S	P	ERA	WHIP
Jim Slaton, R (1, 1) ERA: 3.94	9.0	W	32	3	1	0	7	0	0	0	0	0	0	46	46	0.00	0.333

PITCHER	IP	WLS	BF	H	R	ER	SO	BB	IBB	HBP	BLK	WP	HR	S	P	ERA	WHIP

BOTTOM

Milwaukee Brewers @ Baltimore Orioles

Memorial Stadium, Baltimore, MD

Sun Aug 03 1975, 3:33 AM EDT

Att. 11,319 - Unknown

livebaseballscorecards.com

AB	32
R	1
H	3
RBI	1
BB	0
SO	7
LOB	6

1B: 3	SF: 0	WP: 0	PA: 32
2B: 0	SAC: 0	PB: 1	
3B: 0	DP: 0	SB: 0	
HR: 0	HBP: 0	CS: 0	

Batter	1	2	3	4	5	6	7	8	9	AB	R	H	RBI	BB	SO	LOB
Bobby Bonds, R (1, 9) OBP: 0.342, SLG: 0.489	F6		SF8 3-H			BBBB 4-0 FC6-4 BB		SSS 0-3 K	F7	3	0	0	1	1	1	3
Lou Piniella, R (1, 10) OBP: 0.291, SLG: 0.248	BBBB 4-0 FC4-6 BB		G1-6-3 1-2f			FC6-4 L4 1B 1-2f		F9		3	0	0	0	1	0	3
Roy White, S (1, 7) OBP: 0.387, SLG: 0.456	FC4-6 1-2f			E6 CS		1-2 1B		1-2 1B		4	0	2	0	0	0	1
Thurman Munson, R (1, 2) OBP: 0.365, SLG: 0.409	5-3			SSS 0-3 K 1-2		L4 2-3		1-2 2-H 1B		4	0	1	1	0	1	4
Graig Nettles, L (1, 5) OBP: 0.332, SLG: 0.438		3-1		G3			SSS 0-3 K	F7		4	0	0	0	0	1	2
Chris Chambliss, L (1, 3) OBP: 0.330, SLG: 0.417		6-3			FC2-6 1B		FC6-4 1B		4-3	4	0	2	0	0	0	0
Rick Bladt, R (1, 8) OBP: 0.346, SLG: 0.261		6-3			F8		F8		1B	4	0	1	0	0	0	2
Sandy Alomar Sr., S (1, 4) OBP: 0.240, SLG: 0.255			1B SF8 2B		FC2-6 S 1-2f		FC6-4 1-2f		1-2 1B	4	1	2	0	0	0	2
Fred Stanley, R (1, 6) OBP: 0.291, SLG: 0.239			G1-6-3 2-3 1B		F9 1-2			BBBB 4-0 1B 1B BB	F8	3	1	1	0	1	0	3
Inning Stats	R: 0 E: 0 K: 0 S: 3 H: 0 LOB: 1 BB: 1 P: 7	R: 0 E: 0 K: 0 S: 3 H: 0 LOB: 0 BB: 0 P: 3	R: 1 E: 0 K: 0 S: 4 H: 2 LOB: 0 BB: 0 P: 4	R: 0 E: 1 K: 1 S: 5 H: 0 LOB: 0 BB: 0 P: 5	R: 0 E: 0 K: 0 S: 4 H: 1 LOB: 1 BB: 0 P: 4	R: 0 E: 0 K: 0 S: 3 H: 1 LOB: 1 BB: 1 P: 7	R: 0 E: 0 K: 1 S: 6 H: 1 LOB: 1 BB: 0 P: 6	R: 1 E: 0 K: 1 S: 7 H: 2 LOB: 2 BB: 1 P: 11	R: 0 E: 0 K: 0 S: 5 H: 2 LOB: 2 BB: 0 P: 5	1B: 8 2B: 3 3B: 0 HR: 0 SF: 1 SAC: 0 DP: 3 HBP: 0						

PITCHER	IP	WLS	BF	H	R	ER	SO	BB	IBB	HBP	BLK	WP	HR	S	P	ERA	WHIP
Bill Travers, L (1, 1) ERA: 4.14	9.0	L	37	9	2	2	3	3	0	0	0	0	0	40	52	2.00	1.333

PITCHER	IP	WLS	BF	H	R	ER	SO	BB	IBB	HBP	BLK	WP	HR	S	P	ERA	WHIP

TOP

New York Yankees @ Milwaukee Brewers

Milwaukee County Stadium, Milwaukee, WI

Mon Aug 04 1975, 8:05 PM EDT

Att. 13,544 - Unknown

livebaseballscorecards.com

AB	33
R	2
H	9
RBI	2
BB	3
SO	3
LOB	20

Batter	1	2	3	4	5	6	7	8	9	AB	R	H	RBI	BB	SO	LOB
Don Money, R (1, 5) OBP: 0.311, SLG: 0.401	SH1-4 1B	F7			BB 1B		F8			4	0	2	0	0	0	3
Bill Sharp, L (1, 9) OBP: 0.284, SLG: 0.322	SH1-4 (1-2)		2B		BB (1-2)		3-1			2	0	1	0	1	0	0
George Scott, R (1, 3) OBP: 0.345, SLG: 0.486	5-3		K		F8		F7			4	0	0	0	0	1	4
Hank Aaron, R (1, 10) OBP: 0.338, SLG: 0.375	5-3		F6		K			6-3		2	0	0	0	0	0	2
Sixto Lezcano, R (5, PH) OBP: 0.321, SLG: 0.381										2	0	0	0	0	1	2
Charlie Moore, R (1, 2) OBP: 0.331, SLG: 0.366		BB 1B 1B	5-3			1B 3B		1-3		4	1	2	0	0	0	1
Bobby Mitchell, R (1, 7) OBP: 0.339, SLG: 0.475		F8		CS BB		K		F9		3	0	0	0	1	1	2
Gorman Thomas, R (1, 8) OBP: 0.304, SLG: 0.464		BB (1-2) 1B		F8 (1-2)		K			1-3	4	0	1	0	0	1	2
Robin Yount, R (1, 6) OBP: 0.318, SLG: 0.362		F9		K		1B (3-H)			F9	4	0	1	1	0	1	2
Kurt Bevacqua, R (1, 4) OBP: 0.244, SLG: 0.266		BB (1-2 2-3)			6-3	F8			F8	3	0	0	0	1	0	1
Inning Stats	R: 0 E: 0 K: 0 S: 4 H: 1 LOB: 1 BB: 0 P: 4	R: 0 E: 0 K: 0 S: 5 H: 2 LOB: 3 BB: 1 P: 9	R: 0 E: 0 K: 1 S: 6 H: 1 LOB: 1 BB: 0 P: 6	R: 0 E: 0 K: 1 S: 4 H: 0 LOB: 0 BB: 1 P: 8	R: 0 E: 0 K: 1 S: 6 H: 1 LOB: 2 BB: 1 P: 10	R: 1 E: 0 K: 2 S: 9 H: 2 LOB: 1 BB: 0 P: 9	R: 0 E: 0 K: 0 S: 3 H: 0 LOB: 0 BB: 0 P: 3	R: 0 E: 0 K: 0 S: 3 H: 0 LOB: 0 BB: 0 P: 3	R: 0 E: 0 K: 0 S: 3 H: 0 LOB: 0 BB: 0 P: 3	1B: 5 2B: 1 3B: 1 HR: 0	SF: 0 SAC: 1 DP: 0 HBP: 0						

PITCHER	IP	WLS	BF	H	R	ER	SO	BB	IBB	HBP	BLK	WP	HR	S	P	ERA	WHIP
Rudy May, L (1, 1) ERA: 3.11	9.0	W	36	7	1	1	5	3	0	0	0	0	0	43	55	1.00	1.111

PITCHER	IP	WLS	BF	H	R	ER	SO	BB	IBB	HBP	BLK	WP	HR	S	P	ERA	WHIP

BOTTOM

New York Yankees @ Milwaukee Brewers

Milwaukee County Stadium, Milwaukee, WI

Mon Aug 04 1975, 8:05 PM EDT

Att. 13,544 - Unknown

livebaseballscorecards.com

AB	32
R	1
H	7
RBI	1
BB	3
SO	5
LOB	19

1B: 5	SF: 0	WP: 0	PA: 36
2B: 1	SAC: 1	PB: 0	
3B: 1	DP: 0	SB: 0	
HR: 0	HBP: 0	CS: 1	

New York Yankees @ Milwaukee Brewers

Milwaukee County Stadium, Milwaukee, WI

Tue Aug 05 1975, 8:05 PM EDT
Att. 18,898 - Unknown - 64 F

TOP

livebaseballscorecards.com

Batter	1	2	3	4	5	6	7	8	9	AB	R	H	RBI	BB	SO	LOB
Bobby Bonds, R (1, 9) OBP: 0.347, SLG: 0.501	4-3 S 1B 1B		PB 1B		F3		1B 3-H 1B		HR	5	2	4	2	0	0	1
Rich Coggins, L (1, 8) OBP: 0.257, SLG: 0.299	4-3 1-3		4-3 1-2			4-3	1-3 1B		F6	5	0	1	0	0	0	2
Roy White, S (1, 7) OBP: 0.385, SLG: 0.452	G4-3 3-H 1B			E4 G3 S		6-3	F9		K	5	0	1	1	0	1	2
Thurman Munson, R (1, 2) OBP: 0.367, SLG: 0.410	G4-3 1-2f			F9		1B		3-1 1B		4	0	2	0	0	0	2
Graig Nettles, L (1, 5) OBP: 0.329, SLG: 0.434		F9		G3 1-3		K		F5		4	0	0	0	0	1	3
Chris Chambliss, L (1, 3) OBP: 0.329, SLG: 0.424		K		G3			HR	3-1 1-2		4	1	1	1	0	1	2
Ed Herrmann, L (1, 10) OBP: 0.314, SLG: 0.357		F8	F9				6-3 G3 1B 1B	IBB		3	1	1	0	1	0	0
Sandy Alomar Sr., S (1, 4) OBP: 0.240, SLG: 0.255			G3	E6 S 1B			G3 1-2	4-3		4	0	1	0	0	0	3
Fred Stanley, R (1, 6) OBP: 0.283, SLG: 0.232			G3	6-3 2-3			6-3 2-3		6-3	4	0	0	0	0	0	2
Inning Stats	R: 1 E: 0 K: 0 S: 4 H: 2 LOB: 0 BB: 0 P: 4	R: 0 E: 0 K: 1 S: 5 H: 0 LOB: 0 BB: 0 P: 5	R: 0 E: 0 K: 0 S: 4 H: 1 LOB: 1 BB: 0 P: 4	R: 0 E: 1 K: 0 S: 4 H: 0 LOB: 1 BB: 0 P: 4	R: 0 E: 1 K: 0 S: 4 H: 1 LOB: 1 BB: 0 P: 4	R: 0 E: 0 K: 1 S: 6 H: 1 LOB: 1 BB: 0 P: 6	R: 2 E: 0 K: 0 S: 7 H: 4 LOB: 2 BB: 0 P: 7	R: 0 E: 0 K: 0 S: 4 H: 1 LOB: 2 BB: 1 P: 8	R: 1 E: 0 K: 1 S: 6 H: 1 LOB: 0 BB: 0 P: 6	1B: 9 2B: 0 3B: 0 HR: 2	SF: 0 SAC: 0 DP: 1 HBP: 0						

	AB	38
	R	4
	H	11
	RBI	4
	BB	1
	SO	3
	LOB	17

WP: 0 PB: 1 SB: 3 CS: 0 PA: 39

PITCHER		IP	WLS	BF	H	R	ER	SO	BB	IBB	HBP	BLK	WP	HR	S	P	ERA	WHIP
Tom Hausman, R ERA: 3.78	(1, 1)	6.2		29	9	3	3	2	0	0	0	0	0	1	33	33	4.05	1.350
Tom Murphy, R ERA: 2.81	(7, 1)	2.1	L	10	2	1	1	1	0	1	0	0	0	1	11	15	3.86	0.857

PITCHER	IP	WLS	BF	H	R	ER	SO	BB	IBB	HBP	BLK	WP	HR	S	P	ERA	WHIP

Batter	1	2	3	4	5	6	7	8	9	AB	R	H	RBI	BB	SO	LOB
Don Money, R (1, 5) OBP: 0.313, SLG: 0.412	HR	F3			SH1-4 1-2		1B		F8	4	1	2	1	0	0	3
Bill Sharp, L (1, 9) OBP: 0.287, SLG: 0.325 (7, 7)	PB BB 1B		G5-4-3 1B		F8		F9			4	0	2	0	0	0	2
George Scott, R (1, 3) OBP: 0.344, SLG: 0.490	F9		G5-4-3 1-2f		2-H HR			F8		4	1	1	2	0	0	2
Hank Aaron, R (1, 10) OBP: 0.337, SLG: 0.372	PB 1-2 BB		K		F3			5-3		3	0	0	0	1	1	0
Darrell Porter, L (1, 2) OBP: 0.363, SLG: 0.409	K 1-2 2-3			3-1 2B		3-1		F8		4	0	1	0	0	1	2
Mike Hegan, L (1, 7) OBP: 0.375, SLG: 0.383 Sixto Lezcano, R (7, 9) OBP: 0.320, SLG: 0.380	F3			3-1 2-3		F8			F4	3 1	0 0	0 0	0 0	0 0	0 0	3 0
Robin Yount, R (1, 6) OBP: 0.320, SLG: 0.362		SH1-3 1B		F8		F8			1B BB	3	0	1	0	1	0	1
Gorman Thomas, R (1, 8) OBP: 0.300, SLG: 0.456		SH1-3 1-2		5-3			F7		K	3	0	0	0	0	1	2
Kurt Bevacqua, R (1, 4) OBP: 0.246, SLG: 0.268 Charlie Moore, R (9, PH) OBP: 0.336, SLG: 0.371		6-3			SH1-4 HR 1B		K		1-2 1B	3 1	1 0	1 1	0 0	0 0	1 0	1 0
Inning Stats	R: 1 H: 2 E: 0 LOB: 2 K: 1 BB: 1 S: 7 P: 11	R: 0 H: 1 E: 0 LOB: 1 K: 0 BB: 0 S: 4 P: 4	R: 0 H: 1 E: 0 LOB: 0 K: 1 BB: 0 S: 5 P: 5	R: 0 H: 1 E: 0 LOB: 1 K: 0 BB: 0 S: 4 P: 4	R: 2 H: 2 E: 0 LOB: 0 K: 0 BB: 0 S: 5 P: 5	R: 0 H: 0 E: 0 LOB: 0 K: 0 BB: 0 S: 3 P: 3	R: 0 H: 1 E: 0 LOB: 1 K: 1 BB: 0 S: 6 P: 6	R: 0 H: 0 E: 0 LOB: 0 K: 0 BB: 0 S: 3 P: 3	R: 0 H: 1 E: 0 LOB: 2 K: 1 BB: 1 S: 6 P: 10	1B: 6 SF: 0 2B: 1 SAC: 2 3B: 0 DP: 1 HR: 2 HBP: 0						WP: 0 PA: 37 PB: 1 SB: 0 CS: 0	

PITCHER	IP	WLS	BF	H	R	ER	SO	BB	IBB	HBP	BLK	WP	HR	S	P	ERA	WHIP
Catfish Hunter, R (1, 1) ERA: 2.73	9.0	W	37	9	3	3	4	2	0	0	0	0	2	43	51	3.00	1.222

PITCHER	IP	WLS	BF	H	R	ER	SO	BB	IBB	HBP	BLK	WP	HR	S	P	ERA	WHIP

BOTTOM

New York Yankees @ Milwaukee Brewers

Milwaukee County Stadium, Milwaukee, WI

Tue Aug 05 1975, 8:05 PM EDT
Att. 18,898 - Unknown - 64 F

livebaseballscorecards.com

AB	33
R	3
H	9
RBI	3
BB	2
SO	4
LOB	16

Batter	1	2	3	4	5	6	7	8	9	AB	R	H	RBI	BB	SO	LOB
Bernie Carbo, L (1, 9) OBP: 0.414, SLG: 0.513	B B B B 4-0 G3 PB BB		x 0-0 ③ G3			x 0-0 FC3-6 1B		x 0-0 ② L9	4-0 1B 1B IBB	3	0	1	0	1	0	1
Dwight Evans, R (9, PH) OBP: 0.346, SLG: 0.424 (9, 9)										0	1	0	0	1	0	0
Denny Doyle, L (1, 4) OBP: 0.317, SLG: 0.399	x 0-0 ① F9			x 0-0 1B		x 0-0 ② FC3-6 1-2f		x 0-0 1B 2-H 1B	x 1-2 2-3 3-H 1B	4	0	2	1	0	0	2
Doug Griffin, R (9, PH) OBP: 0.310, SLG: 0.304 (9, 4)										1	0	1	1	0	0	0
Carl Yastrzemski, L (1, 3) OBP: 0.386, SLG: 0.435	x 0-0 ② G3 1-3			x 0-0 ① F6		x 0-0 ③ 4-3		x 0-0 BB 1-3 1B	x 0-0 ② F5	5	0	1	0	0	0	6
Jim Rice, R (1, 7) OBP: 0.346, SLG: 0.515	S S S 0-3 ③ K			x 0-0 ② L8			B B B B 4-0 FC4-6 BB	B B B B 4-0 1-2 BB	x 0-0 PB 1-3 2-H 3-H 1B	3	0	1	2	2	1	2
Carlton Fisk, R (1, 2) OBP: 0.387, SLG: 0.484		x 0-0 ① F7		x 0-0 ③ 6-3			x 0-0 ① F7	x 0-0 ③ F3	4-0 1-2 IBB	4	0	0	0	1	0	5
Cecil Cooper, L (1, 10) OBP: 0.357, SLG: 0.580		x 0-0 ② F8			x 0-0 ① P7		x 0-0 ② F8		G3 1B 2B P9	4	0	1	0	0	0	1
Juan Beniquez, R (9, PR) OBP: 0.379, SLG: 0.427										1	1	0	0	0	0	3
Rick Miller, L (1, 8) OBP: 0.333, SLG: 0.256		x 0-0 ③ 4-3			x 0-0 ② 6-3		x 0-0 ③ FC4-6 1-2f		x 0-0 ① G3 2-3	4	0	0	0	0	0	2
Rico Petrocelli, R (1, 5) OBP: 0.331, SLG: 0.342			x 0-0 ① 5-3		x 0-0 ③ 1-3			x 0-0 ① 5-3	x 0-0 1B 1B 3-H 1B	4	0	1	1	0	0	0
Bob Heise, R (9, PR) OBP: 0.242, SLG: 0.227 (9, 5)										0	1	0	0	0	0	0
Rick Burleson, R (1, 6) OBP: 0.325, SLG: 0.359			x 0-0 ② F3			x 0-0 ① L6		x 0-0 1B 2B	x 0-0 1B 1-3 1B	4	2	2	0	0	0	0
Inning Stats	R: 0 H: 0 E: 0 LOB: 1 K: 1 BB: 1 S: 5 P: 9	R: 0 H: 0 E: 0 LOB: 0 K: 0 BB: 0 S: 3 P: 3	R: 0 H: 0 E: 0 LOB: 0 K: 0 BB: 0 S: 3 P: 3	R: 0 H: 1 E: 0 LOB: 1 K: 0 BB: 0 S: 4 P: 4	R: 0 H: 0 E: 0 LOB: 0 K: 0 BB: 0 S: 3 P: 3	R: 0 H: 1 E: 0 LOB: 1 K: 0 BB: 0 S: 4 P: 4	R: 0 H: 0 E: 0 LOB: 1 K: 0 BB: 1 S: 3 P: 7	R: 1 H: 3 E: 0 LOB: 3 K: 0 BB: 1 S: 6 P: 10	R: 4 H: 5 E: 0 LOB: 3 K: 0 BB: 2 S: 8 P: 16	1B: 8 SF: 0 2B: 2 SAC: 0 3B: 0 DP: 0 HR: 0 HBP: 0						WP: 0 PA: 42 PB: 2 SB: 0 CS: 0	

TOP

Boston Red Sox @ Milwaukee Brewers

Milwaukee County Stadium, Milwaukee, WI

Wed Aug 06 1975, 8:05 PM EDT

Att. 16,556 - Unknown

livebaseballscorecards.com

AB	37
R	5
H	10
RBI	5
BB	5
SO	1
LOB	22

PITCHER		IP	WLS	BF	H	R	ER	SO	BB	IBB	HBP	BLK	WP	HR	S	P	ERA	WHIP
Jim Colborn, R ERA: 3.85	(1, 1)	7.2		30	5	1	1	1	2	0	0	0	0	0	30	38	1.17	0.913
Tom Murphy, R ERA: 3.29	(8, 1)	0.2	L	6	3	4	4	0	1	0	0	0	0	0	5	9	54.00	6.000
Rick Austin, L ERA: 3.52	(9, 1)	0.2		6	2	0	0	0	0	2	0	0	0	0	4	12	0.00	3.000

PITCHER	IP	WLS	BF	H	R	ER	SO	BB	IBB	HBP	BLK	WP	HR	S	P	ERA	WHIP

BOTTOM

Batter	1	2	3	4	5	6	7	8	9	AB	R	H	RBI	BB	SO	LOB
Don Money, R (1, 5) OBP: 0.310, SLG: 0.406	x 0-0 ① F8		x 0-0 ②③ G1-4-3 1-2f		S S S 0-3 ② K		S S S 0-3 ③ K			4	0	0	0	0	2	2
Charlie Moore, R (1, 2) OBP: 0.333, SLG: 0.368	x 0-0 ② F6			S S S 0-3 ① K	x 0-0 1B			x 0-0 ① 6-3		1	0	0	0	0	0	0
Darrell Porter, L (2, 2) OBP: 0.362, SLG: 0.408										3	0	1	0	0	1	0
George Scott, R (1, 3) OBP: 0.343, SLG: 0.495	x 0-0 ③ F3			x 0-0 HR	x 0-0 ③ L9			x 0-0 ② F7		4	1	1	1	0	0	1
Hank Aaron, R (1, 10) OBP: 0.336, SLG: 0.371		x 0-0 ① F7		x 0-0 BB 5-3 1B		S S S 0-3 ① K		x 0-0 ③ 5-3		4	0	1	0	0	1	0
Bobby Mitchell, R (1, 7) OBP: 0.335, SLG: 0.469		x 0-0 ② F4		x 0-0 ② 5-3 1-2		x 0-0 ② 3-1			x 0-0 ① F3	2	0	0	0	0	0	1
Bill Sharp, L (6, PH) (7, 7) OBP: 0.285, SLG: 0.322										2	0	0	0	0	0	0
Sixto Lezcano, R (1, 9) OBP: 0.319, SLG: 0.376		x 0-0 ③ F7		B B B 4-0 BB		x 0-0 ③ 5-3			x 0-0 ② F9	3	0	0	0	1	0	0
Gorman Thomas, R (1, 8) OBP: 0.304, SLG: 0.459			x 0-0 1B 2B	B B B 4-0 1-2 2-3 BB			S S S 0-3 ① K		S S S 0-3 ③ K	3	1	1	0	1	2	0
Robin Yount, R (1, 6) OBP: 0.318, SLG: 0.359			S S S 0-3 ① K	x 0-0 ③ 5-3			S S S 0-3 ② K			3	0	0	0	0	2	4
Kurt Bevacqua, R (1, 4) OBP: 0.253, SLG: 0.275			x 0-0 G1-4-3 2-H 1B		x 0-0 ① 5-3		x 0-0 1B			3	0	2	1	0	0	0
Inning Stats	R: 0 E: 0 K: 0 S: 3 H: 0 LOB: 0 BB: 0 P: 3	R: 0 E: 0 K: 0 S: 3 H: 0 LOB: 0 BB: 0 P: 3	R: 1 E: 0 K: 1 S: 6 H: 2 LOB: 0 BB: 0 P: 6	R: 1 E: 0 K: 1 S: 7 H: 2 LOB: 3 BB: 2 P: 15	R: 0 E: 0 K: 1 S: 6 H: 1 LOB: 1 BB: 0 P: 6	R: 0 E: 0 K: 1 S: 5 H: 0 LOB: 0 BB: 0 P: 5	R: 0 E: 0 K: 3 S: 10 H: 1 LOB: 1 BB: 0 P: 10	R: 0 E: 0 K: 0 S: 3 H: 0 LOB: 0 BB: 0 P: 3	R: 0 E: 0 K: 1 S: 5 H: 0 LOB: 0 BB: 0 P: 5	1B: 4 2B: 1 3B: 0 HR: 1 SF: 0 SAC: 0 DP: 1 HBP: 0							

PITCHER		IP	WLS	BF	H	R	ER	SO	BB	IBB	HBP	BLK	WP	HR	S	P	ERA	WHIP
Jim Burton, L ERA: 3.13	(1, 1)	3.2		16	4	2	2	2	2	0	0	0	0	1	18	26	4.91	1.636
Jim Willoughby, R ERA: 3.38	(4, 1)	5.1	W	18	2	0	0	6	0	0	0	0	0	0	30	30	0.00	0.375

PITCHER	IP	WLS	BF	H	R	ER	SO	BB	IBB	HBP	BLK	WP	HR	S	P	ERA	WHIP

Boston Red Sox @ Milwaukee Brewers

Milwaukee County Stadium, Milwaukee, WI

Wed Aug 06 1975, 8:05 PM EDT

Att. 16,556 - Unknown

AB	32
R	2
H	6
RBI	2
BB	2
SO	8
LOB	8

1B: 4 2B: 1 3B: 0 HR: 1 SF: 0 SAC: 0 DP: 1 HBP: 0

WP: 0 PB: 0 SB: 0 CS: 0 PA: 34

livebaseballscorecards.com

Batter	1	2	3	4	5	6	7	8	9	AB	R	H	RBI	BB	SO	LOB
Bernie Carbo, L (1, 9) OBP: 0.415, SLG: 0.511	S S S 0-3 ① K		B B B B 4-0 1B 2B 1-2 BB	S S S 0-3 ③ K 1-2			x 0-0 4-3 SH1-4 1B 1B		x 0-0 ② F7	3	2	1	0	1	2	1
Dwight Evans, R (7, 9) OBP: 0.344, SLG: 0.422										1	0	0	0	0	0	0
Denny Doyle, L (1, 4) OBP: 0.315, SLG: 0.396	x 0-0 ② F6		x 0-0 2B 1-2 2-H 3-H 1B		x 0-0 ① 3-1		x 0-0 ① SH1-4 1-2		x 0-0 ③ G3	4	0	1	2	0	0	0
Carl Yastrzemski, L (1, 3) OBP: 0.383, SLG: 0.431	x 0-0 ③ 3-1		x 0-0 ① F7		x 0-0 ② F2		x 0-0 ② 4-3 2-3			4	0	0	0	0	0	3
Fred Lynn, L (1, 8) OBP: 0.410, SLG: 0.603		x 0-0 ① F8	x 0-0 1-3 2-H 2B		x 0-0 2B		x 0-0 3-H 1B			4	0	3	2	0	0	0
Jim Rice, R (1, 7) OBP: 0.345, SLG: 0.512		x 0-0 1B CS 1B	S S S 0-3 ② K		x 0-0 ③ F9		x 0-0 ③ F8			4	0	1	0	0	1	4
Carlton Fisk, R (1, 2) OBP: 0.377, SLG: 0.468		x 0-0 ② F4	x 0-0 ③ 5-3			x 0-0 ① 5-3		x 0-0 ① 5-3		4	0	0	0	0	0	3
Cecil Cooper, L (1, 10) OBP: 0.354, SLG: 0.572		x 0-0 1-3 1B		x 0-0 ① 3-1		x 0-0 E3 E		x 0-0 ② L6		4	0	1	0	0	0	0
Rico Petrocelli, R (1, 5) OBP: 0.333, SLG: 0.345		0-0 ③ CS 3-H	x 0-0 1B 1B 2B	B B B B 4-0 FC1-4 BB		x 0-0 E6 G6-4-3 2-3		x 0-0 ③ F8		3	1	1	0	1	0	1
Rick Burleson, R (1, 6) OBP: 0.325, SLG: 0.358			x 0-0 BB 1B 2-3 1B	x 0-0 ② FC1-4 WP 1-2f		x 0-0 ② ③ G6-4-3 1-2f			x 0-0 ① 5-3	4	1	1	0	0	0	3
Inning Stats	R: 0 H: 0 E: 0 LOB: 0 K: 1 BB: 0 S: 5 P: 5	R: 0 H: 2 E: 0 LOB: 1 K: 0 BB: 0 S: 4 P: 4	R: 3 H: 4 E: 0 LOB: 2 K: 1 BB: 1 S: 9 P: 13	R: 0 H: 0 E: 0 LOB: 1 K: 1 BB: 1 S: 5 P: 9	R: 0 H: 1 E: 0 LOB: 1 K: 0 BB: 0 S: 4 P: 4	R: 0 H: 0 E: 2 LOB: 1 K: 0 BB: 0 S: 4 P: 4	R: 1 H: 2 E: 0 LOB: 1 K: 0 BB: 0 S: 5 P: 5	R: 0 H: 0 E: 0 LOB: 0 K: 0 BB: 0 S: 3 P: 3	R: 0 H: 0 E: 0 LOB: 0 K: 0 BB: 0 S: 3 P: 3	1B: 6 SF: 0 2B: 3 SAC: 1 3B: 0 DP: 1 HR: 0 HBP: 0						

PITCHER	IP	WLS	BF	H	R	ER	SO	BB	IBB	HBP	BLK	WP	HR	S	P	ERA	WHIP
Jim Slaton, R (1, 1) ERA: 3.95	9.0	L	38	9	4	4	3	2	0	0	0	1	0	42	50	4.00	1.222

PITCHER	IP	WLS	BF	H	R	ER	SO	BB	IBB	HBP	BLK	WP	HR	S	P	ERA	WHIP

TOP

Boston Red Sox @ Milwaukee Brewers

Milwaukee County Stadium, Milwaukee, WI

Thu Aug 07 1975, 4:33 AM EDT
Att. 24,817 - Unknown

livebaseballscorecards.com

AB	35
R	4
H	9
RBI	4
BB	2
SO	3
LOB	15

WP: 1	PA: 39		
PB: 0			
SB: 0			
CS: 1			

BOTTOM

Batter	1	2	3	4	5	6	7	8	9	AB	R	H	RBI	BB	SO	LOB
Don Money, R (1, 5) OBP: 0.309, SLG: 0.403	F7		BB, L3			K		K		3	0	0	0	1	2	0
Darrell Porter, L (1, 2) OBP: 0.364, SLG: 0.409	1B		L3 1-2			F8		1B		4	0	2	0	0	0	2
George Scott, R (1, 3) OBP: 0.342, SLG: 0.493	F2			6-3		2-3		FC6-4 1-2		4	0	1	0	0	0	2
Hank Aaron, R (1, 10) OBP: 0.333, SLG: 0.366	P8			K			L4	FC6-4 1-2f		4	0	0	0	0	1	3
Mike Hegan, L (1, 7) OBP: 0.386, SLG: 0.445		HR		F8			HR		G1-6-3	4	2	3	2	0	0	0
Bill Sharp, L (1, 8) OBP: 0.288, SLG: 0.325		F6			G6-3		1B		G1-6-3 1-2f	4	0	2	0	0	0	1
Sixto Lezcano, R (1, 9) OBP: 0.317, SLG: 0.373 Bob Sheldon, L (9, PH) OBP: 0.444, SLG: 0.425		F3			G6-3 1-2f		P9		F5	3 1	0 0	0 0	0 0	0 0	0 0	2 0
Robin Yount, R (1, 6) OBP: 0.316, SLG: 0.356		K			6-3		F8			3	0	0	0	0	1	1
Kurt Bevacqua, R (1, 4) OBP: 0.249, SLG: 0.270			F8			4-3		F8		3	0	0	0	0	0	0
Inning Stats	R: 0 E: 0 K: 0 S: 4 H: 1 LOB: 1 BB: 0 P: 4	R: 1 E: 0 K: 1 S: 6 H: 1 LOB: 0 BB: 0 P: 6	R: 0 E: 0 K: 0 S: 2 H: 0 LOB: 0 BB: 1 P: 6	R: 0 E: 0 K: 1 S: 5 H: 0 LOB: 0 BB: 0 P: 5	R: 0 E: 0 K: 0 S: 3 H: 1 LOB: 0 BB: 0 P: 3	R: 0 E: 0 K: 1 S: 6 H: 0 LOB: 1 BB: 0 P: 6	R: 1 E: 0 K: 0 S: 5 H: 2 LOB: 1 BB: 0 P: 5	R: 0 E: 0 K: 1 S: 7 H: 2 LOB: 2 BB: 0 P: 7	R: 0 E: 0 K: 0 S: 3 H: 1 LOB: 0 BB: 0 P: 3	1B: 6 2B: 1 3B: 0 HR: 2 SF: 0 SAC: 0 DP: 3 HBP: 0	WP: 1 PB: 0 SB: 0 CS: 0 PA: 34					

PITCHER	IP	WLS	BF	H	R	ER	SO	BB	IBB	HBP	BLK	WP	HR	S	P	ERA	WHIP
Rick Wise, R (1, 1) ERA: 4.17	9.0	W	34	8	2	2	4	1	0	0	0	1	2	41	45	2.00	1.000

PITCHER	IP	WLS	BF	H	R	ER	SO	BB	IBB	HBP	BLK	WP	HR	S	P	ERA	WHIP

Boston Red Sox @ Milwaukee Brewers

Milwaukee County Stadium, Milwaukee, WI

Thu Aug 07 1975, 4:33 AM EDT

Att. 24,817 - Unknown

livebaseballscorecards.com

AB	33
R	2
H	8
RBI	2
BB	1
SO	4
LOB	11

Texas Rangers @ Milwaukee Brewers

Milwaukee County Stadium, Milwaukee, WI

Fri Aug 08 1975, 8:05 PM EDT

Att. 19,894 - Unknown

TOP

livebaseballscorecards.com

Batter	1	2	3	4	5	6	7	8	9	AB	R	H	RBI	BB	SO	LOB
Lenny Randle, S (1, 4) OBP: 0.345, SLG: 0.361	F3		F3			HR 1B	1B	K		5	1	2	0	0	1	4
Toby Harrah, R (1, 6) OBP: 0.401, SLG: 0.479	BB G1-6-3		G5-4-3 1-2f			HR 1-H	F7		5-3	4	1	1	2	1	0	4
Mike Hargrove, L (1, 3) OBP: 0.406, SLG: 0.430	G1-6-3 1-2f			F7		4-3	L7		FC5 E 1B	5	0	1	0	0	0	3
Jeff Burroughs, R (1, 9) OBP: 0.308, SLG: 0.408		F9		6-3		HR 2B	6-3		E5 1-2	5	1	1	0	0	0	3
Jim Fregosi, R (1, 10) OBP: 0.331, SLG: 0.392		BB PB		1B		L6		F5	K	4	0	1	0	1	1	3
Tom Grieve, R (1, 7) OBP: 0.314, SLG: 0.438		K 1-2		6-3		HR BB		K	FC5 2-3f	4	1	0	0	1	2	4
Leo Cardenas, R (1, 5) OBP: 0.337, SLG: 0.308		F9			4-3	HR 1-H 2-H		BB WP BB		2	0	0	0	0	0	1
Roy Howell, L (6, PH) (6, 5) OBP: 0.333, SLG: 0.426										1	2	1	3	1	0	0
Jim Sundberg, R (1, 2) OBP: 0.288, SLG: 0.285			BB 1B		E5 G6-4-3	6-3		WP BB 1-2 BB		2	0	0	0	2	0	0
Dave Moates, L (1, 8) OBP: 0.303, SLG: 0.348			G5-4-3 1-2 1B		G6-4-3 1-2f		1B	WP 1-2 2-3 BB		3	0	2	0	1	0	1
Inning Stats	R: 0 E: 0 K: 0 S: 2 H: 0 LOB: 0 BB: 1 P: 6	R: 0 E: 0 K: 1 S: 5 H: 0 LOB: 1 BB: 1 P: 9	R: 0 E: 0 K: 0 S: 3 H: 1 LOB: 1 BB: 1 P: 7	R: 0 E: 0 K: 0 S: 4 H: 1 LOB: 1 BB: 0 P: 4	R: 0 E: 1 K: 0 S: 3 H: 0 LOB: 0 BB: 0 P: 3	R: 5 E: 0 K: 0 S: 7 H: 4 LOB: 0 BB: 1 P: 11	R: 0 E: 0 K: 0 S: 5 H: 2 LOB: 2 BB: 0 P: 5	R: 1 E: 0 K: 2 S: 7 H: 0 LOB: 2 BB: 3 P: 19	R: 0 E: 1 K: 1 S: 7 H: 1 LOB: 2 BB: 0 P: 7	1B: 6 2B: 1 3B: 0 HR: 2	SF: 0 SAC: 0 DP: 3 HBP: 0						

AB	35
R	6
H	9
RBI	5
BB	7
SO	4
LOB	23

WP: 1 PB: 1 SB: 0 CS: 0 PA: 42

PITCHER		IP	WLS	BF	H	R	ER	SO	BB	IBB	HBP	BLK	WP	HR	S	P	ERA	WHIP
Bill Travers, L ERA: 4.2	(1, 1)	5.1	L	22	5	3	3	1	3	0	0	0	0	1	21	33	5.06	1.500
Eduardo Rodriguez, R ERA: 3.26	(6, 1)	2.1		13	3	3	3	1	3	0	0	0	0	1	12	24	11.57	2.571
Rick Austin, L ERA: 3.47	(8, 1)	0.1		2	0	0	0	1	1	0	0	0	1	0	3	7	0.00	3.000
Tom Murphy, R ERA: 3.23	(9, 1)	1.0		5	1	0	0	1	0	0	0	0	0	0	7	7	0.00	1.000

PITCHER		IP	WLS	BF	H	R	ER	SO	BB	IBB	HBP	BLK	WP	HR	S	P	ERA	WHIP

Texas Rangers @ Milwaukee Brewers

Milwaukee County Stadium, Milwaukee, WI

Fri Aug 08 1975, 8:05 PM EDT

Att. 19,894 - Unknown

livebaseballscorecards.com

BOTTOM

Batter	1	2	3	4	5	6	7	8	9	AB	R	H	RBI	BB	SO	LOB
Don Money, R (1, 5) OBP: 0.310, SLG: 0.406	FC6-4 1B 1B	F5			L6		1-H 2B		L4	5	2	2	1	0	0	1
Darrell Porter, L (1, 2) OBP: 0.364, SLG: 0.413	K	K			4-3		2-H 2B		1B	5	0	2	1	0	2	1
George Scott, R (1, 3) OBP: 0.341, SLG: 0.490	1-2 FC6-4 1B	6-3				6-3	K		F8	5	0	1	0	0	1	2
Hank Aaron, R (1, 10) OBP: 0.332, SLG: 0.365	1-2f 2-3 FC6-4 1B	1-3				6-3		2B SF8 1B		4	1	1	0	0	0	2
Mike Hegan, L (1, 7) OBP: 0.403, SLG: 0.467	1-2 3-H 1B			BBBB F8 6-3 BB		1B		SF8 1-3 2B		3	0	3	1	1	0	0
Bill Sharp, L (1, 9) OBP: 0.285, SLG: 0.321 Bobby Mitchell, R (8, PH) OBP: 0.333, SLG: 0.469 Kurt Bevacqua, R (9, 4) OBP: 0.249, SLG: 0.270	3-1			6-3 1-2		F8		SF8 2-3 3-H		3 0 0	0 0 0	0 0 0	0 1 0	0 0 0	0 0 0	4 0 0
Gorman Thomas, R (1, 8) OBP: 0.303, SLG: 0.452		5-3		F8 2-3			5-3	BBBB K BB		3	0	0	0	1	0	1
Bob Sheldon, L (1, 4) OBP: 0.458, SLG: 0.488 Sixto Lezcano, R (8, PH) OBP: 0.316, SLG: 0.372 (9, 9)		FC1-2 3B		F7			2B 1B	1-2		3 1	1 0	2 0	0 0	0 1	0 2	1 2
Jack Lind, S (1, 6)		FC1-2 3-H			K		F8		K	4	0	0	0	0	2	2
Inning Stats	R: 1 E: 0 K: 1 S: 8 H: 3 LOB: 2 BB: 0 P: 8	R: 0 E: 0 K: 0 S: 4 H: 1 LOB: 1 BB: 0 P: 4	R: 0 E: 0 K: 1 S: 5 H: 0 LOB: 0 BB: 0 P: 5	R: 0 E: 0 K: 0 S: 3 H: 0 LOB: 1 BB: 1 P: 7	R: 0 E: 0 K: 1 S: 5 H: 0 LOB: 0 BB: 0 P: 5	R: 0 E: 0 K: 0 S: 4 H: 1 LOB: 1 BB: 0 P: 4	R: 2 E: 0 K: 1 S: 8 H: 3 LOB: 1 BB: 0 P: 8	R: 1 E: 0 K: 1 S: 6 H: 2 LOB: 1 BB: 1 P: 10	R: 0 E: 0 K: 1 S: 6 H: 1 LOB: 1 BB: 0 P: 6	1B: 7 2B: 3 3B: 1 HR: 0	SF: 1 SAC: 0 DP: 0 HBP: 0					

	AB	36
	R	4
	H	11
	RBI	4
	BB	2
	SO	6
	LOB	16

WP: 0 PB: 0 SB: 0 CS: 0 PA: 39

PITCHER		IP	WLS	BF	H	R	ER	SO	BB	IBB	HBP	BLK	WP	HR	S	P	ERA	WHIP
Steve Hargan, R ERA: 3.37	(1, 1)	6.2	W	29	8	3	3	3	1	0	0	0	0	0	34	38	4.05	1.350
Stan Thomas, R ERA: 3.28	(7, 1)	0.1		3	2	1	1	1	0	0	0	0	0	0	5	5	27.00	6.000
Clyde Wright, L ERA: 3.94	(8, 1)	0.1		2	0	0	0	0	1	0	0	0	0	0	1	5	0.00	3.000
Steve Foucault, R ERA: 4.6	(8, 1)	1.2	S	5	1	0	0	2	0	0	0	0	0	0	9	9	0.00	0.600

PITCHER		IP	WLS	BF	H	R	ER	SO	BB	IBB	HBP	BLK	WP	HR	S	P	ERA	WHIP

Batter	1	2	3	4	5	6	7	8	9	AB	R	H	RBI	BB	SO	LOB
Dave Moates, L (1, 8) OBP: 0.314, SLG: 0.351 Bob Jones, L (6, 8) OBP: 0.300, SLG: 0.125	F8		2B 1B		BB		F9 2-3		K	2 2	1 0	1 0	0 0	1 0	0 1	0 1
Lenny Randle, S (1, 4) OBP: 0.346, SLG: 0.363	L4-3 BB		1-H 2B		F8		4-3			3	0	1	1	1	0	2
Mike Hargrove, L (1, 7) OBP: 0.407, SLG: 0.432	L4-3 1-2		BB		F8			HR 2B		3	1	1	0	1	0	2
Jeff Burroughs, R (1, 9) OBP: 0.310, SLG: 0.416		K	K			F8 BB 1B		2-H HR		4	1	2	2	0	2	2
Jim Spencer, L (1, 3) OBP: 0.337, SLG: 0.429		2B 1B	G3			1-2 BB		K		3	0	1	0	1	1	2
Toby Harrah, R (1, 6) OBP: 0.402, SLG: 0.481		1-2 2B		5-3		F8 2-3		G5-4-3 BB		3	0	1	0	1	0	2
Tom Grieve, R (1, 10) OBP: 0.309, SLG: 0.430		5-3		F9		F8		G5-4-3 1-2f		4	0	0	0	0	0	3
Roy Howell, L (1, 5) OBP: 0.336, SLG: 0.439			HR	G3			F9 SH3-4 1B		K	4	1	2	1	0	1	0
Jim Sundberg, R (1, 2) OBP: 0.286, SLG: 0.282			5-3		6-3		SH3-4 1-2		6-3	3	0	0	0	0	0	0
Inning Stats	R: 0 E: 0 K: 0 S: 2 H: 0 LOB: 0 BB: 1 P: 6	R: 0 E: 0 K: 1 S: 6 H: 2 LOB: 1 BB: 0 P: 6	R: 2 E: 0 K: 1 S: 8 H: 3 LOB: 2 BB: 1 P: 12	R: 0 E: 0 K: 0 S: 3 H: 0 LOB: 0 BB: 0 P: 3	R: 0 E: 0 K: 0 S: 3 H: 0 LOB: 1 BB: 1 P: 7	R: 0 E: 0 K: 0 S: 3 H: 1 LOB: 1 BB: 1 P: 7	R: 0 E: 0 K: 0 S: 4 H: 1 LOB: 1 BB: 0 P: 4	R: 2 E: 0 K: 1 S: 6 H: 2 LOB: 0 BB: 1 P: 10	R: 0 E: 0 K: 2 S: 7 H: 0 LOB: 0 BB: 0 P: 7	1B: 4 2B: 4 3B: 0 HR: 2 SF: 0 SAC: 1 DP: 2 HBP: 0	WP: 0 PB: 0 SB: 0 CS: 0 PA: 37					

PITCHER		IP	WLS	BF	H	R	ER	SO	BB	IBB	HBP	BLK	WP	HR	S	P	ERA	WHIP
Tom Hausman, R ERA: 3.88	(1, 1)	7.0	L	31	9	4	4	2	4	0	0	0	0	2	31	47	5.14	1.857
Rick Austin, L ERA: 3.33	(8, 1)	1.0		3	0	0	0	1	1	0	0	0	0	0	4	8	0.00	1.000
Pete Broberg, R ERA: 5.08	(9, 1)	1.0		3	0	0	0	2	0	0	0	0	0	0	7	7	0.00	0.000

PITCHER	IP	WLS	BF	H	R	ER	SO	BB	IBB	HBP	BLK	WP	HR	S	P	ERA	WHIP

TOP

Texas Rangers @ Milwaukee Brewers

Milwaukee County Stadium, Milwaukee, WI

Sat Aug 09 1975, 4:33 AM EDT
Att. 17,365 - Unknown

livebaseballscorecards.com

AB	31
R	4
H	9
RBI	4
BB	5
SO	5
LOB	14

Texas Rangers @ Milwaukee Brewers

Milwaukee County Stadium, Milwaukee, WI

Sat Aug 09 1975, 4:33 AM EDT

Att. 17,365 - Unknown

BOTTOM

Batter	1	2	3	4	5	6	7	8	9	AB	R	H	RBI	BB	SO	LOB
Don Money, R (1, 5) OBP: 0.310, SLG: 0.402	5-3		5-3			1-3		BB, SH1-3 (1-2)		3	0	0	0	1	0	0
Bill Sharp, L (1, 7) (9, 8) OBP: 0.289, SLG: 0.325	1B			G3		G6-4-3, 1B		SH1-3 (1-2, 2-3)		3	0	2	0	0	0	0
George Scott, R (1, 10) OBP: 0.340, SLG: 0.487	L6			CS, 1B		G6-4-3 (1-2f)		6-3 (3-H)		4	0	1	1	0	0	3
Mike Hegan, L (1, 3) OBP: 0.392, SLG: 0.452	K			K (1-2)			4-3	F5		4	0	0	0	0	2	3
Darrell Porter, L (1, 2) OBP: 0.363, SLG: 0.410		F8			K		4-3		FC5-4, 1B	4	0	1	0	0	1	0
Sixto Lezcano, R (1, 9) OBP: 0.318, SLG: 0.382		F6			HR		1B		FC5-4, 1B (1-2f)	4	1	2	1	0	0	1
Bob Sheldon, L (1, 4) OBP: 0.462, SLG: 0.489		F9			G3		1B (1-2)		1B (1-3)	4	0	2	0	0	0	0
Robin Yount, R (1, 6) OBP: 0.315, SLG: 0.355			5-3		1B		F3		F8	4	0	1	0	0	0	4
Gorman Thomas, R (1, 8) OBP: 0.300, SLG: 0.447			K		1-3			SH1-3, BB, 6-3	K	2	0	0	0	0	1	1
Bobby Mitchell, R (8, PH) (9, 7) OBP: 0.335, SLG: 0.470								1B		2	1	1	0	0	1	2
Inning Stats	R: 0 E: 0 K: 1 S: 6 H: 1 LOB: 1 BB: 0 P: 6	R: 0 E: 0 K: 0 S: 3 H: 0 LOB: 0 BB: 0 P: 3	R: 0 E: 0 K: 1 S: 5 H: 0 LOB: 0 BB: 0 P: 5	R: 0 E: 0 K: 1 S: 5 H: 1 LOB: 0 BB: 0 P: 5	R: 1 E: 0 K: 1 S: 7 H: 2 LOB: 1 BB: 0 P: 7	R: 0 E: 0 K: 0 S: 3 H: 1 LOB: 0 BB: 0 P: 3	R: 0 E: 0 K: 0 S: 5 H: 2 LOB: 2 BB: 0 P: 5	R: 1 E: 0 K: 0 S: 4 H: 1 LOB: 1 BB: 1 P: 8	R: 0 E: 0 K: 1 S: 7 H: 2 LOB: 2 BB: 0 P: 7	1B: 9 2B: 0 3B: 0 HR: 1	SF: 0 SAC: 1 DP: 1 HBP: 0						

livebaseballscorecards.com

AB	34
R	2
H	10
RBI	2
BB	1
SO	5
LOB	14

PITCHER	IP	WLS	BF	H	R	ER	SO	BB	IBB	HBP	BLK	WP	HR	S	P	ERA	WHIP
Fergie Jenkins, R (1, 1) ERA: 3.83	9.0	W	36	10	2	2	5	1	0	0	0	0	1	45	49	2.00	1.222

PITCHER	IP	WLS	BF	H	R	ER	SO	BB	IBB	HBP	BLK	WP	HR	S	P	ERA	WHIP

Texas Rangers @ Milwaukee Brewers

Milwaukee County Stadium, Milwaukee, WI

Sun Aug 10 1975, 4:33 AM EDT

Att. 13,893 - Unknown

TOP

livebaseballscorecards.com

Batter	1	2	3	4	5	6	7	8	9	AB	R	H	RBI	BB	SO	LOB
Dave Moates, L (1, 8) OBP: 0.318, SLG: 0.354	x 0-0 CS 1B		x 0-0 BB 1B	S S S 0-3 K ①		x 0-0 4-3 1-3 ①		S S S 0-3 K ③		5	1	2	0	0	2	3
Lenny Randle, S (1, 4) OBP: 0.351, SLG: 0.369	x 0-0 E 1-2 3B ①		B B B B 4-0 1B FC1-2 1-2 BB	B B B 4-0 BB 1-2 BB		S S S 0-3 K ②			x 0-0 F3 1B 1B	3	1	2	0	2	1	1
Mike Hargrove, L (1, 7) OBP: 0.412, SLG: 0.434	B B B B 4-0 BB 3-H BB		x 0-0 FC1-2 5-3 1B 1-3 2-H 1B	B B B 4-0 G6-4-3 1-2 2-3 BB		x 0-0 5-3 ③			x 0-0 1-2 1B	3	1	2	1	2	0	1
Jeff Burroughs, R (1, 9) OBP: 0.309, SLG: 0.412	B B B B 4-0 FC3-6 1-2 BB		x 0-0 5-3 ① 1-2	x 0-0 G6-4-3 ② ③ 1-2f			x 0-0 6-3 ①		x 0-0 F3 ① 2-3	4	0	0	0	1	0	7
Jim Spencer, L (1, 3) OBP: 0.334, SLG: 0.423	x 0-0 F8 ②		I I I I 4-0 FC1-2 1B IBB		S S S 0-3 K ①		x 0-0 F3 ②		x 0-0 F7 ②	4	1	0	0	1	1	4
Toby Harrah, R (1, 6) OBP: 0.400, SLG: 0.476	x 0-0 FC3-6 1-2f ③		x 0-0 FC1-2 1B ② 1-2 2-3 3-Hf		B B B B 4-0 BB		x 0-0 F8 ③		x 0-0 F9 ③	4	0	0	0	1	0	7
Tom Grieve, R (1, 10) OBP: 0.312, SLG: 0.431		x 0-0 6-3 ①	x 0-0 1-3 2-H 3-H 1B		S S S 0-3 K ②			x 0-0 1B		4	0	2	2	0	1	1
Roy Howell, L (1, 5) OBP: 0.331, SLG: 0.432		x 0-0 F8 ②	S S S 0-3 K ③		S S S 0-3 K ③			S S S 0-3 K ①		4	0	0	0	0	3	4
Jim Sundberg, R (1, 2) OBP: 0.286, SLG: 0.281 Mike Cubbage, L (8, PH) OBP: 0.287, SLG: 0.355 Ron Pruitt, R (8, 2) OBP: 0.286, SLG: 0.231		S S S 0-3 K ③		x 0-0 E5 BB BB		B B B B 4-0 4-3 WP BB		x 0-0 F9 ②		2 1 0	0 0 0	0 0 0	0 0 0	1 0 0	1 0 0	0 1 0
Inning Stats	R: 1 E: 1 K: 0 S: 4 H: 2 LOB: 2 BB: 2 P: 12	R: 0 E: 0 K: 1 S: 5 H: 0 LOB: 0 BB: 0 P: 5	R: 3 E: 0 K: 1 S: 8 H: 3 LOB: 2 BB: 2 P: 16	R: 0 E: 1 K: 1 S: 5 H: 0 LOB: 2 BB: 2 P: 13	R: 0 E: 0 K: 3 S: 9 H: 0 LOB: 1 BB: 1 P: 13	R: 0 E: 0 K: 1 S: 5 H: 0 LOB: 1 BB: 1 P: 9	R: 0 E: 0 K: 0 S: 3 H: 0 LOB: 0 BB: 0 P: 3	R: 0 E: 0 K: 2 S: 8 H: 1 LOB: 1 BB: 0 P: 8	R: 0 E: 0 K: 0 S: 5 H: 2 LOB: 2 BB: 0 P: 5	1B: 7 2B: 0 3B: 1 HR: 0 SF: 0 SAC: 0 DP: 1 HBP: 0							WP: 1 PB: 0 SB: 0 CS: 1 PA: 42

	AB	34
	R	4
	H	8
	RBI	3
	BB	8
	SO	9
	LOB	29

PITCHER		IP	WLS	BF	H	R	ER	SO	BB	IBB	HBP	BLK	WP	HR	S	P	ERA	WHIP
Jim Colborn, R ERA: 4.03	(1, 1)	2.2		16	5	4	4	1	3	1	0	0	0	0	14	30	13.50	3.000
Lafayette Currence, L ERA: 4.15	(3, 1)	0.2		5	0	0	0	2	2	0	0	0	0	0	7	15	0.00	3.000
Pete Broberg, R ERA: 4.9	(4, 1)	4.2	W	17	2	0	0	6	2	0	0	0	1	0	27	35	0.00	0.857
Tom Murphy, R ERA: 3.17	(9, 1)	1.0	S	4	1	0	0	0	0	0	0	0	0	0	4	4	0.00	1.000

PITCHER		IP	WLS	BF	H	R	ER	SO	BB	IBB	HBP	BLK	WP	HR	S	P	ERA	WHIP

BOTTOM

Texas Rangers @ Milwaukee Brewers

Milwaukee County Stadium, Milwaukee, WI

Sun Aug 10 1975, 4:33 AM EDT

Att. 13,893 - Unknown

livebaseballscorecards.com

Batter	1	2	3	4	5	6	7	8	9	AB	R	H	RBI	BB	SO	LOB
Bob Sheldon, L (1, 4) OBP: 0.456, SLG: 0.481	F8		WP, 1B 1-2 1B	4-3 1B		4-3		F6		5	2	2	0	0	0	0
Don Money, R (1, 5) OBP: 0.308, SLG: 0.399	5-3		1B, WP 1-2 2-3 2B	4-3 1-2		K		K		5	1	1	0	0	2	1
Kurt Bevacqua, R (9, 5) OBP: 0.249, SLG: 0.270										0	0	0	0	0	0	0
George Scott, R (1, 3) OBP: 0.346, SLG: 0.499	WP 1B		BB 1-3 2-H 3-H 2B	2-H 1B		HR				4	2	4	3	0	0	0
Hank Aaron, R (1, 10) OBP: 0.333, SLG: 0.363	6-3 1-2		BBB 2B 1-2 BB	F7		BBB BB				2	0	0	0	2	0	2
Darrell Porter, L (1, 2) OBP: 0.362, SLG: 0.412		4-3 SF8-4-3 2B	SSS K		SSS K	F9				4	1	1	0	0	2	4
Mike Hegan, L (1, 7) OBP: 0.389, SLG: 0.449		4-3 2-3	SSS K		SSS K		CS 1B			1	0	0	0	0	0	1
Bobby Mitchell, R (3, PH) OBP: 0.335, SLG: 0.467										3	0	1	0	0	2	3
(4, 7)										0	0	0	0	0	0	0
Gorman Thomas, R (8, 8) OBP: 0.300, SLG: 0.447																
Sixto Lezcano, R (1, 9) OBP: 0.322, SLG: 0.385		SF8-4-3 HBP	1-3 2-H 3-H 2B		BBB E BB		SSS K 1-2			2	0	1	2	1	1	1
Bill Sharp, L (1, 8) OBP: 0.289, SLG: 0.323		SF8-4-3 1-2 3-H	4-3		E5 1-2		BBB CS BB			2	0	0	1	1	0	3
(8, 7)																
Robin Yount, R (1, 6) OBP: 0.314, SLG: 0.354			1B, 1B WP 1B	1-3	F8		CS 1-2	F6		4	1	1	0	0	0	2

Inning Stats	1	2	3	4	5	6	7	8	9
	R: 0 H: 1 E: 0 LOB: 1 K: 0 BB: 0 S: 4 P: 4	R: 1 H: 1 E: 0 LOB: 0 K: 0 BB: 0 S: 3 P: 4	R: 4 H: 5 E: 0 LOB: 2 K: 2 BB: 1 S: 12 P: 16	R: 1 H: 2 E: 0 LOB: 1 K: 0 BB: 0 S: 5 P: 5	R: 0 H: 0 E: 1 LOB: 2 K: 2 BB: 1 S: 8 P: 12	R: 1 H: 1 E: 0 LOB: 1 K: 1 BB: 1 S: 6 P: 10	R: 0 H: 1 E: 0 LOB: 0 K: 1 BB: 1 S: 4 P: 8	R: 0 H: 0 E: 0 LOB: 0 K: 1 BB: 0 S: 5 P: 5	

1B: 8 SF: 1
2B: 4 SAC: 0
3B: 0 DP: 2
HR: 1 HBP: 1

WP: 2 PA: 39
PB: 0
SB: 0
CS: 2

	AB	32
	R	7
	H	11
	RBI	6
	BB	4
	SO	7
	LOB	17

PITCHER		IP	WLS	BF	H	R	ER	SO	BB	IBB	HBP	BLK	WP	HR	S	P	ERA	WHIP
Bill Hands, R ERA: 4.1	(1, 1)	2.0	L	12	6	5	5	0	0	0	1	0	2	0	11	12	22.50	3.000
Tommy Moore, R ERA: 3.86	(3, 1)	0.0		1	0	0	0	0	1	0	0	0	0	0	0	4	∞	∞
Jim Umbarger, L ERA: 4.9	(3, 1)	4.0		19	4	2	2	5	2	0	0	0	0	1	27	35	4.50	1.500
Stan Thomas, R ERA: 3.16	(7, 1)	2.0		6	1	0	0	2	1	0	0	0	0	0	9	13	0.00	1.000

PITCHER	IP	WLS	BF	H	R	ER	SO	BB	IBB	HBP	BLK	WP	HR	S	P	ERA	WHIP

Milwaukee Brewers @ Minnesota Twins

Metropolitan Stadium, Bloomington , MI

Mon Aug 11 1975, 8:05 PM EDT

Att. 11,238 - Unknown - 84 F

TOP

livebaseballscorecards.com

Batter	1	2	3	4	5	6	7	8	9	AB	R	H	RBI	BB	SO	LOB
Don Money, R (1, 5) OBP: 0.308, SLG: 0.407	E5			5-3			L8		3-1 1B	3	2	1	3	0	0	0
Kurt Bevacqua, R (4, 5) OBP: 0.251, SLG: 0.273	3B	1-H 2-H HR					1-3		1-2	2	0	1	0	0	0	1
Bobby Mitchell, R (1, 7) OBP: 0.332, SLG: 0.462	F8	K		G3			K		3-1	2	0	0	0	0	1	1
Bill Sharp, L (3, 7) OBP: 0.286, SLG: 0.319									1-2 2-3	3	0	0	0	0	1	3
George Scott, R (1, 3) OBP: 0.348, SLG: 0.510	SF9 1-H 3B		HR		P5		F9		IBB	4	2	2	2	1	0	1
Hank Aaron, R (1, 10) OBP: 0.334, SLG: 0.373	SF9 3-H		HR		F2			1B	F9	4	1	2	2	0	0	3
Sixto Lezcano, R (1, 9) OBP: 0.319, SLG: 0.381	F9		F9		F7			K		4	0	0	0	0	1	1
Darrell Porter, L (1, 2) OBP: 0.363, SLG: 0.414		HR 2B	BB			L9		F7		3	1	1	0	1	0	1
Gorman Thomas, R (1, 8) OBP: 0.295, SLG: 0.438		F9	K			K		P4		4	0	0	0	0	2	3
Pedro Garcia, R (1, 4) OBP: 0.280, SLG: 0.332		K	1-3			P4			3-1 1B	3	0	0	0	0	1	2
Bob Sheldon, L (9, PH) OBP: 0.466, SLG: 0.491										1	0	1	0	0	0	0
Jack Lind, S (1, 6) OBP: 0.222, SLG: 0.125		BB HR		3-1			L8 S 1B		F8	2	1	1	0	1	0	0
Mike Hegan, L (9, PH) OBP: 0.387, SLG: 0.445										1	0	0	0	0	0	1

Inning Stats										
	R: 2 E: 1 K: 0 S: 5	H: 1 LOB: 0 BB: 0 P: 5	R: 3 E: 0 K: 2 S: 9	H: 2 LOB: 0 BB: 1 P: 13	R: 2 E: 0 K: 1 S: 7	H: 2 LOB: 1 BB: 1 P: 11	R: 0 E: 0 K: 0 S: 3	H: 0 LOB: 0 BB: 0 P: 3	R: 0 E: 0 K: 0 S: 3	H: 0 LOB: 0 BB: 0 P: 3
	R: 0 E: 0 K: 1 S: 5	H: 0 LOB: 0 BB: 0 P: 5	R: 0 E: 0 K: 1 S: 6	H: 1 LOB: 1 BB: 0 P: 6	R: 0 E: 0 K: 1 S: 6	H: 1 LOB: 1 BB: 0 P: 6	R: 0 E: 0 K: 0 S: 5	H: 2 LOB: 3 BB: 1 P: 9		

PITCHER		IP	WLS	BF	H	R	ER	SO	BB	IBB	HBP	BLK	WP	HR	S	P	ERA	WHIP		
Bill Butler, L ERA: 6.84	(1, 1)	2.0		12	4	6	4	2	1	0	0	0	0	2	15	19	18.00	2.500		
Tom Johnson, R ERA: 3.77	(3, 1)	7.0	W	28	5	1	1	4	1	1	0	0	0	1	34	42	1.29	0.857		

PITCHER	IP	WLS	BF	H	R	ER	SO	BB	IBB	HBP	BLK	WP	HR	S	P	ERA	WHIP

1B: 4	SF: 1	WP: 0	PA: 40
2B: 1	SAC: 0	PB: 0	
3B: 1	DP: 0	SB: 1	
HR: 3	HBP: 0	CS: 0	

AB	36
R	7
H	9
RBI	7
BB	3
SO	6
LOB	17

Batter	1	2	3	4	5	6	7	8	9	AB	R	H	RBI	BB	SO	LOB
Lyman Bostock, L (1, 9) OBP: 0.316, SLG: 0.336	4-3	E6 3-H		6-3		BBBB 4-0 E FC1 BB		1-3		4	1	0	0	1	0	0
Dan Ford, R (1, 8) OBP: 0.317, SLG: 0.423	BBBB 4-0 FC1-6 1B 2B BB	0-0 1B 1-2 1B		SSS 0-3 K		0-0 FC1 1-3		SSS 0-3 K		4	1	1	0	1	2	1
Rod Carew, L (1, 4) OBP: 0.433, SLG: 0.522	0-0 FC1-6 1-2 1B	0-0 1-3 2-H 1B		0-0 G3		IIII 4-0 FC6 IBB		0-0 4-3		4	0	2	1	1	0	0
John Briggs, L (1, 3) OBP: 0.422, SLG: 0.407	0-0 FC1-6 2B 1-2f 2-3		BBBB 4-0 1B HR BB		SSS 0-3 K	0-0 F8				3	1	0	0	1	1	5
Tony Oliva, L (1, 10) OBP: 0.361, SLG: 0.428	0-0 1-3 3-H 2B		0-0 1-2 HR 1B		0-0 6-3	0-0 FC6 1-2f				4	1	2	1	0	0	3
Eric Soderholm, R (1, 5) OBP: 0.356, SLG: 0.393	0-0 4-3		0-0 1-H 2-H HR		0-0 HR 3B		0-0 F7			4	2	2	3	0	0	2
Steve Braun, L (1, 7) OBP: 0.378, SLG: 0.424		0-0 E8 4-3 E	0-0 F9		0-0 3-H HR		0-0 FC6-4 1B			4	2	2	2	0	0	0
Jerry Terrell, R (1, 6) OBP: 0.325, SLG: 0.335		0-0 F9	0-0 F8		0-0 L6		0-0 F7			4	0	0	0	0	0	2
Glenn Borgmann, R (1, 2) OBP: 0.302, SLG: 0.286		0-0 4-3 2-3	0-0 F8			0-0 L7	0-0 FC6-4 1-2f			4	0	0	0	0	0	2
Inning Stats	R: 1 E: 0 K: 0 S: 5 H: 2 LOB: 2 BB: 1 P: 9	R: 2 E: 2 K: 0 S: 6 H: 2 LOB: 2 BB: 0 P: 6	R: 3 E: 0 K: 0 S: 5 H: 2 LOB: 0 BB: 1 P: 9	R: 0 E: 0 K: 1 S: 5 H: 0 LOB: 0 BB: 0 P: 5	R: 2 E: 0 K: 1 S: 7 H: 2 LOB: 0 BB: 0 P: 7	R: 0 E: 1 K: 0 S: 4 H: 0 LOB: 3 BB: 2 P: 12	R: 0 E: 0 K: 0 S: 4 H: 1 LOB: 1 BB: 0 P: 4	R: 0 E: 0 K: 1 S: 5 H: 0 LOB: 0 BB: 0 P: 5		1B: 5 2B: 1 3B: 1 HR: 2 SF: 0 SAC: 0 DP: 0 HBP: 0				WP: 0 PB: 0 SB: 0 CS: 0 PA: 39		

BOTTOM

Milwaukee Brewers @ Minnesota Twins

Metropolitan Stadium, Bloomington , MI

Mon Aug 11 1975, 8:05 PM EDT

Att. 11,238 - Unknown - 84 F

livebaseballscorecards.com

AB	35
R	8
H	9
RBI	7
BB	4
SO	3
LOB	15

PITCHER		IP	WLS	BF	H	R	ER	SO	BB	IBB	HBP	BLK	WP	HR	S	P	ERA	WHIP
Jim Slaton, R ERA: 4.15	(1, 1)	4.2	L	25	8	8	6	2	2	0	0	0	0	2	27	35	11.57	2.143
Eduardo Rodriguez, R ERA: 3.23	(5, 1)	0.2		5	0	0	0	0	1	1	0	0	0	0	3	11	0.00	1.500
Rick Austin, L ERA: 3.0	(6, 1)	2.2		9	1	0	0	1	0	0	0	0	0	0	11	11	0.00	0.375

PITCHER	IP	WLS	BF	H	R	ER	SO	BB	IBB	HBP	BLK	WP	HR	S	P	ERA	WHIP

Batter	1	2	3	4	5	6	7	8	9	AB	R	H	RBI	BB	SO	LOB
Bob Sheldon, L (1, 4) OBP: 0.444, SLG: 0.466	P4 FC4-6			3-1			4-3	1-3 2-H 1B		5	0	1	1	0	0	3
Robin Yount, R (1, 6) OBP: 0.315, SLG: 0.359	1B 1B 2B	5-3			F8		1B 2B	P4		5	2	2	0	0	0	2
George Scott, R (1, 3) OBP: 0.351, SLG: 0.510	1B 6-3 2-3 1B	F8			BB		2-H 1B	6-3		4	1	2	1	1	0	2
Hank Aaron, R (1, 10) OBP: 0.333, SLG: 0.371	6-3 1-3 3-H 1B	K			F3		K		6-3	5	1	1	1	0	2	2
Darrell Porter, L (1, 2) OBP: 0.361, SLG: 0.408	6-3 2-3 3-H		F4		1-2 BB		F7		K	4	0	0	1	1	1	2
Mike Hegan, L (1, 7) OBP: 0.386, SLG: 0.443 Gorman Thomas, R (7, 8) OBP: 0.292, SLG: 0.434	BB 2B 3-H 1B		F8		K			4-3	K	3 2	1 0	1 0	1 0	0 0	1 1	2 0
Sixto Lezcano, R (1, 9) OBP: 0.321, SLG: 0.381	2B 1-2 BB		K			F9		1B 1B 1B		3	1	1	0	1	1	0
Bill Sharp, L (1, 8) (7, 7) OBP: 0.289, SLG: 0.326	1-3 2-H 2B			1-3		F8		1-3 1B 1B 1B		4	1	2	1	0	0	0
Kurt Bevacqua, R (1, 5) OBP: 0.257, SLG: 0.274	FC4-6 BB			K		K		1B 1-2 3-H 1B		3	0	1	1	1	2	0
Inning Stats	R: 4 E: 0 K: 0 S: 8 H: 5 LOB: 3 BB: 2 P: 16	R: 0 E: 0 K: 1 S: 5 H: 0 LOB: 0 BB: 0 P: 5	R: 0 E: 0 K: 1 S: 5 H: 0 LOB: 0 BB: 0 P: 5	R: 0 E: 0 K: 1 S: 5 H: 0 LOB: 0 BB: 0 P: 5	R: 0 E: 0 K: 1 S: 5 H: 0 LOB: 2 BB: 2 P: 13	R: 0 E: 0 K: 1 S: 5 H: 0 LOB: 0 BB: 0 P: 5	R: 1 E: 0 K: 1 S: 7 H: 2 LOB: 1 BB: 0 P: 7	R: 2 E: 0 K: 0 S: 7 H: 4 LOB: 2 BB: 0 P: 7	R: 0 E: 0 K: 2 S: 7 H: 0 LOB: 0 BB: 0 P: 7	1B: 8 2B: 3 3B: 0 HR: 0 SF: 0 SAC: 0 DP: 0 HBP: 0						

PITCHER		IP	WLS	BF	H	R	ER	SO	BB	IBB	HBP	BLK	WP	HR	S	P	ERA	WHIP
Jim Hughes, R ERA: 4.21	(1, 1)	0.2	L	9	5	4	4	0	2	0	0	0	0	0	7	15	54.00	10.500
Mark Wiley, R ERA: 5.75	(1, 1)	6.2		28	6	3	3	6	2	0	0	0	0	0	38	46	4.05	1.200
Bill Campbell, R ERA: 4.41	(8, 1)	1.2		5	0	0	0	2	0	0	0	0	0	0	9	9	0.00	0.000

PITCHER	IP	WLS	BF	H	R	ER	SO	BB	IBB	HBP	BLK	WP	HR	S	P	ERA	WHIP

TOP

Milwaukee Brewers @ Minnesota Twins

Metropolitan Stadium, Bloomington , MI

Tue Aug 12 1975, 8:05 PM EDT
Att. 14,023 - Unknown - 84 F

livebaseballscorecards.com

AB	38
R	7
H	11
RBI	7
BB	4
SO	8
LOB	13

WP: 0 PA: 42
PB: 0
SB: 0
CS: 0

BOTTOM

Milwaukee Brewers @ Minnesota Twins

Metropolitan Stadium, Bloomington , MI

Tue Aug 12 1975, 8:05 PM EDT

Att. 14,023 - Unknown - 84 F

livebaseballscorecards.com

Batter	1	2	3	4	5	6	7	8	9	AB	R	H	RBI	BB	SO	LOB
Dan Ford, R (1, 8) OBP: 0.318, SLG: 0.422	5-3		F3		G1-6-3, 1B		F9		1B 1-3 2-H	5	0	2	1	0	0	1
Jerry Terrell, R (1, 9) OBP: 0.326, SLG: 0.336	FC3-6, 1B		6-3		G1-6-3 1-2f			L8	1B 1-2 3-H	5	0	2	1	0	0	2
Rod Carew, L (1, 4) OBP: 0.430, SLG: 0.521	FC3-6 1-2f			4-3		6-3, SF8, 2B		F7	L9	5	1	1	0	0	0	3
Eric Soderholm, R (1, 5) OBP: 0.357, SLG: 0.400	P3			HR		6-3 2-3		BBBB, FC4-6, BB		3	1	1	1	1	0	2
Tony Oliva, L (1, 10) OBP: 0.357, SLG: 0.424		1-3		6-3		SF8 3-H		FC4-6 1-2f		3	0	0	1	0	0	1
Craig Kusick, R (1, 3) OBP: 0.321, SLG: 0.337		5-3		BBBB, 4-0, BB		1B			6-3	3	0	1	0	1	0	0
Danny Thompson, R (1, 6) OBP: 0.302, SLG: 0.331 John Briggs, L (6, PH) OBP: 0.421, SLG: 0.406 Luis Gomez, R (7, 6) OBP: 0.217, SLG: 0.164 Lyman Bostock, L (9, PH) OBP: 0.315, SLG: 0.335		6-3		BBBB, 4-0, 1-2, BB		SSS, 0-3, K			4-3	1 1 0 1	0 0 0 0	0 0 0 0	0 0 0 0	1 1 0 0	0 1 0 0	0 1 0 0
Steve Braun, L (1, 7) OBP: 0.379, SLG: 0.427			2B	4-3			SSS, K		BBBB, 1B, 1B, BB	3	1	1	0	1	1	2
Glenn Borgmann, R (1, 2) OBP: 0.301, SLG: 0.285			F8		5-3		5-3		1B, 1B 1-2	4	1	1	0	0	0	1

	AB	34
	R	4
	H	9
	RBI	4
	BB	4
	SO	2
	LOB	13

Inning Stats	1	2	3	4	5	6	7	8	9
	R: 0 E: 0 K: 0 S: 4	H: 1 LOB: 1 BB: 0 P: 4	R: 0 E: 0 K: 0 S: 3	H: 0 LOB: 0 BB: 0 P: 3	R: 0 E: 0 K: 0 S: 4	H: 1 LOB: 1 BB: 0 P: 4	R: 1 E: 0 K: 0 S: 4	H: 1 LOB: 2 BB: 2 P: 12	R: 0 E: 0 K: 0 S: 3	H: 1 LOB: 0 BB: 0 P: 3	R: 1 E: 0 K: 1 S: 7	H: 2 LOB: 1 BB: 0 P: 7	R: 0 E: 0 K: 1 S: 5	H: 0 LOB: 0 BB: 0 P: 5	R: 0 E: 0 K: 0 S: 3	H: 0 LOB: 1 BB: 1 P: 7	R: 2 E: 0 K: 0 S: 6	H: 3 LOB: 2 BB: 1 P: 10

1B: 6	SF: 1	WP: 0	PA: 39
2B: 2	SAC: 0	PB: 0	
3B: 0	DP: 1	SB: 0	
HR: 1	HBP: 0	CS: 0	

PITCHER		IP	WLS	BF	H	R	ER	SO	BB	IBB	HBP	BLK	WP	HR	S	P	ERA	WHIP
Bill Travers, L ERA: 4.16	(1, 1)	5.0	W	21	5	2	2	0	2	0	0	0	0	1	19	27	3.60	1.400
Pete Broberg, R ERA: 4.9	(6, 1)	3.2		16	3	2	2	2	2	0	0	0	0	0	18	26	4.91	1.364
Tom Murphy, R ERA: 3.15	(9, 1)	0.1	S	2	1	0	0	0	0	0	0	0	0	0	2	2	0.00	3.000

PITCHER		IP	WLS	BF	H	R	ER	SO	BB	IBB	HBP	BLK	WP	HR	S	P	ERA	WHIP

Batter	1	2	3	4	5	6	7	8	9	AB	R	H	RBI	BB	SO	LOB
Bob Sheldon, L (1, 4) OBP: 0.418, SLG: 0.435	4-3		L7			6-3		6-3 1-2		4	0	0	0	0	0	1
Robin Yount, R (1, 6) OBP: 0.317, SLG: 0.363	G5-4-3 1B			SH3 2B		F9		F3		4	0	2	0	0	0	1
George Scott, R (1, 3) OBP: 0.349, SLG: 0.507	G5-4-3 1-2f			SH3 2-3		F8			K	3	0	0	0	0	1	1
Hank Aaron, R (1, 10) OBP: 0.329, SLG: 0.367		F7		K			F8		5-3	4	0	0	0	0	1	1
Darrell Porter, L (1, 2) OBP: 0.363, SLG: 0.431		HR		K			HR		P4	4	2	2	2	0	1	1
Mike Hegan, L (1, 7) OBP: 0.378, SLG: 0.433		F8			P4		K			3	0	0	0	0	1	0
Gorman Thomas, R (1, 8) OBP: 0.297, SLG: 0.431		K			S BB		CS BB			1	0	0	0	2	1	0
Bill Sharp, L (1, 9) OBP: 0.286, SLG: 0.322			K		F8 1-2		CS 1-2		F7	3	0	0	0	0	1	1
Kurt Bevacqua, R (1, 5) OBP: 0.258, SLG: 0.275			6-3		K				6-3 1B	3	0	1	0	0	1	1
Inning Stats	R: 0 E: 0 K: 0 S: 3 H: 1 LOB: 0 BB: 0 P: 3	R: 1 E: 0 K: 1 S: 6 H: 1 LOB: 0 BB: 0 P: 6	R: 0 E: 0 K: 1 S: 5 H: 0 LOB: 0 BB: 0 P: 5	R: 0 E: 0 K: 2 S: 8 H: 1 LOB: 1 BB: 0 P: 8	R: 0 E: 0 K: 1 S: 5 H: 0 LOB: 1 BB: 1 P: 9	R: 0 E: 0 K: 0 S: 3 H: 0 LOB: 0 BB: 0 P: 3	R: 1 E: 0 K: 1 S: 5 H: 1 LOB: 0 BB: 1 P: 9	R: 0 E: 0 K: 0 S: 4 H: 1 LOB: 1 BB: 0 P: 4	R: 0 E: 0 K: 1 S: 5 H: 0 LOB: 0 BB: 0 P: 5	1B: 2 2B: 1 3B: 0 HR: 2 SF: 0 SAC: 1 DP: 1 HBP: 0						

PITCHER	IP	WLS	BF	H	R	ER	SO	BB	IBB	HBP	BLK	WP	HR	S	P	ERA	WHIP
Dave Goltz, R (1, 1) ERA: 3.84	9.0	W	32	5	2	2	7	2	0	0	0	0	2	44	52	2.00	0.778

PITCHER	IP	WLS	BF	H	R	ER	SO	BB	IBB	HBP	BLK	WP	HR	S	P	ERA	WHIP

TOP

Milwaukee Brewers @ Minnesota Twins

Metropolitan Stadium, Bloomington , MI

Wed Aug 13 1975, 8:05 PM EDT

Att. 12,669 - Unknown - 76 F

livebaseballscorecards.com

AB	29
R	2
H	5
RBI	2
BB	2
SO	7
LOB	7

Milwaukee Brewers @ Minnesota Twins

Metropolitan Stadium, Bloomington , MI

Wed Aug 13 1975, 8:05 PM EDT

Att. 12,669 - Unknown - 76 F

BOTTOM

livebaseballscorecards.com

Batter	1	2	3	4	5	6	7	8	9	AB	R	H	RBI	BB	SO	LOB
Lyman Bostock, L (1, 9) OBP: 0.321, SLG: 0.339	6-3		2B		FC3-6 BB		L7	BB		3	0	1	0	2	0	0
Dan Ford, R (1, 8) OBP: 0.314, SLG: 0.416	P3		6-3		P1		F7	F7		5	0	0	0	0	0	3
Rod Carew, L (1, 4) OBP: 0.429, SLG: 0.517	K		F7		FC3-6 1-2f		S BB			3	0	0	0	1	1	2
John Briggs, L (1, 3) OBP: 0.422, SLG: 0.402		F5		F8 1B 2B BB	4-3		1-2 BB			2	1	0	0	2	0	1
Tony Oliva, L (1, 10) OBP: 0.356, SLG: 0.422		L8		2B 1-2 1B		6-3	4-3			4	0	1	0	0	0	2
Jerry Terrell, R (1, 5) OBP: 0.325, SLG: 0.335		1B 1B		F8		6-3		F9		4	0	1	0	0	0	2
Steve Braun, L (1, 7) OBP: 0.381, SLG: 0.436		1-3 1B		F8 2-3		HR		K		4	1	2	1	0	1	2
Danny Thompson, R (1, 6) OBP: 0.308, SLG: 0.351		1-3		1-3 2B 3-H		HR		HR 1B		4	2	3	2	0	0	2
Luis Gomez, R (9, 6) OBP: 0.217, SLG: 0.164										0	0	0	0	0	0	0
Phil Roof, R (1, 2) OBP: 0.294, SLG: 0.458			6-3	F2		F9		1-H HR		4	1	1	2	0	0	2

	AB	33
	R	5
	H	9
	RBI	5
	BB	5
	SO	2
	LOB	16

Inning Stats	1	2	3	4	5	6	7	8	9
	R: 0 H: 0 E: 0 LOB: 0 K: 1 BB: 0 S: 5 P: 5	R: 0 H: 2 E: 0 LOB: 2 K: 0 BB: 0 S: 5 P: 5	R: 0 H: 1 E: 0 LOB: 1 K: 0 BB: 0 S: 4 P: 4	R: 1 H: 2 E: 0 LOB: 2 K: 0 BB: 1 S: 5 P: 9	R: 0 H: 0 E: 0 LOB: 1 K: 0 BB: 1 S: 3 P: 7	R: 2 H: 2 E: 0 LOB: 0 K: 0 BB: 0 S: 5 P: 5	R: 0 H: 0 E: 0 LOB: 2 K: 0 BB: 2 S: 3 P: 11	R: 2 H: 2 E: 0 LOB: 1 K: 1 BB: 1 S: 7 P: 11	

	1B: 4	SF: 0	WP: 0	PA: 38
	2B: 2	SAC: 0	PB: 0	
	3B: 0	DP: 0	SB: 1	
	HR: 3	HBP: 0	CS: 0	

PITCHER		IP	WLS	BF	H	R	ER	SO	BB	IBB	HBP	BLK	WP	HR	S	P	ERA	WHIP
Tom Hausman, R ERA: 3.9	(1, 1)	6.2	L	31	7	3	3	1	4	0	0	0	0	2	29	45	4.05	1.650
Rick Austin, L ERA: 3.49	(7, 1)	1.1		7	2	2	2	1	1	0	0	0	0	1	8	12	13.50	2.250

PITCHER	IP	WLS	BF	H	R	ER	SO	BB	IBB	HBP	BLK	WP	HR	S	P	ERA	WHIP

Batter	1	2	3	4	5	6	7	8	9	AB	R	H	RBI	BB	SO	LOB
Don Money, R (1, 5) OBP: 0.308, SLG: 0.404	S S S 0-3 ① K		x 0-0 ① F9		B B B B 4-0 SH3-4 BB	x 0-0 ③ F6		x 0-0 ③ FC6-4 1-2f		3	0	0	0	1	1	1
Jack Lind, S (6, 5) OBP: 0.200, SLG: 0.111										1	0	0	0	0	0	1
Bobby Mitchell, R (1, 7) OBP: 0.333, SLG: 0.459	x 0-0 ② L5		B B B B 4-0 HR BB		x 0-0 ① SH3-4 1-2		x 0-0 E1 HR		x 0-0 ① 1-3	1	1	0	0	1	0	0
Bill Sharp, L (5, 7) OBP: 0.284, SLG: 0.320										2	1	0	0	0	0	0
George Scott, R (1, 3) OBP: 0.349, SLG: 0.519	x 0-0 ③ F4		x 0-0 1-H HR		x 0-0 ② 6-3		x 0-0 1-H HR		x 0-0 ② 4-3	5	2	2	4	0	0	1
Hank Aaron, R (1, 10) OBP: 0.333, SLG: 0.366		B B B B 4-0 2B 1B BB	x 0-0 BB 1B		x 0-0 ③ F8		B B B B 4-0 G1-4-3 BB		x 0-0 ③ L9	3	1	1	0	2	0	1
Sixto Lezcano, R (1, 9) OBP: 0.322, SLG: 0.383		x 0-0 1B 1-3 SF9 2B	B B B B 4-0 G4-6-3 1-2 BB			x 0-0 ① 5-3	S S S 0-3 ① K			3	1	1	0	1	1	1
Charlie Moore, R (1, 2) OBP: 0.338, SLG: 0.380		x 0-0 ② ③ FC6-4 2-3 3-H 1B	x 0-0 ② ③ G4-6-3 1-2f			x 0-0 1B 1B 2B	x 0-0 ② ③ G1-4-3 1-2f			4	1	2	1	0	0	3
Robin Yount, R (1, 6) OBP: 0.316, SLG: 0.363		x 0-0 ① SF9 3-H		x 0-0 ① F4		x 0-0 1B SF8 2-3 1B		x 0-0 ① 5-3		3	1	1	1	0	0	0
Pedro Garcia, R (1, 4) OBP: 0.277, SLG: 0.329		x 0-0 ② FC6-4 1-2f		x 0-0 ② L7		x 0-0 1-3 3-H 1B		B B B B 4-0 FC6-4 BB		2	0	0	0	0	0	1
Bob Sheldon, L (4, 4) OBP: 0.435, SLG: 0.444										1	0	1	1	1	0	0
Gorman Thomas, R (1, 8) OBP: 0.292, SLG: 0.425		S S S 0-3 ③ K		x 0-0 ③ F6		x 0-0 ② SF8 3-H		S S S 0-3 ② K		3	0	0	1	0	2	2
Inning Stats	R: 0 H: 0 E: 0 LOB: 0 K: 1 BB: 0 S: 5 P: 5	R: 2 H: 2 E: 0 LOB: 1 K: 1 BB: 1 S: 7 P: 11	R: 2 H: 2 E: 0 LOB: 1 K: 0 BB: 2 S: 4 P: 12	R: 0 H: 0 E: 0 LOB: 0 K: 0 BB: 0 S: 3 P: 3	R: 0 H: 0 E: 0 LOB: 1 K: 0 BB: 1 S: 3 P: 7	R: 2 H: 3 E: 0 LOB: 1 K: 0 BB: 0 S: 6 P: 6	R: 2 H: 1 E: 1 LOB: 0 K: 1 BB: 1 S: 6 P: 10	R: 0 H: 0 E: 0 LOB: 1 K: 1 BB: 1 S: 5 P: 9	R: 0 H: 0 E: 0 LOB: 0 K: 0 BB: 0 S: 3 P: 3	1B: 4 SF: 2 2B: 2 SAC: 1 3B: 0 DP: 2 HR: 2 HBP: 0						

TOP

Milwaukee Brewers @ Oakland Athletics

Oakland-Alameda County Coliseum, Oakland, CA

Fri Aug 15 1975, 7:05 PM PDT
Att. 7,279 - Unknown

livebaseballscorecards.com

AB	31
R	8
H	8
RBI	8
BB	6
SO	4
LOB	11

WP: 0 PA: 40
PB: 0
SB: 0
CS: 0

PITCHER		IP	WLS	BF	H	R	ER	SO	BB	IBB	HBP	BLK	WP	HR	S	P	ERA	WHIP
Vida Blue, L ERA: 3.05	(1, 1)	2.1	L	14	4	4	4	2	3	0	0	0	0	1	15	27	15.43	3.000
Glenn Abbott, R ERA: 4.06	(3, 1)	3.0		11	2	2	2	0	1	0	0	0	0	0	10	14	6.00	1.000
Jim Todd, R ERA: 2.8	(6, 1)	2.2		12	2	2	1	2	2	0	0	0	0	1	14	22	3.38	1.500
Paul Lindblad, L ERA: 2.04	(9, 1)	1.0		3	0	0	0	0	0	0	0	0	0	0	3	3	0.00	0.000

PITCHER		IP	WLS	BF	H	R	ER	SO	BB	IBB	HBP	BLK	WP	HR	S	P	ERA	WHIP

Batter	1	2	3	4	5	6	7	8	9	AB	R	H	RBI	BB	SO	LOB
Bert Campaneris, R (1, 6) OBP: 0.331, SLG: 0.327	SH1-3 2B		1-3 BB 3B 1B	5-3			F8			4	1	2	0	0	0	1
Bill North, S (1, 8) OBP: 0.373, SLG: 0.311	SH1-3 2-3		1-2 1-3 3B BB		4-3 BB		1-3			1	1	0	0	2	0	0
Claudell Washington, L (1, 7) OBP: 0.342, SLG: 0.425	K		1-2 2-3 1-3		L8		F9			4	0	0	0	0	1	4
Reggie Jackson, L (1, 9) OBP: 0.341, SLG: 0.533	BB		2-H 3-H 1B 3B		1-2 4-3			4-3		3	1	1	2	1	0	1
Billy Williams, L (1, 10) OBP: 0.333, SLG: 0.400	1-3		3-H 1B		F8			F2		4	0	1	1	0	0	3
Gene Tenace, R (1, 2) OBP: 0.391, SLG: 0.435		K	K			K		K		4	0	0	0	0	4	1
Sal Bando, R (1, 5) OBP: 0.311, SLG: 0.309		F3		L9 2B		G6-4-3 1B			K	4	0	2	0	0	1	0
Tommy Harper, R (1, 3) OBP: 0.323, SLG: 0.306		F5		K		1-2f G6-4-3			F9	3	0	0	0	0	1	2
Jim Holt, L (9, PH) OBP: 0.333, SLG: 0.268										1	0	0	0	0	0	0
Phil Garner, R (1, 4) OBP: 0.272, SLG: 0.327			1B	L9 2-3			HR		F8	4	1	2	1	0	0	1
Inning Stats	R: 0 H: 1 E: 0 LOB: 2 K: 1 BB: 1 S: 6 P: 10	R: 0 H: 0 E: 0 LOB: 0 K: 1 BB: 0 S: 5 P: 5	R: 3 H: 4 E: 0 LOB: 1 K: 1 BB: 1 S: 8 P: 12	R: 0 H: 1 E: 0 LOB: 1 K: 1 BB: 0 S: 6 P: 6	R: 0 H: 0 E: 0 LOB: 1 K: 0 BB: 1 S: 3 P: 7	R: 0 H: 1 E: 0 LOB: 0 K: 1 BB: 0 S: 5 P: 5	R: 1 H: 1 E: 0 LOB: 0 K: 0 BB: 0 S: 4 P: 4	R: 0 H: 0 E: 0 LOB: 0 K: 1 BB: 0 S: 5 P: 5	R: 0 H: 0 E: 0 LOB: 0 K: 1 BB: 0 S: 5 P: 5	1B: 4 SF: 0 2B: 2 SAC: 1 3B: 1 DP: 1 HR: 1 HBP: 0						

PITCHER	IP	WLS	BF	H	R	ER	SO	BB	IBB	HBP	BLK	WP	HR	S	P	ERA	WHIP
Jim Colborn, R (1, 1) ERA: 4.03	9.0	W	36	8	4	4	7	3	0	0	0	0	1	47	59	4.00	1.222

PITCHER	IP	WLS	BF	H	R	ER	SO	BB	IBB	HBP	BLK	WP	HR	S	P	ERA	WHIP

BOTTOM

Milwaukee Brewers @ Oakland Athletics

Oakland-Alameda County Coliseum, Oakland, CA

Fri Aug 15 1975, 7:05 PM PDT

Att. 7,279 - Unknown

livebaseballscorecards.com

AB	32
R	4
H	8
RBI	4
BB	3
SO	7
LOB	13

1B: 4	SF: 0	WP: 0	PA: 36
2B: 2	SAC: 1	PB: 0	
3B: 1	DP: 1	SB: 0	
HR: 1	HBP: 0	CS: 0	

Batter	1	2	3	4	5	6	7	8	9	AB	R	H	RBI	BB	SO	LOB
Robin Yount, R (1, 6) OBP: 0.314, SLG: 0.360	K		3-1		L7			L9		4	0	0	0	0	1	1
Bobby Mitchell, R (1, 7) OBP: 0.337, SLG: 0.466	4-3 2B		K			K		BB 1B		4	0	2	0	0	2	0
Bill Sharp, L (8, 7) OBP: 0.284, SLG: 0.320										0	0	0	0	0	0	0
George Scott, R (1, 3) OBP: 0.348, SLG: 0.515	4-3 2-3		6-3			L8		1-2 BB		3	0	0	0	1	0	1
Jack Lind, S (9, 5) OBP: 0.200, SLG: 0.111										0	0	0	0	0	0	0
Hank Aaron, R (1, 10) OBP: 0.332, SLG: 0.365	5-3			F4		E 1B		K		4	0	1	0	0	1	3
Sixto Lezcano, R (1, 9) OBP: 0.319, SLG: 0.379		L7		5-3		E5 1-2		K		4	0	0	0	0	1	3
Charlie Moore, R (1, 2) OBP: 0.336, SLG: 0.398		HR		6-3		F9			4-3	4	1	1	1	0	0	2
Kurt Bevacqua, R (1, 5) OBP: 0.265, SLG: 0.273		BB			CS BB		6-3		BB	1	0	0	0	2	0	0
Mike Hegan, L (9, PH) OBP: 0.382, SLG: 0.433										0	0	0	0	1	0	0
(9, 3)																
Pedro Garcia, R (1, 4) OBP: 0.274, SLG: 0.325		F7			K 1-2		K		K	3	0	0	0	0	2	2
Bob Sheldon, L (7, 4) OBP: 0.429, SLG: 0.438										1	0	0	0	0	1	1
Gorman Thomas, R (1, 8) OBP: 0.291, SLG: 0.419		F6			BB		K		K	3	0	0	0	1	2	2
Inning Stats	R: 0 E: 0 K: 1 S: 6 H: 1 LOB: 1 BB: 0 P: 6	R: 1 E: 0 K: 0 S: 4 H: 1 LOB: 1 BB: 1 P: 8	R: 0 E: 0 K: 1 S: 5 H: 0 LOB: 0 BB: 0 P: 5	R: 0 E: 0 K: 0 S: 3 H: 0 LOB: 0 BB: 0 P: 3	R: 0 E: 0 K: 1 S: 4 H: 0 LOB: 1 BB: 2 P: 12	R: 0 E: 1 K: 1 S: 7 H: 1 LOB: 2 BB: 0 P: 7	R: 0 E: 0 K: 2 S: 7 H: 0 LOB: 0 BB: 0 P: 7	R: 0 E: 0 K: 2 S: 8 H: 1 LOB: 2 BB: 1 P: 12	R: 0 E: 0 K: 2 S: 7 H: 0 LOB: 1 BB: 1 P: 11	1B: 2 2B: 1 3B: 0 HR: 1 SF: 0 SAC: 0 DP: 0 HBP: 0							

TOP

Milwaukee Brewers @ Oakland Athletics

Oakland-Alameda County Coliseum, Oakland, CA

Sat Aug 16 1975, 3:33 AM PDT

Att. 11,104 - Unknown

livebaseballscorecards.com

AB	31
R	1
H	4
RBI	1
BB	5
SO	10
LOB	15

WP: 0 PB: 0 SB: 0 CS: 1 PA: 36

PITCHER		IP	WLS	BF	H	R	ER	SO	BB	IBB	HBP	BLK	WP	HR	S	P	ERA	WHIP
Ken Holtzman, L ERA: 3.42	(1, 1)	7.1		30	4	1	1	6	4	0	0	0	0	1	38	54	1.23	1.091
Rollie Fingers, R ERA: 3.22	(8, 1)	1.2	W	6	0	0	0	4	1	0	0	0	0	0	13	17	0.00	0.600

PITCHER	IP	WLS	BF	H	R	ER	SO	BB	IBB	HBP	BLK	WP	HR	S	P	ERA	WHIP

Milwaukee Brewers @ Oakland Athletics

Oakland-Alameda County Coliseum, Oakland, CA

Sat Aug 16 1975, 3:33 AM PDT

Att. 11,104 - Unknown

livebaseballscorecards.com

BOTTOM

Batter	1	2	3	4	5	6	7	8	9	AB	R	H	RBI	BB	SO	LOB
Bert Campaneris, R (1, 6) OBP: 0.332, SLG: 0.325	L7		K		BB: L8-4, 1B		L1-3 1-2		IBB	3	0	0	0	2	1	1
Bill North, S (1, 8) OBP: 0.373, SLG: 0.314	FC3-6, E, 1B		1-3		1-2 1B		1-3		SF7 3-H	4	0	2	1	0	0	0
Claudell Washington, L (1, 7) OBP: 0.340, SLG: 0.422	E6, FC3-6 1-2		G3		F9			1-3		4	0	0	0	0	0	3
Reggie Jackson, L (1, 9) OBP: 0.342, SLG: 0.537	FC3-6, BB 1-2f 2-3			1B 2B	L8-4 2-3			6-3 2B		4	1	2	0	0	0	4
Billy Williams, L (1, 10) OBP: 0.336, SLG: 0.401	BB 1-2			HBP 2-H 1B		E4, CS, S		6-3 2-3		2	0	1	1	1	0	0
Matt Alexander, S (6, PR) OBP: 0.400, SLG: 0.250										0	0	0	0	0	0	0
Angel Mangual, R (8, PH) OBP: 0.245, SLG: 0.282										1	0	0	0	0	0	1
Jim Holt, L (1, 3) OBP: 0.314, SLG: 0.250	K			F8	F8 1-2			4-3		4	0	0	0	0	1	6
Sal Bando, R (1, 5) OBP: 0.313, SLG: 0.307			L5-3 BB	L7		K			2B, S, SF7 BB	2	0	0	0	2	1	3
Tommy Harper, R (9, PR) OBP: 0.323, SLG: 0.306										0	1	0	0	0	0	0
Gene Tenace, R (1, 2) OBP: 0.392, SLG: 0.433			L5-3 1-2	FC5-4 1-2 HBP	BB				K 1-2	2	0	0	0	1	1	2
Phil Garner, R (1, 4) OBP: 0.272, SLG: 0.329			K	FC5-4 1-2f		CS 2-3	E6, L1-3		2B 2-3	4	0	1	0	0	1	2

Inning Stats	R: 0	H: 1		R: 0	H: 0		R: 0	H: 0		R: 1	H: 2		R: 0	H: 1		R: 0	H: 0		R: 0	H: 0		R: 0	H: 1		R: 1	H: 1		1B: 3	SF: 1		WP: 0	PA: 39	
	E: 1	LOB: 3		E: 0	LOB: 0		E: 0	LOB: 0		E: 0	LOB: 2		E: 0	LOB: 1		E: 1	LOB: 1		E: 1	LOB: 0		E: 0	LOB: 1		E: 0	LOB: 2		2B: 6	SAC: 0		PB: 0		
	K: 1	BB: 1		K: 1	BB: 1		K: 1	BB: 0		K: 0	BB: 0		K: 0	BB: 1		K: 1	BB: 1		K: 0	BB: 0		K: 0	BB: 0		K: 1	BB: 2		3B: 0	DP: 3		SB: 2		
	S: 7	P: 11		S: 4	P: 8		S: 5	P: 5		S: 5	P: 6		S: 3	P: 7		S: 5	P: 9		S: 3	P: 3		S: 4	P: 4		S: 5	P: 13		HR: 0	HBP: 1		CS: 1		

PITCHER	IP	WLS	BF	H	R	ER	SO	BB	IBB	HBP	BLK	WP	HR	S	P	ERA	WHIP
Jim Slaton, R (1, 1) ERA: 4.05	8.2	L	38	6	2	2	5	5	1	1	0	0	0	41	66	2.08	1.269

PITCHER	IP	WLS	BF	H	R	ER	SO	BB	IBB	HBP	BLK	WP	HR	S	P	ERA	WHIP

AB	30
R	2
H	6
RBI	2
BB	6
SO	5
LOB	22

Milwaukee Brewers @ Oakland Athletics

Oakland-Alameda County Coliseum, Oakland, CA

Sun Aug 17 1975, 3:33 AM PDT

Att. 9,436 - Unknown

TOP

livebaseballscorecards.com

Batter	1	2	3	4	5	6	7	8	9	AB	R	H	RBI	BB	SO	LOB
Bob Sheldon, L (1, 4) OBP: 0.405, SLG: 0.412	1-3		F8		F8			G3		4	0	0	0	0	0	1
Robin Yount, R (1, 6) OBP: 0.313, SLG: 0.359	BB 1B 1B		4-3			4-3		F9		4	1	1	0	0	0	0
Darrell Porter, L (1, 2) OBP: 0.367, SLG: 0.434	1B BB 1-2			4-3		1B 2B		BB		2	0	1	0	2	0	0
Hank Aaron, R (1, 10) OBP: 0.333, SLG: 0.366	G3-6-3 1B 1-2 2-H			F7		FC5-4 1B 2-3		L7		4	0	2	1	0	0	1
Mike Hegan, L (1, 3) OBP: 0.381, SLG: 0.431	G3-6-3 1-2f			1B		K			K	3	0	1	0	0	1	4
Don Money, R (9, PH) OBP: 0.307, SLG: 0.402									1B	1	0	0	0	0	1	0
Bobby Mitchell, R (1, 7) OBP: 0.340, SLG: 0.463		L6-3 BB		F4		FC5-4 1-2f				3	0	1	0	1	0	3
Bill Sharp, L (1, 9) OBP: 0.281, SLG: 0.316		F7			L8		L4		K	3	0	0	0	0	0	1
George Scott, R (9, PH) OBP: 0.348, SLG: 0.514										1	0	0	0	0	1	1
Kurt Bevacqua, R (1, 5) OBP: 0.264, SLG: 0.269		L6-3 1-2			WP BB		1-3		1-3	3	0	0	0	1	0	2
Gorman Thomas, R (1, 8) OBP: 0.288, SLG: 0.413			K		L7 1-2		K			3	0	0	0	0	2	1

	AB	31
	R	1
	H	6
	RBI	1
	BB	4
	SO	5
	LOB	14

Inning Stats	1	2	3	4	5	6	7	8	9
	R: 1 E: 0 K: 0 S: 4	R: 0 E: 0 K: 0 S: 2	R: 0 E: 0 K: 1 S: 5	R: 0 E: 0 K: 0 S: 4	R: 0 E: 0 K: 0 S: 3	R: 0 E: 0 K: 1 S: 7	R: 0 E: 0 K: 1 S: 5	R: 0 E: 0 K: 0 S: 3	R: 0 E: 0 K: 2 S: 8
	H: 2 LOB: 1 BB: 1 P: 8	H: 0 LOB: 0 BB: 1 P: 6	H: 0 LOB: 0 BB: 0 P: 5	H: 1 LOB: 1 BB: 0 P: 4	H: 0 LOB: 1 BB: 1 P: 7	H: 2 LOB: 2 BB: 0 P: 7	H: 0 LOB: 0 BB: 0 P: 5	H: 0 LOB: 1 BB: 1 P: 7	H: 1 LOB: 1 BB: 0 P: 8

	1B	5	SF	0	WP	1	PA	35
	2B	2	SAC	0	PB	0		
	3B	0	DP	2	SB	0		
	HR	0	HBP	0	CS	0		

PITCHER		IP	WLS	BF	H	R	ER	SO	BB	IBB	HBP	BLK	WP	HR	S	P	ERA	WHIP
Stan Bahnsen, R (1, 1) ERA: 4.76		5.1	W	22	5	1	1	1	3	0	0	0	1	0	21	33	1.69	1.500
Paul Lindblad, L (6, 1) ERA: 1.97		3.0		11	1	0	0	3	1	0	0	0	0	0	16	20	0.00	0.667
Rollie Fingers, R (9, 1) ERA: 3.2		0.2	S	2	0	0	0	1	0	0	0	0	0	0	4	4	0.00	0.000

PITCHER	IP	WLS	BF	H	R	ER	SO	BB	IBB	HBP	BLK	WP	HR	S	P	ERA	WHIP

Milwaukee Brewers @ Oakland Athletics

Oakland-Alameda County Coliseum, Oakland, CA

Sun Aug 17 1975, 3:33 AM PDT

Att. 9,436 - Unknown

livebaseballscorecards.com

BOTTOM

Batter	1	2	3	4	5	6	7	8	9	AB	R	H	RBI	BB	SO	LOB
Bert Campaneris, R (1, 6) OBP: 0.333, SLG: 0.325	H 1-0 G6-4-3 BB HBP	x 0-0 E6 3-H		x 0-0 ③ 6-3			x 0-0 SH1-3 1B			3	0	1	0	0	0	2
Bill North, S (1, 8) OBP: 0.375, SLG: 0.313	B B B B 4-0 G6-4-3 1-2 BB	x 0-0 ③ F8			B B B 4-0 FC6-4 BB		x 0-0 ① SH1-3 1-2			1	0	0	0	2	0	1
Claudell Washington, L (1, 7) OBP: 0.339, SLG: 0.419	x 0-0 ① ② G6-4-3 1-2f 2-3		x 0-0 ① 6-3		x 0-0 ① FC6-4 CS 1-2f		B B B 4-0 BB			3	0	0	0	1	0	3
Reggie Jackson, L (1, 9) OBP: 0.341, SLG: 0.533	x 0-0 ③ 6-3		x 0-0 ② F7		B B B 4-0 BB		x 0-0 ② L8			3	0	0	0	1	0	3
Billy Williams, L (1, 10) OBP: 0.335, SLG: 0.398		B B B B 4-0 HBP HBP BB BB	x 0-0 ③ F7		S S S 0-3 ② ③ K 2-3		x 0-0 ③ F8			3	1	0	0	1	1	4
Sal Bando, R (1, 5) OBP: 0.312, SLG: 0.305		H 1-0 BB HBP G4-6-3 1-2 HBP	x 0-0 ① F6			x 0-0 ① F8		x 0-0 ① 5-3		3	1	0	0	0	0	0
Gene Tenace, R (1, 2) OBP: 0.395, SLG: 0.432 Matt Alexander, S (8, PR) OBP: 0.400, SLG: 0.250 Larry Haney, R (9, 2) OBP: 0.071, SLG: 0.286		H 1-0 G4-6-3 BB E 1-2 2-3 HBP	S S S 0-3 ② K			B B B 4-0 FC6-4 BB		B B B 4-0 5-3 BB		1 0 0	1 0 0	0 0 0	0 0 0	2 0 0	1 0 0	0 0 0
Jim Holt, L (1, 3) OBP: 0.324, SLG: 0.254		B B B B 4-0 G4-6-3 1-2 2-3 3-H BB	x 0-0 2B 1B			x 0-0 ② F7		x 0-0 ② 5-3 1-2		3	0	1	1	1	0	2
Phil Garner, R (1, 4) OBP: 0.271, SLG: 0.331		x 0-0 ① ② G4-6-3 1-2f 2-3 3-H	x 0-0 1-3 2B			x 0-0 ③ FC6-4 1-2f		x 0-0 ③ 4-3		4	0	1	0	0	0	5
Inning Stats	R: 0 E: 0 K: 0 S: 2 H: 0 LOB: 1 BB: 1 P: 7	R: 3 E: 1 K: 0 S: 3 H: 0 LOB: 1 BB: 2 P: 13	R: 0 E: 0 K: 0 S: 3 H: 0 LOB: 0 BB: 0 P: 3	R: 0 E: 0 K: 1 S: 7 H: 2 LOB: 2 BB: 0 P: 7	R: 0 E: 1 K: 1 S: 4 H: 0 LOB: 2 BB: 2 P: 12	R: 0 E: 0 K: 0 S: 3 H: 0 LOB: 1 BB: 1 P: 7	R: 0 E: 0 K: 0 S: 4 H: 1 LOB: 2 BB: 1 P: 8	R: 0 E: 0 K: 0 S: 3 H: 0 LOB: 2 BB: 1 P: 7		1B: 2 2B: 2 3B: 0 HR: 0	SF: 0 SAC: 1 DP: 3 HBP: 3			WP: 0 PB: 0 SB: 0 CS: 1	PA: 36		

	AB	24
	R	3
	H	3
	RBI	1
	BB	8
	SO	2
	LOB	20

PITCHER	IP	WLS	BF	H	R	ER	SO	BB	IBB	HBP	BLK	WP	HR	S	P	ERA	WHIP
Pete Broberg, R (1, 1) ERA: 4.76	8.0	L	36	3	3	2	2	8	0	3	0	0	0	29	64	2.25	1.375

PITCHER	IP	WLS	BF	H	R	ER	SO	BB	IBB	HBP	BLK	WP	HR	S	P	ERA	WHIP

Milwaukee Brewers @ California Angels

Anaheim Stadium, Anaheim, CA

Mon Aug 18 1975, 10:05 PM EDT

Att. 18,320 - Unknown

TOP

livebaseballscorecards.com

Batter	1	2	3	4	5	6	7	8	9	AB	R	H	RBI	BB	SO	LOB
Bob Sheldon, L (1, 4) OBP: 0.397, SLG: 0.431	F7		4-3			1-3		SF8, 3B		4	1	1	0	0	0	2
Robin Yount, R (1, 6) OBP: 0.312, SLG: 0.357	S, 1B		4-3			F3		5-3		4	0	1	0	0	0	2
Darrell Porter, L (1, 2) OBP: 0.366, SLG: 0.432	K, 1-2			F8			FC5-4, BB	SF8, 3-H		2	0	0	1	1	1	1
Hank Aaron, R (1, 10) OBP: 0.330, SLG: 0.363	F8			F5			FC5-4, BB, 1-2f, 2B	3-1		4	1	0	0	0	0	2
Mike Hegan, L (1, 3) OBP: 0.384, SLG: 0.424		G6-4-3, BB		4-3			1-2, 2B, BB		F9	2	1	0	0	2	0	0
Charlie Moore, R (1, 9) OBP: 0.333, SLG: 0.401		G6-4-3, 1-2f			E6, G4-6-3		6-3, 1B, 1-H, 2-H, 2B		5-3	4	1	1	2	0	0	1
Bill Sharp, L (1, 8) OBP: 0.277, SLG: 0.311 (7, 7)		G3			G4-6-3, 1-2f		6-3, 2-3		4-3	4	0	0	0	0	0	2
Bobby Mitchell, R (1, 7) OBP: 0.345, SLG: 0.467			SH2-3, 1B		4-3		3-H, 1B			3	0	2	1	0	0	0
Gorman Thomas, R (7, 8) OBP: 0.288, SLG: 0.413										0	0	0	0	0	0	0
Kurt Bevacqua, R (1, 5) OBP: 0.268, SLG: 0.269			SH2-3, 1-2			1-3, HBP	5-3			0	0	0	0	0	0	0
Jack Lind, S (6, 5) OBP: 0.182, SLG: 0.100										1	0	0	0	0	0	1

	AB	28
	R	4
	H	5
	RBI	4
	BB	3
	SO	1
	LOB	11

Inning Stats	1	2	3	4	5	6	7	8	9
	R: 0 E: 0 K: 1 S: 6	R: 0 E: 0 K: 0 S: 2	R: 0 E: 0 K: 0 S: 4	R: 0 E: 0 K: 0 S: 3	R: 0 E: 1 K: 0 S: 3	R: 0 E: 0 K: 0 S: 2	R: 3 E: 0 K: 0 S: 5	R: 1 E: 0 K: 0 S: 4	R: 0 E: 0 K: 0 S: 3
	H: 1 LOB: 1 BB: 0 P: 6	H: 0 LOB: 0 BB: 1 P: 6	H: 1 LOB: 1 BB: 0 P: 4	H: 0 LOB: 0 BB: 0 P: 3	H: 0 LOB: 0 BB: 0 P: 3	H: 0 LOB: 0 BB: 0 P: 3	H: 2 LOB: 1 BB: 2 P: 13	H: 1 LOB: 0 BB: 0 P: 4	H: 0 LOB: 0 BB: 0 P: 3

	1B: 3	SF: 1	WP: 0	PA: 34
	2B: 1	SAC: 1	PB: 0	
	3B: 1	DP: 2	SB: 1	
	HR: 0	HBP: 1	CS: 0	

PITCHER		IP	WLS	BF	H	R	ER	SO	BB	IBB	HBP	BLK	WP	HR	S	P	ERA	WHIP
Bill Singer, R ERA: 4.36	(1, 1)	6.2		26	4	3	3	1	3	0	1	0	0	0	24	37	4.05	1.050
Jim Brewer, L ERA: 3.98	(7, 1)	0.1		2	1	1	1	0	0	0	0	0	0	0	2	2	27.00	3.000
Don Kirkwood, R ERA: 2.62	(8, 1)	2.0	W	6	0	0	0	0	0	0	0	0	0	0	6	6	0.00	0.000

PITCHER		IP	WLS	BF	H	R	ER	SO	BB	IBB	HBP	BLK	WP	HR	S	P	ERA	WHIP

BOTTOM

Milwaukee Brewers @ California Angels

Anaheim Stadium, Anaheim, CA

Mon Aug 18 1975, 10:05 PM EDT

Att. 18,320 - Unknown

Batter	1	2	3	4	5	6	7	8	9	AB	R	H	RBI	BB	SO	LOB
Dave Collins, S (1, 7) OBP: 0.362, SLG: 0.365	S S S 0-3 ① K		x 0-0 S 1B			x 0-0 ① 4-3		x 0-0 ② 5-3		4	0	1	0	0	1	0
Jerry Remy, L (1, 4) OBP: 0.311, SLG: 0.321	x 0-0 1B		x 0-0 ③ F9 1-2			x 0-0 ② F7		x 0-0 ③ 6-3		4	0	1	0	0	0	1
Mickey Rivers, L (1, 8) OBP: 0.341, SLG: 0.372	x 0-0 ② F9			x 0-0 1B G4-6-3 1B		x 0-0 ③ F8			x 0-0 ① 4-3	4	1	1	0	0	0	1
Adrian Garrett, L (1, 10) OBP: 0.286, SLG: 0.451	x 0-0 ③ F7			x 0-0 G4-6-3 1-3 1B			x 0-0 HR		x 0-0 1B HR 1B	4	2	3	1	0	0	1
Bruce Bochte, L (1, 3) OBP: 0.353, SLG: 0.363 Rudy Meoli, L (9, PR) OBP: 0.306, SLG: 0.237		x 0-0 ① G3		x 0-0 ① ② G4-6-3 1-2f 3-H			x 0-0 WP 1B		x 0-0 1-2 HR 1B	4 0	0 1	2 0	0 0	0 0	0 0	1 0
Leroy Stanton, R (1, 9) OBP: 0.349, SLG: 0.426		x 0-0 FC7-5-4 2B		x 0-0 ③ 1-3			x 0-0 ① F4 1-2		x 0-0 1-H 2-H HR	4	1	2	3	0	0	1
Dave Chalk, R (1, 5) OBP: 0.359, SLG: 0.361		x 0-0 ② ③ FC7-5-4 2-3			x 0-0 ① F7		x 0-0 ② F3			3	0	0	0	0	0	2
Ellie Rodriguez, R (1, 2) OBP: 0.379, SLG: 0.295 Bobby Valentine, R (7, PH) OBP: 0.310, SLG: 0.296 Ike Hampton, S (8, 2) OBP: 0.261, SLG: 0.213			x 0-0 ① 5-3		x 0-0 ② F9		x 0-0 ③ F9			2 1 0	0 0 0	0 0 0	0 0 0	0 0 0	0 0 0	0 1 0
Mike Miley, S (1, 6) OBP: 0.244, SLG: 0.241			x 0-0 ② 4-3		x 0-0 ③ 3-1			x 0-0 ① G3		3	0	0	0	0	0	0

livebaseballscorecards.com

	AB	33
	R	5
	H	10
	RBI	4
	BB	0
	SO	1
	LOB	8

Inning Stats	1	2	3	4	5	6	7	8	9
	R: 0 E: 0 K: 1 S: 6	H: 1 LOB: 1 BB: 0 P: 6	R: 0 E: 0 K: 0 S: 3	H: 1 LOB: 0 BB: 0 P: 3	R: 0 E: 0 K: 0 S: 4	H: 1 LOB: 1 BB: 0 P: 4	R: 1 E: 0 K: 0 S: 4	H: 2 LOB: 0 BB: 0 P: 4	R: 0 E: 0 K: 0 S: 3	H: 0 LOB: 0 BB: 0 P: 3	R: 0 E: 0 K: 0 S: 3	H: 0 LOB: 0 BB: 0 P: 3	R: 1 E: 0 K: 0 S: 5	H: 2 LOB: 1 BB: 0 P: 5	R: 0 E: 0 K: 0 S: 3	H: 0 LOB: 0 BB: 0 P: 3	R: 3 E: 0 K: 0 S: 4	H: 3 LOB: 1 BB: 0 P: 4

	1B: 7	SF: 0	WP: 1	PA: 33
	2B: 2	SAC: 0	PB: 0	
	3B: 0	DP: 2	SB: 1	
	HR: 2	HBP: 0	CS: 0	

PITCHER	IP	WLS	BF	H	R	ER	SO	BB	IBB	HBP	BLK	WP	HR	S	P	ERA	WHIP
Tom Hausman, R (1, 1) ERA: 3.85	8.1		31	8	3	3	1	0	0	0	0	1	1	33	33	3.24	0.960
Tom Murphy, R (9, 1) ERA: 3.48	0.0	L	2	2	2	2	0	0	0	0	0	0	1	2	2	∞	∞

PITCHER	IP	WLS	BF	H	R	ER	SO	BB	IBB	HBP	BLK	WP	HR	S	P	ERA	WHIP

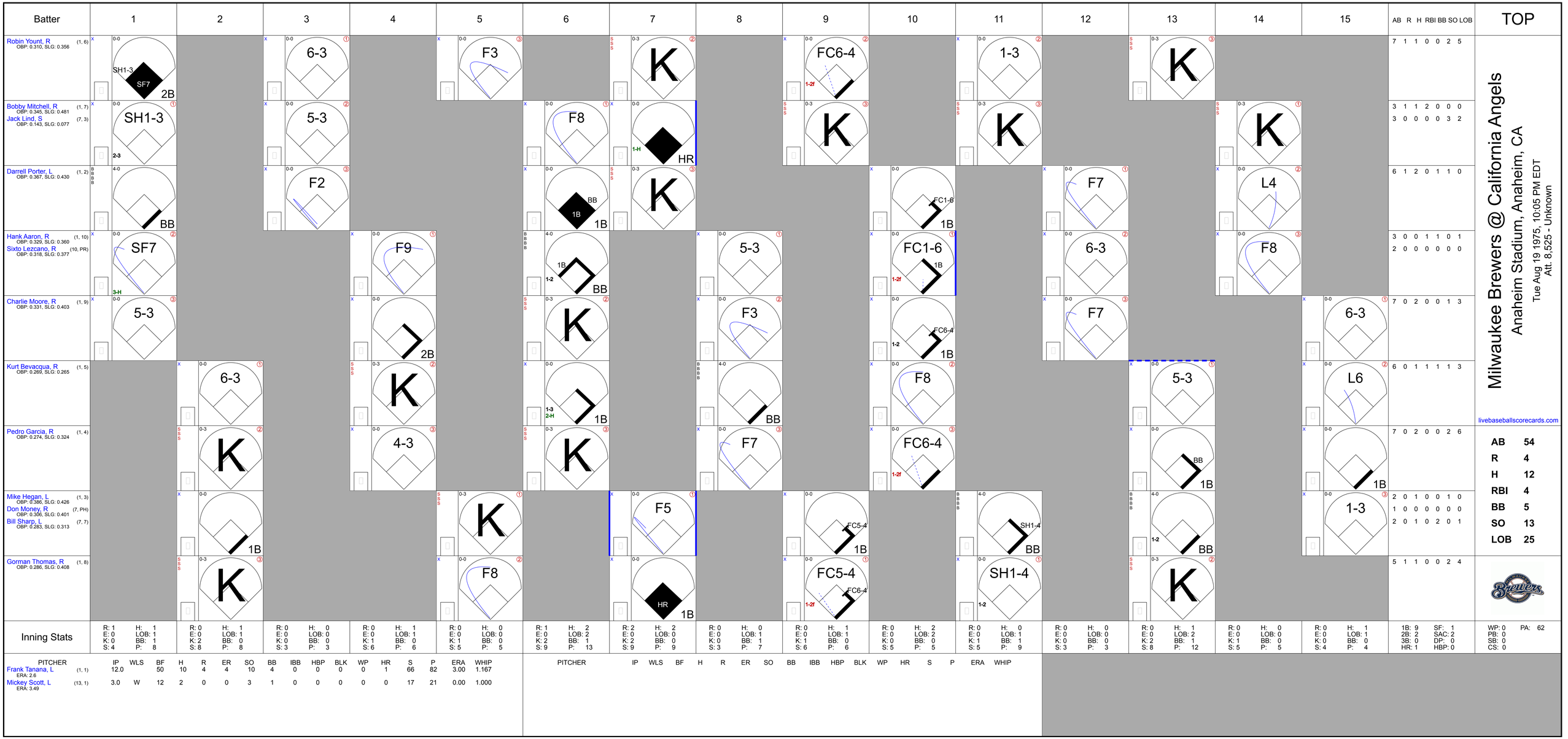
Batter
1
2
3
4
5
6
7
8
9
10
11
12
13
14
15
AB R H RBI BB SO LOB
TOP
Robin Yount, R (1, 6)
OBP: 0.310, SLG: 0.356
SH1-3 SF7 2B
7 1 1 0 0 2 5
Bobby Mitchell, R (1, 7)
OBP: 0.345, SLG: 0.481
Jack Lind, S (7, 3)
OBP: 0.143, SLG: 0.077
SH1-3 2-3
6-3
5-3
F8 1-H HR
FC6-4 1-2f
1-3
K
F7
K
L4
3 1 1 2 0 0 0
3 0 0 0 0 3 2
Darrell Porter, L (1, 2)
OBP: 0.367, SLG: 0.430
BB
F2
F8 BB 1B
FC1-6 1B
F7
L4
6 1 2 0 1 1 0
Hank Aaron, R (1, 10)
OBP: 0.329, SLG: 0.360
Sixto Lezcano, R (10, PR)
OBP: 0.318, SLG: 0.377
SF7 3-H
F9
1B 1-2 BB
5-3
FC1-6 1B 1-2f
6-3
F8
3 0 0 1 1 0 1
2 0 0 0 0 0 0
Charlie Moore, R (1, 9)
OBP: 0.331, SLG: 0.403
5-3
2B
K
1B
F3
FC6-4 1B 1-2
F7
6-3
7 0 2 0 0 1 3
Kurt Bevacqua, R (1, 5)
OBP: 0.269, SLG: 0.265
6-3
K
1-3 2-H 1B
BB
F8
5-3
L6
6 0 1 1 1 1 3
Pedro Garcia, R (1, 4)
OBP: 0.274, SLG: 0.324
K
4-3
K
F7
FC6-4 1-2f
BB
1B
7 0 2 0 0 2 6
Mike Hegan, L (1, 3)
OBP: 0.386, SLG: 0.426
Don Money, R (7, PH)
OBP: 0.306, SLG: 0.401
Bill Sharp, L (7, 7)
OBP: 0.283, SLG: 0.313
1B
K
F5
FC5-4 1B
SH1-4 BB
1-2 BB
1-3
2 0 1 0 0 1 0
1 0 0 0 0 0 0
2 0 1 0 2 0 1
Gorman Thomas, R (1, 8)
OBP: 0.286, SLG: 0.408
K
F8
HR 1B
FC5-4 FC6-4 1-2f
SH1-4 1-2
K
5 1 1 0 0 2 4
Milwaukee Brewers @ California Angels
Anaheim Stadium, Anaheim, CA
Tue Aug 19 1975, 10:05 PM EDT
Att. 8,525 - Unknown
livebaseballscorecards.com
AB 54
R 4
H 12
RBI 4
BB 5
SO 13
LOB 25
Inning Stats
R: 1 E: 0 K: 0 S: 4 H: 1 LOB: 1 BB: 1 P: 8
R: 0 E: 0 K: 2 S: 8 H: 1 LOB: 1 BB: 0 P: 8
R: 0 E: 0 K: 0 S: 3 H: 0 LOB: 0 BB: 0 P: 3
R: 0 E: 0 K: 1 S: 6 H: 1 LOB: 1 BB: 0 P: 6
R: 0 E: 0 K: 1 S: 5 H: 0 LOB: 0 BB: 0 P: 5
R: 1 E: 0 K: 2 S: 9 H: 2 LOB: 2 BB: 1 P: 13
R: 2 E: 0 K: 2 S: 9 H: 2 LOB: 0 BB: 0 P: 9
R: 0 E: 0 K: 0 S: 3 H: 0 LOB: 1 BB: 1 P: 7
R: 0 E: 0 K: 1 S: 6 H: 1 LOB: 1 BB: 0 P: 6
R: 0 E: 0 K: 0 S: 5 H: 2 LOB: 2 BB: 0 P: 5
R: 0 E: 0 K: 1 S: 6 H: 0 LOB: 1 BB: 1 P: 9
R: 0 E: 0 K: 0 S: 3 H: 0 LOB: 0 BB: 0 P: 3
R: 0 E: 0 K: 2 S: 8 H: 1 LOB: 2 BB: 1 P: 12
R: 0 E: 0 K: 1 S: 5 H: 0 LOB: 0 BB: 0 P: 5
R: 0 E: 0 K: 0 S: 4 H: 1 LOB: 1 BB: 0 P: 4
1B: 9 2B: 2 3B: 0 HR: 1
SF: 1 SAC: 2 DP: 0 HBP: 0
WP: 0 PB: 0 SB: 0 CS: 0
PA: 62
PITCHER IP WLS BF H R ER SO BB IBB HBP BLK WP HR S P ERA WHIP
Frank Tanana, L (1, 1) ERA: 2.6
12.0 50 10 4 4 10 4 0 0 0 1 66 82 3.00 1.167
Mickey Scott, L (13, 1) ERA: 3.49
3.0 W 12 2 0 0 3 1 0 0 0 0 0 17 21 0.00 1.000
PITCHER IP WLS BF H R ER SO BB IBB HBP BLK WP HR S P ERA WHIP

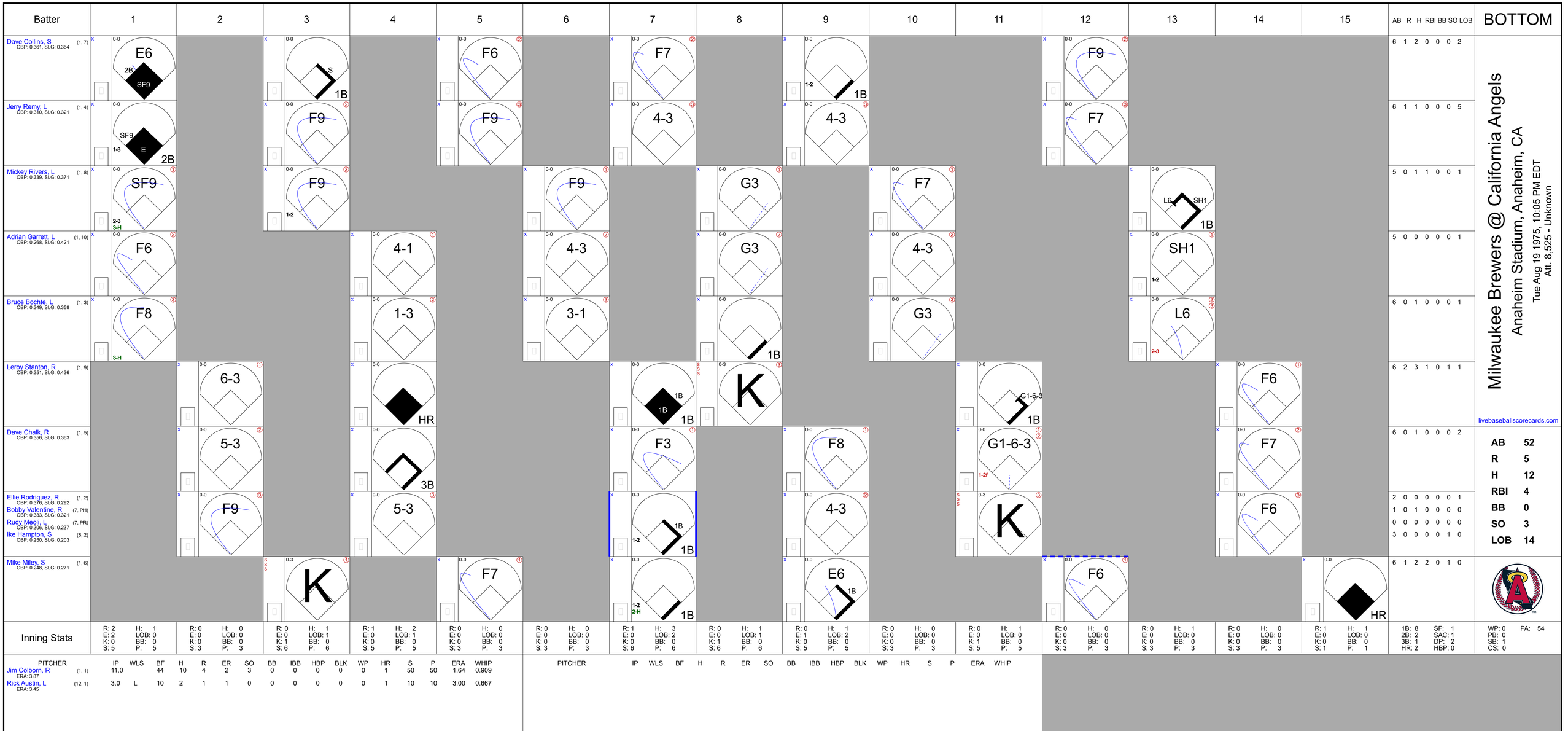
Batter
1
2
3
4
5
6
7
8
9
10
11
12
13
14
15
AB R H RBI BB SO LOB
BOTTOM
Dave Collins, S (1, 7) OBP: 0.361, SLG: 0.364
E6 2B SF9
S 1B
F6
F7
1-2 1B
F9
6 1 2 0 0 0 2
Jerry Remy, L (1, 4) OBP: 0.310, SLG: 0.321
SF9 E 2B 1-3
F9
F9
4-3
4-3
F7
6 1 1 0 0 0 5
Mickey Rivers, L (1, 8) OBP: 0.339, SLG: 0.371
SF9 2-3 3-H
F9 1-2
F9
G3
F7
L6 SH1 1B
5 0 1 1 0 0 1
Adrian Garrett, L (1, 10) OBP: 0.268, SLG: 0.421
F6
4-1
4-3
G3
4-3
SH1 1-2
5 0 0 0 0 0 1
Bruce Bochte, L (1, 3) OBP: 0.349, SLG: 0.358
F8 3-H
1-3
3-1
1B
G3
L6 2-3
6 0 1 0 0 0 1
Leroy Stanton, R (1, 9) OBP: 0.351, SLG: 0.436
6-3
HR
1B 1B
K
G1-6-3 1B
F6
6 2 3 1 0 1 1
livebaseballscorecards.com
Dave Chalk, R (1, 5) OBP: 0.356, SLG: 0.363
5-3
3B
F3
F8
G1-6-3 1-2f
F7
6 0 1 0 0 0 2
Ellie Rodriguez, R (1, 2) OBP: 0.376, SLG: 0.292
Bobby Valentine, R (7, PH) OBP: 0.333, SLG: 0.321
Rudy Meoli, L (7, PR) OBP: 0.306, SLG: 0.237
Ike Hampton, S (8, 2) OBP: 0.250, SLG: 0.203
F9
5-3
1B 1-2 1B
4-3
K
F6
2 0 0 0 0 0 1
1 0 1 0 0 0 0
0 0 0 0 0 0 0
3 0 0 0 0 1 0
Mike Miley, S (1, 6) OBP: 0.248, SLG: 0.271
K
F7
1-2 2-H 1B
E6 1B
F6
HR
6 1 2 2 0 1 0
AB 52
R 5
H 12
RBI 4
BB 0
SO 3
LOB 14
Milwaukee Brewers @ California Angels
Anaheim Stadium, Anaheim, CA
Tue Aug 19 1975, 10:05 PM EDT
Att. 8,525 - Unknown
Inning Stats
R: 2 H: 1 E: 2 LOB: 0 K: 0 BB: 0 S: 5 P: 5
R: 0 H: 0 E: 0 LOB: 0 K: 0 BB: 0 S: 3 P: 3
R: 0 H: 1 E: 0 LOB: 1 K: 1 BB: 0 S: 6 P: 6
R: 1 H: 2 E: 0 LOB: 1 K: 0 BB: 0 S: 5 P: 5
R: 0 H: 0 E: 0 LOB: 0 K: 0 BB: 0 S: 3 P: 3
R: 0 H: 0 E: 0 LOB: 0 K: 0 BB: 0 S: 3 P: 3
R: 1 H: 3 E: 0 LOB: 2 K: 0 BB: 0 S: 6 P: 6
R: 0 H: 1 E: 0 LOB: 1 K: 1 BB: 0 S: 6 P: 6
R: 0 H: 1 E: 1 LOB: 2 K: 0 BB: 0 S: 5 P: 5
R: 0 H: 0 E: 0 LOB: 0 K: 0 BB: 0 S: 3 P: 3
R: 0 H: 1 E: 0 LOB: 0 K: 1 BB: 0 S: 5 P: 5
R: 0 H: 0 E: 0 LOB: 0 K: 0 BB: 0 S: 3 P: 3
R: 0 H: 1 E: 0 LOB: 0 K: 0 BB: 0 S: 3 P: 3
R: 0 H: 0 E: 0 LOB: 0 K: 0 BB: 0 S: 3 P: 3
R: 1 H: 1 E: 0 LOB: 0 K: 0 BB: 0 S: 1 P: 1
1B: 8 SF: 1 2B: 2 SAC: 1 3B: 1 DP: 2 HR: 2 HBP: 0
WP: 0 PA: 54 PB: 0 SB: 1 CS: 0
PITCHER IP WLS BF H R ER SO BB IBB HBP BLK WP HR S P ERA WHIP
Jim Colborn, R (1, 1) ERA: 3.87 11.0 44 10 4 2 3 0 0 0 0 0 1 50 50 1.64 0.909
Rick Austin, L (12, 1) ERA: 3.45 3.0 L 10 2 1 1 0 0 0 0 0 0 1 10 10 3.00 0.667
PITCHER IP WLS BF H R ER SO BB IBB HBP BLK WP HR S P ERA WHIP

Batter	1	2	3	4	5	6	7	8	9	AB	R	H	RBI	BB	SO	LOB
Bob Sheldon, L (1, 4) OBP: 0.390, SLG: 0.421	x 0-0 PB BB 1B		x 0-0 ① 4-3			x 0-0 ① L3		S S S 0-3 ② K		4	0	1	0	0	1	2
Robin Yount, R (1, 6) OBP: 0.309, SLG: 0.358	x 0-0 ① F7		x 0-0 ② F4			x 0-0 ② 4-3		x 0-0 1-3 2-H 2B		4	0	1	1	0	0	1
Darrell Porter, L (1, 10) OBP: 0.366, SLG: 0.425	B B B B 4-0 PB 1-2 BB		x 0-0 ③ F9			x 0-0 ③ 4-3		S S S 0-3 ③ K		3	0	0	0	1	1	2
Mike Hegan, L (1, 3) OBP: 0.379, SLG: 0.417 Don Money, R (9, PH) OBP: 0.305, SLG: 0.400	x 0-0 ② F7			S S S 0-3 ① K			x 0-0 ① F9		S S S 0-3 ① K	3 1	0 0	0 0	0 0	0 0	1 1	2 0
Charlie Moore, R (1, 2) OBP: 0.335, SLG: 0.397	B B B B 4-0 1-2 2-3 BB			x 0-0 ② F8			x 0-0 ② F3		B B B B 4-0 G4-6-3 BB	2	0	0	0	2	0	0
Bobby Mitchell, R (1, 7) OBP: 0.338, SLG: 0.471	S S S 0-3 ③ K			x 0-0 ③ F9			S S S 0-3 ③ K		x 0-0 ② ③ G4-6-3 1-2f	4	0	0	0	0	2	4
Bill Sharp, L (1, 9) OBP: 0.284, SLG: 0.317		S S S 0-3 ① K			x 0-0 ① G3			x 0-0 2B 2B		3	1	1	0	0	1	0
Kurt Bevacqua, R (1, 5) OBP: 0.270, SLG: 0.262		S S S 0-3 ② K			S S S 0-3 ② K			B B B B 4-0 2B BB		2	0	0	0	1	2	0
Gorman Thomas, R (1, 8) OBP: 0.282, SLG: 0.402		S S S 0-3 ③ K			x 0-0 ③ F7			S S S 0-3 ① K		3	0	0	0	0	2	2
Inning Stats	R: 0 E: 0 K: 1 S: 6 H: 1 LOB: 3 BB: 2 P: 14	R: 0 E: 0 K: 3 S: 9 H: 0 LOB: 0 BB: 0 P: 9	R: 0 E: 0 K: 0 S: 3 H: 0 LOB: 0 BB: 0 P: 3	R: 0 E: 0 K: 1 S: 5 H: 0 LOB: 0 BB: 0 P: 5	R: 0 E: 0 K: 1 S: 5 H: 0 LOB: 0 BB: 0 P: 5	R: 0 E: 0 K: 0 S: 3 H: 0 LOB: 0 BB: 0 P: 3	R: 0 E: 0 K: 1 S: 5 H: 0 LOB: 0 BB: 0 P: 5	R: 1 E: 0 K: 3 S: 11 H: 2 LOB: 2 BB: 1 P: 15	R: 0 E: 0 K: 1 S: 4 H: 0 LOB: 0 BB: 1 P: 8	1B: 1 2B: 2 3B: 0 HR: 0		SF: 0 SAC: 0 DP: 1 HBP: 0				

PITCHER		IP	WLS	BF	H	R	ER	SO	BB	IBB	HBP	BLK	WP	HR	S	P	ERA	WHIP
Nolan Ryan, R ERA: 3.52	(1, 1)	7.2	W	29	3	1	1	9	3	0	0	0	0	0	44	56	1.17	0.783
Andy Hassler, L ERA: 5.78	(8, 1)	1.1		4	0	0	0	2	1	0	0	0	0	0	7	11	0.00	0.750

PITCHER	IP	WLS	BF	H	R	ER	SO	BB	IBB	HBP	BLK	WP	HR	S	P	ERA	WHIP

TOP

Milwaukee Brewers @ California Angels

Anaheim Stadium, Anaheim, CA

Wed Aug 20 1975, 6:33 AM EDT

Att. 8,398 - Unknown

livebaseballscorecards.com

AB	29
R	1
H	3
RBI	1
BB	4
SO	11
LOB	13

WP: 0 PB: 1 SB: 0 CS: 0 PA: 33

BOTTOM

Milwaukee Brewers @ California Angels

Anaheim Stadium, Anaheim, CA

Wed Aug 20 1975, 6:33 AM EDT

Att. 8,398 - Unknown

livebaseballscorecards.com

Batter	1	2	3	4	5	6	7	8	9	AB	R	H	RBI	BB	SO	LOB
Dave Collins, S (1, 7) OBP: 0.359, SLG: 0.361	4-3	E3 1-3 2-H 3-H		4-3		BB 1B 1-2 2-H 1B		F9-3 1-2		5	1	1	0	0	0	2
Jerry Remy, L (1, 4) OBP: 0.311, SLG: 0.320	F2	BBBB BB			6-3	BBBB 1B 1-2 2-3 BB				2	0	0	0	2	0	0
Mickey Rivers, L (1, 8) OBP: 0.338, SLG: 0.370	1-3	F8			4-3	1-3 2-H 3-H 1B				4	0	1	2	0	0	3
Adrian Garrett, L (1, 10) OBP: 0.294, SLG: 0.468 John Balaz, R (6, PH) OBP: 0.344, SLG: 0.484		BBBB SH3-4 1B SF9 BB	HR		BBBB 1B BB	5-3				1 1	2 0	1 0	1 0	2 0	0 0	0 2
Bruce Bochte, L (1, 3) OBP: 0.352, SLG: 0.360		BB SH3-4 E 1-2 1B	F7		1-3 1B		5-3			4	1	2	0	0	0	0
Leroy Stanton, R (1, 9) OBP: 0.351, SLG: 0.435	SH3-4 1-2 2-3	G6-4-3 1B			F8		F9			3	0	1	0	0	0	2
Dave Chalk, R (1, 5) OBP: 0.355, SLG: 0.360	IIII BB E IBB	G6-4-3 1-2f				5-3	F8			3	1	0	0	1	0	1
Ellie Rodriguez, R (1, 2) OBP: 0.375, SLG: 0.293	SF9 3-H			F9		1B 1B 1B		F8		3	0	1	1	0	0	0
Mike Miley, S (1, 6) OBP: 0.263, SLG: 0.275	BBBB E 1-2 2-3 BB			SSS K		BB 1B 1B 1-2 1B		BBBB F9-3 BB		2	1	1	0	2	1	0
Inning Stats	R: 0 E: 0 K: 0 S: 3 H: 0 LOB: 0 BB: 0 P: 3	R: 3 E: 1 K: 0 S: 5 H: 1 LOB: 3 BB: 4 P: 21	R: 1 E: 0 K: 0 S: 4 H: 2 LOB: 0 BB: 0 P: 4	R: 0 E: 0 K: 1 S: 5 H: 0 LOB: 0 BB: 0 P: 5	R: 0 E: 0 K: 0 S: 4 H: 1 LOB: 2 BB: 1 P: 8	R: 2 E: 0 K: 0 S: 6 H: 4 LOB: 2 BB: 1 P: 10	R: 0 E: 0 K: 0 S: 3 H: 0 LOB: 0 BB: 0 P: 3	R: 0 E: 0 K: 0 S: 2 H: 0 LOB: 0 BB: 1 P: 6		1B: 7 2B: 1 3B: 0 HR: 1 SF: 1 SAC: 1 DP: 2 HBP: 0				WP: 0 PB: 0 SB: 0 CS: 0 PA: 37	

	AB	28
	R	6
	H	8
	RBI	4
	BB	7
	SO	1
	LOB	10

PITCHER		IP	WLS	BF	H	R	ER	SO	BB	IBB	HBP	BLK	WP	HR	S	P	ERA	WHIP
Jim Slaton, R ERA: 4.12	(1, 1)	5.2	L	28	7	6	4	1	4	1	0	0	0	1	25	45	6.35	1.941
Bill Travers, L ERA: 4.1	(6, 1)	1.1		6	1	0	0	0	1	0	0	0	0	0	5	9	0.00	1.500
Eduardo Rodriguez, R ERA: 3.18	(8, 1)	1.0		3	0	0	0	0	1	0	0	0	0	0	2	6	0.00	1.000

PITCHER	IP	WLS	BF	H	R	ER	SO	BB	IBB	HBP	BLK	WP	HR	S	P	ERA	WHIP

Oakland Athletics @ Milwaukee Brewers

Milwaukee County Stadium, Milwaukee, WI

Thu Aug 21 1975, 8:05 PM EDT
Att. 13,346 - Unknown

TOP

Batter	1	2	3	4	5	6	7	8	9	AB	R	H	RBI	BB	SO	LOB
Bill North, S (1, 8) OBP: 0.380, SLG: 0.323	1-3		2-H 1B		SH1-4 1B		WP SH3-4 BB		K	4	1	2	1	1	1	0
Bert Campaneris, R (1, 6) OBP: 0.335, SLG: 0.321 Matt Alexander, S (9, PR) OBP: 0.400, SLG: 0.250 Ted Martinez, R (9, 6) OBP: 0.220, SLG: 0.241	F4	F4		SH1-4 1-2			SH3-4 1-2		E BB	2 0 0	0 0 0	0 0 0	0 0 0	1 0 0	0 0 0	1 0 0
Sal Bando, R (1, 5) OBP: 0.313, SLG: 0.303	6-3			F7	F5		2-H BB		K 1-3	4	0	0	0	1	1	2
Reggie Jackson, L (1, 9) OBP: 0.341, SLG: 0.530		F8		BB S 1B BB	K		K		BB	3	1	0	0	2	2	2
Billy Williams, L (1, 10) OBP: 0.330, SLG: 0.387		L9		1-2 BB 1B BB		L9	G3		K	4	1	0	0	1	1	3
Gene Tenace, R (1, 2) OBP: 0.392, SLG: 0.430		K		1B 1-2 2-3 BB		F2		FC5-4 BB		2	0	0	0	2	1	0
Jim Holt, L (1, 3) OBP: 0.353, SLG: 0.351			5-3 1B 1B	1-3 2-H 3-H 1B		1B 2B		F2		4	2	3	2	0	0	1
Tommy Harper, R (1, 7) OBP: 0.319, SLG: 0.299			5-3 1-2	F4		2-H 1B		FC5-4 1-2f		4	0	1	1	0	0	4
Phil Garner, R (1, 4) OBP: 0.265, SLG: 0.322			6-3	L8		F5		F7		4	0	0	0	0	0	5

	AB	31
	R	5
	H	6
	RBI	4
	BB	8
	SO	6
	LOB	18

Inning Stats																		
	R: 0	H: 0	R: 0	H: 0	R: 1	H: 2	R: 2	H: 1	R: 0	H: 1	R: 1	H: 2	R: 1	H: 0	R: 0	H: 0	R: 0	H: 0
	E: 0	LOB: 0	E: 0	LOB: 0	E: 0	LOB: 1	E: 0	LOB: 2	E: 0	LOB: 1	E: 0	LOB: 1	E: 0	LOB: 1	E: 0	LOB: 1	E: 1	LOB: 2
	K: 0	BB: 0	K: 1	BB: 0	K: 0	BB: 1	K: 0	BB: 3	K: 1	BB: 0	K: 0	BB: 0	K: 1	BB: 2	K: 0	BB: 1	K: 3	BB: 2
	S: 3	P: 3	S: 5	P: 5	S: 5	P: 5	S: 4	P: 16	S: 6	P: 6	S: 5	P: 5	S: 5	P: 13	S: 3	P: 7	S: 9	P: 17

	1B: 5	SF: 0	WP: 2	PA: 41
	2B: 1	SAC: 2	PB: 0	
	3B: 0	DP: 0	SB: 1	
	HR: 0	HBP: 0	CS: 0	

PITCHER		IP	WLS	BF	H	R	ER	SO	BB	IBB	HBP	BLK	WP	HR	S	P	ERA	WHIP
Pete Broberg, R ERA: 4.86	(1, 1)	6.1	L	30	6	5	5	2	5	0	0	0	1	0	29	49	7.11	1.737
Rick Austin, L ERA: 3.27	(7, 1)	1.2		6	0	0	0	1	1	0	0	0	0	0	7	11	0.00	0.600
Tom Murphy, R ERA: 3.42	(9, 1)	1.0		5	0	0	0	3	2	0	0	0	0	0	9	17	0.00	2.000

PITCHER	IP	WLS	BF	H	R	ER	SO	BB	IBB	HBP	BLK	WP	HR	S	P	ERA	WHIP

livebaseballscorecards.com

Oakland Athletics @ Milwaukee Brewers

Milwaukee County Stadium, Milwaukee, WI

Thu Aug 21 1975, 8:05 PM EDT

Att. 13,346 - Unknown

livebaseballscorecards.com

BOTTOM

Batter	1	2	3	4	5	6	7	8	9	AB	R	H	RBI	BB	SO	LOB
Robin Yount, R (1, 6) OBP: 0.309, SLG: 0.355	L8		L5		L7		BB			3	0	0	0	1	0	0
Bobby Mitchell, R (1, 7) OBP: 0.341, SLG: 0.466	L7		1B BB		BB		F9			2	0	0	0	2	0	1
George Scott, R (1, 3) OBP: 0.347, SLG: 0.512	S 1B		F5		L9			1-3		4	0	1	0	0	0	2
Charlie Moore, R (1, 10) OBP: 0.333, SLG: 0.393	K 1-2		1-3 1B			L8		6-3		4	0	1	0	0	1	1
Kurt Bevacqua, R (1, 5) OBP: 0.274, SLG: 0.269		1B E 2B	F7			BB		1-3		3	1	1	0	1	0	2
Darrell Porter, L (1, 2) OBP: 0.364, SLG: 0.423		E SF9-2-5 2-3 1B	F3			F6			F9	4	1	1	0	0	0	1
Pedro Garcia, R (1, 4) OBP: 0.278, SLG: 0.327		E3 1-3 SF9-2-5 3-H 1B	1B			F7			K	4	0	2	1	0	1	1
Gorman Thomas, R (1, 8) OBP: 0.279, SLG: 0.396		F6	F9				F9		K	3	0	0	0	0	0	2
Sixto Lezcano, R (9, PH) OBP: 0.317, SLG: 0.376										1	0	0	0	0	1	0
Bill Sharp, L (1, 9) OBP: 0.281, SLG: 0.314		SF9-2-5 2-H 3-H			4-3		F8			2	0	0	1	0	0	0
Inning Stats	R: 0 E: 0 K: 1 S: 6 H: 1 LOB: 1 BB: 0 P: 6	R: 2 E: 1 K: 0 S: 5 H: 3 LOB: 0 BB: 0 P: 5	R: 0 E: 0 K: 0 S: 4 H: 1 LOB: 2 BB: 1 P: 8	R: 0 E: 0 K: 0 S: 3 H: 1 LOB: 0 BB: 0 P: 3	R: 0 E: 0 K: 0 S: 3 H: 0 LOB: 1 BB: 1 P: 7	R: 0 E: 0 K: 0 S: 3 H: 0 LOB: 1 BB: 1 P: 7	R: 0 E: 0 K: 0 S: 3 H: 0 LOB: 1 BB: 1 P: 7	R: 0 E: 0 K: 0 S: 3 H: 0 LOB: 0 BB: 0 P: 3	R: 0 E: 0 K: 2 S: 7 H: 0 LOB: 0 BB: 0 P: 7	1B: 5 2B: 2 3B: 0 HR: 0	SF: 1 SAC: 0 DP: 1 HBP: 0						

	AB	30
	R	2
	H	6
	RBI	2
	BB	4
	SO	3
	LOB	10

WP: 0 PB: 0 SB: 1 CS: 0 PA: 35

PITCHER	IP	WLS	BF	H	R	ER	SO	BB	IBB	HBP	BLK	WP	HR	S	P	ERA	WHIP
Ken Holtzman, L (1, 1) ERA: 3.32	9.0	W	35	6	2	1	3	4	0	0	0	0	0	37	53	1.00	1.111

PITCHER	IP	WLS	BF	H	R	ER	SO	BB	IBB	HBP	BLK	WP	HR	S	P	ERA	WHIP

Oakland Athletics @ Milwaukee Brewers

Milwaukee County Stadium, Milwaukee, WI

Sat Aug 23 1975, 8:05 PM EDT

Unknown

TOP

livebaseballscorecards.com

Batter	1	2	3	4	5	6	7	8	9	AB	R	H	RBI	BB	SO	LOB
Bill North, S (1, 8) OBP: 0.382, SLG: 0.325	F9		BB CS		FC5 1B 2-H 1B		4-3 1-2 2-H 1B	K		4	0	2	2	1	1	1
Bert Campaneris, R (1, 6) OBP: 0.335, SLG: 0.324	2B		F8 1-2		1-2 1B		4-3 1-2 2-3	K		5	0	2	0	0	1	4
Sal Bando, R (1, 5) OBP: 0.316, SLG: 0.303	1-3			BB FC5-4	FC5 2-3f		1B 2-H 3-H 1B		BB S	3	1	1	1	2	0	3
Reggie Jackson, L (1, 9) OBP: 0.340, SLG: 0.526	F8			FC5-4 CS 1-2f		6-3	1B IBB		K 1-2	4	0	0	0	1	1	3
Gene Tenace, R (1, 3) (3, 2) OBP: 0.390, SLG: 0.427		K		F8 1-2		K	1B 1-2 2-H		K	5	0	1	1	0	3	2
Billy Williams, L (1, 10) OBP: 0.331, SLG: 0.387		F8			SH1-4 BB SF7 1B	1B	4-3		F9	5	1	2	0	0	0	3
Tommy Harper, R (1, 7) (5, 3) OBP: 0.324, SLG: 0.298		BB			SH1-4 1-2 1B BB	F4		HBP		1 0	2 0	0 0	0 0	2 0	0 0	1 0
Jim Holt, L (8, 3) OBP: 0.353, SLG: 0.351								SH3-4 1B								
Phil Garner, R (1, 4) OBP: 0.266, SLG: 0.321		5-3			SH1-4 1-2 2-3		1B 1B BB		SH3-4 1-2	1 0	0 1	0 0	0 0	1 0	0 0	1 0
Matt Alexander, S (7, PR) OBP: 0.400, SLG: 0.250																
Ted Martinez, R (7, 4) OBP: 0.220, SLG: 0.241										0	0	0	0	0	0	0
Larry Haney, R (1, 2) OBP: 0.067, SLG: 0.267			6-3		SF7 3-H		4-3 1B 1-2 1B		2-H	1 0	0 0	0 0	0 1	0 0	0 0	0 0
Rich McKinney, R (3, 3) OBP: 0.200, SLG: 0.250																
Claudell Washington, L (5, 7) OBP: 0.345, SLG: 0.425										2	1	2	1	0	0	0
Inning Stats	R: 0 E: 0 K: 0 S: 4 H: 1 LOB: 1 BB: 0 P: 4	R: 0 E: 0 K: 1 S: 5 H: 0 LOB: 1 BB: 1 P: 9	R: 0 E: 0 K: 0 S: 2 H: 0 LOB: 0 BB: 1 P: 6	R: 0 E: 0 K: 0 S: 2 H: 0 LOB: 0 BB: 1 P: 6	R: 2 E: 0 K: 0 S: 6 H: 3 LOB: 2 BB: 1 P: 10	R: 0 E: 0 K: 1 S: 6 H: 1 LOB: 1 BB: 0 P: 6	R: 3 E: 0 K: 0 S: 6 H: 4 LOB: 2 BB: 2 P: 14	R: 1 E: 0 K: 2 S: 8 H: 1 LOB: 1 BB: 0 P: 9	R: 0 E: 0 K: 2 S: 7 H: 0 LOB: 1 BB: 1 P: 11	1B: 9 2B: 1 3B: 0 HR: 0 SF: 1 SAC: 2 DP: 0 HBP: 1						

AB	31
R	6
H	10
RBI	6
BB	7
SO	6
LOB	18

WP: 0 PB: 0 SB: 1 CS: 2 PA: 42

PITCHER		IP	WLS	BF	H	R	ER	SO	BB	IBB	HBP	BLK	WP	HR	S	P	ERA	WHIP
Bill Travers, L ERA: 4.12	(1, 1)	6.0		26	5	3	3	2	5	0	0	0	0	0	25	45	4.50	1.667
Tom Murphy, R ERA: 3.7	(7, 1)	0.2	L	6	4	2	2	0	0	1	0	0	0	0	5	9	27.00	6.000
Rick Austin, L ERA: 3.31	(7, 1)	2.1		10	1	1	1	4	1	0	1	0	0	0	16	21	3.86	0.857

PITCHER	IP	WLS	BF	H	R	ER	SO	BB	IBB	HBP	BLK	WP	HR	S	P	ERA	WHIP

Batter	1	2	3	4	5	6	7	8	9	AB	R	H	RBI	BB	SO	LOB
Bob Sheldon, L (1, 4) OBP: 0.402, SLG: 0.450	BB 1B BB	2-H 2B		4-3		2-H 2B			6-3	4	0	2	2	1	0	1
Robin Yount, R (1, 6) OBP: 0.308, SLG: 0.353	1-2 BB 1B	F4			F8	6-3			K	5	0	1	0	0	1	2
George Scott, R (1, 3) OBP: 0.349, SLG: 0.513	F3		F8 WP SF7 1B		FC4-6 1B		1B		K	5	1	3	0	0	1	2
Hank Aaron, R (1, 10) OBP: 0.328, SLG: 0.357	1-2 2-3 BB		F8 1-3		FC4-6 1B 1-2f		L8			3	0	0	0	1	0	3
Darrell Porter, L (1, 2) OBP: 0.363, SLG: 0.422	K		SF7 3-H		1-3 1B		F6			3	0	1	1	0	1	4
Mike Hegan, L (1, 9) OBP: 0.374, SLG: 0.411	F7		F8		K		F8			2	0	0	0	0	0	3
Sixto Lezcano, R (5, PH) OBP: 0.316, SLG: 0.375										1	0	0	0	0	1	2
Gorman Thomas, R (6, 8) OBP: 0.278, SLG: 0.394										1	0	0	0	0	0	1
Bill Sharp, L (1, 8) (6, 9) OBP: 0.281, SLG: 0.313		1-3		1B		F7		F5		4	0	1	0	0	0	0
Bobby Mitchell, R (1, 7) OBP: 0.339, SLG: 0.466		K		F8		2B 2B		6-3		4	1	1	0	0	1	1
Kurt Bevacqua, R (1, 5) OBP: 0.274, SLG: 0.274		2B 2B		L7		F8		F6		4	1	1	0	0	0	2
Inning Stats	R: 0 E: 0 K: 1 S: 6 H: 1 LOB: 3 BB: 2 P: 14	R: 1 E: 0 K: 1 S: 7 H: 2 LOB: 1 BB: 0 P: 7	R: 1 E: 0 K: 0 S: 4 H: 1 LOB: 0 BB: 0 P: 4	R: 0 E: 0 K: 0 S: 4 H: 1 LOB: 1 BB: 0 P: 4	R: 0 E: 0 K: 1 S: 7 H: 2 LOB: 2 BB: 0 P: 7	R: 1 E: 0 K: 0 S: 5 H: 2 LOB: 1 BB: 0 P: 5	R: 0 E: 0 K: 0 S: 4 H: 1 LOB: 1 BB: 0 P: 4	R: 0 E: 0 K: 0 S: 3 H: 0 LOB: 0 BB: 0 P: 3	R: 0 E: 0 K: 2 S: 7 H: 0 LOB: 0 BB: 0 P: 7							

PITCHER	IP	WLS	BF	H	R	ER	SO	BB	IBB	HBP	BLK	WP	HR	S	P	ERA	WHIP
Glenn Abbott, R (1, 1) ERA: 3.94	3.0		15	4	2	2	2	2	0	0	0	1	0	17	25	6.00	2.000
Paul Lindblad, L (4, 1) ERA: 2.01	2.2		13	5	1	1	1	0	0	0	0	0	0	15	15	3.38	1.875
Jim Todd, R (6, 1) ERA: 2.66	0.1	W	1	0	0	0	0	0	0	0	0	0	0	1	1	0.00	0.000
Rollie Fingers, R (7, 1) ERA: 3.09	3.0	S	10	1	0	0	2	0	0	0	0	0	0	14	14	0.00	0.333

PITCHER	IP	WLS	BF	H	R	ER	SO	BB	IBB	HBP	BLK	WP	HR	S	P	ERA	WHIP

BOTTOM

Oakland Athletics @ Milwaukee Brewers

Milwaukee County Stadium, Milwaukee, WI

Sat Aug 23 1975, 8:05 PM EDT

Unknown

livebaseballscorecards.com

AB	36
R	3
H	10
RBI	3
BB	2
SO	5
LOB	21

1B: 6	SF: 1	WP: 1	PA: 39
2B: 4	SAC: 0	PB: 0	
3B: 0	DP: 0	SB: 0	
HR: 0	HBP: 0	CS: 0	

Batter	1	2	3	4	5	6	7	8	9	AB	R	H	RBI	BB	SO	LOB
Bill North, S (1, 8) OBP: 0.382, SLG: 0.326 Matt Alexander, S (8, 9) OBP: 0.400, SLG: 0.250	0-0 2B 6-3 1B	0-0 G4-6-3 1-2f ②③	0-0 4-3 ③			0-0 1B 1B		0-0 FC5-4 BB 1-2f ①		5 0	1 0	2 0	0 0	0 0	0 0	6 0
Bert Campaneris, R (1, 6) OBP: 0.338, SLG: 0.329 Ted Martinez, R (8, 6) OBP: 0.220, SLG: 0.241	0-0 1-3 1B 2B		0-0 2B 1B 1B	0-0 F9 ①		0-0 1-3 1B		0-0 F8 ②		5 0	2 0	3 0	0 0	0 0	0 0	1 0
Sal Bando, R (1, 5) OBP: 0.316, SLG: 0.305	0-0 6-3 ① 3-H		0-0 1B 6-3 1-3 2B	0-0 F3 ②		0-0 F9 ③		BBBB 4-0 1-2 BB		4	1	1	1	1	0	3
Reggie Jackson, L (1, 9) OBP: 0.340, SLG: 0.524 Tommy Harper, R (8, 8) OBP: 0.324, SLG: 0.298	0-0 FC5-4 2-H 1B		0-0 6-3 2-3 3-H 1B	0-0 F5 ③			0-0 G3 ①	0-0 F8 ③		5 0	1 0	2 0	2 0	0 0	0 0	2 0
Claudell Washington, L (1, 7) OBP: 0.341, SLG: 0.420	0-0 FC5-4 CS 1-2f ②		0-0 6-3 1-2 3-H ①		0-0 6-3 ①		0-0 L3 ②		0-0 F7 ①	5	0	0	1	0	0	2
Billy Williams, L (1, 10) OBP: 0.335, SLG: 0.409	0-0 CS 1-2 ③	0-0 FC 2B	0-0 1B 2-H 1B		0-0 F8 ②		0-0 HR		0-0 HR	5	3	4	3	0	0	0
Gene Tenace, R (1, 2) OBP: 0.392, SLG: 0.436 (3, 3)		0-0 F9 ①	4-0 1B IBB		0-0 F8 ③		0-0 HR		0-0 G6-4-3 1B	4	1	2	1	1	0	1
Jim Holt, L (1, 3) OBP: 0.349, SLG: 0.347 Rich McKinney, R (3, PH) OBP: 0.167, SLG: 0.200 Ray Fosse, R (3, 2) OBP: 0.190, SLG: 0.173		0-0 FC HBP 2-3	0-0 L8 ②			0-0 5-3 ①	0-0 L8 ③		0-0 G6-4-3 1-2f ②③	1 1 3	0 0 0	0 0 0	0 0 0	0 0 0	0 0 0	1 2 1
Phil Garner, R (1, 4) OBP: 0.271, SLG: 0.324		H 1-0 G4-6-3 1-2 HBP	0-0 1-3 2-H 1B			0-0 L9 ②		0-0 FC5-4 1B		3	0	2	1	0	0	0
Inning Stats	R: 2 E: 0 K: 0 S: 5 H: 3 LOB: 0 BB: 0 P: 5	R: 0 E: 0 K: 0 S: 4 H: 1 LOB: 2 BB: 0 P: 5	R: 4 E: 0 K: 0 S: 8 H: 5 LOB: 2 BB: 1 P: 12	R: 0 E: 0 K: 0 S: 3 H: 0 LOB: 0 BB: 0 P: 3	R: 0 E: 0 K: 0 S: 3 H: 0 LOB: 0 BB: 0 P: 3	R: 0 E: 0 K: 0 S: 5 H: 2 LOB: 2 BB: 0 P: 5	R: 2 E: 0 K: 0 S: 5 H: 2 LOB: 0 BB: 0 P: 5	R: 0 E: 0 K: 0 S: 4 H: 1 LOB: 2 BB: 1 P: 8	R: 1 E: 0 K: 0 S: 4 H: 2 LOB: 0 BB: 0 P: 4	1B: 10 2B: 3 3B: 0 HR: 3 SF: 0 SAC: 0 DP: 2 HBP: 1						

PITCHER		IP	WLS	BF	H	R	ER	SO	BB	IBB	HBP	BLK	WP	HR	S	P	ERA	WHIP
Tom Hausman, R ERA: 4.1	(1, 1)	2.0	L	12	6	4	4	0	0	0	1	0	0	0	11	12	18.00	3.000
Lafayette Currence, L ERA: 5.56	(3, 1)	7.0		32	10	5	5	0	1	1	0	0	0	3	30	38	6.43	1.571

Oakland Athletics @ Milwaukee Brewers

Milwaukee County Stadium, Milwaukee, WI

Sat Aug 23 1975, 8:05 PM EDT

Att. 21,036 - Unknown

TOP

livebaseballscorecards.com

AB	41
R	9
H	16
RBI	9
BB	2
SO	0
LOB	19

WP: 0 PA: 45
PB: 0
SB: 0
CS: 1

Batter	1	2	3	4	5	6	7	8	9	AB	R	H	RBI	BB	SO	LOB
Bob Sheldon, L (1, 4) OBP: 0.407, SLG: 0.452	G3-6-3 1B			F7		2B 4-3 1B 3-H		6-3		4	1	2	1	0	0	0
Pedro Garcia, R (9, 4) OBP: 0.278, SLG: 0.327										0	0	0	0	0	0	0
Robin Yount, R (1, 6) OBP: 0.309, SLG: 0.357	G3-6-3 1-2f			K		4-3 1-3 2B			G5-4-3 1B	4	0	2	0	0	1	1
George Scott, R (1, 3) OBP: 0.347, SLG: 0.508	4-3			F9		4-3 2-3 3-H			G5-4-3 1-2f	4	0	0	1	0	0	2
Darrell Porter, L (1, 10) OBP: 0.362, SLG: 0.418		L7			G3	5-3			BB	3	0	0	0	1	0	1
Mike Hegan, L (1, 9) OBP: 0.366, SLG: 0.400		F9			G3		K		L7	4	0	0	0	0	1	1
Charlie Moore, R (1, 2) OBP: 0.333, SLG: 0.392		F8			F3		G4-6-3 1B			3	0	1	0	0	0	0
Tommy Bianco, S (1, 5) OBP: 0.278, SLG: 0.133			K			3B 1B	G4-6-3 1-2f			3	1	1	0	0	1	1
Bill Sharp, L (1, 8) OBP: 0.281, SLG: 0.321			F7			1-H 1B 3B		F4		3	1	1	1	0	0	0
Bobby Mitchell, R (1, 7) OBP: 0.335, SLG: 0.459			K			F3		K		3	0	0	0	0	2	1
Inning Stats	R: 0 H: 1 E: 0 LOB: 0 K: 0 BB: 0 S: 3 P: 3	R: 0 H: 0 E: 0 LOB: 0 K: 0 BB: 0 S: 3 P: 3	R: 0 H: 0 E: 0 LOB: 0 K: 2 BB: 0 S: 7 P: 7	R: 0 H: 0 E: 0 LOB: 0 K: 1 BB: 0 S: 5 P: 5	R: 0 H: 0 E: 0 LOB: 0 K: 0 BB: 0 S: 3 P: 3	R: 3 H: 4 E: 0 LOB: 1 K: 0 BB: 0 S: 7 P: 7	R: 0 H: 1 E: 0 LOB: 0 K: 1 BB: 0 S: 5 P: 5	R: 0 H: 0 E: 0 LOB: 0 K: 1 BB: 0 S: 5 P: 5	R: 0 H: 1 E: 0 LOB: 1 K: 0 BB: 1 S: 3 P: 7	1B: 5 SF: 0 2B: 1 SAC: 0 3B: 1 DP: 3 HR: 0 HBP: 0						

PITCHER	IP	WLS	BF	H	R	ER	SO	BB	IBB	HBP	BLK	WP	HR	S	P	ERA	WHIP
Stan Bahnsen, R (1, 1) ERA: 4.77	5.1	W	20	5	3	3	3	0	0	0	0	0	0	26	26	5.06	0.938
Jim Todd, R (6, 1) ERA: 2.56	3.2	S	12	2	0	0	2	1	0	0	0	0	0	15	19	0.00	0.818

PITCHER	IP	WLS	BF	H	R	ER	SO	BB	IBB	HBP	BLK	WP	HR	S	P	ERA	WHIP

BOTTOM

Oakland Athletics @ Milwaukee Brewers

Milwaukee County Stadium, Milwaukee, WI

Sat Aug 23 1975, 8:05 PM EDT

Att. 21,036 - Unknown

livebaseballscorecards.com

AB	31
R	3
H	7
RBI	3
BB	1
SO	5
LOB	7

Oakland Athletics @ Milwaukee Brewers

Milwaukee County Stadium, Milwaukee, WI

Sun Aug 24 1975, 4:33 AM EDT

Att. 17,231 - Unknown

TOP

livebaseballscorecards.com

Batter	1	2	3	4	5	6	7	8	9	AB	R	H	RBI	BB	SO	LOB
Bill North, S (1, 8) OBP: 0.381, SLG: 0.324	FC6-4 1B		K		K	F7		K		5	0	1	0	0	3	6
Bert Campaneris, R (1, 6) OBP: 0.337, SLG: 0.326	FC6-4 S 1-2f		6-3 3-H		S BB		6-3	6-3		4	0	0	1	1	0	4
Sal Bando, R (1, 5) OBP: 0.317, SLG: 0.307	K 1-2		F3		K 1-2		2B 2B		BB BB BB BB	4	2	1	0	1	2	3
Reggie Jackson, L (1, 9) OBP: 0.343, SLG: 0.525	4-3			2B FC1-5-2-5-2 BB		4-3 2B 2B	F7		BB BB 1-2 BB	3	1	1	0	2	0	2
Claudell Washington, L (1, 7) OBP: 0.344, SLG: 0.425		5-3		FC1-5-2-5-2 E 1-3 2B		4-3 2-3	2B 2-H		BB 1-2 2-3 BB	4	1	2	1	1	0	1
Billy Williams, L (1, 10) OBP: 0.338, SLG: 0.410 Tommy Harper, R (9, PR) OBP: 0.324, SLG: 0.298		4-3		FC1-5-2-5-2 E4 2-3 3-H		FC6-4 2B 3-H 2B	FC6-4 IBB		BB 1-2 2-3 3-H BB	3 0	1 0	1 0	2 0	2 0	0 0	2 0
Gene Tenace, R (1, 2) OBP: 0.390, SLG: 0.431 (8, 3)		K		F7		FC6-4 BB	FC6-4 1-2f		F3	4	0	0	0	1	1	7
Jim Holt, L (1, 3) OBP: 0.356, SLG: 0.354 Matt Alexander, S (8, PR) OBP: 0.400, SLG: 0.250 Larry Haney, R (8, 2) OBP: 0.067, SLG: 0.267 Rich McKinney, R (9, PH) OBP: 0.143, SLG: 0.167			SH 6-3 1B	E4 2-H 3-H		FC6-4 2B 1-2f 2-3		SH1-3 S 1B	F3	4 0 0 1	1 0 0 0	2 0 0 0	0 0 0 0	0 0 0 0	0 0 0 0	3 0 0 3
Phil Garner, R (1, 4) OBP: 0.271, SLG: 0.326			SH 1-3		K	1-3 3-H 2B		SH1-3 1-3	K	3	0	1	1	0	2	3

	AB	35
	R	6
	H	9
	RBI	5
	BB	8
	SO	8
	LOB	34

| Inning Stats | | |

Batter	1	2	3	4	5	6	7	8	9	AB	R	H	RBI	BB	SO	LOB
Bob Sheldon, L (1, 4) OBP: 0.400, SLG: 0.443	L9		SH3-4 2-H 1B		F8		F6			4	0	1	1	0	0	0
Robin Yount, R (1, 6) OBP: 0.309, SLG: 0.364	5-3		SH3-4 1-2			L5		HR		3	1	1	1	0	0	0
George Scott, R (1, 3) OBP: 0.346, SLG: 0.506	1B		6-3			6-3		L9		4	0	1	0	0	0	1
Hank Aaron, R (1, 10) OBP: 0.328, SLG: 0.354	F6		5-3			L7		BBBB 1B 2B BB		3	0	0	0	1	0	2
Pedro Garcia, R (8, PR) OBP: 0.278, SLG: 0.327										0	1	0	0	0	0	0
Darrell Porter, L (1, 2) OBP: 0.361, SLG: 0.416		F3		G3			F5	1-3 2B 1B		4	1	1	0	0	0	0
Charlie Moore, R (1, 9) OBP: 0.337, SLG: 0.401		6-3		F7			1B SF8 1B	2-H 3-H 2B		4	1	2	2	0	0	0
Gorman Thomas, R (9, 8) OBP: 0.278, SLG: 0.394										0	0	0	0	0	0	0
Bill Sharp, L (1, 8) OBP: 0.281, SLG: 0.320		E3		1-3			1-3 HR 1B	4-3		4	1	1	0	0	0	1
(9, 9)																
(9, 7)																
Bobby Mitchell, R (1, 7) OBP: 0.332, SLG: 0.455		F9			F6		SF8 3-H			2	0	0	0	0	0	1
Mike Hegan, L (7, PH) OBP: 0.364, SLG: 0.400										0	0	0	1	0	0	0
(8, 7)																
Sixto Lezcano, R (9, 9) OBP: 0.316, SLG: 0.375										0	0	0	0	0	0	0
Kurt Bevacqua, R (1, 5) OBP: 0.279, SLG: 0.301			1B 2B		5-3		1-H HR			3	2	2	2	0	0	0
Inning Stats	R: 0 E: 0 K: 0 S: 4 H: 1 LOB: 1 BB: 0 P: 4	R: 0 E: 1 K: 0 S: 4 H: 0 LOB: 1 BB: 0 P: 4	R: 1 E: 0 K: 0 S: 5 H: 2 LOB: 1 BB: 0 P: 5	R: 0 E: 0 K: 0 S: 3 H: 0 LOB: 0 BB: 0 P: 3	R: 0 E: 0 K: 0 S: 3 H: 0 LOB: 0 BB: 0 P: 3	R: 0 E: 0 K: 0 S: 3 H: 0 LOB: 0 BB: 0 P: 3	R: 3 E: 0 K: 0 S: 6 H: 3 LOB: 0 BB: 0 P: 6	R: 3 E: 0 K: 0 S: 5 H: 3 LOB: 1 BB: 1 P: 9		1B: 5 2B: 2 3B: 0 HR: 2 SF: 1 SAC: 1 DP: 0 HBP: 0						

PITCHER		IP	WLS	BF	H	R	ER	SO	BB	IBB	HBP	BLK	WP	HR	S	P	ERA	WHIP
Dick Bosman, R ERA: 3.56	(1, 1)	6.2		27	6	4	4	0	0	0	0	0	0	1	27	27	5.40	0.900
Paul Lindblad, L ERA: 2.0	(7, 1)	0.1		1	0	0	0	0	0	0	0	0	0	0	1	1	0.00	0.000
Rollie Fingers, R ERA: 3.33	(8, 1)	1.0	L	6	3	3	3	0	1	0	0	0	0	1	5	9	27.00	4.000

PITCHER	IP	WLS	BF	H	R	ER	SO	BB	IBB	HBP	BLK	WP	HR	S	P	ERA	WHIP

BOTTOM

Oakland Athletics @ Milwaukee Brewers

Milwaukee County Stadium, Milwaukee, WI

Sun Aug 24 1975, 4:33 AM EDT

Att. 17,231 - Unknown

livebaseballscorecards.com

AB	31
R	7
H	9
RBI	7
BB	1
SO	0
LOB	5

WP: 0 PB: 0 SB: 0 CS: 0 PA: 34

Minnesota Twins @ Milwaukee Brewers

Milwaukee County Stadium, Milwaukee, WI

Mon Aug 25 1975, 8:05 PM EDT

Att. 7,779 - Unknown - 74 F

TOP

livebaseballscorecards.com

Batter	1	2	3	4	5	6	7	8	9	AB	R	H	RBI	BB	SO	LOB
Lyman Bostock, L (1, 8) (9, 9) OBP: 0.317, SLG: 0.345	F7	E 1-3 1B		1B 2B	1-H 2-H 1B			4-3		5	1	3	2	0	0	0
Jerry Terrell, R (1, 6) OBP: 0.333, SLG: 0.353	F8	E6 1-3 3-H		F8	K			F7		5	0	0	0	0	1	3
Rod Carew, L (1, 4) OBP: 0.432, SLG: 0.516	1B	K		BB 2-H 1B		F7		F8		5	0	2	1	0	1	2
John Briggs, L (1, 9) (9, 7) OBP: 0.413, SLG: 0.399	F8		2B	BBB 4-0 1-2 BB		F3			P3	4	0	1	0	1	0	1
Tony Oliva, L (1, 10) OBP: 0.356, SLG: 0.410		HR 1B	P4	K		L6			BBBB 1B BB	4	1	1	0	1	1	3
Steve Brye, R (9, PR) OBP: 0.325, SLG: 0.429										0	0	0	0	0	0	0
Craig Kusick, R (1, 3) OBP: 0.315, SLG: 0.333		F8	K		F9		BBBB 4-0 G3 BB		1-3 FC5-4 1B	4	0	1	0	1	1	2
Steve Braun, L (1, 7) OBP: 0.388, SLG: 0.429		F7	4-0 IBB		E HBP 1B 1B		1-2 G3			3	1	1	0	1	0	2
Dan Ford, R (9, PH) (9, 8) OBP: 0.315, SLG: 0.425									K	1	0	0	0	0	1	2
Dave McKay, S (1, 5) OBP: 0.278, SLG: 0.722		1-H HR	L8		K		F7		1-2f FC5-4	5	1	1	2	0	1	6
Glenn Borgmann, R (1, 2) OBP: 0.306, SLG: 0.289		BBBB 4-0 1B E BB		3-1	1-2 E 1B HBP		K			2	2	0	0	1	1	1

	AB	38
	R	6
	H	10
	RBI	5
	BB	5
	SO	7
	LOB	22

Inning Stats										
	R: 0 E: 0 K: 0 S: 4	H: 1 LOB: 1 BB: 0 P: 4	R: 3 E: 1 K: 1 S: 9	H: 3 LOB: 2 BB: 1 P: 13	R: 0 E: 0 K: 1 S: 6	H: 1 LOB: 2 BB: 1 P: 10	R: 1 E: 0 K: 1 S: 7	H: 2 LOB: 2 BB: 1 P: 11	R: 2 E: 1 K: 2 S: 9	H: 2 LOB: 1 BB: 0 P: 10
	R: 0 E: 0 K: 0 S: 3	H: 0 LOB: 0 BB: 0 P: 3	R: 0 E: 0 K: 1 S: 5	H: 0 LOB: 1 BB: 1 P: 9	R: 0 E: 0 K: 0 S: 3	H: 0 LOB: 0 BB: 0 P: 3	R: 0 E: 0 K: 1 S: 6	H: 1 LOB: 2 BB: 1 P: 10	1B: 7 2B: 2 3B: 0 HR: 1	SF: 0 SAC: 0 DP: 0 HBP: 1
	WP: 0 PB: 0 SB: 0 CS: 0	PA: 44								

PITCHER		IP	WLS	BF	H	R	ER	SO	BB	IBB	HBP	BLK	WP	HR	S	P	ERA	WHIP
Jim Slaton, R ERA: 4.18	(1, 1)	3.2	L	21	7	4	3	2	1	1	0	0	0	1	23	31	7.36	2.182
Lafayette Currence, L ERA: 5.4	(4, 1)	0.1		2	0	0	0	1	1	0	0	0	0	0	3	7	0.00	3.000
Eduardo Rodriguez, R ERA: 3.18	(5, 1)	4.1		19	3	2	1	3	2	0	1	0	0	0	22	31	2.08	1.154
Rick Austin, L ERA: 3.25	(9, 1)	0.2		2	0	0	0	1	0	0	0	0	0	0	4	4	0.00	0.000

PITCHER		IP	WLS	BF	H	R	ER	SO	BB	IBB	HBP	BLK	WP	HR	S	P	ERA	WHIP

Batter	1	2	3	4	5	6	7	8	9	AB	R	H	RBI	BB	SO	LOB
Bob Sheldon, L (1, 4) OBP: 0.404, SLG: 0.440	BBBB 4-0 CS BB		x 0-0 ② L8		x 0-0 FC6-4 1B		S S S 0-3 ② K			3	0	1	0	1	1	0
Robin Yount, R (1, 6) OBP: 0.309, SLG: 0.361	BBBB 4-0 ① G5-4-3 1-2 BB		x 0-0 ③ 5-3		x 0-0 ② FC6-4 BB 1-2f		x 0-0 ③ F9			3	0	0	0	1	0	1
George Scott, R (1, 3) OBP: 0.347, SLG: 0.504	x 0-0 ②③ G5-4-3 1-2f			BBBB 4-0 BB BB 1B BB	BBBB 4-0 1-2 BB			x 0-0 ① F8		2	1	0	0	2	0	1
Hank Aaron, R (1, 10) OBP: 0.331, SLG: 0.354		BBBB 4-0 2B 4-3 BB		BBBB 4-0 BB 1B 1-2 BB	x 0-0 ③ F8			BBBB 4-0 FC5-4 BB		1	2	0	0	3	0	2
Mike Hegan, L (1, 9) OBP: 0.369, SLG: 0.408 Pedro Garcia, R (8, PH) OBP: 0.277, SLG: 0.325 Gorman Thomas, R (9, 8) OBP: 0.278, SLG: 0.394		x 0-0 4-3 1-3 2B		BBBB 4-0 1B 1-2 2-3 BB	x 0-0 E3			x 0-0 ② FC5-4 FC5-4 1-2f		2 1 0	0 0 0	1 0 0	0 0 0	1 0 0	0 0 0	0 1 0
Charlie Moore, R (1, 2) OBP: 0.329, SLG: 0.391		S S S 0-3 ① K		x 0-0 ① F9	S S S 0-3 ① K			x 0-0 ③ FC5-4 1-2f		4	0	0	0	0	2	7
Bill Sharp, L (1, 8) OBP: 0.280, SLG: 0.319 (9, 9)		x 0-0 ② 4-3 2-3 3-H		x 0-0 G5-4-3 1-2 2-H 3-H 1B	x 0-0 F9				x 0-0 ① L3	4	0	1	3	0	0	2
Kurt Bevacqua, R (1, 5) OBP: 0.274, SLG: 0.294		x 0-0 ③ 6-3		x 0-0 ②③ G5-4-3 1-2f	x 0-0 ③ L9				x 0-0 ② L9	4	0	0	0	0	0	4
Bobby Mitchell, R (1, 7) OBP: 0.326, SLG: 0.446			x 0-0 ① 5-3		S S S 0-3 ① K		S S S 0-3 ① K		x 0-0 ③ F8	4	0	0	0	0	2	0
Inning Stats	R: 0 E: 0 K: 0 S: 1 H: 0 LOB: 0 BB: 2 P: 9	R: 1 E: 0 K: 1 S: 6 H: 1 LOB: 1 BB: 1 P: 10	R: 0 E: 0 K: 0 S: 3 H: 0 LOB: 0 BB: 0 P: 3	R: 2 E: 0 K: 0 S: 3 H: 1 LOB: 1 BB: 3 P: 15	R: 0 E: 0 K: 1 S: 6 H: 1 LOB: 2 BB: 1 P: 10	R: 0 E: 1 K: 1 S: 6 H: 0 LOB: 1 BB: 0 P: 6	R: 0 E: 0 K: 2 S: 7 H: 0 LOB: 0 BB: 0 P: 7	R: 0 E: 0 K: 0 S: 3 H: 0 LOB: 1 BB: 1 P: 7	R: 0 E: 0 K: 0 S: 3 H: 0 LOB: 0 BB: 0 P: 3	1B: 2 2B: 1 3B: 0 HR: 0	SF: 0 SAC: 0 DP: 2 HBP: 0			WP: 0 PB: 0 SB: 0 CS: 1	PA: 36		

PITCHER		IP	WLS	BF	H	R	ER	SO	BB	IBB	HBP	BLK	WP	HR	S	P	ERA	WHIP
Joe Decker, R ERA: 8.54	(1, 1)	3.0		14	1	3	3	1	6	0	0	0	0	0	10	34	9.00	2.333
Bill Butler, L ERA: 6.94	(4, 1)	6.0	W	22	2	0	0	4	2	0	0	0	0	0	28	36	0.00	0.667

PITCHER	IP	WLS	BF	H	R	ER	SO	BB	IBB	HBP	BLK	WP	HR	S	P	ERA	WHIP

BOTTOM

Minnesota Twins @ Milwaukee Brewers

Milwaukee County Stadium, Milwaukee, WI

Mon Aug 25 1975, 8:05 PM EDT

Att. 7,779 - Unknown - 74 F

livebaseballscorecards.com

AB	28
R	3
H	3
RBI	3
BB	8
SO	5
LOB	18

Batter	1	2	3	4	5	6	7	8	9	AB	R	H	RBI	BB	SO	LOB
Lyman Bostock, L (1, 9) OBP: 0.315, SLG: 0.343	0-0 1B		0-3 K		0-3 K		0-0 F7		0-0 G3	5	0	1	0	0	2	2
Jerry Terrell, R (1, 6) OBP: 0.338, SLG: 0.355	0-0 L3 1-2 1B		4-0 1B BB		0-0 CS 1B		0-0 1-3		0-0 6-3	4	0	2	0	1	0	2
Rod Carew, L (1, 4) OBP: 0.432, SLG: 0.515	0-0 F7		0-0 1-2 1B		0-0 L8 1-2			4-0 FC5 E BB		3	0	1	0	1	0	3
John Briggs, L (1, 7) OBP: 0.411, SLG: 0.394	0-0 L3 1-2		0-0 G3			4-0 4-3 WP 1B BB		0-0 P3		3	1	0	0	1	0	5
Dan Ford, R (1, 8) OBP: 0.317, SLG: 0.424		1-0 CS HBP		0-0 E S SF8 1B		0-0 4-3 1-3		0-0 E6 1-2		3	1	1	0	0	0	2
Steve Braun, L (1, 10) OBP: 0.387, SLG: 0.427		0-0 L3 1-2		0-0 F8 1-3		0-0 G1-4-3 3-H 1B		0-3 K		4	0	1	1	0	1	4
Dave McKay, S (1, 5) OBP: 0.273, SLG: 0.667		0-0 1B		0-0 SF8 3-H		0-0 G1-4-3 1-2f		0-0 FC5 2-3f		3	0	1	1	0	0	3
Craig Kusick, R (1, 3) OBP: 0.321, SLG: 0.342		0-0 F8		0-0 2B			0-0 F7		1-0 SH5-4 HBP	3	0	1	0	0	0	1
Glenn Borgmann, R (1, 2) OBP: 0.306, SLG: 0.288			0-0 4-3	0-0 4-3			4-0 BB		0-0 SH5-4 1-2	2	0	0	0	1	0	1
Inning Stats	R: 0 E: 0 K: 0 S: 4 H: 2 LOB: 1 BB: 0 P: 4	R: 0 E: 0 K: 0 S: 3 H: 1 LOB: 1 BB: 0 P: 4	R: 0 E: 0 K: 1 S: 6 H: 1 LOB: 2 BB: 1 P: 10	R: 1 E: 0 K: 0 S: 5 H: 2 LOB: 1 BB: 0 P: 5	R: 0 E: 0 K: 1 S: 5 H: 1 LOB: 0 BB: 0 P: 5	R: 1 E: 0 K: 0 S: 3 H: 1 LOB: 0 BB: 1 P: 7	R: 0 E: 0 K: 0 S: 3 H: 0 LOB: 1 BB: 1 P: 7	R: 0 E: 1 K: 1 S: 6 H: 0 LOB: 2 BB: 1 P: 10	R: 0 E: 0 K: 0 S: 3 H: 0 LOB: 1 BB: 0 P: 4	1B: 7 2B: 2 3B: 0 HR: 0	SF: 1 SAC: 1 DP: 2 HBP: 2						

PITCHER	IP	WLS	BF	H	R	ER	SO	BB	IBB	HBP	BLK	WP	HR	S	P	ERA	WHIP
Pete Broberg, R (1, 1) ERA: 4.7	9.0	L	38	8	2	2	3	4	0	2	0	1	0	38	56	2.00	1.333

PITCHER	IP	WLS	BF	H	R	ER	SO	BB	IBB	HBP	BLK	WP	HR	S	P	ERA	WHIP

TOP

Minnesota Twins @ Milwaukee Brewers

Milwaukee County Stadium, Milwaukee, WI

Tue Aug 26 1975, 8:05 PM EDT
Att. 9,941 - Cloudy - 74 F

livebaseballscorecards.com

AB	30
R	2
H	8
RBI	2
BB	4
SO	3
LOB	23

1B: 7	SF: 1	WP: 1	PA: 38
2B: 2	SAC: 1	PB: 0	
3B: 0	DP: 2	SB: 1	
HR: 0	HBP: 2	CS: 2	

BOTTOM

Minnesota Twins @ Milwaukee Brewers

Milwaukee County Stadium, Milwaukee, WI

Tue Aug 26 1975, 8:05 PM EDT

Att. 9,941 - Cloudy - 74 F

livebaseballscorecards.com

Batter	1	2	3	4	5	6	7	8	9	AB	R	H	RBI	BB	SO	LOB
Bob Sheldon, L (1, 4) OBP: 0.388, SLG: 0.421	4-3		3-1		1-4-3			4-3		4	0	0	0	0	0	1
Robin Yount, R (1, 6) OBP: 0.308, SLG: 0.360	6-3		E5			G5-4-3 BB		FC5-4 BB		2	0	0	0	0	0	0
Jack Lind, S (4, 6) OBP: 0.200, SLG: 0.077										0	0	0	0	1	0	0
Tommy Bianco, S (8, PH) OBP: 0.316, SLG: 0.133										0	0	0	0	1	0	0
Kurt Bevacqua, R (8, PR) OBP: 0.274, SLG: 0.294										0	0	0	0	0	0	0
George Scott, R (1, 3) OBP: 0.345, SLG: 0.500	K		F7			G5-4-3 1-2f		P6		4	0	0	0	0	1	3
Hank Aaron, R (1, 10) OBP: 0.330, SLG: 0.353		5-3		F8		1B		FC5-4 1-2f		4	0	1	0	0	0	1
Darrell Porter, L (1, 2) OBP: 0.357, SLG: 0.411		F7		F8		F9			4-3	4	0	0	0	0	0	1
Don Money, R (1, 5) OBP: 0.307, SLG: 0.401		1B 1B		L4			F7		2B 1B	4	1	2	0	0	0	0
Mike Hegan, L (1, 7) OBP: 0.372, SLG: 0.417		FC6 1-2 1B			F8		F5		1-H 2B	4	0	2	1	0	0	0
Gorman Thomas, R (9, PR) OBP: 0.278, SLG: 0.394										0	0	0	0	0	0	0
Charlie Moore, R (1, 9) OBP: 0.333, SLG: 0.400		FC6 1-2f			1-3 2B		1B		K	4	0	2	0	0	1	3
Bill Sharp, L (1, 8) OBP: 0.277, SLG: 0.314			K		1-3 2-3		4-3		F8	4	0	0	0	0	1	3
Inning Stats	R: 0 H: 0 E: 0 LOB: 0 K: 1 BB: 0 S: 5 P: 5	R: 0 H: 2 E: 0 LOB: 2 K: 0 BB: 0 S: 5 P: 5	R: 0 H: 0 E: 1 LOB: 1 K: 1 BB: 0 S: 6 P: 6	R: 0 H: 0 E: 0 LOB: 0 K: 0 BB: 0 S: 3 P: 3	R: 0 H: 1 E: 0 LOB: 1 K: 0 BB: 1 S: 4 P: 4	R: 0 H: 1 E: 0 LOB: 1 K: 0 BB: 1 S: 3 P: 7	R: 0 H: 1 E: 0 LOB: 1 K: 0 BB: 0 S: 4 P: 4	R: 0 H: 0 E: 0 LOB: 1 K: 0 BB: 1 S: 3 P: 7	R: 1 H: 2 E: 0 LOB: 1 K: 1 BB: 0 S: 7 P: 7	1B: 5 SF: 0 2B: 2 SAC: 0 3B: 0 DP: 1 HR: 0 HBP: 0				WP: 0 PA: 36 PB: 0 SB: 0 CS: 0			

	AB	34
	R	1
	H	7
	RBI	1
	BB	2
	SO	3
	LOB	12

PITCHER	IP	WLS	BF	H	R	ER	SO	BB	IBB	HBP	BLK	WP	HR	S	P	ERA	WHIP
Dave Goltz, R (1, 1) ERA: 3.63	9.0	W	36	7	1	1	3	2	0	0	0	0	0	40	48	1.00	1.000

PITCHER	IP	WLS	BF	H	R	ER	SO	BB	IBB	HBP	BLK	WP	HR	S	P	ERA	WHIP

Batter	1	2	3	4	5	6	7	8	9	10	11	AB	R	H	RBI	BB	SO	LOB
Jerry Terrell, R (1, 6) (11, 5) OBP: 0.339, SLG: 0.357	6-3		2B			F7		G4-6-3 BB		F8		4	0	1	0	1	0	2
Dan Ford, R (1, 8) OBP: 0.316, SLG: 0.421	4-3		6-3			FC4-6 1B		F9		F8		5	0	1	0	0	0	4
Rod Carew, L (1, 4) OBP: 0.428, SLG: 0.509	1-3			5-3		FC4-6 CS 1-2f		G4-6-3 1-2f			6-3	5	0	0	0	0	0	2
Craig Kusick, R (1, 3) OBP: 0.331, SLG: 0.336 Steve Brye, R (11, PR) OBP: 0.325, SLG: 0.429 Bert Blyleven, R (11, 1)		FC5-6-4 HBP		6-3		HBP 1-2			4-3		BB 1B HBP	2 0 0	0 1 0	0 0 0	0 0 0	0 0 0	0 0 0	0 0 0
John Briggs, L (1, 7) OBP: 0.408, SLG: 0.389 (11, 3)		P4		1-3		F8			1-3		FC3-6 1B BB 1-2	4	0	0	0	1	0	3
Dave McKay, S (1, 5) OBP: 0.231, SLG: 0.560 Tony Oliva, L (11, PH) OBP: 0.357, SLG: 0.411 Luis Gomez, R (11, PR) OBP: 0.200, SLG: 0.150 (11, 6)		F7			6-3		4-3		6-3		FC3-6 1B 1-2 2-H	4 1 0	0 0 0	0 1 0	0 1 0	0 0 0	0 0 0	1 0 0
Danny Thompson, R (1, 10) OBP: 0.299, SLG: 0.340 Steve Braun, L (11, PH) OBP: 0.386, SLG: 0.426 (11, 7)		FC5-6-4 1-2f			F8		F9			6-3	FC3-6 BB 1-2f 2-3	4 1	0 0	0 0	0 0	0 0	0 0	1 2
Lyman Bostock, L (1, 9) OBP: 0.323, SLG: 0.346			K		FC5-4 BB		1B			BB 1B	1-2 BB	3	0	2	0	2	1	0
Glenn Borgmann, R (1, 2) OBP: 0.305, SLG: 0.284			K		FC5-4 1-2f		1-3			1-2 BB	F5	4	0	0	0	1	1	5
Inning Stats	R: 0 E: 0 K: 0 S: 3 / H: 0 LOB: 0 BB: 0 P: 3	R: 0 E: 0 K: 0 S: 3 / H: 0 LOB: 1 BB: 0 P: 4	R: 0 E: 0 K: 2 S: 8 / H: 1 LOB: 1 BB: 0 P: 8	R: 0 E: 0 K: 0 S: 3 / H: 0 LOB: 0 BB: 0 P: 3	R: 0 E: 0 K: 0 S: 3 / H: 0 LOB: 1 BB: 1 P: 7	R: 0 E: 0 K: 0 S: 4 / H: 1 LOB: 2 BB: 0 P: 5	R: 0 E: 0 K: 0 S: 4 / H: 1 LOB: 1 BB: 0 P: 4	R: 0 E: 0 K: 0 S: 2 / H: 0 LOB: 0 BB: 1 P: 6	R: 0 E: 0 K: 0 S: 3 / H: 0 LOB: 0 BB: 0 P: 3	R: 0 E: 0 K: 0 S: 4 / H: 1 LOB: 2 BB: 1 P: 8	R: 1 E: 0 K: 0 S: 4 / H: 1 LOB: 3 BB: 2 P: 13	1B: 4 2B: 1 3B: 0 HR: 0	SF: 0 SAC: 0 DP: 1 HBP: 3					

PITCHER	IP	WLS	BF	H	R	ER	SO	BB	IBB	HBP	BLK	WP	HR	S	P	ERA	WHIP
Bill Travers, L (1, 1) ERA: 3.79	10.1	L	41	4	1	1	2	4	0	3	0	0	0	38	57	0.87	0.774
Tom Murphy, R (11, 1) ERA: 3.59	0.2		4	1	0	0	0	1	0	0	0	0	0	3	7	0.00	3.000

PITCHER	IP	WLS	BF	H	R	ER	SO	BB	IBB	HBP	BLK	WP	HR	S	P	ERA	WHIP

TOP

Minnesota Twins @ Milwaukee Brewers

Milwaukee County Stadium, Milwaukee, WI

Wed Aug 27 1975, 8:05 PM EDT

Att. 6,261 - Cloudy - 69 F

livebaseballscorecards.com

AB	37
R	1
H	5
RBI	1
BB	5
SO	2
LOB	20

Batter	1	2	3	4	5	6	7	8	9	10	11	AB	R	H	RBI	BB	SO	LOB
Bob Sheldon, L (1, 4) OBP: 0.380, SLG: 0.410 Pedro Garcia, R (11, PR) OBP: 0.277, SLG: 0.325	K		K			K			F7		1B	5 0	0 0	1 0	0 0	0 0	3 0	1 0
Bill Sharp, L (1, 8) OBP: 0.276, SLG: 0.313	L9			K		6-3			1B		P6	5	0	1	0	0	1	2
George Scott, R (1, 3) OBP: 0.345, SLG: 0.499	1B			F9			CS 1B		F8		F8	5	0	2	0	0	0	2
Hank Aaron, R (1, 10) OBP: 0.328, SLG: 0.349	6-3			1-3			F3 1-2		F7			4	0	0	0	0	0	3
Darrell Porter, L (1, 2) OBP: 0.354, SLG: 0.406		K			4-3		F7			K		4	0	0	0	0	2	0
Charlie Moore, R (1, 9) OBP: 0.331, SLG: 0.396		F9			K			F7		1B		4	0	1	0	0	1	0
Mike Hegan, L (1, 7) OBP: 0.364, SLG: 0.406		K			K			F7		K		4	0	0	0	0	3	1
Kurt Bevacqua, R (1, 5) OBP: 0.278, SLG: 0.295			5-3			S 1B		BB		K		3	0	1	0	1	1	1
Jack Lind, S (1, 6) OBP: 0.167, SLG: 0.063 Don Money, R (11, PH) OBP: 0.306, SLG: 0.400			K			K 1-2		3-1			F7	3 1	0 0	0 0	0 0	0 0	2 0	2 0
Inning Stats	R: 0 E: 0 K: 1 S: 6 H: 1 LOB: 1 BB: 0 P: 6	R: 0 E: 0 K: 2 S: 7 H: 0 LOB: 0 BB: 0 P: 7	R: 0 E: 0 K: 2 S: 7 H: 0 LOB: 0 BB: 0 P: 7	R: 0 E: 0 K: 1 S: 5 H: 0 LOB: 0 BB: 0 P: 5	R: 0 E: 0 K: 2 S: 7 H: 0 LOB: 0 BB: 0 P: 7	R: 0 E: 0 K: 2 S: 8 H: 1 LOB: 1 BB: 0 P: 8	R: 0 E: 0 K: 0 S: 3 H: 1 LOB: 0 BB: 0 P: 3	R: 0 E: 0 K: 0 S: 3 H: 0 LOB: 1 BB: 1 P: 7	R: 0 E: 0 K: 0 S: 4 H: 1 LOB: 1 BB: 0 P: 4	R: 0 E: 0 K: 3 S: 10 H: 1 LOB: 1 BB: 0 P: 10	R: 0 E: 0 K: 0 S: 4 H: 1 LOB: 1 BB: 0 P: 4	1B: 6 2B: 0 3B: 0 HR: 0 SF: 0 SAC: 0 DP: 0 HBP: 0			WP: 0 PB: 0 SB: 1 CS: 1		PA: 39	

PITCHER		IP	WLS	BF	H	R	ER	SO	BB	IBB	HBP	BLK	WP	HR	S	P	ERA	WHIP
Bert Blyleven, R ERA: 2.89	(1, 1)	11.0	W	39	6	0	0	13	1	0	0	0	0	0	64	68	0.00	0.636
Bert Blyleven, R ERA: 2.89	(11, 1)	11.0	W	39	6	0	0	13	1	0	0	0	0	0	64	68	0.00	0.636

PITCHER	IP	WLS	BF	H	R	ER	SO	BB	IBB	HBP	BLK	WP	HR	S	P	ERA	WHIP

BOTTOM

Minnesota Twins @ Milwaukee Brewers

Milwaukee County Stadium, Milwaukee, WI

Wed Aug 27 1975, 8:05 PM EDT
Att. 6,261 - Cloudy - 69 F

livebaseballscorecards.com

AB	38
R	0
H	6
RBI	0
BB	1
SO	13
LOB	12

Milwaukee Brewers @ Texas Rangers

Arlington Stadium, Arlington, TX

Fri Aug 29 1975, 8:05 PM EDT

Att. 13,496 - Unknown

TOP

Batter	1	2	3	4	5	6	7	8	9	AB	R	H	RBI	BB	SO	LOB
Bob Sheldon, L (1, 10) OBP: 0.386, SLG: 0.410	L9		G1-4-3, 1-3, 1B		F7		PB, E, FC6, 1-2, HBP	3-1	1B, 1-2, 2-H, 3-H, 1B	5	2	2	2	0	0	0
Robin Yount, R (1, 6) Jack Lind, S (9, 6) OBP: 0.308, SLG: 0.359 OBP: 0.167, SLG: 0.063	K		G1-4-3, 1-2f		4-3		K	L4-3, 1B	1B, 1-2, 2-H, 1B	6 0	1 0	2 0	1 0	0 0	2 0	4 0
George Scott, R (1, 3) Tommy Bianco, S (9, PR) (9, 3) OBP: 0.347, SLG: 0.498 OBP: 0.316, SLG: 0.133	BB			1B, 3B, 1B	6-3		E6, FC6, PB, 1B, 1-2, 2-3	L4-3, 1-2	1B, 1-2, 2-H, 1B	5 0	2 0	2 0	1 0	1 0	0 0	3 0
Darrell Porter, L (1, 2) OBP: 0.356, SLG: 0.405	4-3			F9		WP, SH1-4, BB	FC6, 4-3, 1B, BB, 1-3, 2-H, 3-H		2B, 1B; FC6-4, 1-2, 2-H, 1B	5	2	2	2	1	0	3
Charlie Moore, R (1, 7) OBP: 0.339, SLG: 0.408		4-3		3B, 1-3, 1B	SH1-4, 1-2		BB, 4-3, 1-2, 3-H, 1B		1B, 1B, 1-H; 2B; FC6-4, 1-2f	5	2	3	2	0	0	2
Bill Sharp, L (1, 8) OBP: 0.277, SLG: 0.320		3-1		1B, 1-H, 3-H, 3B	F8		4-3, 1-2, 2-3		BB, 2-3, 1B	5	2	2	2	0	0	3
Sixto Lezcano, R (1, 9) OBP: 0.322, SLG: 0.374		6-3		G5-3, 1B, BB	S, 2-3, BB		BB, BB		1B, 1-2, 1B, BB	1	1	0	0	4	0	0
Kurt Bevacqua, R (1, 5) OBP: 0.281, SLG: 0.294			K, 1-2	1B, 1-2, 3-H, 1B	K, 1-2		K, 1-2, 2-3, 3-H, BB		F2	4	0	1	2	1	2	5
Pedro Garcia, R (1, 4) OBP: 0.279, SLG: 0.327			1B, 1B	G5-3, 2-3f			E, HBP, PB, 1B; K		F9	5	1	2	0	0	1	8
Inning Stats	R: 0 E: 0 K: 1 S: 5 H: 0 LOB: 1 BB: 1 P: 9	R: 0 E: 0 K: 0 S: 3 H: 0 LOB: 0 BB: 0 P: 3	R: 0 E: 0 K: 1 S: 6 H: 2 LOB: 1 BB: 0 P: 6	R: 3 E: 0 K: 0 S: 6 H: 4 LOB: 1 BB: 1 P: 10	R: 0 E: 0 K: 0 S: 3 H: 0 LOB: 0 BB: 0 P: 3	R: 0 E: 0 K: 1 S: 5 H: 0 LOB: 2 BB: 2 P: 13	R: 4 E: 1 K: 2 S: 11 H: 2 LOB: 3 BB: 2 P: 20	R: 0 E: 0 K: 0 S: 3 H: 1 LOB: 0 BB: 0 P: 3	R: 6 E: 0 K: 0 S: 10 H: 7 LOB: 2 BB: 1 P: 14	1B: 14 2B: 2 3B: 1 HR: 0 SF: 0 SAC: 1 DP: 3 HBP: 1	WP: 1 PB: 1 SB: 1 CS: 0 PA: 50					

livebaseballscorecards.com

	AB	41
	R	13
	H	16
	RBI	12
	BB	7
	SO	5
	LOB	28

PITCHER		IP	WLS	BF	H	R	ER	SO	BB	IBB	HBP	BLK	WP	HR	S	P	ERA	WHIP
Steve Hargan, R ERA: 3.62	(1, 1)	3.1	L	17	6	3	3	2	2	0	0	0	0	0	19	27	8.10	2.400
Stan Perzanowski, R ERA: 4.13	(4, 1)	2.2		11	1	2	0	1	2	0	1	0	1	0	10	19	0.00	1.125
Stan Thomas, R ERA: 3.41	(7, 1)	0.1		2	0	0	0	1	0	0	0	0	0	0	4	4	0.00	0.000
Mike Kekich, L ERA: 5.09	(7, 1)	0.1		5	1	2	0	0	2	0	0	0	0	0	3	11	0.00	9.000
Tommy Moore, R ERA: 6.39	(7, 1)	2.0		12	6	6	6	1	1	0	0	0	0	0	13	17	27.00	3.500

PITCHER		IP	WLS	BF	H	R	ER	SO	BB	IBB	HBP	BLK	WP	HR	S	P	ERA	WHIP
Clyde Wright, L ERA: 4.55	(9, 1)	0.1		3	2	0	0	0	0	0	0	0	0	0	3	3	0.00	6.000

Batter	1	2	3	4	5	6	7	8	9	AB	R	H	RBI	BB	SO	LOB
Dave Moates, L (1, 8) OBP: 0.312, SLG: 0.373	F4			G4-6-3 2B 2B		4-3			F7	4	1	1	0	0	0	0
Cesar Tovar, R (1, 10) OBP: 0.306, SLG: 0.316	F9			BBBB G4-6-3 BB		CS 1B			F8	3	0	1	0	1	0	0
Mike Hargrove, L (1, 7) OBP: 0.397, SLG: 0.406	4-3			G4-6-3 1-2f 2-3		CS 1-2	4-3		1B	4	0	1	0	0	0	2
Jeff Burroughs, R (1, 9) OBP: 0.295, SLG: 0.393		F7		2B 3-H			4-3		5-3	4	0	1	1	0	0	1
Jim Spencer, L (1, 3) OBP: 0.325, SLG: 0.408		SSS K2-3		4-3			4-3			3	0	0	0	0	1	1
Toby Harrah, R (1, 6) OBP: 0.406, SLG: 0.474		F6			F8			FC4-6 1B		3	0	1	0	0	0	0
Leo Cardenas, R (9, 6) OBP: 0.330, SLG: 0.289										0	0	0	0	0	0	0
Lenny Randle, S (1, 4) OBP: 0.351, SLG: 0.373			G3		F8			FC4-6 1-2f		3	0	0	0	0	0	1
Roy Howell, L (1, 5) OBP: 0.321, SLG: 0.405			4-3		3-1			F8		3	0	0	0	0	0	1
Bill Fahey, L (1, 2) OBP: 0.313, SLG: 0.387			SSS K			SSS K		1-3		3	0	0	0	0	2	1
Inning Stats	R: 0 E: 0 K: 0 S: 3 H: 0 LOB: 0 BB: 0 P: 3	R: 0 E: 0 K: 1 S: 5 H: 0 LOB: 0 BB: 0 P: 5	R: 0 E: 0 K: 1 S: 5 H: 0 LOB: 0 BB: 0 P: 5	R: 1 E: 0 K: 0 S: 4 H: 2 LOB: 1 BB: 1 P: 8	R: 0 E: 0 K: 0 S: 3 H: 0 LOB: 0 BB: 0 P: 3	R: 0 E: 0 K: 1 S: 5 H: 1 LOB: 0 BB: 0 P: 5	R: 0 E: 0 K: 0 S: 3 H: 0 LOB: 0 BB: 0 P: 3	R: 0 E: 0 K: 0 S: 4 H: 1 LOB: 1 BB: 0 P: 4	R: 0 E: 0 K: 0 S: 4 H: 1 LOB: 1 BB: 0 P: 4	1B: 3 2B: 2 3B: 0 HR: 0 SF: 0 SAC: 0 DP: 1 HBP: 0						

PITCHER	IP	WLS	BF	H	R	ER	SO	BB	IBB	HBP	BLK	WP	HR	S	P	ERA	WHIP
Jim Colborn, R (1, 1) ERA: 3.72	9.0	W	31	5	1	1	3	1	0	0	0	0	0	36	40	1.00	0.667

PITCHER	IP	WLS	BF	H	R	ER	SO	BB	IBB	HBP	BLK	WP	HR	S	P	ERA	WHIP

BOTTOM

Milwaukee Brewers @ Texas Rangers

Arlington Stadium, Arlington, TX

Fri Aug 29 1975, 8:05 PM EDT

Att. 13,496 - Unknown

livebaseballscorecards.com

AB	30
R	1
H	5
RBI	1
BB	1
SO	3
LOB	7

Batter	1	2	3	4	5	6	7	8	9	AB	R	H	RBI	BB	SO	LOB
Robin Yount, R (1, 6) OBP: 0.307, SLG: 0.358	F9		K		FC6-4 1-2f			1B 2-H		4	0	1	1	0	1	1
Bill Sharp, L (1, 8) OBP: 0.275, SLG: 0.317	6-3		5-3			4-3		K		3	0	0	0	0	0	0
Gorman Thomas, R (8, PH) (8, 8) OBP: 0.277, SLG: 0.393										1	0	0	0	0	1	1
George Scott, R (1, 3) OBP: 0.344, SLG: 0.494	4-3		K			6-3		F7		4	0	0	0	0	1	1
Hank Aaron, R (1, 10) OBP: 0.327, SLG: 0.348		6-3		G5-4-3 1B		F8			F8	4	0	1	0	0	0	0
Charlie Moore, R (1, 2) OBP: 0.337, SLG: 0.410		2B		K			6-3		4-3	4	0	1	0	0	1	1
Bobby Mitchell, R (1, 7) OBP: 0.325, SLG: 0.442		K		G5-4-3 1-2f			G5-4-3 1B		F9	4	0	1	0	0	1	2
Sixto Lezcano, R (1, 9) OBP: 0.320, SLG: 0.371		5-3			K		G5-4-3 1-2f			3	0	0	0	0	1	2
Kurt Bevacqua, R (1, 5) OBP: 0.281, SLG: 0.291			HR BB		4-3			5-3		2	1	0	0	1	0	0
Pedro Garcia, R (1, 4) OBP: 0.287, SLG: 0.350			HR 1-H		FC6-4 1B			1B 2B		3	2	3	2	0	0	0
Inning Stats	R: 0 E: 0 K: 0 S: 3 H: 0 LOB: 0 BB: 0 P: 3	R: 0 E: 0 K: 1 S: 6 H: 1 LOB: 1 BB: 0 P: 6	R: 2 E: 0 K: 2 S: 8 H: 1 LOB: 0 BB: 1 P: 12	R: 0 E: 0 K: 1 S: 5 H: 1 LOB: 0 BB: 0 P: 5	R: 0 E: 0 K: 1 S: 6 H: 1 LOB: 1 BB: 0 P: 6	R: 0 E: 0 K: 0 S: 3 H: 0 LOB: 0 BB: 0 P: 3	R: 0 E: 0 K: 0 S: 3 H: 1 LOB: 0 BB: 0 P: 3	R: 1 E: 0 K: 1 S: 7 H: 2 LOB: 1 BB: 0 P: 7	R: 0 E: 0 K: 0 S: 3 H: 0 LOB: 0 BB: 0 P: 3	1B: 4 2B: 2 3B: 0 HR: 1 SF: 0 SAC: 0 DP: 2 HBP: 0						

PITCHER	IP	WLS	BF	H	R	ER	SO	BB	IBB	HBP	BLK	WP	HR	S	P	ERA	WHIP
Jim Umbarger, L (1, 1) ERA: 4.09	9.0	W	33	7	3	3	6	1	0	0	0	0	1	44	48	3.00	0.889

PITCHER	IP	WLS	BF	H	R	ER	SO	BB	IBB	HBP	BLK	WP	HR	S	P	ERA	WHIP

TOP

Milwaukee Brewers @ Texas Rangers

Arlington Stadium, Arlington, TX

Sat Aug 30 1975, 8:05 PM EDT

Att. 14,962 - Unknown

livebaseballscorecards.com

AB	32
R	3
H	7
RBI	3
BB	1
SO	6
LOB	8

PA: 33

WP: 0
PB: 0
SB: 0
CS: 0

Batter	1	2	3	4	5	6	7	8	9	AB	R	H	RBI	BB	SO	LOB
Dave Moates, L (1, 8) OBP: 0.320, SLG: 0.377	HR S 1B	FC4 E 1-2f 2-3		FC3-2 SH 1-2 1B 1B		BBBB 1B S SF8 BB	F9			4	3	2	0	1	0	3
Lenny Randle, S (1, 4) OBP: 0.350, SLG: 0.372	F2	E9 1-3 3-H		SH 1B FC3-2 1-2 2-3 1B		FC5 G3 1-3 1B		SSS K		4	1	1	0	0	1	2
Mike Hargrove, L (1, 7) OBP: 0.399, SLG: 0.414	1-H HR	IBB		FC3-2 1B 1-2 1B 2-3 3-Hf		G3 1-2		1B SF8 1B		4	2	2	2	1	0	5
Jeff Burroughs, R (1, 9) OBP: 0.296, SLG: 0.394	F4	F9		1B 1-2 2-3 3-H 1B		SF8 3-H		SF8 1-3 1B		4	0	2	2	0	0	3
Jim Spencer, L (1, 3) OBP: 0.329, SLG: 0.407	SSS K		G3	1-3 2-H 3-H 1B		IBB		FC4-6 IBB		3	0	1	1	2	1	0
Toby Harrah, R (1, 6) OBP: 0.406, SLG: 0.473		E 2B 1B	BBBB E S BB	1-3		FC5 2-3f		SF8 2-3 3-H		3	1	1	1	1	0	4
Tom Grieve, R (1, 10) OBP: 0.310, SLG: 0.435	SSS K 1-2	F2 1-3	SSS K			FC4-6 1B		FC4-6 1-2f		5	0	1	0	0	2	4
Roy Howell, L (1, 5) OBP: 0.320, SLG: 0.407		FC4 E 2-H 2B	L6		G3		SSS K			4	1	1	1	0	1	2
Jim Sundberg, R (1, 2) OBP: 0.285, SLG: 0.274		BBBB FC4 BB		SH 1B FC3-2 1B	F3		FC4-6 1-2f			3	0	1	0	1	0	1
Inning Stats	R: 2 E: 0 K: 1 S: 7 H: 2 LOB: 0 BB: 0 P: 7	R: 2 E: 2 K: 1 S: 8 H: 2 LOB: 3 BB: 2 P: 16	R: 0 E: 0 K: 0 S: 3 H: 0 LOB: 1 BB: 1 P: 7	R: 2 E: 1 K: 0 S: 7 H: 4 LOB: 2 BB: 0 P: 7	R: 0 E: 0 K: 1 S: 5 H: 0 LOB: 0 BB: 0 P: 5	R: 1 E: 0 K: 0 S: 4 H: 1 LOB: 2 BB: 2 P: 12	R: 0 E: 0 K: 1 S: 6 H: 1 LOB: 1 BB: 0 P: 6	R: 1 E: 0 K: 1 S: 7 H: 2 LOB: 2 BB: 1 P: 11		1B: 10 2B: 1 3B: 0 HR: 1 SF: 2 SAC: 1 DP: 0 HBP: 0						

PITCHER		IP	WLS	BF	H	R	ER	SO	BB	IBB	HBP	BLK	WP	HR	S	P	ERA	WHIP
Jim Slaton, R ERA: 4.28	(1, 1)	1.2	L	12	4	4	3	2	1	1	0	0	0	1	14	22	16.20	3.000
Tom Murphy, R ERA: 3.62	(2, 1)	2.0		11	4	2	1	0	1	0	0	0	0	0	10	14	4.50	2.500
Eduardo Rodriguez, R ERA: 3.24	(4, 1)	4.1		20	4	2	2	3	1	2	0	0	0	0	23	35	4.15	1.154

PITCHER	IP	WLS	BF	H	R	ER	SO	BB	IBB	HBP	BLK	WP	HR	S	P	ERA	WHIP

BOTTOM

Milwaukee Brewers @ Texas Rangers

Arlington Stadium, Arlington, TX

Sat Aug 30 1975, 8:05 PM EDT

Att. 14,962 - Unknown

livebaseballscorecards.com

AB	34
R	8
H	12
RBI	7
BB	6
SO	5
LOB	24

WP: 0 PA: 43
PB: 0
SB: 3
CS: 0

Batter	1	2	3	4	5	6	7	8	9	AB	R	H	RBI	BB	SO	LOB
Bob Sheldon, L (1, 10) OBP: 0.381, SLG: 0.404	G3		K			FC6-4 1B		F8		4	0	1	0	0	1	0
Bill Sharp, L (1, 8) (7, 7) OBP: 0.272, SLG: 0.313	F8		K			F2		F9		4	0	0	0	0	1	1
George Scott, R (1, 3) OBP: 0.342, SLG: 0.490	K			F8		FC6-4 HR (1-2f)		F9		4	1	0	0	0	1	1
Darrell Porter, L (1, 2) OBP: 0.355, SLG: 0.413		F8		K		HR (1-H)			F7	4	1	1	2	0	1	0
Charlie Moore, R (1, 9) OBP: 0.335, SLG: 0.403		5-3		BB		K			K	3	0	0	0	1	2	0
Mike Hegan, L (1, 7) OBP: 0.368, SLG: 0.407		HR BB		K			FC3-6 1B		F3	2	1	1	0	1	1	1
Gorman Thomas, R (7, PR) (7, 8) OBP: 0.276, SLG: 0.391										1	0	0	0	0	0	0
Robin Yount, R (1, 6) OBP: 0.308, SLG: 0.365		HR (1-H)			F7		FC3-6 S (1-2f)			3	1	1	2	0	0	1
Kurt Bevacqua, R (1, 5) OBP: 0.278, SLG: 0.287		F8			6-3		K (1-2)			3	0	0	0	0	1	1
Pedro Garcia, R (1, 4) OBP: 0.284, SLG: 0.346			K		K		K			3	0	0	0	0	3	2
Inning Stats	R: 0 E: 0 K: 1 S: 5 H: 0 LOB: 0 BB: 0 P: 5	R: 2 E: 0 K: 0 S: 4 H: 1 LOB: 0 BB: 1 P: 8	R: 0 E: 0 K: 3 S: 9 H: 0 LOB: 0 BB: 0 P: 9	R: 0 E: 0 K: 2 S: 7 H: 0 LOB: 1 BB: 1 P: 11	R: 0 E: 0 K: 1 S: 5 H: 0 LOB: 0 BB: 0 P: 5	R: 2 E: 0 K: 1 S: 7 H: 2 LOB: 0 BB: 0 P: 7	R: 0 E: 0 K: 2 S: 8 H: 1 LOB: 2 BB: 0 P: 8	R: 0 E: 0 K: 0 S: 3 H: 0 LOB: 0 BB: 0 P: 3	R: 0 E: 0 K: 1 S: 5 H: 0 LOB: 0 BB: 0 P: 5	1B: 2 2B: 0 3B: 0 HR: 2	SF: 0 SAC: 0 DP: 0 HBP: 0						

PITCHER	IP	WLS	BF	H	R	ER	SO	BB	IBB	HBP	BLK	WP	HR	S	P	ERA	WHIP
Gaylord Perry, R (1, 1) ERA: 3.19	9.0	L	33	4	4	4	11	2	0	0	0	0	2	53	61	4.00	0.667

PITCHER	IP	WLS	BF	H	R	ER	SO	BB	IBB	HBP	BLK	WP	HR	S	P	ERA	WHIP

Milwaukee Brewers @ Texas Rangers

Arlington Stadium, Arlington, TX

Sun Aug 31 1975, 8:05 PM EDT

Att. 15,037 - Unknown

TOP

livebaseballscorecards.com

AB	31
R	4
H	4
RBI	4
BB	2
SO	11
LOB	7

PA: 33

WP: 0 PB: 0 SB: 1 CS: 0

Batter	1	2	3	4	5	6	7	8	9	AB	R	H	RBI	BB	SO	LOB
Dave Moates, L (1, 8) OBP: 0.330, SLG: 0.388	4-3		1B			BB FC3-6	2B			3	0	2	0	1	0	0
Lenny Randle, S (1, 4) OBP: 0.348, SLG: 0.369	1-3		F9			FC3-6 WP BB 5-3 1-2f	F8			4	1	0	0	0	0	3
Mike Hargrove, L (1, 7) OBP: 0.398, SLG: 0.411	4-3		L9			BB WP 1-2 BB		F8		3	0	0	0	1	0	1
Jeff Burroughs, R (1, 9) OBP: 0.295, SLG: 0.392		F8 BB BB		K		5-3 1-2 2-H		E5 L3		3	0	0	1	1	1	1
Jim Spencer, L (1, 3) OBP: 0.328, SLG: 0.403		F8		F8		BB BB		L3 1-2		3	0	0	0	1	0	2
Toby Harrah, R (1, 6) OBP: 0.409, SLG: 0.473		BB 1-2		L7		BB 1-2 2-3			G5-4-3 1B	2	0	1	0	2	0	0
Tom Grieve, R (1, 10) OBP: 0.306, SLG: 0.429		F8 2-3			G3	1-3			G5-4-3 1-2f	4	0	0	0	0	0	6
Roy Howell, L (1, 5) OBP: 0.317, SLG: 0.401		F5			K		K		G3	4	0	0	0	0	2	2
Jim Sundberg, R (1, 2) OBP: 0.283, SLG: 0.272			4-3		6-3		6-3			3	0	0	0	0	0	0
Inning Stats	R: 0 H: 0 E: 0 LOB: 0 K: 0 BB: 0 S: 3 P: 3	R: 0 H: 0 E: 0 LOB: 2 K: 0 BB: 2 S: 3 P: 11	R: 0 H: 1 E: 0 LOB: 1 K: 0 BB: 0 S: 4 P: 4	R: 0 H: 0 E: 0 LOB: 0 K: 1 BB: 0 S: 5 P: 5	R: 0 H: 0 E: 0 LOB: 0 K: 1 BB: 0 S: 5 P: 5	R: 1 H: 0 E: 0 LOB: 3 K: 0 BB: 4 S: 3 P: 19	R: 0 H: 1 E: 0 LOB: 1 K: 1 BB: 0 S: 6 P: 6	R: 0 H: 0 E: 1 LOB: 0 K: 0 BB: 0 S: 3 P: 3	R: 0 H: 1 E: 0 LOB: 0 K: 0 BB: 0 S: 3 P: 3	1B: 2 SF: 0 2B: 2 SAC: 0 3B: 0 DP: 2 HR: 0 HBP: 0						

PITCHER	IP	WLS	BF	H	R	ER	SO	BB	IBB	HBP	BLK	WP	HR	S	P	ERA	WHIP
Pete Broberg, R (1, 1) ERA: 4.51	9.0	W	35	3	1	1	3	6	0	0	0	1	0	35	59	1.00	1.000

PITCHER	IP	WLS	BF	H	R	ER	SO	BB	IBB	HBP	BLK	WP	HR	S	P	ERA	WHIP

BOTTOM

Milwaukee Brewers @ Texas Rangers

Arlington Stadium, Arlington, TX

Sun Aug 31 1975, 8:05 PM EDT

Att. 15,037 - Unknown

livebaseballscorecards.com

AB	29
R	1
H	3
RBI	1
BB	6
SO	3
LOB	15

WP: 1 PA: 35
PB: 0
SB: 0
CS: 0

Milwaukee Brewers @ Detroit Tigers

Tiger Stadium, Detroit, MI

Mon Sep 01 1975, 7:05 PM EDT

Att. 7,584 - Unknown

TOP

Batter	1	2	3	4	5	6	7	8	9	AB	R	H	RBI	BB	SO	LOB
Bob Sheldon, L (1, 4) OBP: 0.374, SLG: 0.398	5-3		F5		SF8 3-H		L8		1-2 1B	4	0	1	1	0	0	2
Charlie Moore, R (1, 7) OBP: 0.332, SLG: 0.395	F9		1-2 2-3 BB		K		K		F7	4	0	0	0	1	2	3
George Scott, R (1, 3) OBP: 0.341, SLG: 0.491	K		F9		2-H 2B 3B		K		K	5	1	1	1	0	3	5
Hank Aaron, R (1, 10) OBP: 0.328, SLG: 0.352		G4-6-3 1B		5-3	3-H 2B			F2		4	0	2	1	0	0	0
Darrell Porter, L (1, 2) OBP: 0.354, SLG: 0.411		G4-6-3 1-2f		3-1	4-3			1B		4	0	1	0	0	0	2
Mike Hegan, L (1, 9) OBP: 0.368, SLG: 0.402		F7		F7		G3 WP BB		F8		2	0	0	0	1	0	0
Gorman Thomas, R (6, PR) (6, 8) OBP: 0.276, SLG: 0.391										0	0	0	0	0	0	0
Tommy Bianco, S (8, PH) OBP: 0.300, SLG: 0.125										1	0	0	0	0	0	1
Sixto Lezcano, R (8, 9) OBP: 0.320, SLG: 0.371										0	0	0	0	0	0	0
Don Money, R (1, 5) OBP: 0.309, SLG: 0.401			FC1-5 1B 1B		2B 1B 1B	1-2 K		L5		4	1	2	0	0	1	2
Bill Sharp, L (1, 8) (6, 9) (8, 8) OBP: 0.274, SLG: 0.316			BB FC1-5 1-2 1B		2B SF8 1-2 1B	G3 2-3			K	4	1	2	0	0	1	2
Robin Yount, R (1, 6) OBP: 0.309, SLG: 0.368			FC1-5 BB 1-2 2-3f		3B 1-3 2-H 2B	6-3			1B 1B	4	1	2	1	0	0	4

	AB	36
	R	4
	H	11
	RBI	4
	BB	2
	SO	7
	LOB	21

livebaseballscorecards.com

Inning Stats	1	2	3	4	5	6	7	8	9
	R: 0 E: 0 K: 1 S: 5	H: 0 LOB: 0 BB: 0 P: 5	R: 0 E: 0 K: 0 S: 3	H: 1 LOB: 0 BB: 0 P: 3	R: 0 E: 0 K: 0 S: 5	H: 2 LOB: 3 BB: 1 P: 9	R: 0 E: 0 K: 0 S: 3	H: 0 LOB: 0 BB: 0 P: 3	R: 4 E: 0 K: 1 S: 10	H: 5 LOB: 1 BB: 0 P: 10	R: 0 E: 0 K: 1 S: 5	H: 0 LOB: 2 BB: 1 P: 9	R: 0 E: 0 K: 2 S: 7	H: 0 LOB: 0 BB: 0 P: 7	R: 0 E: 0 K: 0 S: 4	H: 1 LOB: 1 BB: 0 P: 4	R: 0 E: 0 K: 2 S: 9	H: 2 LOB: 2 BB: 0 P: 9

1B: 8	SF: 1	WP: 1	PA: 39
2B: 2	SAC: 0	PB: 0	
3B: 1	DP: 1	SB: 0	
HR: 0	HBP: 0	CS: 0	

PITCHER	IP	WLS	BF	H	R	ER	SO	BB	IBB	HBP	BLK	WP	HR	S	P	ERA	WHIP
Vern Ruhle, R (1, 1) ERA: 3.86	4.2		21	7	4	4	2	1	0	0	0	0	0	24	28	7.71	1.714
Dave Lemanczyk, R (5, 1) ERA: 4.61	4.1	W	18	4	0	0	5	1	0	0	0	1	0	27	31	0.00	1.154

PITCHER	IP	WLS	BF	H	R	ER	SO	BB	IBB	HBP	BLK	WP	HR	S	P	ERA	WHIP

Milwaukee Brewers @ Detroit Tigers

Tiger Stadium, Detroit, MI

Mon Sep 01 1975, 7:05 PM EDT

Att. 7,584 - Unknown

BOTTOM

livebaseballscorecards.com

Batter	1	2	3	4	5	6	7	8	9	AB	R	H	RBI	BB	SO	LOB
Ron LeFlore, R (1, 8) OBP: 0.307, SLG: 0.358 Billy Baldwin, L (5, PR) (6, 8) OBP: 0.239, SLG: 0.400	E6		5-3		HBP		F3	F8		2 2	1 0	0 0	0 0	0 0	0 0	0 3
Gary Sutherland, R (1, 4) OBP: 0.323, SLG: 0.327	L9		6-3		F9		1B			4	1	1	1	0	0	2
Dan Meyer, L (1, 3) OBP: 0.294, SLG: 0.356	1B L5			G3		G3	1B			4	1	2	1	0	0	0
Willie Horton, R (1, 10) OBP: 0.319, SLG: 0.419				K		L5-4	1B			4	0	3	2	0	1	0
Bill Freehan, R (1, 2) OBP: 0.310, SLG: 0.414	L5			BB						4	0	3	1	0	0	2
Aurelio Rodriguez, R (1, 5) OBP: 0.290, SLG: 0.399		E5 G5-4-3		BB		L5-4	F7			3	0	0	0	1	0	4
Leon Roberts, R (1, 9) OBP: 0.316, SLG: 0.396		G5-4-3		K			6-3	5-3		4	0	0	0	0	1	3
Ben Oglivie, L (1, 7) OBP: 0.291, SLG: 0.354		1-3			4-3		BB	L6		3	1	0	0	1	0	0
Tom Veryzer, R (1, 6) OBP: 0.283, SLG: 0.311			F8		K		1B			4	1	2	0	0	1	0
Inning Stats	R: 1 E: 1 K: 0 S: 5 H: 2 LOB: 1 BB: 0 P: 5	R: 0 E: 1 K: 0 S: 3 H: 0 LOB: 0 BB: 0 P: 3	R: 0 E: 0 K: 0 S: 3 H: 0 LOB: 0 BB: 0 P: 3	R: 0 E: 0 K: 2 S: 8 H: 1 LOB: 2 BB: 1 P: 12	R: 0 E: 0 K: 1 S: 5 H: 0 LOB: 1 BB: 0 P: 6	R: 0 E: 0 K: 0 S: 4 H: 2 LOB: 1 BB: 0 P: 4	R: 4 E: 0 K: 0 S: 8 H: 5 LOB: 2 BB: 1 P: 12	R: 0 E: 0 K: 0 S: 4 H: 1 LOB: 1 BB: 0 P: 4		1B: 11 2B: 2 3B: 0 HR: 0 SF: 0 SAC: 0 DP: 3 HBP: 1						

	AB	34
	R	5
	H	11
	RBI	5
	BB	2
	SO	3
	LOB	14

WP: 0 PB: 0 SB: 0 CS: 0 PA: 37

PITCHER		IP	WLS	BF	H	R	ER	SO	BB	IBB	HBP	BLK	WP	HR	S	P	ERA	WHIP
Bill Travers, L ERA: 3.81	(1, 1)	6.2		29	7	4	3	3	2	0	1	0	0	0	32	41	4.05	1.350
Rick Austin, L ERA: 3.5	(7, 1)	0.0	L	1	1	0	0	0	0	0	0	0	0	0	1	1	∞	∞
Tom Murphy, R ERA: 3.62	(7, 1)	0.0		2	2	1	1	0	0	0	0	0	0	0	2	2	∞	∞
Eduardo Rodriguez, R ERA: 3.18	(7, 1)	1.1		5	1	0	0	0	0	0	0	0	0	0	5	5	0.00	0.750

PITCHER	IP	WLS	BF	H	R	ER	SO	BB	IBB	HBP	BLK	WP	HR	S	P	ERA	WHIP

Batter	1	2	3	4	5	6	7	8	9	AB	R	H	RBI	BB	SO	LOB
Bob Sheldon, L (1, 4) OBP: 0.367, SLG: 0.390	x 0-0 ① L3		SSS 0-3 ②③ K 1-2		x 0-0 FC4-6 1-2 2-3 1B	x 0-0 ③ F8		x 0-0 ③ F7		5	0	1	0	0	1	3
Bill Sharp, L (1, 8) (7, 9) OBP: 0.273, SLG: 0.317	x 0-0 ② G3			x 0-0 2B 2B	x 0-0 ① FC4-6 1B SF7 1-2f 2-3 3-H		x 0-0 ① 4-3		x 0-0 ① 6-3	5	2	1	1	0	0	2
George Scott, R (1, 3) OBP: 0.346, SLG: 0.500	x 0-0 WP 1B			x 0-0 6-3 1B 2B 2-H	x 0-0 1-3 3-H 1B		x 0-0 1B 1B		x 0-0 6-3 2B	5	1	5	2	0	0	0
Hank Aaron, R (1, 10) OBP: 0.325, SLG: 0.349	SSS 0-3 ③ K 1-3			x 0-0 ① 6-3 2-3	x 0-0 ② SF7 3-H		SSS 0-3 ② K		x 0-0 ② 6-3 2-3	4	0	0	1	0	2	4
Darrell Porter, L (1, 2) OBP: 0.357, SLG: 0.412		x 0-0 ① F7		x 0-0 3-H 1B	x 0-0 ③ 4-3		x 0-0 1-3 1B		BBBB 4-0 BB	4	0	2	1	1	0	1
Mike Hegan, L (1, 9) OBP: 0.365, SLG: 0.395 Gorman Thomas, R (7, 8) OBP: 0.275, SLG: 0.389		SSS 0-3 ② K		x 0-0 ② F8		BBBB 4-0 B3 2B BB	x 0-0 ③ 4-3		SSS 0-3 ③ K	3 1	1 0	0 0	0 0	1 0	1 1	3 2
Don Money, R (1, 5) OBP: 0.308, SLG: 0.399		SSS 0-3 ③ K		SSS 0-3 ③ K		x 0-0 ① B3 1-2		x 0-0 1B		4	0	1	0	0	2	2
Charlie Moore, R (1, 7) OBP: 0.340, SLG: 0.404			BBBB 4-0 CS BB		x 0-0 1B BB FC4-6 1B	x 0-0 2-H 2B		x 0-0 ① F7		3	1	2	1	1	0	1
Robin Yount, R (1, 6) OBP: 0.309, SLG: 0.366			x 0-0 ① F8		BBBB 4-0 FC4-6 1B 1-2 1B BB	x 0-0 ② 5-3		x 0-0 ② F9		3	1	0	0	1	0	3
Inning Stats	R: 0 E: 0 K: 1 S: 6 H: 1 LOB: 1 BB: 0 P: 6	R: 0 E: 0 K: 2 S: 7 H: 0 LOB: 0 BB: 0 P: 7	R: 0 E: 0 K: 1 S: 4 H: 0 LOB: 1 BB: 1 P: 8	R: 2 E: 0 K: 1 S: 8 H: 3 LOB: 1 BB: 0 P: 8	R: 3 E: 0 K: 0 S: 6 H: 3 LOB: 1 BB: 1 P: 10	R: 1 E: 0 K: 0 S: 4 H: 1 LOB: 1 BB: 1 P: 8	R: 0 E: 0 K: 1 S: 7 H: 2 LOB: 2 BB: 0 P: 7	R: 0 E: 0 K: 0 S: 4 H: 1 LOB: 1 BB: 0 P: 4	R: 0 E: 0 K: 1 S: 6 H: 1 LOB: 2 BB: 1 P: 10	1B: 8 2B: 5 3B: 0 HR: 0	SF: 1 SAC: 0 DP: 1 HBP: 0						

PITCHER	IP	WLS	BF	H	R	ER	SO	BB	IBB	HBP	BLK	WP	HR	S	P	ERA	WHIP
Joe Coleman, R (1, 1) ERA: 5.6	4.1	L	21	7	5	5	5	2	0	0	0	1	0	29	37	10.38	2.077
Fernando Arroyo, R (5, 1) ERA: 4.46	3.2		16	4	1	1	1	1	0	0	0	0	0	17	21	2.46	1.364
Gene Pentz, R (9, 1) ERA: 1.56	1.0		5	1	0	0	1	1	0	0	0	0	0	6	10	0.00	2.000

PITCHER	IP	WLS	BF	H	R	ER	SO	BB	IBB	HBP	BLK	WP	HR	S	P	ERA	WHIP

TOP

Milwaukee Brewers @ Detroit Tigers

Tiger Stadium, Detroit, MI

Tue Sep 02 1975, 7:05 PM EDT

Att. 6,263 - Unknown

livebaseballscorecards.com

AB	37
R	6
H	12
RBI	6
BB	4
SO	7
LOB	21

1B: 8	SF: 1	WP: 2	PA: 42
2B: 5	SAC: 0	PB: 0	
3B: 0	DP: 1	SB: 0	
HR: 0	HBP: 0	CS: 1	

Batter	1	2	3	4	5	6	7	8	9	AB	R	H	RBI	BB	SO	LOB
John Knox, L (1, 4) OBP: 0.354, SLG: 0.316	4-3		FC6-4 1B		SF9 6-3 1B 1-2		FC4-6 1B 1-2		HR 1B	5	1	4	0	0	0	0
Billy Baldwin, L (1, 8) OBP: 0.216, SLG: 0.360	L6		FC6-4 PO 1-2f		6-3 1-2 2-3		F6		F9	5	0	0	0	0	0	6
Dan Meyer, L (1, 3) OBP: 0.293, SLG: 0.363	F8		PO 1-2	G3	SF9 2-3 3-H		FC4-6 FC4-6 1-2f 2-3		1-H HR	4	1	1	3	0	0	2
Willie Horton, R (1, 10) OBP: 0.316, SLG: 0.415		5-3		K	F9		FC4-6 1-2f		F3	5	0	0	0	0	1	3
Ben Oglivie, L (1, 7) OBP: 0.291, SLG: 0.365		6-3		HR		G3		6-3		4	1	1	1	0	0	0
Aurelio Rodriguez, R (1, 5) OBP: 0.296, SLG: 0.406		BBBB 4-0 2B BB		1B 1B		2B		1B		3	1	3	0	1	0	0
Leon Roberts, R (1, 9) OBP: 0.318, SLG: 0.399		1-H 2B		1-3 1B		F9		F3		4	0	2	1	0	0	2
John Wockenfuss, R (1, 2) OBP: 0.287, SLG: 0.446		F7		F8		6-3		F6		4	0	0	0	0	0	5
Tom Veryzer, R (1, 6) OBP: 0.287, SLG: 0.312 Gates Brown, L (9, PH) OBP: 0.333, SLG: 0.310			F8		6-3 1B SF9 1B		BBBB FC4-6 1B BB		SSS K	2 1	1 0	1 0	0 0	1 1	0 0	0 0
Inning Stats	R: 0 H: 0 E: 0 LOB: 0 K: 0 BB: 0 S: 3 P: 3	R: 1 H: 1 E: 0 LOB: 1 K: 0 BB: 1 S: 4 P: 8	R: 0 H: 1 E: 0 LOB: 0 K: 0 BB: 0 S: 3 P: 3	R: 1 H: 3 E: 0 LOB: 2 K: 1 BB: 0 S: 8 P: 8	R: 1 H: 2 E: 0 LOB: 1 K: 0 BB: 0 S: 5 P: 5	R: 0 H: 1 E: 0 LOB: 1 K: 0 BB: 0 S: 4 P: 4	R: 0 H: 1 E: 0 LOB: 2 K: 0 BB: 1 S: 4 P: 8	R: 0 H: 1 E: 0 LOB: 1 K: 0 BB: 0 S: 4 P: 4	R: 2 H: 2 E: 0 LOB: 0 K: 1 BB: 0 S: 7 P: 7	1B: 8 SF: 1 2B: 2 SAC: 0 3B: 0 DP: 0 HR: 2 HBP: 0						

PITCHER		IP	WLS	BF	H	R	ER	SO	BB	IBB	HBP	BLK	WP	HR	S	P	ERA	WHIP
Jim Colborn, R ERA: 3.77	(1, 1)	5.0	W	22	7	3	3	1	1	0	0	0	0	1	23	27	5.40	1.600
Eduardo Rodriguez, R ERA: 3.24	(6, 1)	4.0	S	18	5	2	2	1	1	0	0	0	0	1	19	23	4.50	1.500

PITCHER	IP	WLS	BF	H	R	ER	SO	BB	IBB	HBP	BLK	WP	HR	S	P	ERA	WHIP

BOTTOM

Milwaukee Brewers @ Detroit Tigers

Tiger Stadium, Detroit, MI

Tue Sep 02 1975, 7:05 PM EDT

Att. 6,263 - Unknown

livebaseballscorecards.com

AB	37
R	5
H	12
RBI	5
BB	2
SO	2
LOB	18

Cleveland Indians @ Milwaukee Brewers

Milwaukee County Stadium, Milwaukee, WI

Wed Sep 03 1975, 8:05 PM EDT

Att. 4,177 - Unknown

TOP

livebaseballscorecards.com

Batter	1	2	3	4	5	6	7	8	9	AB	R	H	RBI	BB	SO	LOB
Duane Kuiper, L (1, 4) OBP: 0.361, SLG: 0.335	1B G1-6-3 1B		4-3 ①		4-3 ②	3-1 ③		F7 ②	1-3 2-H 3-H 1B	6	1	2	2	0	0	5
Rick Manning, L (1, 8) OBP: 0.349, SLG: 0.359	G1-6-3 1-3 1B		6-3 ②		BBBB 4-0 BB		6-3 1B	1-3 2-H 1B ③	F7 ③	5	0	3	1	1	0	2
George Hendrick, R (1, 9) OBP: 0.305, SLG: 0.422	G1-6-3 ①② 1-2f 3-H		SSS 0-3 K ③		F8 ③		6-3 ① 1-2		2B 1B	5	1	1	0	0	1	3
Boog Powell, L (1, 3) OBP: 0.389, SLG: 0.510 Joe Lis, R (6, 3) OBP: 0.500, SLG: 1.000	F9 ③			2B 1B		G3 ① 1-3 ②			F8 1-H 1B 2B	3 2	1 1	1 1	0 1	0 0	0 0	0 1
Rico Carty, R (1, 10) OBP: 0.384, SLG: 0.521		F4 ①		1-H SF8 2B		1B 1B 1B	6-3 ③		F8 ① 2-3	5	2	2	1	0	0	2
Oscar Gamble, L (1, 7) OBP: 0.366, SLG: 0.436		BBBB 4-0 CS BB		SF8 ① 3-H		1B 1-2 1B		E4 S 1B 1B	1B 1B 3-H 1B 1B	3	2	3	2	1	0	0
Buddy Bell, R (1, 5) OBP: 0.316, SLG: 0.365		1-2 HR ②	SSS 0-3 K ②			1-3 2-H 1B		F9 ① 2-3	1B 1-2 1B 1B	5	2	3	2	0	1	1
Alan Ashby, S (1, 2) OBP: 0.319, SLG: 0.321		1B	SSS 0-3 K ③		IIII 4-0 IBB			BBBB 4-0 1B 1B BB	1B 1-2 2-3 1B	3	1	2	0	2	1	0
Frank Duffy, R (1, 6) OBP: 0.271, SLG: 0.280		1-3 ③			F8 ①	F3 ②		1B 1-2 3-H 1B	F4 ②	5	0	1	1	0	0	7
Inning Stats	R: 1 E: 0 K: 0 S: 4 H: 2 LOB: 0 BB: 0 P: 4	R: 1 E: 0 K: 0 S: 4 H: 2 LOB: 1 BB: 1 P: 8	R: 0 E: 0 K: 1 S: 5 H: 0 LOB: 0 BB: 0 P: 5	R: 2 E: 0 K: 2 S: 9 H: 2 LOB: 0 BB: 0 P: 9	R: 0 E: 0 K: 0 S: 3 H: 0 LOB: 1 BB: 1 P: 7	R: 1 E: 0 K: 0 S: 6 H: 3 LOB: 3 BB: 1 P: 10	R: 0 E: 0 K: 0 S: 4 H: 1 LOB: 1 BB: 0 P: 4	R: 2 E: 1 K: 0 S: 5 H: 3 LOB: 2 BB: 1 P: 9	R: 4 E: 0 K: 0 S: 9 H: 6 LOB: 2 BB: 0 P: 9	1B: 16 2B: 2 3B: 0 HR: 1 SF: 1 SAC: 0 DP: 1 HBP: 0	WP: 0 PB: 0 SB: 1 CS: 1 PA: 47					

	AB	42
	R	11
	H	19
	RBI	10
	BB	4
	SO	3
	LOB	21

PITCHER	IP	WLS	BF	H	R	ER	SO	BB	IBB	HBP	BLK	WP	HR	S	P	ERA	WHIP
Jim Slaton, R (1, 1) ERA: 4.39	3.1	L	15	6	4	4	1	1	0	0	0	0	1	16	20	10.80	2.100
Bill Castro, R (4, 1) ERA: 2.52	3.2		17	4	1	1	2	1	1	0	0	0	0	19	27	2.46	1.364
Tom Murphy, R (8, 1) ERA: 4.38	2.0		15	9	6	6	0	1	0	0	0	0	0	14	18	27.00	5.000

PITCHER	IP	WLS	BF	H	R	ER	SO	BB	IBB	HBP	BLK	WP	HR	S	P	ERA	WHIP

Cleveland Indians @ Milwaukee Brewers

Milwaukee County Stadium, Milwaukee, WI

Wed Sep 03 1975, 8:05 PM EDT

Att. 4,177 - Unknown

livebaseballscorecards.com

BOTTOM

Batter	1	2	3	4	5	6	7	8	9	AB	R	H	RBI	BB	SO	LOB
Don Money, R (1, 5) OBP: 0.309, SLG: 0.399	G4-6-3 1B		F7		1B		K		5-3	5	0	2	0	0	1	1
Robin Yount, R (1, 6) OBP: 0.310, SLG: 0.366	1-2 G4-6-3 1B		F3		F9		E 1B		F8	5	1	2	0	0	0	2
George Scott, R (1, 3) OBP: 0.345, SLG: 0.497	G4-6-3 1-2f 2-3			5-3		1B 1B 2B 1B	E6 1B 1-2		6-3	5	1	1	0	0	0	4
Hank Aaron, R (1, 10) OBP: 0.327, SLG: 0.350	F9			1B		F8	1-3 2-H			4	0	2	1	0	0	2
Charlie Moore, R (1, 2) OBP: 0.348, SLG: 0.411		1B		1-2 1B		1B 1-2 2B 1B	G1			4	1	3	0	0	0	1
Sixto Lezcano, R (1, 9) OBP: 0.319, SLG: 0.370		K		F8		2B 1-2 2-3 1B			5-3	4	0	1	0	0	1	3
Bobby Mitchell, R (1, 7) OBP: 0.321, SLG: 0.435		F9		K		K			F4	3	0	0	0	0	2	6
Tommy Bianco, S (8, PH) OBP: 0.286, SLG: 0.118										1	0	0	0	0	0	0
Gorman Thomas, R (9, 8) OBP: 0.275, SLG: 0.389										0	0	0	0	0	0	0
Pedro Garcia, R (1, 4) OBP: 0.283, SLG: 0.348		L6			6-3	1-3 2-H 3-H 2B			K	4	0	1	2	0	1	1
Bill Sharp, L (1, 8) (9, 7) OBP: 0.273, SLG: 0.319			F9		K	G3			2B	4	0	1	0	0	1	2
Inning Stats	R: 0 E: 0 K: 0 S: 4 H: 2 LOB: 1 BB: 0 P: 4	R: 0 E: 0 K: 1 S: 6 H: 1 LOB: 1 BB: 0 P: 6	R: 0 E: 0 K: 0 S: 3 H: 0 LOB: 0 BB: 0 P: 3	R: 0 E: 0 K: 1 S: 7 H: 2 LOB: 2 BB: 0 P: 7	R: 0 E: 0 K: 1 S: 6 H: 1 LOB: 1 BB: 0 P: 6	R: 2 E: 0 K: 1 S: 9 H: 4 LOB: 2 BB: 0 P: 9	R: 1 E: 1 K: 1 S: 7 H: 2 LOB: 1 BB: 0 P: 7	R: 0 E: 0 K: 1 S: 5 H: 0 LOB: 0 BB: 0 P: 5	R: 0 E: 0 K: 0 S: 4 H: 1 LOB: 1 BB: 0 P: 4	1B: 11 2B: 2 3B: 0 HR: 0 SF: 0 SAC: 0 DP: 1 HBP: 0							

	AB	39
	R	3
	H	13
	RBI	3
	BB	0
	SO	6
	LOB	22

WP: 0 PB: 0 SB: 0 CS: 0 PA: 39

PITCHER		IP	WLS	BF	H	R	ER	SO	BB	IBB	HBP	BLK	WP	HR	S	P	ERA	WHIP
Fritz Peterson, L ERA: 4.43	(1, 1)	6.0	W	27	10	2	2	4	0	0	0	0	0	0	35	35	3.00	1.667
Bob Reynolds, R ERA: 4.96	(7, 1)	3.0	S	12	3	1	0	2	0	0	0	0	0	0	16	16	0.00	1.000

TOP

Cleveland Indians @ Milwaukee Brewers

Milwaukee County Stadium, Milwaukee, WI

Thu Sep 04 1975, 8:05 PM EDT

Att. 3,810 - Unknown

livebaseballscorecards.com

Batter	1	2	3	4	5	6	7	8	9	AB	R	H	RBI	BB	SO	LOB
Duane Kuiper, L (1, 4) OBP: 0.360, SLG: 0.332	4-3	5-3		F8		S 1B 1B 1-2	FC4-6 CS 1-2f		1B HBP	5	1	1	0	0	0	2
Buddy Bell, R (1, 5) OBP: 0.318, SLG: 0.367	F9		F8 1B E 1B	6-3		1B SF8 1B 1-H 2-H	4-3 1-2		1-2 2-3 1B	6	2	3	2	0	0	1
Rick Manning, L (1, 8) OBP: 0.349, SLG: 0.358	F5		E WP 1B 1-2		K S S S	1B 2B 1B 1-3		3-1	4-3	6	2	2	0	0	1	3
Rico Carty, R (1, 7) Tommy Smith, L (9, 7)		E5 BB HR 2-3	F8		E 1B	SF8 3-H		4-3		4 0	1 0	1 0	1 0	0 0	0 0	2 0
George Hendrick, R (1, 9) OBP: 0.308, SLG: 0.421		HR BB 1-2	E3 WP BB SF8 1-3 3-H		K S S S	2B 1B 1-3		BB		3	2	1	1	2	1	2
Frank Robinson, R (1, 10) OBP: 0.390, SLG: 0.517 Oscar Gamble, L (3, PH) OBP: 0.367, SLG: 0.438		K	WP BB 1-2		E3 1-3	2B 1-3 3-H		F4		1 3	0 0	0 1	0 1	0 1	1 0	2 2
Joe Lis, R (1, 3) OBP: 0.429, SLG: 1.200	HR 1-H 2-H	SF8 1-2 2-H 3-H			4-3	BB			F8	3	1	1	4	1	0	2
Alan Ashby, S (1, 2) OBP: 0.316, SLG: 0.324	L7	3-1				F9 F1			1B 2B	5	0	1	0	0	0	4
Frank Duffy, R (1, 6) OBP: 0.275, SLG: 0.281	BB			5-3		S 1B 1B BB	FC4-6 1B		L7	3	1	1	0	2	0	1
Inning Stats	R: 0 E: 0 K: 0 S: 3 H: 0 LOB: 0 BB: 0 P: 3	R: 3 E: 1 K: 1 S: 7 H: 1 LOB: 1 BB: 2 P: 15	R: 3 E: 1 K: 0 S: 6 H: 2 LOB: 1 BB: 1 P: 10	R: 0 E: 0 K: 0 S: 3 H: 0 LOB: 0 BB: 0 P: 3	R: 0 E: 1 K: 2 S: 9 H: 1 LOB: 2 BB: 0 P: 9	R: 4 E: 0 K: 0 S: 8 H: 5 LOB: 3 BB: 2 P: 16	R: 0 E: 0 K: 0 S: 3 H: 1 LOB: 0 BB: 0 P: 3	R: 0 E: 0 K: 0 S: 3 H: 0 LOB: 1 BB: 1 P: 7	R: 0 E: 0 K: 0 S: 5 H: 2 LOB: 3 BB: 0 P: 6	1B: 9 2B: 2 3B: 0 HR: 1 SF: 2 SAC: 0 DP: 0 HBP: 1						

AB	39
R	10
H	12
RBI	9
BB	6
SO	3
LOB	21

WP: 1 PB: 0 SB: 2 CS: 1 PA: 48

PITCHER		IP	WLS	BF	H	R	ER	SO	BB	IBB	HBP	BLK	WP	HR	S	P	ERA	WHIP
Lafayette Currence, L ERA: 7.07	(1, 1)	2.1	L	13	3	5	4	1	2	0	0	0	0	1	13	21	15.43	2.143
Larry Anderson, R ERA: 12.0	(3, 1)	3.0		17	4	5	4	2	2	0	0	0	1	0	19	27	12.00	2.000
Pat Osburn, L ERA:	(6, 1)	3.2		18	5	0	0	0	2	0	1	0	0	0	15	24	0.00	1.909

PITCHER	IP	WLS	BF	H	R	ER	SO	BB	IBB	HBP	BLK	WP	HR	S	P	ERA	WHIP

Batter	1	2	3	4	5	6	7	8	9	AB	R	H	RBI	BB	SO	LOB
Don Money, R (1, 5) OBP: 0.313, SLG: 0.402	G4-6-3 1B	1-H 1B			6-3	F6			1B 1-2 1B	5	0	3	1	0	0	2
Bill Sharp, L (1, 8) (7, 7) OBP: 0.275, SLG: 0.318	G4-6-3 1-2f	G3			BB		4-3		FC6-4 1B 1-2 2-H	4	0	1	1	1	0	2
George Scott, R (1, 3) OBP: 0.344, SLG: 0.496	2B		6-3		K		F7		F8	5	0	1	0	0	1	3
Hank Aaron, R (1, 10) OBP: 0.325, SLG: 0.351	F2		2B		4-3		F7		FC6-4 1-2f	5	0	1	0	0	0	4
Darrell Porter, L (1, 2) OBP: 0.356, SLG: 0.409		BB 2B	K			F8		F7		2	1	0	0	1	1	1
Gorman Thomas, R (7, 8) OBP: 0.273, SLG: 0.387										1	0	0	0	0	0	0
Charlie Moore, R (1, 7) (7, 2) OBP: 0.346, SLG: 0.413		K	K			1B 2B		F8		4	1	1	0	0	2	2
Sixto Lezcano, R (1, 9) OBP: 0.321, SLG: 0.374		F8 1-H 1B 2B	6-3			BB 2-H 1B		F7		4	1	2	2	0	0	0
Robin Yount, R (1, 6) OBP: 0.309, SLG: 0.364		F8 2-3	6-3			BB 1-2			5-3	3	0	0	0	1	0	1
Pedro Garcia, R (1, 4) OBP: 0.286, SLG: 0.351		S 1B 3-H 1B	F3			L6			1B 1B 1B	4	2	2	1	0	0	2
Inning Stats	R: 0 E: 0 K: 0 S: 4 H: 2 LOB: 1 BB: 0 P: 4	R: 3 E: 0 K: 1 S: 8 H: 3 LOB: 1 BB: 1 P: 12	R: 0 E: 0 K: 2 S: 8 H: 1 LOB: 1 BB: 0 P: 8	R: 0 E: 0 K: 0 S: 3 H: 0 LOB: 0 BB: 0 P: 3	R: 0 E: 0 K: 1 S: 5 H: 0 LOB: 1 BB: 1 P: 9	R: 1 E: 0 K: 0 S: 5 H: 2 LOB: 2 BB: 1 P: 9	R: 0 E: 0 K: 0 S: 3 H: 0 LOB: 0 BB: 0 P: 3	R: 0 E: 0 K: 0 S: 3 H: 0 LOB: 0 BB: 0 P: 3	R: 1 E: 0 K: 0 S: 6 H: 3 LOB: 2 BB: 0 P: 6	1B: 7 2B: 4 3B: 0 HR: 0	SF: 0 SAC: 0 DP: 1 HBP: 0						

PITCHER	IP	WLS	BF	H	R	ER	SO	BB	IBB	HBP	BLK	WP	HR	S	P	ERA	WHIP
Roric Harrison, R (1, 1) ERA: 4.65	9.0	W	40	11	5	5	4	3	0	0	0	0	0	45	57	5.00	1.556

PITCHER	IP	WLS	BF	H	R	ER	SO	BB	IBB	HBP	BLK	WP	HR	S	P	ERA	WHIP

BOTTOM

Cleveland Indians @ Milwaukee Brewers

Milwaukee County Stadium, Milwaukee, WI

Thu Sep 04 1975, 8:05 PM EDT

Att. 3,810 - Unknown

livebaseballscorecards.com

AB	37
R	5
H	11
RBI	5
BB	3
SO	4
LOB	17

1B: 7	SF: 0	WP: 0	PA: 40
2B: 4	SAC: 0	PB: 0	
3B: 0	DP: 1	SB: 1	
HR: 0	HBP: 0	CS: 0	

Batter	1	2	3	4	5	6	7	8	9	AB	R	H	RBI	BB	SO	LOB
Cecil Cooper, L (1, 10) OBP: 0.369, SLG: 0.592	H 1-0 4-3 1B HBP		S S S 0-3 ① K			S S S 0-3 ① K		x 0-0 1-2 1B		3	1	1	0	0	2	0
Denny Doyle, L (1, 4) OBP: 0.300, SLG: 0.378	x 0-0 ① 4-3 1-2		x 0-0 ② F6			x 0-0 ② B1-3		x 0-0 ① L9 2-3		4	0	0	0	0	0	3
Carl Yastrzemski, L (1, 3) OBP: 0.375, SLG: 0.426	x 0-0 1B 2-H 1B		x 0-0 ③ F6			x 0-0 ③ P7		x 0-0 ② F4		4	0	1	1	0	0	2
Fred Lynn, L (1, 8) OBP: 0.399, SLG: 0.567	x 0-0 1-2 1B			S S S 0-3 ① K			x 0-0 ① 6-3	x 0-0 ③ F8		4	0	1	0	0	1	2
Jim Rice, R (1, 7) OBP: 0.351, SLG: 0.503	x 0-0 ② F2			x 0-0 ② F7			x 0-0 F9 BB 1B		x 0-0 ① 1-3	4	0	1	0	0	0	2
Carlton Fisk, R (1, 2) OBP: 0.374, SLG: 0.487	S S S 0-3 ③ K			x 0-0 ③ 5-3			B B B B 4-0 FC4-6 1-2 BB		x 0-0 ② 5-3	3	0	0	0	1	1	2
Dwight Evans, R (1, 9) OBP: 0.361, SLG: 0.462		x 0-0 ① 1-3			x 0-0 ① F4		x 0-0 ② F9 2-3		x 0-0 E4 1B	4	1	0	0	0	0	2
Rick Burleson, R (1, 6) OBP: 0.315, SLG: 0.339		x 0-0 ② F8			x 0-0 ② 5-3		x 0-0 ③ FC4-6 1-2f		x 0-0 2-H 1B	4	0	1	1	0	0	2
Rico Petrocelli, R (1, 5) OBP: 0.321, SLG: 0.324		x 0-0 ③ 5-3			x 0-0 ③ 6-3			x 0-0 L9 1B 1B	S S S 0-3 ③ K	4	0	1	0	0	1	1
Inning Stats	R: 1 H: 2 E: 0 LOB: 2 K: 1 BB: 0 S: 7 P: 8	R: 0 H: 0 E: 0 LOB: 0 K: 0 BB: 0 S: 3 P: 3	R: 0 H: 0 E: 0 LOB: 0 K: 1 BB: 0 S: 5 P: 5	R: 0 H: 0 E: 0 LOB: 0 K: 1 BB: 0 S: 5 P: 5	R: 0 H: 0 E: 0 LOB: 0 K: 0 BB: 0 S: 3 P: 3	R: 0 H: 0 E: 0 LOB: 0 K: 1 BB: 0 S: 5 P: 5	R: 0 H: 1 E: 0 LOB: 2 K: 0 BB: 1 S: 4 P: 8	R: 0 H: 2 E: 0 LOB: 2 K: 0 BB: 0 S: 5 P: 5	R: 1 H: 1 E: 1 LOB: 1 K: 1 BB: 0 S: 7 P: 7	1B: 6 SF: 0 2B: 0 SAC: 0 3B: 0 DP: 0 HR: 0 HBP: 1						

TOP

Boston Red Sox @ Milwaukee Brewers

Milwaukee County Stadium, Milwaukee, WI

Fri Sep 05 1975, 8:05 PM EDT
Att. 11,864 - Unknown

livebaseballscorecards.com

AB	34
R	2
H	6
RBI	2
BB	1
SO	5
LOB	16

PITCHER		IP	WLS	BF	H	R	ER	SO	BB	IBB	HBP	BLK	WP	HR	S	P	ERA	WHIP
Pete Broberg, R ERA: 4.34	(1, 1)	9.0	W	36	6	2	1	5	1	0	1	0	0	0	44	49	1.00	0.778

PITCHER	IP	WLS	BF	H	R	ER	SO	BB	IBB	HBP	BLK	WP	HR	S	P	ERA	WHIP

BOTTOM

Boston Red Sox @ Milwaukee Brewers
Milwaukee County Stadium, Milwaukee, WI
Fri Sep 05 1975, 8:05 PM EDT
Att. 11,864 - Unknown

livebaseballscorecards.com

Batter	1	2	3	4	5	6	7	8	9	AB	R	H	RBI	BB	SO	LOB
Don Money, R (1, 5) OBP: 0.312, SLG: 0.401	0-0 WP 1B 1B		0-0 5-3 ①	0-0 P7 ③		0-0 F5 ③				4	1	1	0	0	0	3
Charlie Moore, R (1, 7) OBP: 0.344, SLG: 0.410	0-3 K ①		0-0 BB BB 1B		0-0 6-3 ①		0-3 K ①			4	0	1	0	0	2	1
George Scott, R (1, 3) OBP: 0.341, SLG: 0.492	0-3 K ②		0-3 K ②		0-0 6-3 ②		0-0 F8 ②			4	0	0	0	0	2	2
Hank Aaron, R (1, 10) OBP: 0.327, SLG: 0.350	0-0 1-H HR 1B		4-0 1-2 BB		0-0 5-3 ③		0-0 F3 ③			3	1	1	1	1	0	0
Sixto Lezcano, R (1, 9) OBP: 0.322, SLG: 0.381	0-0 1-H HR		4-0 1-2 2-3 BB			0-0 6-3 ①		0-0 6-3 ①		3	1	1	2	1	0	0
Darrell Porter, L (1, 2) OBP: 0.353, SLG: 0.405	0-0 F9 ③		0-3 K ③			0-3 K ②		0-0 F9 ②		4	0	0	0	0	2	3
Pedro Garcia, R (1, 4) OBP: 0.286, SLG: 0.360		0-0 5-3 ①		0-0 1-3 ①		0-0 HR		0-3 K ③		4	1	1	1	0	1	0
Robin Yount, R (1, 6) OBP: 0.309, SLG: 0.363		0-0 5-3 ②		0-0 4-3 ②		0-0 1B 1B				3	0	1	0	0	0	0
Bill Sharp, L (1, 8) OBP: 0.278, SLG: 0.321		0-0 4-3 ③		0-0 1B		0-0 1-3 1B				3	0	2	0	0	0	0
Inning Stats	R: 3 H: 3 E: 0 LOB: 0 K: 2 BB: 0 S: 10 P: 10	R: 0 H: 0 E: 0 LOB: 0 K: 0 BB: 0 S: 3 P: 3	R: 0 H: 1 E: 0 LOB: 3 K: 2 BB: 2 S: 8 P: 16	R: 0 H: 1 E: 0 LOB: 1 K: 0 BB: 0 S: 4 P: 4	R: 0 H: 0 E: 0 LOB: 0 K: 0 BB: 0 S: 3 P: 3	R: 1 H: 3 E: 0 LOB: 2 K: 1 BB: 0 S: 8 P: 8	R: 0 H: 0 E: 0 LOB: 0 K: 1 BB: 0 S: 5 P: 5	R: 0 H: 0 E: 0 LOB: 0 K: 1 BB: 0 S: 5 P: 5		1B: 6 SF: 0 2B: 0 SAC: 0 3B: 0 DP: 0 HR: 2 HBP: 0						

	AB	32
	R	4
	H	8
	RBI	4
	BB	2
	SO	7
	LOB	9

WP: 1 PA: 34
PB: 0
SB: 0
CS: 0

PITCHER		IP	WLS	BF	H	R	ER	SO	BB	IBB	HBP	BLK	WP	HR	S	P	ERA	WHIP
Bill Lee, L ERA: 3.71	(1, 1)	5.2	L	27	8	4	4	5	2	0	0	0	1	2	35	43	6.35	1.765
Diego Segui, R ERA: 5.05	(6, 1)	2.1		7	0	0	0	2	0	0	0	0	0	0	11	11	0.00	0.000

PITCHER	IP	WLS	BF	H	R	ER	SO	BB	IBB	HBP	BLK	WP	HR	S	P	ERA	WHIP

Batter	1	2	3	4	5	6	7	8	9	AB	R	H	RBI	BB	SO	LOB
Juan Beniquez, R (1, 8) (6, 7) OBP: 0.373, SLG: 0.420	0-0 FC6-4 1B	0-0 HR 2-H 2B	0-0 5-3 ③		0-0 G5-4-3 ②③ 1-2f		0-0 G3 1B 2B	0-0 FC1-2 ② 1B 1-2 2-3 3-Hf 2B		6	4	3	1	0	0	5
Rick Burleson, R (1, 6) OBP: 0.318, SLG: 0.350	0-3 K ① SSS	0-0 HR 2-H		PO 2B		0-0 1B 1B	0-0 G3 ① 2-3	0-0 2B 1-3 2-H 3-H 1B		5	2	3	2	0	1	2
Bob Heise, R (7, 5) OBP: 0.246, SLG: 0.238										1	1	1	2	0	0	0
Dwight Evans, R (1, 9) OBP: 0.368, SLG: 0.471	0-0 FC6-4 1-3 1B	0-0 HR 1B 1B		0-0 6-3 ①		0-0 1B 1-2 1B	0-0 3-H 1B	0-0 2-H 3-H 2B		6	2	5	3	0	0	1
Jim Rice, R (1, 7) OBP: 0.352, SLG: 0.503	0-0 FC6-4 ② 1-2f 3-H	0-0 HR 1-3 1B		0-0 L6 ②		0-0 WP HR 1B SSS 1-3 2-H 1B	0-3 K ② BBB	4-0 BB		4	2	2	2	0	0	2
Carlton Fisk, R (1, 2) OBP: 0.381, SLG: 0.508	0-0 4-3 ③	0-0 HR 1-H 3-H		0-0 PO ③ 2-3	0-0 1B 1B 1B	0-0 HR 1-2 3-H 1B	0-0 F5 ③ SSS	0-3 K ③		1	0	0	0	1	1	1
Tim Blackwell, S (6, 2) OBP: 0.311, SLG: 0.258										4	3	3	4	0	0	1
Rico Petrocelli, R (1, 5) OBP: 0.328, SLG: 0.342	0-0 2B SF7 1B				0-0 1B 1-3 1B 1B	0-0 HR 1-H 2-H		0-0 E6 BB E FC1-2	0-0 4-3 ①	4	3	4	3	0	0	0
Denny Doyle, L (7, 4) OBP: 0.298, SLG: 0.375	0-0 FC4 1B									2	0	0	0	0	0	0
Doug Griffin, R (1, 4) (7, 6) OBP: 0.295, SLG: 0.278	0-0 P8 ①				0-0 1B 1-2 3-H 1B	0-0 F8 ①		0-0 E4 FC1-2 BB 1-2 FC1-2	0-0 F7 ②	6	0	1	1	0	0	3
Bob Montgomery, R (1, 10) OBP: 0.247, SLG: 0.291	0-0 2B 1-3 2B	0-0 F9 ①			0-3 K ① SSS	0-0 4-3 ②		4-0 FC1-2 FC1-2 1B 1-2 2-3 BB BBB	4-0 BB BBB	2	1	1	0	0	0	0
Bernie Carbo, L (5, PH) OBP: 0.404, SLG: 0.490										2	1	0	0	2	1	2
Cecil Cooper, L (1, 3) OBP: 0.365, SLG: 0.584	0-0 SF7 ② 3-H	0-0 P7 ②			0-0 G5-4-3 1-2 2-H 1B	0-0 6-3 ③		0-0 FC1-2 ① FC1-2 1-2 2-3 3-Hf 1B	0-0 F8 ③	5	1	1	2	0	0	4
Inning Stats	R: 1 E: 0 K: 1 S: 7 H: 2 LOB: 1 BB: 0 P: 7	R: 7 E: 0 K: 0 S: 11 H: 8 LOB: 1 BB: 0 P: 11	R: 0 E: 0 K: 0 S: 3 H: 0 LOB: 0 BB: 0 P: 3	R: 0 E: 0 K: 0 S: 3 H: 1 LOB: 0 BB: 0 P: 3	R: 2 E: 0 K: 1 S: 8 H: 4 LOB: 1 BB: 0 P: 8	R: 5 E: 0 K: 0 S: 8 H: 5 LOB: 0 BB: 0 P: 8	R: 1 E: 0 K: 1 S: 7 H: 2 LOB: 1 BB: 0 P: 7	R: 4 E: 2 K: 1 S: 9 H: 2 LOB: 2 BB: 2 P: 17	R: 0 E: 0 K: 0 S: 3 H: 0 LOB: 1 BB: 1 P: 7	1B: 16 2B: 5 3B: 0 HR: 3	SF: 1 SAC: 0 DP: 1 HBP: 0						

TOP

Boston Red Sox @ Milwaukee Brewers

Milwaukee County Stadium, Milwaukee, WI

Sat Sep 06 1975, 4:33 AM EDT

Att. 11,992 - Unknown

livebaseballscorecards.com

AB	50
R	20
H	24
RBI	20
BB	3
SO	4
LOB	24

WP: 1 PA: 55
PB: 0
SB: 0
CS: 0

PITCHER		IP	WLS	BF	H	R	ER	SO	BB	IBB	HBP	BLK	WP	HR	S	P	ERA	WHIP
Bill Travers, L ERA: 4.24	(1, 1)	1.2	L	12	7	6	6	1	0	0	0	0	0	1	14	14	32.40	4.200
Pat Osburn, L ERA: 4.5	(2, 1)	0.1		4	3	2	2	0	0	0	0	0	0	1	4	4	54.00	9.000
Larry Anderson, R ERA: 13.5	(3, 1)	3.0		15	8	5	5	1	0	0	0	0	0	0	17	17	15.00	2.667
Lafayette Currence, L ERA: 7.8	(6, 1)	1.0		5	2	2	2	0	0	0	0	0	1	1	5	5	18.00	2.000
Tom Murphy, R ERA: 4.38	(7, 1)	2.0		14	4	5	1	2	2	0	0	0	0	0	16	24	4.50	3.000

PITCHER		IP	WLS	BF	H	R	ER	SO	BB	IBB	HBP	BLK	WP	HR	S	P	ERA	WHIP
Rick Austin, L ERA: 3.41	(9, 1)	1.0		4	0	0	0	0	1	0	0	0	0	0	3	7	0.00	1.000

BOTTOM

Boston Red Sox @ Milwaukee Brewers

Milwaukee County Stadium, Milwaukee, WI

Sat Sep 06 1975, 4:33 AM EDT

Att. 11,992 - Unknown

livebaseballscorecards.com

Batter	1	2	3	4	5	6	7	8	9	AB	R	H	RBI	BB	SO	LOB
Don Money, R (1, 5) OBP: 0.318, SLG: 0.417	1B		HR		5-3 ②		1B		1-3 1B 2B	5	2	4	1	0	0	0
Charlie Moore, R (1, 7) OBP: 0.341, SLG: 0.405	F8 ①		S S S 0-3 K ②		5-3 ③		F9 ②		2-H 3-H 1B	5	0	1	2	0	1	2
George Scott, R (1, 3) OBP: 0.341, SLG: 0.491	1-2 1B		S S S 0-3 K ③			5-3 ①	F8 ③		5-3 ②	4	0	1	0	0	1	1
Tommy Bianco, S (8, 3) OBP: 0.273, SLG: 0.111										1	0	0	0	0	0	1
Hank Aaron, R (1, 10) OBP: 0.327, SLG: 0.349	S S S 0-3 K ②			L4 ①		B B B B 4-0 4-3 HR BB		5-3 ①	S S S 0-3 K ③	2	0	0	0	1	1	2
Bobby Darwin, R (6, PR) OBP: 0.298, SLG: 0.376				1B						2	1	0	0	0	1	1
Sixto Lezcano, R (1, 9) OBP: 0.322, SLG: 0.380	6-3 ③			0-0 1B		4-3 ② 1-2		1-3 ②		4	0	1	0	0	0	3
Darrell Porter, L (1, 2) OBP: 0.357, SLG: 0.415		F8 ①		1-2 1B		2-H HR		B B B B 4-0 BB		3	1	2	2	1	0	0
Pedro Garcia, R (1, 4) OBP: 0.285, SLG: 0.370		L6 ②		L7 ②		HR		F8 ③		4	1	1	1	0	0	3
Robin Yount, R (1, 6) OBP: 0.308, SLG: 0.362		F6 ③		1-3 ③		S S S 0-3 K ③			5-3 ①	2	0	0	0	0	0	2
Jack Lind, S (6, 6) OBP: 0.150, SLG: 0.056										2	0	0	0	0	1	1
Bill Sharp, L (1, 8) OBP: 0.277, SLG: 0.320			P9 ①		F7 ①		F8 ①		2B 1B 1B	1	0	0	0	0	0	0
Gorman Thomas, R (4, 8) OBP: 0.274, SLG: 0.387										3	1	1	0	0	0	0
Inning Stats	R: 0 E: 0 K: 1 S: 7 H: 2 LOB: 2 BB: 0 P: 7	R: 0 E: 0 K: 0 S: 3 H: 0 LOB: 0 BB: 0 P: 3	R: 1 E: 0 K: 2 S: 8 H: 1 LOB: 0 BB: 0 P: 8	R: 0 E: 0 K: 0 S: 5 H: 2 LOB: 2 BB: 0 P: 5	R: 0 E: 0 K: 0 S: 3 H: 0 LOB: 0 BB: 0 P: 3	R: 3 E: 0 K: 1 S: 7 H: 2 LOB: 1 BB: 1 P: 11	R: 0 E: 0 K: 0 S: 4 H: 1 LOB: 1 BB: 0 P: 4	R: 0 E: 0 K: 0 S: 3 H: 0 LOB: 1 BB: 1 P: 7	R: 2 E: 0 K: 1 S: 8 H: 3 LOB: 1 BB: 0 P: 8	1B: 7 2B: 1 3B: 0 HR: 3	SF: 0 SAC: 0 DP: 0 HBP: 0						

	AB	38
	R	6
	H	11
	RBI	6
	BB	2
	SO	5
	LOB	16

WP: 0 PB: 0 SB: 0 CS: 0 PA: 40

PITCHER		IP	WLS	BF	H	R	ER	SO	BB	IBB	HBP	BLK	WP	HR	S	P	ERA	WHIP
Roger Moret, L ERA: 3.46	(1, 1)	7.0	W	30	8	4	4	4	1	0	0	0	0	3	37	41	5.14	1.286
Rick Kreuger, L ERA: 9.0	(8, 1)	2.0		10	3	2	2	1	1	0	0	0	0	0	11	15	9.00	2.000

PITCHER	IP	WLS	BF	H	R	ER	SO	BB	IBB	HBP	BLK	WP	HR	S	P	ERA	WHIP

Boston Red Sox @ Milwaukee Brewers

Milwaukee County Stadium, Milwaukee, WI

Sun Sep 07 1975, 4:33 AM EDT

Unknown

TOP

livebaseballscorecards.com

Batter	1	2	3	4	5	6	7	8	9	AB	R	H	RBI	BB	SO	LOB
Cecil Cooper, L (1, 10) OBP: 0.359, SLG: 0.574	K		F8		K		L8		F8	5	0	0	0	0	2	2
Denny Doyle, L (1, 4) OBP: 0.303, SLG: 0.383	6-3		L9			FC4-6 1B		1B FC4-6 1B	2B 2B	5	2	3	0	0	0	1
Carl Yastrzemski, L (1, 3) OBP: 0.377, SLG: 0.426	F9			FC1-6 1B		FC4-6 1-2f		FC4-6 1-3 1B	2B 1B HBP	4	1	2	0	0	0	1
Fred Lynn, L (1, 8) OBP: 0.399, SLG: 0.568		F9-5 E 1B		FC1-6 1B 1-2f		L7		FC4-6 WP 1-2f 2B 3-H	1-3 1B 2-H 2B	5	2	2	2	0	0	3
Jim Rice, R (1, 7) OBP: 0.353, SLG: 0.502		E6 1-2		1-2 1B		F5		F3 1-2	2-H 3-H 1B	5	0	2	2	0	0	3
Carlton Fisk, R (1, 2) OBP: 0.381, SLG: 0.510		F9-5 2-3		F9			2B 6-3 1B		F8	5	1	2	1	0	0	5
Bernie Carbo, L (1, 9) OBP: 0.405, SLG: 0.492		4-3		1-3			1-3 2B	2-H 2B		3	0	1	0	1	0	3
Dwight Evans, R (8, 9) OBP: 0.368, SLG: 0.471								4-0 IBB		0	0	0	0	0	0	0
Rick Burleson, R (1, 6) OBP: 0.316, SLG: 0.347			5-3		6-3		6-3 3-H	F9		4	0	0	1	0	0	3
Rico Petrocelli, R (1, 5) OBP: 0.327, SLG: 0.340			1B		6-3		F2		K	4	0	1	0	0	1	1

	AB	40
	R	6
	H	13
	RBI	6
	BB	1
	SO	3
	LOB	22

Inning Stats																																
	R: 0	E: 0	K: 1	S: 5	H: 0	LOB: 0	BB: 0	P: 5	R: 0	E: 1	K: 0	S: 4	H: 1	LOB: 1	BB: 0	P: 4	R: 0	E: 0	K: 0	S: 4	H: 1	LOB: 1	BB: 0	P: 4	R: 0	E: 0	K: 0	S: 5	H: 2	LOB: 2	BB: 0	P: 5
	R: 0	E: 0	K: 1	S: 5	H: 0	LOB: 0	BB: 0	P: 5	R: 0	E: 0	K: 0	S: 4	H: 1	LOB: 1	BB: 0	P: 4	R: 1	E: 0	K: 0	S: 5	H: 2	LOB: 1	BB: 0	P: 5	R: 2	E: 0	K: 0	S: 6	H: 3	LOB: 2	BB: 1	P: 10
	R: 3	E: 0	K: 1	S: 8	H: 3	LOB: 1	BB: 0	P: 9	1B: 9	2B: 5	3B: 0	HR: 0	SF: 0	SAC: 0	DP: 1	HBP: 1	WP: 1	PB: 0	SB: 0	CS: 0	PA: 42											

PITCHER		IP	WLS	BF	H	R	ER	SO	BB	IBB	HBP	BLK	WP	HR	S	P	ERA	WHIP
Jim Colborn, R ERA: 3.77	(1, 1)	7.0	L	30	9	3	3	2	0	0	0	0	0	0	34	34	3.86	1.286
Rick Austin, L ERA: 3.38	(8, 1)	0.1		1	0	0	0	0	0	0	0	0	0	0	1	1	0.00	0.000
Eduardo Rodriguez, R ERA: 3.49	(8, 1)	1.2		11	4	3	3	1	0	1	1	0	1	0	11	16	16.20	2.400

PITCHER		IP	WLS	BF	H	R	ER	SO	BB	IBB	HBP	BLK	WP	HR	S	P	ERA	WHIP

BOTTOM

Batter	1	2	3	4	5	6	7	8	9	AB	R	H	RBI	BB	SO	LOB
Don Money, R (1, 5) OBP: 0.320, SLG: 0.418	0-0 1B FC5-4 1B		0-3 K			0-0 6-3		0-0 E 1B		4	1	2	0	0	1	0
Bob Sheldon, L (1, 10) OBP: 0.364, SLG: 0.385	0-0 FC5-4 1-3 1B		0-0 F8			0-0 F5		0-0 F8		4	0	1	0	0	0	1
George Scott, R (1, 3) OBP: 0.342, SLG: 0.491	0-0 FC5-4 G3-6-3 1-2f 3-H		0-0 6-3			0-0 S 1B		0-0 E 1-2 1B		4	0	2	1	0	0	1
Darrell Porter, L (1, 2) OBP: 0.357, SLG: 0.413 Hank Aaron, R (8, PH) OBP: 0.326, SLG: 0.348 Gorman Thomas, R (8, PR) OBP: 0.274, SLG: 0.387 (9, 8)	0-0 G3-6-3 1-2f			0-0 6-3		4-0 BB 1-2		0-0 E4 FC5-4 1-2 2-3		2 1 0	0 0 0	0 0 0	0 0 0	1 0 0	0 0 0	1 2 0
Charlie Moore, R (1, 7) OBP: 0.339, SLG: 0.402 (9, 2)		0-0 CS 1B		0-3 K		0-0 F5		0-0 FC5-4 1-2f		4	0	1	0	0	1	5
Sixto Lezcano, R (1, 9) OBP: 0.319, SLG: 0.376		0-3 K		0-0 F8			0-3 K		0-0 F9	4	0	0	0	0	2	1
Bill Sharp, L (1, 8) OBP: 0.280, SLG: 0.334 (9, 7)		0-0 1-2 1B 2B			0-0 4-3		0-0 3-1		0-0 HR	4	2	2	1	0	0	0
Robin Yount, R (1, 6) OBP: 0.309, SLG: 0.363		0-0 2-H 1B			0-0 L6-3 1B		0-0 4-3		0-0 6-3	4	0	2	1	0	0	0
Pedro Garcia, R (1, 4) OBP: 0.281, SLG: 0.364		0-3 K			0-0 L6-3 1-2			0-0 F2	0-0 5-3	4	0	0	0	0	1	2
Inning Stats	R: 1 E: 0 K: 0 S: 4 H: 2 LOB: 0 BB: 0 P: 4	R: 1 E: 0 K: 2 S: 9 H: 3 LOB: 1 BB: 0 P: 9	R: 0 E: 0 K: 1 S: 5 H: 0 LOB: 0 BB: 0 P: 5	R: 0 E: 0 K: 1 S: 5 H: 0 LOB: 0 BB: 0 P: 5	R: 0 E: 0 K: 0 S: 3 H: 1 LOB: 0 BB: 0 P: 3	R: 0 E: 0 K: 0 S: 4 H: 1 LOB: 2 BB: 1 P: 8	R: 0 E: 0 K: 1 S: 5 H: 0 LOB: 0 BB: 0 P: 5	R: 0 E: 1 K: 0 S: 6 H: 2 LOB: 3 BB: 0 P: 6	R: 1 E: 0 K: 0 S: 4 H: 1 LOB: 0 BB: 0 P: 4	1B: 8 2B: 2 3B: 0 HR: 1	SF: 0 SAC: 0 DP: 2 HBP: 0						

PITCHER		IP	WLS	BF	H	R	ER	SO	BB	IBB	HBP	BLK	WP	HR	S	P	ERA	WHIP
Reggie Cleveland, R ERA: 4.88	(1, 1)	7.2	W	30	9	2	2	5	1	0	0	0	0	0	39	43	2.35	1.304
Bill Lee, L ERA: 3.71	(8, 1)	0.0		1	0	0	0	0	0	0	0	0	0	0	1	1	∞	∞
Dick Drago, R ERA: 3.62	(8, 1)	1.1	S	5	1	1	1	0	0	0	0	0	0	1	5	5	6.75	0.750

PITCHER	IP	WLS	BF	H	R	ER	SO	BB	IBB	HBP	BLK	WP	HR	S	P	ERA	WHIP

Boston Red Sox @ Milwaukee Brewers

Milwaukee County Stadium, Milwaukee, WI

Sun Sep 07 1975, 4:33 AM EDT

Unknown

livebaseballscorecards.com

AB	35
R	3
H	10
RBI	3
BB	1
SO	5
LOB	13

1B: 8	SF: 0	WP: 0	PA: 36		
2B: 2	SAC: 0	PB: 0			
3B: 0	DP: 2	SB: 1			
HR: 1	HBP: 0	CS: 1			

Batter	1	2	3	4	5	6	7	8	9	AB	R	H	RBI	BB	SO	LOB
Juan Beniquez, R (1, 8) OBP: 0.367, SLG: 0.413	6-3		E6 PB S SF8		F7		F9			4	1	0	0	0	0	1
Rick Burleson, R (1, 6) OBP: 0.315, SLG: 0.347	F9		SF8 1-H		1-2 1B			4-3		3	0	1	1	0	0	0
Dwight Evans, R (1, 9) OBP: 0.367, SLG: 0.467	BB		F5		F2			5-3		3	0	0	0	1	0	2
Jim Rice, R (1, 7) OBP: 0.352, SLG: 0.506	F9		F9			HR		L5		4	1	1	1	0	0	1
Carlton Fisk, R (1, 10) OBP: 0.379, SLG: 0.502		1B 6-3 BB		K		F7			F9	3	1	0	0	1	1	0
Rico Petrocelli, R (1, 5) OBP: 0.326, SLG: 0.339		1-3 1B		F8		F9			F8	4	0	1	0	0	0	0
Bob Montgomery, R (1, 2) OBP: 0.241, SLG: 0.284 (5, 3) (6, 2)		L6		K		5-3			F9	4	0	0	0	0	1	2
Doug Griffin, R (1, 4) OBP: 0.292, SLG: 0.275		6-3 3-H			6-3		6-3			3	0	0	1	0	0	1
Cecil Cooper, L (1, 3) OBP: 0.360, SLG: 0.571 Butch Hobson, R (5, PR) Tim Blackwell, S (5, 2) OBP: 0.311, SLG: 0.258 Carl Yastrzemski, L (6, 3) OBP: 0.376, SLG: 0.425		L3			1B HBP		4-3			1 0 0 1	0 0 0 0	0 0 0 0	0 0 0 0	0 0 0 0	0 0 0 0	1 0 0 0
Inning Stats	R: 0 H: 0 E: 0 LOB: 1 K: 0 BB: 1 S: 3 P: 7	R: 1 H: 1 E: 0 LOB: 1 K: 0 BB: 1 S: 4 P: 8	R: 1 H: 0 E: 1 LOB: 0 K: 0 BB: 0 S: 4 P: 4	R: 0 H: 0 E: 0 LOB: 0 K: 2 BB: 0 S: 7 P: 7	R: 0 H: 1 E: 0 LOB: 2 K: 0 BB: 0 S: 4 P: 5	R: 1 H: 1 E: 0 LOB: 0 K: 0 BB: 0 S: 4 P: 4	R: 0 H: 0 E: 0 LOB: 0 K: 0 BB: 0 S: 3 P: 3	R: 0 H: 0 E: 0 LOB: 0 K: 0 BB: 0 S: 3 P: 3	R: 0 H: 0 E: 0 LOB: 0 K: 0 BB: 0 S: 3 P: 3	1B: 2 SF: 1 2B: 0 SAC: 0 3B: 0 DP: 0 HR: 1 HBP: 1						

PITCHER	IP	WLS	BF	H	R	ER	SO	BB	IBB	HBP	BLK	WP	HR	S	P	ERA	WHIP
Bill Travers, L (1, 1) ERA: 4.07	9.0	W	34	3	3	2	2	2	0	1	0	0	1	35	44	2.00	0.556

PITCHER	IP	WLS	BF	H	R	ER	SO	BB	IBB	HBP	BLK	WP	HR	S	P	ERA	WHIP

TOP

Boston Red Sox @ Milwaukee Brewers

Milwaukee County Stadium, Milwaukee, WI

Sun Sep 07 1975, 4:38 AM EDT

Att. 11,904 - Unknown

livebaseballscorecards.com

AB	30
R	3
H	3
RBI	3
BB	2
SO	2
LOB	8

WP: 0 PA: 34
PB: 1
SB: 1
CS: 0

BOTTOM

Batter	1	2	3	4	5	6	7	8	9	AB	R	H	RBI	BB	SO	LOB
Don Money, R (1, 5) OBP: 0.326, SLG: 0.424	0-0 5-3 1B		0-0 SF7 1-3 2B		4-0 HR 1B BB	0-0 CS 1B		0-0 FC5 FC4-6 2-3 3-H		4	1	3	1	1	0	1
Bob Sheldon, L (1, 10) OBP: 0.358, SLG: 0.381	0-3 ① K		0-0 ② SF7 2-3 3-H		0-0 HR 1-2 1B	0-0 ② ③ F8 1-2		0-0 ② FC4-6 1B 1-2f 3-H		4	1	1	2	0	1	3
George Scott, R (1, 3) OBP: 0.342, SLG: 0.495	0-0 ② 5-3 1-2		0-0 ③ 6-3		0-0 HR 1-H 2-H		0-0 ① 5-3	0-0 1B 1-2		5	1	2	3	0	0	2
Darrell Porter, L (1, 2) OBP: 0.355, SLG: 0.408	0-0 ③ F5			0-0 ① F7	4-0 HBP S BB		0-0 ② 3-1	0-0 ③ F9		4	0	0	0	1	0	3
Charlie Moore, R (1, 7) OBP: 0.338, SLG: 0.399		0-0 ① 5-3		0-0 1B	0-3 ② K 1-2		0-3 ③ K			4	0	1	0	0	2	1
Bill Sharp, L (1, 8) OBP: 0.282, SLG: 0.337		0-0 ② G3		0-3 ② K	4-0 HBP IBB			0-0 2B 2B		3	1	1	0	1	1	1
Sixto Lezcano, R (1, 9) OBP: 0.320, SLG: 0.376		0-0 ③ 4-3		0-0 FC6-4 1-2 1B	1-0 FC5-4 1-2 2-3 HBP			0-0 ① 6-3		3	0	1	0	0	0	1
Robin Yount, R (1, 6) OBP: 0.309, SLG: 0.364			0-0 ① L7	0-0 ③ FC6-4 1-2f	0-0 ③ FC5-4 1-2f			0-0 E FC5 2B 2-H		4	1	1	1	0	0	5
Pedro Garcia, R (1, 4) OBP: 0.281, SLG: 0.363			0-0 2B SF7 1B		0-3 ① K	0-0 ① F9		0-0 E6 FC5 FC4-6 2-3		4	2	1	0	0	1	1
Inning Stats	R: 0 E: 0 K: 1 S: 6 H: 1 LOB: 1 BB: 0 P: 6	R: 0 E: 0 K: 0 S: 3 H: 0 LOB: 0 BB: 0 P: 3	R: 1 E: 0 K: 0 S: 5 H: 2 LOB: 1 BB: 0 P: 5	R: 0 E: 0 K: 1 S: 7 H: 2 LOB: 2 BB: 0 P: 7	R: 3 E: 0 K: 2 S: 9 H: 2 LOB: 3 BB: 3 P: 22	R: 0 E: 0 K: 0 S: 3 H: 1 LOB: 0 BB: 0 P: 3	R: 0 E: 0 K: 1 S: 5 H: 0 LOB: 0 BB: 0 P: 5	R: 3 E: 1 K: 0 S: 8 H: 3 LOB: 2 BB: 0 P: 8		1B: 7 2B: 3 3B: 0 HR: 1		SF: 1 SAC: 0 DP: 0 HBP: 1		WP: 0 PB: 0 SB: 1 CS: 1		PA: 40	

PITCHER		IP	WLS	BF	H	R	ER	SO	BB	IBB	HBP	BLK	WP	HR	S	P	ERA	WHIP
Dick Pole, R ERA: 3.98	(1, 1)	4.1	L	22	7	4	4	3	2	0	0	0	0	1	26	34	8.31	2.077
Jim Willoughby, R ERA: 3.05	(5, 1)	3.1		17	4	3	1	2	0	1	1	0	0	0	19	24	2.70	1.200
Jim Burton, L ERA: 3.02	(8, 1)	0.1		1	0	0	0	0	0	0	0	0	0	0	1	1	0.00	0.000

PITCHER	IP	WLS	BF	H	R	ER	SO	BB	IBB	HBP	BLK	WP	HR	S	P	ERA	WHIP

Boston Red Sox @ Milwaukee Brewers

Milwaukee County Stadium, Milwaukee, WI

Sun Sep 07 1975, 4:38 AM EDT

Att. 11,904 - Unknown

livebaseballscorecards.com

AB	35
R	7
H	11
RBI	7
BB	3
SO	5
LOB	18

Batter	1	2	3	4	5	6	7	8	9	AB	R	H	RBI	BB	SO	LOB
Al Bumbry, L (1, 7) OBP: 0.332, SLG: 0.367	K	K		4-3		F8			BB, 1B	5	0	1	0	0	2	3
Paul Blair, R (1, 8) OBP: 0.249, SLG: 0.276	E, 1B, 1B, BB	6-3			F7		HR, 1B		BB, 1B	4	2	2	0	1	0	1
Tommy Davis, R (1, 10) OBP: 0.314, SLG: 0.356	E9, BB, 1B, 1B		G6-4-3, 1B		6-3		1-H, HR		F7	5	1	3	2	0	0	2
Lee May, R (1, 3) OBP: 0.316, SLG: 0.438	BB, 1B		G6-4-3, 1-2f		5-3		F6		G5-4-3, BB	4	0	1	1	1	0	1
Tony Muser, L (9, PR) OBP: 0.327, SLG: 0.296										0	0	0	0	0	0	0
(9, 3)																
Ken Singleton, S (1, 9) OBP: 0.412, SLG: 0.458	BB		K			1-3	F7		G5-4-3, 1-2f	4	0	0	0	1	1	3
Bobby Grich, R (1, 4) OBP: 0.396, SLG: 0.395	F5			4-3, BB		E, 2B, BB	L5			2	2	0	0	2	0	3
Elrod Hendricks, L (1, 2) OBP: 0.307, SLG: 0.346	K			4-3		2B, E, BB		4-3		3	1	1	0	1	1	3
Doug DeCinces, R (1, 5) OBP: 0.325, SLG: 0.442		SH5-3, 1B		K		E7, 6-3, 1-H, 2-H, 2B		L6		4	0	2	1	0	1	2
Mark Belanger, R (1, 6) OBP: 0.284, SLG: 0.267		SH5-3		4-3		6-3		K		3	0	0	1	0	1	2
Inning Stats	R: 1 E: 1 K: 2 S: 9 H: 2 LOB: 3 BB: 2 P: 17	R: 0 E: 0 K: 1 S: 6 H: 1 LOB: 1 BB: 0 P: 6	R: 0 E: 0 K: 1 S: 5 H: 1 LOB: 0 BB: 0 P: 5	R: 1 E: 0 K: 1 S: 6 H: 1 LOB: 1 BB: 1 P: 10	R: 0 E: 0 K: 0 S: 3 H: 0 LOB: 0 BB: 0 P: 3	R: 2 E: 2 K: 0 S: 4 H: 1 LOB: 1 BB: 2 P: 12	R: 2 E: 0 K: 0 S: 5 H: 2 LOB: 0 BB: 0 P: 5	R: 0 E: 0 K: 1 S: 5 H: 0 LOB: 0 BB: 0 P: 5	R: 0 E: 0 K: 0 S: 4 H: 2 LOB: 3 BB: 1 P: 8	1B: 8 2B: 1 3B: 0 HR: 1 SF: 0 SAC: 1 DP: 2 HBP: 0						

PITCHER	IP	WLS	BF	H	R	ER	SO	BB	IBB	HBP	BLK	WP	HR	S	P	ERA	WHIP
Jim Slaton, R (1, 1) ERA: 4.44	8.0	L	38	10	6	5	6	5	0	0	0	0	1	45	65	5.62	1.875
Rick Austin, L (9, 1) ERA: 3.29	1.0		3	0	0	0	0	1	0	0	0	0	0	2	6	0.00	1.000

PITCHER	IP	WLS	BF	H	R	ER	SO	BB	IBB	HBP	BLK	WP	HR	S	P	ERA	WHIP

TOP

Baltimore Orioles @ Milwaukee Brewers

Milwaukee County Stadium, Milwaukee, WI

Mon Sep 08 1975, 8:05 PM EDT

Att. 4,271 - Unknown

livebaseballscorecards.com

AB	34
R	6
H	10
RBI	5
BB	6
SO	6
LOB	20

WP: 0 PB: 0 SB: 0 CS: 0 PA: 41

Batter	1	2	3	4	5	6	7	8	9	AB	R	H	RBI	BB	SO	LOB
Don Money, R (1, 5) OBP: 0.325, SLG: 0.421	F5		F8			BBBB 4-0 1B 2B BB		F8		3	1	0	0	1	0	0
Bob Sheldon, L (1, 10) OBP: 0.348, SLG: 0.369	1-3			F8		F9		3-1		4	0	0	0	0	0	1
George Scott, R (1, 3) OBP: 0.342, SLG: 0.495	4-3			G3 2B		F9		6-3		4	0	1	0	0	0	1
Darrell Porter, L (1, 2) OBP: 0.358, SLG: 0.411		4-3 1B		G3 2-3		1-3 2B 1B			BBBB 4-0 G4-6-3 BB	3	1	2	0	1	0	1
Charlie Moore, R (1, 7) OBP: 0.336, SLG: 0.401		4-3 1-2		5-3		1-H 3-H 2B			SSS 0-3 K	4	0	1	2	0	1	3
Bill Sharp, L (1, 8) OBP: 0.279, SLG: 0.333		F8			F5	F8			G4-6-3 1-2f	4	0	0	0	0	0	3
Sixto Lezcano, R (1, 9) OBP: 0.323, SLG: 0.378		6-3			FC5-4 1B		G5-4-3 1B			3	0	2	0	0	0	1
Robin Yount, R (1, 6) OBP: 0.307, SLG: 0.362			6-3		FC5-4 1-2f		F7			3	0	0	0	0	0	2
Pedro Garcia, R (1, 4) OBP: 0.278, SLG: 0.359			F7		F7		G5-4-3 1-2f			3	0	0	0	0	0	2
Inning Stats	R: 0 H: 0 E: 0 LOB: 0 K: 0 BB: 0 S: 3 P: 3	R: 0 H: 1 E: 0 LOB: 1 K: 0 BB: 0 S: 4 P: 4	R: 0 H: 0 E: 0 LOB: 0 K: 0 BB: 0 S: 3 P: 3	R: 0 H: 1 E: 0 LOB: 1 K: 0 BB: 0 S: 4 P: 4	R: 0 H: 1 E: 0 LOB: 1 K: 0 BB: 0 S: 4 P: 4	R: 2 H: 2 E: 0 LOB: 1 K: 0 BB: 1 S: 5 P: 9	R: 0 H: 1 E: 0 LOB: 0 K: 0 BB: 0 S: 3 P: 3	R: 0 H: 0 E: 0 LOB: 0 K: 0 BB: 0 S: 3 P: 3	R: 0 H: 0 E: 0 LOB: 0 K: 1 BB: 1 S: 4 P: 8	1B: 4 SF: 0 2B: 2 SAC: 0 3B: 0 DP: 2 HR: 0 HBP: 0						

PITCHER	IP	WLS	BF	H	R	ER	SO	BB	IBB	HBP	BLK	WP	HR	S	P	ERA	WHIP
Mike Torrez, R (1, 1) ERA: 3.21	9.0	W	33	6	2	2	1	2	0	0	0	0	0	33	41	2.00	0.889

PITCHER	IP	WLS	BF	H	R	ER	SO	BB	IBB	HBP	BLK	WP	HR	S	P	ERA	WHIP

BOTTOM

Baltimore Orioles @ Milwaukee Brewers

Milwaukee County Stadium, Milwaukee, WI

Mon Sep 08 1975, 8:05 PM EDT

Att. 4,271 - Unknown

livebaseballscorecards.com

AB	31
R	2
H	6
RBI	2
BB	2
SO	1
LOB	14

WP: 0 PA: 33
PB: 0
SB: 0
CS: 0

Baltimore Orioles @ Milwaukee Brewers

Milwaukee County Stadium, Milwaukee, WI

Tue Sep 09 1975, 8:05 PM EDT

Att. 4,659 - Unknown

TOP

livebaseballscorecards.com

Batter	1	2	3	4	5	6	7	8	9	AB	R	H	RBI	BB	SO	LOB
Ken Singleton, S (1, 9) OBP: 0.412, SLG: 0.458	K		0-0 PB 1B 1-2 2-H 1B	6-3			F8	2-H 1B		5	1	2	2	0	1	0
Paul Blair, R (1, 8) OBP: 0.249, SLG: 0.275	K		6-3 1-2 2-3		CS 1B		E5 WP	F8		5	0	1	0	0	1	3
Tommy Davis, R (1, 10) OBP: 0.319, SLG: 0.358	FC5-4 1B		BBBB WP 1B 1B BB		G5-4-3 1-2 1B		F4 2-3		BBBB FC4-6 BB	3	1	2	0	2	0	1
Lee May, R (1, 3) OBP: 0.318, SLG: 0.439	FC5-4 1-2f		1B WP 1-2 2-H 3-H 1B		G5-4-3 1-2f			1B HR 1B	FC4-6 BB 1-2f	4	0	2	2	0	0	2
Tony Muser, L (8, PR) (8, 3) OBP: 0.325, SLG: 0.294										1	1	0	0	0	0	1
Don Baylor, R (1, 7) OBP: 0.353, SLG: 0.475		F9	S 1-3 2-H 1B			F4		F2	L7	5	0	1	1	0	0	2
Bobby Grich, R (1, 4) OBP: 0.400, SLG: 0.407		2B	K 1-2			HR		1-3 HR 1B	1-2 FC4-6 BB	4	2	3	1	1	1	2
Doug DeCinces, R (1, 5) OBP: 0.314, SLG: 0.427		6-3	F5			K		K	FC4-6 1-2f	5	0	0	0	0	2	6
Dave Duncan, R (1, 2) OBP: 0.251, SLG: 0.360			BB 1B 1B	K		F9		1-H 3-H HR		4	2	2	3	0	1	0
Mark Belanger, R (1, 6) OBP: 0.286, SLG: 0.270			BBBB PB 1B 1-2 1B BB	6-3			F8	1B 2B		3	2	1	0	1	0	0

	AB	39
	R	9
	H	14
	RBI	9
	BB	4
	SO	6
	LOB	17

Inning Stats	1	2	3	4	5	6	7	8	9
	R: 0 E: 0 K: 2 S: 8	H: 1 LOB: 1 BB: 0 P: 8	R: 0 E: 0 K: 0 S: 3	H: 1 LOB: 0 BB: 0 P: 3	R: 4 E: 0 K: 1 S: 9	H: 4 LOB: 2 BB: 2 P: 17	R: 0 E: 0 K: 1 S: 5	H: 0 LOB: 0 BB: 0 P: 5	R: 0 E: 0 K: 0 S: 3	H: 2 LOB: 0 BB: 0 P: 3	R: 1 E: 0 K: 1 S: 6	H: 1 LOB: 0 BB: 0 P: 6	R: 0 E: 1 K: 0 S: 4	H: 0 LOB: 1 BB: 0 P: 4	R: 4 E: 0 K: 1 S: 10	H: 5 LOB: 1 BB: 0 P: 10	R: 0 E: 0 K: 0 S: 3	H: 0 LOB: 2 BB: 2 P: 11

	1B: 10	SF: 0	WP: 2	PA: 43
	2B: 2	SAC: 0	PB: 1	
	3B: 0	DP: 1	SB: 1	
	HR: 2	HBP: 0	CS: 1	

PITCHER		IP	WLS	BF	H	R	ER	SO	BB	IBB	HBP	BLK	WP	HR	S	P	ERA	WHIP
Pete Broberg, R ERA: 4.48	(1, 1)	2.1	L	14	6	4	4	2	2	0	0	0	1	0	16	24	15.43	3.429
Larry Anderson, R ERA: 10.32	(3, 1)	5.1		21	6	5	5	4	0	0	0	0	1	2	29	29	8.44	1.125
Jerry Augustine, L ERA: 27.0	(8, 1)	0.1		3	2	0	0	0	0	0	0	0	0	0	3	3	0.00	6.000
Tom Murphy, R ERA: 4.31	(9, 1)	1.0		5	0	0	0	0	2	0	0	0	0	0	3	11	0.00	2.000

PITCHER		IP	WLS	BF	H	R	ER	SO	BB	IBB	HBP	BLK	WP	HR	S	P	ERA	WHIP

Batter	1	2	3	4	5	6	7	8	9	AB	R	H	RBI	BB	SO	LOB
Don Money, R (1, 5) (8, 6) OBP: 0.327, SLG: 0.429	F8		1B		HR		5-3			4	1	2	1	0	0	0
Bob Sheldon, L (1, 10) OBP: 0.352, SLG: 0.364	F4		FC5 BB 1-2 BB		FC6 BB		F8			2	0	0	0	2	0	0
George Scott, R (1, 3) OBP: 0.339, SLG: 0.492 Kurt Bevacqua, R (9, 3) OBP: 0.278, SLG: 0.287	5-3		F8		F6			4-3		4 0	0 0	0 0	0 0	0 0	0 0	3 0
Darrell Porter, L (1, 2) OBP: 0.360, SLG: 0.408		SH3-4 BB	BB 1-2 2-3		FC6 FC5-4 1-2f			G3		2	0	0	0	2	0	1
Charlie Moore, R (1, 7) OBP: 0.336, SLG: 0.400		SH3-4 1-2	FC5 2-3f		FC5-4 1-2f			1B		3	0	1	0	0	0	4
Bill Sharp, L (1, 8) OBP: 0.279, SLG: 0.330		BB	G3		3-1			F8		3	0	0	0	1	0	1
Sixto Lezcano, R (1, 9) OBP: 0.322, SLG: 0.376		K	1B		K				F8	4	0	1	0	0	2	2
Pedro Garcia, R (1, 4) OBP: 0.275, SLG: 0.354		F4	F5		5-3				F8	4	0	0	0	0	0	3
Jack Lind, S (1, 6) OBP: 0.136, SLG: 0.050 Tommy Bianco, S (7, PH) OBP: 0.250, SLG: 0.100 (8, 5)			K2-3		K		K		F5	2 2	0 0	0 0	0 0	0 0	2 1	1 0
Inning Stats	R: 0 H: 0 E: 0 LOB: 0 K: 0 BB: 0 S: 3 P: 3	R: 0 H: 0 E: 0 LOB: 2 K: 1 BB: 2 S: 5 P: 13	R: 0 H: 1 E: 0 LOB: 3 K: 1 BB: 2 S: 6 P: 14	R: 0 H: 1 E: 0 LOB: 1 K: 1 BB: 0 S: 6 P: 6	R: 1 H: 1 E: 0 LOB: 1 K: 0 BB: 1 S: 4 P: 8	R: 0 H: 0 E: 0 LOB: 0 K: 1 BB: 0 S: 5 P: 5	R: 0 H: 0 E: 0 LOB: 0 K: 1 BB: 0 S: 5 P: 5	R: 0 H: 1 E: 0 LOB: 1 K: 0 BB: 0 S: 4 P: 4	R: 0 H: 0 E: 0 LOB: 0 K: 0 BB: 0 S: 3 P: 3	1B: 3 SF: 0 2B: 0 SAC: 1 3B: 0 DP: 0 HR: 1 HBP: 0						WP: 0 PA: 36 PB: 0 SB: 0 CS: 0	

PITCHER	IP	WLS	BF	H	R	ER	SO	BB	IBB	HBP	BLK	WP	HR	S	P	ERA	WHIP
Doyle Alexander, R (1, 1) ERA: 3.15	9.0	W	36	4	1	1	5	5	0	0	0	0	1	41	61	1.00	1.000

PITCHER	IP	WLS	BF	H	R	ER	SO	BB	IBB	HBP	BLK	WP	HR	S	P	ERA	WHIP

BOTTOM

Baltimore Orioles @ Milwaukee Brewers

Milwaukee County Stadium, Milwaukee, WI

Tue Sep 09 1975, 8:05 PM EDT

Att. 4,659 - Unknown

livebaseballscorecards.com

AB	30
R	1
H	4
RBI	1
BB	5
SO	5
LOB	15

Batter	1	2	3	4	5	6	7	8	9	AB	R	H	RBI	BB	SO	LOB
Don Money, R (1, 6) OBP: 0.329, SLG: 0.429	F7		F7		FC5 1B		BB FC5-4		5-3	3	0	1	0	1	0	0
Jack Lind, S (7, PR) OBP: 0.136, SLG: 0.050										0	0	0	0	0	0	0
(7, 6)																
Robin Yount, R (9, PH) OBP: 0.307, SLG: 0.361					1B					1	0	0	0	0	0	1
Bill Sharp, L (1, 8) OBP: 0.283, SLG: 0.334	G6-4-3 1B		1-3		1-2 1B		FC5-4 1-2f		2-3 1B	5	0	3	0	0	0	1
(5, 7)																
George Scott, R (1, 3) OBP: 0.338, SLG: 0.489	G6-4-3 1-2f		F8		FC5 2-3f		F7		6-3	3	0	0	0	0	0	3
Kurt Bevacqua, R (5, 3) OBP: 0.275, SLG: 0.284										2	0	0	0	0	0	3
Bobby Darwin, R (1, 10) OBP: 0.298, SLG: 0.384		6-3		F9		HR		K		4	1	1	1	0	1	0
Charlie Moore, R (1, 7) OBP: 0.335, SLG: 0.397		L5		1B		F9		6-3		4	0	1	0	0	0	0
(5, 2)																
Sixto Lezcano, R (1, 9) OBP: 0.326, SLG: 0.387		2B 1B		F9		HR		1B		4	1	3	1	0	0	1
Tommy Bianco, S (1, 5) OBP: 0.250, SLG: 0.167		FC5 1-3 2B		4-3		6-3		F7		4	0	1	0	0	0	2
Darrell Porter, L (1, 2) OBP: 0.360, SLG: 0.407		BB			K	F6			1B 2B	1	0	0	0	1	1	0
Gorman Thomas, R (5, 8) OBP: 0.276, SLG: 0.392										2	0	1	0	0	0	0
Pedro Garcia, R (1, 4) OBP: 0.271, SLG: 0.349		FC5 2-3f			F8		K		F9	4	0	0	0	0	1	4
Inning Stats	R: 0 E: 0 K: 0 S: 3 H: 1 LOB: 0 BB: 0 P: 3	R: 0 E: 0 K: 0 S: 5 H: 2 LOB: 3 BB: 1 P: 9	R: 0 E: 0 K: 0 S: 3 H: 0 LOB: 0 BB: 0 P: 3	R: 0 E: 0 K: 0 S: 4 H: 1 LOB: 1 BB: 0 P: 4	R: 0 E: 0 K: 1 S: 7 H: 2 LOB: 2 BB: 0 P: 7	R: 2 E: 0 K: 0 S: 5 H: 2 LOB: 0 BB: 0 P: 5	R: 0 E: 0 K: 1 S: 5 H: 0 LOB: 1 BB: 1 P: 9	R: 0 E: 0 K: 1 S: 6 H: 1 LOB: 1 BB: 0 P: 6	R: 0 E: 0 K: 0 S: 5 H: 2 LOB: 2 BB: 0 P: 5	1B: 7 2B: 2 3B: 0 HR: 2	SF: 0 SAC: 0 DP: 1 HBP: 0						

PITCHER	IP	WLS	BF	H	R	ER	SO	BB	IBB	HBP	BLK	WP	HR	S	P	ERA	WHIP
Larry Gura, L (1, 1) ERA: 3.32	9.0	W	39	11	2	2	3	2	0	0	0	0	2	43	51	2.00	1.444

PITCHER	IP	WLS	BF	H	R	ER	SO	BB	IBB	HBP	BLK	WP	HR	S	P	ERA	WHIP

TOP

Milwaukee Brewers @ New York Yankees

Shea Stadium, Flushing, NY

Wed Sep 10 1975, 7:05 PM EDT

Att. 6,944 - Unknown - 66 F

livebaseballscorecards.com

AB	37
R	2
H	11
RBI	2
BB	2
SO	3
LOB	15

WP: 0 PA: 39
PB: 0
SB: 0
CS: 0

Batter	1	2	3	4	5	6	7	8	9	AB	R	H	RBI	BB	SO	LOB
Bobby Bonds, R (1, 10) OBP: 0.366, SLG: 0.488	BBBB 4-0 HR BB	x 0-0 1-H 2-H 2B	SSS 0-3 K ③			x 0-0 1-2 1-3 1B		x 0-0 F8 ②		4	1	2	2	1	1	1
Sandy Alomar Sr., S (1, 4) OBP: 0.269, SLG: 0.291	x 0-0 1-H HR	x 0-0 6-3 ②		x 0-0 G6-4-3 1B		x 0-0 1-3 ① 1-2 2-3		x 0-0 5-3 ③		5	1	2	2	0	0	3
Roy White, S (1, 7) OBP: 0.361, SLG: 0.411	x 0-0 F6 ①	x 0-0 4-3 ③		x 0-0 G6-4-3 ① ② 1-2f		x 0-0 F6 ②				4	0	0	0	0	0	4
Thurman Munson, R (1, 2) OBP: 0.364, SLG: 0.425	x 0-0 FC4-6 1B		BBBB 4-0 BB 2B BB BB	x 0-0 5-3 ③		4-0 IBB				2	1	1	0	2	0	0
Graig Nettles, L (1, 5) OBP: 0.328, SLG: 0.437	x 0-0 FC4-6 CS ② 1-2f		BBBB 4-0 BB 2B 1-2 BB		SSS 0-3 K ①	x 0-0 F9 ③				3	1	0	0	1	1	4
Chris Chambliss, L (1, 3) OBP: 0.331, SLG: 0.432	0-0 CS ③ 1-2	x 0-0 FC FC6-4 2B	x 0-0 F8 ①		x 0-0 F7 ②		x 0-0 F9 ①			4	1	1	0	0	0	2
Rick Dempsey, R (1, 9) OBP: 0.372, SLG: 0.345		x 0-0 FC FC6-4 2-3	BBBB 4-0 2B SF8 1-2 2-3 BB		BBBB 4-0 BB		BBBB 4-0 7-4 BB			1	1	0	0	3	0	1
Rick Bladt, R (1, 8) OBP: 0.291, SLG: 0.304		x 0-0 FC6-4 S PB 2B ① 1-2f 3-H	x 0-0 1-3 2-H 3-H 2B		x 0-0 F8 ③		x 0-0 7-4 ② ③ 1-2f			4	1	1	3	0	0	3
Fred Stanley, R (1, 6) OBP: 0.286, SLG: 0.235		x 0-0 E5 S 2B 1-2	x 0-0 SF8 ② 3-H			BBBB 4-0 1-3 1B BB		x 0-0 5-3 ①		2	1	0	1	1	0	1
Inning Stats	R: 2 H: 2 E: 0 LOB: 0 K: 0 BB: 1 S: 4 P: 8	R: 3 H: 2 E: 1 LOB: 1 K: 0 BB: 0 S: 7 P: 7	R: 3 H: 1 E: 0 LOB: 1 K: 1 BB: 3 S: 6 P: 18	R: 0 H: 1 E: 0 LOB: 0 K: 0 BB: 0 S: 3 P: 3	R: 0 H: 0 E: 0 LOB: 1 K: 1 BB: 1 S: 5 P: 9	R: 0 H: 1 E: 0 LOB: 3 K: 0 BB: 2 S: 4 P: 12	R: 0 H: 0 E: 0 LOB: 0 K: 0 BB: 1 S: 2 P: 6	R: 0 H: 0 E: 0 LOB: 0 K: 0 BB: 0 S: 3 P: 3		1B: 3 SF: 1 2B: 4 SAC: 0 3B: 0 DP: 2 HR: 1 HBP: 0						

PITCHER		IP	WLS	BF	H	R	ER	SO	BB	IBB	HBP	BLK	WP	HR	S	P	ERA	WHIP
Pat Osburn, L ERA: 8.44	(1, 1)	1.1	L	10	4	5	3	0	1	0	0	0	0	1	9	13	20.25	3.750
Lafayette Currence, L ERA: 7.71	(2, 1)	3.2		18	3	3	3	2	5	0	0	0	0	0	17	37	7.36	2.182
Jerry Augustine, L ERA: 2.7	(6, 1)	3.0		10	0	0	0	0	1	1	0	0	0	0	8	16	0.00	0.333

PITCHER	IP	WLS	BF	H	R	ER	SO	BB	IBB	HBP	BLK	WP	HR	S	P	ERA	WHIP

BOTTOM

Milwaukee Brewers @ New York Yankees

Shea Stadium, Flushing, NY

Wed Sep 10 1975, 7:05 PM EDT

Att. 6,944 - Unknown - 66 F

livebaseballscorecards.com

AB	29
R	8
H	7
RBI	8
BB	8
SO	2
LOB	19

WP: 0 PA: 39
PB: 1
SB: 2
CS: 1

Milwaukee Brewers @ New York Yankees

Shea Stadium, Flushing, NY

Thu Sep 11 1975, 7:05 PM EDT

Att. 7,352 - Unknown - 69 F

TOP

livebaseballscorecards.com

Batter	1	2	3	4	5	6	7	8	9	AB	R	H	RBI	BB	SO	LOB
Don Money, R (1, 5) OBP: 0.328, SLG: 0.427	6-3		F8			F9 1B SF8 1B	K			1	0	0	0	0	0	0
Kurt Bevacqua, R (1, 5) OBP: 0.276, SLG: 0.285										3	1	1	0	0	1	2
Bob Sheldon, L (1, 4) OBP: 0.349, SLG: 0.360	F4		4-3			1-2 HBP 1B	5-3			4	0	1	0	0	0	2
George Scott, R (1, 3) OBP: 0.336, SLG: 0.486	1-3			K		F9 2-3		F9		4	0	0	0	0	1	2
Bobby Darwin, R (1, 10) OBP: 0.297, SLG: 0.380		K		K		1-2 HBP		F9		3	0	0	0	0	2	0
Darrell Porter, L (1, 2) OBP: 0.359, SLG: 0.405		BB		L3		SF8 3-H		3-4-1		2	0	0	1	1	0	0
Sixto Lezcano, R (1, 9) OBP: 0.325, SLG: 0.386		K	G3 1B			K			E6 G6-3 BB	4	0	1	0	0	2	3
Bill Sharp, L (1, 8) OBP: 0.285, SLG: 0.337		F2	F6				1B 2B		G6-3 1-2 BB	3	1	1	0	1	0	2
Charlie Moore, R (1, 7) OBP: 0.333, SLG: 0.396			F8		G3 1-2		K		G6-3 1-2f 2-3	1	0	0	0	0	0	0
Mike Hegan, L (3, 7) OBP: 0.360, SLG: 0.388										3	0	0	0	0	1	4
Robin Yount, R (1, 6) OBP: 0.308, SLG: 0.362			1B		5-3		2-H 1B		K	4	0	2	1	0	1	2

	AB	32
	R	2
	H	6
	RBI	2
	BB	2
	SO	8
	LOB	17

Inning Stats																				
	R: 0	H: 0	R: 0	H: 0	R: 0	H: 1	R: 0	H: 0	R: 0	H: 1	R: 1	H: 2	R: 1	H: 2	R: 0	H: 0	R: 0	H: 0	1B: 5	SF: 1	WP: 0	PA: 36
	E: 0	LOB: 0	E: 0	LOB: 1	E: 0	LOB: 1	E: 0	LOB: 0	E: 0	LOB: 1	E: 0	LOB: 2	E: 0	LOB: 1	E: 0	LOB: 0	E: 1	LOB: 1	2B: 1	SAC: 0	PB: 0	
	K: 0	BB: 0	K: 2	BB: 1	K: 0	BB: 0	K: 2	BB: 0	K: 0	BB: 0	K: 1	BB: 0	K: 2	BB: 0	K: 0	BB: 0	K: 1	BB: 1	3B: 0	DP: 1	SB: 0	
	S: 3	P: 3	S: 7	P: 11	S: 4	P: 4	S: 7	P: 7	S: 4	P: 4	S: 7	P: 8	S: 9	P: 9	S: 3	P: 3	S: 5	P: 9	HR: 0	HBP: 1	CS: 0	

PITCHER	IP	WLS	BF	H	R	ER	SO	BB	IBB	HBP	BLK	WP	HR	S	P	ERA	WHIP
Catfish Hunter, R (1, 1) ERA: 2.58	9.0	W	36	6	2	2	8	2	0	1	0	0	0	49	58	2.00	0.889

PITCHER	IP	WLS	BF	H	R	ER	SO	BB	IBB	HBP	BLK	WP	HR	S	P	ERA	WHIP

Batter	1	2	3	4	5	6	7	8	9	AB	R	H	RBI	BB	SO	LOB
Bobby Bonds, R (1, 9) OBP: 0.367, SLG: 0.490	6-3	1B		G3 2-H 2B		L6	1B			4	0	2	1	0	0	1
Rich Coggins, L (7, 9) OBP: 0.257, SLG: 0.279										1	0	1	0	0	0	0
Sandy Alomar Sr., S (1, 4) OBP: 0.269, SLG: 0.290	6-3	F8		G3 2-3		1B 2-H 1B	F8			5	0	1	1	0	0	3
Roy White, S (1, 7) OBP: 0.363, SLG: 0.413	S 1B 1B		G3	4-3		FC5-4 1-3 1B		1B 1B		5	1	3	0	0	0	1
Thurman Munson, R (1, 2) OBP: 0.365, SLG: 0.424	HR 1-H 1B		HR 1B		6-3	FC5-4 1-2f		F8		5	2	2	1	0	0	3
Graig Nettles, L (1, 5) OBP: 0.331, SLG: 0.450	HR 1-H		HR 1-H		K		HR 1B	K		5	3	3	4	0	2	1
Ed Brinkman, R (9, 5) OBP: 0.265, SLG: 0.299										0	0	0	0	0	0	0
Chris Chambliss, L (1, 3) OBP: 0.336, SLG: 0.435	BB	F7			1B		HR 1-2 1B	1-2 1B		4	1	3	0	1	0	0
Ed Herrmann, L (1, 10) OBP: 0.313, SLG: 0.418	F4	F9			G3		HR 1-H 2-H	K		4	1	1	3	0	0	2
Lou Piniella, R (8, PH) OBP: 0.257, SLG: 0.219										1	0	0	0	0	1	2
Rick Bladt, R (1, 8) OBP: 0.278, SLG: 0.289		5-3		F9		F5	6-3			4	0	0	0	0	0	0
Fred Stanley, R (1, 6) OBP: 0.285, SLG: 0.240		6-3		E7 WP 2B		1B 2B	6-3			4	2	1	0	0	0	0
Inning Stats	R: 3 E: 0 K: 0 S: 6 H: 3 LOB: 1 BB: 1 P: 10	R: 0 E: 0 K: 0 S: 4 H: 1 LOB: 1 BB: 0 P: 4	R: 2 E: 0 K: 0 S: 5 H: 2 LOB: 0 BB: 0 P: 5	R: 1 E: 1 K: 0 S: 5 H: 1 LOB: 1 BB: 0 P: 5	R: 0 E: 0 K: 1 S: 6 H: 1 LOB: 1 BB: 0 P: 6	R: 1 E: 0 K: 0 S: 6 H: 3 LOB: 2 BB: 0 P: 6	R: 3 E: 0 K: 0 S: 7 H: 4 LOB: 1 BB: 0 P: 7	R: 0 E: 0 K: 2 S: 9 H: 2 LOB: 2 BB: 0 P: 9		1B: 12 2B: 2 3B: 0 HR: 3		SF: 0 SAC: 0 DP: 0 HBP: 0				WP: 1 PB: 0 SB: 1 CS: 0	PA: 43

PITCHER		IP	WLS	BF	H	R	ER	SO	BB	IBB	HBP	BLK	WP	HR	S	P	ERA	WHIP
Jim Colborn, R ERA: 3.93	(1, 1)	4.0	L	21	7	6	5	0	1	0	0	0	1	2	20	24	11.25	2.000
Larry Anderson, R ERA: 9.45	(5, 1)	2.0		10	4	1	1	1	0	0	0	0	0	0	12	12	4.50	2.000
Tom Murphy, R ERA: 4.66	(7, 1)	1.0		7	4	3	3	0	0	0	0	0	0	1	7	7	27.00	4.000
Rick Austin, L ERA: 3.2	(8, 1)	1.0		5	2	0	0	2	0	0	0	0	0	0	9	9	0.00	2.000

PITCHER	IP	WLS	BF	H	R	ER	SO	BB	IBB	HBP	BLK	WP	HR	S	P	ERA	WHIP

BOTTOM

Milwaukee Brewers @ New York Yankees

Shea Stadium, Flushing, NY

Thu Sep 11 1975, 7:05 PM EDT

Att. 7,352 - Unknown - 69 F

livebaseballscorecards.com

AB	42
R	10
H	17
RBI	10
BB	1
SO	3
LOB	13

Milwaukee Brewers @ Boston Red Sox

Fenway Park, Boston, MA

Sat Sep 13 1975, 3:33 AM EDT

Att. 28,515 - Unknown - 69 F

TOP

livebaseballscorecards.com

Batter	1	2	3	4	5	6	7	8	9	AB	R	H	RBI	BB	SO	LOB
Don Money, R (1, 5) OBP: 0.328, SLG: 0.429	F7		F8	2B 1-H		BB 2B 3-H		SH3 1-2		3	1	1	1	0	0	0
Kurt Bevacqua, R (4, 5) OBP: 0.279, SLG: 0.285										0	1	0	0	1	0	0
Bill Sharp, L (1, 8) OBP: 0.289, SLG: 0.342	E SF8 1B		6-3	2B 2-H		2B 1-2 BB		E6 2-3		4	1	2	1	1	0	1
(5, 7)																
George Scott, R (1, 3) OBP: 0.336, SLG: 0.492	E6 1-3			HR F3		2B 1-H 2-H		F2		5	1	2	2	0	0	4
Darrell Porter, L (1, 2) OBP: 0.362, SLG: 0.405	SF8 3-H			2B 1B	G6-4-3 BB		WP BB BB	F9		2	1	1	1	2	0	2
Charlie Moore, R (1, 7) OBP: 0.333, SLG: 0.399	4-3			HR 2B 1-H	G6-4-3 1-2f		WP 1-2 BB		K	3	1	1	1	0	0	2
Gorman Thomas, R (5, 8) OBP: 0.278, SLG: 0.390										1	0	0	0	1	1	0
Bobby Darwin, R (1, 10) OBP: 0.296, SLG: 0.387		6-3		HR 2-H	P9		F9		F9	5	1	1	2	0	0	2
Sixto Lezcano, R (1, 9) OBP: 0.324, SLG: 0.382		6-3	K		K	F4 1-2 2-3			BB	4	0	0	0	1	2	2
Robin Yount, R (1, 6) OBP: 0.309, SLG: 0.365		F8	S 2B 1B			F9 WP 2B	F4		K	5	2	2	0	0	1	3
Pedro Garcia, R (1, 4) OBP: 0.271, SLG: 0.346			K	F7		F9 2-3		E SH3 BB		3	0	0	0	1	1	2
Inning Stats	R: 1 E: 1 K: 0 S: 5 H: 1 LOB: 1 BB: 0 P: 5	R: 0 E: 0 K: 0 S: 3 H: 0 LOB: 0 BB: 0 P: 3	R: 0 E: 0 K: 1 S: 5 H: 0 LOB: 0 BB: 0 P: 5	R: 6 E: 0 K: 1 S: 12 H: 7 LOB: 1 BB: 0 P: 12	R: 0 E: 0 K: 0 S: 2 H: 0 LOB: 0 BB: 1 P: 6	R: 2 E: 0 K: 1 S: 6 H: 2 LOB: 2 BB: 2 P: 14	R: 0 E: 0 K: 0 S: 3 H: 0 LOB: 2 BB: 2 P: 11	R: 0 E: 1 K: 0 S: 4 H: 0 LOB: 2 BB: 1 P: 8	R: 0 E: 0 K: 2 S: 7 H: 0 LOB: 1 BB: 1 P: 11	1B: 3 2B: 5 3B: 0 HR: 2 SF: 1 SAC: 1 DP: 1 HBP: 0						

AB	35
R	9
H	10
RBI	8
BB	7
SO	5
LOB	18

WP: 2 PB: 0 SB: 1 CS: 0 PA: 44

PITCHER		IP	WLS	BF	H	R	ER	SO	BB	IBB	HBP	BLK	WP	HR	S	P	ERA	WHIP
Rick Wise, R ERA: 3.94	(1, 1)	3.0	L	15	5	5	4	1	0	0	0	0	0	2	17	17	12.00	1.667
Dick Drago, R ERA: 3.94	(4, 1)	2.2		14	4	4	4	2	3	0	0	0	1	0	15	27	13.50	2.625
Diego Segui, R ERA: 4.82	(6, 1)	3.1		15	1	0	0	2	4	0	0	0	1	0	15	31	0.00	1.500

PITCHER	IP	WLS	BF	H	R	ER	SO	BB	IBB	HBP	BLK	WP	HR	S	P	ERA	WHIP

Batter	1	2	3	4	5	6	7	8	9	AB	R	H	RBI	BB	SO	LOB
Cecil Cooper, L (1, 10) OBP: 0.352, SLG: 0.555	F5		K		P7		6-3	3-1		5	0	0	0	0	1	2
Denny Doyle, L (1, 4) OBP: 0.307, SLG: 0.390	4-3		F7		BB 2-3 3-H		1B		1B WP	5	2	3	1	0	0	0
Carl Yastrzemski, L (1, 3) OBP: 0.375, SLG: 0.421	F5			F9	P7		E 1B 2B 2-H		WP WP 2-3	5	1	2	1	0	0	2
Fred Lynn, L (1, 8) OBP: 0.401, SLG: 0.567		4-3		2B	BB 1-2		E9 2B 1-3		WP 1-2 3-H	3	0	2	0	2	0	0
Jim Rice, R (1, 7) OBP: 0.354, SLG: 0.507		3B		1B	6-3		1-3 3-H		F7	5	1	3	1	0	0	5
Carlton Fisch, R (1, 2) OBP: 0.397, SLG: 0.527		E 2-H		K	BB		K		K	4	1	1	1	1	3	6
Rico Petrocelli, R (1, 5) OBP: 0.314, SLG: 0.331		F7 3-H		F6	F8		F8		K 1-2 2-3	5	0	0	0	0	1	7
Dwight Evans, R (1, 9) OBP: 0.359, SLG: 0.461		4-3			2B 1B		F2	K		4	1	1	0	0	1	1
Rick Burleson, R (1, 6) OBP: 0.310, SLG: 0.341			G3		1B 1-3		B1-3	F8		4	0	1	0	0	0	1
Inning Stats	R: 0 E: 0 K: 0 S: 3 H: 0 LOB: 0 BB: 0 P: 3	R: 2 E: 1 K: 0 S: 5 H: 2 LOB: 0 BB: 0 P: 5	R: 0 E: 0 K: 1 S: 5 H: 0 LOB: 0 BB: 0 P: 5	R: 0 E: 0 K: 1 S: 7 H: 2 LOB: 2 BB: 0 P: 7	R: 1 E: 0 K: 0 S: 6 H: 3 LOB: 3 BB: 1 P: 10	R: 0 E: 0 K: 0 S: 3 H: 0 LOB: 1 BB: 1 P: 7	R: 2 E: 1 K: 1 S: 9 H: 4 LOB: 2 BB: 0 P: 9	R: 0 E: 0 K: 1 S: 5 H: 0 LOB: 0 BB: 0 P: 5	R: 1 E: 0 K: 2 S: 9 H: 2 LOB: 2 BB: 1 P: 13	1B: 6 2B: 6 3B: 1 HR: 0 SF: 0 SAC: 0 DP: 0 HBP: 0						

PITCHER	IP	WLS	BF	H	R	ER	SO	BB	IBB	HBP	BLK	WP	HR	S	P	ERA	WHIP
Pete Broberg, R (1, 1) ERA: 4.52	8.0	W	40	13	6	5	4	3	0	0	0	1	0	45	57	5.62	2.000
Tom Murphy, R (9, 1) ERA: 4.59	1.0	S	3	0	0	0	2	0	0	0	0	1	0	7	7	0.00	0.000

PITCHER	IP	WLS	BF	H	R	ER	SO	BB	IBB	HBP	BLK	WP	HR	S	P	ERA	WHIP

BOTTOM

Milwaukee Brewers @ Boston Red Sox

Fenway Park, Boston, MA

Sat Sep 13 1975, 3:33 AM EDT

Att. 28,515 - Unknown - 69 F

livebaseballscorecards.com

AB	40
R	6
H	13
RBI	4
BB	3
SO	6
LOB	24

Batter	1	2	3	4	5	6	7	8	9	AB	R	H	RBI	BB	SO	LOB
Don Money, R (1, 5) OBP: 0.326, SLG: 0.426	5-3		4-3 2-3		F3		K		1B	5	0	1	0	0	1	2
Kurt Bevacqua, R (9, PR) OBP: 0.279, SLG: 0.285										0	0	0	0	0	0	0
Bill Sharp, L (1, 8) OBP: 0.286, SLG: 0.338	F8		SF7 3-H		F9		4-3		F9	4	0	0	1	0	0	2
George Scott, R (1, 3) OBP: 0.335, SLG: 0.489	K		FC6-4 1B			K		6-3	F6	5	0	1	0	0	2	1
Hank Aaron, R (1, 10) OBP: 0.327, SLG: 0.346		5-3	FC6-4 1-2f			FC4-6 HBP BB		1B 1B BB		2	1	0	0	2	0	1
Darrell Porter, L (1, 2) OBP: 0.365, SLG: 0.406		1B 2B BB		F4		FC4-6 1-2 HBP		1B 1-3 1B		2	1	1	0	1	0	0
Bobby Darwin, R (1, 9) OBP: 0.298, SLG: 0.389		1-2 2B 1B		6-3		FC4-6 1-2f 2-3		1-2 3-H 1B		4	0	2	1	0	0	2
Mike Hegan, L (1, 7) OBP: 0.360, SLG: 0.384		F4		4-0 BB		G3		K		2	0	0	0	1	0	4
Bobby Mitchell, R (8, PH) OBP: 0.319, SLG: 0.433										1	0	0	0	0	1	2
										1	0	0	0	0	1	2
Robin Yount, R (1, 6) OBP: 0.310, SLG: 0.368		1-H 2-H 2B		F8			E6 1B		K	4	0	2	1	0	1	3
Pedro Garcia, R (1, 4) OBP: 0.271, SLG: 0.348			4-3 SF7 2B		5-3		F8		K	4	1	1	0	0	1	1
Inning Stats	R: 0 E: 0 K: 1 S: 5 H: 0 LOB: 0 BB: 0 P: 5	R: 1 E: 0 K: 0 S: 4 H: 2 LOB: 2 BB: 1 P: 8	R: 1 E: 0 K: 0 S: 5 H: 2 LOB: 1 BB: 0 P: 5	R: 0 E: 0 K: 0 S: 3 H: 0 LOB: 1 BB: 1 P: 7	R: 0 E: 0 K: 0 S: 3 H: 0 LOB: 0 BB: 0 P: 3	R: 0 E: 0 K: 1 S: 5 H: 0 LOB: 2 BB: 1 P: 10	R: 0 E: 1 K: 1 S: 6 H: 1 LOB: 1 BB: 0 P: 6	R: 1 E: 0 K: 2 S: 9 H: 2 LOB: 2 BB: 1 P: 13	R: 0 E: 0 K: 1 S: 6 H: 1 LOB: 1 BB: 0 P: 6	1B: 6 2B: 2 3B: 0 HR: 0 SF: 1 SAC: 0 DP: 0 HBP: 1	WP: 0 PB: 0 SB: 0 CS: 0 PA: 39					

PITCHER		IP	WLS	BF	H	R	ER	SO	BB	IBB	HBP	BLK	WP	HR	S	P	ERA	WHIP
Reggie Cleveland, R ERA: 4.83	(1, 1)	7.1	W	33	7	3	3	3	4	0	1	0	0	0	34	51	3.68	1.500
Jim Burton, L ERA: 2.79	(8, 1)	1.2	S	6	1	0	0	3	0	0	0	0	0	0	12	12	0.00	0.600

PITCHER	IP	WLS	BF	H	R	ER	SO	BB	IBB	HBP	BLK	WP	HR	S	P	ERA	WHIP

TOP

Milwaukee Brewers @ Boston Red Sox

Fenway Park, Boston, MA

Sat Sep 13 1975, 7:05 PM EDT

Att. 20,974 - Unknown - 63 F

livebaseballscorecards.com

AB	33
R	3
H	8
RBI	3
BB	4
SO	6
LOB	18

BOTTOM

Milwaukee Brewers @ Boston Red Sox

Fenway Park, Boston, MA

Sat Sep 13 1975, 7:05 PM EDT

Att. 20,974 - Unknown - 63 F

livebaseballscorecards.com

Batter	1	2	3	4	5	6	7	8	9	AB	R	H	RBI	BB	SO	LOB
Rick Burleson, R (1, 6) OBP: 0.311, SLG: 0.342	L6		5-3	WP, 1-2, 1B		1B		F8		5	0	2	0	0	0	0
Dwight Evans, R (1, 9) OBP: 0.360, SLG: 0.461	BB, 1B, 1B		1-3, 1B	F3, 1-2, 2-3		L8				4	1	2	0	0	0	3
Carl Yastrzemski, L (1, 3) OBP: 0.375, SLG: 0.419	1B, 1-2, BB		1-3, 1-2	BB			L8			2	0	0	0	2	0	1
Jim Rice, R (1, 7) OBP: 0.352, SLG: 0.503	K		F8	K			K			4	0	0	0	0	3	6
Fred Lynn, L (1, 8) OBP: 0.404, SLG: 0.571	1-2, 2-H, 1B			L1-3	FC5-4, BB		WP, 3B			3	1	2	1	1	0	0
Carlton Fisk, R (1, 10) OBP: 0.395, SLG: 0.522	F8			2B, 1B	FC5-4, 4-3-5, 1-2f		F9, 3-H			4	1	1	0	0	0	3
Rico Petrocelli, R (1, 5) OBP: 0.314, SLG: 0.333		F9		1-H, 3B, 2B	4-3-5, 1-3f			F8		4	1	1	1	0	0	1
Bob Montgomery, R (1, 2) OBP: 0.249, SLG: 0.335		K		2-H, 1B, 3B		6-3		HR		4	2	2	2	0	1	0
Doug Griffin, R (1, 4) OBP: 0.288, SLG: 0.271		K		WP, 1B, 3-H, 1B		6-3		1-3		4	0	1	1	0	1	0
Inning Stats	R: 1 E: 0 K: 1 S: 7 H: 2 LOB: 2 BB: 1 P: 11		R: 0 E: 0 K: 2 S: 7 H: 0 LOB: 0 BB: 0 P: 7	R: 0 E: 0 K: 0 S: 4 H: 1 LOB: 1 BB: 0 P: 4	R: 3 E: 0 K: 1 S: 10 H: 5 LOB: 3 BB: 1 P: 14	R: 0 E: 0 K: 0 S: 2 H: 0 LOB: 0 BB: 1 P: 6	R: 0 E: 0 K: 0 S: 4 H: 1 LOB: 1 BB: 0 P: 4	R: 1 E: 0 K: 1 S: 6 H: 1 LOB: 0 BB: 0 P: 6	R: 1 E: 0 K: 0 S: 4 H: 1 LOB: 0 BB: 0 P: 4		1B: 7 2B: 2 3B: 2 HR: 1 SF: 0 SAC: 0 DP: 1 HBP: 0		WP: 2 PB: 0 SB: 0 CS: 0 PA: 37			

	AB	34
	R	6
	H	11
	RBI	5
	BB	3
	SO	5
	LOB	14

PITCHER		IP	WLS	BF	H	R	ER	SO	BB	IBB	HBP	BLK	WP	HR	S	P	ERA	WHIP
Bill Travers, L ERA: 4.26	(1, 1)	3.1	L	18	7	4	4	3	1	0	0	0	0	0	23	27	10.80	2.400
Larry Anderson, R ERA: 8.0	(4, 1)	4.2		19	4	2	2	2	2	0	0	0	2	1	21	29	3.86	1.286

PITCHER	IP	WLS	BF	H	R	ER	SO	BB	IBB	HBP	BLK	WP	HR	S	P	ERA	WHIP

Batter	1	2	3	4	5	6	7	8	9	AB	R	H	RBI	BB	SO	LOB
Don Money, R (1, 5) OBP: 0.327, SLG: 0.429	S S S 0-3 ① K		x 0-0 ② F8	x 0-0 1B		x 0-0 ② 5-3		x 0-0 1-3 3-H 2B		5	0	2	1	0	1	0
Robin Yount, R (1, 6) OBP: 0.309, SLG: 0.366	x 0-0 ② 5-3		x 0-0 1B 1B	x 0-0 ③ L9		x 0-0 ③ 5-3		x 0-0 ③ F8		5	0	1	0	0	0	3
George Scott, R (1, 3) OBP: 0.335, SLG: 0.489	x 0-0 E 1B		x 0-0 1-2 1B		x 0-0 ① 1-3		x 0-0 ① F9		S S S 0-3 ① K	5	0	2	0	0	1	0
Hank Aaron, R (1, 10) OBP: 0.328, SLG: 0.354	x 0-0 E6 1-2		x 0-0 ③ F4		x 0-0 HR		x 0-0 ② 6-3		x 0-0 2B 1B	5	1	2	1	0	0	3
Bobby Darwin, R (1, 9) OBP: 0.302, SLG: 0.392	x 0-0 ③ 6-3			B B B B 4-0 HBP 3B BB	B B B B 4-0 E 2B BB		x 0-0 ③ 6-3		x 0-0 1-3 2B	3	2	1	0	2	0	2
Darrell Porter, L (1, 2) OBP: 0.364, SLG: 0.402		S S S 0-3 ① K		H 1-0 1-2 3B HBP	x 0-0 E4 2B 1-3 8-2			x 0-0 E3 FC4-6 1B 2B	x 0-0 ② F9	4	2	0	0	0	1	3
Bobby Mitchell, R (1, 7) OBP: 0.325, SLG: 0.448 Mike Hegan, L (5, PH) (5, 7) OBP: 0.364, SLG: 0.394	x 0-0 5-3-6 1B		x 0-0 1-H 2-H G6-4-3 3B	x 0-0 x 0-0 1-3 3-H 2B				x 0-0 S S S FC4-6 1-2 1B	S S S 0-3 ③ K	2 3	1 0	2 2	2 1	0 0	0 1	0 2
Kurt Bevacqua, R (1, 4) OBP: 0.280, SLG: 0.286 Bob Sheldon, L (8, PH) (8, 4) OBP: 0.347, SLG: 0.358	x 0-0 ② ③ 5-3-6 1-3f		x 0-0 G6-4-3 1B	x 0-0 ② ③ 8-2 3-Hf				x 0-0 ① FC4-6 2B 1-2f 2-3		3 1	0 0	1 0	0 0	0 0	0 0	3 2
Gorman Thomas, R (1, 8) OBP: 0.274, SLG: 0.385 Bill Sharp, L (8, PH) (8, 8) OBP: 0.285, SLG: 0.337			x 0-0 ① 2-3	x 0-0 ① ② G6-4-3 1-2f 3-H		x 0-0 ① 5-3		x 0-0 ② F8		3 1	0 0	0 0	0 0	0 0	0 0	1 2
Inning Stats	R: 0 E: 1 K: 1 S: 7 H: 1 LOB: 2 BB: 0 P: 7	R: 0 E: 0 K: 1 S: 5 H: 1 LOB: 0 BB: 0 P: 5	R: 0 E: 0 K: 0 S: 5 H: 2 LOB: 2 BB: 0 P: 5	R: 3 E: 0 K: 0 S: 5 H: 3 LOB: 1 BB: 1 P: 10	R: 2 E: 1 K: 0 S: 5 H: 2 LOB: 1 BB: 1 P: 9	R: 0 E: 0 K: 0 S: 3 H: 0 LOB: 0 BB: 0 P: 3	R: 0 E: 0 K: 0 S: 3 H: 0 LOB: 0 BB: 0 P: 3	R: 1 E: 1 K: 0 S: 6 H: 2 LOB: 2 BB: 0 P: 6	R: 0 E: 0 K: 2 S: 9 H: 2 LOB: 2 BB: 0 P: 9	1B: 8 2B: 5 3B: 1 HR: 1 SF: 0 SAC: 0 DP: 3 HBP: 1						

PITCHER		IP	WLS	BF	H	R	ER	SO	BB	IBB	HBP	BLK	WP	HR	S	P	ERA	WHIP
Bill Lee, L ERA: 3.79	(1, 1)	4.1		24	8	5	5	2	2	0	1	0	0	1	25	34	10.38	2.308
Jim Willoughby, R ERA: 3.18	(5, 1)	3.1	W	13	3	1	0	0	0	0	0	0	0	0	13	13	0.00	0.900
Dick Drago, R ERA: 3.86	(8, 1)	1.1	S	6	2	0	0	2	0	0	0	0	0	0	10	10	0.00	1.500

PITCHER	IP	WLS	BF	H	R	ER	SO	BB	IBB	HBP	BLK	WP	HR	S	P	ERA	WHIP

TOP

Milwaukee Brewers @ Boston Red Sox

Fenway Park, Boston, MA

Sun Sep 14 1975, 3:33 AM EDT

Att. 28,187 - Unknown - 62 F

livebaseballscorecards.com

AB	40
R	6
H	13
RBI	5
BB	2
SO	4
LOB	21

PA: 43

WP: 0	PB: 0	SB: 0	CS: 0		

BOTTOM

Milwaukee Brewers @ Boston Red Sox

Fenway Park, Boston, MA

Sun Sep 14 1975, 3:33 AM EDT
Att. 28,187 - Unknown - 62 F

livebaseballscorecards.com

Batter	1	2	3	4	5	6	7	8	9	AB	R	H	RBI	BB	SO	LOB
Cecil Cooper, L (1, 10) OBP: 0.353, SLG: 0.556	F7		4-3			2B		1-3		5	2	2	0	0	0	1
Denny Doyle, L (1, 4) OBP: 0.310, SLG: 0.392	P9			1B		F7				4	1	2	0	0	0	1
Carl Yastrzemski, L (1, 3) OBP: 0.376, SLG: 0.420	F8			F3		SF7				4	1	2	2	0	0	1
Fred Lynn, L (1, 8) OBP: 0.408, SLG: 0.581		HR		G6-4-3		BB	G5-4-3			4	2	4	3	0	0	0
Jim Rice, R (1, 7) OBP: 0.351, SLG: 0.500		K		G6-4-3		BB	L6			3	1	0	0	1	1	4
Dwight Evans, R (1, 9) OBP: 0.357, SLG: 0.457		F9			F3	SF7	G5-4-3			3	0	0	1	0	0	2
Rico Petrocelli, R (1, 5) OBP: 0.315, SLG: 0.336		F7			FC5-4	2B		F3		3	0	1	2	1	0	0
Bob Montgomery, R (1, 2) OBP: 0.249, SLG: 0.333			5-3		F9	G3		4-3		4	0	1	0	0	0	2
Rick Burleson, R (1, 6) OBP: 0.310, SLG: 0.340			5-3		FC5-4		BB	4-3		3	1	0	0	1	0	2
Inning Stats	R: 0 E: 0 K: 0 S: 3 H: 0 LOB: 0 BB: 0 P: 3	R: 1 E: 0 K: 1 S: 6 H: 1 LOB: 0 BB: 0 P: 6	R: 0 E: 0 K: 0 S: 3 H: 0 LOB: 0 BB: 0 P: 3	R: 0 E: 0 K: 0 S: 4 H: 2 LOB: 1 BB: 0 P: 4	R: 0 E: 0 K: 0 S: 3 H: 0 LOB: 1 BB: 1 P: 7	R: 4 E: 0 K: 0 S: 7 H: 4 LOB: 1 BB: 1 P: 11	R: 3 E: 0 K: 0 S: 6 H: 4 LOB: 1 BB: 1 P: 10	R: 0 E: 0 K: 0 S: 4 H: 1 LOB: 1 BB: 0 P: 4		1B: 9 2B: 2 3B: 0 HR: 1	SF: 1 SAC: 0 DP: 2 HBP: 0						

	AB	33
	R	8
	H	12
	RBI	8
	BB	3
	SO	1
	LOB	13

WP: 0 PB: 0 SB: 0 CS: 0 PA: 37

PITCHER		IP	WLS	BF	H	R	ER	SO	BB	IBB	HBP	BLK	WP	HR	S	P	ERA	WHIP
Jim Slaton, R ERA: 4.53	(1, 1)	5.1		23	6	5	5	1	2	0	0	0	0	1	23	31	8.44	1.500
Tom Murphy, R ERA: 4.68	(6, 1)	0.2	L	4	1	1	1	0	1	0	0	0	0	0	3	7	13.50	3.000
Rick Austin, L ERA: 3.66	(7, 1)	0.0		4	4	2	2	0	0	0	0	0	0	0	4	4	∞	∞
Larry Anderson, R ERA: 7.2	(7, 1)	2.0		6	1	0	0	0	0	0	0	0	0	0	6	6	0.00	0.500

PITCHER	IP	WLS	BF	H	R	ER	SO	BB	IBB	HBP	BLK	WP	HR	S	P	ERA	WHIP

Milwaukee Brewers @ Boston Red Sox

Fenway Park, Boston, MA

Mon Sep 15 1975, 7:05 PM EDT

Att. 16,302 - Unknown - 62 F

TOP

livebaseballscorecards.com

Batter	1	2	3	4	5	6	7	8	9	AB	R	H	RBI	BB	SO	LOB
Don Money, R (1, 5) OBP: 0.328, SLG: 0.429	P7		E5 3-H		F7		BB		2B 2B	4	1	1	1	1	0	1
Robin Yount, R (1, 6) OBP: 0.308, SLG: 0.370	5-3		K		HR		F4		F7	5	1	1	1	0	1	4
George Scott, R (1, 3) OBP: 0.338, SLG: 0.496	CS BB		P8		K			HR	1B 2-H 2B	4	2	2	2	1	1	2
Hank Aaron, R (1, 10) OBP: 0.329, SLG: 0.354 Gorman Thomas, R (9, PR) OBP: 0.274, SLG: 0.385	CS 1-2	F5	K			F2		FC6-4 1B	1B 2-H 1B	5 0	0 0	2 0	1 0	0 0	1 0	2 0
Bobby Darwin, R (1, 9) OBP: 0.304, SLG: 0.392		F3		4-3 1B		5-3		FC6-4 BB 1-2f	1B 1-2 1B	5	0	2	0	0	0	1
Bobby Mitchell, R (1, 7) OBP: 0.321, SLG: 0.442 Mike Hegan, L (8, PH) OBP: 0.365, SLG: 0.392 (8, 7)	L7			P9		F9		BB 1-2	K	3 1	0 0	0 0	0 0	0 1	0 1	1 2
Darrell Porter, L (1, 2) OBP: 0.365, SLG: 0.408			1B 2B 1B	4-3 1-2			1B 3B	F7		4	2	2	0	0	0	3
Kurt Bevacqua, R (1, 4) OBP: 0.283, SLG: 0.290			2B E 1-3 1B	F5			G6-3 3-H 1B	K		4	1	2	1	0	1	3
Bill Sharp, L (1, 8) OBP: 0.287, SLG: 0.344			1-3 3-H 2B		G3		G6-3 1-2f		2B	4	0	2	1	0	0	1

	AB	39
	R	7
	H	14
	RBI	7
	BB	3
	SO	5
	LOB	20

Inning Stats																																		
	R: 0	H: 0		R: 0	H: 0		R: 2	H: 3		R: 0	H: 1		R: 1	H: 1		R: 0	H: 0		R: 1	H: 2		R: 1	H: 2		R: 2	H: 5		1B: 7	SF: 0		WP: 0	PA: 43	
	E: 0	LOB: 0		E: 0	LOB: 0		E: 1	LOB: 2		E: 0	LOB: 1		E: 0	LOB: 0		E: 0	LOB: 0		E: 0	LOB: 1		E: 0	LOB: 2		E: 0	LOB: 2		2B: 4	SAC: 0		PB: 0		
	K: 0	BB: 1		K: 0	BB: 0		K: 2	BB: 0		K: 0	BB: 0		K: 1	BB: 0		K: 0	BB: 0		K: 0	BB: 1		K: 1	BB: 1		K: 1	BB: 0		3B: 1	DP: 1		SB: 0		
	S: 2	P: 6		S: 3	P: 3		S: 11	P: 11		S: 4	P: 4		S: 6	P: 6		S: 3	P: 3		S: 4	P: 8		S: 7	P: 11		S: 9	P: 9		HR: 2	HBP: 0		CS: 1		

PITCHER		IP	WLS	BF	H	R	ER	SO	BB	IBB	HBP	BLK	WP	HR	S	P	ERA	WHIP
Roger Moret, L ERA: 3.56	(1, 1)	6.2	W	28	7	4	4	3	2	0	0	0	0	1	32	40	5.40	1.350
Dick Pole, R ERA: 3.97	(7, 1)	0.2		5	2	1	1	0	1	0	0	0	0	1	4	8	13.50	4.500
Jim Burton, L ERA: 2.92	(8, 1)	1.0		4	2	1	1	1	0	0	0	0	0	0	6	6	9.00	2.000
Dick Drago, R ERA: 3.95	(9, 1)	0.2		5	3	1	1	1	0	0	0	0	0	0	7	7	13.50	4.500

PITCHER	IP	WLS	BF	H	R	ER	SO	BB	IBB	HBP	BLK	WP	HR	S	P	ERA	WHIP

BOTTOM

Milwaukee Brewers @ Boston Red Sox

Fenway Park, Boston, MA

Mon Sep 15 1975, 7:05 PM EDT

Att. 16,302 - Unknown - 62 F

Batter	1	2	3	4	5	6	7	8	9	AB	R	H	RBI	BB	SO	LOB
Cecil Cooper, L (1, 10) OBP: 0.357, SLG: 0.557	1B	HBP	2B			1-3		1-3		1	2	1	0	0	0	0
Juan Beniquez, R (3, PH) OBP: 0.358, SLG: 0.404	1B									3	0	1	0	0	0	0
Denny Doyle, L (1, 4) OBP: 0.310, SLG: 0.391	F3	SF9	F4					BB		3	1	1	0	0	0	3
Doug Griffin, R (6, PH) OBP: 0.293, SLG: 0.277 (7, 4)		1B				G6-4-3		1B		2	0	2	0	0	0	0
Carl Yastrzemski, L (1, 3) OBP: 0.378, SLG: 0.418	L9	SF9 BB 1-2 2-3		FC3-6		G6-4-3 1-2f		FC6-4 1-2		2	1	0	0	3	0	2
Fred Lynn, L (1, 8) OBP: 0.410, SLG: 0.579	1B 2B 1-2	SF9 1-2 2-3 3-H		FC3-6 G6-4-3 1-2f				K		3	3	1	1	2	1	3
Jim Rice, R (1, 7) OBP: 0.350, SLG: 0.498	S 2B 1-3 2-H	SF9 1-2 2-3 3-H		G6-4-3 1-2f			F4	FC6-4 1-2f		4	1	1	2	0	0	4
Dwight Evans, R (1, 9) OBP: 0.363, SLG: 0.466	1B 1-H 3-H	2-H 3-H			G5-4-3		SF8 1-2			4	1	4	4	0	0	0
Rico Petrocelli, R (1, 5) OBP: 0.317, SLG: 0.338	2-H		L7		G5-4-3 1-2f		1-2 2-3			4	0	2	1	0	0	1
Bob Montgomery, R (1, 2) OBP: 0.249, SLG: 0.330	L8		K		WP		SF8 2-3 3-H			2	0	0	1	1	1	1
Rick Burleson, R (1, 6) OBP: 0.308, SLG: 0.338		K	E6 2B		6-3 1-2		K			4	0	0	0	0	2	3
Inning Stats	R: 4 E: 0 K: 0 S: 8 H: 5 LOB: 1 BB: 0 P: 8	R: 4 E: 0 K: 1 S: 6 H: 2 LOB: 1 BB: 2 P: 15	R: 0 E: 1 K: 1 S: 7 H: 1 LOB: 2 BB: 0 P: 7	R: 0 E: 0 K: 0 S: 2 H: 0 LOB: 0 BB: 1 P: 6	R: 0 E: 0 K: 0 S: 3 H: 1 LOB: 1 BB: 1 P: 7	R: 0 E: 0 K: 0 S: 3 H: 1 LOB: 0 BB: 0 P: 3	R: 1 E: 0 K: 1 S: 7 H: 2 LOB: 2 BB: 1 P: 11	R: 0 E: 0 K: 1 S: 6 H: 1 LOB: 2 BB: 1 P: 10		1B: 11 2B: 2 3B: 0 HR: 0 SF: 2 SAC: 0 DP: 3 HBP: 1						

livebaseballscorecards.com

AB	32
R	9
H	13
RBI	9
BB	6
SO	4
LOB	17

WP: 1 PB: 0 SB: 1 CS: 0 PA: 41

PITCHER		IP	WLS	BF	H	R	ER	SO	BB	IBB	HBP	BLK	WP	HR	S	P	ERA	WHIP
Jim Colborn, R ERA: 4.23	(1, 1)	1.1	L	12	6	7	7	1	1	0	1	0	0	0	12	17	47.25	5.250
Pat Osburn, L ERA: 6.1	(2, 1)	5.0		22	6	2	2	1	4	0	0	0	1	0	20	36	3.60	2.000
Tom Murphy, R ERA: 4.57	(7, 1)	1.2		7	1	0	0	2	1	0	0	0	0	0	10	14	0.00	1.200

PITCHER	IP	WLS	BF	H	R	ER	SO	BB	IBB	HBP	BLK	WP	HR	S	P	ERA	WHIP

Batter	1	2	3	4	5	6	7	8	9	AB	R	H	RBI	BB	SO	LOB
Bobby Bonds, R (1, 9) OBP: 0.367, SLG: 0.484	G3		F9		BB, 1B		1B, 1B		1B, 1B 1-2 3-H	5	0	3	1	0	0	0
Sandy Alomar Sr., S (1, 4) OBP: 0.280, SLG: 0.304	SH1-3, 1B, BB		K		1-2, BB		FC4-6, 1-3, 1B		1-2 2-3, 1B	3	1	2	0	2	1	0
Roy White, S (1, 7) OBP: 0.365, SLG: 0.414	SH1-3 1-2			1B, BB	F7		FC4-6 1-2f		G1-2-3 3-Hf	3	0	0	0	1	0	7
Thurman Munson, R (1, 10) OBP: 0.365, SLG: 0.427	1B 2-H			1B 1-2		1B		F4		4	0	3	1	0	0	0
Graig Nettles, L (1, 5) OBP: 0.327, SLG: 0.444	F8			K		F5		F8		4	0	0	0	0	1	4
Rick Dempsey, R (1, 2) OBP: 0.358, SLG: 0.326		F7		F8		F7		F5		4	0	0	0	0	0	3
Chris Chambliss, L (1, 3) OBP: 0.332, SLG: 0.430		K		K		F8			F4	4	0	0	0	0	2	3
Rick Bladt, R (1, 8) OBP: 0.272, SLG: 0.277 Walt Williams, R (9, PH) OBP: 0.318, SLG: 0.403	CS, BB				F5		F2		1B, 1B, BB	2 0	0 1	0 0	0 0	1 1	0 0	0 0
Fred Stanley, R (1, 6) OBP: 0.280, SLG: 0.236 Otto Velez, R (7, PH) Ed Brinkman, R (7, 6) OBP: 0.265, SLG: 0.299 Lou Piniella, R (9, PH) OBP: 0.264, SLG: 0.227		CS 1-2	E1		6-3		F9		1B, 1B 1-3 G1-2-3, 1B	2 1 0 1	0 0 0 0	0 0 0 1	0 0 0 0	0 0 0 0	0 0 0 0	0 0 0 0
Inning Stats	R: 1 E: 0 K: 0 S: 4 H: 1 LOB: 1 BB: 1 P: 8	R: 0 E: 0 K: 1 S: 4 H: 0 LOB: 0 BB: 1 P: 8	R: 0 E: 1 K: 1 S: 5 H: 0 LOB: 0 BB: 0 P: 5	R: 0 E: 0 K: 2 S: 8 H: 1 LOB: 2 BB: 1 P: 12	R: 0 E: 0 K: 0 S: 4 H: 1 LOB: 2 BB: 1 P: 8	R: 0 E: 0 K: 0 S: 4 H: 1 LOB: 1 BB: 0 P: 4	R: 0 E: 0 K: 0 S: 5 H: 2 LOB: 2 BB: 0 P: 5	R: 0 E: 0 K: 0 S: 3 H: 0 LOB: 0 BB: 0 P: 3	R: 1 E: 0 K: 0 S: 5 H: 3 LOB: 2 BB: 1 P: 9	1B: 9 2B: 0 3B: 0 HR: 0 SF: 0 SAC: 1 DP: 1 HBP: 0						

PITCHER		IP	WLS	BF	H	R	ER	SO	BB	IBB	HBP	BLK	WP	HR	S	P	ERA	WHIP
Jerry Augustine, L ERA: 2.31	(1, 1)	8.1	W	38	9	2	2	4	5	0	0	0	0	0	41	61	2.16	1.680
Tom Murphy, R ERA: 4.52	(9, 1)	0.2	S	1	0	0	0	0	0	0	0	0	0	0	1	1	0.00	0.000

PITCHER		IP	WLS	BF	H	R	ER	SO	BB	IBB	HBP	BLK	WP	HR	S	P	ERA	WHIP

TOP

New York Yankees @ Milwaukee Brewers

Milwaukee County Stadium, Milwaukee, WI

Tue Sep 16 1975, 8:05 PM EDT

Att. 4,882 - Unknown

livebaseballscorecards.com

AB	33
R	2
H	9
RBI	2
BB	5
SO	4
LOB	17

WP: 0 PA: 40
PB: 0
SB: 0
CS: 1

Batter	1	2	3	4	5	6	7	8	9	AB	R	H	RBI	BB	SO	LOB
Don Money, R (1, 5) OBP: 0.330, SLG: 0.431	FC2-6 1B	F8			4-3		K			1	0	1	0	0	0	0
Bob Sheldon, L (1, PR) (2, 4) OBP: 0.340, SLG: 0.350										3	0	0	0	0	1	0
Robin Yount, R (1, 6) OBP: 0.308, SLG: 0.369	F8	F8			1B		6-3			4	0	1	0	0	0	1
George Scott, R (1, 3) OBP: 0.335, SLG: 0.492	FC2-6 1B HR 1-2f		F9		F7			K		4	1	0	0	0	1	2
Bobby Darwin, R (1, 10) OBP: 0.306, SLG: 0.391	HR 1B 1-2		K			K		1B HBP		3	1	1	0	0	2	0
Bobby Mitchell, R (1, 7) OBP: 0.324, SLG: 0.470	HR 1-H 2-H		L5			HR		K		4	2	2	4	0	1	1
Darrell Porter, L (1, 2) OBP: 0.368, SLG: 0.418	1B BB			3-1		HR		1B 1-2		3	1	2	1	1	0	0
Kurt Bevacqua, R (1, 4) (2, 5) OBP: 0.283, SLG: 0.289	1B 1-2			F8		5-3		4-3		4	0	1	0	0	0	2
Gorman Thomas, R (1, 8) OBP: 0.271, SLG: 0.380	K			F9		5-3				3	0	0	0	0	1	2
Bill Sharp, L (1, 9) OBP: 0.285, SLG: 0.341		3-1			6-3		K			3	0	0	0	0	1	0
Inning Stats	R: 3 H: 4 E: 0 LOB: 2 K: 1 BB: 1 S: 9 P: 13	R: 0 H: 0 E: 0 LOB: 0 K: 0 BB: 0 S: 3 P: 3	R: 0 H: 0 E: 0 LOB: 0 K: 1 BB: 0 S: 5 P: 5	R: 0 H: 0 E: 0 LOB: 0 K: 0 BB: 0 S: 3 P: 3	R: 0 H: 1 E: 0 LOB: 1 K: 0 BB: 0 S: 4 P: 4	R: 2 H: 2 E: 0 LOB: 0 K: 1 BB: 0 S: 7 P: 7	R: 0 H: 0 E: 0 LOB: 0 K: 2 BB: 0 S: 7 P: 7	R: 0 H: 1 E: 0 LOB: 2 K: 2 BB: 0 S: 8 P: 9		1B: 5 SF: 0 2B: 0 SAC: 0 3B: 0 DP: 0 HR: 3 HBP: 1						

BOTTOM

New York Yankees @ Milwaukee Brewers

Milwaukee County Stadium, Milwaukee, WI

Tue Sep 16 1975, 8:05 PM EDT

Att. 4,882 - Unknown

livebaseballscorecards.com

AB	32
R	5
H	8
RBI	5
BB	1
SO	7
LOB	8

PITCHER		IP	WLS	BF	H	R	ER	SO	BB	IBB	HBP	BLK	WP	HR	S	P	ERA	WHIP
Larry Gura, L ERA: 3.5	(1, 1)	6.0	L	26	7	5	5	3	1	0	0	0	0	3	31	35	7.50	1.333
Ron Guidry, L ERA: 1.74	(7, 1)	2.0		8	1	0	0	4	0	0	1	0	0	0	15	16	0.00	0.500

PITCHER	IP	WLS	BF	H	R	ER	SO	BB	IBB	HBP	BLK	WP	HR	S	P	ERA	WHIP

New York Yankees @ Milwaukee Brewers

Milwaukee County Stadium, Milwaukee, WI

Wed Sep 17 1975, 8:05 PM EDT

Att. 4,447 - Unknown - 64 F

TOP

livebaseballscorecards.com

Batter	1	2	3	4	5	6	7	8	9	10	11	AB	R	H	RBI	BB	SO	LOB
Bobby Bonds, R (1, 9) OBP: 0.369, SLG: 0.481	4-3		K			B1-3 BB		F8	BB		2B 1B BB	3	1	0	0	3	1	1
Sandy Alomar Sr., S (1, 4) OBP: 0.280, SLG: 0.307	K		K			B1-3		1B	F5		1B 2B	6	1	2	1	0	2	4
Roy White, S (1, 7) OBP: 0.368, SLG: 0.415	BB		CS 1B			FC6 1B		F4		F5	1B SF9 BB	4	1	2	0	2	0	2
Thurman Munson, R (1, 2) OBP: 0.365, SLG: 0.425	6-3		CS	5-3		FC6			6-3	1B HBP	HBP 1B	5	0	1	2	0	0	2
Graig Nettles, L (1, 5) OBP: 0.326, SLG: 0.442		PB 1B BB 1B		F9			4-3		F5	F9	SF9	5	0	1	1	0	0	1
Chris Chambliss, L (1, 3) OBP: 0.336, SLG: 0.433		PB 1B		G3			F5		E 1B	1B	HBP 1B	6	1	4	0	0	0	0
Terry Whitfield, L (1, 10) OBP: 0.229, SLG: 0.265		K			F8		F7		E6 1B	G3	HBP	5	1	0	0	0	1	5
Walt Williams, R (11, PH) OBP: 0.321, SLG: 0.403												0	0	0	0	0	0	0
Jim Mason, L (1, 6) OBP: 0.230, SLG: 0.220		FC6-4 BB			G4-6-3 1B			1B BB	BB 1B		FC2-6 BB F8	2	0	2	1	3	0	0
Otto Velez, R (11, PH)												1	0	0	0	0	0	3
Fred Stanley, R (11, 6) OBP: 0.280, SLG: 0.236												0	0	0	0	0	0	0
Rick Bladt, R (1, 8) OBP: 0.267, SLG: 0.271		FC6-4			G4-6-3			F8	BB		FC2-6 BB	2	0	0	0	0	0	3
Ed Herrmann, L (8, PH) OBP: 0.311, SLG: 0.415												1	0	0	0	0	0	1
Rich Coggins, L (8, 8) OBP: 0.259, SLG: 0.281												2	1	1	1	0	0	1
Inning Stats	R: 0 E: 0 K: 1 S: 5 / H: 0 LOB: 1 BB: 1 P: 9	R: 0 E: 0 K: 1 S: 6 / H: 2 LOB: 2 BB: 1 P: 10	R: 0 E: 0 K: 2 S: 7 / H: 1 LOB: 0 BB: 0 P: 7	R: 0 E: 0 K: 0 S: 3 / H: 0 LOB: 0 BB: 0 P: 3	R: 0 E: 0 K: 0 S: 3 / H: 0 LOB: 0 BB: 0 P: 3	R: 0 E: 0 K: 0 S: 3 / H: 1 LOB: 1 BB: 1 P: 7	R: 0 E: 0 K: 0 S: 3 / H: 0 LOB: 0 BB: 0 P: 3	R: 0 E: 0 K: 0 S: 4 / H: 1 LOB: 2 BB: 1 P: 8	R: 2 E: 1 K: 0 S: 7 / H: 3 LOB: 3 BB: 1 P: 11	R: 0 E: 0 K: 0 S: 4 / H: 1 LOB: 2 BB: 0 P: 5	R: 4 E: 0 K: 0 S: 6 / H: 3 LOB: 3 BB: 3 P: 19	1B: 12 2B: 1 3B: 0 HR: 0 / SF: 1 SAC: 0 DP: 1 HBP: 2						

PITCHER	IP	WLS	BF	H	R	ER	SO	BB	IBB	HBP	BLK	WP	HR	S	P	ERA	WHIP
Pete Broberg, R (1, 1) ERA: 4.38	10.1	L	46	10	4	2	4	7	0	1	0	0	0	46	75	1.74	1.645
Rick Austin, L (11, 1) ERA: 4.12	0.0		3	2	1	1	0	1	0	0	0	0	0	2	6	∞	∞
Pat Osburn, L (11, 1) ERA: 5.73	0.2		4	1	1	1	0	0	0	1	0	0	0	3	4	13.50	1.500

AB	42
R	6
H	13
RBI	6
BB	8
SO	4
LOB	23

Batter	1	2	3	4	5	6	7	8	9	10	11	AB	R	H	RBI	BB	SO	LOB
Bob Sheldon, L (1, 4) OBP: 0.342, SLG: 0.347	E5 FC5-4		G3			4-3 2-3		1B 1-3		BB 1B HBP	K	4	0	1	0	0	0	2
Tommy Bianco, S (11, PH) OBP: 0.241, SLG: 0.160												1	0	0	0	0	1	1
Robin Yount, R (1, 6) OBP: 0.308, SLG: 0.374	FC5-4 G4-6-3 1-2f			6-3		3B 3-H		SF9 3-H		BB 1-2 1B	F7	5	0	2	1	0	0	2
George Scott, R (1, 3) OBP: 0.336, SLG: 0.490	G4-6-3 1-2f			K		BB		K		G6-4-3 1-2 2-3 BB		3	0	0	0	2	2	2
Hank Aaron, R (1, 10) OBP: 0.326, SLG: 0.350		F7		F9		K			4-3	G6-4-3 1-2f		5	0	0	0	0	1	5
Darrell Porter, L (1, 2) OBP: 0.368, SLG: 0.415		4-3			F9		F8		BB		BB 2B BB	3	1	0	0	2	0	0
Mike Hegan, L (1, 7) OBP: 0.360, SLG: 0.385		F9			F7		F9		F8		2B 1-2 1B BB	3	0	0	0	0	0	0
Sixto Lezcano, R (8, 9) OBP: 0.324, SLG: 0.382												0	0	0	0	0	0	0
Bobby Mitchell, R (9, PH) OBP: 0.325, SLG: 0.468												1	1	0	0	1	0	1
(10, 7)																		
Bobby Darwin, R (1, 9) OBP: 0.303, SLG: 0.388			F8		4-3		1-3		BB 1-2		K	3	0	0	0	0	0	0
Gorman Thomas, R (8, 8) OBP: 0.273, SLG: 0.379												1	0	0	0	1	1	2
Bill Sharp, L (1, 8) OBP: 0.285, SLG: 0.340			F8			4-3 G3 PB 1B		F7	K		1B 1-3 2-H 2B	4	1	1	0	0	1	2
(8, 7)																		
(10, 9)																		
Charlie Moore, R (11, PH) OBP: 0.336, SLG: 0.406												1	1	1	1	0	0	0
Kurt Bevacqua, R (1, 5) OBP: 0.289, SLG: 0.296			1B			G3 1-2		1B SF9 1B		L4	2-H 3-H 1B	5	1	3	2	0	0	1
Inning Stats	R: 0 H: 0 E: 1 LOB: 0 K: 0 BB: 0 S: 3 P: 3	R: 0 H: 0 E: 0 LOB: 0 K: 0 BB: 0 S: 3 P: 3	R: 0 H: 1 E: 0 LOB: 1 K: 0 BB: 0 S: 4 P: 4	R: 0 H: 0 E: 0 LOB: 0 K: 1 BB: 0 S: 5 P: 5	R: 0 H: 0 E: 0 LOB: 0 K: 0 BB: 0 S: 3 P: 3	R: 1 H: 2 E: 0 LOB: 2 K: 1 BB: 1 S: 7 P: 11	R: 0 H: 0 E: 0 LOB: 0 K: 0 BB: 0 S: 3 P: 3	R: 1 H: 2 E: 0 LOB: 1 K: 1 BB: 0 S: 7 P: 7	R: 0 H: 0 E: 0 LOB: 2 K: 1 BB: 2 S: 5 P: 13	R: 0 H: 1 E: 0 LOB: 2 K: 0 BB: 1 S: 3 P: 8	R: 3 H: 2 E: 0 LOB: 1 K: 2 BB: 2 S: 9 P: 17	1B: 6 SF: 1 2B: 1 SAC: 0 3B: 1 DP: 2 HR: 0 HBP: 1						

PITCHER		IP	WLS	BF	H	R	ER	SO	BB	IBB	HBP	BLK	WP	HR	S	P	ERA	WHIP
Doc Medich, R ERA: 3.47	(1, 1)	8.0		30	5	2	2	3	1	0	0	0	0	0	35	39	2.25	0.750
Tippy Martinez, L ERA: 2.78	(9, 1)	1.1		9	1	0	0	1	3	0	1	0	0	0	7	20	0.00	3.000
Sparky Lyle, L ERA: 3.16	(10, 1)	1.2	W	8	2	3	3	2	2	0	0	0	0	0	10	18	16.20	2.400

PITCHER	IP	WLS	BF	H	R	ER	SO	BB	IBB	HBP	BLK	WP	HR	S	P	ERA	WHIP

BOTTOM

New York Yankees @ Milwaukee Brewers

Milwaukee County Stadium, Milwaukee, WI

Wed Sep 17 1975, 8:05 PM EDT
Att. 4,447 - Unknown - 64 F

livebaseballscorecards.com

AB	39
R	5
H	8
RBI	4
BB	6
SO	6
LOB	18

PA: 47
WP: 0
PB: 1
SB: 0
CS: 0

Batter	1	2	3	4	5	6	7	8	9	AB	R	H	RBI	BB	SO	LOB
Bob Sheldon, L (1, 4) OBP: 0.350, SLG: 0.356	1B	FC4-6 1-2f		3-1 2-3			SH3-4 1B	1-2 1B		5	0	3	0	0	0	2
Robin Yount, R (1, 6) OBP: 0.308, SLG: 0.373	F9		G6-4-3 1B	F9			SH3-4 1-2	F7		4	0	1	0	0	0	4
George Scott, R (1, 3) OBP: 0.335, SLG: 0.487	F9		G6-4-3 1-2f		FC4-6 1B		5-3		F9	5	0	1	0	0	0	3
Darrell Porter, L (1, 2) OBP: 0.369, SLG: 0.411	F3		BBB 2B BB		FC4-6 1-2f 1B		IBB		4-1	3	2	0	0	2	0	2
Bobby Darwin, R (1, 10) OBP: 0.307, SLG: 0.394		SSS K	1-H 2B		G4-6-3 2-H 1B		F8		FC6-4 1B	5	0	3	2	0	1	2
Mike Hegan, L (1, 9) OBP: 0.367, SLG: 0.407		G3 1B 1B 1B	IIII IBB		G4-6-3 1-2f			HR	1-2f	3	2	2	1	1	0	1
Gorman Thomas, R (8, 6) OBP: 0.272, SLG: 0.377										1	0	0	0	0	0	1
Charlie Moore, R (1, 7) OBP: 0.339, SLG: 0.405		G3 1-2 1B 1B	5-3			5-3		BBB 1B BB		3	1	1	0	1	0	2
Bill Sharp, L (1, 8) (8, 9) OBP: 0.284, SLG: 0.342		G3 1-2 2-3		3-1 2B		SSS K		SSS K		4	0	1	0	0	2	3
Kurt Bevacqua, R (1, 5) OBP: 0.288, SLG: 0.295		FC4-6 2-H 3-H 1B		5-3		F7		SSS K		4	0	1	2	0	1	2
Inning Stats	R: 0 E: 0 K: 0 S: 4 H: 1 LOB: 1 BB: 0 P: 4	R: 2 E: 0 K: 1 S: 8 H: 3 LOB: 1 BB: 0 P: 8	R: 1 E: 0 K: 0 S: 4 H: 2 LOB: 2 BB: 2 P: 12	R: 0 E: 0 K: 0 S: 4 H: 1 LOB: 1 BB: 0 P: 4	R: 1 E: 1 K: 0 S: 4 H: 2 LOB: 0 BB: 0 P: 4	R: 0 E: 0 K: 1 S: 5 H: 0 LOB: 0 BB: 0 P: 5	R: 0 E: 0 K: 0 S: 4 H: 1 LOB: 2 BB: 1 P: 8	R: 1 E: 0 K: 2 S: 9 H: 2 LOB: 2 BB: 1 P: 13	R: 0 E: 0 K: 0 S: 4 H: 1 LOB: 1 BB: 0 P: 4	1B: 10 2B: 2 3B: 0 HR: 1 SF: 0 SAC: 1 DP: 2 HBP: 0						

PITCHER	IP	WLS	BF	H	R	ER	SO	BB	IBB	HBP	BLK	WP	HR	S	P	ERA	WHIP
Doyle Alexander, R (1, 1) ERA: 3.04	4.1		23	9	4	3	1	1	1	0	0	0	0	23	31	6.23	2.308
Paul Mitchell, R (5, 1) ERA: 3.27	3.1		14	3	1	1	3	1	1	0	0	0	1	18	26	2.70	1.200
Dyar Miller, R (8, 1) ERA: 2.44	1.1	W	5	1	0	0	0	0	0	0	0	0	0	5	5	0.00	0.750

PITCHER	IP	WLS	BF	H	R	ER	SO	BB	IBB	HBP	BLK	WP	HR	S	P	ERA	WHIP

TOP

Milwaukee Brewers @ Baltimore Orioles

Memorial Stadium, Baltimore, MD

Fri Sep 19 1975, 7:05 PM EDT

Att. 11,028 - Unknown

livebaseballscorecards.com

AB	37
R	5
H	13
RBI	5
BB	4
SO	4
LOB	22

WP: 0 PB: 0 SB: 0 CS: 0 PA: 42

Batter	1	2	3	4	5	6	7	8	9	AB	R	H	RBI	BB	SO	LOB
Ken Singleton, S (1, 9) OBP: 0.414, SLG: 0.455	BBBB 4-0 S BB		BBBB 4-0 BB		x 0-0 ③ FC6-4 1-2f		x 0-0 ② 1-3 2-3		x 0-0 E6 BB FC3-2 1-2 2-3	3	0	0	0	2	0	4
Paul Blair, R (1, 8) OBP: 0.250, SLG: 0.285 Jim Northrup, L (7, PH) OBP: 0.345, SLG: 0.415 (8, 8)	SSS 0-3 ① K 1-2		SSS 0-3 ② K			x 0-0 ① F7	x 0-0 ③ F8 3-H		x 0-0 ② FC3-2 BB 1-2 2-3 3-Hf	3 2	0 0	0 0	0 0	0 0	2 0	2 3
Tommy Davis, R (1, 10) OBP: 0.314, SLG: 0.356 Tom Shopay, L (8, PR) OBP: 0.258, SLG: 0.185 Royle Stillman, L (9, PH) OBP: 0.400, SLG: 0.333	SSS 0-3 ② K		x 0-0 ③ F6			x 0-0 ② 3-1		x 0-0 BBBB G6-4-3 1B	4-0 1-2 2-3 3-H BB	4 0 0	0 0 0	1 0 0	0 0 1	0 0 1	1 0 0	2 0 0
Lee May, R (1, 3) OBP: 0.308, SLG: 0.428	x 0-0 ③ 5-3			SSS 0-3 ① K		x 0-0 HR 2B	x 0-0 ①② G6-4-3 1-2f			4	1	1	0	0	1	2
Don Baylor, R (1, 7) OBP: 0.359, SLG: 0.485		x 0-0 ① F8		x 0-0 ② 6-3		x 0-0 2-H HR	x 0-0 ③ F9			4	1	1	2	0	0	1
Bobby Grich, R (1, 4) OBP: 0.393, SLG: 0.398		BBBB 4-0 CS BB		SSS 0-3 ③ K		BBBB 4-0 BB			x 0-0 ① F9	2	0	0	0	2	1	0
Brooks Robinson, R (1, 5) OBP: 0.269, SLG: 0.269 Tony Muser, L (9, PH) OBP: 0.337, SLG: 0.319		x 0-0 ②③ F7 1-2			x 0-0 ① F2	x 0-0 ③ F8			x 0-0 2B 2B	3 1	0 1	0 1	0 0	0 0	0 0	2 0
Dave Duncan, R (1, 2) OBP: 0.248, SLG: 0.349 Elrod Hendricks, L (7, PH) OBP: 0.313, SLG: 0.380 (8, 2)			x 0-0 ① F8		BBBB 4-0 FC6-4 BB		x 0-0 1-3 SH1-4 PB 1B		x 0-0 E FC3-2 2-H 2B	1 2	0 1	0 2	0 1	1 0	0 0	0 0
Mark Belanger, R (1, 6) OBP: 0.287, SLG: 0.280 Al Bumbry, L (9, PH) OBP: 0.338, SLG: 0.369			x 0-0 HR		x 0-0 ② FC6-4 FC6-4 1-2f		x 0-0 ① SH1-4 1-2		4-0 FC3-2 E BB IBB	2 0	1 1	1 0	1 0	0 1	0 0	1 0
Inning Stats	R: 0 E: 0 K: 2 S: 7 H: 0 LOB: 1 BB: 1 P: 11	R: 0 E: 0 K: 0 S: 2 H: 0 LOB: 0 BB: 1 P: 6	R: 1 E: 0 K: 1 S: 6 H: 1 LOB: 1 BB: 1 P: 10	R: 0 E: 0 K: 2 S: 7 H: 0 LOB: 0 BB: 0 P: 7	R: 0 E: 0 K: 0 S: 3 H: 0 LOB: 1 BB: 1 P: 7	R: 2 E: 0 K: 0 S: 5 H: 2 LOB: 1 BB: 1 P: 9	R: 1 E: 0 K: 0 S: 4 H: 1 LOB: 0 BB: 0 P: 4	R: 0 E: 0 K: 0 S: 3 H: 1 LOB: 1 BB: 0 P: 3	R: 2 E: 1 K: 0 S: 5 H: 2 LOB: 3 BB: 2 P: 13	1B: 2 2B: 3 3B: 0 HR: 2 SF: 0 SAC: 1 DP: 1 HBP: 0							

PITCHER		IP	WLS	BF	H	R	ER	SO	BB	IBB	HBP	BLK	WP	HR	S	P	ERA	WHIP
Bill Travers, L ERA: 4.28	(1, 1)	5.2		24	3	3	3	5	5	0	0	0	0	2	29	49	4.76	1.412
Jim Slaton, R ERA: 4.52	(6, 1)	2.2		10	3	2	1	0	0	0	0	0	0	0	10	10	3.38	1.125
Tom Murphy, R ERA: 4.5	(9, 1)	0.1	L	5	1	1	0	0	1	1	0	0	0	0	3	11	0.00	6.000

PITCHER	IP	WLS	BF	H	R	ER	SO	BB	IBB	HBP	BLK	WP	HR	S	P	ERA	WHIP

BOTTOM

Milwaukee Brewers @ Baltimore Orioles

Memorial Stadium, Baltimore, MD

Fri Sep 19 1975, 7:05 PM EDT

Att. 11,028 - Unknown

livebaseballscorecards.com

AB	31
R	6
H	7
RBI	5
BB	7
SO	5
LOB	17

1B: 2	SF: 0	WP: 0	PA: 39
2B: 3	SAC: 1	PB: 1	
3B: 0	DP: 1	SB: 1	
HR: 2	HBP: 0	CS: 1	

Milwaukee Brewers @ Baltimore Orioles

Memorial Stadium, Baltimore, MD

Sat Sep 20 1975, 7:05 PM EDT

Att. 17,239 - Unknown

TOP

livebaseballscorecards.com

Batter	1	2	3	4	5	6	7	8	9	AB	R	H	RBI	BB	SO	LOB
Bob Sheldon, L (1, 4) OBP: 0.341, SLG: 0.346	F9		F7			6-3	FC4-6 FC6-4 1-2f 2-3		SH5-4 1-2 2-3	4	0	0	0	0	0	2
Robin Yount, R (1, 6) OBP: 0.307, SLG: 0.372	S 1B			K		6-3	FC6-4 1-2f		SF8 3-H	4	0	1	1	0	1	2
George Scott, R (1, 3) OBP: 0.337, SLG: 0.493	1-3 1-2			5-3		1B 1B		HR	2-H 1B	5	2	3	2	0	0	1
Hank Aaron, R (1, 10) OBP: 0.326, SLG: 0.351	F5			F9		1B 1-3 1B		1B 1B	K	5	0	2	0	0	1	2
Bobby Darwin, R (1, 9) OBP: 0.312, SLG: 0.398		G6-3 1B			E 1B	1-2 3-H 1B		F6		4	0	3	1	0	0	1
Mike Hegan, L (1, 7) OBP: 0.365, SLG: 0.403 Gorman Thomas, R (8, PR) OBP: 0.272, SLG: 0.377 (8, 8)		F8			F7 1-2	F8		G6-4-3 1-3 1B		4 0	0 0	1 0	0 0	0 0	0 0	4 0
Bill Sharp, L (1, 8) OBP: 0.282, SLG: 0.339 (8, 7)	G6-3 1-2f				K		G3	G6-4-3 1-2f		4	0	0	0	0	1	4
Charlie Moore, R (1, 2) OBP: 0.341, SLG: 0.404			F6		E6		FC4-6 BB BB		SH5-4 BB SF8 1B	3	1	1	0	1	0	1
Kurt Bevacqua, R (1, 5) OBP: 0.289, SLG: 0.292 Darrell Porter, L (9, PH) OBP: 0.370, SLG: 0.411 Jack Lind, S (9, 5) OBP: 0.136, SLG: 0.050			F5		F9		FC4-6 1-2 BB BB		SH5-4 1-2 1B BB BB	2 0 0	0 1 0	0 0 0	0 0 0	1 1 0	0 0 0	2 0 0
Inning Stats	R: 0 E: 0 K: 0 S: 4 H: 1 LOB: 1 BB: 0 P: 4	R: 0 E: 0 K: 0 S: 3 H: 1 LOB: 0 BB: 0 P: 3	R: 0 E: 0 K: 0 S: 3 H: 0 LOB: 0 BB: 0 P: 3	R: 0 E: 0 K: 1 S: 5 H: 0 LOB: 0 BB: 0 P: 5	R: 0 E: 2 K: 1 S: 7 H: 1 LOB: 2 BB: 0 P: 7	R: 1 E: 0 K: 0 S: 6 H: 3 LOB: 2 BB: 0 P: 6	R: 0 E: 0 K: 0 S: 3 H: 0 LOB: 2 BB: 2 P: 11	R: 1 E: 0 K: 0 S: 5 H: 3 LOB: 2 BB: 0 P: 5	R: 2 E: 0 K: 1 S: 7 H: 2 LOB: 1 BB: 1 P: 11	1B: 10 2B: 0 3B: 0 HR: 1 SF: 1 SAC: 1 DP: 2 HBP: 0						

	AB	35
	R	4
	H	11
	RBI	4
	BB	3
	SO	3
	LOB	19

WP: 0 PB: 0 SB: 1 CS: 0 PA: 40

PITCHER		IP	WLS	BF	H	R	ER	SO	BB	IBB	HBP	BLK	WP	HR	S	P	ERA	WHIP
Jim Palmer, R ERA: 2.18	(1, 1)	7.0		31	8	2	2	2	2	0	0	0	0	1	33	41	2.57	1.429
Dyar Miller, R ERA: 2.74	(8, 1)	1.2		8	3	2	2	0	1	0	0	0	0	0	7	11	10.80	2.400
Wayne Garland, R ERA: 3.71	(9, 1)	0.1	W	1	0	0	0	1	0	0	0	0	0	0	3	3	0.00	0.000

PITCHER	IP	WLS	BF	H	R	ER	SO	BB	IBB	HBP	BLK	WP	HR	S	P	ERA	WHIP

BOTTOM

Milwaukee Brewers @ Baltimore Orioles

Memorial Stadium, Baltimore, MD

Sat Sep 20 1975, 7:05 PM EDT

Att. 17,239 - Unknown

livebaseballscorecards.com

Batter	1	2	3	4	5	6	7	8	9	AB	R	H	RBI	BB	SO	LOB
Ken Singleton, S (1, 9) OBP: 0.417, SLG: 0.460	B5-3		G4-3 BB			1B 1B 2B	HR BB		2B 2B	3	3	2	0	2	0	0
Paul Blair, R (1, 8) OBP: 0.256, SLG: 0.299	1B BB		G4-3 1-2f			1B 2-3 1B	1-H 3-H HR		2-H 2B	4	1	3	4	1	0	1
Tommy Davis, R (1, 10) OBP: 0.317, SLG: 0.360	G5-4-3 1B 1-2			1-3		G5-3 5-3 1-3 3-H 1B	1B			4	0	3	1	0	0	0
Lee May, R (1, 3) OBP: 0.306, SLG: 0.425	G5-4-3 1-2f			F8		5-3 1-2	4-3			4	0	0	0	0	0	5
Tony Muser, L (8, 3) OBP: 0.337, SLG: 0.319										0	0	0	0	0	0	0
Don Baylor, R (1, 7) OBP: 0.358, SLG: 0.482		4-3		F6		IBB		F2		3	0	0	0	1	0	0
Larry Harlow, L (9, 7)										0	0	0	0	0	0	0
Bobby Grich, R (1, 4) OBP: 0.391, SLG: 0.395		1-6-3			F9	G5-3 2-3f		K		4	0	0	0	0	1	3
Elrod Hendricks, L (1, 2) OBP: 0.316, SLG: 0.379		FC5-4 1B			F6		F8 SH1-4 HR BB	K		3	1	1	0	1	1	0
Brooks Robinson, R (1, 5) OBP: 0.270, SLG: 0.270		FC5-4 1-2f			1B		SH1-4 1-2		4-3	2	0	1	0	0	0	1
Al Bumbry, L (9, PH) OBP: 0.337, SLG: 0.368										1	0	0	0	0	0	0
Mark Belanger, R (1, 6) OBP: 0.285, SLG: 0.278			B1-3		F9		F8 2-3		K	4	0	0	0	0	1	2
Inning Stats	R: 0 H: 1 E: 0 LOB: 1 K: 0 BB: 1 S: 3 P: 7	R: 0 H: 1 E: 0 LOB: 1 K: 0 BB: 0 S: 4 P: 4	R: 0 H: 0 E: 0 LOB: 0 K: 0 BB: 1 S: 2 P: 6	R: 0 H: 0 E: 0 LOB: 0 K: 0 BB: 0 S: 3 P: 3	R: 0 H: 1 E: 0 LOB: 1 K: 0 BB: 0 S: 4 P: 4	R: 1 H: 3 E: 0 LOB: 2 K: 0 BB: 1 S: 5 P: 9	R: 3 H: 2 E: 0 LOB: 1 K: 0 BB: 2 S: 5 P: 13	R: 0 H: 0 E: 0 LOB: 0 K: 2 BB: 0 S: 7 P: 7	R: 1 H: 2 E: 0 LOB: 1 K: 1 BB: 0 S: 6 P: 6	1B: 6 SF: 0 2B: 3 SAC: 1 3B: 0 DP: 3 HR: 1 HBP: 0						

| | | | | | | | | | |

Batter	1	2	3	4	5	6	7	8	9	AB	R	H	RBI	BB	SO	LOB
Bob Sheldon, L (1, 4) OBP: 0.333, SLG: 0.338	4-3			4-3		F7			F8	4	0	0	0	0	0	0
Robin Yount, R (1, 6) OBP: 0.306, SLG: 0.370	F8			BB, 5-3		6-3			5-3	3	0	0	0	1	0	0
George Scott, R (1, 10) OBP: 0.335, SLG: 0.490	K			5-3, 1-2			G3		K	4	0	0	0	0	2	1
Bobby Darwin, R (1, 9) OBP: 0.310, SLG: 0.395		5-3		1-3			K			3	0	0	0	0	1	1
Darrell Porter, L (1, 2) OBP: 0.370, SLG: 0.411		6-3			FC4-6, 1B		F8			3	0	1	0	0	0	0
Mike Hegan, L (1, 3) OBP: 0.360, SLG: 0.397		F8			FC4-6, 1-2f			K		3	0	0	0	0	1	1
Charlie Moore, R (1, 7) OBP: 0.341, SLG: 0.401			F6		F9			BB, 3-1		2	0	0	0	1	0	1
Bill Sharp, L (1, 8) OBP: 0.282, SLG: 0.338			G1-4-3, 1B		F7			3-1, 1-2		3	0	1	0	0	0	2
Kurt Bevacqua, R (1, 5) OBP: 0.287, SLG: 0.290			G1-4-3, 1-2f			F9		5-3		2	0	0	0	0	0	1
Hank Aaron, R (8, PH) OBP: 0.326, SLG: 0.350										1	0	0	0	0	0	1
Jack Lind, S (8, 5) OBP: 0.136, SLG: 0.050										0	0	0	0	0	0	0

TOP

Milwaukee Brewers @ Baltimore Orioles

Memorial Stadium, Baltimore, MD

Sun Sep 21 1975, 3:33 AM EDT

Att. 11,217 - Unknown

livebaseballscorecards.com

AB	28
R	0
H	2
RBI	0
BB	2
SO	4
LOB	8

Inning Stats	1	2	3	4	5	6	7	8	9	1B	SF	WP	PA
R	0	0	0	0	0	0	0	0	0	2	0	0	30
E	0	0	0	0	0	0	0	0	0	2B: 0	SAC: 0	PB: 0	
K	1	0	0	0	0	0	1	1	1	3B: 0	DP: 1	SB: 0	
S	5	3	3	3	4	3	5	5	5	HR: 0	HBP: 0	CS: 0	
H	0	0	1	0	1	0	0	0	0				
LOB	0	0	0	1	0	0	0	1	0				
BB	0	0	0	1	0	0	0	1	0				
P	5	3	3	7	4	3	5	9	5				

PITCHER	IP	WLS	BF	H	R	ER	SO	BB	IBB	HBP	BLK	WP	HR	S	P	ERA	WHIP
Mike Torrez, R (1, 1) ERA: 3.06	9.0	W	30	2	0	0	4	2	0	0	0	0	0	36	44	0.00	0.444

Batter	1	2	3	4	5	6	7	8	9	AB	R	H	RBI	BB	SO	LOB
Al Bumbry, L (1, 10) OBP: 0.339, SLG: 0.368	S S S 0-3 ① K		x 0-0 FC1-6 1B		B B B 4-0 1B BB		x 0-0 ② FC4-6 1-2f			3	0	1	0	1	1	1
Paul Blair, R (1, 8) OBP: 0.256, SLG: 0.299	x 0-0 ② 4-3		x 0-0 ② FC1-6 1-2f		x 0-0 G4-6-3 1-2 1B		x 0-0 ③ F7			4	0	1	0	0	0	2
Ken Singleton, S (1, 9) OBP: 0.415, SLG: 0.457	x 0-0 ③ F8		x 0-0 ③ F7		x 0-0 ② ③ G4-6-3 1-2f			x 0-0 ① G3		4	0	0	0	0	0	3
Lee May, R (1, 3) OBP: 0.309, SLG: 0.426		x 0-0 ① F8		B B B B 4-0 1B 6-3 BB		x 0-0 1B		x 0-0 F9 HBP 1B 1B		3	1	2	0	1	0	0
Tony Muser, L (8, PR) (9, 3) OBP: 0.337, SLG: 0.319										0	1	0	0	0	0	0
Don Baylor, R (1, 7) OBP: 0.359, SLG: 0.481		x 0-0 ② 6-3		x 0-0 CS 1-3 1B		S S S 0-3 ① K		H 1-0 1B 1-2 HBP		3	0	1	0	0	1	1
Larry Harlow, L (9, 7)										0	0	0	0	0	0	0
Bobby Grich, R (1, 4) OBP: 0.390, SLG: 0.396		x 0-0 1B 2B		x 0-0 ① 6-3 3-H		S S S 0-3 ② K		x 0-0 ② F9 2-3		4	1	1	1	0	1	4
Elrod Hendricks, L (1, 2) OBP: 0.323, SLG: 0.383		x 0-0 2-H 1B		4-0 CS IBB		S S S 0-3 ③ K		x 0-0 1-2 3-H 1B		3	0	2	2	1	1	1
Brooks Robinson, R (1, 5) OBP: 0.268, SLG: 0.268		x 0-0 ③ F8		x 0-0 ② ③ 4-3 1-2 2-3			x 0-0 ① 6-3	x 0-0 ③ F8		4	0	0	0	0	0	5
Mark Belanger, R (1, 6) OBP: 0.285, SLG: 0.276			x 0-0 ① 5-3		x 0-0 ① F9		B B B B 4-0 FC4-6 BB			2	0	0	0	1	0	0
Inning Stats	R: 0 H: 0 E: 0 LOB: 0 K: 1 BB: 0 S: 5 P: 5	R: 1 H: 2 E: 0 LOB: 1 K: 0 BB: 0 S: 5 P: 5	R: 0 H: 1 E: 0 LOB: 1 K: 0 BB: 0 S: 4 P: 4	R: 1 H: 1 E: 0 LOB: 1 K: 0 BB: 2 S: 3 P: 11	R: 0 H: 1 E: 0 LOB: 1 K: 0 BB: 1 S: 3 P: 7	R: 0 H: 1 E: 0 LOB: 1 K: 3 BB: 0 S: 10 P: 10	R: 0 H: 0 E: 0 LOB: 1 K: 0 BB: 1 S: 3 P: 7	R: 1 H: 2 E: 0 LOB: 2 K: 0 BB: 0 S: 5 P: 6		1B: 7 SF: 0 2B: 1 SAC: 0 3B: 0 DP: 1 HR: 0 HBP: 1				WP: 0 PA: 35 PB: 0 SB: 0 CS: 2		

PITCHER	IP	WLS	BF	H	R	ER	SO	BB	IBB	HBP	BLK	WP	HR	S	P	ERA	WHIP
Pete Broberg, R (1, 1) ERA: 4.34	8.0	L	35	8	3	3	4	3	1	1	0	0	0	38	55	3.38	1.375

PITCHER	IP	WLS	BF	H	R	ER	SO	BB	IBB	HBP	BLK	WP	HR	S	P	ERA	WHIP

BOTTOM

Milwaukee Brewers @ Baltimore Orioles

Memorial Stadium, Baltimore, MD

Sun Sep 21 1975, 3:33 AM EDT

Att. 11,217 - Unknown

livebaseballscorecards.com

AB	30
R	3
H	8
RBI	3
BB	4
SO	4
LOB	17

Milwaukee Brewers @ Cleveland Indians

Cleveland Municipal Stadium, Cleveland, OH

Mon Sep 22 1975, 7:05 PM EDT

Att. 3,481 - Unknown

TOP

livebaseballscorecards.com

Batter	1	2	3	4	5	6	7	8	9	AB	R	H	RBI	BB	SO	LOB
Bob Sheldon, L (1, 4) OBP: 0.341, SLG: 0.338	SSS 0-3 ① K		BBBB 4-0 BB		BBBB 4-0 BB		x 0-0 ③ F8		x 0-0 CS 1B	3	0	1	0	2	1	1
Robin Yount, R (1, 6) OBP: 0.306, SLG: 0.370	x 0-0 ② G3		SSS 0-3 ③ K		x 0-0 ③ F7			x 0-0 2B 2B	SSS 0-3 ①② K 1-2	5	1	1	0	0	2	3
George Scott, R (1, 3) OBP: 0.338, SLG: 0.504	SSS 0-3 ③ K			x 0-0 WP E 1B		x 0-0 HR		x 0-0 1B 2B 2-H	x 0-0 HR	5	4	4	3	0	1	0
Darrell Porter, L (1, 2) OBP: 0.372, SLG: 0.412		x 0-0 1B CS 1B		x 0-0 E3 1B 1-H		x 0-0 ① F3		H 1-0 1B FC3-2 HBP	x 0-0 ③ 4-3	4	0	2	0	0	0	0
Bobby Darwin, R (1, 10) OBP: 0.306, SLG: 0.390		x 0-0 ① F9		SSS 0-3 ① K		SSS 0-3 ② K		x 0-0 ① F7		4	0	0	0	0	2	4
Mike Hegan, L (1, 9) OBP: 0.360, SLG: 0.396		x 0-0 CS 1-3 1B		x 0-0 ② F8		x 0-0 ③ 4-3		x 0-0 FC3-2 1-3 2-H 1B		3	0	1	0	0	0	1
Don Money, R (8, PH) OBP: 0.331, SLG: 0.432										1	0	1	1	0	0	0
Bobby Mitchell, R (8, PR) OBP: 0.325, SLG: 0.468										0	1	0	0	0	0	0
(8, 7)																
Charlie Moore, R (1, 7) OBP: 0.336, SLG: 0.394		x 0-0 ②③ F2 1-2 3-H		x 0-0 ③ 5-3			x 0-0 ① 5-3	x 0-0 ② FC3-2 1B 1-2 3-H		4	0	0	0	0	0	5
Gorman Thomas, R (8, PR) OBP: 0.272, SLG: 0.377										0	0	0	0	0	0	0
(8, 8)																
Bill Sharp, L (1, 8) OBP: 0.284, SLG: 0.340			x 0-0 ① F8		x 0-0 ① F7		x 0-0 1B	x 0-0 1B 1-3 2-H		4	0	2	1	0	0	0
(8, 9)																
Kurt Bevacqua, R (1, 5) OBP: 0.285, SLG: 0.288			x 0-0 ② 6-3		x 0-0 ② F8		SSS 0-3 ② K	x 0-0 ③ F5		2	0	0	0	0	0	0
Hank Aaron, R (7, PH) OBP: 0.325, SLG: 0.349										1	0	0	0	0	1	1
Jack Lind, S (7, 5) OBP: 0.136, SLG: 0.050										0	0	0	0	0	0	0
Tommy Bianco, S (8, PH) OBP: 0.233, SLG: 0.154										1	0	0	0	0	0	2
(8, 5)																
Inning Stats	R: 0 E: 0 K: 2 S: 7 H: 0 LOB: 0 BB: 0 P: 7	R: 0 E: 0 K: 0 S: 4 H: 2 LOB: 1 BB: 0 P: 4	R: 0 E: 0 K: 1 S: 5 H: 0 LOB: 1 BB: 1 P: 9	R: 1 E: 1 K: 1 S: 7 H: 2 LOB: 1 BB: 0 P: 7	R: 0 E: 0 K: 0 S: 3 H: 0 LOB: 1 BB: 1 P: 7	R: 1 E: 0 K: 1 S: 6 H: 1 LOB: 0 BB: 0 P: 6	R: 0 E: 0 K: 1 S: 6 H: 1 LOB: 1 BB: 0 P: 6	R: 3 E: 0 K: 0 S: 7 H: 4 LOB: 2 BB: 0 P: 8	R: 1 E: 0 K: 1 S: 6 H: 2 LOB: 0 BB: 0 P: 6	1B: 8 2B: 2 3B: 0 HR: 2 SF: 0 SAC: 0 DP: 0 HBP: 1						

	AB	37
	R	6
	H	12
	RBI	5
	BB	2
	SO	7
	LOB	17

WP: 1 PB: 0 SB: 0 CS: 3 PA: 40

PITCHER		IP	WLS	BF	H	R	ER	SO	BB	IBB	HBP	BLK	WP	HR	S	P	ERA	WHIP
Jim Bibby, R ERA: 3.88	(1, 1)	7.0		30	8	4	3	6	2	0	0	0	1	1	40	48	3.86	1.429
Jim Strickland, L ERA: 5.4	(8, 1)	0.1		3	1	0	0	0	0	0	1	0	0	0	2	3	0.00	3.000
Tom Buskey, R ERA: 2.51	(8, 1)	1.2	W	7	3	2	2	1	0	0	0	0	0	1	9	9	10.80	1.800

PITCHER		IP	WLS	BF	H	R	ER	SO	BB	IBB	HBP	BLK	WP	HR	S	P	ERA	WHIP

Milwaukee Brewers @ Cleveland Indians

Cleveland Municipal Stadium, Cleveland, OH

Mon Sep 22 1975, 7:05 PM EDT

Att. 3,481 - Unknown

livebaseballscorecards.com

BOTTOM

Batter	1	2	3	4	5	6	7	8	9	AB	R	H	RBI	BB	SO	LOB
Duane Kuiper, L (1, 4) OBP: 0.373, SLG: 0.340	BB, HBP		4-3		4-3		6-3		FC1-5, 1B, BB	3	0	0	0	1	0	0
Buddy Bell, R (1, 5) OBP: 0.331, SLG: 0.377	G4-6-3, BB		PB, SF9, 2B		F8		WP, 1B		HBP, FC1-5, 1B	3	2	2	0	1	0	0
Boog Powell, L (9, PH) OBP: 0.372, SLG: 0.506										1	0	1	0	0	0	0
Don Hood, L (9, PR)										0	1	0	0	0	0	0
Rick Manning, L (1, 8) OBP: 0.349, SLG: 0.365	F6		1B, BB		1B, CS, 1B		G6-3, 1B		FC1-5, HBP, 1B	4	1	2	0	1	0	4
Rico Carty, R (1, 10) OBP: 0.378, SLG: 0.504	G4-6-3		SF9				G6-3		1B, HBP	3	0	1	1	0	0	3
Tommy Smith, L (9, PR)										0	0	0	0	0	0	0
Charlie Spikes, R (1, 7) OBP: 0.294, SLG: 0.377		G6-4-3, 1B	1B		CS	HR		6-3	1B	4	1	3	1	0	0	0
Oscar Gamble, L (9, PH) OBP: 0.364, SLG: 0.465										1	0	1	2	0	0	0
George Hendrick, R (1, 9) OBP: 0.303, SLG: 0.432		G6-4-3		L4		HR		WP, CS, 1B		4	1	2	1	0	0	1
John Ellis, R (1, 3) OBP: 0.273, SLG: 0.354		3B, BB		5-3		F3		WP, 1B		3	1	1	0	1	0	0
John Lowenstein, L (8, PR) OBP: 0.317, SLG: 0.416										0	0	0	0	0	0	0
Joe Lis, R (9, 3) OBP: 0.333, SLG: 0.667										0	0	0	0	0	0	0
Alan Ashby, S (1, 2) OBP: 0.312, SLG: 0.322		1-H, 3B		BB		6-3		BB		2	0	1	1	2	0	0
Frank Duffy, R (1, 6) OBP: 0.275, SLG: 0.294		F3		5-3		G3		F9		4	0	0	0	0	0	4
Inning Stats	R: 0 E: 0 K: 0 S: 2 H: 0 LOB: 1 BB: 1 P: 7	R: 1 E: 0 K: 0 S: 4 H: 2 LOB: 1 BB: 1 P: 8	R: 1 E: 0 K: 0 S: 4 H: 2 LOB: 2 BB: 1 P: 8	R: 0 E: 0 K: 0 S: 3 H: 0 LOB: 1 BB: 1 P: 7	R: 0 E: 0 K: 0 S: 4 H: 2 LOB: 1 BB: 0 P: 4	R: 2 E: 0 K: 0 S: 5 H: 2 LOB: 0 BB: 0 P: 5	R: 1 E: 0 K: 0 S: 4 H: 2 LOB: 0 BB: 0 P: 4	R: 0 E: 0 K: 0 S: 4 H: 2 LOB: 2 BB: 1 P: 8	R: 2 E: 0 K: 0 S: 3 H: 2 LOB: 2 BB: 1 P: 8	1B: 10 2B: 1 3B: 1 HR: 2 SF: 1 SAC: 0 DP: 3 HBP: 2						

	AB	32
	R	7
	H	14
	RBI	6
	BB	6
	SO	0
	LOB	12

WP: 4 PB: 1 SB: 0 CS: 2 PA: 42

PITCHER		IP	WLS	BF	H	R	ER	SO	BB	IBB	HBP	BLK	WP	HR	S	P	ERA	WHIP
Jerry Augustine, L ERA: 3.57	(1, 1)	6.0		27	8	4	4	0	4	0	1	0	0	2	22	39	6.00	2.000
Larry Anderson, R ERA: 7.17	(7, 1)	1.1		7	4	1	1	0	0	0	0	0	1	0	7	7	6.75	3.000
Pat Osburn, L ERA: 6.17	(8, 1)	0.2		3	0	1	1	0	2	0	0	0	1	0	1	9	13.50	3.000
Tom Murphy, R ERA: 4.61	(9, 1)	0.1	L	4	2	1	1	0	0	0	1	0	0	0	3	4	27.00	6.000

PITCHER	IP	WLS	BF	H	R	ER	SO	BB	IBB	HBP	BLK	WP	HR	S	P	ERA	WHIP

Milwaukee Brewers @ Cleveland Indians

Cleveland Municipal Stadium, Cleveland, OH

Tue Sep 23 1975, 7:05 PM EDT

Att. 3,042 - Unknown

TOP

livebaseballscorecards.com

Batter	1	2	3	4	5	6	7	8	9	AB	R	H	RBI	BB	SO	LOB
Bob Sheldon, L (1, 4) OBP: 0.344, SLG: 0.348	4-3			4-3 1B 2B		F7		1B 1-2 1B		4	1	2	0	0	0	0
Robin Yount, R (1, 6) OBP: 0.305, SLG: 0.369	K			4-3 2-3		E6 G5-4-3		1B 1-2 2-H 1B		4	0	1	1	0	1	1
George Scott, R (1, 3) OBP: 0.338, SLG: 0.502	K			3-H 1B		G5-4-3 1-2f		K		4	0	1	1	0	2	3
Hank Aaron, R (1, 10) OBP: 0.325, SLG: 0.349		F4		F8			1B	K		4	0	1	0	0	1	3
Darrell Porter, L (1, 2) OBP: 0.369, SLG: 0.408		F2		K			F5		F1	4	0	0	0	0	1	2
Bobby Darwin, R (1, 9) OBP: 0.306, SLG: 0.394		5-3			FC 3B		F9		K	4	1	1	0	0	1	1
Mike Hegan, L (1, 7) OBP: 0.355, SLG: 0.390			F8		FC G1-6-3 3-H		F8		K	3	0	0	1	0	0	1
Bobby Mitchell, R (9, PH) OBP: 0.324, SLG: 0.466 (9, 7)										1	0	0	0	0	1	0
Bill Sharp, L (1, 8) OBP: 0.284, SLG: 0.340			F8	F8				FC3-6 1B		3	0	1	0	0	0	1
Kurt Bevacqua, R (1, 5) OBP: 0.281, SLG: 0.284			F8	G1-6-3 1-2f				FC3-6 1B 1-2f 1B		3	1	0	0	0	0	2

Inning Stats	1	2	3	4	5	6	7	8	9
	R: 0 E: 0 K: 2 S: 7	H: 0 LOB: 0 BB: 0 P: 7	R: 0 E: 0 K: 0 S: 3	H: 0 LOB: 0 BB: 0 P: 3	R: 0 E: 0 K: 0 S: 3	H: 0 LOB: 0 BB: 0 P: 3	R: 1 E: 0 K: 1 S: 7	H: 2 LOB: 1 BB: 0 P: 7	R: 1 E: 0 K: 0 S: 4	H: 1 LOB: 0 BB: 0 P: 4	R: 0 E: 1 K: 0 S: 3	H: 0 LOB: 0 BB: 0 P: 3	R: 0 E: 0 K: 0 S: 4	H: 1 LOB: 1 BB: 0 P: 4	R: 1 E: 0 K: 2 S: 10	H: 3 LOB: 2 BB: 0 P: 10	R: 0 E: 0 K: 2 S: 7	H: 0 LOB: 0 BB: 0 P: 7

AB	34	
R	3	
H	7	
RBI	3	
BB	0	
SO	7	
LOB	14	

PITCHER		IP	WLS	BF	H	R	ER	SO	BB	IBB	HBP	BLK	WP	HR	S	P	ERA	WHIP	PITCHER		IP	WLS	BF	H	R	ER	SO	BB	IBB	HBP	BLK	WP	HR	S	P	ERA	WHIP
Roric Harrison, R (1, 1) ERA: 4.78		7.1		28	6	3	3	3	0	0	0	0	0	0	34	34	3.68	0.818																			
Dave LaRoche, L (8, 1) ERA: 2.22		1.2	W	6	1	0	0	4	0	0	0	0	0	0	14	14	0.00	0.600																			

1B: 5	SF: 0	WP: 0
2B: 1	SAC: 0	PB: 0
3B: 1	DP: 2	SB: 0
HR: 0	HBP: 0	CS: 0

PA: 34

Milwaukee Brewers @ Cleveland Indians

Cleveland Municipal Stadium, Cleveland, OH

Tue Sep 23 1975, 7:05 PM EDT

Att. 3,042 - Unknown

livebaseballscorecards.com

BOTTOM

Batter	1	2	3	4	5	6	7	8	9	AB	R	H	RBI	BB	SO	LOB
Duane Kuiper, L (1, 4) OBP: 0.374, SLG: 0.341	WP S G1-2-3 1B		FC4-6 S HR 1-2f		FC6-4 CS 1-2f		1B			4	1	2	0	0	0	2
Buddy Bell, R (1, 5) OBP: 0.331, SLG: 0.376	F8 1-2		K 1-2		1B 1-2		4-3			4	0	1	0	0	1	3
Rick Manning, L (1, 8) OBP: 0.350, SLG: 0.363	WP BB		HR BB		K			F6		2	1	0	0	2	1	1
Boog Powell, L (1, 3) OBP: 0.373, SLG: 0.512	BB 1-2 2-3		HR 1-H 2-H			F3		L3		3	1	1	3	1	0	0
Charlie Spikes, R (1, 7) OBP: 0.293, SLG: 0.376	G1-2-3 3-Hf		5-3			1B 1B		6-3		4	0	1	0	0	0	3
George Hendrick, R (1, 9) OBP: 0.306, SLG: 0.440		G6-4-3 1B		6-3		G4-6-3 1-2 1B			HR	4	1	3	1	0	0	0
John Ellis, R (1, 10) OBP: 0.270, SLG: 0.351		G6-4-3 1-2f		F5		G4-6-3 1-2f				3	0	0	0	0	0	3
Alan Ashby, S (1, 2) OBP: 0.309, SLG: 0.318		K		L6			F8			3	0	0	0	0	1	0
Frank Duffy, R (1, 6) OBP: 0.277, SLG: 0.295			BB	FC6-4 1B			L4			2	0	1	0	1	0	0
Inning Stats	R: 0 E: 0 K: 0 S: 3 H: 1 LOB: 2 BB: 2 P: 11	R: 0 E: 0 K: 1 S: 5 H: 1 LOB: 0 BB: 0 P: 5	R: 3 E: 0 K: 1 S: 6 H: 1 LOB: 0 BB: 2 P: 14	R: 0 E: 0 K: 0 S: 3 H: 0 LOB: 0 BB: 0 P: 3	R: 0 E: 0 K: 1 S: 6 H: 2 LOB: 1 BB: 0 P: 6	R: 0 E: 0 K: 0 S: 4 H: 2 LOB: 1 BB: 0 P: 4	R: 0 E: 0 K: 0 S: 4 H: 1 LOB: 1 BB: 0 P: 4	R: 0 E: 0 K: 0 S: 3 H: 0 LOB: 0 BB: 0 P: 3	R: 1 E: 0 K: 0 S: 1 H: 1 LOB: 0 BB: 0 P: 1	1B: 7 2B: 0 3B: 0 HR: 2	SF: 0 SAC: 0 DP: 3 HBP: 0						

	AB	29
	R	4
	H	9
	RBI	4
	BB	4
	SO	3
	LOB	12

WP: 1 PB: 0 SB: 2 CS: 1 PA: 33

PITCHER	IP	WLS	BF	H	R	ER	SO	BB	IBB	HBP	BLK	WP	HR	S	P	ERA	WHIP
Bill Travers, L (1, 1) ERA: 4.29	8.0	L	33	9	4	4	3	4	0	0	0	1	2	35	51	4.50	1.625

PITCHER	IP	WLS	BF	H	R	ER	SO	BB	IBB	HBP	BLK	WP	HR	S	P	ERA	WHIP

Batter	1	2	3	4	5	6	7	8	9	AB	R	H	RBI	BB	SO	LOB
Bob Sheldon, L (1, 4) OBP: 0.341, SLG: 0.343	5-3	E3 1-2 HR		F5		1-3 2-3 1B			F8	5	1	1	0	0	0	1
Robin Yount, R (1, 6) OBP: 0.306, SLG: 0.369	2B 1B	F9			K		F9		1B E 1B	5	2	2	0	0	1	2
George Scott, R (1, 3) OBP: 0.338, SLG: 0.508	1-H 1B 2B	1-H 2-H HR			1-3		K		F9	5	2	2	4	0	1	1
Hank Aaron, R (1, 10) OBP: 0.327, SLG: 0.350 Gorman Thomas, R (9, PR) OBP: 0.272, SLG: 0.377	2B 2-H 1B	5-3			E1 WP		BB		E 1-2 1B	4 0	0 1	2 0	1 0	1 0	0 0	0 0
Bobby Darwin, R (1, 9) OBP: 0.307, SLG: 0.395	1-3 2B		K		K 1-2		1-2 BB		E6 1-3 2-H 1B	4	1	1	0	1	2	2
Bobby Mitchell, R (1, 7) OBP: 0.321, SLG: 0.458	F9		K			6-3	F7		1B 2B IBB	4	1	0	0	1	1	4
Darrell Porter, L (1, 2) OBP: 0.367, SLG: 0.405	F8		K			F7		4-3	1-2 2-H 3-H 2B 1B	5	1	1	2	0	1	2
Kurt Bevacqua, R (1, 5) OBP: 0.287, SLG: 0.298		E HR 1B		K		1B 2B		5-3	1-H 2-H 2B	5	1	3	2	0	1	0
Bill Sharp, L (1, 8) OBP: 0.284, SLG: 0.338		F9		F7		1B BB		4-3		3	0	0	0	1	0	1
Inning Stats	R: 2 E: 0 K: 0 S: 7 H: 4 LOB: 2 BB: 0 P: 7	R: 3 E: 1 K: 0 S: 6 H: 2 LOB: 0 BB: 0 P: 6	R: 0 E: 0 K: 3 S: 9 H: 0 LOB: 0 BB: 0 P: 9	R: 0 E: 0 K: 1 S: 5 H: 0 LOB: 0 BB: 0 P: 5	R: 0 E: 1 K: 2 S: 8 H: 0 LOB: 1 BB: 0 P: 8	R: 0 E: 0 K: 0 S: 4 H: 2 LOB: 3 BB: 1 P: 8	R: 0 E: 0 K: 1 S: 5 H: 0 LOB: 2 BB: 2 P: 13	R: 0 E: 0 K: 0 S: 3 H: 0 LOB: 0 BB: 0 P: 3	R: 5 E: 1 K: 0 S: 7 H: 4 LOB: 2 BB: 1 P: 11	1B: 7 2B: 4 3B: 0 HR: 1 SF: 0 SAC: 0 DP: 0 HBP: 0						

PITCHER	IP	WLS	BF	H	R	ER	SO	BB	IBB	HBP	BLK	WP	HR	S	P	ERA	WHIP
Fritz Peterson, L (1, 1) ERA: 3.94	1.2	L	12	6	5	2	0	0	0	0	0	0	1	12	12	10.80	3.600
Jackie Brown, R (2, 1) ERA: 4.25	7.0		30	4	4	0	7	3	1	0	0	1	0	40	56	0.00	1.000
Dave LaRoche, L (9, 1) ERA: 2.21	0.1		2	2	1	0	0	0	0	0	0	0	0	2	2	0.00	6.000

PITCHER	IP	WLS	BF	H	R	ER	SO	BB	IBB	HBP	BLK	WP	HR	S	P	ERA	WHIP

TOP

Milwaukee Brewers @ Cleveland Indians

Cleveland Municipal Stadium, Cleveland, OH

Wed Sep 24 1975, 7:05 PM EDT

Att. 4,502 - Unknown

livebaseballscorecards.com

AB	40
R	10
H	12
RBI	9
BB	4
SO	7
LOB	13

WP: 1	PA: 44		
PB: 0			
SB: 0			
CS: 0			

BOTTOM

Batter	1	2	3	4	5	6	7	8	9	AB	R	H	RBI	BB	SO	LOB
John Lowenstein, L (1, 10) OBP: 0.313, SLG: 0.411	F7			4-3		F7	F4		F9	3	0	0	0	0	0	1
John Ellis, R (7, PH) OBP: 0.268, SLG: 0.348										2	0	0	0	0	0	2
Duane Kuiper, L (1, 4) OBP: 0.375, SLG: 0.342	G3			F6		FC3-6, BB 1-3 1B	BB 2-3 3-H 1B		3-1	5	0	2	1	0	0	0
Rick Manning, L (1, 8) OBP: 0.351, SLG: 0.362	4-3			G3		BBBB 4-0 FC3-6 1-2 BB	BBBB 4-0 1-2 BB			2	0	0	0	2	0	0
Boog Powell, L (1, 3) OBP: 0.374, SLG: 0.514		G4-6-3 1B			1B 2B	FC3-6 1-2f 2-3 3-H	4-3			4	0	2	1	0	0	5
Oscar Gamble, L (1, 7) OBP: 0.362, SLG: 0.461		G4-6-3 1-2f			F9	F8		F8		3	0	0	0	0	0	4
Charlie Spikes, R (8, PH) OBP: 0.293, SLG: 0.375										1	0	0	0	0	0	0
(9, 7)																
George Hendrick, R (1, 9) OBP: 0.306, SLG: 0.438		K			2-3 1B		K	E6		4	0	1	0	0	2	0
Buddy Bell, R (1, 5) OBP: 0.330, SLG: 0.375			4-3		L6		WP 2B 1B	F3		4	1	1	0	0	0	3
Alan Ashby, S (1, 2) OBP: 0.308, SLG: 0.314			K		K		BBBB 4-0 2B 1-3 1B BB	K		3	1	0	0	1	3	3
Frank Duffy, R (1, 6) OBP: 0.279, SLG: 0.299			5-3			1B FC3-6 1B	1B 1-3 3-H 2B		K	4	1	2	1	0	1	0
Inning Stats	R: 0 E: 0 K: 0 S: 3 H: 0 LOB: 0 BB: 0 P: 3	R: 0 E: 0 K: 1 S: 5 H: 1 LOB: 0 BB: 0 P: 5	R: 0 E: 0 K: 1 S: 5 H: 0 LOB: 0 BB: 0 P: 5	R: 0 E: 0 K: 0 S: 3 H: 0 LOB: 0 BB: 0 P: 3	R: 0 E: 0 K: 1 S: 7 H: 2 LOB: 2 BB: 0 P: 7	R: 1 E: 0 K: 0 S: 5 H: 2 LOB: 2 BB: 1 P: 9	R: 2 E: 0 K: 1 S: 8 H: 3 LOB: 3 BB: 2 P: 16	R: 0 E: 1 K: 1 S: 6 H: 0 LOB: 1 BB: 0 P: 6	R: 0 E: 0 K: 1 S: 5 H: 0 LOB: 0 BB: 0 P: 5	1B: 6 2B: 2 3B: 0 HR: 0 SF: 0 SAC: 0 DP: 1 HBP: 0						

PITCHER	IP	WLS	BF	H	R	ER	SO	BB	IBB	HBP	BLK	WP	HR	S	P	ERA	WHIP
Jim Colborn, R (1, 1) ERA: 4.27	6.1	W	27	7	3	3	4	2	0	0	0	1	0	33	41	4.26	1.421
Rick Austin, L (7, 1) ERA: 4.05	0.2		4	1	0	0	0	1	0	0	0	0	0	3	7	0.00	3.000
Tom Murphy, R (8, 1) ERA: 4.48	2.0	S	7	0	0	0	2	0	0	0	0	0	0	11	11	0.00	0.000

PITCHER	IP	WLS	BF	H	R	ER	SO	BB	IBB	HBP	BLK	WP	HR	S	P	ERA	WHIP

Milwaukee Brewers @ Cleveland Indians

Cleveland Municipal Stadium, Cleveland, OH

Wed Sep 24 1975, 7:05 PM EDT

Att. 4,502 - Unknown

livebaseballscorecards.com

AB	35
R	3
H	8
RBI	3
BB	3
SO	6
LOB	18

WP: 2	PA: 38		
PB: 0			
SB: 0			
CS: 0			

Batter	1	2	3	4	5	6	7	8	9	AB	R	H	RBI	BB	SO	LOB
Ron LeFlore, R (1, 8) OBP: 0.300, SLG: 0.346	S S S 0-3 ① K		x 0-0 ③ 1-3			x 0-0 ① F9		x 0-0 ② FC6-4 1B 1-2f		4	0	0	0	0	1	1
Bob Molinaro, L (1, 9) OBP: 0.375, SLG: 0.467	x 0-0 ② F7			x 0-0 ① L9		x 0-0 ② 4-3		x 0-0 1-3 1B		4	0	1	0	0	0	0
Ben Oglivie, L (1, 7) OBP: 0.321, SLG: 0.420	S S S 0-3 ③ K			S S S 0-3 ② K		x 0-0 ③ F6		x 0-0 ③ G3		4	0	0	0	0	2	2
Willie Horton, R (1, 10) OBP: 0.320, SLG: 0.423		x 0-0 FC4-6 1B		x 0-0 2B			x 0-0 1B		x 0-0 ① F4	4	0	3	0	0	0	0
Dan Meyer, L (1, 3) OBP: 0.279, SLG: 0.341		x 0-0 ① FC4-6 1-2f		x 0-0 ③ 3-1			x 0-0 ① F8		x 0-0 ② 4-3	4	0	0	0	0	0	3
Aurelio Rodriguez, R (1, 5) OBP: 0.286, SLG: 0.385 Tom Veryzer, R (5, 6) OBP: 0.301, SLG: 0.331		x 0-0 ② F8			x 0-0 ① 5-3		x 0-0 ② L6		x 0-0 1B	2 2	0 0	0 1	0 0	0 0	0 0	1 1
Chuck Scrivener, R (1, 6) OBP: 0.125, SLG: 0.125 (5, 5)		x 0-0 ③ F6			x 0-0 1B		x 0-0 ③ F5		x 0-0 ③ 5-3	4	0	1	0	0	0	3
Terry Humphrey, R (1, 2) OBP: 0.275, SLG: 0.256 John Knox, L (8, PH) OBP: 0.344, SLG: 0.279 (8, 4)			S S S 0-3 ① K		x 0-0 ② F4			B B B B 4-0 FC6-4 BB		2 0	0 0	0 0	0 0	0 1	1 0	1 0
Jerry Manuel, S (1, 4) Gates Brown, L (8, PH) OBP: 0.356, SLG: 0.314 John Wockenfuss, R (8, 2) OBP: 0.287, SLG: 0.432			x 0-0 ② 5-3		x 0-0 ③ L5			S S S 0-3 ① K		2 1 0	0 0 0	0 0 0	0 0 0	0 0 0	0 1 0	1 1 0
Inning Stats	R: 0 H: 0 E: 0 LOB: 0 K: 2 BB: 0 S: 7 P: 7	R: 0 H: 1 E: 0 LOB: 1 K: 0 BB: 0 S: 4 P: 4	R: 0 H: 0 E: 0 LOB: 0 K: 1 BB: 0 S: 5 P: 5	R: 0 H: 1 E: 0 LOB: 1 K: 1 BB: 0 S: 6 P: 6	R: 0 H: 1 E: 0 LOB: 1 K: 0 BB: 0 S: 4 P: 4	R: 0 H: 0 E: 0 LOB: 0 K: 0 BB: 0 S: 3 P: 3	R: 0 H: 1 E: 0 LOB: 1 K: 0 BB: 0 S: 4 P: 4	R: 0 H: 1 E: 0 LOB: 2 K: 1 BB: 1 S: 6 P: 10	R: 0 H: 1 E: 0 LOB: 1 K: 0 BB: 0 S: 4 P: 4	1B: 5 SF: 0 2B: 1 SAC: 0 3B: 0 DP: 0 HR: 0 HBP: 0						

PITCHER		IP	WLS	BF	H	R	ER	SO	BB	IBB	HBP	BLK	WP	HR	S	P	ERA	WHIP
Pete Broberg, R ERA: 4.17	(1, 1)	9.0	W	34	6	0	0	5	1	0	0	0	0	0	43	47	0.00	0.778

PITCHER	IP	WLS	BF	H	R	ER	SO	BB	IBB	HBP	BLK	WP	HR	S	P	ERA	WHIP

TOP

Detroit Tigers @ Milwaukee Brewers

Milwaukee County Stadium, Milwaukee, WI

Fri Sep 26 1975, 8:05 PM EDT

Att. 4,908 - Unknown

livebaseballscorecards.com

AB	33
R	0
H	6
RBI	0
BB	1
SO	5
LOB	14

WP: 0 PA: 34
PB: 0
SB: 0
CS: 0

BOTTOM

Detroit Tigers @ Milwaukee Brewers

Milwaukee County Stadium, Milwaukee, WI

Fri Sep 26 1975, 8:05 PM EDT

Att. 4,908 - Unknown

livebaseballscorecards.com

Batter	1	2	3	4	5	6	7	8	9	AB	R	H	RBI	BB	SO	LOB
Bob Sheldon, L (1, 4) OBP: 0.333, SLG: 0.335	4-3		4-3		SH2-3 1-2		G4-6-3 1-2f	FC5 2-3f		4	0	0	0	0	0	4
Robin Yount, R (1, 6) OBP: 0.307, SLG: 0.370	BB 1B		6-3		F7		HR 1B			4	1	2	0	0	0	1
George Scott, R (1, 3) OBP: 0.342, SLG: 0.520	1-2 BB		HR		IBB		1-H HR			2	2	2	3	2	0	0
Darrell Porter, L (1, 2) OBP: 0.365, SLG: 0.401	L3		5-3		F7		4-3			4	0	0	0	0	0	4
Bobby Darwin, R (1, 9) Gorman Thomas, R (9, 8) OBP: 0.272, SLG: 0.377	F8			6-3		S 1B		F8		4 0	0 0	1 0	0 0	0 0	0 0	2 0
Mike Hegan, L (1, 7) OBP: 0.353, SLG: 0.387		G3		1B 1B		F8 1-2		3-1		4	0	1	0	0	0	1
Tommy Bianco, S (1, 10) OBP: 0.235, SLG: 0.167		2-3		F8		F8		BB 1B		4	0	1	0	0	0	2
Bill Sharp, L (1, 8) (9, 9) OBP: 0.288, SLG: 0.342		FC6-4 1B		1-3 1B		4-3		FC5 BB 1-2 1B		4	0	3	0	0	0	1
Kurt Bevacqua, R (1, 5) OBP: 0.294, SLG: 0.303		FC6-4 1-2f			SH2-3 1B		G4-6-3 1B	BB 1-2 2-3		3	0	2	0	1	0	1
Inning Stats	R: 0 E: 0 K: 0 S: 4 H: 1 LOB: 2 BB: 1 P: 8	R: 0 E: 0 K: 0 S: 4 H: 1 LOB: 1 BB: 0 P: 4	R: 1 E: 0 K: 0 S: 4 H: 1 LOB: 0 BB: 0 P: 4	R: 0 E: 0 K: 0 S: 4 H: 2 LOB: 2 BB: 0 P: 4	R: 0 E: 0 K: 0 S: 4 H: 1 LOB: 2 BB: 1 P: 8	R: 0 E: 0 K: 0 S: 4 H: 1 LOB: 1 BB: 0 P: 4	R: 2 E: 0 K: 0 S: 5 H: 3 LOB: 0 BB: 0 P: 5	R: 0 E: 0 K: 0 S: 5 H: 2 LOB: 3 BB: 1 P: 9		1B: 10 2B: 0 3B: 0 HR: 2	SF: 0 SAC: 1 DP: 1 HBP: 0			WP: 0 PB: 0 SB: 1 CS: 0	PA: 37	

	AB	33
	R	3
	H	12
	RBI	3
	BB	3
	SO	0
	LOB	16

PITCHER		IP	WLS	BF	H	R	ER	SO	BB	IBB	HBP	BLK	WP	HR	S	P	ERA	WHIP
Ray Bare, R ERA: 4.48	(1, 1)	7.0	L	31	10	3	3	0	1	1	0	0	0	2	29	37	3.86	1.571
Gene Pentz, R ERA: 3.2	(8, 1)	1.0		6	2	0	0	0	1	0	0	0	0	0	5	9	0.00	3.000

PITCHER	IP	WLS	BF	H	R	ER	SO	BB	IBB	HBP	BLK	WP	HR	S	P	ERA	WHIP

Batter	1	2	3	4	5	6	7	8	9	AB	R	H	RBI	BB	SO	LOB
Ron LeFlore, R (1, 8) OBP: 0.302, SLG: 0.347	x 0-0 1B SF9 1B		x 0-0 ① F9		x 0-0 3-H 1B			S S S 0-3 ① K		4	1	2	1	0	1	1
Chuck Scrivener, R (1, 5) OBP: 0.250, SLG: 0.333	x 0-0 S SF9 1-3 1B		x 0-0 ② 1-3 2B		x 0-0 ③ 1-3			x 0-0 ② 5-3		4	0	2	0	0	0	1
Ben Oglivie, L (1, 7)	S S S 0-3 ① K		x 0-0 ③ 6-3			x 0-0 ① F5		x 0-0 ③ F7		4	0	0	0	0	1	3
Willie Horton, R (1, 10) OBP: 0.318, SLG: 0.421	x 0-0 ② SF9 1-2 3-H			x 0-0 ① F9		x 0-0 ② 5-3			x 0-0 ① F7	3	0	0	1	0	0	0
Bill Freehan, R (1, 2) OBP: 0.306, SLG: 0.398	S S S 0-3 ③ K 2-3			x 0-0 ② F9		x 0-0 ③ 5-3			x 0-0 ② F3	4	0	0	0	0	1	1
Tom Veryzer, R (1, 6) OBP: 0.300, SLG: 0.330		x 0-0 ① F5		x 0-0 ③ F7			x 0-0 E5 1B		S S S 0-3 ③ K	4	0	1	0	0	1	0
Dan Meyer, L (1, 3) OBP: 0.280, SLG: 0.339		x 0-0 ② F1			B B B B 4-0 1B 1B BB		x 0-0 ① F9			2	1	0	0	1	0	1
Leon Roberts, R (1, 9)		x 0-0 ③ F9			x 0-0 ① 1-3 1B		x 0-0 ② F4			3	0	1	0	0	0	1
Jerry Manuel, S (1, 4) OBP: 0.067, SLG: 0.067			x 0-0 2B 1B		x 0-0 ② F8		x 0-0 ③ F4			3	0	1	0	0	0	2
Inning Stats	R: 1 E: 0 K: 2 S: 9 H: 2 LOB: 1 BB: 0 P: 9	R: 0 E: 0 K: 0 S: 3 H: 0 LOB: 0 BB: 0 P: 3	R: 0 E: 0 K: 0 S: 4 H: 2 LOB: 1 BB: 0 P: 4	R: 0 E: 0 K: 0 S: 3 H: 0 LOB: 0 BB: 0 P: 3	R: 1 E: 0 K: 0 S: 4 H: 2 LOB: 1 BB: 1 P: 8	R: 0 E: 0 K: 0 S: 3 H: 0 LOB: 0 BB: 0 P: 3	R: 0 E: 1 K: 0 S: 4 H: 1 LOB: 1 BB: 0 P: 4	R: 0 E: 0 K: 1 S: 5 H: 0 LOB: 0 BB: 0 P: 5	R: 0 E: 0 K: 1 S: 5 H: 0 LOB: 0 BB: 0 P: 5	1B: 6 2B: 1 3B: 0 HR: 0	SF: 1 SAC: 0 DP: 0 HBP: 0						

PITCHER	IP	WLS	BF	H	R	ER	SO	BB	IBB	HBP	BLK	WP	HR	S	P	ERA	WHIP
Jerry Augustine, L (1, 1) ERA: 3.04	9.0	W	33	7	2	2	4	1	0	0	0	0	0	40	44	2.00	0.889

PITCHER	IP	WLS	BF	H	R	ER	SO	BB	IBB	HBP	BLK	WP	HR	S	P	ERA	WHIP

TOP

Detroit Tigers @ Milwaukee Brewers

Milwaukee County Stadium, Milwaukee, WI

Sat Sep 27 1975, 4:33 AM EDT

Att. 7,567 - Unknown

livebaseballscorecards.com

AB	31
R	2
H	7
RBI	2
BB	1
SO	4
LOB	10

WP: 0 PB: 0 SB: 1 CS: 0 PA: 33

Batter	1	2	3	4	5	6	7	8	9	AB	R	H	RBI	BB	SO	LOB
Bob Sheldon, L (1, 4) OBP: 0.335, SLG: 0.337	G3			4-3 2B	CS 1-2	BB E 1B	F7	F7		5	2	2	0	0	0	2
Robin Yount, R (1, 6) OBP: 0.307, SLG: 0.368	4-3			4-3 1-2		BBBB IBB E 1B 1-2 BB	F7			3	1	0	0	1	0	2
George Scott, R (1, 10) OBP: 0.342, SLG: 0.517	5-3			F9		FC5 1B IBB 1-2 2-H	BBBB BB 1-2 BB			3	0	0	0	1	0	2
Darrell Porter, L (1, 2) OBP: 0.368, SLG: 0.404		F4		2-H 2B		IIII 1B 1-2 2-3 IBB	BBBB BB 1-2 2-3 BB			2	0	1	1	2	0	0
Bobby Darwin, R (1, 9) OBP: 0.306, SLG: 0.392 Gorman Thomas, R (8, 8) OBP: 0.272, SLG: 0.377		F8		SSS K		1B 1-2 2-3 3-H	SSS K			4 0	0 0	1 0	1 0	0 0	2 0	4 0
Mike Hegan, L (1, 7) OBP: 0.347, SLG: 0.379		F8			F8	F7		4-3		4	0	0	0	0	0	3
Tommy Bianco, S (1, 3) OBP: 0.263, SLG: 0.206			SSS K		4-3 1B	SSS K		WP 1B		4	2	2	0	0	2	3
Bill Sharp, L (1, 8) (8, 9) OBP: 0.286, SLG: 0.338			F8		4-3 1-2	G3		F9 1-2		4	0	0	0	0	0	5
Kurt Bevacqua, R (1, 5) OBP: 0.300, SLG: 0.307			F8		2-H CS 1B	BBBB BB BB BB		2-H 1B		3	0	2	2	1	0	0
Inning Stats	R: 0 E: 0 K: 0 S: 3 H: 0 LOB: 0 BB: 0 P: 3	R: 0 E: 0 K: 0 S: 3 H: 0 LOB: 0 BB: 0 P: 3	R: 0 E: 0 K: 1 S: 5 H: 0 LOB: 0 BB: 0 P: 5	R: 1 E: 0 K: 1 S: 7 H: 2 LOB: 1 BB: 0 P: 7	R: 1 E: 0 K: 0 S: 4 H: 2 LOB: 0 BB: 0 P: 4	R: 2 E: 1 K: 1 S: 8 H: 2 LOB: 3 BB: 2 P: 16	R: 0 E: 0 K: 1 S: 5 H: 0 LOB: 3 BB: 3 P: 17	R: 1 E: 0 K: 0 S: 5 H: 2 LOB: 1 BB: 0 P: 5		1B: 7 2B: 1 3B: 0 HR: 0	SF: 0 SAC: 0 DP: 0 HBP: 0						

PITCHER	IP	WLS	BF	H	R	ER	SO	BB	IBB	HBP	BLK	WP	HR	S	P	ERA	WHIP
Vern Ruhle, R (1, 1) ERA: 4.03	5.0	L	23	6	4	3	2	1	1	0	0	0	0	25	33	5.40	1.400
Steve Grilli, R (6, 1) ERA: 1.35	3.0		14	2	1	1	2	3	0	0	0	1	0	15	27	3.00	1.667

PITCHER	IP	WLS	BF	H	R	ER	SO	BB	IBB	HBP	BLK	WP	HR	S	P	ERA	WHIP

BOTTOM

Detroit Tigers @ Milwaukee Brewers

Milwaukee County Stadium, Milwaukee, WI

Sat Sep 27 1975, 4:33 AM EDT

Att. 7,567 - Unknown

livebaseballscorecards.com

AB	32
R	5
H	8
RBI	4
BB	5
SO	4
LOB	21

WP: 1 PB: 0 SB: 0 CS: 1 PA: 38

Batter	1	2	3	4	5	6	7	8	9	AB	R	H	RBI	BB	SO	LOB
Chuck Scrivener, R (1, 5) OBP: 0.250, SLG: 0.313	L6		1B		F5			F7		4	0	1	0	0	0	0
Bob Molinaro, L (1, 9) OBP: 0.300, SLG: 0.368	4-3		F5		3-1			4-3		4	0	0	0	0	0	1
Ben Oglivie, L (1, 7) OBP: 0.319, SLG: 0.416	S 1B		F5			4-3			G4-6-3 1B	4	0	2	0	0	0	1
Willie Horton, R (1, 10) OBP: 0.319, SLG: 0.421	K 1-2		1-2 1B			6-3			G4-6-3 1-2 1B	4	0	2	0	0	1	1
Dan Meyer, L (1, 3) OBP: 0.277, SLG: 0.336		F8	F7			1-3			G4-6-3 1-2f 2-3	4	0	0	0	0	0	4
Tom Veryzer, R (1, 6) OBP: 0.297, SLG: 0.327		5-3		K			6-3		5-3	4	0	0	0	0	1	1
Billy Baldwin, L (1, 8) OBP: 0.260, SLG: 0.379		BBBB 4-0 S BB		F3			F5			2	0	0	0	1	0	0
Terry Humphrey, R (1, 2) OBP: 0.279, SLG: 0.244		BBBB 4-0 1-2 BB		SSS K			4-3			2	0	0	0	1	1	0
Jerry Manuel, S (1, 4) OBP: 0.056, SLG: 0.056		4-3			F7			1-4-3		3	0	0	0	0	0	2
Inning Stats	R: 0 E: 0 K: 1 S: 6 H: 1 LOB: 1 BB: 0 P: 6	R: 0 E: 0 K: 0 S: 3 H: 0 LOB: 2 BB: 2 P: 11	R: 0 E: 0 K: 0 S: 5 H: 2 LOB: 2 BB: 0 P: 5	R: 0 E: 0 K: 2 S: 7 H: 0 LOB: 0 BB: 0 P: 7	R: 0 E: 0 K: 0 S: 3 H: 0 LOB: 0 BB: 0 P: 3	R: 0 E: 0 K: 0 S: 3 H: 0 LOB: 0 BB: 0 P: 3	R: 0 E: 0 K: 0 S: 3 H: 0 LOB: 0 BB: 0 P: 3	R: 0 E: 0 K: 0 S: 3 H: 0 LOB: 0 BB: 0 P: 3	R: 0 E: 0 K: 0 S: 4 H: 2 LOB: 1 BB: 0 P: 4	1B: 5 2B: 0 3B: 0 HR: 0	SF: 0 SAC: 0 DP: 1 HBP: 0						

PITCHER	IP	WLS	BF	H	R	ER	SO	BB	IBB	HBP	BLK	WP	HR	S	P	ERA	WHIP
Larry Anderson, R (1, 1) ERA: 5.04	9.0	W	33	5	0	0	3	2	0	0	0	0	0	37	45	0.00	0.778

PITCHER	IP	WLS	BF	H	R	ER	SO	BB	IBB	HBP	BLK	WP	HR	S	P	ERA	WHIP

TOP

Detroit Tigers @ Milwaukee Brewers

Milwaukee County Stadium, Milwaukee, WI

Sun Sep 28 1975, 4:33 AM EDT

Att. 8,768 - Unknown

livebaseballscorecards.com

AB	31
R	0
H	5
RBI	0
BB	2
SO	3
LOB	10

WP: 0 PB: 0 SB: 2 CS: 0 PA: 33

Batter	1	2	3	4	5	6	7	8	9	AB	R	H	RBI	BB	SO	LOB
Bob Sheldon, L (1, 4) OBP: 0.338, SLG: 0.337	E 6-3 1B	K			BBB 4-0 G6-4-3 BB		F7			3	1	1	0	1	1	1
Robin Yount, R (1, 6) OBP: 0.307, SLG: 0.367	L4 1-3		F8		0-0 G6-4-3 1-2f		1B 1B 1-3 1B			4	1	1	0	0	0	2
George Scott, R (1, 3) OBP: 0.341, SLG: 0.515	6-3 3-H		L8		4-3		1B SF7 1-2 3-H 1B			4	1	1	2	0	0	0
Hank Aaron, R (1, 10) OBP: 0.332, SLG: 0.355	BBBB 4-0 FC5-4 BB		BBBB 4-0 WP BB			FC6 2B	1-3 2-H 1B			2	0	2	1	2	0	0
Bobby Darwin, R (1, 9) OBP: 0.304, SLG: 0.389 Bill Sharp, L (7, 9) OBP: 0.285, SLG: 0.338	FC5-4 1-2f		F9 1-2			F9	SF7 3-H			3 0	0 0	0 0	0 1	0 0	0 0	3 0
Bobby Mitchell, R (1, 7) OBP: 0.320, SLG: 0.454		HR 1B		5-3		FC6 DI 3B 2-3	SSS K			4	2	1	0	0	1	2
Darrell Porter, L (1, 2) OBP: 0.371, SLG: 0.418		HR 1-H		BBBB 4-0 FC4-6 BB		3B 1-H		4-3		3	1	2	3	1	0	0
Gorman Thomas, R (1, 8) OBP: 0.268, SLG: 0.371		5-3		F6		F7		6-3		4	0	0	0	0	0	2
Kurt Bevacqua, R (1, 5) OBP: 0.300, SLG: 0.306		F7		FC4-6 1-2f			1B 1B 1B	SSS K		4	1	1	0	0	1	1
Inning Stats	R: 1 E: 1 K: 0 S: 4 H: 1 LOB: 1 BB: 1 P: 8	R: 2 E: 0 K: 1 S: 7 H: 2 LOB: 0 BB: 0 P: 7	R: 0 E: 0 K: 0 S: 3 H: 0 LOB: 1 BB: 1 P: 7	R: 0 E: 0 K: 0 S: 3 H: 0 LOB: 1 BB: 1 P: 7	R: 0 E: 0 K: 0 S: 2 H: 0 LOB: 0 BB: 1 P: 6	R: 1 E: 0 K: 0 S: 5 H: 2 LOB: 1 BB: 0 P: 5	R: 3 E: 0 K: 1 S: 9 H: 4 LOB: 1 BB: 0 P: 9	R: 0 E: 0 K: 1 S: 5 H: 0 LOB: 0 BB: 0 P: 5		1B: 6 2B: 1 3B: 1 HR: 1	SF: 1 SAC: 0 DP: 1 HBP: 0			WP: 1 PB: 0 SB: 0 CS: 0	PA: 36		

PITCHER	IP	WLS	BF	H	R	ER	SO	BB	IBB	HBP	BLK	WP	HR	S	P	ERA	WHIP
Ed Glynn, L (1, 1) ERA: 4.3	6.0	L	26	5	4	3	1	4	0	0	0	1	1	24	40	4.50	1.500
Dave Lemanczyk, R (7, 1) ERA: 4.46	2.0		10	4	3	3	2	0	0	0	0	0	0	14	14	13.50	2.000

PITCHER	IP	WLS	BF	H	R	ER	SO	BB	IBB	HBP	BLK	WP	HR	S	P	ERA	WHIP

BOTTOM

Detroit Tigers @ Milwaukee Brewers

Milwaukee County Stadium, Milwaukee, WI

Sun Sep 28 1975, 4:33 AM EDT

Att. 8,768 - Unknown

livebaseballscorecards.com

AB	31
R	7
H	9
RBI	7
BB	4
SO	3
LOB	11