

# Milwaukee Brewers - 1975

Batter	1	2	3	4	5	6	7	8	9	AB	R	H	RBI	BB	SO	LOB	TOP			
Bob Coluccio, R (1, 8) OBP: 0.250, SLG: 0.250										4	0	1	0	0	1	1	<b>Milwaukee Brewers @ Boston Red Sox</b> Fenway Park, Boston, MA Tue Apr 08 1975, 3:33 AM EDT Att: 34,055 - Unknown - 52 F			
John Briggs, L (1, 7) OBP: 0.250, SLG: 0.500										4	0	1	0	0	0	1				
Hank Aaron, R (1, 10)										3	0	0	0	1	0	2				
George Scott, R (1, 3) OBP: 0.500, SLG: 0.667										3	1	1	0	1	0	2				
Don Money, R (1, 5) OBP: 0.250, SLG: 0.500										4	0	1	0	0	0	3				
Darrell Porter, L (1, 2) OBP: 0.250, SLG: 0.250										4	0	1	1	0	1	1				
Sixto Lezcano, R (1, 9)										3	0	0	0	0	2	1				
Tim Johnson, L (9, PH) OBP: 1.000, SLG: 1.000										1	0	1	0	0	0	0				
Pedro Garcia, R (1, 4)										4	0	0	0	0	0	3				
Robin Yount, R (1, 6) OBP: 0.667, SLG: 1.667										3	1	2	1	0	0	0				
<b>Inning Stats</b>	R: 0 E: 0 K: 0 S: 3	H: 0 LOB: 2 BB: 2 P: 11	R: 0 E: 0 K: 0 S: 3	H: 0 LOB: 0 BB: 0 P: 3	R: 1 E: 0 K: 0 S: 4	H: 2 LOB: 0 BB: 0 P: 4	R: 0 E: 0 K: 1 S: 5	H: 0 LOB: 0 BB: 0 P: 5	R: 0 E: 0 K: 0 S: 3	H: 0 LOB: 0 BB: 0 P: 5	R: 1 E: 0 K: 1 S: 7	H: 2 LOB: 1 BB: 0 P: 7	R: 0 E: 0 K: 1 S: 7	H: 2 LOB: 2 BB: 0 P: 7	R: 0 E: 0 K: 0 S: 4	H: 2 LOB: 1 BB: 0 P: 4	1B: 4 2B: 3 3B: 0 HR: 1	SF: 0 SAC: 0 DP: 2 HBP: 0	WP: 0 PB: 0 SB: 0 CS: 0	PA: 35
<b>PITCHER</b> Luis Tiant, R (1, 1) ERA: 2.0	IP: 9.0 WLS: W BF: 35 H: 8 R: 2 ER: 2 SO: 4 BB: 2 IBB: 0 HBP: 0 BLK: 0 WP: 0 HR: 1 S: 41 P: 49 ERA: 2.00 WHIP: 1.111															<b>PITCHER</b>				

Batter	1	2	3	4	5	6	7	8	9	AB	R	H	RBI	BB	SO	LOB	BOTTOM			
Juan Beniquez, R (1, 7)										3	0	0	0	1	2	2	<b>Milwaukee Brewers @ Boston Red Sox</b> Fenway Park, Boston, MA Tue Apr 08 1975, 3:33 AM EDT Att: 34,055 - Unknown - 52 F			
Fred Lynn, L (1, 8)										4	0	0	0	0	1	3				
Carl Yastrzemski, L (1, 3) OBP: 0.250, SLG: 0.500										4	2	1	0	0	0	1				
Tony Conigliaro, R (1, 10) OBP: 0.250, SLG: 0.250										4	0	1	0	0	0	1				
Rico Petrocelli, R (1, 5)										4	0	0	0	0	1	2				
Dwight Evans, R (1, 9) OBP: 0.750, SLG: 0.500										2	2	1	0	2	0	0				
Bob Montgomery, R (1, 2) OBP: 0.500, SLG: 0.750										4	1	2	2	0	0	1				
Rick Burleson, R (1, 6) OBP: 0.333, SLG: 0.333										3	0	1	1	0	1	2				
Doug Griffin, R (1, 4) OBP: 0.333, SLG: 0.333										3	0	1	1	0	1	1				
<b>Inning Stats</b>	R: 1 E: 0 K: 1 S: 6	H: 1 LOB: 1 BB: 1 P: 10	R: 1 E: 0 K: 3 S: 12	H: 3 LOB: 0 BB: 0 P: 12	R: 3 E: 0 K: 1 S: 8	H: 3 LOB: 1 BB: 1 P: 12	R: 0 E: 0 K: 1 S: 5	H: 0 LOB: 0 BB: 0 P: 5	R: 0 E: 0 K: 0 S: 3	H: 0 LOB: 0 BB: 1 P: 7	R: 0 E: 0 K: 0 S: 3	H: 0 LOB: 0 BB: 0 P: 3	R: 0 E: 0 K: 0 S: 3	H: 0 LOB: 0 BB: 0 P: 3	R: 0 E: 0 K: 0 S: 3	H: 0 LOB: 0 BB: 0 P: 3		1B: 5 2B: 2 3B: 0 HR: 0	SF: 0 SAC: 0 DP: 0 HBP: 0	WP: 0 PB: 0 SB: 0 CS: 0
<b>PITCHER</b> Jim Slaton, R (1, 1) ERA: 16.88 Bill Castro, R (3, 1) ERA:	IP: 2.2 WLS: L BF: 17 H: 7 R: 5 ER: 5 SO: 4 BB: 2 IBB: 0 HBP: 0 BLK: 0 WP: 0 HR: 0 S: 23 P: 31 ERA: 16.88 WHIP: 3.375															<b>PITCHER</b>				







Batter	1	2	3	4	5	6	7	8	9	AB	R	H	RBI	BB	SO	LOB	TOP			
Oscar Gamble, L OBP: 0.200, SLG: 0.200 (1, 7)	1-3		1-2 1B		F5		G3		F4	5	0	1	0	0	0	3				
Frank Robinson, R OBP: 0.375, SLG: 0.667 (1, 10)	F8		F8		FC6-4 BB			F3		3	0	0	0	1	0	2				
George Hendrick, R (1, 8)	F3			6-3	FC6-4			F8		4	0	0	0	0	0	1				
Charlie Spikes, R OBP: 0.250, SLG: 0.143 (1, 9)		G3-6-1 BB		S 1B				F6		3	1	1	0	1	0	0				
Boog Powell, L OBP: 0.625, SLG: 1.167 (1, 3)	G3-6-1			1-2 BB				F2		3	0	0	0	1	0	1				
John Ellis, R OBP: 0.500, SLG: 0.429 (1, 2)	5-3			F8				4-3		4	1	1	0	0	0	2				
Buddy Bell, R OBP: 0.125, SLG: 0.125 (1, 5)			6-3	1-2 2-H 1B				F8		4	0	1	1	0	0	1				
Jack Brohamer, L OBP: 0.375, SLG: 0.429 (1, 4)			4-3	F7				F8		4	0	1	0	0	0	2				
Ed Crosby, L OBP: 0.375, SLG: 0.500 (1, 6)			E6 1B					F4		4	0	2	1	0	0	0				
<b>Inning Stats</b>	R: 0 E: 0 K: 0 S: 3	H: 0 LOB: 0 BB: 0 P: 3	R: 0 E: 0 K: 0 S: 2	H: 0 LOB: 0 BB: 1 P: 6	R: 0 E: 1 K: 0 S: 5	H: 1 LOB: 2 BB: 0 P: 5	R: 1 E: 0 K: 0 S: 5	H: 2 LOB: 2 BB: 1 P: 9	R: 0 E: 0 K: 0 S: 3	H: 0 LOB: 1 BB: 0 P: 7	R: 0 E: 0 K: 0 S: 4	H: 1 LOB: 1 BB: 0 P: 4	R: 0 E: 0 K: 0 S: 3	H: 0 LOB: 0 BB: 0 P: 3	R: 1 E: 0 K: 0 S: 6	H: 3 LOB: 2 BB: 0 P: 6	1B: 6 2B: 1 3B: 0 HR: 0	SF: 0 SAC: 0 DP: 1 HBP: 0	WP: 0 PB: 0 SB: 1 CS: 0	PA: 37
<b>PITCHER</b>	IP	WLS	BF	H	R	ER	SO	BB	IBB	HBP	BLK	WP	HR	S	P	ERA	WHIP			
Bill Champion, R ERA: 2.08 (1, 1)	8.2	W	36	7	2	2	0	3	0	0	0	0	0	33	45	2.08	1.154			
Tom Murphy, R ERA: 3.0 (9, 1)	0.1	S	1	0	0	0	0	0	0	0	0	0	0	1	1	0.00	0.000			

Cleveland Indians @ Milwaukee Brewers  
Milwaukee County Stadium, Milwaukee, WI  
Fri Apr 11 1975, 4:33 AM EDT  
Att: 48,160 - Unknown


AB 34  
R 2  
H 7  
RBI 2  
BB 3  
SO 0  
LOB 12



Batter	1	2	3	4	5	6	7	8	9	AB	R	H	RBI	BB	SO	LOB	BOTTOM			
Bob Coluccio, R OBP: 0.308, SLG: 0.111 (1, 8)	6-3		1B FC6-4 BB			1-3 CS BB		1-3		2	1	0	0	2	0	1				
John Briggs, L OBP: 0.385, SLG: 0.667 (1, 7)	K		FC6-4 1B			CS 1-2		1-3		4	1	2	1	0	1	0				
Hank Aaron, R OBP: 0.385, SLG: 0.111 (1, 10)			FC6-4 CS 1B			HR 1B		6-3		3	1	1	1	1	0	1				
George Scott, R OBP: 0.308, SLG: 0.273 (1, 3)	K		6-3			5-3 1B		6-3		4	0	0	0	0	1	3				
Don Money, R OBP: 0.083, SLG: 0.167 (1, 5)			F7			F8		F4		4	0	0	0	0	0	1				
Darrell Porter, L OBP: 0.500, SLG: 0.333 (1, 2)			1B 1B			1-3 1B 2B IBB		F8		3	1	1	0	1	0	0				
Sixto Lezcano, R OBP: 0.273, SLG: 0.455 (1, 9)			F9			4-3		5-3		4	1	1	1	0	0	1				
Pedro Garcia, R OBP: 0.333, SLG: 0.444 (1, 4)						F8		F8		3	1	2	2	0	0	0				
Robin Yount, R OBP: 0.400, SLG: 0.778 (1, 6)			1-3			F5		E6 S 2B		3	0	0	0	0	0	2				
<b>Inning Stats</b>	R: 0 E: 0 K: 2 S: 7	H: 0 LOB: 1 BB: 1 P: 11	R: 0 E: 0 K: 0 S: 5	H: 2 LOB: 2 BB: 0 P: 5	R: 1 E: 0 K: 0 S: 3	H: 1 LOB: 0 BB: 1 P: 7	R: 0 E: 0 K: 0 S: 3	H: 0 LOB: 0 BB: 0 P: 3	R: 0 E: 0 K: 0 S: 2	H: 0 LOB: 0 BB: 0 P: 6	R: 5 E: 1 K: 0 S: 8	H: 4 LOB: 1 BB: 1 P: 12	R: 0 E: 0 K: 0 S: 3	H: 0 LOB: 0 BB: 0 P: 3	R: 0 E: 0 K: 0 S: 3	H: 0 LOB: 0 BB: 0 P: 3	1B: 5 2B: 1 3B: 0 HR: 1	SF: 0 SAC: 0 DP: 0 HBP: 0	WP: 0 PB: 0 SB: 2 CS: 2	PA: 35
<b>PITCHER</b>	IP	WLS	BF	H	R	ER	SO	BB	IBB	HBP	BLK	WP	HR	S	P	ERA	WHIP			
Jim Perry, R ERA: 7.94 (1, 1)	5.2	L	25	6	5	5	2	3	1	0	0	0	0	25	41	7.94	1.588			
Dick Bosman, R ERA: (6, 1)	2.1		9	1	1	0	0	0	0	0	0	0	0	9	9	0.00	0.429			

Cleveland Indians @ Milwaukee Brewers  
Milwaukee County Stadium, Milwaukee, WI  
Fri Apr 11 1975, 4:33 AM EDT  
Att: 48,160 - Unknown

AB 30  
R 6  
H 7  
RBI 5  
BB 4  
SO 2  
LOB 9









Batter	1	2	3	4	5	6	7	8	9	AB	R	H	RBI	BB	SO	LOB	TOP								
John Lowenstein, L (1, 10) OBP: 0.333, SLG: 0.667	F4		CS	CS		F3			HR	4	1	2	1	0	0	1	<b>Cleveland Indians @ Milwaukee Brewers</b> Milwaukee County Stadium, Milwaukee, WI Sun Apr 13 1975, 4:33 AM EDT Att: 22,459 - Unknown								
Oscar Gamble, L (1, 7) OBP: 0.283, SLG: 0.333 Ken Berry, R (9, FR) (9, 7)	F8			F5		4-3			1B	3	0	0	0	1	0	2									
George Hendrick, R (1, 8) OBP: 0.294, SLG: 0.438	4-3								BB	4	1	2	0	0	0	0									
Charlie Spikes, R (1, 9) OBP: 0.118, SLG: 0.063		2-3		F6					FC5-2-5	4	1	0	0	0	0	3									
Boog Powell, L (1, 3) OBP: 0.647, SLG: 1.364		G1-6-3				F5			BB	3	0	0	0	1	0	2									
John Ellis, R (1, 2) OBP: 0.353, SLG: 0.375		G1-6-3				K			F7	4	0	1	2	0	1	1									
Buddy Bell, R (1, 5) OBP: 0.250, SLG: 0.200				F9		5-3			2B	4	0	1	0	0	0	2									
Jack Brohamer, L (1, 4) OBP: 0.333, SLG: 0.429				4-3		3-1			1B	3	0	0	0	0	0	1									
Ed Crosby, L (1, 6) OBP: 0.429, SLG: 0.417 Leron Lee, L (8, PH) Frank Duffy, R (8, 6)									F8	0	0	0	0	2	0	0									
				CS					F8	1	0	0	0	0	0	1									
				BB						0	0	0	0	0	0	0									
<b>Inning Stats</b>	R: 0 E: 0 K: 0 S: 3	H: 0 LOB: 0 BB: 0 P: 3	R: 0 E: 0 K: 0 S: 2	H: 0 LOB: 0 BB: 1 P: 6	R: 0 E: 0 K: 0 S: 2	H: 0 LOB: 1 BB: 1 P: 6	R: 0 E: 0 K: 0 S: 4	H: 2 LOB: 1 BB: 0 P: 4	R: 0 E: 0 K: 1 S: 5	H: 0 LOB: 0 BB: 0 P: 5	R: 0 E: 1 K: 0 S: 3	H: 0 LOB: 1 BB: 1 P: 7	R: 0 E: 0 K: 0 S: 3	H: 0 LOB: 0 BB: 0 P: 3	R: 0 E: 0 K: 0 S: 4	H: 1 LOB: 1 BB: 0 P: 4	R: 3 E: 0 K: 0 S: 6	H: 3 LOB: 2 BB: 1 P: 10	1B: 4 2B: 1 3B: 0 HR: 1	SF: 0 SAC: 0 DP: 1 HBP: 0	WP: 0 PB: 0 SB: 1 CS: 2	PA: 35			
<b>PITCHER</b>	IP	WLS	BF	H	R	ER	SO	BB	IBB	HBP	BLK	WP	HR	S	P	ERA	WHIP								
Pete Broberg, R (1, 1) ERA: 3.14	8.0	L	29	4	2	2	1	4	0	0	0	0	1	27	43	2.25	1.000								
Tom Murphy, R (9, 1) ERA: 4.15	1.0		5	2	1	1	0	0	0	0	0	0	0	5	5	9.00	2.000								

Batter	1	2	3	4	5	6	7	8	9	AB	R	H	RBI	BB	SO	LOB	BOTTOM								
Bob Coluccio, R (1, 8) OBP: 0.333, SLG: 0.188	6-3					FC6-2				4	0	2	0	0	0	2	<b>Cleveland Indians @ Milwaukee Brewers</b> Milwaukee County Stadium, Milwaukee, WI Sun Apr 13 1975, 4:33 AM EDT Att: 22,459 - Unknown								
John Briggs, L (1, 7) OBP: 0.409, SLG: 0.667			BB	1B		F3			4-3	3	1	1	1	1	0	3									
Hank Aaron, R (1, 10) OBP: 0.333, SLG: 0.188	HR					K				4	0	0	0	0	3	4									
George Scott, R (1, 3) OBP: 0.333, SLG: 0.235						G5-4-3			BB	4	0	0	0	0	1	0									
Don Money, R (1, 5) OBP: 0.150, SLG: 0.158	4-3					F7				4	0	0	0	0	1	0									
Darrell Porter, L (1, 2) OBP: 0.375, SLG: 0.231						K				4	0	0	0	0	2	0									
Sixto Lezcano, R (1, 9) OBP: 0.333, SLG: 0.647						K				4	0	0	0	0	2	0									
Pedro Garcia, R (1, 4) OBP: 0.400, SLG: 0.500						K				2	0	0	0	0	1	0									
Robin Yount, R (1, 6) OBP: 0.471, SLG: 0.933						2B				2	0	0	0	0	0	0									
						SH1-4				3	0	2	0	0	0	0									
						FC6-2				2	0	0	0	0	0	0									
						HBP				2	0	0	0	0	0	0									
						F9				3	0	2	0	0	0	0									
						SH1-4				2	0	0	0	0	0	0									
						F3				2	0	0	0	0	0	0									
						FC6-2				3	0	2	0	0	0	0									
						2B				3	0	2	0	0	0	0									
						1B				3	0	2	0	0	0	0									
						1B				3	0	2	0	0	0	0									
						FC6-2				3	0	2	0	0	0	0									
						2B				3	0	2	0	0	0	0									
						2B				3	0	2	0	0	0	0									
<b>Inning Stats</b>	R: 1 E: 0 K: 1 S: 6	H: 1 LOB: 0 BB: 0 P: 6	R: 0 E: 0 K: 2 S: 7	H: 0 LOB: 0 BB: 0 P: 7	R: 0 E: 0 K: 2 S: 4	H: 2 LOB: 2 BB: 1 P: 8	R: 0 E: 0 K: 0 S: 7	H: 0 LOB: 0 BB: 0 P: 7	R: 0 E: 0 K: 2 S: 4	H: 1 LOB: 2 BB: 0 P: 5	R: 0 E: 0 K: 1 S: 5	H: 0 LOB: 0 BB: 0 P: 5	R: 0 E: 0 K: 1 S: 5	H: 0 LOB: 0 BB: 0 P: 5	R: 0 E: 0 K: 1 S: 6	H: 1 LOB: 1 BB: 0 P: 6	R: 0 E: 0 K: 1 S: 5	H: 0 LOB: 0 BB: 0 P: 5	1B: 3 2B: 1 3B: 0 HR: 1	SF: 0 SAC: 1 DP: 1 HBP: 1	WP: 0 PB: 0 SB: 0 CS: 0	PA: 33			
<b>PITCHER</b>	IP	WLS	BF	H	R	ER	SO	BB	IBB	HBP	BLK	WP	HR	S	P	ERA	WHIP								
Gaylord Perry, R (1, 1) ERA: 2.0	9.0	W	33	5	1	1	9	1	0	1	0	0	1	49	54	1.00	0.667								






Batter	1	2	3	4	5	6	7	8	9	AB	R	H	RBI	BB	SO	LOB	TOP								
Bob Coluccio, R (1, 8) Mike Hegan, L (8, PH) Gorman Thomas, R (8, PR)	F8		F7			B1-3		E7	G5-4-3	3	0	0	0	0	0	0									
John Briggs, L (1, 7) Hank Aaron, R (1, 10) Bobby Mitchell, R (8, PR)	6-3			K		FC5-4 BB		FC3 FC6-4	F5	4	1	0	0	1	1	1									
George Scott, R (1, 3) Don Money, R (1, 5) Darrell Porter, L (1, 2)	F2			F7		FC5-4 1-2		FC6-4 IBB		3	0	0	0	1	0	1									
George Scott, R (1, 3) Don Money, R (1, 5) Darrell Porter, L (1, 2)		3B		5-3			5-3	E6 FC6-4		4	0	1	1	0	0	2									
Don Money, R (1, 5) Darrell Porter, L (1, 2)		K				4-3 1B	5-3	FC6-4 1B		4	2	1	2	0	1	2									
Darrell Porter, L (1, 2) Sixto Lezcano, R (1, 9)		K				4-3 1-3	3-1	1B		4	0	1	1	0	1	2									
Sixto Lezcano, R (1, 9) Pedro Garcia, R (1, 4)		2-3				F3		F7 1B		4	0	1	0	0	0	2									
Pedro Garcia, R (1, 4) Robin Yount, R (1, 6)			F8			CS 1B		FC3 E 1B	G5-4-3 1B	4	1	2	1	0	0	2									
Robin Yount, R (1, 6) Inning Stats			F8			CS 1-2	1-3			4	1	2	1	0	0	0									
Inning Stats	R: 0 E: 0 K: 0 S: 3	H: 0 LOB: 0 BB: 0 P: 3	R: 0 E: 0 K: 2 S: 8	H: 1 LOB: 1 BB: 0 P: 8	R: 0 E: 0 K: 0 S: 3	H: 0 LOB: 0 BB: 0 P: 3	R: 0 E: 0 K: 1 S: 5	H: 0 LOB: 0 BB: 0 P: 5	R: 1 E: 0 K: 0 S: 4	H: 2 LOB: 0 BB: 0 P: 4	R: 0 E: 0 K: 0 S: 3	H: 0 LOB: 1 BB: 1 P: 7	R: 0 E: 0 K: 0 S: 3	H: 0 LOB: 0 BB: 0 P: 3	R: 6 E: 3 K: 0 S: 10	H: 4 LOB: 2 BB: 1 P: 14	R: 0 E: 0 K: 0 S: 3	H: 1 LOB: 0 BB: 0 P: 3	1B: 6 2B: 1 3B: 1 HR: 0	SF: 0 SAC: 0 DP: 1 HBP: 0	WP: 1 PB: 0 CS: 1	PA: 39			
PITCHER	IP	WLS	BF	H	R	ER	SO	BB	IBB	HBP	BLK	WP	HR	S	P	ERA	WHIP								
Jim Palmer, R (1, 1) Bob Reynolds, R (8, 1)	7.2	L	33	6	7	2	3	1	1	0	0	1	0	37	45	2.35	0.913								
Bob Reynolds, R (8, 1)	1.1		5	2	0	0	0	0	0	0	0	0	0	5	5	0.00	1.500								

Milwaukee Brewers @ Baltimore Orioles  
 Memorial Stadium, Baltimore, MD  
 Tue Apr 15 1975, 7:05 PM EDT  
 Att: 6,706 - Unknown


AB 36  
 R 7  
 H 8  
 RBI 6  
 BB 2  
 SO 3  
 LOB 14



Batter	1	2	3	4	5	6	7	8	9	AB	R	H	RBI	BB	SO	LOB	BOTTOM								
Ken Singleton, S (1, 9) Paul Blair, R (1, 8) Tommy Davis, R (1, 10)	F5		G4-3 BB				F8			2	0	0	0	2	0	0									
Paul Blair, R (1, 8) Tommy Davis, R (1, 10) Lee May, R (1, 3)	2B FC 1B		F8				F7		6-3	4	1	1	0	0	0	3									
Tommy Davis, R (1, 10) Lee May, R (1, 3) Don Baylor, R (1, 7)	FC 1-3 2B		G4-3 1-2				6-3 BB		6-3	3	0	1	0	1	0	1									
Lee May, R (1, 3) Don Baylor, R (1, 7) Brooks Robinson, R (1, 5)	FC G5-4-3			K			6-3		F8	4	0	0	1	0	1	2									
Don Baylor, R (1, 7) Brooks Robinson, R (1, 5) Doug DeCinces, R (1, 4)	G5-4-3 1-2			6-3			F8		F8	4	0	1	0	0	0	3									
Brooks Robinson, R (1, 5) Doug DeCinces, R (1, 4) Andy Etchebarren, R (1, 2) Eliud Hendricks, L (5, 2)			FC5-4 1B				6-3		FC4-6 1B	3	0	1	0	1	1	1									
Doug DeCinces, R (1, 4) Andy Etchebarren, R (1, 2) Eliud Hendricks, L (5, 2)			FC5-4 FC6-4				FC4-6 1B		F7	4	0	1	0	0	0	4									
Andy Etchebarren, R (1, 2) Eliud Hendricks, L (5, 2) Mark Belanger, R (1, 6)			FC6-4				FC4-6 SH5-3		FC4-6	1	0	0	0	0	0	1									
Mark Belanger, R (1, 6) Inning Stats			F9				SH5-3		5-3	2	0	0	0	0	0	1									
Inning Stats	R: 1 E: 0 K: 0 S: 5	H: 2 LOB: 1 BB: 0 P: 5	R: 0 E: 0 K: 0 S: 4	H: 1 LOB: 0 BB: 0 P: 4	R: 0 E: 0 K: 0 S: 2	H: 0 LOB: 0 BB: 1 P: 6	R: 0 E: 0 K: 2 S: 7	H: 0 LOB: 0 BB: 0 P: 7	R: 0 E: 0 K: 0 S: 4	H: 1 LOB: 2 BB: 1 P: 8	R: 0 E: 0 K: 0 S: 3	H: 0 LOB: 2 BB: 2 P: 11	R: 0 E: 0 K: 0 S: 3	H: 0 LOB: 0 BB: 0 P: 3	R: 0 E: 0 K: 0 S: 3	H: 0 LOB: 0 BB: 0 P: 3	R: 0 E: 0 K: 0 S: 4	H: 1 LOB: 1 BB: 0 P: 4	1B: 4 2B: 1 3B: 0 HR: 0	SF: 0 SAC: 1 DP: 2 HBP: 0	WP: 0 PB: 0 SB: 0 CS: 0	PA: 35			
PITCHER	IP	WLS	BF	H	R	ER	SO	BB	IBB	HBP	BLK	WP	HR	S	P	ERA	WHIP								
Bill Champion, R (1, 1)	9.0	W	35	5	1	1	2	3	1	0	0	0	0	35	51	1.00	0.889								

Milwaukee Brewers @ Baltimore Orioles  
 Memorial Stadium, Baltimore, MD  
 Tue Apr 15 1975, 7:05 PM EDT  
 Att: 6,706 - Unknown

AB 30  
 R 1  
 H 5  
 RBI 1  
 BB 4  
 SO 2  
 LOB 18





Batter	1	2	3	4	5	6	7	8	9	AB	R	H	RBI	BB	SO	LOB	TOP			
Bob Coluccio, R (1, 8) OBP: 0.250, SLG: 0.130	0-3 K		0-0 FC5-4 CS			0-0 5-3			0-0 5-3	4	0	0	0	0	1	2				
John Briggs, L (1, 7) OBP: 0.355, SLG: 0.480	0-0 4-3		0-0 CS	4-0 CS BB		0-3 K			0-3 K	3	0	0	0	1	2	1				
Hank Aaron, R (1, 10) Tim Johnson, L (9, PR) OBP: 1.000, SLG: 1.000	0-0 F7			4-0 G6-4-3 BB			0-3 K		4-0 1B BB	2	0	0	0	2	1	0				
George Scott, R (1, 3) OBP: 0.310, SLG: 0.320		0-3 K		0-0 G6-4-3 BB			0-0 F3		0-0 FC4-6 1B	4	0	1	0	0	1	1				
Don Money, R (1, 5) OBP: 0.143, SLG: 0.148		0-0 F8				0-0 P4			0-0 5-3	4	0	0	0	0	0	2				
Sixto Lezcano, R (1, 9) OBP: 0.320, SLG: 0.522		4-0 S BB				0-0 6-3			0-0 5-3	2	0	0	0	1	0	0				
Charlie Moore, R (1, 2) OBP: 0.286, SLG: 0.571		0-0 F2				0-0 F8			0-0 2B	3	0	1	0	0	0	1				
Pedro Garcia, R (1, 4) OBP: 0.455, SLG: 0.550			0-0 FC5-4 1B			4-0 SH1-4 BB			0-0 F8	2	0	1	0	1	0	1				
Robin Yount, R (1, 6) OBP: 0.435, SLG: 0.762			0-0 F9			0-0 SH1-4			0-0 P4	2	0	0	0	0	0	2				
<b>Inning Stats</b>	R: 0 E: 0 K: 1 S: 5	H: 0 LOB: 0 BB: 0 P: 5	R: 0 E: 0 K: 1 S: 5	H: 0 LOB: 1 BB: 1 P: 9	R: 0 E: 0 K: 0 S: 3	H: 1 LOB: 0 BB: 0 P: 3	R: 0 E: 0 K: 0 S: 1	H: 0 LOB: 0 BB: 2 P: 9	R: 0 E: 0 K: 0 S: 3	H: 0 LOB: 0 BB: 0 P: 3	R: 0 E: 0 K: 1 S: 5	H: 0 LOB: 0 BB: 0 P: 5	R: 0 E: 0 K: 0 S: 4	H: 1 LOB: 1 BB: 0 P: 4	R: 0 E: 0 K: 1 S: 6	H: 1 LOB: 2 BB: 1 P: 10	1B: 2 2B: 1 3B: 0 HR: 0	SF: 0 SAC: 1 DP: 1 HBP: 0	WP: 0 PB: 0 SB: 1 CS: 2	PA: 33
<b>PITCHER</b> Mike Cuellar, L (1, 1) ERA: 2.51	IP: 9.0 WLS: W BF: 32 H: 3 R: 0 ER: 0 SO: 5 BB: 5 IBB: 0 HBP: 0 BLK: 0 WP: 0 HR: 0 S: 37 P: 57 ERA: 0.00 WHIP: 0.889															<b>PITCHER</b>				

Milwaukee Brewers @ Baltimore Orioles  
Memorial Stadium, Baltimore, MD  
Wed Apr 16 1975, 7:05 PM EDT  
Att: 7,583 - Unknown

AB	26
R	0
H	3
RBI	0
BB	5
SO	5
LOB	10



Batter	1	2	3	4	5	6	7	8	9	AB	R	H	RBI	BB	SO	LOB	BOTTOM			
Ken Singleton, S (1, 9) OBP: 0.433, SLG: 0.429	0-0 WP 2B		0-0 F7			4-0 SH2-4 1B BB	0-0 1B 2B			3	1	2	0	1	0	0				
Paul Blair, R (1, 8) Jim Northrup, L (7, PR) (8, 8)	0-0 1-3		0-3 K			0-0 SH2-4	0-0 1B			3	0	1	0	0	1	1				
Tommy Davis, R (1, 10) OBP: 0.292, SLG: 0.318	0-0 P4			0-0 F8		0-0 5-3	4-0 1-2 BB			3	0	0	0	1	0	2				
Lee May, R (1, 3) OBP: 0.267, SLG: 0.429	0-3 K			0-0 BB 1B		4-0 1B BB	0-3 K			3	0	1	0	1	2	4				
Don Baylor, R (1, 7) OBP: 0.517, SLG: 0.478		0-0 P4		4-0 G6-4-3 BB		0-0 1-2 2-H 1B		0-3 K		3	0	1	1	1	1	0				
Brooks Robinson, R (1, 5) OBP: 0.310, SLG: 0.357		0-0 F9		0-0 G6-4-3		0-0 4-3		0-0 6-3		4	0	0	0	0	0	4				
Doug DeCinces, R (1, 4) OBP: 0.278, SLG: 0.412		0-0 E6			0-0 P4		0-0 6-3	0-0 4-3		4	0	0	0	0	0	0				
Eliud Hendricks, L (1, 2) OBP: 0.300, SLG: 0.500		0-0 F7			0-0 F7		0-0 HR			3	1	1	1	0	0	1				
Mark Belanger, R (1, 6) OBP: 0.158, SLG: 0.167			0-0 P6		0-0 F8		0-0 1-3			3	0	0	0	0	0	0				
<b>Inning Stats</b>	R: 0 E: 0 K: 1 S: 6	H: 1 LOB: 0 BB: 0 P: 6	R: 0 E: 1 K: 0 S: 4	H: 0 LOB: 0 BB: 0 P: 4	R: 0 E: 0 K: 1 S: 5	H: 0 LOB: 0 BB: 0 P: 5	R: 0 E: 0 K: 0 S: 3	H: 1 LOB: 1 BB: 1 P: 7	R: 0 E: 0 K: 0 S: 3	H: 0 LOB: 0 BB: 0 P: 3	R: 1 E: 0 K: 0 S: 4	H: 1 LOB: 2 BB: 2 P: 12	R: 1 E: 0 K: 1 S: 8	H: 3 LOB: 3 BB: 1 P: 12	R: 0 E: 0 K: 1 S: 5	H: 0 LOB: 0 BB: 0 P: 5	1B: 3 2B: 2 3B: 0 HR: 1	SF: 0 SAC: 1 DP: 1 HBP: 0	WP: 1 PB: 0 SB: 1 CS: 0	PA: 34
<b>PITCHER</b> Jim Slaton, R (1, 1) ERA: 5.19	IP: 8.0 WLS: L BF: 34 H: 6 R: 2 ER: 2 SO: 4 BB: 4 IBB: 0 HBP: 0 BLK: 0 WP: 1 HR: 1 S: 38 P: 54 ERA: 2.25 WHIP: 1.250															<b>PITCHER</b>				

Milwaukee Brewers @ Baltimore Orioles  
Memorial Stadium, Baltimore, MD  
Wed Apr 16 1975, 7:05 PM EDT  
Att: 7,583 - Unknown

AB	29
R	2
H	6
RBI	2
BB	4
SO	4
LOB	12





Batter	1	2	3	4	5	6	7	8	9	AB	R	H	RBI	BB	SO	LOB	TOP					
Bob Coluccio, R (1, 8) OBP: 0.219, SLG: 0.111	0-3 K			0-3 K		0-3 K		0-0 SH 6-3 1B	0-0 G6-4-3	4	0	0	0	0	3	2						
John Briggs, L (1, 7) OBP: 0.343, SLG: 0.552	0-0 6-3			0-0 6-3		0-0 HR		0-0 F4		4	1	1	1	0	0	2						
Hank Aaron, R (1, 10) OBP: 0.394, SLG: 0.333 Bobby Mitchell, R (8, PR)	0-0 F3			4-0 BB		0-0 HR		0-0 6-3 1B		3	1	2	2	1	0	0						
George Scott, R (1, 3) OBP: 0.303, SLG: 0.310		0-3 K		0-0 F9		0-0 1B		0-0 6-3		4	0	1	0	0	1	3						
Don Money, R (1, 5) OBP: 0.125, SLG: 0.129		0-0 5-3			0-0 F7	0-0 F9		0-0 6-3		4	0	0	0	0	0	4						
Darrell Porter, L (1, 2) OBP: 0.375, SLG: 0.400		0-0 5-3			0-0 HR		0-0 G3		4-0 1B BB	3	2	1	1	1	0	0						
Sixto Lezcano, R (1, 9) OBP: 0.310, SLG: 0.481			0-0 6-3		0-3 K		0-3 K		0-0 1B	4	0	1	0	0	2	0						
Pedro Garcia, R (1, 4) OBP: 0.423, SLG: 0.500			0-0 6-3		0-0 F9		0-0 F9		0-0 1B	4	0	1	1	0	0	0						
Robin Yount, R (1, 6) OBP: 0.407, SLG: 0.720			0-3 K			0-0 6-3		0-0 SH 1B	0-0 F3	4	1	1	0	0	1	2						
<b>Inning Stats</b>	R: 0 E: 0 K: 1 S: 5	H: 0 LOB: 0 BB: 0 P: 5	R: 0 E: 0 K: 1 S: 5	H: 0 LOB: 0 BB: 0 P: 5	R: 0 E: 0 K: 1 S: 5	H: 0 LOB: 0 BB: 0 P: 5	R: 0 E: 0 K: 1 S: 5	H: 0 LOB: 1 BB: 1 P: 9	R: 1 E: 0 K: 1 S: 6	H: 1 LOB: 0 BB: 0 P: 6	R: 2 E: 0 K: 1 S: 8	H: 3 LOB: 1 BB: 0 P: 8	R: 0 E: 0 K: 1 S: 5	H: 0 LOB: 0 BB: 0 P: 5	R: 1 E: 0 K: 0 S: 6	H: 2 LOB: 3 BB: 1 P: 6	R: 1 E: 0 K: 0 S: 4	H: 2 LOB: 1 BB: 1 P: 8	1B: 4 2B: 1 3B: 0 HR: 3	SF: 0 SAC: 1 DP: 1 HBP: 0	WP: 0 PB: 0 CS: 0	PA: 37
<b>PITCHER</b>	IP WLS BF H R ER SO BB IBB HBP BLK WP HR S P ERA WHIP																					
Gaylord Perry, R (1, 1) ERA: 2.84	7.1 L 30 6 4 4 7 1 0 0 0 0 3 43 47 4.91 0.955																					
Tom Buskey, R (8, 1) ERA: 5.4	1.2 7 2 1 1 0 1 0 0 0 0 0 6 10 5.40 1.800																					

Milwaukee Brewers @ Cleveland Indians  
Cleveland Municipal Stadium, Cleveland, OH

AB 34  
R 5  
H 8  
RBI 5  
BB 2  
SO 7  
LOB 13



WP: 0 PA: 37  
PB: 0  
CS: 0

Fri Apr 18 1975, 3:33 AM EDT  
Att: 8,812 - Unknown - 63 F

Batter	1	2	3	4	5	6	7	8	9	AB	R	H	RBI	BB	SO	LOB	BOTTOM					
John Lowenstein, L (1, 7) OBP: 0.231, SLG: 0.462	0-0 F5		0-0 F6			0-0 4-3	0-0 4-3			4	0	0	0	0	0	2						
Jack Brohamer, L (1, 4) OBP: 0.283, SLG: 0.333	0-0 F9		0-0 F9			0-0 F3		0-0 4-3		4	0	0	0	0	0	0						
George Hendrick, R (1, 8) OBP: 0.333, SLG: 0.600	0-0 1B			0-0 F8		0-0 HR		0-0 6-3		4	1	2	1	0	0	0						
Boog Powell, L (1, 3) OBP: 0.700, SLG: 1.308 Tom McCraw, L (7, 3) OBP: 1.000, SLG: 1.000	0-0 1B			0-0 FC6-4 1B		1-0 HR		0-0 1B		2	0	2	0	0	0	0						
Charlie Spikes, R (1, 9) OBP: 0.095, SLG: 0.050	0-0 4-3			0-0 FC6-4 CS		0-0 L4		0-3 K		4	0	0	0	0	1	5						
John Ellis, R (1, 2) OBP: 0.333, SLG: 0.350		0-0 4-3		0-0 CS	0-0 F7		0-0 FC5-4 1B		0-0 F5	4	0	1	0	0	0	0						
Rico Carty, R (1, 10)		0-0 F8			0-3 K		0-0 FC5-4 1B		0-0 5-3	4	0	0	0	0	1	1						
Buddy Bell, R (1, 5) OBP: 0.250, SLG: 0.211		0-3 K			0-0 1B		0-0 FC5-4 1B		0-0 F4	4	0	1	0	0	1	1						
Frank Duffy, R (1, 6) OBP: 0.333, SLG: 0.333			0-0 1-3		0-0 F7		0-0 1B			3	0	1	0	0	0	1						
<b>Inning Stats</b>	R: 0 E: 0 K: 0 S: 5	H: 2 LOB: 2 BB: 0 P: 5	R: 0 E: 0 K: 1 S: 5	H: 0 LOB: 0 BB: 0 P: 5	R: 0 E: 0 K: 0 S: 3	H: 0 LOB: 0 BB: 0 P: 3	R: 0 E: 0 K: 0 S: 3	H: 1 LOB: 0 BB: 0 P: 3	R: 0 E: 0 K: 1 S: 6	H: 1 LOB: 1 BB: 0 P: 6	R: 1 E: 0 K: 0 S: 4	H: 1 LOB: 1 BB: 0 P: 5	R: 0 E: 0 K: 0 S: 5	H: 2 LOB: 2 BB: 0 P: 5	R: 0 E: 0 K: 1 S: 6	H: 1 LOB: 1 BB: 0 P: 6	R: 0 E: 0 K: 0 S: 3	H: 0 LOB: 0 BB: 0 P: 3	1B: 7 2B: 0 3B: 0 HR: 1	SF: 0 SAC: 0 DP: 0 HBP: 1	WP: 0 PB: 0 CS: 1	PA: 36
<b>PITCHER</b>	IP WLS BF H R ER SO BB IBB HBP BLK WP HR S P ERA WHIP																					
Pete Broberg, R (1, 1) ERA: 2.66	6.0 W 23 5 1 1 2 0 0 0 0 0 1 26 27 1.50 0.833																					
Tom Murphy, R (7, 1) ERA: 2.45	3.0 S 12 3 0 0 1 0 0 0 0 0 0 14 14 0.00 1.000																					

Milwaukee Brewers @ Cleveland Indians  
Cleveland Municipal Stadium, Cleveland, OH

AB 34  
R 1  
H 8  
RBI 1  
BB 0  
SO 3  
LOB 10



WP: 0 PA: 36  
PB: 0  
CS: 1

Fri Apr 18 1975, 3:33 AM EDT  
Att: 8,812 - Unknown - 63 F







Batter	1	2	3	4	5	6	7	8	9	AB	R	H	RBI	BB	SO	LOB	TOP				
Bob Coluccio, R (1, 8) OBP: 0.250, SLG: 0.147 Tim Johnson, L (9, PH) OBP: 0.500, SLG: 0.500	F5		F8		F8			4-3	4-3	3	1	1	1	1	0	0					
Sixto Lezcano, R (1, 9) OBP: 0.342, SLG: 0.455			L4			3-1		5-3	6-3	3	1	0	0	2	0	2					
Hank Aaron, R (1, 10) OBP: 0.341, SLG: 0.258	F7			5-3				5-3		3	0	0	1	1	0	2					
George Scott, R (1, 3) OBP: 0.317, SLG: 0.405		6-3			FC5-4			5-3		4	0	2	0	0	1	1					
Don Money, R (1, 5) OBP: 0.175, SLG: 0.162		1-3		FC5-4		5-3				3	0	0	0	1	0	2					
Charlie Moore, R (1, 2) OBP: 0.300, SLG: 0.444 Mike Hegan, L (8, PH) Bobby Mitchell, R (8, PH) Darrell Porter, L (8, 2) OBP: 0.429, SLG: 0.455							4-3			2	0	0	0	1	0	0					
Gorman Thomas, R (1, 7)			6-3		F6					4	0	0	0	0	2	5					
Pedro Garcia, R (1, 4) OBP: 0.353, SLG: 0.419						5-3				4	1	1	0	0	2	3					
Robin Yount, R (1, 6) OBP: 0.371, SLG: 0.606						5-3			6-3	4	1	2	0	0	0	0					
<b>Inning Stats</b>	R: 0 E: 0 K: 0 S: 2	H: 0 LOB: 0 BB: 1 P: 6	R: 0 E: 0 K: 0 S: 3	H: 0 LOB: 0 BB: 0 P: 3	R: 1 E: 0 K: 0 S: 5	H: 3 LOB: 1 BB: 0 P: 5	R: 0 E: 0 K: 0 S: 4	H: 1 LOB: 2 BB: 1 P: 8	R: 0 E: 0 K: 1 S: 5	H: 0 LOB: 0 BB: 1 P: 9	R: 0 E: 0 K: 2 S: 7	H: 0 LOB: 0 BB: 0 P: 7	R: 3 E: 0 K: 2 S: 9	H: 2 LOB: 3 BB: 4 P: 25	R: 0 E: 0 K: 0 S: 3	H: 0 LOB: 0 BB: 0 P: 3	1B: 6 2B: 1 3B: 0 HR: 0	SF: 0 SAC: 0 DP: 1 HBP: 0	WP: 0 PB: 0 CS: 1	PA: 38	
<b>PITCHER</b>	IP	WLS	BF	H	R	ER	SO	BB	IBB	HBP	BLK	WP	HR	S	P	ERA	WHIP				
Fritz Peterson, L (1, 1) ERA: 10.13	7.0	W	29	5	4	4	3	5	0	0	0	0	0	30	50	5.14	1.429				
Dennis Eckersley, R (8, 1) ERA:	0.1		3	1	0	0	0	1	0	0	1	0	0	2	6	0.00	6.000				
Dave LaRoche, L (8, 1) ERA:	0.2		3	0	0	0	2	1	0	0	0	0	0	6	10	0.00	1.500				
Tom Buskey, R (9, 1) ERA: 2.7	1.0	S	3	0	0	0	0	0	0	0	0	0	0	3	3	0.00	0.000				

Milwaukee Brewers @ Cleveland Indians  
Cleveland Municipal Stadium, Cleveland, OH  
Sun Apr 20 1975, 3:33 AM EDT  
Att: 9,464 - Unknown

AB 31  
R 4  
H 6  
RBI 3  
BB 7  
SO 5  
LOB 15



Batter	1	2	3	4	5	6	7	8	9	AB	R	H	RBI	BB	SO	LOB	BOTTOM				
John Lowenstein, L (1, 7) OBP: 0.227, SLG: 0.300	L3					F5		F8		4	0	0	0	1	1	2					
Tom McCraw, L (1, 3) OBP: 0.300, SLG: 0.600	E1				F7	F8		K		5	1	1	2	0	1	2					
George Hendrick, R (1, 8) OBP: 0.345, SLG: 0.571										4	1	3	0	0	1	1					
Rico Carty, R (1, 10) OBP: 0.111, SLG: 0.444					F8					4	1	1	2	0	1	4					
John Ellis, R (1, 2) OBP: 0.321, SLG: 0.333										4	1	2	0	0	0	0					
Charlie Spikes, R (1, 9) OBP: 0.143, SLG: 0.115										3	1	0	0	1	0	2					
Buddy Bell, R (1, 5) OBP: 0.222, SLG: 0.160										3	0	0	0	1	1	2					
Jack Brohamer, L (1, 4) OBP: 0.231, SLG: 0.250										3	1	0	0	1	0	2					
Frank Duffy, R (1, 6) OBP: 0.333, SLG: 0.333										4	1	2	2	0	0	0					
<b>Inning Stats</b>	R: 0 E: 1 K: 2 S: 8	H: 0 LOB: 1 BB: 0 P: 8	R: 5 E: 2 K: 1 S: 9	H: 3 LOB: 1 BB: 2 P: 17	R: 0 E: 0 K: 0 S: 3	H: 1 LOB: 1 BB: 1 P: 7	R: 0 E: 0 K: 0 S: 4	H: 1 LOB: 2 BB: 1 P: 8	R: 0 E: 0 K: 0 S: 3	H: 0 LOB: 0 BB: 0 P: 3	R: 2 E: 0 K: 1 S: 8	H: 3 LOB: 1 BB: 0 P: 8	R: 0 E: 0 K: 1 S: 5	H: 0 LOB: 0 BB: 0 P: 5	1B: 6 2B: 1 3B: 0 HR: 2	SF: 0 SAC: 0 DP: 1 HBP: 0	WP: 1 PB: 2 CS: 0	PA: 38			
<b>PITCHER</b>	IP	WLS	BF	H	R	ER	SO	BB	IBB	HBP	BLK	WP	HR	S	P	ERA	WHIP				
Jim Slaton, R (1, 1) ERA: 5.01	6.0	L	32	9	7	3	3	4	0	0	0	0	0	10	10	4.50	2.167				
Eduardo Rodriguez, R (7, 1) ERA:	2.0		6	0	0	0	2	0	0	0	0	0	0	10	10	0.00	0.000				

Milwaukee Brewers @ Cleveland Indians  
Cleveland Municipal Stadium, Cleveland, OH  
Sun Apr 20 1975, 3:33 AM EDT  
Att: 9,464 - Unknown

AB 34  
R 7  
H 9  
RBI 6  
BB 4  
SO 5  
LOB 15





Batter	1	2	3	4	5	6	7	8	9	AB	R	H	RBI	BB	SO	LOB	TOP			
Ken Singleton, S (1, 9) OBP: 0.372, SLG: 0.313										5	0	0	0	0	2	3	<b>Baltimore Orioles @ Milwaukee Brewers</b> Milwaukee County Stadium, Milwaukee, WI Tue Apr 22 1975, 4:33 AM EDT Att: 7,635 - Unknown <a href="http://livebaseballscorecards.com">livebaseballscorecards.com</a>			
Paul Blair, R (1, 8) OBP: 0.405, SLG: 0.382										4	0	2	0	0	1	2				
Tommy Davis, R (1, 10) OBP: 0.242, SLG: 0.258										4	0	0	0	0	1	2				
Lee May, R (1, 3) OBP: 0.279, SLG: 0.615										4	0	0	0	0	1	2				
Bobby Grich, R (1, 4) OBP: 0.556, SLG: 1.000										3	1	2	1	1	0	0				
Don Baylor, R (1, 7) OBP: 0.428, SLG: 0.371										3	0	0	0	1	0	2				
Brooks Robinson, R (1, 5) OBP: 0.317, SLG: 0.316										2	0	2	0	2	0	0				
Dave Duncan, R (1, 2) OBP: 0.278, SLG: 0.235										4	0	1	0	0	1	3				
Mark Belanger, R (1, 6) OBP: 0.133, SLG: 0.107										3	0	0	0	1	0	3				
<b>Inning Stats</b>	R: 0 E: 0 K: 0 S: 4	H: 1 LOB: 1 BB: 0 P: 4	R: 0 E: 0 K: 0 S: 4	H: 1 LOB: 2 BB: 1 P: 8	R: 0 E: 1 K: 0 S: 4	H: 1 LOB: 1 BB: 0 P: 4	R: 0 E: 0 K: 0 S: 3	H: 1 LOB: 0 BB: 0 P: 7	R: 0 E: 0 K: 0 S: 7	H: 1 LOB: 0 BB: 0 P: 7	R: 0 E: 0 K: 0 S: 4	H: 1 LOB: 2 BB: 1 P: 12	R: 1 E: 0 K: 2 S: 7	H: 1 LOB: 0 BB: 1 P: 11	R: 0 E: 0 K: 0 S: 3	H: 0 LOB: 1 BB: 1 P: 7	1B: 6 2B: 0 3B: 0 HR: 1	SF: 0 SAC: 0 DP: 0 HBP: 0	WP: 0 PB: 0 SB: 0 CS: 2	PA: 38
<b>PITCHER</b>	IP WLS BF H R ER SO BB IBB HBP BLK WP HR S P ERA WHIP																			
Pete Broberg, R (1, 1) ERA: 2.22	8.0 L 34 7 1 1 6 5 0 0 0 0 0 1 41 61 1.12 1.500																			
Tom Murphy, R (9, 1) ERA: 2.16	1.0 3 0 0 0 0 0 0 0 0 0 0 0 3 3 0.00 0.000																			

Batter	1	2	3	4	5	6	7	8	9	AB	R	H	RBI	BB	SO	LOB	BOTTOM			
Bob Coluccio, R (1, 8) OBP: 0.250, SLG: 0.158										4	0	1	0	0	2	1	<b>Baltimore Orioles @ Milwaukee Brewers</b> Milwaukee County Stadium, Milwaukee, WI Tue Apr 22 1975, 4:33 AM EDT Att: 7,635 - Unknown <a href="http://livebaseballscorecards.com">livebaseballscorecards.com</a>			
Robin Yount, R (1, 6) OBP: 0.368, SLG: 0.583										3	0	1	0	0	1	0				
Hank Aaron, R (1, 10) OBP: 0.311, SLG: 0.229										4	0	0	0	0	0	2				
George Scott, R (1, 3) OBP: 0.356, SLG: 0.436										2	0	1	0	2	0	0				
Don Money, R (1, 5) OBP: 0.159, SLG: 0.146										4	0	0	0	0	0	5				
Darrell Porter, L (1, 2) OBP: 0.375, SLG: 0.385										4	0	0	0	0	3	0				
Mike Hegan, L (1, 7) Gorman Thomas, R (8, 7) Tim Johnson, L (9, PH) OBP: 0.333, SLG: 0.333										1	0	0	0	2	0	0				
Sixto Lezcano, R (1, 9) OBP: 0.357, SLG: 0.486										4	0	2	0	0	0	2				
Pedro Garcia, R (1, 4) OBP: 0.342, SLG: 0.429										4	0	1	0	0	0	3				
<b>Inning Stats</b>	R: 0 E: 0 K: 0 S: 3	H: 0 LOB: 0 BB: 0 P: 3	R: 0 E: 0 K: 0 S: 3	H: 0 LOB: 0 BB: 0 P: 3	R: 0 E: 0 K: 1 S: 5	H: 1 LOB: 1 BB: 1 P: 9	R: 0 E: 0 K: 1 S: 5	H: 0 LOB: 1 BB: 1 P: 9	R: 0 E: 0 K: 0 S: 4	H: 1 LOB: 2 BB: 1 P: 8	R: 0 E: 0 K: 1 S: 6	H: 1 LOB: 1 BB: 0 P: 6	R: 0 E: 0 K: 1 S: 7	H: 2 LOB: 2 BB: 0 P: 7	R: 0 E: 0 K: 1 S: 6	H: 1 LOB: 1 BB: 0 P: 6	1B: 3 2B: 3 3B: 0 HR: 0	SF: 0 SAC: 1 DP: 1 HBP: 0	WP: 0 PB: 0 SB: 0 CS: 0	PA: 36
<b>PITCHER</b>	IP WLS BF H R ER SO BB IBB HBP BLK WP HR S P ERA WHIP																			
Jim Palmer, R (1, 1) ERA: 0.7	9.0 W 36 6 0 0 6 4 0 0 0 0 0 0 44 60 0.00 1.111																			



Batter	1	2	3	4	5	6	7	8	9	AB	R	H	RBI	BB	SO	LOB	TOP											
Ken Singleton, S OBP: 0.396, SLG: 0.378 (1, 9)										5	1	3	1	0	0	1	<p><b>Baltimore Orioles @ Milwaukee Brewers</b> Milwaukee County Stadium, Milwaukee, WI</p> <p>Wed Apr 23 1975, 8:05 PM EDT Att: 7,815 - Unknown</p> <p>livebaseballscorecards.com</p> <p>AB 32 R 5 H 7 RBI 4 BB 5 SO 3 LOB 16</p>											
Paul Blair, R OBP: 0.381, SLG: 0.359 (1, 8)										5	2	1	0	0	1	3												
Tommy Davis, R OBP: 0.237, SLG: 0.229 (1, 10)										4	1	0	0	1	0	3												
Lee May, R OBP: 0.277, SLG: 0.581 (1, 3)										4	0	1	2	0	0	1												
Bobby Grich, R OBP: 0.500, SLG: 0.813 (1, 4)										4	0	1	0	0	1	2												
Don Baylor, R OBP: 0.435, SLG: 0.378 (1, 7)										2	0	1	1	1	0	1												
Brooks Robinson, R OBP: 0.311, SLG: 0.293 (1, 5)										3	0	0	0	1	0	3												
Eliot Hendricks, L OBP: 0.286, SLG: 0.364 (1, 2)										3	1	0	0	1	1	2												
Mark Belanger, R OBP: 0.125, SLG: 0.100 (1, 6)										2	0	0	0	0	0	0												
Al Bumbry, L OBP: 0.417, SLG: 0.455 (9, PH)										0	0	0	0	1	0	0												
<b>Inning Stats</b>	R: 3 E: 0 K: 1 S: 7	H: 3 LOB: 0 BB: 1 P: 11	R: 0 E: 0 K: 0 S: 3	H: 0 LOB: 0 BB: 0 P: 3	R: 0 E: 0 K: 0 S: 3	H: 1 LOB: 0 BB: 0 P: 3	R: 0 E: 0 K: 0 S: 4	H: 1 LOB: 1 BB: 0 P: 4	R: 0 E: 0 K: 0 S: 3	H: 0 LOB: 0 BB: 0 P: 3	R: 1 E: 2 K: 0 S: 5	H: 0 LOB: 2 BB: 1 P: 9	R: 1 E: 0 K: 1 S: 6	H: 1 LOB: 1 BB: 1 P: 10	R: 0 E: 1 K: 1 S: 6	H: 1 LOB: 2 BB: 1 P: 10	R: 0 E: 0 K: 0 S: 3	H: 0 LOB: 1 BB: 1 P: 7	1B: 6 2B: 1 3B: 0 HR: 0	SF: 1 SAC: 1 DP: 0 HBP: 0	WP: 0 PB: 0 SB: 2 CS: 2	PA: 40						
<b>PITCHER</b>	IP WLS BF H R ER SO BB IBB HBP BLK WP HR S P ERA WHIP	6.0 25 5 4 3 1 2 0 0 0 0 0 25 33 4.50 1.167	2.0 W 11 2 1 1 2 2 1 0 0 0 0 0 12 24 4.50 2.000	1.0 S 3 0 0 0 0 0 0 0 0 0 0 0 3 3 0.00 0.000											IP WLS BF H R ER SO BB IBB HBP BLK WP HR S P ERA WHIP	6.0 25 5 4 3 1 2 0 0 0 0 0 25 33 4.50 1.167	2.0 W 11 2 1 1 2 2 1 0 0 0 0 0 12 24 4.50 2.000	1.0 S 3 0 0 0 0 0 0 0 0 0 0 0 3 3 0.00 0.000										

Batter	1	2	3	4	5	6	7	8	9	AB	R	H	RBI	BB	SO	LOB	BOTTOM											
Don Money, R OBP: 0.167, SLG: 0.178 (1, 5)										4	1	1	2	0	0	2	<p><b>Baltimore Orioles @ Milwaukee Brewers</b> Milwaukee County Stadium, Milwaukee, WI</p> <p>Wed Apr 23 1975, 8:05 PM EDT Att: 7,815 - Unknown</p> <p>livebaseballscorecards.com</p> <p>AB 30 R 8 H 9 RBI 7 BB 4 SO 1 LOB 12</p>											
Robin Yount, R OBP: 0.357, SLG: 0.550 (1, 6)										4	1	1	1	0	0	2												
Bobby Mitchell, R OBP: 0.600, SLG: 1.000 (1, 10)										4	2	2	0	0	1	0												
George Scott, R OBP: 0.367, SLG: 0.442 (1, 3)										4	0	2	2	0	0	1												
Sixto Lezcano, R OBP: 0.348, SLG: 0.488 (1, 9)										4	1	1	1	0	0	2												
Pedro Garcia, R OBP: 0.386, SLG: 0.432 (1, 4)										2	2	1	1	1	0	1												
Darrell Porter, L OBP: 0.361, SLG: 0.345 (1, 2)										3	0	0	0	1	0	3												
Bob Coluccio, R OBP: 0.255, SLG: 0.220 (1, 8)										3	0	1	0	0	0	0												
Gorman Thomas, R (1, 7)										1	1	0	0	1	0	0												
Mike Hegan, L (7, PH)										0	0	0	0	1	0	0												
Kurt Bevacqua, R (8, PH)										1	0	0	0	0	0	1												
Rob Ellis, R (9, 7)										0	0	0	0	0	0	0												
<b>Inning Stats</b>	R: 0 E: 0 K: 0 S: 3	H: 0 LOB: 0 BB: 0 P: 3	R: 0 E: 0 K: 0 S: 4	H: 1 LOB: 1 BB: 0 P: 4	R: 0 E: 0 K: 0 S: 3	H: 0 LOB: 0 BB: 0 P: 3	R: 0 E: 0 K: 1 S: 5	H: 0 LOB: 0 BB: 0 P: 5	R: 0 E: 0 K: 0 S: 2	H: 0 LOB: 0 BB: 1 P: 6	R: 4 E: 0 K: 0 S: 6	H: 4 LOB: 0 BB: 1 P: 10	R: 1 E: 0 K: 0 S: 4	H: 1 LOB: 2 BB: 2 P: 12	R: 3 E: 1 K: 0 S: 7	H: 3 LOB: 1 BB: 0 P: 7	R: 0 E: 0 K: 0 S: 3	H: 0 LOB: 1 BB: 0 P: 7	1B: 4 2B: 4 3B: 1 HR: 0	SF: 0 SAC: 2 DP: 1 HBP: 0	WP: 1 PB: 0 SB: 0 CS: 0	PA: 36						
<b>PITCHER</b>	IP WLS BF H R ER SO BB IBB HBP BLK WP HR S P ERA WHIP	5.1 21 4 4 4 1 2 0 0 0 0 0 0 4 12 9.00 4.000	1.0 L 8 3 3 3 0 0 0 0 0 0 1 0 8 8 20.25 2.250	0.1 1 0 0 0 0 0 0 0 0 0 0 0 1 1 0.00 0.000											IP WLS BF H R ER SO BB IBB HBP BLK WP HR S P ERA WHIP	5.1 21 4 4 4 1 2 0 0 0 0 0 4 12 9.00 4.000	1.0 L 8 3 3 3 0 0 0 0 0 0 1 0 8 8 20.25 2.250	0.1 1 0 0 0 0 0 0 0 0 0 0 0 1 1 0.00 0.000										



Batter	1	2	3	4	5	6	7	8	9	AB	R	H	RBI	BB	SO	LOB	TOP					
<b>Don Money, R</b> OBP: 0.154, SLG: 0.163 (1, 5)	E5 F8 CS		6-3			2-3		F5		4	0	0	0	0	0	1	<b>Milwaukee Brewers @ New York Yankees</b> Shea Stadium, Flushing, NY Sat Apr 26 1975, 3:33 AM EDT Att: 11,767 - Sunny - 56 F					
<b>Robin Yount, R</b> OBP: 0.348, SLG: 0.545 (1, 6)	K		F6			6-3		2B		4	0	1	0	0	1							
<b>Bobby Mitchell, R</b> OBP: 0.444, SLG: 0.625 (1, 7)	E6				F8			9-2-6-2		4	0	1	0	0	0	3						
<b>George Scott, R</b> OBP: 0.358, SLG: 0.426 (1, 3)	F8				K			FC6-4		4	0	1	0	0	1	3						
<b>Hank Aaron, R</b> OBP: 0.327, SLG: 0.333 (1, 10)	CS				5-3			HR		4	1	2	1	0	0	1						
<b>Darrell Porter, L</b> OBP: 0.350, SLG: 0.313 (1, 2)					FC3-6			F5		3	0	0	0	1	0	1						
<b>Sixto Lezcano, R</b> OBP: 0.340, SLG: 0.467 (1, 9)					K			2-3		4	0	1	0	0	1	2						
<b>Pedro Garcia, R</b> OBP: 0.341, SLG: 0.400 (1, 4)					L5			K		3	0	0	0	0	1	2						
<b>Bob Coluccio, R</b> OBP: 0.260, SLG: 0.227 (1, 8)					F4					3	0	1	0	0	0	1						
<b>Inning Stats</b>	R: 0 E: 2 K: 1 S: 6	H: 0 LOB: 1 BB: 0 P: 6	R: 0 E: 0 K: 1 S: 6	H: 1 LOB: 1 BB: 0 P: 6	R: 0 E: 0 K: 0 S: 3	H: 0 LOB: 0 BB: 0 P: 3	R: 0 E: 0 K: 1 S: 5	H: 0 LOB: 0 BB: 0 P: 5	R: 0 E: 0 K: 0 S: 4	H: 1 LOB: 1 BB: 0 P: 4	R: 0 E: 0 K: 0 S: 4	H: 1 LOB: 0 BB: 0 P: 4	R: 1 E: 0 K: 1 S: 6	H: 1 LOB: 0 BB: 0 P: 6	R: 0 E: 0 K: 0 S: 4	H: 2 LOB: 1 BB: 0 P: 4	R: 0 E: 0 K: 0 S: 3	H: 1 LOB: 1 BB: 1 P: 7	1B: 5 2B: 2 3B: 0 HR: 1	SF: 0 SAC: 0 DP: 2 HBP: 0	WP: 0 PB: 0 CS: 1	PA: 35
<b>PITCHER</b> <b>Pat Dobson, R</b> ERA: 2.0 (1, 1)	IP: 9.0 WLS: W BF: 34 H: 7 R: 1 ER: 1 SO: 4 BB: 1 IBB: 0 HBP: 0 BLK: 1 WP: 0 HR: 1 S: 41 P: 45 ERA: 1.00 WHIP: 0.889																					

Batter	1	2	3	4	5	6	7	8	9	AB	R	H	RBI	BB	SO	LOB	BOTTOM					
<b>Roy White, S</b> OBP: 0.528, SLG: 0.839 (1, 7)	F8		F9	K		1B		1B		4	1	1	0	0	1	0	<b>Milwaukee Brewers @ New York Yankees</b> Shea Stadium, Flushing, NY Sat Apr 26 1975, 3:33 AM EDT Att: 11,767 - Sunny - 56 F					
<b>Elliott Maddox, R</b> OBP: 0.452, SLG: 0.442 (1, 8)	F9		2B			1B		WP		5	1	3	2	0	0	0						
<b>Bobby Bonds, R</b> OBP: 0.290, SLG: 0.456 (1, 9)	F9		2B			F8		K		5	1	1	1	0	1	3						
<b>Ron Blomberg, L</b> OBP: 0.350, SLG: 0.571 (1, 10)			F7			HR		K		5	2	2	2	0	1	1						
<b>Graig Nettles, L</b> OBP: 0.305, SLG: 0.269 (1, 5)			1B			K		3-1		3	1	0	0	2	1	1						
<b>Thurman Munson, R</b> OBP: 0.429, SLG: 0.481 (1, 2)			1B			HR		F4		4	2	2	2	1	0	2						
<b>Chris Chambliss, L</b> OBP: 0.366, SLG: 0.447 (1, 3)			F5			F7		3-1		4	0	1	0	0	0	3						
<b>Jim Mason, L</b> OBP: 0.188, SLG: 0.200 (1, 6)						2-3		4-3		4	0	1	1	0	1	3						
<b>Sandy Alomar Sr., S</b> OBP: 0.250, SLG: 0.298 (1, 4)			1-3			6-3		1B		4	2	2	1	0	0	2						
<b>Inning Stats</b>	R: 0 E: 0 K: 0 S: 3	H: 0 LOB: 0 BB: 0 P: 3	R: 1 E: 0 K: 0 S: 5	H: 2 LOB: 1 BB: 1 P: 9	R: 4 E: 0 K: 1 S: 9	H: 4 LOB: 0 BB: 0 P: 9	R: 0 E: 0 K: 1 S: 5	H: 0 LOB: 0 BB: 0 P: 5	R: 1 E: 0 K: 0 S: 4	H: 1 LOB: 0 BB: 0 P: 4	R: 2 E: 1 K: 0 S: 7	H: 3 LOB: 2 BB: 0 P: 7	R: 0 E: 0 K: 1 S: 6	H: 1 LOB: 2 BB: 1 P: 10	R: 2 E: 0 K: 2 S: 9	H: 2 LOB: 2 BB: 1 P: 14	R: 0 E: 0 K: 0 S: 3	H: 2 LOB: 1 BB: 1 P: 14	1B: 9 2B: 2 3B: 0 HR: 2	SF: 0 SAC: 0 DP: 0 HBP: 1	WP: 1 PB: 1 CS: 0	PA: 42
<b>PITCHER</b> <b>Jim Slaton, R</b> ERA: 6.23 <b>Bill Castro, R</b> ERA: 1.04 <b>Tom Hausman, R</b> ERA: 9.0 (1, 1) (3, 1) (7, 1)	IP: 2.2 WLS: L BF: 15 H: 6 R: 5 ER: 5 SO: 1 BB: 1 IBB: 0 HBP: 0 BLK: 0 WP: 0 HR: 1 S: 16 P: 20 ERA: 16.88 WHIP: 2.625																					







Batter	1	2	3	4	5	6	7	8	9	AB	R	H	RBI	BB	SO	LOB	TOP		
Don Money, R OBP: 0.148, SLG: 0.172 (1, 5)	L8		K			F8			K								4 0 0 0 0 2 1		
Robin Yount, R OBP: 0.364, SLG: 0.642 (1, 6)	6-3				F4		F8		HR								4 1 1 1 1 0 0 0		
Bobby Mitchell, R OBP: 0.385, SLG: 0.455 (1, 7)	F7			K			K		FC6-4 BB								3 0 0 0 1 2 0		
George Scott, R OBP: 0.339, SLG: 0.393 (1, 3)		K			F9		K		FC6-4 1-2								4 0 0 0 0 2 1		
Hank Aaron, R OBP: 0.310, SLG: 0.319 (1, 10)	1-3				F4			F5	K								4 0 0 0 0 1 1		
Darrell Porter, L OBP: 0.333, SLG: 0.289 (1, 2)	4-1				F2			F6									3 0 0 0 0 0 0		
Sixto Lezcano, R OBP: 0.328, SLG: 0.423 (1, 9)				P9		6-3			1B 1B								3 0 1 0 0 0 0		
Pedro Garcia, R OBP: 0.300, SLG: 0.348 Tim Johnson, L OBP: 0.500, SLG: 0.500 (1, 4) (6, 4)	4-3				K				1B								2 0 0 0 0 1 0 1 0 1 0 0 0 0		
Bob Coluccio, R OBP: 0.298, SLG: 0.292 (1, 8)				BB	6-3			F8									2 0 0 0 1 0 2		
<b>Inning Stats</b>	R: 0 E: 0 K: 0 S: 3	H: 0 LOB: 0 BB: 0 P: 3	R: 0 E: 0 K: 1 S: 5	H: 0 LOB: 0 BB: 0 P: 5	R: 0 E: 0 K: 1 S: 5	H: 0 LOB: 1 BB: 1 P: 9	R: 0 E: 0 K: 1 S: 5	H: 0 LOB: 0 BB: 0 P: 5	R: 0 E: 0 K: 1 S: 5	H: 0 LOB: 0 BB: 0 P: 5	R: 0 E: 0 K: 2 S: 7	H: 0 LOB: 0 BB: 0 P: 7	R: 0 E: 0 K: 0 S: 5	H: 2 LOB: 2 BB: 0 P: 5	R: 1 E: 0 K: 2 S: 8	H: 1 LOB: 1 BB: 1 P: 12	1B: 2 2B: 0 3B: 0 HR: 1	SF: 0 SAC: 0 DP: 0 HBP: 0	WP: 0 PA: 32 CS: 0
<b>PITCHER</b> Caffhy Hunter, R ERA: 5.71 (1, 1)	IP: 9.0 WLS: W BF: 32 H: 3 R: 1 ER: 1 SO: 8 BB: 2 IBB: 0 HBP: 0 BLK: 0 WP: 0 HR: 1 S: 46 P: 54 ERA: 1.00 WHIP: 0.556															<b>PITCHER</b> IP: 9.0 WLS: W BF: 32 H: 3 R: 1 ER: 1 SO: 8 BB: 2 IBB: 0 HBP: 0 BLK: 0 WP: 0 HR: 1 S: 46 P: 54 ERA: 1.00 WHIP: 0.556			

Milwaukee Brewers @ New York Yankees  
Shea Stadium, Flushing, NY  
Sun Apr 27 1975, 3:38 AM EDT  
Att: 41,493 - Unknown - 55 F

AB	30
R	1
H	3
RBI	1
BB	2
SO	8
LOB	5




Batter	1	2	3	4	5	6	7	8	9	AB	R	H	RBI	BB	SO	LOB	BOTTOM		
Roy White, S OBP: 0.533, SLG: 0.750 (1, 7)	1B 1B	L5		HR BB		F5		4-3									4 2 1 0 1 0 0		
Elliott Maddox, R OBP: 0.451, SLG: 0.508 (1, 8)	1B 1B	1-3		HR		2B		1B									5 3 4 3 0 0 0		
Bobby Bonds, R OBP: 0.310, SLG: 0.453 (1, 9)	5-3		5-3	F2		2B		L4									5 0 1 1 0 0 3		
Chris Chambliss, L OBP: 0.354, SLG: 0.409 (1, 3)	2B 1B		K		FC4 BB	4-3											3 1 1 2 1 1 1		
Alex Johnson, R OBP: 0.292, SLG: 0.227 (1, 10)	E5 2B		K		FC4 1B	6-3											4 2 0 0 0 1 3		
Ed Herrmann, L OBP: 0.333, SLG: 0.667 (1, 2)	1-3 2B			HR	1B WP		K										4 1 3 3 0 1 0		
Graig Nettles, L OBP: 0.284, SLG: 0.250 (1, 5)	1-3			3-1		1B		F6									4 0 1 1 0 0 1		
Jim Mason, L OBP: 0.182, SLG: 0.192 (1, 6)	4-3			F8	F7			4-3									4 0 0 0 0 0 3		
Sandy Alomar Sr., S OBP: 0.255, SLG: 0.296 (1, 4)		F7		HR BB 1B	F4			G3									4 1 1 0 0 0 2		
<b>Inning Stats</b>	R: 4 E: 1 K: 0 S: 8	H: 4 LOB: 1 BB: 0 P: 8	R: 0 E: 0 K: 0 S: 3	H: 0 LOB: 0 BB: 0 P: 3	R: 0 E: 0 K: 2 S: 7	H: 0 LOB: 0 BB: 0 P: 7	R: 4 E: 0 K: 0 S: 6	H: 3 LOB: 0 BB: 1 P: 10	R: 1 E: 0 K: 0 S: 5	H: 2 LOB: 2 BB: 1 P: 9	R: 1 E: 0 K: 0 S: 5	H: 2 LOB: 1 BB: 0 P: 5	R: 0 E: 0 K: 1 S: 5	H: 0 LOB: 0 BB: 0 P: 5	R: 0 E: 0 K: 0 S: 4	H: 1 LOB: 1 BB: 0 P: 4	1B: 7 2B: 3 3B: 0 HR: 2	SF: 0 SAC: 0 DP: 0 HBP: 0	WP: 1 PA: 39 CS: 0
<b>PITCHER</b> Bill Champion, R ERA: 3.22 Jim Colborn, R ERA: 7.71 Eduardo Rodriguez, R ERA: 1.8 Tom Murphy, R ERA: 1.74	IP: 3.2 WLS: L BF: 20 H: 7 R: 8 ER: 7 SO: 2 BB: 1 IBB: 0 HBP: 0 BLK: 0 WP: 1 HR: 0 S: 23 P: 27 ERA: 17.18 WHIP: 2.182															<b>PITCHER</b> IP: 3.2 WLS: L BF: 20 H: 7 R: 8 ER: 7 SO: 2 BB: 1 IBB: 0 HBP: 0 BLK: 0 WP: 1 HR: 0 S: 23 P: 27 ERA: 17.18 WHIP: 2.182			

Milwaukee Brewers @ New York Yankees  
Shea Stadium, Flushing, NY  
Sun Apr 27 1975, 3:38 AM EDT  
Att: 41,493 - Unknown - 55 F

AB	37
R	10
H	12
RBI	10
BB	2
SO	3
LOB	13

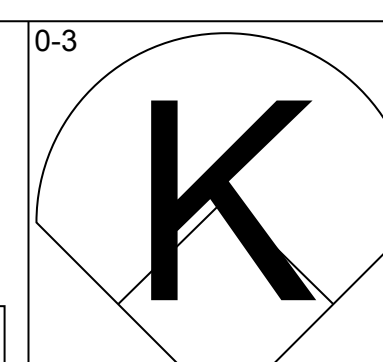
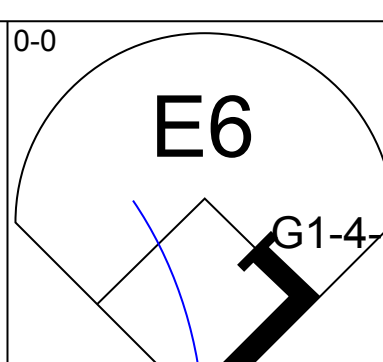
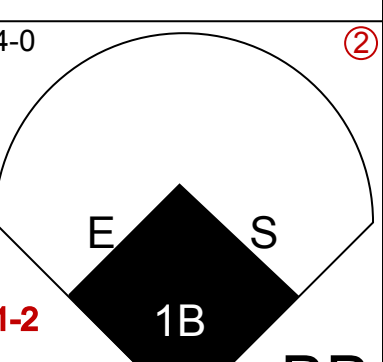
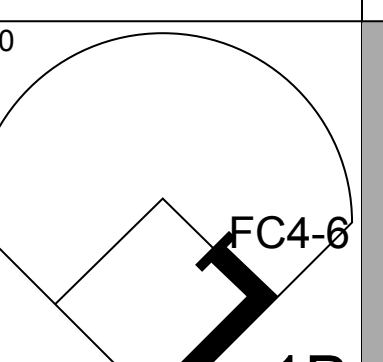
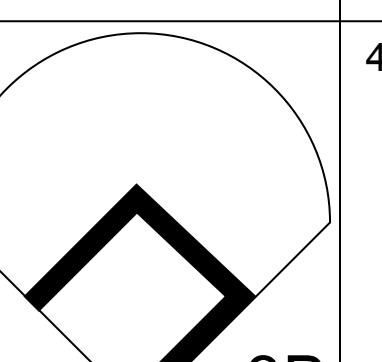
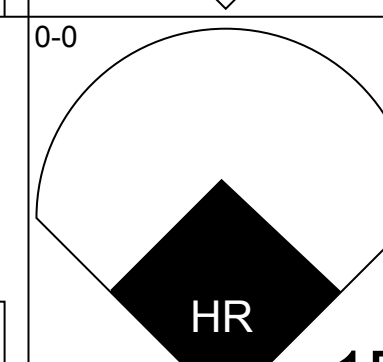
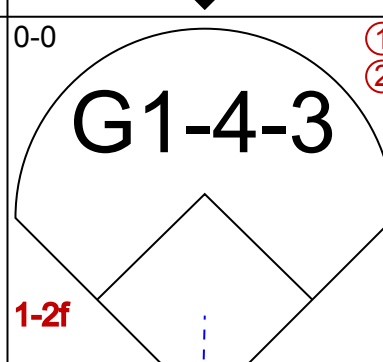
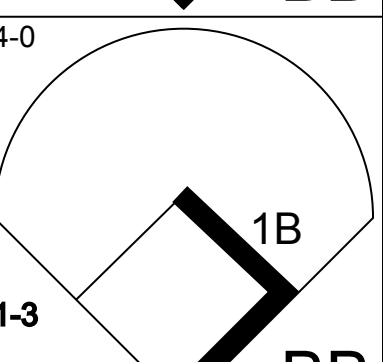
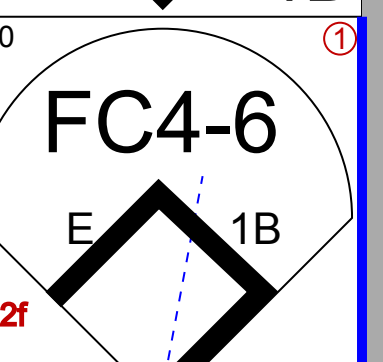
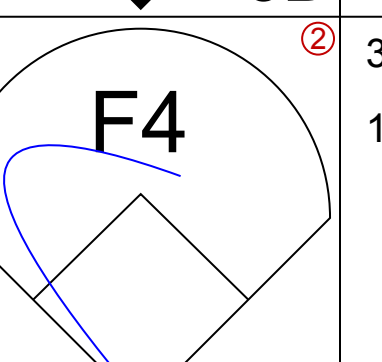
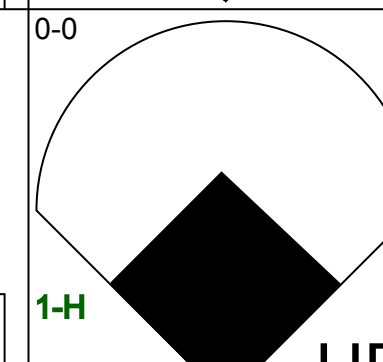
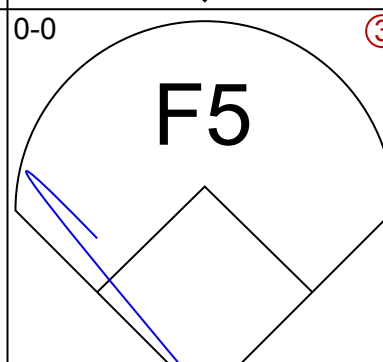
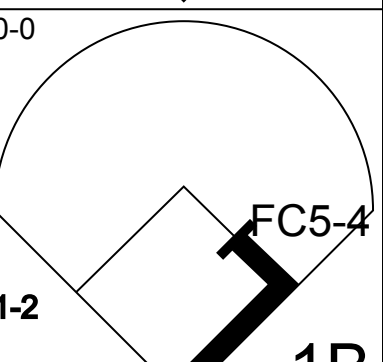
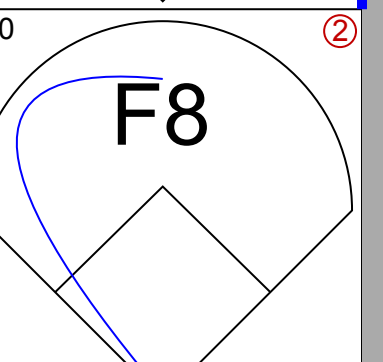
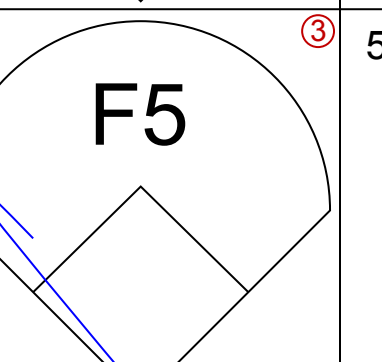
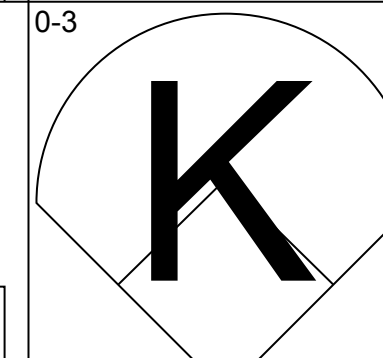
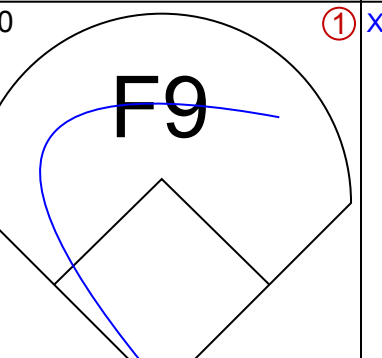
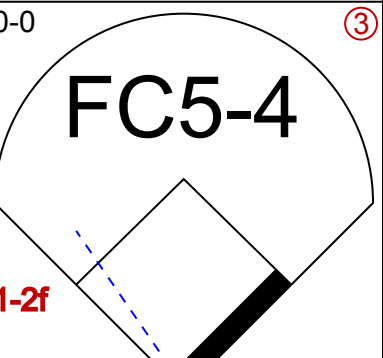
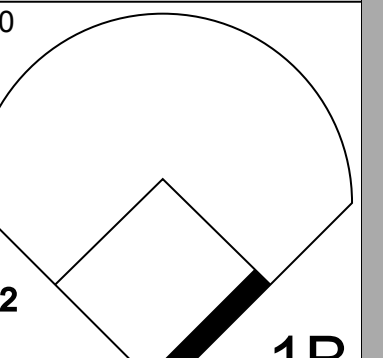
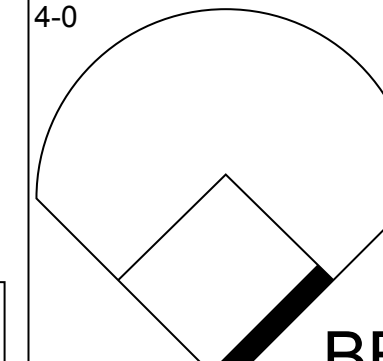
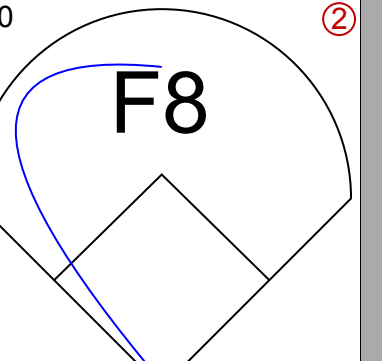
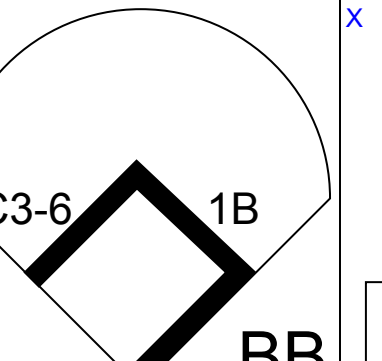
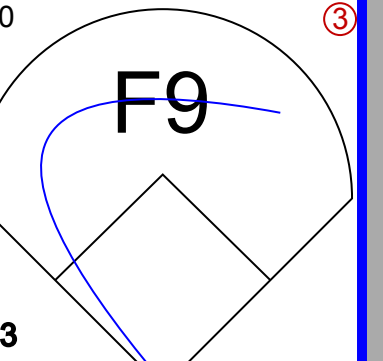
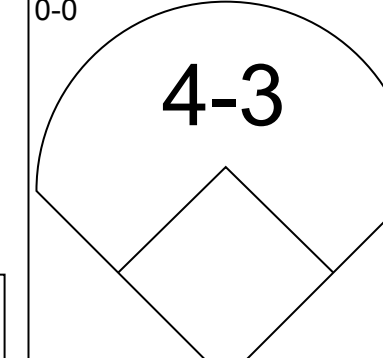
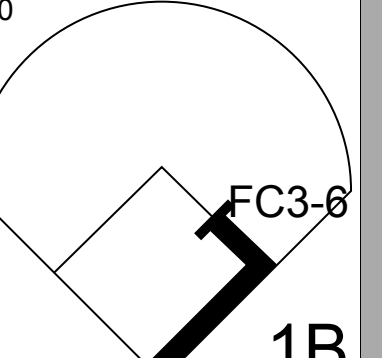
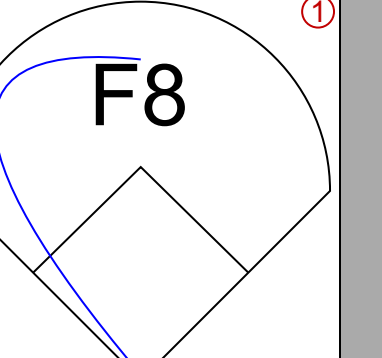

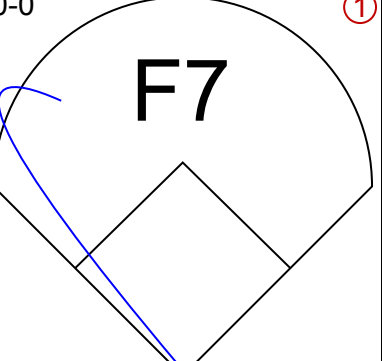
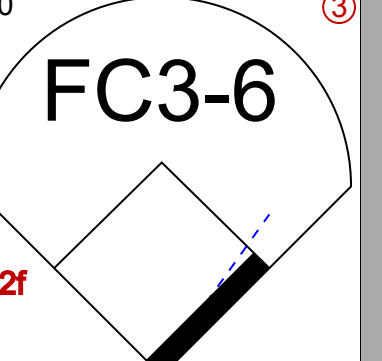
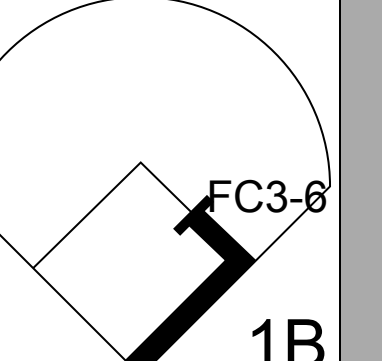

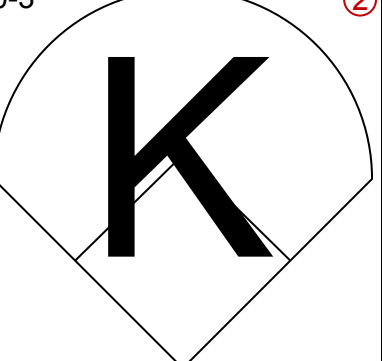
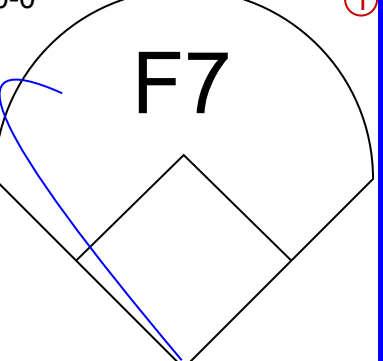
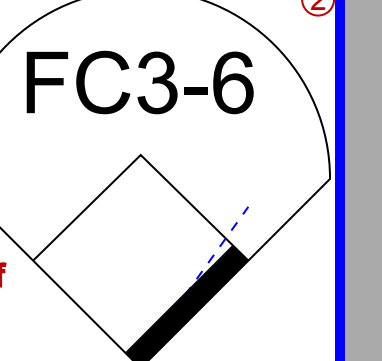

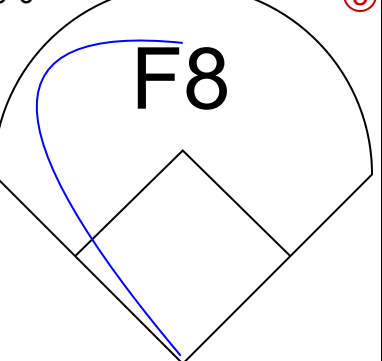
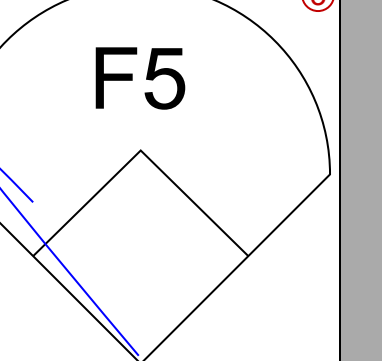





Batter	1	2	3	4	5	6	7	8	9	AB	R	H	RBI	BB	SO	LOB	TOP										
Ron LeFlore, R OBP: 0.281, SLG: 0.444 (1, 8)	0-0 CS 1B		0-0 1B		0-0 1B		0-3 K			4	0	3	0	0	1	0	<b>Detroit Tigers @ Milwaukee Brewers</b> Milwaukee County Stadium, Milwaukee, WI Wed Apr 30 1975, 8:05 PM EDT Att: 6,075 - Unknown										
Gary Sutherland, R OBP: 0.345, SLG: 0.387 (1, 4)	4-0 WP 1B BB		0-0 F7		0-0 1B		4-0 CS BB			2	1	1	1	2	0	1											
Willie Horton, R OBP: 0.288, SLG: 0.500 (1, 10)	0-0 F8		0-0 F4		0-3 K		0-3 K			4	0	0	0	0	2	5											
Nate Colbert, R OBP: 0.206, SLG: 0.232 (1, 3)	0-0 2H 1B			0-0 1-3	0-3 K			0-3 K		4	0	1	1	0	2	2											
Bill Freehan, R OBP: 0.224, SLG: 0.296 (1, 2)	0-3 K			0-0 F9		0-0 6-3		4-0 G6-4-3 BB		3	0	0	0	1	1	1											
Dan Meyer, L OBP: 0.308, SLG: 0.333 (1, 7)		0-0 F7		4-0 BB		4-0 E BB		0-0 G6-4-3 1-2		2	0	0	0	2	0	1											
Ben Oglivie, L OBP: 0.143, SLG: 0.308 (1, 9)	0-0 F8		0-3 K		0-0 E6			0-0 F9		4	0	0	0	0	1	2											
Tom Verzyer, R OBP: 0.245, SLG: 0.204 John Knox, L (9, PH)	0-3 K			4-0 1B BB	0-3 K		0-3 K2-3			2	1	0	0	1	2	2											
Aurelio Rodriguez, R OBP: 0.292, SLG: 0.372 Gates Brown, L (9, PH)			0-0 F9		0-0 F7		0-0 F9		0-0 4-3	3	0	0	0	0	0	3											
<b>Inning Stats</b>	R: 1 E: 0 K: 1 S: 6	H: 2 LOB: 1 BB: 1 P: 10	R: 0 E: 0 K: 1 S: 5	H: 0 LOB: 0 BB: 0 P: 5	R: 0 E: 0 K: 0 S: 4	H: 1 LOB: 1 BB: 0 P: 4	R: 0 E: 0 K: 1 S: 5	H: 0 LOB: 1 BB: 1 P: 9	R: 1 E: 0 K: 2 S: 9	H: 2 LOB: 2 BB: 1 P: 13	R: 0 E: 0 K: 1 S: 6	H: 0 LOB: 1 BB: 1 P: 10	R: 0 E: 0 K: 1 S: 4	H: 0 LOB: 0 BB: 0 P: 8	R: 0 E: 0 K: 1 S: 5	H: 0 LOB: 0 BB: 0 P: 5		1B: 5 2B: 1 3B: 0 HR: 0	SF: 0 SAC: 0 DP: 2 HBP: 0	WP: 1 PB: 0 SB: 0 CS: 2	PA: 36						
<b>PITCHER</b>	IP	WLS	BF	H	R	ER	SO	BB	IBB	HBP	BLK	WP	HR	S	P	ERA	WHIP										
Jim Slaton, R ERA: 5.4 (1, 1)	7.1	W	32	5	2	2	9	6	0	0	0	1	0	44	68	2.46	1.500										
Eduardo Rodriguez, R ERA: 1.35 (8, 1)	1.2	S	4	0	0	0	1	0	0	0	0	0	0	6	6	0.00	0.000										

Batter	1	2	3	4	5	6	7	8	9	AB	R	H	RBI	BB	SO	LOB	BOTTOM										
Don Money, R OBP: 0.185, SLG: 0.197 (1, 5)	0-0 F9 6-3 1B		4-0 CS BB		0-0 1B		0-0 6-3			3	1	2	0	1	0	0	<b>Detroit Tigers @ Milwaukee Brewers</b> Milwaukee County Stadium, Milwaukee, WI Wed Apr 30 1975, 8:05 PM EDT Att: 6,075 - Unknown										
Robin Yount, R OBP: 0.390, SLG: 0.649 (1, 6)	0-0 F9		0-0 CS 1B		0-0 G6-4-3 1B			0-0 SH3-4 HR 1B		4	1	3	1	0	0	1											
Sixto Lezcano, R OBP: 0.311, SLG: 0.400 (1, 9)	0-0 6-3		0-0 CS		0-3 K		0-0 G6-4-3		0-0 SH3-4	3	0	0	1	0	1	2											
George Scott, R OBP: 0.333, SLG: 0.433 (1, 3)	0-0 F8			0-0 6-3		0-0 4-3		0-0 2H HR		4	1	1	2	0	0	0											
Hank Aaron, R OBP: 0.306, SLG: 0.314 (1, 10)		0-0 F8		0-0 3B 1B		0-0 5-3		0-0 5-3		4	1	1	0	0	0	0											
Darrell Porter, L OBP: 0.385, SLG: 0.350 (1, 2)	4-0 1B FC6-4 BB		0-0 CS 1B		0-0 1H 3B		4-0 BB		0-0 F8		2	1	1	1	2	0											
Mike Hegan, L OBP: 0.500, SLG: 0.444 Gorman Thomas, R (7, 7)	0-0 FC6-4 1B		0-0 F5		0-3 K					3	0	1	0	0	1	2											
Pedro Garcia, R OBP: 0.283, SLG: 0.327 (1, 4)	0-0 FC6-4 CS		0-0 1-2 3H		0-0 F9		0-0 F3			3	0	0	1	0	0	1											
Bob Coluccio, R OBP: 0.300, SLG: 0.280 (1, 8)	0-0 CS		0-0 F9		4-0 1B BB		0-0 6-3			2	1	0	0	1	0	0											
<b>Inning Stats</b>	R: 1 E: 0 K: 0 S: 4	H: 1 LOB: 0 BB: 0 P: 4	R: 1 E: 0 K: 0 S: 3	H: 1 LOB: 0 BB: 1 P: 7	R: 0 E: 0 K: 0 S: 2	H: 1 LOB: 0 BB: 1 P: 6	R: 1 E: 0 K: 1 S: 7	H: 2 LOB: 1 BB: 0 P: 7	R: 1 E: 0 K: 0 S: 4	H: 2 LOB: 1 BB: 1 P: 8	R: 0 E: 0 K: 1 S: 5	H: 0 LOB: 1 BB: 1 P: 9	R: 0 E: 0 K: 0 S: 3	H: 0 LOB: 0 BB: 0 P: 3	R: 2 E: 0 K: 0 S: 5	H: 2 LOB: 0 BB: 0 P: 5	1B: 7 2B: 0 3B: 1 HR: 1	SF: 0 SAC: 1 DP: 1 HBP: 0	WP: 0 PB: 0 SB: 1 CS: 3	PA: 35							
<b>PITCHER</b>	IP	WLS	BF	H	R	ER	SO	BB	IBB	HBP	BLK	WP	HR	S	P	ERA	WHIP										
Dave Lemanczyk, R ERA: 6.89 (1, 1)	8.0	L	33	9	6	6	2	4	0	0	0	0	1	33	49	6.75	1.625										

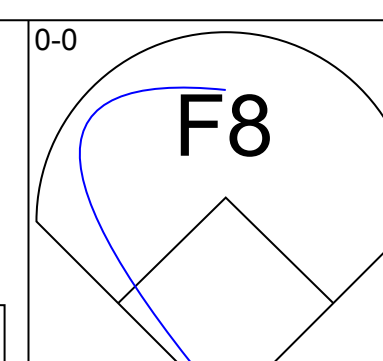
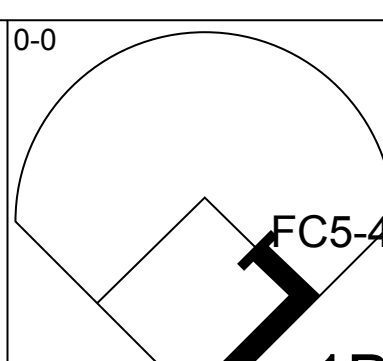
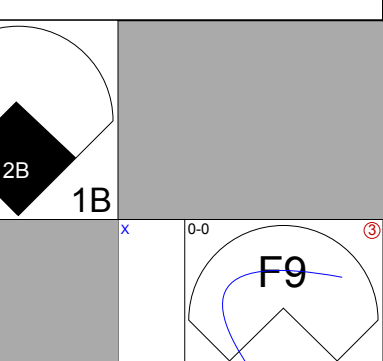
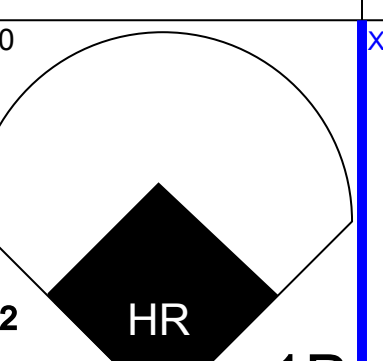

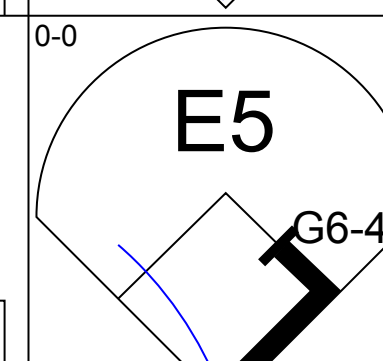
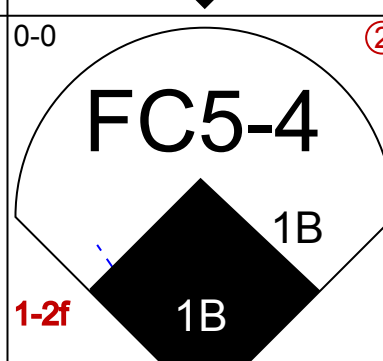
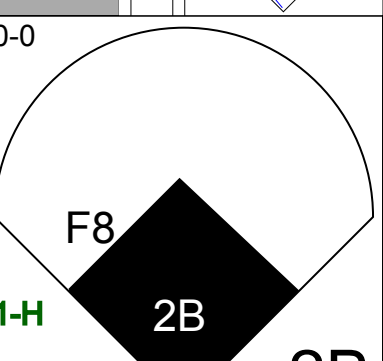
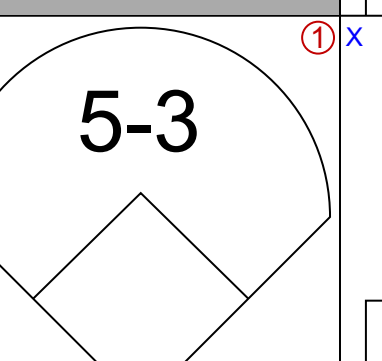
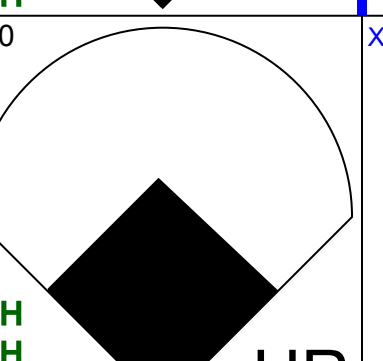

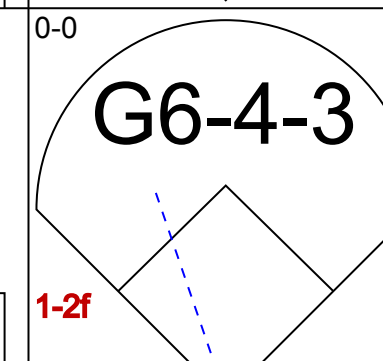
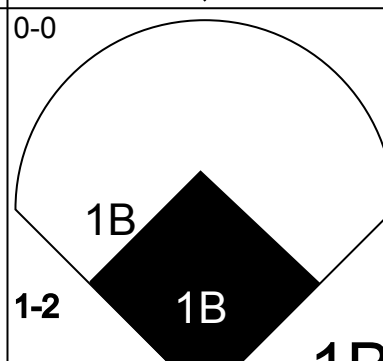
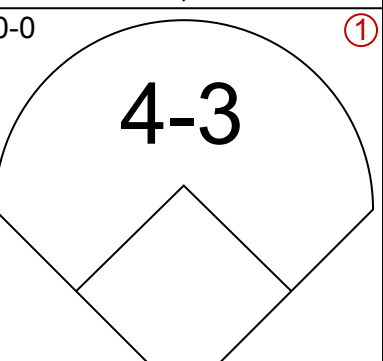
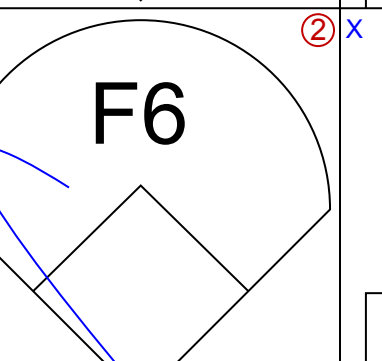
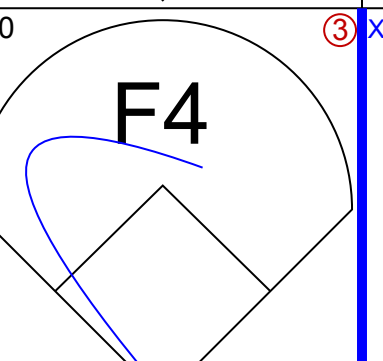

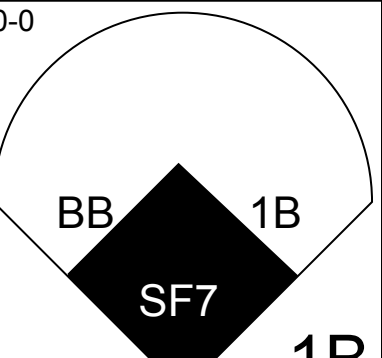
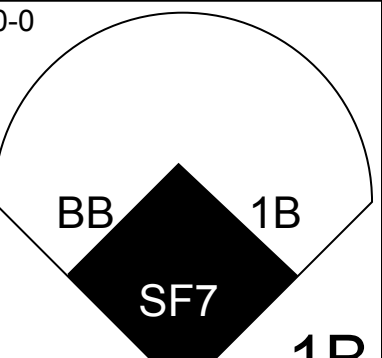
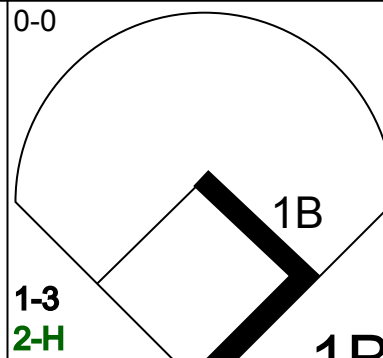

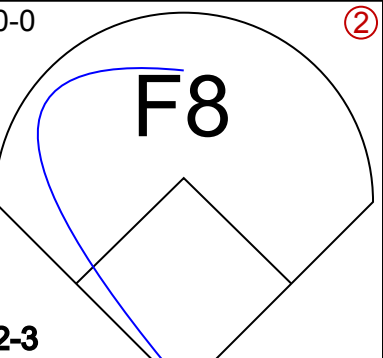
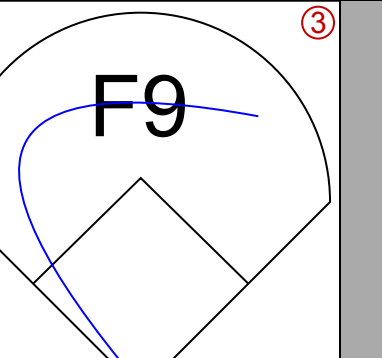

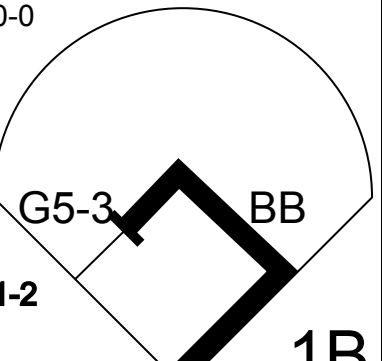
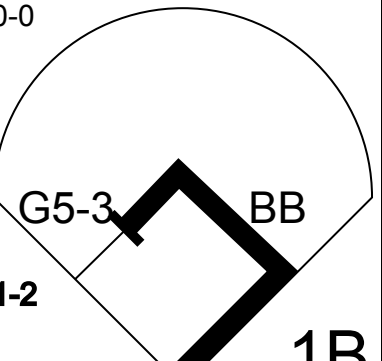
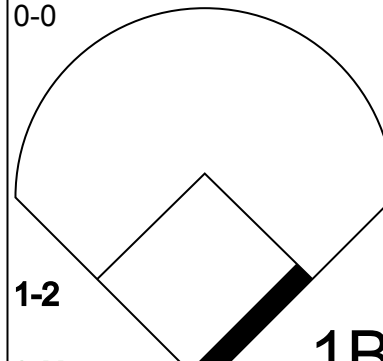

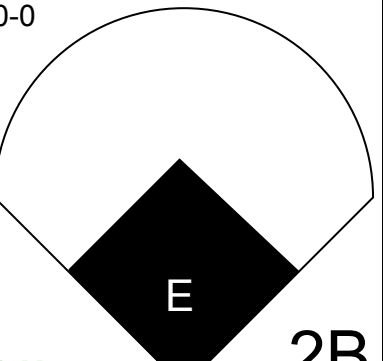
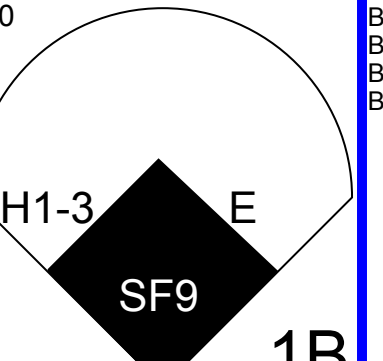


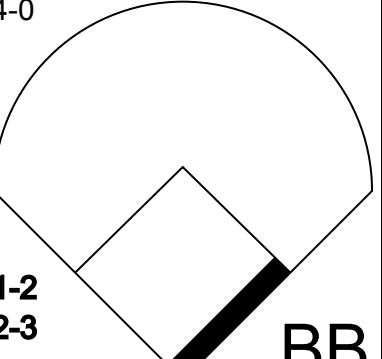
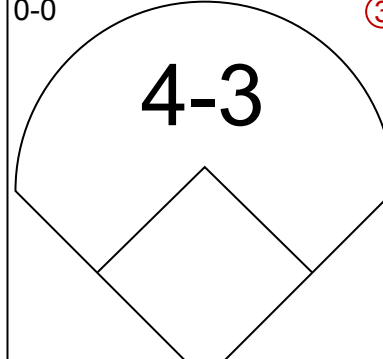
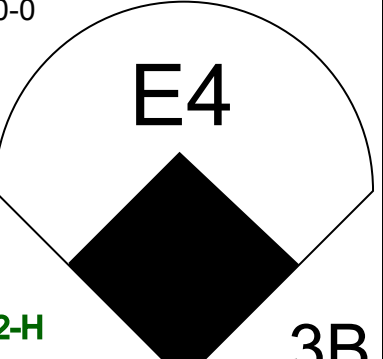
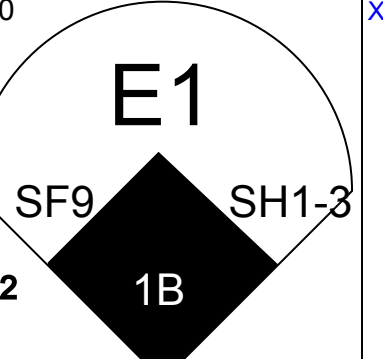

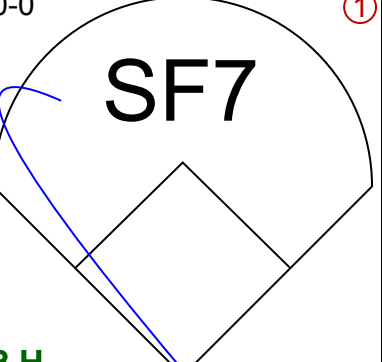
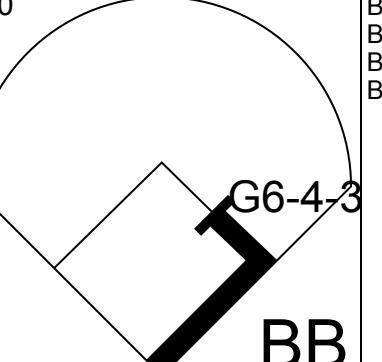
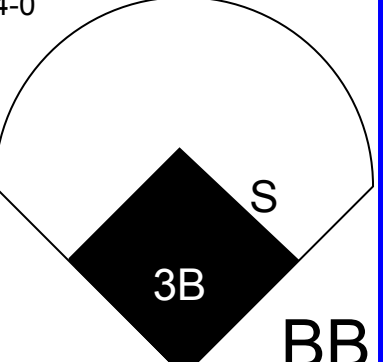
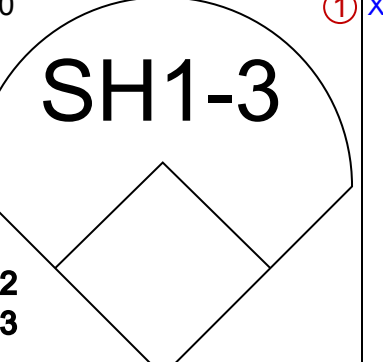

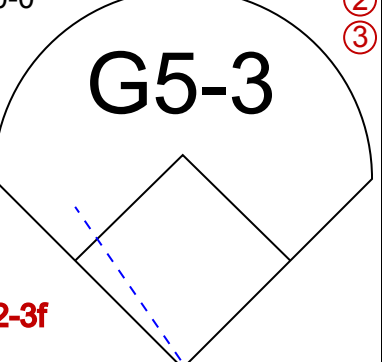

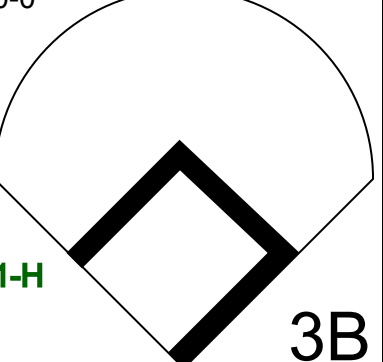
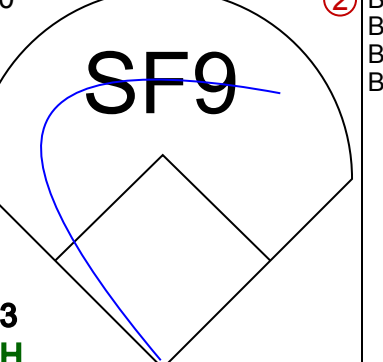


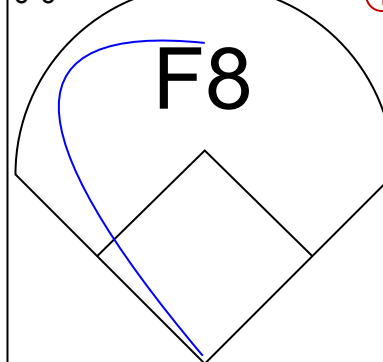
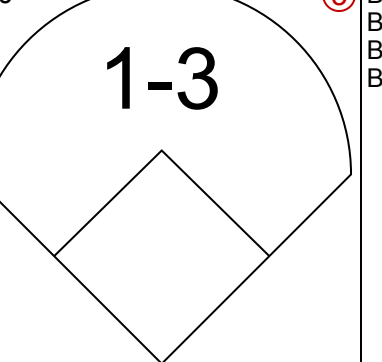
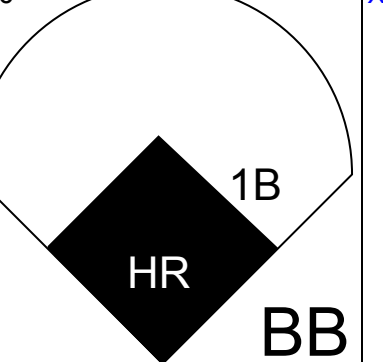



Batter	1	2	3	4	5	6	7	8	9	AB	R	H	RBI	BB	SO	LOB	TOP					
Ron LeFlore, R OBP: 0.304, SLG: 0.478 (1, 8)											4	1	2	0	1	1	0					
Gary Sutherland, R OBP: 0.356, SLG: 0.385 John Knox, L (7, 4)											3	1	1	0	1	0	2					
Willie Horton, R OBP: 0.296, SLG: 0.537 (1, 10)											5	1	2	3	0	0	2					
Nate Colbert, R OBP: 0.209, SLG: 0.233 (1, 3)											4	0	1	0	0	1	2					
Bill Freehan, R OBP: 0.242, SLG: 0.286 Gene Lamont, L (7, 2)											2	0	0	0	2	0	2					
Dan Meyer, L OBP: 0.304, SLG: 0.327 (1, 7)											4	0	1	0	0	0	2					
Ben Oglivie, L OBP: 0.167, SLG: 0.294 (1, 9)											4	0	1	0	0	1	1					
Tom Verzyer, R OBP: 0.236, SLG: 0.196 Gates Brown, L (6, PH) Gene Michael, S (6, 6)											2	0	0	0	0	1	0					
Aurelio Rodriguez, R OBP: 0.288, SLG: 0.362 (1, 5)											4	0	1	0	0	0	2					
<b>Inning Stats</b>	R: 2 E: 0 K: 2 S: 9	H: 2 LOB: 1 BB: 1 P: 13	R: 0 E: 0 K: 1 S: 5	H: 0 LOB: 0 BB: 0 P: 5	R: 0 E: 1 K: 0 S: 3	H: 0 LOB: 0 BB: 0 P: 3	R: 0 E: 0 K: 0 S: 4	H: 1 LOB: 1 BB: 0 P: 4	R: 1 E: 0 K: 0 S: 4	H: 2 LOB: 2 BB: 2 P: 12	R: 0 E: 0 K: 0 S: 4	H: 1 LOB: 2 BB: 1 P: 8	R: 0 E: 1 K: 0 S: 5	H: 2 LOB: 2 BB: 0 P: 5	R: 0 E: 0 K: 1 S: 5	H: 0 LOB: 0 BB: 0 P: 5	R: 0 E: 0 K: 0 S: 4	H: 1 LOB: 1 BB: 0 P: 4	1B: 7 2B: 0 3B: 1 HR: 1	SF: 0 2B: 0 SAC: 0 DP: 1 HBP: 0	WP: 0 PB: 0 SB: 1 CS: 1	PA: 39
<b>PITCHER</b>	IP WLS BF H R ER SO BB IBB HBP BLK WP HR S P ERA WHIP																					
Pete Broberg, R ERA: 2.11 (1, 1)	5.1 W 25 6 3 3 3 4 0 0 0 0 0 1 27 43 5.06 1.875																					
Jim Colborn, R ERA: 3.0 (6, 1)	3.2 S 14 3 0 0 1 0 0 0 0 0 0 0 16 16 0.00 0.818																					

**Detroit Tigers @ Milwaukee Brewers**  
Milwaukee County Stadium, Milwaukee, WI  
Thu May 01 1975, 4:33 AM EDT  
Att: 8,395 - Unknown

AB 35  
R 3  
H 9  
RBI 3  
BB 4  
SO 4  
LOB 16



Batter	1	2	3	4	5	6	7	8	9	AB	R	H	RBI	BB	SO	LOB	BOTTOM			
Don Money, R OBP: 0.214, SLG: 0.227 Kurt Bevacqua, R (8, PH) (9, 5)										5	2	3	1	0	0	2				
Robin Yount, R OBP: 0.385, SLG: 0.683 (1, 6)										6	3	2	4	0	0	2				
Sixto Lezcano, R OBP: 0.303, SLG: 0.383 Gorman Thomas, R (8, PH) (9, 9)										5	1	1	0	0	0	3				
George Scott, R OBP: 0.338, SLG: 0.431 Tim Johnson, L OBP: 0.500, SLG: 0.500 (1, 3) (9, 3)										5	1	2	1	0	0	1				
Hank Aaron, R OBP: 0.348, SLG: 0.382 Bobby Mitchell, R OBP: 0.429, SLG: 0.455 (1, 10) (7, PR)										4	1	4	2	0	0	0				
Darrell Porter, L OBP: 0.386, SLG: 0.477 (1, 2)										4	3	2	3	1	0	3				
Mike Hegan, L OBP: 0.333, SLG: 0.444 Rob Ellis, R OBP: 0.333, SLG: 0.333 (1, 7) (6, 7)										0	1	0	1	2	0	0				
Pedro Garcia, R OBP: 0.293, SLG: 0.365 (1, 4)										3	1	1	2	1	0	3				
Bob Coluccio, R OBP: 0.323, SLG: 0.283 (1, 8)										3	1	1	0	2	0	0				
<b>Inning Stats</b>	R: 0 E: 1 K: 0 S: 3	H: 0 LOB: 0 BB: 0 P: 3	R: 1 E: 0 K: 0 S: 4	H: 2 LOB: 1 BB: 1 P: 8	R: 2 E: 0 K: 0 S: 7	H: 4 LOB: 2 BB: 0 P: 7	R: 0 E: 0 K: 0 S: 2	H: 0 LOB: 0 BB: 1 P: 6	R: 5 E: 1 K: 0 S: 8	H: 5 LOB: 2 BB: 2 P: 16	R: 0 E: 0 K: 0 S: 3	H: 0 LOB: 0 BB: 0 P: 3	R: 5 E: 1 K: 0 S: 7	H: 3 LOB: 1 BB: 1 P: 11	R: 4 E: 1 K: 0 S: 7	H: 3 LOB: 2 BB: 2 P: 15	1B: 11 2B: 2 3B: 2 HR: 2	SF: 3 2B: 0 SAC: 1 DP: 3 HBP: 0	WP: 0 PB: 0 SB: 1 CS: 0	PA: 48
<b>PITCHER</b>	IP WLS BF H R ER SO BB IBB HBP BLK WP HR S P ERA WHIP																			
Vern Ruhle, R ERA: 3.22 (1, 1)	2.2 L 12 5 5 5 0 2 0 0 0 0 0 0 10 18 22.50 3.500																			
Ray Bare, R ERA: 9.82 (3, 1)	2.0 L 12 5 5 5 0 2 0 0 0 0 0 0 10 18 22.50 3.500																			
Tom Makowski, L ERA: 8.1 (5, 1)	3.1 22 6 9 3 0 4 0 0 0 0 0 2 18 34 8.10 3.000																			

**Detroit Tigers @ Milwaukee Brewers**  
Milwaukee County Stadium, Milwaukee, WI  
Thu May 01 1975, 4:33 AM EDT  
Att: 8,395 - Unknown

AB 37  
R 17  
H 17  
RBI 15  
BB 7  
SO 0  
LOB 16





Batter	1	2	3	4	5	6	7	8	9	AB	R	H	RBI	BB	SO	LOB	TOP			
Roy White, S OBP: 0.470, SLG: 0.574 (1, 7)	F9		1B BB		K			G3 B2-3 1B		3	0	1	0	1	1	0	<b>New York Yankees @ Milwaukee Brewers</b> Milwaukee County Stadium, Milwaukee, WI Fri May 02 1975, 8:05 PM EDT Att: 14,838 - Unknown <a href="http://livebaseballscorecards.com">livebaseballscorecards.com</a>			
Elliott Maddox, R OBP: 0.435, SLG: 0.468 (1, 8)	5-3		S 1B		4-3			B2-3		4	0	1	2	0	0	1				
Bobby Bonds, R OBP: 0.326, SLG: 0.450 (1, 9)	K		K					G3 BB		3	0	0	0	1	2	2				
Chris Chambliss, L OBP: 0.355, SLG: 0.439 (1, 3)		G3	FC5-4 BB		6-3			G3		3	0	0	0	1	0	2				
Thurman Munson, R OBP: 0.438, SLG: 0.520 (1, 2)		G6-4-3 1B	FC5-4 1-2		1B			1B		3	0	2	0	1	0	3				
Ed Herrmann, L OBP: 0.346, SLG: 0.520 (1, 10)	G6-4-3 1-2				F8			K		4	0	0	0	0	1	5				
Graig Nettles, L OBP: 0.302, SLG: 0.243 (1, 5)			1B 1B BB		G6-4-3 BB			4-3		3	1	1	0	1	0	0				
Jim Mason, L OBP: 0.161, SLG: 0.169 (1, 6)			K		G6-4-3			K		2	0	0	0	0	1	2				
Walt Williams, R OBP: 0.462, SLG: 0.692 (7, PH)							K			1	0	0	0	0	1	0				
Fred Stanley, R OBP: 0.125, SLG: 0.125 (9, PH)								K		0	0	0	0	0	0	0				
Alex Johnson, R OBP: 0.235, SLG: 0.259 (9, PH)								K		1	0	0	0	0	1	0				
Sandy Alomar Sr., S OBP: 0.222, SLG: 0.254 (1, 4)			BB 1B		G3			F9		3	1	1	0	0	0	0				
Ron Blomberg, L OBP: 0.326, SLG: 0.537 (9, PH)								1-3		1	0	0	0	0	0	0				
<b>Inning Stats</b>	R: 0 E: 0 K: 1 S: 5	H: 0 LOB: 0 BB: 0 P: 5	R: 0 E: 0 K: 0 S: 3	H: 1 LOB: 0 BB: 0 P: 3	R: 2 E: 0 K: 2 S: 10	H: 3 LOB: 2 BB: 2 P: 18	R: 0 E: 0 K: 0 S: 2	H: 0 LOB: 0 BB: 0 P: 6	R: 0 E: 0 K: 1 S: 5	H: 1 LOB: 1 BB: 0 P: 4	R: 0 E: 0 K: 0 S: 4	H: 0 LOB: 0 BB: 0 P: 5	R: 0 E: 0 K: 1 S: 6	H: 1 LOB: 2 BB: 2 P: 14	R: 0 E: 0 K: 1 S: 5	H: 0 LOB: 0 BB: 0 P: 5	1B: 6 2B: 0 3B: 0 HR: 0	SF: 0 SAC: 0 DP: 2 HBP: 0	WP: 0 PB: 0 SB: 1 CS: 1	PA: 36
<b>PITCHER</b> Bill Champion, R ERA: 2.98 (1, 1)	IP: 9.0 WLS: W BF: 36 H: 6 R: 2 ER: 2 SO: 7 BB: 4 IBB: 1 HBP: 0 BLK: 0 WP: 0 HR: 0 S: 45 P: 65 ERA: 2.00 WHIP: 1.111															<b>PITCHER</b>				

Batter	1	2	3	4	5	6	7	8	9	AB	R	H	RBI	BB	SO	LOB	BOTTOM			
Don Money, R OBP: 0.243, SLG: 0.300 (1, 5)	4-3		SH3-4 2B 1B		HR			1B		4	2	3	1	0	0	0	<b>New York Yankees @ Milwaukee Brewers</b> Milwaukee County Stadium, Milwaukee, WI Fri May 02 1975, 8:05 PM EDT Att: 14,838 - Unknown <a href="http://livebaseballscorecards.com">livebaseballscorecards.com</a>			
Robin Yount, R OBP: 0.382, SLG: 0.682 (1, 6)			SH3-4 1-2 2-3		G3			6-3		3	0	1	0	0	0	1				
Sixto Lezcano, R OBP: 0.286, SLG: 0.365 (1, 9)	1-3		SF9		6-3			4-3		3	0	0	1	0	0	1				
George Scott, R OBP: 0.347, SLG: 0.441 (1, 3)			3H		6-3			6-3		3	0	1	1	1	1	0				
Hank Aaron, R OBP: 0.329, SLG: 0.356 (1, 10)	FC6-4 1-2		2H		1-3			F8		4	0	0	0	0	0	3				
Darrell Porter, L OBP: 0.397, SLG: 0.447 (1, 2)			F3		G3			4-3		3	0	0	0	0	0	0				
Mike Hegan, L OBP: 0.500, SLG: 0.667 (1, 7)			4-3					4-3		3	1	1	1	0	0	0				
Gorman Thomas, R (7, 7)					HR			4-3		0	0	0	0	0	0	0				
Pedro Garcia, R OBP: 0.279, SLG: 0.345 (1, 4)			K		K			5-3		3	0	0	0	0	2	0				
Bob Coluccio, R OBP: 0.324, SLG: 0.286 (1, 8)			SH3-4 1B SF9 1B		3-1			F8		3	1	1	0	0	0	0				
<b>Inning Stats</b>	R: 0 E: 0 K: 0 S: 4	H: 1 LOB: 2 BB: 1 P: 8	R: 0 E: 0 K: 1 S: 5	H: 0 LOB: 0 BB: 0 P: 5	R: 2 E: 0 K: 0 S: 6	H: 3 LOB: 1 BB: 0 P: 6	R: 1 E: 0 K: 1 S: 6	H: 1 LOB: 0 BB: 0 P: 6	R: 1 E: 0 K: 0 S: 4	H: 1 LOB: 1 BB: 0 P: 4	R: 0 E: 0 K: 0 S: 3	H: 0 LOB: 0 BB: 0 P: 3	R: 0 E: 0 K: 0 S: 4	H: 1 LOB: 1 BB: 0 P: 4	R: 0 E: 0 K: 1 S: 5	H: 0 LOB: 0 BB: 0 P: 5	1B: 3 2B: 2 3B: 0 HR: 2	SF: 1 SAC: 1 DP: 0 HBP: 0	WP: 0 PB: 0 SB: 0 CS: 0	PA: 32
<b>PITCHER</b> Doc Medich, R ERA: 3.06 (1, 1)	IP: 8.0 WLS: L BF: 32 H: 7 R: 4 ER: 4 SO: 3 BB: 1 IBB: 0 HBP: 0 BLK: 0 WP: 0 HR: 2 S: 37 P: 41 ERA: 4.50 WHIP: 1.000															<b>PITCHER</b>				











Batter	1	2	3	4	5	6	7	8	9	AB	R	H	RBI	BB	SO	LOB	TOP			
<b>Don Money, R</b> OBP: 0.250, SLG: 0.289 (1, 5)	F7		F6		F9			F4		4	0	0	0	0	0	1	<b>Milwaukee Brewers @ Detroit Tigers</b> Tiger Stadium, Detroit, MI Tue May 06 1975, 7:05 PM EDT Att: 11,035 - Unknown			
<b>Robin Yount, R</b> OBP: 0.402, SLG: 0.632 (1, 6)	FC6-4 HBP		F4			F8		6-3		3	0	0	0	0	0	0				
<b>Sixto Lezcano, R</b> OBP: 0.293, SLG: 0.373 (1, 9)	FC6-4 1-2 HR		K			K			F9	4	1	0	0	0	2	1				
<b>George Scott, R</b> OBP: 0.360, SLG: 0.463 (1, 3)	HR			6-3					F8	3	1	1	2	1	0	0				
<b>Hank Aaron, R</b> OBP: 0.354, SLG: 0.333 (1, 10)	5-3			L8				BB		3	0	0	0	1	0	1				
<b>Darrell Porter, L</b> OBP: 0.356, SLG: 0.421 (1, 2)		4-0 CS BB		L3						3	0	0	0	1	2	1				
<b>Mike Hegan, L</b> OBP: 0.478, SLG: 0.563 (1, 7)			K		4-0 SH1-4 BB					2	0	0	0	1	1	1				
<b>Pedro Garcia, R</b> OBP: 0.296, SLG: 0.375 (1, 4)			E6		SH1-4					2	0	0	0	0	0	0				
<b>Bob Coluccio, R</b> OBP: 0.320, SLG: 0.274 (1, 8)			K		K					2	0	0	0	0	2	2				
<b>Tim Johnson, L</b> OBP: 0.400, SLG: 0.490 (8, PH)										1	0	0	0	0	1	0				
<b>Gorman Thomas, R</b> OBP: 0.273, SLG: 0.111 (8, 8)										0	0	0	0	0	0	0				
<b>Inning Stats</b>	R: 2 E: 0 K: 0 S: 4	H: 1 LOB: 0 BB: 0 P: 5	R: 0 E: 1 K: 2 S: 7	H: 0 LOB: 1 BB: 1 P: 11	R: 0 E: 0 K: 1 S: 5	H: 0 LOB: 0 BB: 0 P: 5	R: 0 E: 0 K: 0 S: 3	H: 0 LOB: 0 BB: 0 P: 3	R: 0 E: 0 K: 1 S: 5	H: 0 LOB: 1 BB: 1 P: 9	R: 0 E: 0 K: 1 S: 5	H: 0 LOB: 0 BB: 0 P: 5	R: 0 E: 0 K: 1 S: 5	H: 0 LOB: 1 BB: 1 P: 9	R: 0 E: 0 K: 1 S: 5	H: 0 LOB: 1 BB: 1 P: 9	1B: 0 2B: 0 3B: 0 HR: 1	SF: 0 SAC: 1 DP: 0 HBP: 1	WP: 1 PB: 0 SB: 0 CS: 1	PA: 33
<b>PITCHER</b> <b>Joe Coleman, R</b> ERA: 5.74 (1, 1)	IP: 9.0 WLS: W BF: 33	H: 1 R: 2 ER: 2 SO: 8	BB: 4 IBB: 0 HBP: 1 BLK: 0	WP: 1 HR: 1 S: 44 P: 61	ERA: 2.00 WHIP: 0.556											AB: 27 R: 2 H: 1 RBI: 2 BB: 4 SO: 8 LOB: 7				

Batter	1	2	3	4	5	6	7	8	9	AB	R	H	RBI	BB	SO	LOB	BOTTOM			
<b>Ron LeFlore, R</b> OBP: 0.338, SLG: 0.486 (1, 8)	F9		G1-4-3 1B		1-3 2-4 3-4 1B			S 1B BB		3	1	2	2	1	0	0	<b>Milwaukee Brewers @ Detroit Tigers</b> Tiger Stadium, Detroit, MI Tue May 06 1975, 7:05 PM EDT Att: 11,035 - Unknown			
<b>Gary Sutherland, R</b> OBP: 0.346, SLG: 0.370 (1, 4)	6-3		G1-4-3 1-2		FC4-2 BB			G5-4-3 1B		4	0	1	1	0	0	4				
<b>Willie Horton, R</b> OBP: 0.291, SLG: 0.500 (1, 10)	K			1-3				G5-4-3 1-2 2-3 BB		3	0	0	0	1	1	1				
<b>Nate Colbert, R</b> OBP: 0.213, SLG: 0.235 (1, 3)				K				F5		4	0	1	0	0	2	3				
<b>Bill Freehan, R</b> OBP: 0.229, SLG: 0.313 (1, 2)								6-3		4	1	1	1	0	0	4				
<b>Dan Meyer, L</b> OBP: 0.266, SLG: 0.283 (1, 7)				HR				4-3		4	0	0	0	0	0	1				
<b>Leon Roberts, R</b> OBP: 0.414, SLG: 0.655 (1, 9)									F9	3	1	1	0	0	1	1				
<b>Aurelio Rodriguez, R</b> OBP: 0.288, SLG: 0.327 (1, 5)										2	1	0	0	1	0	0				
<b>Tom Veryzer, R</b> OBP: 0.279, SLG: 0.232 (1, 6)										2	0	1	0	1	0	0				
<b>Inning Stats</b>	R: 0 E: 0 K: 1 S: 5	H: 0 LOB: 0 BB: 0 P: 5	R: 0 E: 0 K: 0 S: 4	H: 1 LOB: 1 BB: 0 P: 4	R: 0 E: 0 K: 0 S: 4	H: 2 LOB: 1 BB: 0 P: 4	R: 1 E: 0 K: 1 S: 6	H: 1 LOB: 0 BB: 0 P: 6	R: 2 E: 0 K: 1 S: 7	H: 2 LOB: 3 BB: 3 P: 19	R: 0 E: 0 K: 1 S: 5	H: 0 LOB: 0 BB: 0 P: 5	R: 1 E: 0 K: 0 S: 3	H: 1 LOB: 0 BB: 1 P: 7	R: 0 E: 0 K: 0 S: 3	H: 0 LOB: 0 BB: 0 P: 3	1B: 6 2B: 0 3B: 0 HR: 1	SF: 0 SAC: 0 DP: 2 HBP: 0	WP: 0 PB: 0 SB: 1 CS: 0	PA: 33
<b>PITCHER</b> <b>Pete Broberg, R</b> ERA: 2.51 (1, 1)	IP: 4.0 WLS: L BF: 19	H: 6 R: 3 ER: 3 SO: 2	BB: 2 IBB: 0 HBP: 0 BLK: 0	WP: 0 HR: 1 S: 21 P: 29	ERA: 6.75 WHIP: 2.000											AB: 29 R: 4 H: 7 RBI: 4 BB: 4 SO: 4 LOB: 14				
<b>Jim Colborn, R</b> ERA: 2.13 (5, 1)	IP: 4.0 WLS: L BF: 14	H: 1 R: 1 ER: 1 SO: 2	BB: 2 IBB: 0 HBP: 0 BLK: 0	WP: 0 HR: 0 S: 16 P: 24	ERA: 2.25 WHIP: 0.750											AB: 29 R: 4 H: 7 RBI: 4 BB: 4 SO: 4 LOB: 14				



Batter	1	2	3	4	5	6	7	8	9	AB	R	H	RBI	BB	SO	LOB	TOP					
<b>Don Money, R</b> OBP: 0.247, SLG: 0.276 (1, 5)	4-3		5-3		6-3			FC5		4	1	0	0	1	0	2						
<b>Robin Yount, R</b> OBP: 0.425, SLG: 0.638 (1, 6)	1B			2B	1B	F3			SH3-4	4	2	3	0	1	0	0						
<b>Bobby Mitchell, R</b> OBP: 0.421, SLG: 0.500 (1, 7)	F8			HR	2B				SH3-4	4	1	2	1	0	1	4						
<b>Bob Coluccio, R</b> OBP: 0.320, SLG: 0.274 (8, 8)										0	0	0	0	0	0	0						
<b>George Scott, R</b> OBP: 0.351, SLG: 0.459 (1, 3)	K			6-3					F8	5	0	1	3	0	1	4						
<b>Hank Aaron, R</b> OBP: 0.345, SLG: 0.314 (1, 10)		F5		HR	BB				F6	4	1	0	0	1	0	3						
<b>Sixto Lezcano, R</b> OBP: 0.314, SLG: 0.430 (1, 9)										4	1	3	3	0	0	0						
<b>Pedro Garcia, R</b> OBP: 0.284, SLG: 0.358 (1, 4)										3	0	0	0	0	2	3						
<b>Darrell Porter, L</b> OBP: 0.364, SLG: 0.450 (1, 2)			F4		F5					3	1	1	0	1	0	0						
<b>Gorman Thomas, R</b> OBP: 0.214, SLG: 0.083 (1, 8)										3	0	0	0	0	1	1						
<b>Mike Hegan, L</b> OBP: 0.458, SLG: 0.529 (8, PH)			K		6-3					1	0	0	0	0	0	2						
<b>Rob Ellis, R</b> OBP: 0.286, SLG: 0.286 (8, 7)										0	0	0	0	0	0	0						
<b>Inning Stats</b>	R: 0 E: 0 K: 1 S: 6	H: 1 LOB: 1 BB: 0 P: 6	R: 0 E: 0 K: 0 S: 3	H: 1 LOB: 0 BB: 0 P: 3	R: 0 E: 0 K: 1 S: 5	H: 0 LOB: 0 BB: 0 P: 5	R: 4 E: 0 K: 1 S: 8	H: 3 LOB: 0 BB: 1 P: 12	R: 0 E: 0 K: 0 S: 3	H: 0 LOB: 0 BB: 0 P: 3	R: 0 E: 0 K: 1 S: 7	H: 2 LOB: 2 BB: 0 P: 7	R: 3 E: 0 K: 1 S: 7	H: 2 LOB: 1 BB: 2 P: 15	R: 0 E: 1 K: 0 S: 4	H: 0 LOB: 2 BB: 1 P: 8	R: 0 E: 0 K: 0 S: 4	H: 1 LOB: 1 BB: 0 P: 4	1B: 6 2B: 2 3B: 1 HR: 1	SF: 0 SAC: 2 DP: 0 HBP: 0	WP: 0 PB: 0 SB: 1 CS: 1	PA: 41
<b>PITCHER</b>	IP	WLS	BF	H	R	ER	SO	BB	IBB	HBP	BLK	WP	HR	S	P	ERA	WHIP					
<b>Mickey Lolich, L</b> ERA: 2.79 (1, 1)	6.2	L	31	9	7	7	5	2	1	0	0	0	1	38	50	9.45	1.650					
<b>Tom Walker, R</b> ERA: 2.12 (7, 1)	2.1		10	1	0	0	0	0	1	0	0	0	0	9	13	0.00	0.429					

Milwaukee Brewers @ Detroit Tigers  
Tiger Stadium, Detroit, MI  
Wed May 07 1975, 7:05 PM EDT  
Att: 13,610 - Unknown

AB	35
R	7
H	10
RBI	7
BB	4
SO	5
LOB	19



Batter	1	2	3	4	5	6	7	8	9	AB	R	H	RBI	BB	SO	LOB	BOTTOM					
<b>Ron LeFlore, R</b> OBP: 0.328, SLG: 0.468 (1, 8)	E SF9		4-3	5-3					6-3	5	1	1	0	0	1	1						
<b>Gary Sutherland, R</b> OBP: 0.328, SLG: 0.355 (1, 4)	SF9		F8							3	0	0	1	0	0	0						
<b>Willie Horton, R</b> OBP: 0.289, SLG: 0.487 (1, 10)	5-3		5-3							4	0	1	0	0	0	0						
<b>Bill Freehan, R</b> OBP: 0.243, SLG: 0.313 (1, 2)	1B			1B	1B					3	1	1	0	1	1	2						
<b>Ben Oglivie, L</b> OBP: 0.227, SLG: 0.333 (1, 3)				1B	1B					4	1	2	0	0	1	2						
<b>Dan Meyer, L</b> OBP: 0.285, SLG: 0.281 (1, 7)	K			WP	BB					4	1	1	1	0	1	4						
<b>Leon Roberts, R</b> OBP: 0.424, SLG: 0.719 (1, 9)		F8		4-3	1B					3	1	1	1	1	0	0						
<b>Aurelio Rodriguez, R</b> OBP: 0.274, SLG: 0.309 (8, PH)		F7		K						3	0	0	0	0	1	2						
<b>John Knox, L</b> ERA: 3.54 (8, PH)										1	0	0	0	0	0	0						
<b>Tom Verzyer, R</b> OBP: 0.266, SLG: 0.220 (1, 6)		6-3			4-3					3	0	0	1	0	0	1						
<b>Gates Brown, L</b> ERA: 1.8 (9, PH)										1	0	0	0	0	0	0						
<b>Inning Stats</b>	R: 1 E: 0 K: 1 S: 7	H: 2 LOB: 2 BB: 1 P: 11	R: 0 E: 0 K: 0 S: 3	H: 0 LOB: 0 BB: 0 P: 3	R: 0 E: 0 K: 0 S: 3	H: 0 LOB: 0 BB: 0 P: 3	R: 3 E: 0 K: 1 S: 8	H: 3 LOB: 1 BB: 1 P: 12	R: 0 E: 1 K: 2 S: 9	H: 1 LOB: 2 BB: 0 P: 9	R: 0 E: 0 K: 0 S: 3	H: 0 LOB: 0 BB: 0 P: 3	R: 0 E: 0 K: 0 S: 3	H: 0 LOB: 0 BB: 0 P: 3	R: 0 E: 0 K: 0 S: 4	H: 0 LOB: 0 BB: 0 P: 4	R: 1 E: 0 K: 0 S: 4	H: 1 LOB: 0 BB: 0 P: 4	1B: 6 2B: 0 3B: 0 HR: 1	SF: 1 SAC: 0 DP: 0 HBP: 0	WP: 2 PB: 0 SB: 1 CS: 0	PA: 37
<b>PITCHER</b>	IP	WLS	BF	H	R	ER	SO	BB	IBB	HBP	BLK	WP	HR	S	P	ERA	WHIP					
<b>Bill Champion, R</b> ERA: 3.54 (1, 1)	3.0		16	5	4	4	1	2	0	0	0	0	1	16	24	12.00	2.333					
<b>Eduardo Rodriguez, R</b> ERA: 1.8 (4, 1)	6.0	W	21	2	1	1	4	0	0	0	0	2	1	29	29	1.50	0.333					

Milwaukee Brewers @ Detroit Tigers  
Tiger Stadium, Detroit, MI  
Wed May 07 1975, 7:05 PM EDT  
Att: 13,610 - Unknown

AB	34
R	5
H	7
RBI	4
BB	2
SO	5
LOB	12





Batter	1	2	3	4	5	6	7	8	9	AB	R	H	RBI	BB	SO	LOB	TOP				
Don Money, R OBP: 0.245, SLG: 0.304	5-3		F9		HR		K		FC6-4	5	1	1	2	0	1	1	<b>Milwaukee Brewers @ Detroit Tigers</b> Tiger Stadium, Detroit, MI Thu May 08 1975, 7:05 PM EDT Att: 10,220 - Unknown				
Robin Yount, R OBP: 0.429, SLG: 0.627	6-3			F7			E9			3	0	1	0	1	0	0					
Bill Sharp, L OBP: 0.250, SLG: 0.211 Kurt Bevacqua, R (7, PH) Gorman Thomas, R OBP: 0.214, SLG: 0.083	F8				L5		K			3	1	1	0	0	0	1					
George Scott, R OBP: 0.347, SLG: 0.483		F9		HR		K		K		4	1	1	2	0	2	0					
Hank Aaron, R OBP: 0.341, SLG: 0.324	K			F4			K		K	4	0	1	0	0	2	0					
Sixto Lezcano, R OBP: 0.311, SLG: 0.422				6-3			L8		K	4	0	1	0	0	1	1					
Darrell Porter, L OBP: 0.375, SLG: 0.443 Charlie Moore, R OBP: 0.273, SLG: 0.400	FC4-6					FC6-4			K	1	0	0	0	2	0	1					
Bobby Mitchell, R OBP: 0.391, SLG: 0.421				F9-3		K		K		3	0	0	0	1	3	3					
Pedro Garcia, R OBP: 0.282, SLG: 0.343			F9-3		FC6-4			F8		3	1	0	0	1	0	2					
<b>Inning Stats</b>	R: 0 E: 0 K: 0 S: 3	H: 0 LOB: 0 BB: 0 P: 3	R: 0 E: 0 K: 1 S: 6	H: 1 LOB: 1 BB: 0 P: 6	R: 0 E: 0 K: 0 S: 2	H: 0 LOB: 0 BB: 1 P: 6	R: 2 E: 0 K: 0 S: 5	H: 2 LOB: 0 BB: 2 P: 5	R: 2 E: 0 K: 1 S: 6	H: 1 LOB: 1 BB: 2 P: 14	R: 0 E: 0 K: 2 S: 8	H: 1 LOB: 1 BB: 0 P: 8	R: 0 E: 0 K: 3 S: 9	H: 0 LOB: 0 BB: 0 P: 9	R: 0 E: 0 K: 2 S: 7	H: 0 LOB: 1 BB: 1 P: 11		1B: 3 2B: 2 3B: 0 HR: 2	SF: 0 SAC: 0 DP: 1 HBP: 0	WP: 0 PB: 0 SB: 0 CS: 0	PA: 37
<b>PITCHER</b>	IP	WLS	BF	H	R	ER	SO	BB	IBB	HBP	BLK	WP	HR	S	P	ERA	WHIP				
Vern Ruhle, R ERA: 4.18	(1, 1)	4.2	20	4	4	4	2	3	0	0	0	0	2	21	33	7.71	1.500				
Ray Bare, R ERA: 8.31	(5, 1)	1.1	W	6	1	0	0	2	0	1	0	0	0	9	13	0.00	0.750				
John Hiller, L ERA:	(7, 1)	3.0	S	11	1	0	0	7	1	0	0	0	0	24	28	0.00	0.667				

Batter	1	2	3	4	5	6	7	8	9	AB	R	H	RBI	BB	SO	LOB	BOTTOM					
Ron LeFlore, R OBP: 0.337, SLG: 0.488	5-3		F3							3	0	1	1	1	0	0	<b>Milwaukee Brewers @ Detroit Tigers</b> Tiger Stadium, Detroit, MI Thu May 08 1975, 7:05 PM EDT Att: 10,220 - Unknown					
Gary Sutherland, R OBP: 0.337, SLG: 0.363				F4		CS				4	0	2	0	0	0	1						
Willie Horton, R OBP: 0.276, SLG: 0.463	F7		F8		F5					4	0	0	0	0	0	2						
Bill Freehan, R OBP: 0.244, SLG: 0.310	F4			F8		4-3				4	0	1	0	0	0	1						
Nate Colbert, R OBP: 0.203, SLG: 0.222		K		K		1-3				4	0	0	0	0	3	1						
Dan Meyer, L OBP: 0.292, SLG: 0.368		E9								4	2	3	1	0	0	0						
Leon Roberts, R OBP: 0.459, SLG: 0.706										2	2	1	0	2	0	0						
Aurelio Rodriguez, R OBP: 0.273, SLG: 0.322										4	1	1	2	0	0	3						
Tom Verzyer, R OBP: 0.269, SLG: 0.226										3	1	1	2	0	1	0						
<b>Inning Stats</b>	R: 0 E: 0 K: 0 S: 4	H: 1 LOB: 1 BB: 0 P: 4	R: 0 E: 1 K: 1 S: 5	H: 1 LOB: 1 BB: 1 P: 9	R: 0 E: 0 K: 1 S: 6	H: 1 LOB: 1 BB: 0 P: 6	R: 4 E: 0 K: 1 S: 10	H: 5 LOB: 1 BB: 0 P: 10	R: 0 E: 0 K: 0 S: 3	H: 0 LOB: 0 BB: 0 P: 3	R: 2 E: 0 K: 0 S: 3	H: 1 LOB: 2 BB: 2 P: 11	R: 0 E: 0 K: 1 S: 6	H: 1 LOB: 0 BB: 0 P: 6	R: 0 E: 0 K: 0 S: 3	H: 0 LOB: 0 BB: 0 P: 3		1B: 6 2B: 2 3B: 1 HR: 1	SF: 0 SAC: 0 DP: 1 HBP: 0	WP: 0 PB: 0 SB: 1 CS: 1	PA: 36	
<b>PITCHER</b>	IP	WLS	BF	H	R	ER	SO	BB	IBB	HBP	BLK	WP	HR	S	P	ERA	WHIP					
Jim Slaton, R ERA: 5.56	(1, 1)	3.2	19	8	4	4	3	1	0	0	0	0	0	24	28	9.82	2.455					
Jim Colborn, R ERA: 2.45	(4, 1)	2.0	L	9	1	2	1	0	2	0	0	0	0	1	7	15	4.50	1.500				
Bill Castro, R ERA: 0.82	(6, 1)	2.1		7	1	0	0	1	0	0	0	0	0	9	9	0.00	0.429					



Batter	1	2	3	4	5	6	7	8	9	AB	R	H	RBI	BB	SO	LOB	TOP			
Don Money, R OBP: 0.262, SLG: 0.316 (1, 5)										3	1	2	2	0	1		<b>Milwaukee Brewers @ Kansas City Royals</b> Royals Stadium, Kansas City, MO Fri May 09 1975, 8:05 PM EDT Att: 14,553 - Unknown			
Robin Yount, R OBP: 0.424, SLG: 0.619 Tim Johnson, L OBP: 0.250, SLG: 0.250 (1, 6)										1	0	0	0	0	1					
Bill Sharp, L OBP: 0.227, SLG: 0.190 (1, 8)										4	0	0	0	0	2					
George Scott, R OBP: 0.343, SLG: 0.473 (1, 3)										4	0	1	1	0	0					
Hank Aaron, R OBP: 0.347, SLG: 0.372 (1, 10)										4	1	2	1	0	1					
Sixto Lezcano, R OBP: 0.309, SLG: 0.425 (1, 9)										4	1	1	0	0	1					
Darrell Porter, L OBP: 0.369, SLG: 0.422 (1, 2)										3	1	0	0	1	0					
Bobby Mitchell, R OBP: 0.423, SLG: 0.591 Gorman Thomas, R OBP: 0.297, SLG: 0.385 (1, 7)										3	1	2	2	0	0					
Pedro Garcia, R OBP: 0.293, SLG: 0.342 (1, 4)										3	1	1	0	1	0					
<b>Inning Stats</b>	R: 1 E: 0 K: 0 S: 4	H: 1 LOB: 1 BB: 1 P: 8	R: 0 E: 0 K: 1 S: 6	H: 1 LOB: 1 BB: 0 P: 6	R: 0 E: 0 K: 0 S: 3	H: 0 LOB: 0 BB: 0 P: 3	R: 0 E: 0 K: 0 S: 3	H: 0 LOB: 0 BB: 0 P: 3	R: 0 E: 0 K: 0 S: 2	H: 0 LOB: 0 BB: 1 P: 6	R: 5 E: 0 K: 1 S: 9	H: 4 LOB: 1 BB: 2 P: 17	R: 0 E: 0 K: 0 S: 3	H: 1 LOB: 0 BB: 0 P: 3	R: 1 E: 0 K: 0 S: 4	H: 2 LOB: 0 BB: 0 P: 4		1B: 3 2B: 4 3B: 1 HR: 2	SF: 0 SAC: 0 DP: 2 HBP: 0	WP: 0 PB: 0 CS: 1
<b>PITCHER</b>	IP WLS BF H R ER SO BB IBB HBP BLK WP HR S P ERA WHIP																			
Al Fitzmorris, R ERA: 3.88 Marty Pattin, R ERA: 6.35 (1, 1)	6.1 L 26 5 5 5 1 3 0 0 0 0 1 25 37 7.11 1.263																			
(7, 1)	2.2 11 4 2 2 1 1 0 0 0 0 0 1 12 16 6.75 1.875																			

Batter	1	2	3	4	5	6	7	8	9	AB	R	H	RBI	BB	SO	LOB	BOTTOM			
Freddie Patek, R OBP: 0.308, SLG: 0.323 (1, 6)										4	0	0	0	0	1		<b>Milwaukee Brewers @ Kansas City Royals</b> Royals Stadium, Kansas City, MO Fri May 09 1975, 8:05 PM EDT Att: 14,553 - Unknown			
Vada Pinson, L OBP: 0.216, SLG: 0.333 (1, 9)										4	0	0	0	0	0					
John Mayberry, L OBP: 0.376, SLG: 0.330 (1, 3)										2	0	0	0	2	0					
Hal McRae, R OBP: 0.369, SLG: 0.453 (1, 7)										4	0	2	0	0	1					
Harmon Killebrew, R OBP: 0.327, SLG: 0.405 (1, 10)										4	0	0	0	0	4					
George Brett, L OBP: 0.308, SLG: 0.308 (1, 5)										4	0	2	0	0	0					
Cookie Rojas, R OBP: 0.346, SLG: 0.390 (1, 4)										3	0	2	0	1	0					
Al Cowens, R OBP: 0.259, SLG: 0.292 (1, 8)										4	1	1	0	0	1					
Buck Martinez, R OBP: 0.329, SLG: 0.356 (1, 2)										4	0	1	1	0	3					
<b>Inning Stats</b>	R: 0 E: 0 K: 0 S: 4	H: 1 LOB: 2 BB: 1 P: 8	R: 1 E: 0 K: 0 S: 5	H: 2 LOB: 1 BB: 0 P: 5	R: 0 E: 0 K: 0 S: 3	H: 0 LOB: 1 BB: 1 P: 7	R: 0 E: 0 K: 0 S: 4	H: 1 LOB: 1 BB: 0 P: 4	R: 0 E: 0 K: 0 S: 3	H: 0 LOB: 0 BB: 0 P: 3	R: 0 E: 0 K: 1 S: 6	H: 2 LOB: 2 BB: 1 P: 10	R: 0 E: 0 K: 0 S: 3	H: 0 LOB: 0 BB: 0 P: 3	R: 0 E: 0 K: 0 S: 4	H: 2 LOB: 1 BB: 0 P: 4		1B: 7 2B: 1 3B: 0 HR: 0	SF: 0 SAC: 0 DP: 2 HBP: 0	WP: 1 PB: 0 CS: 0
<b>PITCHER</b>	IP WLS BF H R ER SO BB IBB HBP BLK WP HR S P ERA WHIP																			
Ed Sprague, R ERA: 3.65 Tom Murphy, R ERA: 1.17 (1, 1)	6.0 W 26 6 1 1 1 3 0 0 0 0 0 25 37 1.50 1.500																			
(7, 1)	3.0 S 10 2 0 0 0 0 0 0 0 0 0 0 10 10 0.00 0.667																			



Batter	1	2	3	4	5	6	7	8	9	AB	R	H	RBI	BB	SO	LOB	TOP		
<b>Don Money, R</b> OBP: 0.269, SLG: 0.313 (1, 5)	5-3		F3		K			FC1-6 1B	FC6-4 IBB	4	0	1	0	1	1	0	<b>Milwaukee Brewers @ Kansas City Royals</b> Royals Stadium, Kansas City, MO Sat May 10 1975, 8:05 PM EDT Att: 16,425 - Unknown - 75 F		
<b>Bill Sharp, L</b> OBP: 0.224, SLG: 0.191 (1, 8)	P6		1B		3-1			FC1-6 FC6-4 1-2f	FC6-4 1-2f	5	0	1	0	0	0	3			
<b>Bobby Mitchell, R</b> OBP: 0.400, SLG: 0.538 <b>Gorman Thomas, R</b> OBP: 0.267, SLG: 0.385 (1, 7) (8, 7)	F9		1B		F8			K		4	0	1	0	0	1	1			
<b>George Scott, R</b> OBP: 0.340, SLG: 0.474 (1, 3)			G6-4-3 1B		5-3			FC6-4 1-2f		4	1	1	0	0	0	3			
<b>Hank Aaron, R</b> OBP: 0.364, SLG: 0.390 (1, 10)			1B		E5 4-3 FC6 1B			F3		4	1	3	1	0	0	0			
<b>Darrell Porter, L</b> OBP: 0.375, SLG: 0.426 (1, 2)			1B		4-3			K		4	1	2	0	0	1	1			
<b>Sixto Lezcano, R</b> OBP: 0.306, SLG: 0.429 (1, 9)			L8		FC6 1B			K		4	0	1	2	0	1	3			
<b>Tim Johnson, L</b> OBP: 0.250, SLG: 0.250 (1, 6)			F7		3-3 1B			4-1		4	0	1	0	0	1	3			
<b>Pedro Garcia, R</b> OBP: 0.279, SLG: 0.325 (1, 4)			4-3		K			K		4	0	0	0	0	2	5			
<b>Inning Stats</b>	R: 0 E: 0 K: 0 S: 3	H: 0 LOB: 0 BB: 0 P: 3	R: 1 E: 0 K: 0 S: 6	H: 3 LOB: 2 BB: 0 P: 6	R: 0 E: 0 K: 0 S: 4	H: 2 LOB: 1 BB: 0 P: 4	R: 0 E: 1 K: 1 S: 7	H: 2 LOB: 2 BB: 0 P: 7	R: 0 E: 0 K: 1 S: 5	H: 0 LOB: 0 BB: 0 P: 5	R: 0 E: 0 K: 2 S: 7	H: 0 LOB: 0 BB: 0 P: 7	R: 0 E: 0 K: 1 S: 6	H: 1 LOB: 1 BB: 0 P: 6	R: 2 E: 0 K: 1 S: 8	H: 3 LOB: 2 BB: 1 P: 12		1B: 9 2B: 2 3B: 0 HR: 0	SF: 0 SAC: 0 DP: 1 HBP: 0
<b>PITCHER</b>	IP	WLS	BF	H	R	ER	SO	BB	IBB	HBP	BLK	WP	HR	S	P	ERA	WHIP		
<b>Nelson Briles, R</b> ERA: 3.32 (1, 1)	8.0	L	34	11	3	3	6	0	0	0	0	0	0	46	46	3.38	1.375		
<b>Paul Splittorff, L</b> ERA: 4.85 (9, 1)	1.0		4	0	0	0	1	0	1	0	0	0	0	5	9	0.00	0.000		

Batter	1	2	3	4	5	6	7	8	9	AB	R	H	RBI	BB	SO	LOB	BOTTOM		
<b>Vada Pinson, L</b> OBP: 0.200, SLG: 0.308 (1, 9)	1-3		P3			F8			F8	4	0	0	0	0	0	2	<b>Milwaukee Brewers @ Kansas City Royals</b> Royals Stadium, Kansas City, MO Sat May 10 1975, 8:05 PM EDT Att: 16,425 - Unknown - 75 F		
<b>George Brett, L</b> OBP: 0.298, SLG: 0.297 (1, 5)	1-3				4-3			F8		4	0	0	0	0	0	1			
<b>Amos Otis, R</b> OBP: 0.392, SLG: 0.434 (1, 8)			CS		6-3			L8		3	0	0	0	1	1	0			
<b>John Mayberry, L</b> OBP: 0.375, SLG: 0.340 (1, 3)	CS		F7		L4			FC6-5 2B		3	0	1	0	0	0	0			
<b>Hal McRae, R</b> OBP: 0.360, SLG: 0.440 (1, 7)			1-3			F8		FC6-5 2-3		3	0	0	0	0	0	1			
<b>Tony Solaita, L</b> OBP: 0.280, SLG: 0.565 (1, 10)			L6			F7		F5		3	0	0	0	0	0	1			
<b>Cookie Rojas, R</b> OBP: 0.333, SLG: 0.375 (1, 4)			F8			F9		L1		3	0	0	0	0	0	0			
<b>Freddie Patek, R</b> OBP: 0.303, SLG: 0.316 (1, 6) <b>Harmon Killebrew, R</b> OBP: 0.324, SLG: 0.400 (8, PH) <b>Frank White, R</b> OBP: 0.171, SLG: 0.162 (9, 6)			F9			K		6-3		2	0	0	0	0	1	0			
<b>Buck Martinez, R</b> OBP: 0.341, SLG: 0.360 (1, 2)								K		2	0	1	0	1	1	0			
<b>Inning Stats</b>	R: 0 E: 0 K: 0 S: 2	H: 0 LOB: 0 BB: 1 P: 6	R: 0 E: 0 K: 0 S: 3	H: 0 LOB: 0 BB: 0 P: 3	R: 0 E: 0 K: 0 S: 3	H: 0 LOB: 0 BB: 1 P: 7	R: 0 E: 0 K: 0 S: 3	H: 0 LOB: 0 BB: 0 P: 3	R: 0 E: 0 K: 1 S: 6	H: 1 LOB: 1 BB: 0 P: 6	R: 0 E: 0 K: 0 S: 4	H: 1 LOB: 1 BB: 0 P: 4	R: 0 E: 0 K: 1 S: 5	H: 0 LOB: 0 BB: 0 P: 5	R: 0 E: 0 K: 1 S: 5	H: 0 LOB: 0 BB: 0 P: 5		1B: 1 2B: 1 3B: 0 HR: 0	SF: 0 SAC: 0 DP: 0 HBP: 0
<b>PITCHER</b>	IP	WLS	BF	H	R	ER	SO	BB	IBB	HBP	BLK	WP	HR	S	P	ERA	WHIP		
<b>Pete Broberg, R</b> ERA: 2.18 (1, 1)	7.0		24	2	0	0	1	2	0	0	0	0	0	24	32	0.00	0.571		
<b>Tom Murphy, R</b> ERA: 1.04 (8, 1)	2.0	S	6	0	0	0	2	0	0	0	0	0	0	10	10	0.00	0.000		



Batter	1	2	3	4	5	6	7	8	9	AB	R	H	RBI	BB	SO	LOB	TOP			
<b>Don Money, R</b> OBP: 0.266, SLG: 0.311 (1, 5) (8, 6)	F2		4-3 1B		6-3			5-3		4	0	1	0	0	0	0	<b>Milwaukee Brewers @ Kansas City Royals</b> Royals Stadium, Kansas City, MO Sun May 11, 1975, 4:33 AM EDT Att: 11,163 - Unknown - 68 F			
<b>Bill Sharp, L</b> OBP: 0.226, SLG: 0.216 (1, 8)	1B		4-3 1-2			P6		F6		4	0	1	0	0	0	1				
<b>Bobby Mitchell, R</b> OBP: 0.412, SLG: 0.567 (1, 7)	FC5-4 1B		K					K		4	0	2	0	0	2	1				
<b>George Scott, R</b> OBP: 0.327, SLG: 0.455 (1, 3) (8, 5)	K		K					6-3		4	0	0	0	0	2	4				
<b>Hank Aaron, R</b> OBP: 0.350, SLG: 0.372 (1, 10)	FC5-4			5-3				F7		4	0	0	0	0	0	3				
<b>Darrell Porter, L</b> OBP: 0.370, SLG: 0.408 (1, 2)		K		CS BB				3-1		3	0	0	0	1	2	0				
<b>Sixto Lezcano, R</b> OBP: 0.317, SLG: 0.430 (1, 9)			5-3 1B		F9			6-3 BB		2	0	1	0	1	0	1				
<b>Tim Johnson, L</b> OBP: 0.200, SLG: 0.200 (1, 6) (8, 4)		5-3			6-3			6-3		3	0	0	0	0	0	2				
<b>Pedro Garcia, R</b> OBP: 0.276, SLG: 0.321 <b>Kurt Bevacqua, R</b> (5, PH) (5, 4)		K			K			K		1	0	0	0	0	1	1				
<b>Mike Hegan, L</b> OBP: 0.458, SLG: 0.529 (8, 3)										2	0	0	0	0	2	1				
<b>Inning Stats</b>	R: 0 E: 0 K: 1 S: 7	H: 2 LOB: 2 BB: 0 P: 7	R: 0 E: 0 K: 2 S: 8	H: 1 LOB: 1 BB: 0 P: 8	R: 0 E: 0 K: 0 S: 2	H: 0 LOB: 0 BB: 1 P: 6	R: 0 E: 0 K: 0 S: 5	H: 0 LOB: 0 BB: 0 P: 5	R: 0 E: 0 K: 1 S: 5	H: 0 LOB: 1 BB: 1 P: 9	R: 0 E: 0 K: 1 S: 5	H: 0 LOB: 0 BB: 0 P: 5	R: 0 E: 0 K: 1 S: 5	H: 0 LOB: 0 BB: 0 P: 5	R: 0 E: 0 K: 1 S: 5	H: 0 LOB: 0 BB: 0 P: 5	1B: 3 2B: 2 3B: 0 HR: 0	SF: 0 SAC: 0 DP: 0 HBP: 0	WP: 0 PB: 0 CS: 1	PA: 33
<b>PITCHER</b> <b>Steve Busby, R</b> ERA: 2.58 (1, 1)	IP: 9.0 WLS: W BF: 33 H: 5 R: 0 ER: 0 SO: 9 BB: 2 IBB: 0 HBP: 0 BLK: 0 WP: 0 HR: 0 S: 49 P: 57 ERA: 0.00 WHIP: 0.778															<b>PITCHER</b> IP: WLS: BF: H: R: ER: SO: BB: IBB: HBP: BLK: WP: HR: S: P: ERA: WHIP				

Batter	1	2	3	4	5	6	7	8	9	AB	R	H	RBI	BB	SO	LOB	BOTTOM			
<b>Jim Wohlford, R</b> OBP: 0.367, SLG: 0.415 (1, 9)	K		F9		F9		1B BB			3	0	0	0	1	1	1	<b>Milwaukee Brewers @ Kansas City Royals</b> Royals Stadium, Kansas City, MO Sun May 11, 1975, 4:33 AM EDT Att: 11,163 - Unknown - 68 F			
<b>George Brett, L</b> OBP: 0.296, SLG: 0.296 <b>Freddie Patek, R</b> OBP: 0.303, SLG: 0.316 (1, 5) (8, 6)	F8		F9		F8		G6-4-3 1B			4	0	1	1	0	0	1				
<b>Amos Otis, R</b> OBP: 0.380, SLG: 0.417 (1, 8)	K			4-3	6-3		G6-4-3 1B			4	0	0	0	0	1	2				
<b>John Mayberry, L</b> OBP: 0.363, SLG: 0.327 (1, 3)		6-3		F8		F8		F7		4	0	0	0	0	0	0				
<b>Hal McRae, R</b> OBP: 0.364, SLG: 0.451 (1, 7)		K		1B 2B		1B		F7		4	1	2	0	0	1	0				
<b>Harmon Killebrew, R</b> OBP: 0.340, SLG: 0.409 (1, 10)				1B S		1B FC5-4		K		3	1	2	1	1	1	0				
<b>Cookie Rojas, R</b> OBP: 0.333, SLG: 0.373 (1, 4)	L9			1B		FC5-4				3	1	1	1	0	0	2				
<b>Frank White, R</b> OBP: 0.205, SLG: 0.200 (1, 6) (8, 5)			F9		1B		SH1-3 1B			3	1	2	1	0	0	0				
<b>Buck Martinez, R</b> OBP: 0.345, SLG: 0.364 (1, 2)				1B		K		SH1-3		2	0	1	0	0	1	1				
<b>Inning Stats</b>	R: 0 E: 0 K: 2 S: 7	H: 0 LOB: 0 BB: 0 P: 7	R: 0 E: 0 K: 1 S: 5	H: 0 LOB: 1 BB: 1 P: 9	R: 0 E: 0 K: 0 S: 4	H: 1 LOB: 1 BB: 0 P: 4	R: 3 E: 0 K: 1 S: 9	H: 4 LOB: 1 BB: 0 P: 9	R: 0 E: 0 K: 0 S: 3	H: 0 LOB: 0 BB: 0 P: 3	R: 0 E: 0 K: 0 S: 4	H: 2 LOB: 1 BB: 0 P: 4	R: 1 E: 0 K: 0 S: 4	H: 2 LOB: 1 BB: 1 P: 8	R: 0 E: 0 K: 1 S: 5	H: 0 LOB: 0 BB: 0 P: 5		1B: 8 2B: 1 3B: 0 HR: 0	SF: 0 SAC: 1 DP: 1 HBP: 0	WP: 0 PB: 0 CS: 0
<b>PITCHER</b> <b>Bill Champion, R</b> ERA: 3.75 <b>Eduardo Rodriguez, R</b> ERA: 1.62 (1, 1) (7, 1)	IP: 6.1 WLS: L BF: 29 H: 4 R: 4 ER: 4 SO: 4 BB: 2 IBB: 0 HBP: 0 BLK: 0 WP: 0 HR: 0 S: 35 P: 43 ERA: 5.68 WHIP: 1.737															<b>PITCHER</b> IP: WLS: BF: H: R: ER: SO: BB: IBB: HBP: BLK: WP: HR: S: P: ERA: WHIP				



Batter	1	2	3	4	5	6	7	8	9	AB	R	H	RBI	BB	SO	LOB	TOP		
<b>Don Money, R</b> OBP: 0.272, SLG: 0.314 (1, 5)										2	0	1	0	0	0	0	<b>Milwaukee Brewers @ Texas Rangers</b> Arlington Stadium, Arlington, TX Tue May 13 1975, 8:05 PM EDT Att: 18,696 - Unknown		
<b>Bill Sharp, L</b> OBP: 0.236, SLG: 0.226 (1, 8)										2	0	1	0	0	0	0			
<b>Bobby Mitchell, R</b> OBP: 0.389, SLG: 0.531 (1, 7)										2	0	0	0	0	1	2			
<b>George Scott, R</b> OBP: 0.321, SLG: 0.447 (1, 3)										2	0	0	0	0	0	2			
<b>Hank Aaron, R</b> OBP: 0.343, SLG: 0.364 (1, 10)										2	0	0	0	0	0	2			
<b>Darrell Porter, L</b> OBP: 0.362, SLG: 0.397 (1, 2)										2	0	0	0	0	1	0			
<b>Sixto Lezcano, R</b> OBP: 0.311, SLG: 0.421 (1, 9)										2	0	0	0	0	1	0			
<b>Tim Johnson, L</b> OBP: 0.176, SLG: 0.176 (1, 6)										2	0	0	0	0	0	0			
<b>Pedro Garcia, R</b> OBP: 0.273, SLG: 0.316 (1, 4)										1	0	0	0	0	0	0			
<b>Inning Stats</b>	R: 0 E: 0 K: 0 S: 5	H: 2 LOB: 2 BB: 0 P: 5	R: 0 E: 0 K: 2 S: 7	H: 0 LOB: 0 BB: 0 P: 7	R: 0 E: 0 K: 0 S: 3	H: 0 LOB: 0 BB: 0 P: 3	R: 0 E: 0 K: 1 S: 5	H: 0 LOB: 0 BB: 0 P: 5	R: 0 E: 0 K: 0 S: 3	H: 0 LOB: 0 BB: 0 P: 3	PITCHER						1B: 2 2B: 0 3B: 0 HR: 0	WP: 1 PB: 0 SB: 0 CS: 0	PA: 17
<b>PITCHER</b> <b>Jim Bibby, R</b> ERA: 4.46 (1, 1)	IP: 5.0 WLS: W BF: 17 H: 2 R: 0 ER: 0 SO: 3 BB: 0 IBB: 0 HBP: 0 BLK: 0 WP: 1 HR: 0 S: 23 P: 23 ERA: 0.00 WHIP: 0.400							PITCHER						IP: WLS: BF: H: R: ER: SO: BB: IBB: HBP: BLK: WP: HR: S: P: ERA: WHIP:					

Batter	1	2	3	4	5	6	7	8	9	AB	R	H	RBI	BB	SO	LOB	BOTTOM		
<b>Cesar Tovar, R</b> OBP: 0.353, SLG: 0.370 (1, 7)										3	1	2	1	0	0	1	<b>Milwaukee Brewers @ Texas Rangers</b> Arlington Stadium, Arlington, TX Tue May 13 1975, 8:05 PM EDT Att: 18,696 - Unknown		
<b>Lenny Randle, S</b> OBP: 0.333, SLG: 0.345 (1, 4)										3	0	2	2	0	1	0			
<b>Willie Davis, L</b> OBP: 0.254, SLG: 0.364 (1, 8)										3	0	0	0	0	0	3			
<b>Jeff Burroughs, R</b> OBP: 0.352, SLG: 0.452 (1, 9)										2	1	0	0	1	0	2			
<b>Jim Spencer, L</b> OBP: 0.352, SLG: 0.516 (1, 3)										3	1	1	2	0	0	0			
<b>Mike Hargrove, L</b> OBP: 0.360, SLG: 0.405 (1, 10)										3	0	2	0	0	0	0			
<b>Roy Howell, L</b> OBP: 0.281, SLG: 0.269 (1, 5)										2	0	0	0	0	0	1			
<b>Toby Harrah, R</b> OBP: 0.352, SLG: 0.355 (1, 6)										2	1	1	0	0	0	0			
<b>Jim Sundberg, R</b> OBP: 0.327, SLG: 0.276 (1, 2)										2	1	1	0	0	0	1			
<b>Inning Stats</b>	R: 3 E: 0 K: 1 S: 8	H: 3 LOB: 1 BB: 1 P: 12	R: 1 E: 1 K: 0 S: 6	H: 3 LOB: 2 BB: 0 P: 6	R: 0 E: 0 K: 0 S: 3	H: 0 LOB: 0 BB: 0 P: 3	R: 1 E: 0 K: 0 S: 5	H: 2 LOB: 1 BB: 0 P: 5	R: 0 E: 0 K: 0 S: 3	H: 1 LOB: 1 BB: 0 P: 3	PITCHER						1B: 6 2B: 1 3B: 0 HR: 2	WP: 0 PB: 0 SB: 0 CS: 0	PA: 24
<b>PITCHER</b> <b>Jim Slaton, R</b> ERA: 6.04 <b>Bill Castro, R</b> ERA: 1.64 (2, 1)	IP: 3.2 WLS: L BF: 17 H: 6 R: 2 ER: 2 SO: 0 BB: 0 IBB: 0 HBP: 0 BLK: 0 WP: 0 HR: 0 S: 17 P: 17 ERA: 4.91 WHIP: 1.636							PITCHER						IP: WLS: BF: H: R: ER: SO: BB: IBB: HBP: BLK: WP: HR: S: P: ERA: WHIP:					



Batter	1	2	3	4	5	6	7	8	9	10	11	12	13	14	15	AB	R	H	RBI	BB	SO	LOB	TOP				
Don Money, R OBP: 0.273, SLG: 0.306 (1, 9)	1-3		L1		F9			CS 1B			K		1-3		CS HBP	6	0	1	1	0	1	1					
Bill Sharp, L OBP: 0.242, SLG: 0.220 (1, 8)	1-3			6-3		G5-4-3 1B		BB			F8		F8		6-3	6	0	1	0	1	0	3					
Bobby Mitchell, R OBP: 0.385, SLG: 0.500 (8, PH)	4-3			1B BB		G5-4-3 1B		F8			K		5-3			2	1	0	0	1	0	1					
Mike Hegan, L OBP: 0.440, SLG: 0.500 (8, PH)																1	0	0	0	0	0	2					
Gorman Thomas, R OBP: 0.235, SLG: 0.333 (8, 7)																2	0	0	0	0	1	0					
George Scott, R OBP: 0.322, SLG: 0.435 (1, 3)		G5-3 BB		1B BB		5-3		5-3				K		K		5	1	1	0	1	2	0					
Hank Aaron, R OBP: 0.342, SLG: 0.348 (15, PR)		G5-3 BB		K				F2				4-3			E SH1-4 HBP	4	0	0	0	2	2	2					
Rob Ellis, R OBP: 0.288, SLG: 0.286 (15, PR)																0	1	0	0	0	0	0					
Sixto Lezcano, R OBP: 0.306, SLG: 0.404 (1, 9)		G5-3		1B BB				K				5-3			SH1-4	4	0	0	0	1	1	2					
Darrell Porter, L OBP: 0.370, SLG: 0.390 (1, 2)		F8		PO 1B				3-1							4-3 SH3-4 BB	4	0	1	2	2	1	1					
Kurt Bevacqua, R (1, 4)																4	0	0	0	0	2	0					
Pedro Garcia, R OBP: 0.270, SLG: 0.313 (13, 4)			K	PO	6-3			K				6-3		SH3-4	F9	1	0	0	0	0	0	2					
Tim Johnson, L OBP: 0.174, SLG: 0.136 (1, 6)			K		4-3			1B BB				4-3			E1 HBP	5	0	0	0	1	1	3					
<b>Inning Stats</b>	R: 0 E: 0 K: 0 S: 3	H: 0 LOB: 0 BB: 0 P: 3	R: 0 E: 0 K: 0 S: 2	H: 0 LOB: 1 BB: 2 P: 10	R: 0 E: 0 K: 2 S: 7	H: 0 LOB: 0 BB: 0 P: 7	R: 2 E: 0 K: 1 S: 6	H: 2 LOB: 1 BB: 2 P: 14	R: 0 E: 0 K: 0 S: 3	H: 0 LOB: 0 BB: 0 P: 3	R: 0 E: 0 K: 1 S: 5	H: 1 LOB: 0 BB: 0 P: 3	R: 0 E: 0 K: 1 S: 5	H: 0 LOB: 0 BB: 0 P: 5	R: 0 E: 0 K: 1 S: 5	H: 0 LOB: 0 BB: 0 P: 7	R: 0 E: 0 K: 1 S: 5	H: 0 LOB: 0 BB: 0 P: 5	R: 0 E: 0 K: 0 S: 3	H: 1 LOB: 1 BB: 1 P: 7	R: 0 E: 1 K: 0 S: 4	H: 0 LOB: 3 BB: 2 P: 13	1B: 4 2B: 0 3B: 0 HR: 0	SF: 0 SAC: 2 DP: 2 HBP: 1	WP: 0 PB: 0 CS: 1	PA: 57	
<b>PITCHER</b>	IP 7.1	WLS 28	BF 4	H 4	R 2	ER 2	SO 5	BB 5	IBB 0	HBP 0	BLK 0	WP 0	HR 0	S 33	P 53	ERA 3.68	WHIP 1.227										
Clyde Wright, L ERA: 3.68 (1, 1)																											
Jim Umberger, L ERA: 0.05 (8, 1)	0.1	1	0	0	0	0	0	1	0	0	0	0	0	0	4	0.00	3.000										
Steve Foucault, R ERA: 0.05 (8, 1)	6.1	20	0	0	0	6	1	0	0	0	0	0	0	31	35	0.00	0.158										
Jackie Brown, R ERA: 3.48 (15, 1)	1.0	L	7	0	1	0	0	1	1	1	0	0	0	4	13	0.00	1.000										

Milwaukee Brewers @ Texas Rangers  
Arlington Stadium, Arlington, TX  
Wed May 14 1975, Postponed  
Att: 12,090 - Unknown

AB 44  
R 3  
H 4  
RBI 3  
BB 9  
SO 11  
LOB 17



Batter	1	2	3	4	5	6	7	8	9	10	11	12	13	14	15	AB	R	H	RBI	BB	SO	LOB	BOTTOM									
Cesar Tovar, R OBP: 0.330, SLG: 0.343 (1, 7)	4-3		F7		F4		F7		5-3			5-3		5-3		7	0	0	0	0	0	2										
Tom Grieve, R OBP: 0.310, SLG: 0.584 (15, 7)																0	0	0	0	0	0	0										
Roy Smalley, S OBP: 0.342, SLG: 0.429 (1, 6)			3-1		4-3		4-3		K					K		7	0	2	0	0	2	2										
Willie Davis, L OBP: 0.252, SLG: 0.366 (1, 8)																5	1	1	0	0	2	1										
Joe Lovitto, S OBP: 0.333, SLG: 0.282 (11, 8)	K			K		2B		F8			E3 CS		FC4-6 1B		2	0	1	0	0	0	1											
Jeff Burroughs, R OBP: 0.356, SLG: 0.455 (1, 9)	FC6-4 1B															6	1	2	1	1	1	3										
Jim Spencer, L OBP: 0.338, SLG: 0.478 (1, 3)		L4														5	0	0	0	1	1	3										
Mike Hargrove, L OBP: 0.365, SLG: 0.393 (1, 10)		F9														5	0	1	0	1	2	1										
Roy Howell, L OBP: 0.283, SLG: 0.299 (1, 5)																2	0	0	0	1	1	2										
Leo Cardenas, R OBP: 0.308, SLG: 0.348 (7, 5)																1	0	0	0	1	1	2										
Lenny Randle, S OBP: 0.331, SLG: 0.342 (15, PH)																1	0	0	0	0	0	0										
Toby Harrah, R OBP: 1.45, SLG: 0.346 (1, 4)																5	0	1	0	1	1	4										
Jim Sundberg, R OBP: 0.308, SLG: 0.258 (1, 2)																6	0	0	0	0	2	6										
Bill Fahey, L OBP: 0.667, SLG: 1.000 (14, 2)																0	0	0	0	0	0	0										
<b>Inning Stats</b>	R: 0 E: 0 K: 1 S: 6	H: 1 LOB: 1 BB: 0 P: 6	R: 0 E: 0 K: 1 S: 5	H: 0 LOB: 0 BB: 0 P: 5	R: 0 E: 1 K: 0 S: 4	H: 0 LOB: 1 BB: 0 P: 4	R: 0 E: 0 K: 0 S: 5	H: 0 LOB: 2 BB: 2 P: 13	R: 0 E: 0 K: 1 S: 5	H: 0 LOB: 1 BB: 1 P: 9	R: 0 E: 0 K: 0 S: 6	H: 3 LOB: 2 BB: 1 P: 10	R: 0 E: 0 K: 0 S: 3	H: 0 LOB: 0 BB: 0 P: 3	R: 0 E: 0 K: 1 S: 5	H: 0 LOB: 0 BB: 0 P: 5	R: 0 E: 1 K: 0 S: 7	H: 0 LOB: 0 BB: 0 P: 7	R: 0 E: 0 K: 0 S: 4	H: 1 LOB: 1 BB: 0 P: 4	R: 0 E: 0 K: 0 S: 5	H: 2 LOB: 2 BB: 0 P: 5	R: 0 E: 0 K: 3 S: 9	H: 0 LOB: 1 BB: 1 P: 13	R: 0 E: 0 K: 1 S: 6	H: 1 LOB: 1 BB: 0 P: 6	R: 0 E: 0 K: 0 S: 5	H: 0 LOB: 0 BB: 0 P: 5	1B: 6 2B: 3 3B: 0 HR: 0	SF: 0 SAC: 2 DP: 1 HBP: 1	WP: 4 PB: 0 CS: 1	PA: 61
<b>PITCHER</b>	IP 7.0	WLS 7.0	BF 30	H 4	R 2	ER 2	SO 4	BB 4	IBB 0	HBP 0	BLK 0	WP 4	HR 0	S 34	P 50	ERA 2.57	WHIP 1.143															
Ed Sprague, R ERA: 3.26 (8, 1)																																
Tom Murphy, R ERA: 0.01 (8, 1)	5.0	20	3	0	0	4	1	0	1	0	0	0	0	26	31	0.00	0.800															
Eduardo Rodriguez, R ERA: 1.45 (13, 1)	2.0	W	8	1	0	0	4	1	0	0	0	0	0	15	19	0.00	1.000															
Jim Colborn, R ERA: 2.3 (15, 1)	1.0	S	3	0	0	0	1	0	0	0	0	0	0	5	5	0.00	0.000															

Milwaukee Brewers @ Texas Rangers  
Arlington Stadium, Arlington, TX  
Wed May 14 1975, Postponed  
Att: 12,090 - Unknown

AB 52  
R 2  
H 8  
RBI 1  
BB 6  
SO 13  
LOB 27





Batter	1	2	3	4	5	6	7	8	9	AB	R	H	RBI	BB	SO	LOB	TOP					
<b>Don Money, R</b> OBP: 0.294, SLG: 0.328 (1, 5)										5	2	4	0	0	0	0	<b>Milwaukee Brewers @ Texas Rangers</b> Arlington Stadium, Arlington, TX Thu May 15 1975, 8:05 PM EDT Att: 22,823 - Unknown					
<b>Bill Sharp, L</b> OBP: 0.239, SLG: 0.234 (1, 8)										5	1	1	1	0	0	4						
<b>Bobby Mitchell, R</b> OBP: 0.419, SLG: 0.658 <b>Gorman Thomas, R</b> OBP: 0.235, SLG: 0.333 (1, 7) (7, 7)										4	2	3	2	0	1	1						
<b>George Scott, R</b> OBP: 0.320, SLG: 0.423 (1, 3)										3	1	0	0	1	1	3						
<b>Hank Aaron, R</b> OBP: 0.339, SLG: 0.379 (1, 10)										3	1	1	4	0	0	0						
<b>Darrell Porter, L</b> OBP: 0.365, SLG: 0.375 (1, 2)										3	0	0	0	1	0	1						
<b>Sixto Lezcano, R</b> OBP: 0.304, SLG: 0.427 (1, 9)										4	1	1	1	0	0	1						
<b>Tim Johnson, L</b> OBP: 0.148, SLG: 0.115 (1, 6)										4	0	0	0	0	1	1						
<b>Kurt Bevacqua, R</b> (1, 4)										4	0	0	0	0	2	0						
<b>Inning Stats</b>	R: 2 E: 1 K: 1 S: 8	H: 3 LOB: 1 BB: 0 P: 8	R: 0 E: 0 K: 1 S: 5	H: 0 LOB: 0 BB: 0 P: 5	R: 1 E: 0 K: 0 S: 4	H: 2 LOB: 0 BB: 0 P: 4	R: 0 E: 0 K: 0 S: 3	H: 0 LOB: 1 BB: 1 P: 7	R: 4 E: 1 K: 1 S: 8	H: 2 LOB: 0 BB: 1 P: 12	R: 0 E: 0 K: 1 S: 5	H: 0 LOB: 0 BB: 0 P: 5	R: 0 E: 0 K: 1 S: 6	H: 1 LOB: 1 BB: 0 P: 6	R: 1 E: 0 K: 0 S: 4	H: 1 LOB: 0 BB: 0 P: 4	R: 0 E: 0 K: 0 S: 3	H: 1 LOB: 0 BB: 0 P: 3	1B: 5 2B: 2 3B: 1 HR: 3	SF: 1 SAC: 0 DP: 2 HBP: 0	WP: 0 PB: 0 SB: 1 CS: 0	PA: 38
<b>PITCHER</b> <b>Steve Hargan, R</b> ERA: 2.27 (1, 1)	IP: 9.0 WLS: L BF: 38	H: 10 R: 8 ER: 4 SO: 5	BB: 2 IBB: 0 HBP: 0 BLK: 0	WP: 0 HR: 3 S: 46 P: 54	ERA: 4.00 WHIP: 1.333																	

Batter	1	2	3	4	5	6	7	8	9	AB	R	H	RBI	BB	SO	LOB	BOTTOM					
<b>Lenny Randle, S</b> OBP: 0.341, SLG: 0.352 (1, 7) (7, 4)										5	0	3	1	0	0	0	<b>Milwaukee Brewers @ Texas Rangers</b> Arlington Stadium, Arlington, TX Thu May 15 1975, 8:05 PM EDT Att: 22,823 - Unknown					
<b>Roy Smalley, S</b> OBP: 0.341, SLG: 0.421 <b>Tom Grieve, R</b> OBP: 0.318, SLG: 0.550 (1, 6) (7, 7)										3	0	1	0	0	0	1						
<b>Mike Hargrove, L</b> OBP: 0.376, SLG: 0.425 (1, 10)										3	1	1	1	2	0	4						
<b>Jeff Burroughs, R</b> OBP: 0.345, SLG: 0.440 (1, 9)										4	0	0	0	0	2	2						
<b>Jim Spencer, L</b> OBP: 0.321, SLG: 0.451 (1, 3)										4	0	0	0	0	1	2						
<b>Joe Lovitto, S</b> OBP: 0.306, SLG: 0.256 (1, 8)										4	0	0	0	0	0	2						
<b>Roy Howell, L</b> OBP: 0.297, SLG: 0.328 (1, 5)										4	2	2	1	0	0	0						
<b>Toby Harrah, R</b> OBP: 0.376, SLG: 0.405 (1, 4) (7, 6)										3	2	3	2	1	0	0						
<b>Jim Sundberg, R</b> OBP: 0.297, SLG: 0.247 (1, 2)										4	0	0	0	0	1	3						
<b>Inning Stats</b>	R: 0 E: 0 K: 0 S: 3	H: 1 LOB: 0 BB: 0 P: 3	R: 0 E: 0 K: 1 S: 5	H: 0 LOB: 0 BB: 0 P: 5	R: 1 E: 0 K: 0 S: 5	H: 3 LOB: 1 BB: 0 P: 5	R: 0 E: 0 K: 1 S: 5	H: 0 LOB: 1 BB: 1 P: 9	R: 2 E: 0 K: 0 S: 5	H: 2 LOB: 0 BB: 0 P: 5	R: 0 E: 0 K: 0 S: 3	H: 0 LOB: 1 BB: 1 P: 7	R: 1 E: 0 K: 1 S: 6	H: 1 LOB: 1 BB: 1 P: 10	R: 1 E: 0 K: 1 S: 6	H: 1 LOB: 0 BB: 0 P: 6	R: 0 E: 0 K: 0 S: 5	H: 2 LOB: 3 BB: 1 P: 9	1B: 7 2B: 0 3B: 0 HR: 3	SF: 0 SAC: 0 DP: 1 HBP: 0	WP: 1 PB: 0 SB: 0 CS: 1	PA: 39
<b>PITCHER</b> <b>Pete Broberg, R</b> ERA: 2.8 <b>Eduardo Rodriguez, R</b> ERA: 1.42 (1, 1) (9, 1)	IP: 8.2 WLS: W BF: 37	H: 10 R: 5 ER: 5 SO: 4	BB: 3 IBB: 0 HBP: 0 BLK: 0	WP: 0 HR: 3 S: 42 P: 54	ERA: 5.19 WHIP: 1.500																	



Batter	1	2	3	4	5	6	7	8	9	AB	R	H	RBI	BB	SO	LOB	TOP				
<b>Don Money, R</b> (1, 6) OBP: 0.300, SLG: 0.328	5-3			2B	1B	FC4-6 HBP		5-3		3	1	1	0	0	0	0	<b>Milwaukee Brewers @ Minnesota Twins</b> Metropolitan Stadium, Bloomington, MI Fri May 16 1975, 8:05 PM EDT Att: 10,026 - Unknown - 71 F				
<b>Bill Sharp, L</b> (1, 8) OBP: 0.239, SLG: 0.250	L9			1B	2B	FC4-6 WP		4-3		4	1	1	1	0	0	1					
<b>Bobby Mitchell, R</b> (1, 7) OBP: 0.404, SLG: 0.619	P3			1B	1B	K		6-3		4	1	1	1	0	1	1					
<b>Gorman Thomas, R</b> (8, 7) OBP: 0.235, SLG: 0.333				1B	1B	K				0	0	0	0	0	0	0					
<b>George Scott, R</b> (1, 3) OBP: 0.317, SLG: 0.417		6-3		1B	1B			P4		4	0	1	0	0	0	0					
<b>Hank Aaron, R</b> (1, 10) OBP: 0.328, SLG: 0.364		K		F7		K		K		4	0	0	0	0	3	2					
<b>Darrell Porter, L</b> (1, 2) OBP: 0.361, SLG: 0.369		K			1B	K		K		4	0	1	1	0	2	0					
<b>Sixto Lezcano, R</b> (1, 9) OBP: 0.296, SLG: 0.415			K	F7				6-3		3	0	0	0	0	1	2					
<b>Tim Johnson, L</b> (1, 4) OBP: 0.133, SLG: 0.103			5-3	6-3				4-3		3	0	0	0	0	0	2					
<b>Kurt Bevacqua, R</b> (1, 5) OBP: 0.363, SLG: 0.534			6-3		5-3			6-3		3	0	0	0	0	0	0					
<b>Inning Stats</b>	R: 0 E: 0 K: 0 S: 3	H: 0 LOB: 0 BB: 0 P: 3	R: 0 E: 0 K: 2 S: 7	H: 0 LOB: 0 BB: 0 P: 7	R: 0 E: 0 K: 1 S: 5	H: 0 LOB: 0 BB: 0 P: 5	R: 3 E: 0 K: 0 S: 8	H: 5 LOB: 2 BB: 0 P: 8	R: 0 E: 0 K: 1 S: 5	H: 0 LOB: 1 BB: 0 P: 6	R: 0 E: 0 K: 2 S: 7	H: 0 LOB: 0 BB: 0 P: 7	R: 0 E: 0 K: 0 S: 3	H: 0 LOB: 0 BB: 0 P: 3	R: 0 E: 0 K: 1 S: 5	H: 0 LOB: 0 BB: 0 P: 5	1B: 4 2B: 1 3B: 0 HR: 0	SF: 0 SAC: 0 DP: 0 HBP: 1	WP: 1 PB: 0 SB: 0 CS: 0	PA: 33	
<b>PITCHER</b> <b>Dave Goltz, R</b> (1, 1) ERA: 3.25	IP: 9.0 WLS: L BF: 33	H: 5 R: 3 ER: 3 SO: 7	BB: 0 IBB: 0 HBP: 1 BLK: 0	WP: 1 HR: 0 S: 46 P: 47	ERA: 3.00 WHIP: 0.556											<b>PITCHER</b>	IP: 9.0 WLS: L BF: 33	H: 5 R: 3 ER: 3 SO: 7	BB: 0 IBB: 0 HBP: 1 BLK: 0	WP: 1 HR: 0 S: 46 P: 47	ERA: 3.00 WHIP: 0.556

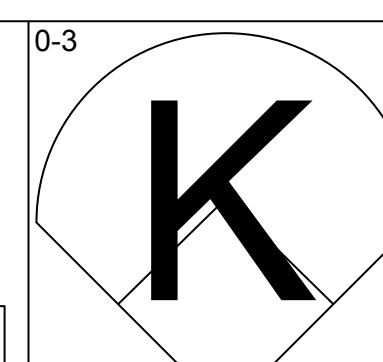
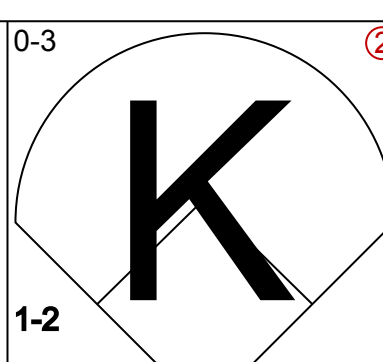
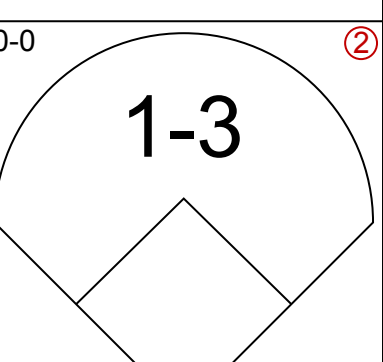
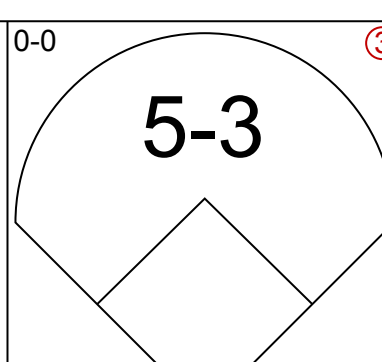
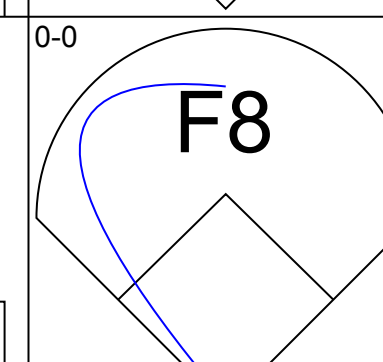
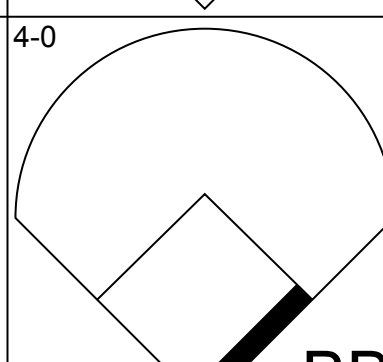
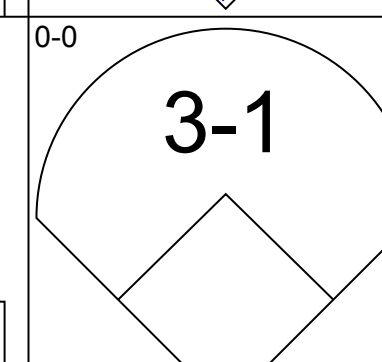
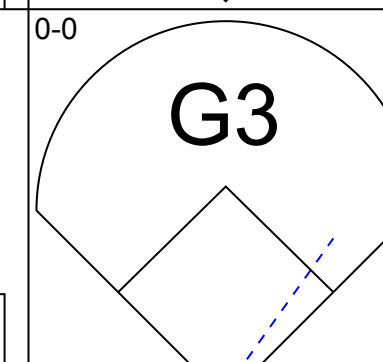
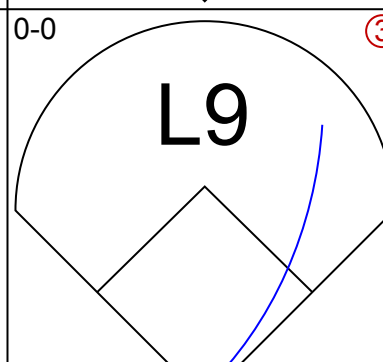
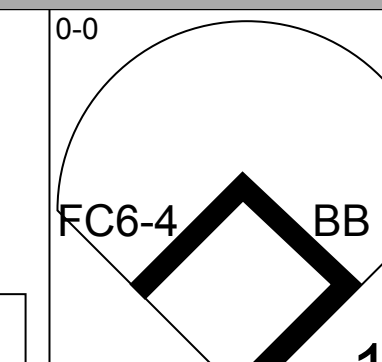
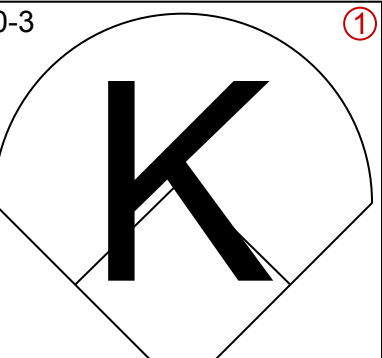
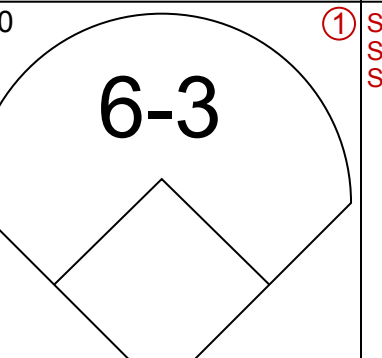
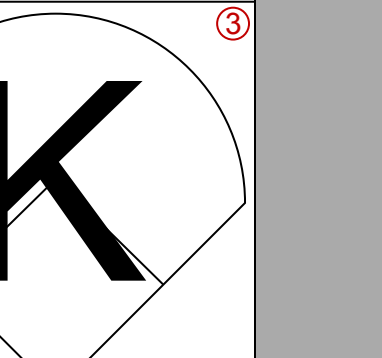
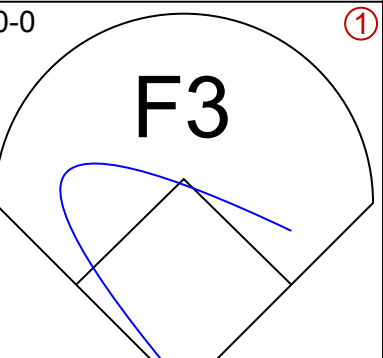
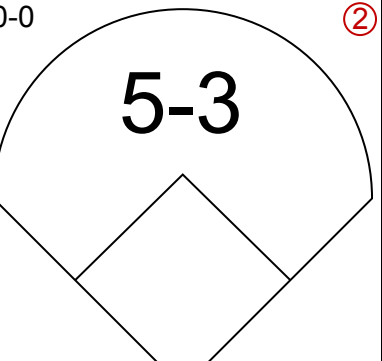
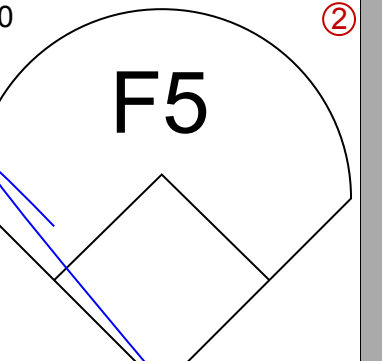
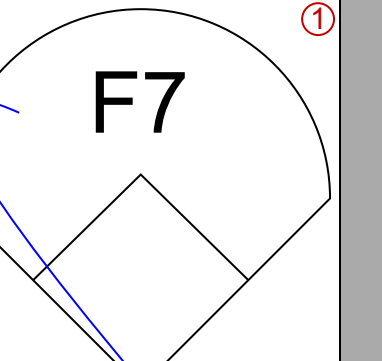
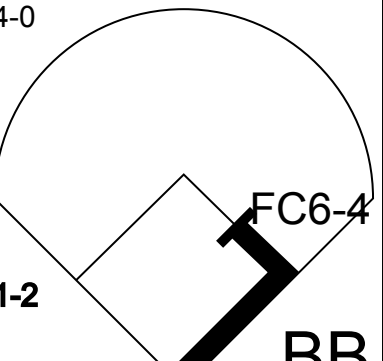
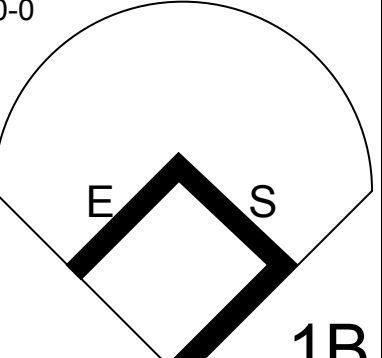
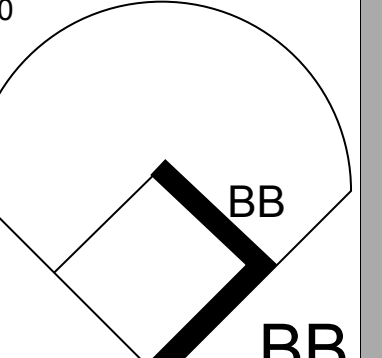
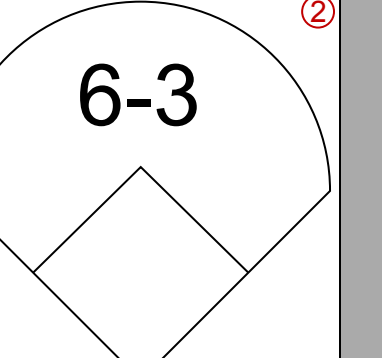
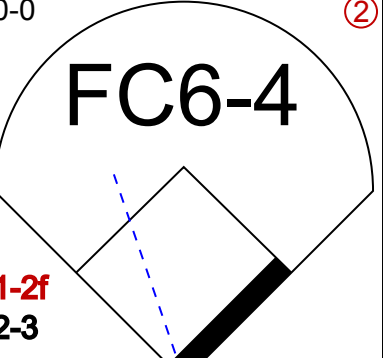
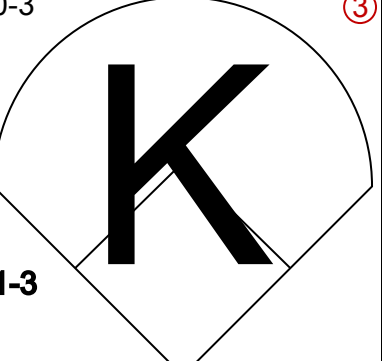
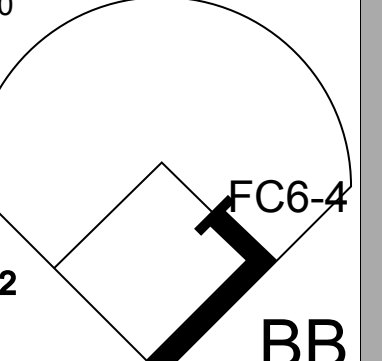
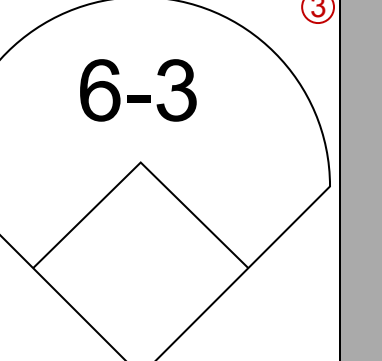
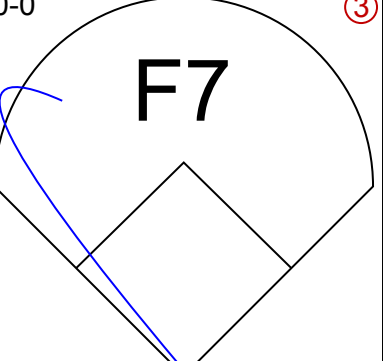
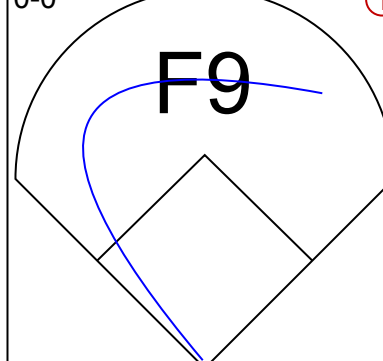
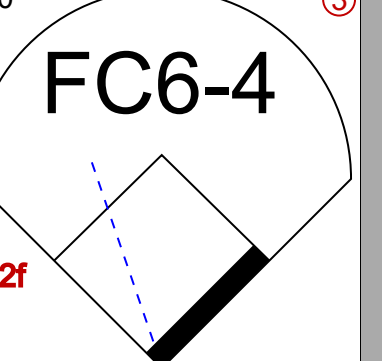
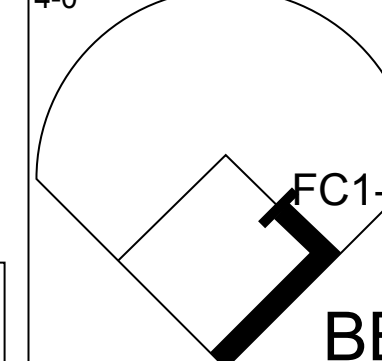
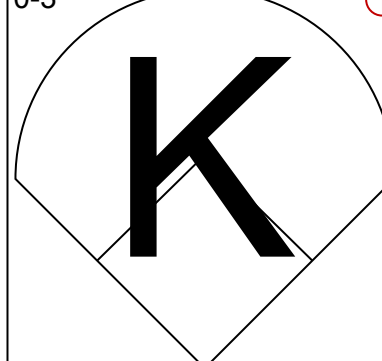
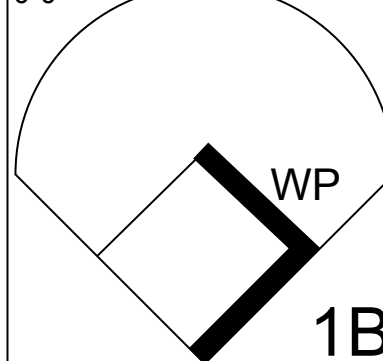
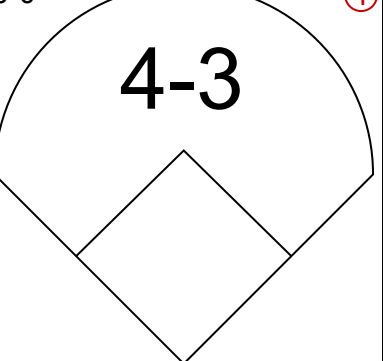
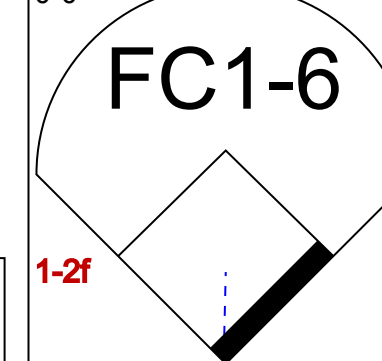
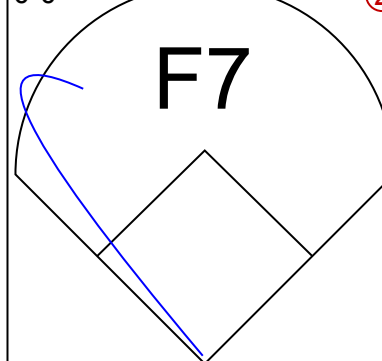
Batter	1	2	3	4	5	6	7	8	9	AB	R	H	RBI	BB	SO	LOB	BOTTOM				
<b>Steve Braun, L</b> (1, 7) OBP: 0.371, SLG: 0.370	F8		F9		3-1				4-3	5	0	1	0	0	0	1	<b>Milwaukee Brewers @ Minnesota Twins</b> Metropolitan Stadium, Bloomington, MI Fri May 16 1975, 8:05 PM EDT Att: 10,026 - Unknown - 71 F				
<b>Rod Carew, L</b> (1, 4) OBP: 0.430, SLG: 0.436	2-3		1B	BB	K		FC6-4 1B			3	0	1	0	1	1	0					
<b>Larry Hise, R</b> (1, 8) OBP: 0.363, SLG: 0.534	1-3		1B	1B	FC6-4 1B		K			4	0	2	1	0	1	2					
<b>Bobby Darwin, R</b> (1, 9) OBP: 0.310, SLG: 0.404			1B	K	FC6-4		FC6-4			4	0	1	0	0	1	5					
<b>Tony Oliva, L</b> (1, 10) OBP: 0.333, SLG: 0.318	K			F8			4-3			4	0	0	0	0	1	1					
<b>Eric Soderholm, R</b> (1, 5) OBP: 0.347, SLG: 0.317	K			E	BB		5-3			3	0	0	0	1	2	1					
<b>Craig Kusick, R</b> (1, 3) OBP: 0.310, SLG: 0.342	5-3			E9	1B		FC6-4 BB			3	0	1	0	1	0	1					
<b>Danny Thompson, R</b> (1, 6) OBP: 0.352, SLG: 0.356			F9	SH1-4 1B	K		FC6-4			3	1	1	0	0	1	3					
<b>Danny Walton, R</b> (9, PH) OBP: 0.294, SLG: 0.250				1B	1B		FC6-4		P6	1	0	0	0	0	0	0					
<b>Glenn Borgmann, R</b> (1, 2) OBP: 0.302, SLG: 0.241				SH1-4	4-3					1	0	0	0	0	0	2					
<b>Tom Kelly, L</b> (7, PH)										1	0	0	0	0	1	0					
<b>Tom Lundstedt, S</b> (8, 2)										1	0	0	0	0	1	0					
<b>Inning Stats</b>	R: 0 E: 0 K: 0 S: 3	H: 1 LOB: 1 BB: 0 P: 8	R: 1 E: 0 K: 1 S: 7	H: 2 LOB: 2 BB: 1 P: 11	R: 0 E: 1 K: 1 S: 6	H: 1 LOB: 2 BB: 1 P: 10	R: 0 E: 0 K: 0 S: 3	H: 0 LOB: 1 BB: 1 P: 7	R: 0 E: 0 K: 2 S: 9	H: 2 LOB: 2 BB: 0 P: 9	R: 0 E: 0 K: 1 S: 5	H: 0 LOB: 0 BB: 0 P: 5	R: 0 E: 0 K: 1 S: 5	H: 0 LOB: 0 BB: 0 P: 5	R: 0 E: 0 K: 1 S: 5	H: 0 LOB: 0 BB: 0 P: 5	1B: 7 2B: 0 3B: 0 HR: 0	SF: 0 SAC: 1 DP: 0 HBP: 0	WP: 0 PB: 0 SB: 1 CS: 0	PA: 37	
<b>PITCHER</b> <b>Bill Champion, R</b> (1, 1) ERA: 3.54	IP: 6.1 WLS: W BF: 29	H: 7 R: 1 ER: 1 SO: 6	BB: 3 IBB: 0 HBP: 0 BLK: 0	WP: 0 HR: 0 S: 38 P: 50	ERA: 1.42 WHIP: 1.579											<b>PITCHER</b>	IP: 2.2 WLS: S BF: 8	H: 0 R: 0 ER: 0 SO: 3	BB: 0 IBB: 0 HBP: 0 BLK: 0	WP: 0 HR: 0 S: 14 P: 14	ERA: 0.00 WHIP: 0.000

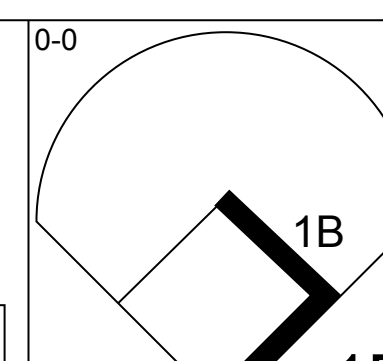
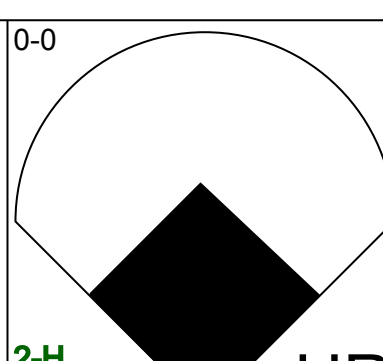
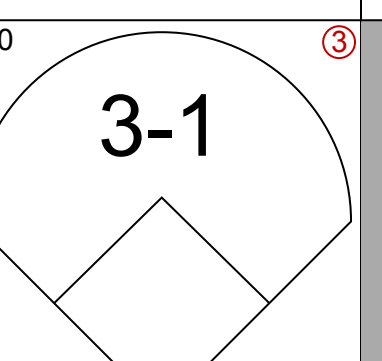
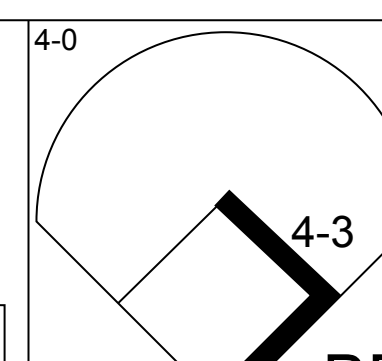
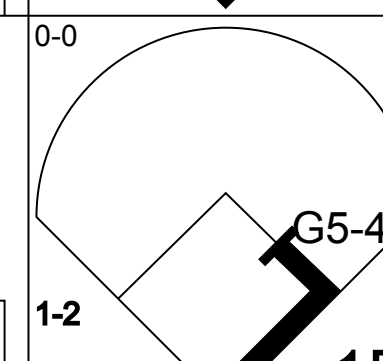
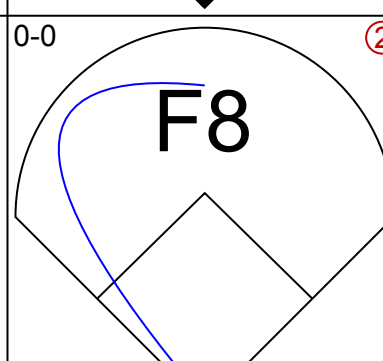
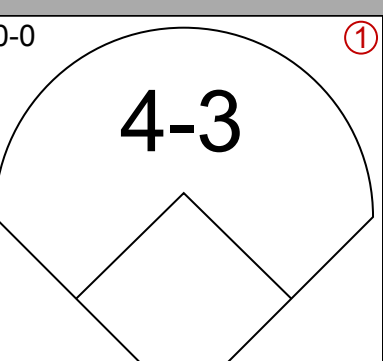
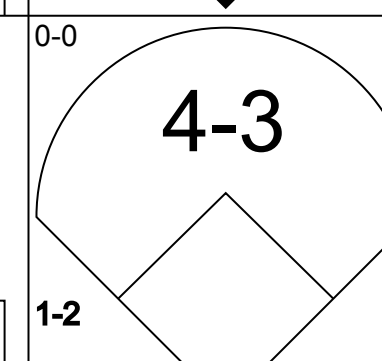
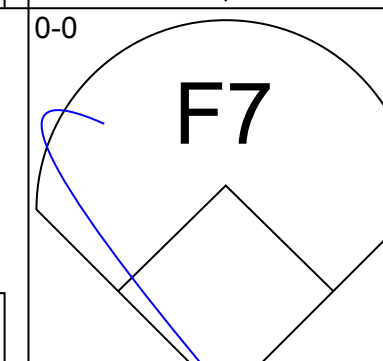
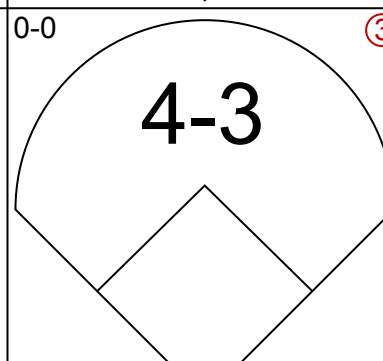
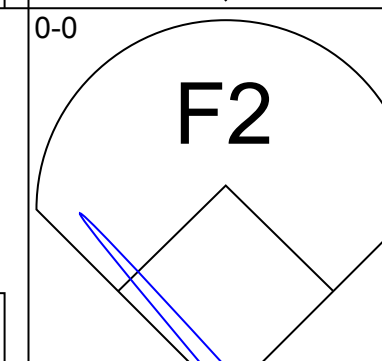
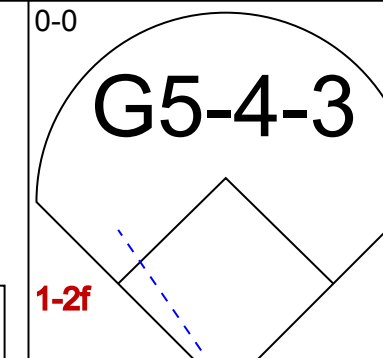
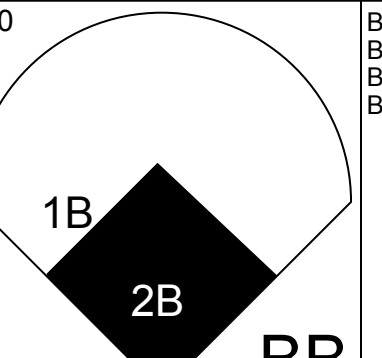
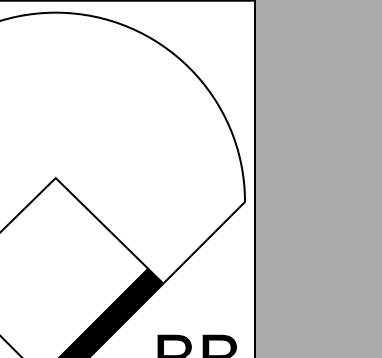
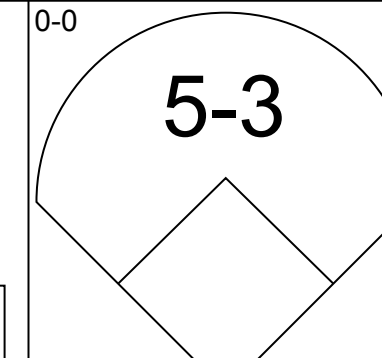
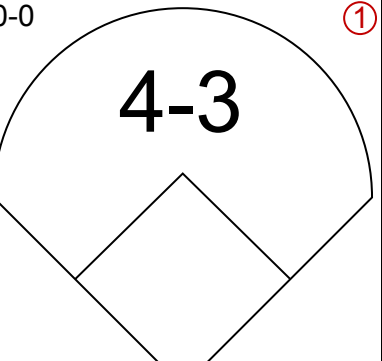
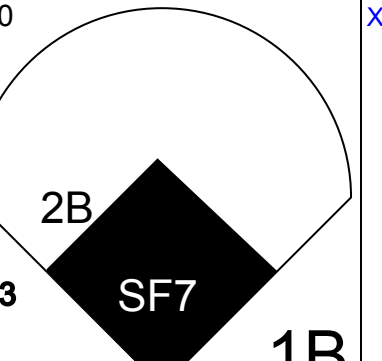
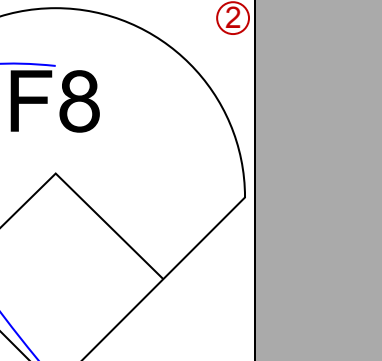
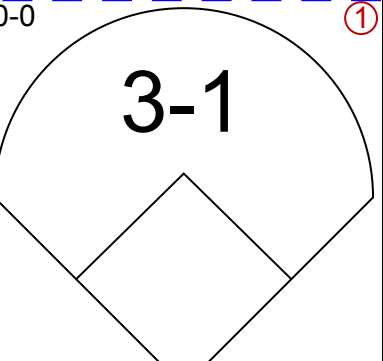
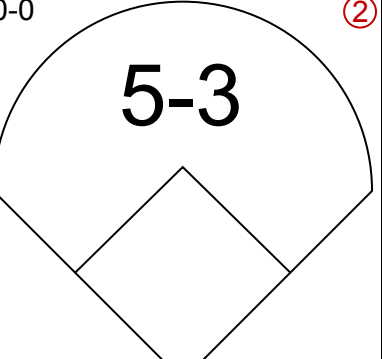
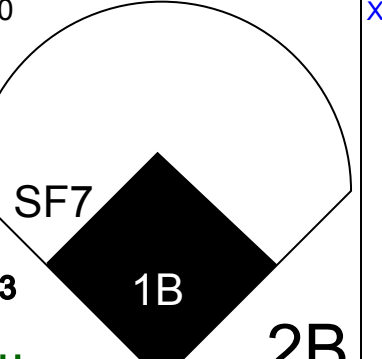
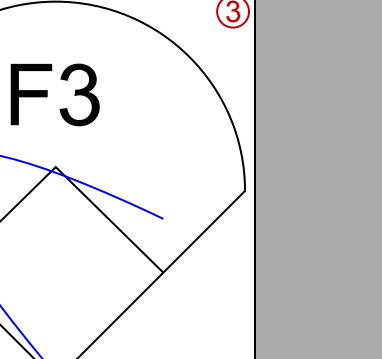
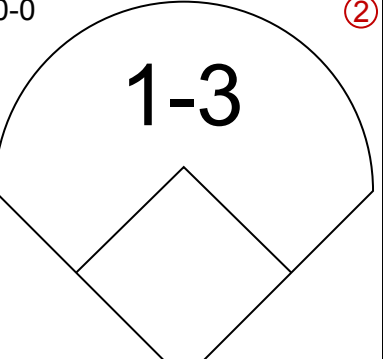
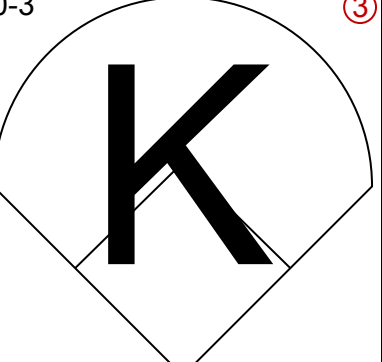
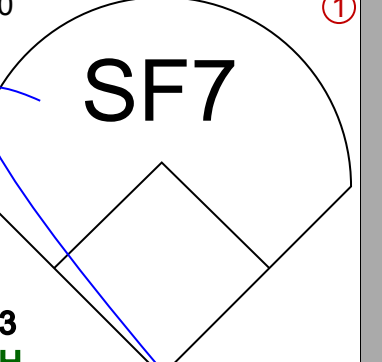
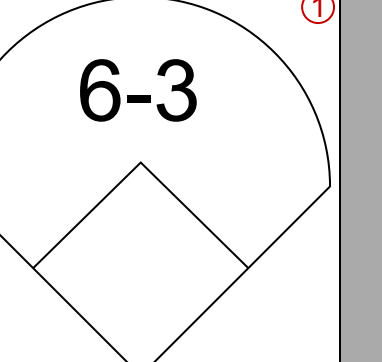
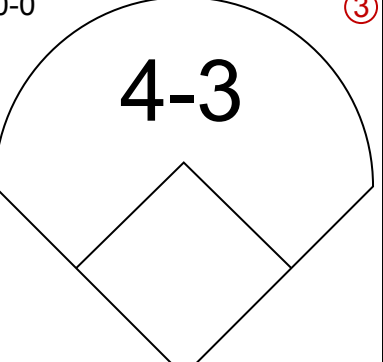
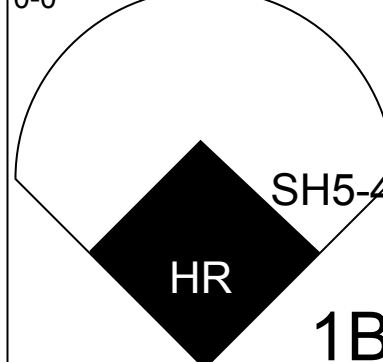
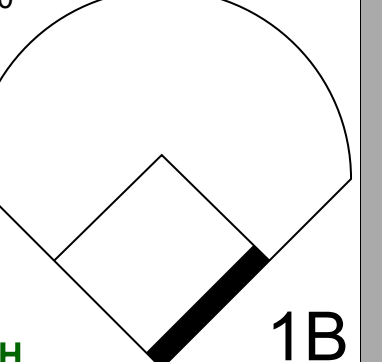
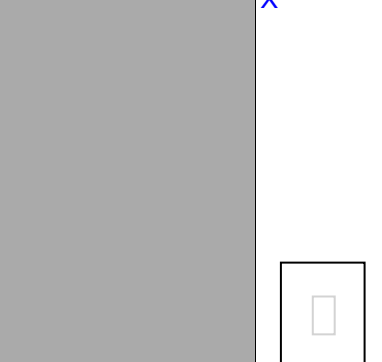
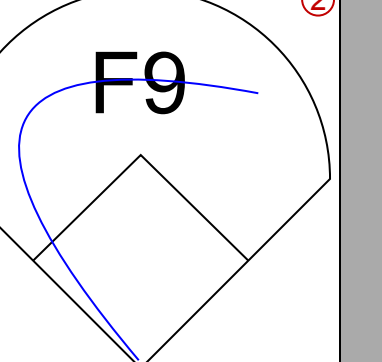
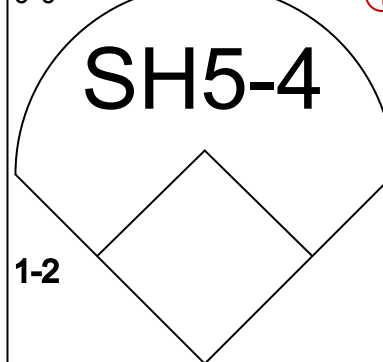
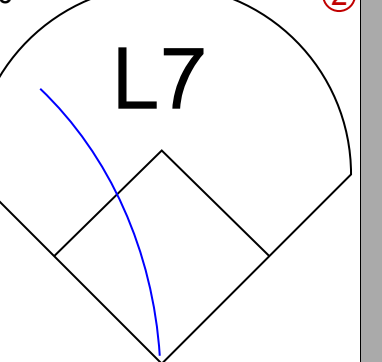
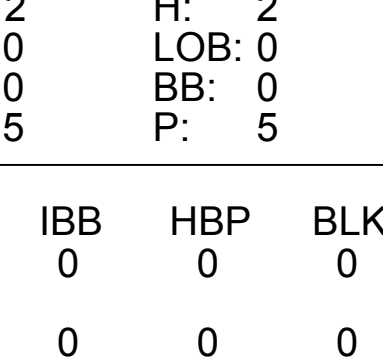
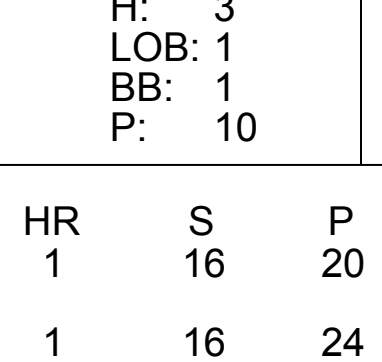
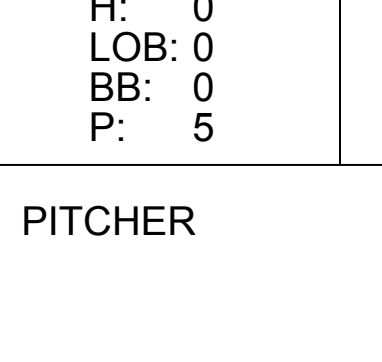


Batter	1	2	3	4	5	6	7	8	9	AB	R	H	RBI	BB	SO	LOB	TOP								
<b>Don Money, R</b> OBP: 0.304, SLG: 0.325	4-0 SH3-4 BB		0-0 1B HR	0-0 FC5-4-6		0-3 K		0-3 K		4	1	1	0	1	2	1	<b>Milwaukee Brewers @ Minnesota Twins</b> Metropolitan Stadium, Bloomington, MI Sat May 17 1975, 4:33 AM EDT Att: 12,300 - Unknown - 77 F <a href="http://livebaseballscorecards.com">livebaseballscorecards.com</a>								
<b>Bill Sharp, L</b> OBP: 0.297, SLG: 0.268	0-0 SH3-4		0-0 1B HR	4-0 1B IBB		0-0 FC6-4 1B		0-0 P6		3	1	2	0	1	0	0									
<b>Bobby Mitchell, R</b> OBP: 0.412, SLG: 0.667	4-0 BB		0-0 HR	0-0 F3		0-0 FC6-4 1-2		0-3 K		3	1	1	3	1	0	3									
<b>Gorman Thomas, R</b> OBP: 0.235, SLG: 0.333										0	0	0	0	0	0	0									
<b>Mike Hegan, L</b> OBP: 0.423, SLG: 0.474			1-H 3-H HR							1	0	0	0	0	1	0									
<b>George Scott, R</b> OBP: 0.336, SLG: 0.424	0-0 F3		4-0 2B BB		0-0 HR 1B		4-0 G5-4-3 BB		0-0 BB 1B	3	2	2	0	2	0	2									
<b>Hank Aaron, R</b> OBP: 0.339, SLG: 0.408	0-0 L6		0-0 2B		0-0 HR		0-0 G5-4-3		4-0 BB	4	1	2	3	1	0	3									
<b>Pedro Garcia, R</b> OBP: 0.270, SLG: 0.313			1-H 2B		1-H HR		1-2 HR		1-2 BB	0	0	0	0	0	0	0									
<b>Sixto Lezcano, R</b> OBP: 0.292, SLG: 0.432		0-0 L5	0-3 K		0-0 F9		0-0 HR		0-3 K	5	1	1	1	0	2	3									
<b>Darrell Porter, L</b> OBP: 0.348, SLG: 0.352		0-3 K	0-0 F7		0-3 K		0-0 6-3			4	0	0	0	0	2	1									
<b>Kurt Bevacqua, R</b> OBP: 0.050, SLG: 0.053		0-3 K		0-0 SH2-4 1B		0-0 F8		0-0 L4		4	0	1	0	0	1	0									
<b>Tim Johnson, L</b> OBP: 0.121, SLG: 0.094			0-3 K	0-0 SH2-4 1-2		0-0 4-3		0-0 6-3		3	0	0	0	0	1	0									
<b>Inning Stats</b>	R: 0 E: 0 K: 0 S: 3	H: 0 LOB: 2 BB: 2 P: 11	R: 0 E: 0 K: 2 S: 7	H: 0 LOB: 0 BB: 0 P: 7	R: 4 E: 0 K: 2 S: 11	H: 4 LOB: 1 BB: 1 P: 15	R: 0 E: 0 K: 0 S: 4	H: 1 LOB: 2 BB: 1 P: 8	R: 2 E: 0 K: 1 S: 7	H: 2 LOB: 0 BB: 0 P: 7	R: 0 E: 0 K: 1 S: 6	H: 1 LOB: 1 BB: 0 P: 6	R: 1 E: 0 K: 0 S: 3	H: 1 LOB: 0 BB: 1 P: 7	R: 0 E: 0 K: 1 S: 5	H: 0 LOB: 0 BB: 0 P: 5	R: 0 E: 0 K: 2 S: 8	H: 1 LOB: 2 BB: 1 P: 12	1B: 6 2B: 1 3B: 0 HR: 3	SF: 0 SAC: 2 DP: 1 HBP: 0	WP: 0 PB: 0 SB: 1 CS: 0	PA: 42			
<b>PITCHER</b>	IP	WLS	BF	H	R	ER	SO	BB	IBB	HBP	BLK	WP	HR	S	P	ERA	WHIP								
<b>Vic Albury, L</b> ERA: 3.55	2.1		14	4	4	4	3	3	0	0	0	0	1	17	29	15.43	3.000								
<b>Ray Corbin, R</b> ERA: 4.13	6.1	W	27	6	3	3	5	2	1	0	0	0	2	34	46	4.26	1.263								
<b>Bill Campbell, R</b> ERA: 4.35	0.1	S	1	0	0	0	1	0	0	0	0	0	0	3	3	0.00	0.000								

Batter	1	2	3	4	5	6	7	8	9	AB	R	H	RBI	BB	SO	LOB	BOTTOM								
<b>Steve Braun, L</b> OBP: 0.383, SLG: 0.400	0-0 SH3 SF8 2B		0-0 G3		0-0 2B		0-0 F8		4-0 2B BB	4	2	2	0	1	0	1	<b>Milwaukee Brewers @ Minnesota Twins</b> Metropolitan Stadium, Bloomington, MI Sat May 17 1975, 4:33 AM EDT Att: 12,300 - Unknown - 77 F <a href="http://livebaseballscorecards.com">livebaseballscorecards.com</a>								
<b>Tom Kelly, L</b>										0	0	0	0	0	0	0									
<b>Rod Carew, L</b> OBP: 0.423, SLG: 0.439	0-0 SH3		0-0 F8		0-0 6-3		0-3 K	0-0 E 1-H 2-H 2B		4	0	1	2	0	1	1									
<b>Larry Hise, R</b> OBP: 0.356, SLG: 0.523	0-0 SF8		0-0 WP 1B		0-0 P5		0-3 K	0-0 E6 S		4	1	1	1	0	1	3									
<b>Bobby Darwin, R</b> OBP: 0.331, SLG: 0.411	0-0 E 1B		0-0 G4-6-3 1B		1-0 HR HBP		4-0 1B 2B BB	0-3 K		3	2	2	1	1	1	2									
<b>Tony Oliva, L</b> OBP: 0.345, SLG: 0.333	0-0 E8 BB 1B		0-0 G4-6-3		0-3 K		0-0 2B 1B			4	0	2	0	0	1	2									
<b>Eric Soderholm, R</b> OBP: 0.360, SLG: 0.336	4-0 BB		0-3 K		0-0 HR 1B		0-0 2B			3	1	2	1	1	1	0									
<b>Craig Kusick, R</b> OBP: 0.316, SLG: 0.333	0-0 F5			4-0 G4-3 BB		0-0 P6		1-0 FC3-6 HBP		2	0	0	0	1	0	5									
<b>Dan Ford, R</b> OBP: 0.220, SLG: 0.158				0-0 G4-3		0-0 P6		0-0 FC3-6 HBP		0	0	0	0	0	0	0									
<b>Danny Thompson, R</b> OBP: 0.345, SLG: 0.408		0-0 L9		0-0 G4-3		0-0 HR		0-0 FC3-6 4-3 2B		4	1	1	3	0	0	2									
<b>Sergio Ferrer, S</b> OBP: 0.269, SLG: 0.284				1-2 2B		1-H 2-H HR				0	1	0	0	0	0	0									
<b>Tom Lundstedt, S</b> OBP: 0.143, SLG: 0.143		0-0 3-1			0-0 6-3		0-0 1B		0-0 4-3	4	0	1	0	0	0	1									
<b>Inning Stats</b>	R: 1 E: 1 K: 0 S: 6	H: 3 LOB: 3 BB: 1 P: 10	R: 0 E: 0 K: 0 S: 3	H: 0 LOB: 0 BB: 0 P: 3	R: 1 E: 0 K: 0 S: 4	H: 2 LOB: 0 BB: 0 P: 4	R: 0 E: 0 K: 1 S: 4	H: 0 LOB: 0 BB: 1 P: 8	R: 0 E: 0 K: 1 S: 4	H: 1 LOB: 1 BB: 0 P: 4	R: 3 E: 0 K: 1 S: 8	H: 3 LOB: 1 BB: 0 P: 9	R: 1 E: 0 K: 2 S: 8	H: 2 LOB: 2 BB: 1 P: 12	R: 2 E: 1 K: 1 S: 7	H: 1 LOB: 3 BB: 1 P: 12	R: 2 E: 1 K: 1 S: 7	H: 1 LOB: 3 BB: 1 P: 12	1B: 7 2B: 4 3B: 0 HR: 1	SF: 1 SAC: 1 DP: 2 HBP: 2	WP: 1 PB: 0 SB: 1 CS: 0	PA: 40			
<b>PITCHER</b>	IP	WLS	BF	H	R	ER	SO	BB	IBB	HBP	BLK	WP	HR	S	P	ERA	WHIP								
<b>Jim Colborn, R</b> ERA: 3.8	5.2		26	8	5	5	2	2	0	1	0	0	1	27	36	7.94	1.765								
<b>Eduardo Rodriguez, R</b> ERA: 1.77	1.1		7	3	1	1	2	1	0	0	0	0	0	10	14	6.75	3.000								
<b>Tom Murphy, R</b> ERA: 1.54	1.0	L	7	1	2	2	1	1	0	1	0	0	0	7	12	18.00	2.000								



Batter	1	2	3	4	5	6	7	8	9	AB	R	H	RBI	BB	SO	LOB	TOP
<b>Don Money, R</b> OBP: 0.293, SLG: 0.313 (1.6)										5	0	0	0	0	2	2	<b>Milwaukee Brewers @ Minnesota Twins</b> Metropolitan Stadium, Bloomington, MI Sun May 18 1975, 4:33 AM EDT Att: 12,608 - Unknown - 80 F
<b>Bill Sharp, L</b> OBP: 0.276, SLG: 0.284 (1.8)										3	0	1	0	1	0	1	
<b>Bobby Mitchell, R</b> OBP: 0.418, SLG: 0.646 (1.7)										3	0	1	0	1	0	2	
<b>George Scott, R</b> OBP: 0.326, SLG: 0.410 (1.3)										4	0	0	0	0	2	3	
<b>Hank Aaron, R</b> OBP: 0.336, SLG: 0.396 (1.10)										3	0	0	0	1	0	0	
<b>Sixto Lezcano, R</b> OBP: 0.298, SLG: 0.430 (1.9)										3	0	1	0	1	0	2	
<b>Darrell Porter, L</b> OBP: 0.345, SLG: 0.341 (1.2)										3	0	0	0	1	1	3	
<b>Kurt Bevacqua, R</b> OBP: 0.083, SLG: 0.045 (1.5)										3	0	0	0	1	1	2	
<b>Tim Johnson, L</b> OBP: 0.135, SLG: 0.111 (1.4)										4	0	1	0	0	0	1	
<b>Inning Stats</b>	R: 0 E: 0 K: 1 S: 5	H: 0 LOB: 0 BB: 0 P: 5	R: 0 E: 0 K: 2 S: 8	H: 1 LOB: 1 BB: 0 P: 8	R: 0 E: 0 K: 1 S: 6	H: 1 LOB: 2 BB: 1 P: 10	R: 0 E: 0 K: 0 S: 3	H: 0 LOB: 0 BB: 0 P: 3	R: 0 E: 0 K: 0 S: 3	H: 0 LOB: 1 BB: 1 P: 7	R: 0 E: 0 K: 0 S: 4	H: 1 LOB: 2 BB: 1 P: 8	R: 0 E: 0 K: 1 S: 5	H: 0 LOB: 0 BB: 0 P: 5	1B: 3 2B: 1 3B: 0 HR: 0	SF: 0 SAC: 0 DP: 0 HBP: 0	WP: 1 PA: 37 PB: 0 SB: 1 CS: 0
<b>PITCHER</b> <b>Jim Hughes, R</b> ERA: 1.31 (1.1)	IP: 9.0 WLS: W BF: 37 H: 4 R: 0 ER: 0 SO: 6 BB: 6 IBB: 0 HBP: 0 BLK: 0 WP: 1 HR: 0 S: 43 P: 67 ERA: 0.00 WHIP: 1.111																

Batter	1	2	3	4	5	6	7	8	9	AB	R	H	RBI	BB	SO	LOB	BOTTOM
<b>Steve Braun, L</b> OBP: 0.398, SLG: 0.443 (1.7)										3	1	2	2	1	0	1	<b>Milwaukee Brewers @ Minnesota Twins</b> Metropolitan Stadium, Bloomington, MI Sun May 18 1975, 4:33 AM EDT Att: 12,608 - Unknown - 80 F
<b>Rod Carew, L</b> OBP: 0.416, SLG: 0.430 (1.4)										4	0	1	0	0	0	1	
<b>Larry Hise, R</b> OBP: 0.352, SLG: 0.541 (1.8)										4	1	1	1	0	0	3	
<b>Bobby Darwin, R</b> OBP: 0.336, SLG: 0.404 (1.9)										2	1	0	0	2	0	3	
<b>Tony Oliva, L</b> OBP: 0.339, SLG: 0.327 (1.10)										4	1	1	0	0	0	1	
<b>Eric Soderholm, R</b> OBP: 0.357, SLG: 0.342 (1.5)										4	1	1	1	0	0	1	
<b>Tom Kelly, L</b> (1.3)										3	0	0	1	0	1	0	
<b>Danny Thompson, R</b> OBP: 0.361, SLG: 0.423 (1.6)										3	1	2	1	0	0	0	
<b>Luis Gomez, R</b> OBP: 0.309, SLG: 0.182 (9.6)										0	0	0	0	0	0	0	
<b>Glenn Borgmann, R</b> OBP: 0.296, SLG: 0.235 (1.2)										2	0	0	0	0	1	1	
<b>Inning Stats</b>	R: 0 E: 0 K: 0 S: 4	H: 2 LOB: 1 BB: 0 P: 4	R: 0 E: 0 K: 1 S: 5	H: 0 LOB: 0 BB: 0 P: 5	R: 2 E: 0 K: 0 S: 5	H: 2 LOB: 0 BB: 0 P: 5	R: 3 E: 0 K: 0 S: 6	H: 3 LOB: 1 BB: 1 P: 10	R: 1 E: 0 K: 0 S: 4	H: 1 LOB: 0 BB: 1 P: 8	R: 0 E: 0 K: 1 S: 5	H: 0 LOB: 0 BB: 0 P: 5	R: 0 E: 0 K: 0 S: 3	H: 0 LOB: 0 BB: 0 P: 3	1B: 5 2B: 1 3B: 0 HR: 2	SF: 1 SAC: 1 DP: 1 HBP: 0	WP: 0 PA: 34 PB: 0 SB: 0 CS: 0
<b>PITCHER</b> <b>Ed Sprague, R</b> ERA: 4.84 (1.1)	IP: 3.0 WLS: L BF: 15 H: 6 R: 5 ER: 5 SO: 1 BB: 1 IBB: 0 HBP: 0 BLK: 0 WP: 0 HR: 1 S: 16 P: 20 ERA: 15.00 WHIP: 2.333																
<b>Jim Slaton, R</b> ERA: 5.73 (4.1)	IP: 4.0 WLS: L BF: 16 H: 2 R: 1 ER: 1 SO: 1 BB: 2 IBB: 0 HBP: 0 BLK: 0 WP: 0 HR: 1 S: 16 P: 24 ERA: 2.25 WHIP: 1.000																
<b>Tom Hausman, R</b> ERA: 6.0 (8.1)	IP: 1.0 WLS: L BF: 3 H: 0 R: 0 ER: 0 SO: 0 BB: 0 IBB: 0 HBP: 0 BLK: 0 WP: 0 HR: 0 S: 3 P: 3 ERA: 0.00 WHIP: 0.000																







Batter	1	2	3	4	5	6	7	8	9	AB	R	H	RBI	BB	SO	LOB	TOP								
<b>Cesar Tovar, R</b> (1, 10) OBP: 0.333, SLG: 0.328	0-0 6-3		0-0 6-3		0-0 G1		0-3 K		0-0 F7	5	0	0	0	0	1	1	<b>Texas Rangers @ Milwaukee Brewers</b> Milwaukee County Stadium, Milwaukee, WI Wed May 21 1975, 8:05 PM EDT Att: 12,196 - Unknown <a href="http://livebaseballscorecards.com">livebaseballscorecards.com</a>								
<b>Willie Davis, L</b> (1, 8) OBP: 0.282, SLG: 0.379	4-0 BB		0-0 F8		0-0 SF9 1B		0-0 F6			3	1	1	1	1	0	0									
<b>Lenny Randle, S</b> (1, 4) OBP: 0.321, SLG: 0.342	0-0 F8		0-0 F8		0-0 SF9 1-3					4	0	1	0	0	0	2									
<b>Jeff Burroughs, R</b> (1, 9) OBP: 0.344, SLG: 0.473	0-0 F8			0-0 1B FC6-4 1B	0-0 SF9		0-0 F9			3	1	1	1	0	0	2									
<b>Mike Hargrove, L</b> (1, 7) OBP: 0.400, SLG: 0.470		0-0 HR 1B		0-3 K	0-0 4-3				0-0 G4 1B	4	1	2	0	0	1	2									
<b>Jim Spencer, L</b> (1, 3) OBP: 0.302, SLG: 0.442		0-0 HR		0-0 FC6-4 1B		0-0 4-3			0-0 G4 1-2f	4	1	2	2	0	0	1									
<b>Toby Harrah, R</b> (1, 6) (6, 5)		0-0 CS 1B		0-0 FC6-4 1-2f 3-H	0-0 6-3		0-0 6-3		0-3 K	4	0	1	1	0	1	1									
<b>Roy Howell, L</b> (1, 5) OBP: 0.289, SLG: 0.304		0-0 F7		0-0 6-3		0-0 FC4-6 1B			0-0 L7	3	0	1	0	0	0	2									
<b>Roy Smalley, S</b> (6, 6) OBP: 0.333, SLG: 0.410		0-0 F7		0-0 6-3		0-0 FC4-6 1B				1	0	0	0	0	0	0									
<b>Jim Sundberg, R</b> (1, 2) OBP: 0.303, SLG: 0.308		0-0 4-1			0-0 G1 1B		0-0 FC4-6		0-0 6-3	4	1	1	0	0	0	2									
<b>Inning Stats</b>	R: 0 E: 0 K: 0 S: 3	H: 0 LOB: 1 BB: 1 P: 7	R: 2 E: 0 K: 0 S: 5	H: 3 LOB: 0 BB: 0 P: 5	R: 0 E: 0 K: 0 S: 3	H: 0 LOB: 0 BB: 0 P: 3	R: 1 E: 1 K: 1 S: 7	H: 2 LOB: 1 BB: 0 P: 7	R: 2 E: 1 K: 0 S: 6	H: 2 LOB: 1 BB: 0 P: 6	R: 0 E: 0 K: 0 S: 4	H: 1 LOB: 1 BB: 0 P: 4	R: 0 E: 0 K: 1 S: 6	H: 1 LOB: 1 BB: 0 P: 6	R: 0 E: 0 K: 1 S: 5	H: 1 LOB: 0 BB: 0 P: 5	R: 0 E: 0 K: 0 S: 3	H: 0 LOB: 0 BB: 0 P: 3	1B: 9 2B: 0 3B: 0 HR: 1	SF: 1 SAC: 0 DP: 1 HBP: 0	WP: 0 PB: 0 SB: 1 CS: 1	PA: 37			
<b>PITCHER</b>	IP	WLS	BF	H	R	ER	SO	BB	IBB	HBP	BLK	WP	HR	S	P	ERA	WHIP								
<b>Bill Champion, R</b> (1, 1) ERA: 3.86	4.1	L	20	7	5	4	1	1	0	0	0	0	1	21	25	8.31	1.846								
<b>Bill Castro, R</b> (5, 1) ERA: 1.23	4.2		17	3	0	0	2	0	0	0	0	0	0	21	21	0.00	0.643								

Batter	1	2	3	4	5	6	7	8	9	AB	R	H	RBI	BB	SO	LOB	BOTTOM								
<b>Don Money, R</b> (1, 5) OBP: 0.295, SLG: 0.308	0-0 F4			0-0 F9		0-0 1B			0-0 FC2-6 1B	1	0	0	0	0	0	0	<b>Texas Rangers @ Milwaukee Brewers</b> Milwaukee County Stadium, Milwaukee, WI Wed May 21 1975, 8:05 PM EDT Att: 12,196 - Unknown <a href="http://livebaseballscorecards.com">livebaseballscorecards.com</a>								
<b>John Briggs, L</b> (2, FH) OBP: 0.368, SLG: 0.548	0-0 4-3			0-0 F9		0-0 1B			0-0 FC2-6 1B	1	0	0	0	0	0	0									
<b>Kurt Bevacqua, R</b> (3, 5) OBP: 0.133, SLG: 0.107		0-0 3-H		0-0 G3		0-0 1B			0-0 FC2-6 1B	2	0	1	0	0	0	2									
<b>Mike Hegan, L</b> (9, FH) OBP: 0.429, SLG: 0.476		0-0 K		0-0 G3		0-0 1B			0-0 FC2-6 1B	1	0	1	0	0	0	0									
<b>Gorman Thomas, R</b> (9, PR) OBP: 0.235, SLG: 0.333		0-0 BB HBP		0-0 G3		0-0 1B			0-0 FC2-6 1B	0	0	0	0	0	0	0									
<b>Bill Sharr, L</b> (1, 8) OBP: 0.292, SLG: 0.301	1-0 BB HBP	0-3 K		0-0 G3		0-0 1B			0-0 FC2-6 1B	4	0	1	0	0	1	3									
<b>Bobby Mitchell, R</b> (1, 7) OBP: 0.431, SLG: 0.649	4-0 1-2 BB		0-3 K		0-3 K		0-0 5-3		0-3 K	4	0	0	0	1	3	3									
<b>George Scott, R</b> (1, 3) OBP: 0.338, SLG: 0.435	0-3 K		0-0 L4		0-0 WP 1B		0-0 6-3		0-0 F8	5	0	1	0	0	1	3									
<b>Hank Aaron, R</b> (1, 10) OBP: 0.328, SLG: 0.372	0-0 F7		0-3 K		4-0 FC6-4 BB		0-0 5-3			3	0	0	0	1	1	2									
<b>Darrell Porter, L</b> (1, 2) OBP: 0.344, SLG: 0.343		0-0 1B 2B 1B		0-0 F8		0-0 F3		0-0 4-3		4	1	1	0	0	0	2									
<b>Sixto Lezcano, R</b> (1, 9) OBP: 0.295, SLG: 0.413		0-0 1B 2B 1B		4-0 1B BB		0-0 FC6-4		0-3 K		3	2	1	0	1	1	2									
<b>Tim Johnson, L</b> (1, 6) OBP: 0.156, SLG: 0.159		0-0 1B WP 2B		0-0 1B 1B		0-0 6-3		0-0 F7		4	1	2	2	0	0	0									
<b>Pedro Garcia, R</b> (1, 4) OBP: 0.269, SLG: 0.310		0-0 F6		0-0 1B 1B		0-0 5-3		0-0 F4		4	0	1	1	0	0	1									
<b>Inning Stats</b>	R: 0 E: 0 K: 1 S: 5	H: 0 LOB: 2 BB: 1 P: 10	R: 3 E: 0 K: 1 S: 8	H: 3 LOB: 0 BB: 0 P: 8	R: 0 E: 0 K: 2 S: 7	H: 0 LOB: 0 BB: 0 P: 7	R: 1 E: 0 K: 0 S: 5	H: 2 LOB: 2 BB: 1 P: 9	R: 0 E: 0 K: 1 S: 6	H: 1 LOB: 2 BB: 1 P: 10	R: 0 E: 0 K: 0 S: 5	H: 2 LOB: 0 BB: 0 P: 5	R: 0 E: 0 K: 0 S: 3	H: 0 LOB: 0 BB: 0 P: 3	R: 0 E: 0 K: 1 S: 5	H: 0 LOB: 0 BB: 0 P: 5	R: 0 E: 0 K: 1 S: 6	H: 1 LOB: 1 BB: 0 P: 6	1B: 8 2B: 1 3B: 0 HR: 0	SF: 0 SAC: 0 DP: 0 HBP: 1	WP: 2 PB: 0 SB: 0 CS: 0	PA: 40			
<b>PITCHER</b>	IP	WLS	BF	H	R	ER	SO	BB	IBB	HBP	BLK	WP	HR	S	P	ERA	WHIP								
<b>Steve Hargan, R</b> (1, 1) ERA: 2.74	5.2	W	29	8	4	4	5	3	0	1	0	0	0	15	15	0.00	0.300								
<b>Steve Foucault, R</b> (6, 1) ERA: 3.16	3.1	S	11	1	0	0	2	0	0	0	0	0	0	15	15	0.00	0.300								



Batter	1	2	3	4	5	6	7	8	9	AB	R	H	RBI	BB	SO	LOB	TOP					
<b>Cesar Tovar, R</b> OBP: 0.329, SLG: 0.323 (1, 10)										5	0	1	0	0	0	1	<b>Texas Rangers @ Milwaukee Brewers</b> Milwaukee County Stadium, Milwaukee, WI Thu May 22 1975, 4:33 AM EDT Att: 17,808 - Unknown					
<b>Lenny Randle, S</b> OBP: 0.311, SLG: 0.331 (1, 4)										5	2	0	0	0	1	4						
<b>Willie Davis, L</b> OBP: 0.273, SLG: 0.393 (1, 8)										5	1	3	2	0	0	1						
<b>Jeff Burroughs, R</b> OBP: 0.345, SLG: 0.477 (1, 9)										5	0	2	1	0	2	3						
<b>Mike Hargrove, L</b> OBP: 0.403, SLG: 0.471 (1, 7)										4	1	2	1	0	0	2						
<b>Jim Spencer, L</b> OBP: 0.300, SLG: 0.427 (1, 3)										3	0	0	0	1	0	1						
<b>Toby Harrah, R</b> OBP: 0.397, SLG: 0.419 (7, 5)										4	0	1	2	0	1	1						
<b>Roy Howell, L</b> OBP: 0.291, SLG: 0.319 (1, 5)										3	0	1	0	0	0	0						
<b>Roy Smalley, S</b> OBP: 0.326, SLG: 0.400 (7, 6)										1	0	0	0	0	0	2						
<b>Jim Sundberg, R</b> OBP: 0.309, SLG: 0.314 (1, 2)										4	2	2	0	0	0	1						
<b>Inning Stats</b>	R: 1 E: 1 K: 0 S: 5	H: 1 LOB: 1 BB: 0 P: 5	R: 0 E: 0 K: 0 S: 4	H: 1 LOB: 1 BB: 0 P: 4	R: 0 E: 0 K: 0 S: 3	H: 1 LOB: 0 BB: 0 P: 3	R: 0 E: 0 K: 1 S: 6	H: 1 LOB: 1 BB: 0 P: 6	R: 0 E: 0 K: 0 S: 3	H: 0 LOB: 0 BB: 0 P: 3	R: 0 E: 0 K: 0 S: 4	H: 1 LOB: 1 BB: 0 P: 4	R: 0 E: 0 K: 0 S: 3	H: 0 LOB: 0 BB: 0 P: 3	R: 4 E: 0 K: 1 S: 10	H: 5 LOB: 2 BB: 1 P: 14	R: 1 E: 0 K: 2 S: 9	H: 2 LOB: 1 BB: 0 P: 9	1B: 9 2B: 3 3B: 0 HR: 0	SF: 0 SAC: 0 DP: 0 HBP: 0	WP: 0 PB: 0 SB: 4 CS: 1	PA: 41
<b>PITCHER</b>	IP WLS BF H R ER SO BB IBB HBP BLK WP HR S P ERA WHIP																					
<b>Jim Colborn, R</b> ERA: 4.05 (1, 1)	7.2 L 34 10 5 4 2 0 0 1 0 0 0 0 0 0 0 0 4.70 1.304																					
<b>Eduardo Rodriguez, R</b> ERA: 1.8 (8, 1)	0.1 1 0 0 0 0 0 0 0 0 0 0 0 0 0 0 0 0.00 0.000																					
<b>Tom Hausman, R</b> ERA: 6.75 (9, 1)	1.0 5 2 1 1 2 0 0 0 0 0 0 0 0 0 0 0 9.00 2.000																					

Batter	1	2	3	4	5	6	7	8	9	AB	R	H	RBI	BB	SO	LOB	BOTTOM					
<b>Bill Sharp, L</b> OBP: 0.290, SLG: 0.299 (1, 8)										4	0	1	0	0	0	0	<b>Texas Rangers @ Milwaukee Brewers</b> Milwaukee County Stadium, Milwaukee, WI Thu May 22 1975, 4:33 AM EDT Att: 17,808 - Unknown					
<b>Robin Yount, R</b> OBP: 0.406, SLG: 0.591 (1, 6)										4	0	0	0	0	0	2						
<b>Bobby Mitchell, R</b> OBP: 0.406, SLG: 0.607 (1, 7)										4	0	0	0	0	2	0						
<b>George Scott, R</b> OBP: 0.336, SLG: 0.425 (1, 3)										3	0	0	0	1	1	0						
<b>Hank Aaron, R</b> OBP: 0.333, SLG: 0.385 (1, 10)										4	0	2	0	0	0	1						
<b>Darrell Porter, L</b> OBP: 0.341, SLG: 0.333 (1, 2)										3	0	0	0	1	0	1						
<b>Sixto Lezcano, R</b> OBP: 0.296, SLG: 0.419 (1, 9)										3	0	1	0	0	0	2						
<b>Tim Johnson, L</b> OBP: 0.146, SLG: 0.149 (9, 4)										3	0	0	0	0	0	1						
<b>Pedro Garcia, R</b> OBP: 0.263, SLG: 0.302 (1, 4)										2	0	0	0	0	1	1						
<b>John Briggs, L</b> OBP: 0.385, SLG: 0.563 (8, PH)										1	0	1	0	0	0	0						
<b>Kurt Bevacqua, R</b> OBP: 0.133, SLG: 0.107 (9, 5)										0	0	0	0	0	0	0						
<b>Inning Stats</b>	R: 0 E: 0 K: 1 S: 5	H: 0 LOB: 0 BB: 0 P: 5	R: 0 E: 0 K: 1 S: 5	H: 1 LOB: 1 BB: 1 P: 9	R: 0 E: 0 K: 1 S: 5	H: 0 LOB: 0 BB: 0 P: 5	R: 0 E: 0 K: 0 S: 3	H: 0 LOB: 1 BB: 1 P: 7	R: 0 E: 0 K: 0 S: 4	H: 1 LOB: 1 BB: 0 P: 4	R: 0 E: 0 K: 1 S: 5	H: 0 LOB: 0 BB: 0 P: 5	R: 0 E: 0 K: 0 S: 3	H: 0 LOB: 0 BB: 0 P: 3	R: 0 E: 0 K: 0 S: 5	H: 2 LOB: 2 BB: 0 P: 5	R: 0 E: 0 K: 0 S: 4	H: 1 LOB: 1 BB: 0 P: 4	1B: 3 2B: 2 3B: 0 HR: 0	SF: 0 SAC: 0 DP: 1 HBP: 0	WP: 0 PB: 1 SB: 0 CS: 0	PA: 33
<b>PITCHER</b>	IP WLS BF H R ER SO BB IBB HBP BLK WP HR S P ERA WHIP																					
<b>Bill Hands, R</b> ERA: 2.1 (1, 1)	9.0 W 33 5 0 0 4 2 0 0 0 0 0 0 0 0 0 0 0.00 0.778																					



Batter	1	2	3	4	5	6	7	8	9	AB	R	H	RBI	BB	SO	LOB	TOP				
Steve Braun, L (1, 7) OBP: 0.378, SLG: 0.440 Luis Gomez, R (9, 6) OBP: 0.308, SLG: 0.182	L4		F8		3-1			G4-6-3		4	0	0	0	0	0	2	<b>Minnesota Twins @ Milwaukee Brewers</b> Milwaukee County Stadium, Milwaukee, WI Fri May 23 1975, 8:05 PM EDT Att: 13,841 - Unknown - 70 F				
Rod Carew, L (1, 4) OBP: 0.417, SLG: 0.442	1-3		F7		F7			4-3		4	0	0	0	0	0	2					
Bobby Darwin, R (1, 9) OBP: 0.315, SLG: 0.389	HBP			K				F8		3	0	0	0	0	1	0					
Tony Oliva, L (1, 10) OBP: 0.360, SLG: 0.359 Dan Ford, R (9, PR) OBP: 0.239, SLG: 0.209	F7			3-1				3-1		4	0	1	0	0	0	1					
Larry Hise, R (1, 8) OBP: 0.341, SLG: 0.524		6-3		BB S				6-3		4	1	2	0	0	0	0					
Eric Soderholm, R (1, 5) OBP: 0.356, SLG: 0.365				BB				E5		3	0	2	1	1	0	0					
Tom Kelly, L (1, 3) OBP: 0.294, SLG: 0.154				BB				FC3-6		3	0	1	1	1	0	2					
Danny Thompson, R (1, 6) OBP: 0.355, SLG: 0.394 Danny Walton, R (9, PH) OBP: 0.269, SLG: 0.280 Bert Blyleven, R (9, 1) OBP: 0.333, SLG: 0.333			6-3		4-3			G4-6-3		3	0	0	0	0	0	4					
Glenn Borgmann, R (1, 2) OBP: 0.305, SLG: 0.233 Sergio Ferrer, S (8, PR) OBP: 0.269, SLG: 0.280 Tom Lundstedt, S (8, 2) OBP: 0.091, SLG: 0.091								F7		1	0	0	0	2	0	0					
Inning Stats	R: 0 E: 0 K: 0 S: 3	H: 0 LOB: 1 BB: 0 P: 4	R: 0 E: 0 K: 0 S: 3	H: 1 LOB: 0 BB: 0 P: 3	R: 0 E: 0 K: 0 S: 3	H: 0 LOB: 1 BB: 1 P: 7	R: 0 E: 0 K: 1 S: 6	H: 1 LOB: 0 BB: 2 P: 14	R: 0 E: 0 K: 0 S: 3	H: 0 LOB: 0 BB: 0 P: 3	R: 0 E: 1 K: 0 S: 3	H: 0 LOB: 0 BB: 0 P: 3	R: 0 E: 0 K: 0 S: 2	H: 0 LOB: 1 BB: 1 P: 6	R: 2 E: 0 K: 0 S: 5	H: 4 LOB: 1 BB: 1 P: 9		1B: 6 2B: 0 3B: 0 HR: 0	SF: 0 SAC: 0 DP: 2 HBP: 1	WP: 0 PB: 0 SB: 1 CS: 1	PA: 36
PITCHER	IP	WLS	BF	H	R	ER	SO	BB	IBB	HBP	BLK	WP	HR	S	P	ERA	WHIP				
Ed Sprague, R (1, 1) ERA: 4.11 Tom Murphy, R (9, 1) ERA: 1.5	8.1	L	32	4	2	2	1	4	0	1	0	0	0	29	46	2.16	0.960				

AB	29
R	2
H	6
RBI	2
BB	5
SO	1
LOB	11



Batter	1	2	3	4	5	6	7	8	9	AB	R	H	RBI	BB	SO	LOB	BOTTOM				
Bill Sharp, L (1, 8) OBP: 0.289, SLG: 0.308	K		P6						FC3-6	4	0	1	0	0	1	2	<b>Minnesota Twins @ Milwaukee Brewers</b> Milwaukee County Stadium, Milwaukee, WI Fri May 23 1975, 8:05 PM EDT Att: 13,841 - Unknown - 70 F				
Robin Yount, R (1, 6) OBP: 0.390, SLG: 0.565	4-3				P6			5-3		4	0	0	0	0	0	1					
Bobby Mitchell, R (1, 7) OBP: 0.417, SLG: 0.693 Gorman Thomas, R (9, 7) OBP: 0.235, SLG: 0.333 Mike Hegan, L (9, PH) OBP: 0.414, SLG: 0.455	K				E S			G1-4-3		2	1	1	0	1	1	0					
George Scott, R (1, 3) OBP: 0.342, SLG: 0.431								1B		3	0	2	1	0	0	1					
Hank Aaron, R (1, 10) OBP: 0.326, SLG: 0.375								G1-4-3		3	0	0	0	0	1	2					
Darrell Porter, L (1, 2) OBP: 0.333, SLG: 0.324								5-3		3	0	0	0	0	1	2					
Sixto Lezcano, R (1, 9) OBP: 0.297, SLG: 0.413								K		3	0	0	0	0	3	0					
Tim Johnson, L (1, 5) OBP: 0.137, SLG: 0.140								K		2	0	0	0	1	0	0					
Pedro Garcia, R (1, 4) OBP: 0.258, SLG: 0.295 John Briggs, L (9, PH) OBP: 0.400, SLG: 0.563 Kurt Bevacqua, R (9, PR) OBP: 0.133, SLG: 0.107								K		3	0	0	0	0	3	0					
Inning Stats	R: 0 E: 0 K: 2 S: 7	H: 0 LOB: 0 BB: 0 P: 7	R: 0 E: 0 K: 1 S: 5	H: 1 LOB: 0 BB: 0 P: 5	R: 0 E: 0 K: 0 S: 3	H: 0 LOB: 1 BB: 1 P: 7	R: 1 E: 0 K: 1 S: 5	H: 1 LOB: 1 BB: 1 P: 9	R: 0 E: 0 K: 2 S: 7	H: 0 LOB: 0 BB: 0 P: 7	R: 0 E: 0 K: 0 S: 3	H: 1 LOB: 0 BB: 0 P: 3	R: 0 E: 0 K: 1 S: 5	H: 0 LOB: 0 BB: 0 P: 5	R: 0 E: 0 K: 0 S: 3	H: 0 LOB: 1 BB: 1 P: 7		1B: 3 2B: 2 3B: 0 HR: 0	SF: 0 SAC: 0 DP: 2 HBP: 0	WP: 0 PB: 0 SB: 1 CS: 2	PA: 30
PITCHER	IP	WLS	BF	H	R	ER	SO	BB	IBB	HBP	BLK	WP	HR	S	P	ERA	WHIP				
Bert Blyleven, R (1, 1) ERA: 2.99 Bert Blyleven, R (9, 1) ERA: 2.99	9.0	W	30	4	1	1	7	3	0	0	0	0	0	41	53	1.00	0.778				

AB	27
R	1
H	4
RBI	1
BB	3
SO	7
LOB	9







Batter	1	2	3	4	5	6	7	8	9	AB	R	H	RBI	BB	SO	LOB	TOP				
Steve Braun, L (1, 7) OBP: 0.391, SLG: 0.447 Luis Gomez, R (9, 6) OBP: 0.308, SLG: 0.182	F7		G6-4-3 BB		SH5-3		5-3 1B		1-2 1B	3	0	2	0	1	0	0	<b>Minnesota Twins @ Milwaukee Brewers</b> Milwaukee County Stadium, Milwaukee, WI Sat May 24 1975, 8:05 PM EDT Att: 22,880 - Unknown - 70 F <a href="http://livebaseballscorecards.com">livebaseballscorecards.com</a>				
Rod Carew, L (1, 4) OBP: 0.416, SLG: 0.444	1B		F7		SF8		5-3		1-2 1B	4	0	2	1	0	0	3					
Bobby Darwin, R (1, 9) OBP: 0.304, SLG: 0.374	F8		G6-4-3 1-2		E6		P4		5-3 K	5	0	0	0	0	1	6					
Tony Oliva, L (1, 10) OBP: 0.342, SLG: 0.338	F7				F8		F8		4-3	4	0	0	0	0	0	3					
Larry Hisle, R (1, 8) OBP: 0.352, SLG: 0.538									6-3	4	1	3	0	0	0	0					
Eric Soderholm, R (1, 5) OBP: 0.353, SLG: 0.357									F9	3	0	0	0	1	0	2					
Tom Kelly, L (1, 3) OBP: 0.238, SLG: 0.118									P4	4	0	0	0	0	1	3					
Danny Thompson, R (1, 6) OBP: 0.363, SLG: 0.400 Dan Ford, R (9, 8) OBP: 0.239, SLG: 0.209									F9	4	1	2	1	0	0	1					
Glenn Borgmann, R (1, 2) OBP: 0.321, SLG: 0.258									F9	0	0	0	0	0	0	0					
									F8	3	1	2	0	1	0	1					
<b>Inning Stats</b>	R: 0 E: 0 K: 0 S: 4	H: 1 LOB: 1 BB: 0 P: 4	R: 0 E: 0 K: 1 S: 5	H: 1 LOB: 1 BB: 1 P: 9	R: 0 E: 0 K: 0 S: 3	H: 1 LOB: 1 BB: 1 P: 7	R: 0 E: 0 K: 0 S: 4	H: 1 LOB: 1 BB: 0 P: 4	R: 2 E: 1 K: 0 S: 5	H: 1 LOB: 1 BB: 1 P: 9	R: 1 E: 0 K: 0 S: 5	H: 2 LOB: 1 BB: 0 P: 5	R: 0 E: 0 K: 0 S: 4	H: 1 LOB: 1 BB: 0 P: 4	R: 0 E: 0 K: 1 S: 3	H: 0 LOB: 0 BB: 0 P: 3	R: 0 E: 0 K: 1 S: 7	H: 3 LOB: 2 BB: 0 P: 7	1B: 9 2B: 2 3B: 0 HR: 0	SF: 1 SAC: 1 DP: 1 HBP: 0	WP: 0 PA: 39 CS: 1
<b>PITCHER</b>	IP WLS BF H R ER SO BB IBB HBP BLK WP HR S P ERA WHIP																				
Pete Broberg, R (1, 1) ERA: 3.05 Bill Castro, R (6, 1) ERA: 1.07	5.2 L 26 7 3 2 1 3 0 0 0 0 0 0 25 37 3.18 1.765																				
3.1 13 4 0 0 1 0 0 0 0 0 0 0 15 15 0.00 1.200																					

Batter	1	2	3	4	5	6	7	8	9	AB	R	H	RBI	BB	SO	LOB	BOTTOM				
Bill Sharp, L (1, 8) OBP: 0.277, SLG: 0.295	4-3		4-3			1-3		4-3		4	0	0	0	0	0	1	<b>Minnesota Twins @ Milwaukee Brewers</b> Milwaukee County Stadium, Milwaukee, WI Sat May 24 1975, 8:05 PM EDT Att: 22,880 - Unknown - 70 F <a href="http://livebaseballscorecards.com">livebaseballscorecards.com</a>				
Robin Yount, R (1, 6) OBP: 0.385, SLG: 0.552			5-3			K2-3		F8		4	0	1	0	0	1	0					
Bobby Mitchell, R (1, 7) OBP: 0.395, SLG: 0.567						5-3		F8		4	0	0	0	0	1	1					
George Scott, R (1, 3) OBP: 0.333, SLG: 0.418						5-3		5-3		4	0	0	0	0	0	0					
Hank Aaron, R (1, 10) OBP: 0.327, SLG: 0.369 Gorman Thomas, R (7, PR) OBP: 0.235, SLG: 0.333 John Briggs, L (9, PH) OBP: 0.380, SLG: 0.545						5-3		F7		2	0	0	0	1	0	0					
Darrell Porter, L (1, 2) OBP: 0.326, SLG: 0.315								WP G3 BB		0	0	0	0	0	0	1					
Sixto Lezcano, R (1, 9) OBP: 0.305, SLG: 0.422								K		3	0	0	0	0	2	1					
Tim Johnson, L (1, 5) OBP: 0.154, SLG: 0.140 Mike Hegan, L (7, PH) OBP: 0.400, SLG: 0.435 Kurt Bevacqua, R (8, 5) OBP: 0.133, SLG: 0.107										2	1	1	0	1	0	0					
										0	0	0	0	1	0	0					
										1	0	0	0	0	0	2					
										0	0	0	0	0	0	0					
										3	1	1	1	0	1	1					
<b>Inning Stats</b>	R: 0 E: 0 K: 1 S: 5	H: 1 LOB: 0 BB: 0 P: 5	R: 0 E: 0 K: 1 S: 5	H: 0 LOB: 0 BB: 0 P: 5	R: 2 E: 0 K: 0 S: 5	H: 2 LOB: 0 BB: 0 P: 5	R: 0 E: 0 K: 0 S: 3	H: 0 LOB: 0 BB: 0 P: 3	R: 0 E: 0 K: 1 S: 5	H: 0 LOB: 1 BB: 1 P: 9	R: 0 E: 0 K: 1 S: 5	H: 0 LOB: 0 BB: 0 P: 5	R: 0 E: 0 K: 0 S: 3	H: 0 LOB: 2 BB: 2 P: 11	R: 0 E: 0 K: 1 S: 5	H: 0 LOB: 0 BB: 0 P: 5	R: 0 E: 0 K: 1 S: 5	H: 0 LOB: 0 BB: 0 P: 5	1B: 2 2B: 1 3B: 0 HR: 0	SF: 0 SAC: 1 DP: 0 HBP: 0	WP: 1 PA: 32 CS: 1
<b>PITCHER</b>	IP WLS BF H R ER SO BB IBB HBP BLK WP HR S P ERA WHIP																				
Jim Hughes, R (1, 1) ERA: 1.43	9.0 W 32 3 2 2 6 3 0 0 1 1 0 41 53 2.00 0.667																				



Batter	1	2	3	4	5	6	7	8	9	AB	R	H	RBI	BB	SO	LOB	TOP					
Steve Braun, L (1, 7) OBP: 0.400, SLG: 0.443	G1-6-3 BB		FC6-4 1B 2B		2B BB		F7	4-3		3	2	1	0	2	0	2	<b>Minnesota Twins @ Milwaukee Brewers</b> Milwaukee County Stadium, Milwaukee, WI Sun May 25 1975, 4:33 AM EDT Att: 46,782 - Unknown - 76 F  <b>AB 35</b> <b>R 7</b> <b>H 13</b> <b>RBI 7</b> <b>BB 6</b> <b>SO 0</b> <b>LOB 19</b> 					
Dan Ford, R (9, 8) OBP: 0.239, SLG: 0.209										0	0	0	0	0	0	0						
Rod Carew, L (1, 4) OBP: 0.423, SLG: 0.469	G1-6-3 1-2		FC6-4 1B		F9 1-H 2B		F7			5	1	3	1	0	0	1						
Bobby Darwin, R (1, 9) OBP: 0.307, SLG: 0.375			FC6-4 2B		F9 2-3		5-3			5	1	2	2	0	0	3						
Tony Oliva, L (1, 10) OBP: 0.333, SLG: 0.342	P5				F7					5	0	1	2	0	0	3						
Larry Hisle, R (1, 8) OBP: 0.361, SLG: 0.537					F7					4	1	2	0	1	0	2						
Eric Soderholm, R (1, 5) OBP: 0.355, SLG: 0.353										4	1	1	0	1	0	4						
Tom Kelly, L (1, 3) OBP: 0.240, SLG: 0.190										4	0	1	1	0	0	2						
Danny Thompson, R (1, 6) OBP: 0.381, SLG: 0.411										3	0	2	0	1	0	0						
Luis Gomez, R (8, 6) OBP: 0.306, SLG: 0.182										0	0	0	0	0	0	0						
Glenn Borgmann, R (1, 2) OBP: 0.319, SLG: 0.253										2	1	0	1	1	0	2						
<b>Inning Stats</b>	R: 0 E: 0 K: 0 S: 3	H: 1 LOB: 1 BB: 1 P: 7	R: 0 E: 0 K: 0 S: 3	H: 1 LOB: 0 BB: 0 P: 3	R: 3 E: 0 K: 0 S: 6	H: 3 LOB: 2 BB: 2 P: 14	R: 0 E: 0 K: 0 S: 3	H: 1 LOB: 0 BB: 0 P: 3	R: 1 E: 0 K: 0 S: 4	H: 1 LOB: 1 BB: 1 P: 8	R: 0 E: 0 K: 0 S: 4	H: 2 LOB: 1 BB: 0 P: 4	R: 0 E: 0 K: 0 S: 3	H: 0 LOB: 0 BB: 0 P: 3	R: 2 E: 0 K: 0 S: 5	H: 2 LOB: 2 BB: 2 P: 13	R: 1 E: 0 K: 0 S: 5	H: 2 LOB: 1 BB: 0 P: 5	1B: 9 2B: 5 3B: 0 HR: 0	SF: 1 SAC: 0 DP: 3 HBP: 0	WP: 0 PB: 0 SB: 1 CS: 1	PA: 42
<b>PITCHER</b>	IP WLS BF H R ER SO BB IBB HBP BLK WP HR S P ERA WHIP																					
Bill Champion, R (1, 1) ERA: 4.15	4.0 L 20 7 4 4 0 3 1 0 0 0 0 0 16 32 9.00 2.500																					
Jim Slaton, R (5, 1) ERA: 5.71	3.1 14 4 2 2 0 1 0 0 0 0 0 0 13 17 5.40 1.500																					
Tom Murphy, R (8, 1) ERA: 1.75	1.2 8 2 1 1 0 0 1 0 0 0 0 0 7 11 5.40 1.200																					

Batter	1	2	3	4	5	6	7	8	9	AB	R	H	RBI	BB	SO	LOB	BOTTOM					
Don Money, R (1, 5) OBP: 0.307, SLG: 0.336	4-3 SF7 2B		WP 2B			FC1-6 1B BB	6-3			4	2	3	0	0	0	1	<b>Minnesota Twins @ Milwaukee Brewers</b> Milwaukee County Stadium, Milwaukee, WI Sun May 25 1975, 4:33 AM EDT Att: 46,782 - Unknown - 76 F  <b>AB 33</b> <b>R 2</b> <b>H 9</b> <b>RBI 2</b> <b>BB 2</b> <b>SO 4</b> <b>LOB 18</b> 					
Robin Yount, R (1, 6) OBP: 0.398, SLG: 0.551	4-3 2-3					FC1-6 BB				2	0	1	0	2	0	1						
Bill Sharp, L (1, 8) OBP: 0.276, SLG: 0.296	SF7 3-H		F7			FC1-6 FC6-4 1B				3	0	1	1	0	0	4						
George Scott, R (1, 3) OBP: 0.331, SLG: 0.414	5-3					FC6-4 1B				4	0	1	1	0	0	2						
Hank Aaron, R (1, 10) OBP: 0.318, SLG: 0.357			F7			FC6-4				4	0	0	0	0	0	3						
John Briggs, L (1, 7) OBP: 0.376, SLG: 0.514			F8			FC6-4 1-2 2-3				4	0	1	0	0	0	2						
Sixto Lezcano, R (1, 9) OBP: 0.310, SLG: 0.439			F8			G3				4	0	1	0	0	0	2						
Charlie Moore, R (1, 2) OBP: 0.200, SLG: 0.286										4	0	2	0	0	1	0						
Pedro Garcia, R (1, 4) OBP: 0.255, SLG: 0.290										2	0	0	0	0	0	0						
Mike Hegan, L (7, PH) OBP: 0.387, SLG: 0.417										1	0	0	0	0	0	1						
Kurt Bevacqua, R (8, 4) OBP: 0.128, SLG: 0.103										1	0	0	0	0	1	1						
<b>Inning Stats</b>	R: 1 E: 0 K: 0 S: 4	H: 1 LOB: 0 BB: 0 P: 4	R: 0 E: 0 K: 0 S: 3	H: 0 LOB: 0 BB: 0 P: 3	R: 0 E: 0 K: 0 S: 4	H: 1 LOB: 2 BB: 1 P: 8	R: 0 E: 0 K: 0 S: 3	H: 0 LOB: 0 BB: 0 P: 3	R: 0 E: 0 K: 2 S: 7	H: 0 LOB: 0 BB: 0 P: 7	R: 1 E: 0 K: 0 S: 5	H: 2 LOB: 2 BB: 1 P: 9	R: 0 E: 0 K: 1 S: 6	H: 1 LOB: 1 BB: 0 P: 6	R: 0 E: 0 K: 0 S: 4	H: 2 LOB: 1 BB: 0 P: 4	R: 0 E: 0 K: 1 S: 6	H: 2 LOB: 1 BB: 0 P: 6	1B: 6 2B: 2 3B: 1 HR: 0	SF: 1 SAC: 0 DP: 2 HBP: 0	WP: 1 PB: 0 SB: 0 CS: 0	PA: 36
<b>PITCHER</b>	IP WLS BF H R ER SO BB IBB HBP BLK WP HR S P ERA WHIP																					
Dave Goltz, R (1, 1) ERA: 2.83	9.0 W 36 9 2 2 4 2 0 0 0 1 0 42 50 2.00 1.222																					



Batter	1	2	3	4	5	6	7	8	9	AB	R	H	RBI	BB	SO	LOB	TOP			
Pat Kelly, L (1, 9) OBP: 0.384, SLG: 0.407 Bob Coluccio, R (7, 9) OBP: 0.284, SLG: 0.230	F8		F8				F7		F8	4	0	1	0	0	0	1	<b>Chicago White Sox @ Milwaukee Brewers</b> Milwaukee County Stadium, Milwaukee, WI Mon May 26 1975, 4:33 AM EDT Att: 16,343 - Unknown - 74 F <a href="http://livebaseballscorecards.com">livebaseballscorecards.com</a>			
Jorge Orta, L (1, 4) OBP: 0.355, SLG: 0.433	6-3		HR						FC2-6 1B	4	1	2	1	0	1	1				
Carlos May, L (1, 7) OBP: 0.395, SLG: 0.379	4-3		FC6-4 1B				L3		FC2-6 FC5-4 1-2	4	0	1	0	0	0	1				
Ken Henderson, S (1, 8) OBP: 0.354, SLG: 0.380		1B BB	FC6-4 1-2						F7	2	1	0	0	2	0	2				
Bill Melton, R (1, 5) OBP: 0.320, SLG: 0.320	F8		F8				F7		FC5-4 1-2	4	0	0	0	0	0	4				
Deron Johnson, R (1, 10) OBP: 0.308, SLG: 0.361					F2		F2		6-3	4	0	0	0	0	1	2				
Tony Muser, L (1, 3) OBP: 0.358, SLG: 0.381		1B 1-2					4-3			4	0	2	0	0	0	0				
Bucky Dent, R (1, 6) OBP: 0.336, SLG: 0.407					5-3		K		HR	4	1	2	2	0	1	1				
Brian Downing, R (1, 2) OBP: 0.348, SLG: 0.333			K						HR	4	1	2	1	0	1	2				
<b>Inning Stats</b>	R: 0 E: 0 K: 0 S: 3	H: 0 LOB: 0 BB: 0 P: 3	R: 1 E: 0 K: 2 S: 9	H: 2 LOB: 2 BB: 1 P: 13	R: 1 E: 0 K: 0 S: 5	H: 2 LOB: 1 BB: 0 P: 5	R: 0 E: 0 K: 0 S: 3	H: 1 LOB: 0 BB: 0 P: 3	R: 0 E: 0 K: 1 S: 5	H: 1 LOB: 0 BB: 1 P: 5	R: 0 E: 0 K: 1 S: 6	H: 1 LOB: 1 BB: 0 P: 6	R: 0 E: 0 K: 0 S: 4	H: 1 LOB: 1 BB: 0 P: 4	R: 2 E: 0 K: 0 S: 5	H: 2 LOB: 0 BB: 0 P: 5		1B: 7 2B: 0 3B: 0 HR: 3	SF: 0 SAC: 0 DP: 0 HBP: 0	WP: 0 PB: 0 SB: 1 CS: 1
<b>PITCHER</b> Jim Colborn, R (1, 1) ERA: 4.03	IP: 9.0 WLS: L BF: 37	H: 10 R: 4 ER: 4 SO: 4	BB: 2 IBB: 0 HBP: 0 BLK: 0	WP: 0 HR: 3 S: 43 P: 51	ERA: 4.00 WHIP: 1.333															

Batter	1	2	3	4	5	6	7	8	9	AB	R	H	RBI	BB	SO	LOB	BOTTOM					
Bill Sharp, L (1, 8) OBP: 0.273, SLG: 0.301	4-3		G5		4-3				F8	5	0	1	2	0	0	4	<b>Chicago White Sox @ Milwaukee Brewers</b> Milwaukee County Stadium, Milwaukee, WI Mon May 26 1975, 4:33 AM EDT Att: 16,343 - Unknown - 74 F <a href="http://livebaseballscorecards.com">livebaseballscorecards.com</a>					
Robin Yount, R (1, 6) OBP: 0.384, SLG: 0.529	F7		K		6-3		2B		F9	4	0	0	0	0	1	3						
Sixto Lezcano, R (1, 9) OBP: 0.302, SLG: 0.426	K		FC6-4				K		F8	4	0	0	0	0	2	2						
George Scott, R (1, 3) OBP: 0.329, SLG: 0.405		F7			F8				F7	3	0	0	0	1	0	0						
Hank Aaron, R (1, 10) OBP: 0.316, SLG: 0.354		FC6 1B			K		F2		K	4	0	1	0	0	2	1						
Bobby Mitchell, R (1, 7) OBP: 0.388, SLG: 0.563		K					F7		K	4	0	1	0	0	2	2						
Charlie Moore, R (1, 2) OBP: 0.211, SLG: 0.278		FC6 1-2			F8				5-3	4	0	1	0	0	0	2						
Pedro Garcia, R (1, 4) OBP: 0.267, SLG: 0.313 John Briggs, L (9, PH) OBP: 0.391, SLG: 0.514			G5 1B				F7 4-3 2B		K	3	1	2	0	0	1	0						
Kurt Bevacqua, R (1, 5) OBP: 0.176, SLG: 0.156 Mike Hegan, L (9, PH) OBP: 0.375, SLG: 0.400			G5 1B				F7 2-3		K	3	1	2	0	0	0	1						
<b>Inning Stats</b>	R: 0 E: 0 K: 1 S: 5	H: 0 LOB: 0 BB: 0 P: 5	R: 0 E: 0 K: 1 S: 6	H: 1 LOB: 1 BB: 0 P: 6	R: 0 E: 0 K: 1 S: 7	H: 2 LOB: 2 BB: 0 P: 7	R: 0 E: 0 K: 1 S: 6	H: 1 LOB: 1 BB: 0 P: 6	R: 1 E: 0 K: 0 S: 4	H: 1 LOB: 0 BB: 0 P: 4	R: 0 E: 0 K: 1 S: 5	H: 0 LOB: 1 BB: 1 P: 9	R: 1 E: 0 K: 1 S: 7	H: 2 LOB: 1 BB: 0 P: 7	R: 0 E: 0 K: 1 S: 5	H: 0 LOB: 0 BB: 0 P: 5		R: 0 E: 0 K: 2 S: 8	H: 1 LOB: 2 BB: 1 P: 12	1B: 5 2B: 3 3B: 0 HR: 0	SF: 0 SAC: 0 DP: 0 HBP: 0	WP: 0 PB: 0 SB: 0 CS: 0
<b>PITCHER</b> Jim Kaat, L (1, 1) ERA: 2.46 Rich Gossage, R (9, 1) ERA: 0.79	IP: 8.1 WLS: W BF: 34	H: 8 R: 2 ER: 2 SO: 8	BB: 1 IBB: 0 HBP: 0 BLK: 0	WP: 0 HR: 0 S: 49 P: 53	ERA: 2.16 WHIP: 1.080																	



Batter	1	2	3	4	5	6	7	8	9	AB	R	H	RBI	BB	SO	LOB	TOP		
Pat Kelly, L OBP: 0.392, SLG: 0.442 (1, 9)										5	3	3	2	0	1	0			
Jorge Orta, L OBP: 0.366, SLG: 0.444 (1, 4)										5	1	3	2	0	0	1			
Carlos May, L OBP: 0.401, SLG: 0.397 (1, 7)										4	1	3	1	0	0	1			
Ken Henderson, S OBP: 0.355, SLG: 0.372 (1, 8)										3	0	0	0	2	1	3			
Bill Melton, R OBP: 0.322, SLG: 0.318 Lee Richard, R OBP: 0.200, SLG: 0.200 (9, PR)										4	0	1	2	1	1	4			
Deron Johnson, R OBP: 0.304, SLG: 0.355 (1, 10)										5	0	1	0	0	1	4			
Tony Muser, L OBP: 0.333, SLG: 0.353 (1, 3)										5	0	0	0	0	0	4			
Bucky Dent, R OBP: 0.340, SLG: 0.409 (1, 6)										4	1	2	0	0	0	1			
Brian Downing, R OBP: 0.345, SLG: 0.325 (1, 2)										3	2	0	0	1	1	2			
<b>Inning Stats</b>	R: 1 E: 0 K: 1 S: 8	H: 3 LOB: 2 BB: 0 P: 8	R: 3 E: 2 K: 0 S: 7	H: 3 LOB: 2 BB: 1 P: 11	R: 0 E: 0 K: 2 S: 8	H: 1 LOB: 1 BB: 0 P: 8	R: 0 E: 0 K: 1 S: 6	H: 1 LOB: 1 BB: 1 P: 6	R: 0 E: 0 K: 0 S: 3	H: 0 LOB: 0 BB: 0 P: 3	R: 0 E: 0 K: 0 S: 3	H: 0 LOB: 1 BB: 1 P: 9	R: 2 E: 0 K: 0 S: 5	H: 3 LOB: 1 BB: 1 P: 9	1B: 10 2B: 3 3B: 0 HR: 1	SF: 1 SAC: 0 DP: 2 HBP: 0	WP: 0 PA: 43 SB: 0 CS: 0		
<b>PITCHER</b>	IP	WLS	BF	H	R	ER	SO	BB	IBB	HBP	BLK	WP	HR	S	P	ERA	WHIP		
Ed Sprague, R ERA: 4.5 (1, 1)	1.1		11	6	4	2	1	0	0	0	0	0	1	13	13	13.50	4.500		
Tom Hausman, R ERA: 5.06 (2, 1)	6.2	W	27	5	3	3	4	2	1	0	0	0	0	32	44	4.05	1.050		
Eduardo Rodriguez, R ERA: 2.18 (9, 1)	0.0		3	2	1	1	0	1	0	0	0	0	0	2	6	∞	∞		
Tom Murphy, R ERA: 1.69 (9, 1)	1.0	S	2	0	0	0	0	0	0	0	0	0	0	2	2	0.00	0.000		

Chicago White Sox @ Milwaukee Brewers  
 Milwaukee County Stadium, Milwaukee, WI  
 Tue May 27 1975, 8:05 PM EDT  
 Att: 12,066 - Unknown - 64 F

AB	38
R	8
H	13
RBI	7
BB	4
SO	5
LOB	20



Batter	1	2	3	4	5	6	7	8	9	AB	R	H	RBI	BB	SO	LOB	BOTTOM		
Bobby Mitchell, R OBP: 0.376, SLG: 0.579 (1, 10)										5	1	1	3	0	2	3			
Bill Sharr, L OBP: 0.276, SLG: 0.306 (1, 8)										5	0	2	0	0	1	2			
George Scott, R OBP: 0.333, SLG: 0.408 (1, 3)										4	0	2	1	0	1	1			
Kurt Bevacqua, R OBP: 0.184, SLG: 0.143 (1, 5)										3	1	0	0	1	0	3			
Pedro Garcia, R OBP: 0.275, SLG: 0.320 (1, 4)										4	2	2	0	0	1	1			
Sixto Lezcano, R OBP: 0.307, SLG: 0.424 (1, 9)										3	2	1	0	1	1	0			
Hank Aaron, R OBP: 0.316, SLG: 0.353 Gorman Thomas, R OBP: 0.222, SLG: 0.313 (6, 7)										3	1	1	2	0	0	2			
Charlie Moore, R OBP: 0.304, SLG: 0.333 (1, 2)										3	1	2	2	1	0	2			
Robin Yount, R OBP: 0.379, SLG: 0.519 (1, 6)										4	1	1	1	0	0	2			
<b>Inning Stats</b>	R: 0 E: 0 K: 0 S: 4	H: 1 LOB: 1 BB: 0 P: 4	R: 0 E: 0 K: 0 S: 3	H: 0 LOB: 0 BB: 0 P: 3	R: 1 E: 0 K: 1 S: 8	H: 3 LOB: 2 BB: 0 P: 8	R: 5 E: 1 K: 0 S: 8	H: 5 LOB: 0 BB: 0 P: 8	R: 3 E: 1 K: 1 S: 8	H: 2 LOB: 1 BB: 1 P: 12	R: 0 E: 0 K: 2 S: 7	H: 1 LOB: 1 BB: 1 P: 11	R: 0 E: 0 K: 1 S: 4	H: 0 LOB: 0 BB: 1 P: 8	R: 0 E: 0 K: 1 S: 5	H: 0 LOB: 0 BB: 0 P: 5	1B: 11 2B: 0 3B: 0 HR: 1	SF: 0 SAC: 0 DP: 0 HBP: 0	WP: 0 PA: 39 SB: 0 CS: 2
<b>PITCHER</b>	IP	WLS	BF	H	R	ER	SO	BB	IBB	HBP	BLK	WP	HR	S	P	ERA	WHIP		
Wilbur Wood, L ERA: 5.29 (1, 1)	4.0	L	23	10	8	7	1	0	0	0	0	0	0	25	25	15.75	2.500		
Ozzie Osborn, R ERA: 5.23 (5, 1)	4.0		15	2	1	0	5	3	0	0	0	0	0	22	34	0.00	1.250		

Chicago White Sox @ Milwaukee Brewers  
 Milwaukee County Stadium, Milwaukee, WI  
 Tue May 27 1975, 8:05 PM EDT  
 Att: 12,066 - Unknown - 64 F

AB	35
R	9
H	12
RBI	9
BB	3
SO	6
LOB	16





Batter	1	2	3	4	5	6	7	8	9	AB	R	H	RBI	BB	SO	LOB	TOP				
Pat Kelly, L OBP: 0.396, SLG: 0.440 Bob Coluccio, R OBP: 0.279, SLG: 0.225										3	1	1	0	1	0	3	<b>Chicago White Sox @ Milwaukee Brewers</b> Milwaukee County Stadium, Milwaukee, WI Wed May 28 1975, 8:05 PM EDT Att: 9,971 - Unknown - 64 F <a href="http://livebaseballscorecards.com">livebaseballscorecards.com</a>				
Jorge Orta, L OBP: 0.470, SLG: 0.443									5	2	2	0	1	1	2						
Carlos May, L OBP: 0.407, SLG: 0.418									5	2	3	2	0	0	1						
Ken Henderson, S OBP: 0.363, SLG: 0.383									4	3	2	2	1	0	2						
Bill Melton, R OBP: 0.324, SLG: 0.312									3	0	0	0	2	0	4						
Deron Johnson, R OBP: 0.294, SLG: 0.341									5	0	0	0	0	2	6						
Tony Muser, L OBP: 0.325, SLG: 0.342									5	0	1	2	0	1	4						
Bucky Dent, R OBP: 0.348, SLG: 0.412									4	0	2	1	1	0	1						
Brian Downing, R OBP: 0.347, SLG: 0.322									4	1	1	0	1	2	4						
<b>Inning Stats</b>	R: 4 E: 2 K: 2 S: 12	H: 3 LOB: 3 BB: 2 P: 20	R: 3 E: 1 K: 2 S: 10	H: 3 LOB: 1 BB: 1 P: 14	R: 1 E: 0 K: 0 S: 4	H: 2 LOB: 2 BB: 2 P: 12	R: 0 E: 0 K: 0 S: 4	H: 1 LOB: 1 BB: 0 P: 4	R: 0 E: 0 K: 1 S: 3	H: 1 LOB: 0 BB: 0 P: 3	R: 0 E: 0 K: 1 S: 6	H: 0 LOB: 1 BB: 0 P: 6	R: 0 E: 0 K: 0 S: 3	H: 0 LOB: 0 BB: 0 P: 3	R: 0 E: 0 K: 1 S: 5	H: 0 LOB: 0 BB: 0 P: 5	1B: 9 2B: 3 3B: 0 HR: 0	SF: 0 SAC: 0 DP: 2 HBP: 0	WP: 1 PB: 0 CS: 1	PA: 47	
<b>PITCHER</b>	IP WLS BF H R ER SO BB IBB HBP BLK WP HR S P ERA WHIP	IP WLS BF H R ER SO BB IBB HBP BLK WP HR S P ERA WHIP	IP WLS BF H R ER SO BB IBB HBP BLK WP HR S P ERA WHIP	IP WLS BF H R ER SO BB IBB HBP BLK WP HR S P ERA WHIP	IP WLS BF H R ER SO BB IBB HBP BLK WP HR S P ERA WHIP	IP WLS BF H R ER SO BB IBB HBP BLK WP HR S P ERA WHIP	IP WLS BF H R ER SO BB IBB HBP BLK WP HR S P ERA WHIP	IP WLS BF H R ER SO BB IBB HBP BLK WP HR S P ERA WHIP	IP WLS BF H R ER SO BB IBB HBP BLK WP HR S P ERA WHIP	IP WLS BF H R ER SO BB IBB HBP BLK WP HR S P ERA WHIP	IP WLS BF H R ER SO BB IBB HBP BLK WP HR S P ERA WHIP	IP WLS BF H R ER SO BB IBB HBP BLK WP HR S P ERA WHIP	IP WLS BF H R ER SO BB IBB HBP BLK WP HR S P ERA WHIP	IP WLS BF H R ER SO BB IBB HBP BLK WP HR S P ERA WHIP	IP WLS BF H R ER SO BB IBB HBP BLK WP HR S P ERA WHIP	IP WLS BF H R ER SO BB IBB HBP BLK WP HR S P ERA WHIP	IP WLS BF H R ER SO BB IBB HBP BLK WP HR S P ERA WHIP	IP WLS BF H R ER SO BB IBB HBP BLK WP HR S P ERA WHIP	IP WLS BF H R ER SO BB IBB HBP BLK WP HR S P ERA WHIP	IP WLS BF H R ER SO BB IBB HBP BLK WP HR S P ERA WHIP	IP WLS BF H R ER SO BB IBB HBP BLK WP HR S P ERA WHIP
Jim Slaton, R ERA: 6.11	(1, 1)	1.0	L	13	6	7	3	2	2	0	0	0	0	0	15	23	27.00	8.000			
Bill Castro, R ERA: 1.23	(2, 1)	4.0		17	4	1	1	2	3	0	0	0	0	0	18	30	2.25	1.750			
Eduardo Rodriguez, R ERA: 2.33	(6, 1)	2.0		11	2	1	1	2	2	0	0	0	0	1	13	21	4.50	2.000			
Tom Murphy, R ERA: 1.57	(8, 1)	2.0		6	0	0	0	1	0	0	0	0	0	0	8	8	0.00	0.000			

Batter	1	2	3	4	5	6	7	8	9	AB	R	H	RBI	BB	SO	LOB	BOTTOM					
Bill Sharp, L OBP: 0.267, SLG: 0.292										5	0	0	0	0	1	3	<b>Chicago White Sox @ Milwaukee Brewers</b> Milwaukee County Stadium, Milwaukee, WI Wed May 28 1975, 8:05 PM EDT Att: 9,971 - Unknown - 64 F <a href="http://livebaseballscorecards.com">livebaseballscorecards.com</a>					
Robin Yount, R OBP: 0.372, SLG: 0.505									5	0	1	0	0	0	1							
John Briggs, L OBP: 0.392, SLG: 0.475									3	1	0	0	2	0	0							
George Scott, R OBP: 0.343, SLG: 0.429									2	2	1	2	2	1	2							
Hank Aaron, R OBP: 0.313, SLG: 0.348 Tommy Bianco, S (6, PH)									2	0	0	0	0	0	3							
Mike Hegan, L OBP: 0.389, SLG: 0.414									4	0	2	0	0	1	0							
Darrell Porter, L OBP: 0.338, SLG: 0.318									2	0	1	0	2	0	0							
Sixto Lezcano, R OBP: 0.306, SLG: 0.420									4	0	1	1	0	1	4							
Pedro Garcia, R OBP: 0.274, SLG: 0.311									3	0	0	0	1	1	6							
<b>Inning Stats</b>	R: 0 E: 0 K: 1 S: 6	H: 1 LOB: 2 BB: 1 P: 10	R: 0 E: 0 K: 1 S: 6	H: 1 LOB: 2 BB: 1 P: 10	R: 0 E: 0 K: 0 S: 3	H: 0 LOB: 1 BB: 1 P: 7	R: 0 E: 0 K: 1 S: 5	H: 0 LOB: 0 BB: 0 P: 5	R: 0 E: 0 K: 1 S: 4	H: 0 LOB: 0 BB: 1 P: 8	R: 2 E: 0 K: 1 S: 7	H: 2 LOB: 2 BB: 2 P: 15	R: 0 E: 0 K: 0 S: 3	H: 0 LOB: 0 BB: 0 P: 3	R: 1 E: 0 K: 0 S: 5	H: 2 LOB: 2 BB: 1 P: 9	R: 0 E: 0 K: 0 S: 3	H: 0 LOB: 0 BB: 0 P: 3	1B: 5 2B: 0 3B: 0 HR: 1	SF: 0 SAC: 0 DP: 1 HBP: 0	WP: 0 PB: 0 CS: 0	PA: 39
<b>PITCHER</b>	IP WLS BF H R ER SO BB IBB HBP BLK WP HR S P ERA WHIP	IP WLS BF H R ER SO BB IBB HBP BLK WP HR S P ERA WHIP	IP WLS BF H R ER SO BB IBB HBP BLK WP HR S P ERA WHIP	IP WLS BF H R ER SO BB IBB HBP BLK WP HR S P ERA WHIP	IP WLS BF H R ER SO BB IBB HBP BLK WP HR S P ERA WHIP	IP WLS BF H R ER SO BB IBB HBP BLK WP HR S P ERA WHIP	IP WLS BF H R ER SO BB IBB HBP BLK WP HR S P ERA WHIP	IP WLS BF H R ER SO BB IBB HBP BLK WP HR S P ERA WHIP	IP WLS BF H R ER SO BB IBB HBP BLK WP HR S P ERA WHIP	IP WLS BF H R ER SO BB IBB HBP BLK WP HR S P ERA WHIP	IP WLS BF H R ER SO BB IBB HBP BLK WP HR S P ERA WHIP	IP WLS BF H R ER SO BB IBB HBP BLK WP HR S P ERA WHIP	IP WLS BF H R ER SO BB IBB HBP BLK WP HR S P ERA WHIP	IP WLS BF H R ER SO BB IBB HBP BLK WP HR S P ERA WHIP	IP WLS BF H R ER SO BB IBB HBP BLK WP HR S P ERA WHIP	IP WLS BF H R ER SO BB IBB HBP BLK WP HR S P ERA WHIP	IP WLS BF H R ER SO BB IBB HBP BLK WP HR S P ERA WHIP	IP WLS BF H R ER SO BB IBB HBP BLK WP HR S P ERA WHIP	IP WLS BF H R ER SO BB IBB HBP BLK WP HR S P ERA WHIP	IP WLS BF H R ER SO BB IBB HBP BLK WP HR S P ERA WHIP	IP WLS BF H R ER SO BB IBB HBP BLK WP HR S P ERA WHIP	
Stan Bahnsen, R ERA: 7.49	(1, 1)	9.0	W	39	6	3	3	5	7	0	0	0	0	0	42	70	3.00	1.444				



Batter	1	2	3	4	5	6	7	8	9	AB	R	H	RBI	BB	SO	LOB	TOP					
Amos Otis, R OBP: 0.381, SLG: 0.379 (1, 8)										3	0	0	0	0	1	4	<b>Kansas City Royals @ Milwaukee Brewers</b> Milwaukee County Stadium, Milwaukee, WI Sat May 31 1975, 4:33 AM EDT Att: 15,949 - Unknown - 64 F					
Vada Pinson, L OBP: 0.297, SLG: 0.439 (1, 9)										4	1	2	1	1	1	4						
Hal McRae, R OBP: 0.379, SLG: 0.441 (1, 7)										5	0	0	0	0	1	5						
Al Cowens, R OBP: 0.244, SLG: 0.250 (8, 7)										0	0	0	0	0	0	0						
Harmon Killebrew, R OBP: 0.333, SLG: 0.403 (1, 10)										5	0	0	0	0	0	1						
John Mayberry, L OBP: 0.364, SLG: 0.350 (1, 3)										5	3	3	1	0	0	0						
George Brett, L OBP: 0.330, SLG: 0.333 (1, 5)										5	1	4	1	0	0	0						
Fran Healy, R OBP: 0.340, SLG: 0.480 (1, 2)										3	1	1	0	1	0	2						
Frank White, R OBP: 0.243, SLG: 0.308 (1, 4)										4	1	2	3	0	0	3						
Freddie Patek, R OBP: 0.290, SLG: 0.280 (1, 6)										3	0	2	1	1	0	1						
<b>Inning Stats</b>	R: 0 E: 0 K: 0 S: 3	H: 0 LOB: 1 BB: 0 P: 4	R: 1 E: 1 K: 0 S: 5	H: 3 LOB: 1 BB: 0 P: 5	R: 1 E: 0 K: 0 S: 4	H: 1 LOB: 0 BB: 0 P: 4	R: 1 E: 1 K: 1 S: 8	H: 2 LOB: 3 BB: 1 P: 12	R: 4 E: 0 K: 2 S: 11	H: 4 LOB: 1 BB: 1 P: 15	R: 0 E: 0 K: 0 S: 3	H: 1 LOB: 0 BB: 0 P: 3	R: 0 E: 0 K: 0 S: 3	H: 0 LOB: 0 BB: 0 P: 3	R: 0 E: 0 K: 0 S: 4	H: 2 LOB: 2 BB: 1 P: 8	R: 0 E: 0 K: 0 S: 3	H: 1 LOB: 0 BB: 0 P: 3	1B: 10 2B: 2 3B: 0 HR: 2	SF: 0 SAC: 1 DP: 2 HBP: 1	WP: 0 PB: 0 SB: 1 CS: 1	PA: 43
<b>PITCHER</b>	IP WLS BF H R ER SO BB IBB HBP BLK WP HR S P ERA WHIP	IP WLS BF H R ER SO BB IBB HBP BLK WP HR S P ERA WHIP																				
Pete Broberg, R ERA: 3.56 (1, 1)	4.2 L 27 10 7 6 2 2 0 1 0 0 2 28 37 11.57 2.571																					
Bill Castro, R ERA: 1.07 (5, 1)	4.1 15 4 0 0 1 0 1 0 0 0 0 16 20 0.00 0.923																					

Batter	1	2	3	4	5	6	7	8	9	AB	R	H	RBI	BB	SO	LOB	BOTTOM					
Robin Yount, R OBP: 0.368, SLG: 0.496 (1, 6)										4	0	1	0	0	0	1	<b>Kansas City Royals @ Milwaukee Brewers</b> Milwaukee County Stadium, Milwaukee, WI Sat May 31 1975, 4:33 AM EDT Att: 15,949 - Unknown - 64 F					
Bobby Mitchell, R OBP: 0.371, SLG: 0.563 (1, 7)										4	1	1	1	0	1	1						
George Scott, R OBP: 0.341, SLG: 0.443 (1, 5)										4	1	1	2	0	0	0						
Hank Aaron, R OBP: 0.305, SLG: 0.338 (1, 10)										4	0	0	0	0	0	0						
Mike Hegan, L OBP: 0.350, SLG: 0.364 (1, 3)										4	0	0	0	0	2	0						
Sixto Lezcano, R OBP: 0.311, SLG: 0.414 (1, 9)										2	1	0	0	2	0	0						
Darrell Porter, L OBP: 0.343, SLG: 0.351 (1, 2)										4	1	2	1	0	1	1						
Pedro Garcia, R OBP: 0.267, SLG: 0.302 (1, 4)										3	0	0	0	0	0	1						
John Briggs, L OBP: 0.365, SLG: 0.463 (9, PH)										1	0	0	0	0	0	0						
Bill Sharp, L OBP: 0.268, SLG: 0.302 (1, 8)										3	1	1	0	0	0	1						
<b>Inning Stats</b>	R: 0 E: 0 K: 1 S: 5	H: 0 LOB: 0 BB: 0 P: 5	R: 0 E: 0 K: 0 S: 3	H: 0 LOB: 0 BB: 0 P: 3	R: 4 E: 0 K: 0 S: 7	H: 4 LOB: 0 BB: 0 P: 7	R: 1 E: 1 K: 1 S: 6	H: 1 LOB: 1 BB: 1 P: 10	R: 0 E: 0 K: 0 S: 3	H: 0 LOB: 0 BB: 0 P: 3	R: 0 E: 0 K: 2 S: 7	H: 0 LOB: 1 BB: 1 P: 11	R: 0 E: 0 K: 0 S: 4	H: 1 LOB: 1 BB: 0 P: 4	R: 0 E: 0 K: 0 S: 3	H: 0 LOB: 0 BB: 0 P: 3	R: 0 E: 0 K: 0 S: 3	H: 0 LOB: 0 BB: 0 P: 3	1B: 3 2B: 1 3B: 0 HR: 2	SF: 0 SAC: 0 DP: 0 HBP: 0	WP: 0 PB: 0 SB: 0 CS: 0	PA: 35
<b>PITCHER</b>	IP WLS BF H R ER SO BB IBB HBP BLK WP HR S P ERA WHIP	IP WLS BF H R ER SO BB IBB HBP BLK WP HR S P ERA WHIP																				
Dennis Leonard, R ERA: 4.12 (1, 1)	3.1 W 16 5 5 4 2 1 0 0 0 0 0 19 23 10.80 1.800																					
Lindy McDaniel, R ERA: 1.89 (4, 1)	5.2 W 19 1 0 0 2 1 0 0 0 0 0 22 26 0.00 0.353																					



Batter	1	2	3	4	5	6	7	8	9	AB	R	H	RBI	BB	SO	LOB	TOP																
Amos Otis, R OBP: 0.385, SLG: 0.376 (1, 8)										4	1	1	1	1	0	0	<b>Kansas City Royals @ Milwaukee Brewers</b> Milwaukee County Stadium, Milwaukee, WI Sun Jun 01 1975, 4:33 AM EDT Sunny - 62 F																
Vada Pinson, L OBP: 0.270, SLG: 0.433 (1, 9)										6	1	2	3	0	0	5																	
Hal McRae, R OBP: 0.394, SLG: 0.443 Al Cowens, R OBP: 0.244, SLG: 0.250 (1, 7) (7, 7)										4	0	2	1	1	1	2																	
Harmon Killebrew, R OBP: 0.335, SLG: 0.413 Jim Wolford, R OBP: 0.315, SLG: 0.369 (1, 10) (8, PR)										4	0	2	3	0	1	2																	
John Mayberry, L OBP: 0.375, SLG: 0.358 (1, 3)										2	3	1	1	3	0	1																	
George Brett, L OBP: 0.333, SLG: 0.333 (1, 5)										3	2	1	1	1	0	2																	
Fran Healy, R OBP: 0.345, SLG: 0.473 (1, 2)										5	1	2	1	0	2	4																	
Frank White, R OBP: 0.230, SLG: 0.290 (1, 4)										4	1	0	1	0	3	5																	
Freddie Patek, R OBP: 0.299, SLG: 0.281 (1, 6)										3	3	1	1	2	0	0																	
<b>Inning Stats</b>	R: 0 E: 0 K: 0 S: 3	H: 1 LOB: 0 BB: 0 P: 3	R: 1 E: 0 K: 1 S: 6	H: 1 LOB: 1 BB: 1 P: 10	R: 2 E: 0 K: 0 S: 5	H: 2 LOB: 1 BB: 1 P: 9	R: 3 E: 1 K: 1 S: 8	H: 3 LOB: 2 BB: 1 P: 13	R: 5 E: 1 K: 0 S: 5	H: 1 LOB: 2 BB: 4 P: 21	R: 0 E: 0 K: 2 S: 7	H: 0 LOB: 1 BB: 1 P: 11	R: 0 E: 0 K: 1 S: 6	H: 1 LOB: 1 BB: 0 P: 6	R: 2 E: 0 K: 2 S: 9	H: 3 LOB: 1 BB: 0 P: 9	R: 0 E: 0 K: 0 S: 3	H: 0 LOB: 0 BB: 0 P: 3	1B: 10 2B: 2 3B: 0 HR: 0	SF: 1 SAC: 2 DP: 1 HBP: 1	WP: 0 PB: 0 SB: 1 CS: 0	PA: 47											
<b>PITCHER</b>	IP WLS BF H R ER SO BB IBB HBP BLK WP HR S P ERA WHIP																																
Bill Champion, R ERA: 4.71 (1, 1)	3.1	18	6	6	6	1	3	0	0	0	0	0	0	17	29	16.20	2.700																
Tom Hausman, R ERA: 5.25 (4, 1)	1.1	L 12	1	5	1	1	4	0	1	0	0	0	0	9	26	6.75	3.750																
Jim Slaton, R ERA: 5.97 (5, 1)	4.1	17	5	2	2	5	1	0	0	0	0	0	0	26	30	4.15	1.385																

Batter	1	2	3	4	5	6	7	8	9	AB	R	H	RBI	BB	SO	LOB	BOTTOM																
Robin Yount, R OBP: 0.369, SLG: 0.508 (1, 6)										5	0	2	1	0	0	2	<b>Kansas City Royals @ Milwaukee Brewers</b> Milwaukee County Stadium, Milwaukee, WI Sun Jun 01 1975, 4:33 AM EDT Sunny - 62 F																
John Briggs, L OBP: 0.404, SLG: 0.467 (1, 7)										4	0	2	0	1	1	2																	
George Scott, R OBP: 0.337, SLG: 0.436 (1, 5)										5	0	1	1	0	1	5																	
Hank Aaron, R OBP: 0.314, SLG: 0.347 (1, 10)										5	0	3	0	0	0	0																	
Darrell Porter, L OBP: 0.345, SLG: 0.347 (1, 2)										4	1	1	0	1	1	2																	
Mike Hegan, L OBP: 0.400, SLG: 0.405 (1, 3)										4	1	3	0	1	0	2																	
Sixto Lezcano, R OBP: 0.313, SLG: 0.409 (1, 9)										4	1	1	0	1	1	5																	
Bill Sharp, L OBP: 0.266, SLG: 0.306 (1, 8)										5	1	1	2	0	0	4																	
Pedro Garcia, R OBP: 0.283, SLG: 0.315 (1, 4)										2	2	1	2	2	0	0																	
<b>Inning Stats</b>	R: 0 E: 0 K: 0 S: 3	H: 4 LOB: 1 BB: 2 P: 15	R: 0 E: 0 K: 0 S: 4	H: 2 LOB: 1 BB: 0 P: 4	R: 1 E: 0 K: 0 S: 3	H: 1 LOB: 2 BB: 2 P: 11	R: 0 E: 0 K: 0 S: 4	H: 2 LOB: 1 BB: 0 P: 4	R: 0 E: 0 K: 0 S: 4	H: 1 LOB: 2 BB: 1 P: 8	R: 0 E: 0 K: 0 S: 5	H: 2 LOB: 2 BB: 0 P: 5	R: 0 E: 0 K: 2 S: 8	H: 1 LOB: 1 BB: 0 P: 8	R: 0 E: 0 K: 2 S: 8	H: 1 LOB: 2 BB: 1 P: 12	1B: 11 2B: 4 3B: 0 HR: 0	SF: 0 SAC: 0 DP: 3 HBP: 0	WP: 0 PB: 0 SB: 1 CS: 0	PA: 44													
<b>PITCHER</b>	IP WLS BF H R ER SO BB IBB HBP BLK WP HR S P ERA WHIP																																
Steve Busby, R ERA: 2.88 (1, 1)	1.1	10	5	5	5	0	2	0	0	0	0	0	0	8	16	33.75	5.250																
Marty Pattin, R ERA: 3.53 (2, 1)	5.2	W 25	8	1	1	0	3	0	0	0	0	0	0	22	34	1.59	1.941																
Doug Bird, R ERA: 2.97 (8, 1)	2.0	9	2	0	0	4	1	0	0	0	0	0	0	16	20	0.00	1.500																



Batter	1	2	3	4	5	6	7	8	9	AB	R	H	RBI	BB	SO	LOB	TOP					
Jim Wohlford, R (1, 7) OBP: 0.340, SLG: 0.386	0-0 6-3	0-0 1B		0-0 1B HR		0-0 2B 1B		0-0 1B BB		4	2	3	1	1	0	0	<b>Kansas City Royals @ Milwaukee Brewers</b> Milwaukee County Stadium, Milwaukee, WI Sun Jun 01 1975, 4:38 AM EDT Att: 29,759 - Unknown - 60 F					
Vada Pinson, L (1, 8) OBP: 0.276, SLG: 0.431	0-0 5-3	0-0 1B		0-0 1B HR		0-0 P4		0-0 F7		5	1	2	0	0	0	3						
John Mayberry, L (1, 10) OBP: 0.385, SLG: 0.393	4-0 HR BB	0-0 G3		0-0 HR		0-0 1B		0-0 1B		4	2	3	5	1	0	2						
Tony Solaita, L (1, 3) OBP: 0.240, SLG: 0.592	0-0 1B HR		1-0 HR HBP		0-0 F8		0-0 K		0-0 K	4	2	1	2	0	2	3						
George Brett, L (1, 5) OBP: 0.330, SLG: 0.346	0-0 4-3		0-0 HR		0-0 G3		0-0 L8		0-0 P4	5	1	1	2	0	0	1						
Al Cowens, R (1, 9) OBP: 0.240, SLG: 0.244		0-0 SH5-4 E SF7 1B	0-3 K		0-0 F9		0-3 K		0-0 P4	5	1	1	0	0	2	0						
Frank White, R (1, 4) OBP: 0.215, SLG: 0.270		0-0 E6 SF7 1B SH5-4	0-0 1-3		0-3 K		0-3 K		0-0 F9	5	1	0	0	0	2	1						
Buck Martinez, R (1, 2) OBP: 0.308, SLG: 0.340		0-0 SH5-4	0-0 5-3		0-0 P5		0-3 K			3	0	0	0	0	1	0						
Freddie Patek, R (1, 6) OBP: 0.298, SLG: 0.282	0-0 SF7		0-3 K		0-0 1B 2B 1B				0-0 L3	3	1	1	1	0	1	0						
<b>Inning Stats</b>	R: 2 E: 0 K: 0 S: 4	H: 1 LOB: 0 BB: 1 P: 8	R: 2 E: 1 K: 0 S: 7	H: 3 LOB: 2 BB: 0 P: 7	R: 2 E: 0 K: 1 S: 6	H: 1 LOB: 0 BB: 0 P: 7	R: 3 E: 0 K: 1 S: 8	H: 3 LOB: 0 BB: 0 P: 8	R: 0 E: 0 K: 1 S: 5	H: 0 LOB: 0 BB: 0 P: 5	R: 2 E: 0 K: 1 S: 8	H: 3 LOB: 1 BB: 0 P: 8	R: 0 E: 0 K: 3 S: 9	H: 0 LOB: 0 BB: 0 P: 9	R: 0 E: 0 K: 1 S: 6	H: 1 LOB: 2 BB: 1 P: 10	R: 0 E: 0 K: 0 S: 3	H: 0 LOB: 0 BB: 0 P: 3	1B: 8 2B: 1 3B: 0 HR: 3	SF: 1 SAC: 1 DP: 0 HBP: 1	WP: 0 PB: 0 CS: 0	PA: 43
<b>PITCHER</b>	IP WLS BF H R ER SO BB IBB HBP BLK WP HR S P ERA WHIP																					
Jim Colborn, R (1, 1) ERA: 4.81	3.0 L 17 5 6 4 1 1 0 1 0 0 2 17 22 12.00 2.000																					
Eduardo Rodriguez, R (4, 1) ERA: 3.48	4.0 18 6 5 5 6 0 0 0 0 0 0 1 30 30 11.25 1.500																					
Tom Murphy, R (8, 1) ERA: 1.47	2.0 8 1 0 0 1 1 0 0 0 0 0 9 13 0.00 1.000																					

Batter	1	2	3	4	5	6	7	8	9	AB	R	H	RBI	BB	SO	LOB	BOTTOM			
Robin Yount, R (1, 6) OBP: 0.368, SLG: 0.504	0-0 1B		0-0 6-3		0-0 4-3		0-0 4-3		0-0 P5	3	0	1	0	0	0	1	<b>Kansas City Royals @ Milwaukee Brewers</b> Milwaukee County Stadium, Milwaukee, WI Sun Jun 01 1975, 4:38 AM EDT Att: 29,759 - Unknown - 60 F			
Tim Johnson, L (7, 6) OBP: 0.148, SLG: 0.135			2-3						0-0 F8	2	0	0	0	0	0	1				
Bobby Mitchell, R (1, 7) OBP: 0.382, SLG: 0.541	0-3 K		0-0 1B		0-0 F5		0-0 6-3		0-0 F8	5	0	1	1	0	1	2				
George Scott, R (1, 3) OBP: 0.332, SLG: 0.428	0-0 F9		0-0 F9			0-0 6-3		0-0 K	0-0 6-3	3	0	0	0	0	0	2				
Tommy Bianco, S (7, 3)										2	0	0	0	0	1	0				
Hank Aaron, R (1, 10) OBP: 0.320, SLG: 0.349	0-0 F7		0-0 1B			0-0 FC3-6 1B BB		0-0 BB HR 1B		2	0	1	0	1	0	1				
John Briggs, L (8, PH) OBP: 0.414, SLG: 0.478			1-2			0-0 FC3-6 1B BB		0-0 HR BB		1	1	1	0	0	0	0				
Sixto Lezcano, R (1, 9) OBP: 0.318, SLG: 0.408		0-3 K	0-0 F7			0-0 FC3-6 1B BB		0-0 HR BB		3	1	1	0	1	1	2				
Charlie Moore, R (1, 2) OBP: 0.299, SLG: 0.280		0-3 K		0-0 6-3		0-0 FC3-6 FC6-4		0-0 F7		4	0	0	0	0	1	4				
Pedro Garcia, R (1, 4) OBP: 0.282, SLG: 0.339	0-0 5-3			0-0 F9		0-0 FC6-4		0-0 HR		4	1	1	3	0	0	2				
Bill Sharp, L (1, 8) OBP: 0.269, SLG: 0.309			0-0 2B 1B		0-0 4-3		0-3 K		0-0 BB	2	1	1	0	0	0	0				
Gorman Thomas, R (5, 8) OBP: 0.250, SLG: 0.294				0-0 2B 1B			0-0 K		0-0 BB	1	0	0	0	1	1	0				
Kurt Bevacqua, R (1, 5) OBP: 0.214, SLG: 0.184			0-0 6-3 1B 2B		0-0 1-3		0-0 4-3 WP BB		0-0 F9	3	1	1	1	1	0	1				
<b>Inning Stats</b>	R: 0 E: 0 K: 1 S: 6	H: 1 LOB: 1 BB: 0 P: 6	R: 0 E: 0 K: 2 S: 7	H: 0 LOB: 0 BB: 0 P: 7	R: 2 E: 0 K: 0 S: 7	H: 4 LOB: 2 BB: 0 P: 7	R: 0 E: 0 K: 0 S: 3	H: 0 LOB: 0 BB: 0 P: 3	R: 0 E: 0 K: 0 S: 4	H: 0 LOB: 2 BB: 1 P: 8	R: 0 E: 0 K: 1 S: 5	H: 0 LOB: 1 BB: 1 P: 9	R: 3 E: 0 K: 1 S: 7	H: 2 LOB: 1 BB: 2 P: 15	R: 0 E: 0 K: 0 S: 3	H: 0 LOB: 0 BB: 0 P: 3	1B: 6 2B: 1 3B: 0 HR: 1	SF: 0 SAC: 0 DP: 0 HBP: 0	WP: 1 PB: 0 CS: 0	PA: 39
<b>PITCHER</b>	IP WLS BF H R ER SO BB IBB HBP BLK WP HR S P ERA WHIP																			
Al Fitzmorris, R (1, 1) ERA: 3.22	7.0 W 29 6 2 2 4 2 0 0 0 0 1 0 35 43 2.57 1.143																			
Steve Mingori, L (8, 1) ERA: 2.87	2.0 10 2 3 3 1 2 0 0 0 0 0 1 10 18 13.50 2.000																			







Batter	1	2	3	4	5	6	7	8	9	AB	R	H	RBI	BB	SO	LOB	TOP								
<b>Robin Yount, R</b> OBP: 0.397, SLG: 0.481 (1, 6)	F6		6-3		4-3		6-3		F7	5	0	0	0	0	0	2	<b>Milwaukee Brewers @ Oakland Athletics</b> <b>Oakland-Alameda County Coliseum, Oakland, CA</b> Tue Jun 03 1975, 7:05 PM PDT Att: 4,129 - Unknown <a href="http://livebaseballscorecards.com">livebaseballscorecards.com</a>								
<b>Bill Shoer, L</b> OBP: 0.261, SLG: 0.298 (1, 8)	F6		G3		G1-4-3 1B		6-3			4	0	1	1	0	0	0									
<b>George Scott, R</b> OBP: 0.339, SLG: 0.462 (1, 3)	HR		K		G1-4-3 1-2					4	1	2	1	0	1	1									
<b>Hank Aaron, R</b> OBP: 0.313, SLG: 0.346 (1, 10)	2B			6-3		6-3		SH3 1B		3	0	1	0	0	0	0									
<b>John Briggs, L</b> OBP: 0.426, SLG: 0.479 <b>Bobby Mitchell, R</b> OBP: 0.358, SLG: 0.535 <b>Gorman Thomas, R</b> OBP: 0.304, SLG: 0.278 (1, 7) (8, PH) (8, 7)	BB			F9		1-3 FC WP 1B		F3		2	1	1	0	1	0	0									
<b>Darrell Porter, L</b> OBP: 0.340, SLG: 0.336 (1, 2)	K			F9		FC WP 1-2 1-3		BB		3	0	0	0	1	1	3									
<b>Sixto Lezcano, R</b> OBP: 0.320, SLG: 0.419 (1, 9)						1-3 2B 3B		K		4	1	2	0	0	1	4									
<b>Kurt Bevacqua, R</b> OBP: 0.260, SLG: 0.289 (1, 5)						2B BB		K		3	1	0	0	1	2	2									
<b>Pedro Garcia, R</b> OBP: 0.288, SLG: 0.361 (1, 4)						4-3 1B 2B		F7		3	1	1	2	1	0	0									
<b>Inning Stats</b>	R: 1 E: 0 K: 1 S: 7	H: 2 LOB: 2 BB: 1 P: 11	R: 0 E: 0 K: 0 S: 3	H: 1 LOB: 0 BB: 0 P: 3	R: 0 E: 0 K: 1 S: 5	H: 0 LOB: 0 BB: 0 P: 5	R: 0 E: 0 K: 0 S: 3	H: 0 LOB: 0 BB: 0 P: 3	R: 3 E: 0 K: 0 S: 5	H: 3 LOB: 0 BB: 1 P: 9	R: 1 E: 0 K: 1 S: 7	H: 1 LOB: 1 BB: 0 P: 7	R: 0 E: 0 K: 0 S: 3	H: 0 LOB: 0 BB: 0 P: 3	R: 0 E: 0 K: 1 S: 6	H: 1 LOB: 2 BB: 1 P: 10		R: 0 E: 0 K: 1 S: 4	H: 0 LOB: 0 BB: 1 P: 8	1B: 4 2B: 2 3B: 1 HR: 1	SF: 0 SAC: 1 DP: 1 HBP: 0	WP: 1 PB: 0 SB: 0 CS: 1	PA: 37		
<b>PITCHER</b>	IP	WLS	BF	H	R	ER	SO	BB	IBB	HBP	BLK	WP	HR	S	P	ERA	WHIP								
<b>Jim Perry, R</b> ERA: 6.75 (1, 1)	4.0		18	5	4	4	2	2	0	0	0	0	1	20	28	9.00	1.750								
<b>Jim Todd, R</b> ERA: 1.87 (5, 1)	3.1	L	13	3	1	1	1	0	0	0	0	1	0	15	15	2.70	0.900								
<b>Paul Lindblad, L</b> ERA: 3.93 (8, 1)	0.1		2	0	0	0	0	1	0	0	0	0	0	1	5	0.00	3.000								
<b>Rollie Fingers, R</b> ERA: 2.74 (8, 1)	1.1		4	0	0	0	2	1	0	0	0	0	0	7	11	0.00	0.750								

Batter	1	2	3	4	5	6	7	8	9	AB	R	H	RBI	BB	SO	LOB	BOTTOM									
<b>Bill North, S</b> OBP: 0.387, SLG: 0.335 (1, 8)	FC4-6 BB	S 1B		F4		BLK 1B BB		4-3		3	1	1	0	2	0	0	<b>Milwaukee Brewers @ Oakland Athletics</b> <b>Oakland-Alameda County Coliseum, Oakland, CA</b> Tue Jun 03 1975, 7:05 PM PDT Att: 4,129 - Unknown <a href="http://livebaseballscorecards.com">livebaseballscorecards.com</a>									
<b>Bert Campaneris, R</b> OBP: 0.256, SLG: 0.253 (1, 6)	FC4-6 E FC4	1B		5-3		BLK 1B		F7		5	1	2	1	0	0	1										
<b>Reggie Jackson, L</b> OBP: 0.322, SLG: 0.480 (1, 9)	FC4 1-3 BB	F6		HR		1-2 2-3 BB		3-1		3	1	1	1	2	0	1										
<b>Joe Rudi, R</b> OBP: 0.346, SLG: 0.454 <b>Matt Alexander, S</b> (9, PR)	FC4 HBP 1B		E5 SF7	F9		F7		G3 1B		5	1	1	1	0	0	4										
<b>Billy Williams, L</b> OBP: 0.340, SLG: 0.383 (1, 10)	HBP 1B		E3		G3		F6		G3	5	0	1	0	0	0	2										
<b>Gene Tenace, R</b> OBP: 0.424, SLG: 0.496 <b>Don Hopkins, L</b> (7, PR)			SF7		5-3		E S 1B		F8	2	0	1	1	0	0	0										
<b>Ray Fosse, R</b> OBP: 0.097, SLG: 0.034 (8, 2)	1-2 2-3 HBP		3-H		F6		1-3			1	0	0	0	0	0	2										
<b>Claudell Washington, L</b> OBP: 0.352, SLG: 0.415 (1, 7)	4-3		1-3		F6		1-3			4	0	0	0	0	0	5										
<b>Sal Bando, R</b> OBP: 0.304, SLG: 0.303 (1, 5)			G5-4-3 1B		F8		L7			3	0	1	0	1	0	2										
<b>Phil Garner, R</b> OBP: 0.291, SLG: 0.348 <b>Jim Holt, L</b> OBP: 0.500, SLG: 0.353 <b>Ted Martinez, R</b> OBP: 0.200, SLG: 0.280 (1, 4) (8, PH) (9, 4)	G5-4-3 1-2		G5-4-3 FC5-4		5-3		F9			3	0	0	0	0	0	3										
<b>Inning Stats</b>	R: 1 E: 0 K: 0 S: 4	H: 1 LOB: 3 BB: 2 P: 13	R: 1 E: 0 K: 0 S: 5	H: 3 LOB: 1 BB: 0 P: 5	R: 1 E: 2 K: 0 S: 4	H: 1 LOB: 0 BB: 0 P: 4	R: 0 E: 0 K: 0 S: 3	H: 0 LOB: 0 BB: 0 P: 3	R: 0 E: 0 K: 0 S: 4	H: 1 LOB: 3 BB: 2 P: 12	R: 0 E: 0 K: 0 S: 4	H: 1 LOB: 2 BB: 0 P: 4	R: 0 E: 0 K: 0 S: 3	H: 0 LOB: 0 BB: 0 P: 3	R: 0 E: 0 K: 0 S: 4	H: 1 LOB: 2 BB: 0 P: 4	1B: 7 2B: 0 3B: 0 HR: 1	SF: 1 SAC: 0 DP: 1 HBP: 1	WP: 0 PB: 0 SB: 3 CS: 0	PA: 42						
<b>PITCHER</b>	IP	WLS	BF	H	R	ER	SO	BB	IBB	HBP	BLK	WP	HR	S	P	ERA	WHIP									
<b>Bill Travers, L</b> ERA: 6.75 (1, 1)	2.2		17	4	3	2	0	3	0	1	0	0	1	0	13	26	6.75	2.625								
<b>Bill Champion, R</b> ERA: 4.56 (3, 1)	4.1	W	18	3	1	1	0	2	0	0	1	0	1	16	24	2.08	1.154									
<b>Tom Murphy, R</b> ERA: 1.38 (8, 1)	2.0	S	7	1	0	0	0	0	0	0	0	0	0	7	7	0.00	0.500									



Batter	1	2	3	4	5	6	7	8	9	AB	R	H	RBI	BB	SO	LOB	TOP									
<b>Robin Yount, R</b> OBP: 0.365, SLG: 0.489	4-0 FC1-6 BB		0-0 2B 6-3 1B		0-0 1B 2B	0-0 5-3		0-3 K		4	2	2	0	1	1	0										
<b>Bill Shero, L</b> OBP: 0.261, SLG: 0.304 <b>Charlie Moore, R</b> OBP: 0.250, SLG: 0.269	0-0 FC1-6 1B		0-0 1-3 2B		0-0 F7	0-0 6-3		0-0 F7		4	0	1	0	0	0	2										
<b>George Scott, R</b> OBP: 0.340, SLG: 0.461	0-0 FC6-4 1B		0-0 6-3		0-0 1-3		0-0 6-3		0-0 1B	5	0	2	1	0	0	2										
<b>Bobby Mitchell, R</b> OBP: 0.360, SLG: 0.517	0-3 K		0-0 5-3		4-0 1B E BB		4-0 BB		0-0 F8	3	1	0	0	2	1	4										
<b>Sixto Lezcano, R</b> OBP: 0.328, SLG: 0.417	0-0 FC6-4		4-0 BB		0-0 HBP E 1B		4-0 1-2 BB		0-3 K	3	0	1	1	2	1	3										
<b>Pedro Garcia, R</b> OBP: 0.287, SLG: 0.358		0-0 S 1B	0-0 F7		0-0 E9 HBP		0-3 K			4	0	1	0	0	1	5										
<b>Darrell Porter, L</b> OBP: 0.338, SLG: 0.328		0-0 F9		0-0 G3	1-0 1-2 HBP		0-0 F8			3	0	0	0	0	0	3										
<b>Kurt Bevacqua, R</b> OBP: 0.241, SLG: 0.265		0-0 F1		0-0 6-3	0-3 K		0-0 1-3			4	0	0	0	0	1	4										
<b>Gorman Thomas, R</b> OBP: 0.259, SLG: 0.227		0-3 K		0-3 K		0-0 4-3		0-3 K		4	0	0	0	0	3	1										
<b>Inning Stats</b>	R: 0 E: 0 K: 1 S: 6	H: 1 LOB: 2 BB: 1 P: 10	R: 0 E: 0 K: 1 S: 6	H: 1 LOB: 1 BB: 0 P: 6	R: 1 E: 0 K: 0 S: 5	H: 2 LOB: 2 BB: 1 P: 9	R: 0 E: 0 K: 1 S: 5	H: 0 LOB: 0 BB: 0 P: 5	R: 2 E: 0 K: 1 S: 8	H: 2 LOB: 3 BB: 1 P: 13	R: 0 E: 0 K: 0 S: 3	H: 0 LOB: 0 BB: 0 P: 3	R: 0 E: 0 K: 1 S: 5	H: 0 LOB: 2 BB: 2 P: 13	R: 0 E: 0 K: 2 S: 7	H: 0 LOB: 0 BB: 0 P: 7	R: 0 E: 0 K: 1 S: 6	H: 1 LOB: 1 BB: 0 P: 6	1B: 5 2B: 2 3B: 0 HR: 0	SF: 0 SAC: 0 DP: 0 HBP: 1	WP: 0 PB: 0 SB: 1 CS: 0	PA: 41				
<b>PITCHER</b>	IP	WLS	BF	H	R	ER	SO	BB	IBB	HBP	BLK	WP	HR	S	P	ERA	WHIP									
<b>Ken Holtzman, L</b> ERA: 3.21	(1, 1)	8.0	W	37	6	3	2	7	5	0	1	0	0	0	45	66	2.25	1.375								
<b>Dave Hamilton, L</b> ERA: 3.3	(9, 1)	1.0		4	1	0	0	1	0	0	0	0	0	6	6	0.00	1.000									

Milwaukee Brewers @ Oakland Athletics  
Oakland-Alameda County Coliseum, Oakland, CA  
Wed Jun 04 1975, 7:05 PM PDT  
Att: 3,344 - Unknown

AB 35  
R 3  
H 7  
RBI 2  
BB 5  
SO 8  
LOB 24



Batter	1	2	3	4	5	6	7	8	9	AB	R	H	RBI	BB	SO	LOB	BOTTOM								
<b>Bill North, S</b> OBP: 0.388, SLG: 0.329	4-0 1B S BB	1-0 1B HBP	0-0 5-3		0-0 4-3		0-0 1-3			3	2	0	0	1	0	2									
<b>Bert Campaneris, R</b> OBP: 0.297, SLG: 0.265 <b>Ted Martinez, R</b> OBP: 0.192, SLG: 0.269	0-0 1B BB	0-0 1B HBP	0-3 K		0-0 6-3		0-0 2B 1B			4	3	3	0	0	1	0									
<b>Reggie Jackson, L</b> OBP: 0.354, SLG: 0.480 <b>Ray Fosse, R</b> OBP: 0.091, SLG: 0.031	0-0 1B WP 1B	0-3 K		0-0 F3		0-0 F4		0-0 F7		2	1	1	1	0	1	2									
<b>Joe Rudi, R</b> OBP: 0.344, SLG: 0.449	0-0 F9	0-0 1B HBP		0-0 L7		0-0 F8		0-3 K		4	1	1	1	0	0	3									
<b>Angel Mangual, R</b> OBP: 0.167, SLG: 0.208	0-0 F9	0-0 BB SF8 1B		0-0 L7		0-0 F8		0-3 K		1	0	0	0	0	1	0									
<b>Billy Williams, L</b> OBP: 0.354, SLG: 0.404 <b>Jim Holt, L</b> OBP: 0.522, SLG: 0.353	0-0 WP E 1B	0-0 SF8 BB 1B		0-0 1B		0-0 HR 2B		1-0 HBP		4	2	4	3	0	0	0									
<b>Gene Tenace, R</b> OBP: 0.425, SLG: 0.514	0-0 L8	4-0 1B		0-0 5-3		0-0 HR 2B		0-0 4-3		3	1	1	2	1	0	2									
<b>Don Hopkins, L</b> <b>Dave Hamilton, L</b>	1-2 3H 1B	1-2 2-3 BB						0-0 4-3		1	0	0	0	0	0	1									
<b>Claudell Washington, L</b> OBP: 0.350, SLG: 0.414	0-0 E3 1B	0-0 SF8		0-0 4-3 S 1B		0-0 4-3				3	1	1	1	0	0	0									
<b>Sal Bando, R</b> OBP: 0.308, SLG: 0.308	0-0 1B	0-0 L5		0-3 K		0-0 5-3 1B				4	0	2	1	0	1	3									
<b>Phil Garner, R</b> OBP: 0.283, SLG: 0.338	0-0 L6		0-0 F9		0-0 4-3		0-0 5-3			4	0	0	0	0	0	3									
<b>Inning Stats</b>	R: 5 E: 1 K: 0 S: 8	H: 4 LOB: 1 BB: 1 P: 12	R: 3 E: 0 K: 1 S: 8	H: 3 LOB: 1 BB: 1 P: 13	R: 0 E: 0 K: 1 S: 5	H: 0 LOB: 0 BB: 0 P: 5	R: 0 E: 0 K: 0 S: 4	H: 1 LOB: 1 BB: 0 P: 4	R: 0 E: 0 K: 1 S: 6	H: 1 LOB: 0 BB: 0 P: 6	R: 3 E: 0 K: 0 S: 6	H: 3 LOB: 0 BB: 0 P: 6	R: 0 E: 0 K: 0 S: 4	H: 1 LOB: 1 BB: 0 P: 4	R: 0 E: 0 K: 1 S: 5	H: 0 LOB: 1 BB: 0 P: 6	1B: 11 2B: 1 3B: 0 HR: 1	SF: 1 SAC: 0 DP: 0 HBP: 2	WP: 1 PB: 0 SB: 2 CS: 0	PA: 42					
<b>PITCHER</b>	IP	WLS	BF	H	R	ER	SO	BB	IBB	HBP	BLK	WP	HR	S	P	ERA	WHIP								
<b>Pete Broberg, R</b> ERA: 3.89	(1, 1)	0.1	L	5	3	4	3	0	1	0	0	0	0	4	8	81.00	12.000								
<b>Jim Colborn, R</b> ERA: 5.14	(1, 1)	1.0		9	4	4	3	1	0	0	1	0	1	10	11	27.00	4.000								
<b>Tom Hausman, R</b> ERA: 5.09	(2, 1)	5.2		24	6	3	3	2	1	0	0	0	1	27	31	4.76	1.235								
<b>Eduardo Rodriguez, R</b> ERA: 3.38	(8, 1)	1.0		4	0	0	0	1	0	0	1	0	0	5	6	0.00	0.000								

Milwaukee Brewers @ Oakland Athletics  
Oakland-Alameda County Coliseum, Oakland, CA  
Wed Jun 04 1975, 7:05 PM PDT  
Att: 3,344 - Unknown

AB 37  
R 11  
H 13  
RBI 9  
BB 2  
SO 4  
LOB 18





Batter	1	2	3	4	5	6	7	8	9	AB	R	H	RBI	BB	SO	LOB	TOP			
<b>Robin Yount, R</b> OBP: 0.362, SLG: 0.479 (1, 6)	0-0 5-3		4-0 BB		0-0 L6		0-3 K			3	0	0	0	1	1	3				
<b>Bill Shoep, L</b> OBP: 0.253, SLG: 0.295 (1, 8)	0-3 K		0-3 K			0-0 2-3		0-0 F7		4	0	0	0	0	2	1				
<b>George Scott, R</b> OBP: 0.338, SLG: 0.456 (1, 3)	0-3 K			0-0 6-3		0-0 F8		0-0 1B		4	0	1	0	0	1	0				
<b>Hank Aaron, R</b> OBP: 0.311, SLG: 0.344 (1, 10)		0-0 F6		0-0 F8		0-0 1B		0-0 F8		4	0	1	0	0	0	1				
<b>John Briggs, L</b> OBP: 0.415, SLG: 0.451 (1, 7)		0-0 E3		0-0 F8		4-0 1B		0-0 G3		3	0	0	0	1	0	1				
<b>Darrell Porter, L</b> OBP: 0.335, SLG: 0.321 (1, 2)		0-0 F7			0-0 4-3	0-0 FC4-6			4-0 P3-1	3	0	0	0	1	0	3				
<b>Sixto Lezcano, R</b> OBP: 0.326, SLG: 0.410 (1, 9)		0-0 F3			0-0 6-3		4-0 BB	0-3 K		3	0	0	0	1	1	2				
<b>Pedro Garcia, R</b> OBP: 0.286, SLG: 0.349 (1, 4)			0-0 F7		4-0 WP	0-0 BB	0-0 FC5-4	0-0 P3-1		3	0	0	0	1	0	2				
<b>Kurt Bevacqua, R</b> OBP: 0.246, SLG: 0.255 (1, 5)			0-0 F9		4-0 WP	0-0 BB	0-3 K			2	0	0	0	1	1	1				
<b>Inning Stats</b>	R: 0 E: 0 K: 2 S: 7	H: 0 LOB: 0 BB: 7 P: 7	R: 0 E: 1 K: 0 S: 4	H: 0 LOB: 1 BB: 0 P: 4	R: 0 E: 0 K: 1 S: 5	H: 0 LOB: 1 BB: 1 P: 9	R: 0 E: 0 K: 0 S: 3	H: 0 LOB: 0 BB: 0 P: 3	R: 0 E: 0 K: 0 S: 3	H: 1 LOB: 2 BB: 2 P: 11	R: 0 E: 0 K: 2 S: 4	H: 0 LOB: 1 BB: 1 P: 11	R: 0 E: 0 K: 0 S: 4	H: 1 LOB: 1 BB: 0 P: 4	R: 0 E: 0 K: 1 S: 4	H: 0 LOB: 0 BB: 1 P: 8	1B: 2 2B: 1 3B: 0 HR: 0	SF: 0 SAC: 0 DP: 1 HBP: 0	WP: 1 PB: 0 SB: 0 CS: 0	PA: 35
<b>PITCHER</b> <b>Nolan Ryan, R</b> ERA: 2.24 (1, 1)	IP: 9.0 WLS: W BF: 35 H: 2 R: 0 ER: 0 SO: 6 BB: 6 IBB: 0 HBP: 0 BLK: 0 WP: 1 HR: 0 S: 41 P: 65 ERA: 0.00 WHIP: 0.889															<b>PITCHER</b> <b>Nolan Ryan, R</b> ERA: 2.24 (1, 1)	IP: 9.0 WLS: W BF: 35 H: 2 R: 0 ER: 0 SO: 6 BB: 6 IBB: 0 HBP: 0 BLK: 0 WP: 1 HR: 0 S: 41 P: 65 ERA: 0.00 WHIP: 0.889			

Milwaukee Brewers @ California Angels  
Anaheim Stadium, Anaheim, CA  
Fri Jun 06 1975, 10:05 PM EDT  
Att: 29,513 - Unknown

AB 29  
R 0  
H 2  
RBI 0  
BB 6  
SO 6  
LOB 14



Batter	1	2	3	4	5	6	7	8	9	AB	R	H	RBI	BB	SO	LOB	BOTTOM			
<b>Morris Nettles, L</b> OBP: 0.287, SLG: 0.268 (1, 7)	0-0 1B	0-0 6-3		0-0 CS		0-0 L6				4	1	2	1	0	0	0				
<b>Jerry Remy, L</b> OBP: 0.320, SLG: 0.368 (1, 4)	0-0 BB	0-0 CS		0-0 CS	0-0 F9		0-0 6-3			4	1	2	0	0	0	0				
<b>Mickey Rivers, L</b> OBP: 0.345, SLG: 0.390 (1, 8)	0-0 5-3	0-0 CS	0-0 5-3		0-0 4-3		0-0 F7			4	0	0	0	0	0	2				
<b>Bruce Bochte, L</b> OBP: 0.362, SLG: 0.337 (1, 3)	4-0 BB		0-0 FC4		0-0 BB		0-0 4-3			3	1	2	0	1	0	0				
<b>Dave Chalk, R</b> OBP: 0.396, SLG: 0.395 (1, 5)	4-0 BB		0-0 FC4		4-0 BB			0-0 5-3		2	1	0	1	2	0	1				
<b>Joe Lahoud, L</b> OBP: 0.330, SLG: 0.314 (1, 10)	1-2 F4		0-0 F8		0-0 F8			0-0 4-3		4	0	0	0	0	0	6				
<b>Leroy Stanton, R</b> OBP: 0.367, SLG: 0.447 (1, 9)	0-0 3B		0-0 SH1-4		0-0 SH1-4		0-0 HR		0-0 F4	4	2	3	4	0	0	0				
<b>Ellie Rodriguez, R</b> OBP: 0.414, SLG: 0.309 (1, 2)	0-3 K		0-0 SH1-4		0-0 6-3					2	0	0	0	0	1	1				
<b>Billy Smith, S</b> OBP: 0.252, SLG: 0.286 (1, 6)		0-0 F7		0-0 F8		0-0 F6				3	0	0	0	0	0	1				
<b>Inning Stats</b>	R: 4 E: 0 K: 1 S: 8	H: 3 LOB: 1 BB: 2 P: 16	R: 0 E: 0 K: 0 S: 3	H: 1 LOB: 0 BB: 0 P: 3	R: 0 E: 0 K: 0 S: 4	H: 1 LOB: 1 BB: 0 P: 4	R: 1 E: 0 K: 0 S: 4	H: 2 LOB: 0 BB: 0 P: 4	R: 0 E: 0 K: 0 S: 4	H: 1 LOB: 0 BB: 1 P: 8	R: 1 E: 0 K: 0 S: 4	H: 1 LOB: 0 BB: 0 P: 4	R: 0 E: 0 K: 0 S: 3	H: 0 LOB: 0 BB: 0 P: 3	R: 0 E: 0 K: 0 S: 3	H: 0 LOB: 0 BB: 0 P: 3	1B: 7 2B: 0 3B: 1 HR: 1	SF: 0 SAC: 1 DP: 0 HBP: 0	WP: 0 PB: 0 SB: 0 CS: 2	PA: 36
<b>PITCHER</b> <b>Jim Slaton, R</b> ERA: 6.25 (1, 1)	IP: 6.0 WLS: L BF: 28 H: 9 R: 6 ER: 6 SO: 1 BB: 2 IBB: 1 HBP: 0 BLK: 0 WP: 0 HR: 1 S: 27 P: 39 ERA: 9.00 WHIP: 1.833															<b>PITCHER</b> <b>Tom Hausman, R</b> ERA: 4.56 (7, 1)	IP: 2.0 WLS: L BF: 6 H: 0 R: 0 ER: 0 SO: 0 BB: 0 IBB: 0 HBP: 0 BLK: 0 WP: 0 HR: 0 S: 6 P: 6 ERA: 0.00 WHIP: 0.000			

Milwaukee Brewers @ California Angels  
Anaheim Stadium, Anaheim, CA  
Fri Jun 06 1975, 10:05 PM EDT  
Att: 29,513 - Unknown

AB 30  
R 6  
H 9  
RBI 6  
BB 3  
SO 1  
LOB 11





Batter	1	2	3	4	5	6	7	8	9	AB	R	H	RBI	BB	SO	LOB	TOP					
<b>Robin Yount, R</b> OBP: 0.365, SLG: 0.476 (1, 6)	4-0 G1-6-3 BB		0-3 K		0-0 5-3		0-0 FC6-4 1B			3	0	1	1	1	1	2						
<b>Pedro Garcia, R</b> OBP: 0.278, SLG: 0.338 (1, 4)	0-0 G1-6-3 1-2		0-3 K			0-0 F8	0-0 FC6-4 1-2			4	0	0	0	0	1	4						
<b>George Scott, R</b> OBP: 0.337, SLG: 0.449 (1, 3)	0-0 5-3			0-0 L5		1-0 FC5-4 HBP		0-0 F9		3	0	0	0	0	0	0						
<b>Hank Aaron, R</b> OBP: 0.310, SLG: 0.338 (1, 10)		0-0 F2		1-0 BB HBP		0-0 FC5-4 1-2		0-0 3-1		3	1	0	0	0	0	1						
<b>Sixto Lezcano, R</b> OBP: 0.330, SLG: 0.408 (1, 9)		0-0 CS WP 1B		4-0 1B 1-2 BB		0-0 6-3		0-0 F9		3	0	1	0	1	0	1						
<b>Charlie Moore, R</b> OBP: 0.281, SLG: 0.276 (1, 2)	4-0 CS BB		0-0 1-2 BB	0-0 1-3 2-H 1B			0-0 L5		0-0 F7	3	0	1	1	1	0	0						
<b>Kurt Bevacqua, R</b> OBP: 0.246, SLG: 0.255 (1, 5)	0-3 K 1-2 2-3		0-0 F6		0-0 BB 1B		0-0 F8			4	1	1	0	0	1	3						
<b>Gorman Thomas, R</b> OBP: 0.290, SLG: 0.240 (1, 7) (7, 8)			0-0 CS E 1B		0-3 K		4-0 1B BB		0-3 K	3	0	1	0	1	2	0						
<b>Bill Sharp, L</b> OBP: 0.250, SLG: 0.291 (1, 8)			0-0 FC1		0-3 K		0-3 K			2	0	0	0	0	1	1						
<b>Bobby Mitchell, R</b> OBP: 0.356, SLG: 0.511 (7, PH) (7, 7)										1	0	0	0	0	1	2						
<b>Inning Stats</b>	R: 0 E: 0 K: 0 S: 2	H: 0 LOB: 0 BB: 1 P: 6	R: 0 E: 0 K: 1 S: 5	H: 1 LOB: 1 BB: 1 P: 9	R: 0 E: 1 K: 2 S: 8	H: 1 LOB: 1 BB: 0 P: 8	R: 1 E: 0 K: 0 S: 3	H: 1 LOB: 1 BB: 1 P: 8	R: 0 E: 0 K: 0 S: 7	H: 0 LOB: 0 BB: 0 P: 7	R: 0 E: 0 K: 0 S: 3	H: 0 LOB: 1 BB: 0 P: 4	R: 1 E: 0 K: 1 S: 7	H: 2 LOB: 2 BB: 1 P: 11	R: 0 E: 0 K: 0 S: 3	H: 0 LOB: 0 BB: 0 P: 3	R: 0 E: 0 K: 1 S: 5	H: 0 LOB: 0 BB: 0 P: 5	1B: 5 2B: 0 3B: 0 HR: 0	SF: 0 SAC: 0 DP: 1 HBP: 2	WP: 1 PB: 0 CS: 3	PA: 35
<b>PITCHER</b> <b>Frank Tanana, L</b> ERA: 3.03 (1, 1)	IP: 9.0 WLS: W BF: 35 H: 5 R: 2 ER: 2 SO: 7 BB: 4 IBB: 0 HBP: 2 BLK: 0 WP: 1 HR: 0 S: 43 P: 61 ERA: 2.00 WHIP: 1.000															<b>PITCHER</b>						

Milwaukee Brewers @ California Angels  
Anaheim Stadium, Anaheim, CA  
Sat Jun 07 1975, 10:05 PM EDT  
Att: 14,212 - Unknown

AB 29  
R 2  
H 5  
RBI 2  
BB 4  
SO 7  
LOB 14



Batter	1	2	3	4	5	6	7	8	9	AB	R	H	RBI	BB	SO	LOB	BOTTOM			
<b>Dave Collins, S</b> OBP: 0.367, SLG: 0.380 (1, 7)	0-3 K			0-0 5-3		0-0 F8		0-0 F8		4	0	0	0	0	2	3				
<b>Orlando Ramirez, R</b> OBP: 0.367, SLG: 0.380 (7, 6)										1	0	0	0	0	0	0				
<b>Jerry Remy, L</b> OBP: 0.328, SLG: 0.387 (1, 4)	0-0 E6 1B FC5-4	0-0 FC5 1-3 2-H 2B			0-0 1B SF9 2B		0-0 S G3 E 1B			4	3	3	1	0	0	0				
<b>Mickey Rivers, L</b> OBP: 0.347, SLG: 0.392 (1, 8)	0-0 FC5-4 CI 1-3 1B	0-0 FC5 2-3 3-H			0-0 S 1B		0-0 G3 1-2			4	0	2	1	0	0	2				
<b>Joe Lahoud, L</b> OBP: 0.340, SLG: 0.322 (1, 10)	0-1 CI FC5-4		0-0 1B 4-3 1B		0-0 SF9 1-2 3-H 1B		4-0 S BB			1	0	1	1	1	0	0				
<b>Rudy Meoli, L</b> OBP: 0.365, SLG: 0.200 (7, PR)	1-2 FC5-4									0	0	0	0	0	0	0				
<b>Tommy Harper, R</b> OBP: 0.314, SLG: 0.357 (1, 3)	0-0 FC5-4 S		0-0 4-3 1-2		0-0 1-3 1-2		0-0 F7 1-2			3	0	0	1	0	0	4				
<b>Morris Nettles, L</b> OBP: 0.286, SLG: 0.267 (7, 7)	1-2 FC5-4									1	0	0	0	0	0	1				
<b>Leroy Stanton, R</b> OBP: 0.363, SLG: 0.432 (1, 9)	0-0 5-3 1-2		0-0 6-3		0-0 6-3		4-0 BB			3	0	0	0	1	0	4				
<b>Dave Chalk, R</b> OBP: 0.403, SLG: 0.490 (1, 5)		4-0 SH1-4 2B BB		0-0 1B 2-H		0-0 4-3 SH3-4 1B		0-0 F7		3	1	2	0	1	0	2				
<b>Ellie Rodriguez, R</b> OBP: 0.404, SLG: 0.300 (1, 2)		0-0 SH1-4 1-2			0-0 5-3		0-0 SH3-4 1-2		0-0 F5	2	0	0	0	0	0	0				
<b>Billy Smith, S</b> OBP: 0.252, SLG: 0.277 (1, 6) (7, 3)		4-0 2B FC5 BB			0-0 4-3		0-0 4-3 2-3		0-0 F7	3	1	0	0	1	0	1				
<b>Inning Stats</b>	R: 1 E: 2 K: 1 S: 8	H: 1 LOB: 2 BB: 0 P: 8	R: 2 E: 0 K: 1 S: 6	H: 1 LOB: 2 BB: 2 P: 14	R: 0 E: 0 K: 0 S: 4	H: 2 LOB: 2 BB: 0 P: 4	R: 0 E: 0 K: 0 S: 3	H: 0 LOB: 0 BB: 0 P: 3	R: 1 E: 0 K: 0 S: 5	H: 2 LOB: 1 BB: 0 P: 5	R: 0 E: 0 K: 0 S: 4	H: 1 LOB: 1 BB: 0 P: 4	R: 1 E: 0 K: 0 S: 4	H: 1 LOB: 2 BB: 2 P: 12	R: 0 E: 0 K: 0 S: 3	H: 0 LOB: 0 BB: 0 P: 3	1B: 6 2B: 2 3B: 0 HR: 0	SF: 1 SAC: 2 DP: 0 HBP: 0	WP: 0 PB: 0 CS: 0	PA: 37
<b>PITCHER</b> <b>Bill Castro, R</b> ERA: 1.35 (1, 1)	IP: 6.1 WLS: L BF: 31 H: 8 R: 5 ER: 3 SO: 2 BB: 3 IBB: 0 HBP: 0 BLK: 0 WP: 0 HR: 0 S: 32 P: 44 ERA: 4.26 WHIP: 1.737															<b>PITCHER</b>				
<b>Eduardo Rodriguez, R</b> ERA: 3.21 (7, 1)	IP: 1.2 WLS: L BF: 6 H: 0 R: 0 ER: 0 SO: 0 BB: 1 IBB: 0 HBP: 0 BLK: 0 WP: 0 HR: 0 S: 5 P: 9 ERA: 0.00 WHIP: 0.600															<b>PITCHER</b>				

Milwaukee Brewers @ California Angels  
Anaheim Stadium, Anaheim, CA  
Sat Jun 07 1975, 10:05 PM EDT  
Att: 14,212 - Unknown

AB 29  
R 5  
H 8  
RBI 4  
BB 4  
SO 2  
LOB 17





Batter	1	2	3	4	5	6	7	8	9	AB	R	H	RBI	BB	SO	LOB	TOP																					
<b>Robin Yount, R</b> (1, 6) OBP: 0.363, SLG: 0.466	E6 SH1-3		4-3		F4			G6-4-3 BB BB		3	0	0	0	1	0	1	<b>Milwaukee Brewers @ California Angels</b> Anaheim Stadium, Anaheim, CA Sun Jun 08 1975, 6:33 AM EDT Att: 22,230 - Unknown																					
<b>Bill Shoep, L</b> (1, 8) OBP: 0.252, SLG: 0.287	SH1-3 1-2			4-3	F7			G6-4-3 BB BB		2	0	0	0	1	0	0																						
<b>George Scott, R</b> (1, 3) OBP: 0.330, SLG: 0.439	K			K	6-3			G6-4-3 1-2 2-3		4	0	0	0	0	2	3																						
<b>Hank Aaron, R</b> (1, 10) OBP: 0.304, SLG: 0.329	5-3			F6	F3			F4		4	0	0	0	0	0	2																						
<b>John Briggs, L</b> (1, 7) OBP: 0.449, SLG: 0.481 <b>Gorman Thomas, R</b> (9, 7) OBP: 0.290, SLG: 0.240										3	2	3	0	1	0	0																						
<b>Sixto Lezcano, R</b> (1, 9) OBP: 0.325, SLG: 0.401										0	0	0	0	0	0	0																						
<b>Darrell Porter, L</b> (1, 2) OBP: 0.345, SLG: 0.351										3	1	2	4	1	0	1																						
<b>Pedro Garcia, R</b> (1, 4) OBP: 0.279, SLG: 0.338										3	0	1	0	0	0	2																						
<b>Kurt Bevacqua, R</b> (1, 5) OBP: 0.231, SLG: 0.237										4	0	0	0	0	0	4																						
<b>Inning Stats</b>	R: 0 E: 1 K: 1 S: 6	H: 0 LOB: 1 BB: 0 P: 6	R: 0 E: 0 K: 0 S: 3	H: 1 LOB: 0 BB: 0 P: 3	R: 0 E: 0 K: 0 S: 3	H: 0 LOB: 0 BB: 0 P: 3	R: 0 E: 0 K: 1 S: 5	H: 0 LOB: 0 BB: 0 P: 5	R: 2 E: 1 K: 0 S: 5	H: 1 LOB: 1 BB: 1 P: 9	R: 0 E: 0 K: 0 S: 3	H: 0 LOB: 0 BB: 0 P: 3	R: 2 E: 0 K: 0 S: 5	H: 3 LOB: 0 BB: 0 P: 5	R: 0 E: 0 K: 0 S: 2	H: 0 LOB: 1 BB: 2 P: 10	R: 0 E: 0 K: 0 S: 4	H: 1 LOB: 2 BB: 1 P: 8	1B: 5 2B: 0 3B: 0 HR: 1	SF: 0 SAC: 3 DP: 2 HBP: 0	WP: 0 PB: 0 SB: 0 CS: 1	PA: 36																
<b>PITCHER</b>	IP	WLS	BF	H	R	ER	SO	BB	IBB	HBP	BLK	WP	HR	S	P	ERA	WHIP	<b>PITCHER</b>				IP	WLS	BF	H	R	ER	SO	BB	IBB	HBP	BLK	WP	HR	S	P	ERA	WHIP
<b>Ed Figueroa, R</b> (1, 1) ERA: 2.68	6.1	L	26	5	4	2	2	1	0	0	1	0	1	29	33	2.84	0.947																					
<b>Dick Lange, R</b> (7, 1) ERA: 2.69	2.2		10	1	0	0	0	2	1	0	0	0	0	7	19	0.00	1.125																					

AB	29
R	4
H	6
RBI	4
BB	4
SO	2
LOB	16



Batter	1	2	3	4	5	6	7	8	9	AB	R	H	RBI	BB	SO	LOB	BOTTOM																					
<b>Jerry Remy, L</b> (1, 4) OBP: 0.327, SLG: 0.384	K		4-3			F8 1-2		SH2-4 1B 1B		4	0	1	0	0	1	1	<b>Milwaukee Brewers @ California Angels</b> Anaheim Stadium, Anaheim, CA Sun Jun 08 1975, 6:33 AM EDT Att: 22,230 - Unknown																					
<b>Mickey Rivers, L</b> (1, 8) OBP: 0.343, SLG: 0.386	G3			4-3		F9		SH2-4 1-2 2-3		3	0	0	0	0	0	1																						
<b>Tommy Harper, R</b> (1, 3) OBP: 0.318, SLG: 0.356								5-3		3	1	1	0	1	1	2																						
<b>Joe Lahoud, L</b> (1, 10) OBP: 0.345, SLG: 0.363	CS 1B									4	1	2	3	0	1	0																						
<b>Leroy Stanton, R</b> (1, 9) OBP: 0.349, SLG: 0.413										4	0	0	0	0	0	0																						
<b>Dave Chalk, R</b> (1, 5) OBP: 0.400, SLG: 0.397										4	0	1	0	0	1	0																						
<b>Elie Rodriguez, R</b> (1, 2) OBP: 0.409, SLG: 0.292 <b>Morris Nettles, L</b> (9, PR) OBP: 0.286, SLG: 0.267										2	0	0	0	2	0	1																						
<b>Billy Smith, S</b> (1, 6) OBP: 0.252, SLG: 0.277 <b>Orlando Ramirez, R</b> (3, 6) OBP: 0.258, SLG: 0.370 <b>Winston Lienes, R</b> (7, PH) OBP: 0.282, SLG: 0.212 <b>Rudy Meoli, L</b> (8, 6) OBP: 0.357, SLG: 0.182										0	0	0	0	0	0	0																						
<b>Dave Collins, S</b> (1, 7) OBP: 0.286, SLG: 0.167										2	1	1	0	1	0	0																						
<b>Inning Stats</b>	R: 0 E: 0 K: 1 S: 5	H: 1 LOB: 0 BB: 0 P: 5	R: 0 E: 0 K: 0 S: 4	H: 1 LOB: 1 BB: 0 P: 4	R: 0 E: 0 K: 1 S: 5	H: 0 LOB: 0 BB: 0 P: 5	R: 0 E: 0 K: 2 S: 7	H: 0 LOB: 0 BB: 0 P: 7	R: 0 E: 0 K: 0 S: 3	H: 0 LOB: 0 BB: 0 P: 3	R: 0 E: 0 K: 0 S: 3	H: 0 LOB: 1 BB: 1 P: 7	R: 2 E: 0 K: 1 S: 6	H: 1 LOB: 1 BB: 2 P: 14	R: 1 E: 0 K: 0 S: 5	H: 3 LOB: 2 BB: 0 P: 5	R: 0 E: 0 K: 1 S: 5	H: 0 LOB: 2 BB: 1 P: 9	1B: 5 2B: 0 3B: 0 HR: 1	SF: 0 SAC: 1 DP: 0 HBP: 0	WP: 0 PB: 0 SB: 0 CS: 1	PA: 36																
<b>PITCHER</b>	IP	WLS	BF	H	R	ER	SO	BB	IBB	HBP	BLK	WP	HR	S	P	ERA	WHIP	<b>PITCHER</b>				IP	WLS	BF	H	R	ER	SO	BB	IBB	HBP	BLK	WP	HR	S	P	ERA	WHIP
<b>Jim Colborn, R</b> (1, 1) ERA: 4.88	6.0	W	22	3	2	2	4	2	0	0	0	0	1	28	36	3.00	0.833																					
<b>Tom Murphy, R</b> (7, 1) ERA: 1.51	3.0	S	13	3	1	1	2	2	0	0	0	0	0	15	23	3.00	1.667																					





Batter	1	2	3	4	5	6	7	8	9	AB	R	H	RBI	BB	SO	LOB	TOP										
<b>Robin Yount, R</b> OBP: 0.364, SLG: 0.467 (1, 6)										4	0	1	0	1	0	2											
<b>John Briggs, L</b> OBP: 0.452, SLG: 0.483 (1, 7)										4	0	2	0	0	1	2											
<b>George Scott, R</b> OBP: 0.329, SLG: 0.432 (1, 3)										3	0	0	0	1	1	2											
<b>Hank Aaron, R</b> OBP: 0.308, SLG: 0.329 <b>Bobby Mitchell, R</b> OBP: 0.356, SLG: 0.511 (8, PR)										3	0	1	0	1	0	1											
<b>Sixto Lezcano, R</b> OBP: 0.323, SLG: 0.398 (1, 9)										4	0	1	0	0	1	4											
<b>Pedro Garcia, R</b> OBP: 0.278, SLG: 0.336 (1, 4)										4	0	1	0	0	0	2											
<b>Darrell Porter, L</b> OBP: 0.343, SLG: 0.370 (1, 2)										4	1	1	1	0	0	2											
<b>Kurt Bevacqua, R</b> OBP: 0.232, SLG: 0.238 (1, 5)										4	0	1	0	0	0	1											
<b>Gorman Thomas, R</b> OBP: 0.286, SLG: 0.241 (1, 8)										4	0	1	0	0	1	1											
<b>Inning Stats</b>	R: 0 E: 0 K: 1 S: 6	H: 1 LOB: 1 BB: 0 P: 6	R: 0 E: 1 K: 0 S: 4	H: 0 LOB: 1 BB: 0 P: 4	R: 0 E: 0 K: 0 S: 3	H: 1 LOB: 3 BB: 3 P: 15	R: 0 E: 0 K: 0 S: 3	H: 0 LOB: 0 BB: 0 P: 3	R: 0 E: 0 K: 0 S: 4	H: 1 LOB: 1 BB: 0 P: 4	R: 0 E: 0 K: 0 S: 8	H: 1 LOB: 1 BB: 0 P: 8	R: 0 E: 0 K: 1 S: 6	H: 2 LOB: 2 BB: 0 P: 6	R: 1 E: 0 K: 0 S: 4	H: 2 LOB: 0 BB: 0 P: 4	1B: 7 2B: 1 3B: 0 HR: 1	SF: 0 SAC: 0 DP: 0 HBP: 0	WP: 0 PB: 0 CS: 1	PA: 37							
<b>PITCHER</b>	IP	WLS	BF	H	R	ER	SO	BB	IBB	HBP	BLK	WP	HR	S	P	ERA	WHIP										
<b>Claude Osteen, L</b> ERA: 4.4 (1, 1)	7.1		31	6	0	0	3	3	0	0	0	0	0	34	46	0.00	1.227										
<b>Rich Gossage, R</b> ERA: 1.32 (8, 1)	1.2	L	6	3	1	1	1	0	0	0	0	0	1	8	8	5.40	1.800										

**Milwaukee Brewers @ Chicago White Sox**  
Comiskey Park, Chicago, IL  
Mon Jun 09 1975, 8:05 PM EDT  
Att. 4,949 - Unknown - 63 F

AB 34  
R 1  
H 9  
RBI 1  
BB 3  
SO 4  
LOB 17



Batter	1	2	3	4	5	6	7	8	9	AB	R	H	RBI	BB	SO	LOB	BOTTOM										
<b>Bob Coluccio, R</b> OBP: 0.278, SLG: 0.248 (1, 9)										4	0	0	0	0	1	3											
<b>Bucky Dent, R</b> OBP: 0.355, SLG: 0.409 (1, 6)										3	0	0	0	1	0	3											
<b>Carlos May, L</b> OBP: 0.416, SLG: 0.426 (1, 7)										3	0	0	0	1	0	2											
<b>Deron Johnson, R</b> OBP: 0.277, SLG: 0.331 (7, PH)										1	0	0	0	1	0	0											
<b>Tony Muser, L</b> OBP: 0.293, SLG: 0.287 (8, 3)										1	0	1	0	0	0	0											
<b>Lee Richard, R</b> OBP: 0.385, SLG: 0.273 (9, PR)										0	0	0	0	0	0	0											
<b>Ken Henderson, S</b> OBP: 0.355, SLG: 0.357 (1, 8)										2	0	0	0	2	0	1											
<b>Bill Melton, R</b> OBP: 0.312, SLG: 0.301 <b>Pat Kelly, L</b> OBP: 0.356, SLG: 0.394 (7, PH)										2	0	0	0	0	1	0											
<b>Bill Stein, R</b> OBP: 0.389, SLG: 0.451 (1, 5)										2	0	1	0	2	0	0											
<b>Jorge Orta, L</b> OBP: 0.338, SLG: 0.397 (1, 4)										3	0	0	0	1	1	7											
<b>Brian Downing, R</b> OBP: 0.352, SLG: 0.329 (1, 2)										2	0	1	0	1	0	0											
<b>Inning Stats</b>	R: 0 E: 0 K: 0 S: 3	H: 0 LOB: 0 BB: 0 P: 3	R: 0 E: 0 K: 1 S: 4	H: 0 LOB: 0 BB: 1 P: 8	R: 0 E: 0 K: 1 S: 5	H: 1 LOB: 0 BB: 0 P: 5	R: 0 E: 0 K: 1 S: 4	H: 0 LOB: 0 BB: 1 P: 8	R: 0 E: 0 K: 0 S: 3	H: 0 LOB: 2 BB: 2 P: 11	R: 0 E: 0 K: 1 S: 5	H: 0 LOB: 3 BB: 3 P: 17	R: 0 E: 0 K: 0 S: 4	H: 1 LOB: 1 BB: 0 P: 4	R: 0 E: 0 K: 0 S: 3	H: 1 LOB: 3 BB: 2 P: 11	1B: 3 2B: 1 3B: 0 HR: 0	SF: 0 SAC: 1 DP: 3 HBP: 0	WP: 0 PB: 0 CS: 2	PA: 36							
<b>PITCHER</b>	IP	WLS	BF	H	R	ER	SO	BB	IBB	HBP	BLK	WP	HR	S	P	ERA	WHIP										
<b>Bill Travers, L</b> ERA: 2.68 (1, 1)	6.0		21	1	0	0	3	5	0	0	0	0	0	22	42	0.00	1.000										
<b>Eduardo Rodríguez, R</b> ERA: 3.0 (7, 1)	2.1	W	13	2	0	0	1	3	1	0	0	0	0	11	27	0.00	2.143										
<b>Tom Murphy, R</b> ERA: 1.48 (9, 1)	0.2	S	1	0	0	0	0	0	0	0	0	0	0	1	1	0.00	0.000										

**Milwaukee Brewers @ Chicago White Sox**  
Comiskey Park, Chicago, IL  
Mon Jun 09 1975, 8:05 PM EDT  
Att. 4,949 - Unknown - 63 F

AB 25  
R 0  
H 3  
RBI 0  
BB 9  
SO 4  
LOB 20

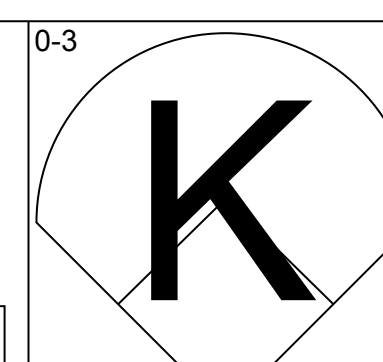
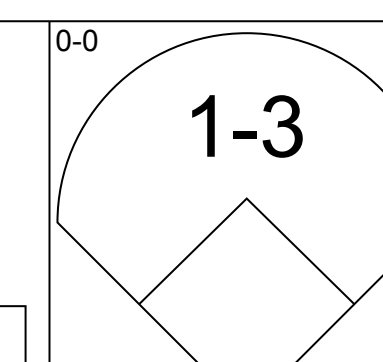
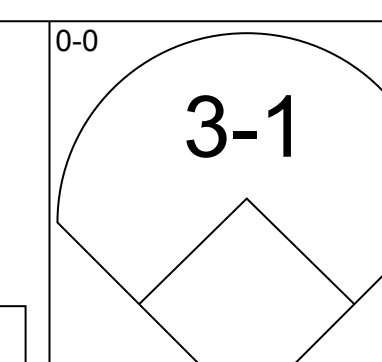
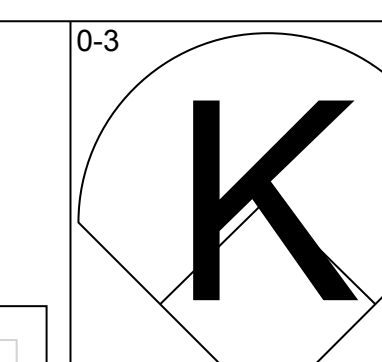
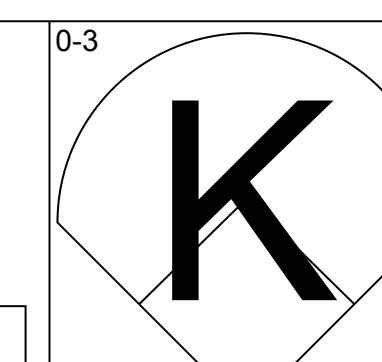
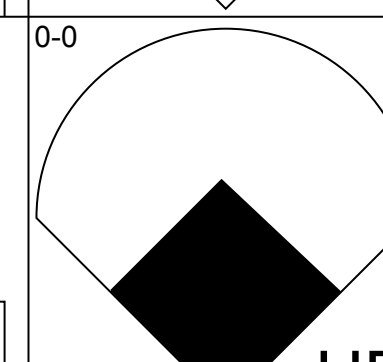
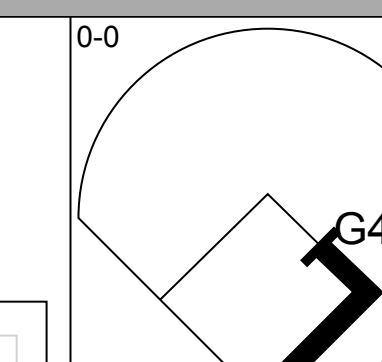
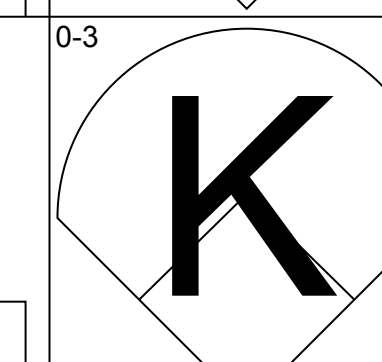
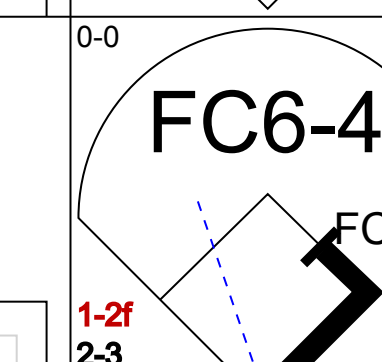
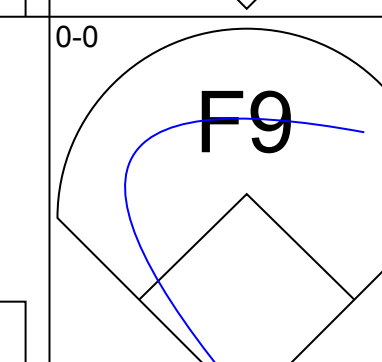
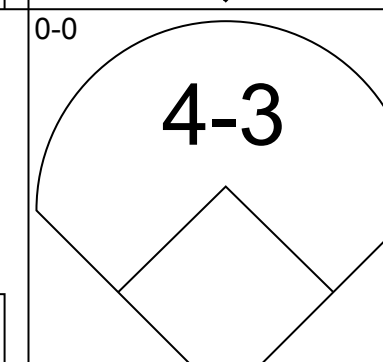
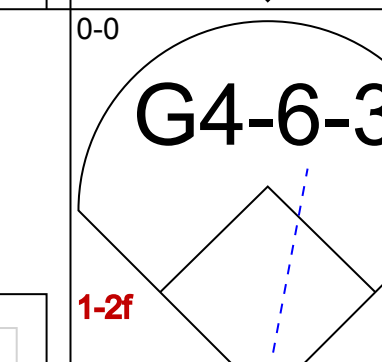
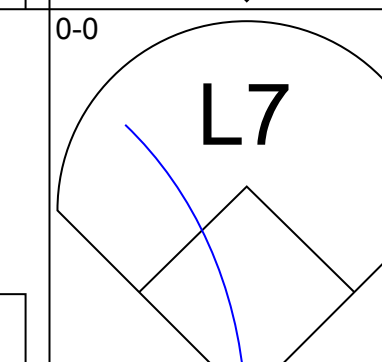
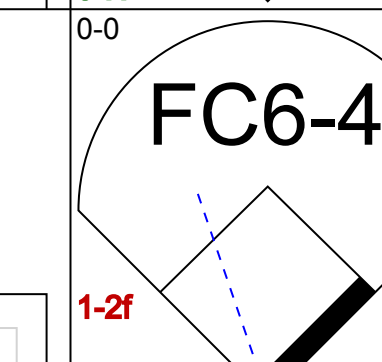

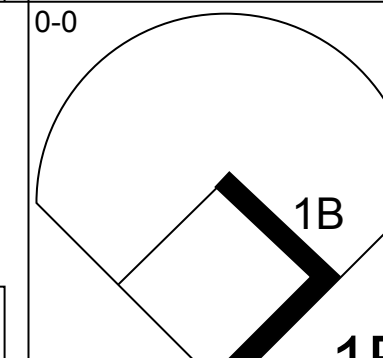
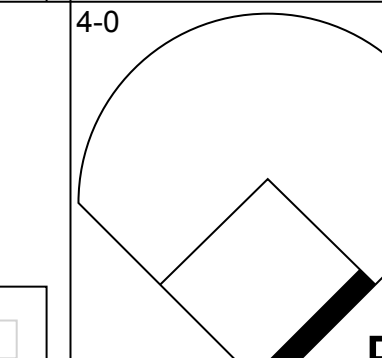

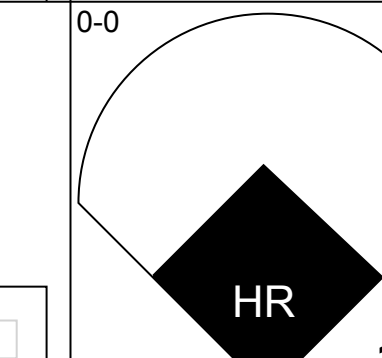


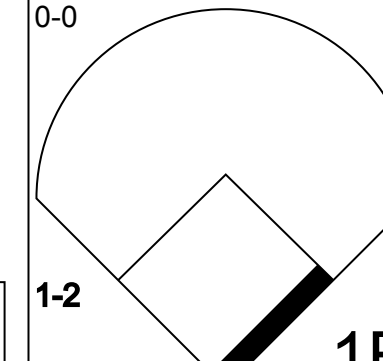
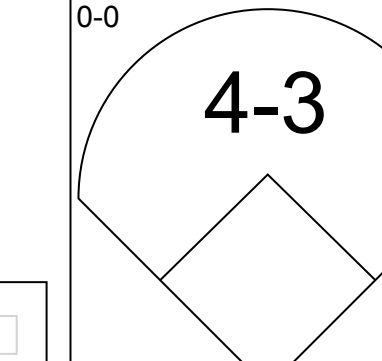

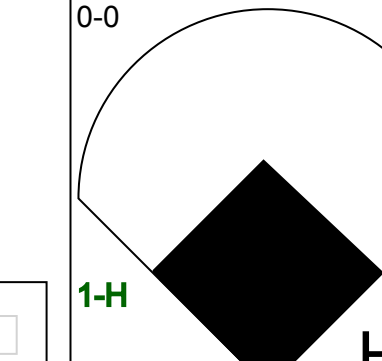



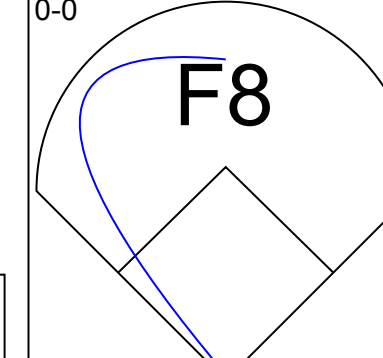
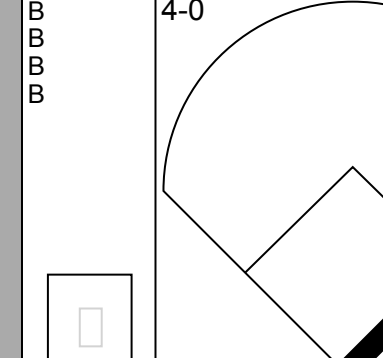

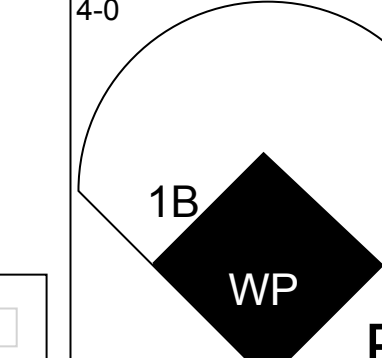

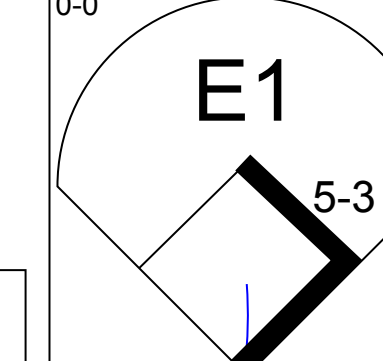
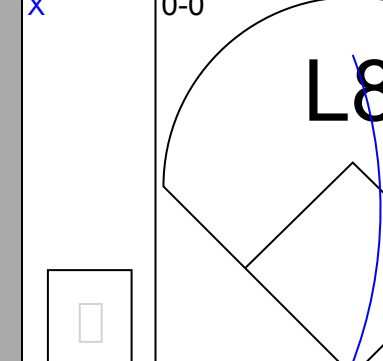

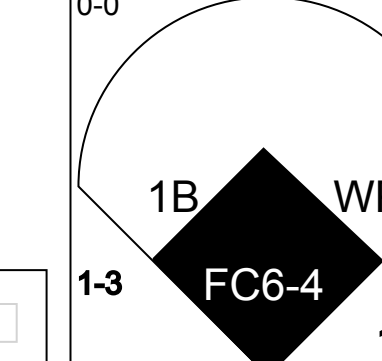

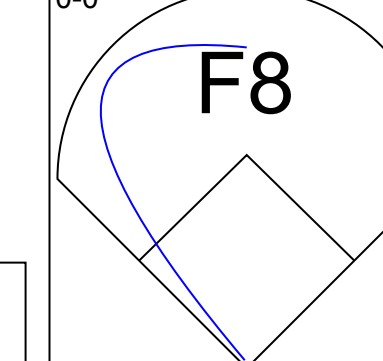
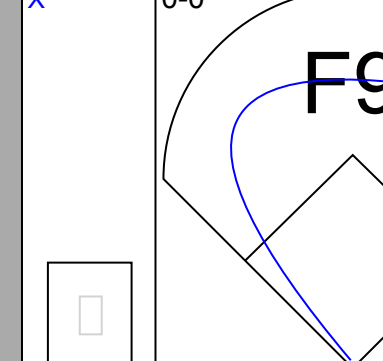

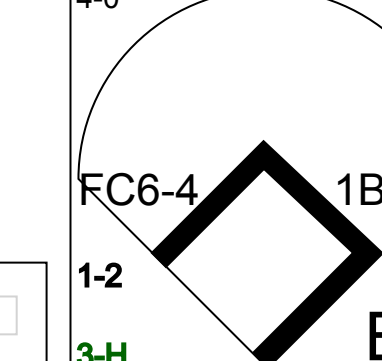



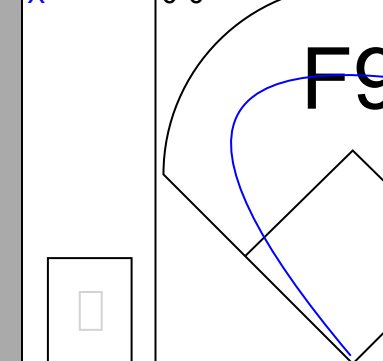

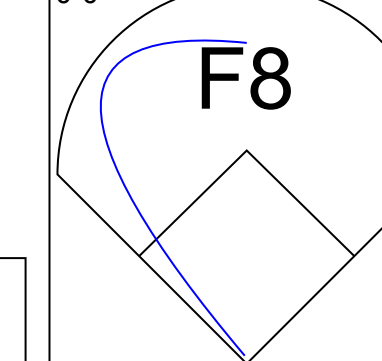
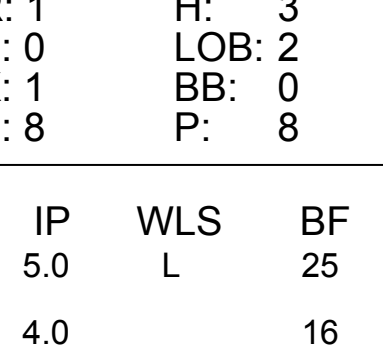
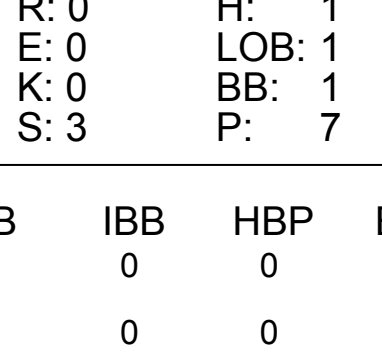
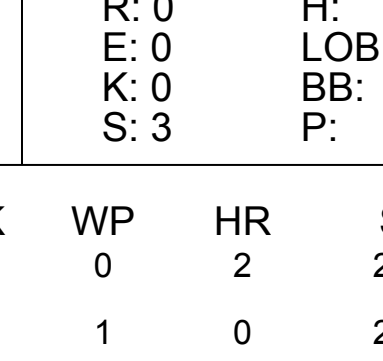
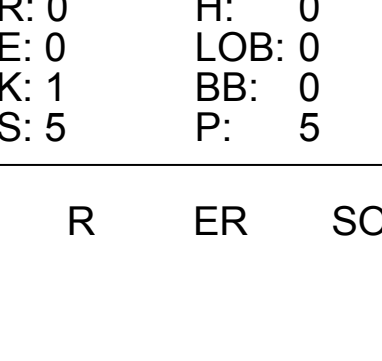


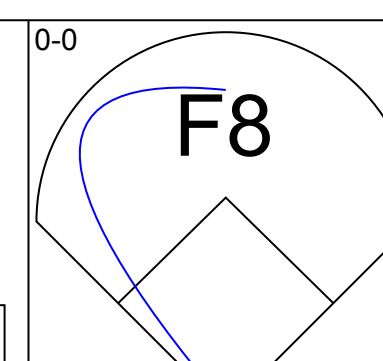
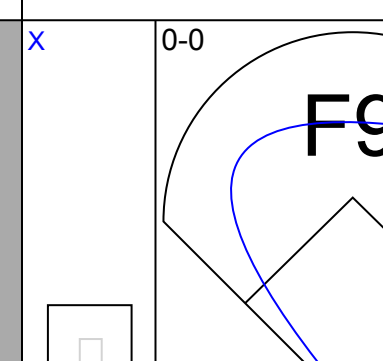
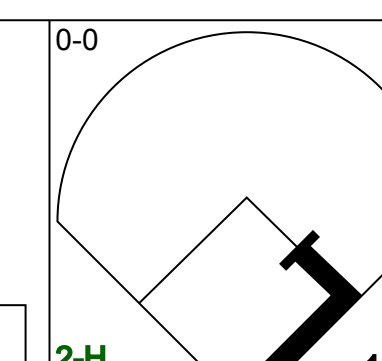
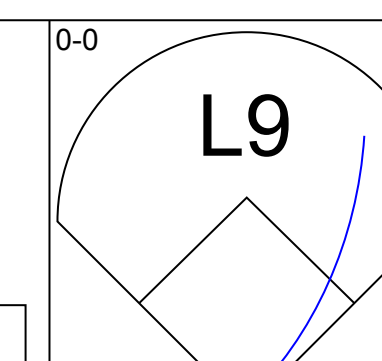
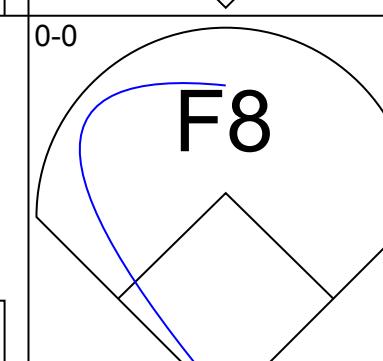
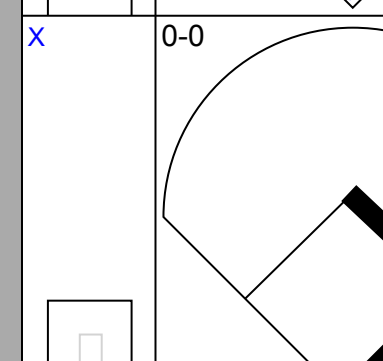

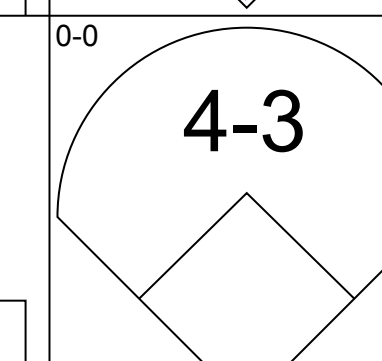
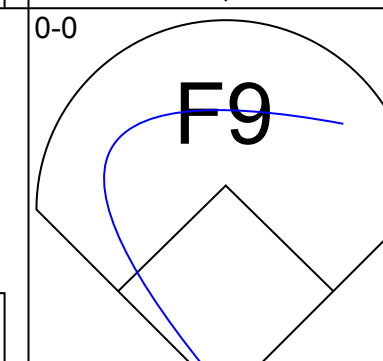
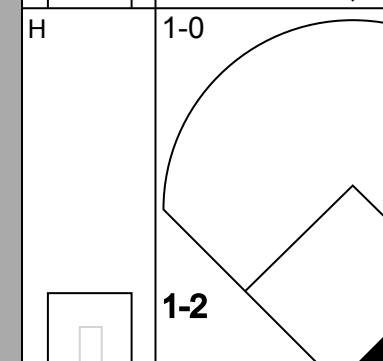




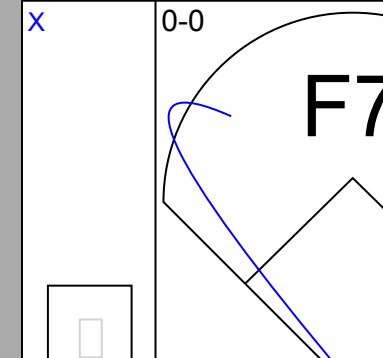






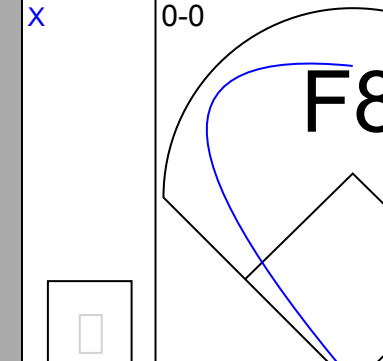





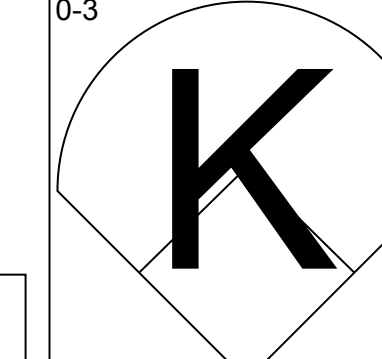


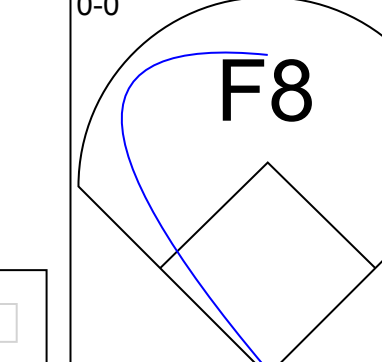
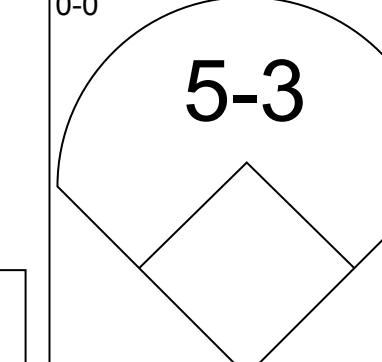


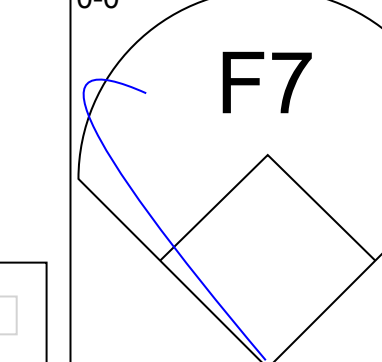
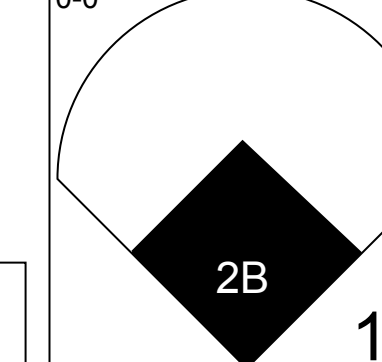


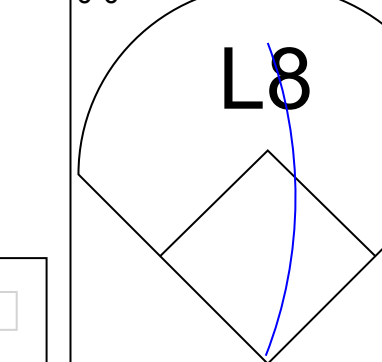
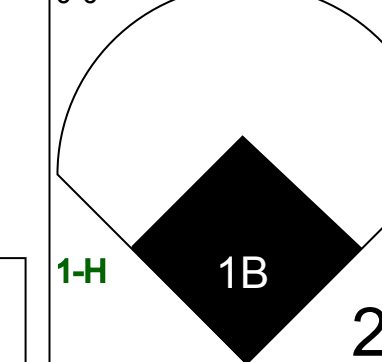


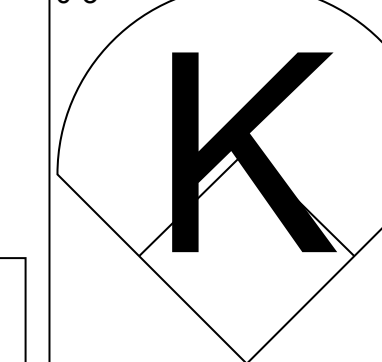


Batter	1	2	3	4	5	6	7	8	9	AB	R	H	RBI	BB	SO	LOB	TOP			
<b>Robin Yount, R</b> OBP: 0.359, SLG: 0.455 (1, 6)	6-3		FC5-4			F6			4-3	4	0	0	0	1	0	2	<b>Milwaukee Brewers @ Chicago White Sox</b> Comiskey Park, Chicago, IL Tue Jun 10 1975, 8:05 PM EDT Att: 5,541 - Unknown - 69 F  <b>AB 35</b> <b>R 2</b> <b>H 10</b> <b>RBI 1</b> <b>BB 4</b> <b>SO 5</b> <b>LOB 26</b>			
<b>John Briggs, L</b> OBP: 0.442, SLG: 0.459 (1, 7)			6-3							3	0	0	0	1	1	4				
<b>Bobby Mitchell, R</b> OBP: 0.363, SLG: 0.527 (9, PH)	1B			K						1	0	1	0	0	0	0				
<b>George Scott, R</b> OBP: 0.330, SLG: 0.431 (1, 3)	F9		E5						K	5	1	2	0	0	1	3				
<b>Hank Aaron, R</b> OBP: 0.305, SLG: 0.326 (1, 10)			L8			G6-4-3			F4	5	0	1	0	0	0	5				
<b>Sixto Lezcano, R</b> OBP: 0.327, SLG: 0.406 (1, 9)	F8									4	1	2	1	0	0	2				
<b>Pedro Garcia, R</b> OBP: 0.284, SLG: 0.336 (1, 4)										3	0	1	0	1	0	2				
<b>Darrell Porter, L</b> OBP: 0.345, SLG: 0.367 (8, PH)										1	0	0	0	1	1	1				
<b>Charlie Moore, R</b> OBP: 0.303, SLG: 0.300 (8, 2)	K			SH						1	0	1	0	0	0	0				
<b>Kurt Bevacqua, R</b> OBP: 0.219, SLG: 0.224 (1, 5)	6-3			K		G4-6-3			K	4	0	0	0	0	2	4				
<b>Gorman Thomas, R</b> OBP: 0.308, SLG: 0.303 (1, 8)									G6-4-3	4	0	2	0	0	0	3				
<b>Inning Stats</b>	R: 0 E: 0 K: 0 S: 4	H: 1 LOB: 2 BB: 1 P: 8	R: 0 E: 0 K: 1 S: 4	H: 0 LOB: 0 BB: 1 P: 8	R: 0 E: 1 K: 0 S: 5	H: 1 LOB: 2 BB: 0 P: 5	R: 1 E: 1 K: 2 S: 10	H: 2 LOB: 3 BB: 1 P: 14	R: 0 E: 1 K: 0 S: 4	H: 1 LOB: 1 BB: 0 P: 4	R: 1 E: 0 K: 0 S: 5	H: 2 LOB: 1 BB: 0 P: 5	R: 0 E: 0 K: 1 S: 5	H: 1 LOB: 0 BB: 0 P: 5	R: 0 E: 0 K: 1 S: 6	H: 1 LOB: 1 BB: 0 P: 6	1B: 7 2B: 4 3B: 0 HR: 0	SF: 0 SAC: 1 DP: 4 HBP: 0	WP: 1 PB: 0 SB: 2 CS: 0	PA: 40
<b>PITCHER</b> <b>Wilbur Wood, L</b> ERA: 5.31 (1, 1)	IP: 9.0 WLS: W BF: 40 H: 10 R: 2 ER: 1 SO: 5 BB: 4 IBB: 0 HBP: 0 BLK: 0 WP: 1 HR: 0 S: 46 P: 62 ERA: 1.00 WHIP: 1.556															<b>PITCHER</b>				

Batter	1	2	3	4	5	6	7	8	9	AB	R	H	RBI	BB	SO	LOB	BOTTOM			
<b>Pat Kelly, L</b> OBP: 0.360, SLG: 0.414 (1, 9)	F7		F8							3	2	1	1	1	0	0	<b>Milwaukee Brewers @ Chicago White Sox</b> Comiskey Park, Chicago, IL Tue Jun 10 1975, 8:05 PM EDT Att: 5,541 - Unknown - 69 F  <b>AB 37</b> <b>R 9</b> <b>H 14</b> <b>RBI 8</b> <b>BB 7</b> <b>SO 2</b> <b>LOB 24</b>			
<b>Bob Coluccio, R</b> OBP: 0.283, SLG: 0.248 (7, 9)										0	0	0	1	1	0	0				
<b>Jorge Orta, L</b> OBP: 0.343, SLG: 0.402 (1, 4)			F8							5	1	3	2	0	0	3				
<b>Bucky Dent, R</b> OBP: 0.360, SLG: 0.408 (1, 6)	1B									5	1	2	1	0	0	2				
<b>Carlos May, L</b> OBP: 0.415, SLG: 0.425 (1, 7)	F7		L4							5	2	2	1	0	0	2				
<b>Buddy Bradford, R</b> OBP: 0.291, SLG: 0.333 (9, 7)										0	0	0	0	0	0	0				
<b>Ken Henderson, S</b> OBP: 0.352, SLG: 0.354 (1, 8)										4	1	1	1	0	0	2				
<b>Deron Johnson, R</b> OBP: 0.280, SLG: 0.345 (1, 10)										5	0	2	0	0	0	3				
<b>Tony Muser, L</b> OBP: 0.317, SLG: 0.302 (1, 3)										2	1	2	0	3	0	0				
<b>Bill Stein, R</b> OBP: 0.373, SLG: 0.418 (1, 5)										4	0	0	1	1	1	7				
<b>Brian Downing, R</b> OBP: 0.354, SLG: 0.333 (1, 2)										4	1	1	0	1	1	5				
<b>Inning Stats</b>	R: 0 E: 0 K: 0 S: 4	H: 1 LOB: 1 BB: 0 P: 4	R: 0 E: 0 K: 1 S: 6	H: 1 LOB: 2 BB: 1 P: 10	R: 0 E: 0 K: 0 S: 3	H: 0 LOB: 0 BB: 0 P: 3	R: 0 E: 0 K: 0 S: 5	H: 2 LOB: 2 BB: 0 P: 5	R: 4 E: 0 K: 0 S: 7	H: 4 LOB: 0 BB: 0 P: 7	R: 3 E: 0 K: 0 S: 6	H: 3 LOB: 1 BB: 1 P: 10	R: 1 E: 1 K: 0 S: 4	H: 1 LOB: 3 BB: 3 P: 16	R: 1 E: 0 K: 1 S: 7	H: 2 LOB: 3 BB: 2 P: 15	1B: 10 2B: 3 3B: 0 HR: 1	SF: 1 SAC: 0 DP: 0 HBP: 0	WP: 2 PB: 0 SB: 0 CS: 0	PA: 45
<b>PITCHER</b> <b>Pete Broberg, R</b> ERA: 4.01 (1, 1)	IP: 4.1 WLS: L BF: 21 H: 7 R: 3 ER: 3 SO: 3 BB: 1 IBB: 0 HBP: 0 BLK: 0 WP: 2 HR: 0 S: 22 P: 26 ERA: 6.23 WHIP: 1.846															<b>PITCHER</b>				
<b>Bill Champion, R</b> ERA: 4.75 (6, 1)	0.2	4	2	2	2	0	0	0	0	0	0	0	4	4	27.00	3.000				
<b>Tom Hausman, R</b> ERA: 5.56 (6, 1)	3.0	20	5	4	4	1	3	3	0	0	0	0	16	40	12.00	2.667				



Batter	1	2	3	4	5	6	7	8	9	AB	R	H	RBI	BB	SO	LOB	TOP			
<b>Bill North, S</b> OBP: 0.378, SLG: 0.312 (1, 8)										5	0	0	0	0	3	4	<b>Oakland Athletics @ Milwaukee Brewers</b> Milwaukee County Stadium, Milwaukee, WI Wed Jun 11 1975, 8:05 PM EDT Att: 15,382 - Unknown <a href="http://livebaseballscorecards.com">livebaseballscorecards.com</a>			
<b>Bert Campaneris, R</b> OBP: 0.273, SLG: 0.292 (1, 6)										5	1	2	2	0	1	2				
<b>Claudell Washington, L</b> OBP: 0.351, SLG: 0.448 (1, 9)										5	0	0	0	0	0	3				
<b>Joe Rudi, R</b> OBP: 0.343, SLG: 0.448 (1, 7)										4	1	2	0	1	0	0				
<b>Reggie Jackson, L</b> OBP: 0.309, SLG: 0.460 (1, 10)										5	1	3	2	0	0	1				
<b>Gene Tenace, R</b> OBP: 0.441, SLG: 0.540 (1, 2)										2	1	0	0	2	1	3				
<b>Billy Williams, L</b> OBP: 0.344, SLG: 0.383 (1, 3)										3	1	1	0	1	0	1				
<b>Jim Holt, L</b> OBP: 0.462, SLG: 0.300 (8, 3)										0	0	0	0	0	0	0				
<b>Sal Bando, R</b> OBP: 0.314, SLG: 0.293 (1, 5)										3	0	0	0	1	0	4				
<b>Phil Garner, R</b> OBP: 0.272, SLG: 0.321 (1, 4)										4	0	1	0	0	0	2				
<b>Inning Stats</b>	R: 1 E: 0 K: 1 S: 8	H: 3 LOB: 2 BB: 0 P: 8	R: 0 E: 1 K: 0 S: 4	H: 0 LOB: 1 BB: 0 P: 4	R: 0 E: 0 K: 0 S: 3	H: 1 LOB: 1 BB: 1 P: 7	R: 0 E: 0 K: 0 S: 3	H: 0 LOB: 0 BB: 0 P: 7	R: 0 E: 0 K: 1 S: 5	H: 0 LOB: 0 BB: 0 P: 5	R: 4 E: 0 K: 1 S: 9	H: 4 LOB: 2 BB: 2 P: 17	R: 0 E: 0 K: 1 S: 6	H: 1 LOB: 2 BB: 1 P: 10	R: 0 E: 0 K: 1 S: 5	H: 0 LOB: 0 BB: 0 P: 3	1B: 7 2B: 0 3B: 0 HR: 2	SF: 0 SAC: 0 DP: 1 HBP: 0	WP: 1 PB: 0 SB: 0 CS: 0	PA: 41
<b>PITCHER</b>	IP	WLS	BF	H	R	ER	SO	BB	IBB	HBP	BLK	WP	HR	S	P	ERA	WHIP			
<b>Jim Slaton, R</b> ERA: 6.45 (1, 1)	5.0	L	25	7	5	5	2	3	0	0	0	0	2	26	38	9.00	2.000			
<b>Eduardo Rodriguez, R</b> ERA: 2.7 (6, 1)	4.0		16	2	0	0	3	2	0	0	0	1	0	20	28	0.00	1.000			

Batter	1	2	3	4	5	6	7	8	9	AB	R	H	RBI	BB	SO	LOB	BOTTOM			
<b>Robin Yount, R</b> OBP: 0.356, SLG: 0.449 (1, 6)										4	0	1	1	0	0	0	<b>Oakland Athletics @ Milwaukee Brewers</b> Milwaukee County Stadium, Milwaukee, WI Wed Jun 11 1975, 8:05 PM EDT Att: 15,382 - Unknown <a href="http://livebaseballscorecards.com">livebaseballscorecards.com</a>			
<b>Bill Shero, L</b> OBP: 0.252, SLG: 0.286 (1, 8)										4	0	1	0	0	0	0				
<b>George Scott, R</b> OBP: 0.333, SLG: 0.427 (1, 3) (4, 5)										2	1	0	0	1	0	0				
<b>Hank Aaron, R</b> OBP: 0.304, SLG: 0.324 (1, 10) (9, PR)										4	0	1	0	0	0	2				
<b>Tim Johnson, L</b> OBP: 0.146, SLG: 0.135 (9, PR)										0	0	0	0	0	0	0				
<b>John Briggs, L</b> OBP: 0.432, SLG: 0.438 (1, 7)										3	0	0	0	1	1	3				
<b>Darrell Porter, L</b> OBP: 0.337, SLG: 0.357 (1, 2)										4	0	0	0	0	2	3				
<b>Sixto Lezcano, R</b> OBP: 0.325, SLG: 0.402 (1, 9)										4	0	1	0	0	0	2				
<b>Pedro Garcia, R</b> OBP: 0.285, SLG: 0.336 (1, 4)										3	1	1	0	0	0	2				
<b>Kurt Bevacqua, R</b> OBP: 0.216, SLG: 0.221 (1, 5)										1	0	0	0	0	0	0				
<b>Mike Hegan, L</b> OBP: 0.404, SLG: 0.436 (4, 3)										2	1	1	1	0	1	0				
<b>Inning Stats</b>	R: 0 E: 0 K: 0 S: 3	H: 0 LOB: 0 BB: 0 P: 3	R: 0 E: 0 K: 1 S: 5	H: 0 LOB: 0 BB: 0 P: 5	R: 0 E: 0 K: 0 S: 3	H: 0 LOB: 0 BB: 0 P: 3	R: 0 E: 0 K: 0 S: 4	H: 1 LOB: 2 BB: 0 P: 5	R: 2 E: 0 K: 1 S: 7	H: 3 LOB: 1 BB: 0 P: 7	R: 0 E: 0 K: 0 S: 3	H: 0 LOB: 0 BB: 0 P: 3	R: 0 E: 0 K: 1 S: 3	H: 1 LOB: 1 BB: 1 P: 7	R: 0 E: 0 K: 1 S: 5	H: 0 LOB: 0 BB: 0 P: 5	1B: 5 2B: 1 3B: 0 HR: 0	SF: 0 SAC: 0 DP: 1 HBP: 1	WP: 0 PB: 0 SB: 0 CS: 0	PA: 34
<b>PITCHER</b>	IP	WLS	BF	H	R	ER	SO	BB	IBB	HBP	BLK	WP	HR	S	P	ERA	WHIP			
<b>Dick Bosman, R</b> ERA: 4.08 (1, 1)	6.0	W	23	4	2	2	2	1	0	0	0	0	0	9	13	0.00	1.500			
<b>Jim Todd, R</b> ERA: 2.16 (7, 1)	2.0		8	2	1	0	1	1	0	0	0	0	0	5	5	0.00	0.000			
<b>Rollie Fingers, R</b> ERA: 2.33 (9, 1)	1.0	S	3	0	0	0	1	0	0	0	0	0	0	5	5	0.00	0.000			







Batter	1	2	3	4	5	6	7	8	9	AB	R	H	RBI	BB	SO	LOB	TOP			
Jerry Remy, L OBP: 0.316, SLG: 0.360 Tom Egan, R OBP: 0.288, SLG: 0.309	4-0 CS BB	0-0 F7			0-0 G1-4-3			0-0 G3		2	0	0	0	1	0	3	California Angels @ Milwaukee Brewers Milwaukee County Stadium, Milwaukee, WI Fri Jun 13 1975, 8:05 PM EDT Att: 11,442 - Unknown			
Mickey Rivers, L OBP: 0.348, SLG: 0.401 Dave Collins, S OBP: 0.385, SLG: 0.348	0-0 F8		0-0 F5			0-0 F8		0-0 1B		2	0	0	0	0	0	1				
Bruce Bochte, L OBP: 0.369, SLG: 0.343 Rudy Meoli, L OBP: 0.375, SLG: 0.231	0-0 3-1		0-0 F6			0-0 1B		0-0 F8		2	0	0	0	0	0	1				
Joe Lahoud, L OBP: 0.367, SLG: 0.423		4-0 SH1-4 E 1B BB	0-0 F4			0-3 K			0-0 4-3	3	1	0	0	1	1					
Leroy Stanton, R OBP: 0.373, SLG: 0.453		0-0 E5 SH1-4 1B		0-0 5-3		0-3 K			0-3 K	4	1	0	0	0	2					
Dave Chalk, R OBP: 0.399, SLG: 0.395 Orlando Ramirez, R OBP: 0.344, SLG: 0.346		0-0 SH1-4		0-0 G6-4-3 1B			0-0 F3		4-0 BB	1	0	1	0	0	0					
Elie Rodriguez, R OBP: 0.412, SLG: 0.315 Denny Doyle, L OBP: 0.125, SLG: 0.067		0-0 1B		0-0 G6-4-3 1B			0-0 F8		0-0 4-3	2	0	1	1	0	0					
Billy Smith, S OBP: 0.276, SLG: 0.284		0-0 1B		0-0 5-3			0-3 K			3	0	1	1	0	1					
Morris Nettles, L OBP: 0.282, SLG: 0.270		0-0 F7			0-0 G1-4-3 1B			0-0 6-3		3	0	1	0	0	2					
<b>Inning Stats</b>	R: 0 E: 0 K: 0 S: 2	H: 0 LOB: 0 BB: 1 P: 6	R: 2 E: 1 K: 0 S: 6	H: 2 LOB: 2 BB: 1 P: 10	R: 0 E: 0 K: 0 S: 3	H: 0 LOB: 0 BB: 0 P: 3	R: 0 E: 0 K: 0 S: 3	H: 1 LOB: 0 BB: 0 P: 3	R: 0 E: 0 K: 2 S: 8	H: 1 LOB: 1 BB: 0 P: 8	R: 0 E: 0 K: 1 S: 5	H: 0 LOB: 0 BB: 0 P: 5	R: 0 E: 0 K: 0 S: 4	H: 1 LOB: 1 BB: 1 P: 4	R: 0 E: 0 K: 1 S: 5	H: 0 LOB: 1 BB: 1 P: 9		1B: 6 2B: 0 3B: 0 HR: 0	SF: 0 SAC: 1 DP: 2 HBP: 0	WP: 0 PB: 0 SB: 0 CS: 1
<b>PITCHER</b>	IP WLS BF H R ER SO BB IBB HBP BLK WP HR S P ERA WHIP	7.0 W 26 5 2 1 3 2 0 0 0 0 0 30 38 1.29 1.000	2.0 L 8 1 0 0 1 1 0 0 0 0 0 9 13 0.00 1.000	<b>PITCHER</b>	IP WLS BF H R ER SO BB IBB HBP BLK WP HR S P ERA WHIP	7.0 L 26 5 2 1 3 2 0 0 0 0 0 30 38 1.29 1.000	2.0 L 8 1 0 0 1 1 0 0 0 0 0 9 13 0.00 1.000													

Batter	1	2	3	4	5	6	7	8	9	AB	R	H	RBI	BB	SO	LOB	BOTTOM			
Robin Yount, R OBP: 0.364, SLG: 0.446	0-0 F3		0-0 BB 2B 1B	0-0 S HR 1B	0-3 K		4-0 1B BB			4	2	2	1	1	1	0	California Angels @ Milwaukee Brewers Milwaukee County Stadium, Milwaukee, WI Fri Jun 13 1975, 8:05 PM EDT Att: 11,442 - Unknown			
Sixto Lezcano, R OBP: 0.330, SLG: 0.417	0-0 E FC 2B		0-3 K	0-0 F2		0-0 F7	0-0 1B BB			5	1	2	1	0	1	3				
George Scott, R OBP: 0.338, SLG: 0.451 Mike Hegan, L OBP: 0.396, SLG: 0.425	0-0 FC		4-0 2B BB	0-0 HR		0-0 6-3	0-0 F8			3	2	1	3	1	0	0				
Hank Aaron, R OBP: 0.321, SLG: 0.366 Bobby Mitchell, R OBP: 0.356, SLG: 0.516	0-0 G5-4-3		0-0 WP 1B 2B	0-0 BB BB 1B		0-0 E5		0-0 6-3		4	1	2	3	0	0	1				
John Briggs, L OBP: 0.444, SLG: 0.444 Bill Sharp, L OBP: 0.250, SLG: 0.284		0-0 F9	0-0 1B	4-0 BB BB		0-0 G3		0-0 4-3		3	0	1	1	1	0	1				
Darrell Porter, L OBP: 0.337, SLG: 0.347		0-0 3-1	0-0 F9	4-0 BB BB			0-0 4-3	0-3 K		4	0	0	0	1	1	1				
Pedro Garcia, R OBP: 0.289, SLG: 0.340		0-0 F3		0-0 F6			0-3 K			4	1	1	0	0	1	3				
Gorman Thomas, R OBP: 0.340, SLG: 0.400			0-0 F7	0-0 1B 3B	0-3 K		4-0 BB WP 1B BB			3	2	1	1	1	1	0				
Tim Johnson, L OBP: 0.161, SLG: 0.136			0-0 BB 1B 2B 1B	0-3 K		4-0 1B BB			3	1	1	0	1	1	1					
<b>Inning Stats</b>	R: 1 E: 1 K: 0 S: 4	H: 1 LOB: 0 BB: 0 P: 4	R: 0 E: 0 K: 0 S: 3	H: 0 LOB: 0 BB: 0 P: 3	R: 4 E: 0 K: 1 S: 9	H: 4 LOB: 1 BB: 1 P: 13	R: 4 E: 0 K: 1 S: 10	H: 5 LOB: 3 BB: 2 P: 18	R: 0 E: 0 K: 2 S: 7	H: 0 LOB: 0 BB: 0 P: 7	R: 0 E: 1 K: 0 S: 4	H: 0 LOB: 1 BB: 0 P: 4	R: 1 E: 0 K: 1 S: 6	H: 1 LOB: 3 BB: 3 P: 18	R: 0 E: 0 K: 1 S: 5	H: 0 LOB: 0 BB: 0 P: 5		1B: 6 2B: 3 3B: 1 HR: 1	SF: 0 SAC: 0 DP: 1 HBP: 0	WP: 2 PB: 0 SB: 1 CS: 0
<b>PITCHER</b>	IP WLS BF H R ER SO BB IBB HBP BLK WP HR S P ERA WHIP	3.0 L 17 7 6 1 5 5 0 0 0 1 1 30 50 5.40 1.800	5.0 L 25 4 3 3 5 5 0 0 0 1 1 30 50 5.40 1.800	<b>PITCHER</b>	IP WLS BF H R ER SO BB IBB HBP BLK WP HR S P ERA WHIP	3.0 L 17 7 6 1 5 5 0 0 0 1 1 30 50 5.40 1.800	5.0 L 25 4 3 3 5 5 0 0 0 1 1 30 50 5.40 1.800													



Batter	1	2	3	4	5	6	7	8	9	AB	R	H	RBI	BB	SO	LOB	TOP					
Jerry Remy, L (1, 4) OBP: 0.312, SLG: 0.353	F7	G1-2-3			6-3		E3			4	0	0	0	0	0	4	<b>California Angels @ Milwaukee Brewers</b> Milwaukee County Stadium, Milwaukee, WI Sat Jun 14 1975, 4:33 AM EDT Att: 36,191 - Unknown					
Mickey Rivers, L (1, 8) OBP: 0.347, SLG: 0.396	F8		4-3			FC5-4 1B SF9 BB	K			3	1	0	0	1	1							
Winston Lienes, R (1, 10) OBP: 0.265, SLG: 0.190	4-3		K					F9		4	0	1	0	0	1	0						
Leroy Stanton, R (1, 9) OBP: 0.377, SLG: 0.467		WP 2B HBP	F4			FC5-4 1B				3	1	1	0	0	0	2						
Dave Chalk, R (1, 5) OBP: 0.397, SLG: 0.399		1B 1B 2B		5-3		SF9		P8		3	1	1	2	0	0	1						
Bruce Bochte, L (1, 3) OBP: 0.358, SLG: 0.342		1-3 1B G1-2-3 1B		K		4-3		K		4	0	1	0	0	2	2						
Elie Rodriguez, R (1, 2) OBP: 0.424, SLG: 0.326										3	1	2	1	0	0	0						
Orlando Ramirez, R (9, PR) OBP: 0.344, SLG: 0.346		1-3 1B		5-3			1B E 1B	G4-6-3 HBP		0	0	0	0	0	0	0						
Billy Smith, S (1, 6) OBP: 0.271, SLG: 0.277		1-3				K		K		3	0	0	0	0	2	3						
Morris Nettles, L (9, PH) OBP: 0.281, SLG: 0.268		1-2 2-3				K		K		1	0	0	0	0	1	1						
Dave Collins, S (1, 7) OBP: 0.400, SLG: 0.346						K		E 1B	G4-6-3	3	0	1	0	0	1	1						
<b>Inning Stats</b>	R: 0 E: 0 K: 0 S: 3	H: 0 LOB: 0 BB: 0 P: 3	R: 2 E: 0 K: 0 S: 5	H: 3 LOB: 2 BB: 0 P: 7	R: 0 E: 0 K: 1 S: 5	H: 0 LOB: 0 BB: 0 P: 5	R: 0 E: 0 K: 1 S: 5	H: 0 LOB: 0 BB: 0 P: 5	R: 0 E: 0 K: 2 S: 7	H: 0 LOB: 0 BB: 0 P: 7	R: 1 E: 0 K: 0 S: 4	H: 1 LOB: 1 BB: 0 P: 8	R: 1 E: 1 K: 2 S: 9	H: 2 LOB: 1 BB: 0 P: 9	R: 0 E: 0 K: 1 S: 6	H: 1 LOB: 1 BB: 0 P: 6	R: 0 E: 0 K: 1 S: 4	H: 0 LOB: 1 BB: 0 P: 5	1B: 5 2B: 1 3B: 1 HR: 0	SF: 1 SAC: 0 DP: 2 HBP: 3	WP: 1 PB: 0 SB: 0 CS: 0	PA: 36
<b>PITCHER</b>	IP WLS BF H R ER SO BB IBB HBP BLK WP HR S P ERA WHIP																					
Bill Travers, L (1, 1) ERA: 3.07	6.0 W 25 5 4 3 4 1 0 2 0 1 0 30 36 4.50 1.000																					
Tom Murphy, R (7, 1) ERA: 2.16	3.0 S 11 2 0 0 4 0 0 1 0 0 0 18 19 0.00 0.667																					


Batter	1	2	3	4	5	6	7	8	9	AB	R	H	RBI	BB	SO	LOB	BOTTOM			
Robin Yount, R (1, 6) OBP: 0.360, SLG: 0.439	E BB FC3-6 1B	K		5-3		F9		K		5	1	1	0	0	2	3	<b>California Angels @ Milwaukee Brewers</b> Milwaukee County Stadium, Milwaukee, WI Sat Jun 14 1975, 4:33 AM EDT Att: 36,191 - Unknown			
Sixto Lezcano, R (1, 9) OBP: 0.329, SLG: 0.418	K		F4		1B 2B	K				4	1	1	0	0	2	1				
George Scott, R (1, 3) OBP: 0.340, SLG: 0.450	FC3-6 1B BB		F8		BB 1B FC3-2 1B		K			3	1	1	1	1	1	0				
Hank Aaron, R (1, 10) OBP: 0.324, SLG: 0.385	E6 FC3-6			HR	FC3-2 BB SF9 1B		K			4	2	2	1	0	1	2				
John Briggs, L (1, 7) OBP: 0.447, SLG: 0.432	FC3-6 1B CS		F3		FC3-2 BB		E BB			2	0	0	1	2	0	2				
Darrell Porter, L (1, 2) OBP: 0.340, SLG: 0.346				E 1B SF8 BB	FC3-2		K			3	1	1	1	1	1	4				
Pedro Garcia, R (1, 4) OBP: 0.288, SLG: 0.340	CS	F9		E4 S 1B	SF9		K			3	0	1	1	0	1	0				
Gorman Thomas, R (1, 8) OBP: 0.333, SLG: 0.395		K		SF8	K					3	0	1	1	0	2	2				
Tim Johnson, L (1, 5) OBP: 0.167, SLG: 0.143				K		F8		K		4	0	1	0	0	2	2				
<b>Inning Stats</b>	R: 2 E: 1 K: 1 S: 7	H: 2 LOB: 1 BB: 1 P: 11	R: 0 E: 0 K: 2 S: 8	H: 1 LOB: 1 BB: 0 P: 8	R: 1 E: 0 K: 0 S: 4	H: 1 LOB: 0 BB: 0 P: 4	R: 1 E: 1 K: 1 S: 6	H: 1 LOB: 1 BB: 1 P: 10	R: 2 E: 0 K: 1 S: 8	H: 3 LOB: 2 BB: 1 P: 12	R: 0 E: 0 K: 1 S: 5	H: 0 LOB: 0 BB: 0 P: 5	R: 0 E: 1 K: 3 S: 9	H: 0 LOB: 1 BB: 1 P: 13	R: 0 E: 0 K: 3 S: 10	H: 1 LOB: 1 BB: 0 P: 10		1B: 7 2B: 1 3B: 0 HR: 1	SF: 2 SAC: 0 DP: 0 HBP: 0	WP: 0 PB: 0 SB: 2 CS: 1
<b>PITCHER</b>	IP WLS BF H R ER SO BB IBB HBP BLK WP HR S P ERA WHIP																			
Nolan Ryan, R (1, 1) ERA: 2.59	8.0 L 37 9 6 3 12 4 0 0 0 0 1 57 73 3.38 1.625																			



Batter	1	2	3	4	5	6	7	8	9	10	11	AB	R	H	RBI	BB	SO	LOB	TOP						
Jerry Remy, L OBP: 0.324, SLG: 0.359 (1, 4)												5	1	3	0	2	0	3							
Mickey Rivers, L OBP: 0.339, SLG: 0.386 (1, 8)												6	1	0	0	0	1	7							
Tommy Harper, R OBP: 0.333, SLG: 0.358 (1, 3)													4	0	1	0	0	5							
Rudy Meoli, L OBP: 0.444, SLG: 0.333 (8, 6)													2	1	2	0	0	0							
Joe Lahoud, L OBP: 0.376, SLG: 0.421 (1, 10)													3	1	1	0	2	1	2						
Billy Smith, S OBP: 0.271, SLG: 0.277 (11, PR)													0	1	0	0	0	0							
Leroy Stanton, R OBP: 0.375, SLG: 0.492 (1, 9)													6	2	2	5	0	0	6						
Dave Chalk, R OBP: 0.395, SLG: 0.402 (1, 5)														6	1	2	1	0	1	1					
Elie Rodriguez, R OBP: 0.418, SLG: 0.316 (1, 2)													3	0	0	0	0	3	1						
Morris Nettles, L OBP: 0.287, SLG: 0.288 (8, PR)													0	0	0	0	2	0	0						
Dave Collins, S OBP: 0.394, SLG: 0.345 (1, 7)													3	0	1	1	0	0	0						
Tom Egan, R OBP: 0.280, SLG: 0.300 (8, 2)													2	0	0	0	0	1	5						
Orlando Ramirez, R OBP: 0.357, SLG: 0.338 (8, PH)														3	0	1	0	0	1						
Bruce Bochte, L OBP: 0.357, SLG: 0.338 (8, 3)														2	0	0	1	1	2						
<b>Inning Stats</b>	R: 0 E: 0 K: 1 S: 6	H: 1 LOB: 2 BB: 1 P: 10	R: 0 E: 1 K: 1 S: 6	H: 0 LOB: 1 BB: 0 P: 6	R: 5 E: 1 K: 2 S: 12	H: 4 LOB: 1 BB: 1 P: 16	R: 0 E: 0 K: 0 S: 4	H: 1 LOB: 2 BB: 1 P: 8	R: 0 E: 0 K: 2 S: 7	H: 0 LOB: 0 BB: 0 P: 7	R: 0 E: 0 K: 1 S: 6	H: 2 LOB: 1 BB: 0 P: 6	R: 0 E: 0 K: 0 S: 3	H: 0 LOB: 0 BB: 0 P: 3	R: 0 E: 0 K: 1 S: 5	H: 2 LOB: 2 BB: 1 P: 11	R: 0 E: 0 K: 0 S: 3	H: 0 LOB: 0 BB: 0 P: 3	R: 2 E: 0 K: 0 S: 6	H: 3 LOB: 3 BB: 2 P: 14	1B: 10 2B: 2 3B: 0 HR: 1	SF: 0 SAC: 2 DP: 1 HBP: 1	WP: 0 PB: 0 SB: 3 CS: 0	PA: 55	
<b>PITCHER</b>	IP WLS BF H R ER SO BB IBB HBP BLK WP HR S P ERA WHIP	IP WLS BF H R ER SO BB IBB HBP BLK WP HR S P ERA WHIP	Eduardo Rodriguez, R ERA: 3.14 (1, 1)	Tom Hausman, R ERA: 4.82 (4, 1)	Bill Champion, R ERA: 4.72 (9, 1)	Ed Sprague, R ERA: 4.93 (11, 1)																			

California Angels @ Milwaukee Brewers  
Milwaukee County Stadium, Milwaukee, WI  
Sun Jun 15 1975, 4:33 AM EDT  
Unknown

AB 45  
R 8  
H 13  
RBI 8  
BB 7  
SO 9  
LOB 34



Batter	1	2	3	4	5	6	7	8	9	10	11	AB	R	H	RBI	BB	SO	LOB	BOTTOM					
Robin Yount, R OBP: 0.369, SLG: 0.455 (1, 6)													5	1	3	3	1	0	1					
Bobby Mitchell, R OBP: 0.343, SLG: 0.495 (1, 7)													4	0	0	0	0	1	4					
Bill Sharp, L OBP: 0.255, SLG: 0.284 (10, PH)													0	0	0	0	1	0	0					
Charlie Moore, R OBP: 0.294, SLG: 0.290 (11, PH)													1	0	0	0	0	0	1					
George Scott, R OBP: 0.342, SLG: 0.446 (1, 3)													4	0	1	0	1	1	2					
Hank Aaron, R OBP: 0.326, SLG: 0.379 (1, 10)													3	0	0	1	2	1	1					
Sixto Lezcano, R OBP: 0.330, SLG: 0.415 (1, 9)													4	0	1	0	1	1	6					
Pedro Garcia, R OBP: 0.286, SLG: 0.354 (1, 4)												5	1	1	1	0	1	4						
Darrell Porter, L OBP: 0.342, SLG: 0.354 (1, 2)													5	2	2	0	0	1	0					
Tommy Bianco, S (1, 5)													2	1	0	0	0	0	0					
Mike Hegan, L OBP: 0.388, SLG: 0.415 (9, PH)													1	0	0	0	0	0	0					
Tim Johnson, L OBP: 0.164, SLG: 0.141 (10, 5)													1	0	0	0	0	0	1					
Gorman Thomas, R OBP: 0.357, SLG: 0.489 (1, 8)													4	2	3	2	0	0	0					
<b>Inning Stats</b>	R: 1 E: 0 K: 2 S: 8	H: 1 LOB: 1 BB: 1 P: 12	R: 0 E: 0 K: 1 S: 5	H: 0 LOB: 0 BB: 0 P: 5	R: 0 E: 0 K: 0 S: 3	H: 1 LOB: 1 BB: 0 P: 3	R: 0 E: 0 K: 1 S: 6	H: 1 LOB: 1 BB: 0 P: 6	R: 3 E: 0 K: 0 S: 6	H: 3 LOB: 2 BB: 1 P: 11	R: 1 E: 0 K: 1 S: 6	H: 1 LOB: 0 BB: 0 P: 6	R: 0 E: 0 K: 0 S: 3	H: 1 LOB: 0 BB: 0 P: 3	R: 0 E: 0 K: 1 S: 4	H: 1 LOB: 0 BB: 0 P: 4	R: 0 E: 0 K: 0 S: 3	H: 1 LOB: 2 BB: 2 P: 11	R: 1 E: 0 K: 0 S: 4	H: 1 LOB: 1 BB: 1 P: 8	1B: 6 2B: 3 3B: 0 HR: 2	SF: 1 SAC: 0 DP: 4 HBP: 1	WP: 2 PB: 0 SB: 0 CS: 0	PA: 47
<b>PITCHER</b>	IP WLS BF H R ER SO BB IBB HBP BLK WP HR S P ERA WHIP	IP WLS BF H R ER SO BB IBB HBP BLK WP HR S P ERA WHIP	Frank Tanana, L ERA: 3.52 (1, 1)	Don Kirkwood, R ERA: 1.82 (8, 1)	Mickey Scott, L ERA: 2.45 (11, 1)																			

California Angels @ Milwaukee Brewers  
Milwaukee County Stadium, Milwaukee, WI  
Sun Jun 15 1975, 4:33 AM EDT  
Unknown

AB 39  
R 7  
H 11  
RBI 7  
BB 6  
SO 6  
LOB 20









Batter	1	2	3	4	5	6	7	8	9	AB	R	H	RBI	BB	SO	LOB	TOP										
<b>Robin Yount, R</b> OBP: 0.380, SLG: 0.459	0-0 L9-3 1B		4-0 WP BB	0-0 1B		0-3 K			0-0 F5	4	0	2	0	1	1	1	<b>Milwaukee Brewers @ New York Yankees</b> Shea Stadium, Flushing, NY Mon Jun 16 1975, 7:05 PM EDT Att: 10,901 - Unknown										
<b>Sixto Lezcano, R</b> OBP: 0.335, SLG: 0.415	0-0 L9-3 1-2		4-0 G4-6-3 BB	0-0 6-3		0-0 G6-4-3 1-2f			0-0 1B 2B	4	1	1	0	1	0	3											
<b>George Scott, R</b> OBP: 0.340, SLG: 0.439	0-0 F7		0-0 G4-6-3 1-2f		0-0 FC5-4 1B				0-0 F3	5	0	2	1	0	0	3											
<b>Hank Aaron, R</b> OBP: 0.326, SLG: 0.371		4-0 F8 BB		0-0 BB 1B HR 1B	0-0 FC5-4 1B SF9				0-0 5-3	4	2	1	0	1	0	2											
<b>Bobby Darwin, R</b> OBP: 0.315, SLG: 0.347	0-0 F8 1-2		0-0 F4	0-0 F4	0-0 E 1B				0-0 FC4-6 BB	4	1	2	0	1	0	2											
<b>Charlie Moore, R</b> OBP: 0.310, SLG: 0.342	0-0 F7		0-0 F7	0-0 BB HR 1B	0-0 SF9				0-0 FC4-6	3	1	1	1	0	0	2											
<b>Mike Hegan, L</b> OBP: 0.388, SLG: 0.415									0-0 FC5	0	0	0	0	0	0	0											
<b>Bobby Mitchell, R</b> OBP: 0.336, SLG: 0.480									0-0 FC5 2-3f	1	0	0	0	0	0	2											
<b>Pedro Garcia, R</b> OBP: 0.284, SLG: 0.349	0-3 K		0-0 F9	0-0 F9 2-H					0-3 K	4	0	1	1	0	2	3											
<b>Tommy Bianco, S</b> OBP: 0.267, SLG: 0.083			0-0 F6	4-0 HR BB	0-0 F8				0-0 G3	3	1	0	0	1	0	1											
<b>Gorman Thomas, R</b> OBP: 0.375, SLG: 0.618			0-0 WP 2B	0-0 HR					0-3 K	4	1	3	4	0	1	0											
<b>Inning Stats</b>	R: 0 E: 0 K: 0 S: 3	H: 1 LOB: 0 BB: 0 P: 3	R: 0 E: 0 K: 1 S: 5	H: 0 LOB: 1 BB: 1 P: 9	R: 0 E: 0 K: 0 S: 3	H: 1 LOB: 2 BB: 2 P: 11	R: 4 E: 0 K: 0 S: 7	H: 4 LOB: 1 BB: 1 P: 11	R: 2 E: 1 K: 0 S: 6	H: 3 LOB: 1 BB: 0 P: 6	R: 0 E: 0 K: 1 S: 5	H: 1 LOB: 0 BB: 0 P: 5	R: 0 E: 0 K: 2 S: 7	H: 0 LOB: 1 BB: 1 P: 7	R: 0 E: 0 K: 2 S: 7	H: 0 LOB: 0 BB: 0 P: 7	R: 1 E: 0 K: 0 S: 6	H: 3 LOB: 2 BB: 0 P: 6	1B: 10 2B: 3 3B: 0 HR: 1	SF: 1 SAC: 0 DP: 3 HBP: 0	WP: 1 PB: 0 SB: 0 CS: 0	PA: 42					
<b>PITCHER</b>	IP	WLS	BF	H	R	ER	SO	BB	IBB	HBP	BLK	WP	HR	S	P	ERA	WHIP										
<b>Rudy May, L</b> ERA: 2.76	(1, 1)	3.2	19	6	4	4	1	4	0	0	0	1	1	17	33	9.82	2.727										
<b>Dick Tidrow, R</b> ERA: 4.41	(4, 1)	5.0	W	22	7	3	2	3	1	0	0	0	0	27	31	3.60	1.600										
<b>Sparky Lyle, L</b> ERA: 3.42	(9, 1)	0.1	S	1	0	0	0	0	0	0	0	0	0	1	1	0.00	0.000										

Batter	1	2	3	4	5	6	7	8	9	AB	R	H	RBI	BB	SO	LOB	BOTTOM											
<b>Kerry Dineen, L</b> OBP: 0.556, SLG: 0.625	0-0 5-3 2B		4-0 FC5-4 BB		0-0 1B				0-0 1B 2B	4	1	3	1	1	1	0	<b>Milwaukee Brewers @ New York Yankees</b> Shea Stadium, Flushing, NY Mon Jun 16 1975, 7:05 PM EDT Att: 10,901 - Unknown											
<b>Walt Williams, R</b> OBP: 0.293, SLG: 0.309	0-0 5-3 2-3		0-0 FC5-4 1B	0-0 F4	0-0 F4	0-0 2B 1B			0-0 F6	5	2	1	1	0	0	4												
<b>Ron Blomberg, L</b> OBP: 0.403, SLG: 0.618	0-0 F2		0-0 1B 1B	0-0 F9	0-0 F9	0-0 HR 2B			0-0 2B	5	1	3	3	0	0	2												
<b>Thurman Munson, R</b> OBP: 0.380, SLG: 0.432	0-3 K		0-0 FC4-6 1B	0-0 F9	0-0 F9	4-0 HR BB			4-0 BB	3	1	1	1	2	1	2												
<b>Chris Chambliss, L</b> OBP: 0.340, SLG: 0.465			0-0 1B		0-0 G4-6-3 BB 1B	0-0 F6			0-0 F4	5	1	2	0	0	0	6												
<b>Graig Nettles, L</b> OBP: 0.339, SLG: 0.464			0-0 BB BB 1B	0-0 F2	4-0 G4-6-3 BB 1B	0-0 HR			0-3 K	4	2	2	3	1	1	2												
<b>Rick Dempsey, R</b> OBP: 0.480, SLG: 0.415			4-0 BB BB FC5-4 BB	0-0 5-3	0-0 G4-6-3	0-0 F7			0-0 F7	3	1	0	0	1	0	2												
<b>Jim Mason, L</b> OBP: 0.192, SLG: 0.196			4-0 FC5-4 1B BB	0-0 1B	0-0 F7				0-3 K	3	1	1	1	1	1	1												
<b>Sandy Alomar Sr., S</b> OBP: 0.209, SLG: 0.217			0-3 K	0-0 F6		0-0 4-3			0-0 4-3	4	0	0	0	0	1	4												
<b>Inning Stats</b>	R: 0 E: 0 K: 1 S: 6	H: 1 LOB: 1 BB: 0 P: 6	R: 5 E: 0 K: 1 S: 9	H: 4 LOB: 3 BB: 3 P: 21	R: 0 E: 0 K: 0 S: 4	H: 1 LOB: 1 BB: 0 P: 4	R: 0 E: 0 K: 0 S: 4	H: 1 LOB: 1 BB: 1 P: 4	R: 0 E: 0 K: 2 S: 7	H: 0 LOB: 0 BB: 0 P: 7	R: 5 E: 0 K: 0 S: 7	H: 4 LOB: 0 BB: 1 P: 11	R: 0 E: 0 K: 2 S: 7	H: 0 LOB: 0 BB: 0 P: 7	R: 0 E: 0 K: 1 S: 6	H: 1 LOB: 2 BB: 1 P: 10	1B: 9 2B: 3 3B: 0 HR: 1	SF: 0 SAC: 0 DP: 1 HBP: 0	WP: 0 PB: 0 SB: 0 CS: 0	PA: 42								
<b>PITCHER</b>	IP	WLS	BF	H	R	ER	SO	BB	IBB	HBP	BLK	WP	HR	S	P	ERA	WHIP											
<b>Pete Broberg, R</b> ERA: 4.48	(1, 1)	1.1	3	5	5	2	3	0	0	0	0	0	0	11	23	33.75	4.500											
<b>Ed Sprague, R</b> ERA: 5.12	(2, 1)	4.0	L	20	8	3	3	0	1	0	0	0	0	19	23	6.75	2.250											
<b>Eduardo Rodriguez, R</b> ERA: 3.35	(6, 1)	2.2		12	2	2	2	3	2	0	0	0	0	1	16	24	6.75	1.500										



Batter	1	2	3	4	5	6	7	8	9	AB	R	H	RBI	BB	SO	LOB	TOP										
<b>Robin Yount, R</b> OBP: 0.371, SLG: 0.447 (1, 6)	0-0 6-3		0-3 K			0-3 K		0-0 FC1-5 1B E	0-0 F9	5	1	0	0	0	2	5											
<b>Sixto Lezcano, R</b> OBP: 0.346, SLG: 0.424 (1, 9)	0-0 G6-4-3 1B			0-0 G6-4-3 1B			4-0 1B BB 1B	0-0 FC6 1B		3	1	3	1	1	0	0											
<b>George Scott, R</b> OBP: 0.339, SLG: 0.434 (1, 10) (9, 3)	0-0 G6-4-3 1-2			0-0 F9			4-0 1B 1B BB G4-6-3	0-0 FC6 1-2 2-H		3	1	0	0	1	0	3											
<b>Bobby Darwin, R</b> OBP: 0.313, SLG: 0.345 (8, 7)		0-0 5-3		0-0 G6-4-3 1-2			0-0 G4-6-3 1B 1-2 2-3	0-3 K		4	0	1	0	0	1	2											
<b>Mike Hegan, L</b> OBP: 0.415, SLG: 0.489 <b>Bobby Mitchell, R</b> OBP: 0.336, SLG: 0.480 <b>Tom Murphy, R</b> (9, 1)		0-0 F8			0-0 G6-4-3 1-2		0-0 4-3 CS 2B		0-0 F8 2B	4	0	3	1	0	0	0											
<b>Darrell Porter, L</b> OBP: 0.345, SLG: 0.350 (1, 2)		4-0 BB			0-0 4-3		0-0 G4-6-3 1-2 2-3 3-H		4-0 F8 BB	2	0	0	0	2	0	3											
<b>Pedro Garcia, R</b> OBP: 0.278, SLG: 0.341 (1, 4)		0-0 L5			0-0 F7 3-H		0-0 K		0-0 F8 1-2 2-3	4	0	0	0	0	1	5											
<b>Tim Johnson, L</b> OBP: 0.159, SLG: 0.136 <b>Kurt Bevacqua, R</b> OBP: 0.237, SLG: 0.232 (8, 5)			0-0 F8			0-0 4-3		0-0 FC1-5 1B 1B		2	0	0	0	0	0	0											
<b>Gorman Thomas, R</b> OBP: 0.368, SLG: 0.593 (1, 8)			0-0 F8			0-3 K		0-0 FC1-5 1B 1B		4	1	1	0	0	2	3											
<b>Inning Stats</b>	R: 0 E: 0 K: 0 S: 3	H: 1 LOB: 0 BB: 0 P: 3	R: 0 E: 0 K: 0 S: 3	H: 0 LOB: 1 BB: 1 P: 7	R: 0 E: 0 K: 1 S: 5	H: 0 LOB: 0 BB: 0 P: 5	R: 0 E: 0 K: 0 S: 3	H: 1 LOB: 0 BB: 0 P: 3	R: 0 E: 0 K: 2 S: 7	H: 0 LOB: 0 BB: 0 P: 7	R: 2 E: 0 K: 1 S: 6	H: 2 LOB: 1 BB: 2 P: 14	R: 2 E: 1 K: 1 S: 8	H: 3 LOB: 1 BB: 0 P: 8	R: 0 E: 0 K: 1 S: 6	H: 1 LOB: 3 BB: 2 P: 14	1B: 7 2B: 2 3B: 0 HR: 0	SF: 0 SAC: 0 DP: 3 HBP: 0	WP: 0 PB: 0 CS: 1	PA: 37							
<b>PITCHER</b>	IP	WLS	BF	H	R	ER	SO	BB	IBB	HBP	BLK	WP	HR	S	P	ERA	WHIP										
<b>Pat Dobson, R</b> ERA: 3.21 <b>Sparky Lyle, L</b> ERA: 3.45 <b>Dick Tidrow, R</b> ERA: 4.33	(1, 1) (7, 1) (9, 1)	6.0 2.1 0.2	23 L 11 3	5 4 0	2 2 0	2 1 0	3 2 1	3 1 0	0 0 1	0 0 0	0 0 0	0 0 0	0 0 0	26 14 4	38 18 8	3.00 3.86 0.00	1.333 2.143 0.000										

Milwaukee Brewers @ New York Yankees  
Shea Stadium, Flushing, NY  
Tue Jun 17 1975, 7:05 PM EDT  
Unknown - 75 F

AB 32  
R 4  
H 9  
RBI 2  
BB 5  
SO 6  
LOB 21



Batter	1	2	3	4	5	6	7	8	9	AB	R	H	RBI	BB	SO	LOB	BOTTOM										
<b>Kerry Dineen, L</b> OBP: 0.385, SLG: 0.417 (1, 8)	0-0 F8			0-0 4-3	0-0 3-1			0-0 FC3-6 FC4-6		4	0	0	0	0	0	3											
<b>Rick Dempsey, R</b> OBP: 0.472, SLG: 0.409 <b>Walt Williams, R</b> OBP: 0.288, SLG: 0.304 (8, 9)	0-0 6-3			0-0 6-3			0-0 FC4-6 1B	0-0 FC4-6 1-2		3	0	1	0	0	0	0											
<b>Ron Blomberg, L</b> OBP: 0.379, SLG: 0.576 (1, 10)	0-0 F7			0-0 4-3			0-0 FC4-6 1-2	0-0 F4		4	0	0	0	0	0	2											
<b>Thurman Munson, R</b> OBP: 0.382, SLG: 0.434 (1, 2)		0-0 G6-4-3 1B			0-0 E7 1B 1B		0-0 F6		0-0 G4-6-3 1B	4	1	2	0	0	0	1											
<b>Chris Chambliss, L</b> OBP: 0.338, SLG: 0.461 (1, 3)		0-0 G6-4-3 1-2			0-0 1B 1B FC6-2 1B		0-0 F5		0-0 G4-6-3 1-2	4	0	1	0	0	0	3											
<b>Graig Nettles, L</b> OBP: 0.337, SLG: 0.460 (1, 5)		0-3 K			0-0 FC6-2 1B 1-2 3-H		0-0 F5		0-3 K	4	1	1	1	0	2	0											
<b>Terry Whitfield, L</b> OBP: 0.333, SLG: 0.333 (1, 7)			0-0 4-3		0-0 FC6-2 1B 1-2 2-3		0-0 F4			3	1	1	0	0	0	0											
<b>Jim Mason, L</b> OBP: 0.188, SLG: 0.191 (9, 4)			0-0 4-3		0-0 FC6-2 1B 1-2 2-3 3-H		0-0 5-3			3	0	0	0	0	0	3											
<b>Fred Stanley, R</b> OBP: 0.224, SLG: 0.253 <b>Roy White, S</b> OBP: 0.416, SLG: 0.473 <b>Sandy Alomar Sr., S</b> OBP: 0.209, SLG: 0.217 <b>Bobby Bonds, R</b> OBP: 0.209, SLG: 0.313 <b>Ed Brinkman, R</b> OBP: 0.209, SLG: 0.313 (8, 4) (5, PH) (5, PH) (8, PH) (9, 6)			0-0 6-3		0-0 1-3 2-3 3-H		4-0 FC3-6 BB			1	0	0	0	0	0	0											
<b>Inning Stats</b>	R: 0 E: 0 K: 0 S: 3	H: 0 LOB: 0 BB: 0 P: 3	R: 0 E: 0 K: 1 S: 5	H: 1 LOB: 0 BB: 0 P: 5	R: 0 E: 0 K: 0 S: 3	H: 0 LOB: 0 BB: 0 P: 3	R: 3 E: 1 K: 0 S: 7	H: 4 LOB: 2 BB: 0 P: 7	R: 0 E: 0 K: 0 S: 4	H: 1 LOB: 1 BB: 0 P: 4	R: 0 E: 0 K: 0 S: 3	H: 0 LOB: 0 BB: 0 P: 3	R: 0 E: 0 K: 0 S: 3	H: 0 LOB: 1 BB: 1 P: 7	R: 0 E: 0 K: 1 S: 5	H: 1 LOB: 0 BB: 0 P: 5	1B: 7 2B: 0 3B: 0 HR: 0	SF: 0 SAC: 0 DP: 2 HBP: 0	WP: 0 PB: 0 CS: 2	PA: 33							
<b>PITCHER</b>	IP	WLS	BF	H	R	ER	SO	BB	IBB	HBP	BLK	WP	HR	S	P	ERA	WHIP										
<b>Bill Castro, R</b> ERA: 1.78 <b>Tom Murphy, R</b> ERA: 2.05 <b>Tom Murphy, R</b> ERA: 2.05	(1, 1) (8, 1) (9, 1)	7.0 2.0 2.0	W 27 S 6 S 6	6 1 1	0 0 0	0 0 0	1 1 1	0 0 0	0 0 0	0 0 0	0 0 0	0 0 0	0 0 0	8 8 8	8 8 8	0.00 0.00 0.00	0.500 0.500 0.500										

Milwaukee Brewers @ New York Yankees  
Shea Stadium, Flushing, NY  
Tue Jun 17 1975, 7:05 PM EDT  
Unknown - 75 F

AB 32  
R 3  
H 7  
RBI 3  
BB 1  
SO 2  
LOB 13





Batter	1	2	3	4	5	6	7	8	9	AB	R	H	RBI	BB	SO	LOB	TOP				
<b>Robin Yount, R</b> OBP: 0.371, SLG: 0.443 (1, 6)										2	0	0	0	1	1	0	<b>Milwaukee Brewers @ New York Yankees</b> Shea Stadium, Flushing, NY Tue Jun 17 1975, 7:05 PM EDT Att: 19,724 - Unknown				
<b>Sixto Lezcano, R</b> OBP: 0.344, SLG: 0.421 (1, 9)										4	0	1	2	0	1	1					
<b>George Scott, R</b> OBP: 0.337, SLG: 0.435 (1, 3)										4	0	1	0	0	1	3					
<b>Hank Aaron, R</b> OBP: 0.325, SLG: 0.368 (1, 10)										4	0	1	0	0	0	0					
<b>Bobby Darwin, R</b> OBP: 0.312, SLG: 0.339 <b>Bill Sharp, L</b> OBP: 0.259, SLG: 0.289 (1, 7) (9, 7)										3	0	0	0	1	2	2					
<b>Charlie Moore, R</b> OBP: 0.283, SLG: 0.310 (1, 2)										0	0	0	0	0	0	0					
<b>Pedro Garcia, R</b> OBP: 0.272, SLG: 0.333 (1, 4)										4	0	0	0	0	0	1					
<b>Kurt Bevacqua, R</b> OBP: 0.241, SLG: 0.236 (1, 5)										3	1	1	0	0	0	0					
<b>Gorman Thomas, R</b> OBP: 0.380, SLG: 0.590 (1, 8)										2	1	1	0	1	1	0					
<b>Inning Stats</b>	R: 0 E: 0 K: 0 S: 3	H: 0 LOB: 0 BB: 0 P: 3	R: 0 E: 0 K: 1 S: 5	H: 0 LOB: 0 BB: 0 P: 5	R: 0 E: 0 K: 1 S: 5	H: 2 LOB: 2 BB: 0 P: 9	R: 0 E: 0 K: 2 S: 9	H: 0 LOB: 0 BB: 0 P: 3	R: 0 E: 0 K: 2 S: 7	H: 0 LOB: 1 BB: 1 P: 11	R: 0 E: 0 K: 0 S: 3	H: 0 LOB: 0 BB: 0 P: 3	R: 2 E: 0 K: 0 S: 5	H: 3 LOB: 1 BB: 1 P: 9	R: 0 E: 0 K: 0 S: 3	H: 0 LOB: 1 BB: 1 P: 7	1B: 4 2B: 1 3B: 0 HR: 0	SF: 0 SAC: 1 DP: 1 HBP: 0	WP: 0 PB: 0 CS: 0	PA: 34	
<b>PITCHER</b>	IP	WLS	BF	H	R	ER	SO	BB	IBB	HBP	BLK	WP	HR	S	P	ERA	WHIP				
<b>Larry Gura, L</b> ERA: 3.24 <b>Dick Tidrow, R</b> ERA: 4.14	(1, 1)	7.1	27	4	2	2	6	1	0	0	0	0	0	38	42	2.46	0.682				
<b>PITCHER</b>	IP	WLS	BF	H	R	ER	SO	BB	IBB	HBP	BLK	WP	HR	S	P	ERA	WHIP				

Batter	1	2	3	4	5	6	7	8	9	AB	R	H	RBI	BB	SO	LOB	BOTTOM				
<b>Kerry Dineen, L</b> OBP: 0.471, SLG: 0.467 (1, 8)										3	0	2	0	1	0	0	<b>Milwaukee Brewers @ New York Yankees</b> Shea Stadium, Flushing, NY Tue Jun 17 1975, 7:05 PM EDT Att: 19,724 - Unknown				
<b>Walt Williams, R</b> OBP: 0.290, SLG: 0.305 (1, 7)										3	0	1	1	0	0	1					
<b>Terry Whitfield, L</b> OBP: 0.286, SLG: 0.286 (1, 9)										4	1	1	0	0	1	3					
<b>Thurman Munson, R</b> OBP: 0.380, SLG: 0.430 (1, 10)										4	0	1	0	0	0	3					
<b>Chris Chambliss, L</b> OBP: 0.332, SLG: 0.451 (1, 3)										4	0	0	0	0	0	2					
<b>Graig Nettles, L</b> OBP: 0.336, SLG: 0.457 (1, 5)										4	1	1	1	0	0	0					
<b>Ed Herrmann, L</b> OBP: 0.301, SLG: 0.337 (1, 2)										4	1	1	2	0	1	0					
<b>Ed Brinkman, R</b> OBP: 0.283, SLG: 0.305 <b>Roy White, S</b> OBP: 0.414, SLG: 0.471 <b>Jim Mason, L</b> OBP: 0.188, SLG: 0.191 (1, 6) (8, PH) (9, 6)										2	0	0	0	0	1	0					
<b>Sandy Alomar Sr., S</b> OBP: 0.212, SLG: 0.220 <b>Bobby Bonds, R</b> OBP: 0.338, SLG: 0.512 <b>Fred Stanley, R</b> OBP: 0.294, SLG: 0.253 (1, 4) (8, PH) (9, 4)										1	0	0	0	0	0	0					
<b>Inning Stats</b>	R: 0 E: 0 K: 0 S: 3	H: 0 LOB: 0 BB: 0 P: 3	R: 0 E: 0 K: 0 S: 3	H: 0 LOB: 0 BB: 0 P: 3	R: 0 E: 0 K: 0 S: 3	H: 0 LOB: 1 BB: 1 P: 7	R: 0 E: 0 K: 0 S: 3	H: 0 LOB: 0 BB: 0 P: 3	R: 1 E: 0 K: 2 S: 10	H: 3 LOB: 2 BB: 0 P: 10	R: 0 E: 0 K: 1 S: 5	H: 0 LOB: 0 BB: 0 P: 5	R: 0 E: 0 K: 0 S: 4	H: 1 LOB: 1 BB: 0 P: 4	R: 3 E: 0 K: 0 S: 5	H: 4 LOB: 0 BB: 0 P: 5	1B: 7 2B: 0 3B: 0 HR: 1	SF: 0 SAC: 1 DP: 1 HBP: 0	WP: 0 PB: 0 CS: 0	PA: 34	
<b>PITCHER</b>	IP	WLS	BF	H	R	ER	SO	BB	IBB	HBP	BLK	WP	HR	S	P	ERA	WHIP				
<b>Jim Coburn, R</b> ERA: 4.38	(1, 1)	8.2	34	8	4	4	3	1	0	0	0	0	1	39	43	4.15	1.038				
<b>PITCHER</b>	IP	WLS	BF	H	R	ER	SO	BB	IBB	HBP	BLK	WP	HR	S	P	ERA	WHIP				




Batter	1	2	3	4	5	6	7	8	9	AB	R	H	RBI	BB	SO	LOB	TOP										
<b>Robin Yount, R</b> OBP: 0.372, SLG: 0.442 (1, 6)										5	1	2	0	0	0	2											
<b>Sixto Lezcano, R</b> OBP: 0.354, SLG: 0.438 (1, 9)										3	1	2	1	1	0	1											
<b>George Scott, R</b> OBP: 0.335, SLG: 0.430 (1, 3)										5	0	1	0	0	0	4											
<b>Hank Aaron, R</b> OBP: 0.326, SLG: 0.371 (1, 10)										4	0	2	1	0	0	3											
<b>Bobby Darwin, R</b> OBP: 0.314, SLG: 0.346 (1, 7)										5	1	2	0	0	0	5											
<b>Bill Sharp, L</b> OBP: 0.259, SLG: 0.289 (9, 7)										0	0	0	0	0	0	0											
<b>Darrell Porter, L</b> OBP: 0.346, SLG: 0.354 (1, 2)										4	1	1	1	1	1	4											
<b>Tim Johnson, L</b> OBP: 0.164, SLG: 0.143 (1, 5)										4	1	1	0	0	1	2											
<b>Pedro Garcia, R</b> OBP: 0.277, SLG: 0.337 (1, 4)										4	0	2	0	0	2	1											
<b>Gorman Thomas, R</b> OBP: 0.373, SLG: 0.571 (1, 8)										2	0	0	1	1	1	1											
<b>Inning Stats</b>	R: 0 E: 0 K: 0 S: 3	H: 0 LOB: 1 BB: 1 P: 7	R: 2 E: 0 K: 1 S: 7	H: 3 LOB: 0 BB: 0 P: 7	R: 0 E: 0 K: 0 S: 5	H: 2 LOB: 2 BB: 0 P: 5	R: 1 E: 0 K: 1 S: 8	H: 3 LOB: 2 BB: 0 P: 8	R: 0 E: 0 K: 2 S: 7	H: 0 LOB: 0 BB: 0 P: 7	R: 1 E: 0 K: 0 S: 5	H: 2 LOB: 1 BB: 0 P: 5	R: 0 E: 0 K: 1 S: 5	H: 0 LOB: 2 BB: 2 P: 13	R: 0 E: 0 K: 0 S: 4	H: 1 LOB: 2 BB: 0 P: 5	1B: 10 2B: 2 3B: 0 HR: 1	SF: 2 SAC: 0 DP: 0 HBP: 1	WP: 1 PB: 0 CS: 2	PA: 43							
<b>PITCHER</b>	IP	WLS	BF	H	R	ER	SO	BB	IBB	HBP	BLK	WP	HR	S	P	ERA	WHIP										
<b>Doc Medich, R</b> ERA: 3.86 (1, 1)	4.0	L	20	9	4	4	1	1	0	0	0	1	0	21	25	9.00	2.500										
<b>Dave Pagan, R</b> ERA: 0.94 (5, 1)	4.2		21	4	1	1	4	2	0	1	0	0	1	26	35	1.93	1.286										
<b>Sparky Lyle, L</b> ERA: 3.41 (9, 1)	0.1		1	0	0	0	0	0	0	0	0	0	0	1	1	0.00	0.000										

Milwaukee Brewers @ New York Yankees  
Shea Stadium, Flushing, NY  
Wed Jun 18 1975, 7:05 PM EDT  
Att: 15,273 - Unknown - 70 F

livebaseballscorecards.com

AB	36
R	5
H	13
RBI	4
BB	3
SO	5
LOB	23




Batter	1	2	3	4	5	6	7	8	9	AB	R	H	RBI	BB	SO	LOB	BOTTOM										
<b>Kerry Dineen, L</b> OBP: 0.391, SLG: 0.368 (1, 8)										4	1	0	0	0	0	4											
<b>Walt Williams, R</b> OBP: 0.288, SLG: 0.349 (1, 9)										4	1	1	3	0	1	2											
<b>Alex Johnson, R</b> OBP: 0.294, SLG: 0.342 (1, 7)										4	0	0	0	0	0	0											
<b>Thurman Munson, R</b> OBP: 0.374, SLG: 0.423 (1, 2)										4	0	0	0	0	1	0											
<b>Bobby Bonds, R</b> OBP: 0.332, SLG: 0.502 (1, 10)										4	0	0	0	0	2	1											
<b>Graig Nettles, L</b> OBP: 0.335, SLG: 0.453 (1, 5)										4	0	1	0	0	2	1											
<b>Chris Chambliss, L</b> OBP: 0.325, SLG: 0.442 (1, 3)										4	0	0	0	0	0	1											
<b>Terry Whitfield, L</b> OBP: 0.286, SLG: 0.286 (9, PR)										0	0	0	0	0	0	0											
<b>Ed Brinkman, R</b> OBP: 0.295, SLG: 0.341 (1, 6)										3	0	2	0	0	0	0											
<b>Roy White, S</b> OBP: 0.416, SLG: 0.471 (9, PH)										0	0	0	0	1	0	0											
<b>Jim Mason, L</b> OBP: 0.188, SLG: 0.191 (9, PR)										0	0	0	0	0	0	0											
<b>Sandy Alomar Sr., S</b> OBP: 0.220, SLG: 0.228 (1, 4)										3	1	2	0	0	0	0											
<b>Rick Dempsey, R</b> OBP: 0.472, SLG: 0.409 (9, PH)										0	0	0	0	0	0	0											
<b>Ron Blomberg, L</b> OBP: 0.373, SLG: 0.567 (9, PH)										1	0	0	0	0	0	3											
<b>Inning Stats</b>	R: 0 E: 0 K: 0 S: 3	H: 0 LOB: 0 BB: 0 P: 3	R: 0 E: 0 K: 3 S: 9	H: 0 LOB: 0 BB: 0 P: 9	R: 0 E: 0 K: 1 S: 5	H: 2 LOB: 2 BB: 0 P: 5	R: 0 E: 1 K: 1 S: 6	H: 0 LOB: 1 BB: 0 P: 6	R: 3 E: 0 K: 0 S: 6	H: 3 LOB: 0 BB: 0 P: 6	R: 0 E: 0 K: 1 S: 5	H: 0 LOB: 0 BB: 0 P: 5	R: 0 E: 0 K: 0 S: 3	H: 0 LOB: 0 BB: 0 P: 3	R: 0 E: 0 K: 1 S: 5	H: 0 LOB: 0 BB: 0 P: 5	R: 0 E: 1 K: 0 S: 5	H: 1 LOB: 3 BB: 1 P: 9	1B: 3 2B: 2 3B: 0 HR: 1	SF: 0 SAC: 0 DP: 0 HBP: 0	WP: 0 PB: 0 CS: 0	PA: 36					
<b>PITCHER</b>	IP	WLS	BF	H	R	ER	SO	BB	IBB	HBP	BLK	WP	HR	S	P	ERA	WHIP										
<b>Bill Travers, L</b> ERA: 3.69 (1, 1)	8.2	W	35	6	3	3	6	1	0	0	0	0	1	46	50	3.12	0.808										
<b>Eduardo Rodriguez, R</b> ERA: 3.33 (9, 1)	0.1	S	1	0	0	0	0	0	0	0	0	0	0	1	1	0.00	0.000										

Milwaukee Brewers @ New York Yankees  
Shea Stadium, Flushing, NY  
Wed Jun 18 1975, 7:05 PM EDT  
Att: 15,273 - Unknown - 70 F

livebaseballscorecards.com

AB	35
R	3
H	6
RBI	3
BB	1
SO	6
LOB	12





Batter	1	2	3	4	5	6	7	8	9	AB	R	H	RBI	BB	SO	LOB	TOP																			
<b>Robin Yount, R</b> OBP: 0.377, SLG: 0.443 (1, 6)	6-3	F9				2B			G5-4-3	4	1	2	0	1	0	1	<b>Milwaukee Brewers @ Cleveland Indians</b> Cleveland Municipal Stadium, Cleveland, OH Fri Jun 20 1975, 7:05 PM EDT Att: 9,355 - Unknown <a href="http://livebaseballscorecards.com">livebaseballscorecards.com</a>																			
<b>Sixto Lezcano, R</b> OBP: 0.347, SLG: 0.428 (1, 9)	K		K		5-3	K			G5-4-3	5	0	0	0	0	3	3																				
<b>George Scott, R</b> OBP: 0.336, SLG: 0.431 (1, 3)	HR		6-3		2B				F6	4	2	1	0	1	0	0																				
<b>Bobby Darwin, R</b> OBP: 0.322, SLG: 0.376 (1, 7)	HR		K			1B				4	1	3	3	0	1	0																				
<b>Mike Hegan, L</b> OBP: 0.429, SLG: 0.489 <b>Bobby Mitchell, R</b> (7, PH) OBP: 0.342, SLG: 0.480 (1, 10)	1B				F6					2	1	1	0	1	0	2																				
<b>Charlie Moore, R</b> OBP: 0.280, SLG: 0.304 (1, 2)	F7									0	0	0	0	1	0	0																				
<b>Pedro Garcia, R</b> OBP: 0.276, SLG: 0.335 (1, 4)		F7								4	0	1	1	0	0	0																				
<b>Kurt Bevacqua, R</b> OBP: 0.229, SLG: 0.224 (1, 5)	1-3									4	0	0	0	0	1	1																				
<b>Gorman Thomas, R</b> OBP: 0.380, SLG: 0.606 (1, 8)					F4				F3	3	1	1	1	1	0	1																				
<b>Inning Stats</b>	R: 2 E: 0 K: 1 S: 8	H: 3 LOB: 1 BB: 0 P: 8	R: 0 E: 0 K: 0 S: 3	H: 0 LOB: 1 BB: 1 P: 7	R: 0 E: 0 K: 2 S: 7	H: 0 LOB: 0 BB: 0 P: 7	R: 1 E: 0 K: 1 S: 6	H: 1 LOB: 1 BB: 1 P: 10	R: 2 E: 0 K: 0 S: 5	H: 3 LOB: 2 BB: 1 P: 9	R: 0 E: 0 K: 0 S: 3	H: 1 LOB: 1 BB: 1 P: 7	R: 0 E: 0 K: 0 S: 3	H: 0 LOB: 0 BB: 0 P: 3	R: 0 E: 0 K: 0 S: 2	H: 0 LOB: 0 BB: 1 P: 6	1B: 6 2B: 2 3B: 0 HR: 2	SF: 0 SAC: 0 DP: 2 HBP: 0	WP: 0 PA: 39 CS: 1																	
<b>PITCHER</b>	IP	WLS	BF	H	R	ER	SO	BB	IBB	HBP	BLK	WP	HR	S	P	ERA	WHIP	<b>PITCHER</b>		IP	WLS	BF	H	R	ER	SO	BB	IBB	HBP	BLK	WP	HR	S	P	ERA	WHIP
<b>Roric Harrison, R</b> ERA: 5.2 (1, 1)	4.1	L	22	6	5	5	4	3	0	0	0	0	1	27	39	10.38	2.077																			
<b>Don Hood, L</b> ERA: 5.16 (5, 1)	2.2		11	4	1	1	1	1	0	0	0	0	1	12	16	3.38	1.875																			
<b>Tom Buskey, R</b> ERA: 2.68 (8, 1)	1.0		3	0	0	0	0	0	0	0	0	0	0	3	3	0.00	0.000																			
<b>Dave LaRoche, L</b> ERA: 2.05 (9, 1)	1.0		3	0	0	0	0	1	0	0	0	0	0	2	6	0.00	1.000																			
<b>Inning Stats</b>	R: 0 E: 0 K: 1 S: 5	H: 0 LOB: 0 BB: 0 P: 5	R: 0 E: 0 K: 0 S: 4	H: 2 LOB: 1 BB: 0 P: 4	R: 0 E: 0 K: 2 S: 8	H: 1 LOB: 1 BB: 0 P: 8	R: 0 E: 0 K: 1 S: 5	H: 0 LOB: 0 BB: 0 P: 5	R: 0 E: 0 K: 0 S: 3	H: 0 LOB: 0 BB: 0 P: 3	R: 0 E: 0 K: 1 S: 5	H: 0 LOB: 0 BB: 0 P: 5	R: 0 E: 0 K: 0 S: 6	H: 1 LOB: 1 BB: 0 P: 6	R: 0 E: 0 K: 0 S: 3	H: 0 LOB: 2 BB: 0 P: 3	R: 0 E: 0 K: 1 S: 7	H: 2 LOB: 2 BB: 0 P: 7	1B: 4 2B: 2 3B: 0 HR: 0	SF: 0 SAC: 0 DP: 1 HBP: 0	WP: 1 PA: 32 CS: 0															
<b>PITCHER</b>	IP	WLS	BF	H	R	ER	SO	BB	IBB	HBP	BLK	WP	HR	S	P	ERA	WHIP	<b>PITCHER</b>		IP	WLS	BF	H	R	ER	SO	BB	IBB	HBP	BLK	WP	HR	S	P	ERA	WHIP
<b>Jim Slaton, R</b> ERA: 5.36 (1, 1)	9.0	W	32	6	0	0	7	0	0	0	0	1	0	46	46	0.00	0.667																			

**Milwaukee Brewers @ Cleveland Indians**  
 Cleveland Municipal Stadium, Cleveland, OH  
 Fri Jun 20 1975, 7:05 PM EDT  
 Att: 9,355 - Unknown

AB 34  
 R 6  
 H 10  
 RBI 6  
 BB 5  
 SO 5  
 LOB 12



**Milwaukee Brewers @ Cleveland Indians**  
 Cleveland Municipal Stadium, Cleveland, OH  
 Fri Jun 20 1975, 7:05 PM EDT  
 Att: 9,355 - Unknown

AB 32  
 R 0  
 H 6  
 RBI 0  
 BB 0  
 SO 7  
 LOB 9













Batter	1	2	3	4	5	6	7	8	9	AB	R	H	RBI	BB	SO	LOB	TOP			
Mickey Stanley, R OBP: 0.329, SLG: 0.457 (1, 8)	F7		G6-4-3 1B	WP 1B		E5 1B SH1-4		6-3		5	0	2	1	0	0	1	<b>Detroit Tigers @ Milwaukee Brewers</b> Milwaukee County Stadium, Milwaukee, WI Mon Jun 23 1975, 8:05 PM EDT Att: 10,945 - Unknown			
Gary Sutherland, R OBP: 0.329, SLG: 0.350 (1, 4)	1B		G6-4-3 1-2	F7		SH1-4		F7		4	0	1	0	0	0	3				
Dan Meyer, L OBP: 0.290, SLG: 0.355 (1, 7)	1B		1B					F9		4	1	3	1	1	0	0				
Willie Horton, R OBP: 0.276, SLG: 0.441 (1, 10)	K		1B			G6-4-3				5	0	1	0	0	2	5				
Leon Roberts, R OBP: 0.371, SLG: 0.440 (1, 9)	6-3		6-3							5	0	1	0	0	0	5				
Jack Pierce, L OBP: 0.286, SLG: 0.400 (1, 3)		F7								5	2	2	2	0	0	1				
Aurelio Rodriguez, R OBP: 0.270, SLG: 0.397 (1, 5)		F2								4	0	2	0	0	1	2				
John Wockenfuss, R OBP: 0.360, SLG: 0.596 (1, 2)										4	0	1	0	0	0	5				
Tom Veryzer, R OBP: 0.277, SLG: 0.311 Gene Michael, S OBP: 0.241, SLG: 0.327 (3, 6)	F9									1	0	0	0	0	0	1				
										3	1	1	0	0	0	4				
<b>Inning Stats</b>	R: 0 E: 0 K: 1 S: 7	H: 2 LOB: 2 BB: 0 P: 7	R: 0 E: 0 K: 0 S: 4	H: 1 LOB: 1 BB: 0 P: 4	R: 0 E: 0 K: 0 S: 5	H: 3 LOB: 2 BB: 0 P: 5	R: 1 E: 0 K: 0 S: 6	H: 3 LOB: 1 BB: 1 P: 6	R: 2 E: 0 K: 1 S: 7	H: 2 LOB: 1 BB: 1 P: 11	R: 0 E: 1 K: 1 S: 3	H: 1 LOB: 2 BB: 0 P: 3	R: 0 E: 0 K: 0 S: 3	H: 0 LOB: 0 BB: 0 P: 3	R: 0 E: 0 K: 0 S: 3	H: 0 LOB: 0 BB: 0 P: 3	1B: 13 2B: 0 3B: 0 HR: 1	SF: 0 SAC: 1 DP: 2 HBP: 0	WP: 1 PB: 1 SB: 0 CS: 0	PA: 42
<b>PITCHER</b>	IP WLS BF H R ER SO BB IBB HBP BLK WP HR S P ERA WHIP																			
Bill Castro, R ERA: 1.95 (1, 1)	4.0	21	9	2	2	1	1	0	0	0	0	1	0	22	26	4.50	2.500			
Bill Champion, R ERA: 4.59 (5, 1)	1.1	9	4	2	1	1	0	0	0	0	0	1	11	11	6.75	3.000				
Tom Hausman, R ERA: 5.29 (6, 1)	3.2	W 12	1	0	0	1	0	0	0	0	0	0	14	14	0.00	0.273				


Batter	1	2	3	4	5	6	7	8	9	AB	R	H	RBI	BB	SO	LOB	BOTTOM			
Robin Yount, R OBP: 0.366, SLG: 0.426 (1, 6)	6-3	6-3		K		F4		E PB E 1B		5	1	1	0	0	1	1	<b>Detroit Tigers @ Milwaukee Brewers</b> Milwaukee County Stadium, Milwaukee, WI Mon Jun 23 1975, 8:05 PM EDT Att: 10,945 - Unknown			
Bill Shero, L OBP: 0.284, SLG: 0.329 (1, 8)	G6-4-3 1B		E9 3B			K		E4 E		5	2	2	0	0	1	1				
George Scott, R OBP: 0.336, SLG: 0.427 (1, 3)	G6-4-3 1-2		6-3		5-3			E5 1B		5	1	2	0	0	0	3				
Hank Aaron, R OBP: 0.343, SLG: 0.394 Gorman Thomas, R OBP: 0.396, SLG: 0.639 (8, PR)		K								5	1	4	2	0	1	0				
Bobby Darwin, R OBP: 0.320, SLG: 0.385 Mike Hegan, L OBP: 0.438, SLG: 0.472 (2, PR) (3, 7)		K								0	0	0	0	0	0	0				
		HR 1B								1	0	1	0	0	0	0				
										3	1	1	0	1	1	3				
Sixto Lezcano, R OBP: 0.348, SLG: 0.427 (1, 9)										5	1	3	1	0	0	2				
Darrell Porter, L OBP: 0.358, SLG: 0.380 (1, 2)										3	1	1	3	2	1	4				
Pedro Garcia, R OBP: 0.269, SLG: 0.320 (1, 4)		5-3								4	0	0	0	0	0	9				
Tim Johnson, L OBP: 0.193, SLG: 0.143 Kurt Bevacqua, R OBP: 0.227, SLG: 0.222 (9, 5)										4	0	0	0	1	1	8				
										0	0	0	0	0	0	0				
<b>Inning Stats</b>	R: 0 E: 0 K: 0 S: 3	H: 1 LOB: 0 BB: 0 P: 3	R: 3 E: 0 K: 1 S: 8	H: 3 LOB: 1 BB: 1 P: 12	R: 2 E: 1 K: 1 S: 8	H: 2 LOB: 2 BB: 1 P: 12	R: 0 E: 0 K: 1 S: 6	H: 1 LOB: 1 BB: 0 P: 6	R: 0 E: 1 K: 0 S: 6	H: 2 LOB: 3 BB: 0 P: 6	R: 0 E: 0 K: 2 S: 9	H: 2 LOB: 2 BB: 0 P: 9	R: 0 E: 0 K: 0 S: 2	H: 0 LOB: 1 BB: 1 P: 7	R: 3 E: 2 K: 1 S: 10	H: 4 LOB: 3 BB: 1 P: 14	1B: 12 2B: 1 3B: 1 HR: 1	SF: 0 SAC: 0 DP: 2 HBP: 1	WP: 0 PB: 1 SB: 1 CS: 0	PA: 45
<b>PITCHER</b>	IP WLS BF H R ER SO BB IBB HBP BLK WP HR S P ERA WHIP																			
Joe Coleman, R ERA: 6.52 (1, 1)	7.0	L 39	13	8	6	5	3	0	1	0	0	0	0	7	11	0.00	3.000			
Bob Reynolds, R ERA: 5.12 (8, 1)	1.0	6	2	0	0	1	1	0	0	0	0	0	7	11	0.00	3.000				




Batter	1	2	3	4	5	6	7	8	9	AB	R	H	RBI	BB	SO	LOB	TOP					
Ron LeFlore, R OBP: 0.327, SLG: 0.405	F9		PO		4-3			F9		3	0	0	0	1	0	0	Detroit Tigers @ Milwaukee Brewers Milwaukee County Stadium, Milwaukee, WI Tue Jun 24 1975, 8:05 PM EDT Unknown					
John Knox, L OBP: 0.160, SLG: 0.087	K		PO	1-3			F5	G3		4	0	0	0	0	1	0						
Dan Meyer, L OBP: 0.289, SLG: 0.350				F8			K	L6		3	0	0	0	1	1	0						
Willie Horton, R OBP: 0.279, SLG: 0.440	K			BB	1B				6-3	3	0	1	0	1	1	1						
Jack Pierce, L OBP: 0.283, SLG: 0.388				F6	BB			F5		4	0	1	0	0	0	1						
Ben Oglivie, L OBP: 0.204, SLG: 0.234	F9				1B			L9		3	0	0	0	1	0	0						
Aurelio Rodriguez, R OBP: 0.271, SLG: 0.396	F3				K					3	0	1	0	0	1	3						
John Wockenfuss, R OBP: 0.356, SLG: 0.571			L6					F9		2	0	0	0	1	0	1						
Gene Michael, S OBP: 0.228, SLG: 0.309			K		G4-6-3			K		3	0	0	0	0	2	2						
<b>Inning Stats</b>	R: 0 E: 0 K: 2 S: 7	H: 0 LOB: 1 BB: 1 P: 11	R: 0 E: 0 K: 0 S: 3	H: 0 LOB: 0 BB: 0 P: 3	R: 0 E: 0 K: 1 S: 4	H: 0 LOB: 0 BB: 1 P: 8	R: 0 E: 0 K: 1 S: 7	H: 2 LOB: 3 BB: 1 P: 11	R: 0 E: 0 K: 0 S: 2	H: 0 LOB: 0 BB: 1 P: 6	R: 0 E: 0 K: 1 S: 5	H: 0 LOB: 1 BB: 1 P: 9	R: 0 E: 0 K: 0 S: 6	H: 1 LOB: 1 BB: 0 P: 6	R: 0 E: 0 K: 0 S: 3	H: 0 LOB: 0 BB: 0 P: 3	R: 0 E: 0 K: 0 S: 3	H: 0 LOB: 0 BB: 0 P: 3	1B: 3 2B: 0 3B: 0 HR: 0	SF: 0 SAC: 0 DP: 1 HBP: 0	WP: 0 PB: 0 SB: 1 CS: 0	PA: 34
<b>PITCHER</b> Jim Slaton, R ERA: 4.85	IP: 9.0 WLS: W BF: 33 H: 3 R: 0 ER: 0 SO: 6 BB: 5 IBB: 0 HBP: 0 BLK: 0 WP: 0 HR: 0 S: 40 P: 60 ERA: 0.00 WHIP: 0.889															<b>PITCHER</b>						

Batter	1	2	3	4	5	6	7	8	9	AB	R	H	RBI	BB	SO	LOB	BOTTOM			
Don Money, R OBP: 0.316, SLG: 0.350	FC5-4		1B			5-3				3	2	2	0	1	0	1	Detroit Tigers @ Milwaukee Brewers Milwaukee County Stadium, Milwaukee, WI Tue Jun 24 1975, 8:05 PM EDT Unknown			
Kurt Bevacqua, R OBP: 0.227, SLG: 0.222	1B		E		2B					0	0	0	0	0	0	0				
Bill Sharr, L OBP: 0.289, SLG: 0.333	FC5-4		E7		1B			F8		4	0	2	2	0	0	1				
George Scott, R OBP: 0.338, SLG: 0.428	K		5-3		1B					4	0	2	0	0	1	2				
Hank Aaron, R OBP: 0.337, SLG: 0.387	K		F7		F9			1-3		4	0	0	0	0	1	4				
Bobby Mitchell, R OBP: 0.342, SLG: 0.480	K									0	0	0	0	0	0	0				
Mike Hegan, L OBP: 0.426, SLG: 0.456			4-3		K			K		4	1	1	0	0	2	2				
Darrell Porter, L OBP: 0.361, SLG: 0.385	F9				4-3			F8		3	1	1	1	1	0	2				
Sixto Lezcano, R OBP: 0.343, SLG: 0.419			6-3		4-3			K		4	0	0	0	0	1	1				
Robin Yount, R OBP: 0.368, SLG: 0.432					SH1-4			5-3		4	1	2	1	0	0	0				
Pedro Garcia, R OBP: 0.271, SLG: 0.318			SH1-4		1B			F9		1	0	0	0	1	1	1				
<b>Inning Stats</b>	R: 0 E: 0 K: 2 S: 8	H: 1 LOB: 1 BB: 0 P: 8	R: 0 E: 0 K: 0 S: 3	H: 0 LOB: 0 BB: 0 P: 3	R: 2 E: 1 K: 0 S: 5	H: 2 LOB: 1 BB: 1 P: 9	R: 1 E: 0 K: 2 S: 8	H: 1 LOB: 1 BB: 1 P: 12	R: 1 E: 0 K: 1 S: 8	H: 3 LOB: 2 BB: 0 P: 8	R: 0 E: 0 K: 1 S: 5	H: 0 LOB: 1 BB: 1 P: 9	R: 0 E: 0 K: 0 S: 3	H: 1 LOB: 0 BB: 0 P: 3	R: 1 E: 0 K: 0 S: 4	H: 2 LOB: 0 BB: 0 P: 4	1B: 7 2B: 3 3B: 0 HR: 0	SF: 0 SAC: 1 DP: 0 HBP: 0	WP: 0 PB: 0 SB: 0 CS: 0	PA: 35
<b>PITCHER</b> Ray Bare, R ERA: 5.05	IP: 8.0 WLS: L BF: 35 H: 10 R: 5 ER: 4 SO: 6 BB: 3 IBB: 0 HBP: 0 BLK: 0 WP: 0 HR: 0 S: 44 P: 56 ERA: 4.50 WHIP: 1.625															<b>PITCHER</b>				



Batter	1	2	3	4	5	6	7	8	9	AB	R	H	RBI	BB	SO	LOB	TOP					
Ron LeFlore, R OBP: 0.321, SLG: 0.397 (1, 8)	L9		FC6-4 E S 1-2		F9		E6		F9	5	0	0	0	0	0	4	<b>Detroit Tigers @ Milwaukee Brewers</b> Milwaukee County Stadium, Milwaukee, WI Tue Jun 24 1975, 8:05 PM EDT Att: 21,199 - Unknown  <b>AB 35</b> <b>R 2</b> <b>H 8</b> <b>RBI 1</b> <b>BB 2</b> <b>SO 5</b> <b>LOB 19</b> 					
Gary Sutherland, R OBP: 0.324, SLG: 0.344 (1, 4)	K		F8 1-3			K	F4			4	0	0	0	0	2	2						
Leon Roberts, R OBP: 0.374, SLG: 0.439 (1, 9)	K2-3			FC6-4 BB		1B			L5	3	0	1	0	1	1	0						
Willie Horton, R OBP: 0.275, SLG: 0.433 (1, 10)		K		FC6-4 G5-4-3 1-2		F8			F8	4	0	0	0	0	1	2						
Bill Freehan, R OBP: 0.324, SLG: 0.411 (1, 2)				G5-4-3 1-2					5-3	4	0	2	0	0	0	1						
Mickey Stanley, R OBP: 0.325, SLG: 0.473 (1, 3)				1B						4	1	1	0	0	1	3						
Dan Meyer, L OBP: 0.297, SLG: 0.357 (1, 7)										4	1	3	1	0	0	1						
Aurelio Rodriguez, R OBP: 0.271, SLG: 0.393 (1, 5)										4	0	1	0	0	0	3						
Gene Michael, S OBP: 0.230, SLG: 0.293 (1, 6)										3	0	0	0	1	0	3						
<b>Inning Stats</b>	R: 0 E: 0 K: 2 S: 7	H: 0 LOB: 0 BB: 0 P: 7	R: 0 E: 0 K: 1 S: 6	H: 1 LOB: 1 BB: 0 P: 6	R: 0 E: 0 K: 0 S: 4	H: 1 LOB: 1 BB: 0 P: 4	R: 0 E: 0 K: 0 S: 2	H: 0 LOB: 0 BB: 1 P: 6	R: 1 E: 0 K: 0 S: 5	H: 2 LOB: 1 BB: 0 P: 5	R: 0 E: 0 K: 1 S: 7	H: 2 LOB: 1 BB: 0 P: 7	R: 1 E: 1 K: 0 S: 5	H: 1 LOB: 1 BB: 0 P: 5	R: 0 E: 0 K: 0 S: 3	H: 0 LOB: 0 BB: 0 P: 3	R: 0 E: 0 K: 1 S: 6	H: 1 LOB: 2 BB: 1 P: 10	1B: 7 2B: 0 3B: 1 HR: 0	SF: 0 SAC: 0 DP: 1 HBP: 0	WP: 1 PB: 0 SB: 1 CS: 0	PA: 37
<b>PITCHER</b> Bill Travers, L ERA: 2.41 (1, 1)	IP: 9.0 WLS: W BF: 37 H: 8 R: 2 ER: 1 SO: 5 BB: 2 IBB: 0 HBP: 0 BLK: 0 WP: 1 HR: 0 S: 45 P: 53 ERA: 1.00 WHIP: 1.111															<b>PITCHER</b>						

Batter	1	2	3	4	5	6	7	8	9	AB	R	H	RBI	BB	SO	LOB	BOTTOM						
Robin Yount, R OBP: 0.366, SLG: 0.429 (1, 6)	SH5-3 1B		F9		F7		K			4	0	1	0	0	1	3	<b>Detroit Tigers @ Milwaukee Brewers</b> Milwaukee County Stadium, Milwaukee, WI Tue Jun 24 1975, 8:05 PM EDT Att: 21,199 - Unknown  <b>AB 28</b> <b>R 4</b> <b>H 6</b> <b>RBI 4</b> <b>BB 3</b> <b>SO 10</b> <b>LOB 18</b> 						
Bill Sharr, L OBP: 0.284, SLG: 0.327 (1, 8)	SH5-3 1-2		K			4-3	FC1-2 1B 1-2 2-3 3-H			3	0	0	0	0	1	3							
George Scott, R OBP: 0.340, SLG: 0.441 (1, 3)	F8		5-3							4	1	2	3	0	0	1							
Mike Hegan, L OBP: 0.417, SLG: 0.433 (1, 10)	1-3				F9					3	0	0	0	1	1	3							
Darrell Porter, L OBP: 0.363, SLG: 0.388 (1, 2)										4	0	2	0	0	0	1							
Sixto Lezcano, R OBP: 0.342, SLG: 0.417 (1, 9)										4	1	1	0	0	3	2							
Bobby Mitchell, R OBP: 0.342, SLG: 0.471 (1, 7)										2	0	0	0	1	2	1							
Pedro Garcia, R OBP: 0.269, SLG: 0.315 (1, 4)										2	1	0	0	0	1	2							
Kurt Bevacqua, R OBP: 0.222, SLG: 0.217 (1, 5)										2	0	0	0	0	1	2							
Hank Aaron, R OBP: 0.340, SLG: 0.387 (7, PH)										0	0	0	1	1	0	0							
Don Money, R OBP: 0.316, SLG: 0.350 (7, PR) (8, 5)										0	1	0	0	0	0	0							
<b>Inning Stats</b>	R: 0 E: 0 K: 0 S: 4	H: 1 LOB: 1 BB: 0 P: 4	R: 0 E: 0 K: 3 S: 10	H: 1 LOB: 2 BB: 1 P: 14	R: 0 E: 0 K: 1 S: 5	H: 0 LOB: 0 BB: 0 P: 5	R: 0 E: 0 K: 2 S: 8	H: 1 LOB: 1 BB: 0 P: 8	R: 0 E: 0 K: 0 S: 3	H: 0 LOB: 0 BB: 0 P: 3	R: 1 E: 0 K: 0 S: 3	H: 1 LOB: 1 BB: 1 P: 7	R: 3 E: 1 K: 2 S: 11	H: 2 LOB: 2 BB: 1 P: 15	R: 0 E: 0 K: 2 S: 7	H: 0 LOB: 0 BB: 0 P: 7		R: 0 E: 0 K: 2 S: 7	H: 0 LOB: 0 BB: 0 P: 7	1B: 5 2B: 0 3B: 0 HR: 1	SF: 0 SAC: 3 DP: 1 HBP: 0	WP: 0 PB: 0 SB: 1 CS: 0	PA: 34
<b>PITCHER</b> Lerin LaGrow, R ERA: 4.98 John Hiller, L ERA: 2.66 (1, 1) (7, 1)	IP: 6.0 WLS: L BF: 26 H: 5 R: 4 ER: 1 SO: 6 BB: 2 IBB: 0 HBP: 0 BLK: 0 WP: 0 HR: 1 S: 36 P: 44 ERA: 1.50 WHIP: 1.167															<b>PITCHER</b>							



Batter	1	2	3	4	5	6	7	8	9	AB	R	H	RBI	BB	SO	LOB	TOP										
Ron LeFlore, R OBP: 0.315, SLG: 0.389 (1, 8)	L4	K		K		FC5-4		PO	K	5	0	0	1	0	3	4	<b>Detroit Tigers @ Milwaukee Brewers</b> Milwaukee County Stadium, Milwaukee, WI Wed Jun 25 1975, 8:05 PM EDT Att: 12,681 - Unknown										
Gary Sutherland, R OBP: 0.325, SLG: 0.348 (1, 4)	BB	FC6-4			F8	CS	2B		BB	3	2	1	0	1	0	2											
Dan Meyer, L OBP: 0.299, SLG: 0.367 (1, 7)	F5		3-1		1B		2B		L7	5	1	2	1	0	0	2											
Willie Horton, R OBP: 0.281, SLG: 0.432 Ben Oglivie, L OBP: 0.204, SLG: 0.234 (1, 10)	F9		FC6-4		2B		6-3		BB	3	0	1	1	2	0	2											
Leon Roberts, R OBP: 0.372, SLG: 0.432 Gates Brown, L OBP: 0.273, SLG: 0.167 Mickey Stanley, R OBP: 0.325, SLG: 0.473 (9, PH)		HR	FC6-4		K		K		FC5-4	3	1	0	0	0	2	3											
Bill Freehan, R OBP: 0.320, SLG: 0.423 (1, 2)		HR	F7		6-3		6-3		FC5-4	5	1	1	2	0	0	5											
Jack Pierce, L OBP: 0.316, SLG: 0.392 (1, 3)		FC5-6		K		FC6-4		PO		2	1	1	0	2	1	0											
Aurelio Rodriguez, R OBP: 0.275, SLG: 0.395 (1, 5)		FC5-6		F8		FC6-4		F6		4	0	2	0	0	0	1											
Gene Michael, S OBP: 0.231, SLG: 0.290 (1, 6)		FC5-6				FC6-4		F7		4	0	1	0	0	0	5											
<b>Inning Stats</b>	R: 0 E: 0 K: 0 S: 3	H: 0 LOB: 1 BB: 1 P: 7	R: 2 E: 0 K: 1 S: 8	H: 3 LOB: 2 BB: 0 P: 9	R: 0 E: 0 K: 0 S: 3	H: 0 LOB: 1 BB: 1 P: 7	R: 0 E: 0 K: 2 S: 8	H: 1 LOB: 1 BB: 0 P: 8	R: 1 E: 0 K: 1 S: 7	H: 2 LOB: 1 BB: 0 P: 7	R: 1 E: 0 K: 1 S: 7	H: 2 LOB: 1 BB: 0 P: 7	R: 0 E: 0 K: 0 S: 2	H: 0 LOB: 0 BB: 1 P: 6	R: 1 E: 0 K: 1 S: 6	H: 1 LOB: 2 BB: 1 P: 11		1B: 6 2B: 3 3B: 0 HR: 1	SF: 0 SAC: 0 DP: 0 HBP: 2	WP: 0 PB: 0 SB: 1 CS: 1	PA: 44						
<b>PITCHER</b>	IP	WLS	BF	H	R	ER	SO	BB	IBB	HBP	BLK	WP	HR	S	P	ERA	WHIP										
Pete Broberg, R ERA: 4.47 (1, 1)	5.0	W	26	7	4	4	4	3	0	1	0	0	1	30	43	7.20	2.000										
Tom Hausman, R ERA: 5.3 (6, 1)	3.1		12	2	2	2	2	1	0	1	0	0	0	14	19	5.40	0.900										
Rick Austin, L ERA: (9, 1)	0.1	S	3	1	0	0	0	0	0	0	0	0	0	1	1	0.00	0.000										
Ed Sprague, R ERA: 4.81 (9, 1)	0.1	S	3	1	0	0	0	1	0	0	0	0	0	2	6	0.00	6.000										

Batter	1	2	3	4	5	6	7	8	9	AB	R	H	RBI	BB	SO	LOB	BOTTOM										
Don Money, R OBP: 0.306, SLG: 0.338 (1, 5)	1-4-3		6-3	5-3		F5		K		5	0	0	0	0	1	5	<b>Detroit Tigers @ Milwaukee Brewers</b> Milwaukee County Stadium, Milwaukee, WI Wed Jun 25 1975, 8:05 PM EDT Att: 12,681 - Unknown										
Robin Yount, R OBP: 0.360, SLG: 0.421 (1, 6)	K		FC5	L5		F8				4	0	0	0	0	1	3											
George Scott, R OBP: 0.346, SLG: 0.466 (1, 3)	5-3				HR			HR		3	2	2	2	1	0	0											
Hank Aaron, R OBP: 0.335, SLG: 0.381 (1, 10)		5-3	F7		F7		K			4	0	0	0	0	1	2											
Darrell Porter, L OBP: 0.361, SLG: 0.381 (1, 2)		F8	F2		BB		F7			3	0	0	0	1	0	2											
Mike Hegan, L OBP: 0.427, SLG: 0.452 Bobby Mitchell, R OBP: 0.339, SLG: 0.467 (1, 7)		F8		1B			L5			2	1	1	0	1	0	0											
Sixto Lezcano, R OBP: 0.344, SLG: 0.418 (1, 9)			1B	1B	2B		G6-4-3			4	2	2	0	0	0	2											
Bill Sharp, L OBP: 0.289, SLG: 0.331 (1, 8)			1B	1B	1B		F7			4	1	2	1	0	0	0											
Pedro Garcia, R OBP: 0.282, SLG: 0.330 (1, 4)			1B	1B	2B					3	1	3	2	1	0	0											
<b>Inning Stats</b>	R: 0 E: 0 K: 1 S: 5	H: 0 LOB: 0 BB: 0 P: 5	R: 0 E: 0 K: 0 S: 3	H: 0 LOB: 0 BB: 0 P: 3	R: 3 E: 1 K: 0 S: 7	H: 3 LOB: 2 BB: 1 P: 11	R: 2 E: 0 K: 0 S: 6	H: 4 LOB: 1 BB: 0 P: 6	R: 1 E: 0 K: 0 S: 3	H: 1 LOB: 1 BB: 2 P: 11	R: 0 E: 0 K: 0 S: 3	H: 0 LOB: 0 BB: 1 P: 7	R: 1 E: 0 K: 1 S: 6	H: 1 LOB: 0 BB: 0 P: 6	R: 0 E: 0 K: 1 S: 6	H: 1 LOB: 1 BB: 0 P: 6		1B: 6 2B: 2 3B: 0 HR: 2	SF: 0 SAC: 0 DP: 1 HBP: 0	WP: 0 PB: 0 SB: 4 CS: 0	PA: 37						
<b>PITCHER</b>	IP	WLS	BF	H	R	ER	SO	BB	IBB	HBP	BLK	WP	HR	S	P	ERA	WHIP										
Vern Ruhle, R ERA: 3.99 (1, 1)	3.1	L	18	7	5	4	1	1	0	0	0	0	2	19	23	10.80	2.400										
Ike Brookens, R ERA: 5.23 (4, 1)	4.2		19	3	2	2	2	3	0	0	0	0	2	20	32	3.86	1.286										



Batter	1	2	3	4	5	6	7	8	9	AB	R	H	RBI	BB	SO	LOB	TOP								
<b>John Lowenstein, L</b> OBP: 0.361, SLG: 0.452 (1, 10)	0-0 3-1	0-0 FC6 1B			4-0 E 1B BB	0-0 1B		0-3 K		4	1	2	2	1	1	1	<b>Cleveland Indians @ Milwaukee Brewers</b> Milwaukee County Stadium, Milwaukee, WI Thu Jun 26 1975, 4:33 AM EDT Att: 15,145 - Unknown								
<b>Duane Kuiper, L</b> OBP: 0.366, SLG: 0.337 (1, 4)	0-0 1-3	0-0 FC6			0-0 E3 1B 2B	0-0 1B		0-3 K		5	1	1	0	0	1	4									
<b>Rick Manning, L</b> OBP: 0.348, SLG: 0.344 (1, 8)	0-0 G3		0-0 F8		0-0 2B 1B		0-0 F8		0-0 F5	5	1	1	1	0	0	0									
<b>Boog Powell, L</b> OBP: 0.380, SLG: 0.505 (1, 3)		0-0 4-3	0-0 F6		0-0 2B 1B		4-0 BB E BB		0-0 4-3	4	0	1	2	1	0	0									
<b>Charlie Spikes, R</b> OBP: 0.264, SLG: 0.309 (1, 9)		0-0 BB 1B 2B	0-0 F4		0-0 2-4 2B		0-0 E6 BB		4-0 2B 1B BB	4	2	1	0	1	0	2									
<b>Oscar Gamble, L</b> OBP: 0.336, SLG: 0.359 (1, 7)		4-0 1B BB 1B BB		0-0 F2		4-0 4-3 1B BB		4-0 1-2 2-3 BB		0-0 1B 2B	2	3	1	0	3	0									
<b>Buddy Bell, R</b> OBP: 0.298, SLG: 0.318 (1, 5)		4-0 1B 1B BB		0-0 F9		0-0 1-3 BB		0-3 K		0-0 1B	4	0	1	2	1	1		4							
<b>Frank Duffy, R</b> OBP: 0.279, SLG: 0.293 (1, 6)		0-0 1B 1B 1B		0-0 L6		0-0 4-3 BB		0-3 K		0-0 F9	5	1	1	1	0	1		5							
<b>Alan Ashby, S</b> OBP: 0.253, SLG: 0.250 (1, 2)		0-0 1B 1B		0-0 4-3		4-0 1B BB		4-0 CS BB		2	0	1	1	2	0	0	<b>C</b>								
<b>Inning Stats</b>	R: 0 E: 0 K: 0 S: 3	H: 0 LOB: 0 BB: 0 P: 3	R: 3 E: 0 K: 0 S: 6	H: 4 LOB: 2 BB: 2 P: 14	R: 0 E: 0 K: 0 S: 3	H: 0 LOB: 0 BB: 0 P: 3	R: 0 E: 0 K: 0 S: 3	H: 0 LOB: 0 BB: 0 P: 3	R: 3 E: 1 K: 0 S: 5	H: 2 LOB: 0 BB: 1 P: 9	R: 1 E: 0 K: 0 S: 4	H: 2 LOB: 2 BB: 2 P: 12	R: 0 E: 1 K: 2 S: 8	H: 0 LOB: 3 BB: 2 P: 16	R: 0 E: 0 K: 2 S: 6	H: 0 LOB: 1 BB: 1 P: 10		R: 2 E: 0 K: 0 S: 5	H: 2 LOB: 1 BB: 1 P: 9	1B: 7 2B: 5 3B: 0 HR: 0	SF: 0 SAC: 0 DP: 2 HBP: 0	WP: 0 PB: 0 CS: 1	PA: 44		
<b>PITCHER</b>	IP	WLS	BF	H	R	ER	SO	BB	IBB	HBP	BLK	WP	HR	S	P	ERA	WHIP								
<b>Jim Colborn, R</b> ERA: 4.58 (1, 1)	1.2	L	10	4	3	3	0	2	0	0	0	0	0	8	16	16.20	3.600								
<b>Bill Champion, R</b> ERA: 4.36 (2, 1)	4.1		19	4	4	3	0	3	0	0	0	0	0	16	28	6.23	1.615								
<b>Rick Austin, L</b> ERA: 5.4 (7, 1)	3.0		15	2	2	2	4	4	0	0	0	0	0	19	35	6.00	2.000								

Batter	1	2	3	4	5	6	7	8	9	AB	R	H	RBI	BB	SO	LOB	BOTTOM								
<b>Don Money, R</b> OBP: 0.301, SLG: 0.329 (1, 5)	0-3 K		0-0 L5-3		0-0 F8			0-0 F9		4	0	0	0	0	1	4	<b>Cleveland Indians @ Milwaukee Brewers</b> Milwaukee County Stadium, Milwaukee, WI Thu Jun 26 1975, 4:33 AM EDT Att: 15,145 - Unknown								
<b>Robin Yount, R</b> OBP: 0.356, SLG: 0.416 (1, 6)	0-3 K			0-0 1-3		0-0 1-3		0-0 F9		3	0	0	0	0	1	0									
<b>Kurt Bevacqua, R</b> OBP: 0.220, SLG: 0.214 (7, 6)										1	0	0	0	0	0	0									
<b>George Scott, R</b> OBP: 0.344, SLG: 0.463 (1, 3)	0-3 K			0-0 1B		0-3 K		0-0 1-3		4	0	1	0	0	2	0									
<b>Hank Aaron, R</b> OBP: 0.335, SLG: 0.380 (1, 10)		0-0 L9-3 1B		0-0 F9		0-0 F8		4-0 HR BB		3	0	1	0	0	0	1									
<b>Bobby Darwin, R</b> OBP: 0.323, SLG: 0.385 (9, PH)				0-0 F7				0-0 HR		0	0	0	0	1	0	0									
<b>Gorman Thomas, R</b> OBP: 0.386, SLG: 0.638 (9, PR)								0-0 HR		0	1	0	0	0	0	0									
<b>Darrell Porter, L</b> OBP: 0.364, SLG: 0.397 (1, 2)		0-0 L9-3		0-0 F7		4-0 BLK WP BB		0-0 HR		3	1	1	2	1	0	2									
<b>Sixto Lezcano, R</b> OBP: 0.339, SLG: 0.411 (1, 9)		0-0 6-3			0-3 K		0-0 F8		0-0 6-3	4	0	0	0	0	1	2									
<b>Bill Sharp, L</b> OBP: 0.288, SLG: 0.329 (1, 8)			0-0 1-3		0-0 2B 1B		0-0 F6		0-0 F5	4	0	1	0	0	0	2									
<b>Bobby Mitchell, R</b> OBP: 0.339, SLG: 0.458 (1, 7)			4-0 1B BB		0-3 K		0-3 K			2	0	0	0	1	2	2									
<b>Pedro Garcia, R</b> OBP: 0.287, SLG: 0.340 (1, 4)			0-0 L5-3 1B		0-0 2B			0-0 F7		3	0	2	0	0	0	0									
<b>Inning Stats</b>	R: 0 E: 0 K: 3 S: 9	H: 0 LOB: 0 BB: 0 P: 9	R: 0 E: 0 K: 0 S: 3	H: 1 LOB: 0 BB: 0 P: 3	R: 0 E: 0 K: 0 S: 3	H: 1 LOB: 1 BB: 1 P: 7	R: 0 E: 0 K: 0 S: 4	H: 1 LOB: 0 BB: 0 P: 4	R: 0 E: 0 K: 2 S: 9	H: 2 LOB: 2 BB: 0 P: 9	R: 0 E: 0 K: 1 S: 5	H: 0 LOB: 0 BB: 0 P: 5	R: 0 E: 0 K: 1 S: 5	H: 0 LOB: 1 BB: 1 P: 9	R: 0 E: 0 K: 0 S: 3	H: 0 LOB: 0 BB: 0 P: 3	R: 2 E: 0 K: 0 S: 4	H: 1 LOB: 1 BB: 1 P: 8	1B: 4 2B: 3 3B: 0 HR: 1	SF: 0 SAC: 0 DP: 2 HBP: 0	WP: 1 PB: 0 CS: 0	PA: 34			
<b>PITCHER</b>	IP	WLS	BF	H	R	ER	SO	BB	IBB	HBP	BLK	WP	HR	S	P	ERA	WHIP								
<b>Dennis Eckersley, R</b> ERA: 2.03 (1, 1)	8.0	W	29	5	0	0	7	2	0	0	1	0	41	49	0.00	0.875									
<b>Jackie Brown, R</b> ERA: 4.77 (9, 1)	1.0		5	1	2	2	0	1	0	0	0	0	1	4	8	18.00	2.000								



Batter	1	2	3	4	5	6	7	8	9	AB	R	H	RBI	BB	SO	LOB	TOP					
<b>John Lowenstein, L</b> (1, 10) OBP: 0.395, SLG: 0.442										5	0	1	0	0	2	4	<b>Cleveland Indians @ Milwaukee Brewers</b> Milwaukee County Stadium, Milwaukee, WI Fri Jun 27 1975, 8:05 PM EDT Att: 17,422 - Unknown					
<b>Duane Kuiper, L</b> (1, 4) OBP: 0.367, SLG: 0.326										3	0	0	0	2	0	2						
<b>Rick Manning, L</b> (1, 9) OBP: 0.350, SLG: 0.362										5	1	2	0	0	0	4						
<b>Boog Powell, L</b> (1, 3) OBP: 0.389, SLG: 0.508										3	1	2	1	2	0	0						
<b>George Hendrick, R</b> (1, 8) OBP: 0.313, SLG: 0.480										5	1	2	0	0	0	4						
<b>Oscar Gamble, L</b> (1, 7) OBP: 0.338, SLG: 0.356										4	2	1	0	1	0	4						
<b>Buddy Bell, R</b> (1, 5) OBP: 0.297, SLG: 0.328										5	1	1	1	0	0	3						
<b>Frank Duffy, R</b> (1, 6) OBP: 0.282, SLG: 0.292										4	0	1	1	1	1	1						
<b>Alan Ashby, S</b> (1, 2) OBP: 0.256, SLG: 0.267										3	0	1	1	0	2	2						
<b>John Ellis, R</b> (7, 2) OBP: 0.253, SLG: 0.347										1	0	0	0	0	0	0						
<b>Inning Stats</b>	R: 0 E: 0 K: 1 S: 7	H: 2 LOB: 2 BB: 0 P: 7	R: 1 E: 0 K: 0 S: 5	H: 2 LOB: 1 BB: 0 P: 5	R: 0 E: 0 K: 0 S: 4	H: 1 LOB: 2 BB: 1 P: 8	R: 1 E: 0 K: 0 S: 4	H: 1 LOB: 2 BB: 2 P: 12	R: 3 E: 2 K: 2 S: 10	H: 1 LOB: 2 BB: 2 P: 18	R: 1 E: 0 K: 0 S: 5	H: 2 LOB: 1 BB: 0 P: 5	R: 0 E: 0 K: 1 S: 6	H: 1 LOB: 2 BB: 1 P: 10	R: 0 E: 0 K: 0 S: 3	H: 1 LOB: 0 BB: 0 P: 3	R: 0 E: 0 K: 1 S: 5	H: 0 LOB: 0 BB: 0 P: 5	1B: 8 2B: 1 3B: 1 HR: 1	SF: 0 SAC: 1 DP: 1 HBP: 0	WP: 0 PB: 0 SB: 3 CS: 0	PA: 45
<b>PITCHER</b>	IP WLS BF H R ER SO BB IBB HBP BLK WP HR S P ERA WHIP																					
<b>Ed Sprague, R</b> (1, 1) ERA: 4.88	4.0 L 26 7 5 3 1 4 1 0 0 0 0 1 23 43 6.75 2.750																					
<b>Tom Hausman, R</b> (5, 1) ERA: 4.99	4.0 16 4 1 1 3 1 0 0 0 0 0 0 21 25 2.25 1.250																					
<b>Eduardo Rodriguez, R</b> (9, 1) ERA: 3.21	1.0 3 0 0 0 1 0 0 0 0 0 0 0 5 5 0.00 0.000																					

Batter	1	2	3	4	5	6	7	8	9	AB	R	H	RBI	BB	SO	LOB	BOTTOM			
<b>Don Money, R</b> (1, 5) OBP: 0.305, SLG: 0.329										3	1	1	0	1	0	0	<b>Cleveland Indians @ Milwaukee Brewers</b> Milwaukee County Stadium, Milwaukee, WI Fri Jun 27 1975, 8:05 PM EDT Att: 17,422 - Unknown			
<b>Robin Yount, R</b> (1, 6) OBP: 0.354, SLG: 0.413										4	0	1	0	0	0	1				
<b>George Scott, R</b> (1, 3) OBP: 0.347, SLG: 0.467										4	0	2	1	0	1	1				
<b>Hank Aaron, R</b> (1, 7) OBP: 0.333, SLG: 0.375										3	0	0	0	1	0	3				
<b>Darrell Porter, L</b> (1, 2) OBP: 0.397, SLG: 0.388										4	0	0	0	0	2	1				
<b>Mike Hegan, L</b> (1, 10) OBP: 0.418, SLG: 0.431											3	0	0	0	1	0				
<b>Sixto Lezcano, R</b> (1, 9) OBP: 0.338, SLG: 0.409											4	0	1	0	0	0				
<b>Bill Sharp, L</b> (1, 8) OBP: 0.283, SLG: 0.324										3	0	0	0	0	1	1				
<b>Pedro Garcia, R</b> (1, 4) OBP: 0.283, SLG: 0.335										3	0	0	0	0	2	0				
<b>Inning Stats</b>	R: 0 E: 0 K: 0 S: 3	H: 1 LOB: 0 BB: 0 P: 3	R: 0 E: 0 K: 1 S: 5	H: 0 LOB: 1 BB: 1 P: 9	R: 1 E: 0 K: 2 S: 9	H: 2 LOB: 2 BB: 1 P: 13	R: 0 E: 0 K: 0 S: 4	H: 1 LOB: 1 BB: 0 P: 4	R: 0 E: 0 K: 2 S: 7	H: 0 LOB: 0 BB: 1 P: 11	R: 0 E: 0 K: 1 S: 5	H: 0 LOB: 0 BB: 0 P: 5	R: 0 E: 0 K: 0 S: 4	H: 1 LOB: 1 BB: 0 P: 4	R: 0 E: 0 K: 0 S: 3	H: 0 LOB: 0 BB: 0 P: 3	1B: 4 2B: 1 3B: 0 HR: 0	SF: 0 SAC: 0 DP: 1 HBP: 0	WP: 0 PB: 0 SB: 1 CS: 0	PA: 34
<b>PITCHER</b>	IP WLS BF H R ER SO BB IBB HBP BLK WP HR S P ERA WHIP																			
<b>Jim Bibby, R</b> (1, 1) ERA: 4.72	9.0 W 34 5 1 1 6 3 0 0 0 0 0 0 43 55 1.00 0.889																			







Batter	1	2	3	4	5	6	7	8	9	AB	R	H	RBI	BB	SO	LOB	TOP				
<b>John Lowenstein, L</b> (1, 10) OBP: 0.345, SLG: 0.425	0-0 6-3		0-0 F7		0-0 F9		0-0 SH1-3		0-0 3-1	4	0	0	1	0	0	1					
<b>Duane Kuiper, L</b> (1, 4) OBP: 0.374, SLG: 0.337	0-0 F7		0-0 2B 1-2 3-1 1B		0-3 K		0-0 FC1-6			4	1	1	0	0	1	1					
<b>Rick Manning, L</b> (1, 7) OBP: 0.347, SLG: 0.366	0-3 K		0-0 3-1 1-3 2-H 2B		0-0 F5		0-0 L7			4	0	1	1	0	1	1					
<b>Boog Powell, L</b> (1, 3) OBP: 0.387, SLG: 0.500		0-0 F4	0-0 3-1			0-3 K				4	0	1	1	0	1	1					
<b>George Hendrick, R</b> (1, 8) OBP: 0.317, SLG: 0.479		0-0 BB 1B	0-0 6-3			0-0 1B CS 1B		0-3 K		4	0	2	0	0	1	2					
<b>Charlie Spikes, R</b> (1, 9) OBP: 0.262, SLG: 0.317		4-0 BB 1B		0-0 F9		0-3 K		0-0 F7		3	0	0	0	1	1	2					
<b>Buddy Bell, R</b> (1, 5) OBP: 0.295, SLG: 0.325		0-0 F3		0-0 6-3		0-0 1B		0-0 F7		4	0	1	0	0	0	3					
<b>Frank Duffy, R</b> (1, 6) OBP: 0.289, SLG: 0.300		0-0 F7		0-0 1B		0-0 CS	0-0 1B SH1-3 1B		0-0 5-3	4	1	2	0	0	0	2					
<b>Alan Ashby, S</b> (1, 2) OBP: 0.258, SLG: 0.269			0-0 1B 2B 1B		0-0 L5		0-0 FC1-6 SH1-3 1B		0-0 F8	0	0	0	0	0	0	0					
<b>John Ellis, R</b> (2, 2) OBP: 0.257, SLG: 0.348										4	1	2	0	0	0	1					
<b>Inning Stats</b>	R: 0 E: 0 K: 1 S: 5	H: 0 LOB: 0 BB: 0 P: 5	R: 0 E: 0 K: 0 S: 4	H: 1 LOB: 2 BB: 1 P: 8	R: 2 E: 0 K: 0 S: 6	H: 3 LOB: 1 BB: 0 P: 6	R: 0 E: 0 K: 0 S: 4	H: 1 LOB: 1 BB: 0 P: 4	R: 0 E: 0 K: 2 S: 8	H: 2 LOB: 1 BB: 0 P: 8	R: 1 E: 0 K: 0 S: 5	H: 2 LOB: 1 BB: 0 P: 5	R: 0 E: 0 K: 1 S: 6	H: 1 LOB: 1 BB: 0 P: 6	R: 0 E: 0 K: 0 S: 3	H: 0 LOB: 0 BB: 0 P: 3	1B: 9 2B: 1 3B: 0 HR: 0	SF: 0 SAC: 1 DP: 0 HBP: 0	WP: 0 PB: 0 SB: 0 CS: 1	PA: 38	
<b>PITCHER</b>	IP	WLS	BF	H	R	ER	SO	BB	IBB	HBP	BLK	WP	HR	S	P	ERA	WHIP				
<b>Pete Broberg, R</b> (1, 1) ERA: 4.43	7.0		30	9	3	3	4	1	0	0	0	0	0	37	41	3.86	1.429				
<b>Eduardo Rodriguez, R</b> (8, 1) ERA: 3.08	2.0	W	7	1	0	0	1	0	0	0	0	0	0	9	9	0.00	0.500				

**Cleveland Indians @ Milwaukee Brewers**  
Milwaukee County Stadium, Milwaukee, WI  
Sun Jun 29 1975, 4:33 AM EDT  
Att: 24,640 - Unknown

AB	35
R	3
H	10
RBI	3
BB	1
SO	5
LOB	14



Batter	1	2	3	4	5	6	7	8	9	AB	R	H	RBI	BB	SO	LOB	BOTTOM				
<b>Don Money, R</b> (1, 5) OBP: 0.304, SLG: 0.327	0-0 SH 1B		0-0 F4		0-0 F6			0-0 5-3		4	1	1	0	0	0	0					
<b>Bill Shero, L</b> (1, 8) OBP: 0.282, SLG: 0.332	0-0 SH SF8		0-0 F2		0-0 F7			0-0 3-1		3	1	0	0	0	0	0					
<b>George Scott, R</b> (1, 10) OBP: 0.347, SLG: 0.466	0-0 SF8		0-0 F8			0-0 F8			0-0 SH1-3 SF7 2B	3	1	1	1	0	0	0					
<b>Sixto Lezcano, R</b> (1, 9) OBP: 0.340, SLG: 0.409	4-0 F8 CS BB			0-0 E 1B 1B		0-3 K			0-0 SH1-3	2	1	1	0	1	1	0					
<b>Darrell Porter, L</b> (1, 2) OBP: 0.360, SLG: 0.387	0-0 1-2 1B			0-0 4-3 1-3 1B		0-0 F9			4-0 IBB	3	0	1	0	1	0	1					
<b>Bobby Mitchell, R</b> (1, 7) OBP: 0.348, SLG: 0.500	0-0 F8			0-0 1B			0-0 5-3		0-0 SF7	3	0	1	2	0	0	2					
<b>Pedro Garcia, R</b> (1, 4) OBP: 0.283, SLG: 0.330	0-0 CS		0-0 F3		0-0 F4		0-3 K			3	0	0	0	0	1	1					
<b>Mike Hegan, L</b> (1, 3) OBP: 0.402, SLG: 0.412			0-3 K		0-0 F8		0-3 K			3	0	0	0	0	2	1					
<b>Robin Yount, R</b> (1, 6) OBP: 0.351, SLG: 0.412		0-0 5-3			0-3 K			0-0 F9		3	0	0	0	0	1	0					
<b>Inning Stats</b>	R: 2 E: 1 K: 0 S: 5	H: 2 LOB: 1 BB: 1 P: 9	R: 0 E: 0 K: 1 S: 5	H: 0 LOB: 0 BB: 0 P: 5	R: 0 E: 0 K: 0 S: 3	H: 0 LOB: 0 BB: 0 P: 3	R: 1 E: 1 K: 0 S: 5	H: 2 LOB: 1 BB: 0 P: 5	R: 0 E: 0 K: 1 S: 5	H: 0 LOB: 0 BB: 0 P: 5	R: 0 E: 0 K: 2 S: 7	H: 0 LOB: 0 BB: 0 P: 7	R: 0 E: 0 K: 0 S: 3	H: 0 LOB: 0 BB: 0 P: 3	R: 1 E: 0 K: 0 S: 3	H: 1 LOB: 1 BB: 1 P: 7	1B: 4 2B: 1 3B: 0 HR: 0	SF: 2 SAC: 2 DP: 0 HBP: 0	WP: 0 PB: 0 SB: 0 CS: 1	PA: 34	
<b>PITCHER</b>	IP	WLS	BF	H	R	ER	SO	BB	IBB	HBP	BLK	WP	HR	S	P	ERA	WHIP				
<b>Don Hood, L</b> (1, 1) ERA: 4.56	8.0	L	30	5	4	1	5	1	0	0	0	0	0	39	43	1.12	0.750				
<b>Tom Buskey, R</b> (9, 1) ERA: 2.6	0.2		3	0	0	0	0	0	1	0	0	0	0	2	6	0.00	0.000				

**Cleveland Indians @ Milwaukee Brewers**  
Milwaukee County Stadium, Milwaukee, WI  
Sun Jun 29 1975, 4:33 AM EDT  
Att: 24,640 - Unknown

AB	27
R	4
H	5
RBI	3
BB	2
SO	5
LOB	5





Batter	1	2	3	4	5	6	7	8	9	AB	R	H	RBI	BB	SO	LOB	TOP			
<b>Bobby Bonds, R</b> OBP: 0.322, SLG: 0.502 (1, 8)	0-0 6-3		0-0 5-3		0-0 F7			0-0 F7		4	0	0	0	0	0	2	<b>New York Yankees @ Milwaukee Brewers</b> Milwaukee County Stadium, Milwaukee, WI Mon Jun 30 1975, 8:05 PM EDT Att: 16,156 - Unknown - 79 F <a href="http://livebaseballscorecards.com">livebaseballscorecards.com</a>			
<b>Walt Williams, R</b> OBP: 0.311, SLG: 0.390 (1, 9)	0-0 HR		0-0 4-3			0-0 F8		0-0 1B		4	1	2	1	0	0	0				
<b>Alex Johnson, R</b> OBP: 0.324, SLG: 0.390 (1, 7)	0-0 F7			0-0 G6-4-3 1B		0-0 F8		0-0 F3		4	0	1	0	0	0	2				
<b>Thurman Munson, R</b> OBP: 0.373, SLG: 0.432 (1, 2)	0-0 E5			0-0 G6-4-3 1-2		0-0 F8			4-0 HR BB	3	1	0	0	1	0	1				
<b>Graig Nettles, L</b> OBP: 0.341, SLG: 0.467 (1, 5)	0-0 4-3			0-0 5-3			0-0 F5		0-0 F9	4	0	0	0	0	0	2				
<b>Chris Chambliss, L</b> OBP: 0.333, SLG: 0.459 (1, 3)		0-0 4-3			0-3 K		0-0 L4		0-0 HR	4	1	1	2	0	1	0				
<b>Bob Oliver, R</b> OBP: 0.171, SLG: 0.176 (1, 10)		0-0 F9			0-0 F4		0-0 5-3		0-0 F8	4	0	0	0	0	0	0				
<b>Ed Brinkman, R</b> OBP: 0.282, SLG: 0.336 (1, 6)		0-0 6-3			0-0 1B 3B			0-0 5-3	0-0 F7	4	1	1	0	0	0	0				
<b>Sandy Alomar Sr., S</b> OBP: 0.232, SLG: 0.250 (1, 4)			0-0 F7			0-0 1B		0-0 1B		3	0	2	1	0	0	0				
<b>Inning Stats</b>	R: 1 E: 1 K: 0 S: 5	H: 1 LOB: 1 BB: 0 P: 5	R: 0 E: 0 K: 0 S: 3	H: 0 LOB: 0 BB: 0 P: 3	R: 0 E: 0 K: 0 S: 3	H: 1 LOB: 0 BB: 0 P: 3	R: 0 E: 0 K: 1 S: 7	H: 2 LOB: 1 BB: 0 P: 7	R: 0 E: 0 K: 0 S: 3	H: 0 LOB: 0 BB: 0 P: 3	R: 0 E: 0 K: 0 S: 3	H: 0 LOB: 0 BB: 0 P: 3	R: 0 E: 0 K: 0 S: 5	H: 2 LOB: 2 BB: 0 P: 5	R: 2 E: 0 K: 0 S: 4	H: 1 LOB: 0 BB: 1 P: 8	1B: 4 2B: 0 3B: 1 HR: 2	SF: 0 SAC: 0 DP: 1 HBP: 0	WP: 0 PB: 0 CS: 0	PA: 35
<b>PITCHER</b> <b>Bill Travers, L</b> ERA: 2.74 (1, 1)	IP: 9.0 WLS: W BF: 35 H: 7 R: 4 ER: 4 SO: 1 BB: 1 IBB: 0 HBP: 0 BLK: 0 WP: 0 HR: 2 S: 36 P: 40 ERA: 4.00 WHIP: 0.889															<b>PITCHER</b>				

Batter	1	2	3	4	5	6	7	8	9	AB	R	H	RBI	BB	SO	LOB	BOTTOM					
<b>Don Money, R</b> OBP: 0.303, SLG: 0.325 (1, 5)	0-0 F8		0-0 F8		0-0 F6					4	0	1	0	0	0	0	<b>New York Yankees @ Milwaukee Brewers</b> Milwaukee County Stadium, Milwaukee, WI Mon Jun 30 1975, 8:05 PM EDT Att: 16,156 - Unknown - 79 F <a href="http://livebaseballscorecards.com">livebaseballscorecards.com</a>					
<b>Robin Yount, R</b> OBP: 0.346, SLG: 0.405 (1, 6)	0-0 5-3			0-0 E5 2B		0-0 6-3		0-0 F3		4	1	0	0	0	0	1						
<b>George Scott, R</b> OBP: 0.346, SLG: 0.466 (1, 3)	0-0 F9			0-0 HR 2B		0-0 F9		0-0 F7		4	1	1	1	0	0	1						
<b>Hank Aaron, R</b> OBP: 0.327, SLG: 0.364 (1, 10)		0-0 F8		0-0 5-3		0-3 K			0-0 F8	4	0	0	0	0	1	1						
<b>Sixto Lezcano, R</b> OBP: 0.339, SLG: 0.406 (1, 9)		0-3 K		0-3 K			0-0 F7		0-0 HR 1B	4	1	1	0	0	2	1						
<b>Bobby Mitchell, R</b> OBP: 0.356, SLG: 0.526 (1, 7)		4-0 BB			0-0 HR		0-3 K		0-0 1B	2	1	1	2	1	1	0						
<b>Bill Sharp, L</b> OBP: 0.282, SLG: 0.332 (8, 7)										0	0	0	0	0	0	0						
<b>Bobby Darwin, R</b> OBP: 0.326, SLG: 0.403 (9, PH)									0-0 HR	1	1	1	2	0	0	0						
<b>Gorman Thomas, R</b> OBP: 0.384, SLG: 0.620 (1, 8)		0-3 K		0-3 K			4-0 FC5-4 BB			2	0	0	0	1	2	1						
<b>Charlie Moore, R</b> OBP: 0.295, SLG: 0.351 (1, 2)			0-0 F4		0-3 K		0-0 FC5-4			3	0	0	0	0	1	1						
<b>Pedro Garcia, R</b> OBP: 0.280, SLG: 0.326 (1, 4)			0-0 F3		0-3 K			0-0 1-3		3	0	0	0	0	1	0						
<b>Inning Stats</b>	R: 0 E: 0 K: 0 S: 3	H: 0 LOB: 0 BB: 1 P: 3	R: 0 E: 0 K: 2 S: 7	H: 0 LOB: 1 BB: 1 P: 11	R: 0 E: 0 K: 0 S: 3	H: 0 LOB: 0 BB: 0 P: 3	R: 3 E: 1 K: 2 S: 10	H: 2 LOB: 0 BB: 0 P: 10	R: 0 E: 0 K: 2 S: 7	H: 0 LOB: 0 BB: 0 P: 7	R: 0 E: 0 K: 1 S: 5	H: 0 LOB: 0 BB: 0 P: 5	R: 0 E: 0 K: 1 S: 5	H: 0 LOB: 1 BB: 1 P: 9	R: 0 E: 0 K: 0 S: 4	H: 1 LOB: 1 BB: 0 P: 4	R: 2 E: 0 K: 0 S: 3	H: 2 LOB: 0 BB: 0 P: 3	1B: 2 2B: 1 3B: 0 HR: 2	SF: 0 SAC: 0 DP: 0 HBP: 0	WP: 0 PB: 0 CS: 0	PA: 33
<b>PITCHER</b> <b>Rudy May, L</b> ERA: 3.12 (1, 1)	IP: 8.1 WLS: L BF: 33 H: 5 R: 5 ER: 2 SO: 8 BB: 2 IBB: 0 HBP: 0 BLK: 0 WP: 0 HR: 2 S: 47 P: 55 ERA: 2.16 WHIP: 0.840															<b>PITCHER</b>						



Batter	1	2	3	4	5	6	7	8	9	AB	R	H	RBI	BB	SO	LOB	TOP				
<b>Bobby Bonds, R</b> OBP: 0.321, SLG: 0.496 (1, 8)										3	1	0	0	1	1	1	<b>New York Yankees @ Milwaukee Brewers</b> Milwaukee County Stadium, Milwaukee, WI Tue Jul 01 1975, 8:05 PM EDT Att: 20,938 - Unknown - 81 F <a href="http://livebaseballscorecards.com">livebaseballscorecards.com</a>				
<b>Rich Coggins, L</b> OBP: 0.290, SLG: 0.298 (1, 9)										4	0	0	0	0	0	2					
<b>Jim Mason, L</b> OBP: 0.191, SLG: 0.184 (8, 6)										0	0	0	0	0	0	0					
<b>Roy White, S</b> OBP: 0.412, SLG: 0.457 (1, 7)										3	1	1	0	1	0	0					
<b>Thurman Munson, R</b> OBP: 0.375, SLG: 0.435 (1, 10)										3	0	1	2	1	1	0					
<b>Chris Chambliss, L</b> OBP: 0.332, SLG: 0.456 (1, 3)										4	0	1	1	0	0	2					
<b>Graig Nettles, L</b> OBP: 0.337, SLG: 0.460 (1, 5)										4	0	0	0	0	0	2					
<b>Ed Herrmann, L</b> OBP: 0.324, SLG: 0.366 (8, PH)										3	0	1	0	0	0	0					
<b>Rick Dempsey, R</b> OBP: 0.455, SLG: 0.391 (8, PH)										1	0	0	0	0	1	0					
<b>Ed Brinkman, R</b> OBP: 0.278, SLG: 0.330 (8, PH)										2	0	0	0	0	0	1					
<b>Terry Whitfield, L</b> OBP: 0.316, SLG: 0.378 (8, 9)										1	1	1	0	0	0	0					
<b>Alex Johnson, R</b> OBP: 0.321, SLG: 0.386 (8, PH)										1	0	0	0	0	1	0					
<b>Sandy Alomar Sr., S</b> OBP: 0.229, SLG: 0.247 (8, PH)										2	0	0	0	0	1	1					
<b>Ron Blomberg, L</b> OBP: 0.330, SLG: 0.489 (8, 4)										1	0	0	0	0	0	1					
<b>Fred Stanley, R</b> OBP: 0.292, SLG: 0.265 (8, 4)										0	0	0	0	0	0	0					
<b>Inning Stats</b>	R: 1 E: 0 K: 1 S: 7	H: 2 LOB: 2 BB: 1 P: 11	R: 0 E: 0 K: 0 S: 4	H: 1 LOB: 1 BB: 0 P: 4	R: 0 E: 0 K: 0 S: 3	H: 0 LOB: 0 BB: 0 P: 3	R: 0 E: 0 K: 0 S: 3	H: 0 LOB: 0 BB: 0 P: 3	R: 0 E: 0 K: 1 S: 5	H: 0 LOB: 0 BB: 0 P: 5	R: 0 E: 0 K: 0 S: 3	H: 0 LOB: 0 BB: 0 P: 3	R: 0 E: 0 K: 0 S: 3	R: 2 E: 0 K: 0 S: 5	H: 2 LOB: 2 BB: 2 P: 13	R: 0 E: 0 K: 2 S: 7	H: 0 LOB: 0 BB: 0 P: 7	1B: 4 2B: 1 3B: 0 HR: 0	SF: 0 SAC: 0 DP: 0 HBP: 0	WP: 1 PB: 0 SB: 0 CS: 0	PA: 35
<b>PITCHER</b>	IP	WLS	BF	H	R	ER	SO	BB	IBB	HBP	BLK	WP	HR	S	P	ERA	WHIP				
<b>Jim Colborn, R</b> ERA: 4.48 (1, 1)	7.2	W	31	5	3	3	3	3	0	0	0	1	0	34	46	3.52	1.043				
<b>Rick Austin, L</b> ERA: 3.24 (8, 1)	1.1	S	4	0	0	0	2	0	0	0	0	0	0	8	8	0.00	0.000				

Batter	1	2	3	4	5	6	7	8	9	AB	R	H	RBI	BB	SO	LOB	BOTTOM				
<b>Don Money, R</b> OBP: 0.306, SLG: 0.327 (1, 5)										5	0	2	1	0	1	2	<b>New York Yankees @ Milwaukee Brewers</b> Milwaukee County Stadium, Milwaukee, WI Tue Jul 01 1975, 8:05 PM EDT Att: 20,938 - Unknown - 81 F <a href="http://livebaseballscorecards.com">livebaseballscorecards.com</a>				
<b>Robin Yount, R</b> OBP: 0.344, SLG: 0.402 (1, 6)										4	1	1	0	0	1	2					
<b>George Scott, R</b> OBP: 0.351, SLG: 0.477 (1, 10)										4	2	3	1	0	0	0					
<b>Darrell Porter, L</b> OBP: 0.362, SLG: 0.387 (1, 2)										3	1	1	0	1	1	1					
<b>Sixto Lezcano, R</b> OBP: 0.338, SLG: 0.402 (1, 9)										3	1	0	0	1	2	3					
<b>Mike Hegan, L</b> OBP: 0.407, SLG: 0.417 (1, 3)										4	0	2	2	0	1	2					
<b>Bill Sharp, L</b> OBP: 0.281, SLG: 0.330 (9, 7)										4	0	1	1	0	0	3					
<b>Bobby Mitchell, R</b> OBP: 0.353, SLG: 0.513 (1, 7)										3	1	0	1	1	2	1					
<b>Gorman Thomas, R</b> OBP: 0.394, SLG: 0.620 (8, 8)										0	0	0	0	0	0	0					
<b>Pedro Garcia, R</b> OBP: 0.283, SLG: 0.326 (1, 4)										3	0	1	0	1	0	3					
<b>Inning Stats</b>	R: 2 E: 0 K: 1 S: 8	H: 3 LOB: 2 BB: 1 P: 12	R: 0 E: 0 K: 1 S: 6	H: 2 LOB: 1 BB: 0 P: 6	R: 4 E: 0 K: 0 S: 6	H: 4 LOB: 2 BB: 2 P: 14	R: 0 E: 0 K: 2 S: 8	H: 1 LOB: 1 BB: 0 P: 8	R: 0 E: 0 K: 1 S: 5	H: 0 LOB: 0 BB: 0 P: 5	R: 0 E: 0 K: 0 S: 3	H: 0 LOB: 0 BB: 0 P: 3	R: 0 E: 0 K: 2 S: 7	H: 0 LOB: 0 BB: 0 P: 7	R: 0 E: 0 K: 1 S: 6	H: 1 LOB: 2 BB: 1 P: 10	1B: 9 2B: 2 3B: 0 HR: 0	SF: 0 SAC: 0 DP: 1 HBP: 0	WP: 0 PB: 0 SB: 0 CS: 2	PA: 37	
<b>PITCHER</b>	IP	WLS	BF	H	R	ER	SO	BB	IBB	HBP	BLK	WP	HR	S	P	ERA	WHIP				
<b>Pat Dobson, R</b> ERA: 3.48 (1, 1)	2.0	L	14	7	5	5	2	2	0	0	0	0	0	16	24	22.50	4.500				
<b>Dave Pagan, R</b> ERA: 3.68 (3, 1)	2.0		9	3	1	1	2	1	0	0	0	0	0	12	16	4.50	2.000				
<b>Sparky Lyle, L</b> ERA: 2.97 (5, 1)	4.0		14	1	0	0	4	1	0	0	0	0	0	21	25	0.00	0.500				









Batter	1	2	3	4	5	6	7	8	9	AB	R	H	RBI	BB	SO	LOB	TOP		
<b>Bernie Carbo</b> , L (1, 9) OBP: 0.435, SLG: 0.566	6-3		2B	K			6-3			3	1	0	0	1	1	1	<b>Boston Red Sox @ Milwaukee Brewers</b> Milwaukee County Stadium, Milwaukee, WI Wed Jul 02 1975, 8:05 PM EDT Att: 34,455 - Unknown <a href="http://livebaseballscorecards.com">livebaseballscorecards.com</a>		
<b>Rick Burleson</b> , R (1, 6) OBP: 0.356, SLG: 0.351	6-3		1B			6-3		6-3		4	1	1	1	0	0	0			
<b>Carl Yastrzemski</b> , L (1, 3) OBP: 0.409, SLG: 0.462	FC6-4		1B			K		F9		3	0	1	1	1	1	0			
<b>Fred Lynn</b> , L (1, 8) OBP: 0.408, SLG: 0.600	FC6-4		F7			4-1		4-3		4	0	0	0	0	0	2			
<b>Jim Rice</b> , R (1, 7)		1-3	F9			L8			K	4	0	0	0	0	1	1			
<b>Cecil Cooper</b> , L (1, 10) OBP: 0.359, SLG: 0.507		HR	L9			F9			G4-6-3	4	1	2	1	0	0	1			
<b>Denny Doyle</b> , L (1, 4) OBP: 0.215, SLG: 0.247		4-3				1B			G4-6-3	4	0	2	0	0	0	1			
<b>Bob Heise</b> , R (1, 5) OBP: 0.227, SLG: 0.175				4-3		CS		4-3		2	0	0	0	0	0	0			
<b>Tim Blackwell</b> , S (1, 2) OBP: 0.276, SLG: 0.208			F7					F8		3	0	1	0	0	0	1			
<b>Inning Stats</b>	R: 0 E: 0 K: 0 S: 3	H: 0 LOB: 1 BB: 1 P: 7	R: 1 E: 0 K: 0 S: 4	H: 1 LOB: 1 BB: 0 P: 5	R: 2 E: 0 K: 0 S: 5	H: 2 LOB: 1 BB: 1 P: 9	R: 0 E: 0 K: 1 S: 6	H: 2 LOB: 0 BB: 0 P: 6	R: 0 E: 0 K: 0 S: 5	H: 1 LOB: 0 BB: 0 P: 3	R: 0 E: 0 K: 0 S: 3	H: 0 LOB: 0 BB: 0 P: 3	R: 0 E: 0 K: 1 S: 5	H: 1 LOB: 0 BB: 0 P: 5	1B: 5 2B: 1 3B: 0 HR: 1	SF: 0 SAC: 0 DP: 1 HBP: 1		WP: 0 PA: 35 PB: 0 SB: 0 CS: 1	
<b>PITCHER</b>	IP	WLS	BF	H	R	ER	SO	BB	IBB	HBP	BLK	WP	HR	S	P	ERA	WHIP		
<b>Tom Hausman</b> , R (1, 1) ERA: 4.83	1.1		5	0	0	0	0	1	0	0	0	0	0	4	8	0.00	0.750		
<b>Pete Broberg</b> , R (2, 1) ERA: 4.36	7.2	W	29	7	3	3	3	1	0	1	0	0	1	33	38	3.52	1.043		

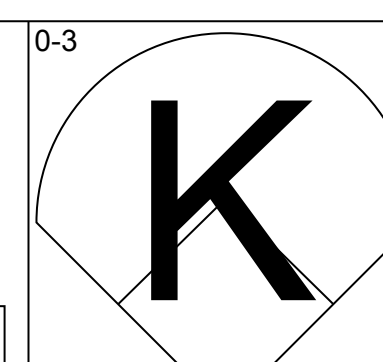
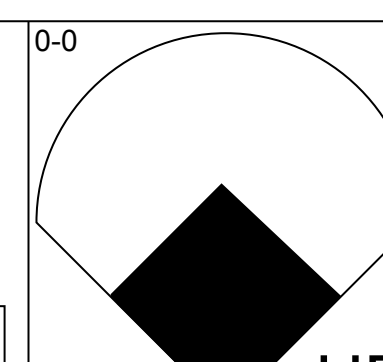
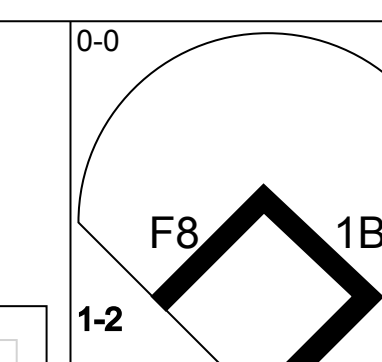
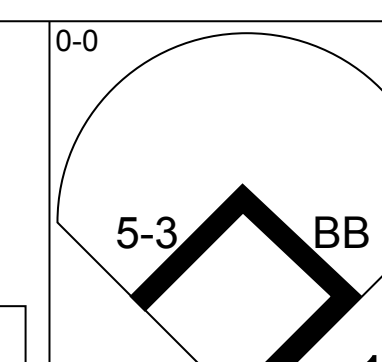
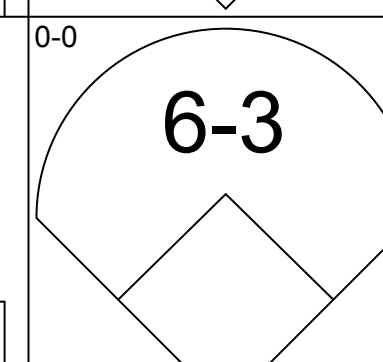
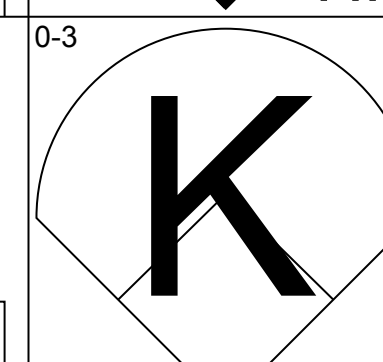
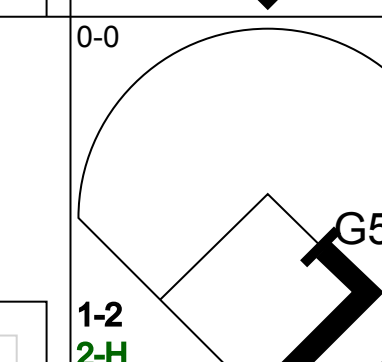
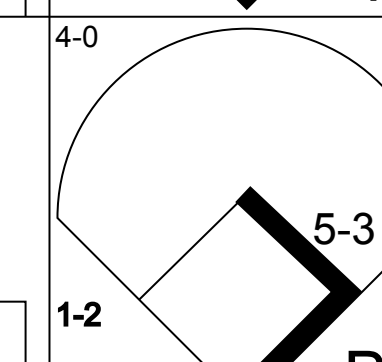
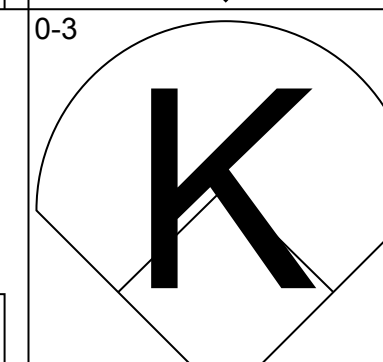
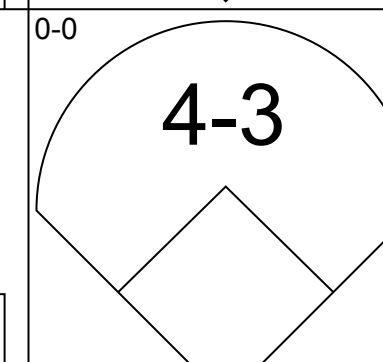
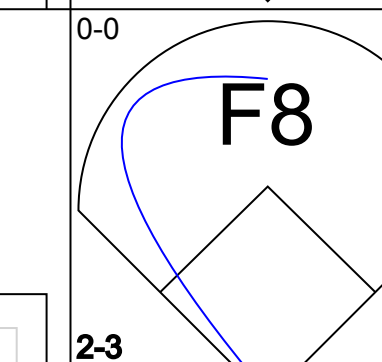
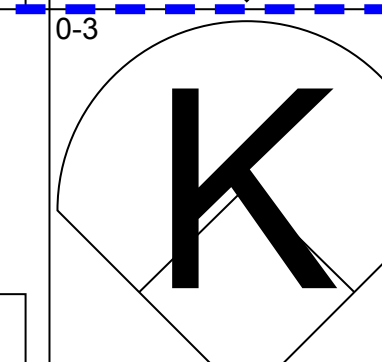
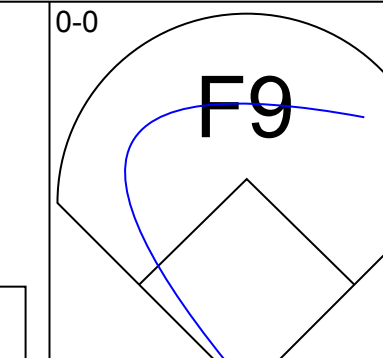
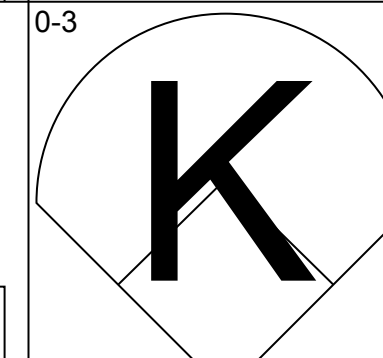
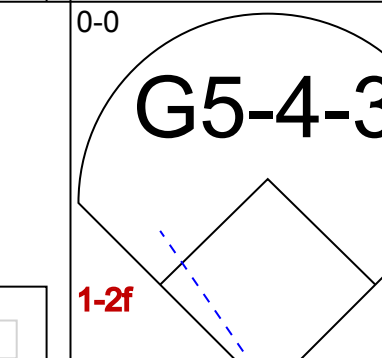
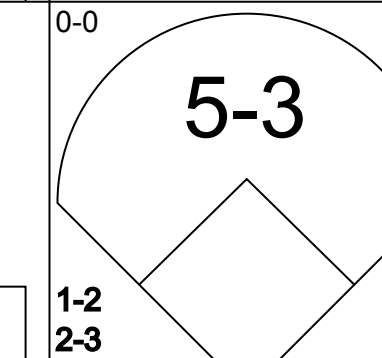
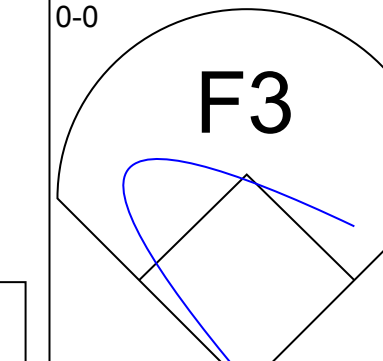
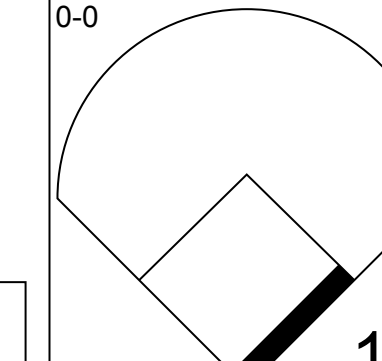
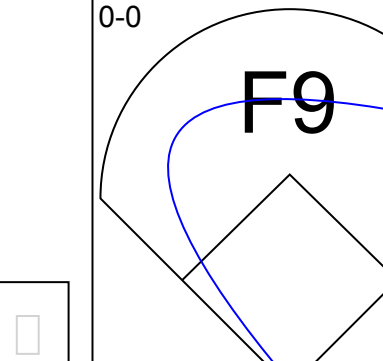
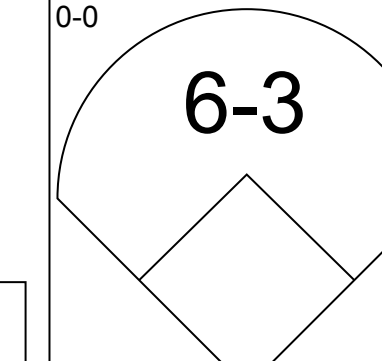
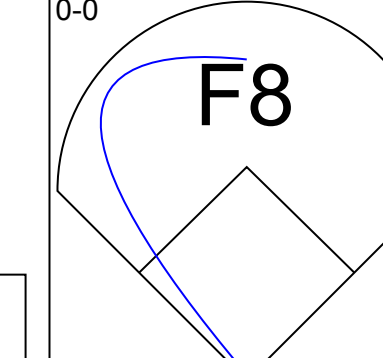
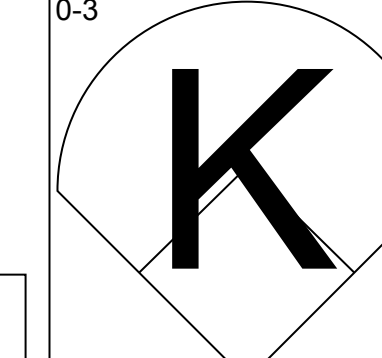
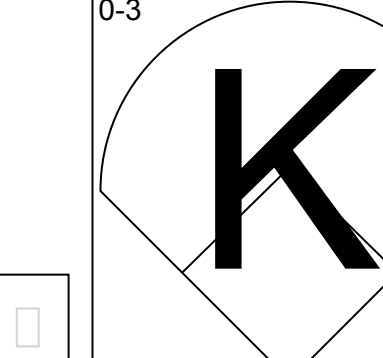
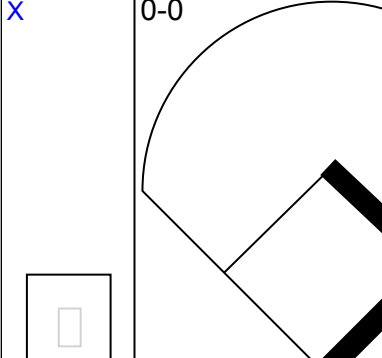
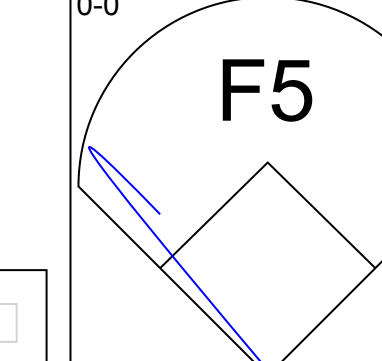
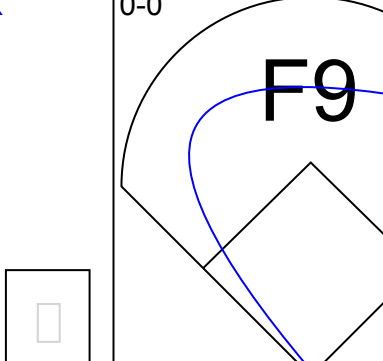
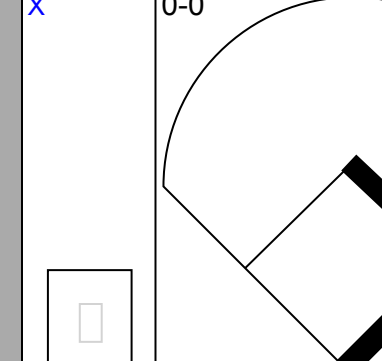
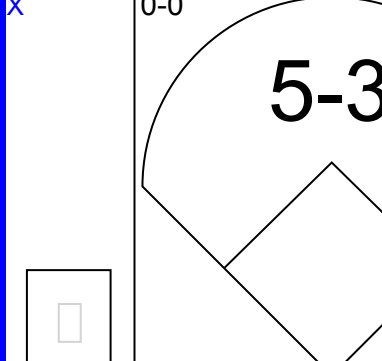
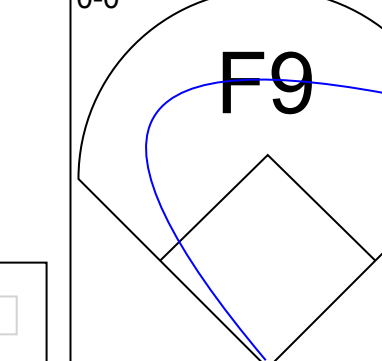
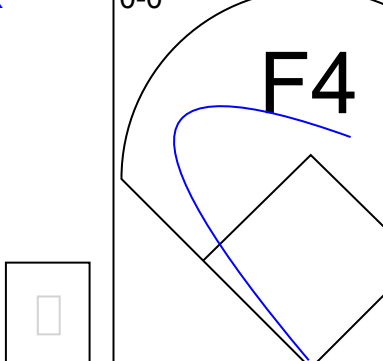
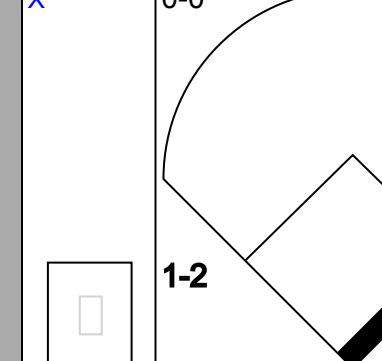
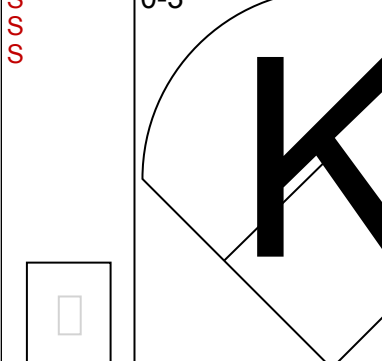
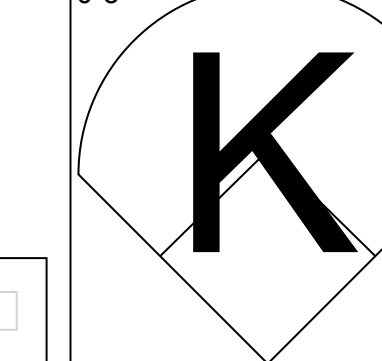
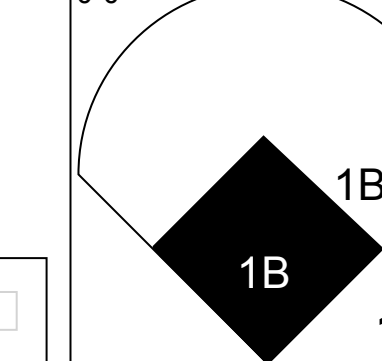
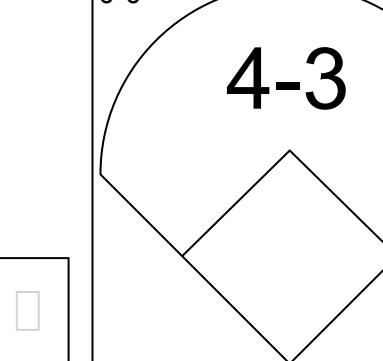
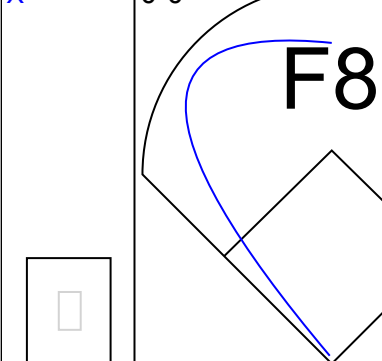
Batter	1	2	3	4	5	6	7	8	9	AB	R	H	RBI	BB	SO	LOB	BOTTOM		
<b>Don Money</b> , R (1, 5) OBP: 0.296, SLG: 0.318	6-3		1B			4-3				4	0	1	0	0	0	0	<b>Boston Red Sox @ Milwaukee Brewers</b> Milwaukee County Stadium, Milwaukee, WI Wed Jul 02 1975, 8:05 PM EDT Att: 34,455 - Unknown <a href="http://livebaseballscorecards.com">livebaseballscorecards.com</a>		
<b>Robin Yount</b> , R (1, 6) OBP: 0.342, SLG: 0.398	F8		FC6			5-3		5-3		4	0	1	0	0	0	2			
<b>George Scott</b> , R (1, 3) OBP: 0.351, SLG: 0.483			1B							2	0	0	0	0	0	2			
<b>Mike Hegan</b> , L (4, 3) OBP: 0.391, SLG: 0.397	F2		2-3			G3				2	0	1	0	0	0	1			
<b>Hank Aaron</b> , R (1, 10) OBP: 0.326, SLG: 0.362		5-3				F4				4	0	1	0	0	0	0			
<b>Sixto Lezcano</b> , R (1, 9) OBP: 0.330, SLG: 0.391						6-3		6-3		4	0	0	0	0	1	2			
<b>Gorman Thomas</b> , R (1, 8) OBP: 0.389, SLG: 0.653						K				4	2	2	1	0	1	0			
<b>Charlie Moore</b> , R (1, 2) OBP: 0.292, SLG: 0.344						1B		1B		4	0	1	0	0	0	0			
<b>Bobby Mitchell</b> , R (1, 7) OBP: 0.360, SLG: 0.516						L9				3	1	2	1	0	0	0			
<b>Bill Sharp</b> , L (7, 7) OBP: 0.279, SLG: 0.323						HR				1	0	0	0	0	0	0			
<b>Pedro Garcia</b> , R (1, 4) OBP: 0.285, SLG: 0.339						1B				3	1	2	2	0	0	2			
<b>Inning Stats</b>	R: 0 E: 0 K: 0 S: 3	H: 0 LOB: 0 BB: 0 P: 3	R: 1 E: 0 K: 1 S: 6	H: 1 LOB: 0 BB: 0 P: 6	R: 0 E: 0 K: 0 S: 5	H: 2 LOB: 2 BB: 0 P: 5	R: 0 E: 0 K: 1 S: 5	H: 0 LOB: 0 BB: 0 P: 5	R: 2 E: 0 K: 0 S: 6	H: 3 LOB: 1 BB: 0 P: 6	R: 1 E: 0 K: 0 S: 6	H: 3 LOB: 2 BB: 0 P: 6	R: 0 E: 0 K: 0 S: 3	H: 2 LOB: 2 BB: 0 P: 5	R: 0 E: 0 K: 0 S: 3	H: 0 LOB: 0 BB: 0 P: 3	1B: 9 2B: 0 3B: 0 HR: 2	SF: 0 SAC: 0 DP: 0 HBP: 0	WP: 0 PA: 35 PB: 0 SB: 0 CS: 0
<b>PITCHER</b>	IP	WLS	BF	H	R	ER	SO	BB	IBB	HBP	BLK	WP	HR	S	P	ERA	WHIP		
<b>Bill Lee</b> , L (1, 1) ERA: 4.06	8.0	L	35	11	4	4	2	0	0	0	0	0	2	39	39	4.50	1.375		

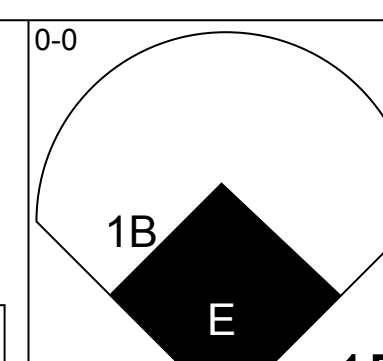
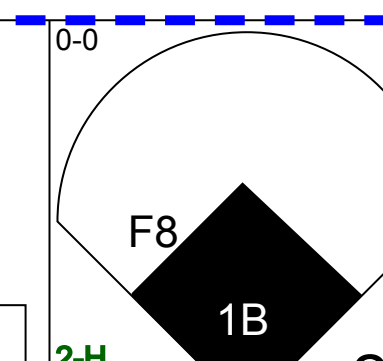
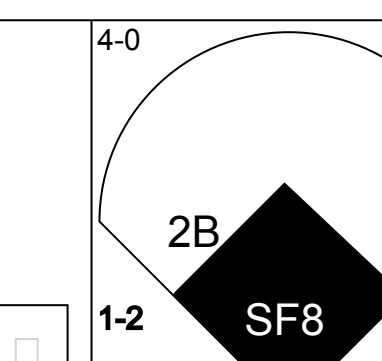
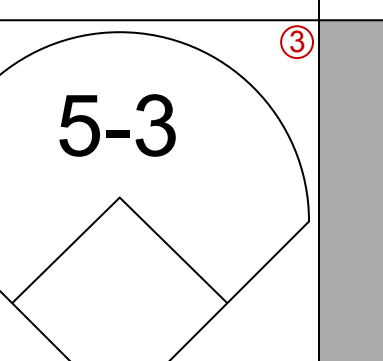
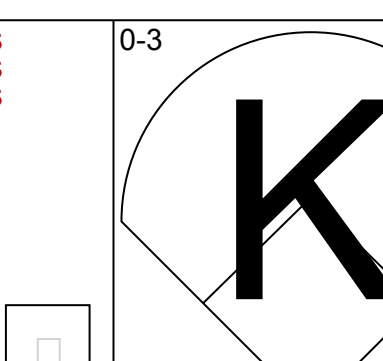
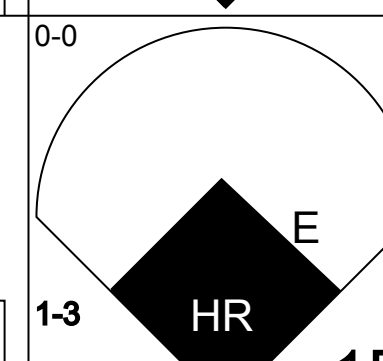
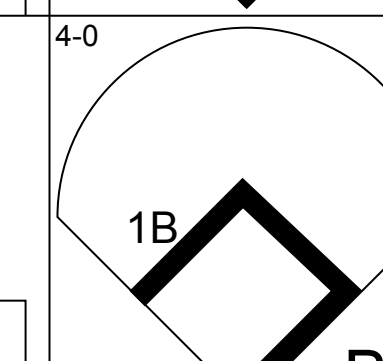
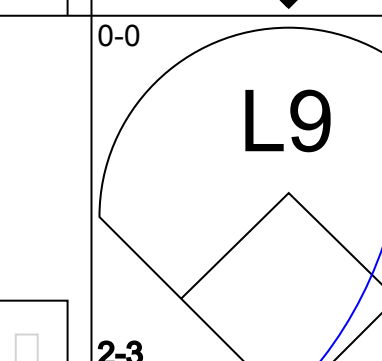
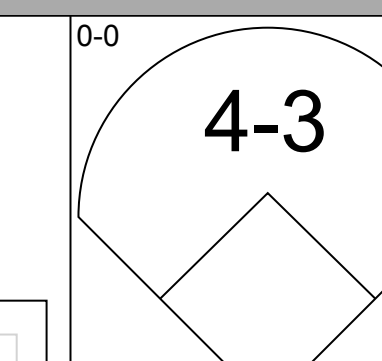
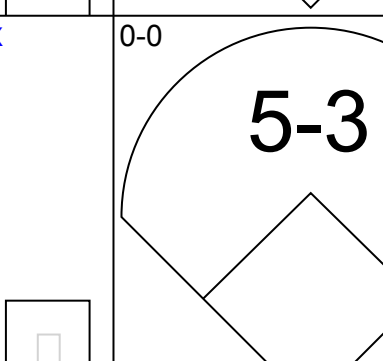
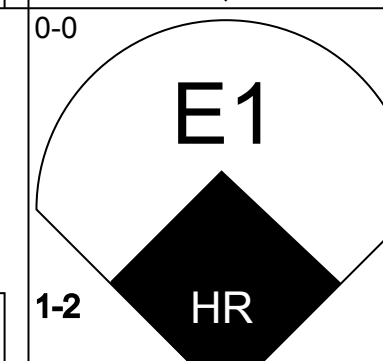
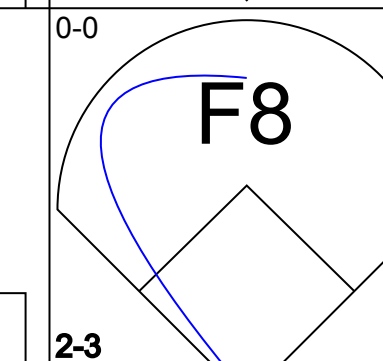
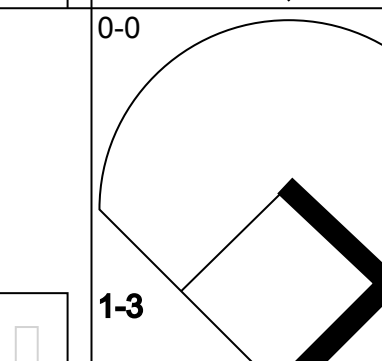
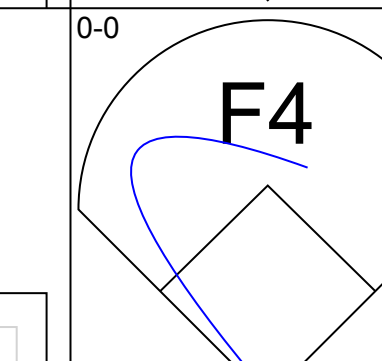
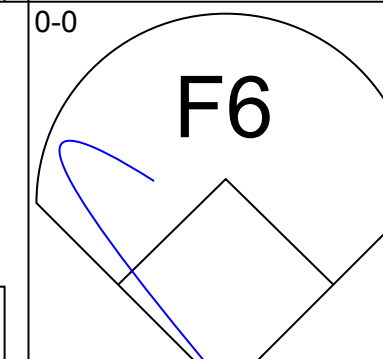
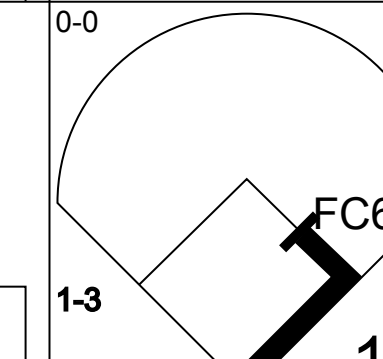
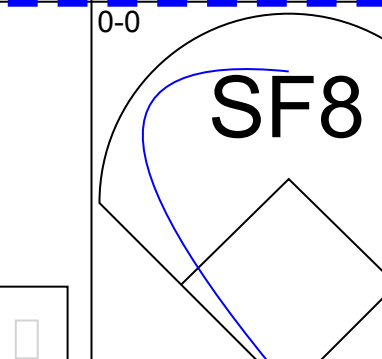
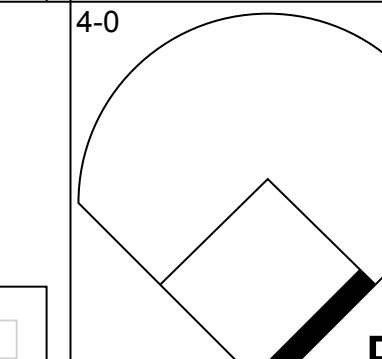
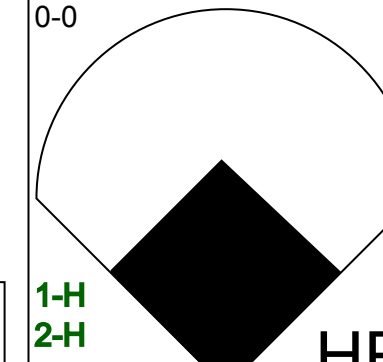
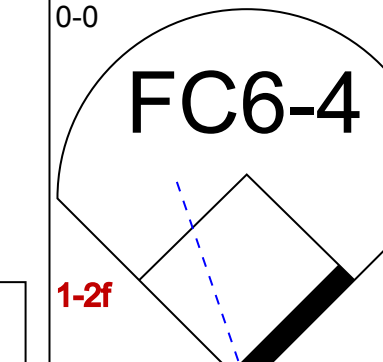
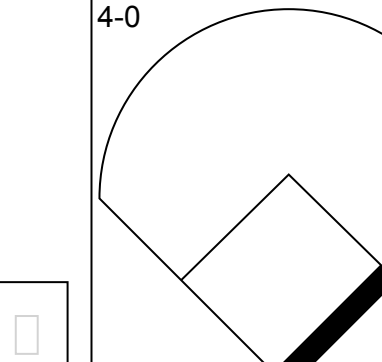
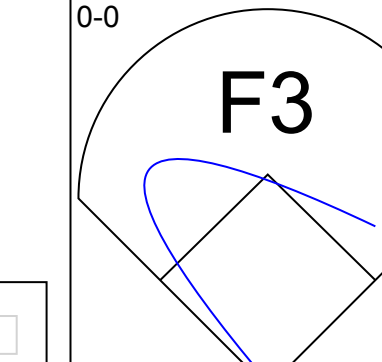
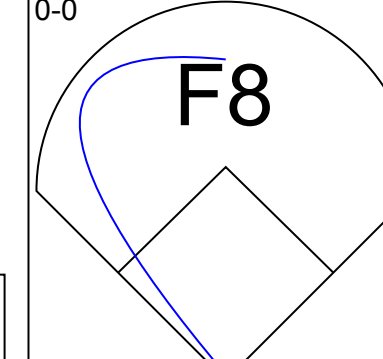
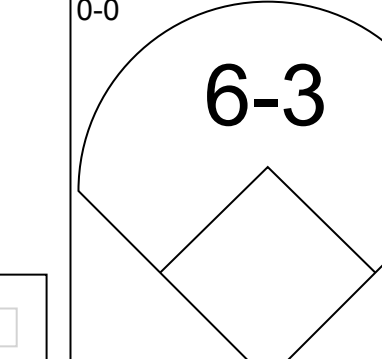
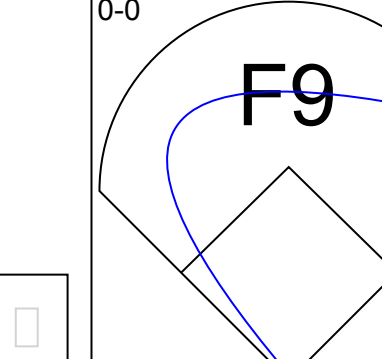
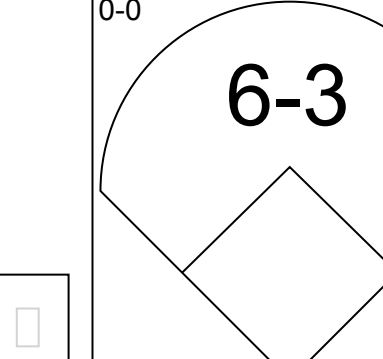
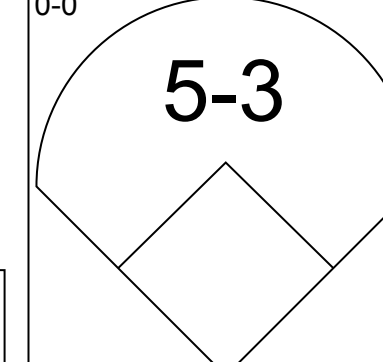
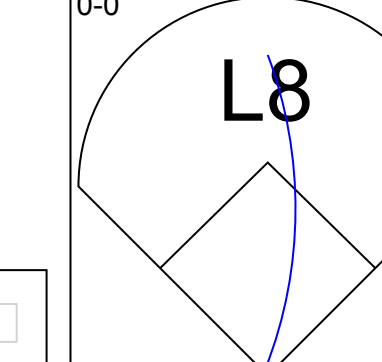
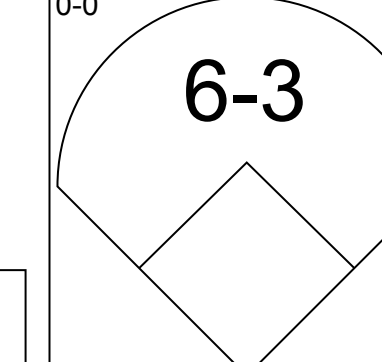
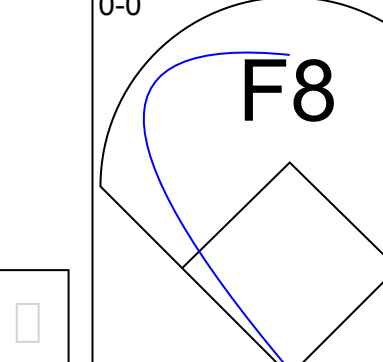
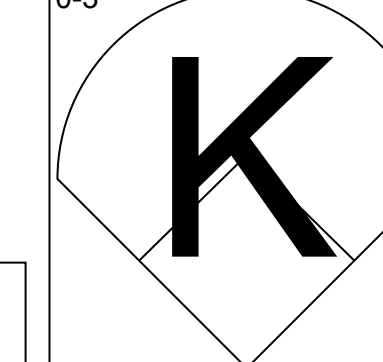
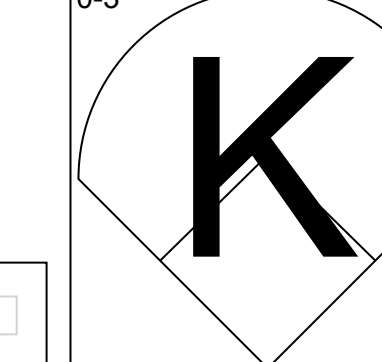
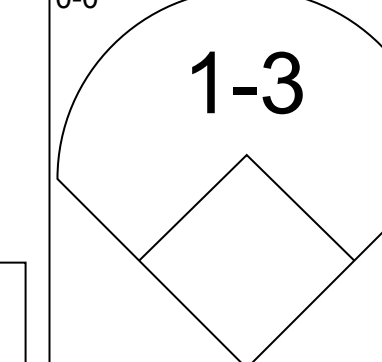
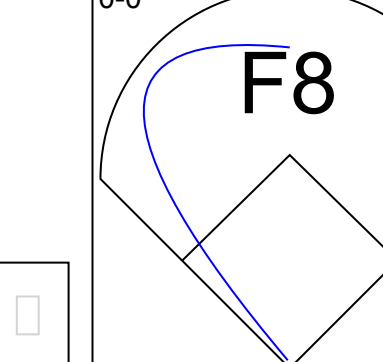
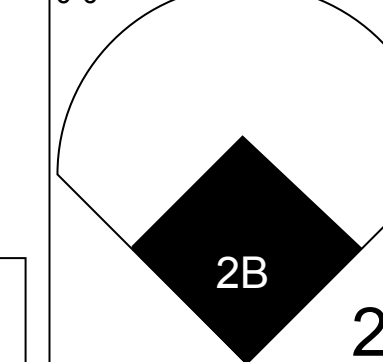
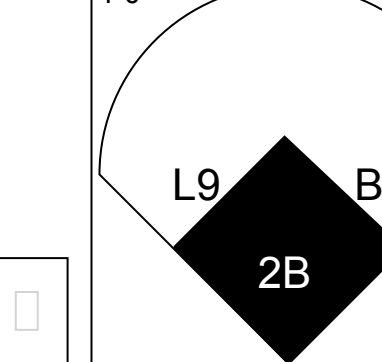
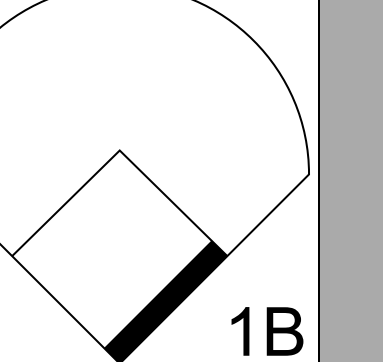
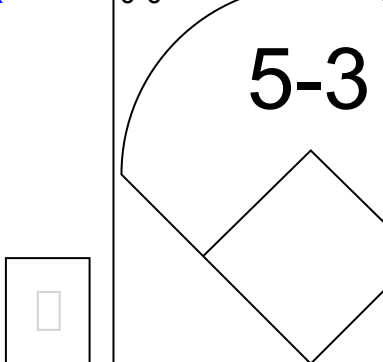


Batter	1	2	3	4	5	6	7	8	9	10	AB	R	H	RBI	BB	SO	LOB	TOP			
<b>Bernie Carbo, L</b> OBP: 0.430, SLG: 0.553 (1, 9)	0-0 6-3		0-0 6-3		4-0 BB			0-0 6-3	0-3 K		4	0	0	0	1	1	2	<b>Boston Red Sox @ Milwaukee Brewers</b> Milwaukee County Stadium, Milwaukee, WI Thu Jul 03 1975, 8:05 PM EDT Att: 16,225 - Unknown - 85 F  <b>AB 35</b> <b>R 2</b> <b>H 9</b> <b>RBI 2</b> <b>BB 4</b> <b>SO 5</b> <b>LOB 18</b> 			
<b>Rick Burleson, R</b> OBP: 0.337, SLG: 0.352 (1, 6)	0-0 F7		0-0 F4		0-0 FC5			0-0 2B 1B		0-0 FC3-6 1B	5	1	2	0	0	0	3				
<b>Carl Yastrzemski, L</b> OBP: 0.412, SLG: 0.469 (1, 3)	0-0 1B				0-0 FC6-4 1B			0-0 2B		0-0 FC3-6 FC6-4	5	0	3	1	0	0	1				
<b>Fred Lynn, L</b> OBP: 0.401, SLG: 0.588 (1, 8)		0-3 K		0-0 FC6-4 FC5-4				0-0 3-1		0-0 FC6-4	5	0	0	0	0	1	3				
<b>Jim Rice, R</b> OBP: 0.328, SLG: 0.498 <b>Rick Miller, L</b> OBP: 0.340, SLG: 0.205 (1, 7) (9, 7)		4-0 FC3-6 BB		0-0 FC5-4				4-0 K		0-0 CS	2	0	0	0	2	1	1				
<b>Cecil Cooper, L</b> OBP: 0.324, SLG: 0.532 (1, 10)		0-0 FC3-6		0-3 K				0-0 HR		0-0 F6	4	1	1	1	0	1	4				
<b>Carlton Fisk, R</b> OBP: 0.364, SLG: 0.500 <b>Tim Blackwell, S</b> OBP: 0.270, SLG: 0.203 (1, 2) (5, 2)		0-0 F7						0-0 5-3		0-3 K	2	0	0	0	0	0	1				
<b>Denny Doyle, L</b> OBP: 0.244, SLG: 0.288 <b>Dwight Evans, R</b> OBP: 0.335, SLG: 0.408 <b>Bob Heise, R</b> OBP: 0.227, SLG: 0.175 (1, 5) (9, PH) (9, PR) (9, 5)			0-0 SH1-3 2B		0-0 FC5 6-3 1B			0-0 CS 1B		4-0 BB	3	0	3	0	0	0	0				
<b>Doug Griffin, R</b> OBP: 0.300, SLG: 0.285 (1, 4)			0-0 SH1-3		0-0 6-3			0-0 5-3		0-0 F9	3	0	0	0	0	0	3				
<b>Inning Stats</b>	R: 0 E: 0 K: 0 S: 3	H: 1 LOB: 1 BB: 0 P: 3	R: 0 E: 0 K: 1 S: 5	H: 0 LOB: 1 BB: 1 P: 9	R: 0 E: 0 K: 0 S: 4	H: 1 LOB: 1 BB: 0 P: 6	R: 0 E: 0 K: 1 S: 6	H: 0 LOB: 0 BB: 0 P: 5	R: 1 E: 0 K: 0 S: 4	H: 2 LOB: 0 BB: 0 P: 4	R: 1 E: 0 K: 0 S: 5	H: 2 LOB: 2 BB: 1 P: 9	R: 0 E: 0 K: 2 S: 7	H: 0 LOB: 1 BB: 1 P: 11	R: 0 E: 0 K: 0 S: 3	H: 1 LOB: 0 BB: 0 P: 3	1B: 6 2B: 2 3B: 0 HR: 1		SF: 0 SAC: 1 DP: 0 HBP: 0	WP: 0 PB: 0 SB: 0 CS: 2	PA: 41
<b>PITCHER</b>	IP WLS BF H R ER SO	IP WLS BF H R ER SO	IP WLS BF H R ER SO	IP WLS BF H R ER SO	IP WLS BF H R ER SO	IP WLS BF H R ER SO	IP WLS BF H R ER SO	IP WLS BF H R ER SO	IP WLS BF H R ER SO	IP WLS BF H R ER SO	IP WLS BF H R ER SO	IP WLS BF H R ER SO	IP WLS BF H R ER SO	IP WLS BF H R ER SO	IP WLS BF H R ER SO	IP WLS BF H R ER SO	ERA WHIP		ERA WHIP		
<b>Jim Slaton, R</b> ERA: 4.88 <b>Rick Austin, L</b> ERA: 2.45 (1, 1) (8, 1)	7.1 W 30 8 2 2 3	2.2 W 10 1 0 0 2	2.0 L 10 1 0 0 2	2.0 L 10 1 0 0 2	2.0 L 10 1 0 0 2	2.0 L 10 1 0 0 2	2.0 L 10 1 0 0 2	2.0 L 10 1 0 0 2	2.0 L 10 1 0 0 2	2.0 L 10 1 0 0 2	2.0 L 10 1 0 0 2	2.0 L 10 1 0 0 2	2.0 L 10 1 0 0 2	2.0 L 10 1 0 0 2	2.0 L 10 1 0 0 2	2.0 L 10 1 0 0 2	0.00 0.750		0.00 0.750		

Batter	1	2	3	4	5	6	7	8	9	10	AB	R	H	RBI	BB	SO	LOB	BOTTOM			
<b>Don Money, R</b> OBP: 0.301, SLG: 0.320 (1, 5)	0-0 F7		0-0 F6		0-0 1B			0-0 E8 1B		0-0 L7	5	0	2	0	0	0	0	<b>Boston Red Sox @ Milwaukee Brewers</b> Milwaukee County Stadium, Milwaukee, WI Thu Jul 03 1975, 8:05 PM EDT Att: 16,225 - Unknown - 85 F  <b>AB 35</b> <b>R 3</b> <b>H 8</b> <b>RBI 2</b> <b>BB 3</b> <b>SO 6</b> <b>LOB 12</b> 			
<b>Robin Yount, R</b> OBP: 0.343, SLG: 0.400 (1, 6)			0-0 F3		0-0 F8			0-0 F8		4-0 1B BB	4	1	1	0	1	0	2				
<b>Bobby Mitchell, R</b> OBP: 0.352, SLG: 0.504 <b>Bill Sharp, L</b> OBP: 0.279, SLG: 0.323 <b>Kurt Bevacqua, R</b> OBP: 0.224, SLG: 0.220 (1, 7) (7, 7) (8, PH) (9, 3)			0-0 6-3					0-0 5-3		0-0 E8 1B	3	0	0	0	0	2	1				
<b>Hank Aaron, R</b> OBP: 0.352, SLG: 0.376 <b>Tom Murphy, R</b> (1, 10) (9, PR)					0-0 HR			0-3 K		4-0 SH3-4 2B BB	2	1	1	1	2	1	0				
<b>Bobby Darwin, R</b> OBP: 0.321, SLG: 0.409 (1, 9) (9, 7)			0-0 F7		0-0 F8			0-3 K		0-0 SH3-4	3	0	0	0	0	1	2				
<b>Gorman Thomas, R</b> OBP: 0.363, SLG: 0.646 (1, 8)					0-0 F7			0-0 P7		0-0 2B	4	0	1	1	0	0	0				
<b>Charlie Moore, R</b> OBP: 0.290, SLG: 0.354 (1, 2)					0-0 F8			0-0 F9		0-0 5-3	4	0	1	0	0	0	2				
<b>Pedro Garcia, R</b> OBP: 0.284, SLG: 0.338 (1, 4)			0-3 K					0-0 F2		0-0 L6	4	0	1	0	0	1	3				
<b>Mike Hegan, L</b> OBP: 0.383, SLG: 0.388 <b>Sixto Lezcano, R</b> OBP: 0.328, SLG: 0.388 (1, 3) (8, PH) (9, 9)			0-3 K					0-0 F8		0-0 L7	2	0	0	0	0	1	1				
<b>Inning Stats</b>	R: 0 E: 0 K: 1 S: 6	H: 1 LOB: 2 BB: 1 P: 10	R: 0 E: 0 K: 2 S: 8	H: 1 LOB: 1 BB: 0 P: 8	R: 0 E: 0 K: 0 S: 3	H: 0 LOB: 0 BB: 0 P: 3	R: 1 E: 0 K: 0 S: 4	H: 1 LOB: 0 BB: 0 P: 4	R: 0 E: 0 K: 0 S: 3	H: 0 LOB: 0 BB: 0 P: 3	R: 0 E: 1 K: 0 S: 4	H: 1 LOB: 1 BB: 0 P: 4	R: 1 E: 0 K: 0 S: 4	H: 1 LOB: 2 BB: 1 P: 8	R: 1 E: 1 K: 0 S: 3	H: 1 LOB: 1 BB: 1 P: 7	1B: 4 2B: 3 3B: 0 HR: 1		SF: 0 SAC: 1 DP: 0 HBP: 0	WP: 0 PB: 0 SB: 0 CS: 0	PA: 39
<b>PITCHER</b>	IP WLS BF H R ER SO	IP WLS BF H R ER SO	IP WLS BF H R ER SO	IP WLS BF H R ER SO	IP WLS BF H R ER SO	IP WLS BF H R ER SO	IP WLS BF H R ER SO	IP WLS BF H R ER SO	IP WLS BF H R ER SO	IP WLS BF H R ER SO	IP WLS BF H R ER SO	IP WLS BF H R ER SO	IP WLS BF H R ER SO	IP WLS BF H R ER SO	IP WLS BF H R ER SO	IP WLS BF H R ER SO	ERA WHIP		ERA WHIP		
<b>Roger Moret, L</b> ERA: 3.35 <b>Diego Segui, R</b> ERA: 5.68 (1, 1) (9, 1)	8.1 L 33 7 2 2 6	1.1 L 6 1 1 0 0	1.1 L 6 1 1 0 0	1.1 L 6 1 1 0 0	1.1 L 6 1 1 0 0	1.1 L 6 1 1 0 0	1.1 L 6 1 1 0 0	1.1 L 6 1 1 0 0	1.1 L 6 1 1 0 0	1.1 L 6 1 1 0 0	1.1 L 6 1 1 0 0	1.1 L 6 1 1 0 0	1.1 L 6 1 1 0 0	1.1 L 6 1 1 0 0	1.1 L 6 1 1 0 0	1.1 L 6 1 1 0 0	0.00 1.500		0.00 1.500		



Batter	1	2	3	4	5	6	7	8	9	AB	R	H	RBI	BB	SO	LOB	TOP					
<b>Don Money, R</b> OBP: 0.310, SLG: 0.346 (1, 5)										4	1	3	1	0	1	0	<b>Milwaukee Brewers @ Detroit Tigers</b> Tiger Stadium, Detroit, MI Fri Jul 04, 1975, 7:05 PM EDT Att: 14,259 - Unknown					
<b>Robin Yount, R</b> OBP: 0.345, SLG: 0.399 (1, 6)										3	0	1	1	1	1	0						
<b>George Scott, R</b> OBP: 0.347, SLG: 0.476 (1, 10)										4	0	0	0	0	2	4						
<b>Bobby Darwin, R</b> OBP: 0.315, SLG: 0.401 (1, 7)										4	0	0	0	0	1	4						
<b>Darrell Porter, L</b> OBP: 0.360, SLG: 0.380 <b>Charlie Moore, R</b> OBP: 0.286, SLG: 0.348 (8, PH) (8, 2)										3	0	1	0	0	0	0						
<b>Gorman Thomas, R</b> OBP: 0.376, SLG: 0.639 (1, 8)										4	0	1	0	0	2	1						
<b>Mike Hegan, L</b> OBP: 0.381, SLG: 0.386 <b>Bobby Mitchell, R</b> OBP: 0.350, SLG: 0.500 (9, PH)										3	0	1	0	0	0	1						
<b>Sixto Lezcano, R</b> OBP: 0.327, SLG: 0.386 (1, 9)										4	0	1	0	0	1	2						
<b>Pedro Garcia, R</b> OBP: 0.283, SLG: 0.336 <b>Kurt Bevacqua, R</b> OBP: 0.228, SLG: 0.223 (3, 4)										1	0	0	0	0	1	0						
<b>Inning Stats</b>	R: 0 E: 0 K: 2 S: 7	H: 0 LOB: 0 BB: 0 P: 7	R: 0 E: 0 K: 0 S: 3	H: 0 LOB: 0 BB: 0 P: 3	R: 0 E: 0 K: 1 S: 5	H: 0 LOB: 0 BB: 0 P: 5	R: 1 E: 0 K: 2 S: 8	H: 1 LOB: 0 BB: 0 P: 8	R: 0 E: 0 K: 1 S: 6	H: 1 LOB: 1 BB: 0 P: 6	R: 1 E: 0 K: 0 S: 5	H: 3 LOB: 1 BB: 0 P: 5	R: 0 E: 0 K: 1 S: 7	H: 2 LOB: 2 BB: 0 P: 7	R: 0 E: 0 K: 1 S: 6	H: 1 LOB: 2 BB: 0 P: 10		R: 0 E: 0 K: 1 S: 6	H: 1 LOB: 1 BB: 0 P: 6	1B: 7 2B: 1 3B: 0 HR: 1	SF: 0 SAC: 0 DP: 1 HBP: 0	WP: 0 PB: 0 SB: 0 CS: 0
<b>PITCHER</b>	IP	WLS	BF	H	R	ER	SO	BB	IBB	HBP	BLK	WP	HR	S	P	ERA	WHIP					
<b>Ray Bare, R</b> ERA: 4.43 <b>John Hiller, L</b> ERA: 2.69	(1, 1) 7.0	W 29	29	8	2	2	7	1	0	0	0	0	0	1	42	46	2.57	1.286				

Batter	1	2	3	4	5	6	7	8	9	AB	R	H	RBI	BB	SO	LOB	BOTTOM				
<b>Ron LeFlore, R</b> OBP: 0.321, SLG: 0.391 (1, 8)										4	3	2	1	1	1	1	<b>Milwaukee Brewers @ Detroit Tigers</b> Tiger Stadium, Detroit, MI Fri Jul 04, 1975, 7:05 PM EDT Att: 14,259 - Unknown				
<b>Gary Sutherland, R</b> OBP: 0.340, SLG: 0.347 (1, 4)										4	1	1	0	1	0	2					
<b>Dan Meyer, L</b> OBP: 0.302, SLG: 0.363 (1, 7)										4	1	1	2	0	0	3					
<b>Willie Horton, R</b> OBP: 0.296, SLG: 0.432 (1, 10)										2	0	1	2	1	0	2					
<b>Bill Freehan, R</b> OBP: 0.332, SLG: 0.459 (1, 2)										3	1	1	3	1	0	3					
<b>Mickey Stanley, R</b> OBP: 0.301, SLG: 0.442 (1, 3)										4	0	0	0	0	0	2					
<b>Leon Roberts, R</b> OBP: 0.350, SLG: 0.397 (1, 9)										4	0	0	0	0	0	0					
<b>Tom Veryzer, R</b> OBP: 0.272, SLG: 0.299 (1, 6)										4	0	0	0	0	2	0					
<b>Aurelio Rodriguez, R</b> OBP: 0.273, SLG: 0.382 (1, 5)										3	2	2	0	1	0	0					
<b>Inning Stats</b>	R: 4 E: 1 K: 0 S: 7	H: 3 LOB: 0 BB: 0 P: 7	R: 2 E: 0 K: 1 S: 8	H: 3 LOB: 2 BB: 1 P: 12	R: 0 E: 0 K: 1 S: 5	H: 0 LOB: 0 BB: 0 P: 5	R: 2 E: 0 K: 0 S: 4	H: 1 LOB: 2 BB: 3 P: 16	R: 0 E: 0 K: 0 S: 4	H: 1 LOB: 1 BB: 0 P: 4	R: 0 E: 0 K: 0 S: 3	H: 0 LOB: 1 BB: 1 P: 7	R: 0 E: 0 K: 0 S: 3	H: 0 LOB: 0 BB: 0 P: 3	R: 0 E: 0 K: 1 S: 5	H: 0 LOB: 0 BB: 0 P: 5		1B: 4 2B: 3 3B: 0 HR: 1	SF: 1 SAC: 0 DP: 0 HBP: 0	WP: 0 PB: 0 SB: 0 CS: 0	PA: 38
<b>PITCHER</b>	IP	WLS	BF	H	R	ER	SO	BB	IBB	HBP	BLK	WP	HR	S	P	ERA	WHIP				
<b>Bill Travers, L</b> ERA: 3.48 <b>Bill Champion, R</b> ERA: 5.1 <b>Ed Sprague, R</b> ERA: 4.62 <b>Tom Hausman, R</b> ERA: 4.71	(1, 1) 1.1	L 9	12	3	3	3	1	3	0	0	0	0	0	11	23	13.50	3.000				



Batter	1	2	3	4	5	6	7	8	9	AB	R	H	RBI	BB	SO	LOB	TOP			
<b>Don Money, R</b> OBP: 0.306, SLG: 0.355 (1, 5)	F2		3B			6-3		K		4	0	1	0	0	1	1	<b>Milwaukee Brewers @ Detroit Tigers</b> Tiger Stadium, Detroit, MI Sat Jul 05 1975, 3:33 AM EDT Att: 14,092 - Unknown			
<b>Bill Sharp, L</b> OBP: 0.274, SLG: 0.316 (1, 7)	4-3		3-1			F4		F8		4	0	0	0	0	2					
<b>George Scott, R</b> OBP: 0.342, SLG: 0.470 (1, 3)	5-3			6-3		5-3		K		4	0	0	0	0	1					
<b>Hank Aaron, R</b> OBP: 0.331, SLG: 0.386 (1, 10)		K		HR		L7		5-3		4	1	1	1	0	1					
<b>Bobby Darwin, R</b> OBP: 0.314, SLG: 0.398 (1, 9)	F8		F3				1B	5-3		4	0	1	0	0	0					
<b>Gorman Thomas, R</b> OBP: 0.376, SLG: 0.640 (1, 8)		1B 2B		L8		F5				3	1	1	0	0	1					
<b>Darrell Porter, L</b> OBP: 0.360, SLG: 0.379 (1, 2)		2H 1B		F8		F5				3	0	1	1	0	1					
<b>Robin Yount, R</b> OBP: 0.341, SLG: 0.395 (1, 6)	CS		6-3		L8			5-3		3	0	0	0	0	0					
<b>Kurt Bevacqua, R</b> OBP: 0.231, SLG: 0.227 (1, 4)			6-3			K				3	0	1	0	0	1					
<b>Inning Stats</b>	R: 0 E: 0 K: 0 S: 3	H: 0 LOB: 0 BB: 0 P: 3	R: 1 E: 0 K: 1 S: 6	H: 2 LOB: 0 BB: 0 P: 6	R: 0 E: 0 K: 0 S: 4	H: 1 LOB: 1 BB: 0 P: 4	R: 1 E: 0 K: 0 S: 4	H: 1 LOB: 0 BB: 0 P: 4	R: 0 E: 0 K: 1 S: 5	H: 0 LOB: 0 BB: 0 P: 5	R: 0 E: 0 K: 0 S: 4	H: 1 LOB: 1 BB: 0 P: 4	R: 0 E: 0 K: 1 S: 6	H: 1 LOB: 1 BB: 0 P: 6	R: 0 E: 0 K: 1 S: 5	H: 0 LOB: 0 BB: 0 P: 5	1B: 3 2B: 1 3B: 1 HR: 1	SF: 0 SAC: 0 DP: 0 HBP: 0	WP: 0 PB: 0 SB: 0 CS: 1	PA: 33
<b>PITCHER</b> <b>Vern Ruhle, R</b> ERA: 3.59 (1, 1)	IP: 9.0 WLS: W BF: 32 H: 6 R: 2 ER: 2 SO: 4 BB: 0 IBB: 0 HBP: 0 BLK: 0 WP: 0 HR: 1 S: 40 P: 40 ERA: 2.00 WHIP: 0.667																			

Batter	1	2	3	4	5	6	7	8	9	AB	R	H	RBI	BB	SO	LOB	BOTTOM			
<b>Ron LeFlore, R</b> OBP: 0.320, SLG: 0.390 (1, 8)	F9		CS 1B		6-3		K			4	0	1	0	0	1	1	<b>Milwaukee Brewers @ Detroit Tigers</b> Tiger Stadium, Detroit, MI Sat Jul 05 1975, 3:33 AM EDT Att: 14,092 - Unknown			
<b>Gary Sutherland, R</b> OBP: 0.339, SLG: 0.343 (1, 4)	1B 1B BB		4-3		4-3		G3			3	0	0	0	1	0	2				
<b>Dan Meyer, L</b> OBP: 0.308, SLG: 0.366 (1, 7)	1B 1-2			BB 1B SF8 BB			G3			3	1	2	0	1	0	1				
<b>Willie Horton, R</b> OBP: 0.298, SLG: 0.432 (1, 10)				SF8 BB E 1B		F7		6-3		4	1	2	0	0	0	1				
<b>Bill Freehan, R</b> OBP: 0.330, SLG: 0.452 (1, 2)	F8			1-2 2-3		F8		6-3		3	1	0	0	1	0	2				
<b>Jack Pierce, L</b> OBP: 0.309, SLG: 0.338 (1, 3)		L9		1-2 2-3		F4		F8		4	0	0	0	0	1	3				
<b>Leon Roberts, R</b> OBP: 0.350, SLG: 0.398 (1, 9)		K		SF8						2	0	1	1	0	1	0				
<b>Tom Veryzer, R</b> OBP: 0.273, SLG: 0.300 (1, 6)		6-3		E8 1B		F8				3	0	1	2	0	0	1				
<b>Aurelio Rodriguez, R</b> OBP: 0.274, SLG: 0.382 (1, 5)			F9		5-3		G3 1B			3	0	1	0	0	0	1				
<b>Inning Stats</b>	R: 0 E: 0 K: 0 S: 4	H: 2 LOB: 2 BB: 1 P: 8	R: 0 E: 0 K: 1 S: 5	H: 0 LOB: 0 BB: 0 P: 5	R: 0 E: 0 K: 0 S: 3	H: 1 LOB: 0 BB: 0 P: 3	R: 3 E: 1 K: 1 S: 7	H: 2 LOB: 1 BB: 2 P: 15	R: 0 E: 0 K: 0 S: 4	H: 1 LOB: 1 BB: 0 P: 4	R: 0 E: 0 K: 0 S: 4	H: 1 LOB: 1 BB: 0 P: 4	R: 0 E: 0 K: 1 S: 6	H: 1 LOB: 1 BB: 0 P: 6	R: 0 E: 0 K: 0 S: 3	H: 0 LOB: 0 BB: 0 P: 3	1B: 8 2B: 0 3B: 0 HR: 0	SF: 1 SAC: 0 DP: 0 HBP: 0	WP: 0 PB: 0 SB: 0 CS: 1	PA: 33
<b>PITCHER</b> <b>Jim Colborn, R</b> ERA: 4.38 (1, 1)	IP: 8.0 WLS: L BF: 33 H: 8 R: 3 ER: 3 SO: 3 BB: 3 IBB: 0 HBP: 0 BLK: 0 WP: 0 HR: 0 S: 36 P: 48 ERA: 3.38 WHIP: 1.375																			







Batter	1	2	3	4	5	6	7	8	9	AB	R	H	RBI	BB	SO	LOB	TOP			
<b>Don Money, R</b> OBP: 0.305, SLG: 0.349	0-0 3-1		0-0 1-3			0-0 G4-3 1B	0-3 K			4	0	1	0	0	1	3	<b>Milwaukee Brewers @ Detroit Tigers</b> Tiger Stadium, Detroit, MI Sun Jul 06 1975, 3:38 AM EDT Att: 24,019 - Unknown			
<b>Bob Sheldon, L</b> (1, 4)	0-0 F7		0-0 6-3			0-0 G4-3 1-2		0-0 F7		4	0	0	0	0	0	1				
<b>George Scott, R</b> OBP: 0.340, SLG: 0.474 <b>Bobby Darwin, R</b> OBP: 0.312, SLG: 0.394	0-0 HR		0-0 F7			0-0 4-3		0-3 K		3	1	1	1	0	0	0				
<b>Hank Aaron, R</b> OBP: 0.331, SLG: 0.384	0-0 F3			0-0 F3				0-0 F7		4	0	1	0	0	0	0				
<b>Darrell Porter, L</b> OBP: 0.358, SLG: 0.377		0-0 G3		0-0 F3				0-0 L9		4	1	1	0	0	0	1				
<b>Mike Hegan, L</b> OBP: 0.376, SLG: 0.379		0-0 5-3 1B		0-0 F8				0-0 E3 BB 1B		4	0	1	0	0	1	1				
<b>Bill Sharp, L</b> OBP: 0.274, SLG: 0.315		0-0 5-3 1-2			0-0 G3			0-0 G3		4	0	1	1	0	0	1				
<b>Gorman Thomas, R</b> OBP: 0.380, SLG: 0.615		4-0 FC6-4 BB			0-3 K			0-0 F5		2	0	0	0	2	1	0				
<b>Kurt Bevacqua, R</b> OBP: 0.234, SLG: 0.233		0-0 FC6-4 1-2			0-0 4-3			0-3 K		3	0	0	0	0	1	5				
<b>Inning Stats</b>	R: 1 E: 0 K: 0 S: 4	H: 1 LOB: 0 BB: 0 P: 4	R: 0 E: 0 K: 0 S: 4	H: 1 LOB: 2 BB: 1 P: 8	R: 0 E: 0 K: 0 S: 3	H: 0 LOB: 0 BB: 0 P: 3	R: 0 E: 0 K: 0 S: 5	H: 0 LOB: 0 BB: 0 P: 5	R: 0 E: 0 K: 0 S: 3	H: 1 LOB: 0 BB: 0 P: 3	R: 1 E: 0 K: 2 S: 10	H: 2 LOB: 2 BB: 1 P: 14	R: 0 E: 0 K: 1 S: 6	H: 1 LOB: 1 BB: 0 P: 6	R: 0 E: 0 K: 1 S: 5	H: 0 LOB: 0 BB: 0 P: 5		1B: 5 2B: 0 3B: 0 HR: 1	SF: 0 SAC: 0 DP: 1 HBP: 0	WP: 0 PB: 0 SB: 0 CS: 0
<b>PITCHER</b> <b>Lerin LaGrow, R</b> ERA: 4.5	IP: 9.0 WLS: W BF: 35 H: 6 R: 2 ER: 2 SO: 5 BB: 2 IBB: 0 HBP: 0 BLK: 0 WP: 0 HR: 1 S: 43 P: 51 ERA: 2.00 WHIP: 0.889																			

Batter	1	2	3	4	5	6	7	8	9	AB	R	H	RBI	BB	SO	LOB	BOTTOM			
<b>Ron LeFlore, R</b> OBP: 0.326, SLG: 0.403	0-0 1-3		0-0 F9	0-0 1-2 1B			0-0 F8 1B			5	1	3	0	0	0	1	<b>Milwaukee Brewers @ Detroit Tigers</b> Tiger Stadium, Detroit, MI Sun Jul 06 1975, 3:38 AM EDT Att: 24,019 - Unknown			
<b>Ben Oglivie, L</b> OBP: 0.241, SLG: 0.321	0-0 PB 1B	0-0 1-H HR	0-0 2-H WP 1B	0-3 K			0-0 F7			5	3	3	3	0	1	3				
<b>Dan Meyer, L</b> OBP: 0.308, SLG: 0.375 <b>Mickey Stanley, R</b> OBP: 0.309, SLG: 0.436	0-0 F6 1-2	0-0 HR	4-0 1B BB	0-0 1-H BB		0-0 F8	0-0 F8 1B			2	1	1	1	0	0	1				
<b>Willie Horton, R</b> OBP: 0.308, SLG: 0.438	4-0 2B BB	0-0 BB 1B	0-0 1-2 1B		0-0 5-3		0-0 F8 1-2 2-3			4	1	2	0	1	0	2				
<b>Jack Pierce, L</b> OBP: 0.326, SLG: 0.338	0-0 2B E 1B	4-0 G4-6-3 BB	0-0 4-3		4-0 BB		0-3 K			3	1	1	1	2	1	4				
<b>John Wockenfuss, R</b> OBP: 0.323, SLG: 0.541	0-0 E 2B	0-3 K		0-3 K		0-0 F7		0-0 1-3		5	1	1	1	0	2	3				
<b>Tom Verzyer, R</b> OBP: 0.276, SLG: 0.303	0-0 E8 2-H 3-H	0-0 G4-6-3 1-2		0-0 3-1 1B 2B		0-0 F6		0-0 F7		5	1	2	2	0	0	2				
<b>Gene Michael, S</b> OBP: 0.250, SLG: 0.319	0-0 F7		4-0 5-3 1B BB	0-0 3-1		0-0 4-3		0-0 F5		4	1	0	0	1	0	2				
<b>Aurelio Rodriguez, R</b> OBP: 0.274, SLG: 0.391		0-0 HR	0-0 5-3	0-0 1-2 1B		0-0 F7				4	1	2	2	0	0	1				
<b>Inning Stats</b>	R: 4 E: 1 K: 0 S: 7	H: 4 LOB: 1 BB: 1 P: 11	R: 4 E: 0 K: 1 S: 9	H: 5 LOB: 1 BB: 1 P: 13	R: 2 E: 0 K: 0 S: 5	H: 2 LOB: 2 BB: 2 P: 13	R: 1 E: 0 K: 2 S: 10	H: 3 LOB: 2 BB: 0 P: 10	R: 0 E: 0 K: 0 S: 3	H: 0 LOB: 0 BB: 1 P: 7	R: 0 E: 0 K: 1 S: 7	H: 2 LOB: 2 BB: 0 P: 7	R: 0 E: 0 K: 0 S: 3	H: 0 LOB: 0 BB: 0 P: 3	R: 0 E: 0 K: 1 S: 3	H: 0 LOB: 0 BB: 0 P: 3		1B: 11 2B: 2 3B: 0 HR: 3	SF: 0 SAC: 0 DP: 1 HBP: 0	WP: 2 PB: 1 SB: 1 CS: 0
<b>PITCHER</b> <b>Pete Broberg, R</b> ERA: 4.81 <b>Bill Champion, R</b> ERA: 5.29 <b>Tom Hausman, R</b> ERA: 4.96	IP: 1.0 WLS: L BF: 10 H: 6 R: 6 ER: 6 SO: 0 BB: 1 IBB: 0 HBP: 0 BLK: 0 WP: 0 HR: 1 S: 9 P: 13 ERA: 54.00 WHIP: 7.000																			



Batter	1	2	3	4	5	6	7	8	9	AB	R	H	RBI	BB	SO	LOB	TOP					
Don Money, R (1, 5) OBP: 0.302, SLG: 0.345			5-3						F7	5	0	1	0	0	1	0	<b>Milwaukee Brewers @ Kansas City Royals</b> Royals Stadium, Kansas City, MO Mon Jul 07 1975, 8:05 PM EDT Att: 12,532 - Unknown - 91 F <a href="http://livebaseballscorecards.com">livebaseballscorecards.com</a>					
Robin Yount, R (1, 6) OBP: 0.340, SLG: 0.389					G6-3		F8		5-3	5	0	0	0	0	2	2						
George Scott, R (1, 3) OBP: 0.347, SLG: 0.481	6-3									4	1	3	0	1	0	0						
Hank Aaron, R (1, 10) OBP: 0.332, SLG: 0.384		P5							F8	5	1	2	0	0	0	2						
Bobby Darwin, R (1, 7) OBP: 0.315, SLG: 0.404																						
Bill Sharp, L (9, 7) OBP: 0.274, SLG: 0.315																						
Sixto Lezcano, R (1, 9) OBP: 0.323, SLG: 0.381																						
Charlie Moore, R (1, 2) OBP: 0.321, SLG: 0.384																						
Bob Sheldon, L (1, 4) OBP: 0.375, SLG: 0.375			4-6-3							4	0	3	3	0	0	0						
Gorman Thomas, R (1, 8) OBP: 0.366, SLG: 0.589										4	0	0	0	0	2	4						
<b>Inning Stats</b>	R: 0 E: 0 K: 2 S: 7	H: 0 LOB: 0 BB: 0 P: 7	R: 0 E: 0 K: 0 S: 4	H: 1 LOB: 1 BB: 0 P: 4	R: 0 E: 0 K: 1 S: 5	H: 0 LOB: 0 BB: 0 P: 5	R: 1 E: 0 K: 1 S: 6	H: 1 LOB: 1 BB: 1 P: 10	R: 1 E: 0 K: 1 S: 7	H: 3 LOB: 1 BB: 0 P: 7	R: 2 E: 0 K: 0 S: 6	H: 3 LOB: 2 BB: 1 P: 10	R: 0 E: 0 K: 0 S: 5	H: 2 LOB: 2 BB: 0 P: 5	R: 0 E: 0 K: 0 S: 4	H: 2 LOB: 1 BB: 0 P: 4	R: 0 E: 0 K: 0 S: 4	H: 1 LOB: 1 BB: 0 P: 4	1B: 10 2B: 2 3B: 1 HR: 0	SF: 0 SAC: 0 DP: 1 HBP: 0	WP: 0 PB: 0 CS: 0	PA: 40
<b>PITCHER</b>	IP	WLS	BF	H	R	ER	SO	BB	IBB	HBP	BLK	WP	HR	S	P	ERA	WHIP					
Al Fitzmorris, R (1, 1) ERA: 3.81	5.2	L	26	8	4	4	5	2	0	0	0	0	0	34	42	6.35	1.765					
Lindy McDaniel, R (6, 1) ERA: 3.8	3.1		14	5	0	0	0	0	0	0	0	0	0	14	14	0.00	1.500					

Batter	1	2	3	4	5	6	7	8	9	AB	R	H	RBI	BB	SO	LOB	BOTTOM				
Jim Wohlford, R (1, 9) OBP: 0.362, SLG: 0.343	4-3		F9	1-3						5	0	2	0	0	0	1	<b>Milwaukee Brewers @ Kansas City Royals</b> Royals Stadium, Kansas City, MO Mon Jul 07 1975, 8:05 PM EDT Att: 12,532 - Unknown - 91 F <a href="http://livebaseballscorecards.com">livebaseballscorecards.com</a>				
George Brett, L (1, 5) OBP: 0.339, SLG: 0.423	1-3									5	0	3	0	0	0	2					
John Mayberry, L (1, 10) OBP: 0.375, SLG: 0.468										3	0	0	0	2	1	4					
Hal McRae, R (1, 7) OBP: 0.370, SLG: 0.441										4	1	2	0	1	0	4					
Frank White, R (9, 6) OBP: 0.270, SLG: 0.390	F9		CS							0	0	0	0	0	0	0					
Tony Solaita, L (1, 3) OBP: 0.357, SLG: 0.544										5	1	0	0	0	2	4					
Cookie Rojas, R (1, 4) OBP: 0.306, SLG: 0.314										4	1	2	2	1	0	1					
Al Cowens, R (1, 8) OBP: 0.310, SLG: 0.322										5	0	1	0	0	0	5					
Bob Stinson, S (1, 2) OBP: 0.381, SLG: 0.353										3	0	1	0	1	1	2					
Freddie Patek, R (1, 6) OBP: 0.310, SLG: 0.314										2	0	0	1	0	1	3					
Vada Pinson, L (8, PH) OBP: 0.246, SLG: 0.360										1	0	0	0	0	0	0					
<b>Inning Stats</b>	R: 0 E: 0 K: 0 S: 3	H: 0 LOB: 1 BB: 1 P: 7	R: 0 E: 0 K: 1 S: 7	H: 2 LOB: 2 BB: 0 P: 7	R: 0 E: 0 K: 1 S: 5	H: 1 LOB: 0 BB: 0 P: 5	R: 3 E: 1 K: 0 S: 6	H: 2 LOB: 1 BB: 1 P: 10	R: 0 E: 0 K: 1 S: 6	H: 1 LOB: 2 BB: 1 P: 10	R: 0 E: 0 K: 0 S: 4	H: 1 LOB: 1 BB: 0 P: 4	R: 0 E: 0 K: 0 S: 5	H: 2 LOB: 3 BB: 1 P: 9	R: 0 E: 0 K: 1 S: 5	H: 0 LOB: 0 BB: 0 P: 5	1B: 8 2B: 3 3B: 0 HR: 0	SF: 0 SAC: 1 DP: 0 HBP: 0	WP: 1 PB: 0 CS: 1	PA: 44	
<b>PITCHER</b>	IP	WLS	BF	H	R	ER	SO	BB	IBB	HBP	BLK	WP	HR	S	P	ERA	WHIP				
Jim Slaton, R (1, 1) ERA: 4.76	6.0	W	31	9	3	2	4	3	1	0	0	0	0	35	51	3.00	2.000				
Eduardo Rodriguez, R (7, 1) ERA: 2.85	3.0	S	12	2	0	0	1	0	1	0	0	0	0	13	17	0.00	0.667				



Batter	1	2	3	4	5	6	7	8	9	AB	R	H	RBI	BB	SO	LOB	TOP					
Don Money, R OBP: 0.301, SLG: 0.343 (1, 5)	F2		K			6-3		G4-6-3 1B		4	0	1	0	0	1	0	<b>Milwaukee Brewers @ Kansas City Royals</b> Royals Stadium, Kansas City, MO Tue Jul 08 1975, 8:05 PM EDT Att: 12,605 - Unknown - 91 F					
Robin Yount, R OBP: 0.344, SLG: 0.394 Kurt Bevacqua, R OBP: 0.230, SLG: 0.229 (1, 6) (5, 6)	G6-4-3 1B			G5-4-3 1B		6-3		G4-6-3 1B		2	0	2	0	0	0	0						
George Scott, R OBP: 0.350, SLG: 0.492 Bill Sharp, L OBP: 0.272, SLG: 0.313 (1, 3) (7, 7)	G6-4-3			G5-4-3 1B				HR		3	1	2	1	0	0	1						
Hank Aaron, R OBP: 0.333, SLG: 0.389 Mike Hegan, L OBP: 0.376, SLG: 0.393 (1, 10) (7, PH) (7, 3)				G5-4-3				F7		2	0	1	0	0	0	2						
Bobby Darwin, R OBP: 0.311, SLG: 0.399 Bill Champion, R (7, 1) Rick Austin, R (8, 1) Bobby Mitchell, R (9, PH) (7, 3)				G5-4-3				F7		2	0	1	0	0	0	0						
Darrell Porter, L OBP: 0.360, SLG: 0.376 (1, 2)				K				K		3	0	0	0	0	0	3						
Sixto Lezcano, R OBP: 0.320, SLG: 0.377 (1, 9)				K				K		0	0	0	0	0	0	0						
Bob Sheldon, L OBP: 0.364, SLG: 0.364 (1, 4)				K				K		0	0	0	0	0	0	0						
Gorman Thomas, R OBP: 0.357, SLG: 0.571 (1, 8)				1-3				P6		3	0	0	0	0	0	1						
<b>Inning Stats</b>	R: 0 E: 0 K: 0 S: 3	H: 1 LOB: 0 BB: 0 P: 3	R: 0 E: 0 K: 2 S: 8	H: 1 LOB: 1 BB: 0 P: 8	R: 0 E: 0 K: 1 S: 5	H: 0 LOB: 0 BB: 0 P: 5	R: 0 E: 0 K: 1 S: 6	H: 2 LOB: 1 BB: 0 P: 6	R: 0 E: 0 K: 0 S: 3	H: 1 LOB: 0 BB: 0 P: 3	R: 0 E: 0 K: 0 S: 3	H: 0 LOB: 0 BB: 0 P: 3	R: 1 E: 0 K: 1 S: 6	H: 1 LOB: 1 BB: 1 P: 10	R: 0 E: 0 K: 0 S: 4	H: 2 LOB: 1 BB: 0 P: 4		R: 0 E: 0 K: 1 S: 6	H: 1 LOB: 1 BB: 0 P: 6	1B: 6 2B: 3 3B: 0 HR: 1	SF: 0 SAC: 0 DP: 4 HBP: 0	WP: 0 PB: 0 SB: 0 CS: 0
<b>PITCHER</b> Dennis Leonard, R ERA: 3.97 (1, 1)	IP: 9.0 WLS: W BF: 33 H: 9 R: 1 ER: 1 SO: 6 BB: 1 IBB: 0 HBP: 0 BLK: 0 WP: 0 HR: 1 S: 44 P: 48 ERA: 1.00 WHIP: 1.111															<b>PITCHER</b>	IP: 9.0 WLS: W BF: 33 H: 9 R: 1 ER: 1 SO: 6 BB: 1 IBB: 0 HBP: 0 BLK: 0 WP: 0 HR: 1 S: 44 P: 48 ERA: 1.00 WHIP: 1.111					

Batter	1	2	3	4	5	6	7	8	9	AB	R	H	RBI	BB	SO	LOB	BOTTOM					
Jim Wohlford, R OBP: 0.362, SLG: 0.347 (1, 9)	F9		CS	FC6-4 HR	F7		5-3			4	1	1	0	0	0	0	<b>Milwaukee Brewers @ Kansas City Royals</b> Royals Stadium, Kansas City, MO Tue Jul 08 1975, 8:05 PM EDT Att: 12,605 - Unknown - 91 F					
George Brett, L OBP: 0.346, SLG: 0.427 (1, 5)				FC6-4 BB				FC5-4 1B		4	2	3	0	1	0	3						
Hal McRae, R OBP: 0.370, SLG: 0.442 Tony Solaita, L OBP: 0.357, SLG: 0.544 (1, 7) (9, 3)				FC6-4 HR	L6			FC5-4 BB		4	2	1	1	1	1	3						
John Mayberry, L OBP: 0.377, SLG: 0.477 Gary Martz, R (8, PH) (9, 7)				HR				FC5-4		3	2	1	3	1	0	0						
Harmon Killebrew, R OBP: 0.323, SLG: 0.408 (1, 10)				HR				FC5-4		1	0	0	0	0	0	1						
Cookie Rojas, R OBP: 0.305, SLG: 0.314 Rodney Scott, S (1, 4) (6, FR) (7, 4)				HR				FC5-4		3	1	1	0	1	0	2						
Al Cowens, R OBP: 0.317, SLG: 0.323 (1, 8)				HR				FC5-4		1	0	0	0	0	0	1						
Fran Healy, R OBP: 0.301, SLG: 0.323 (1, 2)				HR				FC5-4		3	0	1	0	1	0	2						
Freddie Patek, R OBP: 0.305, SLG: 0.310 (1, 6)				HR				FC5-4		3	0	0	1	0	1	1						
<b>Inning Stats</b>	R: 5 E: 1 K: 0 S: 7	H: 4 LOB: 3 BB: 3 P: 20	R: 0 E: 0 K: 1 S: 5	H: 0 LOB: 1 BB: 1 P: 9	R: 0 E: 0 K: 1 S: 5	H: 1 LOB: 0 BB: 0 P: 5	R: 3 E: 0 K: 0 S: 6	H: 3 LOB: 2 BB: 1 P: 11	R: 0 E: 0 K: 0 S: 3	H: 1 LOB: 1 BB: 0 P: 4	R: 0 E: 0 K: 0 S: 3	H: 0 LOB: 0 BB: 1 P: 7	R: 0 E: 0 K: 0 S: 3	H: 0 LOB: 0 BB: 0 P: 3	R: 1 E: 1 K: 0 S: 4	H: 1 LOB: 1 BB: 1 P: 8		R: 0 E: 0 K: 0 S: 4	H: 1 LOB: 1 BB: 1 P: 8	1B: 6 2B: 3 3B: 0 HR: 1	SF: 1 SAC: 0 DP: 0 HBP: 2	WP: 0 PB: 0 SB: 0 CS: 1
<b>PITCHER</b> Bill Travers, L ERA: 4.47 Pete Broberg, R ERA: 4.55 Bill Champion, R ERA: 5.18 Bill Champion, R ERA: 5.18 Rick Austin, L ERA: 2.25 (1, 1) (1, 1) (6, 1) (7, 1) (8, 1)	IP: 0.1 WLS: L BF: 7 H: 4 R: 5 ER: 5 SO: 0 BB: 2 IBB: 0 HBP: 0 BLK: 0 WP: 0 HR: 0 S: 5 P: 13 ERA: 135.00 WHIP: 18.000															<b>PITCHER</b>	IP: 4.2 WLS: L BF: 23 H: 5 R: 3 ER: 3 SO: 2 BB: 3 IBB: 0 HBP: 2 BLK: 0 WP: 0 HR: 1 S: 22 P: 36 ERA: 5.79 WHIP: 1.714					



Batter	1	2	3	4	5	6	7	8	9	AB	R	H	RBI	BB	SO	LOB	TOP										
<b>Don Money, R</b> OBP: 0.306, SLG: 0.377 (1, 5)	0-0 HR	0-0 SF8		0-0 HR		4-0 BB		0-0 P5		3	2	2	3	1	0	0											
<b>Robin Yount, R</b> OBP: 0.345, SLG: 0.394 (1, 6)	0-0 G5-4-3 1B	0-0 IBB 1B		0-3 K		0-0 L3			0-0 5-3	5	0	2	1	0	1	2											
<b>George Scott, R</b> OBP: 0.353, SLG: 0.495 (1, 3)	0-0 G5-4-3	4-0 IBB			0-0 FC1-6 1B				0-0 K	4	0	2	0	1	1	1											
<b>Darrell Porter, L</b> OBP: 0.357, SLG: 0.369 (1, 2)	0-3 K	0-0 4-3			0-0 FC1-6 FC6-4 CS 1B				0-0 G3	4	0	0	0	1	1	4											
<b>Bobby Darwin, R</b> OBP: 0.317, SLG: 0.414 (1, 10)		0-0 HR	0-0 6-3		4-0 FC6-4 BB 1B			0-0 1B	0-0 6-3	4	1	2	1	1	0	1											
<b>Sixto Lezcano, R</b> OBP: 0.319, SLG: 0.375 (1, 9)		0-0 1B FC4-2 1B	0-0 F9		0-0 FC6-4			0-0 F9		4	0	1	0	0	0	4											
<b>Bill Sharp, L</b> OBP: 0.272, SLG: 0.312 (1, 7)		0-0 FC4-2 2B 1B	0-0 6-3		0-0 CS		0-0 P4	0-0 G3		4	1	1	0	0	0	2											
<b>Bob Sheldon, L</b> OBP: 0.333, SLG: 0.467 (1, 4)		0-0 FC4-2 2B SF8		0-0 4-3		0-0 3B		0-0 F8		4	1	1	0	0	0	2											
<b>Gorman Thomas, R</b> OBP: 0.353, SLG: 0.569 (1, 8)		0-0 1B 2B		0-3 K		0-3 K		0-0 P4		4	1	1	1	0	2	1											
<b>Inning Stats</b>	R: 1 E: 0 K: 1 S: 6	H: 2 LOB: 0 BB: 0 P: 6	R: 4 E: 0 K: 0 S: 8	H: 5 LOB: 2 BB: 1 P: 12	R: 0 E: 0 K: 0 S: 3	H: 0 LOB: 0 BB: 0 P: 3	R: 1 E: 0 K: 2 S: 8	H: 1 LOB: 0 BB: 0 P: 8	R: 0 E: 0 K: 1 S: 6	H: 1 LOB: 2 BB: 1 P: 10	R: 0 E: 0 K: 1 S: 6	H: 1 LOB: 2 BB: 1 P: 10	R: 0 E: 0 K: 0 S: 3	H: 0 LOB: 0 BB: 0 P: 3	R: 0 E: 0 K: 0 S: 4	H: 1 LOB: 1 BB: 0 P: 4	1B: 6 2B: 2 3B: 1 HR: 3	SF: 1 SAC: 0 DP: 1 HBP: 0	WP: 0 PB: 0 SB: 1 CS: 1	PA: 42							
<b>PITCHER</b>	IP	WLS	BF	H	R	ER	SO	BB	IBB	HBP	BLK	WP	HR	S	P	ERA	WHIP										
<b>Nelson Briles, R</b> ERA: 4.33 (1, 1)	1.0	L	7	5	4	4	1	0	0	0	0	0	2	9	9	36.00	5.000										
<b>Paul Splittorff, L</b> ERA: 4.22 (2, 1)	5.1		24	5	2	2	4	3	1	0	0	0	1	28	44	3.38	1.500										
<b>Lindy McDaniel, R</b> ERA: 3.6 (7, 1)	2.2		10	2	0	0	0	0	0	0	0	0	0	10	10	0.00	0.750										

Milwaukee Brewers @ Kansas City Royals  
 Royals Stadium, Kansas City, MO  
 Wed Jul 09 1975, 8:05 PM EDT  
 Att: 13,367 - Unknown

AB	36
R	6
H	12
RBI	6
BB	4
SO	5
LOB	17



Batter	1	2	3	4	5	6	7	8	9	AB	R	H	RBI	BB	SO	LOB	BOTTOM										
<b>Vada Pinson, L</b> OBP: 0.250, SLG: 0.361 (1, 9)	0-0 4-3	0-0 F7			0-0 1B 6-3 1B	0-0 F8			0-0 1B	5	1	2	0	0	0	3											
<b>George Brett, L</b> OBP: 0.346, SLG: 0.426 (1, 5)	0-0 E8 F8 1B		0-0 F8		0-0 1B 6-3 1B	0-0 F7			0-0 F7	5	1	2	0	0	0	3											
<b>Hal McRae, R</b> OBP: 0.371, SLG: 0.439 (1, 7)	4-0 F8 BB		0-0 F5		0-0 6-3			0-0 G6-4-3 1B	0-0 P3	4	0	1	1	1	0	2											
<b>John Mayberry, L</b> OBP: 0.375, SLG: 0.474 (1, 3)	0-0 F8		0-3 K		0-0 1B			0-0 P4		4	0	1	1	0	1	3											
<b>Harmon Killebrew, R</b> OBP: 0.318, SLG: 0.400 (1, 10)	0-0 F8			0-0 F3	0-0 5-3			0-0 G6-4-3		4	0	0	0	0	0	4											
<b>Cookie Rojas, R</b> OBP: 0.308, SLG: 0.313 (1, 4)		0-0 4-3		0-0 1B		0-0 6-3		0-0 F9		4	0	1	0	0	0	0											
<b>Al Cowens, R</b> OBP: 0.324, SLG: 0.340 (1, 8)		0-0 4-3 1B 2B		0-0 F8		0-0 1B 1B		0-3 K		4	2	2	0	0	1	1											
<b>Fran Healy, R</b> OBP: 0.299, SLG: 0.321 (1, 2)		0-0 4-3		0-0 5-3		0-0 1B 1B		0-0 P6		4	0	1	0	0	0	2											
<b>Freddie Patek, R</b> OBP: 0.308, SLG: 0.313 (1, 6)		0-0 E S 1B		0-0 1-3		0-0 1-2 2H 1B		0-3 K		4	0	2	2	0	1	0											
<b>Inning Stats</b>	R: 0 E: 1 K: 0 S: 4	H: 1 LOB: 2 BB: 1 P: 8	R: 0 E: 0 K: 0 S: 5	H: 2 LOB: 1 BB: 0 P: 5	R: 0 E: 0 K: 1 S: 5	H: 0 LOB: 0 BB: 0 P: 5	R: 0 E: 0 K: 0 S: 4	H: 1 LOB: 0 BB: 0 P: 4	R: 2 E: 0 K: 0 S: 6	H: 3 LOB: 1 BB: 0 P: 6	R: 1 E: 0 K: 0 S: 6	H: 3 LOB: 2 BB: 0 P: 6	R: 0 E: 0 K: 1 S: 5	H: 0 LOB: 0 BB: 0 P: 5	R: 0 E: 0 K: 1 S: 6	H: 1 LOB: 1 BB: 0 P: 6	1B: 11 2B: 1 3B: 0 HR: 0	SF: 0 SAC: 0 DP: 1 HBP: 0	WP: 0 PB: 0 SB: 1 CS: 0	PA: 39							
<b>PITCHER</b>	IP	WLS	BF	H	R	ER	SO	BB	IBB	HBP	BLK	WP	HR	S	P	ERA	WHIP										
<b>Jim Colborn, R</b> ERA: 4.52 (1, 1)	5.1	W	26	9	4	4	1	1	0	0	0	0	0	27	31	6.75	1.875										
<b>Eduardo Rodriguez, R</b> ERA: 2.67 (6, 1)	3.2	S	13	3	0	0	2	0	0	0	0	0	0	17	17	0.00	0.818										

Milwaukee Brewers @ Kansas City Royals  
 Royals Stadium, Kansas City, MO  
 Wed Jul 09 1975, 8:05 PM EDT  
 Att: 13,367 - Unknown

AB	38
R	4
H	12
RBI	4
BB	1
SO	3
LOB	18





Batter	1	2	3	4	5	6	7	8	9	AB	R	H	RBI	BB	SO	LOB	TOP								
Pat Kelly, L OBP: 0.342, SLG: 0.404 (1, 9)										5	1	3	0	0	1	1	<b>Chicago White Sox @ Milwaukee Brewers</b> Milwaukee County Stadium, Milwaukee, WI Fri Jul 11, 1975, 8:05 PM EDT Att: 19,655 - Unknown - 66 F <a href="http://livebaseballscorecards.com">livebaseballscorecards.com</a>								
Bucky Dent, R OBP: 0.327, SLG: 0.385 (1, 6)										5	0	1	1	0	2	2									
Carlos May, L OBP: 0.373, SLG: 0.414 (1, 3)										5	0	1	0	0	1	3									
Deron Johnson, R OBP: 0.306, SLG: 0.425 (1, 10)										4	2	3	0	1	0	1									
Ken Henderson, S OBP: 0.345, SLG: 0.363 Nyls Nyman, L OBP: 0.212, SLG: 0.234 (1, 8) (8, 8)										4	0	1	0	0	1	4									
Bill Melton, R OBP: 0.331, SLG: 0.343 (1, 5)										2	2	0	0	1	0	2									
Jerry Hairston, S OBP: 0.407, SLG: 0.360 (1, 7)										2	0	1	2	1	0	0									
Bill Stein, R OBP: 0.330, SLG: 0.330 (1, 4)										3	0	0	0	1	1	2									
Brian Downing, R OBP: 0.355, SLG: 0.347 (1, 2)										4	0	1	1	0	0	2									
<b>Inning Stats</b>	R: 1 E: 0 K: 0 S: 5	H: 2 LOB: 1 BB: 0 P: 5	R: 0 E: 0 K: 1 S: 5	H: 0 LOB: 0 BB: 0 P: 5	R: 0 E: 0 K: 0 S: 4	H: 1 LOB: 1 BB: 0 P: 4	R: 1 E: 0 K: 0 S: 4	H: 2 LOB: 1 BB: 1 P: 8	R: 0 E: 0 K: 2 S: 7	H: 0 LOB: 0 BB: 0 P: 7	R: 2 E: 0 K: 1 S: 7	H: 2 LOB: 2 BB: 2 P: 15	R: 0 E: 0 K: 1 S: 7	H: 2 LOB: 2 BB: 0 P: 7	R: 1 E: 0 K: 0 S: 4	H: 1 LOB: 1 BB: 0 P: 5	R: 0 E: 0 K: 1 S: 5	H: 1 LOB: 1 BB: 1 P: 9	1B: 9 2B: 2 3B: 0 HR: 0	SF: 0 SAC: 1 DP: 1 HBP: 1	WP: 1 PB: 1 CS: 2	PA: 41			
<b>PITCHER</b>	IP	WLS	BF	H	R	ER	SO	BB	IBB	HBP	BLK	WP	HR	S	P	ERA	WHIP								
Ed Sprague, R ERA: 4.55 (1, 1)	5.2	L	25	7	4	3	4	2	0	0	0	0	0	31	39	4.76	1.588								
Tom Hausman, R ERA: 4.94 (6, 1)	2.0		11	3	1	1	1	1	0	1	0	1	0	11	16	4.50	2.000								
Rick Austin, L ERA: 2.03 (8, 1)	1.1		5	1	0	0	1	1	0	0	0	0	0	6	10	0.00	1.500								

Batter	1	2	3	4	5	6	7	8	9	AB	R	H	RBI	BB	SO	LOB	BOTTOM								
Don Money, R OBP: 0.311, SLG: 0.381 (1, 5)										3	0	1	0	1	1	1	<b>Chicago White Sox @ Milwaukee Brewers</b> Milwaukee County Stadium, Milwaukee, WI Fri Jul 11, 1975, 8:05 PM EDT Att: 19,655 - Unknown - 66 F <a href="http://livebaseballscorecards.com">livebaseballscorecards.com</a>								
Robin Yount, R OBP: 0.344, SLG: 0.392 (1, 6)										4	0	1	1	0	0	1									
George Scott, R OBP: 0.352, SLG: 0.491 (1, 3)										3	0	0	0	1	0	3									
Hank Aaron, R OBP: 0.329, SLG: 0.383 (1, 10)										4	0	0	0	0	0	2									
Bobby Darwin, R OBP: 0.316, SLG: 0.409 (1, 7)										3	1	0	0	1	1	1									
Charlie Moore, R OBP: 0.309, SLG: 0.368 Bob Sheldon, L OBP: 0.375, SLG: 0.500 (1, 2) (9, PH)										3	0	0	0	0	0	1									
Sixto Lezcano, R OBP: 0.324, SLG: 0.390 (1, 9)										4	2	3	2	0	1	1									
Kurt Bevacqua, R OBP: 0.228, SLG: 0.226 Darrell Porter, L OBP: 0.356, SLG: 0.367 (1, 4) (9, PH)										1	0	0	0	0	0	0									
Gorman Thomas, R OBP: 0.344, SLG: 0.552 Mike Hegan, L OBP: 0.375, SLG: 0.389 (1, 8) (9, PH)										3	0	0	0	0	2	2									
<b>Inning Stats</b>	R: 0 E: 0 K: 0 S: 4	H: 1 LOB: 1 BB: 0 P: 4	R: 2 E: 0 K: 1 S: 6	H: 1 LOB: 0 BB: 0 P: 10	R: 0 E: 0 K: 1 S: 5	H: 0 LOB: 0 BB: 0 P: 5	R: 0 E: 0 K: 0 S: 3	H: 0 LOB: 0 BB: 0 P: 3	R: 1 E: 0 K: 0 S: 5	H: 2 LOB: 2 BB: 1 P: 9	R: 0 E: 0 K: 1 S: 5	H: 0 LOB: 0 BB: 0 P: 5	R: 0 E: 0 K: 1 S: 6	H: 1 LOB: 1 BB: 0 P: 6	R: 0 E: 0 K: 0 S: 3	H: 0 LOB: 1 BB: 1 P: 7	R: 0 E: 0 K: 2 S: 8	H: 1 LOB: 1 BB: 0 P: 8	1B: 4 2B: 1 3B: 0 HR: 1	SF: 0 SAC: 2 DP: 0 HBP: 0	WP: 0 PB: 1 CS: 0	PA: 36			
<b>PITCHER</b>	IP	WLS	BF	H	R	ER	SO	BB	IBB	HBP	BLK	WP	HR	S	P	ERA	WHIP								
Claude Osteen, L ERA: 3.96 (1, 1)	6.1	W	26	5	3	3	3	2	0	0	0	0	0	30	38	4.26	1.105								
Rich Gossage, R ERA: 1.92 (7, 1)	2.2	S	10	1	0	0	3	1	0	0	0	0	0	15	19	0.00	0.750								












Batter	1	2	3	4	5	6	7	8	9	AB	R	H	RBI	BB	SO	LOB	TOP					
Jerry Remy, L (1,4) OBP: 0.331, SLG: 0.345										4	1	2	0	0	0	3	<b>California Angels @ Milwaukee Brewers</b> Milwaukee County Stadium, Milwaukee, WI Thu Jul 17 1975, 4:33 AM EDT Att: 20,738 - Unknown					
Mickey Rivers, L (1,8) OBP: 0.324, SLG: 0.348										4	1	2	0	1	0	4						
Dave Collins, S (1,7) Morris Nettles, L (6,7) OBP: 0.414, OBP: 0.293, SLG: 0.273										3	1	1	1	0	0	2						
Joe Lahoud, L (1,10) OBP: 0.368, SLG: 0.385										4	0	1	0	1	0	4						
Leroy Stanton, R (1,9) OBP: 0.380, SLG: 0.466										5	0	1	0	0	0	4						
Dave Chalk, R (1,5) OBP: 0.376, SLG: 0.380										5	1	2	2	0	0	5						
John Doherty, L (1,3) OBP: 0.312, SLG: 0.324										4	1	1	0	1	1	3						
Ellie Rodriguez, R (1,2) Ike Hampton, S (7,PR) OBP: 0.382, OBP: 0.273, SLG: 0.319										2	0	0	0	0	0	3						
Mike Miley, S (1,6) OBP: 0.308, SLG: 0.409										1	1	0	0	1	0	0						
<b>Inning Stats</b>	R: 0 E: 0 K: 0 S: 3	H: 1 LOB: 0 BB: 0 P: 3	R: 0 E: 0 K: 0 S: 5	H: 2 LOB: 2 BB: 0 P: 5	R: 0 E: 0 K: 0 S: 4	H: 2 LOB: 1 BB: 0 P: 4	R: 0 E: 0 K: 0 S: 3	H: 0 LOB: 0 BB: 0 P: 3	R: 0 E: 0 K: 0 S: 2	H: 0 LOB: 1 BB: 2 P: 10	R: 3 E: 0 K: 0 S: 6	H: 3 LOB: 0 BB: 0 P: 6	R: 2 E: 1 K: 0 S: 5	H: 1 LOB: 3 BB: 1 P: 11	R: 1 E: 1 K: 0 S: 5	H: 1 LOB: 3 BB: 2 P: 13		R: 0 E: 0 K: 1 S: 6	H: 1 LOB: 1 BB: 0 P: 6	1B: 9 2B: 2 3B: 0 HR: 1	SF: 0 SAC: 2 DP: 2 HBP: 2	WP: 1 PB: 0 SB: 3 CS: 1
<b>PITCHER</b>	IP WLS BF H R ER SO BB IBB HBP BLK WP HR S P ERA WHIP																					
Jim Colborn, R (1,1) ERA: 4.53	5.2 L 24 8 3 3 0 2 0 0 0 0 1 22 30 4.76 1.765																					
Bill Castro, R (6,1) ERA: 2.39	0.1 4 0 2 1 0 0 0 0 2 0 0 0 2 4 27.00 0.000																					
Tom Hausman, R (7,1) ERA: 4.78	1.2 10 2 1 0 0 0 0 2 0 0 0 0 8 16 0.00 1.200																					
Rick Austin, L (8,1) ERA: 1.84	1.1 6 1 0 0 1 1 0 0 0 0 1 0 7 11 0.00 1.500																					

Batter	1	2	3	4	5	6	7	8	9	AB	R	H	RBI	BB	SO	LOB	BOTTOM					
Don Money, R (1,5) OBP: 0.307, SLG: 0.369										4	0	0	0	0	0	2	<b>California Angels @ Milwaukee Brewers</b> Milwaukee County Stadium, Milwaukee, WI Thu Jul 17 1975, 4:33 AM EDT Att: 20,738 - Unknown					
Robin Yount, R (1,6) OBP: 0.337, SLG: 0.383										4	0	0	0	0	1	0						
George Scott, R (1,3) OBP: 0.351, SLG: 0.486										4	0	1	0	0	1	0						
Hank Aaron, R (1,10) OBP: 0.332, SLG: 0.381										3	0	0	0	1	0	1						
Bobby Darwin, R (1,7) OBP: 0.310, SLG: 0.398										3	0	0	0	0	1	2						
Darrell Porter, L (1,2) OBP: 0.356, SLG: 0.379										1	1	1	1	2	0	0						
Sixto Lezcano, R (1,9) OBP: 0.322, SLG: 0.383										3	0	0	0	0	2	2						
Bob Sheldon, L (1,4) OBP: 0.381, SLG: 0.476										3	0	2	0	0	0	1						
Gorman Thomas, R (1,8) OBP: 0.336, SLG: 0.522										2	0	0	0	0	1	1						
Mike Hegan, L (8,PH) OBP: 0.371, SLG: 0.385										1	0	0	0	0	0	2						
Bill Sharp, L (9,8) OBP: 0.272, SLG: 0.312										0	0	0	0	0	0	0						
<b>Inning Stats</b>	R: 0 E: 0 K: 2 S: 7	H: 0 LOB: 0 BB: 0 P: 7	R: 1 E: 0 K: 1 S: 5	H: 1 LOB: 0 BB: 1 P: 9	R: 0 E: 0 K: 1 S: 5	H: 1 LOB: 0 BB: 0 P: 5	R: 0 E: 0 K: 1 S: 6	H: 1 LOB: 1 BB: 0 P: 6	R: 0 E: 0 K: 0 S: 2	H: 0 LOB: 0 BB: 1 P: 6	R: 0 E: 0 K: 0 S: 3	H: 0 LOB: 0 BB: 0 P: 3	R: 0 E: 0 K: 0 S: 3	H: 0 LOB: 0 BB: 0 P: 3	R: 0 E: 0 K: 1 S: 6	H: 1 LOB: 2 BB: 1 P: 10	R: 0 E: 0 K: 0 S: 3	H: 0 LOB: 0 BB: 0 P: 3	1B: 3 2B: 0 3B: 0 HR: 1	SF: 0 SAC: 0 DP: 1 HBP: 0	WP: 0 PB: 0 SB: 0 CS: 1	PA: 31
<b>PITCHER</b>	IP WLS BF H R ER SO BB IBB HBP BLK WP HR S P ERA WHIP																					
Ed Figueroa, R (1,1) ERA: 2.19	9.0 W 31 4 1 1 6 3 0 0 0 0 1 40 52 1.00 0.778																					



Batter	1	2	3	4	5	6	7	8	9	AB	R	H	RBI	BB	SO	LOB	TOP
Jerry Remy, L (1, 4) OBP: 0.331, SLG: 0.344	CS S 1B		L4		F9			6-3		4	0	1	0	0	0	1	<b>California Angels @ Milwaukee Brewers</b> Milwaukee County Stadium, Milwaukee, WI Fri Jul 18 1975, 8:05 PM EDT Att: 15,937 - Unknown
Mickey Rivers, L (1, 8) OBP: 0.320, SLG: 0.345	1-3		F7		F9			K		4	0	0	0	0	1	2	
Dave Collins, S (1, 7) OBP: 0.409, SLG: 0.432	WP 2B			L3				1B		4	0	3	0	0	0	0	
Joe Lahoud, L (1, 10) OBP: 0.371, SLG: 0.380	2-3 BB			4-3 BB				K		2	0	0	0	2	1	2	
Leroy Stanton, R (1, 9) OBP: 0.375, SLG: 0.457	F9			4-3				6-3		4	0	0	0	0	0	4	
Dave Chalk, R (1, 5) OBP: 0.375, SLG: 0.376		F3						F3		3	0	0	0	1	0	1	
John Doherty, L (1, 3) OBP: 0.309, SLG: 0.319			4-3							4	0	1	0	0	1	2	
Rudy Meoli, L (0, PR) OBP: 0.333, SLG: 0.238				F8				K		0	0	0	0	0	0	0	
Ellie Rodriguez, R (1, 2) OBP: 0.376, SLG: 0.314										3	0	0	0	0	0	0	<b>AB 32</b> <b>R 0</b> <b>H 6</b> <b>RBI 0</b> <b>BB 3</b> <b>SO 4</b> <b>LOB 13</b>
Winston Lienes, R (0, PH) OBP: 0.231, SLG: 0.217								6-3		1	0	0	0	0	0	1	
Mike Miley, S (1, 6) OBP: 0.310, SLG: 0.400				1-3						3	0	1	0	0	1	0	
<b>Inning Stats</b>	R: 0 E: 0 K: 0 S: 4	H: 2 LOB: 2 BB: 1 P: 8	R: 0 E: 0 K: 0 S: 3	H: 0 LOB: 0 BB: 0 P: 3	R: 0 E: 0 K: 0 S: 3	H: 0 LOB: 2 BB: 2 P: 11	R: 0 E: 0 K: 1 S: 6	H: 1 LOB: 1 BB: 0 P: 6	R: 0 E: 0 K: 2 S: 7	H: 0 LOB: 0 BB: 0 P: 7	R: 0 E: 0 K: 1 S: 6	H: 1 LOB: 1 BB: 0 P: 6	R: 0 E: 0 K: 0 S: 4	H: 1 LOB: 1 BB: 0 P: 4	1B: 5 2B: 1 3B: 0 HR: 0	SF: 0 SAC: 0 DP: 0 HBP: 0	WP: 2 PA: 35 SB: 0 CS: 1
<b>PITCHER</b> Jim Slaton, R (1, 1) ERA: 4.49	IP: 9.0 WLS: W BF: 35 H: 6 R: 0 ER: 0 SO: 4 BB: 3 IBB: 0 HBP: 0 BLK: 0 WP: 2 HR: 0 S: 40 P: 52 ERA: 0.00 WHIP: 1.000											<b>PITCHER</b>	IP: 9.0 WLS: W BF: 35 H: 6 R: 0 ER: 0 SO: 4 BB: 3 IBB: 0 HBP: 0 BLK: 0 WP: 2 HR: 0 S: 40 P: 52 ERA: 0.00 WHIP: 1.000				

Batter	1	2	3	4	5	6	7	8	9	AB	R	H	RBI	BB	SO	LOB	BOTTOM		
Don Money, R (1, 5) OBP: 0.306, SLG: 0.364	6-3		F4		6-3 BB			K		3	0	0	0	1	1	1	<b>California Angels @ Milwaukee Brewers</b> Milwaukee County Stadium, Milwaukee, WI Fri Jul 18 1975, 8:05 PM EDT Att: 15,937 - Unknown		
Robin Yount, R (1, 6) OBP: 0.333, SLG: 0.377	F9		FC2		6-3			F9		4	0	0	1	0	0	2			
George Scott, R (1, 3) OBP: 0.350, SLG: 0.484	1B		F4		5-3			5-3		4	0	1	0	0	0	2			
Hank Aaron, R (1, 10) OBP: 0.328, SLG: 0.376	F8			6-3	4-3			5-3		4	0	0	0	0	0	2			
Bobby Darwin, R (1, 7) OBP: 0.310, SLG: 0.395										2	0	0	0	1	2	0			
Bill Sharp, L (7, 7) OBP: 0.272, SLG: 0.312										0	0	0	0	0	0	0			
Charlie Moore, R (1, 2) OBP: 0.322, SLG: 0.390		WP 1B								3	0	1	0	0	2	1			
Sixto Lezcano, R (1, 9) OBP: 0.322, SLG: 0.383					F2					3	0	1	0	0	1	1			
Bob Sheldon, L (1, 4) OBP: 0.375, SLG: 0.458										3	1	1	0	0	0	2			
Gorman Thomas, R (1, 8) OBP: 0.343, SLG: 0.552										3	1	2	0	0	0	0			
<b>Inning Stats</b>	R: 0 E: 0 K: 0 S: 4	H: 1 LOB: 1 BB: 0 P: 4	R: 0 E: 0 K: 1 S: 6	H: 2 LOB: 0 BB: 0 P: 6	R: 0 E: 0 K: 0 S: 4	H: 1 LOB: 1 BB: 0 P: 4	R: 0 E: 0 K: 1 S: 5	H: 0 LOB: 1 BB: 1 P: 9	R: 2 E: 0 K: 0 S: 5	H: 2 LOB: 1 BB: 1 P: 9	R: 0 E: 0 K: 3 S: 9	H: 0 LOB: 0 BB: 0 P: 9	R: 0 E: 0 K: 1 S: 5	H: 0 LOB: 0 BB: 0 P: 5	R: 0 E: 0 K: 0 S: 3	H: 0 LOB: 0 BB: 0 P: 3	1B: 4 2B: 1 3B: 1 HR: 0	SF: 0 SAC: 0 DP: 1 HBP: 0	WP: 2 PA: 31 SB: 0 CS: 0
<b>PITCHER</b> Nolan Ryan, R (1, 1) ERA: 3.44	IP: 8.0 WLS: L BF: 31 H: 6 R: 2 ER: 2 SO: 6 BB: 2 IBB: 0 HBP: 0 BLK: 0 WP: 2 HR: 0 S: 41 P: 49 ERA: 2.25 WHIP: 1.000											<b>PITCHER</b>	IP: 8.0 WLS: L BF: 31 H: 6 R: 2 ER: 2 SO: 6 BB: 2 IBB: 0 HBP: 0 BLK: 0 WP: 2 HR: 0 S: 41 P: 49 ERA: 2.25 WHIP: 1.000						



Batter	1	2	3	4	5	6	7	8	9	AB	R	H	RBI	BB	SO	LOB	TOP								
<b>Don Money, R</b> OBP: 0.305, SLG: 0.360 (1, 5)										3	0	0	0	1	0	2									
<b>Robin Yount, R</b> OBP: 0.332, SLG: 0.374 (1, 6)										3	0	0	0	1	1	2									
<b>George Scott, R</b> OBP: 0.352, SLG: 0.493 (1, 3)										4	1	2	1	0	1	1									
<b>Darrell Porter, L</b> OBP: 0.357, SLG: 0.377 (1, 2)										4	0	1	0	0	1	2									
<b>Bobby Darwin, R</b> OBP: 0.310, SLG: 0.390 (1, 7)										3	0	0	0	1	2	1									
<b>Mike Hegan, L</b> OBP: 0.384, SLG: 0.376 (1, 10)										2	0	0	0	0	0	0									
<b>Hank Aaron, R</b> OBP: 0.329, SLG: 0.377 (6, PH)										2	0	1	0	0	1	2									
<b>Kurt Bevacqua, R</b> OBP: 0.216, SLG: 0.216 (9, PR)										0	0	0	0	0	0	0									
<b>Sixto Lezcano, R</b> OBP: 0.325, SLG: 0.386 (1, 9)										3	1	1	0	1	2	0									
<b>Bob Sheldon, L</b> OBP: 0.393, SLG: 0.444 (1, 4)										3	0	1	0	1	0	3									
<b>Gorman Thomas, R</b> OBP: 0.333, SLG: 0.538 (1, 8)										3	0	0	1	0	3	4									
<b>Inning Stats</b>	R: 0 E: 0 K: 0 S: 3	H: 1 LOB: 1 BB: 1 P: 7	R: 0 E: 0 K: 2 S: 7	H: 0 LOB: 0 BB: 0 P: 7	R: 0 E: 0 K: 2 S: 7	H: 0 LOB: 1 BB: 1 P: 11	R: 1 E: 0 K: 0 S: 4	H: 2 LOB: 0 BB: 0 P: 4	R: 1 E: 0 K: 0 S: 4	H: 1 LOB: 0 BB: 0 P: 4	R: 0 E: 0 K: 2 S: 7	H: 0 LOB: 2 BB: 2 P: 15	R: 0 E: 0 K: 1 S: 8	H: 1 LOB: 1 BB: 0 P: 8	R: 0 E: 0 K: 1 S: 5	H: 0 LOB: 0 BB: 0 P: 5	R: 0 E: 0 K: 2 S: 8	H: 1 LOB: 2 BB: 1 P: 12	1B: 4 2B: 1 3B: 0 HR: 1	SF: 1 SAC: 0 DP: 2 HBP: 0	WP: 0 PB: 0 SB: 1 CS: 0	PA: 36			
<b>PITCHER</b>	IP	WLS	BF	H	R	ER	SO	BB	IBB	HBP	BLK	WP	HR	S	P	ERA	WHIP								
<b>Jesse Jefferson, R</b> ERA: 3.78 (1, 1)	5.1	W	21	4	2	2	4	3	0	0	0	0	1	26	38	3.38	1.312								
<b>Dave Hamilton, L</b> ERA: 3.93 (6, 1)	0.1		2	0	0	0	1	1	0	0	0	0	0	3	7	0.00	3.000								
<b>Rich Gossage, R</b> ERA: 1.84 (6, 1)	3.1	S	13	2	0	0	6	1	0	0	0	0	0	24	28	0.00	0.900								

**Milwaukee Brewers @ Chicago White Sox**  
Comiskey Park, Chicago, IL  
Sat Jul 19 1975, 4:33 AM EDT  
Att: 20,516 - Unknown - 84 F

AB 30  
R 2  
H 6  
RBI 2  
BB 5  
SO 11  
LOB 17



Batter	1	2	3	4	5	6	7	8	9	AB	R	H	RBI	BB	SO	LOB	BOTTOM								
<b>Pat Kelly, L</b> OBP: 0.347, SLG: 0.407 (1, 9)										4	1	1	4	1	2	1									
<b>Bucky Dent, R</b> OBP: 0.313, SLG: 0.366 (1, 6)										4	0	1	0	0	0	1									
<b>Ken Henderson, S</b> OBP: 0.346, SLG: 0.362 (1, 8)										3	0	2	0	1	0	1									
<b>Deron Johnson, R</b> OBP: 0.305, SLG: 0.408 (1, 10)										3	0	0	0	1	0	3									
<b>Bill Melton, R</b> OBP: 0.329, SLG: 0.339 (1, 5)										3	1	0	0	0	0	0									
<b>Carlos May, L</b> OBP: 0.372, SLG: 0.408 (1, 3)										3	0	1	0	1	0	1									
<b>Bill Stein, R</b> OBP: 0.324, SLG: 0.324 (1, 4)										2	0	0	0	0	0	2									
<b>Jorge Orta, L</b> OBP: 0.363, SLG: 0.456 (6, 4)										2	0	0	0	0	1	3									
<b>Jerry Hairston, S</b> OBP: 0.366, SLG: 0.300 (1, 7)										4	1	1	0	0	0	4									
<b>Brian Downing, R</b> OBP: 0.355, SLG: 0.336 (1, 2)										2	1	0	0	2	0	0									
<b>Inning Stats</b>	R: 0 E: 0 K: 1 S: 5	H: 0 LOB: 1 BB: 1 P: 9	R: 4 E: 1 K: 0 S: 8	H: 4 LOB: 2 BB: 1 P: 12	R: 0 E: 0 K: 0 S: 4	H: 1 LOB: 1 BB: 0 P: 4	R: 0 E: 0 K: 1 S: 5	H: 0 LOB: 0 BB: 0 P: 5	R: 0 E: 0 K: 0 S: 4	H: 1 LOB: 3 BB: 2 P: 12	R: 0 E: 0 K: 0 S: 3	H: 0 LOB: 0 BB: 1 P: 7	R: 0 E: 0 K: 0 S: 3	H: 0 LOB: 0 BB: 0 P: 3	R: 0 E: 0 K: 1 S: 5	H: 0 LOB: 1 BB: 1 P: 9	1B: 4 2B: 1 3B: 0 HR: 1	SF: 0 SAC: 1 DP: 0 HBP: 0	WP: 0 PB: 0 SB: 0 CS: 0	PA: 37					
<b>PITCHER</b>	IP	WLS	BF	H	R	ER	SO	BB	IBB	HBP	BLK	WP	HR	S	P	ERA	WHIP								
<b>Bill Travers, L</b> ERA: 4.71 (1, 1)	1.2	L	12	4	4	0	0	2	0	0	0	0	1	12	20	0.00	3.600								
<b>Tom Hausman, R</b> ERA: 4.27 (2, 1)	6.1		25	2	0	0	2	3	1	0	0	0	0	25	41	0.00	0.789								

**Milwaukee Brewers @ Chicago White Sox**  
Comiskey Park, Chicago, IL  
Sat Jul 19 1975, 4:33 AM EDT  
Att: 20,516 - Unknown - 84 F

AB 30  
R 4  
H 6  
RBI 4  
BB 6  
SO 3  
LOB 16





Batter	1	2	3	4	5	6	7	8	9	AB	R	H	RBI	BB	SO	LOB	TOP					
<b>Don Money, R</b> OBP: 0.300, SLG: 0.353 (1, 5)	5-3	K			F8			F6		4	0	0	0	0	1	0	<b>Milwaukee Brewers @ Chicago White Sox</b> Comiskey Park, Chicago, IL Sun Jul 20 1975, 4:33 AM EDT Unknown - 86 F					
<b>Robin Yount, R</b> OBP: 0.332, SLG: 0.371 (1, 6)	F3		F7			BB		4-3		2	0	0	0	1	0	0						
<b>Tim Johnson, L</b> OBP: 0.190, SLG: 0.141 (6, 6)						BB				1	0	0	0	0	0	0						
<b>George Scott, R</b> OBP: 0.352, SLG: 0.491 (1, 3)			4-3							3	0	1	0	0	0	1						
<b>Mike Hegan, L</b> OBP: 0.361, SLG: 0.372 (7, 3)	1B									1	0	0	0	0	0	0						
<b>Hank Aaron, R</b> OBP: 0.331, SLG: 0.376 (1, 10)	1B		K					5-3		3	0	1	0	1	1	0						
<b>Bobby Darwin, R</b> OBP: 0.309, SLG: 0.388 (1, 7)	F5									4	0	1	0	0	1	4						
<b>Sixto Lezcano, R</b> OBP: 0.322, SLG: 0.382 (1, 9)		F8								3	0	0	0	0	0	1						
<b>Darrell Porter, L</b> OBP: 0.357, SLG: 0.373 (1, 2)										2	0	0	0	1	1	1						
<b>Kurt Bevacqua, R</b> OBP: 0.213, SLG: 0.211 (1, 4)										3	1	0	0	0	1	1						
<b>Gorman Thomas, R</b> OBP: 0.333, SLG: 0.557 (1, 8)										3	1	1	2	0	1	0						
<b>Inning Stats</b>	R: 0 E: 0 K: 0 S: 5	H: 2 LOB: 2 BB: 0 P: 5	R: 2 E: 0 K: 1 S: 6	H: 1 LOB: 0 BB: 1 P: 10	R: 0 E: 0 K: 1 S: 5	H: 0 LOB: 0 BB: 0 P: 5	R: 0 E: 0 K: 0 S: 3	H: 1 LOB: 0 BB: 0 P: 3	R: 0 E: 0 K: 2 S: 7	H: 0 LOB: 1 BB: 2 P: 7	R: 0 E: 0 K: 0 S: 2	H: 0 LOB: 0 BB: 0 P: 10	R: 0 E: 0 K: 1 S: 5	H: 0 LOB: 0 BB: 0 P: 5	R: 0 E: 0 K: 0 S: 3	H: 0 LOB: 0 BB: 0 P: 3	R: 0 E: 0 K: 1 S: 5	H: 0 LOB: 0 BB: 0 P: 5	1B: 3 2B: 0 3B: 0 HR: 1	SF: 0 SAC: 0 DP: 2 HBP: 0	WP: 0 PB: 0 CS: 0	PA: 32
<b>PITCHER</b> <b>Wilbur Wood, L</b> ERA: 4.03 (1, 1)	IP: 9.0 WLS: W BF: 32 H: 4 R: 2 ER: 2 SO: 6 BB: 3 IBB: 0 HBP: 0 BLK: 0 WP: 0 HR: 1 S: 41 P: 53 ERA: 2.00 WHIP: 0.778															<b>PITCHER</b>	IP: WLS: BF: H: R: ER: SO: BB: IBB: HBP: BLK: WP: HR: S: P: ERA: WHIP:					

Batter	1	2	3	4	5	6	7	8	9	AB	R	H	RBI	BB	SO	LOB	BOTTOM					
<b>Pat Kelly, L</b> OBP: 0.351, SLG: 0.414 (1, 9)	HBP 1B	1B FC3-6			L3-6			E6 WP		5	2	3	0	0	0	2	<b>Milwaukee Brewers @ Chicago White Sox</b> Comiskey Park, Chicago, IL Sun Jul 20 1975, 4:33 AM EDT Unknown - 86 F					
<b>Bucky Dent, R</b> OBP: 0.317, SLG: 0.371 (1, 6)	HBP 1B	HBP 1B			F8			F8		4	2	2	0	1	0	2						
<b>Carlos May, L</b> OBP: 0.375, SLG: 0.408 (1, 7)										3	2	1	2	1	0	2						
<b>Nyls Nyman, L</b> OBP: 0.222, SLG: 0.243 (6, 7)	1B	1B						6-3		0	0	0	0	0	0	0						
<b>Deron Johnson, R</b> OBP: 0.300, SLG: 0.401 (1, 3)	F5	E6 SF			K			F7		5	1	0	0	0	1	7						
<b>Ken Henderson, S</b> OBP: 0.353, SLG: 0.369 (1, 8)	E 1B	SF 1B								5	1	4	3	0	0	0						
<b>Bill Melton, R</b> OBP: 0.325, SLG: 0.334 (1, 5)	E5 1B	SF			7-4			F6		4	0	0	1	0	1	3						
<b>Jorge Orta, L</b> OBP: 0.361, SLG: 0.453 (1, 10)	K	F8								4	0	1	0	0	1	4						
<b>Jerry Moses, R</b> OBP: 0.227, SLG: 0.250 (6, PH)								5-3		1	0	0	0	0	0	1						
<b>Bill Stein, R</b> OBP: 0.322, SLG: 0.321 (1, 4)		F8			L5					4	0	1	1	0	0	3						
<b>Brian Downing, R</b> OBP: 0.357, SLG: 0.339 (1, 2)	F5				5-3					4	1	2	0	0	0	2						
<b>Inning Stats</b>	R: 4 E: 1 K: 1 S: 9	H: 3 LOB: 2 BB: 1 P: 14	R: 3 E: 2 K: 0 S: 8	H: 3 LOB: 0 BB: 0 P: 8	R: 0 E: 0 K: 0 S: 4	H: 1 LOB: 2 BB: 1 P: 8	R: 0 E: 0 K: 0 S: 4	H: 2 LOB: 1 BB: 0 P: 4	R: 1 E: 0 K: 1 S: 7	H: 3 LOB: 1 BB: 0 P: 7	R: 0 E: 0 K: 1 S: 5	H: 0 LOB: 0 BB: 0 P: 5	R: 1 E: 1 K: 0 S: 5	H: 1 LOB: 1 BB: 0 P: 5	R: 0 E: 0 K: 0 S: 4	H: 1 LOB: 1 BB: 0 P: 4	R: 0 E: 0 K: 0 S: 4	H: 1 LOB: 1 BB: 0 P: 4	1B: 12 2B: 4 3B: 0 HR: 0	SF: 1 SAC: 0 DP: 2 HBP: 1	WP: 1 PB: 0 CS: 0	PA: 43
<b>PITCHER</b> <b>Ed Sprague, R</b> ERA: 4.81 (1, 1)	IP: 0.1 WLS: L BF: 5 H: 2 R: 4 ER: 2 SO: 0 BB: 1 IBB: 0 HBP: 1 BLK: 0 WP: 0 HR: 0 S: 3 P: 8 ERA: 54.00 WHIP: 9.000															<b>PITCHER</b>	IP: WLS: BF: H: R: ER: SO: BB: IBB: HBP: BLK: WP: HR: S: P: ERA: WHIP:					
<b>Bill Castro, R</b> ERA: 2.52 (1, 1)	3.1	19	6	3	2	1	0	1	0	0	0	20	24	5.40	1.800							
<b>Bill Travers, L</b> ERA: 4.5 (4, 1)	4.1	19	6	2	1	2	0	0	0	0	1	0	23	2.08	1.385							

AB	29
R	2
H	4
RBI	2
BB	3
SO	6
LOB	8

AB	39
R	9
H	14
RBI	7
BB	2
SO	3
LOB	26

WP	1
PB	0
CS	0







Batter	1	2	3	4	5	6	7	8	9	AB	R	H	RBI	BB	SO	LOB	TOP					
Vada Pinson, L (1, 9) OBP: 0.248, SLG: 0.363	F9			HR	F9			1B		4	1	2	1	0	0	1	<b>Kansas City Royals @ Milwaukee Brewers</b> Milwaukee County Stadium, Milwaukee, WI Tue Jul 22 1975, 8:05 PM EDT Unknown <a href="http://livebaseballscorecards.com">livebaseballscorecards.com</a>					
Cookie Rojas, R (1, 4) OBP: 0.309, SLG: 0.328	6-3			2B	4-3			P3		4	1	1	0	0	0	2						
John Mayberry, L (1, 3) OBP: 0.377, SLG: 0.488	F9			4-3	1B			G3		4	0	1	1	0	0	1						
Hal McRae, R (1, 7) OBP: 0.374, SLG: 0.450		4-3		4-3				F9		4	0	0	0	0	0	1						
Al Cowens, R (9, 7) OBP: 0.320, SLG: 0.357				2-3				L4		0	0	0	0	0	0	0						
Harmon Killebrew, R (1, 10) OBP: 0.313, SLG: 0.406		P6		L6				F9		4	0	0	0	0	0	1						
George Brett, L (1, 5) OBP: 0.340, SLG: 0.416		F9		6-3				F7		4	0	0	0	0	0	1						
Amos Otis, R (1, 8) OBP: 0.360, SLG: 0.369			6-3		F9			F7		3	0	0	0	0	0	0						
Buck Martinez, R (1, 2) OBP: 0.314, SLG: 0.358			K					P4		3	1	1	1	0	1	0						
Frank White, R (1, 6) OBP: 0.241, SLG: 0.329			F5					G3		3	0	1	0	0	0	0						
<b>Inning Stats</b>	R: 0 E: 0 K: 0 S: 3	H: 0 LOB: 0 BB: 0 P: 3	R: 0 E: 0 K: 0 S: 3	H: 0 LOB: 0 BB: 0 P: 3	R: 0 E: 0 K: 1 S: 5	H: 0 LOB: 0 BB: 0 P: 5	R: 2 E: 0 K: 0 S: 6	H: 3 LOB: 1 BB: 0 P: 6	R: 1 E: 0 K: 0 S: 5	H: 2 LOB: 1 BB: 0 P: 5	R: 0 E: 0 K: 0 S: 3	H: 0 LOB: 0 BB: 0 P: 3	R: 0 E: 0 K: 0 S: 3	H: 0 LOB: 0 BB: 0 P: 3	R: 0 E: 0 K: 0 S: 4	H: 1 LOB: 1 BB: 0 P: 4	R: 0 E: 0 K: 0 S: 3	H: 0 LOB: 0 BB: 0 P: 3	1B: 3 2B: 1 3B: 0 HR: 2	SF: 0 SAC: 0 DP: 0 HBP: 0	WP: 1 PB: 0 SB: 0 CS: 0	PA: 33
<b>PITCHER</b>	IP WLS BF H R ER SO BB IBB HBP BLK WP HR S P ERA WHIP																					
Jim Slaton, R (1, 1) ERA: 4.39	9.0 L 33 6 3 3 1 0 0 0 0 0 1 2 35 35 3.00 0.667																					
Jim Slaton, R (9, 1) ERA: 4.39	9.0 L 33 6 3 3 1 0 0 0 0 0 1 2 35 35 3.00 0.667																					

Batter	1	2	3	4	5	6	7	8	9	AB	R	H	RBI	BB	SO	LOB	BOTTOM					
Bob Shelton, L (1, 4) OBP: 0.500, SLG: 0.485										1	0	1	0	0	0	0	<b>Kansas City Royals @ Milwaukee Brewers</b> Milwaukee County Stadium, Milwaukee, WI Tue Jul 22 1975, 8:05 PM EDT Unknown <a href="http://livebaseballscorecards.com">livebaseballscorecards.com</a>					
Kurt Bevacqua, R (1, PR) OBP: 0.210, SLG: 0.207			1-3			1B		4-3	F7	1	0	0	0	0	0	1						
Tim Johnson, L (6, PH) OBP: 0.196, SLG: 0.190						SF9				2	1	1	0	0	0	0						
Hank Aaron, R (9, PH) OBP: 0.335, SLG: 0.382						1B				1	0	0	0	0	0	1						
Don Money, R (1, 5) OBP: 0.303, SLG: 0.353		5-3		6-3		1B		1B		4	1	2	0	0	0	2						
George Scott, R (1, 10) OBP: 0.349, SLG: 0.492						1B		1B		3	0	1	1	0	1	2						
Mike Hegan, L (1, 3) OBP: 0.372, SLG: 0.371						1B		1B		3	0	1	1	1	0	1						
Bill Sharp, L (8, PR) OBP: 0.273, SLG: 0.313						1B		1B		0	0	0	0	0	0	0						
Bobby Mitchell, R (1, 7) OBP: 0.352, SLG: 0.496										3	0	1	0	0	2	1						
Darrell Porter, L (8, PH) OBP: 0.356, SLG: 0.372										0	0	0	0	0	0	0						
Bobby Darwin, R (8, PH) OBP: 0.310, SLG: 0.401										1	0	0	0	0	1	2						
Jim Slaton, R (9, 1) OBP: 0.310, SLG: 0.401										0	0	0	0	0	0	0						
Charlie Moore, R (1, 2) OBP: 0.327, SLG: 0.379										4	0	1	0	0	0	4						
Gorman Thomas, R (1, 8) OBP: 0.329, SLG: 0.530										4	0	1	0	0	0	3						
Sixto Lezcano, R (1, 9) OBP: 0.326, SLG: 0.380										4	0	0	0	0	1	4						
Robin Yount, R (1, 6) OBP: 0.330, SLG: 0.371										4	0	1	0	0	0	1						
<b>Inning Stats</b>	R: 0 E: 0 K: 1 S: 5	H: 1 LOB: 1 BB: 0 P: 5	R: 0 E: 0 K: 0 S: 4	H: 1 LOB: 2 BB: 1 P: 8	R: 0 E: 0 K: 0 S: 4	H: 1 LOB: 0 BB: 0 P: 4	R: 0 E: 0 K: 1 S: 5	H: 0 LOB: 0 BB: 0 P: 5	R: 0 E: 0 K: 0 S: 3	H: 1 LOB: 0 BB: 0 P: 3	R: 1 E: 0 K: 1 S: 7	H: 2 LOB: 1 BB: 0 P: 7	R: 0 E: 0 K: 1 S: 6	H: 1 LOB: 1 BB: 0 P: 6	R: 1 E: 0 K: 0 S: 8	H: 3 LOB: 2 BB: 0 P: 8	R: 0 E: 1 K: 0 S: 4	H: 0 LOB: 1 BB: 0 P: 4	1B: 9 2B: 1 3B: 0 HR: 0	SF: 1 SAC: 0 DP: 1 HBP: 0	WP: 0 PB: 0 SB: 0 CS: 1	PA: 37
<b>PITCHER</b>	IP WLS BF H R ER SO BB IBB HBP BLK WP HR S P ERA WHIP																					
Steve Busby, R (1, 1) ERA: 2.93	7.1 W 31 10 2 2 4 1 0 0 0 0 0 0 38 42 2.46 1.500																					
Paul Splitter, L (8, 1) ERA: 4.12	1.2 S 6 0 0 0 1 0 0 0 0 0 0 0 8 8 0.00 0.000																					



Batter	1	2	3	4	5	6	7	8	9	AB	R	H	RBI	BB	SO	LOB	TOP			
Vada Pinson, L OBP: 0.251, SLG: 0.364 (1, 9)	F7		F2	F7			4-3		F8	5	0	2	0	0	0	0	<b>Kansas City Royals @ Milwaukee Brewers</b> Milwaukee County Stadium, Milwaukee, WI Tue Jul 22 1975, 8:05 PM EDT Att: 15,746 - Unknown <a href="http://livebaseballscorecards.com">livebaseballscorecards.com</a>			
George Brett, L OBP: 0.343, SLG: 0.415 (1, 5)	WP S BB		F7	F7			4-3			3	0	1	0	2	0	3				
John Mayberry, L OBP: 0.375, SLG: 0.481 (1, 10)	F7		K		P4		BB		L7	4	0	0	0	1	1	3				
Hal McRae, R OBP: 0.370, SLG: 0.445 (1, 7)	2-3			6-3	F7		4-3			4	0	0	0	0	0	3				
Tony Solaita, L OBP: 0.367, SLG: 0.550 (1, 3)									K	4	1	2	0	0	1	0				
Amos Otis, R OBP: 0.355, SLG: 0.363 (1, 8)	G6-4-3			E1			5-3		5-3	4	1	0	0	0	0	2				
Frank White, R OBP: 0.253, SLG: 0.327 (1, 4) (4, 6)				PB 1B BB			F7			1	1	0	0	3	0	0				
Bob Stinson, S OBP: 0.389, SLG: 0.432 (1, 2)	4-3			K			P6		K	4	0	0	0	0	2	4				
Rodney Scott, S (1, 6)										1	0	0	0	0	0	0				
Cookie Rojas, R OBP: 0.309, SLG: 0.328 (4, PH) (4, 4)			6-3	1B			F8		5-3	3	0	1	2	0	0	0				
<b>Inning Stats</b>	R: 0 E: 0 K: 0 S: 3	H: 0 LOB: 1 BB: 1 P: 7	R: 0 E: 0 K: 0 S: 3	H: 1 LOB: 1 BB: 1 P: 7	R: 0 E: 0 K: 1 S: 5	H: 0 LOB: 1 BB: 1 P: 9	R: 3 E: 1 K: 1 S: 9	H: 3 LOB: 2 BB: 1 P: 13	R: 0 E: 0 K: 0 S: 3	H: 0 LOB: 0 BB: 0 P: 3	R: 0 E: 0 K: 0 S: 4	H: 1 LOB: 2 BB: 1 P: 8	R: 0 E: 0 K: 2 S: 7	H: 0 LOB: 1 BB: 1 P: 11	R: 0 E: 0 K: 0 S: 4	H: 1 LOB: 1 BB: 0 P: 4	1B: 5 2B: 1 3B: 0 HR: 0	SF: 0 SAC: 0 DP: 1 HBP: 0	WP: 1 PB: 1 SB: 2 CS: 0	PA: 39
<b>PITCHER</b>	IP WLS BF H R ER SO BB IBB HBP BLK WP HR S P ERA WHIP																			
Ed Sprague, R ERA: 4.54 (1, 1)	3.2	18	3	3	0	2	4	0	0	0	0	1	0	18	34	0.00	1.909			
Tom Hausman, R ERA: 3.92 (4, 1)	5.1	21	3	0	0	2	2	0	0	0	0	0	0	23	31	0.00	0.938			

Batter	1	2	3	4	5	6	7	8	9	AB	R	H	RBI	BB	SO	LOB	BOTTOM			
Bill Sharp, L OBP: 0.269, SLG: 0.308 (1, 9) (9, 7)	F7		3-1		4-3		SH3-4			3	0	0	0	0	0	0	<b>Kansas City Royals @ Milwaukee Brewers</b> Milwaukee County Stadium, Milwaukee, WI Tue Jul 22 1975, 8:05 PM EDT Att: 15,746 - Unknown <a href="http://livebaseballscorecards.com">livebaseballscorecards.com</a>			
Don Money, R OBP: 0.306, SLG: 0.367 (1, 5)	E6		1B		E5		HR			4	3	2	2	0	0	0				
George Scott, R OBP: 0.351, SLG: 0.500 (1, 3)	HR		F3		F9		1B			4	1	2	2	0	0	2				
Hank Aaron, R OBP: 0.337, SLG: 0.381 (1, 10)	6-3		1B		F7		BB			3	1	1	0	1	0	1				
Bobby Darwin, R OBP: 0.309, SLG: 0.398 (1, 7)	F9		1B				F8			4	0	1	1	0	0	1				
Sixto Lezcano, R OBP: 0.326, SLG: 0.380 (9, 9)			1B							0	0	0	0	0	0	0				
Darrell Porter, L OBP: 0.361, SLG: 0.373 (1, 2)		FC4-6	BB						K	2	0	1	1	2	1	0				
Gorman Thomas, R OBP: 0.327, SLG: 0.518 (1, 8)		FC4-6	BB		5-3		L7		K	3	0	0	0	1	1	1				
Robin Yount, R OBP: 0.330, SLG: 0.369 (1, 6)		FC4-6	S4-3				FC6-4		K	4	0	1	0	0	1	3				
Tim Johnson, L OBP: 0.202, SLG: 0.157 (1, 4)		G4-3			P6				SH3-4	3	1	1	0	0	0	3				
<b>Inning Stats</b>	R: 2 E: 1 K: 0 S: 5	H: 1 LOB: 0 BB: 0 P: 5	R: 0 E: 0 K: 0 S: 2	H: 0 LOB: 2 BB: 2 P: 10	R: 2 E: 0 K: 0 S: 6	H: 4 LOB: 0 BB: 0 P: 6	R: 0 E: 0 K: 0 S: 3	H: 1 LOB: 0 BB: 0 P: 3	R: 0 E: 1 K: 0 S: 4	H: 0 LOB: 1 BB: 0 P: 4	R: 0 E: 0 K: 0 S: 3	H: 0 LOB: 1 BB: 1 P: 7	R: 2 E: 0 K: 0 S: 5	H: 3 LOB: 1 BB: 1 P: 9	R: 0 E: 0 K: 3 S: 9	H: 0 LOB: 0 BB: 0 P: 9	1B: 7 2B: 0 3B: 0 HR: 2	SF: 0 SAC: 1 DP: 1 HBP: 0	WP: 0 PB: 0 SB: 0 CS: 1	PA: 35
<b>PITCHER</b>	IP WLS BF H R ER SO BB IBB HBP BLK WP HR S P ERA WHIP																			
Al Fitzmorris, R ERA: 4.03 (1, 1)	6.2	31	9	6	5	0	4	0	0	0	0	2	27	43	6.75	1.950				
Lindy McDaniel, R ERA: 4.12 (7, 1)	1.1	4	0	0	0	3	0	0	0	0	0	10	10	0.00	0.000					



Batter	1	2	3	4	5	6	7	8	9	AB	R	H	RBI	BB	SO	LOB	TOP			
Jim Wohlford, R OBP: 0.343, SLG: 0.346 (1, 9)										4	1	1	1	1	0	1	<b>Kansas City Royals @ Milwaukee Brewers</b> Milwaukee County Stadium, Milwaukee, WI Wed Jul 23 1975, 8:05 PM EDT Att: 9,531 - Unknown <a href="http://livebaseballscorecards.com">livebaseballscorecards.com</a>			
Cookie Rojas, R OBP: 0.308, SLG: 0.325 (1, 4)										3	0	0	0	1	1	2				
John Mayberry, L OBP: 0.378, SLG: 0.494 (1, 3)										4	1	3	2	0	0	1				
Hal McRae, R OBP: 0.367, SLG: 0.440 Amos Otis, R OBP: 0.355, SLG: 0.363 (1, 7) (9, 8)										4	0	0	0	0	0	4				
Harmon Killebrew, R OBP: 0.316, SLG: 0.403 (1, 10)										2	0	0	0	2	0	1				
George Brett, L OBP: 0.340, SLG: 0.411 (1, 5)										4	0	0	0	0	0	3				
Al Cowens, R OBP: 0.310, SLG: 0.345 (1, 8) (9, 7)										4	0	0	0	0	0	1				
Buck Martinez, R OBP: 0.326, SLG: 0.389 (1, 2)										3	2	2	1	0	0	0				
Frank White, R OBP: 0.247, SLG: 0.318 (1, 6)										4	0	0	0	0	2	2				
<b>Inning Stats</b>	R: 1 E: 1 K: 0 S: 4	H: 1 LOB: 1 BB: 1 P: 8	R: 0 E: 0 K: 1 S: 6	H: 0 LOB: 1 BB: 1 P: 7	R: 0 E: 0 K: 0 S: 2	H: 0 LOB: 0 BB: 1 P: 6	R: 0 E: 0 K: 0 S: 3	H: 1 LOB: 2 BB: 1 P: 8	R: 1 E: 0 K: 2 S: 8	H: 1 LOB: 1 BB: 0 P: 9	R: 1 E: 0 K: 0 S: 4	H: 1 LOB: 0 BB: 0 P: 4	R: 0 E: 0 K: 0 S: 4	H: 1 LOB: 1 BB: 0 P: 4	R: 0 E: 0 K: 0 S: 4	H: 1 LOB: 1 BB: 0 P: 4	1B: 3 2B: 1 3B: 1 HR: 2	SF: 0 SAC: 0 DP: 2 HBP: 1	WP: 0 PB: 1 SB: 0 CS: 0	PA: 37
<b>PITCHER</b>	IP WLS BF H R ER SO BB IBB HBP BLK WP HR S P ERA WHIP	IP WLS BF H R ER SO BB IBB HBP BLK WP HR S P ERA WHIP																		
Bill Travers, L ERA: 4.22 (1, 1)	5.2	L	22	3	2	1	1	3	0	0	0	0	0	1	21	33	1.59	1.059		
Eduardo Rodriguez, R ERA: 2.97 (6, 1)	1.1		8	2	2	2	2	1	0	1	0	0	0	1	10	15	13.50	2.250		
Tom Murphy, R ERA: 1.96 (8, 1)	2.0		7	1	0	0	0	0	0	0	0	0	0	0	7	7	0.00	0.500		

Batter	1	2	3	4	5	6	7	8	9	AB	R	H	RBI	BB	SO	LOB	BOTTOM					
Robin Yount, R OBP: 0.328, SLG: 0.367 (1, 6)										5	0	1	1	0	1	5	<b>Kansas City Royals @ Milwaukee Brewers</b> Milwaukee County Stadium, Milwaukee, WI Wed Jul 23 1975, 8:05 PM EDT Att: 9,531 - Unknown <a href="http://livebaseballscorecards.com">livebaseballscorecards.com</a>					
Don Money, R OBP: 0.305, SLG: 0.365 (1, 5)										4	0	1	0	0	1	3						
George Scott, R OBP: 0.350, SLG: 0.497 (1, 3)										4	0	1	0	0	0	2						
Hank Aaron, R OBP: 0.333, SLG: 0.376 (1, 10)										4	0	0	0	0	0	1						
Bobby Darwin, R OBP: 0.312, SLG: 0.404 (1, 7) (5, 9) (8, 7)										4	0	2	0	0	0	0						
Darrell Porter, L OBP: 0.363, SLG: 0.370 (1, 2)										2	0	0	0	2	0	1						
Gorman Thomas, R OBP: 0.331, SLG: 0.514 (1, 8)										3	1	1	0	1	0	3						
Sixto Lezcano, R OBP: 0.325, SLG: 0.379 Mike Hegan, L OBP: 0.374, SLG: 0.374 (1, 9) (4, PH) (5, 7)										1	0	0	0	0	1	1						
Bill Sharp, L OBP: 0.268, SLG: 0.307 (7, PR) (8, 9)										1	0	0	0	0	0	1						
Tim Johnson, L OBP: 0.198, SLG: 0.153 Charlie Moore, R OBP: 0.333, SLG: 0.379 (1, 4) (9, PH)										2	0	0	0	0	1	1						
										0	0	0	0	1	0	0						
<b>Inning Stats</b>	R: 0 E: 0 K: 0 S: 3	H: 0 LOB: 0 BB: 0 P: 3	R: 0 E: 0 K: 0 S: 3	H: 0 LOB: 0 BB: 0 P: 3	R: 1 E: 0 K: 1 S: 8	H: 3 LOB: 2 BB: 0 P: 8	R: 0 E: 0 K: 0 S: 4	H: 1 LOB: 2 BB: 1 P: 8	R: 0 E: 0 K: 1 S: 5	H: 0 LOB: 0 BB: 0 P: 5	R: 0 E: 0 K: 0 S: 4	H: 1 LOB: 1 BB: 0 P: 4	R: 0 E: 0 K: 2 S: 8	H: 1 LOB: 3 BB: 1 P: 12	R: 0 E: 0 K: 0 S: 3	H: 1 LOB: 0 BB: 0 P: 3	R: 0 E: 0 K: 0 S: 3	H: 0 LOB: 2 BB: 2 P: 11	1B: 6 2B: 1 3B: 0 HR: 0	SF: 0 SAC: 1 DP: 1 HBP: 0	WP: 0 PB: 0 SB: 1 CS: 0	PA: 37
<b>PITCHER</b>	IP WLS BF H R ER SO BB IBB HBP BLK WP HR S P ERA WHIP	IP WLS BF H R ER SO BB IBB HBP BLK WP HR S P ERA WHIP																				
Marty Pattin, R ERA: 3.33 (1, 1)	9.0	W	37	7	1	1	4	4	0	0	0	0	0	0	41	57	1.00	1.222				



Batter	1	2	3	4	5	6	7	8	9	AB	R	H	RBI	BB	SO	LOB	TOP					
<b>Ken Singleton, S</b> OBP: 0.416, SLG: 0.442 (1, 9)										5	2	2	1	1	1	0	<b>Baltimore Orioles @ Milwaukee Brewers</b> Milwaukee County Stadium, Milwaukee, WI Thu Jul 24 1975, 8:05 PM EDT Att: 12,162 - Unknown					
<b>Bobby Grich, R</b> OBP: 0.395, SLG: 0.391 (1, 4)										5	1	2	0	0	1	2						
<b>Tommy Davis, R</b> OBP: 0.310, SLG: 0.343 (1, 10)										5	0	2	2	0	0	1						
<b>Lee May, R</b> OBP: 0.310, SLG: 0.473 (8, PR)										3	1	1	1	2	1	1						
<b>Tony Muser, L</b> OBP: 0.324, SLG: 0.290 (8, 3)										0	0	0	0	0	0	0						
<b>Jim Northrup, L</b> OBP: 0.355, SLG: 0.491 (7, PR)										4	1	2	1	0	0	2						
<b>Paul Blair, R</b> OBP: 0.250, SLG: 0.276 (7, 8)										1	0	0	0	0	1	2						
<b>Don Baylor, R</b> OBP: 0.347, SLG: 0.478 (1, 7)										3	1	1	0	2	0	3						
<b>Eliot Hendricks, L</b> OBP: 0.326, SLG: 0.371 (1, 2)										5	1	0	0	0	0	5						
<b>Doug DeCinces, R</b> OBP: 0.289, SLG: 0.372 (8, 5)										4	2	3	2	0	0	0						
<b>Brooks Robinson, R</b> OBP: 0.279, SLG: 0.295 (8, 5)										1	0	0	0	0	0	0						
<b>Mark Belanger, R</b> OBP: 0.286, SLG: 0.268 (1, 6)										4	1	1	2	0	0	1						
<b>Inning Stats</b>	R: 1 E: 0 K: 0 S: 5	H: 2 LOB: 2 BB: 1 P: 9	R: 0 E: 0 K: 0 S: 3	H: 0 LOB: 0 BB: 0 P: 3	R: 0 E: 0 K: 0 S: 4	H: 1 LOB: 1 BB: 1 P: 4	R: 1 E: 1 K: 0 S: 4	H: 1 LOB: 1 BB: 1 P: 8	R: 0 E: 0 K: 1 S: 5	H: 0 LOB: 0 BB: 0 P: 5	R: 4 E: 2 K: 0 S: 7	H: 4 LOB: 1 BB: 1 P: 11	R: 0 E: 0 K: 1 S: 6	H: 1 LOB: 1 BB: 0 P: 6	R: 4 E: 0 K: 1 S: 10	H: 5 LOB: 3 BB: 2 P: 18	R: 0 E: 0 K: 1 S: 5	H: 0 LOB: 0 BB: 0 P: 5	1B: 11 2B: 2 3B: 1 HR: 0	SF: 0 SAC: 1 DP: 0 HBP: 0	WP: 3 PB: 0 SB: 0 CS: 0	PA: 46
<b>PITCHER</b>	IP WLS BF H R ER SO BB IBB HBP BLK WP HR S P ERA WHIP																					
<b>Pete Broberg, R</b> ERA: 5.05 (1, 1)	5.0 L 24 6 5 4 1 3 0 0 0 0 1 0 23 35 7.20 1.800																					
<b>Tom Hausman, R</b> ERA: 3.99 (6, 1)	1.0 5 2 1 1 0 0 0 0 0 0 0 0 5 5 9.00 2.000																					
<b>Bill Champion, R</b> ERA: 5.64 (7, 1)	1.1 10 6 4 4 1 0 0 0 0 0 1 0 12 12 27.00 4.500																					
<b>Rick Austin, L</b> ERA: 1.56 (8, 1)	0.2 4 0 0 0 1 0 2 0 0 0 1 0 4 12 0.00 0.000																					
<b>Lafayette Currence, L</b> ERA: (9, 1)	1.0 3 0 0 0 1 0 0 0 0 0 0 0 5 5 0.00 0.000																					


Batter	1	2	3	4	5	6	7	8	9	AB	R	H	RBI	BB	SO	LOB	BOTTOM					
<b>Don Money, R</b> OBP: 0.307, SLG: 0.390 (1, 5)										5	2	2	2	0	1	3	<b>Baltimore Orioles @ Milwaukee Brewers</b> Milwaukee County Stadium, Milwaukee, WI Thu Jul 24 1975, 8:05 PM EDT Att: 12,162 - Unknown					
<b>Charlie Moore, R</b> OBP: 0.348, SLG: 0.374 (1, 2)										4	0	1	1	1	0	0						
<b>George Scott, R</b> OBP: 0.353, SLG: 0.507 (1, 3)										5	1	3	1	0	1	1						
<b>Hank Aaron, R</b> OBP: 0.337, SLG: 0.388 (1, 10)										4	1	2	1	1	1	2						
<b>Bobby Darwin, R</b> OBP: 0.307, SLG: 0.396 (1, 9)										5	0	0	0	0	4	4						
<b>Bobby Mitchell, R</b> OBP: 0.348, SLG: 0.490 (1, 7)										2	0	0	0	0	0	2						
<b>Bill Sharp, L</b> OBP: 0.265, SLG: 0.304 (4, 7)										2	0	0	0	0	1	2						
<b>Gorman Thomas, R</b> OBP: 0.329, SLG: 0.528 (1, 8)										4	2	1	1	0	0	0						
<b>Robin Yount, R</b> OBP: 0.324, SLG: 0.362 (1, 6)										4	0	0	0	0	2	1						
<b>Kurt Bevacqua, R</b> OBP: 0.219, SLG: 0.210 (1, 4)										3	1	1	0	1	0	0						
<b>Inning Stats</b>	R: 1 E: 0 K: 1 S: 6	H: 1 LOB: 2 BB: 2 P: 14	R: 2 E: 1 K: 2 S: 10	H: 2 LOB: 1 BB: 1 P: 14	R: 0 E: 0 K: 1 S: 5	H: 0 LOB: 0 BB: 0 P: 5	R: 0 E: 0 K: 1 S: 5	H: 0 LOB: 0 BB: 0 P: 5	R: 1 E: 0 K: 0 S: 6	H: 1 LOB: 0 BB: 0 P: 6	R: 1 E: 0 K: 0 S: 5	H: 2 LOB: 1 BB: 0 P: 5	R: 0 E: 0 K: 1 S: 7	H: 2 LOB: 2 BB: 0 P: 7	R: 0 E: 0 K: 1 S: 5	H: 0 LOB: 0 BB: 0 P: 5	R: 2 E: 0 K: 2 S: 9	H: 2 LOB: 0 BB: 0 P: 9	1B: 5 2B: 0 3B: 0 HR: 5	SF: 0 SAC: 0 DP: 0 HBP: 0	WP: 1 PB: 0 SB: 2 CS: 0	PA: 41
<b>PITCHER</b>	IP WLS BF H R ER SO BB IBB HBP BLK WP HR S P ERA WHIP																					
<b>Ross Grimsley, L</b> ERA: 3.94 (1, 1)	1.2 W 19 5 2 2 4 0 0 0 0 0 0 2 27 27 3.86 1.071																					
<b>Wayne Garland, R</b> ERA: 4.18 (2, 1)	4.2 W 19 5 2 2 4 0 0 0 0 0 0 2 27 27 3.86 1.071																					
<b>Dyar Miller, R</b> ERA: 2.55 (7, 1)	2.2 S 10 2 2 2 4 0 0 0 0 0 0 2 18 18 6.75 0.750																					




Batter	1	2	3	4	5	6	7	8	9	AB	R	H	RBI	BB	SO	LOB	TOP			
Ken Singleton, S OBP: 0.412, SLG: 0.437 (1, 9)	G3	G3			K			K		4	0	0	0	0	2	1	<b>Baltimore Orioles @ Milwaukee Brewers</b> Milwaukee County Stadium, Milwaukee, WI Fri Jul 25 1975, 8:05 PM EDT Att: 30,495 - Unknown <a href="http://livebaseballscorecards.com">livebaseballscorecards.com</a>			
Bobby Grich, R OBP: 0.391, SLG: 0.386 (1, 4)	1-3		F7		F8			F7		4	0	0	0	0	0	0				
Tommy Davis, R OBP: 0.313, SLG: 0.345 (1, 10)			6-3		F7				1B	4	0	2	0	0	0	0				
Lee May, R OBP: 0.306, SLG: 0.468 (1, 3)	K		K			6-3		F8		4	0	0	0	0	2	2				
Jim Northrup, L OBP: 0.352, SLG: 0.482 (1, 8)		HBP E 1B		5-3			1-3			4	1	1	0	0	0	0				
Don Baylor, R OBP: 0.346, SLG: 0.473 (1, 7)		F7 FC5-4 HBP		F7		F6				3	1	0	0	0	0	0				
Brooks Robinson, R OBP: 0.289, SLG: 0.283 Al Bumbry, L OBP: 0.325, SLG: 0.365 (9, PH)		K		1B BB			F4		F9	2	0	0	0	1	1	2				
Dave Duncan, R OBP: 0.241, SLG: 0.337 (1, 2)		E6 FC5-4 1-3 2H					F7			3	0	1	0	0	0	1				
Mark Belanger, R OBP: 0.283, SLG: 0.265 (1, 6)		FC5-4 1-2 3H		6-3			5-3			3	0	0	1	0	0	3				
<b>Inning Stats</b>	R: 0 E: 0 K: 1 S: 6	H: 1 LOB: 1 BB: 0 P: 6	R: 2 E: 1 K: 1 S: 7	H: 1 LOB: 1 BB: 0 P: 8	R: 0 E: 0 K: 1 S: 5	H: 0 LOB: 0 BB: 0 P: 5	R: 0 E: 0 K: 0 S: 4	H: 1 LOB: 2 BB: 1 P: 8	R: 0 E: 0 K: 1 S: 5	H: 0 LOB: 0 BB: 0 P: 5	R: 0 E: 0 K: 0 S: 3	H: 0 LOB: 0 BB: 0 P: 3	R: 0 E: 0 K: 1 S: 6	H: 1 LOB: 1 BB: 0 P: 6	R: 0 E: 0 K: 0 S: 3	H: 0 LOB: 0 BB: 0 P: 3		1B: 4 2B: 0 3B: 0 HR: 0	SF: 0 SAC: 0 DP: 0 HBP: 1	WP: 0 PB: 0 SB: 0 CS: 0
<b>PITCHER</b> Jim Colborn, R ERA: 4.06 (1, 1)	IP: 9.0 WLS: W BF: 34 H: 4 R: 2 ER: 0 SO: 5 BB: 1 IBB: 0 HBP: 1 BLK: 0 WP: 0 HR: 0 S: 42 P: 47 ERA: 0.00 WHIP: 0.556															<b>PITCHER</b>				

Batter	1	2	3	4	5	6	7	8	9	AB	R	H	RBI	BB	SO	LOB	BOTTOM			
Don Money, R OBP: 0.306, SLG: 0.385 (1, 5)	F8		4-3		BB 2B BB	6-3		SH1-4		3	1	0	0	1	0	0	<b>Baltimore Orioles @ Milwaukee Brewers</b> Milwaukee County Stadium, Milwaukee, WI Fri Jul 25 1975, 8:05 PM EDT Att: 30,495 - Unknown <a href="http://livebaseballscorecards.com">livebaseballscorecards.com</a>			
Darrell Porter, L OBP: 0.394, SLG: 0.365 (1, 2)	F7		E3 1B		BB 2B BB	F2		1B BB		3	1	0	0	2	0	0				
George Scott, R OBP: 0.356, SLG: 0.507 (1, 3)	F4		K		BB 2B BB		WP 1B 5-3	FC6-4 1B		4	2	2	1	1	1	1				
Hank Aaron, R OBP: 0.338, SLG: 0.391 (1, 10)		6-3			E 2B		5-3	F8		5	0	2	3	0	0	3				
Bobby Darwin, R OBP: 0.306, SLG: 0.394 Sixto Lezcano, R OBP: 0.324, SLG: 0.378 (8, 9)		4-3	6-3		1-2 2H 3H 0-0	F6		FC6-4 1B		4	0	1	1	0	0	3				
Mike Hegan, L OBP: 0.381, SLG: 0.370 Bill Sharp, L OBP: 0.269, SLG: 0.307 (5, FR) (6, 7)		1B BB BB			F8 E IBB			1B		1	0	0	0	2	0	0				
Gorman Thomas, R OBP: 0.327, SLG: 0.517 (1, 8)		1B BB			F6 FC5 1-2 2-3		F6			3	0	0	0	1	0	4				
Robin Yount, R OBP: 0.323, SLG: 0.361 (1, 6)					5-3		6-3		F3	4	0	1	0	0	0	5				
Kurt Bevacqua, R OBP: 0.220, SLG: 0.211 (1, 4)		FC6-4 1-2			6-3		F9		WP SH1-4 1B	4	1	1	0	0	0	3				
<b>Inning Stats</b>	R: 0 E: 0 K: 0 S: 3	H: 0 LOB: 0 BB: 0 P: 3	R: 0 E: 0 K: 1 S: 7	H: 1 LOB: 3 BB: 2 P: 12	R: 0 E: 1 K: 1 S: 7	H: 1 LOB: 2 BB: 0 P: 7	R: 0 E: 0 K: 0 S: 3	H: 0 LOB: 0 BB: 0 P: 3	R: 3 E: 1 K: 0 S: 5	H: 1 LOB: 3 BB: 4 P: 21	R: 0 E: 0 K: 0 S: 3	H: 0 LOB: 0 BB: 0 P: 3	R: 1 E: 0 K: 0 S: 6	H: 3 LOB: 2 BB: 0 P: 6	R: 1 E: 0 K: 0 S: 5	H: 2 LOB: 2 BB: 1 P: 9		1B: 7 2B: 1 3B: 0 HR: 0	SF: 0 SAC: 1 DP: 0 HBP: 0	WP: 2 PB: 0 SB: 0 CS: 0
<b>PITCHER</b> Mike Torrez, R ERA: 3.35 Doyle Alexander, R ERA: 3.52 (1, 1) (5, 1)	IP: 4.1 WLS: L BF: 22 H: 3 R: 3 ER: 3 SO: 3 BB: 5 IBB: 0 HBP: 0 BLK: 0 WP: 0 HR: 0 S: 19 P: 39 ERA: 6.23 WHIP: 1.846															<b>PITCHER</b>				



Batter	1	2	3	4	5	6	7	8	9	AB	R	H	RBI	BB	SO	LOB	TOP																		
Ken Singleton, S OBP: 0.412, SLG: 0.435 (1, 9)	4-0 FC6 BB		0-0 E 1B	0-3 K		0-0 F6		0-0 4-3		4	0	1	1	1	1	4	<p>Baltimore Orioles @ Milwaukee Brewers Milwaukee County Stadium, Milwaukee, WI</p> <p>Sat Jul 26 1975, 4:33 AM EDT Att: 26,578 - Unknown</p> <p>livebaseballscores.com</p> <p>AB 37 R 4 H 8 RBI 4 BB 5 SO 4 LOB 31</p> 																		
Bobby Grich, R OBP: 0.391, SLG: 0.383 (1, 4)	0-0 FC6 5-3 1-2		0-0 SF9 3-H	0-0 E6 BB		4-0 F9 1-2		1-0 HBP		2	0	0	1	1	0	3																			
Tommy Davis, R OBP: 0.311, SLG: 0.340 (1, 10)	0-0 5-3 1-2		0-0 F3 3-H	4-0 BB		0-0 F9		0-0 F7		4	0	0	1	1	0	6																			
Lee May, R OBP: 0.308, SLG: 0.467 Tony Muser, L OBP: 0.324, SLG: 0.290 (9, PR) (9, 3)	0-0 F4		0-0 E5 1-2	0-0 F4				0-0 E8 1B		5	0	2	0	0	0	5																			
Jim Northrup, L OBP: 0.341, SLG: 0.465 Paul Blair, R OBP: 0.249, SLG: 0.275 (7, 8)		0-0 G3	0-0 6-3		0-3 K			0-0 F8 1B		4	0	0	0	0	1	3																			
Don Baylor, R OBP: 0.344, SLG: 0.467 (1, 7)		0-3 K		4-0 E S 1B BB		0-0 F9		0-0 F8		4	1	0	0	1	2																				
Brooks Robinson, R OBP: 0.279, SLG: 0.282 (1, 5)		0-0 5-3		0-0 1-3		0-0 F9		0-0 F4		5	0	1	0	0	0	2																			
Eliot Hendricks, L OBP: 0.343, SLG: 0.394 (1, 2)			4-0 1B BB	0-0 E E BB 1B		0-0 BB 1B		0-0 4-3 2B		4	2	3	1	1	0	2																			
Mark Belanger, R OBP: 0.283, SLG: 0.265 (1, 6)			0-0 1B SF9 1B	0-0 FC1 BB E		0-0 F8		0-0 6-3		4	1	1	0	0	0	3																			
Inning Stats	R: 0 E: 0 K: 0 S: 3	H: 0 LOB: 1 BB: 1 P: 7	R: 0 E: 0 K: 1 S: 5	H: 0 LOB: 0 BB: 0 P: 5	R: 2 E: 1 K: 0 S: 6	H: 2 LOB: 2 BB: 1 P: 10	R: 2 E: 2 K: 1 S: 8	H: 1 LOB: 3 BB: 2 P: 16	R: 0 E: 0 K: 1 S: 5	H: 0 LOB: 0 BB: 0 P: 5	R: 0 E: 1 K: 0 S: 4	H: 1 LOB: 1 BB: 0 P: 4	R: 0 E: 0 K: 0 S: 4	H: 1 LOB: 2 BB: 0 P: 5	R: 0 E: 0 K: 1 S: 7	H: 2 LOB: 0 BB: 0 P: 7		1B: 7 2B: 1 3B: 0 HR: 0	SF: 1 SAC: 0 DP: 0 HBP: 1	WP: 0 PB: 0 SB: 1 CS: 0	PA: 44														
PITCHER Jim Slaton, R ERA: 4.31 (1, 1)	IP: 9.0 WLS: L BF: 44	H: 8 R: 4 ER: 3 SO: 4	BB: 5 IBB: 0 HBP: 1 BLK: 0	WP: 0 HR: 0 S: 46 P: 67	ERA: 3.00 WHIP: 1.444	PITCHER										IP: 9.0 WLS: W BF: 29	H: 1 R: 0 ER: 0 SO: 10	BB: 3 IBB: 0 HBP: 0 BLK: 0	WP: 0 HR: 0 S: 46 P: 58	ERA: 0.00 WHIP: 0.444	PITCHER										IP: 9.0 WLS: W BF: 29	H: 1 R: 0 ER: 0 SO: 10	BB: 3 IBB: 0 HBP: 0 BLK: 0	WP: 0 HR: 0 S: 46 P: 58	ERA: 0.00 WHIP: 0.444

Batter	1	2	3	4	5	6	7	8	9	AB	R	H	RBI	BB	SO	LOB	BOTTOM			
Don Money, R OBP: 0.302, SLG: 0.379 (1, 5)	0-0 F3			0-0 F8		0-0 L4			0-0 1-3	4	0	0	0	0	0	1	<p>Baltimore Orioles @ Milwaukee Brewers Milwaukee County Stadium, Milwaukee, WI</p> <p>Sat Jul 26 1975, 4:33 AM EDT Att: 26,578 - Unknown</p> <p>livebaseballscores.com</p> <p>AB 26 R 0 H 1 RBI 0 BB 3 SO 10 LOB 8</p> 			
Charlie Moore, R OBP: 0.324, SLG: 0.359 (1, 2)	0-0 F8			0-0 6-3		0-3 K			0-0 F9	4	0	0	0	0	1	1				
George Scott, R OBP: 0.356, SLG: 0.505 (1, 3)	0-3 K			0-0 4-3						3	0	1	0	0	1	0				
Hank Aaron, R OBP: 0.338, SLG: 0.389 (1, 10)		0-0 F5			4-0 BB			0-0 G5-4-3 1B		2	0	0	0	1	0	1				
Bobby Darwin, R OBP: 0.303, SLG: 0.390 (1, 9)		0-3 K			0-3 K			0-3 K		3	0	0	0	0	3	1				
Bobby Mitchell, R OBP: 0.341, SLG: 0.479 (1, 7)		0-0 F9			0-0 F6			0-3 K		3	0	0	0	0	1	1				
Gorman Thomas, R OBP: 0.328, SLG: 0.510 (1, 8)			4-0 G1-4-3 BB		0-3 K			0-3 K		2	0	0	0	1	2	1				
Robin Yount, R OBP: 0.321, SLG: 0.358 (1, 6)			0-0 F8			0-3 K		0-3 K		3	0	0	0	0	2	1				
Kurt Bevacqua, R OBP: 0.222, SLG: 0.208 (1, 4)			0-0 G1-4-3			4-0 BB			0-0 4-3	2	0	0	0	1	0	1				
Inning Stats	R: 0 E: 0 K: 1 S: 5	H: 0 LOB: 0 BB: 0 P: 5	R: 0 E: 0 K: 1 S: 5	H: 0 LOB: 0 BB: 0 P: 5	R: 0 E: 0 K: 0 S: 2	H: 0 LOB: 0 BB: 1 P: 6	R: 0 E: 0 K: 0 S: 3	H: 0 LOB: 0 BB: 0 P: 3	R: 0 E: 0 K: 2 S: 7	H: 0 LOB: 1 BB: 1 P: 11	R: 0 E: 0 K: 1 S: 5	H: 1 LOB: 0 BB: 0 P: 5	R: 0 E: 0 K: 3 S: 9	H: 0 LOB: 0 BB: 0 P: 9	R: 0 E: 0 K: 0 S: 3	H: 0 LOB: 0 BB: 0 P: 3		1B: 1 2B: 0 3B: 0 HR: 0	SF: 0 SAC: 0 DP: 2 HBP: 0	WP: 0 PB: 0 SB: 0 CS: 0
PITCHER Mike Cuellar, L ERA: 3.95 (1, 1)	IP: 9.0 WLS: W BF: 29	H: 1 R: 0 ER: 0 SO: 10	BB: 3 IBB: 0 HBP: 0 BLK: 0	WP: 0 HR: 0 S: 46 P: 58	ERA: 0.00 WHIP: 0.444	PITCHER										IP: 9.0 WLS: W BF: 29	H: 1 R: 0 ER: 0 SO: 10	BB: 3 IBB: 0 HBP: 0 BLK: 0	WP: 0 HR: 0 S: 46 P: 58	ERA: 0.00 WHIP: 0.444



Batter	1	2	3	4	5	6	7	8	9	AB	R	H	RBI	BB	SO	LOB	TOP					
Ken Singleton, S OBP: 0.411, SLG: 0.431 (1, 9)	6-3 BB	FC6-4 BB	F4				F9		FC6-4 1-2	5	0	1	0	1	0	4	<b>Baltimore Orioles @ Milwaukee Brewers</b> Milwaukee County Stadium, Milwaukee, WI Sun Jul 27 1975, 4:33 AM EDT Unknown					
Paul Blair, R OBP: 0.244, SLG: 0.268 (1, 8)	F7	F7	F8		F3		F6		K	6	0	0	0	0	1	7						
Tommy Davis, R OBP: 0.312, SLG: 0.341 (1, 10)	HBP 1B	FC6-4 1-2		L6-4 1B	F8		5-3			5	1	2	0	0	0	3						
Lee May, R OBP: 0.314, SLG: 0.473 Tony Muser, L OBP: 0.324, SLG: 0.290 (8, 3)	1B 2B HBP		1B 2B	1B	1B	1B	2B 1B		F8	4	3	3	0	0	0	0						
Bobby Grich, R OBP: 0.396, SLG: 0.399 (1, 4)	2B 1B 1-2 2-H		1B 1B	L6-4		2B 1B		HR		5	3	4	2	0	0	2						
Don Baylor, R OBP: 0.348, SLG: 0.475 (1, 7)	2B 1-3 2-H		F7 1-2	FC6-4 1B		7-2 2B 1-H 2-H		K		5	0	3	3	0	1	2						
Brooks Robinson, R OBP: 0.283, SLG: 0.280 (1, 5)	IBB		BB 1B IBB	FC6-4 1-2				F8		2	0	0	0	3	0	2						
Dave Duncan, R OBP: 0.249, SLG: 0.340 (1, 2)	F2		BB 1B	FC1-6 BB		K		FC6-4 1B		4	0	2	2	1	1	5						
Tim Nordbrook, R OBP: 0.267, SLG: 0.083 Jim Northrup, L OBP: 0.338, SLG: 0.461 Mark Belanger, R OBP: 0.282, SLG: 0.264 (6, PH)		K	1-2 2-3 BB	FC1-6 1B		7-2		B2		2	0	0	0	1	1	1						
<b>Inning Stats</b>	R: 2 E: 0 K: 0 S: 6	H: 3 LOB: 3 BB: 1 P: 11	R: 0 E: 0 K: 1 S: 5	H: 0 LOB: 1 BB: 1 P: 9	R: 2 E: 0 K: 0 S: 6	H: 3 LOB: 3 BB: 2 P: 14	R: 0 E: 0 K: 0 S: 5	H: 3 LOB: 2 BB: 1 P: 8	R: 2 E: 0 K: 1 S: 7	H: 3 LOB: 1 BB: 1 P: 11	R: 0 E: 0 K: 0 S: 3	H: 0 LOB: 0 BB: 0 P: 3	R: 1 E: 0 K: 1 S: 6	H: 1 LOB: 0 BB: 0 P: 6	R: 0 E: 0 K: 1 S: 6	H: 1 LOB: 1 BB: 0 P: 6		1B: 11 2B: 5 3B: 0 HR: 1	SF: 0 SAC: 0 DP: 2 HBP: 1	WP: 0 PB: 0 SB: 0 CS: 0	PA: 47	
<b>PITCHER</b>	IP WLS BF H R ER SO BB IBB HBP BLK WP HR S P ERA WHIP	IP WLS BF H R ER SO BB IBB HBP BLK WP HR S P ERA WHIP	IP WLS BF H R ER SO BB IBB HBP BLK WP HR S P ERA WHIP	IP WLS BF H R ER SO BB IBB HBP BLK WP HR S P ERA WHIP	IP WLS BF H R ER SO BB IBB HBP BLK WP HR S P ERA WHIP	IP WLS BF H R ER SO BB IBB HBP BLK WP HR S P ERA WHIP	IP WLS BF H R ER SO BB IBB HBP BLK WP HR S P ERA WHIP	IP WLS BF H R ER SO BB IBB HBP BLK WP HR S P ERA WHIP	IP WLS BF H R ER SO BB IBB HBP BLK WP HR S P ERA WHIP	IP WLS BF H R ER SO BB IBB HBP BLK WP HR S P ERA WHIP	IP WLS BF H R ER SO BB IBB HBP BLK WP HR S P ERA WHIP	IP WLS BF H R ER SO BB IBB HBP BLK WP HR S P ERA WHIP	IP WLS BF H R ER SO BB IBB HBP BLK WP HR S P ERA WHIP	IP WLS BF H R ER SO BB IBB HBP BLK WP HR S P ERA WHIP	IP WLS BF H R ER SO BB IBB HBP BLK WP HR S P ERA WHIP	IP WLS BF H R ER SO BB IBB HBP BLK WP HR S P ERA WHIP	IP WLS BF H R ER SO BB IBB HBP BLK WP HR S P ERA WHIP	IP WLS BF H R ER SO BB IBB HBP BLK WP HR S P ERA WHIP	IP WLS BF H R ER SO BB IBB HBP BLK WP HR S P ERA WHIP	IP WLS BF H R ER SO BB IBB HBP BLK WP HR S P ERA WHIP	IP WLS BF H R ER SO BB IBB HBP BLK WP HR S P ERA WHIP	IP WLS BF H R ER SO BB IBB HBP BLK WP HR S P ERA WHIP

AB 40  
R 7  
H 15  
RBI 7  
BB 6  
SO 4  
LOB 29



Batter	1	2	3	4	5	6	7	8	9	AB	R	H	RBI	BB	SO	LOB	BOTTOM					
Don Money, R OBP: 0.300, SLG: 0.376 (1, 5)	F8		F8	1B 2-3		F8		K		5	0	1	0	0	1	1	<b>Baltimore Orioles @ Milwaukee Brewers</b> Milwaukee County Stadium, Milwaukee, WI Sun Jul 27 1975, 4:33 AM EDT Unknown					
Darrell Porter, L OBP: 0.361, SLG: 0.374 (1, 2)	F6		HR 1-H	4-3		K		F7		5	1	1	2	0	1	2						
George Scott, R OBP: 0.354, SLG: 0.501 (1, 3)	F3		1B E		F4		K		5-3	5	0	1	0	0	1	0						
Hank Aaron, R OBP: 0.341, SLG: 0.386 (1, 10)		5-3	E3 1-2		BB BB BB		BB BB		BB	2	0	0	0	3	0	1						
Mike Hegan, L OBP: 0.380, SLG: 0.398 Bill Sharp, L OBP: 0.266, SLG: 0.304 (6, 7)		HR	F9		K		F5		1-3	3	1	1	1	0	1	3						
Gorman Thomas, R OBP: 0.337, SLG: 0.530 (1, 8)		F2		HR	BB BB		BB		1-2 BB	2	1	1	1	2	0	0						
Sixto Lezcano, R OBP: 0.323, SLG: 0.374 (1, 9)		F4		6-3	1-2 2-3 BB		F6			3	0	0	0	1	0	2						
Robin Yount, R OBP: 0.320, SLG: 0.357 (1, 6)			HR 1B		F4		F9		K	4	1	1	0	0	1	3						
Kurt Bevacqua, R OBP: 0.223, SLG: 0.217 (1, 4)		B1		1B 2B		5-3		F8		4	0	1	0	0	0	1						
<b>Inning Stats</b>	R: 0 E: 0 K: 0 S: 3	H: 0 LOB: 0 BB: 0 P: 3	R: 1 E: 0 K: 0 S: 4	H: 1 LOB: 0 BB: 0 P: 4	R: 2 E: 1 K: 0 S: 7	H: 3 LOB: 2 BB: 0 P: 7	R: 1 E: 0 K: 0 S: 6	H: 3 LOB: 2 BB: 0 P: 6	R: 0 E: 0 K: 1 S: 5	H: 0 LOB: 0 BB: 0 P: 5	R: 0 E: 0 K: 1 S: 5	H: 0 LOB: 2 BB: 2 P: 13	R: 0 E: 0 K: 2 S: 7	H: 0 LOB: 0 BB: 0 P: 7	R: 0 E: 0 K: 0 S: 3	H: 0 LOB: 1 BB: 1 P: 7		1B: 3 2B: 1 3B: 0 HR: 3	SF: 0 SAC: 0 DP: 0 HBP: 0	WP: 0 PB: 0 SB: 0 CS: 0	PA: 41	
<b>PITCHER</b>	IP WLS BF H R ER SO BB IBB HBP BLK WP HR S P ERA WHIP	IP WLS BF H R ER SO BB IBB HBP BLK WP HR S P ERA WHIP	IP WLS BF H R ER SO BB IBB HBP BLK WP HR S P ERA WHIP	IP WLS BF H R ER SO BB IBB HBP BLK WP HR S P ERA WHIP	IP WLS BF H R ER SO BB IBB HBP BLK WP HR S P ERA WHIP	IP WLS BF H R ER SO BB IBB HBP BLK WP HR S P ERA WHIP	IP WLS BF H R ER SO BB IBB HBP BLK WP HR S P ERA WHIP	IP WLS BF H R ER SO BB IBB HBP BLK WP HR S P ERA WHIP	IP WLS BF H R ER SO BB IBB HBP BLK WP HR S P ERA WHIP	IP WLS BF H R ER SO BB IBB HBP BLK WP HR S P ERA WHIP	IP WLS BF H R ER SO BB IBB HBP BLK WP HR S P ERA WHIP	IP WLS BF H R ER SO BB IBB HBP BLK WP HR S P ERA WHIP	IP WLS BF H R ER SO BB IBB HBP BLK WP HR S P ERA WHIP	IP WLS BF H R ER SO BB IBB HBP BLK WP HR S P ERA WHIP	IP WLS BF H R ER SO BB IBB HBP BLK WP HR S P ERA WHIP	IP WLS BF H R ER SO BB IBB HBP BLK WP HR S P ERA WHIP	IP WLS BF H R ER SO BB IBB HBP BLK WP HR S P ERA WHIP	IP WLS BF H R ER SO BB IBB HBP BLK WP HR S P ERA WHIP	IP WLS BF H R ER SO BB IBB HBP BLK WP HR S P ERA WHIP	IP WLS BF H R ER SO BB IBB HBP BLK WP HR S P ERA WHIP	IP WLS BF H R ER SO BB IBB HBP BLK WP HR S P ERA WHIP	IP WLS BF H R ER SO BB IBB HBP BLK WP HR S P ERA WHIP

AB 35  
R 4  
H 7  
RBI 4  
BB 6  
SO 5  
LOB 15






Batter	1	2	3	4	5	6	7	8	9	10	AB	R	H	RBI	BB	SO	LOB				
Ken Singleton, S OBP: 0.412, SLG: 0.431 (1, 9)	F7		K				4-3		HR	HR	5	2	2	1	1	1	1				
Al Bumbry, L OBP: 0.322, SLG: 0.373 Don Baylor, R OBP: 0.349, SLG: 0.475 (10, PH) (10, 7)	F2			K	4-3			F9	HR	HR	5	1	1	3	0	1	1				
Tommy Davis, R OBP: 0.309, SLG: 0.348 (1, 10)	G3				F8			F8	4-3	HR	6	1	1	4	0	0	1				
Lee May, R OBP: 0.319, SLG: 0.477 (1, 3)		BLK						F8	F8		5	0	3	0	1	0	1				
Jim Northrup, L OBP: 0.454 Dave Duncan, R OBP: 0.247, SLG: 0.337 (9, PH) (9, 2)	F7							E4	6-3	K	4	0	1	0	0	0	2				
Bobby Grich, R OBP: 0.398, SLG: 0.397 (1, 4)		K						F5			2	2	0	0	3	1	2				
Eliud Hendricks, L OBP: 0.341, SLG: 0.389 Tom Shopay, L OBP: 0.217, SLG: 0.190 Paul Blair, R OBP: 0.243, SLG: 0.267 (9, PR) (9, 8)								F8		F2	4	0	1	0	0	0	1				
Doug DeCinces, R OBP: 0.307, SLG: 0.415 (1, 5)											4	2	2	2	1	0	0				
Mark Belanger, R OBP: 0.279, SLG: 0.261 Tony Muser, L OBP: 0.329, SLG: 0.295 Tim Nordbrook, R OBP: 0.258, SLG: 0.080 (9, PH) (9, 6)											3	0	0	0	0	0	1				
<b>Inning Stats</b>	R: 0 E: 0 K: 0 S: 3	H: 0 LOB: 0 BB: 0 P: 3	R: 0 E: 0 K: 2 S: 7	H: 0 LOB: 1 BB: 1 P: 11	R: 0 E: 0 K: 1 S: 5	H: 0 LOB: 0 BB: 0 P: 5	R: 0 E: 0 K: 1 S: 7	H: 2 LOB: 3 BB: 1 P: 11	R: 0 E: 0 K: 0 S: 4	H: 0 LOB: 1 BB: 0 P: 4	R: 0 E: 0 K: 0 S: 4	H: 1 LOB: 1 BB: 0 P: 4	R: 0 E: 0 K: 0 S: 4	H: 1 LOB: 1 BB: 0 P: 4	R: 6 E: 0 K: 0 S: 8	H: 5 LOB: 1 BB: 1 P: 12	R: 5 E: 0 K: 2 S: 10	H: 3 LOB: 1 BB: 3 P: 22	1B: 7 2B: 2 3B: 1 HR: 2	SF: 0 SAC: 0 DP: 0 HBP: 0	WP: 0 PA: 50
<b>PITCHER</b>	IP	WLS	BF	H	R	ER	SO	BB	IBB	HBP	BLK	WP	HR	S	P	ERA	WHIP				
Tom Hausman, R ERA: 3.8 (1, 1)	8.0		34	5	2	2	4	4	0	0	1	0	0	38	54	2.25	1.125				
Tom Murphy, R ERA: 2.74 (9, 1)	0.0		4	4	4	4	0	0	0	0	0	0	1	4	4	∞	∞				
Rick Austin, L ERA: 3.54 (9, 1)	2.0	L	12	3	5	5	2	3	0	0	0	0	1	13	25	22.50	3.000				

**Baltimore Orioles @ Milwaukee Brewers**  
 Milwaukee County Stadium, Milwaukee, WI  
 Sun Jul 27 1975, 4:38 AM EDT  
 Att: 26,705 - Unknown

livebaseballscorecards.com

AB 43  
 R 11  
 H 12  
 RBI 11  
 BB 7  
 SO 6  
 LOB 18

WP: 0 PA: 50  
 PB: 0  
 SB: 0  
 CS: 0



Batter	1	2	3	4	5	6	7	8	9	10	AB	R	H	RBI	BB	SO	LOB				
Don Money, R OBP: 0.298, SLG: 0.384 (1, 5)	K						F7-4		F7		5	1	1	1	0	2	3				
Charlie Moore, R OBP: 0.328, SLG: 0.361 (1, 2)	L1								6-3		5	1	2	1	0	0	0				
George Scott, R OBP: 0.352, SLG: 0.505 (1, 10)	F9									F8	5	1	1	2	0	1	1				
Bobby Darwin, R OBP: 0.300, SLG: 0.386 Sixto Lezcano, R OBP: 0.327, SLG: 0.378 (7, 9)		K									3	0	0	0	0	3	0				
Gorman Thomas, R OBP: 0.333, SLG: 0.516 (1, 8)		K									2	0	2	0	0	0	0				
Mike Hegan, L OBP: 0.389, SLG: 0.396 (1, 3)											4	0	0	0	1	4	2				
Bobby Mitchell, R OBP: 0.343, SLG: 0.476 Bill Sharp, L OBP: 0.268, SLG: 0.306 Hank Aaron, R OBP: 0.341, SLG: 0.385 (10, PH)											3	0	1	0	2	0	1				
Robin Yount, R OBP: 0.320, SLG: 0.365 (1, 6)											1	1	0	0	1	1	1				
Kurt Bevacqua, R OBP: 0.231, SLG: 0.233 (1, 4)											2	0	1	0	0	0	2				
<b>Inning Stats</b>	R: 0 E: 0 K: 1 S: 5	H: 0 LOB: 0 BB: 0 P: 5	R: 0 E: 0 K: 2 S: 7	H: 0 LOB: 0 BB: 0 P: 7	R: 3 E: 0 K: 1 S: 7	H: 2 LOB: 0 BB: 1 P: 11	R: 0 E: 0 K: 3 S: 9	H: 0 LOB: 1 BB: 1 P: 13	R: 1 E: 0 K: 1 S: 7	H: 2 LOB: 1 BB: 0 P: 7	R: 0 E: 0 K: 1 S: 4	H: 2 LOB: 1 BB: 0 P: 4	R: 2 E: 0 K: 1 S: 9	H: 4 LOB: 2 BB: 0 P: 9	R: 0 E: 0 K: 0 S: 3	H: 0 LOB: 0 BB: 0 P: 3	R: 0 E: 0 K: 2 S: 8	H: 1 LOB: 2 BB: 1 P: 12	1B: 7 2B: 2 3B: 0 HR: 3	SF: 0 SAC: 1 DP: 2 HBP: 0	WP: 0 PA: 43
<b>PITCHER</b>	IP	WLS	BF	H	R	ER	SO	BB	IBB	HBP	BLK	WP	HR	S	P	ERA	WHIP				
Paul Mitchell, R ERA: 3.96 (1, 1)	6.1		27	6	4	4	9	3	0	0	0	0	0	42	54	5.68	1.421				
Dyar Miller, R ERA: 2.7 (7, 1)	3.1	W	15	5	2	2	2	1	0	0	0	0	1	18	22	5.40	1.800				
Grant Jackson, L ERA: 3.63 (10, 1)	0.1		1	0	0	0	1	0	0	0	0	0	0	3	3	0.00	0.000				

**Baltimore Orioles @ Milwaukee Brewers**  
 Milwaukee County Stadium, Milwaukee, WI  
 Sun Jul 27 1975, 4:38 AM EDT  
 Att: 26,705 - Unknown

livebaseballscorecards.com

AB 38  
 R 6  
 H 11  
 RBI 6  
 BB 4  
 SO 12  
 LOB 14

WP: 0 PA: 43  
 PB: 0  
 SB: 0  
 CS: 0





Batter	1	2	3	4	5	6	7	8	9	AB	R	H	RBI	BB	SO	LOB	TOP										
<b>Don Money, R</b> OBP: 0.303, SLG: 0.389 (1, 5)										4	1	2	1	1	1	0											
<b>Darrell Porter, L</b> OBP: 0.355, SLG: 0.383 (1, 2)										5	1	1	2	0	1	2											
<b>George Scott, R</b> OBP: 0.350, SLG: 0.500 (1, 3)										4	0	0	0	1	1	2											
<b>Hank Aaron, R</b> OBP: 0.342, SLG: 0.384 (1, 10)										3	0	1	0	1	1	1											
<b>Bobby Darwin, R</b> OBP: 0.303, SLG: 0.385 (1, 7)										3	0	1	0	1	0	3											
<b>Gorman Thomas, R</b> OBP: 0.326, SLG: 0.503 (1, 8)										4	0	0	0	0	4	3											
<b>Sixto Lezcano, R</b> OBP: 0.326, SLG: 0.386 (1, 9)										4	1	1	1	0	2	0											
<b>Robin Yount, R</b> OBP: 0.322, SLG: 0.366 (1, 6)										4	2	2	0	0	0	0											
<b>Kurt Bevacqua, R</b> OBP: 0.233, SLG: 0.257 (1, 4)										3	1	1	2	0	0	0											
<b>Inning Stats</b>	R: 0 E: 0 K: 0 S: 4	H: 1 LOB: 2 BB: 1 P: 8	R: 0 E: 0 K: 1 S: 5	H: 0 LOB: 0 BB: 0 P: 5	R: 2 E: 0 K: 0 S: 5	H: 2 LOB: 1 BB: 1 P: 9	R: 2 E: 0 K: 2 S: 9	H: 2 LOB: 0 BB: 0 P: 9	R: 0 E: 0 K: 3 S: 10	H: 1 LOB: 2 BB: 1 P: 14	R: 2 E: 0 K: 1 S: 8	H: 3 LOB: 1 BB: 0 P: 8	R: 0 E: 0 K: 1 S: 4	H: 0 LOB: 0 BB: 1 P: 8	R: 0 E: 0 K: 1 S: 5	H: 0 LOB: 0 BB: 0 P: 5	R: 0 E: 0 K: 1 S: 5	H: 0 LOB: 0 BB: 0 P: 5	1B: 5 2B: 1 3B: 0 HR: 3	SF: 0 SAC: 1 DP: 0 HBP: 0	WP: 0 PB: 0 SB: 0 CS: 1	PA: 40					
<b>PITCHER</b>	IP	WLS	BF	H	R	ER	SO	BB	IBB	HBP	BLK	WP	HR	S	P	ERA	WHIP										
<b>Rick Wise, R</b> ERA: 4.36 (1, 1)	5.1		28	9	6	6	6	3	0	0	0	0	3	37	49	10.12	2.250										
<b>Jim Willoughby, R</b> ERA: 2.95 (6, 1)	3.2	W	11	0	0	0	4	1	0	0	0	0	0	18	22	0.00	0.273										

**Milwaukee Brewers @ Boston Red Sox**  
Fenway Park, Boston, MA  
Mon Jul 28 1975, 7:05 PM EDT  
Att: 33,606 - Unknown - 84 F

AB 34  
R 6  
H 9  
RBI 6  
BB 4  
SO 10  
LOB 11



Batter	1	2	3	4	5	6	7	8	9	AB	R	H	RBI	BB	SO	LOB	BOTTOM										
<b>Rick Miller, L</b> OBP: 0.348, SLG: 0.273 (1, 9)										3	0	1	0	0	1	0											
<b>Juan Beniquez, R</b> OBP: 0.378, SLG: 0.419 (6, FH) (7, 9)										1	1	0	0	0	0	0											
<b>Denny Doyle, L</b> OBP: 0.308, SLG: 0.384 (1, 4)										3	1	1	0	0	0	2											
<b>Doug Griffin, R</b> OBP: 0.305, SLG: 0.298 (6, FH) (7, 4)										2	0	1	0	0	0	0											
<b>Carl Yastrzemski, L</b> OBP: 0.394, SLG: 0.458 (1, 3)										4	2	1	0	1	1	1											
<b>Fred Lynn, L</b> OBP: 0.402, SLG: 0.598 (1, 8)										3	0	1	0	2	1	0											
<b>Jim Rice, R</b> OBP: 0.342, SLG: 0.514 (1, 7)										4	1	1	1	0	1	1											
<b>Carlton Fisk, R</b> OBP: 0.398, SLG: 0.511 (1, 2)										4	2	4	5	1	0	0											
<b>Dwight Evans, R</b> OBP: 0.343, SLG: 0.418 (1, 10)										4	0	1	0	0	2	4											
<b>Rico Petrocelli, R</b> OBP: 0.333, SLG: 0.343 (1, 5)										4	0	1	0	0	1	1											
<b>Rick Burleson, R</b> OBP: 0.321, SLG: 0.347 (1, 6)										4	0	0	0	0	0	1											
<b>Inning Stats</b>	R: 2 E: 0 K: 2 S: 9	H: 2 LOB: 2 BB: 2 P: 17	R: 0 E: 0 K: 1 S: 5	H: 0 LOB: 0 BB: 0 P: 5	R: 0 E: 0 K: 0 S: 3	H: 0 LOB: 0 BB: 0 P: 3	R: 2 E: 1 K: 1 S: 9	H: 3 LOB: 2 BB: 0 P: 9	R: 0 E: 0 K: 1 S: 6	H: 1 LOB: 2 BB: 1 P: 10	R: 1 E: 1 K: 0 S: 4	H: 1 LOB: 1 BB: 0 P: 5	R: 1 E: 0 K: 2 S: 9	H: 2 LOB: 1 BB: 0 P: 9	R: 0 E: 0 K: 0 S: 3	H: 0 LOB: 0 BB: 0 P: 3	R: 1 E: 0 K: 0 S: 3	H: 3 LOB: 3 BB: 1 P: 7	1B: 10 2B: 0 3B: 0 HR: 2	SF: 1 SAC: 0 DP: 0 HBP: 1	WP: 0 PB: 0 SB: 0 CS: 0	PA: 42					
<b>PITCHER</b>	IP	WLS	BF	H	R	ER	SO	BB	IBB	HBP	BLK	WP	HR	S	P	ERA	WHIP										
<b>Pete Broberg, R</b> ERA: 5.11 (1, 1)	3.2		19	5	4	3	4	2	0	0	0	0	1	25	33	7.36	1.909										
<b>Bill Travers, L</b> ERA: 4.41 (4, 1)	3.0		15	4	2	1	3	0	1	1	0	0	1	19	24	3.00	1.333										
<b>Tom Murphy, R</b> ERA: 2.85 (7, 1)	1.1	L	8	3	1	1	0	1	0	0	0	0	0	7	11	6.75	3.000										

**Milwaukee Brewers @ Boston Red Sox**  
Fenway Park, Boston, MA  
Mon Jul 28 1975, 7:05 PM EDT  
Att: 33,606 - Unknown - 84 F

AB 36  
R 7  
H 12  
RBI 6  
BB 4  
SO 7  
LOB 10





Batter	1	2	3	4	5	6	7	8	9	AB	R	H	RBI	BB	SO	LOB	TOP				
<b>Don Money, R</b> OBP: 0.306, SLG: 0.412 (1, 5)										4	2	2	2	0	0	3	<b>Milwaukee Brewers @ Boston Red Sox</b> Fenway Park, Boston, MA Tue Jul 29 1975, 7:05 PM EDT Att: 33,506 - Unknown - 82 F				
<b>Darrell Porter, L</b> OBP: 0.357, SLG: 0.393 (1, 2)										4	1	1	1	0	0	0					
<b>George Scott, R</b> OBP: 0.349, SLG: 0.500 (1, 3)										4	0	1	0	0	2	0					
<b>Hank Aaron, R</b> OBP: 0.344, SLG: 0.386 (1, 10)										4	0	2	0	0	1	1					
<b>Bobby Darwin, R</b> OBP: 0.299, SLG: 0.380 (1, 7)										4	0	0	0	0	3	2					
<b>Bill Sharp, L</b> OBP: 0.268, SLG: 0.306 (8, 7)										0	0	0	0	0	0	0					
<b>Gorman Thomas, R</b> OBP: 0.319, SLG: 0.491 (1, 8)										4	0	0	0	0	2	1					
<b>Sixto Lezcano, R</b> OBP: 0.328, SLG: 0.385 (1, 9)										3	0	1	0	1	1	0					
<b>Robin Yount, R</b> OBP: 0.322, SLG: 0.366 (1, 6)										3	0	1	0	0	2	1					
<b>Kurt Bevacqua, R</b> OBP: 0.240, SLG: 0.271 (1, 4)										4	1	2	0	0	0	1					
<b>Inning Stats</b>	R: 2 E: 0 K: 2 S: 9	H: 2 LOB: 0 BB: 0 P: 9	R: 0 E: 0 K: 2 S: 7	H: 0 LOB: 0 BB: 0 P: 7	R: 1 E: 0 K: 0 S: 5	H: 2 LOB: 1 BB: 0 P: 5	R: 0 E: 0 K: 3 S: 10	H: 1 LOB: 1 BB: 0 P: 10	R: 1 E: 0 K: 0 S: 4	H: 1 LOB: 0 BB: 0 P: 4	R: 0 E: 0 K: 1 S: 5	H: 1 LOB: 0 BB: 0 P: 5	R: 0 E: 0 K: 0 S: 3	H: 0 LOB: 0 BB: 1 P: 7	R: 0 E: 0 K: 2 S: 8	H: 1 LOB: 1 BB: 0 P: 8	R: 0 E: 0 K: 1 S: 7	H: 2 LOB: 2 BB: 0 P: 7	1B: 5 2B: 2 3B: 0 HR: 3	SF: 0 SAC: 2 DP: 1 HBP: 0	WP: 2 PA: 37 PB: 0 SB: 1 CS: 0
<b>PITCHER</b> <b>Diego Segui, R</b> ERA: 5.43 (1, 1)	IP: 9.0 WLS: L BF: 37	H: 10 R: 4 ER: 4 SO: 11	BB: 1 IBB: 0 HBP: 0 BLK: 0	WP: 2 HR: 3 S: 58 P: 62	ERA: 4.00 WHIP: 1.222	<b>PITCHER</b>										IP: 9.0 WLS: W BF: 37	H: 7 R: 0 ER: 0 SO: 5	BB: 3 IBB: 0 HBP: 0 BLK: 0	WP: 0 HR: 0 S: 44 P: 56	ERA: 0.00 WHIP: 1.111	

AB	34
R	4
H	10
RBI	3
BB	1
SO	11
LOB	9



Batter	1	2	3	4	5	6	7	8	9	AB	R	H	RBI	BB	SO	LOB	BOTTOM				
<b>Bernie Carbo, L</b> OBP: 0.412, SLG: 0.512 (1, 9)										5	0	0	0	0	1	1	<b>Milwaukee Brewers @ Boston Red Sox</b> Fenway Park, Boston, MA Tue Jul 29 1975, 7:05 PM EDT Att: 33,506 - Unknown - 82 F				
<b>Denny Doyle, L</b> OBP: 0.306, SLG: 0.380 (1, 4)										4	0	1	0	0	0	0					
<b>Carl Yastrzemski, L</b> OBP: 0.385, SLG: 0.457 (1, 3)										3	0	1	0	1	1	1					
<b>Fred Lynn, L</b> OBP: 0.400, SLG: 0.594 (1, 8)										4	0	1	0	0	0	2					
<b>Jim Rice, R</b> OBP: 0.338, SLG: 0.508 (1, 7)										4	0	0	0	0	1	2					
<b>Carlton Fisk, R</b> OBP: 0.402, SLG: 0.505 (1, 2)										3	0	1	0	1	1	0					
<b>Dwight Evans, R</b> OBP: 0.349, SLG: 0.426 (1, 10)										3	0	2	0	1	0	0					
<b>Rico Petrocelli, R</b> OBP: 0.332, SLG: 0.341 (1, 5)										4	0	1	0	0	1	4					
<b>Rick Burleson, R</b> OBP: 0.319, SLG: 0.345 (1, 6)										3	0	0	0	0	0	5					
<b>Cecil Cooper, L</b> OBP: 0.366, SLG: 0.586 (9, PH)										1	0	0	0	0	0	1					
<b>Inning Stats</b>	R: 0 E: 0 K: 0 S: 4	H: 1 LOB: 1 BB: 0 P: 4	R: 0 E: 1 K: 1 S: 7	H: 1 LOB: 2 BB: 0 P: 7	R: 0 E: 0 K: 0 S: 4	H: 1 LOB: 1 BB: 0 P: 4	R: 0 E: 0 K: 1 S: 5	H: 0 LOB: 2 BB: 2 P: 13	R: 0 E: 0 K: 2 S: 8	H: 1 LOB: 2 BB: 1 P: 12	R: 0 E: 0 K: 0 S: 4	H: 2 LOB: 1 BB: 0 P: 4	R: 0 E: 0 K: 1 S: 5	H: 0 LOB: 0 BB: 0 P: 5	R: 0 E: 0 K: 0 S: 3	H: 0 LOB: 0 BB: 0 P: 3	R: 0 E: 0 K: 0 S: 4	H: 1 LOB: 1 BB: 0 P: 4	1B: 6 2B: 1 3B: 0 HR: 0	SF: 0 SAC: 0 DP: 0 HBP: 0	WP: 0 PA: 37 PB: 0 SB: 0 CS: 0
<b>PITCHER</b> <b>Jim Colborn, R</b> ERA: 3.76 (1, 1)	IP: 9.0 WLS: W BF: 37	H: 7 R: 0 ER: 0 SO: 5	BB: 3 IBB: 0 HBP: 0 BLK: 0	WP: 0 HR: 0 S: 44 P: 56	ERA: 0.00 WHIP: 1.111	<b>PITCHER</b>										IP: 9.0 WLS: W BF: 37	H: 7 R: 0 ER: 0 SO: 5	BB: 3 IBB: 0 HBP: 0 BLK: 0	WP: 0 HR: 0 S: 44 P: 56	ERA: 0.00 WHIP: 1.111	





Batter	1	2	3	4	5	6	7	8	9	AB	R	H	RBI	BB	SO	LOB	TOP								
<b>Don Money, R</b> OBP: 0.307, SLG: 0.412 (1, 5)										5	0	2	1	0	0	2									
<b>Charlie Moore, R</b> OBP: 0.314, SLG: 0.345 (1, 2)										5	0	0	0	0	1	4									
<b>George Scott, R</b> OBP: 0.349, SLG: 0.497 (1, 3)										4	1	1	0	0	0	1									
<b>Hank Aaron, R</b> OBP: 0.343, SLG: 0.384 (1, 10)										4	1	1	0	0	0	1									
<b>Sixto Lezcano, R</b> OBP: 0.327, SLG: 0.392 (1, 9)										4	1	1	3	0	0	0									
<b>Bill Sharo, L</b> OBP: 0.272, SLG: 0.309 (1, 7) (5, 8)										4	1	2	0	0	0	0									
<b>Gorman Thomas, R</b> (1, 8)										1	0	0	0	0	1	0									
<b>Mike Hegan, L</b> OBP: 0.391, SLG: 0.407 (5, PH) (5, 7)										2	1	1	0	0	0	1									
<b>Bobby Mitchell, R</b> OBP: 0.341, SLG: 0.473 (8, PH) (8, 7)										1	0	0	0	0	0	0									
<b>Robin Yount, R</b> OBP: 0.321, SLG: 0.368 (1, 6)										4	1	1	0	0	2	2									
<b>Kurt Bevacqua, R</b> OBP: 0.240, SLG: 0.273 (1, 4)										3	0	1	1	0	1	1									
<b>Inning Stats</b>	R: 0 E: 0 K: 0 S: 4	H: 1 LOB: 1 BB: 0 P: 4	R: 0 E: 0 K: 1 S: 5	H: 0 LOB: 0 BB: 0 P: 5	R: 0 E: 0 K: 0 S: 4	H: 1 LOB: 1 BB: 0 P: 4	R: 0 E: 0 K: 0 S: 3	H: 0 LOB: 0 BB: 0 P: 3	R: 1 E: 0 K: 1 S: 7	H: 2 LOB: 1 BB: 0 P: 7	R: 0 E: 0 K: 0 S: 3	H: 0 LOB: 0 BB: 0 P: 3	R: 2 E: 1 K: 0 S: 7	H: 3 LOB: 2 BB: 0 P: 7	R: 3 E: 0 K: 1 S: 8	H: 3 LOB: 0 BB: 0 P: 8	R: 0 E: 0 K: 2 S: 7	H: 0 LOB: 0 BB: 0 P: 7	1B: 7 2B: 2 3B: 0 HR: 1	SF: 1 SAC: 0 DP: 0 HBP: 0	WP: 0 PA: 38				
<b>PITCHER</b>	IP	WLS	BF	H	R	ER	SO	BB	IBB	HBP	BLK	WP	HR	S	P	ERA	WHIP								
<b>Reggie Cleveland, R</b> ERA: 4.98 (1, 1)	7.0	L	32	10	6	4	2	0	0	0	0	0	1	36	36	5.14	1.429								
<b>Jim Burton, L</b> ERA: 2.94 (8, 1)	2.0		6	0	0	0	3	0	0	0	0	0	0	12	12	0.00	0.000								

Milwaukee Brewers @ Boston Red Sox  
Fenway Park, Boston, MA  
Wed Jul 30 1975, 3:33 AM EDT  
Att: 33,763 - Unknown - 90 F

AB 37  
R 6  
H 10  
RBI 5  
BB 0  
SO 5  
LOB 12



Batter	1	2	3	4	5	6	7	8	9	AB	R	H	RBI	BB	SO	LOB	BOTTOM								
<b>Juan Beniquez, R</b> OBP: 0.376, SLG: 0.427 (1, 10)										4	1	1	0	0	0	0									
<b>Denny Doyle, L</b> OBP: 0.305, SLG: 0.379 (1, 4)										3	0	1	1	0	0	0									
<b>Carl Yastrzemski, L</b> OBP: 0.392, SLG: 0.452 (1, 3)										4	0	0	0	0	0	1									
<b>Fred Lynn, L</b> OBP: 0.404, SLG: 0.599 (1, 8)										4	0	3	0	0	0	1									
<b>Jim Rice, R</b> OBP: 0.335, SLG: 0.503 (1, 7)										4	0	0	0	0	2	3									
<b>Dwight Evans, R</b> OBP: 0.347, SLG: 0.435 (1, 9)										4	1	1	1	0	2	2									
<b>Rico Petrocelli, R</b> OBP: 0.328, SLG: 0.336 (1, 5)										4	0	0	0	0	0	1									
<b>Tim Blackwell, S</b> OBP: 0.292, SLG: 0.230 (1, 2) (7, PH)										2	0	0	0	0	0	0									
<b>Carlton Fisk, R</b> OBP: 0.407, SLG: 0.505 (8, 2)										0	0	0	0	1	0	0									
<b>Bob Heise, R</b> OBP: 0.250, SLG: 0.235 (1, 6) (7, PH)										2	0	0	0	0	0	0									
<b>Cecil Cooper, L</b> OBP: 0.364, SLG: 0.582 (7, PH) (8, 6)										1	0	0	0	0	0	1									
<b>Rick Burleson, R</b> OBP: 0.319, SLG: 0.345 (8, 6)										0	0	0	0	0	0	0									
<b>Inning Stats</b>	R: 1 E: 0 K: 1 S: 7	H: 2 LOB: 1 BB: 0 P: 7	R: 0 E: 0 K: 1 S: 5	H: 0 LOB: 0 BB: 0 P: 5	R: 0 E: 0 K: 0 S: 3	H: 0 LOB: 0 BB: 0 P: 3	R: 0 E: 0 K: 1 S: 6	H: 1 LOB: 1 BB: 0 P: 6	R: 0 E: 0 K: 0 S: 3	H: 0 LOB: 0 BB: 0 P: 3	R: 0 E: 0 K: 0 S: 4	H: 1 LOB: 1 BB: 0 P: 4	R: 1 E: 0 K: 1 S: 6	H: 1 LOB: 1 BB: 1 P: 10	R: 0 E: 0 K: 0 S: 3	H: 0 LOB: 0 BB: 0 P: 3	R: 0 E: 0 K: 0 S: 4	H: 1 LOB: 1 BB: 0 P: 4	1B: 3 2B: 1 3B: 1 HR: 1	SF: 1 SAC: 0 DP: 0 HBP: 0	WP: 0 PA: 34				
<b>PITCHER</b>	IP	WLS	BF	H	R	ER	SO	BB	IBB	HBP	BLK	WP	HR	S	P	ERA	WHIP								
<b>Jim Slaton, R</b> ERA: 4.17 (1, 1)	9.0	W	34	6	2	2	4	1	0	0	0	0	1	41	45	2.00	0.778								

Milwaukee Brewers @ Boston Red Sox  
Fenway Park, Boston, MA  
Wed Jul 30 1975, 3:33 AM EDT  
Att: 33,763 - Unknown - 90 F

AB 32  
R 2  
H 6  
RBI 2  
BB 1  
SO 4  
LOB 9





Batter	1	2	3	4	5	6	7	8	9	AB	R	H	RBI	BB	SO	LOB	TOP		
<b>Don Money, R</b> OBP: 0.312, SLG: 0.409 (1, 5)										2	0	0	0	3	1	1	<b>Milwaukee Brewers @ Baltimore Orioles</b> Memorial Stadium, Baltimore, MD Fri Aug 01 1975, 7:05 PM EDT Unknown		
<b>Bob Sheldon, L</b> OBP: 0.465, SLG: 0.447 (1, 4)										5	0	1	0	0	2	2			
<b>George Scott, R</b> OBP: 0.349, SLG: 0.494 (1, 10)										3	0	0	0	1	1	2			
<b>Darrell Porter, L</b> OBP: 0.359, SLG: 0.394 (1, 2)										4	1	2	0	0	0	3			
<b>Mike Hegan, L</b> OBP: 0.379, SLG: 0.393 (1, 3)										4	0	0	0	0	2	3			
<b>Sixto Lezcano, R</b> OBP: 0.329, SLG: 0.392 (1, 9)										3	1	1	0	1	1	2			
<b>Bill Sharp, L</b> OBP: 0.276, SLG: 0.317 (1, 7)										4	1	2	1	0	0	0			
<b>Gorman Thomas, R</b> OBP: 0.316, SLG: 0.488 (1, 8)										4	1	1	1	0	0	2			
<b>Jack Lind, S</b> (6, PH)										2	0	0	0	0	2	2			
<b>Hank Aaron, R</b> OBP: 0.345, SLG: 0.386 (6, PR)										1	0	1	2	0	0	0			
<b>Robin Yount, R</b> OBP: 0.320, SLG: 0.367 (6, PR)										1	0	0	0	0	0	0			
<b>Inning Stats</b>	R: 0 E: 0 K: 2 S: 7	H: 0 LOB: 1 BB: 0 P: 8	R: 0 E: 0 K: 2 S: 9	H: 2 LOB: 2 BB: 0 P: 9	R: 0 E: 0 K: 1 S: 5	H: 1 LOB: 1 BB: 1 P: 9	R: 0 E: 0 K: 0 S: 3	H: 0 LOB: 0 BB: 0 P: 3	R: 0 E: 0 K: 2 S: 7	H: 0 LOB: 1 BB: 1 P: 11	R: 0 E: 0 K: 1 S: 6	H: 1 LOB: 2 BB: 1 P: 10	R: 0 E: 0 K: 0 S: 3	H: 0 LOB: 0 BB: 0 P: 3	R: 0 E: 0 K: 0 S: 2	H: 0 LOB: 0 BB: 1 P: 6	1B: 6 2B: 2 3B: 0 HR: 0	SF: 0 SAC: 0 DP: 1 HBP: 1	WP: 0 PA: 40 PB: 0 SB: 0 CS: 1
<b>PITCHER</b>	IP WLS BF H R ER SO BB IBB HBP BLK WP HR S P ERA WHIP																		
<b>Jim Palmer, R</b> ERA: 2.42 (1, 1)	5.2 W 27 7 4 4 8 3 0 1 0 0 0 39 52 6.35 1.765																		
<b>Wayne Garland, R</b> ERA: 3.91 (6, 1)	3.1 S 12 1 0 0 1 2 0 0 0 0 0 0 12 20 0.00 0.900																		

Batter	1	2	3	4	5	6	7	8	9	AB	R	H	RBI	BB	SO	LOB	BOTTOM		
<b>Ken Singleton, S</b> OBP: 0.422, SLG: 0.443 (1, 9)										2	2	0	0	2	1	1	<b>Milwaukee Brewers @ Baltimore Orioles</b> Memorial Stadium, Baltimore, MD Fri Aug 01 1975, 7:05 PM EDT Unknown		
<b>Paul Blair, R</b> OBP: 0.249, SLG: 0.268 (1, 8)										4	0	1	1	0	1	4			
<b>Tommy Davis, R</b> OBP: 0.318, SLG: 0.370 (1, 10)										4	1	3	4	0	0	2			
<b>Lee May, R</b> OBP: 0.321, SLG: 0.470 (1, 3)										3	0	1	1	1	0	1			
<b>Bobby Grich, R</b> OBP: 0.394, SLG: 0.399 (1, 4)										4	0	0	0	0	1	3			
<b>Don Baylor, R</b> OBP: 0.351, SLG: 0.476 (1, 7)										4	0	2	0	0	0	2			
<b>Eliot Hendricks, L</b> OBP: 0.336, SLG: 0.369 (1, 2)										4	1	1	0	0	1	2			
<b>Brooks Robinson, R</b> OBP: 0.285, SLG: 0.278 (1, 5)										3	2	2	0	1	0	1			
<b>Mark Belanger, R</b> OBP: 0.274, SLG: 0.251 (1, 6)										4	0	0	0	0	1	5			
<b>Inning Stats</b>	R: 0 E: 0 K: 1 S: 6	H: 1 LOB: 1 BB: 0 P: 6	R: 0 E: 0 K: 1 S: 5	H: 1 LOB: 0 BB: 0 P: 5	R: 1 E: 0 K: 1 S: 6	H: 2 LOB: 1 BB: 1 P: 10	R: 0 E: 0 K: 0 S: 3	H: 0 LOB: 0 BB: 0 P: 3	R: 0 E: 0 K: 2 S: 10	H: 3 LOB: 2 BB: 2 P: 18	R: 0 E: 0 K: 0 S: 4	H: 1 LOB: 1 BB: 0 P: 4	R: 1 E: 0 K: 0 S: 5	H: 2 LOB: 2 BB: 0 P: 6	R: 0 E: 0 K: 0 S: 3	H: 0 LOB: 1 BB: 1 P: 7		1B: 9 2B: 0 3B: 0 HR: 1	SF: 0 SAC: 0 DP: 1 HBP: 1
<b>PITCHER</b>	IP WLS BF H R ER SO BB IBB HBP BLK WP HR S P ERA WHIP																		
<b>Bill Champion, R</b> ERA: 5.89 (1, 1)	4.2 L 21 7 5 9.64 1.714																		
<b>Bill Travers, L</b> ERA: 4.43 (5, 1)	1.2 9 2 1 1 1 1 0 1 0 0 0 9 14 5.40 1.800																		
<b>Tom Murphy, R</b> ERA: 2.76 (7, 1)	1.2 7 1 0 0 0 0 1 0 0 0 0 0 6 10 0.00 1.200																		



Batter	1	2	3	4	5	6	7	8	9	AB	R	H	RBI	BB	SO	LOB	TOP			
<b>Don Money, R</b> OBP: 0.311, SLG: 0.407 (1, 5)										4	1	1	0	0	1	1	<b>Milwaukee Brewers @ Baltimore Orioles</b> Memorial Stadium, Baltimore, MD Fri Aug 01 1975, 7:05 PM EDT Att: 19,041 - Unknown			
<b>Charlie Moore, R</b> OBP: 0.320, SLG: 0.345 (1, 2)										3	0	1	0	1	1	1				
<b>George Scott, R</b> OBP: 0.350, SLG: 0.496 (1, 3)										4	0	2	0	0	0	2				
<b>Hank Aaron, R</b> OBP: 0.344, SLG: 0.384 (1, 10) <b>Jack Lind, S</b> (9, PR)										2	0	0	1	1	0	1				
<b>Bobby Mitchell, R</b> OBP: 0.333, SLG: 0.461 (1, 7)										4	0	0	0	0	0	3				
<b>Sixto Lezcano, R</b> OBP: 0.326, SLG: 0.387 (1, 9)										4	0	0	0	0	1	2				
<b>Gorman Thomas, R</b> OBP: 0.312, SLG: 0.480 (1, 8)										3	0	0	0	0	1	0				
<b>Robin Yount, R</b> OBP: 0.318, SLG: 0.364 (1, 6)										3	0	0	0	0	1	0				
<b>Kurt Bevacqua, R</b> OBP: 0.242, SLG: 0.281 (1, 4)										3	0	1	0	0	1	0				
<b>Inning Stats</b>	R: 1 E: 0 K: 1 S: 7	H: 2 LOB: 1 BB: 0 P: 7	R: 0 E: 0 K: 1 S: 5	H: 0 LOB: 0 BB: 0 P: 5	R: 0 E: 0 K: 1 S: 5	H: 0 LOB: 1 BB: 1 P: 9	R: 0 E: 0 K: 0 S: 3	H: 0 LOB: 0 BB: 0 P: 3	R: 0 E: 0 K: 2 S: 8	H: 1 LOB: 1 BB: 0 P: 8	R: 0 E: 0 K: 1 S: 5	H: 0 LOB: 0 BB: 0 P: 5	R: 0 E: 0 K: 0 S: 3	H: 0 LOB: 0 BB: 0 P: 3	R: 0 E: 0 K: 0 S: 4	H: 1 LOB: 2 BB: 1 P: 8	1B: 3 2B: 2 3B: 0 HR: 0	SF: 1 SAC: 0 DP: 1 HBP: 0	WP: 0 PB: 0 SB: 0 CS: 0	PA: 33
<b>PITCHER</b> <b>Ross Grimsley, L</b> ERA: 3.82 (1, 1)	IP: 9.0 WLS: W BF: 33	H: 5 R: 1 ER: 1 SO: 6	BB: 2 IBB: 0 HBP: 0 BLK: 0	WP: 0 HR: 0 S: 43 P: 51	ERA: 1.00 WHIP: 0.778											AB: 30 R: 1 H: 5 RBI: 1 BB: 2 SO: 6 LOB: 10				

Batter	1	2	3	4	5	6	7	8	9	AB	R	H	RBI	BB	SO	LOB	BOTTOM	
<b>Al Bumbry, L</b> OBP: 0.326, SLG: 0.377 (1, 7)										4	0	2	1	0	0	1	<b>Milwaukee Brewers @ Baltimore Orioles</b> Memorial Stadium, Baltimore, MD Fri Aug 01 1975, 7:05 PM EDT Att: 19,041 - Unknown	
<b>Tony Muser, L</b> OBP: 0.325, SLG: 0.297 (1, 3)										4	0	2	0	0	0	1		
<b>Tommy Davis, R</b> OBP: 0.314, SLG: 0.365 (1, 10)										4	0	0	0	0	2	4		
<b>Ken Singleton, S</b> OBP: 0.422, SLG: 0.442 (1, 9)										3	1	1	0	1	0	0		
<b>Jim Northrup, L</b> OBP: 0.340, SLG: 0.453 (1, 8) <b>Paul Blair, R</b> OBP: 0.248, SLG: 0.267 (7, PR) (8, 8)										3	0	1	1	0	1	0		
<b>Bobby Grich, R</b> OBP: 0.390, SLG: 0.394 (1, 4)										4	0	0	0	0	0	4		
<b>Doug DeCinces, R</b> OBP: 0.312, SLG: 0.407 (1, 5)										3	0	1	0	0	0	1		
<b>Dave Duncan, R</b> OBP: 0.247, SLG: 0.333 (1, 2)										3	1	2	0	0	0	1		
<b>Mark Belanger, R</b> OBP: 0.272, SLG: 0.249 (1, 6)										2	0	0	0	0	0	3		
<b>Inning Stats</b>	R: 0 E: 0 K: 0 S: 3	H: 0 LOB: 0 BB: 0 P: 3	R: 0 E: 0 K: 1 S: 5	H: 0 LOB: 0 BB: 0 P: 5	R: 0 E: 0 K: 0 S: 4	H: 1 LOB: 1 BB: 0 P: 4	R: 0 E: 0 K: 0 S: 3	H: 1 LOB: 0 BB: 0 P: 3	R: 0 E: 0 K: 1 S: 7	H: 2 LOB: 1 BB: 0 P: 7	R: 2 E: 0 K: 0 S: 6	H: 3 LOB: 2 BB: 0 P: 6	R: 0 E: 0 K: 1 S: 7	H: 2 LOB: 3 BB: 1 P: 11	1B: 7 2B: 2 3B: 0 HR: 0	SF: 0 SAC: 1 DP: 1 HBP: 0	WP: 0 PB: 0 SB: 1 CS: 0	PA: 33
<b>PITCHER</b> <b>Tom Hausman, R</b> ERA: 3.76 (1, 1)	IP: 8.0 WLS: L BF: 33	H: 9 R: 3 ER: 3 SO: 3	BB: 1 IBB: 0 HBP: 0 BLK: 0	WP: 0 HR: 0 S: 38 P: 42	ERA: 3.38 WHIP: 1.250											AB: 31 R: 3 H: 9 RBI: 2 BB: 1 SO: 3 LOB: 18		



Batter	1	2	3	4	5	6	7	8	9	AB	R	H	RBI	BB	SO	LOB	TOP							
<b>Don Money, R</b> OBP: 0.310, SLG: 0.401 (1, 5)	0-0 5-3		0-0 F4		0-0 F5		4-0 FC6-4 BB		0-0 F8	4	0	0	0	1	0	4	<b>Milwaukee Brewers @ Baltimore Orioles</b> Memorial Stadium, Baltimore, MD Sat Aug 02 1975, 7:05 PM EDT Att: 23,319 - Unknown <a href="http://livebaseballscorecards.com">livebaseballscorecards.com</a>							
<b>Bob Sheldon, L</b> OBP: 0.455, SLG: 0.436 (1, 4)	0-0 4-3		0-0 5-3		4-0 BB		0-0 FC6-4		4-0 FC6-4 BB	1	0	0	0	0	0	0								
<b>Kurt Bevacqua, R</b> OBP: 0.244, SLG: 0.277 (2, 4)										2	0	0	0	1	0	1								
<b>Mike Hegan, L</b> OBP: 0.393, SLG: 0.393 (9, PH)					1-2 2-3 BB				1-2 BB	0	0	0	0	1	0	0								
<b>George Scott, R</b> OBP: 0.351, SLG: 0.495 (1, 3)	0-0 6-3			0-0 G6-4-3 1B					0-0 FC6-4	5	0	2	0	0	1	6								
<b>Hank Aaron, R</b> OBP: 0.340, SLG: 0.379 (1, 10)		0-0 F8		0-0 G6-4-3 1-2		0-0 6-3		0-0 F7		4	0	0	0	0	0	2								
<b>Darrell Porter, L</b> OBP: 0.364, SLG: 0.407 (1, 2)		4-0 E BB		4-0 BB		0-0 HR		0-3 K		2	1	1	1	2	1	1								
<b>Sixto Lezcano, R</b> OBP: 0.322, SLG: 0.383 (1, 9)		0-3 K		0-0 F9		0-0 F7		0-0 F8		4	0	0	0	0	1	3								
<b>Bobby Darwin, R</b> OBP: 0.300, SLG: 0.378 (1, 7)		0-0 E6			1-0 BB BB HBP		0-3 K		0-3 K	1	0	0	0	0	0	1								
<b>Bobby Mitchell, R</b> OBP: 0.329, SLG: 0.455 (5, PR) (5, 7)		1-3								2	0	0	0	0	2	0								
<b>Bill Sharp, L</b> OBP: 0.280, SLG: 0.317 (1, 8)		0-0 F9			0-0 F9		0-0 G6-4-3 1B		4-0 F8 1B BB	3	0	1	0	1	0	3								
<b>Robin Yount, R</b> OBP: 0.320, SLG: 0.363 (1, 6)			0-0 6-3		4-0 BB BB		0-0 G6-4-3 1-2		0-0 BB 1B	3	0	1	0	1	0	1								
<b>Inning Stats</b>	R: 0 E: 0 K: 0 S: 3	H: 0 LOB: 0 BB: 0 P: 3	R: 0 E: 1 K: 1 S: 6	H: 0 LOB: 2 BB: 1 P: 10	R: 0 E: 0 K: 0 S: 3	H: 0 LOB: 0 BB: 0 P: 3	R: 0 E: 0 K: 0 S: 3	H: 1 LOB: 1 BB: 1 P: 7	R: 0 E: 0 K: 1 S: 5	H: 0 LOB: 3 BB: 2 P: 14	R: 1 E: 0 K: 0 S: 6	H: 1 LOB: 0 BB: 0 P: 6	R: 0 E: 0 K: 0 S: 3	H: 1 LOB: 1 BB: 1 P: 7	R: 0 E: 0 K: 1 S: 6	H: 1 LOB: 1 BB: 2 P: 6	R: 0 E: 0 K: 1 S: 6	H: 1 LOB: 1 BB: 0 P: 6	R: 0 E: 0 K: 1 S: 6	H: 1 LOB: 3 BB: 2 P: 14	1B: 4 2B: 0 3B: 0 HR: 1	SF: 0 SAC: 0 DP: 2 HBP: 1	WP: 1 PB: 0 SB: 0 CS: 0	PA: 39
<b>PITCHER</b> <b>Mike Torrez, R</b> ERA: 3.12 (1, 1)	IP: 9.0 WLS: W BF: 39 H: 5 R: 1 ER: 1 SO: 5 BB: 7 IBB: 0 HBP: 1 BLK: 0 WP: 1 HR: 1 S: 41 P: 70 ERA: 1.00 WHIP: 1.333															<b>PITCHER</b>								

Batter	1	2	3	4	5	6	7	8	9	AB	R	H	RBI	BB	SO	LOB	BOTTOM			
<b>Ken Singleton, S</b> OBP: 0.422, SLG: 0.444 (1, 9)	0-0 SH3 1B 2B		0-0 FC1-6 2B 1B	0-0 F9		0-0 4-3		0-0 FC6-4		5	2	2	0	0	0	4	<b>Milwaukee Brewers @ Baltimore Orioles</b> Memorial Stadium, Baltimore, MD Sat Aug 02 1975, 7:05 PM EDT Att: 23,319 - Unknown <a href="http://livebaseballscorecards.com">livebaseballscorecards.com</a>			
<b>Mark Belanger, R</b> OBP: 0.295, SLG: 0.247 (1, 6)	0-0 SH3		0-0 FC1-6 2B		0-0 F2		0-0 F2			3	1	0	0	0	0	2				
<b>Tommy Davis, R</b> OBP: 0.323, SLG: 0.375 (1, 10)	4-0 1B BB		0-0 1H 2H 2B		0-0 G6-4-3 1B		0-0 FC5-4 1B			3	0	3	2	1	0	0				
<b>Lee May, R</b> OBP: 0.320, SLG: 0.468 (1, 3)	0-0 G5-4-3 1B		0-0 F8		0-0 G6-4-3		0-0 FC5-4 WP			4	0	1	1	0	0	3				
<b>Jim Northrup, L</b> OBP: 0.340, SLG: 0.458 (1, 8)	0-0 G5-4-3		0-0 4-3			0-0 HR 2B		4-0 BB		3	0	1	0	0	0	3				
<b>Paul Blair, R</b> OBP: 0.251, SLG: 0.267 (6, PR) (7, 8)										0	1	0	0	1	0	0				
<b>Don Baylor, R</b> OBP: 0.352, SLG: 0.484 (1, 7)		4-0 BB		0-0 1-3		0-0 HR		0-0 F4		3	1	1	2	1	0	2				
<b>Doug DeCinces, R</b> OBP: 0.309, SLG: 0.433 (1, 4)		0-3 K		0-0 HR		0-0 5-3		0-0 F8		4	1	1	1	0	1	2				
<b>Brooks Robinson, R</b> OBP: 0.285, SLG: 0.278 (1, 5)		0-3 K		0-0 F5		0-0 1B		0-0 F7		4	0	1	0	0	1	0				
<b>Dave Duncan, R</b> OBP: 0.255, SLG: 0.338 (1, 2)			0-0 FC1-6 1B		4-0 BB		0-0 F3		0-0 FC6-4 1B	3	0	2	0	1	0	2				
<b>Inning Stats</b>	R: 1 E: 0 K: 0 S: 4	H: 2 LOB: 1 BB: 1 P: 8	R: 0 E: 0 K: 2 S: 6	H: 0 LOB: 0 BB: 1 P: 10	R: 2 E: 0 K: 0 S: 6	H: 3 LOB: 1 BB: 0 P: 6	R: 1 E: 0 K: 0 S: 4	H: 1 LOB: 1 BB: 1 P: 8	R: 0 E: 0 K: 0 S: 3	H: 1 LOB: 0 BB: 0 P: 3	R: 2 E: 0 K: 0 S: 6	H: 3 LOB: 2 BB: 0 P: 6	R: 0 E: 0 K: 0 S: 4	H: 1 LOB: 2 BB: 1 P: 8	R: 0 E: 0 K: 0 S: 4	H: 1 LOB: 1 BB: 0 P: 4	1B: 7 2B: 3 3B: 0 HR: 2	SF: 0 SAC: 1 DP: 2 HBP: 0	WP: 1 PB: 0 SB: 0 CS: 0	PA: 37
<b>PITCHER</b> <b>Jim Coborn, R</b> ERA: 4.01 (1, 1)	IP: 6.0 WLS: L BF: 28 H: 10 R: 6 ER: 6 SO: 2 BB: 3 IBB: 0 HBP: 0 BLK: 0 WP: 0 HR: 2 S: 29 P: 41 ERA: 9.00 WHIP: 2.167															<b>PITCHER</b>				
<b>Rick Austin, L</b> ERA: 3.22 (7, 1)	IP: 2.0 WLS: L BF: 9 H: 2 R: 0 ER: 0 SO: 0 BB: 1 IBB: 0 HBP: 0 BLK: 0 WP: 1 HR: 0 S: 8 P: 12 ERA: 0.00 WHIP: 1.500															<b>PITCHER</b>				



Batter	1	2	3	4	5	6	7	8	9	AB	R	H	RBI	BB	SO	LOB	TOP										
<b>Don Money, R</b> OBP: 0.309, SLG: 0.399 (1, 5)										4	0	1	0	0	0	0	<b>Milwaukee Brewers @ Baltimore Orioles</b> Memorial Stadium, Baltimore, MD Sun Aug 03 1975, 3:33 AM EDT Att: 11,319 - Unknown										
<b>Bill Sharp, L</b> OBP: 0.279, SLG: 0.316 (1, 9) (6, 7)										4	1	1	0	0	0	1											
<b>George Scott, R</b> OBP: 0.348, SLG: 0.490 (1, 3)										4	0	0	0	0	1	2											
<b>Hank Aaron, R</b> OBP: 0.339, SLG: 0.378 (1, 10)										4	0	1	1	0	0	0											
<b>Charlie Moore, R</b> OBP: 0.326, SLG: 0.345 (1, 2)										3	2	1	0	1	0	1											
<b>Bobby Mitchell, R</b> OBP: 0.341, SLG: 0.484 <b>Sixto Lezcano, R</b> OBP: 0.322, SLG: 0.383 (1, 7) (6, 9)										3	1	3	1	0	0	0											
<b>Robin Yount, R</b> OBP: 0.319, SLG: 0.363 (1, 6)										3	0	1	1	0	0	2											
<b>Kurt Bevacqua, R</b> OBP: 0.244, SLG: 0.272 (1, 4)										4	0	0	0	1	0	2											
<b>Gorman Thomas, R</b> OBP: 0.305, SLG: 0.469 (1, 8)										4	0	0	0	0	0	3											
<b>Inning Stats</b>	R: 0 E: 0 K: 0 S: 3	H: 1 LOB: 0 BB: 0 P: 3	R: 1 E: 0 K: 0 S: 5	H: 2 LOB: 2 BB: 1 P: 9	R: 0 E: 0 K: 0 S: 3	H: 0 LOB: 0 BB: 0 P: 3	R: 1 E: 0 K: 0 S: 3	H: 1 LOB: 1 BB: 0 P: 7	R: 0 E: 0 K: 0 S: 3	H: 0 LOB: 0 BB: 0 P: 3	R: 1 E: 0 K: 0 S: 6	H: 3 LOB: 2 BB: 0 P: 6	R: 0 E: 0 K: 0 S: 3	H: 0 LOB: 0 BB: 0 P: 3	R: 0 E: 0 K: 1 S: 5	H: 0 LOB: 0 BB: 0 P: 5		R: 1 E: 1 K: 0 S: 5	H: 1 LOB: 1 BB: 0 P: 5	R: 1 E: 1 K: 0 S: 5	H: 1 LOB: 1 BB: 0 P: 5	1B: 7 2B: 0 3B: 0 HR: 1	SF: 1 SAC: 1 DP: 1 HBP: 0	WP: 2 PB: 0 CS: 1	PA: 37		
<b>PITCHER</b>	IP	WLS	BF	H	R	ER	SO	BB	IBB	HBP	BLK	WP	HR	S	P	ERA	WHIP										
<b>Mike Cuellar, L</b> ERA: 3.93 <b>Wayne Garland, R</b> ERA: 3.67 (1, 1) (6, 1)	5.2	L	25	7	3	3	0	2	0	0	0	2	1	22	30	4.76	1.588										

Batter	1	2	3	4	5	6	7	8	9	AB	R	H	RBI	BB	SO	LOB	BOTTOM										
<b>Ken Singleton, S</b> OBP: 0.421, SLG: 0.442 (1, 9)										4	0	1	0	0	1	1	<b>Milwaukee Brewers @ Baltimore Orioles</b> Memorial Stadium, Baltimore, MD Sun Aug 03 1975, 3:33 AM EDT Att: 11,319 - Unknown										
<b>Paul Blair, R</b> OBP: 0.248, SLG: 0.264 <b>Jim Northrup, L</b> OBP: 0.338, SLG: 0.455 (1, 8) (8, PH) (9, 8)										3	0	0	0	0	1	1											
<b>Tommy Davis, R</b> OBP: 0.319, SLG: 0.370 (1, 10)										4	0	0	0	0	0	0											
<b>Lee May, R</b> OBP: 0.319, SLG: 0.466 (1, 3)										4	1	1	0	0	0	1											
<b>Don Baylor, R</b> OBP: 0.349, SLG: 0.478 (1, 7)										4	0	0	0	0	2	1											
<b>Eliod Hendricks, L</b> OBP: 0.336, SLG: 0.368 (1, 2)										3	0	1	1	0	0	0											
<b>Doug DeCinces, R</b> OBP: 0.300, SLG: 0.419 (1, 4)										3	0	0	0	0	1	1											
<b>Brooks Robinson, R</b> OBP: 0.283, SLG: 0.275 (1, 5)										3	0	0	0	0	0	0											
<b>Mark Belanger, R</b> OBP: 0.268, SLG: 0.245 <b>Al Bumbry, L</b> OBP: 0.325, SLG: 0.376 <b>Tim Nordbrook, R</b> OBP: 0.250, SLG: 0.077 (1, 6) (8, PH) (9, 6)										2	0	0	0	0	1	0											
<b>Inning Stats</b>	R: 0 E: 0 K: 0 S: 3	H: 0 LOB: 0 BB: 0 P: 3	R: 0 E: 0 K: 1 S: 5	H: 0 LOB: 0 BB: 0 P: 5	R: 0 E: 0 K: 0 S: 4	H: 0 LOB: 0 BB: 0 P: 4	R: 0 E: 0 K: 1 S: 5	H: 0 LOB: 1 BB: 0 P: 5	R: 0 E: 0 K: 2 S: 8	H: 0 LOB: 1 BB: 0 P: 8	R: 1 E: 0 K: 1 S: 7	H: 2 LOB: 1 BB: 0 P: 7	R: 0 E: 0 K: 1 S: 6	H: 1 LOB: 1 BB: 0 P: 6	R: 0 E: 0 K: 0 S: 3	H: 0 LOB: 0 BB: 0 P: 3		1B: 3 2B: 0 3B: 0 HR: 0	SF: 0 SAC: 0 DP: 0 HBP: 0	WP: 0 PB: 1 CS: 0	PA: 32						
<b>PITCHER</b>	IP	WLS	BF	H	R	ER	SO	BB	IBB	HBP	BLK	WP	HR	S	P	ERA	WHIP										
<b>Jim Slaton, R</b> ERA: 3.94 (1, 1)	9.0	W	32	3	1	0	7	0	0	0	0	0	0	46	46	0.00	0.333										



Batter	1	2	3	4	5	6	7	8	9	AB	R	H	RBI	BB	SO	LOB	TOP					
<b>Bobby Bonds, R</b> OBP: 0.342, SLG: 0.489 (1, 9)	F6		SF8			FC6-4 BB		K	F7	3	0	0	1	1	1	3	<b>New York Yankees @ Milwaukee Brewers</b> Milwaukee County Stadium, Milwaukee, WI Mon Aug 04 1975, 8:05 PM EDT Att: 13,544 - Unknown <a href="http://livebaseballscorecards.com">livebaseballscorecards.com</a>					
<b>Lou Piniella, R</b> OBP: 0.291, SLG: 0.248 (1, 10)	FC4-6 BB		G1-6-3			FC6-4 L4 1B		F9		3	0	0	0	1	0	3						
<b>Roy White, S</b> OBP: 0.387, SLG: 0.456 (1, 7)	FC4-6				E6			1B		4	0	2	0	0	0	1						
<b>Thurman Munson, R</b> OBP: 0.365, SLG: 0.409 (1, 2)	5-3				K			1B		4	0	1	1	0	1	4						
<b>Graig Nettles, L</b> OBP: 0.332, SLG: 0.438 (1, 5)			3-1		G3			K	F7	4	0	0	0	0	1	2						
<b>Chris Chambliss, L</b> OBP: 0.330, SLG: 0.417 (1, 3)			6-3						4-3	4	0	2	0	0	0	0						
<b>Rick Riordan, R</b> OBP: 0.346, SLG: 0.261 (1, 8)			6-3					F8	1B	4	0	1	0	0	0	2						
<b>Sandy Alomar Sr., S</b> OBP: 0.240, SLG: 0.255 (1, 4)								FC2-6		4	1	2	0	0	0	2						
<b>Fred Stanley, R</b> OBP: 0.291, SLG: 0.239 (1, 6)								FC6-4		3	1	1	0	1	0	3						
<b>Inning Stats</b>	R: 0 E: 0 K: 0 S: 3	H: 0 LOB: 1 BB: 1 P: 7	R: 0 E: 0 K: 0 S: 3	H: 0 LOB: 0 BB: 0 P: 3	R: 1 E: 0 K: 0 S: 4	H: 2 LOB: 0 BB: 0 P: 4	R: 0 E: 1 K: 1 S: 5	H: 0 LOB: 0 BB: 0 P: 5	R: 0 E: 0 K: 0 S: 4	H: 1 LOB: 1 BB: 0 P: 4	R: 0 E: 0 K: 0 S: 3	H: 1 LOB: 1 BB: 0 P: 7	R: 0 E: 0 K: 1 S: 6	H: 1 LOB: 1 BB: 0 P: 6	R: 1 E: 0 K: 0 S: 7	H: 2 LOB: 2 BB: 1 P: 11		R: 0 E: 0 K: 0 S: 5	H: 2 LOB: 2 BB: 0 P: 5	1B: 8 2B: 3 3B: 0 HR: 0	SF: 1 SAC: 0 DP: 3 HBP: 0	WP: 0 PB: 0 CS: 1
<b>PITCHER</b> <b>Bill Travers, L</b> ERA: 4.14 (1, 1)	IP: 9.0 WLS: L BF: 37	H: 9 R: 2 ER: 2 SO: 3	BB: 3 IBB: 0 HBP: 0 BLK: 0	WP: 0 HR: 0 S: 40 P: 52	ERA: 2.00 WHIP: 1.333																	

Batter	1	2	3	4	5	6	7	8	9	AB	R	H	RBI	BB	SO	LOB	BOTTOM					
<b>Don Money, R</b> OBP: 0.311, SLG: 0.401 (1, 5)	SH1-4 1B		F7							4	0	2	0	0	0	3	<b>New York Yankees @ Milwaukee Brewers</b> Milwaukee County Stadium, Milwaukee, WI Mon Aug 04 1975, 8:05 PM EDT Att: 13,544 - Unknown <a href="http://livebaseballscorecards.com">livebaseballscorecards.com</a>					
<b>Bill Shero, L</b> OBP: 0.284, SLG: 0.322 (1, 9)	SH1-4									2	0	1	0	1	0	0						
<b>George Scott, R</b> OBP: 0.345, SLG: 0.486 (1, 3)	5-3									4	0	0	0	0	1	4						
<b>Hank Aaron, R</b> OBP: 0.338, SLG: 0.375 (1, 10)	5-3									2	0	0	0	0	0	2						
<b>Sixto Lezcano, R</b> OBP: 0.321, SLG: 0.381 (6, PH)	5-3									2	0	0	0	0	1	2						
<b>Charlie Moore, R</b> OBP: 0.331, SLG: 0.366 (1, 2)										4	1	2	0	0	0	1						
<b>Bobby Mitchell, R</b> OBP: 0.339, SLG: 0.475 (1, 7)										3	0	0	0	1	1	2						
<b>Gorman Thomas, R</b> OBP: 0.304, SLG: 0.464 (1, 8)										4	0	1	0	0	1	2						
<b>Robin Yount, R</b> OBP: 0.318, SLG: 0.362 (1, 6)										4	0	1	1	0	1	2						
<b>Kurt Bevacqua, R</b> OBP: 0.244, SLG: 0.266 (1, 4)										3	0	0	0	1	0	1						
<b>Inning Stats</b>	R: 0 E: 0 K: 0 S: 4	H: 1 LOB: 1 BB: 0 P: 4	R: 0 E: 0 K: 0 S: 5	H: 2 LOB: 3 BB: 1 P: 9	R: 0 E: 0 K: 1 S: 6	H: 1 LOB: 1 BB: 0 P: 6	R: 0 E: 0 K: 1 S: 4	H: 0 LOB: 0 BB: 1 P: 8	R: 0 E: 0 K: 1 S: 6	H: 1 LOB: 2 BB: 1 P: 10	R: 1 E: 0 K: 2 S: 9	H: 2 LOB: 1 BB: 0 P: 9	R: 0 E: 0 K: 0 S: 3	H: 0 LOB: 0 BB: 0 P: 3	R: 0 E: 0 K: 0 S: 3	H: 0 LOB: 0 BB: 0 P: 3	R: 0 E: 0 K: 0 S: 3	H: 0 LOB: 0 BB: 0 P: 3	1B: 5 2B: 1 3B: 1 HR: 0	SF: 0 SAC: 1 DP: 0 HBP: 0	WP: 0 PB: 0 CS: 1	PA: 36
<b>PITCHER</b> <b>Rudy May, L</b> ERA: 3.11 (1, 1)	IP: 9.0 WLS: W BF: 36	H: 7 R: 1 ER: 1 SO: 5	BB: 3 IBB: 0 HBP: 0 BLK: 0	WP: 0 HR: 0 S: 43 P: 55	ERA: 1.00 WHIP: 1.111																	



Batter	1	2	3	4	5	6	7	8	9	AB R H RBI BB SO LOB	TOP															
<b>Bobby Bonds, R</b> OBP: 0.347, SLG: 0.501 (1, 9)										5 2 4 2 0 0 1	<b>New York Yankees @ Milwaukee Brewers</b> Milwaukee County Stadium, Milwaukee, WI Tue Aug 05 1975, 8:05 PM EDT Att: 18,898 - Unknown - 64 F <a href="http://livebaseballscorecards.com">livebaseballscorecards.com</a>															
<b>Rich Coggins, L</b> OBP: 0.257, SLG: 0.299 (1, 8)										5 0 1 0 0 0 2																
<b>Roy White, S</b> OBP: 0.385, SLG: 0.452 (1, 7)										5 0 1 1 0 1 2																
<b>Thurman Munson, R</b> OBP: 0.367, SLG: 0.410 (1, 2)										4 0 2 0 0 0 2																
<b>Graig Nettles, L</b> OBP: 0.329, SLG: 0.434 (1, 5)										4 0 0 0 0 1 3																
<b>Chris Chambliss, L</b> OBP: 0.328, SLG: 0.424 (1, 3)										4 1 1 1 0 1 2																
<b>Ed Herrmann, L</b> OBP: 0.314, SLG: 0.357 (1, 10)										3 1 1 0 1 0 0																
<b>Sandy Alomar Sr., S</b> OBP: 0.240, SLG: 0.255 (1, 4)										4 0 1 0 0 0 3																
<b>Fred Stanley, R</b> OBP: 0.283, SLG: 0.232 (1, 6)										4 0 0 0 0 0 2																
<b>Inning Stats</b>	R: 1 E: 0 K: 0 S: 4	H: 2 LOB: 0 BB: 0 P: 4	R: 0 E: 0 K: 1 S: 5	H: 0 LOB: 0 BB: 0 P: 5	R: 0 E: 0 K: 0 S: 4	H: 1 LOB: 1 BB: 0 P: 4	R: 0 E: 1 K: 0 S: 4	H: 0 LOB: 1 BB: 0 P: 4	R: 0 E: 0 K: 1 S: 6	H: 1 LOB: 1 BB: 0 P: 6		R: 2 E: 0 K: 0 S: 7	H: 4 LOB: 2 BB: 0 P: 7	R: 0 E: 0 K: 0 S: 4	H: 1 LOB: 2 BB: 1 P: 8	R: 1 E: 0 K: 1 S: 6	H: 1 LOB: 0 BB: 0 P: 6	1B: 9 2B: 0 3B: 0 HR: 2	SF: 0 SAC: 0 DP: 1 HBP: 0	WP: 0 PB: 1 SB: 3 CS: 0	PA: 39					
<b>PITCHER</b>	IP WLS BF H R ER SO BB IBB HBP BLK WP HR S P ERA WHIP											<b>PITCHER</b>	IP WLS BF H R ER SO BB IBB HBP BLK WP HR S P ERA WHIP													
<b>Tom Hausman, R</b> ERA: 3.78 (1, 1)	6.2	29	9	3	3	2	0	0	0	0	0	1	33	33	4.05	1.350										
<b>Tom Murphy, R</b> ERA: 2.61 (7, 1)	2.1	L 10	2	1	1	1	0	1	0	0	0	1	11	15	3.86	0.857										

Batter	1	2	3	4	5	6	7	8	9	AB R H RBI BB SO LOB	BOTTOM															
<b>Don Money, R</b> OBP: 0.313, SLG: 0.412 (1, 5)										4 1 2 1 0 0 3	<b>New York Yankees @ Milwaukee Brewers</b> Milwaukee County Stadium, Milwaukee, WI Tue Aug 05 1975, 8:05 PM EDT Att: 18,898 - Unknown - 64 F <a href="http://livebaseballscorecards.com">livebaseballscorecards.com</a>															
<b>Bill Shero, L</b> OBP: 0.287, SLG: 0.325 (1, 9) (7, 7)										4 0 2 0 0 0 2																
<b>George Scott, R</b> OBP: 0.344, SLG: 0.490 (1, 3)										4 1 1 2 0 0 2																
<b>Hank Aaron, R</b> OBP: 0.337, SLG: 0.372 (1, 10)										3 0 0 0 1 1 0																
<b>Darrell Porter, L</b> OBP: 0.363, SLG: 0.409 (1, 2)										4 0 1 0 0 1 2																
<b>Mike Hegan, L</b> OBP: 0.375, SLG: 0.383 (1, 7)										3 0 0 0 0 0 3																
<b>Sixto Lezcano, R</b> OBP: 0.320, SLG: 0.380 (7, 9)										1 0 0 0 0 0 0																
<b>Robin Yount, R</b> OBP: 0.320, SLG: 0.362 (1, 6)										3 0 1 0 1 0 1																
<b>Gorman Thomas, R</b> OBP: 0.300, SLG: 0.456 (1, 8)										3 0 0 0 0 1 2																
<b>Kurt Bevacqua, R</b> OBP: 0.246, SLG: 0.268 (1, 4)										3 1 1 0 0 1 1																
<b>Charlie Moore, R</b> (9, PH) OBP: 0.336, SLG: 0.371										1 0 1 0 0 0 0																
<b>Inning Stats</b>	R: 1 E: 0 K: 1 S: 7	H: 2 LOB: 2 BB: 1 P: 11	R: 0 E: 0 K: 0 S: 4	H: 1 LOB: 1 BB: 0 P: 4	R: 0 E: 0 K: 0 S: 4	H: 1 LOB: 1 BB: 0 P: 4	R: 0 E: 0 K: 0 S: 3	H: 0 LOB: 0 BB: 0 P: 3	R: 0 E: 0 K: 1 S: 6	H: 1 LOB: 1 BB: 0 P: 6	R: 0 E: 0 K: 0 S: 3	H: 0 LOB: 0 BB: 0 P: 3	R: 0 E: 0 K: 1 S: 6	H: 1 LOB: 2 BB: 1 P: 10	R: 0 E: 0 K: 1 S: 6	H: 1 LOB: 2 BB: 1 P: 10	1B: 6 2B: 1 3B: 0 HR: 2	SF: 0 SAC: 2 DP: 1 HBP: 0	WP: 0 PB: 1 SB: 0 CS: 0	PA: 37						
<b>PITCHER</b>	IP WLS BF H R ER SO BB IBB HBP BLK WP HR S P ERA WHIP											<b>PITCHER</b>	IP WLS BF H R ER SO BB IBB HBP BLK WP HR S P ERA WHIP													
<b>Caffish Hunter, R</b> ERA: 2.73 (1, 1)	9.0	W 37	9	3	3	4	2	0	0	0	0	2	43	51	3.00	1.222										



Batter	1	2	3	4	5	6	7	8	9	AB	R	H	RBI	BB	SO	LOB	TOP										
<b>Bernie Carbo, L</b> OBP: 0.414, SLG: 0.513 <b>Dwight Evans, R</b> OBP: 0.346, SLG: 0.424	4-0 G3 PB BB		0-0 G3			0-0 FC3-6 1B		0-0 L9	4-0 1B 1B	3	0	1	0	1	0	1											
<b>Denny Doyle, L</b> OBP: 0.317, SLG: 0.399 <b>Doug Griffin, R</b> OBP: 0.310, SLG: 0.304	0-0 F9					0-0 FC3-6 1B		0-0 1B 2-H 1B	0-0 1B 1-2 2-3 3-H 1B	4	0	2	1	0	0	2											
<b>Carl Yastrzemski, L</b> OBP: 0.386, SLG: 0.435	0-0 G3 1-3					0-0 F6		0-0 1B 1-3	0-0 F5	5	0	1	0	0	0	6											
<b>Jim Rice, R</b> OBP: 0.346, SLG: 0.515	0-3 K					0-0 L8		4-0 FC4-6 BB	4-0 1-2 BB 1-3 2-H 3-H 1B	3	0	1	2	2	1	2											
<b>Carlton Fisk, R</b> OBP: 0.387, SLG: 0.484						0-0 6-3		0-0 F7	0-0 F3 1-2 IBB	4	0	0	0	1	0	5											
<b>Cecil Cooper, L</b> OBP: 0.357, SLG: 0.580 <b>Juan Beniquez, R</b> OBP: 0.379, SLG: 0.427						0-0 P7		0-0 F8	0-0 IBB P9	4	0	1	0	0	0	1											
<b>Rick Miller, L</b> OBP: 0.333, SLG: 0.256						0-0 6-3		0-0 FC4-6 1-2	0-0 G3 2-3	4	0	0	0	0	0	2											
<b>Rico Petrocelli, R</b> OBP: 0.331, SLG: 0.342 <b>Bob Heise, R</b> OBP: 0.242, SLG: 0.227						0-0 5-3		0-0 1-3	0-0 5-3 1B 1B 1B	4	0	1	1	0	0	0											
<b>Rick Burleson, R</b> OBP: 0.325, SLG: 0.359						0-0 F3		0-0 L6	0-0 1B 2B 1-3 1B 1B	4	2	2	0	0	0	0											
<b>Inning Stats</b>	R: 0 E: 0 K: 1 S: 5	H: 0 LOB: 1 BB: 1 P: 9	R: 0 E: 0 K: 0 S: 3	H: 0 LOB: 0 BB: 0 P: 3	R: 0 E: 0 K: 0 S: 3	H: 0 LOB: 0 BB: 0 P: 3	R: 0 E: 0 K: 0 S: 4	H: 1 LOB: 1 BB: 0 P: 4	R: 0 E: 0 K: 0 S: 3	H: 0 LOB: 0 BB: 0 P: 3	R: 0 E: 0 K: 0 S: 3	H: 0 LOB: 1 BB: 0 P: 7	R: 1 E: 0 K: 0 S: 6	H: 3 LOB: 3 BB: 1 P: 10	R: 4 E: 0 K: 0 S: 8	H: 5 LOB: 3 BB: 2 P: 16	1B: 8 2B: 2 3B: 0 HR: 0	SF: 0 SAC: 0 DP: 0 HBP: 0	WP: 0 PB: 2 SB: 0 CS: 0	PA: 42							
<b>PITCHER</b>	IP	WLS	BF	H	R	ER	SO	BB	IBB	HBP	BLK	WP	HR	S	P	ERA	WHIP										
<b>Jim Colborn, R</b> ERA: 3.85	(1, 1)	7.2	30	5	1	1	1	2	0	0	0	0	0	30	38	1.17	0.913										
<b>Tom Murphy, R</b> ERA: 3.29	(8, 1)	0.2	L	6	3	4	4	0	1	0	0	0	0	5	9	54.00	6.000										
<b>Rick Austin, L</b> ERA: 3.52	(9, 1)	0.2		6	2	0	0	0	0	2	0	0	0	4	12	0.00	3.000										

**Boston Red Sox @ Milwaukee Brewers**  
Milwaukee County Stadium, Milwaukee, WI  
Wed Aug 06 1975, 8:05 PM EDT  
Att: 16,556 - Unknown

AB 37  
R 5  
H 10  
RBI 5  
BB 5  
SO 1  
LOB 22



Batter	1	2	3	4	5	6	7	8	9	AB	R	H	RBI	BB	SO	LOB	BOTTOM										
<b>Don Money, R</b> OBP: 0.310, SLG: 0.406	0-0 F8		0-0 G1-4-3 1-2			0-3 K		0-3 K		4	0	0	0	0	2	2											
<b>Charlie Moore, R</b> OBP: 0.333, SLG: 0.368 <b>Darrell Porter, L</b> OBP: 0.362, SLG: 0.408	0-0 F6					0-3 K		0-0 6-3 1B		1	0	0	0	0	0	0											
<b>George Scott, R</b> OBP: 0.343, SLG: 0.495	0-0 F3					0-0 HR		0-0 L9		4	1	1	1	0	0	1											
<b>Hank Aaron, R</b> OBP: 0.336, SLG: 0.371						0-0 F7		0-3 K		4	0	1	0	0	1	0											
<b>Bobby Mitchell, R</b> OBP: 0.335, SLG: 0.469 <b>Bill Sharp, L</b> OBP: 0.285, SLG: 0.322	0-0 F4					0-0 5-3 1-2		0-0 3-1		2	0	0	0	0	0	1											
<b>Sixto Lezcano, R</b> OBP: 0.319, SLG: 0.376	0-0 F7					4-0 BB BB		0-0 5-3		3	0	0	0	1	0	0											
<b>Gorman Thomas, R</b> OBP: 0.304, SLG: 0.459						0-0 1B 2B		0-3 K		3	1	1	0	1	2	0											
<b>Robin Yount, R</b> OBP: 0.318, SLG: 0.359						0-3 K		0-3 K		3	0	0	0	0	2	4											
<b>Kurt Bevacqua, R</b> OBP: 0.253, SLG: 0.275						0-0 G1-4-3 2-H 1B		0-0 5-3		3	0	2	1	0	0	0											
<b>Inning Stats</b>	R: 0 E: 0 K: 0 S: 3	H: 0 LOB: 0 BB: 0 P: 3	R: 0 E: 0 K: 0 S: 3	H: 0 LOB: 0 BB: 0 P: 3	R: 1 E: 0 K: 1 S: 6	H: 2 LOB: 0 BB: 0 P: 6	R: 1 E: 0 K: 1 S: 7	H: 2 LOB: 2 BB: 2 P: 15	R: 0 E: 0 K: 1 S: 6	H: 1 LOB: 1 BB: 0 P: 6	R: 0 E: 0 K: 1 S: 5	H: 0 LOB: 0 BB: 0 P: 5	R: 0 E: 0 K: 3 S: 10	H: 1 LOB: 1 BB: 0 P: 10	R: 0 E: 0 K: 0 S: 3	H: 0 LOB: 0 BB: 0 P: 3	R: 0 E: 0 K: 1 S: 5	H: 0 LOB: 0 BB: 0 P: 5	1B: 4 2B: 1 3B: 0 HR: 1	SF: 0 SAC: 0 DP: 1 HBP: 0	WP: 0 PB: 0 SB: 0 CS: 0	PA: 34					
<b>PITCHER</b>	IP	WLS	BF	H	R	ER	SO	BB	IBB	HBP	BLK	WP	HR	S	P	ERA	WHIP										
<b>Jim Burton, L</b> ERA: 3.13	(1, 1)	3.2	16	4	2	2	2	2	0	0	0	0	0	18	26	4.91	1.636										
<b>Jim Willoughby, R</b> ERA: 3.35	(4, 1)	5.1	W	18	2	0	0	6	0	0	0	0	0	30	30	0.00	0.375										

**Boston Red Sox @ Milwaukee Brewers**  
Milwaukee County Stadium, Milwaukee, WI  
Wed Aug 06 1975, 8:05 PM EDT  
Att: 16,556 - Unknown

AB 32  
R 2  
H 6  
RBI 2  
BB 2  
SO 8  
LOB 8





Batter	1	2	3	4	5	6	7	8	9	AB	R	H	RBI	BB	SO	LOB	TOP					
<b>Bernie Carbo, L</b> (1, 9) OBP: 0.415, SLG: 0.511 <b>Dwight Evans, R</b> (7, 9) OBP: 0.344, SLG: 0.422	0-3 K		4-0 1B 2B BB	0-3 K			0-0 4-3 SH1-4 1B		0-0 F7	3	2	1	0	1	2	1						
<b>Denny Doyle, L</b> (1, 4) OBP: 0.315, SLG: 0.396	0-0 F6		1-2 2B 1B		0-0 3-1		0-0 SH1-4		0-0 G3	4	0	1	2	0	0	0						
<b>Carl Yastrzemski, L</b> (1, 3) OBP: 0.383, SLG: 0.431	0-0 3-1		1-2 2-H 3-H 1B		0-0 F2		0-0 4-3			4	0	0	0	0	0	3						
<b>Fred Lynn, L</b> (1, 8) OBP: 0.410, SLG: 0.603		0-0 F8	1-3 2-H 2B		0-0 2B		0-0 1B			4	0	3	2	0	0	0						
<b>Jim Rice, R</b> (1, 7) OBP: 0.345, SLG: 0.512		0-0 1B CS 1B	0-3 K		0-0 F9		0-0 F8			4	0	1	0	0	1	4						
<b>Carlton Fisk, R</b> (1, 2) OBP: 0.377, SLG: 0.468		0-0 F4	0-0 5-3			0-0 5-3		0-0 5-3		4	0	0	0	0	0	3						
<b>Cecil Cooper, L</b> (1, 10) OBP: 0.354, SLG: 0.572		0-0 1B		0-0 3-1		0-0 E3		0-0 L6		4	0	1	0	0	0	0						
<b>Rico Petrocelli, R</b> (1, 5) OBP: 0.333, SLG: 0.345		0-0 CS	0-0 1B 2B	4-0 FC1-4 BB		0-0 E6	0-0 G6-4-3	0-0 F8		3	1	1	0	1	0	1						
<b>Rick Burleson, R</b> (1, 6) OBP: 0.325, SLG: 0.358			0-0 1B 1B	0-0 FC1-4 WP		0-0 G6-4-3			0-0 5-3	4	1	1	0	0	0	3						
<b>Inning Stats</b>	R: 0 E: 0 K: 1 S: 5	H: 0 LOB: 0 BB: 0 P: 5	R: 0 E: 0 K: 0 S: 4	H: 2 LOB: 1 BB: 0 P: 4	R: 3 E: 0 K: 1 S: 9	H: 4 LOB: 2 BB: 1 P: 13	R: 0 E: 0 K: 1 S: 5	H: 0 LOB: 1 BB: 0 P: 9	R: 0 E: 0 K: 0 S: 4	H: 1 LOB: 1 BB: 0 P: 4	R: 0 E: 2 K: 0 S: 4	H: 0 LOB: 1 BB: 0 P: 4	R: 1 E: 0 K: 0 S: 5	H: 2 LOB: 1 BB: 0 P: 5	R: 0 E: 0 K: 0 S: 3	H: 0 LOB: 0 BB: 0 P: 3	R: 0 E: 0 K: 0 S: 3	H: 0 LOB: 0 BB: 0 P: 3	1B: 6 2B: 3 3B: 0 HR: 0	SF: 0 SAC: 1 DP: 1 HBP: 0	WP: 1 PB: 0 SB: 0 CS: 1	PA: 39
<b>PITCHER</b> <b>Jim Slaton, R</b> (1, 1) ERA: 3.95	IP: 9.0 WLS: L BF: 38 H: 9 R: 4 ER: 4 SO: 3 BB: 2 IBB: 0 HBP: 0 BLK: 0 WP: 1 HR: 0 S: 42 P: 50 ERA: 4.00 WHIP: 1.222															<b>PITCHER</b>						

**Boston Red Sox @ Milwaukee Brewers**  
Milwaukee County Stadium, Milwaukee, WI  
Thu Aug 07 1975, 4:33 AM EDT  
Att: 24,817 - Unknown

AB	35
R	4
H	9
RBI	4
BB	2
SO	3
LOB	15



Batter	1	2	3	4	5	6	7	8	9	AB	R	H	RBI	BB	SO	LOB	BOTTOM					
<b>Don Money, R</b> (1, 5) OBP: 0.309, SLG: 0.403	0-0 F7		4-0 L3 BB			0-3 K		0-3 K		3	0	0	0	1	2	0						
<b>Darrell Porter, L</b> (1, 2) OBP: 0.394, SLG: 0.409	0-0 1B		1-2 L3			0-0 F8		0-0 1B 1B		4	0	2	0	0	0	2						
<b>George Scott, R</b> (1, 3) OBP: 0.342, SLG: 0.493	0-0 F2			0-0 6-3		0-0 2-3		0-0 FC6-4 1B		4	0	1	0	0	0	2						
<b>Hank Aaron, R</b> (1, 10) OBP: 0.333, SLG: 0.366	0-0 P8			0-3 K		0-0 L4		0-0 FC6-4		4	0	0	0	0	1	3						
<b>Mike Hegan, L</b> (1, 7) OBP: 0.386, SLG: 0.445		0-0 HR		0-0 F8		0-0 HR			0-0 G1-6-3 1B	4	2	3	2	0	0	0						
<b>Bill Shero, L</b> (1, 8) OBP: 0.288, SLG: 0.325		0-0 F6			0-0 G6-3 1B				0-0 G1-6-3	4	0	2	0	0	0	1						
<b>Sixto Lezcano, R</b> (1, 9) OBP: 0.317, SLG: 0.373 <b>Bob Sheldon, L</b> (0, PH) OBP: 0.444, SLG: 0.425		0-0 F3			0-0 G6-3		0-0 P9		0-0 F5	3	0	0	0	0	0	2						
<b>Robin Yount, R</b> (1, 6) OBP: 0.316, SLG: 0.356		0-3 K			0-0 6-3		0-0 F8			3	0	0	0	0	1	1						
<b>Kurt Bevacqua, R</b> (1, 4) OBP: 0.249, SLG: 0.270			0-0 F8			0-0 4-3		0-0 F8		3	0	0	0	0	0	0						
<b>Inning Stats</b>	R: 0 E: 0 K: 0 S: 4	H: 1 LOB: 1 BB: 0 P: 4	R: 1 E: 0 K: 1 S: 6	H: 1 LOB: 0 BB: 0 P: 6	R: 0 E: 0 K: 0 S: 2	H: 0 LOB: 0 BB: 1 P: 6	R: 0 E: 0 K: 1 S: 5	H: 0 LOB: 0 BB: 0 P: 5	R: 0 E: 0 K: 0 S: 3	H: 1 LOB: 0 BB: 0 P: 3	R: 0 E: 0 K: 1 S: 6	H: 0 LOB: 1 BB: 0 P: 6	R: 1 E: 0 K: 0 S: 5	H: 2 LOB: 1 BB: 0 P: 5	R: 0 E: 0 K: 1 S: 7	H: 2 LOB: 2 BB: 0 P: 7	R: 0 E: 0 K: 0 S: 3	H: 1 LOB: 0 BB: 0 P: 3	1B: 6 2B: 1 3B: 0 HR: 2	SF: 0 SAC: 0 DP: 3 HBP: 0	WP: 1 PB: 0 SB: 0 CS: 0	PA: 34
<b>PITCHER</b> <b>Rick Wise, R</b> (1, 1) ERA: 4.17	IP: 9.0 WLS: W BF: 34 H: 8 R: 2 ER: 2 SO: 4 BB: 1 IBB: 0 HBP: 0 BLK: 0 WP: 1 HR: 2 S: 41 P: 45 ERA: 2.00 WHIP: 1.000															<b>PITCHER</b>						

**Boston Red Sox @ Milwaukee Brewers**  
Milwaukee County Stadium, Milwaukee, WI  
Thu Aug 07 1975, 4:33 AM EDT  
Att: 24,817 - Unknown

AB	33
R	2
H	8
RBI	2
BB	1
SO	4
LOB	11






Batter	1	2	3	4	5	6	7	8	9	AB	R	H	RBI	BB	SO	LOB	TOP									
<b>Lenny Randle, S</b> (1,4) OBP: 0.345, SLG: 0.361	F3		F3			HR	1-2	K		5	1	2	0	0	1	4	<b>Texas Rangers @ Milwaukee Brewers</b> Milwaukee County Stadium, Milwaukee, WI Fri Aug 08 1975, 8:05 PM EDT Att: 19,894 - Unknown									
<b>Toby Harrah, R</b> (1,6) OBP: 0.401, SLG: 0.479	G1-6-3 BB		G5-4-3			HR	F7		5-3	4	1	1	2	1	0	4										
<b>Mike Hargrove, L</b> (1,3) OBP: 0.306, SLG: 0.430	G1-6-3				F7	4-3	L7		FC5 E 1B	5	0	1	0	0	0	3										
<b>Jeff Burroughs, R</b> (1,9) OBP: 0.308, SLG: 0.408		F9			6-3	HR	6-3		E5	5	1	1	0	0	0	3										
<b>Jim Fregosi, R</b> (1,10) OBP: 0.331, SLG: 0.392		PB BB				L6		F5	K	4	0	1	0	1	1	3										
<b>Tom Grieve, R</b> (1,7) OBP: 0.314, SLG: 0.438		K			6-3	HR		K	FC5	4	1	0	0	1	2	4										
<b>Leo Cardenas, R</b> (1,5) OBP: 0.337, SLG: 0.308 <b>Roy Howell, L</b> (6,PH) OBP: 0.333, SLG: 0.426	F9				4-3	HR		BB WP BB		2	0	0	0	0	0	1										
<b>Jim Sundberg, R</b> (1,2) OBP: 0.288, SLG: 0.285					E5	6-3		WP BB	WP BB	2	0	0	0	2	0	0										
<b>Dave Moates, L</b> (1,8) OBP: 0.303, SLG: 0.348					G6-4-3			1B	1B	3	0	2	0	1	0	1										
<b>Inning Stats</b>	R: 0 E: 0 K: 0 S: 2	H: 0 LOB: 0 BB: 1 P: 6	R: 0 E: 0 K: 1 S: 5	H: 0 LOB: 1 BB: 1 P: 9	R: 0 E: 0 K: 0 S: 3	H: 1 LOB: 1 BB: 1 P: 7	R: 0 E: 0 K: 0 S: 4	H: 1 LOB: 1 BB: 0 P: 4	R: 0 E: 1 K: 0 S: 3	H: 0 LOB: 0 BB: 0 P: 3	R: 5 E: 0 K: 0 S: 7	H: 4 LOB: 0 BB: 1 P: 11	R: 0 E: 0 K: 0 S: 5	H: 2 LOB: 2 BB: 0 P: 5	R: 1 E: 0 K: 2 S: 7	H: 0 LOB: 2 BB: 3 P: 19		R: 0 E: 1 K: 1 S: 7	H: 1 LOB: 2 BB: 0 P: 7	1B: 6 2B: 1 3B: 0 HR: 2	SF: 0 SAC: 0 DP: 3 HBP: 0	WP: 1 PB: 1 SB: 0 CS: 0	PA: 42			
<b>PITCHER</b>	IP	WLS	BF	H	R	ER	SO	BB	IBB	HBP	BLK	WP	HR	S	P	ERA	WHIP									
<b>Bill Travers, L</b> (1,1) ERA: 4.2	5.1	L	22	5	3	3	1	3	0	0	0	0	1	21	33	5.06	1.500									
<b>Eduardo Rodriguez, R</b> (6,1) ERA: 3.26	2.1		13	3	3	3	1	3	0	0	0	0	1	12	24	11.57	2.571									
<b>Rick Austin, L</b> (8,1) ERA: 3.47	0.1		2	0	0	0	1	1	0	0	0	0	1	0	3	7	0.00	3.000								
<b>Tom Murphy, R</b> (9,1) ERA: 3.23	1.0		5	1	0	0	1	0	0	0	0	0	0	7	7	0.00	1.000									


Batter	1	2	3	4	5	6	7	8	9	AB	R	H	RBI	BB	SO	LOB	BOTTOM								
<b>Don Money, R</b> (1,5) OBP: 0.310, SLG: 0.406	FC6-4 1B	F5			L6				L4	5	2	2	1	0	0	1	<b>Texas Rangers @ Milwaukee Brewers</b> Milwaukee County Stadium, Milwaukee, WI Fri Aug 08 1975, 8:05 PM EDT Att: 19,894 - Unknown								
<b>Darrell Porter, L</b> (1,2) OBP: 0.394, SLG: 0.413	K		K		4-3					5	0	2	1	0	2	1									
<b>George Scott, R</b> (1,3) OBP: 0.341, SLG: 0.490	FC6-4 1B		6-3			6-3			F8	5	0	1	0	0	1	2									
<b>Hank Aaron, R</b> (1,10) OBP: 0.332, SLG: 0.365	FC6-4 1B		1-3			6-3			2B SF8 1B	4	1	1	0	0	0	2									
<b>Mike Hegan, L</b> (1,7) OBP: 0.403, SLG: 0.467					F8 6-3 BB				SF8 2B	3	0	3	1	1	0	0									
<b>Bill Sharp, L</b> (1,9) OBP: 0.285, SLG: 0.321 <b>Bobby Mitchell, R</b> (8,PH) OBP: 0.333, SLG: 0.469 <b>Kurt Bevacqua, R</b> (9,4) OBP: 0.249, SLG: 0.270	3-1				6-3				SF8	3	0	0	0	0	0	4									
<b>Gorman Thomas, R</b> (1,8) OBP: 0.303, SLG: 0.452					F8				SF8	0	0	0	1	0	0	0									
<b>Bob Sheldon, L</b> (1,4) OBP: 0.458, SLG: 0.488 <b>Sixto Lezcano, R</b> (8,PH) OBP: 0.316, SLG: 0.372	FC1-2 3B				F7				K	3	1	2	0	0	0	1									
<b>Jack Lind, S</b> (1,6) OBP: 0.316, SLG: 0.372	FC1-2				K				K	1	0	0	0	0	1	2									
<b>Inning Stats</b>	R: 1 E: 0 K: 1 S: 8	H: 3 LOB: 2 BB: 0 P: 8	R: 0 E: 0 K: 0 S: 4	H: 1 LOB: 0 BB: 0 P: 4	R: 0 E: 0 K: 1 S: 5	H: 0 LOB: 0 BB: 1 P: 5	R: 0 E: 0 K: 0 S: 3	H: 0 LOB: 1 BB: 1 P: 7	R: 0 E: 0 K: 0 S: 5	H: 0 LOB: 0 BB: 0 P: 5	R: 0 E: 0 K: 0 S: 4	H: 1 LOB: 1 BB: 0 P: 4	R: 2 E: 0 K: 1 S: 8	H: 3 LOB: 1 BB: 0 P: 8	R: 1 E: 0 K: 1 S: 6	H: 2 LOB: 1 BB: 1 P: 10		R: 0 E: 0 K: 1 S: 6	H: 1 LOB: 1 BB: 0 P: 6	1B: 7 2B: 3 3B: 1 HR: 0	SF: 1 SAC: 0 DP: 0 HBP: 0	WP: 0 PB: 0 SB: 0 CS: 0	PA: 39		
<b>PITCHER</b>	IP	WLS	BF	H	R	ER	SO	BB	IBB	HBP	BLK	WP	HR	S	P	ERA	WHIP								
<b>Steve Hargan, R</b> (1,1) ERA: 3.37	6.2	W	29	8	3	3	3	1	0	0	0	0	0	5	34	4.05	1.350								
<b>Stan Thomas, R</b> (7,1) ERA: 3.29	0.1		3	2	1	1	1	0	0	0	0	0	0	5	5	27.00	6.000								
<b>Clyde Wright, L</b> (8,1) ERA: 3.94	0.1		2	0	0	0	0	1	0	0	0	0	0	1	5	0.00	3.000								
<b>Steve Foucault, R</b> (8,1) ERA: 4.6	1.2	S	5	1	0	0	2	0	0	0	0	0	0	9	9	0.00	0.600								

AB	35
R	6
H	9
RBI	5
BB	7
SO	4
LOB	23





Batter	1	2	3	4	5	6	7	8	9	AB	R	H	RBI	BB	SO	LOB	TOP										
Dave Moates, L (1, 8) OBP: 0.314, SLG: 0.351 Bob Jones, L (6, 8) OBP: 0.300, SLG: 0.125	F8		2B 1B				F9		K	2	1	1	0	1	0	0	<p>Texas Rangers @ Milwaukee Brewers Milwaukee County Stadium, Milwaukee, WI</p> <p>Sat Aug 09 1975, 4:33 AM EDT Att: 17,365 - Unknown</p> <p>livebaseballscorecards.com</p> <p>AB 31 R 4 H 9 RBI 4 BB 5 SO 5 LOB 14</p> 										
Lenny Randle, S (1, 4) OBP: 0.346, SLG: 0.363	L4-3 BB		1-H 2B				F8		4-3	3	0	1	1	1	0	2											
Mike Hargrove, L (1, 7) OBP: 0.307, SLG: 0.432	L4-3						F8			3	1	1	0	1	0	2											
Jeff Burroughs, R (1, 9) OBP: 0.310, SLG: 0.416		K	K				F8 BB		HR 2B	4	1	2	2	0	2	2											
Jim Spencer, L (1, 3) OBP: 0.337, SLG: 0.429			G3				1-2 BB		HR K	3	0	1	0	1	1	2											
Toby Harrah, R (1, 6) OBP: 0.402, SLG: 0.481							F8		G5-4-3 BB	3	0	1	0	1	0	2											
Tom Grieve, R (1, 10) OBP: 0.309, SLG: 0.430							F8		G5-4-3	4	0	0	0	0	0	3											
Roy Howell, L (1, 5) OBP: 0.336, SLG: 0.439							F9 SH3-4		K	4	1	2	1	0	1	0											
Jim Sundberg, R (1, 2) OBP: 0.286, SLG: 0.282			5-3				SH3-4		6-3	3	0	0	0	0	0	0											
<b>Inning Stats</b>	R: 0 E: 0 K: 0 S: 2	H: 0 LOB: 0 BB: 1 P: 6	R: 0 E: 0 K: 1 S: 6	H: 2 LOB: 1 BB: 0 P: 6	R: 2 E: 0 K: 1 S: 8	H: 3 LOB: 2 BB: 1 P: 12	R: 0 E: 0 K: 0 S: 3	H: 0 LOB: 0 BB: 0 P: 3	R: 0 E: 0 K: 0 S: 3	H: 1 LOB: 1 BB: 1 P: 7	R: 0 E: 0 K: 0 S: 4	H: 1 LOB: 1 BB: 0 P: 4	R: 2 E: 0 K: 1 S: 6	H: 2 LOB: 0 BB: 1 P: 10	R: 0 E: 0 K: 2 S: 7	H: 0 LOB: 0 BB: 0 P: 7		1B: 4 2B: 4 3B: 0 HR: 2	SF: 0 SAC: 1 DP: 2 HBP: 0	WP: 0 PB: 0 SB: 0 CS: 0	PA: 37						
<b>PITCHER</b>	IP	WLS	BF	H	R	ER	SO	BB	IBB	HBP	BLK	WP	HR	S	P	ERA	WHIP										
Tom Hausman, R (1, 1) ERA: 3.88	7.0	L	31	9	4	4	2	4	0	0	0	0	2	31	47	5.14	1.857										
Rick Austin, L (8, 1) ERA: 3.33	1.0		3	0	0	0	1	1	0	0	0	0	0	4	8	0.00	1.000										
Pete Broberg, R (9, 1) ERA: 5.08	1.0		3	0	0	0	2	0	0	0	0	0	0	7	7	0.00	0.000										

Batter	1	2	3	4	5	6	7	8	9	AB	R	H	RBI	BB	SO	LOB	BOTTOM										
Don Money, R (1, 5) OBP: 0.310, SLG: 0.402	5-3		5-3							3	0	0	0	1	0	0	<p>Texas Rangers @ Milwaukee Brewers Milwaukee County Stadium, Milwaukee, WI</p> <p>Sat Aug 09 1975, 4:33 AM EDT Att: 17,365 - Unknown</p> <p>livebaseballscorecards.com</p> <p>AB 34 R 2 H 10 RBI 2 BB 1 SO 5 LOB 14</p> 										
Bill Sharr, L (1, 7) OBP: 0.289, SLG: 0.325										3	0	2	0	0	0	0											
George Scott, R (1, 10) OBP: 0.340, SLG: 0.487	L6									4	0	1	1	0	0	3											
Mike Hegan, L (1, 3) OBP: 0.392, SLG: 0.452	K									4	0	0	0	0	2	3											
Darrell Porter, L (1, 2) OBP: 0.363, SLG: 0.410										4	0	1	0	0	1	0											
Sixto Lezcano, R (1, 9) OBP: 0.318, SLG: 0.382										4	1	2	1	0	0	1											
Bob Sheldon, L (1, 4) OBP: 0.462, SLG: 0.489										4	0	2	0	0	0	0											
Robin Yount, R (1, 6) OBP: 0.315, SLG: 0.355										4	0	1	0	0	0	4											
Gorman Thomas, R (1, 8) OBP: 0.300, SLG: 0.447 Bobby Mitchell, R (8, PH) OBP: 0.335, SLG: 0.470										2	0	0	0	0	1	1											
										2	1	1	0	0	1	2											
<b>Inning Stats</b>	R: 0 E: 0 K: 1 S: 6	H: 1 LOB: 1 BB: 0 P: 6	R: 0 E: 0 K: 0 S: 3	H: 0 LOB: 0 BB: 0 P: 3	R: 0 E: 0 K: 1 S: 5	H: 0 LOB: 0 BB: 0 P: 5	R: 0 E: 0 K: 1 S: 5	H: 1 LOB: 0 BB: 0 P: 5	R: 1 E: 0 K: 1 S: 7	H: 2 LOB: 1 BB: 0 P: 7	R: 0 E: 0 K: 0 S: 3	H: 1 LOB: 0 BB: 0 P: 3	R: 0 E: 0 K: 0 S: 5	H: 2 LOB: 2 BB: 0 P: 5	R: 1 E: 0 K: 0 S: 4	H: 1 LOB: 1 BB: 1 P: 8	R: 0 E: 0 K: 1 S: 7	H: 2 LOB: 2 BB: 0 P: 7	1B: 9 2B: 0 3B: 0 HR: 1	SF: 0 SAC: 1 DP: 1 HBP: 0	WP: 0 PB: 0 SB: 0 CS: 1	PA: 36					
<b>PITCHER</b>	IP	WLS	BF	H	R	ER	SO	BB	IBB	HBP	BLK	WP	HR	S	P	ERA	WHIP										
Fergie Jenkins, R (1, 1) ERA: 3.83	9.0	W	36	10	2	2	5	1	0	0	0	0	1	45	49	2.00	1.222										



Batter	1	2	3	4	5	6	7	8	9	AB	R	H	RBI	BB	SO	LOB	TOP										
<b>Dave Moates, L</b> (1, 8) OBP: 0.318, SLG: 0.354	0-0 CS 1B		0-0 BB 1B	0-3 K		0-0 4-3		0-3 K		5	1	2	0	0	2	3											
<b>Lenny Randle, S</b> (1, 4) OBP: 0.351, SLG: 0.369	0-0 E 3B		4-0 1B FC1-2 BB	4-0 BB		0-3 K		0-0 F3 1B		3	1	2	0	2	1	1											
<b>Mike Hargrove, L</b> (1, 7) OBP: 0.312, SLG: 0.434	4-0 BB 3H		0-0 FC1-2 5-3 1B	4-0 G6-4-3 BB		0-0 5-3		0-0 1B		3	1	2	1	2	0	1											
<b>Jeff Burroughs, R</b> (1, 9) OBP: 0.309, SLG: 0.412	4-0 FC3-6 BB		0-0 5-3	0-0 G6-4-3				0-0 F3		4	0	0	0	1	0	7											
<b>Jim Spencer, L</b> (1, 3) OBP: 0.334, SLG: 0.423	0-0 F8		4-0 FC1-2 1B IBB			0-3 K		0-0 F3		4	1	0	0	1	1	4											
<b>Toby Harrah, R</b> (1, 6) OBP: 0.400, SLG: 0.476	0-0 FC3-6		0-0 FC1-2 1B			4-0 BB		0-0 F8		4	0	0	0	1	0	7											
<b>Tom Grieve, R</b> (1, 10) OBP: 0.312, SLG: 0.431		0-0 6-3	0-0 1B			0-3 K		0-0 1B		4	0	2	2	0	1	1											
<b>Roy Howell, L</b> (1, 5) OBP: 0.331, SLG: 0.432		0-0 F8	0-3 K			0-3 K		0-3 K		4	0	0	0	0	3	4											
<b>Jim Sundberg, R</b> (1, 2) OBP: 0.286, SLG: 0.281								0-0 F9		2	0	0	0	1	1	0											
<b>Mike Cubbage, L</b> (8, PH) OBP: 0.287, SLG: 0.355										1	0	0	0	0	0	1											
<b>Ron Pruitt, R</b> (8, 2) OBP: 0.286, SLG: 0.231						4-0 WP BB				0	0	0	0	0	0	0											
<b>Inning Stats</b>	R: 1 E: 1 K: 0 S: 4	H: 2 LOB: 2 BB: 2 P: 12	R: 0 E: 0 K: 1 S: 5	H: 0 LOB: 0 BB: 0 P: 5	R: 3 E: 0 K: 1 S: 8	H: 3 LOB: 2 BB: 2 P: 16	R: 0 E: 1 K: 1 S: 5	H: 0 LOB: 2 BB: 2 P: 13	R: 0 E: 0 K: 3 S: 9	H: 0 LOB: 1 BB: 1 P: 13	R: 0 E: 0 K: 1 S: 5	H: 0 LOB: 0 BB: 0 P: 9	R: 0 E: 0 K: 2 S: 6	H: 1 LOB: 1 BB: 0 P: 8	R: 0 E: 0 K: 0 S: 5	H: 2 LOB: 2 BB: 0 P: 5	1B: 7 2B: 0 3B: 1 HR: 0	SF: 0 SAC: 0 DP: 1 HBP: 0	WP: 1 PB: 0 SB: 0 CS: 1	PA: 42							
<b>PITCHER</b>	IP	WLS	BF	H	R	ER	SO	BB	IBB	HBP	BLK	WP	HR	S	P	ERA	WHIP										
<b>Jim Colborn, R</b> (1, 1) ERA: 4.03	2.2		16	5	4	4	1	3	1	0	0	0	0	14	30	13.50	3.000										
<b>Lafayette Currence, L</b> (3, 1) ERA: 4.15	0.2		5	0	0	0	2	2	0	0	0	0	0	7	15	0.00	3.000										
<b>Pete Broberg, R</b> (4, 1) ERA: 4.9	4.2	W	17	2	0	0	6	2	0	0	0	1	0	27	35	0.00	0.857										
<b>Tom Murphy, R</b> (9, 1) ERA: 3.17	1.0	S	4	1	0	0	0	0	0	0	0	0	0	4	4	0.00	1.000										

Texas Rangers @ Milwaukee Brewers  
Milwaukee County Stadium, Milwaukee, WI  
Sun Aug 10 1975, 4:33 AM EDT  
Att: 13,893 - Unknown


AB 34  
R 4  
H 8  
RBI 3  
BB 8  
SO 9  
LOB 29



Batter	1	2	3	4	5	6	7	8	9	AB	R	H	RBI	BB	SO	LOB	BOTTOM										
<b>Bob Sheldon, L</b> (1, 4) OBP: 0.456, SLG: 0.481	0-0 F8		0-0 WP 1B	0-0 4-3 1B		0-0 4-3		0-0 F6		5	2	2	0	0	0	0											
<b>Don Money, R</b> (1, 5) OBP: 0.306, SLG: 0.399	0-0 5-3		0-0 1B WP	0-0 4-3		0-3 K		0-3 K		5	1	1	0	0	2	1											
<b>Kurt Bevacqua, R</b> (9, 5) OBP: 0.249, SLG: 0.270			1-2 2-3 2B	1-2 1B						0	0	0	0	0	0	0											
<b>George Scott, R</b> (1, 3) OBP: 0.346, SLG: 0.499	0-0 WP 1B		0-0 2B	0-0 1B		0-0 HR				4	2	4	3	0	0	0											
<b>Hank Aaron, R</b> (1, 10) OBP: 0.333, SLG: 0.363	0-0 6-3		0-0 2B	0-0 F7		4-0 BB				2	0	0	0	2	0	2											
<b>Darrell Porter, L</b> (1, 2) OBP: 0.362, SLG: 0.412		0-0 4-3 2B	0-3 K			0-3 K		0-0 F9		4	1	1	0	0	2	4											
<b>Mike Hegan, L</b> (1, 7) OBP: 0.385, SLG: 0.449		0-0 4-3	0-3 K							1	0	0	0	0	0	1											
<b>Bobby Mitchell, R</b> (3, PH) OBP: 0.335, SLG: 0.467										3	0	1	0	0	2	3											
<b>Gorman Thomas, R</b> (8, 8) OBP: 0.300, SLG: 0.447								0-0 CS 1B		0	0	0	0	0	0	0											
<b>Sixto Lezcano, R</b> (1, 9) OBP: 0.322, SLG: 0.385		1-0 HBP	0-0 E	0-0 2B		4-0 E BB		0-3 K		2	0	1	2	1	1	1											
<b>Bill Sharp, L</b> (1, 8) OBP: 0.289, SLG: 0.323	0-0 SF8-4-3		1-3 2-H 3-H	4-3 2B		0-0 E5		4-0 CS BB		2	0	0	1	1	0	3											
<b>Robin Yount, R</b> (1, 6) OBP: 0.314, SLG: 0.354			0-0 1B WP	0-0 1B		0-0 F8		0-0 CS		4	1	1	0	0	0	2											
<b>Inning Stats</b>	R: 0 E: 0 K: 0 S: 4	H: 1 LOB: 1 BB: 0 P: 4	R: 1 E: 0 K: 0 S: 3	H: 1 LOB: 0 BB: 0 P: 4	R: 4 E: 0 K: 2 S: 12	H: 5 LOB: 2 BB: 1 P: 16	R: 1 E: 0 K: 0 S: 5	H: 2 LOB: 1 BB: 0 P: 5	R: 0 E: 1 K: 2 S: 8	H: 0 LOB: 2 BB: 1 P: 12	R: 1 E: 0 K: 1 S: 6	H: 1 LOB: 1 BB: 1 P: 10	R: 0 E: 0 K: 1 S: 4	H: 1 LOB: 0 BB: 1 P: 8	R: 0 E: 0 K: 1 S: 5	H: 0 LOB: 0 BB: 0 P: 5	1B: 8 2B: 4 3B: 0 HR: 1	SF: 1 SAC: 0 DP: 2 HBP: 1	WP: 2 PB: 0 SB: 0 CS: 2	PA: 39							
<b>PITCHER</b>	IP	WLS	BF	H	R	ER	SO	BB	IBB	HBP	BLK	WP	HR	S	P	ERA	WHIP										
<b>Bill Hands, R</b> (1, 1) ERA: 4.1	2.0	L	12	6	5	5	0	0	0	0	0	0	0	11	12	22.50	3.000										
<b>Tommy Moore, R</b> (3, 1) ERA: 3.86	0.0		1	0	0	0	0	1	0	0	0	0	0	0	4	∞	∞										
<b>Jim Umberger, L</b> (3, 1) ERA: 4.9	4.0		19	4	2	2	5	2	0	0	0	0	1	27	35	4.50	1.500										
<b>Stan Thomas, R</b> (7, 1) ERA: 3.16	2.0		6	1	0	0	2	1	0	0	0	0	0	9	13	0.00	1.000										

Texas Rangers @ Milwaukee Brewers  
Milwaukee County Stadium, Milwaukee, WI  
Sun Aug 10 1975, 4:33 AM EDT  
Att: 13,893 - Unknown

AB 32  
R 7  
H 11  
RBI 6  
BB 4  
SO 7  
LOB 17





Batter	1	2	3	4	5	6	7	8	9	AB	R	H	RBI	BB	SO	LOB	TOP		
Don Money, R (1, 5) OBP: 0.306, SLG: 0.407 Kurt Bevacqua, R (4, 5) OBP: 0.251, SLG: 0.273	E5 3B	HR		5-3			L8 1-3		3-1 1B	3	2	1	3	0	0	0	<b>Milwaukee Brewers @ Minnesota Twins</b> Metropolitan Stadium, Bloomington, MI Mon Aug 11 1975, 8:05 PM EDT Att: 11,238 - Unknown - 84 F		
Bobby Mitchell, R (1, 7) OBP: 0.332, SLG: 0.462 Bill Sharp, L (3, 7) OBP: 0.286, SLG: 0.319	F8	K		G3			K		3-1 1-2 2-3	2	0	0	0	0	1	1			
George Scott, R (1, 3) OBP: 0.348, SLG: 0.510	SF9 3B			HR		P5	F9		IBB	4	2	2	2	1	0	1			
Hank Aaron, R (1, 10) OBP: 0.334, SLG: 0.373	SF9			HR		F2			F9 1B	4	1	2	2	0	0	3			
Sixto Lezcano, R (1, 9) OBP: 0.319, SLG: 0.381	F9			F9		F7			K	4	0	0	0	0	1	1			
Darrell Porter, L (1, 2) OBP: 0.363, SLG: 0.414		HR		BB		L9			F7	3	1	1	0	1	0	1			
Gorman Thomas, R (1, 8) OBP: 0.295, SLG: 0.438	F9			K		K			P4	4	0	0	0	0	2	3			
Pedro Garcia, R (1, 4) OBP: 0.280, SLG: 0.332 Bob Sheldon, L (9, PH) OBP: 0.466, SLG: 0.491	K			1-3		P4			3-1 1B	3	0	0	0	0	1	2			
Jack Lind, S (1, 6) OBP: 0.222, SLG: 0.125 Mike Hegan, L (9, PH) OBP: 0.397, SLG: 0.445	HR			3-1		L8			F8 1B	2	1	1	0	1	0	0			
<b>Inning Stats</b>	R: 2 E: 1 K: 0 S: 5	H: 1 LOB: 0 BB: 0 P: 5	R: 3 E: 0 K: 2 S: 9	H: 2 LOB: 0 BB: 1 P: 13	R: 2 E: 0 K: 1 S: 7	H: 2 LOB: 1 BB: 1 P: 11	R: 0 E: 0 K: 0 S: 3	H: 0 LOB: 0 BB: 0 P: 3	R: 0 E: 0 K: 1 S: 6	H: 1 LOB: 1 BB: 0 P: 6	R: 0 E: 0 K: 1 S: 6	H: 1 LOB: 1 BB: 0 P: 6	R: 0 E: 0 K: 0 S: 5	H: 2 LOB: 3 BB: 1 P: 9	1B: 4 2B: 1 3B: 1 HR: 3	SF: 1 SAC: 0 DP: 0 HBP: 0		WP: 0 PA: 40 PB: 0 SB: 1 CS: 0	
<b>PITCHER</b>	IP	WLS	BF	H	R	ER	SO	BB	IBB	HBP	BLK	WP	HR	S	P	ERA	WHIP		
Bill Butler, L (1, 1) ERA: 6.84 Tom Johnson, R (3, 1) ERA: 3.77	2.0		12	4	6	4	2	1	0	0	0	0	2	15	19	18.00	2.500		
	7.0	W	28	5	1	1	4	1	1	0	0	0	1	34	42	1.29	0.857		

Batter	1	2	3	4	5	6	7	8	9	AB	R	H	RBI	BB	SO	LOB	BOTTOM		
Lyman Bostock, L (1, 9) OBP: 0.316, SLG: 0.336	4-3	E6 1B		6-3		FC1 BB			1-3	4	1	0	0	1	0	0	<b>Milwaukee Brewers @ Minnesota Twins</b> Metropolitan Stadium, Bloomington, MI Mon Aug 11 1975, 8:05 PM EDT Att: 11,238 - Unknown - 84 F		
Dan Ford, R (1, 8) OBP: 0.317, SLG: 0.423	FC1-6 2B	1B		K		FC1			K	4	1	1	0	1	2	1			
Rod Carew, L (1, 4) OBP: 0.433, SLG: 0.522	FC1-6 1B	1B		G3		FC6 IBB			4-3	4	0	2	1	1	0	0			
John Briggs, L (1, 3) OBP: 0.422, SLG: 0.407	FC1-6 2B			HR		F8			F8	3	1	0	0	1	1	5			
Tony Oliva, L (1, 10) OBP: 0.361, SLG: 0.428				HR		6-3			FC6	4	1	2	1	0	0	3			
Eric Soderholm, R (1, 5) OBP: 0.356, SLG: 0.393	4-3			HR					F7	4	2	2	3	0	0	2			
Steve Braun, L (1, 7) OBP: 0.378, SLG: 0.424		E8 4-3		F9		HR			FC6-4 1B	4	2	2	2	0	0	0			
Jerry Terrell, R (1, 6) OBP: 0.325, SLG: 0.335		F9		F8		L6			F7	4	0	0	0	0	0	2			
Glenn Borgmann, R (1, 2) OBP: 0.302, SLG: 0.286	4-3			F8		L7			FC6-4	4	0	0	0	0	0	2			
<b>Inning Stats</b>	R: 1 E: 0 K: 0 S: 5	H: 2 LOB: 2 BB: 1 P: 9	R: 2 E: 2 K: 0 S: 6	H: 2 LOB: 2 BB: 0 P: 6	R: 3 E: 0 K: 0 S: 5	H: 2 LOB: 0 BB: 1 P: 9	R: 0 E: 0 K: 1 S: 5	H: 0 LOB: 0 BB: 0 P: 5	R: 2 E: 0 K: 1 S: 7	H: 2 LOB: 0 BB: 0 P: 7	R: 0 E: 1 K: 0 S: 4	H: 0 LOB: 2 BB: 2 P: 12	R: 0 E: 0 K: 0 S: 4	H: 1 LOB: 1 BB: 0 P: 4	R: 0 E: 0 K: 1 S: 5	H: 0 LOB: 0 BB: 0 P: 5		1B: 5 2B: 1 3B: 1 HR: 2	SF: 0 SAC: 0 DP: 0 HBP: 0
<b>PITCHER</b>	IP	WLS	BF	H	R	ER	SO	BB	IBB	HBP	BLK	WP	HR	S	P	ERA	WHIP		
Jim Slaton, R (1, 1) ERA: 4.15 Eduardo Rodriguez, R (5, 1) ERA: 3.23 Rick Austin, L (6, 1) ERA: 3.0	4.2	L	25	8	8	6	2	2	0	0	0	0	2	27	35	11.57	2.143		
	2.2		9	1	0	0	1	0	0	0	0	0	0	11	11	0.00	0.375		



Batter	1	2	3	4	5	6	7	8	9	AB	R	H	RBI	BB	SO	LOB	TOP
<b>Bob Sheldon, L</b> (1, 4) OBP: 0.444, SLG: 0.466										5	0	1	1	0	0	3	
<b>Robin Yount, R</b> (1, 6) OBP: 0.315, SLG: 0.359										5	2	2	0	0	0	2	
<b>George Scott, R</b> (1, 3) OBP: 0.351, SLG: 0.510										4	1	2	1	1	0	2	
<b>Hank Aaron, R</b> (1, 10) OBP: 0.333, SLG: 0.371										5	1	1	1	0	2	2	
<b>Darrell Porter, L</b> (1, 2) OBP: 0.361, SLG: 0.408										4	0	0	1	1	1	2	
<b>Mike Hegan, L</b> (1, 7) OBP: 0.386, SLG: 0.443										3	1	1	1	0	1	2	
<b>Gorman Thomas, R</b> (7, 8) OBP: 0.292, SLG: 0.434										2	0	0	0	0	1	0	
<b>Sixto Lezcano, R</b> (1, 9) OBP: 0.321, SLG: 0.381										3	1	1	0	1	1	0	
<b>Bill Sharp, L</b> (1, 8) OBP: 0.289, SLG: 0.326										4	1	2	1	0	0	0	
<b>Kurt Bevacqua, R</b> (1, 5) OBP: 0.257, SLG: 0.274										3	0	1	1	1	2	0	
<b>Inning Stats</b>	R: 4 E: 0 K: 0 S: 8	H: 5 LOB: 3 BB: 2 P: 16	R: 0 E: 0 K: 1 S: 5	H: 0 LOB: 0 BB: 0 P: 5	R: 0 E: 0 K: 1 S: 5	H: 0 LOB: 0 BB: 0 P: 5	R: 0 E: 0 K: 1 S: 5	H: 0 LOB: 2 BB: 2 P: 13	R: 1 E: 0 K: 1 S: 7	H: 2 LOB: 1 BB: 0 P: 7	R: 2 E: 0 K: 0 S: 7	H: 4 LOB: 2 BB: 0 P: 7	R: 0 E: 0 K: 2 S: 7	H: 0 LOB: 0 BB: 0 P: 7	1B: 8 2B: 3 3B: 0 HR: 0	SF: 0 SAC: 0 DP: 0 HBP: 0	WP: 0 PA: 42 PB: 0 SB: 0 CS: 0
<b>PITCHER</b>	IP WLS BF H R ER SO BB IBB HBP BLK WP HR S P ERA WHIP																
<b>Jim Hughes, R</b> (1, 1) ERA: 4.21	0.2 L 9 5 4 4 0 2 0 0 0 0 0 0 7 15 54.00 10.500																
<b>Mark Wiley, R</b> (1, 1) ERA: 5.75	6.2 28 6 3 3 6 2 0 0 0 0 0 0 38 46 4.05 1.200																
<b>Bill Campbell, R</b> (8, 1) ERA: 4.41	1.2 5 0 0 0 2 0 0 0 0 0 0 0 9 9 0.00 0.000																

Milwaukee Brewers @ Minnesota Twins  
Metropolitan Stadium, Bloomington, MI  
Tue Aug 12 1975, 8:05 PM EDT  
Att: 14,023 - Unknown - 84 F

AB 38  
R 7  
H 11  
RBI 7  
BB 4  
SO 8  
LOB 13



Batter	1	2	3	4	5	6	7	8	9	AB	R	H	RBI	BB	SO	LOB	BOTTOM		
<b>Dan Ford, R</b> (1, 8) OBP: 0.318, SLG: 0.422										5	0	2	1	0	0	1			
<b>Jerry Terrell, R</b> (1, 9) OBP: 0.326, SLG: 0.336										5	0	2	1	0	0	2			
<b>Rod Carew, L</b> (1, 4) OBP: 0.430, SLG: 0.521										5	1	1	0	0	0	3			
<b>Eric Soderholm, R</b> (1, 5) OBP: 0.357, SLG: 0.400										3	1	1	1	1	0	2			
<b>Tony Oliva, L</b> (1, 10) OBP: 0.357, SLG: 0.424										3	0	0	1	0	0	1			
<b>Craig Kusick, R</b> (1, 3) OBP: 0.321, SLG: 0.337										3	0	1	0	1	0	0			
<b>Danny Thompson, R</b> (1, 6) OBP: 0.302, SLG: 0.331										1	0	0	0	1	0	0			
<b>John Briggs, L</b> (6, PH) OBP: 0.421, SLG: 0.406										1	0	0	0	0	1	1			
<b>Luis Gomez, R</b> (7, 6) OBP: 0.217, SLG: 0.164										0	0	0	0	0	0	0			
<b>Lyman Bostock, L</b> (9, PH) OBP: 0.315, SLG: 0.335										1	0	0	0	0	0	0			
<b>Steve Braun, L</b> (1, 7) OBP: 0.379, SLG: 0.427										3	1	1	0	1	1	2			
<b>Glenn Borgmann, R</b> (1, 2) OBP: 0.301, SLG: 0.285										4	1	1	0	0	0	1			
<b>Inning Stats</b>	R: 0 E: 0 K: 0 S: 4	H: 1 LOB: 1 BB: 0 P: 4	R: 0 E: 0 K: 0 S: 3	H: 0 LOB: 0 BB: 0 P: 3	R: 0 E: 0 K: 0 S: 4	H: 1 LOB: 1 BB: 0 P: 4	R: 1 E: 0 K: 0 S: 4	H: 1 LOB: 2 BB: 2 P: 12	R: 0 E: 0 K: 1 S: 7	H: 2 LOB: 1 BB: 0 P: 7	R: 0 E: 0 K: 1 S: 5	H: 0 LOB: 0 BB: 0 P: 5	R: 0 E: 0 K: 0 S: 3	H: 0 LOB: 1 BB: 1 P: 7	R: 2 E: 0 K: 0 S: 6	H: 3 LOB: 2 BB: 1 P: 10	1B: 6 2B: 2 3B: 0 HR: 1	SF: 1 SAC: 0 DP: 1 HBP: 0	WP: 0 PA: 39 PB: 0 SB: 0 CS: 0
<b>PITCHER</b>	IP WLS BF H R ER SO BB IBB HBP BLK WP HR S P ERA WHIP																		
<b>Bill Travers, L</b> (1, 1) ERA: 4.16	5.0 W 21 5 2 2 0 2 0 0 0 0 0 1 19 27 3.60 1.400																		
<b>Pete Broberg, R</b> (6, 1) ERA: 4.5	3.2 16 3 2 2 2 2 0 0 0 0 0 0 18 26 4.91 1.364																		
<b>Tom Murphy, R</b> (9, 1) ERA: 3.15	0.1 S 2 1 0 0 0 0 0 0 0 0 0 0 2 2 0.00 3.000																		

Milwaukee Brewers @ Minnesota Twins  
Metropolitan Stadium, Bloomington, MI  
Tue Aug 12 1975, 8:05 PM EDT  
Att: 14,023 - Unknown - 84 F

AB 34  
R 4  
H 9  
RBI 4  
BB 4  
SO 2  
LOB 13





Batter	1	2	3	4	5	6	7	8	9	AB	R	H	RBI	BB	SO	LOB	TOP					
<b>Bob Sheldon, L</b> (1,4) OBP: 0.418, SLG: 0.435	0-0 4-3		0-0 L7			0-0 6-3		0-0 6-3		4	0	0	0	0	0	1						
<b>Robin Yount, R</b> (1,6) OBP: 0.317, SLG: 0.363	0-0 G5-4-3 1B			0-0 SH3 2B		0-0 F9		0-0 F3		4	0	2	0	0	0	1						
<b>George Scott, R</b> (1,3) OBP: 0.349, SLG: 0.507	0-0 G5-4-3 1-2			0-0 SH3 2-3		0-0 F8			0-3 K	3	0	0	0	0	1	1						
<b>Hank Aaron, R</b> (1,10) OBP: 0.329, SLG: 0.367		0-0 F7		0-3 K		0-0 F8			0-0 5-3	4	0	0	0	0	1	1						
<b>Darrell Porter, L</b> (1,2) OBP: 0.363, SLG: 0.431		0-0 HR		0-3 K		0-0 HR			0-0 P4	4	2	2	2	0	1	1						
<b>Mike Hegan, L</b> (1,7) OBP: 0.376, SLG: 0.433		0-0 F8			0-0 P4		0-3 K			3	0	0	0	0	1	0						
<b>Gorman Thomas, R</b> (1,8) OBP: 0.297, SLG: 0.431		0-3 K			4-0 S BB		4-0 CS BB			1	0	0	0	2	1	0						
<b>Bill Sharp, L</b> (1,9) OBP: 0.286, SLG: 0.322			0-3 K		0-0 F8 1-2		0-0 CS 1-2	0-0 F7		3	0	0	0	0	1	1						
<b>Kurt Bevacqua, R</b> (1,5) OBP: 0.258, SLG: 0.275			0-0 6-3		0-3 K			0-0 6-3 1B		3	0	1	0	0	1	1						
<b>Inning Stats</b>	R: 0 E: 0 K: 0 S: 3	H: 1 LOB: 0 BB: 0 P: 3	R: 1 E: 0 K: 1 S: 6	H: 1 LOB: 0 BB: 0 P: 6	R: 0 E: 0 K: 1 S: 5	H: 0 LOB: 0 BB: 0 P: 5	R: 0 E: 0 K: 2 S: 8	H: 1 LOB: 1 BB: 0 P: 8	R: 0 E: 0 K: 1 S: 5	H: 0 LOB: 1 BB: 1 P: 9	R: 0 E: 0 K: 0 S: 3	H: 0 LOB: 0 BB: 0 P: 3	R: 1 E: 0 K: 1 S: 5	H: 1 LOB: 0 BB: 1 P: 9	R: 0 E: 0 K: 0 S: 4	H: 1 LOB: 1 BB: 0 P: 4	R: 0 E: 0 K: 1 S: 5	H: 0 LOB: 0 BB: 0 P: 5	1B: 2 2B: 1 3B: 0 HR: 2	SF: 0 SAC: 1 DP: 1 HBP: 0	WP: 0 PB: 0 SB: 1 CS: 1	PA: 33
<b>PITCHER</b> <b>Dave Goltz, R</b> (1,1) ERA: 3.84	IP: 9.0 WLS: W BF: 32 H: 5 R: 2 ER: 2 SO: 7 BB: 2 IBB: 0 HBP: 0 BLK: 0 WP: 0 HR: 2 S: 44 P: 52 ERA: 2.00 WHIP: 0.778															<b>PITCHER</b>						

**Milwaukee Brewers @ Minnesota Twins**  
Metropolitan Stadium, Bloomington, MI  
Wed Aug 13 1975, 8:05 PM EDT  
Att: 12,669 - Unknown - 76 F

AB 29  
R 2  
H 5  
RBI 2  
BB 2  
SO 7  
LOB 7



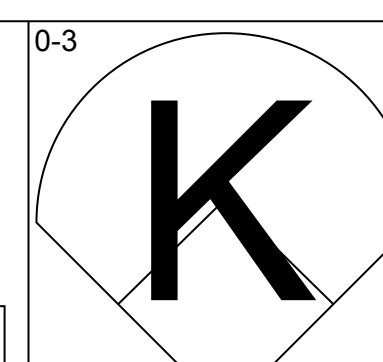
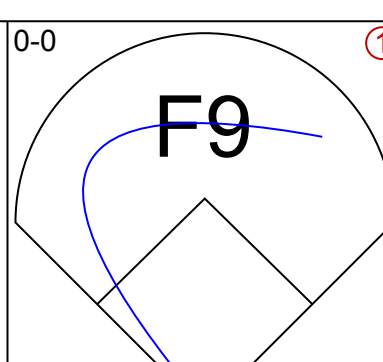
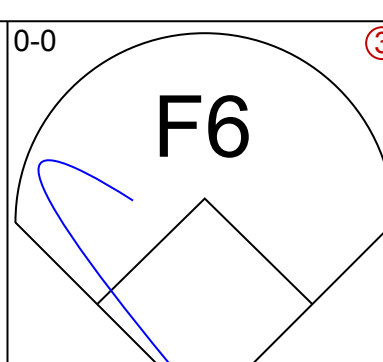
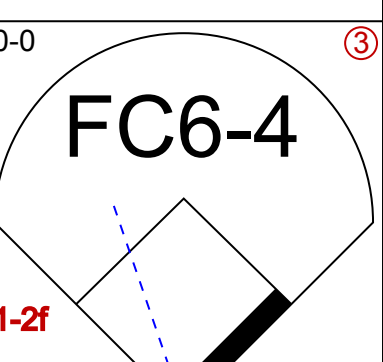
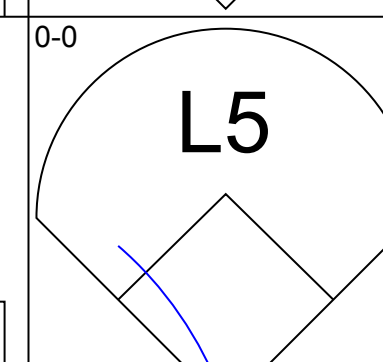
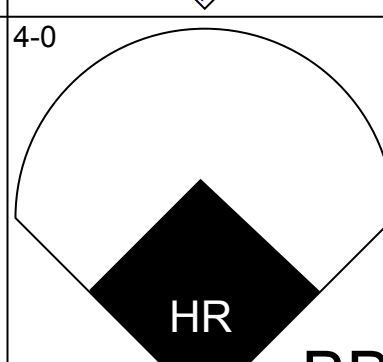
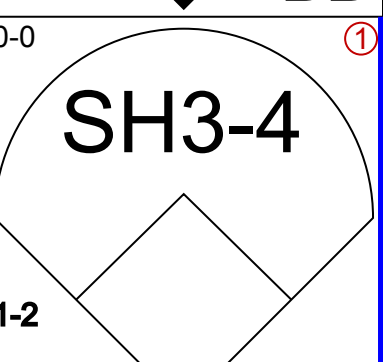
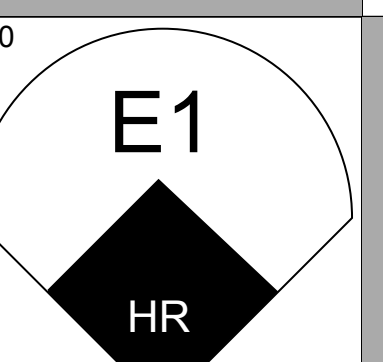
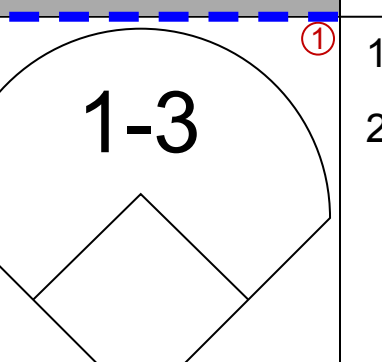
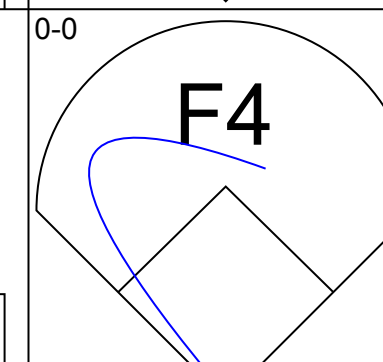
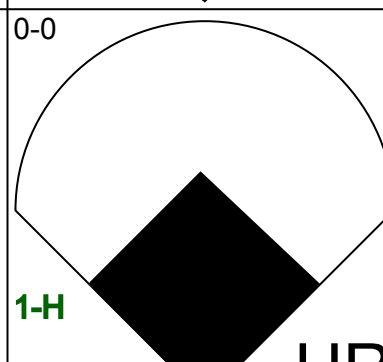
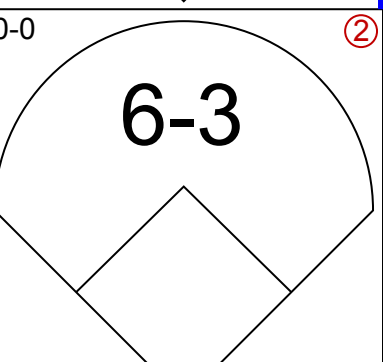
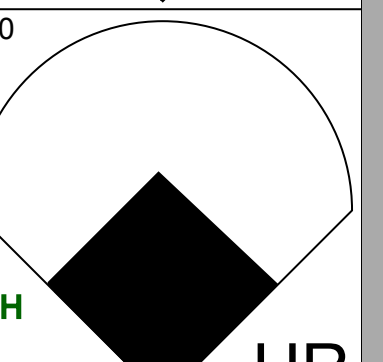
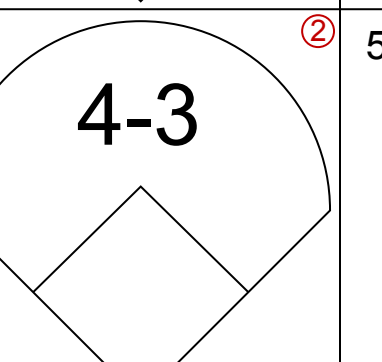
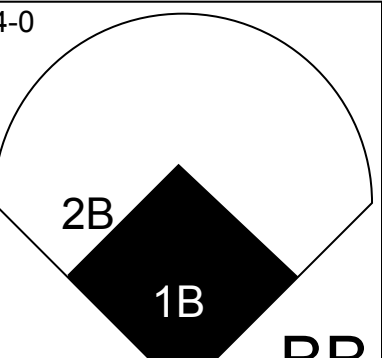
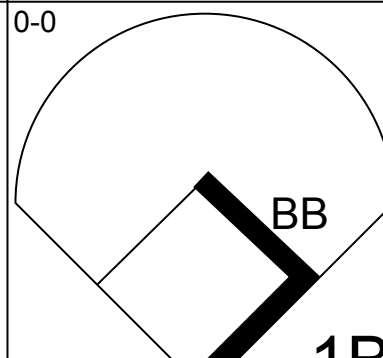
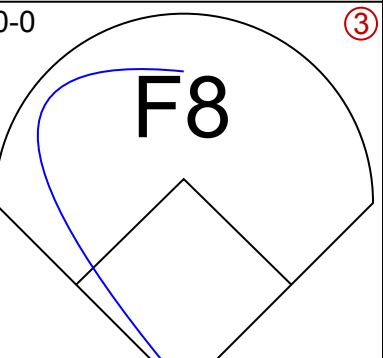
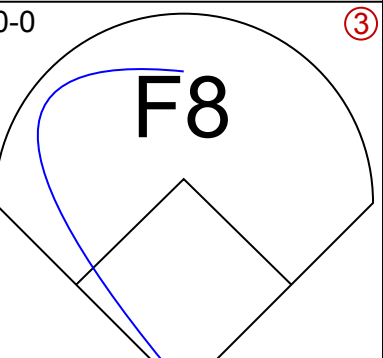
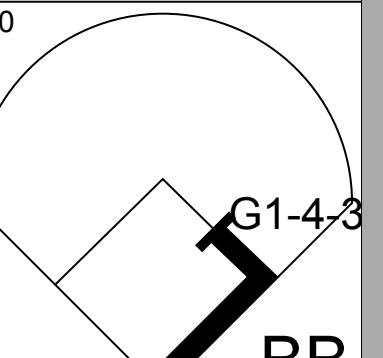
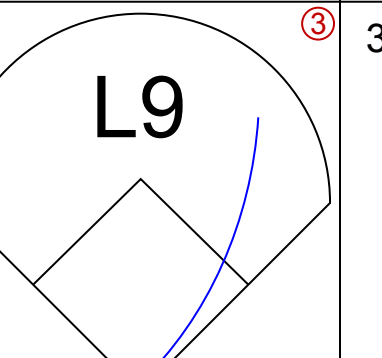
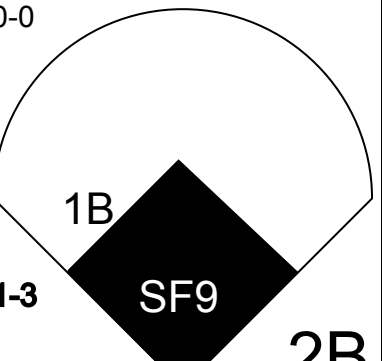
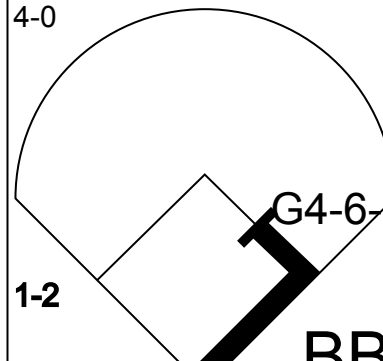

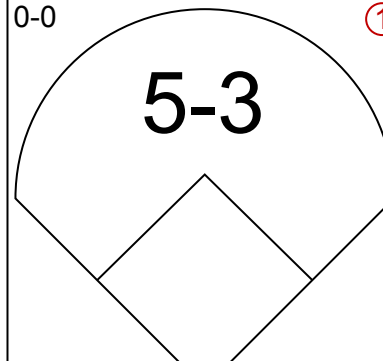

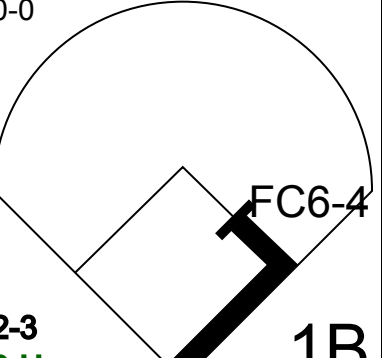
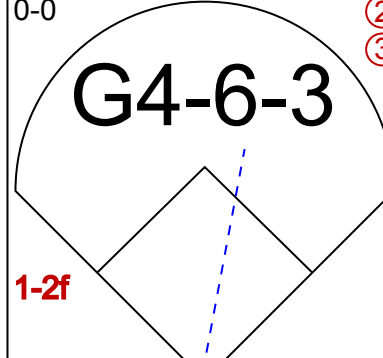
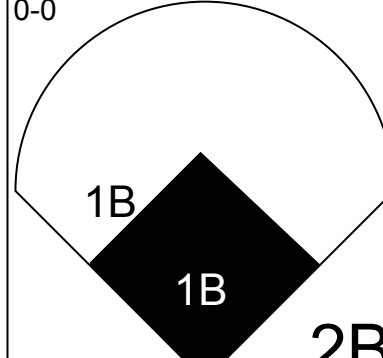

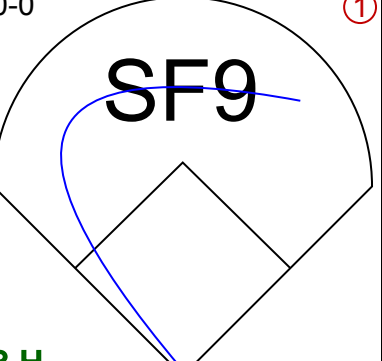
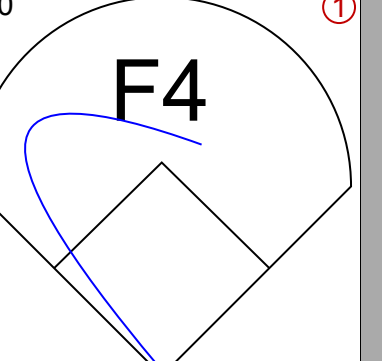
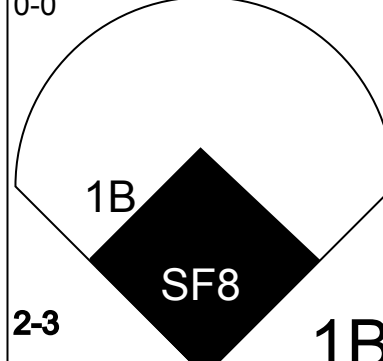
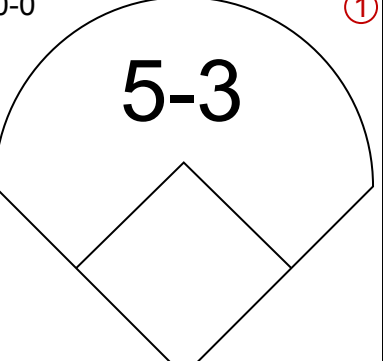
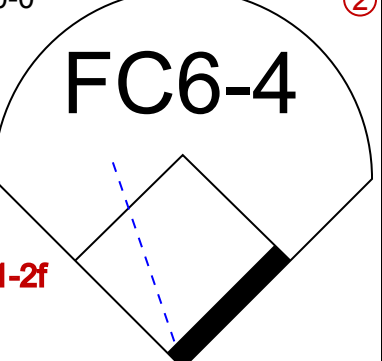
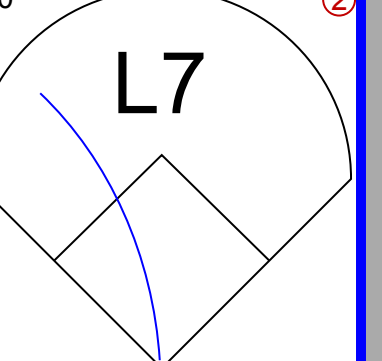
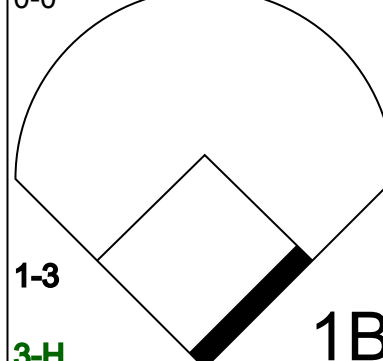
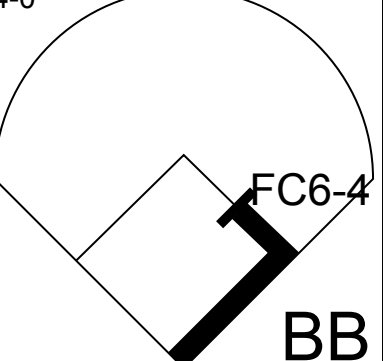
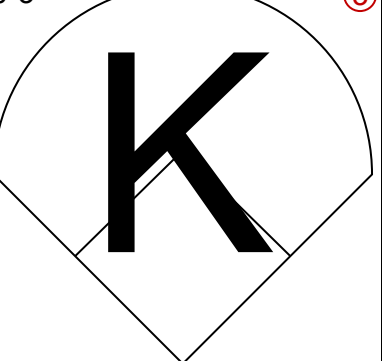
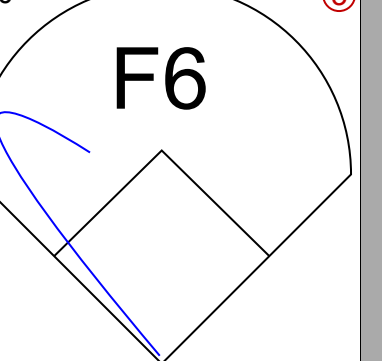
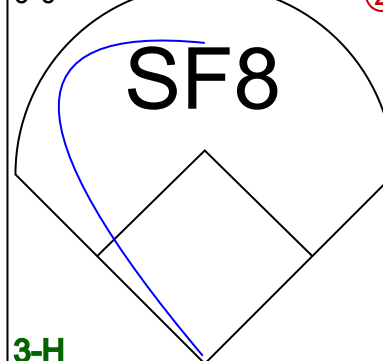
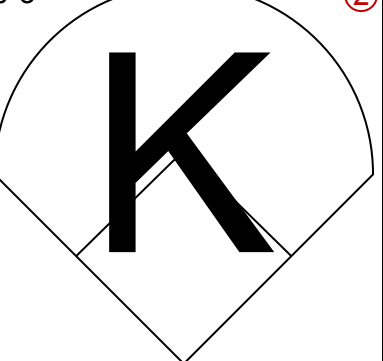
Batter	1	2	3	4	5	6	7	8	9	AB	R	H	RBI	BB	SO	LOB	BOTTOM					
<b>Lyman Bostock, L</b> (1,9) OBP: 0.321, SLG: 0.339	0-0 6-3		0-0 2B		4-0 FC3-6 BB		0-0 L7	4-0 BB		3	0	1	0	2	0	0						
<b>Dan Ford, R</b> (1,8) OBP: 0.314, SLG: 0.416	0-0 P3		0-0 6-3		0-0 P1		0-0 F7	0-0 F7		5	0	0	0	0	0	3						
<b>Rod Carew, L</b> (1,4) OBP: 0.429, SLG: 0.517	0-3 K		0-0 F7		0-0 FC3-6 1-2		4-0 S BB			3	0	0	0	1	1	2						
<b>John Briggs, L</b> (1,3) OBP: 0.422, SLG: 0.402		0-0 F5		4-0 F8 1B 2B BB	0-0 4-3		4-0 1-2 BB			2	1	0	0	2	0	1						
<b>Tony Oliva, L</b> (1,10) OBP: 0.356, SLG: 0.422		0-0 L8		0-0 2B 1-2 1B		0-0 6-3	0-0 4-3			4	0	1	0	0	2							
<b>Jerry Terrell, R</b> (1,5) OBP: 0.325, SLG: 0.335		0-0 1B		0-0 F8		0-0 6-3		0-0 F9		4	0	1	0	0	2							
<b>Steve Braun, L</b> (1,7) OBP: 0.381, SLG: 0.436		0-0 1B		0-0 F8 1-3 1B		0-0 HR		0-3 K		4	1	2	1	0	1	2						
<b>Danny Thompson, R</b> (1,6) OBP: 0.308, SLG: 0.351		0-0 1-3		0-0 2B		0-0 HR		0-0 HR 1B		4	2	3	2	0	2							
<b>Luis Gomez, R</b> (9,6) OBP: 0.217, SLG: 0.164				1-3 3-H 2B		0-0 HR		0-0 HR 1B		0	0	0	0	0	0	0						
<b>Phil Roof, R</b> (1,2) OBP: 0.294, SLG: 0.458			0-0 6-3		0-0 F2		0-0 F9		0-0 HR	4	1	1	2	0	2							
<b>Inning Stats</b>	R: 0 E: 0 K: 1 S: 5	H: 0 LOB: 0 BB: 0 P: 5	R: 0 E: 0 K: 0 S: 5	H: 2 LOB: 2 BB: 0 P: 5	R: 0 E: 0 K: 0 S: 4	H: 1 LOB: 1 BB: 0 P: 4	R: 1 E: 0 K: 0 S: 5	H: 2 LOB: 2 BB: 1 P: 9	R: 0 E: 0 K: 0 S: 3	H: 0 LOB: 1 BB: 1 P: 7	R: 2 E: 0 K: 0 S: 5	H: 2 LOB: 0 BB: 0 P: 5	R: 0 E: 0 K: 0 S: 3	H: 0 LOB: 2 BB: 2 P: 11	R: 0 E: 0 K: 1 S: 7	H: 2 LOB: 1 BB: 1 P: 11	R: 2 E: 0 K: 1 S: 7	H: 2 LOB: 1 BB: 1 P: 11	1B: 4 2B: 2 3B: 0 HR: 3	SF: 0 SAC: 0 DP: 0 HBP: 0	WP: 0 PB: 0 SB: 1 CS: 0	PA: 38
<b>PITCHER</b> <b>Tom Hausman, R</b> (1,1) ERA: 3.9	IP: 6.2 WLS: L BF: 31 H: 7 R: 3 ER: 3 SO: 3 BB: 4 IBB: 0 HBP: 0 BLK: 0 WP: 0 HR: 2 S: 29 P: 45 ERA: 4.05 WHIP: 1.650															<b>PITCHER</b>						
<b>Rick Austin, L</b> (7,1) ERA: 3.49	IP: 1.1 WLS: L BF: 7 H: 2 R: 2 ER: 2 SO: 1 BB: 1 IBB: 0 HBP: 0 BLK: 0 WP: 0 HR: 1 S: 8 P: 12 ERA: 13.50 WHIP: 2.250															<b>PITCHER</b>						

**Milwaukee Brewers @ Minnesota Twins**  
Metropolitan Stadium, Bloomington, MI  
Wed Aug 13 1975, 8:05 PM EDT  
Att: 12,669 - Unknown - 76 F

AB 33  
R 5  
H 9  
RBI 5  
BB 5  
SO 2  
LOB 16



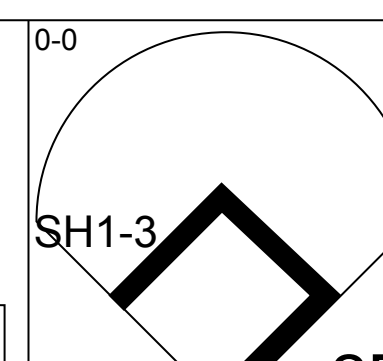
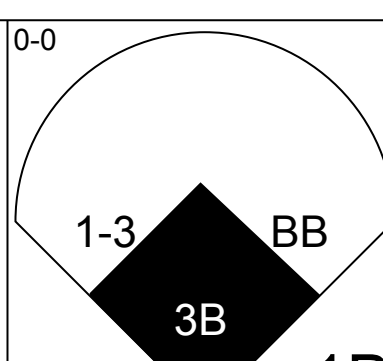
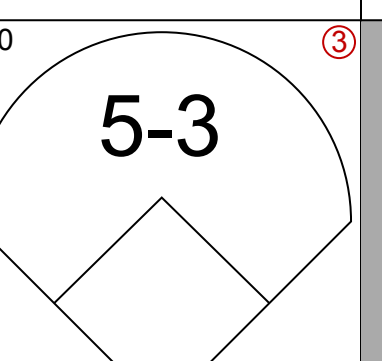
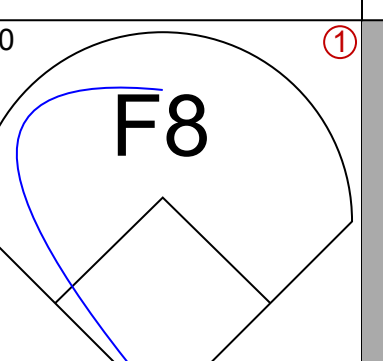
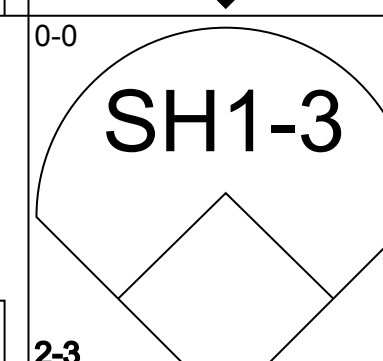
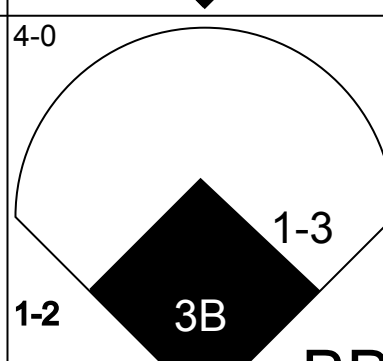
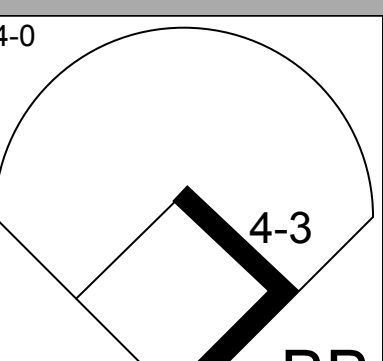
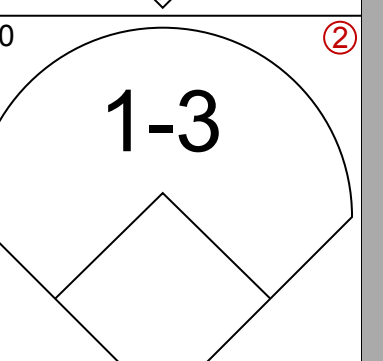
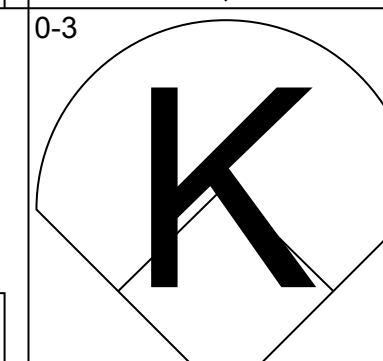
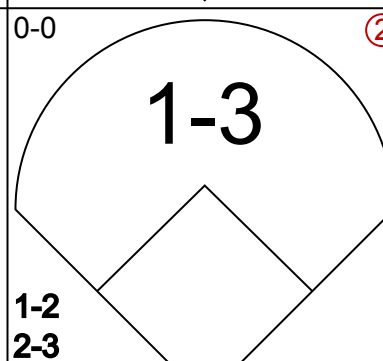
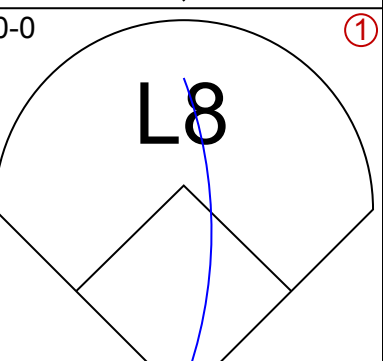
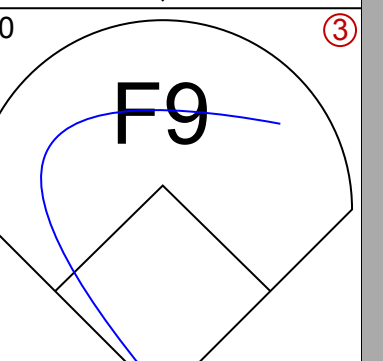
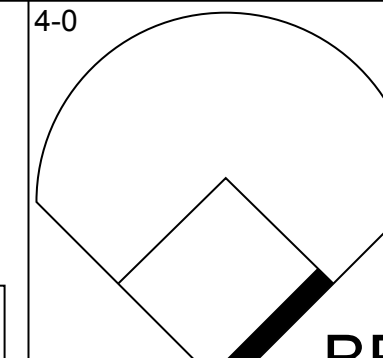
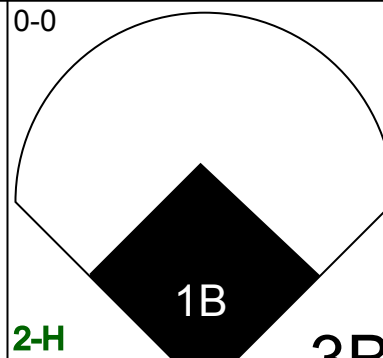
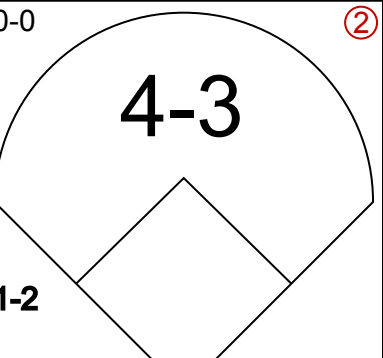
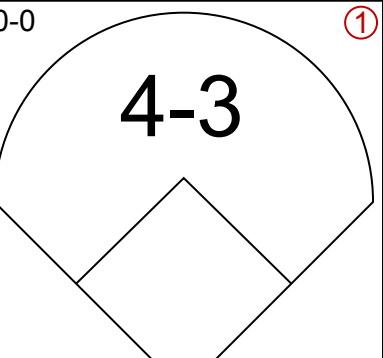
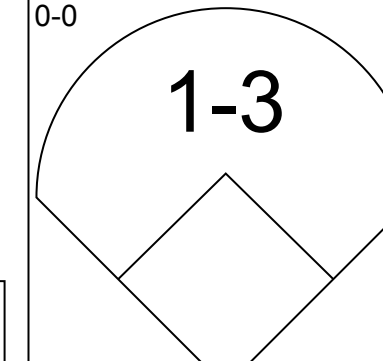
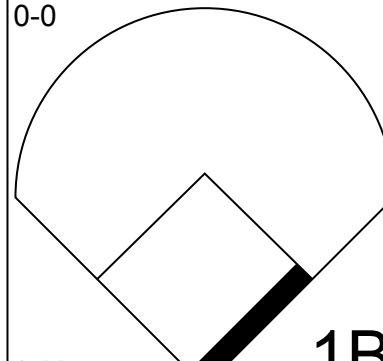
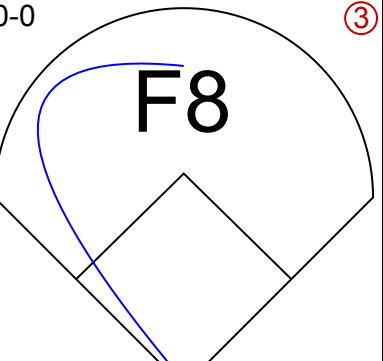
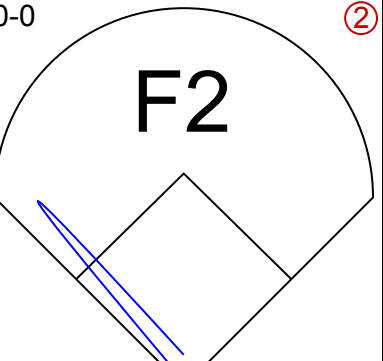
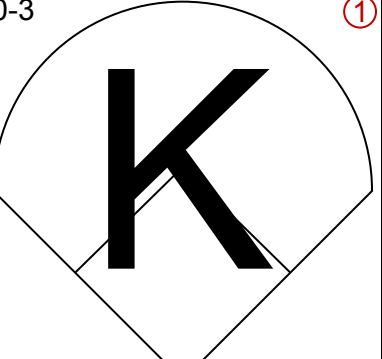
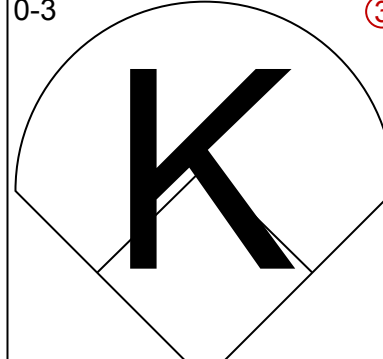
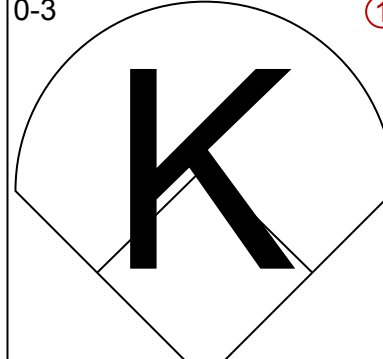
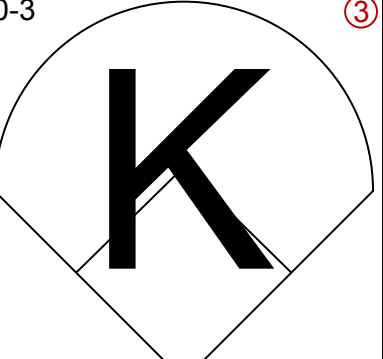
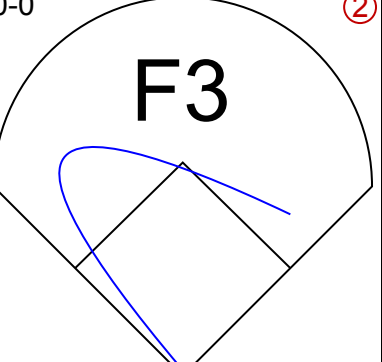
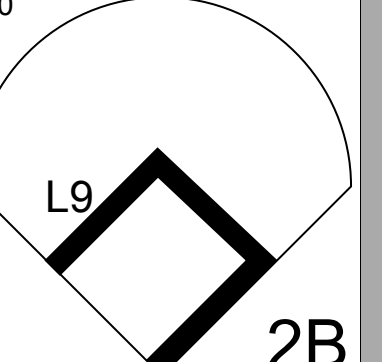
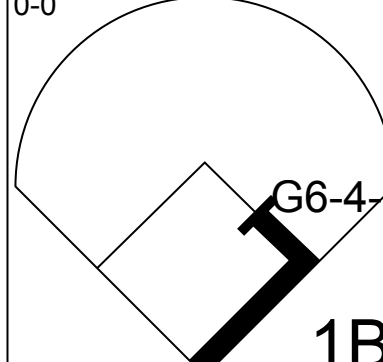
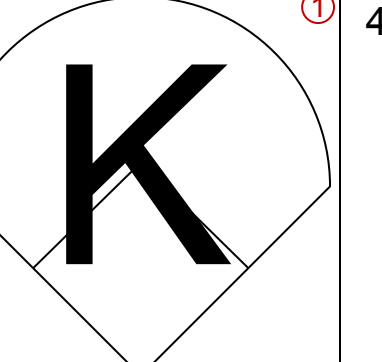
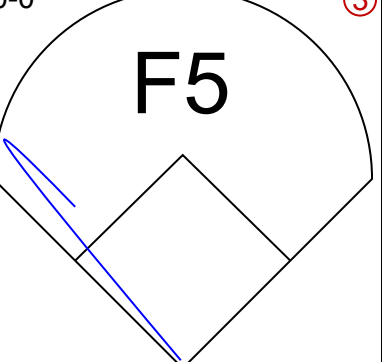

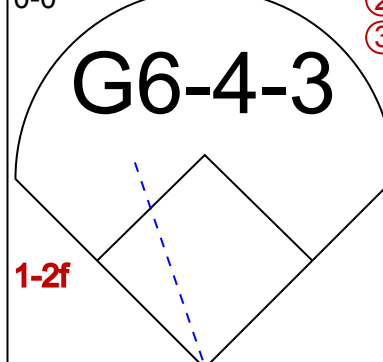
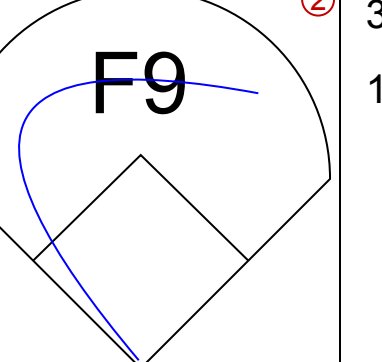
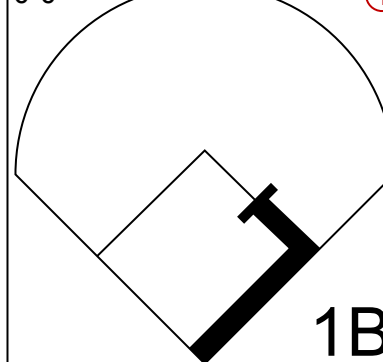
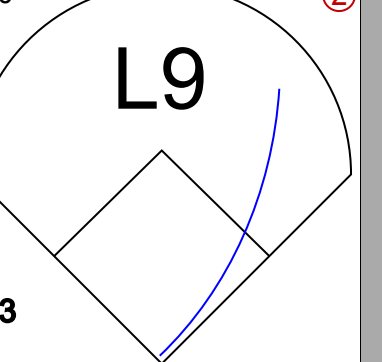

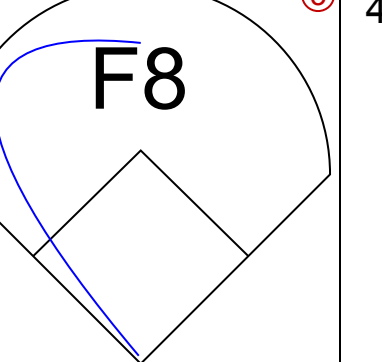


Batter	1	2	3	4	5	6	7	8	9	AB	R	H	RBI	BB	SO	LOB	TOP					
Don Money, R OBP: 0.306, SLG: 0.404 Jack Lind, S OBP: 0.200, SLG: 0.111										3	0	0	0	1	1	1						
Bobby Mitchell, R OBP: 0.333, SLG: 0.459 Bill Sharp, L OBP: 0.284, SLG: 0.320										1	1	0	0	1	0	0						
George Scott, R OBP: 0.349, SLG: 0.519										5	2	2	4	0	0	1						
Hank Aaron, R OBP: 0.333, SLG: 0.366										3	1	1	0	2	0	1						
Sixto Lezcano, R OBP: 0.322, SLG: 0.383										3	1	1	0	1	1	1						
Charlie Moore, R OBP: 0.338, SLG: 0.380										4	1	2	1	0	0	3						
Robin Yount, R OBP: 0.316, SLG: 0.363										3	1	1	1	0	0	0						
Pedro Garcia, R OBP: 0.277, SLG: 0.329 Bob Sheldon, L OBP: 0.435, SLG: 0.444										2	0	0	0	0	0	1						
Gorman Thomas, R OBP: 0.292, SLG: 0.425										3	0	0	1	0	2	2						
<b>Inning Stats</b>	R: 0 E: 0 K: 1 S: 5	H: 0 LOB: 0 BB: 0 P: 5	R: 2 E: 0 K: 1 S: 7	H: 2 LOB: 1 BB: 1 P: 11	R: 2 E: 0 K: 0 S: 4	H: 2 LOB: 1 BB: 2 P: 12	R: 0 E: 0 K: 0 S: 3	H: 0 LOB: 0 BB: 0 P: 3	R: 0 E: 0 K: 0 S: 3	H: 0 LOB: 1 BB: 1 P: 7	R: 2 E: 0 K: 0 S: 6	H: 3 LOB: 1 BB: 0 P: 6	R: 2 E: 1 K: 1 S: 6	H: 1 LOB: 0 BB: 1 P: 10	R: 0 E: 0 K: 1 S: 5	H: 0 LOB: 1 BB: 1 P: 9	R: 0 E: 0 K: 0 S: 3	H: 0 LOB: 0 BB: 0 P: 3	1B: 4 2B: 2 3B: 0 HR: 2	SF: 2 SAC: 1 DP: 2 HBP: 0	WP: 0 PB: 0 SB: 0 CS: 0	PA: 40
<b>PITCHER</b>	IP	WLS	BF	H	R	ER	SO	BB	IBB	HBP	BLK	WP	HR	S	P	ERA	WHIP					
Vida Blue, L ERA: 3.05	2.1	L	14	4	4	4	2	3	0	0	0	0	1	15	27	15.43	3.000					
Glenn Abbott, R ERA: 4.06	3.0		11	2	2	2	0	1	0	0	0	0	0	10	14	6.00	1.000					
Jim Todd, R ERA: 2.8	2.2		12	2	2	1	2	2	0	0	0	0	1	14	22	3.38	1.500					
Paul Lindblad, L ERA: 2.04	1.0		3	0	0	0	0	0	0	0	0	0	0	3	3	0.00	0.000					

Milwaukee Brewers @ Oakland Athletics  
Oakland-Alameda County Coliseum, Oakland, CA  
Fri Aug 15 1975, 7:05 PM PDT  
Att: 7,279 - Unknown

AB 31  
R 8  
H 8  
RBI 8  
BB 6  
SO 4  
LOB 11



Batter	1	2	3	4	5	6	7	8	9	AB	R	H	RBI	BB	SO	LOB	BOTTOM					
Bert Campaneris, R OBP: 0.331, SLG: 0.327										4	1	2	0	0	0	1						
Bill North, S OBP: 0.373, SLG: 0.311										1	1	0	0	2	0	0						
Claudell Washington, L OBP: 0.342, SLG: 0.425										4	0	0	0	0	1	4						
Reggie Jackson, L OBP: 0.341, SLG: 0.533										3	1	1	2	1	0	1						
Billy Williams, L OBP: 0.333, SLG: 0.400										4	0	1	1	0	0	3						
Gene Tenace, R OBP: 0.391, SLG: 0.435										4	0	0	0	0	4	1						
Sal Bando, R OBP: 0.311, SLG: 0.309										4	0	2	0	0	1	0						
Tommy Harper, R OBP: 0.323, SLG: 0.306 Jim Holt, L OBP: 0.333, SLG: 0.268 (PH)										3	0	0	0	0	1	2						
Phil Garner, R OBP: 0.272, SLG: 0.327										4	1	2	1	0	0	1						
<b>Inning Stats</b>	R: 0 E: 0 K: 1 S: 6	H: 1 LOB: 2 BB: 1 P: 10	R: 0 E: 0 K: 1 S: 5	H: 0 LOB: 0 BB: 0 P: 5	R: 3 E: 0 K: 1 S: 8	H: 4 LOB: 1 BB: 1 P: 12	R: 0 E: 0 K: 1 S: 6	H: 1 LOB: 0 BB: 0 P: 6	R: 0 E: 0 K: 0 S: 3	H: 0 LOB: 1 BB: 1 P: 7	R: 0 E: 0 K: 1 S: 5	H: 1 LOB: 0 BB: 0 P: 5	R: 1 E: 0 K: 0 S: 4	H: 1 LOB: 0 BB: 0 P: 4	R: 0 E: 0 K: 1 S: 5	H: 0 LOB: 0 BB: 0 P: 5	R: 0 E: 0 K: 1 S: 5	H: 0 LOB: 0 BB: 0 P: 5	1B: 4 2B: 2 3B: 1 HR: 1	SF: 0 SAC: 1 DP: 1 HBP: 0	WP: 0 PB: 0 SB: 0 CS: 0	PA: 36
<b>PITCHER</b>	IP	WLS	BF	H	R	ER	SO	BB	IBB	HBP	BLK	WP	HR	S	P	ERA	WHIP					
Jim Colborn, R ERA: 4.03	9.0	W	36	8	4	4	7	3	0	0	0	0	1	47	59	4.00	1.222					

Milwaukee Brewers @ Oakland Athletics  
Oakland-Alameda County Coliseum, Oakland, CA  
Fri Aug 15 1975, 7:05 PM PDT  
Att: 7,279 - Unknown

AB 32  
R 4  
H 8  
RBI 4  
BB 3  
SO 7  
LOB 13





Batter	1	2	3	4	5	6	7	8	9	AB	R	H	RBI	BB	SO	LOB	TOP			
<b>Robin Yount, R</b> OBP: 0.314, SLG: 0.360 (1, 6)	0-3 K		0-0 3-1		0-0 L7			0-0 L9		4	0	0	0	0	1	1	<b>Milwaukee Brewers @ Oakland Athletics</b> Oakland-Alameda County Coliseum, Oakland, CA Sat Aug 16 1975, 3:33 AM PDT Att: 11,104 - Unknown <a href="http://livebaseballscorecards.com">livebaseballscorecards.com</a>			
<b>Bobby Mitchell, R</b> OBP: 0.337, SLG: 0.466 <b>Bill Sharp, L</b> OBP: 0.284, SLG: 0.320 (1, 7) (8, 7)	0-0 4-3 2B		0-3 K			0-3 K		0-0 BB 1B		4	0	2	0	0	2	0				
<b>George Scott, R</b> OBP: 0.265, SLG: 0.515 <b>Jack Lind, S</b> OBP: 0.200, SLG: 0.111 (1, 3) (9, 5)	0-0 4-3 2-3		0-0 6-3			0-0 L8		4-0 BB 1-2 BB		3	0	0	0	1	0	1				
<b>Hank Aaron, R</b> OBP: 0.332, SLG: 0.365 (1, 10)	0-0 5-3			0-0 F4		0-0 E 1B		0-3 BB K		4	0	1	0	0	1	3				
<b>Sixto Lezcano, R</b> OBP: 0.319, SLG: 0.379 (1, 9)		0-0 L7		0-0 5-3		0-0 E5		0-3 BB K		4	0	0	0	0	1	3				
<b>Charlie Moore, R</b> OBP: 0.336, SLG: 0.398 (1, 2)		0-0 HR		0-0 6-3		0-0 F9			0-0 4-3	4	1	1	1	0	0	2				
<b>Kurt Bevacqua, R</b> OBP: 0.265, SLG: 0.273 <b>Mike Hegan, L</b> OBP: 0.382, SLG: 0.433 (9, PH) (9, 3)		4-0 BB			4-0 CS BB		0-0 6-3		4-0 BB BB	1	0	0	0	2	0	0				
<b>Pedro Garcia, R</b> OBP: 0.274, SLG: 0.325 <b>Bob Sheldon, L</b> OBP: 0.429, SLG: 0.438 (1, 4) (7, 4)		0-0 F7			0-3 K		0-3 K		0-3 K	3	0	0	0	0	2	2				
<b>Gorman Thomas, R</b> OBP: 0.291, SLG: 0.419 (1, 8)		0-0 F6			4-0 BB		0-3 K		0-3 K	3	0	0	0	1	2	2				
<b>Inning Stats</b>	R: 0 E: 0 K: 1 S: 6	H: 1 LOB: 1 BB: 0 P: 6	R: 1 E: 0 K: 0 S: 4	H: 1 LOB: 1 BB: 1 P: 8	R: 0 E: 0 K: 1 S: 5	H: 0 LOB: 0 BB: 0 P: 5	R: 0 E: 0 K: 0 S: 3	H: 0 LOB: 0 BB: 0 P: 3	R: 0 E: 1 K: 1 S: 4	H: 1 LOB: 2 BB: 0 P: 7	R: 0 E: 0 K: 2 S: 7	H: 0 LOB: 0 BB: 0 P: 7	R: 0 E: 0 K: 2 S: 8	H: 1 LOB: 2 BB: 1 P: 12	R: 0 E: 0 K: 2 S: 7	H: 0 LOB: 1 BB: 1 P: 11		1B: 2 2B: 1 3B: 0 HR: 1	SF: 0 SAC: 0 DP: 0 HBP: 0	WP: 0 PB: 0 SB: 0 CS: 1
<b>PITCHER</b> <b>Ken Holtzman, L</b> ERA: 3.42 <b>Rollie Fingers, R</b> ERA: 3.22	IP: 7.1 WLS: 7 BF: 30	H: 4 R: 1 ER: 1 SO: 6	BB: 4 IBB: 0 HBP: 0 BLK: 0	WP: 0 HR: 1 S: 38 P: 54	ERA: 1.23 WHIP: 1.091	IP: 1.2 WLS: 0 BF: 6	H: 0 R: 0 ER: 0 SO: 4	BB: 1 IBB: 0 HBP: 0 BLK: 0	WP: 0 HR: 0 S: 13 P: 17	ERA: 0.00 WHIP: 0.600										

Batter	1	2	3	4	5	6	7	8	9	AB	R	H	RBI	BB	SO	LOB	BOTTOM			
<b>Bert Campaneris, R</b> OBP: 0.332, SLG: 0.325 (1, 6)	0-0 L7		0-3 K		4-0 L8-4 1B BB		0-0 L1-3		4-0 IBB	3	0	0	0	2	1	1	<b>Milwaukee Brewers @ Oakland Athletics</b> Oakland-Alameda County Coliseum, Oakland, CA Sat Aug 16 1975, 3:33 AM PDT Att: 11,104 - Unknown <a href="http://livebaseballscorecards.com">livebaseballscorecards.com</a>			
<b>Bill North, S</b> OBP: 0.373, SLG: 0.314 (1, 8)	0-0 FC3-6 E 1B		0-0 1-3		0-0 1-2 1B		0-0 1-3		0-0 SF7	4	0	2	1	0	0	0				
<b>Claudell Washington, L</b> OBP: 0.340, SLG: 0.422 (1, 7)	0-0 E6 FC3-6 1-2		0-0 G3		0-0 F9			0-0 1-3		4	0	0	0	0	0	3				
<b>Reggie Jackson, L</b> OBP: 0.342, SLG: 0.537 (1, 9)	0-0 FC3-6 BB 1-2 2-3			0-0 1B 2B	0-0 L8-4 2-3			0-0 6-3 2B		4	1	2	0	0	0	4				
<b>Billy Williams, L</b> OBP: 0.336, SLG: 0.401 <b>Matt Alexander, S</b> OBP: 0.400, SLG: 0.250 <b>Angel Mangual, R</b> OBP: 0.245, SLG: 0.282 (1, 10) (6, PR) (9, PH)	4-0 BB			0-0 HBP 1B 2H	0-0 E4 CS S		0-0 6-3		0-0 2-3	2	0	1	1	1	0	0				
<b>Jim Holt, L</b> OBP: 0.314, SLG: 0.250 (1, 3)	0-3 K			0-0 F8	0-0 F8		0-0 4-3			4	0	0	0	0	1	6				
<b>Sal Bando, R</b> OBP: 0.313, SLG: 0.307 <b>Tommy Harper, R</b> OBP: 0.323, SLG: 0.306 (1, 5) (9, PR)		4-0 L5-3 BB		0-0 L7	0-0 L7		0-3 K		4-0 2B SF7 BB	2	0	1	0	0	0	0				
<b>Gene Tenace, R</b> OBP: 0.392, SLG: 0.433 (1, 2)		0-0 L5-3		1-0 FC5-4 HBP	0-0 FC5-4 HBP		4-0 BB		0-3 K	2	0	0	0	1	1	2				
<b>Phil Garner, R</b> OBP: 0.272, SLG: 0.329 (1, 4)		0-3 K		0-0 FC5-4	0-0 FC5-4		0-0 CS	0-0 E6 L1-3		4	0	1	0	0	1	2				
<b>Inning Stats</b>	R: 0 E: 1 K: 1 S: 7	H: 1 LOB: 3 BB: 1 P: 11	R: 0 E: 0 K: 1 S: 4	H: 0 LOB: 0 BB: 1 P: 8	R: 0 E: 0 K: 1 S: 5	H: 0 LOB: 0 BB: 0 P: 5	R: 1 E: 0 K: 0 S: 5	H: 2 LOB: 2 BB: 0 P: 6	R: 0 E: 0 K: 0 S: 3	H: 0 LOB: 0 BB: 0 P: 3	R: 0 E: 1 K: 0 S: 4	H: 1 LOB: 1 BB: 0 P: 4	R: 0 E: 0 K: 0 S: 4	H: 1 LOB: 2 BB: 2 P: 13	1B: 3 2B: 6 3B: 0 HR: 0	SF: 1 SAC: 0 DP: 3 HBP: 1		WP: 0 PB: 0 SB: 2 CS: 1	PA: 39	
<b>PITCHER</b> <b>Jim Slaton, R</b> ERA: 4.05	IP: 8.2 WLS: 0 BF: 38	H: 6 R: 2 ER: 2 SO: 5	BB: 5 IBB: 1 HBP: 1 BLK: 0	WP: 0 HR: 0 S: 41 P: 66	ERA: 2.08 WHIP: 1.269	IP: 1.1 WLS: 0 BF: 6	H: 0 R: 0 ER: 0 SO: 2	BB: 1 IBB: 0 HBP: 0 BLK: 0	WP: 0 HR: 0 S: 4 P: 11	ERA: 0.00 WHIP: 0.600										













Batter	1	2	3	4	5	6	7	8	9	10	11	12	13	14	15	AB	R	H	RBI	BB	SO	LOB	TOP														
<b>Robin Yount, R</b> OBP: 0.310, SLG: 0.356 (1, 9)	SH1-3 SF7 2B		6-3		F3		K		FC6-4		1-3		K			7	1	1	0	0	2	5	<b>Milwaukee Brewers @ California Angels</b> Anaheim Stadium, Anaheim, CA Tue Aug 19 1975, 10:05 PM EDT Att: 8,525 - Unknown <a href="http://livebaseballscorecards.com">livebaseballscorecards.com</a> <b>AB 54</b> <b>R 4</b> <b>H 12</b> <b>RBI 4</b> <b>SO 13</b> <b>LOB 25</b> 														
<b>Bobby Mitchell, R</b> OBP: 0.345, SLG: 0.481 (1, 7)	SH1-3		5-3		F8		HR		K		K		K			3	1	1	2	0	0	0															
<b>Jack Lind, S</b> OBP: 0.143, SLG: 0.077 (7, 3)	2-3															3	0	0	0	0	3	2															
<b>Darrell Porter, L</b> OBP: 0.367, SLG: 0.430 (1, 2)	BB		F2			1B				FC1-6 1B		F7		L4		6	1	2	0	1	1	0															
<b>Hank Aaron, R</b> OBP: 0.329, SLG: 0.360 (1, 10)	SF7				F9					FC1-6 1B		6-3		F8		3	0	0	1	1	0	1															
<b>Sixto Lezcano, R</b> OBP: 0.318, SLG: 0.377 (10, PR)	SH					1B				1-2						2	0	0	0	0	0	0															
<b>Charlie Moore, R</b> OBP: 0.331, SLG: 0.403 (1, 9)	5-3					K				FC6-4 1B		F7				7	0	2	0	0	1	3															
<b>Kurt Bevacqua, R</b> OBP: 0.269, SLG: 0.265 (1, 5)		6-3											5-3			6	0	1	1	1	1	3															
<b>Pedro Garcia, R</b> OBP: 0.274, SLG: 0.324 (1, 4)	K									FC6-4 1B						7	0	2	0	0	2	6															
<b>Mike Hegan, L</b> OBP: 0.386, SLG: 0.426 (1, 3)													BB 1B			2	0	1	0	0	1	0															
<b>Don Money, R</b> OBP: 0.256, SLG: 0.401 (7, PH)																1	0	0	0	0	0	0															
<b>Bill Sharp, L</b> OBP: 0.283, SLG: 0.313 (7, 7)	1B									FC5-4 1B						2	0	1	0	2	0	1															
<b>Gorman Thomas, R</b> OBP: 0.286, SLG: 0.408 (1, 8)	K									FC5-4 FC6-4 1-2			SH1-4 BB			5	1	1	0	0	2	4															
<b>Inning Stats</b>	R: 1 E: 0 K: 0 S: 4	H: 1 LOB: 1 BB: 1 P: 8	R: 0 E: 0 K: 2 S: 8	H: 1 LOB: 1 BB: 0 P: 8	R: 0 E: 0 K: 0 S: 3	H: 0 LOB: 0 BB: 0 P: 3	R: 0 E: 0 K: 1 S: 6	H: 1 LOB: 1 BB: 0 P: 6	R: 0 E: 0 K: 1 S: 5	H: 0 LOB: 0 BB: 0 P: 5	R: 1 E: 0 K: 2 S: 9	H: 2 LOB: 2 BB: 1 P: 13	R: 2 E: 0 K: 2 S: 9	H: 2 LOB: 0 BB: 1 P: 9	R: 0 E: 0 K: 0 S: 3	H: 0 LOB: 1 BB: 1 P: 7	R: 0 E: 0 K: 1 S: 6	H: 1 LOB: 1 BB: 0 P: 6	R: 0 E: 0 K: 1 S: 5	H: 0 LOB: 2 BB: 0 P: 5	R: 0 E: 0 K: 1 S: 5	H: 0 LOB: 1 BB: 1 P: 9		R: 0 E: 0 K: 0 S: 3	H: 0 LOB: 0 BB: 0 P: 3	R: 0 E: 0 K: 2 S: 8	H: 1 LOB: 2 BB: 1 P: 12	R: 0 E: 0 K: 1 S: 5	H: 0 LOB: 0 BB: 0 P: 5	R: 0 E: 0 K: 0 S: 4	H: 0 LOB: 0 BB: 0 P: 5	R: 0 E: 0 K: 0 S: 4	H: 1 LOB: 1 BB: 0 P: 4	1B: 9 2B: 2 3B: 0 HR: 1	SF: 1 SAC: 2 DP: 0 HBP: 0	WP: 0 PB: 0 CS: 0	PA: 62
<b>Frank Tanana, L</b> ERA: 2.6 (1, 1)	IP: 12.0 WLS: 4 BF: 50 H: 10 R: 4 ER: 4 SO: 10 BB: 4 IBB: 0 HBP: 0 BLK: 0 WP: 0 HR: 1 S: 66 P: 82 ERA: 3.00 WHIP: 1.167																																				
<b>Mickey Scott, L</b> ERA: 3.49 (13, 1)	3.0 W 12 2 0 0 3 1 0 0 0 0 0 17 21 0.00 1.000																																				

Batter	1	2	3	4	5	6	7	8	9	10	11	12	13	14	15	AB	R	H	RBI	BB	SO	LOB	BOTTOM												
<b>Dave Collins, S</b> OBP: 0.361, SLG: 0.364 (1, 7)	E6 2B SF9				F6		F7					F9				6	1	2	0	0	0	2	<b>Milwaukee Brewers @ California Angels</b> Anaheim Stadium, Anaheim, CA Tue Aug 19 1975, 10:05 PM EDT Att: 8,525 - Unknown <a href="http://livebaseballscorecards.com">livebaseballscorecards.com</a> <b>AB 52</b> <b>R 5</b> <b>H 12</b> <b>RBI 4</b> <b>BB 0</b> <b>SO 3</b> <b>LOB 14</b> 												
<b>Jerry Remy, L</b> OBP: 0.310, SLG: 0.321 (1, 4)	SF9 E 2B		F9		F9		4-3		4-3			F7				6	1	1	0	0	0	5													
<b>Mickey Rivers, L</b> OBP: 0.339, SLG: 0.371 (1, 8)	SF9 2-3 3-4		F9								F7					5	0	1	1	0	0	1													
<b>Adrian Garrett, L</b> OBP: 0.266, SLG: 0.421 (1, 10)	F6				4-1								L6 SH1 1B			5	0	0	0	0	0	1													
<b>Bruce Bochte, L</b> OBP: 0.349, SLG: 0.358 (1, 3)	F8				1-3									L6		6	0	1	0	0	0	1													
<b>Leroy Stanton, R</b> OBP: 0.351, SLG: 0.436 (1, 9)		6-3														6	2	3	1	0	1	1													
<b>Dave Chalk, R</b> OBP: 0.356, SLG: 0.363 (1, 5)		5-3														6	0	1	0	0	0	2													
<b>Ellie Rodriguez, R</b> OBP: 0.376, SLG: 0.292 (1, 2)																2	0	0	0	0	0	1													
<b>Bobby Valentine, R</b> OBP: 0.333, SLG: 0.321 (7, PH)																1	0	1	0	0	0	0													
<b>Rudy Meoli, L</b> OBP: 0.306, SLG: 0.237 (7, PR)																0	0	0	0	0	0	0													
<b>Ike Hamilton, S</b> OBP: 0.250, SLG: 0.203 (8, 2)																3	0	0	0	0	1	0													
<b>Mike Miley, S</b> OBP: 0.248, SLG: 0.271 (1, 6)																6	1	2	2	0	1	0													
<b>Inning Stats</b>	R: 2 E: 2 K: 0 S: 5	H: 1 LOB: 0 BB: 0 P: 5	R: 0 E: 0 K: 0 S: 3	H: 0 LOB: 0 BB: 0 P: 3	R: 0 E: 0 K: 1 S: 6	H: 1 LOB: 1 BB: 0 P: 6	R: 1 E: 0 K: 0 S: 5	H: 2 LOB: 1 BB: 0 P: 5	R: 0 E: 0 K: 0 S: 3	H: 0 LOB: 0 BB: 0 P: 3	R: 0 E: 0 K: 0 S: 3	H: 0 LOB: 0 BB: 0 P: 3	R: 1 E: 0 K: 1 S: 6	H: 3 LOB: 2 BB: 0 P: 6	R: 0 E: 0 K: 1 S: 6	H: 1 LOB: 1 BB: 0 P: 6	R: 0 E: 1 K: 0 S: 5	H: 1 LOB: 2 BB: 0 P: 5	R: 0 E: 0 K: 0 S: 3	H: 0 LOB: 0 BB: 0 P: 3	R: 0 E: 0 K: 1 S: 5	H: 1 LOB: 0 BB: 1 P: 5		R: 0 E: 0 K: 0 S: 3	H: 0 LOB: 0 BB: 0 P: 3	R: 0 E: 0 K: 0 S: 3	H: 1 LOB: 0 BB: 0 P: 3	R: 0 E: 0 K: 0 S: 3	H: 0 LOB: 0 BB: 0 P: 3	R: 1 E: 0 K: 0 S: 1	H: 1 LOB: 0 BB: 0 P: 1	1B: 8 2B: 2 3B: 1 HR: 2	SF: 1 SAC: 1 DP: 2 HBP: 0	WP: 0 PB: 0 CS: 0	PA: 54
<b>Jim Colborn, R</b> ERA: 3.87 (1, 1)	IP: 11.0 WLS: 4 BF: 44 H: 10 R: 4 ER: 2 SO: 3 BB: 0 IBB: 0 HBP: 0 BLK: 0 WP: 0 HR: 1 S: 50 P: 50 ERA: 1.64 WHIP: 0.909																																		
<b>Rick Austin, L</b> ERA: 3.45 (12, 1)	3.0 L 10 2 1 1 0 0 0 0 0 1 10 10 3.00 0.667																																		



Batter	1	2	3	4	5	6	7	8	9	AB	R	H	RBI	BB	SO	LOB	TOP										
<b>Bob Sheldon, L</b> (1,4) OBP: 0.390, SLG: 0.421	0-0 PB BB 1B		0-0 4-3			0-0 L3		0-3 K		4	0	1	0	0	1	2											
<b>Robin Yount, R</b> (1,6) OBP: 0.305, SLG: 0.358	0-0 F7		0-0 F4			0-0 4-3		0-0 1-3 2-H 2B		4	0	1	1	0	0	1											
<b>Darrell Porter, L</b> (1,10) OBP: 0.366, SLG: 0.425	4-0 PB BB 1-2		0-0 F9			0-0 4-3		0-3 K		3	0	0	0	1	1	2											
<b>Mike Hegan, L</b> (1,3) OBP: 0.379, SLG: 0.417	0-0 F7																										
<b>Don Money, R</b> (9, PH) OBP: 0.305, SLG: 0.400																											
<b>Charlie Moore, R</b> (1,2) OBP: 0.335, SLG: 0.397	4-0 PB BB 1-2 2-3 BB																										
<b>Bobby Mitchell, R</b> (1,7) OBP: 0.338, SLG: 0.471	0-3 K																										
<b>Bill Sharp, L</b> (1,9) OBP: 0.284, SLG: 0.317																											
<b>Kurt Bevacqua, R</b> (1,5) OBP: 0.270, SLG: 0.262																											
<b>Gorman Thomas, R</b> (1,8) OBP: 0.282, SLG: 0.402																											
<b>Inning Stats</b>	R: 0 E: 0 K: 1 S: 6	H: 1 LOB: 3 BB: 2 P: 14	R: 0 E: 0 K: 3 S: 9	H: 0 LOB: 0 BB: 0 P: 9	R: 0 E: 0 K: 0 S: 3	H: 0 LOB: 0 BB: 0 P: 3	R: 0 E: 0 K: 1 S: 5	H: 0 LOB: 0 BB: 0 P: 5	R: 0 E: 0 K: 0 S: 3	H: 0 LOB: 0 BB: 0 P: 3	R: 0 E: 0 K: 1 S: 5	H: 0 LOB: 0 BB: 0 P: 5	R: 0 E: 0 K: 0 S: 3	H: 0 LOB: 0 BB: 0 P: 5	R: 1 E: 0 K: 3 S: 11	H: 2 LOB: 2 BB: 1 P: 15	R: 0 E: 0 K: 1 S: 4	H: 0 LOB: 0 BB: 1 P: 8	1B: 1 2B: 2 3B: 0 HR: 0	SF: 0 SAC: 0 DP: 1 HBP: 0	WP: 0 PB: 1 SB: 0 CS: 0	PA: 33					
<b>PITCHER</b>	IP	WLS	BF	H	R	ER	SO	BB	IBB	HBP	BLK	WP	HR	S	P	ERA	WHIP										
<b>Nolan Ryan, R</b> (1,1) ERA: 3.52	7.2	W	29	3	1	1	9	3	0	0	0	0	0	44	56	1.17	0.783										
<b>Andy Hassler, L</b> (8,1) ERA: 5.75	1.1		4	0	0	0	2	1	0	0	0	0	0	7	11	0.00	0.750										

Milwaukee Brewers @ California Angels  
Anaheim Stadium, Anaheim, CA  
Wed Aug 20 1975, 6:33 AM EDT  
Att: 8,398 - Unknown

AB 29  
R 1  
H 3  
RBI 1  
BB 4  
SO 11  
LOB 13



Batter	1	2	3	4	5	6	7	8	9	AB	R	H	RBI	BB	SO	LOB	BOTTOM										
<b>Dave Collins, S</b> (1,7) OBP: 0.359, SLG: 0.361	0-0 4-3	0-0 E3		0-0 4-3		0-0 BB 1B		0-0 F9-3		5	1	1	0	0	0	2											
<b>Jerry Remy, L</b> (1,4) OBP: 0.311, SLG: 0.320	0-0 F2	0-0 BB				0-0 6-3		0-0 1B BB		2	0	0	0	2	0	0											
<b>Mickey Rivers, L</b> (1,8) OBP: 0.338, SLG: 0.370	0-0 1-3	0-0 F8				0-0 4-3		0-0 1B		4	0	1	2	0	0	3											
<b>Adrian Garrett, L</b> (1,10) OBP: 0.294, SLG: 0.468																											
<b>John Balaz, R</b> (6, PH) OBP: 0.344, SLG: 0.484																											
<b>Bruce Bochte, L</b> (1,3) OBP: 0.352, SLG: 0.360																											
<b>Leroy Stanton, R</b> (1,9) OBP: 0.351, SLG: 0.435																											
<b>Dave Chalk, R</b> (1,5) OBP: 0.355, SLG: 0.360																											
<b>Ellie Rodriguez, R</b> (1,2) OBP: 0.375, SLG: 0.293																											
<b>Mike Miley, S</b> (1,6) OBP: 0.263, SLG: 0.275																											
<b>Inning Stats</b>	R: 0 E: 0 K: 0 S: 3	H: 0 LOB: 0 BB: 0 P: 3	R: 3 E: 1 K: 0 S: 5	H: 1 LOB: 3 BB: 4 P: 21	R: 1 E: 0 K: 0 S: 4	H: 2 LOB: 0 BB: 0 P: 4	R: 0 E: 0 K: 1 S: 5	H: 0 LOB: 0 BB: 0 P: 5	R: 0 E: 0 K: 0 S: 4	H: 1 LOB: 2 BB: 1 P: 8	R: 2 E: 0 K: 0 S: 6	H: 4 LOB: 2 BB: 1 P: 10	R: 0 E: 0 K: 0 S: 3	H: 0 LOB: 0 BB: 0 P: 3	R: 0 E: 0 K: 0 S: 2	H: 0 LOB: 0 BB: 1 P: 6	1B: 7 2B: 1 3B: 0 HR: 1	SF: 1 SAC: 1 DP: 2 HBP: 0	WP: 0 PB: 0 SB: 0 CS: 0	PA: 37							
<b>PITCHER</b>	IP	WLS	BF	H	R	ER	SO	BB	IBB	HBP	BLK	WP	HR	S	P	ERA	WHIP										
<b>Jim Slaton, R</b> (1,1) ERA: 4.12	5.2	L	28	7	6	4	1	4	1	0	0	0	1	25	45	6.35	1.941										
<b>Bill Travers, L</b> (6,1) ERA: 4.1	1.1		6	1	0	0	0	1	0	0	0	0	0	5	9	0.00	1.500										
<b>Eduardo Rodriguez, R</b> (8,1) ERA: 3.18	1.0		3	0	0	0	0	1	0	0	0	0	0	2	6	0.00	1.000										

Milwaukee Brewers @ California Angels  
Anaheim Stadium, Anaheim, CA  
Wed Aug 20 1975, 6:33 AM EDT  
Att: 8,398 - Unknown

AB 28  
R 6  
H 8  
RBI 4  
BB 7  
SO 1  
LOB 10





Batter	1	2	3	4	5	6	7	8	9	AB	R	H	RBI	BB	SO	LOB	TOP								
<b>Bill North, S</b> (1, 8) OBP: 0.380, SLG: 0.323	0-0 1-3		0-0 2H 1B		0-0 SH1-4 1B		4-0 SH3-4 WP BB		0-3 K	4	1	2	1	1	1	0	<b>Oakland Athletics @ Milwaukee Brewers</b> Milwaukee County Stadium, Milwaukee, WI Thu Aug 21 1975, 8:05 PM EDT Att: 13,346 - Unknown								
<b>Bert Campaneris, R</b> (1, 6) OBP: 0.335, SLG: 0.321	0-0 F4		0-0 F4		0-0 SH1-4		0-0 SH3-4		4-0 BB	2	0	0	0	1	0	1									
<b>Matt Alexander, S</b> (9, FR) OBP: 0.400, SLG: 0.250										0	0	0	0	0	0	0									
<b>Ted Martinez, R</b> (9, 6) OBP: 0.220, SLG: 0.241										0	0	0	0	0	0	0									
<b>Sal Bando, R</b> (1, 5) OBP: 0.313, SLG: 0.303	0-0 6-3				0-0 F7		0-0 F5		0-3 K	4	0	0	0	1	1	2									
<b>Reggie Jackson, L</b> (1, 9) OBP: 0.341, SLG: 0.530					4-0 BB S 1B BB		0-3 K		4-0 BB	3	1	0	0	2	2	2									
<b>Billy Williams, L</b> (1, 10) OBP: 0.330, SLG: 0.387	0-0 L9				4-0 BB 1B BB		0-0 L9		0-3 K	4	1	0	0	1	1	3									
<b>Gene Tenace, R</b> (1, 2) OBP: 0.392, SLG: 0.430	0-3 K				4-0 BB 1B 1-2 2-3 BB		0-0 F2		4-0 FC5-4 BB	2	0	0	0	2	1	0									
<b>Jim Holt, L</b> (1, 3) OBP: 0.353, SLG: 0.351					0-0 5-3 1B		0-0 1B		0-0 F2	4	2	3	2	0	0	1									
<b>Tommy Harper, R</b> (1, 7) OBP: 0.319, SLG: 0.299					0-0 5-3 1-2		0-0 F4		0-0 FC5-4	4	0	1	1	0	0	4									
<b>Phil Garner, R</b> (1, 4) OBP: 0.265, SLG: 0.322					0-0 6-3		0-0 L8		0-0 F7	4	0	0	0	0	0	5									
<b>Inning Stats</b>	R: 0 E: 0 K: 0 S: 3	H: 0 LOB: 0 BB: 0 P: 3	R: 0 E: 0 K: 1 S: 5	H: 0 LOB: 0 BB: 0 P: 5	R: 1 E: 0 K: 0 S: 5	H: 2 LOB: 1 BB: 0 P: 5	R: 2 E: 0 K: 0 S: 4	H: 1 LOB: 2 BB: 3 P: 16	R: 0 E: 0 K: 1 S: 6	H: 1 LOB: 1 BB: 0 P: 6	R: 1 E: 0 K: 0 S: 5	H: 2 LOB: 1 BB: 0 P: 5	R: 1 E: 0 K: 1 S: 5	H: 0 LOB: 1 BB: 2 P: 13	R: 0 E: 0 K: 0 S: 3	H: 0 LOB: 1 BB: 1 P: 7	R: 0 E: 1 K: 3 S: 9	H: 0 LOB: 2 BB: 2 P: 17	1B: 5 2B: 1 3B: 0 HR: 0	SF: 0 SAC: 2 DP: 0 HBP: 0	WP: 2 PB: 2 SB: 1 CS: 0	PA: 41			
<b>PITCHER</b>	IP	WLS	BF	H	R	ER	SO	BB	IBB	HBP	BLK	WP	HR	S	P	ERA	WHIP								
<b>Pete Broberg, R</b> (1, 1) ERA: 4.86	6.1	L	30	6	5	5	2	5	0	0	0	1	0	29	49	7.11	1.737								
<b>Rick Austin, L</b> (7, 1) ERA: 3.27	1.2		6	0	0	0	1	1	0	0	0	0	0	7	11	0.00	0.600								
<b>Tom Murphy, R</b> (9, 1) ERA: 3.42	1.0		5	0	0	0	3	2	0	0	0	0	0	9	17	0.00	2.000								

AB	31
R	5
H	6
RBI	4
BB	8
SO	6
LOB	18



Batter	1	2	3	4	5	6	7	8	9	AB	R	H	RBI	BB	SO	LOB	BOTTOM								
<b>Robin Yount, R</b> (1, 6) OBP: 0.309, SLG: 0.355	0-0 L8		0-0 L5		0-0 L7		4-0 BB			3	0	0	0	1	0	0	<b>Oakland Athletics @ Milwaukee Brewers</b> Milwaukee County Stadium, Milwaukee, WI Thu Aug 21 1975, 8:05 PM EDT Att: 13,346 - Unknown								
<b>Bobby Mitchell, R</b> (1, 7) OBP: 0.341, SLG: 0.466	0-0 L7		4-0 1B BB		4-0 BB		0-0 F9			2	0	0	0	2	0	1									
<b>George Scott, R</b> (1, 3) OBP: 0.347, SLG: 0.512	0-0 S 1B		0-0 F5		0-0 L9				0-0 1-3	4	0	1	0	0	0	2									
<b>Charlie Moore, R</b> (1, 10) OBP: 0.333, SLG: 0.393	0-3 K		0-0 1-3 1B		0-0 L8		0-0 6-3		0-0 1-3	4	0	1	0	0	1	1									
<b>Kurt Bevacqua, R</b> (1, 5) OBP: 0.274, SLG: 0.269			0-0 1B E 2B		0-0 F7		4-0 BB		0-0 1-3	3	1	1	0	1	0	2									
<b>Darrell Porter, L</b> (1, 2) OBP: 0.394, SLG: 0.423			0-0 E 2-3 SF9-2-5 1B		0-0 F3		0-0 F6		0-0 F9	4	1	1	0	0	0	1									
<b>Pedro Garcia, R</b> (1, 4) OBP: 0.278, SLG: 0.327			0-0 E3 1-3 SF9-2-5 3H 1B		0-0 F7		0-0 F7		0-3 K	4	0	2	1	0	1	1									
<b>Gorman Thomas, R</b> (1, 8) OBP: 0.279, SLG: 0.396			0-0 F6		0-0 F9				0-3 K	3	0	0	0	0	0	2									
<b>Sixto Lezcano, R</b> (9, PH) OBP: 0.317, SLG: 0.376										1	0	0	0	0	1	0									
<b>Bill Sharp, L</b> (1, 9) OBP: 0.281, SLG: 0.314			0-0 SF9-2-5		0-0 4-3		0-0 F8			2	0	0	1	0	0	0									
<b>Inning Stats</b>	R: 0 E: 0 K: 1 S: 6	H: 1 LOB: 1 BB: 0 P: 6	R: 2 E: 1 K: 0 S: 5	H: 3 LOB: 0 BB: 0 P: 5	R: 0 E: 0 K: 0 S: 4	H: 1 LOB: 2 BB: 1 P: 8	R: 0 E: 0 K: 0 S: 3	H: 1 LOB: 0 BB: 0 P: 3	R: 0 E: 0 K: 0 S: 3	H: 0 LOB: 1 BB: 1 P: 7	R: 0 E: 0 K: 0 S: 3	H: 0 LOB: 1 BB: 1 P: 7	R: 0 E: 0 K: 0 S: 3	H: 0 LOB: 0 BB: 0 P: 3	R: 0 E: 2 K: 2 S: 7	H: 0 LOB: 0 BB: 0 P: 7	1B: 5 2B: 2 3B: 0 HR: 0	SF: 1 SAC: 0 DP: 1 HBP: 0	WP: 0 PB: 0 SB: 1 CS: 0	PA: 35					
<b>PITCHER</b>	IP	WLS	BF	H	R	ER	SO	BB	IBB	HBP	BLK	WP	HR	S	P	ERA	WHIP								
<b>Ken Holtzman, L</b> (1, 1) ERA: 3.32	9.0	W	35	6	2	1	3	4	0	0	0	0	0	37	53	1.00	1.111								

AB	30
R	2
H	6
RBI	2
BB	4
SO	3
LOB	10









Batter	1	2	3	4	5	6	7	8	9	AB	R	H	RBI	BB	SO	LOB	TOP						
Bill North, S OBP: 0.382, SLG: 0.326 Matt Alexander, S OBP: 0.400, SLG: 0.250	0-0 2B 6-3 1B	0-0 G4-6-3 1-2	0-0 4-3			0-0 1B 1B		0-0 FC5-4 1-2		5	1	2	0	0	0	6							
Bert Campaneris, R OBP: 0.338, SLG: 0.329 Ted Martinez, R OBP: 0.220, SLG: 0.241	0-0 1B 2B		0-0 2B 1B	0-0 F9		0-0 1B		0-0 F8		5	2	3	0	0	0	1							
Sal Bando, R OBP: 0.316, SLG: 0.305	0-0 6-3		0-0 1B 6-3 2B	0-0 F3		0-0 F9		4-0 BB		4	1	1	1	1	0	3							
Reggie Jackson, L OBP: 0.340, SLG: 0.524 Tommy Harper, R OBP: 0.324, SLG: 0.298	0-0 FC5-4 2H 1B		0-0 1B 6-3 1B	0-0 F5			0-0 G3	0-0 F8		5	1	2	2	0	0	2							
Claudell Washington, L OBP: 0.341, SLG: 0.420	0-0 FC5-4 1-2		0-0 6-3		0-0 6-3		0-0 L3		0-0 F7		5	0	0	1	0	2							
Billy Williams, L OBP: 0.335, SLG: 0.409	0-0 CS	0-0 FC 2B	0-0 1B 1B	0-0 F8			0-0 HR		0-0 HR		5	3	4	3	0	0							
Gene Tenace, R OBP: 0.392, SLG: 0.436		0-0 F9	4-0 1B IBB	0-0 F8			0-0 HR		0-0 G6-4-3 1B		4	1	2	1	1	0	1						
Jim Holt, L OBP: 0.349, SLG: 0.347 Rich McKinney, R OBP: 0.197, SLG: 0.200 Ray Fosse, R OBP: 0.190, SLG: 0.173		0-0 FC HBP	0-0 L8	0-0 5-3		0-0 L8		0-0 G6-4-3		1	0	0	0	0	0	1							
Phil Garner, R OBP: 0.271, SLG: 0.324	0-0 HBP	1-0 G4-6-3 HBP	0-0 1B	0-0 L9			0-0 FC5-4 1B				3	0	2	1	0	0							
<b>Inning Stats</b>	R: 2 E: 0 K: 0 S: 5	H: 3 LOB: 0 BB: 0 P: 5	R: 0 E: 0 K: 0 S: 4	H: 1 LOB: 2 BB: 0 P: 5	R: 4 E: 0 K: 0 S: 8	H: 5 LOB: 2 BB: 1 P: 12	R: 0 E: 0 K: 0 S: 3	H: 0 LOB: 0 BB: 0 P: 3	R: 0 E: 0 K: 0 S: 5	H: 2 LOB: 2 BB: 0 P: 5	R: 2 E: 0 K: 0 S: 5	H: 2 LOB: 0 BB: 0 P: 5	R: 0 E: 0 K: 0 S: 4	H: 1 LOB: 2 BB: 1 P: 8	R: 1 E: 0 K: 0 S: 4	H: 2 LOB: 0 BB: 0 P: 4	1B: 10 2B: 3 3B: 0 HR: 3	SF: 0 SAC: 0 DP: 2 HBP: 1	WP: 0 PB: 0 SB: 0 CS: 1	PA: 45			
<b>PITCHER</b>	IP WLS BF	H R ER SO	BB IBB HBP BLK	WP HR S P	ERA WHIP	<b>PITCHER</b>										IP WLS BF	H R ER SO	BB IBB HBP BLK	WP HR S P	ERA WHIP			
Tom Hausman, R ERA: 4.1	(1, 1) 2.0 L 12	6 4 4 0	0 0 1 0	0 0 11 12	18.00 3.000																		
Lafayette Currence, L ERA: 5.56	(3, 1) 7.0 32	10 5 5 0	1 1 0 0	0 3 30 38	6.43 1.571																		

Oakland Athletics @ Milwaukee Brewers  
Milwaukee County Stadium, Milwaukee, WI  
Sat Aug 23 1975, 8:05 PM EDT  
Att: 21,036 - Unknown

AB	41
R	9
H	16
RBI	9
BB	2
SO	0
LOB	19



Batter	1	2	3	4	5	6	7	8	9	AB	R	H	RBI	BB	SO	LOB	BOTTOM					
Bob Sheldon, L OBP: 0.407, SLG: 0.452 Pedro Garcia, R OBP: 0.278, SLG: 0.327	0-0 G3-6-3 1B			0-0 F7		0-0 2B 4-3 1B		0-0 6-3		4	1	2	1	0	0	0						
Robin Yount, R OBP: 0.309, SLG: 0.357	0-0 G3-6-3 1-2			0-3 K		0-0 4-3 2B		0-0 G5-4-3 1B		4	0	2	0	0	1	1						
George Scott, R OBP: 0.347, SLG: 0.508	0-0 4-3			0-0 F9		0-0 4-3		0-0 G5-4-3		4	0	0	1	0	0	2						
Darrell Porter, L OBP: 0.362, SLG: 0.418		0-0 L7		0-0 G3		0-0 5-3		4-0 BB		3	0	0	0	1	0	1						
Mike Hegan, L OBP: 0.366, SLG: 0.400		0-0 F9		0-0 G3		0-3 K		0-0 L7		4	0	0	0	0	1	1						
Charlie Moore, R OBP: 0.333, SLG: 0.392		0-0 F8		0-0 F3		0-0 G4-6-3 1B				3	0	1	0	0	0	0						
Tommy Bianco, S OBP: 0.278, SLG: 0.133			0-3 K		0-0 3B 1B	0-0 G4-6-3				3	1	1	0	0	1	1						
Bill Sharp, L OBP: 0.281, SLG: 0.321			0-0 F7		0-0 1B 3B			0-0 F4		3	1	1	1	0	0	0						
Bobby Mitchell, R OBP: 0.335, SLG: 0.459			0-3 K		0-0 F3			0-3 K		3	0	0	0	0	2	1						
<b>Inning Stats</b>	R: 0 E: 0 K: 0 S: 3	H: 1 LOB: 0 BB: 0 P: 3	R: 0 E: 0 K: 0 S: 3	H: 0 LOB: 0 BB: 0 P: 3	R: 0 E: 0 K: 2 S: 7	H: 0 LOB: 0 BB: 0 P: 7	R: 0 E: 0 K: 1 S: 5	H: 0 LOB: 0 BB: 0 P: 5	R: 0 E: 0 K: 0 S: 3	H: 0 LOB: 0 BB: 0 P: 3	R: 3 E: 0 K: 0 S: 7	H: 4 LOB: 1 BB: 0 P: 7	R: 0 E: 0 K: 1 S: 5	H: 1 LOB: 0 BB: 0 P: 5	R: 0 E: 0 K: 1 S: 5	H: 0 LOB: 0 BB: 0 P: 5	R: 0 E: 0 K: 0 S: 3	H: 1 LOB: 1 BB: 1 P: 7	1B: 5 2B: 1 3B: 1 HR: 0	SF: 0 SAC: 0 DP: 3 HBP: 0	WP: 0 PB: 0 SB: 0 CS: 0	PA: 32
<b>PITCHER</b>	IP WLS BF	H R ER SO	BB IBB HBP BLK	WP HR S P	ERA WHIP	<b>PITCHER</b>										IP WLS BF	H R ER SO	BB IBB HBP BLK	WP HR S P	ERA WHIP		
Stan Bahnsen, R ERA: 4.77	(1, 1) 5.1 W 20	5 3 3 3	0 0 0 0	0 0 26 26	5.06 0.938																	
Jim Todd, R ERA: 2.56	(6, 1) 3.2 S 12	2 0 0 2	1 0 0 0	0 0 15 19	0.00 0.818																	

Oakland Athletics @ Milwaukee Brewers  
Milwaukee County Stadium, Milwaukee, WI  
Sat Aug 23 1975, 8:05 PM EDT  
Att: 21,036 - Unknown

AB	31
R	3
H	7
RBI	3
BB	1
SO	5
LOB	7





Batter	1	2	3	4	5	6	7	8	9	AB	R	H	RBI	BB	SO	LOB	TOP					
Bill North, S OBP: 0.381, SLG: 0.324 (1, 8)										5	0	1	0	0	3	6	<b>Oakland Athletics @ Milwaukee Brewers</b> Milwaukee County Stadium, Milwaukee, WI Sun Aug 24 1975, 4:33 AM EDT Att: 17,231 - Unknown					
Bert Campaneris, R OBP: 0.337, SLG: 0.326 (1, 6)										4	0	0	1	1	0	4						
Sal Bando, R OBP: 0.317, SLG: 0.307 (1, 5)										4	2	1	0	1	2	3						
Reggie Jackson, L OBP: 0.343, SLG: 0.525 (1, 9)										3	1	1	0	2	0	2						
Claudell Washington, L OBP: 0.344, SLG: 0.425 (1, 7)										4	1	2	1	1	0	1						
Billy Williams, L OBP: 0.338, SLG: 0.410 (1, 10)										3	1	1	2	2	0	2						
Tommy Harper, R OBP: 0.324, SLG: 0.298 (9, PR)										0	0	0	0	0	0	0						
Gene Tenace, R OBP: 0.390, SLG: 0.431 (8, 3)										4	0	0	0	1	1	7						
Jim Holt, L OBP: 0.356, SLG: 0.354 (8, PR)										4	1	2	0	0	0	3						
Matt Alexander, S OBP: 0.400, SLG: 0.250 (8, PR)										0	0	0	0	0	0	0						
Larry Haney, R OBP: 0.067, SLG: 0.267 (9, PH)										0	0	0	0	0	0	0						
Rich McKinney, R OBP: 0.143, SLG: 0.167 (9, PH)										1	0	0	0	0	0	3						
Phil Garner, R OBP: 0.271, SLG: 0.326 (1, 4)										3	0	1	1	0	2	3						
<b>Inning Stats</b>	R: 0 E: 0 K: 1 S: 6	H: 1 LOB: 1 BB: 0 P: 6	R: 0 E: 0 K: 1 S: 5	H: 0 LOB: 0 BB: 0 P: 5	R: 1 E: 1 K: 1 S: 7	H: 1 LOB: 1 BB: 0 P: 7	R: 1 E: 1 K: 0 S: 4	H: 1 LOB: 2 BB: 1 P: 8	R: 0 E: 0 K: 3 S: 9	H: 0 LOB: 1 BB: 1 P: 13	R: 2 E: 0 K: 0 S: 6	H: 3 LOB: 2 BB: 1 P: 10	R: 1 E: 0 K: 0 S: 5	H: 2 LOB: 2 BB: 1 P: 9	R: 0 E: 0 K: 1 S: 6	H: 1 LOB: 2 BB: 0 P: 6	R: 1 E: 0 K: 1 S: 5	H: 0 LOB: 3 BB: 4 P: 21	1B: 3 2B: 6 3B: 0 HR: 0	SF: 0 SAC: 2 DP: 0 HBP: 0	WP: 0 PB: 0 SB: 3 CS: 0	PA: 45
<b>PITCHER</b>	IP WLS BF H R ER SO BB IBB HBP BLK WP HR S P ERA WHIP																					
Jim Colborn, R ERA: 3.87 (1, 1)	6.2 33 8 5 3 6 3 1 0 0 0 0 0 41 57 4.05 1.650																					
Eduardo Rodriguez, R ERA: 3.25 (7, 1)	1.1 W 7 1 1 1 1 2 0 0 0 0 0 0 7 15 6.75 2.250																					
Rick Austin, L ERA: 3.31 (9, 1)	0.0 2 0 0 0 0 2 0 0 0 0 0 0 0 8 ∞ ∞																					
Tom Murphy, R ERA: 3.63 (9, 1)	1.0 S 3 0 0 0 1 0 0 0 0 0 0 0 5 5 0.00 0.000																					

Batter	1	2	3	4	5	6	7	8	9	AB	R	H	RBI	BB	SO	LOB	BOTTOM	
Bob Sheldon, L OBP: 0.400, SLG: 0.443 (1, 4)										4	0	1	1	0	0	0	<b>Oakland Athletics @ Milwaukee Brewers</b> Milwaukee County Stadium, Milwaukee, WI Sun Aug 24 1975, 4:33 AM EDT Att: 17,231 - Unknown	
Robin Yount, R OBP: 0.305, SLG: 0.364 (1, 6)										3	1	1	1	0	0	0		
George Scott, R OBP: 0.346, SLG: 0.506 (1, 3)										4	0	1	0	0	0	1		
Hank Aaron, R OBP: 0.328, SLG: 0.354 (1, 10)										3	0	0	0	1	0	2		
Pedro Garcia, R OBP: 0.276, SLG: 0.327 (8, PR)										0	1	0	0	0	0	0		
Darrell Porter, L OBP: 0.361, SLG: 0.416 (1, 2)										4	1	1	0	0	0	0		
Charlie Moore, R OBP: 0.337, SLG: 0.401 (1, 9)										4	1	2	2	0	0	0		
Gorman Thomas, R OBP: 0.278, SLG: 0.394 (9, 8)										0	0	0	0	0	0	0		
Bill Sharp, L OBP: 0.281, SLG: 0.320 (9, 9)										4	1	1	0	0	0	1		
Bobby Mitchell, R OBP: 0.332, SLG: 0.455 (1, 7)										2	0	0	0	0	0	1		
Mike Hegan, L OBP: 0.364, SLG: 0.400 (7, PH)										0	0	0	1	0	0	0		
Sixto Lezcano, R OBP: 0.316, SLG: 0.375 (9, 9)										0	0	0	0	0	0	0		
Kurt Bevacqua, R OBP: 0.279, SLG: 0.301 (1, 5)										3	2	2	2	0	0	0		
<b>Inning Stats</b>	R: 0 E: 0 K: 0 S: 4	H: 1 LOB: 1 BB: 0 P: 4	R: 0 E: 1 K: 0 S: 4	H: 0 LOB: 0 BB: 0 P: 4	R: 1 E: 0 K: 0 S: 5	H: 2 LOB: 1 BB: 0 P: 5	R: 0 E: 0 K: 0 S: 3	H: 0 LOB: 0 BB: 0 P: 3	R: 0 E: 0 K: 0 S: 3	H: 0 LOB: 0 BB: 0 P: 3	R: 3 E: 0 K: 0 S: 6	H: 3 LOB: 0 BB: 0 P: 6	R: 0 E: 0 K: 0 S: 5	H: 3 LOB: 1 BB: 1 P: 9	1B: 5 2B: 2 3B: 0 HR: 2	SF: 1 SAC: 1 DP: 0 HBP: 0	WP: 0 PB: 0 SB: 0 CS: 0	PA: 34
<b>PITCHER</b>	IP WLS BF H R ER SO BB IBB HBP BLK WP HR S P ERA WHIP																	
Dick Bosman, R ERA: 3.56 (1, 1)	6.2 27 8 4 4 4 0 0 0 0 0 0 0 1 27 27 5.40 0.900																	
Paul Lindblad, L ERA: 2.0 (7, 1)	0.1 1 0 0 0 0 0 0 0 0 0 0 0 1 1 0.00 0.000																	
Rollie Fingers, R ERA: 3.33 (8, 1)	1.0 L 6 3 3 3 0 1 0 0 0 0 0 1 5 9 27.00 4.000																	



Batter	1	2	3	4	5	6	7	8	9	AB	R	H	RBI	BB	SO	LOB	TOP									
<b>Lyman Bostock, L</b> (1, 8) OBP: 0.317, SLG: 0.345	F7	E		1B	2B	1H 2H	1B	4-3		5	1	3	2	0	0	0	<b>Minnesota Twins @ Milwaukee Brewers</b> Milwaukee County Stadium, Milwaukee, WI Mon Aug 25 1975, 8:05 PM EDT Att: 7,779 - Unknown - 74 F									
<b>Jerry Terrell, R</b> (1, 6) OBP: 0.333, SLG: 0.353	F8	E6		F8	K			F7		5	0	0	0	0	1	3										
<b>Rod Carew, L</b> (1, 4) OBP: 0.432, SLG: 0.516		K		BB	1B			F8		5	0	2	1	0	1	2										
<b>John Briggs, L</b> (1, 9) OBP: 0.413, SLG: 0.399	F8			2B	BB			F3	P3	4	0	1	0	1	0	1										
<b>Tony Oliva, L</b> (1, 10) OBP: 0.366, SLG: 0.410		HR		P4	K			L6		4	1	1	0	1	1	3										
<b>Steve Brye, R</b> (9, PR) OBP: 0.325, SLG: 0.429								1B	BB	0	0	0	0	0	0	0										
<b>Craig Kusick, R</b> (1, 3) OBP: 0.315, SLG: 0.333	F8			K				F9		4	0	1	0	1	1	2										
<b>Steve Braun, L</b> (1, 7) OBP: 0.368, SLG: 0.429								G3	BB	4	0	1	0	1	1	2										
<b>Dan Ford, R</b> (9, PH) OBP: 0.315, SLG: 0.425	F7			IBB	1B			G3	K	3	1	1	0	1	0	2										
<b>Dave McKay, S</b> (1, 5) OBP: 0.278, SLG: 0.722				L8	K			F7	FC5-4	5	1	1	2	0	1	6										
<b>Glenn Borgmann, R</b> (1, 2) OBP: 0.306, SLG: 0.289				1B	E			K		2	2	0	0	1	1	1										
<b>Inning Stats</b>	R: 0 E: 0 K: 0 S: 4	H: 1 LOB: 1 BB: 0 P: 4	R: 3 E: 1 K: 1 S: 9	H: 3 LOB: 2 BB: 1 P: 13	R: 0 E: 0 K: 1 S: 6	H: 1 LOB: 2 BB: 1 P: 10	R: 1 E: 0 K: 1 S: 7	H: 2 LOB: 2 BB: 1 P: 11	R: 2 E: 1 K: 2 S: 9	H: 2 LOB: 1 BB: 0 P: 10	R: 0 E: 0 K: 0 S: 3	H: 0 LOB: 0 BB: 0 P: 3	R: 0 E: 0 K: 1 S: 5	H: 0 LOB: 1 BB: 1 P: 9	R: 0 E: 0 K: 0 S: 3	H: 1 LOB: 2 BB: 1 P: 10	1B: 7 2B: 2 3B: 0 HR: 1	SF: 0 SAC: 0 DP: 0 HBP: 1	WP: 0 PB: 0 SB: 0 CS: 0	PA: 44						
<b>PITCHER</b>	IP	WLS	BF	H	R	ER	SO	BB	IBB	HBP	BLK	WP	HR	S	P	ERA	WHIP									
<b>Jim Slaton, R</b> ERA: 4.18	(1, 1)	3.2	L	21	7	4	3	2	1	1	0	0	0	1	23	31	7.36	2.182								
<b>Lafayette Currence, L</b> ERA: 5.4	(4, 1)	0.1		2	0	0	1	1	0	0	0	0	0	0	3	7	0.00	3.000								
<b>Eduardo Rodriguez, R</b> ERA: 3.18	(5, 1)	4.1		19	3	2	1	3	2	0	1	0	0	0	22	31	2.08	1.154								
<b>Rick Austin, L</b> ERA: 3.25	(9, 1)	0.2		2	0	0	0	1	0	0	0	0	0	0	4	4	0.00	0.000								

Batter	1	2	3	4	5	6	7	8	9	AB	R	H	RBI	BB	SO	LOB	BOTTOM									
<b>Bob Sheldon, L</b> (1, 4) OBP: 0.404, SLG: 0.440	CS		L8		FC6-4		K			3	0	1	0	1	1	0	<b>Minnesota Twins @ Milwaukee Brewers</b> Milwaukee County Stadium, Milwaukee, WI Mon Aug 25 1975, 8:05 PM EDT Att: 7,779 - Unknown - 74 F									
<b>Robin Yount, R</b> (1, 6) OBP: 0.309, SLG: 0.361	BB		5-3		FC6-4		F9			3	0	0	0	1	0	1										
<b>George Scott, R</b> (1, 3) OBP: 0.347, SLG: 0.504	G5-4-3				BB	BB	BB	F8		2	1	0	0	2	0	1										
<b>Hank Aaron, R</b> (1, 10) OBP: 0.331, SLG: 0.354		2B	4-3	BB	BB	BB	F8	FC5-4	BB	1	2	0	0	3	0	2										
<b>Mike Hegan, L</b> (1, 9) OBP: 0.369, SLG: 0.408							E3	FC5-4	BB	2	0	1	0	1	0	0										
<b>Pedro Garcia, R</b> (8, PH) OBP: 0.277, SLG: 0.325		4-3						FC5-4	FC5-4	1	0	0	0	0	0	1										
<b>Gorman Thomas, R</b> (9, 8) OBP: 0.278, SLG: 0.394		1-3			1B	BB		FC5-4		0	0	0	0	0	0	0										
<b>Charlie Moore, R</b> (1, 2) OBP: 0.329, SLG: 0.391			K		F9		K	FC5-4		4	0	0	0	0	2	7										
<b>Bill Sharp, L</b> (1, 8) OBP: 0.280, SLG: 0.319			4-3		G5-4-3		F9			4	0	1	3	0	0	2										
<b>Kurt Bevacqua, R</b> (1, 5) OBP: 0.274, SLG: 0.294			6-3		G5-4-3		L9			4	0	0	0	0	0	4										
<b>Bobby Mitchell, R</b> (1, 7) OBP: 0.326, SLG: 0.446			5-3		K		K	F8		4	0	0	0	0	2	0										
<b>Inning Stats</b>	R: 0 E: 0 K: 0 S: 1	H: 0 LOB: 0 BB: 2 P: 9	R: 1 E: 0 K: 1 S: 6	H: 1 LOB: 1 BB: 1 P: 10	R: 0 E: 0 K: 0 S: 3	H: 0 LOB: 0 BB: 0 P: 3	R: 2 E: 0 K: 0 S: 3	H: 1 LOB: 3 BB: 1 P: 15	R: 0 E: 0 K: 1 S: 6	H: 1 LOB: 2 BB: 1 P: 10	R: 0 E: 1 K: 2 S: 7	H: 0 LOB: 0 BB: 0 P: 7	R: 0 E: 0 K: 0 S: 3	H: 0 LOB: 1 BB: 1 P: 7	R: 0 E: 0 K: 0 S: 3	H: 0 LOB: 0 BB: 0 P: 3	1B: 2 2B: 1 3B: 0 HR: 0	SF: 0 SAC: 0 DP: 2 HBP: 0	WP: 0 PB: 0 SB: 0 CS: 1	PA: 36						
<b>PITCHER</b>	IP	WLS	BF	H	R	ER	SO	BB	IBB	HBP	BLK	WP	HR	S	P	ERA	WHIP									
<b>Joe Decker, R</b> ERA: 8.54	(1, 1)	3.0		14	3	0	3	1	6	0	0	0	0	0	28	36	9.00	2.333								
<b>Bill Butler, L</b> ERA: 6.54	(4, 1)	6.0	W	22	2	0	0	4	2	0	0	0	0	0	0	0	0.00	0.667								



Batter	1	2	3	4	5	6	7	8	9	AB	R	H	RBI	BB	SO	LOB	TOP		
<b>Lyman Bostock, L</b> (1, 9) OBP: 0.315, SLG: 0.343	0-0 1B		0-3 K		0-3 K		0-0 F7		0-0 G3	5	0	1	0	0	2	2	<b>Minnesota Twins @ Milwaukee Brewers</b> Milwaukee County Stadium, Milwaukee, WI Tue Aug 26 1975, 8:05 PM EDT Att: 9,941 - Cloudy - 74 F		
<b>Jerry Terrell, R</b> (1, 6) OBP: 0.338, SLG: 0.355	0-0 1B		4-0 1B		0-0 CS		0-0 1-3		0-0 6-3	4	0	2	0	1	0	2			
<b>Rod Carew, L</b> (1, 4) OBP: 0.432, SLG: 0.515	0-0 F7		0-0 1B		0-0 L8			4-0 FC5		3	0	1	0	1	0	3			
<b>John Briggs, L</b> (1, 7) OBP: 0.411, SLG: 0.394	0-0 L3		0-0 G3			4-0 4-3 WP		0-0 P3		3	1	0	0	1	0	5			
<b>Dan Ford, R</b> (1, 8) OBP: 0.317, SLG: 0.424		1-0 CS		0-0 E S		0-0 4-3		0-0 E6		3	1	1	0	0	0	2			
<b>Steve Braun, L</b> (1, 10) OBP: 0.387, SLG: 0.427	0-0 L3		0-0 F8		0-0 F8		0-0 G1-4-3		0-3 K	4	0	1	1	0	1	4			
<b>Dave McKay, S</b> (1, 5) OBP: 0.273, SLG: 0.667	0-0 1B		0-0 SF8		0-0 G1-4-3		0-0 G1-4-3		0-0 FC5	3	0	1	1	0	0	3			
<b>Craig Kusick, R</b> (1, 3) OBP: 0.321, SLG: 0.342	0-0 F8		0-0 2B				0-0 F7		1-0 SH5-4	3	0	1	0	0	0	1			
<b>Glenn Borgmann, R</b> (1, 2) OBP: 0.306, SLG: 0.288			0-0 4-3		0-0 4-3		4-0 BB		0-0 SH5-4	2	0	0	0	1	0	1			
<b>Inning Stats</b>	R: 0 E: 0 K: 0 S: 4	H: 2 LOB: 1 BB: 0 P: 4	R: 0 E: 0 K: 0 S: 3	H: 1 LOB: 1 BB: 0 P: 4	R: 0 E: 0 K: 1 S: 6	H: 1 LOB: 2 BB: 1 P: 10	R: 1 E: 0 K: 0 S: 5	H: 2 LOB: 1 BB: 0 P: 5	R: 0 E: 0 K: 0 S: 3	H: 0 LOB: 1 BB: 1 P: 7	R: 0 E: 1 K: 1 S: 6	H: 0 LOB: 2 BB: 1 P: 10	R: 0 E: 0 K: 0 S: 3	H: 0 LOB: 1 BB: 0 P: 4	R: 0 E: 0 K: 0 S: 3	H: 0 LOB: 1 BB: 0 P: 4	1B: 7 2B: 2 3B: 0 HR: 0	SF: 1 SAC: 1 DP: 2 HBP: 2	WP: 1 PA: 38 PB: 0 CS: 2
<b>PITCHER</b> <b>Pete Broberg, R</b> (1, 1) ERA: 4.7	IP: 9.0 WLS: L BF: 38	H: 8 R: 2 ER: 2 SO: 3	BB: 4 IBB: 0 HBP: 2 BLK: 0	WP: 1 HR: 0 S: 38 P: 56	ERA: 2.00 WHIP: 1.333	<b>PITCHER</b>	IP: 9.0 WLS: L BF: 38	H: 8 R: 2 ER: 2 SO: 3	BB: 4 IBB: 0 HBP: 2 BLK: 0	WP: 1 HR: 0 S: 38 P: 56	ERA: 2.00 WHIP: 1.333								

Batter	1	2	3	4	5	6	7	8	9	AB	R	H	RBI	BB	SO	LOB	BOTTOM		
<b>Bob Sheldon, L</b> (1, 4) OBP: 0.388, SLG: 0.421	0-0 4-3		0-0 3-1		0-0 1-4-3			0-0 4-3		4	0	0	0	0	0	1	<b>Minnesota Twins @ Milwaukee Brewers</b> Milwaukee County Stadium, Milwaukee, WI Tue Aug 26 1975, 8:05 PM EDT Att: 9,941 - Cloudy - 74 F		
<b>Robin Yount, R</b> (1, 6) OBP: 0.308, SLG: 0.360	0-0 6-3		0-0 E5			4-0 G5-4-3		4-0 FC5-4		2	0	0	0	0	0	0			
<b>Jack Lind, S</b> (4, 6) OBP: 0.200, SLG: 0.077										0	0	0	0	1	0	0			
<b>Tommy Bianco, S</b> (6, PH) OBP: 0.316, SLG: 0.133										0	0	0	0	1	0	0			
<b>Kurt Bevacqua, R</b> (6, PR) OBP: 0.274, SLG: 0.294										0	0	0	0	0	0	0			
<b>George Scott, R</b> (1, 3) OBP: 0.345, SLG: 0.500	0-3 K		0-0 F7			0-0 G5-4-3		0-0 P6		4	0	0	0	0	1	3			
<b>Hank Aaron, R</b> (1, 10) OBP: 0.330, SLG: 0.353		0-0 5-3		0-0 F8		0-0 1B		0-0 FC5-4		4	0	1	0	0	0	1			
<b>Darrell Porter, L</b> (1, 2) OBP: 0.357, SLG: 0.411	0-0 F7		0-0 F8		0-0 F9				0-0 4-3	4	0	0	0	0	0	1			
<b>Don Money, R</b> (1, 5) OBP: 0.307, SLG: 0.401	0-0 1B		0-0 1B		0-0 L4		0-0 F7		0-0 2B	4	1	2	0	0	0	0			
<b>Mike Hegan, L</b> (1, 7) OBP: 0.372, SLG: 0.417	0-0 1B				0-0 F8		0-0 F5		0-0 2B	4	0	2	1	0	0	0			
<b>Gorman Thomas, R</b> (6, PR) OBP: 0.278, SLG: 0.394	1-2 1B								1-H 2B	0	0	0	0	0	0	0			
<b>Charlie Moore, R</b> (1, 9) OBP: 0.333, SLG: 0.400	0-0 FC6				0-0 1-3		0-0 1B		0-3 K	4	0	2	0	0	1	3			
<b>Bill Sharp, L</b> (1, 8) OBP: 0.277, SLG: 0.314			0-3 K		0-0 1-3		0-0 4-3		0-0 F8	4	0	0	0	0	1	3			
<b>Inning Stats</b>	R: 0 E: 0 K: 1 S: 5	H: 0 LOB: 0 BB: 0 P: 5	R: 0 E: 0 K: 0 S: 5	H: 2 LOB: 2 BB: 0 P: 5	R: 0 E: 1 K: 1 S: 6	H: 0 LOB: 1 BB: 0 P: 6	R: 0 E: 0 K: 0 S: 3	H: 0 LOB: 0 BB: 0 P: 3	R: 0 E: 0 K: 0 S: 4	H: 1 LOB: 1 BB: 1 P: 7	R: 0 E: 0 K: 0 S: 3	H: 1 LOB: 1 BB: 1 P: 7	R: 0 E: 0 K: 0 S: 3	H: 0 LOB: 1 BB: 1 P: 7	R: 1 E: 0 K: 1 S: 7	H: 2 LOB: 1 BB: 0 P: 7	1B: 5 2B: 2 3B: 0 HR: 0	SF: 0 SAC: 0 DP: 1 HBP: 0	WP: 0 PA: 36 PB: 0 CS: 0
<b>PITCHER</b> <b>Dave Goltz, R</b> (1, 1) ERA: 3.63	IP: 9.0 WLS: W BF: 36	H: 7 R: 1 ER: 1 SO: 3	BB: 2 IBB: 0 HBP: 0 BLK: 0	WP: 0 HR: 0 S: 40 P: 48	ERA: 1.00 WHIP: 1.000	<b>PITCHER</b>	IP: 9.0 WLS: W BF: 36	H: 7 R: 1 ER: 1 SO: 3	BB: 2 IBB: 0 HBP: 0 BLK: 0	WP: 0 HR: 0 S: 40 P: 48	ERA: 1.00 WHIP: 1.000								



Batter	1	2	3	4	5	6	7	8	9	10	11	AB	R	H	RBI	BB	SO	LOB	TOP					
Jerry Terrell, R OBP: 0.339, SLG: 0.357 (1, 6)	6-3 ①		0-0 2B			F7 ①		G4-6-3 BB		F8 ②		4	0	1	0	1	0	2						
Dan Ford, R OBP: 0.316, SLG: 0.421 (1, 8)	4-3 ②		6-3 ③			FC4-6 1B		F9 ①		F8 ③		5	0	1	0	0	0	4						
Rod Carew, L OBP: 0.428, SLG: 0.509 (1, 4)	1-3 ③				5-3 ①	FC4-6 CS		G4-6-3 ② ③			6-3 ①		5	0	0	0	0	2						
Craig Kusick, R OBP: 0.331, SLG: 0.336 Steve Byrns, R OBP: 0.355, SLG: 0.429 Bert Blyleven, R (11, 1)		HBP ⑤-6-4			6-3 ②	1-2 HBP				4-3 ①		2	0	0	0	0	0	0						
John Briggs, L OBP: 0.408, SLG: 0.389 (11, 3)		P4 ①			1-3 ③	F8 ③				1-3 ②		4	0	0	0	1	0	3						
Dave McKay, S OBP: 0.231, SLG: 0.560 Tony Oliva, L OBP: 0.357, SLG: 0.411 Luis Gomez, R OBP: 0.200, SLG: 0.150 (11, 6)		F7 ②			6-3 ①			4-3 ①		6-3 ③		4	0	0	0	0	0	1						
Danny Thompson, R OBP: 0.299, SLG: 0.340 Steve Braun, L OBP: 0.386, SLG: 0.426 (11, 7)		FC5-6-4 ③			F8 ②			F9 ②		6-3 ③		4	0	0	0	0	0	1						
Lyman Bostock, L OBP: 0.323, SLG: 0.346 (1, 9)					K ①	FC5-4 BB				BB 1B		3	0	2	0	2	1	0						
Glenn Borgmann, R OBP: 0.305, SLG: 0.284 (1, 2)					K ②	FC5-4 1-2				BB 1B		4	0	0	0	1	1	5						
<b>Inning Stats</b>	R: 0 E: 0 K: 0 S: 3	H: 0 LOB: 0 P: 3	R: 0 E: 0 K: 2 S: 3	H: 0 LOB: 1 BB: 0 P: 4	R: 0 E: 0 K: 2 S: 8	H: 1 LOB: 1 BB: 0 P: 8	R: 0 E: 0 K: 0 S: 3	H: 0 LOB: 0 BB: 0 P: 3	R: 0 E: 0 K: 0 S: 3	H: 0 LOB: 1 BB: 1 P: 7	R: 0 E: 0 K: 0 S: 4	H: 1 LOB: 2 BB: 0 P: 5	R: 0 E: 0 K: 0 S: 2	H: 0 LOB: 0 BB: 1 P: 6	R: 0 E: 0 K: 0 S: 3	H: 0 LOB: 0 BB: 0 P: 3	R: 0 E: 0 K: 0 S: 4	H: 1 LOB: 2 BB: 1 P: 8	R: 1 E: 0 K: 0 S: 4	H: 1 LOB: 3 BB: 2 P: 13	1B: 4 2B: 1 3B: 0 HR: 0	SF: 0 SAC: 0 DP: 1 HBP: 3	WP: 0 PB: 0 SB: 0 CS: 1	PA: 45
<b>PITCHER</b>	IP ERA WLS BF H R ER SO BB IBB HBP BLK WP HR S P ERA WHIP	10.1 3.78 4 41 1 0 0 2 4 0 0 0 0 0 3 38 57 0.87 0.774	0.2 3.59 1 4 0 0 0 0 1 0 0 0 0 0 0 3 7 0.00 3.000																					

Minnesota Twins @ Milwaukee Brewers  
Milwaukee County Stadium, Milwaukee, WI  
Wed Aug 27 1975, 8:05 PM EDT  
Att: 6,261 - Cloudy - 69 F

AB 37  
R 1  
H 5  
RBI 1  
BB 5  
SO 2  
LOB 20



Batter	1	2	3	4	5	6	7	8	9	10	11	AB	R	H	RBI	BB	SO	LOB	BOTTOM							
Bob Sheldon, L OBP: 0.380, SLG: 0.410 Pedro Garcia, R OBP: 0.277, SLG: 0.325 (11, PR)	K ①		K ③			K ②			F7 ①		1B ①	5	0	1	0	0	3	1								
Bill Sharp, L OBP: 0.276, SLG: 0.313 (1, 8)	L9 ②				K ①	6-3 ③					P6 ②	5	0	1	0	0	1	2								
George Scott, R OBP: 0.345, SLG: 0.499 (1, 3)					F9 ②			CS 1B		F8 ②		5	0	2	0	0	0	2								
Hank Aaron, R OBP: 0.328, SLG: 0.349 (1, 10)					1-3 ③			F3 ② ③		F7 ③		4	0	0	0	0	0	3								
Darrell Porter, L OBP: 0.354, SLG: 0.406 (1, 2)					4-3 ①			F7 ③			K ①	4	0	0	0	0	2	0								
Charlie Moore, R OBP: 0.331, SLG: 0.396 (1, 9)					F9 ②					F7 ①		4	0	1	0	0	1	0								
Mike Hegan, L OBP: 0.364, SLG: 0.406 (1, 7)					K ③					F7 ②		4	0	0	0	0	3	1								
Kurt Bevacqua, R OBP: 0.278, SLG: 0.295 (1, 5)					5-3 ①			S 1B			K ③	3	0	1	0	1	1	1								
Jack Lind, S OBP: 0.167, SLG: 0.063 Don Money, R OBP: 0.306, SLG: 0.400 (11, PH)					K ②			1-2 K ①		3-1 ③		3	0	0	0	0	2	2								
<b>Inning Stats</b>	R: 0 E: 0 K: 1 S: 6	H: 1 LOB: 1 BB: 0 P: 6	R: 0 E: 0 K: 2 S: 7	H: 0 LOB: 0 BB: 0 P: 7	R: 0 E: 0 K: 2 S: 7	H: 0 LOB: 0 BB: 0 P: 7	R: 0 E: 0 K: 1 S: 5	H: 0 LOB: 0 BB: 0 P: 5	R: 0 E: 0 K: 2 S: 7	H: 0 LOB: 0 BB: 0 P: 7	R: 0 E: 0 K: 1 S: 5	H: 1 LOB: 1 BB: 0 P: 8	R: 0 E: 0 K: 0 S: 3	H: 1 LOB: 1 BB: 0 P: 3	R: 0 E: 0 K: 0 S: 3	H: 0 LOB: 0 BB: 1 P: 7	R: 0 E: 0 K: 0 S: 4	H: 1 LOB: 1 BB: 0 P: 4	R: 0 E: 0 K: 3 S: 10	H: 1 LOB: 1 BB: 0 P: 10	R: 0 E: 0 K: 0 S: 4	H: 1 LOB: 1 BB: 0 P: 4	1B: 6 2B: 0 3B: 0 HR: 0	SF: 0 SAC: 0 DP: 0 HBP: 0	WP: 0 PB: 0 SB: 1 CS: 1	PA: 39
<b>PITCHER</b>	IP ERA WLS BF H R ER SO BB IBB HBP BLK WP HR S P ERA WHIP	11.0 2.89 6 39 6 0 0 13 1 0 0 0 0 0 0 64 68 0.00 0.636	11.0 2.89 6 39 6 0 0 13 1 0 0 0 0 0 0 64 68 0.00 0.636																							

Minnesota Twins @ Milwaukee Brewers  
Milwaukee County Stadium, Milwaukee, WI  
Wed Aug 27 1975, 8:05 PM EDT  
Att: 6,261 - Cloudy - 69 F

AB 38  
R 0  
H 6  
RBI 0  
BB 1  
SO 13  
LOB 12





Batter	1	2	3	4	5	6	7	8	9	AB	R	H	RBI	BB	SO	LOB	TOP					
Bob Sheldon, L (1, 10) OBP: 0.386, SLG: 0.410	L9		G1-4-3 1B		F7		FC6 HBP	3-1	1B	5	2	2	2	0	0	0	<b>Milwaukee Brewers @ Texas Rangers</b> Arlington Stadium, Arlington, TX Fri Aug 29 1975, 8:05 PM EDT Att: 13,496 - Unknown					
Robin Yount, R (1, 6) OBP: 0.308, SLG: 0.359	K		G1-4-3		4-3		K		1B	6	1	2	1	0	2	4						
Jack Lind, S (9, 6)									1B	0	0	0	0	0	0	0						
George Scott, R (1, 3) OBP: 0.347, SLG: 0.498									1B	5	2	2	1	1	0	3						
Tommy Bianco, S (9, PR) OBP: 0.316, SLG: 0.133	BB				6-3		E6 FC6 1B	L4-3	1B	0	0	0	0	0	0	0						
Darrell Porter, L (1, 2) OBP: 0.356, SLG: 0.405	4-3				F9		FC6 BB		1B	5	2	2	2	1	0	3						
Charlie Moore, R (1, 7) OBP: 0.339, SLG: 0.408		4-3				SH1-4 BB	SH1-4 BB		1B	5	2	3	2	0	0	2						
Bill Sharr, L (1, 8) OBP: 0.277, SLG: 0.320		3-1					F8		1B	5	2	2	2	0	0	3						
Sixto Lezcano, R (1, 9) OBP: 0.322, SLG: 0.374									1B	1	1	0	0	4	0	0						
Kurt Bevacqua, R (1, 5) OBP: 0.281, SLG: 0.294			K						1B	4	0	1	2	1	2	5						
Pedro Garcia, R (1, 4) OBP: 0.279, SLG: 0.327									F9	5	1	2	0	0	1	8						
<b>Inning Stats</b>	R: 0 E: 0 K: 1 S: 5	H: 0 LOB: 1 BB: 1 P: 9	R: 0 E: 0 K: 0 S: 3	H: 0 LOB: 0 BB: 0 P: 3	R: 0 E: 0 K: 1 S: 6	H: 2 LOB: 1 BB: 0 P: 6	R: 3 E: 0 K: 0 S: 6	H: 4 LOB: 1 BB: 1 P: 10	R: 0 E: 0 K: 1 S: 5	H: 0 LOB: 2 BB: 2 P: 13	R: 4 E: 0 K: 2 S: 11	H: 2 LOB: 3 BB: 2 P: 20	R: 0 E: 0 K: 0 S: 3	H: 1 LOB: 0 BB: 0 P: 3	R: 6 E: 0 K: 0 S: 10	H: 7 LOB: 2 BB: 1 P: 14	1B: 14 2B: 2 3B: 1 HR: 0	SF: 0 SAC: 1 DP: 3 HBP: 1	WP: 1 PB: 1 SB: 1 CS: 0	PA: 50		
<b>PITCHER</b>	IP WLS BF H R ER SO	IP WLS BF H R ER SO	IP WLS BF H R ER SO	IP WLS BF H R ER SO	IP WLS BF H R ER SO	IP WLS BF H R ER SO	IP WLS BF H R ER SO	IP WLS BF H R ER SO	IP WLS BF H R ER SO	IP WLS BF H R ER SO	IP WLS BF H R ER SO	IP WLS BF H R ER SO	IP WLS BF H R ER SO	IP WLS BF H R ER SO	IP WLS BF H R ER SO	IP WLS BF H R ER SO	ERA WHIP	ERA WHIP				
Steve Hargan, R (1, 1) ERA: 3.62	3.1 L 17 6 3 3 2	2.2 11 1 2 0 1	0.1 2 0 0 0 1	0.1 5 1 2 0 0	2.0 12 6 6 6 1	0.1 0.1 0.1 0.1 0.1 0.1	0.1 0.1 0.1 0.1 0.1 0.1	0.1 0.1 0.1 0.1 0.1 0.1	0.1 0.1 0.1 0.1 0.1 0.1	0.1 0.1 0.1 0.1 0.1 0.1	0.1 0.1 0.1 0.1 0.1 0.1	0.1 0.1 0.1 0.1 0.1 0.1	0.1 0.1 0.1 0.1 0.1 0.1	0.1 0.1 0.1 0.1 0.1 0.1	0.1 0.1 0.1 0.1 0.1 0.1	0.1 0.1 0.1 0.1 0.1 0.1	0.00 1.125	0.00 0.000	0.00 9.000	27.00 3.500	4.55	4.55

AB	41
R	13
H	16
RBI	12
BB	7
SO	5
LOB	28



Batter	1	2	3	4	5	6	7	8	9	AB	R	H	RBI	BB	SO	LOB	BOTTOM					
Dave Moates, L (1, 8) OBP: 0.312, SLG: 0.373	F4			G4-6-3 2B		4-3			F7	4	1	1	0	0	0	0	<b>Milwaukee Brewers @ Texas Rangers</b> Arlington Stadium, Arlington, TX Fri Aug 29 1975, 8:05 PM EDT Att: 13,496 - Unknown					
Cesar Tovar, R (1, 10) OBP: 0.305, SLG: 0.316	F9			G4-6-3 BB			CS 1B		F8	3	0	1	0	1	0	0						
Mike Hargrove, L (1, 7) OBP: 0.397, SLG: 0.406	4-3			G4-6-3		CS	4-3		1B	4	0	1	0	0	0	2						
Jeff Burroughs, R (1, 9) OBP: 0.295, SLG: 0.393		F7					4-3		5-3	4	0	1	1	0	0	1						
Jim Spencer, L (1, 3) OBP: 0.325, SLG: 0.408		K2-3			4-3		4-3			3	0	0	0	0	1	1						
Toby Harrah, R (1, 6) OBP: 0.406, SLG: 0.474		F6								3	0	1	0	0	0	0						
Leo Cardenas, R (9, 6) OBP: 0.330, SLG: 0.289									FC4-6 1B	0	0	0	0	0	0	0						
Lenny Randle, S (1, 4) OBP: 0.351, SLG: 0.373				G3			F8		FC4-6	3	0	0	0	0	0	1						
Roy Howell, L (1, 5) OBP: 0.321, SLG: 0.405				4-3			3-1		F8	3	0	0	0	0	0	1						
Bill Fahey, L (1, 2) OBP: 0.313, SLG: 0.387				K			K		1-3	3	0	0	0	0	2	1						
<b>Inning Stats</b>	R: 0 E: 0 K: 0 S: 3	H: 0 LOB: 0 BB: 0 P: 3	R: 0 E: 0 K: 1 S: 5	H: 0 LOB: 0 BB: 0 P: 5	R: 0 E: 0 K: 1 S: 5	H: 0 LOB: 0 BB: 0 P: 5	R: 1 E: 0 K: 0 S: 4	H: 2 LOB: 1 BB: 1 P: 8	R: 0 E: 0 K: 0 S: 3	H: 0 LOB: 0 BB: 0 P: 3	R: 0 E: 0 K: 1 S: 5	H: 1 LOB: 0 BB: 0 P: 5	R: 0 E: 0 K: 0 S: 3	H: 0 LOB: 0 BB: 0 P: 3	R: 0 E: 0 K: 0 S: 4	H: 1 LOB: 1 BB: 0 P: 4	R: 0 E: 0 K: 0 S: 4	H: 1 LOB: 1 BB: 0 P: 4	1B: 3 2B: 2 3B: 0 HR: 0	SF: 0 SAC: 0 DP: 1 HBP: 0	WP: 0 PB: 0 SB: 0 CS: 1	PA: 32
<b>PITCHER</b>	IP WLS BF H R ER SO	IP WLS BF H R ER SO	IP WLS BF H R ER SO	IP WLS BF H R ER SO	IP WLS BF H R ER SO	IP WLS BF H R ER SO	IP WLS BF H R ER SO	IP WLS BF H R ER SO	IP WLS BF H R ER SO	IP WLS BF H R ER SO	IP WLS BF H R ER SO	IP WLS BF H R ER SO	IP WLS BF H R ER SO	IP WLS BF H R ER SO	IP WLS BF H R ER SO	IP WLS BF H R ER SO	ERA WHIP	ERA WHIP				
Jim Colborn, R (1, 1) ERA: 3.72	9.0 W 31 5 1 1 3																1.00 0.667					





Batter	1	2	3	4	5	6	7	8	9	AB	R	H	RBI	BB	SO	LOB	TOP			
Robin Yount, R (1, 6) OBP: 0.307, SLG: 0.358	F9		K		FC6-4			1B		4	0	1	1	0	1	1	<b>Milwaukee Brewers @ Texas Rangers</b> Arlington Stadium, Arlington, TX Sat Aug 30 1975, 8:05 PM EDT Att: 14,962 - Unknown			
Bill Shero, L (1, 8) OBP: 0.275, SLG: 0.317 Gorman Thomas, R (8, PH) OBP: 0.277, SLG: 0.393	6-3		5-3			4-3		K		3	0	0	0	0	0	0				
George Scott, R (1, 3) OBP: 0.344, SLG: 0.494	4-3		K			6-3		F7		4	0	0	0	0	1					
Hank Aaron, R (1, 10) OBP: 0.327, SLG: 0.348		6-3			G5-4-3			F8		4	0	1	0	0	0					
Charlie Moore, R (1, 2) OBP: 0.337, SLG: 0.410				K			6-3		4-3	4	0	1	0	0	1					
Bobby Mitchell, R (1, 7) OBP: 0.325, SLG: 0.442			K		G5-4-3				F9	4	0	1	0	0	1					
Sixto Lezcano, R (1, 9) OBP: 0.320, SLG: 0.371										3	0	0	0	0	1					
Kurt Bevacqua, R (1, 5) OBP: 0.281, SLG: 0.291				HR		4-3			5-3	2	1	0	0	1	0					
Pedro Garcia, R (1, 4) OBP: 0.287, SLG: 0.350										3	2	3	2	0	0					
<b>Inning Stats</b>	R: 0 E: 0 K: 0 S: 3	H: 0 LOB: 0 BB: 0 P: 3	R: 0 E: 0 K: 1 S: 6	H: 1 LOB: 1 BB: 0 P: 6	R: 2 E: 0 K: 2 S: 8	H: 1 LOB: 0 BB: 1 P: 12	R: 0 E: 0 K: 1 S: 5	H: 1 LOB: 1 BB: 0 P: 6	R: 0 E: 0 K: 0 S: 3	H: 0 LOB: 0 BB: 0 P: 3	R: 0 E: 0 K: 0 S: 3	H: 1 LOB: 0 BB: 0 P: 3	R: 1 E: 0 K: 1 S: 7	H: 2 LOB: 1 BB: 0 P: 7	R: 0 E: 0 K: 0 S: 3	H: 0 LOB: 0 BB: 0 P: 3	1B: 4 2B: 2 3B: 0 HR: 1	SF: 0 SAC: 0 DP: 2 HBP: 0	WP: 0 PB: 0 SB: 0 CS: 0	PA: 33
<b>PITCHER</b> Jim Umberger, L (1, 1) ERA: 4.09	IP: 9.0 WLS: W BF: 33 H: 7 R: 3 ER: 3 SO: 6 BB: 1 IBB: 0 HBP: 0 BLK: 0 WP: 0 HR: 1 S: 44 P: 48 ERA: 3.00 WHIP: 0.889																			

Batter	1	2	3	4	5	6	7	8	9	AB	R	H	RBI	BB	SO	LOB	BOTTOM			
Dave Moates, L (1, 8) OBP: 0.320, SLG: 0.377	HR	FC4		FC3-2		1B		F9		4	3	2	0	1	0	3	<b>Milwaukee Brewers @ Texas Rangers</b> Arlington Stadium, Arlington, TX Sat Aug 30 1975, 8:05 PM EDT Att: 14,962 - Unknown			
Lenny Randle, S (1, 4) OBP: 0.350, SLG: 0.372	F2	E9		SH		FC5		K		4	1	1	0	0	1					
Mike Hargrove, L (1, 7) OBP: 0.399, SLG: 0.414	HR			FC3-2		G3		1B		4	2	2	2	1	0					
Jeff Burroughs, R (1, 9) OBP: 0.296, SLG: 0.394	F4	F9		1B		SF8		1B		4	0	2	2	0	0					
Jim Spencer, L (1, 3) OBP: 0.329, SLG: 0.407	K			G3				FC4-6		3	0	1	1	2	1					
Toby Harrah, R (1, 6) OBP: 0.406, SLG: 0.473		E		1-3		FC5		SF8		3	1	1	1	1	0					
Tom Grieve, R (1, 10) OBP: 0.310, SLG: 0.435		K		F2				FC4-6		5	0	1	0	0	2					
Roy Howell, L (1, 5) OBP: 0.320, SLG: 0.407		FC4		L6		G3		K		4	1	1	1	0	1					
Jim Sundberg, R (1, 2) OBP: 0.285, SLG: 0.274				SH		F3		FC4-6		3	0	1	0	1	0					
<b>Inning Stats</b>	R: 2 E: 0 K: 1 S: 7	H: 2 LOB: 0 BB: 0 P: 7	R: 2 E: 2 K: 1 S: 8	H: 2 LOB: 3 BB: 2 P: 16	R: 0 E: 0 K: 0 S: 3	H: 0 LOB: 1 BB: 1 P: 7	R: 2 E: 1 K: 0 S: 7	H: 4 LOB: 2 BB: 0 P: 7	R: 0 E: 0 K: 1 S: 5	H: 0 LOB: 0 BB: 0 P: 6	R: 1 E: 0 K: 0 S: 4	H: 1 LOB: 2 BB: 0 P: 12	R: 0 E: 0 K: 1 S: 6	H: 1 LOB: 1 BB: 0 P: 6	R: 1 E: 0 K: 1 S: 7	H: 2 LOB: 2 BB: 1 P: 11	1B: 10 2B: 1 3B: 0 HR: 1	SF: 2 SAC: 1 DP: 0 HBP: 0	WP: 0 PB: 0 SB: 3 CS: 0	PA: 43
<b>PITCHER</b> Jim Slaton, R (1, 1) ERA: 4.28 Tom Murphy, R (2, 1) ERA: 3.62 Eduardo Rodriguez, R (4, 1) ERA: 3.24	IP: 1.2 WLS: L BF: 12 H: 4 R: 4 ER: 3 SO: 2 BB: 1 IBB: 0 HBP: 0 BLK: 0 WP: 0 HR: 1 S: 14 P: 22 ERA: 16.20 WHIP: 3.000																			



Batter	1	2	3	4	5	6	7	8	9	AB	R	H	RBI	BB	SO	LOB	TOP					
<b>Bob Sheldon, L</b> (1, 10) OBP: 0.381, SLG: 0.404	G3		K			FC6-4 1B		F8		4	0	1	0	0	1	0	<b>Milwaukee Brewers @ Texas Rangers</b> Arlington Stadium, Arlington, TX Sun Aug 31 1975, 8:05 PM EDT Att: 15,037 - Unknown					
<b>Bill Sharp, L</b> (1, 8) (7, 7) OBP: 0.272, SLG: 0.313	F8		K			F2		F9		4	0	0	0	0	1	1						
<b>George Scott, R</b> (1, 3) OBP: 0.342, SLG: 0.490	K				F8	FC6-4 HR		F9		4	1	0	0	0	1	1						
<b>Darrell Porter, L</b> (1, 2) OBP: 0.355, SLG: 0.413		F8			K				F7	4	1	1	2	0	1	0						
<b>Charlie Moore, R</b> (1, 9) OBP: 0.335, SLG: 0.403		5-3							K	3	0	0	0	1	2	0						
<b>Mike Hegan, L</b> (1, 7) OBP: 0.385, SLG: 0.407 <b>Gorman Thomas, R</b> (7, PR) OBP: 0.276, SLG: 0.391		HR BB							F3	2	1	1	0	1	1	1						
<b>Robin Yount, R</b> (1, 6) OBP: 0.308, SLG: 0.365										1	0	0	0	0	0	0						
<b>Kurt Bevacqua, R</b> (1, 5) OBP: 0.278, SLG: 0.287										3	1	1	2	0	0	1						
<b>Pedro Garcia, R</b> (1, 4) OBP: 0.284, SLG: 0.346			K							3	0	0	0	0	3	2						
<b>Inning Stats</b>	R: 0 E: 0 K: 1 S: 5	H: 0 LOB: 0 BB: 0 P: 5	R: 2 E: 0 K: 0 S: 4	H: 1 LOB: 0 BB: 1 P: 8	R: 0 E: 0 K: 3 S: 9	H: 0 LOB: 0 BB: 0 P: 9	R: 0 E: 0 K: 2 S: 7	H: 0 LOB: 1 BB: 0 P: 11	R: 0 E: 0 K: 1 S: 5	H: 0 LOB: 0 BB: 0 P: 5	R: 2 E: 0 K: 2 S: 7	H: 2 LOB: 0 BB: 0 P: 7	R: 0 E: 0 K: 2 S: 8	H: 1 LOB: 2 BB: 0 P: 8	R: 0 E: 0 K: 0 S: 3	H: 0 LOB: 0 BB: 0 P: 3		R: 0 E: 0 K: 1 S: 5	H: 0 LOB: 0 BB: 0 P: 5	1B: 2 2B: 0 3B: 0 HR: 2	SF: 0 SAC: 0 DP: 0 HBP: 0	WP: 0 PB: 0 SB: 1 CS: 0
<b>PITCHER</b> <b>Gaylord Perry, R</b> (1, 1) ERA: 3.19	IP: 9.0 WLS: L BF: 33	H: 4 R: 4 ER: 4 SO: 11	BB: 2 IBB: 0 HBP: 0 BLK: 0	WP: 0 HR: 2 S: 53 P: 61	ERA: 4.00 WHIP: 0.667																	

AB	31
R	4
H	4
RBI	4
BB	2
SO	11
LOB	7



Batter	1	2	3	4	5	6	7	8	9	AB	R	H	RBI	BB	SO	LOB	BOTTOM					
<b>Dave Moates, L</b> (1, 8) OBP: 0.330, SLG: 0.388	4-3					FC3-6 BB				3	0	2	0	1	0	0	<b>Milwaukee Brewers @ Texas Rangers</b> Arlington Stadium, Arlington, TX Sun Aug 31 1975, 8:05 PM EDT Att: 15,037 - Unknown					
<b>Lenny Randle, S</b> (1, 4) OBP: 0.348, SLG: 0.369	1-3		F9			FC3-6 WP BB 5-3		F8		4	1	0	0	0	3	3						
<b>Mike Hargrove, L</b> (1, 7) OBP: 0.398, SLG: 0.411	4-3		L9			BB WP BB		F8		3	0	0	0	1	0	1						
<b>Jeff Burroughs, R</b> (1, 9) OBP: 0.295, SLG: 0.392		F8 BB BB			K			5-3		3	0	0	1	1	1	1						
<b>Jim Spencer, L</b> (1, 3) OBP: 0.328, SLG: 0.403		F8			F8			L3		3	0	0	0	1	0	2						
<b>Toby Harrah, R</b> (1, 6) OBP: 0.409, SLG: 0.473					L7			L3		2	0	1	0	2	0	0						
<b>Tom Grieve, R</b> (1, 10) OBP: 0.306, SLG: 0.429						BB BB			G5-4-3 1B	4	0	0	0	0	6	6						
<b>Roy Howell, L</b> (1, 5) OBP: 0.317, SLG: 0.401		F5							G3	4	0	0	0	2	2	2						
<b>Jim Sundberg, R</b> (1, 2) OBP: 0.283, SLG: 0.272			4-3							3	0	0	0	0	0	0						
<b>Inning Stats</b>	R: 0 E: 0 K: 0 S: 3	H: 0 LOB: 0 BB: 0 P: 3	R: 0 E: 0 K: 0 S: 3	H: 0 LOB: 2 BB: 2 P: 11	R: 0 E: 0 K: 0 S: 4	H: 1 LOB: 1 BB: 0 P: 4	R: 0 E: 0 K: 1 S: 5	H: 0 LOB: 0 BB: 0 P: 5	R: 0 E: 0 K: 1 S: 5	H: 0 LOB: 0 BB: 0 P: 5	R: 1 E: 0 K: 0 S: 3	H: 0 LOB: 3 BB: 4 P: 19	R: 0 E: 0 K: 1 S: 6	H: 1 LOB: 1 BB: 0 P: 6	R: 0 E: 1 K: 0 S: 3	H: 0 LOB: 0 BB: 0 P: 3		R: 0 E: 0 K: 0 S: 3	H: 1 LOB: 0 BB: 0 P: 3	1B: 2 2B: 2 3B: 0 HR: 0	SF: 0 SAC: 0 DP: 2 HBP: 0	WP: 1 PB: 0 SB: 0 CS: 0
<b>PITCHER</b> <b>Pete Broberg, R</b> (1, 1) ERA: 4.51	IP: 9.0 WLS: W BF: 35	H: 3 R: 1 ER: 1 SO: 3	BB: 6 IBB: 0 HBP: 0 BLK: 0	WP: 1 HR: 0 S: 35 P: 59	ERA: 1.00 WHIP: 1.000																	





Batter	1	2	3	4	5	6	7	8	9	AB	R	H	RBI	BB	SO	LOB	TOP		
<b>Bob Sheldon, L</b> (1,4) OBP: 0.374, SLG: 0.398	5-3		F5		SF8		L8			4	0	1	1	0	0	2	<b>Milwaukee Brewers @ Detroit Tigers</b> Tiger Stadium, Detroit, MI Mon Sep 01 1975, 7:05 PM EDT Att: 7,584 - Unknown		
<b>Charlie Moore, R</b> (1,7) OBP: 0.332, SLG: 0.395	F9				K		K		F7	4	0	0	0	1	2	3			
<b>George Scott, R</b> (1,3) OBP: 0.341, SLG: 0.491	K		F9				K		K	5	1	1	1	0	3	5			
<b>Hank Aaron, R</b> (1,10) OBP: 0.328, SLG: 0.352										4	0	2	1	0	0	0			
<b>Darrell Porter, L</b> (1,2) OBP: 0.354, SLG: 0.411										4	0	1	0	0	0	2			
<b>Mike Hegan, L</b> (1,9) OBP: 0.388, SLG: 0.402										2	0	0	0	1	0	0			
<b>Gorman Thomas, R</b> (6, PR) OBP: 0.276, SLG: 0.391										0	0	0	0	0	0	0			
<b>Tommy Bianco, S</b> (8, PH) OBP: 0.300, SLG: 0.125										1	0	0	0	0	0	1			
<b>Sixto Lezcano, R</b> (8,9) OBP: 0.320, SLG: 0.371										0	0	0	0	0	0	0			
<b>Don Money, R</b> (1,5) OBP: 0.309, SLG: 0.401										4	1	2	0	0	1	2			
<b>Bill Sharp, L</b> (1,8) OBP: 0.274, SLG: 0.316										4	1	2	0	0	1	2			
<b>Robin Yount, R</b> (1,6) OBP: 0.309, SLG: 0.368										4	1	2	1	0	0	4			
<b>Inning Stats</b>	R: 0 E: 0 K: 1 S: 5	H: 0 LOB: 0 BB: 0 P: 5	R: 0 E: 0 K: 0 S: 3	H: 1 LOB: 0 BB: 0 P: 3	R: 0 E: 0 K: 0 S: 5	H: 2 LOB: 3 BB: 1 P: 9	R: 0 E: 0 K: 0 S: 3	H: 0 LOB: 0 BB: 0 P: 3	R: 4 E: 0 K: 1 S: 10	H: 5 LOB: 1 BB: 0 P: 10	R: 0 E: 0 K: 1 S: 5	H: 0 LOB: 2 BB: 1 P: 9	R: 0 E: 0 K: 0 S: 4	H: 1 LOB: 1 BB: 0 P: 4	R: 0 E: 0 K: 2 S: 9	H: 2 LOB: 2 BB: 0 P: 9	1B: 8 2B: 2 3B: 1 HR: 0	SF: 1 SAC: 0 DP: 1 HBP: 0	WP: 1 PA: 39 PB: 0 SB: 0 CS: 0
<b>PITCHER</b>	IP	WLS	BF	H	R	ER	SO	BB	IBB	HBP	BLK	WP	HR	S	P	ERA	WHIP		
<b>Vern Ruhle, R</b> (1,1) ERA: 3.86	4.2		21	7	4	4	2	1	0	0	0	0	0	24	28	7.71	1.714		
<b>Dave Lemanczyk, R</b> (5,1) ERA: 4.61	4.1	W	18	4	0	0	5	1	0	0	0	1	0	27	31	0.00	1.154		

Batter	1	2	3	4	5	6	7	8	9	AB	R	H	RBI	BB	SO	LOB	BOTTOM		
<b>Ron LeFlore, R</b> (1,8) OBP: 0.307, SLG: 0.358	E6		5-3				F3		F8	2	1	0	0	0	0	0	<b>Milwaukee Brewers @ Detroit Tigers</b> Tiger Stadium, Detroit, MI Mon Sep 01 1975, 7:05 PM EDT Att: 7,584 - Unknown		
<b>Billy Baldwin, L</b> (5, PR) OBP: 0.239, SLG: 0.400										2	0	0	0	0	0	3			
<b>Gary Sutherland, R</b> (1,4) OBP: 0.323, SLG: 0.327	L9		6-3							4	1	1	1	0	0	2			
<b>Dan Meyer, L</b> (1,3) OBP: 0.294, SLG: 0.356										4	1	2	1	0	0	0			
<b>Willie Horton, R</b> (1,10) OBP: 0.319, SLG: 0.419										4	0	3	2	0	1	0			
<b>Bill Freehan, R</b> (1,2) OBP: 0.310, SLG: 0.414										4	0	3	1	0	0	2			
<b>Aurelio Rodriguez, R</b> (1,5) OBP: 0.290, SLG: 0.399										3	0	0	0	1	0	4			
<b>Leon Roberts, R</b> (1,9) OBP: 0.316, SLG: 0.396										4	0	0	0	0	1	3			
<b>Ben Oglivie, L</b> (1,7) OBP: 0.291, SLG: 0.354										3	1	0	0	1	0	0			
<b>Tom Veryzer, R</b> (1,6) OBP: 0.283, SLG: 0.311										4	1	2	0	0	1	0			
<b>Inning Stats</b>	R: 1 E: 1 K: 0 S: 5	H: 2 LOB: 1 BB: 0 P: 5	R: 0 E: 1 K: 0 S: 3	H: 0 LOB: 0 BB: 0 P: 3	R: 0 E: 0 K: 0 S: 3	H: 0 LOB: 0 BB: 0 P: 3	R: 0 E: 0 K: 2 S: 8	H: 1 LOB: 2 BB: 1 P: 12	R: 0 E: 0 K: 1 S: 5	H: 0 LOB: 1 BB: 0 P: 6	R: 0 E: 0 K: 0 S: 4	H: 2 LOB: 1 BB: 0 P: 4	R: 4 E: 0 K: 0 S: 8	H: 5 LOB: 2 BB: 1 P: 12	R: 0 E: 0 K: 0 S: 4	H: 1 LOB: 1 BB: 0 P: 4	1B: 11 2B: 2 3B: 0 HR: 0	SF: 0 SAC: 0 DP: 3 HBP: 1	WP: 0 PA: 37 PB: 0 SB: 0 CS: 0
<b>PITCHER</b>	IP	WLS	BF	H	R	ER	SO	BB	IBB	HBP	BLK	WP	HR	S	P	ERA	WHIP		
<b>Bill Travers, L</b> (1,1) ERA: 3.81	6.2		29	7	4	3	3	2	0	1	0	0	0	32	41	4.05	1.350		
<b>Rick Austin, L</b> (7,1) ERA: 3.5	0.0	L	1	1	0	0	0	0	0	0	0	0	0	1	1	*	*		
<b>Tom Murphy, R</b> (7,1) ERA: 3.65	0.0		2	2	1	1	0	0	0	0	0	0	0	2	2	*	*		
<b>Eduardo Rodriguez, R</b> (7,1) ERA: 3.18	1.1		5	1	0	0	0	0	0	0	0	0	0	5	5	0.00	0.750		



Batter	1	2	3	4	5	6	7	8	9	AB	R	H	RBI	BB	SO	LOB	TOP					
<b>Bob Sheldon, L</b> OBP: 0.367, SLG: 0.390 (1, 4)	L3		K			F8		F7		5	0	1	0	0	1	3						
<b>Bill Sharp, L</b> OBP: 0.273, SLG: 0.317 (1, 8) (7, 9)	G3			2B	FC4-6		4-3		6-3	5	2	1	1	0	0	2						
<b>George Scott, R</b> OBP: 0.346, SLG: 0.500 (1, 3)	WP			1B			1B			5	1	5	2	0	0	0						
<b>Hank Aaron, R</b> OBP: 0.325, SLG: 0.349 (1, 10)	K			6-3		SF7		6-3		4	0	0	1	0	2	4						
<b>Darrell Porter, L</b> OBP: 0.357, SLG: 0.412 (1, 2)		F7				4-3				4	0	2	1	1	0	1						
<b>Mike Hegan, L</b> OBP: 0.365, SLG: 0.395 <b>Gorman Thomas, R</b> OBP: 0.275, SLG: 0.389 (1, 9) (7, 8)	K			F8		B3		4-3		3	1	0	0	1	1	3						
<b>Don Money, R</b> OBP: 0.308, SLG: 0.399 (1, 5)	K			K		B3				4	0	1	0	0	2	2						
<b>Charlie Moore, R</b> OBP: 0.340, SLG: 0.404 (1, 7)				CS		1B		F7		3	1	2	1	1	0	1						
<b>Robin Yount, R</b> OBP: 0.309, SLG: 0.366 (1, 6)				F8		FC4-6		F9		3	1	0	0	1	0	3						
<b>Inning Stats</b>	R: 0 E: 0 K: 1 S: 6	H: 1 LOB: 1 BB: 0 P: 6	R: 0 E: 0 K: 2 S: 7	H: 0 LOB: 0 BB: 0 P: 7	R: 0 E: 0 K: 1 S: 4	H: 0 LOB: 1 BB: 1 P: 8	R: 2 E: 0 K: 1 S: 8	H: 3 LOB: 1 BB: 0 P: 8	R: 3 E: 0 K: 0 S: 6	H: 3 LOB: 1 BB: 1 P: 10	R: 1 E: 0 K: 0 S: 4	H: 1 LOB: 1 BB: 1 P: 8	R: 0 E: 0 K: 1 S: 7	H: 2 LOB: 2 BB: 0 P: 7	R: 0 E: 0 K: 0 S: 4	H: 1 LOB: 1 BB: 0 P: 4	R: 0 E: 0 K: 1 S: 6	H: 1 LOB: 2 BB: 1 P: 10	1B: 8 2B: 5 3B: 0 HR: 0	SF: 1 SAC: 0 DP: 1 HBP: 0	WP: 2 PB: 2 SB: 0 CS: 1	PA: 42
<b>PITCHER</b>	IP	WLS	BF	H	R	ER	SO	BB	IBB	HBP	BLK	WP	HR	S	P	ERA	WHIP					
<b>Joe Coleman, R</b> ERA: 5.6 (1, 1)	4.1	L	21	7	5	5	5	2	0	0	0	1	0	29	37	10.38	2.077					
<b>Fernando Arroyo, R</b> ERA: 4.46 (5, 1)	3.2		16	4	1	1	1	1	0	0	0	0	0	17	21	2.46	1.364					
<b>Gene Pentz, R</b> ERA: 1.56 (9, 1)	1.0		5	1	0	0	1	1	0	0	0	0	0	6	10	0.00	2.000					

Milwaukee Brewers @ Detroit Tigers  
Tiger Stadium, Detroit, MI  
Tue Sep 02 1975, 7:05 PM EDT  
Att: 6,263 - Unknown

AB	37
R	6
H	12
RBI	6
BB	4
SO	7
LOB	21



Batter	1	2	3	4	5	6	7	8	9	AB	R	H	RBI	BB	SO	LOB	BOTTOM					
<b>John Knox, L</b> OBP: 0.354, SLG: 0.316 (1, 4)	4-3									5	1	4	0	0	0	0						
<b>Billy Baldwin, L</b> OBP: 0.216, SLG: 0.360 (1, 8)	L6									5	0	0	0	0	0	6						
<b>Dan Meyer, L</b> OBP: 0.293, SLG: 0.363 (1, 3)	F8									4	1	1	3	0	0	2						
<b>Willie Horton, R</b> OBP: 0.316, SLG: 0.415 (1, 10)		5-3								5	0	0	0	0	1	3						
<b>Ben Oglivie, L</b> OBP: 0.291, SLG: 0.365 (1, 7)		6-3								4	1	1	1	0	0	0						
<b>Aurelio Rodriguez, R</b> OBP: 0.296, SLG: 0.406 (1, 5)										3	1	3	0	1	0	0						
<b>Leon Roberts, R</b> OBP: 0.318, SLG: 0.399 (1, 9)										4	0	2	1	0	0	2						
<b>John Wockenfuss, R</b> OBP: 0.287, SLG: 0.446 (1, 2)										4	0	0	0	0	0	5						
<b>Tom Verzyer, R</b> OBP: 0.287, SLG: 0.312 <b>Gates Brown, L</b> OBP: 0.333, SLG: 0.310 (1, 6) (9, PH)										2	1	1	0	1	0	0						
<b>Inning Stats</b>	R: 0 E: 0 K: 0 S: 3	H: 0 LOB: 0 BB: 0 P: 3	R: 1 E: 0 K: 0 S: 4	H: 1 LOB: 1 BB: 1 P: 8	R: 0 E: 0 K: 0 S: 3	H: 1 LOB: 0 BB: 0 P: 3	R: 1 E: 0 K: 1 S: 8	H: 3 LOB: 2 BB: 0 P: 8	R: 1 E: 0 K: 0 S: 5	H: 2 LOB: 1 BB: 0 P: 5	R: 0 E: 0 K: 0 S: 4	H: 1 LOB: 1 BB: 0 P: 4	R: 0 E: 0 K: 0 S: 4	H: 1 LOB: 2 BB: 1 P: 8	R: 0 E: 0 K: 0 S: 4	H: 1 LOB: 0 BB: 0 P: 4	R: 2 E: 0 K: 1 S: 7	H: 2 LOB: 0 BB: 0 P: 7	1B: 8 2B: 2 3B: 0 HR: 2	SF: 1 SAC: 0 DP: 0 HBP: 0	WP: 0 PB: 0 SB: 0 CS: 0	PA: 41
<b>PITCHER</b>	IP	WLS	BF	H	R	ER	SO	BB	IBB	HBP	BLK	WP	HR	S	P	ERA	WHIP					
<b>Jim Colborn, R</b> ERA: 3.77 (1, 1)	5.0	W	22	7	3	3	1	1	0	0	0	0	1	23	27	5.40	1.600					
<b>Eduardo Rodriguez, R</b> ERA: 3.24 (6, 1)	4.0	S	18	5	2	2	1	1	0	0	0	0	1	19	23	4.50	1.500					

Milwaukee Brewers @ Detroit Tigers  
Tiger Stadium, Detroit, MI  
Tue Sep 02 1975, 7:05 PM EDT  
Att: 6,263 - Unknown

AB	37
R	5
H	12
RBI	5
BB	2
SO	2
LOB	18





Batter	1	2	3	4	5	6	7	8	9	AB R H RBI BB SO LOB	TOP											
<b>Duane Kuiper, L</b> (1,4) OBP: 0.361, SLG: 0.335										6 1 2 2 0 0 5	<b>Cleveland Indians @ Milwaukee Brewers</b> Milwaukee County Stadium, Milwaukee, WI Wed Sep 03 1975, 8:05 PM EDT Att: 4,177 - Unknown											
<b>Rick Manning, L</b> (1,8) OBP: 0.349, SLG: 0.359										5 0 3 1 1 0 2												
<b>George Hendrick, R</b> (1,9) OBP: 0.305, SLG: 0.422										5 1 1 0 0 1 3												
<b>Boog Powell, L</b> (1,3) OBP: 0.389, SLG: 0.510										3 1 1 0 0 0 0												
<b>Joe Lis, R</b> (6,3) OBP: 0.500, SLG: 1.000										2 1 1 1 0 0 1												
<b>Rico Carty, R</b> (1,10) OBP: 0.384, SLG: 0.521										5 2 2 1 0 0 2												
<b>Oscar Gamble, L</b> (1,7) OBP: 0.366, SLG: 0.436										3 2 3 2 1 0 0												
<b>Buddy Bell, R</b> (1,5) OBP: 0.316, SLG: 0.365										5 2 3 2 0 1 1												
<b>Alan Ashby, S</b> (1,2) OBP: 0.319, SLG: 0.321										3 1 2 0 2 1 0												
<b>Frank Duffy, R</b> (1,6) OBP: 0.271, SLG: 0.280										5 0 1 1 0 0 7												
<b>Inning Stats</b>	R: 1 E: 0 K: 0 S: 4	H: 2 LOB: 0 BB: 0 P: 4	R: 1 E: 0 K: 0 S: 4	H: 2 LOB: 1 BB: 1 P: 8	R: 0 E: 0 K: 1 S: 5	H: 0 LOB: 0 BB: 0 P: 5	R: 2 E: 0 K: 2 S: 9	H: 2 LOB: 0 BB: 0 P: 9	R: 0 E: 0 K: 0 S: 3	H: 0 LOB: 1 BB: 1 P: 7	R: 1 E: 0 K: 0 S: 6	H: 3 LOB: 3 BB: 1 P: 10	R: 0 E: 0 K: 0 S: 4	H: 1 LOB: 1 BB: 0 P: 4	R: 2 E: 1 K: 0 S: 5	H: 3 LOB: 2 BB: 1 P: 9	R: 4 E: 0 K: 0 S: 9	H: 6 LOB: 2 BB: 0 P: 9	1B: 16 2B: 2 3B: 0 HR: 1	SF: 1 SAC: 0 DP: 1 HBP: 0	WP: 0 PB: 0 SB: 1 CS: 1	PA: 47
<b>PITCHER</b>	IP WLS BF H R ER SO BB IBB HBP BLK WP HR S P ERA WHIP											<b>PITCHER</b>	IP WLS BF H R ER SO BB IBB HBP BLK WP HR S P ERA WHIP									
<b>Jim Slaton, R</b> (1,1) ERA: 4.39	3.1 L 15 6 4 4 1 1 0 0 0 0 1 16 20 10.80 2.100																					
<b>Bill Castro, R</b> (4,1) ERA: 2.52	3.2 17 4 1 1 2 1 1 0 0 0 0 19 27 2.46 1.364																					
<b>Tom Murphy, R</b> (8,1) ERA: 4.38	2.0 15 9 6 6 0 1 0 0 0 0 0 0 14 18 27.00 5.000																					

AB	42
R	11
H	19
RBI	10
BB	4
SO	3
LOB	21



Batter	1	2	3	4	5	6	7	8	9	AB R H RBI BB SO LOB	BOTTOM											
<b>Don Money, R</b> (1,5) OBP: 0.309, SLG: 0.399										5 0 2 0 0 1 1	<b>Cleveland Indians @ Milwaukee Brewers</b> Milwaukee County Stadium, Milwaukee, WI Wed Sep 03 1975, 8:05 PM EDT Att: 4,177 - Unknown											
<b>Robin Yount, R</b> (1,6) OBP: 0.310, SLG: 0.366										5 1 2 0 0 0 2												
<b>George Scott, R</b> (1,3) OBP: 0.345, SLG: 0.497										5 1 1 0 0 0 4												
<b>Hank Aaron, R</b> (1,10) OBP: 0.327, SLG: 0.350										4 0 2 1 0 0 2												
<b>Charlie Moore, R</b> (1,2) OBP: 0.348, SLG: 0.411										4 1 3 0 0 0 1												
<b>Sixto Lezcano, R</b> (1,9) OBP: 0.319, SLG: 0.370										4 0 1 0 0 1 3												
<b>Bobby Mitchell, R</b> (1,7) OBP: 0.321, SLG: 0.435										3 0 0 0 0 2 6												
<b>Tommy Bianco, S</b> (6,PH) OBP: 0.286, SLG: 0.118										1 0 0 0 0 0 0												
<b>Gorman Thomas, R</b> (9,8) OBP: 0.275, SLG: 0.389										0 0 0 0 0 0 0												
<b>Pedro Garcia, R</b> (1,4) OBP: 0.283, SLG: 0.348										4 0 1 2 0 1 1												
<b>Bill Sharp, L</b> (1,8) OBP: 0.273, SLG: 0.319										4 0 1 0 0 1 2												
<b>Inning Stats</b>	R: 0 E: 0 K: 0 S: 4	H: 2 LOB: 1 BB: 0 P: 4	R: 0 E: 0 K: 1 S: 6	H: 1 LOB: 0 BB: 0 P: 6	R: 0 E: 0 K: 1 S: 3	H: 0 LOB: 0 BB: 0 P: 3	R: 0 E: 0 K: 1 S: 7	H: 2 LOB: 2 BB: 0 P: 7	R: 0 E: 0 K: 1 S: 6	H: 1 LOB: 1 BB: 0 P: 6	R: 2 E: 0 K: 1 S: 9	H: 4 LOB: 2 BB: 0 P: 9	R: 1 E: 1 K: 1 S: 7	H: 2 LOB: 1 BB: 0 P: 7	R: 0 E: 0 K: 1 S: 5	H: 0 LOB: 0 BB: 0 P: 5	R: 0 E: 0 K: 0 S: 4	H: 1 LOB: 1 BB: 0 P: 4	1B: 11 2B: 2 3B: 0 HR: 0	SF: 0 SAC: 0 DP: 1 HBP: 0	WP: 0 PB: 0 SB: 0 CS: 0	PA: 39
<b>PITCHER</b>	IP WLS BF H R ER SO BB IBB HBP BLK WP HR S P ERA WHIP											<b>PITCHER</b>	IP WLS BF H R ER SO BB IBB HBP BLK WP HR S P ERA WHIP									
<b>Fritz Peterson, L</b> (1,1) ERA: 4.43	6.0 W 27 10 2 2 4 0 0 0 0 0 0 35 35 3.00 1.667																					
<b>Bob Reynolds, R</b> (7,1) ERA: 4.96	3.0 S 12 3 1 0 2 0 0 0 0 0 0 0 16 16 0.00 1.000																					

AB	39
R	3
H	13
RBI	3
BB	0
SO	6
LOB	22





Batter	1	2	3	4	5	6	7	8	9	AB	R	H	RBI	BB	SO	LOB	TOP										
<b>Duane Kuiper, L</b> OBP: 0.360, SLG: 0.332 (1, 4)	0-0 4-3	0-0 5-3		0-0 F8		0-0 1B	0-0 FC4-6		1-0 1B HBP	5	1	1	0	0	0	2	<b>Cleveland Indians @ Milwaukee Brewers</b> Milwaukee County Stadium, Milwaukee, WI Thu Sep 04 1975, 8:05 PM EDT Att: 3,810 - Unknown										
<b>Buddy Bell, R</b> OBP: 0.316, SLG: 0.367 (1, 5)	0-0 F9		0-0 F8 1B E	0-0 6-3		0-0 1B SF8 1B	0-0 4-3		1-2 2-3 1B	6	2	3	2	0	0	1											
<b>Rick Manning, L</b> OBP: 0.349, SLG: 0.358 (1, 8)	0-0 F5		0-0 E WP 1B		0-3 K	0-0 1B 2B 1B		0-0 3-1	0-0 4-3	6	2	2	0	0	1	3											
<b>Rico Carty, R</b> OBP: 0.381, SLG: 0.518 <b>Tommy Smith, L</b> (9, 7)		0-0 E5 BB HR	0-0 F8		0-0 E 1B	0-0 SF8		0-0 4-3		4	1	1	1	0	0	2											
<b>George Hendrick, R</b> OBP: 0.308, SLG: 0.421 (1, 9)		4-0 HR BB	0-0 E3 WP BB SF8		0-3 K	0-0 2B 1B		4-0 BB		3	2	1	1	2	1	2											
<b>Frank Robinson, R</b> OBP: 0.390, SLG: 0.517 <b>Oscar Gamble, L</b> OBP: 0.367, SLG: 0.438 (3, FH)		0-3 K	0-0 WP BB	0-0 E3	0-0 E3	0-0 1-3 2B		0-0 F4		1	0	0	0	0	1	2											
<b>Joe Lis, R</b> OBP: 0.429, SLG: 1.200 (1, 3)		0-0 HR	0-0 SF8		0-0 4-3	0-0 BB		0-0 F8		3	1	1	4	1	0	2											
<b>Alan Ashby, S</b> OBP: 0.316, SLG: 0.324 (1, 2)	0-0 L7		0-0 3-1					0-0 1B 2B		5	0	1	0	0	0	4											
<b>Frank Duffy, R</b> OBP: 0.275, SLG: 0.281 (1, 6)	4-0 BB		0-0 5-3		4-0 S 1B BB	0-0 FC4-6 1B		0-0 L7		3	1	1	0	2	0	1											
<b>Inning Stats</b>	R: 0 E: 0 K: 0 S: 3	H: 0 LOB: 0 BB: 0 P: 3	R: 3 E: 1 K: 1 S: 7	H: 1 LOB: 1 BB: 2 P: 15	R: 3 E: 1 K: 0 S: 6	H: 2 LOB: 1 BB: 1 P: 10	R: 0 E: 0 K: 0 S: 3	H: 0 LOB: 0 BB: 0 P: 3	R: 0 E: 1 K: 2 S: 9	H: 1 LOB: 2 BB: 0 P: 9	R: 4 E: 0 K: 0 S: 8	H: 5 LOB: 3 BB: 2 P: 16	R: 0 E: 0 K: 0 S: 3	H: 1 LOB: 0 BB: 0 P: 3	R: 0 E: 0 K: 0 S: 3	H: 0 LOB: 1 BB: 1 P: 7		R: 0 E: 0 K: 0 S: 5	H: 2 LOB: 2 BB: 0 P: 6	1B: 9 2B: 2 3B: 0 HR: 1	SF: 2 SAC: 0 DP: 0 HBP: 1	WP: 1 PB: 0 SB: 2 CS: 1	PA: 48				
<b>PITCHER</b>	IP	WLS	BF	H	R	ER	SO	BB	IBB	HBP	BLK	WP	HR	S	P	ERA	WHIP										
<b>Lafayette Curcume, L</b> ERA: 7.07 (1, 1)	2.1	L	13	3	5	4	1	2	0	0	0	0	1	13	21	15.43	2.143										
<b>Larry Anderson, R</b> ERA: 12.0 (3, 1)	3.0		17	4	5	4	2	2	0	0	0	1	0	19	27	12.00	2.000										
<b>Pat Osburn, L</b> ERA: (6, 1)	3.2		18	5	0	0	0	2	0	1	0	0	0	15	24	0.00	1.909										



Batter	1	2	3	4	5	6	7	8	9	AB	R	H	RBI	BB	SO	LOB	BOTTOM										
<b>Don Money, R</b> OBP: 0.313, SLG: 0.402 (1, 5)	0-0 G4-6-3 1B	0-0 1-1H 1B			0-0 6-3	0-0 F6			0-0 1B 1B	5	0	3	1	0	0	2	<b>Cleveland Indians @ Milwaukee Brewers</b> Milwaukee County Stadium, Milwaukee, WI Thu Sep 04 1975, 8:05 PM EDT Att: 3,810 - Unknown										
<b>Bill Shero, L</b> OBP: 0.275, SLG: 0.318 (7, 7)	0-0 G4-6-3 1-2	0-0 G3			4-0 BB	0-0 4-3		0-0 1-2 2-1H 1B	0-0 FC6-4 1B	4	0	1	1	1	0	2											
<b>George Scott, R</b> OBP: 0.344, SLG: 0.496 (1, 3)	0-0 2B		0-0 6-3		0-3 K	0-0 F7		0-0 F8		5	0	1	0	0	1	3											
<b>Hank Aaron, R</b> OBP: 0.325, SLG: 0.351 (1, 10)	0-0 F2		0-0 2B		0-0 4-3	0-0 F7		0-0 FC6-4 1-2		5	0	1	0	0	0	4											
<b>Darrell Porter, L</b> OBP: 0.356, SLG: 0.409 <b>Gorman Thomas, R</b> OBP: 0.273, SLG: 0.387 (7, 8)		4-0 2B BB	0-3 K	0-3 K		0-0 F8		0-0 F7		2	1	0	0	1	1	1											
<b>Charlie Moore, R</b> OBP: 0.346, SLG: 0.413 (7, 2)		0-3 K	0-3 K			0-0 1B 2B		0-0 F8		4	1	1	0	0	2	2											
<b>Sixto Lezcano, R</b> OBP: 0.321, SLG: 0.374 (1, 9)		0-0 F8 1-1H 1B 2B		0-0 6-3		0-0 2B 1B		0-0 F7		4	1	2	2	0	0	0											
<b>Robin Yount, R</b> OBP: 0.309, SLG: 0.364 (1, 6)		0-0 F8 2-3		0-0 6-3		4-0 1-2 BB		0-0 5-3		3	0	0	0	1	0	1											
<b>Pedro Garcia, R</b> OBP: 0.286, SLG: 0.351 (1, 4)		0-0 S 1B 1B		0-0 F3		0-0 L6		0-0 1B 1B		4	2	2	1	0	0	2											
<b>Inning Stats</b>	R: 0 E: 0 K: 0 S: 4	H: 2 LOB: 1 BB: 0 P: 4	R: 3 E: 0 K: 1 S: 8	H: 3 LOB: 1 BB: 1 P: 12	R: 0 E: 0 K: 2 S: 8	H: 1 LOB: 0 BB: 0 P: 8	R: 0 E: 0 K: 0 S: 3	H: 0 LOB: 0 BB: 0 P: 3	R: 0 E: 0 K: 1 S: 5	H: 0 LOB: 1 BB: 1 P: 9	R: 1 E: 0 K: 0 S: 5	H: 2 LOB: 2 BB: 1 P: 9	R: 0 E: 0 K: 0 S: 3	H: 0 LOB: 0 BB: 0 P: 3	R: 0 E: 0 K: 0 S: 3	R: 1 E: 0 K: 0 S: 6		H: 3 LOB: 2 BB: 0 P: 6	1B: 7 2B: 4 3B: 0 HR: 0	SF: 0 SAC: 0 DP: 1 HBP: 0	WP: 0 PB: 0 SB: 1 CS: 0	PA: 40					
<b>PITCHER</b>	IP	WLS	BF	H	R	ER	SO	BB	IBB	HBP	BLK	WP	HR	S	P	ERA	WHIP										
<b>Roric Harrison, R</b> ERA: 4.65 (1, 1)	9.0	W	40	11	5	5	4	3	0	0	0	0	0	45	57	5.00	1.556										





Batter	1	2	3	4	5	6	7	8	9	AB	R	H	RBI	BB	SO	LOB	TOP
<b>Cecil Cooper, L</b> (1, 10) OBP: 0.369, SLG: 0.592	1-0 4-3 1B HBP		0-3 K			0-3 K		0-0 1-2 1B		3	1	1	0	0	2	0	<b>Boston Red Sox @ Milwaukee Brewers</b> Milwaukee County Stadium, Milwaukee, WI Fri Sep 05 1975, 8:05 PM EDT Att: 11,864 - Unknown <a href="http://livebaseballscores.com">livebaseballscores.com</a>
<b>Denny Doyle, L</b> (1, 4) OBP: 0.300, SLG: 0.378	0-0 4-3		0-0 F6			0-0 B1-3		0-0 L9		4	0	0	0	0	0	3	
<b>Carl Yastrzemski, L</b> (1, 3) OBP: 0.375, SLG: 0.426	0-0 1B 2-H		0-0 F6			0-0 P7		0-0 F4		4	0	1	1	0	0	2	
<b>Fred Lynn, L</b> (1, 8) OBP: 0.399, SLG: 0.567	0-0 1-2 1B			0-3 K				0-0 F8		4	0	1	0	0	1	2	
<b>Jim Rice, R</b> (1, 7) OBP: 0.351, SLG: 0.503	0-0 F2			0-0 F7				0-0 F9 BB 1B		4	0	1	0	0	0	2	
<b>Carlton Fisk, R</b> (1, 2) OBP: 0.374, SLG: 0.487	0-3 K			0-0 5-3				4-0 FC4-6 BB 1-2		3	0	0	0	1	1	2	
<b>Dwight Evans, R</b> (1, 9) OBP: 0.361, SLG: 0.462		0-0 1-3				0-0 F4		0-0 F9 2-3		4	1	0	0	0	0	2	
<b>Rick Burleson, R</b> (1, 6) OBP: 0.315, SLG: 0.339		0-0 F8				0-0 5-3		0-0 FC4-6 1-2		4	0	1	1	0	0	2	
<b>Rico Petrocelli, R</b> (1, 5) OBP: 0.321, SLG: 0.324		0-0 5-3				0-0 6-3			0-0 L9 1B 1B	4	0	1	0	0	1	1	
<b>Inning Stats</b>	R: 1 E: 0 K: 1 S: 7	H: 2 LOB: 2 BB: 0 P: 8	R: 0 E: 0 K: 0 S: 3	H: 0 LOB: 0 BB: 0 P: 3	R: 0 E: 0 K: 1 S: 5	H: 0 LOB: 0 BB: 0 P: 5	R: 0 E: 0 K: 1 S: 5	H: 0 LOB: 0 BB: 0 P: 5	R: 0 E: 0 K: 1 S: 5	H: 1 LOB: 2 BB: 1 P: 8	R: 0 E: 0 K: 0 S: 5	H: 2 LOB: 2 BB: 0 P: 5	R: 1 E: 1 K: 1 S: 7	H: 1 LOB: 1 BB: 0 P: 7	1B: 6 2B: 0 3B: 0 HR: 0	SF: 0 SAC: 0 DP: 0 HBP: 1	WP: 0 PA: 36 PB: 0 SB: 0 CS: 0
<b>PITCHER</b> <b>Pete Broberg, R</b> (1, 1) ERA: 4.34	IP: 9.0 WLS: W BF: 36 H: 6 R: 2 ER: 1 SO: 5 BB: 1 IBB: 0 HBP: 1 BLK: 0 WP: 0 HR: 0 S: 44 P: 49 ERA: 1.00 WHIP: 0.778															<b>PITCHER</b> <b>Pete Broberg, R</b> (1, 1) ERA: 4.34	

Batter	1	2	3	4	5	6	7	8	9	AB	R	H	RBI	BB	SO	LOB	BOTTOM		
<b>Don Money, R</b> (1, 5) OBP: 0.312, SLG: 0.401	0-0 WP 1B		0-0 5-3	0-0 P7		0-0 F5				4	1	1	0	0	0	3	<b>Boston Red Sox @ Milwaukee Brewers</b> Milwaukee County Stadium, Milwaukee, WI Fri Sep 05 1975, 8:05 PM EDT Att: 11,864 - Unknown <a href="http://livebaseballscores.com">livebaseballscores.com</a>		
<b>Charlie Moore, R</b> (1, 7) OBP: 0.344, SLG: 0.410	0-3 K		0-0 BB BB 1B			0-0 6-3		0-3 K		4	0	1	0	0	2	1			
<b>George Scott, R</b> (1, 3) OBP: 0.341, SLG: 0.492	0-3 K		0-3 K			0-0 6-3		0-0 F8		4	0	0	0	0	2	2			
<b>Hank Aaron, R</b> (1, 10) OBP: 0.327, SLG: 0.350	0-0 1-H HR 1B		4-0 BB 1-2 BB			0-0 5-3		0-0 F3		3	1	1	1	1	0	0			
<b>Sixto Lezcano, R</b> (1, 9) OBP: 0.322, SLG: 0.381	0-0 1-H HR		4-0 1-2 2-3 BB			0-0 6-3		0-0 6-3		3	1	1	2	1	0	0			
<b>Darrell Porter, L</b> (1, 2) OBP: 0.353, SLG: 0.405	0-0 F9		0-3 K			0-3 K		0-0 F9		4	0	0	0	0	2	3			
<b>Pedro Garcia, R</b> (1, 4) OBP: 0.286, SLG: 0.360		0-0 5-3				0-0 1-3		0-3 K HR		4	1	1	1	0	1	0			
<b>Robin Yount, R</b> (1, 6) OBP: 0.309, SLG: 0.363		0-0 5-3				0-0 4-3		0-0 1B 1B		3	0	1	0	0	0	0			
<b>Bill Sharp, L</b> (1, 8) OBP: 0.278, SLG: 0.321		0-0 4-3				0-0 1B		0-0 1-3 1B		3	0	2	0	0	0	0			
<b>Inning Stats</b>	R: 3 E: 0 K: 2 S: 10	H: 3 LOB: 0 BB: 0 P: 10	R: 0 E: 0 K: 0 S: 3	H: 0 LOB: 0 BB: 0 P: 3	R: 0 E: 0 K: 2 S: 8	H: 1 LOB: 3 BB: 2 P: 16	R: 0 E: 0 K: 0 S: 4	H: 1 LOB: 1 BB: 0 P: 4	R: 0 E: 0 K: 0 S: 3	H: 0 LOB: 0 BB: 0 P: 3	R: 1 E: 0 K: 1 S: 8	H: 3 LOB: 2 BB: 0 P: 8	R: 0 E: 0 K: 1 S: 5	H: 0 LOB: 0 BB: 0 P: 5	R: 0 E: 0 K: 1 S: 5	H: 0 LOB: 0 BB: 0 P: 5	1B: 6 2B: 0 3B: 0 HR: 2	SF: 0 SAC: 0 DP: 0 HBP: 0	WP: 1 PA: 34 PB: 0 SB: 0 CS: 0
<b>PITCHER</b> <b>Bill Lee, L</b> (1, 1) ERA: 3.71	IP: 5.2 WLS: L BF: 27 H: 8 R: 4 ER: 4 SO: 8 BB: 4 IBB: 0 HBP: 0 BLK: 0 WP: 1 HR: 2 S: 35 P: 43 ERA: 6.35 WHIP: 1.765															<b>PITCHER</b> <b>Diego Segui, R</b> (6, 1) ERA: 5.05			









Batter	1	2	3	4	5	6	7	8	9	AB	R	H	RBI	BB	SO	LOB	TOP										
<b>Cecil Cooper, L</b> (1, 10) OBP: 0.359, SLG: 0.574										5	0	0	0	0	2	2	<b>Boston Red Sox @ Milwaukee Brewers</b> Milwaukee County Stadium, Milwaukee, WI Sun Sep 07 1975, 4:33 AM EDT Unknown										
<b>Denny Doyle, L</b> (1, 4) OBP: 0.303, SLG: 0.383										5	2	3	0	0	0	1											
<b>Carl Yastrzemski, L</b> (1, 3) OBP: 0.377, SLG: 0.426										4	1	2	0	0	0	1											
<b>Fred Lynn, L</b> (1, 8) OBP: 0.399, SLG: 0.568										5	2	2	2	0	0	3											
<b>Jim Rice, R</b> (1, 7) OBP: 0.353, SLG: 0.502										5	0	2	2	0	0	3											
<b>Carlton Fisk, R</b> (1, 2) OBP: 0.381, SLG: 0.510										5	1	2	1	0	0	5											
<b>Bernie Carbo, L</b> (1, 9) <b>Dwight Evans, R</b> (8, 9) OBP: 0.368, SLG: 0.471										3	0	1	0	1	0	3											
<b>Rick Burleson, R</b> (1, 6) OBP: 0.316, SLG: 0.347										4	0	0	1	0	0	3											
<b>Rico Petrocelli, R</b> (1, 5) OBP: 0.327, SLG: 0.340										4	0	1	0	0	1	1											
<b>Inning Stats</b>	R: 0 E: 0 K: 1 S: 5	H: 0 LOB: 0 BB: 0 P: 5	R: 0 E: 1 K: 0 S: 4	H: 1 LOB: 1 BB: 0 P: 4	R: 0 E: 0 K: 0 S: 4	H: 1 LOB: 1 BB: 0 P: 4	R: 0 E: 0 K: 0 S: 5	H: 2 LOB: 2 BB: 0 P: 5	R: 0 E: 0 K: 1 S: 5	H: 0 LOB: 0 BB: 0 P: 5	R: 0 E: 0 K: 0 S: 4	H: 1 LOB: 1 BB: 0 P: 4	R: 1 E: 0 K: 0 S: 5	H: 2 LOB: 1 BB: 0 P: 5	R: 2 E: 0 K: 0 S: 6	H: 3 LOB: 2 BB: 1 P: 10		R: 3 E: 0 K: 1 S: 8	H: 3 LOB: 1 BB: 0 P: 9	1B: 9 2B: 5 3B: 0 HR: 0	SF: 0 SAC: 0 DP: 1 HBP: 1	WP: 1 PA: 42					
<b>PITCHER</b>	IP	WLS	BF	H	R	ER	SO	BB	IBB	HBP	BLK	WP	HR	S	P	ERA	WHIP										
<b>Jim Colborn, R</b> (1, 1) ERA: 3.77	7.0	L	30	9	3	3	2	0	0	0	0	0	0	34	34	3.86	1.286										
<b>Rick Austin, L</b> (8, 1) ERA: 3.38	0.1		1	0	0	0	0	0	0	0	0	0	0	1	1	0.00	0.000										
<b>Eduardo Rodriguez, R</b> (8, 1) ERA: 3.49	1.2		11	4	3	3	1	0	1	1	0	1	0	11	16	16.20	2.400										

Batter	1	2	3	4	5	6	7	8	9	AB	R	H	RBI	BB	SO	LOB	BOTTOM										
<b>Don Money, R</b> (1, 5) OBP: 0.320, SLG: 0.418										4	1	2	0	0	1	0	<b>Boston Red Sox @ Milwaukee Brewers</b> Milwaukee County Stadium, Milwaukee, WI Sun Sep 07 1975, 4:33 AM EDT Unknown										
<b>Bob Sheldon, L</b> (1, 10) OBP: 0.394, SLG: 0.385										4	0	1	0	0	0	1											
<b>George Scott, R</b> (1, 3) OBP: 0.342, SLG: 0.491										4	0	2	1	0	0	1											
<b>Darrell Porter, L</b> (1, 2) OBP: 0.357, SLG: 0.413										2	0	0	0	1	0	1											
<b>Hank Aaron, R</b> (8, PH) OBP: 0.326, SLG: 0.348										1	0	0	0	0	0	2											
<b>Gorman Thomas, R</b> (8, PR) OBP: 0.274, SLG: 0.387										0	0	0	0	0	0	0											
<b>Charlie Moore, R</b> (1, 7) OBP: 0.339, SLG: 0.402										4	0	1	0	0	1	5											
<b>Sixto Lezcano, R</b> (1, 9) OBP: 0.319, SLG: 0.376										4	0	0	0	0	2	1											
<b>Bill Sharp, L</b> (1, 8) OBP: 0.280, SLG: 0.334										4	2	2	1	0	0	0											
<b>Robin Yount, R</b> (1, 6) OBP: 0.309, SLG: 0.363										4	0	2	1	0	0	0											
<b>Pedro Garcia, R</b> (1, 4) OBP: 0.281, SLG: 0.364										4	0	0	0	0	1	2											
<b>Inning Stats</b>	R: 1 E: 0 K: 0 S: 4	H: 2 LOB: 0 BB: 0 P: 4	R: 1 E: 0 K: 2 S: 9	H: 3 LOB: 1 BB: 0 P: 9	R: 0 E: 0 K: 1 S: 5	H: 0 LOB: 0 BB: 0 P: 5	R: 0 E: 0 K: 1 S: 5	H: 0 LOB: 0 BB: 0 P: 5	R: 0 E: 0 K: 0 S: 3	H: 1 LOB: 0 BB: 0 P: 3	R: 0 E: 0 K: 0 S: 4	H: 1 LOB: 2 BB: 1 P: 8	R: 0 E: 0 K: 1 S: 5	H: 0 LOB: 0 BB: 0 P: 5	R: 0 E: 1 K: 0 S: 6	H: 2 LOB: 3 BB: 0 P: 6	R: 1 E: 0 K: 0 S: 4	H: 1 LOB: 0 BB: 0 P: 4	1B: 8 2B: 2 3B: 0 HR: 1	SF: 0 SAC: 0 DP: 2 HBP: 0	WP: 0 PA: 36						
<b>PITCHER</b>	IP	WLS	BF	H	R	ER	SO	BB	IBB	HBP	BLK	WP	HR	S	P	ERA	WHIP										
<b>Reggie Cleveland, R</b> (1, 1) ERA: 4.88	7.2	W	30	9	2	2	5	1	0	0	0	0	0	39	43	2.35	1.304										
<b>Bill Lee, L</b> (8, 1) ERA: 3.71	0.0		1	0	0	0	0	0	0	0	0	0	0	1	1	-	-										
<b>Dick Drago, R</b> (8, 1) ERA: 3.62	1.1	S	5	1	1	1	0	0	0	0	0	0	1	5	5	6.75	0.750										



Batter	1	2	3	4	5	6	7	8	9	AB	R	H	RBI	BB	SO	LOB	TOP					
Juan Beniquez, R OBP: 0.367, SLG: 0.413	6-3		E6 PB S SF8		F7		F9			4	1	0	0	0	0	1	<b>Boston Red Sox @ Milwaukee Brewers</b> Milwaukee County Stadium, Milwaukee, WI Sun Sep 07 1975, 4:38 AM EDT Att: 11,904 - Unknown  <b>AB 30</b> <b>R 3</b> <b>H 3</b> <b>RBI 3</b> <b>BB 2</b> <b>SO 2</b> <b>LOB 8</b> 					
Rick Burleson, R OBP: 0.315, SLG: 0.347	F9		SF8		1B			4-3		3	0	1	1	0	0							
Dwight Evans, R OBP: 0.367, SLG: 0.467	BB		F5		F2			5-3		3	0	0	0	1	0	2						
Jim Rice, R OBP: 0.352, SLG: 0.506	F9		F9			HR		L5		4	1	1	1	0	0	1						
Carlton Fisk, R OBP: 0.379, SLG: 0.502		1B 6-3 BB		K		F7		F9		3	1	0	0	1	1	0						
Rico Petrocelli, R OBP: 0.326, SLG: 0.339		1B		F8		F9		F8		4	0	1	0	0	0	0						
Bob Montgomery, R OBP: 0.241, SLG: 0.284		L6		K		5-3		F9		4	0	0	0	0	1	2						
Doug Griffin, R OBP: 0.292, SLG: 0.275		6-3			6-3			6-3		3	0	0	1	0	0	1						
Cecil Cooper, L OBP: 0.360, SLG: 0.571		L3						4-3		1	0	0	0	0	0	1						
Butch Hobson, R OBP: 0.311, SLG: 0.258										0	0	0	0	0	0	0						
Tim Blackwell, S OBP: 0.376, SLG: 0.425					1B HBP					1	0	0	0	0	0	0						
<b>Inning Stats</b>	R: 0 E: 0 K: 0 S: 3	H: 0 LOB: 1 BB: 1 P: 7	R: 1 E: 0 K: 0 S: 4	H: 1 LOB: 1 BB: 1 P: 8	R: 1 E: 1 K: 0 S: 4	H: 0 LOB: 0 BB: 0 P: 4	R: 0 E: 0 K: 2 S: 7	H: 0 LOB: 0 BB: 0 P: 7	R: 0 E: 0 K: 0 S: 4	H: 1 LOB: 2 BB: 0 P: 5	R: 1 E: 0 K: 0 S: 4	H: 1 LOB: 0 BB: 0 P: 4	R: 0 E: 0 K: 0 S: 3	H: 0 LOB: 0 BB: 0 P: 3	R: 0 E: 0 K: 0 S: 3	H: 0 LOB: 0 BB: 0 P: 3	R: 0 E: 0 K: 0 S: 3	H: 0 LOB: 0 BB: 0 P: 3	1B: 2 2B: 0 3B: 0 HR: 1	SF: 1 SAC: 0 DP: 0 HBP: 1	WP: 0 PB: 1 SB: 1 CS: 0	PA: 34
<b>PITCHER</b> Bill Travers, L ERA: 4.07	IP: 9.0 WLS: W BF: 34 H: 3 R: 3 ER: 2 SO: 2 BB: 2 IBB: 0 HBP: 1 BLK: 0 WP: 0 HR: 1 S: 35 P: 44 ERA: 2.00 WHIP: 0.556																					

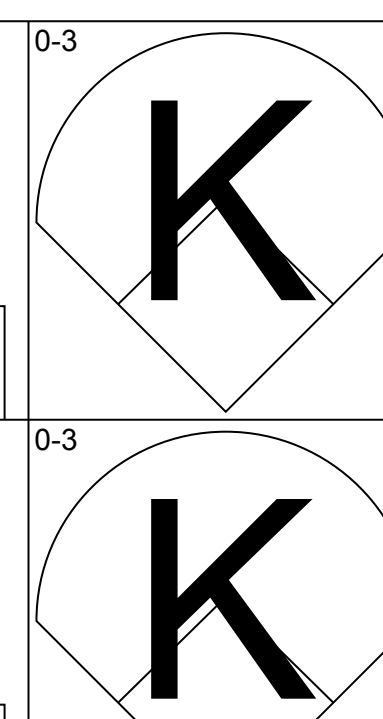
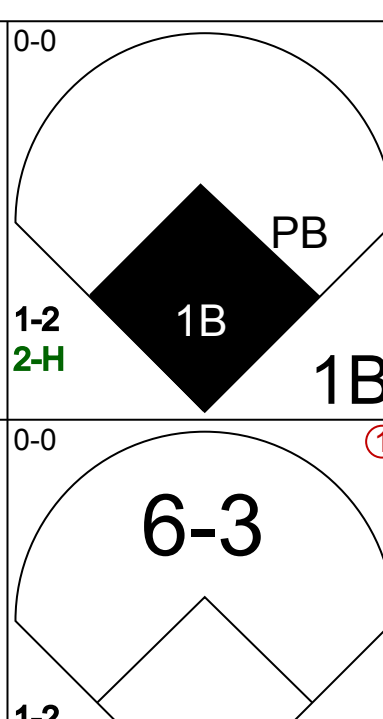
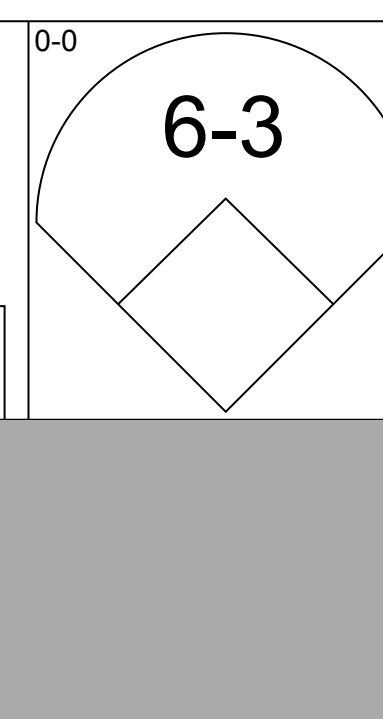
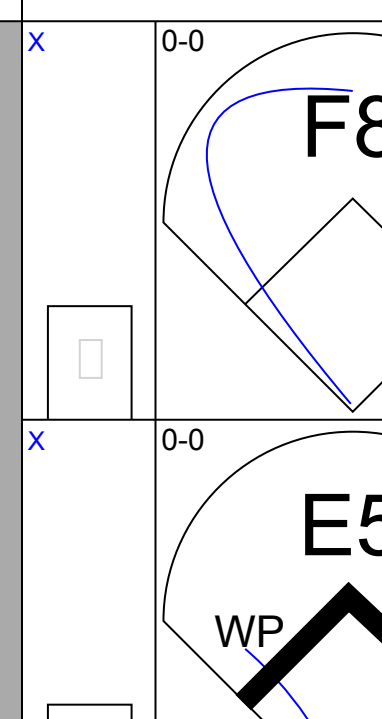
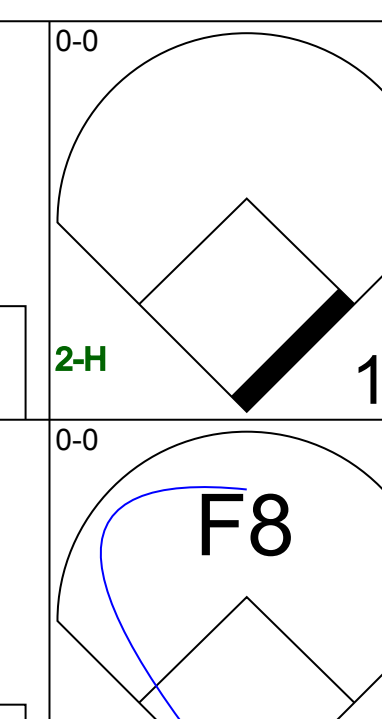
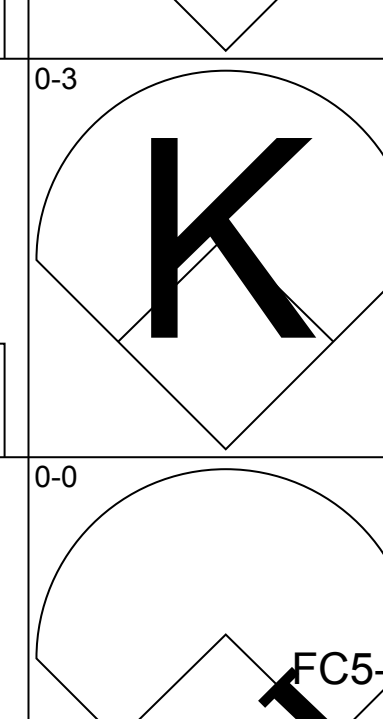
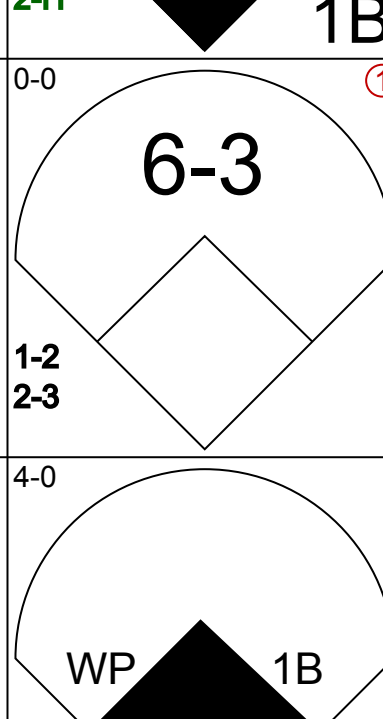
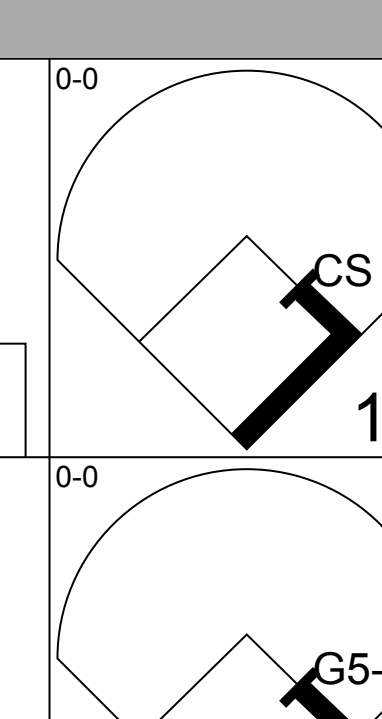
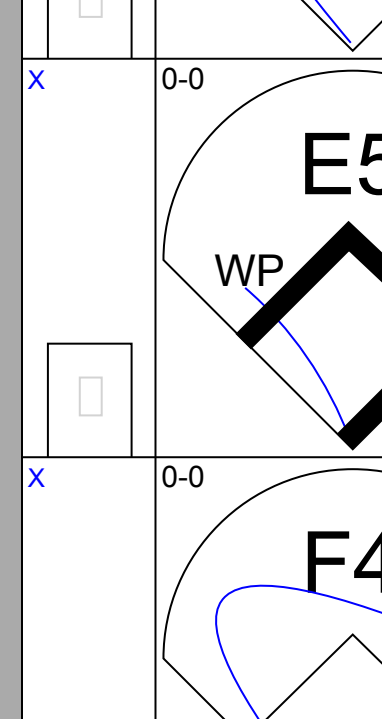
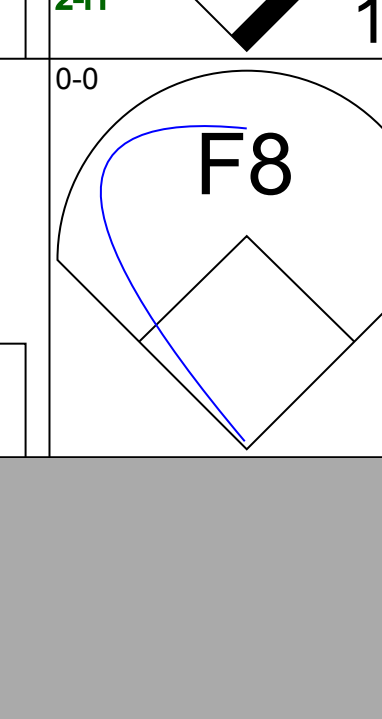
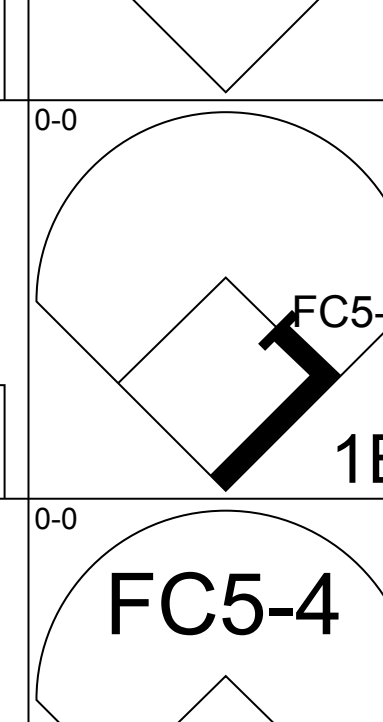
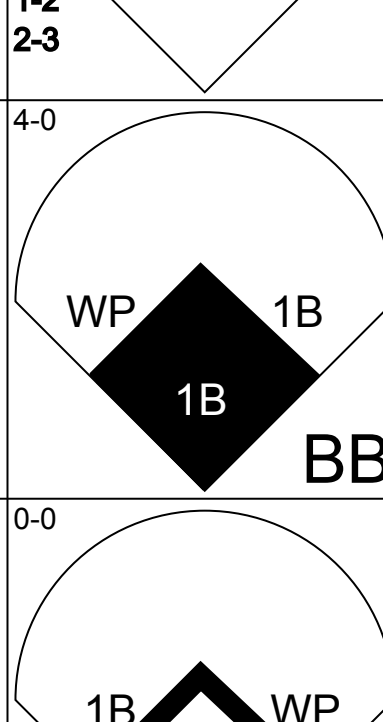
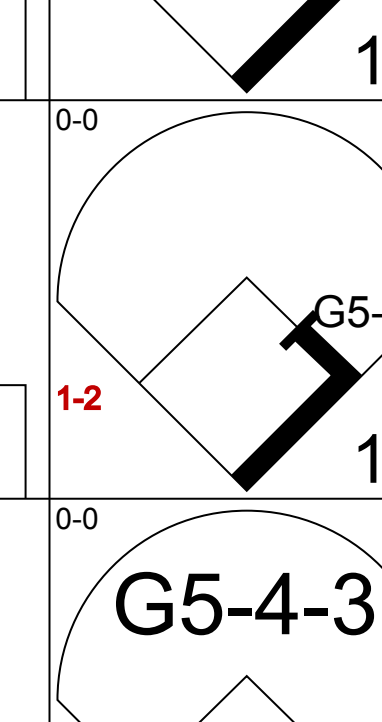
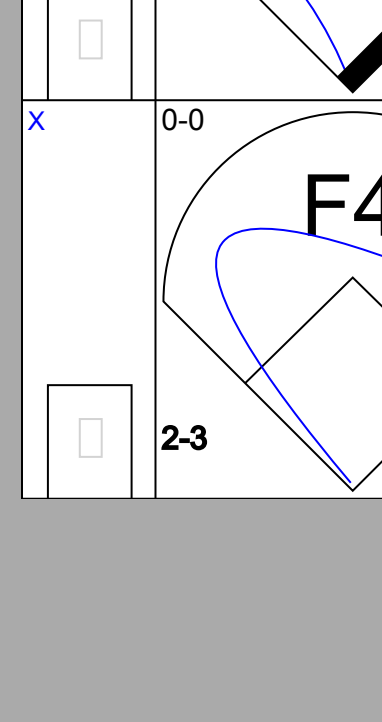
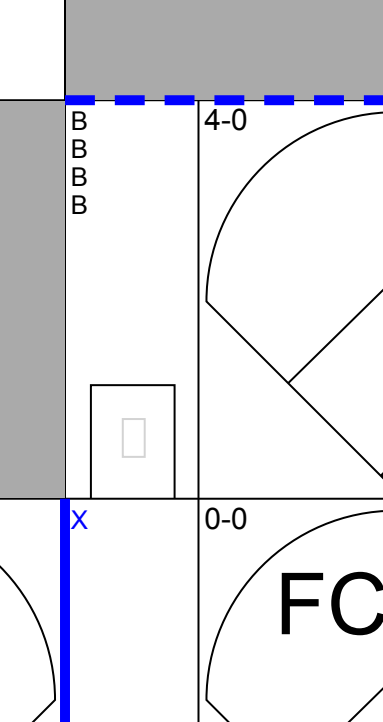
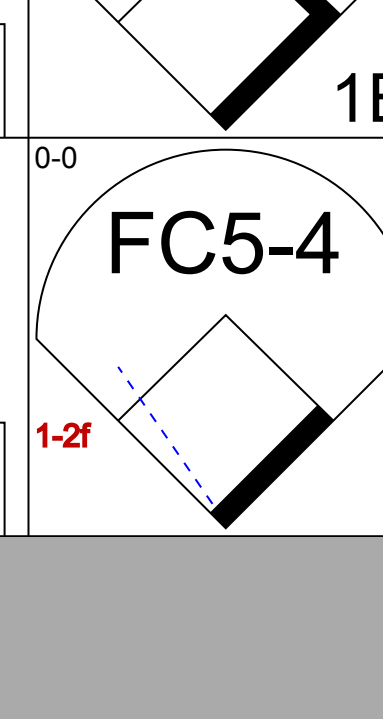
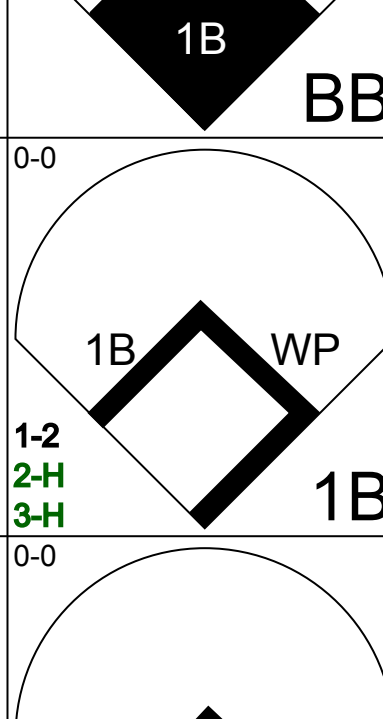
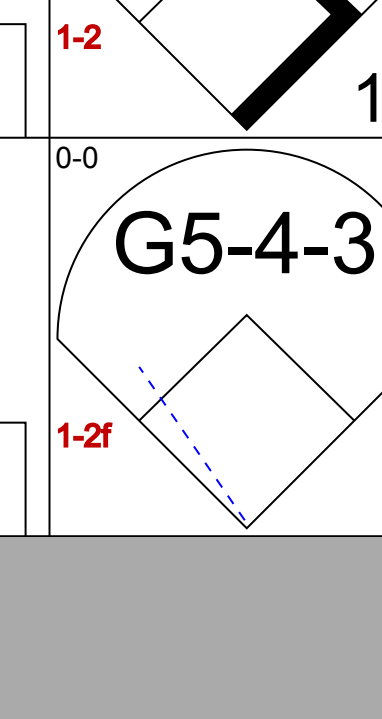
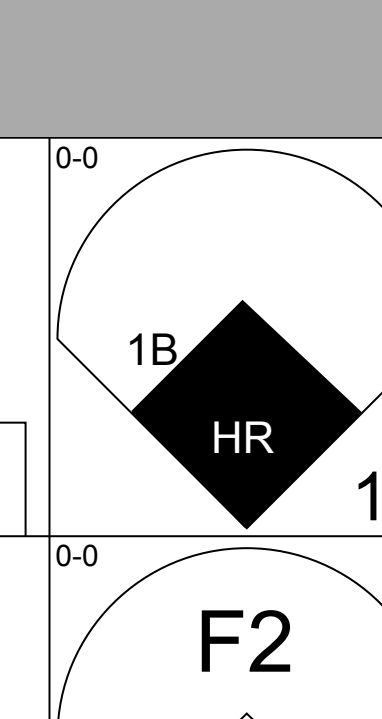
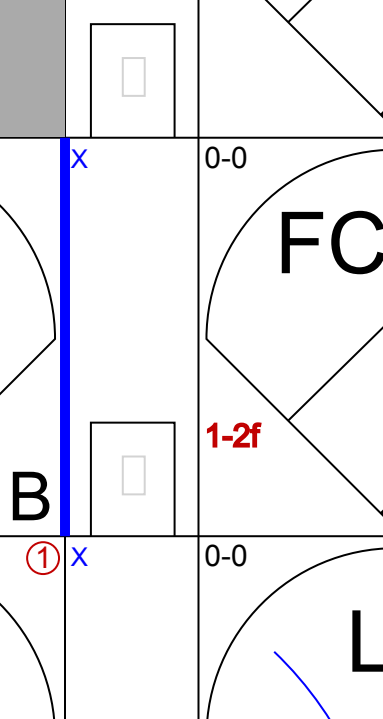

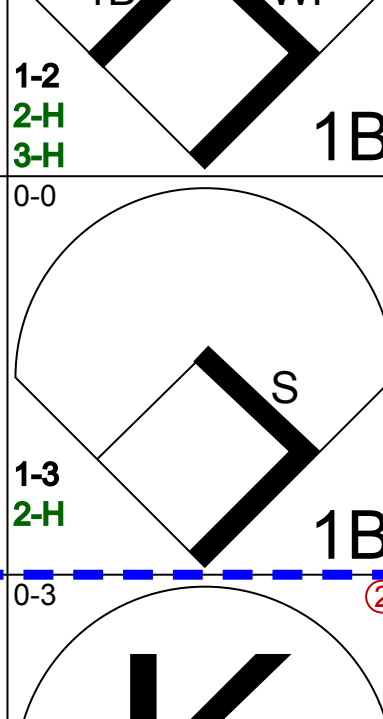

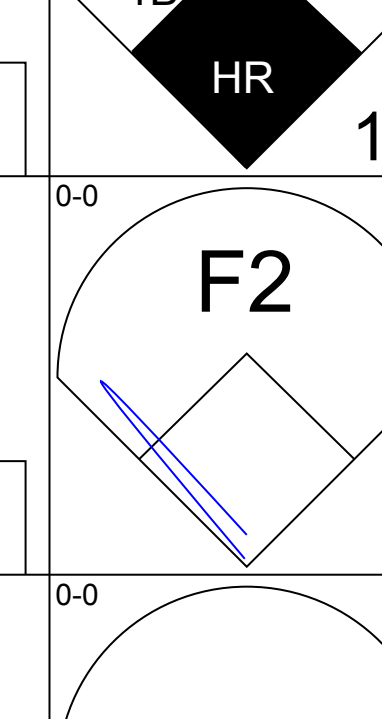
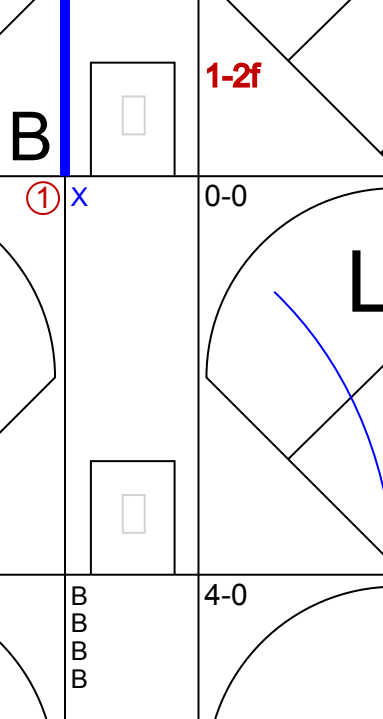
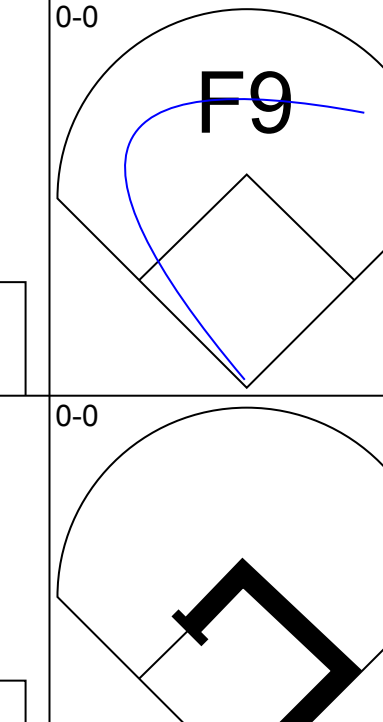

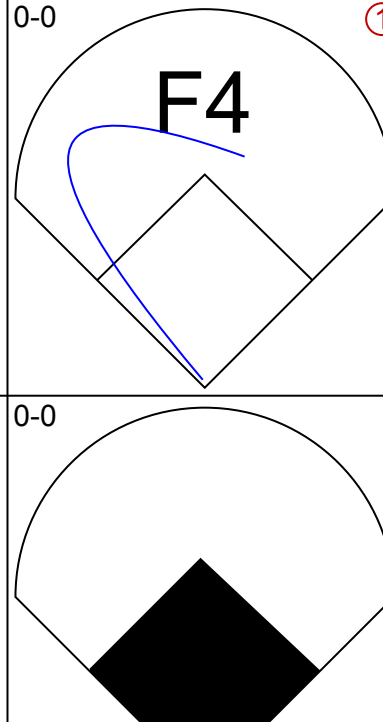
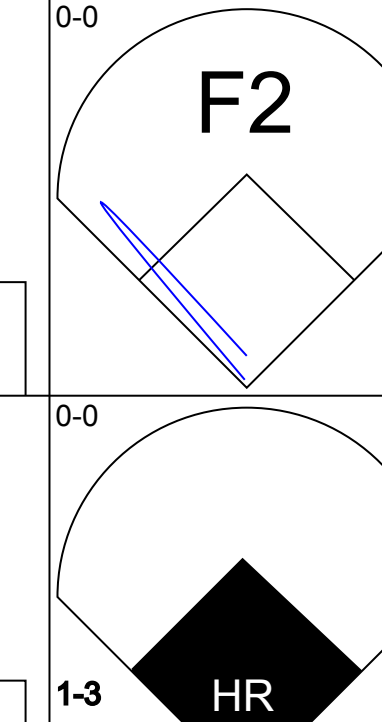
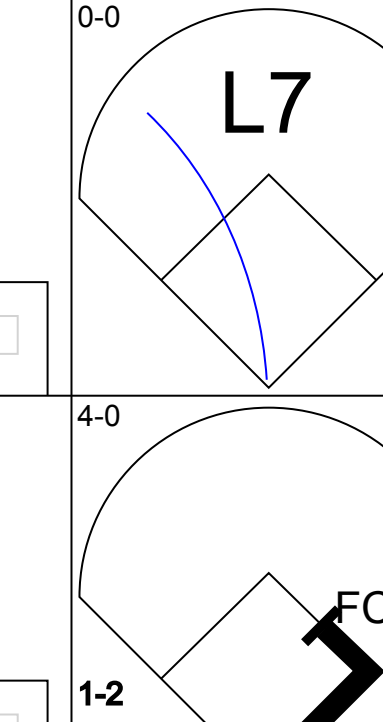
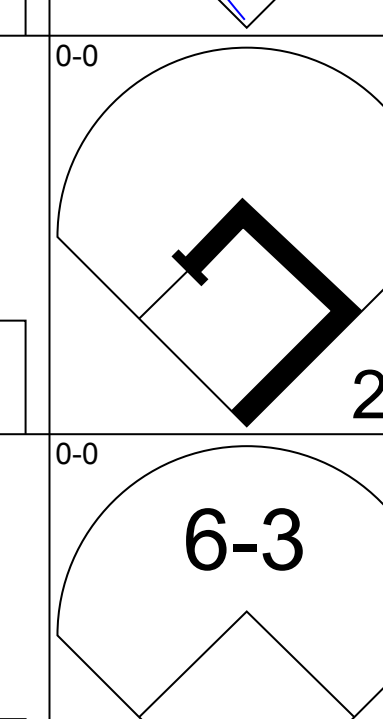

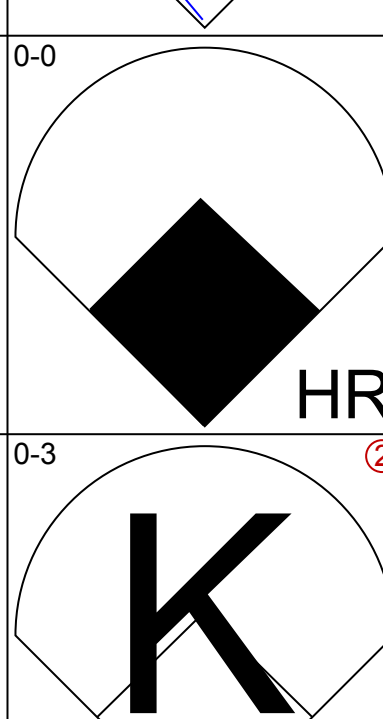
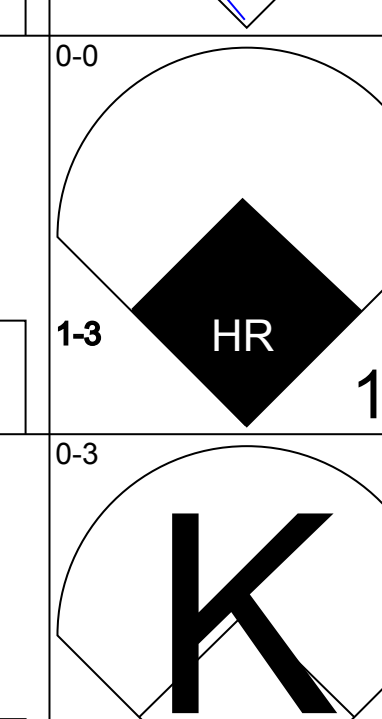
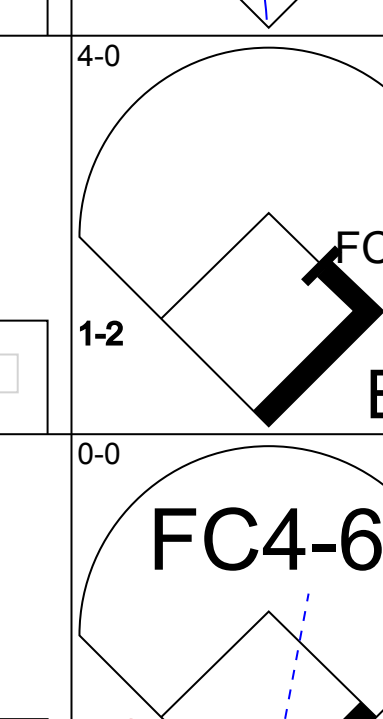
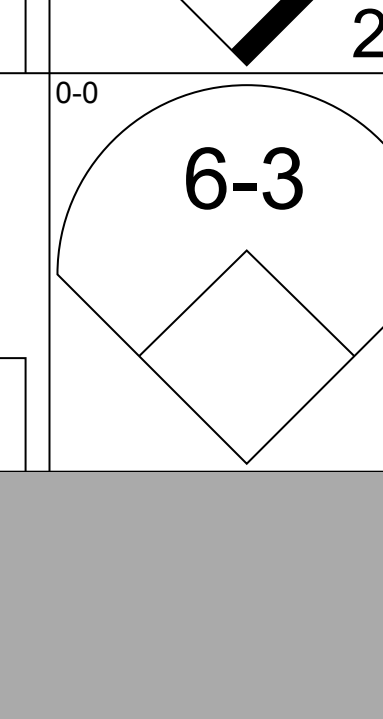
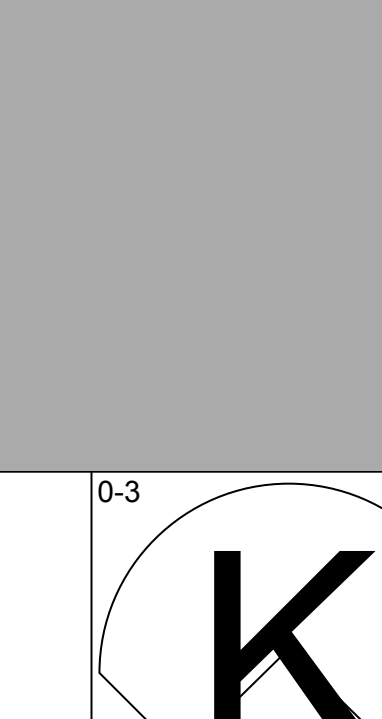
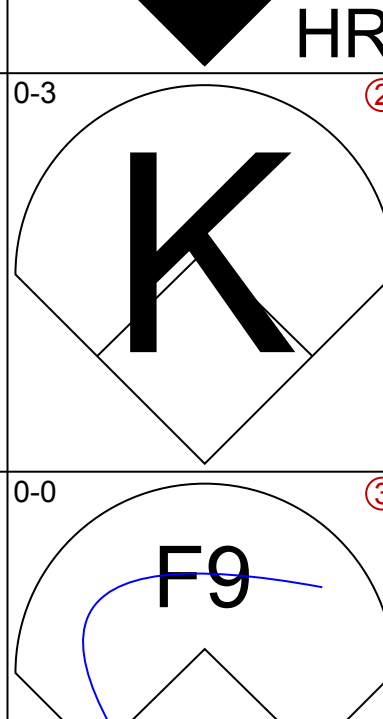
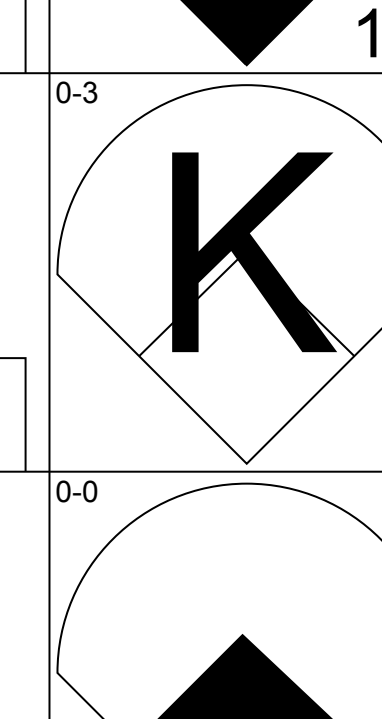
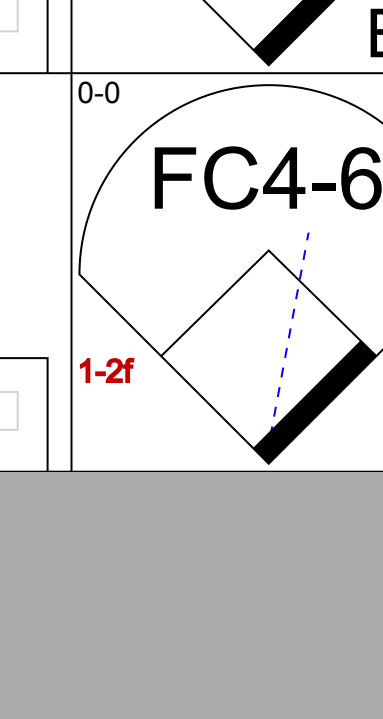
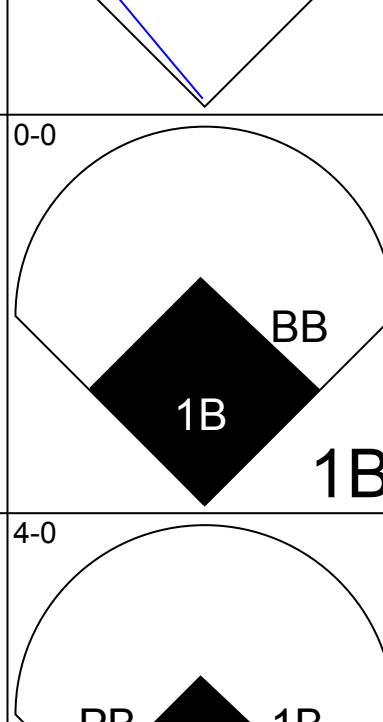
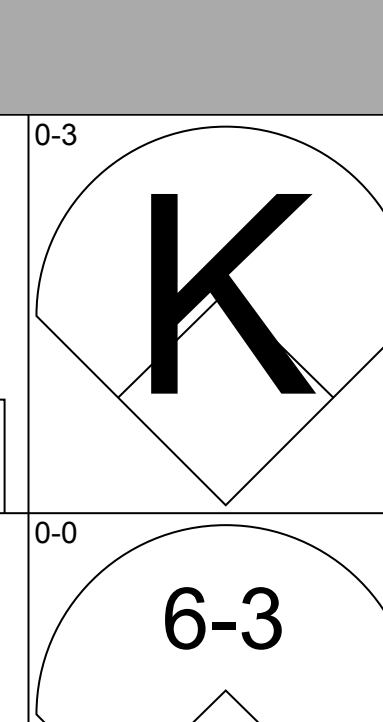
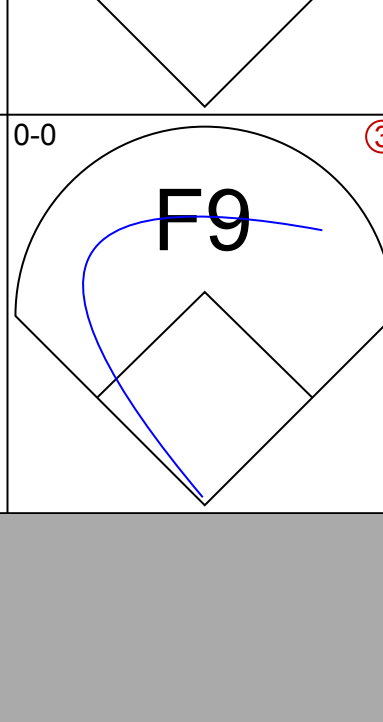
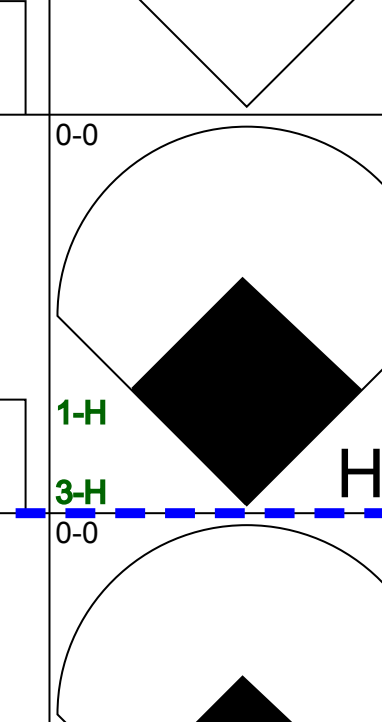
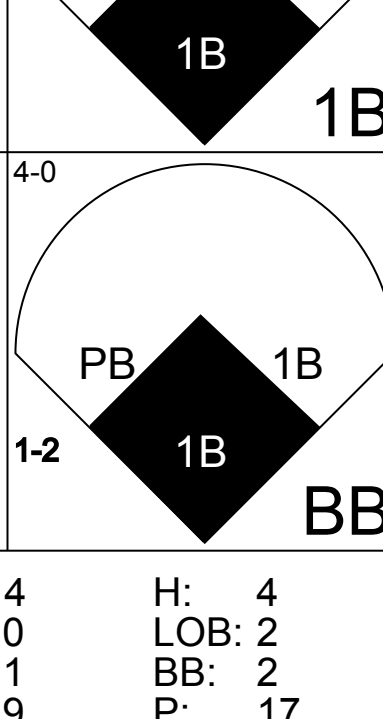
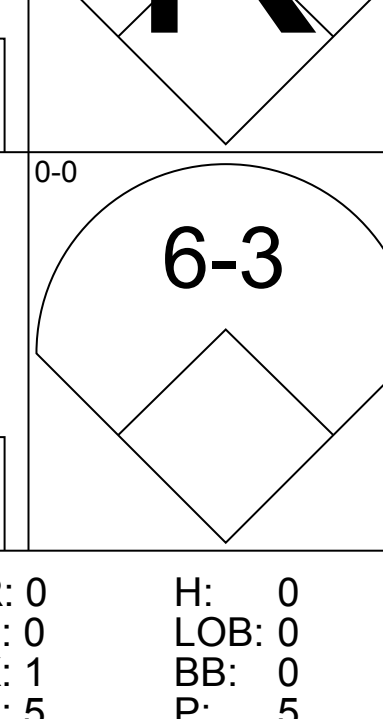
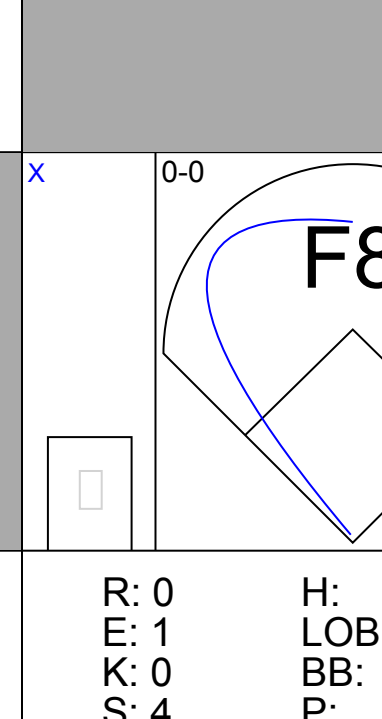
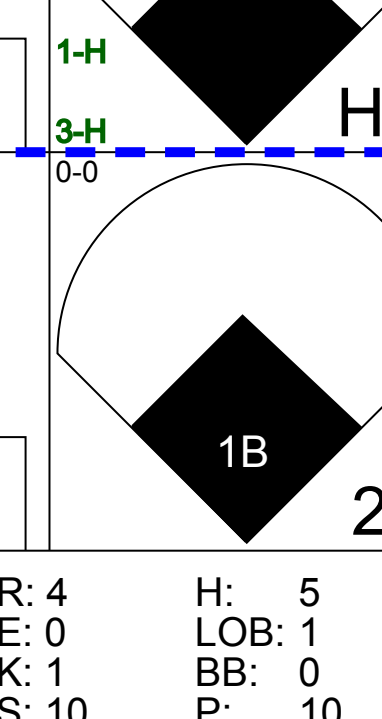
Batter	1	2	3	4	5	6	7	8	9	AB	R	H	RBI	BB	SO	LOB	BOTTOM			
Don Money, R OBP: 0.326, SLG: 0.424	1B		SF7 1-3 2B		HR	CS 1B		FC5 FC4-6		4	1	3	1	1	0	1	<b>Boston Red Sox @ Milwaukee Brewers</b> Milwaukee County Stadium, Milwaukee, WI Sun Sep 07 1975, 4:38 AM EDT Att: 11,904 - Unknown  <b>AB 35</b> <b>R 7</b> <b>H 11</b> <b>RBI 7</b> <b>BB 3</b> <b>SO 5</b> <b>LOB 18</b> 			
Bob Sheldon, L OBP: 0.356, SLG: 0.381	K		SF7		HR	F8		FC4-6 1B		4	1	1	2	0	1	3				
George Scott, R OBP: 0.342, SLG: 0.495	5-3		6-3		HR			1B		5	1	2	3	0	0	2				
Darrell Porter, L OBP: 0.355, SLG: 0.408	F5				F7	HBP S BB		F9		4	0	0	0	1	0	3				
Charlie Moore, R OBP: 0.338, SLG: 0.399		5-3		1B	K					4	0	1	0	0	2	1				
Bill Sharp, L OBP: 0.282, SLG: 0.337	G3		K		K	HBP IBB		2B 2B		3	1	1	0	1	1	1				
Sixto Lezcano, R OBP: 0.320, SLG: 0.376	4-3				1B	FC6-4 1B		6-3		3	0	1	0	0	0	1				
Robin Yount, R OBP: 0.309, SLG: 0.364			L7		FC6-4	FC5-4		FC5 FC4-6 2B		4	1	1	1	0	0	5				
Pedro Garcia, R OBP: 0.281, SLG: 0.363		2B SF7 1B			K			E6 FC5 FC4-6		4	2	1	0	0	1	1				
<b>Inning Stats</b>	R: 0 E: 0 K: 1 S: 6	H: 1 LOB: 0 BB: 0 P: 6	R: 0 E: 0 K: 0 S: 3	H: 0 LOB: 0 BB: 0 P: 3	R: 1 E: 0 K: 0 S: 5	H: 2 LOB: 1 BB: 0 P: 5	R: 0 E: 0 K: 1 S: 7	H: 2 LOB: 2 BB: 0 P: 7	R: 3 E: 0 K: 2 S: 9	H: 2 LOB: 3 BB: 3 P: 22	R: 0 E: 0 K: 0 S: 3	H: 1 LOB: 0 BB: 0 P: 3	R: 0 E: 0 K: 1 S: 5	H: 0 LOB: 0 BB: 0 P: 5	R: 3 E: 1 K: 0 S: 8	H: 3 LOB: 2 BB: 0 P: 8		1B: 7 2B: 3 3B: 0 HR: 1	SF: 1 SAC: 0 DP: 0 HBP: 1	WP: 0 PB: 0 SB: 1 CS: 1
<b>PITCHER</b> Dick Pole, R ERA: 3.98	IP: 4.1 WLS: L BF: 22 H: 7 R: 4 ER: 4 SO: 3 BB: 2 IBB: 0 HBP: 0 BLK: 0 WP: 0 HR: 1 S: 26 P: 34 ERA: 8.31 WHIP: 2.077																			
Jim Willoughby, R ERA: 3.05	3.1	17	4	3	1	2	0	1	1	0	0	0	19	24	2.70	1.200				
Jim Burton, L ERA: 3.02	0.1	1	0	0	0	0	0	0	0	0	0	0	1	1	0.00	0.000				

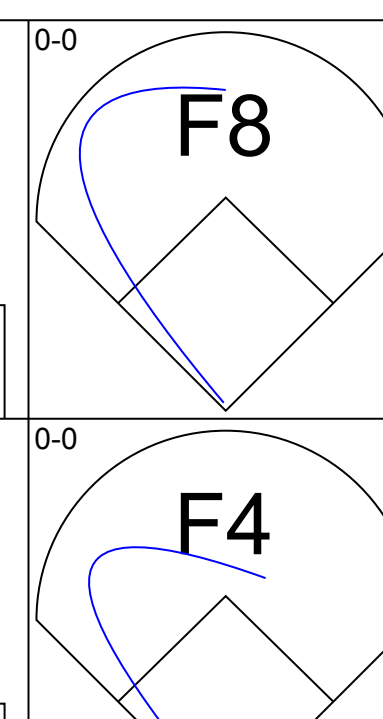
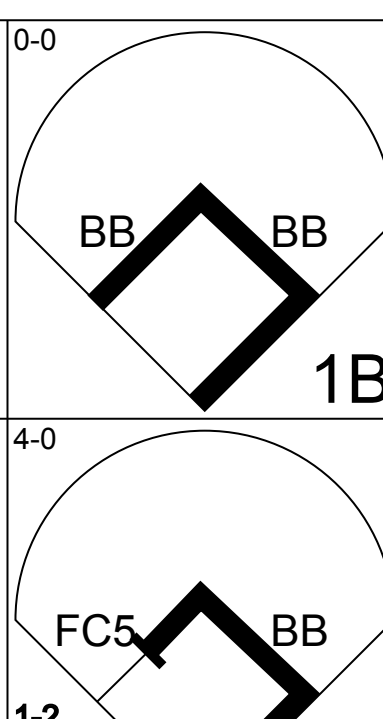
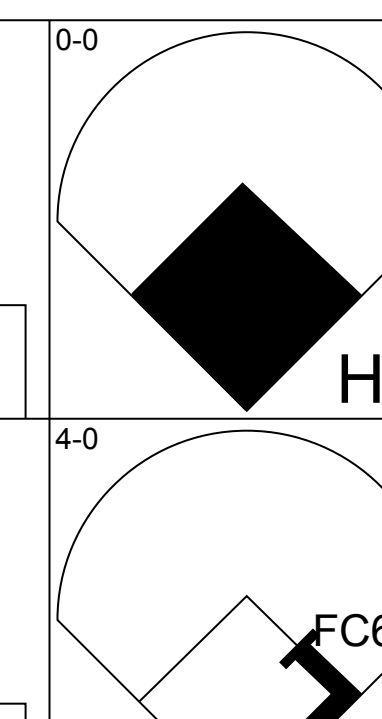
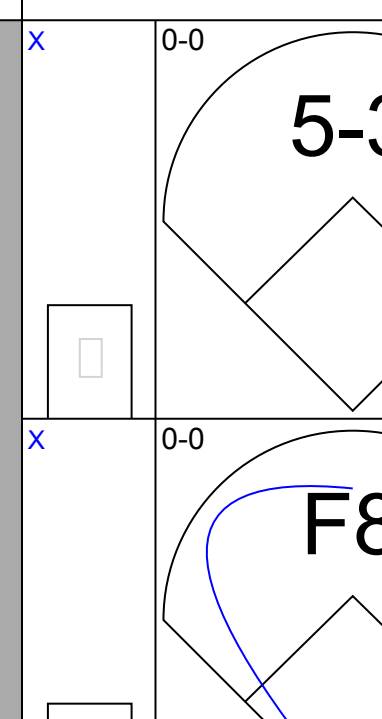
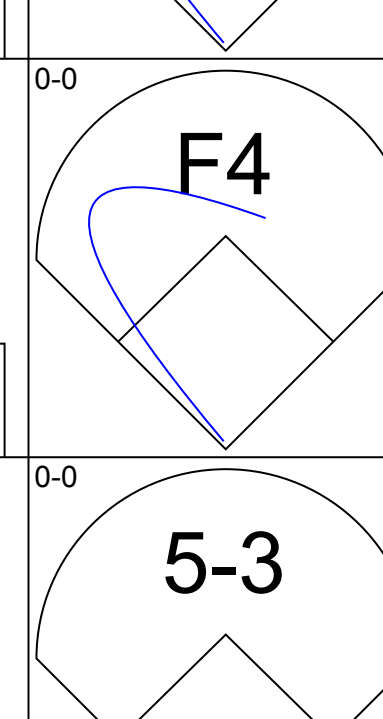
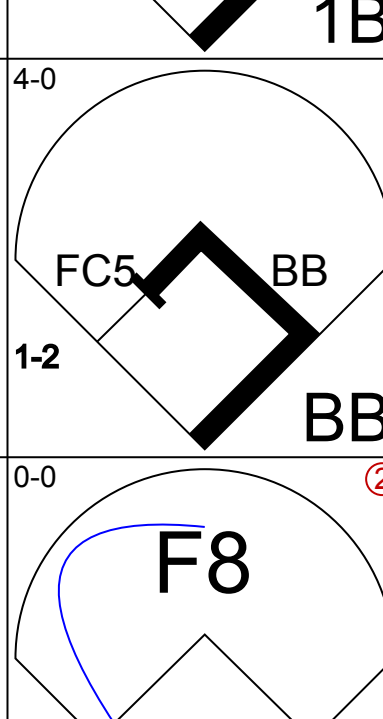
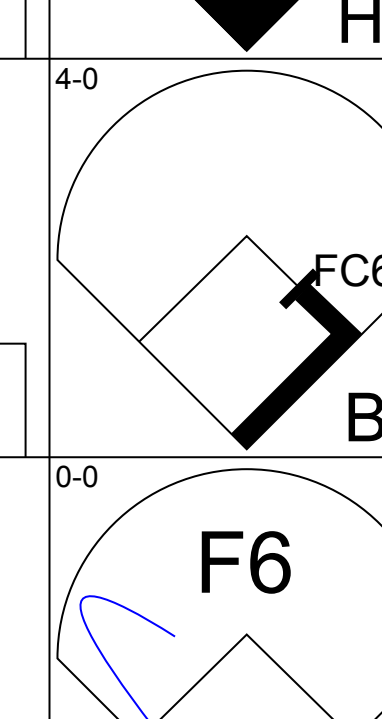
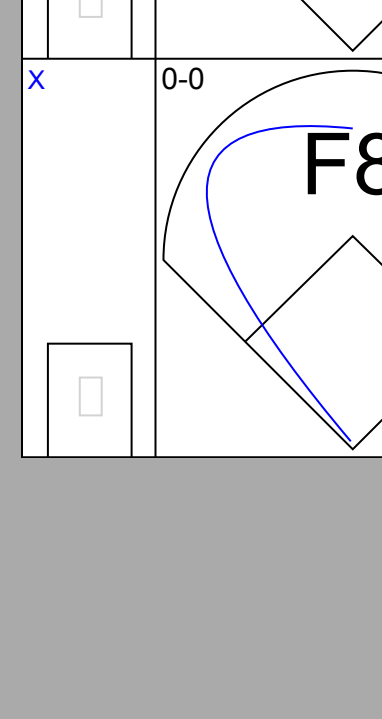
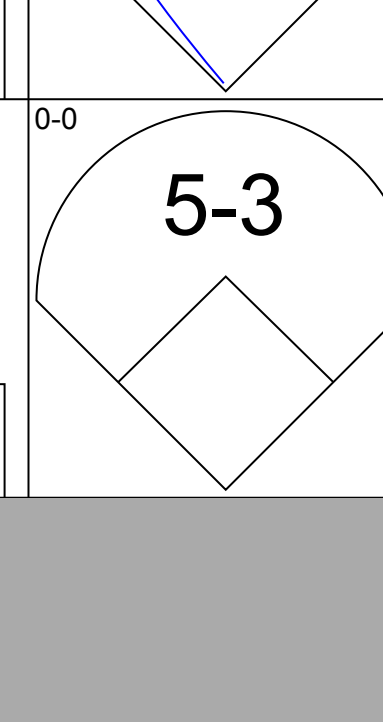
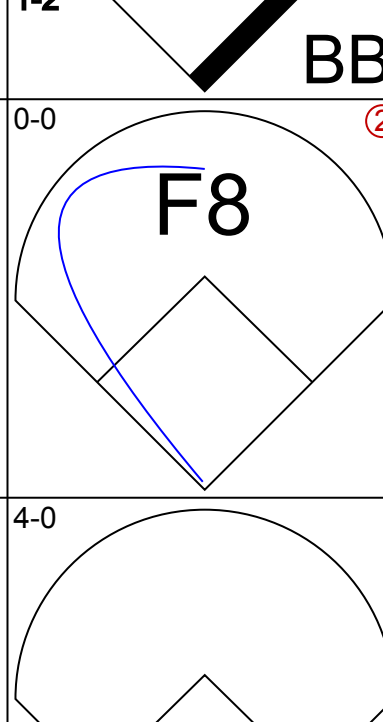
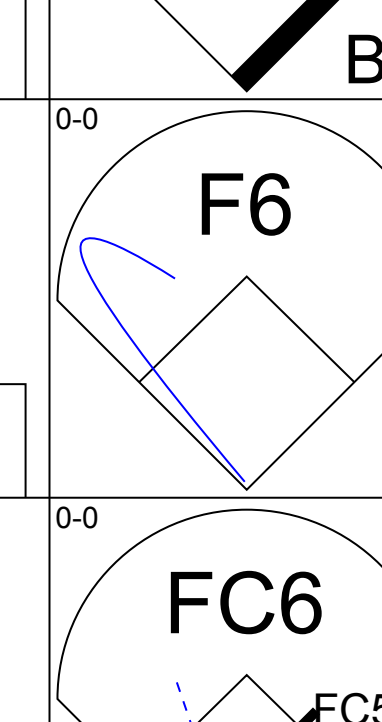
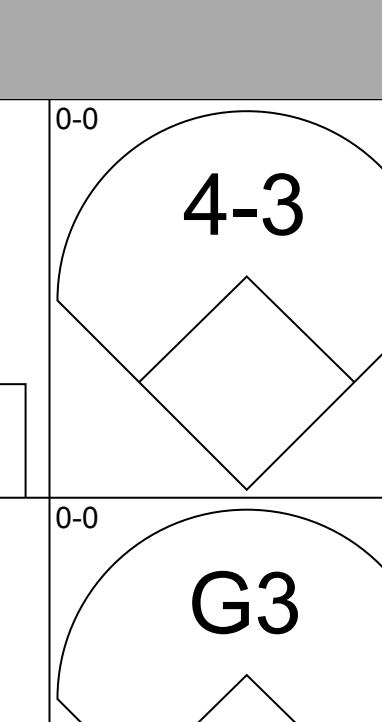

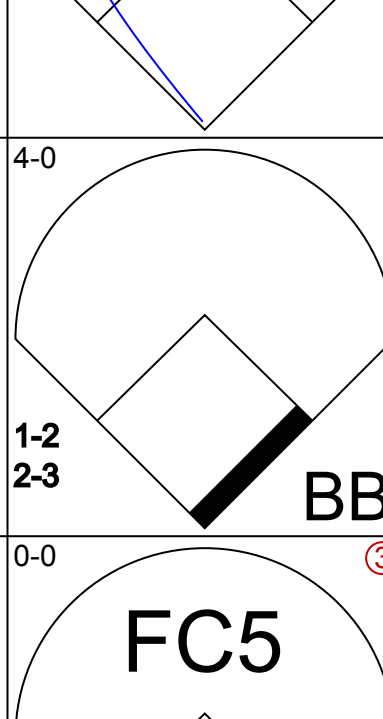
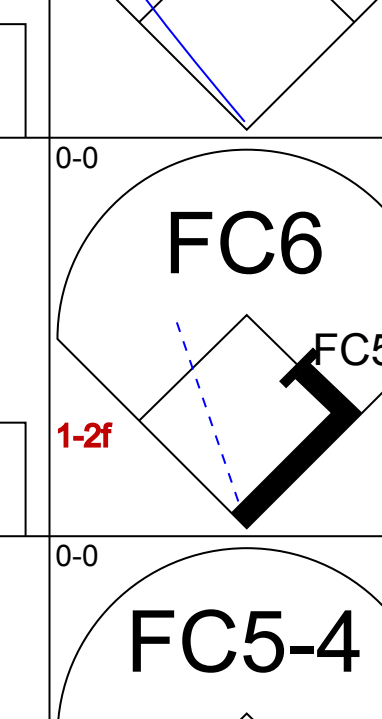
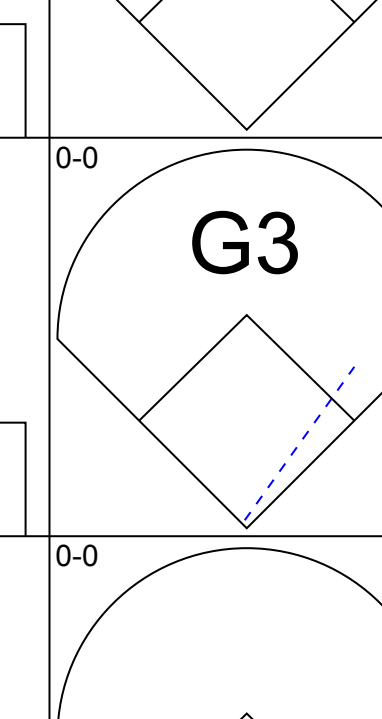
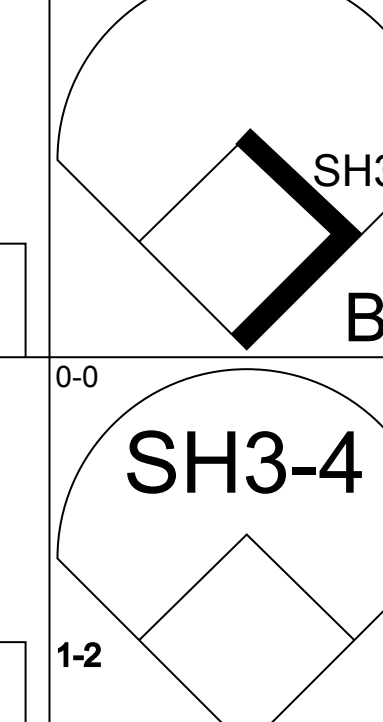


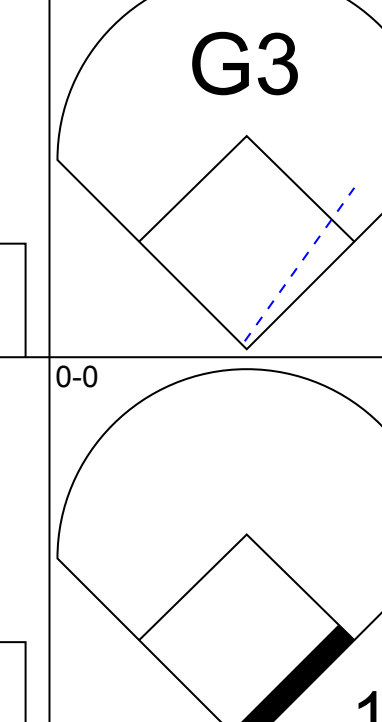
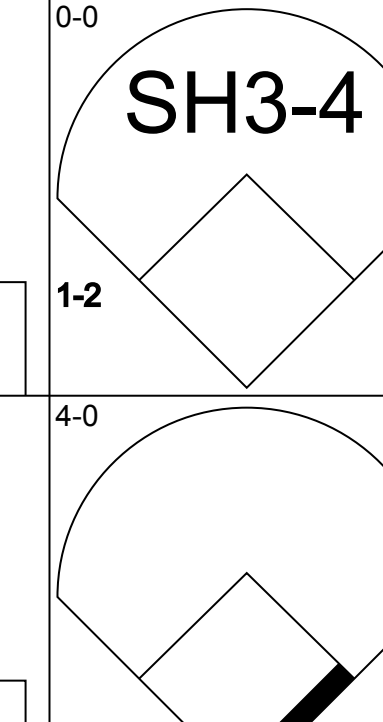
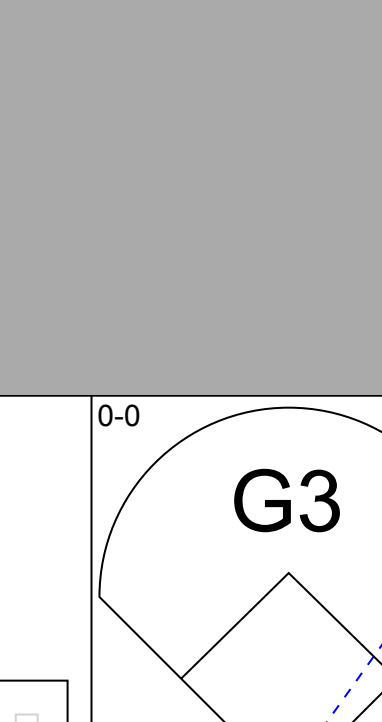
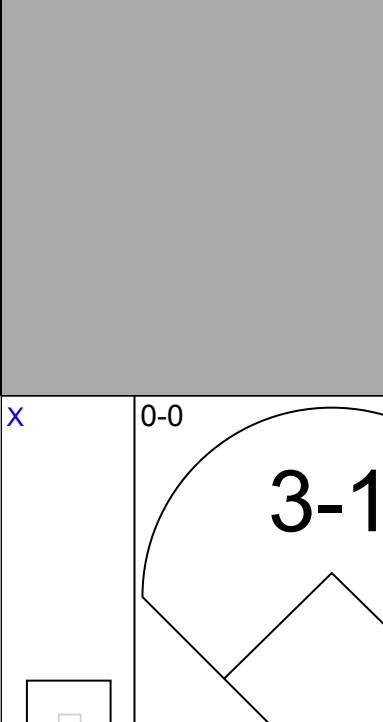
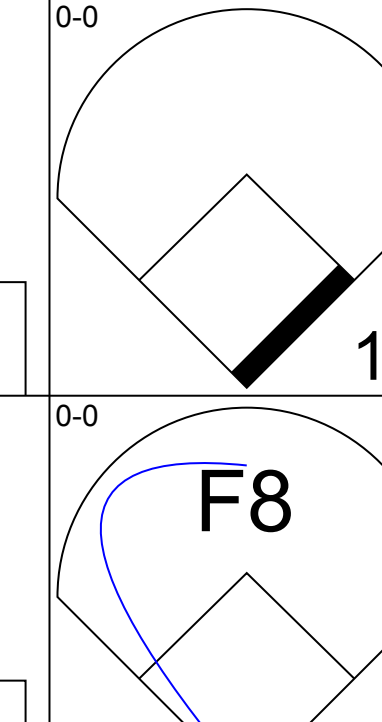
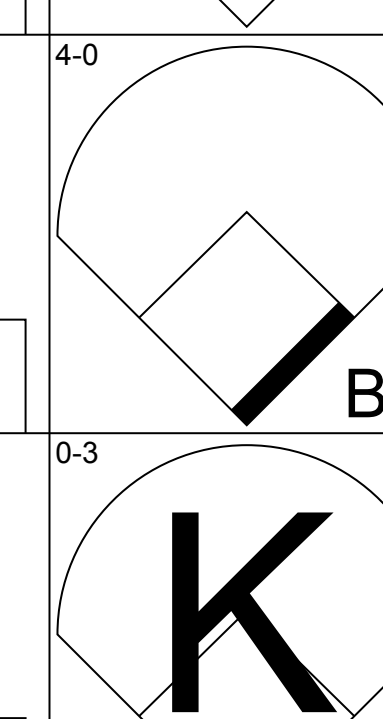
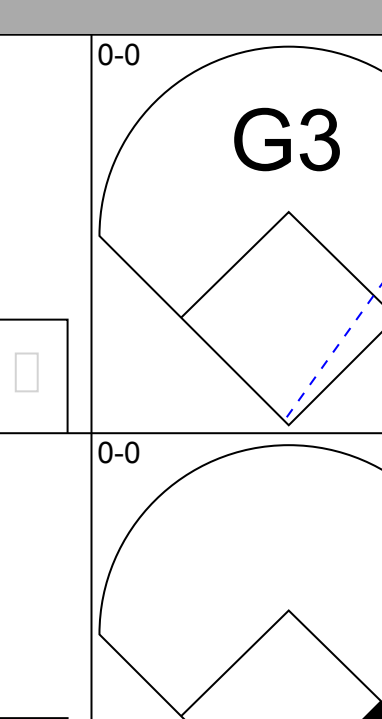
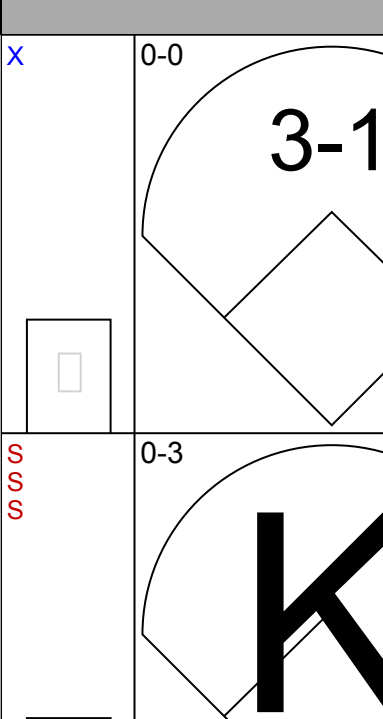
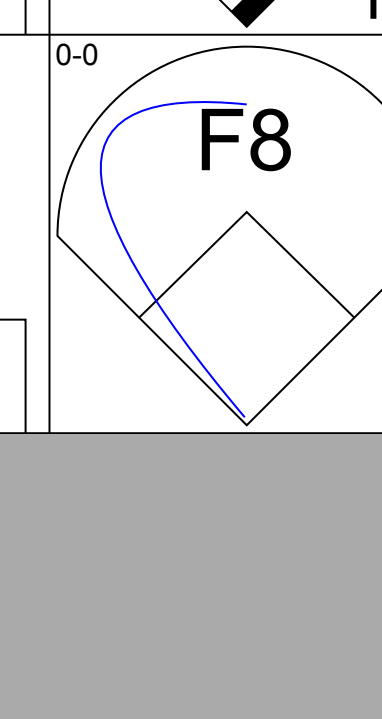
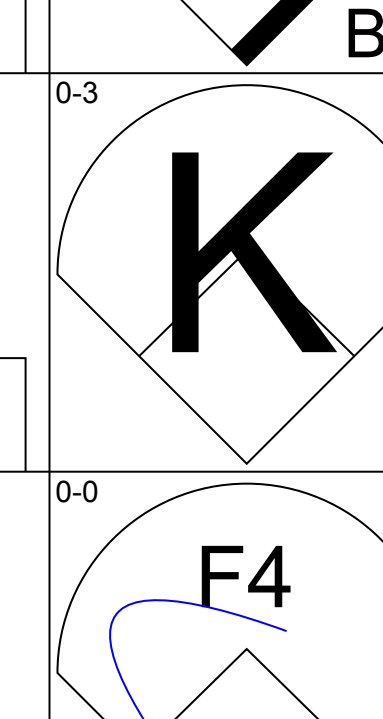
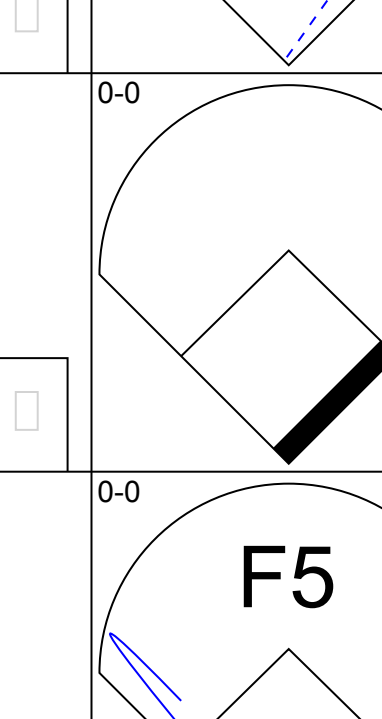
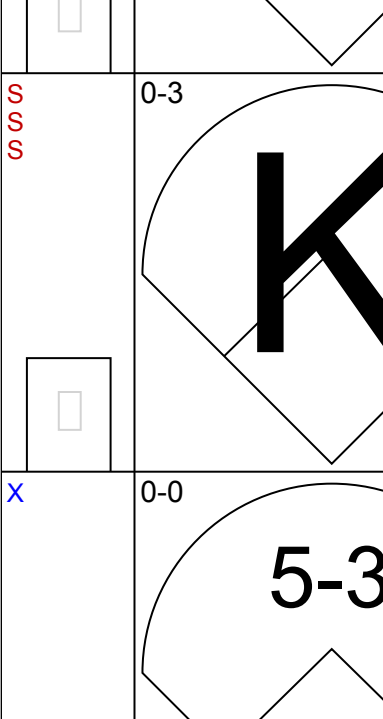

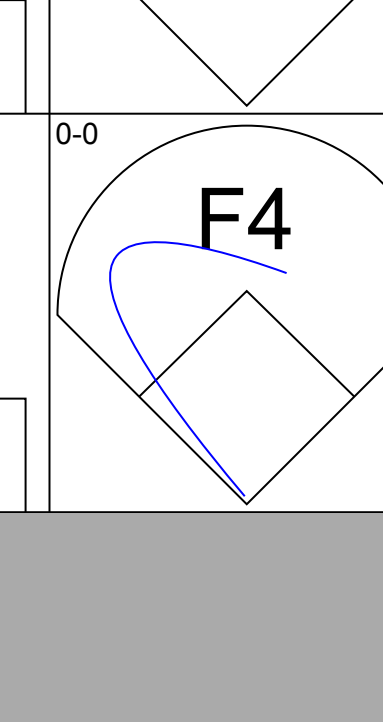
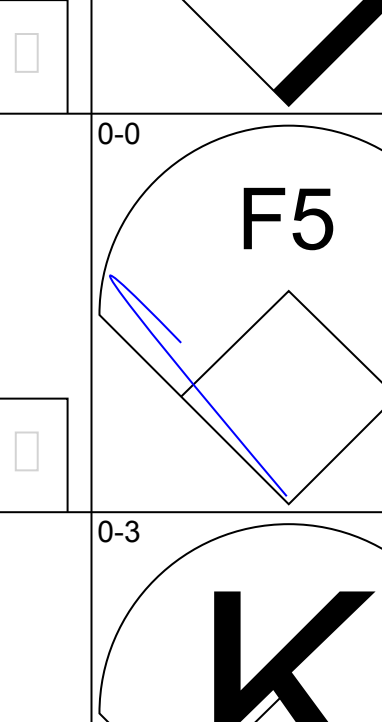
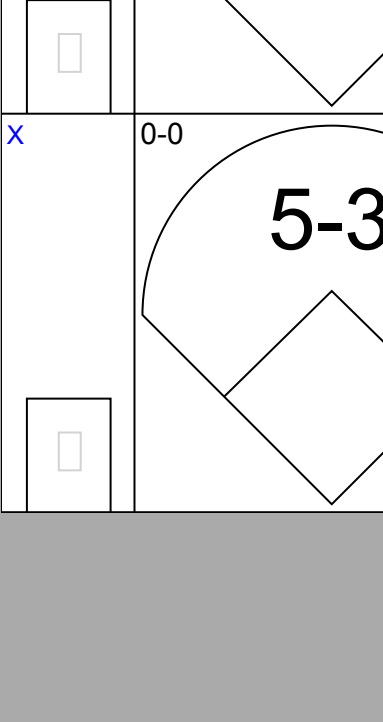

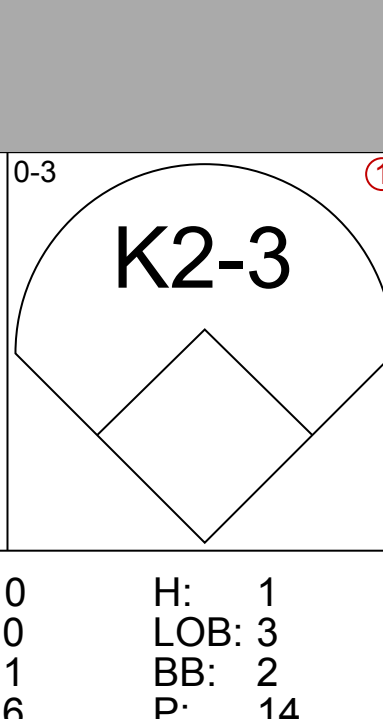


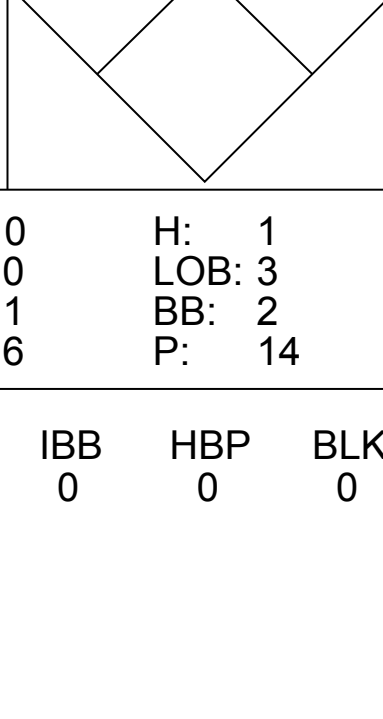
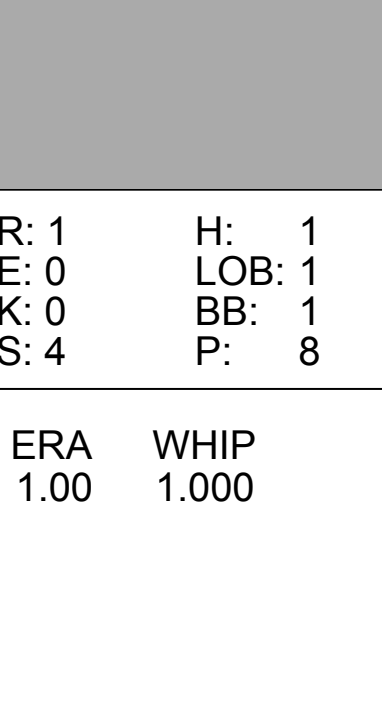
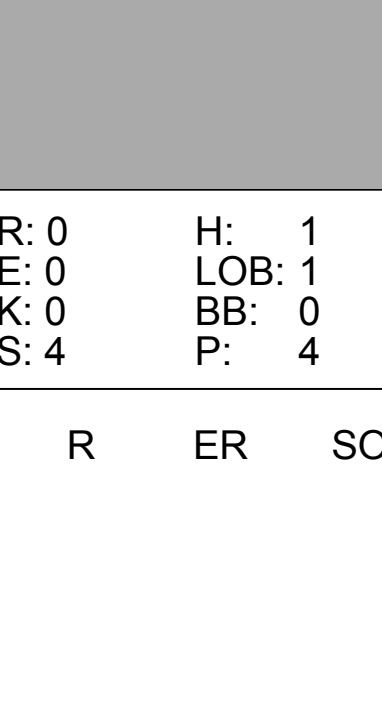


Batter	1	2	3	4	5	6	7	8	9	AB	R	H	RBI	BB	SO	LOB	TOP					
<b>Al Bumby, L</b> OBP: 0.332, SLG: 0.367 (1, 7)										5	0	1	0	0	2	3	<b>Baltimore Orioles @ Milwaukee Brewers</b> Milwaukee County Stadium, Milwaukee, WI Mon Sep 08 1975, 8:05 PM EDT Att: 4,271 - Unknown <a href="http://livebaseballscores.com">livebaseballscores.com</a>					
<b>Paul Blair, R</b> OBP: 0.249, SLG: 0.276 (1, 8)										4	2	2	0	1	0	1						
<b>Tommy Davis, R</b> OBP: 0.314, SLG: 0.356 (1, 10)										5	1	3	2	0	0	2						
<b>Lee May, R</b> OBP: 0.316, SLG: 0.438 (9, PR)										4	0	1	1	1	0	1						
<b>Tony Muser, L</b> OBP: 0.327, SLG: 0.296 (9, 3)										4	0	0	0	1	1	3						
<b>Ken Singleton, S</b> OBP: 0.412, SLG: 0.458 (1, 9)										2	2	0	0	2	0	3						
<b>Bobby Grich, R</b> OBP: 0.396, SLG: 0.395 (1, 4)										3	1	1	0	1	1	3						
<b>Eliot Hendricks, L</b> OBP: 0.307, SLG: 0.346 (1, 2)										4	0	2	1	0	1	2						
<b>Doug DeCinces, R</b> OBP: 0.325, SLG: 0.442 (1, 5)										3	0	0	1	0	1	2						
<b>Mark Belanger, R</b> OBP: 0.284, SLG: 0.267 (1, 6)										3	0	0	1	0	1	2						
<b>Inning Stats</b>	R: 1 E: 1 K: 2 S: 9	H: 2 LOB: 3 BB: 2 P: 17	R: 0 E: 0 K: 1 S: 6	H: 1 LOB: 1 BB: 0 P: 6	R: 0 E: 0 K: 1 S: 5	H: 1 LOB: 0 BB: 1 P: 5	R: 1 E: 0 K: 1 S: 6	H: 1 LOB: 1 BB: 1 P: 10	R: 0 E: 0 K: 0 S: 3	H: 0 LOB: 0 BB: 0 P: 3	R: 2 E: 2 K: 0 S: 4	H: 1 LOB: 1 BB: 2 P: 12	R: 2 E: 0 K: 0 S: 5	H: 2 LOB: 0 BB: 0 P: 5	R: 0 E: 0 K: 1 S: 5	H: 0 LOB: 0 BB: 1 P: 5	R: 0 E: 0 K: 0 S: 4	H: 2 LOB: 3 BB: 1 P: 8	1B: 8 2B: 1 3B: 0 HR: 1	SF: 0 SAC: 1 DP: 2 HBP: 0	WP: 0 PB: 0 SB: 0 CS: 0	PA: 41
<b>PITCHER</b>	IP	WLS	BF	H	R	ER	SO	BB	IBB	HBP	BLK	WP	HR	S	P	ERA	WHIP					
<b>Jim Slaton, R</b> ERA: 4.44	(1, 1)	8.0	L	38	10	6	5	6	5	0	0	0	0	1	45	65	5.62	1.875				
<b>Rick Austin, L</b> ERA: 3.29	(9, 1)	1.0		3	0	0	0	0	1	0	0	0	0	0	2	6	0.00	1.000				

Batter	1	2	3	4	5	6	7	8	9	AB	R	H	RBI	BB	SO	LOB	BOTTOM					
<b>Don Money, R</b> OBP: 0.325, SLG: 0.421 (1, 5)										3	1	0	0	1	0	0	<b>Baltimore Orioles @ Milwaukee Brewers</b> Milwaukee County Stadium, Milwaukee, WI Mon Sep 08 1975, 8:05 PM EDT Att: 4,271 - Unknown <a href="http://livebaseballscores.com">livebaseballscores.com</a>					
<b>Bob Sheldon, L</b> OBP: 0.348, SLG: 0.369 (1, 10)										4	0	0	0	0	0	1						
<b>George Scott, R</b> OBP: 0.342, SLG: 0.495 (1, 3)										4	0	1	0	0	0	1						
<b>Darrell Porter, L</b> OBP: 0.358, SLG: 0.411 (1, 2)										3	1	2	0	1	0	1						
<b>Charlie Moore, R</b> OBP: 0.336, SLG: 0.401 (1, 7)										4	0	1	2	0	1	3						
<b>Bill Shero, L</b> OBP: 0.279, SLG: 0.333 (1, 8)										4	0	0	0	0	0	3						
<b>Sixto Lezcano, R</b> OBP: 0.323, SLG: 0.378 (1, 9)										3	0	2	0	0	0	1						
<b>Robin Yount, R</b> OBP: 0.307, SLG: 0.362 (1, 6)										3	0	0	0	0	0	2						
<b>Pedro Garcia, R</b> OBP: 0.278, SLG: 0.359 (1, 4)										3	0	0	0	0	0	2						
<b>Inning Stats</b>	R: 0 E: 0 K: 0 S: 3	H: 0 LOB: 0 BB: 0 P: 3	R: 0 E: 0 K: 0 S: 4	H: 1 LOB: 1 BB: 0 P: 4	R: 0 E: 0 K: 0 S: 3	H: 0 LOB: 0 BB: 0 P: 3	R: 0 E: 0 K: 0 S: 4	H: 1 LOB: 1 BB: 0 P: 4	R: 0 E: 0 K: 0 S: 5	H: 2 LOB: 1 BB: 1 P: 9	R: 0 E: 0 K: 0 S: 3	H: 1 LOB: 0 BB: 0 P: 3	R: 0 E: 0 K: 0 S: 3	H: 0 LOB: 0 BB: 0 P: 3	R: 0 E: 0 K: 1 S: 4	H: 0 LOB: 0 BB: 1 P: 8		1B: 4 2B: 2 3B: 0 HR: 0	SF: 0 SAC: 0 DP: 2 HBP: 0	WP: 0 PB: 0 SB: 0 CS: 0	PA: 33	
<b>PITCHER</b>	IP	WLS	BF	H	R	ER	SO	BB	IBB	HBP	BLK	WP	HR	S	P	ERA	WHIP					
<b>Mike Torrez, R</b> ERA: 3.21	(1, 1)	9.0	W	33	6	2	2	1	2	0	0	0	0	0	33	41	2.00	0.889				



Batter	1	2	3	4	5	6	7	8	9	AB	R	H	RBI	BB	SO	LOB	TOP					
Ken Singleton, S (1, 9) OBP: 0.412, SLG: 0.458										5	1	2	2	0	1	0	<b>Baltimore Orioles @ Milwaukee Brewers</b> Milwaukee County Stadium, Milwaukee, WI Tue Sep 09 1975, 8:05 PM EDT Att: 4,659 - Unknown					
Paul Blair, R (1, 8) OBP: 0.249, SLG: 0.275										5	0	1	0	0	1	3						
Tommy Davis, R (1, 10)										3	1	2	0	2	0	1						
Lee May, R (1, 3) OBP: 0.318, SLG: 0.439										4	0	2	2	0	0	2						
Tony Muser, L (8, PR) (8, 3) OBP: 0.325, SLG: 0.294										1	1	0	0	0	0	1						
Don Baylor, R (1, 7) OBP: 0.353, SLG: 0.475										5	0	1	1	0	0	2						
Bobby Grich, R (1, 4) OBP: 0.400, SLG: 0.407										4	2	3	1	1	1	2						
Doug DeCinces, R (1, 5) OBP: 0.314, SLG: 0.427										5	0	0	0	0	2	6						
Dave Duncan, R (1, 2) OBP: 0.251, SLG: 0.360										4	2	2	3	0	1	0						
Mark Belanger, R (1, 6) OBP: 0.286, SLG: 0.270										3	2	1	0	1	0	0						
<b>Inning Stats</b>	R: 0 E: 0 K: 2 S: 8	H: 1 LOB: 1 BB: 0 P: 8	R: 0 E: 0 K: 0 S: 3	H: 1 LOB: 0 BB: 0 P: 3	R: 4 E: 0 K: 1 S: 9	H: 4 LOB: 2 BB: 2 P: 17	R: 0 E: 0 K: 1 S: 5	H: 0 LOB: 0 BB: 0 P: 5	R: 0 E: 0 K: 0 S: 3	H: 2 LOB: 0 BB: 0 P: 3	R: 1 E: 0 K: 1 S: 6	H: 1 LOB: 0 BB: 0 P: 6	R: 0 E: 1 K: 0 S: 4	H: 0 LOB: 1 BB: 0 P: 4	R: 4 E: 0 K: 1 S: 10	H: 5 LOB: 1 BB: 0 P: 10	R: 0 E: 0 K: 0 S: 3	H: 0 LOB: 2 BB: 2 P: 11	1B: 10 2B: 2 3B: 0 HR: 2	SF: 0 SAC: 0 DP: 1 HBP: 0	WP: 2 PB: 1 CS: 1	PA: 43
<b>PITCHER</b>	IP	WLS	BF	H	R	ER	SO	BB	IBB	HBP	BLK	WP	HR	S	P	ERA	WHIP					
Pete Broberg, R (1, 1) ERA: 4.48	2.1	L	14	6	4	4	2	2	0	0	0	1	0	16	24	15.43	3.429					
Larry Anderson, R (3, 1) ERA: 10.32	5.1		21	6	5	5	4	0	0	0	0	1	2	29	29	8.44	1.125					
Jerry Augustine, L (8, 1) ERA: 27.0	0.1		3	2	0	0	0	0	0	0	0	0	0	3	3	0.00	6.000					
Tom Murphy, R (9, 1) ERA: 4.31	1.0		5	0	0	0	0	2	0	0	0	0	0	3	11	0.00	2.000					


Batter	1	2	3	4	5	6	7	8	9	AB	R	H	RBI	BB	SO	LOB	BOTTOM				
Don Money, R (1, 5) (8, 6) OBP: 0.327, SLG: 0.429										4	1	2	1	0	0	0	<b>Baltimore Orioles @ Milwaukee Brewers</b> Milwaukee County Stadium, Milwaukee, WI Tue Sep 09 1975, 8:05 PM EDT Att: 4,659 - Unknown				
Bob Sheldon, L (1, 10) OBP: 0.352, SLG: 0.364										2	0	0	0	2	0	0					
George Scott, R (1, 3) OBP: 0.359, SLG: 0.492										4	0	0	0	0	0	3					
Kurt Bevacqua, R (9, 3) OBP: 0.278, SLG: 0.287										0	0	0	0	0	0	0					
Darrell Porter, L (1, 2) OBP: 0.360, SLG: 0.408										2	0	0	0	2	0	1					
Charlie Moore, R (1, 7) OBP: 0.336, SLG: 0.400										3	0	1	0	0	0	4					
Bill Sharp, L (1, 8) OBP: 0.279, SLG: 0.330										3	0	0	0	1	0	1					
Sixto Lezcano, R (1, 9) OBP: 0.322, SLG: 0.376										4	0	1	0	0	2	2					
Pedro Garcia, R (1, 4) OBP: 0.275, SLG: 0.354										4	0	0	0	0	0	3					
Jack Lind, S (1, 6) OBP: 0.136, SLG: 0.050										2	0	0	0	0	2	1					
Tommy Bianco, S (7, PH) (8, 5) OBP: 0.250, SLG: 0.100										2	0	0	0	0	1	0					
<b>Inning Stats</b>	R: 0 E: 0 K: 0 S: 3	H: 0 LOB: 0 BB: 0 P: 3	R: 0 E: 0 K: 1 S: 5	H: 0 LOB: 2 BB: 2 P: 13	R: 0 E: 0 K: 1 S: 6	H: 1 LOB: 3 BB: 2 P: 14	R: 0 E: 0 K: 1 S: 6	H: 1 LOB: 1 BB: 0 P: 6	R: 1 E: 0 K: 0 S: 4	H: 1 LOB: 1 BB: 1 P: 8	R: 0 E: 0 K: 1 S: 5	H: 0 LOB: 0 BB: 0 P: 5	R: 0 E: 0 K: 0 S: 4	H: 0 LOB: 1 BB: 0 P: 4	R: 0 E: 0 K: 0 S: 3	H: 0 LOB: 0 BB: 0 P: 3	1B: 3 2B: 0 3B: 0 HR: 1	SF: 0 SAC: 1 DP: 0 HBP: 0	WP: 0 PB: 0 CS: 0	PA: 36	
<b>PITCHER</b>	IP	WLS	BF	H	R	ER	SO	BB	IBB	HBP	BLK	WP	HR	S	P	ERA	WHIP				
Doyle Alexander, R (1, 1) ERA: 3.15	9.0	W	36	4	1	1	5	5	0	0	0	0	1	41	61	1.00	1.000				




Batter	1	2	3	4	5	6	7	8	9	AB	R	H	RBI	BB	SO	LOB	TOP			
<b>Don Money, R</b> OBP: 0.329, SLG: 0.429 (1, 6)	F7		F7														<b>Milwaukee Brewers @ New York Yankees</b> Shea Stadium, Flushing, NY Wed Sep 10 1975, 7:05 PM EDT Att: 6,944 - Unknown - 66 F			
<b>Jack Lind, S</b> OBP: 0.136, SLG: 0.050 (7, FR)	F7		F7		FC5 1B		FC5-4 BB		5-3	3	0	1	0	1	0	0				
<b>Robin Yount, R</b> OBP: 0.307, SLG: 0.361 (9, FH)					1B					1	0	0	0	0	0	1				
<b>Bill Sharp, L</b> OBP: 0.283, SLG: 0.334 (1, 8)	G6-4-3 1B		1-3		1-2 1B		FC5-4			5	0	3	0	0	0	1				
<b>George Scott, R</b> OBP: 0.338, SLG: 0.489 <b>Kurt Bevacqua, R</b> OBP: 0.275, SLG: 0.284 (5, 3)	G6-4-3 1-2		F8		FC5 2-3f		F7		6-3	3	0	0	0	0	0	3				
<b>Bobby Darwin, R</b> OBP: 0.298, SLG: 0.384 (1, 10)		6-3		F9		HR			K	4	1	1	1	0	1	0				
<b>Charlie Moore, R</b> OBP: 0.335, SLG: 0.397 (1, 7)		L5				F9			6-3	4	0	1	0	0	0	0				
<b>Sixto Lezcano, R</b> OBP: 0.326, SLG: 0.387 (1, 9)		2B 1B		F9		HR				4	1	3	1	0	0	1				
<b>Tommy Bianco, S</b> OBP: 0.250, SLG: 0.167 (1, 5)		FC5 1-3 2B		4-3		6-3			F7	4	0	1	0	0	0	2				
<b>Darrell Porter, L</b> OBP: 0.360, SLG: 0.407 <b>Gorman Thomas, R</b> OBP: 0.276, SLG: 0.392 (5, 8)						K			F6	1	0	0	0	1	1	0				
<b>Pedro Garcia, R</b> OBP: 0.271, SLG: 0.349 (1, 4)		FC5 2-3f		F8					K	4	0	0	0	0	1	4				
<b>Inning Stats</b>	R: 0 E: 0 K: 0 S: 3	H: 1 LOB: 0 BB: 0 P: 3	R: 0 E: 0 K: 0 S: 5	H: 2 LOB: 3 BB: 1 P: 9	R: 0 E: 0 K: 0 S: 3	H: 0 LOB: 0 BB: 0 P: 3	R: 0 E: 0 K: 0 S: 4	H: 1 LOB: 1 BB: 0 P: 4	R: 0 E: 0 K: 1 S: 7	H: 2 LOB: 2 BB: 0 P: 7	R: 0 E: 0 K: 1 S: 5	H: 0 LOB: 1 BB: 1 P: 9	R: 0 E: 0 K: 1 S: 6	H: 1 LOB: 1 BB: 0 P: 6	R: 0 E: 0 K: 0 S: 5	H: 2 LOB: 2 BB: 0 P: 5	1B: 7 2B: 2 3B: 0 HR: 2	SF: 0 SAC: 0 DP: 1 HBP: 0	WP: 0 PB: 0 CS: 0	PA: 39
<b>PITCHER</b> <b>Larry Gura, L</b> ERA: 3.32 (1, 1)	IP: 9.0 WLS: W BF: 39 H: 11 R: 2 ER: 2 SO: 3 BB: 2 IBB: 0 HBP: 0 BLK: 0 WP: 0 HR: 2 S: 43 P: 51 ERA: 2.00 WHIP: 1.444															<b>PITCHER</b> IP: WLS: BF: H: R: ER: SO: BB: IBB: HBP: BLK: WP: HR: S: P: ERA: WHIP				

Batter	1	2	3	4	5	6	7	8	9	AB	R	H	RBI	BB	SO	LOB	BOTTOM			
<b>Bobby Bonds, R</b> OBP: 0.366, SLG: 0.488 (1, 10)	HR		K							4	1	2	2	1	1	1	<b>Milwaukee Brewers @ New York Yankees</b> Shea Stadium, Flushing, NY Wed Sep 10 1975, 7:05 PM EDT Att: 6,944 - Unknown - 66 F			
<b>Sandy Alomar Sr., S</b> OBP: 0.269, SLG: 0.291 (1, 4)	HR	6-3		G6-4-3 1B		1-3 1B			5-3	5	1	2	2	0	0	3				
<b>Roy White, S</b> OBP: 0.361, SLG: 0.411 (1, 7)	F6	4-3		G6-4-3 1-2		F6				4	0	0	0	0	0	4				
<b>Thurman Munson, R</b> OBP: 0.364, SLG: 0.425 (1, 2)	FC4-6 1B		BB 2B BB	5-3		IBB				2	1	1	0	2	0	0				
<b>Graig Nettles, L</b> OBP: 0.328, SLG: 0.437 (1, 5)	FC4-6 1-2f CS		BB 2B BB			K			F9	3	1	0	0	1	1	4				
<b>Chris Chambliss, L</b> OBP: 0.331, SLG: 0.432 (1, 3)	CS 1-2	FC FC6-4 2B		F8		F7			F9	4	1	1	0	0	0	2				
<b>Rick Dempsey, R</b> OBP: 0.372, SLG: 0.345 (1, 9)		FC FC6-4 2-3		2B SF8 BB		BB				1	1	0	0	3	0	1				
<b>Rick Bladt, R</b> OBP: 0.291, SLG: 0.304 (1, 8)		FC6-4 1-2f 2B		2B		F8			7-4	4	1	1	3	0	0	3				
<b>Fred Stanley, R</b> OBP: 0.286, SLG: 0.235 (1, 6)		E5 1-2 2B		SF8 3-H		1-3 1B BB			5-3	2	1	0	1	1	0	1				
<b>Inning Stats</b>	R: 2 E: 0 K: 0 S: 4	H: 2 LOB: 1 BB: 0 P: 8	R: 3 E: 1 K: 0 S: 7	H: 2 LOB: 1 BB: 0 P: 7	R: 3 E: 0 K: 1 S: 6	H: 1 LOB: 3 BB: 3 P: 18	R: 0 E: 0 K: 0 S: 3	H: 1 LOB: 0 BB: 0 P: 3	R: 0 E: 0 K: 1 S: 5	H: 0 LOB: 1 BB: 1 P: 9	R: 0 E: 0 K: 0 S: 4	H: 1 LOB: 2 BB: 2 P: 12	R: 0 E: 0 K: 0 S: 2	H: 0 LOB: 0 BB: 1 P: 6	R: 0 E: 0 K: 0 S: 3	H: 0 LOB: 0 BB: 0 P: 3		1B: 3 2B: 4 3B: 0 HR: 1	SF: 1 SAC: 0 DP: 2 HBP: 0	WP: 0 PB: 1 CS: 1
<b>PITCHER</b> <b>Pat Osburn, L</b> ERA: 8.44 <b>Lafayette Currence, L</b> ERA: 7.71 <b>Jerry Augustine, L</b> ERA: 2.7 (1, 1) (2, 1) (6, 1)	IP: 1.1 WLS: L BF: 10 H: 4 R: 5 ER: 3 SO: 0 BB: 1 IBB: 0 HBP: 0 BLK: 0 WP: 0 HR: 1 S: 9 P: 13 ERA: 20.25 WHIP: 3.750															<b>PITCHER</b> IP: WLS: BF: H: R: ER: SO: BB: IBB: HBP: BLK: WP: HR: S: P: ERA: WHIP				



Batter	1	2	3	4	5	6	7	8	9	AB	R	H	RBI	BB	SO	LOB	TOP					
Don Money, R (1.5) OBP: 0.326, SLG: 0.427 Kurt Bevacqua, R (1.5) OBP: 0.276, SLG: 0.285	6-3		F8			F9 1B SF8 1B	K			1	0	0	0	0	0	0	<b>Milwaukee Brewers @ New York Yankees</b> Shea Stadium, Flushing, NY Thu Sep 11 1975, 7:05 PM EDT Alt. 7.352 - Unknown - 69 F  <b>AB 32</b> <b>R 2</b> <b>H 6</b> <b>RBI 2</b> <b>BB 2</b> <b>SO 8</b> <b>LOB 17</b>  					
Bob Sheldon, L (1.4) OBP: 0.349, SLG: 0.360	F4		4-3			HBP 1B	5-3			4	0	1	0	0	0	2						
George Scott, R (1.3) OBP: 0.336, SLG: 0.486	1-3			K		F9		F9		4	0	0	0	0	1	2						
Bobby Darwin, R (1.10) OBP: 0.297, SLG: 0.380		K		K		HBP 1B		F9		3	0	0	0	0	2	0						
Darrell Porter, L (1.2) OBP: 0.359, SLG: 0.405				L3		HBP SF8		3-4-1		2	0	0	1	1	0	0						
Sixto Lezcano, R (1.9) OBP: 0.325, SLG: 0.386						HBP G3 1B		E6 G6-3 BB		4	0	1	0	0	2	3						
Bill Sharp, L (1.8) OBP: 0.285, SLG: 0.337						F6		G6-3 1B 2B BB		3	1	1	0	1	0	2						
Charlie Moore, R (1.7) OBP: 0.333, SLG: 0.396 Mike Hegan, L (3.7) OBP: 0.360, SLG: 0.388			F8			G3		G6-3 1B 2B		1	0	0	0	0	0	0						
Robin Yount, R (1.6) OBP: 0.308, SLG: 0.362						5-3		K		3	0	0	0	0	1	4						
						1B		2H 1B		4	0	2	1	0	1	2						
<b>Inning Stats</b>	R: 0 E: 0 K: 0 S: 3	H: 0 LOB: 0 BB: 0 P: 3	R: 0 E: 0 K: 2 S: 7	H: 0 LOB: 1 BB: 1 P: 11	R: 0 E: 0 K: 0 S: 4	H: 1 LOB: 1 BB: 0 P: 4	R: 0 E: 0 K: 2 S: 7	H: 0 LOB: 0 BB: 0 P: 7	R: 0 E: 0 K: 1 S: 4	H: 1 LOB: 1 BB: 0 P: 4	R: 1 E: 0 K: 1 S: 7	H: 2 LOB: 2 BB: 0 P: 8	R: 1 E: 0 K: 2 S: 9	H: 2 LOB: 1 BB: 0 P: 9	R: 0 E: 0 K: 0 S: 3	H: 0 LOB: 0 BB: 0 P: 3	R: 0 E: 1 K: 1 S: 5	H: 0 LOB: 1 BB: 1 P: 9	1B: 5 2B: 1 3B: 0 HR: 0	SF: 1 SAC: 0 DP: 1 HBP: 1	WP: 0 SB: 0 CS: 0	PA: 36
<b>PITCHER</b> Caffish Hunter, R (1.1) ERA: 2.58	IP: 9.0 WLS: W BF: 36 H: 6 R: 2 ER: 2 SO: 8 BB: 2 IBB: 0 HBP: 1 BLK: 0 WP: 0 HR: 0 S: 49 P: 58 ERA: 2.00 WHIP: 0.889															<b>PITCHER</b>	IP: 9.0 WLS: W BF: 36 H: 6 R: 2 ER: 2 SO: 8 BB: 2 IBB: 0 HBP: 1 BLK: 0 WP: 0 HR: 0 S: 49 P: 58 ERA: 2.00 WHIP: 0.889					

Batter	1	2	3	4	5	6	7	8	9	AB	R	H	RBI	BB	SO	LOB	BOTTOM			
Bobby Bonds, R (1.9) OBP: 0.367, SLG: 0.490 Rich Coggins, L (7.9) OBP: 0.257, SLG: 0.279	6-3			G3 2H 2B		L6				4	0	2	1	0	0	1	<b>Milwaukee Brewers @ New York Yankees</b> Shea Stadium, Flushing, NY Thu Sep 11 1975, 7:05 PM EDT Alt. 7.352 - Unknown - 69 F  <b>AB 42</b> <b>R 10</b> <b>H 17</b> <b>RBI 10</b> <b>BB 1</b> <b>SO 3</b> <b>LOB 13</b>  			
Sandy Alomar Sr., S (1.4) OBP: 0.299, SLG: 0.290	6-3			G3		1B		F8		5	0	1	1	0	0	3				
Roy White, S (1.7) OBP: 0.363, SLG: 0.413			G3		4-3					5	1	3	0	0	0	1				
Thurman Munson, R (1.2) OBP: 0.365, SLG: 0.424						6-3		F8		5	2	2	1	0	0	3				
Graig Nettles, L (1.5) OBP: 0.331, SLG: 0.450 Ed Brinkman, R (9.5) OBP: 0.265, SLG: 0.299						K				5	3	3	4	0	2	1				
Chris Chambliss, L (1.3) OBP: 0.336, SLG: 0.435										0	0	0	0	0	0	0				
Ed Herrmann, L (1.10) OBP: 0.313, SLG: 0.418 Lou Piniella, R (6. PH) OBP: 0.257, SLG: 0.219			F7							4	1	3	0	1	0	0				
Ed Herrmann, L (1.10) OBP: 0.313, SLG: 0.418 Lou Piniella, R (6. PH) OBP: 0.257, SLG: 0.219			F9			G3				1	0	0	0	0	1	2				
Rick Bladt, R (1.8) OBP: 0.278, SLG: 0.289						F9				4	0	0	0	0	0	0				
Fred Stanley, R (1.6) OBP: 0.285, SLG: 0.240						E7 WP 2B				4	2	1	0	0	0	0				
						1B 2B				4	1	1	3	0	0	2				
<b>Inning Stats</b>	R: 3 E: 0 K: 0 S: 6	H: 3 LOB: 1 BB: 1 P: 10	R: 0 E: 0 K: 0 S: 4	H: 1 LOB: 0 BB: 0 P: 4	R: 2 E: 0 K: 0 S: 5	H: 2 LOB: 0 BB: 0 P: 5	R: 1 E: 1 K: 0 S: 5	H: 1 LOB: 1 BB: 0 P: 5	R: 0 E: 0 K: 1 S: 6	H: 1 LOB: 1 BB: 0 P: 6	R: 1 E: 0 K: 0 S: 6	H: 3 LOB: 2 BB: 0 P: 6	R: 3 E: 0 K: 0 S: 7	H: 4 LOB: 1 BB: 0 P: 7	R: 0 E: 0 K: 2 S: 9	H: 2 LOB: 2 BB: 0 P: 9	1B: 12 2B: 2 3B: 0 HR: 3	SF: 0 SAC: 0 DP: 0 HBP: 0	WP: 1 SB: 0 CS: 0	PA: 43
<b>PITCHER</b> Jim Colborn, R (1.1) ERA: 3.93 Larry Anderson, R (5.1) ERA: 9.45 Tom Murphy, R (7.1) ERA: 4.66 Rick Austin, L (8.1) ERA: 3.2	IP: 4.0 WLS: L BF: 21 H: 7 R: 6 ER: 5 SO: 0 BB: 1 IBB: 0 HBP: 0 BLK: 0 WP: 0 HR: 2 S: 20 P: 24 ERA: 11.25 WHIP: 2.000															<b>PITCHER</b>	IP: 4.0 WLS: L BF: 21 H: 7 R: 6 ER: 5 SO: 0 BB: 1 IBB: 0 HBP: 0 BLK: 0 WP: 0 HR: 2 S: 20 P: 24 ERA: 11.25 WHIP: 2.000			







Batter	1	2	3	4	5	6	7	8	9	AB	R	H	RBI	BB	SO	LOB	TOP			
Don Money, R (1, 5) OBP: 0.326, SLG: 0.426 Kurt Bevacqua, R (9, PR) OBP: 0.279, SLG: 0.285	5-3		4-3		F3		K		1B	5	0	1	0	0	1	2	<b>Milwaukee Brewers @ Boston Red Sox</b> Fenway Park, Boston, MA Sat Sep 13 1975, 7:05 PM EDT Att: 20,974 - Unknown - 63 F			
Bill Sharp, L (1, 8) OBP: 0.286, SLG: 0.338	F8		SF7		F9		4-3		F9	4	0	0	1	0	0	2				
George Scott, R (1, 3) OBP: 0.335, SLG: 0.489	K		FC6-4				K		F6	5	0	1	0	0	2	1				
Hank Aaron, R (1, 10) OBP: 0.327, SLG: 0.346		5-3	FC6-4			FC4-6	HBP		1B	2	1	0	0	2	0	1				
Darrell Porter, L (1, 2) OBP: 0.365, SLG: 0.406		1B			F4		FC4-6	HBP	1B	2	1	1	0	1	0	0				
Bobby Darwin, R (1, 9) OBP: 0.298, SLG: 0.389		1-2	2B		6-3		FC4-6		1B	4	0	2	1	0	0	2				
Mike Hegan, L (1, 7) OBP: 0.360, SLG: 0.384 Bobby Mitchell, R (8, PH) OBP: 0.319, SLG: 0.433	F4						G3		K	2	0	0	0	1	0	4				
Robin Yount, R (1, 6) OBP: 0.310, SLG: 0.368					F8				K	4	0	2	1	0	1	3				
Pedro Garcia, R (1, 4) OBP: 0.271, SLG: 0.348			4-3				5-3		F8	4	1	1	0	0	1	1				
<b>Inning Stats</b>	R: 0 E: 0 K: 1 S: 5	H: 0 LOB: 0 BB: 0 P: 5	R: 1 E: 0 K: 0 S: 4	H: 2 LOB: 2 BB: 1 P: 8	R: 1 E: 0 K: 0 S: 5	H: 2 LOB: 1 BB: 0 P: 5	R: 0 E: 0 K: 0 S: 3	H: 0 LOB: 1 BB: 1 P: 7	R: 0 E: 0 K: 0 S: 3	H: 0 LOB: 0 BB: 0 P: 3	R: 0 E: 1 K: 1 S: 6	H: 1 LOB: 1 BB: 0 P: 6	R: 1 E: 0 K: 2 S: 9	H: 2 LOB: 2 BB: 1 P: 13	R: 0 E: 0 K: 1 S: 6	H: 1 LOB: 1 BB: 0 P: 6		1B: 6 2B: 2 3B: 0 HR: 0	SF: 1 SAC: 0 DP: 0 HBP: 1	WP: 0 PB: 0 CS: 0
<b>PITCHER</b>	IP	WLS	BF	H	R	ER	SO	BB	IBB	HBP	BLK	WP	HR	S	P	ERA	WHIP			
Reggie Cleveland, R (1, 1) ERA: 4.83	7.1	W	33	7	3	3	3	4	0	1	0	0	0	34	51	3.68	1.500			
Jim Burton, L (8, 1) ERA: 2.79	1.2	S	6	1	0	0	3	0	0	0	0	0	0	12	12	0.00	0.600			

Batter	1	2	3	4	5	6	7	8	9	AB	R	H	RBI	BB	SO	LOB	BOTTOM			
Rick Burleson, R (1, 6) OBP: 0.311, SLG: 0.342	L6		5-3		WP			F8		5	0	2	0	0	0	0	<b>Milwaukee Brewers @ Boston Red Sox</b> Fenway Park, Boston, MA Sat Sep 13 1975, 7:05 PM EDT Att: 20,974 - Unknown - 63 F			
Dwight Evans, R (1, 9) OBP: 0.380, SLG: 0.461	BB		1-3		F3		L8			4	1	2	0	0	0	3				
Carl Yastrzemski, L (1, 3) OBP: 0.375, SLG: 0.419	1B		1-3		1-2		L8			2	0	0	0	2	0	1				
Jim Rice, R (1, 7) OBP: 0.352, SLG: 0.503	K		F8		K		K			4	0	0	0	0	3	6				
Fred Lynn, L (1, 8) OBP: 0.404, SLG: 0.571	1-2				L1-3		FC5-4		BB	3	1	2	1	1	0	0				
Carlton Fisk, R (1, 10) OBP: 0.395, SLG: 0.522	F8						FC5-4		BB	4	1	1	0	0	0	3				
Rico Petrocelli, R (1, 5) OBP: 0.314, SLG: 0.333			F9				4-3-5		F8	4	1	1	1	0	0	1				
Bob Montgomery, R (1, 2) OBP: 0.249, SLG: 0.335	K						6-3			4	2	2	2	0	1	0				
Doug Griffin, R (1, 4) OBP: 0.288, SLG: 0.271	K						6-3		1-3	4	0	1	1	0	1	0				
<b>Inning Stats</b>	R: 1 E: 0 K: 1 S: 7	H: 2 LOB: 2 BB: 1 P: 11	R: 0 E: 0 K: 2 S: 7	H: 0 LOB: 0 BB: 0 P: 7	R: 0 E: 0 K: 0 S: 4	H: 1 LOB: 1 BB: 0 P: 4	R: 3 E: 0 K: 1 S: 10	H: 5 LOB: 3 BB: 1 P: 14	R: 0 E: 0 K: 0 S: 2	H: 0 LOB: 0 BB: 0 P: 6	R: 0 E: 0 K: 0 S: 4	H: 1 LOB: 1 BB: 0 P: 4	R: 1 E: 0 K: 0 S: 4	H: 1 LOB: 0 BB: 0 P: 4	R: 1 E: 0 K: 0 S: 7	H: 1 LOB: 0 BB: 0 P: 4		1B: 7 2B: 2 3B: 2 HR: 1	SF: 0 SAC: 0 DP: 1 HBP: 0	WP: 2 PB: 0 CS: 0
<b>PITCHER</b>	IP	WLS	BF	H	R	ER	SO	BB	IBB	HBP	BLK	WP	HR	S	P	ERA	WHIP			
Bill Travers, L (1, 1) ERA: 4.26	3.1	L	18	7	4	4	3	1	0	0	0	0	0	23	27	10.80	2.400			
Larry Anderson, R (4, 1) ERA: 8.0	4.2		19	4	2	2	2	2	0	0	0	2	1	21	29	3.86	1.286			



Batter	1	2	3	4	5	6	7	8	9	AB	R	H	RBI	BB	SO	LOB	TOP																			
<b>Don Money, R</b> OBP: 0.327, SLG: 0.429 (1, 5)										5	0	2	1	0	1	0	<b>Milwaukee Brewers @ Boston Red Sox</b> Fenway Park, Boston, MA Sun Sep 14 1975, 3:33 AM EDT Att: 28,187 - Unknown - 62 F																			
<b>Robin Yount, R</b> OBP: 0.309, SLG: 0.366 (1, 6)										5	0	1	0	0	0	3																				
<b>George Scott, R</b> OBP: 0.335, SLG: 0.489 (1, 3)										5	0	2	0	0	1	0																				
<b>Hank Aaron, R</b> OBP: 0.328, SLG: 0.354 (1, 10)										5	1	2	1	0	0	3																				
<b>Bobby Darwin, R</b> OBP: 0.302, SLG: 0.392 (1, 9)										3	2	1	0	2	0	2																				
<b>Darrell Porter, L</b> OBP: 0.394, SLG: 0.402 (1, 2)										4	2	0	0	0	1	3																				
<b>Bobby Mitchell, R</b> OBP: 0.325, SLG: 0.448 (1, 7)										2	1	2	2	0	0	0		<b>AB 40</b> <b>R 6</b> <b>H 13</b> <b>RBI 5</b> <b>BB 2</b> <b>SO 4</b> <b>LOB 21</b>																		
<b>Mike Hegan, L</b> OBP: 0.394, SLG: 0.394 (5, 7)										3	0	2	1	0	1	2																				
<b>Kurt Bevacqua, R</b> OBP: 0.280, SLG: 0.286 (1, 4)										3	0	1	0	0	0	3																				
<b>Bob Sheldon, L</b> OBP: 0.347, SLG: 0.358 (8, 4)										1	0	0	0	0	0	2																				
<b>Gorman Thomas, R</b> OBP: 0.274, SLG: 0.385 (1, 8)										3	0	0	0	0	0	1																				
<b>Bill Sharp, L</b> OBP: 0.285, SLG: 0.337 (8, 8)										1	0	0	0	0	0	2																				
<b>Inning Stats</b>	R: 0 E: 1 K: 1 S: 7	H: 1 LOB: 2 BB: 0 P: 7	R: 0 E: 0 K: 1 S: 5	H: 1 LOB: 0 BB: 0 P: 5	R: 0 E: 0 K: 0 S: 5	H: 2 LOB: 2 BB: 0 P: 5	R: 3 E: 0 K: 0 S: 5	H: 3 LOB: 1 BB: 1 P: 10	R: 2 E: 1 K: 0 S: 5	H: 2 LOB: 1 BB: 1 P: 9	R: 0 E: 0 K: 0 S: 3	H: 0 LOB: 0 BB: 0 P: 3	R: 0 E: 0 K: 0 S: 3	H: 0 LOB: 0 BB: 0 P: 3	R: 1 E: 1 K: 0 S: 6	H: 2 LOB: 2 BB: 0 P: 6	R: 0 E: 0 K: 2 S: 9		H: 2 LOB: 2 BB: 0 P: 9	1B: 8 2B: 5 3B: 1 HR: 1	SF: 0 SAC: 0 DP: 3 HBP: 1	WP: 0 PB: 0 SB: 0 CS: 0	PA: 43													
<b>PITCHER</b>	IP WLS BF H R ER SO BB IBB HBP BLK WP HR S P ERA WHIP																																			
<b>Bill Lee, L</b> ERA: 3.79 (1, 1)	4.1	W	24	8	5	5	2	2	0	1	0	0	0	0	1	25	34		10.38	2.308																
<b>Jim Willoughby, R</b> ERA: 3.19 (5, 1)	3.1	L	13	3	1	0	0	0	0	0	0	0	0	0	0	13	13		0.00	0.900																
<b>Dick Drago, R</b> ERA: 3.86 (8, 1)	1.1	S	6	2	0	0	2	0	0	0	0	0	0	0	0	10	10	0.00	1.500																	

Batter	1	2	3	4	5	6	7	8	9	AB	R	H	RBI	BB	SO	LOB	BOTTOM																			
<b>Cecil Cooper, L</b> OBP: 0.353, SLG: 0.556 (1, 10)										5	2	2	0	0	0	1	<b>Milwaukee Brewers @ Boston Red Sox</b> Fenway Park, Boston, MA Sun Sep 14 1975, 3:33 AM EDT Att: 28,187 - Unknown - 62 F																			
<b>Denny Doyle, L</b> OBP: 0.310, SLG: 0.392 (1, 4)										4	1	2	0	0	0	1																				
<b>Carl Yastrzemski, L</b> OBP: 0.376, SLG: 0.420 (1, 3)										4	1	2	2	0	0	1																				
<b>Fred Lynn, L</b> OBP: 0.408, SLG: 0.581 (1, 8)										4	2	4	3	0	0	0																				
<b>Jim Rice, R</b> OBP: 0.351, SLG: 0.500 (1, 7)										3	1	0	0	1	1	4																				
<b>Dwight Evans, R</b> OBP: 0.397, SLG: 0.457 (1, 9)										3	0	0	1	0	0	2																				
<b>Rico Petrocelli, R</b> OBP: 0.315, SLG: 0.336 (1, 5)										3	0	1	2	1	0	0		<b>AB 33</b> <b>R 8</b> <b>H 12</b> <b>RBI 8</b> <b>BB 3</b> <b>SO 1</b> <b>LOB 13</b>																		
<b>Bob Montgomery, R</b> OBP: 0.249, SLG: 0.333 (1, 2)										4	0	1	0	0	0	2																				
<b>Rick Burleson, R</b> OBP: 0.310, SLG: 0.340 (1, 6)										3	1	0	0	1	0	2																				
<b>Inning Stats</b>	R: 0 E: 0 K: 0 S: 3	H: 0 LOB: 0 BB: 0 P: 3	R: 1 E: 0 K: 1 S: 6	H: 1 LOB: 0 BB: 0 P: 6	R: 0 E: 0 K: 0 S: 3	H: 0 LOB: 0 BB: 0 P: 3	R: 0 E: 0 K: 0 S: 4	H: 2 LOB: 1 BB: 0 P: 4	R: 0 E: 0 K: 0 S: 3	H: 0 LOB: 1 BB: 1 P: 7	R: 4 E: 0 K: 0 S: 7	H: 4 LOB: 1 BB: 1 P: 11	R: 3 E: 0 K: 0 S: 6	H: 4 LOB: 1 BB: 1 P: 10	R: 0 E: 0 K: 0 S: 4	H: 1 LOB: 1 BB: 0 P: 4			1B: 9 2B: 2 3B: 0 HR: 1	SF: 1 SAC: 0 DP: 2 HBP: 0	WP: 0 PB: 0 SB: 0 CS: 0	PA: 37														
<b>PITCHER</b>	IP WLS BF H R ER SO BB IBB HBP BLK WP HR S P ERA WHIP																																			
<b>Jim Slaton, R</b> ERA: 4.53 (1, 1)	5.1	W	23	6	5	5	1	2	0	0	0	0	0	0	1	23	31		8.44	1.500																
<b>Tom Murphy, R</b> ERA: 4.69 (6, 1)	0.2	L	4	1	1	1	0	1	0	0	0	0	0	0	0	3	7		13.50	3.000																
<b>Rick Austin, L</b> ERA: 3.66 (7, 1)	0.0		4	4	2	2	0	0	0	0	0	0	0	0	4	4	∞		∞																	
<b>Larry Anderson, R</b> ERA: 7.2 (7, 1)	2.0		6	1	0	0	0	0	0	0	0	0	0	0	6	6	0.00		0.500																	



Batter	1	2	3	4	5	6	7	8	9	AB	R	H	RBI	BB	SO	LOB	TOP					
<b>Don Money, R</b> OBP: 0.326, SLG: 0.429 (1, 5)										4	1	1	1	1	0	1						
<b>Robin Yount, R</b> OBP: 0.305, SLG: 0.370 (1, 6)										5	1	1	1	0	1	4						
<b>George Scott, R</b> OBP: 0.338, SLG: 0.496 (1, 3)										4	2	2	2	1	1	2						
<b>Hank Aaron, R</b> OBP: 0.329, SLG: 0.354 (1, 10)										5	0	2	1	0	1	2						
<b>Gorman Thomas, R</b> OBP: 0.274, SLG: 0.385 (9, PR)										0	0	0	0	0	0	0						
<b>Bobby Darwin, R</b> OBP: 0.304, SLG: 0.392 (1, 9)										5	0	2	0	0	0	1						
<b>Bobby Mitchell, R</b> OBP: 0.321, SLG: 0.442 (1, 7)										3	0	0	0	0	0	1						
<b>Mike Hegan, L</b> OBP: 0.365, SLG: 0.392 (8, 7)										1	0	0	0	1	1	2						
<b>Darrell Porter, L</b> OBP: 0.365, SLG: 0.408 (1, 2)										4	2	2	0	0	0	3						
<b>Kurt Bevacqua, R</b> OBP: 0.283, SLG: 0.290 (1, 4)										4	1	2	1	0	1	3						
<b>Bill Sharp, L</b> OBP: 0.287, SLG: 0.344 (1, 8)										4	0	2	1	0	0	1						
<b>Inning Stats</b>	R: 0 E: 0 K: 0 S: 2	H: 0 LOB: 0 BB: 1 P: 6	R: 0 E: 0 K: 0 S: 3	H: 0 LOB: 0 BB: 0 P: 3	R: 2 E: 1 K: 2 S: 11	H: 3 LOB: 2 BB: 0 P: 11	R: 0 E: 0 K: 0 S: 4	H: 1 LOB: 1 BB: 0 P: 4	R: 1 E: 0 K: 1 S: 6	H: 1 LOB: 0 BB: 0 P: 6	R: 0 E: 0 K: 0 S: 3	H: 0 LOB: 0 BB: 0 P: 3	R: 1 E: 0 K: 0 S: 4	H: 2 LOB: 1 BB: 1 P: 8	R: 1 E: 0 K: 1 S: 7	H: 2 LOB: 2 BB: 1 P: 11	R: 2 E: 0 K: 1 S: 9	H: 5 LOB: 2 BB: 0 P: 9	1B: 7 2B: 4 3B: 1 HR: 2	SF: 0 SAC: 0 DP: 1 HBP: 0	WP: 0 PB: 0 SB: 0 CS: 1	PA: 43
<b>PITCHER</b>	IP	WLS	BF	H	R	ER	SO	BB	IBB	HBP	BLK	WP	HR	S	P	ERA	WHIP					
<b>Roger Moret, L</b> ERA: 3.56 (1, 1)	6.2	W	28	7	4	4	3	2	0	0	0	0	1	32	40	5.40	1.350					
<b>Dick Pole, R</b> ERA: 3.97 (7, 1)	0.2		5	2	1	1	0	1	0	0	0	0	1	4	8	13.50	4.500					
<b>Jim Burton, L</b> ERA: 2.92 (8, 1)	1.0		4	2	1	1	0	0	0	0	0	0	0	6	6	9.00	2.000					
<b>Dick Drago, R</b> ERA: 3.95 (9, 1)	0.2		5	3	1	1	1	0	0	0	0	0	0	7	7	13.50	4.500					

**Milwaukee Brewers @ Boston Red Sox**  
Fenway Park, Boston, MA  
Mon Sep 15 1975, 7:05 PM EDT  
Att: 16,302 - Unknown - 62 F

AB 39  
R 7  
H 14  
RBI 7  
BB 3  
SO 5  
LOB 20




Batter	1	2	3	4	5	6	7	8	9	AB	R	H	RBI	BB	SO	LOB	BOTTOM				
<b>Cecil Cooper, L</b> OBP: 0.357, SLG: 0.557 (1, 10)										1	2	1	0	0	0	0					
<b>Juan Beniquez, R</b> OBP: 0.358, SLG: 0.404 (3, FH)										3	0	1	0	0	0	0					
<b>Denny Doyle, L</b> OBP: 0.310, SLG: 0.391 (1, 4)										3	1	1	0	0	0	3					
<b>Doug Griffin, R</b> OBP: 0.293, SLG: 0.277 (7, 4)										2	0	2	0	0	0	0					
<b>Carl Yastrzemski, L</b> OBP: 0.376, SLG: 0.418 (1, 3)										2	1	0	0	3	0	2					
<b>Fred Lynn, L</b> OBP: 0.410, SLG: 0.579 (1, 8)										3	3	1	1	2	1	3					
<b>Jim Rice, R</b> OBP: 0.350, SLG: 0.498 (1, 7)										4	1	1	2	0	0	4					
<b>Dwight Evans, R</b> OBP: 0.383, SLG: 0.466 (1, 9)										4	1	4	4	0	0	0					
<b>Rico Petrocelli, R</b> OBP: 0.317, SLG: 0.338 (1, 5)										4	0	2	1	0	0	1					
<b>Bob Montgomery, R</b> OBP: 0.249, SLG: 0.330 (1, 2)										2	0	0	1	1	1	1					
<b>Rick Burleson, R</b> OBP: 0.308, SLG: 0.338 (1, 6)										4	0	0	0	0	2	3					
<b>Inning Stats</b>	R: 4 E: 0 K: 0 S: 8	H: 5 LOB: 1 BB: 0 P: 8	R: 4 E: 0 K: 1 S: 6	H: 2 LOB: 1 BB: 2 P: 15	R: 0 E: 1 K: 1 S: 7	H: 1 LOB: 2 BB: 0 P: 7	R: 0 E: 0 K: 0 S: 2	H: 0 LOB: 0 BB: 1 P: 6	R: 0 E: 0 K: 0 S: 3	H: 1 LOB: 0 BB: 1 P: 7	R: 0 E: 0 K: 0 S: 3	H: 1 LOB: 0 BB: 0 P: 3	R: 1 E: 0 K: 1 S: 7	H: 2 LOB: 2 BB: 1 P: 11	R: 0 E: 0 K: 1 S: 6	H: 1 LOB: 2 BB: 1 P: 10	1B: 11 2B: 2 3B: 0 HR: 0	SF: 2 SAC: 0 DP: 3 HBP: 1	WP: 1 PB: 0 SB: 1 CS: 0	PA: 41	
<b>PITCHER</b>	IP	WLS	BF	H	R	ER	SO	BB	IBB	HBP	BLK	WP	HR	S	P	ERA	WHIP				
<b>Jim Colborn, R</b> ERA: 4.23 (1, 1)	1.1	L	12	6	7	7	1	1	0	0	0	1	0	20	36	3.60	2.000				
<b>Pat Osburn, L</b> ERA: 6.1 (2, 1)	5.0		22	6	2	2	1	4	0	0	0	0	0	10	14	0.00	1.200				
<b>Tom Murphy, R</b> ERA: 4.57 (7, 1)	1.2		7	1	0	0	2	1	0	0	0	0	0	10	14	0.00	1.200				

**Milwaukee Brewers @ Boston Red Sox**  
Fenway Park, Boston, MA  
Mon Sep 15 1975, 7:05 PM EDT  
Att: 16,302 - Unknown - 62 F


AB 32  
R 9  
H 13  
RBI 9  
BB 6  
SO 4  
LOB 17





Batter	1	2	3	4	5	6	7	8	9	AB	R	H	RBI	BB	SO	LOB	TOP		
<b>Bobby Bonds, R</b> OBP: 0.367, SLG: 0.484 (1, 9)	G3		F9		BB 1B		1B 1B		1B 1B	5	0	3	1	0	0	0	<b>New York Yankees @ Milwaukee Brewers</b> Milwaukee County Stadium, Milwaukee, WI Tue Sep 16 1975, 8:05 PM EDT Att: 4,882 - Unknown 		
<b>Sandy Alomar Sr., S</b> OBP: 0.260, SLG: 0.304 (1, 4)	SH1-3 1B BB		K		1-2 BB		FC4-6 1B		1-2 2-3 1B	3	1	2	0	2	1	0			
<b>Roy White, S</b> OBP: 0.365, SLG: 0.414 (1, 7)	SH1-3 1-2			1B BB	F7		FC4-6 1-2 1B		G1-2-3 3-H	3	0	0	0	1	0	7			
<b>Thurman Munson, R</b> OBP: 0.365, SLG: 0.427 (1, 10)	2H 1B			1-2 1B			1B		F4	4	0	3	1	0	0	0			
<b>Graig Nettles, L</b> OBP: 0.327, SLG: 0.444 (1, 5)	F8			1B	F5		F8		F8	4	0	0	0	0	1	4			
<b>Rick Dempsey, R</b> OBP: 0.358, SLG: 0.326 (1, 2)			F7		F8		F7		F5	4	0	0	0	0	0	3			
<b>Chris Chambliss, L</b> OBP: 0.332, SLG: 0.430 (1, 3)			K		K		F8		F4	4	0	0	0	0	2	3			
<b>Rick Bladt, R</b> OBP: 0.272, SLG: 0.277 (9, PH) <b>Walt Williams, R</b> OBP: 0.316, SLG: 0.403	CS BB				F5		F2		1B 1B BB	2	0	0	0	1	0	0			
<b>Fred Stanley, R</b> OBP: 0.280, SLG: 0.236 (1, 6) <b>Otto Velez, R</b> (7, PH) <b>Ed Brinkman, R</b> OBP: 0.265, SLG: 0.299 (7, 6) <b>Lou Piniella, R</b> OBP: 0.264, SLG: 0.227 (9, PH)	CS 1-2		E1		6-3		F9		1B 1B 1B	2	0	0	0	0	0	0			
<b>Inning Stats</b>	R: 1 E: 0 K: 0 S: 4	H: 1 LOB: 1 BB: 1 P: 8	R: 0 E: 0 K: 1 S: 4	H: 0 LOB: 0 BB: 1 P: 8	R: 0 E: 1 K: 1 S: 5	H: 0 LOB: 0 BB: 0 P: 5	R: 0 E: 0 K: 2 S: 8	H: 1 LOB: 2 BB: 1 P: 12	R: 0 E: 0 K: 0 S: 4	H: 1 LOB: 1 BB: 0 P: 4	R: 0 E: 0 K: 0 S: 5	H: 2 LOB: 2 BB: 0 P: 5	R: 0 E: 0 K: 0 S: 3	H: 0 LOB: 0 BB: 0 P: 3	R: 1 E: 0 K: 0 S: 5	H: 3 LOB: 2 BB: 1 P: 9		1B: 9 2B: 0 3B: 0 HR: 0	SF: 0 SAC: 1 DP: 1 HBP: 0
<b>PITCHER</b> <b>Jerry Augustine, L</b> ERA: 2.31 <b>Tom Murphy, R</b> ERA: 4.52	IP: 8.1 WLS: W BF: 38 H: 9 R: 2 ER: 2 SO: 4 BB: 5 IBB: 0 HBP: 0 BLK: 0 WP: 0 HR: 0 S: 41 P: 61 ERA: 2.16 WHIP: 1.680	IP: 0.2 WLS: S BF: 1 H: 0 R: 0 ER: 0 SO: 0 BB: 0 IBB: 0 HBP: 0 BLK: 0 WP: 0 HR: 0 S: 1 P: 1 ERA: 0.00 WHIP: 0.000																	

Batter	1	2	3	4	5	6	7	8	9	AB	R	H	RBI	BB	SO	LOB	BOTTOM		
<b>Don Money, R</b> OBP: 0.330, SLG: 0.431 (1, 5) <b>Bob Sheldon, L</b> OBP: 0.340, SLG: 0.350 (1, PR) (2, 4)	FC2-6 1B				4-3		K			1	0	1	0	0	0	0	<b>New York Yankees @ Milwaukee Brewers</b> Milwaukee County Stadium, Milwaukee, WI Tue Sep 16 1975, 8:05 PM EDT Att: 4,882 - Unknown 		
<b>Robin Yount, R</b> OBP: 0.308, SLG: 0.369 (1, 6)	F8		F8				6-3			4	0	1	0	0	0	1			
<b>George Scott, R</b> OBP: 0.335, SLG: 0.492 (1, 3)	FC2-6 1B HR		F9		F7		K		K	4	1	0	0	0	1	2			
<b>Bobby Darwin, R</b> OBP: 0.306, SLG: 0.391 (1, 10)	HR 1B		K				K		1B HBP	3	1	1	0	0	2	0			
<b>Bobby Mitchell, R</b> OBP: 0.324, SLG: 0.470 (1, 7)	HR		L5				HR		K	4	2	2	4	0	1	1			
<b>Darrell Porter, L</b> OBP: 0.366, SLG: 0.418 (1, 2)	1B BB				3-1		HR		1B	3	1	2	1	1	0	0			
<b>Kurt Bevacqua, R</b> OBP: 0.283, SLG: 0.289 (1, 4) (2, 5)	1-2 1B		F8		F8		5-3		4-3	4	0	1	0	0	0	2			
<b>Gorman Thomas, R</b> OBP: 0.271, SLG: 0.380 (1, 8)	K		F9		F9		5-3			3	0	0	0	0	1	2			
<b>Bill Sharp, L</b> OBP: 0.285, SLG: 0.341 (1, 9)			3-1		6-3		K			3	0	0	0	0	1	0			
<b>Inning Stats</b>	R: 3 E: 0 K: 1 S: 9	H: 4 LOB: 2 BB: 1 P: 13	R: 0 E: 0 K: 0 S: 3	H: 0 LOB: 0 BB: 0 P: 3	R: 0 E: 0 K: 1 S: 5	H: 0 LOB: 0 BB: 0 P: 5	R: 0 E: 0 K: 0 S: 3	H: 0 LOB: 0 BB: 0 P: 3	R: 0 E: 0 K: 0 S: 4	H: 1 LOB: 1 BB: 0 P: 4	R: 2 E: 0 K: 1 S: 7	H: 2 LOB: 0 BB: 0 P: 7	R: 0 E: 0 K: 2 S: 7	H: 0 LOB: 0 BB: 0 P: 7	R: 0 E: 0 K: 2 S: 8	H: 1 LOB: 2 BB: 0 P: 9		1B: 5 2B: 0 3B: 0 HR: 3	SF: 0 SAC: 0 DP: 0 HBP: 1
<b>PITCHER</b> <b>Larry Gura, L</b> ERA: 3.5 <b>Ron Guidry, L</b> ERA: 1.74	IP: 6.0 WLS: L BF: 26 H: 7 R: 5 ER: 5 SO: 3 BB: 1 IBB: 0 HBP: 0 BLK: 0 WP: 0 HR: 3 S: 31 P: 35 ERA: 7.50 WHIP: 1.333	IP: 2.0 WLS: 8 BF: 1 H: 0 R: 0 ER: 0 SO: 4 BB: 0 IBB: 0 HBP: 1 BLK: 0 WP: 0 HR: 15 S: 16 ERA: 0.00 WHIP: 0.500																	



Batter	1	2	3	4	5	6	7	8	9	10	11	AB	R	H	RBI	BB	SO	LOB	TOP	
<b>Bobby Bonds, R</b> OBP: 0.369, SLG: 0.481 (1, 9)	4-3		K			B1-3 BB		F8			2B BB	3	1	0	0	3	1	1		
<b>Sandy Alomar Sr., S</b> OBP: 0.296, SLG: 0.327 (1, 4)	K		K			B1-3			F5		1B	6	1	2	1	0	2	4		
<b>Roy White, S</b> OBP: 0.388, SLG: 0.415 (1, 7)						FC6 1B		F4		F5	1B BB	4	1	2	0	2	0	2		
<b>Thurman Munson, R</b> OBP: 0.365, SLG: 0.425 (1, 2)	6-3		CS	5-3		FC6				6-3	1B HBP	5	0	1	2	0	0	2		
<b>Graig Nettles, L</b> OBP: 0.326, SLG: 0.442 (1, 5)																				
<b>Chris Chambliss, L</b> OBP: 0.336, SLG: 0.433 (1, 3)																				
<b>Terry Whitfield, L</b> OBP: 0.229, SLG: 0.265 (1, 10)																				
<b>Walt Williams, R</b> OBP: 0.321, SLG: 0.403 (11, PH)	K					F8		F7		E6 1B	G3	5	1	0	0	0	1	5		
<b>Jim Mason, L</b> OBP: 0.230, SLG: 0.220 (1, 6)																				
<b>Otto Velez, R</b> OBP: 0.280, SLG: 0.236 (11, PH)																				
<b>Ed Herrmann, L</b> OBP: 0.311, SLG: 0.415 (8, PH)																				
<b>Rich Coggins, L</b> OBP: 0.259, SLG: 0.281 (8, 8)																				
<b>Inning Stats</b>	R: 0 E: 0 K: 1 S: 5	H: 0 LOB: 1 BB: 1 P: 9	R: 0 E: 0 K: 1 S: 6	H: 2 LOB: 2 BB: 1 P: 10	R: 0 E: 0 K: 2 S: 7	H: 1 LOB: 0 BB: 0 P: 7	R: 0 E: 0 K: 0 S: 3	H: 0 LOB: 0 BB: 0 P: 3	R: 0 E: 0 K: 0 S: 3	H: 1 LOB: 1 BB: 1 P: 7	R: 0 E: 0 K: 0 S: 4	H: 3 LOB: 3 BB: 1 P: 11	R: 0 E: 0 K: 0 S: 4	H: 1 LOB: 2 BB: 0 P: 5	R: 4 E: 0 K: 0 S: 6	H: 3 LOB: 3 BB: 3 P: 19	1B: 12 2B: 1 3B: 0 HR: 0	SF: 1 SAC: 0 DP: 1 HBP: 2	WP: 0 PB: 1 SB: 0 CS: 1	PA: 54
<b>PITCHER</b>	IP ERA	WLS L	BF 46	H 10	R 4	ER 2	SO 4	BB 7	IBB 0	HBP 1	BLK 0	WP 0	HR 0	S 46	P 75	ERA 1.74	WHIP 1.645			
<b>Pete Broberg, R</b> ERA: 4.38 (1, 1)	0.0		3	2	1	1	0	1	0	0	0	0	0	2	6	∞	∞			
<b>Rick Austin, L</b> ERA: 4.12 (11, 1)	0.2		4	1	1	1	0	0	0	1	0	0	0	3	4	13.50	1.500			
<b>Pat Osburn, L</b> ERA: 5.75 (11, 1)																				

**New York Yankees @ Milwaukee Brewers**  
Milwaukee County Stadium, Milwaukee, WI

Wed Sep 17 1975, 8:05 PM EDT  
Att: 4,447 - Unknown - 64 F

AB 42  
R 6  
H 13  
RBI 6  
BB 8  
SO 4  
LOB 23



Batter	1	2	3	4	5	6	7	8	9	10	11	AB	R	H	RBI	BB	SO	LOB	BOTTOM			
<b>Bob Sheldon, L</b> OBP: 0.342, SLG: 0.347 (1, 4)	E5 FC5-4		G3			4-3						4	0	1	0	0	0	2				
<b>Tommy Bianco, S</b> OBP: 0.241, SLG: 0.160 (11, PH)																						
<b>Robin Yount, R</b> OBP: 0.308, SLG: 0.374 (1, 6)	FC5-4			6-3				SF9				5	0	2	1	0	0	2				
<b>George Scott, R</b> OBP: 0.336, SLG: 0.490 (1, 3)	G4-6-3			K				K				3	0	0	0	2	2	2				
<b>Hank Aaron, R</b> OBP: 0.326, SLG: 0.350 (1, 10)																						
<b>Darrell Porter, L</b> OBP: 0.368, SLG: 0.415 (1, 2)																						
<b>Mike Hagan, L</b> OBP: 0.380, SLG: 0.385 (1, 7)																						
<b>Sixto Lezcano, R</b> OBP: 0.324, SLG: 0.382 (8, 9)																						
<b>Bobby Mitchell, R</b> OBP: 0.325, SLG: 0.468 (9, PH)																						
<b>Bobby Darwin, R</b> OBP: 0.303, SLG: 0.388 (1, 9)																						
<b>Gorman Thomas, R</b> OBP: 0.273, SLG: 0.379 (8, 8)																						
<b>Bill Sharp, L</b> OBP: 0.285, SLG: 0.340 (8, 7)																						
<b>Charlie Moore, R</b> OBP: 0.336, SLG: 0.406 (11, PH)																						
<b>Kurt Bevacqua, R</b> OBP: 0.289, SLG: 0.296 (1, 5)																						
<b>Inning Stats</b>	R: 0 E: 1 K: 0 S: 3	H: 0 LOB: 0 BB: 0 P: 3	R: 0 E: 0 K: 0 S: 3	H: 0 LOB: 0 BB: 0 P: 3	R: 0 E: 0 K: 0 S: 4	H: 1 LOB: 1 BB: 0 P: 4	R: 0 E: 0 K: 1 S: 5	H: 0 LOB: 0 BB: 0 P: 5	R: 0 E: 0 K: 0 S: 3	H: 0 LOB: 0 BB: 0 P: 3	R: 1 E: 0 K: 1 S: 7	H: 2 LOB: 1 BB: 0 P: 7	R: 0 E: 0 K: 1 S: 5	H: 0 LOB: 2 BB: 2 P: 13	R: 0 E: 0 K: 0 S: 3	H: 1 LOB: 2 BB: 1 P: 8	R: 3 E: 0 K: 2 S: 9	H: 2 LOB: 1 BB: 2 P: 17	1B: 6 2B: 1 3B: 1 HR: 0	SF: 1 SAC: 0 DP: 2 HBP: 1	WP: 0 PB: 1 SB: 0 CS: 0	PA: 47
<b>PITCHER</b>	IP ERA	WLS L	BF 30	H 5	R 2	ER 2	SO 3	BB 1	IBB 0	HBP 0	BLK 0	WP 0	HR 0	S 35	P 39	ERA 2.25	WHIP 0.750					
<b>Doc Medich, R</b> ERA: 3.47 (1, 1)	1.1		9	1	0	0	1	3	0	1	0	0	0	7	20	0.00	3.000					
<b>Tippy Martinez, L</b> ERA: 2.78 (9, 1)	1.2	W	8	2	3	3	2	2	0	0	0	0	0	10	18	16.20	2.400					
<b>Sparky Lyle, L</b> ERA: 3.16 (10, 1)																						

**New York Yankees @ Milwaukee Brewers**  
Milwaukee County Stadium, Milwaukee, WI

Wed Sep 17 1975, 8:05 PM EDT  
Att: 4,447 - Unknown - 64 F

AB 39  
R 5  
H 8  
RBI 4  
BB 6  
SO 6  
LOB 18





Batter	1	2	3	4	5	6	7	8	9	AB	R	H	RBI	BB	SO	LOB	TOP				
<b>Bob Sheldon, L</b> (1, 4) OBP: 0.350, SLG: 0.356	0-0 1B	FC4-6 1-2		3-1 2-3			SH3-4 1B	0-0 1B		5	0	3	0	0	0	2	<b>Milwaukee Brewers @ Baltimore Orioles</b> Memorial Stadium, Baltimore, MD Fri Sep 19 1975, 7:05 PM EDT Att: 11,028 - Unknown				
<b>Robin Yount, R</b> (1, 6) OBP: 0.305, SLG: 0.373	F9			G6-4-3 1B			SH3-4 1-2	F7		4	0	1	0	0	0	4					
<b>George Scott, R</b> (1, 3) OBP: 0.335, SLG: 0.487	F9			G6-4-3 1-2			5-3	F9		5	0	1	0	0	0	3					
<b>Darrell Porter, L</b> (1, 2) OBP: 0.369, SLG: 0.411	F3			2B BB			FC4-6 1B	4-1		3	2	0	0	2	0	2					
<b>Bobby Darwin, R</b> (1, 10) OBP: 0.307, SLG: 0.394		K		2B			F8	FC6-4 1B		5	0	3	2	0	1	2					
<b>Mike Hegan, L</b> (1, 9) OBP: 0.367, SLG: 0.407		G3 1B								3	2	2	1	1	0	1					
<b>Gorman Thomas, R</b> (8, 8) OBP: 0.272, SLG: 0.377		G3 1B								1	0	0	0	0	0	1					
<b>Charlie Moore, R</b> (1, 7) OBP: 0.339, SLG: 0.405		G3 1B		5-3				HR		3	1	1	0	1	0	2					
<b>Bill Sharp, L</b> (1, 8) OBP: 0.284, SLG: 0.342		G3					5-3	K		4	0	1	0	0	2	3					
<b>Kurt Bevacqua, R</b> (1, 5) OBP: 0.288, SLG: 0.295		FC4-6 1B		5-3				F7		4	0	1	2	0	1	2					
<b>Inning Stats</b>	R: 0 E: 0 K: 0 S: 4	H: 1 LOB: 1 BB: 0 P: 4	R: 2 E: 0 K: 1 S: 8	H: 3 LOB: 1 BB: 0 P: 8	R: 1 E: 0 K: 0 S: 4	H: 2 LOB: 2 BB: 2 P: 12	R: 0 E: 0 K: 0 S: 4	H: 1 LOB: 1 BB: 0 P: 4	R: 1 E: 1 K: 0 S: 5	H: 2 LOB: 0 BB: 0 P: 5	R: 0 E: 0 K: 0 S: 4	H: 1 LOB: 2 BB: 1 P: 8	R: 1 E: 0 K: 2 S: 9	H: 2 LOB: 2 BB: 1 P: 13	R: 0 E: 0 K: 0 S: 4	H: 1 LOB: 1 BB: 0 P: 4	1B: 10 2B: 2 3B: 0 HR: 1	SF: 0 SAC: 1 DP: 2 HBP: 0	WP: 0 PB: 0 SB: 0 CS: 0	PA: 42	
<b>PITCHER</b>	IP	WLS	BF	H	R	ER	SO	BB	IBB	HBP	BLK	WP	HR	S	P	ERA	WHIP				
<b>Doyle Alexander, R</b> (1, 1) ERA: 3.04	4.1		23	9	4	3	1	1	1	0	0	0	0	23	31	6.23	2.308				
<b>Paul Mitchell, R</b> (5, 1) ERA: 3.27	3.1		14	3	1	1	3	1	1	0	0	0	1	18	26	2.70	1.200				
<b>Dyar Miller, R</b> (8, 1) ERA: 2.44	1.1	W	5	1	0	0	0	0	0	0	0	0	0	5	5	0.00	0.750				

Batter	1	2	3	4	5	6	7	8	9	AB	R	H	RBI	BB	SO	LOB	BOTTOM					
<b>Ken Singleton, S</b> (1, 9) OBP: 0.414, SLG: 0.455	4-0 S BB		4-0 BB		FC6-4 1-2		1-3		E6 BB FC3-2	3	0	0	0	2	0	4	<b>Milwaukee Brewers @ Baltimore Orioles</b> Memorial Stadium, Baltimore, MD Fri Sep 19 1975, 7:05 PM EDT Att: 11,028 - Unknown					
<b>Paul Blair, R</b> (1, 8) OBP: 0.250, SLG: 0.285	0-3 K		0-3 K				F7	F8	FC3-2 BB	3	0	0	0	0	2	2						
<b>Jim Northrup, L</b> (7, PH) OBP: 0.345, SLG: 0.415	1-2 K								FC3-2 BB	2	0	0	0	0	0	3						
<b>Tommy Davis, R</b> (1, 10) OBP: 0.314, SLG: 0.356	0-3 K									4	0	1	0	0	1	2						
<b>Tom Shopay, L</b> (8, PR) OBP: 0.258, SLG: 0.185										0	0	0	0	0	0	0						
<b>Royle Stillman, L</b> (9, PH) OBP: 0.400, SLG: 0.333										0	0	0	1	1	0	0						
<b>Lee May, R</b> (1, 3) OBP: 0.308, SLG: 0.428	5-3									4	1	1	0	0	1	2						
<b>Don Baylor, R</b> (1, 7) OBP: 0.359, SLG: 0.485										4	1	1	2	0	0	1						
<b>Bobby Grich, R</b> (1, 4) OBP: 0.393, SLG: 0.398										2	0	0	0	2	1	0						
<b>Brooks Robinson, R</b> (1, 5) OBP: 0.269, SLG: 0.289										3	0	0	0	0	0	2						
<b>Tony Muser, L</b> (9, PH) OBP: 0.337, SLG: 0.319										1	1	1	0	0	0	0						
<b>Dave Duncan, R</b> (1, 2) OBP: 0.248, SLG: 0.349										1	0	0	0	1	0	0						
<b>Eliot Hendricks, L</b> (7, PH) OBP: 0.313, SLG: 0.380										2	1	2	1	0	0	0						
<b>Mark Belanger, R</b> (1, 6) OBP: 0.287, SLG: 0.280										2	1	1	1	0	0	1						
<b>Al Bumbry, L</b> (9, PH) OBP: 0.338, SLG: 0.369										0	1	0	0	1	0	0						
<b>Inning Stats</b>	R: 0 E: 0 K: 2 S: 7	H: 0 LOB: 1 BB: 1 P: 11	R: 0 E: 0 K: 0 S: 2	H: 0 LOB: 0 BB: 1 P: 6	R: 1 E: 0 K: 1 S: 6	H: 1 LOB: 1 BB: 1 P: 10	R: 0 E: 0 K: 2 S: 7	H: 0 LOB: 0 BB: 0 P: 7	R: 0 E: 0 K: 0 S: 3	H: 0 LOB: 1 BB: 1 P: 7	R: 2 E: 0 K: 0 S: 5	H: 2 LOB: 1 BB: 1 P: 9	R: 1 E: 0 K: 0 S: 4	H: 1 LOB: 0 BB: 0 P: 4	R: 0 E: 0 K: 0 S: 3	H: 1 LOB: 1 BB: 0 P: 3	R: 2 E: 1 K: 0 S: 5	H: 2 LOB: 3 BB: 2 P: 13	1B: 2 2B: 3 3B: 0 HR: 2	SF: 0 SAC: 1 DP: 1 HBP: 0	WP: 0 PB: 1 SB: 1 CS: 1	PA: 39
<b>PITCHER</b>	IP	WLS	BF	H	R	ER	SO	BB	IBB	HBP	BLK	WP	HR	S	P	ERA	WHIP					
<b>Bill Travers, L</b> (1, 1) ERA: 4.28	5.2		24	3	3	3	5	5	0	0	0	0	0	29	49	4.76	1.412					
<b>Jim Staton, R</b> (6, 1) ERA: 4.52	2.2		10	3	2	1	0	0	0	0	0	0	0	10	10	3.38	1.125					
<b>Tom Murphy, R</b> (9, 1) ERA: 4.5	0.1	L	5	1	1	0	0	1	1	0	0	0	0	3	11	0.00	6.000					



Batter	1	2	3	4	5	6	7	8	9	AB	R	H	RBI	BB	SO	LOB	TOP				
<b>Bob Sheldon, L</b> (1, 4) OBP: 0.341, SLG: 0.346	F9		F7			6-3	FC4-6		SH5-4	4	0	0	0	0	0	2					
<b>Robin Yount, R</b> (1, 6) OBP: 0.307, SLG: 0.372	1B			K		6-3	FC6-4		SF8	4	0	1	1	0	1	2					
<b>George Scott, R</b> (1, 3) OBP: 0.337, SLG: 0.493	1-3			5-3		1B			1B	5	2	3	2	0	0	1					
<b>Hank Aaron, R</b> (1, 10) OBP: 0.326, SLG: 0.351	F5			F9		1B			K	5	0	2	0	0	1	2					
<b>Bobby Darwin, R</b> (1, 9) OBP: 0.312, SLG: 0.398						1B			F6	4	0	3	1	0	0	1					
<b>Mike Hegan, L</b> (1, 7) OBP: 0.385, SLG: 0.403						1B				4	0	1	0	0	0	4					
<b>Gorman Thomas, R</b> (8, PR) OBP: 0.272, SLG: 0.377	F8			F7		F8				0	0	0	0	0	0	0					
<b>Bill Sharp, L</b> (1, 8) OBP: 0.282, SLG: 0.339	G6-3			K					G6-4-3	4	0	0	0	0	1	4					
<b>Charlie Moore, R</b> (1, 2) OBP: 0.341, SLG: 0.404			F6			E6			SH5-4	3	1	1	0	1	0	1					
<b>Kurt Bevacqua, R</b> (1, 5) OBP: 0.289, SLG: 0.292			F5			F9			SH5-4	2	0	0	0	1	0	2					
<b>Darrell Porter, L</b> (9, PH) OBP: 0.370, SLG: 0.411									1B	0	1	0	0	1	0	0					
<b>Jack Lind, S</b> (9, 5) OBP: 0.136, SLG: 0.050									1B	0	0	0	0	0	0	0					
<b>Inning Stats</b>	R: 0 E: 0 K: 0 S: 4	H: 1 LOB: 1 BB: 0 P: 4	R: 0 E: 0 K: 0 S: 3	H: 1 LOB: 0 BB: 0 P: 3	R: 0 E: 0 K: 1 S: 5	H: 0 LOB: 0 BB: 0 P: 5	R: 0 E: 2 K: 1 S: 7	H: 1 LOB: 2 BB: 0 P: 7	R: 1 E: 0 K: 0 S: 6	H: 3 LOB: 2 BB: 0 P: 6	R: 0 E: 0 K: 0 S: 3	H: 0 LOB: 2 BB: 2 P: 11	R: 1 E: 0 K: 0 S: 5	H: 3 LOB: 2 BB: 0 P: 5	R: 2 E: 0 K: 1 S: 7	H: 2 LOB: 1 BB: 1 P: 11	1B: 10 2B: 0 3B: 0 HR: 1	SF: 1 SAC: 1 DP: 2 HBP: 0	WP: 0 PB: 0 SB: 1 CS: 0	PA: 40	
<b>PITCHER</b>	IP	WLS	BF	H	R	ER	SO	BB	IBB	HBP	BLK	WP	HR	S	P	ERA	WHIP				
<b>Jim Palmer, R</b> (1, 1) ERA: 2.18	7.0		31	8	2	2	2	2	0	0	0	0	1	33	41	2.57	1.429				
<b>Dyar Miller, R</b> (8, 1) ERA: 2.74	1.2		8	3	2	2	0	1	0	0	0	0	0	7	11	10.80	2.400				
<b>Wayne Garland, R</b> (9, 1) ERA: 3.71	0.1	W	1	0	0	0	1	0	0	0	0	0	0	3	3	0.00	0.000				

Milwaukee Brewers @ Baltimore Orioles  
Memorial Stadium, Baltimore, MD  
Sat Sep 20 1975, 7:05 PM EDT  
Att: 17,239 - Unknown

AB 35  
R 4  
H 11  
RBI 4  
BB 3  
SO 3  
LOB 19



Batter	1	2	3	4	5	6	7	8	9	AB	R	H	RBI	BB	SO	LOB	BOTTOM				
<b>Ken Singleton, S</b> (1, 9) OBP: 0.417, SLG: 0.460	B5-3		G4-3			1B			2B	3	3	2	0	2	0	0					
<b>Paul Blair, R</b> (1, 8) OBP: 0.256, SLG: 0.299	1B		G4-3			1B			2B	4	1	3	4	1	0	1					
<b>Tommy Davis, R</b> (1, 10) OBP: 0.317, SLG: 0.360	1B			1-3		G5-3			1B	4	0	3	1	0	0	0					
<b>Lee May, R</b> (1, 3) OBP: 0.306, SLG: 0.425						F8			4-3	4	0	0	0	0	0	5					
<b>Tony Muser, L</b> (8, 3) OBP: 0.337, SLG: 0.319	G5-4-3			F8		5-3			4-3	0	0	0	0	0	0	0					
<b>Don Baylor, R</b> (1, 7) OBP: 0.358, SLG: 0.482			4-3			F6			F2	3	0	0	0	1	0	0					
<b>Larry Harlow, L</b> (9, 7)										0	0	0	0	0	0	0					
<b>Bobby Grich, R</b> (1, 4) OBP: 0.391, SLG: 0.395			1-6-3			F9			K	4	0	0	0	0	1	3					
<b>Eliot Hendricks, L</b> (1, 2) OBP: 0.316, SLG: 0.379						F6			K	3	1	1	0	1	1	0					
<b>Brooks Robinson, R</b> (1, 5) OBP: 0.270, SLG: 0.270									K	2	0	0	0	0	0	0					
<b>Al Bumbry, L</b> (9, PH) OBP: 0.337, SLG: 0.368									SH1-4	1	0	0	0	0	0	0					
<b>Mark Belanger, R</b> (1, 6) OBP: 0.285, SLG: 0.278									4-3	4	0	0	0	0	1	2					
<b>Inning Stats</b>	R: 0 E: 0 K: 0 S: 3	H: 1 LOB: 1 BB: 0 P: 4	R: 0 E: 0 K: 0 S: 2	H: 0 LOB: 0 BB: 1 P: 6	R: 0 E: 0 K: 0 S: 3	H: 0 LOB: 0 BB: 0 P: 3	R: 0 E: 0 K: 0 S: 4	H: 1 LOB: 1 BB: 0 P: 4	R: 1 E: 0 K: 0 S: 5	H: 3 LOB: 2 BB: 1 P: 9	R: 3 E: 0 K: 0 S: 5	H: 2 LOB: 1 BB: 2 P: 13	R: 0 E: 0 K: 2 S: 7	H: 0 LOB: 0 BB: 0 P: 7	R: 1 E: 0 K: 1 S: 6	H: 2 LOB: 1 BB: 0 P: 6	1B: 6 2B: 3 3B: 0 HR: 1	SF: 0 SAC: 1 DP: 3 HBP: 0	WP: 0 PB: 0 SB: 0 CS: 0	PA: 38	
<b>PITCHER</b>	IP	WLS	BF	H	R	ER	SO	BB	IBB	HBP	BLK	WP	HR	S	P	ERA	WHIP				
<b>Jim Colborn, R</b> (1, 1) ERA: 4.28	8.2	L	38	10	5	5	3	4	1	0	0	0	1	39	59	5.19	1.615				

Milwaukee Brewers @ Baltimore Orioles  
Memorial Stadium, Baltimore, MD  
Sat Sep 20 1975, 7:05 PM EDT  
Att: 17,239 - Unknown

AB 32  
R 5  
H 10  
RBI 5  
BB 5  
SO 3  
LOB 12





Batter	1	2	3	4	5	6	7	8	9	AB	R	H	RBI	BB	SO	LOB	TOP			
<b>Bob Sheldon, L</b> (1, 4) OBP: 0.333, SLG: 0.338	0-0 4-3			0-0 4-3		0-0 F7			0-0 F8	4	0	0	0	0	0	0	<b>Milwaukee Brewers @ Baltimore Orioles</b> Memorial Stadium, Baltimore, MD Sun Sep 21 1975, 3:33 AM EDT Att: 11,217 - Unknown <a href="http://livebaseballscorecards.com">livebaseballscorecards.com</a>			
<b>Robin Yount, R</b> (1, 6) OBP: 0.306, SLG: 0.370	0-0 F8			4-0 5-3 BB		0-0 6-3			0-0 5-3	3	0	0	0	1	0					
<b>George Scott, R</b> (1, 10) OBP: 0.335, SLG: 0.490	0-3 K			0-0 5-3					0-3 K	4	0	0	0	0	2	1				
<b>Bobby Darwin, R</b> (1, 9) OBP: 0.310, SLG: 0.395		0-0 5-3		0-0 1-3					0-3 K	3	0	0	0	0	1	1				
<b>Darrell Porter, L</b> (1, 2) OBP: 0.370, SLG: 0.411		0-0 6-3				0-0 FC4-6 1B			0-0 F8	3	0	1	0	0	0	0				
<b>Mike Hegan, L</b> (1, 3) OBP: 0.360, SLG: 0.397		0-0 F8				0-0 FC4-6 1-2			0-3 K	3	0	0	0	0	1	1				
<b>Charlie Moore, R</b> (1, 7) OBP: 0.341, SLG: 0.401			0-0 F6		0-0 F9				4-0 3-1 BB	2	0	0	0	1	0	1				
<b>Bill Sharp, L</b> (1, 8) OBP: 0.282, SLG: 0.338			0-0 G1-4-3 1B		0-0 F7				0-0 3-1 1-2	3	0	1	0	0	0	2				
<b>Kurt Bevacqua, R</b> (1, 5) OBP: 0.287, SLG: 0.290			0-0 G1-4-3			0-0 F9			0-0 5-3	2	0	0	0	0	0	1				
<b>Hank Aaron, R</b> (8, PH) OBP: 0.326, SLG: 0.350										1	0	0	0	0	0	1				
<b>Jack Lind, S</b> (8, 5) OBP: 0.136, SLG: 0.050										0	0	0	0	0	0	0				
<b>Inning Stats</b>	R: 0 E: 0 K: 1 S: 5	H: 0 LOB: 0 BB: 0 P: 5	R: 0 E: 0 K: 0 S: 3	H: 0 LOB: 0 BB: 0 P: 3	R: 0 E: 0 K: 0 S: 3	H: 1 LOB: 0 BB: 0 P: 3	R: 0 E: 0 K: 0 S: 3	H: 0 LOB: 1 BB: 1 P: 7	R: 0 E: 0 K: 0 S: 4	H: 1 LOB: 1 BB: 0 P: 4	R: 0 E: 0 K: 0 S: 3	H: 0 LOB: 0 BB: 0 P: 3	R: 0 E: 0 K: 1 S: 5	H: 0 LOB: 1 BB: 1 P: 9	R: 0 E: 0 K: 1 S: 5	H: 0 LOB: 0 BB: 0 P: 5	1B: 2 2B: 0 3B: 0 HR: 0	SF: 0 SAC: 0 DP: 1 HBP: 0	WP: 0 PB: 0 SB: 0 CS: 0	PA: 30
<b>PITCHER</b> <b>Mike Torrez, R</b> (1, 1) ERA: 3.06	IP: 9.0 WLS: W BF: 30	H: 2 R: 0 ER: 0 SO: 4	BB: 2 IBB: 0 HBP: 0 BLK: 0	WP: 0 HR: 0 S: 36 P: 44	ERA: 0.00 WHIP: 0.444											IP: 9.0 WLS: W BF: 30	H: 2 R: 0 ER: 0 SO: 4	BB: 2 IBB: 0 HBP: 0 BLK: 0	WP: 0 HR: 0 S: 36 P: 44	ERA: 0.00 WHIP: 0.444

Batter	1	2	3	4	5	6	7	8	9	AB	R	H	RBI	BB	SO	LOB	BOTTOM			
<b>Al Bumbry, L</b> (1, 10) OBP: 0.339, SLG: 0.368	0-3 K		0-0 FC1-6 1B		4-0 1B BB		0-0 FC4-6 1-2			3	0	1	0	1	1	1	<b>Milwaukee Brewers @ Baltimore Orioles</b> Memorial Stadium, Baltimore, MD Sun Sep 21 1975, 3:33 AM EDT Att: 11,217 - Unknown <a href="http://livebaseballscorecards.com">livebaseballscorecards.com</a>			
<b>Paul Blair, R</b> (1, 8) OBP: 0.256, SLG: 0.299	0-0 4-3		0-0 FC1-6 1-2		0-0 G4-6-3 1B		0-0 F7			4	0	1	0	0	0	2				
<b>Ken Singleton, S</b> (1, 9) OBP: 0.415, SLG: 0.457	0-0 F8		0-0 F7		0-0 G4-6-3 1-2				0-0 G3	4	0	0	0	0	0	3				
<b>Lee May, R</b> (1, 3) OBP: 0.309, SLG: 0.426		0-0 F8		4-0 1B 6-3 BB		0-0 1B			0-0 F9 HBP 1B 1B	3	1	2	0	1	0	0				
<b>Tony Muser, L</b> (8, PR) OBP: 0.337, SLG: 0.319										0	1	0	0	0	0	0				
<b>Don Baylor, R</b> (1, 7) OBP: 0.359, SLG: 0.481		0-0 6-3		0-0 CS 1-3 1B		0-3 K			1-0 1B HBP	3	0	1	0	0	1	1				
<b>Larry Harlow, L</b> (9, 7)										0	0	0	0	0	0	0				
<b>Bobby Grich, R</b> (1, 4) OBP: 0.390, SLG: 0.396		0-0 1B 2B		0-0 6-3		0-3 K			0-0 F9	4	1	1	1	0	1	4				
<b>Eliot Hendricks, L</b> (1, 2) OBP: 0.323, SLG: 0.383		0-0 2H 1B		0-0 CS IBB		0-3 K			0-0 1-2 3H 1B	3	0	2	2	1	1	1				
<b>Brooks Robinson, R</b> (1, 5) OBP: 0.268, SLG: 0.268		0-0 F8		0-0 4-3					0-0 6-3 F8	4	0	0	0	0	0	5				
<b>Mark Belanger, R</b> (1, 6) OBP: 0.285, SLG: 0.276			0-0 5-3		0-0 F9				4-0 FC4-6 BB	2	0	0	0	1	0	0				
<b>Inning Stats</b>	R: 0 E: 0 K: 1 S: 5	H: 2 LOB: 1 BB: 0 P: 5	R: 1 E: 0 K: 0 S: 5	H: 2 LOB: 1 BB: 0 P: 5	R: 0 E: 0 K: 0 S: 4	H: 1 LOB: 1 BB: 0 P: 4	R: 1 E: 0 K: 0 S: 3	H: 1 LOB: 1 BB: 2 P: 11	R: 0 E: 0 K: 0 S: 3	H: 1 LOB: 1 BB: 1 P: 7	R: 0 E: 0 K: 3 S: 10	H: 1 LOB: 1 BB: 0 P: 10	R: 0 E: 0 K: 0 S: 3	H: 0 LOB: 1 BB: 1 P: 7	R: 1 E: 0 K: 0 S: 5	H: 2 LOB: 2 BB: 0 P: 6	1B: 7 2B: 1 3B: 0 HR: 0	SF: 0 SAC: 0 DP: 1 HBP: 1	WP: 0 PB: 0 SB: 0 CS: 2	PA: 35
<b>PITCHER</b> <b>Pete Broberg, R</b> (1, 1) ERA: 4.34	IP: 8.0 WLS: L BF: 35	H: 8 R: 3 ER: 3 SO: 4	BB: 3 IBB: 1 HBP: 1 BLK: 0	WP: 0 HR: 0 S: 38 P: 55	ERA: 3.38 WHIP: 1.375											IP: 8.0 WLS: L BF: 35	H: 8 R: 3 ER: 3 SO: 4	BB: 3 IBB: 1 HBP: 1 BLK: 0	WP: 0 HR: 0 S: 38 P: 55	ERA: 3.38 WHIP: 1.375



Batter	1	2	3	4	5	6	7	8	9	AB	R	H	RBI	BB	SO	LOB	TOP					
<b>Bob Sheldon, L</b> (1,4) OBP: 0.341, SLG: 0.338	0-3 K		4-0 BB		4-0 BB		0-0 F8		0-0 CS 1B	3	0	1	0	2	1	1	<b>Milwaukee Brewers @ Cleveland Indians</b> Cleveland Municipal Stadium, Cleveland, OH Mon Sep 22 1975, 7:05 PM EDT Att: 3,481 - Unknown <a href="http://livebaseballscorecards.com">livebaseballscorecards.com</a>					
<b>Robin Yount, R</b> (1,6) OBP: 0.306, SLG: 0.370	0-0 G3		0-3 K		0-0 F7			0-0 2B 2B	5	1	1	0	0	2	3							
<b>George Scott, R</b> (1,3) OBP: 0.338, SLG: 0.504	0-3 K			0-0 WP E 1B		0-0 HR		0-0 2H 1B 2B	5	4	4	3	0	1	0							
<b>Darrell Porter, L</b> (1,2) OBP: 0.372, SLG: 0.412		0-0 1B CS 1B		0-0 E3 1H 1B		0-0 F3		1-0 1B FC3-2 HBP	4	0	2	0	0	0	0							
<b>Bobby Darwin, R</b> (1,10) OBP: 0.306, SLG: 0.390		0-0 F9		0-3 K		0-3 K		0-0 F7	4	0	0	0	0	2	4							
<b>Mike Hegan, L</b> (1,9) OBP: 0.360, SLG: 0.396		0-0		0-0 F8		0-0 4-3		0-0	3	0	1	0	0	0	1							
<b>Don Money, R</b> (8, PH) OBP: 0.331, SLG: 0.432								0-0 FC3-2 1B	1	0	1	1	0	0	0							
<b>Bobby Mitchell, R</b> (8, PR) OBP: 0.325, SLG: 0.468		1-3 CS 1B						1-3 2H 1B	0	1	0	0	0	0	0							
<b>Charlie Moore, R</b> (1,7) OBP: 0.336, SLG: 0.394		0-0 F2		0-0 5-3			0-0 5-3	0-0 FC3-2 1B	4	0	0	0	0	0	5							
<b>Gorman Thomas, R</b> (8, PR) OBP: 0.272, SLG: 0.377		1-2 3H						1-2 3H	0	0	0	0	0	0	0							
<b>Bill Sharp, L</b> (1,8) OBP: 0.284, SLG: 0.340			0-0 F8		0-0 F7		0-0	0-0	4	0	2	1	0	0	0							
								1-3 2H 1B														
<b>Kurt Bevacqua, R</b> (1,5) OBP: 0.285, SLG: 0.288			0-0 6-3		0-0 F8		0-3 K	0-0 F5	2	0	0	0	0	0	0							
<b>Hank Aaron, R</b> (7, PH) OBP: 0.325, SLG: 0.349									1	0	0	0	0	1	1							
<b>Jack Lind, S</b> (7,5) OBP: 0.136, SLG: 0.050									0	0	0	0	0	0	0							
<b>Tommy Bianco, S</b> (8, PH) OBP: 0.233, SLG: 0.154									1	0	0	0	0	0	2							
<b>Inning Stats</b>	R: 0 E: 0 K: 2 S: 7	H: 0 LOB: 0 BB: 0 P: 7	R: 0 E: 0 K: 0 S: 4	H: 2 LOB: 1 BB: 0 P: 4	R: 0 E: 0 K: 1 S: 5	H: 0 LOB: 1 BB: 1 P: 9	R: 1 E: 1 K: 1 S: 7	H: 2 LOB: 1 BB: 0 P: 7	R: 0 E: 0 K: 0 S: 3	H: 0 LOB: 1 BB: 1 P: 7	R: 1 E: 0 K: 1 S: 6	H: 1 LOB: 0 BB: 0 P: 6	R: 0 E: 0 K: 1 S: 6	H: 1 LOB: 1 BB: 0 P: 6	R: 3 E: 0 K: 0 S: 7	H: 4 LOB: 2 BB: 0 P: 8	R: 1 E: 0 K: 1 S: 6	H: 2 LOB: 0 BB: 0 P: 6	1B: 8 2B: 2 3B: 0 HR: 2	SF: 0 SAC: 0 DP: 0 HBP: 1	WP: 1 PB: 0 CS: 3	PA: 40
<b>PITCHER</b>	IP	WLS	BF	H	R	ER	SO	BB	IBB	HBP	BLK	WP	HR	S	P	ERA	WHIP					
<b>Jim Bibby, R</b> (1,1) ERA: 3.88	7.0		30	8	4	3	6	2	0	0	0	1	1	40	48	3.86	1.429					
<b>Jim Strickland, L</b> (8,1) ERA: 5.4	0.1		3	1	0	0	0	0	0	1	0	0	0	2	3	0.00	3.000					
<b>Tom Buskey, R</b> (8,1) ERA: 2.51	1.2	W	7	3	2	2	1	0	0	0	0	0	1	9	9	10.80	1.800					

Batter	1	2	3	4	5	6	7	8	9	AB	R	H	RBI	BB	SO	LOB	BOTTOM					
<b>Duane Kuiper, L</b> (1,4) OBP: 0.373, SLG: 0.340	1-0 BB HBP		0-0 4-3		0-0 4-3		0-0 6-3		4-0 FC1-5 1B BB	3	0	0	0	1	0	0	<b>Milwaukee Brewers @ Cleveland Indians</b> Cleveland Municipal Stadium, Cleveland, OH Mon Sep 22 1975, 7:05 PM EDT Att: 3,481 - Unknown <a href="http://livebaseballscorecards.com">livebaseballscorecards.com</a>					
<b>Buddy Bell, R</b> (1,5) OBP: 0.331, SLG: 0.377	4-0 BB BB		0-0		0-0 F8		0-0	0-0 HBP FC1-5 1B	3	2	2	0	1	0	0							
<b>Boog Powell, L</b> (9, PH) OBP: 0.372, SLG: 0.506			0-0 PB SF9					1-2 1B	0	1	0	0	0	0	0							
<b>Don Hood, L</b> (9, PR)			4-6-3 BB		4-0 1B BB		0-0 WP 1B		4	1	2	0	1	0	4							
<b>Rick Manning, L</b> (1,8) OBP: 0.349, SLG: 0.365	0-0 F6		4-0 1B BB		0-0 1B CS 1B		0-0 1H 1B	0-0 FC1-5 1B HBP	4	1	3	1	0	0	4							
<b>Rico Carty, R</b> (1,10) OBP: 0.378, SLG: 0.504	0-0		0-0 SF9		0-0		0-0 G6-3 1B	1-2 2-3F 1B	3	0	1	1	0	0	3							
<b>Tommy Smith, L</b> (9, PR)	G4-6-3 1-2		0-0 SF9		0-0		0-0 G6-3	1-2 2-3 HBP	0	0	0	0	0	0	0							
<b>Charlie Spikes, R</b> (1,7) OBP: 0.294, SLG: 0.377		0-0	0-0		0-0 CS		0-0	1-2 2H 3H 1B	4	1	3	1	0	0	0							
<b>Oscar Gamble, L</b> (9, PH) OBP: 0.364, SLG: 0.465		G6-4-3 1B	1-3 1B		0-0 HR		0-0 HR		1	0	1	2	0	0	0							
<b>George Hendrick, R</b> (1,9) OBP: 0.303, SLG: 0.432		0-0 G6-4-3		0-0 L4		0-0 HR		0-0 WP CS 1B	4	1	2	1	0	0	1							
		1-2						1-2 2H 3H 1B														
<b>John Ellis, R</b> (1,3) OBP: 0.273, SLG: 0.354		4-0		0-0 5-3		0-0 F3		0-0 WP 1B	3	1	1	0	1	0	0							
<b>John Lowenstein, L</b> (8, PR) OBP: 0.317, SLG: 0.416								1-2 1B	0	0	0	0	0	0	0							
<b>Joe Lis, R</b> (9,3) OBP: 0.333, SLG: 0.667		0-0 3B BB							0	0	0	0	0	0	0							
<b>Alan Ashby, S</b> (1,2) OBP: 0.312, SLG: 0.322		0-0		4-0		0-0 6-3		4-0 2H BB	2	0	1	1	2	0	0							
<b>Frank Duffy, R</b> (1,6) OBP: 0.275, SLG: 0.294		0-0		0-0 F3		0-0 G3		0-0 F9	4	0	0	0	0	0	4							
<b>Inning Stats</b>	R: 0 E: 0 K: 0 S: 2	H: 0 LOB: 1 BB: 1 P: 7	R: 1 E: 0 K: 0 S: 4	H: 2 LOB: 1 BB: 1 P: 8	R: 1 E: 0 K: 0 S: 4	H: 2 LOB: 2 BB: 1 P: 8	R: 0 E: 0 K: 0 S: 3	H: 0 LOB: 1 BB: 1 P: 7	R: 0 E: 0 K: 0 S: 4	H: 2 LOB: 0 BB: 0 P: 4	R: 2 E: 0 K: 0 S: 5	H: 2 LOB: 0 BB: 0 P: 5	R: 1 E: 0 K: 0 S: 4	H: 2 LOB: 0 BB: 0 P: 4	R: 0 E: 0 K: 0 S: 4	H: 2 LOB: 1 BB: 1 P: 8	R: 2 E: 0 K: 0 S: 3	H: 2 LOB: 2 BB: 1 P: 8	1B: 10 2B: 1 3B: 1 HR: 2	SF: 1 SAC: 0 DP: 3 HBP: 2	WP: 4 PB: 1 CS: 2	PA: 42
<b>PITCHER</b>	IP	WLS	BF	H	R	ER	SO	BB	IBB	HBP	BLK	WP	HR	S	P	ERA	WHIP					
<b>Jerry Augustine, L</b> (1,1) ERA: 3.57	6.0		27	8	4	4	0	4	0	1	0	0	0	7	7	6.00	2.000					
<b>Larry Anderson, R</b> (7,1) ERA: 7.17	1.1		7	4	1	1	0	0	0	0	0	1	0	7	7	6.75	3.000					
<b>Pat Osburn, L</b> (8,1) ERA: 6.17	0.2		3	0	1	1	0	2	0	0	0	1	0	1	9	13.50	3.000					
<b>Tom Murphy, R</b> (9,1) ERA: 4.61	0.1	L	4	2	1	1	0	0	0	1	0	0	0	3	4	27.00	6.000					



Batter	1	2	3	4	5	6	7	8	9	AB	R	H	RBI	BB	SO	LOB	TOP					
<b>Bob Sheldon, L</b> (1, 4) OBP: 0.344, SLG: 0.348	0-0 4-3			0-0 4-3 1B 2B		0-0 F7		0-0 1B		4	1	2	0	0	0	0	<b>Milwaukee Brewers @ Cleveland Indians</b> Cleveland Municipal Stadium, Cleveland, OH Tue Sep 23 1975, 7:05 PM EDT Att: 3,042 - Unknown <a href="http://livebaseballscorecards.com">livebaseballscorecards.com</a>					
<b>Robin Yount, R</b> (1, 6) OBP: 0.305, SLG: 0.369	0-3 K		0-0 4-3		0-0 E6 G5-4-3		0-0 1B	0-0 1B		4	0	1	1	0	1	1						
<b>George Scott, R</b> (1, 3) OBP: 0.338, SLG: 0.502	0-3 K		0-0 1B		0-0 G5-4-3 1-2		0-0 K			4	0	1	1	0	2	3						
<b>Hank Aaron, R</b> (1, 10) OBP: 0.325, SLG: 0.349		0-0 F4		0-0 F8			0-0 1B	0-3 K		4	0	1	0	0	1	3						
<b>Darrell Porter, L</b> (1, 2) OBP: 0.369, SLG: 0.408		0-0 F2		0-3 K			0-0 F5		0-0 F1	4	0	0	0	0	1	2						
<b>Bobby Darwin, R</b> (1, 9) OBP: 0.306, SLG: 0.394		0-0 5-3			0-0 FC 3B		0-0 F9		0-3 K	4	1	1	0	0	1	1						
<b>Mike Hegan, L</b> (1, 7) OBP: 0.355, SLG: 0.390			0-0 F8		0-0 FC G1-6-3		0-0 F8		0-3 K	3	0	0	1	0	0	1						
<b>Bobby Mitchell, R</b> (9, PH) OBP: 0.324, SLG: 0.466					0-0 FC G1-6-3					1	0	0	0	0	1	0						
<b>Bill Sharp, L</b> (1, 8) OBP: 0.284, SLG: 0.340			0-0 F8		0-0 F8			0-0 FC3-6 1B		3	0	1	0	0	0	1						
<b>Kurt Bevacqua, R</b> (1, 5) OBP: 0.281, SLG: 0.284			0-0 F8		0-0 G1-6-3			0-0 FC3-6 1B		3	1	0	0	0	0	2						
<b>Inning Stats</b>	R: 0 E: 0 K: 2 S: 7	H: 0 LOB: 0 BB: 7	R: 0 E: 0 K: 0 S: 3	H: 0 LOB: 0 BB: 3	R: 0 E: 0 K: 0 S: 3	H: 0 LOB: 0 BB: 3	R: 1 E: 0 K: 1 S: 7	H: 2 LOB: 1 BB: 0 P: 7	R: 1 E: 0 K: 0 S: 4	H: 1 LOB: 0 BB: 0 P: 4	R: 0 E: 1 K: 0 S: 3	H: 0 LOB: 0 BB: 0 P: 3	R: 0 E: 0 K: 0 S: 4	H: 1 LOB: 1 BB: 0 P: 4	R: 1 E: 0 K: 2 S: 10	H: 3 LOB: 2 BB: 0 P: 10	R: 0 E: 0 K: 2 S: 7	H: 0 LOB: 0 BB: 0 P: 7	1B: 5 2B: 1 3B: 1 HR: 0	SF: 0 SAC: 0 DP: 2 HBP: 0	WP: 0 PB: 0 CS: 0	PA: 34
<b>PITCHER</b>	IP	WLS	BF	H	R	ER	SO	BB	IBB	HBP	BLK	WP	HR	S	P	ERA	WHIP					
<b>Roric Harrison, R</b> (1, 1) ERA: 4.78	7.1		28	6	3	3	3	0	0	0	0	0	0	34	34	3.68	0.818					
<b>Dave LaRoche, L</b> (8, 1) ERA: 2.22	1.2	W	6	1	0	0	4	0	0	0	0	0	0	14	14	0.00	0.600					

Batter	1	2	3	4	5	6	7	8	9	AB	R	H	RBI	BB	SO	LOB	BOTTOM					
<b>Duane Kuiper, L</b> (1, 4) OBP: 0.374, SLG: 0.341	0-0 WP G1-2-3 1B		0-0 FC4-6 HR		0-0 FC6-4 CS		0-0 1B			4	1	2	0	0	0	2	<b>Milwaukee Brewers @ Cleveland Indians</b> Cleveland Municipal Stadium, Cleveland, OH Tue Sep 23 1975, 7:05 PM EDT Att: 3,042 - Unknown <a href="http://livebaseballscorecards.com">livebaseballscorecards.com</a>					
<b>Buddy Bell, R</b> (1, 5) OBP: 0.331, SLG: 0.376	0-0 F8 1-2		0-3 K		0-0 1B		0-0 4-3			4	0	1	0	0	1	3						
<b>Rick Manning, L</b> (1, 8) OBP: 0.350, SLG: 0.363	4-0 WP BB		4-0 HR BB		0-3 K			0-0 F6		2	1	0	0	2	1	1						
<b>Boog Powell, L</b> (1, 3) OBP: 0.373, SLG: 0.512	4-0 1-2 2-3 BB		0-0 HR		0-0 F3			0-0 L3		3	1	1	3	1	0	0						
<b>Charlie Spikes, R</b> (1, 7) OBP: 0.293, SLG: 0.376	0-0 G1-2-3		0-0 5-3		0-0 1B			0-0 6-3		4	0	1	0	0	0	3						
<b>George Hendrick, R</b> (1, 9) OBP: 0.306, SLG: 0.440		0-0 G6-4-3 1B		0-0 6-3		0-0 G4-6-3 1B			0-0 HR	4	1	3	1	0	0	0						
<b>John Ellis, R</b> (1, 10) OBP: 0.270, SLG: 0.351		0-0 G6-4-3		0-0 F5		0-0 G4-6-3				3	0	0	0	0	0	3						
<b>Alan Ashby, S</b> (1, 2) OBP: 0.309, SLG: 0.318		0-3 K		0-0 L6			0-0 F8			3	0	0	0	0	1	0						
<b>Frank Duffy, R</b> (1, 6) OBP: 0.277, SLG: 0.295			4-0 FC4-6 BB		0-0 FC6-4 1B			0-0 L4		2	0	1	0	1	0	0						
<b>Inning Stats</b>	R: 0 E: 0 K: 0 S: 3	H: 1 LOB: 2 BB: 2 P: 11	R: 0 E: 0 K: 1 S: 5	H: 1 LOB: 0 BB: 0 P: 5	R: 3 E: 0 K: 1 S: 6	H: 1 LOB: 0 BB: 2 P: 14	R: 0 E: 0 K: 0 S: 3	H: 0 LOB: 0 BB: 0 P: 3	R: 0 E: 0 K: 0 S: 3	H: 2 LOB: 1 BB: 0 P: 6	R: 0 E: 0 K: 0 S: 4	H: 2 LOB: 1 BB: 0 P: 4	R: 0 E: 0 K: 0 S: 4	H: 1 LOB: 1 BB: 0 P: 4	R: 0 E: 0 K: 0 S: 3	H: 0 LOB: 0 BB: 0 P: 3		R: 1 E: 0 K: 0 S: 1	H: 1 LOB: 0 BB: 0 P: 1	1B: 7 2B: 0 3B: 0 HR: 2	SF: 0 SAC: 0 DP: 3 HBP: 0	WP: 1 PB: 0 CS: 1
<b>PITCHER</b>	IP	WLS	BF	H	R	ER	SO	BB	IBB	HBP	BLK	WP	HR	S	P	ERA	WHIP					
<b>Bill Travers, L</b> (1, 1) ERA: 4.29	8.0	L	33	9	4	4	3	4	0	0	0	1	2	35	51	4.50	1.625					



Batter	1	2	3	4	5	6	7	8	9	AB	R	H	RBI	BB	SO	LOB	TOP					
<b>Bob Sheldon, L</b> OBP: 0.341, SLG: 0.343 (1, 4)	5-3	E3 HR		F5					F8	5	1	1	0	0	0	1						
<b>Robin Yount, R</b> OBP: 0.305, SLG: 0.369 (1, 6)		2B	1B	F9					1B E	5	2	2	0	0	1	2						
<b>George Scott, R</b> OBP: 0.338, SLG: 0.508 (1, 3)		1B	2B	1-H 2-H	HR				F9	5	2	2	4	0	1	1						
<b>Hank Aaron, R</b> OBP: 0.327, SLG: 0.350 <b>Gorman Thomas, R</b> OBP: 0.272, SLG: 0.377 (9, PR)	2B	1B	5-3						E 1B	4	0	2	1	1	0	0						
<b>Bobby Darwin, R</b> OBP: 0.307, SLG: 0.395 (1, 9)									1B E6	4	1	1	0	1	2	2						
<b>Bobby Mitchell, R</b> OBP: 0.321, SLG: 0.458 (1, 7)	F9								1B 2B	4	1	0	0	1	1	4						
<b>Darrell Porter, L</b> OBP: 0.367, SLG: 0.405 (1, 2)	F8								1B 2B	5	1	1	2	0	1	2						
<b>Kurt Bevacqua, R</b> OBP: 0.287, SLG: 0.298 (1, 5)									1B 2B	5	1	3	2	0	1	0						
<b>Bill Sharp, L</b> OBP: 0.284, SLG: 0.338 (1, 8)									2B	3	0	0	0	1	0	1						
<b>Inning Stats</b>	R: 2 E: 0 K: 0 S: 7	H: 4 LOB: 2 BB: 0 P: 7	R: 3 E: 1 K: 0 S: 6	H: 2 LOB: 0 BB: 0 P: 6	R: 0 E: 0 K: 3 S: 9	H: 0 LOB: 0 BB: 0 P: 9	R: 0 E: 0 K: 1 S: 5	H: 0 LOB: 0 BB: 0 P: 5	R: 0 E: 1 K: 2 S: 8	H: 0 LOB: 1 BB: 0 P: 8	R: 0 E: 0 K: 0 S: 4	H: 2 LOB: 2 BB: 1 P: 8	R: 0 E: 0 K: 1 S: 5	H: 0 LOB: 0 BB: 2 P: 13	R: 0 E: 0 K: 0 S: 3	H: 0 LOB: 0 BB: 0 P: 3	R: 5 E: 1 K: 0 S: 7	H: 4 LOB: 2 BB: 1 P: 11	1B: 7 2B: 4 3B: 0 HR: 1	SF: 0 SAC: 0 DP: 0 HBP: 0	WP: 1 PB: 0 CS: 0	PA: 44
<b>PITCHER</b>	IP	WLS	BF	H	R	ER	SO	BB	IBB	HBP	BLK	WP	HR	S	P	ERA	WHIP					
<b>Fritz Peterson, L</b> ERA: 3.94 (1, 1)	1.2	L	12	6	5	2	0	0	0	0	0	0	1	12	12	10.80	3.600					
<b>Jackie Brown, R</b> ERA: 4.25 (2, 1)	7.0		30	4	4	0	7	3	1	0	0	1	0	40	56	0.00	1.000					
<b>Dave LaRoche, L</b> ERA: 2.21 (9, 1)	0.1		2	2	1	0	0	0	0	0	0	0	0	2	2	0.00	6.000					

Milwaukee Brewers @ Cleveland Indians  
Cleveland Municipal Stadium, Cleveland, OH  
Wed Sep 24 1975, 7:05 PM EDT  
Att: 4,502 - Unknown

AB 40  
R 10  
H 12  
RBI 9  
BB 4  
SO 7  
LOB 13



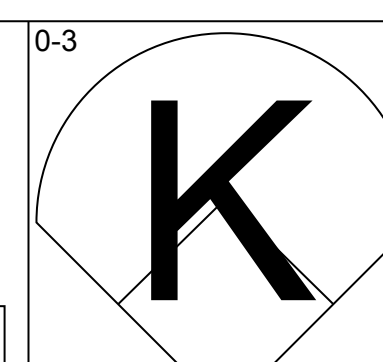
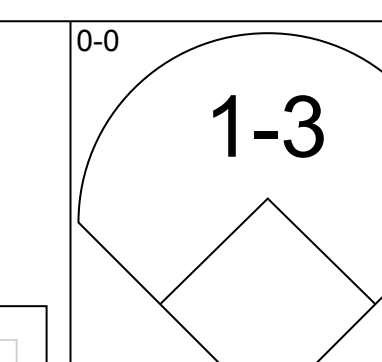
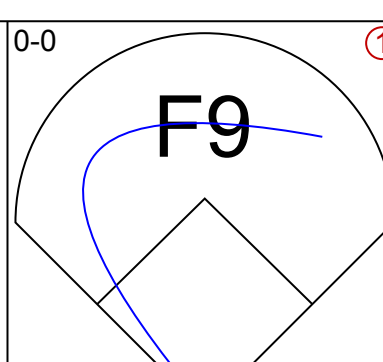
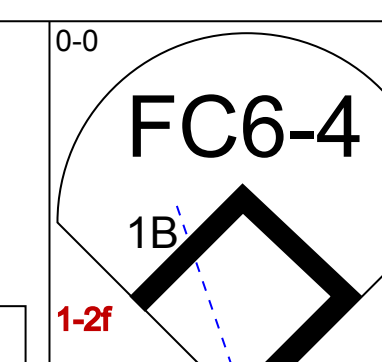
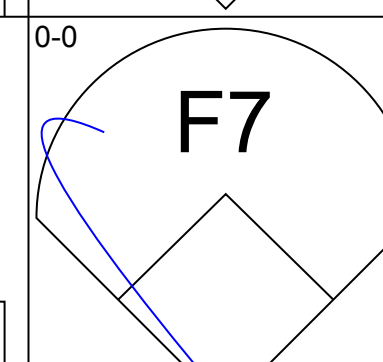
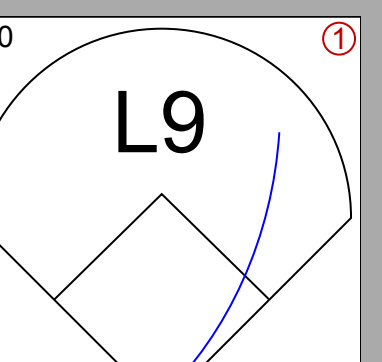
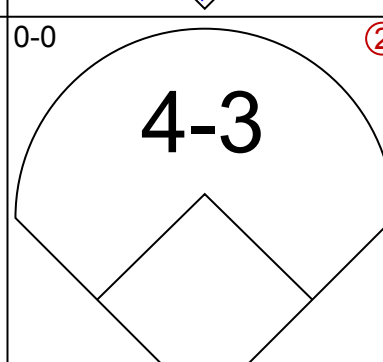
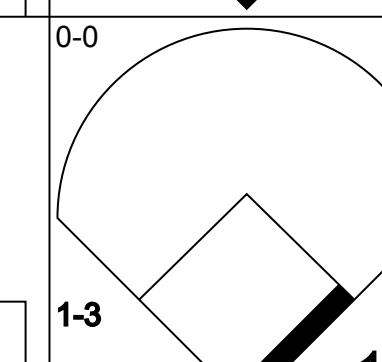
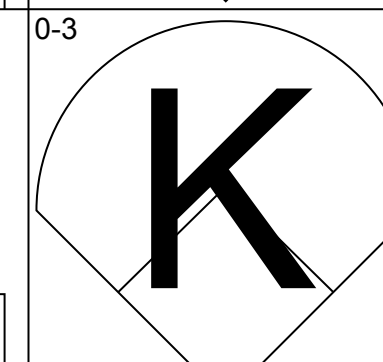
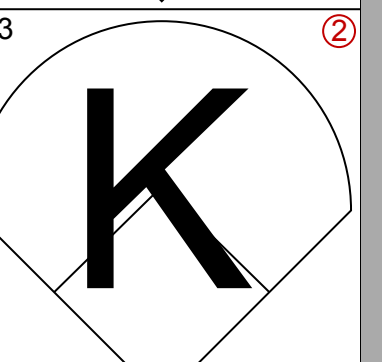
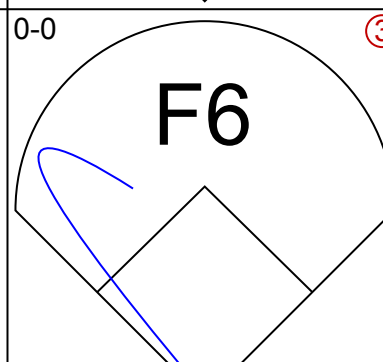
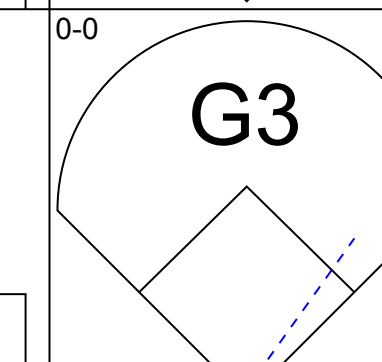
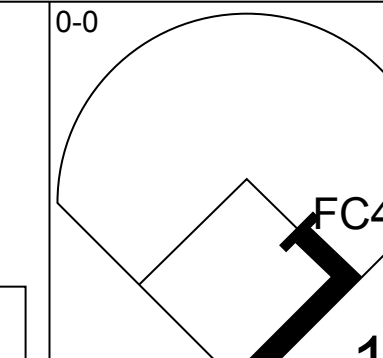
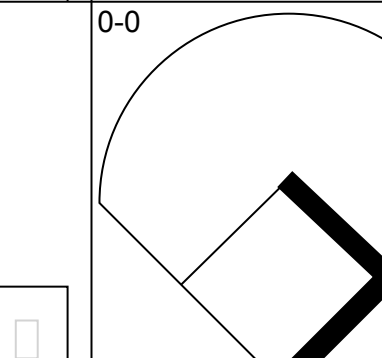


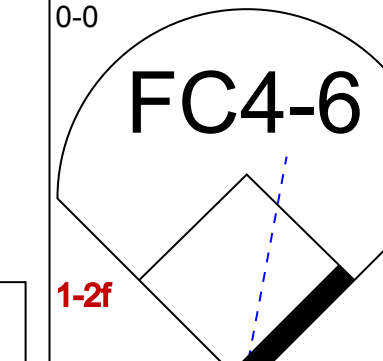
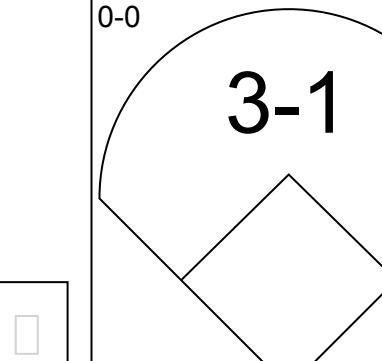

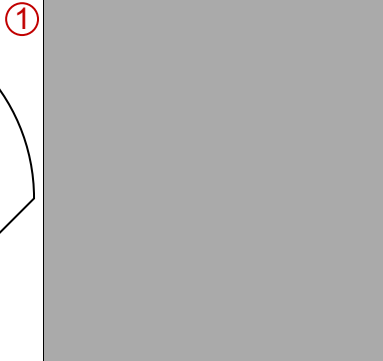
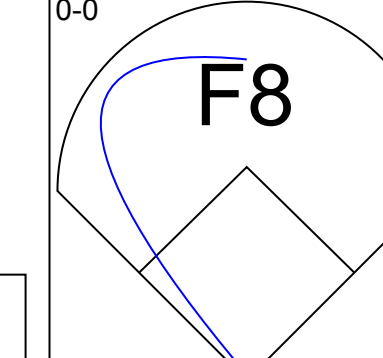
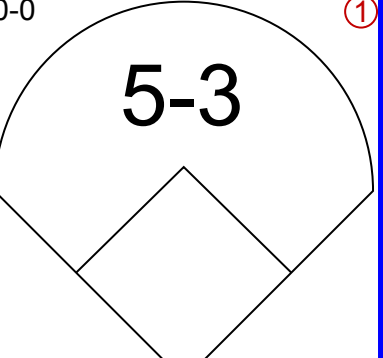
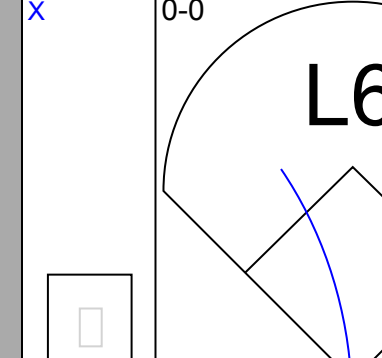
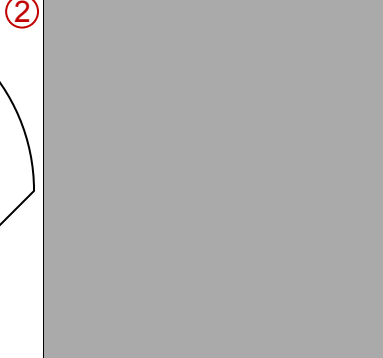
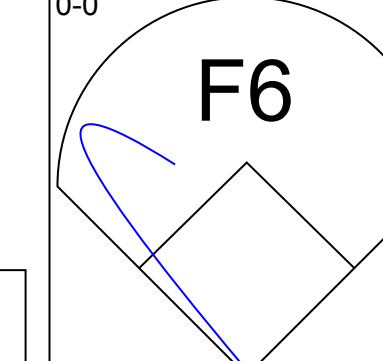
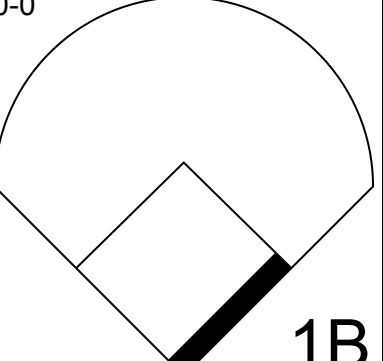
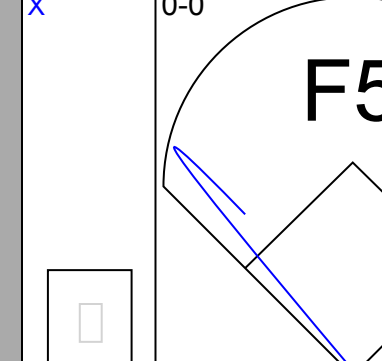
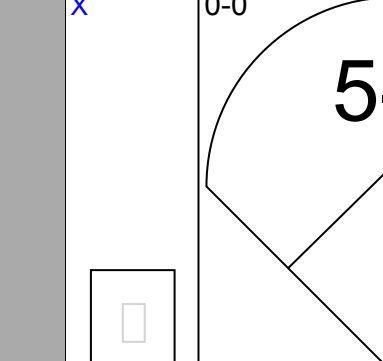
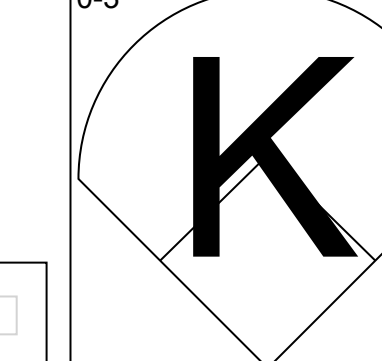

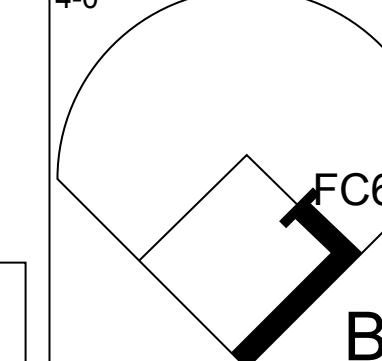
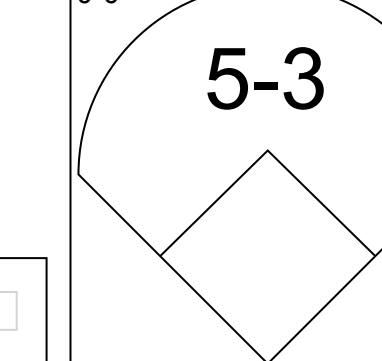

Batter	1	2	3	4	5	6	7	8	9	AB	R	H	RBI	BB	SO	LOB	BOTTOM					
<b>John Lowenstein, L</b> OBP: 0.313, SLG: 0.411 <b>John Ellis, R</b> OBP: 0.268, SLG: 0.348 (7, PH)	F7			4-3					F9	3	0	0	0	0	0	1						
<b>Duane Kuiper, L</b> OBP: 0.375, SLG: 0.342 (1, 4)	G3			F6					3-1	5	0	2	1	0	0	0						
<b>Rick Manning, L</b> OBP: 0.351, SLG: 0.362 (1, 8)	4-3			G3						2	0	0	0	2	0	0						
<b>Boog Powell, L</b> OBP: 0.374, SLG: 0.514 (1, 3)										4	0	2	1	0	0	5						
<b>Oscar Gamble, L</b> OBP: 0.362, SLG: 0.461 <b>Charlie Spikes, R</b> OBP: 0.293, SLG: 0.375 (8, PH)		G4-6-3								3	0	0	0	0	0	4						
<b>George Hendrick, R</b> OBP: 0.306, SLG: 0.438 (1, 9)									F8	4	0	1	0	0	2	0						
<b>Buddy Bell, R</b> OBP: 0.330, SLG: 0.375 (1, 5)										4	1	1	0	0	0	3						
<b>Alan Ashby, S</b> OBP: 0.308, SLG: 0.314 (1, 2)										3	1	0	0	1	3	3						
<b>Frank Duffy, R</b> OBP: 0.279, SLG: 0.299 (1, 6)										4	1	2	1	0	1	0						
<b>Inning Stats</b>	R: 0 E: 0 K: 0 S: 3	H: 0 LOB: 0 BB: 0 P: 3	R: 0 E: 0 K: 1 S: 5	H: 1 LOB: 0 BB: 0 P: 5	R: 0 E: 0 K: 1 S: 5	H: 0 LOB: 0 BB: 0 P: 5	R: 0 E: 0 K: 0 S: 3	H: 0 LOB: 0 BB: 0 P: 3	R: 0 E: 0 K: 1 S: 7	H: 2 LOB: 2 BB: 0 P: 7	R: 1 E: 0 K: 0 S: 5	H: 2 LOB: 2 BB: 1 P: 9	R: 2 E: 0 K: 1 S: 8	H: 3 LOB: 3 BB: 2 P: 16	R: 0 E: 1 K: 1 S: 6	H: 0 LOB: 1 BB: 0 P: 6	R: 0 E: 0 K: 1 S: 5	H: 0 LOB: 0 BB: 0 P: 5	1B: 6 2B: 2 3B: 0 HR: 0	SF: 0 SAC: 0 DP: 1 HBP: 0	WP: 2 PB: 0 CS: 0	PA: 38
<b>PITCHER</b>	IP	WLS	BF	H	R	ER	SO	BB	IBB	HBP	BLK	WP	HR	S	P	ERA	WHIP					
<b>Jim Colborn, R</b> ERA: 4.27 (1, 1)	6.1	W	27	7	3	3	4	2	0	0	0	0	0	33	41	4.26	1.421					
<b>Rick Austin, L</b> ERA: 4.05 (7, 1)	0.2		4	1	0	0	0	1	0	0	0	0	0	3	7	0.00	3.000					
<b>Tom Murphy, R</b> ERA: 4.48 (8, 1)	2.0	S	7	0	0	0	2	0	0	0	0	0	0	11	11	0.00	0.000					

Milwaukee Brewers @ Cleveland Indians  
Cleveland Municipal Stadium, Cleveland, OH  
Wed Sep 24 1975, 7:05 PM EDT  
Att: 4,502 - Unknown

AB 35  
R 3  
H 8  
RBI 3  
BB 3  
SO 6  
LOB 18




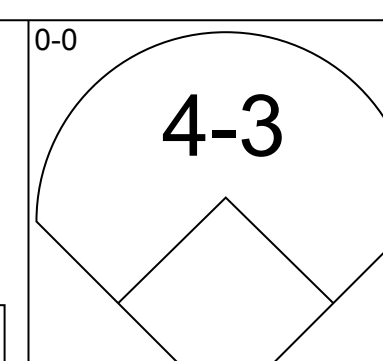
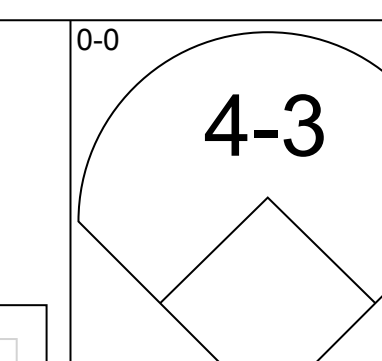
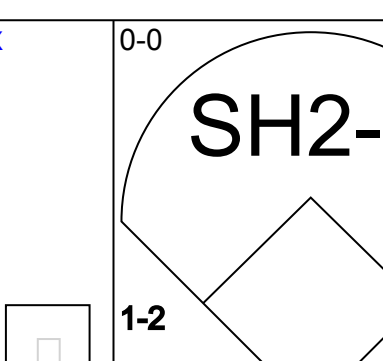
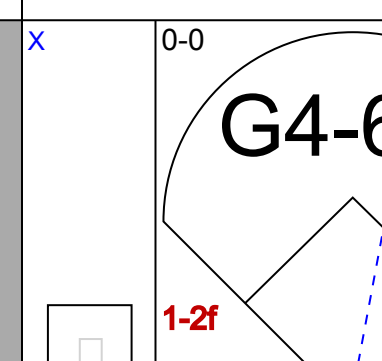
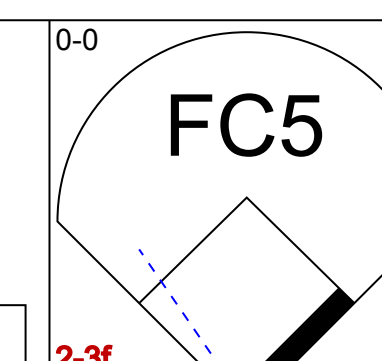
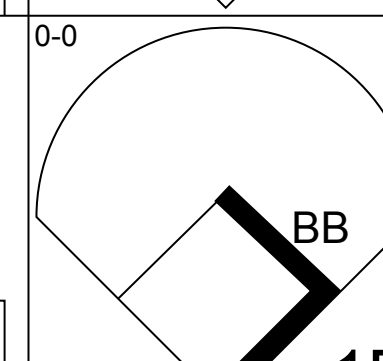
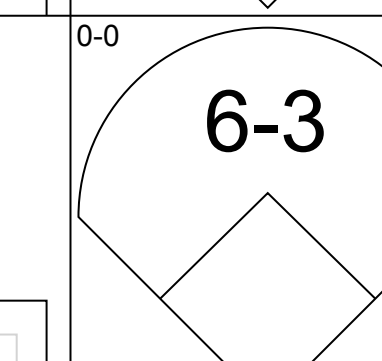
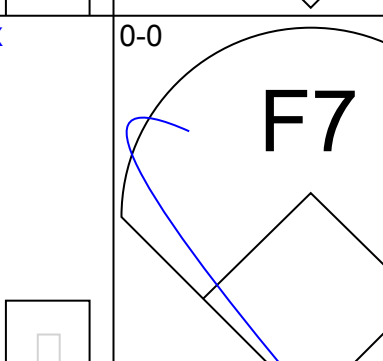
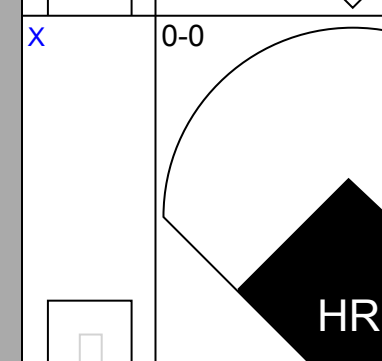
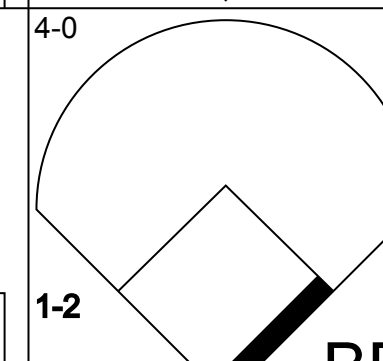
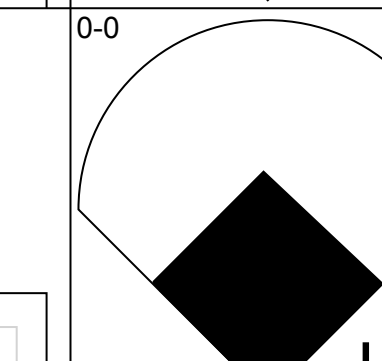
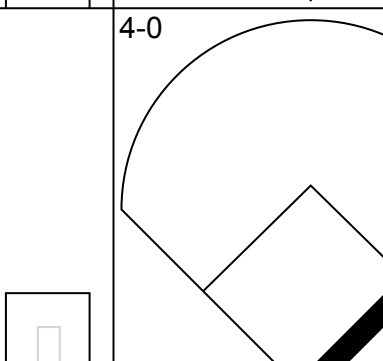
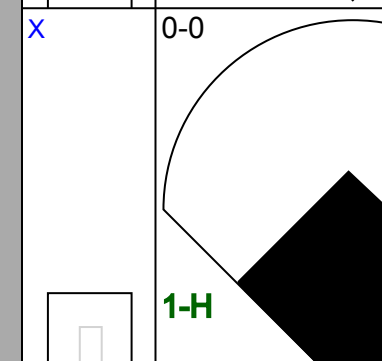
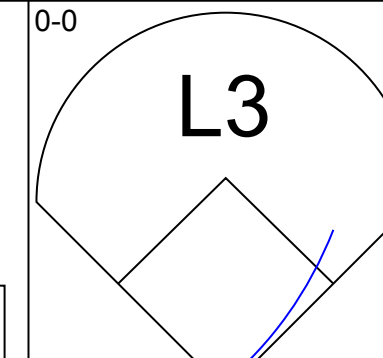
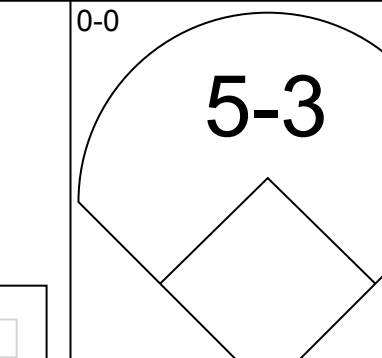
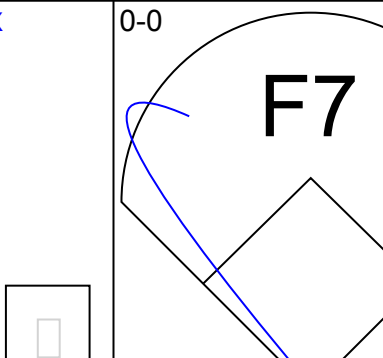
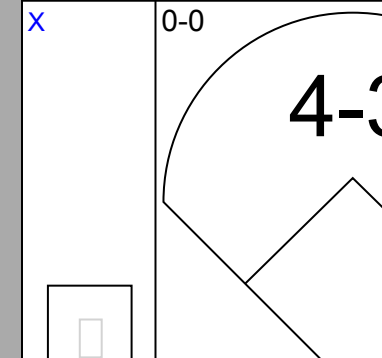
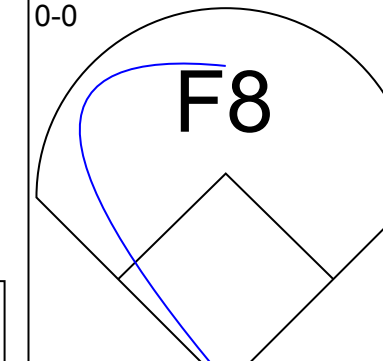
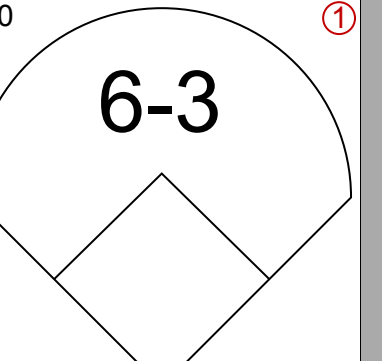
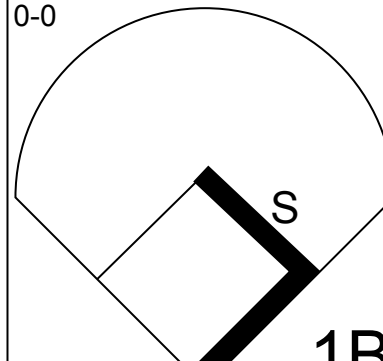
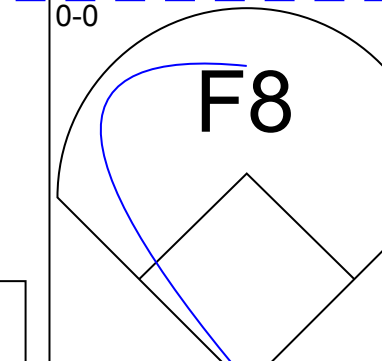
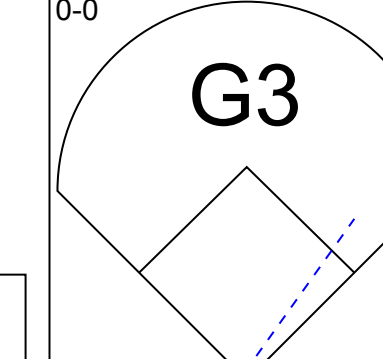
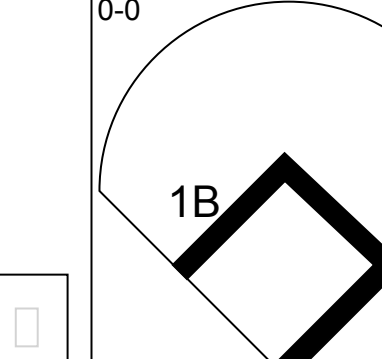
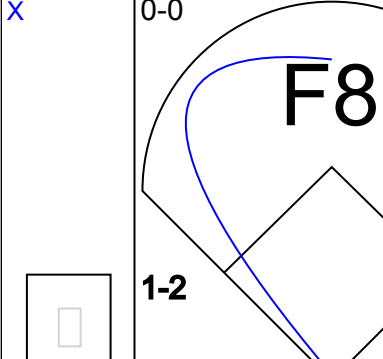
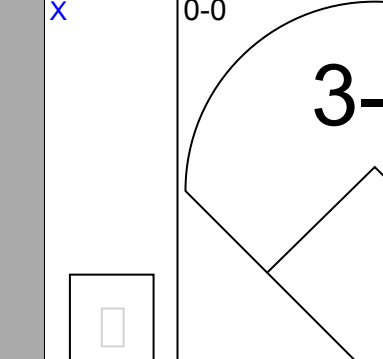
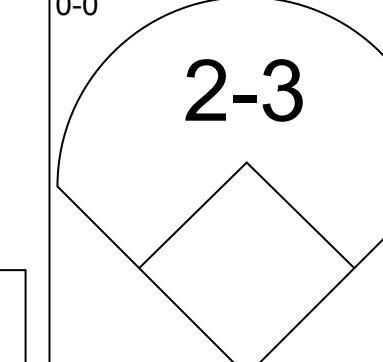
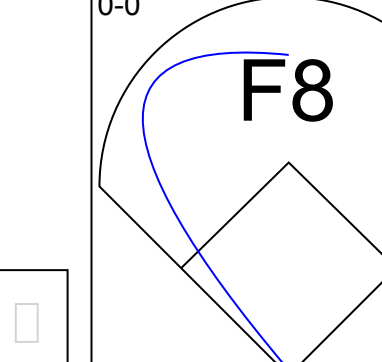
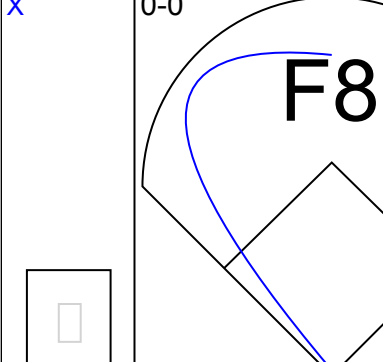
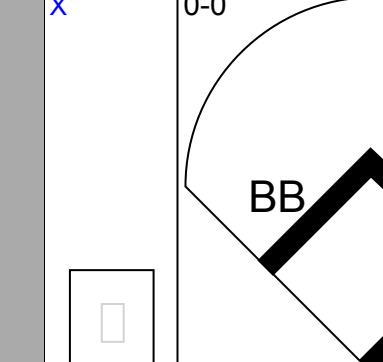
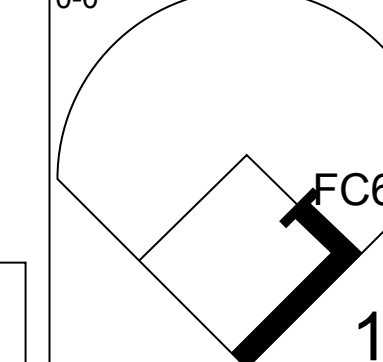
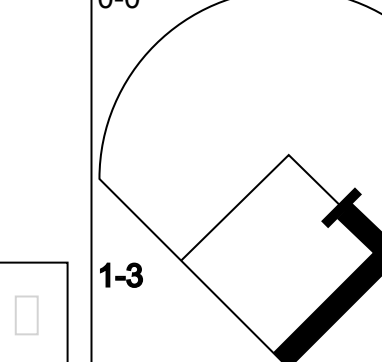
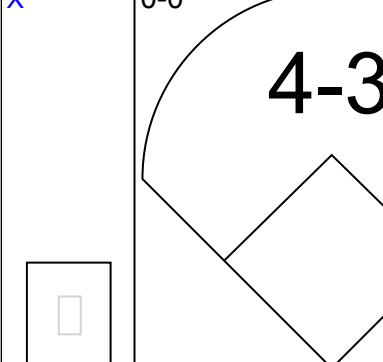
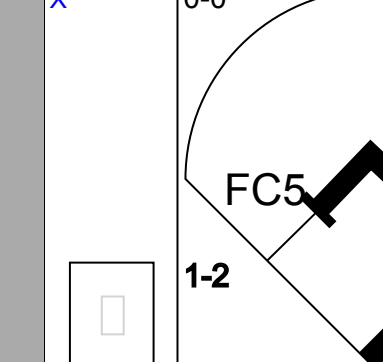
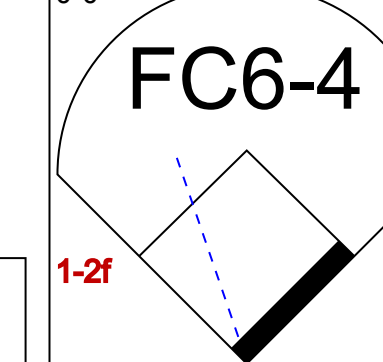


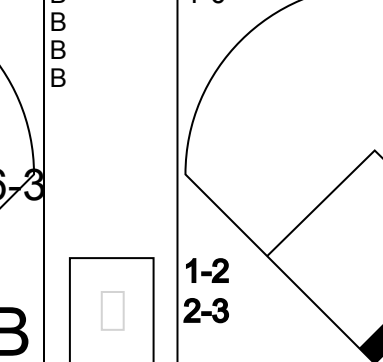


Batter	1	2	3	4	5	6	7	8	9	AB	R	H	RBI	BB	SO	LOB	TOP					
Ron LeFlore, R (1, 8) OBP: 0.300, SLG: 0.346										4	0	0	0	0	1	1						
Bob Molinaro, L (1, 9) OBP: 0.375, SLG: 0.467										4	0	1	0	0	0	0						
Ben Oglivie, L (1, 7) OBP: 0.321, SLG: 0.420										4	0	0	0	0	2	2						
Willie Horton, R (1, 10) OBP: 0.320, SLG: 0.423										4	0	3	0	0	0	0						
Dan Meyer, L (1, 3) OBP: 0.279, SLG: 0.341										4	0	0	0	0	0	3						
Aurelio Rodriguez, R (1, 5) OBP: 0.286, SLG: 0.385										2	0	0	0	0	0	1						
Tom Verzyer, R (5, 6) OBP: 0.301, SLG: 0.331										2	0	1	0	0	0	1						
Chuck Scrivener, R (1, 6) (5, 5)										4	0	1	0	0	0	3						
Terry Humphrey, R (1, 2) OBP: 0.275, SLG: 0.256										2	0	0	0	0	1	1						
John Knox, L (8, PH) OBP: 0.344, SLG: 0.279										0	0	0	0	1	0	0						
Jerry Manuel, S (1, 4) (8, PH)										2	0	0	0	0	0	1						
Gates Brown, L (8, PH) OBP: 0.356, SLG: 0.314										1	0	0	0	0	1	1						
John Wockenfuss, R (8, 2) OBP: 0.287, SLG: 0.432										0	0	0	0	0	0	0						
<b>Inning Stats</b>	R: 0 E: 0 K: 2 S: 7	H: 0 LOB: 0 BB: 0 P: 7	R: 0 E: 0 K: 0 S: 4	H: 1 LOB: 1 BB: 0 P: 4	R: 0 E: 0 K: 1 S: 5	H: 0 LOB: 0 BB: 0 P: 5	R: 0 E: 0 K: 1 S: 6	H: 1 LOB: 1 BB: 0 P: 6	R: 0 E: 0 K: 0 S: 4	H: 1 LOB: 0 BB: 0 P: 4	R: 0 E: 0 K: 0 S: 3	H: 0 LOB: 0 BB: 0 P: 3	R: 0 E: 0 K: 0 S: 4	H: 1 LOB: 1 BB: 0 P: 4	R: 0 E: 0 K: 1 S: 6	H: 1 LOB: 2 BB: 1 P: 10	R: 0 E: 0 K: 0 S: 4	H: 1 LOB: 1 BB: 0 P: 4	1B: 5 2B: 1 3B: 0 HR: 0	SF: 0 SAC: 0 DP: 0 HBP: 0	WP: 0 PB: 0 SB: 0 CS: 0	PA: 34
<b>PITCHER</b> Pete Broberg, R (1, 1) ERA: 4.17	IP: 9.0 WLS: W BF: 34 H: 6 R: 0 ER: 0 SO: 5 BB: 1 IBB: 0 HBP: 0 BLK: 0 WP: 0 HR: 0 S: 43 P: 47 ERA: 0.00 WHIP: 0.778															<b>PITCHER</b>	IP: 9.0 WLS: W BF: 34 H: 6 R: 0 ER: 0 SO: 5 BB: 1 IBB: 0 HBP: 0 BLK: 0 WP: 0 HR: 0 S: 43 P: 47 ERA: 0.00 WHIP: 0.778					

Detroit Tigers @ Milwaukee Brewers  
Milwaukee County Stadium, Milwaukee, WI  
Fri Sep 26 1975, 8:05 PM EDT  
Att.: 4,908 - Unknown


AB	33
R	0
H	6
RBI	0
BB	1
SO	5
LOB	14



Batter	1	2	3	4	5	6	7	8	9	AB	R	H	RBI	BB	SO	LOB	BOTTOM					
Bob Sheldon, L (1, 4) OBP: 0.333, SLG: 0.335										4	0	0	0	0	0	4						
Robin Yount, R (1, 6) OBP: 0.307, SLG: 0.370										4	1	2	0	0	0	1						
George Scott, R (1, 3) OBP: 0.342, SLG: 0.520										2	2	2	3	2	0	0						
Darrell Porter, L (1, 2) OBP: 0.365, SLG: 0.401										4	0	0	0	0	0	4						
Bobby Darwin, R (1, 9) OBP: 0.306, SLG: 0.394										4	0	1	0	0	0	2						
Gorman Thomas, R (9, 8) OBP: 0.272, SLG: 0.377										0	0	0	0	0	0	0						
Mike Hegan, L (1, 7) OBP: 0.353, SLG: 0.387										4	0	1	0	0	0	1						
Tommy Bianco, S (1, 10) OBP: 0.235, SLG: 0.167										4	0	1	0	0	0	2						
Bill Sharp, L (1, 8) (9, 9)										4	0	3	0	0	0	1						
Kurt Bevacqua, R (1, 5) OBP: 0.294, SLG: 0.303										3	0	2	0	1	0	1						
<b>Inning Stats</b>	R: 0 E: 0 K: 0 S: 4	H: 1 LOB: 2 BB: 1 P: 8	R: 0 E: 0 K: 0 S: 4	H: 1 LOB: 0 BB: 0 P: 4	R: 1 E: 0 K: 0 S: 4	H: 1 LOB: 0 BB: 0 P: 4	R: 0 E: 0 K: 0 S: 4	H: 2 LOB: 2 BB: 0 P: 4	R: 0 E: 0 K: 0 S: 4	H: 1 LOB: 1 BB: 1 P: 8	R: 0 E: 0 K: 0 S: 4	H: 1 LOB: 0 BB: 0 P: 4	R: 2 E: 0 K: 0 S: 5	H: 3 LOB: 0 BB: 0 P: 5	R: 0 E: 0 K: 0 S: 5	H: 2 LOB: 3 BB: 1 P: 9	R: 0 E: 0 K: 0 S: 5	H: 2 LOB: 3 BB: 1 P: 9	1B: 10 2B: 0 3B: 0 HR: 2	SF: 0 SAC: 1 DP: 1 HBP: 0	WP: 0 PB: 0 SB: 1 CS: 0	PA: 37
<b>PITCHER</b> Ray Bare, R (1, 1) ERA: 4.48	IP: 7.0 WLS: L BF: 31 H: 10 R: 3 ER: 3 SO: 3 BB: 1 IBB: 0 HBP: 0 BLK: 0 WP: 0 HR: 2 S: 29 P: 37 ERA: 3.86 WHIP: 1.571															<b>PITCHER</b>	IP: 7.0 WLS: L BF: 31 H: 10 R: 3 ER: 3 SO: 3 BB: 1 IBB: 0 HBP: 0 BLK: 0 WP: 0 HR: 2 S: 29 P: 37 ERA: 3.86 WHIP: 1.571					
Gene Pentz, R (8, 1) ERA: 3.2	IP: 1.0 WLS: 6 BF: 2 H: 2 R: 0 ER: 0 SO: 0 BB: 0 IBB: 0 HBP: 0 BLK: 0 WP: 0 HR: 0 S: 5 P: 9 ERA: 0.00 WHIP: 3.000															<b>PITCHER</b>	IP: 1.0 WLS: 6 BF: 2 H: 2 R: 0 ER: 0 SO: 0 BB: 0 IBB: 0 HBP: 0 BLK: 0 WP: 0 HR: 0 S: 5 P: 9 ERA: 0.00 WHIP: 3.000					

Detroit Tigers @ Milwaukee Brewers  
Milwaukee County Stadium, Milwaukee, WI  
Fri Sep 26 1975, 8:05 PM EDT  
Att.: 4,908 - Unknown

AB	33
R	3
H	12
RBI	3
BB	3
SO	0
LOB	16





Batter	1	2	3	4	5	6	7	8	9	AB	R	H	RBI	BB	SO	LOB	TOP					
Ron LeFlore, R (1, 8) OBP: 0.302, SLG: 0.347										4	1	2	1	0	1	1	<b>Detroit Tigers @ Milwaukee Brewers</b> Milwaukee County Stadium, Milwaukee, WI Sat Sep 27 1975, 4:33 AM EDT Att: 7,567 - Unknown					
Chuck Scrivener, R (1, 5) OBP: 0.250, SLG: 0.333										4	0	2	0	0	0	1						
Ben Oglvie, L (1, 7) OBP: 0.317, SLG: 0.415										4	0	0	0	0	1	3						
Willie Horton, R (1, 10) OBP: 0.318, SLG: 0.421										3	0	0	1	0	0	0						
Bill Freehan, R (1, 2) OBP: 0.306, SLG: 0.398										4	0	0	0	0	1	1						
Tom Verzyer, R (1, 6) OBP: 0.300, SLG: 0.330											4	0	1	0	0	1		0				
Dan Meyer, L (1, 3) OBP: 0.280, SLG: 0.339										2	1	0	0	1	0	1						
Leon Roberts, R (1, 9) OBP: 0.316, SLG: 0.385										3	0	1	0	0	0	1						
Jerry Manuel, S (1, 4) OBP: 0.067, SLG: 0.067										3	0	1	0	0	0	2						
<b>Inning Stats</b>	R: 1 E: 0 K: 2 S: 9	H: 2 LOB: 1 BB: 0 P: 9	R: 0 E: 0 K: 0 S: 3	H: 0 LOB: 0 BB: 0 P: 3	R: 0 E: 0 K: 0 S: 4	H: 2 LOB: 1 BB: 0 P: 4	R: 0 E: 0 K: 0 S: 3	H: 0 LOB: 0 BB: 0 P: 3	R: 1 E: 0 K: 0 S: 4	H: 2 LOB: 1 BB: 1 P: 8	R: 0 E: 0 K: 0 S: 3	H: 0 LOB: 0 BB: 0 P: 3	R: 0 E: 1 K: 1 S: 4	H: 1 LOB: 1 BB: 0 P: 4	R: 0 E: 0 K: 1 S: 5	H: 0 LOB: 0 BB: 0 P: 5	R: 0 E: 0 K: 1 S: 5	H: 0 LOB: 0 BB: 0 P: 5	1B: 6 2B: 1 3B: 0 HR: 0	SF: 1 SAC: 0 DP: 0 HBP: 0	WP: 0 PB: 0 SB: 1 CS: 0	PA: 33
<b>PITCHER</b> Jerry Augustine, L (1, 1) ERA: 3.04	IP: 9.0 WLS: W BF: 33	H: 7 R: 2 ER: 2 SO: 4	BB: 1 IBB: 0 HBP: 0 BLK: 0	WP: 0 HR: 0 S: 40 P: 44	ERA: 2.00 WHIP: 0.889	<b>PITCHER</b>														IP: WLS: BF: H: R: ER: SO: BB: IBB: HBP: BLK: WP: HR: S: P: ERA: WHIP:		

Batter	1	2	3	4	5	6	7	8	9	AB	R	H	RBI	BB	SO	LOB	BOTTOM			
Bob Sheldon, L (1, 4) OBP: 0.335, SLG: 0.337										5	2	2	0	0	0	2	<b>Detroit Tigers @ Milwaukee Brewers</b> Milwaukee County Stadium, Milwaukee, WI Sat Sep 27 1975, 4:33 AM EDT Att: 7,567 - Unknown			
Robin Yount, R (1, 6) OBP: 0.307, SLG: 0.368										3	1	0	0	1	0	2				
George Scott, R (1, 10) OBP: 0.342, SLG: 0.517										3	0	0	0	1	0	2				
Darrell Porter, L (1, 2) OBP: 0.368, SLG: 0.404										2	0	1	1	2	0	0				
Bobby Darwin, R (1, 9) OBP: 0.306, SLG: 0.392										4	0	1	1	0	2	4				
Gorman Thomas, R (8, 8) OBP: 0.272, SLG: 0.377										0	0	0	0	0	0	0				
Mike Hegan, L (1, 7) OBP: 0.347, SLG: 0.379										4	0	0	0	0	0	3				
Tommy Bianco, S (1, 3) OBP: 0.283, SLG: 0.206										4	2	2	0	0	2	3				
Bill Sharp, L (1, 8) OBP: 0.286, SLG: 0.338										4	0	0	0	0	0	5				
Kurt Bevacqua, R (1, 5) OBP: 0.300, SLG: 0.307										3	0	2	2	1	0	0				
<b>Inning Stats</b>	R: 0 E: 0 K: 0 S: 3	H: 0 LOB: 0 BB: 0 P: 3	R: 0 E: 0 K: 0 S: 3	H: 0 LOB: 0 BB: 0 P: 3	R: 0 E: 0 K: 1 S: 5	H: 0 LOB: 0 BB: 0 P: 5	R: 1 E: 0 K: 1 S: 7	H: 2 LOB: 1 BB: 0 P: 7	R: 1 E: 0 K: 0 S: 4	H: 2 LOB: 0 BB: 0 P: 4	R: 2 E: 1 K: 1 S: 8	H: 2 LOB: 3 BB: 2 P: 16	R: 0 E: 0 K: 1 S: 5	H: 0 LOB: 3 BB: 3 P: 17	R: 1 E: 0 K: 0 S: 5	H: 2 LOB: 1 BB: 0 P: 5	1B: 7 2B: 1 3B: 0 HR: 0	SF: 0 SAC: 0 DP: 0 HBP: 0	WP: 1 PB: 0 SB: 0 CS: 1	PA: 38
<b>PITCHER</b> Vern Ruhle, R (1, 1) ERA: 4.03	IP: 5.0 WLS: L BF: 23	H: 6 R: 4 ER: 3 SO: 2	BB: 1 IBB: 1 HBP: 0 BLK: 0	WP: 0 HR: 0 S: 25 P: 33	ERA: 5.40 WHIP: 1.400	<b>PITCHER</b>														IP: WLS: BF: H: R: ER: SO: BB: IBB: HBP: BLK: WP: HR: S: P: ERA: WHIP:
Steve Grilli, R (6, 1) ERA: 1.35	3.0 14	2 1 1 2	3 0 0 0	1 0 15 27	3.00 1.667															



Batter	1	2	3	4	5	6	7	8	9	AB	R	H	RBI	BB	SO	LOB	TOP			
Chuck Scrivener, R (1, 5) OBP: 0.250, SLG: 0.313	L6		F5		F5			F7		4	0	1	0	0	0	0	<b>Detroit Tigers @ Milwaukee Brewers</b> Milwaukee County Stadium, Milwaukee, WI Sun Sep 28 1975, 4:33 AM EDT Att: 8,768 - Unknown			
Bob Molinaro, L (1, 9) OBP: 0.300, SLG: 0.368	4-3		F5		3-1			4-3		4	0	0	0	0	0	1				
Ben Oglvie, L (1, 7) OBP: 0.319, SLG: 0.416			F5				4-3			4	0	2	0	0	0	1				
Willie Horton, R (1, 10) OBP: 0.319, SLG: 0.421							6-3			4	0	2	0	0	1	1				
Dan Meyer, L (1, 3)			F8		F7		1-3			4	0	0	0	0	0	4				
Tom Verzyer, R (1, 6) OBP: 0.297, SLG: 0.327										4	0	0	0	0	1	1				
Billy Baldwin, L (1, 8) OBP: 0.290, SLG: 0.379										2	0	0	0	1	0	0				
Terry Humphrey, R (1, 2) OBP: 0.279, SLG: 0.244										2	0	0	0	1	1	0				
Jerry Manuel, S (1, 4) OBP: 0.056, SLG: 0.056										3	0	0	0	0	0	2				
<b>Inning Stats</b>	R: 0 E: 0 K: 1 S: 6	H: 1 LOB: 1 BB: 0 P: 6	R: 0 E: 0 K: 0 S: 3	H: 0 LOB: 2 BB: 2 P: 11	R: 0 E: 0 K: 2 S: 5	H: 2 LOB: 0 BB: 0 P: 5	R: 0 E: 0 K: 0 S: 7	H: 0 LOB: 0 BB: 0 P: 7	R: 0 E: 0 K: 0 S: 3	H: 0 LOB: 0 BB: 0 P: 3	R: 0 E: 0 K: 0 S: 3	H: 0 LOB: 0 BB: 0 P: 3	R: 0 E: 0 K: 0 S: 3	H: 0 LOB: 0 BB: 0 P: 3	R: 0 E: 0 K: 0 S: 4	H: 2 LOB: 1 BB: 0 P: 4	1B: 5 2B: 0 3B: 0 HR: 0	SF: 0 SAC: 0 DP: 1 HBP: 0	WP: 0 PB: 0 SB: 2 CS: 0	PA: 33
<b>PITCHER</b> Larry Anderson, R (1, 1) ERA: 5.04	IP: 9.0 WLS: W BF: 33 H: 5 R: 0 ER: 0 SO: 3 BB: 2 IBB: 0 HBP: 0 BLK: 0 WP: 0 HR: 0 S: 37 P: 45 ERA: 0.00 WHIP: 0.778															<b>PITCHER</b>				

Batter	1	2	3	4	5	6	7	8	9	AB	R	H	RBI	BB	SO	LOB	BOTTOM			
Bob Sheldon, L (1, 4) OBP: 0.338, SLG: 0.337										3	1	1	0	1	1	1	<b>Detroit Tigers @ Milwaukee Brewers</b> Milwaukee County Stadium, Milwaukee, WI Sun Sep 28 1975, 4:33 AM EDT Att: 8,768 - Unknown			
Robin Yount, R (1, 6) OBP: 0.307, SLG: 0.367										4	1	1	0	0	0	2				
George Scott, R (1, 3) OBP: 0.341, SLG: 0.515										4	1	1	2	0	0	0				
Hank Aaron, R (1, 10) OBP: 0.332, SLG: 0.355										2	0	2	1	2	0	0				
Bobby Darwin, R (1, 9) OBP: 0.304, SLG: 0.389										3	0	0	0	0	0	3				
Bill Sharp, L (7, 9) OBP: 0.285, SLG: 0.338										0	0	0	1	0	0	0				
Bobby Mitchell, R (1, 7) OBP: 0.320, SLG: 0.454										4	2	1	0	0	1	2				
Darrell Porter, L (1, 2) OBP: 0.371, SLG: 0.418										3	1	2	3	1	0	0				
Gorman Thomas, R (1, 8) OBP: 0.268, SLG: 0.371										4	0	0	0	0	0	2				
Kurt Bevacqua, R (1, 5) OBP: 0.300, SLG: 0.306										4	1	1	0	0	1	1				
<b>Inning Stats</b>	R: 1 E: 1 K: 0 S: 4	H: 1 LOB: 1 BB: 1 P: 8	R: 2 E: 0 K: 1 S: 7	H: 2 LOB: 0 BB: 0 P: 7	R: 0 E: 0 K: 0 S: 3	H: 0 LOB: 1 BB: 1 P: 7	R: 0 E: 0 K: 0 S: 3	H: 0 LOB: 1 BB: 1 P: 7	R: 0 E: 0 K: 0 S: 2	H: 0 LOB: 0 BB: 1 P: 6	R: 1 E: 0 K: 0 S: 5	H: 2 LOB: 1 BB: 0 P: 5	R: 3 E: 0 K: 1 S: 9	H: 4 LOB: 1 BB: 0 P: 9	R: 0 E: 0 K: 1 S: 5	H: 0 LOB: 0 BB: 0 P: 5	1B: 6 2B: 1 3B: 1 HR: 1	SF: 1 SAC: 0 DP: 1 HBP: 0	WP: 1 PB: 0 SB: 0 CS: 0	PA: 36
<b>PITCHER</b> Ed Glynn, L (1, 1) ERA: 4.3 Dave Lemanczyk, R (7, 1) ERA: 4.46	IP: 6.0 WLS: L BF: 26 H: 5 R: 4 ER: 3 SO: 1 BB: 4 IBB: 0 HBP: 0 BLK: 0 WP: 1 HR: 1 S: 24 P: 40 ERA: 4.50 WHIP: 1.500															<b>PITCHER</b>				