

Milwaukee Brewers - 1978

Batter	1	2	3	4	5	6	7	8	9	AB	R	H	RBI	BB	SO	LOB	TOP											
Al Bumby, L (1,8)	K		G4-3			6-3		F8		4	0	0	0	0	1	2	Baltimore Orioles @ Milwaukee Brewers Milwaukee County Stadium, Milwaukee, WI Fri Apr 07 1978, 4:33 AM EST Att: 47,824 - Unknown livebaseballscores.com											
Rich Dauer, R (1,10)	F4		F8			6-3		F8		4	0	0	0	0	0	0												
Eddie Murray, S (1,5) OBP: 0.500, SLG: 1.250	1B				5-3				HR	4	1	2	1	0	0	0												
Lee May, R (1,3)	1B				F7				1B	2	1	0	0	2	0	0												
Doug DeCinces, R (1,4) OBP: 0.750, SLG: 0.750	F9				FC6-4				1B	4	1	3	0	0	0	2												
Gary Roenicke, R (1,7) OBP: 0.500, SLG: 0.500					FC6-4				1B	4	0	2	1	0	0	2												
Carlos Lopez, R (1,9)					K				1B	3	0	0	0	1	1	1												
Rick Dempsey, R (1,2) OBP: 0.250, SLG: 0.333					L4				SF8	3	0	1	1	0	0	0												
Mark Belanger, R (1,6) OBP: 0.333, SLG: 0.333					F9				F5	3	0	1	0	0	0	1												
Terry Crowley, L (9,PH)										1	0	0	0	0	0	2												
Inning Stats	R: 0 E: 0 K: 1 S: 6	H: 1 LOB: 2 BB: 1 P: 10	R: 0 E: 0 K: 0 S: 3	H: 1 LOB: 0 BB: 0 P: 3	R: 0 E: 0 K: 0 S: 3	H: 1 LOB: 1 BB: 0 P: 4	R: 0 E: 0 K: 0 S: 5	H: 0 LOB: 0 BB: 0 P: 5	R: 0 E: 0 K: 0 S: 3	H: 1 LOB: 0 BB: 0 P: 3	R: 0 E: 0 K: 0 S: 4	H: 1 LOB: 1 BB: 2 P: 4	R: 3 E: 0 K: 0 S: 6	H: 3 LOB: 2 BB: 2 P: 14	1B: 8 2B: 0 3B: 0 HR: 1	SF: 1 SAC: 0 DP: 3 HBP: 0		WP: 0 PB: 0 SB: 0 CS: 0	PA: 36									
PITCHER	IP	WLS	BF	H	R	ER	SO	BB	IBB	HBP	BLK	WP	HR	S	P	ERA		WHIP										
Jerry Augustine, L (1,1) ERA: 3.24	8.1	W	34	9	3	3	2	3	0	0	0	0	1	35	47	3.24		1.440										
Eduardo Rodriguez, R (9,1) ERA:	0.2		2	0	0	0	0	0	0	0	0	0	0	2	2	0.00		0.000										

Batter	1	2	3	4	5	6	7	8	9	AB	R	H	RBI	BB	SO	LOB	BOTTOM											
Paul Moltzer, R (1,6) OBP: 0.200, SLG: 0.200	6-3				6-3			FC1-4-6		5	0	1	1	0	0	2	Baltimore Orioles @ Milwaukee Brewers Milwaukee County Stadium, Milwaukee, WI Fri Apr 07 1978, 4:33 AM EST Att: 47,824 - Unknown livebaseballscores.com											
Don Money, R (1,5)	1B				K			FC6-4		4	1	0	1	1	1	2												
Sal Bando, R (1,10) OBP: 0.400, SLG: 0.250	1B				E6			K		4	2	1	0	1	2	1												
Larry Hisle, R (1,7) OBP: 0.750, SLG: 2.000	G5-4-3				HR			K		3	3	2	2	0	0	2												
Sixto Lezcano, R (1,9) OBP: 0.750, SLG: 2.000					1B					2	2	1	4	2	0	1												
Cecil Cooper, L (1,3) OBP: 0.250, SLG: 0.250					2B					4	0	1	1	0	1	2												
Gorman Thomas, R (1,8)					HR					4	0	0	0	0	4	1												
Lenn Sakata, R (1,4) OBP: 0.500, SLG: 0.500					1B					4	2	2	0	0	0	0												
Andy Etchebarren, R (1,2) OBP: 0.500, SLG: 0.667					2B					3	1	1	2	1	1	0												
Inning Stats	R: 0 E: 0 K: 0 S: 3	H: 1 LOB: 1 BB: 1 P: 7	R: 3 E: 0 K: 1 S: 8	H: 3 LOB: 1 BB: 1 P: 12	R: 1 E: 0 K: 1 S: 6	H: 2 LOB: 0 BB: 0 P: 6	R: 0 E: 0 K: 1 S: 5	H: 0 LOB: 0 BB: 0 P: 5	R: 2 E: 1 K: 2 S: 9	H: 1 LOB: 1 BB: 1 P: 13	R: 0 E: 0 K: 2 S: 7	H: 0 LOB: 0 BB: 0 P: 7	R: 4 E: 1 K: 1 S: 7	H: 1 LOB: 0 BB: 1 P: 12	R: 1 E: 0 K: 1 S: 6	H: 1 LOB: 1 BB: 1 P: 10		1B: 5 2B: 2 3B: 0 HR: 2	SF: 0 SAC: 0 DP: 1 HBP: 1	WP: 1 PB: 0 SB: 0 CS: 1	PA: 40							
PITCHER	IP	WLS	BF	H	R	ER	SO	BB	IBB	HBP	BLK	WP	HR	S	P	ERA		WHIP										
Mike Flanagan, L (1,1) ERA: 13.5	2.2	L	15	6	4	4	2	2	0	0	0	0	0	17	25	13.50		3.000										
Tim Stoddard, R (3,1) ERA: 6.23	4.1		19	2	6	3	6	2	0	1	0	1	2	28	37	6.23		0.923										
Tippy Martinez, L (8,1) ERA: 9.0	1.0		5	1	1	1	1	1	0	0	0	0	0	6	10	9.00		2.000										

Batter	1	2	3	4	5	6	7	8	9	AB R H RBI BB SO LOB	TOP		
Willie Randolph, R OBP: 0.368, SLG: 0.500 (1.4)	FC4-6 1B		K		F7	HR		F8		5 1 2 3 0 1 1	New York Yankees @ Milwaukee Brewers Milwaukee County Stadium, Milwaukee, WI Tue Apr 11 1978, 7:05 PM EST Alt: 8,934 - Unknown - 46 F		
Mickey Rivers, L OBP: 0.294, SLG: 0.214 (1.8)	FC4-6 2B				FC1-6 1B			6-3		5 1 2 0 0 0 2			
Thurman Munson, R OBP: 0.389, SLG: 0.412 (1.2)	1-3 2B		F9						2B 1B	5 1 4 1 0 0 1			
Reggie Jackson, L OBP: 0.444, SLG: 0.563 (1.9)	1-3		K						1B 2B	4 1 1 0 1 1 4			
Lou Piniella, R OBP: 0.556, SLG: 0.750 (1.7)	6-3				F8				1B 2B	5 0 3 2 0 0 4			
Chris Chambliss, L OBP: 0.444, SLG: 0.375 (1.3)									1B	5 0 1 0 0 0 3			
Cliff Johnson, R OBP: 0.133, SLG: 0.071 (1.10)	1-3				F7				F8	4 0 0 0 1 0 5			
Graig Nettles, L OBP: 0.235, SLG: 0.188 (1.5)			K		F2				FC5-4 FC3-6	5 1 0 0 0 1 5			
Bucky Dent, R OBP: 0.467, SLG: 0.615 (1.6)	6-3					HR			FC3-6	4 1 2 0 0 0 1			
Inning Stats	R: 1 H: 2 E: 0 LOB: 1 K: 0 BB: 0 S: 5 P: 5	R: 0 H: 1 E: 0 LOB: 1 K: 1 BB: 0 S: 6 P: 6	R: 0 H: 1 E: 0 LOB: 1 K: 2 BB: 0 S: 8 P: 8	R: 0 H: 1 E: 0 LOB: 1 K: 0 BB: 0 S: 4 P: 4	R: 0 H: 2 E: 0 LOB: 3 K: 0 BB: 1 S: 5 P: 9	R: 3 H: 4 E: 0 LOB: 2 K: 0 BB: 1 S: 7 P: 11	R: 0 H: 1 E: 1 LOB: 1 K: 0 BB: 0 S: 4 P: 4	R: 0 H: 0 E: 0 LOB: 0 K: 0 BB: 0 S: 3 P: 3	R: 2 H: 3 E: 0 LOB: 1 K: 0 BB: 0 S: 6 P: 6	1B: 12 SF: 0 2B: 2 SAC: 0 3B: 0 DP: 1 HR: 1 HBP: 0	WP: 0 PA: 44 SB: 0 CS: 0		
PITCHER	IP WLS BF H R ER SO BB IBB HBP BLK WP HR S P ERA WHIP											PITCHER	IP WLS BF H R ER SO BB IBB HBP BLK WP HR S P ERA WHIP
Jerry Augustine, L ERA: 4.5 (1.1)	5.2 W 29 10 4 4 3 2 0 0 0 0 0 1 33 41 6.35 2.118												
Andy Replegle, R ERA (6.1)	0.0 1 1 0 0 0 0 0 0 0 0 0 0 1 1 ∞ ∞												
Mike Caldwell, L ERA: 5.4 (6.1)	3.1 S 14 4 2 2 0 0 0 0 0 0 0 0 14 14 5.40 1.200												



Batter	1	2	3	4	5	6	7	8	9	AB R H RBI BB SO LOB	BOTTOM		
Paul Molitor, R OBP: 0.450, SLG: 0.632 (1.6)	F3		E 2B	1-3			1B G6-4-3 HBP			3 2 1 0 0 0 0	New York Yankees @ Milwaukee Brewers Milwaukee County Stadium, Milwaukee, WI Tue Apr 11 1978, 7:05 PM EST Alt: 8,934 - Unknown - 46 F		
Don Money, R OBP: 0.526, SLG: 0.588 (1.4)	6-3		E8 2B		F8		G6-4-3 1B			4 1 2 0 0 0 0			
Cecil Cooper, L OBP: 0.474, SLG: 0.889 (1.3)	HR		F9 2B		F6		G6-4-3 1-2 3-H			4 2 2 3 0 0 1			
Larry Hisle, R OBP: 0.389, SLG: 0.765 (1.7)	5-3		1-3		5-3		1B			4 0 1 0 0 0 1			
Ben Oglivie, L OBP: 0.300, SLG: 0.222 (1.10)			F9		F9		F6		F7	4 0 0 0 0 0 2			
Sixto Lezcano, R OBP: 0.588, SLG: 0.800 (1.9)	6-3						1-3		6-3	4 0 1 1 0 0 0			
Sal Bando, R OBP: 0.500, SLG: 0.308 Lenn Sakata, R OBP: 0.444, SLG: 0.375 (9.4)	HR 1B		F8				HR 1B		F9	4 2 2 0 0 0 1 0 0 0 0 0 0 0			
Gorman Thomas, R OBP: 0.500, SLG: 1.000 (1.8)	HR			5-3			HR		5-3	4 2 2 4 0 0 0			
Buck Martinez, R OBP (1.2)	F4				F7		F9			3 0 0 0 0 0 0			
Inning Stats	R: 1 H: 1 E: 0 LOB: 0 K: 0 BB: 0 S: 4 P: 4	R: 2 H: 2 E: 0 LOB: 0 K: 0 BB: 0 S: 5 P: 5	R: 3 H: 4 E: 1 LOB: 1 K: 0 BB: 0 S: 7 P: 7	R: 0 H: 0 E: 0 LOB: 0 K: 0 BB: 0 S: 3 P: 3	R: 0 H: 0 E: 0 LOB: 0 K: 0 BB: 0 S: 3 P: 3	R: 2 H: 2 E: 0 LOB: 0 K: 0 BB: 0 S: 5 P: 5	R: 1 H: 2 E: 0 LOB: 1 K: 0 BB: 0 S: 4 P: 5	R: 0 H: 0 E: 0 LOB: 0 K: 0 BB: 0 S: 3 P: 3	R: 2 H: 3 E: 0 LOB: 1 K: 0 BB: 0 S: 6 P: 6	1B: 5 SF: 0 2B: 3 SAC: 0 3B: 0 DP: 1 HR: 3 HBP: 1	WP: 0 PA: 35 SB: 0 CS: 0		
PITCHER	IP WLS BF H R ER SO BB IBB HBP BLK WP HR S P ERA WHIP											PITCHER	IP WLS BF H R ER SO BB IBB HBP BLK WP HR S P ERA WHIP
Catfish Hunter, R ERA: 27.0 (1.1)	2.0 L 12 6 6 6 0 0 0 0 0 0 0 0 2 12 12 27.00 3.000												
Rawly Eastwick, R ERA: 4.5 (3.1)	4.0 15 3 2 2 0 0 0 0 0 0 0 1 15 15 4.50 0.750												
Ken Clay, R ERA: 4.5 (7.1)	2.0 8 2 1 1 0 0 0 0 1 0 0 0 7 8 4.50 1.000												



Batter	1	2	3	4	5	6	7	8	9	AB	R	H	RBI	BB	SO	LOB	TOP			
Willie Randolph, R OBP: 0.391, SLG: 0.476 (1, 4)	0-0 4-3		0-0 1B SF8		0-0 5-3			4-0 BB		3	1	1	0	1	0	0	New York Yankees @ Milwaukee Brewers Milwaukee County Stadium, Milwaukee, WI Wed Apr 12 1978, 4:33 AM EST Att: 8,751 - Unknown - 62 F livebaseballscorecards.com			
Mickey Rivers, L OBP: 0.350, SLG: 0.294 Paul Blair, R (5, 8)	0-0 1B		0-0 1-3 1B		0-3 K			0-3 K		3	0	2	0	0	1	0				
Thurman Munson, R OBP: 0.318, SLG: 0.350 (1, 2)	0-0 F4		0-0 SF8		0-0 F3			0-3 K		3	0	0	1	0	1	2				
Reggie Jackson, L OBP: 0.364, SLG: 0.450 (1, 9)	0-3 K		0-3 K		0-3 K			0-3 K		4	0	0	0	0	4	3				
Chris Chambliss, L OBP: 0.364, SLG: 0.300 (1, 3)		0-0 4-3		0-3 K					0-0 4-3	4	0	0	0	0	2	0				
Graig Nettles, L OBP: 0.238, SLG: 0.350 (1, 5)		0-3 K		0-0 HR				0-0 F9		4	1	1	1	0	2	0				
Roy White, S OBP: 0.462, SLG: 0.222 (1, 7)		4-0 CS BB		0-0 F7				4-0 BB		2	0	0	0	2	0	0				
Jim Spencer, L OBP: 0.200, SLG: 0.800 (1, 10)		0-0 CS	0-0 HR	0-0 F4				0-3 K		3	1	1	1	0	1	1				
Bucky Dent, R OBP: 0.389, SLG: 0.500 (1, 6)			0-3 K		0-3 K			0-0 5-3		3	0	0	0	0	2	1				
Inning Stats	R: 0 E: 0 K: 1 S: 6	H: 1 LOB: 1 BB: 0 P: 6	R: 0 E: 0 K: 1 S: 4	H: 0 LOB: 0 BB: 1 P: 8	R: 2 E: 0 K: 2 S: 10	H: 3 LOB: 1 BB: 0 P: 10	R: 1 E: 0 K: 1 S: 6	H: 1 LOB: 0 BB: 0 P: 6	R: 0 E: 0 K: 2 S: 7	H: 0 LOB: 0 BB: 0 P: 7	R: 0 E: 0 K: 1 S: 5	H: 0 LOB: 1 BB: 1 P: 9	R: 0 E: 0 K: 3 S: 9	H: 0 LOB: 1 BB: 1 P: 13	R: 0 E: 0 K: 1 S: 5	H: 0 LOB: 0 BB: 0 P: 5	1B: 3 2B: 0 3B: 0 HR: 2	SF: 1 SAC: 0 DP: 0 HBP: 0	WP: 0 PB: 0 CS: 1	PA: 35
PITCHER Moose Haas, R ERA: 3.0 (1, 1)	IP: 9.0 WLS: W BF: 34 H: 5 R: 3 ER: 3 SO: 14 BB: 3 IBB: 0 HBP: 0 BLK: 0 WP: 0 HR: 2 S: 59 P: 71 ERA: 3.00 WHIP: 0.889																			

Batter	1	2	3	4	5	6	7	8	9	AB	R	H	RBI	BB	SO	LOB	BOTTOM			
Lenn Sakata, R OBP: 0.462, SLG: 0.417 (1, 4)	0-0 F9		0-0 BB 1B		0-3 K			0-0 2B 1B		4	1	2	0	0	1	2	New York Yankees @ Milwaukee Brewers Milwaukee County Stadium, Milwaukee, WI Wed Apr 12 1978, 4:33 AM EST Att: 8,751 - Unknown - 62 F livebaseballscorecards.com			
Don Money, R OBP: 0.522, SLG: 0.600 (1, 5)	0-0 6-3		4-0 BB		0-0 FC6-4			0-0 E 2B		3	0	1	2	1	0	2				
Sal Bando, R OBP: 0.500, SLG: 0.529 (1, 10)	0-0 HR		0-0 F9					0-0 5-3		4	2	2	1	0	0	3				
Larry Hise, R OBP: 0.409, SLG: 0.850 (1, 7)	0-0 6-3			4-0 G6-4-3 BB				0-0 5-3		3	1	1	2	1	0	1				
Sixto Lezcano, R OBP: 0.476, SLG: 0.571 (1, 9)		0-0 6-3		0-0 G6-4-3				0-3 K		4	0	0	0	0	1	1				
Cecil Cooper, L OBP: 0.435, SLG: 0.762 (1, 3)		4-0 G6-4-3 BB		0-3 K				0-0 F8		3	0	0	0	1	1	0				
Gorman Thomas, R OBP: 0.409, SLG: 0.778 (1, 8)		0-0 G6-4-3			0-0 F8			0-3 K		4	0	0	0	0	1	1				
Buck Martinez, R OBP: 0.091, SLG: 0.182 (1, 2)			0-0 4-3		0-0 2B			0-3 K		3	0	1	0	0	1	0				
Tim Johnson, L (1, 6)			0-0 4-3		4-0 FC6-4 BB			0-0 E5 1B 2B		2	1	0	0	1	0	0				
Inning Stats	R: 1 E: 0 K: 0 S: 4	H: 1 LOB: 0 BB: 0 P: 4	R: 0 E: 0 K: 0 S: 2	H: 0 LOB: 0 BB: 1 P: 6	R: 0 E: 0 K: 0 S: 4	H: 1 LOB: 2 BB: 1 P: 8	R: 0 E: 0 K: 1 S: 4	H: 0 LOB: 0 BB: 1 P: 8	R: 0 E: 0 K: 1 S: 6	H: 1 LOB: 2 BB: 1 P: 10	R: 2 E: 0 K: 2 S: 9	H: 2 LOB: 0 BB: 0 P: 9	R: 2 E: 2 K: 1 S: 8	H: 2 LOB: 1 BB: 0 P: 8	R: 0 E: 0 K: 0 S: 3	H: 0 LOB: 0 BB: 0 P: 3	1B: 3 2B: 2 3B: 0 HR: 2	SF: 0 SAC: 0 DP: 2 HBP: 0	WP: 0 PB: 0 CS: 0	PA: 34
PITCHER Ken Holtzman, L ERA: 3.6 Rich Gossage, R ERA: 6.75 (6, 1)	IP: 5.0 WLS: L BF: 21 H: 4 R: 2 ER: 2 SO: 2 BB: 4 IBB: 0 HBP: 0 BLK: 0 WP: 0 HR: 1 S: 21 P: 37 ERA: 3.60 WHIP: 1.600																			

Batter	1	2	3	4	5	6	7	8	9	AB	R	H	RBI	BB	SO	LOB	TOP					
Paul Moltzer, R OBP: 0.417, SLG: 0.565	0-0 6-3		0-0 HR 1B		0-0 6-3		0-0 G6-4-3			4	1	1	2	0	0	1						
Don Money, R OBP: 0.481, SLG: 0.667	0-0 F5		0-0 HR		0-3 K			0-0 6-3		4	1	1	2	0	1	0						
Cecil Cooper, L OBP: 0.407, SLG: 0.800	0-3 K		0-3 K			0-0 G3		0-0 HR		4	1	1	1	0	2	0						
Larry Hisle, R OBP: 0.346, SLG: 0.708		0-3 K	0-0 1-3			0-0 6-3		0-0 F8		4	0	0	0	0	1	0						
Ben Oglivie, L OBP: 0.286, SLG: 0.231	0-0 F5			0-0 4-3		0-0 S 1B		0-0 P5		4	0	1	0	0	0	0						
Sixto Lezcano, R OBP: 0.480, SLG: 0.500	0-3 K			0-0 L7		4-0 BB	0-0 BB	0-0 BB	4-0 BB	2	0	0	0	2	1	0						
Sal Bando, R OBP: 0.500, SLG: 0.550			4-0 2B 1B BB		0-0 2B		0-0 L9		0-0 9-3	3	1	1	0	1	0	3						
Gorman Thomas, R OBP: 0.423, SLG: 0.762			0-0 1-3 1B 2B	0-3 K			0-0 5-3		4-0 BB	3	1	1	0	1	1	1						
Buck Martinez, R OBP: 0.143, SLG: 0.214 Dick Davis, R (9, PH)			0-3 K		0-0 6-3		0-0 G6-4-3 1B		0-3 K	3	0	1	0	0	1	2						
Inning Stats	R: 0 E: 0 K: 1 S: 5	H: 0 LOB: 0 BB: 0 P: 5	R: 0 E: 0 K: 2 S: 7	H: 0 LOB: 0 BB: 0 P: 7	R: 4 E: 0 K: 2 S: 10	H: 3 LOB: 0 BB: 1 P: 14	R: 0 E: 0 K: 1 S: 6	H: 1 LOB: 1 BB: 0 P: 6	R: 0 E: 0 K: 0 S: 4	H: 1 LOB: 2 BB: 0 P: 8	R: 0 E: 0 K: 0 S: 3	H: 1 LOB: 0 BB: 0 P: 3	R: 1 E: 0 K: 0 S: 4	H: 1 LOB: 0 BB: 0 P: 4	R: 0 E: 0 K: 1 S: 4	H: 0 LOB: 1 BB: 2 P: 12	1B: 3 2B: 3 3B: 0 HR: 2	SF: 0 SAC: 0 DP: 2 HBP: 0	WP: 0 PB: 0 SB: 1 CS: 0	PA: 36		
PITCHER Dennis Martinez, R ERA: 10.03 Don Stanhouse, R ERA:	IP: 7.1 W: W L: S BF: 6	H: 7 R: 5 ER: 5	SO: 7	BB: 2	IBB: 0	HBP: 0	BLK: 0	WP: 0	HR: 2	S: 42	P: 50	ERA: 6.14	WHIP: 1.227									



Milwaukee Brewers @ Baltimore Orioles
Memorial Stadium, Baltimore, MD
Fri Apr 14 1978, 3:33 AM EST
Att: 36,086 - Unknown

AB 32
R 5
H 7
RBI 5
BB 4
SO 8
LOB 8

Milwaukee Brewers @ Baltimore Orioles
Memorial Stadium, Baltimore, MD
Fri Apr 14 1978, 3:33 AM EST
Att: 36,086 - Unknown

Batter	1	2	3	4	5	6	7	8	9	AB	R	H	RBI	BB	SO	LOB	BOTTOM				
Al Bumby, L OBP: 0.320, SLG: 0.227	0-3 K		0-0 E 1B	0-3 K			0-0 SH1-4			3	1	1	1	0	2	2					
Billy Smith, S OBP: 0.111, SLG: 0.111	0-3 K		0-0 E3 1B	0-0 1-3			0-0 2-3			4	1	0	1	0	1	4					
Ken Singleton, S OBP: 0.294, SLG: 0.412 Carlos Lopez, R OBP: 0.400, SLG: 0.444 (7, PR) (8, 9)	0-0 1-3		0-0 K		0-0 G5-4-3 1B		0-0 FC5-4 1B			4	0	2	1	0	1	2					
Eddie Murray, S OBP: 0.400, SLG: 0.571		0-0 F6	4-0 1B IBB		0-0 L8		0-0 FC5-4			3	0	0	0	1	0	2					
Lee May, R OBP: 0.360, SLG: 0.391		0-0 5-3	0-0 1-3 2-H 2-3	0-0 1B		0-0 G5-4-3		0-3 K		4	0	1	2	0	1	1					
Larry Harlow, L OBP: 0.500, SLG: 0.571	0-0 4-3		0-0 6-3			0-0 4-3		0-0 2B FC6-2 1B		4	0	1	0	0	0	1					
Doug DeCinces, R OBP: 0.348, SLG: 0.333			4-0 BB 1B BB	0-0 FC4 1B		0-0 6-3		0-0 FC6-2 2B		3	1	2	0	1	0	0					
Rick Dempsey, R OBP: 0.250, SLG: 0.263			0-0 1B E 1B	0-3 K		0-3 K		0-0 FC6-2		4	1	1	0	0	2	3					
Mark Belanger, R OBP: 0.250, SLG: 0.118			4-0 E BB	0-0 FC4			0-0 SH1-4 1B	0-3 K		3	2	1	0	1	1	3					
Inning Stats	R: 0 E: 0 K: 2 S: 7	H: 0 LOB: 0 BB: 0 P: 7	R: 0 E: 0 K: 0 S: 3	H: 0 LOB: 0 BB: 0 P: 3	R: 3 E: 1 K: 1 S: 8	H: 3 LOB: 1 BB: 3 P: 20	R: 0 E: 0 K: 2 S: 9	H: 1 LOB: 2 BB: 0 P: 9	R: 0 E: 0 K: 1 S: 5	H: 0 LOB: 0 BB: 0 P: 5	R: 1 E: 0 K: 0 S: 5	H: 2 LOB: 1 BB: 0 P: 5	R: 0 E: 0 K: 2 S: 9	H: 2 LOB: 2 BB: 0 P: 9	1B: 8 2B: 1 3B: 0 HR: 0	SF: 0 SAC: 1 DP: 1 HBP: 0	WP: 0 PB: 0 SB: 0 CS: 0	PA: 36			
PITCHER Larry Sorensen, R ERA: 5.52 Bob McClure, L ERA: Bill Castro, R ERA:	IP: 6.2 W: L BF: 4	H: 2 R: 0 ER: 0	SO: 1	BB: 0	IBB: 0	HBP: 0	BLK: 0	WP: 0	HR: 0	S: 6	P: 6	ERA: 0.00	WHIP: 3.000								
	IP: 8.1 W: L BF: 2	H: 0 R: 0 ER: 0	SO: 1	BB: 0	IBB: 0	HBP: 0	BLK: 0	WP: 0	HR: 0	S: 4	P: 4	ERA: 0.000	WHIP: 0.000								



Milwaukee Brewers @ Baltimore Orioles
Memorial Stadium, Baltimore, MD
Fri Apr 14 1978, 3:33 AM EST
Att: 36,086 - Unknown

AB 32
R 6
H 9
RBI 5
BB 3
SO 8
LOB 18

Milwaukee Brewers @ Baltimore Orioles
Memorial Stadium, Baltimore, MD
Fri Apr 14 1978, 3:33 AM EST
Att: 36,086 - Unknown

Batter	1	2	3	4	5	6	7	8	9	AB	R	H	RBI	BB	SO	LOB	TOP
Paul Moltitor, R OBP: 0.370, SLG: 0.500 Tim Johnson, L (7, 6)	K			L9		G4-6-3			4-3	3	0	0	0	0	1	1	
Don Money, R OBP: 0.419, SLG: 0.571 (1, 4)	F2			5-3				L6	5-3	4	0	0	0	0	0	0	
Cecil Cooper, L OBP: 0.367, SLG: 0.714 (1, 3)	K			F8				F8		3	0	0	0	0	1	0	
Larry Hisle, R OBP: 0.345, SLG: 0.667 (1, 7)		6-3			K					3	0	1	0	0	1	0	
Ben Oglivie, L OBP: 0.235, SLG: 0.188 (1, 10)		F8			K			F6		3	0	0	0	0	1	1	
Sixto Lezcano, R OBP: 0.484, SLG: 0.444 (1, 9)		6-3			BB				6-3	2	0	0	0	1	0	0	
Sal Bando, R OBP: 0.448, SLG: 0.478 (1, 5)				F9		5-3			5-3	3	0	0	0	0	0	1	
Gorman Thomas, R OBP: 0.379, SLG: 0.667 (1, 8)				K		5-3			F2	3	0	0	0	0	1	0	
Andy Etchebarren, R OBP: 0.500, SLG: 0.600 Jim Gantner, L (9, PH)				K					K	2	0	1	0	0	1	0	
Inning Stats	R: 0 H: 0 E: 0 K: 2 S: 7	H: 0 LOB: 0 BB: 0 P: 7	R: 0 H: 0 E: 0 K: 0 S: 3	H: 0 LOB: 0 BB: 0 P: 3	R: 0 H: 0 E: 0 K: 0 S: 7	H: 0 LOB: 0 BB: 0 P: 7	R: 0 H: 0 E: 0 K: 0 S: 3	H: 0 LOB: 1 BB: 0 P: 3	R: 0 H: 1 E: 0 K: 0 S: 3	H: 1 LOB: 1 BB: 0 P: 4	R: 0 H: 0 E: 0 K: 0 S: 5	H: 0 LOB: 0 BB: 0 P: 3	R: 0 H: 0 E: 0 K: 1 S: 5	H: 0 LOB: 0 BB: 0 P: 5	1B: 2 2B: 0 3B: 0 HR: 0	SF: 0 SAC: 0 DP: 1 HBP: 0	WP: 0 PA: 29 PB: 0 SB: 0 CS: 0
PITCHER Jim Palmer, R ERA:	IP: 9.0 WLS: W BF: 29 H: 2 R: 0 ER: 0 SO: 7 BB: 1 IBB: 0 HBP: 0 BLK: 0 WP: 0 HR: 0 S: 42 P: 46 ERA: 0.00 WHIP: 0.333																

Milwaukee Brewers @ Baltimore Orioles
Memorial Stadium, Baltimore, MD
 Sat Apr 15 1978, 3:33 AM EST
 Att: 7,527 - Unknown

AB 28
 R 0
 H 2
 RBI 0
 BB 1
 SO 7
 LOB 3



Batter	1	2	3	4	5	6	7	8	9	AB	R	H	RBI	BB	SO	LOB	BOTTOM
Al Bumby, L OBP: 0.300, SLG: 0.222 (1, 8)	K2-3	5-3						K		5	1	1	0	0	3	3	
Mark Belanger, R OBP: 0.320, SLG: 0.227 (1, 6)	FC6-4 1B			G6-4-3 1B		1-3 2B 1B		F9		5	1	3	0	0	0	0	
Gary Roenicke, R OBP: 0.308, SLG: 0.308 (1, 7)	FC6-4 1-2			G6-4-3 1-2		2B BLK 1B				4	1	2	0	0	0	2	
Eddie Murray, S OBP: 0.414, SLG: 0.600 (1, 3)	K					BLK 1B 2B		K		4	1	2	2	0	2	2	
Lee May, R OBP: 0.345, SLG: 0.370 (1, 10)		2B BLK 1B		F9		5-3		K		4	1	1	0	0	1	4	
Doug DeCinces, R OBP: 0.370, SLG: 0.375 (1, 5)		BLK SF8 2B				F9 1B IBB		K		3	2	1	0	1	1	0	
Carlos Lopez, R OBP: 0.429, SLG: 0.364 (1, 9)				1-3		1-3 2B IBB		K		2	0	0	0	2	1	0	
Rick Dempsey, R OBP: 0.250, SLG: 0.238 (1, 2)		SF8 BB						K		2	0	0	1	1	1	3	
Rich Dauer, R OBP: 0.167, SLG: 0.091 (1, 4)		E6				F7 1B		5-3		4	0	1	2	0	0	1	
Inning Stats	R: 0 H: 1 E: 0 K: 2 S: 8	H: 2 LOB: 1 BB: 1 P: 9	R: 2 H: 2 E: 1 K: 0 S: 5	H: 2 LOB: 1 BB: 0 P: 4	R: 0 H: 0 E: 0 K: 0 S: 3	H: 0 LOB: 1 BB: 1 P: 7	R: 5 H: 5 E: 0 K: 2 S: 12	H: 5 LOB: 2 BB: 2 P: 20	R: 0 H: 1 E: 0 K: 2 S: 8	H: 0 LOB: 0 BB: 0 P: 8	R: 0 H: 0 E: 0 K: 1 S: 5	H: 0 LOB: 0 BB: 0 P: 5	1B: 9 2B: 2 3B: 0 HR: 0	SF: 1 SAC: 0 DP: 1 HBP: 0	WP: 0 PA: 38 PB: 0 SB: 0 CS: 1		
PITCHER Jerry Augustine, L ERA: 6.87 Mike Caldwell, L ERA: 3.0 Eduardo Rodriguez, R ERA:	IP: 4.1 WLS: L BF: 25 H: 9 R: 7 ER: 7 SO: 2 BB: 2 IBB: 2 HBP: 0 BLK: 0 WP: 0 HR: 0 S: 25 P: 41 ERA: 14.54 WHIP: 2.538																

Milwaukee Brewers @ Baltimore Orioles
Memorial Stadium, Baltimore, MD
 Sat Apr 15 1978, 3:33 AM EST
 Att: 7,527 - Unknown

AB 33
 R 7
 H 11
 RBI 5
 BB 4
 SO 9
 LOB 15



Batter	1	2	3	4	5	6	7	8	9	AB R H RBI BB SO LOB	TOP									
Paul Moltitor, R OBP: 0.351, SLG: 0.444 (1, 6)	P9	F8				K			K	5 1 1 0 0 2 5	Milwaukee Brewers @ Boston Red Sox Fenway Park, Boston, MA Tue Apr 18 1978, 3:33 AM EST Att: 18,928 - Unknown - 58 F									
Don Money, R OBP: 0.353, SLG: 0.457 (1, 4)	HR BB		5-3		F8	FC6-4			K	4 1 0 0 1 1 4										
Cecil Cooper, L OBP: 0.360, SLG: 0.652 (1, 3)	L9		F9				G3		F7	5 0 1 1 0 0 2										
Larry Hisle, R OBP: 0.438, SLG: 0.786 (1, 7)	HR					G3 HR			F7	4 2 3 2 0 0 0										
Ben Oglivie, L OBP: 0.233, SLG: 0.148 (1, 10)	4-3		P4			G3			K	4 0 0 0 0 1 2										
Dick Davis, R OBP: 0.550, SLG: 0.765 (1, 9)				F7		HR			5-3	4 1 2 0 0 0 0										
Sal Bando, R OBP: 0.386, SLG: 0.444 (1, 5)		5-3		P3		HR			P3	4 1 1 3 0 0 1										
Gorman Thomas, R OBP: 0.383, SLG: 0.568 (1, 8)			1-6-3			BB			K	2 0 0 0 2 1 0										
Charlie Moore, R OBP: 0.385, SLG: 0.273 (1, 2)	F8				6-3	FC6-4			E S	3 0 1 0 1 0 2										
Inning Stats	R: 2 E: 0 K: 0 S: 4	H: 1 LOB: 0 BB: 1 P: 8	R: 0 E: 0 K: 0 S: 4	H: 1 LOB: 2 BB: 1 P: 8	R: 0 E: 0 K: 0 S: 4	H: 1 LOB: 1 BB: 0 P: 4	R: 0 E: 0 K: 0 S: 3	H: 0 LOB: 0 BB: 0 P: 3	R: 1 E: 0 K: 1 S: 9	H: 2 LOB: 1 BB: 1 P: 13	R: 0 E: 0 K: 1 S: 5	H: 0 LOB: 0 BB: 0 P: 5	R: 0 E: 0 K: 1 S: 5	H: 0 LOB: 0 BB: 0 P: 5	R: 0 E: 1 K: 2 S: 7	H: 0 LOB: 1 BB: 1 P: 11	1B: 4 2B: 3 3B: 0 HR: 2	SF: 0 SAC: 0 DP: 0 HBP: 0	WP: 0 PB: 0 SB: 2 CS: 0	PA: 39
PITCHER	IP WLS BF H R ER SO	IP WLS BF H R ER SO	IP WLS BF H R ER SO	IP WLS BF H R ER SO	IP WLS BF H R ER SO	IP WLS BF H R ER SO	IP WLS BF H R ER SO	IP WLS BF H R ER SO	IP WLS BF H R ER SO	IP WLS BF H R ER SO	IP WLS BF H R ER SO	IP WLS BF H R ER SO	IP WLS BF H R ER SO	IP WLS BF H R ER SO	IP WLS BF H R ER SO	IP WLS BF H R ER SO	ERA	WHIP	ERA	WHIP
Dennis Eckersley, R ERA: 4.91 (1, 1)	5.1	26	8	6	6	0	3	0	0	0	0	2	23	35	10.12	2.062				
Bob Stanley, R ERA: 1.59 (6, 1)	0.2	3	1	0	0	1	0	0	0	0	0	0	5	5	0.00	1.500				
Luis Tiant, R ERA: (7, 1)	3.0	W	10	0	0	0	4	1	0	0	0	0	17	21	0.00	0.333				

Batter	1	2	3	4	5	6	7	8	9	AB R H RBI BB SO LOB	BOTTOM											
Rick Burleson, R OBP: 0.255, SLG: 0.275 (1, 6)	F9		FC6-4		5-3	SF9			SH3-4	3 1 0 1 0 0 2	Milwaukee Brewers @ Boston Red Sox Fenway Park, Boston, MA Tue Apr 18 1978, 3:33 AM EST Att: 18,928 - Unknown - 58 F											
Jack Brohamer, L OBP: 0.571, SLG: 0.571 Frank Duffy, R (9, FR)	G4-6-3		BB		1B	F9			2B	5 0 4 2 0 0 0												
Jim Rice, R OBP: 0.438, SLG: 0.733 (1, 10)	G4-6-3		BB		1B	1B			P5	5 0 2 0 0 0 2												
Carl Yastrzemski, L OBP: 0.435, SLG: 0.278 (1, 7)	4-3		FC5-4		F9		3-1		2B	3 0 0 1 2 0 2												
Carlton Fisk, R OBP: 0.333, SLG: 0.487 (1, 2)	4-3		FC5-4		K		K		IBB	5 0 1 1 0 2 5												
Fred Lynn, L OBP: 0.364, SLG: 0.548 (1, 8)	F8				F8		F9		F8	4 0 0 0 0 0 0												
George Scott, R OBP: 0.381, SLG: 0.273 (1, 3)			FC6-4		F8		2B		5-3	3 2 1 0 1 0 0												
Dwight Evans, R OBP: 0.341, SLG: 0.235 (1, 9)			E5						K	3 1 1 0 1 1 1												
Butch Hobson, R OBP: 0.415, SLG: 0.718 (1, 5)			K		F9		SF9		SH3-4	4 2 2 2 0 1 3												
Inning Stats	R: 0 E: 0 K: 0 S: 3	H: 1 LOB: 0 BB: 0 P: 3	R: 0 E: 0 K: 0 S: 3	H: 0 LOB: 0 BB: 0 P: 3	R: 2 E: 1 K: 1 S: 8	H: 2 LOB: 3 BB: 2 P: 16	R: 0 E: 0 K: 0 S: 3	H: 0 LOB: 1 BB: 1 P: 7	R: 0 E: 0 K: 1 S: 7	H: 2 LOB: 2 BB: 0 P: 7	R: 3 E: 0 K: 0 S: 6	H: 3 LOB: 0 BB: 0 P: 6	R: 0 E: 0 K: 1 S: 5	H: 0 LOB: 0 BB: 0 P: 5	R: 0 E: 0 K: 1 S: 5	H: 0 LOB: 0 BB: 0 P: 5	R: 2 E: 0 K: 0 S: 5	H: 3 LOB: 2 BB: 1 P: 9	1B: 8 2B: 2 3B: 1 HR: 0	SF: 1 SAC: 1 DP: 1 HBP: 0	WP: 0 PB: 0 SB: 0 CS: 0	PA: 41
PITCHER	IP WLS BF H R ER SO	IP WLS BF H R ER SO	IP WLS BF H R ER SO	IP WLS BF H R ER SO	IP WLS BF H R ER SO	IP WLS BF H R ER SO	IP WLS BF H R ER SO	IP WLS BF H R ER SO	IP WLS BF H R ER SO	IP WLS BF H R ER SO	IP WLS BF H R ER SO	IP WLS BF H R ER SO	IP WLS BF H R ER SO	IP WLS BF H R ER SO	IP WLS BF H R ER SO	IP WLS BF H R ER SO	ERA	WHIP	ERA	WHIP		
Lary Sorensen, R ERA: 5.4 (1, 1)	5.1	27	8	5	3	2	3	0	0	0	0	28	40	5.06	2.062							
Eduardo Rodriguez, R ERA: 2.16 (6, 1)	3.1	L	14	3	2	2	2	0	1	0	0	0	17	21	5.40	0.900						

Batter	1	2	3	4	5	6	7	8	9	AB	R	H	RBI	BB	SO	LOB	TOP			
Jerry Remy, L (1,4) OBP: 0.362, SLG: 0.391										5	2	2	0	0	0	0	Boston Red Sox @ Milwaukee Brewers Milwaukee County Stadium, Milwaukee, WI Tue Apr 25 1978, 7:05 PM EST Att. 9,051 - Unknown - 47 F			
Rick Burleson, R (1,6) OBP: 0.250, SLG: 0.281										4	2	0	0	1	0	1				
Jim Rice, R (1,7) OBP: 0.372, SLG: 0.622										5	0	3	2	0	0	0				
Carl Yastrzemski, L (1,3) OBP: 0.406, SLG: 0.286										4	0	1	2	0	0	2				
Carlton Fisk, R (1,2) OBP: 0.406, SLG: 0.526										3	0	1	0	1	0	1				
Fred Lynn, L (1,8) OBP: 0.426, SLG: 0.582										4	0	1	0	0	1	5				
Dwight Evans, R (1,9) OBP: 0.371, SLG: 0.340										2	0	0	0	0	2	3				
Bernie Carbo, L (3,9) OBP: 0.385, SLG: 0.750										2	0	0	0	0	0	1				
Butch Hobson, R (1,5) OBP: 0.373, SLG: 0.694										4	0	0	0	0	0	3				
Bob Bailey, R (1,10)										4	0	0	0	0	1	1				
Inning Stats	R: 2 E: 1 K: 2 S: 11	H: 3 LOB: 3 BB: 1 P: 15	R: 2 E: 0 K: 1 S: 7	H: 2 LOB: 1 BB: 1 P: 11	R: 0 E: 1 K: 1 S: 6	H: 0 LOB: 1 BB: 0 P: 6	R: 0 E: 0 K: 0 S: 3	H: 0 LOB: 0 BB: 0 P: 3	R: 0 E: 0 K: 0 S: 3	H: 2 LOB: 2 BB: 0 P: 5	R: 0 E: 0 K: 0 S: 3	H: 0 LOB: 0 BB: 0 P: 3	R: 0 E: 0 K: 0 S: 3	H: 0 LOB: 0 BB: 0 P: 3	R: 0 E: 0 K: 0 S: 3	H: 0 LOB: 0 BB: 0 P: 3	1B: 7 2B: 1 3B: 0 HR: 0	SF: 0 SAC: 0 DP: 0 HBP: 0	WP: 0 PB: 0 SB: 2 CS: 0	PA: 39
PITCHER Jerry Augustine, L (1,1) ERA: 5.08	IP: 9.0 WLS: L BF: 39	H: 8 R: 4 ER: 3 SO: 4	BB: 2 IBB: 0 HBP: 0 BLK: 0	WP: 0 HR: 0 S: 45 P: 53	ERA: 3.00 WHIP: 1.111	PITCHER										IP: 9.0 WLS: L BF: 39	H: 8 R: 4 ER: 3 SO: 4	BB: 2 IBB: 0 HBP: 0 BLK: 0	WP: 0 HR: 0 S: 45 P: 53	ERA: 3.00 WHIP: 1.111


Boston Red Sox @ Milwaukee Brewers
 Milwaukee County Stadium, Milwaukee, WI
 Tue Apr 25 1978, 7:05 PM EST
 Att. 9,051 - Unknown - 47 F


AB 37
 R 4
 H 8
 RBI 4
 BB 2
 SO 4
 LOB 17



Batter	1	2	3	4	5	6	7	8	9	AB	R	H	RBI	BB	SO	LOB	BOTTOM					
Paul Molitor, R (1,6) OBP: 0.300, SLG: 0.397										4	0	1	0	0	1	2	Boston Red Sox @ Milwaukee Brewers Milwaukee County Stadium, Milwaukee, WI Tue Apr 25 1978, 7:05 PM EST Att. 9,051 - Unknown - 47 F					
Sixto Lezcano, R (9, PH) OBP: 0.467, SLG: 0.450										1	0	0	0	0	0	1						
Cecil Cooper, L (1,3) OBP: 0.333, SLG: 0.567										4	0	2	0	0	0	2						
Sal Bando, R (1,5) OBP: 0.354, SLG: 0.439										4	0	0	0	0	0	5						
Larry Hise, R (1,7) OBP: 0.362, SLG: 0.645										4	1	1	1	0	0	1						
Gorman Thomas, R (1,8) OBP: 0.358, SLG: 0.607										4	1	2	1	0	1	0						
Dick Davis, R (1,10) OBP: 0.419, SLG: 0.536										4	0	1	0	0	0	1						
Jim Wohlford, R (1,9) OBP: 0.211, SLG: 0.222										3	0	0	0	0	0	2						
Ben Oglivie, L (9, PH) OBP: 0.318, SLG: 0.425										4	0	1	0	0	0	3						
Lenn Sakata, R (1,4) OBP: 0.333, SLG: 0.281										2	1	0	0	1	0	0						
Buck Martinez, R (1,2) OBP: 0.258, SLG: 0.300										1	0	0	0	0	0	1						
Don Money, R (9, PH) OBP: 0.338, SLG: 0.426										0	0	0	0	0	0	0						
Charlie Moore, R (9, PR) OBP: 0.278, SLG: 0.188										0	0	0	0	0	0	0						
Inning Stats	R: 0 E: 0 K: 0 S: 4	H: 1 LOB: 1 BB: 0 P: 4	R: 0 E: 0 K: 0 S: 4	H: 1 LOB: 1 BB: 0 P: 4	R: 0 E: 0 K: 0 S: 4	H: 1 LOB: 1 BB: 0 P: 4	R: 1 E: 0 K: 0 S: 4	H: 1 LOB: 1 BB: 0 P: 4	R: 1 E: 1 K: 0 S: 4	H: 1 LOB: 1 BB: 1 P: 8	R: 0 E: 0 K: 0 S: 5	H: 2 LOB: 1 BB: 0 P: 5	R: 0 E: 0 K: 1 S: 6	H: 1 LOB: 1 BB: 0 P: 6	R: 0 E: 0 K: 1 S: 5	H: 0 LOB: 0 BB: 0 P: 5	R: 0 E: 0 K: 0 S: 4	H: 1 LOB: 1 BB: 0 P: 4	1B: 6 2B: 1 3B: 0 HR: 2	SF: 0 SAC: 0 DP: 1 HBP: 0	WP: 0 PB: 0 SB: 0 CS: 0	PA: 37
PITCHER Bill Lee, L (1,1) ERA: 2.56	IP: 6.2 WLS: W BF: 29	H: 8 R: 3 ER: 2 SO: 1	BB: 1 IBB: 0 HBP: 0 BLK: 0	WP: 0 HR: 2 S: 30 P: 34	ERA: 2.70 WHIP: 1.350	PITCHER										IP: 2.1 WLS: S BF: 8	H: 1 R: 0 ER: 0 SO: 1	BB: 0 IBB: 0 HBP: 0 BLK: 0	WP: 0 HR: 0 S: 10 P: 10	ERA: 0.00 WHIP: 0.429		



Batter	1	2	3	4	5	6	7	8	9	AB	R	H	RBI	BB	SO	LOB	TOP									
Jerry Remy, L OBP: 0.365, SLG: 0.391 (1, 4)	5-3	FC4-6							K	5	2	2	0	0	1	2	Boston Red Sox @ Milwaukee Brewers Milwaukee County Stadium, Milwaukee, WI Wed Apr 26 1978, 7:05 PM EST Att: 8,724 - Unknown AB 35 R 4 H 8 RBI 4 BB 3 SO 4 LOB 15 									
Rick Burleson, R OBP: 0.280, SLG: 0.304 (1, 6)	1-3		K						FC6-4	5	0	2	1	0	1											
Jim Rice, R OBP: 0.373, SLG: 0.620 (1, 7)	HBP 1B		5-3						F9	5	1	2	1	0	0	3										
Carl Yastrzemski, L OBP: 0.403, SLG: 0.276 Fred Kendall, R OBP: 0.250, SLG: 0.250 (7, PH) (7, 3)	1B HBP		G3						P3	2	0	0	1	0	0	1										
Carlton Fisk, R OBP: 0.397, SLG: 0.508 (1, 2)	1B								P7	4	0	1	1	0	0	3										
Fred Lynn, L OBP: 0.400, SLG: 0.542 (1, 8)	K								P6	4	0	0	0	0	1	2										
Dwight Evans, R OBP: 0.364, SLG: 0.321 (1, 9)			P3						K	3	0	0	0	1	1	0										
Butch Hobson, R OBP: 0.352, SLG: 0.652 (1, 5)			P3						P5	4	0	0	0	0	0	1										
Bob Bailey, R OBP: 0.333, SLG: 0.111 (1, 10)									FC6-4 1B	2	1	1	0	2	0	0										
Inning Stats	R: 1 E: 0 K: 1 S: 7	H: 2 LOB: 2 BB: 0 P: 8	R: 0 E: 0 K: 0 S: 3	H: 0 LOB: 1 BB: 1 P: 7	R: 0 E: 0 K: 1 S: 5	H: 0 LOB: 0 BB: 0 P: 5	R: 0 E: 0 K: 0 S: 3	H: 0 LOB: 1 BB: 1 P: 7	R: 2 E: 0 K: 0 S: 5	H: 2 LOB: 1 BB: 1 P: 9	R: 0 E: 0 K: 0 S: 3	H: 0 LOB: 0 BB: 0 P: 3	R: 1 E: 0 K: 0 S: 6	H: 3 LOB: 2 BB: 0 P: 6	R: 0 E: 0 K: 1 S: 5	H: 0 LOB: 0 BB: 0 P: 5	R: 0 E: 0 K: 1 S: 6	H: 1 LOB: 1 BB: 0 P: 6	1B: 6 2B: 2 3B: 0 HR: 0	SF: 0 SAC: 0 DP: 0 HBP: 1	WP: 0 PB: 1 SB: 0 CS: 0	PA: 39				
PITCHER	IP	WLS	BF	H	R	ER	SO	BB	IBB	HBP	BLK	WP	HR	S	P	ERA	WHIP									
Mike Caldwell, L ERA: 3.71 Eduardo Rodriguez, R ERA: 2.16 Bob McClure, L ERA: 1.54	(1, 1) (7, 1) (7, 1)	6.1 0.0 2.2	W 1 S	29 1 9	6 1 1	4 0 0	4 0 0	2 0 2	3 0 0	0 0 0	1 0 0	0 0 0	0 0 0	0 0 0	29 1 13	42 1 13	5.68 ∞ 0.00	1.421 ∞ 0.375								

Batter	1	2	3	4	5	6	7	8	9	AB	R	H	RBI	BB	SO	LOB	BOTTOM								
Paul Molitor, R OBP: 0.313, SLG: 0.419 (1, 6)	1B 2B	4-3								4	1	2	0	0	0	0	Boston Red Sox @ Milwaukee Brewers Milwaukee County Stadium, Milwaukee, WI Wed Apr 26 1978, 7:05 PM EST Att: 8,724 - Unknown AB 33 R 6 H 12 RBI 6 BB 1 SO 0 LOB 14 								
Jim Gantner, L OBP: 0.333, SLG: 0.333 (1, 5)	E9 2H 1B								F7	4	1	2	1	0	0	1									
Cecil Cooper, L OBP: 0.355, SLG: 0.634 (1, 3)	HR								F7	4	1	3	1	0	0	1									
Larry Hise, R OBP: 0.342, SLG: 0.606 (1, 7)	6-3								6-3	4	0	0	0	0	0	4									
Ben Oglivie, L OBP: 0.333, SLG: 0.432 (1, 9)	P4								P3	4	1	2	1	0	0	1									
Sal Bando, R OBP: 0.362, SLG: 0.433 (1, 10)									G6-4-3 1B	3	0	1	0	1	0	3									
Gorman Thomas, R OBP: 0.352, SLG: 0.583 (1, 8)									FC5-4 HR	4	1	1	1	0	0	2									
Lenn Sakata, R OBP: 0.308, SLG: 0.257 (1, 4)									L7	3	0	0	0	0	0	2									
Charlie Moore, R OBP: 0.286, SLG: 0.368 (1, 2)	HR								6-3	3	1	1	2	0	0	0									
Inning Stats	R: 2 E: 1 K: 0 S: 5	H: 3 LOB: 1 BB: 0 P: 5	R: 2 E: 0 K: 0 S: 5	H: 2 LOB: 0 BB: 0 P: 5	R: 1 E: 0 K: 0 S: 5	H: 3 LOB: 1 BB: 0 P: 5	R: 0 E: 0 K: 0 S: 3	H: 0 LOB: 0 BB: 0 P: 3	R: 0 E: 0 K: 0 S: 4	H: 1 LOB: 1 BB: 0 P: 4	R: 1 E: 0 K: 0 S: 4	H: 2 LOB: 0 BB: 0 P: 4	R: 0 E: 0 K: 0 S: 4	H: 1 LOB: 1 BB: 0 P: 4	R: 0 E: 0 K: 0 S: 3	H: 0 LOB: 1 BB: 1 P: 7	1B: 8 2B: 2 3B: 0 HR: 2	SF: 0 SAC: 0 DP: 1 HBP: 0	WP: 0 PB: 0 SB: 2 CS: 1	PA: 34					
PITCHER	IP	WLS	BF	H	R	ER	SO	BB	IBB	HBP	BLK	WP	HR	S	P	ERA	WHIP								
Mike Torrez, R ERA: 5.34 Bob Stanley, R ERA: 3.12	(1, 1) (3, 1)	2.1 5.2	L 20	4 4	1 1	1 1	0 0	1 1	0 0	0 0	0 0	0 0	0 0	19 23	14 23	1.59 0.882	3.429								

Batter	1	2	3	4	5	6	7	8	9	AB	R	H	RBI	BB	SO	LOB	TOP					
Lenn Sakata, R OBP: 0.327, SLG: 0.295 (1, 4)										4	1	1	0	1	0	3	Milwaukee Brewers @ Kansas City Royals Royals Stadium, Kansas City, MO Sat Apr 29 1978, 7:05 PM EST Att: 27,521 - Unknown - 59 F livebaseballscorecards.com					
Sal Bando, R OBP: 0.367, SLG: 0.412 (1, 5) (7, 3)										4	0	1	0	0	1	3						
Cecil Cooper, L OBP: 0.341, SLG: 0.638 Jim Gantner, L OBP: 0.429, SLG: 0.571 (1, 3) (7, 5)										4	0	0	0	0	2	3						
Larry Hisle, R OBP: 0.366, SLG: 0.689 Jim Wohlford, R OBP: 0.300, SLG: 0.211 (1, 7) (7, 7)										4	1	3	2	0	1	1						
Ben Oglivie, L OBP: 0.345, SLG: 0.423 (1, 10)										5	0	1	0	0	1	4						
Sixto Lezcano, R OBP: 0.482, SLG: 0.429 Dick Davis, R OBP: 0.394, SLG: 0.500 (1, 9) (7, 9)										4	0	3	0	0	0	2						
Gorman Thomas, R OBP: 0.370, SLG: 0.545 (1, 8)										5	0	1	0	0	1	4						
Buck Martinez, R OBP: 0.308, SLG: 0.324 (1, 2)										3	0	2	0	1	0	1						
Tim Nordbrook, R (1, 6)										3	0	0	0	1	1	6						
Inning Stats	R: 1 E: 0 K: 0 S: 5	H: 2 LOB: 2 BB: 0 P: 6	R: 0 E: 0 K: 0 S: 4	H: 1 LOB: 1 BB: 0 P: 4	R: 0 E: 0 K: 1 S: 6	H: 1 LOB: 1 BB: 0 P: 6	R: 0 E: 0 K: 1 S: 7	H: 2 LOB: 2 BB: 0 P: 7	R: 0 E: 0 K: 1 S: 6	H: 1 LOB: 1 BB: 0 P: 6	R: 0 E: 0 K: 1 S: 6	H: 2 LOB: 2 BB: 2 P: 14	R: 1 E: 0 K: 2 S: 10	H: 3 LOB: 3 BB: 1 P: 14	R: 0 E: 0 K: 0 S: 4	H: 1 LOB: 0 BB: 0 P: 5		R: 0 E: 0 K: 1 S: 5	H: 0 LOB: 0 BB: 0 P: 5	1B: 9 2B: 3 3B: 0 HR: 1	SF: 0 SAC: 0 DP: 1 HBP: 1	WP: 0 PB: 0 CS: 0
PITCHER Dennis Leonard, R ERA: 3.11 (1, 1)	IP: 9.0 WLS: W BF: 43	H: 13 R: 2 ER: 2 SO: 7	BB: 3 IBB: 0 HBP: 1 BLK: 0	WP: 0 HR: 1 S: 53 P: 66	ERA: 2.00 WHIP: 1.778	PITCHER																

Batter	1	2	3	4	5	6	7	8	9	AB	R	H	RBI	BB	SO	LOB	BOTTOM			
Willie Wilson, S OBP: 0.321, SLG: 0.385 (1, 7)										4	4	3	0	1	1	0	Milwaukee Brewers @ Kansas City Royals Royals Stadium, Kansas City, MO Sat Apr 29 1978, 7:05 PM EST Att: 27,521 - Unknown - 59 F livebaseballscorecards.com			
Hal McRae, R OBP: 0.313, SLG: 0.581 (1, 10)										5	2	3	3	0	1	1				
George Brett, L OBP: 0.324, SLG: 0.409 Frank White, R OBP: 0.204, SLG: 0.196 (1, 5) (2, 4)										0	0	0	0	1	0	0				
Al Cowens, R OBP: 0.347, SLG: 0.450 (1, 9)										3	0	1	2	0	1	1				
Amos Otis, R OBP: 0.321, SLG: 0.469 (1, 8)										5	1	0	0	0	0	4				
John Wathan, R OBP: 0.357, SLG: 0.571 (1, 3)										4	1	2	1	0	0	0				
Darrell Porter, L OBP: 0.394, SLG: 0.415 (1, 2)										3	0	0	0	1	0	2				
Freddie Patek, R OBP: 0.300, SLG: 0.386 (1, 6)										3	1	0	0	1	1	1				
Jerry Terrell, R OBP: 0.286, SLG: 0.286 (1, 4) (2, 5)										4	2	2	1	0	0	0				
Inning Stats	R: 3 E: 1 K: 0 S: 5	H: 2 LOB: 1 BB: 2 P: 13	R: 2 E: 0 K: 0 S: 6	H: 3 LOB: 1 BB: 0 P: 6	R: 0 E: 0 K: 1 S: 5	H: 0 LOB: 1 BB: 1 P: 9	R: 0 E: 0 K: 1 S: 5	H: 0 LOB: 0 BB: 0 P: 5	R: 0 E: 0 K: 1 S: 10	H: 5 LOB: 2 BB: 1 P: 14	R: 0 E: 0 K: 0 S: 3	H: 0 LOB: 0 BB: 0 P: 3	R: 2 E: 0 K: 0 S: 6	H: 3 LOB: 1 BB: 0 P: 6	R: 0 E: 0 K: 0 S: 6	H: 0 LOB: 0 BB: 0 P: 5		1B: 10 2B: 1 3B: 2 HR: 0	SF: 2 SAC: 0 DP: 0 HBP: 0	WP: 0 PB: 0 CS: 0
PITCHER Jerry Augustine, L ERA: 5.91 Randy Stein, R ERA: 12.15 Andy Replogle, R ERA: 6.17 (1, 1) (2, 1) (6, 1)	IP: 1.1 WLS: L BF: 17	H: 5 R: 5 ER: 4 SO: 4	BB: 2 IBB: 0 HBP: 0 BLK: 0	WP: 0 HR: 0 S: 21 P: 29	ERA: 9.00 WHIP: 1.250	PITCHER														

Batter	1	2	3	4	5	6	7	8	9	AB	R	H	RBI	BB	SO	LOB	TOP			
Jim Gantner, L (1, 6) OBP: 0.273, SLG: 0.364	0-0 4-3		0-0 F8		0-0 L4			0-0 L8		4	0	0	0	0	0	0	Milwaukee Brewers @ Kansas City Royals Royals Stadium, Kansas City, MO Sun Apr 30 1978, 4:33 AM EDT Att: 19,827 - Cloudy - 57 F			
Cecil Cooper, L (1, 3) OBP: 0.348, SLG: 0.631	0-0 BB 1B		0-0 E 1B		0-0 F8			0-0 1-3		4	0	2	0	0	0	0				
Sal Bando, R (1, 5) OBP: 0.361, SLG: 0.493	0-0 F8		0-0 E 1B		0-0 5-3			0-3 K		4	0	1	0	0	1	1				
Larry Hisle, R (1, 7) OBP: 0.372, SLG: 0.675	4-0 1-2 BB		0-3 K		0-0 G4-6-3 1B			0-0 F7		3	0	1	0	1	1	2				
Ben Oglivie, L (1, 10) OBP: 0.339, SLG: 0.400	0-0 P6		0-0 E6		0-0 G4-6-3 1B			4-0 G6-3 BB		3	0	0	0	1	0	5				
Sixto Lezcano, R (1, 9) OBP: 0.419, SLG: 0.375		0-3 K	0-0 F8		0-0 F9			0-0 G6-3		4	0	0	0	0	1	4				
Gorman Thomas, R (1, 8) OBP: 0.357, SLG: 0.522		0-0 F9		0-0 B1-3				0-3 K		3	0	0	0	0	1	0				
Charlie Moore, R (1, 2) OBP: 0.333, SLG: 0.500		0-0 S 1B		0-0 3B				0-0 6-3		3	0	2	0	0	0	0				
Buck Martinez, R (7, 2) OBP: 0.308, SLG: 0.324		0-0 S 1B		0-3 K				0-0 F9		0	0	0	0	0	0	0				
Lenn Sakata, R (1, 4) OBP: 0.308, SLG: 0.277	0-0 4-3		0-0 1-2		0-0 F9					3	0	0	0	0	1	1				
Inning Stats	R: 0 E: 0 K: 0 S: 4	H: 1 LOB: 2 BB: 1 P: 8	R: 0 E: 0 K: 1 S: 6	H: 1 LOB: 1 BB: 0 P: 6	R: 0 E: 1 K: 1 S: 8	H: 2 LOB: 2 BB: 0 P: 8	R: 0 E: 0 K: 1 S: 5	H: 1 LOB: 0 BB: 0 P: 5	R: 0 E: 0 K: 0 S: 3	H: 0 LOB: 0 BB: 0 P: 3	R: 0 E: 0 K: 0 S: 5	H: 0 LOB: 0 BB: 0 P: 5	R: 0 E: 0 K: 1 S: 2	H: 0 LOB: 0 BB: 1 P: 6	R: 0 E: 0 K: 0 S: 2	H: 0 LOB: 0 BB: 1 P: 6	1B: 5 2B: 0 3B: 1 HR: 0	SF: 0 SAC: 0 DP: 2 HBP: 0	WP: 0 PB: 0 CS: 1	PA: 33
PITCHER	IP WLS BF H R ER SO BB IBB HBP BLK WP HR S P ERA WHIP	7.0 W 27 6 0 0 4 1 0 0 0 0 0 34 38 0.00 1.000	2.0 S 6 0 0 0 1 1 0 0 0 0 0 7 11 0.00 0.500																	


Batter	1	2	3	4	5	6	7	8	9	AB	R	H	RBI	BB	SO	LOB	BOTTOM			
Willie Wilson, S (1, 7) OBP: 0.333, SLG: 0.382	1-0 4-3 S 4-3 HBP		0-0 6-3		0-0 5-3			0-0 1B		3	1	1	0	0	0	2	Milwaukee Brewers @ Kansas City Royals Royals Stadium, Kansas City, MO Sun Apr 30 1978, 4:33 AM EDT Att: 19,827 - Cloudy - 57 F			
Jerry Terrell, R (1, 5) OBP: 0.300, SLG: 0.300	0-0 4-3		0-0 CS 1B		0-0 SH1-3			0-0 1-3		3	0	1	1	0	0	2				
Hal McRae, R (1, 10) OBP: 0.310, SLG: 0.564	0-0 4-3		0-0 CS		0-0 E6 1B			0-0 F9		4	0	1	1	0	0	1				
Al Cowens, R (1, 9) OBP: 0.329, SLG: 0.422	0-3 K		0-0 F2		0-0 4-3			0-0 5-3		4	0	0	0	0	1	1				
Amos Otis, R (1, 8) OBP: 0.350, SLG: 0.509		0-0 S 1B		0-0 E6				0-0 S 1B		4	0	3	0	0	0	1				
John Wathan, R (1, 2) OBP: 0.333, SLG: 0.471		0-0 F7		0-0 P6				4-0 F8		3	0	0	0	1	0	3				
Clint Hurdle, L (1, 3) OBP: 0.328, SLG: 0.327		0-3 K		4-0 WP 1B BB				0-0 4-3		2	1	0	0	1	2	2				
Ralph LaCock, L (7, 3)		1-2 K		0-0 1B SH1-3 1B				1-2 K		1	0	0	0	0	0	2				
Freddie Patek, R (1, 6) OBP: 0.302, SLG: 0.383		0-0 4-3		0-0 1B SH1-3 1B				0-0 1-3		3	1	1	1	0	0	1				
Frank White, R (1, 4) OBP: 0.211, SLG: 0.204			0-3 K		0-0 SH1-3 1B			0-0 F8		3	0	1	0	0	1	0				
Inning Stats	R: 1 E: 0 K: 1 S: 5	H: 0 LOB: 0 BB: 0 P: 6	R: 0 E: 0 K: 1 S: 6	H: 1 LOB: 0 BB: 0 P: 6	R: 0 E: 0 K: 1 S: 5	H: 1 LOB: 0 BB: 0 P: 5	R: 0 E: 1 K: 0 S: 4	H: 1 LOB: 1 BB: 0 P: 4	R: 0 E: 0 K: 0 S: 5	H: 2 LOB: 1 BB: 1 P: 9	R: 0 E: 0 K: 1 S: 6	H: 1 LOB: 1 BB: 0 P: 6	R: 0 E: 0 K: 0 S: 4	H: 1 LOB: 1 BB: 0 P: 4	R: 0 E: 0 K: 0 S: 4	H: 1 LOB: 2 BB: 1 P: 8	1B: 7 2B: 1 3B: 0 HR: 0	SF: 0 SAC: 1 DP: 0 HBP: 1	WP: 1 PB: 0 CS: 4	PA: 35
PITCHER	IP WLS BF H R ER SO BB IBB HBP BLK WP HR S P ERA WHIP	8.0 L 34 8 3 3 4 1 1 1 0 1 0 39 48 3.38 1.125																		


AB	31
R	0
H	6
RBI	0
BB	2
SO	5
LOB	13



AB	30
R	3
H	8
RBI	3
BB	2
SO	4
LOB	15



Batter	1	2	3	4	5	6	7	8	9	AB	R	H	RBI	BB	SO	LOB	TOP								
Bob Molinaro, L OBP: 0.400, SLG: 0.522 (1, 9)	F9		1B		4-3			F9	1B	5	0	2	0	0	0	0	Chicago White Sox @ Milwaukee Brewers Milwaukee County Stadium, Milwaukee, WI Tue May 02 1978, 8:05 PM EDT Att. 7,880 - Unknown - 46 F								
Don Kessinger, S OBP: 0.300, SLG: 0.243 (1, 6)	F8		F7			G4-6-3		HR	1B	5	1	3	1	0	0	1									
Jorge Orta, L OBP: 0.349, SLG: 0.514 (1, 4)	F7			HR		G4-6-3		6-3	F9	5	1	1	1	0	0	4									
Lamar Johnson, R OBP: 0.358, SLG: 0.432 (1, 3)		K		1-3		1B		HR		3	2	1	2	1	1	0									
Ron Blomberg, L OBP: 0.256, SLG: 0.474 (1, 10)		1B		6-3		1B		E1		4	0	2	1	0	0	0									
Chet Lemon, R OBP: 0.346, SLG: 0.419 (1, 8)	F9			E4		1B		FC5-4		4	0	1	0	0	0	3									
Henry Cruz, L OBP: 0.111, SLG: 0.125 (1, 7)	F5			K				F9		4	0	0	0	0	2	2									
Eric Soderholm, R OBP: 0.271, SLG: 0.391 (1, 5)			F8		5-3			F8		4	0	0	0	0	0	0									
Bill Nahorodny, R OBP: 0.380, SLG: 0.422 (1, 2)			F4		F2			1B	1B	4	1	1	0	0	0	0									
Inning Stats	R: 0 E: 0 K: 0 S: 3	H: 0 LOB: 0 BB: 0 P: 3	R: 0 E: 0 K: 1 S: 6	H: 1 LOB: 1 BB: 0 P: 6	R: 0 E: 0 K: 0 S: 4	H: 1 LOB: 1 BB: 0 P: 4	R: 1 E: 1 K: 1 S: 7	H: 2 LOB: 1 BB: 0 P: 7	R: 0 E: 0 K: 0 S: 3	H: 0 LOB: 0 BB: 0 P: 3	R: 1 E: 0 K: 0 S: 4	H: 2 LOB: 1 BB: 1 P: 8	R: 0 E: 0 K: 1 S: 5	H: 0 LOB: 0 BB: 0 P: 5	R: 2 E: 1 K: 0 S: 6	H: 2 LOB: 1 BB: 0 P: 6		R: 1 E: 0 K: 0 S: 6	H: 3 LOB: 2 BB: 0 P: 6	1B: 9 2B: 0 3B: 0 HR: 2	SF: 0 SAC: 0 DP: 1 HBP: 0	WP: 0 PB: 0 SB: 1 CS: 1	PA: 39		
PITCHER	IP	WLS	BF	H	R	ER	SO	BB	IBB	HBP	BLK	WP	HR	S	P	ERA	WHIP								
Lary Sorensen, R ERA: 4.64 (1, 1)	8.2	L	38	11	5	5	3	1	0	0	0	0	2	43	47	5.19	1.385								
Bob McClure, L ERA: 3.46 (9, 1)	0.1		1	0	0	0	0	0	0	0	0	0	0	1	1	0.00	0.000								

Batter	1	2	3	4	5	6	7	8	9	AB	R	H	RBI	BB	SO	LOB	BOTTOM								
Paul Molitor, R OBP: 0.290, SLG: 0.394 (1, 6)	F7		SF8		F8		L3		5-3	4	0	0	1	0	0	3	Chicago White Sox @ Milwaukee Brewers Milwaukee County Stadium, Milwaukee, WI Tue May 02 1978, 8:05 PM EDT Att. 7,880 - Unknown - 46 F								
Dick Davis, R OBP: 0.378, SLG: 0.471 (1, 10)	F7		CS			F3		E5		4	0	1	0	0	0	0									
Sal Bando, R OBP: 0.368, SLG: 0.408 (1, 5)	FC6-4		CS		4-3		F8		1B	4	0	2	0	0	0	0									
Larry Hisle, R OBP: 0.367, SLG: 0.650 (1, 7)	FC6-4				5-3		L6		L5	3	1	0	0	1	0	3									
Sixto Lezcano, R OBP: 0.404, SLG: 0.361 (1, 9)		K		5-3			1B		F7	4	0	1	0	0	1	3									
Gorman Thomas, R OBP: 0.356, SLG: 0.528 (1, 8)	6-3						SH3-4		K	3	0	1	1	0	1	2									
Ben Oglivie, L OBP: 0.348, SLG: 0.441 (1, 3)	F6			4-3					4-3	4	1	2	0	0	0	1									
Buck Martinez, R OBP: 0.326, SLG: 0.375 (1, 2)			SF8		6-3				F6	3	1	1	0	1	0	1									
Lenn Sakata, R OBP: 0.291, SLG: 0.260 (1, 4)			4-3		5-3				4-3	3	0	0	0	0	1	4									
Jim Wohlford, R OBP: 0.190, SLG: 0.200 (9, PH)										1	0	0	1	0	0	0									
Inning Stats	R: 0 E: 0 K: 0 S: 4	H: 1 LOB: 0 BB: 0 P: 4	R: 0 E: 0 K: 1 S: 5	H: 0 LOB: 0 BB: 0 P: 5	R: 1 E: 0 K: 0 S: 4	H: 2 LOB: 0 BB: 0 P: 4	R: 1 E: 0 K: 0 S: 4	H: 1 LOB: 1 BB: 1 P: 8	R: 0 E: 0 K: 0 S: 3	H: 0 LOB: 0 BB: 0 P: 3	R: 0 E: 0 K: 1 S: 7	H: 0 LOB: 0 BB: 0 P: 3	R: 0 E: 1 K: 1 S: 7	H: 2 LOB: 3 BB: 1 P: 11	R: 0 E: 0 K: 1 S: 7	H: 1 LOB: 2 BB: 0 P: 7		R: 1 E: 0 K: 0 S: 4	H: 1 LOB: 0 BB: 0 P: 4	1B: 5 2B: 1 3B: 2 HR: 0	SF: 1 SAC: 1 DP: 0 HBP: 0	WP: 0 PB: 0 SB: 0 CS: 1	PA: 38		
PITCHER	IP	WLS	BF	H	R	ER	SO	BB	IBB	HBP	BLK	WP	HR	S	P	ERA	WHIP								
Wilbur Wood, L ERA: 3.28 (1, 1)	9.0	W	37	8	3	3	3	1	1	0	0	0	0	41	49	3.00	1.000								

Batter	1	2	3	4	5	6	7	8	9	AB	R	H	RBI	BB	SO	LOB	TOP			
Alan Bannister, R (1,7)	0-0 4-3			0-0 L4		0-0 1-3			0-0 F4	4	0	0	0	0	0	0				
Don Kessinger, S (1,6) OBP: 0.316, SLG: 0.293	0-0 F7			0-0 F7			0-0 FC6-4 1B		0-0 2B	4	0	2	0	0	0	0				
Jorge Orta, L (1,4)	0-0 1-3			0-0 F9			0-0 FC6-4 1-2		0-0 F8	4	0	0	0	0	0	2				
Lamar Johnson, R (1,3) OBP: 0.345, SLG: 0.416		0-0 6-3			0-0 F9			0-0 F8		3	0	0	0	0	0	1				
Wayne Nordhagen, R (1,9) OBP: 0.310, SLG: 0.600		0-0 4-3			0-3 K			0-0 F7		3	0	0	0	0	1	1				
Chet Lemon, R (1,8) OBP: 0.345, SLG: 0.416		0-0 F9			0-0 1B			0-0 1-3		3	0	1	0	0	0	0				
Junior Moore, R (1,10) OBP: 0.400, SLG: 0.385			0-0 6-3		0-0 F9			0-0 5-3		3	0	0	0	0	0	1				
Eric Soderholm, R (1,5) OBP: 0.260, SLG: 0.373			0-0 F7			0-0 6-3		0-0 1-3		3	0	0	0	0	0	0				
Bill Nahorodny, R (1,2) OBP: 0.358, SLG: 0.396			0-0 F9			0-0 F3		0-0 6-3		3	0	0	0	0	0	0				
Inning Stats	R: 0 E: 0 K: 0 S: 3	H: 0 LOB: 0 BB: 0 P: 3	R: 0 E: 0 K: 0 S: 3	H: 0 LOB: 0 BB: 0 P: 3	R: 0 E: 0 K: 0 S: 3	H: 0 LOB: 0 BB: 0 P: 3	R: 0 E: 0 K: 0 S: 3	H: 0 LOB: 0 BB: 0 P: 3	R: 0 E: 0 K: 0 S: 3	H: 1 LOB: 1 BB: 0 P: 4	R: 0 E: 0 K: 0 S: 4	H: 0 LOB: 0 BB: 0 P: 3	R: 0 E: 0 K: 0 S: 3	H: 0 LOB: 0 BB: 0 P: 3	R: 0 E: 0 K: 0 S: 4	H: 1 LOB: 1 BB: 0 P: 4	1B: 2 2B: 1 3B: 0 HR: 0	SF: 0 SAC: 0 DP: 0 HBP: 0	WP: 0 PB: 0 CS: 0	PA: 30
PITCHER Jerry Augustine, L (1,1) ERA: 4.7	IP: 9.0 WLS: W BF: 30 H: 3 R: 0 ER: 0 SO: 1 BB: 0 IBB: 0 HBP: 0 BLK: 0 WP: 0 HR: 0 S: 32 P: 32 ERA: 0.00 WHIP: 0.333															PITCHER				

Chicago White Sox @ Milwaukee Brewers
Milwaukee County Stadium, Milwaukee, WI
Wed May 03 1978, 8:05 PM EDT
Att: 5,720 - Unknown - 50 F

AB 30
R 0
H 3
RBI 0
BB 0
SO 1
LOB 5



Batter	1	2	3	4	5	6	7	8	9	AB	R	H	RBI	BB	SO	LOB	BOTTOM			
Paul Molitor, R (1,6) OBP: 0.301, SLG: 0.414	0-0 F9		0-0 S 1B		0-0 F8		0-0 1B 2B			4	1	2	2	0	0	0				
Dick Davis, R (1,7) OBP: 0.366, SLG: 0.447	0-0 F8		0-3 K		0-0 F9		0-0 1B			4	0	1	1	0	1	1				
Sal Bando, R (1,5) OBP: 0.374, SLG: 0.413	0-0 1B		0-0 1-2 1B			0-0 F7	0-0 F2			4	0	2	0	0	0	2				
Larry Hise, R (1,10) OBP: 0.351, SLG: 0.619	0-0 5-3		0-0 L5			0-0 5-3		0-0 F4		4	0	0	0	0	0	3				
Sixto Lezcano, R (1,9) OBP: 0.392, SLG: 0.375		0-0 1B 2B	0-0 L6			0-0 6-3		0-3 K		4	0	1	0	0	1	2				
Gorman Thomas, R (1,8) OBP: 0.374, SLG: 0.527		0-0 BB 1B		0-0 L5		4-0 WP SH1-4 2B BB	4-0 3B BB			2	2	1	0	2	0	0				
Cecil Cooper, L (1,3) OBP: 0.359, SLG: 0.651		4-0 BB BB BB BB	4-0 G6-4-3 BB		0-0 F8		0-0 SH1-4	0-0 1-2 1B	0-0 3B	2	0	1	1	1	0	0				
Buck Martinez, R (1,2) OBP: 0.298, SLG: 0.341		0-0 F5		0-0 G3			0-0 F2	0-0 F4		4	0	0	0	0	0	5				
Lenn Sakata, R (1,4) OBP: 0.281, SLG: 0.250		0-0 G6-4-3			0-3 K		4-0 2B BB			2	0	0	0	0	1	3				
Don Money, R (7, PH) OBP: 0.346, SLG: 0.426										0	0	0	0	1	0	0				
Jim Gantner, L (7, PR) OBP: 0.273, SLG: 0.364										0	1	0	0	0	0	0				
Inning Stats	R: 0 E: 0 K: 0 S: 4	H: 1 LOB: 1 BB: 0 P: 4	R: 0 E: 0 K: 0 S: 4	H: 2 LOB: 2 BB: 1 P: 8	R: 0 E: 0 K: 1 S: 7	H: 2 LOB: 0 BB: 0 P: 7	R: 0 E: 0 K: 0 S: 3	H: 0 LOB: 0 BB: 0 P: 3	R: 0 E: 0 K: 1 S: 5	H: 0 LOB: 0 BB: 0 P: 5	R: 0 E: 0 K: 0 S: 3	H: 0 LOB: 0 BB: 0 P: 3	R: 3 E: 0 K: 0 S: 5	H: 2 LOB: 2 BB: 2 P: 13	R: 1 E: 0 K: 1 S: 6	H: 1 LOB: 1 BB: 1 P: 10	1B: 5 2B: 2 3B: 1 HR: 0	SF: 0 SAC: 1 DP: 1 HBP: 0	WP: 1 PB: 0 SB: 1 CS: 0	PA: 35
PITCHER Rich Wortham, L (1,1) ERA: 4.05	IP: 6.2 WLS: L BF: 29 H: 7 R: 3 ER: 3 SO: 2 BB: 3 IBB: 0 HBP: 0 BLK: 0 WP: 1 HR: 0 S: 30 P: 42 ERA: 4.05 WHIP: 1.500															PITCHER				
Jim Willoughby, R (7,1) ERA: 3.46	IP: 1.1 WLS: L BF: 6 H: 1 R: 1 ER: 1 SO: 1 BB: 1 IBB: 0 HBP: 0 BLK: 0 WP: 0 HR: 0 S: 7 P: 11 ERA: 6.75 WHIP: 1.500															PITCHER				

Chicago White Sox @ Milwaukee Brewers
Milwaukee County Stadium, Milwaukee, WI
Wed May 03 1978, 8:05 PM EDT
Att: 5,720 - Unknown - 50 F

AB 30
R 4
H 8
RBI 4
BB 4
SO 3
LOB 16



Batter	1	2	3	4	5	6	7	8	9	AB	R	H	RBI	BB	SO	LOB	TOP
Willie Wilson, S OBP: 0.319, SLG: 0.364 (1, 7)	0-0 4-3		0-0 G6-4-3			0-0 5-3			0-0 6-3	4	0	0	0	0	0	1	Kansas City Royals @ Milwaukee Brewers Milwaukee County Stadium, Milwaukee, WI Fri May 05 1978, 8:05 PM EDT Att: 10,435 - Unknown - 44 F AB 30 R 0 H 4 RBI 0 BB 0 SO 4 LOB 8
Jerry Terrell, R OBP: 0.280, SLG: 0.217 (1, 5)	0-0 6-3			0-0 L6		0-0 5-3			0-0 4-3	4	0	0	0	0	0	0	
Hal McRae, R OBP: 0.297, SLG: 0.543 (1, 10)	0-0 6-3			0-0 4-3			0-0 2B		0-0 P3	4	0	1	0	0	0	0	
Al Cowens, R OBP: 0.315, SLG: 0.421 (1, 9)		0-3 K		0-0 P6			0-0 6-3			3	0	0	0	0	1	1	
Amos Otis, R OBP: 0.353, SLG: 0.557 Joe Zdeb, R OBP: 0.154, SLG: 0.308 (1, 8) (7, 7)		0-0 2B			0-0 F8		0-0 5-3			3	0	1	0	0	0	1	
John Wathan, R OBP: 0.348, SLG: 0.455 (1, 3) (8, 2)		0-0 L6			0-0 FC6-4 1B		0-0 F8			3	0	1	0	0	0	2	
Darrell Porter, L Clint Hurdle, L OBP: 0.391, SLG: 0.475 OBP: 0.343, SLG: 0.383 (1, 2) (8, 3)		0-3 K			0-3 K			0-0 P4		3	0	0	0	0	2	2	
Freddie Patek, R U L Washington, S OBP: 0.273, SLG: 0.338 OBP: 0.505, SLG: 0.333 (1, 6) (6, 6)			0-0 F8		0-0 FC6-4		0-0 5-3			2	0	0	0	0	0	1	
Frank White, R OBP: 0.246, SLG: 0.246 (1, 4)			0-0 G6-4-3 1B			0-3 K		0-0 5-3		3	0	1	0	0	1	0	
Inning Stats	R: 0 E: 0 K: 0 S: 3	H: 0 LOB: 0 BB: 0 P: 3	R: 0 E: 0 K: 2 S: 8	H: 1 LOB: 1 BB: 0 P: 8	R: 0 E: 0 K: 0 S: 3	H: 1 LOB: 0 BB: 0 P: 3	R: 0 E: 0 K: 0 S: 3	H: 0 LOB: 0 BB: 0 P: 3	R: 0 E: 0 K: 1 S: 5	H: 1 LOB: 1 BB: 0 P: 4	R: 0 E: 0 K: 0 S: 3	H: 0 LOB: 0 BB: 0 P: 3	R: 0 E: 0 K: 0 S: 3	H: 0 LOB: 0 BB: 0 P: 3	1B: 2 2B: 2 3B: 0 HR: 0	SF: 0 SAC: 0 DP: 1 HBP: 0	
PITCHER Mike Caldwell, L ERA: 2.89 (1, 1)	IP: 9.0 WLS: W BF: 30 H: 4 R: 0 ER: 0 SO: 4 BB: 0 IBB: 0 HBP: 0 BLK: 0 WP: 0 HR: 0 S: 38 P: 38 ERA: 0.00 WHIP: 0.444											PITCHER IP: 9.0 WLS: W BF: 30 H: 4 R: 0 ER: 0 SO: 4 BB: 0 IBB: 0 HBP: 0 BLK: 0 WP: 0 HR: 0 S: 38 P: 38 ERA: 0.00 WHIP: 0.444					

Batter	1	2	3	4	5	6	7	8	9	AB	R	H	RBI	BB	SO	LOB	BOTTOM
Paul Molitor, R OBP: 0.308, SLG: 0.413 (1, 6)	0-0 L5		0-0 L7	0-0 5-3	0-0 1B			0-0 FC5-4 1B		5	0	2	0	0	0	1	Kansas City Royals @ Milwaukee Brewers Milwaukee County Stadium, Milwaukee, WI Fri May 05 1978, 8:05 PM EDT Att: 10,435 - Unknown - 44 F AB 39 R 9 H 14 RBI 9 BB 2 SO 6 LOB 17
Sal Bando, R OBP: 0.375, SLG: 0.424 (1, 5)	0-0 F2		1B 1B		2-3 2B			0-0 FC5-4 E		5	2	2	0	0	0	3	
Cecil Cooper, L OBP: 0.361, SLG: 0.637 (1, 3)	0-0 4-3		1B 1B	1-3 1B		0-0 6-3	0-0 G3-6-3 1B	0-3 K		5	1	2	0	0	1	2	
Larry Hisle, R OBP: 0.354, SLG: 0.607 (1, 10)		0-3 K HR	0-0 1B	1-2 3-H 1B	0-0 1B	0-0 HR	0-0 L5	0-0 E6 FC4-8		5	2	2	2	0	1	2	
Ben Oglivie, L OBP: 0.352, SLG: 0.484 (1, 7)		0-3 K	0-0 1B	1-2 2-H 1B	0-0 HR	0-0 G3-6-3	0-0 HR	0-0 FC4-6		5	1	2	3	0	1	4	
Sixto Lezcano, R OBP: 0.400, SLG: 0.523 (1, 9)		0-0 HR	0-0 F8		0-0 HR		0-3 K			4	2	2	3	0	1	2	
Gorman Thomas, R OBP: 0.379, SLG: 0.532 (1, 8)		0-0 F8		0-3 K	0-0 2B		4-0 BB	0-0 FC5-4 BB		3	1	1	0	1	1	0	
Buck Martinez, R OBP: 0.294, SLG: 0.354 (1, 2)	0-0 F7			0-0 5-3	0-0 1B 2B		0-0 F7			4	0	1	1	0	0	1	
Lenn Sakata, R OBP: 0.279, SLG: 0.236 (1, 4)			0-0 5-3	4-0 BB	0-3 K		0-0 FC5-4			3	0	0	0	1	1	2	
Inning Stats	R: 0 E: 0 K: 0 S: 3	H: 0 LOB: 0 BB: 0 P: 3	R: 2 E: 0 K: 2 S: 9	H: 1 LOB: 0 BB: 0 P: 9	R: 2 E: 0 K: 0 S: 7	H: 4 LOB: 2 BB: 0 P: 7	R: 0 E: 0 K: 1 S: 5	H: 0 LOB: 1 BB: 1 P: 9	R: 5 E: 0 K: 1 S: 12	H: 7 LOB: 2 BB: 0 P: 12	R: 0 E: 0 K: 0 S: 3	H: 1 LOB: 0 BB: 0 P: 3	R: 0 E: 1 K: 1 S: 7	H: 1 LOB: 2 BB: 0 P: 7	1B: 8 2B: 3 3B: 0 HR: 3	SF: 0 SAC: 0 DP: 1 HBP: 0	
PITCHER Jim Colborn, R ERA: 5.87 Marty Pattin, R ERA: 2.3 Steve Mingori, L ERA: (1, 1) (5, 1) (8, 1)	IP: 4.1 WLS: L BF: 22 H: 7 R: 6 ER: 3 SO: 3 BB: 1 IBB: 0 HBP: 0 BLK: 0 WP: 0 HR: 1 S: 27 P: 31 ERA: 10.38 WHIP: 1.846											PITCHER IP: 2.2 WLS: L BF: 14 H: 6 R: 3 ER: 3 SO: 2 BB: 1 IBB: 0 HBP: 0 BLK: 0 WP: 0 HR: 2 S: 17 P: 21 ERA: 10.12 WHIP: 2.625					
PITCHER Steve Mingori, L ERA: (8, 1)	IP: 1.0 WLS: L BF: 5 H: 1 R: 0 ER: 0 SO: 1 BB: 0 IBB: 0 HBP: 0 BLK: 0 WP: 0 HR: 0 S: 7 P: 7 ERA: 0.00 WHIP: 1.000											PITCHER IP: 1.0 WLS: L BF: 5 H: 1 R: 0 ER: 0 SO: 1 BB: 0 IBB: 0 HBP: 0 BLK: 0 WP: 0 HR: 0 S: 7 P: 7 ERA: 0.00 WHIP: 1.000					

Batter	1	2	3	4	5	6	7	8	9	AB	R	H	RBI	BB	SO	LOB	TOP					
Amos Otis, R OBP: 0.333, SLG: 0.523 (1, 8)	6-3		K		F8		L6			4	0	0	0	0	1	3	Kansas City Royals @ Milwaukee Brewers Milwaukee County Stadium, Milwaukee, WI Sat May 06 1978, 4:33 AM EDT Att: 13,914 - Unknown - 55 F livebaseballscorecards.com					
Hal McRae, R OBP: 0.295, SLG: 0.531 (1, 10)	F9		1B			6-3		K		4	0	1	0	0	1	0						
Tom Poquette, L OBP: 0.326, SLG: 0.575 (8, PR) Willie Wilson, S OBP: 0.319, SLG: 0.364 (8, 7)	3-1		F5			4-3		CS	2B	4	0	1	0	0	0	1						
Al Cowens, R OBP: 0.333, SLG: 0.438 (1, 9)		1B				F6		S	1B	4	1	3	0	0	0	0						
Darrell Porter, L OBP: 0.396, SLG: 0.512 (1, 2)		1B				P6		HR	F7	4	1	2	1	0	0	3						
Clint Hurdle, L OBP: 0.336, SLG: 0.375 (8, PR) U L Washington, S OBP: 0.500, SLG: 0.333 (9, 3) Ralph LaCock, L OBP: 0.143, SLG: 0.083 (9, 3)		1B				G4-6-3		6-3		4	0	1	0	0	0	2						
Jerry Terrell, R OBP: 0.276, SLG: 0.192 (1, 5)	3-1							P5		3	1	0	0	1	1	2						
Freddie Patek, R OBP: 0.288, SLG: 0.342 (1, 6)	5-3							SH5-3	BB	2	0	1	0	1	0	1						
Frank White, R OBP: 0.268, SLG: 0.269 (1, 4)								SH2-3		2	0	2	1	0	0	0						
Inning Stats	R: 0 E: 0 K: 0 S: 3	H: 0 LOB: 0 BB: 0 P: 3	R: 1 E: 1 K: 0 S: 5	H: 2 LOB: 1 BB: 0 P: 5	R: 0 E: 0 K: 1 S: 6	H: 2 LOB: 0 BB: 0 P: 6	R: 0 E: 0 K: 0 S: 3	H: 1 LOB: 0 BB: 0 P: 3	R: 1 E: 0 K: 0 S: 3	H: 0 LOB: 0 BB: 1 P: 7	R: 0 E: 0 K: 0 S: 3	H: 0 LOB: 0 BB: 0 P: 3	R: 1 E: 0 K: 0 S: 5	H: 2 LOB: 2 BB: 1 P: 9	R: 0 E: 0 K: 1 S: 6	H: 2 LOB: 1 BB: 0 P: 6		R: 0 E: 0 K: 1 S: 5	H: 2 LOB: 1 BB: 0 P: 5	1B: 9 2B: 1 3B: 0 HR: 1	SF: 0 SAC: 2 DP: 1 HBP: 0	WP: 0 PB: 0 SB: 1 CS: 4
PITCHER Lary Sorensen, R ERA: 4.35 (1, 1)	IP: 9.0 WLS: W BF: 35 H: 11 R: 3 ER: 3 SO: 3 BB: 2 IBB: 0 HBP: 0 BLK: 1 WP: 0 HR: 1 S: 39 P: 47 ERA: 3.00 WHIP: 1.444																					

Batter	1	2	3	4	5	6	7	8	9	AB	R	H	RBI	BB	SO	LOB	BOTTOM			
Paul Molitor, R OBP: 0.305, SLG: 0.405 (1, 6)	5-3		5-3			4-3			BB	4	1	1	0	0	0	0	Kansas City Royals @ Milwaukee Brewers Milwaukee County Stadium, Milwaukee, WI Sat May 06 1978, 4:33 AM EDT Att: 13,914 - Unknown - 55 F livebaseballscorecards.com			
Dick Davis, R OBP: 0.356, SLG: 0.415 (1, 7)	F7		F3			L8		HR	BB	3	1	0	0	1	0	0				
Sal Bando, R OBP: 0.380, SLG: 0.455 (1, 5)					6-3		F7		HR	3	1	1	3	1	0	0				
Larry Hise, R OBP: 0.350, SLG: 0.587 (1, 10)	F9				F7		F3		1B	3	1	0	0	1	0	1				
Sixto Lezcano, R OBP: 0.407, SLG: 0.542 (1, 9)			F9		6-3				BB	4	0	2	0	0	0	0				
Cecil Cooper, L OBP: 0.376, SLG: 0.642 (1, 3)			S			G3			BB	4	0	3	0	0	0	1				
Gorman Thomas, R OBP: 0.374, SLG: 0.513 (1, 8)			L8			G5-4-3		P4		3	0	0	1	1	0	2				
Buck Martinez, R OBP: 0.278, SLG: 0.333 (1, 2)			K			F7		5-3		3	0	0	0	0	1	1				
Lenn Sakata, R OBP: 0.270, SLG: 0.228 (8, PH) Robin Yount, R OBP: 0.273, SLG: 0.364 (9, 4)			6-3					F5		2	0	0	0	0	0	0				
Inning Stats	R: 0 E: 0 K: 0 S: 3	H: 0 LOB: 1 BB: 1 P: 7	R: 0 E: 0 K: 1 S: 6	H: 1 LOB: 0 BB: 0 P: 6	R: 0 E: 0 K: 0 S: 3	H: 0 LOB: 0 BB: 0 P: 3	R: 0 E: 0 K: 0 S: 3	H: 0 LOB: 0 BB: 0 P: 3	R: 0 E: 0 K: 0 S: 4	H: 1 LOB: 1 BB: 0 P: 4	R: 0 E: 0 K: 0 S: 3	H: 0 LOB: 0 BB: 0 P: 3	R: 0 E: 0 K: 0 S: 4	H: 0 LOB: 3 BB: 3 P: 16	R: 4 E: 0 K: 0 S: 4	H: 4 LOB: 3 BB: 3 P: 16		1B: 5 2B: 1 3B: 0 HR: 1	SF: 0 SAC: 0 DP: 1 HBP: 0	WP: 0 PB: 0 SB: 1 CS: 0
PITCHER Paul Splitteroff, L ERA: 2.47 (1, 1) Doug Bird, R ERA: 6.92 (9, 1) Al Hrabosky, L ERA: 1.04 (9, 1)	IP: 8.0 WLS: L BF: 29 H: 4 R: 2 ER: 2 SO: 1 BB: 2 IBB: 0 HBP: 0 BLK: 0 WP: 0 HR: 0 S: 29 P: 37 ERA: 2.25 WHIP: 0.750																			

Batter	1	2	3	4	5	6	7	8	9	AB	R	H	RBI	BB	SO	LOB	TOP										
Freddie Patek, R OBP: 0.306, SLG: 0.370 (1, 6)																	5	2	3	1	0	0	1				
Joe Zdeb, R OBP: 0.222, SLG: 0.353 (1, 7)																	4	1	2	2	0	0	1				
Hal McRae, R OBP: 0.318, SLG: 0.569 (1, 10)																	4	1	3	1	1	0	1				
Al Cowens, R OBP: 0.347, SLG: 0.446 (1, 9)																	3	0	2	2	1	0	0				
Amos Otis, R OBP: 0.338, SLG: 0.514 (1, 8)																	5	0	2	0	0	0	5				
John Wathan, R OBP: 0.286, SLG: 0.370 (1, 3)																	5	0	0	0	0	1	5				
Darrell Porter, L OBP: 0.396, SLG: 0.500 (1, 2)																	4	1	1	0	1	1	2				
Jerry Terrell, R OBP: 0.273, SLG: 0.200 (1, 5)																	4	1	1	0	0	0	2				
Frank White, R OBP: 0.280, SLG: 0.338 (1, 4)																	4	2	2	2	0	0	1				
Inning Stats	R: 0 E: 0 K: 0 S: 3	H: 2 LOB: 0 BB: 0 P: 3	R: 0 E: 0 K: 0 S: 4	H: 1 LOB: 1 BB: 0 P: 4	R: 0 E: 0 K: 0 S: 4	H: 1 LOB: 1 BB: 0 P: 4	R: 1 E: 0 K: 1 S: 7	H: 2 LOB: 1 BB: 0 P: 7	R: 3 E: 1 K: 1 S: 9	H: 3 LOB: 2 BB: 1 P: 13	R: 3 E: 0 K: 0 S: 6	H: 4 LOB: 2 BB: 1 P: 6	R: 0 E: 0 K: 0 S: 4	H: 1 LOB: 2 BB: 1 P: 8	R: 1 E: 0 K: 0 S: 5	H: 2 LOB: 2 BB: 1 P: 9	R: 0 E: 0 K: 0 S: 3	H: 0 LOB: 0 BB: 0 P: 3	1B: 11 2B: 3 3B: 1 HR: 1	SF: 2 SAC: 1 DP: 1 HBP: 0	WP: 0 PB: 0 SB: 2 CS: 0	PA: 44					
PITCHER	IP	WLS	BF	H	R	ER	SO	BB	IBB	HBP	BLK	WP	HR	S	P	ERA	WHIP										
Jerry Augustine, L ERA: 5.26 (1, 1)	5.2	L	29	12	7	6	2	1	0	0	0	0	0	32	36	9.53	2.294										
Andy Replogle, R ERA: 5.79 (6, 1)	2.1		12	4	1	1	0	1	1	0	0	0	1	10	18	3.86	2.143										
Bill Castro, R ERA: (9, 1)	1.0		3	0	0	0	0	0	0	0	0	0	0	3	3	0.00	0.000										

Kansas City Royals @ Milwaukee Brewers
 Milwaukee County Stadium, Milwaukee, WI
 Sun May 07 1978, 4:33 AM EDT
 Att: 10,887 - Unknown - 50 F

AB 38
R 8
H 16
RBI 8
BB 3
SO 2
LOB 18

Batter	1	2	3	4	5	6	7	8	9	AB	R	H	RBI	BB	SO	LOB	BOTTOM										
Paul Molitor, R OBP: 0.310, SLG: 0.417 (1, 6)																	5	0	2	2	0	0	3				
Sal Bando, R OBP: 0.381, SLG: 0.440 (1, 5)																	3	0	0	0	2	0	3				
Cecil Cooper, L OBP: 0.368, SLG: 0.620 (1, 3)																	5	0	1	2	0	2	3				
Larry Hisle, R OBP: 0.352, SLG: 0.568 (1, 10)																	3	1	0	0	1	1	3				
Ben Oglivie, L OBP: 0.355, SLG: 0.493 (1, 7)																	5	2	2	0	0	0	1				
Sixto Lezcano, R OBP: 0.391, SLG: 0.509 (1, 9)																	5	0	1	2	0	0	2				
Gorman Thomas, R OBP: 0.356, SLG: 0.482 (1, 8)																	5	0	0	0	0	1	2				
Buck Martinez, R OBP: 0.298, SLG: 0.340 (1, 2)																	2	2	1	0	1	0	0				
Jim Woychik, R OBP: 0.500, SLG: 0.190 (8, PH)																	1	0	0	0	0	0	0				
Charlie Moore, R OBP: 0.333, SLG: 0.500 (9, 2)																	0	0	0	0	0	0	0				
Lenn Sakata, R OBP: 0.288, SLG: 0.224 (1, 4)																	1	1	0	0	2	0	0				
Robin Yount, R OBP: 0.500, SLG: 0.500 (8, PH)																	1	0	1	0	0	0	0				
Jim Gantner, L OBP: 0.273, SLG: 0.364 (9, 4)																	0	0	0	0	0	0	0				
Inning Stats	R: 0 E: 1 K: 2 S: 8	H: 0 LOB: 1 BB: 0 P: 8	R: 2 E: 0 K: 0 S: 5	H: 2 LOB: 2 BB: 2 P: 13	R: 0 E: 0 K: 0 S: 3	H: 0 LOB: 1 BB: 0 P: 4	R: 2 E: 0 K: 0 S: 5	H: 2 LOB: 2 BB: 2 P: 13	R: 0 E: 0 K: 0 S: 3	H: 0 LOB: 0 BB: 0 P: 3	R: 0 E: 0 K: 1 S: 6	H: 1 LOB: 2 BB: 1 P: 10	R: 0 E: 0 K: 0 S: 3	H: 0 LOB: 0 BB: 0 P: 3	R: 0 E: 0 K: 0 S: 4	H: 1 LOB: 1 BB: 0 P: 4	R: 2 E: 0 K: 1 S: 7	H: 2 LOB: 1 BB: 1 P: 11	1B: 6 2B: 2 3B: 0 HR: 0	SF: 0 SAC: 0 DP: 0 HBP: 1	WP: 0 PB: 0 SB: 1 CS: 0	PA: 43					
PITCHER	IP	WLS	BF	H	R	ER	SO	BB	IBB	HBP	BLK	WP	HR	S	P	ERA	WHIP										
Rich Gale, R ERA: 2.84 (1, 1)	5.2	W	29	5	4	4	2	5	0	1	0	0	0	27	48	6.35	1.765										
Steve Mingori, L ERA: 1.54 (6, 1)	3.1	S	14	3	2	2	2	1	0	0	0	0	0	17	21	5.40	1.200										

Kansas City Royals @ Milwaukee Brewers
 Milwaukee County Stadium, Milwaukee, WI
 Sun May 07 1978, 4:33 AM EDT
 Att: 10,887 - Unknown - 50 F

AB 36
R 6
H 8
RBI 6
BB 6
SO 4
LOB 17

Batter	1	2	3	4	5	6	7	8	9	AB	R	H	RBI	BB	SO	LOB	TOP								
Mike Hargrove, L (1, 3) OBP: 0.369, SLG: 0.422	G3		4-3		3-1		F8		E7	5	0	1	0	0	0	0	Texas Rangers @ Milwaukee Brewers Milwaukee County Stadium, Milwaukee, WI Tue May 09 1978, 8:05 PM EDT Att. 4,790 - Unknown - 55 F								
Bert Campaneris, R (1, 6) OBP: 0.235, SLG: 0.153	5-3		1B SF9		4-3		F9		L6-3	5	1	1	0	0	0	2									
Juan Beniquez, R (1, 8) OBP: 0.197, SLG: 0.216	BB 1B		1B SF9		4-3				F8	4	1	2	1	1	0	0									
Richie Zisk, R (1, 9) OBP: 0.369, SLG: 0.649	BB 1B		SF9				E3		F7	4	2	2	1	0	0	1									
Jim Sundberg, R (1, 2) OBP: 0.349, SLG: 0.467	BB 1B		3-H		6-3				HR	3	1	2	1	1	0	1									
Toby Harrah, R (1, 5) OBP: 0.287, SLG: 0.353	BB 1B		2-H		P5				HR	4	0	0	0	0	2	7									
Al Oliver, L (1, 7) OBP: 0.306, SLG: 0.396			K						K	4	1	2	4	0	0	0									
Kurt Bevacqua, R (1, 10) OBP: 0.152, SLG: 0.250							2-H		HR	4	0	0	0	0	0	1									
Bump Willis, S (1, 4) OBP: 0.287, SLG: 0.288										3	1	0	0	1	1	0									
Inning Stats	R: 0 E: 0 K: 0 S: 4	H: 1 LOB: 3 BB: 2 P: 12	R: 0 E: 0 K: 1 S: 5	H: 0 LOB: 0 BB: 0 P: 5	R: 2 E: 0 K: 1 S: 8	H: 3 LOB: 1 BB: 0 P: 8	R: 0 E: 0 K: 0 S: 3	H: 0 LOB: 0 BB: 0 P: 3	R: 0 E: 0 K: 0 S: 3	H: 0 LOB: 0 BB: 0 P: 3	R: 1 E: 1 K: 0 S: 5	H: 1 LOB: 1 BB: 0 P: 5	R: 0 E: 0 K: 0 S: 3	H: 0 LOB: 0 BB: 0 P: 3	R: 3 E: 0 K: 1 S: 8	H: 3 LOB: 0 BB: 0 P: 8	R: 1 E: 1 K: 0 S: 4	H: 2 LOB: 1 BB: 1 P: 8	1B: 9 2B: 1 3B: 0 HR: 1	SF: 1 SAC: 0 DP: 1 HBP: 0	WP: 0 PB: 0 SB: 0 CS: 0	PA: 40			
PITCHER	IP	WLS	BF	H	R	ER	SO	BB	IBB	HBP	BLK	WP	HR	S	P	ERA	WHIP								
Mike Caldwell, L (1, 1) ERA: 3.31	8.0	L	35	8	6	5	3	2	0	0	0	0	1	39	47	5.62	1.250								
Eduardo Rodriguez, R (9, 1) ERA: 1.74	1.0		5	2	1	0	0	1	0	0	0	0	0	4	8	0.00	3.000								

Texas Rangers @ Milwaukee Brewers
 Milwaukee County Stadium, Milwaukee, WI
 Tue May 09 1978, 8:05 PM EDT
 Att. 4,790 - Unknown - 55 F

AB 36
 R 7
 H 10
 RBI 7
 BB 3
 SO 3
 LOB 12



Batter	1	2	3	4	5	6	7	8	9	AB	R	H	RBI	BB	SO	LOB	BOTTOM								
Paul Molitor, R (1, 6) OBP: 0.308, SLG: 0.409	S 1B		K		F9		F8			4	0	1	0	0	1	0	Texas Rangers @ Milwaukee Brewers Milwaukee County Stadium, Milwaukee, WI Tue May 09 1978, 8:05 PM EDT Att. 4,790 - Unknown - 55 F								
Sal Bando, R (1, 5) OBP: 0.385, SLG: 0.436	F8		1B						5-3	3	0	1	0	1	0	1									
Lenn Sakata, R (9, 4) OBP: 0.288, SLG: 0.224			1B		BB					0	0	0	0	0	0	0									
Cecil Cooper, L (1, 3) OBP: 0.355, SLG: 0.596	F5		F8		F7				6-3	4	0	0	0	0	0	3									
Larry Hisle, R (1, 7) OBP: 0.348, SLG: 0.556	6-3		1B		F8				K	4	0	1	0	0	1	2									
Ben Oglivie, L (1, 10) OBP: 0.338, SLG: 0.466			F6		F8				F9	4	0	0	0	0	0	2									
Sixto Lezcano, R (1, 9) OBP: 0.397, SLG: 0.561			HR		5-3				6-3	4	1	2	1	0	0	0									
Gorman Thomas, R (1, 8) OBP: 0.352, SLG: 0.472			K		1B				K	4	0	1	0	0	2	1									
Jim Gantner, L (1, 4) OBP: 0.267, SLG: 0.333			BLK 1B		F7				F7	4	0	1	0	0	0	2									
Buck Martinez, R (1, 2) OBP: 0.283, SLG: 0.321	F7				P6				6-3	3	0	0	0	0	0	2									
Inning Stats	R: 0 E: 0 K: 0 S: 4	H: 1 LOB: 1 BB: 0 P: 4	R: 1 E: 0 K: 1 S: 7	H: 2 LOB: 1 BB: 0 P: 7	R: 0 E: 0 K: 1 S: 7	H: 2 LOB: 2 BB: 0 P: 7	R: 0 E: 0 K: 0 S: 4	H: 1 LOB: 1 BB: 0 P: 4	R: 0 E: 0 K: 0 S: 3	H: 0 LOB: 0 BB: 1 P: 7	R: 0 E: 0 K: 1 S: 5	H: 0 LOB: 0 BB: 0 P: 5	R: 0 E: 0 K: 0 S: 3	H: 0 LOB: 0 BB: 0 P: 3	R: 0 E: 0 K: 1 S: 5	H: 0 LOB: 0 BB: 0 P: 5	R: 0 E: 0 K: 0 S: 4	H: 1 LOB: 1 BB: 0 P: 4	1B: 6 2B: 0 3B: 0 HR: 1	SF: 0 SAC: 0 DP: 0 HBP: 0	WP: 0 PB: 1 SB: 1 CS: 0	PA: 35			
PITCHER	IP	WLS	BF	H	R	ER	SO	BB	IBB	HBP	BLK	WP	HR	S	P	ERA	WHIP								
Fergie Jenkins, R (1, 1) ERA: 2.45	9.0	W	35	7	1	1	4	1	0	0	0	0	1	42	46	1.00	0.889								

Texas Rangers @ Milwaukee Brewers
 Milwaukee County Stadium, Milwaukee, WI
 Tue May 09 1978, 8:05 PM EDT
 Att. 4,790 - Unknown - 55 F

AB 34
 R 1
 H 7
 RBI 1
 BB 1
 SO 4
 LOB 13



Batter	1	2	3	4	5	6	7	8	9	AB	R	H	RBI	BB	SO	LOB	TOP					
Mike Hargrove, L (1, 3) OBP: 0.383, SLG: 0.424	4-0 E BB		4-0 HR BB		0-0 P6		0-0 1B			2	1	1	0	2	0	1						
Bump Wills, S (1, 4) OBP: 0.297, SLG: 0.333	0-3 K		0-0 HR		0-0 2B 1B		0-0 F7			4	2	2	2	0	1	2						
Al Oliver, L (1, 7) OBP: 0.304, SLG: 0.400	0-0 E4 G5-4-3		0-0 L7		0-0 2B		0-0 F9			4	0	1	2	0	0	1						
Richie Zisk, R (1, 9) OBP: 0.355, SLG: 0.622	0-0 G5-4-3			0-0 1-3	0-0 4-3		0-0 F9			4	0	0	0	0	0	3						
Claudell Washington, L (1, 10) OBP: 0.186, SLG: 0.167		0-3 K		0-0 6-3		0-0 1-3		0-3 K		4	0	0	0	0	2	0						
Jim Sundberg, R (1, 2) OBP: 0.356, SLG: 0.462		0-0 4-3		4-0 BB		0-0 6-3		0-0 L4-3 1B		3	0	1	0	1	0	0						
Juan Beniquez, R (1, 8) OBP: 0.188, SLG: 0.205		0-3 K		0-0 F8		0-0 6-3		0-0 L4-3 1-2		4	0	0	0	0	1	2						
Toby Harrah, R (1, 5) OBP: 0.286, SLG: 0.341			0-0 F9		4-0 FC6-4 BB		0-0 F8		0-0 P6	3	0	0	0	1	0	0						
Bert Campaneris, R (1, 6) OBP: 0.226, SLG: 0.147			0-0 6-3		0-0 FC6-4 1B 2B		0-0 6-3			3	1	0	0	0	0	1						
Inning Stats	R: 0 E: 1 K: 1 S: 5	H: 0 LOB: 1 BB: 1 P: 9	R: 0 E: 0 K: 2 S: 7	H: 0 LOB: 0 BB: 0 P: 7	R: 2 E: 0 K: 0 S: 4	H: 1 LOB: 0 BB: 1 P: 8	R: 0 E: 0 K: 0 S: 3	H: 0 LOB: 1 BB: 1 P: 7	R: 2 E: 0 K: 0 S: 5	H: 2 LOB: 1 BB: 1 P: 9	R: 0 E: 0 K: 0 S: 3	H: 0 LOB: 0 BB: 0 P: 3	R: 0 E: 0 K: 0 S: 4	H: 1 LOB: 1 BB: 0 P: 4	R: 0 E: 0 K: 1 S: 5	H: 0 LOB: 0 BB: 0 P: 5	R: 0 E: 0 K: 0 S: 3	H: 1 LOB: 0 BB: 0 P: 3	1B: 3 2B: 2 3B: 0 HR: 1	SF: 0 SAC: 0 DP: 2 HBP: 0	WP: 0 PB: 0 SB: 0 CS: 0	PA: 35
PITCHER Lary Sorensen, R (1, 1) ERA: 4.3	IP: 9.0 WLS: L BF: 35 H: 5 R: 4 ER: 4 SO: 4 BB: 4 IBB: 0 HBP: 0 BLK: 0 WP: 0 HR: 1 S: 39 P: 55 ERA: 4.00 WHIP: 1.000															PITCHER	IP: 9.0 WLS: L BF: 35 H: 5 R: 4 ER: 4 SO: 4 BB: 4 IBB: 0 HBP: 0 BLK: 0 WP: 0 HR: 1 S: 39 P: 55 ERA: 4.00 WHIP: 1.000					

Texas Rangers @ Milwaukee Brewers
Milwaukee County Stadium, Milwaukee, WI
Wed May 10 1978, 8:05 PM EDT
Alt. 6,528 - Unknown - 58 F


AB	31
R	4
H	5
RBI	4
BB	4
SO	4
LOB	10



Batter	1	2	3	4	5	6	7	8	9	AB	R	H	RBI	BB	SO	LOB	BOTTOM					
Paul Molitor, R (1, 6) OBP: 0.305, SLG: 0.435	0-0 HR		0-0 F9		0-0 4-3		0-0 F8			4	1	1	1	0	0	0						
Sal Bando, R (1, 5) OBP: 0.385, SLG: 0.464	4-0 SH5-3 BB		0-0 F9		0-0 HR		0-0 6-3			3	1	1	1	1	0	0						
Cecil Cooper, L (1, 3) OBP: 0.354, SLG: 0.598	0-0 SH5-3 1-2		0-0 F9		0-0 L6-4 2B		0-3 K			3	0	1	0	0	1	0						
Larry Hisle, R (1, 7) OBP: 0.345, SLG: 0.544	0-0 G4-6-3 1B		0-0 1-3		0-0 L6-4 2-3		0-3 K			4	0	1	0	0	1	1						
Ben Oglivie, L (1, 10) OBP: 0.321, SLG: 0.442	0-0 G4-6-3 1-2		0-0 F2		0-0 4-3		0-0 F8			4	0	0	0	0	0	2						
Sixto Lezcano, R (1, 9) OBP: 0.403, SLG: 0.607		0-3 K		0-3 K		0-0 HR		0-0 1B		4	1	2	1	0	2	0						
Gorman Thomas, R (1, 8) OBP: 0.357, SLG: 0.462		4-0 BB		0-0 1-3		4-0 1B BB		0-3 K		2	0	0	0	2	1	1						
Buck Martinez, R (1, 2) OBP: 0.274, SLG: 0.310		0-3 K		0-0 F2		0-3 K		0-0 1B		2	0	0	0	0	1	1						
Charlie Moore, R (7, PH) OBP: 0.320, SLG: 0.478										1	0	0	0	0	1	1						
Lenn Sakata, R (1, 4) OBP: 0.279, SLG: 0.217		0-0 6-3		0-0 4-3		0-0 1-3				2	0	0	0	0	0	1						
Jim Gantner, L (7, PH) OBP: 0.313, SLG: 0.375										1	0	1	0	0	0	0						
Inning Stats	R: 1 E: 0 K: 0 S: 4	H: 2 LOB: 1 BB: 1 P: 8	R: 0 E: 0 K: 2 S: 7	H: 0 LOB: 1 BB: 1 P: 11	R: 0 E: 0 K: 0 S: 3	H: 0 LOB: 0 BB: 0 P: 3	R: 0 E: 0 K: 1 S: 5	H: 0 LOB: 0 BB: 0 P: 5	R: 0 E: 0 K: 0 S: 3	H: 0 LOB: 0 BB: 0 P: 3	R: 1 E: 0 K: 0 S: 4	H: 2 LOB: 0 BB: 0 P: 4	R: 1 E: 0 K: 1 S: 6	H: 2 LOB: 2 BB: 1 P: 10	R: 0 E: 0 K: 1 S: 5	H: 0 LOB: 0 BB: 0 P: 5	R: 0 E: 0 K: 2 S: 8	H: 1 LOB: 1 BB: 0 P: 8	1B: 3 2B: 2 3B: 0 HR: 3	SF: 0 SAC: 1 DP: 2 HBP: 0	WP: 0 PB: 0 SB: 0 CS: 0	PA: 34
PITCHER Doyle Alexander, R (1, 1) ERA: 3.68	IP: 6.1 WLS: W BF: 25 H: 6 R: 3 ER: 3 SO: 3 BB: 3 IBB: 0 HBP: 0 BLK: 0 WP: 0 HR: 3 S: 28 P: 40 ERA: 4.26 WHIP: 1.263															PITCHER Reggie Cleveland, R (7, 1) ERA: 2.79	IP: 2.2 WLS: S BF: 9 H: 2 R: 0 ER: 0 SO: 4 BB: 0 IBB: 0 HBP: 0 BLK: 0 WP: 0 HR: 1 S: 17 P: 17 ERA: 0.00 WHIP: 0.750					

Texas Rangers @ Milwaukee Brewers
Milwaukee County Stadium, Milwaukee, WI
Wed May 10 1978, 8:05 PM EDT
Alt. 6,528 - Unknown - 58 F

AB	30
R	3
H	7
RBI	3
BB	3
SO	7
LOB	7



Batter	1	2	3	4	5	6	7	8	9	AB	R	H	RBI	BB	SO	LOB	TOP						
Paul Moltor, R OBP: 0.316, SLG: 0.436 (1, 6)	4-0 BB 4-3		X 0-0 F4		X 0-0 SH1-4 1B					2	0	1	0	1	0	0	Milwaukee Brewers @ Chicago White Sox Comiskey Park, Chicago, IL Fri May 12 1978, 8:05 PM EDT Att: 17,953 - Unknown livebaseballscorecards.com						
Dick Davis, R OBP: 0.382, SLG: 0.405 (1, 10)	0-0 4-3 1-2			BBB 4-0 WP SF7 1B BB	X 0-0 SH1-4					1	1	0	0	1	0	1							
Sal Bando, R OBP: 0.397, SLG: 0.459 (1, 5)	4-0 BB G5-4-3			X 0-0 F8	BBB 4-0 BB					1	0	0	0	2	0	1							
Larry Hisle, R OBP: 0.345, SLG: 0.538 (1, 8)	0-0 G5-4-3 1-2			X 0-0 E WP 1B 1B	X 0-0 F9					3	1	1	0	0	0	4							
Sixto Lezcano, R OBP: 0.400, SLG: 0.603 (1, 9)		X 0-0 E S FC6-2 1B		X 0-0 SF7	BBB 0-3 K					2	0	1	1	0	1	2							
Cecil Cooper, L OBP: 0.357, SLG: 0.596 (1, 3)		S 0-3 K		X 0-0 1B 1B						2	1	1	1	0	1	1							
Jim Wohlford, R OBP: 0.208, SLG: 0.217 (1, 7)		X 0-0 FC6-2 1-H		X 0-0 1B 1B						2	0	1	0	0	0	1							
Charlie Moore, R OBP: 0.333, SLG: 0.480 (1, 2)		0-0 CS 1-2	X 0-0 F8	0-0 1B 1B						2	0	1	1	0	0	0							
Lenn Sakata, R OBP: 0.271, SLG: 0.210 (1, 4)			X 0-0 6-3	0-3 K						2	0	0	0	0	1	2							
Inning Stats	R: 0 E: 0 K: 0 S: 2	H: 0 LOB: 1 BB: 2 P: 10	R: 0 E: 0 K: 1 S: 5	H: 1 LOB: 0 BB: 0 P: 5	R: 0 E: 0 K: 0 S: 3	H: 0 LOB: 0 BB: 0 P: 3	R: 3 E: 1 K: 1 S: 9	H: 4 LOB: 2 BB: 1 P: 13	R: 0 E: 0 K: 1 S: 6	H: 1 LOB: 2 BB: 1 P: 10								1B: 6 2B: 0 3B: 0 HR: 0	SF: 1 SAC: 1 DP: 1 HBP: 0	WP: 1 PB: 0 SB: 2 CS: 1	PA: 24		
PITCHER	IP	WLS	BF	H	R	ER	SO	BB	IBB	HBP	BLK	WP	HR	S	P	ERA	WHIP						
Wilbur Wood, L ERA: 3.53 (1, 1)	4.1	W	21	6	3	3	2	4	0	0	0	1	0	21	37	6.23	2.308						
Jim Willoughby, R ERA: 3.79 (5, 1)	0.2	S	2	0	0	0	1	0	0	0	0	0	0	4	4	0.00	0.000						

Batter	1	2	3	4	5	6	7	8	9	AB	R	H	RBI	BB	SO	LOB	BOTTOM						
Junior Moore, R OBP: 0.368, SLG: 0.353 (1, 10)	0-0 1B 5-3		X 0-0 F2	0-3 K						3	0	1	0	0	1	3	Milwaukee Brewers @ Chicago White Sox Comiskey Park, Chicago, IL Fri May 12 1978, 8:05 PM EDT Att: 17,953 - Unknown livebaseballscorecards.com						
Don Kessinger, S OBP: 0.335, SLG: 0.322 (1, 6)	0-0 5-3 1-2		X 0-0 BB 2B 1B							2	1	1	0	0	0	1							
Bobby Bonds, R OBP: 0.388, SLG: 0.413 (1, 9)	4-0 BB L9-3		BBB 4-0 2B 1B	1-2 2-3 2B BB						0	1	0	0	2	0	0							
Lamar Johnson, R OBP: 0.333, SLG: 0.426 (1, 3)	0-0 L9-3 1-2		X 0-0 2B 2B							2	1	1	3	0	0	2							
Wayne Nordhagen, R OBP: 0.291, SLG: 0.528 (1, 7)		X 0-0 6-3	0-0 2B	0-0 2B						2	0	1	1	0	0	0							
Chet Lemon, R OBP: 0.353, SLG: 0.436 (1, 8)		X 0-0 F8	0-0 F9							2	0	0	0	0	0	1							
Jorge Orta, L OBP: 0.317, SLG: 0.457 (1, 4)		X 0-0 4-3		X 0-0 G1						2	0	0	0	0	0	0							
Eric Soderholm, R OBP: 0.281, SLG: 0.366 (1, 5)			X 0-0 1B 1B	X 0-0 F9						2	0	1	0	0	0	0							
Bill Nahorodny, R OBP: 0.369, SLG: 0.441 (1, 2)			X 0-0 BB 2B 1B	BBB 4-0 BB 1B						1	1	1	0	1	0	0							
Inning Stats	R: 0 E: 0 K: 0 S: 3	H: 1 LOB: 1 BB: 1 P: 7	R: 0 E: 0 K: 0 S: 3	H: 0 LOB: 0 BB: 0 P: 3	R: 4 E: 0 K: 0 S: 7	H: 5 LOB: 1 BB: 1 P: 11	R: 0 E: 0 K: 1 S: 5	H: 0 LOB: 1 BB: 1 P: 9	R: 0 E: 0 K: 1 S: 6	H: 0 LOB: 2 BB: 1 P: 10								1B: 4 2B: 3 3B: 0 HR: 0	SF: 0 SAC: 0 DP: 1 HBP: 0	WP: 0 PB: 0 SB: 0 CS: 0	PA: 19		
PITCHER	IP	WLS	BF	H	R	ER	SO	BB	IBB	HBP	BLK	WP	HR	S	P	ERA	WHIP						
Jerry Augustine, L ERA: 5.68 (1, 1)	2.2	L	14	6	4	4	0	2	0	0	0	0	0	12	20	13.50	3.000						
Randy Stein, R ERA: 10.13 (3, 1)	1.1		5	0	0	0	1	1	0	0	0	0	0	6	10	0.00	0.750						

Batter	1	2	3	4	5	6	7	8	9	AB R H RBI BB SO LOB	TOP												
Paul Moltor, R OBP: 0.314, SLG: 0.429 (1, 6)	F4		1B		SH1-4	K			4-3	4 0 1 0 0 1 1	Milwaukee Brewers @ Chicago White Sox Comiskey Park, Chicago, IL Sat May 13 1978, 8:05 PM EDT Att: 13,521 - Unknown - 44 F livebaseballscorecards.com												
Sal Bando, R OBP: 0.405, SLG: 0.471 (1, 5)	1B		5-3		G3	CS	HR	BB	4-3	4 2 2 1 1 0 1													
Cecil Cooper, L OBP: 0.358, SLG: 0.593 (1, 3)	K		BB		G3		F6		4-3	4 0 1 0 1 1 3													
Larry Hisle, R OBP: 0.347, SLG: 0.541 (1, 8)	1B		F6				5-3		6-3	5 0 2 1 0 0 4													
Ben Oglivie, L OBP: 0.318, SLG: 0.469 (1, 7)	K		1-3		4-3		HR			4 1 1 2 0 1 5													
Sixto Lezcano, R OBP: 0.392, SLG: 0.582 (1, 9)		E6			F9	SH3	K			4 1 1 0 0 1 0													
Dick Davis, R OBP: 0.360, SLG: 0.400 (1, 10)	F9		F5		SH3		CS	1B		3 0 1 0 0 0 1													
Jim Gantner, L OBP: 0.300, SLG: 0.500 (1, 4)	F9		G3		HR		K			4 1 1 2 0 1 2													
Charlie Moore, R OBP: 0.355, SLG: 0.464 (1, 2)	F4				SH1-4	CS	F4			3 1 1 0 1 0 1													
Inning Stats	R: 0 E: 0 K: 2 S: 9	H: 2 LOB: 2 BB: 0 P: 9	R: 0 E: 1 K: 0 S: 4	H: 0 LOB: 1 BB: 0 P: 4	R: 0 E: 0 K: 0 S: 4	H: 1 LOB: 2 BB: 1 P: 8	R: 0 E: 0 K: 0 S: 3	H: 0 LOB: 0 BB: 0 P: 3	R: 2 E: 0 K: 1 S: 6	H: 3 LOB: 1 BB: 0 P: 6	R: 2 E: 0 K: 1 S: 6	H: 2 LOB: 0 BB: 1 P: 10	R: 2 E: 0 K: 1 S: 6	H: 1 LOB: 0 BB: 1 P: 10	R: 0 E: 0 K: 1 S: 5	H: 1 LOB: 1 BB: 0 P: 5	R: 0 E: 0 K: 0 S: 4	H: 1 LOB: 1 BB: 0 P: 4	1B: 6 2B: 3 3B: 0 HR: 2	SF: 0 SAC: 2 DP: 0 HBP: 0	WP: 0 PB: 0 SB: 1 CS: 2	PA: 41	
PITCHER	IP WLS BF H R ER SO BB IBB HBP BLK WP HR S P ERA WHIP											PITCHER	IP WLS BF H R ER SO BB IBB HBP BLK WP HR S P ERA WHIP										
Steve Stone, R ERA: 4.5 (1, 1)	5.1 L 27 8 4 4 2 2 0 0 0 0 1 29 37 6.75 1.875																						
Ron Schueler, R ERA: 4.5 (6, 1)	3.2 13 3 2 2 3 1 0 0 0 0 1 18 22 4.91 1.091																						

Batter	1	2	3	4	5	6	7	8	9	AB R H RBI BB SO LOB	BOTTOM												
Ralph Garr, L OBP: 0.288, SLG: 0.364 (1, 7)	4-3		K		F7			6-3		4 0 0 0 0 1 2	Milwaukee Brewers @ Chicago White Sox Comiskey Park, Chicago, IL Sat May 13 1978, 8:05 PM EDT Att: 13,521 - Unknown - 44 F livebaseballscorecards.com												
Don Kessinger, S OBP: 0.326, SLG: 0.306 (1, 6)	BB		4-3		F7		F9			3 0 0 0 1 0 1													
Jorge Orta, L OBP: 0.306, SLG: 0.439 (1, 4)	9-3				K		F3		F7	4 0 0 0 0 1 1													
Bobby Bonds, R OBP: 0.371, SLG: 0.392 (1, 10)		5-3			5-3		F8		5-3	4 0 0 0 0 0 0													
Lamar Johnson, R OBP: 0.330, SLG: 0.429 (1, 3)		2B			E8		F4		6-3	4 0 1 0 0 0 0													
Chet Lemon, R OBP: 0.358, SLG: 0.459 (1, 8)		L9			F8		1B	2B		4 1 2 0 0 0 2													
Bob Molinaro, L OBP: 0.350, SLG: 0.405 (1, 9)		4-3			S	BB	5-3	1B	F4	3 0 1 1 1 0 2													
Eric Soderholm, R OBP: 0.272, SLG: 0.353 (1, 5)			F8		F9		5-3			3 0 0 0 0 0 2													
Bill Nahorodny, R OBP: 0.368, SLG: 0.435 (1, 2)					6-3		6-3			3 0 1 0 0 0 2													
Inning Stats	R: 0 E: 0 K: 0 S: 2	H: 0 LOB: 0 BB: 1 P: 6	R: 0 E: 0 K: 0 S: 4	H: 1 LOB: 1 BB: 0 P: 4	R: 0 E: 0 K: 1 S: 6	H: 1 LOB: 1 BB: 0 P: 6	R: 0 E: 1 K: 1 S: 6	H: 0 LOB: 1 BB: 0 P: 6	R: 0 E: 0 K: 0 S: 3	H: 0 LOB: 0 BB: 0 P: 3	R: 1 E: 0 K: 0 S: 5	H: 2 LOB: 1 BB: 0 P: 5	R: 0 E: 0 K: 0 S: 3	H: 0 LOB: 0 BB: 0 P: 3	R: 0 E: 0 K: 0 S: 4	H: 1 LOB: 1 BB: 0 P: 4	1B: 2 2B: 4 3B: 0 HR: 0	SF: 0 SAC: 0 DP: 1 HBP: 0	WP: 0 PB: 0 SB: 1 CS: 0	PA: 34			
PITCHER	IP WLS BF H R ER SO BB IBB HBP BLK WP HR S P ERA WHIP											PITCHER	IP WLS BF H R ER SO BB IBB HBP BLK WP HR S P ERA WHIP										
Andy Replogle, R ERA: 3.91 (1, 1)	9.0 W 34 5 1 1 2 2 0 0 0 0 0 36 44 1.00 0.778																						

Batter	1	2	3	4	5	6	7	8	9	AB	R	H	RBI	BB	SO	LOB	TOP									
Paul Moltzer, R OBP: 0.309, SLG: 0.415 (1, 4)	0-0 3-1			0-0 4-3 2B 1B		0-0 4-3		0-0 5-3		4	1	1	0	0	0	0	Milwaukee Brewers @ Texas Rangers Arlington Stadium, Arlington, TX Mon May 15 1978, 8:05 PM EDT Att: 11,622 - Unknown									
Sal Bando, R OBP: 0.386, SLG: 0.440 (1, 5)	0-0 F8			0-0 4-3 1-2		0-0 F8		0-0 F3		4	0	0	0	0	0	1										
Cecil Cooper, L OBP: 0.367, SLG: 0.600 (1, 3)	0-0 F9			0-0 1B 2B 2-H		0-0 4-3			4-0 E BB	3	2	1	1	1	0	0										
Larry Hisle, R OBP: 0.333, SLG: 0.517 Jim Wohlford, R OBP: 0.222, SLG: 0.231 (4, PH) (4, 7)		0-0 P6		0-0 G3-6-3 1B 2-H		0-3 K			0-0 E1 4-3 1-H WP	1	0	0	0	0	0	0										
Ben Oglivie, L OBP: 0.323, SLG: 0.489 (1, 10)		0-0 CS 1B		0-0 G3-6-3 1-2		0-0 G3			0-0 4-3	4	0	1	0	0	0	2										
Sixto Lezcano, R OBP: 0.384, SLG: 0.608 (1, 9)		0-3 K 1-2			0-0 HR		0-0 2B		0-3 K	4	1	2	1	0	2	1										
Gorman Thomas, R OBP: 0.358, SLG: 0.449 (1, 8)			0-0 CS 1B		0-0 L5		0-3 K		4-0 BB	3	0	1	0	1	1	1										
Robin Yount, R OBP: 0.167, SLG: 0.167 (1, 6)			0-3 K 1-2		0-3 K			0-0 E8 G3	0-0 F9	4	1	0	0	0	2	2										
Charlie Moore, R OBP: 0.333, SLG: 0.433 Jim Gantner, L OBP: 0.260, SLG: 0.440 (8, PH) Buck Martinez, R OBP: 0.266, SLG: 0.300 (8, 2)			0-3 K		0-0 5-3			0-0 G3 3-H		2	0	0	0	0	1	0										
Inning Stats	R: 0 E: 0 K: 0 S: 3	H: 0 LOB: 0 BB: 0 P: 3	R: 0 E: 0 K: 1 S: 5	H: 1 LOB: 1 BB: 0 P: 5	R: 0 E: 0 K: 2 S: 7	H: 1 LOB: 0 BB: 0 P: 7	R: 2 E: 0 K: 0 S: 5	H: 3 LOB: 0 BB: 0 P: 5	R: 1 E: 0 K: 1 S: 6	H: 1 LOB: 0 BB: 0 P: 6	R: 0 E: 0 K: 0 S: 3	H: 0 LOB: 0 BB: 0 P: 3	R: 0 E: 0 K: 2 S: 8	H: 1 LOB: 1 BB: 0 P: 8	R: 1 E: 1 K: 0 S: 4	H: 0 LOB: 0 BB: 0 P: 4		R: 2 E: 1 K: 1 S: 6	H: 0 LOB: 1 BB: 2 P: 14	1B: 4 2B: 3 3B: 0 HR: 1	SF: 0 SAC: 0 DP: 2 HBP: 0	WP: 1 PB: 0 SB: 0 CS: 2	PA: 35			
PITCHER	IP	WLS	BF	H	R	ER	SO	BB	IBB	HBP	BLK	WP	HR	S	P	ERA	WHIP									
Fergie Jenkins, R ERA: 2.61 Len Barker, R ERA: 3.86 Reggie Cleveland, R ERA: 2.7	(1, 1)	8.0	W	29	7	4	3	6	0	0	0	0	1	41	41	3.38	0.875									
PITCHER	IP	WLS	BF	H	R	ER	SO	BB	IBB	HBP	BLK	WP	HR	S	P	ERA	WHIP									
Fergie Jenkins, R ERA: 2.61 Len Barker, R ERA: 3.86 Reggie Cleveland, R ERA: 2.7	(9, 1)	0.2	S	5	0	2	0	1	2	0	0	0	1	0	5	13	0.00	3.000								
Reggie Cleveland, R ERA: 2.7	(9, 1)	0.1	S	1	0	0	0	0	0	0	0	0	0	0	1	1	0.00	0.000								

Batter	1	2	3	4	5	6	7	8	9	AB	R	H	RBI	BB	SO	LOB	BOTTOM									
Mike Hargrove, L OBP: 0.376, SLG: 0.410 (1, 3)	4-0 BB E 1B BB	0-0 2-H 2B	4-0 FC5-4 BB 1-2		0-0 F9		0-0 L3			3	1	1	1	2	0	0	Milwaukee Brewers @ Texas Rangers Arlington Stadium, Arlington, TX Mon May 15 1978, 8:05 PM EDT Att: 11,622 - Unknown									
Bert Campaneris, R OBP: 0.235, SLG: 0.169 (1, 6)	0-0 FC1 1B 1-2	0-0 6-3	0-0 FC5-4 1-2		0-0 FC6-4 1B			0-0 4-3		5	0	1	0	0	0	5										
Al Oliver, L OBP: 0.300, SLG: 0.393 (1, 7)	0-0 F5	0-0 L7		0-0 5-3	0-0 FC6-4 1-2			0-0 E1 4-3 1B		5	0	0	0	0	0	4										
Richie Zisk, R OBP: 0.349, SLG: 0.588 (1, 9)	4-0 1B 1-2 2-3 BB		0-0 2B 2B 1B	4-0 CS BB		0-0 F3		0-0 4-3 1B 1-2		3	1	2	0	2	0	0										
Jim Sundberg, R OBP: 0.362, SLG: 0.453 (1, 2)	0-0 1B		0-0 2B SF9 2B	0-0 3B 1B 1-2		0-0 1-3		0-0 4-3		5	2	3	1	0	0	2										
Juan Beniquez, R OBP: 0.255, SLG: 0.326 (1, 8)	0-3 K		0-0 SF9 2B 2-3 3-H	0-0 1B 3B 1-H		0-0 F9		0-0 F7		5	1	2	2	0	1	4										
Toby Harrah, R OBP: 0.307, SLG: 0.333 (1, 5)		4-0 1B 1B BB	0-0 SF9 2-3 3-H	0-0 1B 1B 3-H			0-0 F2			2	1	1	2	1	0	0										
Kurt Bevacqua, R OBP: 0.195, SLG: 0.256 John Lowenstein, L OBP: 0.245, SLG: 0.676 (3, PH)		0-0 1-H 2B 1B	0-0 S BB	0-0 1B			0-0 HR			1	1	1	1	0	0	0										
Bump Willis, S OBP: 0.290, SLG: 0.333 (1, 4)		0-3 K	0-3 K		0-0 F7			0-0 F7		4	0	0	0	0	2	3										
Inning Stats	R: 1 E: 1 K: 1 S: 6	H: 1 LOB: 2 BB: 2 P: 14	R: 2 E: 0 K: 1 S: 7	H: 2 LOB: 1 BB: 1 P: 11	R: 2 E: 0 K: 1 S: 8	H: 3 LOB: 3 BB: 2 P: 16	R: 2 E: 0 K: 0 S: 5	H: 4 LOB: 1 BB: 1 P: 9	R: 0 E: 0 K: 0 S: 4	H: 1 LOB: 1 BB: 0 P: 4	R: 0 E: 0 K: 0 S: 3	H: 0 LOB: 0 BB: 0 P: 3	R: 1 E: 0 K: 0 S: 4	H: 1 LOB: 0 BB: 0 P: 4	R: 0 E: 1 K: 0 S: 5	H: 1 LOB: 2 BB: 0 P: 5		1B: 8 2B: 3 3B: 1 HR: 1	SF: 1 SAC: 0 DP: 0 HBP: 0	WP: 0 PB: 0 SB: 1 CS: 1	PA: 42					
PITCHER	IP	WLS	BF	H	R	ER	SO	BB	IBB	HBP	BLK	WP	HR	S	P	ERA	WHIP									
Bill Travers, L ERA: 18.0 Randy Stein, R ERA: 8.51 Bill Castro, R ERA:	(1, 1)	2.0	L	15	6	5	4	2	3	0	0	0	0	1	16	28	18.00	4.500								
Randy Stein, R ERA: 8.51	(3, 1)	5.0		22	6	3	3	1	3	0	0	0	0	1	21	33	5.40	1.800								
Bill Castro, R ERA:	(8, 1)	1.0		5	1	0	0	0	0	0	0	0	0	5	5	0.00	1.000									

AB	33
R	6
H	7
RBI	4
BB	2
SO	7
LOB	7



Batter	1	2	3	4	5	6	7	8	9	AB	R	H	RBI	BB	SO	LOB	TOP														
Paul Mollitor, R (1, 4) OBP: 0.313, SLG: 0.409										4	1	1	0	1	1	2															
Cecil Cooper, L (1, 3) OBP: 0.376, SLG: 0.593										3	1	1	0	2	1	0															
Sal Bando, R (1, 5) OBP: 0.396, SLG: 0.451										4	1	2	2	1	0	3															
Ben Oglivie, L (1, 7) OBP: 0.320, SLG: 0.478										4	0	1	0	0	1	3															
Sixto Lezcano, R (1, 9) OBP: 0.367, SLG: 0.584										3	0	0	1	0	1	2															
Dick Davis, R (1, 10) OBP: 0.333, SLG: 0.367										4	0	0	0	0	1	1															
Gorman Thomas, R (1, 8) OBP: 0.363, SLG: 0.446										3	0	1	0	1	1	1															
Robin Yount, R (1, 6) OBP: 0.200, SLG: 0.200										4	1	1	0	0	1	2															
Buck Martinez, R (1, 2) OBP: 0.279, SLG: 0.328										4	0	2	1	0	0	0															
Inning Stats	R: 1 E: 1 K: 0 S: 4	H: 1 LOB: 1 BB: 1 P: 8	R: 1 E: 0 K: 3 S: 11	H: 2 LOB: 1 BB: 0 P: 11	R: 0 E: 0 K: 3 S: 9	H: 0 LOB: 1 BB: 1 P: 13	R: 0 E: 0 K: 0 S: 3	H: 1 LOB: 0 BB: 0 P: 3	R: 1 E: 0 K: 0 S: 4	H: 2 LOB: 1 BB: 1 P: 8	R: 0 E: 0 K: 1 S: 5	H: 0 LOB: 1 BB: 1 P: 9	R: 0 E: 0 K: 0 S: 3	H: 0 LOB: 0 BB: 0 P: 3	R: 1 E: 0 K: 0 S: 5	H: 2 LOB: 1 BB: 0 P: 5	R: 0 E: 0 K: 0 S: 4	H: 1 LOB: 2 BB: 1 P: 8	1B: 7 2B: 2 3B: 0 HR: 0	SF: 1 SAC: 0 DP: 1 HBP: 0	WP: 0 PB: 0 SB: 1 CS: 1	PA: 39									
PITCHER Doyle Alexander, R (1, 1) ERA: 3.04	IP: 9.0 WLS: L BF: 39	H: 9 R: 4 ER: 3 SO: 7	BB: 5 IBB: 0 HBP: 0 BLK: 0	WP: 0 HR: 0 S: 48 P: 68	ERA: 3.00 WHIP: 1.556											PITCHER	IP: 9.0 WLS: W BF: 37	H: 7 R: 3 ER: 3 SO: 3	BB: 3 IBB: 0 HBP: 0 BLK: 0	WP: 0 HR: 0 S: 40 P: 52	ERA: 3.00 WHIP: 1.111										

Milwaukee Brewers @ Texas Rangers
Arlington Stadium, Arlington, TX
Tue May 16 1978, 8:05 PM EDT
Att: 11,351 - Unknown

AB 33
R 4
H 9
RBI 4
BB 5
SO 7
LOB 14



Batter	1	2	3	4	5	6	7	8	9	AB	R	H	RBI	BB	SO	LOB	BOTTOM														
Mike Hargrove, L (1, 3) OBP: 0.369, SLG: 0.400										5	1	1	0	0	1	1															
Bump Willis, S (1, 4) OBP: 0.297, SLG: 0.333										3	1	1	0	1	1	0															
Al Oliver, L (1, 10) OBP: 0.298, SLG: 0.388										4	0	1	1	0	0	1															
Richie Zisk, R (1, 9) OBP: 0.362, SLG: 0.590										3	1	2	0	1	1	0															
John Lowenstein, L (1, 7) OBP: 0.521, SLG: 0.658										4	0	1	1	0	0	4															
Jim Sundberg, R (1, 2) OBP: 0.358, SLG: 0.449										3	0	1	1	0	0	3															
Juan Beniquez, R (1, 8) OBP: 0.255, SLG: 0.316										3	0	0	0	1	0	3															
Toby Harrah, R (1, 5) OBP: 0.297, SLG: 0.320										4	0	0	0	0	0	3															
Bert Campaneris, R (1, 6) OBP: 0.228, SLG: 0.163										3	0	0	0	0	0	1															
Mike Jorgensen, L (9, PH) OBP: 0.444, SLG: 0.333										1	0	0	0	0	0	0															
Inning Stats	R: 0 E: 0 K: 1 S: 5	H: 0 LOB: 0 BB: 0 P: 5	R: 0 E: 0 K: 0 S: 5	H: 2 LOB: 2 BB: 0 P: 5	R: 1 E: 0 K: 0 S: 7	H: 4 LOB: 3 BB: 0 P: 7	R: 0 E: 0 K: 0 S: 3	H: 0 LOB: 1 BB: 1 P: 7	R: 2 E: 0 K: 0 S: 4	H: 1 LOB: 1 BB: 2 P: 12	R: 0 E: 0 K: 0 S: 3	H: 0 LOB: 0 BB: 0 P: 3	R: 0 E: 0 K: 1 S: 5	H: 0 LOB: 0 BB: 0 P: 5	R: 0 E: 0 K: 0 S: 3	H: 0 LOB: 0 BB: 0 P: 3	R: 0 E: 0 K: 1 S: 5	H: 0 LOB: 0 BB: 0 P: 5	1B: 6 2B: 1 3B: 0 HR: 0	SF: 1 SAC: 0 DP: 0 HBP: 0	WP: 0 PB: 0 SB: 0 CS: 0	PA: 37									
PITCHER Lary Sorensen, R (1, 1) ERA: 4.13	IP: 9.0 WLS: W BF: 37	H: 7 R: 3 ER: 3 SO: 3	BB: 3 IBB: 0 HBP: 0 BLK: 0	WP: 0 HR: 0 S: 40 P: 52	ERA: 3.00 WHIP: 1.111											PITCHER	IP: 9.0 WLS: W BF: 37	H: 7 R: 3 ER: 3 SO: 3	BB: 3 IBB: 0 HBP: 0 BLK: 0	WP: 0 HR: 0 S: 40 P: 52	ERA: 3.00 WHIP: 1.111										

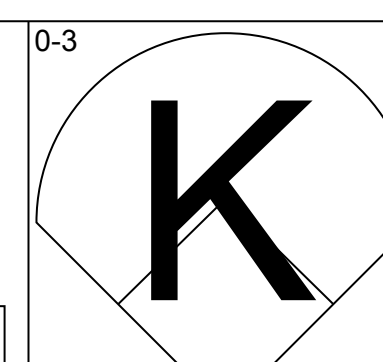
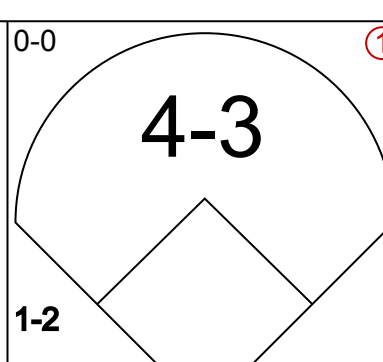
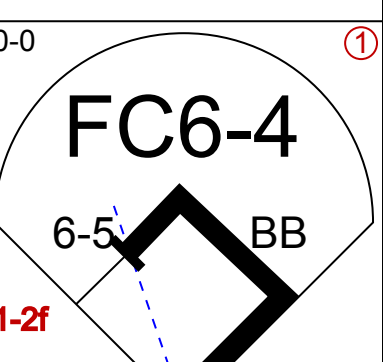
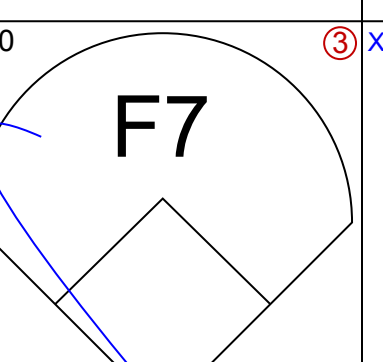
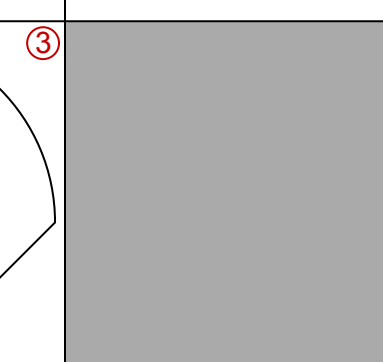
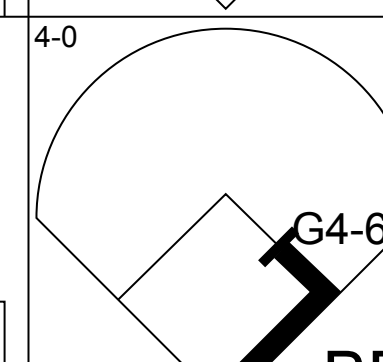
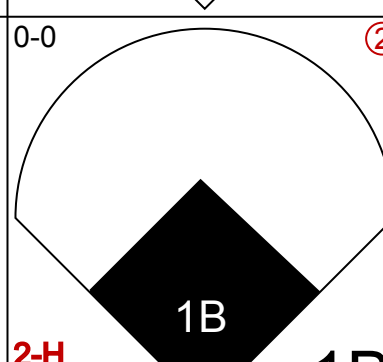
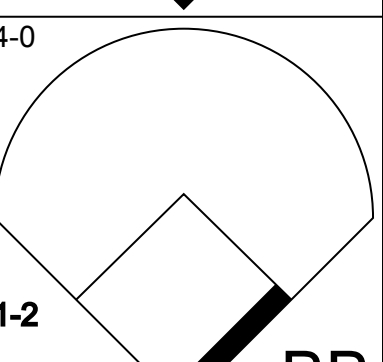
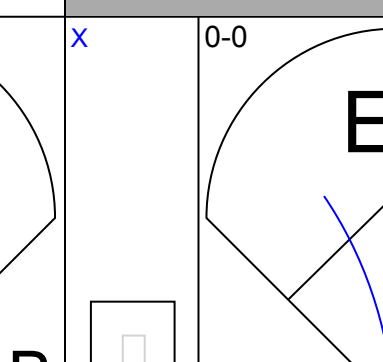
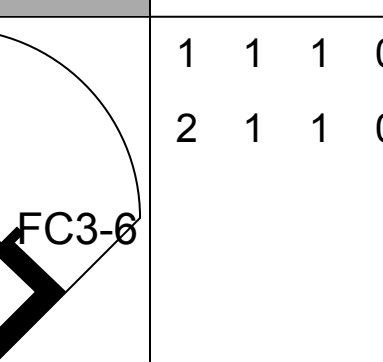
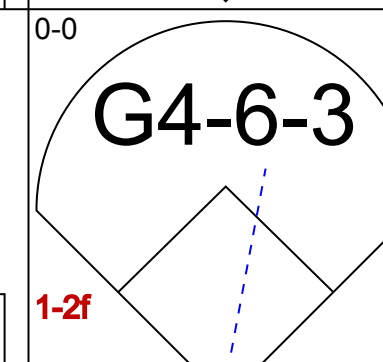
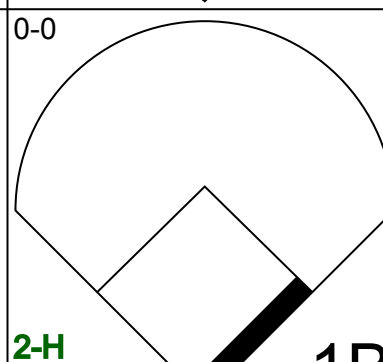
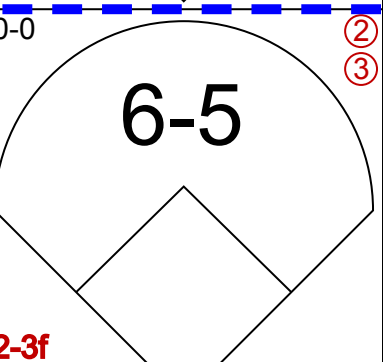
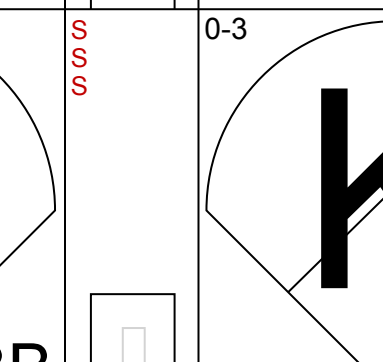
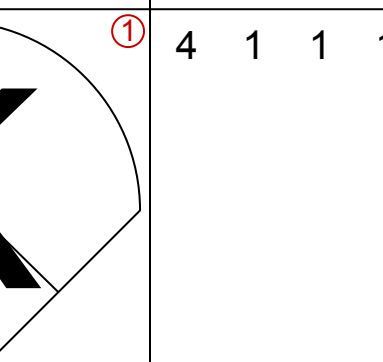
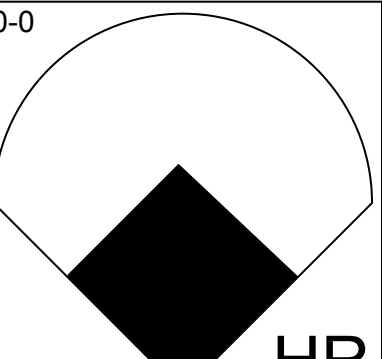
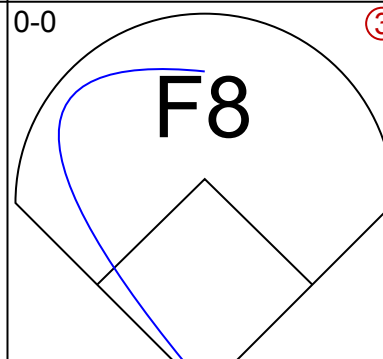
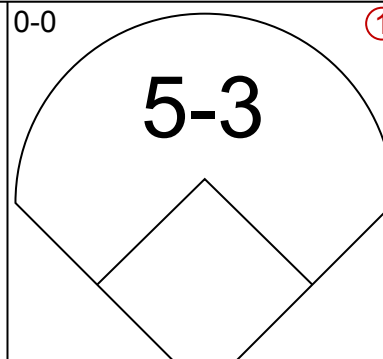
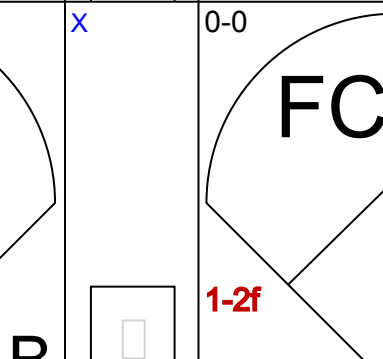
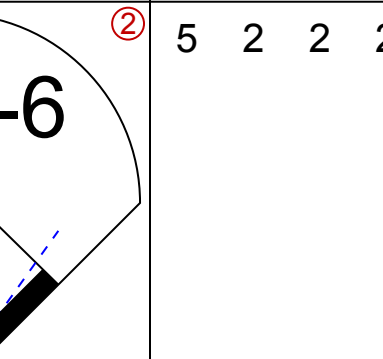
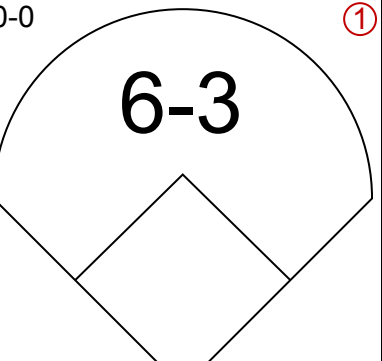
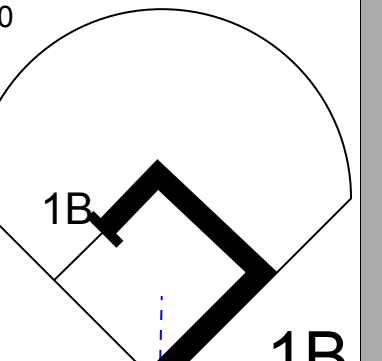
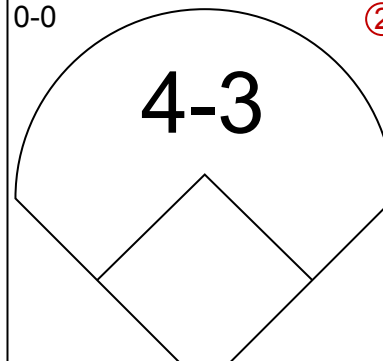
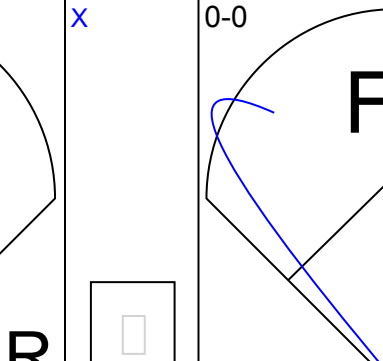
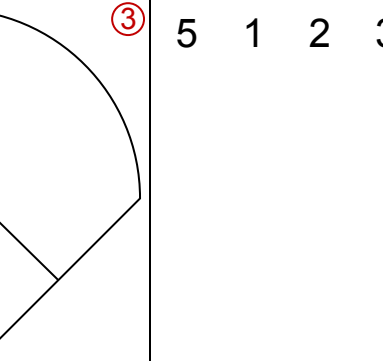
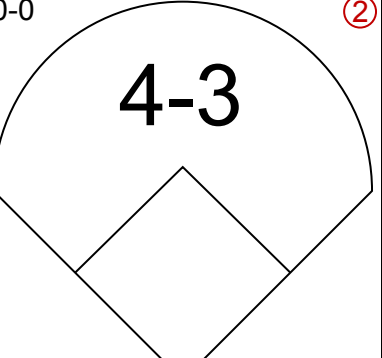
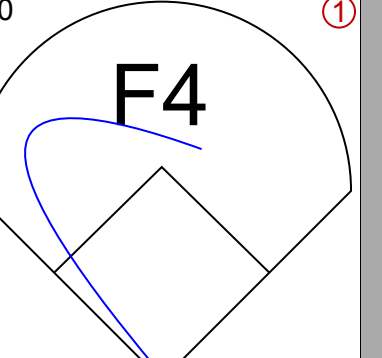
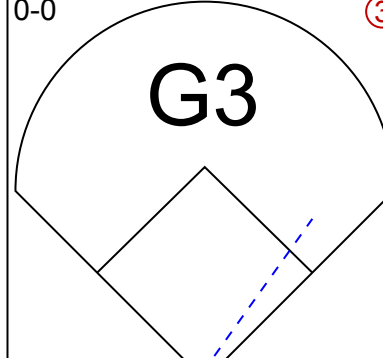
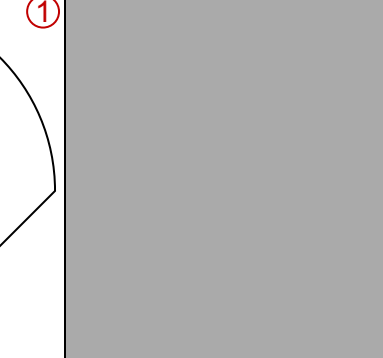
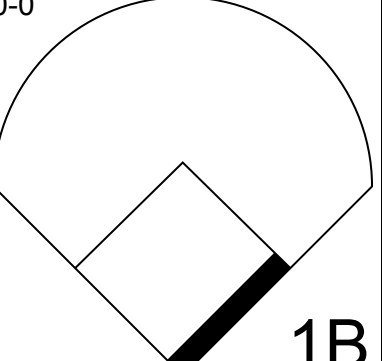
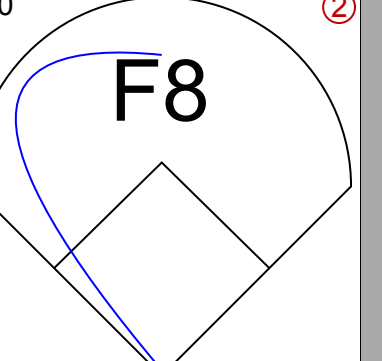
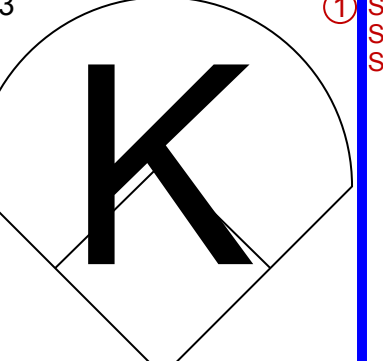

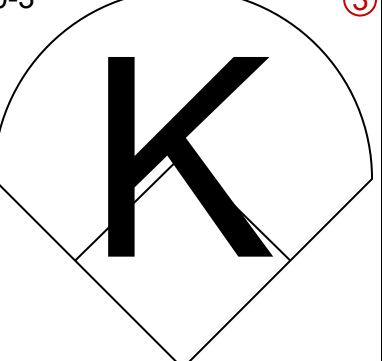
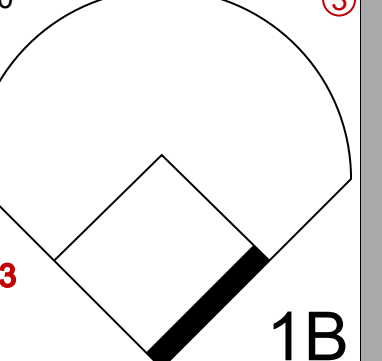
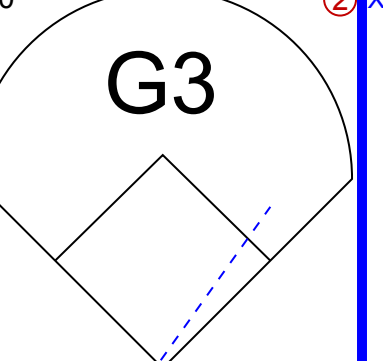
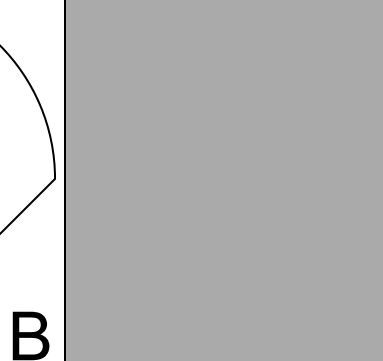
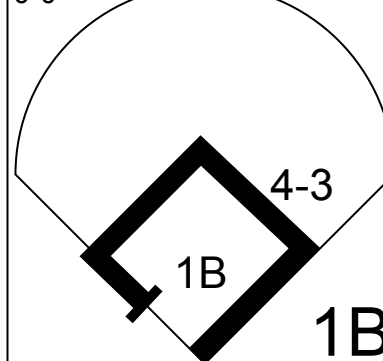
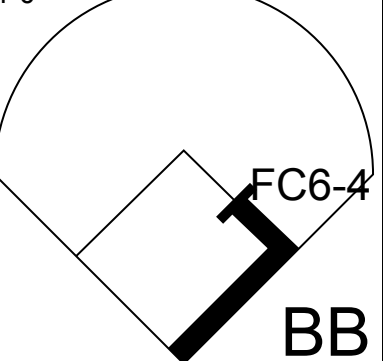
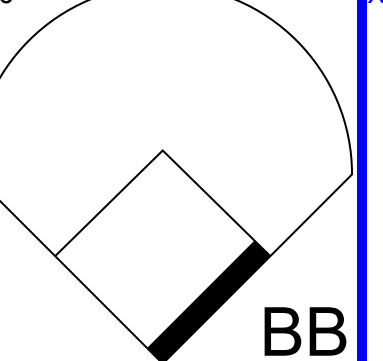
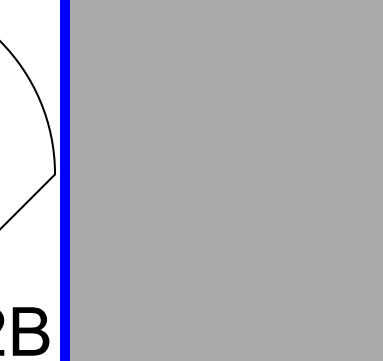
Milwaukee Brewers @ Texas Rangers
Arlington Stadium, Arlington, TX
Tue May 16 1978, 8:05 PM EDT
Att: 11,351 - Unknown

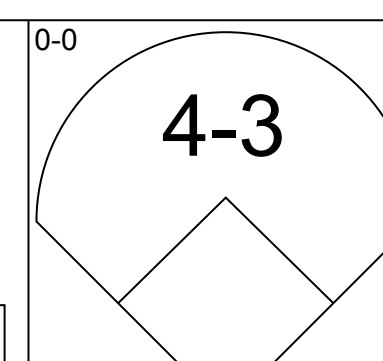
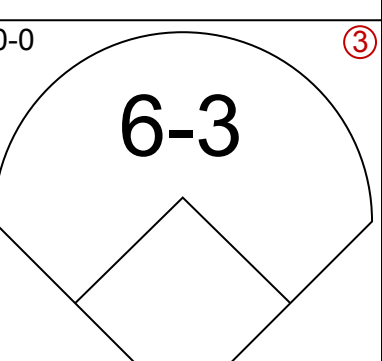
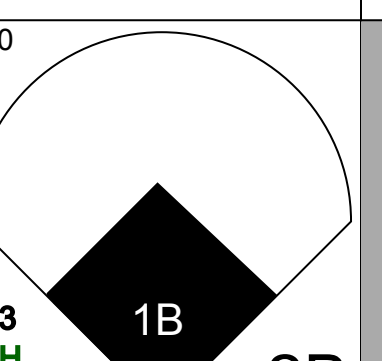
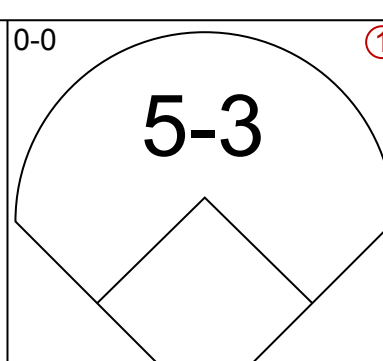
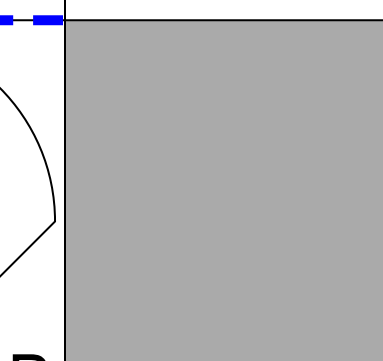
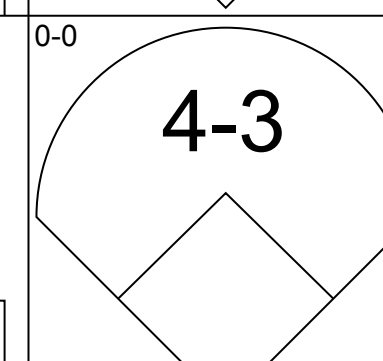
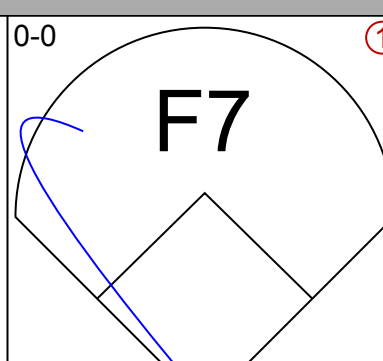
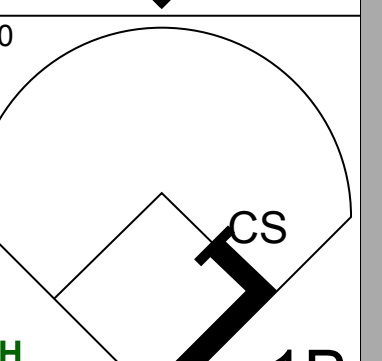
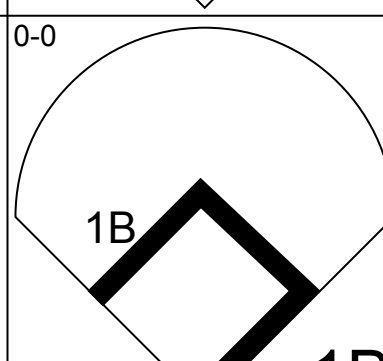
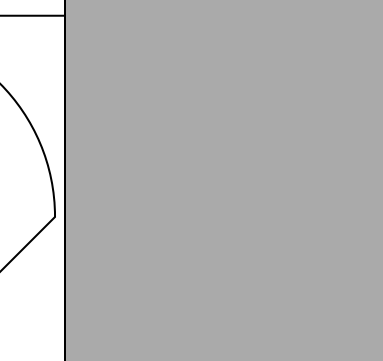
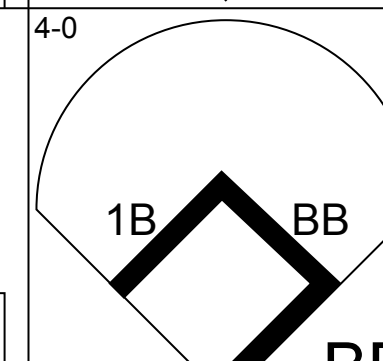
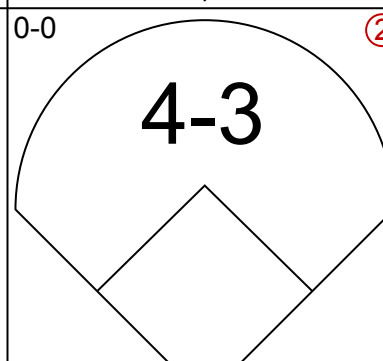
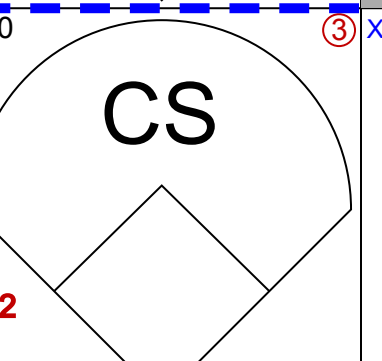
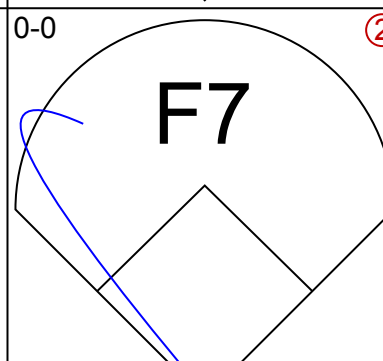
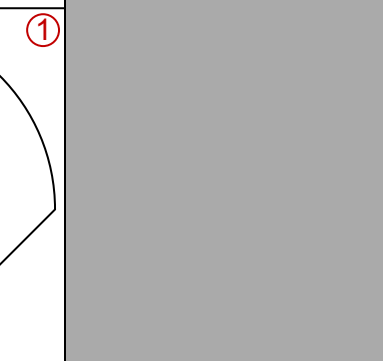
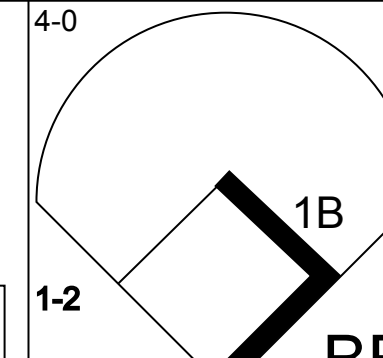
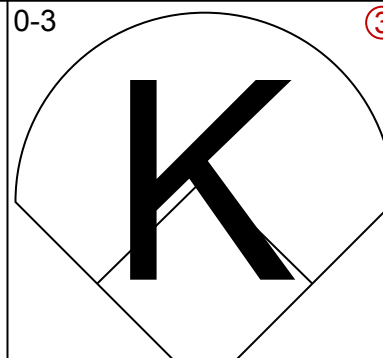
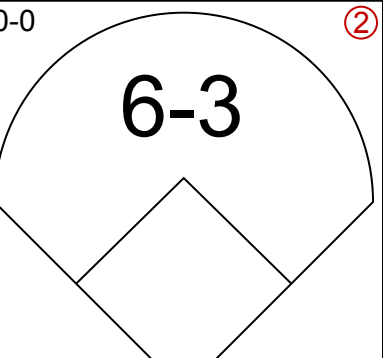
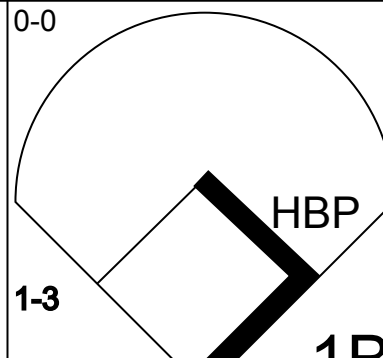
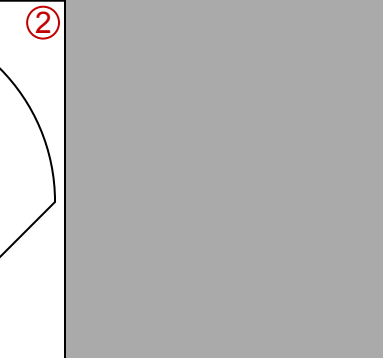
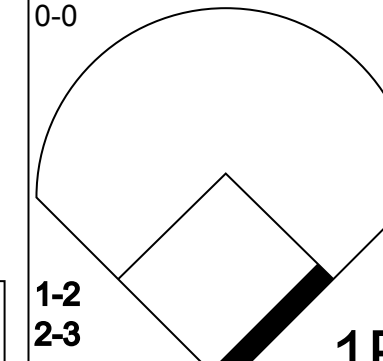
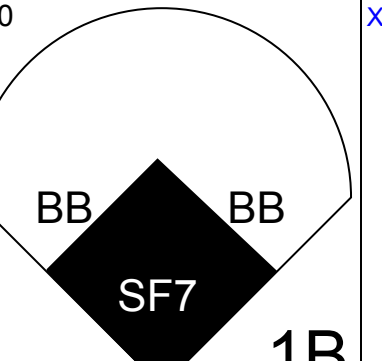
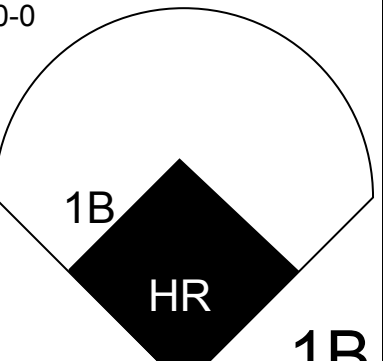
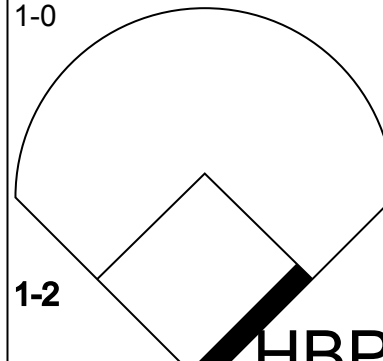
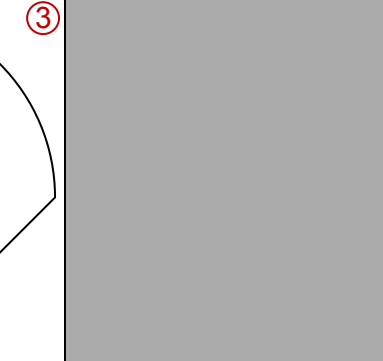
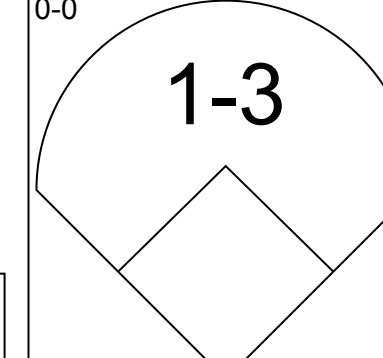
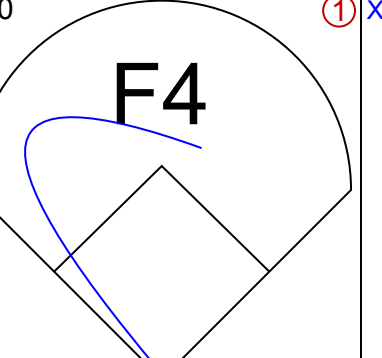
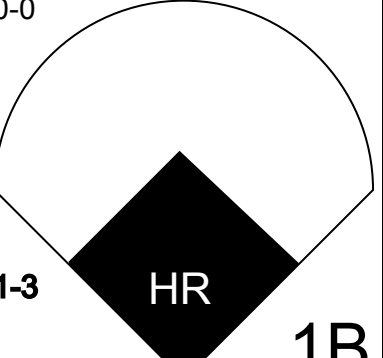
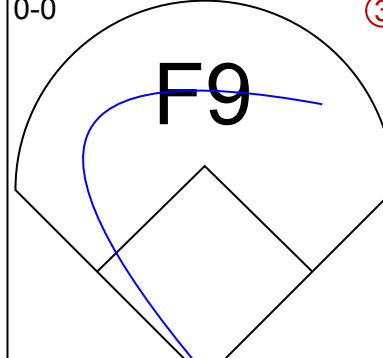
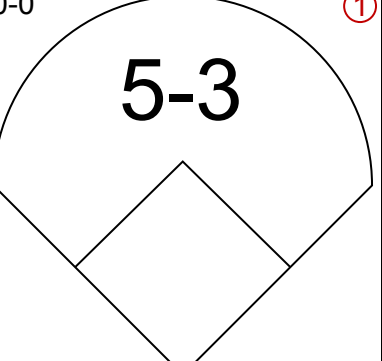
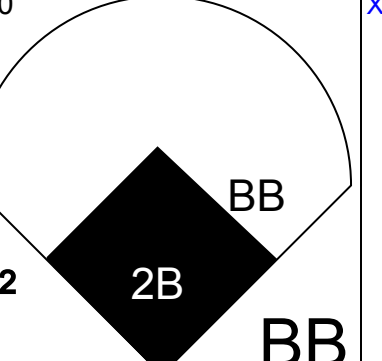
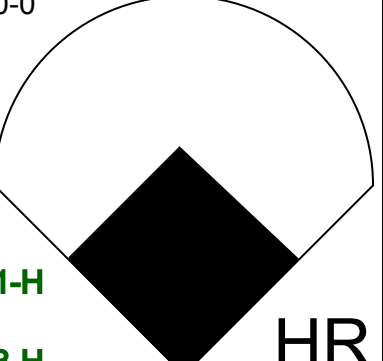

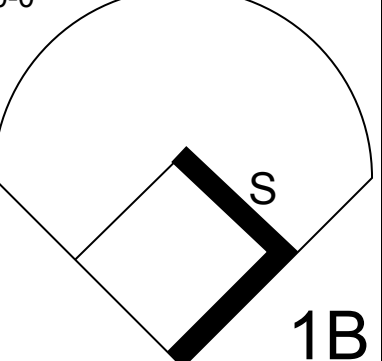
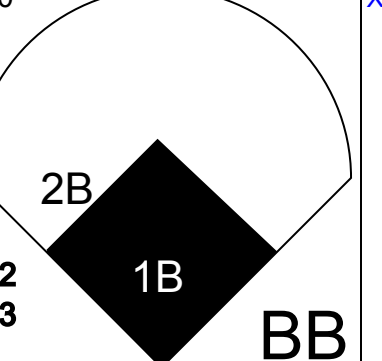
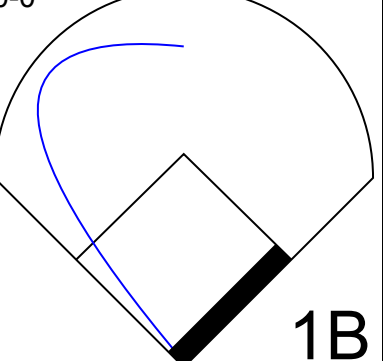
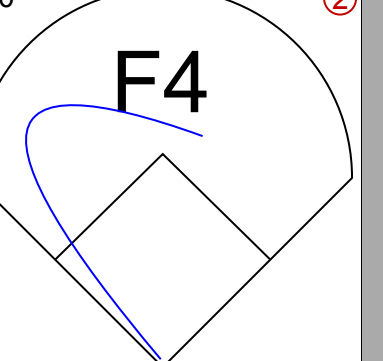
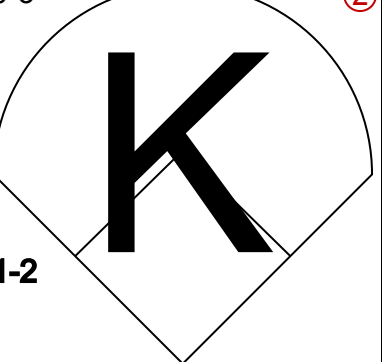
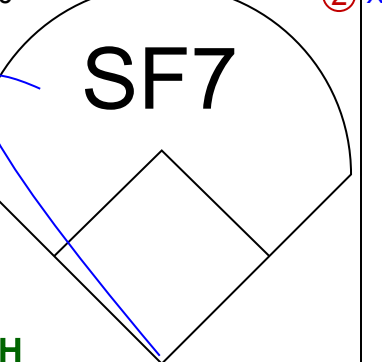
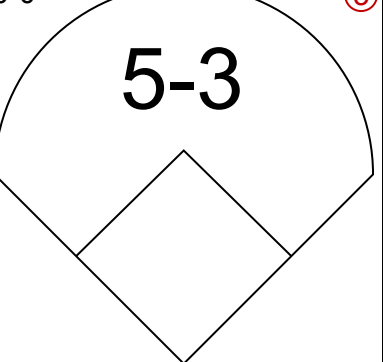
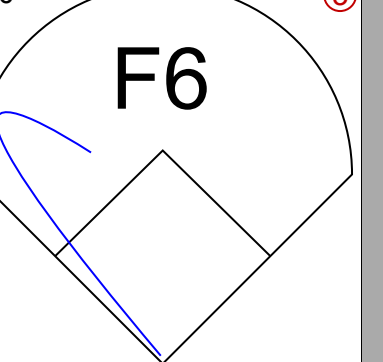
AB 33
R 3
H 7
RBI 3
BB 3
SO 3
LOB 16



Batter	1	2	3	4	5	6	7	8	9	AB	R	H	RBI	BB	SO	LOB	TOP								
Ron LeFlore, R OBP: 0.370, SLG: 0.431 (1, 8)										5	3	4	1	0	1	0	Detroit Tigers @ Milwaukee Brewers Milwaukee County Stadium, Milwaukee, WI Wed May 17 1978, 8:05 PM EDT Att: 10,004 - Unknown - 66 F								
Mark Wagner, R OBP: 0.315, SLG: 0.333 (1, 6)										5	0	2	0	0	0	3									
Rusty Staub, L OBP: 0.361, SLG: 0.398 (1, 10)										5	0	1	1	0	1	3									
Jason Thompson, L OBP: 0.387, SLG: 0.587 (1, 3)										5	1	1	2	0	2	3									
Steve Kemp, L OBP: 0.451, SLG: 0.373 (1, 7)										4	0	1	0	1	1	1									
John Wockenfuss, R OBP: 0.418, SLG: 0.464 Tim Corcoran, L OBP: 0.311, SLG: 0.254 (8, 9)										4	0	2	0	0	0	0									
Lance Parrish, R OBP: 0.377, SLG: 0.533 (1, 2)										4	1	2	1	0	0	3									
Aurelio Rodriguez, R OBP: 0.368, SLG: 0.507 (1, 5)										3	0	1	0	0	0	2									
Steve Dillard, R OBP: 0.268, SLG: 0.269 Lou Whitaker, L OBP: 0.377, SLG: 0.368 (8, PH) (8, 4)										3	0	1	0	0	0	4									
Inning Stats	R: 1 E: 0 K: 2 S: 9	H: 2 LOB: 1 BB: 0 P: 9	R: 0 E: 0 K: 0 S: 3	H: 1 LOB: 1 BB: 0 P: 4	R: 1 E: 0 K: 0 S: 4	H: 1 LOB: 0 BB: 0 P: 4	R: 0 E: 0 K: 0 S: 4	H: 2 LOB: 2 BB: 1 P: 8	R: 0 E: 0 K: 2 S: 8	H: 1 LOB: 1 BB: 0 P: 8	R: 0 E: 0 K: 0 S: 5	H: 2 LOB: 2 BB: 0 P: 5	R: 2 E: 0 K: 0 S: 5	H: 2 LOB: 0 BB: 0 P: 5	R: 1 E: 0 K: 0 S: 6	H: 3 LOB: 2 BB: 0 P: 6		R: 0 E: 0 K: 1 S: 6	H: 2 LOB: 1 BB: 0 P: 6	1B: 12 2B: 1 3B: 0 HR: 3	SF: 0 SAC: 0 DP: 1 HBP: 1	WP: 0 PB: 0 SB: 1 CS: 1	PA: 43		
PITCHER	IP	WLS	BF	H	R	ER	SO	BB	IBB	HBP	BLK	WP	HR	S	P	ERA	WHIP								
Jerry Augustine, L ERA: 5.73 (1, 1)	7.1	L	34	12	5	5	4	1	0	1	0	0	3	40	45	6.14	1.773								
Eduardo Rodriguez, R ERA: 1.64 (8, 1)	0.2	S	5	3	0	0	0	0	0	0	0	0	0	5	5	0.00	4.500								
Bob McClure, L ERA: 3.21 (9, 1)	1.0	S	3	1	0	0	1	0	0	0	0	0	0	5	5	0.00	1.000								

Batter	1	2	3	4	5	6	7	8	9	AB	R	H	RBI	BB	SO	LOB	BOTTOM								
Paul Molitor, R OBP: 0.311, SLG: 0.404 (1, 4)										4	0	1	0	0	2	3	Detroit Tigers @ Milwaukee Brewers Milwaukee County Stadium, Milwaukee, WI Wed May 17 1978, 8:05 PM EDT Att: 10,004 - Unknown - 66 F								
Cecil Cooper, L OBP: 0.365, SLG: 0.575 (1, 3)										4	0	0	0	0	0	1									
Sal Bando, R OBP: 0.391, SLG: 0.444 (1, 10)										4	0	1	0	0	1	1									
Ben Oglivie, L OBP: 0.308, SLG: 0.458 (1, 7)										4	0	0	0	0	0	2									
Sixto Lezcano, R OBP: 0.372, SLG: 0.617 (1, 9)										4	1	2	1	0	0	1									
Jim Gantner, L OBP: 0.250, SLG: 0.393 Dick Davis, R OBP: 0.327, SLG: 0.360 (8, PH)										3	0	0	0	0	0	0									
Gorman Thomas, R OBP: 0.367, SLG: 0.476 (1, 8)										4	1	2	1	0	0	0									
Robin Yount, R OBP: 0.357, SLG: 0.500 (1, 6)										4	1	3	0	0	0	1									
Charlie Moore, R OBP: 0.351, SLG: 0.424 (1, 2)										3	0	1	0	1	0	2									
Inning Stats	R: 0 E: 0 K: 0 S: 4	H: 1 LOB: 1 BB: 0 P: 4	R: 1 E: 0 K: 0 S: 5	H: 2 LOB: 1 BB: 0 P: 5	R: 0 E: 0 K: 2 S: 7	H: 0 LOB: 0 BB: 0 P: 7	R: 0 E: 0 K: 0 S: 3	H: 0 LOB: 0 BB: 0 P: 3	R: 2 E: 0 K: 0 S: 4	H: 2 LOB: 0 BB: 1 P: 8	R: 0 E: 0 K: 0 S: 3	H: 1 LOB: 0 BB: 0 P: 3	R: 0 E: 0 K: 1 S: 7	H: 2 LOB: 2 BB: 0 P: 7	R: 0 E: 0 K: 0 S: 4	H: 1 LOB: 1 BB: 0 P: 4		R: 0 E: 0 K: 0 S: 4	H: 1 LOB: 1 BB: 0 P: 4	1B: 7 2B: 0 3B: 1 HR: 2	SF: 0 SAC: 0 DP: 1 HBP: 0	WP: 0 PB: 0 SB: 0 CS: 1	PA: 37		
PITCHER	IP	WLS	BF	H	R	ER	SO	BB	IBB	HBP	BLK	WP	HR	S	P	ERA	WHIP								
Jack Billingham, R ERA: 3.58 (1, 1)	7.0	W	28	8	3	3	3	1	0	0	0	0	2	33	37	3.86	1.286								
John Hiller, L ERA: 2.3 (8, 1)	2.0	S	8	2	0	0	0	0	0	0	0	0	0	8	8	0.00	1.000								

Batter	1	2	3	4	5	6	7	8	9	AB	R	H	RBI	BB	SO	LOB	TOP			
Ron LeFlore, R OBP: 0.358, SLG: 0.415 (1, 8)										5	0	0	0	0	1	4	<p>Detroit Tigers @ Milwaukee Brewers Milwaukee County Stadium, Milwaukee, WI</p> <p>Thu May 18 1978, 4:33 AM EDT Att: 15,217 - Unknown - 76 F</p>			
Lou Whitaker, L OBP: 0.406, SLG: 0.379 Mark Wagner, R OBP: 0.319, SLG: 0.338 (8, PH) (8, 4)										1	1	1	0	2	0	0		2		
Rusty Staub, L OBP: 0.362, SLG: 0.394 (1, 10)										4	1	1	1	1	1	4				
Jason Thompson, L OBP: 0.388, SLG: 0.603 (1, 3)										5	2	2	2	0	0	2				
Steve Kemp, L OBP: 0.449, SLG: 0.402 (1, 7)										5	1	2	3	0	0	1				
Milt May, L OBP: 0.389, SLG: 0.667 (1, 2)										4	0	0	0	0	0	1				
Tim Corcoran, L OBP: 0.312, SLG: 0.258 Mickey Stanley, R OBP: 0.222, SLG: 0.333 (8, PH) (8, 9)										3	0	1	0	0	1	1				
Phil Mankowski, L OBP: 0.339, SLG: 0.333 Aurelio Rodriguez, R OBP: 0.377, SLG: 0.514 (8, PH) (8, 5)										3	0	1	0	0	1	1				
Alan Trammell, R OBP: 0.367, SLG: 0.400 Lance Parrish, R OBP: 0.281, SLG: 0.557 Steve Dillard, R OBP: 0.268, SLG: 0.269 (8, PH) (8, 6)										1	0	1	0	2	0	0				
Inning Stats	R: 0 E: 0 K: 1 S: 4	H: 0 LOB: 0 BB: 1 P: 8	R: 1 E: 0 K: 1 S: 7	H: 2 LOB: 1 BB: 0 P: 7	R: 1 E: 0 K: 0 S: 5	H: 3 LOB: 1 BB: 0 P: 5	R: 0 E: 0 K: 0 S: 4	H: 2 LOB: 0 BB: 0 P: 4	R: 0 E: 0 K: 0 S: 2	H: 0 LOB: 1 BB: 2 P: 10	R: 0 E: 0 K: 1 S: 3	H: 0 LOB: 1 BB: 1 P: 9	R: 5 E: 0 K: 1 S: 10	H: 5 LOB: 1 BB: 1 P: 14	R: 0 E: 1 K: 1 S: 6	H: 0 LOB: 1 BB: 0 P: 6		1B: 9 2B: 2 3B: 0 HR: 2	SF: 0 SAC: 0 DP: 2 HBP: 0	WP: 0 PB: 0 SB: 0 CS: 0
PITCHER	IP	WLS	BF	H	R	ER	SO	BB	IBB	HBP	BLK	WP	HR	S	P	ERA	WHIP			
Andy Replogle, R ERA: 3.95 (1, 1)	4.1		20	7	2	2	2	3	0	0	0	0	1	21	33	4.15	2.308			
Bob McClure, L ERA: 5.19 (5, 1)	3.1		15	4	5	5	2	2	0	0	0	0	1	17	25	13.50	1.800			
Bill Castro, R ERA: (8, 1)	1.1	W	6	1	0	0	1	0	0	0	0	0	0	8	8	0.00	0.750			

Batter	1	2	3	4	5	6	7	8	9	AB	R	H	RBI	BB	SO	LOB	BOTTOM			
Paul Moltor, R OBP: 0.315, SLG: 0.412 (1, 4)										5	2	2	1	0	0	1	<p>Detroit Tigers @ Milwaukee Brewers Milwaukee County Stadium, Milwaukee, WI</p> <p>Thu May 18 1978, 4:33 AM EDT Att: 15,217 - Unknown - 76 F</p>			
Cecil Cooper, L OBP: 0.369, SLG: 0.573 (1, 3)										4	0	2	2	0	0	0				
Sal Bando, R OBP: 0.385, SLG: 0.433 (1, 5)										3	0	0	1	1	0	1				
Ben Oglivie, L OBP: 0.312, SLG: 0.450 (1, 7)										4	0	1	0	1	1	1				
Sixto Lezcano, R OBP: 0.398, SLG: 0.631 Dick Davis, R OBP: 0.321, SLG: 0.353 (8, 9)										3	2	3	0	0	0	0				
Jim Wehlford, R OBP: 0.226, SLG: 0.233 (1, 10)										4	1	1	0	0	0	7				
Gorman Thomas, R OBP: 0.371, SLG: 0.500 (1, 8)										3	2	1	3	1	1	0				
Robin Yount, R OBP: 0.444, SLG: 0.529 (1, 6)										3	1	2	0	1	0	0				
Buck Martinez, R OBP: 0.264, SLG: 0.313 (1, 2)										3	0	0	1	0	1	2				
Inning Stats	R: 0 E: 0 K: 0 S: 4	H: 1 LOB: 3 BB: 2 P: 12	R: 0 E: 0 K: 1 S: 6	H: 1 LOB: 0 BB: 0 P: 6	R: 0 E: 0 K: 1 S: 5	H: 0 LOB: 0 BB: 0 P: 5	R: 4 E: 0 K: 0 S: 5	H: 3 LOB: 0 BB: 2 P: 13	R: 3 E: 0 K: 0 S: 7	H: 4 LOB: 1 BB: 0 P: 7	R: 0 E: 0 K: 0 S: 5	H: 2 LOB: 3 BB: 0 P: 6	R: 0 E: 0 K: 1 S: 5	H: 0 LOB: 0 BB: 0 P: 5	R: 1 E: 2 K: 1 S: 7	H: 1 LOB: 1 BB: 0 P: 7		1B: 10 2B: 1 3B: 0 HR: 1	SF: 2 SAC: 1 DP: 0 HBP: 1	WP: 0 PB: 0 SB: 2 CS: 1
PITCHER	IP	WLS	BF	H	R	ER	SO	BB	IBB	HBP	BLK	WP	HR	S	P	ERA	WHIP			
Jack Morris, R ERA: 5.4 (1, 1)	3.2		20	5	4	4	2	4	0	0	0	0	1	20	36	9.82	2.455			
Fernando Arroyo, R ERA: 8.1 (4, 1)	3.1		16	6	3	3	1	0	0	1	0	0	1	17	18	8.10	1.800			
Steve Foucault, R ERA: 2.51 (8, 1)	1.0	L	5	1	1	0	1	0	0	0	0	0	0	7	7	0.00	1.000			

Batter	1	2	3	4	5	6	7	8	9	AB	R	H	RBI	BB	SO	LOB	TOP								
Bobby Grich, R OBP: 0.351, SLG: 0.296 (1, 4)										5	0	1	0	0	1	4	California Angels @ Milwaukee Brewers Milwaukee County Stadium, Milwaukee, WI Fri May 19 1978, 8:05 PM EDT Att: 13,843 - Unknown - 72 F								
Dave Chalk, R OBP: 0.377, SLG: 0.321 (1, 6)										5	1	2	0	0	0	3									
Merv Rettenmund, R OBP: 0.469, SLG: 0.667 (1, 10)										3	1	1	0	0	0	1									
Tony Solaita, L OBP: 0.326, SLG: 0.324 (7, PH)										2	1	1	0	0	1	1									
Ron Jackson, R OBP: 0.416, SLG: 0.463 (1, 3)										5	1	2	0	0	0	2									
Don Baylor, R OBP: 0.389, SLG: 0.569 (1, 7)										4	1	2	1	0	0	0									
Lyman Bostock, L OBP: 0.270, SLG: 0.313 (1, 8)										2	1	1	2	0	1	0									
Ken Landreaux, L OBP: 0.205, SLG: 0.256 (7, 8)										1	0	0	0	0	0	0									
Carney Lansford, R OBP: 0.329, SLG: 0.447 (1, 5)										4	0	1	2	0	0	4									
Rick Miller, L OBP: 0.338, SLG: 0.284 (1, 9)										3	1	0	0	1	1	2									
Terry Humphrey, R OBP: 0.305, SLG: 0.353 (1, 2)										3	0	3	2	0	0	0									
Inning Stats	R: 0 E: 0 K: 0 S: 3	H: 1 LOB: 0 BB: 0 P: 3	R: 0 E: 0 K: 1 S: 5	H: 0 LOB: 0 BB: 0 P: 5	R: 0 E: 0 K: 0 S: 4	H: 1 LOB: 1 BB: 0 P: 4	R: 0 E: 0 K: 0 S: 5	H: 3 LOB: 3 BB: 0 P: 6	R: 0 E: 0 K: 0 S: 4	H: 1 LOB: 1 BB: 0 P: 4	R: 4 E: 0 K: 1 S: 10	H: 4 LOB: 1 BB: 0 P: 10	R: 2 E: 0 K: 0 S: 5	H: 3 LOB: 1 BB: 0 P: 6	R: 1 E: 0 K: 2 S: 8	H: 1 LOB: 1 BB: 1 P: 12	R: 0 E: 0 K: 0 S: 3	H: 0 LOB: 0 BB: 0 P: 3	1B: 12 2B: 3 3B: 0 HR: 0	SF: 1 SAC: 1 DP: 1 HBP: 2	WP: 0 PB: 0 SB: 0 CS: 1	PA: 42			
PITCHER	IP	WLS	BF	H	R	ER	SO	BB	IBB	HBP	BLK	WP	HR	S	P	ERA	WHIP								
Mike Caldwell, L ERA: 3.88 (1, 1)	5.1	L	26	10	4	4	2	0	0	1	0	0	0	29	30	6.75	1.875								
Eduardo Rodriguez, R ERA: 3.0 (6, 1)	1.0		6	2	2	2	0	0	0	1	0	0	0	5	6	18.00	2.000								
Bob McClure, L ERA: 5.0 (7, 1)	0.2		2	1	0	0	0	0	0	0	0	0	0	2	2	0.00	1.500								
Randy Stein, R ERA: 7.8 (8, 1)	2.0		8	1	1	1	2	1	0	0	0	0	0	11	15	4.50	1.000								

Batter	1	2	3	4	5	6	7	8	9	AB	R	H	RBI	BB	SO	LOB	BOTTOM								
Paul Molitor, R OBP: 0.320, SLG: 0.431 (1, 10)										4	0	2	0	0	1	0	California Angels @ Milwaukee Brewers Milwaukee County Stadium, Milwaukee, WI Fri May 19 1978, 8:05 PM EDT Att: 13,843 - Unknown - 72 F								
Robin Yount, R OBP: 0.409, SLG: 0.476 (1, 6)										4	0	1	0	0	0	2									
Sal Bando, R OBP: 0.381, SLG: 0.427 (1, 5)										4	0	1	0	0	1	1									
Sixto Lezcano, R OBP: 0.402, SLG: 0.659 (1, 9)										4	1	2	1	0	2	3									
Dick Davis, R OBP: 0.300, SLG: 0.327 (1, 7)										4	0	0	0	0	0	1									
Cecil Cooper, L OBP: 0.359, SLG: 0.556 (1, 3)										4	0	0	0	0	3	1									
Gorman Thomas, R OBP: 0.375, SLG: 0.495 (1, 8)										3	0	1	0	1	1	0									
Charlie Moore, R OBP: 0.366, SLG: 0.432 (1, 2)										4	0	2	0	0	0	2									
Lenn Sakata, R OBP: 0.260, SLG: 0.200 (1, 4)										3	0	0	0	0	0	1									
Jim Wohlford, R OBP: 0.219, SLG: 0.226 (8, PH)										1	0	0	0	0	0	2									
Inning Stats	R: 0 E: 0 K: 1 S: 5	H: 0 LOB: 0 BB: 0 P: 5	R: 0 E: 0 K: 1 S: 6	H: 1 LOB: 2 BB: 1 P: 10	R: 0 E: 0 K: 2 S: 9	H: 2 LOB: 2 BB: 0 P: 9	R: 0 E: 0 K: 2 S: 7	H: 0 LOB: 0 BB: 0 P: 7	R: 0 E: 0 K: 0 S: 4	H: 1 LOB: 1 BB: 0 P: 4	R: 1 E: 0 K: 0 S: 4	H: 1 LOB: 0 BB: 0 P: 4	R: 0 E: 0 K: 0 S: 3	H: 1 LOB: 0 BB: 0 P: 3	R: 0 E: 0 K: 1 S: 6	H: 1 LOB: 1 BB: 0 P: 6	R: 0 E: 0 K: 1 S: 7	H: 2 LOB: 2 BB: 0 P: 7	1B: 6 2B: 2 3B: 0 HR: 1	SF: 0 SAC: 0 DP: 1 HBP: 0	WP: 0 PB: 0 SB: 0 CS: 0	PA: 36			
PITCHER	IP	WLS	BF	H	R	ER	SO	BB	IBB	HBP	BLK	WP	HR	S	P	ERA	WHIP								
Frank Tanana, L ERA: 2.8 (1, 1)	9.0	W	36	9	1	1	8	1	0	0	1	0	1	51	55	1.00	1.111								

Batter	1	2	3	4	5	6	7	8	9	AB	R	H	RBI	BB	SO	LOB	TOP		
Bobby Grich, R OBP: 0.340, SLG: 0.280 (1, 4)	F9		F4			6-3		K		4	0	0	0	0	1	0	California Angels @ Milwaukee Brewers Milwaukee County Stadium, Milwaukee, WI Sun May 21 1978, 4:33 AM EDT Att: 42,376 - Unknown		
Rance Mulliniks, L OBP: 0.217, SLG: 0.189 (1, 6)	S 1B		K			K		G3		4	0	1	0	0	2	0			
Ron Fairly, L OBP: 0.362, SLG: 0.492 (1, 3)	BB					1B		SH1-4 1B BB		2	1	2	1	2	0	0			
Ron Jackson, R OBP: 0.415, SLG: 0.494 (9, PR) (9, 3)	BB					HR				0	0	0	0	0	0	0			
Tony Solaita, L OBP: 0.298, SLG: 0.293 (1, 10)	F6					F7		SH1-4 1-2		3	0	0	0	0	0	3			
Dave Chalk, R OBP: 0.376, SLG: 0.324 (9, PH)	F6					F8				0	0	0	0	0	0	0			
Don Baylor, R OBP: 0.382, SLG: 0.550 (1, 7)	F8					F2		1B		4	0	2	0	0	0	2			
Lyman Bostock, L OBP: 0.289, SLG: 0.306 (1, 8)		6-3				F7		1B		3	0	0	0	1	0	1			
Carney Lansford, R OBP: 0.333, SLG: 0.440 (1, 5)		5-3				F8		F2		4	0	0	0	0	0	3			
Ken Landreaux, L OBP: 0.196, SLG: 0.224 (1, 9)		4-3				4-3		F7		3	0	0	0	0	0	1			
Terry Humphrey, R OBP: 0.286, SLG: 0.327 (1, 2)			K			6-3		F8		2	0	0	0	0	1	0			
Merv Rettenmund, R OBP: 0.447, SLG: 0.594 (8, PH)						6-3				1	0	0	0	0	0	0			
Ike Hampton, S OBP: 0.429, SLG: 0.667 (8, 2)										0	0	0	0	0	0	0			
Inning Stats	R: 0 E: 0 K: 0 S: 4	H: 1 LOB: 2 BB: 1 P: 8	R: 0 E: 0 K: 0 S: 3	H: 0 LOB: 0 BB: 0 P: 3	R: 0 E: 0 K: 2 S: 7	H: 0 LOB: 0 BB: 0 P: 7	R: 1 E: 0 K: 0 S: 4	H: 1 LOB: 0 BB: 0 P: 4	R: 0 E: 0 K: 1 S: 6	H: 1 LOB: 1 BB: 0 P: 6	R: 0 E: 0 K: 0 S: 4	H: 1 LOB: 1 BB: 0 P: 4	R: 0 E: 0 K: 1 S: 5	H: 0 LOB: 0 BB: 0 P: 5	R: 0 E: 0 K: 0 S: 3	H: 1 LOB: 2 BB: 2 P: 11	1B: 4 2B: 0 3B: 0 HR: 1	SF: 0 SAC: 1 DP: 0 HBP: 0	WP: 0 PA: 34 PB: 0 SB: 1 CS: 0
PITCHER Lary Sorensen, R ERA: 3.78 (1, 1)	IP: 9.0 WLS: W BF: 34	H: 5 R: 1 ER: 1 SO: 4	BB: 2 IBB: 1 HBP: 0 BLK: 0	WP: 0 HR: 1 S: 39 P: 51	ERA: 1.00 WHIP: 0.778	PITCHER													

Batter	1	2	3	4	5	6	7	8	9	AB	R	H	RBI	BB	SO	LOB	BOTTOM		
Paul Molitor, R OBP: 0.321, SLG: 0.420 (1, 4)	6-3		F4		4-3		5-3		1B PB IBB	4	0	0	0	1	0	0	California Angels @ Milwaukee Brewers Milwaukee County Stadium, Milwaukee, WI Sun May 21 1978, 4:33 AM EDT Att: 42,376 - Unknown		
Cecil Cooper, L OBP: 0.370, SLG: 0.563 (1, 3)	5-3		2B		1B 5-3		1B		1B 1-3 2-H	5	1	4	1	0	0	0			
Sal Bando, R OBP: 0.374, SLG: 0.412 (1, 5)	L8		F6		5-3 1-2		6-3			4	0	0	0	0	0	3			
Ben Oglivie, L OBP: 0.327, SLG: 0.451 (1, 7)		F8 1B BB		F6		1B 2-H		CS BB		2	0	1	1	2	0	0			
Sixto Lezcano, R OBP: 0.391, SLG: 0.642 (1, 9)		1B F6-2-6		BB 2B		K		F9 1-2		4	0	2	0	0	1	2			
Dave May, L OBP: 0.333, SLG: 0.333 (1, 10)		F8		K		G6-4-3 1B		K		3	0	1	0	0	1	3			
Don Money, R OBP: 0.373, SLG: 0.446 (8, PH)		F8		K		G6-4-3 1B		K		1	0	0	0	0	1	0			
Gorman Thomas, R OBP: 0.375, SLG: 0.487 (1, 8)		FC5-2-5 FC4-6		BB		G6-4-3 1-2		PB SH1-4 1B BB		2	1	0	0	2	0	3			
Robin Yount, R OBP: 0.429, SLG: 0.462 (1, 6)		FC4-6 1-2		BB		5-3		SH1-4 1-2		2	0	0	0	1	0	2			
Buck Martinez, R OBP: 0.241, SLG: 0.288 (1, 2)			F4							3	0	0	0	0	1	3			
Dick Davis, R OBP: 0.308, SLG: 0.322 (9, PH)			K				F7		1-3	1	0	0	0	0	0	1			
Inning Stats	R: 0 E: 0 K: 0 S: 3	H: 0 LOB: 0 BB: 0 P: 3	R: 0 E: 0 K: 0 S: 4	H: 1 LOB: 1 BB: 1 P: 8	R: 0 E: 0 K: 2 S: 8	H: 1 LOB: 2 BB: 2 P: 16	R: 1 E: 0 K: 1 S: 7	H: 2 LOB: 1 BB: 0 P: 7	R: 0 E: 0 K: 0 S: 3	H: 1 LOB: 1 BB: 0 P: 3	R: 0 E: 0 K: 0 S: 4	H: 1 LOB: 1 BB: 0 P: 4	R: 0 E: 0 K: 1 S: 4	H: 0 LOB: 0 BB: 1 P: 8	R: 1 E: 0 K: 0 S: 3	H: 1 LOB: 2 BB: 2 P: 11	1B: 6 2B: 2 3B: 0 HR: 0	SF: 0 SAC: 1 DP: 1 HBP: 0	WP: 0 PA: 38 PB: 1 SB: 0 CS: 1
PITCHER Don Aase, R ERA: 4.35 (1, 1)	IP: 7.0 WLS: L BF: 30	H: 7 R: 1 ER: 1 SO: 3	BB: 3 IBB: 0 HBP: 0 BLK: 0	WP: 0 HR: 0 S: 33 P: 45	ERA: 1.29 WHIP: 1.429	PITCHER													
Dave LaRoche, L ERA: 2.29 (8, 1)	IP: 1.2 WLS: L BF: 8	H: 1 R: 1 ER: 1 SO: 1	BB: 2 IBB: 1 HBP: 0 BLK: 0	WP: 0 HR: 0 S: 7 P: 19	ERA: 5.40 WHIP: 1.800	PITCHER													

Batter	1	2	3	4	5	6	7	8	9	AB	R	H	RBI	BB	SO	LOB	TOP			
Paul Moltzer, R (1, 4) OBP: 0.326, SLG: 0.422	4-3			FC6-4 1B	6-3			S 1B		4	0	2	0	0	0	1				
Cecil Cooper, L (1, 3) OBP: 0.361, SLG: 0.547	B1-3			FC6-4 G3 1B 1-2	E3			K 1-2		4	1	0	0	0	1	2				
Sal Bando, R (1, 5) OBP: 0.371, SLG: 0.403	6-3			G3						3	0	0	0	1	0	1				
Ben Oglivie, L (1, 7) OBP: 0.325, SLG: 0.443				1B 2H 1B				F8		4	1	1	1	0	1	2				
Sixto Lezcano, R (1, 9) OBP: 0.386, SLG: 0.626				1B 1-3 1B						4	0	1	0	0	1	0				
Jim Wohlford, R (9, 9) OBP: 0.219, SLG: 0.226				1B						0	0	0	0	0	0	0				
Gorman Thomas, R (1, 8) OBP: 0.372, SLG: 0.479				1-3 3H 1B						4	0	1	1	0	1	0				
Robin Yount, R (1, 6) OBP: 0.375, SLG: 0.400				L9	L6					4	0	0	0	0	1	2				
Don Money, R (1, 10) OBP: 0.372, SLG: 0.433				F2						2	1	0	0	1	0	0				
Buck Martinez, R (1, 2) OBP: 0.235, SLG: 0.280				F7	SH1-4 E BB					2	0	0	0	0	0	0				
Inning Stats	R: 0 E: 0 K: 0 S: 3	H: 0 LOB: 0 BB: 0 P: 3	R: 0 E: 0 K: 2 S: 7	H: 0 LOB: 0 BB: 0 P: 7	R: 0 E: 0 K: 0 S: 3	H: 0 LOB: 0 BB: 0 P: 3	R: 2 E: 0 K: 0 S: 7	H: 4 LOB: 2 BB: 0 P: 7	R: 1 E: 1 K: 0 S: 3	H: 0 LOB: 1 BB: 1 P: 7	R: 0 E: 0 K: 2 S: 7	H: 0 LOB: 0 BB: 0 P: 7	R: 0 E: 0 K: 1 S: 6	H: 1 LOB: 2 BB: 1 P: 10	R: 0 E: 0 K: 0 S: 3	H: 0 LOB: 0 BB: 0 P: 3	1B: 5 2B: 0 3B: 0 HR: 0	SF: 0 SAC: 1 DP: 0 HBP: 0	WP: 0 PB: 0 SB: 1 CS: 1	PA: 34
PITCHER	IP WLS BF H R ER SO BB IBB HBP BLK WP HR S P ERA WHIP																			
Matt Keough, R (1, 1) ERA: 2.6	7.1 L 28 5 3 2 4 1 0 0 0 0 0 0 35 39 2.46 0.818																			
Bob Lacey, L (8, 1) ERA: 2.51	1.2 6 0 0 0 1 0 1 0 0 0 0 0 7 11 0.00 0.000																			

Milwaukee Brewers @ Oakland Athletics
Oakland-Alameda County Coliseum, Oakland, CA
Tue May 23 1978, 7:05 PM PDT
Att: 2,534 - Unknown

AB 31
R 3
H 5
RBI 2
BB 2
SO 5
LOB 8



Batter	1	2	3	4	5	6	7	8	9	AB	R	H	RBI	BB	SO	LOB	BOTTOM			
Glenn Burke, R (1, 8) OBP: 0.293, SLG: 0.415	4-3			HR				6-3		4	1	1	1	0	0	0				
Miguel Dilone, S (1, 9) OBP: 0.281, SLG: 0.241	4-0			1-3						2	0	0	0	1	0	0				
Gary Alexander, R (8, FH) OBP: 0.331, SLG: 0.500	SH5-3 BB							G1-6-3 BB		0	0	0	0	1	0	0				
Dwayne Murphy, L (8, PR) OBP: 0.297, SLG: 0.111										0	0	0	0	0	0	0				
Mitchell Page, L (1, 7) OBP: 0.370, SLG: 0.385	SH5-3 1-2			F7				G1-6-3 1-2		3	0	0	0	0	0	1				
Mario Guerrero, R (1, 6) OBP: 0.297, SLG: 0.375	1-3			E 1B E 1B				F8 FC3-6 1B		4	1	2	0	0	0	1				
Dave Revering, L (1, 3) OBP: 0.312, SLG: 0.336				F2				F6		4	0	1	0	0	0	1				
Rob Picciolo, R (9, PR) OBP: 0.500, SLG: 0.500				E FC5-2 1B						0	0	0	0	0	0	0				
Jeff Newman, R (1, 10) OBP: 0.407, SLG: 0.600				FC5-4 1B						2	0	1	0	1	0	2				
Mike Edwards, R (6, PR) OBP: 0.298, SLG: 0.302				E6 FC5-2 1-2 2-3				CS BB		1	0	0	0	0	0	1				
Wayne Gross, L (1, 5) OBP: 0.353, SLG: 0.386	F6			E3 FC5-2 1-2 2-3 3H				CS		4	0	0	1	0	1	5				
Jim Essian, R (1, 2) OBP: 0.328, SLG: 0.328	FC5-4 1-2			FC5-2 1-2 2-3 3H				F6		3	0	0	0	0	0	4				
Steve Staggs, R (1, 4) OBP: 0.438, SLG: 0.396				1-3	4-3			4-3		3	0	0	0	0	0	2				
Inning Stats	R: 0 E: 0 K: 0 S: 3	H: 0 LOB: 1 BB: 1 P: 7	R: 0 E: 0 K: 0 S: 4	H: 1 LOB: 1 BB: 0 P: 4	R: 1 E: 0 K: 0 S: 4	H: 1 LOB: 0 BB: 0 P: 4	R: 1 E: 2 K: 0 S: 6	H: 2 LOB: 2 BB: 0 P: 6	R: 0 E: 0 K: 0 S: 2	H: 0 LOB: 1 BB: 1 P: 6	R: 0 E: 0 K: 1 S: 5	H: 0 LOB: 0 BB: 0 P: 5	R: 0 E: 0 K: 0 S: 2	H: 0 LOB: 1 BB: 1 P: 6	R: 0 E: 0 K: 0 S: 4	H: 1 LOB: 2 BB: 0 P: 4	1B: 4 2B: 0 3B: 0 HR: 1	SF: 0 SAC: 1 DP: 2 HBP: 0	WP: 0 PB: 0 SB: 0 CS: 1	PA: 35
PITCHER	IP WLS BF H R ER SO BB IBB HBP BLK WP HR S P ERA WHIP																			
Jerry Augustine, L (1, 1) ERA: 5.24	9.0 W 34 5 2 2 1 3 0 0 0 0 0 1 33 45 2.00 0.889																			

Milwaukee Brewers @ Oakland Athletics
Oakland-Alameda County Coliseum, Oakland, CA
Tue May 23 1978, 7:05 PM PDT
Att: 2,534 - Unknown

AB 30
R 2
H 5
RBI 2
BB 3
SO 1
LOB 17



Batter	1	2	3	4	5	6	7	8	9	AB	R	H	RBI	BB	SO	LOB	TOP					
Paul Mollitor, R OBP: 0.336, SLG: 0.424 (1, 4)										4	2	2	0	1	0	0	Milwaukee Brewers @ Oakland Athletics Oakland-Alameda County Coliseum, Oakland, CA Wed May 24 1978, 7:05 PM PDT Att: 2,257 - Unknown					
Cecil Cooper, L OBP: 0.362, SLG: 0.542 (1, 3)										5	1	2	0	0	1	3						
Sal Bando, R OBP: 0.384, SLG: 0.409 (1, 5)										3	2	2	1	2	1	2						
Ben Oglivie, L OBP: 0.311, SLG: 0.423 (1, 7)										5	0	0	0	0	0	7						
Sixto Lezcano, R OBP: 0.387, SLG: 0.625 (1, 9)										5	1	2	2	0	0	1						
Dave May, L OBP: 0.286, SLG: 0.167 (1, 8)										3	0	0	0	1	1	2						
Gorman Thomas, R OBP: 0.376, SLG: 0.492 (8, 8)										1	0	1	0	0	0	0						
Robin Yount, R OBP: 0.351, SLG: 0.371 (1, 6)										5	0	1	3	0	1	3						
Don Money, R OBP: 0.354, SLG: 0.408 (1, 10)										4	0	0	0	0	1	4						
Charlie Moore, R OBP: 0.356, SLG: 0.439 (1, 2)										4	1	1	0	0	0	0						
Inning Stats	R: 1 E: 1 K: 1 S: 7	H: 1 LOB: 1 BB: 0 P: 7	R: 0 E: 0 K: 0 S: 3	H: 0 LOB: 0 BB: 0 P: 3	R: 4 E: 2 K: 0 S: 7	H: 3 LOB: 2 BB: 2 P: 15	R: 0 E: 0 K: 0 S: 3	H: 1 LOB: 0 BB: 0 P: 3	R: 2 E: 0 K: 0 S: 5	H: 2 LOB: 1 BB: 1 P: 9	R: 0 E: 0 K: 1 S: 4	H: 1 LOB: 2 BB: 0 P: 8	R: 0 E: 0 K: 2 S: 5	H: 0 LOB: 0 BB: 0 P: 5	R: 0 E: 0 K: 2 S: 9	H: 2 LOB: 2 BB: 0 P: 9	R: 0 E: 0 K: 1 S: 6	H: 1 LOB: 1 BB: 0 P: 6	1B: 8 2B: 3 3B: 0 HR: 0	SF: 0 SAC: 0 DP: 2 HBP: 0	WP: 0 PB: 0 SB: 1 CS: 0	PA: 43
PITCHER	IP WLS BF H R ER SO BB IBB HBP BLK WP HR S P ERA WHIP																					
Pete Broberg, R ERA: 3.06 (1, 1)	2.1 L 15 4 5 2 1 1 1 0 0 0 0 0 15 23 7.71 2.143																					
Rick Langford, R ERA: 3.02 (3, 1)	2.2 11 3 2 2 0 1 0 0 0 0 0 10 14 6.75 1.500																					
Dave Heaverlo, R ERA: 4.41 (6, 1)	3.0 13 3 0 0 3 1 0 0 0 0 0 18 22 0.00 1.333																					
Elias Sosa, R ERA: 0.84 (9, 1)	1.0 4 1 0 0 1 0 0 0 0 0 0 6 6 0.00 1.000																					

Batter	1	2	3	4	5	6	7	8	9	AB	R	H	RBI	BB	SO	LOB	BOTTOM			
Glenn Burke, R OBP: 0.289, SLG: 0.400 (1, 8)										4	0	1	0	0	0	1	Milwaukee Brewers @ Oakland Athletics Oakland-Alameda County Coliseum, Oakland, CA Wed May 24 1978, 7:05 PM PDT Att: 2,257 - Unknown			
Mike Edwards, R OBP: 0.292, SLG: 0.296 (1, 4)										2	0	0	0	0	0	0				
Steve Staggs, R OBP: 0.441, SLG: 0.418 (6, PH) (7, 4)										2	0	1	0	0	0	1				
Mitchell Page, L OBP: 0.374, SLG: 0.426 (1, 7)										4	1	2	1	0	1	2				
Mario Guerrero, R OBP: 0.289, SLG: 0.365 (1, 6)										4	0	0	0	0	0	3				
Dave Revering, L OBP: 0.311, SLG: 0.333 (1, 3)										4	0	1	0	0	0	0				
Rob Picciolo, R OBP: 0.500, SLG: 0.500 (9, PR)										0	0	0	0	0	0	0				
Gary Alexander, R OBP: 0.329, SLG: 0.488 (1, 10)										3	0	0	0	1	0	1				
Wayne Gross, L OBP: 0.343, SLG: 0.373 (1, 5)										4	0	0	0	0	2	2				
Jim Essian, R OBP: 0.321, SLG: 0.319 (1, 2)										3	0	0	0	0	1	1				
Dwayne Murphy, L OBP: 0.257, SLG: 0.111 (9, 9)										0	0	0	0	0	0	0				
Gary Thomasson, L OBP: 0.239, SLG: 0.290 (1, 9)										2	0	0	0	0	1	0				
Jeff Newman, R OBP: 0.429, SLG: 0.615 (8, PH) (9, 2)										1	0	1	0	0	0	0				
Inning Stats	R: 0 E: 0 K: 0 S: 4	H: 1 LOB: 1 BB: 0 P: 4	R: 0 E: 0 K: 0 S: 3	H: 0 LOB: 1 BB: 1 P: 7	R: 0 E: 0 K: 0 S: 3	H: 0 LOB: 0 BB: 0 P: 3	R: 0 E: 0 K: 0 S: 3	H: 0 LOB: 0 BB: 0 P: 3	R: 0 E: 0 K: 2 S: 9	H: 2 LOB: 2 BB: 0 P: 9	R: 0 E: 0 K: 1 S: 5	H: 0 LOB: 0 BB: 0 P: 5	R: 0 E: 0 K: 1 S: 6	H: 1 LOB: 1 BB: 0 P: 6	R: 0 E: 0 K: 1 S: 7	H: 2 LOB: 1 BB: 0 P: 7	1B: 3 2B: 2 3B: 0 HR: 1	SF: 0 SAC: 0 DP: 0 HBP: 0	WP: 0 PB: 0 SB: 0 CS: 0	PA: 34
PITCHER	IP WLS BF H R ER SO BB IBB HBP BLK WP HR S P ERA WHIP																			
Mike Caldwell, L ERA: 3.36 (1, 1)	9.0 W 34 6 1 1 5 1 0 0 0 0 1 43 47 1.00 0.778																			



Batter	1	2	3	4	5	6	7	8	9	AB	R	H	RBI	BB	SO	LOB	TOP				
Paul Mollitor, R OBP: 0.325, SLG: 0.410 (1, 4)	6-3		1-3		L8	5-3		L5		5	0	0	0	0	0	2	Milwaukee Brewers @ California Angels Anaheim Stadium, Anaheim, CA Fri May 26 1978, 10:05 PM EDT Att: 19,277 - Unknown				
Cecil Cooper, L OBP: 0.357, SLG: 0.529 (1, 3)	K		F5		HR	F9		K	4	1	0	0	1	2	1						
Sal Bando, R OBP: 0.385, SLG: 0.430 (1, 5)	1B				F8	HR		F9	5	1	2	3	0	0	0						
Ben Oglivie, L OBP: 0.307, SLG: 0.440 (1, 7)	F7				K	1-3		HR	5	1	1	1	0	2	1						
Sixto Lezcano, R OBP: 0.398, SLG: 0.626 (1, 9)	6-3				2B	1B		E S	3	1	2	0	1	0	0						
Dave May, L OBP: 0.444, SLG: 0.429 (1, 10)					1B	1B		BB	1	0	1	1	0	0	0						
Don Money, R OBP: 0.357, SLG: 0.411 (5, PH)	HBP				1-H	1-3		F8	2	0	1	0	0	0	1						
Gorman Thomas, R OBP: 0.373, SLG: 0.480 (1, 8)	K				2B	1B		L6	3	0	0	0	1	1	4						
Robin Yount, R OBP: 0.341, SLG: 0.359 (1, 6)	K				F8			F9	4	0	1	0	0	1	3						
Buck Martinez, R OBP: 0.241, SLG: 0.286 (1, 2)								6-3	2	1	1	0	0	1	0						
Jim Gantner, L OBP: 0.241, SLG: 0.379 (8, PH)			K			HR		SH1	1	0	0	0	0	0	0						
Charlie Moore, R OBP: 0.356, SLG: 0.439 (8, 2)					BB	1B		6-3	0	0	0	0	0	0	0						
Inning Stats	R: 0 E: 0 K: 1 S: 6	H: 1 LOB: 1 BB: 0 P: 6	R: 0 E: 0 K: 2 S: 7	H: 0 LOB: 1 BB: 0 P: 8	R: 0 E: 0 K: 1 S: 5	H: 0 LOB: 0 BB: 0 P: 5	R: 1 E: 0 K: 1 S: 7	H: 2 LOB: 2 BB: 1 P: 11	R: 3 E: 0 K: 0 S: 7	H: 4 LOB: 1 BB: 0 P: 4	R: 1 E: 0 K: 0 S: 4	H: 1 LOB: 1 BB: 0 P: 8	R: 0 E: 0 K: 2 S: 3	H: 0 LOB: 0 BB: 0 P: 3	R: 0 E: 0 K: 2 S: 7	H: 0 LOB: 0 BB: 0 P: 7	1B: 6 2B: 1 3B: 0 HR: 2	SF: 0 SAC: 1 DP: 0 HBP: 1	WP: 0 PB: 0 SB: 1 CS: 0	PA: 40	
PITCHER	IP	WLS	BF	H	R	ER	SO	BB	IBB	HBP	BLK	WP	HR	S	P	ERA	WHIP				
Don Aase, R ERA: 4.7 (1, 1)	4.2		23	6	4	4	5	2	0	1	0	0	1	30	39	7.71	1.714				
Ken Brett, L ERA: 6.21 (5, 1)	1.2	W	9	3	1	1	0	1	0	0	0	0	1	8	12	5.40	2.400				
Paul Hartzell, R ERA: 3.23 (7, 1)	2.2		8	0	0	0	2	0	0	0	0	0	0	12	12	0.00	0.000				

Batter	1	2	3	4	5	6	7	8	9	AB	R	H	RBI	BB	SO	LOB	BOTTOM				
Bobby Grich, R OBP: 0.339, SLG: 0.322 (1, 4)	BB	F3			1B	CS	K	F8		5	2	2	0	0	1	2	Milwaukee Brewers @ California Angels Anaheim Stadium, Anaheim, CA Fri May 26 1978, 10:05 PM EDT Att: 19,277 - Unknown				
Dave Chalk, R OBP: 0.385, SLG: 0.323 (1, 6)	F9	6-3			4-3		5-3		4	0	0	0	0	0	2						
Merv Rettenmund, R OBP: 0.449, SLG: 0.525 (1, 10)									2	1	1	0	2	0	0						
Rance Mulliniks, L OBP: 0.217, SLG: 0.189 (7, PR)	1B	5-3			FC6-4		1B		0	1	0	0	0	0	0						
Ron Jackson, R OBP: 0.417, SLG: 0.511 (1, 3)					1-3				3	1	1	2	0	0	1						
Tony Solaita, L OBP: 0.302, SLG: 0.283 (7, PH)	BB				FC6-4				1	0	1	1	0	0	0						
Don Baylor, R OBP: 0.376, SLG: 0.563 (1, 7)	SF8				F7			F9	3	0	0	1	0	0	3						
Lyman Bostock, L OBP: 0.288, SLG: 0.340 (1, 8)					4-3				3	1	1	1	1	0	0						
Terry Humphrey, R OBP: 0.275, SLG: 0.311 (9, 2)	BB				4-3			F8	0	0	0	0	0	0	0						
Carney Lansford, R OBP: 0.333, SLG: 0.411 (1, 5)					1-3			F8	3	0	0	0	1	0	0						
Brian Downing, R OBP: 0.442, SLG: 0.345 (1, 2)					5-3				2	0	0	1	1	0	0						
Ken Landreaux, L OBP: 0.226, SLG: 0.255 (8, PH)								1B	1	0	1	0	0	0	0						
Rick Miller, L OBP: 0.351, SLG: 0.315 (1, 9)	FC6-4				4-3				4	0	1	0	0	0	3						
Inning Stats	R: 3 E: 0 K: 0 S: 5	H: 2 LOB: 3 BB: 4 P: 21	R: 0 E: 0 K: 0 S: 3	H: 0 LOB: 0 BB: 0 P: 3	R: 0 E: 0 K: 0 S: 3	H: 0 LOB: 0 BB: 0 P: 3	R: 0 E: 0 K: 0 S: 3	H: 0 LOB: 0 BB: 0 P: 3	R: 1 E: 1 K: 0 S: 4	H: 1 LOB: 0 BB: 1 P: 4	R: 1 E: 0 K: 1 S: 6	H: 1 LOB: 2 BB: 1 P: 10	R: 0 E: 0 K: 0 S: 5	H: 2 LOB: 2 BB: 0 P: 5	R: 0 E: 0 K: 0 S: 5	H: 0 LOB: 0 BB: 0 P: 5	1B: 7 2B: 0 3B: 0 HR: 1	SF: 1 SAC: 0 DP: 0 HBP: 0	WP: 0 PB: 0 SB: 0 CS: 1	PA: 38	
PITCHER	IP	WLS	BF	H	R	ER	SO	BB	IBB	HBP	BLK	WP	HR	S	P	ERA	WHIP				
Bill Travers, L ERA: 7.9 (1, 1)	5.2		27	5	5	5	0	4	0	0	0	0	1	23	39	7.94	1.588				
Eduardo Rodriguez, R ERA: 3.45 (6, 1)	2.1	L	10	3	1	1	1	1	0	0	0	0	0	11	15	3.86	1.714				

Batter	1	2	3	4	5	6	7	8	9	AB	R	H	RBI	BB	SO	LOB	TOP								
Paul Moltitor, R OBP: 0.327, SLG: 0.405			L9			5-3			F2	4	1	1	1	1	0	1									
Robin Yount, R OBP: 0.353, SLG: 0.354	F9		5-3				E8		F7	4	0	1	1	1	0	2									
Cecil Cooper, L OBP: 0.371, SLG: 0.524	K					K			K	3	0	0	0	2	3	3									
Sal Bando, R OBP: 0.371, SLG: 0.413	F8			F9		FC6-4	F8			4	0	0	0	0	0	5									
Ben Oglivie, L OBP: 0.326, SLG: 0.463		3-1		K						2	2	0	0	2	1	0									
Sixto Lezcano, R OBP: 0.392, SLG: 0.628							K		SH3-4	2	1	1	1	1	1	1									
Gorman Thomas, R OBP: 0.361, SLG: 0.462		K			K		F9	5-3		4	0	0	0	0	2	2									
Don Money, R OBP: 0.352, SLG: 0.385										2	0	0	0	1	1										
Dave May, L OBP: 0.333, SLG: 0.300	F8									0	1	0	0	0	0	0									
Dick Davis, R OBP: 0.303, SLG: 0.317								F4		1	0	0	0	0	0	0									
Charlie Moore, R OBP: 0.367, SLG: 0.444			5-3							4	1	2	1	0	1	1									
Inning Stats	R: 0 E: 0 K: 1 S: 5	H: 0 LOB: 1 BB: 1 P: 9	R: 1 E: 0 K: 1 S: 6	H: 1 LOB: 0 BB: 0 P: 6	R: 0 E: 0 K: 0 S: 3	H: 0 LOB: 0 BB: 0 P: 3	R: 0 E: 0 K: 1 S: 4	H: 0 LOB: 0 BB: 1 P: 8	R: 0 E: 0 K: 3 S: 9	H: 0 LOB: 1 BB: 1 P: 13	R: 0 E: 0 K: 1 S: 5	H: 0 LOB: 1 BB: 1 P: 9	R: 4 E: 1 K: 1 S: 8	H: 3 LOB: 2 BB: 3 P: 20	R: 1 E: 0 K: 0 S: 3	H: 0 LOB: 0 BB: 1 P: 7	R: 0 E: 0 K: 1 S: 6	H: 1 LOB: 1 BB: 0 P: 6	1B: 4 2B: 0 3B: 0 HR: 1	SF: 0 SAC: 1 DP: 0 HBP: 0	WP: 0 PB: 0 SB: 2 CS: 1	PA: 39			
PITCHER	IP	WLS	BF	H	R	ER	SO	BB	IBB	HBP	BLK	WP	HR	S	P	ERA	WHIP								
Nolan Ryan, R ERA: 3.31	6.2	L	27	2	4	4	8	6	0	0	0	0	1	37	61	5.40	1.200								
Paul Hartzell, R ERA: 3.23	0.0		2	2	1	0	0	0	0	0	0	0	0	2	2	∞	∞								
Dave LaRoche, L ERA: 2.16	1.1		6	0	1	0	0	2	0	0	0	0	0	4	12	0.00	1.500								
Ken Brett, L ERA: 6.03	1.0		4	1	0	0	1	0	0	0	0	0	0	6	6	0.00	1.000								

Milwaukee Brewers @ California Angels
Anaheim Stadium, Anaheim, CA
Sun May 28 1978, 6:33 AM EDT
Att: 21,869 - Unknown

AB 30
R 6
H 5
RBI 4
BB 8
SO 9
LOB 16



Batter	1	2	3	4	5	6	7	8	9	AB	R	H	RBI	BB	SO	LOB	BOTTOM								
Ken Landreaux, L OBP: 0.267, SLG: 0.293			F9							3	0	1	0	0	0	0									
Merv Rettenmund, R OBP: 0.431, SLG: 0.500	FC1-4				F4					1	0	0	0	0	1	0									
Dave Chalk, R OBP: 0.373, SLG: 0.313	FC1-4									3	0	1	0	0	0	1									
Bobby Grich, R OBP: 0.341, SLG: 0.320					5-3					0	0	0	0	1	0	0									
Lyman Bostock, L OBP: 0.286, SLG: 0.331	G6-3									3	0	0	0	1	0	2									
Joe Rudi, R OBP: 0.264, SLG: 0.338		K		F9						4	0	1	0	0	1	2									
Don Baylor, R OBP: 0.370, SLG: 0.566										4	1	2	1	0	1	1									
Ron Fairly, L OBP: 0.329, SLG: 0.440										3	0	0	0	0	1	1									
Ron Jackson, R OBP: 0.423, SLG: 0.516		G3								1	0	1	0	0	0	0									
Carney Lansford, R OBP: 0.345, SLG: 0.461										3	1	1	1	1	0	1									
Rance Mulliniks, L OBP: 0.221, SLG: 0.234										3	1	1	1	0	0	1									
Brian Downing, R OBP: 0.436, SLG: 0.339					4-3					1	0	0	0	0	0	1									
Terry Humphrey, R OBP: 0.260, SLG: 0.292										2	0	0	0	0	2	0									
Rick Miller, L OBP: 0.354, SLG: 0.316										1	0	0	0	0	0	0									
Ike Hampton, S OBP: 0.429, SLG: 0.667										0	0	0	0	0	0	0									
Inning Stats	R: 0 E: 0 K: 0 S: 3	H: 1 LOB: 0 BB: 0 P: 3	R: 3 E: 0 K: 2 S: 10	H: 3 LOB: 0 BB: 0 P: 10	R: 0 E: 0 K: 0 S: 3	H: 1 LOB: 1 BB: 1 P: 7	R: 0 E: 0 K: 1 S: 5	H: 1 LOB: 1 BB: 1 P: 9	R: 0 E: 0 K: 1 S: 5	H: 0 LOB: 0 BB: 0 P: 5	R: 0 E: 0 K: 1 S: 6	H: 1 LOB: 1 BB: 0 P: 6	R: 0 E: 0 K: 0 S: 3	H: 0 LOB: 0 BB: 0 P: 3	R: 0 E: 0 K: 1 S: 5	H: 0 LOB: 1 BB: 1 P: 9	R: 0 E: 0 K: 0 S: 4	H: 1 LOB: 1 BB: 0 P: 4	1B: 5 2B: 0 3B: 0 HR: 3	SF: 0 SAC: 0 DP: 1 HBP: 0	WP: 0 PB: 0 SB: 1 CS: 1	PA: 35			
PITCHER	IP	WLS	BF	H	R	ER	SO	BB	IBB	HBP	BLK	WP	HR	S	P	ERA	WHIP								
Andy Replogle, R ERA: 3.93	7.0	W	27	7	3	3	5	2	0	0	0	0	3	35	43	3.86	1.286								
Bob McClure, L ERA: 4.35	2.0	S	8	1	0	0	1	1	0	0	0	0	0	9	13	0.00	1.000								

Milwaukee Brewers @ California Angels
Anaheim Stadium, Anaheim, CA
Sun May 28 1978, 6:33 AM EDT
Att: 21,869 - Unknown

AB 32
R 3
H 8
RBI 3
BB 3
SO 6
LOB 10



Batter	1	2	3	4	5	6	7	8	9	AB	R	H	RBI	BB	SO	LOB	TOP											
Miguel Dilone, S OBP: 0.287, SLG: 0.242	4-0 1B SF8 BB	0-0 F8		0-3 K			0-0 6-3-5 1B		0-0 5-3	4	1	1	0	1	1	4												
Glenn Burke, R OBP: 0.250, SLG: 0.317	0-0 1B S	0-0 F8			0-0 5-3		0-0 6-3-5			4	1	1	0	0	0	3												
Mario Guerrero, R OBP: 0.282, SLG: 0.355	0-0 SF8		0-0 L4		0-0 2B		0-0 F8			3	1	1	1	0	0	0												
Mitchell Page, L OBP: 0.306, SLG: 0.424 Larry Murray, S	0-0 1B 1B		0-3 K		0-3 K			0-0 G3		3	0	1	1	0	2	1												
Jeff Newman, R OBP: 0.500, SLG: 0.758	0-0 1B		0-3 K		0-0 2B			0-0 HR		4	1	3	2	0	1	0												
Dave Revering, L OBP: 0.302, SLG: 0.351 Jerry Tabb, L		0-0 1B		0-0 F8	0-0 F9			0-0 F8		4	1	1	0	0	0	1												
Jim Essian, R OBP: 0.327, SLG: 0.310		0-0 3B		4-0 1B BB		0-0 F8		0-0 6-3		3	1	1	1	1	0	0												
Wayne Gross, L OBP: 0.350, SLG: 0.364		0-0 1B		0-0 1B CS		0-0 F6			0-0 F3	4	0	2	0	0	0	0												
Mike Edwards, R OBP: 0.283, SLG: 0.286		0-0 1B		0-0 CS		0-0 F9			0-0 5-3	4	0	1	1	0	0	2												
Inning Stats	R: 2 E: 0 K: 0 S: 4	H: 3 LOB: 1 BB: 1 P: 8	R: 1 E: 0 K: 0 S: 6	H: 3 LOB: 2 BB: 0 P: 6	R: 0 E: 0 K: 2 S: 7	H: 0 LOB: 0 BB: 0 P: 7	R: 1 E: 0 K: 1 S: 6	H: 2 LOB: 1 BB: 1 P: 10	R: 1 E: 0 K: 1 S: 7	H: 2 LOB: 1 BB: 0 P: 7	R: 0 E: 0 K: 0 S: 3	H: 0 LOB: 0 BB: 0 P: 3	R: 0 E: 0 K: 0 S: 3	H: 1 LOB: 0 BB: 0 P: 3	R: 1 E: 0 K: 0 S: 4	H: 1 LOB: 0 BB: 0 P: 4	R: 0 E: 0 K: 0 S: 3	H: 0 LOB: 0 BB: 0 P: 3	1B: 8 2B: 3 3B: 1 HR: 1	SF: 1 SAC: 0 DP: 1 HBP: 0	WP: 0 PA: 37 PB: 0 SB: 1 CS: 2							
PITCHER	IP	WLS	BF	H	R	ER	SO	BB	IBB	HBP	BLK	WP	HR	S	P	ERA	WHIP											
Jerry Augustine, L ERA: 5.98	(1, 1)	1.0	L	8	6	3	3	0	1	0	0	0	0	0	7	11	27.00	7.000										
Randy Stein, R ERA: 6.43	(2, 1)	6.0		22	5	2	2	4	1	0	0	0	0	0	29	33	3.00	1.000										
Eduardo Rodriguez, R ERA: 5.57	(8, 1)	2.0		7	1	1	1	0	0	0	0	0	0	1	7	7	4.50	0.500										

Oakland Athletics @ Milwaukee Brewers
Milwaukee County Stadium, Milwaukee, WI
Mon May 29 1978, 4:33 AM EDT
Att: 18,665 - Unknown - 76 F

AB	34
R	6
H	12
RBI	6
BB	2
SO	4
LOB	11



Batter	1	2	3	4	5	6	7	8	9	AB	R	H	RBI	BB	SO	LOB	BOTTOM											
Paul Moltor, R OBP: 0.319, SLG: 0.395	0-3 K	0-0 F9			0-0 6-3		0-0 6-3			4	0	0	0	0	1	2												
Robin Yount, R OBP: 0.345, SLG: 0.346	0-0 1B		0-0 F8		0-0 F4			0-0 5-3		4	0	1	0	0	0	0												
Cecil Cooper, L OBP: 0.368, SLG: 0.518	0-0 F9		0-0 F8			0-0 HR	1B	0-0 F7		4	1	1	0	0	0	1												
Sal Bando, R OBP: 0.374, SLG: 0.429	0-0 1B		0-0 3B		0-0 F9		0-3 K			4	0	2	0	0	1	1												
Ben Oglivie, L OBP: 0.324, SLG: 0.480	0-0 G3		0-0 6-3		0-0 HR			0-0 F9		4	1	1	2	0	0	3												
Sixto Lezcano, R OBP: 0.381, SLG: 0.607		0-0 6-3		0-0 F9		0-3 K		0-0 F6		4	0	0	0	0	1	0												
Dave May, L OBP: 0.267, SLG: 0.231 Dick Davis, R OBP: 0.299, SLG: 0.311		0-0 6-3		0-0 F9		0-0 4-3		0-3 K		3	0	0	0	0	0	0												
Don Money, R OBP: 0.351, SLG: 0.375		4-0 1B BB		0-0 F8			0-0 F6			2	0	0	0	1	0	0												
Buck Martinez, R OBP: 0.244, SLG: 0.286		0-0 1B		0-3 K			0-0 F8			3	0	1	0	0	1	0												
Inning Stats	R: 0 E: 0 K: 1 S: 7	H: 2 LOB: 2 BB: 0 P: 7	R: 0 E: 0 K: 0 S: 4	H: 1 LOB: 2 BB: 1 P: 8	R: 0 E: 0 K: 0 S: 4	H: 1 LOB: 1 BB: 0 P: 4	R: 0 E: 0 K: 0 S: 3	H: 0 LOB: 0 BB: 0 P: 3	R: 0 E: 0 K: 1 S: 5	H: 0 LOB: 0 BB: 0 P: 5	R: 2 E: 0 K: 1 S: 7	H: 2 LOB: 0 BB: 0 P: 7	R: 0 E: 0 K: 0 S: 3	H: 0 LOB: 0 BB: 0 P: 3	R: 0 E: 0 K: 1 S: 5	H: 0 LOB: 0 BB: 0 P: 5	R: 0 E: 0 K: 1 S: 5	H: 0 LOB: 0 BB: 0 P: 5	1B: 4 2B: 0 3B: 1 HR: 1	SF: 0 SAC: 0 DP: 0 HBP: 0	WP: 0 PA: 34 PB: 0 SB: 0 CS: 0							
PITCHER	IP	WLS	BF	H	R	ER	SO	BB	IBB	HBP	BLK	WP	HR	S	P	ERA	WHIP											
Pete Broberg, R ERA: 2.9	(1, 1)	9.0	W	34	6	2	2	5	1	0	0	0	0	1	43	47	2.00	0.778										

Oakland Athletics @ Milwaukee Brewers
Milwaukee County Stadium, Milwaukee, WI
Mon May 29 1978, 4:33 AM EDT
Att: 18,665 - Unknown - 76 F

AB	33
R	2
H	6
RBI	2
BB	1
SO	5
LOB	7



Batter	1	2	3	4	5	6	7	8	9	AB	R	H	RBI	BB	SO	LOB	TOP		
Miguel Dilone, S (1, 8) OBP: 0.298, SLG: 0.255	0-0 CS 1B		0-0 S 1B			0-0 SH1-4		0-0 F8		3	0	2	1	0	0	0	Oakland Athletics @ Milwaukee Brewers Milwaukee County Stadium, Milwaukee, WI Tue May 30 1978, 8:05 PM EDT Att: 8,322 - Unknown - 75 F		
Steve Stagos, R (1, 10) OBP: 0.400, SLG: 0.348 Dave Revering, L (8, PH) OBP: 0.300, SLG: 0.349	0-0 5-3		0-0 1-3			0-3 K		0-0 F8		3	0	0	0	0	1	3			
Mario Guerrero, R (1, 6) OBP: 0.293, SLG: 0.364	0-0 5-3			0-0 FC4-6 1B		0-0 1B		0-0 1B		4	0	3	0	0	0	0			
Mitchell Page, L (1, 7) OBP: 0.356, SLG: 0.411		0-0 F3		0-0 FC4-6 CS 1-2		0-0 G3		0-0 4-3		4	0	0	0	0	0	4			
Jeff Newman, R (1, 2) OBP: 0.450, SLG: 0.676		0-0 6-3		0-0 4-3			0-0 L8		0-0 6-3	4	0	0	0	0	0	1			
Taylor Duncan, R (1, 5)		0-0 L9			0-0 5-3		0-3 K		0-0 4-3	4	0	0	0	0	1	0			
Jim Essian, R (1, 3) OBP: 0.333, SLG: 0.313 Gary Thomasson, L (7, PR) OBP: 0.250, SLG: 0.307			0-0 6-3		0-0 G6-4-3 1B		4-0 BB BB		0-3 K	2	0	1	0	1	0	0			
Gary Alexander, R (1, 9) OBP: 0.319, SLG: 0.458			0-0 F7 1B 2B		0-0 G6-4-3 1-2		4-0 BB BB			2	1	1	0	1	0	1			
Mike Edwards, R (1, 4) OBP: 0.284, SLG: 0.287			0-0 F7		0-0 1B SH1-4 1B		0-0 4-3			3	0	1	0	0	0	3			
Inning Stats	R: 0 E: 0 K: 0 S: 3	H: 1 LOB: 0 BB: 0 P: 3	R: 0 E: 0 K: 0 S: 3	H: 0 LOB: 0 BB: 0 P: 3	R: 1 E: 0 K: 0 S: 5	H: 2 LOB: 1 BB: 0 P: 5	R: 0 E: 0 K: 0 S: 3	H: 1 LOB: 0 BB: 0 P: 3	R: 0 E: 0 K: 1 S: 7	H: 2 LOB: 2 BB: 0 P: 7	R: 0 E: 0 K: 1 S: 5	H: 0 LOB: 2 BB: 2 P: 13	R: 0 E: 0 K: 1 S: 4	H: 1 LOB: 1 BB: 0 P: 4	R: 0 E: 0 K: 1 S: 5	H: 0 LOB: 0 BB: 0 P: 5		1B: 7 2B: 1 3B: 0 HR: 0	SF: 0 SAC: 1 DP: 1 HBP: 0
PITCHER Mike Caldwell, L (1, 1) ERA: 3.11	IP: 9.0 WLS: W BF: 34 H: 8 R: 1 ER: 1 SO: 3 BB: 2 IBB: 0 HBP: 0 BLK: 0 WP: 0 HR: 0 S: 38 P: 46 ERA: 1.00 WHIP: 1.111															PITCHER			

Batter	1	2	3	4	5	6	7	8	9	AB	R	H	RBI	BB	SO	LOB	BOTTOM
Jim Gantner, L (1, 4) OBP: 0.189, SLG: 0.297	0-0 F7	0-0 6-3			0-0 F9		0-0 SH BB 1B	0-3 K		4	0	0	0	0	1	3	Oakland Athletics @ Milwaukee Brewers Milwaukee County Stadium, Milwaukee, WI Tue May 30 1978, 8:05 PM EDT Att: 8,322 - Unknown - 75 F
Don Money, R (1, 10) OBP: 0.367, SLG: 0.378 Paul Moltor, R (7, PR) OBP: 0.319, SLG: 0.395	4-0 FC5 BB BB		0-0 F4		4-0 F8 BB		0-0 BB 1B			2	0	1	1	2	0	0	
Cecil Cooper, L (1, 3) OBP: 0.371, SLG: 0.512	4-0 1B FC5 BB		0-3 K		0-0 F8		4-0 BB BB			2	0	0	0	2	1	1	
Sal Bando, R (1, 5) OBP: 0.366, SLG: 0.418	0-0 FC5 1B		0-0 F5		0-3 K		0-0 L7			4	0	0	0	0	1	5	
Ben Oglivie, L (1, 7) OBP: 0.329, SLG: 0.481	0-0 1-2 2-3 1B			0-0 FC6-4 1B		0-0 F8		0-3 K		4	0	2	0	0	1	2	
Sixto Lezcano, R (1, 9) OBP: 0.377, SLG: 0.595	0-0 F8			0-0 FC6-4 2B 5-3		0-0 1B		0-0 6-3		4	1	1	0	0	0	4	
Gorman Thomas, R (1, 8) OBP: 0.358, SLG: 0.463		0-3 K		0-0 1-3 2B		0-3 K		0-0 F3		4	0	1	0	0	2	1	
Robin Yount, R (1, 6) OBP: 0.356, SLG: 0.375		0-0 3-1 2B		0-0 5-3		0-0 1-3		0-0 1B 1B		4	0	2	1	0	0	2	
Charlie Moore, R (1, 2) OBP: 0.377, SLG: 0.449		0-0 3-1		0-0 3-H F7			0-0 SH 1B 1B			4	1	2	0	0	0	2	
Inning Stats	R: 0 E: 0 K: 0 S: 4	H: 1 LOB: 3 BB: 2 P: 12	R: 0 E: 0 K: 1 S: 6	H: 1 LOB: 1 BB: 0 P: 6	R: 0 E: 0 K: 1 S: 5	H: 0 LOB: 0 BB: 0 P: 5	R: 1 E: 0 K: 0 S: 5	H: 2 LOB: 1 BB: 0 P: 5	R: 0 E: 0 K: 1 S: 6	H: 1 LOB: 1 BB: 1 P: 6	R: 1 E: 1 K: 1 S: 7	H: 2 LOB: 2 BB: 1 P: 11	R: 0 E: 0 K: 1 S: 7	H: 2 LOB: 2 BB: 0 P: 7	1B: 7 2B: 2 3B: 0 HR: 0	SF: 0 SAC: 1 DP: 0 HBP: 0	
PITCHER Alan Wirth, R (1, 1) ERA: 3.23 Dave Heaverlo, R (2, 1) ERA: 4.14 Elias Sosa, R (6, 1) ERA: 1.49 Bob Lacey, L (7, 1) ERA: 2.06	IP: 1.0 WLS: L BF: 7 H: 3 R: 1 ER: 1 SO: 1 BB: 0 IBB: 0 HBP: 0 BLK: 0 WP: 0 HR: 0 S: 21 P: 25 ERA: 2.25 WHIP: 1.000															PITCHER	

AB 31
R 1
H 8
RBI 1
BB 2
SO 3
LOB 12



AB 32
R 2
H 9
RBI 2
BB 4
SO 6
LOB 20



Batter	1	2	3	4	5	6	7	8	9	AB	R	H	RBI	BB	SO	LOB	TOP				
Paul Moltis, R OBP: 0.323, SLG: 0.397 (1, 4)																	4 0 2 0 0 0 0				
Don Money, R OBP: 0.363, SLG: 0.365 (1, 5)																	3 0 0 0 1 1 1				
Cecil Cooper, L OBP: 0.368, SLG: 0.506 (1, 3)																	4 0 1 0 0 1 4				
Sal Bando, R OBP: 0.368, SLG: 0.420 (1, 10)																	4 0 2 0 0 1 1				
Ben Oglivie, L OBP: 0.333, SLG: 0.489 (1, 7)																	4 0 2 0 0 0 2				
Sixto Lezcano, R OBP: 0.366, SLG: 0.576 (1, 9)																	4 0 0 0 0 2 4				
Gorman Thomas, R OBP: 0.349, SLG: 0.449 (1, 8)																	4 0 0 0 0 3 3				
Robin Yount, R OBP: 0.333, SLG: 0.350 (1, 6)																	4 0 0 0 0 0 2				
Charlie Moore, R OBP: 0.375, SLG: 0.442 (1, 2)																	3 0 1 0 0 1 0				
Inning Stats	R: 0 E: 0 K: 1 S: 5	H: 1 LOB: 0 BB: 0 P: 5	R: 0 E: 0 K: 2 S: 9	H: 2 LOB: 2 BB: 0 P: 9	R: 0 E: 0 K: 1 S: 5	H: 0 LOB: 0 BB: 0 P: 5	R: 0 E: 0 K: 1 S: 6	H: 1 LOB: 1 BB: 0 P: 6	R: 0 E: 0 K: 1 S: 7	H: 2 LOB: 3 BB: 1 P: 11	R: 0 E: 0 K: 2 S: 8	H: 1 LOB: 1 BB: 0 P: 8	R: 0 E: 0 K: 0 S: 3	H: 0 LOB: 0 BB: 0 P: 3	R: 0 E: 0 K: 1 S: 6	H: 1 LOB: 1 BB: 0 P: 6	R: 0 E: 0 K: 0 S: 3	H: 0 LOB: 0 BB: 0 P: 3	1B: 7 2B: 1 3B: 0 HR: 0	SF: 0 SAC: 0 DP: 0 HBP: 0	WP: 1 PA: 36 PB: 0 SB: 0 CS: 1
PITCHER Mitt Wilcox, R ERA: 3.08 (1, 1)	IP: 9.0 WLS: W BF: 35 H: 8 R: 0 ER: 0 SO: 9 BB: 1 IBB: 0 HBP: 0 BLK: 0 WP: 1 HR: 0 S: 52 P: 56 ERA: 0.00 WHIP: 1.000																				

Milwaukee Brewers @ Detroit Tigers
Tiger Stadium, Detroit, MI
Wed May 31 1978, 7:05 PM EDT
Att: 13,017 - Unknown

AB 34
R 0
H 8
RBI 0
BB 1
SO 9
LOB 17



Batter	1	2	3	4	5	6	7	8	9	AB	R	H	RBI	BB	SO	LOB	BOTTOM				
Ron LeFlore, R OBP: 0.335, SLG: 0.387 (1, 8)																	4 0 1 0 0 0 2				
Alan Trammell, R OBP: 0.306, SLG: 0.344 (1, 6)																	4 0 1 0 0 0 1				
Rusty Staub, L OBP: 0.374, SLG: 0.447 (1, 10)																	3 0 1 0 1 0 2				
Jason Thompson, L OBP: 0.348, SLG: 0.540 (1, 3)																	4 1 1 0 0 0 3				
Steve Kemp, L OBP: 0.439, SLG: 0.383 (1, 7)																	4 0 0 0 0 0 5				
John Wockenfuss, R OBP: 0.320, SLG: 0.326 (1, 9)																	2 0 0 0 0 0 1				
Tim Corcoran, L OBP: 0.310, SLG: 0.277 (6, FH) (7, 9)																	1 0 0 1 0 0 0				
Lance Parrish, R OBP: 0.247, SLG: 0.488 (1, 2)																	3 1 1 0 0 0 1				
Aurelio Rodriguez, R OBP: 0.343, SLG: 0.511 (1, 5)																	3 1 2 2 0 0 0				
Lou Whitaker, L OBP: 0.364, SLG: 0.340 (1, 4)																	3 0 1 0 0 0 0				
Inning Stats	R: 0 E: 0 K: 0 S: 4	H: 1 LOB: 2 BB: 1 P: 8	R: 1 E: 0 K: 0 S: 4	H: 1 LOB: 0 BB: 0 P: 4	R: 0 E: 0 K: 0 S: 3	H: 0 LOB: 0 BB: 0 P: 3	R: 0 E: 0 K: 0 S: 3	H: 1 LOB: 0 BB: 0 P: 3	R: 1 E: 1 K: 0 S: 6	H: 4 LOB: 2 BB: 0 P: 6	R: 1 E: 2 K: 0 S: 4	H: 0 LOB: 0 BB: 0 P: 4	R: 0 E: 1 K: 0 S: 3	H: 0 LOB: 1 BB: 0 P: 3	R: 0 E: 1 K: 0 S: 4	H: 1 LOB: 1 BB: 0 P: 4	1B: 7 2B: 1 3B: 0 HR: 1	SF: 0 SAC: 0 DP: 2 HBP: 0	WP: 1 PA: 32 PB: 0 SB: 1 CS: 1		
PITCHER Bill Travers, L ERA: 6.63 Randy Stein, R ERA: 5.95 Bob McClure, L ERA: 4.15	IP: 5.1 WLS: L BF: 23 H: 7 R: 3 ER: 2 SO: 3 BB: 1 IBB: 0 HBP: 0 BLK: 0 WP: 1 HR: 1 S: 22 P: 26 ERA: 3.38 WHIP: 1.500																				

Milwaukee Brewers @ Detroit Tigers
Tiger Stadium, Detroit, MI
Wed May 31 1978, 7:05 PM EDT
Att: 13,017 - Unknown

AB 31
R 3
H 8
RBI 3
BB 1
SO 0
LOB 15



Batter	1	2	3	4	5	6	7	8	9	AB	R	H	RBI	BB	SO	LOB	TOP								
Paul Moltis , R (1, 4) OBP: 0.321, SLG: 0.406	5-3	4-3			4-3			3B		4	0	1	0	0	0	1	Milwaukee Brewers @ Detroit Tigers Tiger Stadium, Detroit, MI Thu Jun 01 1978, 7:05 PM EDT Att: 11,614 - Unknown								
Don Money , R (1, 10) OBP: 0.356, SLG: 0.352	F6		F8		F7			BB		3	0	0	0	1	0										
Cecil Cooper , L (1, 3) OBP: 0.366, SLG: 0.500	E5 HR		F5			K		K		4	1	1	0	0	2										
Sal Bando , R (1, 5) OBP: 0.366, SLG: 0.434	2H HR		5-3			6-3		F7		4	1	1	2	0	2										
Ben Oglivie , L (1, 7) OBP: 0.325, SLG: 0.474	G3				F3			F8		4	0	0	0	0	0										
Sixto Lezcano , R (1, 9) OBP: 0.331, SLG: 0.563		4-0 1B SF9 BB			K			6-3		3	1	0	0	1	2										
Dick Davis , R (1, 8) OBP: 0.310, SLG: 0.338		E S 1-3 1B						6-3		4	0	2	0	0	0										
Robin Yount , R (1, 6) OBP: 0.318, SLG: 0.339		SF9			4-3			F9		2	0	0	1	0	0										
Buck Martinez , R (1, 2) OBP: 0.239, SLG: 0.279		3-H K			5-3			6-3		2	0	0	0	0	1										
Larry Hisle , R (8, PH) OBP: 0.331, SLG: 0.513		1-3 K								1	0	0	0	0	0										
Charlie Moore , R (8, 2) OBP: 0.375, SLG: 0.442		1-3 K								0	0	0	0	0	0										
Inning Stats	R: 2 E: 1 K: 0 S: 5	H: 2 LOB: 0 BB: 0 P: 5	R: 1 E: 0 K: 1 S: 6	H: 1 LOB: 1 BB: 1 P: 10	R: 0 E: 0 K: 0 S: 3	H: 0 LOB: 0 BB: 0 P: 3	R: 0 E: 0 K: 1 S: 6	H: 1 LOB: 1 BB: 0 P: 6	R: 0 E: 0 K: 0 S: 3	H: 0 LOB: 0 BB: 0 P: 3	R: 0 E: 0 K: 0 S: 3	H: 0 LOB: 0 BB: 0 P: 3	R: 0 E: 0 K: 1 S: 6	H: 1 LOB: 2 BB: 1 P: 10	R: 0 E: 0 K: 1 S: 5	H: 0 LOB: 0 BB: 0 P: 5	1B: 2 2B: 1 3B: 1 HR: 1	SF: 1 SAC: 0 DP: 0 HBP: 0	WP: 0 PB: 0 SB: 1 CS: 0	PA: 34					
PITCHER	IP	WLS	BF	H	R	ER	SO	BB	IBB	HBP	BLK	WP	HR	S	P	ERA	WHIP								
Jim Slaton , R (1, 1) ERA: 4.81	7.1	W	29	5	3	3	3	2	0	0	0	0	1	33	41	3.68	0.955								
John Hiller , L (8, 1) ERA: 2.53	1.2	S	5	0	0	0	2	0	0	0	0	0	0	9	9	0.00	0.000								

Batter	1	2	3	4	5	6	7	8	9	AB	R	H	RBI	BB	SO	LOB	BOTTOM								
Ron LeFlore , R (1, 8) OBP: 0.333, SLG: 0.386	5-3		SF9		1B SF8			6-3		3	1	1	2	0	0	0	Milwaukee Brewers @ Detroit Tigers Tiger Stadium, Detroit, MI Thu Jun 01 1978, 7:05 PM EDT Att: 11,614 - Unknown								
Lou Whitaker , L (1, 4) OBP: 0.366, SLG: 0.346	K		F7		1B SF8			CS 1B		4	0	2	1	0	1										
Rusty Staub , L (1, 10) OBP: 0.367, SLG: 0.440	F7				F8			CS 1B		3	0	0	1	0	0										
Jason Thompson , L (1, 3) OBP: 0.346, SLG: 0.534		F7			F8			F7		4	0	1	0	0	0										
Steve Kemp , L (1, 7) OBP: 0.436, SLG: 0.380		6-3			L8			3-1		4	0	1	0	0	0										
Milt May , L (1, 2) OBP: 0.355, SLG: 0.559		3-1			F8			FC5-6 1B		3	0	0	0	0	2										
Tim Corcoran , L (1, 9) OBP: 0.310, SLG: 0.279			SH1-3 1B SF9 1B		F7			F7		3	1	1	0	0	0										
Phil Mankowski , L (1, 5) OBP: 0.346, SLG: 0.425			SF9 SH1-3 1B		1B 1B			4-3		3	1	2	0	0	0										
Aurelio Rodriguez , R (7, 5) OBP: 0.343, SLG: 0.511			1-2 1B		1B 1B					0	0	0	0	0	0										
Alan Trammell , R (1, 6) OBP: 0.310, SLG: 0.347			SH1-3		1B 1B			F8		2	1	1	0	0	0										
Inning Stats	R: 0 E: 0 K: 1 S: 5	H: 0 LOB: 0 BB: 0 P: 5	R: 0 E: 0 K: 0 S: 3	H: 0 LOB: 0 BB: 0 P: 3	R: 1 E: 0 K: 0 S: 5	H: 2 LOB: 1 BB: 0 P: 5	R: 0 E: 0 K: 0 S: 4	H: 1 LOB: 1 BB: 0 P: 4	R: 3 E: 0 K: 0 S: 7	H: 4 LOB: 1 BB: 0 P: 7	R: 0 E: 0 K: 0 S: 4	H: 1 LOB: 1 BB: 0 P: 4	R: 0 E: 0 K: 0 S: 3	H: 1 LOB: 0 BB: 0 P: 3	R: 0 E: 0 K: 0 S: 3	H: 0 LOB: 0 BB: 0 P: 3	1B: 9 2B: 0 3B: 0 HR: 0	SF: 2 SAC: 1 DP: 0 HBP: 0	WP: 0 PB: 0 SB: 0 CS: 1	PA: 33					
PITCHER	IP	WLS	BF	H	R	ER	SO	BB	IBB	HBP	BLK	WP	HR	S	P	ERA	WHIP								
Lary Sorensen , R (1, 1) ERA: 3.67	8.0	L	32	9	4	4	1	0	0	0	0	0	0	34	34	4.50	1.125								

AB	31
R	3
H	5
RBI	3
BB	2
SO	5
LOB	7



AB	29
R	4
H	9
RBI	4
BB	0
SO	1
LOB	7



Batter	1	2	3	4	5	6	7	8	9	AB	R	H	RBI	BB	SO	LOB	TOP								
Paul Dade, R OBP: 0.333, SLG: 0.397 (1, 9)										4	1	1	0	0	0	0	Cleveland Indians @ Milwaukee Brewers Milwaukee County Stadium, Milwaukee, WI Sat Jun 03 1978, 4:33 AM EDT Att: 11,933 - Unknown - 66 F								
Rick Manning, L OBP: 0.326, SLG: 0.361 (1, 8)										5	1	4	1	0	0	1									
Buddy Bell, R OBP: 0.344, SLG: 0.432 (1, 5)										4	2	1	0	1	0	3									
Andre Thornton, R OBP: 0.358, SLG: 0.519 (1, 3)										4	1	1	3	0	1	3									
Willie Horton, R OBP: 0.341, SLG: 0.430 (1, 10)										4	0	2	1	0	1	1									
Johnny Grubb, L OBP: 0.357, SLG: 0.434 (1, 7)										4	0	0	0	0	3	2									
Ron Pruitt, R OBP: 0.290, SLG: 0.360 (1, 2)										4	1	2	0	0	0	0									
Duane Kuiper, L OBP: 0.277, SLG: 0.274 (1, 4)										4	0	1	1	0	1	2									
Tom Verzyer, R OBP: 0.269, SLG: 0.292 (1, 6)										4	0	1	0	0	0	1									
Inning Stats	R: 2 E: 1 K: 1 S: 7	H: 2 LOB: 1 BB: 1 P: 11	R: 0 E: 0 K: 1 S: 5	H: 0 LOB: 0 BB: 0 P: 5	R: 3 E: 1 K: 1 S: 10	H: 4 LOB: 2 BB: 0 P: 10	R: 0 E: 0 K: 0 S: 4	H: 1 LOB: 1 BB: 0 P: 4	R: 0 E: 0 K: 3 S: 9	H: 0 LOB: 0 BB: 0 P: 9	R: 1 E: 0 K: 0 S: 4	H: 2 LOB: 0 BB: 0 P: 4	R: 0 E: 0 K: 0 S: 4	H: 2 LOB: 0 BB: 0 P: 4	R: 0 E: 0 K: 0 S: 3	H: 0 LOB: 0 BB: 0 P: 3	R: 0 E: 0 K: 0 S: 5	H: 2 LOB: 2 BB: 0 P: 5	1B: 9 2B: 1 3B: 1 HR: 2	SF: 1 SAC: 1 DP: 1 HBP: 0	WP: 0 PB: 0 SB: 0 CS: 1	PA: 40			
PITCHER	IP	WLS	BF	H	R	ER	SO	BB	IBB	HBP	BLK	WP	HR	S	P	ERA	WHIP								
Jerry Augustine, L ERA: 3.88 (1, 1)	2.1	L	13	4	5	4	2	1	0	0	0	0	2	16	20	15.43	2.143								
Eduardo Rodriguez, R ERA: 2.84 (3, 1)	6.2		27	9	1	1	4	0	0	0	0	0	0	35	35	1.35	1.350								


Batter	1	2	3	4	5	6	7	8	9	AB	R	H	RBI	BB	SO	LOB	BOTTOM								
Paul Moltor, R OBP: 0.315, SLG: 0.394 (1, 4)										5	0	1	0	0	1	3	Cleveland Indians @ Milwaukee Brewers Milwaukee County Stadium, Milwaukee, WI Sat Jun 03 1978, 4:33 AM EDT Att: 11,933 - Unknown - 66 F								
Don Money, R OBP: 0.365, SLG: 0.412 (1, 10)										4	1	2	0	0	0	1									
Cecil Cooper, L OBP: 0.362, SLG: 0.503 (1, 3)										2	0	1	2	0	0	1									
Sixto Lezcano, R OBP: 0.374, SLG: 0.556 (1, 9)										3	0	0	0	1	0	2									
Sal Bando, R OBP: 0.360, SLG: 0.420 (1, 5)										4	0	0	0	0	0	2									
Dick Davis, R OBP: 0.300, SLG: 0.338 (1, 7)										4	1	1	0	0	0	0									
Robin Yount, R OBP: 0.311, SLG: 0.319 (1, 6)										4	0	1	1	0	0	0									
Gorman Thomas, R OBP: 0.362, SLG: 0.483 (1, 8)										3	1	1	1	1	0	0									
Buck Martinez, R OBP: 0.240, SLG: 0.289 (1, 2)										3	1	1	0	0	0	2									
Larry Hisle, R OBP: 0.333, SLG: 0.513 (8, PH)										1	0	0	0	0	0	0									
Inning Stats	R: 0 E: 0 K: 0 S: 4	H: 1 LOB: 2 BB: 1 P: 8	R: 1 E: 0 K: 0 S: 4	H: 1 LOB: 0 BB: 0 P: 4	R: 0 E: 0 K: 0 S: 4	H: 1 LOB: 1 BB: 0 P: 4	R: 1 E: 0 K: 0 S: 5	H: 2 LOB: 2 BB: 1 P: 9	R: 1 E: 0 K: 0 S: 4	H: 1 LOB: 0 BB: 0 P: 4	R: 0 E: 0 K: 0 S: 3	H: 0 LOB: 0 BB: 0 P: 3	R: 1 E: 0 K: 1 S: 7	H: 2 LOB: 1 BB: 0 P: 7	R: 0 E: 0 K: 0 S: 3	H: 0 LOB: 0 BB: 0 P: 3	R: 0 E: 0 K: 0 S: 3	H: 0 LOB: 0 BB: 0 P: 3	1B: 3 2B: 3 3B: 1 HR: 1	SF: 2 SAC: 0 DP: 0 HBP: 0	WP: 0 PB: 0 SB: 0 CS: 0	PA: 37			
PITCHER	IP	WLS	BF	H	R	ER	SO	BB	IBB	HBP	BLK	WP	HR	S	P	ERA	WHIP								
Mike Paxton, R ERA: 4.69 (1, 1)	6.1	W	29	8	4	4	1	2	0	0	0	0	1	29	37	5.68	1.579								
Sid Monge, L ERA: 1.99 (7, 1)	2.2	S	8	0	0	0	0	0	0	0	0	0	0	8	8	0.00	0.000								


Batter	1	2	3	4	5	6	7	8	9	AB	R	H	RBI	BB	SO	LOB	TOP			
Paul Dade, R OBP: 0.343, SLG: 0.404 (1, 9)										5	1	3	0	0	0	0	Cleveland Indians @ Milwaukee Brewers Milwaukee County Stadium, Milwaukee, WI Sun Jun 04 1978, 8:05 PM EDT Att: 23,850 - Unknown - 77 F			
Rick Manning, L OBP: 0.320, SLG: 0.354 (1, 8)										4	0	1	0	0	1	3				
Buddy Bell, R OBP: 0.345, SLG: 0.435 (1, 5)										4	0	1	1	0	0	3				
Andre Thornton, R OBP: 0.359, SLG: 0.539 (1, 3)										4	1	1	0	0	1	2				
Willie Horton, R OBP: 0.329, SLG: 0.411 (1, 10)										4	1	0	0	0	0	1				
Ted Cox, R OBP: 0.273, SLG: 0.186 Jim Norris, L OBP: 0.360, SLG: 0.346 (8, PH) (8, 7)										3	0	1	0	0	0	1				
Larry Blanks, R Wayne Cage, L Tom Verzyer, R OBP: 0.286, SLG: 0.324 (8, PH) (8, 6)										3	0	1	1	0	0	2				
Duane Kuiper, L OBP: 0.276, SLG: 0.273 (1, 4)										4	0	1	1	0	0	1				
Ron Hassey, L OBP: 0.250, SLG: 0.295 (1, 2)										4	1	1	1	0	1	2				
Inning Stats	R: 0 E: 0 K: 1 S: 5	H: 1 LOB: 0 BB: 0 P: 5	R: 1 E: 0 K: 1 S: 7	H: 2 LOB: 1 BB: 0 P: 7	R: 0 E: 0 K: 0 S: 4	H: 1 LOB: 1 BB: 0 P: 4	R: 1 E: 1 K: 1 S: 8	H: 2 LOB: 2 BB: 0 P: 8	R: 0 E: 0 K: 0 S: 3	H: 0 LOB: 1 BB: 0 P: 3	R: 2 E: 0 K: 1 S: 8	H: 3 LOB: 1 BB: 0 P: 8	R: 0 E: 1 K: 0 S: 3	H: 0 LOB: 0 BB: 0 P: 3	R: 0 E: 0 K: 0 S: 3	H: 0 LOB: 0 BB: 0 P: 3		1B: 7 2B: 2 3B: 0 HR: 1	SF: 0 SAC: 0 DP: 1 HBP: 0	WP: 0 PB: 0 SB: 1 CS: 1
PITCHER	IP WLS BF H R ER SO BB IBB HBP BLK WP HR S P ERA WHIP	IP WLS BF H R ER SO BB IBB HBP BLK WP HR S P ERA WHIP																		
Bill Travers, L ERA: 5.96 (1, 1)	6.2 W 30 10 4 3 3 0 0 0 0 0 1 36 36 4.05 1.500	2.1 S 7 0 0 0 1 0 0 0 0 0 0 9 9 0.00 0.000																		
Bill Castro, R ERA: (7, 1)																				

Batter	1	2	3	4	5	6	7	8	9	AB	R	H	RBI	BB	SO	LOB	BOTTOM			
Paul Molitor, R OBP: 0.317, SLG: 0.411 (1, 6)										5	1	2	2	0	0	2	Cleveland Indians @ Milwaukee Brewers Milwaukee County Stadium, Milwaukee, WI Sun Jun 04 1978, 8:05 PM EDT Att: 23,850 - Unknown - 77 F			
Don Money, R OBP: 0.360, SLG: 0.411 (1, 3)										5	0	1	0	0	0	2				
Sal Bando, R OBP: 0.357, SLG: 0.433 (1, 5)										4	2	1	1	0	0	2				
Larry Hisle, R OBP: 0.348, SLG: 0.543 (1, 10)										4	1	3	0	0	1	0				
Sixto Lezcano, R OBP: 0.380, SLG: 0.570 Dick Davis, R OBP: 0.302, SLG: 0.380 (7, PH) (8, 9)										3	1	1	3	0	0	3				
Jim Wehlford, R OBP: 0.250, SLG: 0.237 (1, 7)										3	2	1	0	1	0	0				
Gorman Thomas, R OBP: 0.359, SLG: 0.493 (1, 8)										3	0	0	0	0	0	1				
Lenn Sakata, R OBP: 0.269, SLG: 0.229 (1, 4)										4	1	2	1	0	0	1				
Buck Martinez, R OBP: 0.270, SLG: 0.319 (1, 2)										4	1	4	2	0	0	0				
Inning Stats	R: 3 E: 1 K: 0 S: 6	H: 3 LOB: 0 BB: 0 P: 6	R: 0 E: 0 K: 0 S: 4	H: 1 LOB: 1 BB: 0 P: 4	R: 0 E: 0 K: 0 S: 4	H: 1 LOB: 1 BB: 0 P: 4	R: 1 E: 0 K: 0 S: 3	H: 1 LOB: 1 BB: 1 P: 7	R: 0 E: 0 K: 0 S: 5	H: 2 LOB: 2 BB: 0 P: 5	R: 2 E: 0 K: 0 S: 6	H: 3 LOB: 1 BB: 0 P: 6	R: 1 E: 0 K: 1 S: 6	H: 1 LOB: 0 BB: 0 P: 6	R: 2 E: 0 K: 0 S: 5	H: 3 LOB: 0 BB: 0 P: 5		1B: 10 2B: 2 3B: 0 HR: 3	SF: 0 SAC: 1 DP: 0 HBP: 0	WP: 2 PB: 0 SB: 3 CS: 0
PITCHER	IP WLS BF H R ER SO BB IBB HBP BLK WP HR S P ERA WHIP	IP WLS BF H R ER SO BB IBB HBP BLK WP HR S P ERA WHIP																		
Don Hood, L ERA: 4.97 (1, 1)	5.1 L 26 10 6 6 0 1 0 0 0 1 2 25 29 10.12 2.062	2.2 12 5 3 3 1 0 0 0 0 0 1 2 14 14 10.12 1.875																		
Al Fitzmorris, R ERA: 6.75 (6, 1)																				

Batter	1	2	3	4	5	6	7	8	9	AB	R	H	RBI	BB	SO	LOB	TOP					
Ron LeFlore, R OBP: 0.328, SLG: 0.389	0-0 4-3		0-0 G6-4-3		0-3 K			0-0 1-3		4	0	0	0	0	1	4	Detroit Tigers @ Milwaukee Brewers Milwaukee County Stadium, Milwaukee, WI Tue Jun 06 1978, 8:05 PM EDT Att: 13,022 - Unknown - 73 F					
Lou Whitaker, L OBP: 0.354, SLG: 0.344	0-0 5-3		0-3 K			0-0 G3 1B		0-0 4-3		4	1	1	0	0	1	1						
Rusty Staub, L OBP: 0.364, SLG: 0.434	0-0 G3			0-0 F8		0-0 G3		0-0 6-3		4	0	0	0	0	0	1						
Jason Thompson, L OBP: 0.344, SLG: 0.522		0-0 L6		0-0 3-1		0-0 G4-6-3 1B		0-0 F7		4	0	1	1	0	0	0						
Steve Kemp, L OBP: 0.417, SLG: 0.376		0-0 1B		0-3 K		0-0 G4-6-3 1B		0-3 K		4	0	1	0	0	2	1						
Milt May, L OBP: 0.336, SLG: 0.518		0-0 FC3-6 1B			0-0 3-1			0-0 F8		4	0	1	0	0	0	0						
Tim Corcoran, L OBP: 0.305, SLG: 0.293		0-0 FC3-6 1B			0-0 F6			0-0 F8		3	0	0	0	0	0	1						
Phil Mankowski, L OBP: 0.357, SLG: 0.427			0-0 G6-4-3 1B		0-0 1B			0-0 1B		3	0	3	0	0	0	0						
Alan Trammell, R OBP: 0.330, SLG: 0.370			0-0 1-2 1B		0-0 1-2 1B			0-0 F8		3	0	2	0	0	0	1						
Inning Stats	R: 0 E: 0 K: 0 S: 3	H: 0 LOB: 0 BB: 0 P: 3	R: 0 E: 0 K: 0 S: 4	H: 2 LOB: 1 BB: 0 P: 4	R: 0 E: 0 K: 1 S: 6	H: 2 LOB: 1 BB: 0 P: 6	R: 0 E: 0 K: 1 S: 5	H: 0 LOB: 0 BB: 0 P: 5	R: 0 E: 0 K: 1 S: 7	H: 2 LOB: 2 BB: 0 P: 7	R: 1 E: 0 K: 0 S: 4	H: 2 LOB: 0 BB: 0 P: 4	R: 0 E: 0 K: 0 S: 4	H: 1 LOB: 1 BB: 0 P: 4	R: 0 E: 0 K: 0 S: 3	H: 0 LOB: 0 BB: 0 P: 3	R: 0 E: 0 K: 1 S: 5	H: 0 LOB: 0 BB: 0 P: 5	1B: 9 2B: 0 3B: 0 HR: 0	SF: 0 SAC: 0 DP: 2 HBP: 0	WP: 0 PB: 0 SB: 0 CS: 0	PA: 33
PITCHER Lary Sorensen, R ERA: 3.44	IP: 9.0 WLS: W BF: 33 H: 9 R: 1 ER: 1 SO: 4 BB: 0 IBB: 0 HBP: 0 BLK: 0 WP: 0 HR: 0 S: 41 P: 41 ERA: 1.00 WHIP: 1.000															PITCHER						

Batter	1	2	3	4	5	6	7	8	9	AB	R	H	RBI	BB	SO	LOB	BOTTOM					
Paul Molitor, R OBP: 0.321, SLG: 0.430	0-0 1B		0-0 HR	0-0 4-3		0-0 5-3				4	2	2	1	0	0	2	Detroit Tigers @ Milwaukee Brewers Milwaukee County Stadium, Milwaukee, WI Tue Jun 06 1978, 8:05 PM EDT Att: 13,022 - Unknown - 73 F					
Robin Yount, R OBP: 0.305, SLG: 0.312	0-0 1B		0-0 4-3		0-0 F9		0-0 5-3			4	1	1	0	0	0	0						
Cecil Cooper, L OBP: 0.370, SLG: 0.500	0-0 1B		0-0 P6		0-0 G3		0-0 L3			4	0	1	1	0	0	0						
Larry Hise, R OBP: 0.352, SLG: 0.546	0-0 G6-4-3		0-0 BB		0-0 2B		0-3 K			3	0	1	0	1	1	1						
Sal Bando, R OBP: 0.355, SLG: 0.429	0-0 4-3		0-3 K		0-0 P6			0-0 1B		4	0	1	0	0	1	2						
Sixto Lezcano, R OBP: 0.371, SLG: 0.555		0-0 P6		0-0 F8		0-0 F3		0-3 K		4	0	0	0	0	1	0						
Ben Oglivie, L OBP: 0.333, SLG: 0.471		0-0 CS 1B		0-0 6-3		0-0 HR BB		0-0 5-3		3	1	1	0	1	0	0						
Gorman Thomas, R OBP: 0.370, SLG: 0.535		0-0 1-2 2B		0-0 2B		0-0 HR				3	1	3	2	0	0	0						
Charlie Moore, R OBP: 0.364, SLG: 0.459		0-0 6-3		0-0 BB		0-0 G3				2	0	0	0	1	0	1						
Inning Stats	R: 2 E: 0 K: 0 S: 5	H: 3 LOB: 0 BB: 0 P: 5	R: 0 E: 0 K: 0 S: 4	H: 2 LOB: 1 BB: 0 P: 4	R: 1 E: 0 K: 1 S: 6	H: 1 LOB: 1 BB: 1 P: 10	R: 0 E: 0 K: 0 S: 4	H: 1 LOB: 2 BB: 1 P: 8	R: 0 E: 0 K: 0 S: 4	H: 1 LOB: 1 BB: 1 P: 4	R: 2 E: 0 K: 0 S: 4	H: 1 LOB: 0 BB: 1 P: 8	R: 0 E: 0 K: 1 S: 5	H: 0 LOB: 0 BB: 0 P: 5	R: 0 E: 0 K: 1 S: 5	H: 1 LOB: 0 BB: 0 P: 5	R: 0 E: 0 K: 1 S: 5	H: 1 LOB: 0 BB: 0 P: 5	1B: 5 2B: 3 3B: 0 HR: 2	SF: 0 SAC: 0 DP: 1 HBP: 0	WP: 0 PB: 0 SB: 0 CS: 1	PA: 34
PITCHER Milt Wilcox, R ERA: 3.48 Steve Foucault, R ERA: 3.05	IP: 6.0 WLS: L BF: 28 H: 9 R: 5 ER: 5 SO: 1 BB: 3 IBB: 0 HBP: 0 BLK: 0 WP: 0 HR: 2 S: 27 P: 39 ERA: 7.50 WHIP: 2.000															PITCHER						

Batter	1	2	3	4	5	6	7	8	9	10	AB	R	H	RBI	BB	SO	LOB	TOP			
Rick Bosetti, R OBP: 0.330, SLG: 0.420 (1, 8)	5-3			BB		5-3		6-3		K	4	1	1	0	1	1	1	Toronto Blue Jays @ Milwaukee Brewers Milwaukee County Stadium, Milwaukee, WI Fri Jun 09 1978, 8:05 PM EDT Att: 9,959 - Unknown - 49 F AB 35 R 2 H 7 RBI 2 BB 4 SO 4 LOB 16 			
Bob Bailor, R OBP: 0.300, SLG: 0.313 (1, 9)	F7			F8		5-3		4-0		FC6	4	0	1	0	1	0	2				
Roy Howell, L OBP: 0.281, SLG: 0.347 (1, 5)	F7			K		G3		0-0		1-3	5	0	0	1	0	1	5				
Rico Carly, R OBP: 0.377, SLG: 0.482 (1, 10)		4-3		4-3		5-3		6-3			4	0	0	1	0	0	2				
Otto Velez, R OBP: 0.350, SLG: 0.385 (1, 7)		4-3				F4					4	0	1	0	0	0	1				
John Mayberry, L OBP: 0.314, SLG: 0.434 (1, 3)		3-1				F9		L9		F6	4	0	0	0	0	0	1				
Rick Cerone, R OBP: 0.320, SLG: 0.296 (1, 2)				6-3		BB					3	0	2	0	1	0	0				
Dave McKay, S OBP: 0.266, SLG: 0.352 (1, 4)				5-3		4-3				K	3	0	0	0	1	1	3				
Luis Gomez, R OBP: 0.305, SLG: 0.277 (1, 6)				K		1B		FC6-4			4	1	2	0	0	1	1				
Inning Stats	R: 0 E: 0 K: 0 S: 3	H: 0 LOB: 0 BB: 0 P: 3	R: 0 E: 0 K: 0 S: 3	H: 0 LOB: 0 BB: 0 P: 3	R: 0 E: 0 K: 1 S: 5	H: 0 LOB: 0 BB: 0 P: 5	R: 0 E: 0 K: 1 S: 5	H: 0 LOB: 1 BB: 1 P: 9	R: 0 E: 0 K: 0 S: 3	H: 1 LOB: 1 BB: 1 P: 7	R: 0 E: 0 K: 0 S: 2	H: 0 LOB: 0 BB: 1 P: 6	R: 0 E: 0 K: 1 S: 7	H: 2 LOB: 2 BB: 0 P: 7	R: 0 E: 1 K: 0 S: 6	H: 1 LOB: 1 BB: 0 P: 6	1B: 7 2B: 0 3B: 0 HR: 0		SF: 0 SAC: 0 DP: 1 HBP: 0	WP: 0 PA: 39 PB: 0 SB: 0 CS: 1	
PITCHER Mike Caldwell, L ERA: 3.21 (1, 1)	IP: 10.0 WLS: 7 BF: 39 H: 7 R: 2 ER: 2 SO: 4 BB: 4 IBB: 0 HBP: 0 BLK: 0 WP: 0 HR: 0 S: 43 P: 59 ERA: 1.80 WHIP: 1.100											PITCHER									

Batter	1	2	3	4	5	6	7	8	9	10	AB	R	H	RBI	BB	SO	LOB	BOTTOM			
Paul Molitor, R OBP: 0.330, SLG: 0.448 (1, 6)	BB	F9					SH1-4				4	1	3	0	0	0	0	Toronto Blue Jays @ Milwaukee Brewers Milwaukee County Stadium, Milwaukee, WI Fri Jun 09 1978, 8:05 PM EDT Att: 9,959 - Unknown - 49 F AB 37 R 3 H 11 RBI 3 BB 3 SO 6 LOB 21 			
Don Money, R OBP: 0.333, SLG: 0.376 (1, 4)	E1		F6		F7		6-3			K	5	0	0	0	0	1	4				
Cecil Cooper, L OBP: 0.372, SLG: 0.487 Jim Gantner, L OBP: 0.190, SLG: 0.286 (10, PR)	BB		K		L9						3	0	1	0	2	1	1				
Larry Hisle, R OBP: 0.344, SLG: 0.522 (1, 10)	K		6-3			F9	4-3				5	0	1	0	0	1	5				
Ben Oglivie, L OBP: 0.339, SLG: 0.466 (1, 7)	K			4-3		1B					5	1	2	1	0	1	3				
Sixto Lezcano, R OBP: 0.377, SLG: 0.562 (1, 9)						5-3					3	0	3	1	1	0	0				
Sal Bando, R OBP: 0.347, SLG: 0.413 (1, 5)	F9				F9		5-3			7-2	4	0	0	1	0	0	6				
Gorman Thomas, R OBP: 0.365, SLG: 0.519 (1, 8)			K		F7		5-3			5-3	4	0	0	0	0	1	2				
Charlie Moore, R OBP: 0.366, SLG: 0.455 (1, 2)			K			L8				5-3	4	0	1	0	0	1	0				
Inning Stats	R: 1 E: 1 K: 2 S: 9	H: 1 LOB: 3 BB: 2 P: 17	R: 0 E: 0 K: 2 S: 7	H: 0 LOB: 0 BB: 0 P: 7	R: 0 E: 0 K: 1 S: 5	H: 0 LOB: 0 BB: 0 P: 5	R: 0 E: 0 K: 0 S: 4	H: 1 LOB: 1 BB: 0 P: 4	R: 0 E: 0 K: 0 S: 4	H: 1 LOB: 2 BB: 1 P: 8	R: 0 E: 0 K: 0 S: 3	H: 1 LOB: 0 BB: 0 P: 3	R: 0 E: 0 K: 1 S: 6	H: 1 LOB: 1 BB: 0 P: 6	R: 1 E: 0 K: 0 S: 3	H: 3 LOB: 2 BB: 0 P: 3	1B: 8 2B: 3 3B: 1 HR: 0		SF: 0 SAC: 1 DP: 1 HBP: 0	WP: 0 PA: 41 PB: 0 SB: 0 CS: 0	
PITCHER Jim Clancy, R ERA: 3.93 Tom Murphy, R ERA: 3.0 (9, 1)	IP: 8.0 WLS: 7 BF: 34 H: 7 R: 2 ER: 1 SO: 5 BB: 3 IBB: 0 HBP: 0 BLK: 0 WP: 0 HR: 0 S: 41 P: 53 ERA: 1.12 WHIP: 1.250											PITCHER									

Batter	1	2	3	4	5	6	7	8	9	AB	R	H	RBI	BB	SO	LOB	TOP			
Luis Gomez, R OBP: 0.303, SLG: 0.277 (1, 6)	6-3		6-3		2H 1B			1-3		4	0	1	0	0	0	0	Toronto Blue Jays @ Milwaukee Brewers Milwaukee County Stadium, Milwaukee, WI Sat Jun 10 1978, 4:33 AM EDT Att: 25,889 - Unknown - 81 F livebaseballscorecards.com			
Rick Bosetti, R OBP: 0.324, SLG: 0.411 (1, 8)	5-3		K				1-3	F4		4	0	0	0	0	1	0				
Bob Bailor, R OBP: 0.299, SLG: 0.322 (1, 9)	3B				F7		1-3	F8		4	0	1	0	0	0	0				
Rico Carty, R OBP: 0.380, SLG: 0.475 (1, 10)	K				BB		L4			2	0	0	0	2	1	1				
Otto Velez, R OBP: 0.328, SLG: 0.357 (1, 7)			K		BB			F8		4	0	0	0	0	3	2				
Roy Howell, L OBP: 0.285, SLG: 0.350 (1, 5)					5-3					4	0	2	0	0	0	2				
John Mayberry, L OBP: 0.318, SLG: 0.432 (1, 3)			F4							3	0	1	0	1	0	2				
Rick Cerone, R OBP: 0.313, SLG: 0.288 (1, 2)	6-3				FC5-4 1B			F4		3	0	0	0	0	0	4				
Dave McKay, S OBP: 0.260, SLG: 0.344 (1, 4)			5-3		1-3			K		3	0	0	0	0	1	3				
Inning Stats	R: 0 E: 0 K: 1 S: 6	H: 1 LOB: 1 BB: 0 P: 6	R: 0 E: 0 K: 1 S: 6	H: 1 LOB: 1 BB: 0 P: 6	R: 0 E: 0 K: 1 S: 5	H: 0 LOB: 0 BB: 0 P: 5	R: 0 E: 0 K: 1 S: 5	H: 0 LOB: 1 BB: 1 P: 9	R: 0 E: 0 K: 0 S: 4	H: 2 LOB: 2 BB: 0 P: 4	R: 0 E: 0 K: 0 S: 3	H: 0 LOB: 0 BB: 0 P: 3	R: 0 E: 0 K: 1 S: 6	H: 1 LOB: 2 BB: 1 P: 10	R: 0 E: 0 K: 0 S: 3	H: 0 LOB: 1 BB: 1 P: 9	1B: 4 2B: 0 3B: 1 HR: 0	SF: 0 SAC: 0 DP: 0 HBP: 0	WP: 0 PB: 0 SB: 0 CS: 0	PA: 34
PITCHER Bill Travers, L ERA: 4.41 (1, 1)	IP: 9.0 WLS: W BF: 34 H: 5 R: 0 ER: 0 SO: 6 BB: 3 IBB: 0 HBP: 0 BLK: 0 WP: 0 HR: 0 S: 43 P: 55 ERA: 0.00 WHIP: 0.889																			

Batter	1	2	3	4	5	6	7	8	9	AB	R	H	RBI	BB	SO	LOB	BOTTOM				
Paul Moltor, R OBP: 0.338, SLG: 0.460 (1, 4)	S 6-3 SF9 1B		F3		BB 1B 1B		SH1-3 SF7 2B			4	3	3	0	0	0	0	Toronto Blue Jays @ Milwaukee Brewers Milwaukee County Stadium, Milwaukee, WI Sat Jun 10 1978, 4:33 AM EDT Att: 25,889 - Unknown - 81 F livebaseballscorecards.com				
Don Money, R OBP: 0.341, SLG: 0.383 (1, 3)	6-3 1-2		BB 1B		BB 1B		SH1-3 2-3			3	2	2	0	0	0	1					
Sal Bando, R OBP: 0.350, SLG: 0.413 (1, 5)	SF9 2H		BB 1B		BB 1B		SF7 3H			0	0	0	2	2	0	0					
Larry Hisle, R OBP: 0.354, SLG: 0.528 (1, 10)	5-3		BB 1B		BB 1B		E9 WP 1B			4	0	3	3	0	0	0					
Sixto Lezcano, R OBP: 0.369, SLG: 0.548 (1, 9)			L5 2H		5-3		F4 2-3			4	0	0	0	0	1	5					
Dick Davis, R OBP: 0.308, SLG: 0.381 (1, 7)			BB 1B		F9		F7			4	0	1	0	0	0	2					
Robin Yount, R OBP: 0.308, SLG: 0.306 (1, 6)			BB 1B		F8		CS BB			3	0	1	0	1	0	0					
Gorman Thomas, R OBP: 0.357, SLG: 0.506 (1, 8)			K		5-3		F2			4	0	0	0	0	2	2					
Charlie Moore, R OBP: 0.351, SLG: 0.435 (1, 2)			K		L8		1-3			3	0	0	0	0	1	1					
Inning Stats	R: 1 E: 0 K: 0 S: 4	H: 1 LOB: 0 BB: 0 P: 4	R: 0 E: 0 K: 1 S: 6	H: 2 LOB: 1 BB: 0 P: 6	R: 1 E: 0 K: 1 S: 7	H: 2 LOB: 2 BB: 1 P: 11	R: 0 E: 0 K: 0 S: 3	H: 0 LOB: 0 BB: 0 P: 3	R: 2 E: 0 K: 0 S: 6	H: 3 LOB: 2 BB: 1 P: 10	R: 0 E: 0 K: 0 S: 2	H: 0 LOB: 0 BB: 1 P: 6	R: 1 E: 1 K: 1 S: 7	H: 2 LOB: 1 BB: 0 P: 7	R: 0 E: 0 K: 1 S: 5	H: 0 LOB: 0 BB: 0 P: 5		1B: 9 2B: 1 3B: 0 HR: 0	SF: 2 SAC: 1 DP: 0 HBP: 0	WP: 1 PB: 0 SB: 1 CS: 1	PA: 35
PITCHER Jerry Garvin, L ERA: 6.57 (1, 1) Joe Coleman, R ERA: 2.25 (7, 1)	IP: 6.1 WLS: L BF: 29 H: 9 R: 5 ER: 5 SO: 2 BB: 3 IBB: 0 HBP: 0 BLK: 0 WP: 1 HR: 0 S: 30 P: 42 ERA: 7.11 WHIP: 1.895																				

Batter	1	2	3	4	5	6	7	8	9	AB	R	H	RBI	BB	SO	LOB	TOP		
Luis Gomez, R OBP: 0.296, SLG: 0.269 (1, 6)	F4		5-3			L8		F9									4 0 0 0 0 0 0		
Rick Bosetti, R OBP: 0.326, SLG: 0.412 Tom Hutton, L OBP: 0.307, SLG: 0.330 (4, FR) (4, 9)	5-3			1B		4-3			FC8-4 1B	2	0	1	0	0	0	0	2 0 1 0 0 0 0 2 0 1 0 0 0 0		
Bob Bailor, R OBP: 0.298, SLG: 0.321 (1, 9) (4, 8)	K				F8				FC8-4 G5-4-3 1-2	1	4	1	1	0	0	1	2		
Rico Carty, R OBP: 0.371, SLG: 0.462 (1, 10)		4-3				K		F7		1	4	0	0	0	0	1	3		
Roy Howell, L OBP: 0.290, SLG: 0.354 (1, 5)						K				1-3							3 0 2 0 0 1 1		
John Mayberry, L OBP: 0.313, SLG: 0.428 (1, 3)								F7									2 0 0 1 0 0 1		
Willie Upshaw, L OBP: 0.397, SLG: 0.438 (1, 7)										3-H 0-0							3 0 0 0 0 1 2		
Dave McKay, S OBP: 0.254, SLG: 0.336 (1, 4)																	3 0 0 0 0 0 0		
Alan Ashby, S OBP: 0.301, SLG: 0.266 (1, 2)																	3 0 0 0 0 1 0		
Inning Stats	R: 0 E: 0 K: 1 S: 5	H: 0 LOB: 0 BB: 0 P: 5	R: 0 E: 0 K: 1 S: 6	H: 1 LOB: 1 BB: 0 P: 6	R: 0 E: 0 K: 0 S: 3	H: 0 LOB: 0 BB: 0 P: 3	R: 0 E: 0 K: 2 S: 8	H: 1 LOB: 1 BB: 0 P: 8	R: 0 E: 0 K: 0 S: 3	H: 0 LOB: 0 BB: 0 P: 3	R: 1 E: 0 K: 0 S: 5	H: 2 LOB: 1 BB: 0 P: 5	R: 0 E: 0 K: 1 S: 5	H: 0 LOB: 0 BB: 0 P: 5	R: 0 E: 0 K: 0 S: 3	H: 1 LOB: 0 BB: 0 P: 3	1B: 5 2B: 0 3B: 0 HR: 0	SF: 1 SAC: 0 DP: 1 HBP: 0	WP: 0 PA: 31 CS: 0
PITCHER Lary Sorensen, R ERA: 3.25 (1, 1)	IP: 9.0 WLS: W BF: 31 H: 5 R: 1 ER: 1 SO: 5 BB: 0 IBB: 0 HBP: 0 BLK: 0 WP: 0 HR: 0 S: 41 P: 41 ERA: 1.00 WHIP: 0.556															PITCHER IP: 9.0 WLS: W BF: 31 H: 5 R: 1 ER: 1 SO: 5 BB: 0 IBB: 0 HBP: 0 BLK: 0 WP: 0 HR: 0 S: 41 P: 41 ERA: 1.00 WHIP: 0.556			

Toronto Blue Jays @ Milwaukee Brewers
Milwaukee County Stadium, Milwaukee, WI
Sun Jun 11 1978, 4:33 AM EDT
Unknown - 83 F

AB 30
R 1
H 5
RBI 1
BB 0
SO 5
LOB 9



Batter	1	2	3	4	5	6	7	8	9	AB	R	H	RBI	BB	SO	LOB	BOTTOM		
Paul Molitor, R OBP: 0.337, SLG: 0.453 (1, 4)	L1									3	0	0	0	1	0	0			
Don Money, R OBP: 0.336, SLG: 0.374 Jim Gantner, L OBP: 0.190, SLG: 0.286 (8, FR) (9, 3)	E5		FC5-4 BB							3	0	0	0	1	1	2			
Sal Bando, R OBP: 0.348, SLG: 0.406 (1, 5)	K		FC4-6 BB 1-2 2-3							0	0	0	0	0	0	0			
Larry Hisle, R OBP: 0.358, SLG: 0.548 (1, 10)										3	0	0	0	1	1	2			
Sixto Lezcano, R OBP: 0.372, SLG: 0.550 (1, 9)	K		FC4-6 BB 1-2 2-3 3-H							3	0	1	0	1	2	4			
Dick Davis, R OBP: 0.305, SLG: 0.375 (1, 7)										4	1	2	2	0	0	2			
Robin Yount, R OBP: 0.309, SLG: 0.318 (1, 6)										3	0	1	0	0	1	2			
Gorman Thomas, R OBP: 0.352, SLG: 0.497 (1, 8)										3	0	0	0	0	1	2			
Charlie Moore, R OBP: 0.351, SLG: 0.431 (1, 2)										3	1	1	0	0	0	1			
Inning Stats	R: 0 E: 1 K: 2 S: 9	H: 1 LOB: 2 BB: 0 P: 9	R: 0 E: 0 K: 2 S: 7	H: 1 LOB: 0 BB: 0 P: 7	R: 1 E: 0 K: 1 S: 6	H: 1 LOB: 2 BB: 2 P: 14	R: 0 E: 0 K: 0 S: 4	H: 1 LOB: 1 BB: 0 P: 4	R: 0 E: 0 K: 0 S: 4	H: 0 LOB: 0 BB: 0 P: 5	R: 0 E: 0 K: 0 S: 4	H: 1 LOB: 1 BB: 0 P: 4	R: 0 E: 0 K: 0 S: 3	H: 0 LOB: 0 BB: 0 P: 3	R: 1 E: 0 K: 1 S: 5	H: 1 LOB: 1 BB: 2 P: 13	1B: 3 2B: 2 3B: 0 HR: 1	SF: 0 SAC: 0 DP: 1 HBP: 0	WP: 0 PA: 34 CS: 1
PITCHER Tom Underwood, L ERA: 3.7 (1, 1)	IP: 8.0 WLS: L BF: 33 H: 6 R: 2 ER: 2 SO: 7 BB: 4 IBB: 0 HBP: 0 BLK: 0 WP: 0 HR: 1 S: 43 P: 59 ERA: 2.25 WHIP: 1.250															PITCHER IP: 8.0 WLS: L BF: 33 H: 6 R: 2 ER: 2 SO: 7 BB: 4 IBB: 0 HBP: 0 BLK: 0 WP: 0 HR: 1 S: 43 P: 59 ERA: 2.25 WHIP: 1.250			

Toronto Blue Jays @ Milwaukee Brewers
Milwaukee County Stadium, Milwaukee, WI
Sun Jun 11 1978, 4:33 AM EDT
Unknown - 83 F


AB 29
R 2
H 6
RBI 2
BB 4
SO 7
LOB 17



Batter	1	2	3	4	5	6	7	8	9	AB	R	H	RBI	BB	SO	LOB	TOP																	
Luis Gomez, R (1, 6) OBP: 0.301, SLG: 0.270	4-0 CS BB		0-0 B5-3		0-0 1B SF7		0-3 K			3	1	1	0	1	1	0																		
Tom Hutton, L (1, 9) OBP: 0.313, SLG: 0.336	0-0 5-3		0-0 FC6-4 1B		0-0 1-3 1B		0-0 3-1			4	0	2	0	0	0	1																		
Bob Bailor, R (1, 8) OBP: 0.293, SLG: 0.316	0-0 F2		0-0 F9		0-0 SF7		0-0 5-3			3	0	0	1	0	0	1																		
Rico Carty, R (1, 10) OBP: 0.368, SLG: 0.463		0-0 1B 1B 2B	0-0 FC6-4		0-0 L9		0-3 K			4	1	1	0	0	1	2																		
Roy Howell, L (1, 5) OBP: 0.294, SLG: 0.362		0-0 E 1B 4-3 1B		0-0 1B SF7 2B		0-0 G3		0-3 K		4	2	2	0	0	1	1																		
John Mayberry, L (1, 3) OBP: 0.321, SLG: 0.435		0-0 E2 4-3 1-3 1B		0-0 1B		0-0 SH1-3 1B		0-3 K		4	0	3	1	0	1	0																		
Willie Upshaw, L (1, 7) OBP: 0.366, SLG: 0.434		0-0 F6		0-0 L4		0-0 SH1-3 1-2 1B		0-0 FC2-6 1B		3	0	1	0	0	0	4	AB 32																	
Dave McKay, S (1, 4) OBP: 0.246, SLG: 0.328		0-0 4-3		0-0 SF7		0-3 K		0-0 FC2-6 G6-4-3		3	0	0	2	0	1	3	R 4																	
Rick Cerone, R (1, 2) OBP: 0.303, SLG: 0.279		0-0 5-3		0-0 K		0-0 1-3		0-0 G6-4-3		4	0	0	0	0	1	4	H 10																	
Inning Stats	R: 0 E: 0 K: 0 S: 2	H: 0 LOB: 0 BB: 1 P: 6	R: 2 E: 1 K: 0 S: 6	H: 3 LOB: 1 BB: 0 P: 6	R: 0 E: 0 K: 0 S: 4	H: 1 LOB: 1 BB: 0 P: 4	R: 1 E: 0 K: 1 S: 7	H: 2 LOB: 1 BB: 0 P: 7	R: 1 E: 0 K: 0 S: 5	H: 2 LOB: 1 BB: 0 P: 5	R: 0 E: 0 K: 1 S: 6	H: 1 LOB: 0 BB: 0 P: 6	R: 0 E: 0 K: 3 S: 9	H: 0 LOB: 0 BB: 0 P: 9	R: 0 E: 0 K: 0 S: 3	H: 1 LOB: 0 BB: 0 P: 3	1B: 8 2B: 2 3B: 0 HR: 0	SF: 2 SAC: 1 DP: 1 HBP: 0	WP: 0 PB: 0 SB: 0 CS: 1	PA: 36														
PITCHER	IP WLS BF H R ER SO BB IBB HBP BLK WP HR S P ERA WHIP																																	
Andy Replogle, R (1, 1) ERA: 4.5	4.0	20	8	4	3	1	1	0	0	0	0	0	0	0	21	25	6.75	2.250																
Randy Stein, R (5, 1) ERA: 5.01	5.0	W 16	2	0	0	5	0	0	0	0	0	0	0	0	26	26	0.00	0.400																

Toronto Blue Jays @ Milwaukee Brewers
Milwaukee County Stadium, Milwaukee, WI
Sun Jun 11 1978, 4:38 AM EDT
Att: 21,568 - Unknown - 90 F


AB 32
R 4
H 10
RBI 4
BB 1
SO 6
LOB 16



Batter	1	2	3	4	5	6	7	8	9	AB	R	H	RBI	BB	SO	LOB	BOTTOM																	
Paul Molitor, R (1, 4) OBP: 0.335, SLG: 0.448	0-0 F8			0-0 1B G6-4-3 1B		0-3 K	0-0 F8			4	1	1	0	0	1	1																		
Don Money, R (1, 3) OBP: 0.342, SLG: 0.402	0-0 6-3			0-0 G6-4-3 1-3 1B		0-0 HR		0-0 F9		4	1	2	1	0	0	0																		
Dave May, L (1, 9) OBP: 0.283, SLG: 0.294	0-3 K			0-0 G6-4-3 1-2 3-H		0-0 2B		0-0 F2		4	0	1	0	0	1	1																		
Larry Hise, R (1, 10) OBP: 0.367, SLG: 0.557		0-0 L3 1B		0-0 2B		0-0 5-3		4-0 2B BB		3	1	2	0	1	0	1																		
Ben Oglivie, L (1, 7) OBP: 0.337, SLG: 0.467		0-0 L3		0-0 G1		0-3 K		0-0 1-H 2B		4	0	1	1	0	1	3																		
Gorman Thomas, R (1, 8) OBP: 0.350, SLG: 0.509		0-3 K			0-3 K		0-0 HR	0-3 K		4	1	1	1	0	3	1																		
Robin Yount, R (1, 6) OBP: 0.306, SLG: 0.348			0-0 F9		0-0 F8		0-0 F8	0-0 HR		4	1	1	1	0	0	0	AB 32																	
Jim Gantner, L (1, 5) OBP: 0.200, SLG: 0.289			0-0 G3		0-0 1B		0-0 4-3		0-0 HR	3	0	1	0	0	0	0	R 5																	
Buck Martinez, R (1, 2) OBP: 0.276, SLG: 0.309			0-0 F8		0-3 K		4-0 BB			2	0	0	0	1	1	1	H 10																	
Charlie Moore, R (7, PR) OBP: 0.351, SLG: 0.431										0	0	0	0	0	0	0	RBI 4																	
Inning Stats	R: 0 E: 0 K: 1 S: 5	H: 1 LOB: 0 BB: 0 P: 5	R: 0 E: 0 K: 1 S: 5	H: 0 LOB: 0 BB: 0 P: 3	R: 1 E: 0 K: 0 S: 5	H: 3 LOB: 1 BB: 0 P: 5	R: 0 E: 0 K: 2 S: 8	H: 1 LOB: 1 BB: 0 P: 8	R: 1 E: 0 K: 0 S: 4	H: 2 LOB: 1 BB: 1 P: 9	R: 1 E: 0 K: 1 S: 6	H: 1 LOB: 1 BB: 1 P: 10	R: 1 E: 0 K: 0 S: 1	H: 1 LOB: 0 BB: 0 P: 1	1B: 4 2B: 4 3B: 0 HR: 3	SF: 0 SAC: 0 DP: 2 HBP: 0	WP: 0 PB: 0 SB: 0 CS: 0	PA: 34																
PITCHER	IP WLS BF H R ER SO BB IBB HBP BLK WP HR S P ERA WHIP																																	
Jesse Jefferson, R (1, 1) ERA: 3.98	7.0	28	8	3	3	6	1	0	0	0	0	0	0	2	39	43	3.86	1.286																
Tom Murphy, R (8, 1) ERA: 3.44	1.0	L 6	2	2	2	1	1	0	0	0	0	0	1	7	11	18.00	3.000																	

Toronto Blue Jays @ Milwaukee Brewers
Milwaukee County Stadium, Milwaukee, WI
Sun Jun 11 1978, 4:38 AM EDT
Att: 21,568 - Unknown - 90 F

AB 32
R 5
H 10
RBI 4
BB 2
SO 7
LOB 8



Batter	1	2	3	4	5	6	7	8	9	AB	R	H	RBI	BB	SO	LOB	TOP					
Paul Moltor, R OBP: 0.347, SLG: 0.458 (1, 4)	5-3	L5		BB		P6		E6		4	0	1	0	1	0	1	Milwaukee Brewers @ Detroit Tigers Tiger Stadium, Detroit, MI Tue Jun 13 1978, 7:05 PM EDT Att: 16,622 - Unknown					
Don Money, R OBP: 0.357, SLG: 0.402 (1, 3)	K		BB	F7			FC6-4	F6		3	1	0	0	0	1	2						
Sal Bando, R OBP: 0.359, SLG: 0.409 (1, 5)	1B		BB	1B			L7	E6		4	0	2	0	1	0	2						
Larry Hisle, R OBP: 0.364, SLG: 0.538 (1, 10)	P4		BB	1B			FC6-4	F6		5	1	1	1	0	0	3						
Ben Oglivie, L OBP: 0.341, SLG: 0.491 (1, 7)		1B		P6			HR	5-3		4	2	2	2	1	1	3						
Sixto Lezcano, R OBP: 0.378, SLG: 0.552 (1, 9)	HR			F8			1B	1B		5	1	3	1	0	0	3						
Robin Yount, R OBP: 0.318, SLG: 0.356 (1, 6)	L9			L8			SH1-4	5-3		5	1	2	0	0	0	5						
Gorman Thomas, R OBP: 0.344, SLG: 0.508 (1, 8)	F7			6-3			SH1-4	1B		3	0	0	0	1	1	3						
Charlie Moore, R OBP: 0.354, SLG: 0.468 (1, 2)	HR			6-3			CS	P4		5	1	2	3	0	0	3						
Inning Stats	R: 0 E: 0 K: 1 S: 6	H: 1 LOB: 1 BB: 0 P: 6	R: 3 E: 0 K: 0 S: 6	H: 3 LOB: 0 BB: 0 P: 6	R: 1 E: 0 K: 0 S: 4	H: 1 LOB: 2 BB: 1 P: 9	R: 0 E: 0 K: 0 S: 3	H: 0 LOB: 1 BB: 1 P: 7	R: 0 E: 0 K: 1 S: 6	H: 1 LOB: 1 BB: 0 P: 6	R: 1 E: 0 K: 0 S: 4	H: 2 LOB: 0 BB: 0 P: 4	R: 2 E: 0 K: 1 S: 8	H: 3 LOB: 2 BB: 0 P: 9	R: 0 E: 1 K: 0 S: 4	H: 1 LOB: 1 BB: 0 P: 4	R: 0 E: 0 K: 0 S: 4	H: 1 LOB: 3 BB: 2 P: 12	1B: 9 2B: 1 3B: 1 HR: 2	SF: 0 SAC: 1 DP: 0 HBP: 2	WP: 0 PB: 0 SB: 0 CS: 1	PA: 45
PITCHER	IP	WLS	BF	H	R	ER	SO	BB	IBB	HBP	BLK	WP	HR	S	P	ERA	WHIP					
Jim Slaton, R ERA: 4.77 (1, 1)	6.2	L	32	9	7	7	2	2	0	2	0	0	2	32	42	9.45	1.650					
Steve Foucault, R ERA: 2.49 (7, 1)	2.1		13	4	0	0	1	2	0	0	0	0	0	13	21	0.00	2.571					

Batter	1	2	3	4	5	6	7	8	9	AB	R	H	RBI	BB	SO	LOB	BOTTOM				
Ron LeFlore, R OBP: 0.323, SLG: 0.378 (1, 8)	F8		1B				FC4-6			4	1	1	0	0	0	1	Milwaukee Brewers @ Detroit Tigers Tiger Stadium, Detroit, MI Tue Jun 13 1978, 7:05 PM EDT Att: 16,622 - Unknown				
Steve Kemp, L OBP: 0.443, SLG: 0.415 (1, 7)	5-3		1B				FC4-6			4	0	2	1	0	0	1					
Rusty Staub, L OBP: 0.349, SLG: 0.452 (1, 10)	1B		G1-6-3				5-3			3	0	0	0	1	0	2					
Jason Thompson, L OBP: 0.357, SLG: 0.539 (1, 3)	1B		L7				3-1			4	0	1	0	0	0	0					
Aurelio Rodriguez, R OBP: 0.342, SLG: 0.509 (1, 5)	FC5-4						E4			4	0	1	0	0	0	2					
Lance Parrish, R OBP: 0.246, SLG: 0.438 (1, 2)	5-3						F4			3	0	1	0	1	0	1					
John Wockenfuss, R OBP: 0.333, SLG: 0.317 (1, 9)	1-3						6-3			4	0	0	0	0	0	3					
Alan Trammell, R OBP: 0.317, SLG: 0.354 (1, 6)	4-3						6-3			4	0	0	0	0	0	1					
Lou Whitaker, L OBP: 0.335, SLG: 0.327 (1, 4)			1B				FC4-6			3	1	2	0	0	0	0					
Inning Stats	R: 0 E: 0 K: 0 S: 4	H: 1 LOB: 2 BB: 1 P: 8	R: 0 E: 0 K: 0 S: 3	H: 0 LOB: 0 BB: 0 P: 3	R: 2 E: 0 K: 0 S: 5	H: 3 LOB: 0 BB: 0 P: 5	R: 0 E: 0 K: 0 S: 4	H: 1 LOB: 1 BB: 0 P: 4	R: 0 E: 0 K: 0 S: 4	H: 1 LOB: 1 BB: 0 P: 4	R: 0 E: 1 K: 0 S: 4	H: 1 LOB: 1 BB: 0 P: 4	R: 0 E: 0 K: 0 S: 3	H: 0 LOB: 0 BB: 0 P: 3	R: 0 E: 0 K: 0 S: 2	H: 0 LOB: 0 BB: 1 P: 6	1B: 8 2B: 0 3B: 0 HR: 0	SF: 0 SAC: 0 DP: 2 HBP: 0	WP: 0 PB: 0 SB: 0 CS: 0	PA: 35	
PITCHER	IP	WLS	BF	H	R	ER	SO	BB	IBB	HBP	BLK	WP	HR	S	P	ERA	WHIP				
Mike Caldwell, L ERA: 3.11 (1, 1)	9.0	W	35	8	2	2	0	2	0	0	1	0	0	33	41	2.00	1.111				

Batter	1	2	3	4	5	6	7	8	9	AB	R	H	RBI	BB	SO	LOB	TOP											
Paul Molitor, R OBP: 0.356, SLG: 0.469 Jim Gantner, L OBP: 0.204, SLG: 0.271	0-0 1B FC1-2	1-0 1B HBP	0-0 FC5-2	0-0 FC5-2	0-3 K	0-3 K	0-3 K			4	0	1	0	0	2	3												
Robin Yount, R OBP: 0.325, SLG: 0.369	0-0 BB S	0-0 1B	0-0 5-3	0-0 5-3	0-0 F8			0-0 5-3		5	0	2	1	0	0	3												
Sal Bando, R OBP: 0.354, SLG: 0.403	0-0 F9	0-0 5-3		0-0 F2		0-0 L7		0-0 F8		5	0	0	0	0	0	4												
Larry Hisle, R OBP: 0.366, SLG: 0.536	0-0 FC1-2 BB		4-0 2B 3B BB	4-0 WP FC5-2 BB		0-0 5-3		0-0 F7		3	1	0	0	2	0	2												
Sixto Lezcano, R OBP: 0.389, SLG: 0.574	4-0 1-2 2-3 BB		0-0 3B 2B	0-0 FC5-2 WP 1B		0-0 1B 3B			0-0 6-3	4	2	3	0	1	0	0												
Dick Davis, R OBP: 0.303, SLG: 0.370 Gorman Thomas, R OBP: 0.346, SLG: 0.519	0-0 F4		0-3 K	0-0 FC5-2		0-0 2B 1B		0-3 K		4	0	1	1	0	1	7												
Jim Wohlford, R OBP: 0.289, SLG: 0.349		0-0 5-3 1B	0-0 1B 3B	0-0 F9		0-0 1B 2B		0-0 5-3		5	2	3	2	0	0	2												
Charlie Moore, R OBP: 0.349, SLG: 0.457		0-0 F2	0-0 2B FC5-2 1B		0-0 5-3		0-0 F8			4	0	1	1	0	0	1												
Lenn Sakata, R OBP: 0.280, SLG: 0.257		0-0 5-3	0-0 FC5-2 2B		0-0 1B		0-3 K			4	0	2	0	0	1	1												
Inning Stats	R: 0 E: 0 K: 0 S: 5	H: 2 LOB: 3 BB: 1 P: 9	R: 1 E: 0 K: 0 S: 5	H: 2 LOB: 2 BB: 0 P: 6	R: 3 E: 0 K: 1 S: 9	H: 4 LOB: 2 BB: 1 P: 13	R: 0 E: 0 K: 0 S: 4	H: 1 LOB: 2 BB: 1 P: 8	R: 0 E: 0 K: 1 S: 6	H: 1 LOB: 1 BB: 0 P: 6	R: 1 E: 0 K: 0 S: 5	H: 3 LOB: 2 BB: 0 P: 5	R: 0 E: 0 K: 2 S: 7	H: 0 LOB: 0 BB: 0 P: 7	R: 0 E: 0 K: 0 S: 3	H: 0 LOB: 0 BB: 0 P: 3	R: 0 E: 0 K: 1 S: 5	H: 0 LOB: 0 BB: 0 P: 5	1B: 8 2B: 3 3B: 2 HR: 0	SF: 0 SAC: 0 DP: 0 HBP: 1	WP: 1 PB: 0 CS: 1	PA: 43						
PITCHER	IP	WLS	BF	H	R	ER	SO	BB	IBB	HBP	BLK	WP	HR	S	P	ERA	WHIP											
Jerry Garvin, L ERA: 6.89	(1, 1)	2.1	L	16	6	4	4	1	2	0	0	0	0	15	24	15.43	3.429											
Joe Coleman, R ERA: 2.1	(3, 1)	3.2		18	7	1	1	1	1	0	0	0	1	0	19	23	2.46	2.182										
Mike Willis, L ERA: 5.25	(7, 1)	3.0		9	0	0	0	3	0	0	0	0	0	15	15	0.00	0.000											

Milwaukee Brewers @ Toronto Blue Jays
Exhibition Stadium, Toronto, ON
Wed Jun 14 1978, 7:05 PM EDT
Att: 28,346 - Unknown

AB 39
R 5
H 13
RBI 5
BB 3
SO 5
LOB 23



Batter	1	2	3	4	5	6	7	8	9	AB	R	H	RBI	BB	SO	LOB	BOTTOM										
Luis Gomez, R OBP: 0.292, SLG: 0.259 Tim Johnson, L OBP: 0.292, SLG: 0.238	0-0 6-3		0-0 6-3		0-0 F3		0-0 1B		0-3 K	4	0	1	0	0	0	0											
Bob Bailor, R OBP: 0.296, SLG: 0.319	0-0 4-3		0-0 F4		0-0 1B		0-0 L9		0-0 F8	5	0	1	0	0	0	2											
Roy Howell, L OBP: 0.305, SLG: 0.367	0-0 L5		4-0 1B BB		0-0 F4		0-0 F5		4-0 FC6-4 BB	3	0	0	0	2	0	3											
Rico Carty, R OBP: 0.356, SLG: 0.446		0-3 K	0-0 1B		0-0 F9			0-0 3-1	0-0 FC6-4	5	0	1	0	0	1	2											
Otto Velez, R OBP: 0.329, SLG: 0.348		0-0 1B 2B	0-0 F7			0-0 6-3		4-0 1B 1B BB		3	0	1	0	1	0	2											
John Mayberry, L OBP: 0.316, SLG: 0.425		0-0 BB 1B		0-3 K		0-3 K		0-0 1B 1B		4	0	2	0	0	2	0											
Dave McKay, S OBP: 0.260, SLG: 0.356		4-0 1-2 BB		0-0 L6-4 2B		0-0 F9		0-0 1-2 2-3 1B		3	0	2	0	1	0	0											
Rick Cerone, R OBP: 0.298, SLG: 0.264		0-0 F1		4-0 BB			0-0 F8	0-3 K		3	0	0	0	1	1	6											
Willie Upshaw, L OBP: 0.361, SLG: 0.423		0-3 K		0-0 L6-4		0-0 1B 1B		0-0 F7		4	0	1	0	0	1	8											
Inning Stats	R: 0 E: 0 K: 0 S: 3	H: 0 LOB: 0 BB: 0 P: 3	R: 0 E: 0 K: 2 S: 9	H: 2 LOB: 3 BB: 1 P: 13	R: 0 E: 0 K: 0 S: 4	H: 1 LOB: 2 BB: 1 P: 8	R: 0 E: 0 K: 1 S: 5	H: 1 LOB: 1 BB: 1 P: 9	R: 0 E: 0 K: 0 S: 4	H: 1 LOB: 1 BB: 0 P: 4	R: 0 E: 0 K: 1 S: 5	H: 0 LOB: 0 BB: 0 P: 5	R: 0 E: 0 K: 0 S: 5	H: 2 LOB: 2 BB: 0 P: 5	R: 0 E: 0 K: 1 S: 7	H: 2 LOB: 3 BB: 1 P: 11	R: 0 E: 0 K: 1 S: 5	H: 0 LOB: 1 BB: 1 P: 9	1B: 7 2B: 3 3B: 0 HR: 0	SF: 0 SAC: 0 DP: 1 HBP: 0	WP: 0 PB: 0 CS: 0	PA: 40					
PITCHER	IP	WLS	BF	H	R	ER	SO	BB	IBB	HBP	BLK	WP	HR	S	P	ERA	WHIP										
Jerry Augustine, L ERA: 5.58	(1, 1)	7.0	W	30	7	0	0	2	2	0	0	0	0	12	20	0.00	1.429										
Randy Stein, R ERA: 4.72	(8, 1)	2.0		10	2	0	0	2	2	0	0	0	0	12	20	0.00	2.000										

Milwaukee Brewers @ Toronto Blue Jays
Exhibition Stadium, Toronto, ON
Wed Jun 14 1978, 7:05 PM EDT
Att: 28,346 - Unknown

AB 35
R 0
H 9
RBI 0
BB 5
SO 6
LOB 23



Batter	1	2	3	4	5	6	7	8	9	10	AB	R	H	RBI	BB	SO	LOB	TOP									
Paul Molitor, R OBP: 0.346, SLG: 0.456 (1, 4)	6-3		6-3			L8		L8	4-3	F9	6	0	0	0	0	0	4										
Don Money, R OBP: 0.352, SLG: 0.394 (1, 3)	6-3			F4		6-3		1B	K		5	1	1	0	0	1	1										
Sal Bando, R OBP: 0.347, SLG: 0.393 (1, 5)	6-3			F9		F3		F8	K		5	0	0	0	0	1	2										
Larry Hisle, R OBP: 0.377, SLG: 0.559 (1, 10)		F9			HR					WP	4	3	3	1	1	0	0										
Ben Oglivie, L OBP: 0.265, SLG: 0.287 (9, PH)		F8								SH3-4	4	1	1	1	0	0	1										
Jim Wohlford, R OBP: 0.289, SLG: 0.349 (10, 7)				F9							0	0	0	0	0	0	0										
Sixto Lezcano, R OBP: 0.289, SLG: 0.567 (1, 9)		F8			6-3						2	1	0	1	2	0	0										
Robin Yount, R OBP: 0.328, SLG: 0.374 (1, 6)											4	0	2	1	0	1	4										
Gorman Thomas, R OBP: 0.356, SLG: 0.540 (1, 8)											4	2	3	2	1	0	1										
Buck Martinez, R OBP: 0.265, SLG: 0.287 (9, PH)											3	0	0	0	0	1	3										
Jim Gantner, L OBP: 0.294, SLG: 0.271 (9, PH)											0	0	0	0	0	0	0										
Dave May, L OBP: 0.300, SLG: 0.333 (9, PH)											1	0	1	1	0	0	0										
Charlie Moore, R OBP: 0.356, SLG: 0.463 (9, 2)											1	0	1	1	0	0	0										
Inning Stats	R: 0 E: 0 K: 0 S: 3	H: 0 LOB: 0 BB: 0 P: 3	R: 0 E: 0 K: 0 S: 3	H: 0 LOB: 0 BB: 0 P: 3	R: 0 E: 0 K: 0 S: 4	H: 1 LOB: 1 BB: 0 P: 4	R: 1 E: 0 K: 0 S: 4	H: 1 LOB: 0 BB: 0 P: 4	R: 0 E: 0 K: 0 S: 3	H: 0 LOB: 0 BB: 0 P: 3	R: 3 E: 1 K: 2 S: 9	H: 1 LOB: 0 BB: 1 P: 13	R: 1 E: 0 K: 0 S: 6	H: 3 LOB: 3 BB: 1 P: 10	R: 1 E: 0 K: 2 S: 9	H: 2 LOB: 1 BB: 0 P: 9	R: 2 E: 0 K: 0 S: 5	H: 2 LOB: 2 BB: 2 P: 13	1B: 10 2B: 0 3B: 0 HR: 2	SF: 2 SAC: 1 DP: 1 HBP: 0	WP: 2 PA: 46						
PITCHER	IP WLS BF H R ER SO BB IBB HBP BLK WP HR S P ERA WHIP	7.2 L 14 5 3 2 2 1 0 0 2 0 15 27 2.35 1.043																									

Batter	1	2	3	4	5	6	7	8	9	10	AB	R	H	RBI	BB	SO	LOB	BOTTOM									
Paul Dade, R OBP: 0.347, SLG: 0.400 (1, 9)	4-3		F8		5-3		L4		4-3		5	0	0	0	0	0	2										
Rick Manning, L OBP: 0.319, SLG: 0.361 (1, 8)				F7		4-3		HR		4-3	5	1	2	0	0	0	0										
Buddy Bell, R OBP: 0.350, SLG: 0.465 (10, PR)					F5						4	1	1	2	1	0	1										
Horace Speed, R OBP: 0.188, SLG: 0.188 (10, PR)					F2						0	0	0	0	0	0	0										
Andre Thornton, R OBP: 0.372, SLG: 0.500 (1, 3)											4	1	2	0	1	0	0										
Gary Alexander, R OBP: 0.296, SLG: 0.416 (1, 2)											4	1	0	0	1	1	4										
Willie Horton, R OBP: 0.331, SLG: 0.407 (1, 10)											5	1	1	1	0	0	2										
Johnny Grubb, L OBP: 0.362, SLG: 0.439 (1, 7)											4	1	1	3	0	1	0										
Duane Kuiper, L OBP: 0.281, SLG: 0.259 (1, 4)											4	0	0	0	0	0	0										
Tom Veryzer, R OBP: 0.287, SLG: 0.330 (1, 6)											4	0	2	0	0	0	0										
Inning Stats	R: 0 E: 0 K: 0 S: 4	H: 1 LOB: 2 BB: 1 P: 8	R: 0 E: 0 K: 0 S: 3	H: 0 LOB: 0 BB: 0 P: 3	R: 0 E: 0 K: 0 S: 3	H: 0 LOB: 0 BB: 0 P: 3	R: 4 E: 0 K: 0 S: 6	H: 3 LOB: 0 BB: 1 P: 10	R: 0 E: 0 K: 0 S: 3	H: 0 LOB: 0 BB: 0 P: 3	R: 0 E: 0 K: 0 S: 4	H: 1 LOB: 1 BB: 0 P: 4	R: 2 E: 0 K: 0 S: 5	H: 2 LOB: 0 BB: 0 P: 5	R: 0 E: 0 K: 1 S: 6	H: 1 LOB: 1 BB: 0 P: 6	R: 0 E: 0 K: 1 S: 6	H: 1 LOB: 2 BB: 1 P: 10	1B: 6 2B: 1 3B: 0 HR: 2	SF: 0 SAC: 0 DP: 0 HBP: 0	WP: 0 PA: 42						
PITCHER	IP WLS BF H R ER SO BB IBB HBP BLK WP HR S P ERA WHIP	8.0 W 6 1 0 0 1 0 0 0 0 0 5 11 6.75 1.125																									

Milwaukee Brewers @ Cleveland Indians
Cleveland Municipal Stadium, Cleveland, OH

AB 39
R 8
H 12
RBI 8
BB 4
SO 4
LOB 16



Milwaukee Brewers @ Cleveland Indians
Cleveland Municipal Stadium, Cleveland, OH

AB 39
R 6
H 9
RBI 6
BB 3
SO 2
LOB 9



Batter	1	2	3	4	5	6	7	8	9	AB	R	H	RBI	BB	SO	LOB	TOP				
Robin Yount, R OBP: 0.311, SLG: 0.352 (1, 6)	0-0 6-3		0-0 F8		0-0 4-3			0-0 1B		4	0	1	0	0	0	0	Milwaukee Brewers @ Cleveland Indians Cleveland Municipal Stadium, Cleveland, OH Sun Jun 18 1978, 3:33 AM EDT Unknown - 75 F				
Don Money, R OBP: 0.355, SLG: 0.395 (1, 3)	0-0 FC5-4 1B		0-0 1B			0-0 L5		0-3 K		4	0	2	0	0	1	1					
Sal Bando, R OBP: 0.349, SLG: 0.402 (1, 5)	0-0 FC5-4 1-2		0-3 K			0-0 G5-4-3 1B		0-0 F7		4	0	1	0	0	1	3					
Larry Hisle, R OBP: 0.360, SLG: 0.531 (1, 10)	0-0 FC5-4 1-2			0-0 6-3		0-0 G5-4-3 1-2			0-0 F9	4	0	0	0	0	2	2					
Sixto Lezcano, R OBP: 0.394, SLG: 0.567 (1, 9)		0-0 1-3		4-0 WP BB			0-0 5-3		4-0 FC6-4 BB	2	0	0	0	2	0	0					
Jim Wothford, R OBP: 0.288, SLG: 0.360 (1, 7)		0-0 6-3		0-0 L9 1-2			0-0 L5		0-0 FC6-4 1-2	4	0	0	0	0	2	2					
Gorman Thomas, R OBP: 0.364, SLG: 0.551 (1, 8)		0-0 1B		0-3 K			0-0 WP 1B		0-0 F4	4	0	2	0	0	1	2					
Charlie Moore, R OBP: 0.337, SLG: 0.427 (1, 2)		0-0 4-3			0-0 1-3		0-0 F7			3	0	0	0	0	2	2					
Lenn Sakata, R OBP: 0.274, SLG: 0.250 (1, 4)			0-0 6-3			0-0 5-3			0-0 6-3	2	0	0	0	0	0	0					
Paul Mollitor, R OBP: 0.340, SLG: 0.448 (8, PH) (8, 4)					0-0 5-3					1	0	0	0	0	0	0					
Inning Stats	R: 0 E: 0 K: 0 S: 4	H: 1 LOB: 1 BB: 0 P: 4	R: 0 E: 0 K: 0 S: 4	H: 1 LOB: 1 BB: 0 P: 4	R: 0 E: 0 K: 1 S: 6	H: 1 LOB: 1 BB: 0 P: 6	R: 0 E: 0 K: 1 S: 5	H: 0 LOB: 1 BB: 1 P: 9	R: 0 E: 0 K: 0 S: 3	H: 0 LOB: 0 BB: 0 P: 3	R: 0 E: 0 K: 0 S: 3	H: 1 LOB: 0 BB: 0 P: 3	R: 0 E: 0 K: 0 S: 4	H: 1 LOB: 1 BB: 0 P: 4	R: 0 E: 0 K: 1 S: 6	H: 1 LOB: 1 BB: 0 P: 6	R: 0 E: 0 K: 0 S: 3	H: 0 LOB: 1 BB: 1 P: 7	1B: 6 2B: 0 3B: 0 HR: 0	SF: 0 SAC: 0 DP: 1 HBP: 0	WP: 2 PA: 34 CS: 0
PITCHER Rick Waits, L ERA: 2.48 (1, 1)	IP: 9.0 WLS: W BF: 34 H: 6 R: 0 ER: 0 SO: 3 BB: 2 IBB: 0 HBP: 0 BLK: 0 WP: 2 HR: 0 S: 38 P: 46 ERA: 0.00 WHIP: 0.889															PITCHER					

Batter	1	2	3	4	5	6	7	8	9	AB	R	H	RBI	BB	SO	LOB	BOTTOM		
Paul Dade, R OBP: 0.348, SLG: 0.400 (1, 9)	0-0 FC5 1B		0-0 1-3		0-0 L9		0-0 1B			4	0	2	0	0	0	1	Milwaukee Brewers @ Cleveland Indians Cleveland Municipal Stadium, Cleveland, OH Sun Jun 18 1978, 3:33 AM EDT Unknown - 75 F		
Rick Manning, L OBP: 0.323, SLG: 0.363 (1, 8)	0-0 FC5 1-2 1B		0-0 4-3		0-0 E9 2B 1B		0-0 1-3			4	1	2	0	0	0	1			
Buddy Bell, R OBP: 0.343, SLG: 0.457 (1, 5)	0-3 K		0-0 F9		0-0 2B			0-0 5-3		4	0	1	2	0	1	2			
Andre Thornton, R OBP: 0.375, SLG: 0.511 (1, 3)	0-0 FC5 1-2 2-3			0-0 HR	0-0 F7			0-0 L5		4	1	1	1	0	0	3			
Willie Horton, R OBP: 0.328, SLG: 0.399 (1, 10)	0-0 F7			0-0 F9		0-0 F2		0-0 5-3		4	0	0	0	0	2	2			
Gary Alexander, R OBP: 0.303, SLG: 0.416 (1, 2)		0-0 FC4 1B		0-0 F9		0-0 F8				3	0	1	0	0	0	0			
Ted Cox, R OBP: 0.293, SLG: 0.230 (1, 7)		0-0 F9		0-0 6-3		0-0 5-3				3	0	0	0	0	1	1			
Duane Kuiper, L OBP: 0.258, SLG: 0.256 (1, 4)		0-0 FC4 1-2			0-0 F9		0-0 4-3			3	0	0	0	0	1	1			
Tom Veryzer, R OBP: 0.287, SLG: 0.324 (1, 6)		0-3 K			0-0 E 2B 1B		0-0 F7			3	1	1	0	0	1	1			
Inning Stats	R: 0 E: 0 K: 1 S: 7	H: 2 LOB: 2 BB: 0 P: 7	R: 0 E: 0 K: 1 S: 6	H: 1 LOB: 1 BB: 0 P: 6	R: 0 E: 0 K: 0 S: 3	H: 0 LOB: 0 BB: 0 P: 3	R: 1 E: 0 K: 0 S: 4	H: 1 LOB: 0 BB: 0 P: 4	R: 2 E: 1 K: 0 S: 6	H: 3 LOB: 1 BB: 0 P: 6	R: 0 E: 0 K: 0 S: 3	H: 0 LOB: 0 BB: 0 P: 3	R: 0 E: 0 K: 0 S: 4	H: 1 LOB: 1 BB: 0 P: 4	R: 0 E: 0 K: 0 S: 3	H: 0 LOB: 0 BB: 0 P: 3	1B: 6 2B: 1 3B: 0 HR: 1	SF: 0 SAC: 0 DP: 0 HBP: 0	WP: 0 PA: 32 CS: 0
PITCHER Mike Caldwell, L ERA: 3.05 (1, 1)	IP: 8.0 WLS: L BF: 32 H: 8 R: 3 ER: 2 SO: 2 BB: 0 IBB: 0 HBP: 0 BLK: 0 WP: 0 HR: 1 S: 36 P: 36 ERA: 2.25 WHIP: 1.000															PITCHER			

AB 32
R 0
H 6
RBI 0
BB 2
SO 3
LOB 12



AB 32
R 3
H 8
RBI 3
BB 0
SO 2
LOB 12



Batter	1	2	3	4	5	6	7	8	9	AB	R	H	RBI	BB	SO	LOB	TOP			
Paul Moltor, R (1,4) OBP: 0.342, SLG: 0.447	0-0 4-3 S 1B		0-0 F9		0-0 FC5-4		0-0 L1-3		0-0 F9 S 1B	5	1	2	1	0	0	2	Milwaukee Brewers @ Cleveland Indians Cleveland Municipal Stadium, Cleveland, OH Sun Jun 18 1978, 3:38 AM EDT Att: 20,140 - Unknown			
Robin Yount, R (1,6) OBP: 0.314, SLG: 0.344	0-0 F9		0-0 4-3		4-0 BB			4-0 F9 SH1-4 BB	3	0	0	0	2	0	2					
Dave May, L (1,8) Gorman Thomas, R (8,8) OBP: 0.362, SLG: 0.548	0-0 4-3			0-0 F5	0-0 F4			0-0 SH1-4	3	0	0	0	0	0	3					
Larry Hisle, R (1,10) OBP: 0.363, SLG: 0.533	0-0 6-3			4-0 HR BB		0-0 2B		0-0 F9	3	1	1	0	1	0	2					
Ben Oglivie, L (1,9) OBP: 0.344, SLG: 0.494		0-3 K		0-0 HR	0-0 F9			4-0 BB IBB	3	1	1	2	1	1	1					
Sal Bando, R (1,3) OBP: 0.351, SLG: 0.398		4-0 BB		0-0 F4	0-0 6-3			4-0 1-2 BB	2	0	0	0	2	0	1					
Dick Davis, R (1,7) Sixto Lezcano, R (8,9) OBP: 0.394, SLG: 0.567		0-0 F9		0-0 F8	0-0 F3			0-0 L6	4	0	0	0	0	0	5					
Jim Gantner, L (1,5) OBP: 0.226, SLG: 0.288		0-0 F9			0-0 G3		0-0 L1-3 1B	0-0 SH3 1B	4	1	2	0	0	0	1					
Buck Martinez, R (1,2) OBP: 0.267, SLG: 0.282			0-0 G3		4-0 FC5-4 BB		0-0 F9	0-0 SH3	2	0	0	0	1	0	1					
Inning Stats	R: 0 E: 0 K: 0 S: 4	H: 1 LOB: 1 BB: 0 P: 4	R: 0 E: 0 K: 1 S: 5	H: 0 LOB: 1 BB: 1 P: 9	R: 0 E: 0 K: 0 S: 3	H: 0 LOB: 0 BB: 0 P: 3	R: 2 E: 0 K: 0 S: 4	H: 1 LOB: 0 BB: 1 P: 8	R: 0 E: 0 K: 0 S: 3	H: 1 LOB: 1 BB: 0 P: 4	R: 0 E: 0 K: 0 S: 3	H: 1 LOB: 0 BB: 0 P: 3	R: 0 E: 0 K: 0 S: 3	H: 0 LOB: 3 BB: 3 P: 15	R: 2 E: 0 K: 1 S: 7	H: 2 LOB: 0 BB: 0 P: 7	1B: 4 2B: 2 3B: 0 HR: 1	SF: 0 SAC: 2 DP: 1 HBP: 0	WP: 0 PB: 0 CS: 3	PA: 39
PITCHER	IP WLS BF H R ER SO BB IBB HBP BLK WP HR S P ERA WHIP																			
Mike Paxton, R (1,1) ERA: 4.15	7.0 L 29 4 2 2 1 5 0 0 0 0 0 1 26 46 2.57 1.286																			
Dan Spillner, R (8,1) ERA: 4.71	2.0 10 2 2 2 1 1 1 0 0 0 0 0 10 18 9.00 1.500																			

Batter	1	2	3	4	5	6	7	8	9	AB	R	H	RBI	BB	SO	LOB	BOTTOM					
Paul Dade, R (1,9) OBP: 0.346, SLG: 0.397	0-0 5-3		0-0 F2		0-0 G4-6-3 1B			0-0 F9		4	0	1	0	0	0	0	Milwaukee Brewers @ Cleveland Indians Cleveland Municipal Stadium, Cleveland, OH Sun Jun 18 1978, 3:38 AM EDT Att: 20,140 - Unknown					
Rick Manning, L (1,8) OBP: 0.322, SLG: 0.361	0-0 B5-3		0-0 4-3		0-0 G4-6-3 1-2			0-0 1B SF7 1B	4	1	1	0	0	0	2							
Buddy Bell, R (1,5) OBP: 0.345, SLG: 0.458	0-0 BB 1B		0-0 6-3			0-0 F9		0-0 FC6-4 1B	4	0	2	0	0	0	0							
Andre Thornton, R (1,3) OBP: 0.382, SLG: 0.519	4-0 FC5-4 BB			4-0 G6-4-3 BB		0-0 2B		0-0 SF7 3-H	1	0	1	1	2	0	0							
Willie Horton, R (1,10) OBP: 0.320, SLG: 0.389	0-0 FC5-4 1-2			0-0 G6-4-3 1-2		0-0 F8		0-0 FC6-4 1-2	4	0	0	0	0	0	5							
Ted Cox, R (1,7) OBP: 0.294, SLG: 0.234		0-0 L9		0-0 FC6-4 1B		0-0 6-3			3	0	1	0	0	0	1							
Jim Norris, L (9, PH) OBP: 0.348, SLG: 0.333					0-0 FC6-4 1-2				1	0	0	0	0	0	0							
Tom Verzyer, R (1,6) Johnny Grubb, L (9, PH) OBP: 0.352, SLG: 0.425		0-3 K			0-0 FC6-4 1-2		0-0 B1-3	0-0 F7	3	0	0	0	0	1	1							
Duane Kuiper, L (1,4) OBP: 0.263, SLG: 0.261		0-0 1B			0-0 SH1-4 1B		0-0 F7	0-0 G3	4	0	2	0	0	0	0							
Bo Diaz, R (1,2) OBP: 0.250, SLG: 0.250		0-3 K			0-0 SH1-4		0-0 5-3		2	0	0	0	0	1	1							
Inning Stats	R: 0 E: 0 K: 0 S: 4	H: 1 LOB: 2 BB: 1 P: 8	R: 0 E: 0 K: 2 S: 8	H: 1 LOB: 1 BB: 0 P: 8	R: 0 E: 0 K: 0 S: 3	H: 0 LOB: 0 BB: 0 P: 3	R: 0 E: 0 K: 0 S: 3	H: 1 LOB: 1 BB: 1 P: 7	R: 0 E: 0 K: 0 S: 4	H: 2 LOB: 1 BB: 0 P: 4	R: 0 E: 0 K: 0 S: 4	H: 1 LOB: 1 BB: 0 P: 4	R: 0 E: 0 K: 0 S: 3	H: 0 LOB: 0 BB: 0 P: 3	R: 1 E: 0 K: 0 S: 5	H: 2 LOB: 1 BB: 0 P: 5	R: 0 E: 0 K: 0 S: 3	H: 0 LOB: 0 BB: 0 P: 3	1B: 7 2B: 1 3B: 0 HR: 0	SF: 1 SAC: 1 DP: 2 HBP: 0	WP: 0 PB: 0 CS: 0	PA: 35
PITCHER	IP WLS BF H R ER SO BB IBB HBP BLK WP HR S P ERA WHIP																					
Jerry Augustine, L (1,1) ERA: 5.22	7.1 W 30 8 1 1 2 2 0 0 0 0 0 0 5 40 1.23 1.364																					
Bill Castro, R (8,1) ERA: 0.46	1.2 S 5 0 0 0 0 0 0 0 0 0 0 0 5 5 0.00 0.000																					

Batter	1	2	3	4	5	6	7	8	9	AB	R	H	RBI	BB	SO	LOB	TOP								
Mark Belanger, R OBP: 0.303, SLG: 0.254										4	1	1	0	1	1	0	Baltimore Orioles @ Milwaukee Brewers Milwaukee County Stadium, Milwaukee, WI Tue Jun 20 1978, 8:05 PM EDT Att: 22,640 - Unknown								
Rich Dauer, R OBP: 0.300, SLG: 0.364										5	1	1	2	0	0	1									
Ken Singleton, S OBP: 0.429, SLG: 0.454 Larry Hartow, L OBP: 0.376, SLG: 0.403										2	3	1	0	2	0	0									
Eddie Murray, S OBP: 0.324, SLG: 0.472										5	1	1	1	0	1	3									
Lee May, R OBP: 0.300, SLG: 0.450										4	0	1	1	1	2	1									
Andres Mora, R OBP: 0.288, SLG: 0.364 Pat Kelly, L OBP: 0.381, SLG: 0.337										2	0	0	0	0	0	1									
Carlos Lopez, R OBP: 0.280, SLG: 0.329										3	0	1	1	1	0	0									
Billy Smith, S OBP: 0.333, SLG: 0.381										4	1	1	0	0	0	4									
Rick Dempsey, R OBP: 0.272, SLG: 0.305										4	0	0	0	0	1	3									
Inning Stats	R: 0 E: 0 K: 0 S: 3	H: 1 LOB: 1 BB: 1 P: 7	R: 0 E: 0 K: 1 S: 5	H: 0 LOB: 0 BB: 0 P: 5	R: 0 E: 0 K: 2 S: 7	H: 0 LOB: 0 BB: 0 P: 7	R: 1 E: 0 K: 0 S: 4	H: 1 LOB: 1 BB: 1 P: 8	R: 5 E: 0 K: 0 S: 8	H: 5 LOB: 3 BB: 2 P: 17	R: 0 E: 0 K: 0 S: 3	H: 0 LOB: 0 BB: 0 P: 3	R: 2 E: 1 K: 2 S: 9	H: 1 LOB: 2 BB: 2 P: 17	R: 0 E: 0 K: 0 S: 3	H: 0 LOB: 0 BB: 0 P: 3	R: 0 E: 0 K: 0 S: 3	H: 0 LOB: 0 BB: 0 P: 3	1B: 4 2B: 4 3B: 0 HR: 0	SF: 0 SAC: 0 DP: 0 HBP: 1	WP: 0 PB: 0 SB: 0 CS: 1	PA: 42			
PITCHER	IP	WLS	BF	H	R	ER	SO	BB	IBB	HBP	BLK	WP	HR	S	P	ERA	WHIP								
Bill Travers, L ERA: 5.12	(1, 1)	4.2	L	22	6	6	3	2	0	1	0	0	0	25	34	11.57	1.714								
Eduardo Rodriguez, R ERA: 3.68	(5, 1)	0.0		2	0	0	0	1	1	0	0	0	0	0	8	∞	∞								
Randy Stein, R ERA: 4.62	(5, 1)	2.1		12	2	2	1	2	2	0	0	0	0	14	22	3.86	1.714								
Andy Replogle, R ERA: 4.27	(8, 1)	2.0		6	0	0	0	0	0	0	0	0	0	6	6	0.00	0.000								

AB	35
R	8
H	8
RBI	7
BB	6
SO	5
LOB	13




Batter	1	2	3	4	5	6	7	8	9	AB	R	H	RBI	BB	SO	LOB	BOTTOM								
Paul Moltitor, R OBP: 0.339, SLG: 0.446										5	1	1	0	0	1	4	Baltimore Orioles @ Milwaukee Brewers Milwaukee County Stadium, Milwaukee, WI Tue Jun 20 1978, 8:05 PM EDT Att: 22,640 - Unknown								
Don Money, R OBP: 0.353, SLG: 0.391										4	0	1	0	0	0	2									
Sal Bando, R OBP: 0.349, SLG: 0.393										3	0	0	0	1	0	1									
Larry Hisle, R OBP: 0.361, SLG: 0.527										4	1	1	1	0	1	2									
Sixto Lezcano, R OBP: 0.392, SLG: 0.560										4	1	1	0	0	2	2									
Dick Davis, R OBP: 0.300, SLG: 0.379										4	2	2	0	0	0	0									
Robin Yount, R OBP: 0.312, SLG: 0.341										4	0	1	1	0	1	1									
Gorman Thomas, R OBP: 0.360, SLG: 0.542										4	0	1	0	0	2	0									
Charlie Moore, R OBP: 0.337, SLG: 0.418 Ben Oglvie, L OBP: 0.342, SLG: 0.491										2	0	0	0	1	0	0									
Inning Stats	R: 1 E: 0 K: 1 S: 6	H: 1 LOB: 1 BB: 1 P: 10	R: 0 E: 0 K: 1 S: 5	H: 0 LOB: 0 BB: 0 P: 5	R: 0 E: 0 K: 1 S: 5	H: 0 LOB: 0 BB: 0 P: 5	R: 0 E: 0 K: 2 S: 7	H: 0 LOB: 0 BB: 0 P: 7	R: 0 E: 0 K: 1 S: 5	H: 0 LOB: 0 BB: 0 P: 5	R: 0 E: 0 K: 0 S: 3	H: 0 LOB: 0 BB: 0 P: 3	R: 3 E: 2 K: 1 S: 9	H: 3 LOB: 2 BB: 1 P: 13	R: 0 E: 0 K: 0 S: 4	H: 1 LOB: 1 BB: 0 P: 4	R: 1 E: 0 K: 0 S: 6	H: 3 LOB: 2 BB: 0 P: 6	1B: 6 2B: 2 3B: 0 HR: 0	SF: 0 SAC: 1 DP: 0 HBP: 0	WP: 0 PB: 0 SB: 1 CS: 0	PA: 38			
PITCHER	IP	WLS	BF	H	R	ER	SO	BB	IBB	HBP	BLK	WP	HR	S	P	ERA	WHIP								
Scott McGregor, L ERA: 3.28	(1, 1)	6.1	W	24	4	4	1	6	1	0	0	0	0	35	39	1.42	0.789								
Don Stanhouse, R ERA: 3.09	(7, 1)	2.2		14	4	1	1	1	1	0	0	0	0	15	19	3.38	1.875								


AB	35
R	5
H	8
RBI	2
BB	2
SO	7
LOB	14



Batter	1	2	3	4	5	6	7	8	9	AB	R	H	RBI	BB	SO	LOB	TOP		
Larry Harlow, L OBP: 0.373, SLG: 0.400 (1, 8)	0-0 1-3		0-0 4-3			0-0 2-3		0-0 1B 1B		4	0	1	1	0	0	0	Baltimore Orioles @ Milwaukee Brewers Milwaukee County Stadium, Milwaukee, WI Wed Jun 21 1978, 8:05 PM EDT Att: 21,732 - Unknown livebaseballscorecards.com		
Rich Dauer, R OBP: 0.315, SLG: 0.377 (1, 5)	0-0 1B			0-0 5-3			0-0 FC4 1B	0-0 1B 1B		4	0	3	0	0	0	0			
Eddie Murray, S OBP: 0.323, SLG: 0.471 (1, 3)	0-3 K			0-0 F7			0-0 FC4 1B	0-0 SF8		3	0	1	1	0	1	1			
Ken Singleton, S OBP: 0.421, SLG: 0.444 (1, 9)	0-0 5-3			0-0 F5			0-0 FC4 G6-4-3 1-2 2-3	0-3 K		4	0	0	0	0	1	6			
Lee May, R OBP: 0.295, SLG: 0.443 (1, 10)		0-0 5-3			0-0 F2		0-0 G6-4-3 1-2		0-0 F7	4	0	0	0	0	2				
Andres Mora, R OBP: 0.276, SLG: 0.348 Pat Kelly, L OBP: 0.388, SLG: 0.357 (8, PH) (9, PH)	0-3 K			0-0 6-3					0-0 6-3	3	0	0	0	0	1	0			
Billy Smith, S OBP: 0.332, SLG: 0.378 (1, 4)	0-0 F7			0-0 3-1					0-0 F8	4	1	1	0	0	0	1			
Mark Belanger, R OBP: 0.300, SLG: 0.251 Terry Crowley, L OBP: 0.388, SLG: 0.368 Kiko Garcia, R OBP: 0.349, SLG: 0.487 (8, PH) (8, PH) (8, 6)	0-0 5-3			0-0 4-3					0-0 F9	2	0	0	0	0	0	0			
Dave Skaggs, R OBP: 0.184, SLG: 0.111 Elrod Hendricks, L OBP: 0.500, SLG: 0.500 (8, PH) (8, 2)	0-0 6-3			0-0 F8					0-0 E9 1B SF8 1B	2	0	0	0	0	0	0			
Inning Stats	R: 0 E: 0 K: 1 S: 6	H: 1 LOB: 1 BB: 0 P: 6	R: 0 E: 0 K: 1 S: 5	H: 0 LOB: 0 BB: 0 P: 5	R: 0 E: 0 K: 0 S: 3	H: 0 LOB: 0 BB: 0 P: 3	R: 0 E: 0 K: 0 S: 3	H: 0 LOB: 0 BB: 0 P: 3	R: 0 E: 0 K: 0 S: 3	H: 0 LOB: 0 BB: 0 P: 3	R: 0 E: 0 K: 0 S: 4	H: 2 LOB: 1 BB: 0 P: 4	R: 3 E: 1 K: 1 S: 10	H: 5 LOB: 3 BB: 0 P: 10	R: 0 E: 0 K: 0 S: 4	H: 1 LOB: 1 BB: 0 P: 4		1B: 8 2B: 1 3B: 0 HR: 0	SF: 1 SAC: 0 DP: 1 HBP: 0
PITCHER	IP WLS BF H R ER SO BB IBB HBP BLK WP HR S P ERA WHIP																		
Lary Sorensen, R ERA: 3.49 Bill Castro, R ERA: 0.44 (1, 1) (8, 1)	7.1 W 29 8 3 3 2 0 0 0 0 0 0 0 33 33 3.68 1.091																		


Batter	1	2	3	4	5	6	7	8	9	AB	R	H	RBI	BB	SO	LOB	BOTTOM		
Paul Molitor, R OBP: 0.337, SLG: 0.443 (1, 4)	0-0 S 1B 1B		0-0 F6	0-0 F8			0-3 K			4	1	1	0	0	1	0	Baltimore Orioles @ Milwaukee Brewers Milwaukee County Stadium, Milwaukee, WI Wed Jun 21 1978, 8:05 PM EDT Att: 21,732 - Unknown livebaseballscorecards.com		
Don Money, R OBP: 0.350, SLG: 0.387 (1, 3)	0-0 F9		0-0 2B 1B		0-0 F8		0-0 F9			4	1	1	0	0	0	1			
Sal Bando, R OBP: 0.352, SLG: 0.399 (1, 5)	0-0 1H 1B		0-0 1-3 1B 2B		0-0 F4			0-0 6-3		4	1	2	1	0	0	0			
Larry Hisle, R OBP: 0.358, SLG: 0.521 (1, 7)	0-3 K		0-0 S 1B		0-0 F9			0-3 K		4	0	1	2	0	2	1			
Ben Oglivie, L OBP: 0.345, SLG: 0.494 (1, 10)	4-0 FC6-4 BB		0-0 P3			0-0 E 2B		0-0 F4		3	1	1	0	1	0	1			
Sixto Lezcano, R OBP: 0.386, SLG: 0.551 (1, 9)	0-0 FC6-4 1-2		0-3 K			0-0 F6				3	0	0	0	0	1	4			
Robin Yount, R OBP: 0.313, SLG: 0.348 (1, 6)		0-0 6-3		0-0 SH3 SF7 2B		0-0 E4 2H CS				3	1	1	0	0	0	0			
Gorman Thomas, R OBP: 0.357, SLG: 0.537 (1, 8)		0-0 6-3		0-0 SH3 2-3		0-0 5-3 1-2				2	0	0	0	0	0	1			
Buck Martinez, R OBP: 0.260, SLG: 0.277 (1, 2)	0-3 K		0-0 SF7			0-3 K				2	0	0	1	0	2	0			
Inning Stats	R: 1 E: 0 K: 1 S: 7	H: 2 LOB: 2 BB: 1 P: 11	R: 0 E: 0 K: 1 S: 5	H: 0 LOB: 0 BB: 0 P: 5	R: 2 E: 0 K: 1 S: 8	H: 3 LOB: 1 BB: 0 P: 8	R: 1 E: 0 K: 0 S: 4	H: 1 LOB: 0 BB: 0 P: 4	R: 0 E: 0 K: 2 S: 7	H: 0 LOB: 0 BB: 0 P: 7	R: 0 E: 0 K: 1 S: 5	H: 0 LOB: 0 BB: 0 P: 5	R: 0 E: 0 K: 0 S: 4	H: 0 LOB: 0 BB: 0 P: 5	R: 0 E: 0 K: 0 S: 4	H: 0 LOB: 0 BB: 0 P: 5		1B: 4 2B: 3 3B: 0 HR: 0	SF: 1 SAC: 1 DP: 0 HBP: 0
PITCHER	IP WLS BF H R ER SO BB IBB HBP BLK WP HR S P ERA WHIP																		
Dennis Martinez, R ERA: 4.71 Joe Kerrigan, R ERA: 5.4 (1, 1) (7, 1)	6.0 L 26 7 5 4 3 1 0 0 0 0 0 0 31 35 6.00 1.333																		

Batter	1	2	3	4	5	6	7	8	9	AB	R	H	RBI	BB	SO	LOB	TOP								
Larry Harlow, L OBP: 0.374, SLG: 0.393 (1, 8)	F2					G3		F8		3	1	0	0	1	0	0	<p>Baltimore Orioles @ Milwaukee Brewers Milwaukee County Stadium, Milwaukee, WI</p> <p>Thu Jun 22 1978, 4:33 AM EDT Att: 26,586 - Unknown</p> <p>livebaseballscores.com</p> <p>AB 36 R 10 H 12 RBI 10 BB 4 SO 3 LOB 13</p> 								
Rich Dauer, R OBP: 0.310, SLG: 0.364 (1, 5)	HR	F8			2-3	6-3		F9		4	1	0	1	1	0	2									
Eddie Murray, S OBP: 0.328, SLG: 0.485 (1, 3)	HR	F7							5-3	5	1	3	3	0	0	1									
Ken Singleton, S OBP: 0.421, SLG: 0.437 Carlos Lopez, R OBP: 0.290, SLG: 0.329 (9, 9)	1B			G5-4-3		F7	FC4-6		K	3	1	0	0	2	1	2									
Lee May, R OBP: 0.301, SLG: 0.458 (1, 10)	1B			G5-4-3		2B			F3	5	3	3	1	0	0	1									
Pat Kelly, L OBP: 0.402, SLG: 0.386 (1, 7)	1B			F8		1B				4	1	3	1	0	0	0									
Billy Smith, S OBP: 0.330, SLG: 0.376 (1, 4)	K				1-3			FC4		4	1	1	1	0	1	3									
Kiko Garcia, R OBP: 0.362, SLG: 0.512 Mark Belanger, R OBP: 0.251 (8, 6)					6-3			G6-4-3		4	1	2	3	0	0	1									
Rick Dempsey, R OBP: 0.266, SLG: 0.298 (1, 2)	F7							L1		4	0	0	0	0	1	3									
Inning Stats	R: 4 E: 0 K: 1 S: 9	H: 4 LOB: 2 BB: 2 P: 17	R: 0 E: 0 K: 0 S: 2	H: 0 LOB: 0 BB: 1 P: 6	R: 0 E: 0 K: 0 S: 2	H: 0 LOB: 0 BB: 1 P: 6	R: 0 E: 0 K: 1 S: 5	H: 0 LOB: 0 BB: 0 P: 5	R: 0 E: 0 K: 0 S: 4	H: 1 LOB: 1 BB: 0 P: 4	R: 5 E: 0 K: 0 S: 8	H: 5 LOB: 1 BB: 0 P: 9	R: 1 E: 0 K: 0 S: 4	H: 2 LOB: 0 BB: 0 P: 4	R: 0 E: 0 K: 0 S: 3	H: 0 LOB: 0 BB: 0 P: 3		R: 0 E: 0 K: 1 S: 5	H: 0 LOB: 0 BB: 0 P: 5	1B: 8 2B: 2 3B: 0 HR: 2	SF: 0 SAC: 0 DP: 2 HBP: 1	WP: 0 PB: 0 SB: 0 CS: 1	PA: 41		
PITCHER	IP	WLS	BF	H	R	ER	SO	BB	IBB	HBP	BLK	WP	HR	S	P	ERA	WHIP								
Moose Haas, R ERA: 6.66 (1, 1)	0.2	L	7	3	4	4	1	2	0	0	0	0	0	19	27	8.31	1.846								
Andy Replogle, R ERA: 4.55 (6, 1)	4.1		19	6	4	4	1	2	0	0	0	0	0	11	22	6.00	1.000								
Randy Stein, R ERA: 4.73 Bob McClure, L ERA: 3.25 (9, 1)	3.0		12	3	2	2	0	0	0	1	0	0	0	5	5	0.00	0.000								

Batter	1	2	3	4	5	6	7	8	9	AB	R	H	RBI	BB	SO	LOB	BOTTOM								
Paul Moltitor, R OBP: 0.335, SLG: 0.440 (1, 4)	5-3		5-3			SF8		K2-3		4	0	1	1	0	1	0	<p>Baltimore Orioles @ Milwaukee Brewers Milwaukee County Stadium, Milwaukee, WI</p> <p>Thu Jun 22 1978, 4:33 AM EDT Att: 26,586 - Unknown</p> <p>livebaseballscores.com</p> <p>AB 35 R 3 H 10 RBI 3 BB 2 SO 3 LOB 12</p> 								
Don Money, R OBP: 0.341, SLG: 0.375 (1, 3)	F8			6-3	G5-3		F7		F8	5	0	0	0	0	0	3									
Sal Bando, R OBP: 0.354, SLG: 0.401 (1, 5)				F7		1B		F9		4	1	2	0	0	0	0									
Larry Hise, R OBP: 0.356, SLG: 0.513 (1, 7)	5-3					K		F4		3	0	0	0	1	1	2									
Sixto Lezcano, R OBP: 0.388, SLG: 0.550 (1, 9)			6-3		F9			E		4	0	2	0	0	0	1									
Jim Wehlford, R OBP: 0.321, SLG: 0.389 (1, 10)						1B		E1		4	1	3	1	0	0	0									
Robin Yount, R OBP: 0.311, SLG: 0.345 (1, 6)						1B		5-3		4	1	1	0	0	0	4									
Gorman Thomas, R OBP: 0.355, SLG: 0.529 (1, 8)			K					F4		3	0	0	0	1	1	2									
Charlie Moore, R OBP: 0.333, SLG: 0.411 (1, 2)			F8					6-3		4	0	1	1	0	0	0									
Inning Stats	R: 0 E: 0 K: 0 S: 4	H: 1 LOB: 1 BB: 0 P: 4	R: 0 E: 0 K: 0 S: 3	H: 0 LOB: 0 BB: 0 P: 3	R: 0 E: 0 K: 1 S: 5	H: 0 LOB: 0 BB: 0 P: 5	R: 0 E: 0 K: 0 S: 3	H: 0 LOB: 1 BB: 1 P: 7	R: 2 E: 0 K: 0 S: 5	H: 3 LOB: 1 BB: 1 P: 9	R: 1 E: 0 K: 1 S: 8	H: 3 LOB: 2 BB: 0 P: 8	R: 0 E: 0 K: 1 S: 5	H: 0 LOB: 0 BB: 0 P: 5	R: 0 E: 1 K: 0 S: 5	H: 2 LOB: 2 BB: 0 P: 5		R: 0 E: 0 K: 0 S: 4	H: 1 LOB: 1 BB: 0 P: 4	1B: 10 2B: 0 3B: 0 HR: 0	SF: 1 SAC: 0 DP: 1 HBP: 0	WP: 0 PB: 1 SB: 0 CS: 0	PA: 38		
PITCHER	IP	WLS	BF	H	R	ER	SO	BB	IBB	HBP	BLK	WP	HR	S	P	ERA	WHIP								
Mike Flanagan, L ERA: 3.0 (1, 1)	9.0	W	38	10	3	3	3	2	0	0	0	0	0	42	50	3.00	1.333								

Batter	1	2	3	4	5	6	7	8	9	AB	R	H	RBI	BB	SO	LOB	TOP				
Julio Cruz, S OBP: 0.363, SLG: 0.310 Larry Milbourne, S OBP: 0.278, SLG: 0.314	1-3	L8		FC5			FC1-4 1B		1B	1	0	0	0	0	0	0	Seattle Mariners @ Milwaukee Brewers Milwaukee County Stadium, Milwaukee, WI Fri Jun 23 1978, 8:05 PM EDT Alt. 8,268 - Unknown - 58 F livebaseballscorecards.com				
Craig Reynolds, L OBP: 0.391, SLG: 0.403	F8		F8		1-3	FC1-4 1B	FC1-4 1B	1B	5	0	1	1	0	0	1						
Dan Meyer, L OBP: 0.242, SLG: 0.343			2-3		L9			4-3	5	1	2	0	0	0	1						
Leon Roberts, R OBP: 0.370, SLG: 0.496				FC6-4 1B	F8			4-3	4	0	2	1	0	0	2						
Bill Stein, R OBP: 0.311, SLG: 0.342	5-3		FC6-4			K		1-3	4	0	0	0	0	1	2						
Bruce Bochte, L OBP: 0.330, SLG: 0.392		4-3 E 1B		FC5 E 1B		4-3		F6	3	1	1	0	1	0	0						
Bob Robertson, R OBP: 0.260, SLG: 0.413		F8		F7				K	4	0	1	0	0	1	2						
Leroy Stanton, R OBP: 0.286, SLG: 0.283 John Hale, L OBP: 0.290, SLG: 0.262		4-3		K		1-3			4	0	0	0	0	1	3						
Bob Stinson, S OBP: 0.400, SLG: 0.436				E6				F9	4	0	1	1	0	0	1						
Inning Stats	R: 1 E: 0 K: 0 S: 5	H: 2 LOB: 1 BB: 0 P: 5	R: 1 E: 1 K: 0 S: 4	H: 1 LOB: 1 BB: 1 P: 8	R: 0 E: 0 K: 0 S: 4	H: 1 LOB: 1 BB: 0 P: 4	R: 0 E: 1 K: 1 S: 7	H: 1 LOB: 2 BB: 0 P: 7	R: 0 E: 0 K: 0 S: 3	H: 0 LOB: 0 BB: 0 P: 3	R: 0 E: 0 K: 1 S: 6	H: 1 LOB: 1 BB: 0 P: 6	R: 0 E: 0 K: 0 S: 5	H: 2 LOB: 2 BB: 0 P: 5	R: 0 E: 0 K: 1 S: 5	H: 0 LOB: 0 BB: 0 P: 5		R: 1 E: 0 K: 0 S: 5	H: 2 LOB: 1 BB: 0 P: 5	1B: 9 2B: 1 3B: 0 HR: 0	SF: 0 SAC: 0 DP: 0 HBP: 0
PITCHER Mike Caldwell, L ERA: 2.98	IP: 9.0 WLS: L BF: 39 H: 10 R: 3 ER: 2 SO: 3 BB: 1 IBB: 0 HBP: 0 BLK: 0 WP: 0 HR: 0 S: 44 P: 48 ERA: 2.00 WHIP: 1.222																				

Batter	1	2	3	4	5	6	7	8	9	AB	R	H	RBI	BB	SO	LOB	BOTTOM				
Paul Molitor, R OBP: 0.329, SLG: 0.433	6-3		F3			F6			F8	4	0	0	0	0	0	1	Seattle Mariners @ Milwaukee Brewers Milwaukee County Stadium, Milwaukee, WI Fri Jun 23 1978, 8:05 PM EDT Alt. 8,268 - Unknown - 58 F livebaseballscorecards.com				
Don Money, R OBP: 0.336, SLG: 0.372	F7			F7		F8			4	0	1	0	0	0	0						
Sal Bando, R OBP: 0.352, SLG: 0.398	K			B1		F4			4	0	1	0	0	1	0						
Larry Hise, R OBP: 0.355, SLG: 0.505				5-3		6-3			3	0	0	0	1	1	3						
Ben Oglivie, L OBP: 0.338, SLG: 0.483		G3-6-1			F9	L6			4	0	0	0	0	0	4						
Sixto Lezcano, R OBP: 0.392, SLG: 0.557					WP 2B				3	0	2	0	0	1	0						
Gorman Thomas, R OBP: 0.351, SLG: 0.522				K		K			3	0	0	0	0	2	2						
Robin Yount, R OBP: 0.305, SLG: 0.338			F8		F8				3	0	0	0	0	0	1						
Buck Martinez, R OBP: 0.256, SLG: 0.272 Dave May, L OBP: 0.294, SLG: 0.300				K		F7			2	0	0	0	0	1	0						
Inning Stats	R: 0 E: 0 K: 1 S: 5	H: 0 LOB: 0 BB: 0 P: 5	R: 0 E: 0 K: 1 S: 5	H: 1 LOB: 1 BB: 1 P: 9	R: 0 E: 0 K: 1 S: 5	H: 0 LOB: 0 BB: 0 P: 5	R: 0 E: 0 K: 0 S: 3	H: 0 LOB: 0 BB: 0 P: 3	R: 0 E: 0 K: 0 S: 3	H: 0 LOB: 0 BB: 0 P: 3	R: 0 E: 0 K: 1 S: 5	H: 0 LOB: 0 BB: 0 P: 5	R: 0 E: 0 K: 0 S: 7	H: 2 LOB: 3 BB: 0 P: 8	R: 0 E: 0 K: 1 S: 5	H: 0 LOB: 0 BB: 0 P: 5		R: 0 E: 0 K: 0 S: 7	H: 2 LOB: 3 BB: 0 P: 8	1B: 3 2B: 1 3B: 0 HR: 0	SF: 0 SAC: 0 DP: 1 HBP: 1
PITCHER Glenn Abbott, R ERA: 3.7	IP: 9.0 WLS: W BF: 32 H: 4 R: 0 ER: 0 SO: 6 BB: 1 IBB: 0 HBP: 1 BLK: 0 WP: 1 HR: 0 S: 42 P: 47 ERA: 0.00 WHIP: 0.556																				

Batter	1	2	3	4	5	6	7	8	9	AB	R	H	RBI	BB	SO	LOB	TOP
Larry Milbourne, S OBP: 0.275, SLG: 0.308 (1, 4)	F9		FC4			CS 1B			F8	4	0	1	0	0	0	1	Seattle Mariners @ Milwaukee Brewers Milwaukee County Stadium, Milwaukee, WI Sat Jun 24 1978, 8:05 PM EDT Att: 20,820 - Unknown - 71 F livebaseballscorecards.com
Craig Reynolds, L OBP: 0.355, SLG: 0.397 (1, 6)	F5			K		CS 1-2	3-1		1-3	4	0	0	0	0	1	0	
Dan Meyer, L OBP: 0.238, SLG: 0.337 (1, 3)	3-1			F4			F9			3	0	0	0	0	0	0	
Leon Roberts, R OBP: 0.364, SLG: 0.486 (1, 9)		4-3		F8			K			3	0	0	0	0	1	0	
Bob Robertson, R OBP: 0.245, SLG: 0.388 (1, 10)		F4			F8				6-3	3	0	0	0	0	0	0	
Bruce Bochte, L OBP: 0.330, SLG: 0.399 (1, 8)		3-1			F8				3B	3	0	1	0	0	0	0	
Bill Stein, R OBP: 0.308, SLG: 0.338 (1, 5)				6-3			6-3		F9	3	0	0	0	0	0	1	
Tom Paciorek, R OBP: 0.231, SLG: 0.231 (1, 7)				F8			F9		F9	3	0	0	0	0	0	1	
Bob Stinson, S OBP: 0.399, SLG: 0.435 (1, 2)				FC4 1B			6-3		5-3	3	0	1	0	0	0	0	
Inning Stats	R: 0 E: 0 K: 0 S: 3	H: 0 LOB: 0 BB: 0 P: 3	R: 0 E: 0 K: 0 S: 3	H: 0 LOB: 0 BB: 0 P: 3	R: 0 E: 0 K: 1 S: 4	H: 1 LOB: 1 BB: 0 P: 4	R: 0 E: 0 K: 1 S: 5	H: 0 LOB: 0 BB: 0 P: 5	R: 0 E: 0 K: 0 S: 3	H: 0 LOB: 0 BB: 0 P: 3	R: 0 E: 0 K: 1 S: 5	H: 0 LOB: 0 BB: 0 P: 5	R: 0 E: 0 K: 0 S: 4	H: 1 LOB: 1 BB: 0 P: 4	R: 0 E: 0 K: 0 S: 3	H: 1 LOB: 1 BB: 0 P: 3	1B: 2 2B: 0 3B: 1 HR: 0 SF: 0 SAC: 0 DP: 0 HBP: 0 WP: 0 PA: 30 CS: 1
PITCHER Jerry Augustine, L ERA: 4.73 (1, 1)	IP: 9.0 WLS: W BF: 29 H: 3 R: 0 ER: 0 SO: 2 BB: 0 IBB: 0 HBP: 0 BLK: 0 WP: 0 HR: 0 S: 33 P: 33 ERA: 0.00 WHIP: 0.333																PITCHER

Batter	1	2	3	4	5	6	7	8	9	AB	R	H	RBI	BB	SO	LOB	BOTTOM
Robin Yount, R OBP: 0.297, SLG: 0.329 (1, 6)	L4	P3		F9		6-3		SH1-4		4	0	0	0	0	0	3	Seattle Mariners @ Milwaukee Brewers Milwaukee County Stadium, Milwaukee, WI Sat Jun 24 1978, 8:05 PM EDT Att: 20,820 - Unknown - 71 F livebaseballscorecards.com
Don Money, R OBP: 0.346, SLG: 0.367 (1, 3)	FC5-4 BB		BB	BB	FC4-6 BB	6-3		5-3		2	0	0	0	3	0	1	
Ben Oglivie, L OBP: 0.335, SLG: 0.476 (1, 7)	P4		F9		FC4-6 FC6-4 1-2		HR 1B	F4		5	1	1	0	0	0	4	
Larry Hisle, R OBP: 0.353, SLG: 0.515 (1, 10)	FC5-4 1-2		F4		FC6-4 1-2		HR			4	1	1	2	0	0	3	
Sixto Lezcano, R OBP: 0.389, SLG: 0.549 (1, 9)		5-3	BB	BB	L7		5-3			3	0	0	0	1	0	1	
Sal Bando, R OBP: 0.356, SLG: 0.406 (1, 5)		HR 2B		F9		WP E BB		BB 1B		3	2	2	0	1	0	2	
Gorman Thomas, R OBP: 0.357, SLG: 0.536 (1, 8)		HR		1-3		FC1-6 BB		BB		2	1	1	2	2	0	0	
Jim Gantner, L OBP: 0.228, SLG: 0.286 (1, 4)		G3 1B		G3		F8		4-3		4	0	1	0	0	0	4	
Charlie Moore, R OBP: 0.330, SLG: 0.404 (1, 2)		G3		E7		FC1-6 1-2 2H		SH1-4 1B		4	0	1	0	0	0	2	
Inning Stats	R: 0 E: 0 K: 0 S: 3	H: 0 LOB: 1 BB: 1 P: 7	R: 2 E: 0 K: 0 S: 6	H: 3 LOB: 1 BB: 0 P: 6	R: 0 E: 0 K: 0 S: 3	H: 0 LOB: 2 BB: 2 P: 11	R: 0 E: 1 K: 0 S: 4	H: 0 LOB: 1 BB: 0 P: 4	R: 0 E: 0 K: 0 S: 3	H: 0 LOB: 1 BB: 1 P: 7	R: 1 E: 1 K: 0 S: 3	H: 0 LOB: 1 BB: 2 P: 11	R: 2 E: 0 K: 0 S: 6	H: 3 LOB: 2 BB: 1 P: 10	R: 0 E: 0 K: 0 S: 4	H: 1 LOB: 1 BB: 0 P: 4	1B: 4 2B: 1 3B: 0 HR: 2 SF: 0 SAC: 1 DP: 0 HBP: 0 WP: 1 PA: 39 CS: 0
PITCHER Jim Colborn, R ERA: 6.28 Jim Todd, R ERA: 4.57 (1, 1) (7, 1)	IP: 6.2 WLS: L BF: 33 H: 6 R: 5 ER: 4 SO: 4 BB: 6 IBB: 0 HBP: 0 BLK: 0 WP: 1 HR: 2 S: 27 P: 51 ERA: 5.40 WHIP: 1.800																PITCHER

Batter	1	2	3	4	5	6	7	8	9	AB	R	H	RBI	BB	SO	LOB	TOP				
Larry Milbourne, S OBP: 0.333, SLG: 0.395 (1,4)										4	3	3	0	1	0	2					
Craig Reynolds, L OBP: 0.356, SLG: 0.397 (1,6)										5	2	2	0	0	0	4					
Dan Meyer, L OBP: 0.237, SLG: 0.333 (1,3)										5	1	1	2	0	0	5					
Leon Roberts, R OBP: 0.371, SLG: 0.514 (1,9)										4	1	3	4	0	0	0					
Bob Robertson, R OBP: 0.276, SLG: 0.442 (1,10)										3	1	1	1	2	0	1					
Julio Cruz, S OBP: 0.363, SLG: 0.310 (9, PR)										0	1	0	0	0	0	0					
Bruce Bochte, L OBP: 0.329, SLG: 0.396 (1,8)										4	0	1	1	0	1	0					
John Hale, L OBP: 0.299, SLG: 0.262 (9,8)										0	0	0	0	0	0	0					
Bill Stein, R OBP: 0.310, SLG: 0.336 (1,5)										4	1	1	0	1	1	2					
Tom Paciorek, R OBP: 0.167, SLG: 0.167 (1,7)										5	0	0	0	0	0	4					
Bob Stinson, S OBP: 0.404, SLG: 0.439 (1,2)										5	0	3	2	0	0	0					
Inning Stats	R: 2 E: 0 K: 1 S: 8	H: 3 LOB: 2 BB: 1 P: 12	R: 0 E: 0 K: 0 S: 5	H: 2 LOB: 0 BB: 0 P: 5	R: 0 E: 0 K: 1 S: 5	H: 0 LOB: 0 BB: 0 P: 5	R: 0 E: 0 K: 0 S: 3	H: 0 LOB: 1 BB: 0 P: 3	R: 1 E: 0 K: 0 S: 5	H: 2 LOB: 1 BB: 0 P: 5	R: 0 E: 0 K: 0 S: 3	H: 0 LOB: 0 BB: 0 P: 3	R: 5 E: 0 K: 0 S: 8	H: 5 LOB: 1 BB: 1 P: 12	R: 0 E: 0 K: 0 S: 4	H: 1 LOB: 1 BB: 0 P: 4	R: 2 E: 0 K: 0 S: 5	H: 2 LOB: 2 BB: 2 P: 13	1B: 12 2B: 0 3B: 1 HR: 2	SF: 1 SAC: 2 DP: 0 HBP: 0	WP: 1 PA: 46 SB: 0 CS: 0
PITCHER	IP WLS BF H R ER SO BB IBB HBP BLK WP HR S P ERA WHIP																				
Bill Travers, L ERA: 5.54 (1,1)	6.1	30	9	6	6	2	2	0	0	0	0	0	0	0	2	4	4	8.53	1.737		
Bill Castro, R ERA: 1.31 (7,1)	0.1	4	3	2	2	0	0	0	0	0	0	0	0	2	4	4	54.00	9.000			
Randy Stein, R ERA: 5.01 (7,1)	1.1	L	7	2	2	2	0	1	0	0	0	1	0	6	10	13.50	2.250				
Bob McClure, L ERA: 3.16 (9,1)	1.0	5	1	0	0	0	0	0	1	0	0	0	0	4	8	0.00	1.000				

Seattle Mariners @ Milwaukee Brewers
Milwaukee County Stadium, Milwaukee, WI
Sun Jun 25 1978, 4:33 AM EDT
Att: 24,526 - Unknown - 77 F

AB 39
R 10
H 15
RBI 10
BB 4
SO 2
LOB 18



Batter	1	2	3	4	5	6	7	8	9	AB	R	H	RBI	BB	SO	LOB	BOTTOM		
Robin Yount, R OBP: 0.292, SLG: 0.322 (1,6)										6	2	1	0	0	0	5			
Don Money, R OBP: 0.342, SLG: 0.363 (1,3)										5	1	1	0	0	0	3			
Dave May, L OBP: 0.308, SLG: 0.294 (1,8)										4	1	1	1	1	0	3			
Larry Hise, R OBP: 0.362, SLG: 0.527 (1,10)										3	0	3	2	1	0	0			
Ben Oglivie, L OBP: 0.327, SLG: 0.466 (1,9)										4	0	0	1	0	1	3			
Sal Bando, R OBP: 0.356, SLG: 0.403 (1,5)										4	1	1	0	1	0	1			
Dick Davis, R OBP: 0.296, SLG: 0.380 (1,7)										5	2	1	0	0	0	1			
Jim Gantner, L OBP: 0.274, SLG: 0.293 (1,4)										2	0	1	2	2	0	1			
Charlie Moore, R OBP: 0.324, SLG: 0.394 (1,2)										5	1	1	1	0	1	5			
Inning Stats	R: 2 E: 3 K: 0 S: 6	H: 1 LOB: 1 BB: 0 P: 6	R: 3 E: 2 K: 0 S: 7	H: 3 LOB: 2 BB: 0 P: 7	R: 2 E: 1 K: 0 S: 6	H: 3 LOB: 2 BB: 0 P: 6	R: 0 E: 0 K: 0 S: 4	H: 1 LOB: 1 BB: 0 P: 4	R: 0 E: 0 K: 1 S: 6	H: 1 LOB: 2 BB: 1 P: 10	R: 0 E: 0 K: 0 S: 3	H: 0 LOB: 1 BB: 1 P: 7	R: 1 E: 1 K: 0 S: 4	H: 1 LOB: 1 BB: 1 P: 8	R: 0 E: 0 K: 1 S: 5	H: 0 LOB: 2 BB: 2 P: 13	1B: 8 2B: 3 3B: 0 HR: 0	SF: 2 SAC: 0 DP: 1 HBP: 1	WP: 0 PA: 46 SB: 0 CS: 0
PITCHER	IP WLS BF H R ER SO BB IBB HBP BLK WP HR S P ERA WHIP																		
Mike Parrott, R ERA: 3.43 (1,1)	5.0	27	8	7	2	0	0	0	0	0	0	0	0	26	27	3.60	1.600		
Jim Todd, R ERA: 4.33 (6,1)	2.1	13	2	1	0	1	3	0	0	0	0	0	0	12	24	0.00	2.143		
Enrique Romo, R ERA: 3.44 (8,1)	1.0	W	4	0	0	0	2	0	0	0	0	0	0	2	10	0.00	2.000		
John Montague, R ERA: 5.02 (9,1)	0.2	S	2	0	0	0	0	0	0	0	0	0	0	4	4	0.00	0.000		

Seattle Mariners @ Milwaukee Brewers
Milwaukee County Stadium, Milwaukee, WI
Sun Jun 25 1978, 4:33 AM EDT
Att: 24,526 - Unknown - 77 F

AB 38
R 8
H 10
RBI 7
BB 5
SO 2
LOB 22



Batter	1	2	3	4	5	6	7	8	9	AB	R	H	RBI	BB	SO	LOB	TOP						
Hosken Powell, L OBP: 0.306, SLG: 0.277	7-4-1-3		SF8				F6			3	0	1	1	1	0	1	Minnesota Twins @ Milwaukee Brewers Milwaukee County Stadium, Milwaukee, WI Mon Jun 26 1978, 8:05 PM EDT Att. 7,988 - Unknown - 87 F						
Roy Smalley, S OBP: 0.345, SLG: 0.401	F7		L8				F8		F6	4	0	0	0	1	0	4							
Rod Carew, L OBP: 0.420, SLG: 0.477				4-3	4-3		FC6		F6	4	0	1	0	1	0	6							
Mike Cubbage, L OBP: 0.368, SLG: 0.462	FC4-6			4-3						3	0	1	0	1	0	2							
Dan Ford, R OBP: 0.346, SLG: 0.458		F9		1-3			5-3		F7	4	0	0	0	0	0	3							
Butch Wynegar, S OBP: 0.344, SLG: 0.365		L3		3-1			FC1-4-5			4	0	1	0	0	0	2							
Glenn Adams, L OBP: 0.248, SLG: 0.372									G3	4	0	1	0	0	0	3							
Willie Norwood, R OBP: 0.303, SLG: 0.370			4-3				FC1-6			4	2	1	0	0	1	1							
Rob Wilfong, L OBP: 0.308, SLG: 0.278			4-3							4	0	3	1	0	0	1							
Inning Stats	R: 0 E: 0 K: 0 S: 3	H: 0 LOB: 1 BB: 1 P: 7	R: 0 E: 0 K: 0 S: 3	H: 0 LOB: 0 BB: 0 P: 3	R: 1 E: 0 K: 0 S: 4	H: 1 LOB: 0 BB: 0 P: 4	R: 0 E: 0 K: 0 S: 4	H: 1 LOB: 1 BB: 0 P: 4	R: 1 E: 0 K: 0 S: 5	H: 2 LOB: 2 BB: 1 P: 9	R: 0 E: 0 K: 0 S: 4	H: 1 LOB: 2 BB: 1 P: 4	R: 0 E: 0 K: 0 S: 4	H: 1 LOB: 2 BB: 1 P: 8	R: 0 E: 0 K: 1 S: 3	H: 1 LOB: 1 BB: 0 P: 7		R: 0 E: 0 K: 1 S: 7	H: 2 LOB: 2 BB: 0 P: 7	1B: 7 2B: 2 3B: 0 HR: 0	SF: 1 SAC: 0 DP: 1 HBP: 0	WP: 0 PB: 0 SB: 3 CS: 0	PA: 39
PITCHER Lary Sorensen, R ERA: 3.39	IP: 9.0 WLS: W BF: 39	H: 9 R: 2 ER: 2 SO: 1	BB: 4 IBB: 0 HBP: 0 BLK: 0	WP: 0 HR: 0 S: 37 P: 53	ERA: 2.00 WHIP: 1.444	PITCHER																	

AB 34
R 2
H 9
RBI 2
BB 4
SO 1
LOB 23



Batter	1	2	3	4	5	6	7	8	9	AB	R	H	RBI	BB	SO	LOB	BOTTOM				
Paul Molitor, R OBP: 0.331, SLG: 0.432	F7		6-3		6-3					5	1	2	0	0	0	1	Minnesota Twins @ Milwaukee Brewers Milwaukee County Stadium, Milwaukee, WI Mon Jun 26 1978, 8:05 PM EDT Att. 7,988 - Unknown - 87 F				
Don Money, R OBP: 0.346, SLG: 0.375			F7				HR		K	5	2	3	1	0	1	2					
Dick Davis, R OBP: 0.300, SLG: 0.402	6-3				F8		HR		F6	4	1	1	2	1	0	3					
Larry Hise, R OBP: 0.356, SLG: 0.517	F7				F9		F4		FC5-4	4	1	0	1	0	0	2					
Ben Oglivie, L OBP: 0.335, SLG: 0.497		5-3								4	2	3	2	0	0	0					
Sal Bando, R OBP: 0.364, SLG: 0.419					5-3					3	1	2	2	1	0	1					
Jim Wohlford, R OBP: 0.317, SLG: 0.397			F6				F2		FC5-4	4	0	1	0	0	0	2					
Robin Yount, R OBP: 0.291, SLG: 0.316		6-3			F8		F7			3	0	0	0	1	0	2					
Charlie Moore, R OBP: 0.313, SLG: 0.380			F5		6-3				L4	4	0	0	0	0	0	2					
Inning Stats	R: 0 E: 0 K: 0 S: 4	H: 1 LOB: 1 BB: 0 P: 4	R: 1 E: 0 K: 0 S: 4	H: 1 LOB: 0 BB: 0 P: 4	R: 0 E: 0 K: 0 S: 4	H: 0 LOB: 0 BB: 0 P: 3	R: 0 E: 0 K: 0 S: 4	H: 1 LOB: 1 BB: 0 P: 4	R: 0 E: 0 K: 0 S: 4	H: 1 LOB: 1 BB: 0 P: 4	R: 3 E: 0 K: 0 S: 7	H: 4 LOB: 1 BB: 0 P: 7	R: 4 E: 0 K: 0 S: 6	H: 3 LOB: 1 BB: 2 P: 14	R: 0 E: 0 K: 1 S: 6	H: 1 LOB: 2 BB: 1 P: 10		1B: 6 2B: 2 3B: 1 HR: 3	SF: 0 SAC: 0 DP: 0 HBP: 0	WP: 0 PB: 0 SB: 3 CS: 0	PA: 39
PITCHER Gary Serum, R ERA: 3.69 Greg Thayer, R ERA: 3.5 Roric Harrison, R ERA: 21.6	IP: 6.1 WLS: L BF: 29	H: 10 R: 6 ER: 6 SO: 0	BB: 0 IBB: 0 HBP: 0 BLK: 0	WP: 0 HR: 2 S: 29 P: 29	ERA: 8.53 WHIP: 1.579	PITCHER															

AB 36
R 8
H 12
RBI 8
BB 3
SO 1
LOB 15




Batter	1	2	3	4	5	6	7	8	9	AB	R	H	RBI	BB	SO	LOB	TOP			
Hosken Powell, L OBP: 0.314, SLG: 0.294	4-3		1B				FC3-6		4-3	5	1	3	1	0	0	0	Minnesota Twins @ Milwaukee Brewers Milwaukee County Stadium, Milwaukee, WI Tue Jun 27 1978, 8:05 PM EDT Att: 16,137 - Unknown - 81 F livebaseballscorecards.com			
Roy Smalley, S OBP: 0.345, SLG: 0.401	1B		FC4-6			FC3-6	FC6-4		F7	5	1	2	1	0	0	3				
Rod Carew, L OBP: 0.418, SLG: 0.478	L7		FC4-6				FC6-4			4	0	1	1	0	0	3				
Mike Cubbage, L OBP: 0.371, SLG: 0.460	1B									3	0	1	1	1	0	1				
Dan Ford, R OBP: 0.348, SLG: 0.457	1B									3	0	1	0	1	0	0				
Butch Wynegar, S OBP: 0.342, SLG: 0.368	K		G1-2-3							4	1	1	0	0	1	5				
Glenn Adams, L OBP: 0.248, SLG: 0.376										4	1	1	1	0	0	0				
Willie Norwood, R OBP: 0.306, SLG: 0.373	K									4	1	2	1	0	1	0				
Rob Wilfong, L OBP: 0.303, SLG: 0.276	K						FC3-6	FC6-4	3-1	4	1	1	0	0	1	1				
Inning Stats	R: 1 E: 1 K: 1 S: 8	H: 3 LOB: 2 BB: 0 P: 8	R: 0 E: 0 K: 2 S: 7	H: 0 LOB: 0 BB: 0 P: 7	R: 1 E: 0 K: 0 S: 4	H: 2 LOB: 2 BB: 2 P: 12	R: 1 E: 0 K: 0 S: 5	H: 2 LOB: 1 BB: 0 P: 5	R: 0 E: 0 K: 0 S: 3	H: 0 LOB: 0 BB: 0 P: 3	R: 1 E: 0 K: 0 S: 4	H: 2 LOB: 0 BB: 0 P: 4	R: 2 E: 0 K: 0 S: 5	H: 3 LOB: 0 BB: 0 P: 5	R: 0 E: 0 K: 0 S: 3	H: 0 LOB: 0 BB: 0 P: 3	1B: 9 2B: 5 3B: 0 HR: 0	SF: 0 SAC: 0 DP: 2 HBP: 0	WP: 0 PA: 40 PB: 0 SB: 4 CS: 2	
PITCHER	IP WLS BF H R ER SO BB IBB HBP BLK WP HR S P ERA WHIP	IP WLS BF H R ER SO BB IBB HBP BLK WP HR S P ERA WHIP																		
Moose Haas, R ERA: 6.83	(1, 1)	2.0	10	4	2	2	3	0	0	0	0	0	0	0	0	0	16	16	9.00	2.000
Andy Replogle, R ERA: 4.61	(3, 1)	7.0	W	28	9	4	4	0	2	0	0	0	0	0	0	0	26	34	5.14	1.571

Batter	1	2	3	4	5	6	7	8	9	AB	R	H	RBI	BB	SO	LOB	BOTTOM			
Paul Molitor, R OBP: 0.328, SLG: 0.431	6-3	FC5		9-3		4-3				5	0	1	2	0	0	4	Minnesota Twins @ Milwaukee Brewers Milwaukee County Stadium, Milwaukee, WI Tue Jun 27 1978, 8:05 PM EDT Att: 16,137 - Unknown - 81 F livebaseballscorecards.com			
Don Money, R OBP: 0.354, SLG: 0.383				BB		5-3				4	1	2	2	1	0	1				
Dick Davis, R OBP: 0.296, SLG: 0.419	G5-4-3		F7			K				5	1	1	1	0	2	4				
Larry Hisle, R OBP: 0.366, SLG: 0.542			F7			HR				5	4	4	1	0	0	1				
Ben Oglivie, L OBP: 0.350, SLG: 0.503			HR			1B				2	3	2	1	3	0	0				
Sal Bando, R OBP: 0.371, SLG: 0.428			1B			BB				4	1	3	3	1	0	2				
Jim Wohlford, R OBP: 0.308, SLG: 0.381			SF7			BB				5	0	1	0	0	1	8				
Robin Yount, R OBP: 0.294, SLG: 0.325			1B			FC6-4-3-2-5				5	1	2	2	0	0	5				
Buck Martinez, R OBP: 0.262, SLG: 0.274	SF7					FC6-5				3	2	1	1	1	0	3				
Inning Stats	R: 0 E: 0 K: 0 S: 2	H: 0 LOB: 1 BB: 1 P: 6	R: 2 E: 0 K: 0 S: 7	H: 4 LOB: 2 BB: 0 P: 7	R: 2 E: 0 K: 0 S: 5	H: 2 LOB: 1 BB: 1 P: 9	R: 0 E: 0 K: 0 S: 3	H: 1 LOB: 0 BB: 0 P: 3	R: 2 E: 0 K: 0 S: 5	H: 3 LOB: 1 BB: 1 P: 9	R: 1 E: 0 K: 1 S: 6	H: 1 LOB: 1 BB: 1 P: 10	R: 5 E: 1 K: 1 S: 10	H: 4 LOB: 1 BB: 1 P: 14	R: 1 E: 0 K: 1 S: 7	H: 2 LOB: 2 BB: 1 P: 11	1B: 10 2B: 7 3B: 0 HR: 2	SF: 1 SAC: 0 DP: 3 HBP: 0	WP: 0 PA: 45 PB: 0 SB: 1 CS: 0	
PITCHER	IP WLS BF H R ER SO BB IBB HBP BLK WP HR S P ERA WHIP	IP WLS BF H R ER SO BB IBB HBP BLK WP HR S P ERA WHIP																		
Dave Goltz, R ERA: 3.14	(1, 1)	5.2	L	29	11	7	7	0	4	0	0	0	0	0	0	0	25	41	11.12	2.647
Mike Marshall, R ERA: 2.95	(6, 1)	1.1		10	4	5	3	2	1	0	0	0	0	0	0	0	13	17	20.25	3.750
Roric Harrison, R ERA: 16.88	(8, 1)	1.0		6	2	1	1	1	1	0	0	0	0	0	0	0	7	11	9.00	3.000

Batter	1	2	3	4	5	6	7	8	9	AB	R	H	RBI	BB	SO	LOB	TOP					
Roy White, S OBP: 0.360, SLG: 0.407 (1, 7) X	0-0 FC3-6 1B		0-0 BB 1B		0-0 5-3			0-0 G5-4-3 1B		4	0	3	0	0	0	1						
Gray Nettles, L OBP: 0.332, SLG: 0.428 (1, 5) X	0-0 FC3-6 F8 1-2		0-0 F8		0-0 F7			0-3 K		4	0	0	0	0	1	4						
Cliff Johnson, R OBP: 0.325, SLG: 0.350 (1, 2) X	0-0 F8 1-2		4-0 FC6-4 BB		0-0 6-3			0-0 G5-4-3		3	0	0	0	1	0	2						
Lou Piniella, R OBP: 0.374, SLG: 0.395 (1, 9) X	0-3 K		0-0 FC6-4 1-2		0-0 5-3			0-0 E5 FC4-6		4	0	0	0	0	1	3						
Chris Chambliss, L OBP: 0.347, SLG: 0.402 (1, 3) X		0-0 2B		0-0 G3				0-0 FC4-6 4-3		4	0	1	0	0	0	1						
Reggie Jackson, L OBP: 0.344, SLG: 0.463 (1, 10) X	0-3 K		1-0 G6-4-3 HBP		0-0 4-3			0-0 4-3		3	0	0	0	0	1	2						
Paul Blair, R OBP: 0.274, SLG: 0.329 (1, 8) X	0-3 K		0-0 G6-4-3 1-2		0-0 F7			0-0 6-3		4	0	0	0	0	1	3						
Fred Stanley, R OBP: 0.403, SLG: 0.393 (1, 6) X	0-3 K			0-0 2B				0-0 1B		3	0	2	0	0	1	1						
Damaso Garcia, R OBP: 0.214, SLG: 0.231 (1, 4) X			0-0 6-3		0-0 5-3			0-0 F4		3	0	0	0	0	0	2						
Inning Stats	R: 0 E: 0 K: 1 S: 6	H: 1 LOB: 1 BB: 0 P: 6	R: 0 E: 0 K: 3 S: 10	H: 1 LOB: 1 BB: 0 P: 10	R: 0 E: 0 K: 0 S: 4	H: 1 LOB: 2 BB: 1 P: 8	R: 0 E: 0 K: 0 S: 2	H: 0 LOB: 0 BB: 0 P: 3	R: 0 E: 0 K: 0 S: 4	H: 1 LOB: 1 BB: 0 P: 4	R: 0 E: 0 K: 0 S: 3	H: 0 LOB: 0 BB: 0 P: 3	R: 0 E: 0 K: 0 S: 4	H: 1 LOB: 0 BB: 0 P: 4	R: 0 E: 0 K: 1 S: 5	H: 1 LOB: 0 BB: 0 P: 5	R: 0 E: 0 K: 0 S: 4	H: 0 LOB: 1 BB: 0 P: 4	1B: 4 2B: 2 3B: 0 HR: 0	SF: 0 SAC: 0 DP: 2 HBP: 1	WP: 0 PB: 0 SB: 0 CS: 0	PA: 34
PITCHER Mike Caldwell, L ERA: 2.77 (1, 1)	IP: 9.0 WLS: W BF: 34 H: 6 R: 0 ER: 0 SO: 5 BB: 1 IBB: 0 HBP: 1 BLK: 0 WP: 0 HR: 0 S: 42 P: 47 ERA: 0.00 WHIP: 0.778																		PITCHER			

New York Yankees @ Milwaukee Brewers
Milwaukee County Stadium, Milwaukee, WI
Wed Jun 28 1978, 8:05 PM EDT
Unknown - 81 F


AB 32
R 0
H 6
RBI 0
BB 1
SO 5
LOB 19



Batter	1	2	3	4	5	6	7	8	9	AB	R	H	RBI	BB	SO	LOB	BOTTOM			
Paul Molitor, R OBP: 0.326, SLG: 0.427 (1, 4) X	0-0 F4	0-0 FC6-4 1-2		0-0 F8			0-0 5-3 1B HR	0-0 L8		5	1	1	0	0	0	3				
Don Money, R OBP: 0.357, SLG: 0.391 (1, 3) X	0-0 5-3		0-0 1B 2B		0-0 5-3		0-0 FC5-2-6-2 5-3 1B			4	1	2	0	0	0	0				
Dick Davis, R OBP: 0.295, SLG: 0.408 (1, 10) H	1-0 HBP		0-0 F4		0-0 F8		0-0 5-3 1-2 2-3			3	0	0	0	0	0	3				
Larry Hisle, R OBP: 0.360, SLG: 0.532 (1, 8) X	0-0 L8		0-0 L7		0-0 F9		0-0 FC5-2-6-2 HR			4	1	0	0	0	0	4				
Ben Oglivie, L OBP: 0.362, SLG: 0.528 (1, 7) X		4-0 PB FC1-2-5 BB	4-0 1B IBB		0-0 2B		0-0 FC1-5-6 2B 1-3 3-H HR			2	1	2	3	2	0	0				
Sixto Lezcano, R OBP: 0.387, SLG: 0.543 (1, 9) X	0-3 K FC1-3 SF7	0-0 K SF7	1-3 2-H 1B		0-0 FC1-5-6 1B		0-3 K			4	1	1	1	0	2	2				
Sal Bando, R OBP: 0.366, SLG: 0.421 (1, 5) X	0-0 FC1-2-5 1B	1-3 3-H 1B	0-3 K		0-3 K		0-0 6-3			4	0	0	0	0	2	5				
Robin Yount, R OBP: 0.293, SLG: 0.325 (1, 6) X	0-0 SF7		0-0 F9		0-0 1B		0-0 F3			3	0	1	1	0	0	0				
Charlie Moore, R OBP: 0.319, SLG: 0.378 (1, 2) X	0-0 FC6-4 1-2 1B		0-0 F7		0-0 1-3 1B		0-0 BB			3	0	1	0	1	0	2				
Inning Stats	R: 0 E: 0 K: 0 S: 3	H: 0 LOB: 1 BB: 0 P: 4	R: 1 E: 0 K: 1 S: 7	H: 1 LOB: 2 BB: 1 P: 11	R: 1 E: 0 K: 1 S: 7	H: 2 LOB: 2 BB: 1 P: 11	R: 0 E: 0 K: 0 S: 3	H: 0 LOB: 0 BB: 0 P: 3	R: 0 E: 0 K: 1 S: 7	H: 2 LOB: 2 BB: 0 P: 7	R: 3 E: 0 K: 1 S: 8	H: 3 LOB: 0 BB: 0 P: 8	R: 0 E: 0 K: 0 S: 3	H: 0 LOB: 1 BB: 1 P: 7	R: 0 E: 0 K: 0 S: 3	H: 0 LOB: 1 BB: 1 P: 7	1B: 5 2B: 2 3B: 0 HR: 1	SF: 1 SAC: 0 DP: 0 HBP: 1	WP: 0 PB: 1 SB: 1 CS: 0	PA: 37
PITCHER Dick Tidrow, R ERA: 4.1 Ken Clay, R ERA: 4.75 (7, 1)	IP: 6.2 WLS: L BF: 32 H: 8 R: 5 ER: 4 SO: 3 BB: 1 IBB: 1 HBP: 1 BLK: 0 WP: 0 HR: 1 S: 35 P: 44 ERA: 5.40 WHIP: 1.350																		PITCHER	

New York Yankees @ Milwaukee Brewers
Milwaukee County Stadium, Milwaukee, WI
Wed Jun 28 1978, 8:05 PM EDT
Unknown - 81 F

AB 32
R 5
H 8
RBI 5
BB 3
SO 4
LOB 19



Batter	1	2	3	4	5	6	7	8	9	AB	R	H	RBI	BB	SO	LOB	TOP	
Roy White, S (1, 10) OBP: 0.354, SLG: 0.400	F4		SH1-3		F7			K		3	0	0	0	0	1	0	New York Yankees @ Milwaukee Brewers Milwaukee County Stadium, Milwaukee, WI Wed Jun 28 1978, 8:05 PM EDT Att: 39,283 - Unknown	
Fred Stanley, R (1, 6) OBP: 0.406, SLG: 0.391	K		F3			1-4-3 1B		BB		3	0	1	0	1	1	2		
Chris Chambliss, L (1, 3) OBP: 0.349, SLG: 0.403					F7			4-3		4	0	2	2	0	0	2		
Reggie Jackson, L (1, 9) OBP: 0.339, SLG: 0.456	F8		G3		1-4-3				4-3	4	0	0	0	0	0	3		
Lou Piniella, R (1, 7) OBP: 0.372, SLG: 0.392		F8		G4-6-3 1B		4-3			F7	4	0	1	0	0	0	1		
Paul Blair, R (1, 8) OBP: 0.273, SLG: 0.338	5-3			F8			F7			4	0	1	0	0	0	1		
Damaso Garcia, R (1, 4) Cliff Johnson, R (0, PH) OBP: 0.323, SLG: 0.346	6-3		G4-6-3		F8			1-3		3	0	0	0	0	0	1		
Mike Heath, R (1, 2) OBP: 0.167, SLG: 0.167			SH1-3 1B		F6		F9			3	1	1	0	0	0	0		
Brian Doyle, L (1, 5) OBP: 0.227, SLG: 0.227			SH1-3 1B		F4			3-1		3	1	1	0	0	0	0		
Inning Stats	R: 0 E: 0 K: 1 S: 6	H: 1 LOB: 1 BB: 0 P: 6	R: 0 E: 0 K: 0 S: 3	H: 0 LOB: 0 BB: 0 P: 3	R: 2 E: 0 K: 0 S: 6	H: 3 LOB: 1 BB: 0 P: 6	R: 0 E: 0 K: 0 S: 3	H: 1 LOB: 0 BB: 0 P: 3	R: 0 E: 0 K: 0 S: 4	H: 0 LOB: 0 BB: 0 P: 4	R: 0 E: 0 K: 1 S: 5	H: 0 LOB: 1 BB: 1 P: 9	R: 0 E: 0 K: 0 S: 4	H: 1 LOB: 1 BB: 0 P: 4	1B: 6 2B: 1 3B: 0 HR: 0	SF: 0 SAC: 1 DP: 1 HBP: 0		WP: 0 PB: 0 CS: 0
PITCHER Jerry Augustine, L (1, 1) ERA: 4.5	IP: 9.0 WLS: W BF: 34 H: 7 R: 2 ER: 2 SO: 2 BB: 1 IBB: 0 HBP: 0 BLK: 0 WP: 0 HR: 0 S: 37 P: 41 ERA: 2.00 WHIP: 0.889																	

Batter	1	2	3	4	5	6	7	8	9	AB	R	H	RBI	BB	SO	LOB	BOTTOM	
Paul Molitor, R (1, 4) OBP: 0.329, SLG: 0.432	E7 1B 2B		5-3				F8			4	1	2	0	0	0	1	New York Yankees @ Milwaukee Brewers Milwaukee County Stadium, Milwaukee, WI Wed Jun 28 1978, 8:05 PM EDT Att: 39,283 - Unknown	
Don Money, R (1, 3) OBP: 0.360, SLG: 0.394	2B 1B		F7		CS 1B		F7		6-3 SH1-4 1B	4	2	2	1	0	0	0		
Dick Davis, R (1, 10) OBP: 0.295, SLG: 0.415	WP 1H 2B		5-3				K		SH1-4	3	0	1	1	0	1	0		
Larry Hise, R (1, 8) OBP: 0.354, SLG: 0.523	L7			5-3			6-3		6-3	4	0	0	0	0	0	2		
Ben Oglivie, L (1, 7) OBP: 0.360, SLG: 0.520	K			E6 BB			K		1B E IBB	3	1	0	0	1	2	1		
Sixto Lezcano, R (1, 9) OBP: 0.393, SLG: 0.545	K			G5-4-3 BB			BLK 1B 1B		1-3 E 1B	3	2	2	1	1	1	1		
Sal Bando, R (1, 5) OBP: 0.366, SLG: 0.420		5-3		G5-4-3			1H 2B 1B		E BB	3	1	1	1	1	0	2		
Robin Yount, R (1, 6) OBP: 0.292, SLG: 0.323		5-3			5-3		5-3		E7	4	0	1	2	0	0	1		
Buck Martinez, R (1, 2) OBP: 0.261, SLG: 0.281	F9				F8			2B	6-3	4	0	1	1	0	0	2		
Inning Stats	R: 2 E: 1 K: 2 S: 10	H: 3 LOB: 1 BB: 0 P: 10	R: 0 E: 0 K: 0 S: 3	H: 0 LOB: 0 BB: 0 P: 3	R: 0 E: 1 K: 0 S: 3	H: 0 LOB: 1 BB: 1 P: 7	R: 0 E: 0 K: 0 S: 3	H: 1 LOB: 0 BB: 0 P: 3	R: 0 E: 0 K: 1 S: 5	H: 0 LOB: 0 BB: 0 P: 5	R: 2 E: 0 K: 1 S: 8	H: 3 LOB: 1 BB: 0 P: 8	R: 3 E: 1 K: 0 S: 6	H: 3 LOB: 2 BB: 2 P: 14	1B: 7 2B: 3 3B: 0 HR: 0	SF: 0 SAC: 1 DP: 1 HBP: 0		WP: 1 PB: 0 CS: 1
PITCHER Larry McCall, R (1, 1) Ken Clay, R (0, 1) ERA: 5.35	IP: 7.0 WLS: L BF: 28 H: 7 R: 4 ER: 4 SO: 4 BB: 1 IBB: 0 HBP: 0 BLK: 1 WP: 1 HR: 0 S: 35 P: 39 ERA: 5.14 WHIP: 1.143																	

Batter	1	2	3	4	5	6	7	8	9	AB	R	H	RBI	BB	SO	LOB	TOP			
Paul Moltitor, R OBP: 0.324, SLG: 0.421 (1, 4)	6-3		1-3		4-3			L4		4	0	0	0	0	0	0	Milwaukee Brewers @ Minnesota Twins Metropolitan Stadium, Bloomington, MI Mon Jul 03 1978, 8:05 PM EDT Att: 19,062 - Unknown - 76 F			
Don Money, R OBP: 0.354, SLG: 0.378 (1, 3)	F6			6-3	6-3			2B	1B	4	1	1	0	0	0					
Dick Davis, R OBP: 0.297, SLG: 0.410 (1, 10)	4-3			1B	1B	E5	FC4-6	1B	2B	4	1	2	1	0	0					
Larry Hisle, R OBP: 0.366, SLG: 0.544 (1, 8)				1B	1B	K		K		3	0	1	0	0	2					
Ben Oglivie, L OBP: 0.352, SLG: 0.491 (1, 7)	K			K	K	FC4-6		F7		4	0	0	0	0	2					
Sixto Lezcano, R OBP: 0.402, SLG: 0.553 (1, 9)				1B	1B			1B	1B	4	0	3	1	0	1					
Sal Bando, R OBP: 0.366, SLG: 0.415 (1, 5)	K			FC5				F9		4	0	1	0	0	1					
Robin Yount, R OBP: 0.296, SLG: 0.326 (1, 6)				1B		F7	F8	K		4	0	1	0	0	1					
Buck Martinez, R OBP: 0.252, SLG: 0.270 (1, 2)				G1-6-4		L7		K		2	0	0	0	0	0					
Tony Muser, L (8, PH)				G1-6-4				F9		1	0	0	0	0	1					
Charlie Moore, R OBP: 0.320, SLG: 0.383 (8, 2)										1	0	0	0	0	0					
Inning Stats	R: 0 E: 0 K: 0 S: 3	H: 0 LOB: 0 BB: 0 P: 3	R: 0 E: 0 K: 2 S: 7	H: 1 LOB: 1 BB: 0 P: 8	R: 0 E: 0 K: 0 S: 3	H: 1 LOB: 0 BB: 0 P: 3	R: 1 E: 0 K: 1 S: 8	H: 3 LOB: 2 BB: 0 P: 8	R: 0 E: 0 K: 1 S: 6	H: 0 LOB: 0 BB: 0 P: 6	R: 0 E: 0 K: 1 S: 5	H: 0 LOB: 2 BB: 0 P: 5	R: 1 E: 0 K: 2 S: 9	H: 2 LOB: 1 BB: 0 P: 9	R: 0 E: 0 K: 1 S: 7	H: 2 LOB: 2 BB: 0 P: 7	1B: 8 2B: 1 3B: 0 HR: 0	SF: 0 SAC: 0 DP: 1 HBP: 1	WP: 0 PB: 0 SB: 0 CS: 0	PA: 36
PITCHER	IP WLS BF H R ER SO BB IBB HBP BLK WP HR S P ERA WHIP																			
Roger Erickson, R ERA: 4.62 (1, 1)	9.0 W 36 9 2 2 8 0 0 1 0 0 0 51 52 2.00 1.000																			

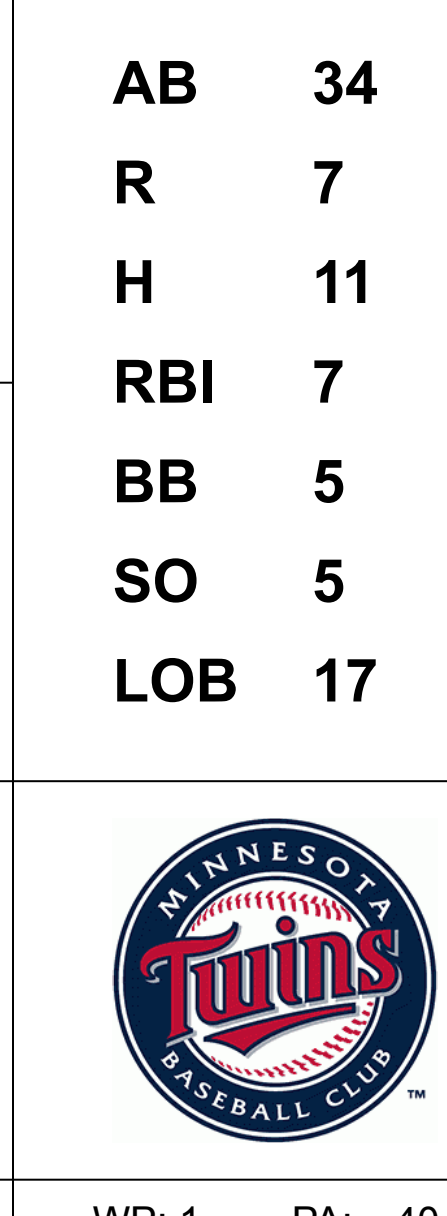
Batter	1	2	3	4	5	6	7	8	9	AB	R	H	RBI	BB	SO	LOB	BOTTOM			
Bob Randall, R OBP: 0.337, SLG: 0.374 (1, 4)	5-3		6-3		4-3			S		3	1	0	0	2	0	1	Milwaukee Brewers @ Minnesota Twins Metropolitan Stadium, Bloomington, MI Mon Jul 03 1978, 8:05 PM EDT Att: 19,062 - Unknown - 76 F			
Rod Carew, L OBP: 0.424, SLG: 0.481 (1, 3)	CS		K			F9	WP	1B	1B	4	2	2	1	1	2	1				
Dan Ford, R OBP: 0.347, SLG: 0.447 (1, 8)	BB			6-3		F9		1B	1B	3	1	1	0	1	0	1				
Jose Morales, R OBP: 0.393, SLG: 0.455 (1, 10)	1B			4-3		2B	SF9	1B	1B	4	1	3	2	0	0	1				
Willie Norwood, R OBP: 0.313, SLG: 0.387 (1, 7)				BB		F8		1B		4	1	3	1	0	0	1				
Larry Wolfe, R OBP: 0.328, SLG: 0.376 (1, 5)	BB			F8		L4		2B		3	0	0	1	0	0	4				
Roy Smalley, S OBP: 0.353, SLG: 0.421 (1, 6)				G6-4-3		K		SF9	G3	3	1	1	2	1	1	2				
Butch Wynegar, S OBP: 0.348, SLG: 0.380 (1, 2)	BB			G6-4-3		K		HR	G3	4	0	1	0	0	1	2				
Bombo Rivera, R OBP: 0.394, SLG: 0.370 (1, 9)						S		3-1		4	0	0	0	0	2	1				
				K		F4		5-3		4	0	0	0	0	2	1				
Inning Stats	R: 0 E: 0 K: 0 S: 3	H: 1 LOB: 1 BB: 1 P: 7	R: 0 E: 0 K: 0 S: 3	H: 1 LOB: 1 BB: 1 P: 7	R: 0 E: 0 K: 2 S: 7	H: 0 LOB: 0 BB: 0 P: 7	R: 0 E: 0 K: 0 S: 4	H: 1 LOB: 1 BB: 0 P: 4	R: 0 E: 0 K: 1 S: 6	H: 1 LOB: 0 BB: 0 P: 6	R: 4 E: 0 K: 0 S: 7	H: 4 LOB: 0 BB: 0 P: 7	R: 3 E: 0 K: 0 S: 6	H: 3 LOB: 2 BB: 2 P: 14	R: 0 E: 0 K: 3 S: 9	H: 0 LOB: 1 BB: 1 P: 13	1B: 7 2B: 3 3B: 0 HR: 1	SF: 1 SAC: 0 DP: 1 HBP: 0	WP: 1 PB: 0 SB: 3 CS: 1	PA: 38
PITCHER	IP WLS BF H R ER SO BB IBB HBP BLK WP HR S P ERA WHIP																			
Jerry Augustine, L ERA: 4.59 (1, 1)	5.2 L 25 8 4 4 3 2 0 0 0 0 1 1 29 37 6.35 1.765																			
Eduardo Rodriguez, R ERA: 4.36 (6, 1)	0.2 7 3 3 3 0 2 0 0 0 0 0 0 5 13 40.50 7.500																			
Randy Stein, R ERA: 4.81 (7, 1)	1.2 6 0 0 0 3 1 0 0 0 0 0 0 11 15 0.00 0.600																			

Batter	1	2	3	4	5	6	7	8	9	AB	R	H	RBI	BB	SO	LOB	TOP				
Paul Mollitor, R OBP: 0.327, SLG: 0.433 (1,4)	F7		S 1B			HR		F8		4	1	2	1	0	0	0	Milwaukee Brewers @ Minnesota Twins Metropolitan Stadium, Bloomington, MI Tue Jul 04 1978, 8:05 PM EDT Att: 26,263 - Unknown - 78 F				
Don Money, R OBP: 0.352, SLG: 0.376 (1,3)	L1		K 1-2			F7		1B		4	0	1	0	0	1	1					
Dick Davis, R OBP: 0.291, SLG: 0.401 (1,10)	6-3		5-3			5-3		G3		3	0	0	0	0	0	1					
Dave May, L OBP: 0.302, SLG: 0.368 (8,PH)										1	0	0	0	0	0	1					
Larry Hisle, R OBP: 0.368, SLG: 0.540 (1,8)		6-3		F9					BB 2B BB	2	1	0	0	1	0	0					
Ben Oglivie, L OBP: 0.347, SLG: 0.482 (1,7)		4-3		K		G3		F7		4	0	0	0	0	1	2					
Sixto Lezcano, R OBP: 0.400, SLG: 0.548 (1,9)				L4				F4		4	0	1	0	0	1	1					
Sal Bando, R OBP: 0.386, SLG: 0.412 (1,5)					6-3				BB BB BB BB	2	0	0	0	1	1	0					
Jim Gantner, L OBP: 0.292, SLG: 0.300 (7,5)						K		BB 1-2 BB		0	0	0	0	1	0	0					
Robin Yount, R OBP: 0.295, SLG: 0.330 (1,6)			FC5-4		K		5-3			4	0	1	1	0	1	2					
Charlie Moore, R OBP: 0.311, SLG: 0.371 (1,2)				F3		F7		F7	BB 2B	4	0	0	0	0	0	2					
Inning Stats	R: 0 E: 0 K: 0 S: 3	H: 0 LOB: 0 BB: 0 P: 3	R: 0 E: 0 K: 0 S: 4	H: 1 LOB: 2 BB: 1 P: 8	R: 0 E: 0 K: 1 S: 6	H: 1 LOB: 1 BB: 0 P: 6	R: 0 E: 0 K: 1 S: 5	H: 0 LOB: 0 BB: 0 P: 5	R: 1 E: 0 K: 0 S: 4	H: 1 LOB: 1 BB: 0 P: 5	R: 0 E: 0 K: 2 S: 7	H: 0 LOB: 0 BB: 0 P: 7	R: 0 E: 0 K: 0 S: 4	H: 1 LOB: 1 BB: 2 P: 4	R: 1 E: 0 K: 0 S: 4	H: 1 LOB: 2 BB: 2 P: 12	1B: 3 2B: 1 3B: 0 HR: 1	SF: 0 SAC: 0 DP: 0 HBP: 1	WP: 0 PB: 0 SB: 1 CS: 0	PA: 36	
PITCHER Gary Serun, R ERA: 3.51 (1,1)	IP: 9.0 WLS: W BF: 36	H: 5 R: 2 ER: 2 SO: 5	BB: 3 IBB: 0 HBP: 1 BLK: 0	WP: 0 HR: 1 S: 42 P: 55	ERA: 2.00 WHIP: 0.889	PITCHER											IP: 9.0 WLS: W BF: 36	H: 5 R: 2 ER: 2 SO: 5	BB: 3 IBB: 0 HBP: 1 BLK: 0	WP: 0 HR: 1 S: 42 P: 55	ERA: 2.00 WHIP: 0.889

AB	32
R	2
H	5
RBI	2
BB	3
SO	5
LOB	10




Batter	1	2	3	4	5	6	7	8	9	AB	R	H	RBI	BB	SO	LOB	BOTTOM				
Bob Randall, R OBP: 0.333, SLG: 0.366 (1,4)	5-3	F9		BB 4-0 BB		4-3	K			4	0	0	0	1	1	6	Milwaukee Brewers @ Minnesota Twins Metropolitan Stadium, Bloomington, MI Tue Jul 04 1978, 8:05 PM EDT Att: 26,263 - Unknown - 78 F				
Rod Carew, L OBP: 0.421, SLG: 0.473 (1,3)	B1-3		1-3	6-3		PB 2B IBB		K		4	1	0	0	1	1	1					
Dan Ford, R OBP: 0.351, SLG: 0.453 (1,8)	5-3		1-3 1B 1B		WP SH3 1B	1H 2H 2B		K		5	2	3	2	0	1	0					
Jose Morales, R OBP: 0.389, SLG: 0.447 (1,10)		6-3	1-3 1B 1B		SH3	F8		F8		4	1	1	0	0	0	1					
Willie Norwood, R OBP: 0.316, SLG: 0.387 (1,7)		K	1-3		4-3 S 1B			FC1-6 BB		3	0	1	1	1	1	2					
Larry Wolfe, R OBP: 0.333, SLG: 0.380 (1,5)		1B 1B	2H 3H 3H	1B	4-3		FC1-6 1B			4	1	2	2	0	0	2					
Roy Smalley, S OBP: 0.355, SLG: 0.422 (1,6)		1B 1B	F7		4-3		BB 1B			4	1	2	0	0	0	2					
Butch Wynegar, S OBP: 0.351, SLG: 0.379 (1,2)		1B 1B		4-3		6-3		BB 1-2 BB		3	0	1	1	1	0	0					
Bombo Rivera, R OBP: 0.397, SLG: 0.369 (1,9)		1-2 2H 1B	F7		F5	PB 2B BB	K			3	1	1	1	1	1	3					
Inning Stats	R: 0 E: 0 K: 0 S: 3	H: 4 LOB: 2 BB: 0 P: 9	R: 2 E: 0 K: 0 S: 6	H: 3 LOB: 1 BB: 0 P: 6	R: 0 E: 0 K: 0 S: 3	H: 0 LOB: 1 BB: 1 P: 7	R: 1 E: 0 K: 0 S: 5	H: 2 LOB: 1 BB: 0 P: 5	R: 2 E: 0 K: 0 S: 4	H: 1 LOB: 1 BB: 2 P: 12	R: 0 E: 0 K: 2 S: 8	H: 1 LOB: 3 BB: 2 P: 16	R: 0 E: 0 K: 2 S: 7	H: 0 LOB: 0 BB: 0 P: 7	1B: 10 2B: 1 3B: 0 HR: 0	SF: 0 SAC: 1 DP: 0 HBP: 0		WP: 1 PB: 1 SB: 1 CS: 0	PA: 40		
PITCHER Bill Travers, L ERA: 5.64 (1,1)	IP: 2.2 WLS: L BF: 15	H: 7 R: 4 ER: 4 SO: 0	BB: 0 IBB: 0 HBP: 0 BLK: 0	WP: 0 HR: 0 S: 17 P: 17	ERA: 13.50 WHIP: 2.625	PITCHER												IP: 2.2 WLS: L BF: 15	H: 7 R: 4 ER: 4 SO: 0	BB: 0 IBB: 0 HBP: 0 BLK: 0	WP: 0 HR: 0 S: 17 P: 17
Andy Reppogle, R ERA: 4.54 (3,1)	3.1	3	3	2	0	2	1	0	0	1	0	13	25	5.40	1.500						
Randy Stein, R ERA: 4.7 (7,1)	1.0	6	1	0	0	2	2	0	0	0	0	8	16	0.00	3.000						
Bob McClure, L ERA: 3.08 (8,1)	1.0	3	0	0	0	2	0	0	0	0	0	7	7	0.00	0.000						



Batter	1	2	3	4	5	6	7	8	9	AB	R	H	RBI	BB	SO	LOB	TOP					
Paul Moltzer, R OBP: 0.329, SLG: 0.430 (1,4)	6-3		G2-6-3 BB		F7		1-2 BB			2	0	0	0	2	0	0	Milwaukee Brewers @ Minnesota Twins Metropolitan Stadium, Bloomington, MI Wed Jul 05 1978, 8:05 PM EDT Att: 11,409 - Unknown - 87 F					
Don Money, R OBP: 0.346, SLG: 0.368 (1,3)	6-3		G2-6-3 1-2		F3		FC5			4	0	0	0	0	0	3						
Ben Oglvie, L OBP: 0.349, SLG: 0.487 (1,7)					K				F6	4	0	2	0	0	1	0						
Larry Hisle, R OBP: 0.363, SLG: 0.531 (1,8)	K				5-3				F3	4	0	0	0	0	1	2						
Sixto Lezcano, R OBP: 0.398, SLG: 0.541 (1,9)					6-3				F9	3	0	0	0	1	0	0						
Dave May, L OBP: 0.277, SLG: 0.333 (1,10)					4-3				K	4	0	0	0	0	1	1						
Sal Bando, R OBP: 0.371, SLG: 0.420 (1,5)					1B				5-3	4	1	3	0	0	0	0						
Robin Yount, R OBP: 0.299, SLG: 0.333 (1,6)					1B				F9	4	0	2	1	0	1	1						
Buck Martinez, R OBP: 0.254, SLG: 0.271 (1,2) Tony Muser, L (9,PH)	K				K				3-1	3	0	1	0	0	2	3						
Inning Stats	R: 0 E: 0 K: 1 S: 6	H: 1 LOB: 1 BB: 0 P: 6	R: 1 E: 0 K: 1 S: 7	H: 2 LOB: 1 BB: 0 P: 7	R: 0 E: 0 K: 0 S: 3	H: 1 LOB: 1 BB: 1 P: 7	R: 0 E: 0 K: 1 S: 7	H: 2 LOB: 2 BB: 0 P: 7	R: 0 E: 0 K: 1 S: 5	H: 0 LOB: 0 BB: 0 P: 5	R: 0 E: 0 K: 0 S: 2	H: 0 LOB: 0 BB: 1 P: 6	R: 0 E: 1 K: 1 S: 6	H: 1 LOB: 2 BB: 1 P: 10	R: 0 E: 0 K: 0 S: 3	H: 0 LOB: 0 BB: 0 P: 3	R: 0 E: 0 K: 1 S: 6	H: 1 LOB: 1 BB: 0 P: 6	1B: 6 2B: 2 3B: 0 HR: 0	SF: 0 SAC: 0 DP: 2 HBP: 0	WP: 0 PB: 0 SB: 2 CS: 0	PA: 36
PITCHER Dave Goltz, R ERA: 2.67 (1,1)	IP: 9.0 WLS: W BF: 36 H: 8 R: 1 ER: 1 SO: 6 BB: 3 IBB: 0 HBP: 0 BLK: 0 WP: 0 HR: 0 S: 45 P: 57 ERA: 1.00 WHIP: 1.222															PITCHER						

Batter	1	2	3	4	5	6	7	8	9	AB	R	H	RBI	BB	SO	LOB	BOTTOM			
Hosken Powell, L OBP: 0.330, SLG: 0.323 (1,9)	6-3		F2		1B				F9	4	0	1	0	0	0	0	Milwaukee Brewers @ Minnesota Twins Metropolitan Stadium, Bloomington, MI Wed Jul 05 1978, 8:05 PM EDT Att: 11,409 - Unknown - 87 F			
Roy Smalley, S OBP: 0.350, SLG: 0.416 (1,6)	4-3		F9		4-3				F8	4	0	0	0	0	0	2				
Rod Carew, L OBP: 0.428, SLG: 0.481 (1,3)	1B		1B		1B				SH1-3	4	1	4	0	0	0	0				
Mike Cabbage, L OBP: 0.375, SLG: 0.471 (1,5)	BB		1B		1B				SH1-3	3	1	3	0	0	0	0				
Butch Wynegar, S OBP: 0.353, SLG: 0.380 (1,2)	BB		1B		1B				F8	2	0	1	1	1	0	1				
Dan Ford, R OBP: 0.350, SLG: 0.457 (1,8)	6-3		F9		3B				4-3	4	1	1	1	0	0	7				
Rich Chiles, L OBP: 0.349, SLG: 0.311 (1,10)			F8		F6				F7	3	0	0	1	0	0	0				
Willie Norwood, R OBP: 0.311, SLG: 0.380 (1,7)			5-3		F2				K	4	0	0	0	0	1	0				
Rob Wilfong, L OBP: 0.325, SLG: 0.338 (1,4)	4-3				1B				F8	4	0	1	0	0	0	0				
Inning Stats	R: 0 E: 0 K: 0 S: 5	H: 2 LOB: 3 BB: 1 P: 9	R: 0 E: 0 K: 0 S: 3	H: 0 LOB: 0 BB: 0 P: 3	R: 0 E: 0 K: 0 S: 6	H: 3 LOB: 3 BB: 0 P: 6	R: 0 E: 0 K: 0 S: 5	H: 2 LOB: 2 BB: 0 P: 5	R: 3 E: 0 K: 0 S: 6	H: 3 LOB: 0 BB: 0 P: 6	R: 0 E: 0 K: 0 S: 3	H: 0 LOB: 0 BB: 0 P: 3	R: 0 E: 0 K: 0 S: 4	H: 1 LOB: 1 BB: 0 P: 4	R: 0 E: 0 K: 1 S: 5	H: 0 LOB: 0 BB: 0 P: 5	1B: 10 2B: 0 3B: 1 HR: 0	SF: 2 SAC: 1 DP: 0 HBP: 0	WP: 0 PB: 0 SB: 0 CS: 0	PA: 36
PITCHER Lary Sorensen, R ERA: 3.19 (1,1)	IP: 8.0 WLS: L BF: 36 H: 11 R: 3 ER: 3 SO: 1 BB: 1 IBB: 0 HBP: 0 BLK: 0 WP: 0 HR: 0 S: 37 P: 41 ERA: 3.38 WHIP: 1.500															PITCHER				

AB 33
R 1
H 8
RBI 1
BB 3
SO 6
LOB 11



AB 32
R 3
H 11
RBI 3
BB 1
SO 1
LOB 10



Batter	1	2	3	4	5	6	7	8	9	AB	R	H	RBI	BB	SO	LOB	TOP		
Mickey Rivers, L OBP: 0.294, SLG: 0.373 (1, 8)										4	0	1	0	0	1	1	New York Yankees @ Milwaukee Brewers Milwaukee County Stadium, Milwaukee, WI Fri Jul 07 1978, 8:05 PM EDT Att: 40,216 - Unknown - 80 F livebaseballscorecards.com		
Roy White, S OBP: 0.338, SLG: 0.392 (1, 7)										4	0	0	0	0	0	1			
Thurman Munson, R OBP: 0.308, SLG: 0.375 (1, 2)										3	0	0	0	1	0	0			
Lou Piniella, R OBP: 0.359, SLG: 0.390 (1, 9)										4	0	0	0	0	0	2			
Chris Chambliss, L OBP: 0.337, SLG: 0.393 (1, 3)										3	0	1	0	0	0	2			
Reggie Jackson, L OBP: 0.338, SLG: 0.457 (1, 10)										3	0	0	0	0	2	1			
Graig Nettles, L OBP: 0.327, SLG: 0.430 Brian Doyle, L OBP: 0.217, SLG: 0.217 Paul Blair, R OBP: 0.267, SLG: 0.329 Damaso Garcia, R OBP: 0.250, SLG: 0.212 (7, PH)										2	0	0	0	0	0	0			
Bucky Dent, R OBP: 0.285, SLG: 0.323 (1, 6)										3	0	2	0	0	0	0			
Fred Stanley, R OBP: 0.378, SLG: 0.337 (7, 5)										3	0	0	0	0	1	2			
Inning Stats	R: 0 E: 0 K: 0 S: 4	H: 1 LOB: 2 BB: 1 P: 8	R: 0 E: 0 K: 0 S: 3	H: 0 LOB: 0 BB: 0 P: 3	R: 0 E: 0 K: 1 S: 5	H: 0 LOB: 0 BB: 0 P: 5	R: 0 E: 0 K: 1 S: 6	H: 1 LOB: 1 BB: 0 P: 6	R: 0 E: 0 K: 0 S: 3	H: 0 LOB: 0 BB: 0 P: 3	R: 0 E: 0 K: 0 S: 5	H: 0 LOB: 0 BB: 0 P: 5	R: 0 E: 0 K: 0 S: 3	H: 1 LOB: 0 BB: 0 P: 3	R: 0 E: 0 K: 0 S: 3	H: 0 LOB: 0 BB: 0 P: 3		1B: 4 2B: 0 3B: 0 HR: 0	SF: 0 SAC: 0 DP: 1 HBP: 0
PITCHER Mike Caldwell, L ERA: 2.61 (1, 1)	IP: 9.0 WLS: W BF: 31 H: 4 R: 0 ER: 0 SO: 4 BB: 1 IBB: 0 HBP: 0 BLK: 0 WP: 0 HR: 0 S: 38 P: 42 ERA: 0.00 WHIP: 0.556															PITCHER			

Batter	1	2	3	4	5	6	7	8	9	AB	R	H	RBI	BB	SO	LOB	BOTTOM		
Paul Molitor, R OBP: 0.328, SLG: 0.427 (1, 4)										4	0	1	0	0	1	1	New York Yankees @ Milwaukee Brewers Milwaukee County Stadium, Milwaukee, WI Fri Jul 07 1978, 8:05 PM EDT Att: 40,216 - Unknown - 80 F livebaseballscorecards.com		
Don Money, R OBP: 0.344, SLG: 0.371 (1, 3)										4	1	1	0	0	1	2			
Sal Bando, R OBP: 0.372, SLG: 0.419 (1, 5)										3	1	1	0	1	0	0			
Larry Hise, R OBP: 0.365, SLG: 0.555 (1, 7)										4	2	2	4	0	0	2			
Sixto Lezcano, R OBP: 0.399, SLG: 0.558 (1, 9)										4	2	2	1	0	0	0			
Dick Davis, R OBP: 0.290, SLG: 0.397 (1, 10)										4	0	1	0	0	0	1			
Jim Wohlford, R OBP: 0.294, SLG: 0.364 (1, 8)										3	0	0	0	0	1	1			
Robin Yount, R OBP: 0.300, SLG: 0.344 (1, 6)										3	0	1	1	0	0	0			
Charlie Moore, R OBP: 0.311, SLG: 0.370 (1, 2)										3	0	1	0	0	0	1			
Inning Stats	R: 3 E: 0 K: 1 S: 7	H: 3 LOB: 0 BB: 1 P: 11	R: 0 E: 0 K: 0 S: 3	H: 0 LOB: 0 BB: 0 P: 3	R: 0 E: 0 K: 1 S: 6	H: 2 LOB: 1 BB: 0 P: 6	R: 1 E: 0 K: 0 S: 5	H: 2 LOB: 1 BB: 0 P: 5	R: 0 E: 0 K: 0 S: 3	H: 0 LOB: 0 BB: 0 P: 3	R: 1 E: 0 K: 1 S: 6	H: 1 LOB: 0 BB: 0 P: 6	R: 0 E: 0 K: 0 S: 4	H: 1 LOB: 1 BB: 0 P: 4	R: 1 E: 0 K: 0 S: 4	H: 1 LOB: 0 BB: 0 P: 4		1B: 4 2B: 2 3B: 1 HR: 3	SF: 0 SAC: 0 DP: 1 HBP: 0
PITCHER Ron Guidry, L ERA: 1.99 Bob Kammeyer, R ERA: 3.6 (7, 1)	IP: 6.0 WLS: L BF: 25 H: 8 R: 5 ER: 5 SO: 3 BB: 1 IBB: 0 HBP: 0 BLK: 0 WP: 0 HR: 2 S: 30 P: 34 ERA: 7.50 WHIP: 1.500															PITCHER			


Batter	1	2	3	4	5	6	7	8	9	AB	R	H	RBI	BB	SO	LOB	TOP						
Mickey Rivers, L OBP: 0.293, SLG: 0.381 (1, 8)	0-0 1-3		0-0 HR		0-0 F8		0-0 1B		0-0 F3	5	2	2	2	0	0	0	New York Yankees @ Milwaukee Brewers Milwaukee County Stadium, Milwaukee, WI Sun Jul 09 1978, 4:33 AM EDT Att: 42,633 - Unknown - 77 F AB 37 R 4 H 10 RBI 3 BB 1 SO 3 LOB 12						
Roy White, S OBP: 0.333, SLG: 0.380 (1, 7)	0-0 5-3		0-0 5-3		0-0 5-3		0-0 1B		0-0 F9	5	0	1	0	0	0	0							
Thurman Munson, R OBP: 0.309, SLG: 0.373 (1, 2)	0-0 1B		0-0 1B		0-0 6-3		0-3 K			4	0	2	0	0	1	1							
Lou Piniella, R OBP: 0.364, SLG: 0.399 (1, 9)	0-0 F4		0-3 K		0-0 1B		0-0 G3			4	1	1	0	0	1	3							
Chris Chambliss, L OBP: 0.335, SLG: 0.395 (1, 3)		0-0 2B	0-0 F6		0-0 F8		0-0 F6			4	0	1	0	0	0	2							
Cliff Johnson, R OBP: 0.309, SLG: 0.353 Jay Johnstone, L OBP: 0.242, SLG: 0.242 (8, PH)	0-0 F3		0-0 5-3		0-0 1B		0-3 K			3	0	1	0	0	0	1							
Fred Stanley, R OBP: 0.366, SLG: 0.322 (1, 6)	0-0 F7		0-0 F8		0-0 1B		0-0 BB			3	0	1	1	1	0	1							
Damaso Garcia, R OBP: 0.238, SLG: 0.205 Jim Spencer, L OBP: 0.298, SLG: 0.483 Paul Blair, R OBP: 0.261, SLG: 0.321 (6, PH)	0-0 F8		0-0 F8		0-0 G3		0-0 6-3			2	0	0	0	0	0	1							
Brian Doyle, L OBP: 0.207, SLG: 0.207 (6, 4)			0-0 HR		0-0 F9		0-0 4-3		0-0 3-1	4	1	1	0	0	0	0							
Inning Stats	R: 0 E: 0 K: 0 S: 4	H: 1 LOB: 1 BB: 0 P: 4	R: 0 E: 0 K: 0 S: 4	H: 1 LOB: 1 BB: 0 P: 4	R: 2 E: 0 K: 1 S: 8	H: 3 LOB: 1 BB: 0 P: 8	R: 0 E: 0 K: 0 S: 3	H: 0 LOB: 0 BB: 0 P: 3	R: 0 E: 0 K: 0 S: 3	H: 0 LOB: 0 BB: 0 P: 3	R: 1 E: 0 K: 0 S: 6	H: 3 LOB: 2 BB: 0 P: 6	R: 1 E: 0 K: 1 S: 7	H: 2 LOB: 1 BB: 0 P: 7	R: 0 E: 0 K: 1 S: 5	H: 0 LOB: 1 BB: 1 P: 9		R: 0 E: 0 K: 0 S: 3	H: 0 LOB: 0 BB: 0 P: 3	1B: 8 2B: 1 3B: 0 HR: 1	SF: 0 SAC: 0 DP: 0 HBP: 0	WP: 0 PB: 0 SB: 0 CS: 0	PA: 38
PITCHER	IP WLS BF H R ER SO BB IBB HBP BLK WP HR S P ERA WHIP	5.2 W 25 8 3 3 1 0 0 0 0 0 1 27 27 4.76 1.412	6.1 S 13 2 1 1 2 1 0 0 0 0 0 16 20 2.70 0.900	PITCHER														ERA WHIP					

Batter	1	2	3	4	5	6	7	8	9	AB	R	H	RBI	BB	SO	LOB	BOTTOM				
Paul Molitor, R OBP: 0.325, SLG: 0.422 (1, 4)	0-0 F7			0-0 F9		0-0 FC4		0-3 K		5	0	1	0	0	1	3	New York Yankees @ Milwaukee Brewers Milwaukee County Stadium, Milwaukee, WI Sun Jul 09 1978, 4:33 AM EDT Att: 42,633 - Unknown - 77 F AB 32 R 8 H 9 RBI 7 BB 5 SO 5 LOB 13				
Don Money, R OBP: 0.346, SLG: 0.376 Tony Muser, L (2, 3)	0-0 BB	0-3 K		0-0 5-3		0-0 FC4		0-0 F8		1	1	1	0	0	0	0					
Sal Bando, R OBP: 0.371, SLG: 0.418 (1, 5)	0-0 BB	1-0 HBP		0-0 F3		0-0 1B		0-0 4-3		4	2	2	0	0	0	0					
Larry Hise, R OBP: 0.375, SLG: 0.587 (1, 10)	4-0 BB	0-3 K		0-0 F9		0-0 BB		0-0 1B		3	3	2	0	1	1	1					
Sixto Lezcano, R OBP: 0.399, SLG: 0.552 (1, 9)	4-0 BB	0-0 4-3		0-0 F9		4-0 FC6-4		1-2 BB		2	1	0	1	2	0	2					
Dick Davis, R OBP: 0.284, SLG: 0.388 Jim Wohlford, R OBP: 0.300, SLG: 0.368 (8, 7)	0-0 F4		0-0 L7		0-0 1B		0-0 SF8			3	0	1	2	0	0	3					
Robin Yount, R OBP: 0.307, SLG: 0.355 (1, 6)	0-0 BB		0-0 6-3		0-0 F4		0-0 FC6-4			4	1	1	2	0	0	2					
Gorman Thomas, R OBP: 0.360, SLG: 0.537 (1, 8)	4-0 BB		0-3 K		0-3 K2-3		0-0 2B			3	0	1	1	1	2	0					
Buck Martinez, R OBP: 0.253, SLG: 0.265 (1, 2)	4-0 BB		0-0 F8		0-0 5-3		0-0 F9			3	0	0	1	1	0	1					
Inning Stats	R: 4 E: 0 K: 0 S: 6	H: 3 LOB: 3 BB: 4 P: 22	R: 0 E: 0 K: 2 S: 7	H: 0 LOB: 0 BB: 0 P: 8	R: 0 E: 0 K: 1 S: 5	H: 0 LOB: 0 BB: 0 P: 5	R: 0 E: 0 K: 0 S: 3	H: 0 LOB: 0 BB: 0 P: 3	R: 1 E: 0 K: 0 S: 5	H: 2 LOB: 1 BB: 0 P: 5	R: 0 E: 0 K: 1 S: 6	H: 1 LOB: 0 BB: 0 P: 6	R: 3 E: 1 K: 0 S: 6	H: 3 LOB: 1 BB: 1 P: 10	R: 0 E: 0 K: 1 S: 5	H: 0 LOB: 0 BB: 0 P: 5		1B: 5 2B: 4 3B: 0 HR: 0	SF: 1 SAC: 0 DP: 0 HBP: 1	WP: 0 PB: 0 SB: 0 CS: 0	PA: 39
PITCHER	IP WLS BF H R ER SO BB IBB HBP BLK WP HR S P ERA WHIP	0.2 L 9 3 4 4 0 4 0 0 0 0 0 5 21 54.00 10.500	7.1 30 6 4 4 5 1 0 1 0 0 0 0 38 43 4.91 0.955	PITCHER														ERA WHIP			

Batter	1	2	3	4	5	6	7	8	9	AB	R	H	RBI	BB	SO	LOB	TOP			
Bob Molinaro, L OBP: 0.353, SLG: 0.401	F4			L9		1-3		4-3		4	0	0	0	0	0	1	Chicago White Sox @ Milwaukee Brewers Milwaukee County Stadium, Milwaukee, WI Sat Jul 15 1978, 8:05 PM EDT Att: 41,379 - Unknown - 65 F			
Ralph Carr, L OBP: 0.321, SLG: 0.362	1-3			E6				F8		4	0	1	0	0	0	1				
Jorge Orta, L OBP: 0.344, SLG: 0.460	F7			L7		F8			F7	4	0	0	0	0	2					
Jim Breazeale, L OBP: 0.299, SLG: 0.397		F6		F8		F7			F8	4	0	0	0	0	2					
Claudell Washington, L OBP: 0.265, SLG: 0.362					F8		6-3		K	4	0	1	0	0	1	0				
Lamar Johnson, R OBP: 0.310, SLG: 0.368					5-3		F6			3	0	0	0	0	0	0				
Eric Soderholm, R OBP: 0.315, SLG: 0.436						6-3				3	1	1	1	0	0	0				
Bill Nahorodny, R OBP: 0.292, SLG: 0.372					1-3			F9		3	0	1	0	0	0	0				
Don Kessinger, S OBP: 0.319, SLG: 0.307				L7		FC6-4				3	0	1	0	0	1	0				
Inning Stats	R: 0 E: 0 K: 0 S: 3	H: 0 LOB: 0 BB: 0 P: 3	R: 0 E: 0 K: 0 S: 3	H: 1 LOB: 0 BB: 0 P: 3	R: 0 E: 0 K: 0 S: 3	H: 0 LOB: 0 BB: 0 P: 3	R: 0 E: 1 K: 0 S: 4	H: 0 LOB: 1 BB: 0 P: 4	R: 1 E: 0 K: 0 S: 5	H: 2 LOB: 1 BB: 0 P: 5	R: 0 E: 0 K: 0 S: 4	H: 1 LOB: 0 BB: 0 P: 4	R: 0 E: 0 K: 0 S: 3	H: 1 LOB: 0 BB: 0 P: 4	R: 0 E: 0 K: 1 S: 5	H: 0 LOB: 0 BB: 0 P: 5	1B: 4 2B: 0 3B: 0 HR: 1	SF: 0 SAC: 0 DP: 0 HBP: 0	WP: 0 PB: 0 SB: 0 CS: 0	PA: 32
PITCHER Larry Sorensen, R ERA: 3.07	IP: 9.0 WLS: W BF: 32	H: 5 R: 1 ER: 1 SO: 1	BB: 0 IBB: 0 HBP: 0 BLK: 0	WP: 0 HR: 1 S: 34 P: 34	ERA: 1.00 WHIP: 0.556	PITCHER										ERA: 1.00 WHIP: 0.556				

Batter	1	2	3	4	5	6	7	8	9	AB	R	H	RBI	BB	SO	LOB	BOTTOM			
Paul Molitor, R OBP: 0.324, SLG: 0.417	F8	L9			6-3					4	0	1	0	0	0	0	Chicago White Sox @ Milwaukee Brewers Milwaukee County Stadium, Milwaukee, WI Sat Jul 15 1978, 8:05 PM EDT Att: 41,379 - Unknown - 65 F			
Don Money, R OBP: 0.360, SLG: 0.422	K			G5-4-3		HR		F7		4	1	2	1	0	1	1				
Ben Oglivie, L OBP: 0.341, SLG: 0.472				F7		4-3		F3		4	1	1	0	0	2	0				
Larry Hisle, R OBP: 0.366, SLG: 0.577				G5-4-3		6-3		2-3		4	1	1	2	0	2	0				
Sixto Lezcano, R OBP: 0.410, SLG: 0.556					F8					2	0	1	0	1	0	0				
Robin Yount, R OBP: 0.313, SLG: 0.369					6-3		CS	F8		2	0	0	0	1	0	0				
Gorman Thomas, R OBP: 0.356, SLG: 0.538					F8			1-3		3	0	0	0	0	2	0				
Tony Muser, L										2	0	0	0	1	0	0				
Charlie Moore, R OBP: 0.303, SLG: 0.366										3	0	0	0	0	1	0				
Inning Stats	R: 2 E: 0 K: 1 S: 7	H: 2 LOB: 2 BB: 2 P: 15	R: 0 E: 0 K: 0 S: 3	H: 0 LOB: 0 BB: 0 P: 3	R: 0 E: 0 K: 0 S: 3	H: 1 LOB: 0 BB: 0 P: 3	R: 0 E: 0 K: 0 S: 3	H: 0 LOB: 0 BB: 0 P: 3	R: 0 E: 0 K: 0 S: 4	H: 2 LOB: 0 BB: 0 P: 4	R: 0 E: 0 K: 0 S: 3	H: 0 LOB: 1 BB: 1 P: 7	R: 0 E: 0 K: 0 S: 4	H: 1 LOB: 1 BB: 0 P: 4	R: 0 E: 0 K: 0 S: 4	H: 0 LOB: 0 BB: 0 P: 4	1B: 4 2B: 0 3B: 0 HR: 2	SF: 0 SAC: 0 DP: 1 HBP: 0	WP: 0 PB: 0 SB: 0 CS: 1	PA: 32
PITCHER Ron Schueler, R ERA: 4.14 Mike Proly, R ERA: 1.66	IP: 1.0 WLS: L BF: 7	H: 2 R: 2 ER: 2 SO: 2	BB: 2 IBB: 0 HBP: 0 BLK: 0	WP: 0 HR: 1 S: 7 P: 15	ERA: 18.00 WHIP: 4.000	PITCHER										ERA: 1.29 WHIP: 0.714				

AB	32
R	1
H	5
RBI	1
BB	0
SO	1
LOB	7



AB	28
R	3
H	6
RBI	3
BB	3
SO	1
LOB	8



Batter	1	2	3	4	5	6	7	8	9	AB	R	H	RBI	BB	SO	LOB	TOP			
Tom Spencer, R OBP: 0.200, SLG: 0.200 (1, 8)	6-3		F4			F9		1B 1B		4	1	1	1	0	0	3	Chicago White Sox @ Milwaukee Brewers Milwaukee County Stadium, Milwaukee, WI Tue Jul 18, 1978, 8:05 PM EDT Att: 17,660 - Unknown - 81 F			
Ralph Carr, L OBP: 0.320, SLG: 0.360 (1, 7)	F7			G6-4-3 1B		G4-6-3 1-2		1B 1B		4	0	2	0	0	0	2				
Lamar Johnson, R OBP: 0.312, SLG: 0.366 (1, 3)	F8			G6-4-3 1-2		F9		1B 1B		4	0	1	1	0	0	1				
Eric Soderholm, R OBP: 0.311, SLG: 0.427 Greg Pryor, R OBP: 0.290, SLG: 0.269 (4, 5)		G4-6-3 1B		6-3				F8		2	0	1	0	0	0	0				
Jorge Orta, L OBP: 0.341, SLG: 0.452 (1, 4)	G4-6-3 1-2				B5-3		F8		E3	4	0	0	0	0	0	2				
Bill Nahorodny, R OBP: 0.294, SLG: 0.370 (1, 2)	F3			6-3			4-3		L6	4	0	0	0	0	0	2				
Mike Colbern, R OBP: 0.250, SLG: 0.250 (1, 10)			5-3		F4			G4-6-3 1B 1B	F7	4	1	1	0	0	0	1				
Claudell Washington, L OBP: 0.269, SLG: 0.369 (1, 9)			4-3 2B			1B BB		G4-6-3 1-2 1B	K	3	0	2	0	1	1	1				
Don Kessinger, S OBP: 0.322, SLG: 0.314 (1, 6)	4-3					G4-6-3 1-3 1B		G4-6-3 1-2 2-3		3	0	1	0	0	0	3				
Inning Stats	R: 0 E: 0 K: 0 S: 3	H: 0 LOB: 0 BB: 0 P: 3	R: 0 E: 0 K: 0 S: 3	H: 1 LOB: 0 BB: 0 P: 3	R: 0 E: 0 K: 0 S: 4	H: 1 LOB: 0 BB: 0 P: 4	R: 0 E: 0 K: 0 S: 3	H: 1 LOB: 0 BB: 0 P: 3	R: 0 E: 0 K: 0 S: 3	H: 1 LOB: 1 BB: 1 P: 7	R: 0 E: 0 K: 0 S: 4	H: 1 LOB: 1 BB: 0 P: 4	R: 2 E: 0 K: 0 S: 7	H: 5 LOB: 2 BB: 0 P: 7	R: 0 E: 1 K: 1 S: 6	H: 0 LOB: 1 BB: 0 P: 6	1B: 9 2B: 1 3B: 0 HR: 0	SF: 0 SAC: 0 DP: 4 HBP: 0	WP: 0 PB: 0 SB: 0 CS: 0	PA: 35
PITCHER Jerry Augustine, L ERA: 4.54 (1, 1)	IP: 9.0 WLS: W BF: 35 H: 10 R: 2 ER: 2 SO: 1 BB: 1 IBB: 0 HBP: 0 BLK: 0 WP: 0 HR: 0 S: 36 P: 40 ERA: 2.00 WHIP: 1.222															PITCHER				

Batter	1	2	3	4	5	6	7	8	9	AB	R	H	RBI	BB	SO	LOB	BOTTOM			
Paul Moltor, R OBP: 0.329, SLG: 0.423 (1, 4)	6-3	F4		1B 1B		F3		6-3 1B		5	0	2	0	0	0	0	Chicago White Sox @ Milwaukee Brewers Milwaukee County Stadium, Milwaukee, WI Tue Jul 18, 1978, 8:05 PM EDT Att: 17,660 - Unknown - 81 F			
Don Money, R OBP: 0.364, SLG: 0.440 (1, 3)	1B SF7 BB		HR	F7		BB BB		6-3 1-2		3	2	1	1	2	0	2				
Sal Bando, R OBP: 0.376, SLG: 0.418 (1, 5)	2B 1B		1B 1B	F3		BB 1-2		F9		4	2	2	0	1	0	2				
Larry Hisle, R OBP: 0.360, SLG: 0.561 (1, 10)	SF7		BB FC6-4 BB	1B 1B		F6				2	1	1	1	1	0	2				
Sixto Lezcano, R OBP: 0.411, SLG: 0.559 (1, 9)	2B		FC6-4 SF7 1B	F3		K				4	1	2	2	0	1	4				
Jim Wehlford, R OBP: 0.329, SLG: 0.378 (1, 7)	F9		FC6-4 1-2 2-3 BB	4-3 1B				5-3		3	0	1	0	1	0	1				
Robin Yount, R OBP: 0.314, SLG: 0.385 (1, 6)		F8	FC6-4 1-2 2-3 3-H	4-3		6-3				4	0	0	1	0	0	3				
Gorman Thomas, R OBP: 0.357, SLG: 0.538 (1, 8)	HR		SF7	L5		K				3	1	1	2	0	1	1				
Buck Martinez, R OBP: 0.238, SLG: 0.241 (1, 2)	6-3	L4		5-3		F7				4	0	0	0	0	0	2				
Inning Stats	R: 2 E: 0 K: 0 S: 5	H: 2 LOB: 1 BB: 1 P: 9	R: 1 E: 0 K: 0 S: 4	H: 1 LOB: 0 BB: 0 P: 4	R: 4 E: 1 K: 0 S: 6	H: 3 LOB: 1 BB: 2 P: 14	R: 0 E: 0 K: 0 S: 5	H: 2 LOB: 2 BB: 0 P: 5	R: 0 E: 0 K: 0 S: 4	H: 1 LOB: 1 BB: 0 P: 4	R: 0 E: 0 K: 1 S: 5	H: 0 LOB: 2 BB: 2 P: 13	R: 0 E: 0 K: 1 S: 5	H: 0 LOB: 0 BB: 0 P: 5	R: 0 E: 0 K: 0 S: 4	H: 1 LOB: 1 BB: 0 P: 4	1B: 7 2B: 1 3B: 0 HR: 2	SF: 2 SAC: 0 DP: 0 HBP: 0	WP: 0 PB: 0 SB: 0 CS: 0	PA: 39
PITCHER Wilbur Wood, L ERA: 4.67 Mike Proly, R ERA: 2.68 Lerrin LaGrow, R ERA: 4.38 Jim Willoughby, R ERA: 3.61	IP: 2.0 WLS: L BF: 13 H: 5 R: 6 ER: 6 SO: 0 BB: 2 IBB: 0 HBP: 0 BLK: 0 WP: 0 HR: 2 S: 11 P: 19 ERA: 27.00 WHIP: 3.500															PITCHER				

Batter	1	2	3	4	5	6	7	8	9	AB	R	H	RBI	BB	SO	LOB		
Jerry Remy, L (1.4)	4-3			1-6-3		FC6 1B		F5	F8	5	0	1	0	0	0	1		
Dwight Evans, R (1.9)	F7			F8		FC6 1-2		1B BLK	F8	5	1	1	0	0	0	2		
Jim Rice, R (1.7)	4-3			5-3			1B FC4-6	1-3 BLK HR	FC6-4 1-2	5	2	2	0	0	0	1		
Carl Yastrzemski, L (1.10)		F8			G3		FC4-6 1-3	1-2 HR		3	1	1	0	1	0	0		
Carlton Fisk, R (1.2)		K			2B		FC4-6 1-2	1B HR		4	2	2	4	0	1	1		
Fred Lynn, L (1.8)		F7			4-3		F8 3-H	F7 2-H		4	0	0	0	0	0	2		
George Scott, R (1.3)			6-3		F9		1B E			4	1	2	0	0	0	1		
Butch Hobson, R (1.5)			F3			F9 1-2	1B E	5-3		4	1	1	1	0	0	1		
Frank Duffy, R (1.6)			1-3			6-3 1-2	E2 1B		FC6-4 BB	3	0	1	1	1	0	0		
Inning Stats	R: 0 E: 0 K: 0 S: 3	H: 0 LOB: 0 BB: 0 P: 3	R: 0 E: 0 K: 1 S: 5	H: 0 LOB: 0 BB: 0 P: 5	R: 0 E: 0 K: 0 S: 3	H: 0 LOB: 0 BB: 0 P: 3	R: 0 E: 0 K: 0 S: 3	H: 0 LOB: 1 BB: 0 P: 3	R: 0 E: 0 K: 0 S: 4	H: 1 LOB: 1 BB: 0 P: 4	R: 4 E: 1 K: 0 S: 7	H: 5 LOB: 2 BB: 0 P: 7	R: 4 E: 0 K: 0 S: 7	H: 4 LOB: 1 BB: 1 P: 11	R: 0 E: 0 K: 0 S: 3	H: 0 LOB: 1 BB: 1 P: 7	1B: 9 SF: 0 2B: 1 SAC: 0 3B: 0 DP: 0 HR: 1 HBP: 0	WP: 0 PA: 39
PITCHER	IP WLS BF H R ER SO BB IBB HBP BLK WP HR S P ERA WHIP																	
Lary Sorensen, R (1.1)	7.1 L 30 9 6 5 1 0 0 0 0 0 0 0 32 32 6.14 1.227																	
Bob McClure, L (8.1)	0.2 5 2 2 2 0 1 0 0 1 0 1 4 8 27.00 4.500																	
Bill Castro, R (9.1)	1.0 4 0 0 0 0 0 0 0 0 0 0 0 3 7 0.00 1.000																	

TOP

Boston Red Sox @ Milwaukee Brewers
 Milwaukee County Stadium, Milwaukee, WI

Wed Jul 19 1978, 8:05 PM EDT
 Att: 45,332 - Unknown - 81 F

AB 37
 R 8
 H 11
 RBI 6
 BB 2
 SO 1
 LOB 9



Batter	1	2	3	4	5	6	7	8	9	AB	R	H	RBI	BB	SO	LOB		
Paul Molitor, R (1.4)	5-3		5-3		F5		4-3			4	0	0	0	0	0	0		
Don Money, R (1.3)	FC5 1B		F3		E6		B1-3			4	0	1	0	0	0	0		
Sal Bando, R (1.5)	FC5 1-2 BB		HR 2B		F9		6-3			3	1	1	0	1	0	1		
Larry Hise, R (1.10)	FC5 1-2 2-3		HR		5-3			F9		4	1	1	2	0	0	3		
Ben Oglivie, L (1.7)	3-1		2B			1B SH1 1B		F7		4	0	2	0	0	0	2		
Sixto Lezcano, R (1.9)		5-3	4-3			SH1 1-2		F8		3	0	0	0	0	0	1		
Robin Yount, R (1.6)		L4		L9		2-3 1B		5-3		4	0	1	0	0	0	0		
Gorman Thomas, R (1.8)				F6		F5 1-2		6-3		3	0	0	0	1	0	2		
Charlie Moore, R (1.2)		F7		5-3		4-3		F7		4	0	0	0	0	0	3		
Inning Stats	R: 0 E: 0 K: 0 S: 4	H: 1 LOB: 2 BB: 1 P: 8	R: 0 E: 0 K: 0 S: 3	H: 0 LOB: 1 BB: 1 P: 7	R: 2 E: 0 K: 0 S: 6	H: 3 LOB: 0 BB: 0 P: 6	R: 0 E: 0 K: 0 S: 3	H: 0 LOB: 0 BB: 0 P: 3	R: 0 E: 0 K: 0 S: 4	H: 0 LOB: 1 BB: 0 P: 4	R: 0 E: 0 K: 0 S: 5	H: 2 LOB: 2 BB: 0 P: 5	R: 0 E: 0 K: 0 S: 3	H: 0 LOB: 0 BB: 0 P: 3	R: 0 E: 0 K: 0 S: 3	H: 0 LOB: 0 BB: 0 P: 3	1B: 3 SF: 0 2B: 2 SAC: 1 3B: 0 DP: 0 HR: 1 HBP: 0	WP: 0 PA: 36
PITCHER	IP WLS BF H R ER SO BB IBB HBP BLK WP HR S P ERA WHIP																	
Mike Torrez, R (1.1)	9.0 W 36 6 2 2 2 0 2 0 0 0 0 1 34 42 2.00 0.889																	

BOTTOM

Boston Red Sox @ Milwaukee Brewers
 Milwaukee County Stadium, Milwaukee, WI

Wed Jul 19 1978, 8:05 PM EDT
 Att: 45,332 - Unknown - 81 F

AB 33
 R 2
 H 6
 RBI 2
 BB 2
 SO 0
 LOB 12



Batter	1	2	3	4	5	6	7	8	9	10	AB	R	H	RBI	BB	SO	LOB	TOP		
Paul Molitor, R OBP: 0.320, SLG: 0.408 (1.4)	5-3 1B		6-3		6-3			FC6-4 1B		K	5	0	1	0	0	1	1	Milwaukee Brewers @ Texas Rangers Arlington Stadium, Arlington, TX Sat Jul 22 1978, 8:05 PM EDT Att: 30,354 - Unknown livebaseballscorecards.com		
Don Money, R OBP: 0.368, SLG: 0.444 (1.3)	5-3 1B		F6		F2			F8		E 1-2 1B	5	0	2	0	0	0	1			
Sal Bando, R OBP: 0.373, SLG: 0.420 (1.5)	5-3 1-2		1B		K			FC6-4 1-2r		F9	5	0	1	0	0	1	4			
Larry Hisle, R OBP: 0.360, SLG: 0.567 (1.7)	K		F8		6-3					HR	5	1	1	1	0	1	3			
Sixto Lezcano, R OBP: 0.406, SLG: 0.543 (1.9)			2B		1-3			6-3		SH1-4 BB	3	0	1	0	2	0	0			
Dick Davis, R OBP: 0.287, SLG: 0.390 (1.10)	F9		F7		6-3			6-3		SH1-4 1-2 IBB	4	0	0	0	0	0	4			
Robin Yount, R OBP: 0.307, SLG: 0.378 (1.6)	L1		5-3		2B			F9			4	0	1	0	0	0	2			
Gorman Thomas, R OBP: 0.353, SLG: 0.526 (1.8)	BB		K		F3			4-3			3	0	0	0	1	1	2			
Charlie Moore, R OBP: 0.297, SLG: 0.369 (1.2)	F8		F8		5-3			E6 1B			4	1	0	0	0	0	2			
Inning Stats	R: 0 E: 0 K: 1 S: 6	H: 1 LOB: 1 BB: 0 P: 6	R: 0 E: 0 K: 0 S: 4	H: 1 LOB: 2 BB: 1 P: 8	R: 0 E: 0 K: 0 S: 3	H: 0 LOB: 0 BB: 0 P: 3	R: 0 E: 0 K: 1 S: 5	H: 0 LOB: 0 BB: 0 P: 5	R: 0 E: 0 K: 0 S: 4	H: 1 LOB: 1 BB: 0 P: 4	R: 0 E: 0 K: 0 S: 4	H: 1 LOB: 1 BB: 1 P: 4	R: 1 E: 0 K: 1 S: 8	H: 1 LOB: 1 BB: 1 P: 8	R: 1 E: 2 K: 1 S: 8	H: 1 LOB: 3 BB: 1 P: 12	1B: 4 2B: 2 3B: 0 HR: 1		SF: 0 SAC: 1 DP: 0 HBP: 0	WP: 0 PB: 0 SB: 1 CS: 0
PITCHER	IP WLS BF H R ER SO BB IBB HBP BLK WP HR S P ERA WHIP	8.0 W 32 6 1 1 3 2 0 0 0 0 1 36 44 1.12 1.000	2.0 L 10 1 1 0 1 0 1 0 0 0 0 11 15 0.00 0.500																	

Batter	1	2	3	4	5	6	7	8	9	10	AB	R	H	RBI	BB	SO	LOB	BOTTOM		
Bobby Bonds, R OBP: 0.332, SLG: 0.432 (1.9)	SH2-3 1B		6-3		6-3			G4-6-3 1B			4	0	2	0	0	0	0	Milwaukee Brewers @ Texas Rangers Arlington Stadium, Arlington, TX Sat Jul 22 1978, 8:05 PM EDT Att: 30,354 - Unknown livebaseballscorecards.com		
Bert Campaneris, R OBP: 0.275, SLG: 0.280 (1.6)	SH2-3 1-2		BB		F6			G4-6-3 1-2r			2	0	0	0	1	0	1			
Juan Beniquez, R OBP: 0.321, SLG: 0.401 (1.8)	5-3		F3		G6-3 1B			F8			4	0	1	0	0	0	2			
Al Oliver, L OBP: 0.332, SLG: 0.498 (1.7)	4-3		G3		F7			F8			4	0	0	0	0	0	2			
Jim Sundberg, R OBP: 0.394, SLG: 0.401 (1.2)	FC6-4 5-3 BB		6-3 2B		G6-3 1-2r			K			3	1	1	0	1	1	1			
Gary Gray, R (1.10)	5-3 1-2		6-3		6-3			6-3			4	0	0	0	0	0	2			
Kurt Bevacqua, R OBP: 0.242, SLG: 0.295 (1.5)	FC6-4 2-3		WP 2B		F8			F8 6-3 1B			4	0	2	1	0	0	1			
Bump Wills, S OBP: 0.292, SLG: 0.326 (1.4)	5-3		L6		6-3			6-3			4	0	0	0	0	0	3			
Mike Hargrove, L OBP: 0.391, SLG: 0.365 John Ellis, R OBP: 0.258, SLG: 0.351 (10, PH) (1.3)	G3		G3		3-1			L3			3	0	0	0	0	0	0			
Inning Stats	R: 0 E: 0 K: 0 S: 4	H: 1 LOB: 1 BB: 0 P: 7	R: 0 E: 0 K: 0 S: 3	H: 0 LOB: 1 BB: 1 P: 7	R: 1 E: 0 K: 0 S: 5	H: 2 LOB: 1 BB: 0 P: 5	R: 0 E: 0 K: 0 S: 3	H: 1 LOB: 0 BB: 0 P: 3	R: 0 E: 0 K: 0 S: 3	H: 0 LOB: 0 BB: 0 P: 3	R: 0 E: 0 K: 0 S: 3	H: 1 LOB: 0 BB: 0 P: 3	R: 0 E: 0 K: 1 S: 5	H: 0 LOB: 0 BB: 0 P: 5	R: 0 E: 0 K: 0 S: 4	H: 1 LOB: 1 BB: 0 P: 4	1B: 4 2B: 2 3B: 0 HR: 0		SF: 0 SAC: 1 DP: 2 HBP: 0	WP: 1 PB: 0 SB: 0 CS: 0
PITCHER	IP WLS BF H R ER SO BB IBB HBP BLK WP HR S P ERA WHIP	10.0 W 36 6 1 1 1 2 0 0 0 1 0 36 44 0.90 0.800																		



Batter	1	2	3	4	5	6	7	8	9	AB	R	H	RBI	BB	SO	LOB	TOP			
Paul Moltis , R (1, 4) OBP: 0.317, SLG: 0.403	5-3		6-3		4-3		F2			4	0	0	0	0	0	1	Milwaukee Brewers @ Chicago White Sox Comiskey Park, Chicago, IL Mon Jul 24 1978, 8:05 PM EDT Att: 11,091 - Unknown - 72 F livebaseballscorecards.com			
Don Money , R (1, 3) OBP: 0.369, SLG: 0.442	K		BB 1B		6-3		F9			4	0	1	0	0	1					
Sal Bando , R (1, 5) OBP: 0.379, SLG: 0.434	1B		G5-4-3 BB			F8		F7		3	0	1	0	1	0					
Larry Hisle , R (1, 10) OBP: 0.367, SLG: 0.575	K		G5-4-3 1-2			K		BB		3	0	0	0	1	2					
Ben Oglivie , L (1, 7) OBP: 0.351, SLG: 0.484		P6			F9		HR		F9	4	1	1	1	0	0					
Sixto Lezcano , R (1, 9) OBP: 0.407, SLG: 0.540	L6		4-3 1B			BB		5-3		3	0	1	0	1	0					
Robin Yount , R (1, 6) OBP: 0.307, SLG: 0.372	BB BB BB	BB BB	4-3 1-2		4-3 1-2		P4		K	3	0	0	0	1	1					
Gorman Thomas , R (1, 8) OBP: 0.364, SLG: 0.538	BB BB BB	BB BB	BB BB		F7		SH1-3 BB		K	2	0	0	0	2	1					
Charlie Moore , R (1, 2) OBP: 0.294, SLG: 0.364	K				6-3		SH1-3		P6	2	0	0	0	0	1					
Dave May , L (9, PH) OBP: 0.296, SLG: 0.319							1-2			1	0	0	0	0	0					
Inning Stats	R: 0 E: 0 K: 2 S: 8	H: 1 LOB: 1 BB: 0 P: 8	R: 0 E: 0 K: 1 S: 5	H: 0 LOB: 2 BB: 2 P: 13	R: 0 E: 0 K: 0 S: 3	H: 1 LOB: 1 BB: 1 P: 7	R: 0 E: 0 K: 0 S: 4	H: 1 LOB: 0 BB: 0 P: 4	R: 0 E: 0 K: 1 S: 6	H: 1 LOB: 1 BB: 1 P: 10	R: 0 E: 0 K: 0 S: 3	H: 0 LOB: 1 BB: 1 P: 7	R: 0 E: 0 K: 2 S: 7	H: 0 LOB: 0 BB: 0 P: 7	R: 0 E: 0 K: 1 S: 7	H: 0 LOB: 1 BB: 1 P: 7	1B: 3 2B: 0 3B: 0 HR: 1	SF: 0 SAC: 1 DP: 1 HBP: 0	WP: 0 PB: 0 SB: 0 CS: 0	PA: 36
PITCHER	IP WLS BF H R ER SO BB IBB HBP BLK WP HR S P ERA WHIP																			
Steve Stone , R (1, 1) ERA: 4.21	9.0 W 36 4 1 1 6 6 0 0 0 0 1 42 66 1.00 1.111																			

Batter	1	2	3	4	5	6	7	8	9	AB	R	H	RBI	BB	SO	LOB	BOTTOM			
Ralph Garr , L (1, 10) OBP: 0.321, SLG: 0.355	1B 1B	5-3			L7		SH5-3			4	0	2	0	0	0	2	Milwaukee Brewers @ Chicago White Sox Comiskey Park, Chicago, IL Mon Jul 24 1978, 8:05 PM EDT Att: 11,091 - Unknown - 72 F livebaseballscorecards.com			
Don Kessinger , S (1, 6) OBP: 0.325, SLG: 0.325	F5		F7				FC4-6 1B		F3	5	0	2	1	0	0	3				
Bob Molinaro , L (1, 7) OBP: 0.328, SLG: 0.375	F8		F8		2H 1B		FC4-6 1B			4	1	0	1	0	0	3				
Eric Soderholm , R (1, 5) OBP: 0.322, SLG: 0.451	1-2 1B		F7				FC4-6 1B			4	0	2	1	0	0	0				
Claudell Washington , L (1, 9) OBP: 0.267, SLG: 0.363	4-3						1-2 3H 1B		F8	4	0	1	0	0	0	3				
Ron Blomberg , L (1, 3) OBP: 0.273, SLG: 0.361		1B G6-4-3 1B			4-3		FC6-4 1B		SH1-3 1B	3	2	0	1	0	0	0				
Tom Spencer , R (1, 8) OBP: 0.267, SLG: 0.267					P3		IBB		K	2	0	1	0	0	0	0				
Henry Cruz , L (6, PH) OBP: 0.292, SLG: 0.351		G6-4-3 1-3 1B					K		K	2	0	0	0	0	2	3				
Mike Colbern , R (1, 2) OBP: 0.357, SLG: 0.385		H G6-4-3 HBP 1B					E9 1B		FC6-4 1B	3	1	2	0	0	0	2				
Greg Pryor , R (1, 4) OBP: 0.282, SLG: 0.271		G6-4-3 1-2 3H					5-3		1B SH5-3 FC4-6 1B	3	1	1	1	0	0	3				
Inning Stats	R: 0 E: 0 K: 0 S: 5	H: 2 LOB: 2 BB: 0 P: 5	R: 0 E: 0 K: 0 S: 4	H: 2 LOB: 1 BB: 0 P: 5	R: 0 E: 0 K: 0 S: 3	H: 0 LOB: 0 BB: 0 P: 3	R: 0 E: 0 K: 0 S: 3	H: 0 LOB: 0 BB: 0 P: 3	R: 1 E: 1 K: 0 S: 5	H: 2 LOB: 1 BB: 0 P: 5	R: 0 E: 0 K: 1 S: 6	H: 1 LOB: 2 BB: 1 P: 10	R: 2 E: 0 K: 0 S: 6	H: 3 LOB: 1 BB: 0 P: 6	R: 1 E: 0 K: 1 S: 8	H: 3 LOB: 2 BB: 0 P: 8	1B: 12 2B: 1 3B: 0 HR: 0	SF: 0 SAC: 2 DP: 1 HBP: 1	WP: 0 PB: 0 SB: 1 CS: 0	PA: 38
PITCHER	IP WLS BF H R ER SO BB IBB HBP BLK WP HR S P ERA WHIP																			
Lary Sorensen , R (1, 1) ERA: 3.28	7.0 L 32 10 4 4 1 0 0 0 0 0 0 0 8 37 5.14 1.429																			
Bob McClure , L (8, 1) ERA: 4.04	1.0 6 3 1 1 1 0 0 0 0 0 0 0 8 8 9.00 3.000																			

Batter	1	2	3	4	5	6	7	8	9	AB	R	H	RBI	BB	SO	LOB	TOP			
Paul Moltitor, R OBP: 0.315, SLG: 0.403 (1, 4)	E9 SH1-3		F3 1B SF7 2B		F3		4-3		1-3								5 1 1 0 0 0 1			
Don Money, R OBP: 0.372, SLG: 0.448 (1, 3)	SH1-3		SF7 1B				F9										3 0 2 1 0 0 0			
Ben Oglvie, L OBP: 0.346, SLG: 0.479 (1, 10)	K		SF7 1-2 3-H		4-3		4-3										3 0 0 1 0 1 2			
Larry Hisle, R OBP: 0.365, SLG: 0.570 (1, 7)	K		F8 3-H						F9								4 0 1 0 0 1 2			
Sixto Lezcano, R OBP: 0.402, SLG: 0.532 (1, 9)		F3		3-1		F9		F9									4 0 0 0 0 0 1			
Sal Bando, R OBP: 0.376, SLG: 0.438 (1, 5)		6-3				FC4-6 BB 1B		F7									4 0 1 0 0 0 1			
Robin Yount, R OBP: 0.306, SLG: 0.370 (1, 6)		6-3		K					L6								4 0 1 0 0 1 1			
Gorman Thomas, R OBP: 0.366, SLG: 0.533 (1, 8)			2B 1B BB	P4					K								2 1 0 0 2 1 1			
Buck Martinez, R OBP: 0.240, SLG: 0.244 (1, 2)			F9						E6								2 0 0 0 0 0 1			
Dave May, L OBP: 0.291, SLG: 0.313 (6, PH)					6-3												1 0 0 0 0 0 3			
Charlie Moore, R OBP: 0.292, SLG: 0.362 (6, 2)						F8											1 0 0 0 0 0 0			
Inning Stats	R: 0 E: 2 K: 2 S: 8	H: 0 LOB: 1 BB: 0 P: 8	R: 0 E: 0 K: 0 S: 3	H: 0 LOB: 0 BB: 0 P: 3	R: 2 E: 0 K: 0 S: 5	H: 2 LOB: 1 BB: 1 P: 9	R: 0 E: 0 K: 1 S: 6	H: 1 LOB: 1 BB: 0 P: 6	R: 0 E: 0 K: 0 S: 4	H: 1 LOB: 1 BB: 0 P: 4	R: 0 E: 0 K: 0 S: 5	H: 2 LOB: 3 BB: 1 P: 9	R: 0 E: 0 K: 0 S: 3	H: 0 LOB: 0 BB: 0 P: 3	R: 0 E: 1 K: 1 S: 6	H: 0 LOB: 1 BB: 0 P: 6	1B: 3 2B: 2 3B: 1 HR: 0	SF: 1 SAC: 1 DP: 0 HBP: 0	WP: 0 PB: 0 CS: 0	PA: 37
PITCHER	IP WLS BF H R ER SO BB IBB HBP BLK WP HR S P ERA WHIP																			
Francisco Barrios, R ERA: 4.05 (1, 1)	5.2 W 26 6 2 2 3 2 0 0 0 0 0 0 30 38 3.18 1.412																			
Mike Proby, R ERA: 2.28 (6, 1)	3.1 S 11 0 0 0 1 0 0 0 0 0 0 0 13 13 0.00 0.000																			

Milwaukee Brewers @ Chicago White Sox
Comiskey Park, Chicago, IL
Tue Jul 25 1978, 8:05 PM EDT
Att: 28,057 - Unknown - 75 F

AB 33
R 2
H 6
RBI 2
BB 2
SO 4
LOB 13





Batter	1	2	3	4	5	6	7	8	9	AB	R	H	RBI	BB	SO	LOB	BOTTOM			
Ralph Garr, L OBP: 0.317, SLG: 0.351 (1, 10)	L4	G6-4-3		F7		F9											4 0 0 0 0 0 6			
Don Kessinger, S OBP: 0.326, SLG: 0.324 (1, 6)	F9		G3 1B	F7		4-3											4 1 1 0 0 0 3			
Bob Molinaro, L OBP: 0.326, SLG: 0.390 (1, 7)	G3		G3														4 1 1 1 0 0 1			
Eric Soderholm, R OBP: 0.321, SLG: 0.446 (1, 5)			P3														3 1 0 0 1 0 1			
Kevin Bell, R OBP: 0.296, SLG: 0.167 (9, 5)		1B 1B BB		6-3		F8											0 0 0 0 0 0 0			
Claudell Washington, L OBP: 0.267, SLG: 0.361 (1, 9)		K		4-3		4-3											4 0 1 1 0 1 1			
Ron Blomberg, L OBP: 0.280, SLG: 0.366 (1, 3)		1B 2B 1B		F2					E5								4 1 2 0 0 0 1			
Tom Spencer, R OBP: 0.368, SLG: 0.421 (1, 8)		2B 1B		FC1-5 E 1B		F8											4 0 3 1 0 0 1			
Bill Nahorodny, R OBP: 0.291, SLG: 0.364 (1, 2)				E5 FC1-5		F8			F8								4 0 1 1 0 0 2			
Greg Pryor, R OBP: 0.280, SLG: 0.280 (1, 4)		E6		FC1-5					6-3								4 0 1 0 0 0 5			
Inning Stats	R: 0 E: 0 K: 0 S: 3	H: 0 LOB: 0 BB: 0 P: 3	R: 2 E: 1 K: 1 S: 8	H: 3 LOB: 2 BB: 1 P: 12	R: 1 E: 0 K: 0 S: 5	H: 2 LOB: 1 BB: 0 P: 5	R: 0 E: 1 K: 0 S: 5	H: 1 LOB: 2 BB: 0 P: 5	R: 1 E: 0 K: 0 S: 5	H: 2 LOB: 1 BB: 0 P: 5	R: 0 E: 0 K: 0 S: 4	H: 1 LOB: 1 BB: 0 P: 4	R: 0 E: 0 K: 0 S: 3	H: 0 LOB: 0 BB: 0 P: 3	R: 0 E: 1 K: 0 S: 4	H: 1 LOB: 1 BB: 0 P: 4	1B: 6 2B: 3 3B: 0 HR: 1	SF: 0 SAC: 0 DP: 1 HBP: 0	WP: 0 PB: 0 CS: 0	PA: 36
PITCHER	IP WLS BF H R ER SO BB IBB HBP BLK WP HR S P ERA WHIP																			
Eduardo Rodriguez, R ERA: 4.47 (1, 1)	4.0 L 21 7 4 4 1 1 0 0 0 0 0 0 22 26 9.00 2.000																			
Andy Repplogle, R ERA: 4.74 (5, 1)	4.0 15 3 0 0 0 0 0 0 0 0 0 15 15 0.00 0.750																			

Milwaukee Brewers @ Chicago White Sox
Comiskey Park, Chicago, IL
Tue Jul 25 1978, 8:05 PM EDT
Att: 28,057 - Unknown - 75 F

AB 35
R 4
H 10
RBI 4
BB 1
SO 1
LOB 21



Batter	1	2	3	4	5	6	7	8	9	AB R H RBI BB SO LOB	TOP
Dave Chalk, R OBP: 0.338, SLG: 0.303	P6 1-3	5-3 1-2		E 2B 1B	FC5-4 1-2 1B		6-3 1-2		FC4-6 1-2 3-H 1B	6 1 3 1 0 0 2	California Angels @ Milwaukee Brewers Milwaukee County Stadium, Milwaukee, WI Wed Jul 26 1978, 8:05 PM EDT Att: 21,584 - Unknown <div style="text-align: right;"> AB 36 R 11 H 10 RBI 9 BB 6 SO 2 LOB 20 </div> 
Carney Lansford, R OBP: 0.322, SLG: 0.406	1-3 S HR 1B	F8		FC5 2B	FC5-4 1-2		P3		FC4-6 1-2	6 2 1 0 0 0 7	
Lyman Bostock, L OBP: 0.347, SLG: 0.357	4-0 1-3 HR BB		E1 E 1B SF7	L6		P6		F8		4 2 0 0 1 0 2	
Ron Jackson, R OBP: 0.354, SLG: 0.433 Ron Fairly, L OBP: 0.294, SLG: 0.372	1-3 1-2 2-3		E8 E 1B F7-2	FC6-5 2B 2H 3-H		G5-4-3 HBP		6-3		4 0 2 2 0 0 2 0 0 0 0 0 0 0	
Don Baylor, R OBP: 0.342, SLG: 0.489	1-0 HR HBP		E BB	FC6-5 2B 2-3		G5-4-3 1-2		K		3 1 0 0 1 1 2	
Joe Rudi, R OBP: 0.275, SLG: 0.360	1-3 HR		SF7	6-3			F7		6-3	4 1 1 5 0 0 1	
Brian Downing, R OBP: 0.359, SLG: 0.353	F8		4-0 1-2 2-3 BB				5-3		K	4 1 1 0 1 1 0	
Rick Miller, L OBP: 0.362, SLG: 0.349		F9	F7-2 3-H				E3 E 1B		1B 1B HBP	3 2 0 0 1 0 4	
Bobby Grich, R OBP: 0.353, SLG: 0.311			4-0 5-3 BB		1B E HBP		E8 1-3 1B		1B	2 1 2 1 2 0 0	
Inning Stats	R: 4 H: 2 E: 0 LOB: 0 K: 0 BB: 1 S: 5 P: 10	R: 0 H: 0 E: 0 LOB: 1 K: 0 BB: 1 S: 3 P: 7	R: 1 H: 1 E: 3 LOB: 2 K: 0 BB: 0 S: 4 P: 12	R: 3 H: 2 E: 1 LOB: 1 K: 0 BB: 0 S: 6 P: 7	R: 0 H: 1 E: 0 LOB: 2 K: 0 BB: 2 S: 3 P: 11	R: 0 H: 0 E: 0 LOB: 0 K: 0 BB: 0 S: 2 P: 3	R: 2 H: 2 E: 2 LOB: 1 K: 0 BB: 0 S: 6 P: 6	R: 0 H: 0 E: 0 LOB: 0 K: 1 BB: 0 S: 5 P: 5	R: 1 H: 2 E: 0 LOB: 2 K: 1 BB: 0 S: 7 P: 8	1B: 8 SF: 1 2B: 2 SAC: 0 3B: 0 DP: 2 HR: 1 HBP: 4	
PITCHER	IP WLS BF H R ER SO BB IBB HBP BLK WP HR S P ERA WHIP	PITCHER									
Bill Travers, L ERA: 5.21	(1, 1) 2.0 L 14 3 5 4 0 3 0 0 1 0 0 1 10 23 18.00 3.000										
Randy Stein, R ERA: 4.47	(3, 1) 4.1 22 5 5 3 0 3 0 2 0 0 0 17 31 6.23 1.846										
Bill Castro, R ERA: 1.67	(7, 1) 2.2 11 2 1 1 2 0 0 1 0 0 0 14 15 3.38 0.750										

Batter	1	2	3	4	5	6	7	8	9	AB R H RBI BB SO LOB	BOTTOM
Paul Molitor, R OBP: 0.322, SLG: 0.409	FC5-4 1B						FC5 1B	E5 HR		5 1 4 0 0 0 1	California Angels @ Milwaukee Brewers Milwaukee County Stadium, Milwaukee, WI Wed Jul 26 1978, 8:05 PM EDT Att: 21,584 - Unknown <div style="text-align: right;"> AB 41 R 9 H 13 RBI 9 BB 3 SO 5 LOB 20 </div> 
Don Money, R OBP: 0.369, SLG: 0.444	FC5-4 BB 1-2		F8	F7			FC5 1B	P3		5 0 1 0 0 0 5	
Sal Bando, R OBP: 0.375, SLG: 0.444	L8		K		5-3		FC5 1-2 2-3f	HR		5 1 1 3 0 1 4	
Larry Hise, R OBP: 0.366, SLG: 0.570	4-0 1-2 FC6-4 BB			F9 1B 2B	F8		P4	P6		4 1 1 0 1 0 2	
Sixto Lezcano, R OBP: 0.400, SLG: 0.528 Jim Wohlford, R OBP: 0.317, SLG: 0.364 Ben Ogilvie, L OBP: 0.345, SLG: 0.477	FC6-4 1-2			F9			FC5		F7	4 0 1 0 0 0 5 0 0 0 0 0 0 0 1 0 0 0 0 0 0	
Dick Davis, R OBP: 0.289, SLG: 0.388		F7		HR 1B	P3			F8	4-3	5 1 1 1 0 0 1	
Robin Yount, R OBP: 0.311, SLG: 0.381		P3		HR		5-3		HR HBP	BB BB	3 2 1 2 1 0 0	
Gorman Thomas, R OBP: 0.370, SLG: 0.556		K		HR		K		HR	BB BB	4 2 2 3 1 2 0	
Charlie Moore, R OBP: 0.291, SLG: 0.359 Cecil Cooper, L OBP: 0.370, SLG: 0.485			6-3	K		F3		HR 1B	K	4 1 1 0 0 1 0 1 0 0 0 0 1 2	
Inning Stats	R: 0 H: 1 E: 0 LOB: 2 K: 0 BB: 1 S: 4 P: 8	R: 0 H: 0 E: 0 LOB: 0 K: 1 BB: 0 S: 5 P: 5	R: 0 H: 1 E: 0 LOB: 1 K: 1 BB: 0 S: 6 P: 6	R: 4 H: 5 E: 0 LOB: 1 K: 1 BB: 0 S: 10 P: 10	R: 0 H: 1 E: 0 LOB: 1 K: 0 BB: 0 S: 4 P: 4	R: 0 H: 0 E: 0 LOB: 0 K: 1 BB: 0 S: 5 P: 5	R: 0 H: 2 E: 0 LOB: 2 K: 0 BB: 0 S: 5 P: 5	R: 5 H: 3 E: 1 LOB: 0 K: 0 BB: 0 S: 7 P: 8	R: 0 H: 0 E: 0 LOB: 2 K: 1 BB: 2 S: 5 P: 13	1B: 8 SF: 0 2B: 1 SAC: 0 3B: 0 DP: 0 HR: 4 HBP: 1	
PITCHER	IP WLS BF H R ER SO BB IBB HBP BLK WP HR S P ERA WHIP	PITCHER									
Frank Tanana, L ERA: 3.07	(1, 1) 7.1 W 35 11 6 6 4 1 0 1 0 0 0 3 41 46 7.36 1.636										
Tom Griffin, R ERA: 4.23	(8, 1) 1.1 9 2 3 0 0 2 0 0 0 0 0 1 7 15 0.00 3.000										
Dave LaRoche, L ERA: 2.95	(9, 1) 0.1 S 1 0 0 0 0 1 0 0 0 0 0 0 3 3 0.00 0.000										

Batter	1	2	3	4	5	6	7	8	9	AB	R	H	RBI	BB	SO	LOB	TOP					
Dave Chalk, R OBP: 0.339, SLG: 0.304	0-0 5-3			0-0 1B	0-0 1B		0-0 FC5-4		0-0 5-3	5	1	2	1	0	0	3	California Angels @ Milwaukee Brewers Milwaukee County Stadium, Milwaukee, WI Thu Jul 27 1978, 8:05 PM EDT Att: 18,847 - Unknown					
Carney Lansford, R OBP: 0.328, SLG: 0.407	0-0 G1-6-3 1B			0-0 5-3 FC1 1B	0-0 FC6-4 1B			4-0 BB	0-0 6-3	4	0	2	0	1	0	4						
Lyman Bostock, L OBP: 0.346, SLG: 0.355	0-0 G1-6-3			0-0 FC1 5-3 1B		0-0 6-3		0-0 5-3		4	0	1	1	0	0	2						
Ron Jackson, R OBP: 0.349, SLG: 0.427		0-0 5-3		0-0 5-3		0-0 4-3		0-0 F9		4	0	0	0	0	0	2						
Don Baylor, R OBP: 0.344, SLG: 0.489		0-0 F9		0-0 FC1 FC6-4		0-0 1B			0-0 BB 1B	4	1	2	0	0	0	2						
Joe Rudi, R OBP: 0.274, SLG: 0.358		0-3 K		0-0 FC6-4		0-0 F7		0-0 E BB 1B	0-0 E BB 5-3 1B	4	1	1	0	0	1	3						
Brian Downing, R OBP: 0.357, SLG: 0.352			0-0 G4-6-3 1B		0-0 F8		0-3 K		0-0 F9	4	0	1	0	0	1	2						
Rick Miller, L OBP: 0.359, SLG: 0.346			0-0 F9		0-0 1-3		0-3 K		4-0 5-3 E BB	3	0	0	0	0	1	1						
Merv Rettenmund, R OBP: 0.397, SLG: 0.349			0-0 F9		0-0 1-3		0-3 K		1-2 2-3 3-H BB	0	0	0	0	1	0	0						
Bobby Grich, R OBP: 0.354, SLG: 0.313			0-0 G4-6-3		0-0 1B		0-0 FC5-4 1B		0-0 E5 5-3	4	0	2	1	0	0	3						
Inning Stats	R: 0 E: 0 K: 0 S: 3	H: 1 LOB: 0 BB: 0 P: 3	R: 0 E: 0 K: 1 S: 5	H: 0 LOB: 0 BB: 0 P: 5	R: 0 E: 0 K: 0 S: 3	H: 1 LOB: 0 BB: 0 P: 3	R: 1 E: 0 K: 0 S: 6	H: 3 LOB: 2 BB: 0 P: 6	R: 0 E: 0 K: 0 S: 5	H: 2 LOB: 2 BB: 0 P: 5	R: 0 E: 0 K: 0 S: 4	H: 1 LOB: 1 BB: 0 P: 4	R: 0 E: 0 K: 2 S: 8	H: 1 LOB: 1 BB: 0 P: 8	R: 0 E: 0 K: 0 S: 2	H: 0 LOB: 0 BB: 1 P: 6	R: 2 E: 1 K: 0 S: 6	H: 2 LOB: 2 BB: 1 P: 10	1B: 11 2B: 1 3B: 0 HR: 0	SF: 0 SAC: 0 DP: 3 HBP: 0	WP: 0 PB: 0 SB: 0 CS: 0	PA: 38
PITCHER Mike Caldwell, L ERA: 2.38	IP: 9.0 WLS: W BF: 38 H: 11 R: 3 ER: 2 SO: 3 BB: 2 IBB: 0 HBP: 0 BLK: 0 WP: 0 HR: 0 S: 42 P: 50 ERA: 2.00 WHIP: 1.444											PITCHER	IP: 9.0 WLS: W BF: 38 H: 11 R: 3 ER: 2 SO: 3 BB: 2 IBB: 0 HBP: 0 BLK: 0 WP: 0 HR: 0 S: 42 P: 50 ERA: 2.00 WHIP: 1.444									
Batter	1	2	3	4	5	6	7	8	9	AB	R	H	RBI	BB	SO	LOB	BOTTOM					
Robin Yount, R OBP: 0.318, SLG: 0.387	0-0 WP BB S 1B			0-0 6-3		0-0 FC6-5 S 1B				4	1	3	1	0	0	0	California Angels @ Milwaukee Brewers Milwaukee County Stadium, Milwaukee, WI Thu Jul 27 1978, 8:05 PM EDT Att: 18,847 - Unknown					
Don Money, R OBP: 0.371, SLG: 0.440	4-0 BB WP SF8 BB	0-0 G6-4-3 1B		0-0 G4-6-3 BB		0-0 FC6-5				2	1	0	0	2	0	2						
Ben Oglivie, L OBP: 0.343, SLG: 0.473	0-3 K			0-0 G4-6-3		0-0 4-3				4	0	1	0	0	1	4						
Larry Hisle, R OBP: 0.368, SLG: 0.566	4-0 WP BB BB		0-3 K		4-0 CS BB		0-0 F9			2	0	0	0	2	1	1						
Sixto Lezcano, R OBP: 0.398, SLG: 0.522	4-0 1-2 2-3 3-H BB		0-0 6-3		0-0 F8		0-0 3-1			3	0	0	1	1	0	1						
Sal Bando, R OBP: 0.377, SLG: 0.446	0-0 SF8		0-0 BB 1B		0-0 HR 1B		0-0 L4			3	1	2	1	0	0	0						
Gorman Thomas, R OBP: 0.371, SLG: 0.565	0-0 P5		4-0 1-2 BB		0-0 HR		0-3 K			3	1	1	2	1	1	2						
Jim Gantner, L OBP: 0.300, SLG: 0.297		0-0 2B 1B 1B		0-0 K		0-0 F9		0-0 4-3		4	1	1	0	0	1	2						
Charlie Moore, R OBP: 0.290, SLG: 0.363		0-0 1B G6-4-3 2B		0-0 P3		0-0 L4		0-0 4-3		4	1	1	0	0	0	2						
Inning Stats	R: 2 E: 0 K: 1 S: 6	H: 1 LOB: 2 BB: 3 P: 18	R: 2 E: 0 K: 1 S: 8	H: 4 LOB: 1 BB: 0 P: 8	R: 0 E: 0 K: 1 S: 6	H: 1 LOB: 2 BB: 1 P: 10	R: 0 E: 0 K: 0 S: 2	H: 0 LOB: 0 BB: 1 P: 6	R: 2 E: 0 K: 0 S: 4	H: 2 LOB: 0 BB: 1 P: 8	R: 0 E: 0 K: 0 S: 4	H: 1 LOB: 1 BB: 0 P: 4	R: 0 E: 0 K: 0 S: 3	H: 0 LOB: 0 BB: 0 P: 3	R: 0 E: 0 K: 1 S: 5	H: 0 LOB: 0 BB: 0 P: 5		1B: 7 2B: 1 3B: 0 HR: 1	SF: 1 SAC: 0 DP: 2 HBP: 0	WP: 2 PB: 0 SB: 2 CS: 1	PA: 36	
PITCHER Nolan Ryan, R ERA: 4.35	IP: 5.0 WLS: L BF: 26 H: 8 R: 6 ER: 6 SO: 3 BB: 6 IBB: 0 HBP: 0 BLK: 0 WP: 0 HR: 1 S: 26 P: 50 ERA: 10.80 WHIP: 2.800											PITCHER Al Fitzmorris, R ERA: 5.0	IP: 3.0 WLS: L BF: 10 H: 1 R: 0 ER: 0 SO: 1 BB: 0 IBB: 0 HBP: 0 BLK: 0 WP: 0 HR: 0 S: 12 P: 12 ERA: 0.00 WHIP: 0.333									

Batter	1	2	3	4	5	6	7	8	9	AB	R	H	RBI	BB	SO	LOB	TOP								
Paul Moltitor, R OBP: 0.321, SLG: 0.412 (1, 4)										4	1	1	0	1	1	1	Milwaukee Brewers @ Toronto Blue Jays Exhibition Stadium, Toronto, ON Sun Jul 30 1978, 3:33 AM EDT Att: 21,511 - Unknown - 65 F								
Don Money, R OBP: 0.373, SLG: 0.440 Tony Muser, L OBP: 0.207, SLG: 0.231 (7, 3)										3	2	2	0	1	0	0									
Sal Bando, R OBP: 0.369, SLG: 0.440 (1, 5)										5	1	1	1	0	1	4									
Larry Hisle, R OBP: 0.367, SLG: 0.559 (1, 7)										4	0	2	1	1	1	0									
Dick Davis, R OBP: 0.290, SLG: 0.417 (1, 10)										4	2	2	2	0	0	4									
Jim Wehford, R OBP: 0.345, SLG: 0.427 (1, 9)										5	1	4	1	0	0	1									
Robin Yount, R OBP: 0.326, SLG: 0.396 (1, 6)										5	2	1	0	0	2	4									
Gorman Thomas, R OBP: 0.369, SLG: 0.551 (1, 8)										3	0	0	1	1	2	3									
Buck Martinez, R OBP: 0.236, SLG: 0.239 (1, 2)										4	1	1	0	0	1	2									
Inning Stats	R: 0 E: 0 K: 1 S: 6	H: 2 LOB: 2 BB: 1 P: 10	R: 0 E: 0 K: 2 S: 8	H: 1 LOB: 1 BB: 0 P: 8	R: 1 E: 0 K: 1 S: 7	H: 2 LOB: 1 BB: 0 P: 7	R: 1 E: 0 K: 2 S: 8	H: 1 LOB: 1 BB: 1 P: 12	R: 2 E: 0 K: 0 S: 4	H: 2 LOB: 0 BB: 1 P: 8	R: 1 E: 0 K: 0 S: 4	H: 1 LOB: 0 BB: 0 P: 4	R: 0 E: 0 K: 0 S: 3	H: 0 LOB: 0 BB: 0 P: 3	R: 4 E: 0 K: 1 S: 9	H: 4 LOB: 1 BB: 1 P: 13		R: 1 E: 0 K: 1 S: 7	H: 2 LOB: 1 BB: 0 P: 7	1B: 5 2B: 4 3B: 5 HR: 1	SF: 2 SAC: 0 DP: 1 HBP: 0	WP: 0 PB: 1 CS: 0	PA: 44		
PITCHER	IP WLS BF H R ER SO BB IBB HBP BLK WP HR S P ERA WHIP	Tom Underwood, L ERA: 4.5 (1, 1) Tom Murphy, R ERA: 4.57 (5, 1) Mike Willis, L ERA: 5.72 (8, 1)	4.0 L 16 4 5 5 1 2 0 0 0 0 0 1 16 24 6.75 1.636	1.1 7 3 1 1 1 0 0 0 0 0 0 9 9 6.75 2.250																					
Batter	1	2	3	4	5	6	7	8	9	AB	R	H	RBI	BB	SO	LOB	BOTTOM								
Rick Bosetti, R OBP: 0.305, SLG: 0.365 (1, 8)										5	2	3	2	0	0	1	Milwaukee Brewers @ Toronto Blue Jays Exhibition Stadium, Toronto, ON Sun Jul 30 1978, 3:33 AM EDT Att: 21,511 - Unknown - 65 F								
Bob Bailor, R OBP: 0.306, SLG: 0.334 (1, 9)										4	0	2	0	0	0	3									
Roy Howell, L OBP: 0.336, SLG: 0.388 (1, 5)										4	0	2	1	0	1	0									
Rico Carty, R OBP: 0.337, SLG: 0.444 (1, 10)										4	1	1	0	0	0	4									
John Mayberry, L OBP: 0.343, SLG: 0.442 (1, 3)										4	1	1	2	0	1	2									
Alan Ashby, S OBP: 0.333, SLG: 0.436 (1, 2)										4	0	0	0	0	0	0									
Al Woods, L OBP: 0.234, SLG: 0.233 (1, 7)										4	1	1	0	0	0	0									
Tim Johnson, L OBP: 0.351, SLG: 0.239 (1, 4)										3	0	1	0	1	0	0									
Luis Gomez, R OBP: 0.286, SLG: 0.251 Willie Upshaw, L OBP: 0.306, SLG: 0.339 (8, PH)										2	0	0	0	1	0	2									
Inning Stats	R: 1 E: 0 K: 0 S: 5	H: 3 LOB: 1 BB: 0 P: 5	R: 0 E: 0 K: 0 S: 3	H: 0 LOB: 0 BB: 0 P: 3	R: 0 E: 0 K: 1 S: 5	H: 0 LOB: 0 BB: 1 P: 6	R: 0 E: 0 K: 1 S: 5	H: 0 LOB: 0 BB: 0 P: 5	R: 1 E: 0 K: 0 S: 5	H: 2 LOB: 2 BB: 1 P: 9	R: 2 E: 0 K: 1 S: 7	H: 2 LOB: 0 BB: 0 P: 7	R: 1 E: 0 K: 0 S: 6	H: 3 LOB: 2 BB: 0 P: 6	R: 0 E: 0 K: 0 S: 3	H: 0 LOB: 0 BB: 0 P: 3		R: 0 E: 0 K: 0 S: 3	H: 1 LOB: 0 BB: 0 P: 3	1B: 8 2B: 2 3B: 0 HR: 2	SF: 0 SAC: 0 DP: 2 HBP: 0	WP: 0 PB: 0 CS: 1	PA: 37		
PITCHER	IP WLS BF H R ER SO BB IBB HBP BLK WP HR S P ERA WHIP	Eduardo Rodriguez, R ERA: 4.7 (1, 1) Andy Reptoglie, R ERA: 4.76 (6, 1) Randy Stein, R ERA: 4.24 (7, 1)	5.1 23 7 4 4 2 2 0 0 0 0 0 7 7 6.75 1.688	1.1 7 3 1 1 0 0 0 0 0 0 0 7 7 6.75 2.250	2.1 W 7 1 0 0 0 0 0 0 0 0 0 7 7 0.00 0.429																				

Batter	1	2	3	4	5	6	7	8	9	10	AB	R	H	RBI	BB	SO	LOB	TOP	
Paul Molitor, R OBP: 0.315, SLG: 0.403 (1, 6)	F8		K			4-3		6-3		1-3	5	0	0	0	0	1	2	Milwaukee Brewers @ Baltimore Orioles Memorial Stadium, Baltimore, MD Thu Aug 03 1978, 7:05 PM EDT Att: 9,654 - Unknown	
Don Money, R OBP: 0.369, SLG: 0.429 (1, 3) (10, 4)	2B		6-3			HBP		K			3	1	1	0	0	1	1		
Larry Hise, R OBP: 0.368, SLG: 0.561 (1, 7)	F9				F8	SF9		1B		1B	3	0	1	1	0	0	1		
Cecil Cooper, L OBP: 0.377, SLG: 0.493 (1, 10)	2B				K	WP		1B		1B	4	0	3	1	0	1	0		
Sixto Lezcano, R OBP: 0.331, SLG: 0.505 (1, 9)	K				K	F8				F7	4	0	0	0	0	2	3		
Sal Bando, R OBP: 0.362, SLG: 0.438 (1, 5)		6-3				4-3		K		K	4	0	0	0	0	2	0		
Gorman Thomas, R OBP: 0.365, SLG: 0.556 (1, 8)		1-3				F7		F7		K	4	0	0	0	0	1	0		
Jim Gantner, L OBP: 0.289, SLG: 0.286 (1, 4)											3	0	0	0	0	1	0		
Ben Oglivie, L OBP: 0.346, SLG: 0.473 (10, PH) (10, 3)	K					3-1		F7		K	1	0	0	0	0	1	0		
Buck Martinez, R OBP: 0.242, SLG: 0.251 (1, 2)					2-3					F8	4	1	2	0	0	0	0		
Inning Stats	R: 1 E: 0 K: 1 S: 7	H: 2 LOB: 1 BB: 0 P: 7	R: 0 E: 0 K: 1 S: 5	H: 0 LOB: 0 BB: 0 P: 5	R: 0 E: 0 K: 1 S: 5	H: 0 LOB: 0 BB: 0 P: 5	R: 0 E: 0 K: 2 S: 7	H: 0 LOB: 0 BB: 0 P: 7	R: 0 E: 0 K: 0 S: 5	H: 2 LOB: 2 BB: 0 P: 6	R: 0 E: 0 K: 1 S: 5	H: 0 LOB: 0 BB: 0 P: 5	R: 0 E: 0 K: 2 S: 7	H: 0 LOB: 0 BB: 0 P: 7	R: 0 E: 0 K: 1 S: 5	H: 0 LOB: 0 BB: 0 P: 5	1B: 5 2B: 2 3B: 0 HR: 0	SF: 1 SAC: 0 DP: 0 HBP: 1	WP: 1 PA: 37
PITCHER Dennis Martinez, R ERA: 4.76 (1, 1)	IP 10.0	WLS W	BF 37	H 7	R 2	ER 2	SO 10	BB 0	IBB 0	HBP 1	BLK 0	WP 1	HR 0	S 56	P 57	ERA 1.80	WHIP 0.700		
PITCHER	IP	WLS	BF	H	R	ER	SO	BB	IBB	HBP	BLK	WP	HR	S	P	ERA	WHIP		

Batter	1	2	3	4	5	6	7	8	9	10	AB	R	H	RBI	BB	SO	LOB	BOTTOM			
Mike Anderson, R OBP: 0.200, SLG: 0.059 (1, 8)	F9		K			F9		K		K	5	0	0	0	0	3	3	Milwaukee Brewers @ Baltimore Orioles Memorial Stadium, Baltimore, MD Thu Aug 03 1978, 7:05 PM EDT Att: 9,654 - Unknown			
Rich Dauer, R OBP: 0.320, SLG: 0.390 (1, 4)	1-3				1-3	1B		SH1-3		F9	4	1	1	0	1	0	0				
Ken Singleton, S OBP: 0.418, SLG: 0.487 (1, 9)	E9				HR	F8		SH1-3		6-3	4	1	1	1	0	0	1				
Eddie Murray, S OBP: 0.349, SLG: 0.502 (1, 3)	F8				1-3	1B		F9		HR	5	1	2	1	0	0	2				
Doug DeCinces, R OBP: 0.331, SLG: 0.516 (1, 5)		CS			F8	L7		1B		BB	3	0	1	0	1	0	2				
Lee May, R OBP: 0.285, SLG: 0.412 (1, 10)	F9				F3	1-3		1B		HR	4	0	1	1	0	0	3				
Andres Mora, R OBP: 0.287, SLG: 0.399 (1, 7)	K					1B		F9		F9	4	0	1	0	0	1	3				
Rick Dempsey, R OBP: 0.328, SLG: 0.362 (1, 2)					F9	1B		E6		F7	4	0	1	0	0	0	0				
Mark Belanger, R OBP: 0.269, SLG: 0.235 (1, 6)					F7	K		K		B3	4	0	0	0	0	2	3				
Inning Stats	R: 0 E: 1 K: 0 S: 4	H: 0 LOB: 1 BB: 0 P: 4	R: 0 E: 0 K: 1 S: 5	H: 1 LOB: 1 BB: 0 P: 5	R: 0 E: 0 K: 1 S: 5	H: 0 LOB: 0 BB: 0 P: 5	R: 1 E: 0 K: 0 S: 4	H: 1 LOB: 0 BB: 0 P: 4	R: 0 E: 0 K: 1 S: 7	H: 2 LOB: 2 BB: 1 P: 7	R: 0 E: 1 K: 2 S: 8	H: 0 LOB: 1 BB: 0 P: 8	R: 1 E: 0 K: 0 S: 5	H: 2 LOB: 2 BB: 1 P: 9	R: 0 E: 0 K: 1 S: 5	H: 0 LOB: 0 BB: 0 P: 5	R: 1 E: 0 K: 0 S: 3		H: 1 LOB: 0 BB: 0 P: 3	1B: 6 2B: 1 3B: 0 HR: 2	SF: 0 SAC: 1 DP: 1 HBP: 0
PITCHER Jerry Augustine, L ERA: 4.49 (1, 1)	IP 9.2	WLS L	BF 40	H 8	R 3	ER 3	SO 6	BB 2	IBB 0	HBP 0	BLK 0	WP 0	HR 2	S 50	P 58	ERA 2.79	WHIP 1.034				
PITCHER	IP	WLS	BF	H	R	ER	SO	BB	IBB	HBP	BLK	WP	HR	S	P	ERA	WHIP				

Batter	1	2	3	4	5	6	7	8	9	AB	R	H	RBI	BB	SO	LOB	TOP	
Rick Burtleson, R (1,6) X OBP: 0.300, SLG: 0.358										4	0	1	0	0	0	1	Boston Red Sox @ Milwaukee Brewers Milwaukee County Stadium, Milwaukee, WI Fri Aug 04 1978, 8:05 PM EDT Att: 52,562 - Unknown - 66 F	
Jerry Remy, L (1,4) X OBP: 0.306, SLG: 0.331										4	2	2	0	0	0	1		
Jim Rice, R (1,7) X OBP: 0.368, SLG: 0.578										3	0	1	0	0	0	0		
Carl Yastrzemski, L (1,3) X OBP: 0.386, SLG: 0.423										3	0	0	1	0	0	2		
Carlton Fisk, R (1,2) X OBP: 0.374, SLG: 0.516										2	0	0	0	2	0	1		
Fred Lynn, L (1,8) X OBP: 0.391, SLG: 0.532										3	0	0	1	0	0	2		
Jack Brohamer, L (1,10) X OBP: 0.311, SLG: 0.356										4	0	0	0	0	1	3		
Dwight Evans, R (1,9) X OBP: 0.353, SLG: 0.478										3	0	1	0	0	1	0		
Butch Hobson, R (1,5) X OBP: 0.309, SLG: 0.422										3	0	1	0	0	0	1		
Inning Stats	R: 0 E: 0 K: 0 S: 3	H: 1 LOB: 0 BB: 0 P: 3	R: 0 E: 0 K: 0 S: 3	H: 0 LOB: 1 BB: 1 P: 7	R: 0 E: 0 K: 1 S: 5	H: 0 LOB: 0 BB: 0 P: 5	R: 1 E: 0 K: 0 S: 5	H: 2 LOB: 1 BB: 0 P: 5	R: 0 E: 0 K: 0 S: 3	H: 0 LOB: 0 BB: 0 P: 3	R: 0 E: 0 K: 0 S: 4	H: 1 LOB: 1 BB: 0 P: 4	R: 1 E: 0 K: 0 S: 4	H: 1 LOB: 2 BB: 1 P: 9	1B: 6 2B: 1 3B: 0 HR: 0	SF: 2 SAC: 0 DP: 2 HBP: 1	WP: 0 PA: 34 CS: 0	
PITCHER Lary Sorensen, R (1,1) ERA: 3.2	IP: 9.0 WLS: W BF: 34 H: 6 R: 2 ER: 2 SO: 2 BB: 2 IBB: 0 HBP: 1 BLK: 0 WP: 0 HR: 0 S: 35 P: 44 ERA: 2.00 WHIP: 0.889																	

Batter	1	2	3	4	5	6	7	8	9	AB	R	H	RBI	BB	SO	LOB	BOTTOM		
Paul Molitor, R (1,4) X OBP: 0.315, SLG: 0.402										4	0	1	0	0	0	0	Boston Red Sox @ Milwaukee Brewers Milwaukee County Stadium, Milwaukee, WI Fri Aug 04 1978, 8:05 PM EDT Att: 52,562 - Unknown - 66 F		
Don Money, R (1,3) X OBP: 0.366, SLG: 0.427										4	1	1	0	0	2	0			
Sal Bando, R (1,5) X OBP: 0.363, SLG: 0.447										4	1	2	2	0	0	0			
Larry Hisle, R (1,7) X OBP: 0.369, SLG: 0.569										4	1	2	1	0	0	0			
Sixto Lezcano, R (1,9) X OBP: 0.389, SLG: 0.502										4	0	1	0	0	0	2			
Cecil Cooper, L (1,10) X OBP: 0.375, SLG: 0.502										4	1	1	1	0	0	1			
Robin Yount, R (1,6) X OBP: 0.327, SLG: 0.396										3	1	2	0	1	0	0			
Gorman Thomas, R (1,8) X OBP: 0.363, SLG: 0.563										4	1	1	2	0	1	3			
Buck Martinez, R (1,2) X OBP: 0.238, SLG: 0.247										3	0	0	0	0	1	1			
Inning Stats	R: 3 E: 0 K: 0 S: 7	H: 4 LOB: 2 BB: 1 P: 11	R: 0 E: 0 K: 1 S: 5	H: 0 LOB: 0 BB: 0 P: 5	R: 0 E: 0 K: 0 S: 3	H: 0 LOB: 0 BB: 0 P: 3	R: 2 E: 0 K: 0 S: 5	H: 3 LOB: 0 BB: 0 P: 5	R: 0 E: 0 K: 0 S: 3	H: 0 LOB: 0 BB: 0 P: 3	R: 1 E: 0 K: 2 S: 9	H: 2 LOB: 1 BB: 0 P: 9	R: 0 E: 0 K: 1 S: 7	H: 2 LOB: 2 BB: 0 P: 7	R: 0 E: 0 K: 0 S: 3	H: 0 LOB: 0 BB: 0 P: 3	1B: 6 2B: 1 3B: 0 HR: 4	SF: 0 SAC: 0 DP: 0 HBP: 0	WP: 0 PA: 36 CS: 1
PITCHER Bill Lee, L (1,1) ERA: 3.39 Jim Wright, R (1,1) ERA: 3.12 Andy Hassler, L (7,1) ERA: 4.13	IP: 0.2 WLS: L BF: 7 H: 4 R: 3 ER: 3 SO: 3 BB: 1 IBB: 0 HBP: 0 BLK: 0 WP: 1 HR: 0 S: 6 P: 10 ERA: 40.50 WHIP: 7.500	IP: 5.1 WLS: L BF: 20 H: 5 R: 3 ER: 3 SO: 3 BB: 0 IBB: 0 HBP: 0 BLK: 0 WP: 0 HR: 2 S: 26 P: 26 ERA: 5.06 WHIP: 0.938	IP: 2.0 WLS: L BF: 8 H: 2 R: 0 ER: 0 SO: 1 BB: 0 IBB: 0 HBP: 0 BLK: 0 WP: 0 HR: 0 S: 10 P: 10 ERA: 0.00 WHIP: 1.000																

Batter	1	2	3	4	5	6	7	8	9	AB	R	H	RBI	BB	SO	LOB	TOP										
Rick Burleson, R OBP: 0.299, SLG: 0.356 (1, 6)	F9		4-3	3-1			FC4-6 1B	K		5	0	1	0	0	1	5	Boston Red Sox @ Milwaukee Brewers Milwaukee County Stadium, Milwaukee, WI Sat Aug 05 1978, 4:33 AM EDT Att: 52,968 - Unknown livebaseballscorecards.com										
Jerry Remy, L OBP: 0.305, SLG: 0.336 (1, 4)	4-3		HR		K		FC4-6 FC9-6 1-2	F7		5	1	1	2	0	1	1											
Jim Rice, R OBP: 0.366, SLG: 0.574 (1, 7)	6-3		5-3		K		FC9-6 WP 1B	4-3 1B		5	1	1	0	0	1	1											
Carl Yastrzemski, L OBP: 0.222, SLG: 0.435 (9, PH) George Scott, R OBP: 0.316, SLG: 0.397 (9, 3)		HR		1B SF8 1B	4-3			4-3		4	2	3	2	0	0	0											
Carlton Fisk, R OBP: 0.375, SLG: 0.513 (1, 2)	F8			1B		6-3 HR BB		5-3		4	2	1	0	1	1	2											
Fred Lynn, L OBP: 0.387, SLG: 0.528 (1, 8)	F8			SF8		K		1-3		3	0	0	1	0	1	1											
Garry Hancock, L OBP: 0.311, SLG: 0.222 (8, PH) Bob Bailey, R OBP: 0.346, SLG: 0.455 (8, 5)	F7			1B	6-3			FC6-4 1B BB		3	0	1	1	0	0	1											
Dwight Evans, R OBP: 0.357, SLG: 0.489 (1, 9)			F9	1B		HR		FC6-4 1B		4	1	3	2	0	0	0											
Butch Hobson, R OBP: 0.311, SLG: 0.423 (8, PR) Frank Duffy, R OBP: 0.276, SLG: 0.283 (8, 5)			HR	1B	1-3 2-H		K	FC6-4 1-2 2-3		4	1	2	0	0	1	2											
Inning Stats	R: 0 E: 0 K: 0 S: 3	H: 0 LOB: 0 BB: 0 P: 3	R: 1 E: 0 K: 0 S: 4	H: 1 LOB: 0 BB: 0 P: 4	R: 2 E: 0 K: 0 S: 5	H: 2 LOB: 0 BB: 0 P: 5	R: 2 E: 0 K: 0 S: 7	H: 5 LOB: 2 BB: 0 P: 7	R: 0 E: 0 K: 2 S: 8	H: 0 LOB: 0 BB: 1 P: 12	R: 1 E: 0 K: 1 S: 7	H: 2 LOB: 1 BB: 0 P: 7	R: 0 E: 0 K: 1 S: 6	H: 1 LOB: 2 BB: 1 P: 10	R: 0 E: 0 K: 0 S: 4	H: 1 LOB: 1 BB: 0 P: 4		1B: 10 2B: 0 3B: 0 HR: 3	SF: 1 SAC: 0 DP: 0 HBP: 0	WP: 1 PB: 0 SB: 0 CS: 0	PA: 41						
PITCHER	IP	WLS	BF	H	R	ER	SO	BB	IBB	HBP	BLK	WP	HR	S	P	ERA	WHIP										
Eduardo Rodriguez, R ERA: 5.24 (1, 1)	3.0	L	14	5	5	5	0	0	0	0	0	0	2	14	14	15.00	1.667										
Randy Stein, R ERA: 4.67 (4, 1)	4.0		18	6	3	3	5	1	0	0	0	1	1	27	31	6.75	1.750										
Bob McClure, L ERA: 3.77 (8, 1)	2.0		9	2	0	0	1	1	0	0	0	0	0	10	14	0.00	1.500										

Batter	1	2	3	4	5	6	7	8	9	AB	R	H	RBI	BB	SO	LOB	BOTTOM										
Robin Yount, R OBP: 0.326, SLG: 0.394 (1, 6)	1B SF7 1B	5-3			F2		K			4	1	1	0	0	1	3	Boston Red Sox @ Milwaukee Brewers Milwaukee County Stadium, Milwaukee, WI Sat Aug 05 1978, 4:33 AM EDT Att: 52,968 - Unknown livebaseballscorecards.com										
Don Money, R OBP: 0.364, SLG: 0.421 (1, 4)	K		F7		K		6-3			4	0	0	0	0	2	3											
Ben Oglivie, L OBP: 0.345, SLG: 0.470 (1, 3)	1B 1-3 1B		3-1		4-3		K			4	0	1	0	0	1	0											
Larry Hise, R OBP: 0.365, SLG: 0.564 (1, 7)	SF7		6-3		E5 1B		6-3			3	0	0	1	0	0	0											
Cecil Cooper, L OBP: 0.381, SLG: 0.507 (1, 10)	1B			G6-4-3 1B		1B		F8		4	0	3	0	0	0	0											
Sixto Lezcano, R OBP: 0.385, SLG: 0.495 (1, 9)	K		G6-4-3 1-2		K			5-3		4	0	0	0	0	2	5											
Sal Bando, R OBP: 0.360, SLG: 0.442 (1, 5)		K		F9		L6		K		4	0	0	0	0	2	2											
Gorman Thomas, R OBP: 0.362, SLG: 0.558 (1, 8)		5-3			P1		FC1-4 1B		K	4	0	1	0	0	1	0											
Charlie Moore, R OBP: 0.297, SLG: 0.357 (1, 2)							FC1-4 1-2			3	0	2	0	0	0	1											
Inning Stats	R: 1 E: 0 K: 2 S: 10	H: 3 LOB: 2 BB: 0 P: 10	R: 0 E: 0 K: 1 S: 6	H: 1 LOB: 1 BB: 0 P: 6	R: 0 E: 0 K: 0 S: 3	H: 0 LOB: 0 BB: 0 P: 3	R: 0 E: 0 K: 0 S: 3	H: 1 LOB: 0 BB: 0 P: 3	R: 0 E: 0 K: 1 S: 6	H: 1 LOB: 1 BB: 0 P: 6	R: 0 E: 0 K: 1 S: 7	H: 1 LOB: 2 BB: 0 P: 7	R: 0 E: 0 K: 1 S: 6	H: 1 LOB: 1 BB: 0 P: 6	R: 0 E: 0 K: 1 S: 5	H: 0 LOB: 0 BB: 0 P: 5		R: 0 E: 0 K: 2 S: 7	H: 0 LOB: 0 BB: 0 P: 7	1B: 8 2B: 0 3B: 0 HR: 0	SF: 1 SAC: 0 DP: 1 HBP: 0	WP: 0 PB: 0 SB: 1 CS: 0	PA: 35				
PITCHER	IP	WLS	BF	H	R	ER	SO	BB	IBB	HBP	BLK	WP	HR	S	P	ERA	WHIP										
Dennis Eckersley, R ERA: 3.32 (1, 1)	9.0	W	35	8	1	1	9	0	0	0	0	0	0	53	53	1.00	0.889										

Batter	1	2	3	4	5	6	7	8	9	AB	R	H	RBI	BB	SO	LOB	TOP			
Rick Burleson, R OBP: 0.298, SLG: 0.354 (1, 6)	5-3	1-3 2-H 3-H 1B					6-3		5-3	5	0	1	1	0	0	2	Boston Red Sox @ Milwaukee Brewers Milwaukee County Stadium, Milwaukee, WI Sun Aug 06 1978, 4:33 AM EDT Att: 48,444 - Unknown - 78 F			
Jerry Remy, L OBP: 0.303, SLG: 0.337 (1, 4)	K	P4				4-3		4-3	5	0	1	0	0	0	1	2				
Jim Rice, R OBP: 0.365, SLG: 0.569 (1, 7)	F3		P5			5-3		2B 1B BB	4	1	0	0	1	0	1					
Carl Yastrzemski, L OBP: 0.391, SLG: 0.438 (1, 3)		1B 1B 1B	F7			6-3		1B 1-3 2B	4	1	2	0	0	0	0					
Carlton Fisk, R OBP: 0.371, SLG: 0.508 (1, 2)		F7	F7			F2		L8	4	0	0	0	0	0	3					
Fred Lynn, L OBP: 0.391, SLG: 0.528 (1, 8)		1B 1-2 BB 1B		4-3			1B BB	1B IBB	2	1	1	0	2	0	0					
Dwight Evans, R OBP: 0.358, SLG: 0.489 (1, 9)		1-2 2-3 BB 1B		5-3			F3	1-2 2-3 3-H 1B	4	1	2	1	0	0	1					
Bob Bailey, R OBP: 0.357, SLG: 0.464 (1, 10)									3	0	2	1	0	1	0					
Gary Hancock, L OBP: 0.211, SLG: 0.211 (8, PH)		1-2 2-3 3-H 1B 1B		K			1-2 1B	L4	1	0	0	0	0	0	3					
Butch Hobson, R OBP: 0.310, SLG: 0.419 (1, 5)		1-2 2-3 3-H 1B BB		5-3			F2	5-3	3	0	0	1	1	0	2					
Inning Stats	R: 0 E: 0 K: 1 S: 5	H: 0 LOB: 0 BB: 0 P: 5	R: 3 E: 0 K: 0 S: 7	H: 5 LOB: 2 BB: 1 P: 11	R: 0 E: 0 K: 0 S: 3	H: 0 LOB: 0 BB: 0 P: 3	R: 0 E: 0 K: 1 S: 5	H: 0 LOB: 0 BB: 0 P: 5	R: 0 E: 0 K: 0 S: 3	H: 0 LOB: 0 BB: 0 P: 3	R: 0 E: 0 K: 0 S: 4	H: 1 LOB: 2 BB: 1 P: 8	R: 1 E: 0 K: 0 S: 5	H: 2 LOB: 2 BB: 2 P: 13	R: 0 E: 0 K: 0 S: 4	H: 1 LOB: 1 BB: 0 P: 4	1B: 7 2B: 2 3B: 0 HR: 0	SF: 0 SAC: 0 DP: 0 HBP: 0	WP: 0 PB: 0 SB: 0 CS: 0	PA: 39
PITCHER	IP	WLS	BF	H	R	ER	SO	BB	IBB	HBP	BLK	WP	HR	S	P	ERA	WHIP			
Bill Travers, L ERA: 5.11 (1, 1)	7.1	L	31	7	4	4	2	3	0	0	0	0	0	32	44	4.91	1.364			
Bill Castro, R ERA: 1.64 (8, 1)	1.2		8	2	0	0	0	0	1	0	0	0	0	7	11	0.00	1.200			

Batter	1	2	3	4	5	6	7	8	9	AB	R	H	RBI	BB	SO	LOB	BOTTOM					
Robin Yount, R OBP: 0.325, SLG: 0.392 (1, 6)	5-3		5-3		K			1B		4	0	1	0	0	1	1	Boston Red Sox @ Milwaukee Brewers Milwaukee County Stadium, Milwaukee, WI Sun Aug 06 1978, 4:33 AM EDT Att: 48,444 - Unknown - 78 F					
Don Money, R OBP: 0.362, SLG: 0.422 (1, 4)	FC5-4 2B		F7			P5		L7	4	0	1	0	0	0	1							
Ben Oglivie, L OBP: 0.347, SLG: 0.470 (1, 3)	FC5-4 1B		K			1B		L7	4	0	2	0	0	1	1							
Larry Hise, R OBP: 0.364, SLG: 0.561 (1, 7)	FC5-4 1-2 2-3			F2		F7		FC5-4 1B	4	0	1	0	0	0	3							
Cecil Cooper, L OBP: 0.375, SLG: 0.498 (1, 10)	F8			3-1		K		K	4	0	0	0	0	2	4							
Sixto Lezcano, R OBP: 0.383, SLG: 0.492 (1, 9)		FC6-4 1B		K			K	FC5-4 1B 1-2	4	0	1	0	0	2	1							
Sal Bando, R OBP: 0.359, SLG: 0.440 (1, 5)		F8			F8		L4	1-2 1B	4	0	1	0	0	0	1							
Gorman Thomas, R OBP: 0.358, SLG: 0.551 (1, 8)		K			K		K	F7	4	0	0	0	0	3	3							
Buck Martinez, R OBP: 0.241, SLG: 0.256 (1, 2)		FC6-4							2	0	1	0	0	0	1							
Dave May, L OBP: 0.302, SLG: 0.364 (8, PH)								3-1	1	0	0	0	0	0	0							
Charlie Moore, R OBP: 0.297, SLG: 0.357 (9, 2)		1-2							0	0	0	0	0	0	0							
Inning Stats	R: 0 E: 0 K: 0 S: 5	H: 2 LOB: 2 BB: 0 P: 5	R: 0 E: 0 K: 1 S: 6	H: 1 LOB: 1 BB: 0 P: 6	R: 0 E: 0 K: 1 S: 5	H: 0 LOB: 0 BB: 0 P: 5	R: 0 E: 0 K: 1 S: 5	H: 0 LOB: 0 BB: 0 P: 5	R: 0 E: 0 K: 2 S: 8	H: 1 LOB: 1 BB: 0 P: 8	R: 0 E: 0 K: 1 S: 6	H: 1 LOB: 1 BB: 0 P: 6	R: 0 E: 0 K: 2 S: 7	H: 0 LOB: 0 BB: 0 P: 7	R: 0 E: 0 K: 0 S: 4	H: 1 LOB: 1 BB: 0 P: 4	R: 0 E: 0 K: 1 S: 7	H: 2 LOB: 2 BB: 0 P: 7	1B: 6 2B: 2 3B: 0 HR: 0	SF: 0 SAC: 0 DP: 0 HBP: 0	WP: 0 PB: 0 SB: 0 CS: 0	PA: 35
PITCHER	IP	WLS	BF	H	R	ER	SO	BB	IBB	HBP	BLK	WP	HR	S	P	ERA	WHIP					
Luis Tiant, R ERA: 3.14 (1, 1)	9.0	W	35	8	0	0	9	0	0	0	0	0	0	53	53	0.00	0.889					

Batter	1	2	3	4	5	6	7	8	9	AB	R	H	RBI	BB	SO	LOB	TOP				
Robin Yount, R OBP: 0.327, SLG: 0.400 (1, 6)										4	0	0	0	0	1	1					
Dave May, L OBP: 0.301, SLG: 0.333 (1, 9)										4	0	0	0	0	1	1					
Charlie Moore, R OBP: 0.290, SLG: 0.352 (8, 2)										0	0	0	0	0	0	0					
Don Money, R OBP: 0.353, SLG: 0.415 (1, 5)										4	0	0	0	0	0	0					
Cecil Cooper, L OBP: 0.372, SLG: 0.500 (9, PR)										4	0	1	0	0	1	0					
Jim Wothford, R OBP: 0.344, SLG: 0.424 (9, PR)										0	0	0	0	0	0	0					
Dick Davis, R OBP: 0.296, SLG: 0.416 (1, 7)										4	1	2	0	0	1	1					
Ben Oglivie, L OBP: 0.363, SLG: 0.480 (8, 9)										4	0	1	0	0	0	3					
Gorman Thomas, R OBP: 0.354, SLG: 0.545 (1, 8)										2	0	1	1	1	1	1					
Jim Gantner, L OBP: 0.279, SLG: 0.275 (1, 4)										3	0	0	0	0	0	4					
Buck Martinez, R OBP: 0.238, SLG: 0.253 (8, PH)										2	0	1	0	0	0	1					
Sal Bando, R OBP: 0.358, SLG: 0.438 (8, 5)										1	0	0	0	0	0	0					
Inning Stats	R: 0 E: 0 K: 1 S: 5	H: 0 LOB: 0 BB: 0 P: 5	R: 0 E: 0 K: 1 S: 6	H: 1 LOB: 2 BB: 1 P: 10	R: 0 E: 0 K: 0 S: 3	H: 1 LOB: 0 BB: 0 P: 3	R: 0 E: 0 K: 1 S: 5	H: 0 LOB: 0 BB: 0 P: 5	R: 0 E: 0 K: 1 S: 5	H: 1 LOB: 1 BB: 0 P: 6	R: 0 E: 0 K: 1 S: 5	H: 0 LOB: 0 BB: 0 P: 5	R: 1 E: 0 K: 0 S: 5	H: 2 LOB: 1 BB: 0 P: 5	R: 0 E: 0 K: 0 S: 3	H: 0 LOB: 0 BB: 0 P: 3	R: 0 E: 0 K: 0 S: 4	H: 1 LOB: 1 BB: 0 P: 4	1B: 5 2B: 1 3B: 0 HR: 0	SF: 0 SAC: 0 DP: 1 HBP: 0	WP: 0 PA: 33
PITCHER Jim Wright, R ERA: 2.93 (1, 1)	IP: 9.0 WLS: W BF: 33 H: 6 R: 1 ER: 1 SO: 5 BB: 1 IBB: 0 HBP: 0 BLK: 0 WP: 0 HR: 0 S: 42 P: 46 ERA: 1.00 WHIP: 0.778																				

Milwaukee Brewers @ Boston Red Sox
Fenway Park, Boston, MA
Sat Aug 12 1978, 3:33 AM EDT
Att: 33,092 - Unknown - 76 F

AB 32
R 1
H 6
RBI 1
BB 1
SO 5
LOB 12





Batter	1	2	3	4	5	6	7	8	9	AB	R	H	RBI	BB	SO	LOB	BOTTOM				
Rick Burleson, R OBP: 0.302, SLG: 0.357 (1, 6)										4	0	1	1	0	1	3					
Jerry Remy, L OBP: 0.306, SLG: 0.338 (1, 4)										4	1	1	0	0	0	2					
Jim Rice, R OBP: 0.371, SLG: 0.584 (1, 7)										4	0	1	0	0	0	1					
Carlton Fisk, R OBP: 0.375, SLG: 0.515 (1, 2)										4	1	2	2	0	1	1					
Fred Lynn, L OBP: 0.382, SLG: 0.516 (1, 8)										4	0	0	0	0	0	2					
Bob Bailey, R OBP: 0.364, SLG: 0.451 (1, 10)										2	1	0	0	2	0	0					
Dwight Evans, R OBP: 0.354, SLG: 0.487 (1, 9)										4	0	0	0	0	0	2					
George Scott, R OBP: 0.309, SLG: 0.384 (1, 3)										3	0	0	0	0	0	2					
Butch Hobson, R OBP: 0.318, SLG: 0.422 (1, 5)										2	0	2	0	1	0	0					
Inning Stats	R: 1 E: 0 K: 1 S: 7	H: 2 LOB: 1 BB: 0 P: 7	R: 1 E: 0 K: 0 S: 4	H: 1 LOB: 2 BB: 2 P: 12	R: 1 E: 0 K: 0 S: 4	H: 1 LOB: 0 BB: 0 P: 4	R: 0 E: 1 K: 0 S: 4	H: 1 LOB: 1 BB: 0 P: 4	R: 0 E: 0 K: 1 S: 6	H: 1 LOB: 1 BB: 0 P: 6	R: 0 E: 0 K: 0 S: 4	H: 1 LOB: 2 BB: 1 P: 8	R: 0 E: 0 K: 0 S: 3	H: 0 LOB: 0 BB: 0 P: 3	R: 0 E: 0 K: 0 S: 3	H: 0 LOB: 0 BB: 0 P: 3	1B: 5 2B: 1 3B: 0 HR: 1	SF: 0 SAC: 0 DP: 0 HBP: 0	WP: 1 PA: 34		
PITCHER Bill Travers, L ERA: 4.98 (1, 1)	IP: 8.0 WLS: L BF: 34 H: 7 R: 3 ER: 3 SO: 2 BB: 3 IBB: 0 HBP: 0 BLK: 0 WP: 1 HR: 1 S: 35 P: 47 ERA: 3.38 WHIP: 1.250																				

Milwaukee Brewers @ Boston Red Sox
Fenway Park, Boston, MA
Sat Aug 12 1978, 3:33 AM EDT
Att: 33,092 - Unknown - 76 F

AB 31
R 3
H 7
RBI 3
BB 3
SO 2
LOB 13



Batter	1	2	3	4	5	6	7	8	9	AB	R	H	RBI	BB	SO	LOB	TOP								
Robin Yount, R OBP: 0.325, SLG: 0.397 (1, 6)	0-0 6-3			0-0 6-3		0-0 E6 BB	0-0 F8		0-0 1B	5	0	1	1	0	0	1	Milwaukee Brewers @ Boston Red Sox Fenway Park, Boston, MA Sat Aug 12 1978, 7:05 PM EDT Att: 27,030 - Unknown - 70 F								
Don Money, R OBP: 0.351, SLG: 0.410 (1, 4)	0-0 F9			0-0 6-3		4-0 1B BB		0-0 5-3	0-3 K	4	0	0	0	1	1	2									
Ben Oglivie, L OBP: 0.364, SLG: 0.484 (1, 3)	0-3 K			0-0 1B		0-0 P6				4	0	2	0	0	1	2									
Larry Hisle, R OBP: 0.362, SLG: 0.553 (1, 7)		0-0 1-3		0-3 K		0-0 P3				4	0	0	0	0	1	4									
Cecil Cooper, L OBP: 0.366, SLG: 0.491 (1, 10)		0-0 F8			0-0 F9		0-0 6-3		0-0 F2	4	0	0	0	0	0	1									
Sal Bando, R OBP: 0.362, SLG: 0.441 (1, 5)		0-0 F9			0-0 G4-6-3 1B		0-0 2B 1B		0-0 1B	4	1	3	0	0	0	0									
Jim Wohlford, R OBP: 0.351, SLG: 0.438 (1, 9)			0-0 G5-4-3 1B		0-0 G4-6-3 1-2		0-0 1-3 1B 2B		0-0 L5	4	1	2	0	0	0	1									
Gorman Thomas, R OBP: 0.353, SLG: 0.551 (1, 8)			0-3 K		0-0 HR		0-0 5-3		0-0 E5 1B	4	2	1	1	0	1	3									
Charlie Moore, R OBP: 0.294, SLG: 0.355 (1, 2)			0-0 G5-4-3 1-2		0-0 1-3		0-0 2-H 3-H 1B		0-0 1-2 1B	4	0	2	2	0	0	1									
Inning Stats	R: 0 E: 0 K: 1 S: 5	H: 0 LOB: 0 BB: 0 P: 5	R: 0 E: 0 K: 0 S: 3	H: 0 LOB: 0 BB: 0 P: 3	R: 0 E: 0 K: 1 S: 5	H: 1 LOB: 0 BB: 0 P: 5	R: 0 E: 0 K: 1 S: 6	H: 1 LOB: 1 BB: 0 P: 6	R: 0 E: 0 K: 0 S: 3	H: 1 LOB: 0 BB: 0 P: 3	R: 1 E: 1 K: 0 S: 5	H: 1 LOB: 2 BB: 1 P: 9	R: 2 E: 0 K: 0 S: 6	H: 3 LOB: 1 BB: 0 P: 6	R: 0 E: 0 K: 0 S: 4	H: 1 LOB: 1 BB: 0 P: 4	R: 1 E: 1 K: 1 S: 8	H: 3 LOB: 2 BB: 0 P: 8	1B: 8 2B: 2 3B: 0 HR: 1	SF: 0 SAC: 0 DP: 2 HBP: 0	WP: 0 PB: 0 SB: 0 CS: 0	PA: 38			
PITCHER	IP	WLS	BF	H	R	ER	SO	BB	IBB	HBP	BLK	WP	HR	S	P	ERA	WHIP	PITCHER							
Bob Stanley, R ERA: 2.99 (1, 1)	7.0	W	28	7	3	3	3	1	0	0	0	0	1	33	37	3.86	1.143								
Bill Campbell, R ERA: 3.69 (8, 1)	2.0		10	4	1	0	1	0	0	0	0	0	0	12	12	0.00	2.000								

Batter	1	2	3	4	5	6	7	8	9	AB	R	H	RBI	BB	SO	LOB	BOTTOM								
Rick Burleson, R OBP: 0.303, SLG: 0.363 (1, 6)	0-0 FC1-6 1B			0-0 4-3				0-0 F9		5	1	2	2	0	0	1	Milwaukee Brewers @ Boston Red Sox Fenway Park, Boston, MA Sat Aug 12 1978, 7:05 PM EDT Att: 27,030 - Unknown - 70 F								
Jerry Remy, L OBP: 0.305, SLG: 0.337 (1, 4)	0-0 FC1-6 HBP E 1-2	0-3 K		0-0 F8		0-0 E3		0-0 HR 1B		5	2	1	0	0	1	2									
Jim Rice, R OBP: 0.375, SLG: 0.592 (1, 7)	0-0 HBP E 1-2			0-0 1B		0-0 F9		0-0 HR 1B		5	2	4	3	0	0	1									
Carlton Fisk, R OBP: 0.375, SLG: 0.513 (1, 2)	1-0 E 1B 1-2 2-3	0-3 K		0-0 1B		0-0 L6		0-0 F6		4	1	1	0	0	1	1									
Fred Lynn, L OBP: 0.378, SLG: 0.509 (1, 8)	0-0 E3 1B 1-3 2-H 3-H		0-0 6-3		0-0 F5		0-0 L1		0-3 K	5	1	0	0	0	1	3									
Bob Bailey, R OBP: 0.348, SLG: 0.427 (1, 10)	0-0 F3		0-0 5-3		0-0 P6		0-3 K			4	0	0	0	0	1	2									
Dwight Evans, R OBP: 0.355, SLG: 0.487 (1, 9)	0-0 1B 2-H 3-H		0-0 F3		0-0 1B 3B 1B		0-0 4-3			4	1	2	2	0	0	0									
George Scott, R OBP: 0.315, SLG: 0.390 (1, 3)	0-0 1B			0-0 2B 1B		0-0 5-3				4	2	3	0	0	0	0									
Butch Hobson, R OBP: 0.317, SLG: 0.422 (1, 5)	0-3 K			0-0 4-3 1B 2B		0-3 K				4	1	1	1	0	3	4									
Inning Stats	R: 4 E: 1 K: 1 S: 10	H: 4 LOB: 2 BB: 0 P: 11	R: 0 E: 0 K: 2 S: 8	H: 1 LOB: 1 BB: 0 P: 8	R: 0 E: 0 K: 0 S: 3	H: 0 LOB: 0 BB: 0 P: 3	R: 2 E: 0 K: 0 S: 7	H: 4 LOB: 2 BB: 0 P: 7	R: 3 E: 1 K: 1 S: 9	H: 3 LOB: 1 BB: 0 P: 9	R: 0 E: 0 K: 1 S: 5	H: 0 LOB: 0 BB: 0 P: 5	R: 0 E: 0 K: 1 S: 5	H: 0 LOB: 0 BB: 0 P: 5	R: 2 E: 0 K: 1 S: 7	H: 2 LOB: 0 BB: 0 P: 7	1B: 11 2B: 1 3B: 1 HR: 1	SF: 0 SAC: 0 DP: 0 HBP: 1	WP: 0 PB: 0 SB: 0 CS: 0	PA: 41					
PITCHER	IP	WLS	BF	H	R	ER	SO	BB	IBB	HBP	BLK	WP	HR	S	P	ERA	WHIP	PITCHER							
Mike Caldwell, L ERA: 2.46 (1, 1)	4.1	L	26	11	8	4	3	0	0	1	0	0	1	23	32	8.31	2.538								
Willie Mueller, R ERA: 4.91 (5, 1)	3.2		15	3	3	2	4	0	0	0	0	0	1	23	23	4.91	0.818								

Batter	1	2	3	4	5	6	7	8	9	10	AB	R	H	RBI	BB	SO	LOB	TOP						
Robin Yount, R OBP: 0.324, SLG: 0.394 (1, 6)	6-3		5-3		G6-3			B5-3		BB S 1B	5	0	1	0	0	0	1							
Don Money, R OBP: 0.352, SLG: 0.410 (1, 3)	WP 1B		K			HR 1B		F8		F8	5	1	2	0	0	1	1							
Ben Oglivie, L OBP: 0.370, SLG: 0.497 (1, 9)	WP 1B		K			HR				BB BB	4	1	3	2	1	1	0							
Larry Hisle, R OBP: 0.362, SLG: 0.550 (1, 7)	F9				E S SF8 1B	L8		F9			4	1	1	0	1	0	3							
Cecil Cooper, L OBP: 0.359, SLG: 0.481 (1, 10)	K				P4	F7				6-3	5	0	0	0	0	1	6							
Sal Bando, R OBP: 0.361, SLG: 0.440 (1, 5)		F9			SF8	6-3				S 1B	3	0	1	1	0	0	0							
Gorman Thomas, R OBP: 0.352, SLG: 0.547 (1, 8)		E5			CS 1B	5-3				P4	4	0	1	0	0	0	1							
Jim Gantner, L OBP: 0.287, SLG: 0.262 (1, 4)	K				CS	4-3				F8	4	0	0	0	0	1	2							
Charlie Moore, R OBP: 0.294, SLG: 0.353 (1, 2)	5-3				G6-3 1B	P4				P4	4	0	1	0	0	0	1							
Inning Stats	R: 0 E: 0 K: 1 S: 7	H: 2 LOB: 2 BB: 0 P: 7	R: 0 E: 1 K: 1 S: 6	H: 0 LOB: 1 BB: 0 P: 6	R: 0 E: 0 K: 2 S: 7	H: 0 LOB: 0 BB: 0 P: 7	R: 1 E: 0 K: 0 S: 4	H: 2 LOB: 0 BB: 0 P: 4	R: 0 E: 0 K: 0 S: 5	H: 1 LOB: 0 BB: 0 P: 3	R: 2 E: 0 K: 0 S: 5	H: 2 LOB: 0 BB: 0 P: 5	R: 0 E: 0 K: 0 S: 4	H: 0 LOB: 0 BB: 0 P: 3	R: 0 E: 0 K: 0 S: 4	H: 1 LOB: 1 BB: 0 P: 4	R: 0 E: 0 K: 0 S: 4	H: 1 LOB: 1 BB: 0 P: 4	R: 0 E: 0 K: 0 S: 4	H: 1 LOB: 3 BB: 2 P: 12	1B: 9 2B: 0 3B: 0 HR: 1	SF: 1 SAC: 0 DP: 1 HBP: 0	WP: 1 PB: 0 SB: 4 CS: 1	PA: 42
PITCHER Mike Torrez, R ERA: 3.86 (1, 1)	IP: 10.0 W: 10 L: 4 BF: 41 H: 10 R: 3 ER: 2 SO: 4 BB: 2 IBB: 0 HBP: 0 BLK: 0 WP: 1 HR: 1 S: 47 P: 55 ERA: 1.80 WHIP: 1.200																							

Milwaukee Brewers @ Boston Red Sox
Fenway Park, Boston, MA
Sun Aug 13 1978, 3:33 AM EDT
Att: 34,460 - Unknown - 80 F

AB 38
R 3
H 10
RBI 3
BB 2
SO 4
LOB 15



Batter	1	2	3	4	5	6	7	8	9	10	AB	R	H	RBI	BB	SO	LOB	BOTTOM																
Rick Burleson, R OBP: 0.299, SLG: 0.358 (1, 6)	K		FC6-4		5-3			6-3		4-3	5	0	0	0	0	1	3																	
Jerry Remy, L OBP: 0.308, SLG: 0.338 (1, 4)	F7		G4-6-3			HR 1B		HBP S BB		G3 1B 1B	4	2	2	0	1	0	1																	
Jim Rice, R OBP: 0.377, SLG: 0.593 (1, 7)	BB				FC5-4 2B	5-3		6-3		1B G3 1B	4	1	2	0	1	0	2																	
Fred Lynn, L OBP: 0.376, SLG: 0.505 (1, 8)	4-3				FC5-4 1B	F9		P4		G3	5	0	1	0	0	0	5																	
Dwight Evans, R OBP: 0.355, SLG: 0.494 (1, 9)		5-3			FC5-4 1B	FC5-4 1B		HBP IBB		1B IBB	3	1	1	3	2	0	1																	
Garry Hancock, L OBP: 0.207, SLG: 0.241 (1, 10)		3-1			G4-6-3	HR		HBP IBB		1B IBB	3	0	0	0	0	0	1																	
Carlton Fisk, R OBP: 0.378, SLG: 0.514 (8, PH)					G4-6-3	4-3		HBP		1B	1	0	1	1	0	0	0																	
George Scott, R OBP: 0.314, SLG: 0.385 (1, 3)					6-3			K			3	0	0	0	1	1	3																	
Butch Hobson, R OBP: 0.319, SLG: 0.429 (1, 5)		P4			4-3 2B	WP 2B		6-3			4	0	2	0	0	0	1																	
Fred Kendall, R OBP: 0.214, SLG: 0.231 (1, 2)					FC6-4 1B	4-3		F7			4	0	1	0	0	0	2																	
Inning Stats	R: 0 E: 0 K: 1 S: 5	H: 0 LOB: 1 BB: 1 P: 9	R: 0 E: 0 K: 0 S: 3	H: 0 LOB: 1 BB: 1 P: 7	R: 0 E: 0 K: 0 S: 3	H: 1 LOB: 0 BB: 0 P: 3	R: 1 E: 0 K: 0 S: 4	H: 2 LOB: 0 BB: 0 P: 4	R: 0 E: 0 K: 0 S: 4	H: 1 LOB: 1 BB: 0 P: 4	R: 0 E: 0 K: 1 S: 5	H: 0 LOB: 3 BB: 2 P: 14	R: 0 E: 0 K: 0 S: 3	H: 0 LOB: 0 BB: 0 P: 3	R: 1 E: 0 K: 0 S: 4	H: 3 LOB: 3 BB: 1 P: 8	1B: 6 2B: 3 3B: 0 HR: 1	SF: 0 SAC: 0 DP: 2 HBP: 1	WP: 1 PB: 0 SB: 1 CS: 0	PA: 42														
PITCHER Andy Replegie, R ERA: 4.64 (1, 1)	IP: 7.1 W: 7 L: 3 BF: 30 H: 7 R: 3 ER: 3 SO: 1 BB: 3 IBB: 0 HBP: 0 BLK: 0 WP: 1 HR: 1 S: 29 P: 41 ERA: 3.68 WHIP: 1.364																																	
Bob McClure, L ERA: 4.15 (8, 1)	0.1 L	2	0	0	0	0	0	1	5	0.00	0.000																							
Bill Castro, R ERA: 1.89 (8, 1)	1.2	L	10	3	1	1	1	0	1	1	0	0	0	10	15	5.40	1.800																	

Milwaukee Brewers @ Boston Red Sox
Fenway Park, Boston, MA
Sun Aug 13 1978, 3:33 AM EDT
Att: 34,460 - Unknown - 80 F

AB 36
R 4
H 10
RBI 4
BB 5
SO 2
LOB 19



Batter	1	2	3	4	5	6	7	8	9	AB	R	H	RBI	BB	SO	LOB	TOP			
Paul Molitor, R OBP: 0.314, SLG: 0.401 (1, 4)										3	0	1	1	0	0	0	Milwaukee Brewers @ Boston Red Sox Fenway Park, Boston, MA Mon Aug 14 1978, 7:05 PM EDT Att: 33,766 - Unknown - 91 F			
Don Money, R OBP: 0.352, SLG: 0.412 (1, 3)										3	1	1	0	0	0	1				
Sal Bando, R OBP: 0.364, SLG: 0.450 (1, 5)										3	1	2	1	1	0	1				
Larry Hise, R OBP: 0.363, SLG: 0.548 (1, 10)										3	0	1	0	1	0	1				
Dick Davis, R OBP: 0.290, SLG: 0.407 (7, 8)										4	0	0	0	0	1	4				
Dave May, L OBP: 0.301, SLG: 0.333 (9, 8)										0	0	0	0	0	0	0				
Jim Wofford, R OBP: 0.347, SLG: 0.462 (1, 9)										4	1	1	1	0	0	2				
Robin Yount, R OBP: 0.323, SLG: 0.390 (1, 6)										3	1	0	0	1	1	0				
Gorman Thomas, R OBP: 0.354, SLG: 0.548 Ben Ogilvie, L OBP: 0.372, SLG: 0.497 (1, 8)										3	0	2	0	0	0	0				
Buck Martinez, R OBP: 0.235, SLG: 0.249 (1, 2)										3	0	0	0	0	0	1				
Inning Stats	R: 1 E: 1 K: 0 S: 4	H: 2 LOB: 0 BB: 0 P: 4	R: 1 E: 0 K: 1 S: 6	H: 1 LOB: 0 BB: 0 P: 6	R: 0 E: 0 K: 0 S: 3	H: 0 LOB: 0 BB: 0 P: 3	R: 0 E: 0 K: 0 S: 3	H: 1 LOB: 1 BB: 1 P: 7	R: 1 E: 0 K: 0 S: 4	H: 1 LOB: 0 BB: 0 P: 8	R: 0 E: 0 K: 1 S: 5	H: 1 LOB: 0 BB: 0 P: 5	R: 0 E: 0 K: 0 S: 4	H: 1 LOB: 2 BB: 1 P: 8	R: 0 E: 0 K: 0 S: 3	H: 0 LOB: 1 BB: 1 P: 7	1B: 5 2B: 1 3B: 0 HR: 2	SF: 1 SAC: 2 DP: 2 HBP: 0	WP: 0 PB: 0 SB: 0 CS: 0	PA: 36
PITCHER Bill Lee, L ERA: 3.35 (1, 1)	IP: 9.0 WLS: L BF: 36	H: 8 R: 4 ER: 3 SO: 2	BB: 3 IBB: 1 HBP: 0 BLK: 0	WP: 0 HR: 2 S: 36 P: 52	ERA: 3.00 WHIP: 1.222	PITCHER										IP: 9.0 WLS: L BF: 36	H: 8 R: 4 ER: 3 SO: 2	BB: 3 IBB: 1 HBP: 0 BLK: 0	WP: 0 HR: 2 S: 36 P: 52	ERA: 3.00 WHIP: 1.222

Batter	1	2	3	4	5	6	7	8	9	AB	R	H	RBI	BB	SO	LOB	BOTTOM			
Rick Burleson, R OBP: 0.298, SLG: 0.356 (1, 6)										5	0	1	0	0	0	4	Milwaukee Brewers @ Boston Red Sox Fenway Park, Boston, MA Mon Aug 14 1978, 7:05 PM EDT Att: 33,766 - Unknown - 91 F			
Jerry Remy, L OBP: 0.306, SLG: 0.341 (1, 4)										5	0	2	0	0	0	0				
Jim Rice, R OBP: 0.379, SLG: 0.593 (1, 7)										5	0	3	0	0	0	2				
Carlton Fisk, R OBP: 0.374, SLG: 0.507 (1, 2)										5	0	0	0	0	1	5				
Fred Lynn, L OBP: 0.376, SLG: 0.506 (1, 8)										5	1	2	0	0	0	3				
Dwight Evans, R OBP: 0.357, SLG: 0.491 (1, 10)										4	1	1	0	0	2	3				
Garry Hancock, L OBP: 0.242, SLG: 0.303 (1, 9)										4	1	2	0	0	0	1				
George Scott, R OBP: 0.318, SLG: 0.386 (1, 3)										2	0	1	1	1	0	0				
Butch Hobson, R OBP: 0.321, SLG: 0.433 (1, 5)										1	0	1	2	1	0	0				
Inning Stats	R: 0 E: 0 K: 0 S: 4	H: 1 LOB: 1 BB: 0 P: 4	R: 1 E: 0 K: 1 S: 7	H: 2 LOB: 2 BB: 1 P: 11	R: 0 E: 0 K: 0 S: 5	H: 2 LOB: 2 BB: 0 P: 5	R: 0 E: 0 K: 0 S: 4	H: 2 LOB: 2 BB: 0 P: 4	R: 1 E: 0 K: 1 S: 6	H: 1 LOB: 1 BB: 1 P: 10	R: 0 E: 0 K: 1 S: 6	H: 1 LOB: 1 BB: 0 P: 6	R: 1 E: 0 K: 0 S: 5	H: 2 LOB: 1 BB: 0 P: 5	R: 0 E: 1 K: 0 S: 4	H: 1 LOB: 1 BB: 0 P: 4		1B: 9 2B: 4 3B: 0 HR: 0	SF: 2 SAC: 1 DP: 0 HBP: 0	WP: 0 PB: 1 SB: 0 CS: 0
PITCHER Lary Sorensen, R ERA: 3.18 Bill Castro, R ERA: 1.66 Bob McClure, L ERA: 4.13 (1, 1)	IP: 8.0 WLS: W BF: 38	H: 13 R: 3 ER: 2 SO: 3	BB: 2 IBB: 0 HBP: 0 BLK: 0	WP: 0 HR: 0 S: 42 P: 50	ERA: 2.25 WHIP: 1.875	PITCHER										IP: 8.0 WLS: W BF: 38	H: 13 R: 3 ER: 2 SO: 3	BB: 2 IBB: 0 HBP: 0 BLK: 0	WP: 0 HR: 0 S: 42 P: 50	ERA: 2.25 WHIP: 1.875

Batter	1	2	3	4	5	6	7	8	9	AB	R	H	RBI	BB	SO	LOB	TOP			
Rick Rosetti, R OBP: 0.314, SLG: 0.369 (1, 8)	0-0 4-3		0-0 4-3			0-0 6-3		0-0 F7		4	0	0	0	0	0	1	Toronto Blue Jays @ Milwaukee Brewers Milwaukee County Stadium, Milwaukee, WI Tue Aug 15 1978, 8:05 PM EDT Unknown - 86 F			
Luis Gomez, R OBP: 0.290, SLG: 0.263 (1, 6)	0-0 F3			0-0 1B SF8		0-0 F7		0-0 FC4		4	1	1	0	0	0	1				
Bob Bailor, R OBP: 0.318, SLG: 0.349 (1, 9)	0-0 F9			0-0 1B SF8		4-0 FC6-4		0-0 F8		3	0	1	0	1	0	2				
Otto Velez, R OBP: 0.409, SLG: 0.473 (1, 7)		0-0 5-3		4-0 1B G6-4-3		0-0 FC6-4		0-0 F8		3	0	0	0	1	0	3				
John Mayberry, L OBP: 0.348, SLG: 0.449 (1, 10)	0-0 F2			0-0 1B SF8			0-0 5-3		0-0 1B G6-4-3	3	0	1	1	0	0	0				
Doug Ault, R OBP: 0.317, SLG: 0.246 (1, 3)	4-0 BB			0-0 1B G6-4-3		0-3 K		0-0 F9		3	0	0	0	1	1	3				
Dave McKay, S OBP: 0.263, SLG: 0.337 (1, 5)	0-0 F7			0-0 F5		0-0 1B				4	0	1	0	0	0	1				
Rick Cerone, R OBP: 0.296, SLG: 0.299 (1, 2)			0-0 F7		0-0 F7		0-0 L4			3	0	0	0	0	0	1				
Tim Johnson, L OBP: 0.357, SLG: 0.259 (1, 4)			0-3 K		0-0 6-3			0-0 1B		0	0	0	0	0	0	0				
Inning Stats	R: 0 E: 0 K: 0 S: 3	H: 0 LOB: 0 BB: 0 P: 3	R: 0 E: 0 K: 0 S: 3	H: 0 LOB: 1 BB: 1 P: 7	R: 0 E: 0 K: 1 S: 5	H: 0 LOB: 0 BB: 0 P: 5	R: 1 E: 0 K: 0 S: 4	H: 2 LOB: 1 BB: 1 P: 8	R: 0 E: 0 K: 0 S: 3	H: 0 LOB: 0 BB: 0 P: 3	R: 0 E: 0 K: 1 S: 6	H: 1 LOB: 1 BB: 0 P: 6	R: 0 E: 1 K: 0 S: 5	H: 1 LOB: 2 BB: 0 P: 5	R: 0 E: 0 K: 0 S: 3	H: 1 LOB: 0 BB: 0 P: 3	1B: 5 2B: 0 3B: 0 HR: 0	SF: 1 SAC: 0 DP: 2 HBP: 0	WP: 0 PB: 0 SB: 0 CS: 0	PA: 34
PITCHER Jerry Augustine, L ERA: 4.55 (1, 1)	IP: 9.0 WLS: W BF: 34 H: 5 R: 1 ER: 1 SO: 2 BB: 3 IBB: 0 HBP: 0 BLK: 0 WP: 0 HR: 0 S: 35 P: 47 ERA: 1.00 WHIP: 0.889																			

AB	27
R	1
H	4
RBI	1
BB	3
SO	1
LOB	12



Batter	1	2	3	4	5	6	7	8	9	AB	R	H	RBI	BB	SO	LOB	BOTTOM			
Paul Moltor, R OBP: 0.310, SLG: 0.396 (1, 4)	0-0 B5-3		0-3 K	0-0 F9		0-0 F7		0-0 4-3		5	0	0	0	0	1	1	Toronto Blue Jays @ Milwaukee Brewers Milwaukee County Stadium, Milwaukee, WI Tue Aug 15 1978, 8:05 PM EDT Unknown - 86 F			
Don Money, R OBP: 0.352, SLG: 0.412 (1, 3)	0-0 F8		0-0 F3	0-0 1B 1B		0-0 F8		0-0 1B HR		5	1	2	1	0	0	0				
Ben Oglivie, L OBP: 0.370, SLG: 0.492 (1, 9)	0-0 F7		0-3 K2-3	0-0 F9		0-0 6-3		0-0 1B HR		5	1	1	0	0	1	1				
Larry Hisle, R OBP: 0.366, SLG: 0.556 (1, 7)		0-3 K		0-0 1B BB		0-0 F9		0-0 1B HR		4	2	2	3	1	1	0				
Cecil Cooper, L OBP: 0.363, SLG: 0.488 (1, 10)	0-0 1B 1B			0-0 1B K		0-0 1-3 2B		0-0 F7		5	1	3	0	0	1	2				
Sal Bando, R OBP: 0.365, SLG: 0.452 (1, 5)	0-0 1B			0-0 1B E		0-0 F8		0-0 F9		5	1	2	1	0	0	1				
Robin Yount, R OBP: 0.330, SLG: 0.399 (1, 6)	0-0 1B			0-0 1B SH		0-0 2B		0-0 BB		3	1	3	1	1	0	0				
Gorman Thomas, R OBP: 0.356, SLG: 0.546 (1, 8)	0-0 F9			0-0 1B SH		0-3 K		0-0 BB		3	1	1	0	1	1	4				
Charlie Moore, R OBP: 0.289, SLG: 0.347 (1, 2)	0-0 4-3			0-0 1B SH		0-0 F8		0-3 K		3	1	0	0	0	1	7				
Inning Stats	R: 0 E: 0 K: 0 S: 3	H: 3 LOB: 3 BB: 0 P: 8	R: 0 E: 0 K: 2 S: 7	H: 0 LOB: 0 BB: 0 P: 7	R: 6 E: 2 K: 1 S: 12	H: 6 LOB: 2 BB: 1 P: 16	R: 0 E: 0 K: 1 S: 6	H: 1 LOB: 1 BB: 0 P: 6	R: 0 E: 0 K: 0 S: 3	H: 0 LOB: 0 BB: 0 P: 3	R: 0 E: 0 K: 1 S: 6	H: 1 LOB: 3 BB: 2 P: 14	R: 3 E: 0 K: 0 S: 6	H: 3 LOB: 0 BB: 0 P: 6	R: 0 E: 0 K: 0 S: 3	H: 0 LOB: 0 BB: 0 P: 3	1B: 10 2B: 3 3B: 0 HR: 1	SF: 0 SAC: 1 DP: 0 HBP: 0	WP: 1 PB: 0 SB: 0 CS: 0	PA: 42
PITCHER Dave Lemanczyk, R ERA: 6.12 (1, 1)	IP: 3.0 WLS: L BF: 16 H: 6 R: 4 ER: 4 SO: 3 BB: 1 IBB: 0 HBP: 0 BLK: 0 WP: 0 HR: 0 S: 21 P: 25 ERA: 12.00 WHIP: 2.333																			
PITCHER Joe Coleman, R ERA: 3.45 (4, 1)	IP: 5.0 WLS: L BF: 26 H: 8 R: 5 ER: 4 SO: 3 BB: 2 IBB: 0 HBP: 0 BLK: 0 WP: 1 HR: 1 S: 30 P: 38 ERA: 7.20 WHIP: 2.000																			


AB	38
R	9
H	14
RBI	6
BB	3
SO	6
LOB	16



Batter	1	2	3	4	5	6	7	8	9	AB	R	H	RBI	BB	SO	LOB	TOP			
Rick Rosetti, R OBP: 0.311, SLG: 0.365 (1, 8)	0-0 4-3		0-0 6-3			0-0 L5		0-0 FC6-4		4	0	0	0	0	0	1				
Bob Bailor, R OBP: 0.319, SLG: 0.350 (1, 9)	0-0 1B			0-0 1-3			0-0 1B E 1B		0-0 6-3	4	1	2	0	0	0	0				
Otto Velez, R OBP: 0.416, SLG: 0.480 (1, 7)	0-0 1-3 1B			0-0 6-3			0-0 1-2 1B		0-0 1B G6-4-3	4	0	3	0	0	0	0				
Willie Horton, R OBP: 0.330, SLG: 0.411 (1, 10)	0-0 G6-4-3			0-0 6-3			0-0 1-2 2H FC5-4 4-3		0-0 G6-4-3	4	0	0	0	0	0	4				
John Mayberry, L OBP: 0.345, SLG: 0.446 (1, 3)		0-3 K			0-3 K				0-0 4-3	3	0	0	0	0	2	1				
Dave McKay, S OBP: 0.281, SLG: 0.334 (1, 5)		0-0 L5			0-3 K				0-0 6-3	3	0	0	0	0	1	1				
Rick Cerone, R OBP: 0.293, SLG: 0.295 (1, 2)		0-3 K			0-0 1-3				0-0 F2	3	0	0	0	0	1	0				
Luis Gomez, R OBP: 0.290, SLG: 0.264 (1, 6)			0-0 6-3			0-3 K			0-0 FC6-4 1B	3	0	1	0	0	1	0				
Tim Johnson, L OBP: 0.342, SLG: 0.246 (1, 4)			0-0 4-3			0-0 F9			0-0 P6	0	0	0	0	0	0	0				
Inning Stats	R: 0 E: 0 K: 0 S: 4	H: 2 LOB: 1 BB: 0 P: 4	R: 0 E: 0 K: 2 S: 7	H: 0 LOB: 0 BB: 0 P: 7	R: 0 E: 0 K: 0 S: 3	H: 0 LOB: 0 BB: 0 P: 3	R: 0 E: 0 K: 2 S: 7	H: 0 LOB: 0 BB: 0 P: 7	R: 0 E: 0 K: 1 S: 5	H: 0 LOB: 0 BB: 0 P: 5	R: 1 E: 1 K: 0 S: 5	H: 2 LOB: 1 BB: 0 P: 5	R: 0 E: 0 K: 0 S: 4	H: 1 LOB: 1 BB: 0 P: 4	R: 0 E: 0 K: 0 S: 3	H: 1 LOB: 0 BB: 0 P: 3	1B: 6 2B: 0 3B: 0 HR: 0	SF: 0 SAC: 0 DP: 2 HBP: 0	WP: 0 PB: 0 SB: 0 CS: 0	PA: 31
PITCHER Mike Caldwell, L ERA: 2.4 (1, 1)	IP: 9.0 WLS: W BF: 31 H: 6 R: 1 ER: 1 SO: 5 BB: 0 IBB: 0 HBP: 0 BLK: 0 WP: 0 HR: 0 S: 41 P: 41 ERA: 1.00 WHIP: 0.667															PITCHER				

Toronto Blue Jays @ Milwaukee Brewers
Milwaukee County Stadium, Milwaukee, WI
Wed Aug 16 1978, 8:05 PM EDT
Unknown - 80 F


AB	28
R	1
H	6
RBI	0
BB	0
SO	5
LOB	7



Batter	1	2	3	4	5	6	7	8	9	AB	R	H	RBI	BB	SO	LOB	BOTTOM			
Robin Yount, R OBP: 0.331, SLG: 0.408 (1, 6)	0-0 5-3		0-0 5-3	0-0 1B		0-0 1H HR		0-0 6-3		5	1	2	3	0	0	0				
Don Money, R OBP: 0.353, SLG: 0.409 (1, 3)	0-0 F8		4-0 2B BB	0-0 F9		0-0 F7		4-0 1B BB		3	1	0	0	2	0	1				
Ben Oglivie, L OBP: 0.373, SLG: 0.492 (1, 9)	0-0 1B		4-0 2B 1-2 1B BB	0-0 P4		0-3 K		0-0 1-2 1B		4	1	2	0	1	1	1				
Larry Hisle, R OBP: 0.367, SLG: 0.564 (1, 7)	0-0 6-3		0-0 1B 2H 2B	0-0 F9		0-0 HR		0-0 F2		5	1	2	2	0	0	4				
Cecil Cooper, L OBP: 0.364, SLG: 0.488 (1, 10)		0-3 K	4-0 1B BB		0-0 4-3 2B	0-0 F7		0-0 3-1		4	0	1	0	1	1	2				
Sal Bando, R OBP: 0.366, SLG: 0.452 (1, 5)		0-0 WP 1B	0-0 1-2 2-3 3H 1B		0-0 4-3		0-0 F9			4	0	2	1	0	0	1				
Gorman Thomas, R OBP: 0.352, SLG: 0.539 (1, 8)		0-3 K	0-0 F7		0-0 5-3		0-0 F9			4	0	0	0	0	1	5				
Jim Gantner, L OBP: 0.266, SLG: 0.261 (1, 4)		0-0 F8		0-0 1B E 1B		0-0 4-1		0-0 F4		4	1	1	0	0	0	2				
Charlie Moore, R OBP: 0.298, SLG: 0.371 (1, 2)			0-0 5-3	0-0 E9 1B 1B		0-0 HR 1B		0-0 HR		4	3	3	1	0	0	0				
Inning Stats	R: 0 E: 0 K: 0 S: 4	H: 1 LOB: 1 BB: 0 P: 4	R: 0 E: 0 K: 2 S: 8	H: 1 LOB: 0 BB: 0 P: 8	R: 2 E: 0 K: 0 S: 5	H: 2 LOB: 3 BB: 3 P: 17	R: 2 E: 1 K: 0 S: 6	H: 3 LOB: 1 BB: 0 P: 6	R: 0 E: 0 K: 0 S: 4	H: 1 LOB: 1 BB: 0 P: 4	R: 3 E: 0 K: 1 S: 8	H: 3 LOB: 0 BB: 0 P: 8	R: 0 E: 0 K: 0 S: 3	H: 0 LOB: 0 BB: 0 P: 3	R: 1 E: 0 K: 0 S: 5	H: 2 LOB: 2 BB: 1 P: 9	1B: 8 2B: 2 3B: 0 HR: 3	SF: 0 SAC: 0 DP: 0 HBP: 0	WP: 1 PB: 0 SB: 0 CS: 0	PA: 41
PITCHER Jesse Jefferson, R ERA: 4.18 (1, 1)	IP: 5.2 WLS: L BF: 31 H: 11 R: 7 ER: 7 SO: 3 BB: 3 IBB: 0 HBP: 0 BLK: 0 WP: 1 HR: 2 S: 34 P: 46 ERA: 11.12 WHIP: 2.471															PITCHER				
Tom Murphy, R ERA: 4.3 (6, 1)	IP: 2.1 WLS: L BF: 10 H: 2 R: 1 ER: 1 SO: 0 BB: 1 IBB: 0 HBP: 0 BLK: 0 WP: 0 HR: 1 S: 9 P: 13 ERA: 3.86 WHIP: 1.286															PITCHER				

Toronto Blue Jays @ Milwaukee Brewers
Milwaukee County Stadium, Milwaukee, WI
Wed Aug 16 1978, 8:05 PM EDT
Unknown - 80 F

AB	37
R	8
H	13
RBI	7
BB	4
SO	3
LOB	16



Batter	1	2	3	4	5	6	7	8	9	AB	R	H	RBI	BB	SO	LOB	TOP											
Rick Rosetti, R OBP: 0.310, SLG: 0.363 (1, 8)	F8		F8		F9		F7		F8								5	0	1	0	0	0	3					
Bob Bailor, R OBP: 0.317, SLG: 0.347 (1, 5)	G3		P4				F3		E5								4	0	0	0	0	0	1					
Otto Velez, R OBP: 0.413, SLG: 0.471 (1, 9)	BB		F7				5-3		F8								3	0	0	0	1	0	2					
Willie Horton, R OBP: 0.329, SLG: 0.409 (1, 10)	6-3				P4		P4										4	0	1	0	0	0	1					
John Mayberry, L OBP: 0.345, SLG: 0.445 (7, PR)			5-3		F8												3	0	1	0	0	0	0					
Willie Upshaw, L OBP: 0.302, SLG: 0.319 (7, 3)																	0	1	0	0	0	0	0					
Doug Ault, R OBP: 0.313, SLG: 0.243 (8, PH)																	1	0	0	0	0	1	2					
Al Woods, L OBP: 0.257, SLG: 0.330 (1, 7)	F9				G3												3	0	0	0	0	1	2					
Alan Ashby, S OBP: 0.333, SLG: 0.429 (1, 2)																	3	0	1	0	1	0	2					
Dave McKay, S OBP: 0.264, SLG: 0.346 (1, 4)			K														3	1	2	2	0	1	1					
Luis Gomez, R OBP: 0.290, SLG: 0.262 (9, PH)																	2	0	0	0	1	1	1					
Roy Howell, L OBP: 0.326, SLG: 0.376 (9, PH)					P4												1	0	0	0	0	0	0					
Inning Stats	R: 0 E: 0 K: 0 S: 3	H: 0 LOB: 1 BB: 1 P: 7	R: 0 E: 0 K: 1 S: 5	H: 0 LOB: 1 BB: 1 P: 9	R: 0 E: 0 K: 0 S: 4	H: 1 LOB: 1 BB: 0 P: 4	R: 0 E: 0 K: 0 S: 3	H: 0 LOB: 0 BB: 0 P: 3	R: 0 E: 0 K: 0 S: 6	H: 1 LOB: 1 BB: 0 P: 6	R: 0 E: 0 K: 0 S: 3	H: 0 LOB: 0 BB: 0 P: 3	R: 1 E: 0 K: 0 S: 5	H: 2 LOB: 2 BB: 1 P: 9	R: 0 E: 1 K: 2 S: 9	H: 1 LOB: 2 BB: 0 P: 9	R: 1 E: 0 K: 0 S: 4	H: 1 LOB: 0 BB: 0 P: 4	1B: 5 2B: 0 3B: 0 HR: 1	SF: 0 SAC: 2 DP: 0 HBP: 0	WP: 0 PB: 0 SB: 1 CS: 0	PA: 37						
PITCHER	IP	WLS	BF	H	R	ER	SO	BB	IBB	HBP	BLK	WP	HR	S	P	ERA	WHIP											
Eduardo Rodriguez, R ERA: 4.73	(1, 1)	7.1	W	31	5	1	1	2	3	0	0	0	0	0	32	44	1.23	1.091										
Bob McClure, L ERA: 4.17	(8, 1)	1.2	S	6	1	1	1	2	0	0	0	0	0	1	10	10	5.40	0.600										

Toronto Blue Jays @ Milwaukee Brewers
 Milwaukee County Stadium, Milwaukee, WI
 Wed Aug 16 1978, 8:05 PM EDT
 Att: 16,920 - Unknown - 69 F

AB 32
R 2
H 6
RBI 2
BB 3
SO 4
LOB 15



Batter	1	2	3	4	5	6	7	8	9	AB	R	H	RBI	BB	SO	LOB	BOTTOM										
Paul Molitor, R OBP: 0.310, SLG: 0.394 (1, 4)	F8		F7		L3												4	0	1	2	0	0	1				
Don Money, R OBP: 0.346, SLG: 0.404 (1, 3)	K		F8														4	0	0	0	0	2	2				
Sal Bando, R OBP: 0.367, SLG: 0.450 (1, 5)					6-3												2	0	0	0	2	0	0				
Larry Hise, R OBP: 0.368, SLG: 0.566 (8, 7)																	4	0	2	0	0	0	4				
Sixto Lezcano, R OBP: 0.374, SLG: 0.477 (7, PR)																	3	0	1	0	0	1	3				
Gorman Thomas, R OBP: 0.351, SLG: 0.538 (8, 8)																	1	1	0	0	0	1	0				
Dick Davis, R OBP: 0.284, SLG: 0.399 (1, 10)																	4	0	0	0	0	1	2				
Robin Yount, R OBP: 0.333, SLG: 0.497 (1, 6)																	3	1	1	1	1	0	0				
Jim Wohlford, R OBP: 0.350, SLG: 0.457 (7, PH)																	1	0	0	0	1	0	0				
Ben Oglivie, L OBP: 0.374, SLG: 0.491 (8, 9)																	1	1	0	0	1	1	1				
Buck Martinez, R OBP: 0.237, SLG: 0.251 (7, PH)																	2	0	1	0	0	0	0				
Cecil Cooper, L OBP: 0.366, SLG: 0.488 (7, PR)																	0	0	0	0	1	0	0				
Charlie Moore, R OBP: 0.298, SLG: 0.371 (8, 2)																	0	0	0	0	0	0	0				
Inning Stats	R: 0 E: 1 K: 2 S: 8	H: 0 LOB: 2 BB: 1 P: 12	R: 0 E: 0 K: 0 S: 2	H: 0 LOB: 0 BB: 1 P: 6	R: 0 E: 0 K: 0 S: 3	H: 0 LOB: 0 BB: 0 P: 3	R: 0 E: 0 K: 0 S: 4	H: 1 LOB: 1 BB: 0 P: 4	R: 0 E: 0 K: 0 S: 4	H: 1 LOB: 1 BB: 0 P: 4	R: 0 E: 0 K: 0 S: 3	H: 0 LOB: 0 BB: 0 P: 3	R: 3 E: 1 K: 1 S: 8	H: 3 LOB: 3 BB: 3 P: 20	R: 0 E: 0 K: 3 S: 9	H: 0 LOB: 1 BB: 1 P: 13	1B: 5 2B: 1 3B: 0 HR: 0	SF: 0 SAC: 0 DP: 0 HBP: 0	WP: 0 PB: 0 SB: 1 CS: 2	PA: 37							
PITCHER	IP	WLS	BF	H	R	ER	SO	BB	IBB	HBP	BLK	WP	HR	S	P	ERA	WHIP										
Balor Moore, L ERA: 4.56	(1, 1)	6.1	L	25	5	3	3	2	2	0	0	0	0	27	35	4.26	1.105										
Victor Cruz, R ERA: 1.15	(7, 1)	1.2		10	1	0	0	4	3	1	0	0	0	14	30	0.00	2.400										

Toronto Blue Jays @ Milwaukee Brewers
 Milwaukee County Stadium, Milwaukee, WI
 Wed Aug 16 1978, 8:05 PM EDT
 Att: 16,920 - Unknown - 69 F

AB 29
R 3
H 6
RBI 3
BB 6
SO 6
LOB 13



Batter	1	2	3	4	5	6	7	8	9	AB	R	H	RBI	BB	SO	LOB	TOP									
Rick Rosetti, R OBP: 0.309, SLG: 0.362 (1, 8)										4	0	1	0	0	0	0										
Bob Bailor, R OBP: 0.314, SLG: 0.344 (1, 9)										4	0	0	0	0	0	1										
Roy Howell, L OBP: 0.326, SLG: 0.375 (1, 5)										4	0	1	0	0	0	1										
Willie Horton, R OBP: 0.326, SLG: 0.404 (1, 10)										3	0	0	0	0	0	1										
Otto Velez, R OBP: 0.406, SLG: 0.462 (1, 7)										3	0	0	0	0	0	0										
John Mayberry, L OBP: 0.345, SLG: 0.444 (1, 3)										3	0	1	0	0	1	0										
Dave McKay, S OBP: 0.266, SLG: 0.348 (1, 4)										3	0	2	0	0	0	1										
Rick Cerone, R OBP: 0.289, SLG: 0.291 (1, 2)										3	0	0	0	0	0	2										
Luis Gomez, R OBP: 0.288, SLG: 0.260 (1, 6)										3	0	0	0	0	0	0										
Inning Stats	R: 0 E: 0 K: 0 S: 4	H: 1 LOB: 1 BB: 0 P: 4	R: 0 E: 0 K: 1 S: 6	H: 1 LOB: 1 BB: 0 P: 6	R: 0 E: 0 K: 0 S: 3	H: 0 LOB: 0 BB: 0 P: 3	R: 0 E: 0 K: 0 S: 3	H: 0 LOB: 0 BB: 0 P: 3	R: 0 E: 0 K: 0 S: 4	H: 1 LOB: 0 BB: 0 P: 4	R: 0 E: 0 K: 0 S: 3	H: 0 LOB: 0 BB: 0 P: 3	R: 0 E: 0 K: 0 S: 3	H: 1 LOB: 0 BB: 0 P: 3	R: 0 E: 0 K: 0 S: 3	H: 0 LOB: 0 BB: 0 P: 3	1B: 5 2B: 0 3B: 0 HR: 0	SF: 0 SAC: 0 DP: 2 HBP: 0	WP: 0 PB: 0 SB: 0 CS: 0	PA: 30						
PITCHER Bill Travers, L ERA: 4.59 (1, 1)	IP: 9.0 WLS: W BF: 30	H: 5 R: 0 ER: 0 SO: 1	BB: 0 IBB: 0 HBP: 0 BLK: 0	WP: 0 HR: 0 S: 32 P: 32	ERA: 0.00 WHIP: 0.556											ERA: 0.00 WHIP: 0.556										

Toronto Blue Jays @ Milwaukee Brewers
Milwaukee County Stadium, Milwaukee, WI
Thu Aug 17 1978, 4:33 AM EDT
Att: 18,829 - Unknown - 82 F

AB 30
R 0
H 5
RBI 0
BB 0
SO 1
LOB 6

Batter	1	2	3	4	5	6	7	8	9	AB	R	H	RBI	BB	SO	LOB	BOTTOM										
Paul Molitor, R OBP: 0.311, SLG: 0.394 (1, 4)										5	1	2	0	0	0	2											
Don Money, R OBP: 0.353, SLG: 0.409 (1, 5)										5	0	3	2	0	0	1											
Ben Oglivie, L OBP: 0.369, SLG: 0.483 (1, 9)										5	0	0	1	0	1	5											
Larry Hisle, R OBP: 0.369, SLG: 0.564 (1, 7)										3	0	1	0	1	0	1											
Jim Wohlford, R OBP: 0.350, SLG: 0.457 (8, 7)										0	0	0	0	0	0	0											
Cecil Cooper, L OBP: 0.365, SLG: 0.484 (1, 3)										4	1	1	0	0	1	3											
Sal Bando, R OBP: 0.397, SLG: 0.449 (1, 10)										3	1	1	0	0	1	1											
Robin Yount, R OBP: 0.338, SLG: 0.412 (1, 6)										3	0	2	2	1	1	0											
Gorman Thomas, R OBP: 0.353, SLG: 0.539 (1, 8)										3	2	1	0	1	0	4											
Charlie Moore, R OBP: 0.303, SLG: 0.380 (1, 2)										3	1	2	1	0	1	3											
Inning Stats	R: 1 E: 0 K: 0 S: 5	H: 2 LOB: 1 BB: 0 P: 5	R: 2 E: 0 K: 2 S: 11	H: 4 LOB: 2 BB: 0 P: 11	R: 0 E: 1 K: 1 S: 7	H: 1 LOB: 3 BB: 1 P: 11	R: 0 E: 0 K: 0 S: 3	H: 0 LOB: 0 BB: 0 P: 3	R: 1 E: 0 K: 1 S: 5	H: 2 LOB: 1 BB: 1 P: 9	R: 1 E: 1 K: 1 S: 6	H: 1 LOB: 1 BB: 1 P: 10	R: 1 E: 0 K: 0 S: 5	H: 2 LOB: 1 BB: 0 P: 5	R: 0 E: 0 K: 0 S: 4	H: 1 LOB: 1 BB: 0 P: 4	1B: 9 2B: 4 3B: 0 HR: 0	SF: 0 SAC: 2 DP: 0 HBP: 0	WP: 1 PB: 0 SB: 0 CS: 1	PA: 39							
PITCHER Jim Clancy, R ERA: 4.17 (1, 1)	IP: 2.0 WLS: L	BF: 14	H: 7 R: 3 ER: 3 SO: 3	BB: 0 IBB: 0 HBP: 0 BLK: 0	WP: 0 HR: 0 S: 18 P: 18	ERA: 13.50 WHIP: 3.500											ERA: 13.50 WHIP: 3.500										
Mike Willis, L ERA: 5.66 (3, 1)	IP: 5.0	WLS: 22	H: 5 R: 3 ER: 3 SO: 3	BB: 2 IBB: 1 HBP: 0 BLK: 0	WP: 0 HR: 0 S: 24 P: 36	ERA: 5.40 WHIP: 1.400											ERA: 5.40 WHIP: 1.400										
Don Kirkwood, R ERA: 4.63 (8, 1)	IP: 1.0	WLS: 4	H: 1 R: 0 ER: 0 SO: 0	BB: 0 IBB: 0 HBP: 0 BLK: 0	WP: 1 HR: 0 S: 4 P: 4	ERA: 0.00 WHIP: 1.000											ERA: 0.00 WHIP: 1.000										

Toronto Blue Jays @ Milwaukee Brewers
Milwaukee County Stadium, Milwaukee, WI
Thu Aug 17 1978, 4:33 AM EDT
Att: 18,829 - Unknown - 82 F

AB 34
R 6
H 13
RBI 6
BB 3
SO 5
LOB 20

Batter	1	2	3	4	5	6	7	8	9	AB	R	H	RBI	BB	SO	LOB	TOP					
Ron LeFlore, R OBP: 0.357, SLG: 0.382	6-3		F9		FC6-4			1B		4	0	1	0	0	0	1	Detroit Tigers @ Milwaukee Brewers Milwaukee County Stadium, Milwaukee, WI Fri Aug 18, 1978, 8:05 PM EDT Att: 27,543 - Unknown - 79 F					
Lou Whitaker, L OBP: 0.356, SLG: 0.370	1B		6-3			6-3		1B		4	0	2	0	0	0	0						
Rusty Staub, L OBP: 0.366, SLG: 0.467	1B			4-3		F9		F9		4	0	1	0	0	0	2						
Jason Thompson, L OBP: 0.371, SLG: 0.489	L7			G3		F9		P4		4	0	0	0	0	0	4						
Steve Kemp, L OBP: 0.396, SLG: 0.408	L1						B1-3		G4-6-3	3	0	1	0	1	0	2						
Milt May, L OBP: 0.338, SLG: 0.425		K								4	0	1	0	0	0	1						
Steve Dillard, R OBP: 0.287, SLG: 0.292			F9				3-1		G4-6-3	0	0	0	0	0	0	0						
Tim Corcoran, L OBP: 0.323, SLG: 0.332					F9					3	0	1	0	1	0	2						
Phil Mankowski, L OBP: 0.364, SLG: 0.379		G3-6			K					4	0	0	0	0	1	4						
Alan Trammell, R OBP: 0.313, SLG: 0.309					F9			F8		3	0	1	0	0	0	0						
Inning Stats	R: 0 E: 0 K: 0 S: 5	H: 2 LOB: 2 BB: 0 P: 5	R: 0 E: 0 K: 1 S: 4	H: 0 LOB: 0 BB: 1 P: 8	R: 0 E: 0 K: 0 S: 3	H: 0 LOB: 0 BB: 0 P: 3	R: 0 E: 0 K: 0 S: 4	H: 1 LOB: 1 BB: 0 P: 4	R: 0 E: 0 K: 1 S: 6	H: 1 LOB: 1 BB: 0 P: 6	R: 0 E: 0 K: 0 S: 3	H: 0 LOB: 0 BB: 0 P: 3	R: 0 E: 0 K: 0 S: 4	H: 1 LOB: 1 BB: 0 P: 4	R: 0 E: 0 K: 0 S: 5	H: 2 LOB: 2 BB: 0 P: 5	R: 0 E: 0 K: 0 S: 3	H: 1 LOB: 2 BB: 1 P: 7	1B: 8 2B: 0 3B: 0 HR: 0	SF: 0 SAC: 0 DP: 2 HBP: 0	WP: 0 PB: 0 SB: 0 CS: 0	PA: 35
PITCHER Larry Sorensen, R ERA: 3.05	IP: 9.0 WLS: W BF: 35 H: 8 R: 0 ER: 0 SO: 2 BB: 2 IBB: 0 HBP: 0 BLK: 0 WP: 0 HR: 0 S: 37 P: 45 ERA: 0.00 WHIP: 1.111															PITCHER						

Batter	1	2	3	4	5	6	7	8	9	AB	R	H	RBI	BB	SO	LOB	BOTTOM			
Robin Yount, R OBP: 0.338, SLG: 0.412	4-3		FC5-4			E3		SH1-4		3	0	1	0	0	0	0	Detroit Tigers @ Milwaukee Brewers Milwaukee County Stadium, Milwaukee, WI Fri Aug 18, 1978, 8:05 PM EDT Att: 27,543 - Unknown - 79 F			
Don Money, R OBP: 0.350, SLG: 0.406	6-3		FC5-4			SH2-3		K		3	0	0	0	0	1	2				
Ben Oglivie, L OBP: 0.365, SLG: 0.477	G3		G4-6-3			F7		F8		4	0	0	0	0	0	3				
Larry Hise, R OBP: 0.371, SLG: 0.565		PB			FC6-4		F7			3	1	2	0	0	0	1				
Cecil Cooper, L OBP: 0.368, SLG: 0.488		2B			FC6-4			2B		2	1	1	0	1	0	1				
Sixto Lezcano, R OBP: 0.371, SLG: 0.473					L9			L9		3	0	0	0	0	0	4				
Sal Bando, R OBP: 0.364, SLG: 0.446					PO			F8		3	0	0	0	0	0	3				
Gorman Thomas, R OBP: 0.353, SLG: 0.540					K			F7		3	0	1	2	0	1	1				
Buck Martinez, R OBP: 0.239, SLG: 0.249					6-3			SH1-4		2	0	0	0	1	0	1				
Inning Stats	R: 0 E: 0 K: 0 S: 3	H: 0 LOB: 0 BB: 0 P: 3	R: 2 E: 0 K: 0 S: 5	H: 2 LOB: 1 BB: 1 P: 9	R: 0 E: 0 K: 0 S: 3	H: 1 LOB: 0 BB: 0 P: 3	R: 0 E: 0 K: 0 S: 3	H: 1 LOB: 0 BB: 0 P: 3	R: 0 E: 0 K: 1 S: 5	H: 0 LOB: 0 BB: 0 P: 5	R: 0 E: 1 K: 0 S: 4	H: 0 LOB: 1 BB: 0 P: 4	R: 0 E: 0 K: 0 S: 4	H: 1 LOB: 1 BB: 0 P: 4	R: 0 E: 0 K: 1 S: 5	H: 0 LOB: 1 BB: 1 P: 9	1B: 3 2B: 2 3B: 0 HR: 0	SF: 0 SAC: 2 DP: 1 HBP: 0	WP: 0 PB: 1 SB: 0 CS: 0	PA: 31
PITCHER Dave Rozema, R ERA: 3.16	IP: 8.0 WLS: L BF: 30 H: 5 R: 2 ER: 2 SO: 2 BB: 2 IBB: 0 HBP: 0 BLK: 0 WP: 0 HR: 0 S: 32 P: 40 ERA: 2.25 WHIP: 0.875															PITCHER				

Batter	1	2	3	4	5	6	7	8	9	AB	R	H	RBI	BB	SO	LOB	TOP					
Ron LeFlore, R (1, 8) OBP: 0.358, SLG: 0.382	F9		E6 SH5-3 4-3 1B		6-3		E8 S E 1B		K	5	2	2	1	0	1	1						
Lou Whitaker, L (1, 4) OBP: 0.357, SLG: 0.368	4-3		SH5-3		1-3		HBP HBP		F9	2	0	0	0	0	0	0						
Mark Wagner, R (7, 4) OBP: 0.284, SLG: 0.298	4-3		2-3		1-3		HBP HBP		F9	1	0	0	0	0	0	1						
Rusty Staub, L (1, 10) OBP: 0.365, SLG: 0.463	1-3		4-3		4-3		HBP		F2	4	0	0	1	0	0	1						
Steve Kemp, L (1, 7) OBP: 0.395, SLG: 0.410		4-3	G3				P4			3	0	1	0	0	0	0						
Steve Dillard, R (7, PH) OBP: 0.294, SLG: 0.289		4-3					P4			1	0	0	0	0	0	2						
Tim Corcoran, L (7, 9) OBP: 0.323, SLG: 0.332		4-3					P4			0	0	0	0	0	0	0						
Lance Parrish, R (1, 2) OBP: 0.269, SLG: 0.433		K			F4		F5		P4	4	0	0	0	0	1	3						
Aurelio Rodriguez, R (1, 5) OBP: 0.236, SLG: 0.402		2B 1B			6-3		6-3		F7	4	1	1	0	0	0	1						
Mickey Stanley, R (1, 3) OBP: 0.301, SLG: 0.376		1B 2B					F5		F7	4	1	2	0	0	0	0						
John Wockenfuss, R (1, 9) OBP: 0.349, SLG: 0.353							F5		F7	4	1	2	2	0	2	1						
John Wockenfuss, R (7, 7) OBP: 0.349, SLG: 0.353							K		K	4	1	2	2	0	2	1						
Alan Trammell, R (1, 6) OBP: 0.315, SLG: 0.310		F8			1-3		E2 E 1B			3	1	1	1	1	0	1						
Inning Stats	R: 0 H: 0 E: 0 K: 0 S: 3	H: 0 LOB: 0 BB: 0 P: 3	R: 2 H: 3 E: 0 K: 1 S: 8	H: 3 LOB: 1 BB: 0 P: 8	R: 1 H: 1 E: 1 K: 0 S: 4	H: 1 LOB: 0 BB: 0 P: 4	R: 0 H: 1 E: 0 K: 1 S: 6	H: 1 LOB: 1 BB: 0 P: 6	R: 0 H: 0 E: 0 K: 0 S: 3	H: 0 LOB: 0 BB: 0 P: 3	R: 0 H: 1 E: 0 K: 0 S: 4	H: 1 LOB: 1 BB: 0 P: 4	R: 3 H: 3 E: 2 K: 0 S: 6	H: 3 LOB: 2 BB: 0 P: 8	R: 0 H: 0 E: 0 K: 1 S: 5	H: 0 LOB: 0 BB: 0 P: 5	R: 0 H: 0 E: 0 K: 1 S: 5	H: 0 LOB: 1 BB: 1 P: 9	1B: 6 2B: 3 3B: 0 HR: 0	SF: 0 SAC: 1 DP: 0 HBP: 2	WP: 0 PB: 0 SB: 1 CS: 0	PA: 39
PITCHER	IP	WLS	BF	H	R	ER	SO	BB	IBB	HBP	BLK	WP	HR	S	P	ERA	WHIP					
Jerry Augustine, L (1, 1) ERA: 4.59	6.1	L	27	8	5	4	2	0	0	0	0	0	0	31	31	5.68	1.263					
Randy Stein, R (7, 1) ERA: 4.92	0.0	1	1	0	0	0	0	0	0	0	0	0	0	1	1	∞	∞					
Bob McClure, L (7, 1) ERA: 3.96	2.2	11	0	1	0	0	2	1	0	2	0	0	0	12	18	0.00	0.375					

Detroit Tigers @ Milwaukee Brewers
Milwaukee County Stadium, Milwaukee, WI
Sat Aug 19 1978, 8:05 PM EDT
Att: 35,104 - Unknown - 68 F

AB 35
R 6
H 9
RBI 5
BB 1
SO 4
LOB 11

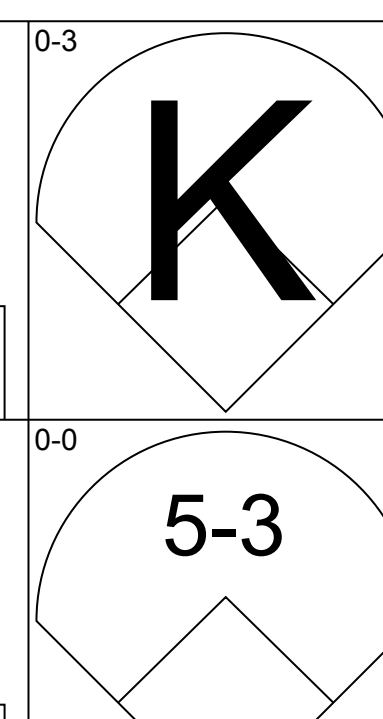
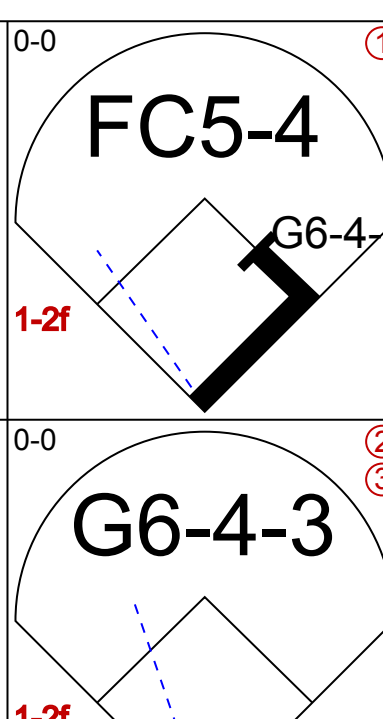
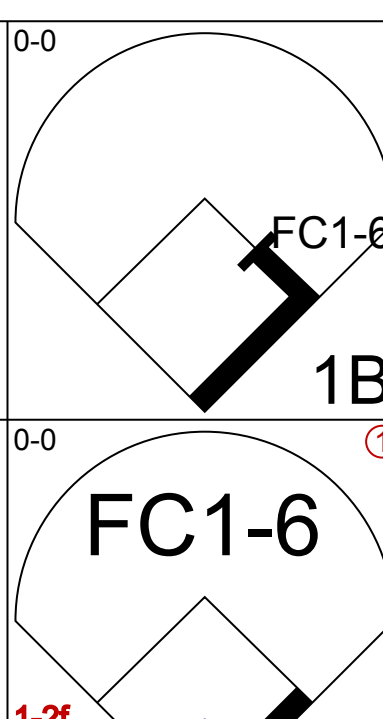
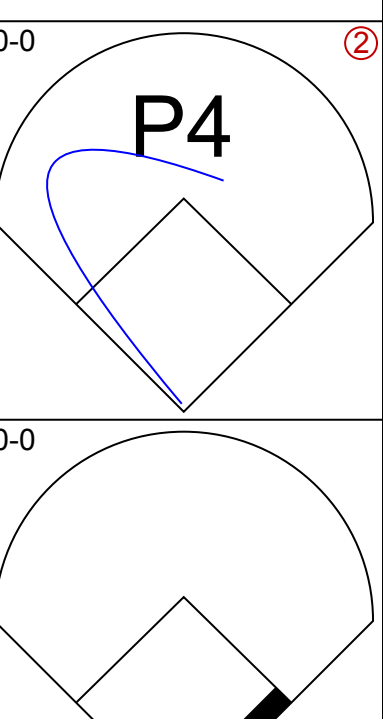
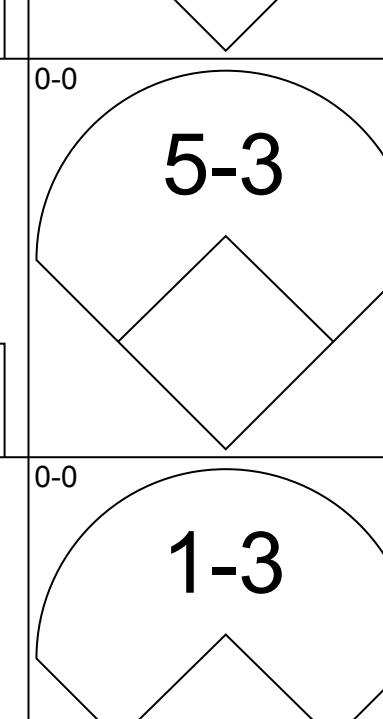
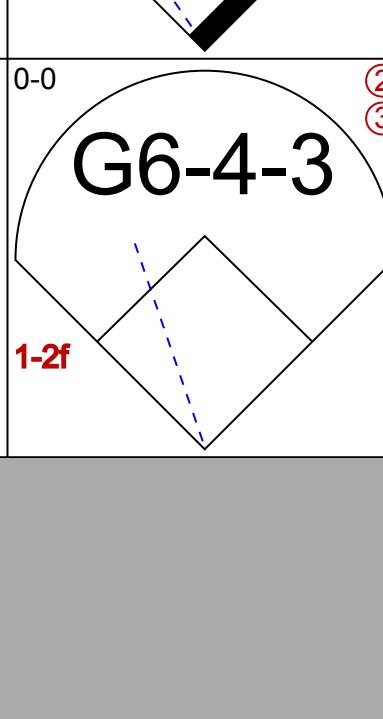
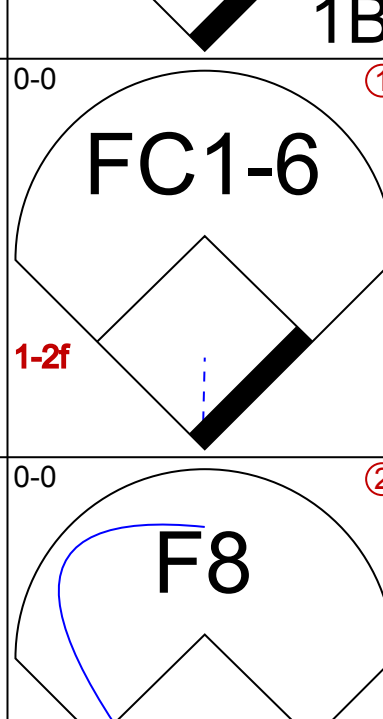
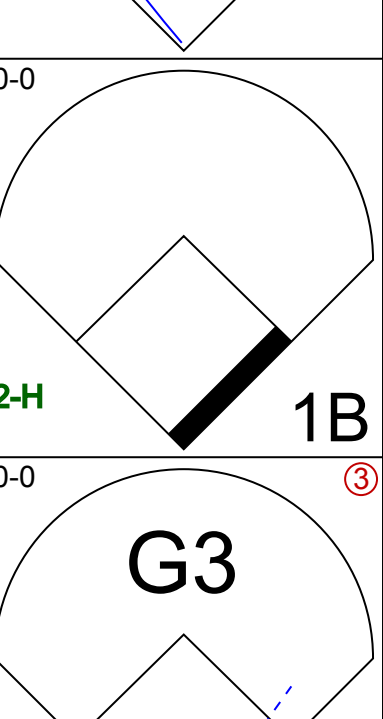
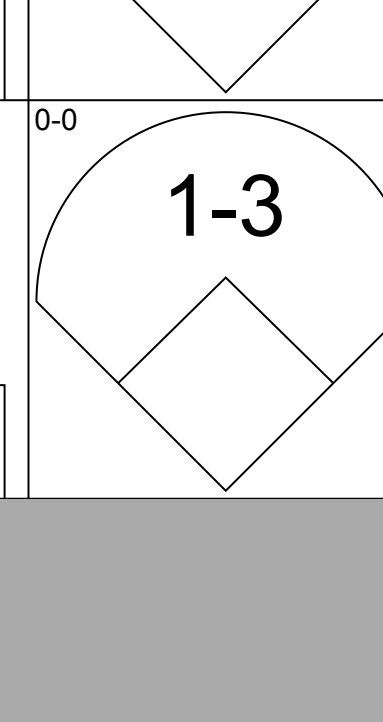
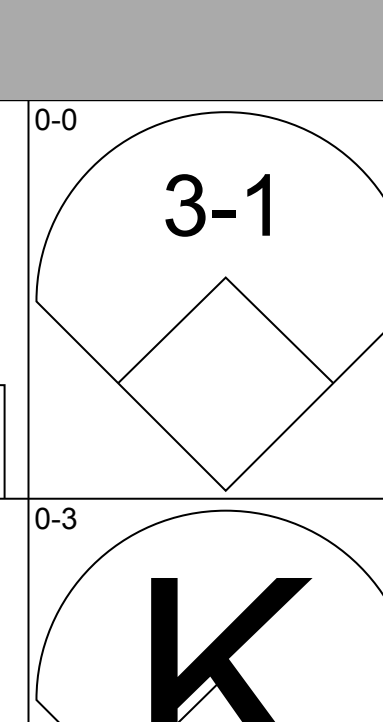
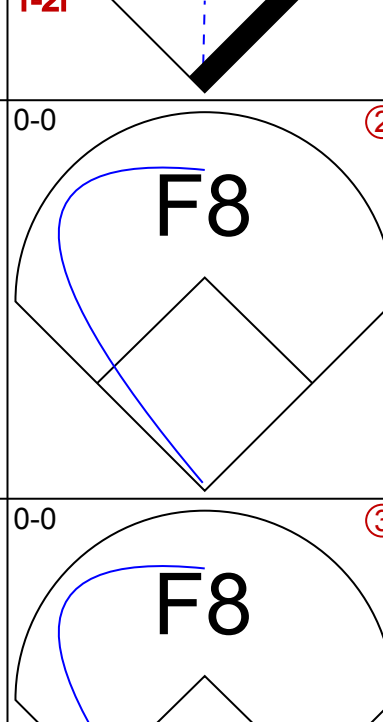
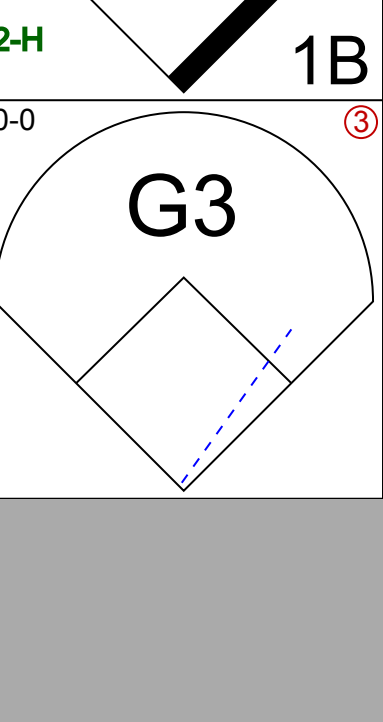
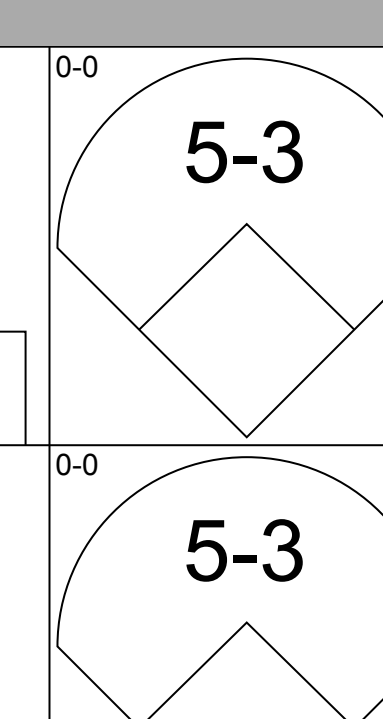
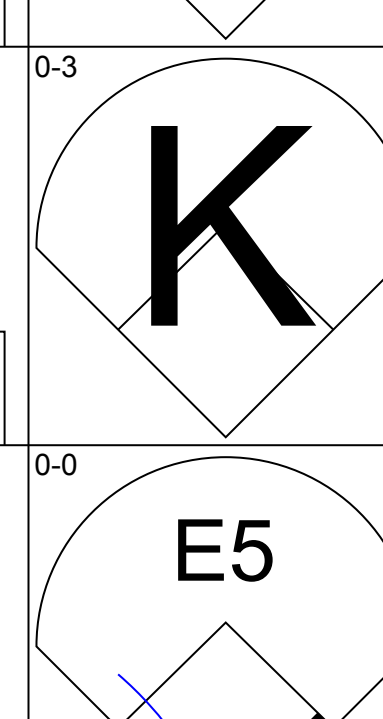
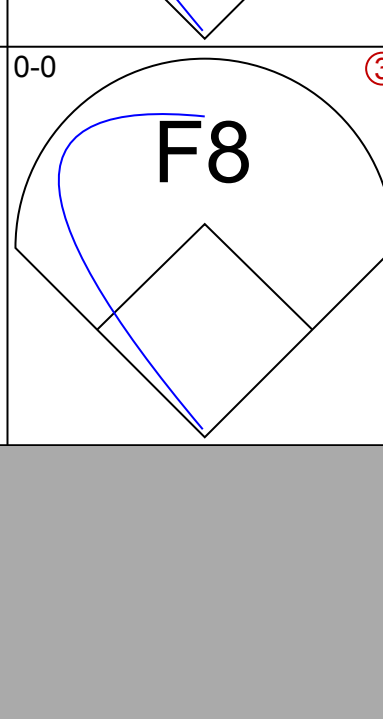
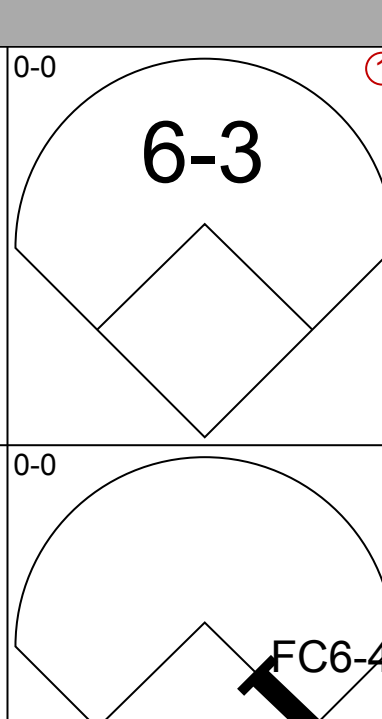
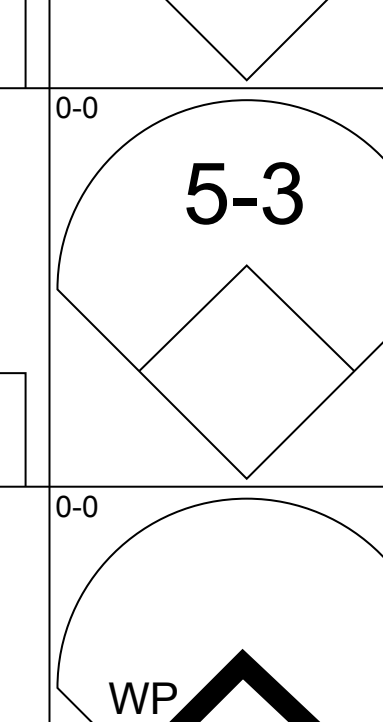
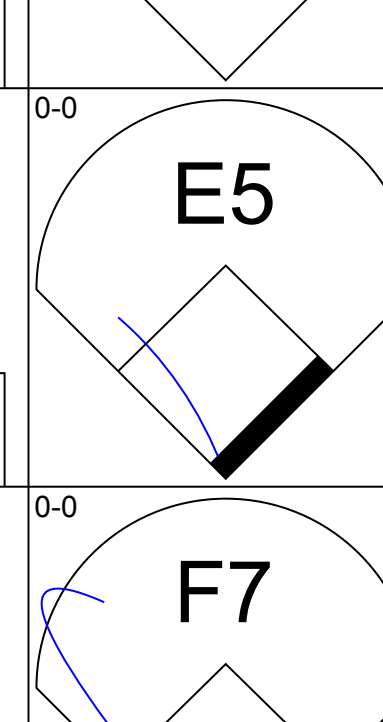
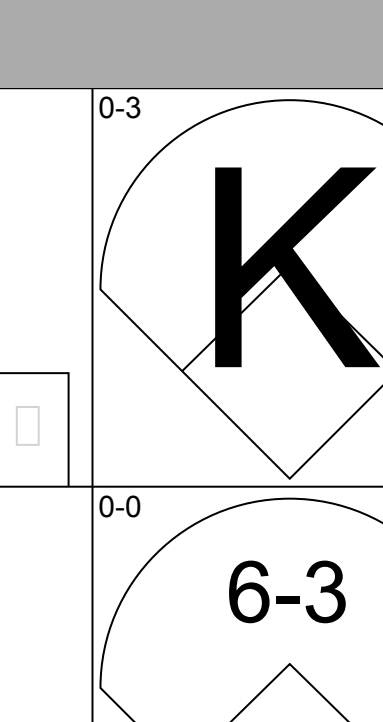
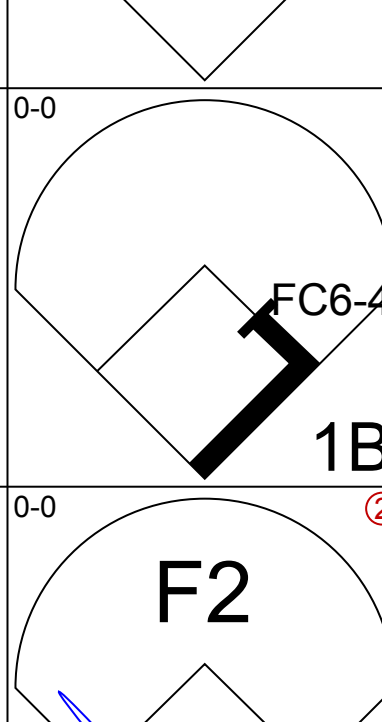
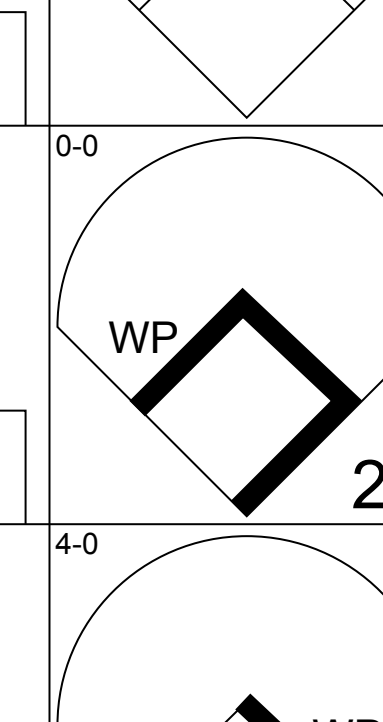
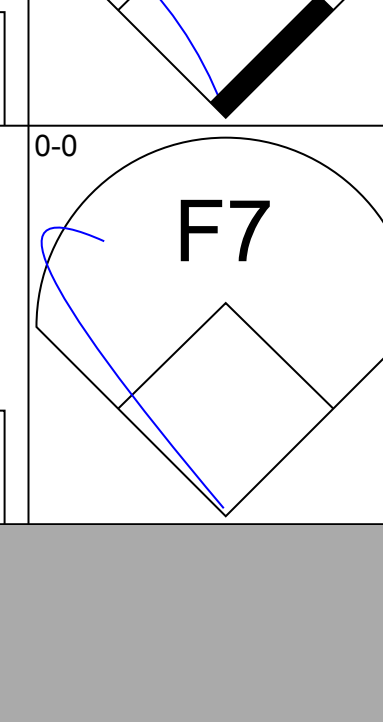
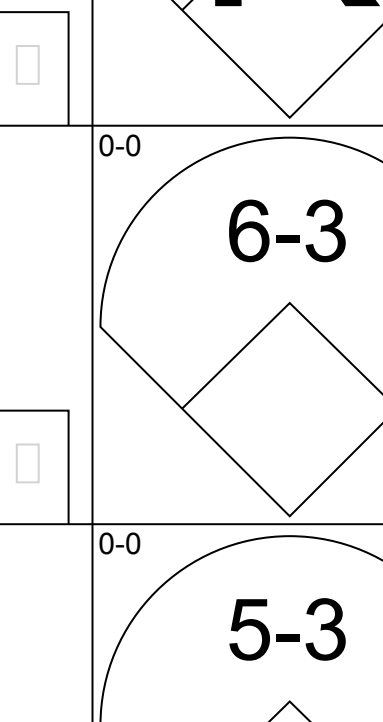
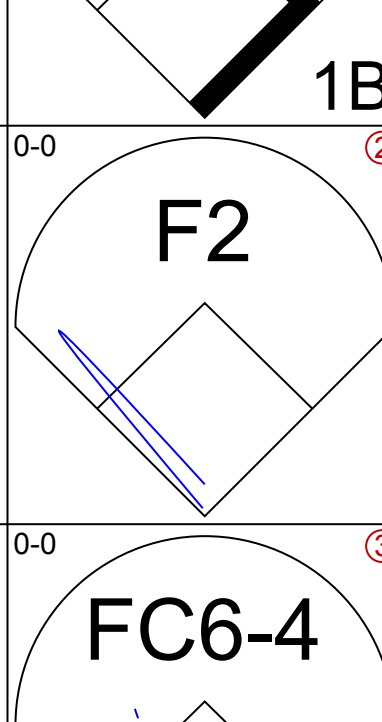
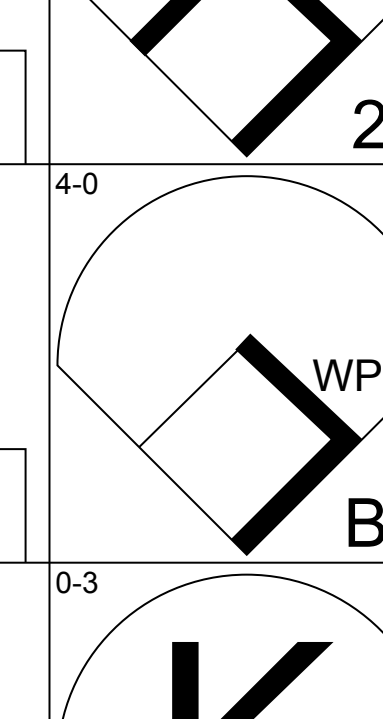
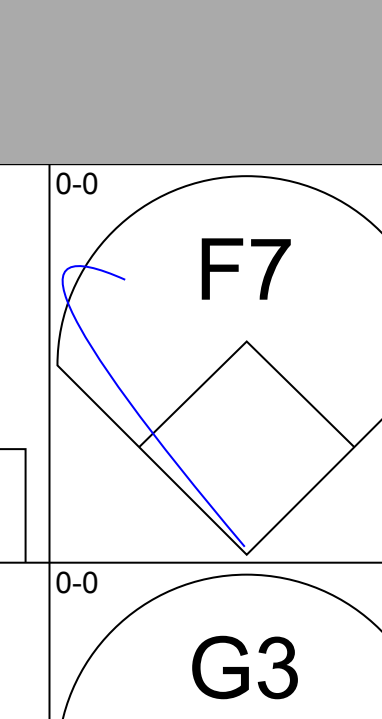
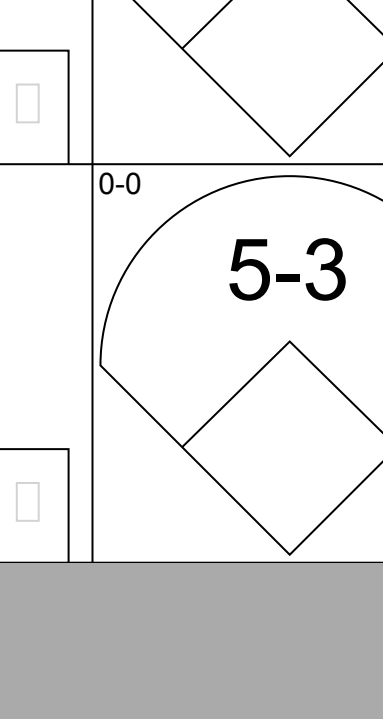
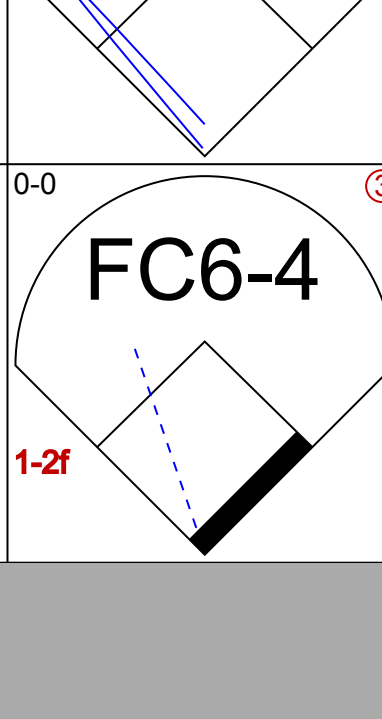
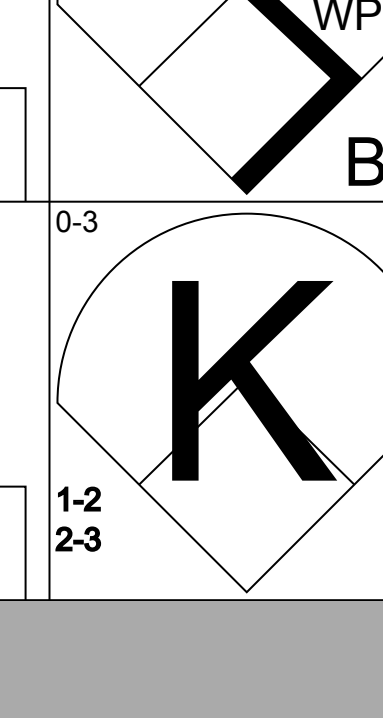
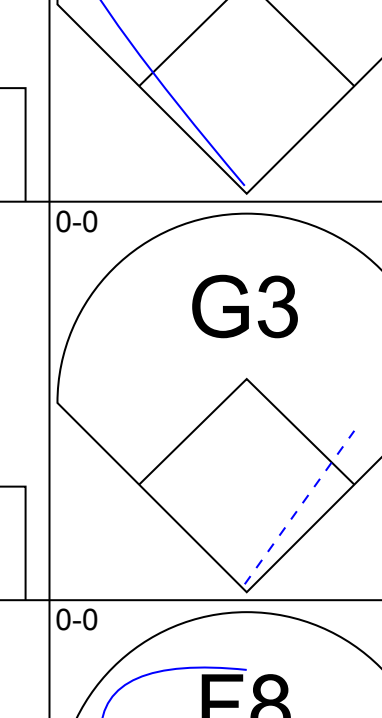
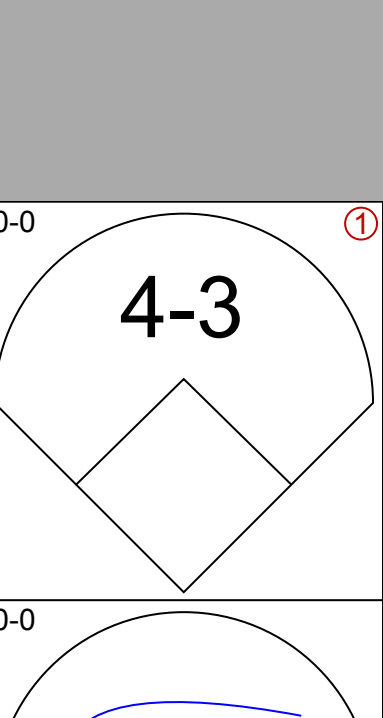
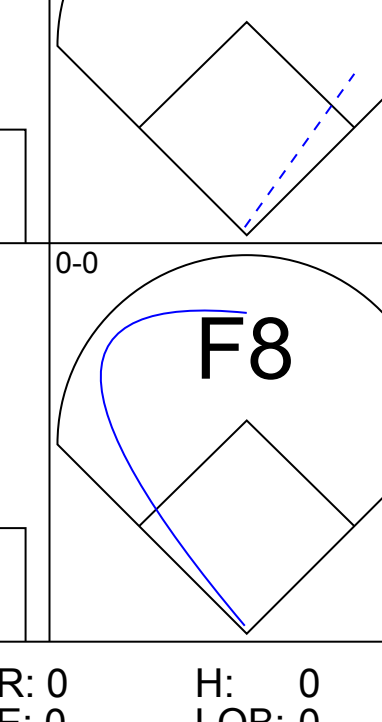
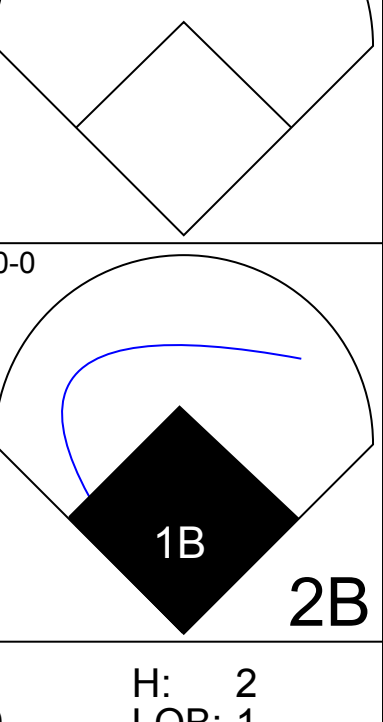


Batter	1	2	3	4	5	6	7	8	9	AB	R	H	RBI	BB	SO	LOB	BOTTOM					
Robin Yount, R (1, 6) OBP: 0.336, SLG: 0.412	HR 2B		F8		F4		1-3		P4	5	1	1	0	0	0	1						
Don Money, R (1, 4) OBP: 0.346, SLG: 0.401	K		5-3		6-3		F8		FC6-4	5	0	0	0	0	1	2						
Ben Oglivie, L (1, 10) OBP: 0.368, SLG: 0.482	K		FC6-4 1B		6-3 1B 2B		E6		4-3	5	1	3	0	0	1	2						
Larry Hisle, R (1, 7) OBP: 0.370, SLG: 0.570	HR		FC6-4		6-3		K			4	1	1	2	0	1	3						
Cecil Cooper, L (1, 3) OBP: 0.366, SLG: 0.484	3-1				4-3		2B E 1B		4-3	4	1	1	1	0	0	0						
Sixto Lezcano, R (1, 9) OBP: 0.370, SLG: 0.473		F9			F3		E G1-2-3 2B		5-3	4	0	1	0	0	0	0						
Sal Bando, R (1, 5) OBP: 0.370, SLG: 0.446		4-3 BB			FC5-4 BB		E IBB			0	0	0	0	3	0	0						
Gorman Thomas, R (1, 8) OBP: 0.349, SLG: 0.534		4-3			FC5-4		E5		K	4	0	0	1	0	1	5						
Charlie Moore, R (1, 2) OBP: 0.299, SLG: 0.374					F9		G1-2-3			3	0	0	0	0	0	4						
Dave May, L (9, PH) OBP: 0.311, SLG: 0.333		G3			F9		FC6-4 BB			0	0	0	0	1	0	0						
Inning Stats	R: 2 H: 2 E: 0 K: 2 S: 9	H: 2 LOB: 0 BB: 0 P: 9	R: 0 H: 0 E: 0 K: 0 S: 3	H: 0 LOB: 1 BB: 1 P: 7	R: 0 H: 1 E: 0 K: 0 S: 4	H: 1 LOB: 0 BB: 0 P: 4	R: 0 H: 0 E: 0 K: 0 S: 3	H: 0 LOB: 0 BB: 0 P: 3	R: 0 H: 3 E: 1 K: 0 S: 6	H: 3 LOB: 2 BB: 1 P: 10	R: 0 H: 1 E: 1 K: 1 S: 6	H: 1 LOB: 1 BB: 0 P: 6	R: 0 H: 0 E: 0 K: 1 S: 5	H: 0 LOB: 1 BB: 0 P: 6	R: 0 H: 0 E: 0 K: 1 S: 3	H: 0 LOB: 1 BB: 1 P: 7	1B: 3 2B: 3 3B: 0 HR: 1	SF: 0 SAC: 0 DP: 1 HBP: 1	WP: 0 PB: 0 SB: 0 CS: 0	PA: 39		
PITCHER	IP	WLS	BF	H	R	ER	SO	BB	IBB	HBP	BLK	WP	HR	S	P	ERA	WHIP					
Milt Wilcox, R (1, 1) ERA: 3.54	9.0	W	39	7	4	4	4	3	1	1	0	0	1	42	59	4.00	1.111					

Detroit Tigers @ Milwaukee Brewers
Milwaukee County Stadium, Milwaukee, WI
Sat Aug 19 1978, 8:05 PM EDT
Att: 35,104 - Unknown - 68 F


AB 34
R 4
H 7
RBI 4
BB 4
SO 4
LOB 17

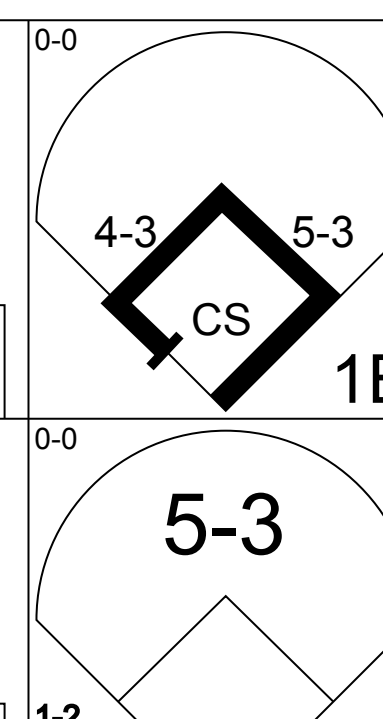
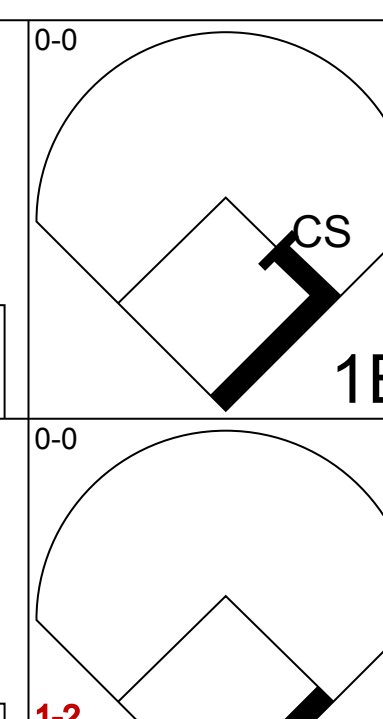
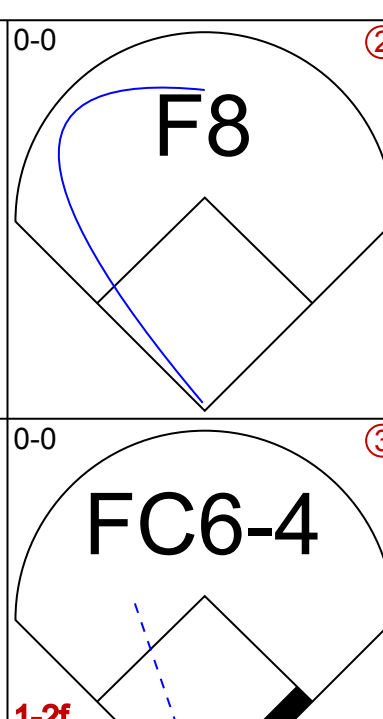
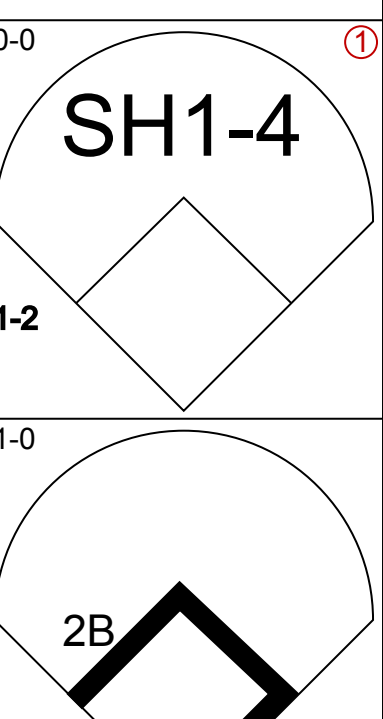
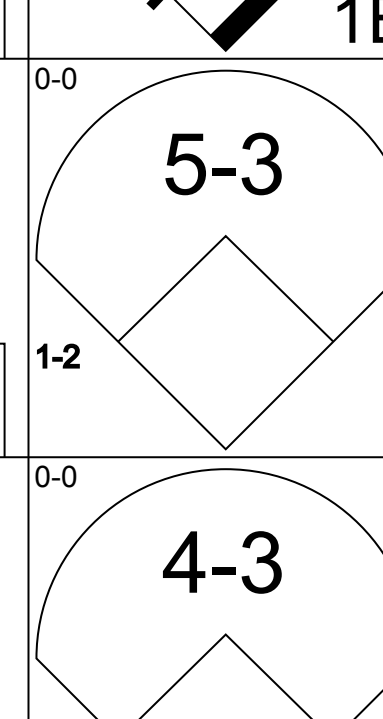
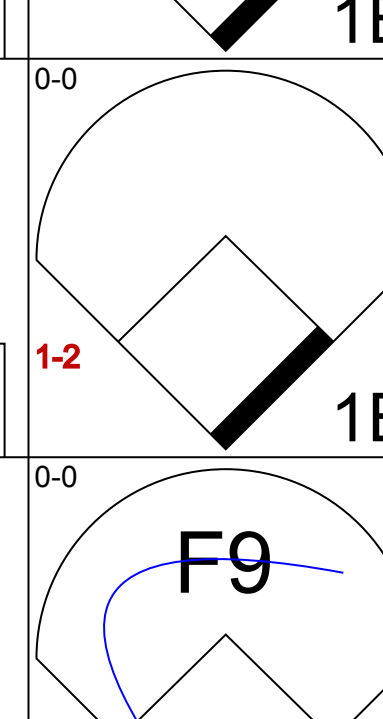
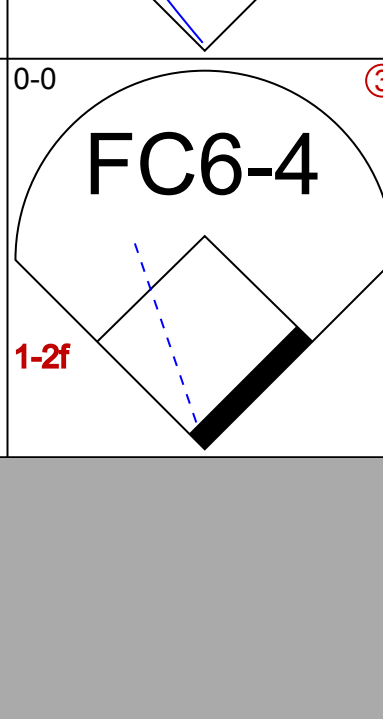
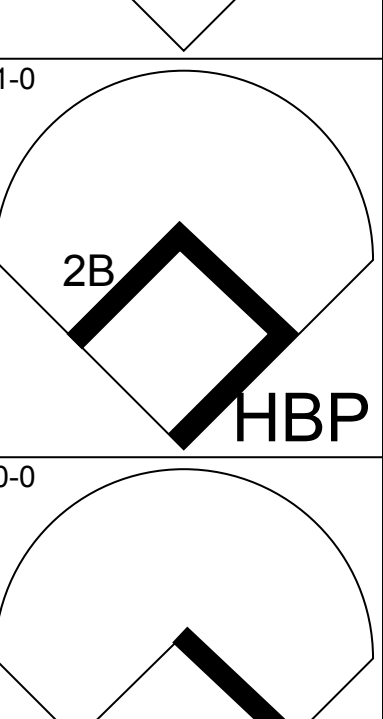
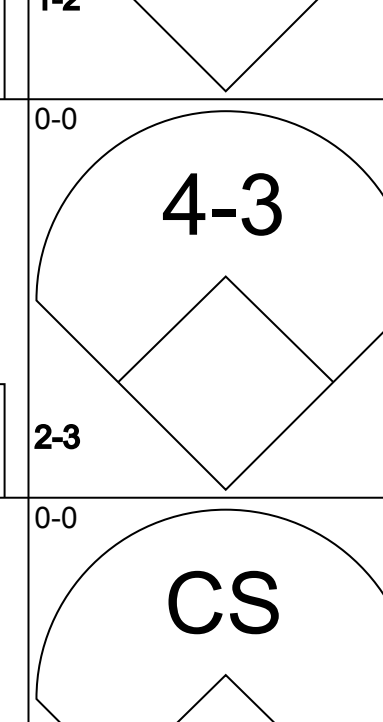
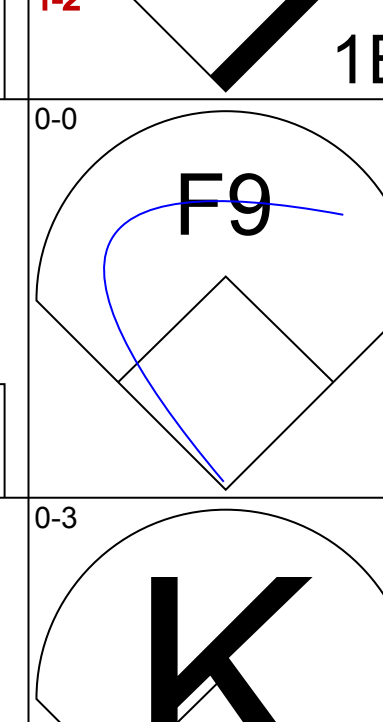
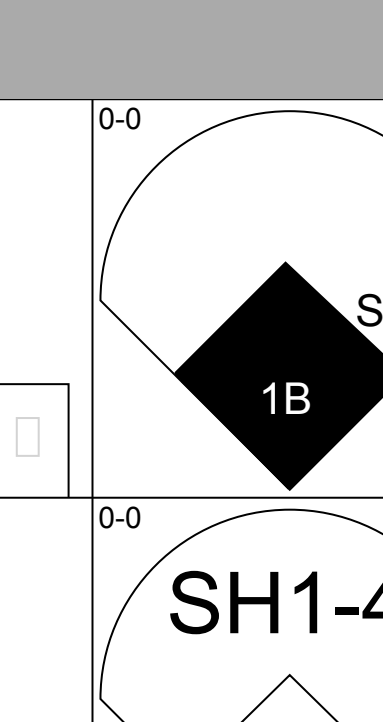
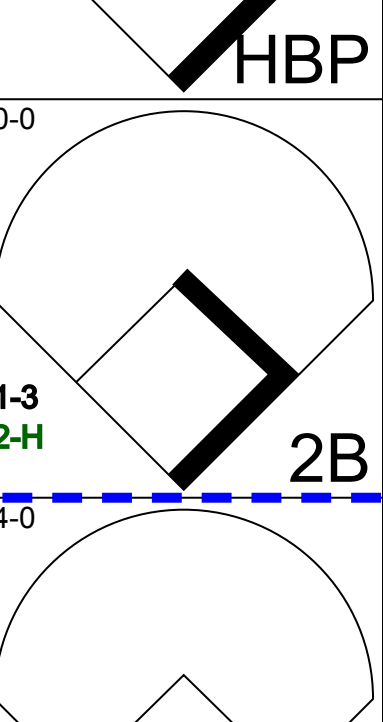
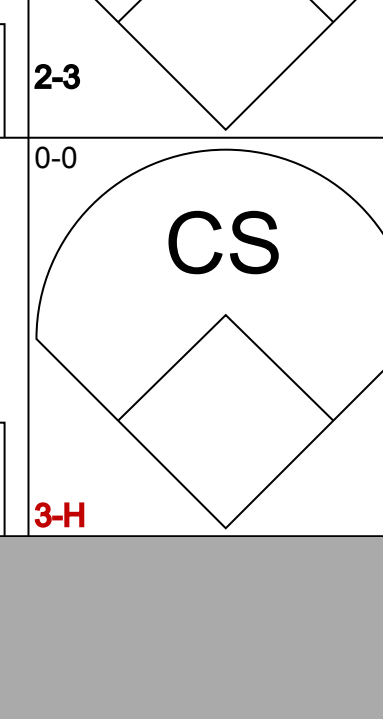
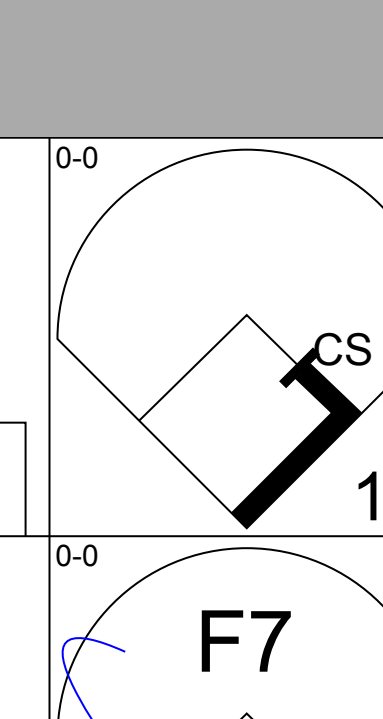
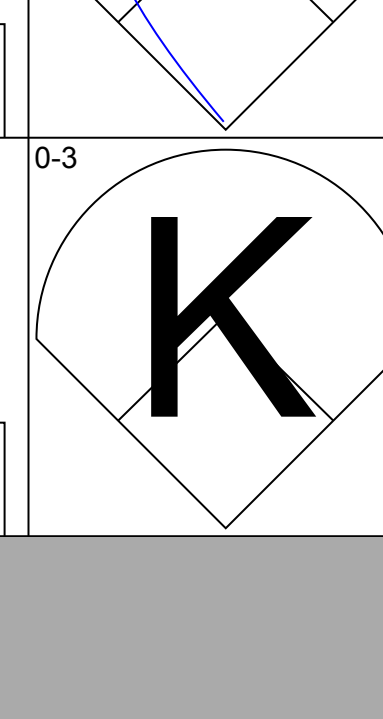
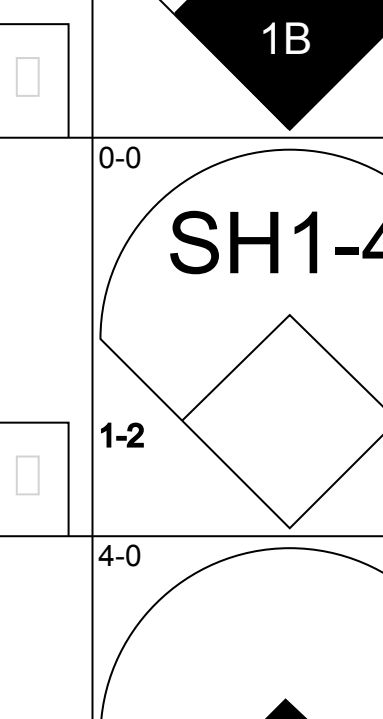
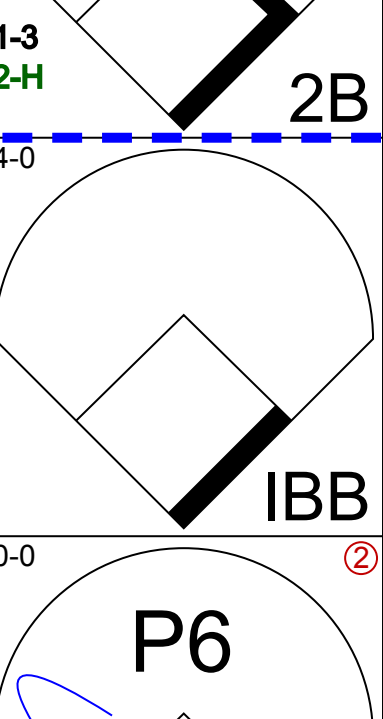
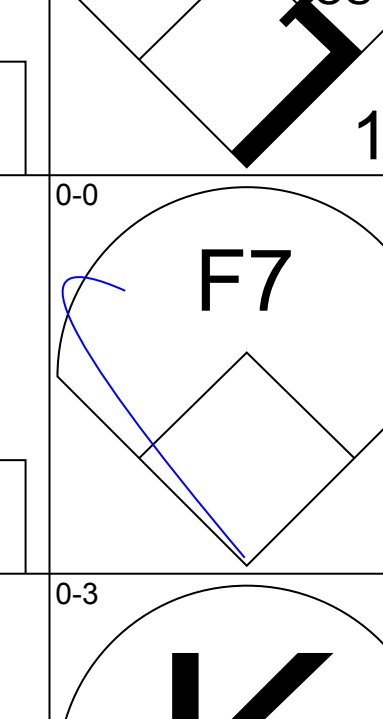
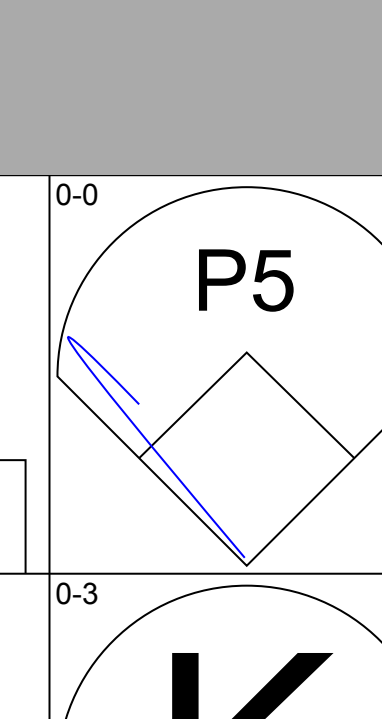
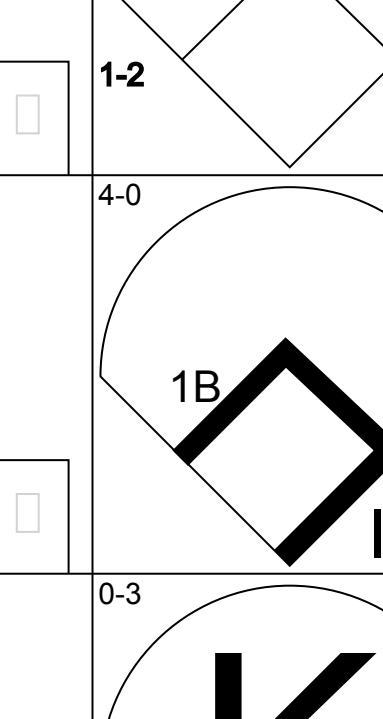
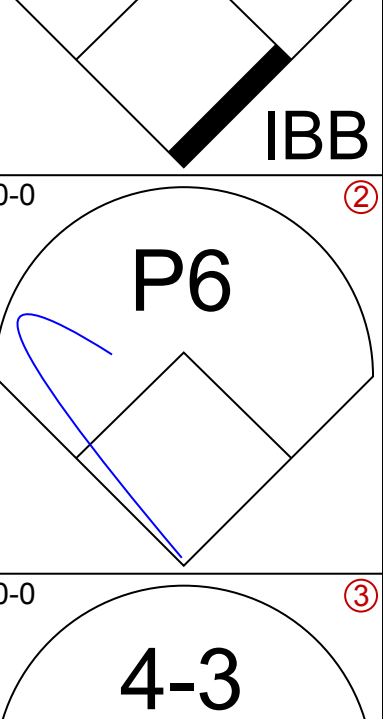

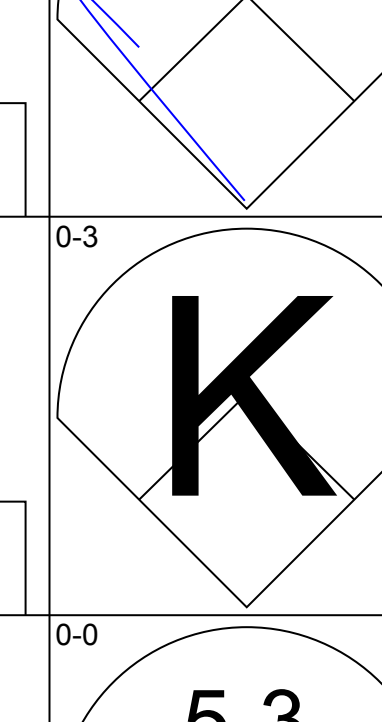
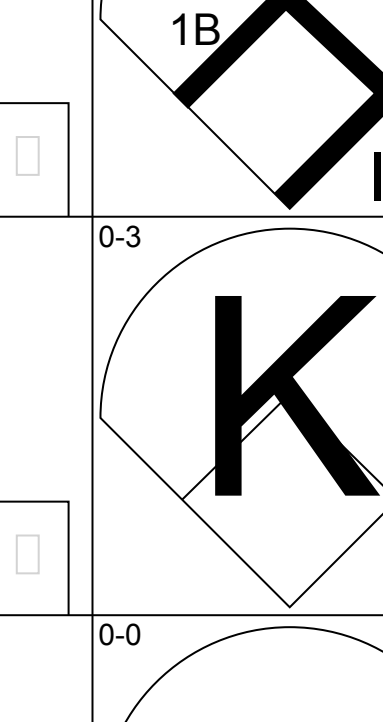
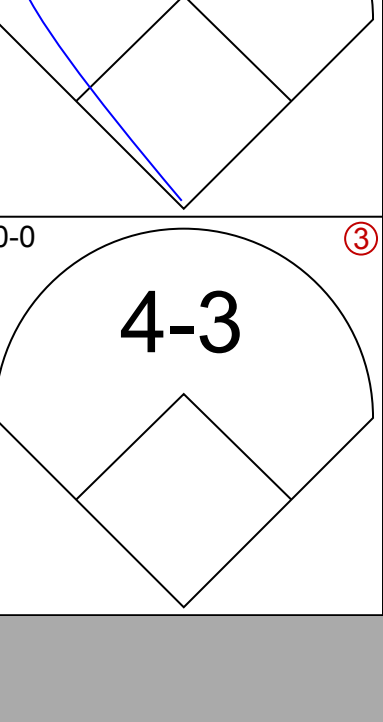
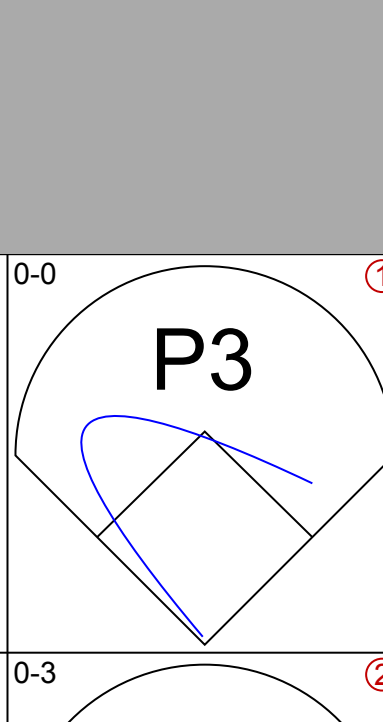
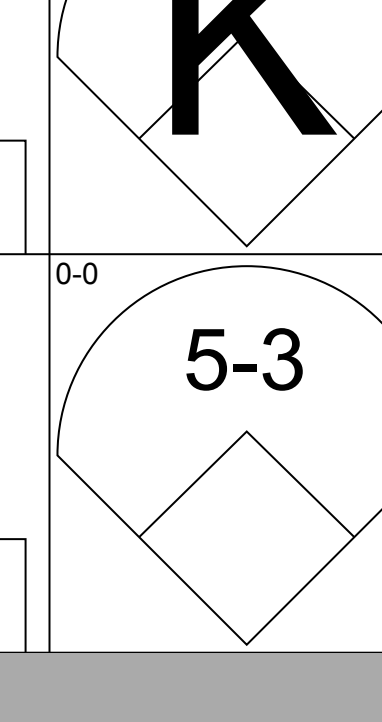
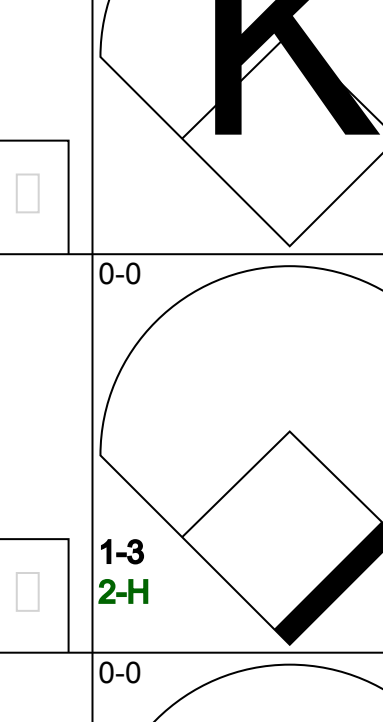
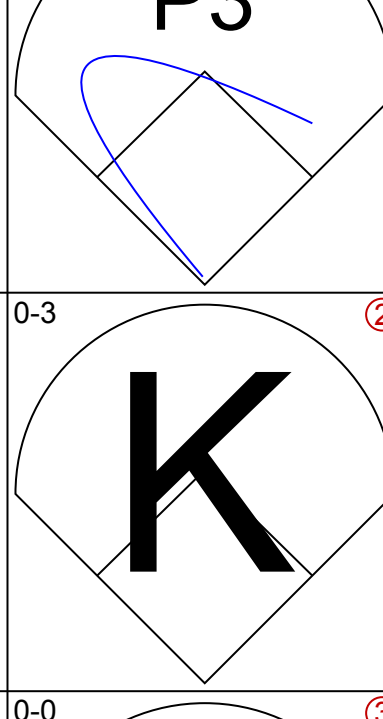
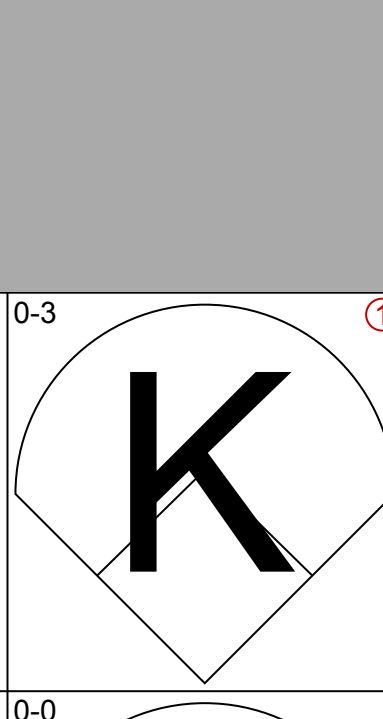
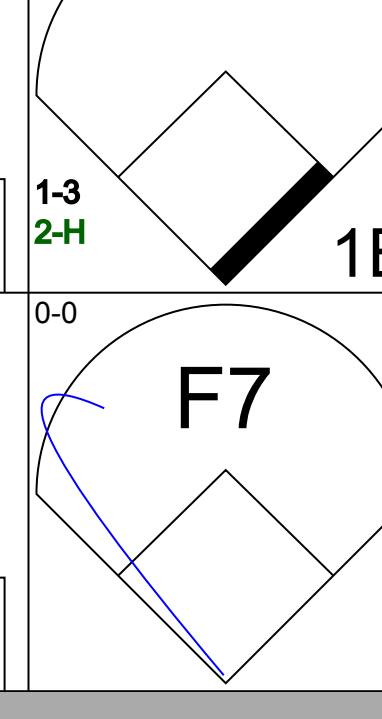
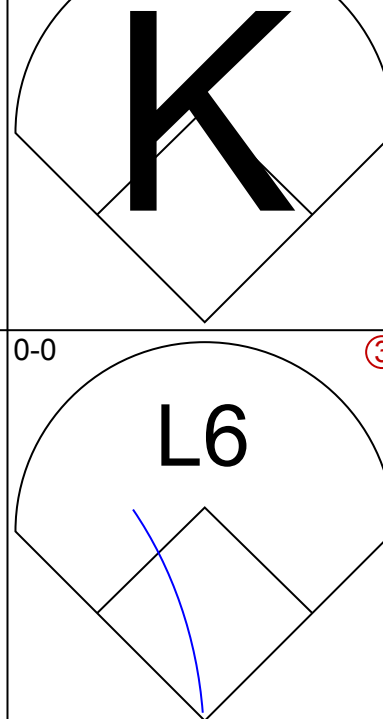
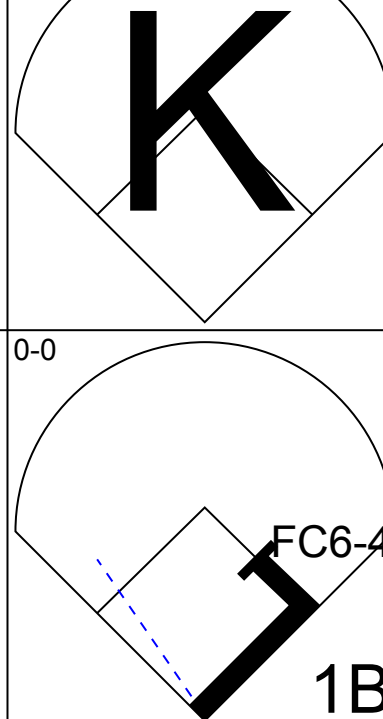
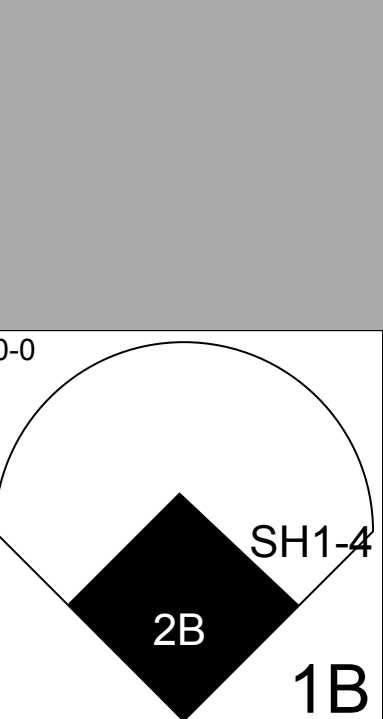


Batter	1	2	3	4	5	6	7	8	9	AB	R	H	RBI	BB	SO	LOB	TOP					
Ron LeFlore, R OBP: 0.357, SLG: 0.381 (1, 8)										4	0	1	0	0	1	2						
John Wockenfuss, R OBP: 0.346, SLG: 0.350 (1, 7)										4	0	1	1	0	0	2						
Rusty Staub, L OBP: 0.362, SLG: 0.459 (1, 10)										4	0	0	0	0	0	2						
Lance Parrish, R OBP: 0.264, SLG: 0.425 (1, 2)										4	0	0	0	0	1	1						
Aurelio Rodriguez, R OBP: 0.296, SLG: 0.400 (1, 5)										4	0	1	0	0	1	0						
Mickey Stanley, R OBP: 0.299, SLG: 0.380 (1, 3)										4	0	1	0	0	0	2						
Steve Dillard, R OBP: 0.283, SLG: 0.280 (1, 4)										3	0	0	0	1	0	1						
Tim Corcoran, L OBP: 0.320, SLG: 0.328 (1, 9)										3	0	0	0	0	1	2						
Alan Trammell, R OBP: 0.318, SLG: 0.316 (1, 6)										3	1	2	0	0	0	0						
Inning Stats	R: 0 E: 0 K: 1 S: 5	H: 0 LOB: 0 BB: 0 P: 5	R: 0 E: 0 K: 1 S: 6	H: 1 LOB: 2 BB: 1 P: 10	R: 0 E: 0 K: 0 S: 3	H: 1 LOB: 0 BB: 0 P: 3	R: 0 E: 1 K: 1 S: 6	H: 0 LOB: 1 BB: 0 P: 6	R: 0 E: 0 K: 0 S: 3	H: 0 LOB: 0 BB: 0 P: 3	R: 0 E: 0 K: 0 S: 4	H: 1 LOB: 1 BB: 0 P: 4	R: 0 E: 0 K: 1 S: 5	H: 0 LOB: 0 BB: 0 P: 5	R: 1 E: 0 K: 0 S: 5	H: 2 LOB: 1 BB: 0 P: 5	R: 0 E: 0 K: 0 S: 4	H: 1 LOB: 1 BB: 0 P: 4	1B: 4 2B: 2 3B: 0 HR: 0	SF: 0 SAC: 0 DP: 1 HBP: 0	WP: 1 PB: 0 SB: 0 CS: 0	PA: 34
PITCHER Mike Caldwell, L ERA: 2.35 (1, 1)	IP: 9.0 WLS: W BF: 34 H: 6 R: 1 ER: 1 SO: 4 BB: 1 IBB: 0 HBP: 0 BLK: 0 WP: 1 HR: 0 S: 41 P: 45 ERA: 1.00 WHIP: 0.778																					

Detroit Tigers @ Milwaukee Brewers
 Milwaukee County Stadium, Milwaukee, WI
 Sun Aug 20 1978, 4:33 AM EDT
 Att: 46,791 - Unknown - 73 F


AB 33
R 1
H 6
RBI 1
BB 1
SO 4
LOB 12



Batter	1	2	3	4	5	6	7	8	9	AB	R	H	RBI	BB	SO	LOB	BOTTOM			
Paul Molitor, R OBP: 0.313, SLG: 0.396 (1, 4)										3	0	2	0	0	0	1				
Don Money, R OBP: 0.347, SLG: 0.400 (1, 5)										3	0	1	0	0	0	2				
Ben Oglivie, L OBP: 0.369, SLG: 0.485 (1, 7)										4	1	2	1	0	0	2				
Larry Hise, R OBP: 0.372, SLG: 0.569 (1, 10)										2	0	1	0	1	1	1				
Cecil Cooper, L OBP: 0.365, SLG: 0.479 (1, 3)										3	0	0	0	1	0	4				
Sixto Lezcano, R OBP: 0.366, SLG: 0.467 (1, 9)										4	0	0	0	0	3	6				
Robin Yount, R OBP: 0.336, SLG: 0.411 (1, 6)										3	0	1	1	0	0	0				
Gorman Thomas, R OBP: 0.347, SLG: 0.529 (1, 8)										3	0	0	0	0	2	2				
Charlie Moore, R OBP: 0.304, SLG: 0.379 (1, 2)										3	1	2	0	0	0	0				
Inning Stats	R: 0 E: 0 K: 0 S: 3	H: 1 LOB: 0 BB: 0 P: 3	R: 0 E: 0 K: 1 S: 5	H: 1 LOB: 0 BB: 0 P: 5	R: 0 E: 0 K: 1 S: 5	H: 0 LOB: 0 BB: 0 P: 5	R: 0 E: 0 K: 1 S: 6	H: 2 LOB: 1 BB: 0 P: 6	R: 0 E: 0 K: 1 S: 5	H: 0 LOB: 0 BB: 0 P: 5	R: 0 E: 0 K: 1 S: 6	H: 1 LOB: 1 BB: 0 P: 6	R: 1 E: 0 K: 1 S: 7	H: 2 LOB: 2 BB: 1 P: 11	R: 1 E: 0 K: 0 S: 5	H: 2 LOB: 3 BB: 1 P: 10	1B: 8 2B: 2 3B: 0 HR: 0	SF: 0 SAC: 2 DP: 1 HBP: 1	WP: 0 PB: 0 SB: 0 CS: 3	PA: 34
PITCHER Kip Young, R ERA: 1.89 John Hiller, L ERA: 2.67 (1, 1) (8, 1)	IP: 7.1 WLS: L BF: 30 H: 9 R: 2 ER: 2 SO: 6 BB: 0 IBB: 1 HBP: 1 BLK: 0 WP: 0 HR: 0 S: 40 P: 45 ERA: 2.46 WHIP: 1.227																			

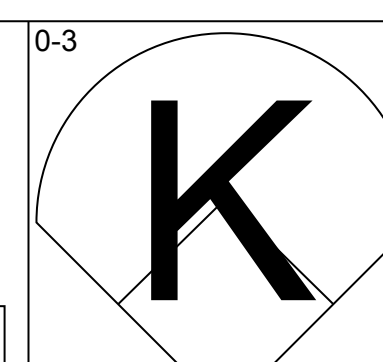
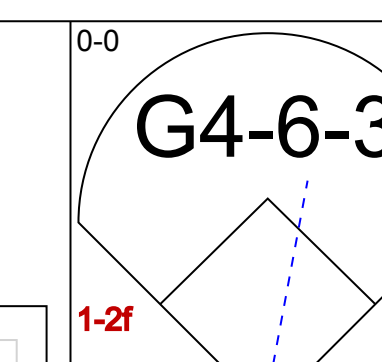
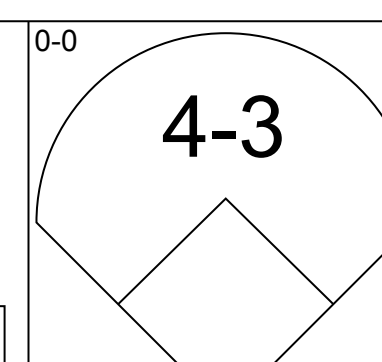
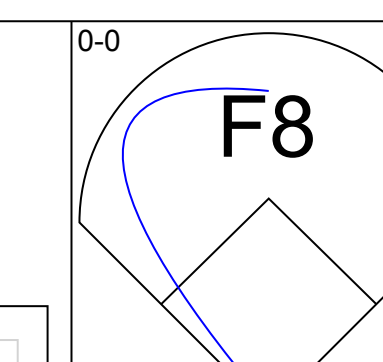
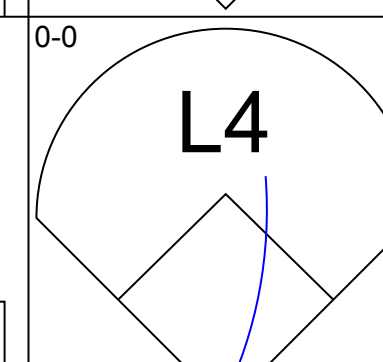
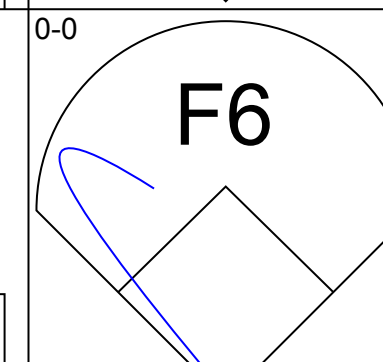
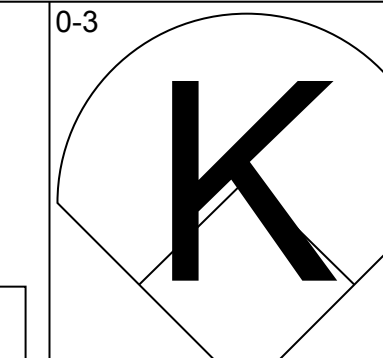
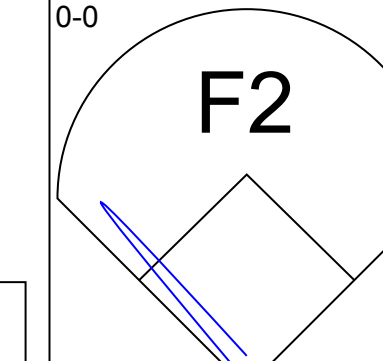
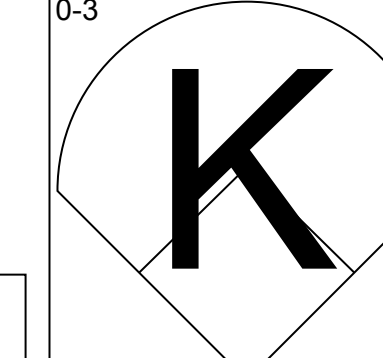
Detroit Tigers @ Milwaukee Brewers
 Milwaukee County Stadium, Milwaukee, WI
 Sun Aug 20 1978, 4:33 AM EDT
 Att: 46,791 - Unknown - 73 F

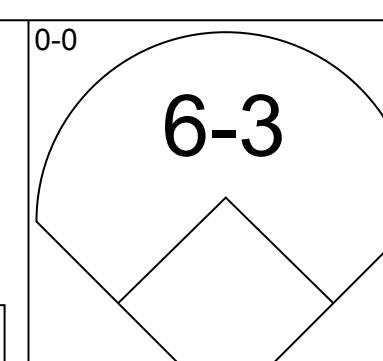
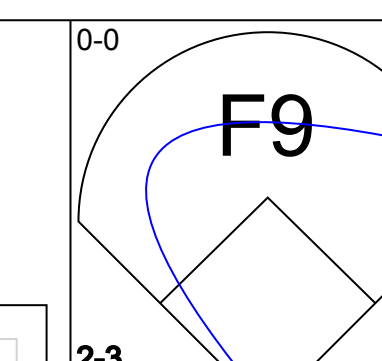
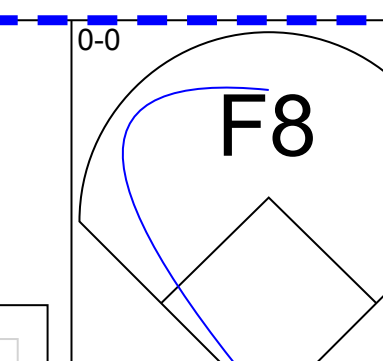

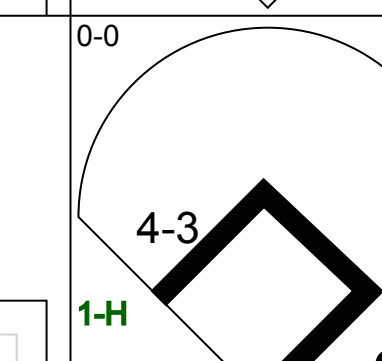
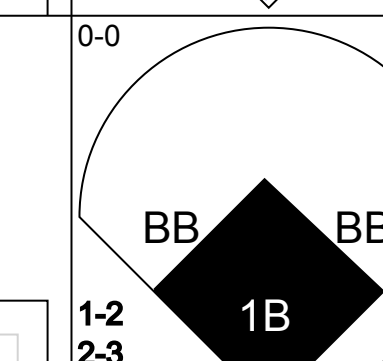
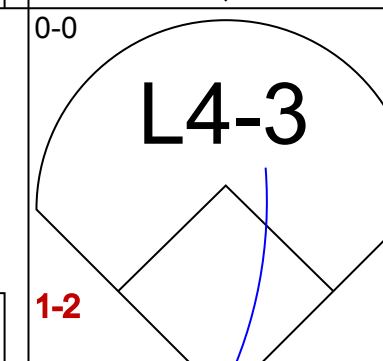
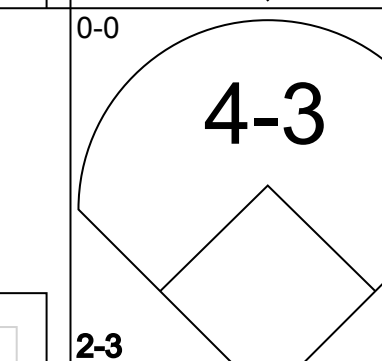
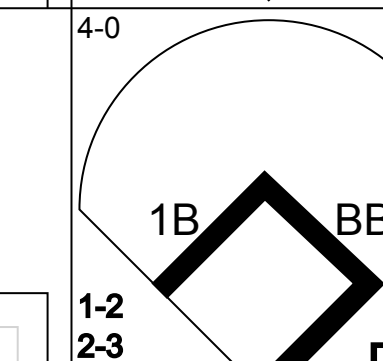
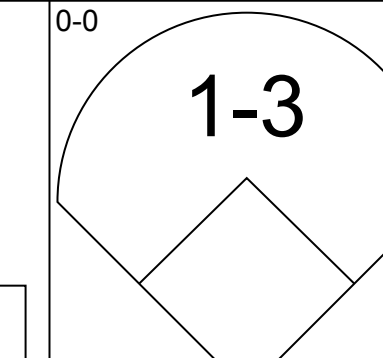
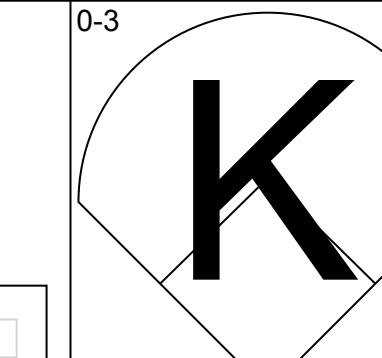
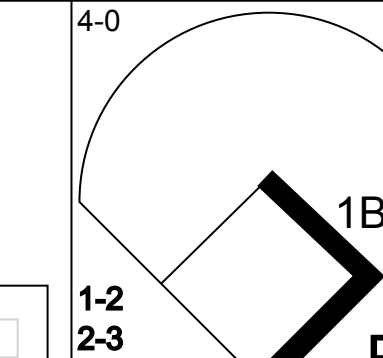
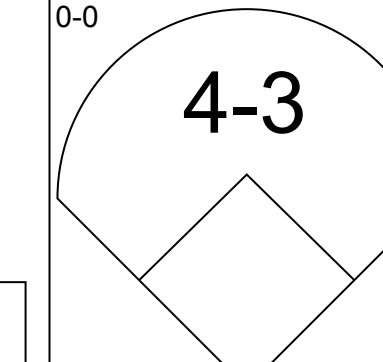
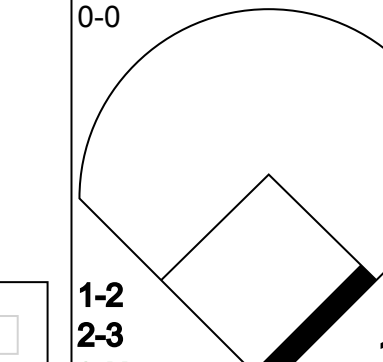
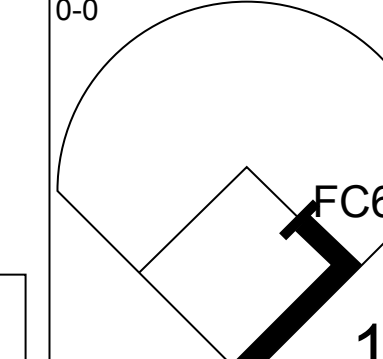

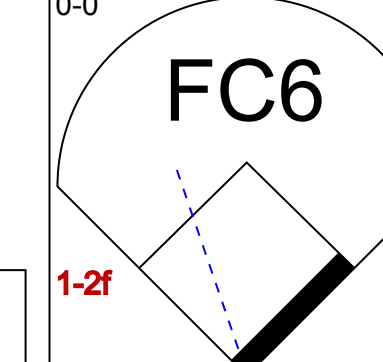
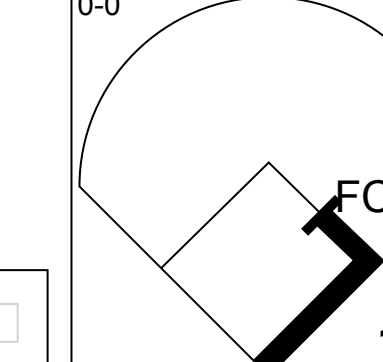
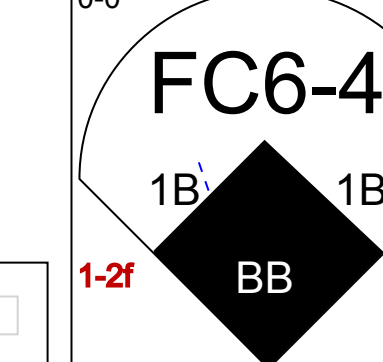
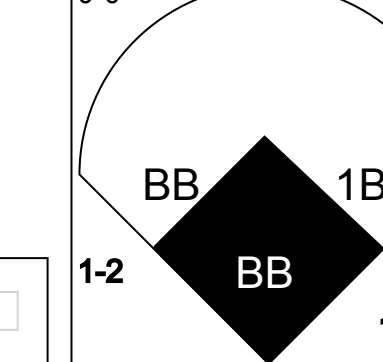
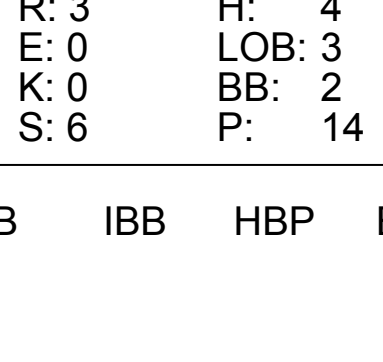
AB 28
R 2
H 9
RBI 2
BB 2
SO 6
LOB 18



Batter	1	2	3	4	5	6	7	8	9	AB	R	H	RBI	BB	SO	LOB	TOP		
Rick Manning, L (1, 8) OBP: 0.315, SLG: 0.349	0-0 E 2B	0-0 F7		0-0 4-3			0-0 1-3		0-0 6-3	5	0	1	0	0	0	2	Cleveland Indians @ Milwaukee Brewers Milwaukee County Stadium, Milwaukee, WI Tue Aug 22 1978, 8:05 PM EDT Unknown - 77 F		
Tom Vanzyer, R (1, 6) OBP: 0.309, SLG: 0.348	0-0 FC1 BB 2-3		0-0 1-4-3		0-0 FC5-4 1B		0-0 P6		0-0 5-3	5	0	1	0	0	0	1			
Buddy Bell, R (1, 5) OBP: 0.344, SLG: 0.429	0-0 L9		0-0 E8 1B		0-0 FC5-4 BB 1-2		0-0 4-3		0-0 4-3	5	0	1	0	0	0	3			
Andre Thornton, R (1, 3) OBP: 0.390, SLG: 0.532	0-3 K		0-0 F2 1B		0-0 F9				0-0 HR	4	1	1	1	0	1	4			
Gary Alexander, R (1, 10) OBP: 0.316, SLG: 0.447 (8, 2)	4-0 1-2 BB		4-0 BB		4-0 BB		4-0 1-2 BB		4-0 WP E 1B BB	0	1	0	0	4	0	0			
Johnny Grubb, L (1, 7) OBP: 0.374, SLG: 0.463	0-0 F9		0-0 G3		0-0 1-3				0-0 F2	4	0	0	0	0	0	8			
Paul Dade, R (1, 9) OBP: 0.344, SLG: 0.346 (8, PH)		0-0 SH1-3 2B		4-0 E CS BB		0-0 P4		0-0 E WP CS 1B		2	0	1	0	1	0	0			
Jim Norris, L (8, 9) OBP: 0.356, SLG: 0.349 (8, 9)										1	0	1	0	0	0	0			
Duane Kuiper, L (1, 4) OBP: 0.314, SLG: 0.346		0-0 SH1-3 2-3		0-0 4-3 1-2		0-0 6-3		0-0 E4 CS		3	0	0	0	0	0	2			
Bo Diaz, R (1, 2) OBP: 0.273, SLG: 0.329 (8, PH)		0-3 K		0-0 1B		0-0 F8		0-0 6-3 1-2 3-H		3	0	1	0	0	1	1			
Bernie Carbo, L (8, PH) OBP: 0.344, SLG: 0.343										1	0	0	0	0	0	2			
Jim Kern, R (8, 1)										0	0	0	0	0	0	0			
Inning Stats	R: 0 E: 1 K: 1 S: 7	H: 1 LOB: 3 BB: 1 P: 11	R: 0 E: 0 K: 1 S: 6	H: 1 LOB: 1 BB: 0 P: 6	R: 0 E: 1 K: 0 S: 4	H: 1 LOB: 2 BB: 1 P: 8	R: 0 E: 0 K: 0 S: 3	H: 0 LOB: 0 BB: 0 P: 3	R: 0 E: 0 K: 0 S: 3	H: 0 LOB: 0 BB: 0 P: 3	R: 2 E: 1 K: 0 S: 5	H: 2 LOB: 1 BB: 1 P: 9	R: 0 E: 0 K: 0 S: 3	H: 0 LOB: 0 BB: 0 P: 3	1B: 4 2B: 2 3B: 0 HR: 1	SF: 0 SAC: 1 DP: 0 HBP: 0	WP: 1 PA: 39 CS: 3		
PITCHER	IP	WLS	BF	H	R	ER	SO	BB	IBB	HBP	BLK	WP	HR	S	P	ERA	WHIP		
Bill Travers, L (1, 1) ERA: 4.39	7.1		33	6	2	1	2	5	0	0	0	0	1	32	52	1.23	1.500		
Bill Castro, R (8, 1) ERA: 1.79	1.2	W	6	1	0	0	0	0	0	0	0	1	0	6	6	0.00	0.600		

Batter	1	2	3	4	5	6	7	8	9	AB	R	H	RBI	BB	SO	LOB	BOTTOM		
Paul Moltor, R (1, 4) OBP: 0.313, SLG: 0.395	0-0 4-3		0-0 P4			0-0 SH1-4 1B		0-0 E3 S SH2-4 2B		4	2	1	0	0	0	1	Cleveland Indians @ Milwaukee Brewers Milwaukee County Stadium, Milwaukee, WI Tue Aug 22 1978, 8:05 PM EDT Unknown - 77 F		
Don Money, R (1, 3) OBP: 0.346, SLG: 0.401	0-0 4-3			0-0 F8 5-3 1B		0-0 SH1-4 1-2		0-0 SH2-4 1-2		2	0	1	0	0	0	0			
Sal Bando, R (1, 5) OBP: 0.371, SLG: 0.445	0-0 6-3			0-0 5-3 1-2		0-0 2-H 1B		4-0 2B 2-3 BB		3	0	1	1	1	0	1			
Larry Hisle, R (1, 7) OBP: 0.371, SLG: 0.569		0-0 4-3		0-0 F8 2-3		0-0 4-3		0-0 1-3 3-H 2B		4	0	1	1	0	0	1			
Sixto Lezcano, R (1, 9) OBP: 0.367, SLG: 0.464		0-0 6-3		4-0 BB			0-3 K	4-0 IBB		2	0	0	0	2	1	0			
Dick Davis, R (1, 10) OBP: 0.280, SLG: 0.393		0-3 K		0-0 5-3			0-0 5-3	0-3 K		3	0	0	0	0	1	2			
Cecil Cooper, L (8, PH) OBP: 0.363, SLG: 0.477										1	0	0	0	0	1	3			
Robin Yount, R (1, 6) OBP: 0.335, SLG: 0.415			0-3 K		0-0 F7		0-0 3B	0-3 K		4	1	1	0	0	2	3			
Gorman Thomas, R (1, 8) OBP: 0.346, SLG: 0.533			0-3 K		0-0 5-3		0-0 3B			3	0	1	1	0	1	0			
Charlie Moore, R (1, 2) OBP: 0.305, SLG: 0.378			0-0 1B		0-0 F9		0-0 3-H 3B	0-3 F9		3	0	1	0	0	0	1			
Inning Stats	R: 0 E: 0 K: 0 S: 3	H: 0 LOB: 0 BB: 0 P: 3	R: 0 E: 0 K: 1 S: 5	H: 0 LOB: 0 BB: 0 P: 5	R: 0 E: 0 K: 2 S: 8	H: 1 LOB: 0 BB: 0 P: 8	R: 0 E: 0 K: 0 S: 4	H: 0 LOB: 0 BB: 0 P: 3	R: 1 E: 0 K: 0 S: 4	H: 2 LOB: 0 BB: 0 P: 4	R: 1 E: 0 K: 1 S: 7	H: 2 LOB: 1 BB: 0 P: 7	R: 1 E: 1 K: 2 S: 9	H: 1 LOB: 3 BB: 2 P: 17	1B: 4 2B: 1 3B: 2 HR: 0	SF: 0 SAC: 2 DP: 0 HBP: 0	WP: 0 PA: 34 CS: 0		
PITCHER	IP	WLS	BF	H	R	ER	SO	BB	IBB	HBP	BLK	WP	HR	S	P	ERA	WHIP		
David Clyde, L (1, 1) ERA: 4.3	6.2		26	6	2	2	4	1	0	0	0	0	0	10	18	0.00	1.050		
Jim Kern, R (7, 1) ERA: 2.73	1.1	L	8	1	1	0	2	1	1	0	0	0	0	10	18	0.00	1.500		
Jim Kern, R (8, 1) ERA: 2.73	1.1	L	8	1	1	0	2	1	1	0	0	0	0	10	18	0.00	1.500		

Batter	1	2	3	4	5	6	7	8	9	AB	R	H	RBI	BB	SO	LOB	TOP										
Rick Manning, L (1, 8) OBP: 0.313, SLG: 0.347										3	0	0	0	0	1	4	Cleveland Indians @ Milwaukee Brewers Milwaukee County Stadium, Milwaukee, WI Tue Aug 22 1978, 8:05 PM EDT Att: 23,918 - Unknown - 72 F livebaseballscorecards.com										
Paul Dade, R (6, 9) OBP: 0.342, SLG: 0.344										2	0	0	0	0	0	0											
Horace Speed, R (9, 8) OBP: 0.309, SLG: 0.253										0	0	0	0	0	0	0											
Duane Kuiper, L (1, 4) OBP: 0.317, SLG: 0.352										5	1	3	1	0	0	0											
Buddy Bell, R (1, 5) OBP: 0.340, SLG: 0.424										5	0	0	0	0	0	4											
Andre Thornton, R (1, 3) OBP: 0.391, SLG: 0.531										3	0	1	1	1	1	0											
Johnny Grubb, L (1, 7) OBP: 0.370, SLG: 0.458										4	0	0	0	0	0	3											
Gary Alexander, R (1, 2) OBP: 0.316, SLG: 0.445										4	1	1	0	0	1	1											
Bernie Carbo, L (1, 10) OBP: 0.352, SLG: 0.349										3	1	2	0	1	0	0											
Jim Norris, L (1, 9) OBP: 0.362, SLG: 0.362										3	1	2	2	1	0	1											
Tom Verzyer, R (1, 6) OBP: 0.308, SLG: 0.347										4	0	1	0	0	0	3											
Inning Stats	R: 0 E: 0 K: 1 S: 5	H: 0 LOB: 0 BB: 0 P: 5	R: 0 E: 0 K: 2 S: 7	H: 0 LOB: 0 BB: 0 P: 7	R: 0 E: 0 K: 0 S: 3	H: 1 LOB: 1 BB: 1 P: 7	R: 1 E: 0 K: 0 S: 5	H: 2 LOB: 1 BB: 0 P: 5	R: 1 E: 0 K: 0 S: 6	H: 3 LOB: 2 BB: 0 P: 6	R: 2 E: 0 K: 0 S: 6	H: 3 LOB: 1 BB: 0 P: 6	R: 0 E: 1 K: 0 S: 4	H: 0 LOB: 2 BB: 1 P: 8	R: 0 E: 0 K: 0 S: 2	H: 0 LOB: 0 BB: 1 P: 6	R: 0 E: 0 K: 0 S: 4	H: 1 LOB: 1 BB: 0 P: 4	1B: 8 2B: 1 3B: 1 HR: 0	SF: 0 SAC: 0 DP: 2 HBP: 0	WP: 0 PB: 0 SB: 1 CS: 1	PA: 39					
PITCHER	IP	WLS	BF	H	R	ER	SO	BB	IBB	HBP	BLK	WP	HR	S	P	ERA	WHIP										
Eduardo Rodriguez, R (1, 1) ERA: 4.88	5.2		26	9	4	4	3	1	0	0	0	0	0	31	35	6.35	1.765										
Willie Mueller, R (6, 1) ERA: 2.57	3.1	W	13	1	0	0	0	2	0	0	0	0	0	11	19	0.00	0.900										

Batter	1	2	3	4	5	6	7	8	9	AB	R	H	RBI	BB	SO	LOB	BOTTOM										
Robin Yount, R (1, 6) OBP: 0.331, SLG: 0.409										5	0	0	0	0	1	4	Cleveland Indians @ Milwaukee Brewers Milwaukee County Stadium, Milwaukee, WI Tue Aug 22 1978, 8:05 PM EDT Att: 23,918 - Unknown - 72 F livebaseballscorecards.com										
Don Money, R (1, 4) OBP: 0.353, SLG: 0.408										5	1	4	2	0	1	0											
Ben Oglivie, L (1, 7) OBP: 0.367, SLG: 0.480										4	0	0	1	1	1	3											
Larry Hise, R (1, 10) OBP: 0.369, SLG: 0.563										4	0	0	1	1	2	1											
Cecil Cooper, L (1, 3) OBP: 0.371, SLG: 0.487										5	0	4	1	0	0	0											
Sal Bando, R (1, 5) OBP: 0.372, SLG: 0.444										3	0	1	0	1	0	2											
Jim Wohlford, R (1, 9) OBP: 0.346, SLG: 0.449										4	0	1	0	0	0	4											
Gorman Thomas, R (1, 8) OBP: 0.345, SLG: 0.530										4	2	1	0	0	1	4											
Buck Martinez, R (1, 2) OBP: 0.240, SLG: 0.250										3	1	1	0	0	1	0											
Dave May, L (9, PH) OBP: 0.320, SLG: 0.344										1	1	1	0	0	0	0											
Inning Stats	R: 0 E: 0 K: 0 S: 3	H: 1 LOB: 0 BB: 0 P: 3	R: 0 E: 0 K: 0 S: 4	H: 1 LOB: 1 BB: 0 P: 4	R: 2 E: 0 K: 1 S: 8	H: 3 LOB: 1 BB: 0 P: 8	R: 0 E: 0 K: 0 S: 4	H: 1 LOB: 1 BB: 0 P: 4	R: 0 E: 0 K: 1 S: 6	H: 1 LOB: 2 BB: 1 P: 6	R: 0 E: 0 K: 1 S: 6	H: 1 LOB: 2 BB: 1 P: 10	R: 0 E: 0 K: 2 S: 7	H: 0 LOB: 0 BB: 0 P: 7	R: 0 E: 0 K: 2 S: 8	H: 1 LOB: 1 BB: 0 P: 8	R: 3 E: 0 K: 0 S: 6	H: 4 LOB: 3 BB: 2 P: 14	1B: 11 2B: 3 3B: 0 HR: 0	SF: 0 SAC: 0 DP: 1 HBP: 0	WP: 0 PB: 0 SB: 0 CS: 0	PA: 41					
PITCHER	IP	WLS	BF	H	R	ER	SO	BB	IBB	HBP	BLK	WP	HR	S	P	ERA	WHIP										
Paul Reuschel, R (1, 1) ERA: 4.0	5.1		24	8	2	2	2	1	0	0	0	0	0	27	31	3.38	1.688										
Dan Spillner, R (6, 1) ERA: 3.98	3.0		12	3	2	2	5	0	0	0	0	0	0	22	22	6.00	1.000										
Jim Kern, R (9, 1) ERA: 2.84	0.1	L	5	2	1	1	0	2	0	0	0	0	0	3	11	27.00	12.000										

Batter	1	2	3	4	5	6	7	8	9	AB	R	H	RBI	BB	SO	LOB	TOP				
Jim Norris, L OBP: 0.360, SLG: 0.360 (1, 8)										4	1	1	0	0	0	2	Cleveland Indians @ Milwaukee Brewers Milwaukee County Stadium, Milwaukee, WI Wed Aug 23 1978, 8:05 PM EDT Att: 20,157 - Unknown - 75 F livebaseballscorecards.com				
Duane Kuiper, L OBP: 0.317, SLG: 0.351 (1, 4)										4	1	1	0	0	0	0					
Buddy Bell, R OBP: 0.341, SLG: 0.425 (1, 5)										4	0	2	0	0	0	0					
Andre Thornton, R OBP: 0.392, SLG: 0.532 (1, 3)										3	1	2	1	0	0	0					
Bernie Carbo, L OBP: 0.350, SLG: 0.363 (1, 10)										4	1	1	3	0	0	3					
Gary Alexander, R OBP: 0.313, SLG: 0.441 (1, 2)										4	0	0	0	0	0	3					
Tom Verzyer, R OBP: 0.304, SLG: 0.342 (1, 6)										4	0	0	0	0	0	0					
Paul Dade, R OBP: 0.344, SLG: 0.346 (1, 9)										4	0	2	0	0	0	0					
Ron Pruitt, R OBP: 0.309, SLG: 0.346 (1, 7)										3	0	1	0	0	1	1					
Horace Speed, R OBP: 0.309, SLG: 0.253 (8, 8)										0	0	0	0	0	0	0					
Laryell Blanks, R OBP: 0.289, SLG: 0.345 (9, PH)										1	0	0	0	0	1	0					
Inning Stats	R: 2 E: 0 K: 0 S: 6	H: 3 LOB: 1 BB: 0 P: 6	R: 0 E: 0 K: 0 S: 3	H: 1 LOB: 0 BB: 0 P: 3	R: 0 E: 0 K: 0 S: 3	H: 0 LOB: 0 BB: 0 P: 3	R: 2 E: 0 K: 0 S: 7	H: 4 LOB: 2 BB: 0 P: 7	R: 0 E: 0 K: 1 S: 5	H: 0 LOB: 0 BB: 0 P: 5	R: 0 E: 0 K: 0 S: 3	H: 0 LOB: 0 BB: 0 P: 3	R: 0 E: 0 K: 0 S: 3	H: 0 LOB: 0 BB: 0 P: 3	R: 0 E: 0 K: 1 S: 5	H: 0 LOB: 0 BB: 0 P: 5	1B: 9 2B: 0 3B: 0 HR: 1	SF: 1 SAC: 0 DP: 1 HBP: 0	WP: 0 PB: 0 SB: 0 CS: 0	PA: 36	
PITCHER	IP	WLS	BF	H	R	ER	SO	BB	IBB	HBP	BLK	WP	HR	S	P	ERA	WHIP				
Lary Sorensen, R ERA: 3.15 (1, 1)	4.1		22	10	4	4	0	0	0	0	0	0	1	22	22	8.31	2.308				
Andy Replogle, R ERA: 4.43 (5, 1)	4.2	W	14	0	0	0	2	0	0	0	0	0	0	18	18	0.00	0.000				

Batter	1	2	3	4	5	6	7	8	9	AB	R	H	RBI	BB	SO	LOB	BOTTOM				
Paul Moltor, R OBP: 0.314, SLG: 0.395 (1, 6)										5	1	2	0	0	1	2	Cleveland Indians @ Milwaukee Brewers Milwaukee County Stadium, Milwaukee, WI Wed Aug 23 1978, 8:05 PM EDT Att: 20,157 - Unknown - 75 F livebaseballscorecards.com				
Don Money, R OBP: 0.356, SLG: 0.411 (1, 4)										3	2	2	0	2	0	1					
Ben Ogilvie, L OBP: 0.367, SLG: 0.481 (1, 7)										5	2	2	2	0	1	3					
Larry Hisle, R OBP: 0.369, SLG: 0.560 (1, 10)										4	1	1	1	1	2	3					
Cecil Cooper, L OBP: 0.371, SLG: 0.489 (1, 3)										5	0	2	4	0	1	3					
Sixto Lezcano, R OBP: 0.365, SLG: 0.460 (1, 9)										5	0	1	0	0	1	4					
Sal Bando, R OBP: 0.376, SLG: 0.454 (1, 5)										4	2	3	1	0	0	2					
Gorman Thomas, R OBP: 0.345, SLG: 0.528 (1, 8)										3	1	1	0	0	0	1					
Buck Martinez, R OBP: 0.242, SLG: 0.251 (1, 2)										3	0	1	0	0	0	2					
Jim Wohlford, R OBP: 0.343, SLG: 0.444 (8, PH)										1	0	0	0	0	1	1					
Charlie Moore, R OBP: 0.305, SLG: 0.378 (9, 2)										0	0	0	0	0	0	0					
Inning Stats	R: 2 E: 1 K: 0 S: 7	H: 4 LOB: 2 BB: 0 P: 7	R: 0 E: 0 K: 0 S: 3	H: 2 LOB: 0 BB: 0 P: 3	R: 0 E: 0 K: 2 S: 8	H: 1 LOB: 1 BB: 0 P: 8	R: 0 E: 0 K: 0 S: 4	H: 1 LOB: 1 BB: 0 P: 4	R: 1 E: 0 K: 2 S: 9	H: 2 LOB: 2 BB: 1 P: 13	R: 1 E: 0 K: 1 S: 7	H: 2 LOB: 1 BB: 0 P: 7	R: 0 E: 1 K: 1 S: 6	H: 0 LOB: 1 BB: 0 P: 6	R: 5 E: 1 K: 1 S: 9	H: 3 LOB: 1 BB: 2 P: 17	1B: 12 2B: 2 3B: 0 HR: 1	SF: 0 SAC: 1 DP: 0 HBP: 0	WP: 0 PB: 1 SB: 0 CS: 2	PA: 43	
PITCHER	IP	WLS	BF	H	R	ER	SO	BB	IBB	HBP	BLK	WP	HR	S	P	ERA	WHIP				
Rick Wise, R ERA: 3.82 (1, 1)	5.1		27	12	4	4	4	1	0	0	0	0	0	18	26	6.75	2.438				
Stu Mungle, L ERA: 2.94 (6, 1)	2.1	L	14	3	5	0	3	1	1	0	0	0	0	1	1	0.00	1.714				
Dan Spillner, R ERA: 3.96 (8, 1)	0.1		1	0	0	0	0	0	0	0	0	0	0	1	1	0.00	0.000				

Batter	1	2	3	4	5	6	7	8	9	10	11	AB R H RBI BB SO LOB	TOP													
Paul Dade, R OBP: 0.342, SLG: 0.341 (1, 9)	6-3		K			F8		5-3		SH3-4		4 0 0 0 1 1 2	Cleveland Indians @ Milwaukee Brewers Milwaukee County Stadium, Milwaukee, WI <small>Thu Aug 24 1978, 4:33 AM EDT Att: 16,362 - Unknown - 84 F</small>													
Tom Verzyer, R OBP: 0.302, SLG: 0.337 (1, 6)	6-3		BB 2B BB	P3		K		1-3		5-3		5 1 0 0 1 1 4														
Buddy Bell, R OBP: 0.341, SLG: 0.422 (1, 5)	F3		BB 2B BB					6-3		F9		5 2 1 0 1 0 1														
Andre Thornton, R OBP: 0.395, SLG: 0.539 (1, 3)		5-3				F7					HR	4 3 2 2 2 0 0														
Gary Alexander, R OBP: 0.319, SLG: 0.453 (1, 10)											HR	4 1 3 5 2 1 0														
Ron Pruitt, R OBP: 0.318, SLG: 0.369 (7, 2)												5 1 3 0 0 1 3														
Duane Kuiper, L OBP: 0.313, SLG: 0.346 (1, 4)												6 0 0 1 0 0 6														
Horace Speed, R OBP: 0.320, SLG: 0.273 (1, 8)												5 1 2 0 1 0 2														
Bo Diaz, R OBP: 0.284, SLG: 0.318 (7, PH)												3 0 0 0 0 0 3	C													
Jim Norris, L OBP: 0.362, SLG: 0.358 (7, 7)												1 0 0 0 1 0 1														
Inning Stats	R: 0 E: 0 K: 0 S: 3	H: 0 LOB: 0 BB: 0 P: 3	R: 0 E: 0 K: 1 S: 6	H: 1 LOB: 1 BB: 0 P: 6	R: 3 E: 1 K: 1 S: 7	H: 2 LOB: 2 BB: 3 P: 19	R: 0 E: 0 K: 0 S: 3	H: 0 LOB: 2 BB: 2 P: 11	R: 0 E: 0 K: 0 S: 4	H: 1 LOB: 2 BB: 1 P: 8	R: 0 E: 1 K: 1 S: 6	H: 1 LOB: 1 BB: 0 P: 6	R: 4 E: 1 K: 0 S: 7	H: 4 LOB: 0 BB: 0 P: 7	R: 0 E: 0 K: 0 S: 3	H: 0 LOB: 1 BB: 2 P: 11	R: 0 E: 0 K: 0 S: 3	H: 0 LOB: 1 BB: 1 P: 7	R: 1 E: 0 K: 1 S: 7	H: 2 LOB: 1 BB: 1 P: 7	1B: 5 2B: 4 3B: 0 HR: 2	SF: 0 SAC: 2 DP: 0 HBP: 0	WP: 1 PB: 1 SB: 0 CS: 1	PA: 53		
PITCHER	IP ERA WLS BF H R ER SO	WLS BF H R ER SO	WLS BF H R ER SO	WLS BF H R ER SO	WLS BF H R ER SO	WLS BF H R ER SO	WLS BF H R ER SO	WLS BF H R ER SO	WLS BF H R ER SO	WLS BF H R ER SO	WLS BF H R ER SO	WLS BF H R ER SO	WLS BF H R ER SO	WLS BF H R ER SO	WLS BF H R ER SO	WLS BF H R ER SO	WLS BF H R ER SO	WLS BF H R ER SO	WLS BF H R ER SO	WLS BF H R ER SO	WLS BF H R ER SO	WLS BF H R ER SO	WLS BF H R ER SO	WLS BF H R ER SO		
Jerry Augustine, L ERA: 4.68 (1, 1)	2.2	14	3	3	3	1	3	0	0	0	0	0	1	17	29	8.10	2.400									
Randy Stein, R ERA: 4.98 (3, 1)	3.1	18	5	3	3	1	3	0	0	0	0	0	0	1	7	11	4.50	1.000								
Willie Mueller, R ERA: 3.0 (7, 1)	2.0	8	1	2	1	0	1	0	0	0	0	0	0	1	5	0.00	3.000									
Bill Castro, R ERA: 1.77 (9, 1)	0.1	2	0	0	0	0	1	0	0	0	0	0	0	1	5	0.00	3.000									
Bob McClure, L ERA: 3.93 (9, 1)	2.2	L	11	2	1	1	1	0	0	0	0	0	0	1	12	16	3.38	1.125								

Batter	1	2	3	4	5	6	7	8	9	10	11	AB R H RBI BB SO LOB	BOTTOM													
Paul Molitor, R OBP: 0.314, SLG: 0.394 (1, 4)			6-3	HR		1-3		B2-6		6-3		6 1 2 0 0 0 1	Cleveland Indians @ Milwaukee Brewers Milwaukee County Stadium, Milwaukee, WI <small>Thu Aug 24 1978, 4:33 AM EDT Att: 16,362 - Unknown - 84 F</small>													
Robin Yount, R OBP: 0.332, SLG: 0.412 (1, 6)			E	SH5-4		6-3		F7			F7	5 1 2 0 0 0 0														
Ben Oglivie, L OBP: 0.389, SLG: 0.483 (1, 7)			E8	HR		4-1		G3			2B	5 2 2 1 1 0 1														
Sixto Lezcano, R OBP: 0.367, SLG: 0.476 (1, 9)			1B	HR				6-3			K	6 2 3 5 0 2 2														
Cecil Cooper, L OBP: 0.374, SLG: 0.493 (1, 3)			2B	HBP		4-3		K			L6	6 1 3 1 0 1 2														
Sal Bando, R OBP: 0.375, SLG: 0.452 (1, 10)			F9	F7		6-3						4 0 1 0 1 0 2														
Jim Gantner, L OBP: 0.288, SLG: 0.256 (1, 5)			L6	HBP				F7			K	2 0 0 0 0 0 1														
Don Money, R OBP: 0.357, SLG: 0.408 (7, PH)						F3					K	2 0 0 0 0 1 4														
Gorman Thomas, R OBP: 0.344, SLG: 0.526 (1, 8)				K				P3			F9	5 0 1 1 0 2 4														
Buck Martinez, R OBP: 0.246, SLG: 0.282 (1, 2)											F9	4 1 2 0 0 0 1	Brewers													
Larry Hisle, R OBP: 0.369, SLG: 0.559 (10, PH)											F9	1 0 0 0 0 0 0														
Charlie Moore, R OBP: 0.305, SLG: 0.378 (11, 2)				HR		6-3		B2-6				0 0 0 0 0 0 0														
Inning Stats	R: 0 E: 0 K: 1 S: 6	H: 2 LOB: 1 BB: 0 P: 6	R: 1 E: 0 K: 0 S: 5	H: 2 LOB: 1 BB: 0 P: 5	R: 3 E: 1 K: 1 S: 9	H: 4 LOB: 2 BB: 10 P: 10	R: 4 E: 0 K: 0 S: 6	H: 3 LOB: 3 BB: 1 P: 10	R: 0 E: 0 K: 1 S: 5	H: 1 LOB: 0 BB: 0 P: 5	R: 0 E: 0 K: 0 S: 3	H: 1 LOB: 2 BB: 1 P: 10	R: 0 E: 0 K: 1 S: 7	H: 1 LOB: 1 BB: 1 P: 3	R: 0 E: 0 K: 0 S: 3	H: 0 LOB: 0 BB: 0 P: 7	R: 0 E: 0 K: 0 S: 6	H: 0 LOB: 1 BB: 1 P: 3	R: 0 E: 0 K: 1 S: 6	H: 1 LOB: 1 BB: 1 P: 6	1B: 9 2B: 6 3B: 1 HR: 1	SF: 0 SAC: 1 DP: 1 HBP: 1	WP: 0 PB: 0 SB: 0 CS: 1	PA: 50		
PITCHER	IP ERA WLS BF H R ER SO	WLS BF H R ER SO	WLS BF H R ER SO	WLS BF H R ER SO	WLS BF H R ER SO	WLS BF H R ER SO	WLS BF H R ER SO	WLS BF H R ER SO	WLS BF H R ER SO	WLS BF H R ER SO	WLS BF H R ER SO	WLS BF H R ER SO	WLS BF H R ER SO	WLS BF H R ER SO	WLS BF H R ER SO	WLS BF H R ER SO	WLS BF H R ER SO	WLS BF H R ER SO	WLS BF H R ER SO	WLS BF H R ER SO	WLS BF H R ER SO	WLS BF H R ER SO	WLS BF H R ER SO	WLS BF H R ER SO		
Mike Paxton, R ERA: 3.69 (1, 1)	3.1	22	11	11	8	0	2	1	0	0	0	0	0	0	14	18	0.00	0.667								
Don Hood, L ERA: 4.59 (4, 1)	3.0	11	1	0	0	2	0	0	0	0	0	0	0	0	20	20	0.00	0.923								
Dan Spillner, R ERA: 3.71 (7, 1)	4.1	W	16	4	0	0	2	0	0	0	0	0	0	0	1	1	0.00	0.000								
Sid Monge, L ERA: 2.93 (11, 1)	0.1	S	1	0	0	0	0	0	0	0	0	0	0	0	1	1	0.00	0.000								

Batter	1	2	3	4	5	6	7	8	9	AB	R	H	RBI	BB	SO	LOB	TOP									
Robin Yount, R OBP: 0.330, SLG: 0.409 (1, 6)	F7		G5-4-3				F3		F7	5	0	1	0	0	0	2	Milwaukee Brewers @ Detroit Tigers Tiger Stadium, Detroit, MI Fri Aug 25 1978, 7:05 PM EDT Att: 32,010 - Unknown									
Don Money, R OBP: 0.353, SLG: 0.404 (1, 4)	6-3		P4				F7		F8	4	0	0	0	0	0	1										
Ben Oglivie, L OBP: 0.368, SLG: 0.479 (1, 7)	G3		4-3						L3	3	1	0	0	1	0	1										
Larry Hisle, R OBP: 0.370, SLG: 0.557 (1, 10)										3	1	1	0	1	0	1										
Cecil Cooper, L OBP: 0.375, SLG: 0.504 (1, 3)										4	1	2	2	0	0	1										
Sixto Lezcano, R OBP: 0.368, SLG: 0.476 (1, 9)										4	0	2	1	0	1	1										
Sal Bando, R OBP: 0.376, SLG: 0.453 (1, 5)										4	0	2	0	0	1	3										
Dave May, L OBP: 0.308, SLG: 0.328 Gorman Thomas, R OBP: 0.343, SLG: 0.525 (8, 8)										3	0	0	0	0	0	3										
Charlie Moore, R OBP: 0.304, SLG: 0.376 (1, 2)										4	0	1	0	0	2	0										
Inning Stats	R: 0 E: 0 K: 0 S: 3	H: 0 LOB: 0 BB: 0 P: 3	R: 0 E: 0 K: 1 S: 7	H: 2 LOB: 1 BB: 0 P: 7	R: 0 E: 0 K: 1 S: 6	H: 1 LOB: 1 BB: 0 P: 6	R: 0 E: 0 K: 0 S: 3	H: 0 LOB: 0 BB: 0 P: 3	R: 0 E: 1 K: 0 S: 4	H: 2 LOB: 1 BB: 0 P: 4	R: 1 E: 0 K: 1 S: 7	H: 2 LOB: 2 BB: 1 P: 11	R: 0 E: 0 K: 1 S: 5	H: 0 LOB: 0 BB: 0 P: 5	R: 2 E: 0 K: 0 S: 5	H: 2 LOB: 1 BB: 1 P: 9		R: 0 E: 0 K: 0 S: 3	H: 0 LOB: 0 BB: 0 P: 3	1B: 8 2B: 0 3B: 0 HR: 1	SF: 0 SAC: 0 DP: 1 HBP: 0	WP: 0 PB: 0 SB: 0 CS: 0	PA: 37			
PITCHER	IP	WLS	BF	H	R	ER	SO	BB	IBB	HBP	BLK	WP	HR	S	P	ERA	WHIP									
Kip Young, R ERA: 2.1 John Hiller, L ERA: 2.67	(1, 1)	7.2	W	33	9	3	3	4	2	0	0	0	0	1	39	47	3.52	1.435								
PITCHER	IP	WLS	BF	H	R	ER	SO	BB	IBB	HBP	BLK	WP	HR	S	P	ERA	WHIP									

Batter	1	2	3	4	5	6	7	8	9	AB	R	H	RBI	BB	SO	LOB	BOTTOM									
Ron LeFlore, R OBP: 0.356, SLG: 0.386 (1, 8)	E8		K							5	1	2	3	0	2	3	Milwaukee Brewers @ Detroit Tigers Tiger Stadium, Detroit, MI Fri Aug 25 1978, 7:05 PM EDT Att: 32,010 - Unknown									
Lou Whitaker, L OBP: 0.355, SLG: 0.371 (1, 4)	F7		K							5	0	0	0	0	1	2										
Rusty Staub, L OBP: 0.361, SLG: 0.452 (1, 10)	K		G3							4	0	0	0	0	1	1										
Jason Thompson, L OBP: 0.376, SLG: 0.499 (1, 3)										3	1	2	0	1	0	0										
Steve Kemp, L OBP: 0.395, SLG: 0.409 (1, 7)										4	0	1	0	0	0	3										
Lance Parrish, R OBP: 0.284, SLG: 0.440 (1, 2)										4	0	1	1	0	1	0										
John Wockenfuss, R OBP: 0.363, SLG: 0.388 Tim Corcoran, L OBP: 0.317, SLG: 0.326 (7, PH) (8, 9)										2	2	0	0	1	0	0										
Aurelio Rodriguez, R OBP: 0.294, SLG: 0.387 (1, 5)										3	1	2	0	0	1	1										
Alan Trammell, R OBP: 0.325, SLG: 0.328 (1, 6)										4	1	2	1	0	0	2										
Inning Stats	R: 0 E: 1 K: 1 S: 6	H: 1 LOB: 2 BB: 1 P: 10	R: 4 E: 0 K: 2 S: 10	H: 3 LOB: 0 BB: 1 P: 14	R: 0 E: 0 K: 0 S: 3	H: 0 LOB: 0 BB: 0 P: 3	R: 0 E: 1 K: 1 S: 6	H: 0 LOB: 1 BB: 0 P: 6	R: 0 E: 0 K: 0 S: 4	H: 1 LOB: 1 BB: 0 P: 4	R: 1 E: 2 K: 2 S: 9	H: 1 LOB: 1 BB: 0 P: 9	R: 1 E: 0 K: 0 S: 6	H: 3 LOB: 2 BB: 0 P: 6	R: 0 E: 0 K: 0 S: 4	H: 1 LOB: 1 BB: 0 P: 4		1B: 8 2B: 1 3B: 0 HR: 1	SF: 0 SAC: 1 DP: 0 HBP: 0	WP: 0 PB: 0 SB: 0 CS: 0	PA: 38					
PITCHER	IP	WLS	BF	H	R	ER	SO	BB	IBB	HBP	BLK	WP	HR	S	P	ERA	WHIP									
Mike Caldwell, L ERA: 2.47 Andy Replegle, R ERA: 4.37	(1, 1)	6.2	L	33	9	6	5	6	2	0	0	0	0	1	43	51	6.75	1.650								
PITCHER	IP	WLS	BF	H	R	ER	SO	BB	IBB	HBP	BLK	WP	HR	S	P	ERA	WHIP									

Batter	1	2	3	4	5	6	7	8	9	AB	R	H	RBI	BB	SO	LOB	TOP		
Paul Moltzer, R OBP: 0.311, SLG: 0.389 (1, 4)	0-0 6-3	0-0 FC5 1B	0-0 FC5-4		0-0 5-3			0-0 L6		5	0	0	1	0	0	5	Milwaukee Brewers @ Detroit Tigers Tiger Stadium, Detroit, MI Sat Aug 26 1978, 3:33 AM EDT Att: 32,103 - Unknown		
Don Money, R OBP: 0.356, SLG: 0.413 (1, 5)	4-0 BB	0-0 F8		0-0 HR	0-0 F9			0-0 2B 1B		4	2	2	1	1	0	2			
Ben Ogilvie, L OBP: 0.371, SLG: 0.482 (1, 7)	4-0 BB	0-0		0-0 B1-3	0-0 6-3			0-0 1B 2B		4	1	2	2	1	0	0			
Larry Hisle, R OBP: 0.368, SLG: 0.553 (1, 10)	0-3 K	0-0 G3		0-3 K	0-3 K			0-0 1B		5	0	1	1	0	3	4			
Cecil Cooper, L OBP: 0.373, SLG: 0.498 (1, 3)	0-0 G3		0-0 P6	0-0 F8				0-0 F9 1B		5	0	1	0	0	0	3			
Sixto Lezcano, R OBP: 0.366, SLG: 0.472 (1, 9)		0-0 1B BB	0-0 5-3		0-0 P4			0-3 K	0-0 6-3	5	1	1	0	0	1	1			
Robin Yount, R OBP: 0.333, SLG: 0.411 (1, 6)		0-0 BB HBP FC5 1B	0-0 1B 1B		0-0 1B BB 1B			0-0 F9	0-0 P5	5	3	3	0	0	0	1			
Gorman Thomas, R OBP: 0.348, SLG: 0.534 (1, 8)		1-0 FC5 BB HBP 1B	0-0 1B 1B		4-0 1B BB 1B			0-3 K	0-0 HR	3	1	2	1	1	1	1			
Buck Martinez, R OBP: 0.255, SLG: 0.266 (1, 2)	4-0 1B BB FC5	0-0 FC5-4 1B		0-0 1B	0-0 1B			0-0 5-3	0-0 F9	4	1	2	3	1	0	0			
Inning Stats	R: 0 E: 0 K: 1 S: 5	H: 0 LOB: 2 BB: 2 P: 13	R: 3 E: 0 K: 0 S: 6	H: 3 LOB: 2 BB: 1 P: 11	R: 1 E: 0 K: 0 S: 6	H: 1 LOB: 0 BB: 0 P: 6	R: 1 E: 0 K: 1 S: 4	H: 2 LOB: 1 BB: 1 P: 8	R: 0 E: 0 K: 2 S: 8	H: 1 LOB: 1 BB: 0 P: 8	R: 2 E: 0 K: 0 S: 6	H: 3 LOB: 1 BB: 0 P: 6	R: 1 E: 0 K: 0 S: 4	H: 1 LOB: 0 BB: 0 P: 4	1B: 11 2B: 1 3B: 0 HR: 2	SF: 0 SAC: 0 DP: 0 HBP: 1	WP: 0 PA: 45 PB: 0 SB: 0 CS: 0		
PITCHER	IP	WLS	BF	H	R	ER	SO	BB	IBB	HBP	BLK	WP	HR	S	P	ERA	WHIP		
Jack Billingham, R ERA: 3.68 (1, 1)	1.2	L	12	3	3	3	1	3	0	1	0	0	0	10	23	16.20	3.600		
Dave Tobik, R ERA: 9.0 (2, 1)	3.0		15	6	3	3	1	1	0	0	0	0	1	16	20	9.00	2.333		
Bob Sykes, L ERA: 3.94 (5, 1)	3.1		14	4	2	2	3	0	0	0	0	0	0	20	20	5.40	1.200		
Ed Glynn, L ERA: 2.84 (9, 1)	1.0		4	1	1	1	0	0	0	0	0	0	1	4	4	9.00	1.000		

Batter	1	2	3	4	5	6	7	8	9	AB	R	H	RBI	BB	SO	LOB	BOTTOM			
Ron LeFlore, R OBP: 0.356, SLG: 0.389 (1, 8)	0-0 F8		0-0 F8		0-0 F9			0-0 3B	4-0 BB	4	0	1	1	1	0	0	Milwaukee Brewers @ Detroit Tigers Tiger Stadium, Detroit, MI Sat Aug 26 1978, 3:33 AM EDT Att: 32,103 - Unknown			
Lou Whitaker, L OBP: 0.357, SLG: 0.369 (1, 4)	0-0 F8		0-0 1-3		0-0 2B 1B			0-0 F7		5	1	1	0	0	0	3				
Rusty Staub, L OBP: 0.362, SLG: 0.460 (1, 10)	0-0 F8		0-0 HR		0-0 2B			0-0 4-3		4	1	2	2	0	0	1				
Jason Thompson, L OBP: 0.375, SLG: 0.496 (1, 3)		4-0 FC3-6 BB	0-0 F5		0-0 F5			0-3 K		3	0	0	0	1	1	1				
Steve Kemp, L OBP: 0.396, SLG: 0.408 (1, 7)		0-0 FC3-6 HR		0-0 F8 1B		4-0 G5-4-3 BB		0-0 F8		3	1	1	0	1	0	1				
Lance Parrish, R OBP: 0.284, SLG: 0.449 (1, 2)		0-0 HR		0-3 K		0-0 F8		0-3 K		4	1	1	2	0	2	2				
John Wockenfuss, R OBP: 0.354, SLG: 0.378 (1, 9)		0-0 F7		0-0 F8		0-0 G5-4-3		0-0 P2		4	0	0	0	0	0	2				
Aurelio Rodriguez, R OBP: 0.297, SLG: 0.388 (1, 5)		0-0 FC6-4 1B		0-0 P4		0-0 FC6-4 1B		0-0 5-3		4	0	2	0	0	0	1				
Alan Trammell, R OBP: 0.324, SLG: 0.325 (1, 6)		0-0 FC6-4		0-3 K		0-0 FC6-4 3B		0-0 HBP		3	1	0	0	0	1	2				
Inning Stats	R: 0 E: 0 K: 0 S: 3	H: 0 LOB: 0 BB: 0 P: 3	R: 2 E: 0 K: 0 S: 5	H: 2 LOB: 1 BB: 1 P: 9	R: 1 E: 0 K: 0 S: 4	H: 1 LOB: 0 BB: 0 P: 4	R: 0 E: 0 K: 1 S: 6	H: 1 LOB: 1 BB: 0 P: 6	R: 1 E: 0 K: 0 S: 7	H: 2 LOB: 1 BB: 0 P: 7	R: 0 E: 0 K: 2 S: 7	H: 0 LOB: 0 BB: 0 P: 7	R: 0 E: 0 K: 0 S: 3	H: 0 LOB: 2 BB: 1 P: 8	1B: 4 2B: 1 3B: 1 HR: 2	SF: 0 SAC: 0 DP: 1 HBP: 1	WP: 0 PA: 38 PB: 0 SB: 0 CS: 0			
PITCHER	IP	WLS	BF	H	R	ER	SO	BB	IBB	HBP	BLK	WP	HR	S	P	ERA	WHIP			
Bill Travers, L ERA: 4.53 (1, 1)	6.0	W	26	7	5	5	2	2	0	0	0	0	0	2	28	36	7.50	1.500		
Eduardo Rodriguez, R ERA: 4.83 (7, 1)	0.1		2	1	0	0	0	0	0	0	0	0	0	2	2	0.00	3.000			
Bob McClure, L ERA: 3.75 (7, 1)	2.2	S	10	0	0	0	2	1	0	1	0	0	0	12	17	0.00	0.375			

Batter	1	2	3	4	5	6	7	8	9	AB	R	H	RBI	BB	SO	LOB	TOP										
Paul Moltis, R (1, 4) OBP: 0.309, SLG: 0.386	L8		G5-4-3		5-3				F8	4	0	0	0	1	0	2											
Don Money, R (1, 3) OBP: 0.355, SLG: 0.413	F8		P4						F7	5	0	1	0	0	0	3											
Ben Oglvie, L (1, 7) OBP: 0.371, SLG: 0.482	L5									4	0	1	0	1	0	3											
Sixto Lezcano, R (1, 9) OBP: 0.367, SLG: 0.468		F8								3	0	0	0	2	1	3											
Cecil Cooper, L (1, 10) OBP: 0.371, SLG: 0.495										4	0	1	0	0	1	4											
Sal Bando, R (1, 5) OBP: 0.377, SLG: 0.452										3	0	1	0	1	0	3											
Robin Yount, R (1, 6) OBP: 0.333, SLG: 0.410										4	0	1	0	0	0	2											
Gorman Thomas, R (1, 8) OBP: 0.350, SLG: 0.541										3	2	1	1	1	1	4											
Buck Martinez, R (1, 2) OBP: 0.257, SLG: 0.269										2	0	1	0	0	0	0											
Dave May, L (7, PH) OBP: 0.316, SLG: 0.353										1	0	1	1	0	0	0											
Charlie Moore, R (7, 2) OBP: 0.307, SLG: 0.379										1	0	1	0	0	0	0											
Inning Stats	R: 0 E: 0 K: 0 S: 3	H: 0 LOB: 0 BB: 0 P: 3	R: 0 E: 0 K: 1 S: 6	H: 1 LOB: 2 BB: 1 P: 10	R: 0 E: 0 K: 0 S: 3	H: 1 LOB: 0 BB: 0 P: 3	R: 0 E: 0 K: 1 S: 6	H: 1 LOB: 1 BB: 0 P: 6	R: 1 E: 0 K: 0 S: 4	H: 1 LOB: 0 BB: 0 P: 4	R: 0 E: 0 K: 1 S: 6	H: 1 LOB: 2 BB: 2 P: 10	R: 1 E: 0 K: 0 S: 4	H: 1 LOB: 2 BB: 2 P: 12	R: 0 E: 0 K: 0 S: 4	H: 2 LOB: 2 BB: 1 P: 8	R: 0 E: 0 K: 0 S: 4	H: 1 LOB: 2 BB: 1 P: 8	1B: 5 2B: 3 3B: 0 HR: 1	SF: 0 SAC: 0 DP: 2 HBP: 0	WP: 0 PB: 0 SB: 0 CS: 0	PA: 40					
PITCHER	IP	WLS	BF	H	R	ER	SO	BB	IBB	HBP	BLK	WP	HR	S	P	ERA	WHIP										
Jim Slaton, R (1, 1) ERA: 4.02	6.1	W	28	6	2	2	3	4	0	0	0	0	1	30	46	2.84	1.579										
John Hiller, L (7, 1) ERA: 2.99	2.2	S	12	3	0	0	0	2	0	0	0	0	0	10	18	0.00	1.875										

Milwaukee Brewers @ Detroit Tigers
Tiger Stadium, Detroit, MI
Sun Aug 27 1978, 3:33 AM EDT
Att: 43,478 - Unknown

AB	34
R	2
H	9
RBI	2
BB	6
SO	3
LOB	24



Batter	1	2	3	4	5	6	7	8	9	AB	R	H	RBI	BB	SO	LOB	BOTTOM										
Ron LeFlore, R (1, 8) OBP: 0.355, SLG: 0.388	4-3									4	1	1	0	0	0	2											
Lou Whitaker, L (1, 4) OBP: 0.355, SLG: 0.370	K									4	0	2	3	0	1	0											
Rusty Staub, L (1, 10) OBP: 0.361, SLG: 0.460										4	0	1	0	0	0	2											
Jason Thompson, L (1, 3) OBP: 0.372, SLG: 0.491	P6									4	0	0	0	0	0	2											
Steve Kemp, L (1, 7) OBP: 0.395, SLG: 0.406										3	0	0	0	1	1	0											
Milt May, L (1, 2) OBP: 0.328, SLG: 0.414										4	0	0	0	0	0	1											
Tim Corcoran, L (1, 9) OBP: 0.317, SLG: 0.326										3	1	1	0	0	1	1											
Phil Mankowski, L (1, 5) OBP: 0.367, SLG: 0.379										2	1	1	0	1	0	0											
Aurelio Rodriguez, R (8, 5) OBP: 0.297, SLG: 0.388										0	0	0	0	0	0	0											
Alan Trammell, R (1, 6) OBP: 0.324, SLG: 0.328										3	1	1	1	0	0	2											
Inning Stats	R: 0 E: 0 K: 1 S: 6	H: 1 LOB: 1 BB: 0 P: 6	R: 1 E: 0 K: 0 S: 5	H: 2 LOB: 1 BB: 0 P: 5	R: 0 E: 0 K: 0 S: 3	H: 0 LOB: 0 BB: 0 P: 3	R: 0 E: 0 K: 1 S: 5	H: 0 LOB: 2 BB: 2 P: 13	R: 0 E: 0 K: 1 S: 5	H: 0 LOB: 0 BB: 0 P: 3	R: 0 E: 0 K: 1 S: 5	H: 0 LOB: 0 BB: 0 P: 5	R: 0 E: 0 K: 1 S: 5	H: 0 LOB: 0 BB: 0 P: 5	1B: 5 2B: 2 3B: 0 HR: 0	SF: 0 SAC: 0 DP: 0 HBP: 0	WP: 0 PB: 0 SB: 1 CS: 0	PA: 33									
PITCHER	IP	WLS	BF	H	R	ER	SO	BB	IBB	HBP	BLK	WP	HR	S	P	ERA	WHIP										
Lary Sorensen, R (1, 1) ERA: 3.2	8.0	L	33	7	4	4	3	1	1	0	0	0	0	37	45	4.50	1.000										

Milwaukee Brewers @ Detroit Tigers
Tiger Stadium, Detroit, MI
Sun Aug 27 1978, 3:33 AM EDT
Att: 43,478 - Unknown

AB	31
R	4
H	7
RBI	4
BB	2
SO	3
LOB	10



Batter	1	2	3	4	5	6	7	8	9	AB	R	H	RBI	BB	SO	LOB	TOP		
Paul Moltitor, R OBP: 0.311, SLG: 0.387 (1, 4)			SH5-4 	5-3 			SH BB 	F2 		4	1	2	0	0	0	2	Milwaukee Brewers @ Detroit Tigers Tiger Stadium, Detroit, MI Mon Aug 28 1978, 7:05 PM EDT Att: 23,037 - Unknown		
Robin Yount, R OBP: 0.334, SLG: 0.417 (1, 6)	L6 		HR 		5-3 		SH BB 1B 	2B BB 		3	3	1	3	1	0	1			
Cecil Cooper, L OBP: 0.372, SLG: 0.495 (1, 3)	G3-6 		F8 		4-3 		1B BB SF7 IBB 	1B 2B 		4	2	1	1	1	0	1			
Larry Hisle, R OBP: 0.370, SLG: 0.551 (1, 10)		F4 		BB 		1B 	WP 1B BB 	K 		3	1	1	1	2	1	1			
Ben Oglivie, L OBP: 0.372, SLG: 0.481 (1, 9)	G3 		4-3 		4-3 		WP 1B BB 	1B 		5	1	2	2	0	0	2			
Sal Bando, R OBP: 0.379, SLG: 0.455 (1, 5)	WP 1B 			1B 		SH1-3 1B 	SF7 	K 		4	0	3	1	0	1	1			
Dave May, L OBP: 0.313, SLG: 0.347 (1, 7)	4-3 			P4 		SH1-3 1B 	BB 1B 	F8 		4	0	1	2	0	0	2			
Gorman Thomas, R OBP: 0.353, SLG: 0.539 (1, 8)			SH5-4 HR BB 	1B 		L5 	G6-4-3 BB 	5-3 		3	1	1	0	2	0	1			
Charlie Moore, R OBP: 0.304, SLG: 0.374 (1, 2)			HR SH5-4 1B 	F9 		F8 	G6-4-3 	K 		5	1	1	0	0	1	5			
Inning Stats	R: 0 E: 0 K: 0 S: 3	H: 1 LOB: 0 BB: 0 P: 3	R: 0 E: 0 K: 0 S: 4	H: 1 LOB: 1 BB: 0 P: 4	R: 3 E: 0 K: 0 S: 5	H: 2 LOB: 1 BB: 2 P: 13	R: 0 E: 0 K: 0 S: 5	H: 2 LOB: 2 BB: 0 P: 5	R: 0 E: 0 K: 0 S: 4	H: 1 LOB: 1 BB: 0 P: 4	R: 5 E: 1 K: 0 S: 6	H: 3 LOB: 1 BB: 3 P: 18	R: 2 E: 0 K: 2 S: 9	H: 2 LOB: 1 BB: 1 P: 13	R: 0 E: 0 K: 1 S: 5	H: 0 LOB: 0 BB: 0 P: 5	1B: 11 2B: 1 3B: 0 HR: 1	SF: 1 SAC: 3 DP: 2 HBP: 0	WP: 2 PA: 45
PITCHER	IP WLS BF H R ER SO BB IBB HBP BLK WP HR S P ERA WHIP	IP WLS BF H R ER SO BB IBB HBP BLK WP HR S P ERA WHIP	IP WLS BF H R ER SO BB IBB HBP BLK WP HR S P ERA WHIP	IP WLS BF H R ER SO BB IBB HBP BLK WP HR S P ERA WHIP	IP WLS BF H R ER SO BB IBB HBP BLK WP HR S P ERA WHIP	IP WLS BF H R ER SO BB IBB HBP BLK WP HR S P ERA WHIP	IP WLS BF H R ER SO BB IBB HBP BLK WP HR S P ERA WHIP	IP WLS BF H R ER SO BB IBB HBP BLK WP HR S P ERA WHIP	IP WLS BF H R ER SO BB IBB HBP BLK WP HR S P ERA WHIP	IP WLS BF H R ER SO BB IBB HBP BLK WP HR S P ERA WHIP	IP WLS BF H R ER SO BB IBB HBP BLK WP HR S P ERA WHIP	IP WLS BF H R ER SO BB IBB HBP BLK WP HR S P ERA WHIP	IP WLS BF H R ER SO BB IBB HBP BLK WP HR S P ERA WHIP	IP WLS BF H R ER SO BB IBB HBP BLK WP HR S P ERA WHIP	IP WLS BF H R ER SO BB IBB HBP BLK WP HR S P ERA WHIP	IP WLS BF H R ER SO BB IBB HBP BLK WP HR S P ERA WHIP	IP WLS BF H R ER SO BB IBB HBP BLK WP HR S P ERA WHIP	IP WLS BF H R ER SO BB IBB HBP BLK WP HR S P ERA WHIP	IP WLS BF H R ER SO BB IBB HBP BLK WP HR S P ERA WHIP
Dave Rozema, R ERA: 3.2 (1, 1)	6.0 L 27	8 3 3 0	2 0 0 0	1 1 0 0	1 0 5 13	108.00 12.000	6.75 1.500												
Jack Morris, R ERA: 4.19 (7, 1)	0.1 7 3 5 4 0 1 1 0 0 0 0 0 0 15 23 6.75 1.500																		
Dave Tobik, R ERA: 7.94 (7, 1)																			

AB	35
R	10
H	13
RBI	10
BB	6
SO	3
LOB	16



Batter	1	2	3	4	5	6	7	8	9	AB	R	H	RBI	BB	SO	LOB	BOTTOM		
Ron LeFlore, R OBP: 0.355, SLG: 0.387 (1, 8)	F8 		FC6-4 		1B 			F9 		4	0	1	1	0	0	1	Milwaukee Brewers @ Detroit Tigers Tiger Stadium, Detroit, MI Mon Aug 28 1978, 7:05 PM EDT Att: 23,037 - Unknown		
Lou Whitaker, L OBP: 0.357, SLG: 0.369 (1, 4)	4-3 			F7 		4-3 		G3-6-3 1B 		4	0	1	0	0	0	0			
Rusty Staub, L OBP: 0.359, SLG: 0.457 (1, 10)	K 			F8 		F2 		G3-6-3 		4	0	0	0	0	1	1			
Jason Thompson, L OBP: 0.371, SLG: 0.488 (1, 3)		5-3 		BB 		P5 			P4 	3	0	0	0	1	0	0			
Steve Kemp, L OBP: 0.394, SLG: 0.403 (1, 7)		F7 		F6 		BB BB 			G3 	3	0	0	0	1	0	1			
Lance Parrish, R OBP: 0.280, SLG: 0.442 (1, 2)		5-3 			1-3 		F8 		1-3 	4	0	0	0	0	0	1			
John Wockenfuss, R OBP: 0.360, SLG: 0.375 (1, 9)			FC6-4 BB 		F8 		BB 1-2 BB 			1	0	0	0	2	0	0			
Aurelio Rodriguez, R OBP: 0.297, SLG: 0.386 (1, 5)			FC6-4 FC6-4 		BB 1B HBP 		F8 			2	1	0	0	0	0	3			
Alan Trammell, R OBP: 0.324, SLG: 0.326 (1, 6)			FC6-4 		1B 1-2 BB 		F8 			2	0	0	0	1	0	3			
Inning Stats	R: 0 E: 0 K: 1 S: 5	H: 0 LOB: 0 BB: 0 P: 5	R: 0 E: 0 K: 0 S: 3	H: 0 LOB: 0 BB: 0 P: 3	R: 0 E: 0 K: 0 S: 3	H: 0 LOB: 1 BB: 1 P: 7	R: 0 E: 0 K: 0 S: 3	H: 0 LOB: 1 BB: 1 P: 7	R: 1 E: 0 K: 0 S: 3	H: 1 LOB: 2 BB: 1 P: 8	R: 0 E: 0 K: 0 S: 3	H: 0 LOB: 0 BB: 0 P: 3	R: 0 E: 0 K: 0 S: 3	H: 1 LOB: 0 BB: 0 P: 3	R: 0 E: 0 K: 0 S: 3	H: 0 LOB: 0 BB: 0 P: 3	1B: 2 2B: 0 3B: 0 HR: 0	SF: 0 SAC: 0 DP: 1 HBP: 1	WP: 0 PA: 33
PITCHER	IP WLS BF H R ER SO BB IBB HBP BLK WP HR S P ERA WHIP	IP WLS BF H R ER SO BB IBB HBP BLK WP HR S P ERA WHIP	IP WLS BF H R ER SO BB IBB HBP BLK WP HR S P ERA WHIP	IP WLS BF H R ER SO BB IBB HBP BLK WP HR S P ERA WHIP	IP WLS BF H R ER SO BB IBB HBP BLK WP HR S P ERA WHIP	IP WLS BF H R ER SO BB IBB HBP BLK WP HR S P ERA WHIP	IP WLS BF H R ER SO BB IBB HBP BLK WP HR S P ERA WHIP	IP WLS BF H R ER SO BB IBB HBP BLK WP HR S P ERA WHIP	IP WLS BF H R ER SO BB IBB HBP BLK WP HR S P ERA WHIP	IP WLS BF H R ER SO BB IBB HBP BLK WP HR S P ERA WHIP	IP WLS BF H R ER SO BB IBB HBP BLK WP HR S P ERA WHIP	IP WLS BF H R ER SO BB IBB HBP BLK WP HR S P ERA WHIP	IP WLS BF H R ER SO BB IBB HBP BLK WP HR S P ERA WHIP	IP WLS BF H R ER SO BB IBB HBP BLK WP HR S P ERA WHIP	IP WLS BF H R ER SO BB IBB HBP BLK WP HR S P ERA WHIP	IP WLS BF H R ER SO BB IBB HBP BLK WP HR S P ERA WHIP	IP WLS BF H R ER SO BB IBB HBP BLK WP HR S P ERA WHIP	IP WLS BF H R ER SO BB IBB HBP BLK WP HR S P ERA WHIP	IP WLS BF H R ER SO BB IBB HBP BLK WP HR S P ERA WHIP
Jerry Augustine, L ERA: 4.49 (1, 1)	9.0 W 33	2 1 1 1	5 0 1 0	0 0 29 50	1.00 0.778														



Batter	1	2	3	4	5	6	7	8	9	AB	R	H	RBI	BB	SO	LOB	TOP					
Robin Yount, R OBP: 0.332, SLG: 0.414 (1, 6)	5-3		L8		SH5-4		SH		K	3	0	0	0	0	1	0						
Don Money, R OBP: 0.355, SLG: 0.420 (1, 4)	F8			1B	HR		P8		6-3	5	2	2	3	0	0	3						
Cecil Cooper, L OBP: 0.372, SLG: 0.500 (1, 3)	L8			1B	F8		K			5	1	2	0	0	1	3						
Larry Hisle, R OBP: 0.366, SLG: 0.545 (1, 10)		F3		K	F8		FC6-4		K	5	0	0	0	0	2	6						
Ben Oglivie, L OBP: 0.371, SLG: 0.478 (1, 7)	K			6-3			F5		6-3	4	0	1	1	0	1	0						
Sixto Lezcano, R OBP: 0.365, SLG: 0.466 (1, 9)	6-3			6-3			K			4	0	1	1	0	1	1						
Sal Bando, R OBP: 0.376, SLG: 0.451 (1, 5)			4-3	F9			F4		K	4	0	0	0	0	1	2						
Gorman Thomas, R OBP: 0.356, SLG: 0.538 (1, 8)			5-3		SH5-4	HR	SH	FC6-4		1	1	0	0	3	0	0						
Buck Martinez, R OBP: 0.262, SLG: 0.289 (1, 2)					SH5-4	HR	SH	FC6-4		3	2	2	1	0	0	2						
Inning Stats	R: 0 E: 0 K: 0 S: 3	H: 0 LOB: 0 BB: 0 P: 3	R: 0 E: 0 K: 1 S: 5	H: 0 LOB: 0 BB: 0 P: 5	R: 1 E: 0 K: 0 S: 4	H: 1 LOB: 0 BB: 0 P: 4	R: 2 E: 0 K: 1 S: 8	H: 3 LOB: 1 BB: 0 P: 8	R: 3 E: 0 K: 0 S: 5	H: 2 LOB: 0 BB: 1 P: 9	R: 0 E: 0 K: 1 S: 5	H: 0 LOB: 0 BB: 0 P: 5	R: 0 E: 0 K: 1 S: 7	H: 0 LOB: 3 BB: 1 P: 11	R: 0 E: 0 K: 1 S: 6	H: 1 LOB: 2 BB: 1 P: 10	R: 0 E: 0 K: 2 S: 8	H: 1 LOB: 1 BB: 0 P: 8	1B: 5 2B: 0 3B: 1 HR: 2	SF: 0 SAC: 3 DP: 0 HBP: 0	WP: 0 PB: 0 CS: 0	PA: 40
PITCHER	IP	WLS	BF	H	R	ER	SO	BB	IBB	HBP	BLK	WP	HR	S	P	ERA	WHIP					
Rick Wise, R ERA: 4.02 (1, 1)	4.1	L	20	6	6	6	2	1	0	0	0	0	2	23	27	12.46	1.615					
Don Hood, L ERA: 4.5 (5, 1)	2.1		10	0	0	0	2	1	0	0	0	0	0	13	17	0.00	0.429					
Jim Kern, R ERA: 2.94 (7, 1)	1.1		6	1	0	0	1	1	0	0	0	0	0	7	11	0.00	1.500					
Dan Spillner, R ERA: 3.65 (9, 1)	1.0		4	1	0	0	2	0	0	0	0	0	0	8	8	0.00	1.000					

Milwaukee Brewers @ Cleveland Indians
Cleveland Municipal Stadium, Cleveland, OH

AB 34
R 6
H 8
RBI 6
BB 3
SO 7
LOB 17



Tue Aug 29 1978, 7:05 PM EDT
Att: 5,498 - Unknown - 76 F

livebaseballscores.com

Batter	1	2	3	4	5	6	7	8	9	AB	R	H	RBI	BB	SO	LOB	BOTTOM				
Jim Norris, L OBP: 0.363, SLG: 0.361 (1, 9)	4-3		WP		F7			F7		4	0	1	0	0	0	1					
Duane Kuiper, L OBP: 0.313, SLG: 0.347 (1, 4)	1-3		L7				F8	F7		4	0	0	0	0	0	1					
Johnny Grubb, L OBP: 0.369, SLG: 0.456 (1, 7)					F7		4-3	K		4	0	1	0	0	1	0					
Andre Thornton, R OBP: 0.386, SLG: 0.522 (1, 3)	FC5-4			G3			F8		K	4	0	1	0	0	1	1					
Bernie Carbo, L OBP: 0.344, SLG: 0.353 (1, 10)		G4-6-3		G3				1B	6-3	4	0	2	0	0	0	1					
Buddy Bell, R OBP: 0.336, SLG: 0.414 (1, 5)		G4-6-3		F8			F8		6-3	4	0	0	0	0	0	3					
Rick Manning, L OBP: 0.315, SLG: 0.349 (1, 8)		L6						1B		3	0	2	0	0	0	0					
Tom Veryzer, R OBP: 0.296, SLG: 0.328 (1, 6)			6-3		FC6-4		F8			3	0	0	0	0	0	3					
Bo Diaz, R OBP: 0.257, SLG: 0.306 (1, 2)			F9		F8		F9			3	0	0	0	0	0	3					
Inning Stats	R: 0 E: 0 K: 0 S: 4	H: 1 LOB: 1 BB: 0 P: 4	R: 0 E: 0 K: 0 S: 3	H: 1 LOB: 0 BB: 0 P: 3	R: 0 E: 0 K: 0 S: 4	H: 1 LOB: 1 BB: 0 P: 4	R: 0 E: 0 K: 0 S: 4	H: 1 LOB: 1 BB: 0 P: 4	R: 0 E: 0 K: 0 S: 5	H: 0 LOB: 0 BB: 0 P: 3	R: 0 E: 0 K: 0 S: 5	H: 2 LOB: 2 BB: 0 P: 5	R: 0 E: 0 K: 1 S: 5	H: 0 LOB: 0 BB: 0 P: 5	R: 0 E: 0 K: 1 S: 5	H: 0 LOB: 0 BB: 0 P: 5	1B: 7 2B: 0 3B: 0 HR: 0	SF: 0 SAC: 0 DP: 1 HBP: 0	WP: 2 PB: 0 CS: 0	PA: 33	
PITCHER	IP	WLS	BF	H	R	ER	SO	BB	IBB	HBP	BLK	WP	HR	S	P	ERA	WHIP				
Andy Replogle, R ERA: 4.03 (1, 1)	9.0	W	33	7	0	0	2	0	0	0	0	2	0	37	37	0.00	0.778				

Milwaukee Brewers @ Cleveland Indians
Cleveland Municipal Stadium, Cleveland, OH

AB 33
R 0
H 7
RBI 0
BB 0
SO 2
LOB 13




Tue Aug 29 1978, 7:05 PM EDT
Att: 5,498 - Unknown - 76 F

livebaseballscores.com

Batter	1	2	3	4	5	6	7	8	9	AB	R	H	RBI	BB	SO	LOB	TOP			
Paul Mollitor, R OBP: 0.310, SLG: 0.386 (1, 6)										4	0	1	0	0	1	0	Milwaukee Brewers @ Cleveland Indians Cleveland Municipal Stadium, Cleveland, OH Thu Aug 31 1978, 7:05 PM EDT Unknown - 74 F			
Don Money, R OBP: 0.352, SLG: 0.416 (1, 4)										4	0	0	0	0	1	1				
Cecil Cooper, L OBP: 0.369, SLG: 0.495 (1, 3)										3	0	0	0	0	0	1				
Sixto Lezcano, R OBP: 0.363, SLG: 0.462 (1, 9)										3	0	0	0	0	1	1				
Ben Oglivie, L OBP: 0.370, SLG: 0.485 (1, 7)										3	1	1	1	0	0	0				
Dick Davis, R OBP: 0.281, SLG: 0.392 (1, 10)										3	0	1	0	0	0	0				
Sal Bando, R OBP: 0.374, SLG: 0.447 (1, 5)										3	0	0	0	0	2	1				
Gorman Thomas, R OBP: 0.354, SLG: 0.534 (1, 8)										3	0	0	0	0	2	1				
Charlie Moore, R OBP: 0.300, SLG: 0.369 (1, 2)										3	0	0	0	0	0	0				
Inning Stats	R: 0 E: 0 K: 2 S: 8	H: 1 LOB: 1 BB: 0 P: 8	R: 1 E: 0 K: 1 S: 6	H: 1 LOB: 0 BB: 0 P: 6	R: 0 E: 0 K: 1 S: 5	H: 0 LOB: 0 BB: 0 P: 5	R: 0 E: 0 K: 0 S: 3	H: 0 LOB: 0 BB: 0 P: 3	R: 0 E: 0 K: 2 S: 7	H: 1 LOB: 1 BB: 0 P: 7	R: 0 E: 0 K: 0 S: 3	H: 0 LOB: 0 BB: 0 P: 3	R: 0 E: 0 K: 1 S: 5	H: 0 LOB: 0 BB: 0 P: 5	R: 0 E: 0 K: 0 S: 3	H: 0 LOB: 0 BB: 0 P: 3	1B: 2 2B: 1 3B: 0 HR: 1	SF: 0 SAC: 0 DP: 1 HBP: 0	WP: 0 PB: 0 CS: 1	PA: 29
PITCHER Mike Paxton, R ERA: 3.53 (1, 1)	IP: 9.0 WLS: L BF: 29 H: 3 R: 1 ER: 1 SO: 7 BB: 0 IBB: 0 HBP: 0 BLK: 0 WP: 0 HR: 1 S: 43 P: 43 ERA: 1.00 WHIP: 0.333																			

Batter	1	2	3	4	5	6	7	8	9	AB	R	H	RBI	BB	SO	LOB	BOTTOM					
Duane Kuiper, L OBP: 0.316, SLG: 0.350 (1, 4)										4	0	3	0	0	0	0	Milwaukee Brewers @ Cleveland Indians Cleveland Municipal Stadium, Cleveland, OH Thu Aug 31 1978, 7:05 PM EDT Unknown - 74 F					
Johnny Grubb, L OBP: 0.386, SLG: 0.451 (1, 7)										4	0	0	0	0	0	4						
Buddy Bell, R OBP: 0.335, SLG: 0.412 (1, 5)										4	0	1	0	0	1	4						
Andre Thornton, R OBP: 0.383, SLG: 0.517 (1, 3)										4	0	0	0	0	0	2						
Ron Pruitt, R OBP: 0.312, SLG: 0.348 (1, 9) (9, 2)										3	0	0	0	1	0	0						
Rick Manning, L OBP: 0.314, SLG: 0.347 (1, 8)										3	0	0	0	0	0	1						
Larryell Blanks, R OBP: 0.283, SLG: 0.337 (9, FH)										1	0	0	0	0	0	0						
Tom Verzyer, R OBP: 0.296, SLG: 0.328 (1, 6)										3	0	1	0	0	0	1						
Ted Cox, R OBP: 0.286, SLG: 0.270 (1, 10)										3	0	0	0	0	0	1						
Bo Diaz, R OBP: 0.260, SLG: 0.307 Horace Speed, R OBP: 0.330, SLG: 0.286 (8, PR) (9, 9)										3	0	1	0	0	0	0						
Inning Stats	R: 0 E: 0 K: 0 S: 4	H: 2 LOB: 1 BB: 0 P: 4	R: 0 E: 0 K: 0 S: 4	H: 1 LOB: 1 BB: 0 P: 4	R: 0 E: 0 K: 0 S: 4	H: 1 LOB: 1 BB: 0 P: 4	R: 0 E: 0 K: 0 S: 3	H: 0 LOB: 1 BB: 1 P: 7	R: 0 E: 0 K: 0 S: 3	H: 0 LOB: 0 BB: 0 P: 3	R: 0 E: 0 K: 1 S: 5	H: 0 LOB: 0 BB: 0 P: 5	R: 0 E: 0 K: 0 S: 3	H: 0 LOB: 0 BB: 0 P: 3	R: 0 E: 0 K: 0 S: 5	H: 2 LOB: 3 BB: 0 P: 5	R: 0 E: 0 K: 0 S: 3	H: 0 LOB: 0 BB: 0 P: 3	1B: 6 2B: 1 3B: 0 HR: 0	SF: 0 SAC: 0 DP: 1 HBP: 0	WP: 0 PB: 0 CS: 0	PA: 33
PITCHER Mike Caldwell, L ERA: 2.38 (1, 1)	IP: 9.0 WLS: W BF: 33 H: 6 R: 0 ER: 0 SO: 1 BB: 1 IBB: 0 HBP: 0 BLK: 0 WP: 0 HR: 0 S: 34 P: 38 ERA: 0.00 WHIP: 0.778																					

Batter	1	2	3	4	5	6	7	8	9	AB	R	H	RBI	BB	SO	LOB	TOP			
Mike Hargrove, L (1, 3) OBP: 0.383, SLG: 0.346	6-3		1B		F7		F8		FC6	4	1	1	1	0	0	0	Texas Rangers @ Milwaukee Brewers Milwaukee County Stadium, Milwaukee, WI Fri Sep 01 1978, 8:05 PM EDT Att: 13,648 - Unknown - 72 F livebaseballscorecards.com			
Mike Jorgensen, L (7, 3) OBP: 0.350, SLG: 0.196			1B						1B	1	0	1	0	0	0					
Bump Willis, S (1, 4) OBP: 0.309, SLG: 0.321	F7		F8		F8		4-3		FC6	4	0	0	0	1	0	2				
John Lowenstein, L (1, 5) OBP: 0.353, SLG: 0.387			2B		L9				F5	4	1	2	1	0	0	1				
Al Oliver, L (1, 7) OBP: 0.347, SLG: 0.496	K		1B		4-3				6-3	4	1	2	1	0	1	2				
Bobby Bonds, R (1, 9) OBP: 0.351, SLG: 0.478		4-3							6-3	4	0	1	1	0	0	1				
Richie Zisk, R (1, 10) OBP: 0.328, SLG: 0.408		F3			F8				F7	4	0	0	0	0	0	2				
Jim Sundberg, R (1, 2) OBP: 0.371, SLG: 0.388	P4				1-3				F9	4	0	1	0	0	0	0				
Toby Harrah, R (1, 6) OBP: 0.349, SLG: 0.339			4-3		K				P4	4	1	1	1	0	1	1				
Juan Beniquez, R (1, 8) OBP: 0.280, SLG: 0.361			2B		K				F5	4	1	1	0	0	1	0				
Inning Stats	R: 0 E: 0 K: 1 S: 6	H: 1 LOB: 1 BB: 0 P: 6	R: 0 E: 0 K: 0 S: 3	H: 0 LOB: 0 BB: 0 P: 3	R: 4 E: 0 K: 0 S: 8	H: 5 LOB: 1 BB: 0 P: 8	R: 0 E: 0 K: 2 S: 7	H: 0 LOB: 0 BB: 0 P: 7	R: 0 E: 0 K: 0 S: 4	H: 1 LOB: 1 BB: 0 P: 4	R: 0 E: 0 K: 0 S: 3	H: 0 LOB: 0 BB: 0 P: 3	R: 0 E: 0 K: 0 S: 4	H: 1 LOB: 1 BB: 0 P: 4	R: 1 E: 0 K: 0 S: 5	H: 2 LOB: 1 BB: 0 P: 5		1B: 7 2B: 2 3B: 0 HR: 1	SF: 0 SAC: 0 DP: 0 HBP: 0	WP: 0 PB: 0 SB: 1 CS: 0
PITCHER Lary Sorensen, R (1, 1) ERA: 3.27	IP: 9.0 WLS: L BF: 38 H: 10 R: 5 ER: 5 SO: 3 BB: 1 IBB: 0 HBP: 0 BLK: 0 WP: 0 HR: 1 S: 43 P: 47 ERA: 5.00 WHIP: 1.222															PITCHER	IP: 9.0 WLS: L BF: 38 H: 10 R: 5 ER: 5 SO: 3 BB: 1 IBB: 0 HBP: 0 BLK: 0 WP: 0 HR: 1 S: 43 P: 47 ERA: 5.00 WHIP: 1.222			

Batter	1	2	3	4	5	6	7	8	9	AB	R	H	RBI	BB	SO	LOB	BOTTOM			
Paul Moltor, R (1, 4) OBP: 0.311, SLG: 0.386	S		6-3		F9				B1	3	1	0	0	1	0	2	Texas Rangers @ Milwaukee Brewers Milwaukee County Stadium, Milwaukee, WI Fri Sep 01 1978, 8:05 PM EDT Att: 13,648 - Unknown - 72 F livebaseballscorecards.com			
Don Money, R (1, 5) OBP: 0.356, SLG: 0.436	K		K						HR	4	2	2	2	0	2	1				
Cecil Cooper, L (1, 3) OBP: 0.364, SLG: 0.489	F7				1-4-3				K	4	0	0	0	0	1	1				
Larry Hise, R (1, 10) OBP: 0.365, SLG: 0.538					F7				K	4	0	1	1	0	1	0				
Ben Oglivie, L (1, 7) OBP: 0.371, SLG: 0.485					L6				F8	4	1	2	0	0	0	0				
Sixto Lezcano, R (1, 9) OBP: 0.383, SLG: 0.458									1B	4	0	2	0	0	0	1				
Robin Yount, R (1, 6) OBP: 0.333, SLG: 0.415					4-3				1B	4	0	1	1	0	0	2				
Gorman Thomas, R (1, 8) OBP: 0.352, SLG: 0.528					F9				FC5-4	4	0	1	0	0	0	4				
Buck Martinez, R (1, 2) OBP: 0.256, SLG: 0.281									FC6-4	2	0	0	0	0	0	2				
Jim Wohlford, R (7, PH) OBP: 0.327, SLG: 0.423					L8				FC4-6	1	0	0	0	0	1	1				
Charlie Moore, R (8, 2) OBP: 0.300, SLG: 0.369										0	0	0	0	0	0	0				
Dave May, L (8, PH) OBP: 0.310, SLG: 0.342										1	0	0	0	0	0	1				
Inning Stats	R: 1 E: 0 K: 1 S: 5	H: 1 LOB: 1 BB: 1 P: 9	R: 0 E: 0 K: 0 S: 4	H: 1 LOB: 1 BB: 0 P: 4	R: 0 E: 0 K: 1 S: 5	H: 0 LOB: 0 BB: 0 P: 5	R: 0 E: 0 K: 0 S: 3	H: 0 LOB: 0 BB: 0 P: 3	R: 0 E: 0 K: 0 S: 5	H: 2 LOB: 2 BB: 0 P: 5	R: 1 E: 0 K: 1 S: 6	H: 1 LOB: 1 BB: 0 P: 6	R: 0 E: 0 K: 1 S: 6	H: 1 LOB: 1 BB: 0 P: 6	R: 1 E: 0 K: 0 S: 5	H: 2 LOB: 1 BB: 0 P: 5	1B: 7 2B: 0 3B: 0 HR: 2	SF: 0 SAC: 0 DP: 0 HBP: 0	WP: 0 PB: 0 SB: 1 CS: 0	PA: 36
PITCHER Fergie Jenkins, R (1, 1) ERA: 3.32	IP: 8.0 WLS: W BF: 33 H: 9 R: 4 ER: 4 SO: 5 BB: 1 IBB: 0 HBP: 0 BLK: 0 WP: 0 HR: 2 S: 42 P: 46 ERA: 4.50 WHIP: 1.250															PITCHER Reggie Cleveland, R (8, 1) ERA: 2.58	IP: 1.0 WLS: S BF: 3 H: 0 R: 0 ER: 0 SO: 0 BB: 0 IBB: 0 HBP: 0 BLK: 0 WP: 0 HR: 3 S: 3 P: 3 ERA: 0.00 WHIP: 0.000			

Batter	1	2	3	4	5	6	7	8	9	AB	R	H	RBI	BB	SO	LOB	TOP							
Bill Sample, R (1, 4) OBP: 1.000, SLG: 1.000 Bump Wills, S (1, PR) OBP: 0.310, SLG: 0.323	0-0 4-3 S 1B	0-0 6-3 2H 3H 1B		0-3 K			0-0 G3 S 1B	0-0 FC1-6 1-2		1	0	1	0	0	0	0								
Toby Harrah, R (1, 6) OBP: 0.345, SLG: 0.334	0-3 K	0-0 6-3			0-0 F7		0-0 G3 1-3	0-0 6-3		5	0	0	0	0	1	4								
Kurt Bevacqua, R (1, 5) OBP: 0.291, SLG: 0.378 John Lowenstein, L (7, PH) OBP: 0.354, SLG: 0.385	0-0 4-3	0-0 5-3			0-0 5-3		4-0 S 1B BB	0-0 F8		3	0	0	0	0	0	3								
Al Oliver, L (1, 7) OBP: 0.345, SLG: 0.494	0-0 6-3			0-0 3-1		0-0 S 1B	0-0 SF8	0-0 4-3		4	0	1	1	0	0	2								
Bobby Bonds, R (1, 9) OBP: 0.352, SLG: 0.475		4-0 HR BB		0-0 F9		0-0 F8 1-2	4-0 3-H 1B BB	0-0 6-3		3	1	0	0	2	0	1								
Richie Zisk, R (1, 10) OBP: 0.331, SLG: 0.419		0-0 HR		0-0 1B		0-0 F8	0-0 1-3 2-H 1B			4	1	3	3	0	0	0								
Jim Sundberg, R (1, 2) OBP: 0.368, SLG: 0.385		0-0 F9		0-0 F9		0-3 K	0-0 4-3			4	0	0	0	0	1	3								
Juan Beniquez, R (1, 8) OBP: 0.282, SLG: 0.366		0-0 2B 1B 1B		0-3 K		0-0 2B	0-0 6-3			4	1	2	0	0	1	0								
Mike Hargrove, L (1, 3) OBP: 0.384, SLG: 0.348 Mike Jorgensen, L (8, PR) OBP: 0.350, SLG: 0.196		0-0 1-3 1B 2B		0-0 G3		0-3 K	0-0 FC1-6 BB			3	1	1	0	1	1	1								
										0	0	0	0	0	0	0								
Inning Stats	R: 0 E: 0 K: 1 S: 6	H: 1 LOB: 2 BB: 0 P: 6	R: 4 E: 0 K: 0 S: 7	H: 4 LOB: 1 BB: 1 P: 11	R: 0 E: 0 K: 0 S: 4	H: 1 LOB: 0 BB: 0 P: 4	R: 0 E: 0 K: 2 S: 7	H: 0 LOB: 0 BB: 0 P: 7	R: 0 E: 0 K: 0 S: 4	H: 1 LOB: 1 BB: 0 P: 4	R: 0 E: 0 K: 0 S: 8	H: 1 LOB: 0 BB: 0 P: 8	R: 2 E: 0 K: 0 S: 5	H: 2 LOB: 2 BB: 2 P: 13	R: 0 E: 0 K: 0 S: 3	H: 0 LOB: 0 BB: 1 P: 7	R: 0 E: 0 K: 0 S: 3	H: 0 LOB: 0 BB: 0 P: 3	1B: 7 2B: 2 3B: 0 HR: 1	SF: 1 SAC: 0 DP: 0 HBP: 0	WP: 0 PB: 0 SB: 4 CS: 0	PA: 41		
PITCHER	IP WLS BF H R ER SO BB IBB HBP BLK WP HR S P ERA WHIP	IP WLS BF H R ER SO BB IBB HBP BLK WP HR S P ERA WHIP																						
Jerry Augustine, L (1, 1) ERA: 4.66	1.1 10 5 4 4 1 1 0 0 0 0 0 1 11 15 27.00 4.500	Eduardo Rodriguez, R (2, 1) ERA: 4.74	5.1 23 5 2 2 4 2 0 0 0 0 0 0 29 37 3.38 1.312	Bill Castro, R (7, 1) ERA: 1.67	2.1 W 8 0 0 0 0 1 0 0 0 0 0 0 7 11 0.00 0.429																			

Texas Rangers @ Milwaukee Brewers
Milwaukee County Stadium, Milwaukee, WI

AB 36
R 6
H 10
RBI 6
BB 4
SO 5
LOB 15




Sat Sep 02 1978, 8:05 PM EDT
Att: 17,795 - Unknown

Batter	1	2	3	4	5	6	7	8	9	AB	R	H	RBI	BB	SO	LOB	BOTTOM									
Robin Yount, R (1, 6) OBP: 0.331, SLG: 0.413	0-0 FC5-4 1B		0-0 F8		0-0 5-3		0-0 P4 1-3			5	0	1	0	0	0	3										
Don Money, R (1, 4) OBP: 0.359, SLG: 0.440	0-0 FC5-4 G3 1-2		0-0 2B			0-0 SH2-4 1B 1B	0-0 E9 1B 1B	0-0 6-3		5	2	3	0	0	0	1										
Cecil Cooper, L (1, 3) OBP: 0.365, SLG: 0.487	0-0 G3 1-2		0-0 G3			0-0 2B SH2-4 FC3-6 1B	0-0 1B 1B 1B	0-0 F5		5	2	2	1	0	0	2										
Larry Hise, R (1, 10) OBP: 0.364, SLG: 0.535	0-3 K		0-0 F9			0-0 SH2-4 1-2 2-3	0-0 1B FC3-6 1B	0-3 K		4	0	1	1	0	2	1										
Ben Oglivie, L (1, 7) OBP: 0.375, SLG: 0.499		0-3 K		0-0 HR		0-0 FC3-6 2B	0-0 1B FC3-6 1B			4	2	3	3	0	1	0										
Sixto Lezcano, R (1, 9) OBP: 0.382, SLG: 0.455		0-3 K		0-3 K		0-0 FC3-6 IBB	0-0 FC5-2-5-6 1B 1B			3	1	0	0	1	2	2										
Sal Bando, R (1, 5) OBP: 0.374, SLG: 0.444	0-0 F8		0-0 1-3			0-0 FC3-6 1-2 2-3 3-H	0-0 1B 1B 1B			4	1	1	2	0	0	2										
Gorman Thomas, R (1, 8) OBP: 0.353, SLG: 0.535			0-0 HR		0-3 K	0-0 L6	0-0 1B 1B			4	1	2	2	0	1	2										
Charlie Moore, R (1, 2) OBP: 0.304, SLG: 0.372		0-0 6-3		0-0 G3			0-0 1B 1B			4	1	2	1	0	0	0										
										1B: 11 2B: 2 3B: 0 HR: 2	SF: 0 SAC: 1 DP: 0 HBP: 0	WP: 0 PB: 0 SB: 0 CS: 0	PA: 40													
PITCHER	IP WLS BF H R ER SO BB IBB HBP BLK WP HR S P ERA WHIP	IP WLS BF H R ER SO BB IBB HBP BLK WP HR S P ERA WHIP																								
Doc Medich, R (1, 1) ERA: 3.79	6.1 29 9 6 6 5 0 0 0 0 0 0 0 2 38 42 8.53 1.421	Len Barker, R (7, 1) ERA: 3.97	0.0 L 2 2 0 0 0 0 0 0 0 0 0 0 0 2 2 - - -	Reggie Cleveland, R (7, 1) ERA: 2.93	0.1 4 3 3 3 0 0 0 0 0 0 0 0 0 4 4 81.00 9.000	Doyle Alexander, R (7, 1) ERA: 4.28	1.1 5 1 1 1 1 0 0 0 0 0 0 0 0 7 7 6.75 0.750																			

Texas Rangers @ Milwaukee Brewers
Milwaukee County Stadium, Milwaukee, WI

AB 38
R 10
H 15
RBI 10
BB 1
SO 6
LOB 13



Sat Sep 02 1978, 8:05 PM EDT
Att: 17,795 - Unknown

Batter	1	2	3	4	5	6	7	8	9	AB	R	H	RBI	BB	SO	LOB	TOP										
Mike Hargrove, L (1, 3) OBP: 0.384, SLG: 0.347	F8		F9			F7			P6	2	0	0	0	1	0	1	Texas Rangers @ Milwaukee Brewers Milwaukee County Stadium, Milwaukee, WI Sun Sep 03 1978, 4:33 AM EDT Att: 14,014 - Unknown - 68 F										
Mike Jorgensen, L (5, PR) OBP: 0.344, SLG: 0.191	F8		F9			F7			P6	1	0	0	0	0	0	2											
Pat Putnam, L (9, PH) OBP: 0.175, SLG: 0.132	F8		F9			F7			P6	1	0	0	0	0	0	0											
Bump Wills, S (1, 4) OBP: 0.310, SLG: 0.320	K		1-3						P4	3	0	0	1	1	2	1											
Bobby Bonds, R (9, PH) OBP: 0.351, SLG: 0.474	K		1-3						P4	1	0	0	0	0	0	0											
John Lowenstein, L (1, 5) OBP: 0.352, SLG: 0.381				4-3					G3	4	0	1	0	0	1	3											
Al Oliver, L (1, 7) OBP: 0.344, SLG: 0.492	4-3			4-3					F5	4	0	1	1	0	0	3											
Richie Zisk, R (1, 10) OBP: 0.330, SLG: 0.417			F9							4	0	1	0	0	0	4											
Bert Campaneris, R (8, PR) OBP: 0.247, SLG: 0.242			F9							0	0	0	0	0	0	0											
Johnny Grubb, L (1, 9) OBP: 0.364, SLG: 0.448	K			6-3					P4	4	0	1	0	0	1	2											
John Ellis, R (1, 2) OBP: 0.250, SLG: 0.319				6-3					F7	3	1	1	0	0	0	2											
Juan Beniquez, R (1, 8) OBP: 0.282, SLG: 0.364			F8						2-3	4	1	1	0	0	1	3											
Toby Harrah, R (1, 6) OBP: 0.348, SLG: 0.337									F7	3	1	2	0	1	0	0											
Inning Stats	R: 0 E: 0 K: 1 S: 6	H: 1 LOB: 1 BB: 0 P: 6	R: 0 E: 0 K: 1 S: 5	H: 0 LOB: 0 BB: 0 P: 5	R: 0 E: 0 K: 0 S: 4	H: 1 LOB: 1 BB: 0 P: 4	R: 0 E: 0 K: 0 S: 4	H: 1 LOB: 1 BB: 0 P: 4	R: 3 E: 1 K: 1 S: 8	H: 3 LOB: 3 BB: 2 P: 16	R: 0 E: 0 K: 1 S: 6	H: 1 LOB: 2 BB: 1 P: 10	R: 0 E: 0 K: 1 S: 5	H: 0 LOB: 0 BB: 0 P: 5	R: 0 E: 0 K: 0 S: 4	H: 1 LOB: 2 BB: 0 P: 4	R: 0 E: 0 K: 0 S: 3	H: 0 LOB: 0 BB: 0 P: 3	1B: 8 2B: 0 3B: 0 HR: 0	SF: 0 SAC: 1 DP: 0 HBP: 0	WP: 0 PB: 0 SB: 5 CS: 0	PA: 38					
PITCHER	IP	WLS	BF	H	R	ER	SO	BB	IBB	HBP	BLK	WP	HR	S	P	ERA	WHIP										
Andy Replogle, R (1, 1) ERA: 3.97	4.0		20	6	3	1	2	2	0	0	0	0	0	22	30	2.25	2.000										
Ed Farmer, R (5, 1) ERA:	5.0	W	18	2	0	0	3	1	0	0	0	0	0	23	27	0.00	0.600										

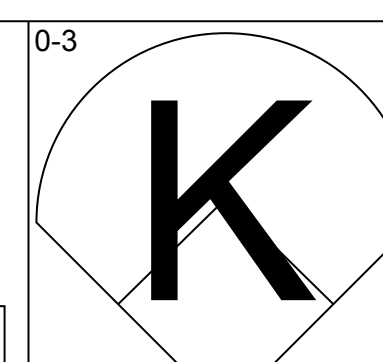
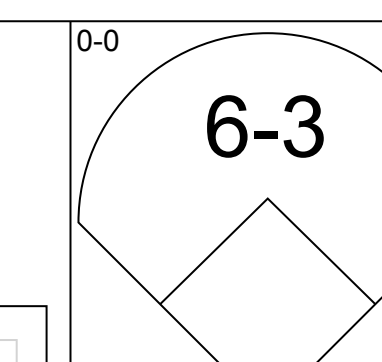
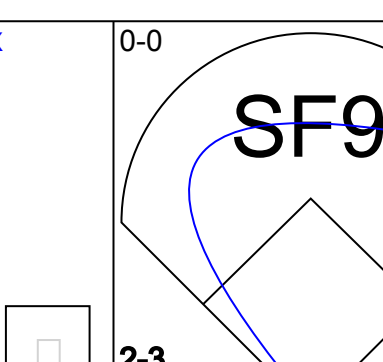
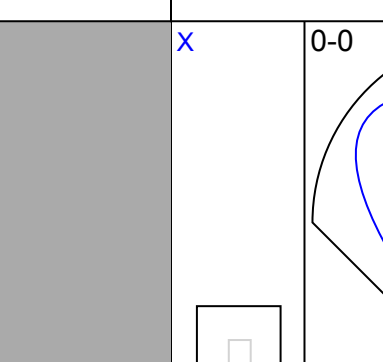
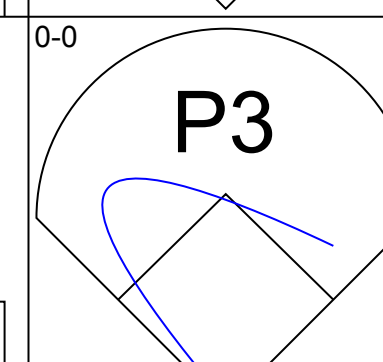
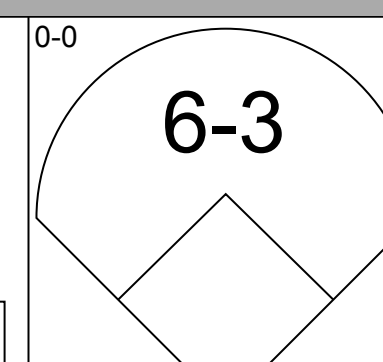
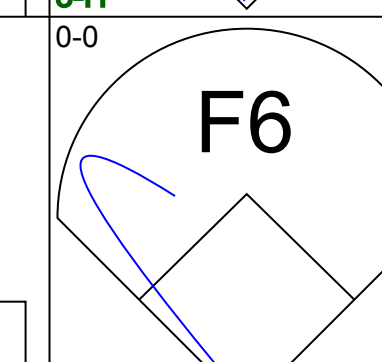
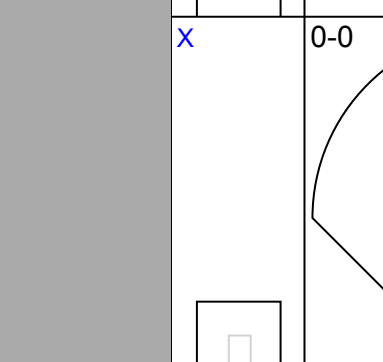
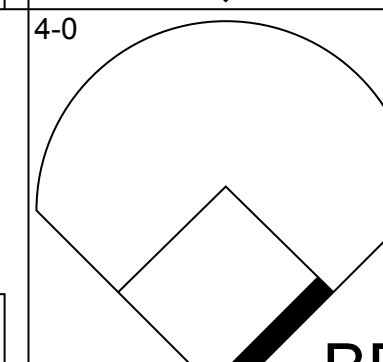
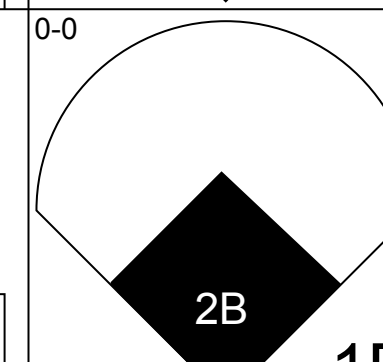
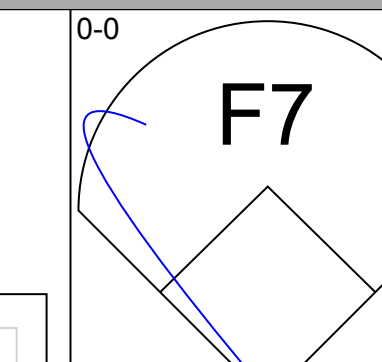
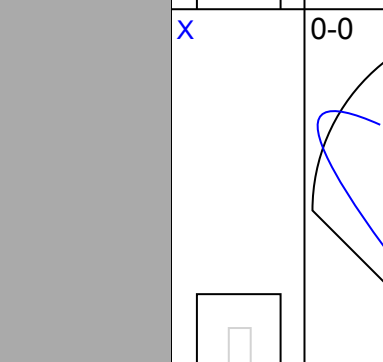
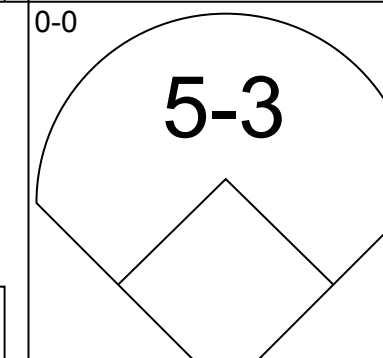
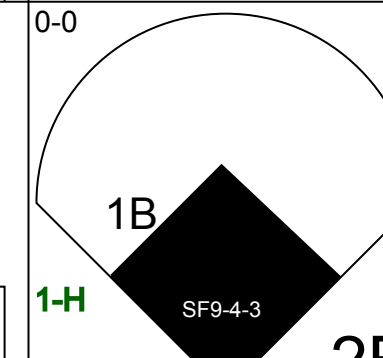
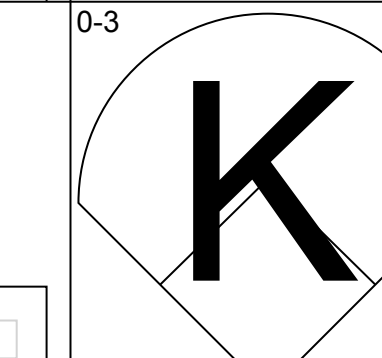

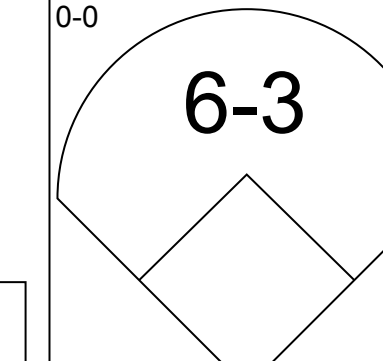
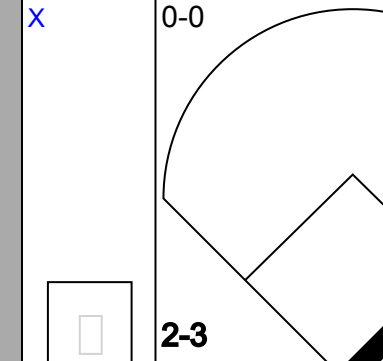
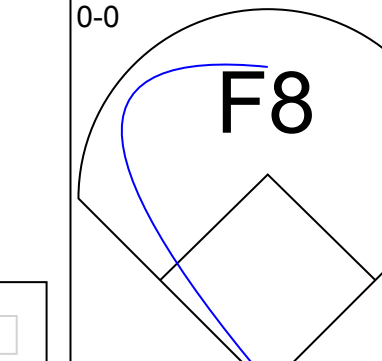

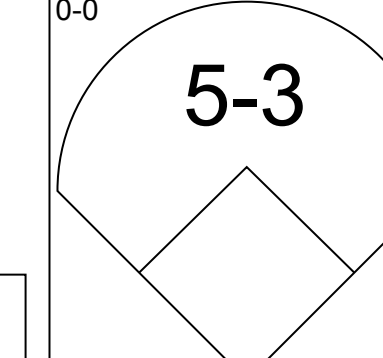
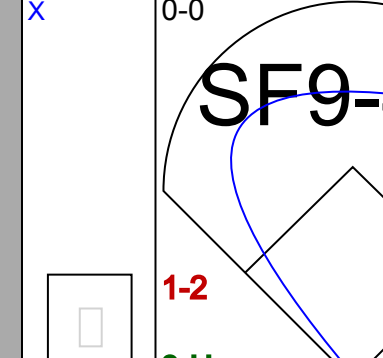
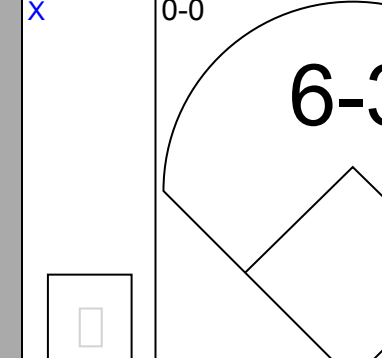
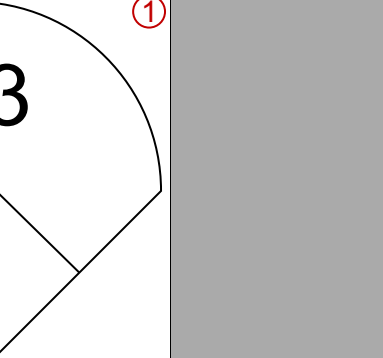
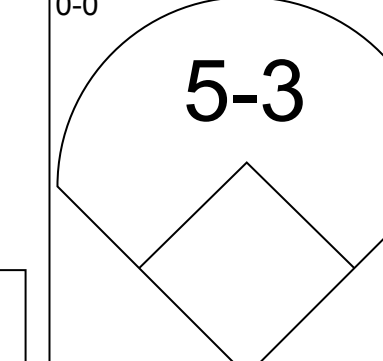
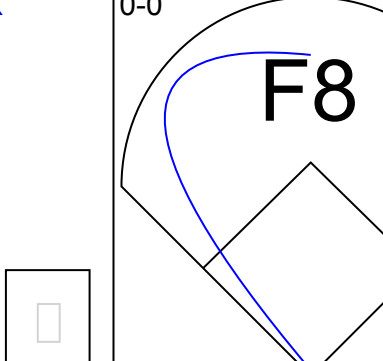
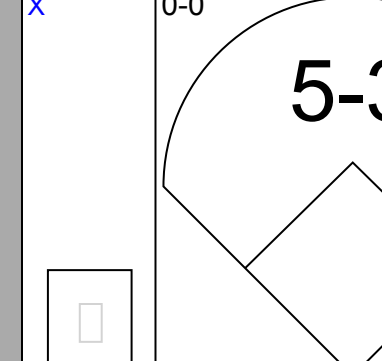
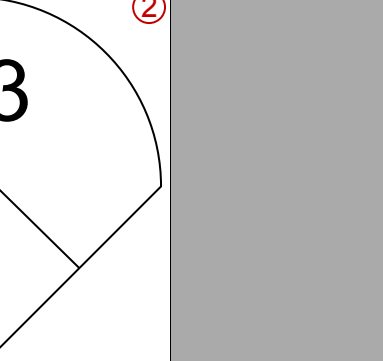
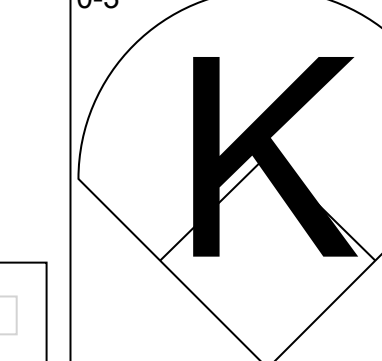
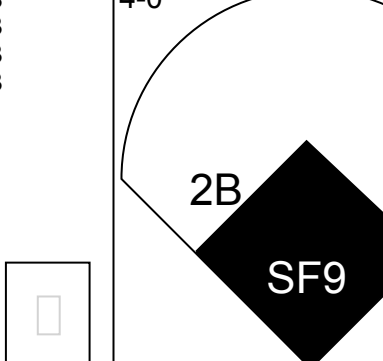
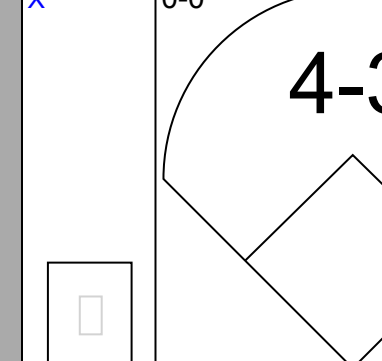
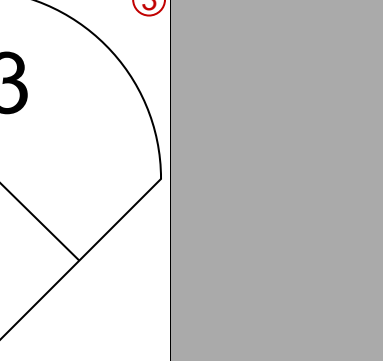
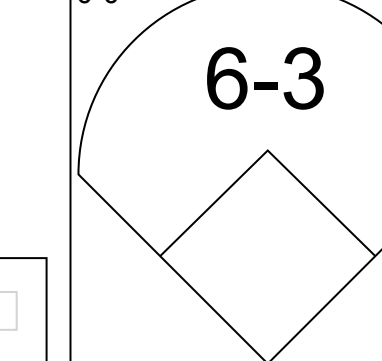
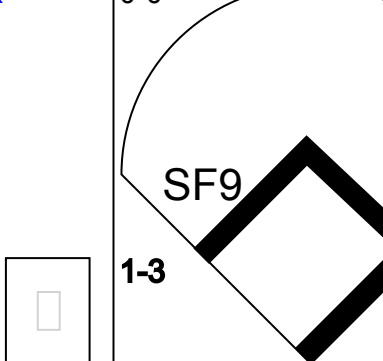
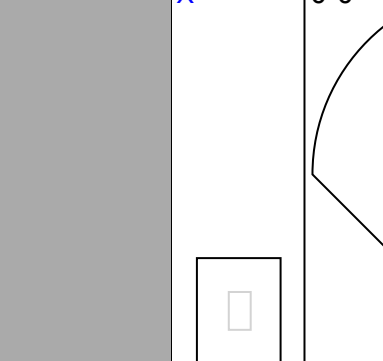
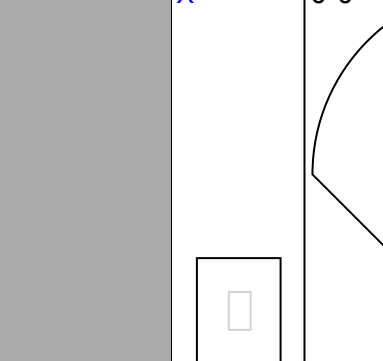
AB	34
R	3
H	8
RBI	2
BB	3
SO	5
LOB	21

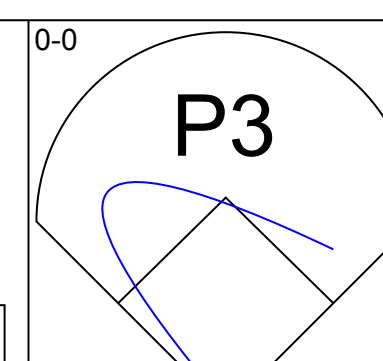
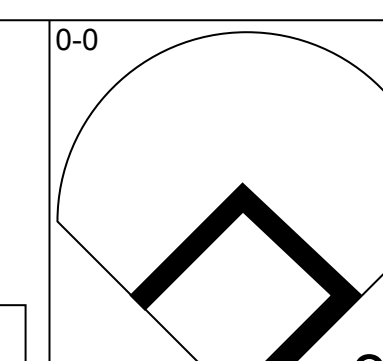
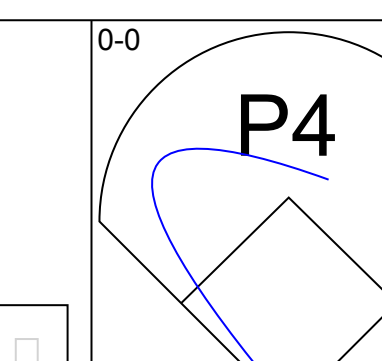
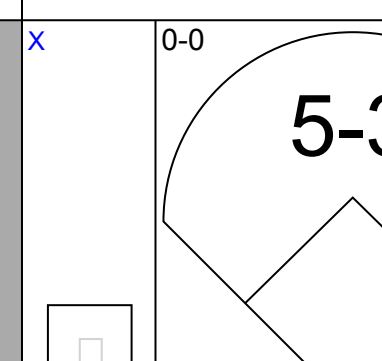
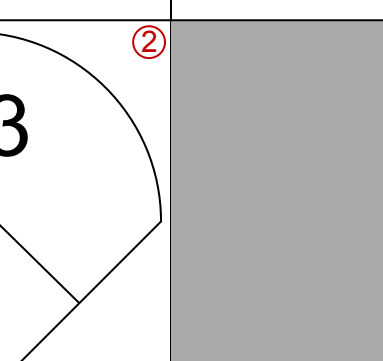
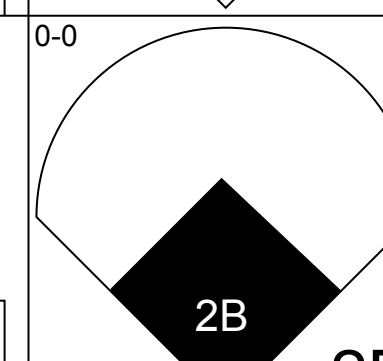
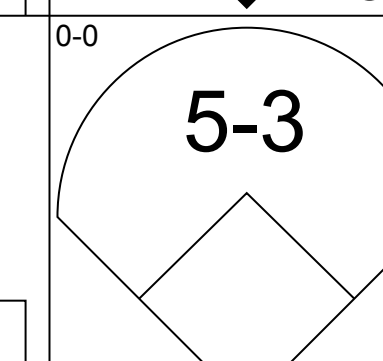
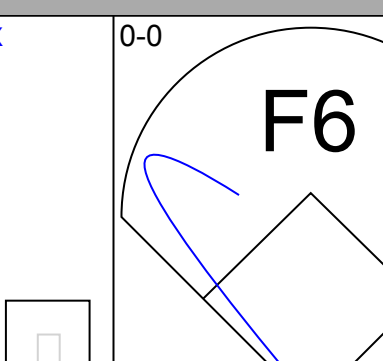
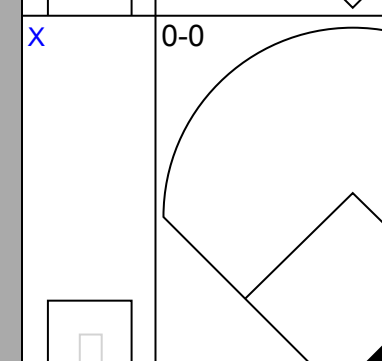
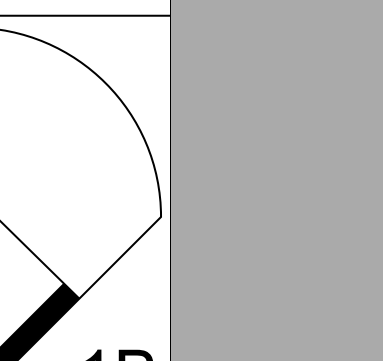
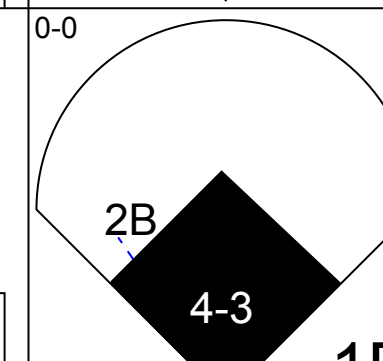
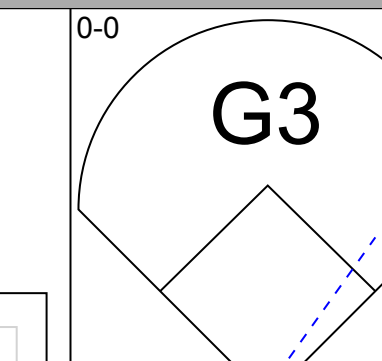
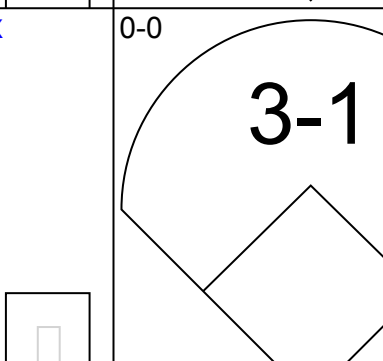
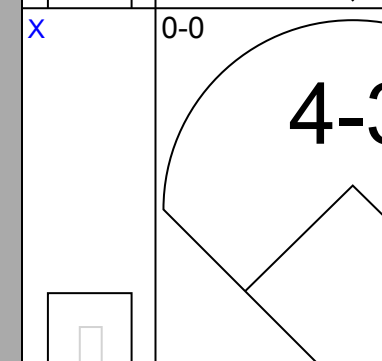
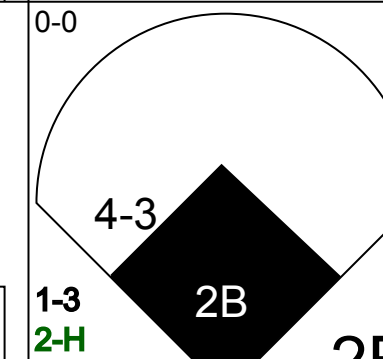
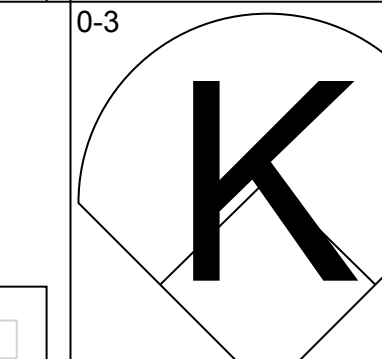
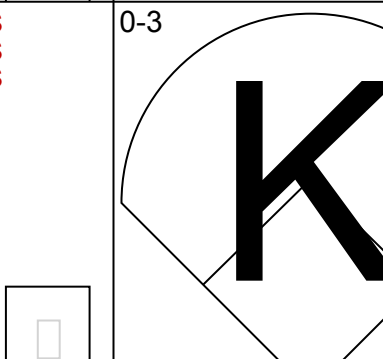
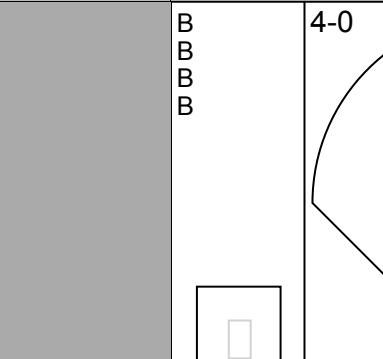
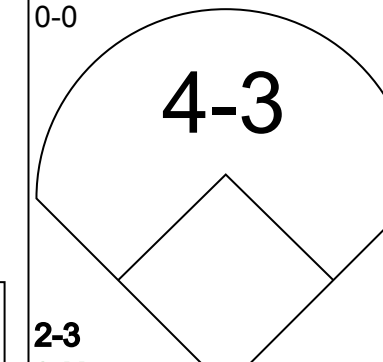
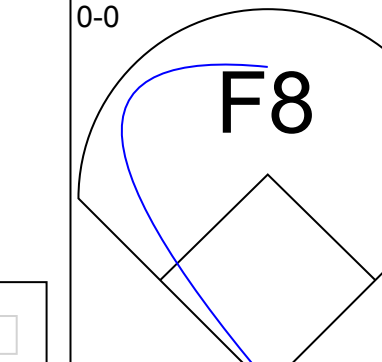
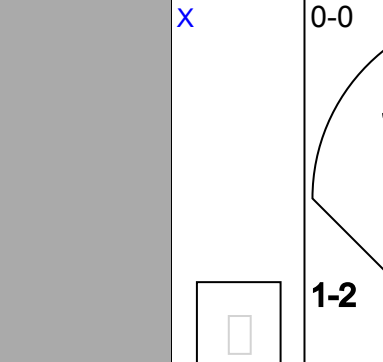
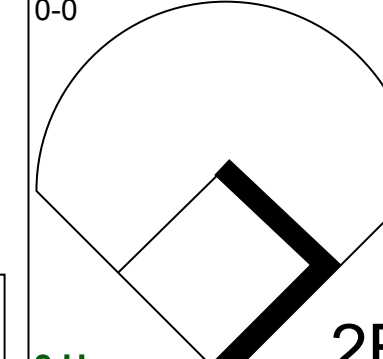
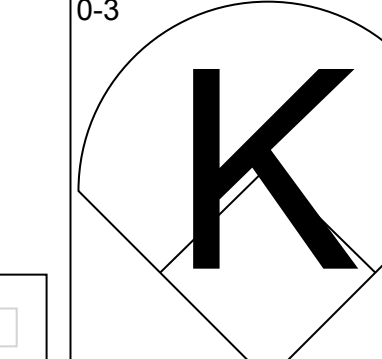
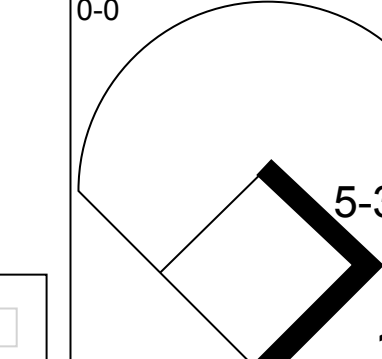
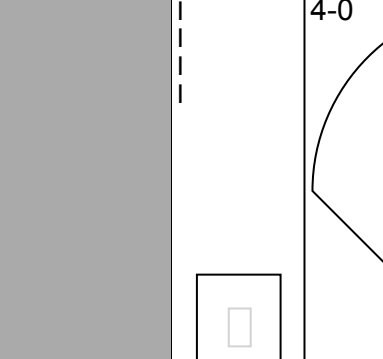
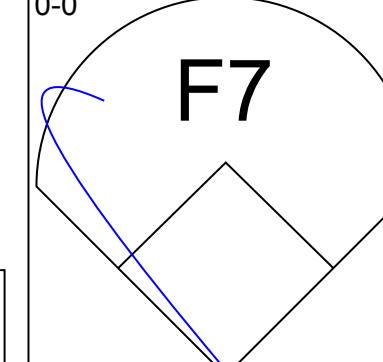
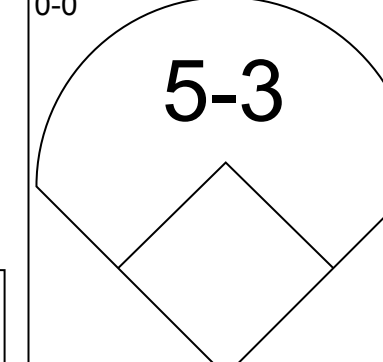
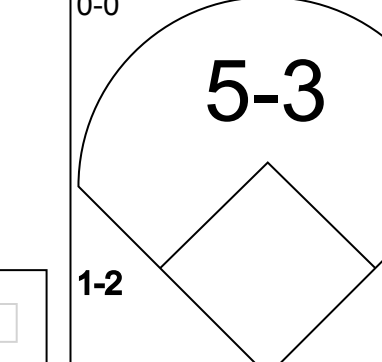
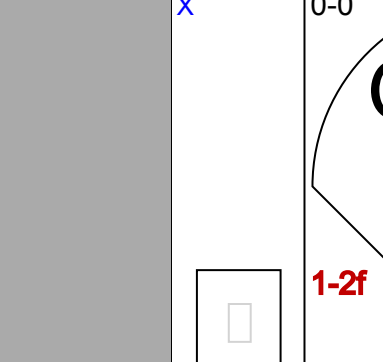
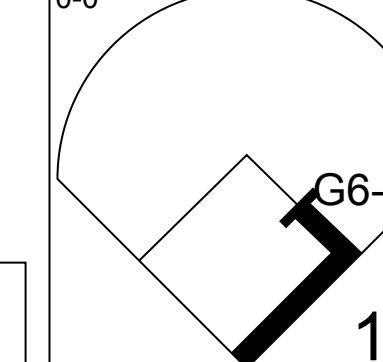
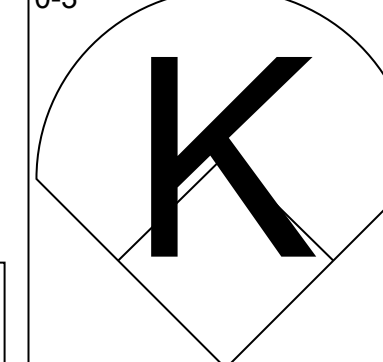
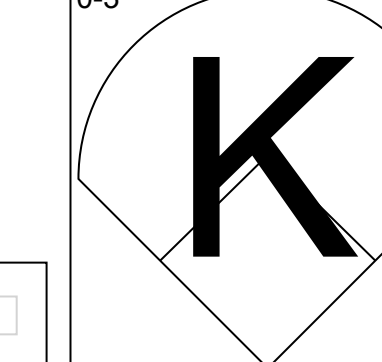


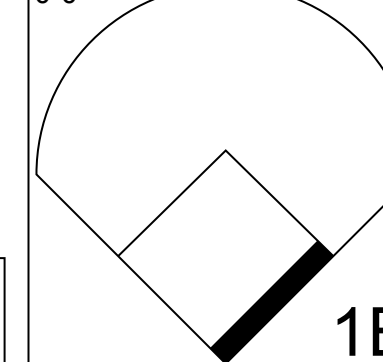
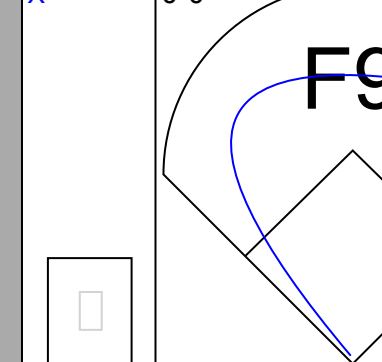
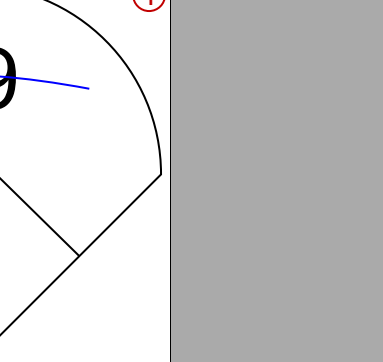



Batter	1	2	3	4	5	6	7	8	9	AB	R	H	RBI	BB	SO	LOB	BOTTOM										
Paul Molitor, R (1, 4) OBP: 0.308, SLG: 0.382	K		4-3	F8		5-3		F9		5	0	0	0	0	1	4	Texas Rangers @ Milwaukee Brewers Milwaukee County Stadium, Milwaukee, WI Sun Sep 03 1978, 4:33 AM EDT Att: 14,014 - Unknown - 68 F										
Don Money, R (1, 10) OBP: 0.356, SLG: 0.438			F3			K		K		4	0	1	0	0	2	1											
Sal Bando, R (1, 5) OBP: 0.375, SLG: 0.451	F8		F7			HR		1B		4	1	2	1	0	0	1											
Larry Hise, R (1, 7) OBP: 0.365, SLG: 0.535	5-3			FC4-6	FC5	1B		F2		4	0	2	0	0	0	2											
Sixto Lezcano, R (1, 9) OBP: 0.363, SLG: 0.454			FC6-4	FC4-6	FC5	1B		F9		3	1	1	0	1	0	2											
Cecil Cooper, L (1, 3) OBP: 0.363, SLG: 0.484	F8		1B	1B	1B	1B		K		4	1	1	0	0	2	4											
Robin Yount, R (1, 6) OBP: 0.330, SLG: 0.411	FC6-4		1B	1B	1B	FC5		6-3		4	1	1	1	0	0	3											
Gorman Thomas, R (1, 8) OBP: 0.354, SLG: 0.535	FC6-4		1B	1B	1B	FC5		F3		4	0	2	1	0	0	2											
Buck Martinez, R (1, 2) OBP: 0.261, SLG: 0.286	FC6-4		1B	1B	1B	SH1-4		1B		3	0	2	1	0	0	1											
Inning Stats	R: 0 E: 0 K: 1 S: 6	H: 1 LOB: 1 BB: 0 P: 6	R: 1 E: 0 K: 0 S: 4	H: 1 LOB: 1 BB: 1 P: 8	R: 0 E: 0 K: 0 S: 3	H: 0 LOB: 0 BB: 0 P: 3	R: 2 E: 0 K: 0 S: 7	H: 4 LOB: 2 BB: 0 P: 7	R: 1 E: 0 K: 2 S: 10	H: 3 LOB: 2 BB: 0 P: 10	R: 0 E: 0 K: 1 S: 6	H: 1 LOB: 1 BB: 0 P: 6	R: 0 E: 0 K: 1 S: 6	H: 1 LOB: 1 BB: 0 P: 6	R: 0 E: 0 K: 0 S: 4	H: 1 LOB: 1 BB: 0 P: 4		1B: 11 2B: 0 3B: 0 HR: 1	SF: 0 SAC: 1 DP: 0 HBP: 0	WP: 0 PB: 0 SB: 1 CS: 0	PA: 37						
PITCHER	IP	WLS	BF	H	R	ER	SO	BB	IBB	HBP	BLK	WP	HR	S	P	ERA	WHIP										
Jon Matlack, L (1, 1) ERA: 2.4	6.0	L	29	10	4	4	4	1	0	0	0	0	0	10	40	6.00	1.833										
Doyle Alexander, R (7, 1) ERA: 4.22	2.0		8	2	0	0	1	0	0	0	0	0	0	10	10	0.00	1.000										


AB	35
R	4
H	12
RBI	4
BB	1
SO	5
LOB	20



Batter	1	2	3	4	5	6	7	8	9	AB	R	H	RBI	BB	SO	LOB	TOP					
Julio Cruz, S OBP: 0.334, SLG: 0.286 (1, 4)										3	0	0	1	0	1	0	Seattle Mariners @ Milwaukee Brewers Milwaukee County Stadium, Milwaukee, WI Mon Sep 04 1978, 4:33 AM EDT Unknown - 75 F					
Craig Reynolds, L OBP: 0.341, SLG: 0.383 (1, 6)										4	0	1	0	0	0	1						
Ruppert Jones, L OBP: 0.336, SLG: 0.350 (1, 8)				 1B						3	1	1	0	1	0	1						
Leon Roberts, R OBP: 0.369, SLG: 0.528 (1, 9)				 1B 2B						4	1	1	1	0	1	1						
Tom Paciorek, R OBP: 0.355, SLG: 0.462 John Hale, L OBP: 0.295, SLG: 0.279 (9, 7)				 1B				 1B		4	1	2	0	0	0	0						
Bill Stein, R OBP: 0.323, SLG: 0.380 (1, 5)				 1B					 1B	3	0	1	1	0	0	0						
Leroy Stanton, R OBP: 0.266, SLG: 0.251 (1, 10)									 1B	4	0	1	1	0	0	0						
Dan Meyer, L OBP: 0.264, SLG: 0.340 (1, 3)					 SF9 BB					3	1	0	0	1	2	2						
Kevin Pasley, R OBP: 0.139, SLG: 0.167 (1, 2)					 1-3 2B					4	0	1	0	0	0	2						
Inning Stats	R: 0 E: 0 K: 1 S: 5	H: 0 LOB: 1 BB: 1 P: 9	R: 0 E: 0 K: 0 S: 3	H: 0 LOB: 0 BB: 0 P: 3	R: 0 E: 0 K: 1 S: 5	H: 1 LOB: 0 BB: 0 P: 5	R: 2 E: 0 K: 0 S: 5	H: 3 LOB: 0 BB: 0 P: 5	R: 1 E: 0 K: 0 S: 4	H: 1 LOB: 1 BB: 1 P: 8	R: 0 E: 0 K: 1 S: 5	H: 0 LOB: 0 BB: 0 P: 5	R: 0 E: 0 K: 0 S: 3	H: 0 LOB: 0 BB: 0 P: 3	R: 0 E: 0 K: 0 S: 4	H: 1 LOB: 1 BB: 0 P: 4		R: 1 E: 0 K: 1 S: 8	H: 3 LOB: 2 BB: 0 P: 8	1B: 6 2B: 3 3B: 0 HR: 0	SF: 2 SAC: 0 DP: 1 HBP: 0	WP: 0 PB: 0 SB: 0 CS: 0
PITCHER Mike Caldwell, L ERA: 2.44 (1, 1)	IP: 9.0 WLS: L BF: 36 H: 8 R: 4 ER: 4 SO: 4 BB: 2 IBB: 0 HBP: 0 BLK: 0 WP: 0 HR: 0 S: 42 P: 50 ERA: 4.00 WHIP: 1.111															PITCHER						

Batter	1	2	3	4	5	6	7	8	9	AB	R	H	RBI	BB	SO	LOB	BOTTOM			
Robin Yount, R OBP: 0.331, SLG: 0.416 (1, 6)										5	0	2	0	0	0	1	Seattle Mariners @ Milwaukee Brewers Milwaukee County Stadium, Milwaukee, WI Mon Sep 04 1978, 4:33 AM EDT Unknown - 75 F			
Don Money, R OBP: 0.356, SLG: 0.440 (1, 4)										5	1	2	0	0	1	2				
Cecil Cooper, L OBP: 0.362, SLG: 0.481 (1, 3)										4	1	1	0	0	0	1				
Larry Hisle, R OBP: 0.366, SLG: 0.536 (1, 7)								 BB		3	1	1	1	1	2	0				
Ben Oglivie, L OBP: 0.375, SLG: 0.497 (1, 10)										3	0	1	1	0	0	1				
Sixto Lezcano, R OBP: 0.367, SLG: 0.458 (1, 9)						 1B		 IBB		3	0	2	1	1	1	1				
Sal Bando, R OBP: 0.372, SLG: 0.447 (1, 5)						 1-2 1B		 1-2		4	0	0	0	0	0	4				
Gorman Thomas, R OBP: 0.354, SLG: 0.532 (1, 8)		 1B								4	0	1	0	0	2	1				
Charlie Moore, R OBP: 0.304, SLG: 0.371 Dave May, L OBP: 0.306, SLG: 0.338 (9, PH)	 1-2									3	0	1	0	0	0	1				
Inning Stats	R: 3 E: 0 K: 0 S: 7	H: 4 LOB: 1 BB: 0 P: 7	R: 0 E: 0 K: 0 S: 4	H: 2 LOB: 1 BB: 0 P: 4	R: 0 E: 0 K: 2 S: 8	H: 1 LOB: 1 BB: 0 P: 8	R: 0 E: 0 K: 1 S: 6	H: 1 LOB: 0 BB: 0 P: 6	R: 0 E: 0 K: 1 S: 6	H: 1 LOB: 1 BB: 0 P: 6	R: 0 E: 0 K: 0 S: 4	H: 1 LOB: 1 BB: 0 P: 4	R: 0 E: 0 K: 0 S: 2	H: 0 LOB: 1 BB: 2 P: 10	R: 0 E: 0 K: 2 S: 8	H: 1 LOB: 1 BB: 0 P: 8		1B: 7 2B: 3 3B: 1 HR: 0	SF: 0 SAC: 1 DP: 2 HBP: 0	WP: 0 PB: 0 SB: 0 CS: 0
PITCHER Glenn Abbott, R ERA: 4.83 (1, 1)	IP: 9.0 WLS: W BF: 38 H: 11 R: 3 ER: 3 SO: 7 BB: 1 IBB: 1 HBP: 0 BLK: 0 WP: 0 HR: 0 S: 50 P: 58 ERA: 3.00 WHIP: 1.333															PITCHER				

Batter	1	2	3	4	5	6	7	8	9	AB	R	H	RBI	BB	SO	LOB	TOP
Julio Cruz, S OBP: 0.333, SLG: 0.285 (1,4)	0-0 4-3		0-0 B3			0-0 F9			0-0 WP FC7-5 1B	4	0	1	0	0	0	1	Seattle Mariners @ Milwaukee Brewers Milwaukee County Stadium, Milwaukee, WI Mon Sep 04 1978, 4:38 AM EDT Att: 19,408 - Unknown - 78 F
Craig Reynolds, L OBP: 0.339, SLG: 0.379 (1,6)	0-3 K		0-0 F7			0-0 4-3			0-0 FC7-5 WP	4	0	0	0	0	1	3	
Ruppert Jones, L OBP: 0.333, SLG: 0.346 (1,8)	0-3 K			0-0 3-1					0-3 K	4	0	0	0	0	2	2	
Leon Roberts, R OBP: 0.368, SLG: 0.525 (1,9)				0-0 F9					0-0 P3	4	0	1	0	0	0	2	
Tom Paciorek, R OBP: 0.355, SLG: 0.460 (1,7)				0-0 K						3	0	1	0	0	1	0	
Bill Stein, R OBP: 0.323, SLG: 0.380 (1,5)					0-0 G6-4-3 1B				0-0 F9	3	0	1	0	0	1	2	
Leroy Stanton, R OBP: 0.264, SLG: 0.248 (1,10)				0-0 G5-4-3		0-3 K			0-3 K	3	0	0	0	0	2	3	
Juan Bernhardt, R OBP: 0.293, SLG: 0.359 (1,3)				0-0 SH1-3 1B		0-0 G6-4-3			0-0 F7	3	0	1	0	0	0	1	
Kevin Pasley, R OBP: 0.158, SLG: 0.184 (1,2)				0-0 SH1-3					0-0 F9	2	0	1	0	0	0	0	
Inning Stats	R: 0 E: 0 K: 2 S: 7	H: 0 LOB: 0 BB: 0 P: 7	R: 0 E: 0 K: 1 S: 6	H: 2 LOB: 1 BB: 0 P: 6	R: 0 E: 0 K: 0 S: 4	H: 1 LOB: 0 BB: 0 P: 4	R: 0 E: 0 K: 1 S: 5	H: 0 LOB: 0 BB: 0 P: 5	R: 0 E: 0 K: 0 S: 3	H: 0 LOB: 0 BB: 0 P: 3	R: 0 E: 0 K: 1 S: 5	H: 0 LOB: 0 BB: 0 P: 5	R: 0 E: 0 K: 1 S: 7	H: 2 LOB: 2 BB: 0 P: 7	1B: 6 2B: 0 3B: 0 HR: 0	SF: 0 SAC: 1 DP: 2 HBP: 0	
PITCHER Bill Travers, L ERA: 4.47 (1,1)	IP: 9.0 WLS: W BF: 31 H: 6 R: 0 ER: 0 SO: 7 BB: 0 IBB: 0 HBP: 0 BLK: 0 WP: 1 HR: 0 S: 45 P: 45 ERA: 0.00 WHIP: 0.667																

Batter	1	2	3	4	5	6	7	8	9	AB	R	H	RBI	BB	SO	LOB	BOTTOM		
Paul Molitor, R OBP: 0.307, SLG: 0.379 (1,4)	0-0 4-3		0-0 6-3		1-0 1B HBP SF9 HBP	0-3 K		0-0 4-3		4	1	0	0	0	1	3	Seattle Mariners @ Milwaukee Brewers Milwaukee County Stadium, Milwaukee, WI Mon Sep 04 1978, 4:38 AM EDT Att: 19,408 - Unknown - 78 F		
Don Money, R OBP: 0.356, SLG: 0.439 (1,5)	0-0 G3 1B		0-0 F8		1-0 SF9 1B 1-2 HBP		0-0 E5 SH1-3 1B	0-3 K		4	1	1	0	0	1	1			
Cecil Cooper, L OBP: 0.362, SLG: 0.480 (1,3)	0-0 G3			0-0 F7	0-0 1-2 2-3 1B		0-0 SH1-3			3	0	1	0	0	0	1			
Sixto Lezcano, R OBP: 0.363, SLG: 0.454 (1,9)	0-0 P6			0-0 4-3	0-0 SF9		0-0 F9			3	0	0	1	0	0	2			
Ben Oglivie, L OBP: 0.378, SLG: 0.505 (1,7)		4-0 SH1-3 S BB		0-0 HR	0-3 K		4-0 1B IBB			2	1	1	1	2	1	2			
Sal Bando, R OBP: 0.371, SLG: 0.446 (1,10)		0-0 SH1-3		0-3 K		0-0 F9	0-0 1-3 2-H 1B			3	0	1	1	0	1	0			
Robin Yount, R OBP: 0.333, SLG: 0.417 (1,6)		0-3 K			0-0 S HR 1B	0-0 1B	0-0 4-3			4	1	2	0	0	1	3			
Gorman Thomas, R OBP: 0.357, SLG: 0.542 (1,8)		0-0 F8			0-0 S HR	0-0 1B		0-0 4-3 SH1-4 1B		4	1	3	2	0	0	1			
Buck Martinez, R OBP: 0.258, SLG: 0.282 (1,2)			0-3 K		0-0 P4	0-3 K		0-0 SH1-4		3	0	0	0	0	2	2			
Inning Stats	R: 0 E: 0 K: 0 S: 4	H: 1 LOB: 1 BB: 0 P: 4	R: 0 E: 0 K: 1 S: 5	H: 0 LOB: 1 BB: 1 P: 9	R: 0 E: 0 K: 1 S: 5	H: 0 LOB: 0 BB: 0 P: 5	R: 1 E: 0 K: 1 S: 6	H: 1 LOB: 0 BB: 0 P: 6	R: 3 E: 0 K: 1 S: 8	H: 3 LOB: 2 BB: 0 P: 10	R: 0 E: 0 K: 2 S: 9	H: 2 LOB: 2 BB: 0 P: 9	R: 1 E: 1 K: 0 S: 5	H: 1 LOB: 2 BB: 1 P: 9	R: 0 E: 0 K: 1 S: 6	H: 1 LOB: 1 BB: 0 P: 6		1B: 7 2B: 0 3B: 0 HR: 2	SF: 1 SAC: 3 DP: 0 HBP: 2
PITCHER Byron McLaughlin, R ERA: 5.38 (1,1) Mike Parrott, R ERA: 5.34 (5,1)	IP: 4.1 WLS: L BF: 20 H: 4 R: 4 ER: 4 SO: 3 BB: 1 IBB: 0 HBP: 0 BLK: 0 WP: 0 HR: 2 S: 23 P: 29 ERA: 8.31 WHIP: 1.154																		

Batter	1	2	3	4	5	6	7	8	9	AB	R	H	RBI	BB	SO	LOB	TOP																					
Paul Moltitor, R (1, 4) OBP: 0.395, SLG: 0.376	F8	L8			6-3		4-3		SH1-3 BB	4	0	0	0	1	0	3																						
Don Money, R (1, 3) OBP: 0.360, SLG: 0.446	HR		6-3		F9		1B		SH1-3	4	1	2	1	0	0	0																						
Cecil Cooper, L (1, 10) OBP: 0.357, SLG: 0.474	K		P6		4-3		K		SF9	4	0	0	1	0	2	1																						
Larry Hisle, R (1, 7) OBP: 0.364, SLG: 0.535	K		F2			F8		4-3 HR 2B	F9	5	1	1	0	0	1	1																						
Ben Oglivie, L (1, 9) OBP: 0.375, SLG: 0.500		K			F9		3-1		4-3	4	0	0	0	0	1	1																						
Sal Bando, R (1, 5) OBP: 0.374, SLG: 0.451		2B 1B			HR 1B		1B 2B		F9	4	2	3	0	0	0	1																						
Robin Yount, R (1, 6) OBP: 0.339, SLG: 0.439		1B 2B			HR 1B		1B 2B		HR	4	2	4	5	0	0	0																						
Gorman Thomas, R (1, 8) OBP: 0.356, SLG: 0.538		IBB			K		F8		F8	3	0	0	0	1	1	1																						
Buck Martinez, R (1, 2) OBP: 0.257, SLG: 0.282	K		6-3				P2		SH1-3 BB SF9 1B	4	1	1	0	0	1	3																						
Inning Stats	R: 1 E: 0 K: 2 S: 8	H: 1 LOB: 0 BB: 0 P: 8	R: 0 E: 0 K: 2 S: 9	H: 2 LOB: 3 BB: 1 P: 13	R: 0 E: 0 K: 0 S: 3	H: 0 LOB: 0 BB: 0 P: 3	R: 2 E: 0 K: 1 S: 7	H: 2 LOB: 0 BB: 0 P: 7	R: 0 E: 0 K: 0 S: 3	H: 0 LOB: 0 BB: 0 P: 3	R: 1 E: 0 K: 0 S: 5	H: 2 LOB: 1 BB: 0 P: 5	R: 0 E: 0 K: 0 S: 6	H: 1 LOB: 1 BB: 0 P: 6	R: 2 E: 0 K: 0 S: 5	H: 2 LOB: 0 BB: 0 P: 5	R: 1 E: 0 K: 0 S: 4	H: 1 LOB: 1 BB: 1 P: 8	1B: 5 2B: 3 3B: 0 HR: 3	SF: 1 SAC: 1 DP: 0 HBP: 0	WP: 0 PA: 40 CS: 0																	
PITCHER	IP	WLS	BF	H	R	ER	SO	BB	IBB	HBP	BLK	WP	HR	S	P	ERA	WHIP	PITCHER				IP	WLS	BF	H	R	ER	SO	BB	IBB	HBP	BLK	WP	HR	S	P	ERA	WHIP
Jesse Jefferson, R (1, 1) ERA: 4.27	7.2	L	34	10	6	6	6	0	1	0	0	0	3	45	49	7.04	1.304																					
Dave Lemanczyk, R (8, 1) ERA: 6.12	1.1		6	1	1	1	0	1	0	0	0	0	0	5	9	6.75	1.500																					

Milwaukee Brewers @ Toronto Blue Jays
Exhibition Stadium, Toronto, ON
Wed Sep 06 1978, 7:05 PM EDT
Att: 21,390 - Unknown - 83 F

AB	36
R	7
H	11
RBI	7
BB	2
SO	6
LOB	11



Batter	1	2	3	4	5	6	7	8	9	AB	R	H	RBI	BB	SO	LOB	BOTTOM																					
Gary Woods, R (1, 8)	6-3		F9			P6			5-3	4	0	0	0	0	0	1																						
Bob Bailor, R (1, 5) OBP: 0.311, SLG: 0.340	6-3 2B		F9			5-3			1B	4	0	2	0	0	0	1																						
Otto Velez, R (1, 9) OBP: 0.387, SLG: 0.469	6-3				F7		6-3		F9	4	0	0	0	0	0	2																						
Willie Horton, R (1, 10) OBP: 0.306, SLG: 0.387	3-1				F9		6-3		F9	4	0	0	0	0	0	2																						
John Mayberry, L (1, 3) OBP: 0.343, SLG: 0.439			F7		F5		E9 1B			3	0	1	0	0	0	0																						
Al Woods, L (1, 7) OBP: 0.290, SLG: 0.397			F8			F7		G3		3	0	0	0	0	0	1																						
Alan Ashby, S (1, 2) OBP: 0.339, SLG: 0.446			4-3			6-3			G3	3	0	0	0	0	0	0																						
Dave McKay, S (1, 4) OBP: 0.265, SLG: 0.348						K			6-3	3	0	1	0	0	1	0																						
Luis Gomez, R (1, 6) OBP: 0.284, SLG: 0.256									6-3	1	0	0	0	0	0	0																						
Ernie Whitt, L (8, PH)			SH1-4							1	0	0	0	0	0	0																						
Tim Johnson, L (9, 6) OBP: 0.330, SLG: 0.263			SH1-4						F8	1	0	0	0	0	0	0																						
Inning Stats	R: 0 E: 0 K: 0 S: 4	H: 1 LOB: 1 BB: 0 P: 4	R: 0 E: 0 K: 0 S: 3	H: 0 LOB: 0 BB: 0 P: 3	R: 0 E: 0 K: 0 S: 4	H: 1 LOB: 1 BB: 0 P: 4	R: 0 E: 0 K: 0 S: 3	H: 0 LOB: 0 BB: 0 P: 3	R: 0 E: 0 K: 0 S: 5	H: 0 LOB: 0 BB: 0 P: 5	R: 0 E: 0 K: 1 S: 5	H: 0 LOB: 0 BB: 0 P: 5	R: 0 E: 0 K: 0 S: 3	H: 0 LOB: 0 BB: 0 P: 3	R: 0 E: 0 K: 0 S: 4	H: 1 LOB: 1 BB: 0 P: 4	R: 0 E: 0 K: 0 S: 3	H: 0 LOB: 0 BB: 0 P: 3	R: 0 E: 0 K: 0 S: 4	H: 1 LOB: 1 BB: 0 P: 4	1B: 3 2B: 1 3B: 0 HR: 0	SF: 0 SAC: 1 DP: 0 HBP: 0	WP: 0 PA: 31 CS: 0															
PITCHER	IP	WLS	BF	H	R	ER	SO	BB	IBB	HBP	BLK	WP	HR	S	P	ERA	WHIP	PITCHER				IP	WLS	BF	H	R	ER	SO	BB	IBB	HBP	BLK	WP	HR	S	P	ERA	WHIP
Lary Sorensen, R (1, 1) ERA: 3.15	9.0	W	31	4	0	0	1	0	0	0	0	0	0	33	33	0.00	0.444																					

Milwaukee Brewers @ Toronto Blue Jays
Exhibition Stadium, Toronto, ON
Wed Sep 06 1978, 7:05 PM EDT
Att: 21,390 - Unknown - 83 F

AB	30
R	0
H	4
RBI	0
BB	0
SO	1
LOB	7



Batter	1	2	3	4	5	6	7	8	9	AB	R	H	RBI	BB	SO	LOB	TOP										
Robin Yount, R OBP: 0.339, SLG: 0.439 (1, 6)										5	1	2	0	0	0	4	Milwaukee Brewers @ Toronto Blue Jays Exhibition Stadium, Toronto, ON Thu Sep 07 1978, 7:05 PM EDT Att: 12,092 - Unknown - 65 F										
Don Money, R OBP: 0.356, SLG: 0.443 (1, 4)										5	1	1	0	0	1	1											
Cecil Cooper, L OBP: 0.360, SLG: 0.476 (1, 3)										5	0	3	2	0	0	0											
Larry Hisle, R OBP: 0.363, SLG: 0.531 (1, 10)										5	0	1	0	0	1	3											
Ben Oglivie, L OBP: 0.373, SLG: 0.496 (1, 7)										5	0	1	0	0	3	2											
Sixto Lezcano, R OBP: 0.387, SLG: 0.453 (1, 9)										1	1	0	0	3	1	0											
Sal Bando, R OBP: 0.376, SLG: 0.455 (1, 5)										3	1	2	0	0	0	2											
Gorman Thomas, R OBP: 0.355, SLG: 0.535 (1, 8)										2	0	0	1	1	1	1											
Charlie Moore, R OBP: 0.303, SLG: 0.369 (1, 2)										4	0	1	1	0	1	4											
Inning Stats	R: 2 E: 1 K: 2 S: 10	H: 3 LOB: 2 BB: 1 P: 14	R: 0 E: 0 K: 1 S: 6	H: 1 LOB: 1 BB: 0 P: 6	R: 0 E: 0 K: 1 S: 5	H: 0 LOB: 0 BB: 0 P: 5	R: 0 E: 0 K: 1 S: 6	H: 1 LOB: 1 BB: 0 P: 6	R: 0 E: 0 K: 0 S: 4	H: 1 LOB: 1 BB: 0 P: 4	R: 2 E: 0 K: 0 S: 5	H: 2 LOB: 1 BB: 1 P: 9	R: 0 E: 0 K: 1 S: 5	H: 1 LOB: 3 BB: 2 P: 14	R: 0 E: 0 K: 1 S: 6	H: 1 LOB: 1 BB: 0 P: 6	1B: 10 2B: 1 3B: 0 HR: 0	SF: 1 SAC: 1 DP: 1 HBP: 0	WP: 0 PB: 0 CS: 2	PA: 41							
PITCHER	IP	WLS	BF	H	R	ER	SO	BB	IBB	HBP	BLK	WP	HR	S	P	ERA	WHIP										
Jim Clancy, R ERA: 3.84 (1, 1)	7.0		33	10	4	3	6	3	0	0	0	0	0	42	54	3.86	1.857										
Victor Cruz, R ERA: 1.02 (8, 1)	2.0	W	8	1	0	0	2	0	1	0	0	0	0	11	15	0.00	0.500										

Batter	1	2	3	4	5	6	7	8	9	AB	R	H	RBI	BB	SO	LOB	BOTTOM										
Rick Bosetti, R OBP: 0.300, SLG: 0.344 (1, 8)										3	2	0	0	1	0	1	Milwaukee Brewers @ Toronto Blue Jays Exhibition Stadium, Toronto, ON Thu Sep 07 1978, 7:05 PM EDT Att: 12,092 - Unknown - 65 F										
Bob Bailor, R OBP: 0.312, SLG: 0.343 (1, 5)										3	1	1	1	0	0	0											
Otto Velez, R OBP: 0.393, SLG: 0.474 (1, 7)										2	0	2	2	1	0	0											
John Mayberry, L OBP: 0.342, SLG: 0.436 (1, 3)										3	0	0	0	1	0	3											
Butch Alberts, R OBP: 0.500, SLG: 0.500 (1, 10)										4	0	2	0	0	0	2											
Dave McKay, S OBP: 0.285, SLG: 0.347 (1, 4)										4	1	1	0	0	0	3											
Gary Woods, R (1, 9)										4	0	0	0	0	0	3											
Rick Cerone, R OBP: 0.293, SLG: 0.308 (1, 2)										4	1	1	2	0	0	1											
Luis Gomez, R OBP: 0.283, SLG: 0.255 (1, 6)										2	0	0	0	0	0	0											
Doug Ault, R OBP: 0.340, SLG: 0.286 (7, PH)										0	0	0	0	1	0	0											
Tim Johnson, L OBP: 0.326, SLG: 0.260 (7, PR)										1	0	0	0	0	0	0											
Inning Stats	R: 2 E: 0 K: 0 S: 5	H: 2 LOB: 1 BB: 1 P: 9	R: 0 E: 1 K: 0 S: 3	H: 0 LOB: 0 BB: 0 P: 3	R: 0 E: 0 K: 0 S: 4	H: 1 LOB: 2 BB: 1 P: 8	R: 0 E: 0 K: 0 S: 3	H: 0 LOB: 0 BB: 0 P: 3	R: 0 E: 0 K: 0 S: 4	H: 1 LOB: 2 BB: 1 P: 8	R: 1 E: 0 K: 0 S: 4	H: 1 LOB: 2 BB: 1 P: 9	R: 2 E: 0 K: 0 S: 5	H: 2 LOB: 0 BB: 0 P: 5	R: 2 E: 0 K: 0 S: 5	H: 2 LOB: 0 BB: 0 P: 5	1B: 5 2B: 0 3B: 1 HR: 1	SF: 1 SAC: 0 DP: 1 HBP: 1	WP: 0 PB: 0 CS: 0	PA: 36							
PITCHER	IP	WLS	BF	H	R	ER	SO	BB	IBB	HBP	BLK	WP	HR	S	P	ERA	WHIP										
Jerry Augustine, L ERA: 4.65 (1, 1)	6.1		27	4	3	3	0	4	0	0	0	0	0	23	39	4.26	1.263										
Bill Castro, R ERA: 1.66 (7, 1)	0.1		3	1	0	0	0	0	0	1	0	0	0	2	3	0.00	3.000										
Bob McClure, L ERA: 3.97 (7, 1)	1.1	L	6	2	2	2	0	0	0	0	0	0	1	6	6	13.50	1.500										



Batter	1	2	3	4	5	6	7	8	9	AB	R	H	RBI	BB	SO	LOB	TOP			
Paul Moltitor, R OBP: 0.304, SLG: 0.372 (1, 4)	L7		F7				B1-3		F8	4	0	0	0	1	0	3	Milwaukee Brewers @ Minnesota Twins Metropolitan Stadium, Bloomington, MI Fri Sep 08 1978, 8:05 PM EDT Alt. 9,262 - Unknown - 84 F			
Don Money, R OBP: 0.357, SLG: 0.441 (1, 10) Dave May, L OBP: 0.295, SLG: 0.325 (5, FH)	6-3		K		4-3		F2		1-3	2	0	0	0	0	1	1				
Cecil Cooper, L OBP: 0.362, SLG: 0.479 (1, 3)	3-1			HR					4-3	4	1	2	0	0	0	0				
Larry Hisle, R OBP: 0.364, SLG: 0.537 (1, 8)		L3			FC6-4				2B	4	1	2	2	0	0	1				
Ben Oglivie, L OBP: 0.374, SLG: 0.499 (1, 7)	E			HR					1B	4	1	2	0	0	0	1				
Sixto Lezcano, R OBP: 0.295, SLG: 0.451 (1, 9)	E7								2B	4	0	1	0	0	0	3				
Robin Yount, R OBP: 0.339, SLG: 0.439 (1, 6)	G6-4-3									4	0	1	1	0	0	4				
Sal Bando, R OBP: 0.377, SLG: 0.454 (1, 5)			F8							3	0	1	0	1	0	0				
Buck Martinez, R OBP: 0.254, SLG: 0.278 (1, 2)	6-3		F3				L6		SH3-4	3	0	0	0	0	0	2				
Inning Stats	R: 0 E: 0 K: 0 S: 3	H: 0 LOB: 0 BB: 0 P: 3	R: 0 E: 1 K: 0 S: 4	H: 2 LOB: 1 BB: 0 P: 4	R: 0 E: 0 K: 1 S: 5	H: 0 LOB: 1 BB: 1 P: 9	R: 3 E: 1 K: 0 S: 7	H: 3 LOB: 2 BB: 1 P: 11	R: 0 E: 0 K: 0 S: 4	H: 0 LOB: 0 BB: 0 P: 3	R: 0 E: 0 K: 0 S: 3	H: 0 LOB: 0 BB: 0 P: 3	R: 0 E: 0 K: 0 S: 5	H: 2 LOB: 2 BB: 0 P: 5	R: 0 E: 0 K: 0 S: 4	H: 1 LOB: 1 BB: 0 P: 4		1B: 5 2B: 3 3B: 0 HR: 1	SF: 0 SAC: 1 DP: 1 HBP: 0	WP: 0 PB: 0 SB: 1 CS: 0
PITCHER Gary Serun, R ERA: 3.89 (1, 1)	IP: 9.0 WLS: L BF: 38	H: 9 R: 3 ER: 2 SO: 1	BB: 1 IBB: 1 HBP: 0 BLK: 0	WP: 0 HR: 1 S: 38 P: 46	ERA: 2.00 WHIP: 1.111															

Batter	1	2	3	4	5	6	7	8	9	AB	R	H	RBI	BB	SO	LOB	BOTTOM		
Hosken Powell, L OBP: 0.312, SLG: 0.329 (1, 9)	F8		G2-5-3			4-3			K	4	0	0	0	0	1	2	Milwaukee Brewers @ Minnesota Twins Metropolitan Stadium, Bloomington, MI Fri Sep 08 1978, 8:05 PM EDT Alt. 9,262 - Unknown - 84 F		
Mike Cabbage, L OBP: 0.347, SLG: 0.406 (1, 5)			3-1			G4-3			4-3	3	0	1	0	1	0	1			
Rod Carew, L OBP: 0.411, SLG: 0.446 (1, 3)	L7				L6				1-4-3	4	0	0	0	0	0	2			
Roy Smalley, S OBP: 0.364, SLG: 0.445 (1, 6)	F7				G4-6-3					3	0	1	0	0	0	1			
Glenn Adams, L OBP: 0.293, SLG: 0.388 (1, 10)			F7		G4-6-3					3	0	0	0	0	0	1			
Dan Ford, R OBP: 0.338, SLG: 0.428 (1, 8)			5-3			F9			F8	3	0	0	0	0	0	0			
Butch Wynegar, S OBP: 0.315, SLG: 0.328 (1, 2)			F7						2-3	2	0	0	0	0	0	0			
Willie Norwood, R OBP: 0.303, SLG: 0.380 (1, 7)			E6						K	3	0	0	0	0	1	1			
Rob Wilfong, L OBP: 0.342, SLG: 0.313 (1, 4)					G2-5-3				F2	3	0	1	0	0	0	1			
Inning Stats	R: 0 E: 0 K: 0 S: 3	H: 0 LOB: 1 BB: 1 P: 7	R: 0 E: 0 K: 0 S: 3	H: 0 LOB: 0 BB: 0 P: 3	R: 0 E: 1 K: 0 S: 4	H: 1 LOB: 1 BB: 0 P: 4	R: 0 E: 0 K: 0 S: 3	H: 0 LOB: 0 BB: 0 P: 3	R: 0 E: 0 K: 1 S: 5	H: 0 LOB: 0 BB: 0 P: 5	R: 0 E: 0 K: 1 S: 5	H: 0 LOB: 0 BB: 0 P: 5	R: 0 E: 0 K: 1 S: 5	H: 0 LOB: 0 BB: 0 P: 5	1B: 3 2B: 0 3B: 0 HR: 0	SF: 0 SAC: 0 DP: 3 HBP: 1		WP: 0 PB: 0 SB: 0 CS: 0	PA: 30
PITCHER Andy Replogle, R ERA: 3.69 (1, 1)	IP: 9.0 WLS: W BF: 30	H: 3 R: 0 ER: 0 SO: 2	BB: 1 IBB: 0 HBP: 1 BLK: 0	WP: 0 HR: 0 S: 32 P: 37	ERA: 0.00 WHIP: 0.444														

Batter	1	2	3	4	5	6	7	8	9	AB	R	H	RBI	BB	SO	LOB	TOP			
Paul Moltis, R OBP: 0.304, SLG: 0.376	5-3		F8				6-3			4	0	1	2	0	0	1	Milwaukee Brewers @ Minnesota Twins Metropolitan Stadium, Bloomington, MI Sat Sep 09 1978, 4:33 AM EDT Att: 10,639 - Unknown - 88 F			
Don Money, R OBP: 0.354, SLG: 0.437	L7		G6-4-3			F5		F7		4	0	0	0	0	0	2				
Cecil Cooper, L OBP: 0.358, SLG: 0.474	F7			F8		P3		4-3		4	0	0	0	0	0	0				
Larry Hisle, R OBP: 0.365, SLG: 0.535				P4				F9		2	0	0	0	1	0	0				
Ben Oglivie, L OBP: 0.371, SLG: 0.494	5-3			K		FC4-6 CS 1B		6-3		4	1	0	0	0	1	2				
Sixto Lezcano, R OBP: 0.372, SLG: 0.455										3	1	3	1	1	0	0				
Robin Yount, R OBP: 0.336, SLG: 0.435	L9			4-3		F4		F9		4	0	0	0	0	0	5				
Gorman Thomas, R OBP: 0.352, SLG: 0.530	5-3			K				FC5-4 1B		4	0	0	0	0	1	4				
Charlie Moore, R OBP: 0.308, SLG: 0.370			G6-4-3 BB					F7		2	1	1	0	1	0	0				
Inning Stats	R: 0 E: 0 K: 0 S: 3	H: 0 LOB: 0 BB: 0 P: 3	R: 0 E: 0 K: 0 S: 3	H: 0 LOB: 2 BB: 2 P: 11	R: 0 E: 0 K: 0 S: 2	H: 0 LOB: 0 BB: 1 P: 6	R: 0 E: 0 K: 1 S: 5	H: 0 LOB: 0 BB: 0 P: 5	R: 2 E: 0 K: 1 S: 8	H: 3 LOB: 1 BB: 0 P: 8	R: 1 E: 0 K: 0 S: 4	H: 1 LOB: 1 BB: 0 P: 5	R: 0 E: 0 K: 0 S: 3	H: 0 LOB: 0 BB: 0 P: 3	R: 0 E: 0 K: 0 S: 4	H: 1 LOB: 1 BB: 0 P: 4	1B: 4 2B: 0 3B: 1 HR: 0	SF: 0 SAC: 0 DP: 1 HBP: 1	WP: 0 PB: 0 SB: 0 CS: 1	PA: 35
PITCHER Rogier Erickson, R ERA: 4.12	IP: 9.0 WLS: L BF: 35	H: 5 R: 3 ER: 2 SO: 2	BB: 3 IBB: 0 HBP: 1 BLK: 0	WP: 0 HR: 0 S: 35 P: 48	ERA: 2.00 WHIP: 0.889															

Batter	1	2	3	4	5	6	7	8	9	AB	R	H	RBI	BB	SO	LOB	BOTTOM			
Willie Norwood, R OBP: 0.303, SLG: 0.377	B1			K				G5-4-3		3	0	0	0	1	1	1	Milwaukee Brewers @ Minnesota Twins Metropolitan Stadium, Bloomington, MI Sat Sep 09 1978, 4:33 AM EDT Att: 10,639 - Unknown - 88 F			
Bombo Rivera, R OBP: 0.368, SLG: 0.356	1-3			4-3		FC3-6 BB		F9		4	0	0	0	0	0	1				
Rod Carew, L OBP: 0.412, SLG: 0.446	K									3	0	1	0	1	1	0				
Dan Ford, R OBP: 0.336, SLG: 0.425				1-3		G5-4-3 1B		4-3		4	0	0	0	0	0	3				
Jose Morales, R OBP: 0.353, SLG: 0.401	6-3							6-3		4	0	0	0	0	0	0				
Roy Smalley, S OBP: 0.385, SLG: 0.447	5-3									2	0	1	0	1	0	0				
Larry Wolfe, R OBP: 0.338, SLG: 0.340				5-3		FC5-4 1B		5-3		3	0	1	0	0	0	1				
Butch Wynegar, S OBP: 0.313, SLG: 0.325				K				F9		3	0	0	0	0	1	3				
Bob Randall, R OBP: 0.331, SLG: 0.337				K		FC5-4				3	0	1	0	0	1	2				
Inning Stats	R: 0 E: 0 K: 1 S: 5	H: 0 LOB: 0 BB: 0 P: 5	R: 0 E: 0 K: 2 S: 7	H: 0 LOB: 0 BB: 0 P: 7	R: 0 E: 0 K: 1 S: 5	H: 0 LOB: 1 BB: 1 P: 9	R: 0 E: 0 K: 0 S: 4	H: 1 LOB: 2 BB: 1 P: 8	R: 0 E: 0 K: 0 S: 3	H: 1 LOB: 1 BB: 1 P: 7	R: 0 E: 0 K: 0 S: 4	H: 1 LOB: 1 BB: 0 P: 4	R: 0 E: 0 K: 0 S: 3	H: 1 LOB: 0 BB: 0 P: 3	R: 0 E: 0 K: 0 S: 3	H: 0 LOB: 0 BB: 0 P: 3	1B: 3 2B: 1 3B: 0 HR: 0	SF: 0 SAC: 0 DP: 2 HBP: 0	WP: 0 PB: 0 SB: 0 CS: 0	PA: 32
PITCHER Mike Caldwell, L ERA: 2.35	IP: 9.0 WLS: W BF: 32	H: 4 R: 0 ER: 0 SO: 4	BB: 3 IBB: 0 HBP: 0 BLK: 0	WP: 0 HR: 0 S: 37 P: 49	ERA: 0.00 WHIP: 0.778															

Batter	1	2	3	4	5	6	7	8	9	AB	R	H	RBI	BB	SO	LOB	TOP					
Paul Moltitor, R OBP: 0.391, SLG: 0.372 (1, 6)										5	0	0	0	0	0	2	3	Milwaukee Brewers @ Minnesota Twins Metropolitan Stadium, Bloomington, MI Sun Sep 10 1978, 4:33 AM EDT Att: 10,512 - Unknown - 89 F				
Don Money, R OBP: 0.353, SLG: 0.438 (1, 4)										4	0	1	0	0	1	0						
Cecil Cooper, L OBP: 0.357, SLG: 0.474 (1, 3)										4	1	1	0	0	0	1						
Larry Hisle, R OBP: 0.366, SLG: 0.533 (1, 7)										3	0	1	1	1	1	1						
Ben Oglivie, L OBP: 0.370, SLG: 0.491 (1, 9)										4	0	1	0	0	0	2						
Sixto Lezcano, R OBP: 0.371, SLG: 0.453 (1, 10)										4	0	1	0	0	2	3						
Sal Bando, R OBP: 0.376, SLG: 0.452 (1, 5)										4	0	1	0	0	0	2						
Gorman Thomas, R OBP: 0.351, SLG: 0.526 (1, 8)										3	0	0	0	1	1	3						
Buck Martinez, R OBP: 0.256, SLG: 0.280 (7, PH)										2	0	1	0	0	0	0						
Tony Muser, L OBP: 0.209, SLG: 0.222 (7, PH)										1	0	0	0	0	0	0						
Charlie Moore, R OBP: 0.310, SLG: 0.373 (7, 2)										1	0	1	0	0	0	0						
Inning Stats	R: 1 E: 0 K: 0 S: 5	H: 2 LOB: 1 BB: 0 P: 5	R: 0 E: 0 K: 1 S: 6	H: 1 LOB: 2 BB: 1 P: 10	R: 0 E: 0 K: 1 S: 7	H: 2 LOB: 0 BB: 0 P: 7	R: 0 E: 0 K: 1 S: 5	H: 1 LOB: 0 BB: 0 P: 5	R: 0 E: 0 K: 1 S: 5	H: 0 LOB: 0 BB: 0 P: 5	R: 0 E: 0 K: 1 S: 7	H: 1 LOB: 2 BB: 0 P: 7	R: 0 E: 0 K: 1 S: 5	H: 0 LOB: 0 BB: 0 P: 5	R: 0 E: 0 K: 0 S: 3	H: 0 LOB: 1 BB: 1 P: 7	R: 0 E: 0 K: 1 S: 6	H: 1 LOB: 1 BB: 0 P: 6	1B: 6 2B: 3 3B: 0 HR: 0	SF: 0 SAC: 0 DP: 1 HBP: 0	WP: 0 PB: 0 SB: 0 CS: 1	PA: 37
PITCHER Dave Goltz, R ERA: 2.45 (1, 1)	IP: 9.0 WLS: W BF: 37 H: 8 R: 1 ER: 1 SO: 7 BB: 2 IBB: 0 HBP: 0 BLK: 0 WP: 0 HR: 0 S: 49 P: 57 ERA: 1.00 WHIP: 1.111																	PITCHER				

AB	35
R	1
H	8
RBI	1
BB	2
SO	7
LOB	15



Batter	1	2	3	4	5	6	7	8	9	AB	R	H	RBI	BB	SO	LOB	BOTTOM			
Willie Norwood, R OBP: 0.302, SLG: 0.376 (1, 7)										4	0	1	1	0	0	0	Milwaukee Brewers @ Minnesota Twins Metropolitan Stadium, Bloomington, MI Sun Sep 10 1978, 4:33 AM EDT Att: 10,512 - Unknown - 89 F			
Rod Carew, L OBP: 0.408, SLG: 0.442 (1, 3)										4	0	0	0	0	2	2				
Dan Ford, R OBP: 0.334, SLG: 0.423 (1, 8)										3	0	0	0	0	0	0				
Jose Morales, R OBP: 0.353, SLG: 0.397 (1, 10)										2	0	0	0	1	0	0				
Roy Smalley, S OBP: 0.365, SLG: 0.445 (1, 6)										2	0	0	0	1	0	1				
Larry Wolfe, R OBP: 0.333, SLG: 0.335 (1, 5)										3	0	0	0	0	1	2				
Bombo Rivera, R OBP: 0.368, SLG: 0.353 (1, 9)										2	1	0	0	1	2	0				
Bob Randall, R OBP: 0.332, SLG: 0.338 (1, 4)										2	1	1	0	0	0	0				
Glenn Borgmann, R OBP: 0.319, SLG: 0.363 (1, 2)										3	1	2	2	0	0	0				
Inning Stats	R: 0 E: 0 K: 0 S: 3	H: 0 LOB: 0 BB: 0 P: 3	R: 0 E: 0 K: 0 S: 2	H: 0 LOB: 0 BB: 1 P: 6	R: 2 E: 0 K: 2 S: 9	H: 2 LOB: 0 BB: 0 P: 9	R: 0 E: 0 K: 0 S: 3	H: 0 LOB: 1 BB: 1 P: 7	R: 0 E: 0 K: 1 S: 5	H: 0 LOB: 0 BB: 0 P: 5	R: 0 E: 0 K: 1 S: 5	H: 0 LOB: 0 BB: 0 P: 5	R: 0 E: 0 K: 1 S: 5	H: 0 LOB: 0 BB: 0 P: 5	R: 1 E: 0 K: 0 S: 4	H: 2 LOB: 1 BB: 1 P: 8		1B: 3 2B: 0 3B: 0 HR: 1	SF: 0 SAC: 1 DP: 2 HBP: 0	WP: 0 PB: 0 SB: 1 CS: 0
PITCHER Bill Travers, L ERA: 4.41 (1, 1)	IP: 8.0 WLS: L BF: 29 H: 4 R: 3 ER: 3 SO: 5 BB: 3 IBB: 0 HBP: 0 BLK: 0 WP: 0 HR: 1 S: 36 P: 48 ERA: 3.38 WHIP: 0.875																	PITCHER		

AB	25
R	3
H	4
RBI	3
BB	3
SO	5
LOB	5



Batter	1	2	3	4	5	6	7	8	9	AB	R	H	RBI	BB	SO	LOB	TOP								
Robin Yount, R (1, 6) OBP: 0.334, SLG: 0.433										5	1	1	0	0	0	0									
Don Money, R (1, 4) OBP: 0.354, SLG: 0.443										4	2	2	1	0	2	0									
Cecil Cooper, L (1, 3) OBP: 0.355, SLG: 0.471										4	0	1	0	0	1	1									
Larry Hisle, R (1, 10) OBP: 0.363, SLG: 0.529										4	0	0	0	0	3	2									
Ben Oglivie, L (1, 7) OBP: 0.371, SLG: 0.493										3	1	1	1	1	1	1									
Sixto Lezcano, R (1, 9) OBP: 0.372, SLG: 0.455										3	1	1	1	1	0	1									
Sal Bando, R (1, 5) OBP: 0.375, SLG: 0.451										4	0	1	1	0	0	3									
Gorman Thomas, R (1, 8) OBP: 0.351, SLG: 0.523										4	0	1	0	0	1	0									
Buck Martinez, R (1, 2) OBP: 0.252, SLG: 0.275										4	0	0	0	0	1	2									
Inning Stats	R: 2 E: 1 K: 2 S: 10	H: 3 LOB: 2 BB: 1 P: 14	R: 0 E: 0 K: 0 S: 3	H: 0 LOB: 0 BB: 0 P: 3	R: 0 E: 0 K: 3 S: 9	H: 0 LOB: 0 BB: 0 P: 9	R: 0 E: 0 K: 0 S: 3	H: 0 LOB: 0 BB: 0 P: 3	R: 0 E: 0 K: 0 S: 3	H: 0 LOB: 0 BB: 0 P: 3	R: 3 E: 0 K: 2 S: 12	H: 5 LOB: 2 BB: 0 P: 12	R: 0 E: 0 K: 1 S: 5	H: 0 LOB: 0 BB: 0 P: 5	R: 0 E: 0 K: 0 S: 3	H: 0 LOB: 1 BB: 1 P: 7	R: 0 E: 0 K: 1 S: 5	H: 0 LOB: 0 BB: 0 P: 5	1B: 4 2B: 4 3B: 0 HR: 0	SF: 0 SAC: 0 DP: 0 HBP: 0	WP: 0 PB: 0 SB: 1 CS: 0	PA: 37			
PITCHER	IP	WLS	BF	H	R	ER	SO	BB	IBB	HBP	BLK	WP	HR	S	P	ERA	WHIP								
Byron McLaughlin, R (1, 1) ERA: 5.44	5.2	L	25	7	5	4	6	1	0	0	0	0	0	36	40	6.35	1.412								
Mike Parrott, R (6, 1) ERA: 5.07	3.1		12	1	0	0	3	1	0	0	0	0	0	17	21	0.00	0.600								

Milwaukee Brewers @ Seattle Mariners
The Kingdome, Seattle, WA
Mon Sep 11 1978, 10:05 PM EDT
Att: 5,246 - Dome

AB 35
R 5
H 8
RBI 4
BB 2
SO 9
LOB 10



Batter	1	2	3	4	5	6	7	8	9	AB	R	H	RBI	BB	SO	LOB	BOTTOM								
Julio Cruz, S (1, 4) OBP: 0.331, SLG: 0.284										5	1	2	0	0	0	0									
Craig Reynolds, L (1, 6) OBP: 0.336, SLG: 0.376										4	0	0	0	0	0	3									
Ruppert Jones, L (1, 8) OBP: 0.333, SLG: 0.350										4	1	2	1	0	0	0									
Leon Roberts, R (1, 9) OBP: 0.366, SLG: 0.516										4	0	1	1	0	0	1									
Bruce Bochte, L (1, 10) OBP: 0.339, SLG: 0.394										3	0	0	0	1	0	2									
Tom Paciorek, R (1, 7) OBP: 0.361, SLG: 0.468										3	0	1	0	1	1	1									
Dan Meyer, L (1, 3) OBP: 0.262, SLG: 0.334										4	1	1	0	0	0	4									
Bob Stinson, S (1, 2) OBP: 0.359, SLG: 0.412										3	0	1	0	0	1	1									
Kevin Pasley, R (7, PR) OBP: 0.195, SLG: 0.225										0	0	0	0	0	0	0									
Charlie Beamon, L (9, PH)										1	0	0	0	0	0	0									
Larry Milbourne, S (1, 5) OBP: 0.276, SLG: 0.323										4	0	0	0	0	0	1									
Inning Stats	R: 0 E: 0 K: 0 S: 3	H: 0 LOB: 0 BB: 0 P: 3	R: 0 E: 0 K: 0 S: 4	H: 1 LOB: 1 BB: 0 P: 4	R: 0 E: 0 K: 1 S: 5	H: 0 LOB: 0 BB: 0 P: 5	R: 0 E: 0 K: 0 S: 3	H: 0 LOB: 0 BB: 0 P: 3	R: 0 E: 0 K: 0 S: 3	H: 0 LOB: 0 BB: 0 P: 3	R: 2 E: 0 K: 0 S: 6	H: 3 LOB: 1 BB: 0 P: 6	R: 1 E: 1 K: 0 S: 6	H: 3 LOB: 3 BB: 0 P: 6	R: 0 E: 0 K: 0 S: 4	H: 1 LOB: 2 BB: 1 P: 8	R: 0 E: 0 K: 0 S: 3	H: 0 LOB: 0 BB: 0 P: 3	1B: 7 2B: 1 3B: 0 HR: 0	SF: 0 SAC: 0 DP: 0 HBP: 0	WP: 0 PB: 0 SB: 1 CS: 0	PA: 37			
PITCHER	IP	WLS	BF	H	R	ER	SO	BB	IBB	HBP	BLK	WP	HR	S	P	ERA	WHIP								
Lary Sorensen, R (1, 1) ERA: 3.17	7.0	W	30	8	3	3	2	1	0	0	0	0	0	33	37	3.86	1.286								
Bill Castro, R (8, 1) ERA: 1.59	2.0	S	7	0	0	0	0	1	0	0	0	0	0	6	10	0.00	0.500								

Milwaukee Brewers @ Seattle Mariners
The Kingdome, Seattle, WA
Mon Sep 11 1978, 10:05 PM EDT
Att: 5,246 - Dome

AB 35
R 3
H 8
RBI 2
BB 2
SO 2
LOB 13



Batter	1	2	3	4	5	6	7	8	9	AB	R	H	RBI	BB	SO	LOB	TOP										
Robin Yount, R OBP: 0.330, SLG: 0.428 (1, 6)	0-0 6-3		0-0 F8		0-0 6-3	0-0 F7		0-0 6-3	5 0 0 0 0 0 2								Milwaukee Brewers @ Seattle Mariners The Kingdome, Seattle, WA Tue Sep 12 1978, 10:05 PM EDT Att: 5,577 - Dome										
Don Money, R OBP: 0.356, SLG: 0.442 (1, 4)	0-0 F8		4-0 FC5-4 BB		0-0 1B HR	0-0 P4		4-0 BB	3 1 1 0 2 0 2																		
Cecil Cooper, L OBP: 0.356, SLG: 0.469 (1, 3)	4-0 CS BB		0-3 K		0-0 1B HR		0-0 4-3	0-0 F7	4 1 1 0 1 1 2																		
Larry Hisle, R OBP: 0.363, SLG: 0.536 (1, 7)	0-0 CS	0-0 4-3 1B 2B	0-0 FC5-4		0-0 1B HR		0-3 K	0-3 K	5 2 2 3 0 2 2																		
Ben Oglivie, L OBP: 0.374, SLG: 0.501 (1, 10)		0-0 4-3		0-0 HR	4-0 FC5-4 BB		0-0 1B		3 1 2 1 1 0 1																		
Sixto Lezcano, R OBP: 0.368, SLG: 0.450 (1, 9)		0-3 K		0-0 F8	0-0 FC5-4			0-0 5-3	4 0 0 0 0 1 2																		
Sal Bando, R OBP: 0.378, SLG: 0.452 (1, 5)		0-0 2B 1B		0-0 F9		4-0 E BB		0-0 FC6 1B	3 0 2 1 1 0 0																		
Gorman Thomas, R OBP: 0.350, SLG: 0.523 (1, 8)		0-0 1-3 2B		0-3 K		0-0 F2		0-0 F8	4 0 1 0 0 1 2																		
Charlie Moore, R OBP: 0.306, SLG: 0.367 (1, 2)		0-0 F7		0-0 F9		0-0 E5		0-0 FC6	4 0 0 0 0 0 4																		
Inning Stats	R: 0 E: 0 K: 0 S: 2	H: 0 LOB: 0 BB: 1 P: 6	R: 1 E: 0 K: 1 S: 8	H: 3 LOB: 2 BB: 0 P: 8	R: 0 E: 0 K: 1 S: 5	H: 0 LOB: 1 BB: 1 P: 9	R: 1 E: 0 K: 1 S: 6	H: 1 LOB: 0 BB: 0 P: 6	R: 3 E: 0 K: 0 S: 6	H: 3 LOB: 1 BB: 1 P: 10	R: 0 E: 1 K: 0 S: 4	H: 0 LOB: 2 BB: 1 P: 8	R: 0 E: 0 K: 1 S: 5	H: 1 LOB: 1 BB: 0 P: 5	R: 0 E: 0 K: 0 S: 4	H: 1 LOB: 1 BB: 0 P: 4	R: 0 E: 0 K: 1 S: 5	H: 0 LOB: 1 BB: 1 P: 9	1B: 5 2B: 2 3B: 0 HR: 2	SF: 0 SAC: 0 DP: 0 HBP: 0	WP: 0 PB: 0 CS: 1	PA: 41					
PITCHER	IP	WLS	BF	H	R	ER	SO	BB	IBB	HBP	BLK	WP	HR	S	P	ERA	WHIP										
Paul Mitchell, R ERA: 3.91 (1, 1)	4.2		22	7	5	5	3	2	0	0	0	0	2	26	34	9.64	1.929										
Jim Todd, R ERA: 3.88 (5, 1)	4.1	W	18	2	0	0	2	3	0	0	0	0	0	19	31	0.00	1.154										

Batter	1	2	3	4	5	6	7	8	9	AB	R	H	RBI	BB	SO	LOB	BOTTOM										
Julio Cruz, S OBP: 0.332, SLG: 0.285 (1, 4)	0-3 K	0-0 G1		0-0 1B FC3 1B		0-0 F9		0-0 1B SH1-3 1B	5 1 2 0 0 1 0								Milwaukee Brewers @ Seattle Mariners The Kingdome, Seattle, WA Tue Sep 12 1978, 10:05 PM EDT Att: 5,577 - Dome										
Craig Reynolds, L OBP: 0.342, SLG: 0.379 (1, 6)	0-0 HR 1B	0-0 1B		0-0 FC3 4-3 1B		0-0 F6		0-0 SH1-3	4 2 3 0 0 0 0																		
Ruppert Jones, L OBP: 0.334, SLG: 0.356 (1, 8)	0-0 1-H HR	0-0 F9		0-0 FC3 4-3 1-3 3-H		0-0 1-6-3		4-0 1B BB	4 2 1 2 1 0 3																		
Leon Roberts, R OBP: 0.367, SLG: 0.515 (1, 9)	0-0 2B 1B	0-0 F3		0-0 4-3		0-0 5-3		0-0 1B 1B	5 1 2 1 0 0 2																		
Tom Paciorek, R OBP: 0.362, SLG: 0.471 (1, 7)	0-0 CI 1-H 2B		0-3 K	0-3 K		0-0 F7		0-0 1B 1B	5 0 2 3 0 2 1																		
Dan Meyer, L OBP: 0.259, SLG: 0.331 (1, 3)	0-0 F8		0-0 F6		0-0 3-1		0-3 K		4 0 0 0 0 1 1																		
Bill Stein, R OBP: 0.325, SLG: 0.379 (1, 5)	4-0 CI BB		0-0 1B 1B		0-0 E5		0-0 F7		3 0 1 0 1 0 0																		
Bob Stinson, S OBP: 0.358, SLG: 0.411 (1, 2)	0-1 CI		0-0 1B		0-0 F8		0-0 F9		3 0 1 0 0 0 1																		
Charlie Beamon, L (1, 10)	0-0 F2		0-0 F9		0-0 F9		0-3 K		4 0 0 0 0 1 6																		
Inning Stats	R: 3 E: 1 K: 1 S: 10	H: 4 LOB: 3 BB: 1 P: 14	R: 0 E: 0 K: 0 S: 4	H: 1 LOB: 0 BB: 0 P: 4	R: 0 E: 0 K: 1 S: 7	H: 2 LOB: 2 BB: 0 P: 7	R: 1 E: 0 K: 1 S: 7	H: 2 LOB: 1 BB: 0 P: 7	R: 0 E: 0 K: 0 S: 3	H: 0 LOB: 0 BB: 0 P: 3	R: 0 E: 0 K: 1 S: 5	H: 0 LOB: 0 BB: 0 P: 5	R: 0 E: 0 K: 1 S: 5	H: 0 LOB: 0 BB: 0 P: 5	R: 2 E: 0 K: 0 S: 4	H: 3 LOB: 2 BB: 1 P: 8	1B: 10 2B: 1 3B: 0 HR: 1	SF: 0 SAC: 1 DP: 0 HBP: 0	WP: 0 PB: 0 CS: 0	PA: 41							
PITCHER	IP	WLS	BF	H	R	ER	SO	BB	IBB	HBP	BLK	WP	HR	S	P	ERA	WHIP										
Mark Bomback, R ERA: 40.5 (1, 1)	0.2		7	4	3	3	1	1	0	0	0	0	1	8	12	40.50	7.500										
Eduardo Rodriguez, R ERA: 4.53 (1, 1)	7.2		31	6	2	2	4	0	0	0	0	0	0	39	39	2.35	0.783										
Bob McClure, L ERA: 4.12 (0, 1)	0.0	L	1	0	0	0	0	1	0	0	0	0	0	0	4	*	*										
Bill Castro, R ERA: 1.59 (0, 1)	0.0		2	2	1	1	0	0	0	0	0	0	0	2	2	*	*										

AB	35
R	5
H	9
RBI	5
BB	5
SO	5
LOB	17



Batter	1	2	3	4	5	6	7	8	9	AB	R	H	RBI	BB	SO	LOB	TOP					
Larry Harlow, L (1, 8) OBP: 0.319, SLG: 0.344	3-1			1B	1B	F7		FC6-4		5	2	2	0	0	0	5						
Pat Kelly, L (1, 7) OBP: 0.346, SLG: 0.407	K			1B	1B					5	1	3	1	0	1	0						
Ken Singleton, S (1, 9) OBP: 0.405, SLG: 0.474	4-3			FC6-4	1B					5	0	2	3	0	1	0						
Eddie Murray, S (1, 3) OBP: 0.354, SLG: 0.496		K		K	G3			F7		5	0	0	0	0	2	4						
Doug DeCinces, R (1, 5) OBP: 0.331, SLG: 0.493		F8		K				F7		4	1	1	0	1	1	2						
Lee May, R (1, 10) OBP: 0.288, SLG: 0.411		F8		FC6-4				F7		4	0	0	0	0	0	4						
Kiko Garcia, R (1, 6) OBP: 0.292, SLG: 0.364										3	0	0	0	0	1	1						
Al Bumbry, L (8, PH) OBP: 0.351, SLG: 0.375			K							1	0	1	0	0	0	0	AB					
Mark Belanger, R (8, FR) OBP: 0.302, SLG: 0.251										0	0	0	0	0	0	0	R					
Rich Dauer, R (1, 4) OBP: 0.309, SLG: 0.369				6-3						3	1	2	0	0	0	0	H					
Terry Crowley, L (8, PH) OBP: 0.322, SLG: 0.293					1B					1	0	1	0	0	0	0	RBI					
Billy Smith, S (8, 4) OBP: 0.335, SLG: 0.376					1B					0	0	0	0	0	0	0	BB					
Rick Dempsey, R (1, 2) OBP: 0.323, SLG: 0.353				5-3						4	0	1	0	0	0	4	SO					
Inning Stats	R: 0 E: 0 K: 1 S: 5	H: 0 LOB: 0 BB: 0 P: 5	R: 0 E: 0 K: 1 S: 5	H: 0 LOB: 0 BB: 0 P: 5	R: 0 E: 0 K: 1 S: 5	H: 0 LOB: 0 BB: 0 P: 5	R: 1 E: 0 K: 2 S: 10	H: 3 LOB: 2 BB: 0 P: 10	R: 2 E: 0 K: 0 S: 7	H: 4 LOB: 2 BB: 0 P: 7	R: 1 E: 1 K: 0 S: 6	H: 3 LOB: 2 BB: 0 P: 6	R: 0 E: 0 K: 0 S: 3	H: 0 LOB: 0 BB: 0 P: 3	R: 0 E: 0 K: 0 S: 5	H: 2 LOB: 3 BB: 1 P: 9	R: 1 E: 0 K: 1 S: 6	H: 1 LOB: 0 BB: 0 P: 6	1B: 11 2B: 1 3B: 0 HR: 1	SF: 0 SAC: 0 DP: 1 HBP: 0	WP: 0 PB: 0 SB: 0 CS: 0	PA: 41
PITCHER Andy Replogle, R (1, 1) ERA: 3.82	IP: 5.0 WLS: W BF: 23	H: 8 R: 4 ER: 4 SO: 5	BB: 0 IBB: 0 HBP: 0 BLK: 0	WP: 0 HR: 0 S: 33 P: 33	ERA: 7.20 WHIP: 1.600	PITCHER Ed Farmer, R (6, 1) ERA: 1.0	IP: 4.0 WLS: S BF: 18	H: 5 R: 1 ER: 1 SO: 1	BB: 1 IBB: 0 HBP: 0 BLK: 0	WP: 0 HR: 1 S: 19 P: 23	ERA: 2.25 WHIP: 1.500											

Baltimore Orioles @ Milwaukee Brewers
Milwaukee County Stadium, Milwaukee, WI
Wed Sep 13 1978, 8:05 PM EDT
Att: 8,863 - Unknown

AB	40
R	5
H	13
RBI	4
BB	1
SO	6
LOB	20



Batter	1	2	3	4	5	6	7	8	9	AB	R	H	RBI	BB	SO	LOB	BOTTOM					
Paul Moltor, R (1, 4) OBP: 0.300, SLG: 0.369	6-3	1B	K		1-3			5-3		4	1	0	0	1	1	2						
Don Money, R (1, 3) OBP: 0.357, SLG: 0.440	F8	P5		L4-6		F8		FC6-4		4	0	1	0	1	0	3						
Sal Bando, R (1, 5) OBP: 0.380, SLG: 0.460	HR	1B		1B		P4		FC6-4		5	1	3	3	0	0	1						
Larry Hise, R (1, 7) OBP: 0.362, SLG: 0.534	6-3	1B		L4-6		K				4	0	1	1	0	1	2						
Sixto Lezcano, R (1, 9) OBP: 0.370, SLG: 0.449		1B						5-3		3	1	1	0	1	1	2						
Dick Davis, R (1, 10) OBP: 0.280, SLG: 0.389		1B		FC5-4		FC5-4		F3		4	1	1	0	0	0	2						
Robin Yount, R (1, 6) OBP: 0.334, SLG: 0.437		2B						1B		4	2	3	2	0	0	0	AB					
Gorman Thomas, R (1, 8) OBP: 0.351, SLG: 0.525		1B		HR						4	1	2	1	0	1	1	R					
Buck Martinez, R (1, 2) OBP: 0.252, SLG: 0.275	F8							6-3		4	0	1	0	0	1	3	H					
Inning Stats	R: 1 E: 0 K: 0 S: 4	H: 1 LOB: 0 BB: 0 P: 4	R: 5 E: 0 K: 1 S: 10	H: 5 LOB: 2 BB: 2 P: 18	R: 1 E: 0 K: 2 S: 9	H: 2 LOB: 1 BB: 0 P: 9	R: 0 E: 0 K: 0 S: 4	H: 2 LOB: 2 BB: 1 P: 8	R: 0 E: 0 K: 1 S: 5	H: 1 LOB: 1 BB: 0 P: 4	R: 0 E: 0 K: 1 S: 6	H: 0 LOB: 0 BB: 0 P: 5	R: 0 E: 0 K: 1 S: 6	H: 1 LOB: 1 BB: 0 P: 6	R: 0 E: 0 K: 0 S: 4	H: 1 LOB: 1 BB: 0 P: 4	R: 0 E: 0 K: 0 S: 4	H: 1 LOB: 1 BB: 0 P: 4	1B: 10 2B: 2 3B: 0 HR: 2	SF: 0 SAC: 0 DP: 1 HBP: 0	WP: 0 PB: 0 SB: 0 CS: 0	PA: 39
PITCHER Mike Flanagan, L (1, 1) ERA: 4.13	IP: 1.0 WLS: L BF: 8	H: 4 R: 5 ER: 5 SO: 0	BB: 1 IBB: 0 HBP: 0 BLK: 0	WP: 0 HR: 1 S: 7 P: 11	ERA: 45.00 WHIP: 5.000	PITCHER Nelson Briles, R (2, 1) ERA: 4.64	IP: 1.1 WLS: 9 BF: 4	H: 4 R: 2 ER: 2 SO: 1	BB: 0 IBB: 1 HBP: 0 BLK: 0	WP: 0 HR: 10 S: 14 P: 14	ERA: 13.50 WHIP: 3.000	PITCHER Tim Stoddard, R (3, 1) ERA: 6.0	IP: 5.2 WLS: 22 BF: 5	H: 0 R: 0 ER: 0 SO: 4	BB: 1 IBB: 0 HBP: 0 BLK: 0	WP: 0 HR: 29 S: 33 P: 33	ERA: 0.00 WHIP: 1.059					

Baltimore Orioles @ Milwaukee Brewers
Milwaukee County Stadium, Milwaukee, WI
Wed Sep 13 1978, 8:05 PM EDT
Att: 8,863 - Unknown

AB	36
R	7
H	13
RBI	7
BB	3
SO	5
LOB	16



Batter	1	2	3	4	5	6	7	8	9	AB	R	H	RBI	BB	SO	LOB	TOP					
Kiko Garcia, R OBP: 0.285, SLG: 0.354 Andres Mora, R (9, FH) OBP: 0.261, SLG: 0.358	0-0 5-3		0-0 6-3		0-0 1-3		0-0 F7		0-0 6-3	4	0	0	0	0	0	0	Baltimore Orioles @ Milwaukee Brewers Milwaukee County Stadium, Milwaukee, WI Thu Sep 14 1978, 8:05 PM EDT Att: 12,587 - Unknown					
Rich Dauer, R OBP: 0.313, SLG: 0.370	0-0 G5-4-3 1B		4-0 FC5 BB		0-0 6-3			4-0 FC6-4 BB		2	0	1	0	2	0							
Ken Singleton, S OBP: 0.404, SLG: 0.471	0-0 G5-4-3 1-2		4-0 1-2 BB		0-0 4-3			0-0 FC6-4 1-2		3	0	0	0	1	0	2						
Eddie Murray, S OBP: 0.354, SLG: 0.494		4-0 E 1B BB	0-0 FC5 2-3f		0-0 5-3			0-3 K		3	1	0	0	1	1	3						
Lee May, R OBP: 0.285, SLG: 0.407	0-0 E6 G5-4-3 1-2 1B		0-3 K		0-0 6-3			0-0 F8		4	0	0	0	0	1	2						
Doug DeCinces, R OBP: 0.335, SLG: 0.497	0-0 G5-4-3 1-2 2-H 1B		0-0 5-3		0-0 2B			4-0 2B SF7 BB		3	1	2	1	1	0	0						
Gary Roenicke, R OBP: 0.298, SLG: 0.325	0-0 G5-4-3 1-2 2-3		0-0 HR		0-0 6-3			0-0 2B		4	1	2	1	0	0	3						
Carlos Lopez, R OBP: 0.279, SLG: 0.346	0-0 F7		0-0 FC4-6 1B		0-0 5-3			0-0 SF7		3	0	1	1	0	0	1						
Rick Dempsey, R OBP: 0.320, SLG: 0.349			0-0 6-3		0-0 FC4-6 1-2f			0-0 6-3		4	0	0	0	0	0	2						
Inning Stats	R: 0 E: 0 K: 0 S: 3	H: 1 LOB: 0 BB: 0 P: 3	R: 1 E: 1 K: 0 S: 4	H: 1 LOB: 1 BB: 1 P: 8	R: 0 E: 0 K: 1 S: 3	H: 0 LOB: 2 BB: 2 P: 11	R: 1 E: 0 K: 1 S: 7	H: 2 LOB: 1 BB: 0 P: 7	R: 0 E: 0 K: 0 S: 3	H: 0 LOB: 0 BB: 0 P: 3	R: 0 E: 0 K: 0 S: 4	H: 1 LOB: 1 BB: 0 P: 4	R: 0 E: 0 K: 0 S: 3	H: 0 LOB: 0 BB: 0 P: 3	R: 0 E: 0 K: 1 S: 5	H: 0 LOB: 1 BB: 1 P: 9	R: 1 E: 0 K: 0 S: 4	H: 1 LOB: 1 BB: 1 P: 8	1B: 3 2B: 2 3B: 0 HR: 1	SF: 1 SAC: 0 DP: 2 HBP: 0	WP: 0 PB: 0 SB: 0 CS: 0	PA: 37
PITCHER Mike Caldwell, L ERA: 2.34	IP: 9.0 WLS: W BF: 37 H: 6 R: 3 ER: 2 SO: 2 BB: 5 IBB: 0 HBP: 0 BLK: 0 WP: 0 HR: 1 S: 36 P: 56 ERA: 2.00 WHIP: 1.222															PITCHER						

Batter	1	2	3	4	5	6	7	8	9	AB	R	H	RBI	BB	SO	LOB	BOTTOM			
Robin Yount, R OBP: 0.338, SLG: 0.446	0-0 HR	0-0 1-2 2-H 1B			4-0 1B BB		0-0 6-3			3	1	2	2	1	0	0	Baltimore Orioles @ Milwaukee Brewers Milwaukee County Stadium, Milwaukee, WI Thu Sep 14 1978, 8:05 PM EDT Att: 12,587 - Unknown			
Don Money, R OBP: 0.356, SLG: 0.439	0-0 1-3	0-0 G5-3 2-3f			0-0 1-3 1B			0-0 5-3		4	0	1	0	0	0	2				
Sal Bando, R OBP: 0.377, SLG: 0.456	0-0 4-3		0-3 K		0-0 G5-4-3 1-2f			0-0 6-3		4	0	0	0	0	1	2				
Larry Hisle, R OBP: 0.360, SLG: 0.529	0-0 F7		0-0 6-3		0-0 6-3			0-0 F8		4	0	0	0	0	0	0				
Cecil Cooper, L OBP: 0.356, SLG: 0.468		0-0 BB 1B 1B	0-0 6-3		0-0 G3			0-0 6-3		3	1	1	0	0	0	0				
Sixto Lezcano, R OBP: 0.371, SLG: 0.451		0-0 BB 1-2 1B 1B		0-0 6-3		0-0 1B		0-0 6-3		3	1	2	0	0	0	0				
Ben Oglivie, L OBP: 0.372, SLG: 0.498		0-3 K		0-0 5-3		0-3 K				3	0	0	0	0	2	3				
Gorman Thomas, R OBP: 0.351, SLG: 0.522		4-0 1B 1-2 2-3 1B BB		0-0 L6		0-3 K				2	1	0	0	1	1	0				
Charlie Moore, R OBP: 0.306, SLG: 0.366		0-0 G5-3 1-2 2-H 3-H 1B		0-0 5-3		0-0 1-3				3	0	1	2	0	0	0				
Inning Stats	R: 1 E: 0 K: 0 S: 4	H: 1 LOB: 0 BB: 0 P: 4	R: 3 E: 0 K: 1 S: 8	H: 4 LOB: 1 BB: 1 P: 12	R: 0 E: 0 K: 1 S: 5	H: 0 LOB: 0 BB: 0 P: 5	R: 0 E: 0 K: 0 S: 3	H: 0 LOB: 0 BB: 0 P: 3	R: 0 E: 0 K: 1 S: 6	H: 1 LOB: 1 BB: 0 P: 6	R: 0 E: 0 K: 1 S: 5	H: 0 LOB: 0 BB: 0 P: 5	R: 0 E: 0 K: 0 S: 3	H: 0 LOB: 0 BB: 0 P: 3	R: 0 E: 0 K: 1 S: 3	H: 0 LOB: 0 BB: 0 P: 3	1B: 6 2B: 0 3B: 0 HR: 1	SF: 0 SAC: 0 DP: 2 HBP: 0	WP: 0 PB: 0 SB: 0 CS: 0	PA: 31
PITCHER Scott McGregor, L ERA: 3.47 Dave Ford, R ERA:	IP: 1.1 WLS: L BF: 9 H: 4 R: 4 ER: 4 SO: 1 BB: 1 IBB: 0 HBP: 0 BLK: 0 WP: 0 HR: 1 S: 10 P: 14 ERA: 27.00 WHIP: 3.750															PITCHER				

Batter	1	2	3	4	5	6	7	8	9	AB	R	H	RBI	BB	SO	LOB	TOP			
Mike Cabbage, L (1, 5) OBP: 0.348, SLG: 0.404	L9		6-3						K	4	0	1	1	1	1	1	Minnesota Twins @ Milwaukee Brewers Milwaukee County Stadium, Milwaukee, WI Sat Sep 16 1978, 8:05 PM EDT Att: 37,809 - Cloudy - 64 F			
Roy Smalley, S (1, 6) OBP: 0.367, SLG: 0.451	K		1B				SH1-3			3	1	1	1	0	1	2				
Rod Carew, L (1, 3) OBP: 0.409, SLG: 0.444	2B		1B				6-3			4	1	2	1	0	0	1				
Glenn Adams, L (1, 10) OBP: 0.293, SLG: 0.391	2B		6-3				F7			4	0	1	1	0	0	2				
Hosken Powell, L (1, 9) OBP: 0.315, SLG: 0.338	L8						E3			4	1	1	0	0	0	1				
Dan Ford, R (1, 8) OBP: 0.335, SLG: 0.425		5-3					F8			4	0	0	0	0	0	2				
Butch Wynegar, S (1, 2) OBP: 0.310, SLG: 0.322	6-3						F8			4	1	0	0	0	0	0				
Rob Wilfong, L (1, 4) OBP: 0.335, SLG: 0.305	3-1						K			4	0	0	0	0	1	1				
Dave Edwards, R (1, 7) OBP: 0.500, SLG: 0.538							L7			1	1	1	0	0	0	0				
Bombo Rivera, R (4, PR) OBP: 0.360, SLG: 0.353			6-3						K	2	0	0	0	0	1	0				
Inning Stats	R: 1 E: 0 K: 1 S: 7	H: 2 LOB: 1 BB: 0 P: 7	R: 0 E: 0 K: 0 S: 3	H: 0 LOB: 0 BB: 0 P: 3	R: 2 E: 0 K: 0 S: 5	H: 3 LOB: 0 BB: 0 P: 5	R: 2 E: 1 K: 0 S: 6	H: 2 LOB: 2 BB: 0 P: 7	R: 0 E: 1 K: 0 S: 4	H: 0 LOB: 1 BB: 0 P: 4	R: 0 E: 0 K: 1 S: 5	H: 0 LOB: 0 BB: 0 P: 5	R: 0 E: 0 K: 0 S: 3	H: 0 LOB: 0 BB: 0 P: 3	R: 0 E: 0 K: 2 S: 7	H: 0 LOB: 0 BB: 0 P: 7	1B: 4 2B: 2 3B: 1 HR: 0	SF: 0 SAC: 1 DP: 0 HBP: 1	WP: 0 PB: 0 CS: 1	PA: 37
PITCHER	IP WLS BF H R ER SO BB IBB HBP BLK WP HR S P ERA WHIP																			
Lary Sorensen, R (1, 1) ERA: 3.23	3.2 L 19 7 5 3 1 0 0 1 0 0 0 20 21 7.36 1.909																			
Eduardo Rodriguez, R (4, 1) ERA: 4.28	5.1 18 0 0 0 3 1 0 0 0 0 0 0 23 27 0.00 0.188																			

Batter	1	2	3	4	5	6	7	8	9	AB	R	H	RBI	BB	SO	LOB	BOTTOM			
Robin Yount, R (1, 6) OBP: 0.331, SLG: 0.438	5-3		F9				6-3		K	5	0	0	0	0	1	1	Minnesota Twins @ Milwaukee Brewers Milwaukee County Stadium, Milwaukee, WI Sat Sep 16 1978, 8:05 PM EDT Att: 37,809 - Cloudy - 64 F			
Don Money, R (1, 4) OBP: 0.355, SLG: 0.441	6-3		FC1-5				F7		P3	5	0	1	0	0	1	0				
Cecil Cooper, L (1, 3) OBP: 0.360, SLG: 0.476	BB		FC1-5				1-3			3	1	1	0	1	0	2				
Larry Hisle, R (1, 7) OBP: 0.360, SLG: 0.527	K		6-3							4	1	1	0	0	1	3				
Ben Oglivie, L (1, 9) OBP: 0.367, SLG: 0.493	3-1						L7		K	4	0	1	2	0	1	0				
Sixto Lezcano, R (1, 10) OBP: 0.374, SLG: 0.453	6-3						F9			4	0	2	0	0	0	1				
Sal Bando, R (1, 5) OBP: 0.377, SLG: 0.454	1B						K			4	0	2	0	0	1	1				
Gorman Thomas, R (1, 8) OBP: 0.351, SLG: 0.521	P3								K	4	0	1	0	0	2	3				
Buck Martinez, R (1, 2) OBP: 0.251, SLG: 0.273										3	0	1	0	0	1	2				
Jeff Yurak, S (9, PH)			FC1-5				5-3		L7	1	0	0	0	0	0	0				
Inning Stats	R: 0 E: 0 K: 1 S: 5	H: 0 LOB: 1 BB: 1 P: 9	R: 0 E: 0 K: 0 S: 4	H: 1 LOB: 1 BB: 0 P: 4	R: 0 E: 0 K: 0 S: 5	H: 2 LOB: 2 BB: 0 P: 5	R: 0 E: 0 K: 2 S: 9	H: 2 LOB: 2 BB: 0 P: 9	R: 2 E: 0 K: 1 S: 8	H: 3 LOB: 1 BB: 0 P: 8	R: 0 E: 0 K: 1 S: 5	H: 0 LOB: 0 BB: 0 P: 5	R: 0 E: 0 K: 2 S: 3	H: 2 LOB: 2 BB: 0 P: 9	R: 0 E: 0 K: 1 S: 5	H: 0 LOB: 0 BB: 0 P: 5	1B: 8 2B: 2 3B: 0 HR: 0	SF: 0 SAC: 0 DP: 0 HBP: 0	WP: 0 PB: 0 CS: 0	PA: 38
PITCHER	IP WLS BF H R ER SO BB IBB HBP BLK WP HR S P ERA WHIP																			
Dave Goltz, R (1, 1) ERA: 2.45	8.0 W 35 10 2 2 7 1 0 0 0 0 0 0 48 52 2.25 1.375																			
Mike Marshall, R (9, 1) ERA: 2.39	1.0 S 3 0 0 0 1 0 0 0 0 0 0 0 5 5 0.00 0.000																			

Batter	1	2	3	4	5	6	7	8	9	AB R H RBI BB SO LOB	TOP									
Mike Cabbage, L (1, 5) OBP: 0.391, SLG: 0.411										4 1 2 0 1 1 1	Minnesota Twins @ Milwaukee Brewers Milwaukee County Stadium, Milwaukee, WI Sun Sep 17 1978, 4:33 AM EDT Att: 11,007 - Unknown - 66 F									
Roy Smalley, S (1, 6) OBP: 0.366, SLG: 0.453										3 1 1 0 1 1 3										
Rod Carew, L (1, 3) OBP: 0.410, SLG: 0.443										3 2 1 0 1 1 4										
Glenn Adams, L (1, 10) OBP: 0.295, SLG: 0.395 Jose Morales, R (8, PH) OBP: 0.355, SLG: 0.393										2 0 1 1 0 0 1 1 0 0 0 0 1 0										
Dan Ford, R (1, 8) OBP: 0.334, SLG: 0.423										3 0 0 0 1 0 2										
Hosken Powell, L (1, 9) OBP: 0.314, SLG: 0.337										4 0 1 1 0 0 1										
Rich Chiles, L (1, 7) OBP: 0.329, SLG: 0.350 Bombo Rivera, R (9, PH) OBP: 0.363, SLG: 0.353										3 0 0 0 0 1 4 0 0 0 0 1 0 0										
Butch Wynegar, S (1, 2) OBP: 0.309, SLG: 0.320										3 0 0 0 0 1 2										
Rob Wilfong, L (1, 4) OBP: 0.335, SLG: 0.312 Bob Randall, R (9, PH) OBP: 0.331, SLG: 0.330										3 0 1 0 0 0 0 1 0 0 0 0 0 1										
Inning Stats	R: 1 E: 1 K: 1 S: 4	H: 0 LOB: 0 BB: 2 P: 12	R: 0 E: 0 K: 0 S: 3	H: 0 LOB: 0 BB: 0 P: 3	R: 0 E: 0 K: 0 S: 3	H: 0 LOB: 0 BB: 0 P: 3	R: 2 E: 0 K: 0 S: 5	H: 3 LOB: 1 BB: 1 P: 9	R: 0 E: 0 K: 1 S: 6	H: 1 LOB: 2 BB: 1 P: 6		R: 0 E: 0 K: 2 S: 9	H: 2 LOB: 0 BB: 0 P: 4	R: 0 E: 0 K: 1 S: 5	H: 0 LOB: 0 BB: 0 P: 5	R: 0 E: 0 K: 1 S: 5	H: 0 LOB: 1 BB: 1 P: 9	1B: 3 2B: 3 3B: 1 HR: 0	SF: 0 SAC: 2 DP: 2 HBP: 0	WP: 0 PB: 0 SB: 0 CS: 0
PITCHER	IP WLS BF H R ER SO BB IBB HBP BLK WP HR S P ERA WHIP											IP WLS BF H R ER SO BB IBB HBP BLK WP HR S P ERA WHIP								
Andy Replogle, R (1, 1) ERA: 3.78	6.0 L 28 7 4 2 4 4 0 0 0 0 0 0 32 48 3.00 1.833																			
Bob McClure, L (7, 1) ERA: 3.74	3.0 9 0 0 0 2 1 0 0 0 0 0 0 12 16 0.00 0.333																			

Batter	1	2	3	4	5	6	7	8	9	AB R H RBI BB SO LOB	BOTTOM									
Robin Yount, R (1, 6) OBP: 0.328, SLG: 0.434										4 0 0 0 0 0 2	Minnesota Twins @ Milwaukee Brewers Milwaukee County Stadium, Milwaukee, WI Sun Sep 17 1978, 4:33 AM EDT Att: 11,007 - Unknown - 66 F									
Don Money, R (1, 4) OBP: 0.356, SLG: 0.442										3 0 2 0 0 0 0										
Cecil Cooper, L (1, 3) OBP: 0.359, SLG: 0.473										3 1 0 0 1 0 4										
Larry Hisle, R (1, 7) OBP: 0.365, SLG: 0.535										2 1 2 2 2 0 0										
Ben Oglivie, L (1, 10) OBP: 0.364, SLG: 0.488										4 0 0 0 0 0 3										
Sixto Lezcano, R (1, 9) OBP: 0.373, SLG: 0.453										4 1 1 0 0 2 1										
Sal Bando, R (1, 5) OBP: 0.376, SLG: 0.453										4 0 1 1 0 1 1										
Gorman Thomas, R (1, 8) OBP: 0.350, SLG: 0.518										4 0 1 0 0 1 1										
Charlie Moore, R (1, 2) OBP: 0.305, SLG: 0.364										4 0 1 0 0 1 1										
Inning Stats	R: 2 E: 0 K: 0 S: 4	H: 1 LOB: 1 BB: 1 P: 8	R: 0 E: 0 K: 2 S: 7	H: 0 LOB: 0 BB: 0 P: 7	R: 0 E: 0 K: 0 S: 4	H: 1 LOB: 1 BB: 0 P: 4	R: 1 E: 0 K: 0 S: 4	H: 2 LOB: 1 BB: 1 P: 8	R: 0 E: 0 K: 1 S: 5	H: 0 LOB: 1 BB: 1 P: 9		R: 0 E: 0 K: 1 S: 7	H: 2 LOB: 2 BB: 0 P: 7	R: 0 E: 0 K: 1 S: 5	H: 1 LOB: 0 BB: 0 P: 5	R: 0 E: 0 K: 0 S: 3	H: 0 LOB: 0 BB: 0 P: 3	1B: 6 2B: 2 3B: 0 HR: 1	SF: 0 SAC: 0 DP: 3 HBP: 1	WP: 1 PB: 0 SB: 1 CS: 0
PITCHER	IP WLS BF H R ER SO BB IBB HBP BLK WP HR S P ERA WHIP											IP WLS BF H R ER SO BB IBB HBP BLK WP HR S P ERA WHIP								
Gary Serun, R (1, 1) ERA: 4.11	7.0 W 30 7 3 3 4 3 0 0 1 0 0 1 34 47 3.86 1.429																			
Mike Marshall, R (8, 1) ERA: 2.33	2.0 S 6 1 0 0 1 0 0 0 0 0 0 0 8 8 0.00 0.500																			

Batter	1	2	3	4	5	6	7	8	9	AB	R	H	RBI	BB	SO	LOB	TOP					
Robin Yount, R OBP: 0.325, SLG: 0.429 (1, 6)	F5		K		K		K		F8	5	0	0	0	0	3	0	Milwaukee Brewers @ New York Yankees Yankee Stadium, Bronx, NY Mon Sep 18 1978, 7:05 PM EDT Att: 20,557 - Unknown - 65 F					
Don Money, R OBP: 0.357, SLG: 0.439 (1, 4)	1B BB		F4		F4		F7			3	0	0	0	1	0	0						
Cecil Cooper, L OBP: 0.363, SLG: 0.492 (1, 3)	1-2 1B		HR		F4				HR	4	2	3	2	0	0	0						
Larry Hise, R OBP: 0.366, SLG: 0.533 (1, 7)	F9		F9			WP SH1-4 1B		FC3-6 BB		3	0	1	0	1	0	2						
Ben Oglivie, L OBP: 0.362, SLG: 0.485 (1, 10)	F9			6-3		SH1-4 1B		FC3-6 CS		3	0	0	0	0	0	3						
Sixto Lezcano, R OBP: 0.377, SLG: 0.462 (1, 9)		6-3 1B		HR		6-3		1-2 BB		3	1	2	1	1	0	1						
Sal Bando, R OBP: 0.377, SLG: 0.454 (1, 5)		6-3 1-2		2B		2-3 BB		F8		3	0	1	0	1	0	2						
Gorman Thomas, R OBP: 0.348, SLG: 0.514 (1, 8)		K		F6		6-3			F8	4	0	0	0	0	1	4						
Buck Martinez, R OBP: 0.249, SLG: 0.271 (1, 2)		F8		K				F5		2	0	0	0	0	1	2						
Jeff Yurak, S (7, PH)										1	0	0	0	0	0	0						
Larry Haney, R (7, 2)										0	0	0	0	0	0	0						
Dick Davis, R OBP: 0.279, SLG: 0.387 (9, PH)										1	0	0	0	0	0	0						
Inning Stats	R: 0 E: 0 K: 0 S: 4	H: 1 LOB: 2 BB: 1 P: 8	R: 0 E: 0 K: 1 S: 6	H: 1 LOB: 1 BB: 0 P: 6	R: 1 E: 0 K: 1 S: 6	H: 1 LOB: 1 BB: 0 P: 6	R: 1 E: 0 K: 1 S: 7	H: 2 LOB: 1 BB: 0 P: 7	R: 0 E: 0 K: 0 S: 5	H: 0 LOB: 0 BB: 1 P: 5	R: 0 E: 0 K: 0 S: 4	H: 1 LOB: 2 BB: 1 P: 8	R: 0 E: 0 K: 1 S: 5	H: 0 LOB: 0 BB: 0 P: 5	R: 1 E: 0 K: 0 S: 3	H: 1 LOB: 1 BB: 2 P: 11	R: 0 E: 0 K: 0 S: 3	H: 0 LOB: 0 BB: 0 P: 3	1B: 3 2B: 1 3B: 0 HR: 3	SF: 0 SAC: 1 DP: 0 HBP: 0	WP: 1 PB: 0 CS: 1	PA: 37
PITCHER Ed Figueroa, R ERA: 3.01 (1, 1)	IP: 9.0 WLS: W BF: 37 H: 7 R: 3 ER: 3 SO: 5 BB: 4 IBB: 0 HBP: 0 BLK: 0 WP: 1 HR: 3 S: 43 P: 59 ERA: 3.00 WHIP: 1.222															PITCHER						

AB	32
R	3
H	7
RBI	3
BB	4
SO	5
LOB	14



Batter	1	2	3	4	5	6	7	8	9	AB	R	H	RBI	BB	SO	LOB	BOTTOM			
Mickey Rivers, L OBP: 0.303, SLG: 0.410 (1, 8)	F7		4-3 BB BB	FC4-6 1-2		4-3 2-3		1-2 2-3 1B		4	0	1	1	1	0	2	Milwaukee Brewers @ New York Yankees Yankee Stadium, Bronx, NY Mon Sep 18 1978, 7:05 PM EDT Att: 20,557 - Unknown - 65 F			
Willie Randolph, R OBP: 0.383, SLG: 0.355 (1, 4)	F9		4-3 BB		4-3		5-3	K		4	0	0	0	1	1	3				
Thurman Munson, R OBP: 0.328, SLG: 0.373 (1, 2)	5-3		4-3		F7		F9	L5		5	0	0	0	0	0	5				
Reggie Jackson, L OBP: 0.365, SLG: 0.485 (1, 10)		HR	K			4-0 BB		FC4-6 BB		2	1	1	1	2	1	2				
Lou Piniella, R OBP: 0.368, SLG: 0.455 (1, 9)		HR				F8		FC4-6 1-2		3	1	1	1	1	0	2				
Chris Chambliss, L OBP: 0.329, SLG: 0.391 (1, 3)		G4-6-3 HBP	K			E SF7 1B		BB 6-3 1B HBP		2	2	1	0	0	1	3				
Graig Nettles, L OBP: 0.344, SLG: 0.464 (1, 5)		G4-6-3 1-2			F6		E3 WP SF7	6-3		4	0	0	0	0	0	3				
Roy White, S OBP: 0.354, SLG: 0.406 (1, 7)										1	0	1	1	2	0	0				
Gary Throssman, L OBP: 0.303, SLG: 0.366 (9, 7)						FC4-6 1B		1B BB IBB		0	0	0	0	0	0	0				
Bucky Dent, R OBP: 0.295, SLG: 0.322 (1, 6)										3	0	0	0	0	0	3				
Cliff Johnson, R OBP: 0.307, SLG: 0.335 (8, PH)										0	0	0	0	0	1	0				
Fred Stanley, R OBP: 0.331, SLG: 0.292 (9, 6)					P6			1B		0	0	0	0	0	0	0				
Inning Stats	R: 0 E: 0 K: 0 S: 3	H: 0 LOB: 0 BB: 0 P: 3	R: 2 E: 0 K: 0 S: 4	H: 2 LOB: 1 BB: 1 P: 9	R: 0 E: 0 K: 2 S: 7	H: 0 LOB: 3 BB: 3 P: 19	R: 0 E: 0 K: 0 S: 4	H: 1 LOB: 1 BB: 0 P: 4	R: 0 E: 0 K: 0 S: 3	H: 0 LOB: 1 BB: 1 P: 7	R: 1 E: 1 K: 0 S: 5	H: 1 LOB: 1 BB: 0 P: 5	R: 0 E: 0 K: 0 S: 3	H: 0 LOB: 1 BB: 1 P: 7	R: 1 E: 0 K: 1 S: 6	H: 1 LOB: 3 BB: 2 P: 15	1B: 3 2B: 0 3B: 0 HR: 2	SF: 1 SAC: 0 DP: 1 HBP: 2	WP: 1 PB: 0 CS: 0	PA: 39
PITCHER Bill Travers, L ERA: 4.62 (1, 1)	IP: 7.1 WLS: L BF: 37 H: 5 R: 4 ER: 3 SO: 2 BB: 7 IBB: 1 HBP: 2 BLK: 0 WP: 0 HR: 2 S: 31 P: 65 ERA: 3.68 WHIP: 1.636															PITCHER				
Bill Castro, R ERA: 1.57 (8, 1)	IP: 0.2 WLS: L BF: 2 H: 0 R: 0 ER: 0 SO: 1 BB: 0 IBB: 0 HBP: 0 BLK: 0 WP: 0 HR: 0 S: 4 P: 4 ERA: 0.00 WHIP: 0.000															PITCHER				



Batter	1	2	3	4	5	6	7	8	9	AB	R	H	RBI	BB	SO	LOB	TOP										
Robin Yount, R (1, 6) OBP: 0.328, SLG: 0.439	SH3 1B 2B		4-0 2B BB	F8			4-3		0-0 1B	4	2	2	0	1	0	0	Milwaukee Brewers @ Kansas City Royals Royals Stadium, Kansas City, MO Thu Sep 21 1978, 8:05 PM EDT Att: 17,799 - Unknown AB 35 R 4 H 10 RBI 4 BB 5 SO 6 LOB 16										
Don Money, R (1, 10) OBP: 0.360, SLG: 0.441	SH3 2-3		0-0 2B 2B		0-3 K		0-0 BB 1B		0-0 F3	4	1	2	1	0	1	2											
Cecil Cooper, L (1, 3) OBP: 0.362, SLG: 0.487	K		0-0 BB 2B		4-0 BB		0-0 BB 1B		0-0 F7	4	0	2	1	1	1	3											
Larry Hisle, R (1, 8) OBP: 0.368, SLG: 0.530	0-0 1B		0-0 K		0-0 F9		4-0 1-2 BB		0-0 1-2 BB 1B	4	0	2	2	1	1	2											
Ben Oglivie, L (1, 9) OBP: 0.363, SLG: 0.485	3-H 1B		0-0 BB BB		0-0 1B		0-0 4-3		0-0 F7	4	0	1	0	1	0	6											
Sal Bando, R (1, 5) OBP: 0.374, SLG: 0.451		0-3 K	4-0 FC5-4 BB		0-0 F8		0-0 6-3			3	0	0	0	1	1	0											
Dick Davis, R (1, 7) OBP: 0.274, SLG: 0.380		0-0 4-3	0-0 FC5-4		0-0 L7		0-0 F9			4	0	0	0	0	0	3											
Paul Molitor, R (1, 4) OBP: 0.296, SLG: 0.365		0-3 K			0-0 4-3		0-0 F8			3	0	0	0	0	2	0											
Jim Gantner, L (6, 4) OBP: 0.260, SLG: 0.247										1	0	0	0	0	0	0											
Charlie Moore, R (1, 2) OBP: 0.300, SLG: 0.361			0-0 5-3		0-0 5-3		0-0 6-3		0-0 1B 1B 2B	4	1	1	0	0	0	0											
Inning Stats	R: 1 E: 0 K: 1 S: 7	H: 2 LOB: 1 BB: 0 P: 7	R: 0 E: 0 K: 2 S: 7	H: 0 LOB: 0 BB: 0 P: 7	R: 2 E: 0 K: 1 S: 7	H: 2 LOB: 3 BB: 3 P: 19	R: 0 E: 0 K: 1 S: 5	H: 0 LOB: 0 BB: 0 P: 5	R: 0 E: 0 K: 0 S: 3	H: 1 LOB: 1 BB: 1 P: 9	R: 0 E: 0 K: 0 S: 3	H: 0 LOB: 0 BB: 0 P: 3	R: 0 E: 0 K: 0 S: 5	H: 2 LOB: 3 BB: 1 P: 9	R: 0 E: 0 K: 0 S: 3	H: 0 LOB: 0 BB: 0 P: 3	R: 1 E: 0 K: 0 S: 6	H: 3 LOB: 2 BB: 0 P: 6	1B: 6 2B: 4 3B: 0 HR: 0	SF: 0 SAC: 1 DP: 0 HBP: 0	WP: 0 PB: 0 SB: 0 CS: 0	PA: 41					
PITCHER Dennis Leonard, R (1, 1) ERA: 3.43	IP 9.0	WLS W	BF 41	H 10	R 4	ER 4	SO 6	BB 5	IBB 0	HBP 0	BLK 0	WP 0	HR 0	S 48	P 68	ERA 4.00	WHIP 1.667										

Batter	1	2	3	4	5	6	7	8	9	AB	R	H	RBI	BB	SO	LOB	BOTTOM										
Steve Braun, L (1, 7) OBP: 0.378, SLG: 0.399	5-3			0-0 P1		0-0 F7		0-0 CS		0-0 1-3	3	0	0	0	1	0	Milwaukee Brewers @ Kansas City Royals Royals Stadium, Kansas City, MO Thu Sep 21 1978, 8:05 PM EDT Att: 17,799 - Unknown AB 35 R 8 H 13 RBI 6 BB 6 SO 1 LOB 17										
John Wathan, R (8, 3) OBP: 0.335, SLG: 0.406		1-2 2-3 BB		1-3 2-H						1	0	0	0	0	0	0											
George Brett, L (1, 5) OBP: 0.337, SLG: 0.453	L7		0-0 4-3		0-0 S 1B		0-0 HR		0-0 F7	5	1	2	2	0	0	3											
Amos Otis, R (1, 8) OBP: 0.380, SLG: 0.531			0-0 6-3		0-0 1-2 BB		0-0 F3		0-0 1B 1B	4	1	2	0	1	0	0											
Darrell Porter, L (1, 2) OBP: 0.364, SLG: 0.457	0-0 F7		0-0 F9		0-0 F5		0-0 F9		0-0 1-2 BB 1B	5	1	1	0	0	0	3											
Ralph LaCock, L (1, 3) OBP: 0.342, SLG: 0.432		0-0 4-3		0-0 F7					0-0 SH1-4 FC6-4 1B	3	0	1	0	1	0	2											
Willie Wilson, S (7, PR) OBP: 0.285, SLG: 0.283			2B BB		0-0 F7				1-2 2-H 1B 1B	1	1	1	1	0	0	0											
Hal McRae, R (1, 10) OBP: 0.330, SLG: 0.432		4-0 1B BB		0-0 2B		0-0 6-3		0-0 SH1-4 E BB	3	2	2	1	2	0	0												
Al Cowens, R (1, 9) OBP: 0.325, SLG: 0.398		0-0 BB 1B		0-0 F3		0-0 FC6-4 1B		0-0 SH1-4	3	0	2	0	0	0	2												
Freddie Patek, R (1, 6) OBP: 0.319, SLG: 0.328		0-3 K		0-0 FC6-4		0-0 FC6-4		4-0 FC6-4 IBB	3	1	1	0	1	1	3												
Frank White, R (1, 4) OBP: 0.319, SLG: 0.397		0-0 BB 1B		0-0 E6		0-0 5-3		0-0 FC6-4	4	1	1	2	0	0	3												
Inning Stats	R: 0 E: 0 K: 0 S: 4	H: 1 LOB: 1 BB: 0 P: 4	R: 1 E: 0 K: 1 S: 7	H: 2 LOB: 2 BB: 2 P: 15	R: 0 E: 0 K: 0 S: 4	H: 1 LOB: 2 BB: 1 P: 8	R: 2 E: 2 K: 0 S: 6	H: 2 LOB: 2 BB: 1 P: 10	R: 0 E: 0 K: 0 S: 4	H: 1 LOB: 1 BB: 0 P: 4	R: 1 E: 0 K: 0 S: 4	H: 1 LOB: 0 BB: 0 P: 4	R: 2 E: 1 K: 0 S: 3	H: 4 LOB: 2 BB: 0 P: 6	R: 0 E: 0 K: 0 S: 6	H: 0 LOB: 0 BB: 0 P: 6	1B: 10 2B: 2 3B: 0 HR: 1	SF: 0 SAC: 1 DP: 0 HBP: 0	WP: 0 PB: 0 SB: 0 CS: 1	PA: 43							
PITCHER Andy Replegle, R (1, 1) ERA: 3.88	IP 6.0	WLS L	BF 33	H 9	R 6	ER 4	SO 1	BB 5	IBB 0	HBP 0	BLK 0	WP 0	HR 1	S 30	P 50	ERA 6.00	WHIP 2.333										
PITCHER Bill Castro, R (7, 1) ERA: 1.66	IP 2.0	WLS 9	BF 4	H 2	R 2	ER 2	SO 0	BB 0	IBB 1	HBP 0	BLK 0	WP 0	HR 0	S 8	P 12	ERA 9.00	WHIP 2.000										

Batter	1	2	3	4	5	6	7	8	9	AB	R	H	RBI	BB	SO	LOB	TOP		
Dell Alston, L OBP: 0.239, SLG: 0.234 Tim Hosley, R OBP: 0.316, SLG: 0.294 Joe Wallis, S OBP: 0.313, SLG: 0.385	0-0 P3			0-3 K		0-0 G3			1-0 HBP	3	0	0	0	0	1	0			
Dave Revere, L OBP: 0.302, SLG: 0.413	0-0 F8			0-0 F9			0-0 1-3		0-0 F8	4	0	0	0	0	0	3			
Mario Guerrero, R OBP: 0.305, SLG: 0.348	0-0 F7			0-0 1B			0-0 F3		0-0 G5-3	4	0	1	0	0	0	3			
Rico Carty, R OBP: 0.345, SLG: 0.501		0-0 F8		0-0 5-3			0-0 F7			3	0	0	0	0	0	1			
Mitchell Page, L OBP: 0.358, SLG: 0.460		0-0 F7			0-0 F9			0-0 F8		3	0	0	0	0	0	0			
Wayne Gross, L OBP: 0.310, SLG: 0.330		0-3 K			0-0 P4			0-3 K		3	0	0	0	0	2	0			
Glenn Burke, R OBP: 0.272, SLG: 0.291			0-0 P3		0-0 F7			0-3 K		3	0	0	0	0	1	0			
Bruce Robinson, L OBP: 0.288, SLG: 0.299 Darrell Woodard, R OBP: 0.299, SLG: 0.337			0-0 3-1			0-0 P6			0-0 HBP 1B	3	0	1	0	0	0	0			
Rob Piccolo, R OBP: 0.233, SLG: 0.211 Jeff Newman, R OBP: 0.280, SLG: 0.337 Miguel Difone, S OBP: 0.292, SLG: 0.258			0-3 K			0-0 F9			0-0 G5-3 HBP	2	0	0	0	0	1	0			
									1-2 1B	1	0	1	0	0	0	0			
										0	0	0	0	0	0	0			
Inning Stats	R: 0 E: 0 K: 0 S: 3	H: 0 LOB: 0 BB: 0 P: 3	R: 0 E: 0 K: 1 S: 5	H: 0 LOB: 0 BB: 0 P: 5	R: 0 E: 0 K: 1 S: 5	H: 0 LOB: 0 BB: 0 P: 5	R: 0 E: 0 K: 1 S: 6	H: 1 LOB: 1 BB: 0 P: 6	R: 0 E: 0 K: 0 S: 3	H: 0 LOB: 0 BB: 0 P: 3	R: 0 E: 0 K: 0 S: 3	H: 0 LOB: 0 BB: 0 P: 3	R: 0 E: 0 K: 2 S: 7	H: 0 LOB: 0 BB: 0 P: 7	R: 0 E: 0 K: 0 S: 4	H: 2 LOB: 2 BB: 0 P: 5	1B: 3 2B: 0 3B: 0 HR: 0	SF: 0 SAC: 0 DP: 1 HBP: 1	WP: 0 PA: 30 PB: 0 SB: 0 CS: 0
PITCHER	IP WLS BF H R ER SO BB IBB HBP BLK WP HR S P ERA WHIP																		
Eduardo Rodríguez, R ERA: 3.94	(1, 1) 8.0 W 28 3 0 0 5 0 0 1 0 0 0 0 37 38 0.00 0.375																		
Jerry Augustine, L ERA: 4.56	(9, 1) 0.1 1 0 0 0 0 0 0 0 0 0 0 0 1 1 0.00 0.000																		
Bill Castro, R ERA: 1.84	(9, 1) 0.2 S 1 0 0 0 0 0 0 0 0 0 0 0 1 1 0.00 0.000																		

Oakland Athletics @ Milwaukee Brewers
Milwaukee County Stadium, Milwaukee, WI

AB 29
R 0
H 3
RBI 0
BB 0
SO 5
LOB 7



WP: 0 PA: 30
PB: 0
SB: 0
CS: 0

Fri Sep 22 1978, 8:05 PM EDT
Alt. 9,675 - Unknown - 58 F

livebaseballscores.com

Batter	1	2	3	4	5	6	7	8	9	AB	R	H	RBI	BB	SO	LOB	BOTTOM		
Robin Yount, R OBP: 0.327, SLG: 0.437	0-0 F9	WP 1B		0-0 F7			0-0 F8			4	0	1	2	0	0	0			
Don Money, R OBP: 0.359, SLG: 0.438	4-0 WP BB	0-0 6-3			0-0 F8		0-0 L4			3	0	0	0	1	0	1			
Cecil Cooper, L OBP: 0.361, SLG: 0.483	0-3 K	2-3 3H 0-0 5-3			4-0 1B BB		0-3 K			3	0	0	0	1	2	2			
Larry Hisle, R OBP: 0.370, SLG: 0.530	4-0 BB		4-0 L3-6 BB		0-0 1-3 1B			0-0 4-3		2	0	1	0	2	0	0			
Ben Oglivie, L OBP: 0.362, SLG: 0.483	0-3 K2-3		0-0 L3-6		0-0 1-3			0-0 CS 1B		4	0	1	0	0	1	5			
Sixto Lezcano, R OBP: 0.374, SLG: 0.458		0-0 F2	0-0 2B		0-0 F7			0-3 K		4	0	1	0	0	1	3			
Sal Bando, R OBP: 0.374, SLG: 0.450		0-0 1B 1B		0-0 F8		0-0 F7				3	1	1	0	0	0	1			
Paul Molitor, R OBP: 0.298, SLG: 0.367		0-0 BB 1B		0-0 1-3		0-0 CS 1B				3	1	2	0	0	0	0			
Buck Martinez, R OBP: 0.251, SLG: 0.269		4-0 1B WP BB		0-0 F8		0-0 P6				2	1	0	0	1	0	1			
Inning Stats	R: 0 E: 0 K: 2 S: 7	H: 0 LOB: 2 BB: 2 P: 15	R: 3 E: 0 K: 0 S: 6	H: 3 LOB: 1 BB: 1 P: 10	R: 0 E: 0 K: 0 S: 3	H: 1 LOB: 1 BB: 1 P: 7	R: 0 E: 0 K: 0 S: 3	H: 0 LOB: 0 BB: 0 P: 3	R: 0 E: 0 K: 0 S: 4	H: 1 LOB: 2 BB: 1 P: 8	R: 0 E: 0 K: 0 S: 3	H: 1 LOB: 0 BB: 0 P: 3	R: 0 E: 0 K: 1 S: 5	H: 0 LOB: 0 BB: 0 P: 5	R: 0 E: 0 K: 1 S: 5	H: 1 LOB: 0 BB: 0 P: 5	1B: 6 2B: 2 3B: 0 HR: 0	SF: 0 SAC: 0 DP: 1 HBP: 0	WP: 3 PA: 33 PB: 0 SB: 0 CS: 2
PITCHER	IP WLS BF H R ER SO BB IBB HBP BLK WP HR S P ERA WHIP																		
Matt Keough, R ERA: 3.26	(1, 1) 8.0 L 33 7 3 3 4 5 0 0 0 0 2 0 0 36 56 3.38 1.500																		

Oakland Athletics @ Milwaukee Brewers
Milwaukee County Stadium, Milwaukee, WI


AB 28
R 3
H 7
RBI 2
BB 5
SO 4
LOB 13




WP: 3 PA: 33
PB: 0
SB: 0
CS: 2

Fri Sep 22 1978, 8:05 PM EDT
Alt. 9,675 - Unknown - 58 F


livebaseballscores.com


Batter	1	2	3	4	5	6	7	8	9	AB	R	H	RBI	BB	SO	LOB	TOP					
Paul Moltis , R (1,4) OBP: 0.302, SLG: 0.373	1-3		FC4						F9		5	0	2	0	0	0	2	Milwaukee Brewers @ California Angels Anaheim Stadium, Anaheim, CA Wed Sep 27 1978, 10:05 PM EDT Att: 12,302 - Unknown				
Don Money , R (1,3) OBP: 0.356, SLG: 0.431	6-3			1B	F7		F9			4	0	1	0	1	0	4						
Cecil Cooper , L (1,10) OBP: 0.357, SLG: 0.475	F9				K				F7	F8	5	0	0	0	1	3						
Sal Bando , R (1,5) OBP: 0.372, SLG: 0.443		CS			F9				5-3		4	0	1	0	0	1						
Ben Oglivie , L (1,7) OBP: 0.370, SLG: 0.499		K			FC5-4				E6		4	1	3	0	0	1						
Sixto Lezcano , R (1,9) OBP: 0.372, SLG: 0.451	F7				FC5-4				E5		4	0	0	0	0	4						
Robin Yount , R (1,6) OBP: 0.324, SLG: 0.433	CS		5-3				6-3			F7	4	0	0	0	0	1						
Gorman Thomas , R (1,8) OBP: 0.349, SLG: 0.512					F7				K		3	0	1	0	1	1						
Charlie Moore , R (1,2) OBP: 0.302, SLG: 0.361			FC4-6							P4	4	0	2	0	0	2						
Inning Stats	R: 0 E: 0 K: 0 S: 3	H: 0 LOB: 0 BB: 0 P: 3	R: 0 E: 0 K: 1 S: 5	H: 1 LOB: 0 BB: 0 P: 5	R: 0 E: 0 K: 0 S: 3	H: 0 LOB: 1 BB: 1 P: 7	R: 0 E: 0 K: 1 S: 7	H: 2 LOB: 2 BB: 0 P: 7	R: 0 E: 0 K: 0 S: 5	H: 2 LOB: 2 BB: 0 P: 5	R: 0 E: 0 K: 0 S: 4	H: 1 LOB: 1 BB: 0 P: 4	R: 0 E: 0 K: 1 S: 7	H: 2 LOB: 2 BB: 0 P: 7	R: 1 E: 2 K: 0 S: 5	H: 1 LOB: 1 BB: 0 P: 5		R: 0 E: 0 K: 0 S: 4	H: 1 LOB: 2 BB: 1 P: 8	1B: 8 2B: 2 3B: 0 HR: 0	SF: 0 SAC: 0 DP: 0 HBP: 0	WP: 0 PB: 0 SB: 0 CS: 1
PITCHER	IP	WLS	BF	H	R	ER	SO	BB	IBB	HBP	BLK	WP	HR	S	P	ERA	WHIP					
Dave Frost , R (1,1) ERA: 2.58	8.2	W	38	10	1	0	3	2	0	0	0	0	0	42	50	0.00	1.385					
Dave LaRoche , L (9,1) ERA: 2.69	0.1	S	1	0	0	0	0	0	0	0	0	0	0	1	1	0.00	0.000					

Batter	1	2	3	4	5	6	7	8	9	AB	R	H	RBI	BB	SO	LOB	BOTTOM			
Rick Miller , L (1,8) OBP: 0.338, SLG: 0.338	L3-6		4-3				4-3			4	0	2	2	0	0	0	Milwaukee Brewers @ California Angels Anaheim Stadium, Anaheim, CA Wed Sep 27 1978, 10:05 PM EDT Att: 12,302 - Unknown			
Ken Landreaux , L (1,9) OBP: 0.281, SLG: 0.351	L3-6				F9	F7				4	1	1	1	0	0	3				
Carney Lansford , R (1,5) OBP: 0.338, SLG: 0.398	E6									4	1	3	0	0	0	0				
Don Baylor , R (1,10) OBP: 0.335, SLG: 0.468	F3				F8		6-3		P6	4	0	0	0	0	0	4				
Joe Rudi , R (1,7) OBP: 0.291, SLG: 0.416		6-3			CS		F3			4	0	1	1	0	1	0				
Ron Jackson , R (1,3) OBP: 0.333, SLG: 0.414		P4				5-3				4	0	1	0	0	0	0				
Brian Downing , R (1,2) OBP: 0.349, SLG: 0.352		4-3								3	1	0	0	1	1	2				
Bobby Grich , R (1,4) OBP: 0.347, SLG: 0.316										3	1	2	0	0	0	2				
Dave Chalk , R (1,6) OBP: 0.318, SLG: 0.285			G6-4-3							3	0	1	0	0	0	1				
Inning Stats	R: 0 E: 1 K: 0 S: 4	H: 1 LOB: 1 BB: 0 P: 4	R: 0 E: 0 K: 0 S: 3	H: 0 LOB: 0 BB: 0 P: 3	R: 0 E: 0 K: 0 S: 3	H: 1 LOB: 0 BB: 0 P: 3	R: 0 E: 0 K: 0 S: 3	H: 1 LOB: 0 BB: 0 P: 3	R: 2 E: 0 K: 0 S: 6	H: 3 LOB: 2 BB: 1 P: 10	R: 1 E: 0 K: 1 S: 8	H: 3 LOB: 2 BB: 0 P: 8	R: 1 E: 0 K: 0 S: 5	H: 2 LOB: 1 BB: 0 P: 5	R: 0 E: 0 K: 1 S: 5	H: 0 LOB: 0 BB: 0 P: 5		1B: 7 2B: 4 3B: 0 HR: 1	SF: 0 SAC: 0 DP: 2 HBP: 0	WP: 0 PB: 0 SB: 2 CS: 1
PITCHER	IP	WLS	BF	H	R	ER	SO	BB	IBB	HBP	BLK	WP	HR	S	P	ERA	WHIP			
Andy Repplogle , R (1,1) ERA: 3.92	5.1	L	24	9	3	3	0	1	0	0	0	0	0	23	27	5.06	1.875			
Eduardo Rodriguez , R (6,1) ERA: 3.93	2.2		10	2	1	1	2	0	0	0	0	0	1	14	14	3.38	0.750			

Batter	1	2	3	4	5	6	7	8	9	AB	R	H	RBI	BB	SO	LOB	TOP			
Robin Yount, R OBP: 0.323, SLG: 0.431 (1, 6)	5-3		1B		K		K		G6-3	5	1	1	0	0	2	2	Milwaukee Brewers @ Oakland Athletics Oakland-Alameda County Coliseum, Oakland, CA Fri Sep 29 1978, 7:05 PM PDT Att: 1,992 - Unknown livebaseballscorecards.com			
Don Money, R OBP: 0.356, SLG: 0.432 (1, 4)	K		1B		K			SH3		4	1	2	1	0	2	0				
Cecil Cooper, L OBP: 0.357, SLG: 0.474 (1, 3)	K		1B		F4			SH3		3	0	1	1	0	1	0				
Larry Hisle, R OBP: 0.370, SLG: 0.527 (1, 10)		L4-3	4-3		F4			1B		2	0	0	0	2	0	2				
Sixto Lezcano, R OBP: 0.375, SLG: 0.452 (1, 9)	F8			1B				BB		3	0	2	1	1	0	1				
Sal Bando, R OBP: 0.371, SLG: 0.442 (1, 5)	L4-3			BB		F8		G6-3		4	0	1	0	0	0	4				
Jim Wohlford, R OBP: 0.320, SLG: 0.412 (1, 7)			K		G6-4-3			F6		3	0	0	0	1	1	1				
Gorman Thomas, R OBP: 0.348, SLG: 0.509 (1, 8)			F9		K		K	1B		3	0	0	0	1	2	3				
Buck Martinez, R OBP: 0.255, SLG: 0.277 (1, 2)			1B		G6-4-3		4-3			4	1	2	0	0	0	3				
Inning Stats	R: 0 E: 0 K: 2 S: 7	H: 0 LOB: 0 BB: 0 P: 7	R: 0 E: 0 K: 0 S: 2	H: 0 LOB: 0 BB: 1 P: 6	R: 2 E: 0 K: 1 S: 9	H: 4 LOB: 2 BB: 0 P: 9	R: 0 E: 0 K: 1 S: 5	H: 1 LOB: 2 BB: 2 P: 13	R: 0 E: 0 K: 0 S: 4	H: 1 LOB: 1 BB: 0 P: 4	R: 0 E: 0 K: 2 S: 7	H: 0 LOB: 0 BB: 0 P: 7	R: 1 E: 0 K: 0 S: 4	H: 2 LOB: 1 BB: 1 P: 8	R: 0 E: 0 K: 0 S: 3	H: 1 LOB: 1 BB: 1 P: 7		1B: 9 2B: 1 3B: 0 HR: 0	SF: 0 SAC: 1 DP: 4 HBP: 0	WP: 0 PB: 0 SB: 1 CS: 0
PITCHER	IP	WLS	BF	H	R	ER	SO	BB	IBB	HBP	BLK	WP	HR	S	P	ERA	WHIP			
Matt Keough, R ERA: 3.24 (1, 1)	7.0	L	28	6	2	2	8	3	0	0	0	0	0	41	53	2.57	1.286			
Dave Heaverlo, R ERA: 3.3 (8, 1)	1.1		8	3	1	1	0	2	0	0	0	0	0	6	14	6.75	3.750			
Bob Lacey, L ERA: 3.06 (9, 1)	0.2		1	0	0	0	0	0	0	0	0	0	0	1	1	0.00	0.000			

Batter	1	2	3	4	5	6	7	8	9	AB	R	H	RBI	BB	SO	LOB	BOTTOM					
Miguel Dilone, S OBP: 0.297, SLG: 0.270 (1, 8)			B3			S		B1-3		4	0	2	0	0	0	0	Milwaukee Brewers @ Oakland Athletics Oakland-Alameda County Coliseum, Oakland, CA Fri Sep 29 1978, 7:05 PM PDT Att: 1,992 - Unknown livebaseballscorecards.com					
Taylor Duncan, R OBP: 0.295, SLG: 0.339 (1, 4)				F8		F9		6-3		4	0	1	0	0	0	1						
Rico Carty, R OBP: 0.348, SLG: 0.500 (1, 10)			G6-4-3		6-3			6-3		3	0	0	0	1	0	1						
Mitchell Page, L OBP: 0.357, SLG: 0.462 (1, 7)			G6-4-3		K			F8		4	0	1	0	0	1	2						
Jeff Newman, R OBP: 0.286, SLG: 0.361 (1, 3)			G6-4-3		HR			K		2	1	1	1	1	1	0						
Jim Essian, R OBP: 0.326, SLG: 0.295 (1, 2)			G6-4-3		6-3			4-3		3	0	0	0	0	0	2						
Joe Wallis, S OBP: 0.313, SLG: 0.383 (1, 9)			K		F7			5-3		3	0	0	0	0	1	1						
Wayne Gross, L OBP: 0.309, SLG: 0.323 (1, 5)					B1-3			F9		3	0	0	0	0	0	0						
Rob Picciolo, R OBP: 0.250, SLG: 0.314 (1, 6)			6-3					5-3		3	0	0	0	0	0	0						
Inning Stats	R: 0 E: 0 K: 0 S: 3	H: 2 LOB: 0 BB: 0 P: 3	R: 0 E: 0 K: 1 S: 5	H: 1 LOB: 1 BB: 1 P: 9	R: 0 E: 0 K: 0 S: 3	H: 0 LOB: 0 BB: 0 P: 3	R: 0 E: 0 K: 1 S: 5	H: 0 LOB: 0 BB: 0 P: 5	R: 1 E: 0 K: 0 S: 4	H: 1 LOB: 0 BB: 0 P: 4	R: 0 E: 0 K: 0 S: 4	H: 1 LOB: 2 BB: 1 P: 8	R: 0 E: 0 K: 1 S: 5	H: 0 LOB: 0 BB: 0 P: 5	R: 0 E: 0 K: 0 S: 3	H: 0 LOB: 0 BB: 0 P: 3		R: 0 E: 0 K: 0 S: 3	H: 0 LOB: 0 BB: 0 P: 3	1B: 4 2B: 0 3B: 0 HR: 1	SF: 0 SAC: 0 DP: 2 HBP: 0	WP: 0 PB: 0 SB: 1 CS: 0
PITCHER	IP	WLS	BF	H	R	ER	SO	BB	IBB	HBP	BLK	WP	HR	S	P	ERA	WHIP					
Bill Travers, L ERA: 4.41 (1, 1)	9.0	W	31	5	1	1	3	2	0	0	0	0	1	35	43	1.00	0.778					

Batter	1	2	3	4	5	6	7	8	9	AB	R	H	RBI	BB	SO	LOB	TOP										
Paul Moltzer, R (1, 4) OBP: 0.303, SLG: 0.375	6-3			5-3	1B		F8 S			5	1	2	0	0	0	3	Milwaukee Brewers @ Oakland Athletics Oakland-Alameda County Coliseum, Oakland, CA Sat Sep 30 1978, 3:33 AM PDT Att: 2,143 - Unknown livebaseballscorecards.com										
Don Money, R (1, 3) OBP: 0.361, SLG: 0.440	HR	F9 SF8		BB 6-3	5-3		F8			4	2	2	1	1	0	2											
Sal Bando, R (1, 5) OBP: 0.371, SLG: 0.440	HR	BB	F9	6-3			K			4	1	1	1	1	1	3											
Larry Hisle, R (1, 7) OBP: 0.370, SLG: 0.525	HR	BB	SF8	BB	F2					2	1	0	1	2	0	1											
Sixto Lezcano, R (1, 9) OBP: 0.377, SLG: 0.459	HR		4-3	BB			FC5-4			4	1	2	3	1	0	0											
Dick Davis, R (1, 10) OBP: 0.275, SLG: 0.373	BB		K	5-3			FC5-4			5	0	1	0	0	2	4											
Robin Yount, R (1, 6) OBP: 0.323, SLG: 0.428	FC3-2		F9		1B		F9			3	1	0	0	2	0	1											
Gorman Thomas, R (1, 8) OBP: 0.350, SLG: 0.508	FC3-2		FC6-4		1B		K			3	1	1	0	2	2	1											
Charlie Moore, R (1, 2) OBP: 0.300, SLG: 0.358	FC3-2		FC6-4		1B		6-3			5	0	1	2	0	0	4											
Inning Stats	R: 4 E: 0 K: 0 S: 6	H: 3 LOB: 3 BB: 4 P: 22	R: 1 E: 0 K: 0 S: 4	H: 1 LOB: 0 BB: 0 P: 4	R: 0 E: 0 K: 1 S: 5	H: 0 LOB: 1 BB: 1 P: 9	R: 0 E: 0 K: 0 S: 3	H: 0 LOB: 3 BB: 3 P: 15	R: 3 E: 1 K: 0 S: 6	H: 4 LOB: 1 BB: 1 P: 10	R: 0 E: 0 K: 1 S: 6	H: 1 LOB: 1 BB: 0 P: 6	R: 0 E: 0 K: 1 S: 5	H: 0 LOB: 0 BB: 0 P: 5	R: 0 E: 0 K: 1 S: 5	H: 0 LOB: 0 BB: 0 P: 5		1B: 6 2B: 2 3B: 0 HR: 2	SF: 1 SAC: 0 DP: 0 HBP: 0	WP: 0 PB: 0 SB: 1 CS: 0	PA: 45						
PITCHER	IP	WLS	BF	H	R	ER	SO	BB	IBB	HBP	BLK	WP	HR	S	P	ERA	WHIP										
John Henry Johnson, L (1, 1) ERA: 3.99	0.1	L	8	3	4	4	0	4	0	0	0	0	2	4	20	108.00	21.000										
Mike Norris, R (1, 1) ERA: 5.51	4.2		23	5	4	4	1	5	0	0	0	0	0	20	40	7.71	2.143										
Dave Heaverlo, R (6, 1) ERA: 3.25	2.0		8	2	0	0	2	0	0	0	0	0	0	12	12	0.00	1.000										
Bob Lacey, L (8, 1) ERA: 3.01	2.0		6	0	0	0	2	0	0	0	0	0	0	10	10	0.00	0.000										

Batter	1	2	3	4	5	6	7	8	9	AB	R	H	RBI	BB	SO	LOB	BOTTOM										
Miguel Dilone, S (1, 7) OBP: 0.295, SLG: 0.272	F9		5-3		L6		1B		E6	5	1	1	0	0	0	2	Milwaukee Brewers @ Oakland Athletics Oakland-Alameda County Coliseum, Oakland, CA Sat Sep 30 1978, 3:33 AM PDT Att: 2,143 - Unknown livebaseballscorecards.com										
Taylor Duncan, R (1, 4) OBP: 0.296, SLG: 0.335	F9		K		L6		HR		FC5-4	3	0	0	0	0	1	2											
Dell Alston, L (7, 9) OBP: 0.251, SLG: 0.238	F9						1B		BB	1	1	1	1	1	0	0											
Rico Carty, R (1, 10) OBP: 0.350, SLG: 0.506	F8		5-3		1B		HR		FC5-4	4	2	2	2	1	0	0											
Matt Keough, R (9, PR)							1B		BB	0	0	0	0	0	0	0											
Jeff Newman, R (1, 3) OBP: 0.288, SLG: 0.373	HR		5-3		1B		F5		FC5-4	5	1	2	1	0	0	3											
Tim Hosley, R (1, 2) OBP: 0.360, SLG: 0.391	F9						1B		FC5-4	3	0	2	1	0	0	0											
Scott Meyer, R (7, 2) OBP: 0.111, SLG: 0.222							K			1	0	0	0	0	1	0											
Joe Wallis, S (1, 9) OBP: 0.310, SLG: 0.380	4-3		G3							3	0	0	0	0	1	3											
Darrell Woodard, R (7, 4)							K			1	0	0	0	0	0	0											
Glenn Burke, R (1, 8) OBP: 0.265, SLG: 0.283	1B				B1-3		P4		6-3	4	0	1	0	0	0	2											
Wayne Gross, L (1, 5) OBP: 0.308, SLG: 0.319	K				E		G3		K	3	0	0	0	1	2	3											
Rob Picciolo, R (1, 6) OBP: 0.250, SLG: 0.311			K		E6		6-3		5-3	4	0	1	0	0	1	0											
Inning Stats	R: 0 E: 0 K: 0 S: 3	H: 0 LOB: 0 BB: 0 P: 3	R: 1 E: 0 K: 1 S: 7	H: 2 LOB: 1 BB: 0 P: 7	R: 0 E: 0 K: 2 S: 7	H: 0 LOB: 0 BB: 0 P: 7	R: 0 E: 0 K: 0 S: 4	H: 1 LOB: 1 BB: 0 P: 4	R: 0 E: 1 K: 0 S: 4	H: 1 LOB: 2 BB: 1 P: 8	R: 1 E: 0 K: 1 S: 8	H: 3 LOB: 2 BB: 0 P: 8	R: 3 E: 0 K: 1 S: 8	H: 3 LOB: 0 BB: 0 P: 8	R: 0 E: 0 K: 1 S: 5	H: 0 LOB: 0 BB: 0 P: 5	R: 0 E: 1 K: 0 S: 3	H: 0 LOB: 2 BB: 2 P: 11	1B: 6 2B: 2 3B: 0 HR: 2	SF: 0 SAC: 0 DP: 1 HBP: 0	WP: 0 PB: 0 SB: 0 CS: 0	PA: 40					
PITCHER	IP	WLS	BF	H	R	ER	SO	BB	IBB	HBP	BLK	WP	HR	S	P	ERA	WHIP										
Mike Caldwell, L (1, 1) ERA: 2.36	6.1	W	30	10	0	5	4	1	0	0	0	0	2	37	41	7.11	1.737										
Ed Farmer, R (7, 1) ERA: 0.62	2.0		9	0	0	0	2	2	0	0	0	0	0	11	19	0.00	1.000										
Bill Castro, R (9, 1) ERA: 1.81	0.2	S	1	0	0	0	0	0	0	0	0	0	0	1	1	0.00	0.000										

Batter	1	2	3	4	5	6	7	8	9	AB	R	H	RBI	BB	SO	LOB	TOP										
Paul Moltor, R OBP: 0.391, SLG: 0.372 (1, 6)	B5	SF8		4-3		F7		K		4	0	0	1	0	1	2											
Sal Bando, R OBP: 0.371, SLG: 0.439 (1, 5)	6-3	P6			BB FC6-4 1B	F7			1B SF8 BB	4	2	1	0	1	0	1											
Cecil Cooper, L OBP: 0.374, SLG: 0.474 (1, 3)	E 1B BB					FC6-4 BB 1-2 HR 1B		K		2	1	1	0	1	1	0											
Tony Musser, L OBP: 0.212, SLG: 0.233 (5, 3)									G3 1B	2	0	1	0	0	1	0											
Larry Hisle, R OBP: 0.533 (7, PH)	E7 1B					FC6-4 BB		F3		2	1	2	1	1	0	0											
Dick Davis, R OBP: 0.273, SLG: 0.372 (7, PH)									SF8	1	0	0	1	0	0	0											
Ben Oglivie, L OBP: 0.370, SLG: 0.497 (1, 9)	F8					FC6-4 HR			G3	2	1	0	1	1	0	4											
Jeff Yurak, S OBP: 0.273, SLG: 0.372 (5, 7)						1-2 2-3 3-4 HR			1-2	2	0	0	0	0	0	1											
Gorman Thomas, R OBP: 0.351, SLG: 0.515 (1, 8)		6-3	G6-3						6-3	5	2	2	3	0	0	2											
Jim Wohlford, R OBP: 0.325, SLG: 0.415 (1, 7)		1B 1B		4-3		1-3			1B 2B	4	1	2	1	0	0	0											
Jim Gantner, L OBP: 0.269, SLG: 0.258 (1, 4)		1B SF8 1B				F8			FC4-6 1B	4	1	2	0	0	0	1											
Larry Haney, R OBP: 0.200, SLG: 0.200 (1, 2)						1B			FC4-6	4	1	2	0	0	0	1											
Inning Stats	R: 0 E: 1 K: 0 S: 4	H: 1 LOB: 2 BB: 1 P: 8	R: 2 E: 0 K: 0 S: 6	H: 3 LOB: 1 BB: 0 P: 6	R: 1 E: 0 K: 1 S: 5	H: 1 LOB: 0 BB: 1 P: 9	R: 0 E: 0 K: 0 S: 4	H: 1 LOB: 1 BB: 0 P: 4	R: 4 E: 0 K: 0 S: 6	H: 3 LOB: 0 BB: 1 P: 10	R: 0 E: 0 K: 1 S: 5	H: 0 LOB: 0 BB: 0 P: 5	R: 0 E: 0 K: 2 S: 9	H: 2 LOB: 1 BB: 0 P: 9	R: 1 E: 0 K: 0 S: 4	H: 1 LOB: 1 BB: 1 P: 8	1B: 9 2B: 1 3B: 0 HR: 2	SF: 2 SAC: 0 DP: 1 HBP: 0	WP: 0 PB: 0 SB: 0 CS: 0	PA: 42							
PITCHER	IP	WLS	BF	H	R	ER	SO	BB	IBB	HBP	BLK	WP	HR	S	P	ERA	WHIP										
Alan Wirth, R ERA: 3.43 (1, 1)	4.1	L	24	9	7	7	1	3	0	0	0	0	2	23	35	14.54	2.769										
Pete Broberg, R ERA: 4.62 (5, 1)	4.2		18	3	2	2	3	1	0	0	0	0	0	23	27	3.86	0.857										

Milwaukee Brewers @ Oakland Athletics
Oakland-Alameda County Coliseum, Oakland, CA
Sun Oct 01 1978, 3:33 AM PDT
Att. 2,742 - Unknown - 73 F

AB 36
R 9
H 12
RBI 9
BB 4
SO 4
LOB 13



Batter	1	2	3	4	5	6	7	8	9	AB	R	H	RBI	BB	SO	LOB	BOTTOM										
Dell Alton, L OBP: 0.246, SLG: 0.233 (1, 7)	F8			B1-3		3-1			K	4	0	0	0	0	1	0											
Dave Revering, L OBP: 0.303, SLG: 0.415 (1, 3)	4-3			P6		F7			2B	4	0	1	0	0	0	0											
Mitchell Page, L OBP: 0.355, SLG: 0.459 (1, 9)									P3	3	0	0	0	0	1	0											
Miguel Dilone, S OBP: 0.294, SLG: 0.271 (6, 9)	3-1			F8					P3	1	0	0	0	0	0	1											
Rico Carty, R OBP: 0.348, SLG: 0.502 (1, 10)		6-3			6-3				P4	4	0	0	0	0	0	1											
Bruce Robinson, L OBP: 0.276, SLG: 0.310 (1, 2)		3-1			6-3					3	0	1	0	0	0	0											
Scott Meyer, R OBP: 0.111, SLG: 0.222 (9, 2)										0	0	0	0	0	0	0											
Wayne Gross, L OBP: 0.308, SLG: 0.323 (1, 5)		P4								3	0	1	0	0	0	1											
Joe Wallis, S OBP: 0.311, SLG: 0.377 (1, 8)				4-3					P3	2	0	0	0	1	0	0											
Rob Picciolo, R OBP: 0.242, SLG: 0.301 (1, 6)				F9		F9			P3	3	0	0	0	0	0	2											
Darrell Woodard, R OBP: 0.242, SLG: 0.301 (1, 6)									P3	3	0	0	0	0	0	0											
Darrell Woodard, R OBP: 0.242, SLG: 0.301 (1, 6)				6-3		F7			P4	3	0	0	0	0	0	0											
Inning Stats	R: 0 E: 0 K: 0 S: 3	H: 0 LOB: 0 BB: 0 P: 3	R: 0 E: 0 K: 0 S: 3	H: 0 LOB: 0 BB: 0 P: 3	R: 0 E: 0 K: 0 S: 3	H: 0 LOB: 0 BB: 0 P: 3	R: 0 E: 0 K: 0 S: 3	H: 0 LOB: 0 BB: 0 P: 3	R: 0 E: 0 K: 0 S: 3	H: 0 LOB: 0 BB: 0 P: 3	R: 0 E: 0 K: 1 S: 6	H: 1 LOB: 1 BB: 0 P: 6	R: 0 E: 0 K: 0 S: 3	H: 0 LOB: 0 BB: 0 P: 3	R: 0 E: 0 K: 1 S: 6	H: 1 LOB: 1 BB: 0 P: 6	1B: 0 2B: 2 3B: 1 HR: 0	SF: 0 SAC: 0 DP: 0 HBP: 0	WP: 0 PB: 0 SB: 0 CS: 0	PA: 31							
PITCHER	IP	WLS	BF	H	R	ER	SO	BB	IBB	HBP	BLK	WP	HR	S	P	ERA	WHIP										
Lary Sorensen, R ERA: 3.21 (1, 1)	6.0	W	20	1	0	0	0	1	0	0	0	0	0	19	23	0.00	0.333										
Moose Haas, R ERA: 6.16 (7, 1)	3.0	S	11	2	0	0	2	0	0	0	0	0	0	15	15	0.00	0.667										

Milwaukee Brewers @ Oakland Athletics
Oakland-Alameda County Coliseum, Oakland, CA
Sun Oct 01 1978, 3:33 AM PDT
Att. 2,742 - Unknown - 73 F

AB 30
R 0
H 3
RBI 0
BB 1
SO 2
LOB 5

