

Milwaukee Brewers - 1979

Batter	1	2	3	4	5	6	7	8	9	AB	R	H	RBI	BB	SO	LOB	TOP					
Paul Molitor, R (1,10)	F9			F8		1B BB	4-3			3	1	0	0	1	0	1						
Don Money, R (1,4) OBP: 0.250, SLG: 0.250	F7			6-3		1B BB	K			4	1	1	2	0	1	1						
Cecil Cooper, L (1,3) OBP: 0.250, SLG: 0.250	5-3			4-3		1B				4	0	1	1	0	0	0						
Larry Hise, R (1,7)		4-3			F4	F9		F9		4	0	0	0	0	0	2						
Sixto Lezcano, R (1,9) OBP: 0.250, SLG: 0.250		K			K			6-3		4	0	1	1	0	2	0						
Sal Bando, R (1,5)		F9			6-3	F6			SH1-4 BB	3	0	0	0	1	0	2						
Robin Yount, R (1,6) OBP: 0.333, SLG: 0.333			4-3			F6		SH1-4 1B		3	1	1	0	0	0	0						
Gorman Thomas, R (1,8) OBP: 0.333, SLG: 0.333			K			BB 1B		SH1-4		3	1	1	0	0	1	1						
Charlie Moore, R (1,2) OBP: 0.500, SLG: 0.333			6-3			1B BB		4-3 1B		3	1	1	1	1	1	1						
Inning Stats	R: 0 E: 0 K: 0 S: 3	H: 0 LOB: 0 BB: 0 P: 3	R: 0 E: 0 K: 1 S: 5	H: 0 LOB: 0 BB: 0 P: 5	R: 0 E: 0 K: 1 S: 5	H: 0 LOB: 0 BB: 0 P: 5	R: 0 E: 0 K: 0 S: 3	H: 0 LOB: 0 BB: 0 P: 3	R: 0 E: 0 K: 0 S: 5	H: 0 LOB: 0 BB: 0 P: 5	R: 4 E: 0 K: 0 S: 7	H: 4 LOB: 2 BB: 2 P: 15	R: 1 E: 0 K: 1 S: 7	H: 2 LOB: 1 BB: 0 P: 7	R: 0 E: 0 K: 0 S: 3	H: 0 LOB: 0 BB: 0 P: 3	R: 0 E: 0 K: 1 S: 5	H: 0 LOB: 1 BB: 1 P: 9	1B: 6 2B: 0 3B: 0 HR: 0	SF: 0 SAC: 0 DP: 0 HBP: 0	WP: 0 PB: 0 CS: 0	PA: 36
PITCHER	IP WLS BF H R ER SO BB IBB HBP BLK WP HR S P ERA WHIP																					
Ron Guidry, L (1,1) ERA: 6.35	5.2 L 23 4 4 4 3 2 0 0 0 0 0 0 27 35 6.35 1.059																					
Dick Tidrow, R (6,1) ERA: 3.99	2.1 9 2 1 1 1 0 0 0 0 0 0 0 11 11 3.86 0.857																					
Rich Gossage, R (9,1) ERA:	1.0 4 0 0 0 0 1 1 0 0 0 0 0 0 5 9 0.00 1.000																					

Milwaukee Brewers @ New York Yankees
Yankee Stadium, Bronx, NY
Thu Apr 05 1979, 3:33 AM EST
Att: 52,719 - Sunny - 53 F

AB 31
R 5
H 6
RBI 5
BB 3
SO 5
LOB 8



Batter	1	2	3	4	5	6	7	8	9	AB	R	H	RBI	BB	SO	LOB	BOTTOM			
Mickey Rivers, L (1,8) OBP: 0.250, SLG: 0.250	1B SF7 1B	F8			F6			4-3		4	1	1	0	0	0	1				
Willie Randolph, R (1,4) OBP: 0.250, SLG: 0.250	FC4-6 1B		F9			6-3		5-3		4	0	1	0	0	0	0				
Thurman Munson, R (1,2) OBP: 0.250, SLG: 0.250	FC4-6 1B		4-3			F6		4-3		4	0	1	0	0	0	0				
Cliff Johnson, R (1,10)	SF7		F8			F8			F7	3	0	0	1	0	0	0				
Chris Chambliss, L (1,3) OBP: 0.250, SLG: 0.250	FC4-6			F6		SH1-3 1B			E3 F8	4	0	1	0	0	0	2				
Graig Nettles, L (1,5) OBP: 0.500, SLG: 0.500	F9			G4-6-3 1B		SH1-3 1B			F8	4	0	2	0	0	0	3				
Roy White, S (1,7)		6-3		G4-6-3 1B		SH1-3			F3	3	0	0	0	0	0	2				
Paul Blair, R (1,9)		6-3			F7			5-3		3	0	0	0	0	0	2				
Bucky Dent, R (1,6) OBP: 0.333, SLG: 0.333					F9			1-3		3	0	1	0	0	0	2				
Inning Stats	R: 1 E: 0 K: 0 S: 6	H: 3 LOB: 2 BB: 0 P: 6	R: 0 E: 0 K: 0 S: 4	H: 1 LOB: 1 BB: 0 P: 4	R: 0 E: 0 K: 0 S: 3	H: 0 LOB: 0 BB: 0 P: 3	R: 0 E: 0 K: 0 S: 3	H: 1 LOB: 0 BB: 0 P: 3	R: 0 E: 0 K: 0 S: 3	H: 0 LOB: 0 BB: 0 P: 3	R: 0 E: 0 K: 0 S: 5	H: 2 LOB: 2 BB: 0 P: 5	R: 0 E: 0 K: 0 S: 3	H: 0 LOB: 0 BB: 0 P: 3	R: 0 E: 1 K: 0 S: 4	H: 0 LOB: 1 BB: 0 P: 4	1B: 7 2B: 0 3B: 0 HR: 0	SF: 1 SAC: 1 DP: 1 HBP: 0	WP: 0 PB: 0 CS: 0	PA: 34
PITCHER	IP WLS BF H R ER SO BB IBB HBP BLK WP HR S P ERA WHIP																			
Mike Caldwell, L (1,1) ERA: 1.0	9.0 W 34 7 1 1 0 0 0 0 0 0 0 0 34 34 1.00 0.778																			

Milwaukee Brewers @ New York Yankees
Yankee Stadium, Bronx, NY
Thu Apr 05 1979, 3:33 AM EST
Att: 52,719 - Sunny - 53 F

AB 32
R 1
H 7
RBI 1
BB 0
SO 0
LOB 12



Batter	1	2	3	4	5	6	7	8	9	AB	R	H	RBI	BB	SO	LOB	TOP			
Paul Molitor, R (1.4)	6-3		K		F4		3-1		5-3	5	0	0	0	0	1	1				
Don Money, R (1.5) OBP: 0.250, SLG: 0.750	1B 3B		G6-3 1B		1B		K			4	1	3	0	0	1	1				
Cecil Cooper, L (1.3)	1B		G6-3 1-2		F7				1-3	4	0	1	1	0	0	2				
Larry Hisle, R (1.7) OBP: 0.250, SLG: 0.750	HR 2B				HR				5-3	4	2	2	1	0	0	0				
Ben Oglivie, L (1.10)	HR		G6-4-3 BB		F4				1B 1B	3	1	2	2	1	0	0				
Sixto Lezcano, R (1.9)	5-3		G6-4-3 1-2		G6-4-3 BB				1B 1B	3	0	1	0	1	0	1				
Robin Yount, R (1.6)			F9		1B				5-3	4	0	1	0	0	0	3				
Gorman Thomas, R (1.8) OBP: 0.286, SLG: 0.167			K		F8				K	3	0	0	0	1	2	1				
Buck Martinez, R (1.2)			F8		F2				F7	3	0	0	0	0	0	0				
Inning Stats	R: 3 E: 0 K: 0 S: 6	H: 4 LOB: 0 BB: 0 P: 6	R: 0 E: 0 K: 1 S: 5	H: 0 LOB: 0 BB: 0 P: 5	R: 0 E: 0 K: 1 S: 5	H: 1 LOB: 0 BB: 0 P: 5	R: 1 E: 0 K: 0 S: 4	H: 2 LOB: 1 BB: 1 P: 8	R: 0 E: 0 K: 0 S: 3	H: 0 LOB: 1 BB: 1 P: 7	R: 0 E: 0 K: 1 S: 5	H: 0 LOB: 2 BB: 0 P: 5	R: 0 E: 0 K: 1 S: 5	H: 0 LOB: 0 BB: 0 P: 5	R: 0 E: 0 K: 1 S: 5	H: 2 LOB: 2 BB: 0 P: 5	1B: 6 2B: 1 3B: 1 HR: 2	SF: 0 SAC: 1 DP: 2 HBP: 0	WP: 0 PB: 0 SB: 0 CS: 0	PA: 37
PITCHER	IP WLS BF H R ER SO BB IBB HBP BLK WP HR S P ERA WHIP																			
Ed Figueroa, R (1.1) ERA: 9.82	3.2 L 16 7 4 4 2 1 0 0 0 0 2 19 23 9.82 2.182																			
Ken Clay, R (4.1) ERA:	5.1 21 3 0 0 2 2 0 0 0 0 0 23 31 0.00 0.938																			

Milwaukee Brewers @ New York Yankees
Yankee Stadium, Bronx, NY
Sat Apr 07 1979, 3:33 AM EST
Att: 17,387 - Unknown - 50 F

AB 33
R 4
H 10
RBI 4
BB 3
SO 4
LOB 9



Batter	1	2	3	4	5	6	7	8	9	AB	R	H	RBI	BB	SO	LOB	BOTTOM					
Mickey Rivers, L (1.8) OBP: 0.333, SLG: 0.333	1-3		F7		CS 1B		4-3		SH5-3 1B	5	0	2	2	0	0	3						
Willie Randolph, R (1.4)	F4		F8		S BB				SH5-3 1-2	2	0	0	0	2	0	0						
Thurman Munson, R (1.2) OBP: 0.111, SLG: 0.125	F8		F4		1-3 1-2				SF8	4	0	0	1	0	0	2						
Lou Piniella, R (1.9)			6-3		L8 F4				6-3	5	0	0	0	0	0	3						
Cliff Johnson, R (1.10) OBP: 0.375, SLG: 0.400			1B BB		BB				L5	2	0	1	0	2	0	1						
Chris Chambliss, L (1.3)			F7		F8				K	3	0	0	0	1	1	2						
Graig Nettles, L (1.5) OBP: 0.375, SLG: 0.375			BB 1B		F4				5-3	4	0	1	0	0	0	3						
Roy White, S (1.7) OBP: 0.429, SLG: 0.200			BB 1-2		WP BB 1B				G3	2	1	1	0	2	0	0						
Bucky Dent, R (1.6) OBP: 0.400, SLG: 0.250			K		WP 1B				1B SF8	1	1	0	0	1	1	3						
Reggie Jackson, L (6, PH)					BB				2B	1	0	0	0	0	1	3						
Fred Stanley, R (7, PH)					WP				1B	0	0	0	0	0	0	0						
Jim Spencer, L (9, PH) OBP: 1.000, SLG: 2.000					1B BB				2B	1	1	1	0	0	0	0						
Inning Stats	R: 0 E: 0 K: 0 S: 3	H: 0 LOB: 0 BB: 0 P: 3	R: 0 E: 0 K: 1 S: 6	H: 1 LOB: 2 BB: 2 P: 14	R: 0 E: 0 K: 0 S: 3	H: 0 LOB: 0 BB: 0 P: 3	R: 0 E: 0 K: 0 S: 3	H: 0 LOB: 1 BB: 1 P: 7	R: 2 E: 0 K: 0 S: 3	H: 1 LOB: 3 BB: 3 P: 15	R: 0 E: 0 K: 1 S: 7	H: 2 LOB: 3 BB: 1 P: 11	R: 0 E: 0 K: 0 S: 3	H: 0 LOB: 1 BB: 1 P: 7	R: 0 E: 0 K: 1 S: 5	H: 0 LOB: 0 BB: 0 P: 5	R: 1 E: 0 K: 0 S: 5	H: 2 LOB: 1 BB: 0 P: 5	1B: 4 2B: 2 3B: 0 HR: 0	SF: 1 SAC: 1 DP: 0 HBP: 0	WP: 1 PB: 0 SB: 1 CS: 1	PA: 40
PITCHER	IP WLS BF H R ER SO BB IBB HBP BLK WP HR S P ERA WHIP																					
Bill Travers, L (1.1) ERA: 4.15	4.1 20 2 2 0 2 1 6 0 0 0 0 16 40 4.15 1.846																					
Jim Staton, R (5.1)	1.0 6 2 0 0 0 1 0 0 0 0 0 5 9 0.00 3.000																					
Bob McClure, L (6.1) ERA:	0.2 W 3 0 0 0 1 1 0 0 0 0 0 4 8 0.00 1.500																					
Bill Castro, R (7.1) ERA: 4.5	2.0 7 1 1 1 1 0 0 0 0 0 0 9 9 4.50 0.500																					
Jerry Augustine, L (9.1) ERA:	0.0 1 1 0 0 0 0 0 0 0 0 0 0 1 1 ∞ ∞																					


Milwaukee Brewers @ New York Yankees
Yankee Stadium, Bronx, NY
Sat Apr 07 1979, 3:33 AM EST
Att: 17,387 - Unknown - 50 F


AB 30
R 3
H 6
RBI 3
BB 8
SO 3
LOB 20



Batter	1	2	3	4	5	6	7	8	9	AB	R	H	RBI	BB	SO	LOB	TOP					
Paul Molitor, R OBP: 0.231, SLG: 0.091 (1, 4)										3	1	1	0	1	1	1	Milwaukee Brewers @ New York Yankees Yankee Stadium, Bronx, NY Sun Apr 08 1979, 3:33 AM EST Att: 26,954 - Unknown - 50 F					
Don Money, R OBP: 0.333, SLG: 0.500 (1, 10)										4	0	0	0	0	0	3						
Cecil Cooper, L OBP: 0.417, SLG: 0.417 (1, 3)										4	0	3	1	0	0	0						
Larry Hisle, R OBP: 0.250, SLG: 0.667 (1, 7)										4	0	1	0	0	0	3						
Sixto Lezcano, R OBP: 0.250, SLG: 0.182 (1, 9)										4	0	0	0	0	1	1						
Sal Bando, R OBP: 0.250, SLG: 0.143 (1, 5)										4	0	1	0	0	0	2						
Robin Yount, R OBP: 0.182, SLG: 0.182 (1, 6)										4	0	0	0	0	0	1						
Gorman Thomas, R OBP: 0.400, SLG: 0.375 (1, 8)										2	0	1	0	1	0	0						
Buck Martinez, R Ray Fosse, R (7, PH) (7, 2)										2	0	0	0	0	1	1						
										1	0	0	0	0	0	2						
Inning Stats	R: 1 E: 0 K: 0 S: 3	H: 1 LOB: 0 BB: 1 P: 7	R: 0 E: 1 K: 0 S: 3	H: 0 LOB: 0 BB: 0 P: 3	R: 0 E: 0 K: 1 S: 6	H: 1 LOB: 1 BB: 0 P: 6	R: 0 E: 0 K: 0 S: 4	H: 1 LOB: 1 BB: 0 P: 4	R: 0 E: 0 K: 0 S: 3	H: 0 LOB: 0 BB: 0 P: 3	R: 0 E: 0 K: 0 S: 4	H: 2 LOB: 1 BB: 0 P: 4	R: 0 E: 0 K: 0 S: 4	H: 1 LOB: 2 BB: 1 P: 8	R: 0 E: 0 K: 1 S: 6	H: 1 LOB: 1 BB: 0 P: 6	R: 0 E: 0 K: 1 S: 5	H: 0 LOB: 0 BB: 0 P: 5	1B: 5 2B: 3 3B: 0 HR: 0	SF: 0 SAC: 0 DP: 3 HBP: 0	WP: 0 PB: 0 CS: 0	PA: 34
PITCHER	IP WLS BF H R ER SO BB IBB HBP BLK WP HR S P ERA WHIP																					
Tommy John, L ERA: 1.29	(1, 1)	7.0 W 27 6 1 1 1 2 0 0 0 0 0 0 27 35 1.29 1.143																				
Rich Gossage, R ERA:	(8, 1)	2.0 S 7 1 0 0 2 0 0 0 0 0 0 0 11 11 0.00 0.500																				

Batter	1	2	3	4	5	6	7	8	9	AB	R	H	RBI	BB	SO	LOB	BOTTOM			
Mickey Rivers, L OBP: 0.308, SLG: 0.308 (1, 8)										4	0	1	0	0	0	0	Milwaukee Brewers @ New York Yankees Yankee Stadium, Bronx, NY Sun Apr 08 1979, 3:33 AM EST Att: 26,954 - Unknown - 50 F			
Willie Randolph, R OBP: 0.333, SLG: 0.200 (1, 4)										4	0	1	0	0	0	1				
Thurman Munson, R OBP: 0.083, SLG: 0.091 (1, 2)										3	0	0	0	0	0	1				
Reggie Jackson, L OBP: 0.500, SLG: 0.667 (1, 9)										2	0	1	0	1	0	0				
Chris Chambliss, L OBP: 0.273, SLG: 0.200 (1, 3)										3	1	1	0	0	0	3				
Graig Nettles, L OBP: 0.273, SLG: 0.273 (1, 5)										3	0	0	0	0	0	2				
Jim Spencer, L OBP: 0.500, SLG: 1.500 (1, 10)										3	1	1	2	0	0	0				
Jay Johnstone, L OBP: 0.333, SLG: 0.333 (1, 7)										3	0	1	0	0	0	0				
Bucky Dent, R OBP: 0.250, SLG: 0.143 (1, 6)										3	0	0	0	0	0	1				
Inning Stats	R: 0 E: 0 K: 0 S: 3	H: 0 LOB: 0 BB: 0 P: 3	R: 2 E: 0 K: 0 S: 5	H: 2 LOB: 0 BB: 0 P: 5	R: 0 E: 0 K: 0 S: 3	H: 0 LOB: 0 BB: 0 P: 3	R: 0 E: 0 K: 0 S: 3	H: 0 LOB: 1 BB: 1 P: 7	R: 0 E: 0 K: 0 S: 3	H: 1 LOB: 0 BB: 0 P: 3	R: 0 E: 0 K: 0 S: 5	H: 2 LOB: 2 BB: 0 P: 5	R: 0 E: 0 K: 0 S: 3	H: 0 LOB: 0 BB: 0 P: 3	R: 0 E: 0 K: 0 S: 3	H: 1 LOB: 0 BB: 0 P: 3		1B: 4 2B: 2 3B: 0 HR: 1	SF: 0 SAC: 0 DP: 2 HBP: 0	WP: 0 PB: 0 CS: 0
PITCHER	IP WLS BF H R ER SO BB IBB HBP BLK WP HR S P ERA WHIP																			
Lary Sorensen, R ERA: 2.25	(1, 1)	8.0 L 29 6 2 2 2 0 1 0 0 0 0 0 1 28 32 2.25 0.875																		

Batter	1	2	3	4	5	6	7	8	9	AB	R	H	RBI	BB	SO	LOB	TOP			
Jerry Remy, L (1,4) OBP: 0.167, SLG: 0.167 Butch Hobson, R (8,PH) Frank Duffy, R (8,4)	0-0 1-3		0-0 5-3		0-0 F8			0-3 K		3	0	0	0	0	0	0	Boston Red Sox @ Milwaukee Brewers Milwaukee County Stadium, Milwaukee, WI Tue Apr 10 1979, 4:33 AM EST Att: 54,392 - Unknown - 38 F AB 32 R 0 H 5 RBI 0 BB 2 SO 8 LOB 12 			
Rick Burleson, R (1,6) OBP: 0.276, SLG: 0.276	0-0 BB 1B		0-0 4-3		0-0 1B			0-0 1-6-3		4	0	2	0	0	0	0				
Fred Lynn, L (1,8) OBP: 0.500, SLG: 1.077	0-3 K		0-0 2B		0-0 F9			4-0 BB		3	0	1	0	1	1	2				
Jim Rice, R (1,7) OBP: 0.500, SLG: 0.571	4-0 1-2 BB		0-0 F8		0-0 1B			0-0 F5		3	0	1	0	1	0	2				
Carl Yastrzemski, L (1,10) OBP: 0.276, SLG: 0.133	0-0 4-3			0-3 K				0-3 K		4	0	0	0	0	2	4				
George Scott, R (1,3) OBP: 0.235, SLG: 0.071		0-0 1-3		0-0 1-3				0-0 1-3		4	0	0	0	0	0	2				
Larry Wolfe, R (1,5) OBP: 0.286, SLG: 0.167		0-0 FC4-6 1B		0-0 5-3				0-3 K		4	0	1	0	0	2	0				
Dwight Evans, R (1,9) OBP: 0.250, SLG: 0.357		0-0 FC4-6 1-2 FC3-6		0-3 K				0-0 5-3		3	0	0	0	0	1	1				
Mike O'Berry, R (1,2) OBP: 0.200, SLG: 0.200 Carlton Fisk, R (7,PH) Gary Allenson, R (7,2)		0-0 FC3-6 1-2		0-0 6-3				0-3 K		2	0	0	0	0	0	1				
Inning Stats	R: 0 E: 0 K: 1 S: 6	H: 1 LOB: 2 BB: 1 P: 10	R: 0 E: 0 K: 0 S: 4	H: 1 LOB: 1 BB: 0 P: 4	R: 0 E: 0 K: 0 S: 4	H: 1 LOB: 1 BB: 0 P: 4	R: 0 E: 0 K: 1 S: 5	H: 0 LOB: 0 BB: 0 P: 5	R: 0 E: 0 K: 1 S: 7	H: 2 LOB: 2 BB: 0 P: 7	R: 0 E: 0 K: 2 S: 7	H: 0 LOB: 0 BB: 0 P: 7	R: 0 E: 0 K: 1 S: 5	H: 0 LOB: 1 BB: 1 P: 9	R: 0 E: 0 K: 1 S: 5	H: 0 LOB: 0 BB: 0 P: 5		1B: 4 2B: 1 3B: 0 HR: 0	SF: 0 SAC: 0 DP: 0 HBP: 0	WP: 0 PB: 0 SB: 0 CS: 0
PITCHER Mike Caldwell, L (1,1) ERA: 0.5	IP: 9.0 WLS: W BF: 34 H: 5 R: 0 ER: 0 SO: 8 BB: 2 IBB: 0 HBP: 0 BLK: 0 WP: 0 HR: 0 S: 48 P: 56 ERA: 0.00 WHIP: 0.778															PITCHER				

Batter	1	2	3	4	5	6	7	8	9	AB	R	H	RBI	BB	SO	LOB	BOTTOM			
Robin Yount, R (1,6) OBP: 0.267, SLG: 0.500	0-0 F8 FC3 1B		0-0 F3		0-0 HR			0-0 SF7		3	2	2	2	0	0	0	Boston Red Sox @ Milwaukee Brewers Milwaukee County Stadium, Milwaukee, WI Tue Apr 10 1979, 4:33 AM EST Att: 54,392 - Unknown - 38 F AB 29 R 3 H 8 RBI 3 BB 1 SO 1 LOB 13 			
Don Money, R (1,4) OBP: 0.313, SLG: 0.438	0-0 F8 1-3		0-0 FC6-4 1B		0-0 F6			0-0 F7		4	0	1	0	0	0	2				
Cecil Cooper, L (1,3) OBP: 0.313, SLG: 0.313	0-0 FC3 FC6-4		0-0 L6		0-0 F9			0-0 F6		4	0	0	1	0	0	1				
Larry Hise, R (1,7) OBP: 0.250, SLG: 0.625	0-0 FC6-4 1-2		0-0 FC6-4 1-2		0-0 3-1 7-2 2B			0-0 F5		4	0	1	0	0	0	2				
Ben Oglivie, L (1,10) OBP: 0.375, SLG: 0.714	0-0 G3			0-0 F9				0-0 P8		4	0	0	0	0	0	2				
Sixto Lezcano, R (1,9) OBP: 0.267, SLG: 0.154		4-0 1B BB		0-0 5-3				0-0 7-2		2	0	0	0	1	0	1				
Sal Bando, R (1,5) OBP: 0.455, SLG: 0.500		0-0 L5-3 1B		0-0 2B				0-0 1B SH3-4 SF7		3	1	3	0	0	0	0				
Gorman Thomas, R (1,8) OBP: 0.333, SLG: 0.300		0-3 K		0-0 F7				0-0 SH3-4		2	0	0	0	0	1	3				
Charlie Moore, R (1,2) OBP: 0.429, SLG: 0.333		0-0 L5-3 1-2			0-0 5-3			0-0 1B		3	0	1	0	0	0	2				
Inning Stats	R: 1 E: 0 K: 0 S: 5	H: 1 LOB: 1 BB: 0 P: 5	R: 0 E: 0 K: 1 S: 5	H: 1 LOB: 1 BB: 1 P: 9	R: 0 E: 0 K: 0 S: 4	H: 1 LOB: 1 BB: 0 P: 4	R: 0 E: 0 K: 0 S: 4	H: 1 LOB: 0 BB: 0 P: 4	R: 1 E: 0 K: 0 S: 3	H: 2 LOB: 1 BB: 0 P: 3	R: 1 E: 0 K: 0 S: 5	H: 2 LOB: 1 BB: 0 P: 5	R: 0 E: 0 K: 0 S: 3	H: 0 LOB: 0 BB: 0 P: 3	R: 0 E: 0 K: 1 S: 3	H: 0 LOB: 0 BB: 0 P: 3		1B: 5 2B: 4 3B: 0 HR: 1	SF: 1 SAC: 1 DP: 2 HBP: 0	WP: 0 PB: 0 SB: 1 CS: 0
PITCHER Dennis Eckersley, R (1,1) ERA: 1.8	IP: 8.0 WLS: L BF: 32 H: 8 R: 3 ER: 3 SO: 1 BB: 1 IBB: 0 HBP: 0 BLK: 0 WP: 0 HR: 1 S: 33 P: 37 ERA: 3.38 WHIP: 1.125															PITCHER				

Batter	1	2	3	4	5	6	7	8	9	AB	R	H	RBI	BB	SO	LOB	TOP			
Jerry Remy, L (1,4) OBP: 0.125, SLG: 0.125	6-3		6-3		5-3		G3	F8	5-3	6	0	0	0	0	0	2	Boston Red Sox @ Milwaukee Brewers Milwaukee County Stadium, Milwaukee, WI Thu Apr 12 1979, 7:05 PM EST Att: 12,981 - Unknown - 63 F			
Rick Burleson, R (1,6) OBP: 0.281, SLG: 0.227	6-3		5-3		F9		F 1B HR BB	5-3		4	1	0	0	1	0	0				
Fred Lynn, L (1,8) OBP: 0.478, SLG: 0.882	K		1-3		2B BB		1-2 HR 1B	K		4	1	1	0	1	2	0				
Jim Rice, R (1,7) OBP: 0.565, SLG: 0.667		2B HR 1B		2B 1B	1-3 2B		E6 HR	1B 1B BB		4	2	3	0	1	0	2				
Carl Yastrzemski, L (1,10) OBP: 0.391, SLG: 0.550		1-3 HR 2B		1-H SF8 2B	F7		1-2 2-3 HR	G1-2-3 1B 1B		5	4	4	4	0	0	2				
George Scott, R (1,3) OBP: 0.394, SLG: 0.389		2H 3H HR		HR BB	6-3		BB 1B 1B	G1-2-3 1B 1B		4	3	3	3	1	0	0				
Lary Wolfe, R (1,5) OBP: 0.222, SLG: 0.143	5-3		SF8		4-3		1-2 BB 1B	G1-2-3 1B		1	0	0	1	0	0	0				
Jack Brohamer, L (6,PH) OBP: 0.385, SLG: 0.667			3H		4-3		1-2 BB 1B	1-2 2-3 3-H		3	0	1	0	0	0	3				
Dwight Evans, R (1,9) OBP: 0.333, SLG: 0.529	F9		1-H HR		4-3		1-2 2-3 BB	1B IBB		3	1	1	2	2	0	0				
Gary Allenson, R (1,2) OBP: 0.200, SLG: 0.200	6-3		4-3		5-3		1-3 2-H 3-H	1B		4	0	0	0	0	1	3				
Jim Dwyer, L (9,PH) OBP: 0.500, SLG: 0.500										1	0	1	2	0	0	0				
Mike O'Berry, R (9,2) OBP: 0.200, SLG: 0.200										0	0	0	0	0	0	0				
Inning Stats	R: 0 E: 0 K: 1 S: 5	H: 0 LOB: 0 BB: 0 P: 5	R: 3 E: 0 K: 0 S: 6	H: 3 LOB: 0 BB: 0 P: 6	R: 0 E: 0 K: 0 S: 3	H: 0 LOB: 0 BB: 0 P: 3	R: 3 E: 0 K: 0 S: 5	H: 3 LOB: 0 BB: 1 P: 9	R: 0 E: 0 K: 0 S: 4	H: 0 LOB: 2 BB: 0 P: 8	R: 4 E: 1 K: 1 S: 10	H: 4 LOB: 3 BB: 2 P: 18	R: 0 E: 0 K: 1 S: 5	H: 0 LOB: 0 BB: 0 P: 5	R: 2 E: 0 K: 0 S: 5	H: 3 LOB: 2 BB: 2 P: 13	1B: 8 2B: 3 3B: 0 HR: 3	SF: 1 SAC: 0 DP: 1 HBP: 0	WP: 0 PB: 0 SB: 0 CS: 0	PA: 46
PITCHER	IP WLS BF H R ER SO BB IBB HBP BLK WP HR S P ERA WHIP																			
Bill Travers, L (1,1) ERA: 9.0	3.2	17	6	6	6	1	1	0	0	0	0	0	2	18	22	14.73	1.909			
Bob Galasso, R (4,1) ERA: 3.88	3.0	16	4	4	0	2	0	0	0	0	1	14	22	0.00	2.000					
Reggie Cleveland, R (7,1) ERA: 3.88	1.1	L	7	1	1	2	2	0	0	0	0	9	17	6.75	2.250					
Jerry Augustine, L (9,1) ERA: 3.88	0.0		1	1	0	0	0	0	0	0	0	1	1	=	=					
Bill Castro, R (9,1) ERA: 3.0	1.0		5	2	1	1	0	1	0	0	0	4	8	9.00	2.000					

AB	39
R	12
H	14
RBI	12
BB	6
SO	3
LOB	12



Batter	1	2	3	4	5	6	7	8	9	AB	R	H	RBI	BB	SO	LOB	BOTTOM					
Paul Molitor, R (1,6) OBP: 0.333, SLG: 0.250	BB S 2B 1B	CS 1B			5-3	2B 1B		K		5	2	3	0	0	1	0	Boston Red Sox @ Milwaukee Brewers Milwaukee County Stadium, Milwaukee, WI Thu Apr 12 1979, 7:05 PM EST Att: 12,981 - Unknown - 63 F					
Don Money, R (1,4) OBP: 0.429, SLG: 0.750	1-2 2B BB	CS	G5-4-3 2B		HR	1-H 2B		6-3		4	2	3	2	1	0	0						
Cecil Cooper, L (1,3) OBP: 0.429, SLG: 0.474	1-2 2-3 2B BB		G5-4-3 BB		HR 2B	4-3		2B		3	2	2	0	2	0	1						
Larry Hise, R (1,7) OBP: 0.238, SLG: 0.571	4-3 SF9 2B		G5-4-3		K		F6	5-3		5	1	1	3	0	1	4						
Ben Oglivie, L (1,10) OBP: 0.385, SLG: 0.500	4-3		FC6-4 BB		HR BB		4-3	1-3		3	1	0	0	2	0	2						
Sixto Lezcano, R (1,9) OBP: 0.283, SLG: 0.375	SF9		FC6-4		HR		1-3			3	1	1	4	0	0	2						
Sal Bando, R (1,5) OBP: 0.400, SLG: 0.643	6-3				F4	F3		HR		4	1	1	1	0	0	0						
Gorman Thomas, R (1,8) OBP: 0.250, SLG: 0.214		K			K			K		4	0	0	0	0	4	0						
Ray Fosse, R (1,2) OBP: 0.250, SLG: 0.214		F3			6-3			4-3		4	0	0	0	0	0	0						
Inning Stats	R: 4 E: 0 K: 0 S: 5	H: 2 LOB: 0 BB: 2 P: 13	R: 0 E: 0 K: 1 S: 5	H: 1 LOB: 0 BB: 0 P: 5	R: 0 E: 0 K: 1 S: 3	H: 0 LOB: 0 BB: 2 P: 11	R: 0 E: 0 K: 1 S: 5	H: 0 LOB: 0 BB: 0 P: 5	R: 4 E: 0 K: 1 S: 8	H: 3 LOB: 0 BB: 1 P: 12	R: 1 E: 0 K: 1 S: 7	H: 2 LOB: 1 BB: 0 P: 7	R: 0 E: 0 K: 0 S: 3	H: 0 LOB: 0 BB: 0 P: 3	R: 1 E: 0 K: 2 S: 8	H: 1 LOB: 0 BB: 0 P: 8		R: 0 E: 0 K: 0 S: 4	H: 1 LOB: 1 BB: 0 P: 4	1B: 3 2B: 5 3B: 0 HR: 3	SF: 1 SAC: 0 DP: 1 HBP: 0	WP: 0 PB: 0 SB: 1 CS: 1
PITCHER	IP WLS BF H R ER SO BB IBB HBP BLK WP HR S P ERA WHIP																					
Mike Torrez, R (1,1) ERA: 8.03	4.2	24	7	8	8	3	5	0	0	0	0	2	25	45	15.43	2.571						
Dick Drago, R (5,1) ERA: 3.52	3.1	W	13	3	2	2	0	0	0	0	1	19	19	5.40	0.900							
Bob Stanley, R (9,1) ERA: 7.5	1.0	S	4	1	0	0	0	0	0	0	0	4	4	0.00	1.000							



Batter	1	2	3	4	5	6	7	8	9	AB	R	H	RBI	BB	SO	LOB	TOP			
Al Bumby, L OBP: 0.259, SLG: 0.269 (1, 7)	F8	G3			1-4-3		6-3			4	0	0	0	0	0	1	Baltimore Orioles @ Milwaukee Brewers Milwaukee County Stadium, Milwaukee, WI Fri Apr 13 1979, 7:05 PM EST Att: 14,040 - Unknown			
Rich Dauer, R OBP: 0.217, SLG: 0.100 (1, 4)	4-3			1B BB	P4		P6			3	0	0	0	1	0					
Ken Singleton, S OBP: 0.241, SLG: 0.269 John Lowenstein, L OBP: 0.500, SLG: 0.333 (1, 9) (5, 7)	K		F7		K		K			3	0	0	0	0	2	1				
Eddie Murray, S OBP: 0.250, SLG: 0.231 (1, 3)		1B HR	F8		6-3		E4			4	1	1	0	0	0	1				
Doug DeCinces, R OBP: 0.393, SLG: 0.435 (1, 5)		1B HR			F7		F7			4	1	2	0	0	0	1				
Lee May, R OBP: 0.333, SLG: 0.400 (1, 10)		1B HR	3-1							4	1	3	3	0	0	2				
Larry Harlow, L OBP: 0.333, SLG: 0.375 (1, 8) (5, 9)		4-3 1B			B3		5-3			4	0	1	0	0	0	2				
Rick Dempsey, R OBP: 0.520, SLG: 0.500 Dave Skaggs, R (1, 2) (6, 2)			5-3				F8			2	0	1	0	0	0	0				
Mark Belanger, R OBP: 0.222, SLG: 0.174 (1, 6)		4-3	6-3				F8			4	0	0	0	0	0	2				
Inning Stats	R: 0 E: 0 K: 1 S: 5	H: 0 LOB: 0 BB: 0 P: 5	R: 3 E: 0 K: 0 S: 7	H: 5 LOB: 1 BB: 0 P: 7	R: 0 E: 0 K: 0 S: 4	H: 1 LOB: 2 BB: 1 P: 8	R: 0 E: 0 K: 0 S: 3	H: 0 LOB: 0 BB: 0 P: 3	R: 0 E: 0 K: 0 S: 5	H: 0 LOB: 1 BB: 0 P: 4	R: 0 E: 0 K: 0 S: 3	H: 0 LOB: 0 BB: 0 P: 3	R: 0 E: 1 K: 1 S: 6	H: 0 LOB: 1 BB: 0 P: 6	R: 0 E: 0 K: 0 S: 4	H: 1 LOB: 1 BB: 0 P: 4		1B: 7 2B: 0 3B: 0 HR: 1	SF: 0 SAC: 0 DP: 0 HBP: 0	WP: 0 PB: 0 SB: 0 CS: 0
PITCHER Lary Sorensen, R ERA: 2.65 (1, 1)	IP: 9.0 WLS: W BF: 36 H: 8 R: 3 ER: 3 SO: 3 BB: 1 IBB: 0 HBP: 0 BLK: 0 WP: 0 HR: 1 S: 41 P: 45 ERA: 3.00 WHIP: 1.000																			

AB	35
R	3
H	8
RBI	3
BB	1
SO	3
LOB	11



Batter	1	2	3	4	5	6	7	8	9	AB	R	H	RBI	BB	SO	LOB	BOTTOM			
Paul Moltor, R OBP: 0.348, SLG: 0.211 (1, 4)	5-3				B2-3	G1-4-3				3	0	0	0	2	0	2	Baltimore Orioles @ Milwaukee Brewers Milwaukee County Stadium, Milwaukee, WI Fri Apr 13 1979, 7:05 PM EST Att: 14,040 - Unknown			
Don Money, R OBP: 0.462, SLG: 0.682 (1, 3)	HR				F9					2	2	0	0	3	0	2				
Cecil Cooper, L OBP: 0.462, SLG: 0.591 (1, 10)	HR	3-1					P5			3	1	1	2	2	0	3				
Larry Hisle, R OBP: 0.308, SLG: 0.600 (1, 7)	FC4-6 1B				F7					4	1	2	0	1	0	1				
Ben Oglivie, L OBP: 0.333, SLG: 0.357 (1, 9)	FC4-6 S				P6					4	1	0	0	1	0	4				
Sal Bando, R OBP: 0.400, SLG: 0.529 (1, 5)	1-3				P6					3	2	0	0	2	0	2				
Robin Yount, R OBP: 0.316, SLG: 0.667 (1, 6)		HR			1-3					4	2	2	2	0	0	1				
Gorman Thomas, R OBP: 0.350, SLG: 0.250 (1, 8)		K								2	0	1	1	2	1	0				
Buck Martinez, R (1, 2) Dick Davis, R OBP: 1.000, SLG: 1.000 (6, PH) Charlie Moore, R OBP: 0.375, SLG: 0.333 (7, 2)		6-3			K					2	0	0	0	0	1	1				
Inning Stats	R: 2 E: 0 K: 0 S: 5	H: 2 LOB: 1 BB: 1 P: 9	R: 1 E: 0 K: 1 S: 6	H: 1 LOB: 2 BB: 2 P: 14	R: 0 E: 0 K: 0 S: 3	H: 0 LOB: 0 BB: 0 P: 3	R: 0 E: 0 K: 1 S: 4	H: 0 LOB: 0 BB: 1 P: 8	R: 0 E: 0 K: 0 S: 3	H: 0 LOB: 2 BB: 2 P: 11	R: 1 E: 0 K: 0 S: 4	H: 2 LOB: 1 BB: 1 P: 8	R: 5 E: 0 K: 0 S: 5	H: 2 LOB: 2 BB: 5 P: 25	R: 0 E: 0 K: 0 S: 3	H: 0 LOB: 1 BB: 1 P: 7		1B: 4 2B: 1 3B: 0 HR: 2	SF: 1 SAC: 0 DP: 1 HBP: 0	WP: 2 PB: 0 SB: 0 CS: 1
PITCHER Steve Stone, R ERA: 6.75 (1, 1) Sammy Stewart, R ERA: 7.5 (6, 1) Don Stanhouse, R ERA: 9.0 (7, 1)	IP: 5.1 WLS: L BF: 26 H: 4 R: 4 ER: 4 SO: 2 BB: 7 IBB: 0 HBP: 0 BLK: 0 WP: 0 HR: 2 S: 23 P: 51 ERA: 6.75 WHIP: 2.062																			

AB	28
R	9
H	7
RBI	7
BB	13
SO	2
LOB	16



Batter	1	2	3	4	5	6	7	8	9	AB	R	H	RBI	BB	SO	LOB	TOP			
Al Bumby, L OBP: 0.297, SLG: 0.265 (1, 8)	0-3 K		1-0 FC5-4 HBP		0-3 K			0-3 K		3	0	0	0	0	3	0	Baltimore Orioles @ Milwaukee Brewers Milwaukee County Stadium, Milwaukee, WI Sun Apr 15 1979, 4:33 AM EST Att: 12,302 - Unknown livebaseballscores.com			
Mark Belanger, R OBP: 0.242, SLG: 0.179 (1, 6)	0-0 4-3		0-0 F8			0-0 5-3		4-0 FC6-4 BB		3	0	0	0	1	0	1				
Ken Singleton, S OBP: 0.289, SLG: 0.294 (1, 9)	0-3 K		0-0 FC5-4 1-2			0-0 F9		0-0 FC6-4 1-2		4	0	0	0	0	1	2				
Eddie Murray, S OBP: 0.297, SLG: 0.313 (1, 3)		4-0 G6-4-3 BB		4-0 1B 4-3 BB		0-0 F8			0-0 HR	2	1	1	1	2	0	0				
Doug DeCinces, R OBP: 0.324, SLG: 0.375 (1, 5)		0-0 G6-4-3 1-2		0-0 4-3 1-2			0-0 F7		0-0 1B 2B	4	1	1	0	0	0	2				
Lee May, R OBP: 0.333, SLG: 0.387 (1, 10)		0-0 1B		0-3 K			0-0 6-3		0-3 K	4	0	1	0	0	2	2				
Gary Roenicke, R OBP: 0.636, SLG: 0.500 (1, 7)		0-0 1B		0-0 1B			4-0 FC5-4 BB		0-0 1B	3	0	3	0	1	0	0				
Rick Dempsey, R OBP: 0.500, SLG: 0.481 (1, 2)		0-0 1-6-3			0-0 P5		0-0 FC5-4 1-2		0-0 G5-4-3 1B	4	0	1	1	0	0	3				
Larry Harlow, L OBP: 0.333, SLG: 0.375 (9, PR)										0	0	0	0	0	0	0				
Rich Dauer, R OBP: 0.185, SLG: 0.083 (1, 4)			0-0 6-3		0-0 5-3			0-3 K	0-0 G5-4-3 1-2	4	0	0	0	0	1	2				
Inning Stats	R: 0 E: 0 K: 2 S: 7	H: 0 LOB: 0 BB: 0 P: 7	R: 0 E: 0 K: 0 S: 4	H: 2 LOB: 2 BB: 1 P: 8	R: 0 E: 0 K: 0 S: 3	H: 0 LOB: 1 BB: 0 P: 4	R: 0 E: 0 K: 1 S: 5	H: 1 LOB: 2 BB: 1 P: 9	R: 0 E: 0 K: 1 S: 5	H: 0 LOB: 0 BB: 0 P: 5	R: 0 E: 0 K: 0 S: 3	H: 0 LOB: 1 BB: 1 P: 7	R: 0 E: 0 K: 2 S: 7	H: 0 LOB: 1 BB: 1 P: 11	R: 2 E: 0 K: 1 S: 8	H: 4 LOB: 2 BB: 0 P: 8	1B: 5 2B: 1 3B: 0 HR: 1	SF: 0 SAC: 0 DP: 2 HBP: 1	WP: 0 PB: 0 SB: 0 CS: 0	PA: 36
PITCHER Mike Caldwell, L ERA: 1.0 (1, 1)	IP: 9.0 WLS: W BF: 36 H: 7 R: 2 ER: 2 SO: 7 BB: 4 IBB: 0 HBP: 1 BLK: 0 WP: 0 HR: 1 S: 45 P: 62 ERA: 2.00 WHIP: 1.222															PITCHER				

Batter	1	2	3	4	5	6	7	8	9	AB	R	H	RBI	BB	SO	LOB	BOTTOM			
Paul Molitor, R OBP: 0.375, SLG: 0.370 (1, 4)	0-0 5-3		4-0 2B 6-3 BB		0-0 L9-3 1B		0-0 F9			3	1	1	0	1	0	0	Baltimore Orioles @ Milwaukee Brewers Milwaukee County Stadium, Milwaukee, WI Sun Apr 15 1979, 4:33 AM EST Att: 12,302 - Unknown livebaseballscores.com			
Robin Yount, R OBP: 0.333, SLG: 0.654 (1, 6)	0-0 6-3		0-0 6-3 2B		0-0 L9-3 1-2			0-0 6-3		4	0	1	0	0	0	1				
Cecil Cooper, L OBP: 0.543, SLG: 0.900 (1, 3)	0-0 1B 2B		0-0 6-3 2-3 3-H		0-0 2B			0-0 HR 1B		4	2	3	1	0	0	1				
Larry Hisle, R OBP: 0.371, SLG: 0.758 (1, 10)	0-0 2B 1B		0-0 F8		0-0 P3			0-0 HR		4	1	2	2	0	0	2				
Sixto Lezcano, R OBP: 0.296, SLG: 0.391 (1, 9)	0-0 1-3 2B			4-0 1B BB		0-0 CS 1B		0-3 K		3	0	2	1	1	1	0				
Sal Bando, R OBP: 0.321, SLG: 0.375 (1, 5)		0-0 L6		0-0 F3		0-0 F7 1-2		4-0 BB BB		3	0	0	0	1	0	2				
Jim Wohlford, R OBP: 0.500, SLG: 0.333 (1, 7)		0-3 K		0-0 1-2 1B		0-0 6-3		4-0 BB		3	0	1	0	1	1	0				
Gorman Thomas, R OBP: 0.346, SLG: 0.409 (1, 8)		0-0 F3		0-0 F7			0-0 F7	0-0 P4		4	0	0	0	0	0	4				
Charlie Moore, R OBP: 0.333, SLG: 0.250 (1, 2)			0-0 P6		0-0 F3		0-0 4-3			3	0	0	0	0	0	2				
Inning Stats	R: 1 E: 0 K: 0 S: 5	H: 3 LOB: 2 BB: 0 P: 5	R: 0 E: 0 K: 1 S: 5	H: 0 LOB: 0 BB: 0 P: 5	R: 1 E: 0 K: 0 S: 4	H: 1 LOB: 1 BB: 1 P: 8	R: 0 E: 0 K: 0 S: 4	H: 1 LOB: 2 BB: 1 P: 8	R: 0 E: 0 K: 0 S: 3	H: 2 LOB: 1 BB: 0 P: 4	R: 0 E: 0 K: 0 S: 3	H: 1 LOB: 0 BB: 0 P: 3	R: 0 E: 0 K: 1 S: 7	H: 0 LOB: 0 BB: 0 P: 3	R: 2 E: 0 K: 1 S: 7	H: 2 LOB: 2 BB: 2 P: 15	1B: 6 2B: 4 3B: 0 HR: 1	SF: 0 SAC: 0 DP: 1 HBP: 0	WP: 0 PB: 0 SB: 0 CS: 1	PA: 35
PITCHER Jim Palmer, R ERA: 3.46 (1, 1)	IP: 8.0 WLS: L BF: 35 H: 10 R: 4 ER: 4 SO: 2 BB: 4 IBB: 0 HBP: 0 BLK: 0 WP: 0 HR: 1 S: 35 P: 51 ERA: 4.50 WHIP: 1.750															PITCHER				

Batter	1	2	3	4	5	6	7	8	9	AB	R	H	RBI	BB	SO	LOB	TOP								
Paul Moltitor, R OBP: 0.351, SLG: 0.344 (1, 4)	F9		5-3			6-3	5-3		BB	5	0	1	0	0	0	2									
Sal Bando, R OBP: 0.364, SLG: 0.346 (1, 5)	G3-6-3 BB			5-3		2B 1B BB		E5 2B	BB	2	2	0	0	3	0	0									
Cecil Cooper, L OBP: 0.500, SLG: 0.829 (1, 3)	G3-6-3 1-2			F6		1B 1-3 SF8 2B		B2	F5	5	1	1	0	0	0	5									
Larry Hisle, R OBP: 0.385, SLG: 0.757 (1, 10)		K		HR				F2		4	1	2	1	0	1	1									
Sixto Lezcano, R OBP: 0.323, SLG: 0.577 (1, 9)		6-3		2B		SF8		PB		3	1	2	4	0	0	0									
Dick Davis, R OBP: 0.200, SLG: 0.200 (1, 7)		6-3		2H HR		F8		1-H 2B	K	4	0	0	0	0	1	2									
Robin Yount, R OBP: 0.355, SLG: 0.607 (1, 6)			5-3			P9		CS BB	1B BB	2	0	0	0	2	0	0									
Gorman Thomas, R OBP: 0.333, SLG: 0.360 (1, 8)			4-3 BB			K		K	F7	3	0	0	0	1	2	2									
Ray Fosse, R (1, 2)			4-3			F8			F8	2	0	0	0	1	0	1									
Ben Oglivie, L OBP: 0.318, SLG: 0.500 (9, PH)			4-3			F8			F8	1	0	0	0	0	0	1									
Buck Martinez, R (9, 2)			1-2					1-2 BB		0	0	0	0	0	0	0									
Inning Stats	R: 0 E: 0 K: 0 S: 2	H: 0 LOB: 0 BB: 1 P: 6	R: 0 E: 0 K: 1 S: 5	H: 0 LOB: 0 BB: 0 P: 5	R: 0 E: 0 K: 0 S: 3	H: 0 LOB: 1 BB: 1 P: 7	R: 2 E: 0 K: 0 S: 5	H: 2 LOB: 0 BB: 0 P: 5	R: 0 E: 0 K: 1 S: 5	H: 0 LOB: 0 BB: 0 P: 5	R: 2 E: 0 K: 0 S: 5	H: 2 LOB: 1 BB: 1 P: 9	R: 0 E: 0 K: 1 S: 4	H: 0 LOB: 2 BB: 2 P: 12	R: 1 E: 1 K: 1 S: 7	H: 1 LOB: 1 BB: 0 P: 7	R: 0 E: 0 K: 0 S: 4	H: 1 LOB: 3 BB: 2 P: 12	1B: 2 2B: 3 3B: 0 HR: 1	SF: 1 SAC: 0 DP: 1 HBP: 0	WP: 0 PB: 1 SB: 0 CS: 1	PA: 39			
PITCHER	IP	WLS	BF	H	R	ER	SO	BB	IBB	HBP	BLK	WP	HR	S	P	ERA	WHIP								
Mike Torrez, R ERA: 6.75 (1, 1)	7.2		32	5	5	4	3	5	0	0	0	0	1	33	53	4.70	1.304								
Dick Drago, R ERA: 2.31 (8, 1)	1.0		6	1	0	0	1	2	0	0	0	0	0	6	14	0.00	3.000								
Tom Burgmeier, L ERA: (9, 1)	0.1	W	1	0	0	0	0	0	0	0	0	0	0	1	1	0.00	0.000								

Milwaukee Brewers @ Boston Red Sox
Fenway Park, Boston, MA
Tue Apr 17 1979, 3:33 AM EST
Att: 16,053 - Unknown - 51 F

AB 31
R 5
H 6
RBI 5
BB 7
SO 4
LOB 14



Batter	1	2	3	4	5	6	7	8	9	AB	R	H	RBI	BB	SO	LOB	BOTTOM								
Jerry Remy, L OBP: 0.256, SLG: 0.297 (1, 4)	CS BB		1B 1B	4-3			E1 SF9 S		SH1-4 HR 1B	4	2	2	0	1	0	2									
Rick Burleson, R OBP: 0.314, SLG: 0.281 (1, 6)	K 1-2		5-3 1B 1-3 1B			L7		1-2 BB	SH1-4	3	0	1	0	1	1	1									
Fred Lynn, L OBP: 0.486, SLG: 1.000 (1, 8)	3-1		5-3 1B 1-2 3H			1-3		F5	HR	5	1	2	3	0	0	3									
Jim Rice, R OBP: 0.500, SLG: 0.577 (1, 7)		G3 1B BB	5-3			K		SF9		2	1	0	1	1	1	2									
Carl Yastrzemski, L OBP: 0.444, SLG: 0.621 (1, 10)		G3	K			HR		4-3		4	1	1	1	0	1	5									
George Scott, R OBP: 0.343, SLG: 0.310 (8, FR) Frank Duffy, R (9, 3)		6-3	L9			K			1B SH3 1B	4	0	1	0	0	1	3									
Jack Brohamer, L OBP: 0.375, SLG: 0.500 (1, 5) Larry Wolfe, R OBP: 0.300, SLG: 0.250 (8, PH) (9, 5)		1B BB		F8		F4		SH3		2	0	0	0	1	0	0									
Dwight Evans, R OBP: 0.324, SLG: 0.500 (1, 9)			F9			5-3			G6-4-3 1B	4	0	2	1	0	0	0									
Gary Allenson, R OBP: 0.412, SLG: 0.733 (1, 2)		F4						SF9 3B	G6-4-3	4	1	2	0	0	0	4									
Inning Stats	R: 0 E: 0 K: 1 S: 4	H: 0 LOB: 0 BB: 1 P: 8	R: 1 E: 0 K: 0 S: 4	H: 1 LOB: 2 BB: 2 P: 12	R: 1 E: 0 K: 1 S: 8	H: 3 LOB: 0 BB: 0 P: 8	R: 0 E: 0 K: 0 S: 4	H: 1 LOB: 1 BB: 0 P: 4	R: 0 E: 0 K: 1 S: 5	H: 0 LOB: 0 BB: 0 P: 5	R: 1 E: 0 K: 1 S: 6	H: 1 LOB: 0 BB: 0 P: 6	R: 1 E: 1 K: 0 S: 5	H: 1 LOB: 2 BB: 1 P: 9	R: 0 E: 0 K: 0 S: 4	H: 2 LOB: 2 BB: 0 P: 4	R: 2 E: 0 K: 0 S: 3	H: 2 LOB: 0 BB: 0 P: 3	1B: 8 2B: 0 3B: 1 HR: 2	SF: 1 SAC: 2 DP: 1 HBP: 0	WP: 0 PB: 0 SB: 1 CS: 1	PA: 39			
PITCHER	IP	WLS	BF	H	R	ER	SO	BB	IBB	HBP	BLK	WP	HR	S	P	ERA	WHIP								
Moose Haas, R ERA: 4.5 (1, 1)	6.0		26	6	3	3	4	3	0	0	0	0	0	31	43	4.50	1.500								
Bill Castro, R ERA: 3.0 (7, 1)	0.0		3	1	1	0	0	1	0	0	0	0	0	2	6										
Bob McClure, L ERA: 2.45 (7, 1)	0.1		1	0	0	0	0	0	0	0	0	0	0	1	1	0.00	0.000								
Bob Galasso, R ERA: 2.7 (7, 1)	0.1		1	0	0	0	0	0	0	0	0	0	0	1	1	0.00	0.000								
Jerry Augustine, L ERA: 16.2 (7, 1)	0.1		2	1	0	0	0	0	0	0	0	0	0	2	2	0.00	3.000								

Milwaukee Brewers @ Boston Red Sox
Fenway Park, Boston, MA
Tue Apr 17 1979, 3:33 AM EST
Att: 16,053 - Unknown - 51 F

AB 32
R 6
H 11
RBI 6
BB 4
SO 4
LOB 20



Batter	1	2	3	4	5	6	7	8	9	AB	R	H	RBI	BB	SO	LOB	TOP					
Paul Moltitor, R OBP: 0.381, SLG: 0.486 (1, 4)										5	2	3	1	0	0	0	Milwaukee Brewers @ Boston Red Sox Fenway Park, Boston, MA Wed Apr 18 1979, 3:33 AM EST Att: 19,213 - Unknown - 50 F					
Sal Bando, R OBP: 0.386, SLG: 0.433 (1, 5)										4	1	1	1	1	1	2						
Cecil Cooper, L OBP: 0.533, SLG: 0.897 (1, 3)										4	1	3	0	1	0	1						
Larry Hisle, R OBP: 0.372, SLG: 0.707 (1, 7)										4	0	1	1	0	0	5						
Ben Oglivie, L OBP: 0.308, SLG: 0.429 (1, 10)										3	0	0	0	0	1	4						
Sixto Lezcano, R OBP: 0.343, SLG: 0.536 (1, 9)										2	0	0	1	2	1	1						
Robin Yount, R OBP: 0.324, SLG: 0.548 (1, 6)										3	0	0	0	0	0	3						
Gorman Thomas, R OBP: 0.294, SLG: 0.310 (1, 8)										4	0	0	0	0	0	1						
Buck Martinez, R (1, 2)										4	0	0	0	0	2	1						
Inning Stats	R: 0 E: 0 K: 1 S: 7	H: 2 LOB: 2 BB: 0 P: 7	R: 0 E: 0 K: 1 S: 5	H: 0 LOB: 0 BB: 0 P: 5	R: 0 E: 0 K: 2 S: 7	H: 0 LOB: 0 BB: 0 P: 7	R: 0 E: 0 K: 0 S: 4	H: 1 LOB: 1 BB: 0 P: 4	R: 0 E: 0 K: 1 S: 5	H: 0 LOB: 0 BB: 0 P: 5	R: 1 E: 0 K: 0 S: 4	H: 1 LOB: 3 BB: 2 P: 13	R: 3 E: 0 K: 0 S: 7	H: 4 LOB: 1 BB: 0 P: 7	R: 0 E: 0 K: 0 S: 3	H: 0 LOB: 1 BB: 1 P: 7	R: 0 E: 0 K: 0 S: 2	H: 0 LOB: 0 BB: 1 P: 6	1B: 3 2B: 2 3B: 1 HR: 2	SF: 0 SAC: 1 DP: 1 HBP: 1	WP: 0 PB: 0 SB: 1 CS: 0	PA: 39
PITCHER	IP	WLS	BF	H	R	ER	SO	BB	IBB	HBP	BLK	WP	HR	S	P	ERA	WHIP					
Steve Renko, R ERA: 4.05 (1, 1)	6.2	L	29	6	3	3	5	2	0	1	0	0	2	36	45	4.05	1.200					
Bill Campbell, R ERA: 2.7 (7, 1)	1.1		7	2	1	1	0	1	0	0	0	0	0	6	10	6.75	2.250					
Andy Hassler, L ERA: (9, 1)	1.0		3	0	0	0	0	1	0	0	0	0	0	2	6	0.00	1.000					

Batter	1	2	3	4	5	6	7	8	9	AB	R	H	RBI	BB	SO	LOB	BOTTOM				
Jerry Remy, L OBP: 0.279, SLG: 0.317 (1, 4)										4	0	2	0	0	0	2	Milwaukee Brewers @ Boston Red Sox Fenway Park, Boston, MA Wed Apr 18 1979, 3:33 AM EST Att: 19,213 - Unknown - 50 F				
Rick Burleson, R OBP: 0.306, SLG: 0.361 (1, 6)										4	1	1	1	0	0	2					
Fred Lynn, L OBP: 0.463, SLG: 0.906 (1, 8)										4	0	1	0	0	0	1					
Jim Rice, R OBP: 0.450, SLG: 0.500 (1, 10)										4	0	0	0	0	0	2					
Carl Yastrzemski, L OBP: 0.425, SLG: 0.576 (1, 7)										4	0	1	0	0	0	0					
George Scott, R OBP: 0.333, SLG: 0.303 (1, 3)										4	0	1	0	0	1	0					
Jack Brohamer, L OBP: 0.370, SLG: 0.480 (1, 5)										3	0	1	0	0	0	2					
Dwight Evans, R OBP: 0.324, SLG: 0.469 (1, 9)										2	0	0	0	1	0	2					
Gary Allenson, R OBP: 0.400, SLG: 0.667 (1, 2)										3	0	1	0	0	0	0					
Inning Stats	R: 0 E: 0 K: 0 S: 4	H: 1 LOB: 1 BB: 0 P: 4	R: 0 E: 0 K: 1 S: 6	H: 1 LOB: 1 BB: 0 P: 6	R: 0 E: 0 K: 0 S: 3	H: 1 LOB: 0 BB: 0 P: 3	R: 0 E: 0 K: 0 S: 3	H: 0 LOB: 0 BB: 0 P: 3	R: 0 E: 0 K: 0 S: 4	H: 0 LOB: 0 BB: 0 P: 4	R: 0 E: 0 K: 0 S: 3	H: 0 LOB: 0 BB: 0 P: 3	R: 1 E: 0 K: 0 S: 4	H: 1 LOB: 1 BB: 0 P: 4	R: 0 E: 0 K: 0 S: 3	H: 0 LOB: 0 BB: 0 P: 3	1B: 7 2B: 1 3B: 0 HR: 1	SF: 0 SAC: 0 DP: 3 HBP: 0	WP: 0 PB: 0 SB: 0 CS: 0	PA: 33	
PITCHER	IP	WLS	BF	H	R	ER	SO	BB	IBB	HBP	BLK	WP	HR	S	P	ERA	WHIP				
Lary Sorensen, R ERA: 2.08 (1, 1)	9.0	W	33	8	1	1	1	1	0	0	0	0	1	34	38	1.00	1.000				

Batter	1	2	3	4	5	6	7	8	9	AB	R	H	RBI	BB	SO	LOB	TOP										
Paul Moltis, R OBP: 0.370, SLG: 0.488 (1, 4)	F8	F9			B5-3			1B 2B		4	1	1	0	0	0	2											
Sal Bando, R OBP: 0.357, SLG: 0.394 (1, 5)	HR HBP		P1		6-3			6-3		3	1	0	0	0	0	1											
Cecil Cooper, L OBP: 0.531, SLG: 0.930 (1, 3)	1-H HR		6-3			G3		WP 2-H 1B		4	1	2	3	0	0	0											
Larry Hisle, R OBP: 0.340, SLG: 0.644 (1, 7)	F7		K			4-3		K 1-2		4	0	0	0	0	2	1											
Ben Oglivie, L OBP: 0.267, SLG: 0.360 (1, 10)	K				F5			F8		4	0	0	0	0	2	0											
Sixto Lezcano, R OBP: 0.333, SLG: 0.500 (1, 9)		F9			L7			K G6-4-3 1B		4	0	1	0	0	1	0											
Robin Yount, R OBP: 0.316, SLG: 0.500 (1, 6)		5-3			BB			F9 1-2		3	0	0	0	1	0	1											
Gorman Thomas, R OBP: 0.297, SLG: 0.290 (1, 8)		1B BB			K			K		2	0	0	0	1	2	1											
Charlie Moore, R OBP: 0.333, SLG: 0.267 (1, 2)		1-2 1B			1-3			F8		3	0	1	0	0	0	0											
Inning Stats	R: 2 E: 0 K: 1 S: 6	H: 1 LOB: 0 BB: 0 P: 7	R: 0 E: 0 K: 0 S: 4	H: 1 LOB: 2 BB: 1 P: 8	R: 0 E: 0 K: 1 S: 5	H: 0 LOB: 0 BB: 0 P: 5	R: 0 E: 0 K: 1 S: 5	H: 0 LOB: 1 BB: 1 P: 9	R: 0 E: 0 K: 0 S: 3	H: 0 LOB: 0 BB: 0 P: 3	R: 0 E: 0 K: 2 S: 7	H: 0 LOB: 0 BB: 0 P: 7	R: 0 E: 0 K: 1 S: 5	H: 1 LOB: 0 BB: 0 P: 5	R: 1 E: 0 K: 1 S: 7	H: 2 LOB: 1 BB: 0 P: 7	R: 0 E: 0 K: 1 S: 5	H: 1 LOB: 0 BB: 0 P: 5	1B: 3 2B: 1 3B: 0 HR: 1	SF: 0 SAC: 0 DP: 1 HBP: 1	WP: 1 PB: 0 CS: 0	PA: 34					
PITCHER	IP	WLS	BF	H	R	ER	SO	BB	IBB	HBP	BLK	WP	HR	S	P	ERA	WHIP										
Chuck Rainey, R ERA: 3.38 (1, 1)	7.2	W	30	4	3	3	5	2	0	1	0	0	1	37	46	3.52	0.783										
Dick Drago, R ERA: 2.08 (8, 1)	1.1	S	4	1	0	0	2	0	0	0	0	1	0	8	8	0.00	0.750										

Milwaukee Brewers @ Boston Red Sox
Fenway Park, Boston, MA
Thu Apr 19 1979, 3:33 AM EST
Att: 20,485 - Unknown - 50 F

AB 31
R 3
H 5
RBI 3
BB 2
SO 7
LOB 6



Batter	1	2	3	4	5	6	7	8	9	AB	R	H	RBI	BB	SO	LOB	BOTTOM										
Jerry Remy, L OBP: 0.250, SLG: 0.283 (1, 4)	L7	2-3			1-3	F8		F8		5	0	0	0	0	0	3											
Rick Burleson, R OBP: 0.341, SLG: 0.400 (1, 6)	1B		FC3-6 BB		G3 E 2B	B5-3		F8		4	1	2	0	1	0	0											
Fred Lynn, L OBP: 0.444, SLG: 0.833 (1, 8)	G5-4-3 1B		FC3-6 2B 1-2		G3	F6				4	0	1	0	0	0	2											
Jim Rice, R OBP: 0.409, SLG: 0.441 (1, 10)	G5-4-3 1-2		K		E6 BB 2B		E3 4-3 E 2B			4	2	0	0	0	1	3											
Carl Yastrzemski, L OBP: 0.455, SLG: 0.611 (1, 7)		FC1-4 1B			2B 1B BB		4-3			3	1	2	0	1	0	1											
George Scott, R OBP: 0.349, SLG: 0.378 (1, 3)	F8		6-3		1B 2B					4	1	2	2	0	0	3											
Jack Brohamer, L OBP: 0.387, SLG: 0.483 (1, 5)		FC1-4 1B			F8		1B 2B			4	0	2	2	0	0	1											
Dwight Evans, R OBP: 0.317, SLG: 0.444 (1, 9)		FC1-4 BB			F6		1B			4	0	1	0	0	0	3											
Gary Allenson, R OBP: 0.375, SLG: 0.571 (1, 2)		1-2 BB			6-3		K			3	0	0	0	1	1	2											
Inning Stats	R: 0 E: 0 K: 0 S: 4	H: 2 LOB: 1 BB: 0 P: 4	R: 0 E: 0 K: 0 S: 5	H: 2 LOB: 3 BB: 1 P: 9	R: 0 E: 0 K: 1 S: 6	H: 1 LOB: 2 BB: 1 P: 10	R: 0 E: 0 K: 0 S: 3	H: 0 LOB: 0 BB: 0 P: 3	R: 4 E: 1 K: 1 S: 10	H: 4 LOB: 2 BB: 1 P: 14	R: 0 E: 0 K: 0 S: 3	H: 0 LOB: 0 BB: 0 P: 3	R: 1 E: 2 K: 0 S: 5	H: 1 LOB: 1 BB: 0 P: 5	R: 0 E: 0 K: 0 S: 3	H: 0 LOB: 0 BB: 0 P: 3	1B: 6 2B: 4 3B: 0 HR: 0	SF: 0 SAC: 0 DP: 1 HBP: 0	WP: 0 PB: 0 CS: 0	PA: 38							
PITCHER	IP	WLS	BF	H	R	ER	SO	BB	IBB	HBP	BLK	WP	HR	S	P	ERA	WHIP										
Jim Slaton, R ERA: 4.22 (1, 1)	4.2	L	26	9	4	0	1	3	0	0	0	0	0	25	37	0.00	2.571										
Reggie Cleveland, R ERA: 5.14 (5, 1)	3.1		12	1	1	0	1	0	0	0	0	0	0	14	14	0.00	0.300										

Milwaukee Brewers @ Boston Red Sox
Fenway Park, Boston, MA
Thu Apr 19 1979, 3:33 AM EST
Att: 20,485 - Unknown - 50 F

AB 35
R 5
H 10
RBI 4
BB 3
SO 2
LOB 18



Batter	1	2	3	4	5	6	7	8	9	AB	R	H	RBI	BB	SO	LOB	TOP				
Paul Moltor, R OBP: 0.373, SLG: 0.478 (1,4)	E4 WP	FC5-4 S			HR 1B		FC5-4 1B		F4	5	1	2	0	0	0	3	Milwaukee Brewers @ Baltimore Orioles Memorial Stadium, Baltimore, MD Fri Apr 20 1979, 6:05 PM EST Att: 11,234 - Unknown				
Robin Yount, R OBP: 0.302, SLG: 0.447 (1,6)	F9	K 1-2			F8		FC5-4 1-2			4	0	0	0	1	1	5					
Cecil Cooper, L OBP: 0.500, SLG: 0.917 (1,3)	F9 1-2		4-3		HR 1-H		F3		F7	5	1	1	2	0	0	4					
Larry Hisle, R OBP: 0.353, SLG: 0.625 (1,7)				F8	5-3				SH5-3 1B	3	0	1	0	1	0	0					
Ben Oglivie, L OBP: 0.242, SLG: 0.321 (1,10)	1-3		G3						SH5-3 1-2	3	0	0	0	0	0	2					
Sixto Lezcano, R OBP: 0.372, SLG: 0.629 (1,9)		HR			G6-4-3 BB		F9 2B		6-3	3	1	2	1	1	0	1					
Sal Bando, R OBP: 0.348, SLG: 0.361 (1,5)		FC5-4 BB			F8		F9 2-3		F9	3	0	0	0	1	0	3					
Gorman Thomas, R OBP: 0.268, SLG: 0.257 (1,8)		K		G6-4-3 1-2			K		F8	4	0	0	0	0	2	3					
Charlie Moore, R OBP: 0.364, SLG: 0.278 (1,2)		FC5-4 BB			F3		F8		BB 1B	3	0	1	0	1	0	0					
Inning Stats	R: 0 E: 1 K: 0 S: 4	H: 0 LOB: 2 BB: 1 P: 8	R: 1 E: 0 K: 2 S: 8	H: 1 LOB: 2 BB: 2 P: 16	R: 0 E: 0 K: 0 S: 3	H: 0 LOB: 0 BB: 0 P: 3	R: 0 E: 0 K: 0 S: 2	H: 0 LOB: 0 BB: 1 P: 6	R: 2 E: 0 K: 1 S: 5	H: 2 LOB: 0 BB: 0 P: 5	R: 0 E: 0 K: 1 S: 6	H: 1 LOB: 1 BB: 0 P: 6	R: 0 E: 0 K: 0 S: 4	H: 1 LOB: 1 BB: 0 P: 4	R: 0 E: 0 K: 0 S: 4	H: 1 LOB: 1 BB: 1 P: 8	1B: 4 2B: 1 3B: 0 HR: 2	SF: 0 SAC: 1 DP: 1 HBP: 0	WP: 1 PB: 0 SB: 1 CS: 0	PA: 39	
PITCHER	IP	WLS	BF	H	R	ER	SO	BB	IBB	HBP	BLK	WP	HR	S	P	ERA	WHIP				
Steve Stone, R ERA: 5.11 (1,1)	7.0	W	31	6	3	3	3	4	0	0	0	1	2	33	49	3.86	1.429				
Don Stanhouse, R ERA: 5.4 (8,1)	2.0	S	8	1	0	0	0	1	0	0	0	0	0	7	11	0.00	1.000				

Batter	1	2	3	4	5	6	7	8	9	AB	R	H	RBI	BB	SO	LOB	BOTTOM				
Larry Harlow, L OBP: 0.429, SLG: 0.417 (1,8)	2B 4-3 1B			F5 1-2		F8				4	1	2	1	1	0	2	Milwaukee Brewers @ Baltimore Orioles Memorial Stadium, Baltimore, MD Fri Apr 20 1979, 6:05 PM EST Att: 11,234 - Unknown				
Rick Dempsey, R OBP: 0.448, SLG: 0.488 (1,2)	4-3 1B	6-3		6-3		F7				4	1	1	0	0	0	4					
Ken Singleton, S OBP: 0.315, SLG: 0.396 (1,9)	4-3			F8		HR				4	1	1	2	0	0	1					
Gary Roenicke, R OBP: 0.619, SLG: 0.556 (1,7)	E 1B			1B 1B		1B		L8		4	1	3	1	0	0	0					
Doug DeCinces, R OBP: 0.321, SLG: 0.378 (1,5)	E5 G6-4-3			F5		F7		F4		4	0	0	0	0	0	3					
Eddie Murray, S OBP: 0.302, SLG: 0.283 (1,3)	G6-4-3 1-2			1B 1B		K		L8		4	0	1	0	0	1	3					
Lee May, R OBP: 0.298, SLG: 0.356 (1,10)		6-3		1-3 2-H 1B		K		F7		4	0	1	1	0	1	1					
Mark Belanger, R OBP: 0.270, SLG: 0.281 (1,6)				F9		F9		2B 2B		4	1	2	0	0	0	0					
Rich Dauer, R OBP: 0.263, SLG: 0.286 (1,4)		6-3		WP 1B		2B		2-H 1B 2B		4	1	3	1	0	0	1					
Inning Stats	R: 2 E: 1 K: 0 S: 6	H: 3 LOB: 1 BB: 0 P: 6	R: 0 E: 0 K: 0 S: 4	H: 1 LOB: 2 BB: 1 P: 8	R: 1 E: 0 K: 0 S: 5	H: 3 LOB: 2 BB: 0 P: 5	R: 0 E: 0 K: 0 S: 4	H: 1 LOB: 1 BB: 0 P: 4	R: 1 E: 0 K: 2 S: 9	H: 2 LOB: 1 BB: 0 P: 9	R: 0 E: 0 K: 0 S: 4	H: 1 LOB: 1 BB: 0 P: 4	R: 0 E: 0 K: 0 S: 3	H: 0 LOB: 0 BB: 0 P: 3	R: 2 E: 0 K: 0 S: 5	H: 3 LOB: 1 BB: 0 P: 5	1B: 8 2B: 5 3B: 0 HR: 1	SF: 0 SAC: 0 DP: 1 HBP: 0	WP: 1 PB: 0 SB: 0 CS: 0	PA: 37	
PITCHER	IP	WLS	BF	H	R	ER	SO	BB	IBB	HBP	BLK	WP	HR	S	P	ERA	WHIP				
Mike Caldwell, L ERA: 2.31 (1,1)	8.0	L	37	14	6	6	2	1	0	0	0	1	1	40	44	6.75	1.875				

Batter	1	2	3	4	5	6	7	8	9	AB	R	H	RBI	BB	SO	LOB	TOP			
Paul Moltzer, R OBP: 0.367, SLG: 0.444 (1, 4)										5	0	2	1	0	0	1	Milwaukee Brewers @ Baltimore Orioles Memorial Stadium, Baltimore, MD Sun Apr 22 1979, 3:33 AM EST Unknown			
Sal Bando, R OBP: 0.373, SLG: 0.390 (1, 5)										5	0	3	0	0	0	2				
Cecil Cooper, L OBP: 0.468, SLG: 0.818 (1, 3)										3	0	0	0	1	0	4				
Larry Hisle, R OBP: 0.373, SLG: 0.611 (1, 10)										2	0	0	0	2	0	2				
Sixto Lezcano, R OBP: 0.392, SLG: 0.575 (1, 9)										3	1	0	0	1	0	4				
Dick Davis, R OBP: 0.222, SLG: 0.222 (1, 7)										4	0	1	0	0	1	1				
Robin Yount, R OBP: 0.314, SLG: 0.395 (1, 6)										3	0	0	0	1	0	2				
Jim Wohlford, R OBP: 0.375, SLG: 0.286 (1, 8)										4	0	1	1	0	0	2				
Charlie Moore, R OBP: 0.385, SLG: 0.364 (1, 2)										4	1	2	0	0	1	2				
Inning Stats	R: 0 E: 0 K: 0 S: 4	H: 1 LOB: 1 BB: 0 P: 4	R: 1 E: 0 K: 1 S: 5	H: 1 LOB: 1 BB: 2 P: 13	R: 0 E: 0 K: 0 S: 3	H: 1 LOB: 0 BB: 0 P: 3	R: 0 E: 0 K: 0 S: 4	H: 1 LOB: 2 BB: 1 P: 8	R: 0 E: 0 K: 0 S: 3	H: 0 LOB: 0 BB: 0 P: 3	R: 1 E: 0 K: 0 S: 5	H: 3 LOB: 1 BB: 0 P: 5	R: 0 E: 0 K: 0 S: 3	H: 0 LOB: 0 BB: 0 P: 3	R: 0 E: 0 K: 1 S: 6	H: 1 LOB: 1 BB: 0 P: 6	1B: 8 2B: 1 3B: 0 HR: 0	SF: 0 SAC: 0 DP: 3 HBP: 0	WP: 0 PB: 0 SB: 0 CS: 0	PA: 38
PITCHER Dennis Martinez, R ERA: 4.5 (1, 1)	IP: 9.0 WLS: W BF: 38	H: 9 R: 2 ER: 2 SO: 2	BB: 5 IBB: 0 HBP: 0 BLK: 0	WP: 0 HR: 0 S: 37 P: 57	ERA: 2.00 WHIP: 1.556	PITCHER	IP: 9.0 WLS: W BF: 38	H: 9 R: 2 ER: 2 SO: 2	BB: 5 IBB: 0 HBP: 0 BLK: 0	WP: 0 HR: 0 S: 37 P: 57	ERA: 2.00 WHIP: 1.556	PITCHER	IP: 9.0 WLS: W BF: 38	H: 9 R: 2 ER: 2 SO: 2	BB: 5 IBB: 0 HBP: 0 BLK: 0	WP: 0 HR: 0 S: 37 P: 57	ERA: 2.00 WHIP: 1.556			

Batter	1	2	3	4	5	6	7	8	9	AB	R	H	RBI	BB	SO	LOB	BOTTOM			
Al Bumby, L OBP: 0.259, SLG: 0.240 (1, 8) (8, 7)										4	1	1	0	0	1	2	Milwaukee Brewers @ Baltimore Orioles Memorial Stadium, Baltimore, MD Sun Apr 22 1979, 3:33 AM EST Unknown			
Billy Smith, S OBP: 0.133, SLG: 0.133 (1, 4)										4	0	0	0	0	1	2				
Ken Singleton, S OBP: 0.323, SLG: 0.393 Larry Hartow, L OBP: 0.389, SLG: 0.375 (7, PR) (8, 8)										4	0	2	2	0	0	0				
Eddie Murray, S OBP: 0.328, SLG: 0.302 (1, 3)										3	1	1	0	1	0	1				
Doug DeCinces, R OBP: 0.328, SLG: 0.442 (1, 5)										4	2	2	1	0	0	3				
Lee May, R OBP: 0.309, SLG: 0.472 (1, 10)										4	0	0	0	0	1	4				
John Lowenstein, L OBP: 0.593, SLG: 1.222 (8, 9)										3	1	2	1	1	0	0				
Mark Belanger, R OBP: 0.227, SLG: 0.231 (1, 6)										3	0	0	0	0	0	3				
Dave Skaggs, R OBP: 0.200, SLG: 0.200 (1, 2)										3	1	1	0	0	1	2				
Inning Stats	R: 0 E: 0 K: 0 S: 3	H: 0 LOB: 0 BB: 0 P: 3	R: 2 E: 0 K: 1 S: 7	H: 2 LOB: 0 BB: 0 P: 7	R: 2 E: 0 K: 1 S: 8	H: 3 LOB: 2 BB: 1 P: 12	R: 0 E: 0 K: 1 S: 5	H: 1 LOB: 1 BB: 0 P: 5	R: 0 E: 0 K: 0 S: 3	H: 0 LOB: 0 BB: 0 P: 3	R: 2 E: 1 K: 1 S: 8	H: 2 LOB: 2 BB: 1 P: 12	R: 0 E: 0 K: 0 S: 4	H: 1 LOB: 1 BB: 0 P: 4	R: 0 E: 0 K: 0 S: 3	H: 0 LOB: 0 BB: 0 P: 3	1B: 4 2B: 4 3B: 0 HR: 2	SF: 0 SAC: 1 DP: 1 HBP: 0	WP: 1 PB: 0 SB: 0 CS: 1	PA: 35
PITCHER Moose Haas, R ERA: 5.73 Reggie Cleveland, R ERA: 4.0 Bob Galasso, R ERA: 2.08 (1, 1) (6, 1) (8, 1)	IP: 5.0 WLS: L BF: 23	H: 8 R: 6 ER: 4 SO: 3	BB: 1 IBB: 0 HBP: 0 BLK: 0	WP: 0 HR: 2 S: 28 P: 32	ERA: 7.20 WHIP: 1.800	PITCHER	IP: 2.0 WLS: 9 BF: 9	H: 1 R: 0 ER: 0 SO: 1	BB: 0 IBB: 0 HBP: 0 BLK: 0	WP: 0 HR: 0 S: 10 P: 14	ERA: 0.00 WHIP: 0.500	PITCHER	IP: 1.0 WLS: 3 BF: 0	H: 0 R: 0 ER: 0 SO: 0	BB: 0 IBB: 0 HBP: 0 BLK: 0	WP: 0 HR: 0 S: 3 P: 3	ERA: 0.00 WHIP: 0.000			

Batter	1	2	3	4	5	6	7	8	9	AB	R	H	RBI	BB	SO	LOB	TOP											
Paul Moltzer, R OBP: 0.397, SLG: 0.491 Jim Gantner, L (5, FR) (5, 4)	SH1-3 2B		1B		1-2 1B			K	K	3	0	3	0	0	0	0												
Jim Wohlford, R OBP: 0.273, SLG: 0.200	SH1-3 2-3		1-3		L5			F7		3	0	0	0	0	0	3												
Cecil Cooper, L OBP: 0.470, SLG: 0.797	K				G5-4-3 1B			F8		4	1	2	0	0	1	1												
Larry Hisle, R OBP: 0.365, SLG: 0.586	F7				G5-4-3 1-2			5-3		4	1	1	0	0	0	2												
Sixto Lezcano, R OBP: 0.400, SLG: 0.636		6-3			1B			F7		4	1	2	3	0	0	0												
Sal Bando, R OBP: 0.345, SLG: 0.356		3-1			F8			F4		4	0	0	0	0	0	1												
Robin Yount, R OBP: 0.309, SLG: 0.404		5-3						K		4	0	1	0	0	1	0												
Gorman Thomas, R OBP: 0.245, SLG: 0.214					K			5-3		4	0	0	0	0	2	1												
Buck Martinez, R OBP: 0.067, SLG: 0.067 Ray Fosse, R (7, PH) (7, 2)					F8			5-3		2	0	1	0	0	0	0												
								1B		2	0	1	0	0	0	1												
Inning Stats	R: 0 E: 0 K: 1 S: 6	H: 1 LOB: 1 BB: 0 P: 6	R: 0 E: 0 K: 0 S: 3	H: 0 LOB: 0 BB: 0 P: 3	R: 0 E: 0 K: 1 S: 6	H: 1 LOB: 1 BB: 0 P: 6	R: 0 E: 0 K: 0 S: 4	H: 2 LOB: 1 BB: 0 P: 4	R: 0 E: 0 K: 1 S: 7	H: 2 LOB: 2 BB: 0 P: 7	R: 0 E: 0 K: 0 S: 3	H: 0 LOB: 0 BB: 0 P: 3	R: 0 E: 0 K: 0 S: 4	H: 1 LOB: 1 BB: 0 P: 4	R: 3 E: 0 K: 1 S: 8	H: 3 LOB: 0 BB: 0 P: 8	R: 0 E: 0 K: 2 S: 8	H: 1 LOB: 1 BB: 0 P: 8	1B: 8 2B: 2 3B: 0 HR: 1	SF: 0 SAC: 1 DP: 1 HBP: 0	WP: 0 PB: 0 SB: 0 CS: 0	PA: 37						
PITCHER	IP	WLS	BF	H	R	ER	SO	BB	IBB	HBP	BLK	WP	HR	S	P	ERA	WHIP											
Mike Flanagan, L ERA: 5.87	(1, 1)	8.0	W	33	10	3	3	4	0	0	0	0	0	1	41	41	3.38	1.250										
Tim Stoddard, R ERA: 1.69	(9, 1)	1.0		4	1	0	0	2	0	0	0	0	0	0	8	8	0.00	1.000										

Milwaukee Brewers @ Baltimore Orioles
Memorial Stadium, Baltimore, MD
Sun Apr 22 1979, 6:05 PM EST
Att: 22,598 - Unknown

AB 36
R 3
H 11
RBI 3
BB 0
SO 6
LOB 10



Batter	1	2	3	4	5	6	7	8	9	AB	R	H	RBI	BB	SO	LOB	BOTTOM											
Larry Harlow, L OBP: 0.364, SLG: 0.350	3-1				G3			K		4	0	1	0	0	1	2												
Rich Dauer, R OBP: 0.283, SLG: 0.286	1B				F7			E7 1B		4	3	2	0	0	0	1												
Ken Singleton, S OBP: 0.348, SLG: 0.458	1-3 1B				1-2 HR			F7		3	2	2	1	1	0	1												
Eddie Murray, S OBP: 0.354, SLG: 0.351	1B				F7			G6-4-3 1B		4	0	3	4	0	0	0												
Doug DeCinces, R OBP: 0.338, SLG: 0.491	F7				HR			G6-4-3 1-2		3	1	1	1	1	0	2												
Gary Roenicke, R OBP: 0.517, SLG: 0.480					F9			6-3		4	1	1	0	0	0	2												
Pat Kelly, L OBP: 0.421, SLG: 0.286 Al Bumbry, L OBP: 0.259, SLG: 0.240					1B			4-3		3	0	1	0	1	0	0												
Rick Dempsey, R OBP: 0.439, SLG: 0.447					1B			BB		0	0	0	0	0	0	0												
Kiko Garcia, R OBP: 0.250, SLG: 0.217 Mark Belanger, R OBP: 0.227, SLG: 0.231					G6-4-3 1-3 3-H			F9		4	0	1	1	0	0	1												
					G6-4-3 1-2			1B		0	0	0	0	0	0	0												
Inning Stats	R: 1 E: 0 K: 0 S: 5	H: 3 LOB: 1 BB: 0 P: 5	R: 1 E: 0 K: 0 S: 4	H: 3 LOB: 0 BB: 0 P: 4	R: 1 E: 0 K: 0 S: 4	H: 2 LOB: 0 BB: 0 P: 4	R: 1 E: 0 K: 0 S: 5	H: 2 LOB: 2 BB: 1 P: 9	R: 1 E: 1 K: 0 S: 4	H: 1 LOB: 0 BB: 0 P: 4	R: 0 E: 0 K: 0 S: 3	H: 0 LOB: 0 BB: 0 P: 3	R: 2 E: 0 K: 1 S: 7	H: 2 LOB: 2 BB: 2 P: 15	R: 0 E: 0 K: 0 S: 3	H: 0 LOB: 0 BB: 0 P: 3	1B: 9 2B: 2 3B: 0 HR: 2	SF: 0 SAC: 0 DP: 2 HBP: 0	WP: 0 PB: 0 SB: 0 CS: 1	PA: 36								
PITCHER	IP	WLS	BF	H	R	ER	SO	BB	IBB	HBP	BLK	WP	HR	S	P	ERA	WHIP											
Lary Sorensen, R ERA: 3.1	(1, 1)	3.0	L	14	9	4	4	0	0	0	0	0	0	2	14	14	12.00	3.000										
Jerry Augustine, L ERA: 5.79	(4, 1)	3.0		12	2	1	0	0	1	0	0	0	0	0	11	15	0.00	1.000										
Bob McClure, L ERA: 5.79	(7, 1)	1.0		7	2	2	2	1	2	0	0	0	0	0	7	15	18.00	4.000										
Bill Castro, R ERA: 2.25	(8, 1)	1.0		3	0	0	0	0	0	0	0	0	0	0	3	3	0.00	0.000										

Milwaukee Brewers @ Baltimore Orioles
Memorial Stadium, Baltimore, MD
Sun Apr 22 1979, 6:05 PM EST
Att: 22,598 - Unknown

AB 33
R 7
H 13
RBI 7
BB 3
SO 1
LOB 10



Batter	1	2	3	4	5	6	7	8	9	AB	R	H	RBI	BB	SO	LOB	TOP					
Ron LeFlore, R OBP: 0.327, SLG: 0.340 (1, 10)	F8	K			S		FC4			3	0	1	0	1	1	1	Detroit Tigers @ Milwaukee Brewers Milwaukee County Stadium, Milwaukee, WI Thu Apr 26 1979, 4:33 AM EST Unknown - 52 F					
Lou Whitaker, L OBP: 0.404, SLG: 0.533 (1, 4)	1B		F7		L7		FC4			4	0	1	0	0	0	3						
Jason Thompson, L OBP: 0.385, SLG: 0.345 (1, 3)	F3		4-3			1B		4-3		4	0	1	0	0	0	1						
Lance Parrish, R OBP: 0.273, SLG: 0.375 (1, 2)	1B		F8			K		L6		4	0	1	0	0	1	1						
Jerry Morales, R OBP: 0.216, SLG: 0.255 (1, 8)	4-3		F8		L5			K		4	0	0	0	0	1	3						
Phil Mankowski, L OBP: 0.316, SLG: 0.313 (1, 5)		K	4-3		4-3			F7		4	0	0	0	0	1	1						
Tim Corcoran, L OBP: 0.389, SLG: 0.214 (1, 7)		S	4-3		4-3		G3			3	1	1	0	1	0	0						
Dan Gonzales, L OBP: 0.250, SLG: 0.313 (1, 9)		1B	4-3		F2			F8		4	0	2	1	0	0	1						
Mark Wagner, R OBP: 0.412, SLG: 0.625 Milt May, L OBP: 0.333, SLG: 0.455 (9, PH)	4-3		4-3		6-3		F9		K	3	0	0	0	0	0	2						
Inning Stats	R: 0 E: 0 K: 0 S: 5	H: 2 LOB: 2 BB: 0 P: 5	R: 1 E: 0 K: 2 S: 8	H: 1 LOB: 1 BB: 1 P: 12	R: 0 E: 0 K: 0 S: 3	H: 0 LOB: 0 BB: 0 P: 3	R: 0 E: 0 K: 0 S: 3	H: 0 LOB: 0 BB: 0 P: 3	R: 0 E: 0 K: 1 S: 4	H: 1 LOB: 1 BB: 0 P: 4	R: 0 E: 0 K: 1 S: 6	H: 1 LOB: 2 BB: 1 P: 6	R: 0 E: 0 K: 1 S: 4	H: 0 LOB: 0 BB: 0 P: 8	R: 0 E: 0 K: 1 S: 5	H: 1 LOB: 1 BB: 0 P: 6	R: 0 E: 0 K: 1 S: 6	H: 1 LOB: 1 BB: 0 P: 6	1B: 7 2B: 0 3B: 0 HR: 0	SF: 0 SAC: 0 DP: 0 HBP: 0	WP: 0 PB: 0 SB: 3 CS: 0	PA: 36
PITCHER Jim Slaton, R ERA: 2.75 (1, 1)	IP: 9.0 WLS: W BF: 36 H: 7 R: 1 ER: 1 SO: 5 BB: 2 IBB: 0 HBP: 0 BLK: 0 WP: 0 HR: 0 S: 44 P: 52 ERA: 1.00 WHIP: 1.000															PITCHER						

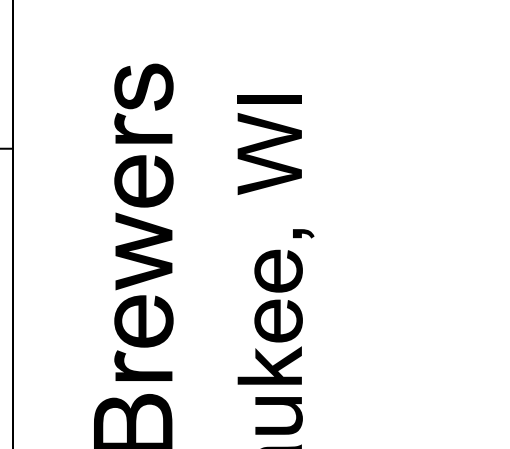
Batter	1	2	3	4	5	6	7	8	9	AB	R	H	RBI	BB	SO	LOB	BOTTOM			
Robin Yount, R OBP: 0.288, SLG: 0.373 (1, 6)	F9		6-3			6-3	FC5-2-5			4	0	0	0	0	0	3	Detroit Tigers @ Milwaukee Brewers Milwaukee County Stadium, Milwaukee, WI Thu Apr 26 1979, 4:33 AM EST Unknown - 52 F			
Gorman Thomas, R OBP: 0.283, SLG: 0.348 (1, 8)	G3			G4-6-3		5-3		HR		4	1	3	1	0	0	1				
Cecil Cooper, L OBP: 0.457, SLG: 0.810 (1, 3)	G3		G4-6-3				HR	F8		4	1	1	1	0	0	2				
Don Money, R OBP: 0.382, SLG: 0.517 Jim Wohlford, R OBP: 0.250, SLG: 0.182 (7, PR)	5-3		F7				SH3-4	K		2	0	0	0	0	0	1				
Ben Oglivie, L OBP: 0.244, SLG: 0.389 (1, 7)		G3			F9		SH3-4	HR		4	2	2	1	0	0	0				
Sixto Lezcano, R OBP: 0.379, SLG: 0.596 (1, 9)	F6				F8		SH3-4	6-3		3	0	0	0	0	0	0				
Sal Bando, R OBP: 0.345, SLG: 0.340 (1, 5)	5-3				6-3		WP			2	0	0	0	1	0	0				
Jim Gantner, L (1, 4) Paul Molitor, R OBP: 0.591, SLG: 0.483 (8, 4)			4-3			SH1-3		K		1	0	0	0	1	0	0				
Charlie Moore, R OBP: 0.393, SLG: 0.375 (1, 2)			1-3			SH1-3		WP		2	0	1	2	0	0	0				
Inning Stats	R: 0 E: 0 K: 0 S: 4	H: 1 LOB: 1 BB: 0 P: 4	R: 0 E: 0 K: 0 S: 3	H: 0 LOB: 0 BB: 0 P: 3	R: 0 E: 0 K: 0 S: 3	H: 0 LOB: 0 BB: 0 P: 3	R: 0 E: 0 K: 0 S: 3	H: 1 LOB: 0 BB: 0 P: 3	R: 0 E: 0 K: 0 S: 3	H: 0 LOB: 0 BB: 0 P: 3	R: 0 E: 0 K: 0 S: 3	H: 0 LOB: 1 BB: 1 P: 7	R: 3 E: 0 K: 1 S: 8	H: 3 LOB: 3 BB: 1 P: 13	R: 2 E: 0 K: 1 S: 7	H: 2 LOB: 0 BB: 0 P: 7	1B: 3 2B: 1 3B: 0 HR: 3	SF: 0 SAC: 2 DP: 1 HBP: 1	WP: 1 PB: 0 SB: 0 CS: 0	PA: 33
PITCHER Jack Billingham, R ERA: 4.57 John Hiller, L ERA: 4.35 (7, 1)	IP: 6.0 WLS: L BF: 22 H: 3 R: 2 ER: 2 SO: 2 BB: 1 IBB: 0 HBP: 1 BLK: 0 WP: 1 HR: 2 S: 20 P: 25 ERA: 3.00 WHIP: 0.667															PITCHER				

AB	34
R	1
H	7
RBI	1
BB	2
SO	5
LOB	14



WP	0	PA	36		
PB	0	SB	3	CS	0

AB	28
R	5
H	7
RBI	5
BB	2
SO	2
LOB	10



WP	1	PA	33		
PB	0	SB	0	CS	0

Batter	1	2	3	4	5	6	7	8	9	AB	R	H	RBI	BB	SO	LOB	TOP										
Ron LeFlore, R OBP: 0.333, SLG: 0.345 (1, 10)	0-0 1-3		0-3 K		0-0 1B	0-0 F8		0-0 2B	0-0 2B	5	1	2	0	0	1	4	Detroit Tigers @ Milwaukee Brewers Milwaukee County Stadium, Milwaukee, WI Thu Apr 26 1979, 4:38 AM EST Alt. 8,839 - Unknown - 50 F										
Lou Whitaker, L OBP: 0.439, SLG: 0.551 (1, 4)	0-0 CS		0-0 FC4		0-0 1B		0-0 1B	0-0 FC5-4	4-0 2B	4	1	3	0	1	0	2											
Jason Thompson, L OBP: 0.341, SLG: 0.294 (1, 3)	0-0 F8			0-0 4-3	0-3 K		0-0 F8		0-3 K	5	0	0	0	0	2	6											
Lance Parrish, R OBP: 0.263, SLG: 0.378 (1, 2)		0-0 5-3		0-0 F8		0-0 F8	0-0 FC5-4		0-0 SF9	5	0	1	1	0	0	1											
Jerry Morales, R OBP: 0.214, SLG: 0.255 (1, 9)	0-0 F8		0-0 FC6-4		0-0 F4	0-0 F8		0-0 SF9	0-0 SF9	4	0	1	1	0	0	1											
John Wockenfuss, R OBP: 0.300, SLG: 0.611 Tim Corcoran, L OBP: 0.350, SLG: 0.188 (1, 7) (6, 7)	0-0 F7		0-0 FC6-4					0-0 F9	0-0 4-3	3	1	1	1	0	0	1											
Lynn Jones, R OBP: 0.379, SLG: 0.423 (1, 8)			0-0 G3		0-0 HR	0-0 E6		0-0 FC4-6		4	2	2	1	0	0	0											
Aurelio Rodriguez, R OBP: 0.294, SLG: 0.333 Phil Mankowski, L OBP: 0.300, SLG: 0.294 (1, 5) (8, PH) (8, 5)			0-0 1B		0-0 5-3	0-0 1B		0-3 K		3	0	2	0	0	0	0											
Mark Wagner, R OBP: 0.450, SLG: 0.632 Dan Gonzales, L OBP: 0.235, SLG: 0.294 Alan Trammell, R OBP: 0.522, SLG: 0.476 (1, 6) (8, PH) (8, 6)			0-0 FC4		0-0 5-3	0-0 1B		0-0 FC4-6		3	0	2	1	0	0	0											
Inning Stats	R: 0 E: 0 K: 0 S: 3	H: 1 LOB: 0 BB: 0 P: 3	R: 0 E: 0 K: 0 S: 3	H: 0 LOB: 0 BB: 0 P: 3	R: 0 E: 0 K: 1 S: 7	H: 2 LOB: 2 BB: 0 P: 7	R: 0 E: 0 K: 0 S: 4	H: 1 LOB: 1 BB: 0 P: 4	R: 1 E: 0 K: 1 S: 8	H: 3 LOB: 2 BB: 0 P: 8	R: 2 E: 1 K: 0 S: 7	H: 3 LOB: 2 BB: 0 P: 7	R: 0 E: 0 K: 0 S: 4	H: 1 LOB: 1 BB: 0 P: 4	R: 0 E: 0 K: 1 S: 6	H: 1 LOB: 1 BB: 0 P: 6		R: 2 E: 0 K: 1 S: 7	H: 2 LOB: 1 BB: 1 P: 11	1B: 11 2B: 1 3B: 0 HR: 2	SF: 1 SAC: 0 DP: 0 HBP: 0	WP: 0 PB: 0 SB: 1 CS: 1	PA: 42				
PITCHER	IP	WLS	BF	H	R	ER	SO	BB	IBB	HBP	BLK	WP	HR	S	P	ERA	WHIP										
Jerry Augustine, L ERA: 4.35 Reggie Cleveland, R ERA: 4.63 Bill Castro, R ERA: 1.93 (1, 1) (6, 1) (9, 1)	5.2	W	27	10	3	2	2	0	0	0	0	0	2	31	31	3.18	1.765										

Batter	1	2	3	4	5	6	7	8	9	AB	R	H	RBI	BB	SO	LOB	BOTTOM										
Robin Yount, R OBP: 0.313, SLG: 0.418 (1, 6)	4-0 FC3-6	0-0 F7		0-0 F8		0-0 2B		0-0 1B		4	1	2	4	1	0	1	Detroit Tigers @ Milwaukee Brewers Milwaukee County Stadium, Milwaukee, WI Thu Apr 26 1979, 4:38 AM EST Alt. 8,839 - Unknown - 50 F										
Gorman Thomas, R OBP: 0.310, SLG: 0.431 (1, 8)	0-0 FC3-6		0-0 HR		0-3 K	0-0 F9		0-0 1B		5	1	3	3	0	1	1											
Cecil Cooper, L OBP: 0.440, SLG: 0.761 (1, 3)	0-0 FC3-6		0-3 K		0-3 K		0-0 3-1	0-0 IBB		4	0	0	0	1	2	2											
Don Money, R OBP: 0.368, SLG: 0.485 Jim Wohlford, R OBP: 0.231, SLG: 0.167 (1, 10) (7, PR)	0-0 F3		0-0 5-3		0-3 K		0-0 1B	0-3 K		4	0	1	0	0	1	2											
Ben Oglivie, L OBP: 0.283, SLG: 0.425 (1, 7)	4-0 1-2		0-0 2B		0-0 1B	0-0 WP	0-3 K	0-0 F8		4	1	2	0	1	1	3											
Sixto Lezcano, R OBP: 0.371, SLG: 0.560 (1, 9)	0-3 K		4-0 BB		0-0 F9	0-0 F8				3	0	0	0	1	1	6											
Sal Bando, R OBP: 0.355, SLG: 0.327 (1, 5)		0-0 F4	0-0 F4		0-0 2B	4-0 1B		4-0 E		2	2	0	0	2	0	2											
Jim Gantner, L OBP: 0.333, SLG: 0.111 (1, 4)	4-0 BB		0-0 CS		0-0 1B	0-0 F6		0-0 FC1		3	1	1	0	1	0	3											
Buck Martinez, R OBP: 0.059, SLG: 0.059 Larry Hisle, R OBP: 0.375, SLG: 0.593 Ray Fosse, R OBP: 0.231, SLG: 0.167 (1, 2) (6, PH) (7, 2)	0-0 F4		0-3 K		0-0 2B	0-0 1B		0-3 K		2	0	0	0	0	1	2											
Inning Stats	R: 0 E: 0 K: 1 S: 6	H: 1 LOB: 3 BB: 2 P: 14	R: 0 E: 0 K: 0 S: 3	H: 0 LOB: 1 BB: 1 P: 7	R: 1 E: 0 K: 1 S: 7	H: 2 LOB: 1 BB: 1 P: 11	R: 0 E: 0 K: 1 S: 5	H: 1 LOB: 0 BB: 0 P: 5	R: 0 E: 0 K: 3 S: 9	H: 0 LOB: 0 BB: 0 P: 9	R: 3 E: 0 K: 0 S: 6	H: 3 LOB: 1 BB: 1 P: 10	R: 0 E: 0 K: 1 S: 6	H: 1 LOB: 2 BB: 0 P: 6	R: 3 E: 1 K: 2 S: 10	H: 2 LOB: 2 BB: 2 P: 18		1B: 6 2B: 3 3B: 0 HR: 1	SF: 0 SAC: 0 DP: 0 HBP: 0	WP: 1 PB: 0 SB: 1 CS: 1	PA: 41						
PITCHER	IP	WLS	BF	H	R	ER	SO	BB	IBB	HBP	BLK	WP	HR	S	P	ERA	WHIP										
Steve Baker, R ERA: 3.77 Bruce Taylor, R ERA: 13.5 (1, 1) (6, 1)	5.2	L	28	7	4	4	3	5	1	0	0	0	0	17	25	6.35	2.118										

Batter	1	2	3	4	5	6	7	8	9	AB	R	H	RBI	BB	SO	LOB	TOP										
Robin Yount, R OBP: 0.319, SLG: 0.424	0-0 2B	4-0 HR		0-3 K		0-0 L8		0-0 F7		4	2	1	0	1	1	1											
Gorman Thomas, R OBP: 0.377, SLG: 0.473	0-3 K	0-0 HR			0-0 F7		4-0 FC3-6 BB	0-0 F8		4	1	1	3	1	1	1											
Cecil Cooper, L OBP: 0.450, SLG: 0.778	0-0 WP 2B	0-0 1B			0-0 1B SF8		0-0 FC3-6 BB 1B		0-0 4-3	5	2	3	1	0	0	1											
Larry Hisle, R OBP: 0.377, SLG: 0.578	0-3 K	0-0 1-3			0-0 1B		0-0 BB 1B		0-3 K	5	1	2	0	0	2	2											
Ben Oglivie, L OBP: 0.294, SLG: 0.419	0-0 G3		0-0 CS 1B		0-0 SF8		4-0 1B BB		0-0 5-3	3	0	1	1	1	0	1											
Sixto Lezcano, R OBP: 0.348, SLG: 0.519		0-0 E6 BLK 1B	0-0 F8		0-0 F9		0-0 F9			4	1	0	0	0	0	5											
Sal Bando, R OBP: 0.348, SLG: 0.321		0-0 6-3	0-0 L5			0-0 F4		0-0 1B		4	0	1	2	0	0	1											
Jim Gantner, L OBP: 0.375, SLG: 0.167		0-0 HR 1B		0-3 K		4-0 BB		0-0 F7		3	1	1	1	1	1	2											
Buck Martinez, R OBP: 0.048, SLG: 0.048		0-0 F7		0-0 F8		0-0 L5		0-3 K		4	0	0	0	0	1	2											
Inning Stats	R: 1 E: 0 K: 2 S: 9	H: 2 LOB: 1 BB: 0 P: 9	R: 4 E: 1 K: 0 S: 7	H: 3 LOB: 1 BB: 1 P: 11	R: 0 E: 0 K: 0 S: 3	H: 1 LOB: 0 BB: 0 P: 3	R: 0 E: 0 K: 2 S: 7	H: 0 LOB: 0 BB: 0 P: 7	R: 1 E: 0 K: 0 S: 5	H: 2 LOB: 1 BB: 0 P: 5	R: 0 E: 0 K: 0 S: 3	H: 0 LOB: 1 BB: 1 P: 7	R: 2 E: 0 K: 0 S: 5	H: 2 LOB: 2 BB: 2 P: 13	R: 0 E: 0 K: 1 S: 5	H: 0 LOB: 0 BB: 0 P: 5	R: 0 E: 0 K: 1 S: 5	H: 0 LOB: 0 BB: 0 P: 5	1B: 6 2B: 3 3B: 0 HR: 1	SF: 1 SAC: 0 DP: 0 HBP: 0	WP: 1 PB: 0 CS: 1	PA: 41					
PITCHER	IP	WLS	BF	H	R	ER	SO	BB	IBB	HBP	BLK	WP	HR	S	P	ERA	WHIP										
Phil Huffman, R ERA: 5.87	1.2	L	12	5	5	1	2	1	0	0	1	1	1	15	19	5.40	3.600										
Mike Willis, L ERA: 4.75	4.1		16	3	1	1	2	1	0	0	0	0	0	19	23	2.08	0.923										
Tom Murphy, R ERA: 6.28	0.2		6	2	2	2	0	2	0	0	0	0	0	4	12	27.00	6.000										
Jesse Jefferson, R ERA: 4.66	2.1		7	0	0	0	2	0	0	0	0	0	0	11	11	0.00	0.000										

Milwaukee Brewers @ Toronto Blue Jays
Exhibition Stadium, Toronto, ON

AB 36
R 8
H 10
RBI 8
BB 4
SO 6
LOB 16



livebaseballscores.com

Fri Apr 27 1979, 6:05 PM EST
Att: 10,306 - Unknown - 41 F

Batter	1	2	3	4	5	6	7	8	9	AB	R	H	RBI	BB	SO	LOB	BOTTOM										
Alfredo Griffin, S OBP: 0.312, SLG: 0.188	0-0 1B	0-0 5-3			0-0 4-3	0-0 F6			0-0 1B	5	2	2	0	0	0	1											
Bob Bailor, R OBP: 0.310, SLG: 0.318	0-0 F4	0-0 5-3			0-0 2B		0-0 6-3		0-0 F6	5	1	1	0	0	0	2											
Rick Bosetti, R OBP: 0.316, SLG: 0.425	0-0 2B		0-0 G6-4-3 1B		0-0 E		0-0 1B		0-0 1B	5	2	5	1	0	0	0											
Rico Carty, R OBP: 0.395, SLG: 0.429	0-0 2B		0-0 G6-4-3		0-0 E8		0-3 K		0-0 1B	5	0	2	2	0	1	2											
John Mayberry, L OBP: 0.467, SLG: 0.516	0-0 1B		0-0 4-3		0-0 1B		0-0 F8		0-3 K	5	0	2	1	0	1	3											
Al Woods, L OBP: 0.328, SLG: 0.385	0-0 1-3			0-0 F4	0-0 F9			0-0 F8		4	0	0	0	0	0	4											
Roy Howell, L OBP: 0.273, SLG: 0.339	4-0 FC6-4 IBB			0-0 3-1		0-0 6-3		0-0 L8		3	0	0	0	1	0	0											
Dave McKay, S OBP: 0.246, SLG: 0.270	0-0 FC6-4			0-0 4-3		0-0 F2		0-3 K		4	0	0	0	0	1	3											
Rick Cerone, R OBP: 0.373, SLG: 0.456		0-0 3-1			0-3 K		0-0 1B		0-0 F6	4	0	1	0	0	1	0											
Inning Stats	R: 2 E: 0 K: 0 S: 7	H: 4 LOB: 3 BB: 1 P: 11	R: 0 E: 0 K: 0 S: 3	H: 0 LOB: 0 BB: 0 P: 3	R: 0 E: 0 K: 0 S: 3	H: 1 LOB: 0 BB: 0 P: 3	R: 0 E: 0 K: 0 S: 3	H: 0 LOB: 0 BB: 0 P: 3	R: 2 E: 1 K: 1 S: 9	H: 3 LOB: 2 BB: 0 P: 9	R: 0 E: 0 K: 0 S: 4	H: 1 LOB: 1 BB: 0 P: 4	R: 0 E: 0 K: 1 S: 6	H: 1 LOB: 1 BB: 0 P: 6	R: 0 E: 0 K: 1 S: 5	H: 0 LOB: 0 BB: 0 P: 5	R: 1 E: 0 K: 1 S: 8	H: 3 LOB: 2 BB: 0 P: 8	1B: 11 2B: 2 3B: 0 HR: 0	SF: 0 SAC: 0 DP: 1 HBP: 0	WP: 0 PB: 0 CS: 0	PA: 41					
PITCHER	IP	WLS	BF	H	R	ER	SO	BB	IBB	HBP	BLK	WP	HR	S	P	ERA	WHIP										
Lary Sorensen, R ERA: 3.35	8.2	W	40	13	5	4	3	0	1	0	0	0	0	45	49	4.15	1.500										
Bob McClure, L ERA: 5.4	0.1	S	1	0	0	0	1	0	0	0	0	0	0	3	3	0.00	0.000										

Milwaukee Brewers @ Toronto Blue Jays
Exhibition Stadium, Toronto, ON

AB 40
R 5
H 13
RBI 4
BB 1
SO 4
LOB 15



livebaseballscores.com

Fri Apr 27 1979, 6:05 PM EST
Att: 10,306 - Unknown - 41 F

Batter	1	2	3	4	5	6	7	8	9	10	AB	R	H	RBI	BB	SO	LOB	TOP				
Robin Yount, R OBP: 0.307, SLG: 0.391 (1, 6)											5	0	0	0	1	1	6					
Gorman Thomas, R OBP: 0.362, SLG: 0.492 (1, 8)											4	4	3	0	2	0	0					
Sal Bando, R OBP: 0.338, SLG: 0.310 (1, 3) (9, 5)											5	1	1	0	0	2	5					
Larry Hisle, R OBP: 0.400, SLG: 0.567 (1, 10)											3	4	1	0	3	2	3					
Dick Davis, R OBP: 0.251, SLG: 0.308 (1, 7)																						
Cecil Cooper, L OBP: 0.451, SLG: 0.770 (9, PH) (9, 3)											4	0	1	1	0	1	6					
Sixto Lezcano, R OBP: 0.375, SLG: 0.526 (1, 9)											3	2	1	2	3	0	2					
Paul Molitor, R OBP: 0.414, SLG: 0.540 (1, 4)											5	0	3	5	1	0	3					
Charlie Moore, R OBP: 0.441, SLG: 0.393 (1, 2)												4	0	2	1	2	1	2				
Jim Gantner, L OBP: 0.300, SLG: 0.125 (1, 5)																						
Ben Ogilvie, L OBP: 0.302, SLG: 0.422 (9, PH) (9, 7)											4	0	0	0	0	1	3					
Inning Stats	R: 0 E: 0 K: 2 S: 7	H: 0 LOB: 2 BB: 2 P: 15	R: 0 E: 0 K: 2 S: 8	H: 1 LOB: 2 BB: 12	R: 1 E: 0 K: 1 S: 7	H: 2 LOB: 2 BB: 1	R: 0 E: 0 K: 0 S: 3	H: 0 LOB: 0 BB: 0 P: 3	R: 2 E: 0 K: 1 S: 7	H: 2 LOB: 1 BB: 1 P: 11	R: 0 E: 0 K: 0 S: 3	H: 1 LOB: 0 BB: 0 P: 3	R: 2 E: 0 K: 2 S: 10	H: 3 LOB: 2 BB: 1 P: 14	R: 0 E: 0 K: 0 S: 3	H: 0 LOB: 0 BB: 0 P: 3	R: 3 E: 0 K: 0 S: 7	H: 2 LOB: 2 BB: 3 P: 19	1B: 10 2B: 3 3B: 1 HR: 0	SF: 0 SAC: 1 DP: 2 HBP: 0	WP: 0 PB: 1 SB: 0 CS: 0	PA: 54
PITCHER	IP	WLS	BF	H	R	ER	SO	BB	IBB	HBP	BLK	WP	HR	S	P	ERA	WHIP					
Tom Underwood, L ERA: 6.56 (1, 1)	6.0		28	6	3	3	6	5	0	0	0	0	0	35	55	4.50	1.833					
Balor Moore, L ERA: 7.2 (7, 1)	0.2		6	3	2	2	1	1	0	0	0	0	0	7	11	27.00	6.000					
Dave Friesleben, R ERA: 5.58 (7, 1)	1.2		9	1	3	3	1	3	0	0	1	0	0	8	20	16.20	2.400					
Jesse Jefferson, R ERA: 4.35 (9, 1)	0.2		3	2	0	0	0	0	0	0	0	0	0	3	3	0.00	3.000					
Mike Willis, L ERA: 6.94 (10, 1)	0.1	L	4	1	3	3	0	1	1	0	0	0	0	2	10	81.00	6.000					
PITCHER	IP	WLS	BF	H	R	ER	SO	BB	IBB	HBP	BLK	WP	HR	S	P	ERA	WHIP					
Tom Murphy, R ERA: 6.0 (10, 1)	0.2		4	1	0	0	1	1	0	0	0	0	0	5	9	0.00	3.000					

Milwaukee Brewers @ Toronto Blue Jays
Exhibition Stadium, Toronto, ON

Sat Apr 28 1979, 3:33 AM EST
Att: 12,683 - Unknown - 43 F

AB 41
R 11
H 14
RBI 11
BB 12
SO 9
LOB 34



WP: 0 PA: 54
PB: 1
SB: 0
CS: 0

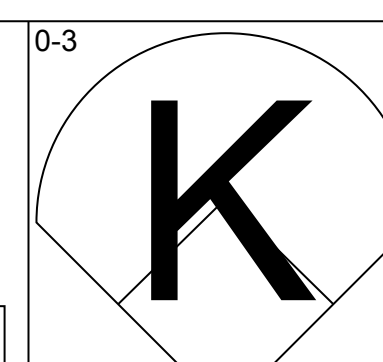
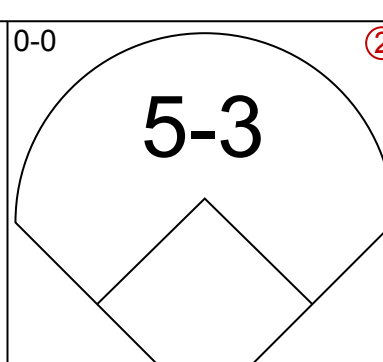
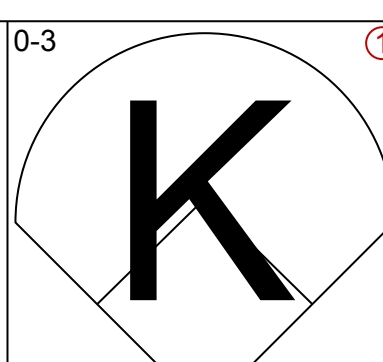
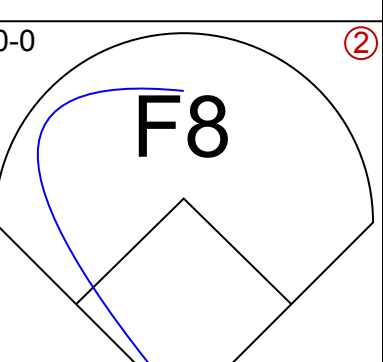
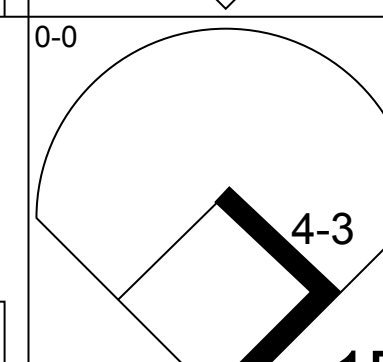
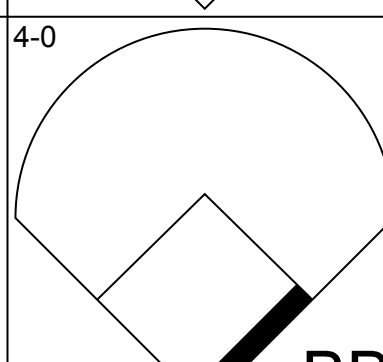
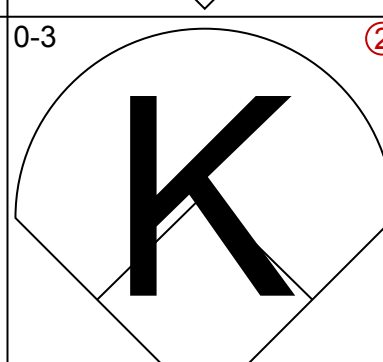
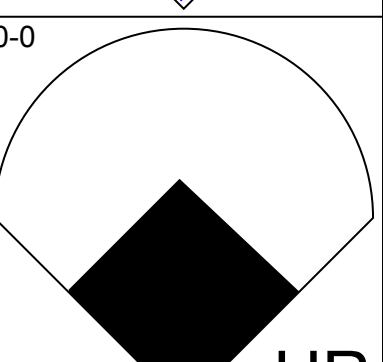
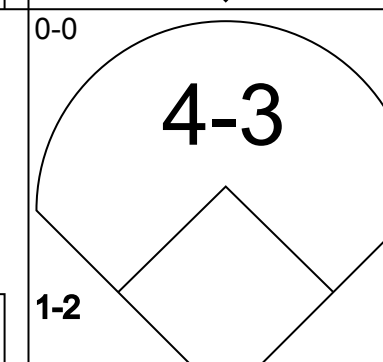
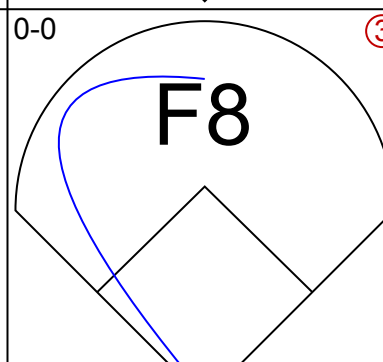
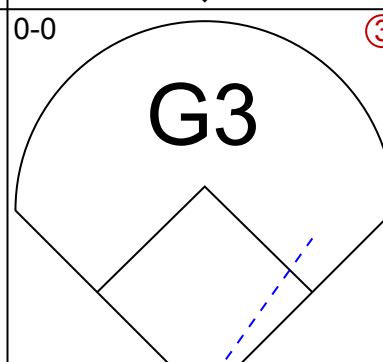
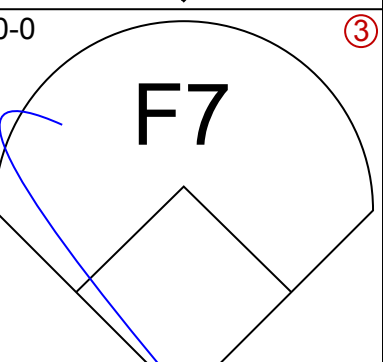
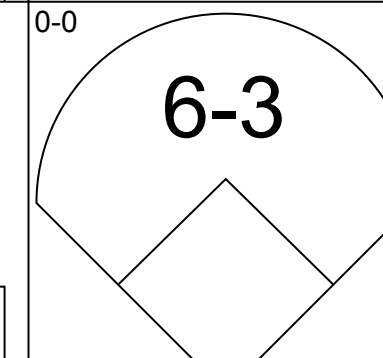
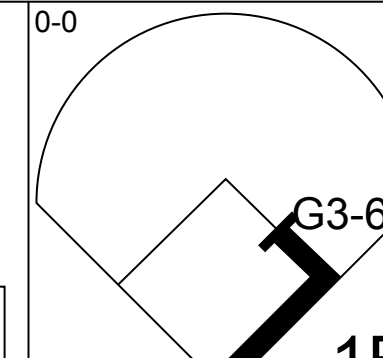
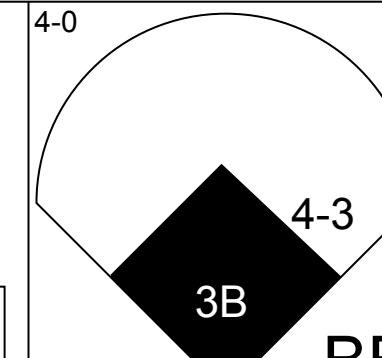
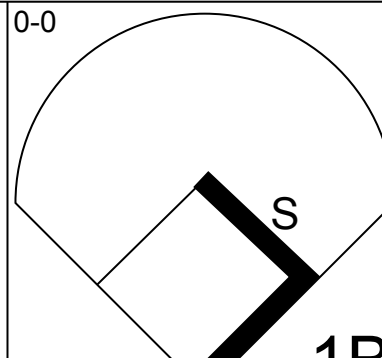
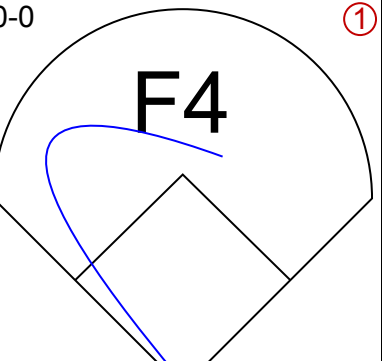
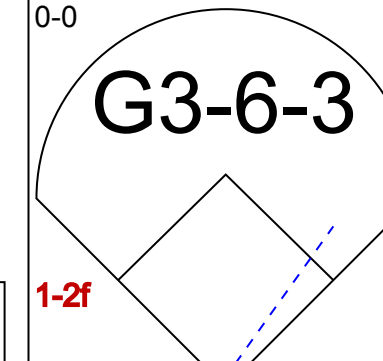
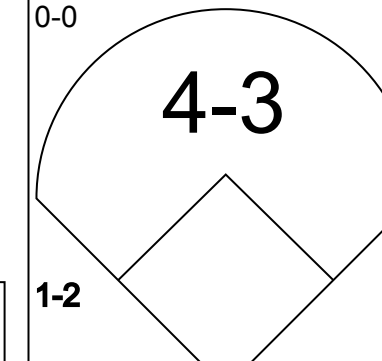
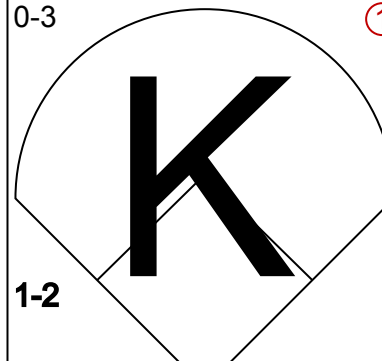
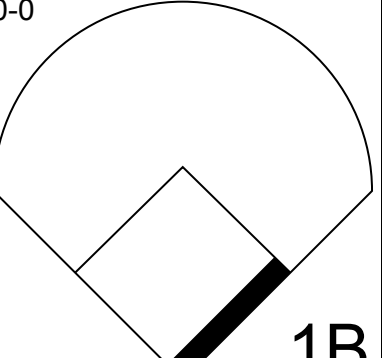
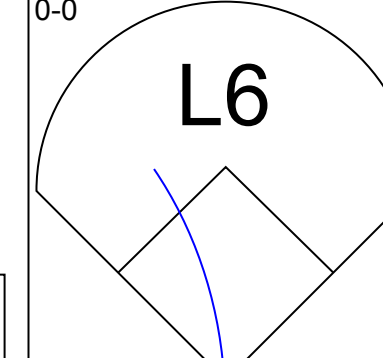
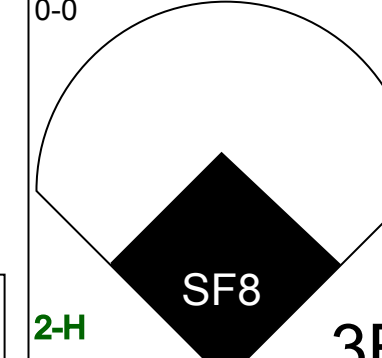
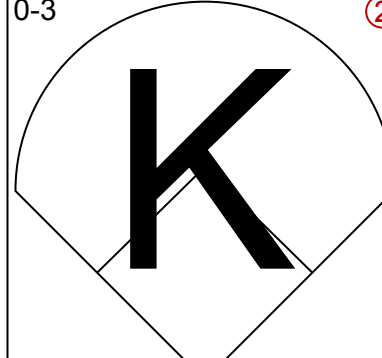
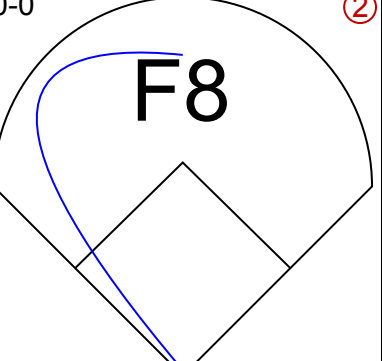
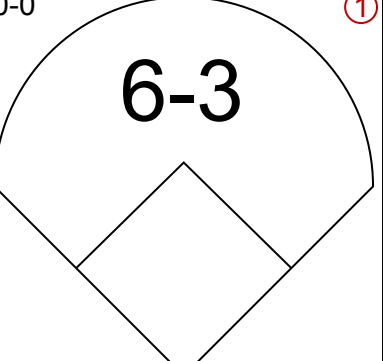
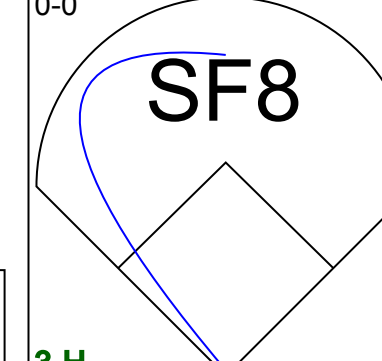
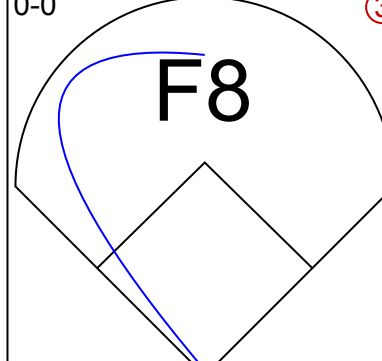
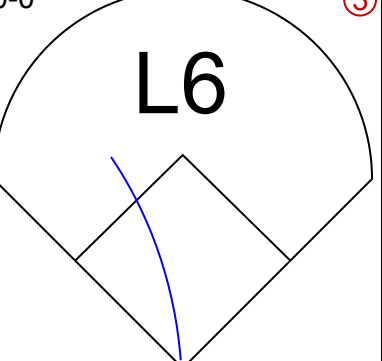
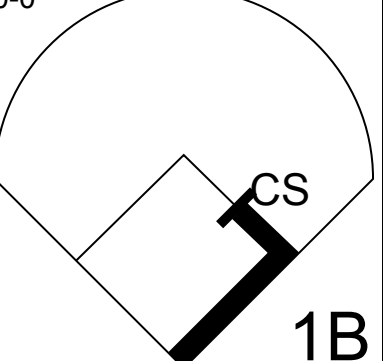
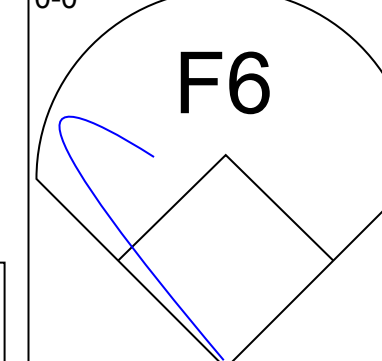
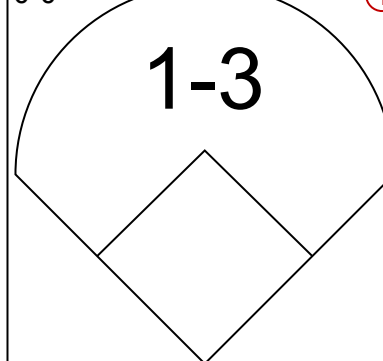
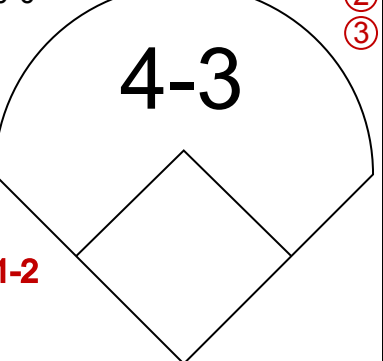
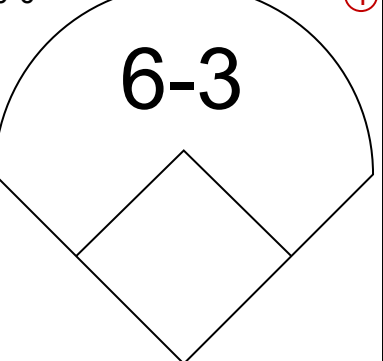
Milwaukee Brewers @ Toronto Blue Jays
Exhibition Stadium, Toronto, ON

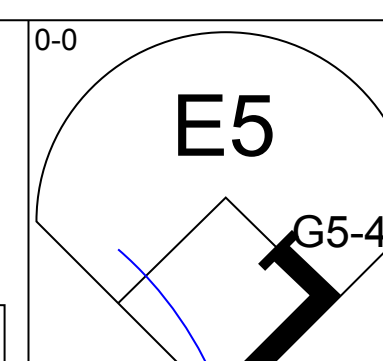
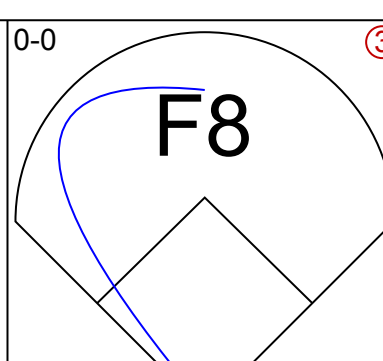
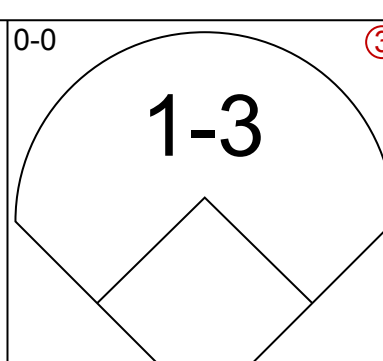
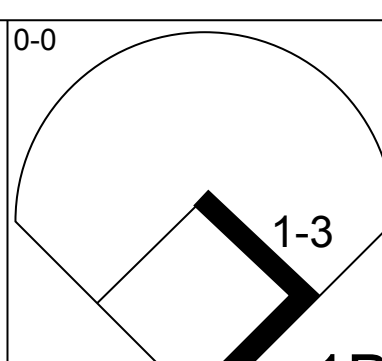
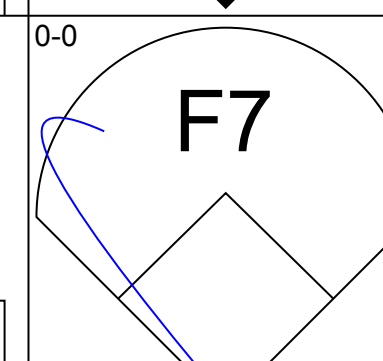
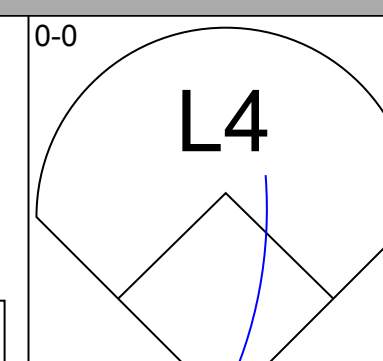
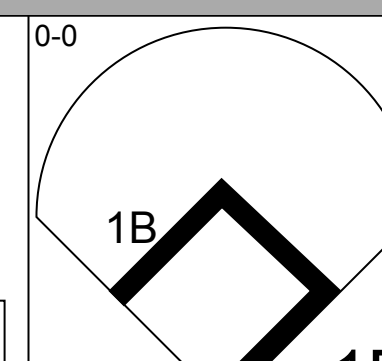
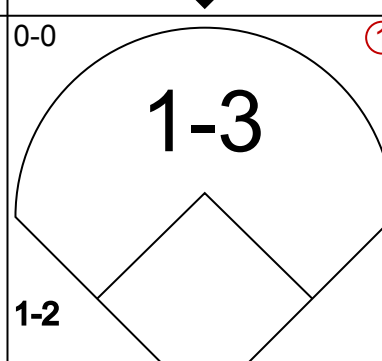
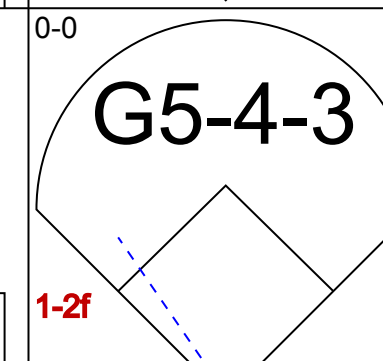
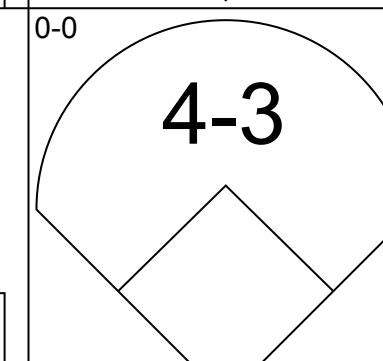
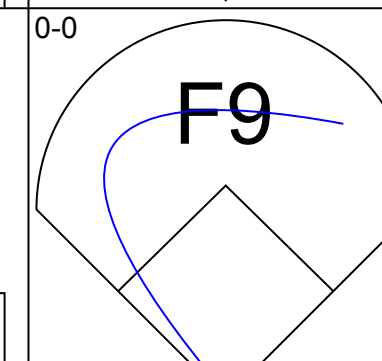
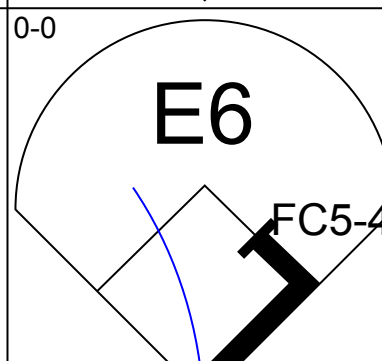
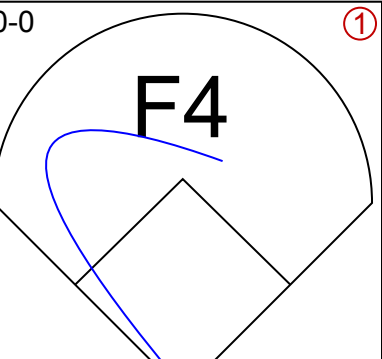
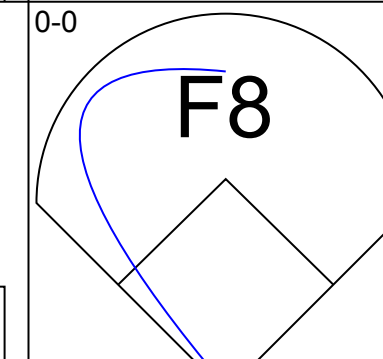
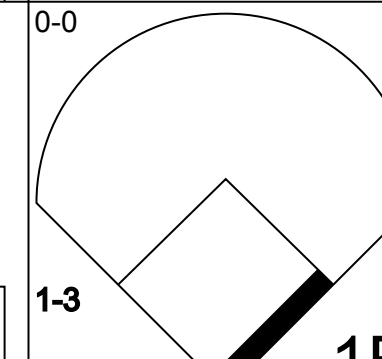
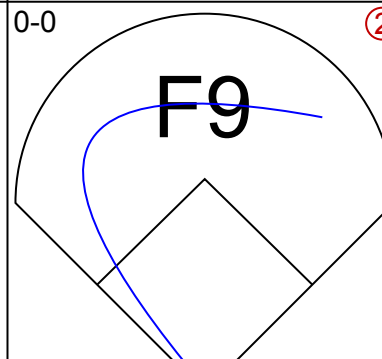
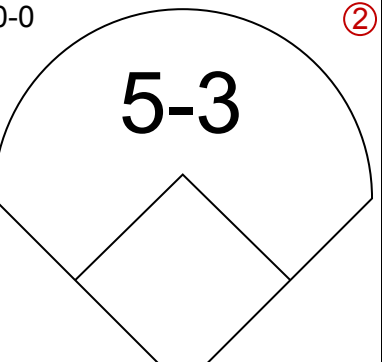
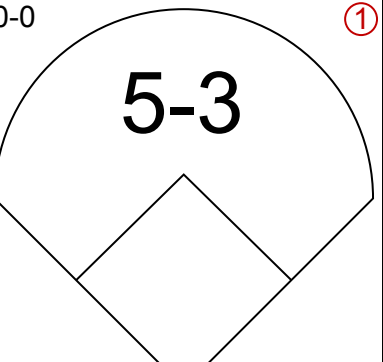
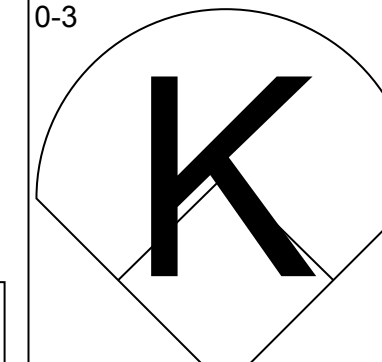
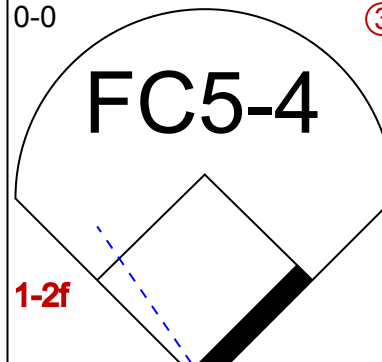
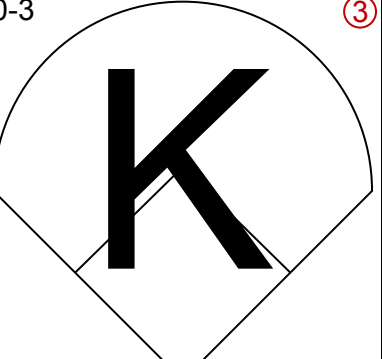
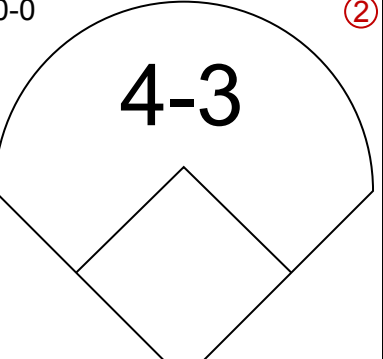
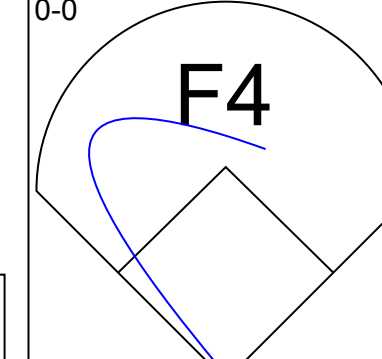
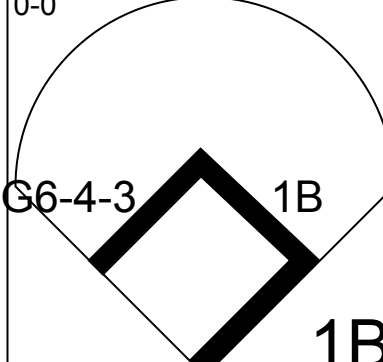
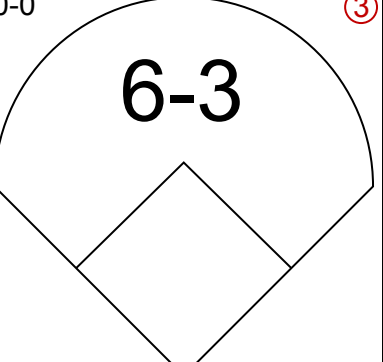
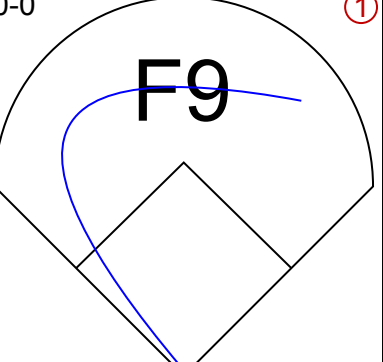
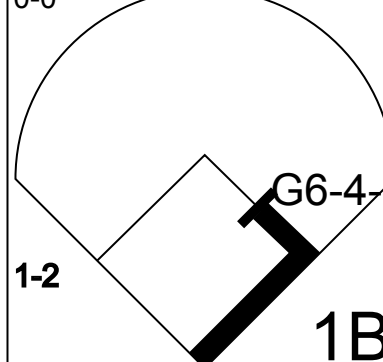
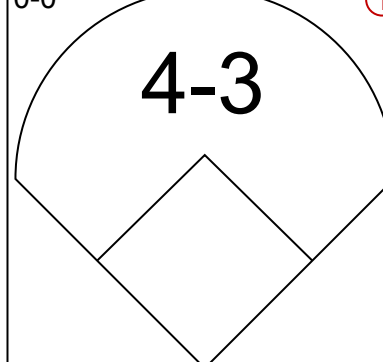
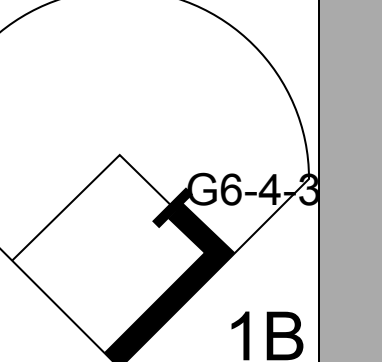
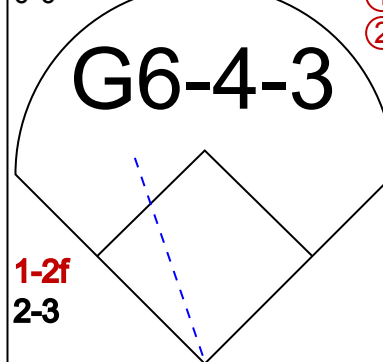
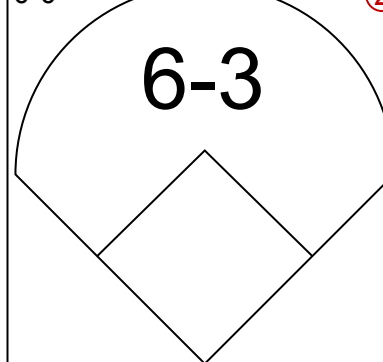
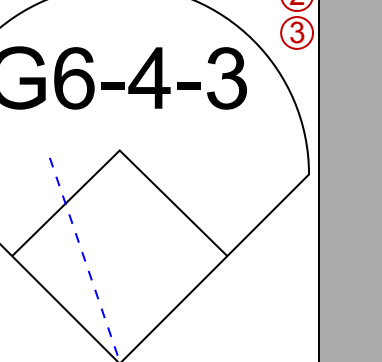
Sat Apr 28 1979, 3:33 AM EST
Att: 12,683 - Unknown - 43 F

AB 41
R 8
H 13
RBI 8
BB 3
SO 4
LOB 14



WP: 1 PA: 45
PB: 0
SB: 0
CS: 0

Batter	1	2	3	4	5	6	7	8	9	AB	R	H	RBI	BB	SO	LOB	TOP			
Robin Yount, R OBP: 0.291, SLG: 0.368 (1, 6)										4	0	0	0	0	2	0	Milwaukee Brewers @ Toronto Blue Jays Exhibition Stadium, Toronto, ON Sun Apr 29 1979, 3:33 AM EDT Unknown - 46 F			
Gorman Thomas, R OBP: 0.394, SLG: 0.548 (1, 8)										3	1	2	1	1	1	0				
Cecil Cooper, L OBP: 0.430, SLG: 0.731 (1, 3)										4	0	0	0	0	0	2				
Larry Hisle, R OBP: 0.418, SLG: 0.571 (1, 10)										3	1	2	0	1	0	1				
Ben Oglivie, L OBP: 0.281, SLG: 0.388 (1, 7)										4	0	0	0	0	1	3				
Sixto Lezcano, R OBP: 0.382, SLG: 0.557 (1, 9)										4	1	2	1	0	1	1				
Paul Moltor, R OBP: 0.392, SLG: 0.515 (1, 4)										3	0	0	1	0	0	2				
Charlie Moore, R OBP: 0.432, SLG: 0.387 (1, 2)										3	0	1	0	0	0	1				
Jim Gantner, L OBP: 0.261, SLG: 0.105 (1, 5)										3	0	0	0	0	0	1				
Inning Stats	R: 0 E: 0 K: 1 S: 6	H: 1 LOB: 1 BB: 0 P: 6	R: 0 E: 0 K: 0 S: 4	H: 1 LOB: 1 BB: 0 P: 4	R: 0 E: 0 K: 0 S: 3	H: 0 LOB: 1 BB: 1 P: 7	R: 0 E: 0 K: 0 S: 3	H: 1 LOB: 0 BB: 0 P: 3	R: 0 E: 0 K: 2 S: 7	H: 0 LOB: 0 BB: 0 P: 7	R: 2 E: 0 K: 0 S: 4	H: 1 LOB: 1 BB: 1 P: 8	R: 1 E: 0 K: 0 S: 4	H: 1 LOB: 0 BB: 0 P: 4	R: 0 E: 0 K: 2 S: 8	H: 1 LOB: 1 BB: 0 P: 8	1B: 5 2B: 0 3B: 1 HR: 1	SF: 1 SAC: 0 DP: 1 HBP: 0	WP: 0 PB: 0 CS: 1	PA: 34
PITCHER Jim Clancy, R ERA: 4.4 (1, 1)	IP: 9.0 WLS: L BF: 34	H: 7 R: 3 ER: 3 SO: 5	BB: 2 IBB: 0 HBP: 0 BLK: 0	WP: 0 HR: 1 S: 42 P: 50	ERA: 3.00 WHIP: 1.000															

Batter	1	2	3	4	5	6	7	8	9	AB	R	H	RBI	BB	SO	LOB	BOTTOM			
Luis Gomez, R OBP: 0.250, SLG: 0.250 (1, 6)										4	0	1	0	0	0	1	Milwaukee Brewers @ Toronto Blue Jays Exhibition Stadium, Toronto, ON Sun Apr 29 1979, 3:33 AM EDT Unknown - 46 F			
Bob Bailor, R OBP: 0.338, SLG: 0.342 (1, 9)										4	0	1	0	0	0	2				
Rick Bosetti, R OBP: 0.306, SLG: 0.402 (1, 8)										4	0	0	0	0	0	3				
Rico Carty, R OBP: 0.376, SLG: 0.444 (1, 10)										4	0	1	0	0	0	2				
Otto Velez, R OBP: 0.280, SLG: 0.273 (1, 7)										4	0	0	0	0	1	4				
Bob Robertson, R (1, 3)										3	0	0	0	0	1	2				
Dave McKay, S OBP: 0.247, SLG: 0.268 (1, 4)										3	0	1	0	0	0	0				
Roy Howell, L OBP: 0.297, SLG: 0.373 (1, 5)										3	0	2	0	0	0	0				
Bob Davis, R (1, 2)										3	0	0	0	0	0	3				
Inning Stats	R: 0 E: 1 K: 0 S: 3	H: 0 LOB: 0 BB: 0 P: 3	R: 0 E: 0 K: 1 S: 5	H: 0 LOB: 0 BB: 0 P: 5	R: 0 E: 0 K: 0 S: 4	H: 2 LOB: 1 BB: 0 P: 4	R: 0 E: 0 K: 0 S: 3	H: 0 LOB: 0 BB: 0 P: 3	R: 0 E: 0 K: 0 S: 3	H: 0 LOB: 2 BB: 0 P: 7	R: 0 E: 0 K: 1 S: 7	H: 2 LOB: 2 BB: 0 P: 7	R: 0 E: 0 K: 0 S: 3	H: 1 LOB: 0 BB: 0 P: 3	R: 0 E: 1 K: 0 S: 5	H: 1 LOB: 2 BB: 0 P: 5	1B: 6 2B: 0 3B: 0 HR: 0	SF: 0 SAC: 0 DP: 3 HBP: 0	WP: 0 PB: 0 CS: 0	PA: 32
PITCHER Mike Caldwell, L ERA: 1.84 (1, 1)	IP: 9.0 WLS: W BF: 32	H: 6 R: 0 ER: 0 SO: 2	BB: 0 IBB: 0 HBP: 0 BLK: 0	WP: 0 HR: 0 S: 36 P: 36	ERA: 0.00 WHIP: 0.667															

Batter	1	2	3	4	5	6	7	8	9	AB	R	H	RBI	BB	SO	LOB	TOP					
Paul Moltitor, R OBP: 0.392, SLG: 0.507 (1, 4)										5	1	2	0	0	1	1						
Gorman Thomas, R OBP: 0.377, SLG: 0.576 (1, 8)										4	1	1	1	0	2	3						
Cecil Cooper, L OBP: 0.433, SLG: 0.732 (1, 3)										4	1	2	1	0	0	0						
Larry Hisle, R OBP: 0.410, SLG: 0.548 (1, 10)										3	0	0	0	1	0	2						
Ben Oglivie, L OBP: 0.295, SLG: 0.385 (1, 7)										3	0	1	0	1	0	1						
Sal Bando, R OBP: 0.347, SLG: 0.323 (1, 5)										4	0	2	1	0	0	1						
Robin Yount, R OBP: 0.277, SLG: 0.347 (1, 6)										4	0	0	0	0	0	4						
Jim Wohlford, R OBP: 0.235, SLG: 0.188 (1, 9)										4	0	1	0	0	0	0						
Buck Martinez, R OBP: 0.043, SLG: 0.043 Sixto Lezcano, R OBP: 0.377, SLG: 0.548 (9, PH)										2	0	0	0	0	0	0						
										1	0	0	0	0	0	0						
Inning Stats	R: 2 E: 0 K: 0 S: 6	H: 3 LOB: 2 BB: 1 P: 10	R: 0 E: 0 K: 1 S: 6	H: 1 LOB: 1 BB: 0 P: 6	R: 0 E: 0 K: 0 S: 3	H: 0 LOB: 1 BB: 1 P: 7	R: 0 E: 0 K: 0 S: 3	H: 0 LOB: 0 BB: 0 P: 3	R: 1 E: 0 K: 0 S: 4	H: 2 LOB: 0 BB: 0 P: 4	R: 0 E: 0 K: 0 S: 3	H: 0 LOB: 0 BB: 0 P: 3	R: 0 E: 0 K: 1 S: 6	H: 1 LOB: 1 BB: 0 P: 6	R: 0 E: 0 K: 0 S: 5	H: 2 LOB: 2 BB: 0 P: 5	R: 0 E: 0 K: 1 S: 5	H: 0 LOB: 0 BB: 0 P: 5	1B: 7 2B: 1 3B: 0 HR: 1	SF: 0 SAC: 1 DP: 1 HBP: 0	WP: 1 PB: 0 CS: 2	PA: 37
PITCHER Dave Lemanczyk, R ERA: 2.22 (1, 1)	IP: 9.0 WLS: W BF: 37 H: 9 R: 3 ER: 3 SO: 3 BB: 1 IBB: 1 HBP: 0 BLK: 0 WP: 1 HR: 1 S: 41 P: 49 ERA: 3.00 WHIP: 1.111																					

Milwaukee Brewers @ Toronto Blue Jays
Exhibition Stadium, Toronto, ON
Sun Apr 29 1979, 3:38 AM EDT
Att: 16,083 - Unknown

AB 34
R 3
H 9
RBI 3
BB 2
SO 3
LOB 12

Batter	1	2	3	4	5	6	7	8	9	AB	R	H	RBI	BB	SO	LOB	BOTTOM			
Alfredo Griffin, S OBP: 0.306, SLG: 0.208 (1, 6)										4	0	1	0	0	1	0				
Bob Bailor, R OBP: 0.345, SLG: 0.364 (1, 9)										4	1	2	0	0	0	1				
Rick Bosetti, R OBP: 0.315, SLG: 0.453 (1, 8)										4	1	2	1	0	0	2				
Rico Carty, R OBP: 0.391, SLG: 0.473 Ted Wilborn, S (4, PR) Bob Robertson, R OBP: 0.167, SLG: 0.667 (5, PH)										2	0	2	1	0	0	0				
										0	0	0	0	0	0	0				
										2	1	1	1	0	1	2				
Otto Velez, R OBP: 0.310, SLG: 0.320 (1, 7)										3	1	1	0	1	0	1				
John Mayberry, L OBP: 0.440, SLG: 0.514 (1, 3)										3	1	1	1	1	0	4				
Dave McKay, S OBP: 0.247, SLG: 0.257 (1, 4)										3	0	0	0	1	2	2				
Roy Howell, L OBP: 0.282, SLG: 0.357 (1, 5)										3	0	0	1	0	1	2				
Rick Cerone, R OBP: 0.368, SLG: 0.439 (1, 2)										4	0	0	0	0	0	1				
Inning Stats	R: 1 E: 0 K: 0 S: 5	H: 2 LOB: 2 BB: 1 P: 9	R: 0 E: 0 K: 1 S: 5	H: 0 LOB: 0 BB: 0 P: 5	R: 0 E: 0 K: 1 S: 6	H: 1 LOB: 2 BB: 1 P: 10	R: 0 E: 0 K: 2 S: 9	H: 2 LOB: 2 BB: 0 P: 9	R: 1 E: 0 K: 1 S: 6	H: 1 LOB: 0 BB: 0 P: 6	R: 0 E: 0 K: 0 S: 3	H: 0 LOB: 0 BB: 0 P: 3	R: 3 E: 0 K: 0 S: 6	H: 3 LOB: 1 BB: 1 P: 10	R: 0 E: 0 K: 0 S: 6	H: 0 LOB: 0 BB: 0 P: 10	1B: 2 2B: 5 3B: 0 HR: 3	SF: 1 SAC: 0 DP: 0 HBP: 0	WP: 0 PB: 0 CS: 3	PA: 36
PITCHER Bill Travers, L ERA: 5.48 Reggie Cleveland, R ERA: 5.4 Bob McClure, L ERA: 9.52 (1, 1) (8, 1) (8, 1)	IP: 7.0 WLS: L BF: 31 H: 4 R: 4 ER: 4 SO: 4 BB: 2 IBB: 0 HBP: 0 BLK: 0 WP: 0 HR: 3 S: 39 P: 47 ERA: 5.14 WHIP: 1.571																			

Milwaukee Brewers @ Toronto Blue Jays
Exhibition Stadium, Toronto, ON
Sun Apr 29 1979, 3:38 AM EDT
Att: 16,083 - Unknown

AB 32
R 5
H 10
RBI 5
BB 3
SO 5
LOB 15

Batter	1	2	3	4	5	6	7	8	9	AB	R	H	RBI	BB	SO	LOB	TOP								
Robin Yount, R (1, 6) OBP: 0.287, SLG: 0.368										4	2	2	0	0	1	1	Milwaukee Brewers @ Cleveland Indians Cleveland Municipal Stadium, Cleveland, OH Mon Apr 30 1979, 7:05 PM EDT Att: 3,811 - Unknown								
Gorman Thomas, R (1, 8) OBP: 0.383, SLG: 0.609										3	1	1	3	1	2	1									
Cecil Cooper, L (1, 3) OBP: 0.411, SLG: 0.690										5	0	0	1	0	2	4									
Larry Hisle, R (1, 10) OBP: 0.409, SLG: 0.532										4	1	1	1	1	2	0									
Ben Oglivie, L (1, 9) OBP: 0.303, SLG: 0.491										5	2	2	3	0	0	1									
Sal Bando, R (1, 5) OBP: 0.363, SLG: 0.333										4	0	2	0	1	1	0									
Dick Davis, R (1, 7) OBP: 0.222, SLG: 0.278										5	0	1	0	0	1	2									
Charlie Moore, R (1, 2) OBP: 0.415, SLG: 0.353										3	0	0	0	1	1	3									
Jim Gantner, L (1, 4) OBP: 0.296, SLG: 0.095										2	2	0	0	2	0	1									
Inning Stats	R: 0 E: 0 K: 3 S: 9	H: 0 LOB: 0 BB: 0 P: 9	R: 1 E: 0 K: 1 S: 6	H: 1 LOB: 0 BB: 0 P: 6	R: 0 E: 0 K: 0 S: 3	H: 0 LOB: 2 BB: 2 P: 11	R: 0 E: 0 K: 1 S: 7	H: 2 LOB: 2 BB: 0 P: 7	R: 2 E: 0 K: 0 S: 5	H: 2 LOB: 1 BB: 1 P: 9	R: 0 E: 0 K: 3 S: 9	H: 0 LOB: 0 BB: 0 P: 9	R: 5 E: 1 K: 1 S: 8	H: 2 LOB: 1 BB: 3 P: 20	R: 0 E: 0 K: 1 S: 6	H: 1 LOB: 1 BB: 0 P: 6	R: 0 E: 0 K: 0 S: 4	H: 1 LOB: 1 BB: 0 P: 4	1B: 5 2B: 1 3B: 0 HR: 3	SF: 0 SAC: 2 DP: 0 HBP: 0	WP: 0 PB: 0 CS: 0	PA: 43			
PITCHER	IP	WLS	BF	H	R	ER	SO	BB	IBB	HBP	BLK	WP	HR	S	P	ERA	WHIP								
Eric Wilkins, R (1, 1) ERA: 5.64	6.1	L	31	6	7	6	9	5	0	0	0	0	2	44	64	8.53	1.737								
Don Hood, L (7, 1) ERA: 7.94	0.0		2	1	1	1	0	1	0	0	0	0	1	1	5	∞	∞								
Len Barker, R (7, 1) ERA: 10.03	2.2		10	2	0	0	1	0	0	0	0	0	0	12	12	0.00	0.750								

Batter	1	2	3	4	5	6	7	8	9	AB	R	H	RBI	BB	SO	LOB	BOTTOM								
Rick Manning, L (1, 8) OBP: 0.271, SLG: 0.313										4	0	0	0	0	0	1	Milwaukee Brewers @ Cleveland Indians Cleveland Municipal Stadium, Cleveland, OH Mon Apr 30 1979, 7:05 PM EDT Att: 3,811 - Unknown								
Toby Harrah, R (1, 5) OBP: 0.306, SLG: 0.278										4	0	0	0	0	0	1									
Bobby Bonds, R (1, 9) OBP: 0.365, SLG: 0.473										3	0	1	0	0	1	0									
Andre Thornton, R (1, 3) OBP: 0.235, SLG: 0.357										3	0	0	0	0	0	1									
Jim Norris, L (1, 7) OBP: 0.303, SLG: 0.254										3	0	0	0	0	1	0									
Gary Alexander, R (1, 10) OBP: 0.333, SLG: 0.460										3	0	0	0	0	1	0									
Duane Kuiper, L (1, 4) OBP: 0.333, SLG: 0.329										3	0	0	0	0	0	0									
Bo Diaz, R (1, 2) OBP: 0.222, SLG: 0.333										3	0	1	0	0	0	0									
Tom Veryzer, R (1, 6) OBP: 0.242, SLG: 0.238										2	0	0	0	0	0	0									
Wayne Cage, L (9, PH) OBP: 0.235, SLG: 0.161										1	0	0	0	0	0	1									
Inning Stats	R: 0 E: 0 K: 0 S: 3	H: 0 LOB: 0 BB: 0 P: 3	R: 0 E: 0 K: 1 S: 5	H: 0 LOB: 0 BB: 0 P: 5	R: 0 E: 0 K: 0 S: 3	H: 0 LOB: 0 BB: 0 P: 3	R: 0 E: 0 K: 0 S: 4	H: 1 LOB: 1 BB: 0 P: 4	R: 0 E: 0 K: 1 S: 5	H: 0 LOB: 0 BB: 0 P: 5	R: 0 E: 0 K: 0 S: 3	H: 0 LOB: 0 BB: 0 P: 3	R: 0 E: 0 K: 1 S: 5	H: 0 LOB: 0 BB: 0 P: 5	R: 0 E: 0 K: 0 S: 3	H: 0 LOB: 0 BB: 0 P: 3	R: 0 E: 0 K: 0 S: 4	H: 1 LOB: 1 BB: 0 P: 4	1B: 2 2B: 0 3B: 0 HR: 0	SF: 0 SAC: 0 DP: 0 HBP: 0	WP: 0 PB: 0 CS: 0	PA: 29			
PITCHER	IP	WLS	BF	H	R	ER	SO	BB	IBB	HBP	BLK	WP	HR	S	P	ERA	WHIP								
Jim Slaton, R (1, 1) ERA: 1.88	9.0	W	29	2	0	0	3	0	0	0	0	0	0	35	35	0.00	0.222								

Batter	1	2	3	4	5	6	7	8	9	AB	R	H	RBI	BB	SO	LOB	TOP										
Robin Yount, R OBP: 0.293, SLG: 0.370 (1, 6)	L4		1B		F8		FC3-6 PB 1B		K	5	0	2	0	0	1	2											
Gorman Thomas, R OBP: 0.395, SLG: 0.592 (1, 8)	K		F1				FC3-6 BB			2	0	0	0	3	1	2											
Cecil Cooper, L OBP: 0.400, SLG: 0.663 (1, 3)	K			WP 1B	F4		FC3-6 1-2 2-3		G1	5	0	1	0	0	1	6											
Larry Hisle, R OBP: 0.391, SLG: 0.506 (1, 10)		6-3		K			F9			4	0	0	0	0	2	3											
Ben Oglivie, L OBP: 0.300, SLG: 0.492 (1, 9)		4-3		F9			1B 2B		F8	4	1	1	0	0	0	1											
Don Money, R OBP: 0.333, SLG: 0.432 (1, 4)		F9		L7			F9		K	4	0	0	0	0	1	2											
Sal Bando, R OBP: 0.381, SLG: 0.348 (1, 5)			1-3		1-0 FC6-4 HBP					3	0	2	1	0	0	0											
Jim Wohlford, R OBP: 0.190, SLG: 0.150 (1, 7)			F8		FC6-4 BB 1B		F7		K2-3	4	0	0	0	0	1	3											
Buck Martinez, R OBP: 0.115, SLG: 0.115 (1, 2)									F9	3	0	2	0	0	0	0											
Paul Molitor, R OBP: 0.388, SLG: 0.500 (9, PH)			1B		1-2 BB 1B				F9	1	0	0	0	0	0	0											
Inning Stats	R: 0 E: 0 K: 2 S: 7	H: 0 LOB: 0 BB: 0 P: 7	R: 0 E: 0 K: 0 S: 3	H: 0 LOB: 0 BB: 0 P: 3	R: 0 E: 0 K: 0 S: 5	H: 2 LOB: 2 BB: 0 P: 5	R: 0 E: 0 K: 1 S: 6	H: 1 LOB: 1 BB: 0 P: 6	R: 0 E: 0 K: 0 S: 4	H: 1 LOB: 3 BB: 1 P: 9	R: 1 E: 0 K: 1 S: 7	H: 2 LOB: 1 BB: 0 P: 7	R: 0 E: 0 K: 0 S: 4	H: 1 LOB: 2 BB: 1 P: 8	R: 0 E: 0 K: 2 S: 8	H: 1 LOB: 1 BB: 0 P: 8	R: 0 E: 0 K: 1 S: 5	H: 0 LOB: 1 BB: 1 P: 9	1B: 7 2B: 1 3B: 0 HR: 0	SF: 0 SAC: 0 DP: 0 HBP: 1	WP: 1 PB: 1 CS: 0	PA: 39					
PITCHER	IP	WLS	BF	H	R	ER	SO	BB	IBB	HBP	BLK	WP	HR	S	P	ERA	WHIP										
Mike Paxton, R ERA: 7.29 (1, 1)	6.1	W	29	7	1	1	4	2	0	1	0	1	0	34	43	1.42	1.421										
Sid Monge, L ERA: 1.47 (7, 1)	2.2	S	10	1	0	0	3	1	0	0	0	0	0	15	19	0.00	0.750										

Milwaukee Brewers @ Cleveland Indians
Cleveland Municipal Stadium, Cleveland, OH
Tue May 01 1979, 7:05 PM EDT
Att: 3,583 - Unknown

AB	35
R	1
H	8
RBI	1
BB	3
SO	7
LOB	19



Batter	1	2	3	4	5	6	7	8	9	AB	R	H	RBI	BB	SO	LOB	BOTTOM										
Jim Norris, L OBP: 0.314, SLG: 0.286 (1, 7)	1-3 1B 2B		E S HR 1B		K		K			4	2	2	0	0	2	0											
Toby Harrah, R OBP: 0.303, SLG: 0.267 (1, 5)	1-3		F4			FC1-6 HBP			F7	3	0	0	0	0	0	2											
Rick Manning, L OBP: 0.284, SLG: 0.366 (1, 8)	2-3		1-3			FC1-6 FC6-4			4-3	4	1	2	3	0	0	1											
Bobby Bonds, R OBP: 0.360, SLG: 0.474 (1, 9)	3-H 1B		3-H HR			1-2 BB 1B			4-3	4	0	1	0	0	0	2											
Andre Thornton, R OBP: 0.235, SLG: 0.351 (1, 3)	1-3		5-3			1-2 BB 1B			2B	4	0	1	0	0	0	2											
Gary Alexander, R OBP: 0.333, SLG: 0.455 (1, 10)	F7		F4			1-2 BB 1B			L5	4	0	1	0	0	0	2											
Duane Kuiper, L OBP: 0.321, SLG: 0.315 (1, 4)		4-3		1-3		1-2 2-3 BB 1B				3	0	1	0	0	0	0											
Bo Diaz, R OBP: 0.250, SLG: 0.333 (1, 2)		6-3		6-3					F7	3	0	0	0	0	0	3											
Tom Verzyer, R OBP: 0.232, SLG: 0.227 (1, 6)		5-3							1B	3	0	1	0	0	0	0											
Inning Stats	R: 1 E: 1 K: 0 S: 5	H: 2 LOB: 1 BB: 0 P: 5	R: 0 E: 0 K: 0 S: 3	H: 0 LOB: 0 BB: 0 P: 3	R: 2 E: 0 K: 0 S: 5	H: 2 LOB: 0 BB: 0 P: 5	R: 0 E: 0 K: 0 S: 3	H: 0 LOB: 0 BB: 0 P: 3	R: 0 E: 0 K: 0 S: 5	H: 1 LOB: 0 BB: 0 P: 5	R: 0 E: 0 K: 0 S: 5	H: 2 LOB: 3 BB: 0 P: 6	R: 0 E: 0 K: 1 S: 5	H: 0 LOB: 0 BB: 0 P: 5	R: 0 E: 0 K: 0 S: 4	H: 1 LOB: 1 BB: 0 P: 4	1B: 5 2B: 2 3B: 0 HR: 1	SF: 0 SAC: 0 DP: 0 HBP: 1	WP: 0 PB: 0 CS: 0	PA: 32							
PITCHER	IP	WLS	BF	H	R	ER	SO	BB	IBB	HBP	BLK	WP	HR	S	P	ERA	WHIP										
Lary Sorensen, R ERA: 3.35 (1, 1)	8.0	L	32	8	3	3	2	0	0	1	0	0	1	35	36	3.38	1.000										

Milwaukee Brewers @ Cleveland Indians
Cleveland Municipal Stadium, Cleveland, OH
Tue May 01 1979, 7:05 PM EDT
Att: 3,583 - Unknown

AB	31
R	3
H	8
RBI	3
BB	0
SO	2
LOB	10



Batter	1	2	3	4	5	6	7	8	9	AB	R	H	RBI	BB	SO	LOB	TOP		
Paul Moltitor, R OBP: 0.365, SLG: 0.468 (1, 4)	B2-3	FC6-4		L5		6-3		G3		5	0	0	0	0	0	5			
Don Money, R OBP: 0.356, SLG: 0.421 Dick Davis, R OBP: 0.200, SLG: 0.250 (1, 10) (6, FH)	1B 1B BB		6-3		SH1-3 E BB	F8			K	1	2	0	0	2	0	0			
Cecil Cooper, L OBP: 0.413, SLG: 0.695 (1, 3)	1B 1B		F7		SH1-3		SH3-4 BB		HR	3	2	2	1	1	0	0			
Gorman Thomas, R OBP: 0.422, SLG: 0.613 (1, 8)	CS 1B 1B				E8		SH3-4		1B E 1B	4	1	4	1	0	0	0			
Ben Oglivie, L OBP: 0.307, SLG: 0.477 (1, 7)									F6	4	0	1	2	1	2	3			
Sixto Lezcano, R OBP: 0.378, SLG: 0.552 (1, 9)	K				2B				E1	5	1	2	0	0	2	5			
Sal Bando, R OBP: 0.371, SLG: 0.351 (1, 5)		F4			1B 2B	F4		5-3	F9	5	0	1	1	0	0	3			
Robin Yount, R OBP: 0.302, SLG: 0.388 (1, 6)		6-3			1B L5			6-3		4	0	2	0	0	0	0			
Charlie Moore, R OBP: 0.422, SLG: 0.395 (1, 2)					FC5-2-6 1B			6-3		4	0	2	0	0	0	3			
Inning Stats	R: 2 E: 0 K: 1 S: 7	H: 3 LOB: 2 BB: 1 P: 11	R: 0 E: 0 K: 0 S: 4	H: 1 LOB: 1 BB: 0 P: 4	R: 0 E: 0 K: 1 S: 6	H: 1 LOB: 1 BB: 0 P: 6	R: 1 E: 0 K: 0 S: 5	H: 3 LOB: 1 BB: 0 P: 5	R: 1 E: 1 K: 1 S: 6	H: 1 LOB: 2 BB: 2 P: 14	R: 0 E: 0 K: 0 S: 4	H: 0 LOB: 1 BB: 1 P: 9	R: 0 E: 0 K: 0 S: 4	H: 1 LOB: 1 BB: 0 P: 4	R: 2 E: 1 K: 1 S: 8	H: 3 LOB: 1 BB: 0 P: 8	1B: 9 2B: 6 3B: 0 HR: 1	SF: 0 SAC: 2 DP: 2 HBP: 0	WP: 0 PA: 43 CS: 1
PITCHER	IP WLS BF H R ER SO BB IBB HBP BLK WP HR S P ERA WHIP	IP WLS BF H R ER SO BB IBB HBP BLK WP HR S P ERA WHIP																	
Wayne Garland, R ERA: 11.32 (1, 1)	3.0	L	17	8	3	3	2	1	0	0	0	0	0	0	20	24	9.00	3.000	
Dan Spillner, R ERA: 1.56 (4, 1)	3.0		12	2	1	1	1	2	0	0	0	0	0	12	20	3.00	1.333		
Victor Cruz, R ERA: 4.02 (7, 1)	3.0		14	4	2	1	2	1	0	0	0	0	1	17	21	3.00	1.667		
Batter	1	2	3	4	5	6	7	8	9	AB	R	H	RBI	BB	SO	LOB	BOTTOM		
Jim Norris, L OBP: 0.297, SLG: 0.269 (1, 7)	K		F8			L6		4-3		4	0	0	0	0	1	1			
Toby Harrah, R OBP: 0.323, SLG: 0.273 (1, 5)	CS 1B					S BB		F3		2	0	1	0	2	0	0			
Rick Manning, L OBP: 0.269, SLG: 0.347 (1, 8)	4-3		F9			F9			F7	4	0	0	0	0	0	3			
Bobby Bonds, R OBP: 0.366, SLG: 0.512 (1, 9)		HR			CS S 1B	F9			K	4	1	2	1	0	1	1			
Andre Thornton, R OBP: 0.225, SLG: 0.333 (1, 3)		F9			K			L6		4	0	0	0	0	1	1			
Gary Alexander, R OBP: 0.333, SLG: 0.441 (1, 10)			K		K		WP 4-3 BB		5-3	2	0	0	0	1	2	1			
Duane Kuiper, L OBP: 0.321, SLG: 0.316 (1, 4)						F8		4-3		3	0	1	0	0	0	1			
Bo Diaz, R OBP: 0.200, SLG: 0.267 (1, 2)			K			F8		5-3		3	0	0	0	0	1	2			
Tom Verzyer, R OBP: 0.236, SLG: 0.232 (1, 6)						F8			F9	3	0	1	0	0	0	0			
Inning Stats	R: 0 E: 0 K: 1 S: 5	H: 1 LOB: 0 BB: 0 P: 5	R: 1 E: 0 K: 2 S: 9	H: 2 LOB: 1 BB: 0 P: 9	R: 0 E: 0 K: 0 S: 3	H: 1 LOB: 1 BB: 1 P: 7	R: 0 E: 0 K: 2 S: 7	H: 1 LOB: 0 BB: 0 P: 7	R: 0 E: 0 K: 0 S: 3	H: 0 LOB: 0 BB: 0 P: 3	R: 0 E: 0 K: 0 S: 3	H: 0 LOB: 1 BB: 1 P: 7	R: 0 E: 0 K: 0 S: 3	H: 0 LOB: 0 BB: 0 P: 3	R: 0 E: 0 K: 1 S: 5	H: 0 LOB: 0 BB: 0 P: 5	1B: 4 2B: 0 3B: 0 HR: 1	SF: 0 SAC: 0 DP: 0 HBP: 0	WP: 1 PA: 32 CS: 2
PITCHER	IP WLS BF H R ER SO BB IBB HBP BLK WP HR S P ERA WHIP	IP WLS BF H R ER SO BB IBB HBP BLK WP HR S P ERA WHIP																	
Moose Haas, R ERA: 4.18 (1, 1)	9.0	W	32	5	1	1	6	3	0	0	0	1	1	41	53	1.00	0.889		

Milwaukee Brewers @ Cleveland Indians
Cleveland Municipal Stadium, Cleveland, OH
Wed May 02 1979, 7:05 PM EDT
Att. 4,859 - Unknown - 70 F

AB 37
R 6
H 14
RBI 5
BB 4
SO 5
LOB 20



Milwaukee Brewers @ Cleveland Indians
Cleveland Municipal Stadium, Cleveland, OH
Wed May 02 1979, 7:05 PM EDT
Att. 4,859 - Unknown - 70 F

AB 29
R 1
H 5
RBI 1
BB 3
SO 6
LOB 10



Batter	1	2	3	4	5	6	7	8	9	AB	R	H	RBI	BB	SO	LOB	TOP			
Alfredo Griffin, S OBP: 0.284, SLG: 0.202 (1, 6)	0-3 K	0-0 1B		0-0 F6		0-0 CS	0-0 F8			4	0	1	0	0	1	2				
Bob Bailor, R OBP: 0.343, SLG: 0.344 (1, 9)	0-0 E6 1B	0-0 F5			0-0 F9		0-0 4-3			4	1	0	0	0	0	1				
Rick Bosetti, R OBP: 0.311, SLG: 0.441 (1, 8)	0-3 K		0-0 5-3		0-0 5-3 HR		0-0 4-3			4	1	1	0	0	1	1				
Rico Carty, R OBP: 0.385, SLG: 0.462 (1, 10)	0-0 BB 1B		0-0 5-3		0-0 5-3			0-0 F7		4	1	1	0	0	0	1				
Otto Velez, R OBP: 0.370, SLG: 0.513 (1, 7)	4-0 1B 1-2 BB		0-3 K		0-0 2H HR			0-0 6-3		3	1	1	2	1	1	0				
John Mayberry, L OBP: 0.446, SLG: 0.548 (1, 3)	0-0 1-3 2H 3H 1B			0-0 SH1-2 1B	0-0 1-3			0-0 F4		4	0	2	2	0	0	0				
Roy Howell, L OBP: 0.319, SLG: 0.381 (1, 5)	0-3 K2-3			0-0 SH1-2 1B		0-3 K		0-0 F5		4	0	1	0	0	2	2				
Dave McKay, S OBP: 0.253, SLG: 0.256 (1, 4)		0-0 G6-4-3 1B		0-0 SH1-2		1-0 CS HBP		0-0 F9		2	0	1	0	0	0	0				
Rick Cerone, R OBP: 0.337, SLG: 0.383 (1, 2)		0-0 G6-4-3		0-3 K		0-0 L9		0-3 K		4	0	0	0	0	2	4				
Inning Stats	R: 2 E: 1 K: 3 S: 12	H: 2 LOB: 2 BB: 1 P: 16	R: 0 E: 0 K: 0 S: 4	H: 2 LOB: 1 BB: 0 P: 4	R: 0 E: 0 K: 1 S: 5	H: 0 LOB: 0 BB: 0 P: 5	R: 0 E: 0 K: 1 S: 7	H: 2 LOB: 2 BB: 0 P: 7	R: 2 E: 0 K: 0 S: 5	H: 2 LOB: 0 BB: 0 P: 5	R: 0 E: 0 K: 0 S: 3	H: 0 LOB: 0 BB: 0 P: 3	R: 0 E: 0 K: 0 S: 3	H: 0 LOB: 0 BB: 0 P: 3	R: 0 E: 0 K: 1 S: 5	H: 0 LOB: 0 BB: 0 P: 5	1B: 7 2B: 0 3B: 0 HR: 1	SF: 0 SAC: 1 DP: 1 HBP: 1	WP: 0 PB: 0 SB: 0 CS: 1	PA: 37
PITCHER Bill Travers, L ERA: 4.5 (1, 1)	IP: 9.0 WLS: W BF: 36 H: 8 R: 4 ER: 2 SO: 7 BB: 1 IBB: 0 HBP: 1 BLK: 0 WP: 0 HR: 1 S: 48 P: 53 ERA: 2.00 WHIP: 1.000															PITCHER				

Toronto Blue Jays @ Milwaukee Brewers
Milwaukee County Stadium, Milwaukee, WI
Thu May 03 1979, 8:05 PM EDT
Att. 7,801 - Unknown - 45 F

AB 33
R 4
H 8
RBI 4
BB 1
SO 7
LOB 11



Batter	1	2	3	4	5	6	7	8	9	AB	R	H	RBI	BB	SO	LOB	BOTTOM					
Paul Molitor, R OBP: 0.367, SLG: 0.469 (1, 4)	0-0 L8		1-0 HR HBP		0-0 F8		0-0 2B		0-0 FC1-2 BB	4	1	1	0	0	0	4						
Gorman Thomas, R OBP: 0.421, SLG: 0.633 (1, 8)	0-0 F8		0-0 1H 2H HR		0-3 K		0-0 F8		4-0 BB	4	1	1	4	1	1	2						
Cecil Cooper, L OBP: 0.413, SLG: 0.687 (1, 3)	0-0 E7 2B		0-0 4-3			0-0 F2		0-0 4-3	0-0 BB	4	0	1	1	1	0	0						
Larry Hisle, R OBP: 0.375, SLG: 0.482 (1, 10)	0-0 6-3		0-3 K			0-3 K		0-0 5-3		4	0	0	0	0	2	1						
Sal Bando, R OBP: 0.376, SLG: 0.351 (1, 5)		4-0 L4-3 BB		0-3 K		0-0 1B		0-0 6-3		3	0	1	0	1	1	0						
Sixto Lezcano, R OBP: 0.372, SLG: 0.535 (1, 9)		0-0 F9		0-0 5-3		0-0 1B			0-0 F8	4	0	1	0	0	0	1						
Robin Yount, R OBP: 0.300, SLG: 0.382 (1, 6)		0-0 L4-3		0-0 4-3		0-0 4-3			0-0 HBP FC1-2 1B	4	0	1	0	0	0	3						
Dick Davis, R OBP: 0.250, SLG: 0.261 (1, 7)			0-0 2-3		4-0 SH3-4 BB		0-0 F2		0-0 FC1-2 HBP BB 1B	3	1	1	0	1	0	0						
Buck Martinez, R OBP: 0.148, SLG: 0.115 Charlie Moore, R OBP: 0.426, SLG: 0.385 (7, PH) (8, 2)			4-0 HBP HR BB		0-0 SH3-4		0-0 F8		1-0 BB FC1-2 HBP	0	1	0	0	1	0	0						
Inning Stats	R: 0 E: 1 K: 0 S: 4	H: 1 LOB: 1 BB: 0 P: 4	R: 0 E: 0 K: 0 S: 2	H: 0 LOB: 0 BB: 1 P: 6	R: 3 E: 0 K: 1 S: 6	H: 1 LOB: 0 BB: 1 P: 11	R: 0 E: 0 K: 1 S: 5	H: 0 LOB: 0 BB: 0 P: 5	R: 0 E: 0 K: 1 S: 5	H: 0 LOB: 1 BB: 1 P: 9	R: 0 E: 0 K: 1 S: 7	H: 2 LOB: 2 BB: 0 P: 7	R: 0 E: 0 K: 0 S: 4	H: 1 LOB: 1 BB: 0 P: 4	R: 0 E: 0 K: 0 S: 3	H: 0 LOB: 0 BB: 0 P: 3	R: 2 E: 0 K: 0 S: 4	H: 2 LOB: 3 BB: 2 P: 13	1B: 4 2B: 3 3B: 0 HR: 1	SF: 0 SAC: 1 DP: 1 HBP: 2	WP: 0 PB: 0 SB: 0 CS: 0	PA: 39
PITCHER Tom Underwood, L ERA: 6.19 (1, 1)	IP: 8.2 WLS: L BF: 39 H: 7 R: 5 ER: 5 SO: 4 BB: 5 IBB: 0 HBP: 2 BLK: 0 WP: 0 HR: 1 S: 40 P: 62 ERA: 5.19 WHIP: 1.385															PITCHER						

Toronto Blue Jays @ Milwaukee Brewers
Milwaukee County Stadium, Milwaukee, WI
Thu May 03 1979, 8:05 PM EDT
Att. 7,801 - Unknown - 45 F

AB 31
R 5
H 7
RBI 5
BB 5
SO 4
LOB 11



Batter	1	2	3	4	5	6	7	8	9	AB	R	H	RBI	BB	SO	LOB	TOP			
Alfredo Griffin, S OBP: 0.280, SLG: 0.202 (1, 6)	1-3	F4			K		1-3		SH1-3 1B	5	0	1	0	0	1	1	Toronto Blue Jays @ Milwaukee Brewers Milwaukee County Stadium, Milwaukee, WI Fri May 04 1979, 8:05 PM EDT Att: 28,896 - Unknown - 43 F livebaseballscorecards.com			
Bob Bailor, R OBP: 0.330, SLG: 0.330 (1, 9)	4-3		1-3		6-3		L5		SH1-3 1-2	4	0	0	0	0	0	0				
Rick Bosetti, R OBP: 0.315, SLG: 0.439 (1, 8)			F8			1B HBP 1B		E6 SH1-4 E	F7	5	2	2	0	0	0	1				
Rico Carty, R OBP: 0.394, SLG: 0.469 Ted Wilborn, S (6, PR)	F8					HBP 1B 1-2 1B		SH1-4		3	0	2	0	0	0	1				
Bob Robertson, R OBP: 0.182, SLG: 0.400 (9, PH)						1-2 1B			BB	0	0	0	0	0	1	0				
Otto Velez, R OBP: 0.392, SLG: 0.535 (1, 7)		1B	F8			1-2 2-3 1B		E 1B IBB	K	4	2	2	0	1	1	3				
John Mayberry, L OBP: 0.438, SLG: 0.534 (1, 3)		FC1-4 2H 1B		K		K		E3 PB 1B		4	0	1	1	0	2	4				
Roy Howell, L OBP: 0.327, SLG: 0.379 (1, 5)		K		4-3		1-2 2-3 3H HBP	G6-4-3		PB 1B	3	0	1	2	0	1	1				
Dave McKay, S OBP: 0.242, SLG: 0.244 (1, 4)		FC1-4 1-2 2B		4-3		G6-4-3 1-2			F7	4	1	0	0	0	0	6				
Rick Cerone, R OBP: 0.333, SLG: 0.388 (1, 2)		1H 2B				F9			F6	4	0	1	1	0	0	2				
Inning Stats	R: 0 E: 0 K: 0 S: 4	H: 1 LOB: 1 BB: 0 P: 4	R: 2 E: 0 K: 1 S: 8	H: 3 LOB: 1 BB: 0 P: 8	R: 0 E: 0 K: 1 S: 5	H: 0 LOB: 0 BB: 0 P: 5	R: 0 E: 0 K: 1 S: 5	H: 0 LOB: 0 BB: 0 P: 5	R: 1 E: 0 K: 1 S: 7	H: 3 LOB: 3 BB: 0 P: 8	R: 0 E: 0 K: 0 S: 3	H: 0 LOB: 0 BB: 0 P: 3	R: 2 E: 0 K: 0 S: 6	H: 1 LOB: 2 BB: 1 P: 10	R: 0 E: 0 K: 1 S: 6	H: 1 LOB: 2 BB: 1 P: 10	1B: 8 2B: 2 3B: 0 HR: 0	SF: 0 SAC: 2 DP: 1 HBP: 1	WP: 0 PB: 1 CS: 0	PA: 41
PITCHER Mike Caldwell, L ERA: 2.04 (1, 1)	IP: 9.0 WLS: L BF: 41 H: 10 R: 5 ER: 3 SO: 5 BB: 1 IBB: 1 HBP: 1 BLK: 0 WP: 0 HR: 0 S: 48 P: 57 ERA: 3.00 WHIP: 1.222															PITCHER				

Batter	1	2	3	4	5	6	7	8	9	AB	R	H	RBI	BB	SO	LOB	BOTTOM			
Paul Moltor, R OBP: 0.362, SLG: 0.471 (1, 4)	4-3		B5		S 1H 2B			F9		4	0	1	1	0	0	0	Toronto Blue Jays @ Milwaukee Brewers Milwaukee County Stadium, Milwaukee, WI Fri May 04 1979, 8:05 PM EDT Att: 28,896 - Unknown - 43 F livebaseballscorecards.com			
Gorman Thomas, R OBP: 0.424, SLG: 0.622 (1, 8)	1B SF8 BB		K		K			1B		3	1	1	0	1	2	1				
Cecil Cooper, L OBP: 0.407, SLG: 0.670 (1, 3)	1-3 1B		4-3		F7			L8		4	0	1	0	0	0	2				
Larry Hisle, R OBP: 0.360, SLG: 0.466 (1, 10)	SF8			K		K		F9		3	0	0	1	0	2	1				
Ben Oglivie, L OBP: 0.316, SLG: 0.515 (1, 7)	4-3			S BB		K			HR	3	1	1	1	1	1	1				
Sixto Lezcano, R OBP: 0.378, SLG: 0.541 (1, 9)		1B 2B	F6		1-2 F6	6-3			G6-4-3 BB	3	1	1	0	1	0	1				
Sal Bando, R OBP: 0.371, SLG: 0.346 (1, 5)		G6-3 2H 1B		K				K	G6-4-3 1-2	4	0	1	1	0	2	2				
Robin Yount, R OBP: 0.288, SLG: 0.366 (1, 6)		G6-3 1-2			F9			F4	6-3	4	0	0	0	0	0	1				
Charlie Moore, R OBP: 0.420, SLG: 0.366 (1, 2)		F5						1-3		2	1	0	0	1	0	0				
Inning Stats	R: 1 E: 0 K: 0 S: 4	H: 1 LOB: 1 BB: 1 P: 8	R: 1 E: 0 K: 0 S: 4	H: 2 LOB: 0 BB: 0 P: 4	R: 0 E: 0 K: 1 S: 5	H: 0 LOB: 0 BB: 0 P: 5	R: 0 E: 0 K: 2 S: 7	H: 0 LOB: 1 BB: 1 P: 11	R: 1 E: 0 K: 1 S: 6	H: 1 LOB: 1 BB: 1 P: 10	R: 0 E: 0 K: 2 S: 5	H: 0 LOB: 0 BB: 0 P: 5	R: 0 E: 0 K: 0 S: 4	H: 1 LOB: 1 BB: 0 P: 4	R: 1 E: 0 K: 0 S: 3	H: 1 LOB: 0 BB: 1 P: 7	1B: 3 2B: 2 3B: 0 HR: 1	SF: 1 SAC: 0 DP: 2 HBP: 0	WP: 0 PB: 0 CS: 0	PA: 35
PITCHER Jim Clancy, R ERA: 4.42 Dave Freisleben, R ERA: 4.61 (1, 1)	IP: 8.0 WLS: W BF: 33 H: 6 R: 4 ER: 4 SO: 7 BB: 4 IBB: 0 HBP: 0 BLK: 0 WP: 1 HR: 1 S: 43 P: 59 ERA: 4.50 WHIP: 1.250															PITCHER				

Batter	1	2	3	4	5	6	7	8	9	AB	R	H	RBI	BB	SO	LOB	TOP			
Alfredo Griffin, S OBP: 0.286, SLG: 0.204	4-0 FC6-4 BB		0-3 K		0-0 F8		0-0 G6-4-3 1B		0-0 2-3	4	0	1	0	1	1	0	Toronto Blue Jays @ Milwaukee Brewers Milwaukee County Stadium, Milwaukee, WI Sat May 05 1979, 4:33 AM EDT Att: 14,910 - Unknown - 54 F			
Bob Bailor, R OBP: 0.336, SLG: 0.330	0-0 FC6-4 1B		4-0 FC6-4 BB		0-0 1B		0-0 G6-4-3 1-2			3	0	1	0	1	0	2				
Rick Bosetti, R OBP: 0.322, SLG: 0.441	0-0 1B		0-0 FC6-4 WP		0-0 1B		0-3 K			4	0	2	0	0	1	1				
Rico Carty, R OBP: 0.388, SLG: 0.494	0-0 F8		0-0 F7		0-3 K			0-0 HR		4	1	1	1	0	1	5				
John Mayberry, L OBP: 0.431, SLG: 0.522	0-3 K			0-3 K		0-0 1B		0-0 F5		4	0	1	0	0	2	2				
Roy Howell, L OBP: 0.314, SLG: 0.363		0-3 K		0-0 6-3		0-0 L6		0-0 F7		4	0	0	0	0	1	1				
Al Woods, L OBP: 0.347, SLG: 0.388		0-0 4-3 1B		0-0 E3		0-0 F7		0-0 G3		4	0	1	0	0	0	1				
Dave McKay, S OBP: 0.242, SLG: 0.245	0-0 4-3		0-0 F8		0-0 1B			0-0 6-3		4	0	1	0	0	0	2				
Rick Cerone, R OBP: 0.320, SLG: 0.371	0-0 F6			0-0 4-3		0-0 5-3		0-0 F6		4	0	0	0	0	0	3				
Inning Stats	R: 0 E: 0 K: 1 S: 6	H: 1 LOB: 2 BB: 1 P: 10	R: 0 E: 0 K: 1 S: 6	H: 1 LOB: 1 BB: 0 P: 6	R: 0 E: 0 K: 1 S: 5	H: 0 LOB: 1 BB: 1 P: 9	R: 0 E: 1 K: 1 S: 6	H: 0 LOB: 1 BB: 0 P: 6	R: 0 E: 0 K: 0 S: 7	H: 2 LOB: 2 BB: 0 P: 7	R: 0 E: 0 K: 1 S: 5	H: 1 LOB: 0 BB: 0 P: 5	R: 1 E: 0 K: 0 S: 4	H: 1 LOB: 0 BB: 0 P: 4	R: 0 E: 0 K: 0 S: 3	H: 0 LOB: 0 BB: 0 P: 3	1B: 7 2B: 0 3B: 0 HR: 1	SF: 0 SAC: 0 DP: 1 HBP: 0	WP: 1 PB: 0 SB: 0 CS: 0	PA: 37
PITCHER Jim Slaton, R ERA: 1.67	IP: 9.0 WLS: W BF: 37 H: 8 R: 1 ER: 1 SO: 6 BB: 2 IBB: 0 HBP: 0 BLK: 0 WP: 1 HR: 1 S: 47 P: 55 ERA: 1.00 WHIP: 1.111															PITCHER				

AB	35
R	1
H	8
RBI	1
BB	2
SO	6
LOB	17



Batter	1	2	3	4	5	6	7	8	9	AB	R	H	RBI	BB	SO	LOB	BOTTOM			
Paul Molitor, R OBP: 0.357, SLG: 0.455	0-0 L9	4-0 CS BB			0-0 6-3			0-0 6-3		3	0	0	0	1	0	0	Toronto Blue Jays @ Milwaukee Brewers Milwaukee County Stadium, Milwaukee, WI Sat May 05 1979, 4:33 AM EDT Att: 14,910 - Unknown - 54 F			
Sal Bando, R OBP: 0.366, SLG: 0.341	0-0 F8	0-0 CS	0-0 5-3		0-0 1-3			0-0 WP 1B		4	0	1	0	0	0	0				
Cecil Cooper, L OBP: 0.393, SLG: 0.645	0-0 L6		0-0 4-3		0-0 4-3			0-0 F9		4	0	0	0	0	0	1				
Gorman Thomas, R OBP: 0.417, SLG: 0.600		4-0 1B G3 1B BB	0-3 K		0-0 5-3			0-0 F8		3	1	0	0	1	1	1				
Ben Oglivie, L OBP: 0.317, SLG: 0.549		0-0 G3		0-0 F7		0-0 HR				3	1	1	1	0	0	1				
Sixto Lezcano, R OBP: 0.376, SLG: 0.532		0-0 E 3B 1B		0-3 K		0-3 K				3	1	1	0	0	2	0				
Robin Yount, R OBP: 0.299, SLG: 0.375		0-0 E8 3B 1B		0-0 5-3				0-0 G6-4-3 1B		3	1	2	1	0	0	0				
Charlie Moore, R OBP: 0.434, SLG: 0.432		0-0 E SH3 E 1B		0-0 5-3				0-0 G6-4-3 1-2		3	2	2	2	0	0	1				
Jim Gantner, L OBP: 0.276, SLG: 0.087		0-0 4-3		0-0 SH3		0-0 3-1				2	0	0	1	0	0	0				
Inning Stats	R: 0 E: 0 K: 0 S: 3	H: 0 LOB: 0 BB: 0 P: 3	R: 4 E: 1 K: 0 S: 5	H: 3 LOB: 0 BB: 2 P: 13	R: 0 E: 0 K: 1 S: 5	H: 0 LOB: 0 BB: 0 P: 5	R: 0 E: 0 K: 1 S: 5	H: 0 LOB: 0 BB: 0 P: 5	R: 1 E: 1 K: 0 S: 4	H: 1 LOB: 0 BB: 0 P: 4	R: 1 E: 0 K: 1 S: 6	H: 1 LOB: 0 BB: 0 P: 6	R: 0 E: 0 K: 0 S: 3	H: 1 LOB: 1 BB: 0 P: 3	R: 0 E: 0 K: 0 S: 4	H: 1 LOB: 0 BB: 0 P: 4	1B: 5 2B: 0 3B: 1 HR: 1	SF: 0 SAC: 1 DP: 1 HBP: 0	WP: 1 PB: 0 SB: 0 CS: 1	PA: 32
PITCHER Dave Lemanczyk, R ERA: 2.97	IP: 8.0 WLS: L BF: 31 H: 7 R: 6 ER: 5 SO: 3 BB: 2 IBB: 0 HBP: 0 BLK: 0 WP: 1 HR: 1 S: 35 P: 43 ERA: 5.62 WHIP: 1.125															PITCHER				

AB	28
R	6
H	7
RBI	5
BB	2
SO	3
LOB	4



Batter	1	2	3	4	5	6	7	8	9	AB	R	H	RBI	BB	SO	LOB	TOP			
Alfredo Griffin, S OBP: 0.284, SLG: 0.206	0-0 1B		0-0 F8			0-0 5-3			0-0 1-3	4	0	1	0	0	0	0	Toronto Blue Jays @ Milwaukee Brewers Milwaukee County Stadium, Milwaukee, WI Sun May 06 1979, 8:05 PM EDT Att: 53,962 - Unknown - 46 F livebaseballscorecards.com			
Bob Bailor, R OBP: 0.325, SLG: 0.317	0-0 F9		0-0 1-3			0-0 6-3			0-0 1-3	4	0	0	0	0	0	1				
Rick Bosetti, R OBP: 0.311, SLG: 0.426	0-0 F6			0-0 F2			0-0 6-3		0-0 F4	4	0	0	0	0	0	1				
Rico Carty, R OBP: 0.386, SLG: 0.489	0-0 1B			0-0 F8			0-0 5-3			3	0	1	0	0	0	0				
John Mayberry, L OBP: 0.420, SLG: 0.505	0-0 5-3			0-0 L4			0-0 F2			3	0	0	0	0	0	2				
Roy Howell, L OBP: 0.327, SLG: 0.370 Tim Johnson, L (5, 5)	4-0 BB			0-0 FC4-6 1B				0-0 6-3		1	0	1	0	1	0	0				
Al Woods, L OBP: 0.333, SLG: 0.371	0-0 5-3			0-0 FC4-6 G6-3 1-2			0-0 F8			3	0	0	0	0	0	2				
Dave McKay, S OBP: 0.245, SLG: 0.247	0-0 4-3			0-0 G6-3 1-2			0-0 1B			3	0	1	0	0	0	2				
Bob Davis, R (1, 2)			0-3 K			0-3 K			0-0 F9	3	0	0	0	0	2	1				
Inning Stats	R: 0 E: 0 K: 0 S: 5	H: 2 LOB: 2 BB: 0 P: 5	R: 0 E: 0 K: 0 S: 2	H: 0 LOB: 0 BB: 1 P: 6	R: 0 E: 0 K: 1 S: 5	H: 0 LOB: 0 BB: 0 P: 5	R: 0 E: 0 K: 0 S: 3	H: 0 LOB: 0 BB: 0 P: 3	R: 0 E: 0 K: 1 S: 5	H: 1 LOB: 0 BB: 0 P: 5	R: 0 E: 0 K: 0 S: 3	H: 0 LOB: 0 BB: 0 P: 3	R: 0 E: 0 K: 0 S: 4	H: 1 LOB: 1 BB: 0 P: 4	R: 0 E: 0 K: 0 S: 3	H: 0 LOB: 0 BB: 0 P: 3		1B: 4 2B: 0 3B: 0 HR: 0	SF: 0 SAC: 0 DP: 1 HBP: 0	WP: 0 PB: 0 SB: 0 CS: 0
PITCHER Lary Sorensen, R ERA: 2.8	IP: 9.0 WLS: W BF: 30 H: 4 R: 0 ER: 0 SO: 2 BB: 1 IBB: 0 HBP: 0 BLK: 0 WP: 0 HR: 0 S: 33 P: 37 ERA: 0.00 WHIP: 0.556															PITCHER				

Batter	1	2	3	4	5	6	7	8	9	AB	R	H	RBI	BB	SO	LOB	BOTTOM			
Paul Moltor, R OBP: 0.363, SLG: 0.451	4-0 1B FC3-6 BB		0-0 5-3			0-0 1-2 1B			0-3 K	3	1	1	0	1	1	0	Toronto Blue Jays @ Milwaukee Brewers Milwaukee County Stadium, Milwaukee, WI Sun May 06 1979, 8:05 PM EDT Att: 53,962 - Unknown - 46 F livebaseballscorecards.com			
Sal Bando, R OBP: 0.382, SLG: 0.337	0-0 1B FC3-6		0-0 F7		0-0 L6		0-0 6-3			4	0	1	0	0	0	2				
Cecil Cooper, L OBP: 0.388, SLG: 0.627	0-0 1B FC3-6 1-2 3-H		4-0 CS BB			0-0 4-3		0-0 F7		3	0	0	1	1	0	1				
Gorman Thomas, R OBP: 0.421, SLG: 0.607	0-0 F8		0-0 CS	0-3 K		0-0 1B 2B		0-0 SH3 1B		4	2	2	0	0	1	1				
Ben Oglivie, L OBP: 0.329, SLG: 0.548	0-0 1B		0-0 F6		4-0 1B FC1-2 IBB		0-0 SH3		0-0 SH3	2	0	1	0	1	0	0				
Sixto Lezcano, R OBP: 0.381, SLG: 0.531		0-0 F7		0-3 K		0-0 FC1-2 1-3 2-H 1B		0-0 1B		4	0	2	2	0	1	0				
Robin Yount, R OBP: 0.306, SLG: 0.404		0-0 HR			0-0 6-3		0-0 FC1-2 IBB		0-0 P4	3	1	1	1	1	0	1				
Ray Fosse, R OBP: 0.235, SLG: 0.188		0-0 G5-4-3 1B			0-0 F7		0-0 FC1-2		0-3 K	4	0	1	0	0	1	4				
Buck Martinez, R OBP: 0.167, SLG: 0.138		0-0 G5-4-3			0-0 1B		0-0 F6			3	0	1	0	0	0	4				
Inning Stats	R: 1 E: 0 K: 0 S: 4	H: 2 LOB: 2 BB: 1 P: 8	R: 1 E: 0 K: 0 S: 4	H: 2 LOB: 0 BB: 0 P: 4	R: 0 E: 0 K: 2 S: 7	H: 0 LOB: 0 BB: 0 P: 7	R: 0 E: 0 K: 0 S: 5	H: 2 LOB: 2 BB: 0 P: 5	R: 1 E: 0 K: 0 S: 5	H: 2 LOB: 3 BB: 2 P: 13	R: 0 E: 0 K: 1 S: 5	H: 0 LOB: 0 BB: 0 P: 5	R: 1 E: 0 K: 1 S: 7	H: 2 LOB: 1 BB: 0 P: 7	R: 0 E: 0 K: 0 S: 3	H: 2 LOB: 0 BB: 0 P: 7		1B: 8 2B: 1 3B: 0 HR: 1	SF: 0 SAC: 1 DP: 1 HBP: 0	WP: 0 PB: 0 SB: 0 CS: 1
PITCHER Mark Lemongello, R ERA: 6.53	IP: 8.0 WLS: L BF: 35 H: 10 R: 4 ER: 4 SO: 4 BB: 2 IBB: 2 HBP: 0 BLK: 0 WP: 0 HR: 1 S: 39 P: 55 ERA: 4.50 WHIP: 1.500															PITCHER				

Batter	1	2	3	4	5	6	7	8	9	AB	R	H	RBI	BB	SO	LOB	TOP								
Paul Dade, R OBP: 0.333, SLG: 0.286	F9		1B		S		4-3	1B		5	0	3	2	0	0	0	Cleveland Indians @ Milwaukee Brewers Milwaukee County Stadium, Milwaukee, WI Tue May 08 1979, 8:05 PM EDT Att: 12,959 - Unknown - 84 F								
Duane Kuiper, L OBP: 0.333, SLG: 0.323	F7		1B		4-3		G3	1B		5	0	2	0	0	0	1									
Rick Manning, L OBP: 0.276, SLG: 0.333	F9		K					1B		5	1	1	0	0	1	5									
Andre Thornton, R OBP: 0.259, SLG: 0.315		CS			S			1B	F8	1	1	0	0	4	0	0									
Bobby Bonds, R OBP: 0.360, SLG: 0.480	K		K		K		1B	1-3	K	5	0	1	0	0	3	4									
Toby Harrah, R OBP: 0.333, SLG: 0.269	K		FC6-5-4		K		K	E	4-3	5	1	1	1	0	2	4									
Gary Alexander, R OBP: 0.326, SLG: 0.420	CS		5-3		L8			E		4	1	2	1	0	0	1									
Bo Diaz, R OBP: 0.240, SLG: 0.217			1B		K		K	E5		1	0	0	0	1	1	0									
Ron Pruitt, R OBP: 0.365, SLG: 0.273			1B		K		K	S		2	1	0	0	0	1	4									
Tom Verzyer, R OBP: 0.247, SLG: 0.229			F7		6-3		L7	K		4	0	0	0	0	1	3									
Inning Stats	R: 0 E: 0 K: 0 S: 3	H: 0 LOB: 0 BB: 0 P: 3	R: 0 E: 0 K: 2 S: 6	H: 0 LOB: 0 BB: 1 P: 10	R: 0 E: 0 K: 1 S: 7	H: 2 LOB: 3 BB: 1 P: 11	R: 0 E: 0 K: 1 S: 5	H: 0 LOB: 1 BB: 1 P: 9	R: 0 E: 0 K: 2 S: 6	H: 2 LOB: 3 BB: 1 P: 13	R: 0 E: 0 K: 0 S: 3	H: 0 LOB: 0 BB: 0 P: 3	R: 5 E: 1 K: 1 S: 11	H: 5 LOB: 2 BB: 1 P: 15	R: 0 E: 0 K: 1 S: 5	H: 0 LOB: 0 BB: 0 P: 5	1B: 10 2B: 0 3B: 0 HR: 0	SF: 0 SAC: 0 DP: 0 HBP: 0	WP: 0 PB: 0 SB: 3 CS: 1	PA: 43					
PITCHER	IP	WLS	BF	H	R	ER	SO	BB	IBB	HBP	BLK	WP	HR	S	P	ERA	WHIP								
Moose Haas, R ERA: 3.77	7.1	W	34	8	4	2	7	5	0	0	0	0	0	43	63	2.46	1.773								
Bob Galasso, R ERA: 4.5	0.1		3	1	1	0	1	0	0	0	0	0	0	5	5	0.00	3.000								
Bob McClure, L ERA: 3.38	0.1		2	1	0	0	0	0	0	0	0	0	0	2	2	0.00	3.000								
Bill Castro, R ERA: 1.29	1.0		3	0	0	0	1	0	0	0	0	0	0	5	5	0.00	0.000								

Batter	1	2	3	4	5	6	7	8	9	AB	R	H	RBI	BB	SO	LOB	BOTTOM								
Paul Moltor, R OBP: 0.349, SLG: 0.436	E6		SH1-3		SF9	K		K		3	1	0	1	0	2	0	Cleveland Indians @ Milwaukee Brewers Milwaukee County Stadium, Milwaukee, WI Tue May 08 1979, 8:05 PM EDT Att: 12,959 - Unknown - 84 F								
Sal Bando, R OBP: 0.376, SLG: 0.341	G4-3		F8		1B		F9	BB		2	2	1	0	2	0	1									
Cecil Cooper, L OBP: 0.392, SLG: 0.625	SF8		F8		1B		4-1	BB		2	1	1	2	1	0	1									
Gorman Thomas, R OBP: 0.414, SLG: 0.587	G4-3		K		1B		F9			3	1	0	0	1	1	3									
Ben Oglivie, L OBP: 0.337, SLG: 0.539		G4-6-3		F9		4-1				3	1	1	3	1	0	1									
Sixto Lezcano, R OBP: 0.386, SLG: 0.560		G4-6-3		L5		HR		FC6-4		3	1	1	3	1	0	1									
Robin Yount, R OBP: 0.313, SLG: 0.498					1B		FC6-4			4	1	2	0	0	0	2									
Ray Fosse, R OBP: 0.190, SLG: 0.150		L1			F9	6-3		F6		4	0	0	0	0	0	2									
Charlie Moore, R OBP: 0.439, SLG: 0.438			F8		S	6-3		F9		4	1	2	0	0	0	0									
Inning Stats	R: 1 E: 1 K: 0 S: 4	H: 1 LOB: 0 BB: 0 P: 4	R: 0 E: 0 K: 0 S: 3	H: 1 LOB: 1 BB: 1 P: 7	R: 0 E: 0 K: 1 S: 4	H: 1 LOB: 0 BB: 0 P: 4	R: 0 E: 0 K: 1 S: 5	H: 0 LOB: 0 BB: 0 P: 5	R: 7 E: 0 K: 0 S: 8	H: 5 LOB: 0 BB: 2 P: 16	R: 0 E: 0 K: 1 S: 5	H: 0 LOB: 0 BB: 0 P: 5	R: 1 E: 0 K: 0 S: 3	H: 0 LOB: 2 BB: 3 P: 15	R: 0 E: 0 K: 1 S: 5	H: 0 LOB: 0 BB: 0 P: 5	1B: 7 2B: 0 3B: 0 HR: 1	SF: 2 SAC: 1 DP: 2 HBP: 0	WP: 0 PB: 0 SB: 1 CS: 0	PA: 37					
PITCHER	IP	WLS	BF	H	R	ER	SO	BB	IBB	HBP	BLK	WP	HR	S	P	ERA	WHIP								
Wayne Garland, R ERA: 10.2	4.2	L	21	6	5	4	1	2	0	0	0	0	1	3	7	81.00	9.000								
Dan Spillner, R ERA: 3.09	0.1		4	2	3	3	0	1	0	0	0	0	0	8	20	4.50	1.500								
Len Barker, R ERA: 9.22	2.0		9	0	1	1	1	3	0	0	0	0	0	5	5	0.00	0.000								
Victor Cruz, R ERA: 3.78	1.0		3	0	0	0	1	0	0	0	0	0	0	5	5	0.00	0.000								

Batter	1	2	3	4	5	6	7	8	9	AB	R	H	RBI	BB	SO	LOB	TOP								
Bobby Bonds, R OBP: 0.379, SLG: 0.524 (1.9)										5	2	4	3	0	0	0	Cleveland Indians @ Milwaukee Brewers Milwaukee County Stadium, Milwaukee, WI Wed May 09 1979, 8:05 PM EDT Att: 10,829 - Unknown - 49 F								
Paul Dade, R OBP: 0.372, SLG: 0.333 Horace Speed, R OBP: 0.417, SLG: 0.222 (7.7)										4	1	3	1	0	0	0									
Rick Manning, L OBP: 0.294, SLG: 0.344 (1.8)										3	1	2	0	1	0	1									
Andre Thornton, R OBP: 0.277, SLG: 0.337 (1.3)										3	0	2	2	1	1	1									
Gary Alexander, R OBP: 0.313, SLG: 0.405 (1.2)										3	0	0	1	0	1	3									
Toby Harrah, R OBP: 0.331, SLG: 0.299 (1.5)										4	1	1	1	0	1	1									
Ron Pruitt, R OBP: 0.294, SLG: 0.200 (1.10)										4	0	0	0	0	0	1									
Duane Kuiper, L OBP: 0.320, SLG: 0.309 (1.4)										4	1	0	0	0	0	0									
Tom Verzyer, R OBP: 0.258, SLG: 0.241 (1.6)										4	2	2	0	0	1	0									
Inning Stats	R: 2 E: 0 K: 0 S: 5	H: 3 LOB: 0 BB: 0 P: 5	R: 0 E: 0 K: 0 S: 3	H: 0 LOB: 0 BB: 0 P: 3	R: 2 E: 0 K: 1 S: 8	H: 3 LOB: 1 BB: 0 P: 8	R: 3 E: 1 K: 0 S: 6	H: 4 LOB: 0 BB: 0 P: 6	R: 1 E: 0 K: 0 S: 5	H: 2 LOB: 1 BB: 0 P: 5	R: 0 E: 0 K: 1 S: 4	H: 1 LOB: 1 BB: 2 P: 12	R: 0 E: 0 K: 1 S: 5	H: 0 LOB: 0 BB: 0 P: 5	R: 0 E: 0 K: 0 S: 4	H: 0 LOB: 0 BB: 0 P: 5	R: 0 E: 0 K: 0 S: 4	H: 1 LOB: 1 BB: 0 P: 4	1B: 11 2B: 1 3B: 0 HR: 2	SF: 1 SAC: 1 DP: 1 HBP: 0	WP: 0 PB: 0 SB: 1 CS: 3	PA: 40			
PITCHER	IP	WLS	BF	H	R	ER	SO	BB	IBB	HBP	BLK	WP	HR	S	P	ERA	WHIP								
Mike Caldwell, L ERA: 2.73 (1.1)	3.0	L	15	7	5	5	1	0	0	0	0	0	2	17	17	15.00	2.333								
Reggie Cleveland, R ERA: 5.27 (4.1)	2.0		10	5	3	1	0	0	0	0	0	0	0	10	10	4.50	2.500								
Jerry Augustine, L ERA: 3.14 (6.1)	4.0		14	2	0	0	3	2	0	0	0	0	0	18	26	0.00	1.000								

Batter	1	2	3	4	5	6	7	8	9	AB	R	H	RBI	BB	SO	LOB	BOTTOM								
Paul Moltor, R OBP: 0.360, SLG: 0.433 (1.4)										3	2	1	0	2	0	0	Cleveland Indians @ Milwaukee Brewers Milwaukee County Stadium, Milwaukee, WI Wed May 09 1979, 8:05 PM EDT Att: 10,829 - Unknown - 49 F								
Sal Bando, R OBP: 0.395, SLG: 0.337 (1.5)										1	2	0	0	4	0	1									
Cecil Cooper, L OBP: 0.385, SLG: 0.607 (1.3)										5	1	1	1	0	1	6									
Gorman Thomas, R OBP: 0.422, SLG: 0.611 (1.8)										3	1	1	1	2	1	2									
Ben Oglivie, L OBP: 0.351, SLG: 0.532 (1.7)										3	0	1	1	2	0	1									
Sixto Lezcano, R OBP: 0.406, SLG: 0.563 (1.9)										3	0	2	3	2	0	1									
Robin Yount, R OBP: 0.300, SLG: 0.389 (1.6)										5	0	0	0	0	3	8									
Dick Davis, R OBP: 0.250, SLG: 0.259 (1.10)										4	1	1	0	0	0	2									
Charlie Moore, R OBP: 0.410, SLG: 0.404 (1.2)										4	0	0	0	0	0	1									
Inning Stats	R: 3 E: 1 K: 1 S: 8	H: 4 LOB: 1 BB: 1 P: 12	R: 0 E: 0 K: 0 S: 3	H: 0 LOB: 0 BB: 0 P: 3	R: 0 E: 0 K: 1 S: 4	H: 0 LOB: 1 BB: 2 P: 12	R: 0 E: 0 K: 1 S: 4	H: 0 LOB: 0 BB: 1 P: 8	R: 0 E: 0 K: 0 S: 3	H: 0 LOB: 1 BB: 1 P: 7	R: 1 E: 0 K: 1 S: 7	H: 2 LOB: 1 BB: 0 P: 7	R: 0 E: 0 K: 0 S: 3	H: 0 LOB: 1 BB: 1 P: 7	R: 0 E: 0 K: 0 S: 3	H: 0 LOB: 1 BB: 1 P: 7	R: 3 E: 0 K: 1 S: 6	H: 1 LOB: 3 BB: 5 P: 26	1B: 6 2B: 0 3B: 0 HR: 1	SF: 0 SAC: 0 DP: 2 HBP: 0	WP: 0 PB: 0 SB: 0 CS: 0	PA: 43			
PITCHER	IP	WLS	BF	H	R	ER	SO	BB	IBB	HBP	BLK	WP	HR	S	P	ERA	WHIP								
Rick Waits, L ERA: 4.88 (1.1)	8.0	W	35	7	5	5	4	7	0	0	0	0	1	36	64	5.62	1.750								
Dan Spillner, R ERA: 4.0 (9.1)	0.1		3	0	0	0	0	2	0	0	0	0	0	1	9	0.00	6.000								
Sid Monge, L ERA: 1.23 (9.1)	0.2	S	5	0	2	2	1	3	0	0	1	0	0	4	16	27.00	4.500								

Batter	1	2	3	4	5	6	7	8	9	AB	R	H	RBI	BB	SO	LOB	TOP	
Paul Moltitor, R OBP: 0.355, SLG: 0.430 (1,4)	5-3		6-3		SH5-4 1B				G3	5	0	2	2	0	0	0	Milwaukee Brewers @ Detroit Tigers Tiger Stadium, Detroit, MI Fri May 11 1979, 7:05 PM EDT Att: 42,563 - Unknown	
Robin Yount, R OBP: 0.305, SLG: 0.391 (1,6)	2B		F4		SH5-4			L9	4	1	1	0	0	1	1			
Cecil Cooper, L OBP: 0.374, SLG: 0.584 (1,3)	1-6-3 2B		4-3		G6-4-3 IBB			5-3	4	0	1	1	1	1	0			
Sal Bando, R OBP: 0.382, SLG: 0.330 (1,5)	1-6-3		L7		G6-4-3			F4	4	0	0	0	0	0	4			
Ben Oglivie, L OBP: 0.343, SLG: 0.512 (1,7)	G3		1B		F9			F9	3	1	1	0	1	0	1			
Sixto Lezcano, R OBP: 0.395, SLG: 0.532 (1,9)			4-3		F6			F9	4	0	0	0	0	0	2			
Gorman Thomas, R OBP: 0.452, SLG: 0.660 (1,8)			FC3-6-4 2B		1-3 1B			2B	3	2	3	1	1	0	0			
Ray Fosse, R OBP: 0.240, SLG: 0.217 (1,10)			FC3-6-4 HBP		6-3			F8	3	1	1	1	0	0	2			
Buck Martinez, R OBP: 0.176, SLG: 0.152 (1,2)	FC3-6-4		SH5-4 1B		SH5-4 1B			6-3	4	0	1	0	0	1	4			
Inning Stats	R: 1 E: 0 K: 0 S: 5	H: 2 LOB: 1 BB: 0 P: 5	R: 0 E: 0 K: 0 S: 3	H: 1 LOB: 1 BB: 0 P: 4	R: 0 E: 0 K: 0 S: 3	H: 0 LOB: 0 BB: 0 P: 3	R: 0 E: 0 K: 0 S: 4	H: 1 LOB: 2 BB: 1 P: 8	R: 0 E: 0 K: 1 S: 5	H: 0 LOB: 0 BB: 0 P: 5	R: 1 E: 0 K: 0 S: 4	H: 1 LOB: 0 BB: 0 P: 4	R: 0 E: 0 K: 0 S: 3	H: 0 LOB: 0 BB: 0 P: 3	1B: 3 2B: 7 3B: 0 HR: 1	SF: 0 SAC: 1 DP: 2 HBP: 1		WP: 0 PA: 39 PB: 0 SB: 0 CS: 0
PITCHER	IP	WLS	BF	H	R	ER	SO	BB	IBB	HBP	BLK	WP	HR	S	P	ERA	WHIP	
Mark Fidrych, R ERA: 5.79 (1,1)	5.1	L	26	8	4	4	0	1	2	1	0	0	0	22	35	6.75	1.688	
Jack Billingham, R ERA: 3.59 (6,1)	0.2		3	1	0	0	2	0	0	0	0	0	0	7	7	0.00	1.500	
Steve Baker, R ERA: 4.55 (7,1)	3.0		10	1	1	1	1	0	0	0	0	0	1	12	12	3.00	0.333	

Batter	1	2	3	4	5	6	7	8	9	AB	R	H	RBI	BB	SO	LOB	BOTTOM		
Ron LeFlore, R OBP: 0.391, SLG: 0.476 (1,8)	4-3		2B			5-3			F9	4	0	1	0	0	0	0	Milwaukee Brewers @ Detroit Tigers Tiger Stadium, Detroit, MI Fri May 11 1979, 7:05 PM EDT Att: 42,563 - Unknown		
Lou Whitaker, L OBP: 0.400, SLG: 0.459 (1,4)	FC3-6 1B		K			K			L3 1B	4	0	2	0	0	2	1			
Rusty Staub, L OBP: 0.500, SLG: 0.519 (1,10)	FC3-6 1-2		4-3			G3			L3 1-2	4	0	0	0	0	2				
Steve Kemp, L OBP: 0.469, SLG: 0.600 (1,7)	4-3		K			L7			L7	3	0	0	0	0	1	1			
Jason Thompson, L OBP: 0.407, SLG: 0.403 (1,3)			K			3-1			F8	3	0	0	0	0	1	0			
Lance Parrish, R OBP: 0.341, SLG: 0.494 (1,2)			F3			HR			F4	3	1	1	1	0	0	0			
Tim Corcoran, L OBP: 0.280, SLG: 0.150 (1,9)			4-3			4-3			3-1	3	0	0	0	0	0	0			
Phil Mankowski, L OBP: 0.275, SLG: 0.229 (1,5)			L3 1B			L7			1-3	3	0	1	0	0	0	0			
Alan Trammell, R OBP: 0.349, SLG: 0.333 (1,6)			L3 1-2			6-3			6-3	3	0	0	0	0	0	1			
Inning Stats	R: 0 E: 0 K: 0 S: 4	H: 1 LOB: 1 BB: 0 P: 4	R: 0 E: 0 K: 1 S: 5	H: 0 LOB: 0 BB: 0 P: 5	R: 0 E: 0 K: 1 S: 6	H: 2 LOB: 1 BB: 0 P: 6	R: 0 E: 0 K: 1 S: 5	H: 0 LOB: 0 BB: 0 P: 5	R: 1 E: 0 K: 0 S: 4	H: 1 LOB: 0 BB: 0 P: 4	R: 0 E: 0 K: 1 S: 5	H: 0 LOB: 0 BB: 0 P: 5	R: 0 E: 0 K: 0 S: 3	H: 0 LOB: 0 BB: 0 P: 3	R: 0 E: 0 K: 0 S: 3	H: 1 LOB: 0 BB: 0 P: 3		1B: 3 2B: 3 3B: 0 HR: 1	SF: 0 SAC: 0 DP: 2 HBP: 0
PITCHER	IP	WLS	BF	H	R	ER	SO	BB	IBB	HBP	BLK	WP	HR	S	P	ERA	WHIP		
Lary Sorensen, R ERA: 2.54 (1,1)	9.0	W	30	5	1	1	4	0	0	0	0	0	1	38	38	1.00	0.556		

Batter	1	2	3	4	5	6	7	8	9	AB	R	H	RBI	BB	SO	LOB	TOP										
Paul Moltor, R OBP: 0.341, SLG: 0.411 (1, 4)										5	0	0	0	0	0	3											
Robin Yount, R OBP: 0.295, SLG: 0.378 (1, 6)										4	0	0	0	0	0	0											
Cecil Cooper, L OBP: 0.378, SLG: 0.581 (1, 3)										4	0	2	0	0	0	0											
Sal Bando, R OBP: 0.370, SLG: 0.317 (1, 5)										4	0	0	0	0	2												
Ben Oglivie, L OBP: 0.340, SLG: 0.511 (1, 7)										4	1	1	0	0	1	2											
Sixto Lezcano, R OBP: 0.407, SLG: 0.571 (1, 9)										4	1	3	2	0	0	0											
Gorman Thomas, R OBP: 0.438, SLG: 0.635 (1, 8)										4	0	0	0	0	3	2											
Ray Fosse, R OBP: 0.286, SLG: 0.240 (7, PR)										2	0	1	0	0	0	0											
Jim Wohlford, R OBP: 0.192, SLG: 0.200 (9, PH)										1	1	1	0	0	0	0											
Buck Martinez, R OBP: 0.189, SLG: 0.143 (9, PH)										2	0	0	0	1	1	1											
Charlie Moore, R OBP: 0.424, SLG: 0.439 (9, 2)										1	0	1	1	0	0	0											
Inning Stats	R: 0 E: 0 K: 0 S: 3	H: 0 LOB: 0 BB: 0 P: 3	R: 2 E: 0 K: 1 S: 7	H: 2 LOB: 1 BB: 0 P: 8	R: 0 E: 0 K: 0 S: 3	H: 0 LOB: 0 BB: 0 P: 3	R: 0 E: 0 K: 1 S: 6	H: 1 LOB: 1 BB: 0 P: 6	R: 0 E: 0 K: 0 S: 3	H: 0 LOB: 0 BB: 0 P: 3	R: 0 E: 0 K: 1 S: 6	H: 1 LOB: 1 BB: 0 P: 6	R: 0 E: 0 K: 1 S: 6	H: 2 LOB: 2 BB: 1 P: 10	R: 0 E: 0 K: 0 S: 4	H: 1 LOB: 1 BB: 0 P: 4	R: 1 E: 0 K: 1 S: 7	H: 2 LOB: 1 BB: 0 P: 7	1B: 5 2B: 4 3B: 0 HR: 1	SF: 0 SAC: 0 DP: 1 HBP: 1	WP: 0 PA: 37 PB: 0 SB: 0 CS: 1						
PITCHER	IP	WLS	BF	H	R	ER	SO	BB	IBB	HBP	BLK	WP	HR	S	P	ERA	WHIP										
Dave Rozema, R ERA: 4.65 (1, 1)	5.0		19	3	2	2	2	0	0	1	0	0	1	22	23	3.60	0.600										
Aurelio Lopez, R ERA: 2.41 (6, 1)	1.2		8	3	0	0	2	1	0	0	0	0	0	11	15	0.00	2.400										
Bruce Taylor, R ERA: 6.55 (7, 1)	2.1	L	10	3	1	1	1	0	0	0	0	0	0	12	12	3.86	1.286										

Milwaukee Brewers @ Detroit Tigers
Tiger Stadium, Detroit, MI
Sat May 12 1979, 3:33 AM EDT
Att: 19,801 - Unknown - 59 F

AB 35
R 3
H 9
RBI 3
BB 1
SO 5
LOB 10



Batter	1	2	3	4	5	6	7	8	9	AB	R	H	RBI	BB	SO	LOB	BOTTOM										
Ron LeFlore, R OBP: 0.392, SLG: 0.481 (1, 8)										5	2	2	0	0	1	3											
Lou Whitaker, L OBP: 0.390, SLG: 0.444 (1, 4)										5	0	1	1	0	1	4											
Rusty Staub, L OBP: 0.500, SLG: 0.500 (1, 10)										3	0	1	1	1	0	2											
Steve Kemp, L OBP: 0.450, SLG: 0.573 (1, 7)										4	0	0	0	0	1	3											
Jason Thompson, L OBP: 0.389, SLG: 0.382 (1, 3)										4	0	0	0	0	1	0											
Lance Parrish, R OBP: 0.337, SLG: 0.477 (1, 2)										3	0	0	0	1	1	0											
Lynn Jones, R OBP: 0.392, SLG: 0.426 (1, 9)										4	0	1	0	0	0	0											
Aurelio Rodriguez, R OBP: 0.270, SLG: 0.344 (6, PH)										2	0	1	0	0	0	0											
Phil Mankowski, L OBP: 0.286, SLG: 0.222 (7, 5)										1	0	0	0	1	0	0											
Alan Trammell, R OBP: 0.354, SLG: 0.328 (6, PH)										1	0	0	0	1	0	0											
John Wockenfuss, R OBP: 0.333, SLG: 0.687 (7, 6)										1	0	0	0	0	1	3											
Mark Wagner, R OBP: 0.387, SLG: 0.483 (9, 1)										1	0	1	0	0	0	0											
Inning Stats	R: 1 E: 0 K: 0 S: 4	H: 1 LOB: 0 BB: 0 P: 4	R: 0 E: 0 K: 0 S: 3	H: 0 LOB: 0 BB: 0 P: 3	R: 1 E: 0 K: 1 S: 8	H: 3 LOB: 2 BB: 0 P: 8	R: 0 E: 0 K: 2 S: 7	H: 0 LOB: 0 BB: 0 P: 7	R: 0 E: 0 K: 1 S: 6	H: 1 LOB: 2 BB: 1 P: 10	R: 0 E: 0 K: 1 S: 6	H: 1 LOB: 3 BB: 2 P: 14	R: 0 E: 0 K: 1 S: 5	H: 0 LOB: 1 BB: 1 P: 9	R: 0 E: 0 K: 0 S: 3	H: 0 LOB: 0 BB: 0 P: 3	R: 0 E: 0 K: 0 S: 4	H: 1 LOB: 1 BB: 0 P: 4	1B: 5 2B: 2 3B: 0 HR: 0	SF: 0 SAC: 0 DP: 0 HBP: 0	WP: 0 PA: 38 PB: 0 SB: 1 CS: 0						
PITCHER	IP	WLS	BF	H	R	ER	SO	BB	IBB	HBP	BLK	WP	HR	S	P	ERA	WHIP										
Bill Travers, L ERA: 4.3 (1, 1)	5.2		25	6	2	2	4	2	0	0	0	0	0	31	39	3.18	1.412										
Reggie Cleveland, R ERA: 4.7 (6, 1)	0.2		3	0	0	0	1	0	1	0	0	0	0	4	8	0.00	0.000										
Jerry Augustine, L ERA: 2.78 (7, 1)	2.0	W	8	1	0	0	1	1	0	0	0	0	0	9	13	0.00	1.000										
Bill Castro, R ERA: 1.23 (9, 1)	0.1		1	0	0	0	0	0	0	0	0	0	0	1	1	0.00	0.000										
Bob McClure, L ERA: 5.0 (9, 1)	0.1	S	1	0	0	0	0	0	0	0	0	0	0	1	1	0.00	0.000										

Milwaukee Brewers @ Detroit Tigers
Tiger Stadium, Detroit, MI
Sat May 12 1979, 3:33 AM EDT
Att: 19,801 - Unknown - 59 F

AB 34
R 2
H 7
RBI 2
BB 4
SO 6
LOB 15



Batter	1	2	3	4	5	6	7	8	9	AB	R	H	RBI	BB	SO	LOB	TOP								
Paul Moltor, R OBP: 0.328, SLG: 0.387	5-3			1-3		F8		4-3		4	0	0	0	0	0	0	Milwaukee Brewers @ California Angels Anaheim Stadium, Anaheim, CA Tue May 15 1979, 10:05 PM EDT Att: 21,235 - Unknown								
Robin Yount, R OBP: 0.307, SLG: 0.381	F7			S 1B		BB BB		F3		3	0	1	0	1	0	0									
Cecil Cooper, L OBP: 0.384, SLG: 0.574	K			F7		BB BB		S 1B		3	0	1	0	1	1	1									
Gorman Thomas, R OBP: 0.426, SLG: 0.600		K		K		BB		BB		3	0	0	0	1	3	3									
Ben Oglivie, L OBP: 0.333, SLG: 0.520		K			HR	K		K		4	1	1	1	0	3	4									
Sixto Lezcano, R OBP: 0.397, SLG: 0.552										4	0	0	0	0	1	0									
Dick Davis, R OBP: 0.327				6-3		K		F9		4	0	0	0	0	2	1									
Charlie Moore, R OBP: 0.392, SLG: 0.391				6-3		F9		F7		3	0	0	0	1	0	1									
Jim Gantner, L OBP: 0.250, SLG: 0.077				1-3		L7		4-3		3	0	0	0	0	0	2									
Inning Stats	R: 0 E: 0 K: 1 S: 5	H: 0 LOB: 0 BB: 0 P: 5	R: 0 E: 0 K: 2 S: 7	H: 0 LOB: 0 BB: 0 P: 7	R: 0 E: 0 K: 0 S: 3	H: 0 LOB: 0 BB: 0 P: 3	R: 0 E: 0 K: 1 S: 6	H: 1 LOB: 1 BB: 0 P: 6	R: 1 E: 1 K: 1 S: 7	H: 1 LOB: 1 BB: 0 P: 7	R: 0 E: 0 K: 2 S: 7	H: 0 LOB: 2 BB: 2 P: 15	R: 0 E: 0 K: 2 S: 7	H: 0 LOB: 1 BB: 1 P: 11	R: 0 E: 0 K: 1 S: 6	H: 1 LOB: 2 BB: 1 P: 10	R: 0 E: 0 K: 0 S: 3	H: 0 LOB: 0 BB: 0 P: 3	1B: 2 2B: 0 3B: 0 HR: 1	SF: 0 SAC: 0 DP: 0 HBP: 0	WP: 0 PB: 0 SB: 3 CS: 0	PA: 35			
PITCHER	IP WLS BF H R ER SO BB IBB HBP BLK WP HR S P ERA WHIP																								
Nolan Ryan, R ERA: 3.22	(1, 1)	6.0	23	2	1	1	7	2	0	0	0	0	0	0	1	35	43	1.50	0.667						
Mark Clear, R ERA: 2.2	(7, 1)	3.0	W 12	1	0	0	3	2	0	0	0	0	0	0	0	16	24	0.00	1.000						

Batter	1	2	3	4	5	6	7	8	9	AB	R	H	RBI	BB	SO	LOB	BOTTOM							
Rick Miller, L OBP: 0.394, SLG: 0.439	4-3					F7		4-3		4	0	1	0	0	0	0	Milwaukee Brewers @ California Angels Anaheim Stadium, Anaheim, CA Tue May 15 1979, 10:05 PM EDT Att: 21,235 - Unknown							
Dan Ford, R OBP: 0.324, SLG: 0.429	F8			1B		F4		L9		4	0	0	0	0	1	0								
Rod Carew, L OBP: 0.464, SLG: 0.464	WP 1B			6-3		BB		F7		3	0	1	0	1	0	0								
Don Baylor, R OBP: 0.417, SLG: 0.526	L8			K		5-3				4	1	1	1	0	1	2								
Joe Rudi, R OBP: 0.303, SLG: 0.419		6-3		5-3		SH2-4 2B BB				2	1	0	0	1	0	0								
Camey Lansford, R OBP: 0.320, SLG: 0.441		K				SH2-4				2	0	0	0	0	1	0								
Bobby Grich, R OBP: 0.336, SLG: 0.532		K				F9		2B		3	0	1	1	0	1	0								
Bert Campaneris, R OBP: 0.256, SLG: 0.205						F9		G3		3	0	1	0	0	0	1								
Terry Humphrey, R OBP: 0.167, SLG: 0.091						L7		6-3		3	0	0	0	0	0	2								
Inning Stats	R: 0 E: 0 K: 0 S: 4	H: 1 LOB: 1 BB: 0 P: 4	R: 0 E: 0 K: 2 S: 7	H: 0 LOB: 0 BB: 0 P: 7	R: 0 E: 0 K: 0 S: 4	H: 1 LOB: 0 BB: 0 P: 4	R: 0 E: 0 K: 1 S: 5	H: 0 LOB: 0 BB: 0 P: 5	R: 0 E: 0 K: 0 S: 4	H: 1 LOB: 1 BB: 1 P: 7	R: 1 E: 0 K: 0 S: 4	H: 1 LOB: 1 BB: 1 P: 8	R: 0 E: 0 K: 0 S: 3	H: 0 LOB: 0 BB: 0 P: 3	R: 1 E: 0 K: 0 S: 1	H: 1 LOB: 0 BB: 0 P: 1	1B: 3 2B: 1 3B: 0 HR: 1	SF: 0 SAC: 1 DP: 0 HBP: 0	WP: 1 PB: 0 SB: 0 CS: 0	PA: 31				
PITCHER	IP WLS BF H R ER SO BB IBB HBP BLK WP HR S P ERA WHIP																							
Mike Caldwell, L ERA: 2.67	(1, 1)	8.0	L 31	5	2	2	3	2	0	0	0	1	1	1	35	43	2.25	0.875						

Batter	1	2	3	4	5	6	7	8	9	10	11	AB	R	H	RBI	BB	SO	LOB	TOP						
Paul Molitor, R OBP: 0.326, SLG: 0.382 (1, 4)	K		F4		G5-4-3			SH5-3				4	0	1	0	0	1	1							
Robin Yount, R OBP: 0.303, SLG: 0.385 (1, 6)	HR	2B	6-3		3-1			SF9		F9		4	1	1	1	0	0	1							
Cecil Cooper, L OBP: 0.397, SLG: 0.600 (1, 3)	HR											4	1	3	2	1	0	0							
Sal Bando, R OBP: 0.353, SLG: 0.297 (1, 5)	K											4	0	0	0	1	2	3							
Ben Oglivie, L OBP: 0.319, SLG: 0.495 (1, 7)	G3											5	0	0	0	0	1	2							
Sixto Lezcano, R OBP: 0.369, SLG: 0.536 (1, 9)			F8									5	0	1	0	0	1	0							
Gorman Thomas, R OBP: 0.426, SLG: 0.588 (1, 8)												4	0	1	0	1	0	1							
Ray Fosse, R OBP: 0.273, SLG: 0.207 (1, 10)												4	0	0	0	1	2	3							
Charlie Moore, R OBP: 0.397, SLG: 0.412 (1, 2)												4	1	2	0	0	0	2							
Inning Stats	R: 2 E: 0 K: 2 S: 9	H: 2 LOB: 0 BB: 0 P: 9	R: 0 E: 0 K: 0 S: 3	H: 1 LOB: 1 BB: 1 P: 7	R: 0 E: 0 K: 1 S: 5	H: 0 LOB: 1 BB: 1 P: 9	R: 0 E: 0 K: 0 S: 3	H: 1 LOB: 1 BB: 0 P: 7	R: 0 E: 0 K: 0 S: 3	H: 0 LOB: 0 BB: 0 P: 3	R: 0 E: 0 K: 0 S: 3	H: 0 LOB: 0 BB: 0 P: 3	R: 1 E: 0 K: 0 S: 5	H: 2 LOB: 2 BB: 1 P: 9	R: 0 E: 0 K: 2 S: 7	H: 0 LOB: 0 BB: 0 P: 7	R: 0 E: 0 K: 0 S: 5	H: 2 LOB: 2 BB: 0 P: 5	R: 0 E: 1 K: 2 S: 8	H: 0 LOB: 1 BB: 0 P: 8	1B: 6 2B: 2 3B: 0 HR: 1	SF: 1 SAC: 1 DP: 3 HBP: 0	WP: 0 PB: 0 SB: 2 CS: 0	PA: 44	
PITCHER	IP 7.2	WLS 8	BF 31	H 2	R 0	ER 0	SO 3	BB 0	IBB 0	HBP 0	BLK 0	WP 0	HR 0	S 33	P 49	ERA 3.52	WHIP 1.435								
Dave Frost, R ERA: 4.01 (1, 1)																									
Dave LaRoche, L ERA: 5.21 (8, 1)	2.0	8	2	0	0	0	2	0	0	0	0	0	0	12	12	0.00	1.000								
Mark Clear, R ERA: 2.12 (10, 1)	1.1	W	5	0	0	0	2	0	0	0	0	0	0	9	9	0.00	0.000								

Milwaukee Brewers @ California Angels
Anaheim Stadium, Anaheim, CA
Wed May 16 1979, 10:05 PM EDT
Att: 21,533 - Unknown

AB 38
R 3
H 9
RBI 3
BB 4
SO 7
LOB 13



Batter	1	2	3	4	5	6	7	8	9	10	11	AB	R	H	RBI	BB	SO	LOB	BOTTOM						
Rick Miller, L OBP: 0.380, SLG: 0.420 (1, 8)	K		F7									5	0	0	0	0	2	0							
Dan Ford, R OBP: 0.327, SLG: 0.427 (1, 9)	F4											5	1	2	0	0	0	0							
Rod Carew, L OBP: 0.456, SLG: 0.454 (1, 3)	K											5	1	1	0	0	1	1							
Don Baylor, R OBP: 0.419, SLG: 0.533 (1, 10)												4	2	2	1	0	1	0							
Joe Rudi, R OBP: 0.308, SLG: 0.421 (1, 7)												4	0	2	1	0	1	1							
Orlando Ramirez, R (10, PR) (11, 6)												0	0	0	0	0	0	0							
Carney Lansford, R OBP: 0.327, SLG: 0.446 (1, 5)												3	0	2	1	0	0	0							
Bobby Grich, R OBP: 0.333, SLG: 0.519 (1, 4)												3	0	0	0	1	0	2							
Bert Campaneris, R OBP: 0.261, SLG: 0.214 (1, 6)												3	0	1	0	0	0	0							
Willie Alkins, L OBP: 0.384, SLG: 0.592 (10, PH) (11, 7)												0	0	0	0	0	0	0							
Merv Rettenmund, R OBP: 0.100, SLG: 0.100 (11, 7)												1	0	0	0	0	0	2							
Terry Humphrey, R OBP: 0.133, SLG: 0.071 (1, 2)												3	0	0	0	0	0	1							
Brian Downing, R OBP: 0.407, SLG: 0.549 (11, PH)												1	0	0	0	0	0	0							
Inning Stats	R: 0 E: 0 K: 2 S: 7	H: 0 LOB: 0 BB: 0 P: 7	R: 1 E: 0 K: 0 S: 4	H: 3 LOB: 0 BB: 0 P: 4	R: 0 E: 0 K: 0 S: 3	H: 0 LOB: 0 BB: 0 P: 3	R: 2 E: 0 K: 0 S: 5	H: 3 LOB: 0 BB: 0 P: 5	R: 0 E: 0 K: 0 S: 3	H: 0 LOB: 0 BB: 0 P: 3	R: 0 E: 0 K: 0 S: 3	H: 0 LOB: 0 BB: 0 P: 3	R: 0 E: 0 K: 0 S: 5	H: 1 LOB: 1 BB: 0 P: 3	R: 0 E: 0 K: 1 S: 5	H: 0 LOB: 0 BB: 0 P: 5	R: 0 E: 0 K: 0 S: 4	H: 1 LOB: 2 BB: 1 P: 8	R: 1 E: 1 K: 0 S: 4	H: 2 LOB: 1 BB: 0 P: 4	1B: 9 2B: 1 3B: 1 HR: 0	SF: 0 SAC: 1 DP: 0 HBP: 0	WP: 0 PB: 0 SB: 2 CS: 2	PA: 40	
PITCHER	IP 9.2	WLS L	BF 34	H 8	R 1	ER 0	SO 5	BB 0	IBB 1	HBP 0	BLK 0	WP 0	HR 0	S 43	P 47	ERA 2.79	WHIP 0.828								
Jim Stalon, R ERA: 2.01 (1, 1)																									
Jerry Augustine, L ERA: 2.6 (10, 1)	1.0	L	5	2	1	0	0	0	0	0	0	0	0	5	5	0.00	2.000								

Milwaukee Brewers @ California Angels
Anaheim Stadium, Anaheim, CA
Wed May 16 1979, 10:05 PM EDT
Att: 21,533 - Unknown

AB 37
R 4
H 10
RBI 3
BB 1
SO 5
LOB 7



Batter	1	2	3	4	5	6	7	8	9	AB	R	H	RBI	BB	SO	LOB	TOP								
Robin Yount, R OBP: 0.300, SLG: 0.378 (1, 6)										5	2	1	0	0	1	4									
Sal Bando, R OBP: 0.382, SLG: 0.316 (1, 5)										3	1	1	1	2	1	1									
Cecil Cooper, L OBP: 0.398, SLG: 0.590 (1, 3)										4	1	1	0	1	0	3									
Dick Davis, R OBP: 0.268, SLG: 0.275 (1, 7)										5	0	2	1	0	0	1									
Ben Oglivie, L OBP: 0.315, SLG: 0.481 (1, 10)										5	0	1	1	0	0	3									
Sixto Lezcano, R OBP: 0.397, SLG: 0.531 (1, 9)										3	0	1	0	2	1	3									
Paul Moltzer, R OBP: 0.315, SLG: 0.367 (1, 4)										5	0	0	0	0	1	6									
Gorman Thomas, R OBP: 0.432, SLG: 0.607 (1, 8)										3	1	1	1	2	0	2									
Buck Martinez, R OBP: 0.175, SLG: 0.132 (8, PH)										3	0	0	0	0	0	3									
Charlie Moore, R OBP: 0.405, SLG: 0.420 (8, 2)										1	0	1	0	0	0	0									
Inning Stats	R: 2 E: 0 K: 0 S: 6	H: 3 LOB: 2 BB: 1 P: 10	R: 0 E: 0 K: 0 S: 3	H: 0 LOB: 2 BB: 1 P: 11	R: 0 E: 0 K: 1 S: 6	H: 0 LOB: 1 BB: 0 P: 6	R: 2 E: 0 K: 1 S: 8	H: 3 LOB: 2 BB: 1 P: 12	R: 0 E: 0 K: 0 S: 4	H: 1 LOB: 2 BB: 1 P: 8	R: 0 E: 0 K: 1 S: 5	H: 0 LOB: 0 BB: 0 P: 5	R: 0 E: 0 K: 0 S: 3	H: 0 LOB: 1 BB: 1 P: 7	R: 1 E: 0 K: 0 S: 5	H: 2 LOB: 1 BB: 0 P: 5	R: 0 E: 0 K: 1 S: 5	H: 0 LOB: 1 BB: 1 P: 9	1B: 7 2B: 0 3B: 1 HR: 1	SF: 0 SAC: 0 DP: 0 HBP: 0	WP: 1 PB: 0 SB: 3 CS: 0	PA: 44			
PITCHER	IP	WLS	BF	H	R	ER	SO	BB	IBB	HBP	BLK	WP	HR	S	P	ERA	WHIP								
Don Aase, R ERA: 5.52 (1, 1)	4.0		23	6	4	4	2	4	0	0	0	1	1	23	39	9.00	2.500								
Jim Barr, R ERA: 3.54 (5, 1)	3.1	W	15	3	1	1	1	2	0	0	0	0	0	15	23	2.70	1.500								
Dave LaRoche, L ERA: 4.79 (8, 1)	1.2	S	6	0	0	0	1	1	0	0	0	0	0	7	11	0.00	0.600								

Milwaukee Brewers @ California Angels
Anaheim Stadium, Anaheim, CA
Thu May 17 1979, 10:05 PM EDT
Att: 22,060 - Unknown

AB 37
R 5
H 9
RBI 4
BB 7
SO 4
LOB 26



Batter	1	2	3	4	5	6	7	8	9	AB	R	H	RBI	BB	SO	LOB	BOTTOM								
Rick Miller, L OBP: 0.380, SLG: 0.419 (1, 8)										5	1	2	1	0	0	1									
Dan Ford, R OBP: 0.322, SLG: 0.417 (1, 9)										5	1	1	1	0	0	3									
Rod Carew, L OBP: 0.457, SLG: 0.455 (1, 3)										4	1	2	2	0	1	0									
Don Baylor, R OBP: 0.421, SLG: 0.532 (1, 10)										4	0	2	0	0	0	1									
Joe Rudi, R OBP: 0.307, SLG: 0.416 (1, 7)										4	0	1	1	0	0	1									
Camey Lansford, R OBP: 0.325, SLG: 0.441 (1, 5)										4	1	1	0	0	0	3									
Brian Downing, R OBP: 0.417, SLG: 0.560 (1, 2)										3	2	2	0	1	0	1									
Bobby Grich, R OBP: 0.340, SLG: 0.519 (1, 4)										2	1	1	0	1	0	1									
Bert Campaneris, R OBP: 0.260, SLG: 0.222 (1, 6)										3	1	1	3	0	1	3									
Inning Stats	R: 0 E: 0 K: 1 S: 5	H: 0 LOB: 0 BB: 0 P: 5	R: 0 E: 0 K: 0 S: 3	H: 0 LOB: 0 BB: 0 P: 3	R: 4 E: 1 K: 0 S: 8	H: 5 LOB: 2 BB: 1 P: 12	R: 1 E: 2 K: 1 S: 7	H: 2 LOB: 1 BB: 0 P: 7	R: 0 E: 0 K: 0 S: 4	H: 1 LOB: 1 BB: 0 P: 4	R: 1 E: 0 K: 0 S: 4	H: 1 LOB: 0 BB: 0 P: 4	R: 0 E: 0 K: 0 S: 3	H: 1 LOB: 0 BB: 0 P: 3	R: 2 E: 0 K: 0 S: 6	H: 3 LOB: 2 BB: 1 P: 10	R: 0 E: 0 K: 0 S: 3	H: 0 LOB: 1 BB: 1 P: 9	1B: 12 2B: 1 3B: 0 HR: 0	SF: 1 SAC: 1 DP: 1 HBP: 0	WP: 0 PB: 0 SB: 2 CS: 0	PA: 38			
PITCHER	IP	WLS	BF	H	R	ER	SO	BB	IBB	HBP	BLK	WP	HR	S	P	ERA	WHIP								
Lary Sorensen, R ERA: 3.11 (1, 1)	3.0	L	17	7	5	5	1	1	0	0	0	0	0	18	22	15.00	2.667								
Reggie Cleveland, R ERA: 4.95 (4, 1)	4.2		20	6	3	3	1	0	1	0	0	0	0	21	25	5.79	1.286								
Bill Castro, R ERA: 1.13 (8, 1)	0.1		1	0	0	0	0	0	0	0	0	0	0	1	1	0.00	0.000								

Milwaukee Brewers @ California Angels
Anaheim Stadium, Anaheim, CA
Thu May 17 1979, 10:05 PM EDT
Att: 22,060 - Unknown

AB 34
R 8
H 13
RBI 8
BB 2
SO 2
LOB 14



Batter	1	2	3	4	5	6	7	8	9	AB	R	H	RBI	BB	SO	LOB	TOP										
Robin Yount, R OBP: 0.301, SLG: 0.367 (1, 6)										4	0	0	0	1	1	4											
Sal Bando, R OBP: 0.361, SLG: 0.311 (1, 5)										5	1	1	1	1	0	4											
Cecil Cooper, L OBP: 0.410, SLG: 0.592 (1, 3)										3	1	2	3	2	0	1											
Dick Davis, R OBP: 0.261, SLG: 0.250 (1, 10)										4	0	0	0	1	0	5											
Ben Oglivie, L OBP: 0.310, SLG: 0.464 (1, 7)										4	0	0	1	1	2	0											
Sixto Lezcano, R OBP: 0.404, SLG: 0.526 (1, 9)										3	1	1	1	2	2	0											
Paul Moltor, R OBP: 0.318, SLG: 0.398 (1, 4)										5	1	2	1	0	0	1											
Gorman Thomas, R OBP: 0.437, SLG: 0.597 (1, 8)										2	2	0	0	3	1	2											
Buck Martinez, R OBP: 0.222, SLG: 0.209 (1, 2)										5	2	3	0	0	0	1											
Inning Stats	R: 0 E: 0 K: 0 S: 2	H: 0 LOB: 1 BB: 1 P: 7	R: 3 E: 0 K: 2 S: 9	H: 2 LOB: 3 BB: 4 P: 25	R: 0 E: 0 K: 1 S: 5	H: 0 LOB: 1 BB: 1 P: 9	R: 0 E: 1 K: 0 S: 4	H: 0 LOB: 1 BB: 0 P: 4	R: 1 E: 0 K: 1 S: 6	H: 1 LOB: 2 BB: 1 P: 10	R: 1 E: 0 K: 0 S: 5	H: 2 LOB: 1 BB: 0 P: 5	R: 0 E: 0 K: 1 S: 5	H: 0 LOB: 0 BB: 0 P: 5	R: 3 E: 0 K: 0 S: 5	H: 3 LOB: 2 BB: 3 P: 17	R: 0 E: 0 K: 1 S: 6	H: 1 LOB: 2 BB: 1 P: 10	1B: 6 2B: 2 3B: 0 HR: 1	SF: 0 SAC: 0 DP: 1 HBP: 1	WP: 0 PA: 47 PB: 0 SB: 0 CS: 1						
PITCHER	IP	WLS	BF	H	R	ER	SO	BB	IBB	HBP	BLK	WP	HR	S	P	ERA	WHIP										
Mike Norris, R ERA: 4.86 (1, 1)	1.2	L	12	2	3	3	2	5	0	1	0	0	1	10	31	16.20	4.200										
Dave Hamilton, L ERA: 1.59 (2, 1)	4.0		18	3	2	1	2	2	0	0	0	0	0	20	28	2.25	1.250										
Jim Todd, R ERA: 10.64 (6, 1)	2.0		10	2	3	3	1	2	0	0	0	0	0	10	18	13.50	2.000										
Bob Lacey, L ERA: 4.5 (8, 1)	1.1		7	2	0	0	1	2	0	0	0	0	0	7	15	0.00	3.000										

Milwaukee Brewers @ Oakland Athletics
Oakland-Alameda County Coliseum, Oakland, CA
Fri May 18 1979, 7:05 PM PDT
Att: 2,556 - Unknown

AB 35
R 8
H 9
RBI 7
BB 11
SO 6
LOB 18



Batter	1	2	3	4	5	6	7	8	9	AB	R	H	RBI	BB	SO	LOB	BOTTOM										
Miguel Dilone, S OBP: 0.253, SLG: 0.294 (1, 9)										4	0	0	0	0	0	2											
Derek Bryant, R OBP: 0.182, SLG: 0.100 (1, 7)										4	0	0	0	0	1	1											
Mitchell Page, L OBP: 0.282, SLG: 0.302 (1, 10)										4	0	1	0	0	1	0											
Jeff Newman, R OBP: 0.224, SLG: 0.376 (1, 3)										4	0	0	0	0	0	1											
Mario Guerrero, R OBP: 0.247, SLG: 0.244 (1, 6)										1	0	0	0	1	0	0											
Rob Picciolo, R OBP: 0.190, SLG: 0.238 (7, PH)										1	0	0	0	0	0	0											
Mike Edwards, R OBP: 0.232, SLG: 0.243 (8, 6)										1	0	0	0	0	0	1											
Wayne Gross, L OBP: 0.437, SLG: 0.569 (1, 5)										3	0	1	0	0	1	1											
Jim Essian, R OBP: 0.257, SLG: 0.318 (1, 2)										3	0	0	0	0	0	2											
Mickey Klutts, R OBP: 0.278, SLG: 0.292 (1, 4)										2	0	0	0	0	1	1											
Larry Murray, S OBP: 0.275, SLG: 0.260 (8, 4)										1	0	0	0	0	0	0											
Dwayne Murphy, L OBP: 0.376, SLG: 0.307 (1, 8)										2	0	1	0	1	1	1											
Inning Stats	R: 0 E: 0 K: 0 S: 3	H: 0 LOB: 0 BB: 0 P: 3	R: 0 E: 0 K: 0 S: 3	H: 0 LOB: 1 BB: 1 P: 7	R: 0 E: 0 K: 0 S: 4	H: 1 LOB: 0 BB: 0 P: 4	R: 0 E: 0 K: 0 S: 3	H: 1 LOB: 0 BB: 0 P: 3	R: 0 E: 0 K: 2 S: 8	H: 1 LOB: 1 BB: 0 P: 8	R: 0 E: 0 K: 2 S: 7	H: 0 LOB: 0 BB: 0 P: 7	R: 0 E: 0 K: 1 S: 5	H: 0 LOB: 0 BB: 0 P: 5	R: 0 E: 0 K: 0 S: 3	H: 0 LOB: 1 BB: 1 P: 7	R: 0 E: 1 K: 0 S: 4	H: 0 LOB: 1 BB: 0 P: 4	1B: 3 2B: 0 3B: 0 HR: 0	SF: 0 SAC: 0 DP: 1 HBP: 0	WP: 0 PA: 32 PB: 0 SB: 0 CS: 0						
PITCHER	IP	WLS	BF	H	R	ER	SO	BB	IBB	HBP	BLK	WP	HR	S	P	ERA	WHIP										
Bill Travers, L ERA: 3.47 (1, 1)	9.0	W	32	3	0	0	5	2	0	0	0	0	0	40	48	0.00	0.556										

Milwaukee Brewers @ Oakland Athletics
Oakland-Alameda County Coliseum, Oakland, CA
Fri May 18 1979, 7:05 PM PDT
Att: 2,556 - Unknown

AB 30
R 0
H 3
RBI 0
BB 2
SO 5
LOB 10



Batter	1	2	3	4	5	6	7	8	9	AB	R	H	RBI	BB	SO	LOB	TOP					
Robin Yount, R OBP: 0.300, SLG: 0.364 (1, 6)	F9		1B		5-3		L9			4	0	1	0	0	0	2						
Sal Bando, R OBP: 0.351, SLG: 0.301 (1, 5)	6-3		L9		F9			F9		4	0	0	0	0	0	2						
Cecil Cooper, L OBP: 0.400, SLG: 0.576 (1, 3)	K			K		G3		L9		4	0	0	0	0	2	0						
Dick Davis, R OBP: 0.260, SLG: 0.313 (1, 10)		HR		K		5-3		F7		4	1	1	1	0	1	0						
Gorman Thomas, R OBP: 0.426, SLG: 0.577 (1, 8)		K		K		K			5-3	4	0	0	0	0	3	0						
Ben Oglivie, L OBP: 0.301, SLG: 0.448 (1, 9)		K			F9		F3		F7	4	0	0	0	0	1	0						
Paul Moltor, R OBP: 0.316, SLG: 0.416 (1, 4)		K				HR		6-3		4	1	1	1	0	1	0						
Jim Wohlford, R OBP: 0.241, SLG: 0.393 (1, 7)				F9						3	2	2	1	0	0	0						
Charlie Moore, R OBP: 0.415, SLG: 0.423 (1, 2)			B5-3							2	0	1	1	1	0	0						
Inning Stats	R: 0 E: 0 K: 1 S: 5	H: 0 LOB: 0 BB: 0 P: 5	R: 1 E: 0 K: 3 S: 10	H: 1 LOB: 0 BB: 0 P: 10	R: 0 E: 0 K: 0 S: 4	H: 1 LOB: 1 BB: 0 P: 4	R: 0 E: 0 K: 3 S: 9	H: 0 LOB: 0 BB: 0 P: 9	R: 2 E: 0 K: 0 S: 5	H: 2 LOB: 1 BB: 1 P: 9	R: 0 E: 0 K: 1 S: 5	H: 0 LOB: 0 BB: 0 P: 5	R: 1 E: 0 K: 0 S: 5	H: 2 LOB: 1 BB: 0 P: 5	R: 0 E: 0 K: 0 S: 3	H: 0 LOB: 0 BB: 0 P: 3	R: 0 E: 0 K: 0 S: 3	H: 0 LOB: 0 BB: 0 P: 3	1B: 2 2B: 1 3B: 0 HR: 3	SF: 0 SAC: 0 DP: 0 HBP: 0	WP: 0 PB: 0 SB: 0 CS: 0	PA: 34
PITCHER	IP	WLS	BF	H	R	ER	SO	BB	IBB	HBP	BLK	WP	HR	S	P	ERA	WHIP					
John Henry Johnson, L ERA: 4.53 (1, 1)	7.0	W	28	6	4	4	8	1	0	0	0	0	3	43	47	5.14	1.000					
Dave Heaverlo, R ERA: 1.39 (8, 1)	2.0		6	0	0	0	0	0	0	0	0	0	0	6	6	0.00	0.000					

Milwaukee Brewers @ Oakland Athletics
Oakland-Alameda County Coliseum, Oakland, CA
Sat May 19 1979, 3:33 AM PDT
Att: 2,422 - Unknown

AB	33
R	4
H	6
RBI	4
BB	1
SO	8
LOB	4





Batter	1	2	3	4	5	6	7	8	9	AB	R	H	RBI	BB	SO	LOB	BOTTOM				
Dwayne Murphy, L OBP: 0.395, SLG: 0.319 (1, 8)	G3 1B			CS BB	1B 2B		F5			3	2	2	0	2	0	0					
Derek Bryant, R OBP: 0.194, SLG: 0.088 (1, 7)	G3			WP BB 1B	K		F8			4	1	0	0	1	2	4					
Mitchell Page, L OBP: 0.292, SLG: 0.308 (1, 10)	E S 2H 1B			1B WP BB	2B SF7 1B		K			4	3	2	1	1	2	0					
Dave Revering, L OBP: 0.314, SLG: 0.409 (1, 3)	CS 1H 1B			G3 1B 1B	1B 2B			WP SF7 2B		5	2	4	3	0	0	0					
Jeff Newman, R OBP: 0.232, SLG: 0.413 (1, 2)	1-2 HR			E9 1B	FC4-6 1B 1B		SF7		SF7 2H	3	3	2	4	0	0	0					
Wayne Gross, L OBP: 0.443, SLG: 0.562 (1, 5)	F4			1B IBB	1B FC4-6 1B		4-3		G6-4-3 BB	3	0	1	1	2	0	1					
Mike Edwards, R OBP: 0.239, SLG: 0.243 (1, 4)				S BB	FC4-6 1B 1B		F7		G6-4-3 1-2	4	0	1	1	1	0	3					
Larry Murray, S OBP: 0.274, SLG: 0.260 (1, 9)		F2					4-3			4	0	1	1	0	0	3					
Rob Picciolo, R OBP: 0.196, SLG: 0.304 (1, 6)		F3			HR F9		6-3			4	1	1	1	0	0	3					
Inning Stats	R: 3 E: 0 K: 0 S: 6	H: 4 LOB: 0 BB: 0 P: 6	R: 0 E: 0 K: 1 S: 5	H: 0 LOB: 2 BB: 2 P: 13	R: 1 E: 1 K: 1 S: 7	H: 1 LOB: 2 BB: 1 P: 11	R: 5 E: 0 K: 0 S: 7	H: 5 LOB: 2 BB: 3 P: 19	R: 2 E: 0 K: 1 S: 8	H: 3 LOB: 1 BB: 0 P: 8	R: 0 E: 0 K: 0 S: 3	H: 0 LOB: 0 BB: 0 P: 3	R: 0 E: 0 K: 1 S: 5	H: 0 LOB: 0 BB: 0 P: 5	R: 1 E: 0 K: 0 S: 3	H: 1 LOB: 0 BB: 1 P: 7	1B: 10 2B: 2 3B: 0 HR: 2	SF: 2 SAC: 0 DP: 1 HBP: 0	WP: 2 PB: 0 SB: 2 CS: 2	PA: 43	
PITCHER	IP	WLS	BF	H	R	ER	SO	BB	IBB	HBP	BLK	WP	HR	S	P	ERA	WHIP				
Moose Haas, R ERA: 4.97 (1, 1)	3.0	L	18	6	5	4	2	2	1	0	0	0	2	19	31	12.00	2.667				
Lance Rautzhan, L ERA: 9.9 (4, 1)	0.1		4	1	1	1	0	3	0	0	0	1	0	1	13	27.00	12.000				
Bob Galasso, R ERA: 8.1 (4, 1)	1.0		8	5	5	5	1	0	0	0	0	0	0	10	10	45.00	5.000				
Reggie Cleveland, R ERA: 4.56 (5, 1)	3.2		13	2	1	1	1	1	0	0	0	1	0	14	18	2.46	0.818				

Milwaukee Brewers @ Oakland Athletics
Oakland-Alameda County Coliseum, Oakland, CA
Sat May 19 1979, 3:33 AM PDT
Att: 2,422 - Unknown

AB	34
R	12
H	14
RBI	12
BB	7
SO	4
LOB	14



Batter	1	2	3	4	5	6	7	8	9	AB	R	H	RBI	BB	SO	LOB	TOP										
Jim Gantner, L (1, 5) OBP: 0.333, SLG: 0.286	WP 1B		L9		E 2B	FC6-4		S 1B		5	0	3	0	0	0	2	Milwaukee Brewers @ Oakland Athletics Oakland-Alameda County Coliseum, Oakland, CA Sun May 20 1979, 7:05 PM PDT Att: 5,729 - Unknown livebaseballscorecards.com										
Robin Yount, R (1, 6) OBP: 0.294, SLG: 0.353	L8		FC5-4		E4 HBP		CS 1B	K		5	0	1	0	0	1	4											
Cecil Cooper, L (1, 3) OBP: 0.389, SLG: 0.550	K		L3		F7		K	F9		5	0	0	0	0	2	6											
Dick Davis, R (1, 7) OBP: 0.288, SLG: 0.439	F7			HR	K		1B	L8		5	1	2	1	0	1	4											
Sal Bando, R (1, 10) OBP: 0.346, SLG: 0.287		F7		SH5-4 1B BB	F3		F3			2	0	0	0	1	0	1											
Paul Molitor, R (1, 4) OBP: 0.338, SLG: 0.434	S BB			SH5-4 1B	F3			SH1-3 BB		2	0	1	0	2	0	3											
Jim Wohlford, R (1, 9) OBP: 0.226, SLG: 0.367	K		SH5-4		F9			SH1-3		2	0	0	0	0	1	1											
Gorman Thomas, R (1, 8) OBP: 0.411, SLG: 0.546	K		K		5-3			K		4	0	0	0	0	3	4											
Buck Martinez, R (1, 2) OBP: 0.250, SLG: 0.239 Charlie Moore, R (8, PH) OBP: 0.425, SLG: 0.487				F8		FC6-4 1B		F9		3	0	2	0	0	0	2											
Inning Stats	R: 0 E: 0 K: 1 S: 6	H: 1 LOB: 1 BB: 0 P: 6	R: 0 E: 0 K: 2 S: 7	H: 0 LOB: 1 BB: 1 P: 11	R: 0 E: 0 K: 0 S: 4	H: 1 LOB: 2 BB: 0 P: 4	R: 1 E: 0 K: 1 S: 7	H: 2 LOB: 2 BB: 1 P: 11	R: 0 E: 1 K: 0 S: 4	H: 1 LOB: 1 BB: 0 P: 4	R: 0 E: 0 K: 1 S: 6	H: 2 LOB: 1 BB: 0 P: 6	R: 0 E: 0 K: 1 S: 5	H: 0 LOB: 1 BB: 1 P: 9	R: 0 E: 0 K: 1 S: 6	H: 1 LOB: 1 BB: 0 P: 6		1B: 7 2B: 2 3B: 0 HR: 1	SF: 0 SAC: 2 DP: 1 HBP: 1	WP: 1 PB: 0 SB: 3 CS: 1	PA: 40						
PITCHER	IP	WLS	BF	H	R	ER	SO	BB	IBB	HBP	BLK	WP	HR	S	P	ERA	WHIP										
Craig Minetto, L (1, 1) ERA: 4.5	3.1		16	4	1	1	3	2	0	0	0	1	1	20	28	2.70	1.800										
Steve McCatty, R (4, 1) ERA: 0.5	5.0	W	22	5	0	0	5	1	0	1	0	0	0	30	35	0.00	1.200										
Bob Lacey, L (9, 1) ERA: 4.18	0.1		1	0	0	0	0	0	0	0	0	0	0	1	1	0.00	0.000										
Dave Heaverlo, R (9, 1) ERA: 1.35	0.1	S	1	0	0	0	0	0	0	0	0	0	0	1	1	0.00	0.000										

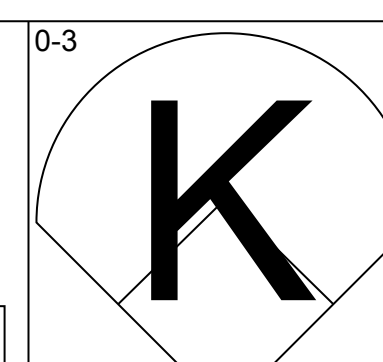
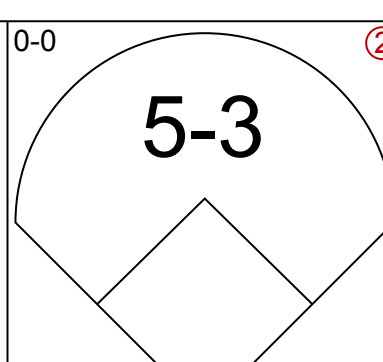
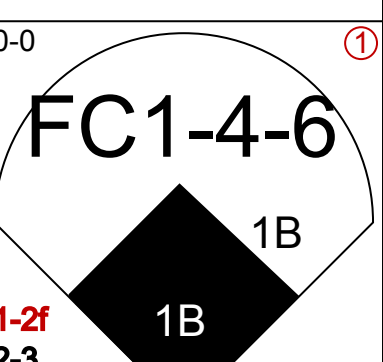
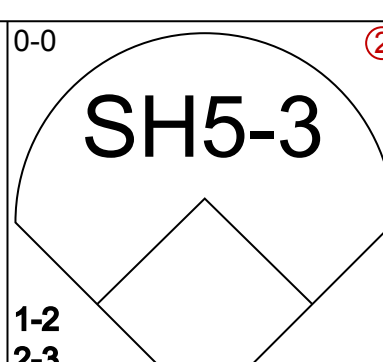
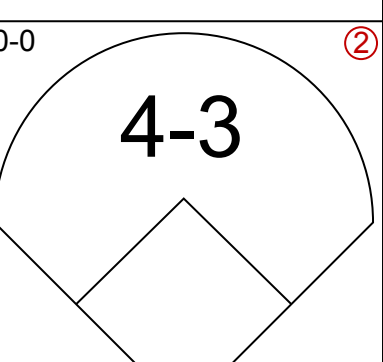
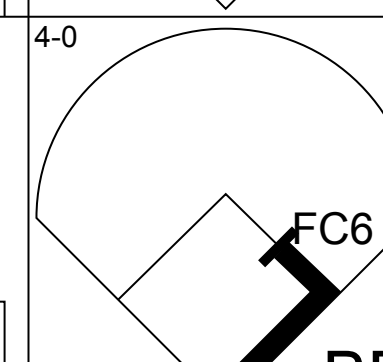
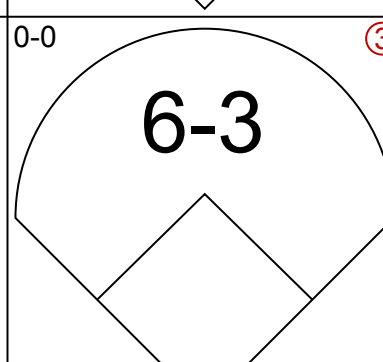
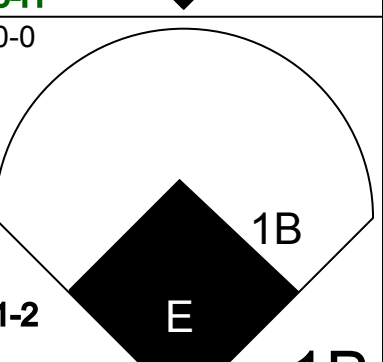
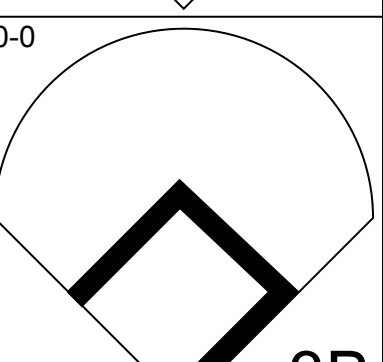
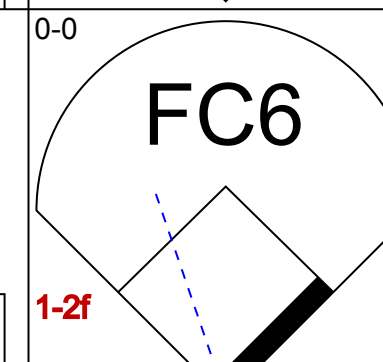
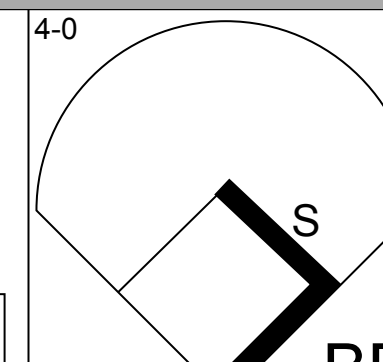
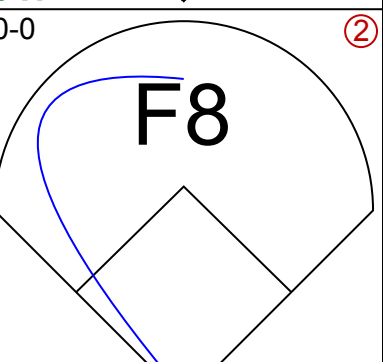
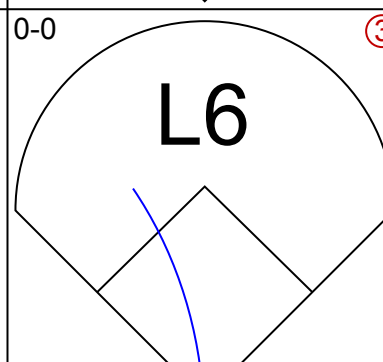
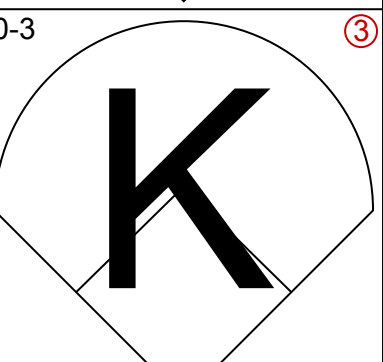
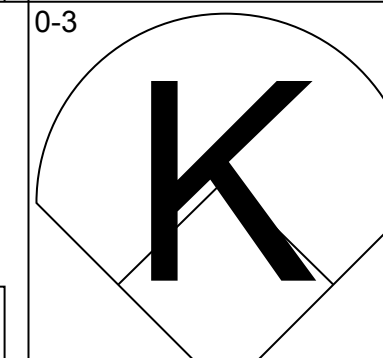
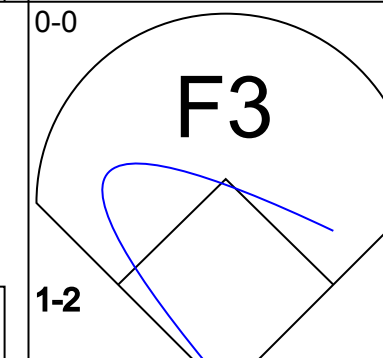
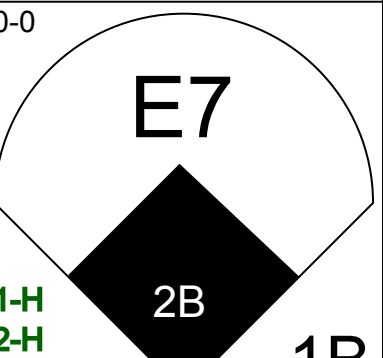
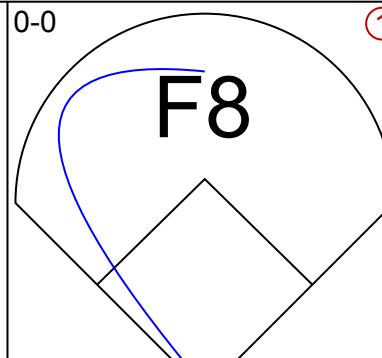
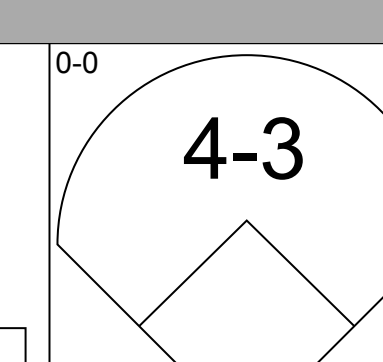
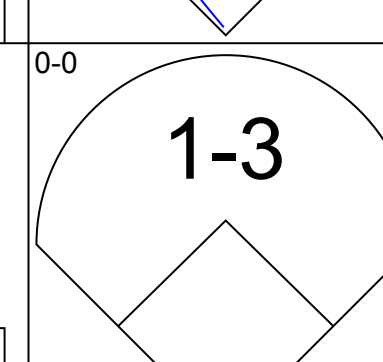
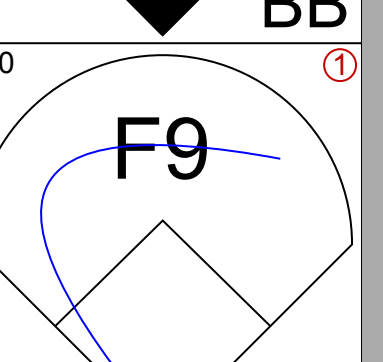
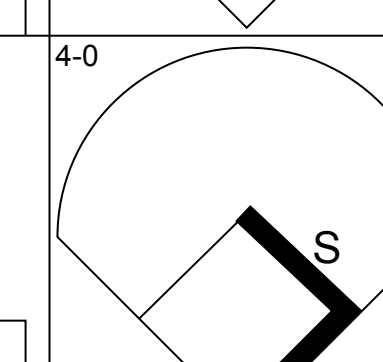
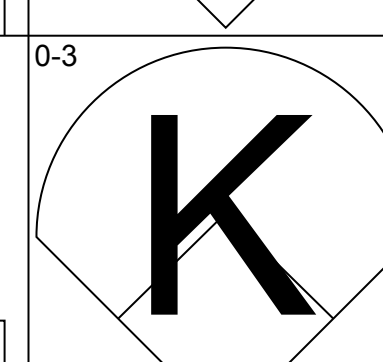
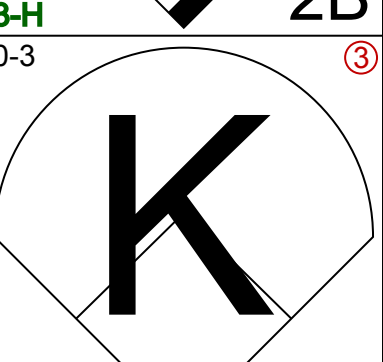
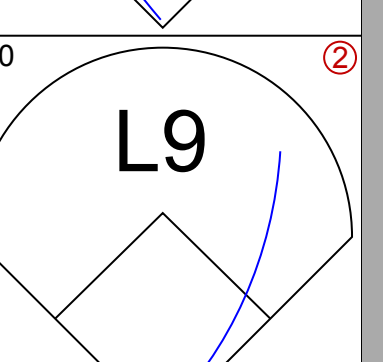
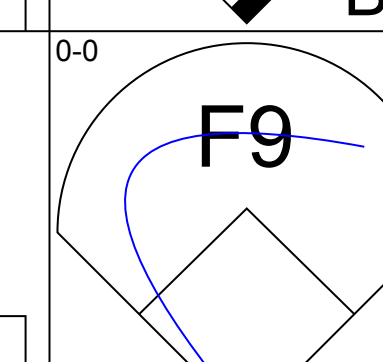
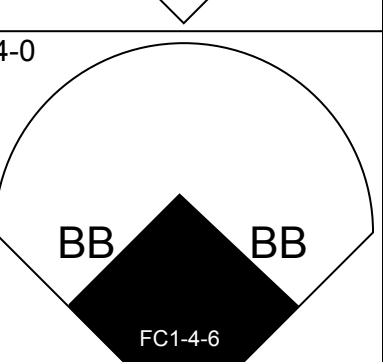
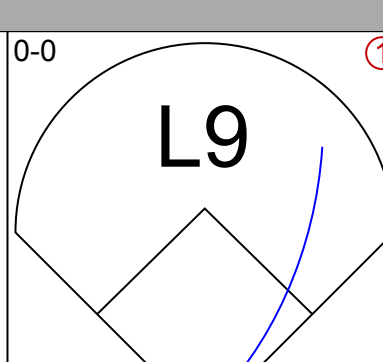
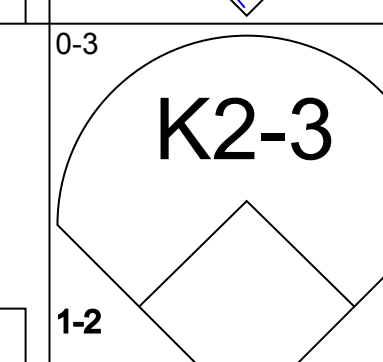
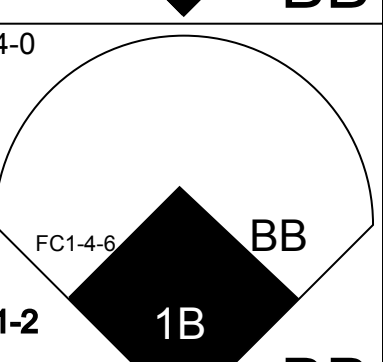
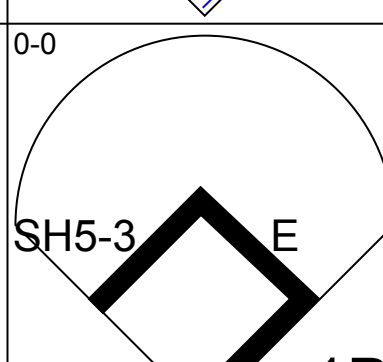
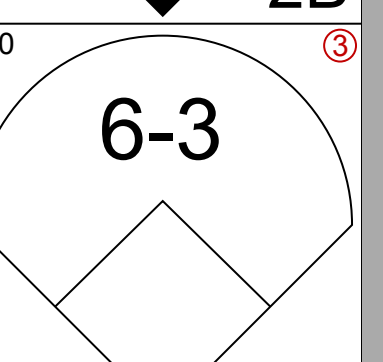
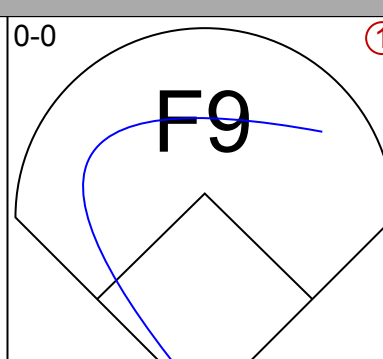
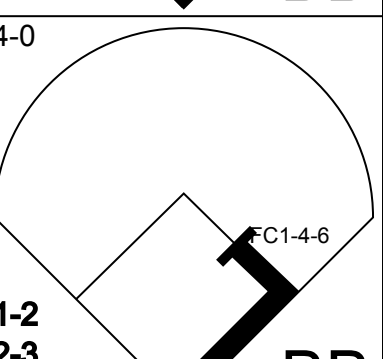
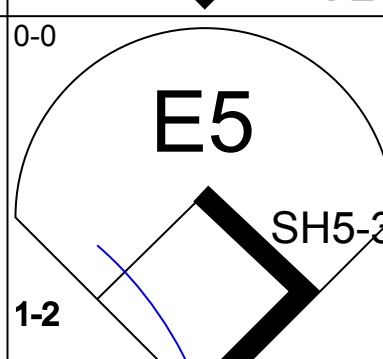
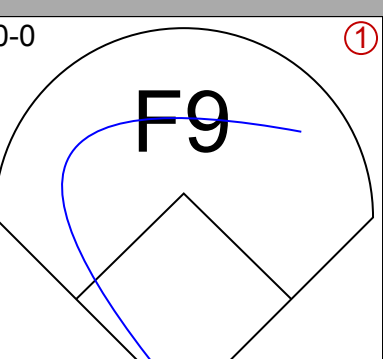
Batter	1	2	3	4	5	6	7	8	9	AB	R	H	RBI	BB	SO	LOB	BOTTOM										
Dwayne Murphy, L (1, 8) OBP: 0.410, SLG: 0.361	F7		HR		1B			F9		4	1	2	2	0	0	1	Milwaukee Brewers @ Oakland Athletics Oakland-Alameda County Coliseum, Oakland, CA Sun May 20 1979, 7:05 PM PDT Att: 5,729 - Unknown livebaseballscorecards.com										
Larry Murray, S (1, 9) OBP: 0.250, SLG: 0.235	K		G3		G3			SH1-3		3	0	0	0	0	1	1											
Mitchell Page, L (1, 10) OBP: 0.300, SLG: 0.307	4-3		6-3			CS 1B		BB		3	0	1	0	1	0	0											
Dave Revering, L (1, 3) OBP: 0.318, SLG: 0.410		F4		CS 1B		B1		K		4	0	1	0	0	1	3											
Wayne Gross, L (1, 5) OBP: 0.432, SLG: 0.549		F7		L6		L7				3	0	0	0	0	0	2											
Mike Edwards, R (1, 4) OBP: 0.248, SLG: 0.246	S BB		4-3		4-3		F3			2	0	0	0	1	0	0											
Jim Essian, R (1, 2) OBP: 0.274, SLG: 0.313					G4-3 BB		F8			1	0	0	0	2	0	0											
Derek Bryant, R (1, 7) OBP: 0.196, SLG: 0.119		F6			G4-3		F6			3	0	0	0	0	0	3											
Rob Picciolo, R (1, 6) OBP: 0.189, SLG: 0.283			F8		E9 1B			SH1-3 1B		3	1	1	0	0	0	0											
Inning Stats	R: 0 E: 0 K: 1 S: 5	H: 0 LOB: 0 BB: 0 P: 5	R: 0 E: 0 K: 0 S: 3	H: 0 LOB: 2 BB: 2 P: 11	R: 1 E: 0 K: 0 S: 4	H: 1 LOB: 0 BB: 0 P: 4	R: 0 E: 0 K: 0 S: 3	H: 1 LOB: 0 BB: 0 P: 3	R: 1 E: 1 K: 0 S: 4	H: 1 LOB: 1 BB: 1 P: 8	R: 0 E: 0 K: 0 S: 3	H: 1 LOB: 0 BB: 0 P: 3	R: 0 E: 0 K: 1 S: 6	H: 1 LOB: 2 BB: 1 P: 10	R: 0 E: 0 K: 1 S: 6	H: 1 LOB: 1 BB: 1 P: 10		1B: 4 2B: 0 3B: 0 HR: 1	SF: 0 SAC: 1 DP: 1 HBP: 0	WP: 0 PB: 0 SB: 1 CS: 2	PA: 31						
PITCHER	IP	WLS	BF	H	R	ER	SO	BB	IBB	HBP	BLK	WP	HR	S	P	ERA	WHIP										
Jim Slaton, R (1, 1) ERA: 1.9	8.0	L	31	5	2	1	2	4	0	0	0	0	1	31	47	1.12	1.125										

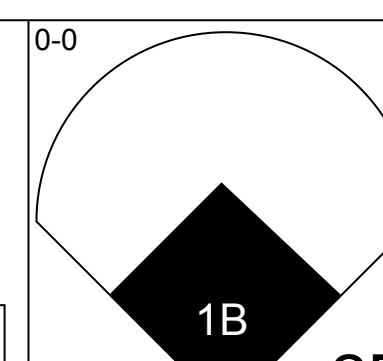
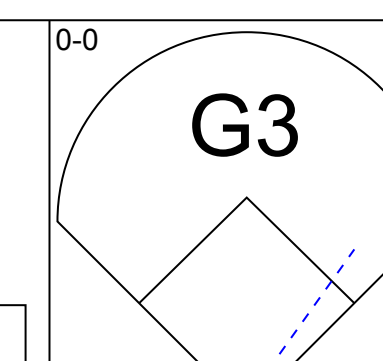
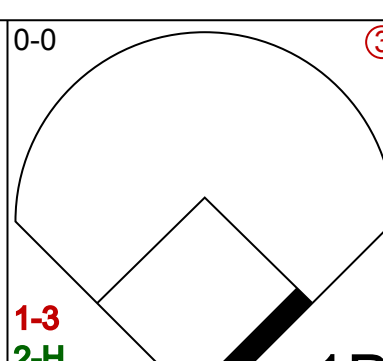
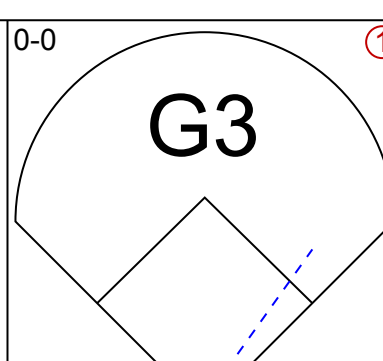
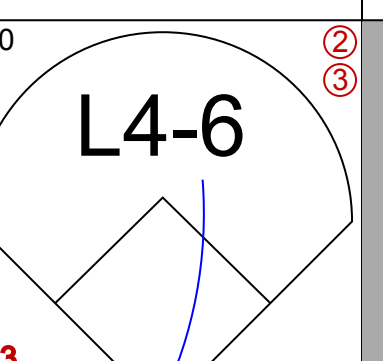
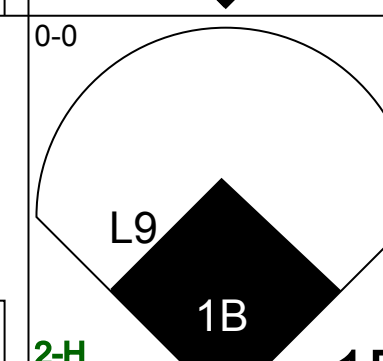
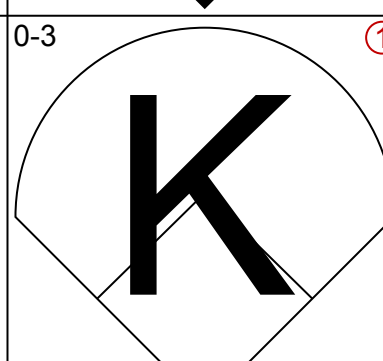
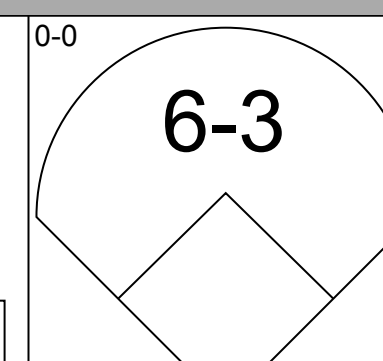
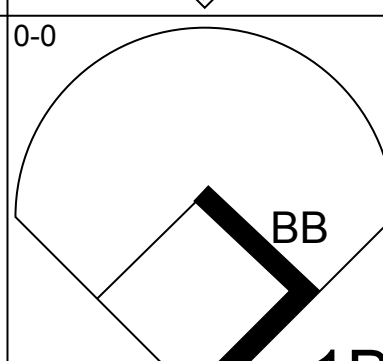
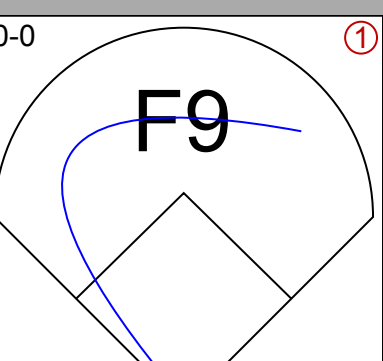
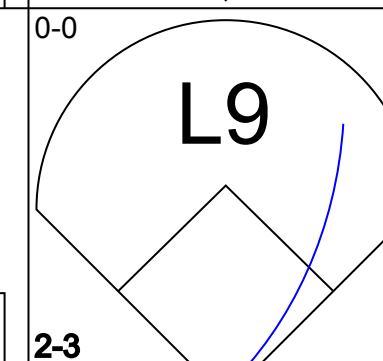
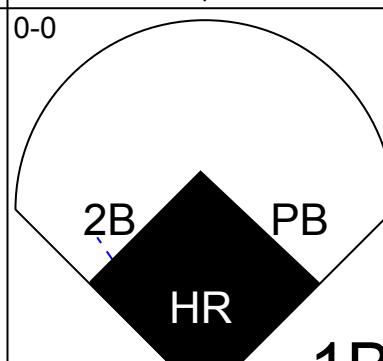
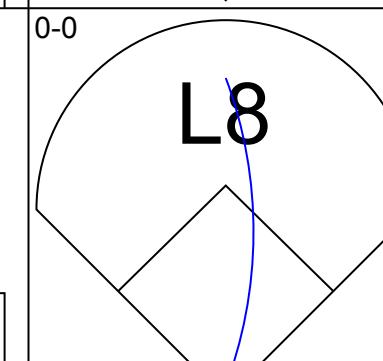
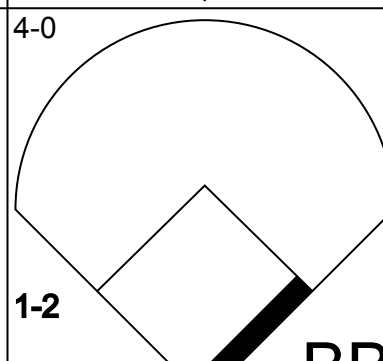
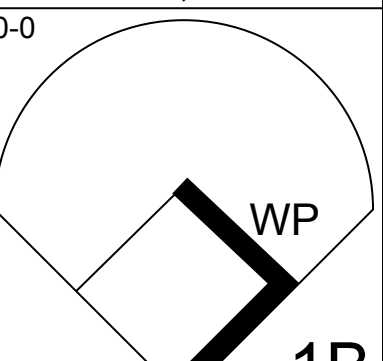
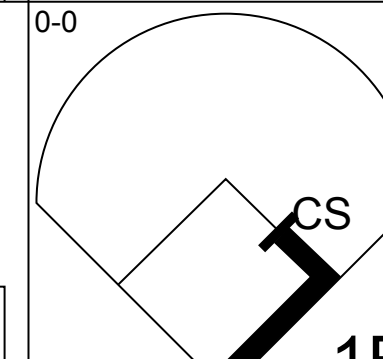
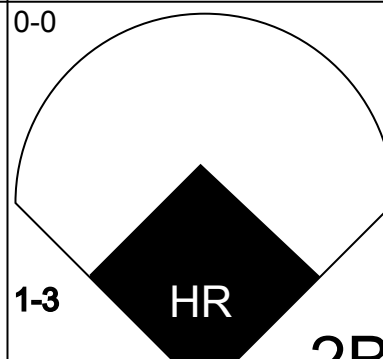
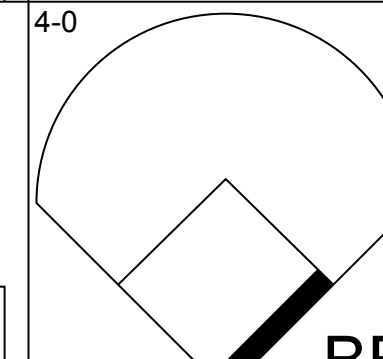
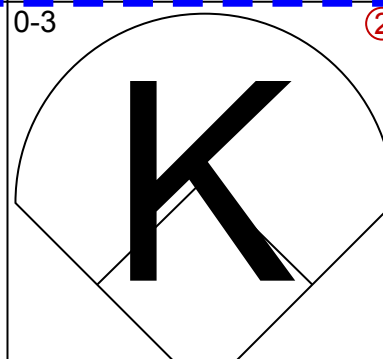
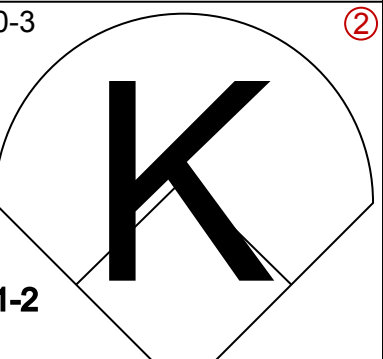
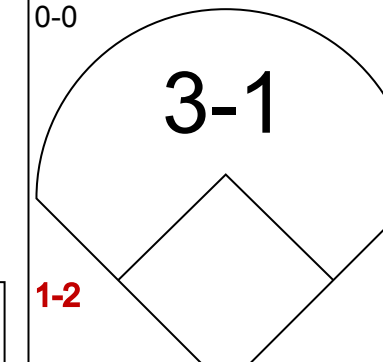
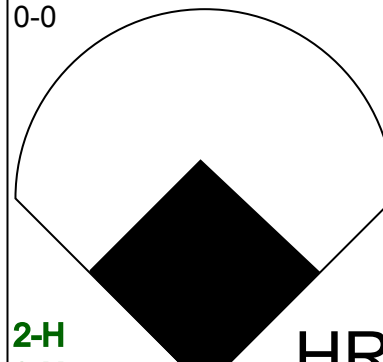
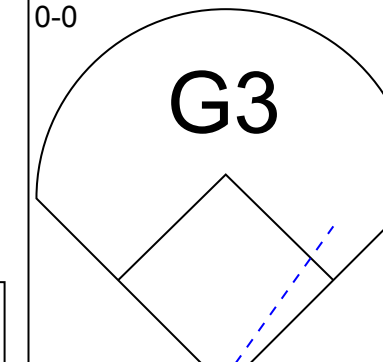
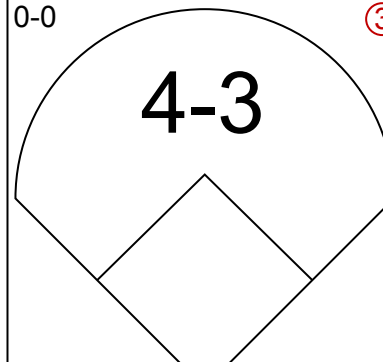
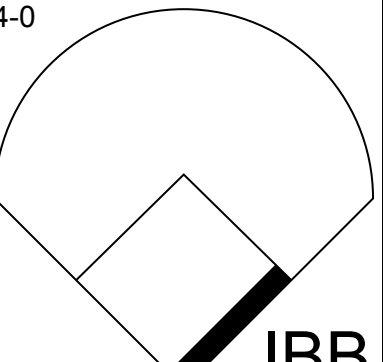
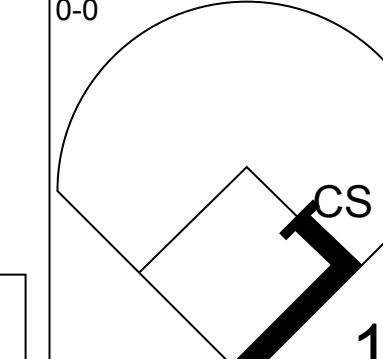
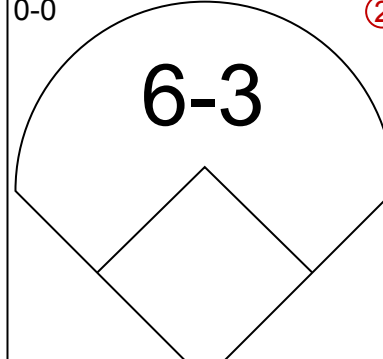
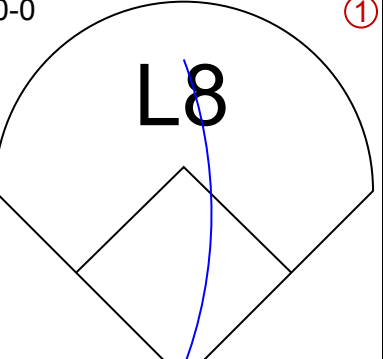
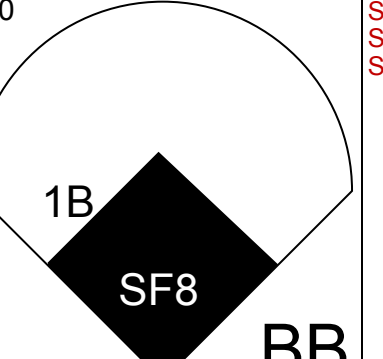
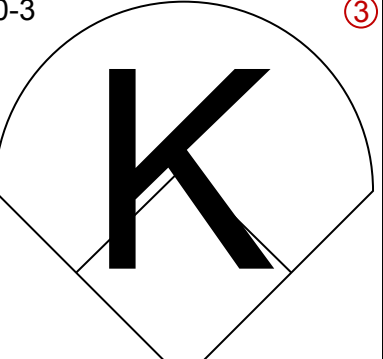
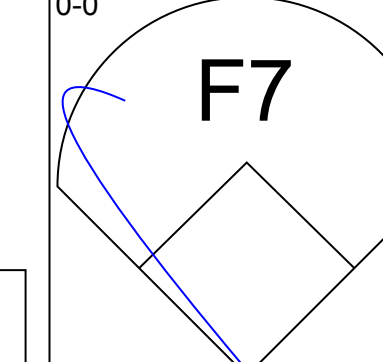
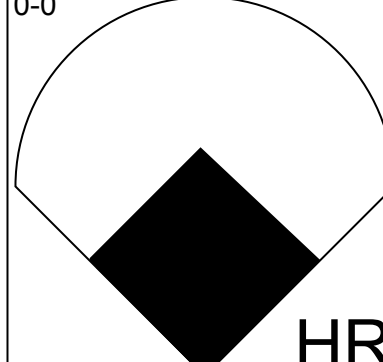
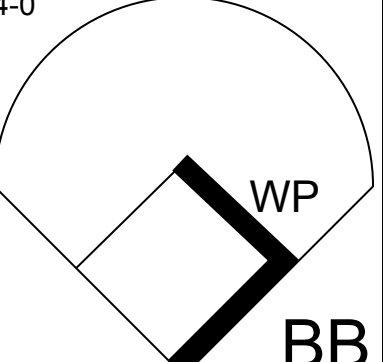
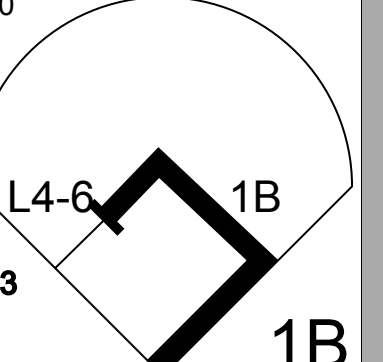
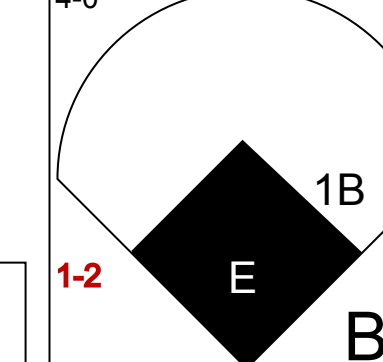
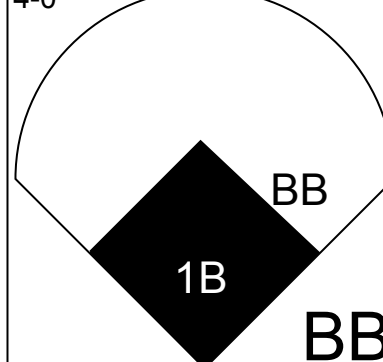
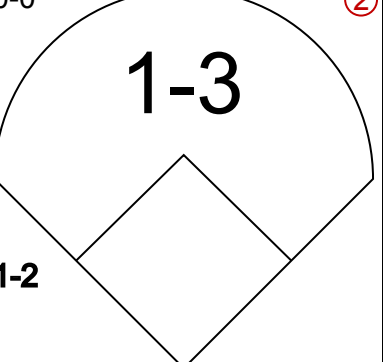
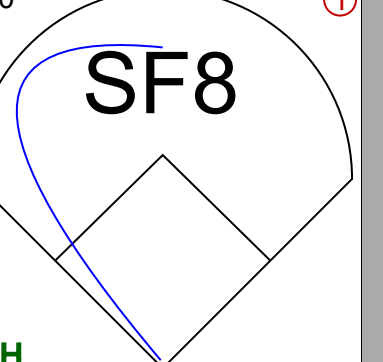
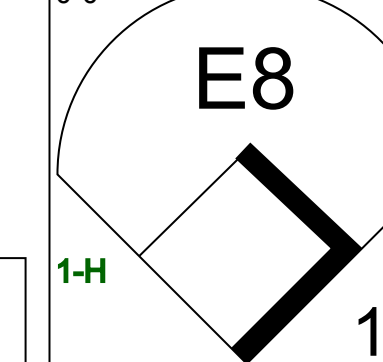
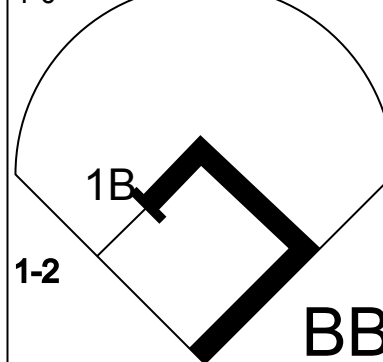
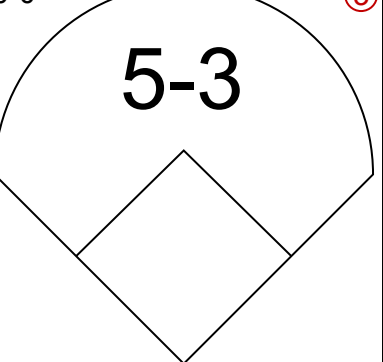
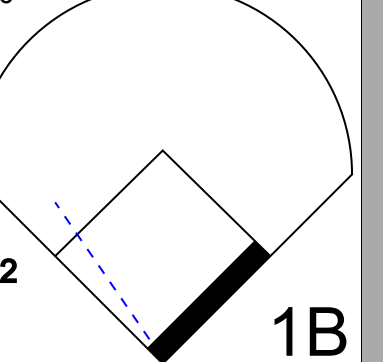
Batter	1	2	3	4	5	6	7	8	9	AB	R	H	RBI	BB	SO	LOB	TOP								
Rick Miller, L OBP: 0.377, SLG: 0.409 (1, 8)										4	1	1	0	0	1	0	California Angels @ Milwaukee Brewers Milwaukee County Stadium, Milwaukee, WI Tue May 22 1979, 8:05 PM EDT Att. 9,857 - Unknown - 53 F								
Dan Ford, R OBP: 0.333, SLG: 0.419 (1, 9)										4	0	4	1	0	0	0									
Rod Carew, L OBP: 0.466, SLG: 0.456 (1, 3)										2	0	0	0	1	1	2									
Don Baylor, R OBP: 0.414, SLG: 0.510 (1, 10)										4	0	0	0	0	0	4									
Joe Rudi, R OBP: 0.307, SLG: 0.403 (1, 7)										1	0	0	0	0	0	1									
Merv Rettenmund, R OBP: 0.150, SLG: 0.150 (1, 7)										3	0	0	0	0	0	2									
Carney Lansford, R OBP: 0.330, SLG: 0.452 (1, 5)										3	0	0	0	0	1	1									
Brian Downing, R OBP: 0.407, SLG: 0.534 (1, 2)										3	0	0	0	0	0	0									
Jim Anderson, R OBP: 0.429, SLG: 0.400 (8, 2)										0	0	0	0	0	0	0									
Bobby Grich, R OBP: 0.331, SLG: 0.510 (1, 4)										3	0	0	0	0	1	0									
Dickie Thon, R (8, 4)										0	0	0	0	0	0	0									
Bert Campaneris, R OBP: 0.242, SLG: 0.196 (1, 6)										3	0	0	0	0	0	0									
Inning Stats	R: 1 E: 0 K: 0 S: 5	H: 2 LOB: 1 BB: 0 P: 5	R: 0 E: 0 K: 1 S: 5	H: 0 LOB: 0 BB: 0 P: 5	R: 0 E: 0 K: 1 S: 5	H: 1 LOB: 0 BB: 0 P: 5	R: 0 E: 0 K: 0 S: 3	H: 0 LOB: 1 BB: 1 P: 7	R: 0 E: 0 K: 1 S: 5	H: 0 LOB: 0 BB: 0 P: 5	R: 0 E: 0 K: 0 S: 6	H: 1 LOB: 1 BB: 0 P: 6	R: 0 E: 0 K: 0 S: 3	H: 0 LOB: 0 BB: 0 P: 3	R: 0 E: 0 K: 0 S: 3	H: 0 LOB: 0 BB: 0 P: 3	R: 0 E: 0 K: 0 S: 4	H: 1 LOB: 1 BB: 0 P: 4	1B: 4 2B: 1 3B: 0 HR: 0	SF: 0 SAC: 1 DP: 0 HBP: 0	WP: 0 PB: 0 SB: 0 CS: 1	PA: 33			
PITCHER Lary Sorensen, R ERA: 2.85 (1, 1)	IP: 9.0 WLS: W BF: 32	H: 5 R: 1 ER: 1 SO: 4	BB: 1 IBB: 0 HBP: 0 BLK: 0	WP: 0 HR: 0 S: 39 P: 43	ERA: 1.00 WHIP: 0.667																				

Batter	1	2	3	4	5	6	7	8	9	AB	R	H	RBI	BB	SO	LOB	BOTTOM									
Jim Gantner, L OBP: 0.362, SLG: 0.308 (1, 5)										4	1	2	0	1	0	0	California Angels @ Milwaukee Brewers Milwaukee County Stadium, Milwaukee, WI Tue May 22 1979, 8:05 PM EDT Att. 9,857 - Unknown - 53 F									
Robin Yount, R OBP: 0.305, SLG: 0.365 (1, 6)										3	1	2	0	1	0	1										
Cecil Cooper, L OBP: 0.384, SLG: 0.537 (1, 3)										4	1	0	0	1	0	5										
Dick Davis, R OBP: 0.302, SLG: 0.443 (1, 7)										4	1	2	2	0	0	3										
Ben Oglivie, L OBP: 0.298, SLG: 0.435 (1, 9)										4	1	1	1	0	0	1										
Paul Molitor, R OBP: 0.348, SLG: 0.456 (1, 4)										4	1	3	2	0	0	0										
Sal Bando, R OBP: 0.350, SLG: 0.301 (1, 10)										4	0	2	1	0	0	1										
Gorman Thomas, R OBP: 0.407, SLG: 0.545 (1, 8)										4	0	1	1	0	1	4										
Buck Martinez, R OBP: 0.250, SLG: 0.260 (1, 2)										4	1	1	0	0	2	3										
Inning Stats	R: 0 E: 0 K: 0 S: 3	H: 0 LOB: 1 BB: 1 P: 7	R: 1 E: 0 K: 0 S: 5	H: 2 LOB: 1 BB: 0 P: 5	R: 1 E: 0 K: 0 S: 5	H: 2 LOB: 1 BB: 0 P: 5	R: 0 E: 0 K: 1 S: 5	H: 0 LOB: 0 BB: 0 P: 5	R: 5 E: 0 K: 0 S: 7	H: 5 LOB: 2 BB: 2 P: 15	R: 0 E: 0 K: 1 S: 7	H: 2 LOB: 2 BB: 0 P: 7	R: 0 E: 0 K: 1 S: 7	H: 2 LOB: 2 BB: 0 P: 7	R: 0 E: 0 K: 0 S: 3	H: 1 LOB: 0 BB: 0 P: 3		1B: 9 2B: 4 3B: 1 HR: 0	SF: 0 SAC: 1 DP: 2 HBP: 0	WP: 0 PB: 1 SB: 0 CS: 0	PA: 39					
PITCHER Dave Frost, R ERA: 5.21 (1, 1)	IP: 4.1 WLS: L	BF: 23	H: 7 R: 7 ER: 7 SO: 1	BB: 2 IBB: 1 HBP: 0 BLK: 0	WP: 0 HR: 0 S: 22 P: 34	ERA: 14.54 WHIP: 2.077																				
Jim Barr, R ERA: 3.48 (6, 1)	IP: 0.2	BF: 3	H: 2 R: 0 ER: 0 SO: 0	BB: 0 IBB: 0 HBP: 0 BLK: 0	WP: 0 HR: 0 S: 3 P: 3	ERA: 0.00 WHIP: 3.000																				
Dyar Miller, R ERA: 3.41 (6, 1)	IP: 3.0	BF: 13	H: 5 R: 0 ER: 0 SO: 2	BB: 0 IBB: 0 HBP: 0 BLK: 0	WP: 0 HR: 0 S: 17 P: 17	ERA: 0.00 WHIP: 1.667																				

Batter	1	2	3	4	5	6	7	8	9	AB	R	H	RBI	BB	SO	LOB	TOP		
Rick Miller, L OBP: 0.374, SLG: 0.404 (1, 8)	0-3 K		0-0 5-3			0-0 L7		0-0 1-2 1B		4	0	1	0	0	1	0	California Angels @ Milwaukee Brewers Milwaukee County Stadium, Milwaukee, WI Wed May 23 1979, 8:05 PM EDT Alt. 8,408 - Unknown - 47 F livebaseballscorecards.com		
Dan Ford, R OBP: 0.331, SLG: 0.409 (1, 9)	0-0 6-3			4-0 F S BB		0-0 F7		0-0 L9		3	0	0	0	1	0	2			
Rod Carew, L OBP: 0.462, SLG: 0.450 (1, 3)	0-0 2B 1B			0-3 K				0-0 6-3		4	0	1	0	0	2	1			
Don Baylor, R OBP: 0.416, SLG: 0.516 (1, 7)	0-0 1-H 2B			0-0 F7				0-0 1B 1B		4	0	2	0	0	0	1			
Carney Lansford, R OBP: 0.328, SLG: 0.447 (1, 5)		0-0 F9		0-0 F6				0-0 G5-4-3 1B		4	0	1	0	0	0	1			
Mery Rettenmund, R OBP: 0.174, SLG: 0.174 (1, 10)		0-0 F8			0-0 L4-3 1B			0-0 G5-4-3 1-2		3	0	1	0	0	0	2			
Bobby Grich, R OBP: 0.325, SLG: 0.500 (1, 4)		0-0 5-3			0-0 L4-3 1-2			0-0 F9		3	0	0	0	0	0	1			
Bert Campaneris, R OBP: 0.231, SLG: 0.186 (1, 6)			0-0 6-3			0-0 L6		0-0 F8		3	0	0	0	0	0	0			
Jim Anderson, R OBP: 0.400, SLG: 0.286 (1, 2)			0-0 F9			0-0 F3		4-0 1B BB		2	0	0	0	1	0	0			
Inning Stats	R: 0 E: 0 K: 1 S: 6	H: 2 LOB: 2 BB: 0 P: 6	R: 0 E: 0 K: 0 S: 3	H: 0 LOB: 0 BB: 0 P: 3	R: 0 E: 0 K: 0 S: 3	H: 0 LOB: 0 BB: 1 P: 9	R: 0 E: 0 K: 0 S: 3	H: 1 LOB: 0 BB: 0 P: 3	R: 0 E: 0 K: 0 S: 3	H: 0 LOB: 0 BB: 0 P: 3	R: 0 E: 0 K: 0 S: 4	H: 2 LOB: 1 BB: 0 P: 4	R: 0 E: 0 K: 0 S: 4	H: 1 LOB: 2 BB: 1 P: 8	R: 0 E: 0 K: 1 S: 5	H: 0 LOB: 0 BB: 0 P: 5	1B: 5 2B: 2 3B: 0 HR: 0	SF: 0 SAC: 0 DP: 2 HBP: 0	WP: 0 PA: 32 SB: 0 CS: 1
PITCHER Bill Travers, L ERA: 2.91 (1, 1)	IP: 9.0 WLS: W BF: 32 H: 6 R: 0 ER: 0 SO: 3 BB: 2 IBB: 0 HBP: 0 BLK: 0 WP: 0 HR: 0 S: 36 P: 44 ERA: 0.00 WHIP: 0.889																		

Batter	1	2	3	4	5	6	7	8	9	AB	R	H	RBI	BB	SO	LOB	BOTTOM		
Jim Gantner, L OBP: 0.353, SLG: 0.302 (1, 5)	0-0 G6-4-3 1B		0-0 G1-6-3 1-2			0-0 F7	0-0 F8			4	0	1	0	0	0	4	California Angels @ Milwaukee Brewers Milwaukee County Stadium, Milwaukee, WI Wed May 23 1979, 8:05 PM EDT Alt. 8,408 - Unknown - 47 F livebaseballscorecards.com		
Robin Yount, R OBP: 0.298, SLG: 0.356 (1, 6)	0-0 G6-4-3 1-2			0-0 6-3		0-0 L9		0-0 F9		4	0	0	0	0	0	1			
Cecil Cooper, L OBP: 0.376, SLG: 0.524 (1, 10)	0-0 F9			0-0 F9		0-0 F7		0-0 F7		4	0	0	0	0	0	0			
Dick Davis, R OBP: 0.313, SLG: 0.446 (1, 7)		0-3 K		0-0 WP 1B		0-0 F7		0-0 1B		4	0	2	0	0	1	0			
Ben Oglivie, L OBP: 0.297, SLG: 0.425 (1, 9)		0-0 F5		4-0 1-2 BB		0-0 4-3		0-0 L9		3	0	0	0	1	0	1			
Paul Molitor, R OBP: 0.353, SLG: 0.460 (1, 4)		0-0 S 1B		0-0 F3		0-0 BB 1B WP 1B				3	1	2	0	0	0	2			
Sal Bando, R OBP: 0.349, SLG: 0.301 (1, 3)		0-0 F9 1-2			0-3 K			0-0 WP BB 1B		3	0	1	0	0	1	1			
Gorman Thomas, R OBP: 0.412, SLG: 0.541 (1, 8)			4-0 G1-6-3 BB			0-0 F7		4-0 WP BB		1	0	0	0	2	0	0			
Buck Martinez, R OBP: 0.241, SLG: 0.250 (1, 2) Charlie Moore, R OBP: 0.432, SLG: 0.487 (7, PH) (8, 2)			0-0 F7			0-0 5-3		4-0 1-2 2-3 3-H BB		2	0	0	0	0	0	1			
Inning Stats	R: 0 E: 0 K: 0 S: 3	H: 1 LOB: 0 BB: 0 P: 3	R: 0 E: 0 K: 1 S: 6	H: 1 LOB: 1 BB: 0 P: 6	R: 0 E: 0 K: 0 S: 2	H: 0 LOB: 0 BB: 1 P: 6	R: 0 E: 0 K: 0 S: 4	H: 1 LOB: 2 BB: 1 P: 8	R: 0 E: 0 K: 0 S: 5	H: 0 LOB: 0 BB: 0 P: 5	R: 0 E: 0 K: 0 S: 3	H: 2 LOB: 3 BB: 2 P: 13	R: 0 E: 0 K: 0 S: 4	H: 1 LOB: 1 BB: 0 P: 4	R: 0 E: 0 K: 1 S: 5	H: 0 LOB: 0 BB: 0 P: 5	1B: 6 2B: 0 3B: 0 HR: 0	SF: 0 SAC: 0 DP: 2 HBP: 0	WP: 2 PA: 32 SB: 0 CS: 0
PITCHER Don Aase, R ERA: 4.86 (1, 1)	IP: 8.0 WLS: L BF: 32 H: 6 R: 1 ER: 1 SO: 2 BB: 4 IBB: 0 HBP: 0 BLK: 0 WP: 2 HR: 0 S: 32 P: 48 ERA: 1.12 WHIP: 1.250																		


Batter	1	2	3	4	5	6	7	8	9	AB	R	H	RBI	BB	SO	LOB	TOP					
Rick Miller, L OBP: 0.365, SLG: 0.393 (1, 8)										4	1	0	1	0	1	2	California Angels @ Milwaukee Brewers Milwaukee County Stadium, Milwaukee, WI Thu May 24 1979, 4:33 AM EDT Att: 16,314 - Unknown - 54 F					
Dan Ford, R OBP: 0.347, SLG: 0.431 (1, 9)										3	1	2	1	2	0	0						
Rod Carew, L OBP: 0.455, SLG: 0.439 (1, 3)										4	0	0	0	1	1	7						
Don Baylor, R OBP: 0.416, SLG: 0.509 (1, 7)										4	2	1	1	1	1	2						
Willie Aikens, L OBP: 0.385, SLG: 0.593 (1, 10)										5	0	2	1	0	0	2						
Carney Lansford, R OBP: 0.324, SLG: 0.437 (1, 5)										4	0	0	0	1	2	4						
Bobby Grich, R OBP: 0.329, SLG: 0.503 (1, 4)										3	1	1	1	1	0	1						
Tom Donohue, R OBP: 0.500, SLG: 0.333 (1, 2)										3	1	1	0	1	1	2						
Bert Campaneris, R OBP: 0.232, SLG: 0.177 (1, 6)										3	0	0	0	1	0	1						
Inning Stats	R: 0 E: 0 K: 2 S: 7	H: 0 LOB: 1 BB: 1 P: 11	R: 0 E: 0 K: 1 S: 5	H: 0 LOB: 1 BB: 1 P: 9	R: 0 E: 0 K: 0 S: 3	H: 0 LOB: 0 BB: 0 P: 3	R: 0 E: 0 K: 1 S: 5	H: 0 LOB: 1 BB: 1 P: 9	R: 5 E: 1 K: 1 S: 8	H: 3 LOB: 1 BB: 3 P: 20	R: 0 E: 1 K: 0 S: 5	H: 1 LOB: 3 BB: 1 P: 9	R: 1 E: 0 K: 0 S: 4	H: 1 LOB: 1 BB: 1 P: 8	R: 0 E: 0 K: 1 S: 6	H: 1 LOB: 0 BB: 0 P: 6	R: 0 E: 0 K: 0 S: 3	H: 1 LOB: 0 BB: 0 P: 3	1B: 4 2B: 2 3B: 1 HR: 0	SF: 0 SAC: 1 DP: 1 HBP: 0	WP: 0 PB: 0 CS: 0	PA: 42
PITCHER	IP	WLS	BF	H	R	ER	SO	BB	IBB	HBP	BLK	WP	HR	S	P	ERA	WHIP					
Moose Haas, R ERA: 5.44 (1, 1)	4.2		22	2	5	5	4	6	0	0	0	0	0	24	48	9.64	1.714					
Jerry Augustine, L ERA: 2.42 (5, 1)	4.1	W	20	5	1	1	2	2	0	0	0	0	0	22	30	2.08	1.615					

Batter	1	2	3	4	5	6	7	8	9	AB	R	H	RBI	BB	SO	LOB	BOTTOM				
Jim Gantner, L OBP: 0.397, SLG: 0.333 (1, 5)										5	1	2	1	0	0	3	California Angels @ Milwaukee Brewers Milwaukee County Stadium, Milwaukee, WI Thu May 24 1979, 4:33 AM EDT Att: 16,314 - Unknown - 54 F				
Robin Yount, R OBP: 0.301, SLG: 0.358 (1, 6)										5	1	2	1	0	1	0					
Cecil Cooper, L OBP: 0.361, SLG: 0.523 (1, 3)										4	1	2	0	1	0	1					
Dick Davis, R OBP: 0.333, SLG: 0.464 (1, 7)										4	1	2	1	1	2	3					
Ben Oglivie, L OBP: 0.300, SLG: 0.443 (1, 9)										4	1	1	3	1	0	4					
Paul Molitor, R OBP: 0.395, SLG: 0.455 (1, 4)										4	1	1	0	1	1	2					
Sal Bando, R OBP: 0.359, SLG: 0.331 (1, 10)										3	1	2	1	1	0	1					
Gorman Thomas, R OBP: 0.414, SLG: 0.537 (1, 8)										1	2	0	1	2	0	1					
Charlie Moore, R OBP: 0.446, SLG: 0.494 (1, 2)										3	0	2	0	1	0	1					
Inning Stats	R: 2 E: 0 K: 0 S: 5	H: 3 LOB: 0 BB: 0 P: 5	R: 1 E: 1 K: 0 S: 4	H: 2 LOB: 1 BB: 1 P: 8	R: 5 E: 0 K: 1 S: 9	H: 5 LOB: 2 BB: 2 P: 17	R: 0 E: 0 K: 0 S: 3	H: 0 LOB: 1 BB: 1 P: 7	R: 0 E: 0 K: 1 S: 6	H: 1 LOB: 2 BB: 1 P: 10	R: 1 E: 0 K: 0 S: 4	H: 2 LOB: 1 BB: 1 P: 8	R: 0 E: 0 K: 2 S: 8	H: 1 LOB: 2 BB: 1 P: 12	R: 0 E: 0 K: 0 S: 3	H: 1 LOB: 0 BB: 0 P: 3	1B: 10 2B: 3 3B: 0 HR: 2	SF: 1 SAC: 0 DP: 1 HBP: 0	WP: 2 PB: 1 CS: 2	PA: 42	
PITCHER	IP	WLS	BF	H	R	ER	SO	BB	IBB	HBP	BLK	WP	HR	S	P	ERA	WHIP				
Chris Knapp, R ERA: 5.61 (1, 1)	2.2	L	16	9	7	6	1	1	0	0	0	0	0	9	29	3.38	2.625				
Mike Barlow, R ERA: 8.59 (3, 1)	2.2		14	2	1	1	0	5	0	0	0	1	0	9	29	3.38	2.625				
Mark Clear, R ERA: 2.01 (6, 1)	2.2		12	3	1	1	3	1	1	0	0	1	0	16	24	3.38	1.500				

Batter	1	2	3	4	5	6	7	8	9	AB	R	H	RBI	BB	SO	LOB	TOP			
Dwayne Murphy, L (1, 8) OBP: 0.428, SLG: 0.405	0-3 K	0-0 1B			0-0 1B			0-3 K		4	0	2	1	0	2	0	Oakland Athletics @ Milwaukee Brewers Milwaukee County Stadium, Milwaukee, WI Fri May 25 1979, 8:05 PM EDT Att: 22,073 - Unknown - 55 F			
Derek Bryant, R (1, 7) OBP: 0.180, SLG: 0.109	0-0 5-3	0-0 F8			0-0 1-3			0-0 F8		4	0	0	0	0	0	3				
Mitchell Page, L (1, 10) OBP: 0.312, SLG: 0.319	0-0 1B		0-0 4-3			0-0 F5		0-0 G3		4	0	1	0	0	0	0				
Jeff Newman, R (1, 3) OBP: 0.256, SLG: 0.407	0-0 1-3		0-0 6-3			0-0 FC6-4 1B			0-0 L9	4	0	1	0	0	0	1				
Glenn Burke, R (1, 9) OBP: 0.263, SLG: 0.278		0-0 L9	0-0 6-3			0-0 FC6-4 1B		0-0 FC6-4 1B		4	0	1	0	0	0	1				
Mike Edwards, R (1, 4) OBP: 0.254, SLG: 0.241		0-0 CS 1B		0-0 L7		0-0 F8		0-0 F4		4	0	1	0	0	0	2				
Jim Essian, R (1, 2) OBP: 0.289, SLG: 0.319		0-0 1-2 1B 2B		0-0 L7			0-0 6-3	0-0 FC6-4		4	1	1	0	0	0	1				
Wayne Gross, L (1, 5) OBP: 0.429, SLG: 0.532		4-0 1B 1B BB		0-0 1-3			0-0 4-3			2	1	0	0	1	0	0				
Rob Picciolo, R (1, 6) OBP: 0.183, SLG: 0.267		0-0 1-2 2-H 1B 1B			0-0 F7		0-0 F6			3	0	1	1	0	0	0				
Inning Stats	R: 0 E: 0 K: 1 S: 6	H: 1 LOB: 1 BB: 0 P: 6	R: 2 E: 0 K: 0 S: 6	H: 4 LOB: 2 BB: 1 P: 10	R: 0 E: 0 K: 0 S: 3	H: 0 LOB: 0 BB: 0 P: 3	R: 0 E: 0 K: 0 S: 3	H: 0 LOB: 0 BB: 0 P: 3	R: 0 E: 0 K: 0 S: 4	H: 1 LOB: 1 BB: 0 P: 4	R: 0 E: 0 K: 0 S: 3	H: 0 LOB: 0 BB: 0 P: 3	R: 0 E: 0 K: 1 S: 5	H: 0 LOB: 0 BB: 0 P: 5	R: 0 E: 0 K: 0 S: 4	H: 1 LOB: 1 BB: 0 P: 4	1B: 7 2B: 1 3B: 0 HR: 0	SF: 0 SAC: 0 DP: 0 HBP: 0	WP: 0 PB: 0 SB: 0 CS: 2	PA: 34
PITCHER Mike Caldwell, L (1, 1) ERA: 3.14	IP: 9.0 WLS: W BF: 34 H: 8 R: 2 ER: 2 SO: 2 BB: 1 IBB: 0 HBP: 0 BLK: 0 WP: 0 HR: 0 S: 37 P: 41 ERA: 2.00 WHIP: 1.000															PITCHER				

Batter	1	2	3	4	5	6	7	8	9	AB	R	H	RBI	BB	SO	LOB	BOTTOM			
Robin Yount, R (1, 6) OBP: 0.299, SLG: 0.355	0-0 6-3	0-0 FC6-4			0-0 F9		0-0 1-2 2-H 1B			4	0	1	0	0	0	2	Oakland Athletics @ Milwaukee Brewers Milwaukee County Stadium, Milwaukee, WI Fri May 25 1979, 8:05 PM EDT Att: 22,073 - Unknown - 55 F			
Sal Bando, R (1, 5) OBP: 0.356, SLG: 0.336	0-0 2B		0-3 K		0-0 1-3		0-0 FC5			4	0	1	0	0	1	2				
Cecil Cooper, L (1, 3) OBP: 0.374, SLG: 0.511	0-0 F6		0-3 K			0-3 K		0-0 6-3		4	0	0	0	0	2	1				
Dick Davis, R (1, 10) OBP: 0.316, SLG: 0.438	0-0 F9		0-0 F9			0-0 F4		0-0 F9		4	0	0	0	0	0	1				
Sixto Lezcano, R (1, 9) OBP: 0.421, SLG: 0.585		0-0 HR		4-0 BB		0-0 HR		4-0 1B BB		2	3	2	2	2	0	0				
Paul Molitor, R (1, 4) OBP: 0.358, SLG: 0.456	0-0 1-3			0-0 F3		0-0 CS 1B		E 1B 1B		4	0	2	0	0	0	1				
Gorman Thomas, R (1, 8) OBP: 0.410, SLG: 0.529	0-3 K			0-3 K		0-0 CS	0-0 F2	0-0 E 1B		4	0	1	1	0	2	1				
Jim Wohlford, R (1, 7) OBP: 0.257, SLG: 0.382	0-0 1B 1B			0-0 L7			0-0 1B 1B	0-0 E4 FC6-4		4	0	2	0	0	0	3				
Charlie Moore, R (1, 2) OBP: 0.448, SLG: 0.494	0-0 FC6-4 1B				0-0 F7		0-0 FC5 1B	0-0 FC6-4		4	0	2	0	0	0	3				
Inning Stats	R: 0 E: 0 K: 0 S: 4	H: 1 LOB: 1 BB: 0 P: 4	R: 1 E: 0 K: 1 S: 8	H: 3 LOB: 2 BB: 0 P: 8	R: 0 E: 0 K: 2 S: 7	H: 0 LOB: 0 BB: 0 P: 7	R: 0 E: 0 K: 1 S: 5	H: 0 LOB: 1 BB: 1 P: 9	R: 0 E: 0 K: 0 S: 3	H: 0 LOB: 0 BB: 0 P: 3	R: 1 E: 0 K: 1 S: 6	H: 2 LOB: 0 BB: 0 P: 6	R: 0 E: 0 K: 0 S: 5	H: 3 LOB: 2 BB: 0 P: 5	R: 1 E: 1 K: 0 S: 6	H: 2 LOB: 3 BB: 1 P: 10	1B: 8 2B: 1 3B: 0 HR: 2	SF: 0 SAC: 0 DP: 0 HBP: 0	WP: 0 PB: 0 SB: 0 CS: 1	PA: 37
PITCHER Craig Minetto, L (1, 1) ERA: 4.15 Bob Lacey, L (7, 1) ERA: 4.15	IP: 6.1 WLS: L BF: 9 H: 3 R: 1 ER: 1 SO: 0 BB: 1 IBB: 0 HBP: 0 BLK: 0 WP: 0 HR: 0 S: 8 P: 12 ERA: 5.40 WHIP: 2.400															PITCHER				

AB 33
R 2
H 8
RBI 2
BB 1
SO 2
LOB 8




AB 34
R 3
H 11
RBI 3
BB 2
SO 5
LOB 14

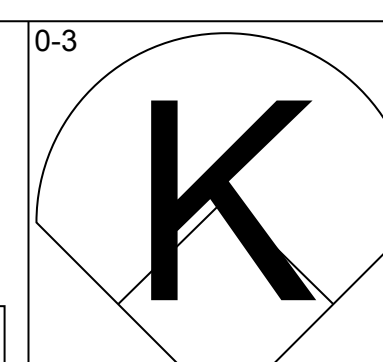
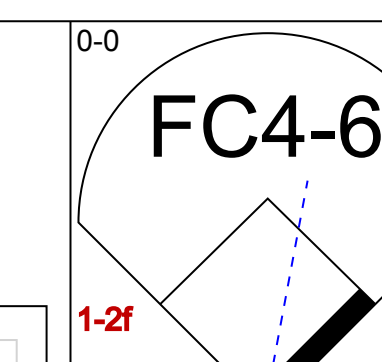
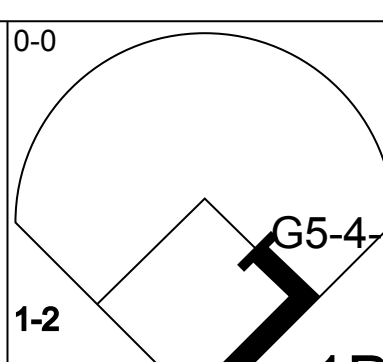
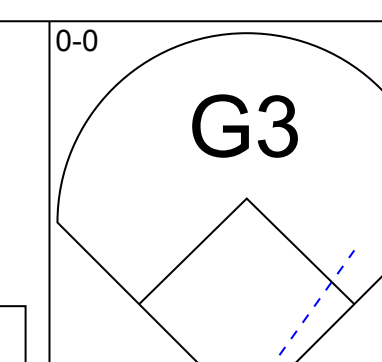
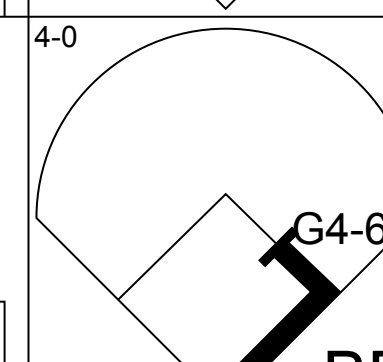
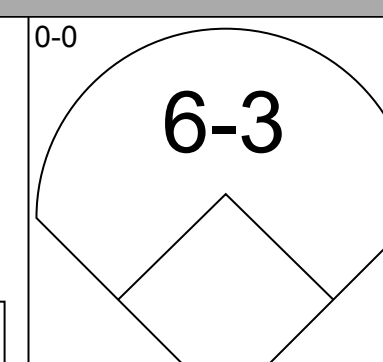
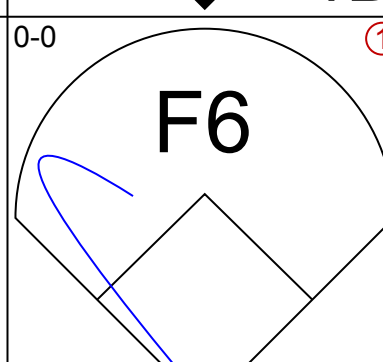
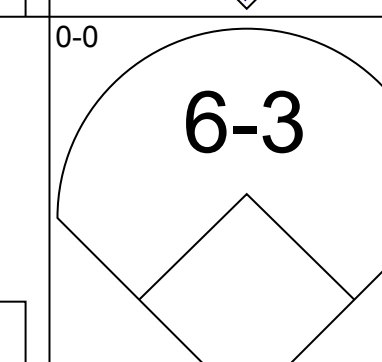
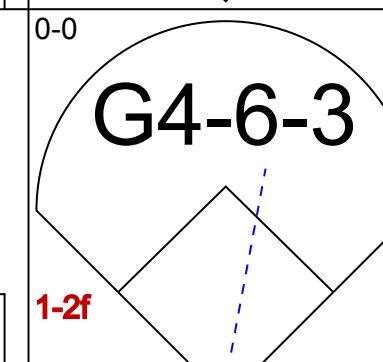
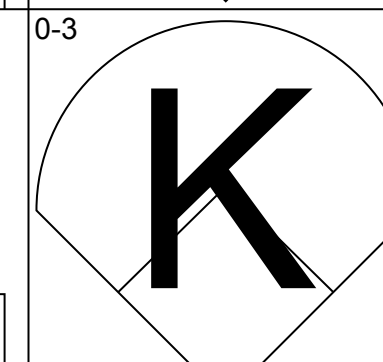
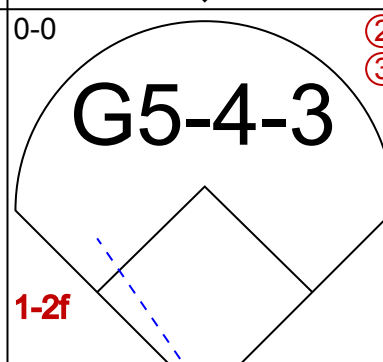
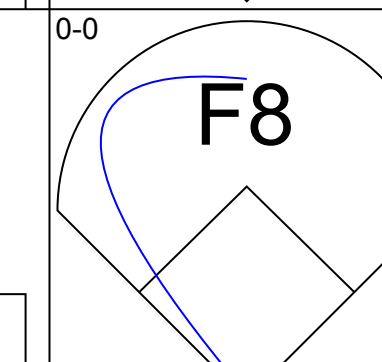
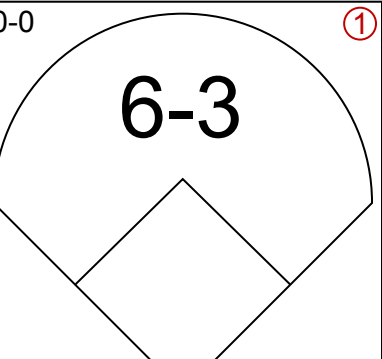
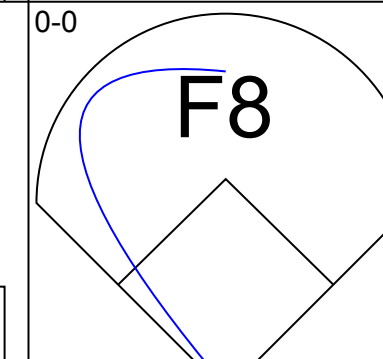
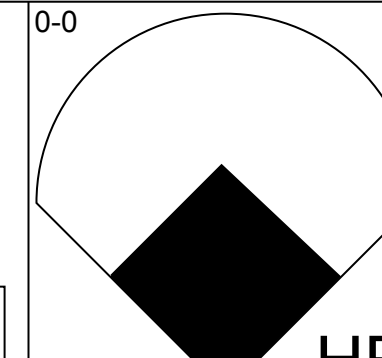
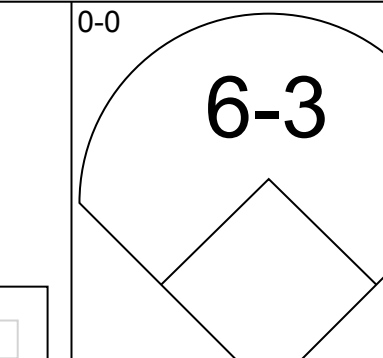
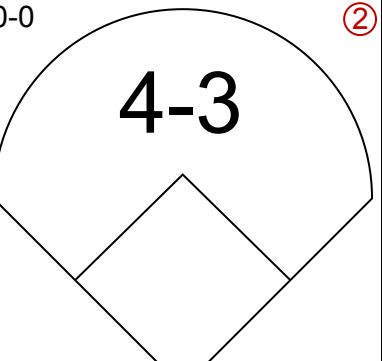
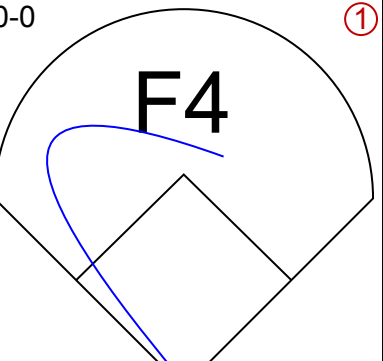
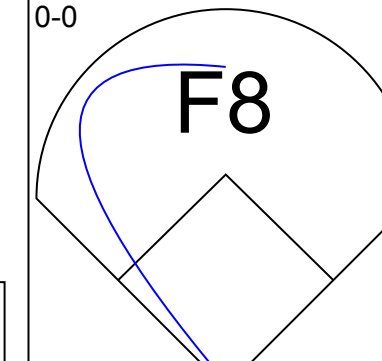
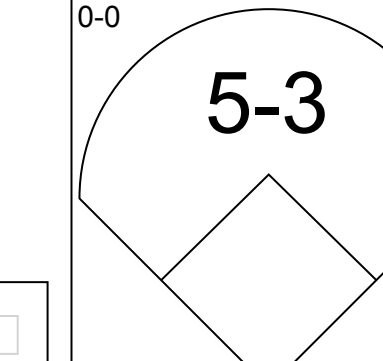
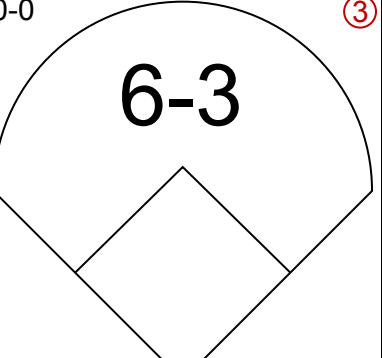
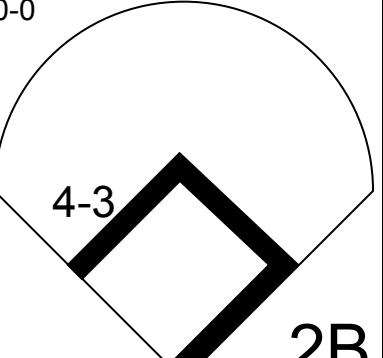
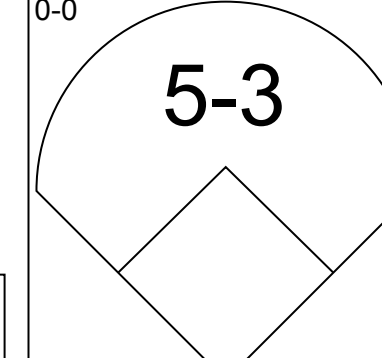
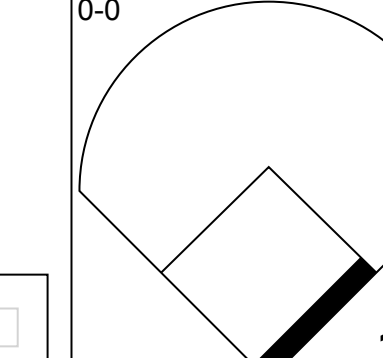
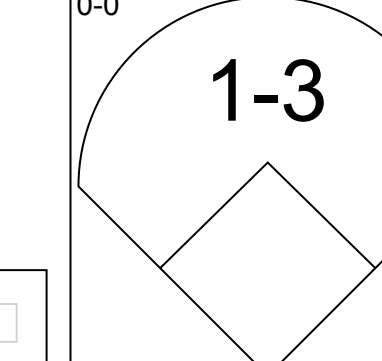
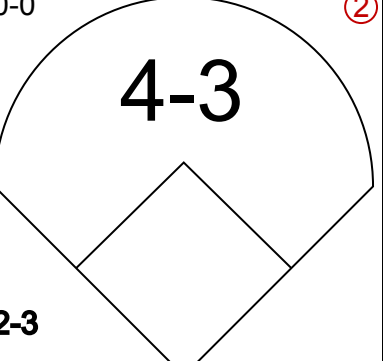
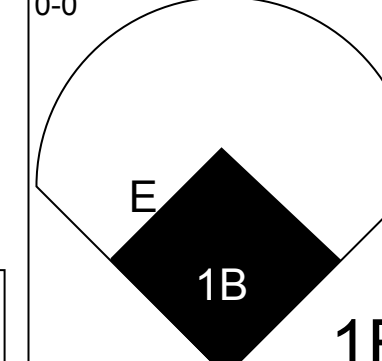
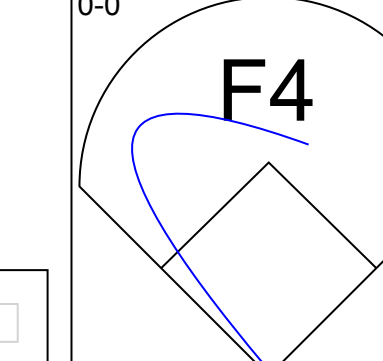
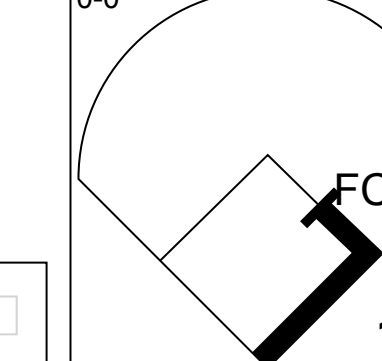
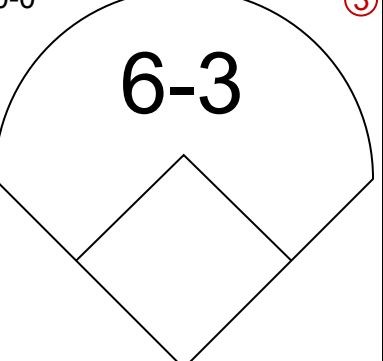
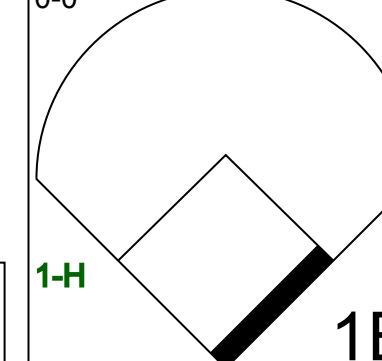
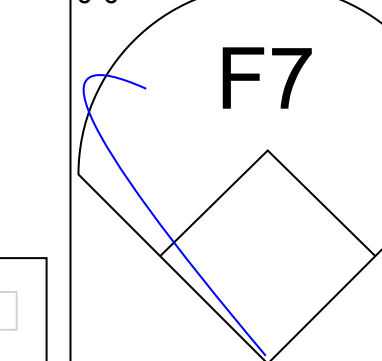
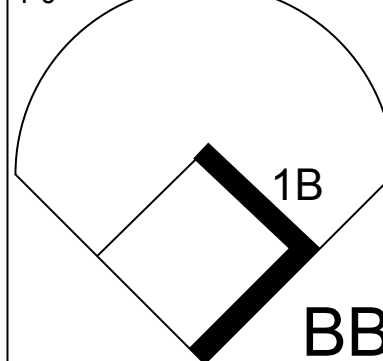
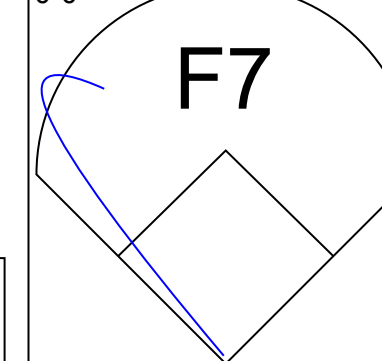


Batter	1	2	3	4	5	6	7	8	9	AB	R	H	RBI	BB	SO	LOB	TOP										
Dwayne Murphy, L (1, 8) OBP: 0.428, SLG: 0.400	F6		F4		F7		BB BB		HR	4	1	1	1	1	0	1	Oakland Athletics @ Milwaukee Brewers Milwaukee County Stadium, Milwaukee, WI Sat May 26 1979, 8:05 PM EDT Att: 20,512 - Unknown - 56 F										
Larry Murray, S (1, 9) OBP: 0.216, SLG: 0.202	1B		3-1		G1		K		F6	5	0	1	0	0	1	5											
Mitchell Page, L (1, 10) OBP: 0.309, SLG: 0.312	F5		F5		L8		BB		K	4	0	0	0	1	1	4											
Jeff Newman, R (1, 3) OBP: 0.254, SLG: 0.422	5-3			6-3		F3			HR	5	1	1	3	0	1	4											
Wayne Gross, L (1, 5) OBP: 0.434, SLG: 0.531		BB BB		4-3		SH2-3 1B			K	4	0	2	0	1	1	0											
Glenn Burke, R (1, 7) OBP: 0.276, SLG: 0.293	1B			WP 1B		SH2-3			L8	4	0	2	0	0	0	1											
Jim Essian, R (1, 2) OBP: 0.265, SLG: 0.303	F3			BB		K			F8	4	0	0	0	1	1	5											
Mario Guerrero, R (1, 6) OBP: 0.247, SLG: 0.244	F8			F6					F9	4	1	1	0	0	0	4											
Mike Edwards, R (1, 4) OBP: 0.267, SLG: 0.263	F5				G1 2B		BB WP 1B		HR 1B	4	1	3	0	0	0	2											
Inning Stats	R: 0 E: 0 K: 0 S: 4	H: 1 LOB: 1 BB: 0 P: 4	R: 0 E: 0 K: 0 S: 4	H: 1 LOB: 2 BB: 1 P: 8	R: 0 E: 0 K: 0 S: 3	H: 0 LOB: 0 BB: 0 P: 3	R: 0 E: 0 K: 0 S: 4	H: 1 LOB: 2 BB: 1 P: 8	R: 0 E: 0 K: 1 S: 6	H: 1 LOB: 1 BB: 0 P: 6	R: 0 E: 0 K: 2 S: 8	H: 1 LOB: 3 BB: 2 P: 16	R: 0 E: 0 K: 1 S: 5	H: 0 LOB: 0 BB: 0 P: 5	R: 4 E: 1 K: 1 S: 11	H: 5 LOB: 2 BB: 0 P: 11	1B: 9 2B: 1 3B: 0 HR: 1	SF: 0 SAC: 1 DP: 0 HBP: 0	WP: 3 PB: 0 SB: 0 CS: 0	PA: 43							
PITCHER	IP	WLS	BF	H	R	ER	SO	BB	IBB	HBP	BLK	WP	HR	S	P	ERA	WHIP										
Jim Slaton, R (1, 1) ERA: 2.18	8.2	W	41	11	4	4	5	4	0	0	0	2	1	47	63	4.15	1.731										
Bill Castro, R (9, 1) ERA: 1.09	0.1		2	0	0	0	0	0	0	0	0	0	0	2	2	0.00	0.000										

Batter	1	2	3	4	5	6	7	8	9	AB	R	H	RBI	BB	SO	LOB	BOTTOM										
Jim Gantner, L (1, 4) OBP: 0.361, SLG: 0.340	4-3		F7			HR 1B	FC4-2 CS			5	1	2	1	0	0	1	Oakland Athletics @ Milwaukee Brewers Milwaukee County Stadium, Milwaukee, WI Sat May 26 1979, 8:05 PM EDT Att: 20,512 - Unknown - 56 F										
Robin Yount, R (1, 6) OBP: 0.304, SLG: 0.358	WP 1B		6-3			HR 1B	CS		F9	4	1	2	0	0	0	0											
Cecil Cooper, L (1, 3) OBP: 0.376, SLG: 0.528	K				F6				WP 1B	4	2	2	3	0	1	1											
Dick Davis, R (1, 10) OBP: 0.325, SLG: 0.481	K					HR			WP 1B	4	2	2	1	0	2	1											
Ben Oglivie, L (1, 7) OBP: 0.305, SLG: 0.444							F7		BB BB	4	1	2	2	0	1	0											
Sixto Lezcano, R (1, 9) OBP: 0.423, SLG: 0.579	FC6-4				6-3				FC6-4 BB	3	1	1	0	1	0	1											
Sal Bando, R (1, 5) OBP: 0.354, SLG: 0.329	K				L8				FC6-4 BB	3	0	0	0	1	2	2											
Gorman Thomas, R (1, 8) OBP: 0.401, SLG: 0.514	K				F7				FC6-4 BB	4	0	0	1	0	1	3											
Charlie Moore, R (1, 2) OBP: 0.450, SLG: 0.488			6-3			6-3			1B	3	0	1	0	1	0	0											
Inning Stats	R: 0 E: 0 K: 2 S: 8	H: 1 LOB: 1 BB: 0 P: 8	R: 0 E: 0 K: 2 S: 8	H: 1 LOB: 1 BB: 0 P: 8	R: 0 E: 0 K: 0 S: 3	H: 0 LOB: 0 BB: 0 P: 3	R: 0 E: 0 K: 2 S: 7	H: 0 LOB: 0 BB: 0 P: 7	R: 0 E: 0 K: 1 S: 10	H: 0 LOB: 1 BB: 0 P: 10	R: 0 E: 0 K: 0 S: 3	H: 1 LOB: 0 BB: 0 P: 3	R: 4 E: 0 K: 0 S: 6	H: 4 LOB: 2 BB: 3 P: 18	1B: 10 2B: 0 3B: 0 HR: 2	SF: 0 SAC: 0 DP: 0 HBP: 0	WP: 2 PB: 0 SB: 1 CS: 1	PA: 38									
PITCHER	IP	WLS	BF	H	R	ER	SO	BB	IBB	HBP	BLK	WP	HR	S	P	ERA	WHIP										
Rick Langford, R (1, 1) ERA: 5.46	5.1	L	22	6	4	4	6	0	0	0	0	1	2	34	34	6.75	1.125										
Bob Lacey, L (6, 1) ERA: 4.66	0.2		3	1	0	0	1	0	0	0	0	0	0	5	5	0.00	1.500										
Jim Todd, R (7, 1) ERA: 9.32	1.1		6	3	2	2	0	0	0	0	0	0	0	6	6	13.50	2.250										
Dave Hamilton, L (8, 1) ERA: 2.25	0.0		3	1	0	0	0	2	0	0	0	1	0	1	9	∞	∞										
Dave Heaverlo, R (8, 1) ERA: 1.77	0.2		3	1	2	2	0	1	0	0	0	0	0	2	6	27.00	3.000										

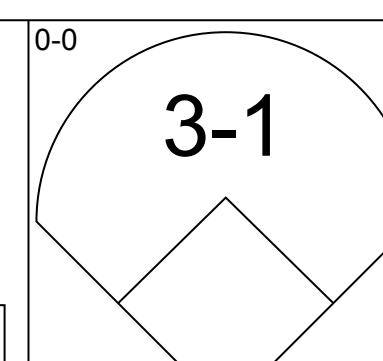
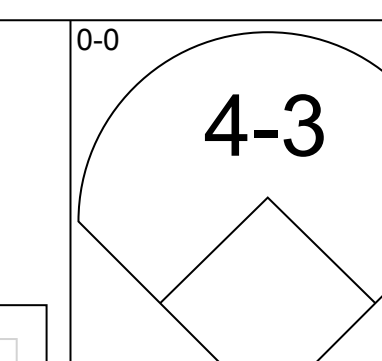
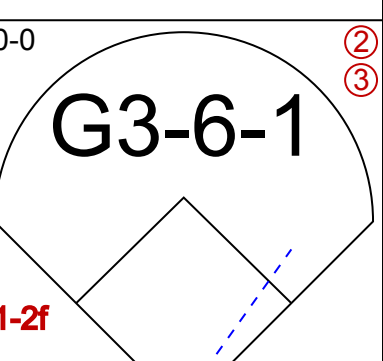
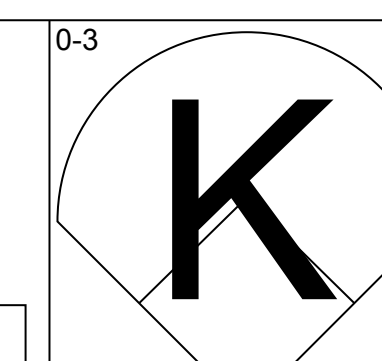
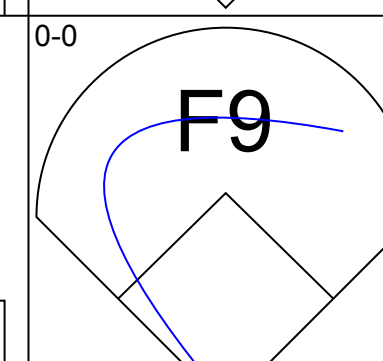
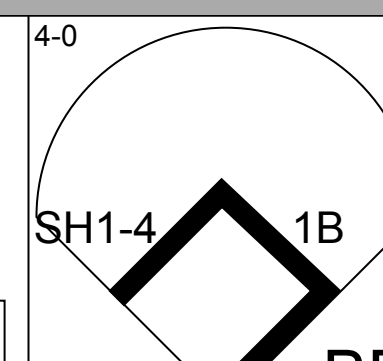
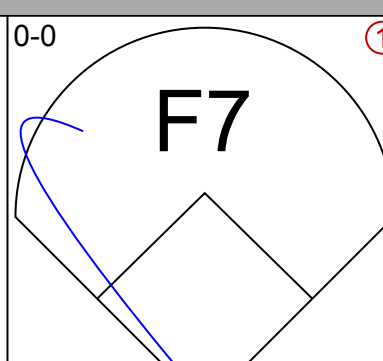
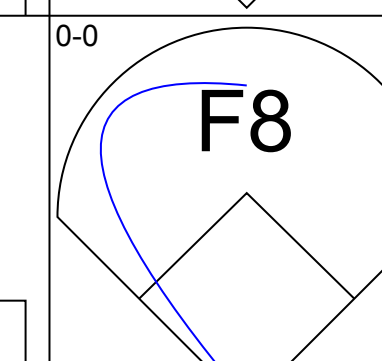
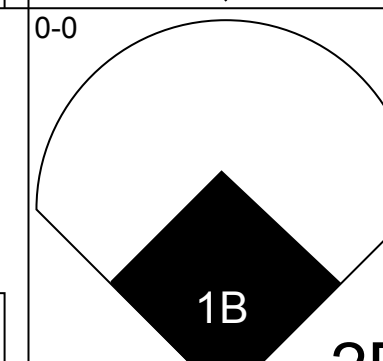
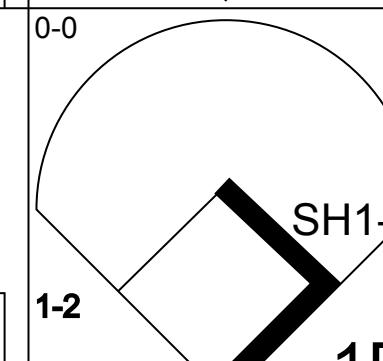
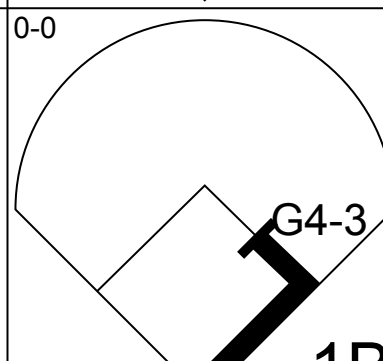
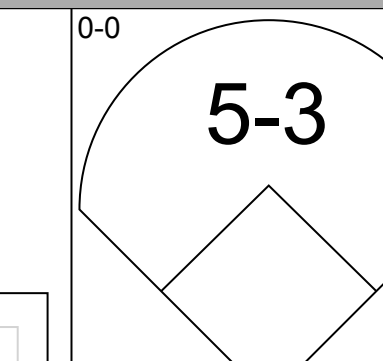
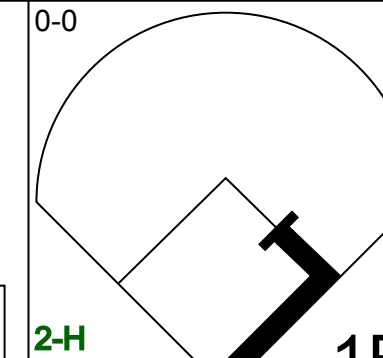
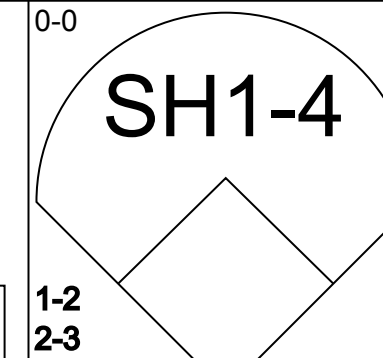
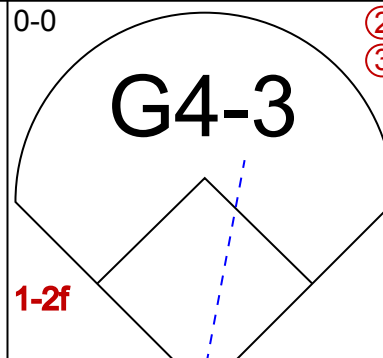
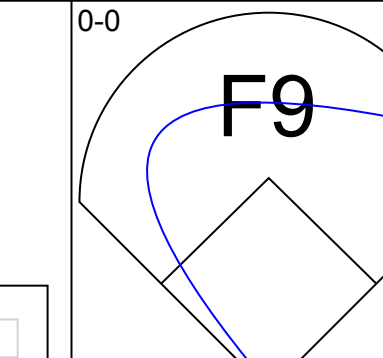
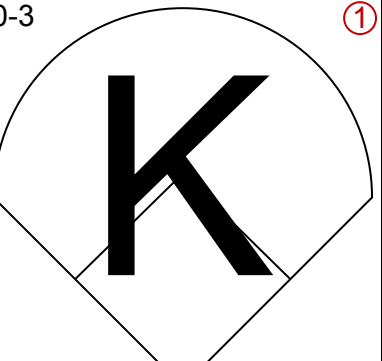
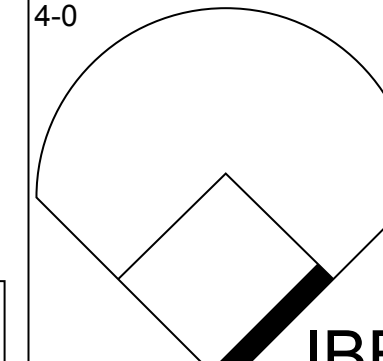
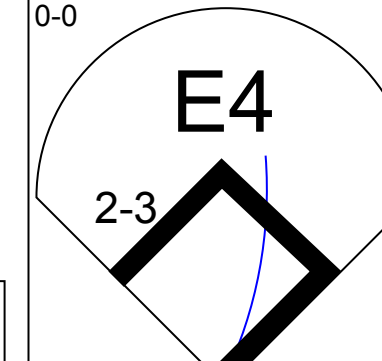
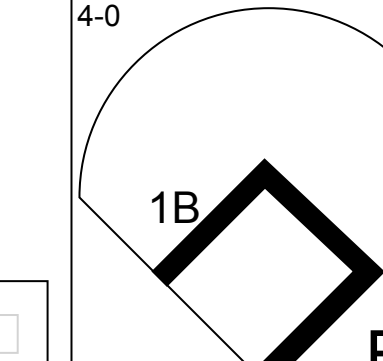
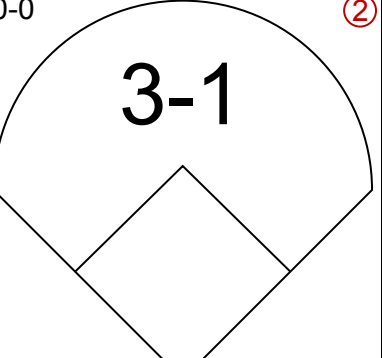
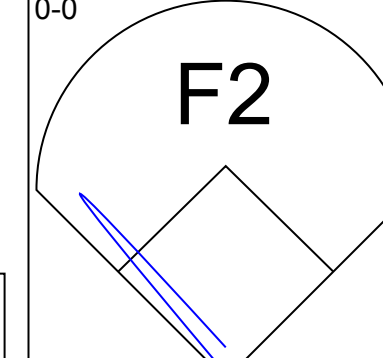
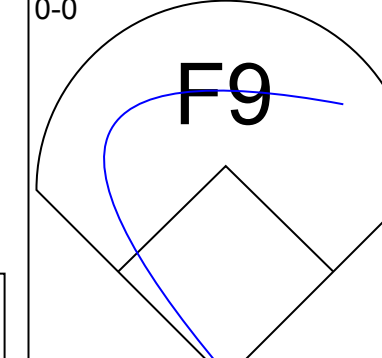
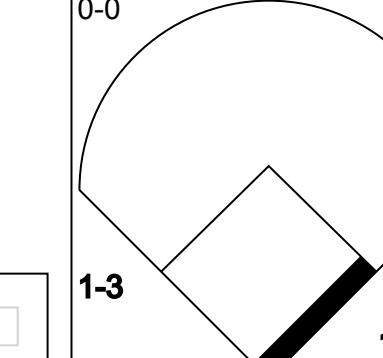
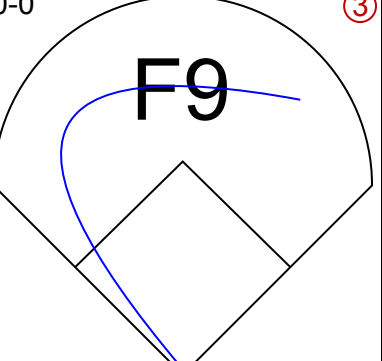
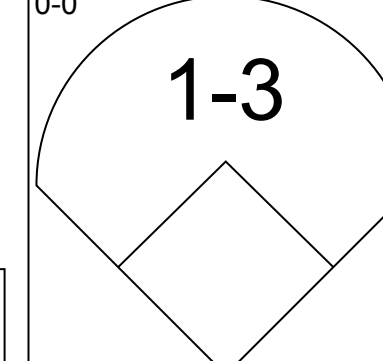
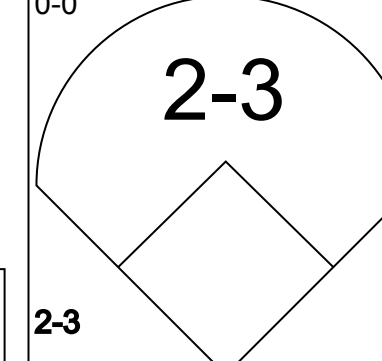
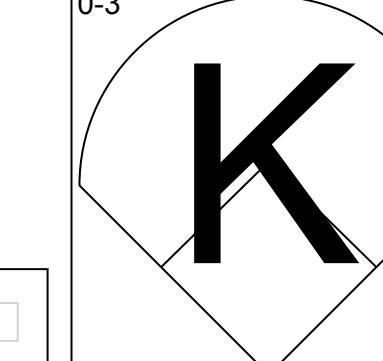
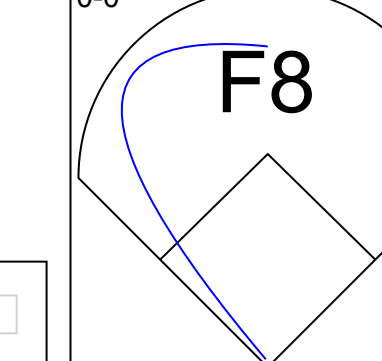
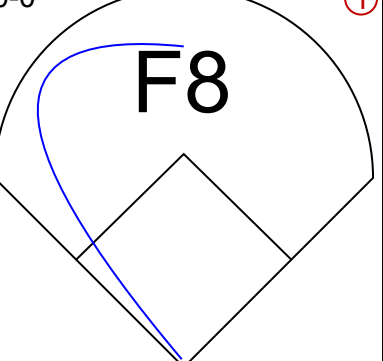
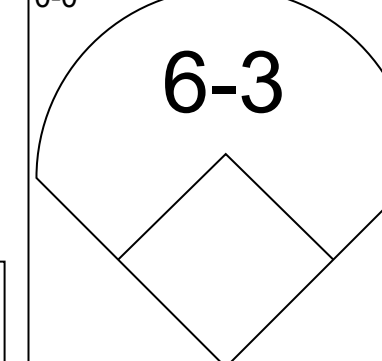
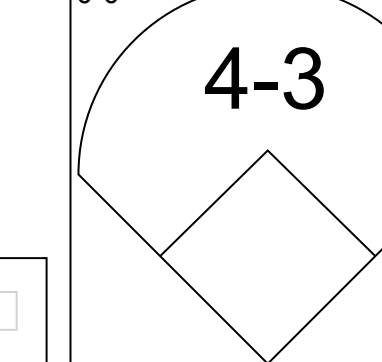
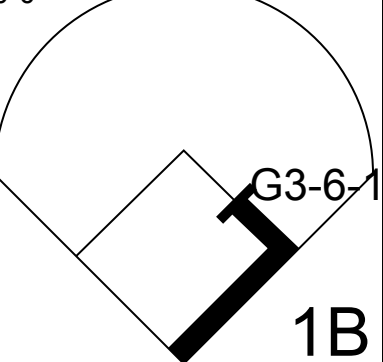
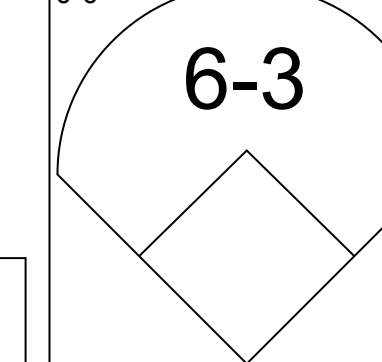
AB	38
R	4
H	11
RBI	4
BB	4
SO	5
LOB	26



Batter	1	2	3	4	5	6	7	8	9	AB	R	H	RBI	BB	SO	LOB	TOP					
Dwayne Murphy, L (1, 8) OBP: 0.423, SLG: 0.395										4	0	1	0	0	1	1	Oakland Athletics @ Milwaukee Brewers Milwaukee County Stadium, Milwaukee, WI Sun May 27 1979, 4:33 AM EDT Att: 22,928 - Unknown - 56 F					
Mitchell Page, L (1, 10) OBP: 0.308, SLG: 0.306										3	0	0	0	1	0	2						
Glenn Burke, R (1, 7) OBP: 0.262, SLG: 0.274										4	0	0	0	0	1	3						
Jeff Newman, R (1, 2) OBP: 0.254, SLG: 0.439										4	1	1	1	0	0	0						
Wayne Gross, L (1, 3) OBP: 0.423, SLG: 0.515										4	0	0	0	0	0	0						
Mario Guerrero, R (1, 6) OBP: 0.258, SLG: 0.267										4	0	2	0	0	0	0						
Mike Edwards, R (1, 4) OBP: 0.267, SLG: 0.262										4	1	1	0	0	0	2						
Mitt Ramirez, R (1, 5) OBP: 0.667, SLG: 0.667										3	0	2	1	0	0	1						
Larry Murray, S (1, 9) OBP: 0.219, SLG: 0.198										2	0	0	0	1	0	2						
Inning Stats	R: 0 E: 0 K: 1 S: 4	H: 0 LOB: 0 BB: 1 P: 8	R: 0 E: 0 K: 0 S: 3	H: 0 LOB: 0 BB: 0 P: 3	R: 0 E: 0 K: 0 S: 4	H: 1 LOB: 1 BB: 0 P: 4	R: 0 E: 0 K: 1 S: 5	H: 0 LOB: 0 BB: 0 P: 5	R: 0 E: 0 K: 0 S: 4	H: 1 LOB: 1 BB: 0 P: 4	R: 0 E: 0 K: 0 S: 3	H: 1 LOB: 1 BB: 0 P: 7	R: 2 E: 1 K: 0 S: 6	H: 3 LOB: 1 BB: 0 P: 6	R: 0 E: 0 K: 0 S: 3	H: 0 LOB: 0 BB: 0 P: 3	R: 0 E: 0 K: 0 S: 4	H: 1 LOB: 1 BB: 0 P: 4	1B: 5 2B: 1 3B: 0 HR: 1	SF: 0 SAC: 0 DP: 2 HBP: 0	WP: 0 PB: 0 SB: 0 CS: 0	PA: 34
PITCHER Lary Sorensen, R (1, 1) ERA: 2.66	IP: 9.0 WLS: L BF: 34	H: 7 R: 2 ER: 1 SO: 2	BB: 2 IBB: 0 HBP: 0 BLK: 0	WP: 0 HR: 1 S: 36 P: 44	ERA: 1.00 WHIP: 1.000	PITCHER										IP: 9.0 WLS: L BF: 34	H: 7 R: 2 ER: 1 SO: 2	BB: 2 IBB: 0 HBP: 0 BLK: 0	WP: 0 HR: 1 S: 36 P: 44	ERA: 1.00 WHIP: 1.000		

AB	32
R	2
H	7
RBI	2
BB	2
SO	2
LOB	11



Batter	1	2	3	4	5	6	7	8	9	AB	R	H	RBI	BB	SO	LOB	BOTTOM			
Jim Gantner, L (1, 5) OBP: 0.338, SLG: 0.316										4	0	0	0	0	1	1	Oakland Athletics @ Milwaukee Brewers Milwaukee County Stadium, Milwaukee, WI Sun May 27 1979, 4:33 AM EDT Att: 22,928 - Unknown - 56 F			
Robin Yount, R (1, 6) OBP: 0.303, SLG: 0.352										3	0	0	0	1	0	0				
Cecil Cooper, L (1, 3) OBP: 0.383, SLG: 0.538										4	1	3	0	0	0	0				
Dick Davis, R (1, 10) OBP: 0.325, SLG: 0.475										3	0	1	1	0	0	1				
Ben Oglivie, L (1, 7) OBP: 0.310, SLG: 0.438										2	0	0	0	2	1	0				
Sixto Lezcano, R (1, 9) OBP: 0.418, SLG: 0.568										4	0	1	0	0	0	4				
Paul Moltor, R (1, 4) OBP: 0.350, SLG: 0.444										4	0	0	0	0	1	6				
Gorman Thomas, R (1, 8) OBP: 0.395, SLG: 0.503										3	0	0	0	0	0	1				
Buck Martinez, R (1, 2) OBP: 0.250, SLG: 0.259 Charlie Moore, R (8, PH) OBP: 0.446, SLG: 0.483										2	0	1	0	0	0	0				
Inning Stats	R: 1 E: 0 K: 0 S: 4	H: 2 LOB: 1 BB: 0 P: 4	R: 0 E: 0 K: 1 S: 5	H: 0 LOB: 0 BB: 0 P: 5	R: 0 E: 0 K: 0 S: 4	H: 1 LOB: 3 BB: 2 P: 12	R: 0 E: 0 K: 0 S: 3	H: 1 LOB: 0 BB: 0 P: 3	R: 0 E: 0 K: 0 S: 3	H: 1 LOB: 1 BB: 0 P: 3	R: 0 E: 0 K: 0 S: 4	H: 0 LOB: 1 BB: 0 P: 4	R: 0 E: 0 K: 1 S: 5	H: 0 LOB: 0 BB: 0 P: 5	R: 0 E: 0 K: 1 S: 6	H: 1 LOB: 2 BB: 1 P: 10	1B: 5 2B: 1 3B: 0 HR: 0	SF: 0 SAC: 1 DP: 2 HBP: 0	WP: 0 PB: 0 SB: 0 CS: 0	PA: 34
PITCHER Steve McCatty, R (1, 1) ERA: 0.76 Dave Heaverlo, R (9, 1) ERA: 1.75	IP: 8.2 WLS: W BF: 33	H: 6 R: 1 ER: 1 SO: 2	BB: 2 IBB: 1 HBP: 0 BLK: 0	WP: 0 HR: 0 S: 34 P: 46	ERA: 1.04 WHIP: 0.923	PITCHER										IP: 9.1 WLS: S BF: 1	H: 0 R: 0 ER: 0 SO: 1	BB: 0 IBB: 0 HBP: 0 BLK: 0	WP: 0 HR: 0 S: 3 P: 3	ERA: 0.00 WHIP: 0.000



Batter	1	2	3	4	5	6	7	8	9	10	AB	R	H	RBI	BB	SO	LOB	TOP				
Mickey Rivers, L OBP: 0.313, SLG: 0.420 (1, 8)	F2		5-3		F2			K		HR	5	1	1	1	0	1	1	New York Yankees @ Milwaukee Brewers Milwaukee County Stadium, Milwaukee, WI Mon May 28 1979, 4:33 AM EDT Alt. 39,291 - Sunny - 57 F				
Willie Randolph, R OBP: 0.345, SLG: 0.320 (1, 4)			S		F2			F7		F6	4	0	1	1	1	0	0					
Thurman Munson, R OBP: 0.363, SLG: 0.409 (1, 2)	F7		F8		F9			L4			4	0	0	0	0	0	2					
Graig Nettles, L OBP: 0.366, SLG: 0.453 (1, 5)	F8									F8	4	0	2	0	0	0	1					
Lou Piniella, R OBP: 0.306, SLG: 0.447 (1, 7)		L8									3	0	1	0	1	0	1					
Reggie Jackson, L OBP: 0.368, SLG: 0.513 (1, 9)		4-3									4	0	0	0	0	1	3					
Chris Chambliss, L OBP: 0.274, SLG: 0.414 (1, 3)		K									4	0	1	0	0	1	3					
Cliff Johnson, R OBP: 0.385, SLG: 0.556 (1, 10)											4	0	2	0	0	1	1					
Bucky Dent, R OBP: 0.340, SLG: 0.326 (1, 6)											4	1	1	0	0	0	4					
Inning Stats	R: 0 E: 0 K: 0 S: 3	H: 0 LOB: 1 BB: 1 P: 7	R: 0 E: 0 K: 1 S: 5	H: 0 LOB: 0 BB: 0 P: 5	R: 1 E: 0 K: 0 S: 5	H: 3 LOB: 1 BB: 0 P: 11	R: 0 E: 0 K: 1 S: 7	H: 2 LOB: 3 BB: 1 P: 11	R: 0 E: 0 K: 0 S: 3	H: 1 LOB: 0 BB: 0 P: 3	R: 0 E: 0 K: 0 S: 3	H: 1 LOB: 0 BB: 0 P: 3	R: 0 E: 0 K: 1 S: 5	H: 0 LOB: 0 BB: 0 P: 5	R: 0 E: 0 K: 0 S: 4	H: 1 LOB: 1 BB: 0 P: 4	R: 1 E: 0 K: 1 S: 6		H: 1 LOB: 0 BB: 0 P: 6	1B: 7 2B: 1 3B: 0 HR: 1	SF: 0 SAC: 0 DP: 1 HBP: 0	WP: 0 PB: 0 SB: 1 CS: 1
PITCHER Bill Travers, L ERA: 2.74 (1, 1)	IP 10.0	WLS L	BF 38	H 9	R 2	ER 2	SO 4	BB 2	IBB 0	HBP 0	BLK 0	WP 0	HR 1	S 44	P 52	ERA 1.80	WHIP 1.100					

Batter	1	2	3	4	5	6	7	8	9	10	AB	R	H	RBI	BB	SO	LOB	BOTTOM			
Robin Yount, R OBP: 0.295, SLG: 0.343 (1, 6)	6-3		K			6-3					5	0	0	0	0	2	3	New York Yankees @ Milwaukee Brewers Milwaukee County Stadium, Milwaukee, WI Mon May 28 1979, 4:33 AM EDT Alt. 39,291 - Sunny - 57 F			
Gorman Thomas, R OBP: 0.389, SLG: 0.490 (1, 8)			F7			F3					4	0	0	0	1	1	2				
Cecil Cooper, L OBP: 0.364, SLG: 0.529 (1, 3)	L3										3	0	0	0	2	0	1				
Dick Davis, R OBP: 0.307, SLG: 0.447 (1, 10)											5	0	0	0	0	0	2				
Ben Oglivie, L OBP: 0.309, SLG: 0.433 (1, 7)											4	0	1	0	0	0	2				
Sixto Lezcano, R OBP: 0.420, SLG: 0.563 (1, 9)											3	1	1	0	1	1	2				
Paul Molitor, R OBP: 0.355, SLG: 0.448 (1, 4)											3	0	2	0	0	0	0				
Sal Bando, R OBP: 0.357, SLG: 0.329 (1, 5)											3	0	1	0	1	0	2				
Buck Martinez, R OBP: 0.241, SLG: 0.250 (1, 2)											2	0	0	0	0	0	2				
Charlie Moore, R OBP: 0.456, SLG: 0.494 (7, PH) (8, 2)											2	0	2	1	0	0	0				
Inning Stats	R: 0 E: 0 K: 0 S: 2	H: 1 LOB: 2 BB: 1 P: 8	R: 0 E: 0 K: 1 S: 4	H: 0 LOB: 0 BB: 1 P: 5	R: 0 E: 0 K: 0 S: 3	H: 0 LOB: 0 BB: 0 P: 3	R: 0 E: 1 K: 0 S: 4	H: 0 LOB: 2 BB: 1 P: 8	R: 1 E: 0 K: 1 S: 7	H: 2 LOB: 2 BB: 1 P: 11	R: 0 E: 0 K: 0 S: 3	H: 1 LOB: 1 BB: 1 P: 7	R: 0 E: 0 K: 0 S: 4	H: 1 LOB: 1 BB: 0 P: 4	R: 0 E: 0 K: 1 S: 5	H: 0 LOB: 0 BB: 0 P: 5	1B: 7 2B: 1 3B: 0 HR: 0	SF: 0 SAC: 1 DP: 3 HBP: 0	WP: 0 PB: 0 SB: 2 CS: 0	PA: 40	
PITCHER Jim Beattie, R ERA: 2.89 (1, 1)	IP 7.1	WLS 1	BF 32	H 6	R 1	ER 1	SO 3	BB 5	IBB 0	HBP 0	BLK 0	WP 0	HR 0	S 33	P 53	ERA 1.23	WHIP 1.500				
Ron Davis, R ERA: (8, 1)	IP 2.2	WLS W	BF 8	H 1	R 0	ER 0	SO 1	BB 0	IBB 0	HBP 0	BLK 0	WP 0	HR 0	S 10	P 10	ERA 0.00	WHIP 0.375				

AB 36
R 2
H 9
RBI 2
BB 2
SO 4
LOB 16



AB 34
R 1
H 7
RBI 1
BB 5
SO 4
LOB 16



Batter	1	2	3	4	5	6	7	8	9	AB	R	H	RBI	BB	SO	LOB	TOP	
Mickey Rivers, L OBP: 0.305, SLG: 0.408 (1, 8)	G3		F5		1-3			F7		4	0	0	0	0	0	0	New York Yankees @ Milwaukee Brewers Milwaukee County Stadium, Milwaukee, WI Tue May 29 1979, 8:05 PM EDT Att: 21,891 - Unknown - 53 F livebaseballscorecards.com	
Willie Randolph, R OBP: 0.343, SLG: 0.319 (1, 4)	F7		FC4-6 1B			F9		4-3		4	0	1	0	0	0			
Thurman Munson, R OBP: 0.360, SLG: 0.496 (1, 2)	5-3		FC4-6 1-2 1B			G3-6-1 1B		5-3		4	0	1	0	0	1			
Graig Nettles, L OBP: 0.364, SLG: 0.466 (1, 5)		K	F9			G3-6-1 1-2		HR		4	1	1	1	0	1			
Reggie Jackson, L OBP: 0.390, SLG: 0.532 (1, 9)		HR		K			F7		4	1	2	1	0	1	0			
Chris Chambliss, L OBP: 0.274, SLG: 0.416 (1, 3)		E 1B 2B		1-3			K		4	1	1	0	0	1	1			
Lou Piniella, R OBP: 0.298, SLG: 0.436 (1, 7)		E4 1B 2-3		F8			4-3		3	0	0	0	0	0	1			
Roy White, S OBP: 0.317, SLG: 0.321 (1, 10)					F9			L9	3	0	1	1	0	0	0			
Bucky Dent, R OBP: 0.333, SLG: 0.319 (1, 6)		G6-4-3 1-2		3-1				F5	3	0	0	0	0	0	2			
Inning Stats	R: 0 E: 0 K: 0 S: 3	H: 0 LOB: 0 BB: 0 P: 3	R: 2 E: 1 K: 1 S: 8	H: 3 LOB: 1 BB: 0 P: 8	R: 0 E: 0 K: 1 S: 4	H: 1 LOB: 0 BB: 0 P: 4	R: 0 E: 0 K: 0 S: 5	H: 0 LOB: 0 BB: 0 P: 5	R: 0 E: 0 K: 1 S: 5	H: 0 LOB: 0 BB: 0 P: 5	R: 0 E: 0 K: 0 S: 3	H: 0 LOB: 0 BB: 0 P: 3	R: 1 E: 0 K: 0 S: 5	H: 2 LOB: 1 BB: 0 P: 5	1B: 4 2B: 1 3B: 0 HR: 2	SF: 0 SAC: 0 DP: 2 HBP: 0	WP: 0 PB: 0 CS: 0	PA: 33
PITCHER Moose Haas, R ERA: 5.04 (1, 1)	IP: 9.0 WLS: W BF: 33 H: 7 R: 3 ER: 3 SO: 3 BB: 0 IBB: 0 HBP: 0 BLK: 0 WP: 0 HR: 2 S: 39 P: 39 ERA: 3.00 WHIP: 0.778																	

Batter	1	2	3	4	5	6	7	8	9	AB	R	H	RBI	BB	SO	LOB	BOTTOM			
Jim Gantner, L OBP: 0.319, SLG: 0.295 (1, 5)	F7		F7		B1-3		F5			4	0	0	0	0	0	3	New York Yankees @ Milwaukee Brewers Milwaukee County Stadium, Milwaukee, WI Tue May 29 1979, 8:05 PM EDT Att: 21,891 - Unknown - 53 F livebaseballscorecards.com			
Robin Yount, R OBP: 0.294, SLG: 0.346 (1, 6)	6-3		K		F8		1B 2B		4	1	1	2	0	1	1					
Cecil Cooper, L OBP: 0.391, SLG: 0.565 (1, 3)	G3			HR		HR	1B		4	2	3	3	0	0	0					
Dick Davis, R OBP: 0.326, SLG: 0.461 (1, 10)		FC5-4 1B		SH1-3 BB SF9 1B		F8	1-2 1B		4	1	3	0	0	0	0					
Ben Oglivie, L OBP: 0.307, SLG: 0.424 (1, 7)		F4		SF9 SH1-3 BB		F5	4-3		3	0	0	0	1	0	3					
Sixto Lezcano, R OBP: 0.413, SLG: 0.550 (1, 9)		FC5-4 1-2		SH1-3		5-3		F8	3	0	0	0	0	0	1					
Paul Molitor, R OBP: 0.353, SLG: 0.452 (1, 4)		K2-3		SF9 2-3 3-H			F8	1B 2B	3	1	1	1	0	1	1					
Gorman Thomas, R OBP: 0.392, SLG: 0.490 (1, 8)			F8	F2			1B 2B	G4-6-3 1B	4	1	2	1	0	0	1					
Charlie Moore, R OBP: 0.458, SLG: 0.489 (1, 2)				BB	F8		1-2 2B 1B	G4-6-3	3	1	1	0	1	0	1					
Inning Stats	R: 0 E: 0 K: 0 S: 3	H: 0 LOB: 0 BB: 0 P: 3	R: 0 E: 0 K: 1 S: 6	H: 1 LOB: 0 BB: 0 P: 6	R: 0 E: 0 K: 1 S: 5	H: 0 LOB: 1 BB: 1 P: 9	R: 2 E: 0 K: 0 S: 5	H: 2 LOB: 1 BB: 1 P: 9	R: 0 E: 0 K: 0 S: 3	H: 0 LOB: 0 BB: 0 P: 3	R: 1 E: 0 K: 0 S: 4	H: 1 LOB: 0 BB: 0 P: 4	R: 3 E: 0 K: 0 S: 8	H: 5 LOB: 2 BB: 0 P: 8	R: 0 E: 0 K: 0 S: 4	H: 2 LOB: 0 BB: 0 P: 4	1B: 7 2B: 2 3B: 0 HR: 2	SF: 1 SAC: 1 DP: 1 HBP: 0	WP: 0 PB: 0 CS: 0	PA: 36
PITCHER Cattfish Hunter, R ERA: 5.94 Jim Kaat, L ERA: 3.65 Ken Clay, R ERA: 5.76	IP: 6.2 WLS: L BF: 29 H: 7 R: 6 ER: 6 SO: 2 BB: 2 IBB: 0 HBP: 0 BLK: 0 WP: 0 HR: 2 S: 31 P: 39 ERA: 8.10 WHIP: 1.350																			

Batter	1	2	3	4	5	6	7	8	9	10	11	AB	R	H	RBI	BB	SO	LOB	TOP								
Mickey Rivers, L OBP: 0.306, SLG: 0.412 (1, 8)	K		4-3		F9		1B		FC4-6		2B	6	0	2	1	0	1	1									
Willie Randolph, R OBP: 0.343, SLG: 0.519 (1, 4)	4-3		HR		F8		1B			F8	6-3	6	1	2	0	0	0	1									
Thurman Munson, R OBP: 0.361, SLG: 0.411 (1, 2)	E6		E9				6-3			6-3		5	0	2	0	0	0	2									
Lou Piniella, R OBP: 0.295, SLG: 0.451 (1, 9)	F7		HR				5-3			4-3		5	1	1	2	0	0	2									
Graig Nettles, L OBP: 0.360, SLG: 0.458 (1, 5)		F2	K				F9			1-3		5	1	1	0	0	1	1									
Cliff Johnson, R OBP: 0.464, SLG: 0.563 (1, 10)		3-1			6-3		FC5-4			F2		3	1	1	0	2	0	0									
Chris Chambliss, L OBP: 0.272, SLG: 0.410 (1, 3)		3-1			5-3		FC5-4			K		5	1	1	0	0	1	3									
Juan Beniquez, R OBP: 0.284, SLG: 0.369 (1, 7)					6-3		L5			6-3		3	0	0	1	1	0	0									
Bucky Dent, R OBP: 0.329, SLG: 0.312 (1, 6)							F8			6-3		3	0	0	1	1	1	2									
Inning Stats	R: 0 E: 1 K: 1 S: 6	H: 0 LOB: 1 BB: 0 P: 6	R: 0 E: 0 K: 1 S: 6	H: 1 LOB: 2 BB: 1 P: 10	R: 2 E: 1 K: 1 S: 7	H: 3 LOB: 0 BB: 0 P: 7	R: 0 E: 0 K: 0 S: 3	H: 0 LOB: 0 BB: 0 P: 3	R: 0 E: 0 K: 0 S: 4	H: 1 LOB: 2 BB: 0 P: 8	R: 0 E: 0 K: 0 S: 5	H: 2 LOB: 0 BB: 0 P: 5	R: 0 E: 0 K: 0 S: 3	H: 0 LOB: 0 BB: 0 P: 3	R: 0 E: 0 K: 1 S: 5	H: 0 LOB: 1 BB: 1 P: 9	R: 0 E: 0 K: 0 S: 3	H: 0 LOB: 0 BB: 0 P: 3	R: 3 E: 0 K: 0 S: 6	H: 3 LOB: 1 BB: 1 P: 10	1B: 6 2B: 3 3B: 0 HR: 1	SF: 2 SAC: 0 DP: 0 HBP: 0	WP: 0 PB: 0 SB: 0 CS: 1	PA: 47			
PITCHER	IP 10.0	WLS 40	BF 40	H 7	R 2	ER 2	SO 4	BB 2	IBB 1	HBP 0	BLK 0	WP 0	HR 1	S 45	P 57	ERA 1.80	WHIP 0.900										
Mike Caldwell, L ERA: 2.99 (1, 1)	0.2	L	6	3	3	3	0	1	0	0	0	0	0	5	9	40.50	6.000										
Bob McClure, L ERA: 7.45 (11, 1)	0.1		1	0	0	0	0	0	0	0	0	0	0	1	1	0.00	0.000										
Bill Castro, R ERA: 1.04 (11, 1)																											

New York Yankees @ Milwaukee Brewers
Milwaukee County Stadium, Milwaukee, WI
Wed May 30 1979, 8:05 PM EDT
Alt. 27,338 - Overcast - 54 F

AB 41
R 5
H 10
RBI 5
BB 4
SO 4
LOB 12



Batter	1	2	3	4	5	6	7	8	9	10	11	AB	R	H	RBI	BB	SO	LOB	BOTTOM							
Robin Yount, R OBP: 0.297, SLG: 0.347 (1, 6)	5-3			4-3						4-3		5	0	2	1	0	0	0								
Sal Bando, R OBP: 0.368, SLG: 0.331 (1, 5)	F9			FC6-4			F8		5-3			5	0	2	0	0	0	3								
Cecil Cooper, L OBP: 0.386, SLG: 0.556 (1, 3)	K			K			F8		K			5	0	1	0	0	3	1								
Dick Davis, R OBP: 0.330, SLG: 0.457 (1, 10)				FC6-4			5-3		E			5	1	2	0	0	0	3								
Sixto Lezcano, R OBP: 0.400, SLG: 0.529 (1, 9)		FC6-4					F8		E5			5	0	0	0	0	0	4								
Paul Meltzer, R OBP: 0.349, SLG: 0.445 (1, 4)		G4-3					6-3		B5-3			5	0	1	1	0	0	3								
Gorman Thomas, R OBP: 0.384, SLG: 0.478 (1, 8)				L7			F4		L8			4	0	0	0	0	2									
Jim Wohlford, R OBP: 0.263, SLG: 0.378 (1, 7)				F4			F8					3	1	1	0	0	0	0								
Ben Oglivie, L OBP: 0.305, SLG: 0.421 (10, PH) (11, 7)									BB			1	0	0	0	0	0	0								
Charlie Moore, R OBP: 0.490, SLG: 0.474 (1, 2)				6-3			4-3		1B			3	0	0	0	1	0	0								
Inning Stats	R: 0 E: 0 K: 1 S: 5	H: 0 LOB: 0 BB: 0 P: 5	R: 0 E: 0 K: 0 S: 3	H: 1 LOB: 0 BB: 0 P: 3	R: 0 E: 0 K: 0 S: 3	H: 0 LOB: 0 BB: 0 P: 3	R: 0 E: 0 K: 1 S: 6	H: 1 LOB: 1 BB: 0 P: 6	R: 0 E: 0 K: 0 S: 3	H: 0 LOB: 0 BB: 0 P: 3	R: 1 E: 0 K: 0 S: 5	H: 2 LOB: 2 BB: 1 P: 9	R: 1 E: 1 K: 1 S: 7	H: 2 LOB: 1 BB: 0 P: 7	R: 0 E: 0 K: 0 S: 3	H: 0 LOB: 0 BB: 0 P: 3	R: 0 E: 0 K: 0 S: 5	H: 2 LOB: 2 BB: 0 P: 5	1B: 9 2B: 0 3B: 0 HR: 0	SF: 0 SAC: 0 DP: 2 HBP: 0	WP: 0 PB: 0 SB: 0 CS: 0	PA: 42				
PITCHER	IP 7.2	WLS 28	BF 28	H 5	R 1	ER 1	SO 2	BB 1	IBB 0	HBP 0	BLK 0	WP 0	HR 0	S 31	P 35	ERA 1.17	WHIP 0.783									
Tommy John, L ERA: 1.79 (8, 1)	0.2	5	2	1	1	1	1	0	0	0	0	0	0	7	7	13.50	3.000									
Ray Burris, R ERA: 5.93 (9, 1)	2.2	W	9	2	0	0	0	0	0	0	0	0	0	9	9	0.00	0.750									

New York Yankees @ Milwaukee Brewers
Milwaukee County Stadium, Milwaukee, WI
Wed May 30 1979, 8:05 PM EDT
Alt. 27,338 - Overcast - 54 F

AB 41
R 2
H 9
RBI 2
BB 1
SO 3
LOB 16



Batter	1	2	3	4	5	6	7	8	9	AB	R	H	RBI	BB	SO	LOB	TOP								
Mickey Rivers, L OBP: 0.308, SLG: 0.412	F7		SF9 1B				E S 1B	FC4-6		5	1	2	0	0	0	2	New York Yankees @ Milwaukee Brewers Milwaukee County Stadium, Milwaukee, WI Thu May 31 1979, 8:05 PM EDT Att: 24,707 - Overcast - 65 F								
Willie Randolph, R OBP: 0.335, SLG: 0.313	F6		SF9				5-3	K		4	0	0	1	0	1	4									
Thurman Munson, R OBP: 0.357, SLG: 0.495	F7		4-3				4-3			5	0	1	0	0	0	2									
Graig Nettles, L OBP: 0.361, SLG: 0.457		3-1	3-1							5	1	2	1	0	1	1									
Reggie Jackson, L OBP: 0.385, SLG: 0.540		HR								5	1	1	1	0	0	3									
Chris Chambliss, L OBP: 0.277, SLG: 0.414		4-3 2B								3	0	1	0	1	0	3									
Lou Piniella, R OBP: 0.308, SLG: 0.456		4-3 2B								3	0	2	0	1	0	1									
Roy White, S OBP: 0.313, SLG: 0.305		F6								3	0	0	1	1	0	4									
Bucky Dent, R OBP: 0.333, SLG: 0.312			SF9 1B							3	1	1	0	1	0	2									
Inning Stats	R: 0 E: 0 K: 0 S: 3	H: 0 LOB: 0 BB: 0 P: 3	R: 1 E: 0 K: 0 S: 5	H: 2 LOB: 1 BB: 0 P: 5	R: 1 E: 0 K: 0 S: 5	H: 2 LOB: 1 BB: 0 P: 5	R: 0 E: 0 K: 0 S: 4	H: 1 LOB: 1 BB: 0 P: 4	R: 0 E: 0 K: 0 S: 4	H: 1 LOB: 1 BB: 0 P: 4	R: 1 E: 0 K: 0 S: 5	H: 2 LOB: 2 BB: 1 P: 9	R: 1 E: 2 K: 0 S: 6	H: 2 LOB: 3 BB: 0 P: 6	R: 0 E: 0 K: 1 S: 4	H: 0 LOB: 2 BB: 3 P: 16	R: 0 E: 0 K: 1 S: 5	H: 0 LOB: 0 BB: 0 P: 5	1B: 8 2B: 1 3B: 0 HR: 1	SF: 1 SAC: 0 DP: 0 HBP: 0	WP: 0 PB: 0 SB: 1 CS: 0	PA: 41			
PITCHER	IP	WLS	BF	H	R	ER	SO	BB	IBB	HBP	BLK	WP	HR	S	P	ERA	WHIP								
Jim Slaton, R ERA: 2.35	(1, 1)	6.1	30	9	4	3	0	1	0	0	0	0	1	29	33	4.26	1.579								
Lance Rautzhan, L ERA: 9.0	(7, 1)	1.0	6	1	0	0	0	3	0	0	0	0	0	3	15	0.00	4.000								
Jerry Augustine, L ERA: 2.28	(8, 1)	1.2	W	5	0	0	0	2	0	0	0	0	0	9	9	0.00	0.000								

Batter	1	2	3	4	5	6	7	8	9	AB	R	H	RBI	BB	SO	LOB	BOTTOM								
Paul Molitor, R OBP: 0.350, SLG: 0.444	6-3		F9					FC6 1B		5	0	2	1	0	0	0	New York Yankees @ Milwaukee Brewers Milwaukee County Stadium, Milwaukee, WI Thu May 31 1979, 8:05 PM EDT Att: 24,707 - Overcast - 65 F								
Sal Bando, R OBP: 0.356, SLG: 0.329	4-3									4	0	1	0	0	0	1									
Cecil Cooper, L OBP: 0.384, SLG: 0.555										4	0	1	0	0	0	2									
Dick Davis, R OBP: 0.327, SLG: 0.449										4	1	1	0	0	0	2									
Ben Oglivie, L OBP: 0.310, SLG: 0.443		K								4	2	2	2	0	1	0									
Sixto Lezcano, R OBP: 0.402, SLG: 0.529		L7								4	1	2	0	0	0	0									
Robin Yount, R OBP: 0.300, SLG: 0.361		5-3								4	1	2	1	0	0	1									
Gorman Thomas, R OBP: 0.381, SLG: 0.479										4	0	1	1	0	1	2									
Charlie Moore, R OBP: 0.443, SLG: 0.459										3	0	0	0	1	0	1									
Inning Stats	R: 0 E: 0 K: 0 S: 4	H: 1 LOB: 1 BB: 0 P: 4	R: 0 E: 0 K: 1 S: 5	H: 0 LOB: 0 BB: 0 P: 5	R: 0 E: 0 K: 0 S: 3	H: 0 LOB: 0 BB: 0 P: 3	R: 0 E: 0 K: 0 S: 3	H: 0 LOB: 0 BB: 0 P: 3	R: 0 E: 0 K: 1 S: 6	H: 1 LOB: 1 BB: 0 P: 6	R: 0 E: 0 K: 0 S: 4	H: 1 LOB: 1 BB: 0 P: 4	R: 2 E: 0 K: 0 S: 6	H: 3 LOB: 1 BB: 0 P: 6	R: 0 E: 0 K: 0 S: 4	H: 1 LOB: 1 BB: 0 P: 4	R: 3 E: 0 K: 0 S: 5	H: 5 LOB: 3 BB: 1 P: 9	1B: 8 2B: 2 3B: 1 HR: 1	SF: 0 SAC: 0 DP: 0 HBP: 0	WP: 0 PB: 0 SB: 0 CS: 0	PA: 37			
PITCHER	IP	WLS	BF	H	R	ER	SO	BB	IBB	HBP	BLK	WP	HR	S	P	ERA	WHIP								
Luis Tiant, R ERA: 6.03	(1, 1)	6.0	24	6	2	2	2	0	0	0	0	0	1	28	28	3.00	1.000								
Ken Clay, R ERA: 6.0	(7, 1)	2.0	9	3	2	2	0	0	0	0	0	0	0	9	9	9.00	1.500								
Ray Burris, R ERA: 6.26	(9, 1)	0.0	L	1	1	0	0	0	0	0	0	0	0	1	1	∞	∞								
Ron Davis, R ERA:	(9, 1)	0.0	3	2	1	1	0	0	1	0	0	0	0	2	6	∞	∞								

Batter	1	2	3	4	5	6	7	8	9	AB	R	H	RBI	BB	SO	LOB	TOP								
Paul Moltitor, R OBP: 0.356, SLG: 0.445 (1, 4)										4	0	2	0	1	0	0	Milwaukee Brewers @ Kansas City Royals Royals Stadium, Kansas City, MO Fri Jun 01 1979, 8:05 PM EDT Att: 32,469 - Unknown - 64 F								
Sal Bando, R OBP: 0.354, SLG: 0.327 Jim Gantner, L OBP: 0.319, SLG: 0.295 (8, FR) (8, 5)										4	0	1	0	0	1	2									
Cecil Cooper, L OBP: 0.380, SLG: 0.544 (1, 3)										4	0	0	0	1	4	1									
Dick Davis, R OBP: 0.321, SLG: 0.437 (1, 10)										5	1	1	0	0	0	2									
Ben Oglivie, L OBP: 0.314, SLG: 0.441 (1, 7)										3	0	1	0	0	1	1									
Sixto Lezcano, R OBP: 0.410, SLG: 0.545 (1, 9)										3	0	2	2	1	1	1									
Robin Yount, R OBP: 0.304, SLG: 0.376 (1, 6)										3	1	1	1	1	0	3									
Gorman Thomas, R OBP: 0.379, SLG: 0.491 (1, 8)										4	1	1	1	0	1	3									
Buck Martinez, R OBP: 0.242, SLG: 0.300 (1, 2)										4	1	1	1	0	0	3									
Inning Stats	R: 0 E: 0 K: 1 S: 5	H: 1 LOB: 0 BB: 0 P: 5	R: 0 E: 0 K: 0 S: 4	H: 1 LOB: 1 BB: 0 P: 4	R: 1 E: 0 K: 1 S: 6	H: 1 LOB: 0 BB: 0 P: 6	R: 0 E: 1 K: 3 S: 10	H: 0 LOB: 1 BB: 0 P: 10	R: 2 E: 0 K: 0 S: 4	H: 2 LOB: 0 BB: 1 P: 8	R: 0 E: 0 K: 1 S: 6	H: 1 LOB: 2 BB: 1 P: 10	R: 0 E: 0 K: 0 S: 3	H: 0 LOB: 0 BB: 0 P: 3	R: 2 E: 0 K: 2 S: 10	H: 3 LOB: 3 BB: 1 P: 15		R: 0 E: 0 K: 0 S: 3	H: 1 LOB: 1 BB: 1 P: 7	1B: 5 2B: 3 3B: 0 HR: 3	SF: 0 SAC: 1 DP: 2 HBP: 1	WP: 0 PB: 0 CS: 1	PA: 40		
PITCHER	IP	WLS	BF	H	R	ER	SO	BB	IBB	HBP	BLK	WP	HR	S	P	ERA	WHIP								
Larry Gura, L ERA: 5.92 (1, 1)	6.0		25	6	3	3	6	2	0	0	0	0	2	35	43	4.50	1.333								
Renie Martin, R ERA: 7.94 (7, 1)	2.0	L	11	3	2	2	2	0	1	1	0	0	0	13	18	9.00	1.500								
Al Hrabosky, L ERA: 3.3 (9, 1)	1.0		4	1	0	0	0	1	0	0	0	0	0	3	7	0.00	2.000								

Batter	1	2	3	4	5	6	7	8	9	AB	R	H	RBI	BB	SO	LOB	BOTTOM								
Willie Wilson, S OBP: 0.398, SLG: 0.477 (1, 7)										5	1	3	0	0	0	2	Milwaukee Brewers @ Kansas City Royals Royals Stadium, Kansas City, MO Fri Jun 01 1979, 8:05 PM EDT Att: 32,469 - Unknown - 64 F								
George Brett, L OBP: 0.379, SLG: 0.542 (1, 5)										3	0	0	1	0	0	4									
Amos Otis, R OBP: 0.417, SLG: 0.466 (1, 8)										4	2	3	1	0	1	0									
Darrell Porter, L OBP: 0.410, SLG: 0.477 (1, 2)										2	0	0	0	2	0	1									
Ralph LaCock, L OBP: 0.354, SLG: 0.419 John Wathan, R OBP: 0.282, SLG: 0.356 (8, PH) (9, 3)										3	0	0	0	0	0	4									
Al Cowens, R OBP: 0.392, SLG: 0.500 (1, 9)										4	1	2	1	0	1	0									
Hal McRae, R OBP: 0.296, SLG: 0.399 (1, 10)										4	0	1	1	0	0	1									
Freddie Patek, R OBP: 0.286, SLG: 0.286 (1, 6)										4	0	2	0	0	0	0									
U L Washington, S OBP: 0.301, SLG: 0.360 (1, 4)										3	0	1	0	0	0	2									
Inning Stats	R: 1 E: 0 K: 0 S: 4	H: 2 LOB: 1 BB: 1 P: 8	R: 1 E: 0 K: 0 S: 6	H: 4 LOB: 2 BB: 0 P: 6	R: 1 E: 1 K: 0 S: 5	H: 2 LOB: 1 BB: 0 P: 5	R: 0 E: 0 K: 0 S: 4	H: 1 LOB: 1 BB: 0 P: 4	R: 0 E: 0 K: 1 S: 4	H: 0 LOB: 0 BB: 1 P: 8	R: 0 E: 0 K: 0 S: 3	H: 0 LOB: 0 BB: 0 P: 3	R: 0 E: 0 K: 0 S: 3	H: 1 LOB: 0 BB: 0 P: 3	R: 1 E: 0 K: 1 S: 6	H: 1 LOB: 0 BB: 0 P: 6		R: 0 E: 0 K: 0 S: 4	H: 1 LOB: 1 BB: 0 P: 4	1B: 9 2B: 3 3B: 0 HR: 1	SF: 1 SAC: 1 DP: 2 HBP: 0	WP: 0 PB: 0 CS: 2	PA: 38		
PITCHER	IP	WLS	BF	H	R	ER	SO	BB	IBB	HBP	BLK	WP	HR	S	P	ERA	WHIP								
Lary Sorensen, R ERA: 2.75 (1, 1)	7.0		30	11	4	3	1	2	0	0	0	0	1	30	38	3.86	1.857								
Jerry Augustine, L ERA: 2.12 (8, 1)	2.0	S	7	1	0	0	1	0	0	0	0	0	0	9	9	0.00	0.500								

Batter	1	2	3	4	5	6	7	8	9	AB	R	H	RBI	BB	SO	LOB	TOP																					
Paul Moltor, R OBP: 0.357, SLG: 0.444 (1, 4)										5	0	2	0	0	0	3																						
Sal Bando, R OBP: 0.352, SLG: 0.325 (1, 5)										4	0	1	0	0	0	1																						
Cecil Cooper, L OBP: 0.362, SLG: 0.539 (1, 3)										2	0	0	0	2	0	1																						
Dick Davis, R OBP: 0.309, SLG: 0.421 (1, 10)										4	0	0	0	0	0	2																						
Sixto Lezcano, R OBP: 0.412, SLG: 0.551 (1, 9)										4	2	2	0	0	0	1																						
Robin Yount, R OBP: 0.299, SLG: 0.368 (1, 6)										4	0	0	0	0	1	2																						
Jim Wohlford, R OBP: 0.310, SLG: 0.400 (1, 7)										3	1	2	1	1	1	0																						
Gorman Thomas, R OBP: 0.381, SLG: 0.485 (1, 8)										2	0	0	0	2	1	1																						
Buck Martinez, R OBP: 0.246, SLG: 0.317 Charlie Moore, R OBP: 0.448, SLG: 0.465 (9, PH)										3	0	1	2	0	0	3																						
										1	0	1	0	0	0	0																						
Inning Stats	R: 0 E: 0 K: 0 S: 3	H: 1 LOB: 0 BB: 0 P: 3	R: 2 E: 0 K: 0 S: 6	H: 3 LOB: 2 BB: 1 P: 10	R: 0 E: 0 K: 0 S: 3	H: 0 LOB: 1 BB: 1 P: 7	R: 0 E: 0 K: 2 S: 7	H: 0 LOB: 1 BB: 1 P: 11	R: 0 E: 0 K: 0 S: 3	H: 2 LOB: 0 BB: 0 P: 3	R: 1 E: 0 K: 0 S: 5	H: 2 LOB: 2 BB: 1 P: 9	R: 0 E: 0 K: 0 S: 3	H: 0 LOB: 0 BB: 0 P: 7	R: 0 E: 0 K: 1 S: 5	H: 0 LOB: 0 BB: 0 P: 5	R: 0 E: 0 K: 0 S: 3	H: 1 LOB: 0 BB: 0 P: 3	1B: 7 2B: 3 3B: 0 HR: 0	SF: 0 SAC: 0 DP: 3 HBP: 0	WP: 0 PB: 0 SB: 2 CS: 1	PA: 37																
PITCHER	IP	WLS	BF	H	R	ER	SO	BB	IBB	HBP	BLK	WP	HR	S	P	ERA	WHIP	PITCHER				IP	WLS	BF	H	R	ER	SO	BB	IBB	HBP	BLK	WP	HR	S	P	ERA	WHIP
Paul Splittorf, L ERA: 3.69 (1, 1)	9.0	W	37	9	3	3	3	5	0	0	0	0	0	38	58	3.00	1.556																					

Milwaukee Brewers @ Kansas City Royals
 Royals Stadium, Kansas City, MO
 Sat Jun 02 1979, 8:05 PM EDT
 Att: 32,795 - Unknown - 77 F

AB 32
 R 3
 H 9
 RBI 3
 BB 5
 SO 3
 LOB 14



Batter	1	2	3	4	5	6	7	8	9	AB	R	H	RBI	BB	SO	LOB	BOTTOM																					
Willie Wilson, S OBP: 0.393, SLG: 0.486 (1, 7)										4	0	1	0	0	0	1																						
George Brett, L OBP: 0.377, SLG: 0.537 (1, 5)										4	1	1	0	0	0	1																						
Amos Otis, R OBP: 0.419, SLG: 0.472 (1, 8)										4	1	2	0	0	0	0																						
Al Cowens, R OBP: 0.388, SLG: 0.496 (1, 9)										3	0	1	1	0	0	1																						
Hal McRae, R OBP: 0.305, SLG: 0.428 (1, 10)										4	2	3	2	0	1	1																						
Darrell Porter, L OBP: 0.416, SLG: 0.486 (1, 2)										3	0	2	1	1	0	2																						
John Wathan, R OBP: 0.278, SLG: 0.351 Ralph LaCock, L OBP: 0.347, SLG: 0.409 (3, PH)										1	0	0	0	0	0	1																						
										3	0	0	0	0	0	3																						
Freddie Patek, R OBP: 0.278, SLG: 0.278 (1, 6)										4	0	0	0	0	0	1																						
U.L. Washington, S OBP: 0.302, SLG: 0.360 (1, 4)										3	0	1	0	0	1	0																						
Inning Stats	R: 3 E: 0 K: 0 S: 7	H: 4 LOB: 1 BB: 0 P: 7	R: 0 E: 0 K: 0 S: 4	H: 1 LOB: 0 BB: 0 P: 4	R: 0 E: 0 K: 1 S: 6	H: 1 LOB: 2 BB: 1 P: 10	R: 0 E: 0 K: 0 S: 3	H: 1 LOB: 0 BB: 0 P: 3	R: 0 E: 0 K: 0 S: 5	H: 2 LOB: 2 BB: 0 P: 5	R: 0 E: 0 K: 1 S: 5	H: 0 LOB: 0 BB: 0 P: 5	R: 0 E: 0 K: 0 S: 3	H: 0 LOB: 0 BB: 0 P: 3	R: 1 E: 0 K: 0 S: 5	H: 2 LOB: 1 BB: 0 P: 5	1B: 6 2B: 3 3B: 1 HR: 1	SF: 1 SAC: 0 DP: 0 HBP: 0	WP: 0 PB: 0 SB: 0 CS: 1	PA: 35																		
PITCHER	IP	WLS	BF	H	R	ER	SO	BB	IBB	HBP	BLK	WP	HR	S	P	ERA	WHIP	PITCHER				IP	WLS	BF	H	R	ER	SO	BB	IBB	HBP	BLK	WP	HR	S	P	ERA	WHIP
Bill Travers, L ERA: 3.68 Reggie Cleveland, R ERA: 4.03 Jerry Augustine, L ERA: 2.08 (1, 1)	5.1	L	20	4	1	1	2	1	0	0	0	0	0	23	27	1.69	0.938																					
	0.2		3	1	0	0	0	0	0	0	0	0	0	3	3	0.00	1.500																					

Milwaukee Brewers @ Kansas City Royals
 Royals Stadium, Kansas City, MO
 Sat Jun 02 1979, 8:05 PM EDT
 Att: 32,795 - Unknown - 77 F

AB 33
 R 4
 H 11
 RBI 4
 BB 1
 SO 2
 LOB 11



Batter	1	2	3	4	5	6	7	8	9	AB	R	H	RBI	BB	SO	LOB	TOP					
Paul Mollitor, R OBP: 0.351, SLG: 0.435 (1, 4)	L8		6-3		F9			E5		4	0	0	0	0	0	1	Milwaukee Brewers @ Kansas City Royals Royals Stadium, Kansas City, MO Sun Jun 03 1979, 4:33 AM EDT Att: 37,942 - Unknown					
Jim Gantner, L OBP: 0.325, SLG: 0.308 (1, 5)	FC7-5 1B		6-3			FC3-6 1B		3-1		4	0	2	0	0	0	2						
Cecil Cooper, L OBP: 0.380, SLG: 0.531 (1, 3)	FC7-5 1B		F7			FC3-6 G6-4-3		3-1		3	1	0	0	1	0	3						
Dick Davis, R OBP: 0.301, SLG: 0.409 (9, PH) Jim Wohlford, R OBP: 0.326, SLG: 0.415	FC7-5 1B			E6		G6-4-3			FC6-4 1B	3	0	0	0	0	0	3						
Ben Oglivie, L OBP: 0.313, SLG: 0.436 (1, 7)				P5					F7	4	0	1	1	0	0	2						
Sixto Lezcano, R OBP: 0.409, SLG: 0.543 (1, 9)	F8			K						4	0	1	0	0	2	3						
Robin Yount, R OBP: 0.293, SLG: 0.361 (1, 6)				FC5-4						4	0	0	0	0	0	3						
Gorman Thomas, R OBP: 0.374, SLG: 0.474 (1, 8)					K					4	0	0	0	0	3	2						
Charlie Moore, R OBP: 0.445, SLG: 0.455 (1, 2)	5-3				L9					2	0	0	0	1	0	0						
Inning Stats	R: 1 E: 0 K: 0 S: 5	H: 2 LOB: 2 BB: 1 P: 9	R: 0 E: 0 K: 1 S: 5	H: 0 LOB: 0 BB: 0 P: 5	R: 0 E: 0 K: 0 S: 3	H: 0 LOB: 0 BB: 0 P: 3	R: 0 E: 0 K: 1 S: 6	H: 0 LOB: 1 BB: 0 P: 6	R: 0 E: 0 K: 1 S: 5	H: 0 LOB: 0 BB: 0 P: 5	R: 0 E: 0 K: 1 S: 3	H: 0 LOB: 0 BB: 0 P: 3	R: 0 E: 0 K: 1 S: 5	H: 0 LOB: 0 BB: 0 P: 5	R: 0 E: 1 K: 0 S: 4	H: 0 LOB: 2 BB: 1 P: 8	R: 0 E: 0 K: 1 S: 7	H: 2 LOB: 2 BB: 0 P: 7	1B: 5 2B: 0 3B: 0 HR: 0	SF: 0 SAC: 0 DP: 1 HBP: 0	WP: 0 PB: 0 CS: 0	PA: 35
PITCHER Marty Pattin, R ERA: 3.52 (1, 1)	IP: 9.0 WLS: W BF: 35 H: 5 R: 1 ER: 1 SO: 5 BB: 2 IBB: 0 HBP: 0 BLK: 0 WP: 0 HR: 0 S: 43 P: 51 ERA: 1.00 WHIP: 0.778															PITCHER						

Batter	1	2	3	4	5	6	7	8	9	AB	R	H	RBI	BB	SO	LOB	BOTTOM			
Willie Wilson, S OBP: 0.402, SLG: 0.487 (1, 9)	S BB	SF8		F7 1B		6-3				2	1	1	1	2	0	0	Milwaukee Brewers @ Kansas City Royals Royals Stadium, Kansas City, MO Sun Jun 03 1979, 4:33 AM EDT Att: 37,942 - Unknown			
Steve Braun, L OBP: 0.394, SLG: 0.393 (1, 7) Al Cowens, R OBP: 0.385, SLG: 0.491 (7, PH)	L7	F7		F7		3-1		L7		4	0	0	0	0	0	4				
Amos Otis, R OBP: 0.428, SLG: 0.472 (1, 8)	6-3			S 1B		S WP		F9 BB		2	1	1	1	3	0	1				
George Brett, L OBP: 0.378, SLG: 0.530 (1, 5)	K			F7		G4-6-3			G4-3	3	0	0	0	2	1	3				
Darrell Porter, L OBP: 0.425, SLG: 0.486 (1, 2)		1B BB		2B 1B		FC6-4 BB		F9		2	2	1	1	3	0	2				
Ralph LaCock, L OBP: 0.353, SLG: 0.422 (1, 3) John Wathan, R OBP: 0.272, SLG: 0.342 (7, 3)	BB BB	BB BB		WP SF8		FC6-4 1B		G4-3		3	2	2	1	0	0	1				
Hal McRae, R OBP: 0.313, SLG: 0.429 (1, 10)	BB BB	BB BB		SF8 1B		6-3		G4-3		2	0	1	0	2	1	0				
U L Washington, S OBP: 0.300, SLG: 0.359 (1, 4)		F8		SF8		K		WP		3	0	1	1	0	1	5				
Todd Cruz, R OBP: 0.275, SLG: 0.395 (1, 6)				P6		FC5-4		K		3	0	0	1	1	1	4				
Inning Stats	R: 0 E: 0 K: 1 S: 5	H: 0 LOB: 1 BB: 1 P: 9	R: 2 E: 0 K: 0 S: 4	H: 1 LOB: 2 BB: 3 P: 16	R: 3 E: 0 K: 0 S: 5	H: 2 LOB: 1 BB: 2 P: 13	R: 1 E: 0 K: 0 S: 4	H: 2 LOB: 0 BB: 0 P: 4	R: 0 E: 0 K: 1 S: 6	H: 1 LOB: 2 BB: 1 P: 10	R: 0 E: 0 K: 0 S: 3	H: 0 LOB: 3 BB: 3 P: 15	R: 0 E: 0 K: 2 S: 8	H: 1 LOB: 2 BB: 1 P: 12	R: 0 E: 0 K: 0 S: 2	H: 0 LOB: 1 BB: 2 P: 10	1B: 6 2B: 1 3B: 0 HR: 0	SF: 2 SAC: 0 DP: 2 HBP: 0	WP: 4 PB: 0 CS: 0	PA: 42
PITCHER Moose Haas, R ERA: 5.62 (1, 1) Bob Galasso, R ERA: 7.11 (3, 1) Lance Rautzhan, L ERA: 7.82 (6, 1) Bob McClure, L ERA: 6.55 (7, 1)	IP: 2.1 WLS: L BF: 15 H: 3 R: 5 ER: 5 SO: 1 BB: 5 IBB: 0 HBP: 0 BLK: 0 WP: 1 HR: 0 S: 12 P: 32 ERA: 19.29 WHIP: 3.429															PITCHER				

AB 33
R 1
H 5
RBI 1
BB 2
SO 5
LOB 19



AB 27
R 6
H 7
RBI 6
BB 13
SO 4
LOB 27



Batter	1	2	3	4	5	6	7	8	9	AB	R	H	RBI	BB	SO	LOB	TOP			
Paul Moltitor, R (1,4) OBP: 0.361, SLG: 0.448										3	1	2	0	2	1	0				
Cecil Cooper, L (1,3) OBP: 0.380, SLG: 0.524										3	2	0	0	2	0	4				
Sal Bando, R (1,5) OBP: 0.345, SLG: 0.318										4	1	0	0	0	0	3				
Sixto Lezcano, R (1,9) OBP: 0.422, SLG: 0.552										3	1	3	2	1	0	0				
Ben Oglivie, L (1,10) OBP: 0.311, SLG: 0.450										4	1	1	4	0	0	3				
Robin Yount, R (1,6) OBP: 0.286, SLG: 0.354										4	0	0	0	0	1	1				
Jim Wohlford, R (1,7) OBP: 0.340, SLG: 0.395										2	0	0	0	2	0	0				
Gorman Thomas, R (1,8) OBP: 0.372, SLG: 0.475										4	0	1	0	0	0	1				
Charlie Moore, R (1,2) OBP: 0.431, SLG: 0.438										4	0	0	0	0	1	3				
Inning Stats	R: 4 E: 0 K: 1 S: 7	H: 2 LOB: 0 BB: 2 P: 15	R: 0 E: 0 K: 1 S: 5	H: 0 LOB: 0 BB: 0 P: 5	R: 0 E: 0 K: 0 S: 4	H: 1 LOB: 1 BB: 0 P: 4	R: 0 E: 0 K: 1 S: 6	H: 1 LOB: 3 BB: 2 P: 14	R: 0 E: 0 K: 0 S: 4	H: 0 LOB: 0 BB: 0 P: 3	R: 2 E: 0 K: 0 S: 4	H: 2 LOB: 0 BB: 1 P: 8	R: 0 E: 0 K: 0 S: 3	H: 0 LOB: 1 BB: 1 P: 7	R: 0 E: 0 K: 0 S: 2	H: 0 LOB: 0 BB: 1 P: 6	1B: 4 2B: 1 3B: 1 HR: 1	SF: 0 SAC: 1 DP: 2 HBP: 0	WP: 0 PB: 0 CS: 0	PA: 39
PITCHER	IP WLS BF H R ER SO BB IBB HBP BLK WP HR S P ERA WHIP																			
Ross Baumgarten, L (1,1) ERA: 3.59	6.0 L 30 6 6 6 3 4 1 0 0 0 0 1 31 51 9.00 1.667																			
Rich Hinton, L (7,1) ERA: 4.73	2.0 6 1 0 0 0 1 0 0 0 0 0 0 5 9 0.00 1.000																			
Wayne Nordhagen, R (9,1) ERA: 9.0	1.0 3 0 0 0 0 1 0 0 0 0 0 0 2 6 0.00 1.000																			


Milwaukee Brewers @ Chicago White Sox
Comiskey Park, Chicago, IL
Mon Jun 04 1979, 8:05 PM EDT
Att: 12,506 - Unknown - 81 F

AB 31
R 6
H 7
RBI 6
BB 7
SO 3
LOB 15

Batter	1	2	3	4	5	6	7	8	9	AB	R	H	RBI	BB	SO	LOB	BOTTOM			
Junior Moore, R (1,7) OBP: 0.316, SLG: 0.284										4	0	1	0	0	0	0				
Claudell Washington, L (1,9) OBP: 0.300, SLG: 0.433										4	0	2	0	0	0	2				
Alan Bannister, R (1,10) OBP: 0.409, SLG: 0.446										4	0	0	0	0	0	3				
Eric Soderholm, R (1,5) OBP: 0.327, SLG: 0.406										4	0	0	0	0	0	1				
Lamar Johnson, R (1,3) OBP: 0.407, SLG: 0.476										4	0	0	0	0	0	0				
Chet Lemon, R (1,8) OBP: 0.403, SLG: 0.482										4	0	2	0	0	0	0				
Greg Pryor, R (1,4) OBP: 0.354, SLG: 0.361										3	0	2	0	0	0	1				
Don Kessinger, S (1,6) OBP: 0.225, SLG: 0.194										3	0	0	0	0	0	3				
Mitt May, L (1,2) OBP: 0.357, SLG: 0.538										2	0	0	0	0	0	2				
Bill Nahorodny, R (8,PH) OBP: 0.313, SLG: 0.472										1	0	1	0	0	0	0				
Inning Stats	R: 0 E: 0 K: 0 S: 4	H: 1 LOB: 1 BB: 0 P: 4	R: 0 E: 0 K: 0 S: 5	H: 2 LOB: 2 BB: 0 P: 5	R: 0 E: 0 K: 0 S: 3	H: 1 LOB: 0 BB: 0 P: 3	R: 0 E: 0 K: 0 S: 4	H: 1 LOB: 1 BB: 0 P: 4	R: 0 E: 0 K: 0 S: 3	H: 0 LOB: 0 BB: 0 P: 3	R: 0 E: 0 K: 0 S: 4	H: 1 LOB: 1 BB: 0 P: 4	R: 0 E: 0 K: 0 S: 4	H: 2 LOB: 1 BB: 0 P: 4	R: 0 E: 0 K: 0 S: 3	H: 0 LOB: 0 BB: 0 P: 3	1B: 7 2B: 1 3B: 0 HR: 0	SF: 0 SAC: 0 DP: 2 HBP: 0	WP: 0 PB: 0 CS: 0	PA: 33
PITCHER	IP WLS BF H R ER SO BB IBB HBP BLK WP HR S P ERA WHIP																			
Mike Caldwell, L (1,1) ERA: 2.71	9.0 W 33 8 0 0 0 0 0 0 0 0 0 0 33 33 0.00 0.889																			

Milwaukee Brewers @ Chicago White Sox
Comiskey Park, Chicago, IL
Mon Jun 04 1979, 8:05 PM EDT
Att: 12,506 - Unknown - 81 F

AB 33
R 0
H 8
RBI 0
BB 0
SO 0
LOB 12

Batter	1	2	3	4	5	6	7	8	9	AB	R	H	RBI	BB	SO	LOB	TOP								
Paul Moltis, R OBP: 0.367, SLG: 0.449 (1, 4)	F9	CS	4-3 1B		1B	1B		FC5-4		4	1	2	0	1	0	1	Milwaukee Brewers @ Chicago White Sox Comiskey Park, Chicago, IL Tue Jun 05 1979, 8:05 PM EDT Att: 13,713 - Unknown - 54 F								
Jim Gantner, L OBP: 0.321, SLG: 0.300 (1, 5)	K		4-3		1B	1B		F7		5	1	1	0	0	1	4									
Cecil Cooper, L OBP: 0.369, SLG: 0.526 (1, 3)	BB 1B		F7		1B			SH1-4 1B		3	1	2	1	2	0	1									
Sixto Lezcano, R OBP: 0.423, SLG: 0.548 (1, 9)	BB 1B E		F8		1B			SH1-4 1B		3	1	1	1	1	1	2									
Ben Oglivie, L OBP: 0.314, SLG: 0.448 (1, 7)	E9 1H 2H 1B			4-3	F4			F9		5	0	2	1	0	0	3									
Sal Bando, R OBP: 0.341, SLG: 0.314 (1, 10)	F8			1B	FC5-4 1B			6-3		5	0	1	0	0	1	6									
Robin Yount, R OBP: 0.286, SLG: 0.355 (1, 6)			F4		F3			6-3		5	1	1	0	0	0	3									
Gorman Thomas, R OBP: 0.369, SLG: 0.470 (1, 8)		L8		K				F8		4	0	1	0	0	1	2									
Charlie Moore, R OBP: 0.433, SLG: 0.435 (1, 2)					6-3			FC5-4 1B		3	0	1	1	1	0	1									
Inning Stats	R: 2 E: 1 K: 1 S: 6	H: 1 LOB: 1 BB: 2 P: 14	R: 0 E: 0 K: 0 S: 2	H: 0 LOB: 0 BB: 1 P: 6	R: 0 E: 0 K: 0 S: 4	H: 1 LOB: 1 BB: 0 P: 4	R: 0 E: 0 K: 1 S: 6	H: 1 LOB: 1 BB: 0 P: 6	R: 2 E: 0 K: 0 S: 7	H: 4 LOB: 2 BB: 1 P: 7	R: 0 E: 0 K: 0 S: 4	H: 1 LOB: 1 BB: 0 P: 8	R: 0 E: 0 K: 0 S: 4	H: 1 LOB: 1 BB: 0 P: 4	R: 1 E: 0 K: 0 S: 5	H: 2 LOB: 1 BB: 0 P: 5		R: 0 E: 1 K: 2 S: 8	H: 1 LOB: 2 BB: 1 P: 12	1B: 11 2B: 1 3B: 0 HR: 0	SF: 0 SAC: 1 DP: 0 HBP: 0	WP: 0 PB: 0 SB: 1 CS: 1	PA: 44		
PITCHER	IP	WLS	BF	H	R	ER	SO	BB	IBB	HBP	BLK	WP	HR	S	P	ERA	WHIP								
Fred Howard, R ERA: 6.1 (1, 1)	4.1	L	22	7	4	3	2	3	0	0	0	0	0	23	35	6.23	2.308								
Rich Hinton, L ERA: 4.63 (5, 1)	2.2		12	3	1	1	0	0	1	0	0	0	0	11	15	3.38	1.125								
Randy Scarbery, R ERA: 3.96 (8, 1)	2.0		9	2	0	0	2	1	0	0	0	0	0	12	16	0.00	1.500								

Batter	1	2	3	4	5	6	7	8	9	AB	R	H	RBI	BB	SO	LOB	BOTTOM								
Ralph Garr, L OBP: 0.353, SLG: 0.444 (1, 7)	G4-6-3 1B		4-3 G1 1B		6-3					3	0	2	0	0	0	0	Milwaukee Brewers @ Chicago White Sox Comiskey Park, Chicago, IL Tue Jun 05 1979, 8:05 PM EDT Att: 13,713 - Unknown - 54 F								
Junior Moore, R OBP: 0.308, SLG: 0.275 (7, PH)									F4	2	0	0	0	0	0	1									
Claudell Washington, L OBP: 0.298, SLG: 0.453 (1, 9)	F2		G1		1-5-3				K	5	0	0	1	0	1	3									
Alan Bannister, R OBP: 0.401, SLG: 0.436 (1, 4)	G4-6-3 1B		4-3		K				6-3	4	0	0	0	0	1	2									
Eric Soderholm, R OBP: 0.325, SLG: 0.400 (1, 5)			F3		5-3				K	3	0	0	0	1	1	1									
Lamar Johnson, R OBP: 0.409, SLG: 0.473 (1, 3)			HBP BB		S 2B 1B				FC4-6 F9 1B	3	1	1	0	1	1	1									
Chet Lemon, R OBP: 0.404, SLG: 0.479 (1, 8)			L8		L8				E9 2B 1B	3	1	1	0	0	0	2									
Jorge Orta, L OBP: 0.367, SLG: 0.252 (1, 10)			F2		F8				F9	3	0	1	1	0	0	3									
Wayne Nordhagen, R OBP: 0.270, SLG: 0.271 (8, PH)									K	1	0	0	0	0	1	1									
Milt May, L OBP: 0.367, SLG: 0.571 (1, 2)			1-3						K	2	0	1	1	0	0	2									
Bill Nahorodny, R OBP: 0.308, SLG: 0.463 (6, PH)									FC5-4 1B	2	0	0	0	0	1	1									
Greg Pryor, R OBP: 0.358, SLG: 0.360 (1, 6)									FC5-4 1B	3	1	1	0	1	0	3									
Inning Stats	R: 0 E: 0 K: 0 S: 3	H: 1 LOB: 0 BB: 0 P: 3	R: 0 E: 0 K: 0 S: 3	H: 0 LOB: 1 BB: 1 P: 8	R: 1 E: 0 K: 0 S: 5	H: 2 LOB: 1 BB: 0 P: 5	R: 1 E: 0 K: 0 S: 5	H: 2 LOB: 1 BB: 0 P: 5	R: 0 E: 0 K: 2 S: 10	H: 2 LOB: 2 BB: 0 P: 10	R: 0 E: 0 K: 0 S: 3	H: 0 LOB: 0 BB: 0 P: 3	R: 0 E: 1 K: 1 S: 5	H: 0 LOB: 1 BB: 1 P: 9	R: 0 E: 0 K: 2 S: 7	H: 0 LOB: 1 BB: 1 P: 11	1B: 5 2B: 2 3B: 0 HR: 0	SF: 0 SAC: 0 DP: 1 HBP: 1	WP: 0 PB: 0 SB: 1 CS: 0	PA: 38					
PITCHER	IP	WLS	BF	H	R	ER	SO	BB	IBB	HBP	BLK	WP	HR	S	P	ERA	WHIP								
Jim Slaton, R ERA: 2.4 (1, 1)	5.2	W	25	7	3	2	3	1	0	1	0	0	0	29	34	3.18	1.412								
Jerry Augustine, L ERA: 1.87 (6, 1)	3.1	S	13	0	0	0	3	2	0	0	0	0	0	17	25	0.00	0.600								

Batter	1	2	3	4	5	6	7	8	9	AB	R	H	RBI	BB	SO	LOB	TOP			
Bump Willis, S OBP: 0.337, SLG: 0.291 (1, 4)	 1B		 2		 3			 1-2		3	1	1	0	0	0	1				
Johnny Grubb, L OBP: 0.384, SLG: 0.583 (1, 7)	 1-H		 3			 1B		 2		4	1	2	2	0	0	2				
Al Oliver, L OBP: 0.342, SLG: 0.472 (1, 8)	 BB			 1		 1		 3		3	0	0	0	1	1	3				
Buddy Bell, R OBP: 0.314, SLG: 0.370 (1, 5)	 1-2			 2		 1-2			 1	4	0	0	0	0	1	2				
Oscar Gamble, L OBP: 0.468, SLG: 0.500 (1, 10)	 1-2			 3		 3			 2	4	0	0	0	0	1	2				
Richie Zisk, R OBP: 0.298, SLG: 0.341 (8, PR)		 1			 1				 2	4	0	1	0	0	0	1				
Bill Sample, R OBP: 0.374, SLG: 0.340 (9, PR)		 2			 2				 3	4	1	1	1	0	0	1				
Pat Putnam, L OBP: 0.301, SLG: 0.427 (1, 3)		 2			 2				 3	3	0	0	0	0	0	0				
Jim Sundberg, R OBP: 0.276, SLG: 0.318 (1, 2)		 3			 1B				 1B	2	0	1	0	0	0	0				
Nelson Norman, S OBP: 0.268, SLG: 0.237 (8, PH)			 1							1	0	1	0	0	0	0				
John Ellis, R OBP: 0.266, SLG: 0.396 (8, PR)										0	0	0	0	0	0	0				
Larryell Blanks, R OBP: 0.300, SLG: 0.316 (8, 6)										0	0	0	0	0	0	0				
Inning Stats	R: 2 E: 0 K: 0 S: 4	H: 2 LOB: 0 BB: 1 P: 8	R: 0 E: 0 K: 0 S: 3	H: 0 LOB: 0 BB: 0 P: 3	R: 0 E: 0 K: 2 S: 7	H: 0 LOB: 0 BB: 0 P: 7	R: 1 E: 1 K: 1 S: 7	H: 2 LOB: 1 BB: 0 P: 7	R: 0 E: 0 K: 0 S: 4	H: 1 LOB: 1 BB: 0 P: 4	R: 0 E: 0 K: 0 S: 3	H: 0 LOB: 0 BB: 0 P: 3	R: 0 E: 0 K: 1 S: 6	H: 1 LOB: 2 BB: 0 P: 6	R: 0 E: 0 K: 1 S: 6	H: 1 LOB: 1 BB: 0 P: 6	1B: 5 2B: 0 3B: 0 HR: 2	SF: 0 SAC: 1 DP: 1 HBP: 0	WP: 0 PB: 0 SB: 0 CS: 0	PA: 34
PITCHER Lary Sorensen, R ERA: 2.77 (1, 1)	IP: 9.0 WLS: W BF: 34 H: 7 R: 3 ER: 3 SO: 4 BB: 1 IBB: 0 HBP: 0 BLK: 0 WP: 0 HR: 2 S: 41 P: 45 ERA: 3.00 WHIP: 0.889																			

Texas Rangers @ Milwaukee Brewers
Milwaukee County Stadium, Milwaukee, WI
Wed Jun 06 1979, 8:05 PM EDT
Att: 15,347 - Unknown - 67 F

AB 32
R 3
H 7
RBI 3
BB 1
SO 4
LOB 11



Batter	1	2	3	4	5	6	7	8	9	AB	R	H	RBI	BB	SO	LOB	BOTTOM			
Paul Molitor, R OBP: 0.364, SLG: 0.443 (1, 4)	 1		 1		 2B		 1			3	1	0	0	1	0	0				
Jim Gantner, L OBP: 0.329, SLG: 0.301 (1, 6)	 HBP		 2		 1-2		 1B			3	0	1	0	0	0	1				
Cecil Cooper, L OBP: 0.394, SLG: 0.534 (1, 3)	 2		 1B		 2H		 1-2			4	1	3	1	0	1	1				
Sixto Lezcano, R OBP: 0.420, SLG: 0.540 (1, 9)	 3		 3		 2H		 1-2			4	0	1	1	0	1	4				
Ben Oglivie, L OBP: 0.318, SLG: 0.452 (1, 10)		 2B		 1	 3			 BB		3	1	1	0	1	0	1				
Gorman Thomas, R OBP: 0.397, SLG: 0.481 (1, 8)		 2H		 2		 1		 1		4	1	1	2	0	0	1				
Sal Bando, R OBP: 0.344, SLG: 0.315 (1, 5)		 1		 1B		 BB		 1-2		3	0	1	0	1	1	1				
Jim Wohlford, R OBP: 0.320, SLG: 0.370 (1, 7)		 2		 3		 2				3	0	0	0	0	0	2				
Buck Martinez, R OBP: 0.235, SLG: 0.303 (1, 2)	 3				 3		 3			3	0	0	0	0	1	1				
Inning Stats	R: 0 E: 0 K: 2 S: 7	H: 0 LOB: 1 BB: 0 P: 8	R: 2 E: 0 K: 0 S: 5	H: 2 LOB: 0 BB: 0 P: 5	R: 0 E: 0 K: 0 S: 4	H: 1 LOB: 1 BB: 0 P: 4	R: 0 E: 0 K: 1 S: 7	H: 2 LOB: 1 BB: 1 P: 11	R: 0 E: 0 K: 0 S: 3	H: 0 LOB: 1 BB: 1 P: 7	R: 0 E: 0 K: 0 S: 4	H: 2 LOB: 1 BB: 0 P: 4	R: 0 E: 0 K: 1 S: 4	H: 0 LOB: 0 BB: 1 P: 8	R: 0 E: 0 K: 1 S: 4	H: 0 LOB: 0 BB: 1 P: 8	1B: 5 2B: 2 3B: 0 HR: 1	SF: 0 SAC: 0 DP: 1 HBP: 1	WP: 0 PB: 0 SB: 0 CS: 1	PA: 34
PITCHER Steve Comer, R ERA: 3.89 (7, 1)	IP: 6.1 WLS: L BF: 29 H: 7 R: 4 ER: 4 SO: 3 BB: 2 IBB: 0 HBP: 1 BLK: 0 WP: 0 HR: 1 S: 32 P: 41 ERA: 5.68 WHIP: 1.421																			
Dave Rajsich, L ERA: 2.76 (7, 1)	IP: 0.0 WLS: 1 BF: 1 H: 1 R: 0 ER: 0 SO: 0 BB: 0 IBB: 0 HBP: 0 BLK: 0 WP: 0 HR: 1 S: 1 P: 1 ERA: ∞ WHIP: ∞																			
Jim Kern, R ERA: 1.32 (7, 1)	IP: 1.2 WLS: 4 BF: 0 H: 0 R: 0 ER: 0 SO: 1 BB: 1 IBB: 0 HBP: 0 BLK: 0 WP: 0 HR: 5 S: 9 P: 9 ERA: 0.00 WHIP: 0.600																			

Texas Rangers @ Milwaukee Brewers
Milwaukee County Stadium, Milwaukee, WI
Wed Jun 06 1979, 8:05 PM EDT
Att: 15,347 - Unknown - 67 F

AB 30
R 4
H 8
RBI 4
BB 3
SO 4
LOB 12



Batter	1	2	3	4	5	6	7	8	9	AB	R	H	RBI	BB	SO	LOB	TOP								
Johnny Grubb, L OBP: 0.377, SLG: 0.569 (1, 7)	6-3		K			4-3	F7		E	5	0	1	0	0	1	1	Texas Rangers @ Milwaukee Brewers Milwaukee County Stadium, Milwaukee, WI Thu Jun 07 1979, 4:33 AM EDT Att: 12,368 - Unknown livebaseballscorecards.com								
Buddy Bell, R OBP: 0.311, SLG: 0.367 (1, 5)	6-3		K			F9		1B 2B	F8	5	1	1	0	0	1	1									
Al Oliver, L OBP: 0.350, SLG: 0.484 Bill Sample, R OBP: 0.376, SLG: 0.343 (6, PR) (6, 7)	HR			4-3		HR		1-2 2B	E5	3	1	3	0	0	0	0									
John Ellis, R OBP: 0.303, SLG: 0.476 Larvell Blanks, R OBP: 0.293, SLG: 0.308 (8, PR) (1, 10)	HR			5-3		HR		1-2 2B	4-3	4	2	3	6	0	0	1									
Pat Putnam, L OBP: 0.299, SLG: 0.422 (1, 3)	F7			4-3				1-3		4	0	1	0	0	0	2									
Richie Zisk, R OBP: 0.297, SLG: 0.335 (1, 9)		5-3		F8		K		G6-4-3 IBB		3	0	0	0	1	1	2									
Jim Sundberg, R OBP: 0.276, SLG: 0.317 (1, 2)	L8				6-3			SH1-3 1B	G6-4-3	4	0	1	0	0	0	2									
Nelson Norman, S OBP: 0.269, SLG: 0.256 (1, 6)	F9				1-3			SH1-3		3	1	1	0	0	0	0									
Bump Willis, S OBP: 0.330, SLG: 0.284 (1, 4)			B2-3		4-3			4-3	4-3	4	0	0	1	0	0	1									
Inning Stats	R: 2 E: 0 K: 0 S: 5	H: 2 LOB: 0 BB: 0 P: 5	R: 0 E: 0 K: 0 S: 3	H: 0 LOB: 0 BB: 0 P: 3	R: 0 E: 0 K: 2 S: 7	H: 0 LOB: 0 BB: 0 P: 7	R: 0 E: 0 K: 0 S: 4	H: 1 LOB: 1 BB: 0 P: 4	R: 0 E: 0 K: 0 S: 3	H: 0 LOB: 0 BB: 0 P: 3	R: 2 E: 0 K: 1 S: 8	H: 3 LOB: 1 BB: 0 P: 8	R: 0 E: 0 K: 0 S: 4	H: 1 LOB: 1 BB: 0 P: 4	R: 2 E: 0 K: 0 S: 5	H: 3 LOB: 1 BB: 0 P: 9		R: 1 E: 0 K: 0 S: 6	H: 2 LOB: 2 BB: 0 P: 6	1B: 7 2B: 2 3B: 1 HR: 2	SF: 0 SAC: 1 DP: 1 HBP: 0	WP: 0 PB: 0 SB: 0 CS: 0	PA: 40		
PITCHER	IP	WLS	BF	H	R	ER	SO	BB	IBB	HBP	BLK	WP	HR	S	P	ERA	WHIP								
Moose Haas, R ERA: 5.85 (1, 1)	7.0	L	30	9	6	6	3	0	0	0	0	0	2	36	36	7.71	1.286								
Bill Castro, R ERA: 1.69 (8, 1)	2.0		10	3	1	1	0	0	1	0	0	0	0	9	13	4.50	1.500								

Batter	1	2	3	4	5	6	7	8	9	AB	R	H	RBI	BB	SO	LOB	BOTTOM								
Paul Moltor, R OBP: 0.358, SLG: 0.434 (1, 4)	6-3		K			5-3			4-3	4	0	0	0	0	1	0	Texas Rangers @ Milwaukee Brewers Milwaukee County Stadium, Milwaukee, WI Thu Jun 07 1979, 4:33 AM EDT Att: 12,368 - Unknown livebaseballscorecards.com								
Jim Gantner, L OBP: 0.326, SLG: 0.325 (1, 6)	4-3			L7			6-3		3-1	4	1	1	0	0	0	0									
Cecil Cooper, L OBP: 0.394, SLG: 0.532 (1, 3)					3-1		6-3			3	0	1	1	0	0	0									
Sixto Lezcano, R OBP: 0.413, SLG: 0.530 (1, 9)	K			K			K			3	0	0	0	0	3	1									
Ben Oglivie, L OBP: 0.313, SLG: 0.444 (1, 10)		F8			F2		F8			3	0	0	0	0	0	0									
Gorman Thomas, R OBP: 0.362, SLG: 0.473 (1, 8)		K			F7		F7			3	0	0	0	0	1	0									
Sal Bando, R OBP: 0.340, SLG: 0.309 (1, 5)		K			5-3				5-3	3	0	0	0	0	1	0									
Jim Wohlford, R OBP: 0.302, SLG: 0.347 (1, 7)			L7			L8			5-3	3	0	0	0	0	0	0									
Buck Martinez, R OBP: 0.229, SLG: 0.294 Charlie Moore, R OBP: 0.430, SLG: 0.431 (9, PH) (1, 2)			K			5-3			K	2	0	0	0	0	1	0									
Inning Stats	R: 0 E: 0 K: 1 S: 6	H: 1 LOB: 1 BB: 0 P: 6	R: 0 E: 0 K: 2 S: 7	H: 0 LOB: 0 BB: 0 P: 7	R: 0 E: 0 K: 2 S: 7	H: 0 LOB: 0 BB: 0 P: 7	R: 0 E: 0 K: 1 S: 5	H: 0 LOB: 0 BB: 0 P: 5	R: 0 E: 0 K: 0 S: 3	H: 0 LOB: 0 BB: 0 P: 3	R: 1 E: 0 K: 1 S: 6	H: 1 LOB: 0 BB: 0 P: 6	R: 0 E: 0 K: 0 S: 3	H: 0 LOB: 0 BB: 0 P: 3	R: 0 E: 0 K: 1 S: 5	H: 0 LOB: 0 BB: 0 P: 5		1B: 1 2B: 0 3B: 1 HR: 0	SF: 0 SAC: 0 DP: 0 HBP: 0	WP: 0 PB: 0 SB: 0 CS: 0	PA: 29				
PITCHER	IP	WLS	BF	H	R	ER	SO	BB	IBB	HBP	BLK	WP	HR	S	P	ERA	WHIP								
Fergie Jenkins, R ERA: 3.34 (1, 1)	9.0	W	29	2	1	1	8	0	0	0	0	0	0	45	45	1.00	0.222								

Batter	1	2	3	4	5	6	7	8	9	AB	R	H	RBI	BB	SO	LOB	TOP	
Junior Moore, R OBP: 0.305, SLG: 0.274 (1, 7)	0-0 5-3 1B		0-0 L7			0-0 4-3		0-3 K		4	1	1	0	0	1	2		
Greg Pryor, R OBP: 0.367, SLG: 0.366 (1, 5)	0-0 5-3 1-2		0-0 L1-3			0-0 6-3			0-0 HR	4	1	1	0	0	0	2		
Chet Lemon, R OBP: 0.406, SLG: 0.490 (1, 8)	0-0 F9			0-0 6-3			0-3 K		0-0 HR	4	1	1	2	0	1	1		
Lamar Johnson, R OBP: 0.401, SLG: 0.471 (1, 3)	0-0 2H 1B			0-0 F8			0-3 K		0-0 E4 1B WP	4	1	1	1	0	1	0		
Alan Bannister, R OBP: 0.386, SLG: 0.423 (1, 4)	0-0 4-3			0-0 F8			0-0 F8		0-0 F9	4	0	0	0	0	0	2		
Wayne Nordhagen, R OBP: 0.273, SLG: 0.274 Joe Gates, L OBP: 0.250, SLG: 0.750 (1, 10)		0-0 5-3			0-0 1-3			0-0 SH1-3 HR	0-0 F7	3	0	1	0	0	0	0		
Rusty Torres, S OBP: 0.364, SLG: 0.333 (1, 9)		0-0 F6			0-0 L5			0-0 SH1-3 1-2	0-0 WP 1B	3	0	1	0	0	0	0		
Mitt May, L OBP: 0.325, SLG: 0.553 Bill Nahorodny, R OBP: 0.319, SLG: 0.495 (8, PH)		0-3 K			0-0 3-1			0-0 2H HR	4-0 1-2 3H BB	2	0	0	0	0	1	0		
Don Kessinger, S OBP: 0.231, SLG: 0.191 (1, 6)			0-0 E3 L1-3			0-0 5-3		0-0 4-3	0-0 4-3	4	0	0	0	0	0	3		
Inning Stats	R: 1 E: 0 K: 0 S: 5	H: 2 LOB: 1 BB: 0 P: 5	R: 0 E: 0 K: 1 S: 5	H: 0 LOB: 0 BB: 0 P: 5	R: 0 E: 1 K: 0 S: 3	H: 0 LOB: 0 BB: 0 P: 3	R: 0 E: 0 K: 0 S: 3	H: 0 LOB: 0 BB: 0 P: 3	R: 0 E: 0 K: 2 S: 7	H: 0 LOB: 0 BB: 0 P: 7	R: 0 E: 2 K: 1 S: 7	H: 2 LOB: 1 BB: 0 P: 7	R: 3 E: 1 K: 0 S: 7	H: 3 LOB: 2 BB: 1 P: 11	1B: 5 2B: 1 3B: 0 HR: 2	SF: 0 SAC: 1 DP: 1 HBP: 0	WP: 1 PA: 36 CS: 0	
PITCHER	IP	WLS	BF	H	R	ER	SO	BB	IBB	HBP	BLK	WP	HR	S	P	ERA	WHIP	
Mike Caldwell, L ERA: 2.93 Bill Castro, R ERA: 1.54	(1, 1)	8.0	L 30	6	5	5	4	0	0	0	0	0	2	38	38	5.62	0.750	
	(9, 1)	1.0	6	1	1	0	0	1	0	0	0	1	0	5	9	0.00	2.000	

Chicago White Sox @ Milwaukee Brewers
Milwaukee County Stadium, Milwaukee, WI
Sat Jun 09 1979, 8:05 PM EDT
Att: 36,941 - Unknown - 56 F


AB 34
R 6
H 7
RBI 5
BB 1
SO 4
LOB 11



Batter	1	2	3	4	5	6	7	8	9	AB	R	H	RBI	BB	SO	LOB	BOTTOM		
Paul Moltor, R OBP: 0.356, SLG: 0.435 (1, 4)	0-0 E 2B		0-0 F7		0-0 G6-4-3 1-2			0-0 F2		4	1	1	0	0	0	3			
Jim Gantner, L OBP: 0.326, SLG: 0.325 Jim Wohlford, R OBP: 0.296, SLG: 0.340 Tim Nordbrook, R (9, 6)	0-0 E7 2H 1B		0-3 K			0-0 6-3		0-0 4-3 2-3		3	0	1	1	0	1	0			
Cecil Cooper, L OBP: 0.395, SLG: 0.531 (1, 10)	0-0 F5		0-0 F8			0-0 S 1B		0-0 3H 1B		4	0	2	1	0	0	1			
Dick Davis, R OBP: 0.291, SLG: 0.395 (1, 7)	0-3 K			0-0 5-3		0-3 K 1-2		0-0 5-3		4	0	0	0	0	2	3			
Ben Oglivie, L OBP: 0.307, SLG: 0.434 (1, 3)	0-0 3-1			0-0 4-3		0-0 L7			0-3 K	4	0	0	0	0	1	2			
Sixto Lezcano, R OBP: 0.410, SLG: 0.521 (1, 9)		4-0 1B BB		0-0 G3			0-0 F8		0-0 L8	3	0	0	0	1	0	0			
Sal Bando, R OBP: 0.342, SLG: 0.310 (1, 5)		0-0 G6-4-3 1B			0-0 F9		0-0 F7		4-0 BB BB BB BB	3	0	1	0	1	0	0			
Gorman Thomas, R OBP: 0.361, SLG: 0.466 (1, 8)		0-3 K		0-0 G3		4-0 1B BB		0-0 6-3	0-0 F8	3	0	0	0	1	1	3			
Charlie Moore, R OBP: 0.435, SLG: 0.446 (1, 2)		0-0 G6-4-3 1-2			0-0 G6-4-3 1-2			0-0 4-3 1B 2B		3	1	2	0	0	0	2			
Inning Stats	R: 1 E: 1 K: 1 S: 7	H: 2 LOB: 1 BB: 0 P: 7	R: 0 E: 0 K: 1 S: 5	H: 1 LOB: 1 BB: 1 P: 9	R: 0 E: 0 K: 1 S: 5	H: 0 LOB: 0 BB: 0 P: 5	R: 0 E: 0 K: 0 S: 3	H: 0 LOB: 0 BB: 0 P: 3	R: 0 E: 0 K: 1 S: 6	H: 1 LOB: 1 BB: 0 P: 6	R: 0 E: 0 K: 0 S: 3	H: 0 LOB: 0 BB: 0 P: 3	R: 1 E: 0 K: 0 S: 5	H: 2 LOB: 1 BB: 0 P: 5	R: 0 E: 0 K: 1 S: 5	H: 0 LOB: 1 BB: 1 P: 9	1B: 5 2B: 2 3B: 0 HR: 0	SF: 0 SAC: 0 DP: 2 HBP: 0	WP: 0 PA: 35 CS: 0
PITCHER	IP	WLS	BF	H	R	ER	SO	BB	IBB	HBP	BLK	WP	HR	S	P	ERA	WHIP		
Fred Howard, R ERA: 4.0 Steve Trout, L ERA: 4.39	(1, 1)	7.0	W 26	5	1	1	4	2	0	0	0	0	0	32	40	1.29	1.000		
	(8, 1)	2.0	S 9	2	1	1	1	1	0	0	0	0	0	10	14	4.50	1.500		

Chicago White Sox @ Milwaukee Brewers
Milwaukee County Stadium, Milwaukee, WI
Sat Jun 09 1979, 8:05 PM EDT
Att: 36,941 - Unknown - 56 F

AB 32
R 2
H 7
RBI 2
BB 3
SO 5
LOB 15



Batter	1	2	3	4	5	6	7	8	9	AB	R	H	RBI	BB	SO	LOB	TOP				
Ralph Garr, L OBP: 0.343, SLG: 0.426 Rusty Torres, S OBP: 0.382, SLG: 0.387	F8	F7		F6	2B	F9		1B		5	1	1	1	0	0	4	Chicago White Sox @ Milwaukee Brewers Milwaukee County Stadium, Milwaukee, WI Sun Jun 10 1979, 4:33 AM EDT Att: 43,783 - Unknown - 62 F				
Claudell Washington, L OBP: 0.397, SLG: 0.434	4-3		1B	BB	1B	HR	L7	1B		5	3	3	3	1	0	0					
Chet Lemon, R OBP: 0.412, SLG: 0.509	1B		F4	BB	1B	HR	1B	K		6	1	4	2	0	1	2					
Lamar Johnson, R OBP: 0.401, SLG: 0.465 Mike Squires, L OBP: 0.300, SLG: 0.317		F8	6-3	BB	1B		F9	F8		4	0	1	0	1	0	2					
Alan Bannister, R OBP: 0.394, SLG: 0.427		2B	1B	1-2	3-4	BB	1B		K	5	1	3	2	1	1	1					
Jorge Orta, L OBP: 0.318, SLG: 0.272	1B	SF8	F2	1-3		2B	K	FC4-6	1B	6	1	3	1	0	1	6					
Greg Pryor, R OBP: 0.377, SLG: 0.380	HBP	1B		HR	HBP	E6	1B	FC4-6	2B	5	3	3	0	0	0	1					
Milt May, L OBP: 0.349, SLG: 0.625 Bill Nahorodny, R OBP: 0.322, SLG: 0.495	HBP	1-2	HBP	1-3	HR	SH5-3	G3	F8		2	1	1	2	0	0	2					
Don Kessinger, S OBP: 0.211, SLG: 0.176	SF8		F2	HR		K	F8	K		4	0	0	1	0	2	5					
Inning Stats	R: 0 E: 0 K: 0 S: 3	H: 1 LOB: 1 BB: 0 P: 3	R: 2 E: 0 K: 0 S: 6	H: 3 LOB: 2 BB: 0 P: 7	R: 1 E: 0 K: 0 S: 5	H: 2 LOB: 1 BB: 0 P: 5	R: 3 E: 0 K: 0 S: 5	H: 2 LOB: 3 BB: 3 P: 18	R: 4 E: 1 K: 1 S: 10	H: 4 LOB: 1 BB: 0 P: 10	R: 0 E: 0 K: 1 S: 7	H: 2 LOB: 2 BB: 0 P: 7	R: 0 E: 0 K: 1 S: 11	H: 2 LOB: 1 BB: 0 P: 11	R: 0 E: 0 K: 1 S: 6	H: 1 LOB: 1 BB: 0 P: 6		1B: 14 2B: 5 3B: 0 HR: 2	SF: 1 SAC: 1 DP: 0 HBP: 2	WP: 0 PB: 0 SB: 0 CS: 0	PA: 53
PITCHER	IP	WLS	BF	H	R	ER	SO	BB	IBB	HBP	BLK	WP	HR	S	P	ERA	WHIP				
Paul Mitchell, R ERA: 5.22	(1, 1)	3.0	L	17	7	5	5	0	0	2	0	0	1	15	17	15.00	2.333				
Bob McClure, L ERA: 6.39	(4, 1)	1.2		12	3	4	2	1	3	0	0	0	0	11	23	10.80	3.600				
Reggie Cleveland, R ERA: 4.15	(5, 1)	1.1		8	4	1	0	0	0	0	0	0	1	8	8	0.00	3.000				
Jerry Augustine, L ERA: 2.52	(7, 1)	2.0		12	6	3	3	3	0	0	0	0	0	18	18	13.50	3.000				
Bill Castro, R ERA: 1.42	(9, 1)	1.0		4	1	0	0	1	0	0	0	0	0	6	6	0.00	1.000				

Batter	1	2	3	4	5	6	7	8	9	AB	R	H	RBI	BB	SO	LOB	BOTTOM					
Paul Moltor, R OBP: 0.357, SLG: 0.439	F8		K		FC5-4		FC1-6	F4		5	1	2	1	0	1	4	Chicago White Sox @ Milwaukee Brewers Milwaukee County Stadium, Milwaukee, WI Sun Jun 10 1979, 4:33 AM EDT Att: 43,783 - Unknown - 62 F					
Robin Yount, R OBP: 0.283, SLG: 0.350 Tim Nordbrook, R OBP: 0.500, SLG: 0.500	F8		6-3		K		FC1-6-5	1B	L5-3	3	0	0	0	0	1	2						
Cecil Cooper, L OBP: 0.388, SLG: 0.522	SF7			4-3		3-1	K	L5-3		4	0	0	1	0	1	2						
Dick Davis, R OBP: 0.287, SLG: 0.387	F8			K		5-3		1B	F8	5	1	1	0	0	1	0						
Ben Oglivie, L OBP: 0.310, SLG: 0.441		K			2B	1B		F8		4	0	2	0	0	1	1						
Sixto Lezcano, R OBP: 0.417, SLG: 0.524		K			BB	1B		1B		3	0	2	0	1	1	0						
Gorman Thomas, R OBP: 0.360, SLG: 0.461 Jim Wohlford, R OBP: 0.291, SLG: 0.333				K		K		K		2	0	0	0	0	2	4						
Ray Fosse, R OBP: 0.297, SLG: 0.273		5-3			F6		1B	BB	1B	4	1	2	1	0	0	1						
Jim Gantner, L OBP: 0.333, SLG: 0.325			4-3			FC5-4	F7	BB		3	0	1	0	1	0	1						
Inning Stats	R: 1 E: 0 K: 0 S: 4	H: 1 LOB: 0 BB: 0 P: 4	R: 0 E: 0 K: 2 S: 7	H: 0 LOB: 1 BB: 0 P: 8	R: 0 E: 0 K: 1 S: 5	H: 0 LOB: 0 BB: 0 P: 5	R: 0 E: 0 K: 2 S: 8	H: 1 LOB: 2 BB: 1 P: 12	R: 0 E: 0 K: 1 S: 6	H: 1 LOB: 1 BB: 0 P: 6	R: 0 E: 0 K: 1 S: 7	H: 2 LOB: 2 BB: 0 P: 7	R: 1 E: 0 K: 1 S: 7	H: 2 LOB: 1 BB: 0 P: 7	R: 1 E: 0 K: 1 S: 8	H: 3 LOB: 3 BB: 1 P: 12		R: 0 E: 0 K: 0 S: 3	H: 1 LOB: 0 BB: 0 P: 3	1B: 8 2B: 4 3B: 0 HR: 0	SF: 1 SAC: 0 DP: 1 HBP: 1	WP: 0 PB: 0 SB: 0 CS: 0
PITCHER	IP	WLS	BF	H	R	ER	SO	BB	IBB	HBP	BLK	WP	HR	S	P	ERA	WHIP					
Francisco Barrios, R ERA: 3.97	(1, 1)	5.0	W	20	3	1	1	6	1	0	1	0	0	30	35	1.80	0.800					
Rich Hinton, L ERA: 5.65	(6, 1)	4.0	S	20	8	2	2	3	1	0	0	0	0	25	29	4.50	2.250					

Batter	1	2	3	4	5	6	7	8	9	AB	R	H	RBI	BB	SO	LOB	TOP								
Paul Moltis, R OBP: 0.358, SLG: 0.445	L7				F8				F4	4	0	1	1	1	0	0	Milwaukee Brewers @ Texas Rangers Arlington Stadium, Arlington, TX Tue Jun 12 1979, 8:05 PM EDT Att: 15,743 - Unknown								
Sal Bando, R OBP: 0.335, SLG: 0.303	6-3	K					F9		K	4	0	0	0	1	2	3									
Cecil Cooper, L OBP: 0.384, SLG: 0.515	F7		4-3		F9		F7		1B	5	0	1	0	0	0	3									
Dick Davis, R OBP: 0.283, SLG: 0.379		5-3	F4		5-3			FC1-5	F3	5	0	1	0	0	0	2									
Ben Oglivie, L OBP: 0.314, SLG: 0.448		3-1	1-3			9-6-4		FC1-5		4	1	2	0	0	0	0									
Sixto Lezcano, R OBP: 0.413, SLG: 0.517	E5				FC1-6		F2	FC1-5		4	2	1	0	0	0	3									
Robin Yount, R OBP: 0.282, SLG: 0.348				FC1-6		9-6-4		K		4	1	1	0	0	1	4									
Gorman Thomas, R OBP: 0.367, SLG: 0.482				K						4	1	3	4	0	1	1									
Buck Martinez, R OBP: 0.230, SLG: 0.306					F2			K	F6	4	1	1	1	0	1	3									
Inning Stats	R: 0 E: 0 K: 0 S: 3	H: 0 LOB: 0 BB: 0 P: 3	R: 4 E: 1 K: 1 S: 10	H: 4 LOB: 1 BB: 0 P: 10	R: 0 E: 0 K: 0 S: 3	H: 0 LOB: 0 BB: 0 P: 3	R: 0 E: 1 K: 1 S: 6	H: 1 LOB: 1 BB: 0 P: 6	R: 0 E: 0 K: 0 S: 3	H: 0 LOB: 1 BB: 1 P: 7	R: 0 E: 0 K: 0 S: 3	H: 1 LOB: 0 BB: 0 P: 3	R: 0 E: 0 K: 1 S: 6	H: 1 LOB: 2 BB: 1 P: 10	R: 2 E: 0 K: 1 S: 8	H: 3 LOB: 1 BB: 0 P: 8	R: 0 E: 0 K: 1 S: 6	H: 1 LOB: 1 BB: 0 P: 6	1B: 5 2B: 6 3B: 1 HR: 0	SF: 0 SAC: 0 DP: 1 HBP: 0	WP: 0 PB: 0 SB: 0 CS: 0	PA: 40			
PITCHER	IP	WLS	BF	H	R	ER	SO	BB	IBB	HBP	BLK	WP	HR	S	P	ERA	WHIP								
Steve Comer, R ERA: 3.62	(1, 1)	6.1	28	7	4	0	3	2	0	0	0	0	0	32	40	0.00	1.421								
Jim Kern, R ERA: 1.95	(7, 1)	2.2	W	12	4	2	2	0	0	0	0	0	0	16	16	6.75	1.500								

Batter	1	2	3	4	5	6	7	8	9	AB	R	H	RBI	BB	SO	LOB	BOTTOM								
Johnny Grubb, L OBP: 0.364, SLG: 0.537	F7		G3		F9	G4-6-3			SH	4	0	0	0	0	0	2	Milwaukee Brewers @ Texas Rangers Arlington Stadium, Arlington, TX Tue Jun 12 1979, 8:05 PM EDT Att: 15,743 - Unknown								
Dave Roberts, R OBP: 0.158, SLG: 0.158									1B	0	1	0	0	0	0	0									
Bill Sample, R OBP: 0.391, SLG: 0.374			E5		FC4-6		6-3		1B	5	1	3	2	0	0	0									
Al Oliver, L OBP: 0.340, SLG: 0.467	F7		F8		FC4-6				1B	4	1	1	0	1	0	2									
Pat Putnam, L OBP: 0.309, SLG: 0.471	F8		F4				G6-4-3		1B	4	0	1	0	0	0	2									
Richie Zisk, R OBP: 0.296, SLG: 0.321					1B		G6-4-3		F3	1	0	0	0	0	0	3									
Buddy Bell, R OBP: 0.318, SLG: 0.387										5	2	4	3	0	0	0									
Oscar Gamble, L OBP: 0.443, SLG: 0.518		3-1			F8		4-3		F7	4	0	0	0	0	0	3									
Jim Sundberg, R OBP: 0.276, SLG: 0.311		F8			5-3				4-3	4	0	1	0	0	0	1									
Larry Blanks, R OBP: 0.375, SLG: 0.349					E6				SH5-3	2	1	1	0	1	0	0									
Bump Willis, S OBP: 0.323, SLG: 0.279										3	0	1	0	0	0	2									
John Ellis, R OBP: 0.268, SLG: 0.442		4-3			F8					0	0	0	0	0	0	0									
Nelson Norman, S OBP: 0.267, SLG: 0.254										0	1	0	0	0	0	0									
Inning Stats	R: 1 E: 0 K: 0 S: 4	H: 1 LOB: 0 BB: 0 P: 4	R: 1 E: 0 K: 0 S: 5	H: 2 LOB: 1 BB: 0 P: 5	R: 0 E: 1 K: 0 S: 4	H: 0 LOB: 1 BB: 0 P: 4	R: 1 E: 1 K: 0 S: 5	H: 1 LOB: 1 BB: 0 P: 5	R: 1 E: 0 K: 0 S: 6	H: 3 LOB: 2 BB: 0 P: 6	R: 0 E: 0 K: 0 S: 4	H: 2 LOB: 1 BB: 0 P: 4	R: 0 E: 0 K: 0 S: 3	H: 1 LOB: 0 BB: 0 P: 3	R: 0 E: 0 K: 0 S: 3	H: 0 LOB: 0 BB: 0 P: 3	R: 3 E: 1 K: 0 S: 4	H: 2 LOB: 3 BB: 2 P: 13	1B: 10 2B: 0 3B: 0 HR: 2	SF: 0 SAC: 2 DP: 2 HBP: 1	WP: 0 PB: 0 SB: 0 CS: 0	PA: 41			
PITCHER	IP	WLS	BF	H	R	ER	SO	BB	IBB	HBP	BLK	WP	HR	S	P	ERA	WHIP								
Lary Sorensen, R ERA: 2.98	(1, 1)	8.0	L	37	10	7	5	0	1	0	0	0	0	35	40	5.62	1.375								
Bill Castro, R ERA: 1.42	(9, 1)	0.0		1	1	0	0	0	0	0	0	0	0	1	1	∞	∞								
Jerry Augustine, L ERA: 2.5	(9, 1)	0.1		3	1	0	0	0	1	0	0	0	0	2	6	0.00	3.000								

Batter	1	2	3	4	5	6	7	8	9	AB	R	H	RBI	BB	SO	LOB	TOP								
Paul Moltis, R (1, 4) OBP: 0.359, SLG: 0.444	F9			1B	F5		F3		1B	5	1	2	0	0	0	3									
Sal Bando, R (1, 5) OBP: 0.345, SLG: 0.323	G4-6-3 BB			1B	4-3		4-3		5-3	4	1	2	1	1	0	1									
Cecil Cooper, L (1, 10) OBP: 0.379, SLG: 0.506	G4-6-3			1B	4-3		K		F7	4	0	0	1	0	1	2									
Gorman Thomas, R (1, 8) OBP: 0.365, SLG: 0.483				1B	5-3		F6		1B	4	1	1	0	0	0	1									
Jim Gantner, L (8, 5) OBP: 0.333, SLG: 0.325				1B	5-3				2B	0	0	0	0	0	0	0									
Ben Oglivie, L (1, 3) OBP: 0.318, SLG: 0.446	1-3			1B	4-3					3	1	1	0	1	0	1									
Sixto Lezcano, R (1, 9) OBP: 0.420, SLG: 0.522	F9			1B			S		1B	4	1	3	1	0	0	0									
Robin Yount, R (1, 6) OBP: 0.278, SLG: 0.342				1B	5-3		F7		G5-4-3	4	0	0	0	0	0	4									
Jim Wohlford, R (1, 7) OBP: 0.271, SLG: 0.309	F9			1B	1-3		1-3		4-3	4	0	0	0	0	0	2									
Charlie Moore, R (1, 2) OBP: 0.444, SLG: 0.457	6-3			1B			S		1B	4	0	3	1	0	0	0									
Inning Stats	R: 0 E: 0 K: 0 S: 2	H: 0 LOB: 0 BB: 1 P: 6	R: 0 E: 0 K: 0 S: 3	H: 0 LOB: 0 BB: 0 P: 3	R: 0 E: 0 K: 0 S: 3	H: 0 LOB: 0 BB: 0 P: 3	R: 1 E: 0 K: 0 S: 5	H: 2 LOB: 1 BB: 0 P: 5	R: 1 E: 0 K: 0 S: 5	H: 2 LOB: 1 BB: 0 P: 5	R: 0 E: 0 K: 1 S: 5	H: 0 LOB: 0 BB: 0 P: 5	R: 1 E: 0 K: 0 S: 6	H: 3 LOB: 2 BB: 0 P: 6	R: 2 E: 0 K: 0 S: 5	H: 3 LOB: 1 BB: 0 P: 9	R: 0 E: 0 K: 0 S: 4	H: 2 LOB: 1 BB: 0 P: 4	1B: 10 2B: 1 HR: 1	SF: 0 SAC: 0 DP: 2	WP: 0 PB: 0 SB: 2 CS: 0	PA: 38			
PITCHER	IP	WLS	BF	H	R	ER	SO	BB	IBB	HBP	BLK	WP	HR	S	P	ERA	WHIP								
Fergie Jenkins, R (1, 1) ERA: 3.45	7.1	L	33	10	5	4	1	1	1	0	0	0	1	33	41	4.91	1.500								
Sparky Lyle, L (8, 1) ERA: 4.02	1.2		5	2	0	0	0	0	0	0	0	0	0	5	5	0.00	1.200								

Milwaukee Brewers @ Texas Rangers
Arlington Stadium, Arlington, TX
Wed Jun 13 1979, 8:05 PM EDT
Att: 14,566 - Unknown

AB 36
R 5
H 12
RBI 4
BB 2
SO 1
LOB 14




Batter	1	2	3	4	5	6	7	8	9	AB	R	H	RBI	BB	SO	LOB	BOTTOM								
Johnny Grubb, L (1, 9) OBP: 0.361, SLG: 0.530	4-3			1B	WP		F7		G3	4	1	1	0	0	0	0									
Bill Sample, R (1, 7) OBP: 0.387, SLG: 0.370	K			1B	CS		B1-3		F7	4	0	1	1	0	1	0									
Al Oliver, L (1, 8) OBP: 0.339, SLG: 0.474	4-3			1B	SF8		1B		3-1	3	1	1	1	0	0	0									
Pat Putnam, L (1, 3) OBP: 0.307, SLG: 0.465				1B	CS		4-3		4-3	4	0	1	1	0	0	0									
Buddy Bell, R (1, 5) OBP: 0.321, SLG: 0.388				1B	1-2		6-3		1B	4	1	2	0	0	0	1									
John Ellis, R (1, 10) OBP: 0.287, SLG: 0.436				1B			F3		1B	4	0	1	0	0	0	1									
Dave Chalk, R (9, FR) OBP: 0.250, SLG: 0.250	L5			1B			F3		1B	0	0	0	0	0	0	0									
Jim Sundberg, R (1, 2) OBP: 0.273, SLG: 0.307				1B			5-3		1B	3	0	0	0	0	1	1									
Oscar Gamble, L (9, PH) OBP: 0.443, SLG: 0.518				1B			5-3		1B	0	0	0	0	0	0	0									
Richie Zisk, R (9, PH) OBP: 0.289, SLG: 0.325				1B			5-3		1B	1	0	1	1	0	0	0									
Dave Roberts, R (9, FR) OBP: 0.158, SLG: 0.158				1B			5-3		1B	0	0	0	0	0	0	0									
Larry Blanks, R (1, 6) OBP: 0.360, SLG: 0.333				1B			5-3		1B	2	0	0	0	0	0	0									
Nelson Norman, S (7, 6) OBP: 0.272, SLG: 0.260				1B			5-3		1B	1	0	1	0	0	0	0									
Gary Holte, R (9, PH) OBP: 0.333, SLG: 0.400				1B			5-3		1B	1	0	0	0	0	0	1									
Bump Willis, S (1, 4) OBP: 0.323, SLG: 0.280				1B			5-3		F7	3	1	1	0	0	0	1									
Inning Stats	R: 0 E: 0 K: 1 S: 5	H: 0 LOB: 0 BB: 0 P: 5	R: 0 E: 0 K: 1 S: 6	H: 1 LOB: 0 BB: 0 P: 6	R: 2 E: 0 K: 0 S: 5	H: 3 LOB: 0 BB: 0 P: 5	R: 0 E: 0 K: 0 S: 3	H: 0 LOB: 0 BB: 0 P: 3	R: 0 E: 0 K: 0 S: 5	H: 0 LOB: 0 BB: 0 P: 3	R: 1 E: 0 K: 0 S: 5	H: 2 LOB: 1 BB: 0 P: 5	R: 0 E: 0 K: 0 S: 4	H: 1 LOB: 1 BB: 0 P: 4	R: 0 E: 0 K: 0 S: 3	H: 0 LOB: 0 BB: 0 P: 3	R: 1 E: 0 K: 0 S: 5	H: 3 LOB: 1 BB: 0 P: 5	1B: 9 2B: 0 3B: 1 HR: 0	SF: 1 SAC: 0 DP: 0	WP: 1 PB: 0 SB: 0 CS: 1	PA: 36			
PITCHER	IP	WLS	BF	H	R	ER	SO	BB	IBB	HBP	BLK	WP	HR	S	P	ERA	WHIP								
Moose Haas, R (1, 1) ERA: 5.67	8.1	W	33	9	4	4	2	0	0	0	0	0	0	37	37	4.32	1.080								
Jerry Augustine, L (9, 1) ERA: 2.48	0.1		1	1	0	0	0	0	0	0	0	0	0	1	1	0.00	3.000								
Reggie Cleveland, R (9, 1) ERA: 4.11	0.1	S	1	0	0	0	0	0	0	0	0	0	0	1	1	0.00	0.000								

Milwaukee Brewers @ Texas Rangers
Arlington Stadium, Arlington, TX
Wed Jun 13 1979, 8:05 PM EDT
Att: 14,566 - Unknown


AB 34
R 4
H 10
RBI 4
BB 0
SO 2
LOB 5





Batter	1	2	3	4	5	6	7	8	9	AB	R	H	RBI	BB	SO	LOB	TOP																			
Paul Moltzer, R OBP: 0.360, SLG: 0.447 (1, 4)	F8		F8	F8		F8			6-3	5	1	2	0	0	0	1	Milwaukee Brewers @ Texas Rangers Arlington Stadium, Arlington, TX Thu Jun 14 1979, 8:05 PM EDT Att: 13,403 - Unknown																			
Sal Bando, R OBP: 0.346, SLG: 0.335 (1, 5)	F4		6-3	6-3		5-3			1B	5	0	2	2	0	0	2																				
Cecil Cooper, L OBP: 0.372, SLG: 0.496 (1, 10)	K		K		F8	L7			K	5	0	0	0	0	3	3																				
Gorman Thomas, R OBP: 0.369, SLG: 0.480 (1, 8)		1-3	5-3		HR		FC4-6		K	3	1	1	0	2	1	2																				
Ben Oglivie, L OBP: 0.316, SLG: 0.458 (1, 3)	1-3		K		HR		FC4-6			4	1	1	2	0	1	3																				
Sixto Lezcano, R OBP: 0.421, SLG: 0.519 (1, 9)	1B				6-3		K			3	1	1	0	1	1	1																				
Robin Yount, R OBP: 0.285, SLG: 0.349 (1, 6)	1B				F8				1B	4	0	3	0	0	0	1																				
Jim Wohlford, R OBP: 0.270, SLG: 0.305 (1, 7)	3-1				2B		K		G5-4-3	4	1	1	0	0	1	4																				
Buck Martinez, R OBP: 0.244, SLG: 0.329 (1, 2)			2B		2B		F7		K	4	1	2	2	0	1	0																				
Inning Stats	R: 0 E: 0 K: 1 S: 5	H: 0 LOB: 0 BB: 0 P: 5	R: 0 E: 0 K: 0 S: 4	H: 2 LOB: 2 BB: 1 P: 8	R: 2 E: 0 K: 2 S: 10	H: 3 LOB: 1 BB: 0 P: 10	R: 2 E: 0 K: 0 S: 6	H: 3 LOB: 1 BB: 0 P: 6	R: 2 E: 0 K: 1 S: 7	H: 2 LOB: 1 BB: 1 P: 11	R: 0 E: 0 K: 1 S: 4	H: 0 LOB: 1 BB: 1 P: 8	R: 0 E: 0 K: 1 S: 5	H: 1 LOB: 0 BB: 0 P: 5	R: 0 E: 0 K: 2 S: 8	H: 1 LOB: 1 BB: 0 P: 8		1B: 9 2B: 3 3B: 1 HR: 1	SF: 0 SAC: 0 DP: 2 HBP: 0	WP: 0 PB: 0 SB: 0 CS: 2	PA: 40															
PITCHER	IP	WLS	BF	H	R	ER	SO	BB	IBB	HBP	BLK	WP	HR	S	P	ERA	WHIP	PITCHER		IP	WLS	BF	H	R	ER	SO	BB	IBB	HBP	BLK	WP	HR	S	P	ERA	WHIP
Doyle Alexander, R ERA: 4.05 (1, 1)	3.1	L	18	8	4	4	3	1	0	0	0	0	0	23	27	10.80	2.700																			
Ed Farmer, R ERA: 4.36 (4, 1)	5.2		22	5	2	2	5	2	0	0	0	0	1	30	38	3.18	1.235																			


Batter	1	2	3	4	5	6	7	8	9	AB	R	H	RBI	BB	SO	LOB	BOTTOM																			
Bill Sample, R OBP: 0.377, SLG: 0.358 (1, 7)	K		F8			F7	FC6-4			4	0	0	0	0	1	2	Milwaukee Brewers @ Texas Rangers Arlington Stadium, Arlington, TX Thu Jun 14 1979, 8:05 PM EDT Att: 13,403 - Unknown																			
Buddy Bell, R OBP: 0.320, SLG: 0.390 (1, 5)	2B				L5	F4			5-3	4	0	1	0	0	0	0																				
Al Oliver, L OBP: 0.337, SLG: 0.470 (1, 8)	4-3				6-3		1B		L9	4	0	1	0	0	0	1																				
Richie Zisk, R OBP: 0.284, SLG: 0.318 (1, 9)	F9				F9		K		F5	4	0	0	0	0	1	2																				
John Ellis, R OBP: 0.286, SLG: 0.455 (1, 10)		6-3			K		HR		L6	4	2	1	1	0	1	0																				
Jim Sundberg, R OBP: 0.272, SLG: 0.310 (1, 2)	F9				2B	5-3			5-3	4	0	1	0	0	0	0																				
Pat Putnam, L OBP: 0.306, SLG: 0.459 (1, 3)	5-3				1-6-3		K		E	4	0	1	1	0	1	1																				
Laryell Blanks, R OBP: 0.346, SLG: 0.319 Nelson Norman, S OBP: 0.277, SLG: 0.266 Gary Holle, R OBP: 0.286, SLG: 0.333 (1, 6) (6, 6) (9, PH)	F8				F8		1B		E6	2	0	0	0	0	0	1																				
Bump Wills, S OBP: 0.322, SLG: 0.279 (1, 4)	6-3				F8		1B		L9	4	0	1	0	0	0	3																				
Inning Stats	R: 0 E: 0 K: 1 S: 6	H: 1 LOB: 1 BB: 0 P: 6	R: 0 E: 0 K: 0 S: 3	H: 0 LOB: 0 BB: 0 P: 3	R: 0 E: 0 K: 0 S: 3	H: 0 LOB: 0 BB: 0 P: 3	R: 1 E: 0 K: 1 S: 7	H: 1 LOB: 1 BB: 0 P: 7	R: 0 E: 0 K: 1 S: 6	H: 1 LOB: 1 BB: 0 P: 6	R: 1 E: 0 K: 1 S: 8	H: 3 LOB: 2 BB: 0 P: 8	R: 0 E: 0 K: 0 S: 3	H: 0 LOB: 0 BB: 0 P: 3	R: 0 E: 1 K: 0 S: 5	H: 1 LOB: 2 BB: 0 P: 5	1B: 4 2B: 2 3B: 0 HR: 1	SF: 0 SAC: 0 DP: 0 HBP: 0	WP: 0 PB: 1 SB: 0 CS: 0	PA: 36																
PITCHER	IP	WLS	BF	H	R	ER	SO	BB	IBB	HBP	BLK	WP	HR	S	P	ERA	WHIP	PITCHER		IP	WLS	BF	H	R	ER	SO	BB	IBB	HBP	BLK	WP	HR	S	P	ERA	WHIP
Bill Travers, L ERA: 2.82 (1, 1)	9.0	W	36	7	2	1	4	0	0	0	0	0	1	44	44	1.00	0.778																			



Batter	1	2	3	4	5	6	7	8	9	AB	R	H	RBI	BB	SO	LOB	TOP										
Willie Wilson, S OBP: 0.394, SLG: 0.512 (1, 7)	F7		F8			1B				6	4	4	6	0	0	1	Kansas City Royals @ Milwaukee Brewers Milwaukee County Stadium, Milwaukee, WI Fri Jun 15 1979, 8:05 PM EDT Att: 32,812 - Unknown - 87 F AB 47 R 14 H 21 RBI 13 BB 0 SO 0 LOB 19 										
George Brett, L OBP: 0.386, SLG: 0.534 Jamie Quirk, L OBP: 0.600, SLG: 0.667 (1, 5)	L9		4-3			1B				3	0	1	0	0	0	1											
Amos Otis, R OBP: 0.386, SLG: 0.429 (1, 8)	1-3					1B				6	1	2	1	0	0	4											
Al Cowens, R OBP: 0.379, SLG: 0.488 (1, 9)						P4				5	1	2	0	0	0	3											
George Scott, R OBP: 0.302, SLG: 0.373 (9, 5)	F8					FC6-4				5	2	2	2	0	0	3											
Darrell Porter, L OBP: 0.407, SLG: 0.479 Jerry Terrell, R OBP: 0.385, SLG: 0.538 Ralph LaCock, L OBP: 0.333, SLG: 0.373 (9, PH)	FC4-6					1B				2	0	1	1	0	0	1											
John Wathan, R OBP: 0.271, SLG: 0.363 (1, 10)	1-3					1B				2	0	1	0	0	0	0											
Frank White, R OBP: 0.333, SLG: 0.447 (1, 4)			5-3			4-3				5	1	2	1	0	0	1											
Freddie Patek, R OBP: 0.273, SLG: 0.274 Todd Cruz, R OBP: 0.214, SLG: 0.296 (6, PR)										3	0	1	0	0	0	2											
Steve Braun, L OBP: 0.426, SLG: 0.519 U L Washington, S OBP: 0.302, SLG: 0.353 (8, PH)						1B				1	0	0	0	0	0	0											
Inning Stats	R: 0 E: 0 K: 0 S: 3	H: 0 LOB: 0 BB: 0 P: 3	R: 0 E: 0 K: 0 S: 4	H: 1 LOB: 1 BB: 0 P: 4	R: 0 E: 0 K: 0 S: 4	H: 1 LOB: 1 BB: 0 P: 4	R: 2 E: 1 K: 0 S: 6	H: 3 LOB: 1 BB: 0 P: 6	R: 1 E: 0 K: 0 S: 6	H: 3 LOB: 2 BB: 0 P: 6	R: 3 E: 0 K: 0 S: 7	H: 4 LOB: 1 BB: 0 P: 7	R: 0 E: 0 K: 0 S: 3	H: 0 LOB: 0 BB: 0 P: 3	R: 0 E: 0 K: 0 S: 3	H: 0 LOB: 0 BB: 0 P: 3		R: 8 E: 0 K: 0 S: 12	H: 9 LOB: 1 BB: 0 P: 12	1B: 18 2B: 1 3B: 0 HR: 2	SF: 1 SAC: 0 DP: 0 HBP: 0	WP: 0 PB: 0 SB: 0 CS: 0	PA: 48				
PITCHER	IP	WLS	BF	H	R	ER	SO	BB	IBB	HBP	BLK	WP	HR	S	P	ERA		WHIP									
Mike Caldwell, L ERA: 3.18 Paul Mitchell, R ERA: 5.79 Reggie Cleveland, R ERA: 4.65 Bill Castro, R ERA: 2.77	6.0	30	12	6	5	0	0	0	0	0	0	0	1	30	30	7.50	2.000										
	2.1	11	4	4	4	0	0	0	0	0	0	0	0	11	11	15.43	1.714										
	0.1	L	3	2	0	0	0	0	0	0	0	0	0	3	3	0.00	6.000										
	0.1		4	3	4	4	0	0	0	0	0	0	0	4	4	108.00	9.000										

Batter	1	2	3	4	5	6	7	8	9	AB	R	H	RBI	BB	SO	LOB	BOTTOM											
Paul Molitor, R OBP: 0.367, SLG: 0.453 (1, 4)	1B					F8				6	2	4	0	0	0	1	Kansas City Royals @ Milwaukee Brewers Milwaukee County Stadium, Milwaukee, WI Fri Jun 15 1979, 8:05 PM EDT Att: 32,812 - Unknown - 87 F AB 41 R 11 H 14 RBI 11 BB 7 SO 2 LOB 18 											
Cecil Cooper, L OBP: 0.371, SLG: 0.492 (1, 3)	1B					1B				6	1	2	0	0	1	3												
Sal Bando, R OBP: 0.350, SLG: 0.351 (1, 5)	1B					1B				5	2	2	3	1	0	2												
Gorman Thomas, R OBP: 0.370, SLG: 0.476 (1, 8)	6-3					F7				4	0	1	1	1	0	1												
Ben Oglivie, L OBP: 0.314, SLG: 0.448 (1, 7)	F8					1B				4	1	0	0	1	0	4												
Sixto Lezcano, R OBP: 0.430, SLG: 0.522 (1, 9)	1B					1B				3	2	2	1	2	0	0												
Robin Yount, R OBP: 0.287, SLG: 0.348 (1, 6)	1B					1-3				4	1	1	0	1	0	3												
Dick Davis, R OBP: 0.288, SLG: 0.398 (1, 10)	5-3					F8				4	1	1	4	1	0	3												
Charlie Moore, R OBP: 0.436, SLG: 0.471 (1, 2)						4-6-3				5	1	1	2	0	1	1												
Inning Stats	R: 3 E: 0 K: 0 S: 7	H: 4 LOB: 2 BB: 1 P: 11	R: 1 E: 0 K: 1 S: 7	H: 2 LOB: 2 BB: 1 P: 11	R: 2 E: 0 K: 0 S: 5	H: 2 LOB: 1 BB: 1 P: 9	R: 5 E: 0 K: 1 S: 9	H: 4 LOB: 1 BB: 2 P: 17	R: 0 E: 0 K: 0 S: 5	H: 1 LOB: 2 BB: 0 P: 5	R: 0 E: 0 K: 0 S: 4	H: 1 LOB: 2 BB: 1 P: 8	R: 0 E: 0 K: 0 S: 2	H: 0 LOB: 0 BB: 1 P: 6	R: 0 E: 0 K: 0 S: 3	H: 0 LOB: 0 BB: 0 P: 3		R: 0 E: 0 K: 0 S: 3	H: 0 LOB: 0 BB: 0 P: 3	1B: 11 2B: 0 3B: 0 HR: 3	SF: 0 SAC: 0 DP: 1 HBP: 0	WP: 0 PB: 0 SB: 2 CS: 0	PA: 48					
PITCHER	IP	WLS	BF	H	R	ER	SO	BB	IBB	HBP	BLK	WP	HR	S	P	ERA		WHIP										
Paul Splitterff, L ERA: 4.13 Eduardo Rodriguez, R ERA: 5.48 Steve Mingo, L ERA: 4.22 Marty Pattin, R ERA: 3.42	2.2	18	7	6	6	1	3	0	0	0	0	0	1	20	32	13.50		3.000										
	3.1	21	7	5	5	1	3	0	0	0	0	0	0	5	9	0.00	0.500											
	2.0	W	6	0	0	0	1	0	0	0	0	0	0	3	3	0.00	0.000											
	1.0	S	3	0	0	0	0	0	0	0	0	0	0	3	3	0.00	0.000											

Batter	1	2	3	4	5	6	7	8	9	AB	R	H	RBI	BB	SO	LOB	TOP			
Willie Wilson, S OBP: 0.391, SLG: 0.503 (1, 7)	1-3		6-3				L8			3	0	0	0	1	0	1	Kansas City Royals @ Milwaukee Brewers Milwaukee County Stadium, Milwaukee, WI Sat Jun 16 1979, 4:33 AM EDT Att: 43,784 - Sunny - 84 F			
Steve Braun, L OBP: 0.415, SLG: 0.500 (1, 10)	F7		G3				F9			4	0	1	0	0	0	3				
Amos Otis, R OBP: 0.387, SLG: 0.443 (1, 8)			F8							4	1	2	1	0	0	2				
George Brett, L OBP: 0.388, SLG: 0.537 (1, 5)	F8						HR			4	0	2	0	0	0	2				
Darrell Porter, L OBP: 0.404, SLG: 0.475 (1, 2)		F7		F8			F2			4	0	1	0	0	0	2				
Al Cowens, R OBP: 0.370, SLG: 0.476 (1, 9)	1-3			F9			P6			4	0	0	0	0	0	3				
George Scott, R OBP: 0.295, SLG: 0.364 (1, 3)		K					F9			4	0	0	0	0	1	1				
Frank White, R OBP: 0.339, SLG: 0.449 (1, 4)							F9			4	1	2	0	0	0	0				
Todd Cruz, R OBP: 0.220, SLG: 0.298 (1, 6)										3	0	1	1	0	0	1				
Ralph LaCock, L OBP: 0.332, SLG: 0.371 (9, PH)										1	0	0	0	0	1	0				
Inning Stats	R: 0 E: 0 K: 0 S: 4	H: 1 LOB: 1 BB: 0 P: 4	R: 0 E: 0 K: 1 S: 5	H: 0 LOB: 0 BB: 0 P: 5	R: 1 E: 0 K: 0 S: 5	H: 2 LOB: 1 BB: 0 P: 5	R: 0 E: 0 K: 0 S: 3	H: 1 LOB: 0 BB: 0 P: 3	R: 0 E: 0 K: 0 S: 4	H: 1 LOB: 2 BB: 1 P: 8	R: 0 E: 0 K: 0 S: 3	H: 0 LOB: 0 BB: 0 P: 3	R: 0 E: 0 K: 0 S: 5	H: 2 LOB: 2 BB: 0 P: 5	R: 0 E: 0 K: 1 S: 5	H: 0 LOB: 0 BB: 0 P: 5	1B: 7 2B: 1 3B: 0 HR: 1	SF: 0 SAC: 0 DP: 0 HBP: 0	WP: 0 PB: 0 SB: 2 CS: 1	PA: 36
PITCHER Jim Slaton, R ERA: 2.36 (1, 1)	IP: 9.0 WLS: W BF: 36 H: 9 R: 2 ER: 2 SO: 2	BB: 1 IBB: 0 HBP: 0 BLK: 0	WP: 0 HR: 1 S: 39 P: 43	ERA: 2.00 WHIP: 1.111	PITCHER											IP: 9.0 WLS: W BF: 36 H: 9 R: 2 ER: 2 SO: 2	BB: 1 IBB: 0 HBP: 0 BLK: 0	WP: 0 HR: 1 S: 39 P: 43	ERA: 2.00 WHIP: 1.111	

Batter	1	2	3	4	5	6	7	8	9	AB	R	H	RBI	BB	SO	LOB	BOTTOM			
Paul Molitor, R OBP: 0.369, SLG: 0.458 (1, 4)	K			5-3						4	1	2	0	0	1	0	Kansas City Royals @ Milwaukee Brewers Milwaukee County Stadium, Milwaukee, WI Sat Jun 16 1979, 4:33 AM EDT Att: 43,784 - Sunny - 84 F			
Sal Bando, R OBP: 0.350, SLG: 0.356 (1, 5)							1-3			3	1	1	0	0	1	2				
Cecil Cooper, L OBP: 0.376, SLG: 0.496 (1, 3)										2	0	1	1	2	0	2				
Gorman Thomas, R OBP: 0.372, SLG: 0.474 (1, 8)	F7									3	0	1	0	1	1	3				
Ben Oglivie, L OBP: 0.317, SLG: 0.447 (1, 7)										3	1	1	0	1	0	3				
Sixto Lezcano, R OBP: 0.429, SLG: 0.516 (1, 9)										2	0	0	1	1	2	3				
Robin Yount, R OBP: 0.287, SLG: 0.346 (1, 6)	F6									4	0	1	1	0	0	4				
Dick Davis, R OBP: 0.279, SLG: 0.386 (1, 10)										4	0	0	0	0	0	1				
Charlie Moore, R OBP: 0.431, SLG: 0.464 (1, 2)										4	0	1	0	0	0	1				
Inning Stats	R: 1 E: 0 K: 1 S: 6	H: 1 LOB: 3 BB: 3 P: 18	R: 0 E: 0 K: 1 S: 7	H: 2 LOB: 0 BB: 0 P: 7	R: 0 E: 0 K: 1 S: 5	H: 0 LOB: 1 BB: 1 P: 9	R: 0 E: 0 K: 0 S: 3	H: 0 LOB: 0 BB: 0 P: 3	R: 0 E: 0 K: 1 S: 6	H: 1 LOB: 2 BB: 1 P: 10	R: 0 E: 0 K: 0 S: 3	H: 0 LOB: 0 BB: 0 P: 3	R: 1 E: 0 K: 1 S: 6	H: 2 LOB: 0 BB: 0 P: 6	R: 1 E: 0 K: 0 S: 5	H: 2 LOB: 1 BB: 0 P: 5		1B: 5 2B: 3 3B: 0 HR: 0	SF: 0 SAC: 2 DP: 0 HBP: 0	WP: 0 PB: 0 SB: 1 CS: 0
PITCHER Steve Busby, R ERA: 2.93 (1, 1)	IP: 8.0 WLS: L BF: 36 H: 8 R: 3 ER: 3 SO: 5	BB: 5 IBB: 0 HBP: 0 BLK: 0	WP: 0 HR: 0 S: 41 P: 61	ERA: 3.38 WHIP: 1.625	PITCHER											IP: 8.0 WLS: L BF: 36 H: 8 R: 3 ER: 3 SO: 5	BB: 5 IBB: 0 HBP: 0 BLK: 0	WP: 0 HR: 0 S: 41 P: 61	ERA: 3.38 WHIP: 1.625	


Batter	1	2	3	4	5	6	7	8	9	AB	R	H	RBI	BB	SO	LOB	TOP		
Willie Wilson, S (1, 9) OBP: 0.383, SLG: 0.491 Al Cowens, R (9, PH) OBP: 0.374, SLG: 0.479	0-0 6-3		0-0 4-3			0-0 P3		0-3 K	0-0 1B	4	0	0	0	0	1	0	Kansas City Royals @ Milwaukee Brewers Milwaukee County Stadium, Milwaukee, WI Sun Jun 17 1979, 4:33 AM EDT Att: 28,100 - Unknown - 67 F livebaseballscorecards.com		
Steve Braun, L (1, 7) OBP: 0.400, SLG: 0.525	0-0 P2		0-0 L7			0-0 HR		0-0 4-3	0-0 F8	5	1	1	1	0	0	2			
Amos Otis, R (1, 8) OBP: 0.389, SLG: 0.444	0-0 1B			0-0 5-3		0-0 P3		0-0 E1		4	0	2	0	0	0	0			
George Brett, L (1, 5) OBP: 0.383, SLG: 0.529	0-0 F7			0-0 6-3		0-0 4-3		0-0 P6		4	0	0	0	0	0	2			
Darrell Porter, L (1, 2) OBP: 0.406, SLG: 0.489		0-0 4-3		0-3 K			0-0 1B E G1-2-3 1B		0-0 HR	4	1	2	1	0	1	0			
George Scott, R (1, 3) OBP: 0.294, SLG: 0.367		0-0 4-3 2B			0-0 6-3		0-0 E4 1B		0-0 5-3	4	0	1	0	0	0	1			
Jamie Quirk, L (1, 10) OBP: 0.500, SLG: 0.538		0-0 4-3			0-0 E4 WP		0-0 1-2 2-3 1B		0-0 5-3	4	0	1	0	0	0	1			
Frank White, R (1, 4) OBP: 0.336, SLG: 0.451		0-0 5-3			0-0 6-3		0-0 P3		0-0 1B 2B	4	1	1	0	0	0	5			
Todd Cruz, R (1, 6) OBP: 0.213, SLG: 0.288 Ralph LaCock, L (7, PH) OBP: 0.330, SLG: 0.369 U L Washington, S (7, 6) OBP: 0.308, SLG: 0.358			0-3 K		0-0 6-3		0-0 G1-2-3 3-H		0-0 1B 2H 1B	2	0	0	0	0	1	1			
Inning Stats	R: 0 E: 0 K: 0 S: 4	H: 1 LOB: 1 BB: 0 P: 4	R: 0 E: 0 K: 0 S: 4	H: 1 LOB: 1 BB: 0 P: 4	R: 0 E: 0 K: 1 S: 5	H: 0 LOB: 0 BB: 0 P: 5	R: 0 E: 0 K: 1 S: 5	H: 0 LOB: 0 BB: 0 P: 5	R: 1 E: 0 K: 0 S: 4	H: 1 LOB: 0 BB: 0 P: 4	R: 0 E: 1 K: 0 S: 5	H: 2 LOB: 2 BB: 0 P: 5	R: 0 E: 1 K: 1 S: 6	H: 1 LOB: 1 BB: 0 P: 6	R: 2 E: 0 K: 0 S: 7	H: 4 LOB: 2 BB: 0 P: 7		1B: 6 2B: 2 3B: 0 HR: 2	SF: 0 SAC: 0 DP: 1 HBP: 0
PITCHER Lary Sorensen, R (1, 1) ERA: 2.98	IP: 9.0 WLS: W BF: 38 H: 10 R: 3 ER: 3 SO: 3 BB: 0 IBB: 0 HBP: 0 BLK: 0 WP: 1 HR: 2 S: 44 P: 44 ERA: 3.00 WHIP: 1.111															PITCHER IP: 9.0 WLS: W BF: 38 H: 10 R: 3 ER: 3 SO: 3 BB: 0 IBB: 0 HBP: 0 BLK: 0 WP: 1 HR: 2 S: 44 P: 44 ERA: 3.00 WHIP: 1.111			

Batter	1	2	3	4	5	6	7	8	9	AB	R	H	RBI	BB	SO	LOB	BOTTOM		
Paul Molitor, R (1, 4) OBP: 0.363, SLG: 0.450	0-0 5-3				0-0 B5-3		0-0 P4			4	0	0	0	0	0	2	Kansas City Royals @ Milwaukee Brewers Milwaukee County Stadium, Milwaukee, WI Sun Jun 17 1979, 4:33 AM EDT Att: 28,100 - Unknown - 67 F livebaseballscorecards.com		
Sal Bando, R (1, 5) OBP: 0.344, SLG: 0.349	0-0 5-3		0-0 1-3		0-0 L7			0-0 F8		4	0	0	0	0	0	0			
Cecil Cooper, L (1, 3) OBP: 0.375, SLG: 0.492	0-0 HR 1B		0-0 G3		0-0 L5		0-0 F8		4	1	1	0	0	0	0	0			
Gorman Thomas, R (1, 8) OBP: 0.378, SLG: 0.505	0-0 HR 1H		4-0 WP BB		0-0 P4		0-0 HR		3	2	2	3	1	0	0	0			
Ben Oglivie, L (1, 7) OBP: 0.316, SLG: 0.443	0-0 L4		0-0 4-3		0-0 F8		0-0 1B		4	0	1	0	0	0	0	1			
Dick Davis, R (1, 10) OBP: 0.288, SLG: 0.393		0-0 CS 1B		0-0 L8		0-0 E 6-3 1B			3	1	2	0	0	0	0	0			
Robin Yount, R (1, 6) OBP: 0.287, SLG: 0.346		0-0 E S 2B 1B		0-3 K		0-0 F7			3	1	1	0	0	1	1	1			
Jim Wohlford, R (1, 9) OBP: 0.258, SLG: 0.290		0-3 K		0-3 K		0-0 E6 6-3			3	0	0	0	0	2	2	2			
Buck Martinez, R (1, 2) OBP: 0.247, SLG: 0.342		0-0 3H 2B			0-0 6-3		0-0 6-3		3	0	1	2	0	0	1	1			
Inning Stats	R: 2 E: 0 K: 0 S: 5	H: 2 LOB: 0 BB: 0 P: 5	R: 1 E: 0 K: 1 S: 7	H: 3 LOB: 1 BB: 0 P: 7	R: 0 E: 0 K: 2 S: 7	H: 0 LOB: 1 BB: 1 P: 7	R: 0 E: 0 K: 2 S: 7	H: 0 LOB: 0 BB: 0 P: 7	R: 0 E: 0 K: 0 S: 3	H: 0 LOB: 0 BB: 0 P: 3	R: 1 E: 0 K: 0 S: 5	H: 1 LOB: 1 BB: 0 P: 5	R: 1 E: 0 K: 0 S: 4	H: 2 LOB: 1 BB: 0 P: 4	R: 0 E: 0 K: 0 S: 4	H: 2 LOB: 1 BB: 0 P: 4		1B: 5 2B: 1 3B: 0 HR: 2	SF: 0 SAC: 0 DP: 0 HBP: 0
PITCHER Rich Gale, R (1, 1) ERA: 5.0	IP: 8.0 WLS: L BF: 32 H: 8 R: 5 ER: 4 SO: 3 BB: 1 IBB: 0 HBP: 0 BLK: 0 WP: 1 HR: 2 S: 37 P: 41 ERA: 4.50 WHIP: 1.125															PITCHER IP: 8.0 WLS: L BF: 32 H: 8 R: 5 ER: 4 SO: 3 BB: 1 IBB: 0 HBP: 0 BLK: 0 WP: 1 HR: 2 S: 37 P: 41 ERA: 4.50 WHIP: 1.125			

Batter	1	2	3	4	5	6	7	8	9	AB	R	H	RBI	BB	SO	LOB	TOP			
Bob Randall, R OBP: 0.383, SLG: 0.370 (1, 4)	F4		F9				F9			4	0	1	0	0	0	2	Minnesota Twins @ Milwaukee Brewers Milwaukee County Stadium, Milwaukee, WI Wed Jun 20 1979, 8:05 PM EDT Att: 21,404 - Unknown - 81 F			
Ken Landreaux, L OBP: 0.342, SLG: 0.411 (1, 8)	F7						F6			4	1	1	0	0	0	3				
Roy Smalley, S OBP: 0.443, SLG: 0.563 (1, 6)	K						F9			4	0	0	0	0	2	3				
Ron Jackson, R OBP: 0.324, SLG: 0.489 (1, 3)		F7					F8			4	1	1	0	0	0	0				
Jose Morales, R OBP: 0.365, SLG: 0.413 (1, 10)										3	0	2	1	0	0	0				
Dave Edwards, R OBP: 0.308, SLG: 0.375 (1, 7)										4	0	1	0	0	1	2				
Willie Norwood, R OBP: 0.280, SLG: 0.380 (1, 9)										4	1	0	0	0	0	2				
John Castino, R OBP: 0.314, SLG: 0.343 (1, 5)										3	0	1	0	1	1	1				
Glenn Borgmann, R OBP: 0.333, SLG: 0.308 (1, 2)										3	0	1	1	0	1	2				
Inning Stats	R: 0 E: 0 K: 1 S: 5	H: 0 LOB: 0 BB: 0 P: 5	R: 0 E: 0 K: 0 S: 3	H: 1 LOB: 0 BB: 0 P: 3	R: 0 E: 0 K: 1 S: 6	H: 1 LOB: 1 BB: 0 P: 6	R: 2 E: 0 K: 1 S: 7	H: 2 LOB: 0 BB: 0 P: 7	R: 1 E: 1 K: 1 S: 8	H: 2 LOB: 2 BB: 0 P: 8	R: 0 E: 0 K: 0 S: 6	H: 1 LOB: 1 BB: 0 P: 6	R: 0 E: 0 K: 0 S: 3	H: 0 LOB: 0 BB: 1 P: 7	R: 0 E: 0 K: 0 S: 3	H: 1 LOB: 0 BB: 0 P: 3	1B: 6 2B: 2 3B: 0 HR: 0	SF: 1 SAC: 0 DP: 2 HBP: 0	WP: 1 PB: 0 SB: 1 CS: 0	PA: 35
PITCHER Bill Travers, L ERA: 2.73 (1, 1)	IP: 9.0 WLS: W BF: 35 H: 8 R: 3 ER: 2 SO: 5 BB: 1 IBB: 0 HBP: 0 BLK: 0 WP: 1 HR: 0 S: 44 P: 48 ERA: 2.00 WHIP: 1.000															PITCHER				

Batter	1	2	3	4	5	6	7	8	9	AB	R	H	RBI	BB	SO	LOB	BOTTOM			
Jim Gantner, L OBP: 0.327, SLG: 0.318 (1, 4)	4-3						F8			5	0	1	0	0	0	1	Minnesota Twins @ Milwaukee Brewers Milwaukee County Stadium, Milwaukee, WI Wed Jun 20 1979, 8:05 PM EDT Att: 21,404 - Unknown - 81 F			
Sal Bando, R OBP: 0.350, SLG: 0.361 (1, 5)							F8			5	2	3	0	0	0	3				
Cecil Cooper, L OBP: 0.389, SLG: 0.502 (1, 3)										4	1	2	1	1	0	3				
Gorman Thomas, R OBP: 0.379, SLG: 0.509 (1, 8)										3	2	1	2	1	0	3				
Ben Oglivie, L OBP: 0.319, SLG: 0.440 (1, 7)										4	0	1	0	1	0	4				
Sixto Lezcano, R OBP: 0.421, SLG: 0.500 (1, 9)										4	1	0	0	1	1	6				
Robin Yount, R OBP: 0.293, SLG: 0.351 (1, 6)										4	1	2	1	0	0	1				
Dick Davis, R OBP: 0.299, SLG: 0.404 (1, 10)										2	0	0	1	1	0	2				
Buck Martinez, R OBP: 0.259, SLG: 0.349 (1, 2)										4	1	2	1	0	1	2				
Inning Stats	R: 0 E: 0 K: 0 S: 5	H: 2 LOB: 2 BB: 0 P: 5	R: 0 E: 0 K: 0 S: 3	H: 0 LOB: 0 BB: 0 P: 3	R: 4 E: 2 K: 1 S: 10	H: 3 LOB: 2 BB: 1 P: 14	R: 0 E: 0 K: 1 S: 6	H: 1 LOB: 0 BB: 0 P: 6	R: 1 E: 1 K: 0 S: 4	H: 1 LOB: 2 BB: 2 P: 12	R: 1 E: 0 K: 0 S: 5	H: 2 LOB: 1 BB: 0 P: 5	R: 2 E: 0 K: 0 S: 5	H: 2 LOB: 1 BB: 1 P: 9	R: 0 E: 0 K: 0 S: 3	H: 1 LOB: 1 BB: 1 P: 7	1B: 10 2B: 2 3B: 0 HR: 0	SF: 2 SAC: 0 DP: 1 HBP: 0	WP: 0 PB: 0 SB: 1 CS: 0	PA: 42
PITCHER Paul Hartzell, R ERA: 5.05 (1, 1)	IP: 5.2 WLS: L BF: 31 H: 9 R: 6 ER: 3 SO: 2 BB: 2 IBB: 0 HBP: 0 BLK: 0 WP: 0 HR: 0 S: 32 P: 44 ERA: 4.76 WHIP: 1.941															PITCHER				
Darrell Jackson, L ERA: 7.71 (6, 1)	IP: 2.1 WLS: L BF: 11 H: 3 R: 2 ER: 2 SO: 0 BB: 2 IBB: 0 HBP: 0 BLK: 0 WP: 0 HR: 0 S: 9 P: 17 ERA: 7.71 WHIP: 2.143															PITCHER				

AB 33
R 3
H 8
RBI 2
BB 1
SO 5
LOB 15



AB 35
R 8
H 12
RBI 6
BB 5
SO 2
LOB 25



Batter	1	2	3	4	5	6	7	8	9	AB	R	H	RBI	BB	SO	LOB	TOP					
Bob Randall, R OBP: 0.381, SLG: 0.368 (1, 4)	5-3		1B		SH1-3		F8			3	0	1	0	0	0	0						
Ken Landreaux, L OBP: 0.341, SLG: 0.406 (1, 8)	FC5-4 BB		1-3				F8			3	0	0	0	1	0	2						
Roy Smalley, S OBP: 0.437, SLG: 0.553 (1, 6)	K				E5 1B		6-3			4	1	0	0	0	1	2						
Ron Jackson, R OBP: 0.323, SLG: 0.485 (1, 3)	FC5-4 1-2				K					4	1	1	0	0	1	2						
Jose Morales, R OBP: 0.360, SLG: 0.405 (1, 10)		L4			1B		G3			4	0	1	1	0	0	1						
Butch Wynegar, S OBP: 0.383, SLG: 0.384 (1, 2)	K				1B		WP			4	0	2	1	0	1	0						
Dave Edwards, R OBP: 0.287, SLG: 0.321 (1, 9)	K				1B		1B			4	0	0	0	0	1	3						
Hosken Powell, L OBP: 0.455, SLG: 0.500 (9, PH)					L4					3	0	0	0	0	0	3						
Craig Kusick, R OBP: 0.286, SLG: 0.490 (9, PH)			6-3		L4		F7			1	0	0	0	0	0	0						
John Castillo, R OBP: 0.314, SLG: 0.338 (1, 5)					F9					2	0	0	0	1	0	0						
Inning Stats	R: 0 E: 0 K: 1 S: 5	H: 0 LOB: 1 BB: 1 P: 9	R: 0 E: 0 K: 2 S: 7	H: 0 LOB: 0 BB: 0 P: 7	R: 0 E: 0 K: 0 S: 4	H: 1 LOB: 1 BB: 0 P: 4	R: 1 E: 1 K: 1 S: 8	H: 2 LOB: 2 BB: 0 P: 8	R: 0 E: 0 K: 0 S: 3	H: 0 LOB: 1 BB: 1 P: 7	R: 1 E: 0 K: 0 S: 5	H: 2 LOB: 1 BB: 0 P: 5	R: 0 E: 0 K: 0 S: 3	H: 0 LOB: 0 BB: 0 P: 3	R: 0 E: 0 K: 0 S: 3	H: 0 LOB: 0 BB: 0 P: 3	R: 0 E: 0 K: 0 S: 3	H: 0 LOB: 0 BB: 0 P: 3	1B: 5 2B: 0 3B: 0 HR: 0	SF: 0 SAC: 1 DP: 0 HBP: 0	WP: 1 PB: 0 SB: 1 CS: 0	PA: 35
PITCHER Mike Caldwell, L ERA: 3.02 (1, 1)	IP: 9.0 WLS: W BF: 35 H: 5 R: 2 ER: 1 SO: 4 BB: 2 IBB: 0 HBP: 0 BLK: 0 WP: 1 HR: 0 S: 41 P: 49 ERA: 1.00 WHIP: 0.778																					

Minnesota Twins @ Milwaukee Brewers
Milwaukee County Stadium, Milwaukee, WI
Thu Jun 21 1979, 4:33 AM EDT
Att: 32,339 - Unknown - 80 F


AB 32
R 2
H 5
RBI 2
BB 2
SO 4
LOB 13



Batter	1	2	3	4	5	6	7	8	9	AB	R	H	RBI	BB	SO	LOB	BOTTOM			
Paul Molitor, R OBP: 0.370, SLG: 0.458 (1, 4)	G4-6-3 1B					FC3-6 1B	E5			4	1	3	2	0	0	1				
Sal Bando, R OBP: 0.346, SLG: 0.359 (1, 5)	G4-6-3 1-2		F7			1B	1B			4	0	1	0	0	0	4				
Cecil Cooper, L OBP: 0.367, SLG: 0.498 (1, 3)	4-3				B1-3					4	0	1	1	0	0	0				
Dick Davis, R OBP: 0.291, SLG: 0.393 (1, 10)		K			5-3		F8			4	0	0	0	0	1	2				
Ben Oglivie, L OBP: 0.314, SLG: 0.432 (1, 7)		L4			L9		G3			4	0	0	0	0	0	2				
Sixto Lezcano, R OBP: 0.419, SLG: 0.497 (1, 9)		K								3	0	1	0	0	2	0				
Robin Yount, R OBP: 0.293, SLG: 0.351 (1, 6)					G6-4-3 1B		6-3			3	1	1	0	0	0	1				
Charlie Moore, R OBP: 0.430, SLG: 0.462 (1, 2)					G6-4-3 1-2		5-3			3	0	1	0	0	0	1				
Jim Wohlford, R OBP: 0.275, SLG: 0.323 (1, 8)					2B					3	1	2	0	0	0	2				
Inning Stats	R: 0 E: 0 K: 0 S: 3	H: 1 LOB: 0 BB: 0 P: 3	R: 0 E: 0 K: 2 S: 7	H: 0 LOB: 0 BB: 0 P: 7	R: 1 E: 0 K: 0 S: 5	H: 3 LOB: 1 BB: 0 P: 5	R: 0 E: 0 K: 0 S: 3	H: 0 LOB: 0 BB: 0 P: 3	R: 0 E: 0 K: 1 S: 5	H: 0 LOB: 0 BB: 0 P: 5	R: 1 E: 0 K: 0 S: 6	H: 3 LOB: 2 BB: 0 P: 6	R: 1 E: 1 K: 0 S: 6	H: 3 LOB: 2 BB: 0 P: 6	R: 0 E: 0 K: 0 S: 3	H: 0 LOB: 0 BB: 0 P: 3	1B: 8 2B: 2 3B: 0 HR: 0	SF: 0 SAC: 0 DP: 2 HBP: 0	WP: 0 PB: 0 SB: 0 CS: 0	PA: 32
PITCHER Gary Serun, R ERA: 4.91 Mike Marshall, R ERA: 2.25 (8, 1)	IP: 7.0 WLS: L BF: 29 H: 10 R: 3 ER: 3 SO: 3 BB: 0 IBB: 0 HBP: 0 BLK: 0 WP: 0 HR: 0 S: 35 P: 35 ERA: 3.86 WHIP: 1.429																			

Minnesota Twins @ Milwaukee Brewers
Milwaukee County Stadium, Milwaukee, WI
Thu Jun 21 1979, 4:33 AM EDT
Att: 32,339 - Unknown - 80 F


AB 32
R 3
H 10
RBI 3
BB 0
SO 3
LOB 13



Batter	1	2	3	4	5	6	7	8	9	AB	R	H	RBI	BB	SO	LOB	TOP										
Paul Moltitor, R (1, 4) OBP: 0.369, SLG: 0.453	6-3	1B FC3-6 BB		L5-3 2H 1B		F9	G6-4-3		F8	5	1	1	1	1	0	2											
Sal Bando, R (1, 5) OBP: 0.350, SLG: 0.357	5-3	FC3-6 1B		L5-3		F7				4	0	1	1	1	0	1											
Cecil Cooper, L (1, 3) OBP: 0.390, SLG: 0.506	HR	FC3-6 1B								4	3	2	1	1	0	3											
Gorman Thomas, R (1, 8) OBP: 0.383, SLG: 0.520	HR	F7				G3				3	2	1	2	2	0	2											
Ben Oglivie, L (1, 10) OBP: 0.316, SLG: 0.431	G3			1-3						5	1	2	2	0	1	1											
Sixto Lezcano, R (1, 9) OBP: 0.415, SLG: 0.488		K		5-3		G4-6-3 1B				4	1	0	0	1	1	2											
Robin Yount, R (1, 6) OBP: 0.299, SLG: 0.371		HR		F9						5	3	3	3	0	1	1											
Charlie Moore, R (1, 2) OBP: 0.442, SLG: 0.500		1B 2B				5-3 1B BB				4	3	3	3	1	1	0											
Jim Wohlford, R (1, 7) OBP: 0.284, SLG: 0.329		1B S		5-3			6-3		L5	5	1	2	2	0	0	1											
Inning Stats	R: 2 E: 0 K: 0 S: 5	H: 2 LOB: 0 BB: 0 P: 5	R: 4 E: 0 K: 1 S: 9	H: 4 LOB: 1 BB: 1 P: 13	R: 0 E: 0 K: 0 S: 3	H: 0 LOB: 0 BB: 0 P: 3	R: 1 E: 0 K: 0 S: 3	H: 1 LOB: 0 BB: 1 P: 7	R: 1 E: 0 K: 0 S: 4	H: 2 LOB: 0 BB: 0 P: 4	R: 2 E: 0 K: 0 S: 5	H: 2 LOB: 0 BB: 0 P: 5	R: 5 E: 0 K: 0 S: 6	H: 4 LOB: 2 BB: 4 P: 22	R: 0 E: 0 K: 2 S: 7	H: 0 LOB: 1 BB: 1 P: 11	R: 0 E: 0 K: 1 S: 5	H: 0 LOB: 0 BB: 0 P: 5	1B: 8 2B: 5 3B: 0 HR: 3	SF: 0 SAC: 0 DP: 3 HBP: 0	WP: 2 PB: 0 CS: 0	PA: 46					
PITCHER	IP	WLS	BF	H	R	ER	SO	BB	IBB	HBP	BLK	WP	HR	S	P	ERA	WHIP										
Glenn Abbott, R (1, 1) ERA: 5.18	1.1	L	9	5	5	5	1	0	0	0	0	0	2	11	11	33.75	3.750										
Rob Dressler, R (2, 1) ERA: 7.98	4.0		18	6	5	5	0	2	0	0	0	0	1	16	24	11.25	2.000										
Joe Decker, R (6, 1) ERA: 4.91	0.2		4	0	2	2	0	2	0	0	0	0	0	2	10	27.00	3.000										
Byron McLaughlin, R (7, 1) ERA: 5.68	3.0		15	4	3	3	3	3	0	0	0	2	0	18	30	9.00	2.333										

Milwaukee Brewers @ Seattle Mariners
The Kingdome, Seattle, WA
Fri Jun 22, 1979, 10:05 PM EDT
Att: 10,355 - Unknown

AB 39
R 15
H 15
RBI 15
BB 7
SO 4
LOB 13



Batter	1	2	3	4	5	6	7	8	9	AB	R	H	RBI	BB	SO	LOB	BOTTOM										
Larry Milbourne, S (1, 4) OBP: 0.329, SLG: 0.361	K		1B G4-6-3		4-3	L7		FC5-3		5	1	1	0	0	1	3											
Ruppert Jones, L (1, 8) OBP: 0.381, SLG: 0.508	F8		G4-6-3 1B		K		K		F8	5	0	1	0	0	2	0											
Bruce Bochte, L (1, 3) OBP: 0.404, SLG: 0.516	1B		G4-6-3 1B			1B 1B	L7		WP 1B	5	1	3	0	0	0	1											
Willie Horton, R (1, 10) OBP: 0.347, SLG: 0.497	1B		1B			1B	HR		K	5	1	4	1	0	1	1											
Dan Meyer, L (1, 5) OBP: 0.352, SLG: 0.491	F5		G3			1B HR 1B	F6		K	5	1	1	1	0	1	4											
Leon Roberts, R (1, 7) OBP: 0.349, SLG: 0.442		F2		F7		1B HR 1B		E1 1B 2B		4	2	1	0	0	0	0											
Joe Simpson, L (1, 9) OBP: 0.312, SLG: 0.375		F8		1-3				F3		2	0	0	0	0	0	0											
Tom Paciorek, R (6, PH) OBP: 0.324, SLG: 0.442 (7, 9)						HR				2	1	1	3	0	0	1											
Bob Stinson, S (1, 2) OBP: 0.364, SLG: 0.364 (6, PH) Larry Cox, R (7, 2) OBP: 0.299, SLG: 0.360		4-3		5-3			F9	2B 1B		2	0	0	0	0	0	0											
Mario Mendoza, R (1, 6) OBP: 0.225, SLG: 0.265			IHR				F4	FC5-3 1B		4	1	3	2	0	0	0											
Inning Stats	R: 0 E: 0 K: 1 S: 7	H: 2 LOB: 2 BB: 0 P: 7	R: 0 E: 0 K: 0 S: 3	H: 0 LOB: 0 BB: 0 P: 3	R: 2 E: 0 K: 0 S: 6	H: 4 LOB: 1 BB: 0 P: 6	R: 0 E: 0 K: 0 S: 3	H: 0 LOB: 0 BB: 0 P: 3	R: 0 E: 0 K: 1 S: 5	H: 0 LOB: 0 BB: 0 P: 5	R: 4 E: 0 K: 0 S: 8	H: 6 LOB: 1 BB: 0 P: 8	R: 1 E: 0 K: 1 S: 6	H: 1 LOB: 0 BB: 0 P: 6	R: 1 E: 1 K: 0 S: 5	H: 2 LOB: 1 BB: 0 P: 5	R: 0 E: 0 K: 2 S: 8	H: 1 LOB: 1 BB: 0 P: 8	1B: 12 2B: 2 3B: 0 HR: 3	SF: 0 SAC: 0 DP: 2 HBP: 0	WP: 1 PB: 0 CS: 0	PA: 41					
PITCHER	IP	WLS	BF	H	R	ER	SO	BB	IBB	HBP	BLK	WP	HR	S	P	ERA	WHIP										
Jim Slaton, R (1, 1) ERA: 2.7	5.1	W	24	10	5	5	2	0	0	0	0	0	2	28	28	8.44	1.875										
Bob McClure, L (6, 1) ERA: 5.64	3.2		17	6	3	2	3	0	0	0	0	1	2	23	23	4.91	1.636										

Milwaukee Brewers @ Seattle Mariners
The Kingdome, Seattle, WA
Fri Jun 22, 1979, 10:05 PM EDT
Att: 10,355 - Unknown

AB 41
R 8
H 16
RBI 7
BB 0
SO 5
LOB 10



Batter	1	2	3	4	5	6	7	8	9	AB	R	H	RBI	BB	SO	LOB	TOP					
Paul Moltzer, R (1,4) OBP: 0.378, SLG: 0.457										2	0	2	0	2	0	0	Milwaukee Brewers @ Seattle Mariners The Kingdome, Seattle, WA Sat Jun 23 1979, 10:05 PM EDT Att: 16,733 - Unknown					
Sal Bando, R (1,5) OBP: 0.344, SLG: 0.351										4	0	0	0	0	1	4						
Cecil Cooper, L (1,3) OBP: 0.385, SLG: 0.498										4	0	0	0	0	0	3						
Gorman Thomas, R (1,8) OBP: 0.381, SLG: 0.528										4	1	1	1	0	1	2						
Ben Oglivie, L (1,7) OBP: 0.319, SLG: 0.450										4	2	2	0	0	0	0						
Sixto Lezcano, R (1,9) OBP: 0.412, SLG: 0.483										4	0	1	0	0	1	2						
Robin Yount, R (1,6) OBP: 0.301, SLG: 0.373										4	0	2	2	0	0	0						
Dick Davis, R (1,10) OBP: 0.290, SLG: 0.396										4	0	1	0	0	1	2						
Buck Martinez, R (1,2) OBP: 0.250, SLG: 0.337										3	0	0	0	0	0	1						
Don Money, R (9, PH) OBP: 0.348, SLG: 0.410										1	0	0	0	0	1	1						
Inning Stats	R: 0 E: 0 K: 0 S: 4	H: 1 LOB: 1 BB: 0 P: 4	R: 1 E: 0 K: 0 S: 5	H: 2 LOB: 1 BB: 0 P: 5	R: 0 E: 0 K: 1 S: 5	H: 0 LOB: 1 BB: 1 P: 9	R: 0 E: 0 K: 0 S: 4	H: 2 LOB: 1 BB: 0 P: 4	R: 0 E: 0 K: 1 S: 5	H: 0 LOB: 0 BB: 1 P: 9	R: 0 E: 0 K: 0 S: 3	H: 0 LOB: 0 BB: 0 P: 3	R: 0 E: 0 K: 0 S: 3	H: 0 LOB: 0 BB: 0 P: 3	R: 0 E: 0 K: 0 S: 3	H: 1 LOB: 0 BB: 0 P: 3	R: 2 E: 0 K: 3 S: 12	H: 3 LOB: 1 BB: 0 P: 12	1B: 5 2B: 1 3B: 2 HR: 1	SF: 0 SAC: 0 DP: 1 HBP: 0	WP: 0 PB: 0 SB: 3 CS: 0	PA: 36
PITCHER Mike Parrott, R (1,1) ERA: 3.05	IP: 9.0 WLS: W BF: 36 H: 9 R: 3 ER: 3 SO: 5 BB: 2 IBB: 0 HBP: 0 BLK: 0 WP: 0 HR: 1 S: 44 P: 52 ERA: 3.00 WHIP: 1.222															PITCHER	IP: 9.0 WLS: W BF: 36 H: 9 R: 3 ER: 3 SO: 5 BB: 2 IBB: 0 HBP: 0 BLK: 0 WP: 0 HR: 1 S: 44 P: 52 ERA: 3.00 WHIP: 1.222					

Batter	1	2	3	4	5	6	7	8	9	AB	R	H	RBI	BB	SO	LOB	BOTTOM					
Larry Milbourne, S (1,4) OBP: 0.327, SLG: 0.358										4	1	1	0	0	0	2	Milwaukee Brewers @ Seattle Mariners The Kingdome, Seattle, WA Sat Jun 23 1979, 10:05 PM EDT Att: 16,733 - Unknown					
Ruppert Jones, L (1,8) OBP: 0.357, SLG: 0.500										4	1	0	0	0	1	1						
Bruce Bochte, L (1,3) OBP: 0.406, SLG: 0.526										3	2	1	1	1	0	0						
Willie Horton, R (1,10) OBP: 0.349, SLG: 0.507										4	2	2	4	0	0	0						
Dan Meyer, L (1,5) OBP: 0.354, SLG: 0.504										4	1	2	2	0	0	0						
Leon Roberts, R (1,7) OBP: 0.351, SLG: 0.440										3	1	1	0	1	1	0						
John Hale, L (9,7) OBP: 0.400, SLG: 0.442										0	0	0	0	0	0	0						
Joe Simpson, L (1,9) OBP: 0.309, SLG: 0.368										4	0	1	0	0	0	1						
Larry Cox, R (1,2) OBP: 0.305, SLG: 0.364										4	0	2	1	0	0	0						
Mario Mendoza, R (1,6) OBP: 0.221, SLG: 0.260										4	0	0	0	0	3	4						
Inning Stats	R: 1 E: 0 K: 0 S: 4	H: 1 LOB: 0 BB: 0 P: 4	R: 1 E: 0 K: 0 S: 6	H: 3 LOB: 2 BB: 0 P: 6	R: 2 E: 0 K: 1 S: 7	H: 2 LOB: 0 BB: 0 P: 7	R: 0 E: 0 K: 1 S: 5	H: 0 LOB: 0 BB: 0 P: 5	R: 4 E: 1 K: 1 S: 9	H: 4 LOB: 2 BB: 2 P: 17	R: 0 E: 0 K: 1 S: 5	H: 0 LOB: 0 BB: 0 P: 5	R: 0 E: 0 K: 0 S: 3	H: 0 LOB: 0 BB: 0 P: 3	R: 0 E: 0 K: 1 S: 5	H: 0 LOB: 0 BB: 0 P: 5	R: 0 E: 0 K: 1 S: 5	H: 0 LOB: 0 BB: 0 P: 5	1B: 7 2B: 0 3B: 0 HR: 3	SF: 0 SAC: 0 DP: 0 HBP: 0	WP: 0 PB: 0 SB: 0 CS: 0	PA: 36
PITCHER Lary Sorensen, R (1,1) ERA: 3.4	IP: 4.0 WLS: L BF: 22 H: 8 R: 8 ER: 7 SO: 2 BB: 1 IBB: 0 HBP: 0 BLK: 0 WP: 0 HR: 3 S: 25 P: 29 ERA: 15.75 WHIP: 2.250															PITCHER	IP: 4.0 WLS: L BF: 22 H: 8 R: 8 ER: 7 SO: 2 BB: 1 IBB: 0 HBP: 0 BLK: 0 WP: 0 HR: 3 S: 25 P: 29 ERA: 15.75 WHIP: 2.250					
PITCHER Paul Mitchell, R (5,1) ERA: 5.28	IP: 4.0 WLS: L BF: 14 H: 2 R: 0 ER: 0 SO: 3 BB: 1 IBB: 0 HBP: 0 BLK: 0 WP: 0 HR: 0 S: 19 P: 23 ERA: 0.00 WHIP: 0.750															PITCHER	IP: 4.0 WLS: L BF: 14 H: 2 R: 0 ER: 0 SO: 3 BB: 1 IBB: 0 HBP: 0 BLK: 0 WP: 0 HR: 0 S: 19 P: 23 ERA: 0.00 WHIP: 0.750					



Batter	1	2	3	4	5	6	7	8	9	10	11	12	AB	R	H	RBI	BB	SO	LOB	TOP								
Paul Molitor, R OBP: 0.375, SLG: 0.453 (1.4)	B1		F9	FC6-4			F9		E6		BB 1B	3-1 1B	7	1	2	1	0	0	2									
Don Money, R OBP: 0.346, SLG: 0.400 Dick Davis, R OBP: 0.266, SLG: 0.400 (11, PR)	K		E 1B		F7		L4		F8		BB 1B	3-1 1B	6	1	2	0	0	1	1									
Cecil Cooper, L OBP: 0.360, SLG: 0.488 (1.3)	F5		E6		F2				3-1		F3	3-1	6	0	0	0	1	0	5									
Gorman Thomas, R OBP: 0.365, SLG: 0.536 (1.8)		3B 2B	K		PO BB					2B	K		6	1	3	1	1	3	6									
Sixto Lezcano, R OBP: 0.418, SLG: 0.495 (1.9)		2B	K		PO				6-3				5	0	3	1	1	1	2									
Sai Bando, R OBP: 0.358, SLG: 0.343 (1.5)	K				F7				FC5-4		SH1-4		5	0	0	0	0	2	6									
Robin Yount, R OBP: 0.302, SLG: 0.387 (1.6)		L6			F9 1B				F8		4-3		4	0	0	0	2	0	2									
Charlie Moore, R OBP: 0.451, SLG: 0.504 (1.2)					BB				F8		2B E 1B		5	2	3	0	1	0	3									
Jim Wohlford, R OBP: 0.286, SLG: 0.342 (1.7)					BB				F8		FC6-4 1B		6	2	2	0	0	1	6									
Jim Wohlford, R OBP: 0.286, SLG: 0.342 (1.7)	4-3				F9				K		E 2B		6	2	2	0	0	1	6									
Inning Stats	R: 0 E: 0 K: 1 S: 5	H: 0 LOB: 0 BB: 0 P: 5	R: 1 E: 0 K: 1 S: 7	H: 2 LOB: 2 BB: 1 P: 11	R: 1 E: 2 K: 2 S: 9	H: 1 LOB: 1 BB: 0 P: 9	R: 0 E: 0 K: 0 S: 4	H: 1 LOB: 2 BB: 1 P: 8	R: 0 E: 0 K: 0 S: 2	H: 0 LOB: 0 BB: 0 P: 6	R: 0 E: 0 K: 0 S: 4	H: 1 LOB: 1 BB: 0 P: 4	R: 0 E: 0 K: 1 S: 5	H: 0 LOB: 0 BB: 0 P: 5	R: 0 E: 0 K: 0 S: 4	H: 1 LOB: 1 BB: 0 P: 4	R: 2 E: 1 K: 1 S: 8	H: 2 LOB: 2 BB: 1 P: 12	R: 0 E: 0 K: 0 S: 4	H: 1 LOB: 2 BB: 1 P: 8	R: 0 E: 0 K: 2 S: 9	H: 2 LOB: 3 BB: 1 P: 13	R: 3 E: 1 K: 0 S: 7	H: 5 LOB: 3 BB: 0 P: 7	1B: 12 2B: 3 3B: 1 HR: 0	SF: 0 SAC: 1 DP: 0 HBP: 0	WP: 0 PB: 0 SB: 0 CS: 0	PA: 59
PITCHER	IP	WLS	BF	H	R	ER	SO	BB	IBB	HBP	BLK	WP	HR	S	P	ERA	WHIP											
Rick Honeycutt, L ERA: 4.22 John Montague, R ERA: 3.75 Shane Rawley, L ERA: 4.29 Byron McLaughlin, R ERA: 5.94	(1.1)	8.1	36	8	4	1	5	3	0	0	0	0	0	0	43	55	1.08	1.320										
PITCHER	IP	WLS	BF	H	R	ER	SO	BB	IBB	HBP	BLK	WP	HR	S	P	ERA	WHIP											
Rick Honeycutt, L ERA: 4.22 John Montague, R ERA: 3.75 Shane Rawley, L ERA: 4.29 Byron McLaughlin, R ERA: 5.94	(1.1)	8.1	36	8	4	1	5	3	0	0	0	0	0	0	43	55	1.08	1.320										

Milwaukee Brewers @ Seattle Mariners
The Kingdom, Seattle, WA
Sun Jun 24 1979, 10:05 PM EDT
Att. 7,639 - Unknown - 72 F

AB 51
R 7
H 16
RBI 4
BB 6
SO 8
LOB 33



Batter	1	2	3	4	5	6	7	8	9	10	11	12	AB	R	H	RBI	BB	SO	LOB	BOTTOM								
Larry Milbourne, S OBP: 0.327, SLG: 0.357 (1.4)	F7		F9			4-1					BB 1B		6	1	2	0	0	1	0									
Ruppert Jones, L OBP: 0.356, SLG: 0.496 (1.8)	F7		K		4-3				3-1				6	1	2	0	0	1	1									
Bruce Bochte, L OBP: 0.409, SLG: 0.525 Charlie Beamon, L OBP: 0.200, SLG: 0.200 (9, PR) (10, 3)	FC6-4 1B		2B 1B			G3			4-3		FC4-6 4-3 BB		4	0	2	0	1	0	0									
Willie Horton, R OBP: 0.349, SLG: 0.507 (1.10)	FC6-4				L9				4-3				6	0	2	1	0	0	4									
Dan Meyer, L OBP: 0.361, SLG: 0.525 (1.5)		HR			BB				F2		FC4-6 IBB		4	1	2	1	2	0	1									
Leon Roberts, R OBP: 0.347, SLG: 0.432 (1.7)		F6			K				5-3		FC4-6		5	0	0	1	1	1	5									
Joe Simpson, L OBP: 0.310, SLG: 0.378 (1.9)		FC6-4 1B				4-3			F8		K		6	1	2	0	0	1	4									
Larry Cox, R OBP: 0.303, SLG: 0.357 Bob Stinson, S OBP: 0.361, SLG: 0.360 (10, PH) (11, 2)	FC6-4		G3			6-3					4-3		3	0	0	0	1	0	2									
Mario Mendoza, R OBP: 0.217, SLG: 0.256 John Hale, L OBP: 0.383, SLG: 0.432 Bobby Valentine, R OBP: 0.378, SLG: 0.388 (11, 6)	F8		FC6-4 1B		G3 SF9 2B				1-3		4-3		3	0	0	1	0	0	2									
Inning Stats	R: 0 E: 0 K: 0 S: 4	H: 1 LOB: 1 BB: 0 P: 4	R: 1 E: 0 K: 0 S: 5	H: 2 LOB: 1 BB: 0 P: 5	R: 0 E: 0 K: 2 S: 9	H: 2 LOB: 3 BB: 1 P: 13	R: 0 E: 0 K: 0 S: 3	H: 0 LOB: 0 BB: 0 P: 3	R: 0 E: 0 K: 0 S: 4	H: 1 LOB: 1 BB: 0 P: 4	R: 0 E: 0 K: 0 S: 3	H: 0 LOB: 0 BB: 0 P: 7	R: 2 E: 0 K: 1 S: 7	H: 2 LOB: 2 BB: 2 P: 15	R: 0 E: 0 K: 1 S: 5	H: 0 LOB: 0 BB: 0 P: 5	R: 0 E: 0 K: 1 S: 5	H: 1 LOB: 0 BB: 0 P: 5	R: 0 E: 0 K: 0 S: 3	H: 0 LOB: 0 BB: 0 P: 3	1B: 8 2B: 2 3B: 1 HR: 1	SF: 1 SAC: 0 DP: 1 HBP: 0	WP: 0 PB: 0 SB: 0 CS: 0	PA: 52				
PITCHER	IP	WLS	BF	H	R	ER	SO	BB	IBB	HBP	BLK	WP	HR	S	P	ERA	WHIP											
Moose Haas, R ERA: 5.96 Jerry Augustine, L ERA: 2.65 Bill Castro, R ERA: 2.12	(1.1)	8.0	37	10	3	3	2	3	0	0	0	0	0	1	38	50	3.38	1.625										
PITCHER	IP	WLS	BF	H	R	ER	SO	BB	IBB	HBP	BLK	WP	HR	S	P	ERA	WHIP											
Moose Haas, R ERA: 5.96 Jerry Augustine, L ERA: 2.65 Bill Castro, R ERA: 2.12	(1.1)	8.0	37	10	3	3	2	3	0	0	0	0	0	1	38	50	3.38	1.625										

Milwaukee Brewers @ Seattle Mariners
The Kingdom, Seattle, WA
Sun Jun 24 1979, 10:05 PM EDT
Att. 7,639 - Unknown - 72 F

AB 46
R 4
H 12
RBI 4
BB 5
SO 5
LOB 20



Batter	1	2	3	4	5	6	7	8	9	AB	R	H	RBI	BB	SO	LOB	TOP		
Paul Moltor, R OBP: 0.376, SLG: 0.452 (1, 4)	0-0 4-3	0-0 FC4-6 1B		0-0 1B 1B		0-0 5-3			0-0 SH1-4 1B	5	2	2	2	0	0	2			
Don Money, R OBP: 0.321, SLG: 0.375 (1, 10)	0-0 F8	0-0 SF8		0-0 F3		0-0 K			0-0 SH1-4	3	0	0	1	0	1	1			
Cecil Cooper, L OBP: 0.367, SLG: 0.493 (1, 3)	0-0 1B	0-0 1B		0-0 1B 1B			0-0 5-3		0-0 WP 1B	5	0	4	1	0	0	0			
Gorman Thomas, R OBP: 0.386, SLG: 0.531 (1, 8)	0-3 K	0-0 F9		0-0 1B			0-3 K		4-0 BB	4	0	1	1	1	2	3			
Ben Oglivie, L OBP: 0.320, SLG: 0.454 (1, 7) (2, 9)		0-0 BB 1B HBP	0-0 4-3	0-0 6-3			0-0 2B		0-0 F7	5	1	2	0	0	0	4			
Sixto Lezcano, R OBP: 0.421, SLG: 0.495 Jim Wohlford, R OBP: 0.274, SLG: 0.325 (1, 9) (2, 7)		1-0 1B BB HBP	0-3 K		0-0 6-3			0-3 K	0-3 K	0	1	0	0	0	0	0			
Robin Yount, R OBP: 0.301, SLG: 0.363 (1, 6)		4-0 BB 1B FC4-6 BB	0-0 6-3		0-0 F3			0-0 F7		3	1	0	0	1	0	0			
Jim Gantner, L OBP: 0.333, SLG: 0.319 (1, 5)		0-0 FC4-6 SF8 BB 1B		1-0 SH3-4 1B HBP	0-0 4-3			0-0 6-3		3	2	1	1	0	0	0			
Buck Martinez, R OBP: 0.256, SLG: 0.333 Charlie Moore, R OBP: 0.448, SLG: 0.500 (1, 2) (8, PH) (8, 2)		4-0 FC4-6 BB		0-0 SH3-4 1-2	0-0 F3			0-0 F2		1	0	0	1	1	0	0			
Inning Stats	R: 0 E: 0 K: 1 S: 6	H: 1 LOB: 1 BB: 0 P: 6	R: 4 E: 0 K: 0 S: 6	H: 3 LOB: 2 BB: 2 P: 15	R: 0 E: 0 K: 1 S: 5	H: 0 LOB: 0 BB: 0 P: 5	R: 2 E: 0 K: 0 S: 6	H: 3 LOB: 2 BB: 0 P: 7	R: 0 E: 0 K: 0 S: 3	H: 0 LOB: 0 BB: 0 P: 3	R: 0 E: 0 K: 1 S: 6	H: 1 LOB: 1 BB: 0 P: 6	R: 0 E: 0 K: 0 S: 3	H: 0 LOB: 0 BB: 0 P: 3	R: 1 E: 0 K: 1 S: 7	H: 2 LOB: 2 BB: 1 P: 11	1B: 9 2B: 1 3B: 0 HR: 0	SF: 1 SAC: 2 DP: 0 HBP: 2	WP: 1 PA: 42 PB: 0 SB: 1 CS: 0
PITCHER	IP WLS BF H R ER SO BB IBB HBP BLK WP HR S P ERA WHIP	IP WLS BF H R ER SO BB IBB HBP BLK WP HR S P ERA WHIP	IP WLS BF H R ER SO BB IBB HBP BLK WP HR S P ERA WHIP	IP WLS BF H R ER SO BB IBB HBP BLK WP HR S P ERA WHIP	IP WLS BF H R ER SO BB IBB HBP BLK WP HR S P ERA WHIP	IP WLS BF H R ER SO BB IBB HBP BLK WP HR S P ERA WHIP	IP WLS BF H R ER SO BB IBB HBP BLK WP HR S P ERA WHIP	IP WLS BF H R ER SO BB IBB HBP BLK WP HR S P ERA WHIP	IP WLS BF H R ER SO BB IBB HBP BLK WP HR S P ERA WHIP	IP WLS BF H R ER SO BB IBB HBP BLK WP HR S P ERA WHIP	IP WLS BF H R ER SO BB IBB HBP BLK WP HR S P ERA WHIP	IP WLS BF H R ER SO BB IBB HBP BLK WP HR S P ERA WHIP	IP WLS BF H R ER SO BB IBB HBP BLK WP HR S P ERA WHIP	IP WLS BF H R ER SO BB IBB HBP BLK WP HR S P ERA WHIP	IP WLS BF H R ER SO BB IBB HBP BLK WP HR S P ERA WHIP	IP WLS BF H R ER SO BB IBB HBP BLK WP HR S P ERA WHIP	IP WLS BF H R ER SO BB IBB HBP BLK WP HR S P ERA WHIP	IP WLS BF H R ER SO BB IBB HBP BLK WP HR S P ERA WHIP	IP WLS BF H R ER SO BB IBB HBP BLK WP HR S P ERA WHIP

Milwaukee Brewers @ Minnesota Twins
Metropolitan Stadium, Bloomington, MI
Tue Jun 26 1979, 8:05 PM EDT
Att: 21,711 - Unknown

AB 34
R 7
H 10
RBI 7
BB 3
SO 5
LOB 13



Batter	1	2	3	4	5	6	7	8	9	AB	R	H	RBI	BB	SO	LOB	BOTTOM		
Bob Randall, R OBP: 0.363, SLG: 0.344 (1, 4)	0-0 F4		0-0 1B		0-0 5-3		0-0 F5	0-0 F8		5	0	1	0	0	0	3			
Bombo Rivera, R OBP: 0.326, SLG: 0.353 (1, 7)	0-0 F8		0-0 L9			4-0 1B HBP BB	0-0 5-3		0-0 6-3	4	1	0	0	1	0	1			
Roy Smalley, S OBP: 0.436, SLG: 0.563 (1, 6)	0-0 1B			0-0 5-3		0-0 F8	0-0 HR		0-0 6-3	5	1	2	1	0	0	1			
Ron Jackson, R OBP: 0.335, SLG: 0.484 (1, 3)	0-0 F7			0-0 6-3		1-0 1B HR HBP	0-0 L9		4-0 1B E BB	3	2	0	0	1	0	1			
Jose Morales, R OBP: 0.358, SLG: 0.400 (1, 10)		0-0 F7		0-0 4-3		0-0 HR 1B		0-0 F9	0-0 E9	5	1	2	1	0	0	0			
Dave Edwards, R OBP: 0.320, SLG: 0.479 (1, 9)		0-0 F3			0-0 G4-6-3 1B	0-0 HR		0-0 HR		4	3	3	4	0	0	0			
Ken Landreaux, L OBP: 0.344, SLG: 0.407 (1, 8)		0-0 F8			0-0 G4-6-3 1B	0-0 HR		1-0 1B HBP		3	0	2	0	0	0	0			
Butch Wynegar, S OBP: 0.377, SLG: 0.368 (1, 2)			0-0 F8		0-0 G4-6-3	0-3 K		0-3 K		4	0	0	0	0	2	4			
John Castino, R OBP: 0.328, SLG: 0.357 (1, 5)			0-0 5-3		0-0 1B	0-0 1B		0-0 1B		4	0	3	1	0	0	0			
Inning Stats	R: 0 E: 0 K: 0 S: 4	H: 1 LOB: 1 BB: 0 P: 4	R: 0 E: 0 K: 0 S: 3	H: 0 LOB: 0 BB: 0 P: 3	R: 0 E: 0 K: 0 S: 4	H: 1 LOB: 1 BB: 0 P: 4	R: 0 E: 0 K: 0 S: 3	H: 0 LOB: 0 BB: 0 P: 3	R: 1 E: 0 K: 1 S: 8	H: 4 LOB: 2 BB: 1 P: 13	R: 1 E: 0 K: 0 S: 4	H: 1 LOB: 0 BB: 0 P: 4	R: 1 E: 0 K: 1 S: 7	H: 2 LOB: 2 BB: 0 P: 8	R: 1 E: 1 K: 0 S: 3	H: 1 LOB: 1 BB: 1 P: 7	1B: 10 2B: 0 3B: 0 HR: 3	SF: 0 SAC: 0 DP: 1 HBP: 2	WP: 0 PA: 41 PB: 0 SB: 1 CS: 0
PITCHER	IP WLS BF H R ER SO BB IBB HBP BLK WP HR S P ERA WHIP	IP WLS BF H R ER SO BB IBB HBP BLK WP HR S P ERA WHIP	IP WLS BF H R ER SO BB IBB HBP BLK WP HR S P ERA WHIP	IP WLS BF H R ER SO BB IBB HBP BLK WP HR S P ERA WHIP	IP WLS BF H R ER SO BB IBB HBP BLK WP HR S P ERA WHIP	IP WLS BF H R ER SO BB IBB HBP BLK WP HR S P ERA WHIP	IP WLS BF H R ER SO BB IBB HBP BLK WP HR S P ERA WHIP	IP WLS BF H R ER SO BB IBB HBP BLK WP HR S P ERA WHIP	IP WLS BF H R ER SO BB IBB HBP BLK WP HR S P ERA WHIP	IP WLS BF H R ER SO BB IBB HBP BLK WP HR S P ERA WHIP	IP WLS BF H R ER SO BB IBB HBP BLK WP HR S P ERA WHIP	IP WLS BF H R ER SO BB IBB HBP BLK WP HR S P ERA WHIP	IP WLS BF H R ER SO BB IBB HBP BLK WP HR S P ERA WHIP	IP WLS BF H R ER SO BB IBB HBP BLK WP HR S P ERA WHIP	IP WLS BF H R ER SO BB IBB HBP BLK WP HR S P ERA WHIP	IP WLS BF H R ER SO BB IBB HBP BLK WP HR S P ERA WHIP	IP WLS BF H R ER SO BB IBB HBP BLK WP HR S P ERA WHIP	IP WLS BF H R ER SO BB IBB HBP BLK WP HR S P ERA WHIP	IP WLS BF H R ER SO BB IBB HBP BLK WP HR S P ERA WHIP

Milwaukee Brewers @ Minnesota Twins
Metropolitan Stadium, Bloomington, MI
Tue Jun 26 1979, 8:05 PM EDT
Att: 21,711 - Unknown

AB 37
R 8
H 13
RBI 7
BB 2
SO 2
LOB 10



Batter	1	2	3	4	5	6	7	8	9	AB	R	H	RBI	BB	SO	LOB	TOP			
Paul Moltis , R (1, 4) OBP: 0.380, SLG: 0.453	4-0 BB		0-0 1B	0-0 F9	0-0 1B			0-0 F9		4	0	2	1	1	0	1	Milwaukee Brewers @ Minnesota Twins Metropolitan Stadium, Bloomington, MI Wed Jun 27 1979, 8:05 PM EDT Att: 18,602 - Unknown - 80 F			
Don Money , R (1, 10) OBP: 0.326, SLG: 0.396	0-3 K		0-0 G5-4-3		0-0 1B			0-0 2B		5	0	2	0	0	1	3				
Cecil Cooper , L (1, 3) OBP: 0.369, SLG: 0.495	0-0 1-3		0-0 3-H		0-0 HR			4-0 BB		3	1	2	0	0	0	1				
Dick Davis , R (6, PH) OBP: 0.297, SLG: 0.397	0-0 1-3		0-0 1B		0-0 HR			0-0 BB		1	0	0	0	1	0	0				
Jim Wehford , R (9, 7) OBP: 0.274, SLG: 0.325	1-2		0-0 1B		0-0 HR			0-0 BB		0	0	0	0	0	0	0				
Gorman Thomas , R (1, 8) OBP: 0.383, SLG: 0.537	0-0 6-3		0-3 K		0-0 HR			0-0 G4-6-3		5	1	1	2	0	1	4				
Ben Oglvie , L (1, 7) OBP: 0.322, SLG: 0.478		0-0 4-3		0-0 HR	0-0 HR			0-0 G1		5	2	2	2	0	1	0				
Sixto Lezcano , R (1, 9) OBP: 0.424, SLG: 0.502		0-0 2B		0-0 SH5-3	0-0 1B			0-0 F8		5	1	3	0	0	0	0				
Sal Bando , R (1, 5) OBP: 0.349, SLG: 0.351	4-0 BB		4-0 SH5-3		0-0 1B			0-0 K		3	1	2	0	2	1	1				
Jim Gantner , L (9, PR) OBP: 0.333, SLG: 0.319	0-0 BB		1-2 BB		0-0 2B			1-2 2B		0	0	0	0	0	0	0				
Robin Yount , R (1, 6) OBP: 0.301, SLG: 0.362	0-0 G6-4-3		0-0 SH5-3		0-0 2B			0-0 F4		4	1	1	0	0	0	4				
Charlie Moore , R (1, 2) OBP: 0.449, SLG: 0.507			0-0 E5		0-0 1B			0-0 6-3		4	2	2	3	0	0	2				
Inning Stats	R: 0 E: 0 K: 1 S: 5	H: 0 LOB: 1 BB: 1 P: 9	R: 0 E: 0 K: 0 S: 3	H: 1 LOB: 1 BB: 1 P: 7	R: 1 E: 1 K: 1 S: 7	H: 3 LOB: 1 BB: 0 P: 7	R: 2 E: 0 K: 0 S: 5	H: 2 LOB: 1 BB: 1 P: 9	R: 6 E: 0 K: 0 S: 10	H: 8 LOB: 1 BB: 0 P: 10	R: 0 E: 0 K: 0 S: 3	H: 1 LOB: 0 BB: 0 P: 6	R: 0 E: 0 K: 1 S: 6	H: 1 LOB: 1 BB: 0 P: 7	R: 0 E: 0 K: 1 S: 6	H: 1 LOB: 1 BB: 0 P: 6	1B: 10 2B: 4 3B: 0 HR: 3	SF: 0 SAC: 1 DP: 3 HBP: 0	WP: 0 PA: 44 PB: 0 SB: 1 CS: 0	
PITCHER	IP	WLS	BF	H	R	ER	SO	BB	IBB	HBP	BLK	WP	HR	S	P	ERA	WHIP			
Gary Serun , R (1, 1) ERA: 6.53	4.2	L	26	12	8	8	2	3	0	0	0	0	3	27	39	15.43	3.214			
Darrell Jackson , L (5, 1) ERA: 4.52	2.1	10	3	1	1	1	0	0	0	0	0	0	0	12	12	3.86	1.286			
Mike Bacsik , R (8, 1) ERA: 3.71	1.0	4	1	0	0	0	1	0	0	0	0	0	0	3	7	0.00	2.000			
Mike Marshall , R (9, 1) ERA: 2.25	1.0	4	1	0	0	0	1	0	0	0	0	0	0	6	6	0.00	1.000			

Batter	1	2	3	4	5	6	7	8	9	AB	R	H	RBI	BB	SO	LOB	BOTTOM				
Bob Randall , R (1, 4) OBP: 0.362, SLG: 0.344	0-0 F7		0-0 SH2-3		0-0 F9			0-0 K		3	1	1	0	0	0	1	Milwaukee Brewers @ Minnesota Twins Metropolitan Stadium, Bloomington, MI Wed Jun 27 1979, 8:05 PM EDT Att: 18,602 - Unknown - 80 F				
Ken Landreaux , L (8, PH) OBP: 0.343, SLG: 0.405	0-0 F7		1-2		0-0 1B			0-0 K		1	0	0	0	0	1	1					
Craig Kusick , R (9, 3) OBP: 0.273, SLG: 0.462	0-0 F7		0-0 1B		0-0 1B			0-0 FC4-6		0	0	0	0	0	0	0					
Bombo Rivera , R (1, 7) OBP: 0.336, SLG: 0.363	0-3 K		0-0 1B		0-0 1B			0-0 FC4-6		5	2	3	1	0	1	1					
Roy Smalley , S (1, 6) OBP: 0.441, SLG: 0.566	0-0 F8		0-0 1-3		0-0 1B			0-0 HR		4	1	2	2	1	0	2					
Ron Jackson , R (1, 3) OBP: 0.332, SLG: 0.479	4-0 BB		0-0 6-3		0-0 SF8			0-0 F3		3	0	0	1	1	0	2					
Jose Morales , R (1, 10) OBP: 0.347, SLG: 0.386	0-0 F4		0-0 F9		0-0 FC4-6			0-0 K		3	1	0	0	0	0	3					
Glenn Adams , L (7, PH) OBP: 0.342, SLG: 0.406	0-0 F4		0-0 F9		0-0 1B			0-0 HR		2	1	1	2	0	1	1					
Dave Edwards , R (1, 8) OBP: 0.321, SLG: 0.490		0-0 F7		0-0 6-3				0-0 6-3		3	1	1	0	0	0	0					
Hosken Powell , L (7, PH) OBP: 0.448, SLG: 0.475		0-0 F7		0-0 6-3				0-0 6-3		1	0	0	0	1	0	0					
Willie Norwood , R (1, 9) OBP: 0.296, SLG: 0.390		0-0 F8		0-0 5-3				0-0 6-3		3	0	1	2	0	0	0					
Rob Wilfong , L (7, PH) OBP: 0.348, SLG: 0.452		0-0 F8		0-0 5-3				0-0 1B		2	0	1	0	0	0	2					
Butch Wynegar , S (1, 2) OBP: 0.378, SLG: 0.370		0-3 K		0-0 1B				0-0 1B		2	0	1	0	0	1	0					
Glenn Borgmann , R (6, 2) OBP: 0.320, SLG: 0.238		0-0 K		0-0 1B				0-0 FC6-4		3	0	1	0	0	0	2					
John Castino , R (1, 5) OBP: 0.333, SLG: 0.358			4-0 1B		0-0 F4			0-0 F8		2	1	1	0	1	0	1					
Mike Cabbage , L (8, PH) OBP: 0.336, SLG: 0.306			0-0 SH2-3		0-0 F4			0-0 F8		1	0	0	0	0	0	1					
Inning Stats	R: 0 E: 0 K: 1 S: 6	H: 0 LOB: 2 BB: 1 P: 10	R: 0 E: 0 K: 1 S: 5	H: 0 LOB: 0 BB: 0 P: 5	R: 0 E: 0 K: 0 S: 3	H: 1 LOB: 1 BB: 1 P: 7	R: 0 E: 0 K: 0 S: 3	H: 0 LOB: 0 BB: 0 P: 3	R: 0 E: 0 K: 0 S: 4	H: 1 LOB: 1 BB: 0 P: 4	R: 3 E: 0 K: 0 S: 7	H: 4 LOB: 1 BB: 0 P: 7	R: 3 E: 0 K: 1 S: 9	H: 4 LOB: 2 BB: 1 P: 13	R: 0 E: 0 K: 1 S: 6	H: 1 LOB: 1 BB: 0 P: 6	R: 2 E: 0 K: 0 S: 5	H: 2 LOB: 1 BB: 1 P: 9	1B: 10 2B: 2 3B: 0 HR: 1	SF: 1 SAC: 1 DP: 0 HBP: 0	WP: 0 PA: 44 PB: 1 SB: 1 CS: 0
PITCHER	IP	WLS	BF	H	R	ER	SO	BB	IBB	HBP	BLK	WP	HR	S	P	ERA	WHIP				
Mike Caldwell , L (1, 1) ERA: 3.3	6.0	W	30	10	6	6	2	2	0	0	0	0	1	13	21	7.71	1.714				
Bob Galasso , R (7, 1) ERA: 7.2	2.1	11	2	2	2	2	2	0	0	0	0	0	0	3	3	0.00	1.500				
Jerry Augustine , L (9, 1) ERA: 2.52	0.2	S	3	1	0	0	0	0	0	0	0	0	0	3	3	0.00	1.500				

Batter	1	2	3	4	5	6	7	8	9	10	AB	R	H	RBI	BB	SO	LOB	TOP			
Paul Molitor, R OBP: 0.377, SLG: 0.455 (1.4)	6-3		4-3		F3		6-3		3B		5	0	1	1	0	0	1				
Don Money, R OBP: 0.318, SLG: 0.379 (1.10)	K			1B	K			5-3	5-3		5	1	1	0	0	2	1				
Cecil Cooper, L OBP: 0.363, SLG: 0.486 (1.3)	L4			K		F5		K		5-3	5	0	0	0	0	2	1				
Gorman Thomas, R OBP: 0.386, SLG: 0.538 (1.8)		F6		BB		FC3-6			K		3	1	1	0	2	1	0				
Ben Oglivie, L OBP: 0.327, SLG: 0.496 (1.7)	4-3			E7		FC3-6		2B			4	3	2	3	1	0	1				
Sixto Lezcano, R OBP: 0.424, SLG: 0.498 (1.9)	5-3			E6		BB		IBB		HR	4	0	1	0	1	1	2				
Sal Bando, R OBP: 0.345, SLG: 0.347 (1.5)			6-3						F7		3	0	0	0	1	0	1				
Robin Yount, R OBP: 0.300, SLG: 0.360 (1.6)					G5-3				F8		4	0	1	0	0	0	2				
Charlie Moore, R OBP: 0.444, SLG: 0.500 (1.2)			FC6-4						6-3		4	1	1	0	0	0	1				
Inning Stats	R: 0 E: 0 K: 1 S: 5	H: 0 LOB: 0 BB: 0 P: 3	R: 0 E: 0 K: 0 S: 3	H: 0 LOB: 0 BB: 0 P: 3	R: 0 E: 1 K: 0 S: 4	H: 1 LOB: 1 BB: 0 P: 4	R: 3 E: 2 K: 1 S: 7	H: 3 LOB: 1 BB: 2 P: 15	R: 0 E: 0 K: 1 S: 5	H: 0 LOB: 0 BB: 0 P: 5	R: 1 E: 0 K: 0 S: 3	H: 0 LOB: 1 BB: 2 P: 11	R: 0 E: 0 K: 2 S: 8	H: 1 LOB: 2 BB: 1 P: 12	R: 1 E: 0 K: 0 S: 5	H: 2 LOB: 1 BB: 0 P: 5	R: 1 E: 0 K: 1 S: 6	H: 1 LOB: 0 BB: 0 P: 6	1B: 4 2B: 2 3B: 1 HR: 1	SF: 0 SAC: 0 DP: 1 HBP: 0	WP: 0 PA: 42
PITCHER	IP 8.2	WLS 37	H 7	R 5	ER 4	SO 5	BB 4	IBB 1	HBP 0	BLK 0	WP 0	HR 0	S 42	P 62	ERA 4.15	WHIP 1.269					
Dave Goltz, R ERA: 4.74 (1.1)																					
Mike Marshall, R ERA: 2.33 (9.1)																					

Milwaukee Brewers @ Minnesota Twins
Metropolitan Stadium, Bloomington, MI
Thu Jun 28 1979, 4:33 AM EDT
Alt. 22,224 - Overcast

AB	37
R	6
H	8
RBI	4
BB	5
SO	6
LOB	10



Batter	1	2	3	4	5	6	7	8	9	10	AB	R	H	RBI	BB	SO	LOB	BOTTOM			
Hosken Powell, L OBP: 0.458, SLG: 0.490 (1.7)	1B							SH1-4	L9		3	1	2	0	1	1	1				
Bob Randall, R OBP: 0.358, SLG: 0.340 (8.4)	SF7	K		1B		BB					1	0	0	0	0	0	2				
Roy Smalley, S OBP: 0.442, SLG: 0.563 (1.6)				FC3-6		F7		K		G3	5	0	2	0	1	1	3				
Ken Landreaux, L OBP: 0.336, SLG: 0.398 (1.8)	SF7		FC3-6	FC6		F8		4-3		6-3	5	1	0	1	0	0	6				
Glenn Adams, L OBP: 0.351, SLG: 0.410 (1.10)	F7								4-3		3	0	2	0	1	0	1				
Jose Morales, R OBP: 0.350, SLG: 0.389 (9. PH)				1B		SH1-3		1B			2	0	1	0	0	0	0				
Ron Jackson, R OBP: 0.333, SLG: 0.477 (1.3)	F2					SH1-3		F7		F9	5	1	2	1	0	0	3				
Mike Cuybage, L OBP: 0.341, SLG: 0.313 (1.5)											4	1	2	0	0	0	3				
Willie Norwood, R OBP: 0.300, SLG: 0.394 (9. PH)		1B						F8		E6	1	1	1	0	0	0	0				
Butch Wynegar, S OBP: 0.378, SLG: 0.372 (1.2)		1B								SF7	4	0	2	1	0	0	3				
Rob Wilfong, L OBP: 0.348, SLG: 0.450 (1.4)											3	0	1	0	0	1	0				
Dave Edwards, R OBP: 0.327, SLG: 0.481 (7. PH)											1	0	0	0	1	0	2				
Boombo Rivera, R OBP: 0.345, SLG: 0.372 (8.7)											5	0	3	1	0	1	2				
John Castino, R OBP: 0.333, SLG: 0.358 (10.5)											0	0	0	0	0	0	0				
Inning Stats	R: 1 E: 0 K: 0 S: 5	H: 2 LOB: 1 BB: 0 P: 5	R: 1 E: 0 K: 1 S: 7	H: 3 LOB: 1 BB: 0 P: 7	R: 1 E: 0 K: 0 S: 5	H: 2 LOB: 2 BB: 1 P: 9	R: 0 E: 0 K: 2 S: 9	H: 2 LOB: 2 BB: 0 P: 9	R: 0 E: 0 K: 0 S: 3	H: 1 LOB: 1 BB: 1 P: 7	R: 0 E: 0 K: 0 S: 4	H: 2 LOB: 2 BB: 1 P: 8	R: 0 E: 0 K: 1 S: 6	H: 1 LOB: 1 BB: 0 P: 6	R: 2 E: 1 K: 0 S: 6	H: 3 LOB: 2 BB: 1 P: 10	R: 0 E: 0 K: 0 S: 4	H: 1 LOB: 1 BB: 0 P: 4	1B: 17 2B: 1 3B: 0 HR: 0	SF: 2 SAC: 2 DP: 1 HBP: 0	WP: 0 PA: 50
PITCHER	IP 6.2	WLS 34	H 13	R 3	ER 3	SO 3	BB 3	IBB 0	HBP 0	BLK 0	WP 0	HR 0	S 37	P 49	ERA 4.05	WHIP 2.400					
Jim Slaton, R ERA: 2.79 (1.1)																					
Jerry Augustine, L ERA: 2.83 (7.1)																					
Bill Castro, R ERA: 1.98 (9.1)																					

Milwaukee Brewers @ Minnesota Twins
Metropolitan Stadium, Bloomington, MI
Thu Jun 28 1979, 4:33 AM EDT
Alt. 22,224 - Overcast


AB	42
R	5
H	18
RBI	4
BB	4
SO	4
LOB	26




Batter	1	2	3	4	5	6	7	8	9	AB	R	H	RBI	BB	SO	LOB	TOP			
Larry Milbourne, S OBP: 0.315, SLG: 0.341 (1, 4)	F7		1B		G3			4-3		4	0	1	0	0	0	0	Seattle Mariners @ Milwaukee Brewers Milwaukee County Stadium, Milwaukee, WI Sat Jun 30 1979, 8:05 PM EDT Att: 27,852 - Unknown			
Ruppert Jones, L OBP: 0.345, SLG: 0.481 (1, 8)	F8		F9		6-3			L9		4	0	0	0	0	0	3				
Bruce Bochte, L OBP: 0.404, SLG: 0.511 (1, 3)	K		F6					6-3		4	0	0	0	0	1	3				
Willie Horton, R OBP: 0.340, SLG: 0.486 (1, 10)		G3-6-3 BB	K					F9		3	0	0	0	1	2	3				
Dan Meyer, L OBP: 0.367, SLG: 0.546 (1, 5)		G3-6-3 1-2						F7		4	1	2	1	0	0	1				
Leon Roberts, R OBP: 0.359, SLG: 0.436 (1, 7)		BB						F8		2	0	0	0	2	1	1				
Joe Simpson, L OBP: 0.307, SLG: 0.368 (1, 9)		BB						F3		4	0	0	0	0	0	3				
Bob Stinson, S OBP: 0.347, SLG: 0.344 (1, 2)			1B BB					F9		3	0	1	0	0	0	2				
Mario Mendoza, R OBP: 0.211, SLG: 0.244 (7, PH)			1B					L6		1	0	0	0	1	0	0				
Charlie Beamon, L OBP: 0.167, SLG: 0.167 (7, 4)			1B		6-3					1	0	0	0	0	0	1				
Bill Stein, R OBP: 0.305, SLG: 0.317 (7, 4)			1-2 BB							0	0	0	0	0	0	0				
Inning Stats	R: 0 E: 0 K: 1 S: 5	H: 0 LOB: 0 BB: 0 P: 5	R: 0 E: 0 K: 0 S: 2	H: 0 LOB: 1 BB: 2 P: 10	R: 0 E: 0 K: 1 S: 7	H: 2 LOB: 3 BB: 1 P: 11	R: 0 E: 0 K: 1 S: 6	H: 1 LOB: 1 BB: 0 P: 6	R: 0 E: 0 K: 0 S: 3	H: 0 LOB: 0 BB: 0 P: 3	R: 0 E: 0 K: 0 S: 5	H: 0 LOB: 1 BB: 1 P: 7	R: 0 E: 0 K: 0 S: 3	H: 0 LOB: 0 BB: 0 P: 3	R: 1 E: 0 K: 0 S: 4	H: 1 LOB: 0 BB: 0 P: 4	1B: 2 2B: 1 3B: 0 HR: 1	SF: 0 SAC: 0 DP: 1 HBP: 0	WP: 0 PB: 0 SB: 0 CS: 0	PA: 34
PITCHER Moose Haas, R ERA: 5.48 (1, 1)	IP: 9.0 WLS: W BF: 34 H: 4 R: 1 ER: 1 SO: 4 BB: 4 IBB: 0 HBP: 0 BLK: 0 WP: 0 HR: 1 S: 38 P: 54 ERA: 1.00 WHIP: 0.889															PITCHER				

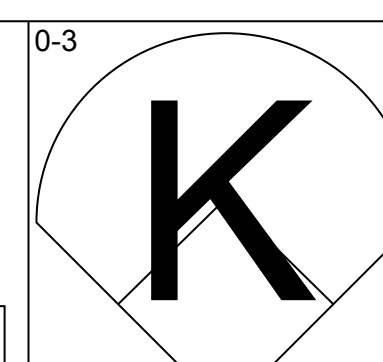
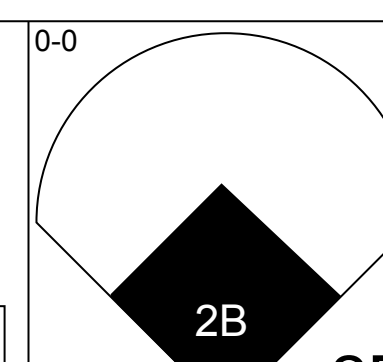
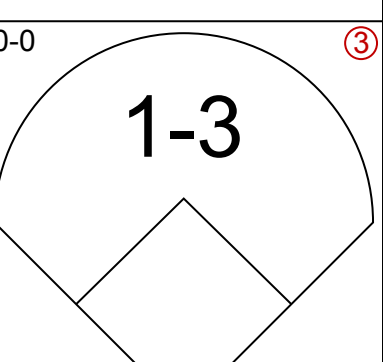
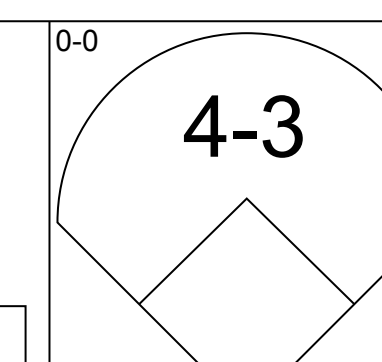
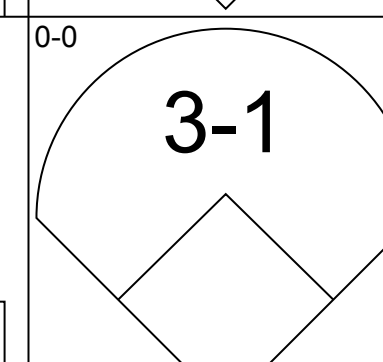
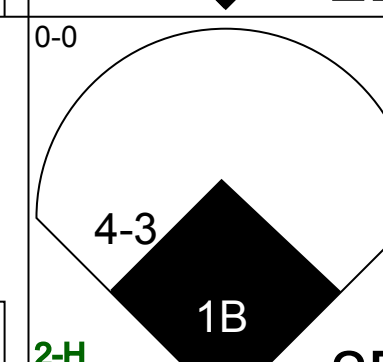
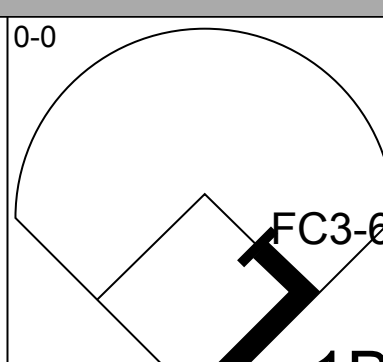
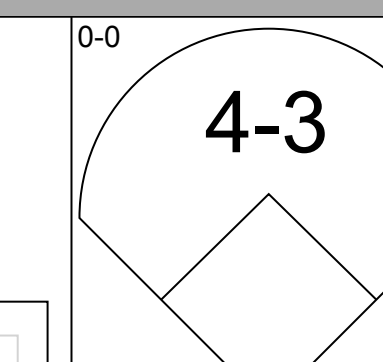
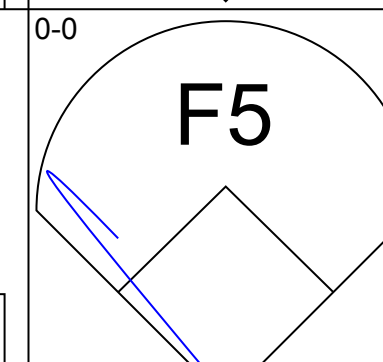
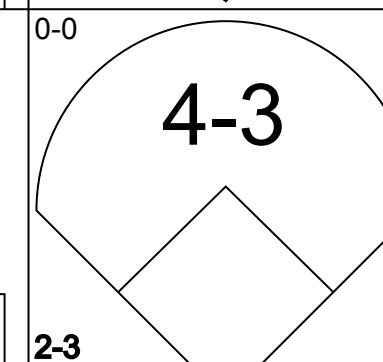
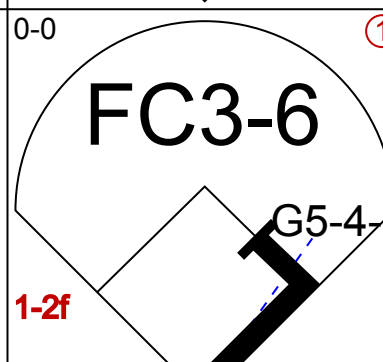
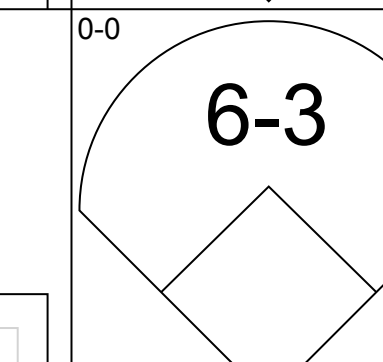
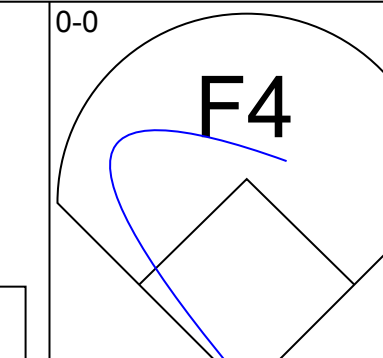
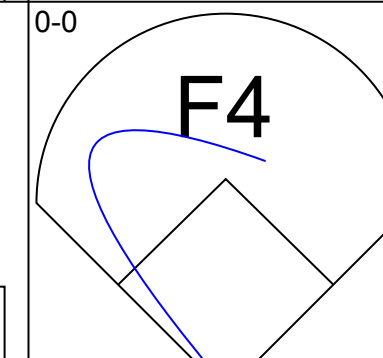
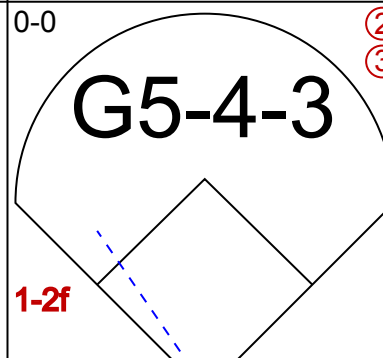
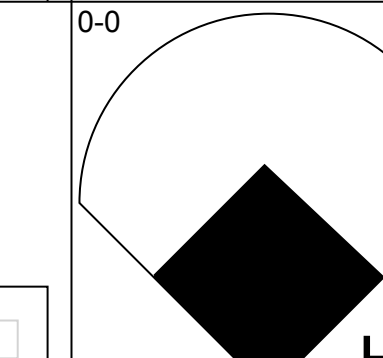

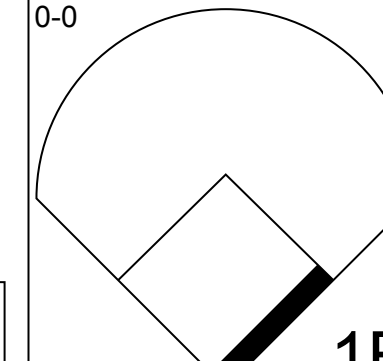
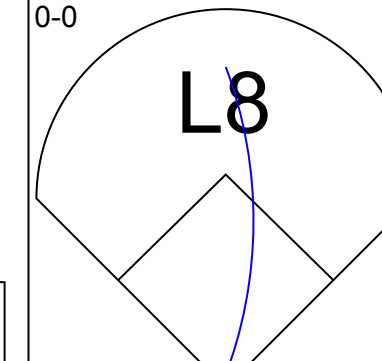
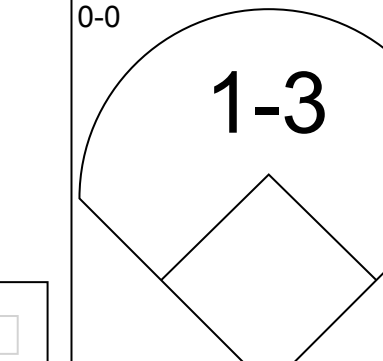

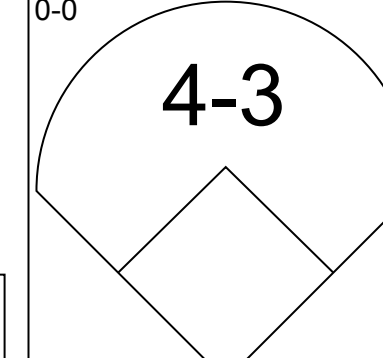
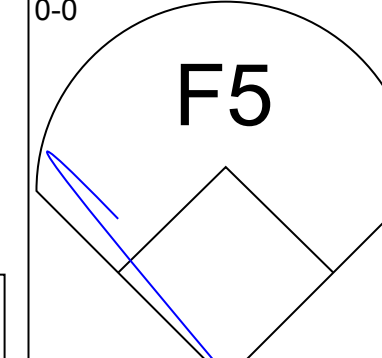
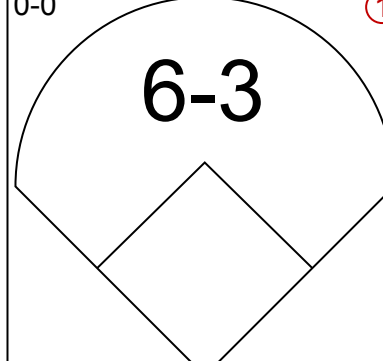
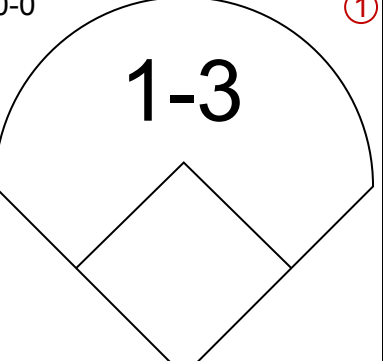
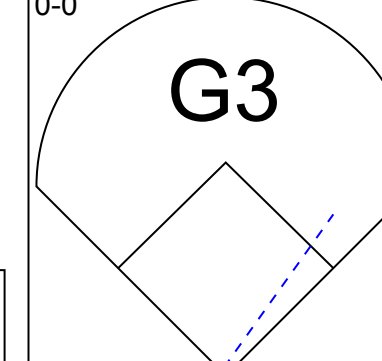
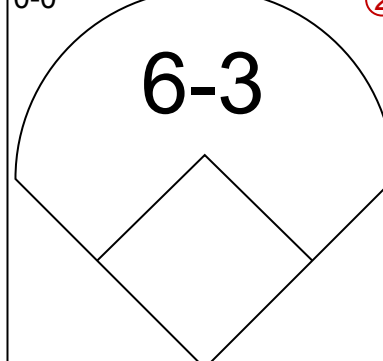
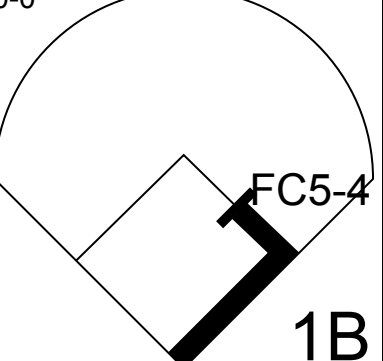
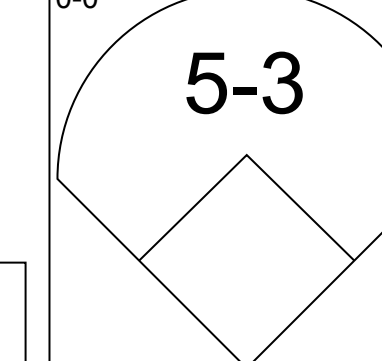
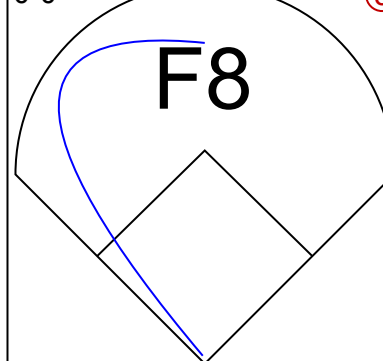
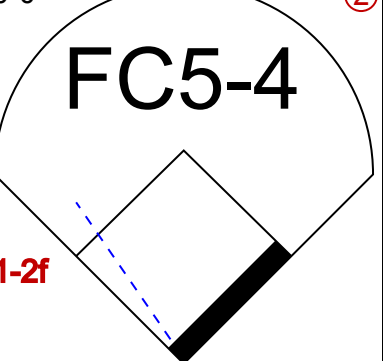
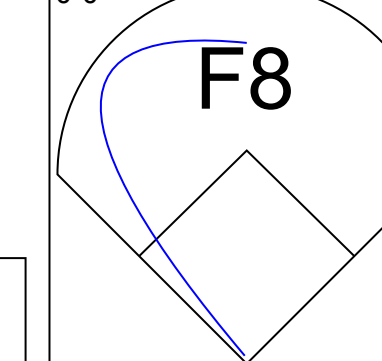
Batter	1	2	3	4	5	6	7	8	9	AB	R	H	RBI	BB	SO	LOB	BOTTOM			
Paul Molitor, R OBP: 0.375, SLG: 0.462 (1, 4)	HR	F8		1B			F3	F9		5	1	2	2	0	0	2	Seattle Mariners @ Milwaukee Brewers Milwaukee County Stadium, Milwaukee, WI Sat Jun 30 1979, 8:05 PM EDT Att: 27,852 - Unknown			
Don Money, R OBP: 0.311, SLG: 0.369 (1, 10)	1B	F8		K			5-3			4	1	1	0	0	1	1				
Cecil Cooper, L OBP: 0.383, SLG: 0.482 (1, 3)	HR	K					F9			4	1	2	1	0	1	0				
Gorman Thomas, R OBP: 0.383, SLG: 0.539 (1, 8)	HR			K			6-3			4	1	1	2	0	2	1				
Ben Oglivie, L OBP: 0.325, SLG: 0.492 (1, 7)	F8			K			F9			4	0	0	0	0	1	0				
Sixto Lezcano, R OBP: 0.426, SLG: 0.509 (1, 9)	6-3			F9				BB		3	3	2	1	1	0	0				
Sal Bando, R OBP: 0.339, SLG: 0.337 (1, 5)	6-3			F9			HR	BB		3	0	0	0	1	0	1				
Robin Yount, R OBP: 0.305, SLG: 0.367 (1, 6)				5-3			F8			4	0	2	2	0	0	0				
Charlie Moore, R OBP: 0.435, SLG: 0.487 (1, 2)	F8			S			5-3			4	1	1	0	0	0	3				
Inning Stats	R: 5 E: 0 K: 0 S: 9	H: 6 LOB: 1 BB: 0 P: 9	R: 0 E: 0 K: 1 S: 5	H: 0 LOB: 0 BB: 0 P: 5	R: 0 E: 0 K: 2 S: 7	H: 0 LOB: 0 BB: 0 P: 7	R: 1 E: 0 K: 1 S: 7	H: 2 LOB: 1 BB: 0 P: 7	R: 0 E: 0 K: 0 S: 3	H: 0 LOB: 0 BB: 0 P: 3	R: 1 E: 0 K: 0 S: 4	H: 1 LOB: 0 BB: 0 P: 4	R: 0 E: 0 K: 1 S: 6	H: 1 LOB: 1 BB: 0 P: 6	R: 1 E: 0 K: 0 S: 4	H: 1 LOB: 2 BB: 2 P: 12	1B: 7 2B: 1 3B: 0 HR: 3	SF: 0 SAC: 0 DP: 0 HBP: 0	WP: 0 PB: 0 SB: 1 CS: 0	PA: 37
PITCHER John Montague, R ERA: 4.39 Rob Dressler, R ERA: 6.97 Joe Decker, R ERA: 4.87	IP: 0.0 WLS: L BF: 23 H: 5 R: 3 ER: 3 SO: 4 BB: 0 IBB: 0 HBP: 0 BLK: 0 WP: 0 HR: 1 S: 31 P: 31 ERA: 4.50 WHIP: 0.833															PITCHER				

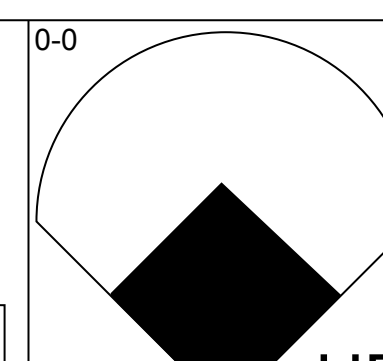
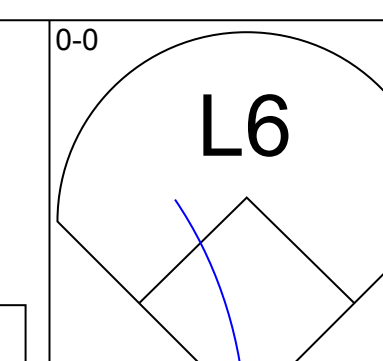
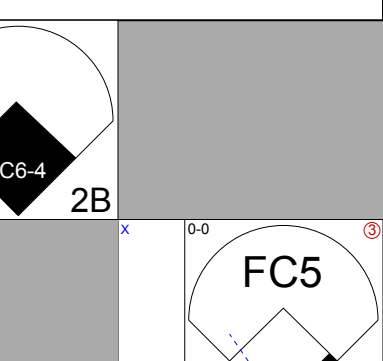
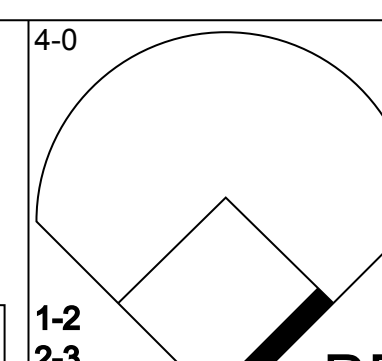
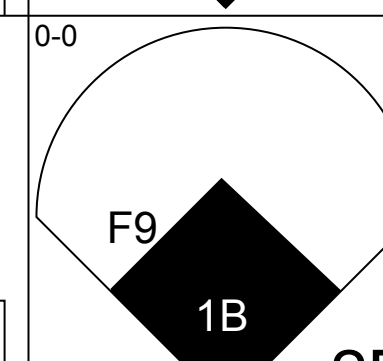
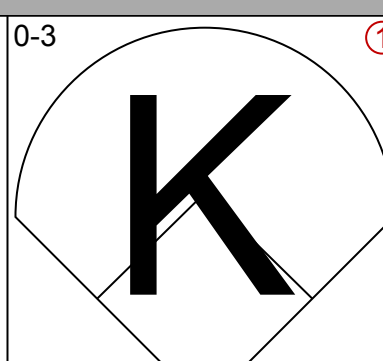
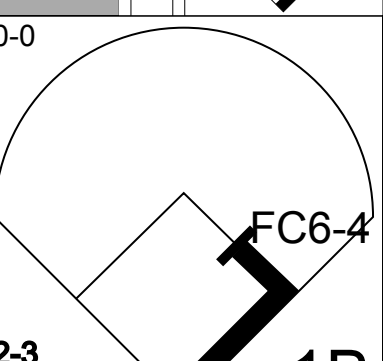
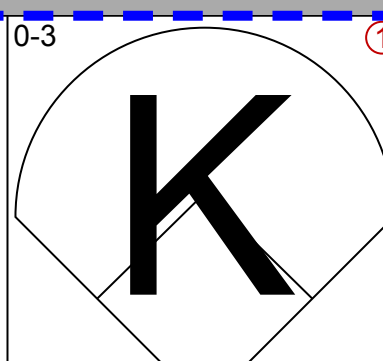
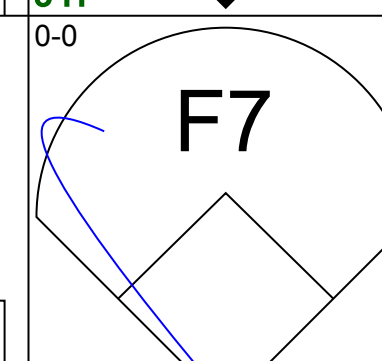
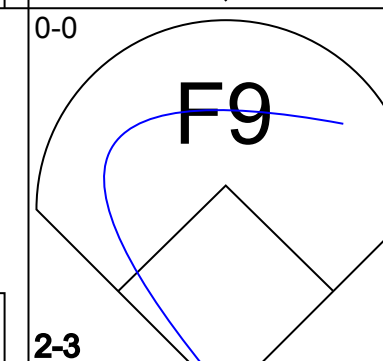
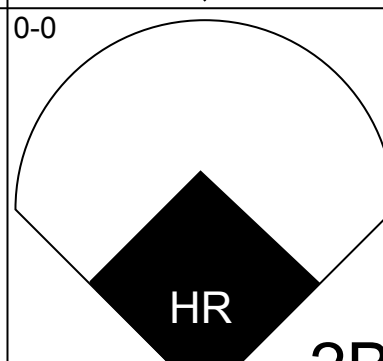
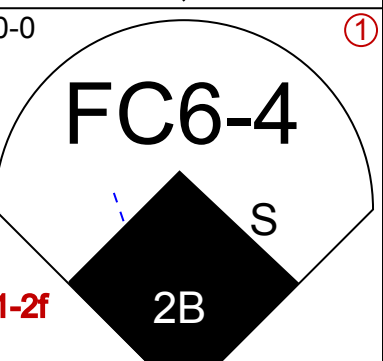
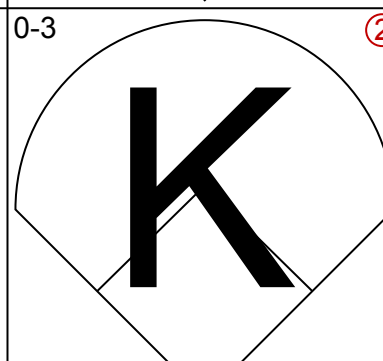
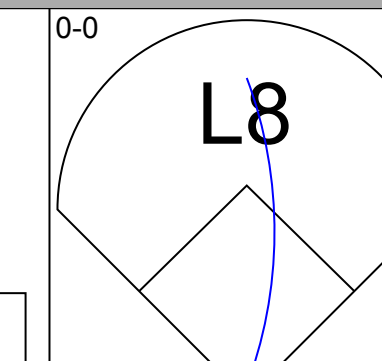
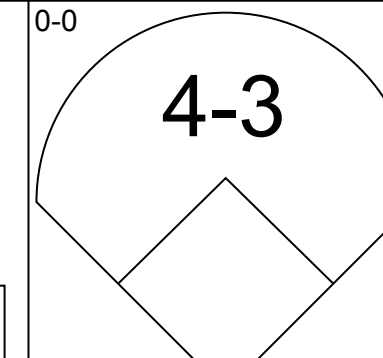
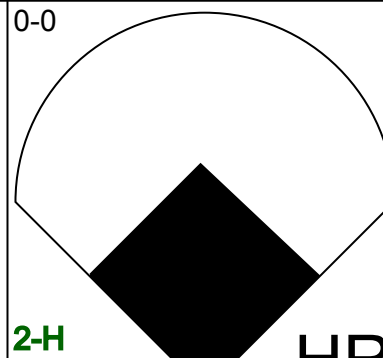
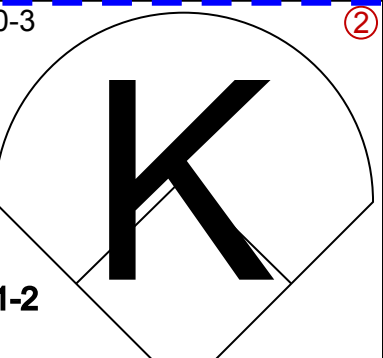
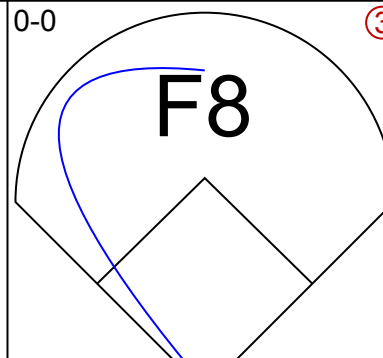
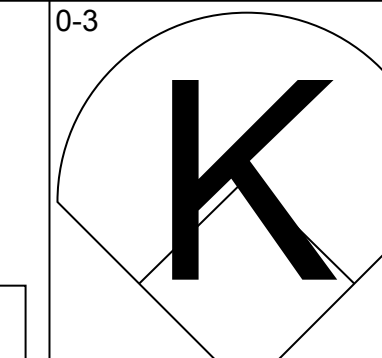
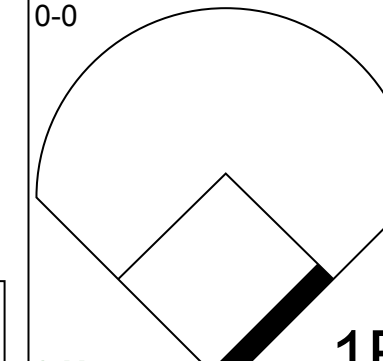
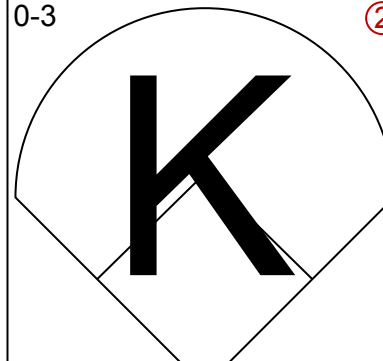
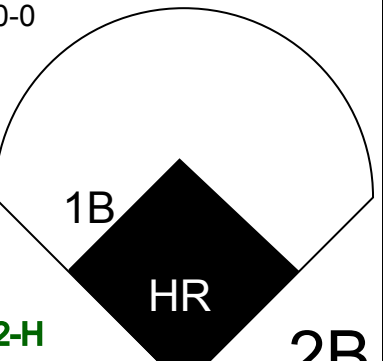

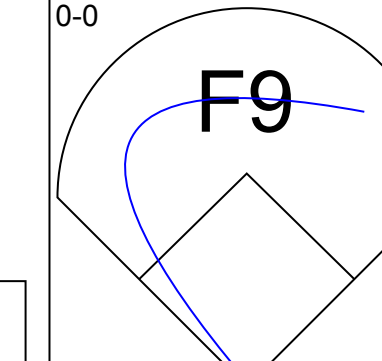
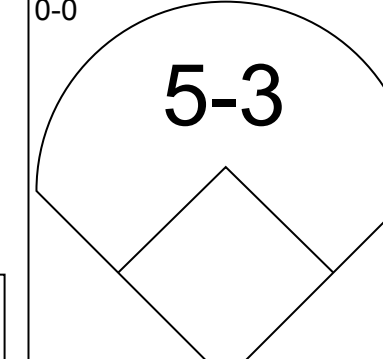
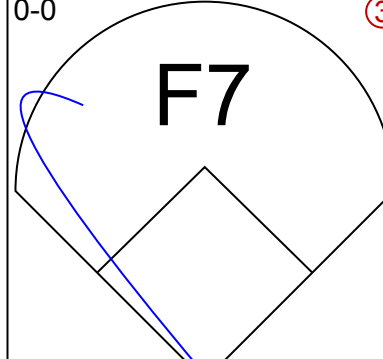
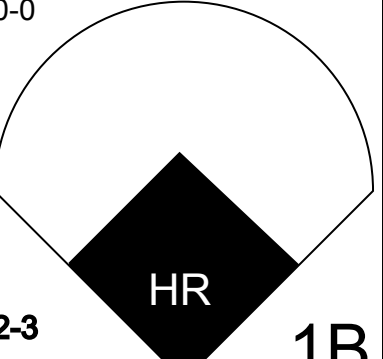

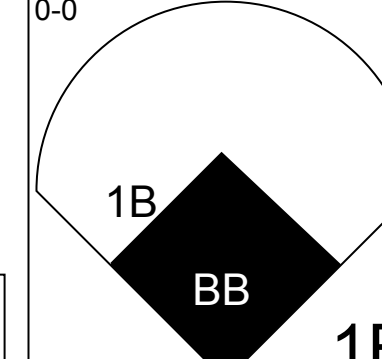
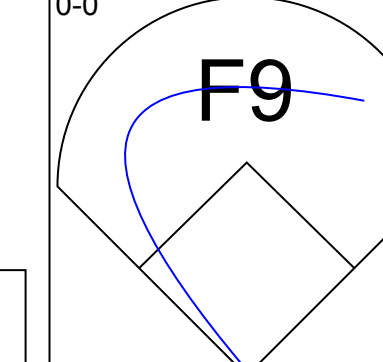
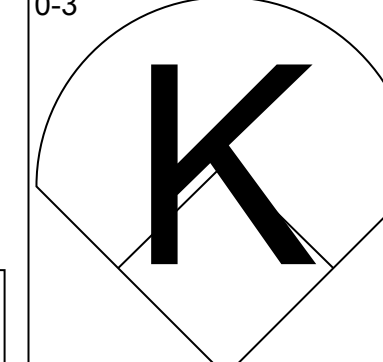
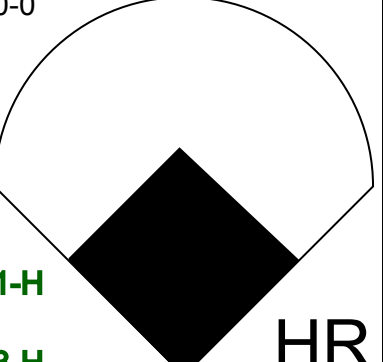
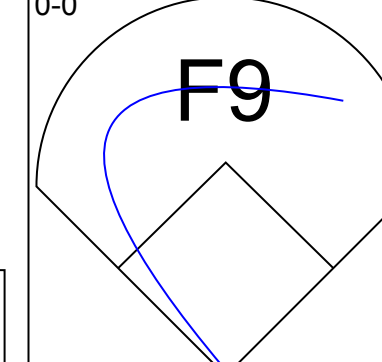
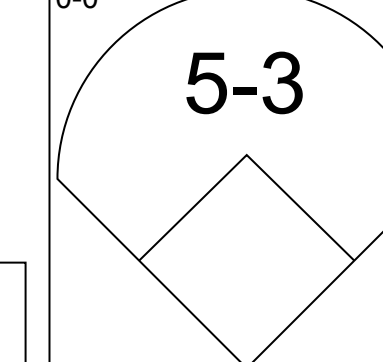
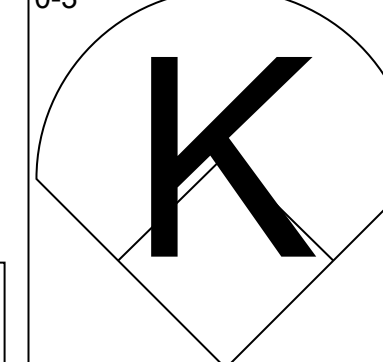
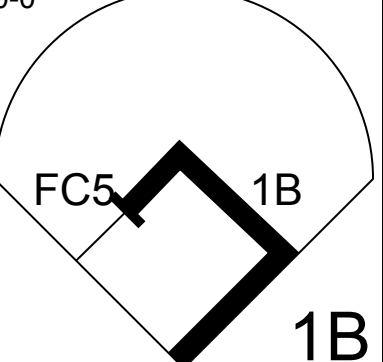
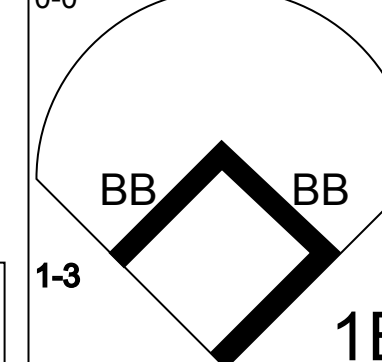
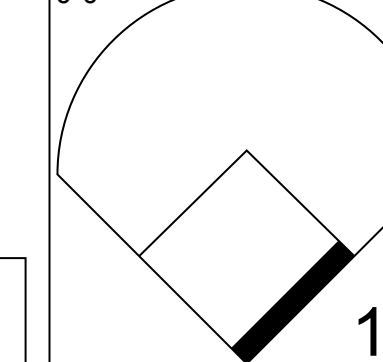
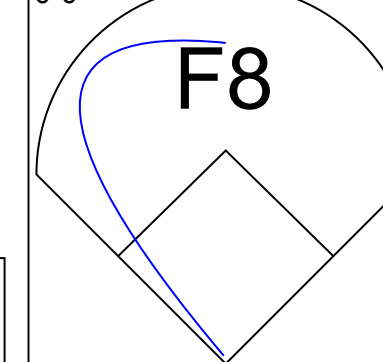
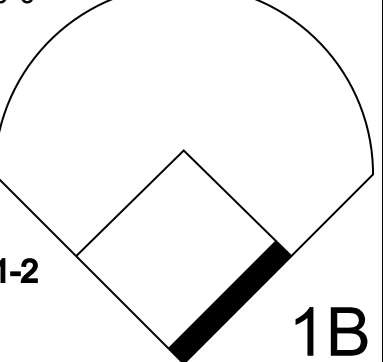
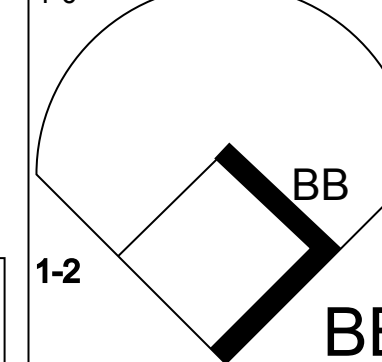
AB 30
R 1
H 4
RBI 1
BB 4
SO 4
LOB 17



AB 35
R 8
H 11
RBI 8
BB 2
SO 5
LOB 8



Batter	1	2	3	4	5	6	7	8	9	AB	R	H	RBI	BB	SO	LOB	TOP		
Charlie Beamon, L (1, 3) OBP: 0.200, SLG: 0.300										4	1	1	0	0	1	1	Seattle Mariners @ Milwaukee Brewers Milwaukee County Stadium, Milwaukee, WI Sun Jul 01 1979, 4:33 AM EDT Att: 27,925 - Unknown		
Ruppert Jones, L (1, 8) OBP: 0.347, SLG: 0.485										4	1	2	1	0	0	0			
Dan Meyer, L (1, 5) OBP: 0.362, SLG: 0.538										4	0	0	0	0	0	2			
Willie Horton, R (1, 10) OBP: 0.339, SLG: 0.492										4	1	1	1	0	0	2			
Joe Simpson, L (1, 9) OBP: 0.305, SLG: 0.364										4	0	1	1	0	0	0			
Leon Roberts, R (1, 7) OBP: 0.356, SLG: 0.431										3	0	0	0	0	1	1			
Bill Stein, R (1, 4) OBP: 0.299, SLG: 0.310										3	0	0	0	0	0	0			
Larry Cox, R (1, 2) OBP: 0.297, SLG: 0.344										3	0	1	0	0	0	0			
Mario Mendoza, R (1, 6) OBP: 0.209, SLG: 0.242										2	0	0	0	0	0	1			
Larry Milbourne, S (8, PH) OBP: 0.313, SLG: 0.339										1	0	0	0	0	0	0			
Inning Stats	R: 0 E: 0 K: 1 S: 5	H: 0 LOB: 0 BB: 0 P: 5	R: 0 E: 0 K: 1 S: 5	H: 0 LOB: 0 BB: 0 P: 5	R: 0 E: 0 K: 0 S: 3	H: 0 LOB: 0 BB: 0 P: 3	R: 2 E: 0 K: 0 S: 6	H: 3 LOB: 1 BB: 0 P: 6	R: 0 E: 0 K: 0 S: 4	H: 1 LOB: 0 BB: 0 P: 4	R: 0 E: 0 K: 0 S: 3	H: 0 LOB: 0 BB: 0 P: 3	R: 0 E: 0 K: 0 S: 3	H: 0 LOB: 0 BB: 0 P: 3	R: 1 E: 0 K: 0 S: 4	H: 1 LOB: 0 BB: 0 P: 4	1B: 3 2B: 2 3B: 0 HR: 1	SF: 0 SAC: 0 DP: 1 HBP: 0	WP: 0 PA: 32
PITCHER Jim Slaton, R (1, 1) ERA: 2.8	IP: 9.0 WLS: W BF: 32 H: 6 R: 3 ER: 3 SO: 2 BB: 0 IBB: 0 HBP: 0 BLK: 0 WP: 0 HR: 1 S: 36 P: 36 ERA: 3.00 WHIP: 0.667															PITCHER			

Batter	1	2	3	4	5	6	7	8	9	AB	R	H	RBI	BB	SO	LOB	BOTTOM		
Paul Molitor, R (1, 4) OBP: 0.379, SLG: 0.476										4	2	2	2	1	0	3	Seattle Mariners @ Milwaukee Brewers Milwaukee County Stadium, Milwaukee, WI Sun Jul 01 1979, 4:33 AM EDT Att: 27,925 - Unknown		
Don Money, R (1, 3) OBP: 0.316, SLG: 0.386										5	1	2	0	0	2	3			
Dick Davis, R (1, 10) OBP: 0.284, SLG: 0.397										5	2	1	1	0	1	2			
Gorman Thomas, R (1, 8) OBP: 0.380, SLG: 0.544										5	1	1	2	0	2	2			
Sixto Lezcano, R (1, 9) OBP: 0.425, SLG: 0.511										5	1	2	2	0	1	0			
Sal Bando, R (1, 5) OBP: 0.341, SLG: 0.340										4	2	2	0	0	0	1			
Robin Yount, R (1, 6) OBP: 0.304, SLG: 0.376										4	1	1	3	0	1	1			
Charlie Moore, R (1, 2) OBP: 0.436, SLG: 0.488										4	0	2	0	0	1	0			
Jim Wohlford, R (1, 7) OBP: 0.295, SLG: 0.337										3	0	2	0	1	0	0			
Inning Stats	R: 2 E: 0 K: 0 S: 6	H: 3 LOB: 1 BB: 0 P: 6	R: 0 E: 0 K: 0 S: 4	H: 1 LOB: 1 BB: 0 P: 4	R: 2 E: 0 K: 2 S: 9	H: 2 LOB: 0 BB: 0 P: 9	R: 0 E: 0 K: 2 S: 7	H: 0 LOB: 0 BB: 0 P: 7	R: 5 E: 0 K: 1 S: 12	H: 7 LOB: 2 BB: 0 P: 12	R: 0 E: 0 K: 2 S: 7	H: 0 LOB: 0 BB: 0 P: 7	R: 1 E: 0 K: 0 S: 5	H: 2 LOB: 2 BB: 2 P: 13	R: 0 E: 0 K: 1 S: 5	H: 0 LOB: 0 BB: 0 P: 5	1B: 8 2B: 4 3B: 0 HR: 3	SF: 0 SAC: 0 DP: 0 HBP: 0	WP: 0 PA: 41
PITCHER Floyd Bannister, L (1, 1) ERA: 4.64	IP: 0.2 WLS: L BF: 7 H: 5 R: 3 ER: 3 SO: 1 BB: 0 IBB: 0 HBP: 0 BLK: 0 WP: 0 HR: 1 S: 9 P: 9 ERA: 40.50 WHIP: 7.500															PITCHER			
Byron McLoughlin, R (6, 1) ERA: 5.73	IP: 3.0 WLS: L BF: 13 H: 2 R: 1 ER: 1 SO: 3 BB: 2 IBB: 0 HBP: 0 BLK: 0 WP: 0 HR: 0 S: 17 P: 25 ERA: 3.00 WHIP: 1.333															PITCHER			

Batter	1	2	3	4	5	6	7	8	9	AB	R	H	RBI	BB	SO	LOB	TOP								
Paul Moltitor, R OBP: 0.380, SLG: 0.493 (1, 4)	0-0 6-3 3B	0-0 HR		0-3 K	0-0 1-3			0-0 SH1-3		4	2	2	1	0	1	1									
Don Money, R OBP: 0.321, SLG: 0.400 (1, 5)	0-0 6-3	0-0 1B		0-0 2B		0-0 F9		0-0 F9		5	0	2	1	0	0	1									
Cecil Cooper, L OBP: 0.363, SLG: 0.482 (1, 3)	0-0 FC6-4 BB	0-3 K		0-0 4-3		0-0 2B		0-0 L8		4	0	1	0	1	1	3									
Gorman Thomas, R OBP: 0.380, SLG: 0.538 (1, 8)	0-0 FC6-4 1B	0-0 F7			4-0 E 1B		0-0 G3		4-0 SH3 BB	3	2	0	0	2	0	3									
Ben Oglivie, L OBP: 0.324, SLG: 0.488 (1, 7)	0-0 1B		0-0 L8		0-0 F9		0-0 5-3		0-0 SH3	4	0	1	0	0	0	2									
Sixto Lezcano, R OBP: 0.421, SLG: 0.504 (1, 9)	0-0 1B		0-0 5-3		0-0 E7 1B		0-0 4-3		0-0 1-3	5	1	1	1	0	0	2									
Sal Bando, R OBP: 0.342, SLG: 0.339 (1, 10)	0-0 F6		0-0 1B		4-0 1B SF7		0-0 F6		0-0 F8	4	1	1	0	1	0	3									
Robin Yount, R OBP: 0.304, SLG: 0.375 (1, 6)		0-0 F8		0-0 4-3		0-0 1B		0-0 F8		4	0	1	2	0	0	1									
Charlie Moore, R OBP: 0.438, SLG: 0.509 (1, 2)		0-0 HR		0-0 F7		0-0 SF7		0-0 SH1-3 1B		3	1	2	2	0	0	0									
Inning Stats	R: 2 E: 0 K: 0 S: 6	H: 3 LOB: 2 BB: 1 P: 10	R: 2 E: 0 K: 1 S: 8	H: 3 LOB: 1 BB: 0 P: 8	R: 0 E: 0 K: 0 S: 4	H: 1 LOB: 1 BB: 0 P: 4	R: 0 E: 0 K: 1 S: 6	H: 1 LOB: 1 BB: 0 P: 6	R: 3 E: 1 K: 0 S: 5	H: 1 LOB: 1 BB: 2 P: 13	R: 0 E: 0 K: 0 S: 4	H: 1 LOB: 0 BB: 0 P: 4	R: 0 E: 0 K: 0 S: 3	H: 0 LOB: 0 BB: 0 P: 3	R: 0 E: 0 K: 0 S: 4	H: 1 LOB: 1 BB: 0 P: 4	R: 0 E: 0 K: 0 S: 3	H: 0 LOB: 1 BB: 1 P: 7	1B: 6 2B: 2 3B: 1 HR: 2	SF: 1 SAC: 2 DP: 0 HBP: 0	WP: 0 PB: 0 CS: 0	PA: 43			
PITCHER	IP	WLS	BF	H	R	ER	SO	BB	IBB	HBP	BLK	WP	HR	S	P	ERA	WHIP								
Ken Clay, R ERA: 5.36 (1, 1)	0.2	L	6	3	2	2	0	1	0	0	0	0	0	5	9	27.00	6.000								
Ray Burns, R ERA: 5.95 (1, 1)	3.2		20	6	5	3	2	1	1	0	0	0	2	22	30	7.36	1.909								
Don Hood, L ERA: 2.56 (5, 1)	4.2		17	2	0	0	0	1	0	0	0	0	0	16	20	0.00	0.643								

Milwaukee Brewers @ New York Yankees
Yankee Stadium, Bronx, NY
Tue Jul 03 1979, 7:05 PM EDT
Att: 35,158 - Unknown

AB 36
R 7
H 11
RBI 7
BB 4
SO 2
LOB 16



Batter	1	2	3	4	5	6	7	8	9	AB	R	H	RBI	BB	SO	LOB	BOTTOM								
Willie Randolph, R OBP: 0.358, SLG: 0.347 (1, 4)	0-0 5-3			0-0 2B 6-3 1B	0-0 1-3			0-0 6-3		4	1	1	0	0	0	1									
Bobby Murcer, L OBP: 0.365, SLG: 0.394 (1, 8)	0-0 F8			0-0 6-3 1B 2B		0-0 1B 1B		0-0 G3		4	1	2	0	0	0	0									
Thurman Munson, R OBP: 0.346, SLG: 0.388 (1, 2)	0-0 4-3			0-0 6-3		0-0 1B 1B		0-0 BB 1B		4	0	2	1	0	0	1									
Reggie Jackson, L OBP: 0.364, SLG: 0.519 (1, 9)		0-3 K		0-3 K		0-3 K		4-0 1-2 BB		3	0	0	0	1	3	3									
Lou Piniella, R OBP: 0.351, SLG: 0.453 (1, 7)		0-0 1B		0-0 1B		0-0 F9		0-0 F6		4	0	2	1	0	0	4									
Darryl Jones, R OBP: 0.302, SLG: 0.439 (1, 10)		0-0 F1		0-0 F9		0-0 F7			0-0 6-3	4	0	0	0	0	0	3									
Graig Nettles, L OBP: 0.335, SLG: 0.418 (1, 5)			0-0 F7		0-0 F9		0-0 4-3		0-0 1B 1B	4	0	1	0	0	0	0									
Chris Chambliss, L OBP: 0.303, SLG: 0.424 (1, 3)			0-0 F9		0-0 FC5-4 1B		0-0 4-3		0-0 L3 1B	4	0	2	0	0	0	0									
Bucky Dent, R OBP: 0.306, SLG: 0.317 (1, 6)					0-0 FC5-4		0-0 4-3			2	0	0	0	0	0	1									
Fred Stanley, R OBP: 0.304, SLG: 0.238 (7, 6)					0-0 1-2					1	0	0	0	0	0	0									
Roy White, S OBP: 0.252, SLG: 0.245 (9, PH)					0-0 1-2				0-0 1-2	1	0	0	0	0	0	2									
Inning Stats	R: 0 E: 0 K: 0 S: 3	H: 0 LOB: 0 BB: 0 P: 3	R: 0 E: 0 K: 1 S: 5	H: 1 LOB: 0 BB: 0 P: 5	R: 0 E: 0 K: 0 S: 3	H: 0 LOB: 0 BB: 0 P: 3	R: 2 E: 0 K: 1 S: 8	H: 3 LOB: 1 BB: 0 P: 8	R: 0 E: 0 K: 0 S: 4	H: 1 LOB: 1 BB: 0 P: 4	R: 0 E: 0 K: 1 S: 7	H: 2 LOB: 2 BB: 0 P: 7	R: 0 E: 0 K: 0 S: 3	H: 0 LOB: 0 BB: 0 P: 3	R: 0 E: 0 K: 0 S: 4	H: 1 LOB: 2 BB: 1 P: 8	R: 0 E: 0 K: 0 S: 4	H: 2 LOB: 1 BB: 0 P: 4	1B: 9 2B: 2 3B: 0 HR: 0	SF: 0 SAC: 0 DP: 1 HBP: 0	WP: 0 PB: 0 CS: 0	PA: 36			
PITCHER	IP	WLS	BF	H	R	ER	SO	BB	IBB	HBP	BLK	WP	HR	S	P	ERA	WHIP								
Mike Caldwell, L ERA: 3.22 (1, 1)	9.0	W	36	10	2	2	3	1	0	0	0	0	0	41	45	2.00	1.222								

Milwaukee Brewers @ New York Yankees
Yankee Stadium, Bronx, NY
Tue Jul 03 1979, 7:05 PM EDT
Att: 35,158 - Unknown

AB 35
R 2
H 10
RBI 2
BB 1
SO 3
LOB 15

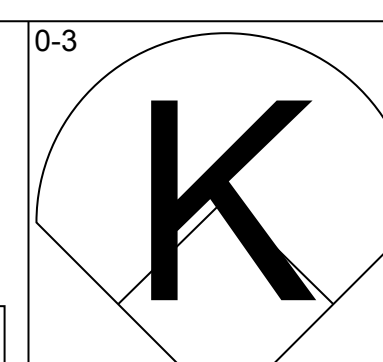
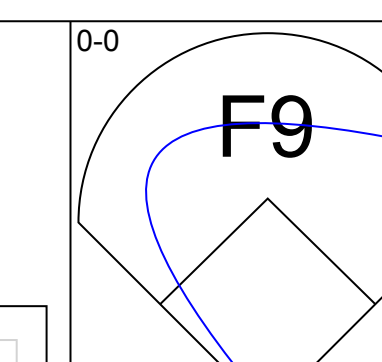
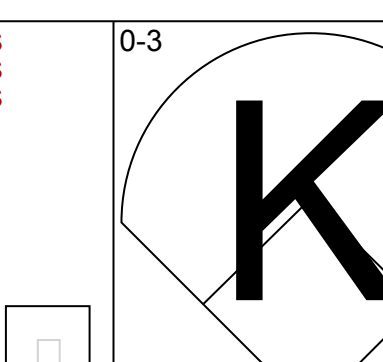
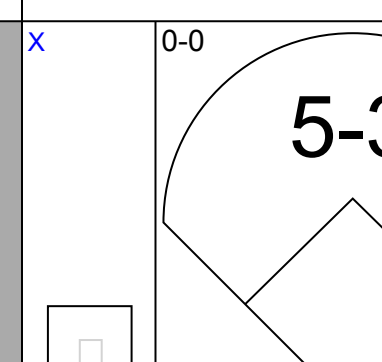
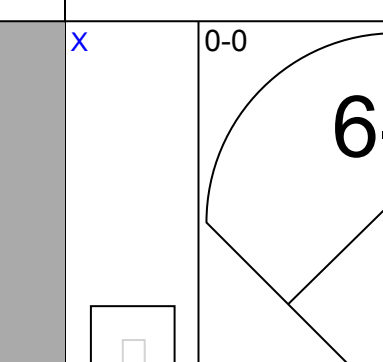
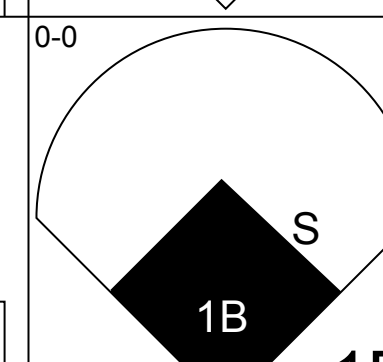
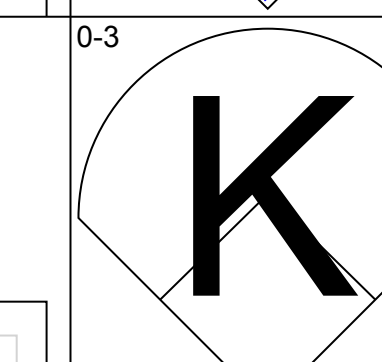
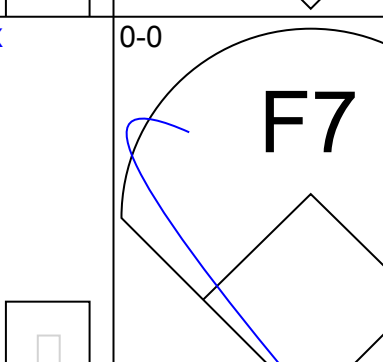
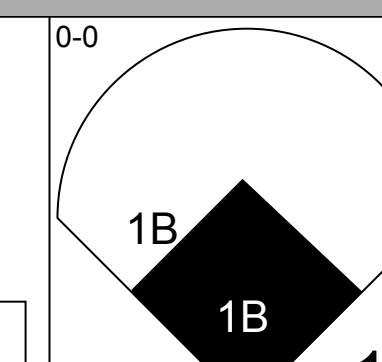
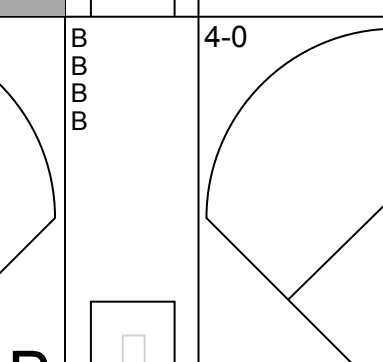
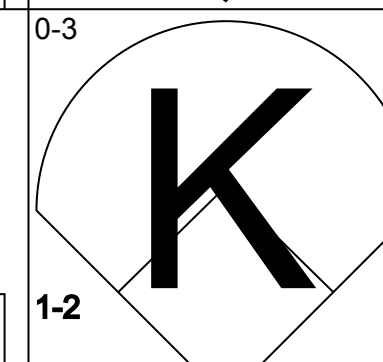
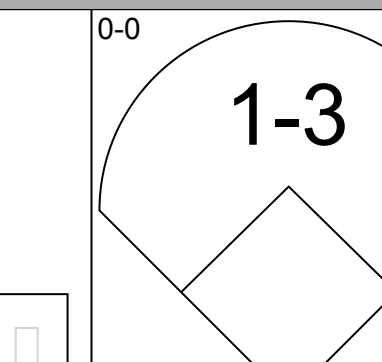
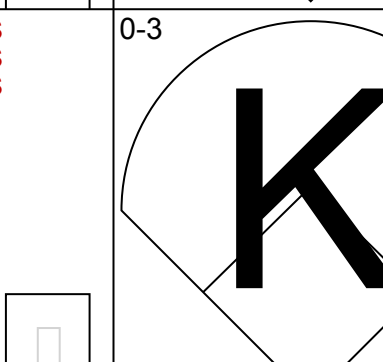
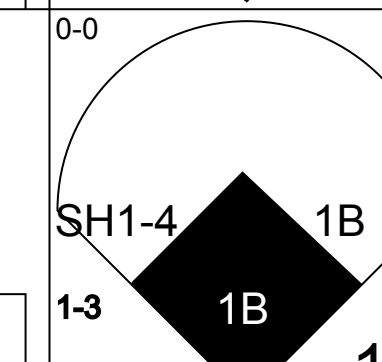
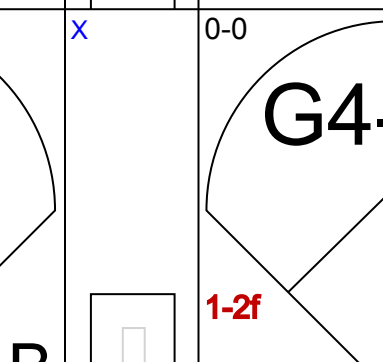
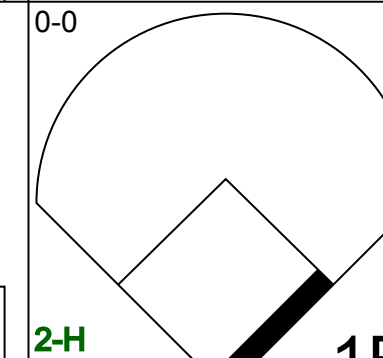
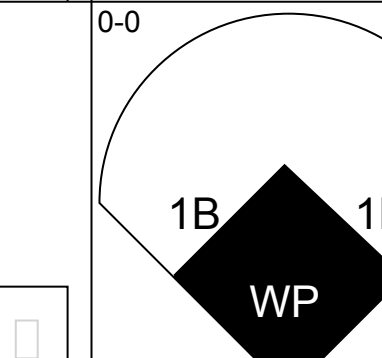

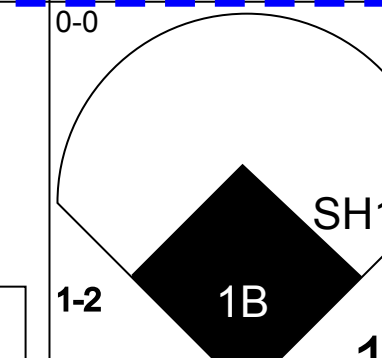
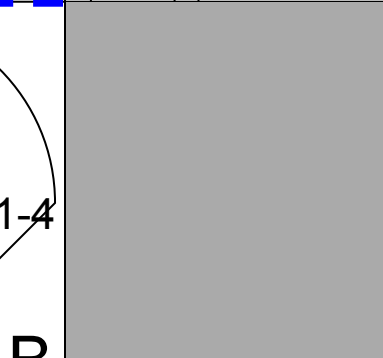
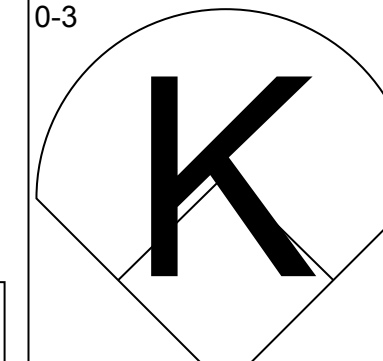
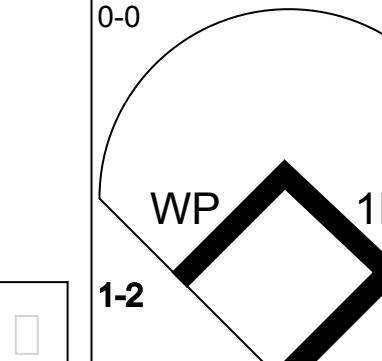

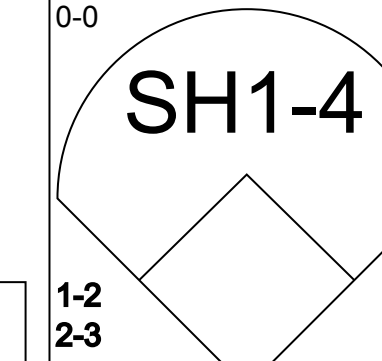
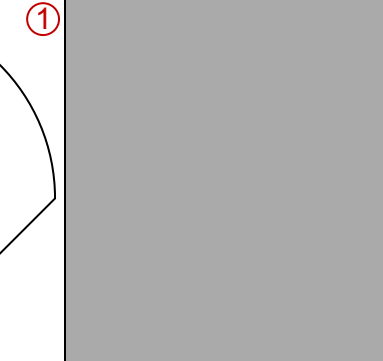
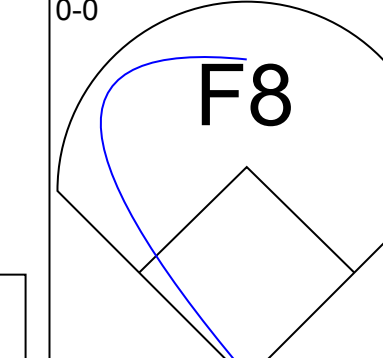
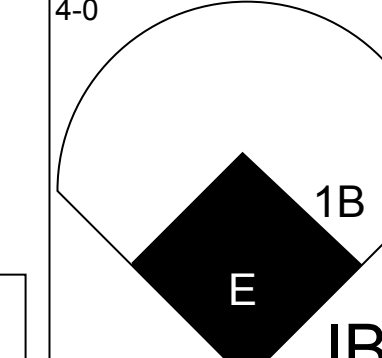

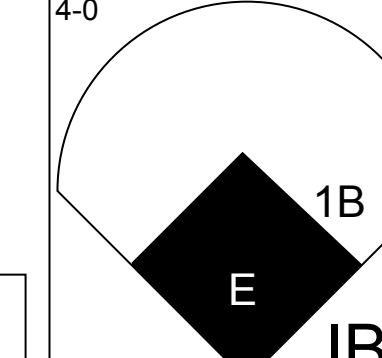


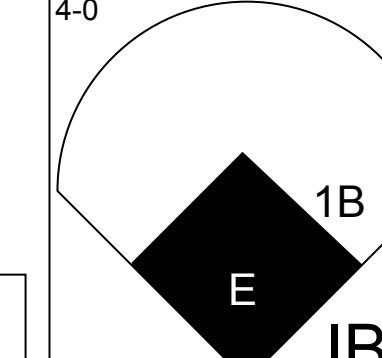

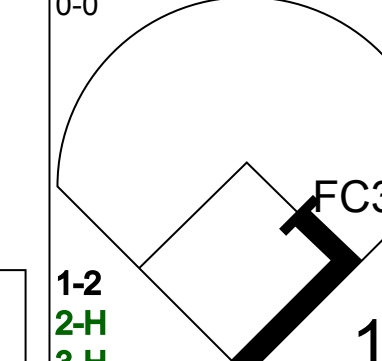
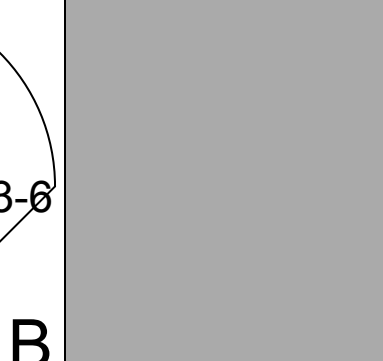
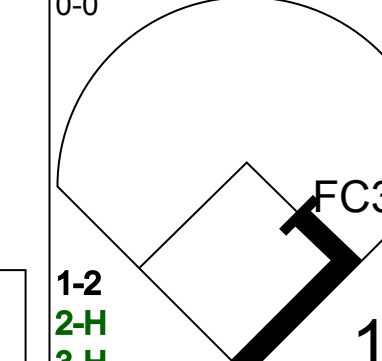
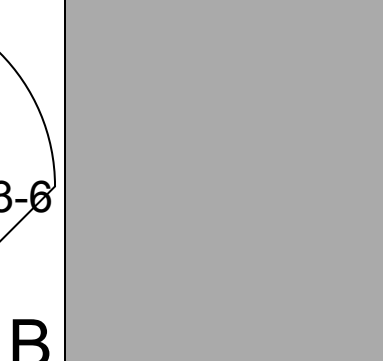

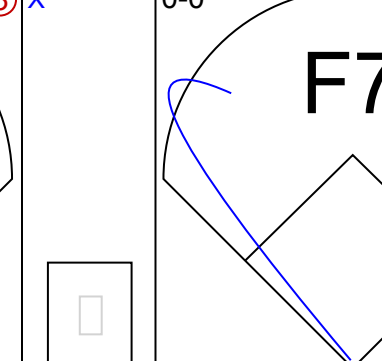
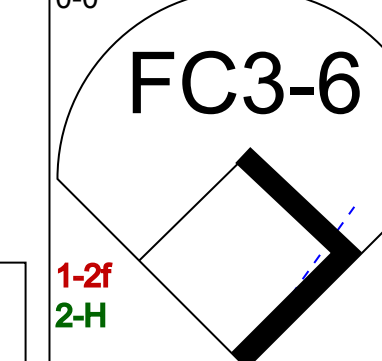
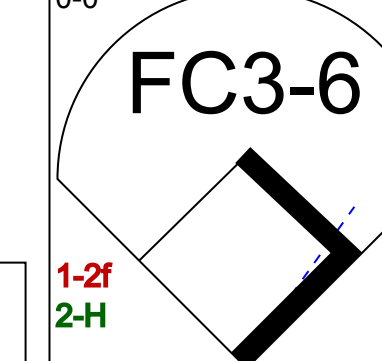
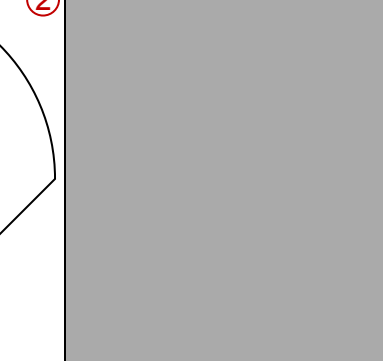

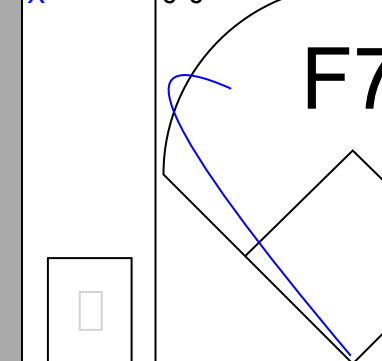
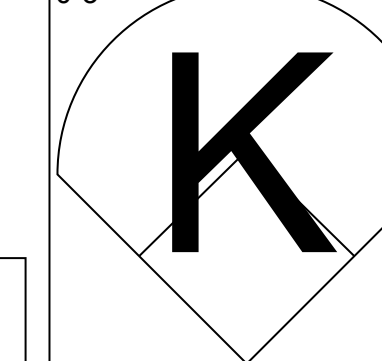


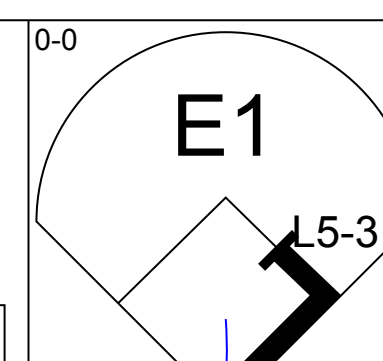
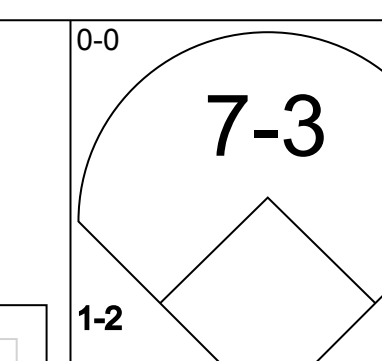
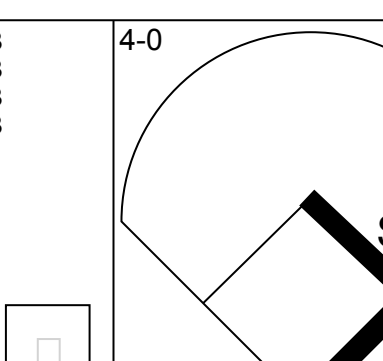
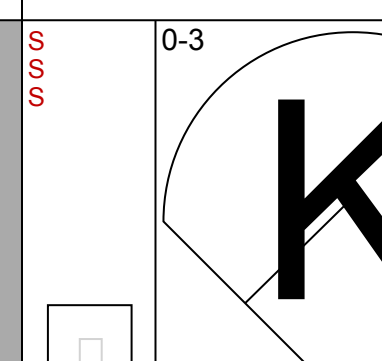
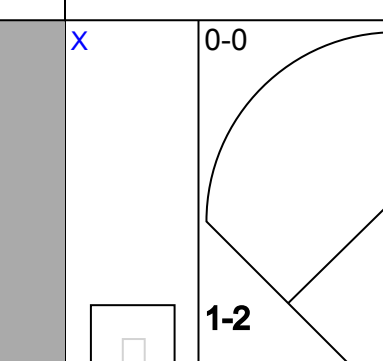
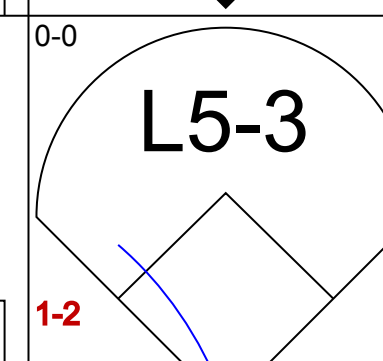
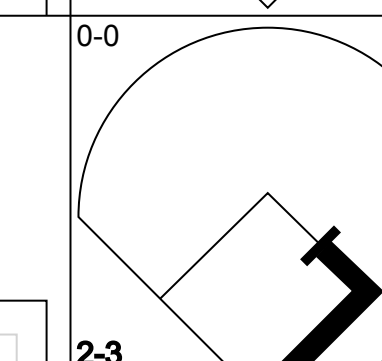
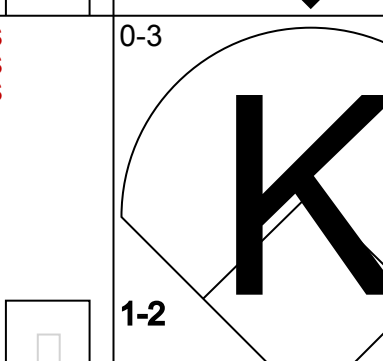
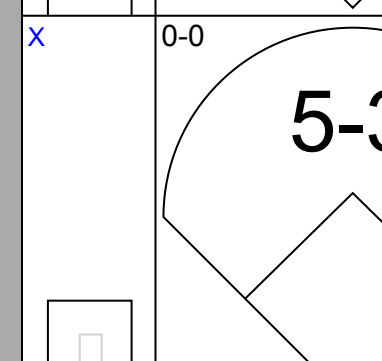
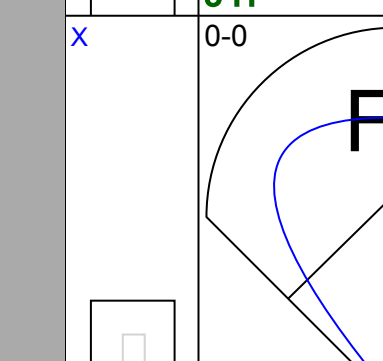
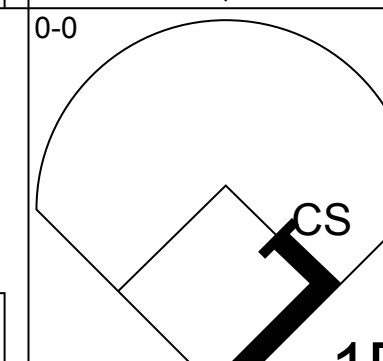
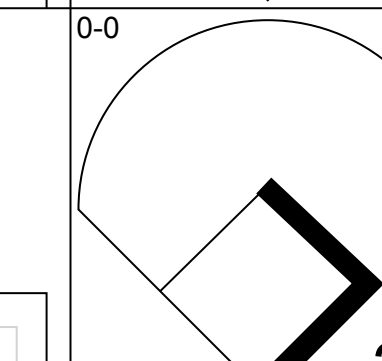


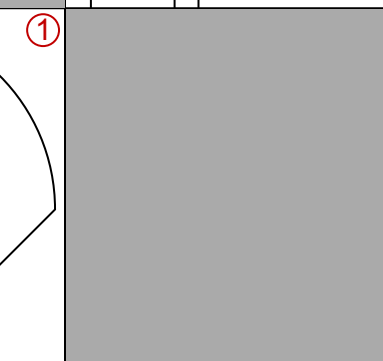
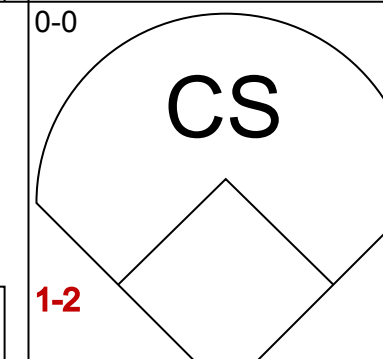
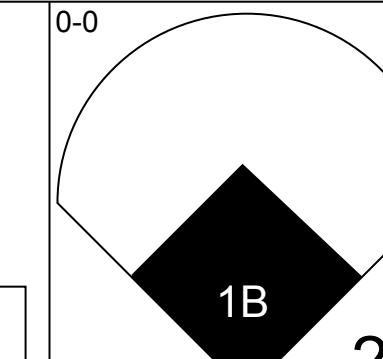
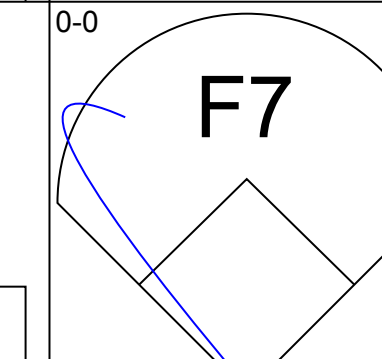


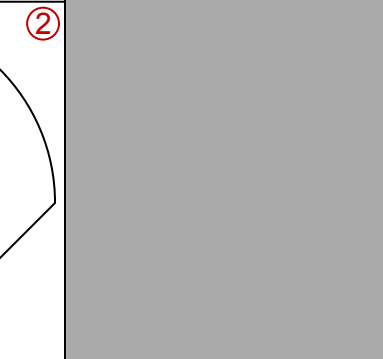
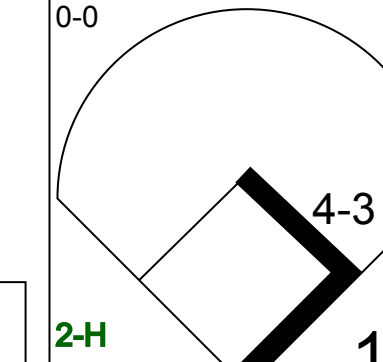

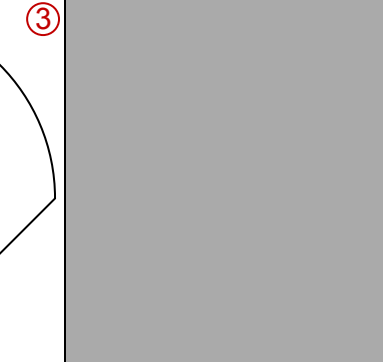
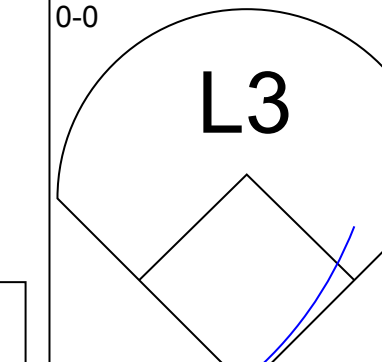

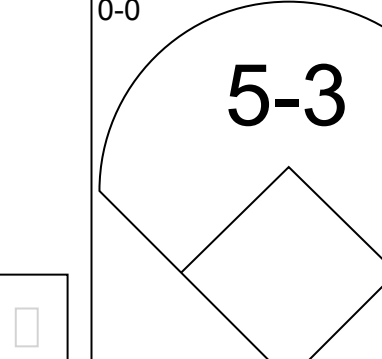

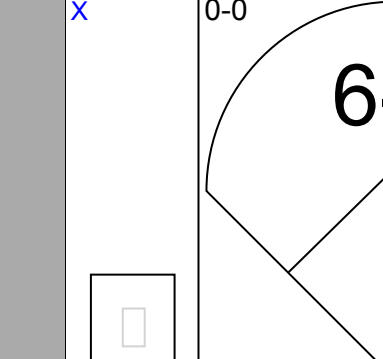

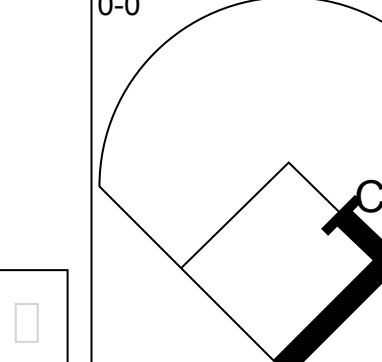
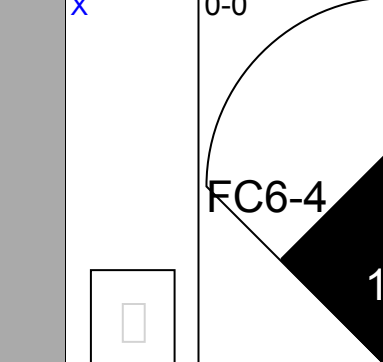

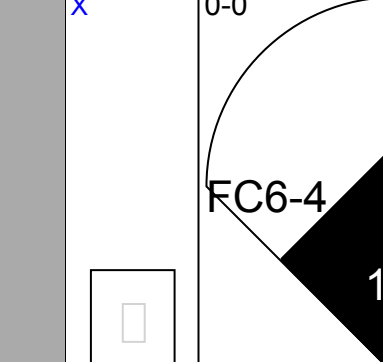


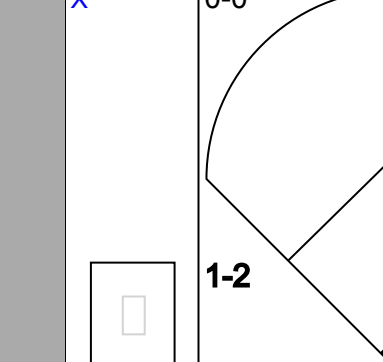


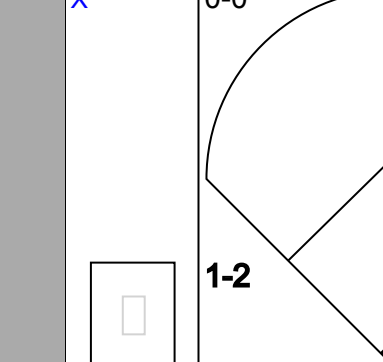
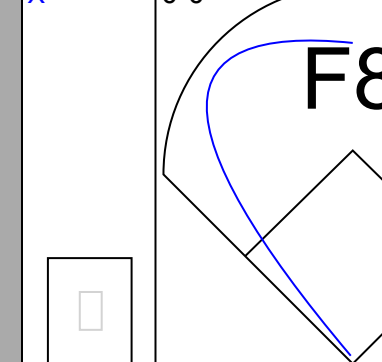
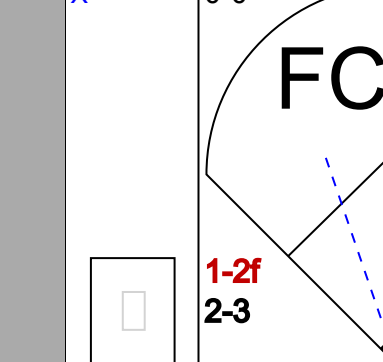
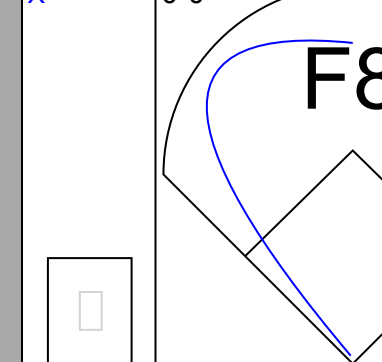
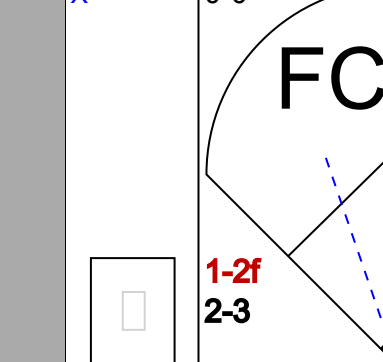
Batter	1	2	3	4	5	6	7	8	9	AB	R	H	RBI	BB	SO	LOB	TOP								
Paul Moltitor, R (1, 4) OBP: 0.382, SLG: 0.493	B1-3			2B 1B		6-3		SH2-3 2B 1B		4	1	2	0	0	0	0	Milwaukee Brewers @ New York Yankees Yankee Stadium, Bronx, NY Wed Jul 04 1979, 7:05 PM EDT Att: 20,084 - Unknown livebaseballscorecards.com								
Don Money, R (1, 10) OBP: 0.310, SLG: 0.385	L9			F4		K		SH2-3 1-2		3	0	0	0	0	1	1									
Cecil Cooper, L (1, 3) OBP: 0.367, SLG: 0.492	K			1-3 2B		1B		WP 2B 2-H		4	0	3	1	0	1	0									
Gorman Thomas, R (1, 8) OBP: 0.382, SLG: 0.534		5-3		K		1B		WP BB		2	0	0	0	2	1	2									
Ben Oglivie, L (1, 7) OBP: 0.319, SLG: 0.480	F8			F5		F3		F4		4	0	0	0	0	0	6									
Sixto Lezcano, R (1, 9) OBP: 0.415, SLG: 0.496	F3				5-3		K	6-3		4	0	0	0	0	1	2									
Sal Bando, R (1, 5) OBP: 0.338, SLG: 0.333			L8		F8		K		L6	4	0	0	0	0	1	0									
Robin Yount, R (1, 6) OBP: 0.300, SLG: 0.369			1-3		6-3		5-3		K	4	0	0	0	0	1	0									
Buck Martinez, R (1, 2) OBP: 0.255, SLG: 0.363			K						F7	2	1	1	1	0	1	0									
Dick Davis, R (8, PH) OBP: 0.289, SLG: 0.420										1	1	1	1	0	0	0									
Ray Fosse, R (8, 2) OBP: 0.289, SLG: 0.265						HR		HR		1	0	0	0	0	0	0									
Inning Stats	R: 0 E: 0 K: 1 S: 5	H: 0 LOB: 0 BB: 0 P: 5	R: 0 E: 0 K: 0 S: 3	H: 0 LOB: 0 BB: 0 P: 3	R: 0 E: 0 K: 1 S: 5	H: 0 LOB: 0 BB: 0 P: 5	R: 0 E: 0 K: 1 S: 7	H: 2 LOB: 2 BB: 0 P: 7	R: 0 E: 0 K: 0 S: 3	H: 0 LOB: 0 BB: 0 P: 3	R: 1 E: 0 K: 1 S: 7	H: 2 LOB: 2 BB: 1 P: 11	R: 0 E: 0 K: 2 S: 7	H: 0 LOB: 0 BB: 0 P: 7	R: 2 E: 0 K: 0 S: 6	H: 3 LOB: 2 BB: 1 P: 10	R: 0 E: 0 K: 1 S: 5	H: 0 LOB: 0 BB: 0 P: 5	1B: 3 2B: 2 3B: 0 HR: 2	SF: 0 SAC: 1 DP: 0 HBP: 0	WP: 1 PB: 0 CS: 0	PA: 36			
PITCHER	IP	WLS	BF	H	R	ER	SO	BB	IBB	HBP	BLK	WP	HR	S	P	ERA	WHIP								
Luis Tiant, R (1, 1) ERA: 3.97	7.1	W	31	7	3	3	6	2	0	0	0	0	2	41	49	3.68	1.227								
Jim Kaat, L (8, 1) ERA: 2.57	0.1		1	0	0	0	0	0	0	0	0	0	0	1	1	0.00	0.000								
Ron Davis, R (8, 1) ERA: 2.25	1.1	S	4	0	0	0	1	0	0	0	0	1	0	6	6	0.00	0.000								

Batter	1	2	3	4	5	6	7	8	9	AB	R	H	RBI	BB	SO	LOB	BOTTOM								
Willie Randolph, R (1, 4) OBP: 0.360, SLG: 0.344	E S 1B BB		6-3			K				2	1	0	0	2	1	1	Milwaukee Brewers @ New York Yankees Yankee Stadium, Bronx, NY Wed Jul 04 1979, 7:05 PM EDT Att: 20,084 - Unknown livebaseballscorecards.com								
Bobby Murcer, L (1, 7) OBP: 0.363, SLG: 0.387	K		L9		K		F8			4	0	0	0	0	2	2									
Thurman Munson, R (1, 2) OBP: 0.351, SLG: 0.393	1B		1B HR		4-3		1B		1B	4	1	3	1	0	0	0									
Lou Piniella, R (1, 10) OBP: 0.353, SLG: 0.454	F8		HR		L9		G1-6-3 1B			4	1	2	0	0	0	1									
Reggie Jackson, L (1, 9) OBP: 0.366, SLG: 0.531	F3		HR		BB		G1-6-3 1-2f			3	1	1	3	1	0	3									
Graig Nettles, L (1, 5) OBP: 0.337, SLG: 0.423		1B 2B	FC6-4 1B		K		L9			4	0	2	0	0	1	1									
Juan Beniquez, R (1, 8) OBP: 0.287, SLG: 0.402	L8		FC6-4 1-2f		L9		E5 FC6-4			4	0	0	0	0	0	2									
Chris Chambliss, L (1, 3) OBP: 0.303, SLG: 0.422		2H 1B			K		6-3		FC6-4 1-2f	4	0	1	0	0	1	1									
Bucky Dent, R (1, 6) OBP: 0.305, SLG: 0.316	5-3				F9		1B		F8	4	0	1	0	0	0	2									
Inning Stats	R: 1 E: 0 K: 1 S: 6	H: 1 LOB: 1 BB: 1 P: 10	R: 0 E: 0 K: 0 S: 4	H: 2 LOB: 1 BB: 0 P: 4	R: 3 E: 0 K: 0 S: 7	H: 4 LOB: 1 BB: 0 P: 7	R: 0 E: 0 K: 2 S: 7	H: 0 LOB: 1 BB: 1 P: 11	R: 0 E: 0 K: 1 S: 5	H: 0 LOB: 1 BB: 1 P: 9	R: 0 E: 0 K: 1 S: 6	H: 1 LOB: 1 BB: 0 P: 6	R: 0 E: 0 K: 0 S: 4	H: 2 LOB: 1 BB: 0 P: 4	R: 0 E: 1 K: 0 S: 4	H: 0 LOB: 1 BB: 0 P: 4		R: 0 E: 0 K: 0 S: 4	H: 0 LOB: 1 BB: 0 P: 4	1B: 8 2B: 1 3B: 0 HR: 1	SF: 0 SAC: 0 DP: 1 HBP: 0	WP: 0 PB: 0 SB: 1 CS: 0	PA: 36		
PITCHER	IP	WLS	BF	H	R	ER	SO	BB	IBB	HBP	BLK	WP	HR	S	P	ERA	WHIP								
Bill Travers, L (1, 1) ERA: 3.32	4.0	L	20	7	4	4	3	2	0	0	0	0	1	24	32	9.00	2.250								
Bob Galasso, R (5, 1) ERA: 5.23	2.1		11	3	0	0	2	1	0	0	0	0	0	14	18	0.00	1.714								
Bob McClure, L (7, 1) ERA: 5.54	1.2		5	0	0	0	0	0	0	0	0	0	0	5	5	0.00	0.000								

Batter	1	2	3	4	5	6	7	8	9	AB	R	H	RBI	BB	SO	LOB	TOP					
Paul Molitor, R OBP: 0.386, SLG: 0.500 (1, 4)										4	1	3	0	0	1	0	Milwaukee Brewers @ New York Yankees Yankee Stadium, Bronx, NY Thu Jul 05 1979, 3:33 AM EDT Att: 31,878 - Unknown					
Don Money, R OBP: 0.297, SLG: 0.366 (1, 3)										4	0	0	0	0	1	1						
Dick Davis, R OBP: 0.304, SLG: 0.422 (1, 10)										4	1	2	1	0	0	0						
Gorman Thomas, R OBP: 0.377, SLG: 0.526 (1, 8)										4	0	0	0	0	2	2						
Sixto Lezcano, R OBP: 0.417, SLG: 0.496 (1, 9)										4	0	2	0	0	0	1						
Sal Bando, R OBP: 0.337, SLG: 0.343 (1, 5)										4	1	1	1	0	0	2						
Robin Yount, R OBP: 0.299, SLG: 0.368 (1, 6)										4	0	1	0	0	2	3						
Jim Wohlford, R OBP: 0.293, SLG: 0.326 (1, 7)										3	0	0	0	1	1	0						
Buck Martinez, R OBP: 0.247, SLG: 0.351 (1, 2)										3	0	0	0	0	0	1						
Inning Stats	R: 0 E: 0 K: 1 S: 5	H: 0 LOB: 0 BB: 0 P: 5	R: 0 E: 0 K: 1 S: 6	H: 1 LOB: 1 BB: 0 P: 6	R: 0 E: 0 K: 0 S: 3	H: 1 LOB: 1 BB: 0 P: 3	R: 0 E: 0 K: 1 S: 5	H: 0 LOB: 0 BB: 0 P: 5	R: 1 E: 0 K: 0 S: 4	H: 2 LOB: 1 BB: 1 P: 8	R: 2 E: 1 K: 1 S: 9	H: 3 LOB: 2 BB: 0 P: 9	R: 0 E: 0 K: 0 S: 3	H: 1 LOB: 1 BB: 0 P: 3	R: 0 E: 0 K: 1 S: 6	H: 1 LOB: 1 BB: 0 P: 6	R: 0 E: 0 K: 2 S: 7	H: 0 LOB: 0 BB: 0 P: 7	1B: 7 2B: 1 3B: 0 HR: 1	SF: 0 SAC: 0 DP: 0 HBP: 0	WP: 0 PB: 0 CS: 2	PA: 36
PITCHER Ron Guidry, L ERA: 2.04 (1, 1)	IP: 9.0 WLS: L BF: 35 H: 9 R: 3 ER: 2 SO: 7 BB: 1 IBB: 0 HBP: 0 BLK: 0 WP: 0 HR: 1 S: 48 P: 52 ERA: 2.00 WHIP: 1.111															PITCHER						

Batter	1	2	3	4	5	6	7	8	9	AB	R	H	RBI	BB	SO	LOB	BOTTOM			
Willie Randolph, R OBP: 0.358, SLG: 0.341 (1, 4)										3	0	0	0	1	0	1	Milwaukee Brewers @ New York Yankees Yankee Stadium, Bronx, NY Thu Jul 05 1979, 3:33 AM EDT Att: 31,878 - Unknown			
Bobby Murcer, L OBP: 0.355, SLG: 0.382 (1, 8)										3	0	0	0	0	0	1				
Graig Nettles, L OBP: 0.334, SLG: 0.419 (1, 5)										3	0	0	0	0	1	0				
Reggie Jackson, L OBP: 0.366, SLG: 0.526 (1, 9)										2	0	0	0	1	2	0				
Lou Piniella, R OBP: 0.349, SLG: 0.449 (1, 7)										3	0	0	0	0	0	1				
Chris Chambliss, L OBP: 0.303, SLG: 0.421 (1, 3)										3	0	1	0	0	0	0				
Jim Spencer, L OBP: 0.339, SLG: 0.503 (1, 10)										3	0	0	0	0	0	2				
Jerry Narron, L OBP: 0.270, SLG: 0.313 (1, 2)										3	0	0	0	0	0	0				
Bucky Dent, R OBP: 0.305, SLG: 0.316 (1, 6)										3	0	1	0	0	0	0				
Inning Stats	R: 0 E: 0 K: 0 S: 2	H: 0 LOB: 0 BB: 1 P: 6	R: 0 E: 0 K: 1 S: 5	H: 0 LOB: 0 BB: 0 P: 5	R: 0 E: 0 K: 0 S: 3	H: 0 LOB: 0 BB: 0 P: 3	R: 0 E: 0 K: 1 S: 5	H: 0 LOB: 0 BB: 0 P: 5	R: 0 E: 0 K: 0 S: 3	H: 0 LOB: 0 BB: 0 P: 3	R: 0 E: 0 K: 0 S: 3	H: 0 LOB: 0 BB: 0 P: 3	R: 0 E: 0 K: 0 S: 3	H: 1 LOB: 1 BB: 1 P: 7	R: 0 E: 0 K: 0 S: 3	H: 1 LOB: 0 BB: 0 P: 3	1B: 2 2B: 0 3B: 0 HR: 0	SF: 0 SAC: 0 DP: 3 HBP: 0	WP: 0 PB: 0 CS: 0	PA: 28
PITCHER Lary Sorensen, R ERA: 3.16 (1, 1)	IP: 9.0 WLS: W BF: 28 H: 2 R: 0 ER: 0 SO: 3 BB: 2 IBB: 0 HBP: 0 BLK: 0 WP: 0 HR: 0 S: 32 P: 40 ERA: 0.00 WHIP: 0.444															PITCHER				

Batter	1	2	3	4	5	6	7	8	9	AB	R	H	RBI	BB	SO	LOB	TOP								
Ron LeFlore, R OBP: 0.344, SLG: 0.368 (1, 8)										5	0	0	0	0	2	1	Detroit Tigers @ Milwaukee Brewers Milwaukee County Stadium, Milwaukee, WI Fri Jul 06 1979, 8:05 PM EDT Unknown								
Lou Whitaker, L OBP: 0.416, SLG: 0.424 (1, 4)										4	2	2	0	1	1										
Steve Kemp, L OBP: 0.415, SLG: 0.520 (1, 7)										5	1	1	0	0	2	3									
Jason Thompson, L OBP: 0.373, SLG: 0.398 (1, 3)										4	2	3	2	0	1	0									
Champ Summers, L OBP: 0.372, SLG: 0.481 Jerry Morales, R OBP: 0.272, SLG: 0.419 (8, PH) (8, 9)										3	0	1	0	0	1	1									
Rusty Staub, L OBP: 0.337, SLG: 0.413 (1, 10)										3	2	2	1	1	0	0									
Lance Parrish, R OBP: 0.364, SLG: 0.438 (1, 2)										4	0	2	2	0	1	2									
Phil Mankowski, L OBP: 0.303, SLG: 0.267 (1, 5)										4	0	0	0	0	1	3									
Alan Trammell, R OBP: 0.331, SLG: 0.338 (1, 6)										4	0	1	0	0	1	1									
Inning Stats	R: 1 E: 0 K: 3 S: 11	H: 2 LOB: 1 BB: 0 P: 11	R: 0 E: 0 K: 1 S: 5	H: 0 LOB: 0 BB: 0 P: 5	R: 0 E: 0 K: 1 S: 5	H: 0 LOB: 0 BB: 0 P: 5	R: 1 E: 0 K: 1 S: 8	H: 3 LOB: 2 BB: 0 P: 8	R: 0 E: 0 K: 2 S: 8	H: 1 LOB: 0 BB: 0 P: 8	R: 1 E: 0 K: 1 S: 6	H: 2 LOB: 0 BB: 0 P: 6	R: 0 E: 0 K: 0 S: 3	H: 0 LOB: 0 BB: 0 P: 3	R: 4 E: 1 K: 1 S: 9	H: 4 LOB: 1 BB: 1 P: 13		R: 0 E: 0 K: 0 S: 2	H: 0 LOB: 0 BB: 1 P: 6	1B: 11 2B: 0 3B: 0 HR: 1	SF: 0 SAC: 1 DP: 1 HBP: 0	WP: 1 PB: 0 SB: 1 CS: 1	PA: 40		
PITCHER	IP	WLS	BF	H	R	ER	SO	BB	IBB	HBP	BLK	WP	HR	S	P	ERA	WHIP	PITCHER							
Moose Haas, R ERA: 5.55 (1, 1)	7.0	L	30	10	5	5	9	0	0	0	0	1	1	48	48	6.43	1.429								
Jerry Augustine, L ERA: 3.02 (8, 1)	0.1	S	3	1	0	0	0	0	1	0	0	0	0	2	6	0.00	3.000								
Bill Castro, R ERA: 1.8 (8, 1)	1.2	S	6	1	2	1	1	1	0	0	0	0	0	7	11	5.40	1.200								


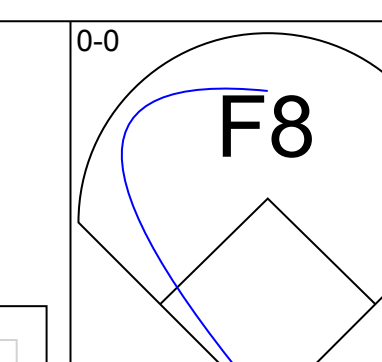
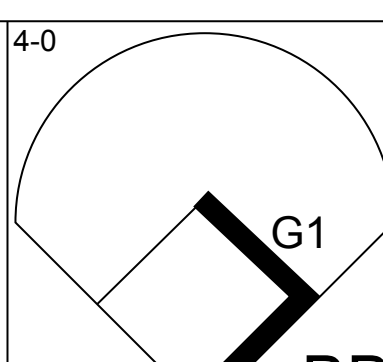
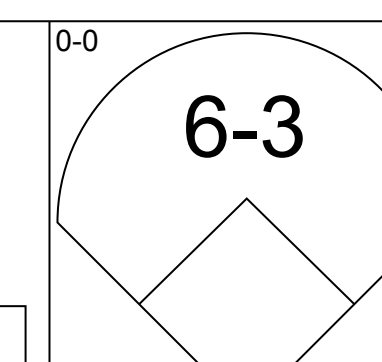
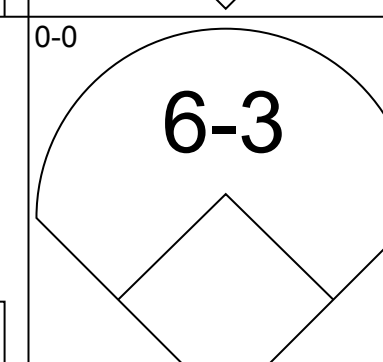
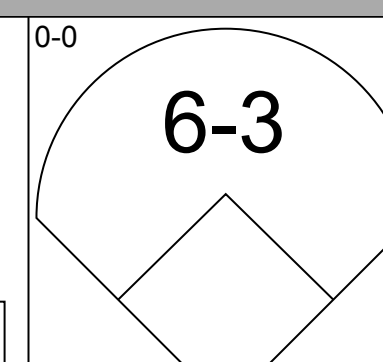
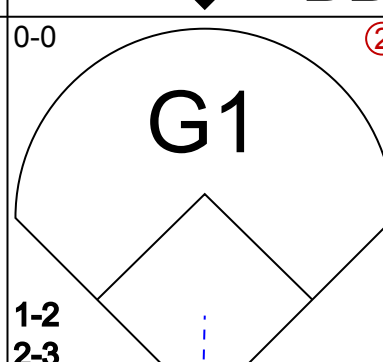
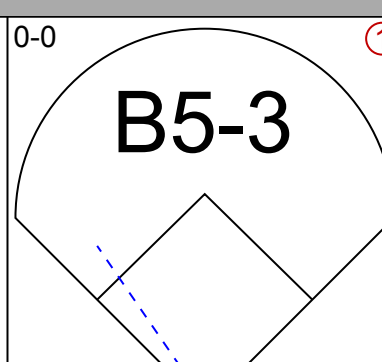
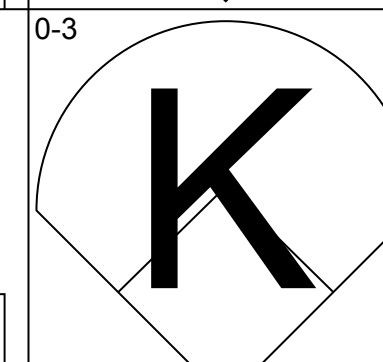
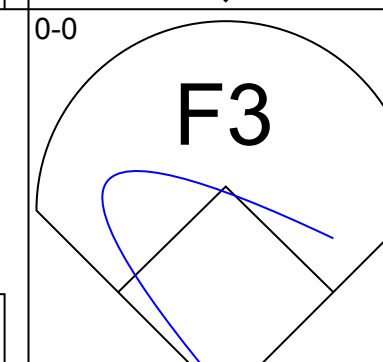
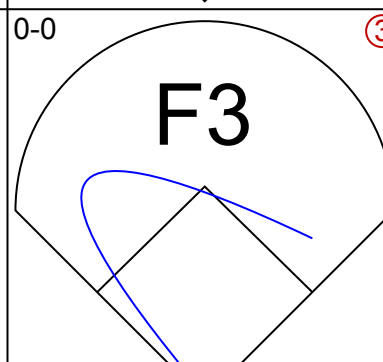
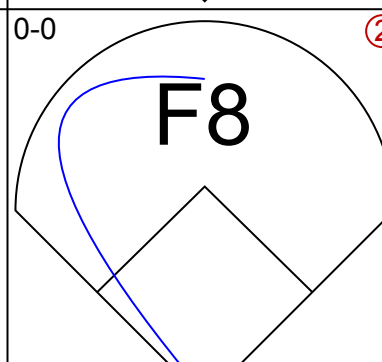
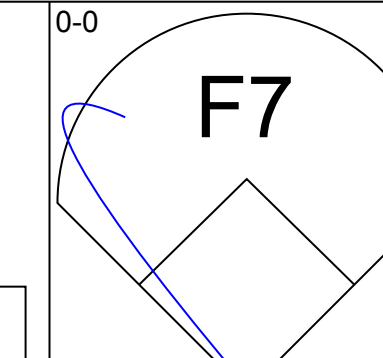
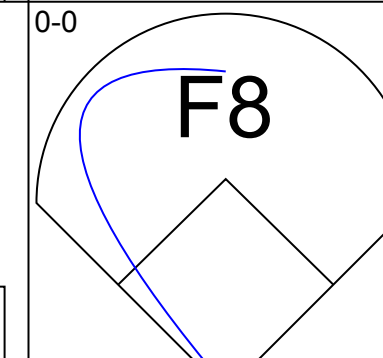
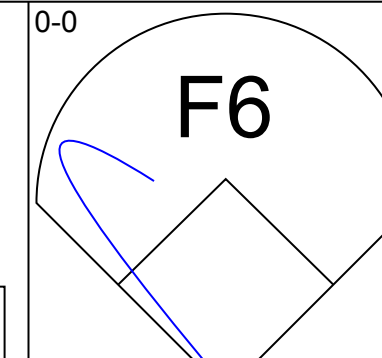
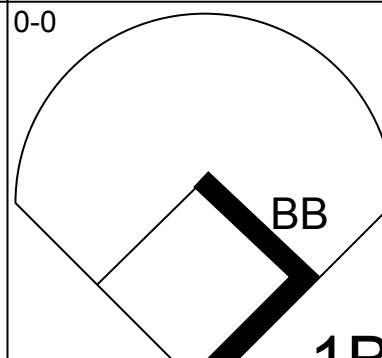
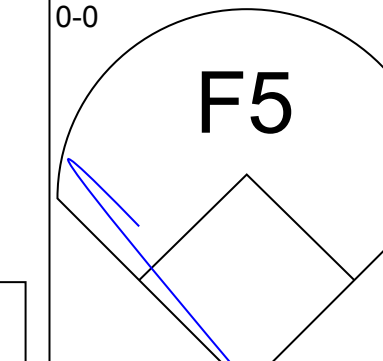
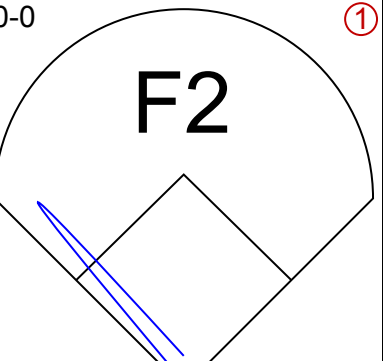
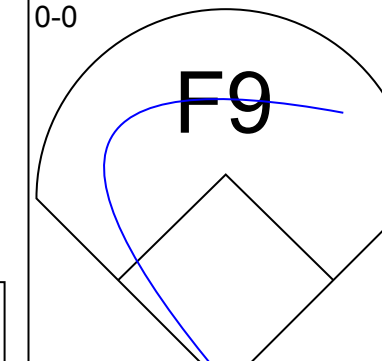
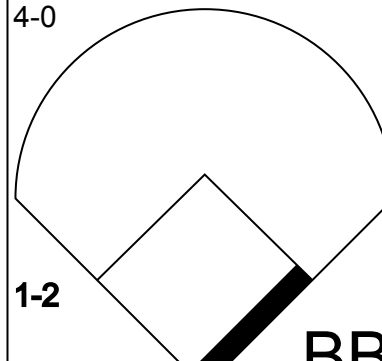
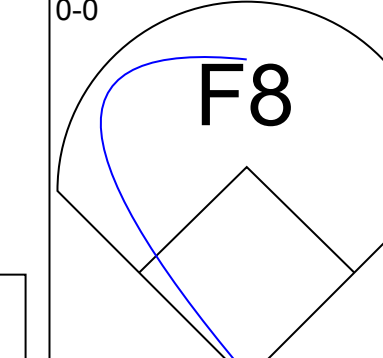
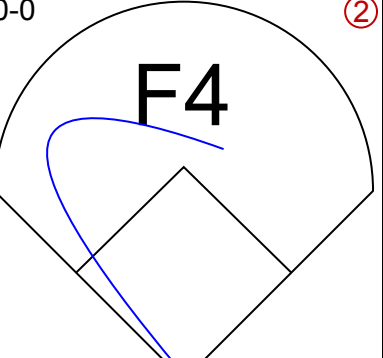
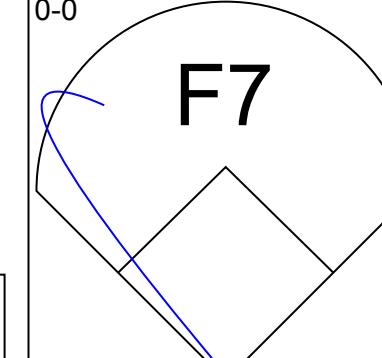
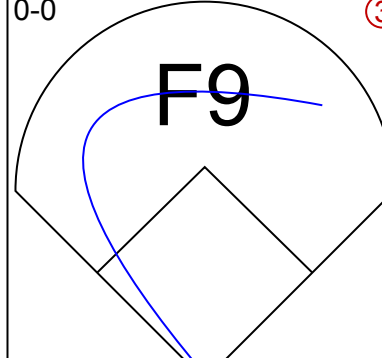
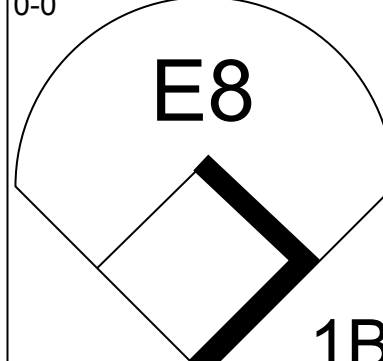
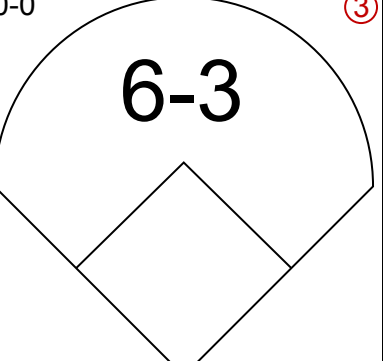
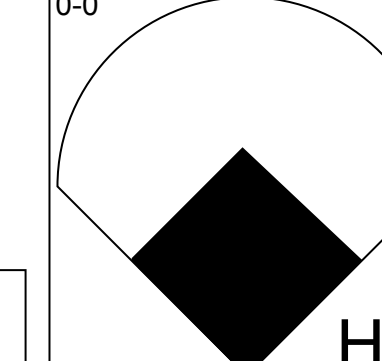
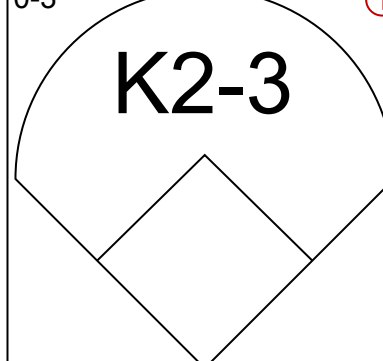
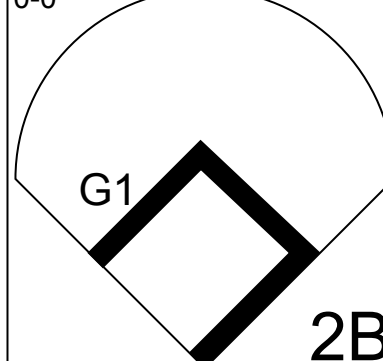
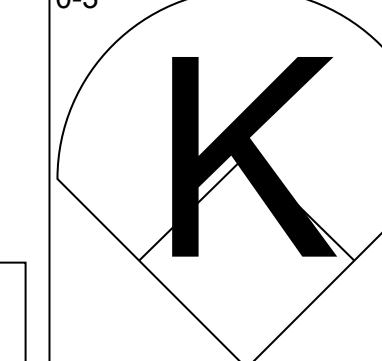
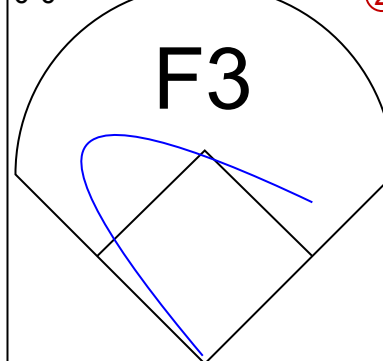
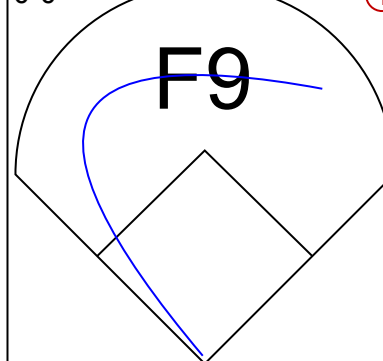
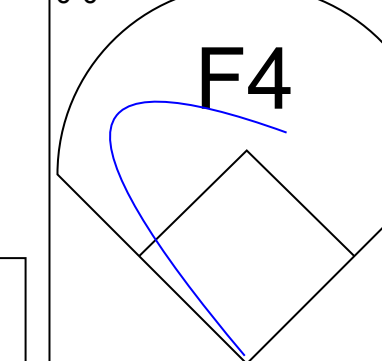
Batter	1	2	3	4	5	6	7	8	9	AB	R	H	RBI	BB	SO	LOB	BOTTOM								
Paul Molitor, R OBP: 0.386, SLG: 0.497 (1, 10)										4	0	1	1	1	1	1	Detroit Tigers @ Milwaukee Brewers Milwaukee County Stadium, Milwaukee, WI Fri Jul 06 1979, 8:05 PM EDT Unknown								
Don Money, R OBP: 0.295, SLG: 0.360 Sal Bando, R OBP: 0.335, SLG: 0.342 (1, 5) (8, 5)										4	0	1	0	0	1	2									
Cecil Cooper, L OBP: 0.389, SLG: 0.495 (1, 3)										4	0	2	1	0	0	0									
Gorman Thomas, R OBP: 0.378, SLG: 0.540 (1, 8)										4	2	2	1	0	1	1									
Ben Oglivie, L OBP: 0.318, SLG: 0.477 (1, 7)										4	0	1	1	0	1	0									
Sixto Lezcano, R OBP: 0.414, SLG: 0.492 (1, 9)										4	0	1	0	0	1	1									
Robin Yount, R OBP: 0.302, SLG: 0.370 (1, 6)										4	1	2	0	0	0	3									
Charlie Moore, R OBP: 0.434, SLG: 0.503 (1, 2)										4	0	1	0	0	1	3									
Jim Gantner, L OBP: 0.330, SLG: 0.316 (1, 4)										4	1	1	0	0	0	2									
Inning Stats	R: 0 E: 1 K: 0 S: 3	H: 1 LOB: 0 BB: 0 P: 3	R: 1 E: 0 K: 2 S: 9	H: 2 LOB: 0 BB: 0 P: 9	R: 1 E: 0 K: 1 S: 7	H: 3 LOB: 1 BB: 0 P: 7	R: 0 E: 0 K: 0 S: 3	H: 1 LOB: 0 BB: 0 P: 3	R: 0 E: 0 K: 1 S: 5	H: 0 LOB: 0 BB: 0 P: 5	R: 1 E: 0 K: 1 S: 8	H: 2 LOB: 2 BB: 0 P: 8	R: 0 E: 0 K: 1 S: 5	H: 0 LOB: 0 BB: 0 P: 5	R: 0 E: 0 K: 0 S: 3	H: 0 LOB: 0 BB: 0 P: 3		R: 1 E: 0 K: 0 S: 6	H: 3 LOB: 2 BB: 0 P: 6	1B: 9 2B: 3 3B: 0 HR: 1	SF: 0 SAC: 0 DP: 1 HBP: 0	WP: 0 PB: 1 SB: 1 CS: 2	PA: 40		
PITCHER	IP	WLS	BF	H	R	ER	SO	BB	IBB	HBP	BLK	WP	HR	S	P	ERA	WHIP	PITCHER							
Jack Morris, R ERA: 3.88 (1, 1)	8.1	W	35	11	4	4	6	1	0	0	0	0	0	46	50	4.32	1.440								
Aurelio Lopez, R ERA: 3.44 (9, 1)	0.2	S	3	1	0	0	0	0	0	0	0	0	0	3	3	0.00	1.500								

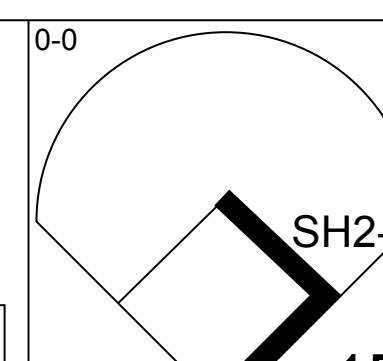
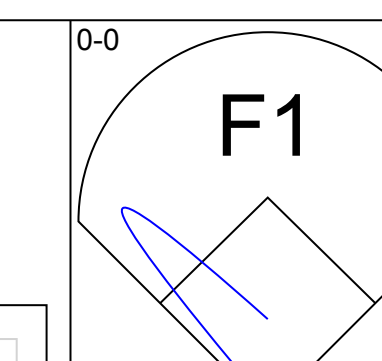

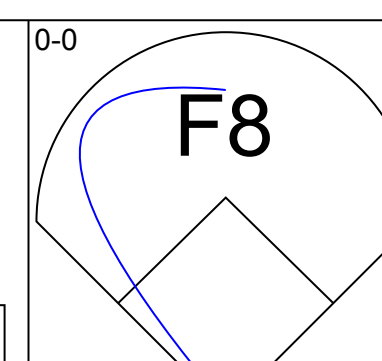
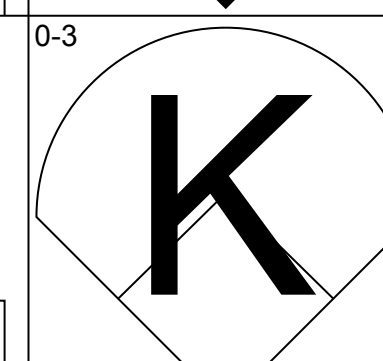
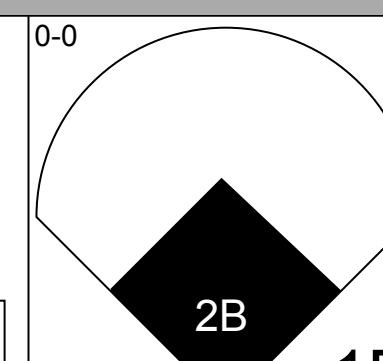

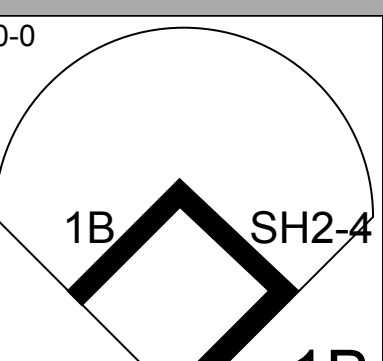
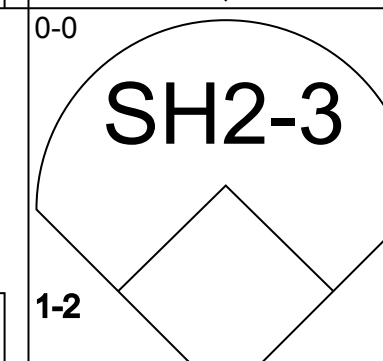
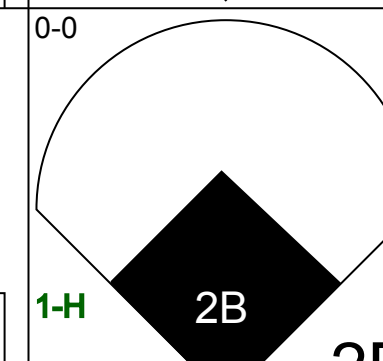
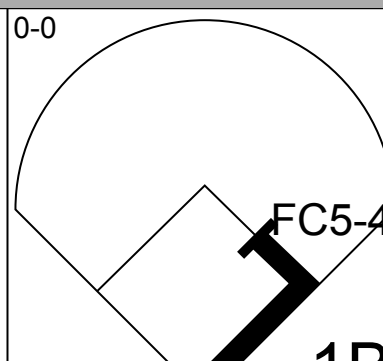
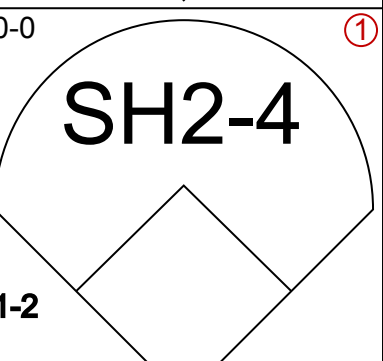
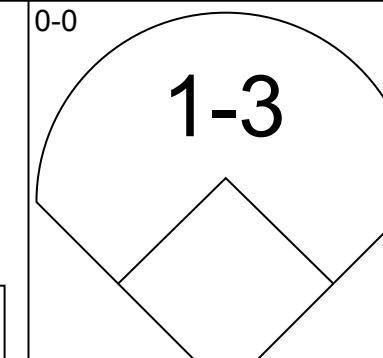
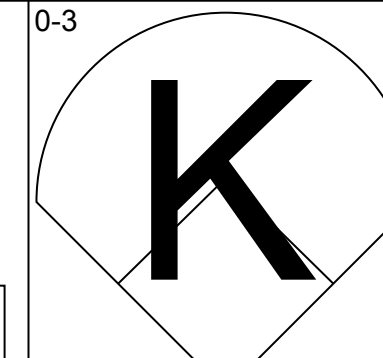
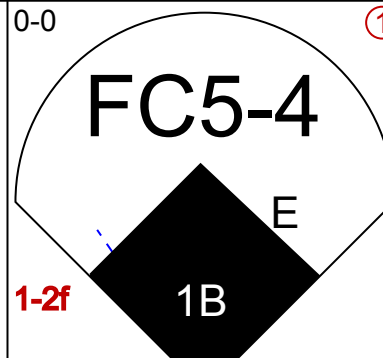
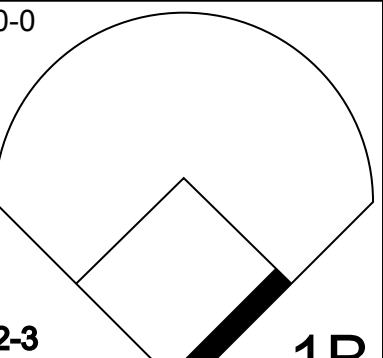

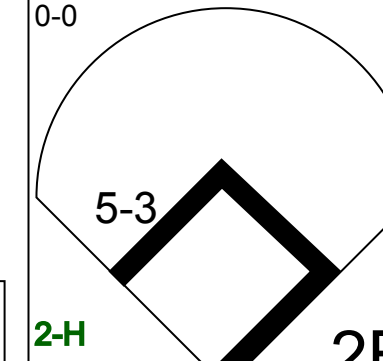
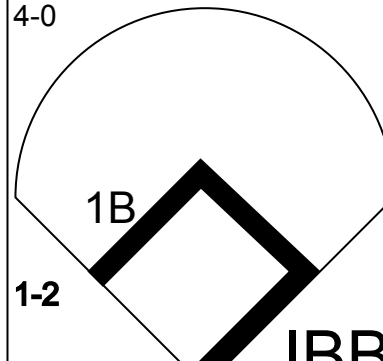
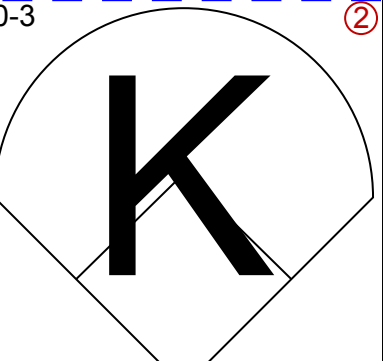
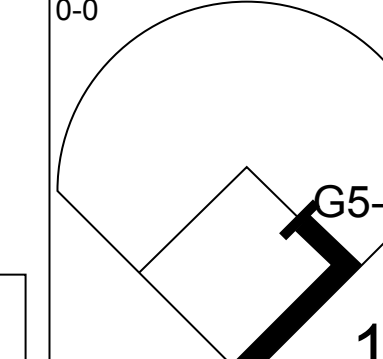
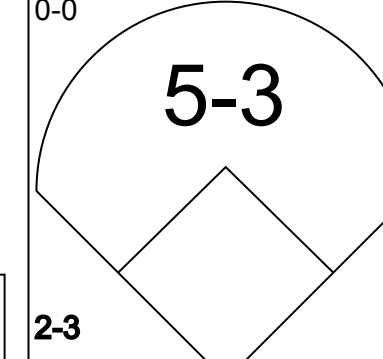
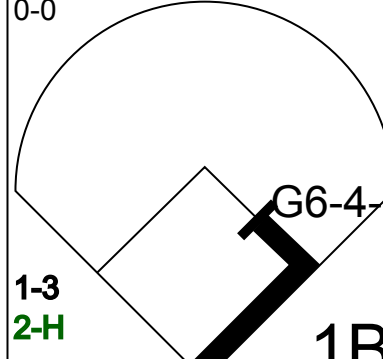
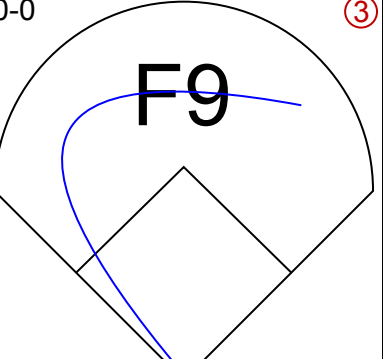
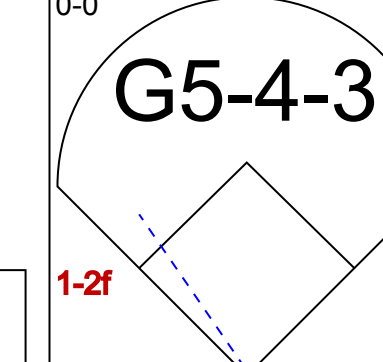
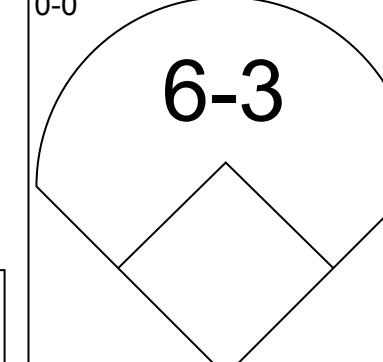
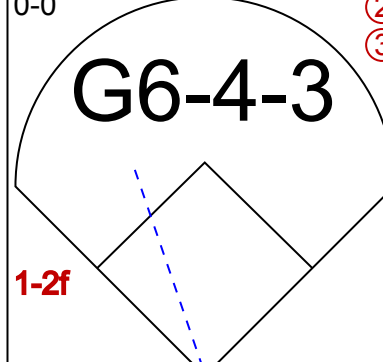


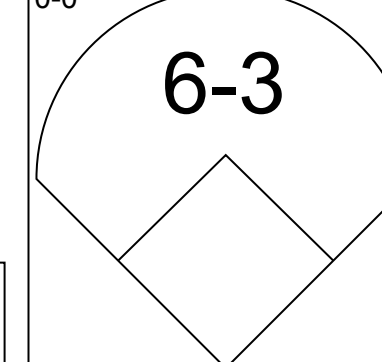

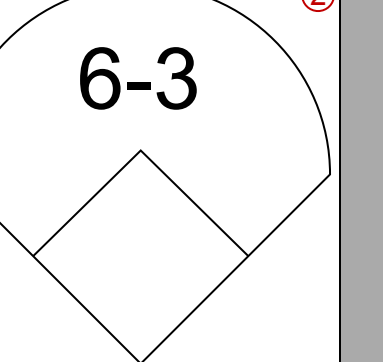


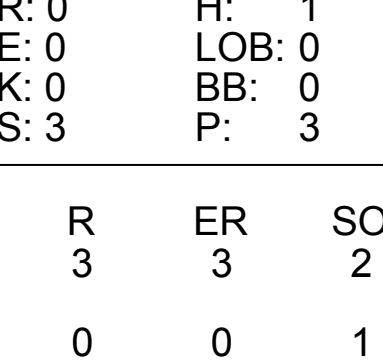
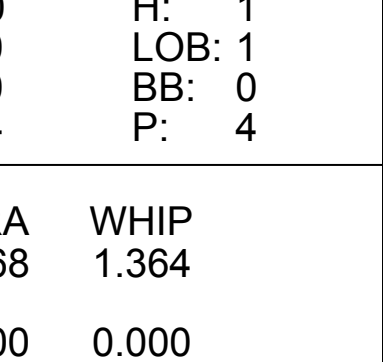
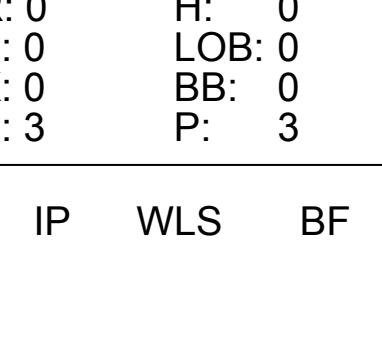
Batter	1	2	3	4	5	6	7	8	9	AB	R	H	RBI	BB	SO	LOB	TOP			
Ron LeFlore, R OBP: 0.342, SLG: 0.365 (1, 8)										5	1	1	0	0	1	3	Detroit Tigers @ Milwaukee Brewers Milwaukee County Stadium, Milwaukee, WI Fri Jul 06 1979, 8:05 PM EDT Att: 54,630 - Unknown			
Lou Whitaker, L OBP: 0.422, SLG: 0.423 (1, 4)										3	1	1	0	2	0	1				
Steve Kemp, L OBP: 0.409, SLG: 0.511 (1, 7)										5	0	0	1	0	0	4				
Jason Thompson, L OBP: 0.373, SLG: 0.407 (1, 3)										4	1	1	2	1	1	1				
Champ Summers, L OBP: 0.376, SLG: 0.491 Jerry Morales, R OBP: 0.271, SLG: 0.417 (7, PH) (7, 9)										3	2	2	0	0	0	0				
Rusty Staub, L OBP: 0.332, SLG: 0.405 (1, 10)										4	0	0	0	0	0	2				
John Wockenfuss, R OBP: 0.295, SLG: 0.463 (1, 2)										4	0	2	1	0	0	0				
Aurelio Rodriguez, R OBP: 0.276, SLG: 0.346 (1, 5)										4	0	1	1	0	0	1				
Mark Wagner, R OBP: 0.366, SLG: 0.363 (1, 6)										4	0	1	0	0	0	3				
Inning Stats	R: 1 E: 0 K: 0 S: 4	H: 1 LOB: 3 BB: 0 P: 4	R: 0 E: 0 K: 0 S: 3	H: 0 LOB: 0 BB: 0 P: 3	R: 0 E: 0 K: 0 S: 3	H: 0 LOB: 0 BB: 0 P: 3	R: 1 E: 0 K: 0 S: 6	H: 3 LOB: 2 BB: 0 P: 6	R: 3 E: 0 K: 0 S: 6	H: 3 LOB: 1 BB: 1 P: 10	R: 0 E: 0 K: 0 S: 5	H: 2 LOB: 3 BB: 1 P: 9	R: 0 E: 1 K: 0 S: 4	H: 0 LOB: 1 BB: 0 P: 4	R: 0 E: 0 K: 2 S: 7	H: 0 LOB: 1 BB: 1 P: 11	1B: 7 2B: 1 3B: 0 HR: 1	SF: 0 SAC: 0 DP: 0 HBP: 0	WP: 1 PB: 0 SB: 1 CS: 0	PA: 40
PITCHER	IP WLS BF H R ER SO BB IBB HBP BLK WP HR S P ERA WHIP																			
Jim Slaton, R ERA: 3.05 (1, 1)	5.2 L 25 7 5 5 0 0 1 0 0 0 0 1 1 24 28 7.94 1.412																			
Reggie Cleveland, R ERA: 4.5 (6, 1)	1.0 6 2 0 0 0 0 1 0 0 0 0 0 0 5 9 0.00 3.000																			
Bob McClure, L ERA: 5.08 (7, 1)	2.1 9 0 0 0 0 2 1 0 0 0 0 0 0 12 16 0.00 0.429																			

Batter	1	2	3	4	5	6	7	8	9	AB	R	H	RBI	BB	SO	LOB	BOTTOM					
Paul Moltzer, R OBP: 0.385, SLG: 0.494 (1, 4) (2, 6)										4	0	1	0	0	0	3	Detroit Tigers @ Milwaukee Brewers Milwaukee County Stadium, Milwaukee, WI Fri Jul 06 1979, 8:05 PM EDT Att: 54,630 - Unknown					
Don Money, R OBP: 0.303, SLG: 0.360 (1, 10)										3	1	1	0	1	0	0						
Cecil Cooper, L OBP: 0.367, SLG: 0.492 (1, 3)										4	1	1	0	0	1	1						
Gorman Thomas, R OBP: 0.374, SLG: 0.535 (1, 8)										3	0	0	1	0	2	2						
Ben Oglivie, L OBP: 0.321, SLG: 0.485 (1, 9)										4	1	2	0	0	0	0						
Dick Davis, R OBP: 0.302, SLG: 0.424 (1, 7)										4	1	1	0	0	3	2						
Sal Bando, R OBP: 0.334, SLG: 0.341 (1, 5)										4	0	1	1	0	0	2						
Robin Yount, R OBP: 0.302, SLG: 0.370 Jim Gardner, L OBP: 0.330, SLG: 0.316 Sixto Lezcano, R OBP: 0.413, SLG: 0.492 (1, 6) (2, 4) (9, PH)										0	0	0	0	0	0	0						
Buck Martinez, R OBP: 0.253, SLG: 0.347 Charlie Moore, R OBP: 0.429, SLG: 0.497 (7, PH) (8, 2)										1	0	0	0	1	0	2						
Inning Stats	R: 2 E: 1 K: 0 S: 5	H: 2 LOB: 0 BB: 0 P: 5	R: 0 E: 0 K: 2 S: 7	H: 0 LOB: 0 BB: 0 P: 7	R: 0 E: 0 K: 1 S: 5	H: 1 LOB: 2 BB: 2 P: 13	R: 1 E: 0 K: 1 S: 8	H: 3 LOB: 2 BB: 0 P: 8	R: 0 E: 0 K: 0 S: 3	H: 0 LOB: 0 BB: 0 P: 3	R: 0 E: 0 K: 1 S: 6	H: 1 LOB: 1 BB: 0 P: 6	R: 0 E: 0 K: 1 S: 5	H: 0 LOB: 0 BB: 0 P: 5	R: 0 E: 0 K: 2 S: 7	H: 0 LOB: 0 BB: 0 P: 7	R: 1 E: 0 K: 0 S: 4	H: 1 LOB: 0 BB: 0 P: 4	1B: 6 2B: 1 3B: 1 HR: 0	SF: 2 SAC: 0 DP: 1 HBP: 0	WP: 0 PB: 0 SB: 0 CS: 0	PA: 36
PITCHER	IP WLS BF H R ER SO BB IBB HBP BLK WP HR S P ERA WHIP																					
Milt Wilcox, R ERA: 5.24 (1, 1)	6.0 W 26 7 3 3 1 5 2 0 0 0 0 0 0 34 42 1.50 1.500																					
Dave Tobik, R ERA: 4.0 (7, 1)	3.0 S 10 1 1 1 3 0 0 0 0 0 0 0 0 16 16 3.00 0.333																					

Batter	1	2	3	4	5	6	7	8	9	AB	R	H	RBI	BB	SO	LOB	TOP					
Ron LeFlore, R OBP: 0.391, SLG: 0.380 (1, 8)	SH2-3 1B		S 1-3 1B		K			2H 1B		4	0	3	1	0	1	1	Detroit Tigers @ Milwaukee Brewers Milwaukee County Stadium, Milwaukee, WI Sun Jul 08 1979, 4:33 AM EDT Unknown - 73 F					
Lou Whitaker, L OBP: 0.411, SLG: 0.409 (1, 4)	K		L5		K			F2		4	0	0	0	0	2	5						
Steve Kemp, L OBP: 0.414, SLG: 0.521 (1, 7)	SH2-3				F8			L9		3	0	0	0	0	1	1						
Jerry Morales, R OBP: 0.273, SLG: 0.429 (1, 9)	5-3				HR			F6		4	1	1	1	0	0	2						
Lance Parrish, R OBP: 0.364, SLG: 0.448 (1, 2)		WP K2-5-2 1B			4-3			HR		4	1	2	1	0	0	0						
John Wockenfuss, R OBP: 0.283, SLG: 0.442 (1, 3)	6-3				K			1-3		4	0	0	0	0	2	1						
Rusty Staub, L OBP: 0.332, SLG: 0.406 (1, 10)	K2-5-2				2B			F5		4	1	1	0	0	1	1						
Aurelio Rodriguez, R OBP: 0.279, SLG: 0.356 (1, 5)			1B L5 1B		SH1-3 2H 2B			K		4	0	2	1	0	1	0						
Mark Wagner, R OBP: 0.375, SLG: 0.383 (1, 6)			K		SH1-3			1B 2B		2	1	1	0	0	1	1						
Inning Stats	R: 0 E: 0 K: 1 S: 6	H: 1 LOB: 1 BB: 0 P: 6	R: 0 E: 0 K: 1 S: 5	H: 1 LOB: 1 BB: 0 P: 5	R: 0 E: 0 K: 1 S: 6	H: 2 LOB: 1 BB: 0 P: 6	R: 1 E: 0 K: 1 S: 6	H: 1 LOB: 0 BB: 0 P: 6	R: 1 E: 0 K: 2 S: 9	H: 2 LOB: 1 BB: 0 P: 9	R: 0 E: 0 K: 1 S: 5	H: 0 LOB: 0 BB: 0 P: 5	R: 0 E: 0 K: 1 S: 5	H: 0 LOB: 0 BB: 0 P: 5	R: 1 E: 0 K: 0 S: 5	H: 2 LOB: 1 BB: 0 P: 5	R: 1 E: 0 K: 1 S: 6	H: 1 LOB: 0 BB: 0 P: 6	1B: 5 2B: 5 3B: 0 HR: 2	SF: 0 SAC: 2 DP: 2 HBP: 0	WP: 1 PB: 0 SB: 1 CS: 0	PA: 35
PITCHER Mike Caldwell, L ERA: 3.27 (1, 1)	IP: 9.0 WLS: W BF: 35 H: 10 R: 4 ER: 4 SO: 9 BB: 0 IBB: 0 HBP: 0 BLK: 0 WP: 1 HR: 2 S: 53 P: 53 ERA: 4.00 WHIP: 1.111															PITCHER						

Batter	1	2	3	4	5	6	7	8	9	AB	R	H	RBI	BB	SO	LOB	BOTTOM					
Paul Molitor, R OBP: 0.381, SLG: 0.489 (1, 4)	6-3		1B 2B		E4 G5-4-3	5-3		BB 1B		5	1	2	0	0	0	2	Detroit Tigers @ Milwaukee Brewers Milwaukee County Stadium, Milwaukee, WI Sun Jul 08 1979, 4:33 AM EDT Unknown - 73 F					
Don Money, R OBP: 0.296, SLG: 0.340 (1, 10)	6-3		5-3		G5-4-3		PB SH1-4 HR 1B	BB 1B		4	1	1	0	1	0	2						
Cecil Cooper, L OBP: 0.392, SLG: 0.491 (1, 3)	FC5-4 BB		1B IBB		BB BB		SH1-4	K		1	0	0	0	3	1	3						
Gorman Thomas, R OBP: 0.370, SLG: 0.528 (1, 8)	FC5-4		1B		F2		1-3	K		5	0	1	1	0	1	6						
Ben Oglivie, L OBP: 0.331, SLG: 0.523 (1, 7)		HR			G6-4-3 BB	HR	HR			3	3	3	4	1	0	0						
Sixto Lezcano, R OBP: 0.412, SLG: 0.494 (1, 9)		E6 FC1-4		G6-4-3	K	3B				4	0	1	0	0	1	1						
Robin Yount, R OBP: 0.301, SLG: 0.366 (1, 6)		FC1-4 G4-3		1B BB	F2	G3				3	0	0	0	1	0	2						
Charlie Moore, R OBP: 0.432, SLG: 0.500 (1, 2)		G4-3		FC4-6 1B	2B BB		F3			3	0	1	0	1	0	1						
Jim Gantner, L OBP: 0.336, SLG: 0.333 (1, 5)			6-3	FC4-6	1-3 2B		BB 1B			4	0	2	0	0	0	2						
Inning Stats	R: 0 E: 0 K: 0 S: 3	H: 0 LOB: 1 BB: 1 P: 7	R: 1 E: 1 K: 0 S: 4	H: 1 LOB: 0 BB: 0 P: 4	R: 1 E: 0 K: 0 S: 4	H: 2 LOB: 2 BB: 1 P: 8	R: 0 E: 0 K: 0 S: 3	H: 1 LOB: 2 BB: 2 P: 11	R: 0 E: 1 K: 0 S: 3	H: 0 LOB: 1 BB: 1 P: 7	R: 1 E: 0 K: 1 S: 7	H: 2 LOB: 2 BB: 1 P: 11	R: 2 E: 0 K: 0 S: 6	H: 3 LOB: 1 BB: 0 P: 6	R: 0 E: 0 K: 2 S: 9	H: 2 LOB: 3 BB: 1 P: 13	R: 0 E: 0 K: 2 S: 9	H: 2 LOB: 3 BB: 1 P: 13	1B: 5 2B: 2 3B: 1 HR: 3	SF: 0 SAC: 1 DP: 3 HBP: 0	WP: 0 PB: 1 SB: 0 CS: 0	PA: 40
PITCHER Jack Billingham, R ERA: 3.55 John Hiller, L ERA: 4.32 Aurelio Lopez, R ERA: 3.19 (1, 1) (4, 1) (8, 1)	IP: 3.2 WLS: L BF: 17 H: 5 R: 3 ER: 3 SO: 1 BB: 2 IBB: 0 HBP: 0 BLK: 0 WP: 0 HR: 1 S: 13 P: 29 ERA: 4.91 WHIP: 1.909															PITCHER						

Batter	1	2	3	4	5	6	7	8	9	AB	R	H	RBI	BB	SO	LOB	TOP					
Ron LeFlore, R (1, 10) OBP: 0.350, SLG: 0.376										3	0	0	0	1	1	1	Detroit Tigers @ Milwaukee Brewers Milwaukee County Stadium, Milwaukee, WI Sun Jul 08 1979, 4:38 AM EDT Att: 39,141 - Unknown - 75 F					
Lou Whitaker, L (1, 4) OBP: 0.405, SLG: 0.401										4	0	0	0	0	0	2						
Jerry Morales, R (1, 9) OBP: 0.268, SLG: 0.421										4	0	0	0	0	1	2						
John Wockenfuss, R (1, 7) OBP: 0.281, SLG: 0.433											4	0	1	0	0	0						
Lance Parrish, R (1, 2) OBP: 0.363, SLG: 0.443											3	0	0	0	1	0						
Lynn Jones, R (1, 8) OBP: 0.351, SLG: 0.398											4	0	0	0	0	2						
Aurelio Rodriguez, R (1, 5) OBP: 0.264, SLG: 0.374										3	1	2	1	0	0	0						
Ed Putman, R (1, 3) OBP: 0.250, SLG: 0.500										3	0	1	0	0	2	1						
Mark Wagner, R (1, 6) OBP: 0.364, SLG: 0.371										3	0	0	0	0	0	2						
Inning Stats	R: 0 E: 0 K: 2 S: 7	H: 0 LOB: 0 BB: 0 P: 7	R: 0 E: 0 K: 0 S: 3	H: 0 LOB: 0 BB: 0 P: 3	R: 0 E: 1 K: 1 S: 6	H: 1 LOB: 1 BB: 0 P: 6	R: 0 E: 0 K: 0 S: 3	H: 0 LOB: 0 BB: 0 P: 3	R: 0 E: 0 K: 0 S: 3	H: 0 LOB: 0 BB: 0 P: 3	R: 0 E: 0 K: 0 S: 4	H: 1 LOB: 2 BB: 1 P: 8	R: 0 E: 0 K: 0 S: 3	H: 0 LOB: 0 BB: 0 P: 3	R: 1 E: 0 K: 1 S: 6	H: 1 LOB: 0 BB: 0 P: 6	R: 0 E: 0 K: 0 S: 4	H: 1 LOB: 2 BB: 1 P: 8	1B: 2 2B: 1 3B: 0 HR: 1	SF: 0 SAC: 0 DP: 0 HBP: 0	WP: 0 PB: 0 SB: 0 CS: 0	PA: 33
PITCHER Bill Travers, L (1, 1) ERA: 3.12	IP: 9.0 WLS: W BF: 33 H: 4 R: 1 ER: 1 SO: 4 BB: 2 IBB: 0 HBP: 0 BLK: 0 WP: 0 HR: 1 S: 39 P: 47 ERA: 1.00 WHIP: 0.667															PITCHER IP: 9.0 WLS: W BF: 33 H: 4 R: 1 ER: 1 SO: 4 BB: 2 IBB: 0 HBP: 0 BLK: 0 WP: 0 HR: 1 S: 39 P: 47 ERA: 1.00 WHIP: 0.667						

Batter	1	2	3	4	5	6	7	8	9	AB	R	H	RBI	BB	SO	LOB	BOTTOM			
Paul Molitor, R (1, 4) OBP: 0.379, SLG: 0.486										4	0	1	0	0	0	1	Detroit Tigers @ Milwaukee Brewers Milwaukee County Stadium, Milwaukee, WI Sun Jul 08 1979, 4:38 AM EDT Att: 39,141 - Unknown - 75 F			
Don Money, R (1, 5) OBP: 0.304, SLG: 0.347										4	1	2	0	0	1	2				
Cecil Cooper, L (1, 3) OBP: 0.394, SLG: 0.495										1	0	1	1	0	0	0				
Jim Wohlford, R (4, PR) (5, 7) OBP: 0.305, SLG: 0.348										1	1	1	0	0	0	0				
Gorman Thomas, R (1, 8) OBP: 0.369, SLG: 0.524										4	1	1	0	0	1	3				
Ben Oglivie, L (1, 7) (5, 3) OBP: 0.333, SLG: 0.524										3	0	1	1	1	1	2				
Sixto Lezcano, R (1, 9) OBP: 0.413, SLG: 0.494										4	0	2	1	0	0	3				
Sal Bando, R (1, 10) OBP: 0.330, SLG: 0.336										3	0	0	0	0	0	5				
Robin Yount, R (1, 6) OBP: 0.301, SLG: 0.366										3	0	1	0	0	0	0				
Buck Martinez, R (1, 2) OBP: 0.248, SLG: 0.340										2	0	0	0	0	0	0				
Inning Stats	R: 0 E: 0 K: 1 S: 6	H: 1 LOB: 1 BB: 0 P: 6	R: 0 E: 0 K: 0 S: 3	H: 1 LOB: 0 BB: 0 P: 3	R: 0 E: 0 K: 0 S: 3	H: 0 LOB: 0 BB: 0 P: 3	R: 2 E: 0 K: 1 S: 8	H: 3 LOB: 2 BB: 0 P: 8	R: 0 E: 0 K: 0 S: 4	H: 1 LOB: 1 BB: 0 P: 4	R: 1 E: 1 K: 0 S: 4	H: 2 LOB: 1 BB: 1 P: 8	R: 0 E: 0 K: 0 S: 3	H: 0 LOB: 0 BB: 0 P: 3	R: 0 E: 0 K: 1 S: 7	H: 2 LOB: 2 BB: 0 P: 7	1B: 8 2B: 2 3B: 0 HR: 0	SF: 0 SAC: 3 DP: 2 HBP: 0	WP: 0 PB: 0 SB: 0 CS: 0	PA: 33
PITCHER Dan Petry, R (1, 1) ERA: 3.68	IP: 7.1 WLS: L BF: 31 H: 10 R: 3 ER: 3 SO: 2 BB: 0 IBB: 0 HBP: 0 BLK: 0 WP: 0 HR: 0 S: 34 P: 38 ERA: 3.68 WHIP: 1.364															PITCHER Dave Tobik, R (8, 1) ERA: 3.9				

AB	31
R	1
H	4
RBI	1
BB	2
SO	4
LOB	10



Batter	1	2	3	4	5	6	7	8	9	AB	R	H	RBI	BB	SO	LOB	TOP		
Paul Moltor, R OBP: 0.378, SLG: 0.483 (1, 4)	1-3		4-3			G6-4-3 1B		FC6-4		4	0	1	0	0	0	1			
Don Money, R OBP: 0.293, SLG: 0.333 (1, 3)	K			5-3		G6-4-3 1B		F8		4	0	0	0	0	1	2			
Dick Davis, R OBP: 0.306, SLG: 0.415 (1, 10)	BB			K		6-3		BB		2	0	0	0	2	1	1			
Gorman Thomas, R OBP: 0.364, SLG: 0.517 (1, 8)	F3			L6			5-3	BB		4	0	0	0	0	1	2			
Ben Oglivie, L OBP: 0.329, SLG: 0.517 (1, 7)		F8				F4		F9		4	0	0	0	0	0	1			
Sixto Lezcano, R OBP: 0.409, SLG: 0.489 (1, 9)		F9				5-3		K		3	0	0	0	0	1	0			
Sal Bando, R OBP: 0.327, SLG: 0.332 (1, 5)		F9				F2		4-3		3	0	0	0	0	0	0			
Robin Yount, R OBP: 0.308, SLG: 0.370 (1, 6)				L4-3 1B		1B G6-4-3 1B		FC6-4 BB		2	1	2	0	1	0	0			
Buck Martinez, R OBP: 0.250, SLG: 0.340 (1, 2)			L4-3			G6-4-3 1B		F8		3	0	1	0	0	0	2			
Inning Stats	R: 0 E: 0 K: 1 S: 5	H: 0 LOB: 1 BB: 1 P: 9	R: 0 E: 0 K: 0 S: 3	H: 0 LOB: 0 BB: 0 P: 3	R: 0 E: 0 K: 0 S: 3	H: 1 LOB: 0 BB: 0 P: 3	R: 0 E: 0 K: 1 S: 5	H: 0 LOB: 0 BB: 0 P: 5	R: 0 E: 0 K: 0 S: 3	H: 0 LOB: 0 BB: 0 P: 5	R: 1 E: 0 K: 0 S: 5	H: 3 LOB: 1 BB: 0 P: 5	R: 0 E: 0 K: 1 S: 5	H: 0 LOB: 1 BB: 1 P: 7	R: 0 E: 0 K: 1 S: 5	H: 0 LOB: 1 BB: 1 P: 9	1B: 4 2B: 1 3B: 0 HR: 0	SF: 0 SAC: 0 DP: 2 HBP: 0	WP: 0 PA: 32 CS: 0
PITCHER Dave Stieb, R ERA: 4.29 (1, 1)	IP: 9.0 WLS: W BF: 32 H: 4 R: 1 ER: 1 SO: 4 BB: 3 IBB: 0 HBP: 0 BLK: 0 WP: 0 HR: 0 S: 37 P: 49 ERA: 1.00 WHIP: 0.778																		

Milwaukee Brewers @ Toronto Blue Jays
Exhibition Stadium, Toronto, ON
Mon Jul 09 1979, 7:05 PM EDT
Att: 14,240 - Unknown

AB	29
R	1
H	4
RBI	0
BB	3
SO	4
LOB	9



Batter	1	2	3	4	5	6	7	8	9	AB	R	H	RBI	BB	SO	LOB	BOTTOM		
Alfredo Griffin, S OBP: 0.317, SLG: 0.320 (1, 6)	6-3		L8		6-3		1B 4-3 1B			4	1	1	0	0	0	0			
Rick Bosetti, R OBP: 0.279, SLG: 0.337 (1, 8)	6-3		F2		1-3		1-3 1B			4	0	1	0	0	0	0			
Roy Howell, L OBP: 0.332, SLG: 0.418 (1, 5)	HR			HR 1B		6-3	4-3			4	2	2	2	0	0	1			
Rico Carty, R OBP: 0.333, SLG: 0.376 (1, 10)	6-3			F7		6-3	1-3			4	0	0	0	0	0	2			
John Mayberry, L OBP: 0.372, SLG: 0.477 (1, 3)		4-3		HR 1B		1B 2B BB		L4		3	2	1	2	1	0	0			
Al Woods, L OBP: 0.339, SLG: 0.413 (1, 7)		IHR		6-3		1B 2B 1B		1B		4	2	3	1	0	0	0			
Rick Cerone, R OBP: 0.299, SLG: 0.298 (1, 2)		5-3		1B		1B 2B		F7		4	0	2	2	0	0	1			
Joe Cannon, L OBP: 0.183, SLG: 0.233 (1, 9)		G3		1-3		5-3		K		4	0	0	0	0	1	3			
Danny Ainge, R OBP: 0.290, SLG: 0.310 (1, 4)			F9		6-3		L6			3	0	0	0	0	0	0			
Inning Stats	R: 1 E: 0 K: 0 S: 4	H: 1 LOB: 0 BB: 0 P: 4	R: 0 E: 0 K: 0 S: 4	H: 1 LOB: 0 BB: 0 P: 4	R: 0 E: 0 K: 0 S: 3	H: 0 LOB: 0 BB: 0 P: 3	R: 2 E: 0 K: 0 S: 6	H: 3 LOB: 1 BB: 0 P: 6	R: 0 E: 0 K: 0 S: 3	H: 0 LOB: 0 BB: 0 P: 3	R: 2 E: 0 K: 0 S: 5	H: 2 LOB: 1 BB: 1 P: 9	R: 1 E: 0 K: 0 S: 5	H: 2 LOB: 1 BB: 0 P: 5	R: 0 E: 0 K: 1 S: 6	H: 1 LOB: 0 BB: 0 P: 6	1B: 6 2B: 1 3B: 0 HR: 3	SF: 0 SAC: 0 DP: 0 HBP: 0	WP: 0 PA: 35 CS: 0
PITCHER Larry Sorensen, R ERA: 3.41 (1, 1)	IP: 5.2 WLS: L BF: 25 H: 7 R: 6 ER: 6 SO: 0 BB: 1 IBB: 0 HBP: 0 BLK: 0 WP: 0 HR: 2 S: 24 P: 28 ERA: 9.53 WHIP: 1.412																		
Reggie Cleveland, R ERA: 4.76 (6, 1)	IP: 1.1 WLS: 6 BF: 2 H: 2 R: 1 ER: 1 SO: 0 BB: 0 IBB: 0 HBP: 0 BLK: 0 WP: 0 HR: 0 S: 6 P: 6 ERA: 6.75 WHIP: 1.500																		
Bob Galasso, R ERA: 5.88 (8, 1)	IP: 1.0 WLS: 4 BF: 1 H: 0 R: 0 ER: 0 SO: 1 BB: 0 IBB: 0 HBP: 0 BLK: 0 WP: 0 HR: 0 S: 6 P: 6 ERA: 0.00 WHIP: 1.000																		

Milwaukee Brewers @ Toronto Blue Jays
Exhibition Stadium, Toronto, ON
Mon Jul 09 1979, 7:05 PM EDT
Att: 14,240 - Unknown

AB	34
R	7
H	10
RBI	7
BB	1
SO	1
LOB	7



Batter	1	2	3	4	5	6	7	8	9	10	AB	R	H	RBI	BB	SO	LOB	TOP						
Paul Molitor, R OBP: 0.382, SLG: 0.492 (1.4)	F2						SH1-3					4	0	3	0	0	0							
Gorman Thomas, R OBP: 0.359, SLG: 0.508 (1.8)	K						3-1		F8		5	0	0	0	0	2	6							
Ben Oglivie, L OBP: 0.327, SLG: 0.514 (1.7)							4-3		K		5	0	1	1	0	1	4							
Don Money, R OBP: 0.298, SLG: 0.330 (1.3)	4-3																							
Sixto Lezcano, R OBP: 0.412, SLG: 0.491 (1.9)																								
Sal Bando, R OBP: 0.328, SLG: 0.331 (1.10)																								
Robin Yount, R OBP: 0.306, SLG: 0.373 (1.6)																								
Charlie Moore, R OBP: 0.426, SLG: 0.492 (1.2)																								
Jim Gantner, L OBP: 0.342, SLG: 0.340 (1.5)																								
Inning Stats	R: 0 E: 0 K: 1 S: 6	H: 1 LOB: 1 BB: 0 P: 6	R: 0 E: 0 K: 0 S: 3	H: 1 LOB: 0 BB: 0 P: 3	R: 0 E: 0 K: 0 S: 4	H: 1 LOB: 1 BB: 0 P: 4	R: 0 E: 0 K: 0 S: 4	H: 1 LOB: 2 BB: 1 P: 8	R: 1 E: 0 K: 1 S: 8	H: 3 LOB: 3 BB: 1 P: 12	R: 0 E: 0 K: 0 S: 3	H: 0 LOB: 0 BB: 0 P: 3	R: 0 E: 0 K: 0 S: 4	H: 1 LOB: 1 BB: 0 P: 4	R: 0 E: 0 K: 0 S: 5	H: 2 LOB: 2 BB: 0 P: 5	R: 0 E: 0 K: 1 S: 6	H: 1 LOB: 1 BB: 0 P: 6	R: 1 E: 0 K: 0 S: 5	H: 2 LOB: 1 BB: 0 P: 5	1B: 10 2B: 1 3B: 2 HR: 0	SF: 0 SAC: 1 DP: 0 HBP: 0	WP: 0 PB: 0 SB: 0 CS: 1	PA: 45
PITCHER	IP WLS BF H R ER SO BB IBB HBP BLK WP HR S P ERA WHIP																							
Phil Huffman, R ERA: 5.81 (1.1)	7.1	33	10	1	1	2	2	0	0	0	0	0	0	0	0	13	43	1.23	1.636					
Tom Buskey, R ERA: 3.0 (8.1)	2.2	L	11	3	1	1	1	0	0	0	0	0	0	0	13	13	3.38	1.125						

Milwaukee Brewers @ Toronto Blue Jays
Exhibition Stadium, Toronto, ON
Wed Jul 11 1979, 7:05 PM EDT
Att: 22,523 - Unknown - 72 F

AB 41
R 2
H 13
RBI 2
BB 2
SO 3
LOB 25

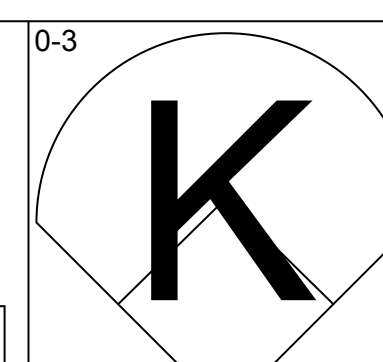
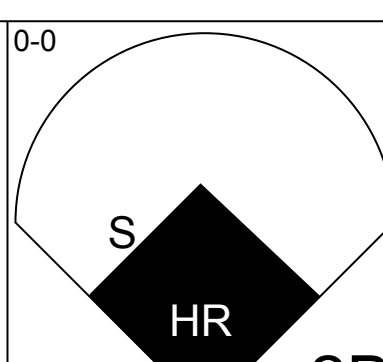
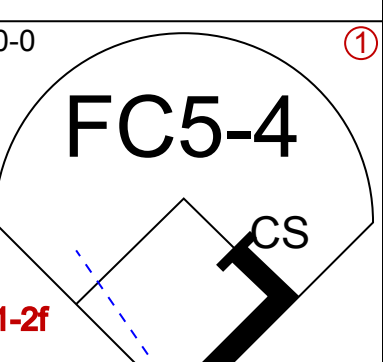
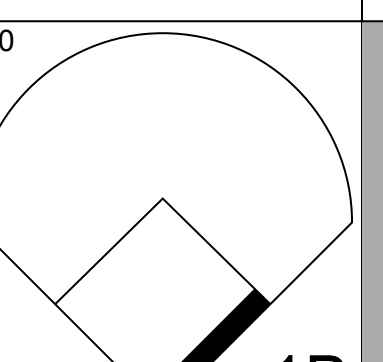
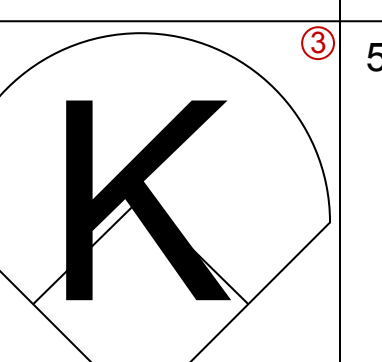
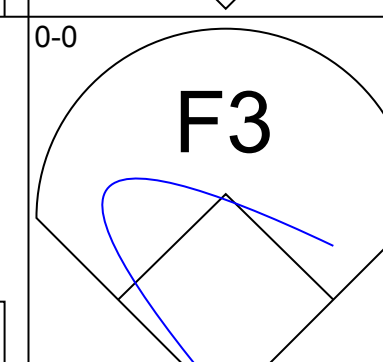
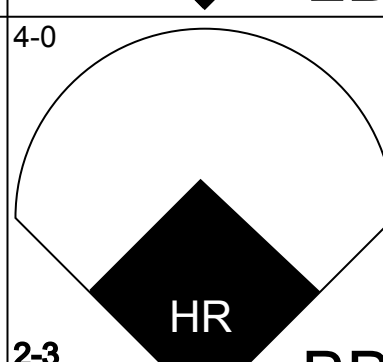
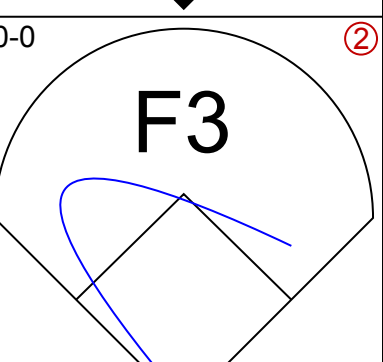
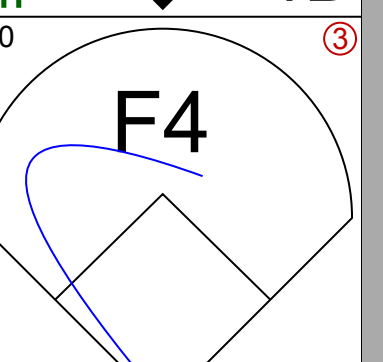
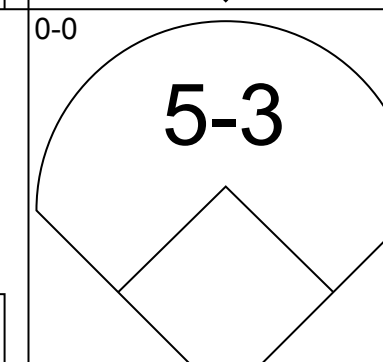
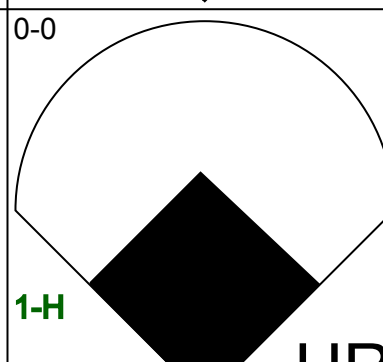
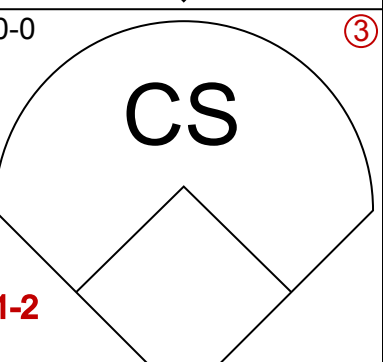
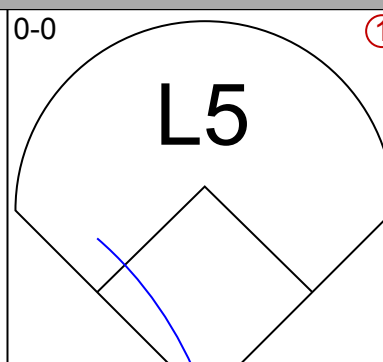

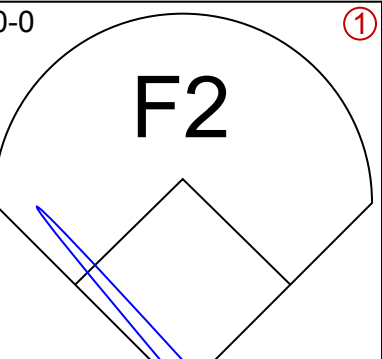
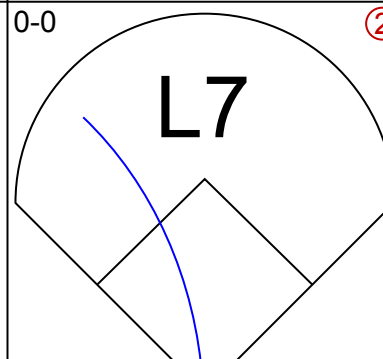
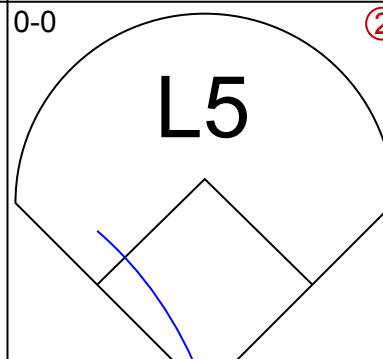

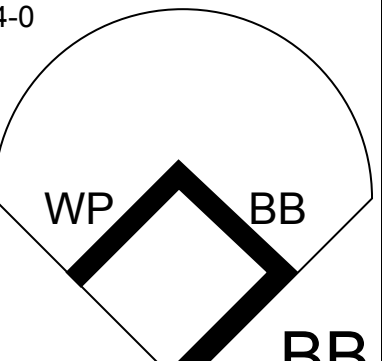
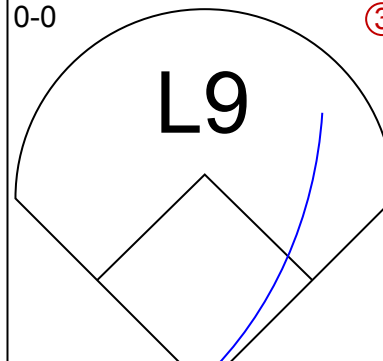
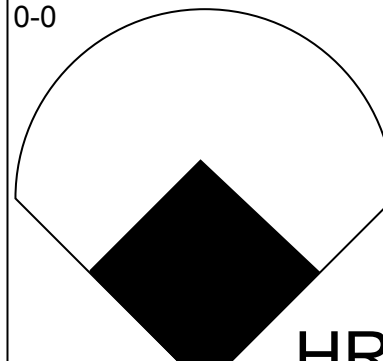

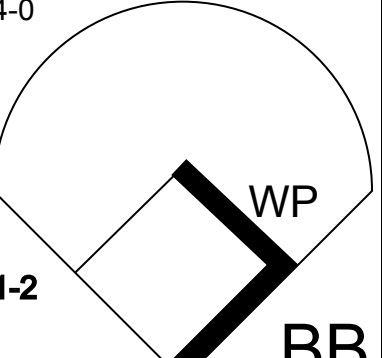
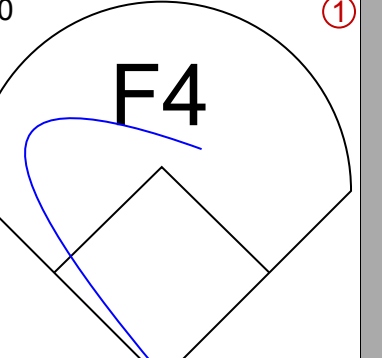
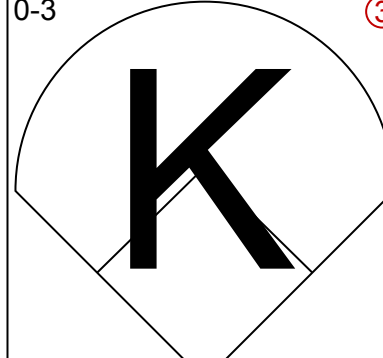

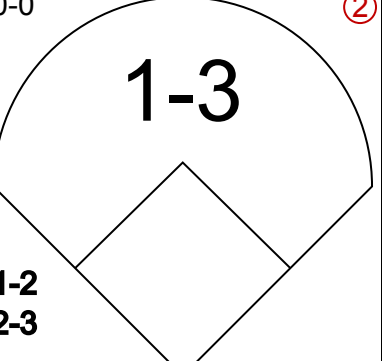
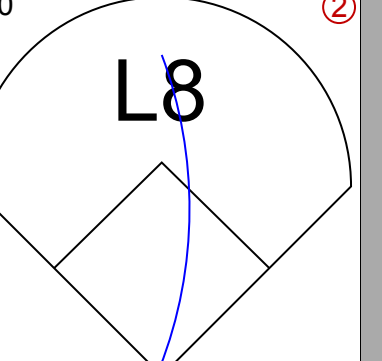
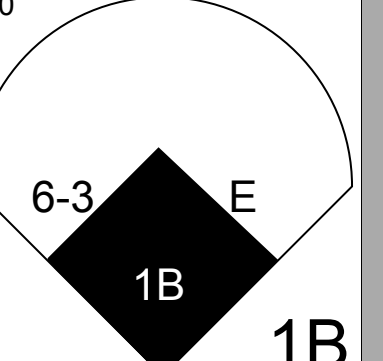
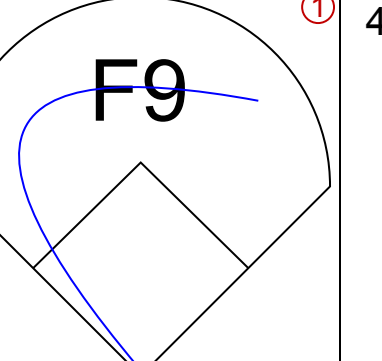
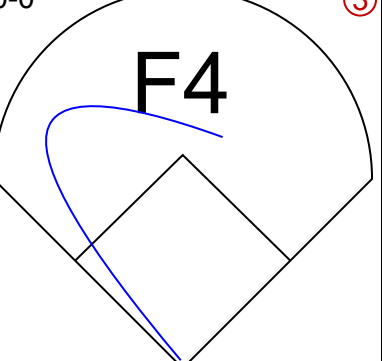
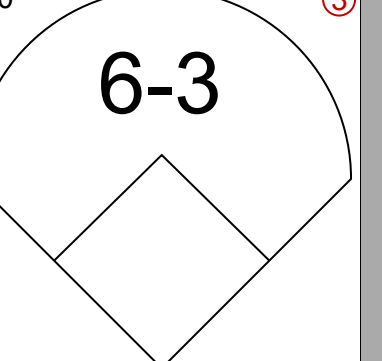

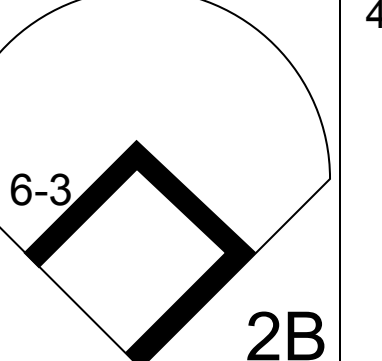
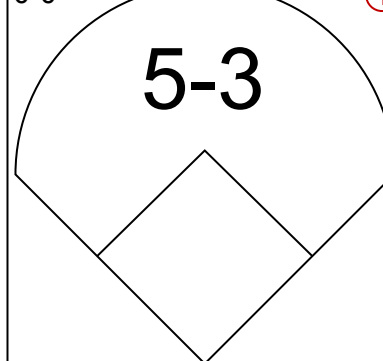
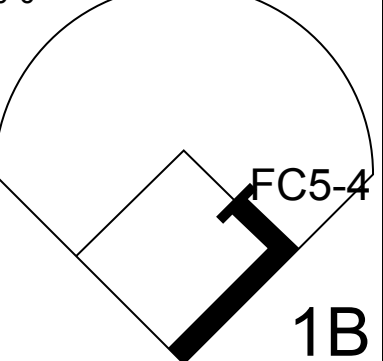
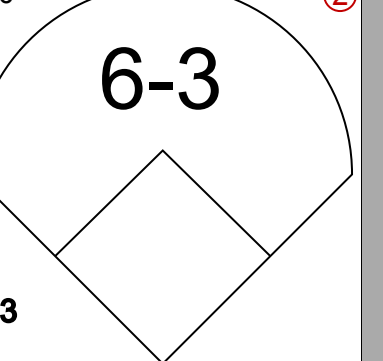
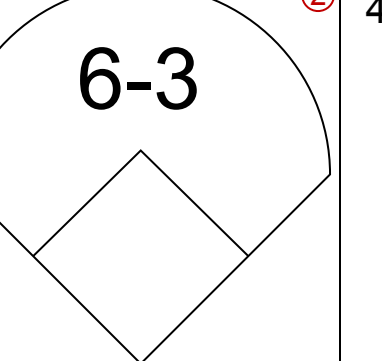


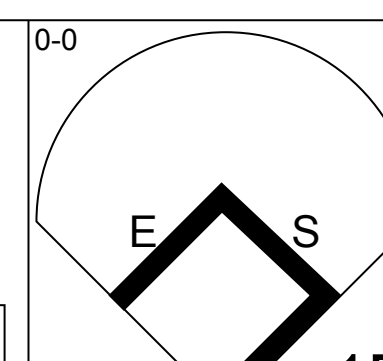
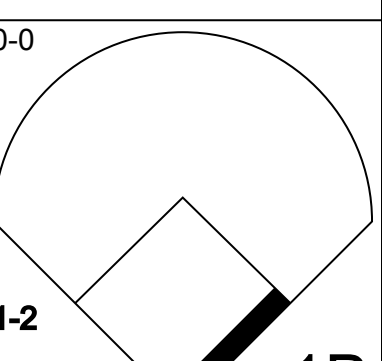
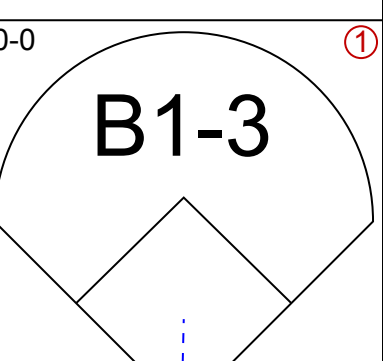
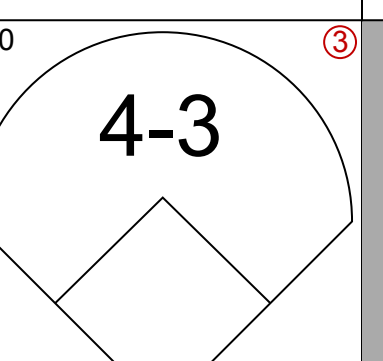
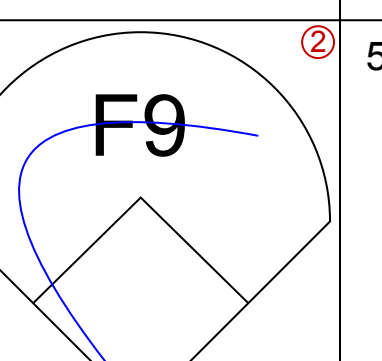
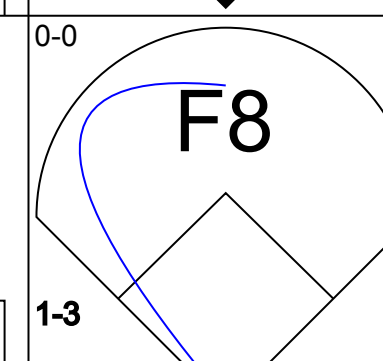
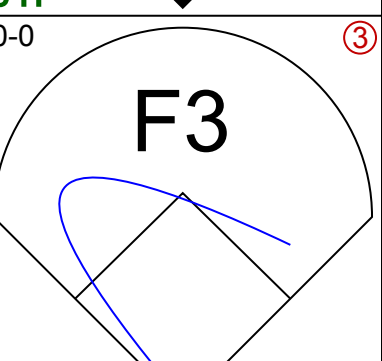
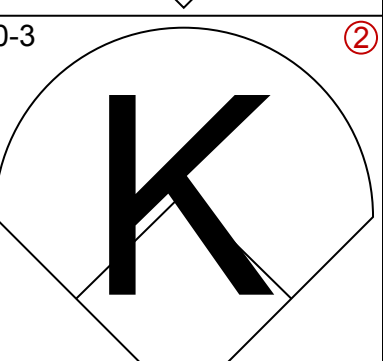
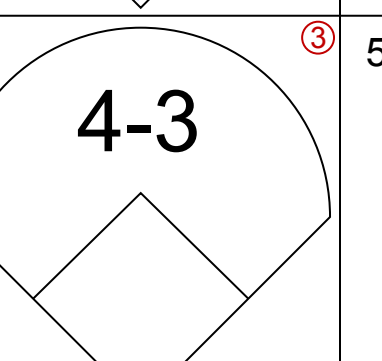
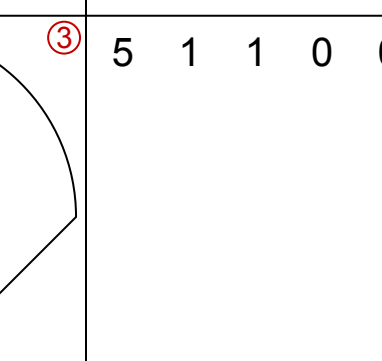
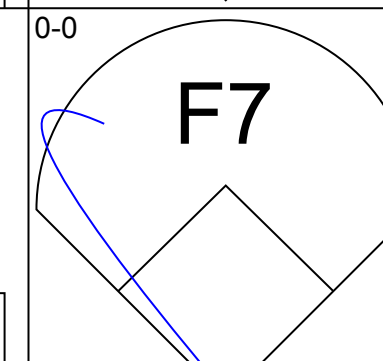
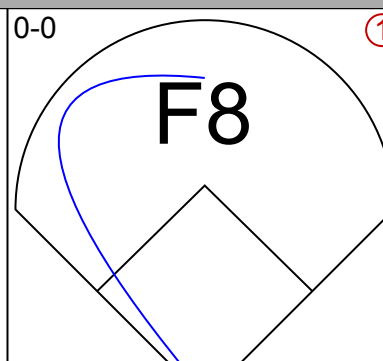
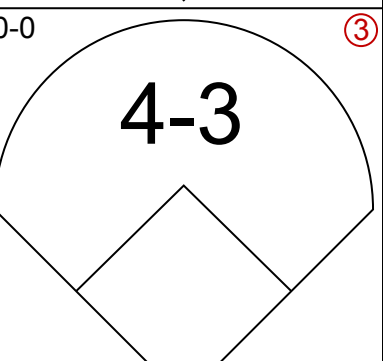

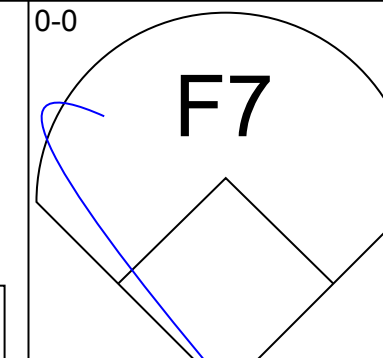
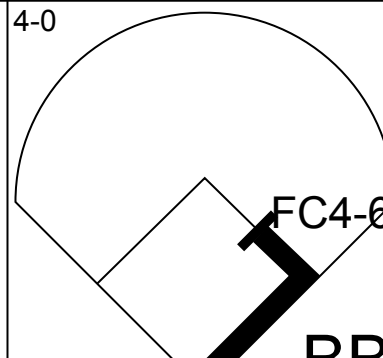
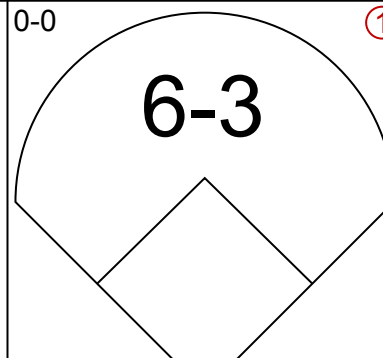

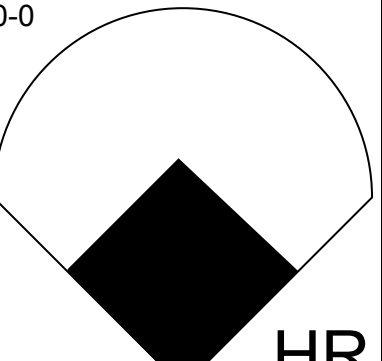
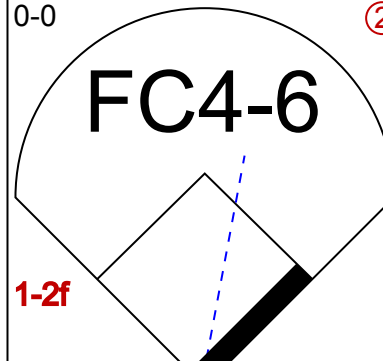
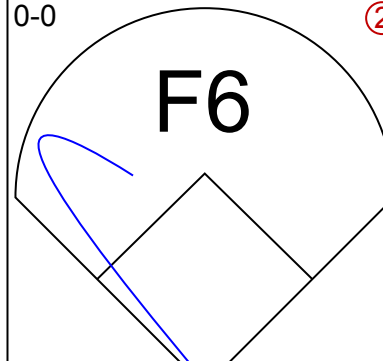


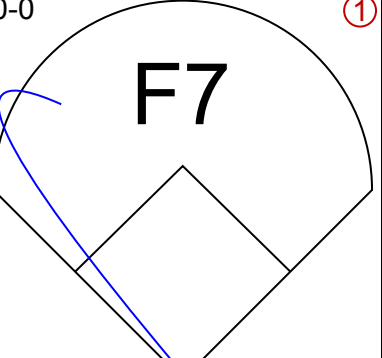
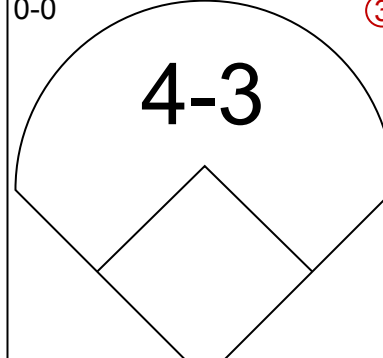
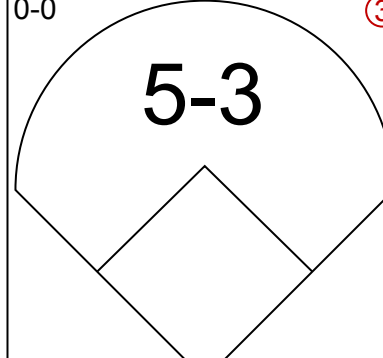

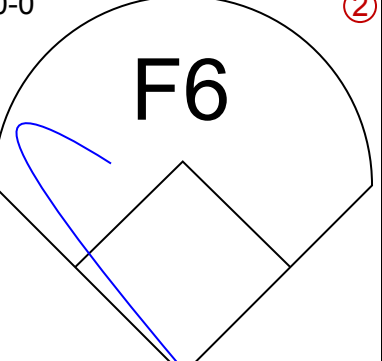
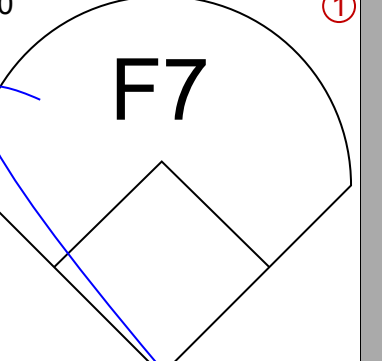
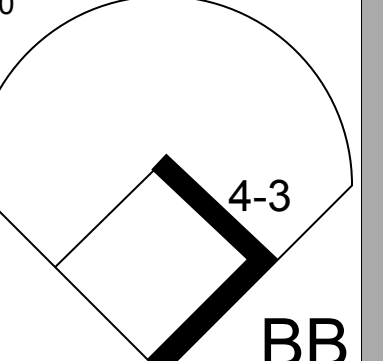
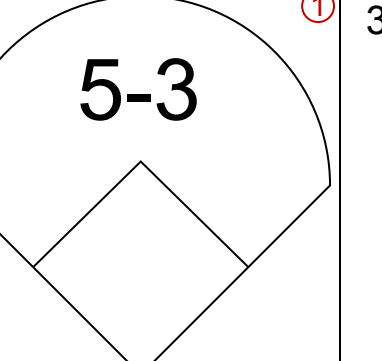
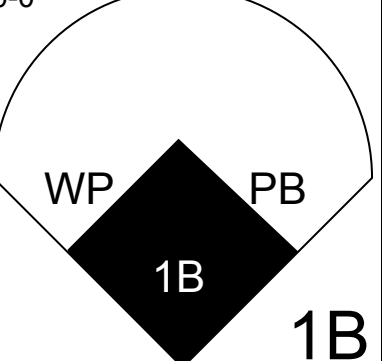
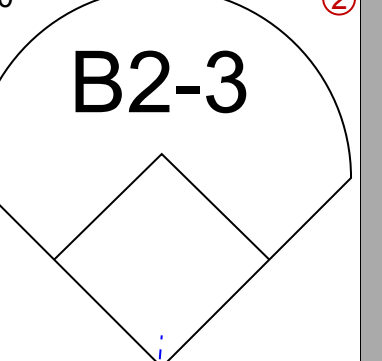
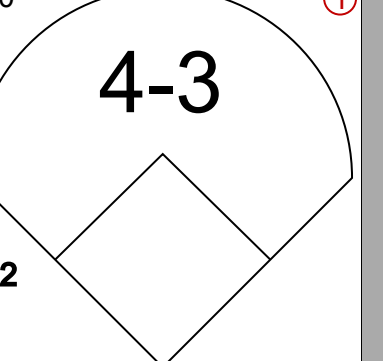
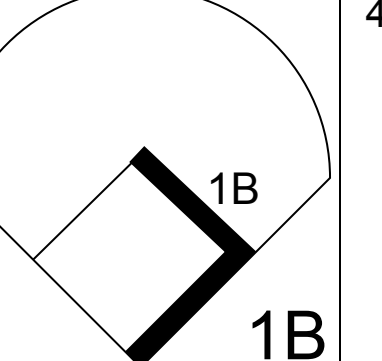
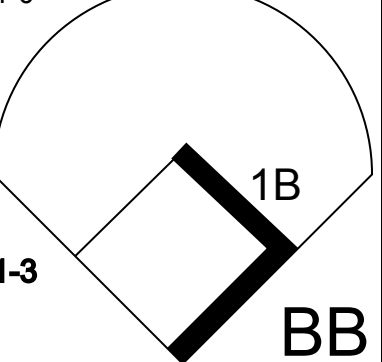
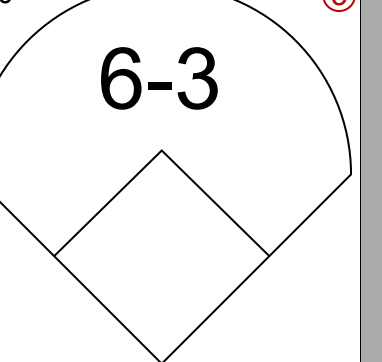
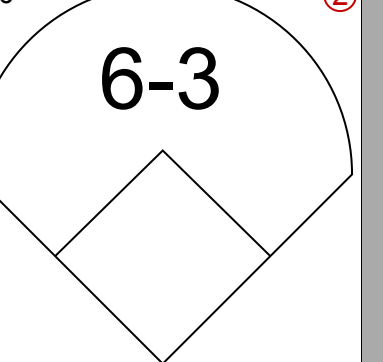
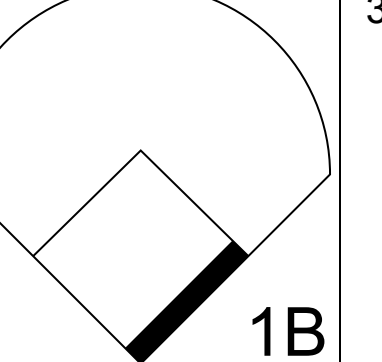
Batter	1	2	3	4	5	6	7	8	9	10	AB	R	H	RBI	BB	SO	LOB	BOTTOM				
Alfredo Griffin, S OBP: 0.317, SLG: 0.318 (1.6)												2	0	0	0	1	1					
Rick Bosetti, R OBP: 0.275, SLG: 0.333 (1.8)												4	0	0	0	0	3					
Roy Howell, L OBP: 0.331, SLG: 0.413 (1.5)												3	0	0	0	1	0					
Rico Carty, R OBP: 0.332, SLG: 0.378 (1.10)												4	1	1	0	0	2					
John Mayberry, L OBP: 0.373, SLG: 0.475 (1.3)												3	0	1	1	1	0					
Al Woods, L OBP: 0.333, SLG: 0.406 (1.7)												4	0	0	0	0	2					
Rick Cerone, R OBP: 0.298, SLG: 0.297 (1.2)												4	0	1	0	0	0					
Joe Cannon, L OBP: 0.175, SLG: 0.222 (1.9)												3	0	0	0	0	1					
Otto Velez, R OBP: 0.366, SLG: 0.512 (10, PH)												1	0	0	0	0	0					
Danny Ainge, R OBP: 0.284, SLG: 0.314 (1.4)												4	0	2	0	0	0					
Inning Stats	R: 0 E: 0 K: 0 S: 2	H: 0 LOB: 0 BB: 0 P: 3	R: 1 E: 0 K: 0 S: 5	H: 3 LOB: 1 BB: 0 P: 5	R: 0 E: 0 K: 0 S: 4	H: 1 LOB: 2 BB: 1 P: 8	R: 0 E: 0 K: 0 S: 3	H: 0 LOB: 0 BB: 0 P: 3	R: 0 E: 0 K: 1 S: 6	H: 1 LOB: 1 BB: 0 P: 6	R: 0 E: 0 K: 0 S: 3	H: 0 LOB: 0 BB: 0 P: 3	R: 0 E: 0 K: 0 S: 5	H: 0 LOB: 0 BB: 0 P: 5	R: 0 E: 0 K: 0 S: 3	H: 0 LOB: 1 BB: 0 P: 7	R: 0 E: 0 K: 0 S: 3	H: 0 LOB: 0 BB: 0 P: 3	1B: 4 2B: 1 3B: 0 HR: 0	SF: 0 SAC: 1 DP: 1 HBP: 1	WP: 0 PB: 0 SB: 0 CS: 1	PA: 36
PITCHER	IP WLS BF H R ER SO BB IBB HBP BLK WP HR S P ERA WHIP																					
Jim Slaton, R ERA: 2.88 (1.1)	10.0	W	36	5	1	1	2	2	0	0	0	0	0	0	37	46	0.90	0.700				

Milwaukee Brewers @ Toronto Blue Jays
Exhibition Stadium, Toronto, ON
Wed Jul 11 1979, 7:05 PM EDT
Att: 22,523 - Unknown - 72 F

AB 32
R 1
H 5
RBI 1
BB 2
SO 2
LOB 9



Batter	1	2	3	4	5	6	7	8	9	AB	R	H	RBI	BB	SO	LOB	TOP										
Paul Molitor, R OBP: 0.382, SLG: 0.494 (1, 4)										5	1	2	1	0	2	2	Milwaukee Brewers @ Toronto Blue Jays Exhibition Stadium, Toronto, ON Thu Jul 12 1979, 7:05 PM EDT Att: 14,207 - Unknown										
Sal Bando, R OBP: 0.327, SLG: 0.328 (1, 5)										3	1	0	0	1	0	2											
Dick Davis, R OBP: 0.304, SLG: 0.429 (1, 10)										4	1	1	3	0	0	0											
Don Money, R OBP: 0.288, SLG: 0.319 (1, 3)										4	0	0	0	0	0	0											
Sixto Lezcano, R OBP: 0.416, SLG: 0.502 (1, 9)										2	1	1	1	2	0	0											
Gorman Thomas, R OBP: 0.396, SLG: 0.503 (1, 8)										3	0	0	0	1	1	1											
Robin Yount, R OBP: 0.305, SLG: 0.372 (1, 6)										4	1	1	0	0	0	2											
Jim Wohlford, R OBP: 0.303, SLG: 0.355 (1, 7)										4	0	1	0	0	1	3											
Charlie Moore, R OBP: 0.423, SLG: 0.486 (1, 2)										4	0	1	0	0	0	2											
Inning Stats	R: 0 E: 0 K: 1 S: 5	H: 0 LOB: 0 BB: 0 P: 5	R: 0 E: 0 K: 0 S: 3	H: 0 LOB: 2 BB: 2 P: 11	R: 3 E: 0 K: 0 S: 5	H: 2 LOB: 0 BB: 1 P: 9	R: 0 E: 0 K: 0 S: 3	H: 0 LOB: 0 BB: 0 P: 3	R: 0 E: 0 K: 0 S: 3	H: 1 LOB: 0 BB: 0 P: 3	R: 1 E: 0 K: 1 S: 6	H: 1 LOB: 0 BB: 0 P: 6	R: 1 E: 1 K: 1 S: 7	H: 2 LOB: 1 BB: 0 P: 7	R: 0 E: 0 K: 0 S: 3	H: 0 LOB: 1 BB: 1 P: 7	R: 0 E: 0 K: 1 S: 6	H: 1 LOB: 1 BB: 0 P: 6	1B: 3 2B: 2 3B: 0 HR: 2	SF: 0 SAC: 0 DP: 0 HBP: 0	WP: 1 PB: 0 CS: 1	PA: 38					
PITCHER	IP WLS BF L	H R ER 4	SO 3	BB 3	IBB 0	HBP 0	BLK 0	WP 1	HR 2	S 32	P 44	ERA 5.14	WHIP 1.286														
Tom Underwood, L ERA: 3.73 (1, 1)	7.0	6	5	4	3	3	0	0	0	0	0	0	0	0	0	0	0	0	0	0	0	0	0	0			
Dave Freisleben, R ERA: 4.66 (8, 1)	2.0	1	0	0	1	1	0	0	0	0	0	0	0	9	13	0.00	1.000										

Batter	1	2	3	4	5	6	7	8	9	AB	R	H	RBI	BB	SO	LOB	BOTTOM								
Alfredo Griffin, S OBP: 0.318, SLG: 0.319 (1, 6)										5	0	2	1	0	0	3	Milwaukee Brewers @ Toronto Blue Jays Exhibition Stadium, Toronto, ON Thu Jul 12 1979, 7:05 PM EDT Att: 14,207 - Unknown								
Rick Bosetti, R OBP: 0.274, SLG: 0.337 (1, 8)										5	1	1	0	0	1	5									
Roy Howell, L OBP: 0.330, SLG: 0.410 (1, 5)										4	0	1	1	0	0	1									
Rico Carty, R OBP: 0.331, SLG: 0.374 Joe Cannon, L OBP: 0.175, SLG: 0.222 (8, PR)										3	0	0	0	1	0	2									
John Mayberry, L OBP: 0.372, SLG: 0.483 (1, 3)										4	1	1	1	0	0	2									
Al Woods, L OBP: 0.330, SLG: 0.401 Otto Velez, R OBP: 0.363, SLG: 0.508 (8, PH) (9, 7)										3	0	0	0	0	0	1									
Rick Cerone, R OBP: 0.297, SLG: 0.294 (1, 2)										3	0	0	0	1	0	0									
Danny Ainge, R OBP: 0.299, SLG: 0.318 (1, 4)										4	1	2	0	0	0	1									
Bob Bailor, R OBP: 0.291, SLG: 0.252 (1, 9)										3	0	1	0	1	0	1									
Inning Stats	R: 0 E: 0 K: 0 S: 4	H: 1 LOB: 1 BB: 0 P: 4	R: 2 E: 0 K: 0 S: 6	H: 3 LOB: 2 BB: 1 P: 10	R: 0 E: 0 K: 0 S: 3	H: 0 LOB: 1 BB: 1 P: 7	R: 0 E: 0 K: 0 S: 3	H: 0 LOB: 0 BB: 0 P: 3	R: 0 E: 0 K: 0 S: 3	H: 0 LOB: 1 BB: 1 P: 7	R: 1 E: 1 K: 0 S: 5	H: 2 LOB: 1 BB: 0 P: 5	R: 0 E: 0 K: 0 S: 5	H: 2 LOB: 2 BB: 0 P: 5	1B: 6 2B: 0 3B: 1 HR: 1	SF: 0 SAC: 0 DP: 0 HBP: 0	WP: 1 PB: 1 CS: 0	PA: 38							
PITCHER	IP WLS BF L	H R ER 3	SO 3	BB 3	IBB 0	HBP 0	BLK 0	WP 1	HR 1	S 29	P 41	ERA 3.86	WHIP 1.286												
Moose Haas, R ERA: 5.43 (1, 1)	7.0	6	3	3	1	3	0	0	0	0	0	0	0	0	0	0									
Bill Castro, R ERA: 1.77 (8, 1)	0.1	1	0	0	0	0	0	0	0	0	0	1	1	0.00	0.000										
Bob McClure, L ERA: 4.75 (8, 1)	0.1	1	0	0	0	0	0	0	0	0	0	1	1	0.00	0.000										
Bob Galasso, R ERA: 5.49 (8, 1)	1.1	S	6	2	0	0	0	0	0	0	0	6	6	0.00	1.500										

Batter	1	2	3	4	5	6	7	8	9	10	11	12	13	14	15	16	17	AB	R	H	RBI	BB	SO	LOB	TOP		
Jim Norris, L OBP: 0.311, SLG: 0.330 (1.4)	F8		G4-6-3		4-3			F2		FC1-6			4-3		F8			8	0	1	0	0	0	4			
Toby Harrah, R OBP: 0.375, SLG: 0.434 Ted Cox, R OBP: 0.287, SLG: 0.266 (1.5) (4.5)	1-3					F8		FC1-4		1-3			6-3		6-3		L4	2	0	1	0	0	0	0	2		
Bobby Bonds, R OBP: 0.375, SLG: 0.475 Mike Hargrove, L OBP: 0.319, SLG: 0.308 (1.9) (6.7)	5-3							6-3			4-3						F8	3	0	1	0	0	0	1	4		
Andre Thornton, R OBP: 0.341, SLG: 0.428 (1.3)						K		F9			F3		F8				F7	7	0	0	0	0	2	2			
Cliff Johnson, R OBP: 0.360, SLG: 0.478 Dell Aston, L OBP: 0.400, SLG: 0.429 (9, PR)								4-3			5-3				4-3		4-3	4	1	2	0	0	0	0	3		
Ron Pruitt, R OBP: 0.343, SLG: 0.330 (1.7) (6.9)																		7	1	2	0	0	2	3			
Gary Alexander, R OBP: 0.299, SLG: 0.372 (1.2)																		7	1	3	2	0	0	2			
Duane Kuiper, L OBP: 0.356, SLG: 0.285 (1.4)																		7	0	1	0	0	0	3			
Tom Verzer, R OBP: 0.290, SLG: 0.261 Rick Manning, L OBP: 0.328, SLG: 0.303 Dave Rosello, R OBP: 0.310, SLG: 0.730 (17, PR) (17, PR) (17, 9)																		6	0	3	0	0	0	0	1		
Inning Stats	R: 0 E: 0 K: 0 S: 3	H: 0 LOB: 0 BB: 0 P: 3	R: 2 E: 0 K: 2 S: 9	H: 2 LOB: 0 BB: 0 P: 9	R: 0 E: 0 K: 0 S: 4	H: 1 LOB: 1 BB: 0 P: 4	R: 0 E: 0 K: 1 S: 5	H: 1 LOB: 0 BB: 0 P: 5	R: 0 E: 0 K: 0 S: 4	H: 1 LOB: 1 BB: 0 P: 4	R: 0 E: 0 K: 0 S: 3	H: 1 LOB: 1 BB: 0 P: 3	R: 0 E: 0 K: 0 S: 3	H: 0 LOB: 0 BB: 0 P: 3	R: 0 E: 1 K: 0 S: 4	H: 1 LOB: 1 BB: 0 P: 4	R: 0 E: 0 K: 0 S: 3	H: 0 LOB: 0 BB: 0 P: 3	R: 0 E: 0 K: 0 S: 3	H: 0 LOB: 0 BB: 0 P: 3	R: 1 E: 0 K: 0 S: 6	H: 3 LOB: 2 BB: 0 P: 6	1B: 16 2B: 0 3B: 0 HR: 1	SF: 0 SAC: 0 DP: 2 HBP: 0	WP: 0 PB: 0 SB: 1 CS: 1	PA: 65	
PITCHER	IP: 11.0 WLS: 12 BF: 42 ER: 2 SO: 4 BB: 0 IBB: 0 HBP: 0 BLK: 0 WP: 0 HR: 1 S: 50 P: 50 ERA: 1.64 WHIP: 1.091																										

Cleveland Indians @ Milwaukee Brewers
Milwaukee County Stadium, Milwaukee, WI
Fri Jul 13 1979, 8:05 PM EDT
Att. 18,524 - Unknown - 81 F


AB 65
R 3
H 17
RBI 3
BB 0
SO 4
LOB 21



Batter	1	2	3	4	5	6	7	8	9	10	11	12	13	14	15	16	17	AB	R	H	RBI	BB	SO	LOB	BOTTOM		
Paul Molitor, R OBP: 0.377, SLG: 0.484 (1.4)	5-3		K		F9			6-3		F9			F8		5-3			7	1	0	0	1	1	0			
Don Money, R OBP: 0.265, SLG: 0.305 (1.3) (13.5)	F2					F5				F8			F3					8	1	3	2	0	1	0			
Cecil Cooper, L OBP: 0.368, SLG: 0.485 (1.10)	4-3					F9				F9			K					7	0	0	0	1	1	1			
Gorman Thomas, R OBP: 0.353, SLG: 0.495 (1.8)																		7	0	1	1	0	5	0			
Ben Ogilvie, L OBP: 0.330, SLG: 0.518 (13.3)																		6	1	3	0	0	0	0			
Sixto Lezcano, R OBP: 0.420, SLG: 0.498 (1.9)																		4	0	1	0	3	0	1			
Robin Yount, R OBP: 0.302, SLG: 0.370 (1.8)																		7	0	1	0	0	1	7			
Charlie Moore, R OBP: 0.423, SLG: 0.482 (1.2)																		6	1	2	1	1	0	5			
Jim Gantner, L OBP: 0.331, SLG: 0.327 Dick Davis, R OBP: 0.299, SLG: 0.421 (12, PR) (13.7)																		4	0	0	0	0	0	2			
Inning Stats	R: 0 E: 0 K: 0 S: 3	H: 0 LOB: 2 BB: 0 P: 3	R: 1 E: 0 K: 1 S: 8	H: 3 LOB: 2 BB: 0 P: 8	R: 1 E: 0 K: 2 S: 8	H: 1 LOB: 0 BB: 0 P: 8	R: 0 E: 0 K: 1 S: 5	H: 0 LOB: 0 BB: 0 P: 5	R: 0 E: 0 K: 0 S: 4	H: 1 LOB: 1 BB: 0 P: 4	R: 0 E: 0 K: 0 S: 6	H: 1 LOB: 2 BB: 1 P: 10	R: 0 E: 0 K: 0 S: 3	H: 0 LOB: 1 BB: 0 P: 3	R: 0 E: 0 K: 0 S: 5	H: 0 LOB: 2 BB: 1 P: 8	R: 0 E: 0 K: 0 S: 5	H: 0 LOB: 2 BB: 0 P: 5	R: 0 E: 0 K: 0 S: 6	H: 1 LOB: 2 BB: 1 P: 10	R: 2 E: 0 K: 0 S: 4	H: 2 LOB: 2 BB: 2 P: 12	1B: 7 2B: 3 3B: 0 HR: 1	SF: 1 SAC: 1 DP: 0 HBP: 0	WP: 1 PB: 0 SB: 0 CS: 0	PA: 67	
PITCHER	IP: 10.0 WLS: 38 BF: 38 ER: 3 SO: 1 BB: 0 IBB: 0 HBP: 0 BLK: 1 WP: 0 HR: 1 S: 47 P: 51 ERA: 1.80 WHIP: 0.700																										

Cleveland Indians @ Milwaukee Brewers
Milwaukee County Stadium, Milwaukee, WI
Fri Jul 13 1979, 8:05 PM EDT
Att. 18,524 - Unknown - 81 F

AB 59
R 4
H 11
RBI 4
BB 6
SO 9
LOB 18



Batter	1	2	3	4	5	6	7	8	9	AB	R	H	RBI	BB	SO	LOB	TOP					
Dell Alton, L OBP: 0.412, SLG: 0.517 (1, 9)	0-0 1-3		0-0 HR		0-0 F8			4-0 BB BB	0-0 1B	4	1	2	2	1	0	1	Cleveland Indians @ Milwaukee Brewers Milwaukee County Stadium, Milwaukee, WI Sun Jul 15 1979, 4:33 AM EDT Att: 36,531 - Unknown livebaseballscorecards.com					
Jim Norris, L OBP: 0.311, SLG: 0.328 (1, 8)	0-0 2B		0-0 5-3			0-0 6-3		4-0 FC6-4 BB	0-0 F8	4	0	1	0	1	0	3						
Mike Hargrove, L OBP: 0.317, SLG: 0.304 (1, 7)	0-0 F7			0-0 F7		0-0 4-3		0-0 SF7		3	0	0	1	0	0	1						
Andre Thornton, R OBP: 0.338, SLG: 0.432 (1, 3)	0-0 5-3			0-0 HR		0-0 F5		3-H 0-0 FC6-4		4	1	1	1	0	0	3						
Ron Hassey, L OBP: 0.278, SLG: 0.307 (1, 2)		0-0 3-1		0-0 3-1			0-0 G3		0-0 F8	4	0	0	0	0	0	0						
Gary Alexander, R OBP: 0.300, SLG: 0.370 (1, 10)	0-0 6-3			0-3 K			0-0 F8		0-0 1B 1B	4	1	1	0	0	1	0						
Ted Cox, R OBP: 0.286, SLG: 0.266 (1, 5)	0-0 F9				0-0 G4-6-3 1B		0-0 F9		0-0 F4	4	0	1	0	0	0	1						
Duane Kuiper, L OBP: 0.302, SLG: 0.281 (1, 4)			0-0 F6		0-0 G4-6-3 1-2 1B			0-0 F6	0-0 1B BB 2-3 1B	4	0	1	0	0	0	1						
Tom Verzyer, R OBP: 0.296, SLG: 0.269 (1, 6)			0-0 F7					0-0 BB SF7 2B	4-0 1-2 1B BB	3	1	2	0	1	0	0						
Inning Stats	R: 0 E: 0 K: 0 S: 4	H: 1 LOB: 1 BB: 0 P: 4	R: 0 E: 0 K: 0 S: 3	H: 0 LOB: 0 BB: 0 P: 3	R: 1 E: 0 K: 0 S: 4	H: 1 LOB: 0 BB: 0 P: 4	R: 1 E: 0 K: 1 S: 6	H: 1 LOB: 0 BB: 0 P: 6	R: 0 E: 0 K: 0 S: 4	H: 2 LOB: 1 BB: 0 P: 4	R: 0 E: 0 K: 0 S: 3	H: 0 LOB: 0 BB: 0 P: 3	R: 0 E: 0 K: 0 S: 3	H: 0 LOB: 2 BB: 0 P: 3	R: 1 E: 0 K: 0 S: 4	H: 1 LOB: 2 BB: 2 P: 12	R: 1 E: 0 K: 0 S: 6	H: 3 LOB: 3 BB: 1 P: 10	1B: 4 2B: 3 3B: 0 HR: 2	SF: 1 SAC: 0 DP: 1 HBP: 0	WP: 0 PB: 0 SB: 0 CS: 0	PA: 38
PITCHER	IP	WLS	BF	H	R	ER	SO	BB	IBB	HBP	BLK	WP	HR	S	P	ERA	WHIP					
Lary Sorensen, R ERA: 3.4 (1, 1)	8.0	W	31	6	3	3	1	2	0	0	0	0	2	31	39	3.38	1.000					
Bob Galasso, R ERA: 5.57 (9, 1)	1.0		7	3	1	1	0	1	0	0	0	0	0	6	10	9.00	4.000					

Batter	1	2	3	4	5	6	7	8	9	AB	R	H	RBI	BB	SO	LOB	BOTTOM				
Jim Gantner, L OBP: 0.341, SLG: 0.357 (1, 4)	0-0 F7	0-0 1B 2B 1B		0-0 1B 1B 2B	0-0 2H 2B		0-0 F8			5	2	3	1	0	0	1	Cleveland Indians @ Milwaukee Brewers Milwaukee County Stadium, Milwaukee, WI Sun Jul 15 1979, 4:33 AM EDT Att: 36,531 - Unknown livebaseballscorecards.com				
Don Money, R OBP: 0.294, SLG: 0.349 (1, 3)	4-0 BB	0-0 SF8		0-0 1B 2-3 1B	0-0 F7		0-0 FC5-4			3	0	1	1	1	0	2					
Cecil Cooper, L OBP: 0.365, SLG: 0.480 (1, 10)	0-3 K	0-3 K		0-3 K		4-0 1B BB		0-0 WP 1B		3	0	0	0	0	3	4					
Dick Davis, R OBP: 0.316, SLG: 0.451 (6, PH)										1	1	1	0	1	0	0					
Gorman Thomas, R OBP: 0.353, SLG: 0.509 (1, 8)	0-3 K	0-0 1-2 2B 1B		0-0 F8		0-3 K		0-3 K	1-2 K	5	1	1	0	0	3	5					
Ben Oglivie, L OBP: 0.338, SLG: 0.524 (1, 7)		0-0 BB BB		0-0 1B		0-0 1B 1B		0-0 F8		4	1	3	3	1	0	1					
Sixto Lezcano, R OBP: 0.422, SLG: 0.502 (1, 9)		0-0 HBP		0-0 5-3		0-0 1-3 2-H 1B		0-0 K		0	1	0	0	0	0	0					
Jim Wohlford, R OBP: 0.299, SLG: 0.356 (2, PH)										4	0	1	1	0	2	4					
Sal Bando, R OBP: 0.326, SLG: 0.342 (1, 5)		0-0 1-H 2-H 3B 3B	0-0 F2		0-0 5-3		0-0 F9			4	1	1	2	0	0	1					
Robin Yount, R OBP: 0.307, SLG: 0.379 (1, 6)		0-0 2B 3B	0-0 6-3		0-0 F8			0-0 FC5-4 1B		4	1	2	1	0	0	0					
Buck Martinez, R OBP: 0.250, SLG: 0.352 (1, 2)		0-0 1B SF8 2B	0-0 G3		0-0 2B 2B		0-0 F8			4	2	2	1	0	0	1					
Inning Stats	R: 0 E: 0 K: 2 S: 7	H: 0 LOB: 1 BB: 1 P: 11	R: 7 E: 0 K: 2 S: 13	H: 6 LOB: 1 BB: 1 P: 18	R: 0 E: 0 K: 0 S: 3	H: 0 LOB: 0 BB: 0 P: 3	R: 1 E: 0 K: 1 S: 8	H: 3 LOB: 2 BB: 0 P: 8	R: 1 E: 0 K: 0 S: 5	H: 2 LOB: 1 BB: 0 P: 5	R: 1 E: 0 K: 1 S: 6	H: 2 LOB: 1 BB: 1 P: 10	R: 0 E: 0 K: 0 S: 4	H: 1 LOB: 1 BB: 0 P: 4	R: 0 E: 0 K: 2 S: 8	H: 1 LOB: 1 BB: 0 P: 8	1B: 8 2B: 5 3B: 2 HR: 0	SF: 1 SAC: 0 DP: 0 HBP: 1	WP: 1 PB: 0 SB: 0 CS: 0	PA: 42	
PITCHER	IP	WLS	BF	H	R	ER	SO	BB	IBB	HBP	BLK	WP	HR	S	P	ERA	WHIP				
Len Barker, R ERA: 6.31 (1, 1)	1.0	L	9	3	5	5	2	2	0	0	0	0	0	30	34	10.38	2.308				
Mike Paxton, R ERA: 5.69 (2, 1)	4.1		23	9	5	5	4	1	0	0	0	0	0	14	14	0.00	1.125				
Dan Spillner, R ERA: 4.34 (6, 1)	2.2		10	3	0	0	2	0	0	0	0	1	0	14	14	0.00	1.125				


Batter	1	2	3	4	5	6	7	8	9	10	11	AB	R	H	RBI	BB	SO	LOB
Alfredo Griffin, S OBP: 0.315, SLG: 0.315 (1, 6)	4-3		FC6-4			SH1-3	K	F8			CS 1B	5	0	1	0	0	1	7
Rick Bosetti, R OBP: 0.282, SLG: 0.351 (1, 8)	F9		F6			F4	FC5		6-3		E5	6	0	0	0	0	0	6
Roy Howell, L OBP: 0.325, SLG: 0.408 (1, 5)	F3				K				5-3		F7	5	1	1	0	1	1	1
Rico Carty, R OBP: 0.327, SLG: 0.369 (1, 10)		G3 2B				F9			6-3			4	0	1	0	1	0	1
Otto Velez, R OBP: 0.358, SLG: 0.514 (1, 9)		F7			F3	F2			6-3			5	1	1	2	0	0	4
John Mayberry, L OBP: 0.381, SLG: 0.486 (8, PR) Tim Johnson, L OBP: 0.175, SLG: 0.108 (8, 3)		G3			1-3							4	0	2	0	0	0	1
Rick Cerone, R OBP: 0.301, SLG: 0.306 (1, 2)		6-3			F4				4-3			5	0	1	0	0	0	3
Danny Ainge, R OBP: 0.295, SLG: 0.311 (1, 4)					5-3				4-3			5	0	1	0	0	0	4
Al Woods, L OBP: 0.338, SLG: 0.398 (1, 7)											L6	3	0	2	0	2	0	0

Inning Stats	R: 0	H: 0	E: 0	K: 0	BB: 0	S: 3	P: 3	R: 0	H: 1	E: 0	K: 0	BB: 0	S: 4	P: 4	R: 0	H: 1	E: 0	K: 0	BB: 0	S: 4	P: 4	R: 0	H: 0	E: 0	K: 0	BB: 0	S: 5	P: 5	R: 0	H: 0	E: 0	K: 0	BB: 0	S: 3	P: 3	R: 0	H: 0	E: 0	K: 1	BB: 3	S: 8	P: 8	R: 2	H: 4	E: 0	K: 0	BB: 1	S: 7	P: 11	R: 0	H: 0	E: 0	K: 0	BB: 0	S: 3	P: 3	R: 0	H: 1	E: 1	K: 0	BB: 1	S: 4	P: 4	R: 0	H: 1	E: 0	K: 0	BB: 0	S: 4	P: 4	R: 0	H: 1	E: 0	K: 0	BB: 0	S: 4	P: 4	1B: 8	SF: 0	2B: 2	SAC: 1	3B: 0	DP: 0	HR: 1	HBP: 0	WP: 0	PA: 48
PITCHER	IP	WLS	BF	H	R	ER	SO	BB	IBB	HBP	BLK	WP	HR	S	P	ERA	WHIP																																																																						
Bill Travers, L ERA: 3.17 (1, 1)	7.1		33	8	2	0	2	3	0	0	0	0	0	34	46	2.46	1.500																																																																						
Bill Castro, R ERA: 1.52 (8, 1)	3.2	W	15	3	0	0	0	1	0	0	0	0	0	14	18	0.00	1.091																																																																						

Toronto Blue Jays @ Milwaukee Brewers
 Milwaukee County Stadium, Milwaukee, WI
 Thu Jul 19 1979, 8:05 PM EDT
 Att: 21,152 - Unknown

livebaseballscorecards.com

AB 43
 R 2
 H 11
 RBI 2
 BB 4
 SO 2
 LOB 27




Batter	1	2	3	4	5	6	7	8	9	10	11	AB	R	H	RBI	BB	SO	LOB
Paul Molitor, R OBP: 0.372, SLG: 0.482 (1, 4)	4-3		L9		K				F4			5	0	1	0	0	1	2
Don Money, R OBP: 0.304, SLG: 0.356 (1, 3) Jim Gantner, L OBP: 0.341, SLG: 0.357 (10, PR) (11, 5)		2B			K							3	1	1	0	2	1	3
Cecil Cooper, L OBP: 0.383, SLG: 0.479 (1, 10)		2B										0	0	0	0	0	0	0
Gorman Thomas, R OBP: 0.351, SLG: 0.503 (1, 8)	6-3		F9									5	0	1	1	0	1	5
Ben Oglivie, L OBP: 0.338, SLG: 0.533 (1, 7)	F4				5-3							4	0	0	0	1	0	4
Sixto Lezcano, R OBP: 0.419, SLG: 0.507 (1, 9)		F4										5	1	1	1	0	0	2
Sal Bando, R OBP: 0.325, SLG: 0.341 (11, 3)												4	0	1	0	0	0	2
Robin Yount, R OBP: 0.303, SLG: 0.375 (1, 6)		G5-4-3										4	0	0	0	0	0	2
Buck Martinez, R OBP: 0.207, SLG: 0.366 (1, 2)												4	0	3	0	0	1	0

Inning Stats	R: 1	H: 2	E: 0	K: 0	BB: 0	S: 5	P: 5	R: 0	H: 1	E: 0	K: 0	BB: 0	S: 3	P: 3	R: 0	H: 1	E: 0	K: 0	BB: 0	S: 4	P: 4	R: 0	H: 0	E: 0	K: 0	BB: 0	S: 4	P: 4	R: 0	H: 0	E: 0	K: 1	BB: 2	S: 6	P: 10	R: 0	H: 2	E: 0	K: 0	BB: 0	S: 5	P: 5	R: 1	H: 1	E: 0	K: 0	BB: 0	S: 4	P: 4	R: 0	H: 0	E: 0	K: 0	BB: 0	S: 2	P: 6	R: 1	H: 1	E: 0	K: 0	BB: 0	S: 2	P: 2	1B: 6	SF: 0	2B: 3	SAC: 0	3B: 0	DP: 2	HR: 2	HBP: 0	WP: 0	PA: 42
PITCHER	IP	WLS	BF	H	R	ER	SO	BB	IBB	HBP	BLK	WP	HR	S	P	ERA	WHIP																																																								
Dave Stieb, R ERA: 3.05 (1, 1)	8.0		34	9	1	2	3	2	0	0	0	0	1	38	46	2.25	1.375																																																								
Tom Buskey, R ERA: 3.05 (9, 1)	2.1	L	8	1	1	1	1	1	0	0	0	0	0	9	13	3.86	0.857																																																								

Toronto Blue Jays @ Milwaukee Brewers
 Milwaukee County Stadium, Milwaukee, WI
 Thu Jul 19 1979, 8:05 PM EDT
 Att: 21,152 - Unknown

livebaseballscorecards.com

AB 39
 R 3
 H 10
 RBI 3
 BB 3
 SO 4
 LOB 21



Batter	1	2	3	4	5	6	7	8	9	AB	R	H	RBI	BB	SO	LOB	TOP					
Alfredo Griffin, S OBP: 0.314, SLG: 0.314 (1, 6)										4	0	1	0	0	1	0	<p>Toronto Blue Jays @ Milwaukee Brewers Milwaukee County Stadium, Milwaukee, WI Fri Jul 20, 1979, 8:05 PM EDT Att: 27,010 - Unknown</p> <p>livebaseballscorecards.com</p> <p>AB 32 R 0 H 7 RBI 0 BB 1 SO 5 LOB 13</p>					
Rick Bosetti, R OBP: 0.281, SLG: 0.349 (1, 8)										3	0	0	0	1	0	0						
Roy Howell, L OBP: 0.321, SLG: 0.402 (1, 5)										4	0	0	0	0	0	1						
Rico Carty, R OBP: 0.329, SLG: 0.371 (1, 10)										4	0	2	0	0	0	0						
John Mayberry, L OBP: 0.376, SLG: 0.480 (1, 3)										4	0	0	0	0	0	3						
Otto Velez, R OBP: 0.356, SLG: 0.507 (1, 9)										4	0	1	0	0	2	1						
Al Woods, L OBP: 0.345, SLG: 0.405 (1, 7)										3	0	3	0	0	0	0						
Rick Cerone, R OBP: 0.298, SLG: 0.302 (1, 2)										3	0	0	0	0	1	5						
Danny Ainge, R OBP: 0.291, SLG: 0.306 (1, 4)										3	0	0	0	0	1	3						
Inning Stats	R: 0 E: 0 K: 0 S: 4	H: 2 LOB: 2 BB: 1 P: 8	R: 0 E: 0 K: 1 S: 6	H: 1 LOB: 1 BB: 0 P: 6	R: 0 E: 0 K: 2 S: 3	H: 0 LOB: 0 BB: 0 P: 3	R: 0 E: 0 K: 2 S: 9	H: 2 LOB: 2 BB: 0 P: 9	R: 0 E: 0 K: 0 S: 7	H: 0 LOB: 0 BB: 0 P: 7	R: 0 E: 0 K: 0 S: 3	H: 0 LOB: 1 BB: 0 P: 3	R: 0 E: 0 K: 0 S: 4	H: 2 LOB: 1 BB: 0 P: 4	R: 0 E: 0 K: 0 S: 3	H: 0 LOB: 0 BB: 0 P: 3	R: 0 E: 0 K: 0 S: 3	H: 0 LOB: 0 BB: 0 P: 3	1B: 7 2B: 0 3B: 0 HR: 0	SF: 0 SAC: 0 DP: 1 HBP: 0	WP: 0 PB: 0 SB: 0 CS: 1	PA: 33
PITCHER Jim Slaton, R ERA: 2.69 (1, 1)	IP: 9.0 WLS: W BF: 33	H: 7 R: 0 ER: 0 SO: 5	BB: 1 IBB: 0 HBP: 0 BLK: 0	WP: 0 HR: 0 S: 42 P: 46	ERA: 0.00 WHIP: 0.889	PITCHER											IP: 9.0 WLS: W BF: 33	H: 7 R: 0 ER: 0 SO: 5	BB: 1 IBB: 0 HBP: 0 BLK: 0	WP: 0 HR: 0 S: 42 P: 46	ERA: 0.00 WHIP: 0.889	

Batter	1	2	3	4	5	6	7	8	9	AB	R	H	RBI	BB	SO	LOB	BOTTOM				
Paul Moltor, R OBP: 0.368, SLG: 0.476 (1, 4)										4	0	0	0	0	0	0	<p>Toronto Blue Jays @ Milwaukee Brewers Milwaukee County Stadium, Milwaukee, WI Fri Jul 20, 1979, 8:05 PM EDT Att: 27,010 - Unknown</p> <p>livebaseballscorecards.com</p> <p>AB 28 R 2 H 6 RBI 2 BB 2 SO 7 LOB 11</p>				
Don Money, R OBP: 0.305, SLG: 0.356 (1, 3)										3	0	1	0	1	0	0					
Dick Davis, R OBP: 0.315, SLG: 0.446 (1, 10)										4	0	1	0	0	1	2					
Gorman Thomas, R OBP: 0.347, SLG: 0.497 (1, 8)										4	0	0	0	0	2	3					
Sixto Lezcano, R OBP: 0.418, SLG: 0.516 (1, 9)										3	1	1	1	0	0	1					
Sal Bando, R OBP: 0.328, SLG: 0.342 (1, 5)										2	0	1	0	1	1	1					
Jim Gantner, L OBP: 0.341, SLG: 0.357 (7, PR) (8, 5)										0	1	0	0	0	0	0					
Robin Yount, R OBP: 0.304, SLG: 0.375 (1, 6)										2	0	1	0	0	0	0					
Jim Wohlford, R OBP: 0.291, SLG: 0.346 (1, 7)										3	0	0	0	0	1	4					
Charlie Moore, R OBP: 0.422, SLG: 0.479 (1, 2)										3	0	1	1	0	2	0					
Inning Stats	R: 0 E: 0 K: 0 S: 3	H: 0 LOB: 0 BB: 0 P: 3	R: 0 E: 0 K: 0 S: 5	H: 2 LOB: 2 BB: 0 P: 5	R: 0 E: 0 K: 1 S: 5	H: 0 LOB: 0 BB: 0 P: 5	R: 0 E: 0 K: 1 S: 6	H: 1 LOB: 1 BB: 0 P: 6	R: 0 E: 0 K: 1 S: 6	H: 0 LOB: 0 BB: 0 P: 5	R: 2 E: 0 K: 1 S: 6	H: 2 LOB: 1 BB: 1 P: 10	R: 0 E: 0 K: 2 S: 7	H: 0 LOB: 1 BB: 1 P: 11	1B: 5 2B: 0 3B: 0 HR: 1	SF: 0 SAC: 1 DP: 0 HBP: 0		WP: 0 PB: 0 SB: 0 CS: 1	PA: 32		
PITCHER Tom Underwood, L ERA: 3.64 (1, 1)	IP: 8.0 WLS: L BF: 31	H: 6 R: 2 ER: 2 SO: 7	BB: 2 IBB: 0 HBP: 0 BLK: 0	WP: 0 HR: 1 S: 43 P: 51	ERA: 2.25 WHIP: 1.000	PITCHER												IP: 8.0 WLS: L BF: 31	H: 6 R: 2 ER: 2 SO: 7	BB: 2 IBB: 0 HBP: 0 BLK: 0	WP: 0 HR: 1 S: 43 P: 51

Batter	1	2	3	4	5	6	7	8	9	AB	R	H	RBI	BB	SO	LOB	TOP			
Paul Moltitor, R OBP: 0.369, SLG: 0.474 (1, 4)										4	1	1	0	1	0	3	Milwaukee Brewers @ Cleveland Indians Cleveland Municipal Stadium, Cleveland, OH Sat Jul 21 1979, 3:33 AM EDT Att: 12,812 - Unknown - 77 F livebaseballscorecards.com			
Don Money, R OBP: 0.350, SLG: 0.350 (1, 10)										5	1	1	0	0	2	4				
Cecil Cooper, L OBP: 0.363, SLG: 0.481 (1, 3)										5	1	2	2	0	2	1				
Gorman Thomas, R OBP: 0.346, SLG: 0.492 (1, 8)										3	0	0	0	1	1	2				
Ben Oglivie, L OBP: 0.336, SLG: 0.525 (1, 7)										4	1	0	0	1	0	3				
Sixto Lezcano, R OBP: 0.419, SLG: 0.524 (1, 9)										3	1	1	3	1	0	1				
Robin Yount, R OBP: 0.305, SLG: 0.375 (1, 6)										3	0	1	0	0	1	0				
Jim Gantner, L OBP: 0.341, SLG: 0.356 Sal Bando, R OBP: 0.326, SLG: 0.342 (8, 5)										3	0	1	0	0	0	1				
Charlie Moore, R OBP: 0.423, SLG: 0.485 (1, 2)										0	0	0	0	0	0	0				
Inning Stats	R: 4 E: 0 K: 1 S: 8	H: 3 LOB: 0 BB: 1 P: 12	R: 0 E: 0 K: 0 S: 3	H: 1 LOB: 0 BB: 0 P: 3	R: 0 E: 0 K: 1 S: 6	H: 1 LOB: 1 BB: 0 P: 6	R: 0 E: 0 K: 0 S: 5	H: 2 LOB: 2 BB: 0 P: 5	R: 1 E: 1 K: 0 S: 5	H: 1 LOB: 1 BB: 0 P: 5	R: 0 E: 0 K: 1 S: 6	H: 0 LOB: 1 BB: 1 P: 9	R: 0 E: 0 K: 1 S: 6	H: 0 LOB: 3 BB: 2 P: 14	R: 0 E: 0 K: 1 S: 5	H: 0 LOB: 0 BB: 0 P: 5		1B: 6 2B: 2 3B: 0 HR: 1	SF: 0 SAC: 3 DP: 1 HBP: 0	WP: 0 PB: 0 CS: 0
PITCHER	IP WLS BF L	H R ER SO	BB IBB HBP BLK	WP HR S P	ERA WHIP	PITCHER	IP WLS BF L	H R ER SO	BB IBB HBP BLK	WP HR S P	ERA WHIP									
Len Barker, R ERA: 6.18 (1, 1)	7.0	33	9	5	4	4	3	0	0	0	0	0	0	1	38	50	5.14	1.714		
Dan Spillner, R ERA: 4.21 (8, 1)	2.0	8	0	0	0	2	0	1	0	0	0	0	0	0	11	15	0.00	0.000		

Batter	1	2	3	4	5	6	7	8	9	AB	R	H	RBI	BB	SO	LOB	BOTTOM					
Mike Hargrove, L OBP: 0.319, SLG: 0.305 (1, 3)										3	0	2	0	1	0	1	Milwaukee Brewers @ Cleveland Indians Cleveland Municipal Stadium, Cleveland, OH Sat Jul 21 1979, 3:33 AM EDT Att: 12,812 - Unknown - 77 F livebaseballscorecards.com					
Jim Norris, L OBP: 0.324, SLG: 0.348 (1, 8)										2	0	1	0	1	0	0						
Dell Alston, L OBP: 0.359, SLG: 0.441 (1, 7)										4	0	0	0	0	1	5						
Andre Thornton, R OBP: 0.332, SLG: 0.420 (1, 10)										4	0	0	0	0	0	3						
Ron Hassey, L OBP: 0.271, SLG: 0.288 Bobby Bonds, R OBP: 0.373, SLG: 0.467 (6, PH) (7, 9)										2	0	0	0	0	0	0						
Ron Pruitt, R OBP: 0.342, SLG: 0.324 (7, 2)										4	0	0	0	0	0	3						
Ted Cox, R OBP: 0.263, SLG: 0.263 Rick Manning, L OBP: 0.328, SLG: 0.302 (9, PH)										3	0	0	0	0	0	0						
Duane Kuiper, L OBP: 0.297, SLG: 0.273 (1, 4)										3	0	0	0	0	1	0						
Tom Veryzer, R OBP: 0.290, SLG: 0.261 (1, 6)										2	0	0	0	1	1	0						
Inning Stats	R: 0 E: 0 K: 1 S: 6	H: 1 LOB: 1 BB: 0 P: 6	R: 0 E: 0 K: 0 S: 3	H: 0 LOB: 0 BB: 0 P: 3	R: 0 E: 0 K: 1 S: 6	H: 1 LOB: 2 BB: 1 P: 10	R: 0 E: 0 K: 0 S: 3	H: 0 LOB: 0 BB: 0 P: 3	R: 0 E: 0 K: 1 S: 5	H: 0 LOB: 0 BB: 0 P: 5	R: 0 E: 0 K: 0 S: 4	H: 1 LOB: 3 BB: 2 P: 12	R: 0 E: 0 K: 0 S: 3	H: 0 LOB: 1 BB: 1 P: 7	R: 0 E: 0 K: 0 S: 3	H: 0 LOB: 0 BB: 0 P: 3		R: 0 E: 0 K: 0 S: 3	H: 0 LOB: 0 BB: 0 P: 3	1B: 2 2B: 1 3B: 0 HR: 0	SF: 0 SAC: 1 DP: 0 HBP: 0	WP: 0 PB: 0 CS: 0
PITCHER	IP WLS BF W	H R ER SO	BB IBB HBP BLK	WP HR S P	ERA WHIP	PITCHER	IP WLS BF W	H R ER SO	BB IBB HBP BLK	WP HR S P	ERA WHIP											
Moose Haas, R ERA: 5.01 (1, 1)	9.0	34	3	0	0	3	4	0	0	0	0	0	0	0	36	52	0.00	0.778				

Batter	1	2	3	4	5	6	7	8	9	AB	R	H	RBI	BB	SO	LOB	TOP					
Paul Molitor, R OBP: 0.370, SLG: 0.469 (1, 4)											2	0	0	0	2	0	Milwaukee Brewers @ Cleveland Indians Cleveland Municipal Stadium, Cleveland, OH Sun Jul 22 1979, 7:05 PM EDT Att: 29,876 - Unknown					
Don Money, R OBP: 0.307, SLG: 0.349 (1, 3)										4	0	0	0	0	2							
Cecil Cooper, L OBP: 0.384, SLG: 0.496 (1, 10)										3	0	0	0	1	0							
Gorman Thomas, R OBP: 0.343, SLG: 0.485 (1, 8)											4	1	1	0	0	1						
Dick Davis, R OBP: 0.313, SLG: 0.439 (1, 9)											3	1	0	0	1	0						
Sal Bando, R OBP: 0.332, SLG: 0.348 Jim Gantner, L OBP: 0.343, SLG: 0.366 (9, PR) (9, 5)											4	1	3	2	0	0						
Robin Yount, R OBP: 0.308, SLG: 0.384 (1, 6)											3	2	0	0	1	0						
Jim Wohlford, R OBP: 0.289, SLG: 0.352 (1, 7)											4	0	1	1	0	0						
Buck Martinez, R OBP: 0.269, SLG: 0.368 (1, 2)											2	0	1	2	0	1						
Inning Stats	R: 0 E: 0 K: 0 S: 2	H: 0 LOB: 0 BB: 1 P: 6	R: 0 E: 0 K: 0 S: 3	H: 0 LOB: 0 BB: 0 P: 3	R: 0 E: 0 K: 1 S: 5	H: 0 LOB: 0 BB: 0 P: 5	R: 0 E: 0 K: 0 S: 2	H: 0 LOB: 1 BB: 1 P: 6	R: 3 E: 0 K: 0 S: 6	H: 3 LOB: 1 BB: 1 P: 10	R: 0 E: 0 K: 0 S: 3	H: 0 LOB: 0 BB: 0 P: 3	R: 2 E: 0 K: 0 S: 5	H: 2 LOB: 1 BB: 1 P: 9	R: 0 E: 0 K: 1 S: 5	H: 0 LOB: 1 BB: 1 P: 9	R: 0 E: 0 K: 0 S: 3	H: 1 LOB: 1 BB: 0 P: 3	1B: 5 2B: 1 3B: 0 HR: 0	SF: 1 SAC: 0 DP: 2 HBP: 0	WP: 1 PB: 0 CS: 1	PA: 36
PITCHER	IP WLS BF H R ER SO BB IBB HBP BLK WP HR S P ERA WHIP	IP WLS BF H R ER SO BB IBB HBP BLK WP HR S P ERA WHIP																				
David Clyde, L ERA: 4.99 Victor Cruz, R ERA: 4.05	(1, 1) (7, 1)	6.1 L 26 5 5 5 1 4 0 0 0 1 0 24 40 7.11 1.421	2.2 9 1 0 0 1 1 0 0 0 0 0 10 14 0.00 0.750																			

Batter	1	2	3	4	5	6	7	8	9	AB	R	H	RBI	BB	SO	LOB	BOTTOM			
Mike Hargrove, L OBP: 0.328, SLG: 0.318 Dave Rosello, R OBP: 0.333, SLG: 0.645 (9, PR)											3	1	3	0	1	0	Milwaukee Brewers @ Cleveland Indians Cleveland Municipal Stadium, Cleveland, OH Sun Jul 22 1979, 7:05 PM EDT Att: 29,876 - Unknown			
Jim Norris, L OBP: 0.324, SLG: 0.348 (1, 7)										4	0	0	0	0	4					
Bobby Bonds, R OBP: 0.368, SLG: 0.462 (1, 9)										4	1	1	1	0	0					
Andre Thornton, R OBP: 0.337, SLG: 0.446 (1, 10)										3	1	1	2	0	1					
Toby Harrah, R OBP: 0.403, SLG: 0.422 (9, 5)										3	0	0	0	0	0					
Rick Manning, L OBP: 0.325, SLG: 0.299 (1, 8)										3	0	0	0	0	0					
Ron Hassey, L OBP: 0.261, SLG: 0.277 (1, 2)											3	0	0	0	0					
Duane Kuiper, L OBP: 0.293, SLG: 0.270 (1, 4)											3	0	0	0	0					
Ted Cox, R OBP: 0.279, SLG: 0.259 Dell Alston, L OBP: 0.341, SLG: 0.417 Tom Verzyer, R OBP: 0.287, SLG: 0.258 (8, PH) (9, 6)										2 1 0 0	0 0 0 0	0 0 0 0	0 0 0 0	0 0 0 0	0 0 0 0					
Inning Stats	R: 0 E: 0 K: 0 S: 3	H: 1 LOB: 0 BB: 0 P: 3	R: 0 E: 0 K: 1 S: 5	H: 0 LOB: 0 BB: 0 P: 5	R: 0 E: 0 K: 0 S: 3	H: 0 LOB: 0 BB: 0 P: 3	R: 0 E: 0 K: 0 S: 3	H: 1 LOB: 0 BB: 0 P: 3	R: 0 E: 0 K: 0 S: 3	H: 0 LOB: 0 BB: 0 P: 3	R: 3 E: 0 K: 0 S: 6	H: 3 LOB: 0 BB: 0 P: 6	R: 0 E: 0 K: 0 S: 3	H: 0 LOB: 1 BB: 1 P: 3	R: 0 E: 0 K: 0 S: 2	H: 0 LOB: 1 BB: 1 P: 6	1B: 2 2B: 2 3B: 0 HR: 1	SF: 0 SAC: 0 DP: 3 HBP: 0	WP: 0 PB: 0 CS: 0	PA: 30
PITCHER	IP WLS BF H R ER SO BB IBB HBP BLK WP HR S P ERA WHIP	IP WLS BF H R ER SO BB IBB HBP BLK WP HR S P ERA WHIP																		
Paul Mitchell, R ERA: 5.16 Bill Castro, R ERA: 1.42	(1, 1) (8, 1)	7.0 W 24 5 3 3 1 0 0 0 0 1 26 26 3.86 0.714	2.0 S 6 0 0 0 0 1 0 0 0 0 0 5 9 0.00 0.500																	

Batter	1	2	3	4	5	6	7	8	9	AB	R	H	RBI	BB	SO	LOB	TOP										
Paul Moltzer, R OBP: 0.367, SLG: 0.464 (1,4)										4	0	0	0	0	0	1	Milwaukee Brewers @ Cleveland Indians Cleveland Municipal Stadium, Cleveland, OH Mon Jul 23 1979, 7:05 PM EDT Att: 7,191 - Unknown - 79 F										
Don Money, R OBP: 0.312, SLG: 0.355 (1,5)										3	1	1	0	1	0	1											
Cecil Cooper, L OBP: 0.363, SLG: 0.493 (1,3)										4	1	1	1	0	0	1											
Gorman Thomas, R OBP: 0.345, SLG: 0.484 (1,8)										3	1	1	0	0	1	0											
Ben Oglivie, L OBP: 0.336, SLG: 0.518 (1,9)										4	0	1	0	0	0	4											
Dick Davis, R OBP: 0.312, SLG: 0.451 (1,7)										4	1	1	3	0	0	1											
Sal Bando, R OBP: 0.331, SLG: 0.346 (1,10)										4	0	1	0	0	0	0											
Jim Gantner, L OBP: 0.343, SLG: 0.366 (9, PR)										0	0	0	0	0	0	0											
Robin Yount, R OBP: 0.310, SLG: 0.388 (1,6)										4	0	2	0	0	0	1											
Buck Martinez, R OBP: 0.262, SLG: 0.359 (1,2)										3	0	0	0	0	1	2											
Charlie Moore, R OBP: 0.419, SLG: 0.483 (9, PH)										1	0	0	0	0	0	1											
Inning Stats	R: 0 E: 0 K: 0 S: 3	H: 0 LOB: 2 BB: 1 P: 8	R: 0 E: 0 K: 0 S: 3	H: 0 LOB: 0 BB: 0 P: 3	R: 0 E: 0 K: 0 S: 3	H: 0 LOB: 0 BB: 0 P: 3	R: 0 E: 0 K: 1 S: 5	H: 0 LOB: 0 BB: 0 P: 5	R: 0 E: 0 K: 0 S: 4	H: 1 LOB: 1 BB: 0 P: 4	R: 4 E: 0 K: 0 S: 7	H: 4 LOB: 0 BB: 0 P: 7	R: 0 E: 0 K: 1 S: 6	H: 1 LOB: 1 BB: 0 P: 6	R: 0 E: 0 K: 0 S: 4	H: 1 LOB: 1 BB: 0 P: 4	R: 0 E: 0 K: 0 S: 3	H: 1 LOB: 1 BB: 0 P: 3	1B: 5 2B: 3 3B: 0 HR: 1	SF: 0 SAC: 0 DP: 1 HBP: 1	WP: 0 PA: 36 CS: 0						
PITCHER	IP	WLS	BF	H	R	ER	SO	BB	IBB	HBP	BLK	WP	HR	S	P	ERA	WHIP										
Eric Wilkins, R ERA: 4.39 (1,1)	3.0		11	0	0	0	0	1	0	1	0	0	0	9	14	0.00	0.333										
Dan Spillner, R ERA: 4.54 (4,1)	3.0	W	15	6	4	4	1	0	0	0	0	0	1	17	17	12.00	2.000										
Sid Monge, L ERA: 2.03 (7,1)	3.0	S	10	2	0	0	1	0	0	0	0	0	0	12	12	0.00	0.667										

Batter	1	2	3	4	5	6	7	8	9	AB	R	H	RBI	BB	SO	LOB	BOTTOM										
Jim Norris, L OBP: 0.323, SLG: 0.346 (1,7)										4	1	1	0	0	1	0	Milwaukee Brewers @ Cleveland Indians Cleveland Municipal Stadium, Cleveland, OH Mon Jul 23 1979, 7:05 PM EDT Att: 7,191 - Unknown - 79 F										
Rick Manning, L OBP: 0.321, SLG: 0.295 (1,8)										4	0	0	0	0	0	1											
Bobby Bonds, R OBP: 0.367, SLG: 0.468 (1,9)										4	1	1	2	0	0	0											
Andre Thornton, R OBP: 0.336, SLG: 0.441 (1,3)										3	1	0	0	1	0	0											
Toby Harrah, R OBP: 0.405, SLG: 0.422 (1,5)										2	1	1	0	1	1	0											
Mike Hargrove, L OBP: 0.332, SLG: 0.320 (1,10)										2	1	1	0	1	0	0											
Cliff Johnson, R OBP: 0.372, SLG: 0.496 (8, PH)										1	0	0	0	0	1	1											
Ron Hassey, L OBP: 0.275, SLG: 0.282 (1,2)										2	0	1	1	1	0	0											
Duane Kuiper, L OBP: 0.294, SLG: 0.270 (1,4)										3	0	1	2	0	0	2											
Tom Verzyr, R OBP: 0.284, SLG: 0.255 (1,6)										3	0	0	0	0	1	4											
Inning Stats	R: 0 E: 0 K: 0 S: 3	H: 0 LOB: 0 BB: 0 P: 3	R: 0 E: 0 K: 1 S: 5	H: 0 LOB: 0 BB: 0 P: 5	R: 0 E: 0 K: 0 S: 3	H: 0 LOB: 0 BB: 0 P: 3	R: 1 E: 0 K: 0 S: 4	H: 1 LOB: 2 BB: 2 P: 12	R: 4 E: 0 K: 1 S: 10	H: 5 LOB: 2 BB: 1 P: 14	R: 0 E: 0 K: 1 S: 5	H: 0 LOB: 0 BB: 0 P: 5	R: 0 E: 0 K: 1 S: 4	H: 0 LOB: 0 BB: 1 P: 8	R: 0 E: 0 K: 0 S: 3	H: 0 LOB: 0 BB: 0 P: 3	1B: 5 2B: 0 3B: 0 HR: 1	SF: 0 SAC: 1 DP: 0 HBP: 0	WP: 0 PA: 34 CS: 1								
PITCHER	IP	WLS	BF	H	R	ER	SO	BB	IBB	HBP	BLK	WP	HR	S	P	ERA	WHIP										
Lary Sorensen, R ERA: 3.97 (1,1)	5.2	L	24	5	5	5	1	2	0	0	0	0	1	24	32	7.94	1.235										
Reggie Cleveland, R ERA: 3.83 (6,1)	0.1		3	1	0	0	1	1	0	0	0	0	0	4	8	0.00	6.000										
Jerry Augustine, L ERA: 2.86 (7,1)	2.0		6	0	0	0	2	1	0	0	0	0	0	9	13	0.00	0.500										

Batter	1	2	3	4	5	6	7	8	9	AB	R	H	RBI	BB	SO	LOB	TOP								
Paul Mollitor, R OBP: 0.366, SLG: 0.467 (1, 6)	B2		2H 3B		5-3		5-3										4 0 1 1 0 0 0								
Cecil Cooper, L OBP: 0.379, SLG: 0.487 (1, 3)	F9		6-3		F5		1-3										4 0 0 0 0 0 1								
Don Money, R OBP: 0.305, SLG: 0.346 (1, 4)	F2			F4		F4		F8									4 0 0 0 0 0 0								
Gorman Thomas, R OBP: 0.346, SLG: 0.491 (1, 8)		F6		3B BB		HR		K									3 2 1 1 1 1 0								
Dick Davis, R OBP: 0.316, SLG: 0.462 (1, 10)	K			1-H SF7 3B		FC5-4 1B		1-3									4 1 2 1 0 1 0								
Ben Oglivie, L OBP: 0.332, SLG: 0.513 (1, 9)	F8			SF7		K			F3								3 0 0 1 0 1 1								
Sal Bando, R OBP: 0.336, SLG: 0.349 (1, 5)			S 3B 1B		BB												3 1 2 0 1 0 1								
Jim Wohlford, R OBP: 0.280, SLG: 0.339 (1, 7)			F3	F8			L5		F9								4 0 0 0 0 0 3								
Buck Martinez, R OBP: 0.262, SLG: 0.380 (1, 2)	F3			4-3					F8								4 1 1 1 0 0 2								
Inning Stats	R: 0 E: 0 K: 0 S: 3	H: 0 LOB: 0 BB: 0 P: 3	R: 0 E: 0 K: 1 S: 5	H: 0 LOB: 0 BB: 0 P: 5	R: 1 E: 0 K: 0 S: 5	H: 2 LOB: 1 BB: 2 P: 5	R: 2 E: 0 K: 0 S: 4	H: 1 LOB: 1 BB: 2 P: 12	R: 0 E: 0 K: 0 S: 3	H: 0 LOB: 0 BB: 0 P: 3	R: 1 E: 0 K: 1 S: 7	H: 2 LOB: 1 BB: 0 P: 7	R: 1 E: 0 K: 0 S: 4	H: 1 LOB: 0 BB: 0 P: 4	R: 0 E: 0 K: 1 S: 5	H: 0 LOB: 0 BB: 0 P: 5	R: 0 E: 0 K: 0 S: 4	H: 1 LOB: 1 BB: 0 P: 4	1B: 3 2B: 0 3B: 2 HR: 2	SF: 1 SAC: 0 DP: 0 HBP: 0	WP: 0 PB: 0 SB: 1 CS: 0	PA: 36			
PITCHER	IP	WLS	BF	H	R	ER	SO	BB	IBB	HBP	BLK	WP	HR	S	P	ERA	WHIP								
Pat Underwood, L ERA: 3.7 (1, 1)	7.0	L	29	6	5	5	2	2	0	0	0	0	2	31	39	6.43	1.143								
Aurelio Lopez, R ERA: 2.71 (8, 1)	2.0		7	1	0	0	1	0	0	0	0	0	0	9	9	0.00	0.500								

Milwaukee Brewers @ Detroit Tigers
Tiger Stadium, Detroit, MI
Tue Jul 24 1979, 7:05 PM EDT
Att: 20,630 - Unknown

AB 33
R 5
H 7
RBI 5
BB 2
SO 3
LOB 8

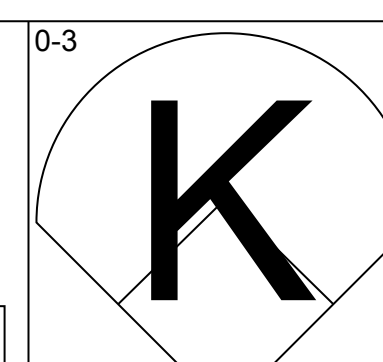
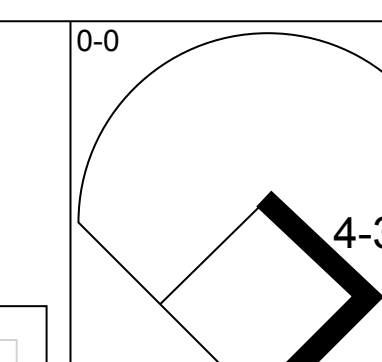
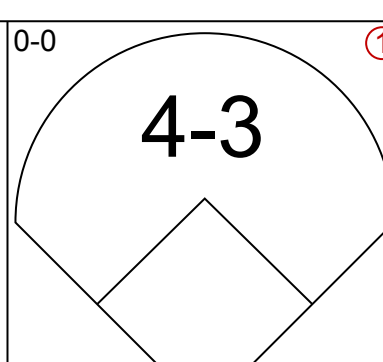
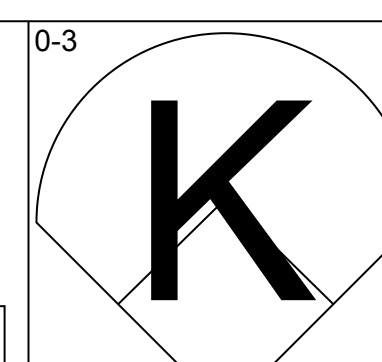
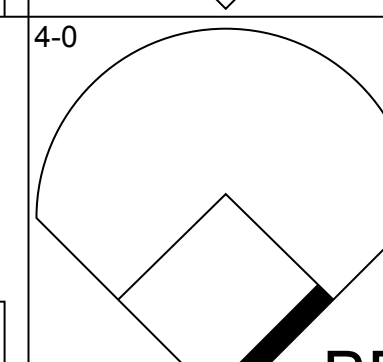
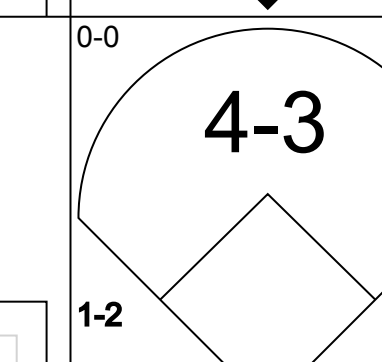
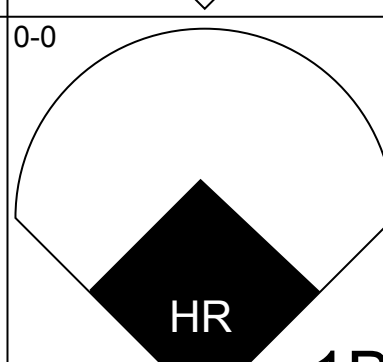
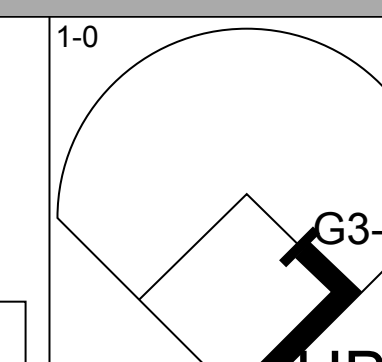
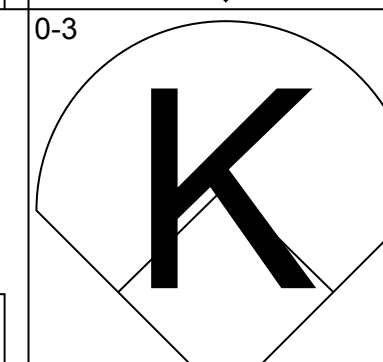
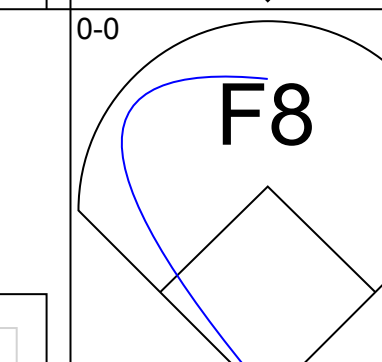
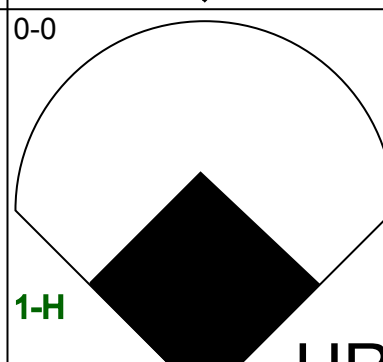
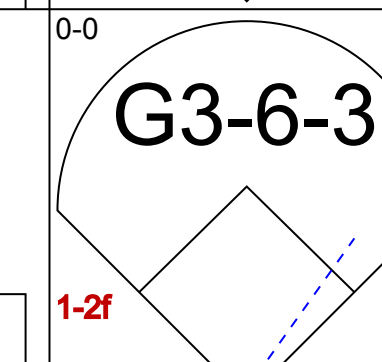
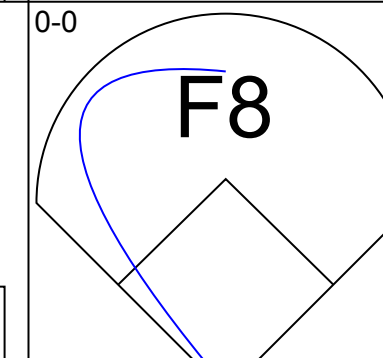

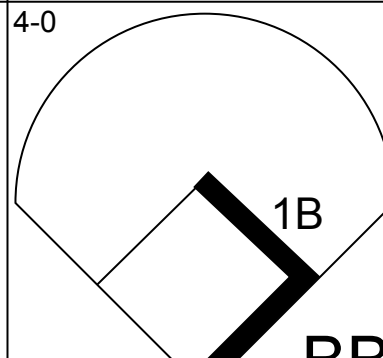
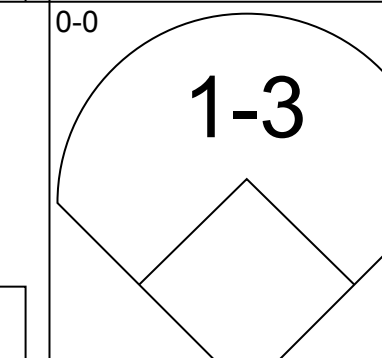
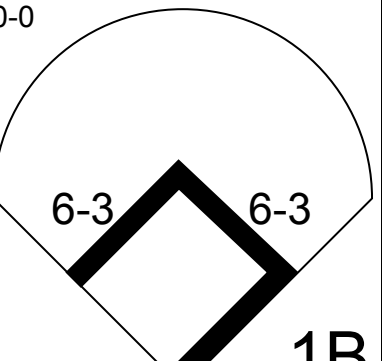

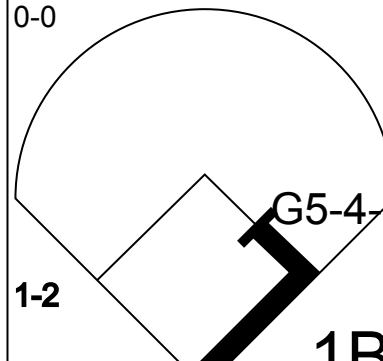

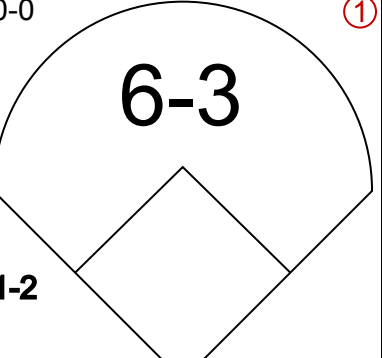
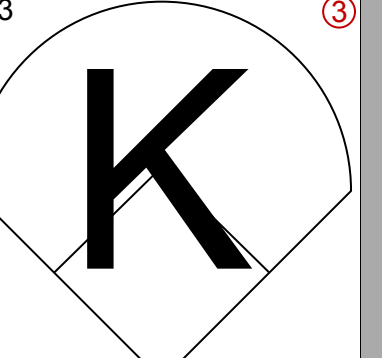
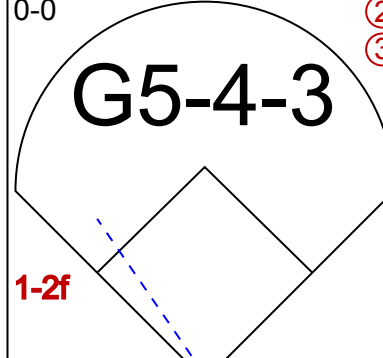

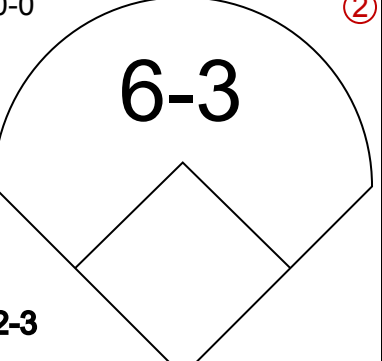
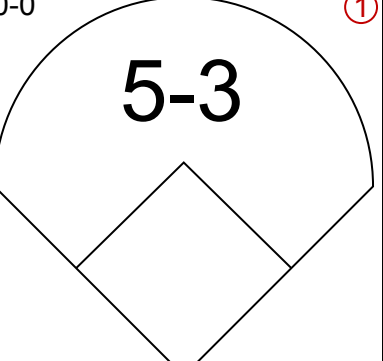
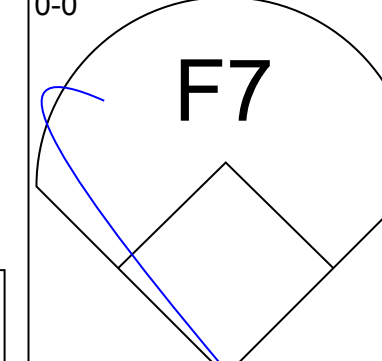

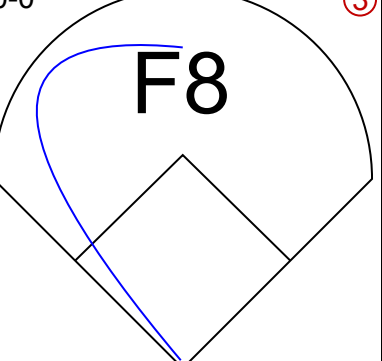
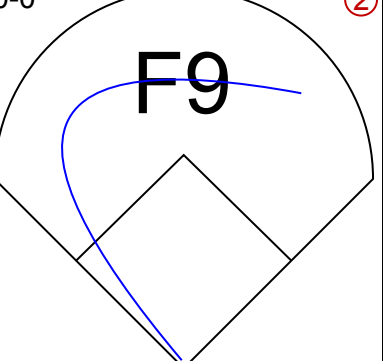
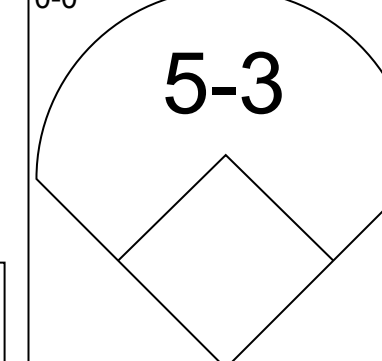
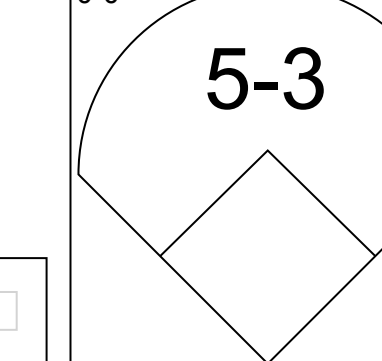
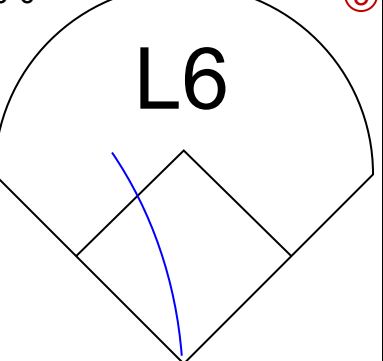
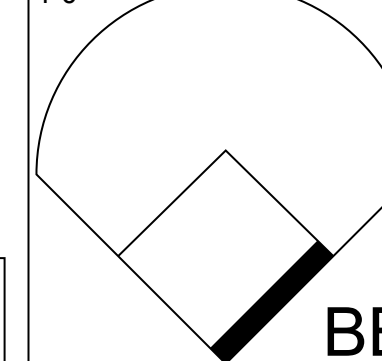


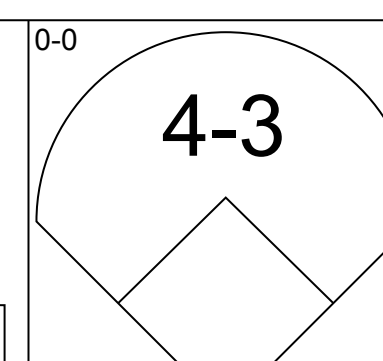
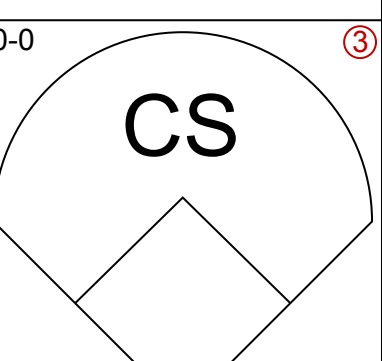
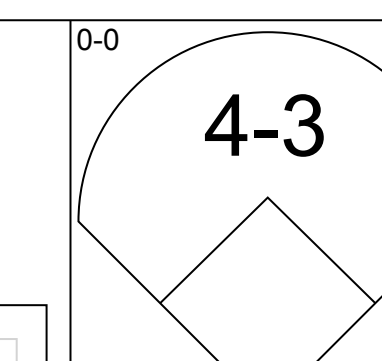
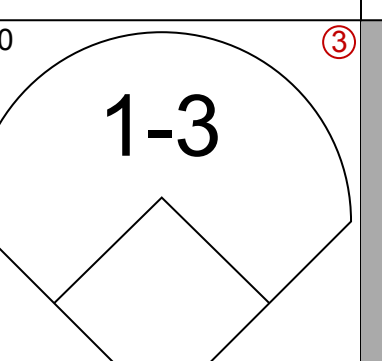
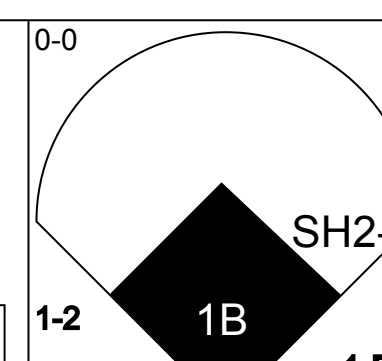
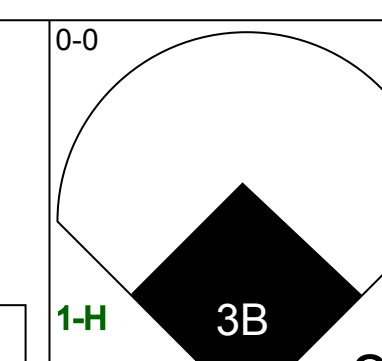
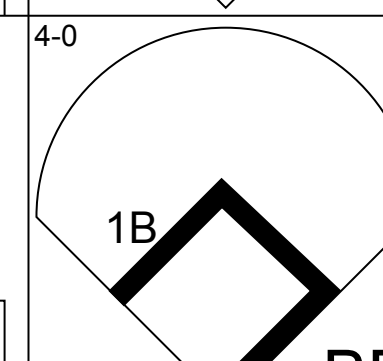
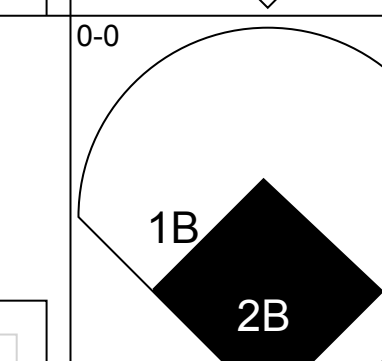
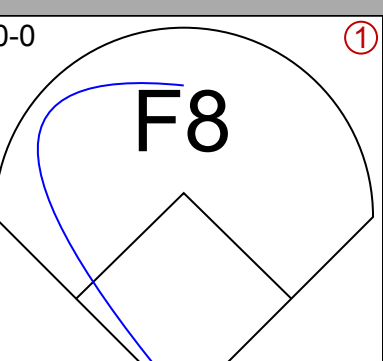
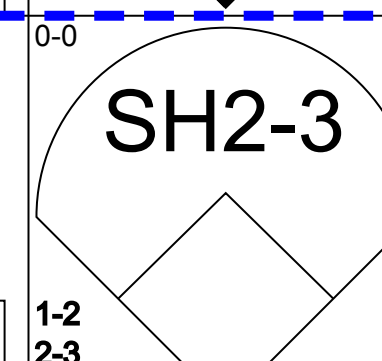
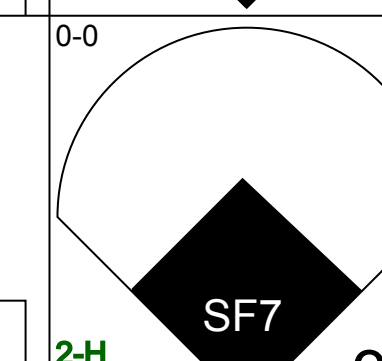
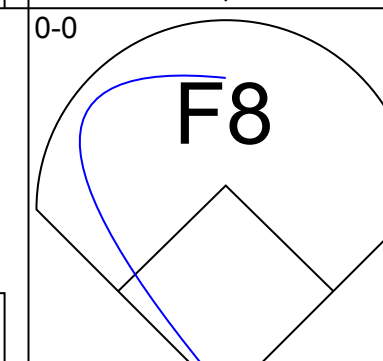
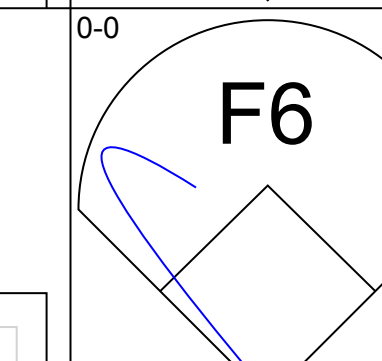
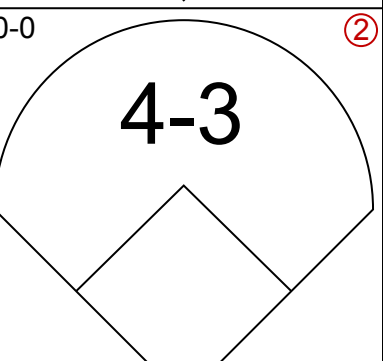
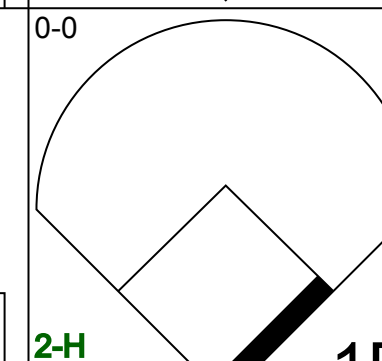
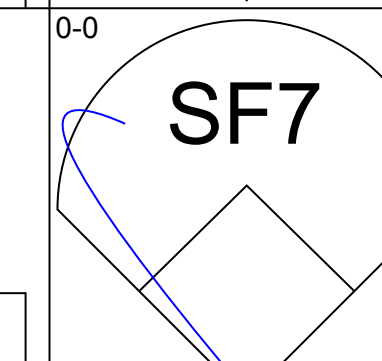
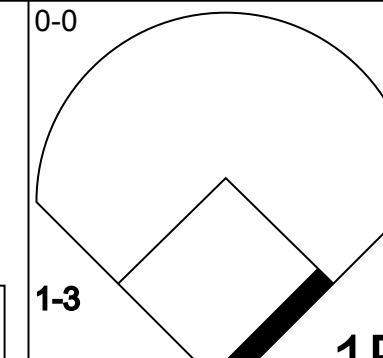
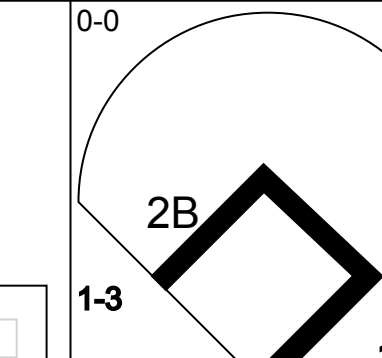
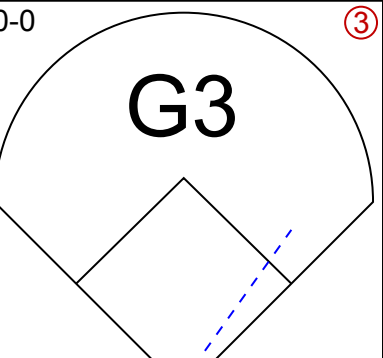
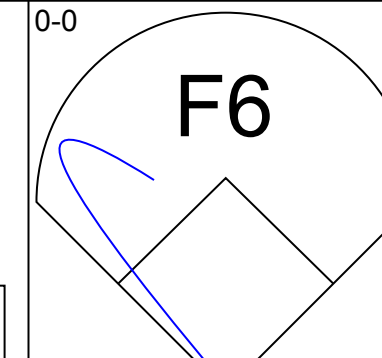
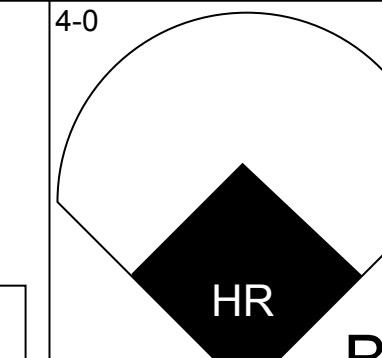
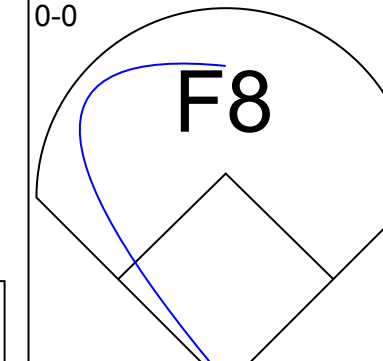
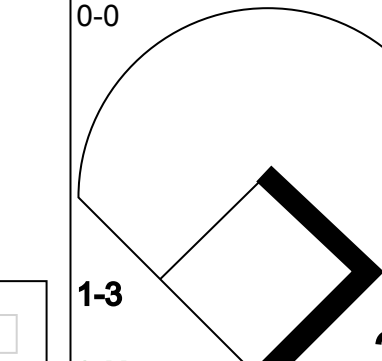

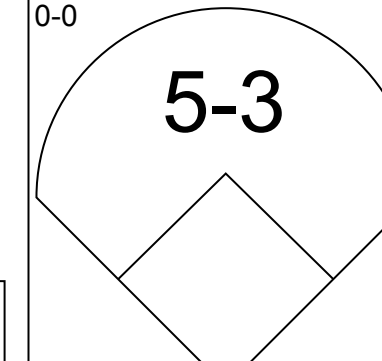
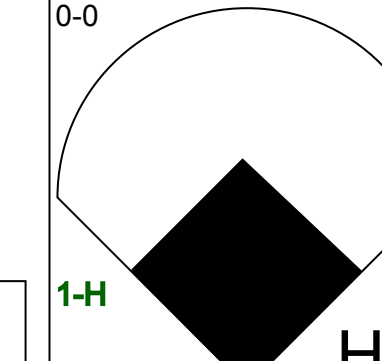
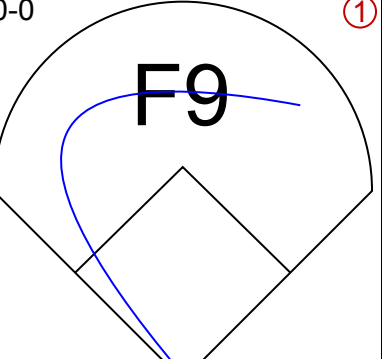
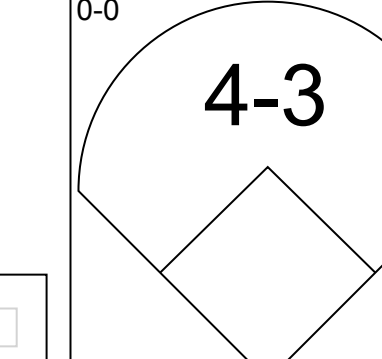
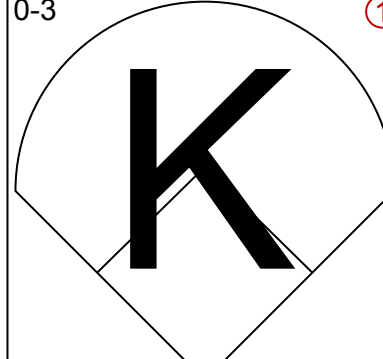
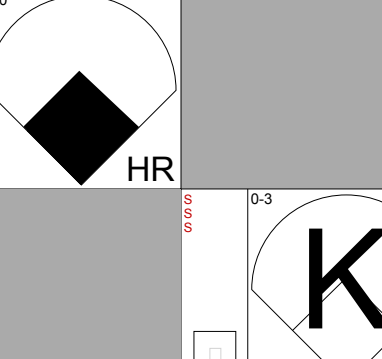
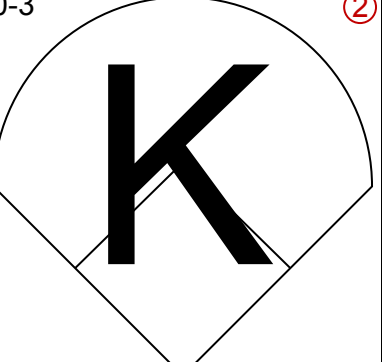

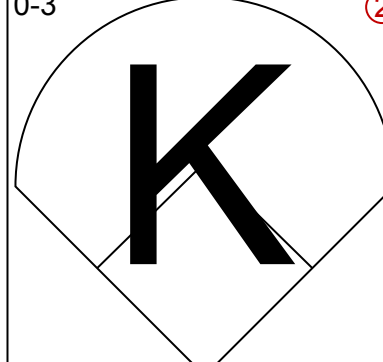
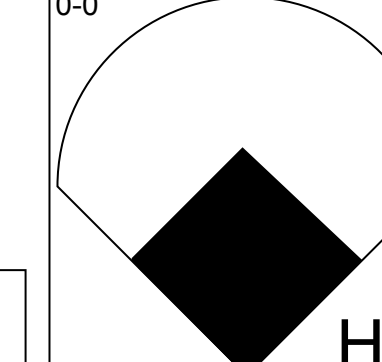
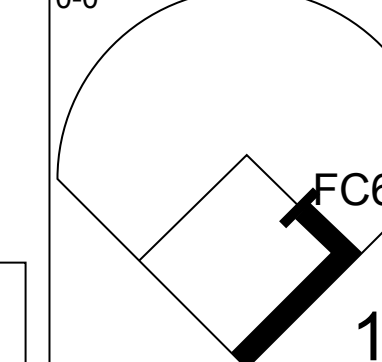
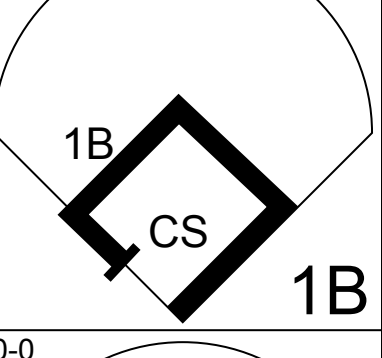
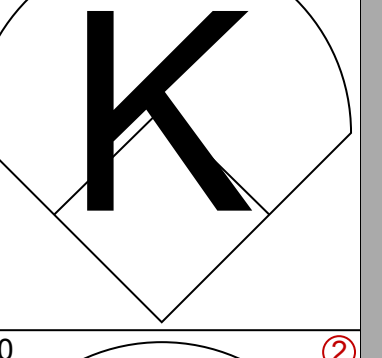
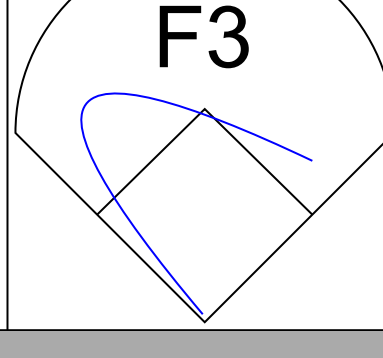
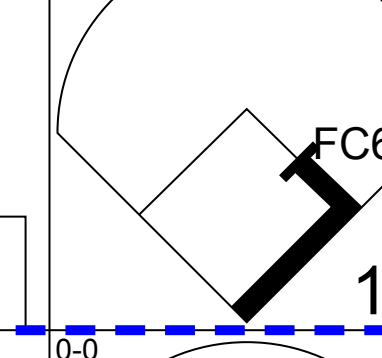
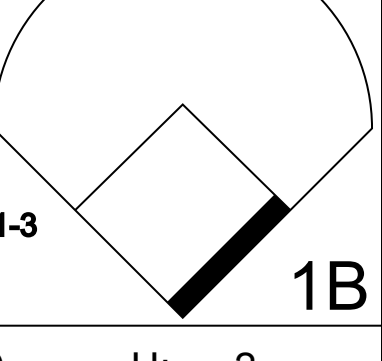
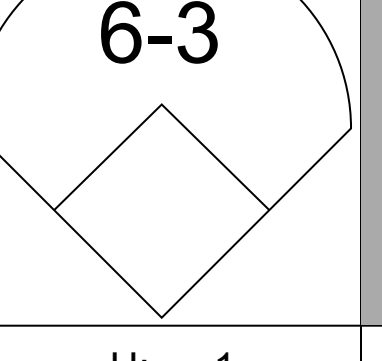
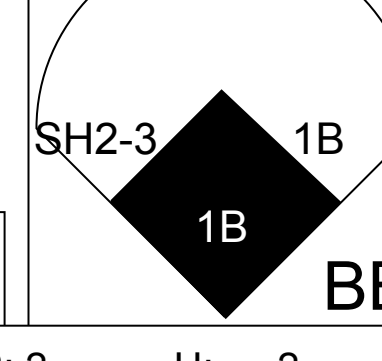
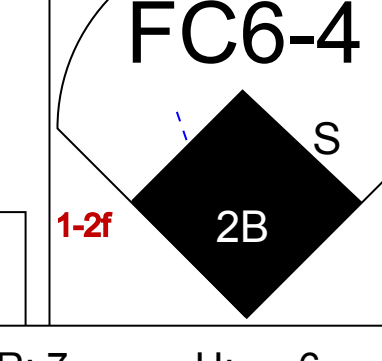
Batter	1	2	3	4	5	6	7	8	9	AB	R	H	RBI	BB	SO	LOB	BOTTOM								
Lynn Jones, R OBP: 0.346, SLG: 0.374 (1, 8)			F7			5-3		6-3									3 0 1 0 0 0 0								
Champ Summers, L OBP: 0.383, SLG: 0.494 (8, FH)	G4-6-3 1B																1 0 0 0 0 0 0								
Lou Whitaker, L OBP: 0.394, SLG: 0.375 (1, 4)	G4-6-3 1-2		F7					6-3									4 0 1 0 0 0 1								
Steve Kemp, L OBP: 0.411, SLG: 0.537 (1, 7)	F9			L8		4-3											4 0 1 0 0 0 0								
Lance Parrish, R OBP: 0.364, SLG: 0.465 (1, 2)		S 1B		HR				K									4 2 3 2 0 1 1								
Jerry Morales, R OBP: 0.263, SLG: 0.390 (1, 9)		F8		F6		WP 1B			F7								4 1 1 0 0 0 1								
Jason Thompson, L OBP: 0.382, SLG: 0.380 (1, 3)				4-3													2 0 0 0 0 1 1								
Ed Putman, R OBP: 0.167, SLG: 0.333 (6, 3)	K					5-3			L7								1 0 0 0 0 0 1								
Al Greene, L (9, FH)																	1 0 0 0 0 0 0								
John Wockenfuss, R OBP: 0.293, SLG: 0.466 (1, 10)						5-3											4 0 1 0 0 0 2								
Mark Wagner, R OBP: 0.369, SLG: 0.370 (9, PR)	5-3								FC6-4 1B								0 0 0 0 0 0 0								
Tom Brookens, R OBP: 0.316, SLG: 0.472 (1, 5)				HR		F6			FC6-4								4 1 2 2 0 0 1								
Alan Trammell, R OBP: 0.318, SLG: 0.336 (1, 6)			F9			F3			FC4-6								3 0 0 0 0 0 1								
Inning Stats	R: 0 E: 0 K: 0 S: 3	H: 1 LOB: 0 BB: 0 P: 3	R: 0 E: 0 K: 1 S: 6	H: 1 LOB: 0 BB: 0 P: 6	R: 1 E: 0 K: 0 S: 4	H: 1 LOB: 0 BB: 0 P: 4	R: 1 E: 0 K: 0 S: 4	H: 1 LOB: 0 BB: 0 P: 4	R: 0 E: 0 K: 0 S: 3	H: 0 LOB: 0 BB: 0 P: 3	R: 0 E: 0 K: 0 S: 3	H: 1 LOB: 1 BB: 0 P: 3	R: 2 E: 0 K: 0 S: 6	H: 3 LOB: 1 BB: 0 P: 6	R: 0 E: 0 K: 1 S: 6	H: 1 LOB: 1 BB: 0 P: 6	R: 0 E: 0 K: 0 S: 4	H: 1 LOB: 1 BB: 0 P: 4	1B: 7 2B: 0 3B: 0 HR: 3	SF: 0 SAC: 0 DP: 1 HBP: 0	WP: 1 PB: 0 SB: 1 CS: 0	PA: 35			
PITCHER	IP	WLS	BF	H	R	ER	SO	BB	IBB	HBP	BLK	WP	HR	S	P	ERA	WHIP								
Bill Travers, L ERA: 3.29 (1, 1)	6.2	W	26	8	4	4	1	0	0	0	0	0	3	28	28	5.40	1.200								
Bob Galasso, R ERA: 5.01 (7, 1)	2.1	S	9	2	0	0	1	0	0	0	0	0	0	11	11	0.00	0.857								

Milwaukee Brewers @ Detroit Tigers
Tiger Stadium, Detroit, MI
Tue Jul 24 1979, 7:05 PM EDT
Att: 20,630 - Unknown

AB 35
R 4
H 10
RBI 4
BB 0
SO 2
LOB 9



Batter	1	2	3	4	5	6	7	8	9	AB	R	H	RBI	BB	SO	LOB	TOP					
Jim Gantner, L OBP: 0.341, SLG: 0.362 (1, 4)			 1B							4	0	1	0	0	2	1	Milwaukee Brewers @ Detroit Tigers Tiger Stadium, Detroit, MI Wed Jul 25 1979, 7:05 PM EDT Att: 17,858 - Unknown - 77 F					
Don Money, R OBP: 0.315, SLG: 0.348 (1, 10)			 1-2			 1B		 HBP		2	1	1	0	1	0	1						
Cecil Cooper, L OBP: 0.378, SLG: 0.493 (1, 3)						 1-H		 1-2		4	1	1	2	0	1	3						
Gorman Thomas, R OBP: 0.345, SLG: 0.487 (1, 8)						 BB				3	0	0	0	1	1	1						
Ben Oglivie, L OBP: 0.334, SLG: 0.513 (1, 9)		 1B				 G5-4-3				4	0	2	0	0	1	0						
Dick Davis, R OBP: 0.310, SLG: 0.453 (1, 7)		 1-2				 G5-4-3				4	0	0	0	0	1	3						
Sal Bando, R OBP: 0.332, SLG: 0.345 (1, 5)		 2-3									4	0	0	0	0	1						
Robin Yount, R OBP: 0.307, SLG: 0.384 (1, 6)										3	0	0	0	0	0	1						
Charlie Moore, R OBP: 0.417, SLG: 0.478 (1, 2)										2	0	0	0	1	0	0						
Inning Stats	R: 0 E: 0 K: 2 S: 7	H: 0 LOB: 1 BB: 1 P: 11	R: 0 E: 0 K: 0 S: 4	H: 1 LOB: 1 BB: 0 P: 4	R: 0 E: 0 K: 0 S: 4	H: 1 LOB: 1 BB: 0 P: 4	R: 0 E: 0 K: 3 S: 9	H: 0 LOB: 0 BB: 0 P: 9	R: 0 E: 0 K: 0 S: 3	H: 0 LOB: 1 BB: 1 P: 3	R: 2 E: 0 K: 0 S: 5	H: 3 LOB: 1 BB: 1 P: 9	R: 0 E: 0 K: 1 S: 5	H: 0 LOB: 0 BB: 0 P: 9	R: 0 E: 0 K: 0 S: 2	H: 0 LOB: 0 BB: 0 P: 3		R: 0 E: 0 K: 0 S: 3	H: 0 LOB: 0 BB: 0 P: 3	1B: 4 2B: 0 3B: 0 HR: 1	SF: 0 SAC: 0 DP: 2 HBP: 1	WP: 0 PB: 0 SB: 0 CS: 0
PITCHER	IP	WLS	BF	H	R	ER	SO	BB	IBB	HBP	BLK	WP	HR	S	P	ERA	WHIP					
Jack Morris, R ERA: 3.66 (1, 1)	8.0	W	31	5	2	2	6	3	0	1	0	0	1	39	52	2.25	1.000					
John Hiller, L ERA: 5.26 (9, 1)	1.0		3	0	0	0	0	0	0	0	0	0	0	3	3	0.00	0.000					

Batter	1	2	3	4	5	6	7	8	9	AB	R	H	RBI	BB	SO	LOB	BOTTOM					
Ron LeFlore, R OBP: 0.357, SLG: 0.382 (1, 8)		 3-H					 1B	 1-H		5	2	2	1	0	0	0	Milwaukee Brewers @ Detroit Tigers Tiger Stadium, Detroit, MI Wed Jul 25 1979, 7:05 PM EDT Att: 17,858 - Unknown - 77 F					
Lou Whitaker, L OBP: 0.395, SLG: 0.386 (1, 4)	 BB		 2B				 1-2	 2-H		3	2	2	1	1	0	0						
Steve Kemp, L OBP: 0.408, SLG: 0.533 (1, 7)							 2-H	 3-H		4	0	1	3	0	0	2						
Jason Thompson, L OBP: 0.365, SLG: 0.381 (1, 3)	 1-3		 1-3				 2-H	 4-0		4	1	2	0	1	0	1						
Champ Summers, L OBP: 0.388, SLG: 0.526 (1, 9)			 1-3					 1-H		5	1	3	3	0	0	3						
Lance Parrish, R OBP: 0.382, SLG: 0.471 (1, 2)										5	1	1	1	0	2	3						
Al Greene, L ERA: 2.83 OBP: 0.200, SLG: 0.800 (1, 10)										3	1	1	1	0	2	1						
John Wockenfuss, R OBP: 0.298, SLG: 0.496 (8, PH)										1	1	1	1	0	0	0						
Tom Brookens, R OBP: 0.333, SLG: 0.475 (1, 5)		 CS						 1B		4	0	2	0	0	1	1						
Alan Trammell, R OBP: 0.320, SLG: 0.336 (1, 6)		 1-3					 1B	 2B		3	2	1	0	1	0	1						
Inning Stats	R: 0 E: 0 K: 0 S: 4	H: 1 LOB: 2 BB: 1 P: 8	R: 0 E: 0 K: 1 S: 6	H: 2 LOB: 0 BB: 0 P: 6	R: 1 E: 0 K: 0 S: 6	H: 3 LOB: 2 BB: 0 P: 6	R: 1 E: 0 K: 1 S: 6	H: 1 LOB: 0 BB: 0 P: 6	R: 0 E: 0 K: 2 S: 8	H: 1 LOB: 1 BB: 0 P: 8	R: 2 E: 0 K: 0 S: 5	H: 2 LOB: 1 BB: 1 P: 9	R: 7 E: 0 K: 1 S: 11	H: 6 LOB: 0 BB: 1 P: 15	R: 0 E: 0 K: 0 S: 0	H: 0 LOB: 0 BB: 0 P: 0	R: 0 E: 0 K: 0 S: 0	H: 0 LOB: 0 BB: 0 P: 0	1B: 8 2B: 3 3B: 1 HR: 4	SF: 1 SAC: 1 DP: 0 HBP: 0	WP: 0 PB: 0 SB: 1 CS: 1	PA: 43
PITCHER	IP	WLS	BF	H	R	ER	SO	BB	IBB	HBP	BLK	WP	HR	S	P	ERA	WHIP					
Jim Slaton, R ERA: 2.83 (1, 1)	6.0	L	28	9	4	4	4	2	0	0	0	0	1	34	42	6.00	1.833					
Jerry Augustine, L ERA: 3.4 (7, 1)	1.0		7	4	3	3	0	0	0	0	0	0	2	7	7	27.00	4.000					
Reggie Cleveland, R ERA: 4.57 (8, 1)	1.0		7	3	4	4	1	1	0	0	0	0	1	8	12	36.00	4.000					

Batter	1	2	3	4	5	6	7	8	9	AB	R	H	RBI	BB	SO	LOB	TOP	
Paul Moltzer, R OBP: 0.365, SLG: 0.467 (1, 4)	F7		F8 2B		4-3			K		4	0	1	0	0	1	1	Milwaukee Brewers @ Detroit Tigers Tiger Stadium, Detroit, MI Thu Jul 26 1979, 7:05 PM EDT Att: 24,079 - Unknown - 75 F	
Sal Bando, R OBP: 0.325, SLG: 0.341 (1, 10)	6-3		F8 2-3			F2		6-3		4	0	0	0	0	0	1		
Cecil Cooper, L OBP: 0.379, SLG: 0.495 (1, 3)			F8			4-0 PB BB			F8	3	0	1	0	1	0	1		
Gorman Thomas, R OBP: 0.346, SLG: 0.487 Jim Wohlford, R OBP: 0.293, SLG: 0.342 (5, 8)	5-3			1B		F8 1-2			HR 1B	2	0	1	0	0	0	1		
Ben Oglivie, L OBP: 0.333, SLG: 0.519 (1, 9)		5-3		F8		F3			HR	4	1	1	2	0	0	1		
Dick Davis, R OBP: 0.304, SLG: 0.444 (1, 7)		4-3			K			6-3		4	0	0	0	0	1	0		
Robin Yount, R OBP: 0.307, SLG: 0.383 (1, 6)						F7		5-3		4	0	1	0	0	0	0		
Charlie Moore, R OBP: 0.412, SLG: 0.471 (1, 2)			F8 1B			F8		F7		3	0	0	0	0	0	1		
Jim Gantner, L OBP: 0.340, SLG: 0.362 (1, 5)			5-3					K		3	0	1	0	0	1	0		
Inning Stats	R: 0 E: 0 K: 0 S: 4	H: 1 LOB: 1 BB: 0 P: 4	R: 0 E: 0 K: 0 S: 4	H: 1 LOB: 1 BB: 0 P: 4	R: 0 E: 0 K: 1 S: 5	H: 1 LOB: 0 BB: 0 P: 5	R: 0 E: 0 K: 0 S: 3	H: 0 LOB: 1 BB: 1 P: 7	R: 0 E: 0 K: 0 S: 3	H: 0 LOB: 0 BB: 0 P: 3	R: 0 E: 0 K: 2 S: 7	H: 0 LOB: 0 BB: 0 P: 7	R: 2 E: 0 K: 0 S: 5	H: 2 LOB: 0 BB: 0 P: 5	1B: 4 2B: 2 3B: 0 HR: 1	SF: 0 SAC: 0 DP: 0 HBP: 0		WP: 0 PB: 1 SB: 0 CS: 0
PITCHER Dan Petry, R ERA: 2.16 (1, 1)	IP: 9.0 WLS: W BF: 34 H: 7 R: 2 ER: 2 SO: 3 BB: 1 IBB: 0 HBP: 0 BLK: 0 WP: 0 HR: 1 S: 39 P: 43 ERA: 2.00 WHIP: 0.889																	

Batter	1	2	3	4	5	6	7	8	9	AB	R	H	RBI	BB	SO	LOB	BOTTOM	
Ron LeFlore, R OBP: 0.356, SLG: 0.381 (1, 8)	L6		HR 1B		5-3		6-3			4	1	1	1	0	0	0	Milwaukee Brewers @ Detroit Tigers Tiger Stadium, Detroit, MI Thu Jul 26 1979, 7:05 PM EDT Att: 24,079 - Unknown - 75 F	
Lou Whitaker, L OBP: 0.397, SLG: 0.382 (1, 4)	K		HR BB		6-3			4-3		3	1	0	0	1	1	0		
Steve Kemp, L OBP: 0.404, SLG: 0.527 (1, 7)	4-3		K		K			L4		4	0	0	0	0	2	2		
Jason Thompson, L OBP: 0.367, SLG: 0.390 (1, 3)		G4-6-3 1B BB	HR			K		K		3	1	1	3	1	2	0		
Champ Summers, L OBP: 0.392, SLG: 0.528 (1, 9)		G4-6-3 1B	4-3			CS S 1B				3	0	2	0	0	0	0		
Lance Parrish, R OBP: 0.382, SLG: 0.468 (1, 2)		G4-6-3 1-2 2-3		1B FC5-2 BB		K 1-3				2	0	0	0	1	1	3		
Al Greene, L OBP: 0.250, SLG: 0.625 (1, 10)	K			FC5-2 1B				K		3	0	1	0	0	2	1		
Tom Brookens, R OBP: 0.333, SLG: 0.535 (1, 5)			F8		FC5-2					3	1	1	1	0	0	2		
Alan Trammell, R OBP: 0.320, SLG: 0.336 (1, 6)			HR 1B	5-3				K		3	1	1	0	0	1	1		
Inning Stats	R: 0 E: 0 K: 1 S: 5	H: 0 LOB: 0 BB: 0 P: 5	R: 0 E: 0 K: 1 S: 5	H: 1 LOB: 1 BB: 1 P: 9	R: 4 E: 0 K: 1 S: 8	H: 3 LOB: 0 BB: 1 P: 12	R: 0 E: 0 K: 0 S: 3	H: 1 LOB: 1 BB: 0 P: 7	R: 0 E: 0 K: 2 S: 7	H: 1 LOB: 0 BB: 0 P: 7	R: 1 E: 0 K: 2 S: 8	H: 1 LOB: 0 BB: 0 P: 8	R: 0 E: 0 K: 1 S: 5	H: 0 LOB: 0 BB: 0 P: 5	1B: 5 2B: 2 3B: 0 HR: 2	SF: 0 SAC: 0 DP: 3 HBP: 0		WP: 0 PB: 0 SB: 3 CS: 1
PITCHER Moose Haas, R ERA: 5.19 Paul Mitchell, R ERA: 4.9 (4, 1)	IP: 3.0 WLS: L BF: 16 H: 5 R: 4 ER: 4 SO: 3 BB: 3 IBB: 0 HBP: 0 BLK: 0 WP: 0 HR: 1 S: 19 P: 31 ERA: 12.00 WHIP: 2.667																	

Batter	1	2	3	4	5	6	7	8	9	AB	R	H	RBI	BB	SO	LOB	TOP								
Mickey Rivers, L OBP: 0.321, SLG: 0.422	0-0 6-3 3B		0-0 1B		0-3 K			0-0 HR 1B		4	2	3	0	0	1	1	New York Yankees @ Milwaukee Brewers Milwaukee County Stadium, Milwaukee, WI Fri Jul 27 1979, 8:05 PM EDT Att: 47,928 - Unknown - 86 F livebaseballscorecards.com								
Willie Randolph, R OBP: 0.375, SLG: 0.379	0-0 6-3		0-0 1B		0-0 F9			0-0 HR		4	1	2	3	0	0	1									
Thurman Munson, R OBP: 0.346, SLG: 0.379	0-0 4-3		0-0 G6-4-3		0-0 6-3			0-0 G3		4	0	0	0	0	0	2									
Reggie Jackson, L OBP: 0.376, SLG: 0.549	0-0 FC6-4 1B				0-0 F5			0-0 G6-4-3 1B		2	0	1	0	0	0	0									
Bobby Murcer, L OBP: 0.347, SLG: 0.352								0-0 G6-4-3 1B		2	0	2	0	0	0	0									
Lou Piniella, R OBP: 0.335, SLG: 0.427	0-0 FC6-4				0-0 SF8 3B			0-0 G6-4-3		4	1	1	0	0	0	3									
Graig Nettles, L OBP: 0.324, SLG: 0.391		0-0 4-3			0-0 SF8			0-0 1-3		3	0	0	1	0	0	0									
Roy White, S OBP: 0.250, SLG: 0.242		0-0 6-3			0-0 F8			0-0 F8		3	0	0	0	1	0	0									
Jim Spencer, L OBP: 0.350, SLG: 0.542		0-0 G3			0-0 4-3			0-0 SH4-3 BB		3	1	1	1	0	0	0									
Bucky Dent, R OBP: 0.294, SLG: 0.298					0-0 F9			0-0 4-3		4	0	1	0	0	0	1									
Inning Stats	R: 1 E: 0 K: 0 S: 5	H: 2 LOB: 1 BB: 0 P: 5	R: 0 E: 0 K: 0 S: 3	H: 0 LOB: 0 BB: 0 P: 3	R: 0 E: 0 K: 0 S: 4	H: 2 LOB: 1 BB: 0 P: 4	R: 1 E: 0 K: 0 S: 4	H: 1 LOB: 0 BB: 0 P: 4	R: 0 E: 0 K: 1 S: 6	H: 1 LOB: 1 BB: 0 P: 6	R: 0 E: 0 K: 0 S: 3	H: 1 LOB: 0 BB: 0 P: 3	R: 1 E: 0 K: 0 S: 4	H: 1 LOB: 0 BB: 0 P: 4	R: 2 E: 0 K: 0 S: 5	H: 3 LOB: 0 BB: 0 P: 5	R: 0 E: 0 K: 0 S: 3	H: 0 LOB: 1 BB: 1 P: 7	1B: 7 2B: 0 3B: 2 HR: 2	SF: 1 SAC: 1 DP: 3 HBP: 0	WP: 0 PB: 0 CS: 0	PA: 36			
PITCHER	IP	WLS	BF	H	R	ER	SO	BB	IBB	HBP	BLK	WP	HR	S	P	ERA	WHIP								
Mike Caldwell, L ERA: 3.46	(1, 1)	7.0	29	10	5	5	1	0	0	0	0	0	2	31	31	6.43	1.429								
Bill Castro, R ERA: 1.39	(8, 1)	1.0	3	1	0	0	0	0	0	0	0	0	0	3	3	0.00	1.000								
Bob McClure, L ERA: 4.6	(9, 1)	1.0	W	4	0	0	0	1	0	0	0	0	0	3	7	0.00	1.000								

Batter	1	2	3	4	5	6	7	8	9	AB	R	H	RBI	BB	SO	LOB	BOTTOM								
Paul Molitor, R OBP: 0.360, SLG: 0.461	0-0 6-3		0-0 5-3		0-0 4-3			0-0 F7		5	0	0	0	0	0	1	New York Yankees @ Milwaukee Brewers Milwaukee County Stadium, Milwaukee, WI Fri Jul 27 1979, 8:05 PM EDT Att: 47,928 - Unknown - 86 F livebaseballscorecards.com								
Don Money, R OBP: 0.322, SLG: 0.356	0-0 F8		0-0 1B					0-0 F8		5	2	3	1	0	0	0									
Cecil Cooper, L OBP: 0.382, SLG: 0.520	0-0 HR		0-0 F8					0-0 HR		5	3	3	4	0	0	2									
Gorman Thomas, R OBP: 0.348, SLG: 0.486	0-0 6-3				0-0 G4-6-3 BB			0-0 6-3		3	0	1	0	1	0	0									
Jim Wohlford, R OBP: 0.293, SLG: 0.342								0-0 FC4-6 1B		0	0	0	0	0	0	0									
Ben Oglivie, L OBP: 0.335, SLG: 0.519		0-0 1-3			0-0 G4-6-3			0-0 FC3-6 1B		4	0	2	1	0	0	1									
Sixto Lezcano, R OBP: 0.423, SLG: 0.539		0-0 BB 1B			0-0 1B			0-0 FC3-6 1B		4	0	2	0	0	0	3									
Sal Bando, R OBP: 0.331, SLG: 0.341		0-0 G6-4-3 BB			0-0 F7			0-0 FC5-4		3	0	1	0	1	0	3									
Robin Yount, R OBP: 0.304, SLG: 0.379		0-0 G6-4-3			0-0 F7			0-0 F2		4	0	0	0	0	0	4									
Charlie Moore, R OBP: 0.409, SLG: 0.472					0-0 6-3			0-0 F8		4	1	1	0	0	0	2									
Inning Stats	R: 1 E: 0 K: 0 S: 4	H: 1 LOB: 0 BB: 0 P: 4	R: 0 E: 0 K: 0 S: 3	H: 1 LOB: 1 BB: 1 P: 7	R: 0 E: 0 K: 0 S: 4	H: 1 LOB: 1 BB: 0 P: 4	R: 0 E: 0 K: 0 S: 3	H: 1 LOB: 1 BB: 1 P: 7	R: 0 E: 0 K: 0 S: 3	H: 0 LOB: 0 BB: 0 P: 3	R: 1 E: 0 K: 0 S: 6	H: 3 LOB: 2 BB: 0 P: 6	R: 3 E: 0 K: 0 S: 6	H: 3 LOB: 0 BB: 0 P: 6	R: 0 E: 0 K: 0 S: 5	H: 2 LOB: 2 BB: 0 P: 5	R: 1 E: 0 K: 0 S: 3	H: 1 LOB: 0 BB: 0 P: 3	1B: 9 2B: 1 3B: 0 HR: 3	SF: 0 SAC: 0 DP: 2 HBP: 0	WP: 0 PB: 0 CS: 0	PA: 39			
PITCHER	IP	WLS	BF	H	R	ER	SO	BB	IBB	HBP	BLK	WP	HR	S	P	ERA	WHIP								
Ed Figueroa, R ERA: 4.13	(1, 1)	5.0	19	4	1	1	0	2	0	0	0	0	1	17	25	1.80	1.200								
Ron Davis, R ERA: 2.44	(6, 1)	2.1	15	8	4	4	0	0	0	0	0	0	1	15	15	15.43	3.429								
Rich Gossage, R ERA: 5.19	(8, 1)	1.1	L	5	1	1	0	0	0	0	0	0	1	5	5	6.75	0.750								

Batter	1	2	3	4	5	6	7	8	9	AB	R	H	RBI	BB	SO	LOB	TOP				
Mickey Rivers, L OBP: 0.319, SLG: 0.422 (1, 8)	F5		SH1-3 2B		FC4-6 1B		4-3		F9	5	1	1	0	0	0	2					
Willie Randolph, R OBP: 0.375, SLG: 0.376 Brian Doyle, L OBP: 0.300, SLG: 0.294 (7, 4)	3-1		SH1-3		F7		F9			3	0	0	0	0	0	1					
Graig Nettles, L OBP: 0.323, SLG: 0.389 Fred Stanley, R OBP: 0.250, SLG: 0.206 (7, 5)	F8		L5		1B		F8			4	0	1	0	0	0	1					
Reggie Jackson, L OBP: 0.377, SLG: 0.547 (1, 9)		F9			1B			K		3	0	1	1	1	1	0					
Lou Piniella, R OBP: 0.334, SLG: 0.425 (1, 7)		BB 1B	G3		F8			6-3		4	1	1	0	0	0	4					
Jim Spencer, L OBP: 0.349, SLG: 0.534 (1, 3)		BB 1B			6-3		F8			3	0	0	0	1	0	0					
Roy White, S OBP: 0.257, SLG: 0.250 (1, 10)		BB 1B	G3				K			4	0	2	1	0	1	0					
Jerry Narron, L OBP: 0.263, SLG: 0.294 (1, 2)		FC1-2-5			6-3				4-3	4	0	1	0	0	0	3					
Bucky Dent, R OBP: 0.294, SLG: 0.295 (1, 6)		K					F6		F9	3	0	0	0	1	1	4					
Inning Stats	R: 0 E: 0 K: 0 S: 3	H: 0 LOB: 0 BB: 0 P: 3	R: 1 E: 0 K: 1 S: 7	H: 2 LOB: 2 BB: 1 P: 11	R: 0 E: 0 K: 0 S: 4	H: 1 LOB: 2 BB: 1 P: 8	R: 0 E: 0 K: 0 S: 3	H: 0 LOB: 0 BB: 0 P: 3	R: 1 E: 0 K: 0 S: 5	H: 2 LOB: 2 BB: 1 P: 9	R: 0 E: 0 K: 1 S: 6	H: 1 LOB: 1 BB: 0 P: 6	R: 0 E: 0 K: 0 S: 3	H: 0 LOB: 0 BB: 0 P: 3	R: 0 E: 0 K: 1 S: 5	H: 0 LOB: 0 BB: 0 P: 5	R: 0 E: 0 K: 0 S: 4	H: 1 LOB: 1 BB: 0 P: 4	1B: 6 2B: 1 3B: 0 HR: 0	SF: 0 SAC: 1 DP: 0 HBP: 0	WP: 0 PA: 37
PITCHER Lary Sorensen, R ERA: 3.48 (1, 1)	IP: 9.0 WLS: W BF: 37 H: 7 R: 2 ER: 2 SO: 3 BB: 3 IBB: 0 HBP: 0 BLK: 0 WP: 0 HR: 0 S: 40 P: 52 ERA: 2.00 WHIP: 1.111															PITCHER					

New York Yankees @ Milwaukee Brewers
Milwaukee County Stadium, Milwaukee, WI

AB 33
R 2
H 7
RBI 2
BB 3
SO 3
LOB 15



Sat Jul 28, 1979, 8:05 PM EDT
Att: 51,952 - Unknown - 72 F

Batter	1	2	3	4	5	6	7	8	9	AB	R	H	RBI	BB	SO	LOB	BOTTOM
Paul Molitor, R OBP: 0.363, SLG: 0.462 (1, 4)	F9		S 1B		F9					4	1	2	0	1	0	2	
Don Money, R OBP: 0.324, SLG: 0.359 (1, 10)	F5		1B 2B		F8		F7			4	2	1	0	1	0	2	
Cecil Cooper, L OBP: 0.364, SLG: 0.520 (1, 3)		BB	2B 1B		2B 1B		F7		F5	4	1	2	1	1	0	1	
Sixto Lezcano, R OBP: 0.425, SLG: 0.550 (1, 9)	F7		2B		2B				K	5	1	3	3	0	1	1	
Ben Oglivie, L OBP: 0.333, SLG: 0.517 (1, 7)		6-3	F7		2B 2B		K		K	5	1	1	1	0	2	3	
Sal Bando, R OBP: 0.332, SLG: 0.346 (1, 5)	F7				1B 1B		F9			4	1	2	1	0	0	1	
Robin Yount, R OBP: 0.308, SLG: 0.381 (1, 6)	G3				1B 1B		FC6-4 1B			3	1	2	0	1	0	0	
Jim Wohlford, R OBP: 0.298, SLG: 0.364 (1, 8)			CS 1B		1B 1B		F9			4	1	3	1	0	0	1	
Buck Martinez, R OBP: 0.254, SLG: 0.371 (1, 2)	F9		F9		G5-2-3 1B		FC6-4 1B			3	0	0	1	0	0	5	
Inning Stats	R: 0 E: 0 K: 0 S: 3	H: 0 LOB: 1 BB: 1 P: 7	R: 2 E: 0 K: 0 S: 6	H: 4 LOB: 2 BB: 1 P: 10	R: 0 E: 0 K: 0 S: 5	H: 3 LOB: 2 BB: 0 P: 5	R: 6 E: 0 K: 0 S: 7	H: 5 LOB: 1 BB: 2 P: 15	R: 1 E: 0 K: 1 S: 7	H: 2 LOB: 1 BB: 0 P: 7	R: 0 E: 0 K: 2 S: 7	H: 2 LOB: 2 BB: 0 P: 5	R: 0 E: 0 K: 2 S: 7	H: 0 LOB: 0 BB: 0 P: 7	1B: 9 2B: 7 3B: 0 HR: 0	SF: 1 SAC: 0 DP: 1 HBP: 0	WP: 3 PA: 41
PITCHER Luis Tiant, R ERA: 3.96 (1, 1) Ken Clay, R ERA: 5.37 (5, 1) Jim Kaat, L ERA: 2.48 (6, 1) Ray Burris, R ERA: 6.2 (7, 1)	IP: 1.0 WLS: L BF: 8 H: 4 R: 4 ER: 4 SO: 0 BB: 2 IBB: 0 HBP: 0 BLK: 0 WP: 2 HR: 0 S: 6 P: 14 ERA: 36.00 WHIP: 6.000															PITCHER	

New York Yankees @ Milwaukee Brewers
Milwaukee County Stadium, Milwaukee, WI

AB 36
R 9
H 16
RBI 8
BB 4
SO 3
LOB 16



Sat Jul 28, 1979, 8:05 PM EDT
Att: 51,952 - Unknown - 72 F

Batter	1	2	3	4	5	6	7	8	9	AB	R	H	RBI	BB	SO	LOB	TOP										
Mickey Rivers, L OBP: 0.315, SLG: 0.416	L3			F8		F8		F7		4	0	0	0	0	0	1											
Willie Randolph, R OBP: 0.372, SLG: 0.375	F3			1B		F9			6-3	4	0	1	0	0	0	1											
Thurman Munson, R OBP: 0.345, SLG: 0.383	F8			F9			F7		1B 3B	4	1	1	0	0	0	1											
Reggie Jackson, L OBP: 0.379, SLG: 0.546		3-1		F5			2B 1B		2B 1B	4	2	2	1	0	0	1											
Lou Piniella, R OBP: 0.336, SLG: 0.432	F7				F6		FC6-5 1-H		1B 2B	4	0	2	1	0	0	0											
Graig Nettles, L OBP: 0.323, SLG: 0.388	3-1				4-3		FC6-5		BB 1B	4	0	1	1	0	0	1											
Roy White, S OBP: 0.257, SLG: 0.244			1-3		F8		2-3 F7		2-3 3-H 1-2 BB	3	0	0	0	1	0	1											
Jerry Narron, L OBP: 0.279, SLG: 0.309				G5-4-3 1B			1B		3-1 K	4	0	2	0	0	1	3											
Bucky Dent, R OBP: 0.291, SLG: 0.292				G5-4-3 1-2		F3		F8	4-3	4	0	0	0	0	0	5											
Inning Stats	R: 0 E: 0 K: 0 S: 3	H: 0 LOB: 0 BB: 0 P: 3	R: 0 E: 0 K: 0 S: 3	H: 0 LOB: 0 BB: 0 P: 3	R: 0 E: 0 K: 0 S: 3	H: 1 LOB: 0 BB: 0 P: 3	R: 0 E: 0 K: 0 S: 4	H: 1 LOB: 1 BB: 0 P: 4	R: 0 E: 0 K: 0 S: 4	H: 1 LOB: 1 BB: 0 P: 4	R: 1 E: 0 K: 0 S: 5	H: 2 LOB: 1 BB: 0 P: 5	R: 0 E: 0 K: 0 S: 3	H: 0 LOB: 0 BB: 0 P: 3	R: 2 E: 0 K: 1 S: 9	H: 4 LOB: 3 BB: 1 P: 13	1B: 6 2B: 2 3B: 1 HR: 0	SF: 0 SAC: 0 DP: 1 HBP: 0	WP: 0 PB: 0 SB: 0 CS: 0	PA: 36							
PITCHER	IP	WLS	BF	H	R	ER	SO	BB	IBB	HBP	BLK	WP	HR	S	P	ERA	WHIP										
Bill Travers, L ERA: 3.29	8.1	W	32	8	3	3	0	0	0	0	0	0	0	32	32	3.24	0.960										
Bill Travers, L ERA: 3.29	7.1	W	32	8	3	3	0	0	0	0	0	0	0	32	32	3.24	0.960										
Bob McClure, L ERA: 4.5	0.2	S	4	1	0	0	1	1	0	0	0	0	0	5	9	0.00	3.000										

New York Yankees @ Milwaukee Brewers
Milwaukee County Stadium, Milwaukee, WI

AB 35
R 3
H 9
RBI 3
BB 1
SO 1
LOB 14



Sun Jul 29 1979, 4:33 AM EDT
Att: 49,842 - Sunny

Batter	1	2	3	4	5	6	7	8	9	AB	R	H	RBI	BB	SO	LOB	BOTTOM										
Paul Molitor, R OBP: 0.367, SLG: 0.466	F4		2B BB		S 1B					3	2	2	0	1	0	0											
Don Money, R OBP: 0.326, SLG: 0.368	1B		1-H 2B		F5		K			4	0	2	1	0	1	2											
Cecil Cooper, L OBP: 0.383, SLG: 0.517	F4		F7		1-2 S 1B		K			4	1	1	0	0	1	2											
Sixto Lezcano, R OBP: 0.426, SLG: 0.549	1-2 1B		5-3		1-H 2-H 1B		5-3			4	0	2	2	0	0	1											
Ben Oglivie, L OBP: 0.332, SLG: 0.514	F7			S 3B 1B		K		5-3		4	1	1	0	0	1	3											
Robin Yount, R OBP: 0.310, SLG: 0.388		F9		1-H SF9 3B		1-2 1B		6-3		4	1	2	1	0	0	0											
Jim Wohlford, R OBP: 0.297, SLG: 0.364	F5			SF9		F9				3	0	1	1	0	0	2											
Jim Gantner, L OBP: 0.333, SLG: 0.353	1-3			3-H F6		5-3		SH1-3 1B		3	0	0	0	0	0	0											
Bill Travers, L ERA: 3.29										0	0	0	0	0	0	0											
Bob McClure, R ERA: 4.5										0	0	0	0	0	0	0											
Buck Martinez, R OBP: 0.246, SLG: 0.359			F7		L8		F8		6-3	4	0	0	0	0	0	1											
Inning Stats	R: 0 E: 0 K: 0 S: 5	H: 2 LOB: 2 BB: 0 P: 5	R: 0 E: 0 K: 0 S: 3	H: 0 LOB: 0 BB: 0 P: 3	R: 1 E: 0 K: 0 S: 4	H: 1 LOB: 1 BB: 1 P: 8	R: 2 E: 0 K: 0 S: 5	H: 2 LOB: 0 BB: 0 P: 5	R: 2 E: 0 K: 1 S: 9	H: 4 LOB: 2 BB: 0 P: 9	R: 0 E: 0 K: 1 S: 6	H: 1 LOB: 1 BB: 0 P: 6	R: 0 E: 0 K: 1 S: 5	H: 0 LOB: 0 BB: 0 P: 5	R: 0 E: 0 K: 0 S: 4	H: 1 LOB: 1 BB: 0 P: 4	1B: 8 2B: 2 3B: 1 HR: 0	SF: 1 SAC: 1 DP: 0 HBP: 0	WP: 0 PB: 0 SB: 3 CS: 0	PA: 36							
PITCHER	IP	WLS	BF	H	R	ER	SO	BB	IBB	HBP	BLK	WP	HR	S	P	ERA	WHIP										
Catfish Hunter, R ERA: 5.26	4.1	L	22	8	5	5	0	0	0	0	0	0	0	21	25	10.38	2.077										
Jim Kaat, L ERA: 2.39	1.2		7	2	0	0	2	0	0	0	0	0	0	11	11	0.00	1.200										
Don Hood, L ERA: 2.91	2.0		7	1	0	0	1	0	0	0	0	0	0	9	9	0.00	0.500										

New York Yankees @ Milwaukee Brewers
Milwaukee County Stadium, Milwaukee, WI

AB 33
R 5
H 11
RBI 5
BB 1
SO 3
LOB 11




Sun Jul 29 1979, 4:33 AM EDT
Att: 49,842 - Sunny

Batter	1	2	3	4	5	6	7	8	9	AB	R	H	RBI	BB	SO	LOB	TOP					
Al Bumby, L OBP: 0.334, SLG: 0.368 (1, 8)	F7			3-1 E 1B		1-H HR		S BB		3	1	2	2	1	0	0	Baltimore Orioles @ Milwaukee Brewers Milwaukee County Stadium, Milwaukee, WI Mon Jul 30 1979, 8:05 PM EDT Att: 30,160 - Unknown					
Rich Dauer, R OBP: 0.299, SLG: 0.349 (1, 4)	1-3			1-3		6-3		F8		4	0	0	0	0	0	2						
Ken Singleton, S OBP: 0.408, SLG: 0.550 (1, 9)				3-1						3	0	1	0	1	1	1						
Gary Roenicke, R OBP: 0.407, SLG: 0.529 (8, PR) (8, 7)	K			2-3				1-2 BB		0	0	0	0	0	0	0						
Eddie Murray, S OBP: 0.373, SLG: 0.453 (1, 3)		K		L4		4-3		K		4	0	0	0	0	2	4						
John Lowenstein, L OBP: 0.384, SLG: 0.529 (1, 7) (8, 9)		G3				4-3		G6-4-3 1B		4	0	1	0	0	0	0						
Doug DeCinces, R OBP: 0.348, SLG: 0.422 (1, 5)		1-6-3				L5		F7		4	0	0	0	0	0	1						
Lee May, R OBP: 0.321, SLG: 0.477 (1, 10)				4-3		F7		FC5-4 1B		4	0	1	0	0	1	0						
Kiko Garcia, R OBP: 0.311, SLG: 0.372 (1, 6)				K				HR		3	1	1	0	0	1	1						
Mark Belanger, R OBP: 0.265, SLG: 0.219 (9, 6)				K				FC5-4 1B		0	0	0	0	0	0	0						
Rick Dempsey, R OBP: 0.324, SLG: 0.367 (1, 2)				F7		F8		6-3		3	0	0	0	0	0	1						
Inning Stats	R: 0 E: 0 K: 1 S: 5	H: 0 LOB: 0 BB: 0 P: 5	R: 0 E: 0 K: 1 S: 5	H: 0 LOB: 0 BB: 0 P: 5	R: 0 E: 0 K: 1 S: 5	H: 0 LOB: 0 BB: 0 P: 5	R: 0 E: 1 K: 0 S: 4	H: 1 LOB: 1 BB: 0 P: 4	R: 0 E: 0 K: 0 S: 3	H: 0 LOB: 0 BB: 0 P: 3	R: 2 E: 0 K: 0 S: 6	H: 3 LOB: 1 BB: 0 P: 6	R: 0 E: 0 K: 0 S: 4	H: 1 LOB: 1 BB: 0 P: 4	R: 0 E: 0 K: 1 S: 5	H: 0 LOB: 2 BB: 2 P: 13	R: 0 E: 0 K: 1 S: 5	H: 1 LOB: 1 BB: 0 P: 5	1B: 5 2B: 0 3B: 0 HR: 1	SF: 0 SAC: 0 DP: 1 HBP: 0	WP: 0 PB: 0 SB: 1 CS: 0	PA: 34
PITCHER Jim Slaton, R ERA: 2.78 (1, 1)	IP: 9.0 WLS: L BF: 34 H: 6 R: 2 ER: 2 SO: 5 BB: 2 IBB: 0 HBP: 0 BLK: 0 WP: 0 HR: 1 S: 42 P: 50 ERA: 2.00 WHIP: 0.889															PITCHER						

Batter	1	2	3	4	5	6	7	8	9	AB	R	H	RBI	BB	SO	LOB	BOTTOM					
Paul Moltis, R OBP: 0.363, SLG: 0.461 (1, 4)	6-3		5-3			F7			6-3	4	0	0	0	0	0	0	Baltimore Orioles @ Milwaukee Brewers Milwaukee County Stadium, Milwaukee, WI Mon Jul 30 1979, 8:05 PM EDT Att: 30,160 - Unknown					
Don Money, R OBP: 0.332, SLG: 0.364 (1, 10)			5-3			5-3			4-0 BB	2	0	0	0	2	0	0						
Jim Wohlford, R OBP: 0.297, SLG: 0.364 (9, PR)									BB	0	0	0	0	0	0	0						
Cecil Cooper, L OBP: 0.380, SLG: 0.512 (1, 3)	F9				K			F8	F7	4	0	0	0	0	1	2						
Sixto Lezcano, R OBP: 0.423, SLG: 0.544 (1, 9)	K		5-3			L5				3	0	0	0	0	1	1						
Ben Oglivie, L OBP: 0.330, SLG: 0.509 (1, 7)		F7			3-1			F9		3	0	0	0	0	0	0						
Gorman Thomas, R OBP: 0.345, SLG: 0.482 (1, 8)		F7				F7			K	3	0	0	0	0	1	0						
Sal Bando, R OBP: 0.330, SLG: 0.342 (1, 5)		K				F8			5-3	3	0	0	0	0	1	0						
Robin Yount, R OBP: 0.308, SLG: 0.385 (1, 6)			5-3			F9			6-3	3	0	0	0	0	0	0						
Charlie Moore, R OBP: 0.408, SLG: 0.484 (1, 2)						K			P3	3	1	1	1	0	1	0						
Inning Stats	R: 0 E: 0 K: 1 S: 5	H: 0 LOB: 1 BB: 1 P: 9	R: 0 E: 0 K: 1 S: 5	H: 0 LOB: 0 BB: 0 P: 5	R: 1 E: 0 K: 0 S: 4	H: 1 LOB: 0 BB: 0 P: 4	R: 0 E: 0 K: 1 S: 5	H: 0 LOB: 0 BB: 0 P: 5	R: 0 E: 0 K: 0 S: 3	H: 0 LOB: 0 BB: 0 P: 3	R: 0 E: 0 K: 1 S: 5	H: 0 LOB: 0 BB: 0 P: 5	R: 0 E: 0 K: 1 S: 5	H: 0 LOB: 1 BB: 0 P: 5	R: 0 E: 0 K: 0 S: 3	H: 0 LOB: 1 BB: 1 P: 7	R: 0 E: 0 K: 0 S: 3	H: 0 LOB: 1 BB: 1 P: 7	1B: 0 2B: 0 3B: 0 HR: 1	SF: 0 SAC: 0 DP: 0 HBP: 0	WP: 0 PB: 0 SB: 0 CS: 0	PA: 30
PITCHER Steve Stone, R ERA: 3.72 (1, 1)	IP: 8.2 WLS: W BF: 29 H: 1 R: 1 ER: 1 SO: 5 BB: 2 IBB: 0 HBP: 0 BLK: 0 WP: 0 HR: 1 S: 37 P: 45 ERA: 1.04 WHIP: 0.346															PITCHER						
Tippy Martinez, L ERA: 2.72 (9, 1)	0.1 S: 1															0.00 0.000						

Batter	1	2	3	4	5	6	7	8	9	AB	R	H	RBI	BB	SO	LOB	TOP										
Al Bumby, L OBP: 0.336, SLG: 0.372 (1, 8)	0-0 1B 1B		0-0 2B 1B		0-0 F7		0-0 2B		0-0 6-3	5	2	3	0	0	0	1	Baltimore Orioles @ Milwaukee Brewers Milwaukee County Stadium, Milwaukee, WI Wed Aug 01 1979, 8:05 PM EDT Att: 30,383 - Unknown livebaseballscorecards.com										
Rich Dauer, R OBP: 0.310, SLG: 0.375 (1, 4)	0-0 1B 1B		0-3 K		0-0 1B		0-0 5-3		0-0 HR	5	2	3	1	0	1	2											
Ken Singleton, S OBP: 0.410, SLG: 0.556 (1, 9)	0-0 L4		0-0 2B		0-0 1B		0-3 K		0-0 6-3	5	0	2	1	0	1	3											
Eddie Murray, S OBP: 0.374, SLG: 0.463 (1, 3)	0-0 1B SF7 1B		0-0 P4		0-0 G1-2-3		0-0 P4			4	1	1	1	0	0	4											
John Lowenstein, L OBP: 0.387, SLG: 0.528 (1, 7)	0-0 PO 1B		0-0 L9		0-0 G3		4-0 1B BB		4-0 1B BB	3	0	1	1	1	0	1											
Doug DeCinces, R OBP: 0.348, SLG: 0.418 (1, 5)	0-0 SF7				0-0 G5-4-3 1B		4-0 1B BB		0-0 P3	2	0	1	1	1	0	1											
Lee May, R OBP: 0.318, SLG: 0.469 (1, 10)	0-0 PO 1-2	0-3 K		0-0 G5-4-3 1-2	0-0 G4-6-3 1B		0-0 1-3 1B		0-0 1-2 1B	4	0	2	0	0	1	1											
Kiko Garcia, R OBP: 0.310, SLG: 0.369 (1, 6)		0-0 CS 1B		0-3 K		0-0 G4-6-3 1-2		0-0 F3		4	0	1	0	0	1	4											
Dave Skaggs, R OBP: 0.295, SLG: 0.256 (1, 2)		0-0 F3 1-2			0-0 1B G1-2-3 1B		0-0 6-3		0-0 F9	4	0	1	0	0	0	1											
Inning Stats	R: 3 E: 0 K: 0 S: 6	H: 4 LOB: 0 BB: 0 P: 6	R: 0 E: 0 K: 1 S: 5	H: 1 LOB: 0 BB: 0 P: 5	R: 1 E: 0 K: 1 S: 7	H: 2 LOB: 1 BB: 0 P: 7	R: 0 E: 0 K: 1 S: 5	H: 1 LOB: 0 BB: 0 P: 5	R: 0 E: 0 K: 0 S: 3	H: 1 LOB: 1 BB: 1 P: 7	R: 0 E: 0 K: 1 S: 6	H: 1 LOB: 1 BB: 0 P: 6	R: 0 E: 0 K: 0 S: 4	H: 1 LOB: 2 BB: 1 P: 8	R: 1 E: 0 K: 0 S: 4	H: 1 LOB: 0 BB: 0 P: 4	1B: 12 2B: 2 3B: 0 HR: 1	SF: 1 SAC: 0 DP: 3 HBP: 0	WP: 0 PB: 0 SB: 1 CS: 1	PA: 40							
PITCHER	IP	WLS	BF	H	R	ER	SO	BB	IBB	HBP	BLK	WP	HR	S	P	ERA	WHIP										
Lary Sorensen, R ERA: 3.6 (1, 1)	4.1	L	20	10	4	4	3	0	0	0	0	0	0	26	26	8.31	2.308										
Jerry Augustine, L ERA: 3.26 (5, 1)	4.2		19	5	1	1	1	2	0	0	0	0	1	19	27	1.93	1.500										

Batter	1	2	3	4	5	6	7	8	9	AB	R	H	RBI	BB	SO	LOB	BOTTOM										
Paul Moltor, R OBP: 0.358, SLG: 0.453 (1, 4)	0-0 5-3		0-0 F9		0-0 L1		0-3 K			4	0	0	0	0	1	5	Baltimore Orioles @ Milwaukee Brewers Milwaukee County Stadium, Milwaukee, WI Wed Aug 01 1979, 8:05 PM EDT Att: 30,383 - Unknown livebaseballscorecards.com										
Don Money, R OBP: 0.327, SLG: 0.374 (1, 10)	0-0 P6		0-0 G6-4-3		0-0 G6-4-3				0-0 P4	4	0	0	0	0	0	4											
Cecil Cooper, L OBP: 0.375, SLG: 0.503 (1, 3)	4-0 BB				0-3 K		0-0 L3		0-0 1-3	3	0	0	0	1	1	0											
Gorman Thomas, R OBP: 0.341, SLG: 0.482 (1, 8)	0-0 F9				0-0 1-3		0-0 HR		0-0 P4	4	1	1	1	0	0	1											
Ben Oglivie, L OBP: 0.328, SLG: 0.507 (1, 7)		0-0 F8			0-0 2B		0-0 P5		0-0 F5	4	0	1	0	0	0	0											
Sixto Lezcano, R OBP: 0.422, SLG: 0.546 (1, 9)		0-0 5-3			0-0 6-3		0-0 F9		0-0 4-3	4	0	0	0	0	0	1											
Sal Bando, R OBP: 0.331, SLG: 0.350 (1, 5)		0-0 F9			0-0 E 1B		0-0 F5		0-0 F9	4	1	1	0	0	0	0											
Robin Yount, R OBP: 0.312, SLG: 0.388 (1, 6)			0-0 F9 1B		0-0 E8 1B 1B		0-0 F9			3	0	2	0	0	0	0											
Buck Martinez, R OBP: 0.266, SLG: 0.376 (1, 2)			0-0 G6-4-3 1B		0-0 G6-4-3 1B		0-0 1B			3	0	3	1	0	0	0											
Inning Stats	R: 0 E: 0 K: 0 S: 3	H: 0 LOB: 1 BB: 1 P: 7	R: 0 E: 0 K: 0 S: 3	H: 0 LOB: 0 BB: 0 P: 3	R: 0 E: 0 K: 0 S: 4	H: 2 LOB: 1 BB: 0 P: 4	R: 0 E: 0 K: 1 S: 6	H: 1 LOB: 1 BB: 0 P: 6	R: 1 E: 0 K: 0 S: 4	H: 1 LOB: 0 BB: 0 P: 4	R: 0 E: 0 K: 1 S: 6	H: 1 LOB: 1 BB: 0 P: 6	R: 0 E: 0 K: 0 S: 3	H: 0 LOB: 0 BB: 0 P: 3	R: 0 E: 0 K: 0 S: 3	H: 0 LOB: 0 BB: 0 P: 3	1B: 6 2B: 1 3B: 0 HR: 1	SF: 0 SAC: 0 DP: 2 HBP: 0	WP: 0 PB: 0 SB: 0 CS: 0	PA: 34							
PITCHER	IP	WLS	BF	H	R	ER	SO	BB	IBB	HBP	BLK	WP	HR	S	P	ERA	WHIP										
Dennis Martinez, R ERA: 3.57 (1, 1)	9.0	W	34	8	2	2	2	1	0	0	0	0	1	37	41	2.00	1.000										

Batter	1	2	3	4	5	6	7	8	9	AB	R	H	RBI	BB	SO	LOB	TOP										
Rick Burleson, R OBP: 0.320, SLG: 0.381 (1, 6)	0-0 WP 3B	0-0 G6-4-3 1-2 3-H		0-0 FC5-4 1B		0-0 FC6-4 1B		0-0 5-3		5	1	3	0	0	0	1											
Carlton Fisk, R OBP: 0.301, SLG: 0.437 (1, 2)	0-0 F3	0-0 1B		0-0 FC5-4 1-2		0-0 FC6-4 1-2		0-0 F6		5	0	1	0	0	0	3											
Fred Lynn, L OBP: 0.291, SLG: 0.623 Tom Poquette, L OBP: 0.296, SLG: 0.238 (1, 8) (7, 8)	0-0 1B	0-0 1B			0-0 4-3		0-0 F5		0-0 1B BB BB	4	0	2	0	0	0	0											
Jim Rice, R OBP: 0.376, SLG: 0.577 (1, 10)	0-0 F8	0-0 L6			0-0 5-3		0-0 FC4-6 BB		0-0 F9	4	0	0	0	1	0	4											
Carl Yastrzemski, L OBP: 0.378, SLG: 0.497 Jim Dwyer, L OBP: 0.350, SLG: 0.400 (1, 7) (7, 7)	0-0 F6			0-0 G1-4-3 1B		0-0 F9		0-0 FC4-6 HR	4	1	1	0	0	0	2												
Bob Watson, R OBP: 0.376, SLG: 0.453 (1, 3)		0-0 HR		0-0 F9		1-0 HR HBP		0-0 HR	4	3	3	3	0	0	1												
Butch Hobson, R Larry Wolfe, R OBP: 0.385, SLG: 0.417 (1, 5) (8, 5)		0-0 HR		0-0 G1-4-3 1-2		0-0 F9		0-0 5-3	4	1	1	1	0	0	2												
Dwight Evans, R OBP: 0.376, SLG: 0.494 (1, 9)		0-0 1B G6-4-3 2B		0-0 L5		0-0 HR		0-0 HR	5	3	3	3	0	0	3												
Stan Papi, R OBP: 0.160, SLG: 0.240 (1, 4)		0-0 G6-4-3 1B		0-0 F8		0-3 K		0-0 L8	5	0	1	0	0	2	3												
Inning Stats	R: 1 E: 0 K: 0 S: 5	H: 2 LOB: 1 BB: 0 P: 5	R: 3 E: 0 K: 0 S: 8	H: 6 LOB: 2 BB: 0 P: 8	R: 0 E: 0 K: 0 S: 3	H: 1 LOB: 0 BB: 0 P: 3	R: 0 E: 0 K: 0 S: 4	H: 1 LOB: 1 BB: 0 P: 4	R: 0 E: 0 K: 1 S: 7	H: 2 LOB: 0 BB: 0 P: 8	R: 2 E: 0 K: 0 S: 4	H: 1 LOB: 0 BB: 1 P: 8	R: 1 E: 0 K: 0 S: 4	H: 1 LOB: 0 BB: 0 P: 4	R: 1 E: 0 K: 1 S: 7	H: 2 LOB: 3 BB: 2 P: 15	1B: 9 2B: 1 3B: 1 HR: 5	SF: 0 SAC: 0 DP: 2 HBP: 1	WP: 1 PB: 0 SB: 0 CS: 0	PA: 45							
PITCHER	IP	WLS	BF	H	R	ER	SO	BB	IBB	HBP	BLK	WP	HR	S	P	ERA	WHIP										
Bill Travers, L ERA: 3.54 (1, 1)	1.0	L	9	6	4	4	4	0	0	0	0	1	2	9	9	36.00	6.000										
Paul Mitchell, R ERA: 5.3 (2, 1)	6.0		25	7	4	4	1	1	0	1	0	0	2	25	30	6.00	1.333										
Bill Castro, R ERA: 1.6 (8, 1)	1.0		4	1	1	1	0	0	0	0	0	0	1	4	4	9.00	1.000										
Bob McClure, L ERA: 4.64 (9, 1)	1.0		7	2	1	1	1	2	0	0	0	0	0	7	15	9.00	4.000										
Batter	1	2	3	4	5	6	7	8	9	AB	R	H	RBI	BB	SO	LOB	BOTTOM										
Robin Yount, R OBP: 0.309, SLG: 0.384 (1, 6)	0-0 F9		0-0 G3		0-3 K		0-0 FC5-4 1-2			4	0	0	0	0	1	2											
Don Money, R OBP: 0.330, SLG: 0.370 (1, 5)	4-0 1B BB		0-0 5-3			4-0 F7 G3 BB		0-0 6-3		2	1	0	0	2	0	0											
Cecil Cooper, L OBP: 0.376, SLG: 0.505 (1, 3)	0-0 1-2 1B		0-0 2B			0-0 G3 1-2		0-0 4-3		4	0	2	0	0	0	1											
Gorman Thomas, R OBP: 0.343, SLG: 0.485 (1, 10)	0-0 G4-6-3 1-2 2-H 1B		0-0 F9			0-0 F7 2-3		0-0 2B		4	0	2	1	0	0	2											
Ben Oglivie, L OBP: 0.324, SLG: 0.501 (1, 7)	0-0 G4-6-3 1-2			0-0 4-3		0-0 4-3		0-3 K		4	0	0	0	0	1	4											
Sixto Lezcano, R OBP: 0.417, SLG: 0.539 (1, 9)		0-0 4-3		0-3 K		0-0 F7		0-0 F6		4	0	0	0	0	1	0											
Charlie Moore, R OBP: 0.408, SLG: 0.482 Ray Fosse, R OBP: 0.282, SLG: 0.257 (1, 2) (8, 2)		0-0 FC6-4 1B		0-0 4-3		0-0 P7		0-0 4-3		3	0	1	0	0	0	0											
Jim Wohlford, R OBP: 0.295, SLG: 0.376 (1, 8)		0-0 FC6-4 1-2			0-0 B5-3		0-0 3B		0-0 L6	4	0	1	0	0	0	1											
Jim Gantner, L OBP: 0.333, SLG: 0.348 (1, 4)		0-0 4-3			0-0 1-3		4-0 FC5-4 BB			2	0	0	0	1	0	1											
Inning Stats	R: 1 E: 0 K: 0 S: 4	H: 2 LOB: 1 BB: 1 P: 8	R: 0 E: 0 K: 0 S: 4	H: 1 LOB: 0 BB: 0 P: 4	R: 0 E: 0 K: 1 S: 5	H: 1 LOB: 0 BB: 0 P: 5	R: 0 E: 0 K: 1 S: 5	H: 0 LOB: 0 BB: 1 P: 7	R: 0 E: 0 K: 1 S: 6	H: 1 LOB: 1 BB: 0 P: 6	R: 0 E: 0 K: 0 S: 3	H: 0 LOB: 0 BB: 0 P: 3	1B: 3 2B: 2 3B: 1 HR: 0	SF: 0 SAC: 0 DP: 1 HBP: 0	WP: 0 PB: 0 SB: 0 CS: 0	PA: 35											
PITCHER	IP	WLS	BF	H	R	ER	SO	BB	IBB	HBP	BLK	WP	HR	S	P	ERA	WHIP										
Mike Torrez, R ERA: 4.43 (1, 1)	9.0	W	35	6	1	1	3	3	0	0	0	0	0	38	50	1.00	1.000										


Boston Red Sox @ Milwaukee Brewers
Milwaukee County Stadium, Milwaukee, WI
Thu Aug 02 1979, 8:05 PM EDT
Att: 27,101 - Unknown - 78 F


AB 41
R 10
H 16
RBI 8
BB 3
SO 2
LOB 19

Boston Red Sox @ Milwaukee Brewers
Milwaukee County Stadium, Milwaukee, WI
Thu Aug 02 1979, 8:05 PM EDT
Att: 27,101 - Unknown - 78 F

AB 32
R 1
H 6
RBI 1
BB 3
SO 3
LOB 11



Batter	1	2	3	4	5	6	7	8	9	AB	R	H	RBI	BB	SO	LOB	TOP										
Rick Burleson, R OBP: 0.321, SLG: 0.382 (1, 6)	0-0 6-3		0-0 F8			0-0 FC5-4 1B		0-0 1B		4	0	2	0	0	0	1	Boston Red Sox @ Milwaukee Brewers Milwaukee County Stadium, Milwaukee, WI Fri Aug 03 1979, 8:05 PM EDT Att: 37,358 - Unknown - 85 F AB 33 R 3 H 7 RBI 2 BB 3 SO 1 LOB 14 										
Carlton Fisk, R OBP: 0.296, SLG: 0.428 (1, 2)	0-0 F7			0-0 F8		0-0 FC5-4 BB E		0-0 F9		4	1	0	0	0	2												
Fred Lynn, L OBP: 0.421, SLG: 0.622 (1, 8)	0-0 4-3			4-0 BB		4-0 FC6-4 BB		0-0 1B		2	0	1	0	2	0												
Jim Rice, R OBP: 0.375, SLG: 0.573 (1, 10)		4-0 CS BB		0-0 F8		0-0 FC6-4 BB		0-0 1-3		3	0	0	0	1	4												
Carl Yastrzemski, L OBP: 0.374, SLG: 0.492 (1, 7)		0-0 F8		0-0 L9		0-0 F8			0-0 G3	4	0	0	0	0	3												
Bob Watson, R OBP: 0.379, SLG: 0.453 (1, 3)		0-3 K			0-0 1B		0-0 4-3		0-0 HR 1B	4	1	2	0	0	1												
Butch Hobson, R OBP: 0.290, SLG: 0.477 (1, 5)		0-0 CS	0-0 F9		0-0 F8		0-0 6-3		0-0 HR	4	1	1	2	0	1												
Dwight Evans, R OBP: 0.372, SLG: 0.488 (1, 9)			0-0 F7		0-0 F5		0-0 5-3		0-0 5-3	4	0	0	0	0	1												
Jack Brohamer, L OBP: 0.325, SLG: 0.345 (1, 4)				0-0 1B		0-0 F2		0-0 F2	0-0 G3	4	0	1	0	0	1												
Inning Stats	R: 0 E: 0 K: 0 S: 3	H: 0 LOB: 0 BB: 0 P: 3	R: 0 E: 0 K: 1 S: 4	H: 0 LOB: 0 BB: 1 P: 8	R: 0 E: 0 K: 0 S: 4	H: 1 LOB: 1 BB: 0 P: 4	R: 0 E: 0 K: 0 S: 3	H: 0 LOB: 1 BB: 1 P: 7	R: 0 E: 0 K: 0 S: 4	H: 1 LOB: 1 BB: 0 P: 4	R: 1 E: 1 K: 0 S: 4	H: 1 LOB: 1 BB: 1 P: 8	R: 0 E: 0 K: 0 S: 3	H: 0 LOB: 0 BB: 0 P: 3	R: 0 E: 0 K: 0 S: 5	H: 2 LOB: 2 BB: 0 P: 5	R: 2 E: 0 K: 0 S: 5	H: 2 LOB: 2 BB: 0 P: 5	1B: 6 2B: 0 3B: 0 HR: 1	SF: 0 SAC: 0 DP: 0 HBP: 0	WP: 0 PB: 0 SB: 0 CS: 1	PA: 37					
PITCHER	IP	WLS	BF	H	R	ER	SO	BB	IBB	HBP	BLK	WP	HR	S	P	ERA	WHIP										
Jim Slaton, R ERA: 2.75 (1, 1)	8.1	W	34	7	3	2	1	3	0	0	0	0	1	33	45	2.16	1.200										
Bill Castro, R ERA: 1.57 (9, 1)	0.2	S	2	0	0	0	0	0	0	0	0	0	0	2	2	0.00	0.000										

Batter	1	2	3	4	5	6	7	8	9	AB	R	H	RBI	BB	SO	LOB	BOTTOM										
Paul Molitor, R OBP: 0.359, SLG: 0.459 (1, 6)	0-0 3B		0-0 F9		0-0 FC6-4 1B		0-3 K			4	0	2	0	0	1	1	Boston Red Sox @ Milwaukee Brewers Milwaukee County Stadium, Milwaukee, WI Fri Aug 03 1979, 8:05 PM EDT Att: 37,358 - Unknown - 85 F AB 33 R 5 H 10 RBI 5 BB 3 SO 5 LOB 13 										
Don Money, R OBP: 0.324, SLG: 0.362 (1, 4)	0-0 6-3			0-0 F8	0-0 FC6-4		0-0 5-3			4	0	0	0	0	3												
Cecil Cooper, L OBP: 0.379, SLG: 0.516 (1, 3)	0-0 F7			0-0 1B 2B		0-0 HR	4-0 IBB			3	2	2	1	1	0	1											
Sixto Lezcano, R OBP: 0.418, SLG: 0.539 (1, 9)	0-0 F9			0-0 HR 1B		0-0 G3-6-3 1B	0-3 K			4	1	2	1	0	1	3											
Ben Oglivie, L OBP: 0.321, SLG: 0.496 (1, 7)		0-0 4-3		0-0 F9		0-0 G3-6-3		0-0 F6		4	0	0	0	0	2												
Gorman Thomas, R OBP: 0.344, SLG: 0.501 (1, 10)		0-3 K		0-0 HR		0-0 HR		0-3 K		4	2	2	3	0	2	0											
Sal Bando, R OBP: 0.332, SLG: 0.348 (1, 5)		0-0 5-3		0-0 F3		4-0 BB		4-0 2B BB		2	0	0	0	2	0	0											
Charlie Moore, R OBP: 0.406, SLG: 0.482 (1, 2)			0-0 6-3		0-0 G2		0-0 F7		0-0 2B	4	0	1	0	0	1												
Jim Wohlford, R OBP: 0.294, SLG: 0.380 (1, 8)			0-0 5-3		0-0 5-3			0-3 K		4	0	1	0	0	1	2											
Inning Stats	R: 0 E: 0 K: 0 S: 4	H: 1 LOB: 1 BB: 0 P: 4	R: 0 E: 0 K: 1 S: 5	H: 0 LOB: 0 BB: 0 P: 5	R: 0 E: 0 K: 0 S: 3	H: 0 LOB: 0 BB: 0 P: 3	R: 3 E: 0 K: 0 S: 6	H: 3 LOB: 0 BB: 0 P: 6	R: 0 E: 0 K: 0 S: 4	H: 1 LOB: 1 BB: 0 P: 4	R: 2 E: 0 K: 0 S: 5	H: 3 LOB: 1 BB: 1 P: 9	R: 0 E: 0 K: 2 S: 8	H: 1 LOB: 2 BB: 1 P: 12	R: 0 E: 0 K: 2 S: 8	H: 1 LOB: 2 BB: 1 P: 12	1B: 3 2B: 3 3B: 1 HR: 3	SF: 0 SAC: 0 DP: 1 HBP: 0	WP: 0 PB: 0 SB: 0 CS: 0	PA: 36							
PITCHER	IP	WLS	BF	H	R	ER	SO	BB	IBB	HBP	BLK	WP	HR	S	P	ERA	WHIP										
Steve Renko, R ERA: 3.87 (1, 1)	5.0	L	22	7	5	5	1	0	0	0	0	0	1	19	31	0.00	1.667										
Win Remmerswaal, R ERA: 3.0 (6, 1)	3.0		14	3	0	0	4	2	1	0	0	0	1	19	31	0.00	1.667										

Batter	1	2	3	4	5	6	7	8	9	AB	R	H	RBI	BB	SO	LOB	TOP										
Rick Burleson, R OBP: 0.322, SLG: 0.383 (1, 6)	0-0 G6-4-3 1B	0-0 HR 1B	0-0 4-3			0-0 4-3			0-0 L4	5	1	2	0	0	0	0											
Carlton Fisk, R OBP: 0.296, SLG: 0.442 (1, 2)	0-0 G6-4-3 1-2	0-0 HR			0-0 F9	0-0 S 1B			0-0 5-3	5	1	2	3	0	0	1											
Fred Lynn, L OBP: 0.421, SLG: 0.618 (1, 8)	0-0 2B BLK 1B	4-0 BB HR BB			0-0 6-3	0-0 F6 1-2			0-0 F7	4	2	1	0	1	0	1											
Jim Rice, R OBP: 0.376, SLG: 0.574 (1, 10)	0-0 BLK WP 1-3 2B	4-0 HR BB			0-0 5-3				0-0 L8	3	2	1	0	1	0	0											
Carl Yastrzemski, L OBP: 0.373, SLG: 0.497 (1, 7)	0-3 K 2-H 3-H	0-0 HR			0-0 F8				0-0 G3	4	1	1	3	0	1	0											
Bob Watson, R OBP: 0.381, SLG: 0.452 (1, 3)	0-0 4-3	4-0 BB			0-0 1B				0-0 F8	3	0	1	0	1	0	1											
Butch Hobson, R OBP: 0.287, SLG: 0.471 (1, 5)		0-0 F9			0-3 K				0-0 5-3	4	0	0	0	0	1	2											
Jack Brohamer, L OBP: 0.317, SLG: 0.336 (1, 4)		0-0 F5	0-0 4-3		0-0 F9				0-0 F4	4	0	0	0	0	0	1											
Dwight Evans, R OBP: 0.371, SLG: 0.484 (1, 9)		4-0 HR BB	0-0 F4						0-0 L8	3	1	0	0	1	0	0											
Inning Stats	R: 2 E: 1 K: 1 S: 8	H: 3 LOB: 1 BB: 0 P: 8	R: 6 E: 0 K: 0 S: 6	H: 3 LOB: 1 BB: 4 P: 22	R: 0 E: 0 K: 0 S: 3	H: 0 LOB: 0 BB: 0 P: 3	R: 0 E: 0 K: 0 S: 3	H: 0 LOB: 1 BB: 0 P: 6	R: 0 E: 0 K: 1 S: 6	H: 1 LOB: 1 BB: 0 P: 6	R: 0 E: 0 K: 0 S: 4	H: 1 LOB: 0 BB: 0 P: 4	R: 0 E: 0 K: 0 S: 3	H: 0 LOB: 0 BB: 0 P: 3	R: 0 E: 0 K: 0 S: 3	H: 0 LOB: 0 BB: 0 P: 3	1B: 5 2B: 1 3B: 0 HR: 2	SF: 0 SAC: 0 DP: 1 HBP: 0	WP: 1 PB: 0 SB: 1 CS: 0	PA: 39							
PITCHER	IP	WLS	BF	H	R	ER	SO	BB	IBB	HBP	BLK	WP	HR	S	P	ERA	WHIP										
Reggie Cleveland, R ERA: 5.79 (1, 1)	1.2	L	12	5	6	6	1	2	0	0	1	1	1	12	20	32.40	4.200										
Bob Galasso, R ERA: 4.4 (2, 1)	7.1	S	27	3	2	2	1	2	0	0	0	0	1	27	35	2.46	0.682										

Boston Red Sox @ Milwaukee Brewers
Milwaukee County Stadium, Milwaukee, WI

AB 35
R 8
H 8
RBI 6
BB 4
SO 2
LOB 6



WP: 1 PA: 39
PB: 0 SB: 1 CS: 0

Sat Aug 04 1979, 4:33 AM EDT
Att: 48,664 - Unknown - 77 F

livebaseballscorecards.com

Batter	1	2	3	4	5	6	7	8	9	AB	R	H	RBI	BB	SO	LOB	BOTTOM										
Paul Molitor, R OBP: 0.360, SLG: 0.463 (1, 4)	0-0 5-3	0-0 6-3		0-0 FC6-4 1B		0-0 FC6 1B		0-0 1B 3B		5	1	2	1	0	0	2											
Sal Bando, R OBP: 0.336, SLG: 0.360 (1, 5)	0-0 HR		0-0 6-3	0-0 1B		0-0 F8		0-0 1B		5	1	3	3	0	0	2											
Cecil Cooper, L OBP: 0.380, SLG: 0.517 (1, 3)	0-0 FC4-6 1B 2B		0-0 BB 1B	0-0 4-3		0-0 FC6 1-2		0-3 K		5	1	2	0	0	1	5											
Sixto Lezcano, R OBP: 0.420, SLG: 0.546 (1, 9)	4-0 FC4-6 BB		4-0 BB	0-0 HR		0-0 6-3		0-0 F9		3	1	1	1	2	0	0											
Ben Oglivie, L OBP: 0.317, SLG: 0.489 (1, 7)	0-0 FC4-6 1B		0-0 F3	0-0 F9		0-0 3-1		0-0 3-1		5	0	0	0	0	0	4											
Gorman Thomas, R OBP: 0.342, SLG: 0.497 (1, 10)	0-0 1-2 3-H 1B		0-0 F6	0-0 F2		0-0 6-3		0-0 F8		5	0	1	1	0	0	2											
Robin Yount, R OBP: 0.309, SLG: 0.383 (1, 6)	0-0 F9		0-0 6-3	0-0 F4		0-0 3B 1B				4	1	1	0	0	0	2											
Charlie Moore, R OBP: 0.403, SLG: 0.478 (1, 2)		0-3 K		0-0 FC6-4 1B 1B		0-0 F4		0-3 K		4	1	1	0	0	2	1											
Jim Wohlford, R OBP: 0.293, SLG: 0.376 (1, 8)		0-0 F7		0-0 FC6-4 1B		0-0 E5 1B		0-0 F9		4	0	1	0	0	0	1											
Inning Stats	R: 2 E: 0 K: 0 S: 6	H: 3 LOB: 2 BB: 1 P: 10	R: 0 E: 0 K: 1 S: 5	H: 0 LOB: 0 BB: 0 P: 5	R: 0 E: 0 K: 0 S: 4	H: 1 LOB: 2 BB: 1 P: 8	R: 1 E: 0 K: 0 S: 6	H: 3 LOB: 0 BB: 0 P: 6	R: 1 E: 0 K: 0 S: 4	H: 1 LOB: 0 BB: 0 P: 4	R: 0 E: 1 K: 0 S: 5	H: 1 LOB: 2 BB: 0 P: 5	R: 0 E: 0 K: 0 S: 3	H: 0 LOB: 0 BB: 0 P: 3	R: 2 E: 0 K: 2 S: 10	H: 3 LOB: 1 BB: 0 P: 10	R: 0 E: 0 K: 0 S: 3	H: 0 LOB: 0 BB: 0 P: 3	1B: 8 2B: 1 3B: 1 HR: 2	SF: 0 SAC: 0 DP: 0 HBP: 0	WP: 0 PB: 0 SB: 0 CS: 0	PA: 42					
PITCHER	IP	WLS	BF	H	R	ER	SO	BB	IBB	HBP	BLK	WP	HR	S	P	ERA	WHIP										
Allen Ripley, R ERA: 4.25 (1, 1)	7.2	W	37	11	6	6	2	2	0	0	0	0	0	7	47	7.04	1.696										
Dick Drago, R ERA: 3.26 (8, 1)	1.1	S	5	1	0	0	1	0	0	0	0	0	0	7	7	0.00	0.750										

Boston Red Sox @ Milwaukee Brewers
Milwaukee County Stadium, Milwaukee, WI

AB 40
R 6
H 12
RBI 6
BB 2
SO 3
LOB 19



WP: 0 PA: 42
PB: 0 SB: 0 CS: 0

Sat Aug 04 1979, 4:33 AM EDT
Att: 48,664 - Unknown - 77 F

livebaseballscorecards.com

Batter	1	2	3	4	5	6	7	8	9	AB	R	H	RBI	BB	SO	LOB	TOP									
Rick Burleson, R OBP: 0.321, SLG: 0.380 (1, 6)	F8		L9-3		HR		6-3		6-3	5	1	1	1	0	0	1	Boston Red Sox @ Milwaukee Brewers Milwaukee County Stadium, Milwaukee, WI Sun Aug 05 1979, 4:33 AM EDT Unknown - 76 F									
Carlton Fisk, R OBP: 0.291, SLG: 0.431 (1, 2)	3-1			5-3	F8		4-3		F7	5	0	0	0	0	0	2										
Fred Lynn, L OBP: 0.419, SLG: 0.622 (1, 8)	3-1			6-3	HR		3-1			4	1	1	3	0	0	0										
Jim Rice, R OBP: 0.379, SLG: 0.577 (1, 7)		L6								3	1	2	0	1	0	0										
Carl Yastrzemski, L OBP: 0.389, SLG: 0.492 (1, 3)		F5		6-3	F7				E9	4	1	0	0	0	0	2										
Tom Poquette, L OBP: 0.314, SLG: 0.261 (1, 9)					4-3					4	0	3	0	0	0	0										
Dwight Evans, R OBP: 0.371, SLG: 0.484 (8, 9)										0	0	0	0	0	0	0										
Butch Hobson, R OBP: 0.287, SLG: 0.470 (1, 5)										3	1	1	1	0	1	2										
Jim Dwyer, L OBP: 0.385, SLG: 0.377 (1, 10)				4-3						3	1	0	0	1	0	2										
Jack Brohamer, L OBP: 0.321, SLG: 0.340 (1, 4)										4	1	2	1	0	0	1										
Inning Stats	R: 0 E: 0 K: 0 S: 3	H: 0 LOB: 0 BB: 0 P: 3	R: 0 E: 0 K: 1 S: 6	H: 1 LOB: 1 BB: 0 P: 6	R: 0 E: 0 K: 0 S: 3	H: 1 LOB: 0 BB: 0 P: 3	R: 0 E: 0 K: 0 S: 4	H: 1 LOB: 1 BB: 0 P: 4	R: 5 E: 0 K: 0 S: 7	H: 4 LOB: 1 BB: 2 P: 15	R: 0 E: 0 K: 0 S: 4	H: 1 LOB: 1 BB: 0 P: 4	R: 0 E: 0 K: 0 S: 3	H: 0 LOB: 0 BB: 0 P: 3	R: 2 E: 1 K: 0 S: 5	H: 2 LOB: 2 BB: 0 P: 5	R: 0 E: 0 K: 0 S: 3	H: 0 LOB: 0 BB: 0 P: 3	1B: 8 2B: 2 3B: 0 HR: 1	SF: 1 SAC: 0 DP: 2 HBP: 0	WP: 0 PB: 0 SB: 1 CS: 0	PA: 38				
PITCHER	IP	WLS	BF	H	R	ER	SO	BB	IBB	HBP	BLK	WP	HR	S	P	ERA	WHIP									
Lary Sorensen, R ERA: 3.76 (1, 1)	4.2	L	22	7	5	5	1	2	0	0	0	0	0	1	22	30	9.64	1.929								
Paul Mitchell, R ERA: 5.12 (5, 1)	4.1		16	3	2	1	0	0	0	0	0	0	0	0	16	16	2.08	0.692								

AB 35
R 7
H 10
RBI 6
BB 2
SO 1
LOB 10



Batter	1	2	3	4	5	6	7	8	9	AB	R	H	RBI	BB	SO	LOB	BOTTOM								
Jim Gantner, L OBP: 0.331, SLG: 0.353 (1, 4)	SH1-3		E4		B3		F5			4	2	1	0	0	0	2	Boston Red Sox @ Milwaukee Brewers Milwaukee County Stadium, Milwaukee, WI Sun Aug 05 1979, 4:33 AM EDT Unknown - 76 F								
Don Money, R OBP: 0.316, SLG: 0.356 (1, 5)	SH1-3		4-3		5-6-3					3	0	0	0	0	1	1									
Cecil Cooper, L OBP: 0.379, SLG: 0.516 (1, 3)	SF9						P7		F8	3	0	1	2	0	0	0									
Sixto Lezcano, R OBP: 0.416, SLG: 0.539 (1, 9)	5-3		F3				K		5-3	4	0	0	0	0	1	1									
Ben Oglivie, L OBP: 0.319, SLG: 0.489 (1, 7)					1-3		F8			4	0	2	0	0	0	0									
Gorman Thomas, R OBP: 0.342, SLG: 0.495 (1, 10)										4	0	1	0	0	2	2									
Robin Yount, R OBP: 0.308, SLG: 0.386 (1, 6)										4	0	1	0	0	0	3									
Jim Wohlford, R OBP: 0.294, SLG: 0.375 (1, 8)										3	0	1	0	0	1	2									
Buck Martinez, R OBP: 0.262, SLG: 0.370 (1, 2)										2	0	0	0	0	1	0									
Charlie Moore, R OBP: 0.402, SLG: 0.476 (7, PH) (8, 2)										1	0	0	0	0	0	2									
Inning Stats	R: 1 E: 0 K: 0 S: 4	H: 1 LOB: 0 BB: 0 P: 4	R: 0 E: 0 K: 2 S: 8	H: 1 LOB: 0 BB: 0 P: 8	R: 1 E: 1 K: 0 S: 5	H: 1 LOB: 1 BB: 0 P: 5	R: 0 E: 0 K: 1 S: 6	H: 1 LOB: 1 BB: 0 P: 6	R: 0 E: 0 K: 1 S: 5	H: 0 LOB: 0 BB: 0 P: 5	R: 0 E: 0 K: 1 S: 5	H: 0 LOB: 0 BB: 0 P: 5	R: 0 E: 0 K: 1 S: 5	H: 2 LOB: 2 BB: 0 P: 5	R: 0 E: 0 K: 1 S: 5	H: 0 LOB: 0 BB: 0 P: 5	R: 0 E: 0 K: 0 S: 3	H: 1 LOB: 0 BB: 0 P: 3	1B: 5 2B: 2 3B: 1 HR: 0	SF: 1 SAC: 1 DP: 1 HBP: 0	WP: 0 PB: 0 SB: 1 CS: 0	PA: 34			
PITCHER	IP	WLS	BF	H	R	ER	SO	BB	IBB	HBP	BLK	WP	HR	S	P	ERA	WHIP								
Dennis Eckersley, R ERA: 2.87 (1, 1)	9.0	W	34	7	2	1	6	0	0	0	0	0	0	46	46	1.00	0.778								

AB 32
R 2
H 7
RBI 2
BB 0
SO 6
LOB 13



Batter	1	2	3	4	5	6	7	8	9	AB	R	H	RBI	BB	SO	LOB	TOP					
Rick Burleson, R OBP: 0.325, SLG: 0.382 (1, 6)										6	3	3	2	1	0	4	Boston Red Sox @ Milwaukee Brewers Milwaukee County Stadium, Milwaukee, WI Sun Aug 05 1979, 4:38 AM EDT Att: 49,054 - Unknown - 71 F					
Carlton Fisk, R OBP: 0.300, SLG: 0.447 (1, 10)										6	2	4	4	0	0	2						
Fred Lynn, L OBP: 0.410, SLG: 0.626 (1, 8)										4	2	1	2	0	0	4						
Tom Poquette, L OBP: 0.324, SLG: 0.275 (5, 8)										3	0	2	1	0	0	1						
Jim Rice, R OBP: 0.382, SLG: 0.578 (1, 7)										4	2	3	0	0	0	0						
Jim Dwyer, L OBP: 0.397, SLG: 0.382 (5, 7)										2	0	1	1	1	0	2						
Bob Watson, R OBP: 0.381, SLG: 0.457 (1, 3)										5	1	2	3	1	1	2						
Butch Hobson, R OBP: 0.289, SLG: 0.479 (1, 5)										4	1	2	3	0	0	3						
Jack Brohamer, L OBP: 0.317, SLG: 0.336 (6, 5)										2	0	0	0	0	1	2						
Dwight Evans, R OBP: 0.373, SLG: 0.484 (1, 9)										6	2	3	0	0	1	3						
Bob Montgomery, R OBP: 0.384, SLG: 0.432 (1, 2)										4	1	1	0	0	2	3						
Gary Allenson, R OBP: 0.276, SLG: 0.318 (6, 2)										2	2	1	0	0	0	1						
Stan Papi, R OBP: 0.214, SLG: 0.321 (1, 4)										6	3	4	2	0	0	2						
Inning Stats	R: 3 E: 1 K: 0 S: 7	H: 4 LOB: 1 BB: 0 P: 7	R: 1 E: 0 K: 0 S: 4	H: 1 LOB: 1 BB: 1 P: 8	R: 4 E: 0 K: 0 S: 9	H: 6 LOB: 2 BB: 0 P: 9	R: 0 E: 0 K: 2 S: 8	H: 1 LOB: 2 BB: 1 P: 12	R: 3 E: 1 K: 0 S: 7	H: 3 LOB: 1 BB: 0 P: 7	R: 2 E: 0 K: 1 S: 9	H: 4 LOB: 1 BB: 0 P: 9	R: 2 E: 1 K: 2 S: 10	H: 2 LOB: 1 BB: 0 P: 10	R: 1 E: 0 K: 0 S: 4	H: 2 LOB: 1 BB: 0 P: 8	R: 3 E: 2 K: 0 S: 8	H: 4 LOB: 2 BB: 0 P: 8	1B: 20 2B: 4 3B: 1 HR: 2	SF: 2 2B: 4 3B: 1 HBP: 0	WP: 0 PB: 0 SB: 0 CS: 0	PA: 59
PITCHER	IP	WLS	BF	H	R	ER	SO	BB	IBB	HBP	BLK	WP	HR	S	P	ERA	WHIP					
Jerry Augustine, L ERA: 4.18 (1, 1)	2.0	L	14	7	6	6	0	1	0	0	0	0	0	13	17	27.00	4.000					
Reggie Cleveland, R ERA: 6.06 (3, 1)	0.2		6	4	2	2	0	0	0	0	0	0	1	6	6	27.00	6.000					
Paul Mitchell, R ERA: 5.31 (3, 1)	2.1		13	4	3	3	2	1	0	0	0	0	1	16	20	11.57	2.143					
Moose Haas, R ERA: 5.29 (6, 1)	1.0		7	4	2	2	1	0	0	0	0	0	0	9	9	18.00	4.000					
Bob McClure, L ERA: 6.63 (7, 1)	2.0		11	4	3	1	2	1	0	0	0	0	0	14	18	4.50	2.500					
Bill Castro, R ERA: 1.78 (9, 1)	1.0		8	4	3	1	0	0	0	0	0	0	0	8	8	9.00	4.000					

AB	54
R	19
H	27
RBI	18
BB	3
SO	5
LOB	29



Batter	1	2	3	4	5	6	7	8	9	AB	R	H	RBI	BB	SO	LOB	BOTTOM					
Paul Molitor, R OBP: 0.360, SLG: 0.462 (1, 4)										5	1	2	0	0	0	1	Boston Red Sox @ Milwaukee Brewers Milwaukee County Stadium, Milwaukee, WI Sun Aug 05 1979, 4:38 AM EDT Att: 49,054 - Unknown - 71 F					
Don Money, R OBP: 0.316, SLG: 0.354 (1, 3)										4	0	1	1	0	0	1						
Cecil Cooper, L OBP: 0.377, SLG: 0.516 (1, 10)										4	0	1	0	0	1	2						
Dick Davis, R OBP: 0.295, SLG: 0.429 (1, 7)										4	0	0	1	0	1	3						
Ben Oglivie, L OBP: 0.318, SLG: 0.486 (1, 9)										4	1	1	0	0	0	3						
Sal Bando, R OBP: 0.336, SLG: 0.362 (1, 5)										4	1	2	0	0	0	0						
Robin Yount, R OBP: 0.305, SLG: 0.383 (1, 6)										4	0	0	0	0	1	3						
Jim Wohlford, R OBP: 0.299, SLG: 0.386 (1, 8)										4	1	2	2	0	0	1						
Charlie Moore, R OBP: 0.403, SLG: 0.476 (1, 2)										4	1	2	1	0	0	2						
Inning Stats	R: 0 E: 0 K: 0 S: 3	H: 0 LOB: 0 BB: 0 P: 3	R: 0 E: 0 K: 0 S: 3	H: 0 LOB: 0 BB: 0 P: 3	R: 0 E: 0 K: 0 S: 3	H: 1 LOB: 0 BB: 0 P: 3	R: 0 E: 0 K: 0 S: 3	H: 0 LOB: 0 BB: 0 P: 3	R: 2 E: 0 K: 1 S: 8	H: 3 LOB: 1 BB: 0 P: 8	R: 1 E: 0 K: 0 S: 5	H: 2 LOB: 1 BB: 0 P: 5	R: 0 E: 0 K: 0 S: 3	H: 1 LOB: 0 BB: 0 P: 3	R: 1 E: 0 K: 2 S: 10	H: 3 LOB: 2 BB: 0 P: 10		R: 1 E: 1 K: 0 S: 5	H: 1 LOB: 1 BB: 0 P: 5	1B: 9 2B: 2 3B: 0 HR: 0	SF: 0 2B: 2 3B: 0 HBP: 0	WP: 1 PB: 0 SB: 0 CS: 0
PITCHER	IP	WLS	BF	H	R	ER	SO	BB	IBB	HBP	BLK	WP	HR	S	P	ERA	WHIP					
Dick Drago, R ERA: 3.1 (1, 1)	3.0		14	5	3	3	1	0	0	0	0	0	0	16	16	9.00	1.667					
Win Remmerswaal, R ERA: 6.0 (4, 1)	3.0	W	14	5	3	3	1	0	0	0	0	0	0	16	16	9.00	1.667					
Tom Burgmeier, L ERA: 2.32 (7, 1)	2.0		9	4	1	1	2	0	0	0	0	0	0	13	13	4.50	2.000					
Bill Campbell, R ERA: 3.67 (9, 1)	1.0		5	1	1	0	0	0	0	0	0	1	0	5	5	0.00	1.000					



Batter	1	2	3	4	5	6	7	8	9	AB	R	H	RBI	BB	SO	LOB	TOP								
Paul Moltis, R OBP: 0.359, SLG: 0.458 (1, 4)	F8		F9	5-3		CS	G3 S BB	G5-3		4	0	0	0	1	0	3									
Don Money, R OBP: 0.376, SLG: 0.352 (1, 10)	L6		1B		HR BB		6-3		F3	4	1	1	0	1	0	1									
Cecil Cooper, L OBP: 0.376, SLG: 0.512 (1, 3)	1B		G3		F7		G3		K	5	0	1	0	0	1	3									
Gorman Thomas, R OBP: 0.342, SLG: 0.501 (1, 8)	F3			HR 1B	HR		1-3		K	5	2	2	2	0	1	2									
Sixto Lezcano, R OBP: 0.419, SLG: 0.554 (1, 9)				HR 1B	6-3				HR 1B	4	2	3	2	0	0	0									
Dick Davis, R OBP: 0.298, SLG: 0.449 Jim Wohlford, R OBP: 0.299, SLG: 0.386 (1, 7) (8, 7)	5-3		HR	2B	F9				HR	4	2	2	2	0	0	1									
Sal Bando, R OBP: 0.337, SLG: 0.364 Jim Gantner, L OBP: 0.331, SLG: 0.353 (8, PR) (8, 5)	L5		5-3		F9		F9		G5-3 2B	4	0	1	0	0	0	2									
Robin Yount, R OBP: 0.305, SLG: 0.384 (1, 6)	L8			2B	F9		F9		F8	4	0	1	1	0	0	2									
Charlie Moore, R OBP: 0.401, SLG: 0.470 (1, 2)			F5	4-3		E3 CS			BB	3	0	0	0	1	0	1									
Inning Stats	R: 0 E: 0 K: 0 S: 4	H: 1 LOB: 1 BB: 0 P: 4	R: 0 E: 0 K: 0 S: 4	H: 1 LOB: 1 BB: 0 P: 4	R: 0 E: 0 K: 0 S: 4	H: 1 LOB: 1 BB: 0 P: 4	R: 3 E: 0 K: 0 S: 7	H: 4 LOB: 1 BB: 0 P: 7	R: 2 E: 0 K: 0 S: 4	H: 1 LOB: 0 BB: 1 P: 8	R: 0 E: 1 K: 0 S: 3	H: 0 LOB: 0 BB: 0 P: 3	R: 0 E: 0 K: 0 S: 3	H: 0 LOB: 1 BB: 1 P: 7	R: 2 E: 0 K: 0 S: 5	H: 3 LOB: 2 BB: 1 P: 9	R: 0 E: 0 K: 0 S: 7	H: 0 LOB: 0 BB: 0 P: 7	1B: 4 2B: 4 3B: 0 HR: 3	SF: 0 SAC: 0 DP: 1 HBP: 0	WP: 0 PB: 0 SB: 1 CS: 1	PA: 41			
PITCHER	IP	WLS	BF	H	R	ER	SO	BB	IBB	HBP	BLK	WP	HR	S	P	ERA	WHIP								
Scott McGregor, L ERA: 3.46 (1, 1)	3.1		17	7	3	3	0	0	0	0	0	0	1	17	17	8.10	2.100								
Sammy Stewart, R ERA: 3.53 (4, 1)	3.2	L	16	3	4	4	0	2	0	0	0	0	2	14	22	9.82	1.364								
Don Stanhouse, R ERA: 2.34 (8, 1)	2.0		7	1	0	0	2	1	0	0	0	0	0	10	14	0.00	1.000								

Milwaukee Brewers @ Baltimore Orioles
Memorial Stadium, Baltimore, MD
Tue Aug 07 1979, 7:05 PM EDT
Att: 39,524 - Unknown

AB 37
R 7
H 11
RBI 7
BB 3
SO 2
LOB 15



Batter	1	2	3	4	5	6	7	8	9	AB	R	H	RBI	BB	SO	LOB	BOTTOM								
Al Bumbry, L OBP: 0.335, SLG: 0.375 (1, 8)	1B 2B	FC5-2 BB		S 1B		K		WP 1B		4	1	3	0	1	1	0									
Mark Belanger, R OBP: 0.294, SLG: 0.213 Pat Kelly, L OBP: 0.407, SLG: 0.557 Kiko Garcia, R OBP: 0.306, SLG: 0.364 (1, 6) (7, PH) (8, 6)	1B SF8 BB	FC5-2		SF7			HR	5-3		1	1	0	1	1	0	3									
Ken Singleton, S OBP: 0.408, SLG: 0.558 (1, 9)	WP 1B	F7		K			4-3	L4		1	1	1	0	0	2										
Eddie Murray, S OBP: 0.367, SLG: 0.458 (1, 10)	SF8		K		F5		1B 1B		4-3	4	0	1	1	0	1	0									
Lee May, R OBP: 0.320, SLG: 0.485 (1, 3)	6-3		HR		K		1B		F7	5	1	2	1	0	1	1									
Doug DeCinces, R OBP: 0.341, SLG: 0.402 (1, 5)	F8		6-3		FC6-4 BB		K		6-3	4	0	0	0	1	1	3									
Benny Ayala, R OBP: 0.294, SLG: 0.545 John Lowenstein, L OBP: 0.373, SLG: 0.523 (7, PH) (8, 7)		BB 1B FC5-2 1B		6-3		FC6-4	K			3	0	1	0	0	0	1									
Rich Dauer, R OBP: 0.305, SLG: 0.365 (1, 4)		F8		5-3		F7		WP 1B 1B		4	0	1	0	0	0	1									
Rick Dempsey, R OBP: 0.327, SLG: 0.377 (1, 2)		FC5-2 BB 1B		1B SF7 BB		K		F8		3	1	1	0	1	1	1									
Inning Stats	R: 2 E: 0 K: 0 S: 5	H: 2 LOB: 3 BB: 1 P: 9	R: 0 E: 0 K: 0 S: 5	H: 2 LOB: 1 BB: 1 P: 9	R: 1 E: 0 K: 1 S: 6	H: 1 LOB: 0 BB: 0 P: 6	R: 1 E: 0 K: 1 S: 6	H: 1 LOB: 1 BB: 1 P: 10	R: 0 E: 0 K: 1 S: 5	H: 0 LOB: 0 BB: 1 P: 9	R: 0 E: 0 K: 2 S: 7	H: 0 LOB: 0 BB: 0 P: 7	R: 1 E: 0 K: 2 S: 10	H: 3 LOB: 2 BB: 0 P: 10	R: 0 E: 0 K: 0 S: 5	H: 2 LOB: 2 BB: 0 P: 5	R: 0 E: 0 K: 0 S: 3	H: 0 LOB: 0 BB: 0 P: 3	1B: 8 2B: 1 3B: 0 HR: 2	SF: 2 SAC: 0 DP: 0 HBP: 0	WP: 2 PB: 0 SB: 1 CS: 0	PA: 42			
PITCHER	IP	WLS	BF	H	R	ER	SO	BB	IBB	HBP	BLK	WP	HR	S	P	ERA	WHIP								
Mike Caldwell, L ERA: 3.46 (1, 1)	0.0		25	6	4	4	3	4	0	0	0	1	1	27	43	7.20	2.000								
Jim Staton, R ERA: 2.89 (6, 1)	1.1		7	3	1	1	2	0	0	0	0	0	1	11	11	6.75	2.250								
Bill Castro, R ERA: 1.77 Jerry Augustine, L ERA: 4.0 (7, 1) (7, 1)	0.1	W	1	0	0	0	1	0	0	0	0	0	0	3	3	0.00	0.000								
	2.1		9	2	0	0	1	0	0	0	0	1	0	11	11	0.00	0.857								

Milwaukee Brewers @ Baltimore Orioles
Memorial Stadium, Baltimore, MD
Tue Aug 07 1979, 7:05 PM EDT
Att: 39,524 - Unknown

AB 36
R 5
H 11
RBI 5
BB 4
SO 7
LOB 20



Batter	1	2	3	4	5	6	7	8	9	AB	R	H	RBI	BB	SO	LOB	TOP										
Paul Moltor, R OBP: 0.360, SLG: 0.458 (1, 4)										4	1	2	1	0	0	2	Milwaukee Brewers @ Baltimore Orioles Memorial Stadium, Baltimore, MD Wed Aug 08 1979, 7:05 PM EDT Att: 25,260 - Unknown										
Don Money, R OBP: 0.332, SLG: 0.366 (1, 5)										3	1	3	1	1	0	0											
Cecil Cooper, L OBP: 0.377, SLG: 0.514 (1, 3)										4	1	2	1	0	0	2											
Gorman Thomas, R OBP: 0.338, SLG: 0.496 (1, 8)										4	0	0	1	0	2	4											
Ben Oglvie, L OBP: 0.319, SLG: 0.492 (1, 7)									4	2	1	1	1	0	3												
Sixto Lezcano, R OBP: 0.419, SLG: 0.553 (1, 9)									4	1	1	2	1	0	2												
Sal Bando, R OBP: 0.340, SLG: 0.367 (1, 10)									5	0	3	1	0	0	1												
Robin Yount, R OBP: 0.304, SLG: 0.381 (1, 6)								5	1	1	0	0	0	3													
Buck Martinez, R OBP: 0.259, SLG: 0.365 Charlie Moore, R OBP: 0.402, SLG: 0.475 (7, PH) (7, 2)									2	0	0	0	0	0	3												
									2	1	1	0	0	0	1												
Inning Stats	R: 1 E: 0 K: 0 S: 5	H: 2 LOB: 1 BB: 0 P: 5	R: 0 E: 0 K: 0 S: 5	H: 2 LOB: 2 BB: 0 P: 5	R: 0 E: 1 K: 1 S: 7	H: 1 LOB: 2 BB: 0 P: 7	R: 1 E: 1 K: 0 S: 4	H: 1 LOB: 1 BB: 0 P: 4	R: 0 E: 0 K: 1 S: 4	H: 0 LOB: 0 BB: 1 P: 8	R: 0 E: 0 K: 0 S: 3	H: 0 LOB: 1 BB: 1 P: 7	R: 1 E: 0 K: 0 S: 5	H: 2 LOB: 1 BB: 0 P: 5	R: 1 E: 0 K: 0 S: 5	H: 2 LOB: 1 BB: 0 P: 5	R: 4 E: 0 K: 0 S: 7	H: 4 LOB: 1 BB: 1 P: 11	1B: 9 2B: 4 3B: 0 HR: 1	SF: 1 SAC: 3 DP: 1 HBP: 0	WP: 1 PB: 0 SB: 1 CS: 0	PA: 44					
PITCHER	IP	WLS	BF	H	R	ER	SO	BB	IBB	HBP	BLK	WP	HR	S	P	ERA	WHIP										
Steve Stone, R ERA: 3.79 (1, 1)	5.0		22	6	2	1	2	1	0	0	0	0	0	25	29	1.80	1.400										
Dave Ford, R ERA: 2.45 (6, 1)	3.0		14	4	2	2	0	1	0	0	0	0	1	13	17	6.00	1.667										
Don Stanhouse, R ERA: 3.02 (9, 1)	0.2	L	6	3	4	4	0	1	0	0	0	1	0	5	9	54.00	6.000										
John Flinn, R ERA: (9, 1)	0.1		2	1	0	0	0	0	0	0	0	0	0	2	2	0.00	3.000										

AB	37
R	8
H	14
RBI	8
BB	3
SO	2
LOB	21



Batter	1	2	3	4	5	6	7	8	9	AB	R	H	RBI	BB	SO	LOB	BOTTOM										
Kiko Garcia, R OBP: 0.309, SLG: 0.365 (1, 6)										4	1	2	0	0	0	0	Milwaukee Brewers @ Baltimore Orioles Memorial Stadium, Baltimore, MD Wed Aug 08 1979, 7:05 PM EDT Att: 25,260 - Unknown										
Benny Avila, R OBP: 0.314, SLG: 0.583 (1, 7)									4	1	1	2	0	1	1												
Ken Singleton, S OBP: 0.409, SLG: 0.564 (1, 9)									4	2	2	1	0	0	0												
Eddie Murray, S OBP: 0.366, SLG: 0.455 (1, 10)									3	0	0	0	1	0	0												
Lee May, R OBP: 0.319, SLG: 0.482 (1, 3)									4	0	1	0	0	1	2												
Doug DeCinces, R OBP: 0.340, SLG: 0.402 (1, 5)									3	0	1	1	0	0	1												
Gary Roenicke, R OBP: 0.403, SLG: 0.520 Al Bumbry, L OBP: 0.336, SLG: 0.375 (9, PH) (9, PH)									3	0	0	0	0	0	2												
									0	0	0	0	1	0	0												
Rich Dauer, R OBP: 0.305, SLG: 0.365 John Lowenstein, L OBP: 0.371, SLG: 0.520 (9, PH) (9, PH)									3	0	1	0	0	1	0												
									1	0	0	0	0	2													
Rick Dempsey, R OBP: 0.323, SLG: 0.373 Pat Kelly, L OBP: 0.404, SLG: 0.551 (9, PH) (9, PH)									3	0	0	0	0	1	2												
									1	0	0	0	0	2													
Inning Stats	R: 3 E: 0 K: 0 S: 6	H: 3 LOB: 1 BB: 1 P: 10	R: 0 E: 0 K: 0 S: 3	H: 0 LOB: 0 BB: 0 P: 3	R: 0 E: 0 K: 2 S: 9	H: 2 LOB: 2 BB: 0 P: 9	R: 0 E: 0 K: 1 S: 5	H: 0 LOB: 0 BB: 0 P: 5	R: 0 E: 0 K: 0 S: 3	H: 0 LOB: 0 BB: 0 P: 3	R: 0 E: 0 K: 1 S: 5	H: 0 LOB: 0 BB: 0 P: 5	R: 1 E: 0 K: 0 S: 4	H: 2 LOB: 0 BB: 0 P: 4	R: 0 E: 0 K: 0 S: 4	H: 1 LOB: 2 BB: 1 P: 8	1B: 6 2B: 0 3B: 0 HR: 2	SF: 1 SAC: 0 DP: 1 HBP: 0	WP: 1 PB: 0 SB: 0 CS: 0	PA: 36							
PITCHER	IP	WLS	BF	H	R	ER	SO	BB	IBB	HBP	BLK	WP	HR	S	P	ERA	WHIP										
Bill Travers, L ERA: 3.59 (1, 1)	8.0	W	31	7	4	4	4	1	0	0	0	0	2	38	42	4.50	1.000										
Bill Castro, R ERA: 1.72 (9, 1)	1.0		5	1	0	0	0	1	0	0	0	0	0	4	8	0.00	2.000										



Batter	1	2	3	4	5	6	7	8	9	AB	R	H	RBI	BB	SO	LOB	TOP			
Robin Yount, R OBP: 0.302, SLG: 0.379 (1, 6)	F7		2B 1B		F6		F7		K	5	1	1	0	0	1	3	Milwaukee Brewers @ Baltimore Orioles Memorial Stadium, Baltimore, MD Thu Aug 09 1979, 7:05 PM EDT Att: 23,504 - Unknown			
Don Money, R OBP: 0.335, SLG: 0.374 (1, 4)	F4		F9					E8 SF7 2B		4	1	2	0	0	0	1				
Cecil Cooper, L OBP: 0.376, SLG: 0.515 (1, 3)	K		1-H 2B		F8			SF7		3	0	1	2	0	1	1				
Gorman Thomas, R OBP: 0.335, SLG: 0.491 (1, 8)		F8	K			K		K		4	0	0	0	0	3	1				
Sixto Lezcano, R OBP: 0.418, SLG: 0.548 (1, 9)		2B BB		K		K		5-3		3	0	0	0	1	2	0				
Dick Davis, R OBP: 0.293, SLG: 0.441 (1, 10)		L5		K		K			E6 FC5-4	4	0	0	0	0	2	1				
Sal Bando, R OBP: 0.344, SLG: 0.372 (1, 5)									FC5-4 BB	3	0	2	0	1	0	1				
Jim Gantner, L OBP: 0.331, SLG: 0.353 (8, PR)		1-3 2B		BB				SH1-3 1B	1-2	0	0	0	0	0	0	0				
Jim Wohlford, R OBP: 0.300, SLG: 0.380 (1, 7)		F8		F6		SH1-3			4-0 BB	2	0	0	0	1	0	3				
Charlie Moore, R OBP: 0.396, SLG: 0.467 (1, 2)			F5		F9		1-3		0-3 K	4	0	0	0	0	1	3				
Inning Stats	R: 0 E: 0 K: 1 S: 5	H: 0 LOB: 0 BB: 0 P: 5	R: 0 E: 0 K: 0 S: 4	H: 1 LOB: 2 BB: 1 P: 8	R: 1 E: 0 K: 1 S: 7	H: 2 LOB: 1 BB: 0 P: 7	R: 0 E: 0 K: 2 S: 7	H: 0 LOB: 1 BB: 1 P: 11	R: 0 E: 0 K: 0 S: 4	H: 1 LOB: 1 BB: 0 P: 4	R: 0 E: 0 K: 3 S: 9	H: 0 LOB: 0 BB: 0 P: 9	R: 0 E: 1 K: 1 S: 6	H: 1 LOB: 0 BB: 0 P: 6	R: 0 E: 1 K: 2 S: 8	H: 0 LOB: 2 BB: 1 P: 12	1B: 3 2B: 3 3B: 0 HR: 0	SF: 1 SAC: 1 DP: 0 HBP: 0	WP: 0 PB: 0 SB: 0 CS: 0	PA: 37
PITCHER Mike Flanagan, L ERA: 3.54 (1, 1)	IP: 9.0 WLS: W BF: 37 H: 6 R: 2 ER: 1 SO: 10 BB: 3 IBB: 0 HBP: 0 BLK: 0 WP: 0 HR: 0 S: 54 P: 66 ERA: 1.00 WHIP: 1.000																			

Batter	1	2	3	4	5	6	7	8	9	AB	R	H	RBI	BB	SO	LOB	BOTTOM			
Al Bumbry, L OBP: 0.336, SLG: 0.373 (1, 8)	3-1		K			L7		S 2B 1B		4	1	1	0	0	1	2	Milwaukee Brewers @ Baltimore Orioles Memorial Stadium, Baltimore, MD Thu Aug 09 1979, 7:05 PM EDT Att: 23,504 - Unknown			
Rich Dauer, R OBP: 0.305, SLG: 0.366 (1, 4)	F8		FC5			FC G4-6-3		FC5 1-H 3-H 2B		4	0	1	2	0	0	2				
Ken Singleton, S OBP: 0.406, SLG: 0.559 (1, 9)	F8			G3		G4-6-3		F6		4	0	0	0	0	0	3				
Eddie Murray, S OBP: 0.367, SLG: 0.461 (1, 3)		F7		F5			HR	IBB		3	1	1	1	1	0	0				
John Lowenstein, L OBP: 0.365, SLG: 0.511 (1, 7)		G3		F9				FC5		3	0	0	0	0	1	0				
Gary Roenicke, R OBP: 0.401, SLG: 0.518 (8, 7)							K	FC5		1	0	0	0	0	0	2				
Lee May, R OBP: 0.316, SLG: 0.478 (1, 10)		E6			5-3					3	0	0	0	0	1	0				
Doug DeCinces, R OBP: 0.337, SLG: 0.397 (1, 5)		1-3			K			F8		3	0	0	0	0	1	1				
Rick Dempsey, R OBP: 0.321, SLG: 0.370 (1, 2)			6-3			L6		K		2	0	0	0	0	0	0				
Pat Kelly, L OBP: 0.400, SLG: 0.545 (8, PH)										1	0	0	0	0	1	0				
Dave Skaggs, R OBP: 0.296, SLG: 0.258 (9, 2)										0	0	0	0	0	0	0				
Kiko Garcia, R OBP: 0.311, SLG: 0.367 (1, 6)										1	0	1	0	0	0	0				
Mark Belanger, R OBP: 0.266, SLG: 0.218 (4, 6)										1	0	1	0	0	0	0				
Terry Crowley, L OBP: 0.417, SLG: 0.487 (8, PH)			FC5 S					1B 2B 2B		1	0	1	0	0	0	0				
Billy Smith, S OBP: 0.293, SLG: 0.365 (8, PR)										0	1	0	0	0	0	0				
Inning Stats	R: 0 E: 0 K: 0 S: 3	H: 0 LOB: 0 BB: 0 P: 3	R: 0 E: 1 K: 0 S: 4	H: 0 LOB: 1 BB: 0 P: 4	R: 0 E: 0 K: 1 S: 6	H: 1 LOB: 0 BB: 0 P: 6	R: 0 E: 0 K: 0 S: 3	H: 0 LOB: 0 BB: 0 P: 3	R: 0 E: 0 K: 1 S: 5	H: 0 LOB: 0 BB: 0 P: 5	R: 0 E: 0 K: 0 S: 4	H: 1 LOB: 1 BB: 0 P: 4	R: 1 E: 0 K: 2 S: 8	H: 1 LOB: 0 BB: 0 P: 8	R: 2 E: 0 K: 1 S: 8	H: 3 LOB: 2 BB: 1 P: 12	1B: 3 2B: 2 3B: 0 HR: 1	SF: 0 SAC: 0 DP: 1 HBP: 0	WP: 0 PB: 0 SB: 2 CS: 0	PA: 32
PITCHER Paul Mitchell, R ERA: 4.98 (1, 1)	IP: 7.0 WLS: 2 BF: 25 H: 3 R: 1 ER: 1 SO: 4 BB: 0 IBB: 0 HBP: 0 BLK: 0 WP: 0 HR: 0 S: 33 P: 33 ERA: 1.29 WHIP: 0.429																			
Bob Galasso, R ERA: 4.73 (8, 1)	0.1	2	1	1	1	1	0	0	0	0	0	4	4	27.00	3.000					
Jerry Augustine, L ERA: 4.17 (8, 1)	0.0	L	1	1	0	0	0	0	0	0	0	1	1	∞	∞					
Bill Castro, R ERA: 1.69 (8, 1)	0.2	4	1	1	1	0	0	1	0	0	3	7	13.50	1.500						

Batter	1	2	3	4	5	6	7	8	9	AB	R	H	RBI	BB	SO	LOB	TOP																			
Robin Yount, R OBP: 0.301, SLG: 0.378 (1, 6)	F3		K		F9		SF9		1B	4	0	1	1	0	1	2	Milwaukee Brewers @ Boston Red Sox Fenway Park, Boston, MA Fri Aug 10 1979, 7:05 PM EDT Att: 32,914 - Unknown - 72 F																			
Don Money, R OBP: 0.326, SLG: 0.365 (1, 4)	K		6-3			K	F8		FC5	5	0	0	0	0	2	4																				
Cecil Cooper, L OBP: 0.374, SLG: 0.513 (1, 3)	F7			F6		HR		K		4	1	1	0	0	1	0																				
Gorman Thomas, R OBP: 0.335, SLG: 0.496 (1, 8)		E5 G3 WP		K		HR		K		4	1	1	2	0	2	0																				
Ben Oglivie, L OBP: 0.318, SLG: 0.492 (1, 7)	G3			F7		F8				4	0	1	0	0	0	1																				
Sixto Lezcano, R OBP: 0.416, SLG: 0.554 (1, 9)	K				HR	F9		L9		4	1	1	1	0	1	2																				
Sal Bando, R OBP: 0.341, SLG: 0.368 (1, 5)	6-3			L7		5-3		F4		4	0	0	0	0	0	1																				
Dick Davis, R OBP: 0.301, SLG: 0.446 (1, 10)			K		1-3	1B		FC5	1B	4	1	3	0	0	1	0																				
Buck Martinez, R OBP: 0.267, SLG: 0.371 (1, 2)				1-3		SF9		K		3	0	2	0	0	0	1																				
Charlie Moore, R OBP: 0.394, SLG: 0.465 (9, PH)					1-2	1B				1	0	0	0	0	1	1																				
Inning Stats	R: 0 E: 0 K: 1 S: 5	H: 0 LOB: 0 BB: 0 P: 5	R: 0 E: 1 K: 1 S: 6	H: 0 LOB: 1 BB: 0 P: 6	R: 0 E: 0 K: 2 S: 8	H: 1 LOB: 1 BB: 0 P: 8	R: 0 E: 0 K: 1 S: 5	H: 0 LOB: 0 BB: 0 P: 5	R: 1 E: 0 K: 0 S: 5	H: 2 LOB: 1 BB: 0 P: 5	R: 2 E: 0 K: 1 S: 7	H: 2 LOB: 0 BB: 0 P: 7	R: 1 E: 0 K: 0 S: 5	H: 2 LOB: 1 BB: 0 P: 5	R: 0 E: 0 K: 2 S: 8	H: 1 LOB: 1 BB: 0 P: 8	R: 0 E: 0 K: 1 S: 7	H: 2 LOB: 2 BB: 0 P: 7	1B: 7 2B: 1 3B: 0 HR: 2	SF: 1 SAC: 0 DP: 0 HBP: 0	WP: 1 PB: 0 SB: 0 CS: 0	PA: 38														
PITCHER	IP	WLS	BF	H	R	ER	SO	BB	IBB	HBP	BLK	WP	HR	S	P	ERA	WHIP	PITCHER		IP	WLS	BF	H	R	ER	SO	BB	IBB	HBP	BLK	WP	HR	S	P	ERA	WHIP
Allen Ripley, R ERA: 4.29 (1, 1)	6.0		24	5	3	3	6	0	0	0	0	1	2	36	36	4.50	0.833																			
Dick Drago, R ERA: 3.11 (7, 1)	3.0	W	14	5	1	1	3	0	0	0	0	0	0	20	20	3.00	1.667																			

AB	37
R	4
H	10
RBI	4
BB	0
SO	9
LOB	12



Batter	1	2	3	4	5	6	7	8	9	AB	R	H	RBI	BB	SO	LOB	BOTTOM																			
Rick Burleson, R OBP: 0.322, SLG: 0.380 (1, 6)	5-3		F9		E	1B		K		3	1	0	0	1	1	1	Milwaukee Brewers @ Boston Red Sox Fenway Park, Boston, MA Fri Aug 10 1979, 7:05 PM EDT Att: 32,914 - Unknown - 72 F																			
Tom Pocuette, L OBP: 0.348, SLG: 0.356 (1, 9)			G3		1B		HR			4	1	3	2	0	0	1																				
Fred Lynn, L OBP: 0.422, SLG: 0.641 (1, 8)	L3			HR	F7		2B	1B		4	2	2	1	0	0	2																				
Jim Rice, R OBP: 0.386, SLG: 0.591 (1, 7)	K			G4-6-3	1B	1-2	1B			4	0	3	1	0	1	1																				
Carl Yastrzemski, L OBP: 0.368, SLG: 0.487 (1, 10)		G5-4-3		G4-6-3	4-3			K		4	0	1	0	0	1	3																				
Bob Watson, R OBP: 0.379, SLG: 0.458 (1, 3)		G5-4-3		S	1B		1-3		1B	4	0	2	0	0	0	1																				
Carlton Fisk, R OBP: 0.300, SLG: 0.449 (1, 2)		F6		F7		F8			1B	4	0	1	0	0	0	1																				
Butch Hobson, R OBP: 0.295, SLG: 0.483 (1, 5)					1B		1-3		F7	4	1	2	0	0	0	2																				
Jack Brohamer, L OBP: 0.310, SLG: 0.327 (1, 4)		F6		F6	G3		F7	G3		4	0	0	0	0	0	4																				
Inning Stats	R: 0 E: 0 K: 1 S: 6	H: 1 LOB: 1 BB: 0 P: 6	R: 0 E: 0 K: 0 S: 3	H: 1 LOB: 0 BB: 0 P: 3	R: 0 E: 0 K: 0 S: 4	H: 1 LOB: 1 BB: 0 P: 4	R: 1 E: 0 K: 0 S: 5	H: 3 LOB: 1 BB: 0 P: 5	R: 2 E: 1 K: 0 S: 6	H: 3 LOB: 2 BB: 1 P: 10	R: 0 E: 0 K: 0 S: 3	H: 0 LOB: 0 BB: 0 P: 3	R: 2 E: 0 K: 1 S: 7	H: 3 LOB: 1 BB: 0 P: 7	R: 0 E: 0 K: 1 S: 7	H: 2 LOB: 2 BB: 0 P: 7	1B: 9 2B: 3 3B: 0 HR: 2	SF: 0 SAC: 0 DP: 2 HBP: 0	WP: 0 PB: 0 SB: 1 CS: 0	PA: 36																
PITCHER	IP	WLS	BF	H	R	ER	SO	BB	IBB	HBP	BLK	WP	HR	S	P	ERA	WHIP	PITCHER		IP	WLS	BF	H	R	ER	SO	BB	IBB	HBP	BLK	WP	HR	S	P	ERA	WHIP
Lary Sorenson, R ERA: 3.82 (1, 1)	6.2		29	10	4	4	2	1	0	0	0	0	2	32	36	5.40	1.650																			
Bob McClure, L ERA: 4.79 (7, 1)	0.2	L	4	3	1	1	1	0	0	0	0	0	0	6	6	13.50	4.500																			
Reggie Cleveland, R ERA: 5.98 (8, 1)	0.2		3	1	0	0	0	0	0	0	0	0	0	3	3	0.00	1.500																			



Batter	1	2	3	4	5	6	7	8	9	10	AB	R	H	RBI	BB	SO	LOB	TOP				
Jim Gantner, L OBP: 0.346, SLG: 0.375 (1, 4)	0-0 1B 1B	0-0 1B 1B		F8			4-3 FC4-2 2B		SH4-3	0-0 FC5-4 S 1B	5	1	4	2	0	0	1					
Don Money, R OBP: 0.324, SLG: 0.364 (1, 5)	0-3 K	0-0 F8		FC6-4			4-3			0-0 FC5-4 1B	6	0	1	1	0	1	5					
Cecil Cooper, L OBP: 0.377, SLG: 0.513 (1, 3)	0-0 1B 1B	0-0 1B 1B					FC4-2			0-0 FC5-4 1B	4	1	2	0	1	0	1					
Gorman Thomas, R OBP: 0.335, SLG: 0.494 (1, 8)	0-0 1B SF8 1B	0-0 F8					FC4-2			0-0 G6-4-3 IBB 1B	4	1	1	1	1	1	5					
Ben Ogilvie, L OBP: 0.317, SLG: 0.488 (1, 7)	0-0 HR 1B			4-3			F8			0-0 F9	5	1	1	1	0	0	1					
Sixto Lezcano, R OBP: 0.416, SLG: 0.552 Jim Wohlford, R OBP: 0.300, SLG: 0.380 (10, 9)	0-0 SF8			F9			L8			0-0 1B 1B	3	1	1	1	1	0	1					
Dick Davis, R OBP: 0.303, SLG: 0.459 (1, 10)	0-0 HR			5-3						0-0 1B 1B	5	2	2	2	0	0	1					
Robin Yount, R OBP: 0.300, SLG: 0.376 (1, 6)	0-0 4-3			6-3			F9			0-0 6-3 1B 1B	5	1	1	1	0	0	1					
Charlie Moore, R OBP: 0.394, SLG: 0.488 (1, 2)		0-0 1-3		FC6-4 1B			6-3			0-0 SH4-3 2B 2B	5	1	2	0	0	0	2					
Inning Stats	R: 5 E: 0 K: 1 S: 10	H: 5 LOB: 0 BB: 0 P: 10	R: 0 E: 0 K: 0 S: 5	H: 2 LOB: 2 BB: 0 P: 5	R: 0 E: 0 K: 0 S: 3	H: 0 LOB: 0 BB: 0 P: 3	R: 0 E: 0 K: 0 S: 4	H: 1 LOB: 1 BB: 0 P: 4	R: 0 E: 0 K: 0 S: 3	H: 0 LOB: 0 BB: 0 P: 3	R: 0 E: 0 K: 1 S: 6	H: 1 LOB: 1 BB: 0 P: 6	R: 0 E: 0 K: 0 S: 3	H: 0 LOB: 1 BB: 1 P: 7	R: 0 E: 0 K: 0 S: 4	H: 2 LOB: 1 BB: 1 P: 8	R: 3 E: 0 K: 0 S: 7	H: 4 LOB: 1 BB: 0 P: 7	1B: 11 2B: 3 3B: 0 HR: 1	SF: 1 SAC: 1 DP: 1 HBP: 0	WP: 0 PA: 47	
PITCHER	IP WLS BF H R ER SO BB IBB HBP BLK WP HR S P ERA WHIP	IP WLS BF H R ER SO BB IBB HBP BLK WP HR S P ERA WHIP																				
Mike Torrez, R ERA: 4.6 (1, 1)	9.1 L	44 14	9 9	2 2	2 2	0 0	0 0	0 0	0 0	0 0	0 0	0 0	0 0	0 0	3 3	0.00 1.500						
Bill Campbell, R ERA: 3.72 (10, 1)	0.2	3	1	0	0	0	0	0	0	0	0	0	0	0	3	3	0.00	1.500				

Milwaukee Brewers @ Boston Red Sox
Fenway Park, Boston, MA
Sat Aug 11 1979, 3:33 AM EDT
Att: 33,343 - Unknown - 64 F

AB 42
R 9
H 15
RBI 9
BB 3
SO 2
LOB 18



Batter	1	2	3	4	5	6	7	8	9	10	AB	R	H	RBI	BB	SO	LOB	BOTTOM		
Rick Burleson, R OBP: 0.321, SLG: 0.378 (1, 6)	0-0 6-3			6-3			4-3			0-0 4-3	5	0	1	0	0	0	1			
Jim Dwyer, L OBP: 0.397, SLG: 0.450 Dwight Evans, R OBP: 0.365, SLG: 0.471 (8, 9)	0-0 4-3			4-3			2B 1B			0-0 1-3	4	1	2	3	0	0	0			
Fred Lynn, L OBP: 0.423, SLG: 0.639 (1, 8)	0-0 HR 1B						3H 2B			0-0 F7	4	1	2	0	1	0	0			
Jim Rice, R OBP: 0.386, SLG: 0.595 (1, 7)	0-0 HR						G3-6-3 1B BB			0-0 G4-6-3 1B	5	1	2	2	0	0	3			
Carl Yastrzemski, L OBP: 0.394, SLG: 0.481 (1, 3)	0-0 F7			G3-6-1 1B			1-3			0-0 1-3	5	0	0	0	0	0	2			
Bob Watson, R OBP: 0.379, SLG: 0.460 (1, 10)		0-0 5-3		5-3			1-3			0-0 1-3	5	0	2	0	0	1	1			
Butch Hobson, R OBP: 0.297, SLG: 0.490 (1, 5)		0-3 K					L8			0-0 K	3	1	1	1	1	1	1			
Jack Brohamer, L OBP: 0.303, SLG: 0.319 (1, 4)		0-3 K					HR			0-0 4-3	4	0	0	0	0	2	3			
Gary Allenson, R OBP: 0.280, SLG: 0.320 Carlton Fisk, R OBP: 0.301, SLG: 0.453 (7, PH) (8, 2)							1B 2B 1B			0-0 4-3 HR 2B	2	1	1	0	0	0	0			
Inning Stats	R: 2 E: 0 K: 0 S: 5	H: 2 LOB: 0 BB: 0 P: 5	R: 0 E: 0 K: 2 S: 7	H: 0 LOB: 0 BB: 0 P: 7	R: 0 E: 0 K: 0 S: 3	H: 0 LOB: 0 BB: 0 P: 3	R: 0 E: 0 K: 0 S: 4	H: 2 LOB: 1 BB: 0 P: 4	R: 2 E: 0 K: 0 S: 5	H: 2 LOB: 0 BB: 0 P: 5	R: 0 E: 0 K: 1 S: 6	H: 1 LOB: 2 BB: 1 P: 10	R: 0 E: 0 K: 0 S: 3	H: 0 LOB: 0 BB: 0 P: 3	R: 0 E: 0 K: 1 S: 5	H: 0 LOB: 0 BB: 0 P: 5	1B: 6 2B: 3 3B: 0 HR: 3	SF: 0 SAC: 0 DP: 2 HBP: 0	WP: 1 PA: 42	
PITCHER	IP WLS BF H R ER SO BB IBB HBP BLK WP HR S P ERA WHIP	IP WLS BF H R ER SO BB IBB HBP BLK WP HR S P ERA WHIP																		
Moose Haas, R ERA: 5.4 (5, 1)	4.1	20	8	4	2	1	0	0	0	0	0	0	0	0	0	0	4	∞		
Bob McClure, L ERA: 4.79 (5, 1)	0.0	1	0	0	0	0	0	0	0	0	0	0	0	0	0	0	4	∞		
Bob Galasso, R ERA: 4.5 (5, 1)	5.2	21	4	2	2	1	0	0	0	0	0	1	24	28	3.18	0.882				

Milwaukee Brewers @ Boston Red Sox
Fenway Park, Boston, MA
Sat Aug 11 1979, 3:33 AM EDT
Att: 33,343 - Unknown - 64 F

AB 40
R 6
H 12
RBI 6
BB 2
SO 4
LOB 13

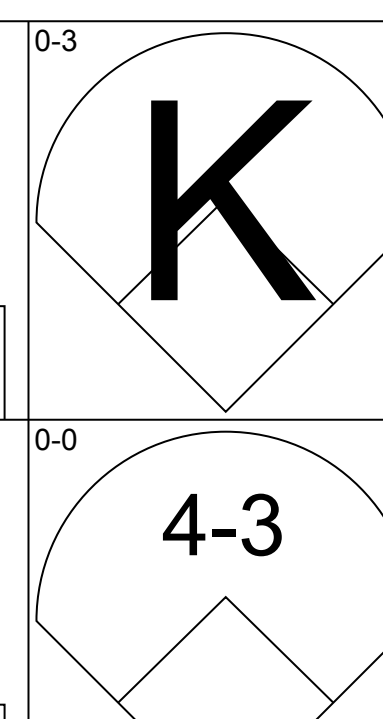
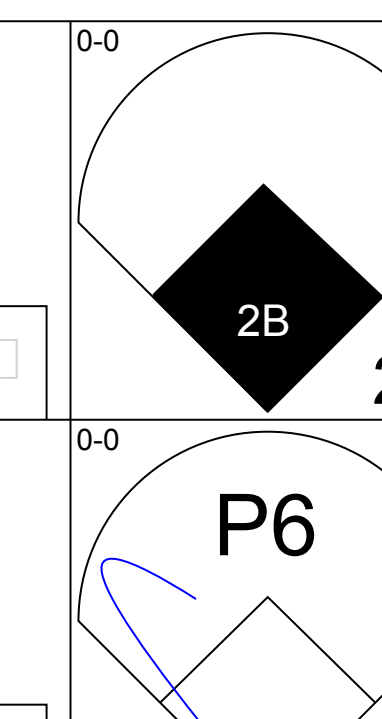
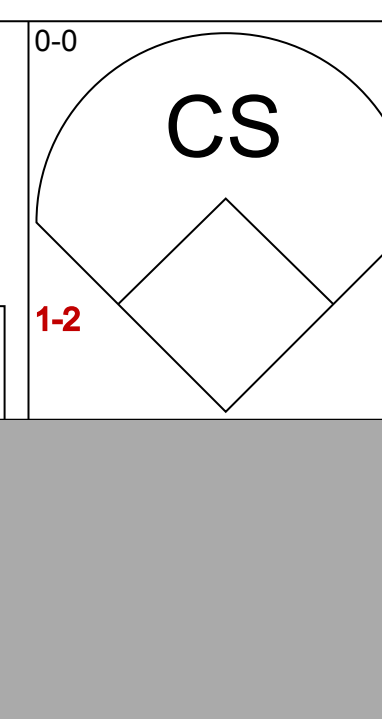
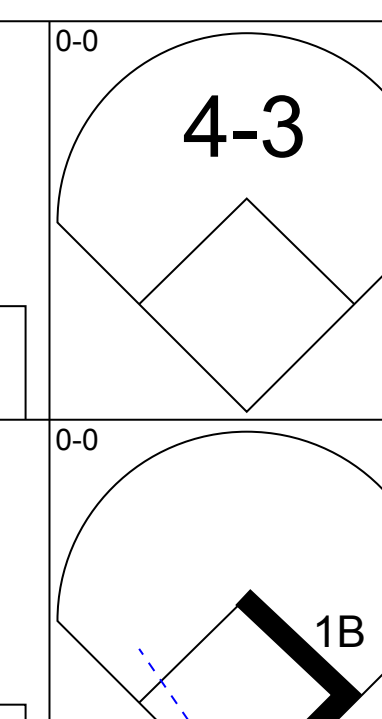
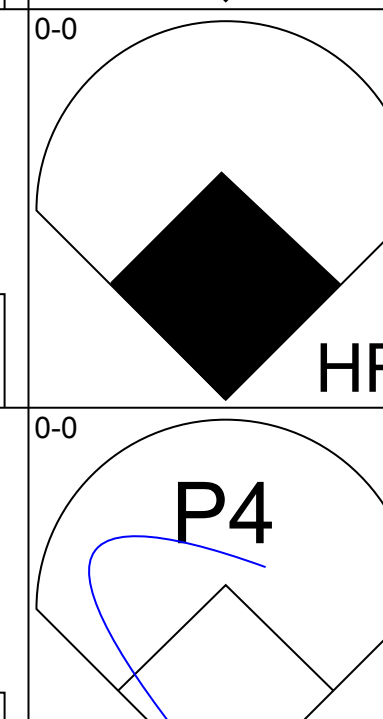
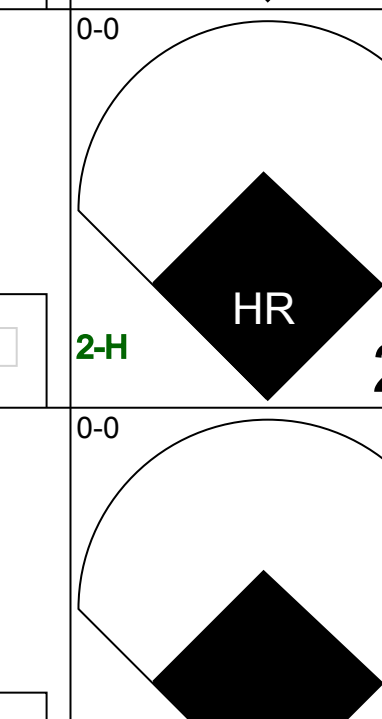
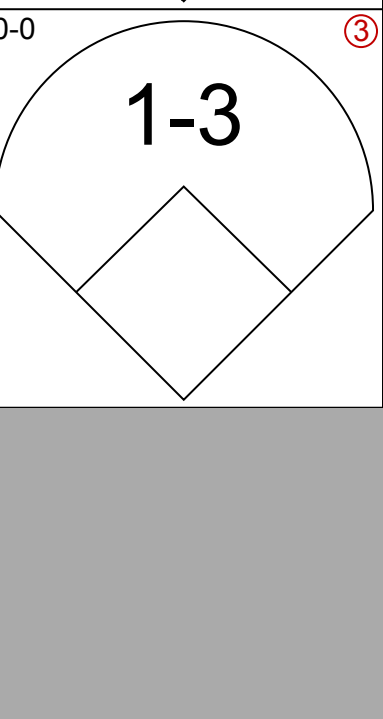
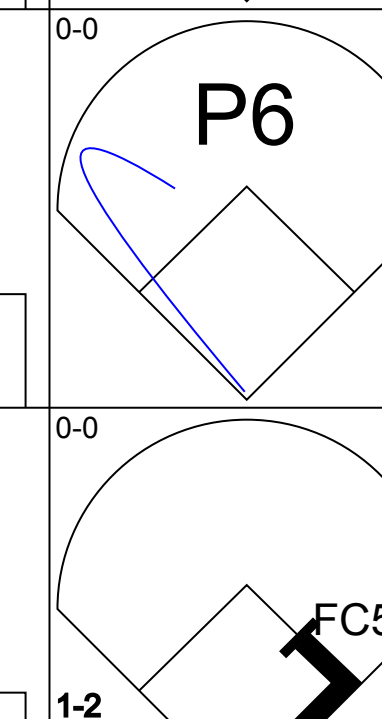

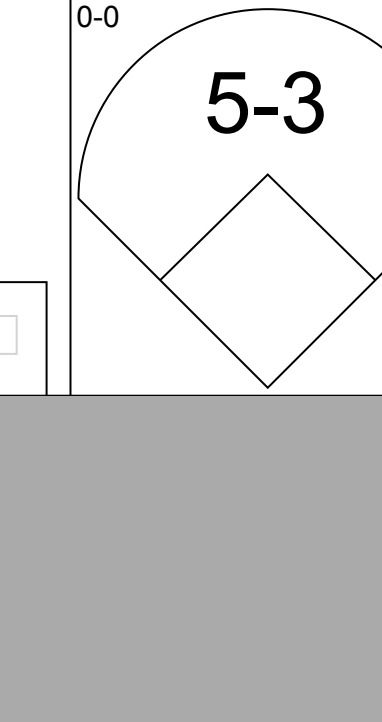
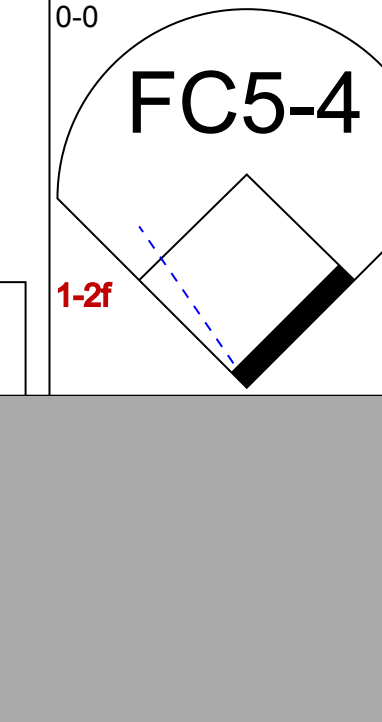



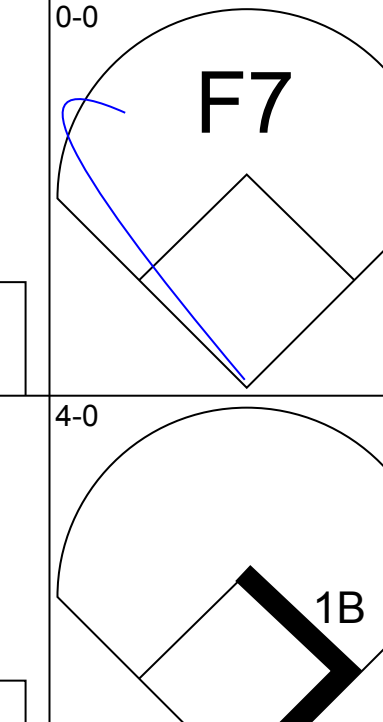
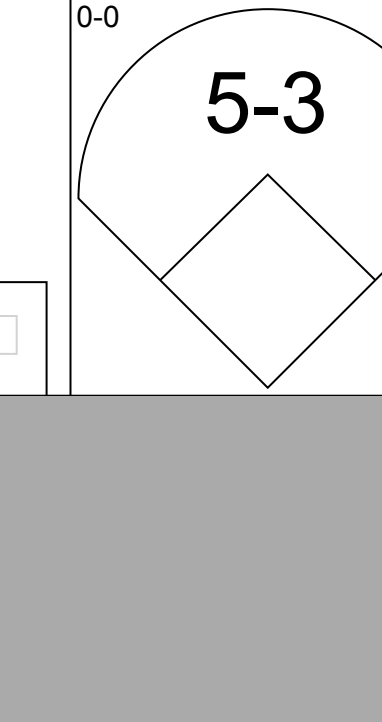
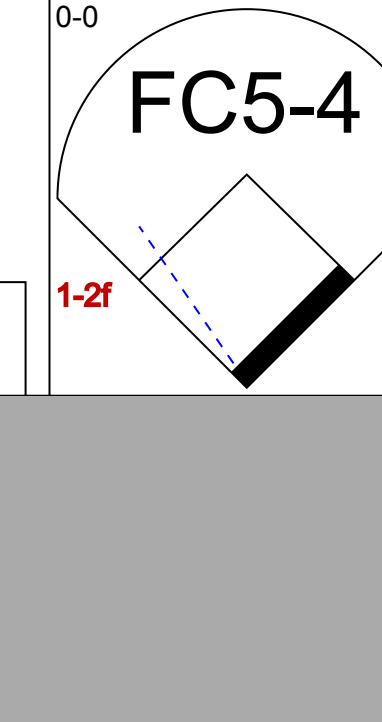
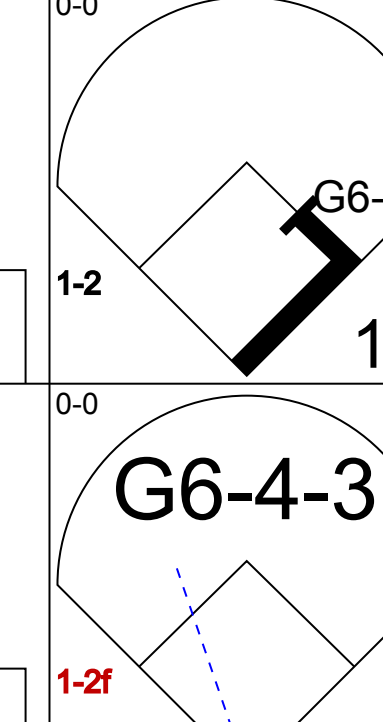
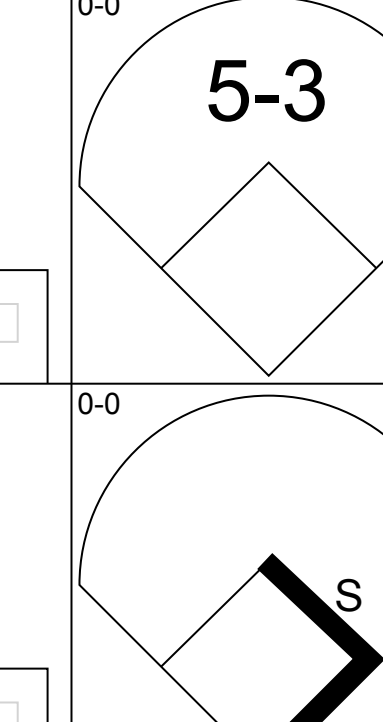
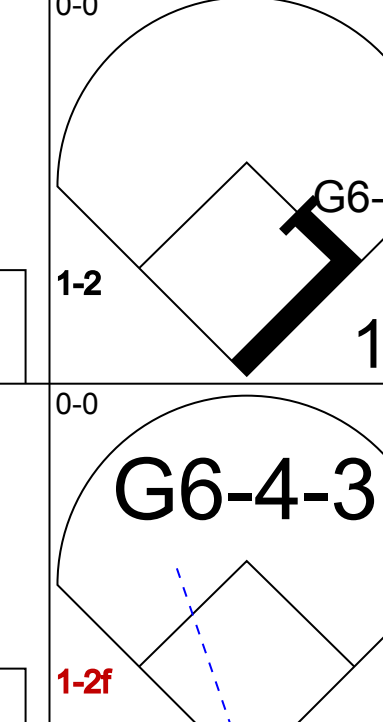
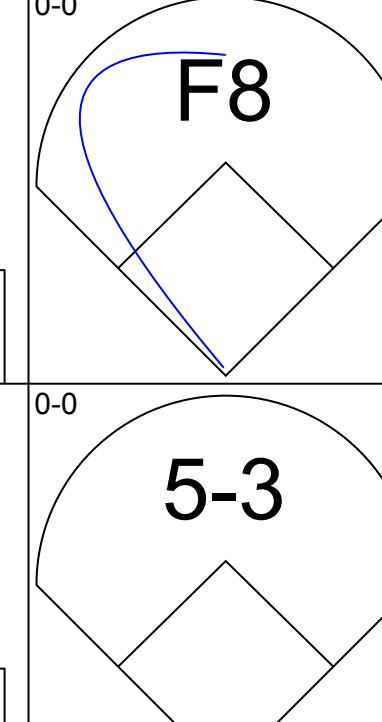
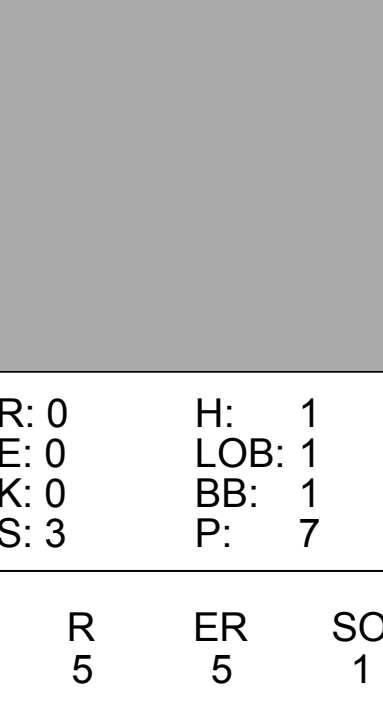
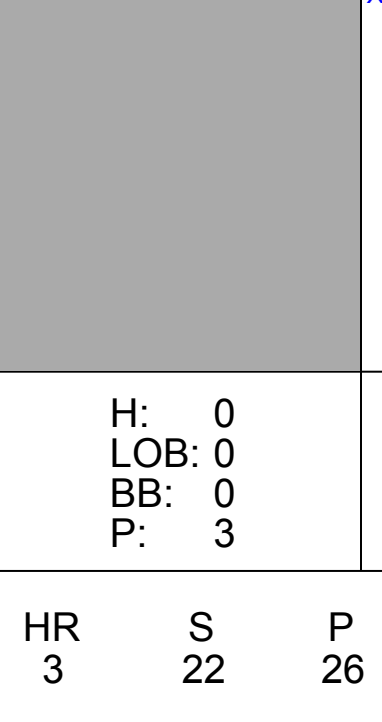
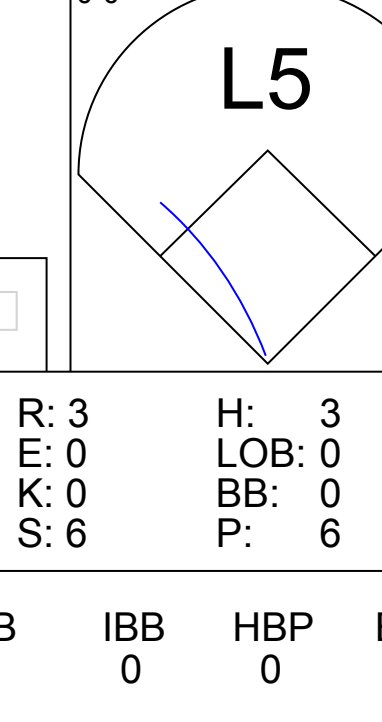
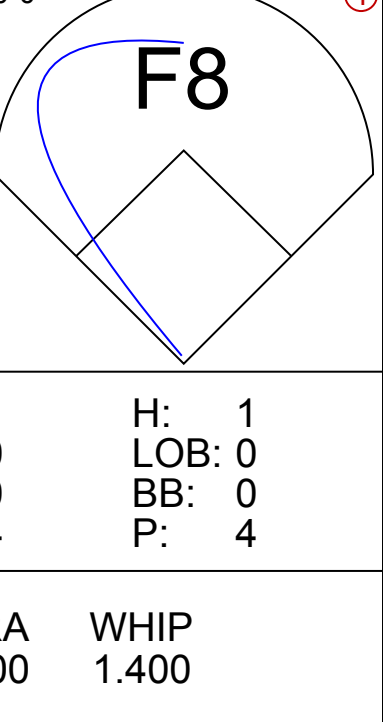


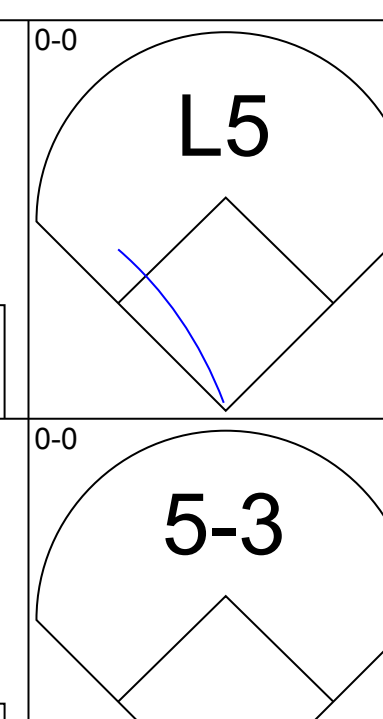
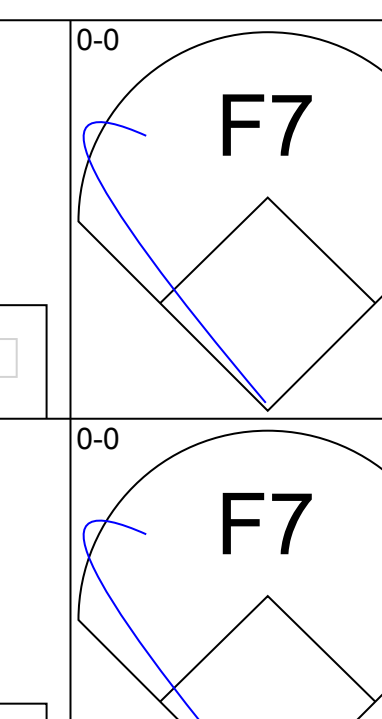

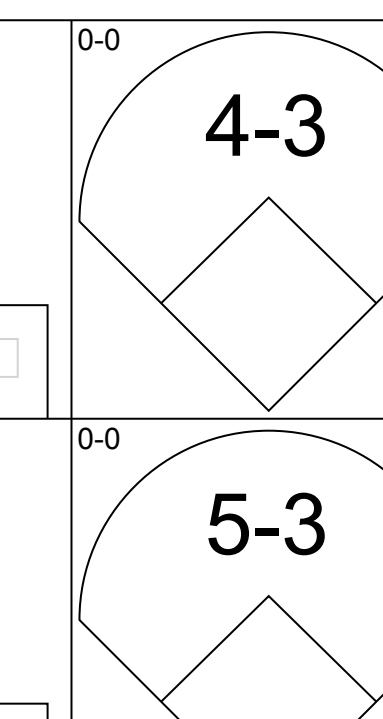
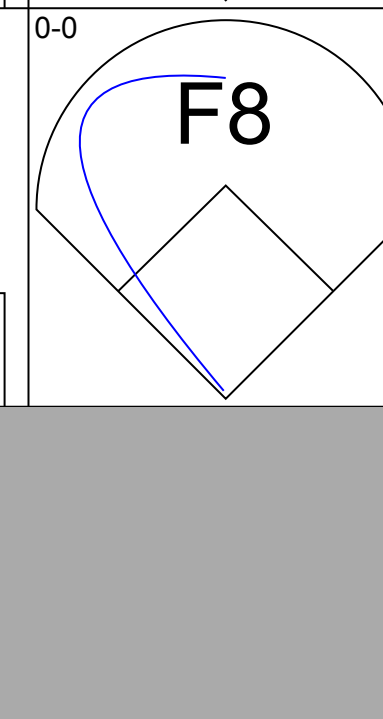

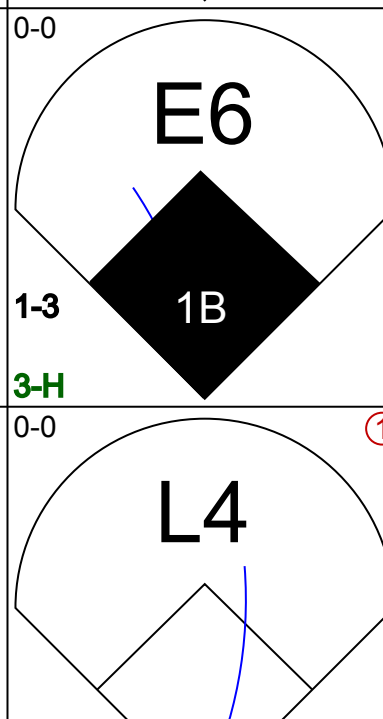
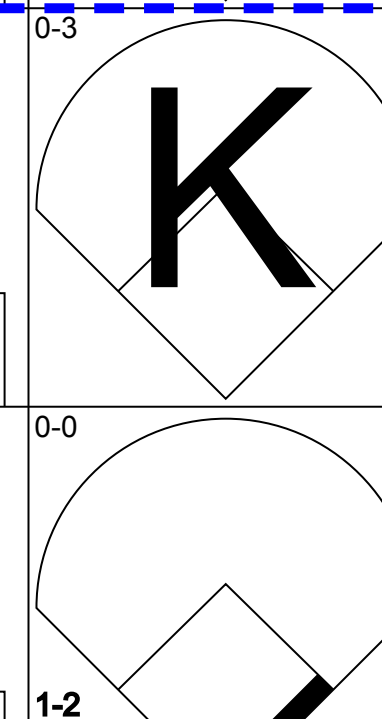
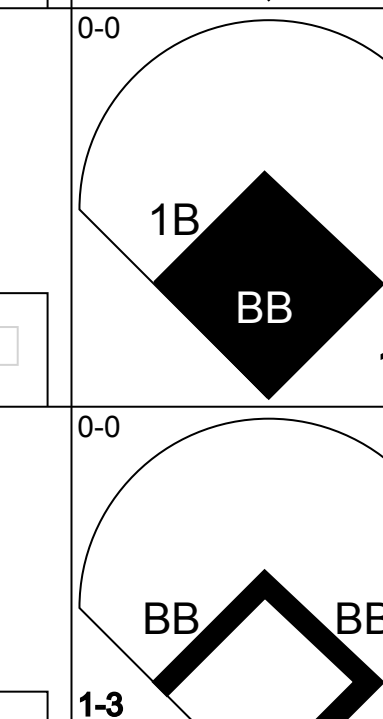

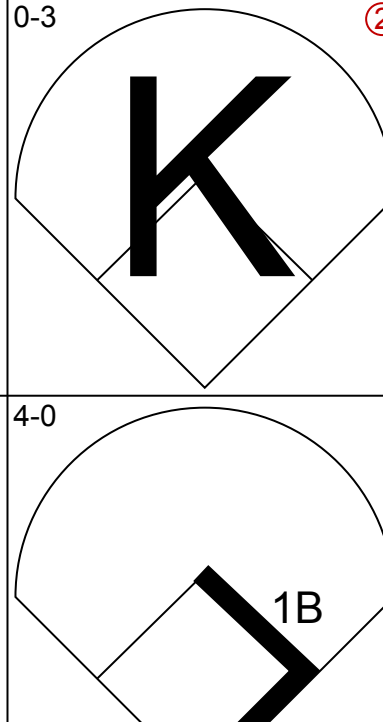
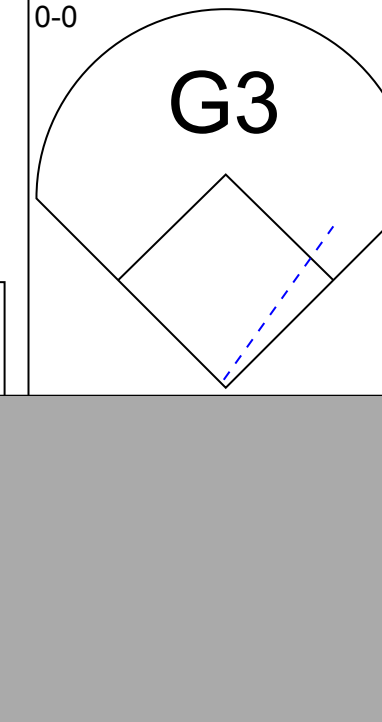
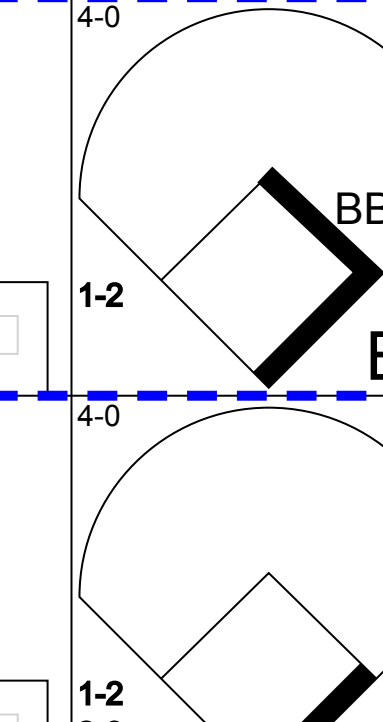
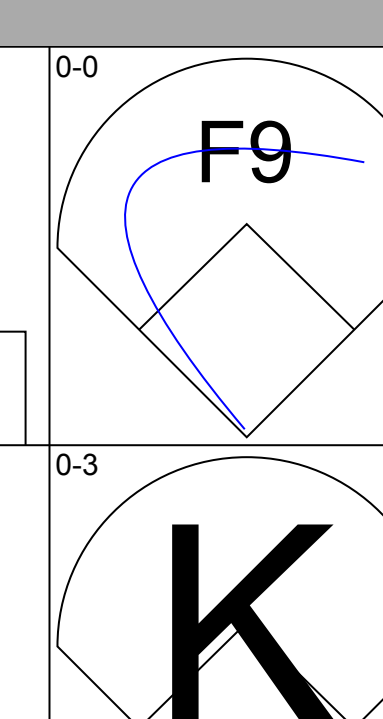
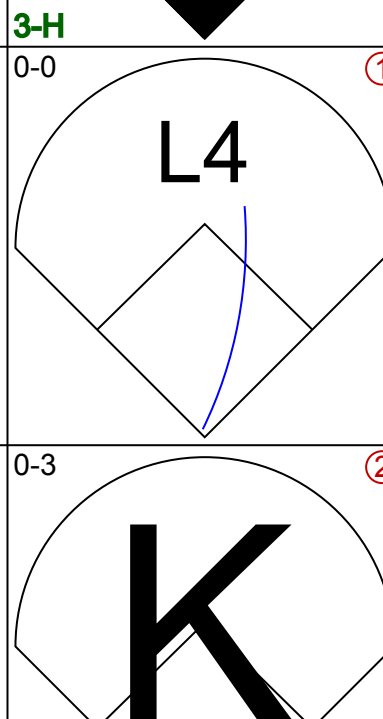
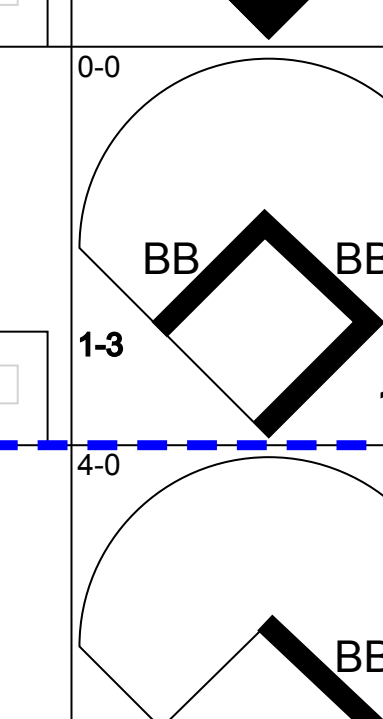

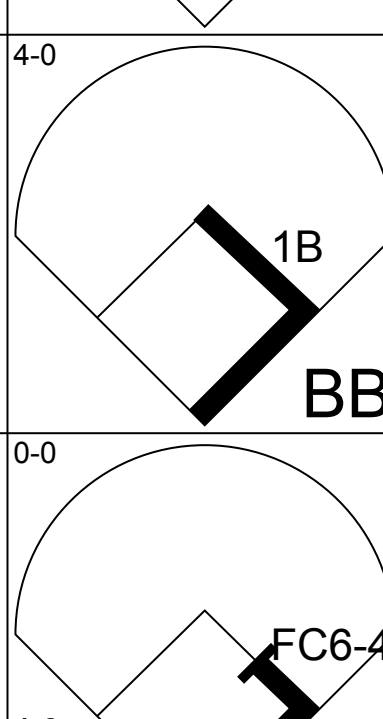

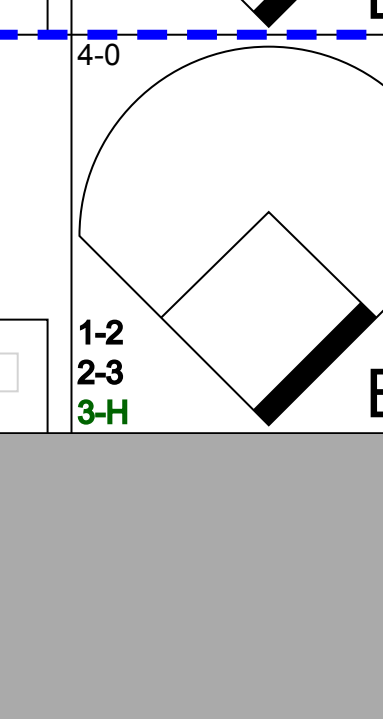

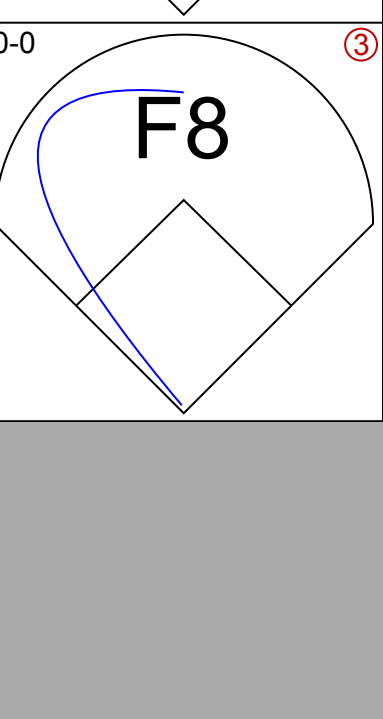
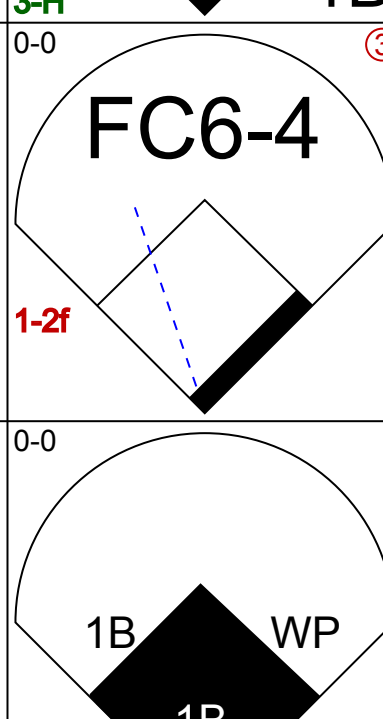
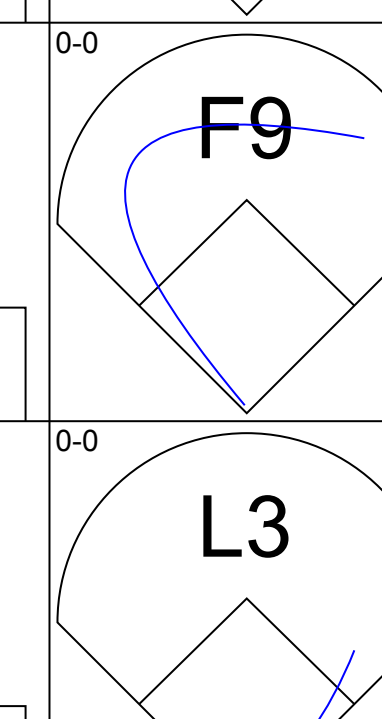

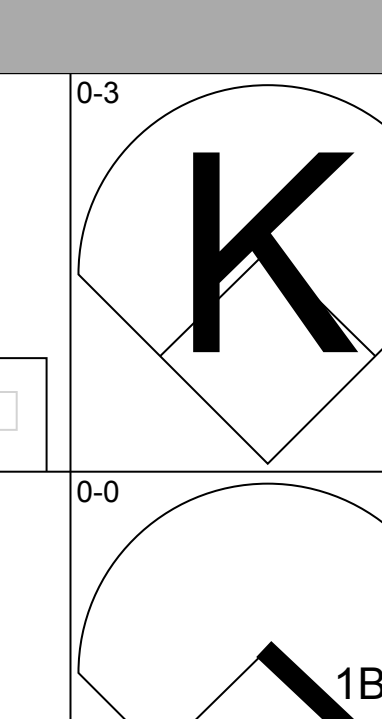
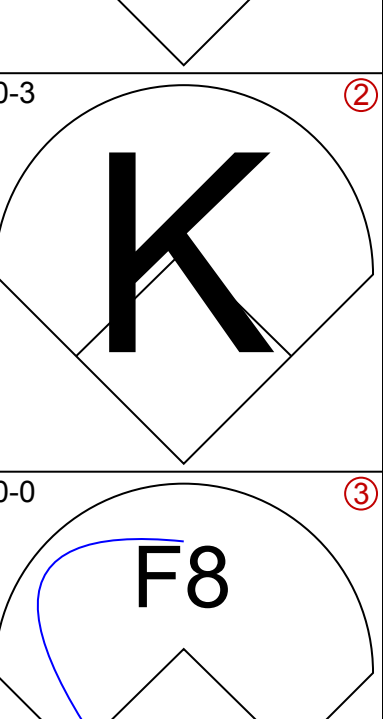
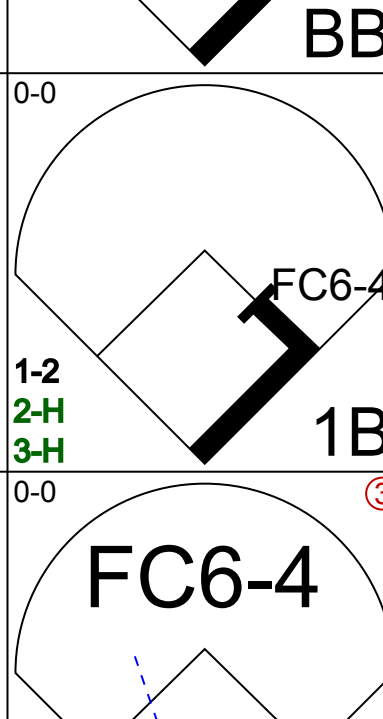
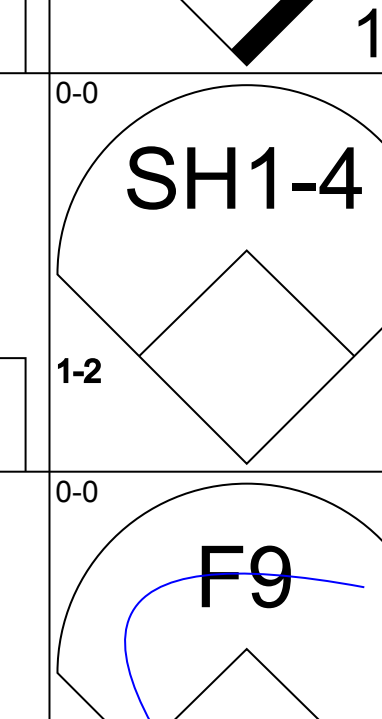
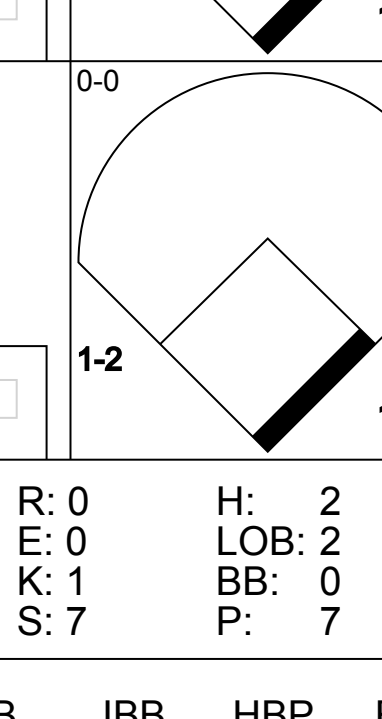
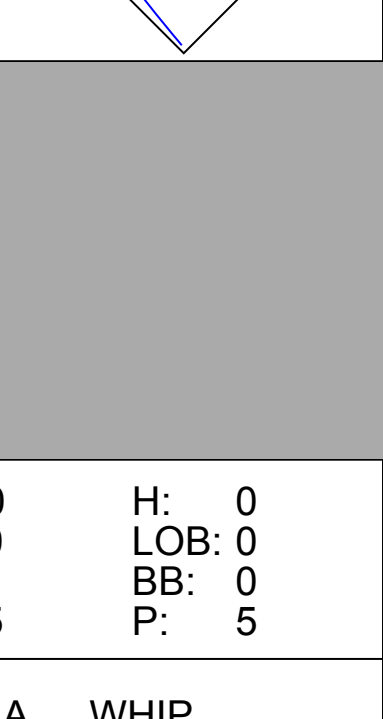
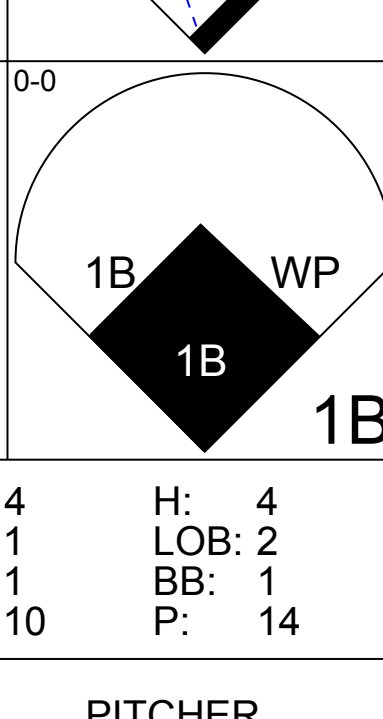
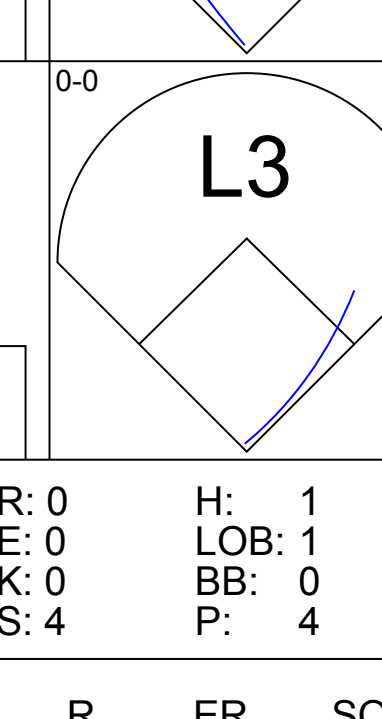




Batter	1	2	3	4	5	6	7	8	9	AB	R	H	RBI	BB	SO	LOB	TOP			
Willie Wilson, S (1, 7) OBP: 0.333, SLG: 0.399	L3		G3		4-3			F8		4	0	0	0	0	0	1	Kansas City Royals @ Milwaukee Brewers Milwaukee County Stadium, Milwaukee, WI Mon Aug 13 1979, 8:05 PM EDT Att: 12,578 - Unknown - 66 F livebaseballscorecards.com			
Hal McRae, R (1, 10) OBP: 0.326, SLG: 0.472	4-3			1B		K		F9		4	1	1	0	0	1	0				
George Brett, L (1, 5) OBP: 0.377, SLG: 0.538	5-3			1B		F7		F8		4	1	1	0	0	0	0				
Darrell Porter, L (1, 2) OBP: 0.420, SLG: 0.487		F8		1B		2B		K		4	1	2	1	0	1	0				
Ralph LaCock, L (1, 3) OBP: 0.348, SLG: 0.379	F7		G1-6-3			3B		F8		4	0	1	1	0	0	1				
Amos Otis, R (1, 8) OBP: 0.367, SLG: 0.441	6-3			1B		2B		HR		4	1	2	1	0	0	1				
Al Cowens, R (1, 9) OBP: 0.355, SLG: 0.429			1-3		FC5-4			BB		3	0	0	0	1	0	1				
Frank White, R (1, 4) OBP: 0.292, SLG: 0.386			F9					F4		4	0	0	0	0	2	1				
Freddie Patek, R (1, 6) OBP: 0.293, SLG: 0.321					2-3			6-3		3	0	1	0	0	0	0				
Inning Stats	R: 0 E: 0 K: 0 S: 3	H: 0 LOB: 0 BB: 0 P: 3	R: 0 E: 0 K: 0 S: 3	H: 0 LOB: 0 BB: 0 P: 3	R: 0 E: 0 K: 0 S: 4	H: 1 LOB: 1 BB: 0 P: 4	R: 2 E: 0 K: 0 S: 6	H: 4 LOB: 1 BB: 0 P: 6	R: 0 E: 0 K: 1 S: 5	H: 0 LOB: 0 BB: 0 P: 5	R: 1 E: 0 K: 1 S: 6	H: 1 LOB: 1 BB: 1 P: 10	R: 0 E: 0 K: 1 S: 3	H: 0 LOB: 0 BB: 0 P: 3	R: 1 E: 0 K: 1 S: 6	H: 1 LOB: 1 BB: 1 P: 10	1B: 5 2B: 1 3B: 1 HR: 1	SF: 0 SAC: 0 DP: 1 HBP: 0	WP: 0 PB: 0 SB: 0 CS: 0	PA: 35
PITCHER Jim Slaton, R (1, 1) ERA: 2.94	IP: 9.0 WLS: W BF: 35 H: 8 R: 4 ER: 4 SO: 4 BB: 1 IBB: 0 HBP: 0 BLK: 0 WP: 0 HR: 1 S: 42 P: 46 ERA: 4.00 WHIP: 1.000															PITCHER				

Batter	1	2	3	4	5	6	7	8	9	AB	R	H	RBI	BB	SO	LOB	BOTTOM			
Robin Yount, R (1, 6) OBP: 0.299, SLG: 0.376	6-3		1B		F2		FC5-6		K	5	2	1	0	0	1	3	Kansas City Royals @ Milwaukee Brewers Milwaukee County Stadium, Milwaukee, WI Mon Aug 13 1979, 8:05 PM EDT Att: 12,578 - Unknown - 66 F livebaseballscorecards.com			
Don Money, R (1, 4) OBP: 0.325, SLG: 0.362	P4		BLK				E		6-3	4	0	1	1	1	0	0				
Dick Davis, R (1, 10) OBP: 0.298, SLG: 0.451	P4		2H				E		6-3	4	0	0	0	0	1	4				
Ben Oglivie, L (9, PH) OBP: 0.319, SLG: 0.497	P4						P4		HR	1	1	1	1	0	0	0				
Gorman Thomas, R (1, 8) OBP: 0.337, SLG: 0.491		K		BLK			E			2	0	0	1	2	1	0				
Sixto Lezcano, R (1, 9) OBP: 0.416, SLG: 0.558		HR		BB			E			3	1	1	1	1	0	2				
Cecil Cooper, L (1, 3) OBP: 0.376, SLG: 0.513		HR		IBB			E			4	0	1	0	0	0	6				
Sal Bando, R (1, 5) OBP: 0.340, SLG: 0.367		HR		IBB			E			4	0	1	0	0	2	0				
Charlie Moore, R (1, 2) OBP: 0.392, SLG: 0.464		P3					F8		5-3	4	0	1	0	0	0	3				
Jim Wohlford, R (1, 7) OBP: 0.299, SLG: 0.377		F2					B2		K2-3	4	1	1	0	0	1	3				
Inning Stats	R: 0 E: 0 K: 0 S: 3	H: 0 LOB: 0 BB: 0 P: 3	R: 1 E: 0 K: 1 S: 8	H: 3 LOB: 2 BB: 0 P: 8	R: 1 E: 0 K: 0 S: 4	H: 2 LOB: 2 BB: 2 P: 12	R: 0 E: 0 K: 0 S: 4	H: 0 LOB: 0 BB: 0 P: 4	R: 0 E: 0 K: 1 S: 5	H: 0 LOB: 0 BB: 0 P: 5	R: 2 E: 1 K: 0 S: 6	H: 2 LOB: 3 BB: 2 P: 14	R: 0 E: 0 K: 2 S: 7	H: 0 LOB: 0 BB: 0 P: 7	R: 1 E: 0 K: 1 S: 5	H: 1 LOB: 0 BB: 0 P: 5	1B: 4 2B: 2 3B: 0 HR: 2	SF: 0 SAC: 0 DP: 1 HBP: 0	WP: 0 PB: 0 SB: 0 CS: 0	PA: 39
PITCHER Larry Gura, L (1, 1) ERA: 4.67 Dan Quisenberry, R (7, 1) ERA: 1.82	IP: 6.2 WLS: L BF: 9 H: 1 R: 1 ER: 1 SO: 3 BB: 1 IBB: 0 HBP: 0 BLK: 0 WP: 0 HR: 1 S: 33 P: 45 ERA: 4.05 WHIP: 1.350															PITCHER				

Batter	1	2	3	4	5	6	7	8	9	AB	R	H	RBI	BB	SO	LOB	TOP				
Freddie Patek, R OBP: 0.293, SLG: 0.320 (1, 6)	6-3		6-3		G6-4-3			1B		4	0	1	0	0	0	1	Kansas City Royals @ Milwaukee Brewers Milwaukee County Stadium, Milwaukee, WI Tue Aug 14 1979, 8:05 PM EDT Att: 21,657 - Unknown - 64 F livebaseballscorecards.com				
Frank White, R OBP: 0.292, SLG: 0.386 (1, 4)	CS		F7			F8		SF8		3	0	1	1	0	0	0					
George Brett, L OBP: 0.380, SLG: 0.545 (1, 5)	CS					F8		3H		4	1	3	1	0	0	0					
Amos Otis, R OBP: 0.368, SLG: 0.440 (1, 8)	CS					K		1-2		3	0	1	0	1	1	2					
Al Cowens, R OBP: 0.354, SLG: 0.427 (1, 9)	L8		CS							4	0	1	0	0	1	2					
Darrell Porter, L OBP: 0.417, SLG: 0.482 (1, 10)		4-3			F7		3-1			4	0	0	0	0	0	1					
George Scott, R OBP: 0.312, SLG: 0.370 (1, 3)					G6-4-3		5-3			4	0	1	0	0	1	1					
John Wathan, R OBP: 0.239, SLG: 0.308 (1, 2)			FC5-4			6-3		1B		3	1	1	0	0	0	1					
Willie Wilson, S OBP: 0.333, SLG: 0.398 (1, 7)			FC5-4					1-3		3	0	1	0	0	0	2					
Inning Stats	R: 0 E: 0 K: 0 S: 4	H: 2 LOB: 2 BB: 1 P: 8	R: 0 E: 0 K: 0 S: 4	H: 1 LOB: 1 BB: 0 P: 4	R: 1 E: 0 K: 0 S: 4	H: 2 LOB: 0 BB: 0 P: 4	R: 0 E: 0 K: 0 S: 3	H: 1 LOB: 0 BB: 0 P: 3	R: 0 E: 0 K: 1 S: 5	H: 0 LOB: 0 BB: 0 P: 5	R: 0 E: 0 K: 0 S: 3	H: 0 LOB: 0 BB: 0 P: 3	R: 1 E: 0 K: 0 S: 6	H: 3 LOB: 2 BB: 0 P: 6	R: 0 E: 0 K: 2 S: 7	H: 0 LOB: 0 BB: 0 P: 7	1B: 9 2B: 0 3B: 0 HR: 1	SF: 1 SAC: 0 DP: 2 HBP: 0	WP: 0 PB: 0 SB: 0 CS: 3	PA: 35	
PITCHER	IP	WLS	BF	H	R	ER	SO	BB	IBB	HBP	BLK	WP	HR	S	P	ERA	WHIP				
Mike Caldwell, L ERA: 3.41 (1, 1)	7.2	W	30	10	2	2	1	1	0	0	0	0	1	31	35	2.35	1.435				
Bill Castro, R ERA: 1.63 (8, 1)	1.1	S	4	0	0	0	2	0	0	0	0	0	0	8	8	0.00	0.000				

Batter	1	2	3	4	5	6	7	8	9	AB	R	H	RBI	BB	SO	LOB	BOTTOM				
Jim Gantner, L OBP: 0.344, SLG: 0.367 (1, 4)	3-1		1-3					1-3		3	0	0	0	1	0	0	Kansas City Royals @ Milwaukee Brewers Milwaukee County Stadium, Milwaukee, WI Tue Aug 14 1979, 8:05 PM EDT Att: 21,657 - Unknown - 64 F livebaseballscorecards.com				
Don Money, R OBP: 0.320, SLG: 0.356 (1, 10)	F9		5-3					F8		4	0	0	0	0	1	1					
Cecil Cooper, L OBP: 0.377, SLG: 0.513 (1, 3)								K		4	1	2	0	0	1	0					
Sixto Lezcano, R OBP: 0.415, SLG: 0.555 (1, 9)	F8							K		4	1	1	0	0	1	1					
Ben Oglivie, L OBP: 0.323, SLG: 0.505 (1, 7)								F9		2	2	1	2	2	0	0					
Gorman Thomas, R OBP: 0.340, SLG: 0.502 (1, 8)								1B		3	1	2	2	1	0	1					
Sal Bando, R OBP: 0.339, SLG: 0.366 (1, 5)								BB		4	0	1	0	0	1	2					
Robin Yount, R OBP: 0.299, SLG: 0.375 (1, 6)								1B		4	0	1	0	0	0	3					
Charlie Moore, R OBP: 0.388, SLG: 0.459 (1, 2)	F8							F2		3	0	0	0	0	0	2					
Inning Stats	R: 0 E: 0 K: 0 S: 4	H: 1 LOB: 1 BB: 0 P: 4	R: 2 E: 0 K: 1 S: 6	H: 2 LOB: 0 BB: 1 P: 10	R: 0 E: 0 K: 0 S: 3	H: 0 LOB: 0 BB: 0 P: 3	R: 0 E: 0 K: 0 S: 3	H: 0 LOB: 1 BB: 1 P: 7	R: 0 E: 0 K: 1 S: 5	H: 0 LOB: 0 BB: 0 P: 5	R: 3 E: 1 K: 0 S: 7	H: 4 LOB: 1 BB: 0 P: 7	R: 0 E: 0 K: 1 S: 6	H: 1 LOB: 2 BB: 1 P: 10	R: 0 E: 0 K: 1 S: 6	H: 0 LOB: 0 BB: 0 P: 7	1B: 5 2B: 1 3B: 0 HR: 2	SF: 0 SAC: 0 DP: 0 HBP: 0	WP: 0 PB: 0 SB: 1 CS: 1	PA: 35	
PITCHER	IP	WLS	BF	H	R	ER	SO	BB	IBB	HBP	BLK	WP	HR	S	P	ERA	WHIP				
Dennis Leonard, R ERA: 4.7 (1, 1)	7.0	L	30	7	5	5	3	3	0	0	0	0	2	33	45	6.43	1.429				
Steve Busby, R ERA: 3.35 (8, 1)	1.0		5	1	0	0	1	1	0	0	0	0	0	6	10	0.00	2.000				

Batter	1	2	3	4	5	6	7	8	9	AB	R	H	RBI	BB	SO	LOB	TOP										
Willie Wilson, S OBP: 0.333, SLG: 0.399 (1, 7)										4	1	1	0	0	1	0	Kansas City Royals @ Milwaukee Brewers Milwaukee County Stadium, Milwaukee, WI Wed Aug 15 1979, 8:05 PM EDT Att: 17,175 - Unknown - 62 F livebaseballscorecards.com										
Frank White, R OBP: 0.294, SLG: 0.397 (1, 4)										4	1	2	1	0	0	1											
George Brett, L OBP: 0.381, SLG: 0.553 (1, 5)										4	2	2	2	0	0	1											
Amos Otis, R OBP: 0.369, SLG: 0.448 (1, 8)										4	1	2	2	0	0	0											
Al Cowens, R OBP: 0.350, SLG: 0.423 (1, 9)										4	0	0	0	0	0	2											
Darrell Porter, L OBP: 0.415, SLG: 0.478 (1, 10)										3	0	0	0	1	0	0											
George Scott, R OBP: 0.313, SLG: 0.371 Ralph LaCock, L OBP: 0.346, SLG: 0.377 (7, PH) (7, 3)										2	0	1	0	0	0	0											
John Wathan, R OBP: 0.239, SLG: 0.307 (1, 2)										4	0	1	0	0	0	2											
Freddie Patek, R OBP: 0.289, SLG: 0.316 (1, 6)										4	0	0	0	0	1	1											
Inning Stats	R: 1 E: 0 K: 1 S: 6	H: 1 LOB: 0 BB: 0 P: 6	R: 0 E: 0 K: 0 S: 3	H: 1 LOB: 1 BB: 1 P: 7	R: 3 E: 0 K: 0 S: 6	H: 3 LOB: 0 BB: 0 P: 6	R: 0 E: 0 K: 0 S: 3	H: 0 LOB: 0 BB: 0 P: 3	R: 1 E: 0 K: 0 S: 4	H: 1 LOB: 0 BB: 0 P: 4	R: 0 E: 0 K: 0 S: 3	H: 0 LOB: 0 BB: 0 P: 3	R: 0 E: 0 K: 0 S: 3	H: 2 LOB: 2 BB: 0 P: 5	R: 0 E: 0 K: 1 S: 6	H: 1 LOB: 1 BB: 0 P: 6	1B: 4 2B: 2 3B: 0 HR: 3	SF: 0 SAC: 0 DP: 1 HBP: 0	WP: 0 PB: 0 CS: 1	PA: 37							
PITCHER	IP	WLS	BF	H	R	ER	SO	BB	IBB	HBP	BLK	WP	HR	S	P	ERA	WHIP										
Bill Travers, L ERA: 3.78 Paul Mitchell, R ERA: 4.82 Jerry Augustine, L ERA: 4.09	(1, 1) (6, 1) (9, 1)	5.0 3.0 1.0	21 11 4	6 2 1	5 0 0	5 0 0	1 0 1	1 0 0	0 0 0	0 0 0	0 0 0	0 0 0	3 11 6	22 11 6	26 11 6	9.00 0.00 0.00	1.400 0.667 1.000										


Batter	1	2	3	4	5	6	7	8	9	AB	R	H	RBI	BB	SO	LOB	BOTTOM										
Jim Gantner, L OBP: 0.341, SLG: 0.364 (1, 4)										4	1	1	0	0	0	2	Kansas City Royals @ Milwaukee Brewers Milwaukee County Stadium, Milwaukee, WI Wed Aug 15 1979, 8:05 PM EDT Att: 17,175 - Unknown - 62 F livebaseballscorecards.com										
Don Money, R OBP: 0.322, SLG: 0.357 (1, 10)										5	1	2	2	0	0	2											
Cecil Cooper, L OBP: 0.375, SLG: 0.509 (1, 3)										5	2	1	1	0	1	2											
Sixto Lezcano, R OBP: 0.415, SLG: 0.553 (1, 9)										5	0	2	0	0	0	2											
Ben Oglivie, L OBP: 0.321, SLG: 0.500 (1, 7)										4	0	0	0	1	2	4											
Gorman Thomas, R OBP: 0.343, SLG: 0.501 (1, 8)										3	0	1	1	2	0	0											
Sal Bando, R OBP: 0.339, SLG: 0.365 (1, 5)										3	0	1	2	0	2	0											
Robin Yount, R OBP: 0.298, SLG: 0.374 (1, 6)										4	0	1	0	0	0	3											
Buck Martinez, R OBP: 0.282, SLG: 0.385 Charlie Moore, R OBP: 0.387, SLG: 0.457 (7, PR) (8, 2)										3	1	3	0	0	0	0											
Inning Stats	R: 0 E: 0 K: 0 S: 3	H: 0 LOB: 0 BB: 0 P: 3	R: 0 E: 0 K: 1 S: 5	H: 0 LOB: 0 BB: 0 P: 5	R: 0 E: 0 K: 1 S: 7	H: 2 LOB: 2 BB: 0 P: 7	R: 0 E: 0 K: 0 S: 3	H: 0 LOB: 0 BB: 0 P: 3	R: 0 E: 0 K: 1 S: 5	H: 0 LOB: 0 BB: 0 P: 5	R: 4 E: 1 K: 1 S: 10	H: 4 LOB: 2 BB: 1 P: 14	R: 1 E: 0 K: 1 S: 8	H: 3 LOB: 2 BB: 0 P: 8	R: 0 E: 0 K: 0 S: 4	H: 1 LOB: 1 BB: 0 P: 4	R: 1 E: 0 K: 0 S: 4	H: 2 LOB: 3 BB: 2 P: 12	1B: 12 2B: 0 3B: 0 HR: 0	SF: 0 SAC: 2 DP: 0 HBP: 0	WP: 1 PB: 0 CS: 0	PA: 42					
PITCHER	IP	WLS	BF	H	R	ER	SO	BB	IBB	HBP	BLK	WP	HR	S	P	ERA	WHIP										
Rich Gale, R ERA: 5.23 Steve Mingori, L ERA: 4.19 Dan Quisenberry, R ERA: 2.05 Al Hrabosky, L ERA: 4.34 Marty Pattin, R ERA: 4.18	(1, 1) (7, 1) (8, 1) (9, 1) (9, 1)	6.1 0.2 1.2 0.0 0.0	29 3 8 1 1	8 1 3 0 0	5 0 1 0 0	3 0 1 0 0	4 1 0 0 0	1 0 0 1 1	0 0 0 0 0	0 0 0 0 0	0 0 0 0 0	0 0 0 0 0	0 0 0 0 0	5 5 8 4 4	5 5 8 4 4	0.00 0.00 5.40 ∞ ∞	1.500 1.421 1.800 ∞ ∞										


Batter	1	2	3	4	5	6	7	8	9	AB	R	H	RBI	BB	SO	LOB	TOP
Bump Wills, S OBP: 0.338, SLG: 0.344										4	1	2	0	0	0	1	Texas Rangers @ Milwaukee Brewers Milwaukee County Stadium, Milwaukee, WI Thu Aug 16 1979, 8:05 PM EDT Att: 14,559 - Unknown
Mickey Rivers, L OBP: 0.297, SLG: 0.387										3	0	0	0	1	0	1	
Al Oliver, L OBP: 0.357, SLG: 0.473										4	0	0	0	0	1	3	
Buddy Bell, R OBP: 0.328, SLG: 0.448										4	0	2	1	0	1	0	
Richie Zisk, R OBP: 0.344, SLG: 0.410										3	0	0	0	1	0	3	
Willie Montanez, L OBP: 0.276, SLG: 0.315										4	0	1	0	0	1	3	
Eric Soderholm, R OBP: 0.310, SLG: 0.393										4	0	1	0	0	1	2	
Pat Putnam, L OBP: 0.325, SLG: 0.467										4	0	1	0	0	1	3	
Jim Sundberg, R OBP: 0.333, SLG: 0.375										3	0	1	0	0	0	1	
Inning Stats	R: 1 E: 0 K: 0 S: 5	H: 2 LOB: 2 BB: 1 P: 9	R: 0 E: 0 K: 1 S: 5	H: 1 LOB: 0 BB: 0 P: 5	R: 0 E: 0 K: 1 S: 3	H: 1 LOB: 0 BB: 0 P: 3	R: 0 E: 0 K: 1 S: 6	H: 1 LOB: 1 BB: 0 P: 6	R: 0 E: 0 K: 1 S: 6	H: 1 LOB: 1 BB: 0 P: 6	R: 0 E: 0 K: 0 S: 4	H: 1 LOB: 1 BB: 0 P: 4	R: 0 E: 0 K: 0 S: 4	H: 1 LOB: 2 BB: 1 P: 8	1B: 8 2B: 1 3B: 0 HR: 0	SF: 0 SAC: 0 DP: 1 HBP: 0	WP: 0 PA: 35 SB: 0 CS: 1
PITCHER Lary Sorensen, R ERA: 3.69	IP: 9.0 WLS: W BF: 35 H: 8 R: 1 ER: 1 SO: 5 BB: 2 IBB: 0 HBP: 0 BLK: 0 WP: 0 HR: 0 S: 43 P: 51 ERA: 1.00 WHIP: 1.111											PITCHER	IP: WLS: BF: H: R: ER: SO: BB: IBB: HBP: BLK: WP: HR: S: P: ERA: WHIP:				

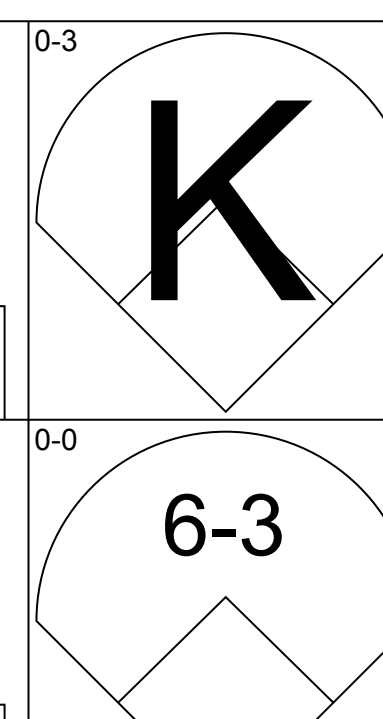
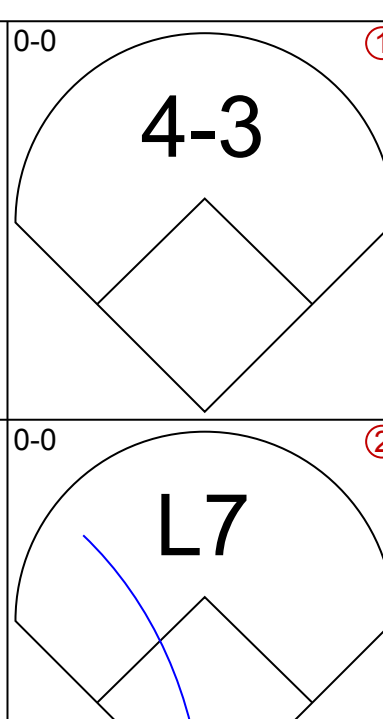
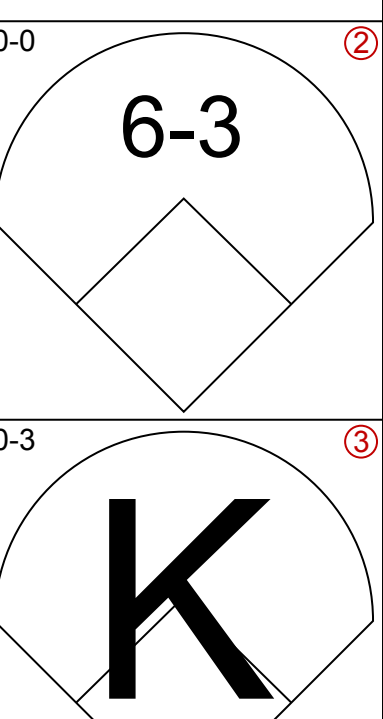
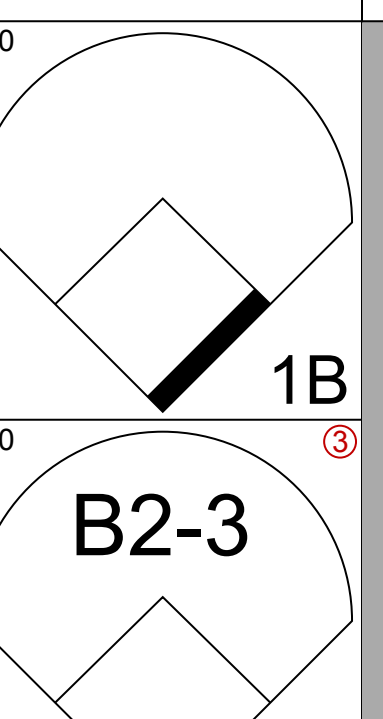
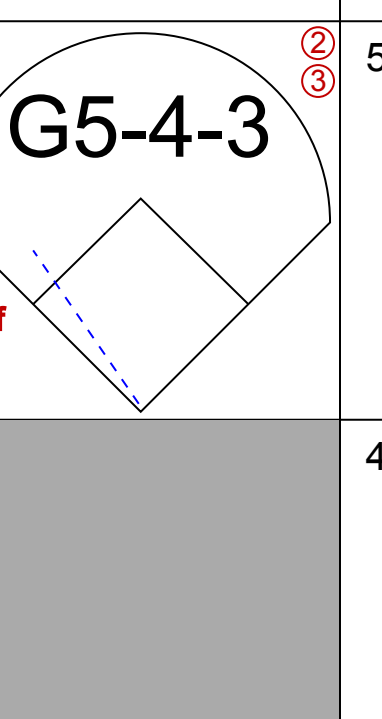
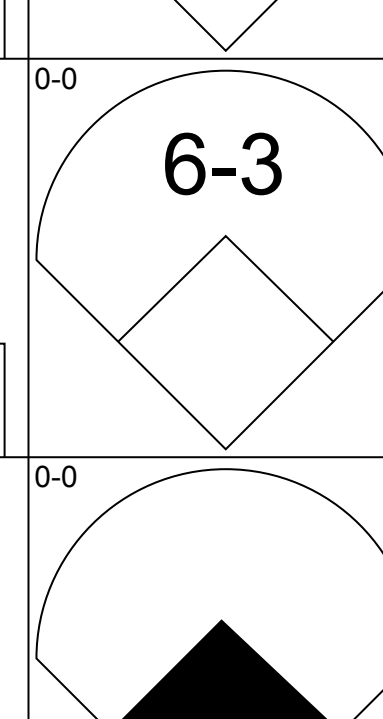
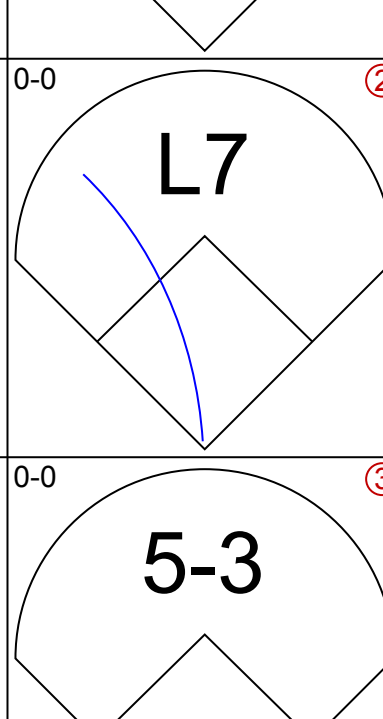
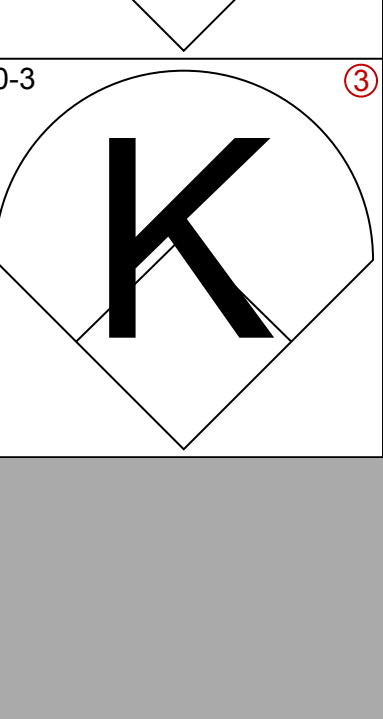
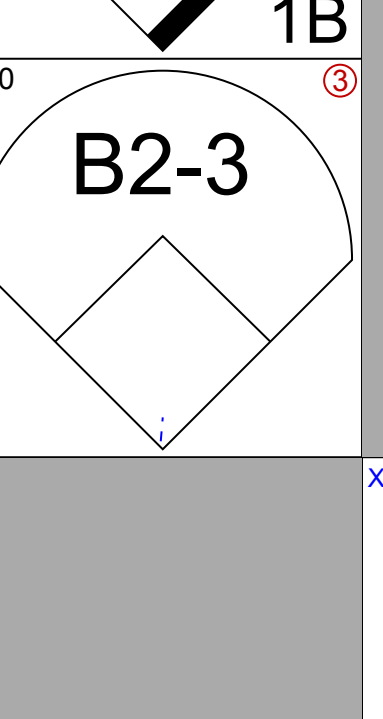
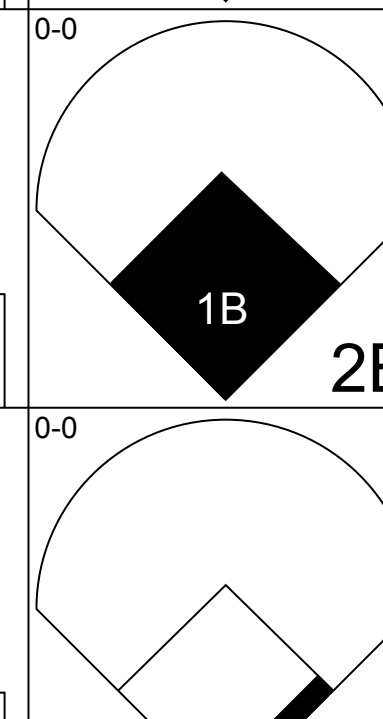
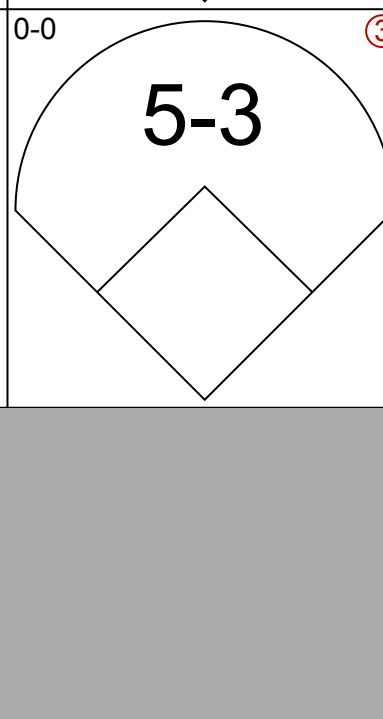
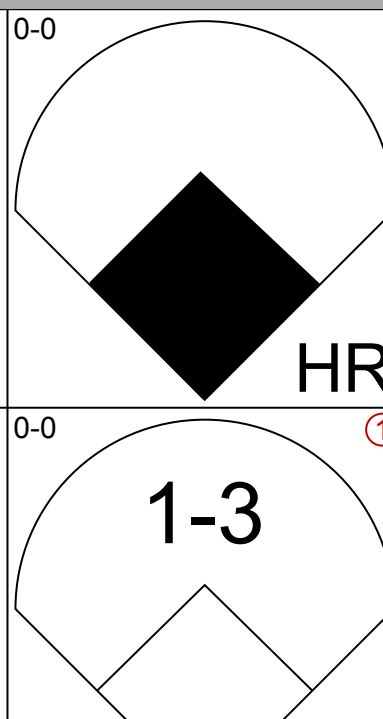
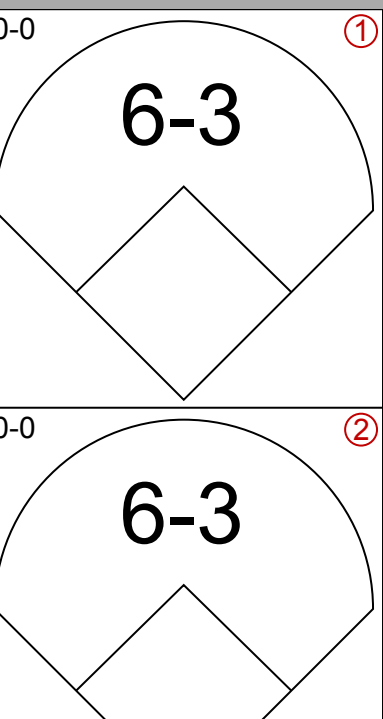
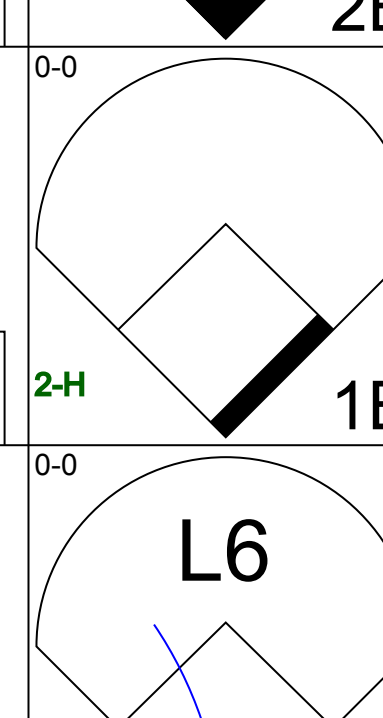
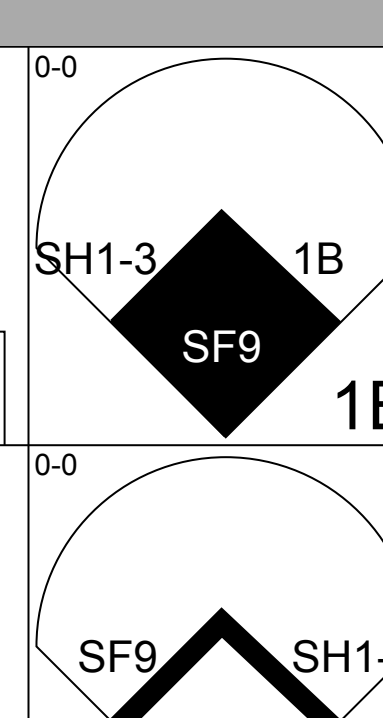
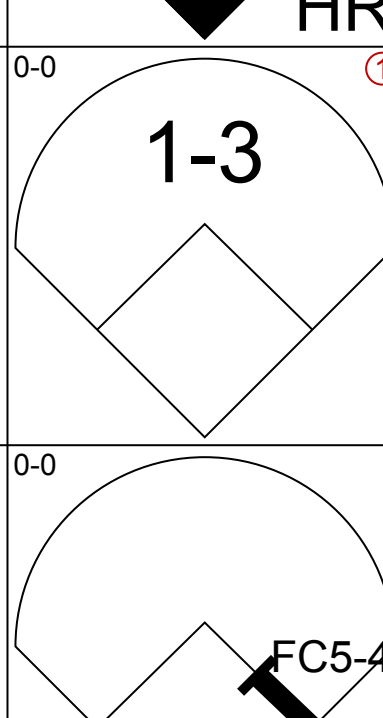
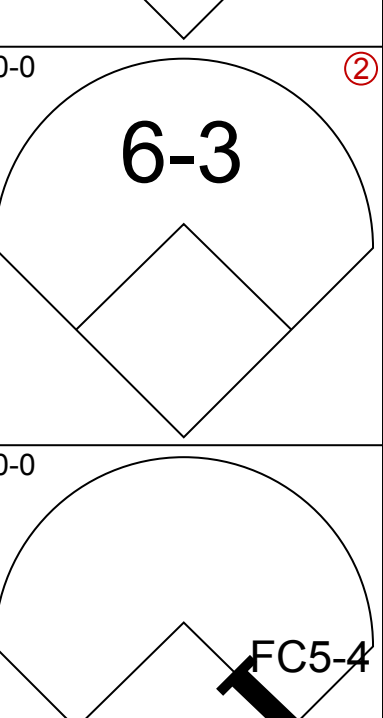
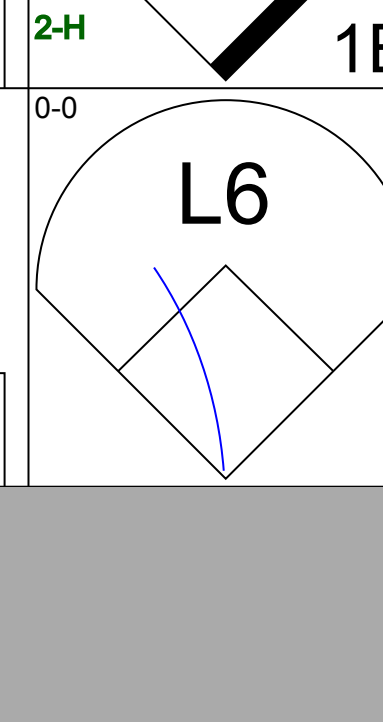
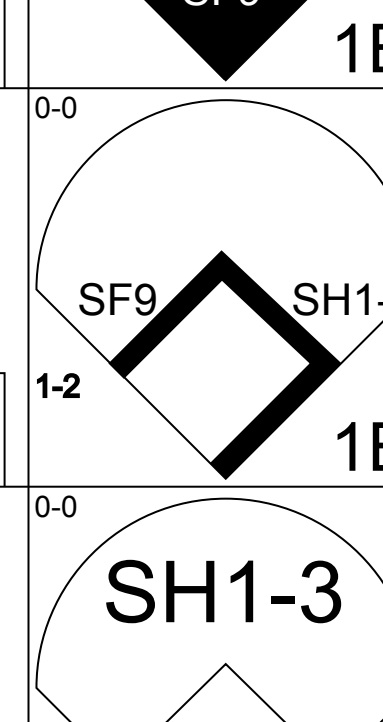
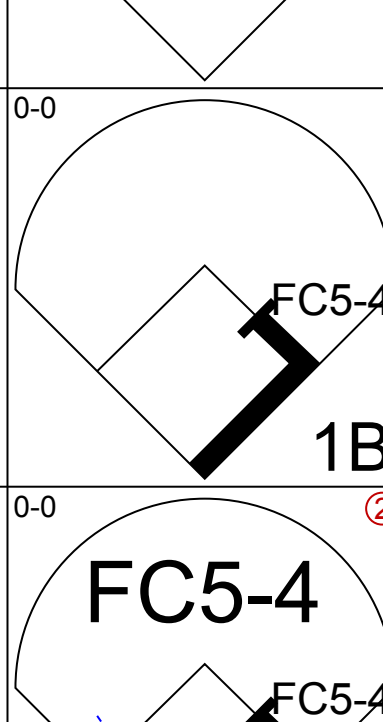
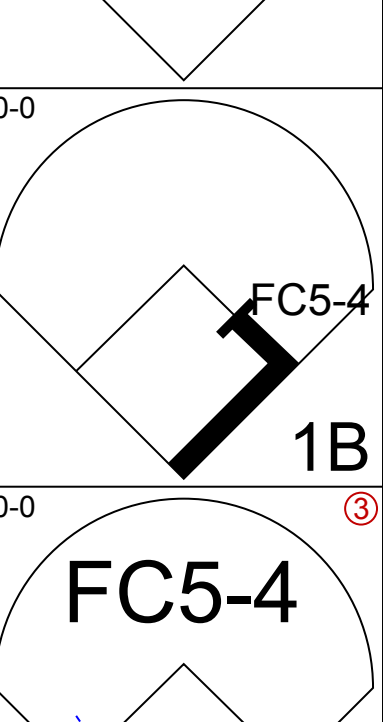
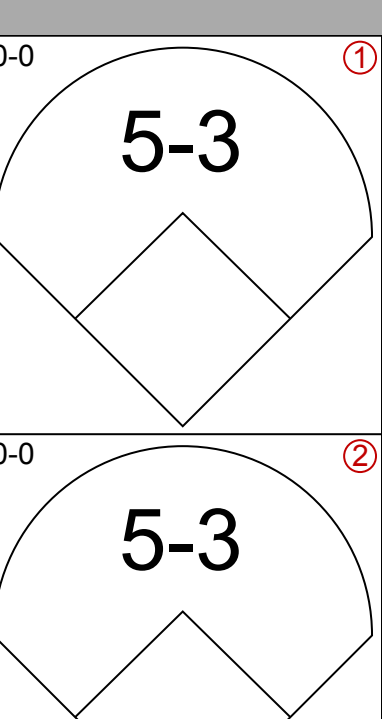
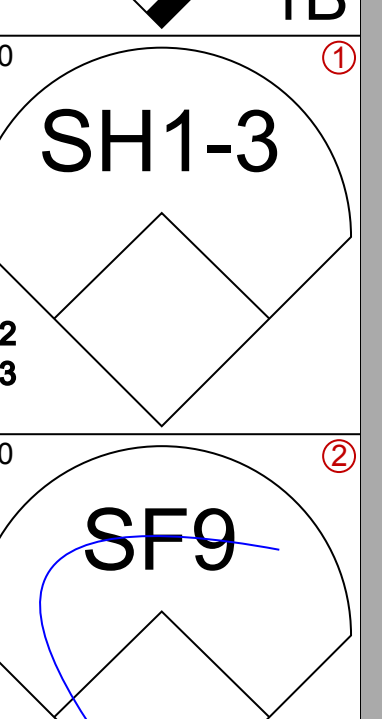
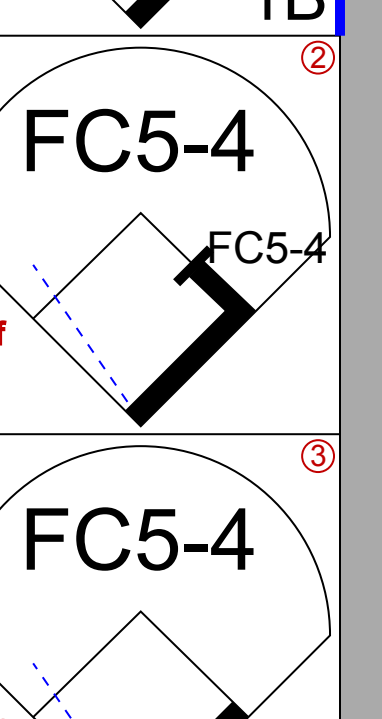
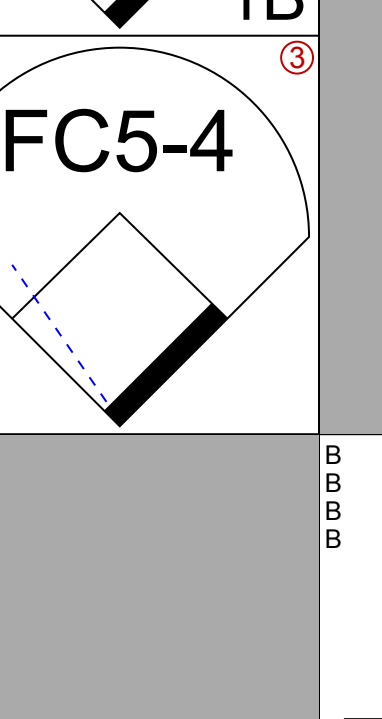
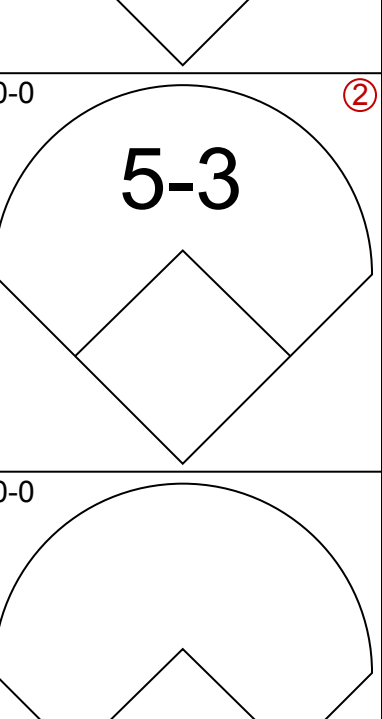
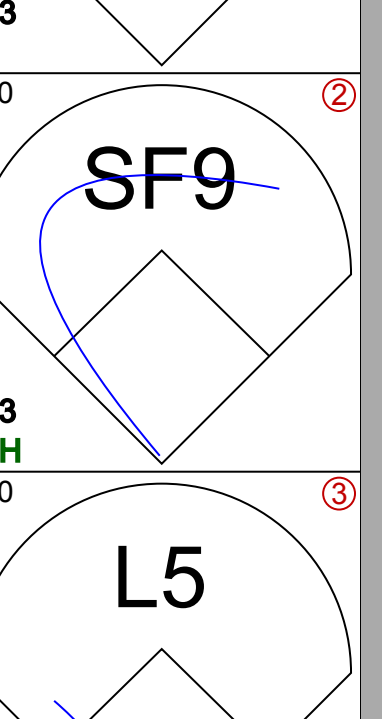
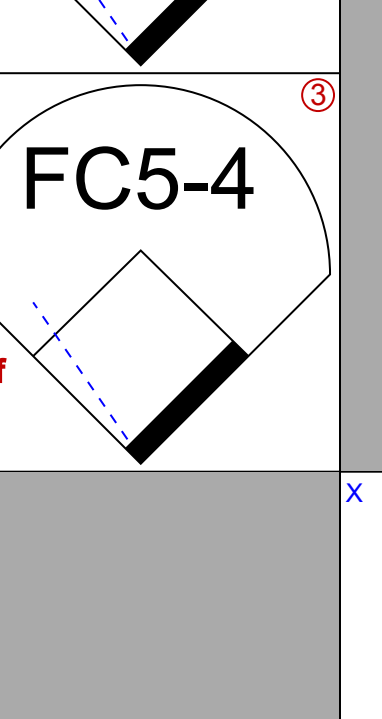
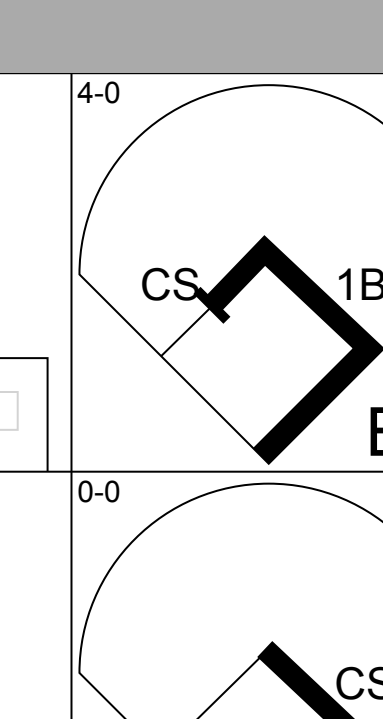
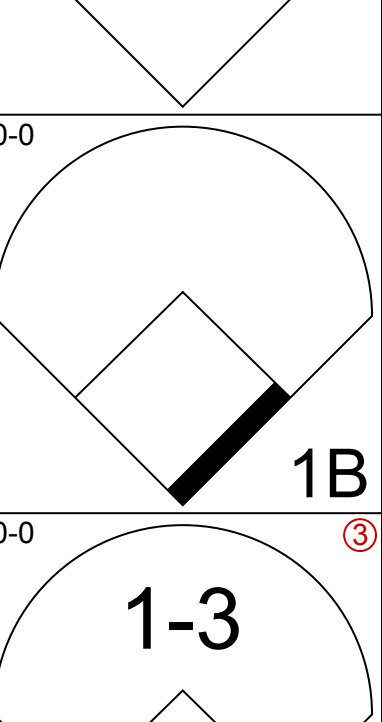
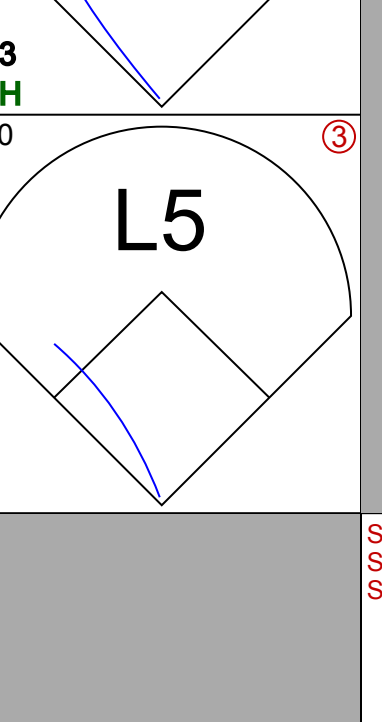
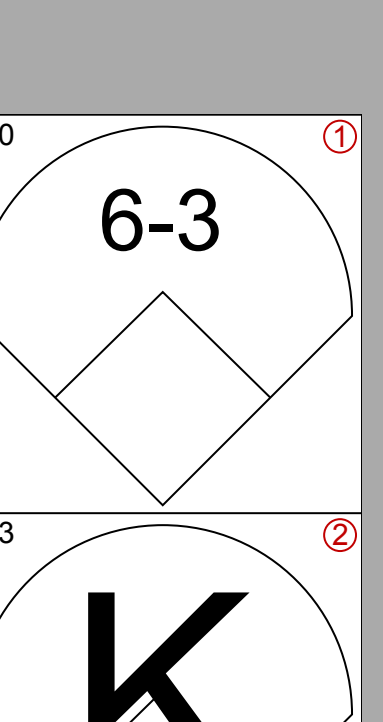
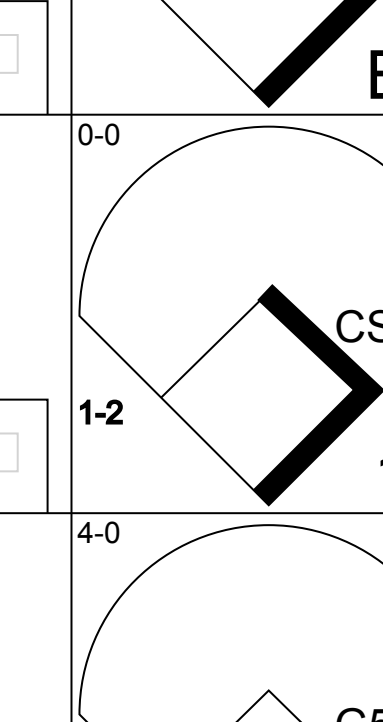
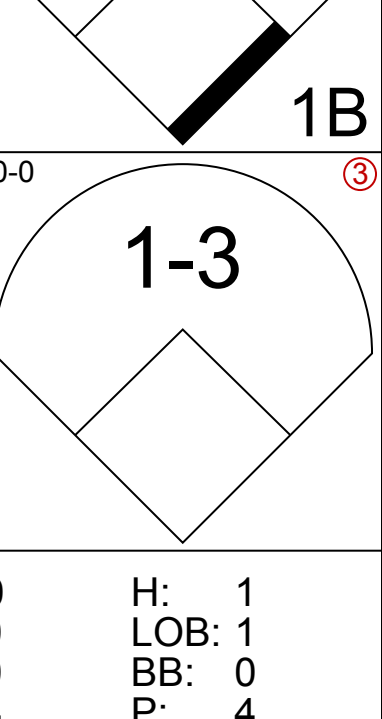
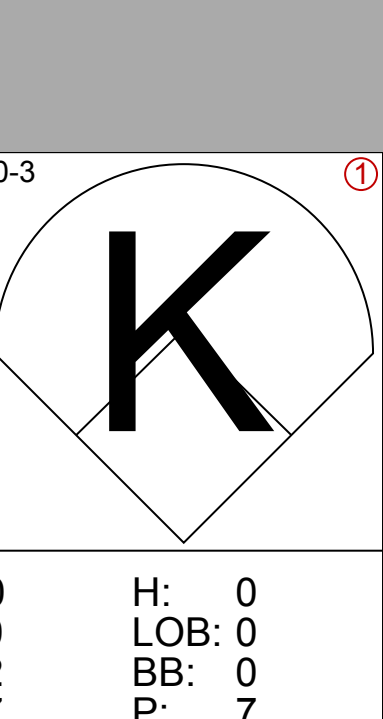
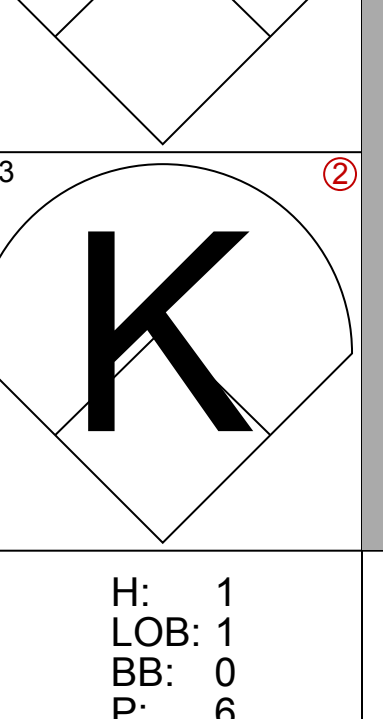
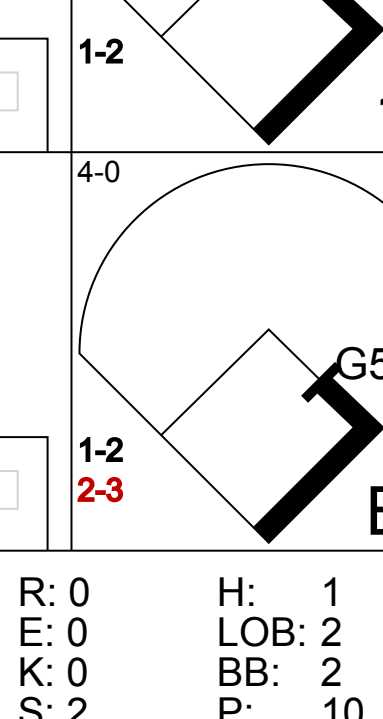
Batter	1	2	3	4	5	6	7	8	9	AB	R	H	RBI	BB	SO	LOB	BOTTOM		
Robin Yount, R OBP: 0.298, SLG: 0.373										4	0	1	0	0	0	1	Texas Rangers @ Milwaukee Brewers Milwaukee County Stadium, Milwaukee, WI Thu Aug 16 1979, 8:05 PM EDT Att: 14,559 - Unknown		
Don Money, R OBP: 0.321, SLG: 0.352										3	1	0	0	1	0	3			
Cecil Cooper, L OBP: 0.378, SLG: 0.516										4	1	3	0	0	0	0			
Gorman Thomas, R OBP: 0.342, SLG: 0.501										4	1	1	2	0	0	4			
Ben Oglivie, L OBP: 0.318, SLG: 0.495										4	0	0	0	0	1	4			
Sixto Lezcano, R OBP: 0.418, SLG: 0.555										4	1	3	0	0	0	0			
Sal Bando, R OBP: 0.336, SLG: 0.361										4	0	0	0	0	0	3			
Paul Molitor, R OBP: 0.360, SLG: 0.458										2	0	1	1	0	0	0			
Buck Martinez, R OBP: 0.283, SLG: 0.384										3	0	1	0	0	0	1			
Inning Stats	R: 3 E: 0 K: 0 S: 6	H: 3 LOB: 1 BB: 1 P: 10	R: 0 E: 0 K: 0 S: 4	H: 1 LOB: 1 BB: 0 P: 4	R: 0 E: 0 K: 1 S: 5	H: 0 LOB: 0 BB: 0 P: 5	R: 0 E: 0 K: 0 S: 3	H: 0 LOB: 0 BB: 0 P: 3	R: 0 E: 0 K: 0 S: 6	H: 3 LOB: 3 BB: 0 P: 6	R: 1 E: 0 K: 0 S: 4	H: 1 LOB: 1 BB: 0 P: 4	R: 0 E: 0 K: 0 S: 4	H: 1 LOB: 1 BB: 0 P: 4	R: 0 E: 0 K: 0 S: 3	H: 1 LOB: 0 BB: 0 P: 3	1B: 7 2B: 3 3B: 0 HR: 0	SF: 1 SAC: 0 DP: 1 HBP: 0	WP: 0 PA: 34 SB: 1 CS: 0
PITCHER Brian Allard, R ERA: 3.86	IP: 8.0 WLS: L BF: 34 H: 10 R: 4 ER: 3 SO: 1 BB: 1 IBB: 0 HBP: 0 BLK: 0 WP: 0 HR: 0 S: 35 P: 39 ERA: 3.38 WHIP: 1.375											PITCHER	IP: WLS: BF: H: R: ER: SO: BB: IBB: HBP: BLK: WP: HR: S: P: ERA: WHIP:						

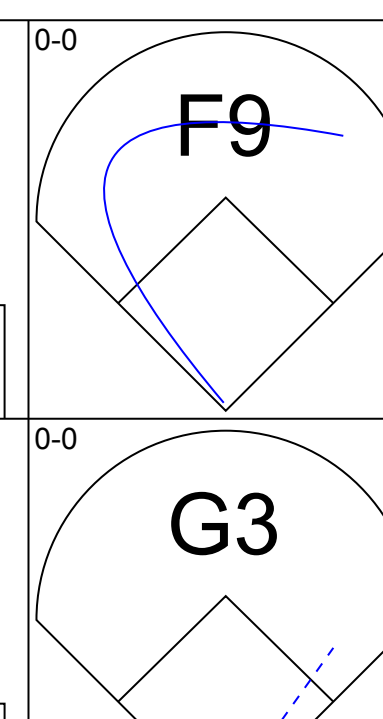
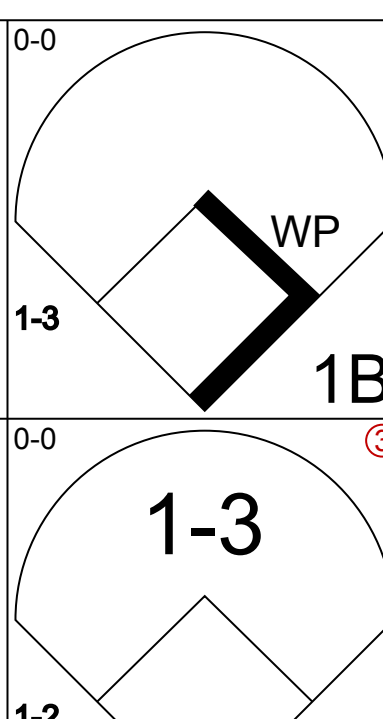
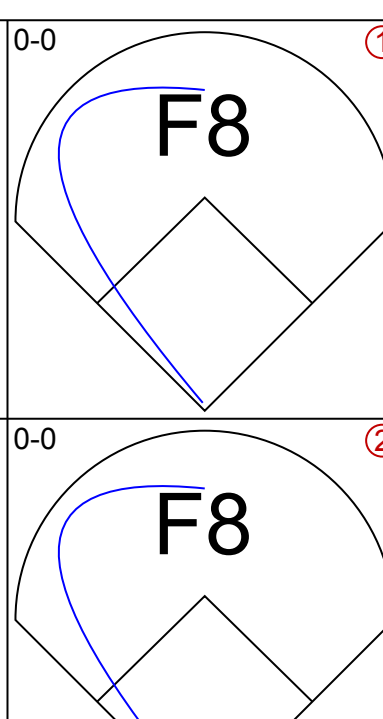
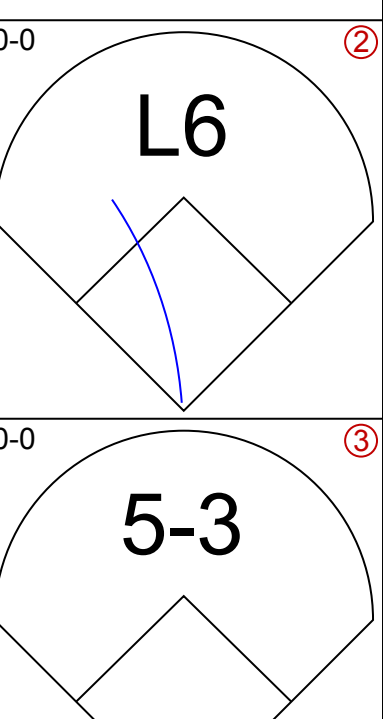
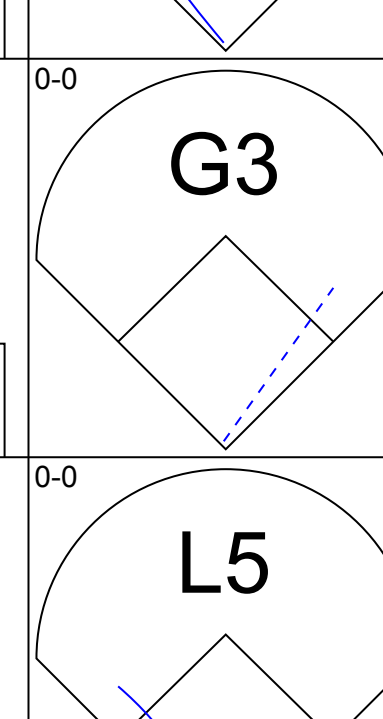
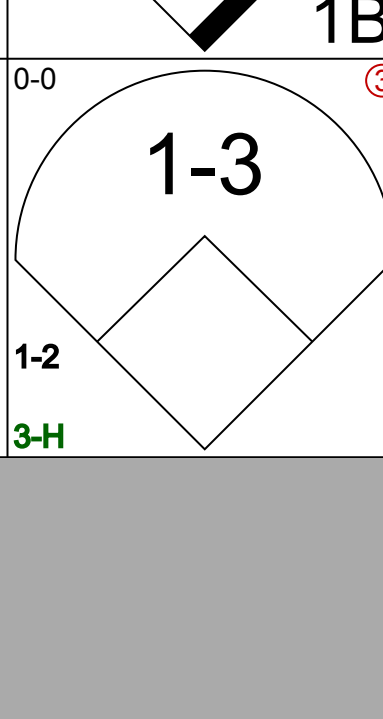
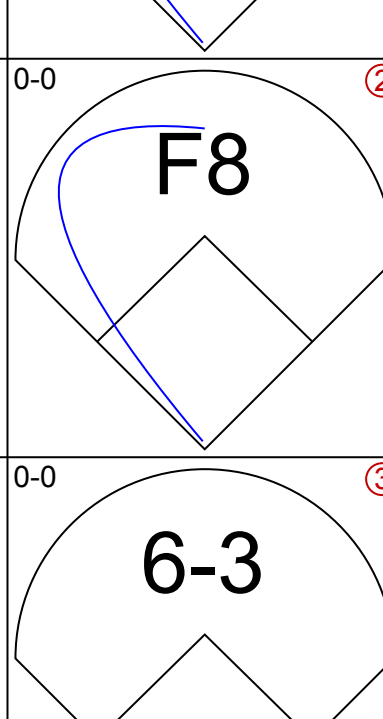
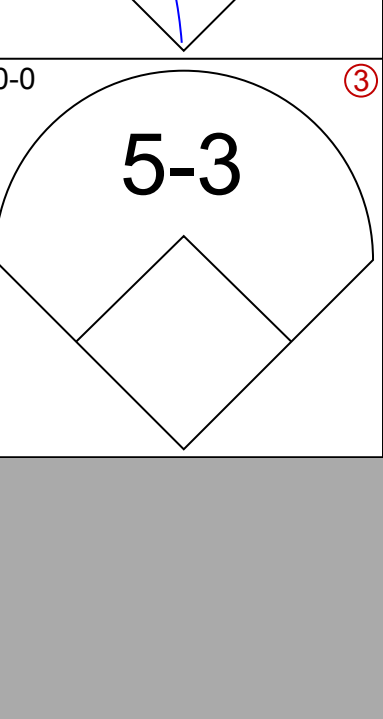
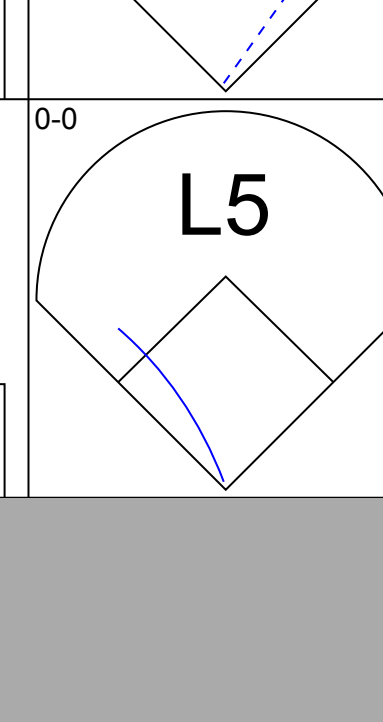
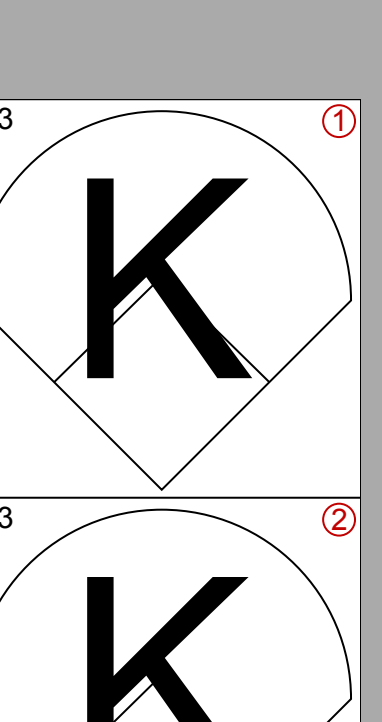
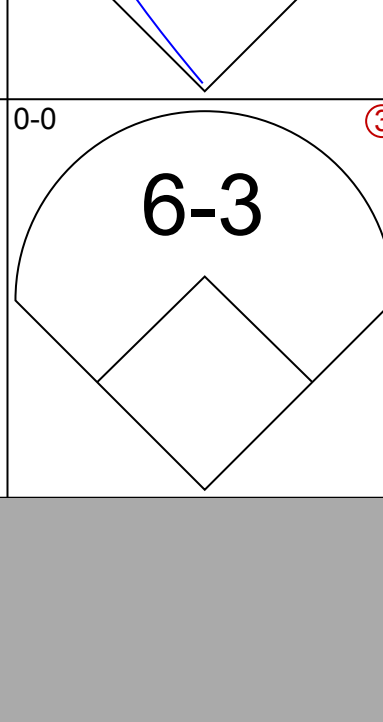
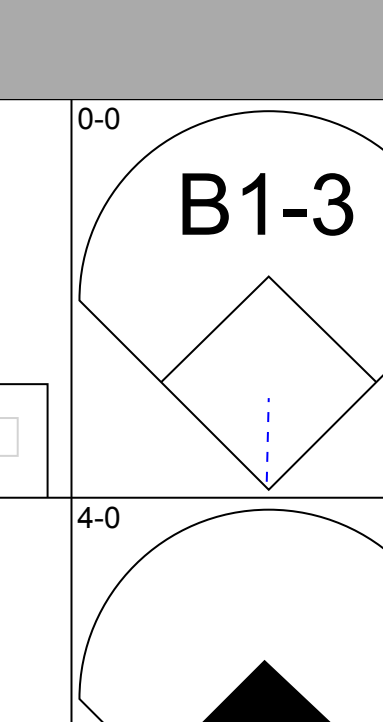
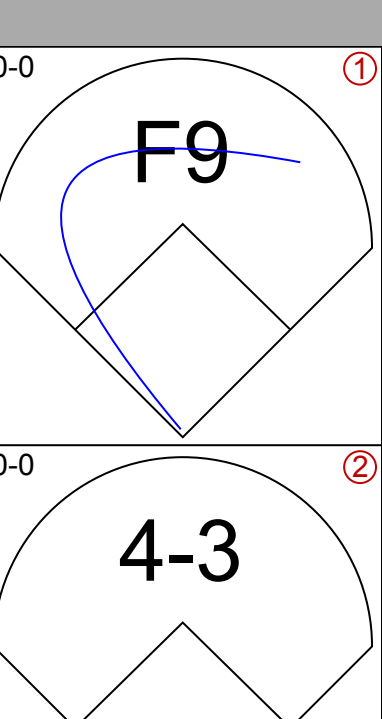
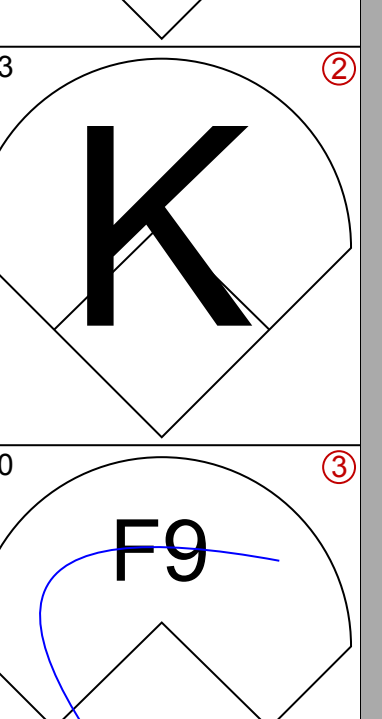
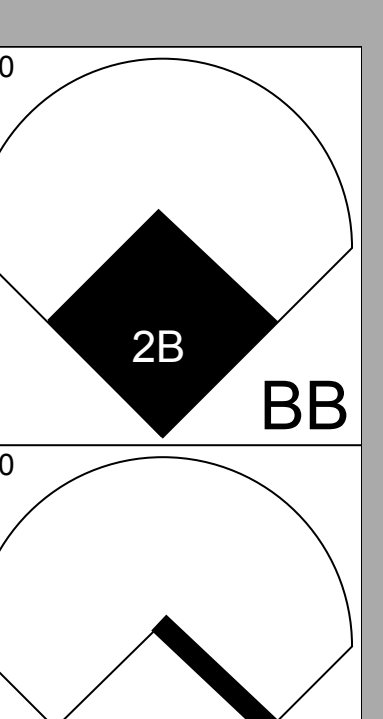
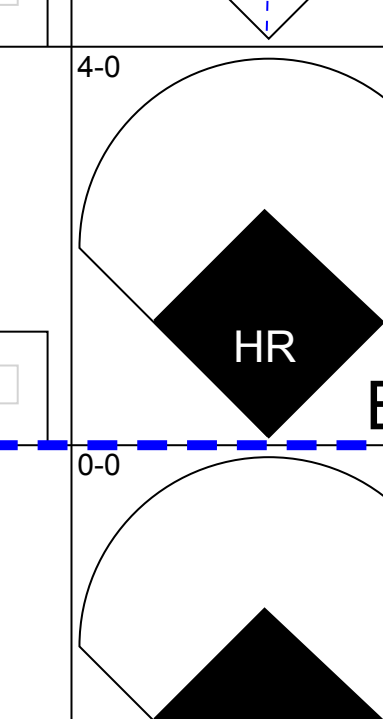
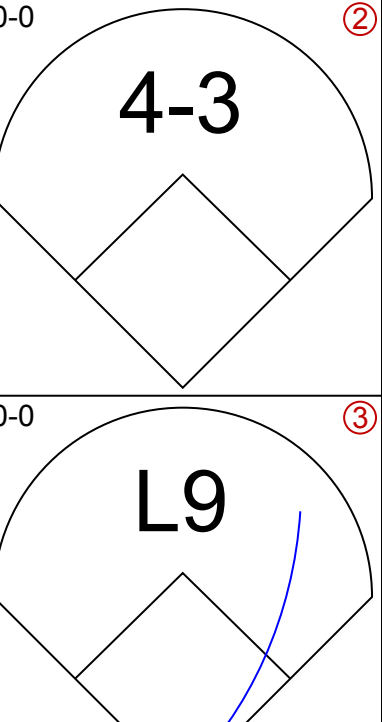
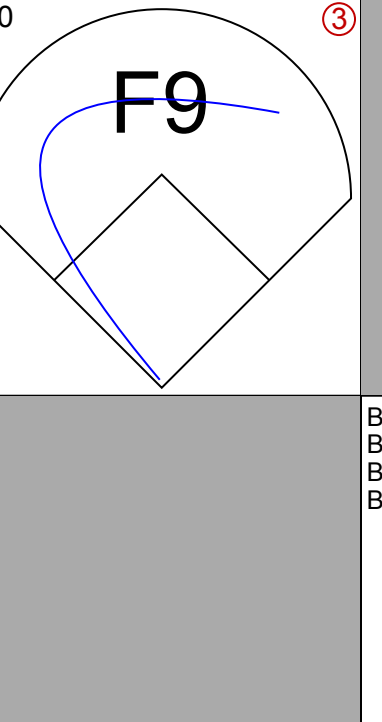
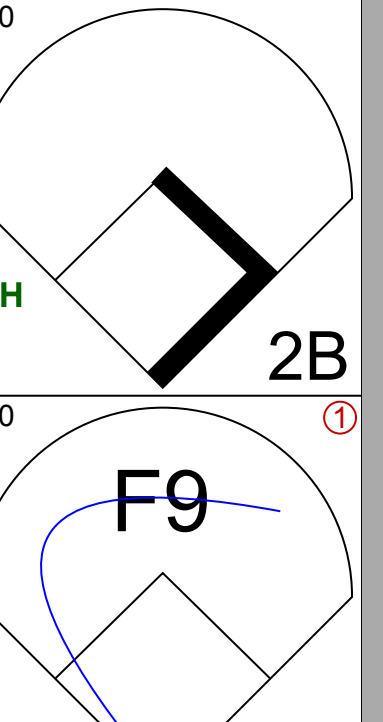
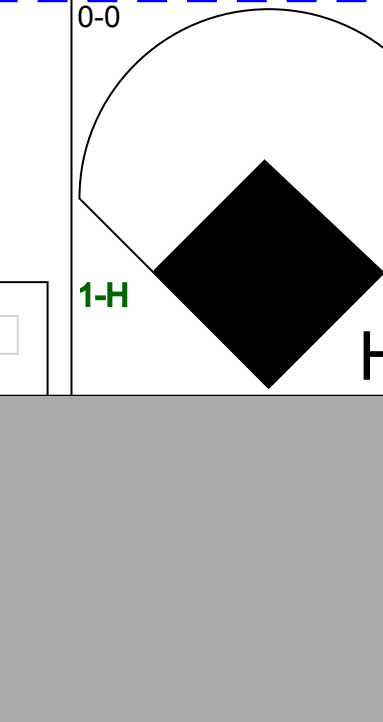
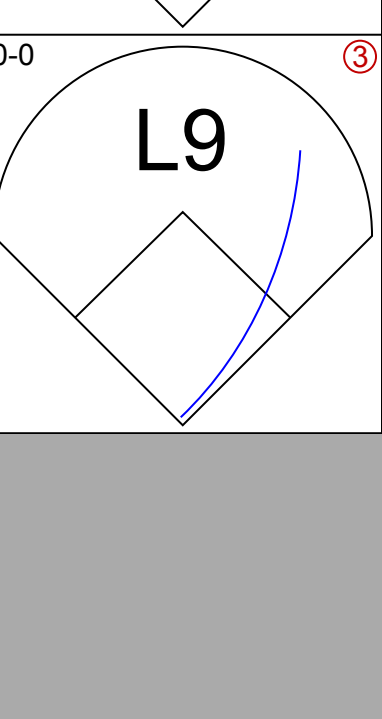
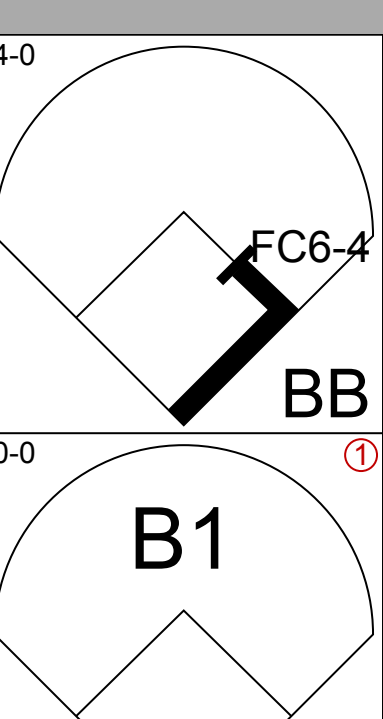
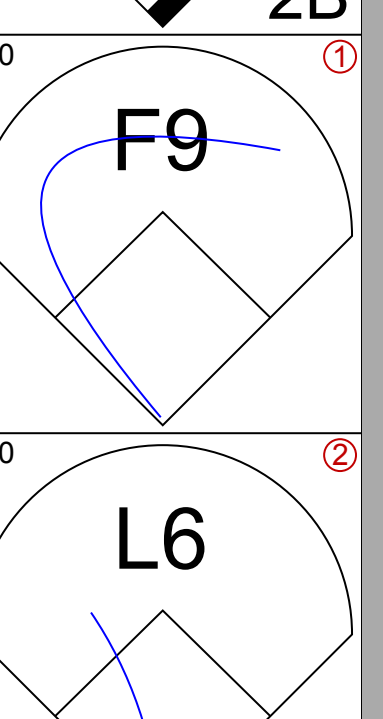
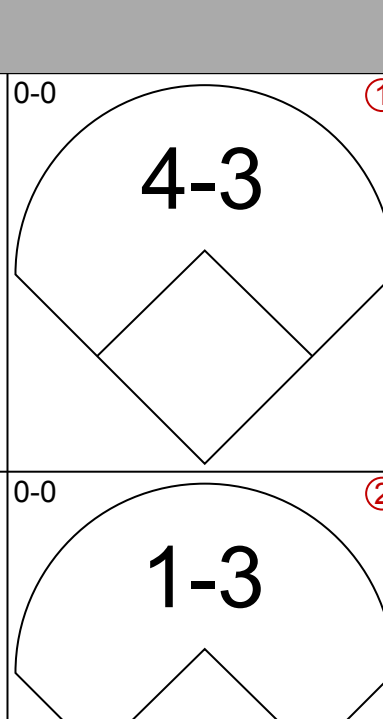
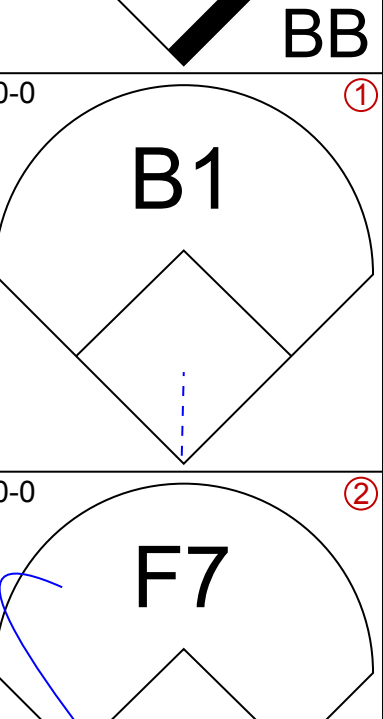
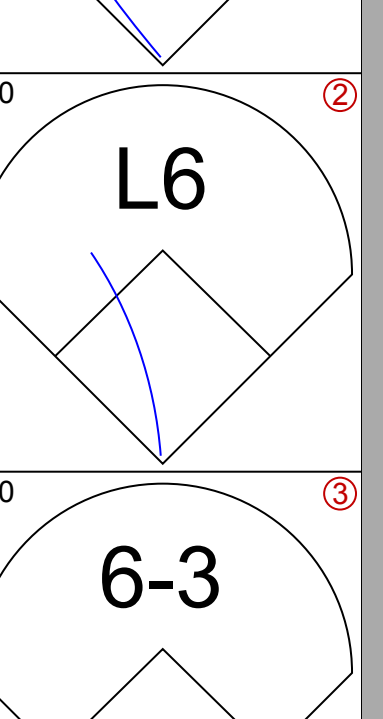
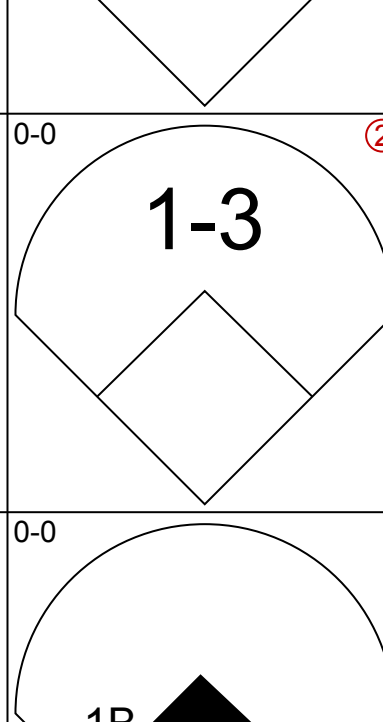
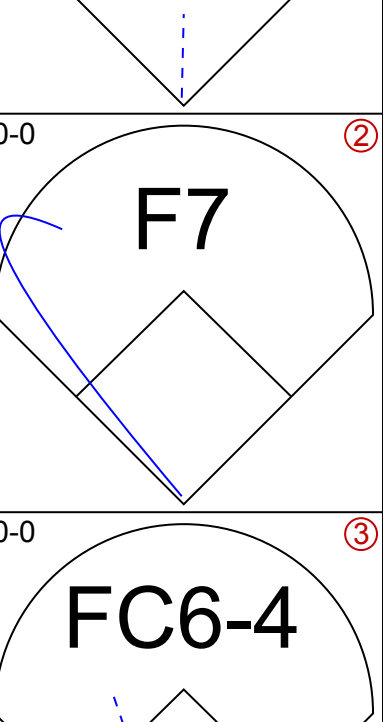
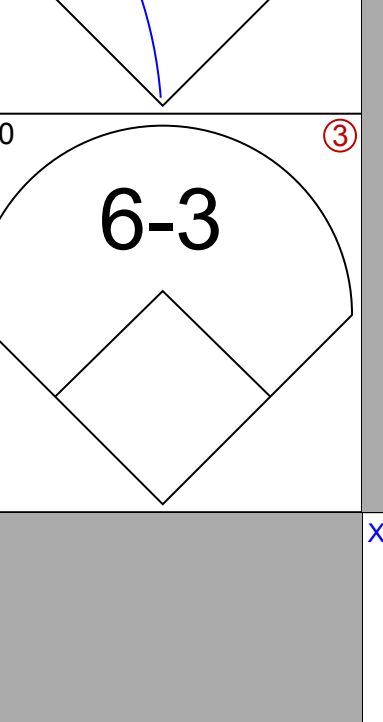
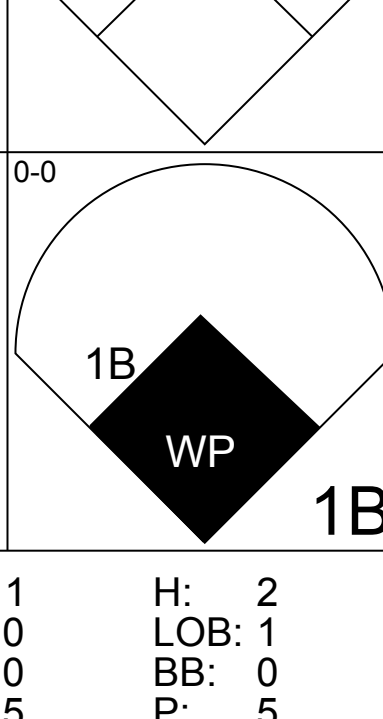
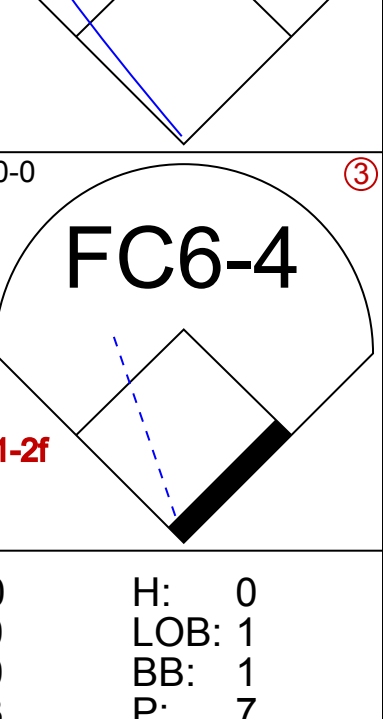
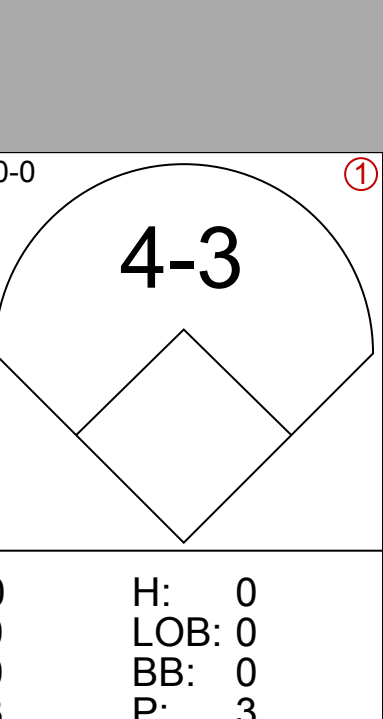
Batter	1	2	3	4	5	6	7	8	9	AB	R	H	RBI	BB	SO	LOB	TOP			
Bill Sample, R OBP: 0.343, SLG: 0.385 Bump Wills, S OBP: 0.339, SLG: 0.345	F4			F3		FC5-4 1B		G3		2	0	0	0	0	0	0	Texas Rangers @ Milwaukee Brewers Milwaukee County Stadium, Milwaukee, WI Fri Aug 17 1979, 8:05 PM EDT Att: 24,074 - Unknown			
Buddy Bell, R OBP: 0.327, SLG: 0.446	K			G1-6-3 1B		FC5-4 1-2		6-3		4	0	1	0	0	1	4				
Pat Putnam, L OBP: 0.327, SLG: 0.477	K2-3			G1-6-3 1-2				HR		4	1	2	1	0	1	1				
John Ellis, R OBP: 0.314, SLG: 0.445			F3		K			F9		4	0	0	0	0	2	1				
Mike Jorgensen, L OBP: 0.307, SLG: 0.404		CS BB		L7				F8		3	0	0	0	1	1	1				
Jim Sundberg, R OBP: 0.330, SLG: 0.371				F9		5-3		F4		4	0	0	0	0	0	2				
La Rue Washington, R Al Oliver, L				F5		L9		4-3		1	0	0	0	0	0	0				
Larry Blanks, R Mickey Rivers, L				F8		1B 1B		G3 1B 1B		1	0	0	0	0	0	0				
Nelson Norman, S Eric Soderholm, R				4-3		F3		G3 1B		1	0	0	0	0	0	0				
										2	0	1	0	0	0	1				
Inning Stats	R: 0 E: 0 K: 2 S: 7	H: 0 LOB: 0 BB: 7	R: 0 E: 0 K: 0 S: 2	H: 0 LOB: 0 BB: 1 P: 6	R: 0 E: 0 K: 0 S: 3	H: 1 LOB: 0 BB: 0 P: 3	R: 0 E: 0 K: 1 S: 5	H: 0 LOB: 0 BB: 0 P: 5	R: 0 E: 0 K: 0 S: 5	H: 2 LOB: 2 BB: 0 P: 5	R: 1 E: 0 K: 2 S: 8	H: 1 LOB: 0 BB: 0 P: 8	R: 0 E: 0 K: 0 S: 5	H: 2 LOB: 2 BB: 0 P: 5	R: 0 E: 0 K: 0 S: 4	H: 1 LOB: 1 BB: 0 P: 4	1B: 6 2B: 0 3B: 0 HR: 1	SF: 0 SAC: 0 DP: 1 HBP: 0	WP: 1 PB: 0 SB: 0 CS: 1	PA: 33
PITCHER Moose Haas, R ERA: 5.1	IP: 9.0 WLS: W BF: 33 H: 7 R: 1 ER: 1 SO: 5 BB: 1 IBB: 0 HBP: 0 BLK: 0 WP: 1 HR: 1 S: 42 P: 46 ERA: 1.00 WHIP: 0.889																			

Batter	1	2	3	4	5	6	7	8	9	AB	R	H	RBI	BB	SO	LOB	BOTTOM
Robin Yount, R OBP: 0.300, SLG: 0.375	1B FC6-4 2B			4-3		1-3		WP S 2B BB		3	2	1	0	1	0	0	Texas Rangers @ Milwaukee Brewers Milwaukee County Stadium, Milwaukee, WI Fri Aug 17 1979, 8:05 PM EDT Att: 24,074 - Unknown
Don Money, R OBP: 0.323, SLG: 0.359	FC6-4 1B			K		2B		5-3		4	0	2	0	0	1	1	
Cecil Cooper, L OBP: 0.379, SLG: 0.518	FC6-4 G3 BB 1-2 3-H			1B		6-3		2B		4	0	2	2	0	0	2	
Gorman Thomas, R OBP: 0.343, SLG: 0.502	G3 BB			F9		4-3 1B 2B		F7		3	1	1	0	1	0	2	
Ben Oglivie, L OBP: 0.315, SLG: 0.490	G3			K		4-3		4-3		4	0	0	0	0	1	4	
Sixto Lezcano, R OBP: 0.419, SLG: 0.563	F6			HR		3B 1B		K		4	2	2	2	0	1	2	
Sal Bando, R OBP: 0.333, SLG: 0.358				K		F3		6-3		4	0	0	0	0	2	1	
Paul Molitor, R OBP: 0.361, SLG: 0.468				4-3 3B		5-3		4-3		4	0	2	1	0	0	0	
Charlie Moore, R OBP: 0.382, SLG: 0.452				4-3 3-H		L9		F7		3	0	0	0	0	0	2	
										1B: 3 2B: 4 3B: 2 HR: 1	SF: 0 SAC: 0 DP: 0 HBP: 0	WP: 1 PB: 0 SB: 1 CS: 0	PA: 35				
Inning Stats	R: 1 E: 0 K: 0 S: 5	H: 2 LOB: 2 BB: 1 P: 9	R: 0 E: 0 K: 1 S: 5	H: 1 LOB: 1 BB: 0 P: 5	R: 0 E: 0 K: 1 S: 6	H: 1 LOB: 0 BB: 0 P: 6	R: 1 E: 0 K: 2 S: 8	H: 1 LOB: 0 BB: 0 P: 8	R: 0 E: 0 K: 0 S: 4	H: 1 LOB: 1 BB: 0 P: 4	R: 2 E: 0 K: 0 S: 6	H: 3 LOB: 1 BB: 0 P: 6	R: 1 E: 0 K: 0 S: 4	H: 1 LOB: 1 BB: 1 P: 8	R: 0 E: 0 K: 1 S: 5	H: 0 LOB: 0 BB: 0 P: 5	
PITCHER Steve Comer, R ERA: 3.7 Jim Kern, R ERA: 1.44	IP: 6.0 WLS: L BF: 28 H: 9 R: 5 ER: 5 SO: 4 BB: 2 IBB: 0 HBP: 0 BLK: 0 WP: 0 HR: 1 S: 34 P: 42 ERA: 7.50 WHIP: 1.833																

Batter	1	2	3	4	5	6	7	8	9	AB	R	H	RBI	BB	SO	LOB	TOP								
Bump Willis, S OBP: 0.337, SLG: 0.341 (1, 4)	F8	FC4-6 SF8 2B		F8			WP S BB	K		4	1	0	1	1	1	4	Texas Rangers @ Milwaukee Brewers Milwaukee County Stadium, Milwaukee, WI Sat Aug 18 1979, 8:05 PM EDT Att: 49,172 - Unknown AB 40 R 7 H 15 RBI 7 BB 4 SO 4 LOB 24 								
Mickey Rivers, L OBP: 0.299, SLG: 0.389 (1, 8)	2B	SF8		G3			B2	F6		4	1	1	1	0	0	3									
Al Oliver, L OBP: 0.358, SLG: 0.476 (1, 7)	1B	WP 2B		K					4-3	4	0	2	2	1	1	0									
Buddy Bell, R OBP: 0.326, SLG: 0.446 (1, 5)	F4	F9			F9		F6		1B 2B	5	1	1	0	0	0	4									
Pat Putnam, L OBP: 0.326, SLG: 0.474 (1, 3)	3-1			E1 1B	F4		F6		BB 1B	4	0	1	0	0	0	3									
Eric Soderholm, R OBP: 0.313, SLG: 0.395 (9, PH)									2H 1B	1	0	1	1	0	0	0									
Mike Jorgensen, L OBP: 0.307, SLG: 0.404 (9, 3)										0	0	0	0	0	0	0									
Richie Zisk, R OBP: 0.344, SLG: 0.410 (1, 9)		1B 1B		1B				F9	K	5	1	2	0	0	2	1									
Willie Montanez, L OBP: 0.278, SLG: 0.318 (8, PH)		1B 1B			F9					3	1	2	0	0	0	0									
Bill Sample, R OBP: 0.348, SLG: 0.393 (8, PH)		1B FC4-6 1B		G4-6-3 1B				WP 1B 2B	BB 1B	2	1	2	0	0	0	0									
Jim Sundberg, R OBP: 0.333, SLG: 0.371 (1, 2)		FC4-6 SF8 1B		L5			1-3		BB 1B	3	1	1	1	2	0	3									
Nelson Norman, S OBP: 0.248, SLG: 0.252 (1, 6)		FC4-6 1B		G4-6-3					FC3-6 BB	5	0	2	1	0	0	6									
Inning Stats	R: 1 E: 0 K: 0 S: 5	H: 2 LOB: 1 BB: 0 P: 5	R: 4 E: 0 K: 0 S: 8	H: 5 LOB: 1 BB: 0 P: 8	R: 0 E: 1 K: 0 S: 5	H: 3 LOB: 2 BB: 0 P: 5	R: 0 E: 0 K: 1 S: 5	H: 0 LOB: 0 BB: 0 P: 5	R: 0 E: 0 K: 0 S: 3	H: 0 LOB: 0 BB: 0 P: 3	R: 0 E: 0 K: 0 S: 3	H: 0 LOB: 0 BB: 0 P: 11	R: 1 E: 0 K: 1 S: 7	H: 2 LOB: 2 BB: 1 P: 11	R: 1 E: 0 K: 1 S: 8	H: 3 LOB: 3 BB: 1 P: 12	1B: 11 2B: 4 3B: 0 HR: 0	SF: 1 SAC: 0 DP: 1 HBP: 0	WP: 3 PB: 0 SB: 0 CS: 1	PA: 45					
PITCHER	IP	WLS	BF	H	R	ER	SO	BB	IBB	HBP	BLK	WP	HR	S	P	ERA	WHIP								
Jim Slaton, R ERA: 3.17 (1, 1)	1.2	L	12	7	5	5	0	0	0	0	0	0	0	12	12	27.00	4.200								
Bob McClure, L ERA: 4.45 (2, 1)	6.2		29	7	2	2	3	3	0	0	0	3	0	32	44	2.70	1.500								
Bob Galasso, R ERA: 4.42 (9, 1)	0.2		4	1	0	0	1	1	0	0	0	0	0	5	9	0.00	3.000								

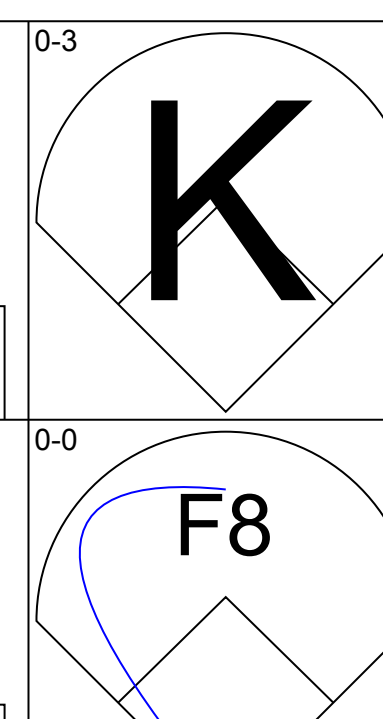
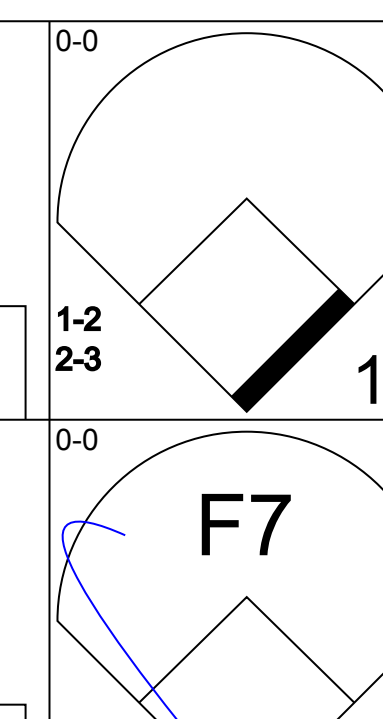
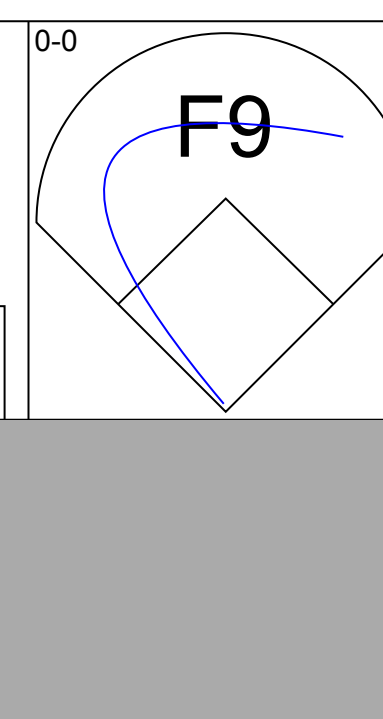
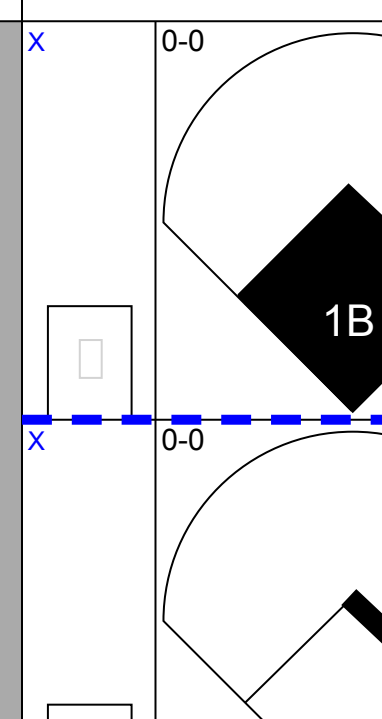
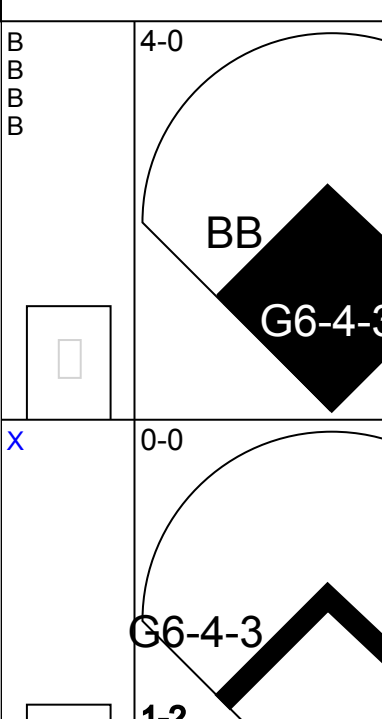
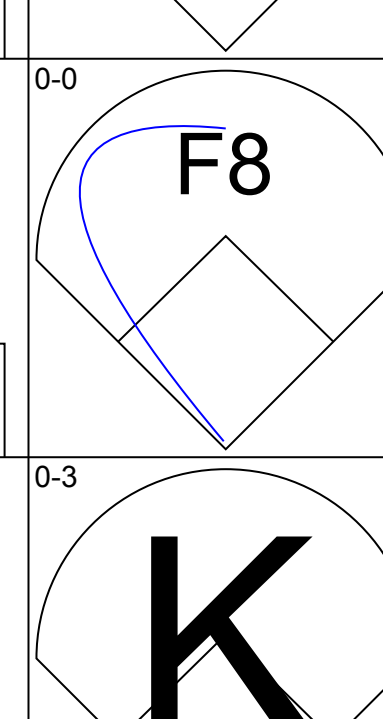
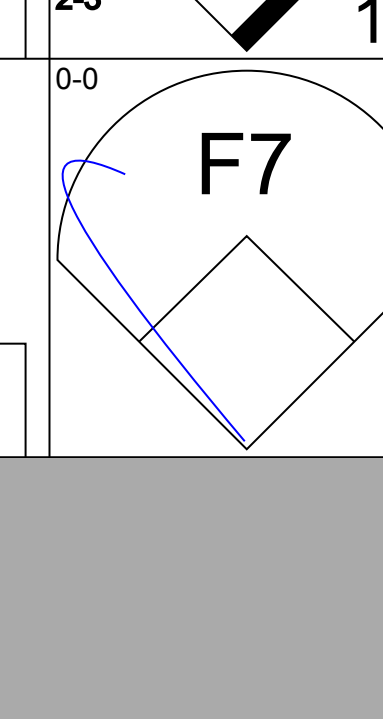
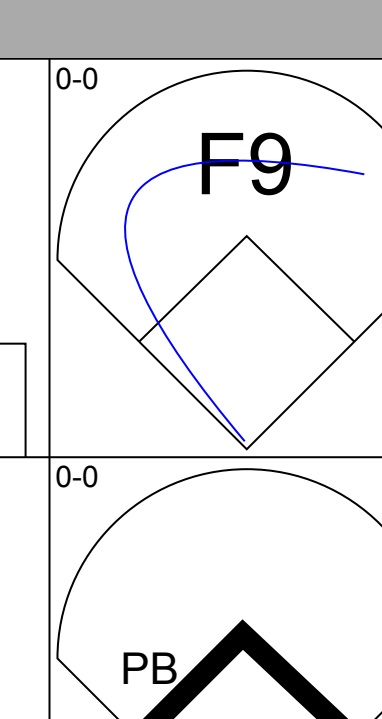
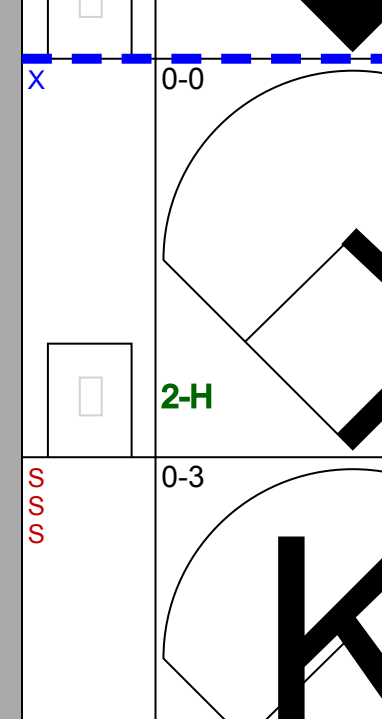
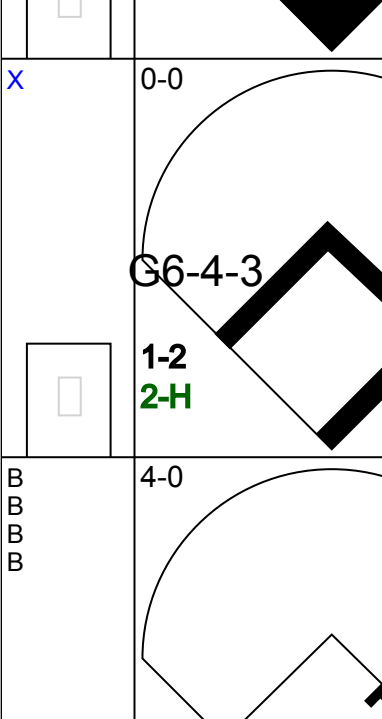
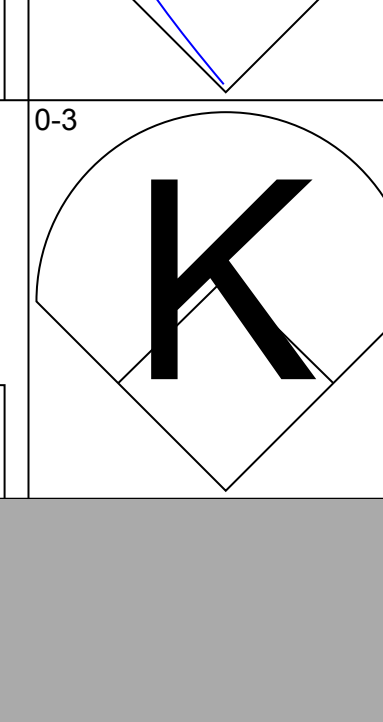
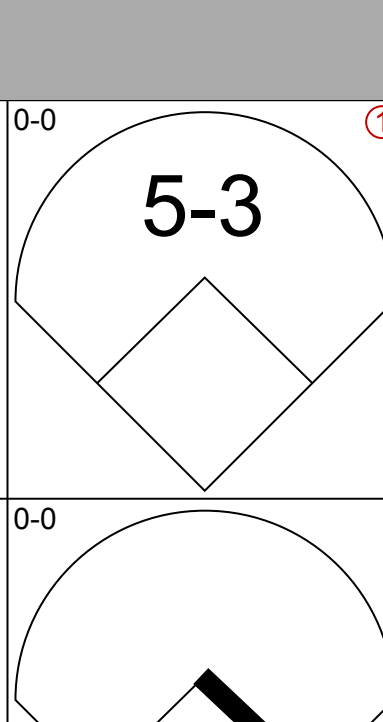
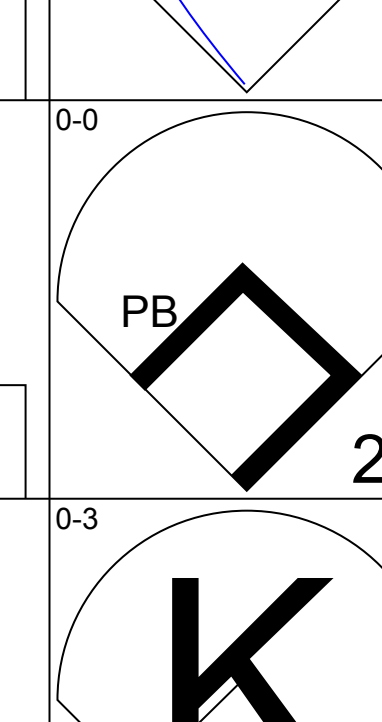
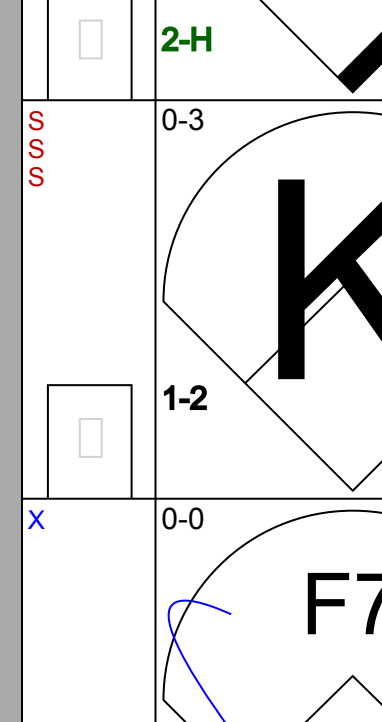
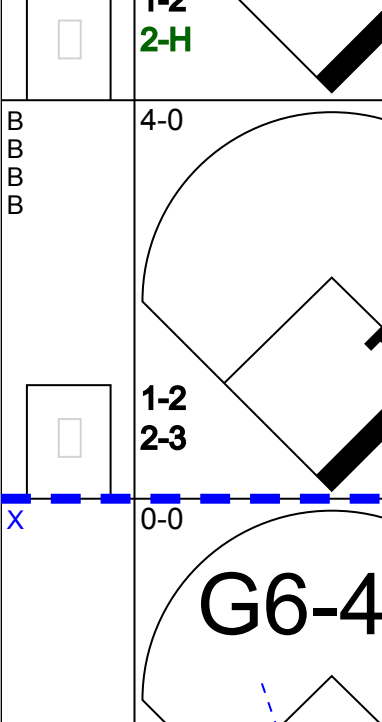
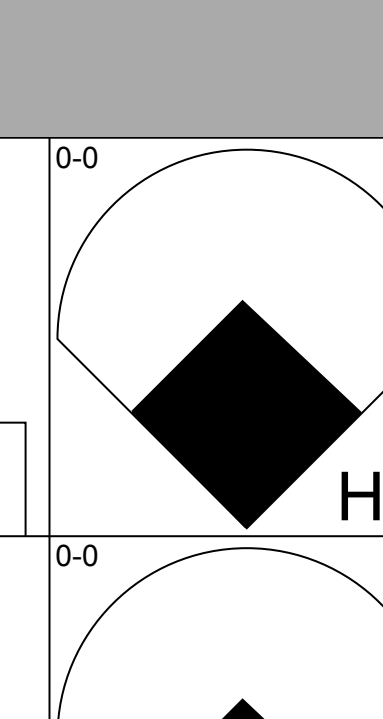
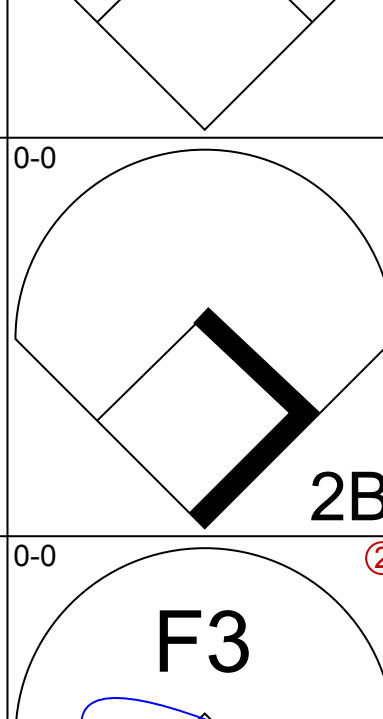
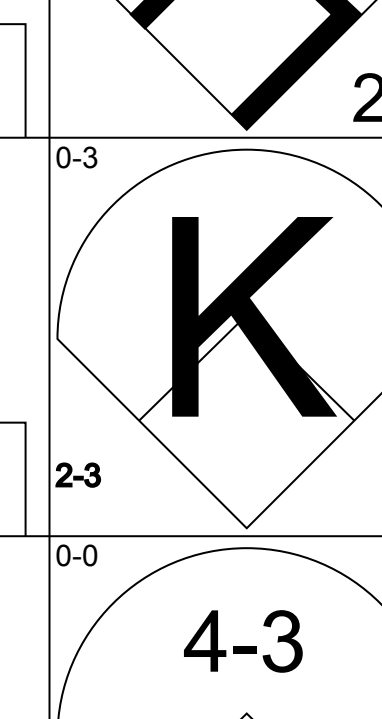
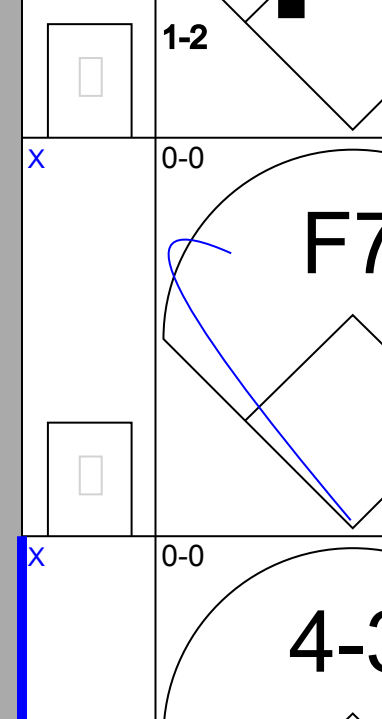
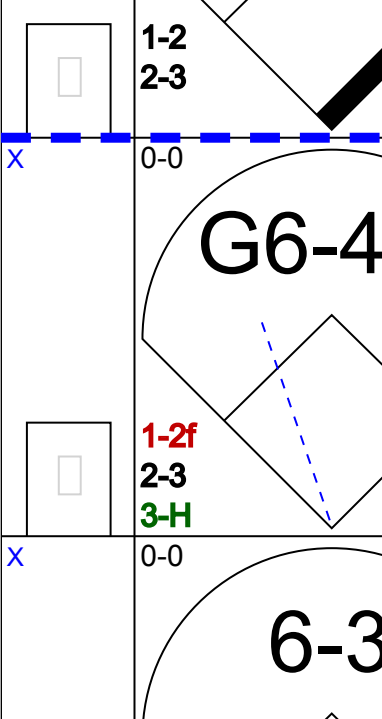
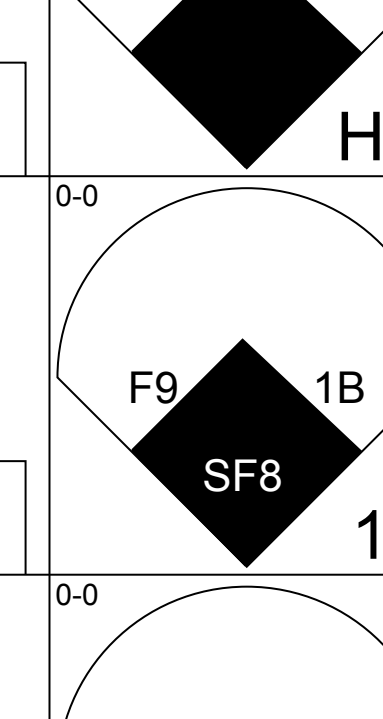
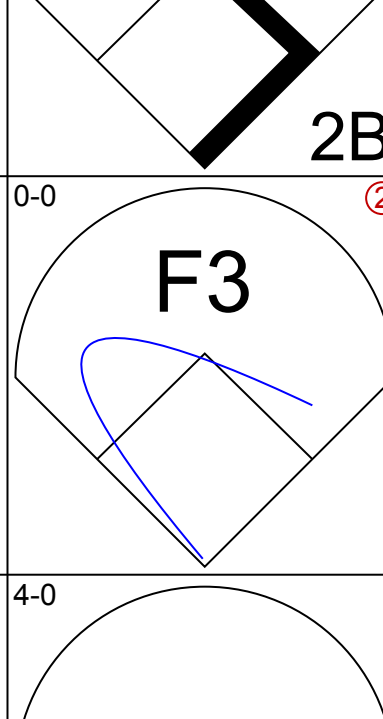
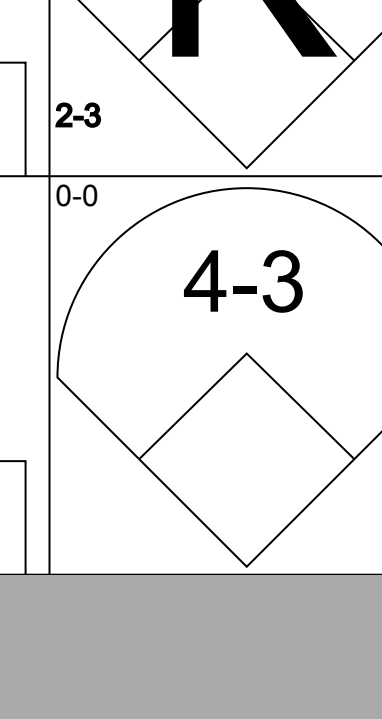
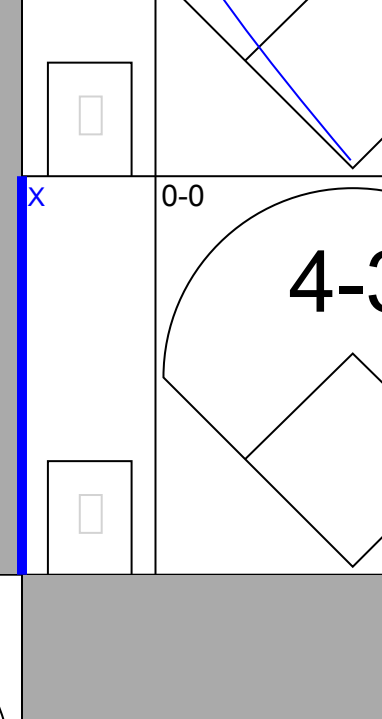
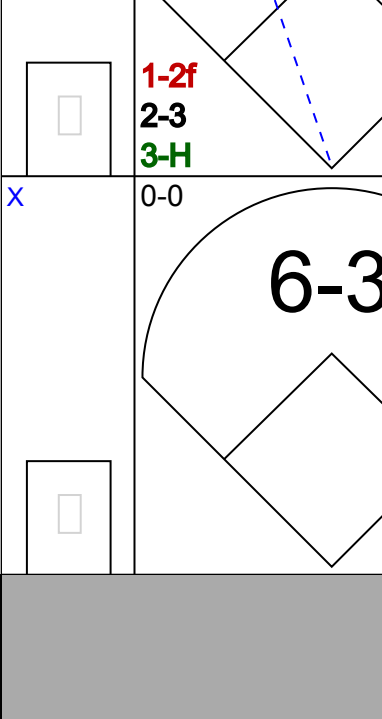
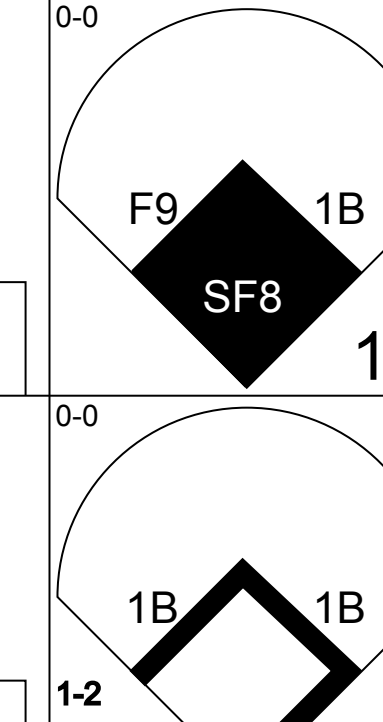
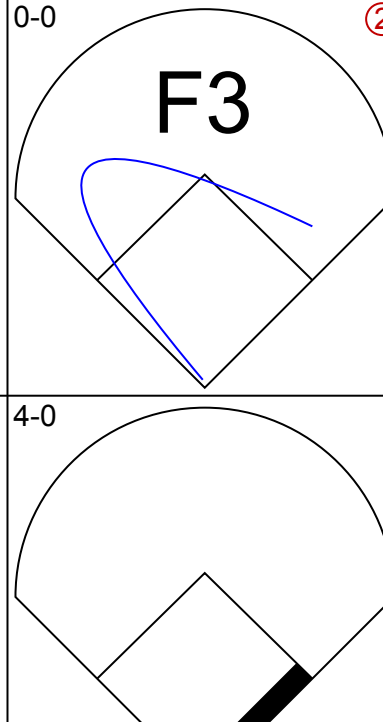
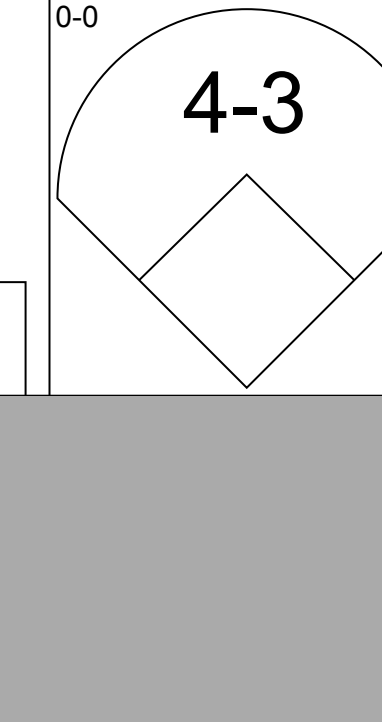
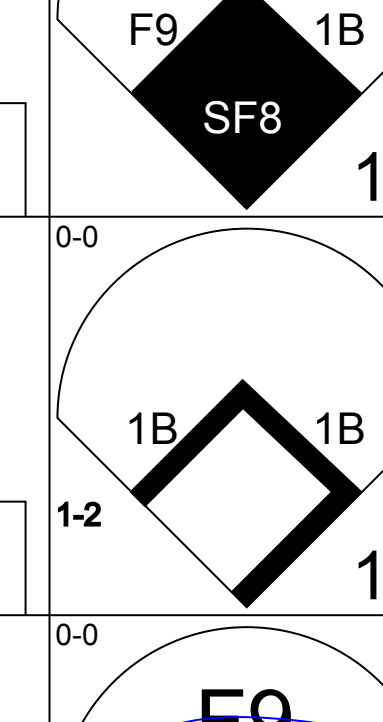
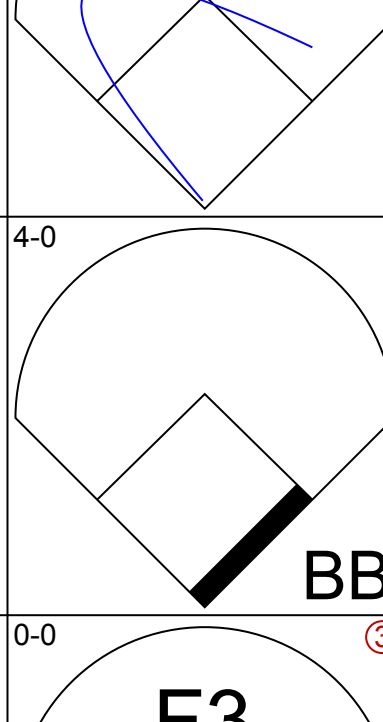
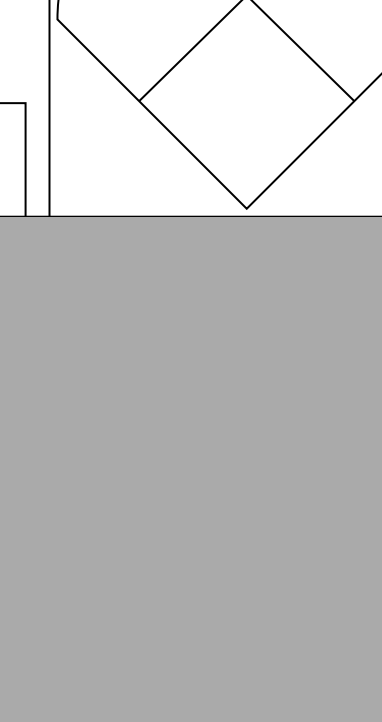
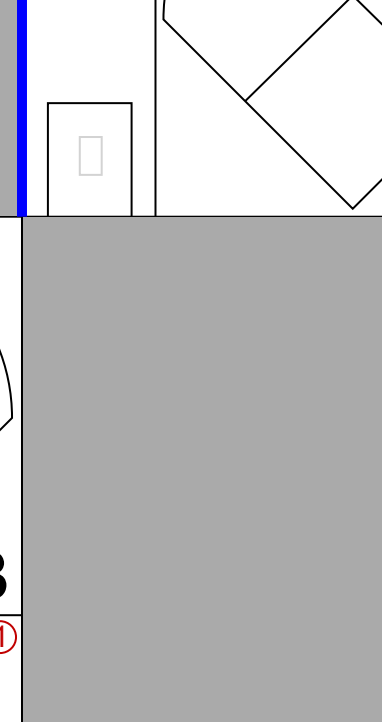
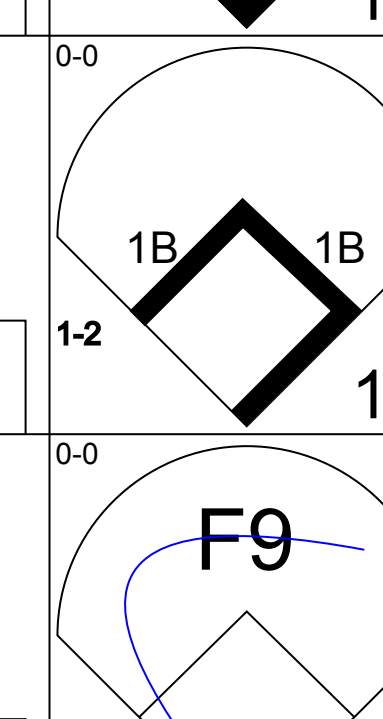

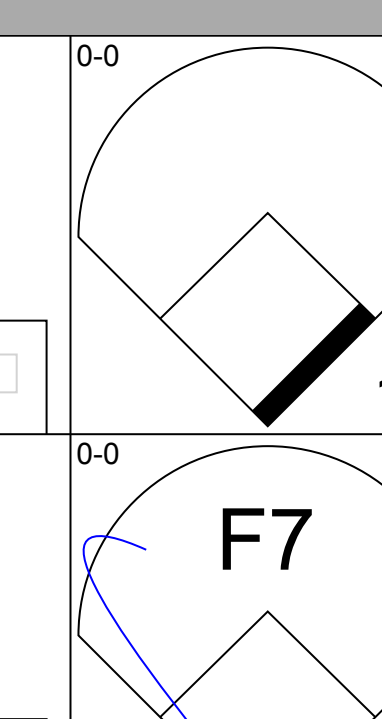
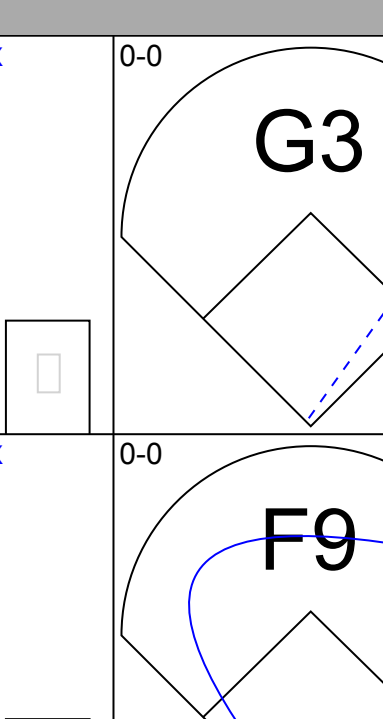
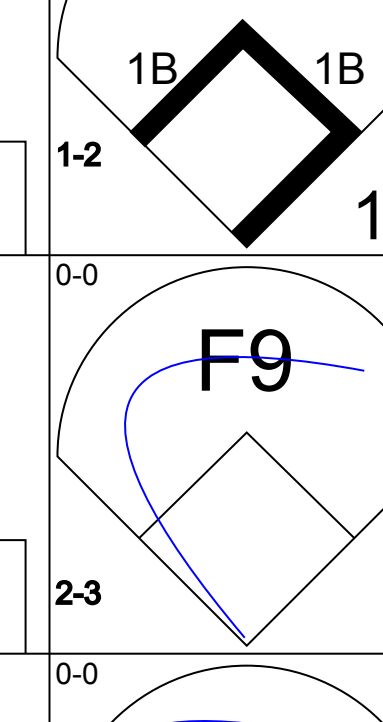

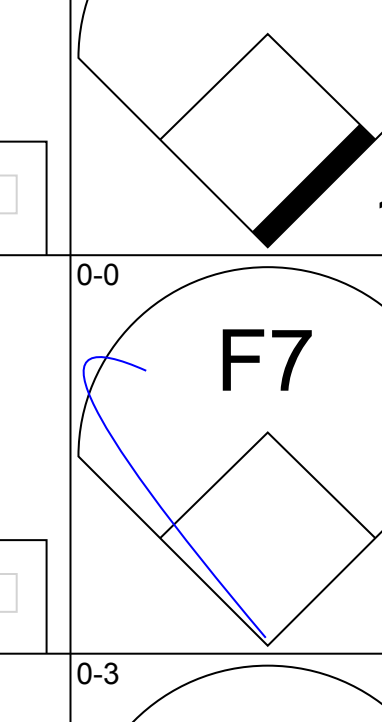

Batter	1	2	3	4	5	6	7	8	9	AB	R	H	RBI	BB	SO	LOB	BOTTOM								
Robin Yount, R OBP: 0.301, SLG: 0.374 (1, 6)	F9	5-3		FC5-4 BB			FC5-2 SH3-4 1B		F8	4	0	1	0	1	0	0	Texas Rangers @ Milwaukee Brewers Milwaukee County Stadium, Milwaukee, WI Sat Aug 18 1979, 8:05 PM EDT Att: 49,172 - Unknown AB 37 R 3 H 11 RBI 3 BB 2 SO 7 LOB 16 								
Don Money, R OBP: 0.330, SLG: 0.375 (1, 4)	1B BB			FC5-4			SH3-4		2B 1B	3	2	2	1	1	0	2									
Cecil Cooper, L OBP: 0.379, SLG: 0.519 (1, 3)	1B 1B			HR			FC5-2		1B	5	0	2	0	0	0	2									
Gorman Thomas, R OBP: 0.342, SLG: 0.499 (1, 8)	1B			1-3			K		K	5	0	1	1	0	3	4									
Ben Oglivie, L OBP: 0.315, SLG: 0.487 (1, 7)	1B			K2-3			3-1		L6	4	0	1	0	0	1	0									
Sixto Lezcano, R OBP: 0.419, SLG: 0.570 (1, 9)	K			HR			6-3		1B	4	1	2	1	0	1	3									
Sal Bando, R OBP: 0.330, SLG: 0.354 (1, 5)	5-3			F7			L7		L6	4	0	0	0	0	0	4									
Paul Molitor, R OBP: 0.358, SLG: 0.463 (1, 10)				F8			1-3		K	4	0	0	0	0	2	1									
Charlie Moore, R OBP: 0.384, SLG: 0.452 (1, 2)	F7			BB 1B			SH3-4 FC5-2 1B		5-3	4	0	2	0	0	0	0									
Inning Stats	R: 1 E: 0 K: 1 S: 8	H: 3 LOB: 3 BB: 1 P: 12	R: 0 E: 0 K: 0 S: 3	H: 0 LOB: 0 BB: 0 P: 3	R: 1 E: 0 K: 1 S: 6	H: 1 LOB: 0 BB: 0 P: 6	R: 1 E: 0 K: 1 S: 7	H: 2 LOB: 2 BB: 1 P: 11	R: 0 E: 0 K: 1 S: 5	H: 0 LOB: 0 BB: 0 P: 5	R: 0 E: 0 K: 0 S: 3	H: 0 LOB: 0 BB: 0 P: 3	R: 0 E: 0 K: 1 S: 7	H: 1 LOB: 1 BB: 0 P: 6	R: 0 E: 0 K: 1 S: 7	H: 2 LOB: 2 BB: 0 P: 7		R: 0 E: 0 K: 1 S: 6	H: 2 LOB: 2 BB: 0 P: 7	1B: 8 2B: 1 3B: 0 HR: 2	SF: 0 SAC: 1 DP: 0 HBP: 0	WP: 0 PB: 0 SB: 0 CS: 0	PA: 40		
PITCHER	IP	WLS	BF	H	R	ER	SO	BB	IBB	HBP	BLK	WP	HR	S	P	ERA	WHIP								
Fergie Jenkins, R ERA: 3.81 (1, 1)	6.0	W	28	8	3	3	4	2	0	0	0	0	0	34	42	4.50	1.667								
Jim Kern, R ERA: 1.4 (7, 1)	3.0	S	12	3	0	0	3	0	0	0	0	0	0	18	18	0.00	1.000								

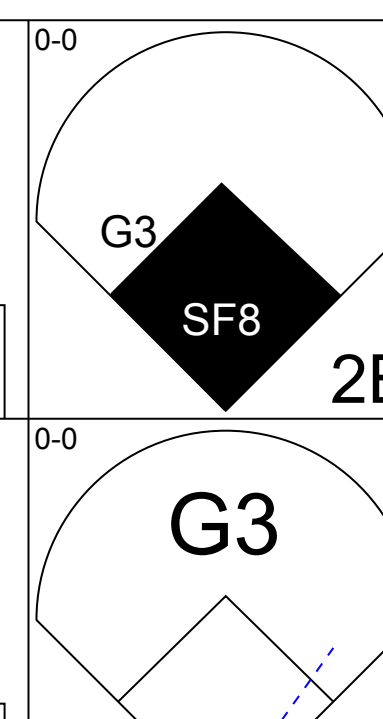
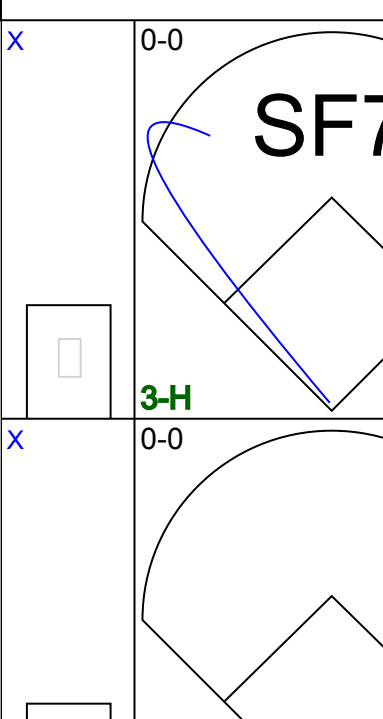
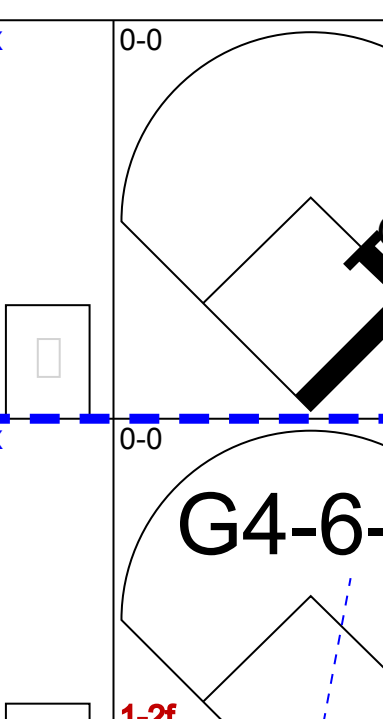
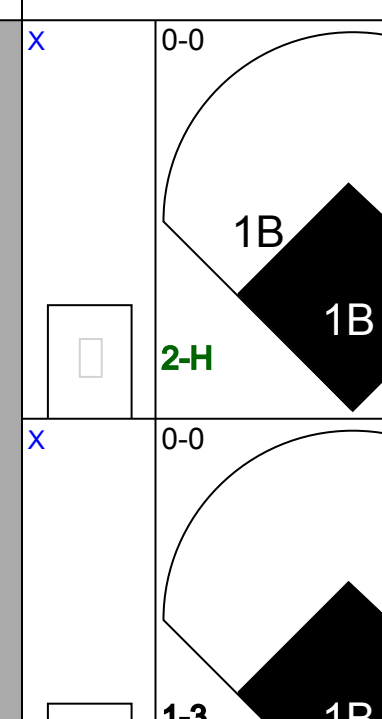
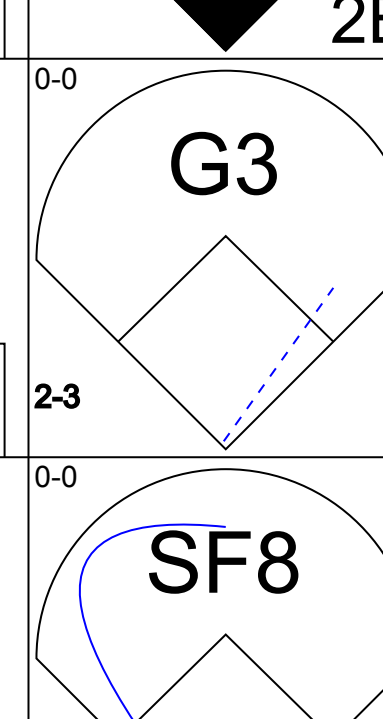
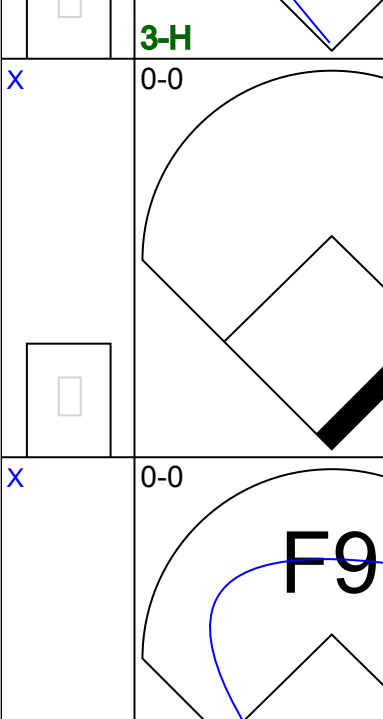
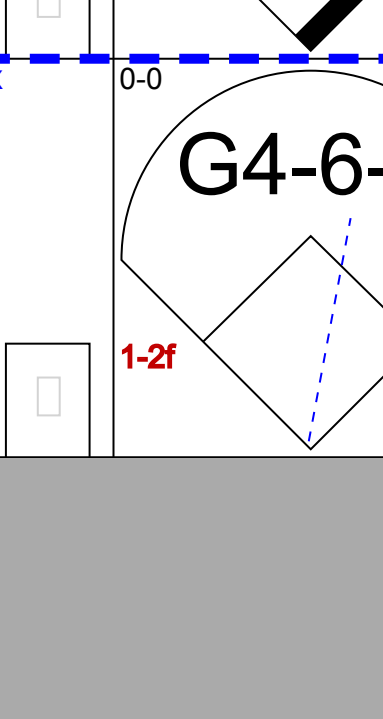
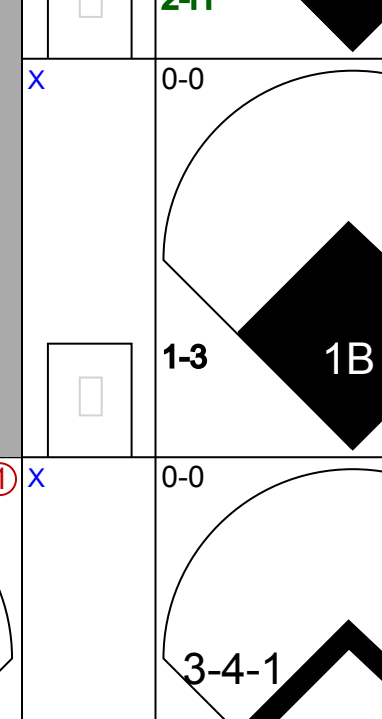
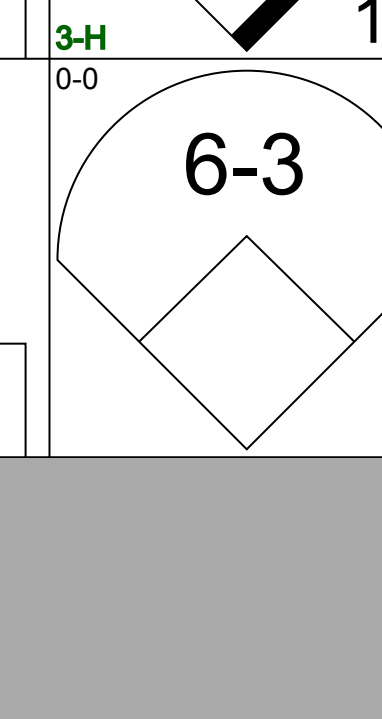
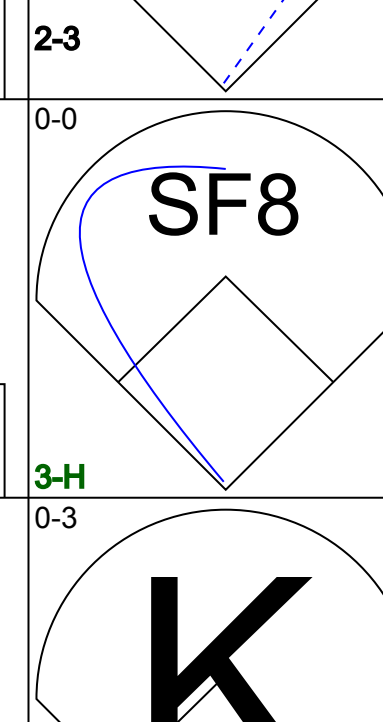
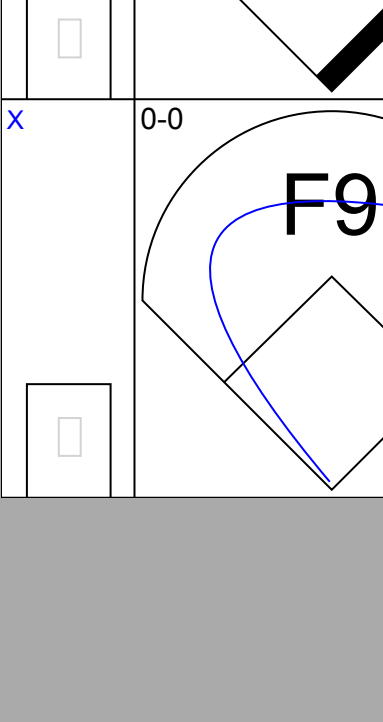
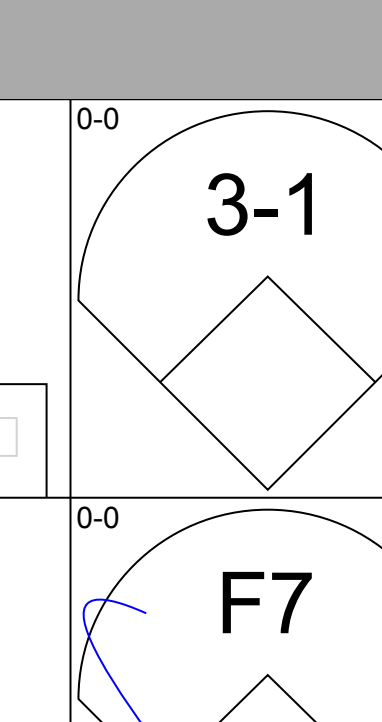
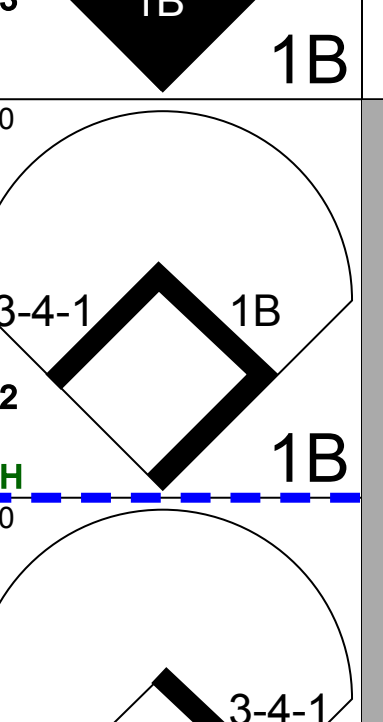
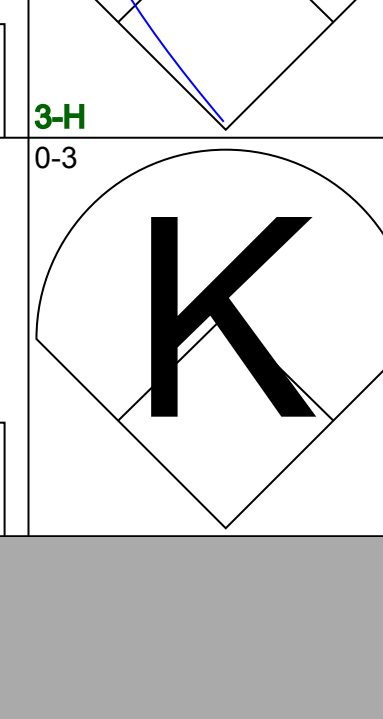
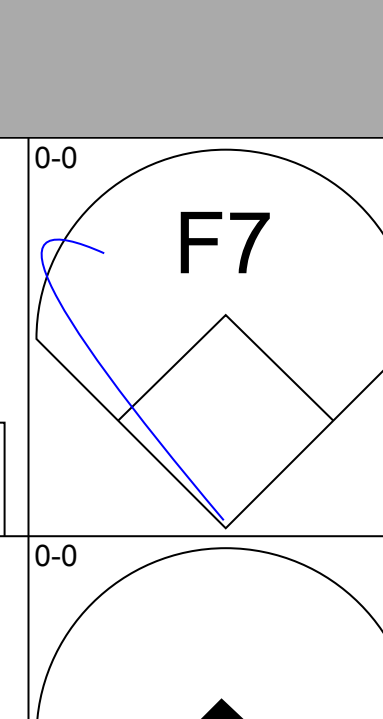
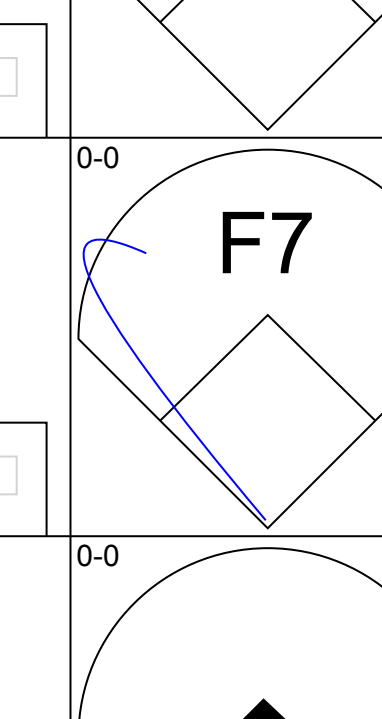
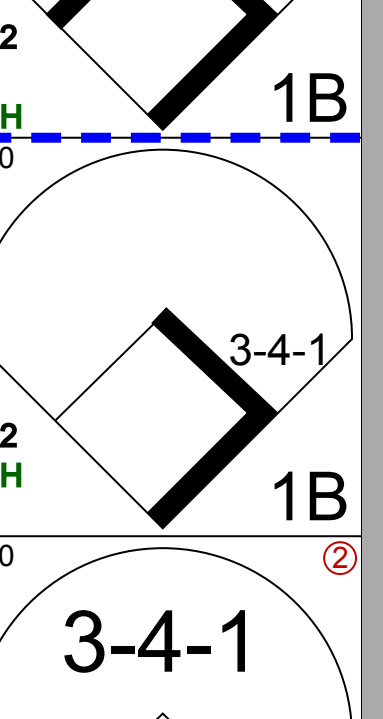
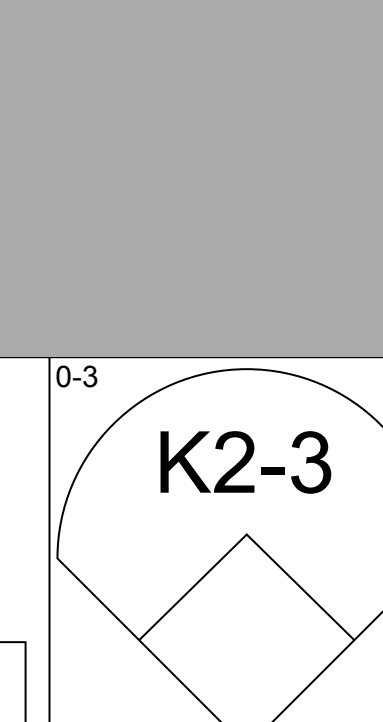
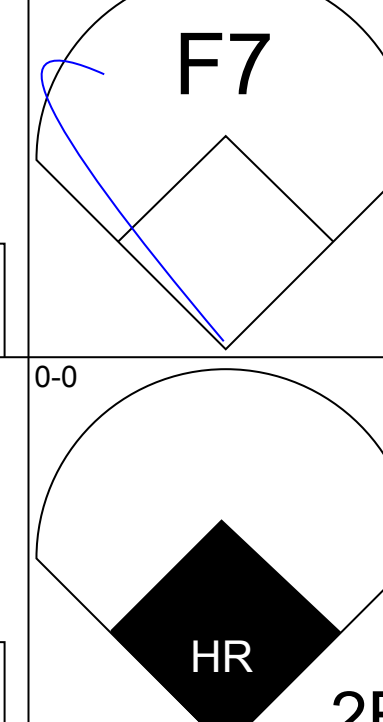
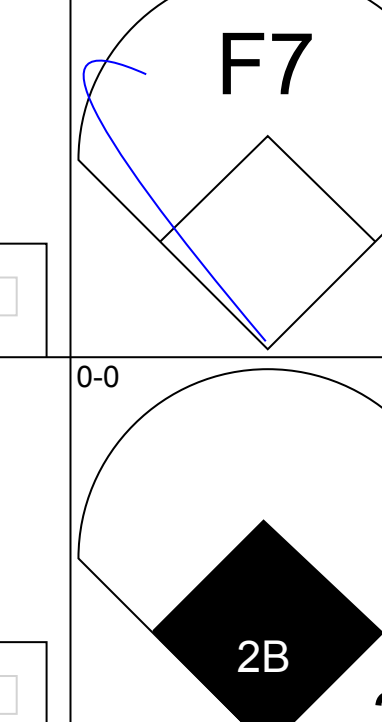
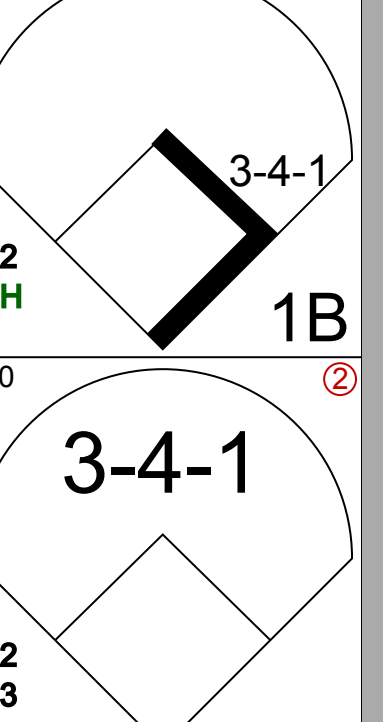
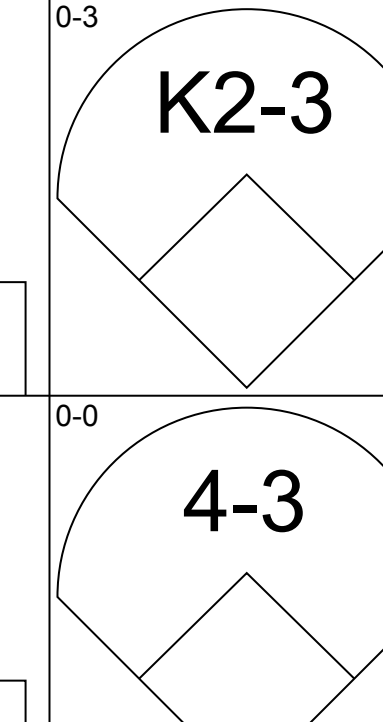
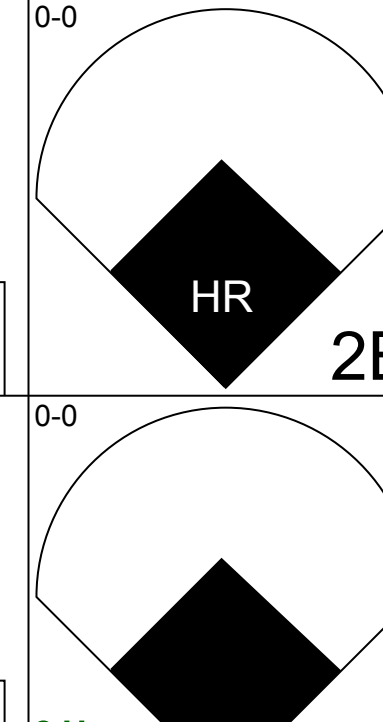
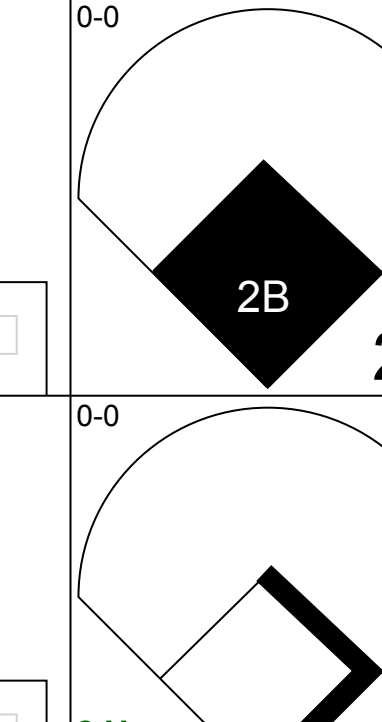
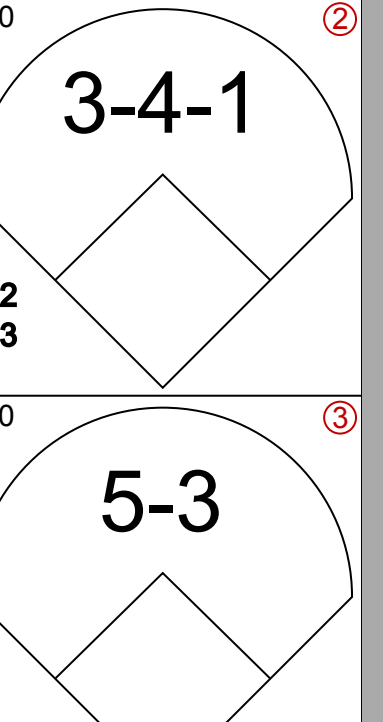
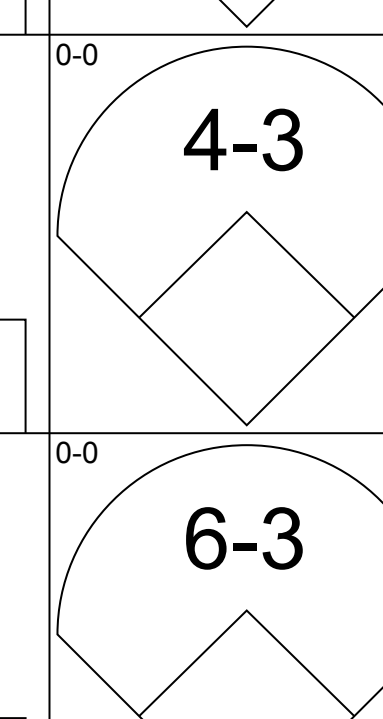
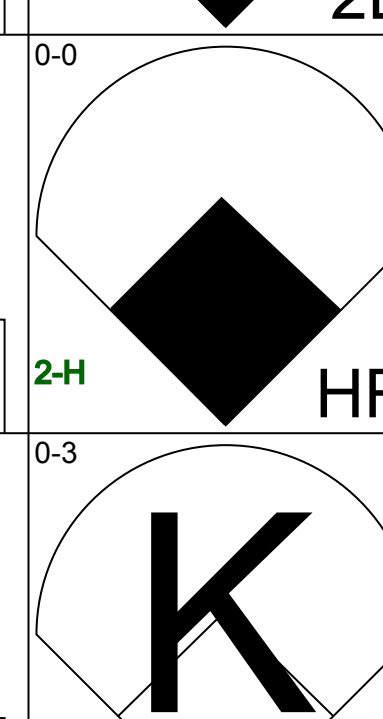
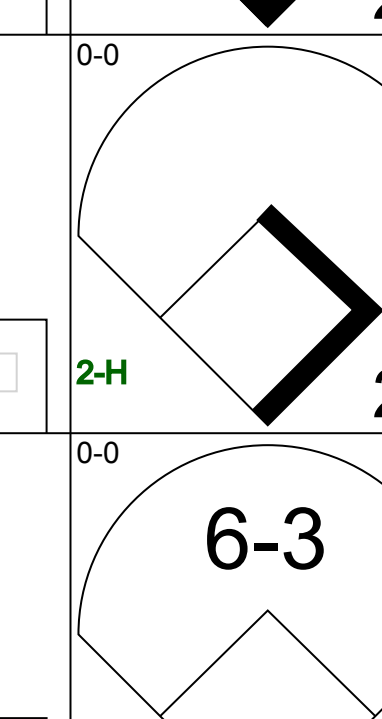
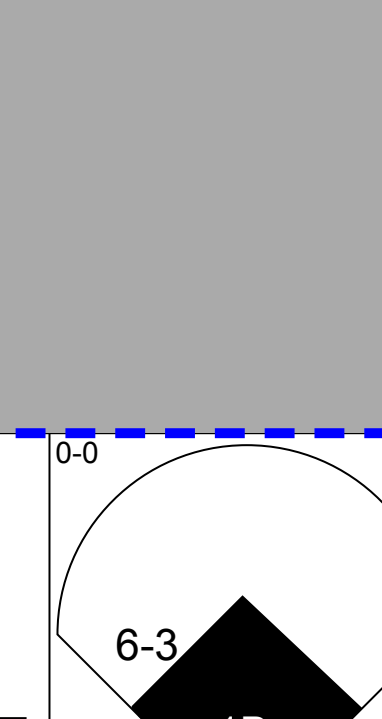
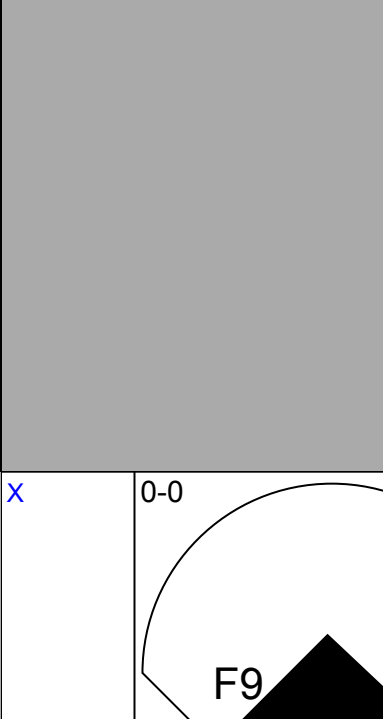
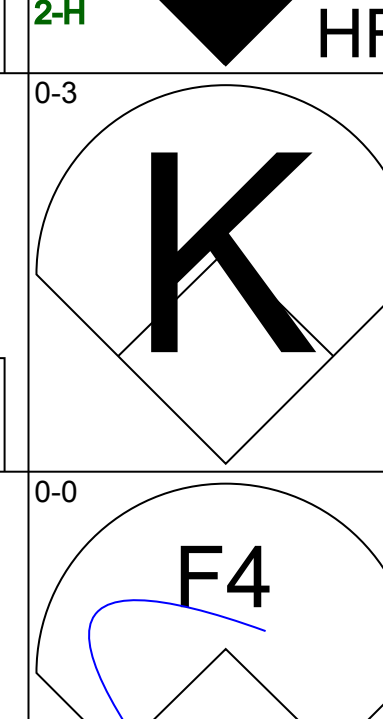
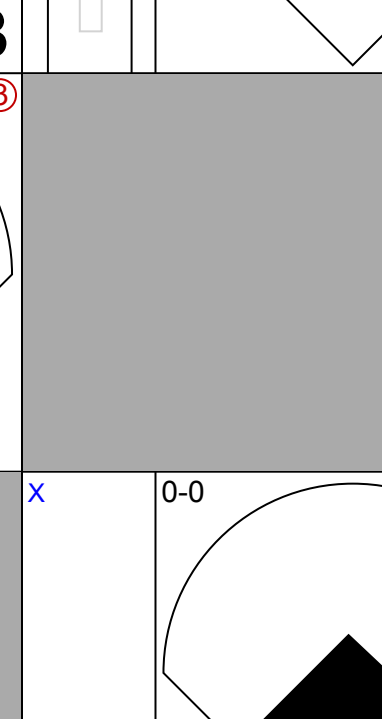
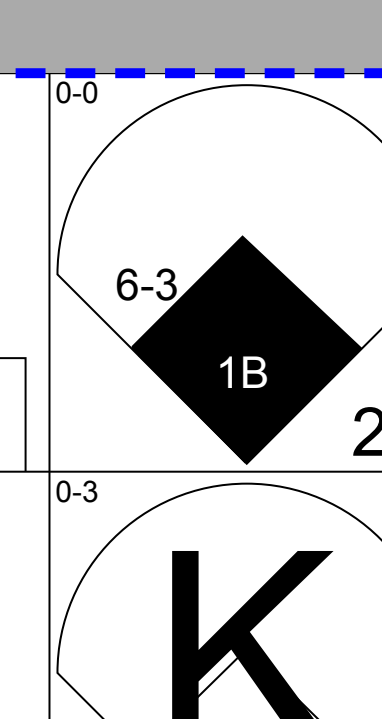
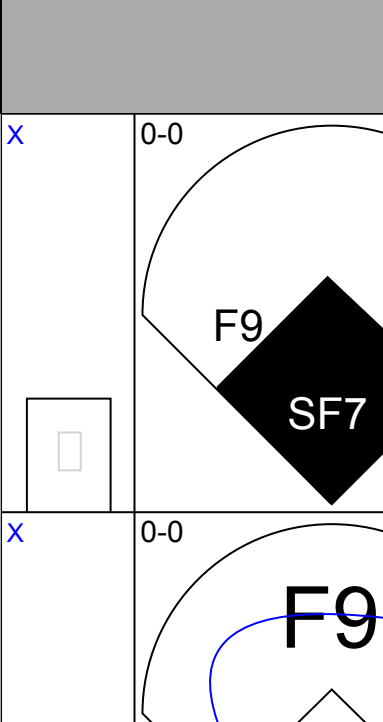
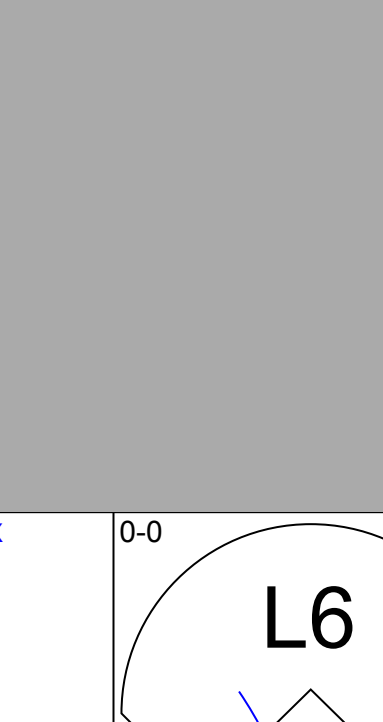
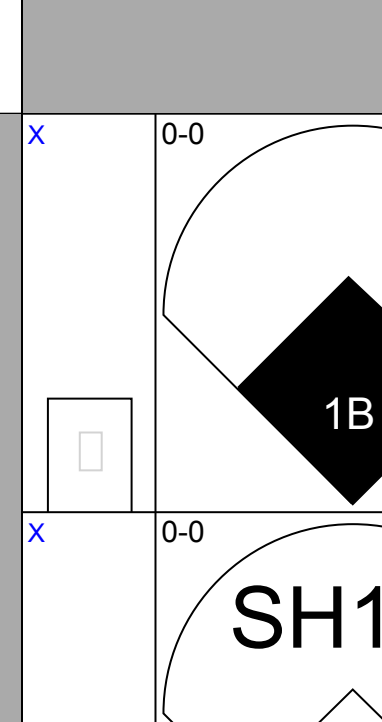
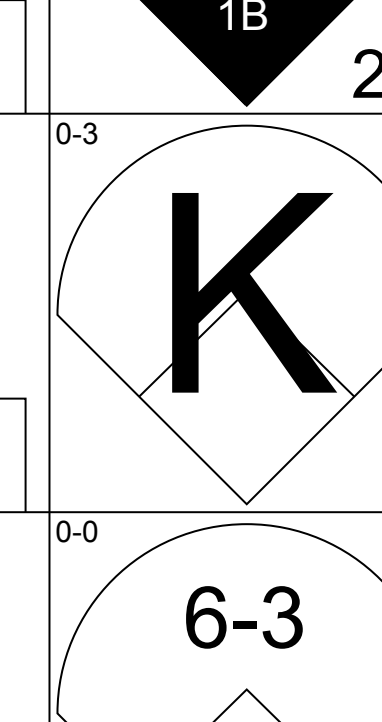
Batter	1	2	3	4	5	6	7	8	9	AB	R	H	RBI	BB	SO	LOB	TOP				
Bump Willis, S OBP: 0.336, SLG: 0.339 (1, 4)										5	0	1	0	0	1	2	Texas Rangers @ Milwaukee Brewers Milwaukee County Stadium, Milwaukee, WI Sun Aug 19 1979, 4:33 AM EDT Att: 37,376 - Unknown - 68 F				
Mickey Rivers, L OBP: 0.296, SLG: 0.385 (1, 8)										4	0	0	0	0	1	1					
Buddy Bell, R OBP: 0.327, SLG: 0.454 (1, 5)										4	2	2	1	0	0	0					
Richie Zisk, R OBP: 0.346, SLG: 0.411 (1, 9)										4	1	2	1	0	0	0					
John Ellis, R OBP: 0.318, SLG: 0.447 Mike Jorgensen, L (6, PR) OBP: 0.311, SLG: 0.408 (6, 3)										3	0	2	0	0	0	1					
Bill Sample, R OBP: 0.344, SLG: 0.389 (1, 7)										3	0	0	0	0	0	2					
Eric Soderholm, R OBP: 0.312, SLG: 0.393 La Rue Washington, R (9, PR) OBP: 0.235, SLG: 0.188 (9, 3)										2	0	0	1	1	0	1					
Jim Sundberg, R OBP: 0.335, SLG: 0.372 (1, 2)										4	0	2	0	0	0	1					
Nelson Norman, S OBP: 0.248, SLG: 0.249 (1, 6)										3	0	0	0	1	2	1					
Inning Stats	R: 1 E: 0 K: 1 S: 7	H: 2 LOB: 1 BB: 0 P: 7	R: 0 E: 0 K: 0 S: 4	H: 1 LOB: 1 BB: 0 P: 4	R: 0 E: 0 K: 0 S: 3	H: 0 LOB: 0 BB: 0 P: 3	R: 1 E: 0 K: 0 S: 5	H: 2 LOB: 1 BB: 0 P: 5	R: 0 E: 0 K: 2 S: 7	H: 0 LOB: 0 BB: 0 P: 7	R: 1 E: 0 K: 0 S: 5	H: 2 LOB: 1 BB: 0 P: 5	R: 0 E: 0 K: 1 S: 6	H: 1 LOB: 1 BB: 0 P: 6	R: 0 E: 0 K: 0 S: 4	H: 1 LOB: 1 BB: 0 P: 4		R: 0 E: 0 K: 0 S: 2	H: 1 LOB: 2 BB: 2 P: 10	1B: 8 2B: 1 3B: 0 HR: 1	SF: 1 SAC: 1 DP: 1 HBP: 0
PITCHER Mike Caldwell, L ERA: 3.39 (1, 1)	IP: 9.0 WLS: W BF: 37 H: 10 R: 3 ER: 3 SO: 4 BB: 2 IBB: 0 HBP: 0 BLK: 0 WP: 0 HR: 1 S: 43 P: 51 ERA: 3.00 WHIP: 1.333															PITCHER					

Batter	1	2	3	4	5	6	7	8	9	AB	R	H	RBI	BB	SO	LOB	BOTTOM				
Robin Yount, R OBP: 0.300, SLG: 0.373 (1, 6)										4	0	1	0	0	0	0	Texas Rangers @ Milwaukee Brewers Milwaukee County Stadium, Milwaukee, WI Sun Aug 19 1979, 4:33 AM EDT Att: 37,376 - Unknown - 68 F				
Don Money, R OBP: 0.325, SLG: 0.369 (1, 5)										4	0	0	0	0	1	1					
Cecil Cooper, L OBP: 0.376, SLG: 0.514 (1, 3)										4	0	0	0	0	1	0					
Gorman Thomas, R OBP: 0.343, SLG: 0.496 (1, 8)										2	2	0	0	2	1	0					
Ben Oglivie, L OBP: 0.316, SLG: 0.497 (1, 7)										4	1	2	3	0	0	0					
Sixto Lezcano, R OBP: 0.419, SLG: 0.567 (1, 9)										2	0	0	0	1	0	1					
Paul Molitor, R OBP: 0.356, SLG: 0.460 (1, 10)										3	0	0	0	0	2	2					
Jim Gantner, L OBP: 0.335, SLG: 0.357 (1, 4)										3	0	0	0	0	2	2					
Charlie Moore, R OBP: 0.384, SLG: 0.451 (1, 2)										3	1	1	0	0	1	1					
Inning Stats	R: 0 E: 0 K: 0 S: 3	H: 0 LOB: 0 BB: 0 P: 3	R: 0 E: 0 K: 0 S: 3	H: 0 LOB: 0 BB: 0 P: 3	R: 1 E: 0 K: 0 S: 5	H: 2 LOB: 1 BB: 0 P: 5	R: 0 E: 0 K: 2 S: 7	H: 0 LOB: 0 BB: 0 P: 7	R: 0 E: 0 K: 0 S: 3	H: 0 LOB: 1 BB: 1 P: 7	R: 0 E: 0 K: 0 S: 3	H: 0 LOB: 0 BB: 0 P: 3	R: 1 E: 0 K: 0 S: 4	H: 1 LOB: 1 BB: 1 P: 8	R: 0 E: 0 K: 0 S: 3	H: 0 LOB: 0 BB: 0 P: 3		R: 2 E: 0 K: 0 S: 2	H: 1 LOB: 0 BB: 1 P: 6	1B: 2 2B: 1 3B: 0 HR: 1	SF: 0 SAC: 0 DP: 0 HBP: 0
PITCHER Doc Medich, R ERA: 4.7 Sparky Lyle, L ERA: 3.63 (9, 1)	IP: 8.1 WLS: L BF: 31 H: 3 R: 3 ER: 3 SO: 2 BB: 3 IBB: 0 HBP: 0 BLK: 0 WP: 0 HR: 0 S: 32 P: 44 ERA: 3.24 WHIP: 0.720															PITCHER					

Batter	1	2	3	4	5	6	7	8	9	AB	R	H	RBI	BB	SO	LOB	TOP			
Harry Chappas, S (1, 6) OBP: 0.200, SLG: 0.250	5-3		B1-3		HR		1B			4	1	2	1	0	0	0	Chicago White Sox @ Milwaukee Brewers Milwaukee County Stadium, Milwaukee, WI Mon Aug 20 1979, 8:05 PM EDT Att: 15,624 - Unknown - 66 F livebaseballscorecards.com			
Greg Pryor, R (1, 4) OBP: 0.322, SLG: 0.350	1B		1B		F8		1B			4	1	3	0	0	0					
Alan Bannister, R (1, 7) OBP: 0.353, SLG: 0.394	B1		E1		5-3		4-3			4	0	1	0	0	0	3				
Lamar Johnson, R (1, 3) OBP: 0.359, SLG: 0.444	E5		5-3		F4		G4-6-3			4	0	1	0	0	0	2				
Chet Lemon, R (1, 8) OBP: 0.375, SLG: 0.472	F8				5-3		F9-3		F9	4	0	1	0	0	0	3				
Wayne Nordhagen, R (1, 10) OBP: 0.321, SLG: 0.438		F8			1B		F9-3		G4-6-3	4	0	1	0	0	0	2				
Junior Moore, R (1, 9) OBP: 0.314, SLG: 0.349		5-3			F7		K		K	3	0	0	0	0	1	1				
Rusty Torres, S (8, 9) OBP: 0.335, SLG: 0.392										1	0	0	0	0	1	0				
Mitt May, L (1, 2) OBP: 0.316, SLG: 0.440		F7			K		K		F6	4	0	0	0	0	2	1				
Kevin Bell, R (1, 5) OBP: 0.256, SLG: 0.309					F7					3	1	1	1	0	0	0				
Jorge Orta, L (9, PH) OBP: 0.347, SLG: 0.435							F8		6-3	1	0	0	0	0	0	0				
Inning Stats	R: 0 E: 1 K: 0 S: 5	H: 1 LOB: 2 BB: 0 P: 5	R: 0 E: 0 K: 0 S: 3	H: 0 LOB: 0 BB: 0 P: 3	R: 1 E: 1 K: 0 S: 5	H: 2 LOB: 1 BB: 0 P: 5	R: 0 E: 0 K: 1 S: 6	H: 1 LOB: 1 BB: 0 P: 6	R: 2 E: 0 K: 0 S: 5	H: 2 LOB: 0 BB: 0 P: 5	R: 0 E: 0 K: 1 S: 7	H: 2 LOB: 2 BB: 0 P: 7	R: 0 E: 0 K: 0 S: 3	H: 1 LOB: 0 BB: 0 P: 3	R: 0 E: 0 K: 1 S: 5	H: 0 LOB: 0 BB: 0 P: 5	1B: 8 2B: 1 3B: 0 HR: 2	SF: 0 SAC: 0 DP: 2 HBP: 0	WP: 0 PB: 0 SB: 0 CS: 0	PA: 36
PITCHER	IP WLS BF H R ER SO BB IBB HBP BLK WP HR S P ERA WHIP																			
Bill Travers, L (1, 1) ERA: 3.73	6.2 W 29 9 3 2 3 0 0 0 0 0 2 35 35 2.70 1.350																			
Bob Galasso, R (7, 1) ERA: 4.17	2.1 S 7 1 0 0 1 0 0 0 0 0 0 9 9 0.00 0.429																			

Batter	1	2	3	4	5	6	7	8	9	AB	R	H	RBI	BB	SO	LOB	BOTTOM			
Robin Yount, R (1, 6) OBP: 0.300, SLG: 0.370	F3		SH3		F8		E6		CS	3	1	0	0	1	0	2	Chicago White Sox @ Milwaukee Brewers Milwaukee County Stadium, Milwaukee, WI Mon Aug 20 1979, 8:05 PM EDT Att: 15,624 - Unknown - 66 F livebaseballscorecards.com			
Don Money, R (1, 4) OBP: 0.321, SLG: 0.364	F8		SH3		6-3		F8			3	0	0	0	0	0	1				
Cecil Cooper, L (1, 3) OBP: 0.377, SLG: 0.514	F6		1B		1B		4-1			4	0	2	1	0	0	1				
Gorman Thomas, R (1, 8) OBP: 0.345, SLG: 0.498		FC3-6	F3		2B		K			3	1	1	0	1	1	1				
Sixto Lezcano, R (1, 9) OBP: 0.415, SLG: 0.561		E5	F8		F8		K			4	0	0	0	0	1	3				
Ben Oglivie, L (1, 7) OBP: 0.316, SLG: 0.496		FC3-6			G3		CS			3	1	1	0	1	0	2				
Sal Bando, R (1, 5) OBP: 0.329, SLG: 0.355		K			F2		CS		F5	4	1	1	1	0	1	2				
Dick Davis, R (1, 10) OBP: 0.309, SLG: 0.462		1B			1B		CS			3	1	3	2	1	0	0				
Buck Martinez, R (1, 2) OBP: 0.282, SLG: 0.380		F4			E7		F7		F8	4	0	1	0	0	0	4				
Inning Stats	R: 0 E: 0 K: 0 S: 3	H: 0 LOB: 0 BB: 0 P: 3	R: 1 E: 1 K: 1 S: 7	H: 1 LOB: 2 BB: 1 P: 11	R: 1 E: 1 K: 0 S: 4	H: 1 LOB: 1 BB: 1 P: 8	R: 0 E: 1 K: 0 S: 4	H: 1 LOB: 2 BB: 1 P: 8	R: 0 E: 0 K: 0 S: 4	H: 2 LOB: 1 BB: 0 P: 4	R: 3 E: 1 K: 0 S: 6	H: 2 LOB: 1 BB: 1 P: 10	R: 0 E: 0 K: 2 S: 7	H: 1 LOB: 0 BB: 0 P: 7	R: 0 E: 0 K: 0 S: 3	H: 1 LOB: 0 BB: 0 P: 3		1B: 6 2B: 3 3B: 0 HR: 0	SF: 0 SAC: 1 DP: 0 HBP: 0	WP: 0 PB: 0 SB: 1 CS: 2
PITCHER	IP WLS BF H R ER SO BB IBB HBP BLK WP HR S P ERA WHIP																			
Ken Kravec, L (1, 1) ERA: 3.84	8.0 L 36 9 5 3 3 4 0 0 0 0 0 38 54 3.38 1.625																			

Batter	1	2	3	4	5	6	7	8	9	AB	R	H	RBI	BB	SO	LOB	TOP			
Jim Morrison, R OBP: 0.293, SLG: 0.453 (1, 4)										4	2	2	0	1	1	0	Chicago White Sox @ Milwaukee Brewers Milwaukee County Stadium, Milwaukee, WI Tue Aug 21 1979, 8:05 PM EDT Att: 27,954 - Unknown livebaseballscorecards.com			
Mike Squires, L OBP: 0.319, SLG: 0.330 (1, 3)										5	0	2	2	0	0	3				
Alan Bannister, R OBP: 0.354, SLG: 0.395 (1, 7) (7, 9)										4	0	1	0	1	2	1				
Lamar Johnson, R OBP: 0.356, SLG: 0.449 (1, 10)										5	1	2	1	0	1	4				
Junior Moore, R OBP: 0.308, SLG: 0.341 Ralph Garr, L OBP: 0.325, SLG: 0.426 (7, PH) (7, 7)										3	1	1	0	0	0	2				
Rusty Torres, S OBP: 0.345, SLG: 0.396 (1, 8)										3	0	2	0	1	0	0				
Bill Nahorodny, R OBP: 0.332, SLG: 0.435 (1, 2)										4	0	0	0	0	0	5				
Kevin Bell, R OBP: 0.258, SLG: 0.345 (1, 5)										3	0	0	1	0	2	1				
Harry Chappas, S OBP: 0.235, SLG: 0.313 (1, 6)										4	1	2	0	0	0	1				
Inning Stats	R: 0 E: 0 K: 2 S: 7	H: 0 LOB: 0 BB: 0 P: 7	R: 2 E: 0 K: 0 S: 8	H: 5 LOB: 3 BB: 0 P: 8	R: 0 E: 0 K: 0 S: 4	H: 1 LOB: 2 BB: 1 P: 8	R: 0 E: 0 K: 0 S: 3	H: 0 LOB: 0 BB: 0 P: 3	R: 0 E: 0 K: 1 S: 6	H: 1 LOB: 1 BB: 0 P: 6	R: 1 E: 0 K: 1 S: 7	H: 2 LOB: 1 BB: 0 P: 7	R: 0 E: 0 K: 1 S: 5	H: 0 LOB: 0 BB: 0 P: 5	R: 2 E: 0 K: 0 S: 4	H: 2 LOB: 1 BB: 2 P: 12		1B: 7 2B: 4 3B: 0 HR: 1	SF: 1 SAC: 0 DP: 1 HBP: 0	WP: 0 PB: 1 SB: 1 CS: 0
PITCHER	IP	WLS	BF	H	R	ER	SO	BB	IBB	HBP	BLK	WP	HR	S	P	ERA	WHIP			
Paul Mitchell, R ERA: 4.8 Bob Galasso, R ERA: 4.4 Bill Castro, R ERA: 1.55	(1, 1) (7, 1) (9, 1)		6.0 2.0 1.0	W 11 2	28 3 0	3 2 0	3 2 0	4 2 0	1 2 0	0 0 0	0 0 0	0 0 0	1 13 2	35 21 2	39 21 2	4.50 9.00 0.00	1.667 2.500 0.000			

Batter	1	2	3	4	5	6	7	8	9	AB	R	H	RBI	BB	SO	LOB	BOTTOM			
Paul Moltzer, R OBP: 0.361, SLG: 0.468 (1, 4)										4	2	4	3	0	0	0	Chicago White Sox @ Milwaukee Brewers Milwaukee County Stadium, Milwaukee, WI Tue Aug 21 1979, 8:05 PM EDT Att: 27,954 - Unknown livebaseballscorecards.com			
Sal Bando, R OBP: 0.330, SLG: 0.356 (1, 5)										5	1	2	0	0	0	3				
Cecil Cooper, L OBP: 0.375, SLG: 0.510 (1, 3)										3	0	1	2	0	0	1				
Gorman Thomas, R OBP: 0.343, SLG: 0.492 (1, 8)										4	0	1	1	0	1	0				
Ben Oglivie, L OBP: 0.317, SLG: 0.496 (1, 7)										4	2	2	0	0	1	2				
Sixto Lezcano, R OBP: 0.419, SLG: 0.573 (1, 9)										4	1	2	3	0	0	2				
Dick Davis, R OBP: 0.311, SLG: 0.463 (1, 10)										4	1	1	0	0	1	1				
Robin Yount, R OBP: 0.301, SLG: 0.373 (1, 6)										4	2	2	0	0	1	1				
Charlie Moore, R OBP: 0.380, SLG: 0.446 (1, 2)										3	0	0	0	0	0	2				
Inning Stats	R: 1 E: 0 K: 1 S: 6	H: 1 LOB: 0 BB: 0 P: 6	R: 0 E: 0 K: 1 S: 5	H: 0 LOB: 0 BB: 0 P: 5	R: 1 E: 0 K: 0 S: 5	H: 2 LOB: 1 BB: 0 P: 5	R: 2 E: 0 K: 1 S: 7	H: 2 LOB: 0 BB: 0 P: 7	R: 0 E: 0 K: 0 S: 3	H: 1 LOB: 0 BB: 0 P: 3	R: 1 E: 0 K: 0 S: 5	H: 2 LOB: 1 BB: 0 P: 5	R: 3 E: 0 K: 0 S: 8	H: 5 LOB: 2 BB: 0 P: 8	R: 1 E: 0 K: 1 S: 7	H: 2 LOB: 1 BB: 0 P: 7		1B: 8 2B: 6 3B: 0 HR: 1	SF: 2 SAC: 1 DP: 1 HBP: 0	WP: 0 PB: 0 SB: 0 CS: 0
PITCHER	IP	WLS	BF	H	R	ER	SO	BB	IBB	HBP	BLK	WP	HR	S	P	ERA	WHIP			
Fred Howard, R ERA: 3.46 Guy Hoffman, L ERA: 5.57 Ed Farmer, R ERA: 3.44 Randy Scarbery, R ERA: 4.83	(1, 1) (5, 1) (7, 1) (8, 1)		4.1 2.0 0.2 1.0	L 11 3 5	19 6 1 2	4 4 0 1	4 4 0 1	3 3 1 1	0 0 0 0	0 0 0 0	0 0 0 0	0 0 0 0	1 11 3 7	25 11 3 7	25 11 3 7	8.31 18.00 0.00 9.00	1.385 3.000 1.500 2.000			

Batter	1	2	3	4	5	6	7	8	9	AB	R	H	RBI	BB	SO	LOB	TOP	
Jim Morrison, R OBP: 0.300, SLG: 0.455 (1, 4)	F7		2B 3-1 1B		5-3		SH1-3		E S 1B	4	1	2	0	0	0	0	Chicago White Sox @ Milwaukee Brewers Milwaukee County Stadium, Milwaukee, WI Wed Aug 22 1979, 8:05 PM EDT Att: 18,401 - Unknown - 70 F livebaseballscorecards.com	
Mike Squires, L OBP: 0.316, SLG: 0.332 (1, 3)	4-3		3-1 1B 2B		3-1		F7		G3	5	1	1	1	0	0	2		
Alan Bannister, R OBP: 0.350, SLG: 0.390 (1, 7)	6-3		3-1		F8				K F4	5	0	0	1	0	1	2		
Lamar Johnson, R OBP: 0.360, SLG: 0.455 (1, 10)		6-3	2-3 3-H 1B				FC4-6 1B		1B 2B	4	1	3	1	0	0	0		
Chet Lemon, R OBP: 0.374, SLG: 0.470 (1, 8)		5-3	3-H 1B		F4		F3		WP 2-H 1B	4	0	1	1	0	0	2		
Wayne Nordhagen, R OBP: 0.321, SLG: 0.436 (6, PR) Rusty Torres, S OBP: 0.343, SLG: 0.393 (6, 9)					5-3		FC4-6 1-2		F7	3	0	1	0	0	0	1		
Greg Pryor, R OBP: 0.322, SLG: 0.347 (1, 6)					1B		F8		F8	1	0	0	0	0	0	1		
Mitt May, L OBP: 0.314, SLG: 0.432 (1, 2)					F8		G1		WP IBB	3	0	0	0	1	0	2		
Kevin Bell, R OBP: 0.258, SLG: 0.341 (1, 5)					1B 2B 1B		1B		F8 K	4	1	2	0	0	1	2		
Kevin Bell, R OBP: 0.258, SLG: 0.341 (1, 5)					F3		5-3		SH1-3 1B	4	0	1	0	0	0	2		
Inning Stats	R: 0 E: 0 K: 0 S: 3	H: 0 LOB: 0 BB: 0 P: 3	R: 0 E: 0 K: 0 S: 4	H: 1 LOB: 1 BB: 0 P: 4	R: 3 E: 0 K: 0 S: 7	H: 4 LOB: 1 BB: 0 P: 7	R: 0 E: 0 K: 0 S: 4	H: 1 LOB: 1 BB: 0 P: 4	R: 0 E: 0 K: 0 S: 4	H: 1 LOB: 1 BB: 0 P: 4	R: 0 E: 0 K: 0 S: 9	H: 2 LOB: 2 BB: 1 P: 13	R: 0 E: 0 K: 0 S: 4	H: 1 LOB: 1 BB: 0 P: 4	1B: 9 2B: 2 3B: 0 HR: 0	SF: 0 SAC: 1 DP: 0 HBP: 0	WP: 1 PA: 39 PB: 0 SB: 1 CS: 0	
PITCHER	IP	WLS	BF	H	R	ER	SO	BB	IBB	HBP	BLK	WP	HR	S	P	ERA	WHIP	
Moose Haas, R ERA: 5.09 (1, 1)	7.1	L	32	10	4	4	1	0	0	0	0	0	0	34	34	4.91	1.364	
Jerry Augustine, L ERA: 3.97 (8, 1)	1.2		7	1	0	0	1	0	1	0	0	1	0	8	12	0.00	0.600	

Batter	1	2	3	4	5	6	7	8	9	AB	R	H	RBI	BB	SO	LOB	BOTTOM		
Paul Moltor, R OBP: 0.362, SLG: 0.470 (1, 6)	5-3		FC5-4 BB		6-3 3B		L6		4-3	4	1	1	0	1	0	0	Chicago White Sox @ Milwaukee Brewers Milwaukee County Stadium, Milwaukee, WI Wed Aug 22 1979, 8:05 PM EDT Att: 18,401 - Unknown - 70 F livebaseballscorecards.com		
Don Money, R OBP: 0.316, SLG: 0.361 (1, 4)	5-3		FC5-4 1B		6-3		G4-6-3 1B			4	0	1	1	0	0	2			
Cecil Cooper, L OBP: 0.374, SLG: 0.507 (1, 3)	K		1-2 2-3 1B		F6		G4-6-3 1-2			4	0	1	0	0	1	1			
Gorman Thomas, R OBP: 0.342, SLG: 0.497 (1, 8)		6-3	K				HR		E5 FC6-4	4	1	1	1	0	1	2			
Sixto Lezcano, R OBP: 0.422, SLG: 0.573 (1, 9)		FC6-4 BB			1B BB		FC5 SH3-4 1B		K	2	0	1	0	2	1	1			
Sal Bando, R OBP: 0.327, SLG: 0.353 (1, 5) Jim Gantner, L OBP: 0.327, SLG: 0.348 (8, PR) (9, 5)		F8			F5		SH3-4		FC6-4	3	0	0	0	0	0	3			
Dick Davis, R OBP: 0.310, SLG: 0.460 (1, 10)		FC6-4			G6-4-3 1B		5-3		4-3	4	0	1	0	0	0	3			
Jim Wohlford, R OBP: 0.301, SLG: 0.385 (1, 7) Ben Oglivie, L OBP: 0.318, SLG: 0.495 (6, PH) (7, 7)					G6-4-3				F8	2	1	1	0	0	0	2			
Charlie Moore, R OBP: 0.378, SLG: 0.443 (1, 2)					1B 2B		1B		5-3	1	0	0	0	1	0	0			
Charlie Moore, R OBP: 0.378, SLG: 0.443 (1, 2)					FC5-4 2-H 1B		F7		FC5	4	0	1	1	0	0	2			
Inning Stats	R: 0 E: 0 K: 1 S: 5	H: 0 LOB: 0 BB: 0 P: 5	R: 0 E: 0 K: 0 S: 3	H: 0 LOB: 1 BB: 1 P: 7	R: 1 E: 0 K: 1 S: 7	H: 3 LOB: 2 BB: 1 P: 11	R: 0 E: 0 K: 0 S: 3	H: 1 LOB: 1 BB: 1 P: 7	R: 1 E: 0 K: 0 S: 4	H: 1 LOB: 0 BB: 0 P: 4	R: 1 E: 0 K: 0 S: 5	H: 2 LOB: 2 BB: 1 P: 9	R: 0 E: 0 K: 1 S: 6	H: 0 LOB: 1 BB: 0 P: 6	R: 0 E: 0 K: 0 S: 3	H: 0 LOB: 0 BB: 0 P: 3	1B: 5 2B: 1 3B: 1 HR: 1	SF: 0 SAC: 1 DP: 3 HBP: 0	WP: 0 PA: 37 PB: 0 SB: 0 CS: 0
PITCHER	IP	WLS	BF	H	R	ER	SO	BB	IBB	HBP	BLK	WP	HR	S	P	ERA	WHIP		
Ross Baumgarten, L ERA: 3.65 (1, 1)	5.0		23	7	3	3	2	3	0	0	0	0	0	24	36	5.40	2.000		
Ed Farmer, R ERA: 3.29 (6, 1)	4.0	W	14	1	0	0	1	0	1	0	0	0	0	15	19	0.00	0.250		

Batter	1	2	3	4	5	6	7	8	9	AB	R	H	RBI	BB	SO	LOB	TOP					
Paul Moltzer, R (1, 6) OBP: 0.361, SLG: 0.468										6	2	2	0	0	1	5	Milwaukee Brewers @ Texas Rangers Arlington Stadium, Arlington, TX Fri Aug 24 1979, 8:05 PM EDT Att: 23,505 - Unknown					
Sal Bando, R (1, 5) OBP: 0.333, SLG: 0.356										3	3	2	1	2	0	0						
Cecil Cooper, L (1, 3) OBP: 0.373, SLG: 0.506										5	0	1	1	0	2	4						
Gorman Thomas, R (1, 8) OBP: 0.341, SLG: 0.500										5	1	1	3	0	2	3						
Ben Oglivie, L (1, 7) OBP: 0.321, SLG: 0.501										5	2	3	0	0	1	1						
Sixto Lezcano, R (1, 9) OBP: 0.426, SLG: 0.572										2	1	1	1	3	0	0						
Don Money, R (1, 4) OBP: 0.321, SLG: 0.363										4	0	1	3	1	1	4						
Dick Davis, R (1, 10) OBP: 0.308, SLG: 0.455										5	0	1	0	0	0	3						
Charlie Moore, R (1, 2) OBP: 0.375, SLG: 0.437										4	0	0	0	1	0	3						
Inning Stats	R: 1 E: 0 K: 0 S: 5	H: 2 LOB: 1 BB: 0 P: 5	R: 0 E: 1 K: 0 S: 4	H: 0 LOB: 2 BB: 1 P: 8	R: 3 E: 0 K: 2 S: 9	H: 2 LOB: 1 BB: 2 P: 17	R: 1 E: 0 K: 1 S: 6	H: 1 LOB: 1 BB: 1 P: 10	R: 1 E: 0 K: 1 S: 8	H: 3 LOB: 2 BB: 0 P: 8	R: 0 E: 0 K: 2 S: 7	H: 0 LOB: 0 BB: 0 P: 7	R: 0 E: 0 K: 1 S: 5	H: 0 LOB: 1 BB: 1 P: 9	R: 3 E: 0 K: 0 S: 7	H: 4 LOB: 2 BB: 1 P: 11	R: 0 E: 0 K: 0 S: 2	H: 0 LOB: 0 BB: 1 P: 6	1B: 8 2B: 2 3B: 1 HR: 1	SF: 0 SAC: 0 DP: 0 HBP: 0	WP: 1 PB: 2 SB: 1 CS: 1	PA: 47
PITCHER	IP WLS BF H R ER SO BB IBB HBP BLK WP HR S P ERA WHIP																					
Doc Medich, R (1, 1) ERA: 5.05	4.0	L	24	7	6	6	3	4	0	0	0	0	0	0	26	42	13.50	2.750				
Danny Darwin, R (5, 1) ERA: 4.4	3.1	L	13	2	1	1	4	1	0	0	0	0	0	0	20	24	2.70	0.900				
Jim Kern, R (8, 1) ERA: 1.52	1.2		9	3	2	2	0	2	0	0	0	1	1	7	15	10.80	3.000					

AB	39
R	9
H	12
RBI	9
BB	7
SO	7
LOB	23



Batter	1	2	3	4	5	6	7	8	9	AB	R	H	RBI	BB	SO	LOB	BOTTOM				
Mickey Rivers, L (1, 8) OBP: 0.302, SLG: 0.396										5	2	2	0	0	0	2	Milwaukee Brewers @ Texas Rangers Arlington Stadium, Arlington, TX Fri Aug 24 1979, 8:05 PM EDT Att: 23,505 - Unknown				
Buddy Bell, R (1, 5) OBP: 0.329, SLG: 0.466										5	0	2	0	0	1	1					
Al Oliver, L (1, 7) OBP: 0.355, SLG: 0.468										3	0	1	2	0	0	0					
Richie Zisk, R (1, 9) OBP: 0.348, SLG: 0.427										5	0	2	0	0	0	3					
Willie Montanez, L (1, 10) OBP: 0.274, SLG: 0.314										3	0	0	0	0	0	3					
John Ellis, R (7, PH) OBP: 0.312, SLG: 0.439										2	0	0	0	0	1	3					
Pat Putnam, L (1, 3) OBP: 0.326, SLG: 0.470										4	1	2	0	0	1	2					
Bump Willis, S (1, 4) OBP: 0.335, SLG: 0.345										4	2	4	1	0	0	0					
Jim Sundberg, R (1, 2) OBP: 0.330, SLG: 0.372										4	1	1	3	0	1	3					
Nelson Norman, S (1, 6) OBP: 0.245, SLG: 0.246										3	0	0	0	0	1	1					
Mike Jorgensen, L (8, PH) OBP: 0.309, SLG: 0.405										1	0	0	0	0	0	2					
Larvell Blanks, R (9, 6) OBP: 0.265, SLG: 0.274										0	0	0	0	0	0	0					
Inning Stats	R: 1 E: 0 K: 0 S: 6	H: 3 LOB: 2 BB: 0 P: 6	R: 0 E: 0 K: 1 S: 5	H: 1 LOB: 1 BB: 0 P: 5	R: 1 E: 0 K: 0 S: 5	H: 2 LOB: 1 BB: 0 P: 5	R: 3 E: 0 K: 0 S: 6	H: 3 LOB: 0 BB: 0 P: 6	R: 0 E: 0 K: 2 S: 8	H: 1 LOB: 0 BB: 0 P: 8	R: 0 E: 0 K: 1 S: 6	H: 1 LOB: 2 BB: 0 P: 7	R: 0 E: 0 K: 0 S: 5	H: 2 LOB: 2 BB: 0 P: 5	R: 0 E: 0 K: 1 S: 6	H: 1 LOB: 1 BB: 0 P: 6	1B: 10 2B: 3 3B: 0 HR: 2	SF: 1 SAC: 0 DP: 1 HBP: 1	WP: 1 PB: 0 SB: 0 CS: 1	PA: 41	
PITCHER	IP WLS BF H R ER SO BB IBB HBP BLK WP HR S P ERA WHIP																				
Jim Slaton, R (1, 1) ERA: 3.37	3.0		17	9	5	5	1	0	0	0	0	0	0	1	19	19	15.00	3.000			
Bob McClure, L (4, 1) ERA: 4.3	3.2		14	2	1	1	2	0	0	1	0	0	1	17	18	2.46	0.545				
Bob Galasso, R (7, 1) ERA: 4.17	2.1	W	10	3	0	0	2	0	0	0	0	1	0	14	14	0.00	1.286				



Batter	1	2	3	4	5	6	7	8	9	AB	R	H	RBI	BB	SO	LOB	TOP
Paul Moltis, R OBP: 0.364, SLG: 0.470 (1, 4)	1-3		HR	CS	F9		6-3		1B	5	1	3	1	0	0	0	Milwaukee Brewers @ Texas Rangers Arlington Stadium, Arlington, TX Sat Aug 25 1979, 8:05 PM EDT Att: 16,181 - Unknown
Sal Bando, R OBP: 0.331, SLG: 0.354 (1, 5)	1B		B2		F9			4-3	5-3	5	1	1	0	0	0	3	
Cecil Cooper, L OBP: 0.375, SLG: 0.515 (1, 3)	1B		HR					K		4	1	3	2	0	1	0	
Gorman Thomas, R OBP: 0.342, SLG: 0.499 (1, 8)	1B		F6		F3			BB		3	0	1	1	1	0	1	
Ben Oglivie, L OBP: 0.322, SLG: 0.507 (1, 7)	E3		HR			L3		BB		3	1	1	1	1	0	2	
Sixto Lezcano, R OBP: 0.422, SLG: 0.566 (1, 9)	G6-4-3		6-3			1-3		BB		4	0	0	0	0	1	5	
Don Money, R OBP: 0.316, SLG: 0.357 (1, 10)						6-3			L8	4	0	0	0	0	2	0	
Robin Yount, R OBP: 0.299, SLG: 0.370 (1, 6)			F8		5-3		K		F8	4	0	0	0	0	1	0	
Charlie Moore, R OBP: 0.370, SLG: 0.431 (1, 2)			L8		E6		K		E5	4	1	0	0	0	1	0	
Inning Stats	R: 1 E: 1 K: 0 S: 6	H: 3 LOB: 2 BB: 0 P: 6	R: 0 E: 0 K: 1 S: 5	H: 0 LOB: 0 BB: 0 P: 5	R: 3 E: 0 K: 0 S: 6	H: 3 LOB: 0 BB: 0 P: 6	R: 0 E: 1 K: 1 S: 5	H: 2 LOB: 1 BB: 0 P: 4	R: 0 E: 0 K: 0 S: 3	H: 0 LOB: 0 BB: 0 P: 3	R: 0 E: 0 K: 2 S: 7	H: 0 LOB: 0 BB: 2 P: 15	R: 0 E: 0 K: 0 S: 5	H: 1 LOB: 1 BB: 0 P: 5	1B: 7 2B: 0 3B: 0 HR: 2	SF: 0 SAC: 0 DP: 1 HBP: 0	WP: 0 PA: 39 PB: 0 SB: 0 CS: 1
PITCHER	IP WLS BF H R ER SO BB IBB HBP BLK WP HR S P ERA WHIP																
Brian Allard, R ERA: 4.61 (1, 1)	3.0 L 15 6 4 4 1 0 0 0 0 0 2 17 17 12.00 2.000																
Dave Rajsich, L ERA: 3.46 (4, 1)	6.0 23 3 1 0 5 2 0 0 0 0 0 0 31 39 0.00 0.833																

Batter	1	2	3	4	5	6	7	8	9	AB	R	H	RBI	BB	SO	LOB	BOTTOM				
Bump Willis, S OBP: 0.334, SLG: 0.345 (1, 4)	6-3		F3			1B	6-3			4	1	1	0	0	0	1	Milwaukee Brewers @ Texas Rangers Arlington Stadium, Arlington, TX Sat Aug 25 1979, 8:05 PM EDT Att: 16,181 - Unknown				
Mickey Rivers, L OBP: 0.300, SLG: 0.392 (1, 8)	G3			6-3		5-3		F6		4	0	0	0	0	0	1					
Buddy Bell, R OBP: 0.330, SLG: 0.466 (1, 6)	4-3			G4-6-3		FC3-6		5-3		4	0	2	0	0	0	0					
Al Oliver, L OBP: 0.354, SLG: 0.466 (1, 7)			G6-4-3		G4-6-3	FC3-6		3-1		4	0	1	1	0	0	2					
Richie Zisk, R OBP: 0.348, SLG: 0.425 (1, 9)			G6-4-3			1-3		K		4	0	1	0	0	1	2					
John Ellis, R OBP: 0.311, SLG: 0.437 (1, 3)			FC6-4		F8		1-3		F4	4	0	1	0	0	0	1					
Eric Soderholm, R OBP: 0.310, SLG: 0.386 (1, 5)			FC6-4			6-3				3	0	1	0	1	0	1					
Nelson Norman, S OBP: 0.245, SLG: 0.246 (9, PR)						FC5-4		1B		0	0	0	0	0	0	0					
Bill Sample, R OBP: 0.340, SLG: 0.386 (1, 10)				4-3		FC5-4		F8		4	1	1	0	0	0	3					
Jim Sundberg, R OBP: 0.330, SLG: 0.374 (1, 2)			6-3			F9				3	0	1	1	0	0	2					
Inning Stats	R: 0 E: 0 K: 0 S: 3	H: 0 LOB: 0 BB: 0 P: 3	R: 0 E: 0 K: 0 S: 4	H: 2 LOB: 1 BB: 0 P: 4	R: 0 E: 0 K: 0 S: 3	H: 0 LOB: 0 BB: 0 P: 3	R: 0 E: 0 K: 0 S: 3	H: 1 LOB: 0 BB: 0 P: 3	R: 0 E: 0 K: 0 S: 4	H: 1 LOB: 2 BB: 1 P: 8	R: 1 E: 0 K: 0 S: 5	H: 2 LOB: 1 BB: 0 P: 5	R: 1 E: 0 K: 0 S: 5	H: 2 LOB: 1 BB: 0 P: 5	R: 0 E: 0 K: 0 S: 3	H: 0 LOB: 0 BB: 0 P: 3	R: 0 E: 0 K: 1 S: 6	H: 1 LOB: 1 BB: 0 P: 6	1B: 7 2B: 2 3B: 0 HR: 0	SF: 0 SAC: 0 DP: 2 HBP: 0	WP: 0 PA: 35 PB: 0 SB: 1 CS: 0
PITCHER	IP WLS BF H R ER SO BB IBB HBP BLK WP HR S P ERA WHIP																				
Mike Caldwell, L ERA: 3.33 (1, 1)	9.0 W 35 9 2 2 1 1 0 0 0 0 0 0 36 40 2.00 1.111																				

Batter	1	2	3	4	5	6	7	8	9	AB	R	H	RBI	BB	SO	LOB	TOP					
Paul Moltitor, R OBP: 0.360, SLG: 0.465 (1,4)	B5-3		L9		6-3		5-3		F6	5	0	0	0	0	0	0	Milwaukee Brewers @ Texas Rangers Arlington Stadium, Arlington, TX Sun Aug 26 1979, 8:05 PM EDT Att: 9,076 - Unknown livebaseballscorecards.com					
Sal Bando, R OBP: 0.335, SLG: 0.356 (1,10)	G3 WP HR 1B		2B 1B BB		HR 1B		6-3			3	3	2	0	1	0	0						
Cecil Cooper, L OBP: 0.375, SLG: 0.519 (1,3)	G3		F8		HR		L4			4	1	1	2	0	0	2						
Gorman Thomas, R OBP: 0.345, SLG: 0.510 (1,8)	HR		1B 2B		6-3				G3 1B	4	1	3	2	0	0	0						
Ben Oglivie, L OBP: 0.322, SLG: 0.505 (1,7)	G2		1B						G3 1-2	4	0	1	1	0	0	1						
Sixto Lezcano, R OBP: 0.421, SLG: 0.563 (1,9)		E5 FC6-4		G3		E FC5-4 1B			K	4	1	1	0	0	1	1						
Don Money, R OBP: 0.312, SLG: 0.352 (1,5)	FC6-4		F8		F8		E4 FC5-4		F8	4	0	0	0	0	0	3						
Robin Yount, R OBP: 0.297, SLG: 0.367 (1,6)	F3		5-3		5-3		FC5-4		5-3	4	0	0	1	0	0	2						
Buck Martinez, R OBP: 0.280, SLG: 0.373 (1,2)	F6				5-3		K		4-3	4	0	0	0	0	1	2						
Inning Stats	R: 2 E: 0 K: 0 S: 5	H: 2 LOB: 0 BB: 0 P: 5	R: 0 E: 1 K: 0 S: 4	H: 0 LOB: 1 BB: 0 P: 4	R: 1 E: 0 K: 0 S: 4	H: 2 LOB: 2 BB: 1 P: 8	R: 0 E: 0 K: 0 S: 3	H: 0 LOB: 0 BB: 0 P: 3	R: 2 E: 0 K: 0 S: 5	H: 2 LOB: 0 BB: 0 P: 5	R: 1 E: 1 K: 1 S: 7	H: 1 LOB: 1 BB: 0 P: 7	R: 0 E: 0 K: 0 S: 3	H: 0 LOB: 0 BB: 0 P: 3	R: 0 E: 0 K: 1 S: 6	H: 1 LOB: 1 BB: 0 P: 6	R: 0 E: 0 K: 0 S: 3	H: 0 LOB: 0 BB: 0 P: 3	1B: 5 2B: 1 3B: 0 HR: 2	SF: 0 SAC: 0 DP: 0 HBP: 0	WP: 1 PB: 0 SB: 0 CS: 0	PA: 37
PITCHER Steve Comer, R ERA: 3.66 (1,1)	IP: 9.0 WLS: L BF: 37 H: 8 R: 6 ER: 5 SO: 2 BB: 1 IBB: 0 HBP: 0 BLK: 0 WP: 1 HR: 2 S: 40 P: 44 ERA: 5.00 WHIP: 1.000															PITCHER						

Batter	1	2	3	4	5	6	7	8	9	AB	R	H	RBI	BB	SO	LOB	BOTTOM					
Bump Wills, S OBP: 0.330, SLG: 0.340 (1,4)	K		F3		F9		L7		4-3	5	0	0	0	0	1	4	Milwaukee Brewers @ Texas Rangers Arlington Stadium, Arlington, TX Sun Aug 26 1979, 8:05 PM EDT Att: 9,076 - Unknown livebaseballscorecards.com					
Jim Sundberg, R OBP: 0.330, SLG: 0.371 (1,2)			F9		FC5-2-5-2-6-1-5				F8	3	0	0	0	1	0	2						
Buddy Bell, R OBP: 0.332, SLG: 0.471 (1,6)	F3		HR		6-3				1B BB	3	1	1	2	1	0	2						
Richie Zisk, R OBP: 0.349, SLG: 0.425 (1,9)	4-3		FC5-4 BB				F9		1-2 1B	3	0	1	0	1	0	1						
John Ellis, R OBP: 0.307, SLG: 0.430 (1,10)		F2	FC5-4				F9		F9	4	0	0	0	0	0	3						
Al Oliver, L OBP: 0.351, SLG: 0.462 (1,7)	F7				6-3		F7		3-1	4	0	0	0	0	0	2						
Eric Soderholm, R OBP: 0.312, SLG: 0.388 (1,5)		FC5-4 1B			G6-4-3 1B		F8		5-3	4	0	2	0	0	0	0						
Pat Putnam, L OBP: 0.322, SLG: 0.464 (1,3)	FC5-4				G6-4-3		F7		1-3	4	0	0	0	0	0	2						
Bill Sample, R OBP: 0.348, SLG: 0.399 (1,8)			HR 1B		F9 2B					4	1	4	0	0	0	0						
Inning Stats	R: 0 E: 0 K: 1 S: 5	H: 0 LOB: 1 BB: 1 P: 9	R: 0 E: 0 K: 0 S: 4	H: 1 LOB: 0 BB: 0 P: 4	R: 2 E: 0 K: 0 S: 5	H: 2 LOB: 1 BB: 1 P: 9	R: 0 E: 0 K: 0 S: 3	H: 1 LOB: 0 BB: 0 P: 3	R: 0 E: 0 K: 0 S: 4	H: 1 LOB: 1 BB: 0 P: 4	R: 0 E: 0 K: 0 S: 3	H: 0 LOB: 0 BB: 0 P: 3	R: 0 E: 0 K: 0 S: 4	H: 1 LOB: 2 BB: 1 P: 8	R: 0 E: 0 K: 0 S: 4	H: 1 LOB: 1 BB: 0 P: 4	R: 0 E: 0 K: 0 S: 4	H: 1 LOB: 1 BB: 0 P: 4	1B: 6 2B: 1 3B: 0 HR: 1	SF: 0 SAC: 0 DP: 1 HBP: 0	WP: 0 PB: 0 SB: 0 CS: 0	PA: 37
PITCHER Bill Travers, L ERA: 3.63 (1,1)	IP: 9.0 WLS: W BF: 37 H: 8 R: 2 ER: 2 SO: 1 BB: 3 IBB: 0 HBP: 0 BLK: 0 WP: 0 HR: 1 S: 36 P: 48 ERA: 2.00 WHIP: 1.222															PITCHER						

Batter	1	2	3	4	5	6	7	8	9	10	AB	R	H	RBI	BB	SO	LOB					
Paul Molitor, R OBP: 0.358, SLG: 0.461 (1, 4)	5-3		1B		FC6-4		F9	6-3		K	6	0	1	0	0	1	1					
Sal Bando, R OBP: 0.337, SLG: 0.358 (1, 5)	1-4-3		1B		1B		F8			P4	6	1	3	1	0	0	0					
Cecil Cooper, L OBP: 0.377, SLG: 0.527 (1, 3)	BB		K		P4		2B				4	2	2	2	1	1	4					
Gorman Thomas, R OBP: 0.348, SLG: 0.510 (1, 8)	BB		K		K		2B				4	1	2	0	1	2	4					
Ben Oglivie, L OBP: 0.320, SLG: 0.500 (1, 7)	4-3		L7		L7		2B			K	4	1	0	0	1	1	5					
Sixto Lezcano, R OBP: 0.420, SLG: 0.566 (1, 9)		F8		5-3		L8	1B		F8		5	1	2	3	0	0	0					
Dick Davis, R OBP: 0.306, SLG: 0.450 (1, 10)	F7		K		L8		IHR		5-3		5	1	1	0	0	1	1					
Robin Yount, R OBP: 0.296, SLG: 0.372 (1, 6)	K		F3		6-3		IHR		K		5	1	1	3	0	2	1					
Buck Martinez, R OBP: 0.284, SLG: 0.366 (1, 2)			1B		FC6-4		F9			K	3	1	0	0	2	1	0					
Inning Stats	R: 0 E: 0 K: 0 S: 3	H: 0 LOB: 2 BB: 2 P: 11	R: 0 E: 0 K: 1 S: 5	H: 0 LOB: 0 BB: 0 P: 5	R: 1 E: 0 K: 2 S: 9	H: 2 LOB: 2 BB: 1 P: 13	R: 0 E: 0 K: 1 S: 5	H: 1 LOB: 2 BB: 1 P: 10	R: 0 E: 0 K: 0 S: 4	H: 1 LOB: 1 BB: 0 P: 4	R: 7 E: 0 K: 0 S: 9	H: 6 LOB: 0 BB: 1 P: 13	R: 1 E: 0 K: 1 S: 7	H: 2 LOB: 1 BB: 0 P: 7	R: 0 E: 0 K: 1 S: 5	H: 0 LOB: 0 BB: 0 P: 5	R: 0 E: 0 K: 2 S: 7	H: 0 LOB: 0 BB: 0 P: 7	1B: 7 2B: 3 3B: 0 HR: 2	SF: 0 SAC: 0 DP: 0 HBP: 0	WP: 0 PB: 0 SB: 0 CS: 0	PA: 47
PITCHER	IP	WLS	BF	H	R	ER	SO	BB	IBB	HBP	BLK	WP	HR	S	P	ERA	WHIP					
Rich Gale, R ERA: 5.44 (1, 1)	6.2		31	7	4	4	5	4	0	0	0	0	0	0	4	5.40	1.650					
Steve Mingori, L ERA: 5.89 (7, 1)	0.0		1	0	0	0	0	1	0	0	0	0	0	0	4	∞	∞					
Dan Quisenberry, R ERA: 3.18 (7, 1)	1.0		8	5	5	5	0	0	0	0	0	0	1	8	8	45.00	5.000					
Al Hrabosky, L ERA: 4.3 (8, 1)	2.1	W	7	0	0	0	4	0	0	0	0	0	0	15	15	0.00	0.000					

Milwaukee Brewers @ Kansas City Royals
 Royals Stadium, Kansas City, MO
 Mon Aug 27 1979, 8:05 PM EDT
 Att: 30,758 - Unknown

AB 42
 R 9
 H 12
 RBI 9
 BB 5
 SO 9
 LOB 16



Batter	1	2	3	4	5	6	7	8	9	10	AB	R	H	RBI	BB	SO	LOB							
Willie Wilson, S OBP: 0.345, SLG: 0.430 (1, 7)	2B	3B	1B	5-3		FC1-5-2		FC6-4		K	6	2	3	0	0	1	2							
Hal McRae, R OBP: 0.330, SLG: 0.472 (1, 10)	1B	K		F9		F9		FC6-4		1B	6	2	2	1	0	1	5							
Amos Otis, R OBP: 0.374, SLG: 0.444 (1, 8)	FC4	2B		F9		F9		FC6-4		1B	6	1	5	2	0	0	0							
George Brett, L OBP: 0.385, SLG: 0.557 (1, 5)	FC4	1B		G3		G3		FC6-4		1B	5	2	2	1	1	0	3							
Darrell Porter, L OBP: 0.415, SLG: 0.487 (1, 2)	4-3	1B		F9		L8		FC6-4		1B	5	2	2	3	1	0	2							
Ralph LaCross, L OBP: 0.306, SLG: 0.358 (1, 3)	4-3			4-3		4-3		FC6-4		P3	3	0	0	0	0	0	1							
Jamie Quirk, L OBP: 0.218, SLG: 0.339 (9, 9)	1-3	2-H		L7		G3		FC6-4		1B	1	0	0	0	0	0	0							
Al Cowens, R OBP: 0.350, SLG: 0.415 (8, 9)	1B			L7		G3		FC6-4		1B	2	0	2	0	0	0	0							
Frank White, R OBP: 0.287, SLG: 0.384 (1, 4)	F8			1-3		P6		L8		1B	5	0	1	1	0	0	2							
U.L. Washington, S OBP: 0.300, SLG: 0.349 (1, 6)	F7			1B		FC1-5-2		K		4-3	5	1	2	0	0	1	3							
Inning Stats	R: 4 E: 0 K: 0 S: 7	H: 4 LOB: 1 BB: 1 P: 11	R: 1 E: 0 K: 1 S: 8	H: 3 LOB: 2 BB: 0 P: 8	R: 0 E: 0 K: 0 S: 3	H: 0 LOB: 0 BB: 0 P: 3	R: 1 E: 0 K: 0 S: 5	H: 2 LOB: 1 BB: 0 P: 5	R: 0 E: 0 K: 0 S: 3	H: 0 LOB: 0 BB: 0 P: 3	R: 0 E: 0 K: 1 S: 6	H: 1 LOB: 0 BB: 0 P: 6	R: 1 E: 0 K: 1 S: 7	H: 1 LOB: 0 BB: 0 P: 6	R: 0 E: 0 K: 0 S: 7	H: 4 LOB: 2 BB: 0 P: 7	R: 2 E: 0 K: 0 S: 7	H: 4 LOB: 2 BB: 0 P: 7	R: 1 E: 0 K: 1 S: 6	H: 3 LOB: 3 BB: 1 P: 10	1B: 14 2B: 4 3B: 2 HR: 0	SF: 0 SAC: 0 DP: 0 HBP: 0	WP: 0 PB: 1 SB: 1 CS: 0	PA: 50
PITCHER	IP	WLS	BF	H	R	ER	SO	BB	IBB	HBP	BLK	WP	HR	S	P	ERA	WHIP							
Lary Sorensen, R ERA: 3.78 (1, 1)	1.2		17	5	4	2	1	1	0	0	0	0	0	14	18	21.60	4.800							
Paul Mitchell, R ERA: 4.77 (2, 1)	4.1		13	4	2	2	0	0	0	0	0	0	0	17	17	4.15	0.923							
Jerry Augustine, L ERA: 3.86 (7, 1)	1.2		7	2	0	0	2	0	0	0	0	0	0	11	11	0.00	1.200							
Bill Castro, R ERA: 1.96 (8, 1)	0.2		4	2	2	2	0	0	0	0	0	0	0	4	4	27.00	3.000							
Bob McCutere, L ERA: 4.27 (9, 1)	0.1		1	0	0	0	0	0	0	0	0	0	0	1	1	0.00	0.000							

Milwaukee Brewers @ Kansas City Royals
 Royals Stadium, Kansas City, MO
 Mon Aug 27 1979, 8:05 PM EDT
 Att: 30,758 - Unknown

AB 48
 R 10
 H 20
 RBI 9
 BB 2
 SO 4
 LOB 19



Batter	1	2	3	4	5	6	7	8	9	AB	R	H	RBI	BB	SO	LOB	TOP					
Paul Moltzer, R (1, 4) OBP: 0.358, SLG: 0.460										5	1	2	0	0	0	4	Milwaukee Brewers @ Kansas City Royals Royals Stadium, Kansas City, MO Tue Aug 28 1979, 8:05 PM EDT Att: 26,278 - Unknown					
Sal Bando, R (1, 10) OBP: 0.340, SLG: 0.361										5	1	3	1	0	1	2						
Cecil Cooper, L (1, 3) OBP: 0.375, SLG: 0.523										5	1	1	0	0	0	3						
Gorman Thomas, R (1, 8) OBP: 0.350, SLG: 0.517										2	2	1	2	2	0	0						
Ben Oglivie, L (1, 7) OBP: 0.323, SLG: 0.505										4	2	2	0	1	0	0						
Sixto Lezcano, R (1, 9) OBP: 0.420, SLG: 0.572										3	2	1	2	1	0	0						
Don Money, R (1, 5) OBP: 0.310, SLG: 0.349										5	1	1	2	0	1	1						
Robin Yount, R (1, 6) OBP: 0.299, SLG: 0.374										5	1	3	1	0	0	0						
Charlie Moore, R (1, 2) OBP: 0.369, SLG: 0.428										4	0	1	1	0	0	2						
Inning Stats	R: 0 E: 0 K: 0 S: 3	H: 1 LOB: 0 BB: 0 P: 3	R: 0 E: 0 K: 0 S: 3	H: 0 LOB: 0 BB: 0 P: 3	R: 2 E: 1 K: 0 S: 6	H: 2 LOB: 1 BB: 0 P: 6	R: 2 E: 0 K: 0 S: 5	H: 2 LOB: 0 BB: 0 P: 5	R: 0 E: 0 K: 1 S: 6	H: 1 LOB: 1 BB: 0 P: 6	R: 2 E: 0 K: 0 S: 6	H: 3 LOB: 2 BB: 1 P: 10	R: 5 E: 1 K: 0 S: 7	H: 4 LOB: 1 BB: 2 P: 15	R: 0 E: 0 K: 0 S: 3	H: 2 LOB: 2 BB: 1 P: 7	R: 0 E: 0 K: 1 S: 5	H: 0 LOB: 0 BB: 0 P: 5	1B: 11 2B: 2 3B: 0 HR: 2	SF: 2 SAC: 0 DP: 1 HBP: 0	WP: 1 PB: 0 SB: 1 CS: 0	PA: 44
PITCHER	IP WLS BF H R ER SO BB IBB HBP BLK WP HR S P ERA WHIP																					
Craig Chamberlain, R (1, 1) ERA: 2.25	5.0 L 23 7 4 4 1 1 1 0 0 0 1 2 24 28 7.20 1.600																					
Steve Busby, R (6, 1) ERA: 3.63	1.1 10 4 2 1 0 0 1 1 0 0 0 0 0 8 16 27.00 3.750																					
Dan Quisenberry, R (7, 1) ERA: 3.11	0.2 4 2 1 0 0 0 0 0 0 0 0 0 0 4 4 0.00 3.000																					
Steve Mingori, L (8, 1) ERA: 5.76	1.0 4 2 0 0 0 1 1 0 0 0 0 0 0 3 7 0.00 3.000																					
Marty Patton, R (9, 1) ERA: 4.68	1.0 3 0 0 0 0 1 0 0 0 0 0 0 0 5 5 0.00 0.000																					

Batter	1	2	3	4	5	6	7	8	9	AB	R	H	RBI	BB	SO	LOB	BOTTOM					
Willie Wilson, S (1, 7) OBP: 0.347, SLG: 0.430										4	3	2	1	1	0	2	Milwaukee Brewers @ Kansas City Royals Royals Stadium, Kansas City, MO Tue Aug 28 1979, 8:05 PM EDT Att: 26,278 - Unknown					
Hal McRae, R (1, 10) OBP: 0.331, SLG: 0.471										5	0	2	1	0	1	3						
Amos Otis, R (1, 8) OBP: 0.372, SLG: 0.442										4	0	1	2	0	1	3						
George Brett, L (1, 5) OBP: 0.386, SLG: 0.557										3	0	1	1	1	0	1						
Darrell Porter, L (1, 2) OBP: 0.417, SLG: 0.487										4	0	2	0	0	1	3						
Al Cowens, R (1, 9) OBP: 0.346, SLG: 0.411										4	1	0	0	0	0	2						
Ralph LaCock, L (1, 3) OBP: 0.336, SLG: 0.361										3	0	1	1	0	0	1						
John Wathan, R (6, PH) OBP: 0.246, SLG: 0.302										1	0	0	0	0	0	0						
Frank White, R (1, 4) OBP: 0.284, SLG: 0.380										4	0	0	0	0	1	2						
U.L. Washington, S (1, 6) OBP: 0.310, SLG: 0.376										4	2	3	0	0	0	1						
Inning Stats	R: 1 E: 0 K: 1 S: 6	H: 2 LOB: 2 BB: 1 P: 10	R: 0 E: 0 K: 0 S: 3	H: 0 LOB: 0 BB: 0 P: 3	R: 1 E: 0 K: 0 S: 5	H: 2 LOB: 1 BB: 0 P: 5	R: 1 E: 1 K: 1 S: 7	H: 2 LOB: 1 BB: 0 P: 7	R: 1 E: 0 K: 0 S: 3	H: 1 LOB: 0 BB: 1 P: 7	R: 0 E: 0 K: 2 S: 10	H: 3 LOB: 1 BB: 0 P: 10	R: 0 E: 0 K: 0 S: 3	H: 0 LOB: 0 BB: 0 P: 3	R: 0 E: 0 K: 0 S: 4	H: 1 LOB: 1 BB: 0 P: 4	R: 0 E: 0 K: 0 S: 4	H: 0 LOB: 0 BB: 0 P: 4	1B: 8 2B: 5 3B: 1 HR: 0	SF: 1 SAC: 0 DP: 2 HBP: 0	WP: 0 PB: 0 SB: 3 CS: 1	PA: 39
PITCHER	IP WLS BF H R ER SO BB IBB HBP BLK WP HR S P ERA WHIP																					
Moose Haas, R (1, 1) ERA: 5.17	6.2 W 31 11 6 5 4 2 0 0 0 0 0 0 37 45 6.75 1.950																					
Jerry Augustine, L (7, 1) ERA: 3.71	2.1 8 1 0 0 0 0 0 0 0 0 0 0 8 8 0.00 0.429																					

AB	38
R	11
H	15
RBI	9
BB	4
SO	2
LOB	12





AB	36
R	6
H	12
RBI	6
BB	2
SO	4
LOB	18



Batter	1	2	3	4	5	6	7	8	9	AB	R	H	RBI	BB	SO	LOB	TOP	
Robin Yount, R OBP: 0.298, SLG: 0.372	F9	F8			P4		K		1-3 1B	5	0	1	1	0	1	0	Milwaukee Brewers @ Kansas City Royals Royals Stadium, Kansas City, MO Wed Aug 29 1979, 8:05 PM EDT Att: 22,761 - Unknown - 85 F	
Sal Bando, R OBP: 0.336, SLG: 0.357	F3		5-3		P4			F8	1-3 1B	5	0	0	0	0	0	2		
Cecil Cooper, L OBP: 0.374, SLG: 0.521	6-3		K						K	2	0	0	0	0	1	0		
Jim Wohlford, R OBP: 0.308, SLG: 0.391			K						K	3	1	2	0	0	1	2		
Gorman Thomas, R OBP: 0.351, SLG: 0.530		HR	K						K	4	2	2	3	0	2	1		
Ben Oglivie, L OBP: 0.323, SLG: 0.502		HR			F9				K	4	1	1	0	0	1	1		
Sixto Lezcano, R OBP: 0.420, SLG: 0.577		HR			F9				4-3	3	1	1	2	0	0	0		
Dick Davis, R OBP: 0.305, SLG: 0.448		HR			F9				4-3	1	0	0	0	0	0	0		
Don Money, R OBP: 0.316, SLG: 0.364		HR							1B	3	2	2	1	1	1	0		
Charlie Moore, R OBP: 0.366, SLG: 0.425	6-3				1-3				1B	2	0	0	0	0	0	1		
Ray Fosse, R OBP: 0.295, SLG: 0.270					1-3				1B	2	1	1	0	0	0	0		
Jim Gantner, L OBP: 0.322, SLG: 0.342	5-3				F2				1B	3	0	0	0	0	0	0		
Buck Martinez, R OBP: 0.288, SLG: 0.370									1B	1	0	1	1	0	0	0		
Inning Stats	R: 0 E: 0 K: 0 S: 3	H: 0 LOB: 0 BB: 3	R: 4 E: 0 K: 0 S: 7	H: 4 LOB: 0 BB: 7	R: 0 E: 0 K: 2 S: 7	H: 0 LOB: 0 BB: 7	R: 0 E: 0 K: 0 S: 3	H: 0 LOB: 1 BB: 7	R: 0 E: 0 K: 0 S: 5	H: 0 LOB: 0 BB: 5	R: 0 E: 0 K: 1 S: 6	H: 1 LOB: 1 BB: 6	R: 2 E: 0 K: 1 S: 9	H: 4 LOB: 2 BB: 9	1B: 7 2B: 0 3B: 0 HR: 4	SF: 0 SAC: 0 DP: 0 HBP: 0	WP: 0 PA: 39 CS: 0	
PITCHER	IP WLS BF H R ER SO BB IBB HBP BLK WP HR S P ERA WHIP																	
Dennis Leonard, R ERA: 4.62	(1, 1)	8.0 W 32 7 6 6 6 1 0 0 0 0 0 4 43 47 6.75 1.000																
Marty Pattin, R ERA: 4.83	(9, 1)	1.0 7 4 2 2 1 0 0 0 0 0 0 0 9 9 18.00 4.000																

Batter	1	2	3	4	5	6	7	8	9	AB	R	H	RBI	BB	SO	LOB	BOTTOM	
Frank White, R OBP: 0.283, SLG: 0.380	4-3	1-3	4-3	4-3 1B		F7		FC6-4 2B		5	1	1	2	0	0	0	Milwaukee Brewers @ Kansas City Royals Royals Stadium, Kansas City, MO Wed Aug 29 1979, 8:05 PM EDT Att: 22,761 - Unknown - 85 F	
Jerry Terrell, R OBP: 0.357, SLG: 0.556				2B				2B		1	1	0	0	0	0	1		
Hal McRae, R OBP: 0.338, SLG: 0.477	1B			1B		P4				5	2	3	1	1	0	1		
Amos Otis, R OBP: 0.374, SLG: 0.449	1B	G6-4-3		HR						6	2	3	3	0	0	2		
George Brett, L OBP: 0.388, SLG: 0.564				HR						4	3	3	2	0	0	1		
Jamie Quirk, L OBP: 0.326, SLG: 0.349	2B			1B				1B		1	0	1	0	0	0	0		
Darrell Porter, L OBP: 0.419, SLG: 0.490	3B			1B				1B		2	3	1	2	2	0	0		
Todd Cruz, R OBP: 0.227, SLG: 0.327	3B			1B				1B		1	0	0	0	0	0	1		
Al Cowens, R OBP: 0.349, SLG: 0.413	6-3			HR				1B		5	2	3	1	0	0	1		
Ralph LaCock, L OBP: 0.340, SLG: 0.372	3B			HR				1B		4	3	2	4	1	0	2		
Clint Hurdle, L OBP: 0.333, SLG: 0.384				HR				1B		2	0	1	2	0	0	0		
Willie Wilson, S OBP: 0.349, SLG: 0.431			6-3					BB		2	1	1	1	1	0	1		
U.L. Washington, S OBP: 0.302, SLG: 0.366	P6			HR				BB		5	0	0	0	0	1	4		
Inning Stats	R: 5 E: 0 K: 0 S: 8	H: 5 LOB: 1 BB: 1	R: 0 E: 0 K: 0 S: 2	H: 0 LOB: 0 BB: 1	R: 4 E: 0 K: 1 S: 8	H: 3 LOB: 1 BB: 1	R: 8 E: 0 K: 0 S: 11	H: 8 LOB: 1 BB: 1	R: 0 E: 0 K: 0 S: 4	H: 0 LOB: 1 BB: 0	R: 0 E: 0 K: 0 S: 3	H: 2 LOB: 2 BB: 0	R: 0 E: 0 K: 0 S: 5	R: 1 E: 0 K: 0 S: 4	H: 1 LOB: 1 BB: 1	1B: 12 2B: 3 3B: 1 HR: 3	SF: 0 SAC: 0 DP: 1 HBP: 0	WP: 0 PA: 48 CS: 0
PITCHER	IP WLS BF H R ER SO BB IBB HBP BLK WP HR S P ERA WHIP																	
Jim Slaton, R ERA: 3.61	(1, 1)	0.2 L 8 5 5 5 0 1 0 0 0 0 0 2 13 21 23.14 3.000																
Reggie Cleveland, R ERA: 6.71	(1, 1)	2.1 13 5 6 6 1 2 0 0 0 0 0 2 13 21 23.14 3.000																
Paul Mitchell, R ERA: 5.13	(4, 1)	0.0 4 3 2 2 0 1 0 0 0 0 0 1 3 7 * * *																
Sal Bando, R ERA: 6.0	(4, 1)	3.0 13 3 4 4 0 0 0 0 0 0 0 0 13 13 12.00 1.000																
Jim Gantner, R ERA: 6.0	(7, 1)	1.0 5 2 0 0 0 0 0 0 0 0 0 0 5 5 0.00 2.000																
PITCHER	IP WLS BF H R ER SO BB IBB HBP BLK WP HR S P ERA WHIP																	
Buck Martinez, R ERA: 9.0	(8, 1)	1.0 5 1 1 1 0 0 1 0 0 0 0 0 4 8 9.00 2.000																

Batter	1	2	3	4	5	6	7	8	9	AB	R	H	RBI	BB	SO	LOB	TOP
Paul Moltitor, R (1, 4) OBP: 0.357, SLG: 0.457	K			F6		5-3		G3		4	0	0	0	0	1	0	Milwaukee Brewers @ Chicago White Sox Comiskey Park, Chicago, IL Fri Aug 31 1979, 8:05 PM EDT Att: 12,953 - Unknown - 81 F
Sal Bando, R (1, 5) OBP: 0.333, SLG: 0.353	F7			F9		F9		E6		4	0	0	0	0	0	0	
Dick Davis, R (1, 10) OBP: 0.305, SLG: 0.442	4-3			BB 1B		F7		5-3		4	1	1	0	0	0	1	
Gorman Thomas, R (1, 8) OBP: 0.350, SLG: 0.522		K		BB 1B					F7	3	0	0	0	1	2	0	
Sixto Lezcano, R (1, 9) OBP: 0.423, SLG: 0.586		B2		BB						3	0	2	1	1	0	0	
Cecil Cooper, L (1, 3) OBP: 0.397, SLG: 0.511		4-3		1B 1-2 2-H						4	0	0	0	0	0	4	
Jim Wohlford, R (1, 7) OBP: 0.307, SLG: 0.387			5-3			F8			F9	4	0	1	0	0	0	1	
Robin Yount, R (1, 6) OBP: 0.299, SLG: 0.375			K				1B			3	0	1	0	0	1	2	
Buck Martinez, R (1, 2) OBP: 0.285, SLG: 0.366 Charlie Moore, R (8, PH) OBP: 0.369, SLG: 0.430			6-3			F7		K		2	0	0	0	0	0	0	
										1	0	0	0	0	1	0	
Inning Stats	R: 0 E: 0 K: 1 S: 5	H: 0 LOB: 0 BB: 0 P: 5	R: 0 E: 0 K: 1 S: 5	H: 0 LOB: 0 BB: 0 P: 5	R: 0 E: 0 K: 1 S: 5	H: 2 LOB: 2 BB: 1 P: 9	R: 0 E: 0 K: 0 S: 3	H: 1 LOB: 0 BB: 0 P: 3	R: 0 E: 0 K: 1 S: 6	H: 1 LOB: 2 BB: 1 P: 10	R: 0 E: 1 K: 1 S: 6	H: 0 LOB: 1 BB: 0 P: 6	R: 0 E: 0 K: 0 S: 4	H: 1 LOB: 1 BB: 0 P: 4	1B: 4 2B: 1 3B: 0 HR: 0	SF: 0 SAC: 0 DP: 0 HBP: 0	
PITCHER Steve Trout, L (1, 1) ERA: 4.1	IP: 9.0 WLS: W BF: 34 H: 5 R: 1 ER: 1 SO: 5 BB: 2 IBB: 0 HBP: 0 BLK: 0 WP: 0 HR: 0 S: 42 P: 50 ERA: 1.00 WHIP: 0.778											PITCHER	IP: WLS: BF: H: R: ER: SO: BB: IBB: HBP: BLK: WP: HR: S: P: ERA: WHIP:				

Batter	1	2	3	4	5	6	7	8	9	AB	R	H	RBI	BB	SO	LOB	BOTTOM
Jim Morrison, R (1, 4) OBP: 0.311, SLG: 0.504	K	HR		SF8						3	1	2	2	0	1	0	Milwaukee Brewers @ Chicago White Sox Comiskey Park, Chicago, IL Fri Aug 31 1979, 8:05 PM EDT Att: 12,953 - Unknown - 81 F
Greg Pryor, R (1, 6) OBP: 0.324, SLG: 0.346	HR	F9		4-3						3	1	0	0	1	1	1	
Junior Moore, R (1, 9) OBP: 0.306, SLG: 0.337	6-3	F9				4-3				4	0	0	0	0	0	2	
Lamar Johnson, R (1, 10) OBP: 0.353, SLG: 0.442	HR			F9		K				3	1	0	0	1	1	0	
Chet Lemon, R (1, 8) OBP: 0.377, SLG: 0.487	HR					F9				4	2	2	4	0	0	0	
Wayne Nordhagen, R (1, 7) OBP: 0.314, SLG: 0.430 Claudell Washington, L (7, 9) OBP: 0.305, SLG: 0.426	1B			6-3		5-3				3	0	1	0	0	0	0	
Kevin Bell, R (1, 5) OBP: 0.288, SLG: 0.378				3-1		G6-4-3				2	0	1	0	1	0	0	
Mike Squires, L (1, 3) OBP: 0.323, SLG: 0.335	F7			SF8		G6-4-3				3	1	1	0	0	0	3	
Mike Colbern, R (1, 2) OBP: 0.214, SLG: 0.220		B5		F8						3	0	0	0	0	0	1	
																	
Inning Stats	R: 3 E: 0 K: 1 S: 8	H: 3 LOB: 2 BB: 2 P: 16	R: 1 E: 0 K: 0 S: 4	H: 1 LOB: 0 BB: 0 P: 4	R: 1 E: 0 K: 0 S: 4	H: 1 LOB: 0 BB: 0 P: 4	R: 0 E: 0 K: 0 S: 5	H: 0 LOB: 0 BB: 0 P: 5	R: 0 E: 0 K: 0 S: 2	H: 0 LOB: 0 BB: 1 P: 6	R: 0 E: 0 K: 1 S: 6	H: 1 LOB: 1 BB: 0 P: 6	R: 0 E: 0 K: 0 S: 3	H: 0 LOB: 0 BB: 0 P: 3	1B: 4 2B: 0 3B: 0 HR: 3	SF: 1 SAC: 0 DP: 1 HBP: 0	
PITCHER Bill Travers, L (1, 1) ERA: 3.86 Paul Mitchell, R (3, 1) ERA: 4.94	IP: 2.1 WLS: L BF: 14 H: 5 R: 5 ER: 5 SO: 1 BB: 2 IBB: 0 HBP: 0 BLK: 0 WP: 0 HR: 3 S: 14 P: 22 ERA: 19.29 WHIP: 3.000											PITCHER	IP: WLS: BF: H: R: ER: SO: BB: IBB: HBP: BLK: WP: HR: S: P: ERA: WHIP:				

Batter	1	2	3	4	5	6	7	8	9	AB	R	H	RBI	BB	SO	LOB	TOP										
Paul Mollitor, R OBP: 0.363, SLG: 0.462 (1, 4)										4	2	0	1	1	1		Milwaukee Brewers @ Chicago White Sox Comiskey Park, Chicago, IL Sun Sep 02 1979, 4:33 AM EDT Att: 19,435 - Unknown - 81 F										
Sal Bando, R OBP: 0.332, SLG: 0.352 (1, 5)										4	1	1	1	1	0	1											
Cecil Cooper, L OBP: 0.367, SLG: 0.510 (1, 3)										5	1	2	1	0	0	1											
Gorman Thomas, R OBP: 0.350, SLG: 0.526 (1, 8)										4	1	2	2	0	1	4											
Sixto Lezcano, R OBP: 0.424, SLG: 0.594 (1, 9)										4	1	2	2	0	0	4											
Don Money, R OBP: 0.313, SLG: 0.365 (1, 10)										4	1	1	0	0	0	2											
Dick Davis, R OBP: 0.302, SLG: 0.436 (1, 7)										4	0	1	0	0	1	1											
Robin Yount, R OBP: 0.296, SLG: 0.370 (1, 6)										4	0	0	0	0	1	1											
Charlie Moore, R OBP: 0.367, SLG: 0.428 (1, 2)										4	0	1	1	0	0	0											
Inning Stats	R: 2 E: 0 K: 0 S: 6	H: 3 LOB: 1 BB: 0 P: 6	R: 0 E: 0 K: 0 S: 3	H: 0 LOB: 0 BB: 0 P: 3	R: 0 E: 0 K: 1 S: 6	H: 2 LOB: 2 BB: 1 P: 10	R: 1 E: 0 K: 3 S: 11	H: 2 LOB: 1 BB: 0 P: 11	R: 2 E: 0 K: 0 S: 5	H: 2 LOB: 0 BB: 0 P: 5	R: 0 E: 0 K: 0 S: 3	H: 0 LOB: 0 BB: 0 P: 3	R: 2 E: 0 K: 0 S: 5	H: 2 LOB: 1 BB: 1 P: 9	R: 0 E: 0 K: 0 S: 3	H: 1 LOB: 0 BB: 0 P: 3	R: 0 E: 0 K: 0 S: 3	H: 0 LOB: 0 BB: 0 P: 3	1B: 6 2B: 5 3B: 0 HR: 2	SF: 0 SAC: 0 DP: 1 HBP: 0	WP: 0 PB: 0 CS: 1	PA: 39					
PITCHER	IP	WLS	BF	H	R	ER	SO	BB	IBB	HBP	BLK	WP	HR	S	P	ERA	WHIP										
Ken Kravec, L ERA: 3.97 (1, 1)	5.0	L	24	9	5	5	4	1	0	0	0	0	1	31	35	9.00	2.000										
Fred Howard, R ERA: 3.63 (6, 1)	1.2		8	2	2	2	0	1	0	0	0	0	1	7	11	10.80	1.800										
Randy Scarbery, R ERA: 4.44 (7, 1)	1.1		4	1	0	0	0	0	0	0	0	0	0	4	4	0.00	0.750										
Dewey Robinson, R ERA: 5.68 (9, 1)	1.0		3	0	0	0	0	0	0	0	0	0	0	3	3	0.00	0.000										

Batter	1	2	3	4	5	6	7	8	9	AB	R	H	RBI	BB	SO	LOB	BOTTOM										
Jim Morrison, R OBP: 0.310, SLG: 0.500 (1, 4)										4	0	0	0	0	1	2	Milwaukee Brewers @ Chicago White Sox Comiskey Park, Chicago, IL Sun Sep 02 1979, 4:33 AM EDT Att: 19,435 - Unknown - 81 F										
Thad Bosley, L OBP: 0.281, SLG: 0.227 (1, 7)										4	0	1	0	0	0	2											
Mike Squires, L OBP: 0.326, SLG: 0.342 (1, 3)										4	1	1	0	0	0	1											
Lamar Johnson, R OBP: 0.352, SLG: 0.439 (1, 10)										4	0	1	1	0	1	0											
Chet Lemon, R OBP: 0.380, SLG: 0.492 (1, 8)										4	1	3	0	0	0	1											
Claudell Washington, L OBP: 0.310, SLG: 0.435 (1, 9)										3	0	1	0	1	0	2											
Greg Pryor, R OBP: 0.244, SLG: 0.344 (1, 6)										3	0	0	0	0	0	4											
Jorge Orta, L OBP: 0.346, SLG: 0.435 (9, PH)										1	0	0	0	0	1	0											
Mike Colbern, R OBP: 0.244, SLG: 0.250 (1, 2)										3	0	2	1	0	0	0											
Ralph Garr, L OBP: 0.323, SLG: 0.420 (9, PH)										1	0	0	0	0	0	0											
Kevin Bell, R OBP: 0.282, SLG: 0.376 (1, 5)										4	0	1	0	0	1	3											
Inning Stats	R: 0 E: 0 K: 1 S: 5	H: 0 LOB: 0 BB: 0 P: 5	R: 1 E: 0 K: 2 S: 9	H: 2 LOB: 2 BB: 1 P: 13	R: 0 E: 0 K: 0 S: 3	H: 1 LOB: 0 BB: 0 P: 3	R: 0 E: 0 K: 0 S: 4	H: 1 LOB: 1 BB: 0 P: 4	R: 0 E: 0 K: 0 S: 4	H: 1 LOB: 1 BB: 0 P: 4	R: 1 E: 0 K: 0 S: 5	H: 3 LOB: 1 BB: 0 P: 5	R: 0 E: 0 K: 0 S: 4	H: 1 LOB: 1 BB: 0 P: 4	R: 0 E: 0 K: 1 S: 5	H: 0 LOB: 0 BB: 0 P: 5	R: 0 E: 0 K: 0 S: 5	H: 0 LOB: 0 BB: 0 P: 5	1B: 7 2B: 3 3B: 0 HR: 0	SF: 0 SAC: 0 DP: 1 HBP: 0	WP: 0 PB: 0 CS: 1	PA: 36					
PITCHER	IP	WLS	BF	H	R	ER	SO	BB	IBB	HBP	BLK	WP	HR	S	P	ERA	WHIP										
Moose Haas, R ERA: 4.98 (1, 1)	9.0	W	36	10	2	2	4	1	0	0	0	0	0	43	47	2.00	1.222										

Batter	1	2	3	4	5	6	7	8	9	AB	R	H	RBI	BB	SO	LOB	TOP				
Paul Mollitor, R OBP: 0.365, SLG: 0.461 (1, 4)	FC3-5 BB BB		G3 S BLK 1B		F8		1B 1B IBB		E6 1B	3	3	1	0	2	0	0					
Don Money, R OBP: 0.316, SLG: 0.367 (1, 5)	F9 FC3-5 1B BB		5-3		F6		1B 1B		SH2-3 1B	4	1	2	2	1	0	1					
Cecil Cooper, L OBP: 0.366, SLG: 0.508 (1, 3)	FC3-5 1B		G3		3-1		1B 1B		SH2-3	4	0	1	1	0	0	3					
Gorman Thomas, R OBP: 0.352, SLG: 0.531 (1, 8)	F9 2-3		HR		K		1B 1B		IBB	3	1	1	1	2	1	2					
Ben Oglivie, L OBP: 0.324, SLG: 0.497 (1, 7)	1-2 1B		1B		F8		G3		F3	5	0	2	1	0	0	5					
Sixto Lezcano, R OBP: 0.420, SLG: 0.587 (1, 9)	F9		K		F6				F7	5	0	0	0	0	1	5					
Larry Hisle, R OBP: 0.356, SLG: 0.457 (1, 10)			6-3		K		1B 1B		6-3	4	1	1	0	0	1	0					
Robin Yount, R OBP: 0.298, SLG: 0.371 (1, 6)	G6-4-3 1B		5-3		5-3		F9		S 1B	4	0	2	0	0	0	1					
Charlie Moore, R OBP: 0.363, SLG: 0.422 (1, 2)	G6-4-3 1-2		5-3		K		6-3		6-3	4	0	0	0	0	1	3					
Inning Stats	R: 1 E: 0 K: 0 S: 4	H: 1 LOB: 2 BB: 2 P: 12	R: 0 E: 0 K: 0 S: 3	H: 1 LOB: 0 BB: 0 P: 3	R: 2 E: 0 K: 1 S: 8	H: 3 LOB: 1 BB: 0 P: 8	R: 0 E: 0 K: 1 S: 5	H: 0 LOB: 0 BB: 0 P: 5	R: 0 E: 0 K: 0 S: 3	H: 0 LOB: 0 BB: 0 P: 3	R: 0 E: 0 K: 1 S: 5	H: 0 LOB: 0 BB: 0 P: 5	R: 2 E: 0 K: 1 S: 8	H: 3 LOB: 3 BB: 2 P: 16	R: 0 E: 0 K: 0 S: 4	H: 1 LOB: 1 BB: 0 P: 4	R: 1 E: 1 K: 0 S: 5	H: 1 LOB: 2 BB: 1 P: 9	1B: 9 2B: 0 3B: 0 HR: 1	SF: 0 SAC: 1 DP: 1 HBP: 0	WP: 1 PA: 42 SB: 0 CS: 0
PITCHER	IP WLS BF H R ER SO BB IBB HBP BLK WP HR S P ERA WHIP																				
Mike Norris, R ERA: 4.9 (1, 1)	6.2 L 30 8 5 5 4 2 1 0 0 0 1 1 35 47 6.75 1.500																				
Jim Todd, R ERA: 6.66 (7, 1)	1.1 8 2 1 0 0 1 0 0 0 0 0 0 7 11 0.00 2.250																				
Craig Minetto, L ERA: 5.77 (9, 1)	0.2 3 0 0 0 0 0 0 0 0 0 0 0 2 6 0.00 0.000																				
Dave Heaverlo, R ERA: 4.15 (9, 1)	0.1 1 0 0 0 0 0 0 0 0 0 0 0 1 1 0.00 0.000																				

Milwaukee Brewers @ Oakland Athletics
Oakland-Alameda County Coliseum, Oakland, CA
Mon Sep 03 1979, 3:33 AM PDT
Att: 7,948 - Unknown

AB 36
R 6
H 10
RBI 5
BB 5
SO 4
LOB 20



Batter	1	2	3	4	5	6	7	8	9	AB	R	H	RBI	BB	SO	LOB	BOTTOM		
Rickey Henderson, R OBP: 0.325, SLG: 0.302 (1, 7)	F7		4-3		F7				F7	4	0	0	0	0	0	1			
Dwayne Murphy, L OBP: 0.403, SLG: 0.394 (1, 8)	4-3 2B		1B SF8 1B		4-3				1B BB	3	1	2	0	1	0	0			
Mike Heath, R OBP: 0.313, SLG: 0.355 (1, 9)	4-3		F8		5-3				1B	3	0	0	0	0	0	2			
Dave Reevering, L OBP: 0.339, SLG: 0.476 (8, PH)									1-2 2-H 1B	1	0	1	1	0	0	0			
Larry Murray, S OBP: 0.282, SLG: 0.282 (8, PR) (9, 9)	2-3		S 1B 1B		F9				F7	0	0	0	0	0	0	0			
Mitchell Page, L OBP: 0.326, SLG: 0.343 (1, 10)	F8		1B		F9				F7	4	1	1	0	0	0	3			
Jim Essian, R OBP: 0.319, SLG: 0.417 (1, 5)			F9		SF8				F8	3	0	0	1	0	0	0			
Wayne Gross, L OBP: 0.325, SLG: 0.364 (1, 3)			L3		3-H				K	3	0	1	1	0	1	0			
Mario Guerrero, R OBP: 0.253, SLG: 0.259 (9, PH)			1B		2-H				K	1	0	0	0	0	1	0			
Jeff Newman, R OBP: 0.266, SLG: 0.415 (1, 2)	F4		K		K				4-3	4	0	0	0	0	1	1			
Dave Chalk, R OBP: 0.323, SLG: 0.270 (1, 4)			6-3		6-3				BB 1B 1B	3	1	1	0	0	0	0			
Rob Picciolo, R OBP: 0.282, SLG: 0.356 (1, 6)			6-3		4-3				K	3	0	0	0	0	1	1			
Inning Stats	R: 0 E: 0 K: 0 S: 4	H: 1 LOB: 1 BB: 0 P: 4	R: 0 E: 0 K: 0 S: 3	H: 0 LOB: 0 BB: 0 P: 3	R: 0 E: 0 K: 0 S: 3	H: 0 LOB: 0 BB: 0 P: 3	R: 2 E: 0 K: 1 S: 8	H: 3 LOB: 1 BB: 0 P: 8	R: 0 E: 0 K: 0 S: 3	H: 0 LOB: 0 BB: 0 P: 3	R: 0 E: 0 K: 0 S: 3	H: 0 LOB: 0 BB: 0 P: 3	R: 0 E: 0 K: 1 S: 7	H: 2 LOB: 2 BB: 1 P: 11	R: 0 E: 0 K: 1 S: 5	H: 0 LOB: 0 BB: 0 P: 5	1B: 5 2B: 1 3B: 0 HR: 0	SF: 1 SAC: 0 DP: 0 HBP: 0	WP: 0 PA: 34 PB: 0 SB: 1 CS: 0
PITCHER	IP WLS BF H R ER SO BB IBB HBP BLK WP HR S P ERA WHIP																		
Jim Slaton, R ERA: 3.6 (1, 1)	7.2 W 30 6 3 3 3 1 0 0 0 0 0 0 35 39 3.52 0.913																		
Jerry Augustine, L ERA: 3.53 (8, 1)	1.1 S 4 0 0 0 1 0 0 0 0 0 0 0 6 6 0.00 0.000																		

Milwaukee Brewers @ Oakland Athletics
Oakland-Alameda County Coliseum, Oakland, CA
Mon Sep 03 1979, 3:33 AM PDT
Att: 7,948 - Unknown

AB 32
R 3
H 6
RBI 3
BB 1
SO 4
LOB 8



Batter	1	2	3	4	5	6	7	8	9	AB	R	H	RBI	BB	SO	LOB	TOP								
Paul Moltis , R OBP: 0.364, SLG: 0.459 (1, 4)										4	1	1	0	0	1	1	Milwaukee Brewers @ Oakland Athletics Oakland-Alameda County Coliseum, Oakland, CA Wed Sep 05 1979, 7:05 PM PDT Att: 1,772 - Unknown livebaseballscorecards.com								
Sal Bando , R OBP: 0.335, SLG: 0.355 (1, 5)										3	0	2	0	1	0	1									
Cecil Cooper , L OBP: 0.366, SLG: 0.505 (1, 3)										3	0	0	0	1	0	3									
Gorman Thomas , R OBP: 0.350, SLG: 0.526 (1, 8)										4	0	0	0	0	3	4									
Ben Oglivie , L OBP: 0.324, SLG: 0.493 (1, 7)										3	0	0	0	1	0	1									
Sixto Lezcano , R OBP: 0.419, SLG: 0.583 (1, 9)										3	0	0	0	1	1	2									
Don Money , R OBP: 0.314, SLG: 0.362 (1, 10)										4	0	0	0	0	0	1									
Robin Yount , R OBP: 0.299, SLG: 0.373 (1, 6)										4	0	2	0	0	0	1									
Charlie Moore , R OBP: 0.360, SLG: 0.418 (1, 2)										3	0	0	0	0	0	2									
Inning Stats	R: 1 E: 0 K: 2 S: 8	H: 1 LOB: 2 BB: 2 P: 16	R: 0 E: 0 K: 0 S: 4	H: 1 LOB: 1 BB: 0 P: 4	R: 0 E: 0 K: 1 S: 4	H: 0 LOB: 0 BB: 1 P: 8	R: 0 E: 0 K: 0 S: 3	H: 0 LOB: 0 BB: 0 P: 3	R: 0 E: 0 K: 1 S: 5	H: 0 LOB: 0 BB: 0 P: 5	R: 0 E: 0 K: 0 S: 4	H: 1 LOB: 1 BB: 0 P: 4	R: 0 E: 0 K: 0 S: 4	H: 1 LOB: 1 BB: 0 P: 4	R: 0 E: 0 K: 1 S: 6	H: 0 LOB: 1 BB: 1 P: 7	1B: 5 2B: 0 3B: 0 HR: 0	SF: 0 SAC: 0 DP: 0 HBP: 0	WP: 0 PB: 0 SB: 3 CS: 1	PA: 35					
PITCHER Matt Keough , R ERA: 5.4 (1, 1)	IP: 9.0 WLS: W BF: 35	H: 5 R: 1 ER: 0 SO: 5	BB: 4 IBB: 0 HBP: 0 BLK: 0	WP: 0 HR: 0 S: 41 P: 57	ERA: 0.00 WHIP: 1.000																				

Batter	1	2	3	4	5	6	7	8	9	AB	R	H	RBI	BB	SO	LOB	BOTTOM								
Rickey Henderson , R OBP: 0.324, SLG: 0.301 (1, 7)										4	0	1	0	0	0	4	Milwaukee Brewers @ Oakland Athletics Oakland-Alameda County Coliseum, Oakland, CA Wed Sep 05 1979, 7:05 PM PDT Att: 1,772 - Unknown livebaseballscorecards.com								
Dwayne Murphy , L OBP: 0.403, SLG: 0.404 (1, 8)										5	1	2	4	0	0	1									
Mike Heath , R OBP: 0.315, SLG: 0.356 (1, 9)										5	1	2	0	0	0	1									
Jeff Newman , R OBP: 0.268, SLG: 0.416 (1, 3)										4	0	2	0	0	1	3									
Jim Essian , R OBP: 0.322, SLG: 0.416 (1, 2)										3	0	1	1	1	0	3									
Mike Edwards , R OBP: 0.272, SLG: 0.293 (1, 4)										4	0	1	0	0	1	2									
Mitchell Page , L OBP: 0.327, SLG: 0.343 (1, 10)										3	1	1	0	1	1	2									
Dave Chalk , R OBP: 0.321, SLG: 0.269 (1, 5)										4	1	1	0	0	0	3									
Rob Picciolo , R OBP: 0.281, SLG: 0.355 (1, 6)										4	2	1	0	0	1	3									
Inning Stats	R: 0 E: 0 K: 0 S: 4	H: 1 LOB: 1 BB: 0 P: 4	R: 0 E: 0 K: 0 S: 3	H: 1 LOB: 1 BB: 1 P: 7	R: 1 E: 0 K: 1 S: 8	H: 3 LOB: 2 BB: 0 P: 8	R: 0 E: 1 K: 0 S: 5	H: 1 LOB: 2 BB: 0 P: 5	R: 0 E: 0 K: 0 S: 4	H: 1 LOB: 1 BB: 0 P: 4	R: 5 E: 1 K: 1 S: 11	H: 5 LOB: 2 BB: 1 P: 15	R: 0 E: 0 K: 2 S: 7	H: 0 LOB: 0 BB: 0 P: 7	R: 0 E: 0 K: 0 S: 3	H: 0 LOB: 0 BB: 0 P: 3	1B: 11 2B: 0 3B: 0 HR: 1	SF: 0 SAC: 1 DP: 1 HBP: 0	WP: 1 PB: 0 SB: 0 CS: 0	PA: 39					
PITCHER Mike Caldwell , L ERA: 3.25 (1, 1)	IP: 5.2 WLS: L BF: 31	H: 11 R: 6 ER: 1 SO: 1	BB: 2 IBB: 0 HBP: 0 BLK: 0	WP: 1 HR: 1 S: 31 P: 39	ERA: 1.59 WHIP: 2.294																				
Bob Galasso , R ERA: 4.24 (6, 1)	0.1	2	1	0	0	1	0	0	0	0	0	4	4	0.00	3.000										
Bob McClure , L ERA: 4.18 (7, 1)	1.0	3	0	0	0	2	0	0	0	0	0	7	7	0.00	0.000										
Bill Castro , R ERA: 1.91 (8, 1)	1.0	3	0	0	0	0	0	0	0	0	0	3	3	0.00	0.000										

Batter	1	2	3	4	5	6	7	8	9	AB	R	H	RBI	BB	SO	LOB	TOP			
Paul Moltitor, R OBP: 0.365, SLG: 0.458 (1, 4)	5-3		1B BB				F4		K	4	0	1	0	1	1	0				
Sal Bando, R OBP: 0.335, SLG: 0.352 (1, 10)	F3		F4				F9			3	0	0	0	1	0	1				
Cecil Cooper, L OBP: 0.367, SLG: 0.506 (1, 3)	WP HR 1B		1-2 1B				SF7		4-3	3	1	2	1	0	0	0				
Gorman Thomas, R OBP: 0.351, SLG: 0.531 (1, 8)	1-H HR		K				3-H 4-0 1-2 2-3 BB		F7	3	1	1	2	1	1	2				
Ben Oglivie, L OBP: 0.323, SLG: 0.490 (1, 7)	3-1						K		5-3 BB	3	0	0	0	1	2	3				
Sixto Lezcano, R OBP: 0.417, SLG: 0.579 (1, 9)			F6				F2		FC6-4 BB	3	0	0	0	1	0	1				
Don Money, R OBP: 0.310, SLG: 0.357 (1, 5)			F8				F9		L7	4	0	0	0	0	0	2				
Robin Yount, R OBP: 0.299, SLG: 0.370 (1, 6)			5-3				4-0 BB SF7 BB		FC6-4 S	3	1	0	0	1	0	1				
Buck Martinez, R OBP: 0.277, SLG: 0.355 (1, 2)							B3		6-3	3	0	0	0	0	0	2				
Charlie Moore, R OBP: 0.358, SLG: 0.416 (9, PH)			6-3				1-2 BB		K	1	0	0	0	0	1	0				
Inning Stats	R: 2 E: 0 K: 0 S: 5	H: 2 LOB: 0 BB: 0 P: 5	R: 0 E: 0 K: 0 S: 3	H: 0 LOB: 0 BB: 0 P: 3	R: 0 E: 0 K: 1 S: 6	H: 1 LOB: 2 BB: 1 P: 10	R: 0 E: 0 K: 1 S: 5	H: 0 LOB: 0 BB: 0 P: 5	R: 1 E: 0 K: 1 S: 6	H: 1 LOB: 3 BB: 3 P: 18	R: 0 E: 0 K: 0 S: 3	H: 0 LOB: 1 BB: 1 P: 7	R: 0 E: 0 K: 0 S: 3	H: 0 LOB: 0 BB: 0 P: 3	R: 0 E: 0 K: 2 S: 7	H: 0 LOB: 0 BB: 0 P: 7	1B: 3 2B: 0 3B: 0 HR: 1	SF: 1 SAC: 0 DP: 0 HBP: 0	WP: 1 PB: 0 SB: 1 CS: 0	PA: 37
PITCHER Nolan Ryan, R ERA: 3.56 (1, 1)	IP: 9.0 WLS: W BF: 37 H: 4 R: 3 ER: 3 SO: 5 BB: 6 IBB: 0 HBP: 0 BLK: 0 WP: 1 HR: 1 S: 41 P: 65 ERA: 3.00 WHIP: 1.111															PITCHER				

Milwaukee Brewers @ California Angels
Anaheim Stadium, Anaheim, CA
Fri Sep 07 1979, 10:05 PM EDT
Att: 30,685 - Unknown

AB	30
R	3
H	4
RBI	3
BB	6
SO	5
LOB	12



Batter	1	2	3	4	5	6	7	8	9	AB	R	H	RBI	BB	SO	LOB	BOTTOM	
Rod Carew, L OBP: 0.425, SLG: 0.404 (1, 3)	1-3		1B 1B				4-3		FC3-6 1B	5	1	2	0	0	0	1		
Carney Lansford, R OBP: 0.338, SLG: 0.441 (1, 5)	F9		1B E				5-3		FC3-6	5	2	2	0	0	0	2		
Dan Ford, R OBP: 0.341, SLG: 0.478 (1, 9)			E8 4-3 1-H 3-H 1B				4-3		HR	4	2	3	3	0	0	0		
Don Baylor, R OBP: 0.378, SLG: 0.534 (1, 10)	F9		4-3				G4-6-3 1B		S 1B	4	1	2	0	0	0	2		
Brian Downing, R OBP: 0.423, SLG: 0.462 (1, 2)			FC6-4 BB				G4-6-3 1-2		5-3	3	0	1	1	1	0	2		
Bobby Grich, R OBP: 0.372, SLG: 0.552 (1, 4)	F9		F8				SH1-3 BB		2-H 1B	3	0	1	1	1	0	2		
Bobby Clark, R OBP: 0.353, SLG: 0.563 (1, 7)	FC6-4 1B		F4				SH1-3		F4	3	0	0	0	0	0	3		
Rick Miller, L OBP: 0.365, SLG: 0.364 (1, 8)							L4		K	4	0	2	0	0	1	1		
Jim Anderson, R OBP: 0.303, SLG: 0.351 (1, 6)	L4						F9		6-3	3	0	0	0	0	0	3		
Inning Stats	R: 0 E: 0 K: 0 S: 4	H: 1 LOB: 1 BB: 0 P: 4	R: 0 E: 0 K: 0 S: 4	H: 1 LOB: 2 BB: 1 P: 8	R: 3 E: 1 K: 0 S: 7	H: 4 LOB: 1 BB: 0 P: 7	R: 0 E: 0 K: 0 S: 4	H: 1 LOB: 1 BB: 0 P: 4	R: 0 E: 0 K: 0 S: 3	H: 0 LOB: 1 BB: 1 P: 7	R: 3 E: 0 K: 0 S: 7	H: 4 LOB: 1 BB: 0 P: 7	R: 0 E: 0 K: 1 S: 6	H: 1 LOB: 1 BB: 0 P: 6	1B: 12 2B: 0 3B: 0 HR: 1	SF: 0 SAC: 2 DP: 1 HBP: 0	WP: 0 PB: 0 SB: 1 CS: 0	PA: 38
PITCHER Bill Travers, L ERA: 3.98 (1, 1)	IP: 6.1 WLS: L BF: 31 H: 11 R: 6 ER: 5 SO: 11 BB: 2 IBB: 0 HBP: 0 BLK: 0 WP: 0 HR: 1 S: 29 P: 37 ERA: 7.11 WHIP: 2.053															PITCHER		
Bob Galasso, R ERA: 4.1 (7, 1)	IP: 1.2 WLS: L BF: 7 H: 2 R: 0 ER: 0 SO: 1 BB: 0 IBB: 0 HBP: 0 BLK: 0 WP: 0 HR: 0 S: 9 P: 9 ERA: 0.00 WHIP: 1.200															PITCHER		

Milwaukee Brewers @ California Angels
Anaheim Stadium, Anaheim, CA
Fri Sep 07 1979, 10:05 PM EDT
Att: 30,685 - Unknown

AB	34
R	6
H	13
RBI	5
BB	2
SO	1
LOB	16



Batter	1	2	3	4	5	6	7	8	9	AB	R	H	RBI	BB	SO	LOB	TOP					
Jim Gantner, L (1,4) OBP: 0.326, SLG: 0.366	F8		SF7			HR		6-3 1B		3	1	2	2	0	0	0	Milwaukee Brewers @ California Angels Anaheim Stadium, Anaheim, CA Sat Sep 08 1979, 10:05 PM EDT Att: 37,624 - Unknown					
Sal Bando, R (1,5) OBP: 0.332, SLG: 0.349	K		F4			F8		6-3		4	0	0	0	0	1	2						
Cecil Cooper, L (1,3) OBP: 0.366, SLG: 0.503	K		L7			3-1		IBB		3	0	0	0	1	1	1						
Gorman Thomas, R (1,8) OBP: 0.348, SLG: 0.527		K		F9		K		F9		4	0	0	0	0	2	2						
Ben Oglivie, L (1,7) OBP: 0.321, SLG: 0.486		F9		F7			F5	F8		4	0	0	0	0	0	2						
Sixto Lezcano, R (1,9) OBP: 0.418, SLG: 0.578				1-3			1B	1B	6-3	4	0	2	0	0	0	0						
Dick Davis, R (1,10) OBP: 0.301, SLG: 0.434		L7			G1-6-3 1B		F9		F7	4	0	1	0	0	0	2						
Robin Yount, R (1,6) OBP: 0.298, SLG: 0.369			E4 1B SF7		G1-6-3 1-2				L8	4	1	1	0	0	0	1						
Buck Martinez, R (1,2) OBP: 0.278, SLG: 0.355					F9		F8			3	0	1	0	0	0	2						
Inning Stats	R: 0 E: 0 K: 2 S: 7	H: 0 LOB: 0 BB: 0 P: 7	R: 0 E: 0 K: 1 S: 6	H: 1 LOB: 1 BB: 0 P: 6	R: 1 E: 1 K: 0 S: 5	H: 1 LOB: 1 BB: 0 P: 5	R: 0 E: 0 K: 0 S: 3	H: 0 LOB: 0 BB: 0 P: 3	R: 0 E: 0 K: 0 S: 3	H: 1 LOB: 0 BB: 0 P: 3	R: 1 E: 0 K: 1 S: 6	H: 1 LOB: 0 BB: 0 P: 6	R: 0 E: 0 K: 0 S: 5	H: 2 LOB: 2 BB: 0 P: 5	R: 0 E: 0 K: 0 S: 4	H: 1 LOB: 2 BB: 1 P: 8	R: 0 E: 0 K: 0 S: 3	H: 0 LOB: 0 BB: 0 P: 3	1B: 6 2B: 0 3B: 0 HR: 1	SF: 1 SAC: 0 DP: 1 HBP: 0	WP: 0 PB: 0 SB: 0 CS: 0	PA: 35
PITCHER	IP	WLS	BF	H	R	ER	SO	BB	IBB	HBP	BLK	WP	HR	S	P	ERA	WHIP					
Jim Barr, R (1,1) ERA: 4.16	8.0	W	32	7	2	1	4	0	1	0	0	0	1	39	43	1.12	0.875					
John Montague, R (9,1) ERA: 5.36	1.0	S	3	0	0	0	0	0	0	0	0	0	0	3	3	0.00	0.000					

Batter	1	2	3	4	5	6	7	8	9	AB	R	H	RBI	BB	SO	LOB	BOTTOM					
Rod Carew, L (1,3) OBP: 0.426, SLG: 0.404	G3			4-3				FC3-6 BB		3	0	1	0	1	0	0	Milwaukee Brewers @ California Angels Anaheim Stadium, Anaheim, CA Sat Sep 08 1979, 10:05 PM EDT Att: 37,624 - Unknown					
Carney Lansford, R (1,5) OBP: 0.338, SLG: 0.439	1-3			G6-3 1B		F9		FC3-6 1B 1-2 2-3 3-H		4	1	1	1	0	0	3						
Dan Ford, R (1,9) OBP: 0.340, SLG: 0.476	K			G6-3 1-2			F8	1B 1-3 3-H	1B	4	0	1	1	0	1	1						
Don Baylor, R (1,7) OBP: 0.378, SLG: 0.534		K			6-3					4	0	2	1	0	1	0						
Dickie Thon, R (9,6) OBP: 0.393, SLG: 0.404										0	0	0	0	0	0	0						
Willie Aikens, L (1,10) OBP: 0.376, SLG: 0.497		L8			F9		F9	K		4	0	0	0	0	1	3						
Brian Downing, R (1,2) OBP: 0.422, SLG: 0.461		6-3				FC5-4 1B		F7		3	0	1	0	0	0	1						
Bobby Grich, R (1,4) OBP: 0.372, SLG: 0.551			F7		FC5-4 1-2			WP FC3-6 4-3 1B		3	1	1	0	0	0	1						
Rick Miller, L (1,8) OBP: 0.363, SLG: 0.361			F8			2-3		4-3		3	0	0	0	0	0	1						
Jim Anderson, R (1,6) OBP: 0.300, SLG: 0.348			6-3				L5	FC3-6 BB 1B BB		2	0	0	0	0	0	0						
Larry Harlow, L (8,PH) OBP: 0.339, SLG: 0.267										0	1	0	0	1	0	0						
Inning Stats	R: 0 E: 0 K: 1 S: 5	H: 0 LOB: 0 BB: 0 P: 5	R: 0 E: 0 K: 1 S: 5	H: 0 LOB: 0 BB: 0 P: 5	R: 0 E: 0 K: 0 S: 3	H: 0 LOB: 0 BB: 0 P: 3	R: 0 E: 0 K: 0 S: 3	H: 1 LOB: 0 BB: 0 P: 3	R: 0 E: 0 K: 0 S: 4	H: 1 LOB: 1 BB: 0 P: 4	R: 0 E: 0 K: 0 S: 4	H: 1 LOB: 1 BB: 0 P: 4	R: 0 E: 0 K: 0 S: 4	H: 1 LOB: 1 BB: 0 P: 4	R: 3 E: 0 K: 1 S: 8	H: 3 LOB: 2 BB: 2 P: 16	R: 0 E: 0 K: 0 S: 3	H: 0 LOB: 0 BB: 0 P: 3	1B: 7 2B: 0 3B: 0 HR: 0	SF: 0 SAC: 0 DP: 1 HBP: 0	WP: 1 PB: 0 SB: 0 CS: 0	PA: 32
PITCHER	IP	WLS	BF	H	R	ER	SO	BB	IBB	HBP	BLK	WP	HR	S	P	ERA	WHIP					
Lary Sorensen, R (1,1) ERA: 3.82	7.1	L	27	5	2	2	2	1	0	0	0	0	0	30	34	2.46	0.818					
Jerry Augustine, L (8,1) ERA: 3.69	0.0	L	1	0	0	0	0	1	0	0	0	0	0	0	4	∞	∞					
Bill Castro, R (8,1) ERA: 1.9	0.1		3	2	1	1	0	0	0	0	0	0	0	3	3	27.00	6.000					
Bob McClure, L (8,1) ERA: 4.15	0.1		1	0	0	0	1	0	0	0	0	0	0	3	3	0.00	0.000					

Batter	1	2	3	4	5	6	7	8	9	AB	R	H	RBI	BB	SO	LOB	TOP				
Paul Moltzer, R OBP: 0.365, SLG: 0.463 (1, 4)	F9		HR			BB 1B	F9		F8	5	1	2	1	0	0	4					
Sal Bando, R OBP: 0.326, SLG: 0.345 (1, 5)	4-3		6-3			F8		F3	F2	5	0	0	0	0	0	3					
Cecil Cooper, L OBP: 0.363, SLG: 0.499 (1, 10)	K			4-3		F7		K		4	0	0	0	0	2	1					
Gorman Thomas, R OBP: 0.351, SLG: 0.534 (1, 8)		K		G6-4-3 1B		1-2 BB		HR		3	1	2	1	1	1	0					
Dick Davis, R OBP: 0.301, SLG: 0.431 (1, 7)	F8		G6-4-3 1-2			F8		1B		4	0	1	0	0	0	3					
Don Money, R OBP: 0.315, SLG: 0.365 (1, 3)						F8 2B		5-3 1B	F8	4	0	3	0	0	0	1					
Jim Wohlford, R OBP: 0.305, SLG: 0.384 (1, 9)	K					F8 2-3		5-3 1B	4-3	4	0	1	0	0	1	2					
Robin Yount, R OBP: 0.298, SLG: 0.368 (1, 6)			F8			6-3		5-3	WP BB 1B	4	0	1	0	0	0	3					
Charlie Moore, R OBP: 0.357, SLG: 0.412 (1, 2)			K			5-3		F3	1-2 BB	3	0	0	0	1	1	3					
Inning Stats	R: 0 E: 0 K: 1 S: 5	H: 0 LOB: 0 BB: 0 P: 5	R: 0 E: 0 K: 2 S: 8	H: 1 LOB: 1 BB: 0 P: 8	R: 1 E: 0 K: 1 S: 6	H: 1 LOB: 0 BB: 0 P: 6	R: 0 E: 0 K: 0 S: 3	H: 1 LOB: 0 BB: 0 P: 3	R: 0 E: 0 K: 0 S: 4	H: 1 LOB: 2 BB: 1 P: 4	R: 0 E: 0 K: 0 S: 4	H: 2 LOB: 2 BB: 0 P: 5	R: 1 E: 0 K: 1 S: 7	H: 2 LOB: 1 BB: 0 P: 7	R: 0 E: 0 K: 0 S: 4	H: 1 LOB: 2 BB: 1 P: 8	1B: 7 2B: 1 3B: 0 HR: 2	SF: 0 SAC: 0 DP: 1 HBP: 0	WP: 1 PB: 0 SB: 0 CS: 0	PA: 38	
PITCHER	IP	WLS	BF	H	R	ER	SO	BB	IBB	HBP	BLK	WP	HR	S	P	ERA	WHIP				
Frank Tanana, L ERA: 4.57 (1, 1)	5.2	W	22	5	1	1	4	1	0	0	0	0	1	29	33	1.59	1.059				
Dave LaRoche, L ERA: 5.79 (6, 1)	2.2		14	5	1	1	1	1	0	0	0	0	1	15	19	3.38	2.250				
John Montague, R ERA: 5.33 (9, 1)	0.2	S	2	0	0	0	0	0	0	0	0	1	0	2	2	0.00	0.000				

Milwaukee Brewers @ California Angels
Anaheim Stadium, Anaheim, CA
Sun Sep 09 1979, 6:33 AM EDT
Att: 27,341 - Unknown

AB 36
R 2
H 10
RBI 2
BB 2
SO 5
LOB 20



Batter	1	2	3	4	5	6	7	8	9	AB	R	H	RBI	BB	SO	LOB	BOTTOM				
Rod Carew, L OBP: 0.424, SLG: 0.402 (1, 3)	2B 2B 1B	6-3			B3	K				4	1	1	0	0	1	4					
Carney Lansford, R OBP: 0.339, SLG: 0.443 (1, 5)	2B 1-3 2B		5-3		1B 2B		F3			4	2	2	1	0	0	0					
Dan Ford, R OBP: 0.340, SLG: 0.476 (1, 9)	F8 2B		F9		F9		K			4	0	1	2	0	1	1					
Don Baylor, R OBP: 0.378, SLG: 0.532 (1, 7)	F4		F8				5-3			4	0	1	1	0	0	1					
Larry Harlow, L OBP: 0.339, SLG: 0.267 (8, 7)	F4		F8			1B				0	0	0	0	0	0	0					
Willie Aikens, L OBP: 0.375, SLG: 0.495 (1, 10)	F8			G3	F7					4	0	1	0	0	0	2					
Willie Davis, L OBP: 0.235, SLG: 0.271 (8, PR)	2-3							FC2-6 1B		0	0	0	0	0	0	0					
Brian Downing, R OBP: 0.421, SLG: 0.458 (1, 2)	K			K		SH1-3 BB		FC2-6 1B 1-2		3	0	0	0	1	2	2					
Bobby Grich, R OBP: 0.372, SLG: 0.552 (1, 4)		SH5-3 2B		F9		SH1-3		F3		3	0	1	0	0	0	1					
Rick Miller, L OBP: 0.367, SLG: 0.367 (1, 8)		SH5-3				E 2B		1-3 1B		2	1	2	0	1	0	0					
Jim Anderson, R OBP: 0.300, SLG: 0.346 (1, 6)			K		E2 2B 1B	F7		K		4	1	1	0	0	2	5					
Inning Stats	R: 2 E: 0 K: 1 S: 8	H: 3 LOB: 1 BB: 0 P: 8	R: 0 E: 0 K: 1 S: 6	H: 1 LOB: 1 BB: 0 P: 6	R: 0 E: 0 K: 0 S: 3	H: 0 LOB: 0 BB: 0 P: 3	R: 0 E: 0 K: 1 S: 5	H: 0 LOB: 0 BB: 0 P: 5	R: 3 E: 1 K: 0 S: 7	H: 4 LOB: 1 BB: 0 P: 7	R: 0 E: 0 K: 1 S: 5	H: 0 LOB: 2 BB: 2 P: 13	R: 0 E: 0 K: 1 S: 7	H: 2 LOB: 2 BB: 0 P: 7	R: 0 E: 0 K: 1 S: 4	H: 1 LOB: 2 BB: 1 P: 8	1B: 5 2B: 5 3B: 0 HR: 0	SF: 0 SAC: 2 DP: 0 HBP: 0	WP: 0 PB: 0 SB: 0 CS: 0	PA: 36	
PITCHER	IP	WLS	BF	H	R	ER	SO	BB	IBB	HBP	BLK	WP	HR	S	P	ERA	WHIP				
Moose Haas, R ERA: 5.12 (1, 1)	4.2	L	22	8	5	5	3	0	0	0	0	0	0	28	28	9.64	1.714				
Dan Boitano, R ERA: (5, 1)	3.1		14	2	0	0	3	2	0	0	0	0	0	18	26	0.00	1.200				

Milwaukee Brewers @ California Angels
Anaheim Stadium, Anaheim, CA
Sun Sep 09 1979, 6:33 AM EDT
Att: 27,341 - Unknown

AB 32
R 5
H 10
RBI 4
BB 2
SO 6
LOB 16



Batter	1	2	3	4	5	6	7	8	9	AB	R	H	RBI	BB	SO	LOB	TOP		
Rickey Henderson, R OBP: 0.333, SLG: 0.319	0-3 K			0-0 5-3		0-0 4-3		0-0 5-3		4	0	0	0	0	1	1			
Dwayne Murphy, L OBP: 0.396, SLG: 0.394	0-0 4-3			0-0 4-3			0-3 K		0-0 1-3	4	0	0	0	0	1	0			
Mike Heath, R OBP: 0.322, SLG: 0.352	0-0 1-3			0-0 1B			0-0 4-3		0-0 F9	4	0	1	0	0	0	0			
Dave Revering, L OBP: 0.339, SLG: 0.475		0-0 G4-3 1B		0-0 F7			0-0 2B		0-0 F4	4	0	2	0	0	0	1			
Wayne Gross, L OBP: 0.326, SLG: 0.359		0-0 G4-3 1-2			0-0 3-1		4-0 BB			2	0	0	0	1	0	1			
Mitchell Page, L OBP: 0.322, SLG: 0.336	0-3 K				0-0 F8		0-0 F8			3	0	0	0	0	1	2			
Jim Essian, R OBP: 0.312, SLG: 0.404			0-0 6-3		0-0 6-3			0-0 1B 2B		3	0	1	0	0	0	0			
Dave Chalk, R OBP: 0.317, SLG: 0.260			0-0 F6		0-0 L6			0-0 5-3		3	0	0	0	0	0	1			
Rob Picciolo, R OBP: 0.279, SLG: 0.347			0-3 K		0-3 K			0-0 2-3 1B		3	0	1	0	0	2	0			
Inning Stats	R: 0 E: 0 K: 1 S: 5	H: 0 LOB: 0 BB: 0 P: 5	R: 0 E: 0 K: 1 S: 5	H: 1 LOB: 0 BB: 0 P: 5	R: 0 E: 0 K: 1 S: 5	H: 0 LOB: 0 BB: 0 P: 5	R: 0 E: 0 K: 0 S: 4	H: 1 LOB: 1 BB: 0 P: 4	R: 0 E: 0 K: 0 S: 3	H: 0 LOB: 2 BB: 0 P: 3	R: 0 E: 0 K: 1 S: 6	H: 1 LOB: 2 BB: 1 P: 10	R: 0 E: 0 K: 0 S: 4	H: 2 LOB: 1 BB: 0 P: 4	R: 0 E: 0 K: 0 S: 3	H: 0 LOB: 0 BB: 0 P: 3	1B: 3 2B: 2 3B: 0 HR: 0	SF: 0 SAC: 0 DP: 1 HBP: 0	WP: 0 PA: 31 CS: 0
PITCHER Jim Slaton, R ERA: 3.44	IP: 9.0 WLS: W BF: 31 H: 5 R: 0 ER: 0 SO: 5 BB: 1 IBB: 0 HBP: 0 BLK: 0 WP: 0 HR: 0 S: 40 P: 44 ERA: 0.00 WHIP: 0.667															PITCHER			

Oakland Athletics @ Milwaukee Brewers
Milwaukee County Stadium, Milwaukee, WI

Tue Sep 11 1979, 8:05 PM EDT
Att. 7,527 - Unknown - 74 F

AB 30
R 0
H 5
RBI 0
BB 1
SO 5
LOB 6

Batter	1	2	3	4	5	6	7	8	9	AB	R	H	RBI	BB	SO	LOB	BOTTOM		
Paul Moltor, R OBP: 0.369, SLG: 0.466	0-0 6-3		0-0 2B		0-0 1B		4-0 2B SF7 BB	4-0 1-2 BB		3	1	2	0	2	0	0			
Don Money, R OBP: 0.314, SLG: 0.362	0-0 F7		0-3 K		4-0 1-2 BB		0-0 SF7	0-0 F8		3	0	0	1	1	1	3			
Cecil Cooper, L OBP: 0.364, SLG: 0.508	0-0 HR			0-0 F2	0-0 SF7		0-0 3-H 2B			3	1	2	2	0	0	0			
Gorman Thomas, R OBP: 0.350, SLG: 0.531	0-3 K			0-0 6-3	0-0 F3		4-0 IBB			3	0	0	0	1	1	2			
Ben Oglivie, L OBP: 0.320, SLG: 0.487		0-0 F6		0-0 2B		0-0 F4	0-0 SF7			3	0	1	1	0	0	0			
Sixto Lezcano, R OBP: 0.417, SLG: 0.574		0-0 F9		4-0 FC6-4 BB		0-0 F4	0-0 L4			3	0	0	0	1	0	2			
Dick Davis, R OBP: 0.297, SLG: 0.425	0-3 K			0-0 FC6-4 1-2		0-0 6-3		0-3 K		4	0	0	0	0	2	2			
Jim Gantner, L OBP: 0.330, SLG: 0.381			0-3 K		0-0 CS 1B		0-0 3B 3B	0-0 F6		4	1	2	0	0	1	0			
Charlie Moore, R OBP: 0.365, SLG: 0.423			4-0 2B BB		0-0 1B SF7 1B		0-0 3B SF7 3B	4-0 BB		2	2	2	1	2	0	0			
Inning Stats	R: 1 E: 0 K: 1 S: 6	H: 1 LOB: 0 BB: 0 P: 6	R: 0 E: 0 K: 1 S: 5	H: 0 LOB: 0 BB: 0 P: 5	R: 0 E: 0 K: 2 S: 7	H: 1 LOB: 1 BB: 1 P: 11	R: 0 E: 0 K: 0 S: 4	H: 1 LOB: 2 BB: 1 P: 8	R: 1 E: 0 K: 0 S: 5	H: 3 LOB: 2 BB: 1 P: 9	R: 0 E: 0 K: 0 S: 3	H: 0 LOB: 0 BB: 0 P: 3	R: 3 E: 0 K: 0 S: 6	H: 3 LOB: 2 BB: 2 P: 14	R: 0 E: 0 K: 1 S: 5	H: 0 LOB: 2 BB: 2 P: 13	1B: 3 2B: 3 3B: 2 HR: 1	SF: 3 SAC: 0 DP: 0 HBP: 0	WP: 0 PA: 38 CS: 1
PITCHER Matt Keough, R ERA: 5.42 Jim Todd, R ERA: 6.75 Craig Minetto, L ERA: 5.67	IP: 6.0 WLS: L BF: 27 H: 8 R: 4 ER: 4 SO: 4 BB: 3 IBB: 0 HBP: 0 BLK: 0 WP: 0 HR: 1 S: 32 P: 44 ERA: 6.00 WHIP: 1.833															PITCHER			

Oakland Athletics @ Milwaukee Brewers
Milwaukee County Stadium, Milwaukee, WI

Tue Sep 11 1979, 8:05 PM EDT
Att. 7,527 - Unknown - 74 F

AB 28
R 5
H 9
RBI 5
BB 7
SO 5
LOB 9


Batter	1	2	3	4	5	6	7	8	9	AB	R	H	RBI	BB	SO	LOB	TOP			
Rickey Henderson, R OBP: 0.329, SLG: 0.315 (1, 7)	0-3 K		0-0 6-3			0-0 F8		0-0 F9		4	0	0	0	0	1	1	<p>Oakland Athletics @ Milwaukee Brewers Milwaukee County Stadium, Milwaukee, WI</p> <p>Wed Sep 12 1979, 8:05 PM EDT Att. 7,412 - Unknown - 78 F</p> <p>livebaseballscorecards.com</p>			
Dwayne Murphy, L OBP: 0.396, SLG: 0.390 (1, 8)	4-0 BB		0-0 B1-3			0-0 F9			0-0 4-3	3	0	0	0	1	0	0				
Mike Heath, R OBP: 0.317, SLG: 0.345 (1, 9) (7, 2)	0-0 6-3		0-0 F4			0-0 F7			0-0 1-3	4	0	0	0	0	0	1				
Dave Revering, L OBP: 0.339, SLG: 0.472 (1, 3)	4-0 BB			0-3 K					0-0 4-3	3	0	0	0	1	1	0				
Jim Essian, R OBP: 0.309, SLG: 0.400 Larry Murray, S OBP: 0.282, SLG: 0.282 (7, 9)	0-3 K			0-0 6-3					0-0 F3	3	0	0	0	0	1	2				
Jeff Newman, R OBP: 0.285, SLG: 0.405 (1, 2) (7, 5)		0-0 5-3		0-0 6-3					0-0 6-3	3	0	0	0	0	0	0				
Mitchell Page, L OBP: 0.324, SLG: 0.337 (1, 10)		0-0 F7 1B			0-0 L6			1-0 G6-3 HBP		2	0	1	0	0	0	0				
Dave Chalk, R OBP: 0.315, SLG: 0.257 Mike Edwards, R OBP: 0.273, SLG: 0.290 (6, 4)	0-0 F7				0-0 F4			0-0 G6-3 1-2		2	0	0	0	0	0	1				
Rob Picciolo, R OBP: 0.280, SLG: 0.347 (1, 6)	0-3 K				0-0 F8			0-0 1B		1	0	0	0	1	1					
Inning Stats	R: 0 E: 0 K: 2 S: 7	H: 0 LOB: 2 BB: 2 P: 15	R: 0 E: 0 K: 1 S: 6	H: 1 LOB: 1 BB: 0 P: 6	R: 0 E: 0 K: 1 S: 3	H: 0 LOB: 0 BB: 0 P: 3	R: 0 E: 0 K: 1 S: 5	H: 0 LOB: 0 BB: 0 P: 5	R: 0 E: 0 K: 0 S: 3	H: 0 LOB: 0 BB: 0 P: 3	R: 0 E: 0 K: 0 S: 3	H: 0 LOB: 0 BB: 0 P: 3	R: 0 E: 0 K: 0 S: 3	H: 1 LOB: 1 BB: 0 P: 4	R: 0 E: 0 K: 0 S: 3	H: 0 LOB: 0 BB: 0 P: 3		1B: 2 2B: 0 3B: 0 HR: 0	SF: 0 SAC: 0 DP: 1 HBP: 1	WP: 0 PB: 0 SB: 1 CS: 0
PITCHER Mike Caldwell, L ERA: 3.12 (1, 1)	IP: 9.0 WLS: W BF: 31 H: 2 R: 0 ER: 0 SO: 4 BB: 2 IBB: 0 HBP: 1 BLK: 0 WP: 0 HR: 0 S: 36 P: 45 ERA: 0.00 WHIP: 0.444															PITCHER				

Batter	1	2	3	4	5	6	7	8	9	AB	R	H	RBI	BB	SO	LOB	BOTTOM		
Paul Moltor, R OBP: 0.367, SLG: 0.465 (1, 4)	0-3 K		0-0 6-3	0-0 WP 1-3 2B		0-0 F8		0-0 FC4		5	0	1	0	0	1	3	<p>Oakland Athletics @ Milwaukee Brewers Milwaukee County Stadium, Milwaukee, WI</p> <p>Wed Sep 12 1979, 8:05 PM EDT Att. 7,412 - Unknown - 78 F</p> <p>livebaseballscorecards.com</p>		
Charlie Moore, R OBP: 0.393, SLG: 0.419 (1, 2)	0-3 K		4-0 1B WP BB	0-0 6-3			0-0 L3			3	0	0	0	1	1	1			
Cecil Cooper, L OBP: 0.365, SLG: 0.513 (1, 3)	0-0 4-3		0-0 1-3 3H 1B		0-0 HR		0-0 F7			4	1	2	1	0	0	0			
Gorman Thomas, R OBP: 0.348, SLG: 0.526 (1, 8)		0-3 K	0-3 K		0-0 F3		0-0 6-3			4	0	0	0	0	2	2			
Ben Oglivie, L OBP: 0.321, SLG: 0.496 (1, 9)	0-0 4-1			0-3 K	0-0 HR			0-0 1B 2B		4	2	2	1	0	1	0			
Dick Davis, R OBP: 0.299, SLG: 0.428 (1, 7)	4-0 BB		0-0 WP 1B 2B	0-0 L8			0-0 6-3			3	1	1	0	1	0	1			
Larry Hisle, R OBP: 0.352, SLG: 0.448 (1, 10)	0-3 K		0-0 1B FC4-6 1B	0-0 6-3				0-3 K		4	1	1	1	0	2	2			
Robin Yount, R OBP: 0.301, SLG: 0.371 (1, 6)			0-0 6-3 WP 1B	0-0 FC4-6 1B		0-0 5-3		0-0 1B		4	1	3	1	0	0	0			
Jim Gantner, L OBP: 0.328, SLG: 0.374 (1, 5)			0-0 F8	0-0 FC4-6 2B WP		0-0 F5		4-0 FC4 BB		3	1	0	1	1	0	2			
Inning Stats	R: 0 E: 0 K: 2 S: 7	H: 0 LOB: 0 BB: 0 P: 7	R: 0 E: 0 K: 2 S: 7	H: 0 LOB: 1 BB: 1 P: 11	R: 1 E: 0 K: 1 S: 7	H: 2 LOB: 2 BB: 1 P: 11	R: 3 E: 0 K: 1 S: 9	H: 4 LOB: 1 BB: 0 P: 9	R: 2 E: 0 K: 0 S: 5	H: 2 LOB: 0 BB: 0 P: 5	R: 0 E: 0 K: 0 S: 3	H: 0 LOB: 0 BB: 0 P: 3	R: 0 E: 0 K: 0 S: 3	R: 1 E: 0 K: 1 S: 7	H: 2 LOB: 2 BB: 1 P: 11	1B: 5 2B: 3 3B: 0 HR: 2		SF: 0 SAC: 0 DP: 0 HBP: 0	WP: 3 PB: 0 SB: 1 CS: 0
PITCHER Mike Morgan, R ERA: 5.59 Craig Minetto, L ERA: 5.59 Dave Heaverlo, R ERA: 4.16 (1, 1) (5, 1) (7, 1)	IP: 4.1 WLS: L BF: 23 H: 8 R: 6 ER: 6 SO: 6 BB: 2 IBB: 0 HBP: 0 BLK: 0 WP: 3 HR: 2 S: 33 P: 41 ERA: 12.46 WHIP: 2.308															PITCHER			

Batter	1	2	3	4	5	6	7	8	9	AB	R	H	RBI	BB	SO	LOB	TOP							
Rickey Henderson, R OBP: 0.333, SLG: 0.323	0-0 BB 1B		0-0 S SF7 2B	0-0 1B 1-2 3-H 1B		0-0 G5-4-3 1-2		0-0 FC5-4 1-2		5	2	3	1	0	0	2								
Dwayne Murphy, L OBP: 0.399, SLG: 0.390	4-0 1B SF8 BB		0-0 1-3	0-0 S 1-3 2-H 1B			4-0 G4-3 BB		0-3 K	3	1	1	1	2	1	1								
Jim Essian, R OBP: 0.307, SLG: 0.398	0-0 SF8 1-3 2-H 1B		0-0 SF7	0-0 F7 1-2			0-0 G4-3 1-2		0-0 5-3	4	0	1	2	0	0	3								
Dave Revering, L OBP: 0.344, SLG: 0.489	0-3 K		0-0 HR		4-0 4-3 BB		0-0 FC6-4 1B		0-0 HR	4	2	3	2	1	1	2								
Jeff Newman, R OBP: 0.263, SLG: 0.402	0-0 SF8 1-2 3-H		0-0 5-3		0-3 K		0-0 FC6-4 1-2		0-0 5-3	4	0	0	1	0	1	2								
Mike Edwards, R OBP: 0.273, SLG: 0.290	0-0 F4			0-0 4-3	0-0 4-3 1-2				0-0 2B 1B	4	1	1	0	0	0	2								
Mitchell Page, L OBP: 0.325, SLG: 0.341			0-0 F7		0-0 4-3				0-0 1B 1-H 2B	4	1	2	1	0	0	1								
Mike Heath, R OBP: 0.320, SLG: 0.348			0-0 F8		0-0 FC4-6 1-2 1B		0-0 5-3		0-0 FC4-6 2-3 1B	4	0	2	0	0	0	0								
Rob Picciolo, R OBP: 0.280, SLG: 0.346			0-0 6-3		0-0 FC4-6 1-2 2-3 1B		0-0 G5-4-3 1B		0-0 FC4-6 1-2 FC5-4	4	1	1	0	0	0	3								
Inning Stats	R: 2 E: 0 K: 1 S: 7	H: 2 LOB: 1 BB: 1 P: 11	R: 0 E: 0 K: 0 S: 3	H: 0 LOB: 0 BB: 0 P: 3	R: 2 E: 0 K: 0 S: 5	H: 2 LOB: 0 BB: 0 P: 5	R: 2 E: 0 K: 0 S: 7	H: 4 LOB: 2 BB: 0 P: 7	R: 0 E: 0 K: 1 S: 5	H: 0 LOB: 1 BB: 1 P: 9	R: 0 E: 0 K: 0 S: 3	H: 1 LOB: 0 BB: 0 P: 3	R: 0 E: 0 K: 0 S: 3	H: 1 LOB: 1 BB: 1 P: 7	R: 1 E: 0 K: 0 S: 5	H: 3 LOB: 1 BB: 0 P: 5	R: 1 E: 0 K: 1 S: 6	H: 1 LOB: 0 BB: 0 P: 6	1B: 10 2B: 2 3B: 0 HR: 2	SF: 2 SAC: 0 DP: 2 HBP: 0	WP: 0 PB: 0 SB: 2 CS: 0	PA: 41		
PITCHER	IP WLS BF H R ER SO BB IBB HBP BLK WP HR S P ERA WHIP	2.2 L 13 4 4 4 1 1 0 0 0 0 1 14 18 13.50 1.875	5.1 24 9 3 3 1 2 0 0 0 0 0 0 24 32 5.06 2.062	1.0 4 1 1 1 1 0 0 0 0 0 0 1 6 6 9.00 1.000																				

Oakland Athletics @ Milwaukee Brewers
Milwaukee County Stadium, Milwaukee, WI
Thu Sep 13 1979, 8:05 PM EDT
Att: 6,594 - Unknown


AB	36
R	8
H	14
RBI	8
BB	3
SO	3
LOB	16



Batter	1	2	3	4	5	6	7	8	9	AB	R	H	RBI	BB	SO	LOB	BOTTOM							
Paul Moltor, R OBP: 0.368, SLG: 0.469	0-0 3B		0-0 E1 5-3 4-3 1B	0-0 F7			0-0 6-3		0-0 FC6-4 1-2	5	1	2	0	0	0	2								
Sal Bando, R OBP: 0.326, SLG: 0.342	0-0 G3		0-0 5-3 2-3		0-0 F7		0-0 F8			4	0	0	0	0	0	2								
Cecil Cooper, L OBP: 0.363, SLG: 0.509	0-0 F6		0-0 4-3		0-0 F6		0-0 F2			4	0	0	1	0	0	1								
Gorman Thomas, R OBP: 0.347, SLG: 0.524	0-3 K		0-0 WP HR 1B		0-3 K			0-0 5-3		4	1	1	0	0	2	1								
Ben Oglivie, L OBP: 0.323, SLG: 0.502		0-0 F4	0-0 1-H HR			0-0 1B 1B		0-0 G3		4	1	2	2	0	0	0								
Dick Davis, R OBP: 0.299, SLG: 0.425		0-3 K	0-3 K			0-0 1-2 1B		0-0 F2		4	0	1	0	0	2	0								
Don Money, R OBP: 0.313, SLG: 0.360		0-0 1B 1B		0-3 K		0-0 F6		0-0 6-3		4	0	1	0	0	1	2								
Robin Yount, R OBP: 0.303, SLG: 0.372		0-0 1-2 1B		0-0 6-3		0-0 F9		0-0 FC6-4 1B		4	0	2	0	0	0	2								
Buck Martinez, R OBP: 0.277, SLG: 0.352		0-0 4-3		0-0 1B		0-3 K		0-0 F8		4	0	1	0	0	1	5								
Inning Stats	R: 0 E: 0 K: 1 S: 6	H: 1 LOB: 1 BB: 0 P: 6	R: 0 E: 0 K: 1 S: 7	H: 2 LOB: 2 BB: 0 P: 7	R: 3 E: 1 K: 1 S: 8	H: 3 LOB: 0 BB: 0 P: 8	R: 0 E: 0 K: 1 S: 6	H: 1 LOB: 1 BB: 0 P: 6	R: 0 E: 0 K: 1 S: 5	H: 0 LOB: 0 BB: 0 P: 5	R: 0 E: 0 K: 1 S: 7	H: 2 LOB: 2 BB: 0 P: 7	R: 0 E: 0 K: 0 S: 3	H: 0 LOB: 0 BB: 0 P: 3	R: 0 E: 0 K: 0 S: 3	H: 0 LOB: 0 BB: 0 P: 3	R: 0 E: 0 K: 0 S: 4	H: 1 LOB: 1 BB: 0 P: 4	1B: 8 2B: 0 3B: 1 HR: 1	SF: 0 SAC: 0 DP: 0 HBP: 0	WP: 1 PB: 0 SB: 0 CS: 0	PA: 37		
PITCHER	IP WLS BF H R ER SO BB IBB HBP BLK WP HR S P ERA WHIP	9.0 W 37 10 3 3 6 0 0 0 0 1 1 49 49 3.00 1.111																						

Oakland Athletics @ Milwaukee Brewers
Milwaukee County Stadium, Milwaukee, WI
Thu Sep 13 1979, 8:05 PM EDT
Att: 6,594 - Unknown

AB	37
R	3
H	10
RBI	3
BB	0
SO	6
LOB	15



Batter	1	2	3	4	5	6	7	8	9	AB	R	H	RBI	BB	SO	LOB	TOP										
Rod Carew, L OBP: 0.417, SLG: 0.396	F7	4-3		G3		4-3		SF8		5	1	2	0	0	2		California Angels @ Milwaukee Brewers Milwaukee County Stadium, Milwaukee, WI Fri Sep 14 1979, 8:05 PM EDT Att: 17,840 - Unknown										
Carney Lansford, R OBP: 0.340, SLG: 0.444	6-3		3B	4-3			5-3	BB	F8	5	2	2	1	1	0	2											
Dan Ford, R OBP: 0.341, SLG: 0.477 Larry Hartow, L OBP: 0.337, SLG: 0.262	6-3		3B		5-3		6-3	BB		2	1	1	1	1	0	1											
Don Baylor, R OBP: 0.379, SLG: 0.544 Bobby Clark, R OBP: 0.357, SLG: 0.513				F5		5-3		SF8		4	0	2	2	0	0	2											
Willie Aikens, L OBP: 0.378, SLG: 0.492	L4			HBP		1B		FC6-4		1	0	0	0	4	0	1											
Brian Downing, R OBP: 0.423, SLG: 0.463 Tom Donohue, R OBP: 0.274, SLG: 0.376		5-3		G6-4-3		1B		FC6-4		1	0	0	0	0	0	0											
Bobby Grich, R OBP: 0.368, SLG: 0.543		E5		G6-4-3		K				5	3	2	0	0	1	4											
Rick Miller, L OBP: 0.366, SLG: 0.363	F7			G3			F7	B3	SH1-4	4	0	1	0	0	0	2											
Bert Campaneris, R OBP: 0.290, SLG: 0.278 Merv Rettenmund, R OBP: 0.368, SLG: 0.338 Jim Anderson, R OBP: 0.301, SLG: 0.347				G3		B1-3		1B		3	1	1	1	1	0	1											
Inning Stats	R: 1 E: 0 K: 0 S: 5	H: 2 LOB: 1 BB: 0 P: 5	R: 1 E: 1 K: 0 S: 5	H: 1 LOB: 1 BB: 0 P: 5	R: 1 E: 0 K: 0 S: 3	H: 1 LOB: 2 BB: 2 P: 12	R: 0 E: 0 K: 0 S: 4	H: 1 LOB: 1 BB: 0 P: 4	R: 1 E: 0 K: 1 S: 5	H: 1 LOB: 1 BB: 2 P: 13	R: 0 E: 0 K: 1 S: 6	H: 1 LOB: 2 BB: 1 P: 10	R: 3 E: 0 K: 0 S: 6	H: 3 LOB: 3 BB: 3 P: 18	R: 1 E: 0 K: 0 S: 4	H: 1 LOB: 1 BB: 1 P: 8		1B: 7 2B: 3 3B: 1 HR: 0	SF: 2 SAC: 1 DP: 1 HBP: 1	WP: 1 PB: 1 SB: 0 CS: 0	PA: 47						
PITCHER	IP	WLS	BF	H	R	ER	SO	BB	IBB	HBP	BLK	WP	HR	S	P	ERA	WHIP										
Lary Sorensen, R ERA: 3.83	(1, 1)	6.1	29	6	4	3	1	2	2	1	0	0	0	26	43	4.26	1.263										
Bob Galasso, R ERA: 4.56	(7, 1)	1.0	9	4	3	3	1	1	1	0	0	0	0	9	17	27.00	5.000										
Bob McClure, L ERA: 4.15	(8, 1)	0.0	1	0	0	0	0	1	0	0	0	0	0	4	∞	∞	∞										
Bill Castro, R ERA: 2.06	(8, 1)	1.0	L	6	1	1	1	2	0	0	0	1	0	4	12	9.00	3.000										
Jerry Augustine, L ERA: 3.64	(9, 1)	0.2	2	0	0	0	0	0	0	0	0	0	0	2	2	0.00	0.000										
Batter	1	2	3	4	5	6	7	8	9	AB	R	H	RBI	BB	SO	LOB	BOTTOM										
Paul Molitor, R OBP: 0.366, SLG: 0.466	F8	6-3		F3			K	BB		5	0	1	1	0	1	1	California Angels @ Milwaukee Brewers Milwaukee County Stadium, Milwaukee, WI Fri Sep 14 1979, 8:05 PM EDT Att: 17,840 - Unknown										
Don Money, R OBP: 0.314, SLG: 0.357	F4		6-3	K			FC6-4	BB		3	0	0	0	2	1	1											
Cecil Cooper, L OBP: 0.365, SLG: 0.511				2B			FC6-4	BB	SF9	4	0	3	1	0	0	1											
Gorman Thomas, R OBP: 0.348, SLG: 0.524	K						F9			4	0	1	0	1	1	3											
Ben Oglivie, L OBP: 0.324, SLG: 0.503		1B		P8			G1-6-3	1B		5	2	2	0	0	0	6											
Sixto Lezcano, R OBP: 0.418, SLG: 0.576		2B					F8			4	1	2	0	1	0	1											
Robin Yount, R OBP: 0.306, SLG: 0.379		1B							SH5-4	4	2	3	2	0	1	3											
Jim Gantner, L OBP: 0.326, SLG: 0.368 Dick Davis, R OBP: 0.236, SLG: 0.424		1B					1-3			4	2	3	2	0	1	3											
Jim Gantner, L OBP: 0.326, SLG: 0.368 Dick Davis, R OBP: 0.236, SLG: 0.424		2B					E4			3	1	0	0	1	0	3											
Buck Martinez, R OBP: 0.280, SLG: 0.354 Charlie Moore, R OBP: 0.364, SLG: 0.419		1B					SH3-4			2	0	1	2	0	0	1											
Inning Stats	R: 0 E: 0 K: 1 S: 6	H: 1 LOB: 1 BB: 0 P: 6	R: 3 E: 0 K: 0 S: 6	H: 4 LOB: 0 BB: 0 P: 6	R: 0 E: 0 K: 1 S: 7	H: 2 LOB: 3 BB: 1 P: 11	R: 0 E: 1 K: 1 S: 6	H: 0 LOB: 1 BB: 0 P: 6	R: 0 E: 0 K: 1 S: 4	H: 1 LOB: 1 BB: 0 P: 4	R: 0 E: 0 K: 1 S: 5	H: 0 LOB: 1 BB: 1 P: 9	R: 4 E: 0 K: 0 S: 7	H: 4 LOB: 3 BB: 3 P: 19	R: 0 E: 0 K: 0 S: 4	H: 1 LOB: 1 BB: 0 P: 4	1B: 9 2B: 5 3B: 0 HR: 0	SF: 1 SAC: 2 DP: 1 HBP: 0	WP: 0 PB: 1 SB: 0 CS: 0	PA: 45							
PITCHER	IP	WLS	BF	H	R	ER	SO	BB	IBB	HBP	BLK	WP	HR	S	P	ERA	WHIP										
Jim Barr, R ERA: 4.17	(1, 1)	6.0	27	9	3	3	3	0	0	0	0	0	0	10	22	27.00	5.250										
John Montague, R ERA: 5.55	(7, 1)	1.1	11	4	4	4	1	3	0	0	0	0	0	4	8	0.00	2.000										
Dave LaRoche, L ERA: 5.62	(8, 1)	1.0	W	5	1	0	0	1	0	0	0	0	0	4	8	0.00	2.000										
Don Aase, R ERA: 4.84	(9, 1)	0.2	S	2	0	0	0	0	0	0	0	0	0	2	2	0.00	0.000										

Batter	1	2	3	4	5	6	7	8	9	AB	R	H	RBI	BB	SO	LOB	TOP			
Rod Carew, L (1,3) OBP: 0.418, SLG: 0.397			G3					F9		4	0	2	0	0	0	3	California Angels @ Milwaukee Brewers Milwaukee County Stadium, Milwaukee, WI Sat Sep 15 1979, 8:05 PM EDT Att: 45,732 - Unknown - 69 F			
Carney Lansford, R (1,5) OBP: 0.339, SLG: 0.446			K					CS		4	1	1	1	0	1	3				
Dan Ford, R (1,9) OBP: 0.338, SLG: 0.474								SF8		3	0	0	1	0	2	1				
Don Baylor, R (1,7) OBP: 0.378, SLG: 0.542 Jim Anderson, R (8,6) OBP: 0.301, SLG: 0.347		K						F8		4	0	1	0	0	1	0				
Willie Aikens, L (1,10) OBP: 0.377, SLG: 0.488								SF8		3	0	0	0	1	1	0				
Brian Downing, R (1,2) OBP: 0.421, SLG: 0.462								F8		4	0	1	0	0	0	0				
Bobby Grich, R (1,4) OBP: 0.366, SLG: 0.539								F7		4	0	0	0	0	0	2				
Rick Miller, L (1,8) OBP: 0.366, SLG: 0.362								F7		3	0	1	0	0	1	1				
Bert Campaneris, R (1,6) OBP: 0.292, SLG: 0.279 Larry Harlow, L (8,PH) OBP: 0.340, SLG: 0.267								K		2	0	1	0	0	1	0				
								K		1	1	1	0	0	0	0				
Inning Stats	R: 0 E: 0 K: 1 S: 5	H: 1 LOB: 0 BB: 0 P: 5	R: 0 E: 0 K: 1 S: 5	H: 0 LOB: 0 BB: 0 P: 5	R: 0 E: 0 K: 1 S: 7	H: 2 LOB: 2 BB: 0 P: 7	R: 0 E: 0 K: 0 S: 4	H: 1 LOB: 2 BB: 1 P: 8	R: 0 E: 0 K: 1 S: 5	H: 1 LOB: 0 BB: 0 P: 5	R: 0 E: 0 K: 1 S: 6	H: 0 LOB: 1 BB: 0 P: 6	R: 2 E: 0 K: 0 S: 5	H: 2 LOB: 0 BB: 0 P: 5	R: 0 E: 0 K: 1 S: 5	H: 0 LOB: 0 BB: 0 P: 5	1B: 7 2B: 0 3B: 1 HR: 0	SF: 1 SAC: 0 DP: 0 HBP: 0	WP: 1 PB: 0 SB: 0 CS: 1	PA: 35
PITCHER Moose Haas, R (1,1) ERA: 4.95	IP: 9.0 WLS: W BF: 35 H: 8 R: 2 ER: 2 SO: 7 BB: 1 IBB: 0 HBP: 0 BLK: 0 WP: 1 HR: 0 S: 47 P: 51 ERA: 2.00 WHIP: 1.000															PITCHER				

Batter	1	2	3	4	5	6	7	8	9	AB	R	H	RBI	BB	SO	LOB	BOTTOM			
Paul Molitor, R (1,4) OBP: 0.365, SLG: 0.464			K							4	0	1	0	0	2	1	California Angels @ Milwaukee Brewers Milwaukee County Stadium, Milwaukee, WI Sat Sep 15 1979, 8:05 PM EDT Att: 45,732 - Unknown - 69 F			
Don Money, R (1,10) OBP: 0.316, SLG: 0.355								SH1-3 HR		2	1	0	0	2	1	1				
Cecil Cooper, L (1,3) OBP: 0.365, SLG: 0.510								SH1-3		3	0	1	0	0	1	1				
Gorman Thomas, R (1,8) OBP: 0.349, SLG: 0.529								F2		3	1	1	2	1	1	1				
Ben Oglivie, L (1,7) OBP: 0.323, SLG: 0.501								F7		4	0	1	0	0	1	1				
Sixto Lezcano, R (1,9) OBP: 0.419, SLG: 0.574 Dick Davis, R (6,7) OBP: 0.299, SLG: 0.434								L6		1	0	0	0	0	1	1				
								L6		2	1	1	1	0	0	1				
Robin Yount, R (1,6) OBP: 0.304, SLG: 0.377								F7		3	0	0	0	0	0	2				
Jim Gantner, L (1,5) OBP: 0.326, SLG: 0.373								F8		3	0	1	0	0	2	1				
Charlie Moore, R (1,2) OBP: 0.361, SLG: 0.415								K		3	0	0	0	0	1	1				
								K		3	0	0	0	0	1	1				
Inning Stats	R: 0 E: 0 K: 2 S: 8	H: 1 LOB: 1 BB: 0 P: 8	R: 0 E: 1 K: 2 S: 8	H: 0 LOB: 1 BB: 0 P: 8	R: 0 E: 0 K: 1 S: 5	H: 0 LOB: 1 BB: 1 P: 9	R: 0 E: 0 K: 1 S: 4	H: 0 LOB: 1 BB: 1 P: 9	R: 0 E: 0 K: 2 S: 7	H: 1 LOB: 0 BB: 0 P: 7	R: 3 E: 0 K: 0 S: 5	H: 2 LOB: 0 BB: 1 P: 9	R: 0 E: 0 K: 1 S: 6	H: 1 LOB: 1 BB: 0 P: 6	R: 0 E: 0 K: 1 S: 6	H: 1 LOB: 1 BB: 0 P: 6	1B: 3 2B: 2 3B: 0 HR: 2	SF: 0 SAC: 1 DP: 1 HBP: 1	WP: 0 PB: 0 SB: 3 CS: 2	PA: 33
PITCHER Nolan Ryan, R (1,1) ERA: 3.77	IP: 8.0 WLS: L BF: 33 H: 6 R: 3 ER: 3 SO: 10 BB: 3 IBB: 0 HBP: 1 BLK: 0 WP: 0 HR: 2 S: 49 P: 62 ERA: 3.38 WHIP: 1.125															PITCHER				

Batter	1	2	3	4	5	6	7	8	9	AB	R	H	RBI	BB	SO	LOB	TOP
Paul Moltzer, R OBP: 0.368, SLG: 0.472 (1,4)										5	1	3	3	0	1	1	Milwaukee Brewers @ Seattle Mariners The Kingdome, Seattle, WA Mon Sep 17 1979, 10:05 PM EDT Att: 5,636 - Dome
Sal Bando, R OBP: 0.324, SLG: 0.340 (1,5) Jim Gantner, L OBP: 0.326, SLG: 0.373 (9, FR)										5	1	1	0	0	0	3	
Dick Davis, R OBP: 0.295, SLG: 0.424 (1,10) Cecil Cooper, L OBP: 0.366, SLG: 0.511 (9, PH)										3	0	0	0	1	1	1	
Gorman Thomas, R OBP: 0.349, SLG: 0.533 (1,8)										5	0	1	2	0	1	3	
Sixto Lezcano, R OBP: 0.419, SLG: 0.572 (1,9)										2	1	0	0	2	0	2	
Don Money, R OBP: 0.316, SLG: 0.356 (1,3)										4	2	2	1	0	1	1	
Robin Yount, R OBP: 0.304, SLG: 0.375 (1,6)										4	0	1	0	0	0	1	
Jim Wohlford, R OBP: 0.295, SLG: 0.372 (1,7) Ben Oglivie, L OBP: 0.324, SLG: 0.502 (9, PH)										2	0	0	1	0	0	0	
Charlie Moore, R OBP: 0.360, SLG: 0.410 (1,2)										4	1	1	0	0	0	3	
Inning Stats	R: 0 E: 0 K: 1 S: 6	H: 1 LOB: 1 BB: 0 P: 6	R: 0 E: 0 K: 1 S: 4	H: 0 LOB: 0 BB: 1 P: 8	R: 0 E: 0 K: 0 S: 3	H: 0 LOB: 0 BB: 0 P: 3	R: 0 E: 0 K: 0 S: 3	H: 0 LOB: 0 BB: 0 P: 3	R: 2 E: 0 K: 1 S: 5	H: 3 LOB: 2 BB: 1 P: 10	R: 3 E: 0 K: 0 S: 8	H: 5 LOB: 5 BB: 0 P: 8	1B: 9 2B: 2 3B: 0 HR: 1	SF: 1 SAC: 0 DP: 1 HBP: 0	WP: 0 PB: 0 SB: 1 CS: 1	PA: 40	
PITCHER	IP WLS BF H R ER SO BB IBB HBP BLK WP HR S P ERA WHIP																
Rick Honeycutt, L ERA: 4.12 (1,1)	7.2	30	5	4	4	4	3	0	0	0	0	0	0	35	47	13.50	3.000
Byron McLaughlin, R ERA: 4.47 (8,1)	0.1	L	4	3	2	0	0	0	0	0	0	0	1	4	4	54.00	9.000
Rich Hinton, L ERA: 5.9 (9,1)	0.1		2	1	0	0	0	0	0	0	0	0	0	2	2	0.00	3.000

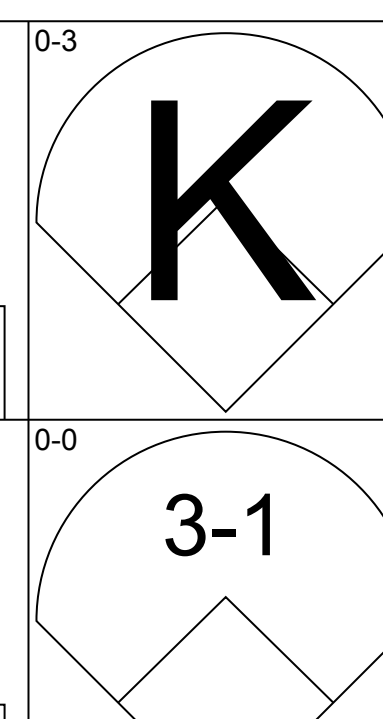
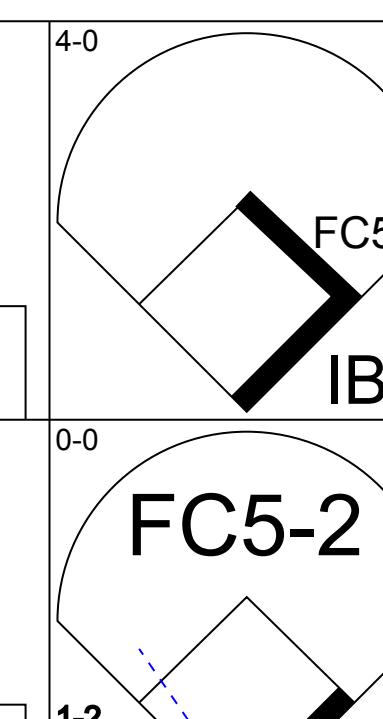
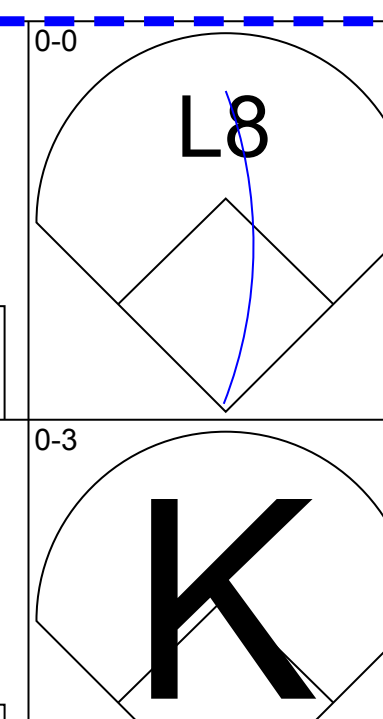
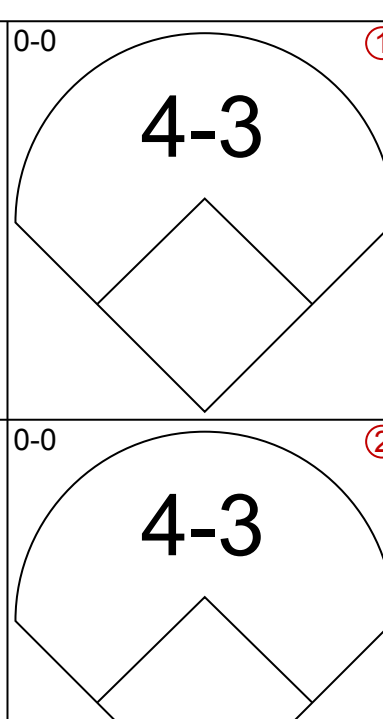
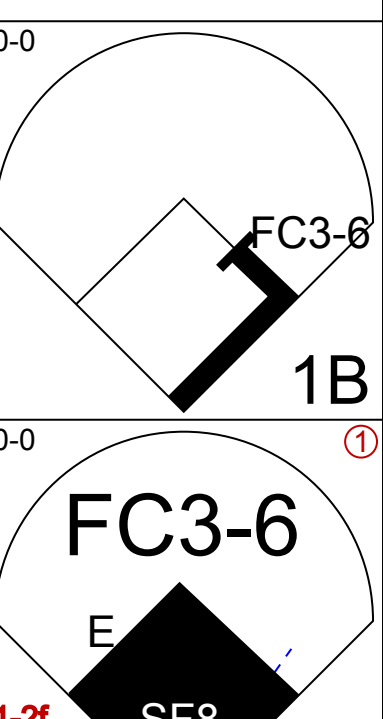
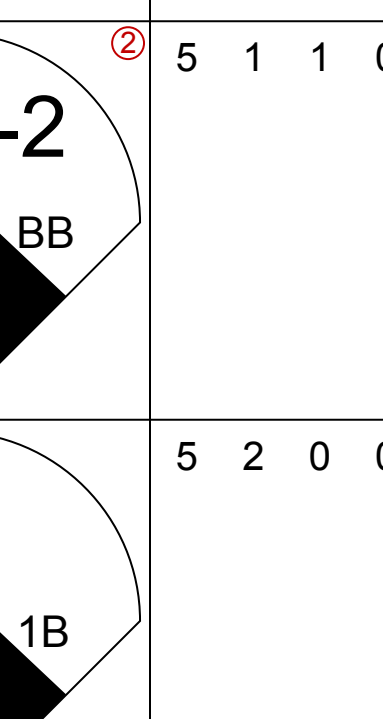
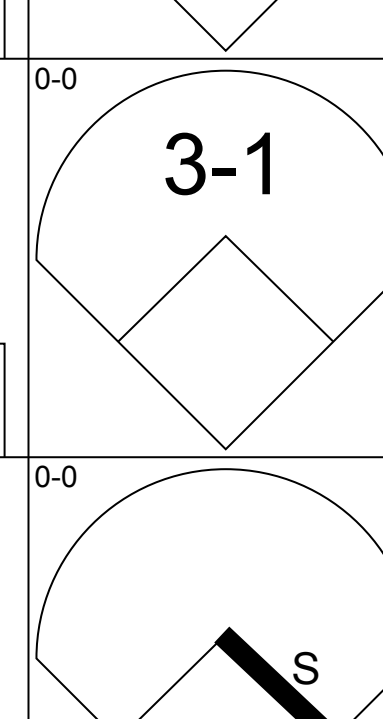
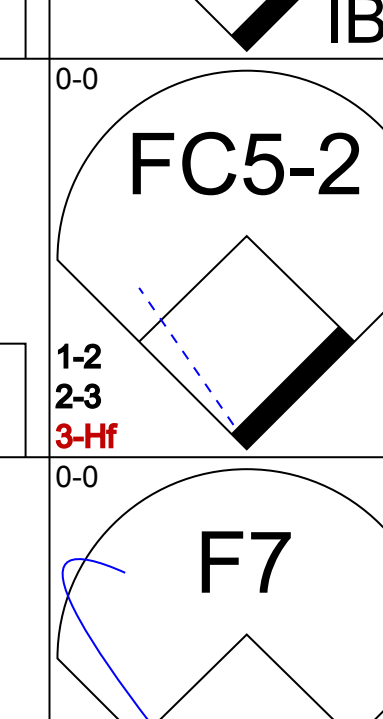
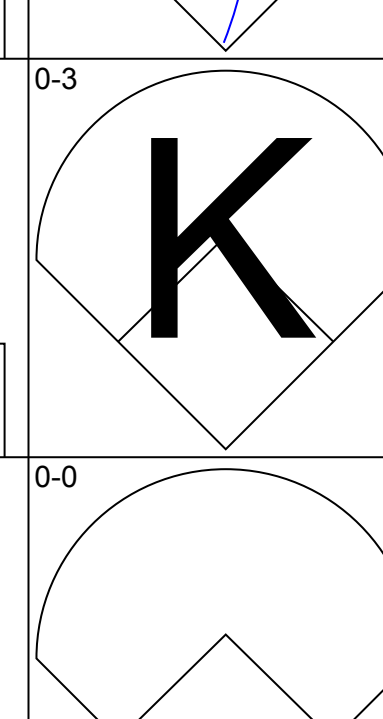
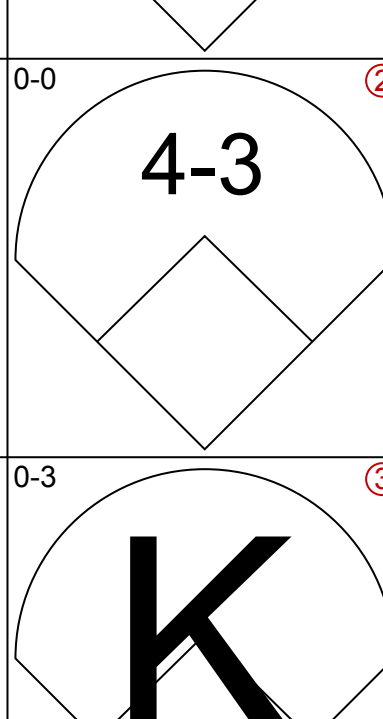
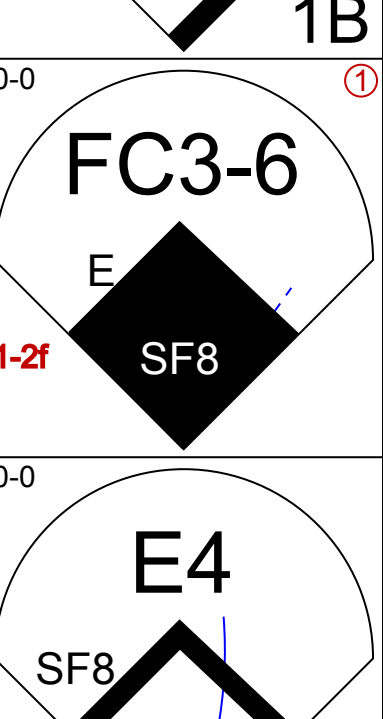
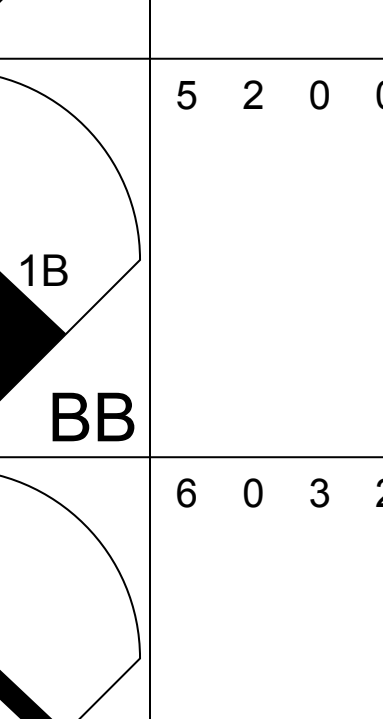
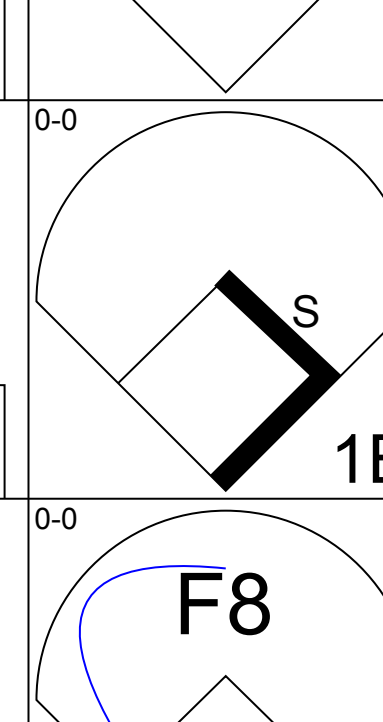
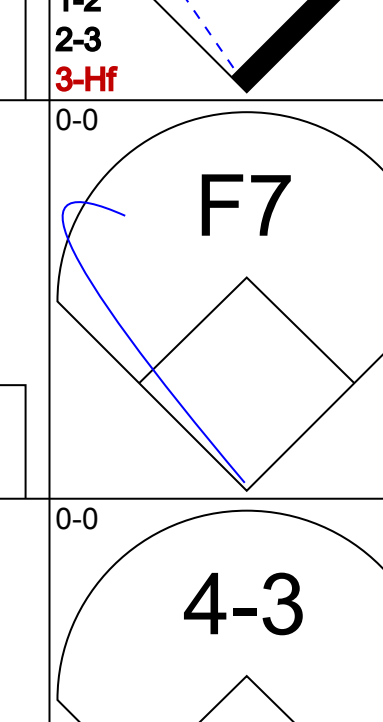
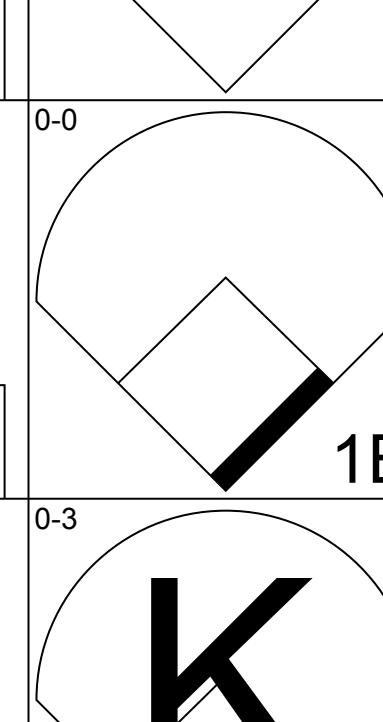
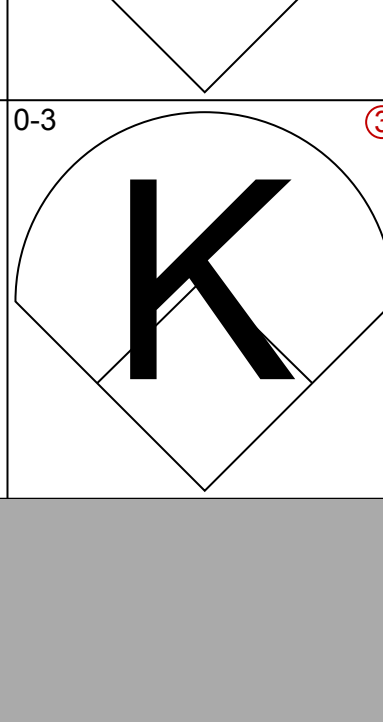
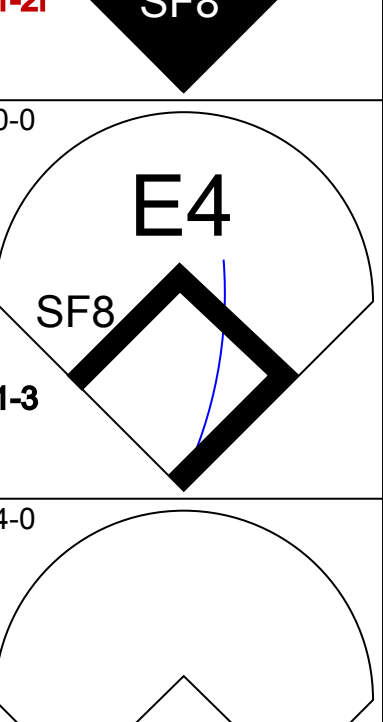
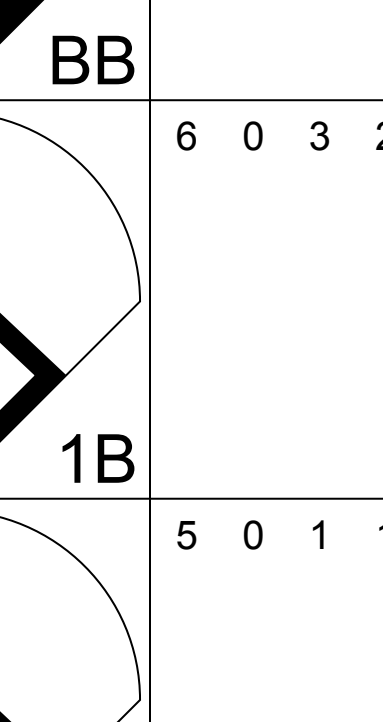
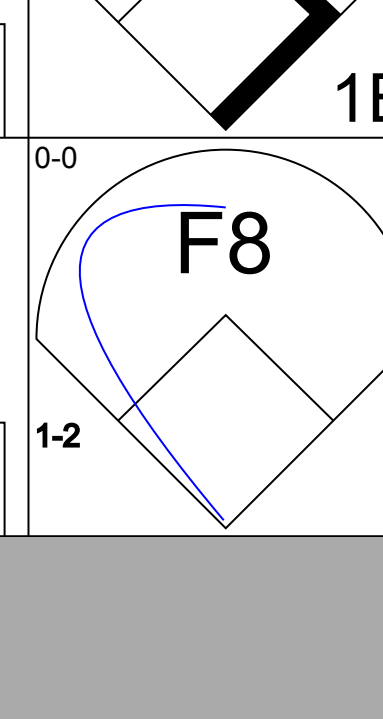
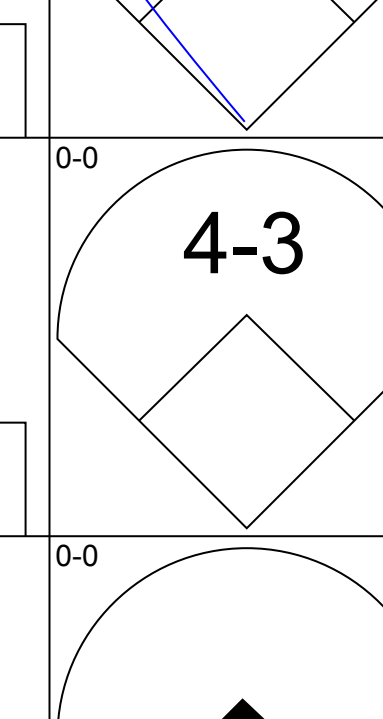
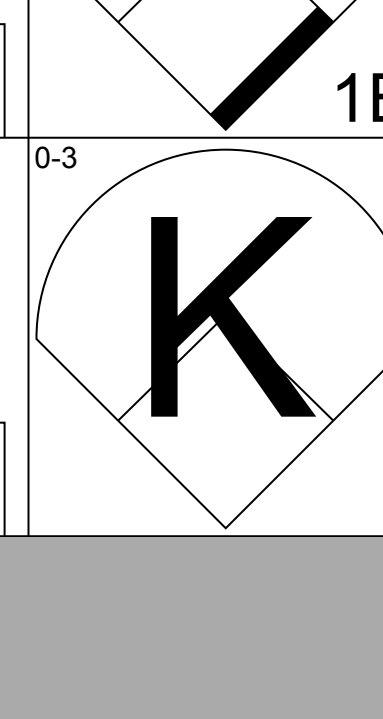
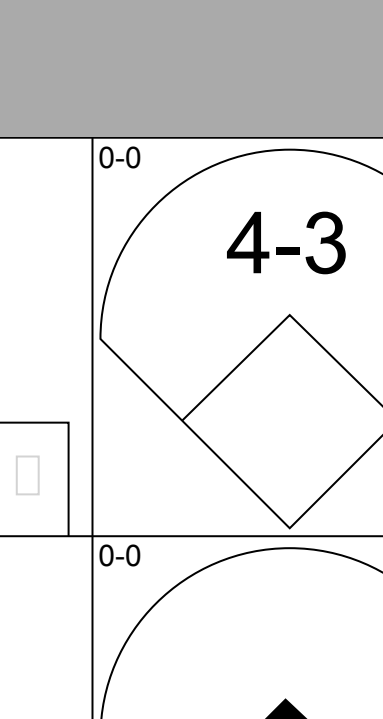
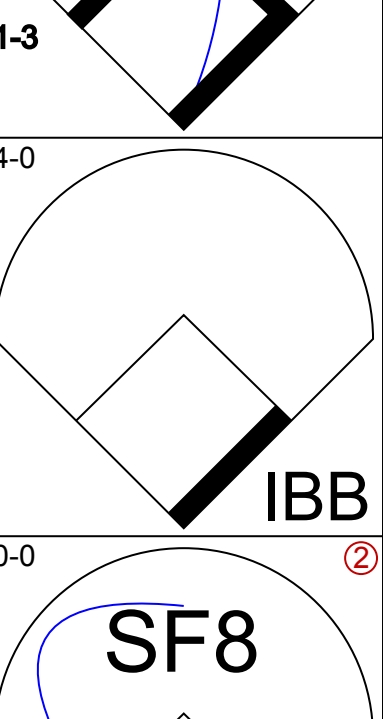
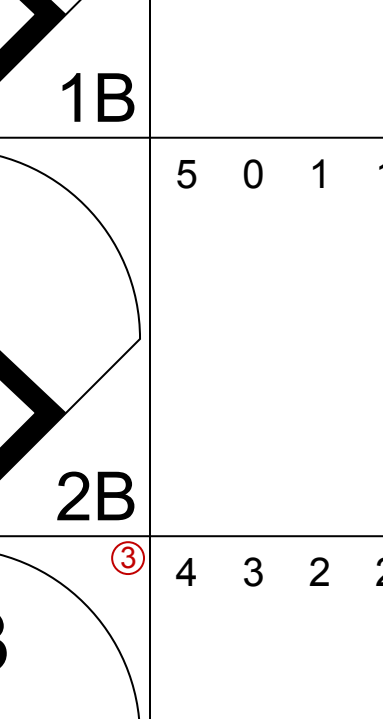
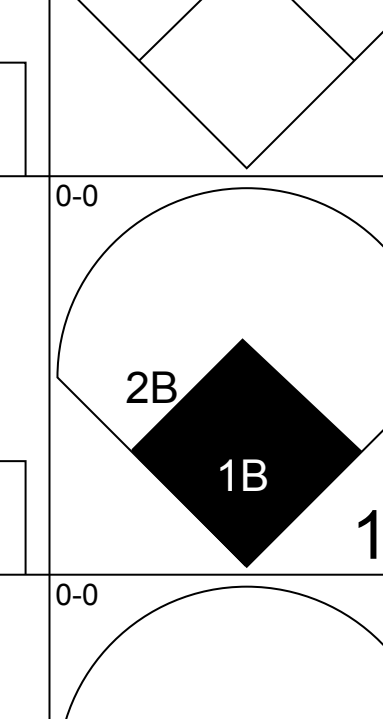
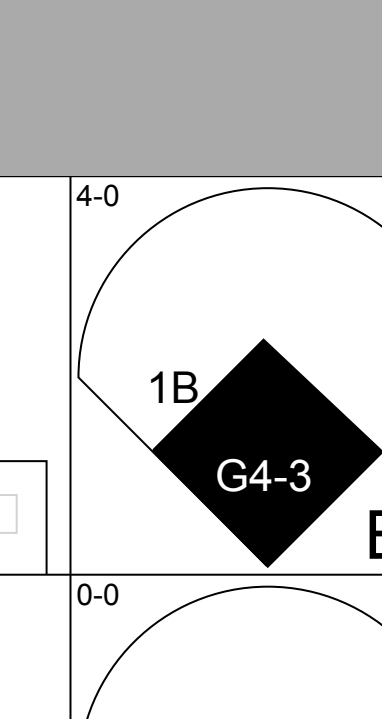
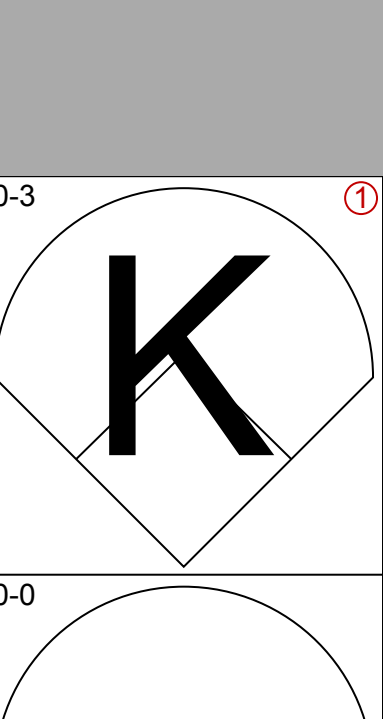
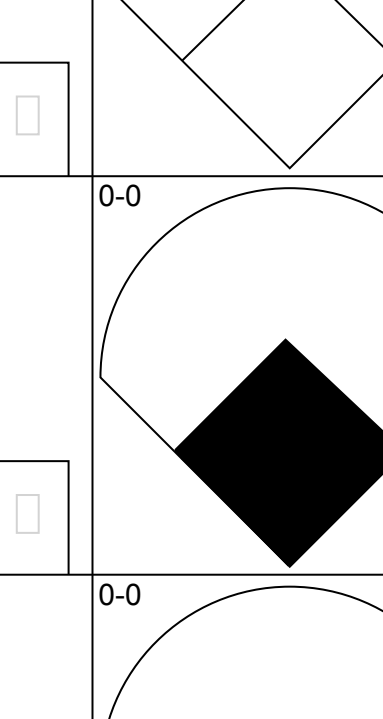
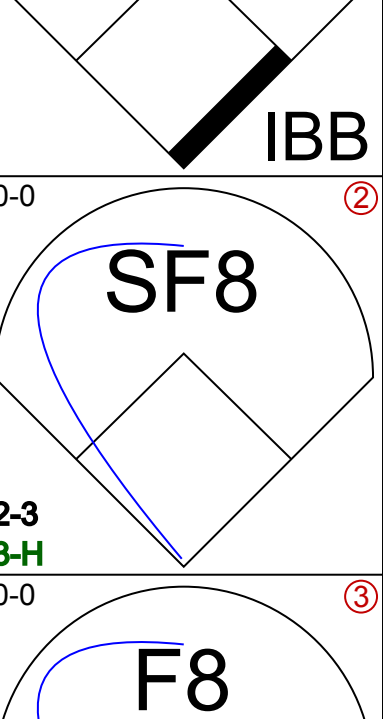
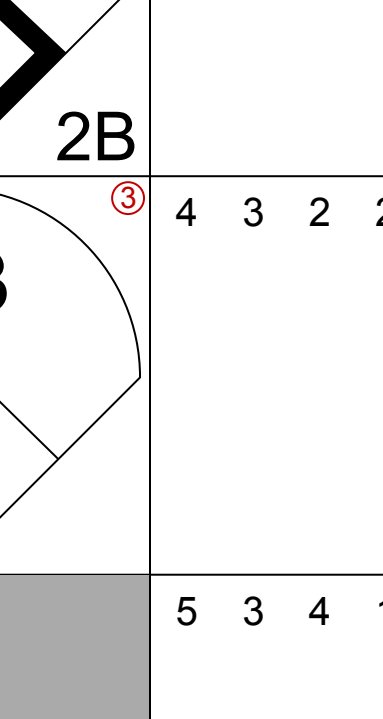
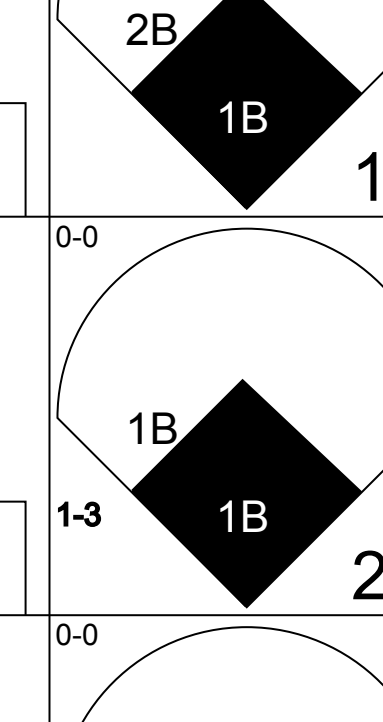
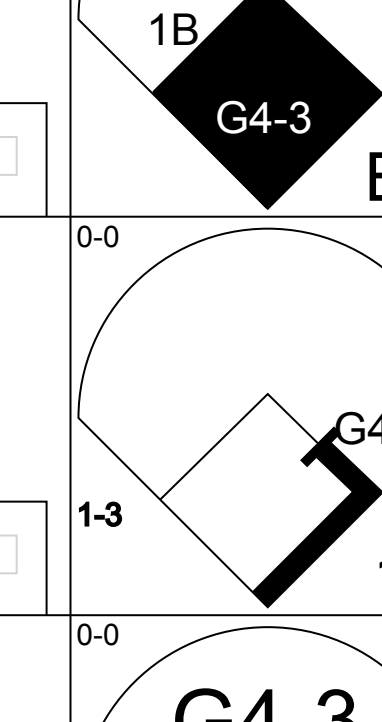
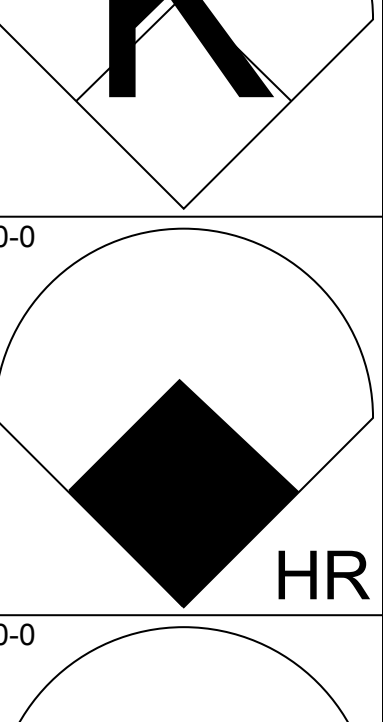
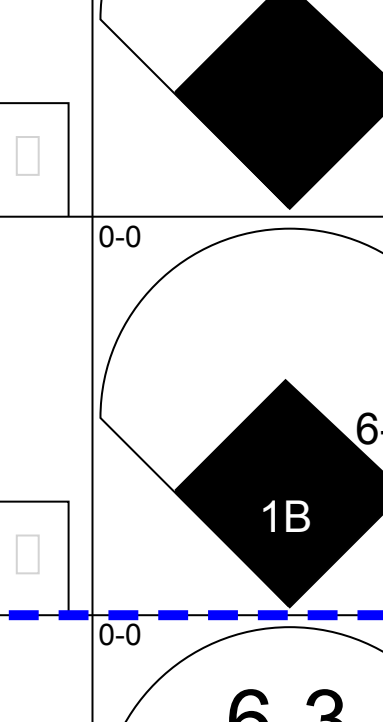
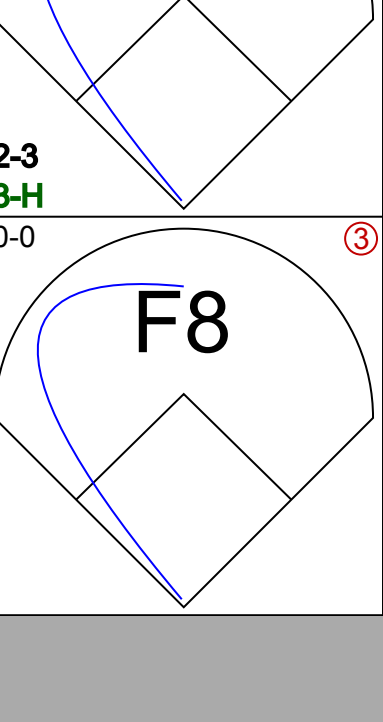
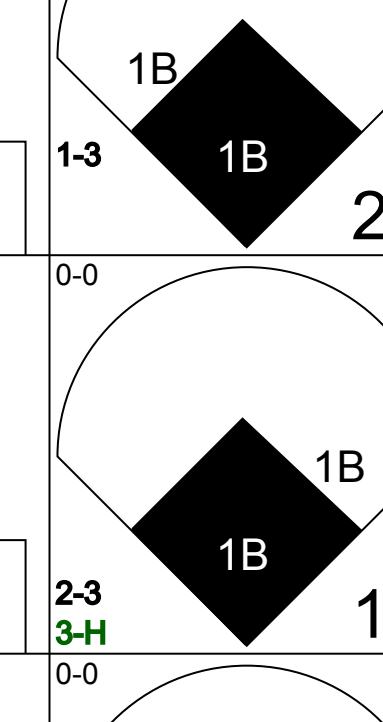
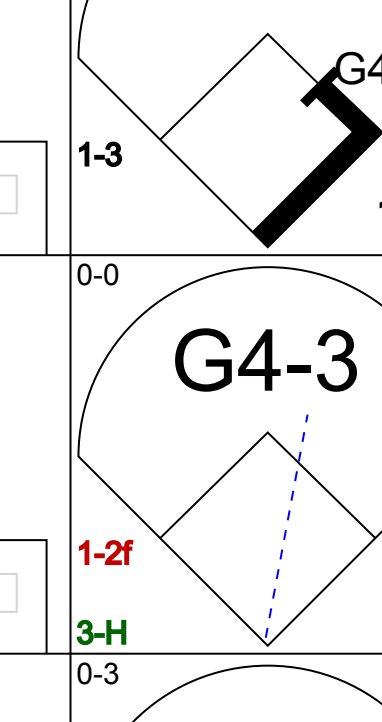
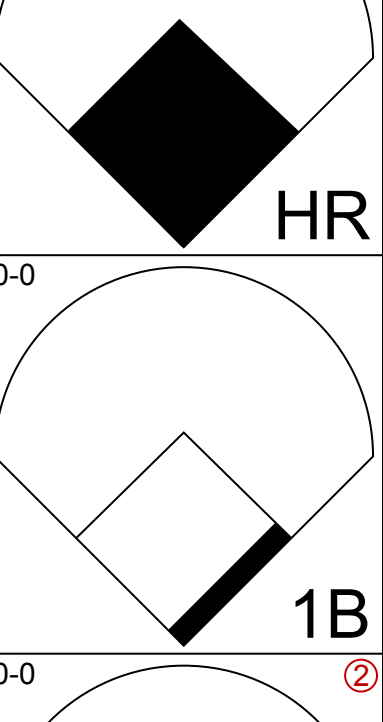
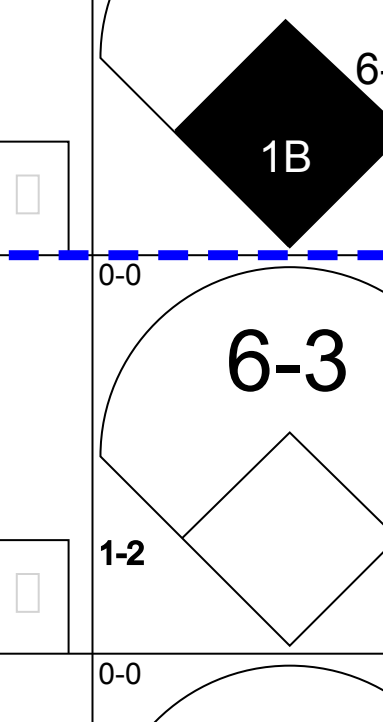
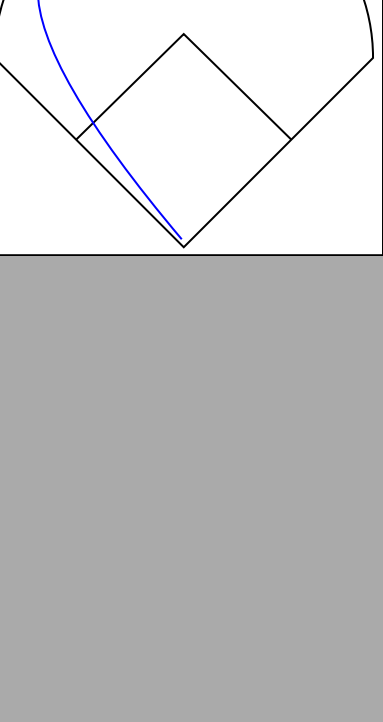
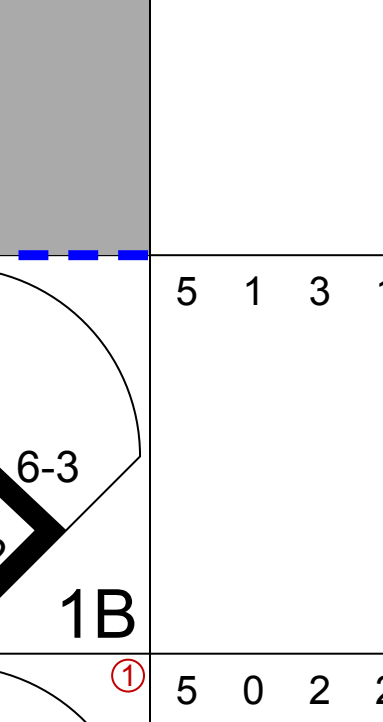
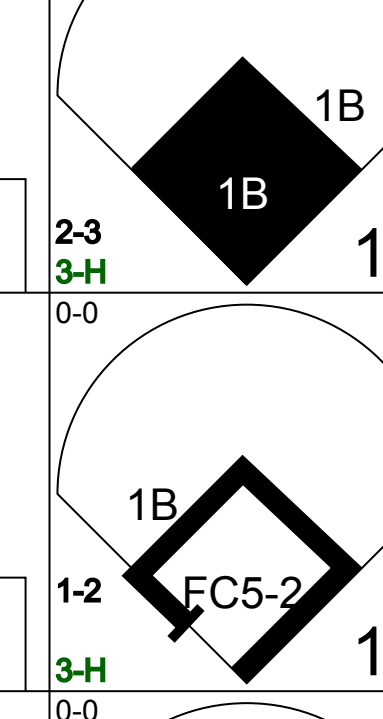
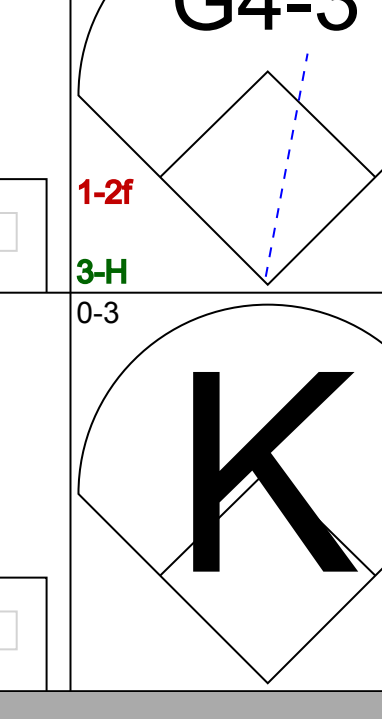
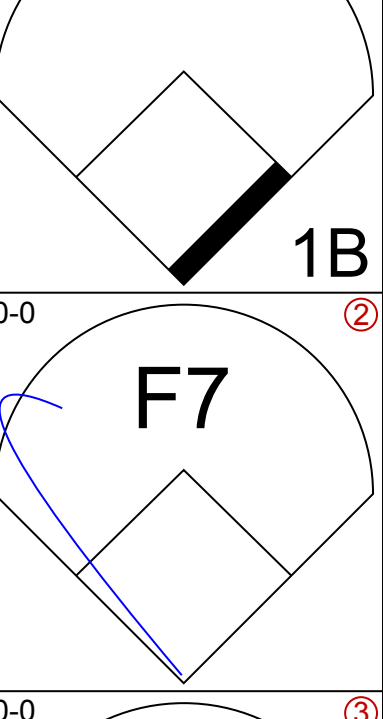
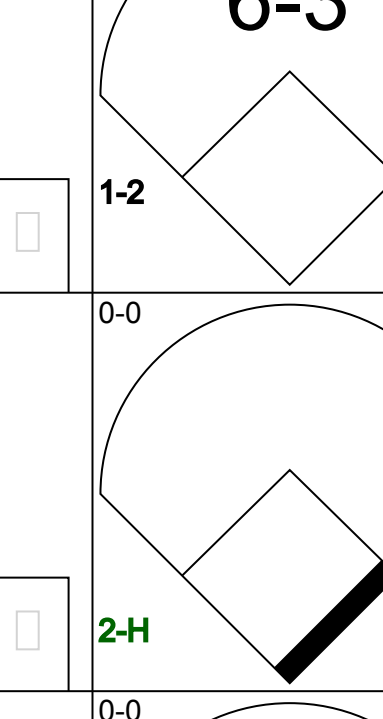

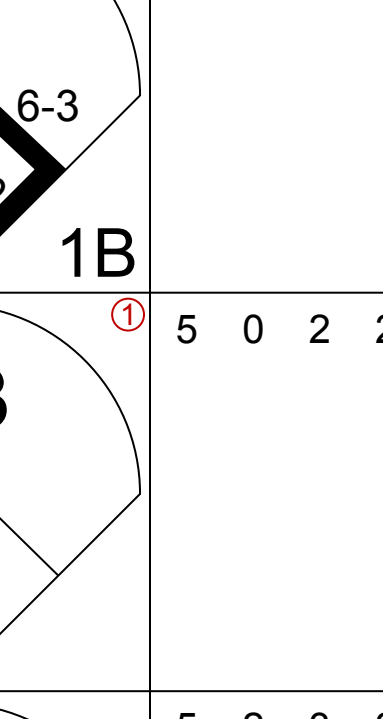
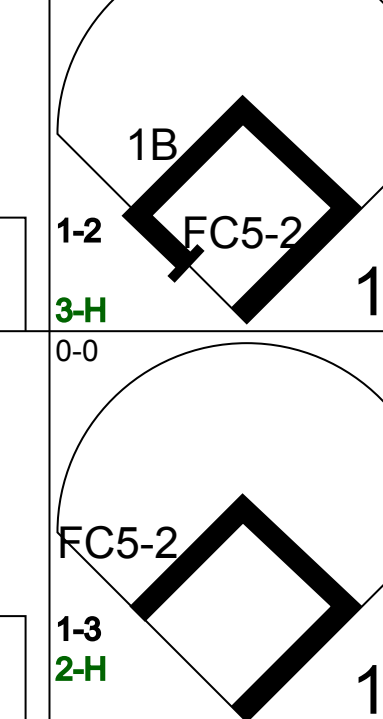
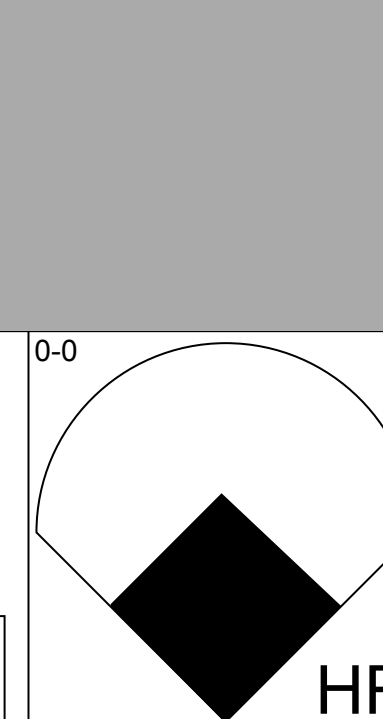
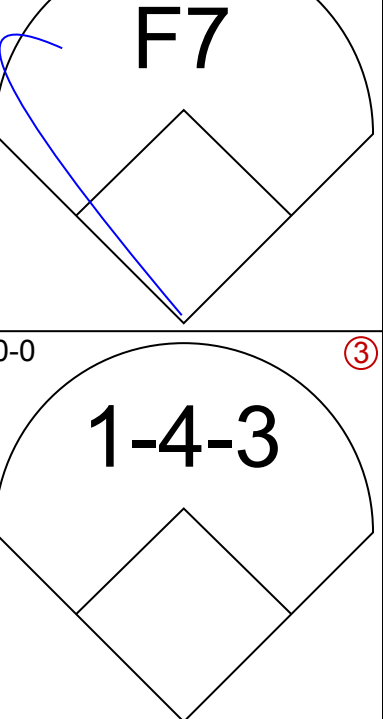
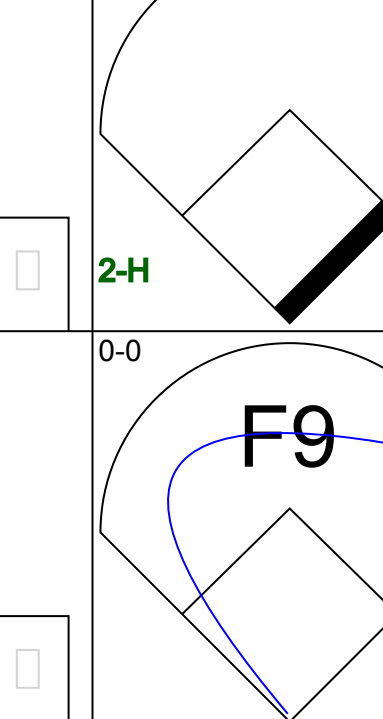
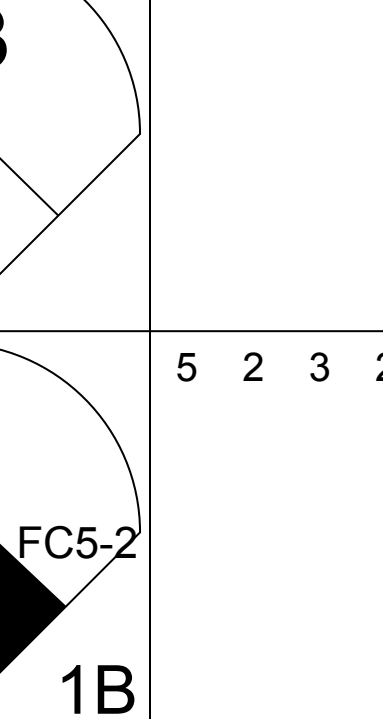
Batter	1	2	3	4	5	6	7	8	9	AB	R	H	RBI	BB	SO	LOB	BOTTOM			
Julio Cruz, S OBP: 0.360, SLG: 0.321 (1,4)										4	2	2	1	1	1	1	Milwaukee Brewers @ Seattle Mariners The Kingdome, Seattle, WA Mon Sep 17 1979, 10:05 PM EDT Att: 5,636 - Dome			
Ruppert Jones, L OBP: 0.351, SLG: 0.447 (1,8)										5	1	2	1	0	2	4				
Tom Paciorek, R OBP: 0.358, SLG: 0.443 (1,7) Joe Simpson, L OBP: 0.323, SLG: 0.362 (9, PH) Leon Roberts, R OBP: 0.354, SLG: 0.458 (9, PH)										4	1	1	2	0	1	4				
Willie Horton, R OBP: 0.320, SLG: 0.457 (1,10)										5	0	3	2	0	1	1				
Bill Stein, R OBP: 0.294, SLG: 0.386 (1,5) Dan Meyer, L OBP: 0.325, SLG: 0.475 (9, PH)										4	0	0	0	0	0	3				
Bruce Bochte, L OBP: 0.386, SLG: 0.480 (1,3)										5	0	0	0	0	0	4				
Bobby Valentine, R OBP: 0.402, SLG: 0.341 (1,6) Mario Mendoza, R OBP: 0.218, SLG: 0.251 (7,6)										3	1	1	0	0	0	1				
Rod Craig, S OBP: 0.300, SLG: 0.550 (1,9)										4	0	2	0	0	0	1				
Larry Cox, R OBP: 0.261, SLG: 0.300 (1,2)										2	1	1	0	1	0	0				
Inning Stats	R: 0 E: 0 K: 1 S: 5	H: 0 LOB: 0 BB: 0 P: 5	R: 0 E: 0 K: 0 S: 4	H: 1 LOB: 1 BB: 0 P: 4	R: 1 E: 1 K: 1 S: 7	H: 2 LOB: 1 BB: 0 P: 7	R: 0 E: 0 K: 1 S: 5	H: 0 LOB: 0 BB: 0 P: 5	R: 5 E: 0 K: 0 S: 9	H: 6 LOB: 1 BB: 0 P: 9	R: 0 E: 0 K: 1 S: 6	H: 1 LOB: 3 BB: 2 P: 14	R: 0 E: 0 K: 0 S: 4	H: 1 LOB: 1 BB: 0 P: 4	R: 0 E: 0 K: 0 S: 4	H: 1 LOB: 1 BB: 0 P: 4		1B: 9 2B: 4 3B: 0 HR: 0	SF: 0 SAC: 1 DP: 0 HBP: 0	WP: 0 PB: 1 SB: 2 CS: 0
PITCHER	IP WLS BF H R ER SO BB IBB HBP BLK WP HR S P ERA WHIP																			
Mike Caldwell, L ERA: 3.26 (1,1)	1.0	6	1	0	0	0	2	0	0	0	0	0	4	12	0.00	3.000				
Bob Galasso, R ERA: 4.47 (5,1)	2.2	W	11	3	0	0	2	0	0	0	0	0	15	15	0.00	1.125				
Bill Travers, L ERA: 4.06 (6,1)	0.1		1	0	0	0	0	0	0	0	0	0	1	1	0.00	0.000				
Dan Boitano, R ERA: 1.93 (9,1)	0.2	S	2	0	0	0	0	0	0	0	0	0	2	2	0.00	0.000				

AB	36
R	7
H	11
RBI	7
BB	3
SO	4
LOB	15



Batter	1	2	3	4	5	6	7	8	9	AB	R	H	RBI	BB	SO	LOB	TOP					
Paul Mollitor, R OBP: 0.367, SLG: 0.470 (1, 4)	6-3		F8		6-3	F8		1-2 3-H 1B		5	0	1	1	0	0	1	Milwaukee Brewers @ Seattle Mariners The Kingdome, Seattle, WA Tue Sep 18 1979, 10:05 PM EDT Att.: 5,205 - Dome					
Robin Yount, R OBP: 0.301, SLG: 0.372 (1, 6)	6-3		F9		F3		F8	FC5		5	0	0	0	0	0	2						
Cecil Cooper, L OBP: 0.366, SLG: 0.510 (1, 3)			4-3		K				5-3	5	0	2	0	0	1	0						
Gorman Thomas, R OBP: 0.347, SLG: 0.529 (1, 8)					F7		K		F4	4	0	0	0	1	2	1						
Ben Oglivie, L OBP: 0.325, SLG: 0.502 (1, 7)		G3								4	2	1	0	1	0	2						
Sixto Lezcano, R OBP: 0.420, SLG: 0.572 (1, 9)					K		6-3			3	2	1	0	1	1	2						
Dick Davis, R OBP: 0.297, SLG: 0.423 (1, 10)										3	1	1	0	1	0	2						
Jim Gantner, L OBP: 0.337, SLG: 0.397 (8, PH)										2	2	2	3	1	0	0						
Don Money, R OBP: 0.317, SLG: 0.355 (8, PH)										1	0	0	0	0	1	1						
Buck Martinez, R OBP: 0.284, SLG: 0.354 (1, 2)										3	0	1	1	1	0	2						
Inning Stats	R: 0 E: 0 K: 1 S: 6	H: 1 LOB: 1 BB: 0 P: 6	R: 2 E: 0 K: 0 S: 4	H: 1 LOB: 0 BB: 1 P: 8	R: 0 E: 0 K: 0 S: 3	H: 0 LOB: 0 BB: 0 P: 3	R: 1 E: 0 K: 1 S: 7	H: 2 LOB: 2 BB: 1 P: 11	R: 0 E: 0 K: 1 S: 5	H: 0 LOB: 0 BB: 0 P: 5	R: 3 E: 0 K: 1 S: 7	H: 2 LOB: 1 BB: 2 P: 15	R: 0 E: 0 K: 0 S: 3	H: 1 LOB: 1 BB: 1 P: 7	R: 1 E: 0 K: 1 S: 7	H: 2 LOB: 2 BB: 1 P: 11	R: 0 E: 0 K: 0 S: 3	H: 0 LOB: 0 BB: 0 P: 3	1B: 6 2B: 2 3B: 0 HR: 1	SF: 0 SAC: 0 DP: 1 HBP: 0	WP: 2 PB: 1 CS: 3	PA: 41
PITCHER	IP	WLS	BF	H	R	ER	SO	BB	IBB	HBP	BLK	WP	HR	S	P	ERA	WHIP					
Roy Branch, R ERA: 7.94 (1, 1)	5.2		26	5	6	5	4	4	0	0	0	1	1	30	46	7.94	1.588					
Randy Stein, R ERA: 5.89 (6, 1)	0.2	L	5	2	0	0	0	1	0	0	0	0	0	4	8	0.00	4.500					
Shane Rawley, L ERA: 3.94 (7, 1)	2.2		10	2	1	1	1	1	0	0	0	0	0	11	15	3.38	1.125					

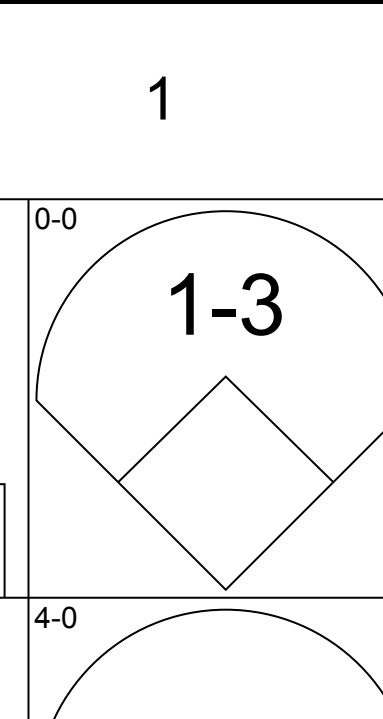
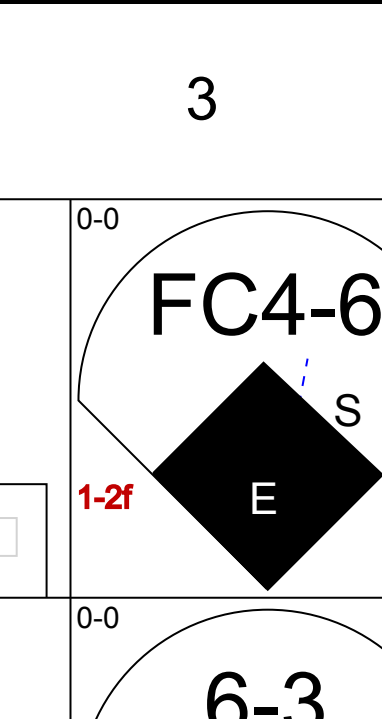
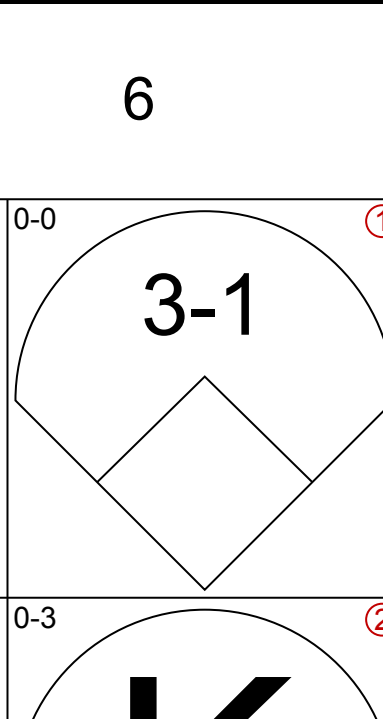
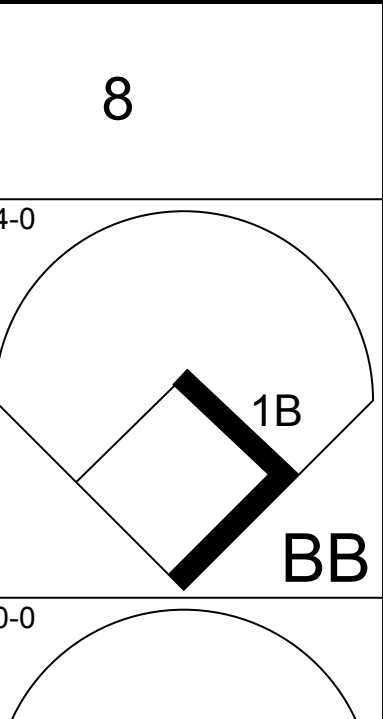

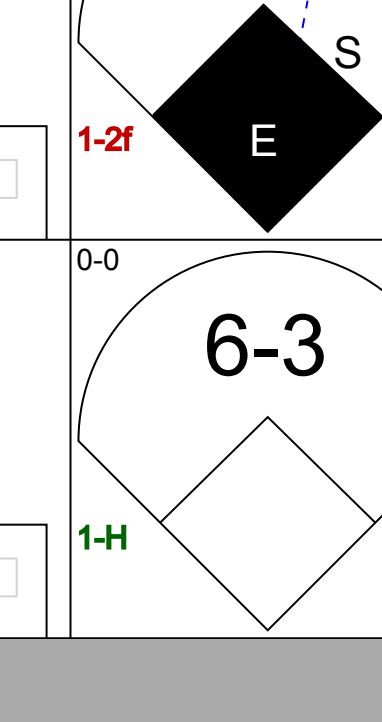
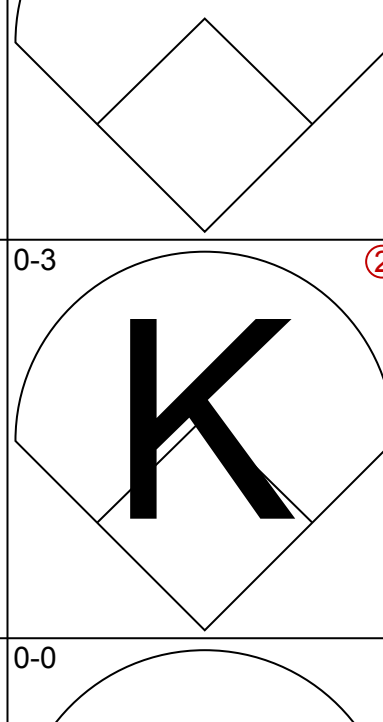
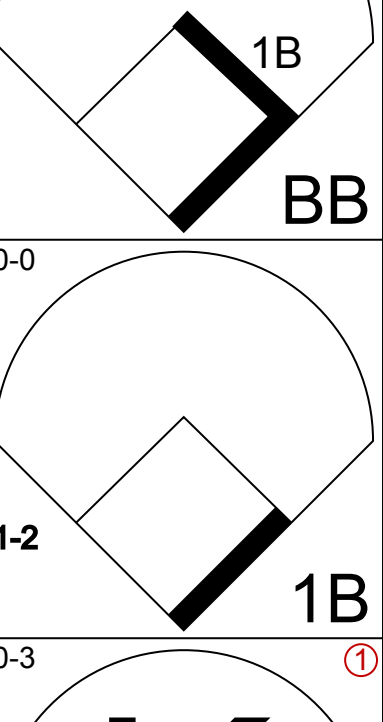
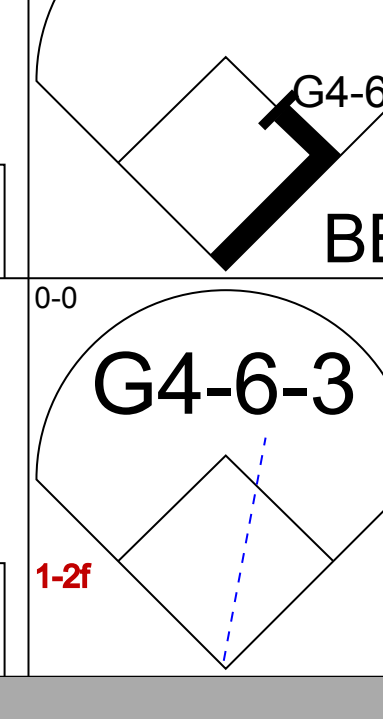
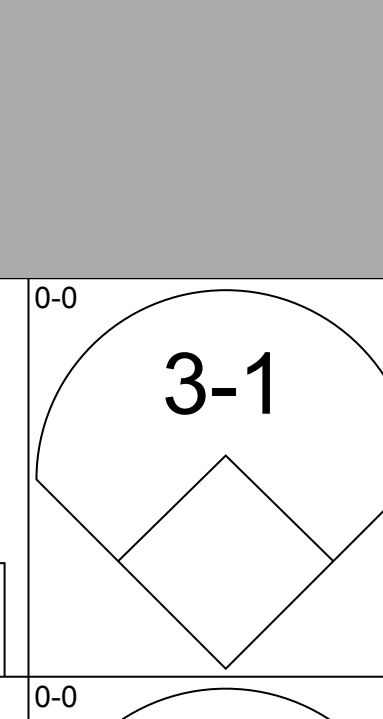
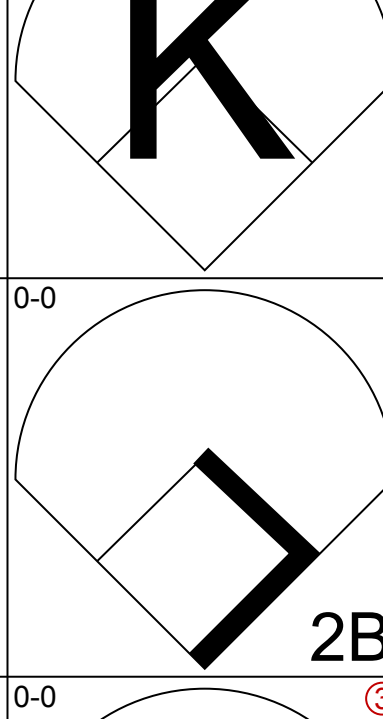
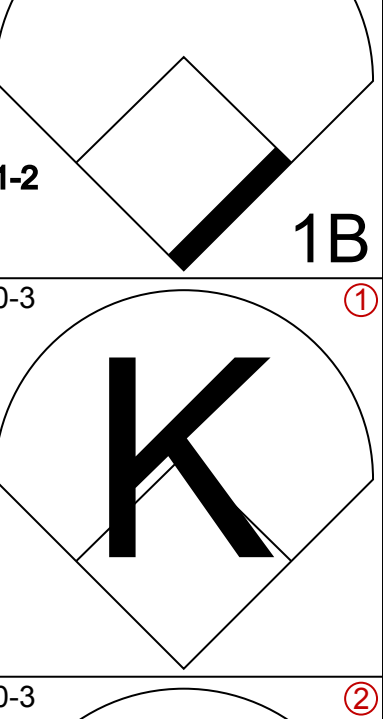
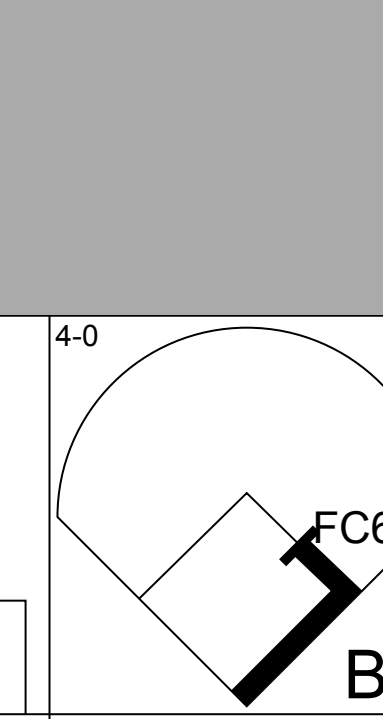
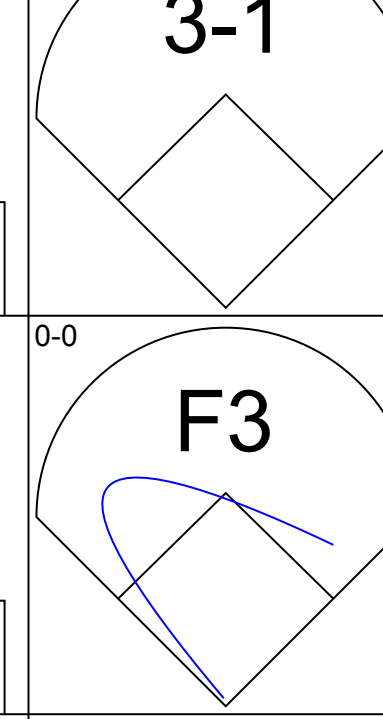
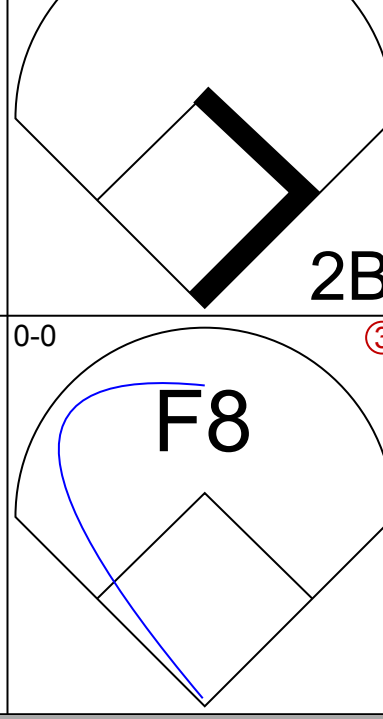
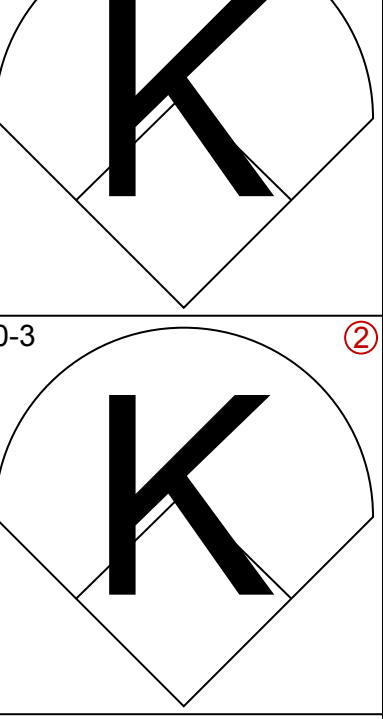
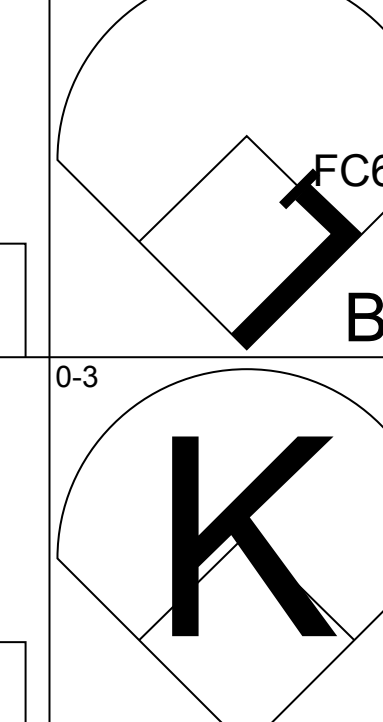
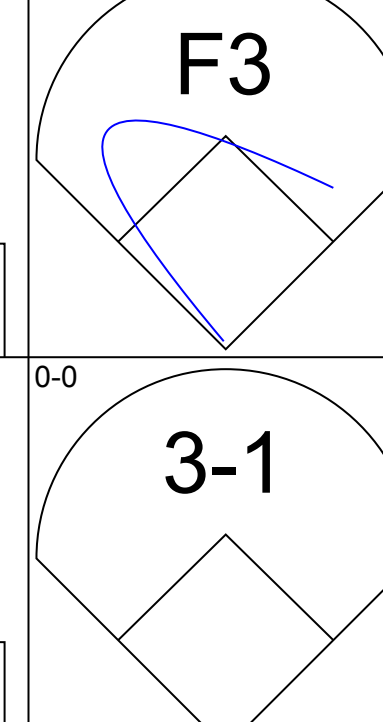
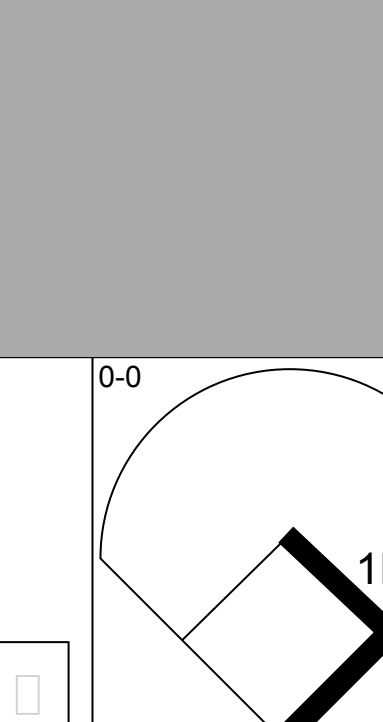
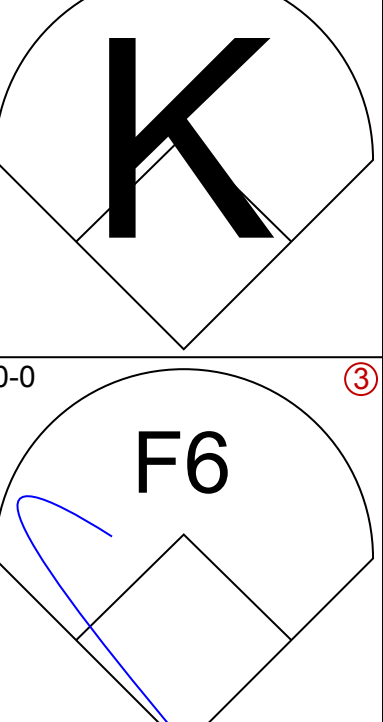
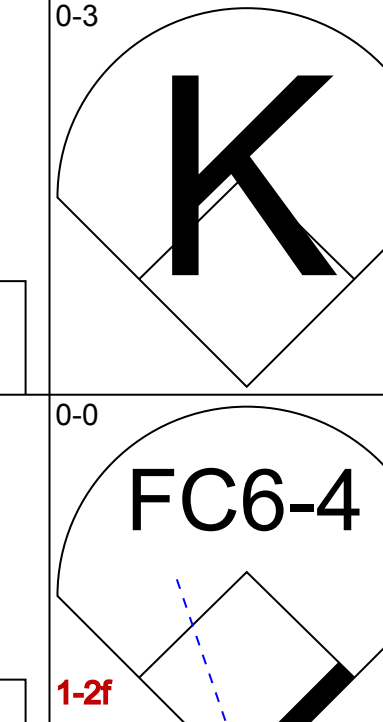
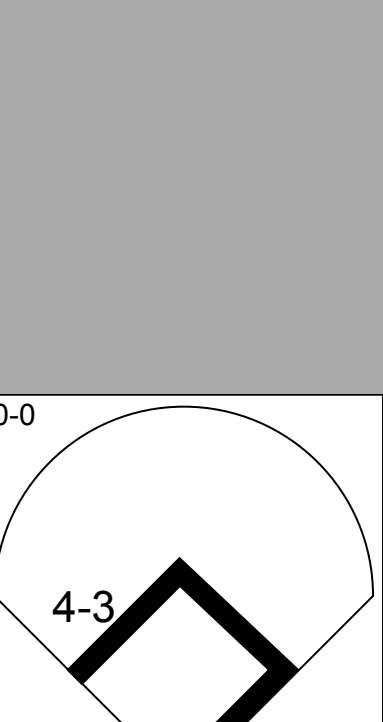
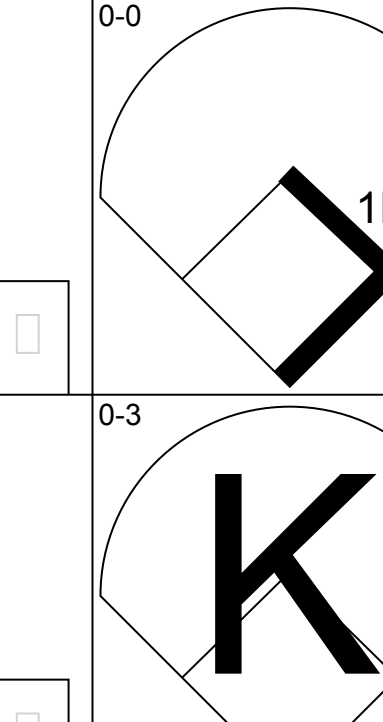
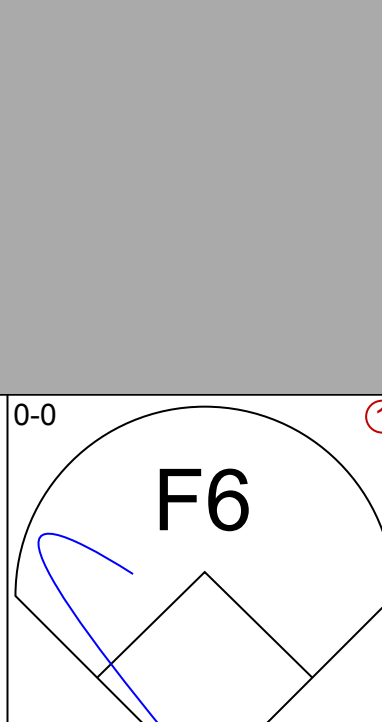
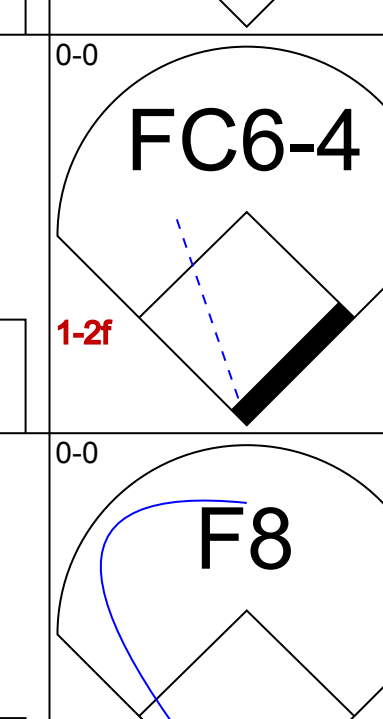
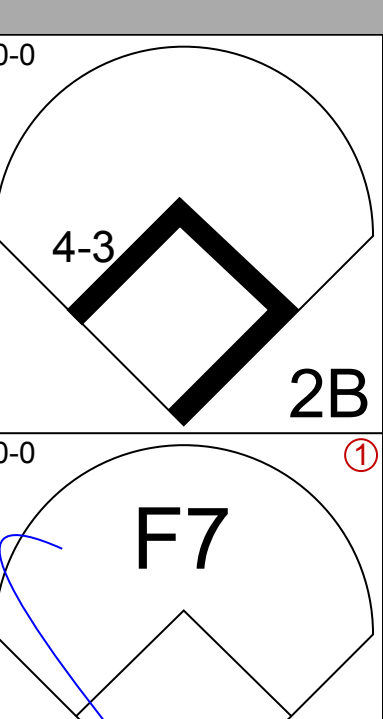
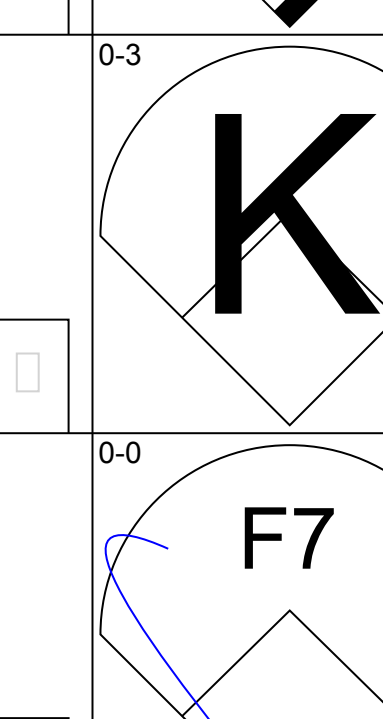
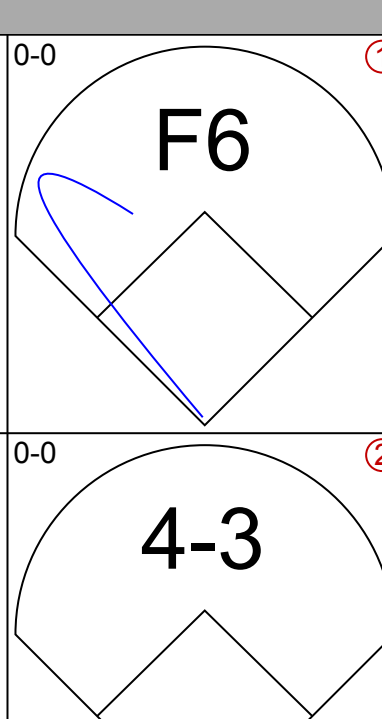
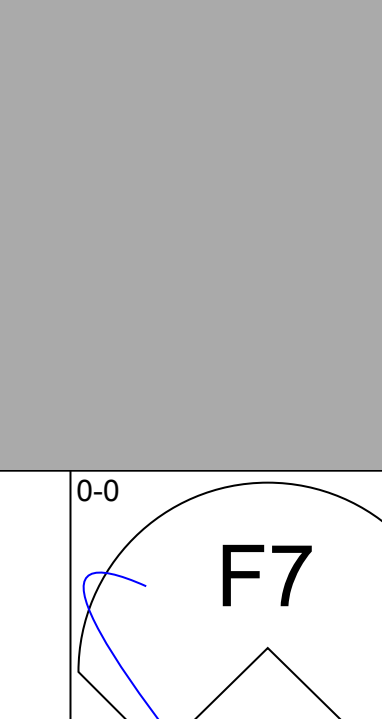
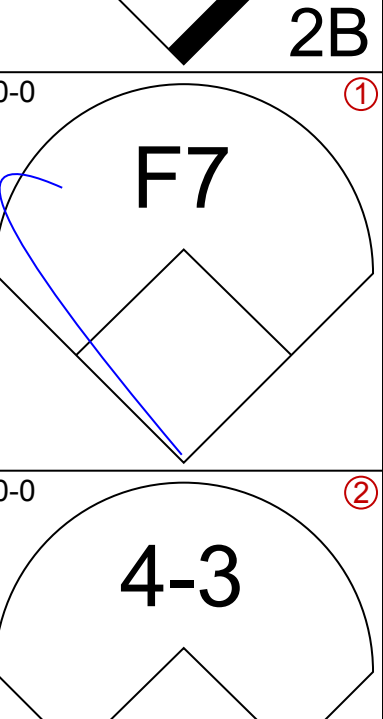
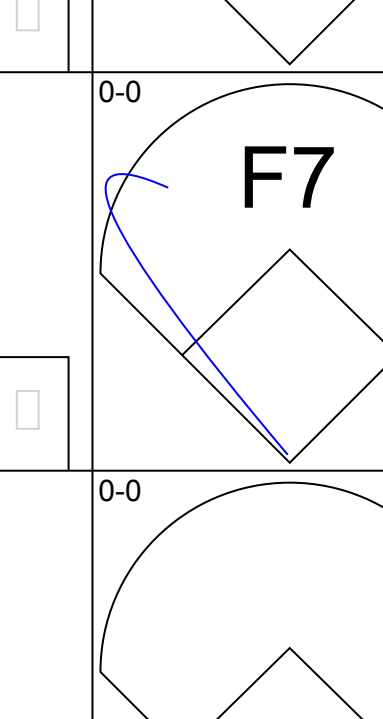
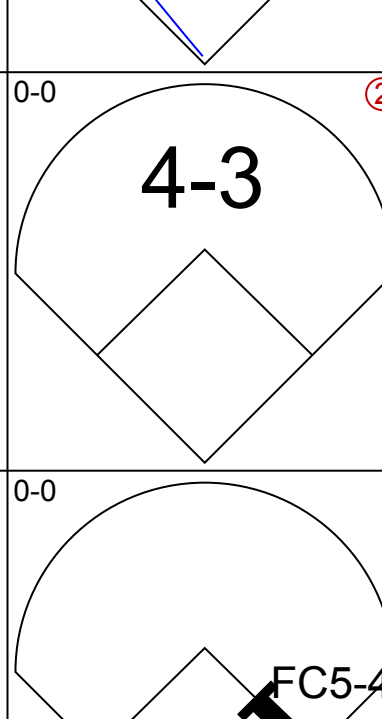
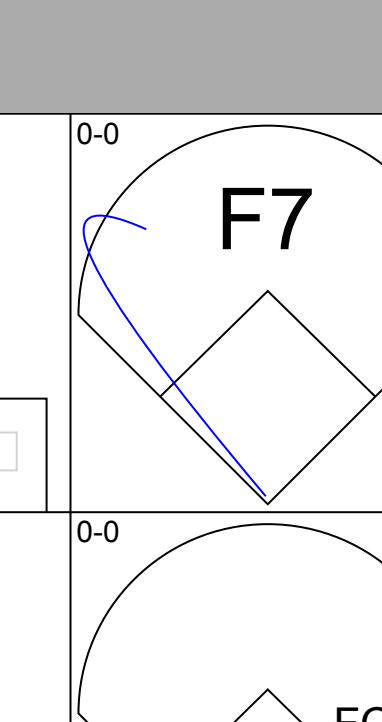
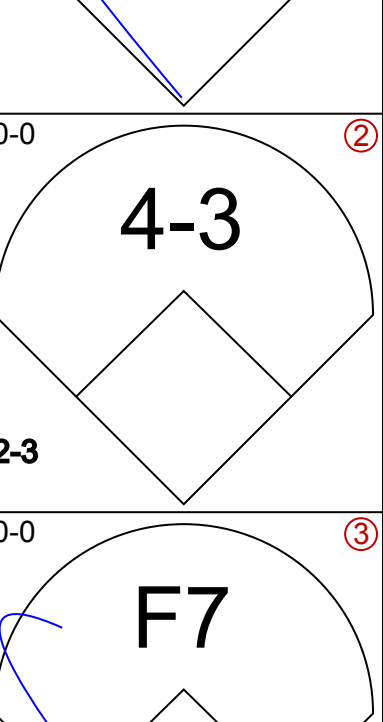
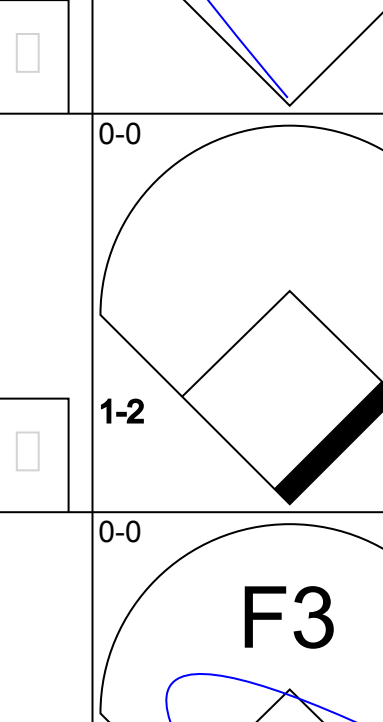
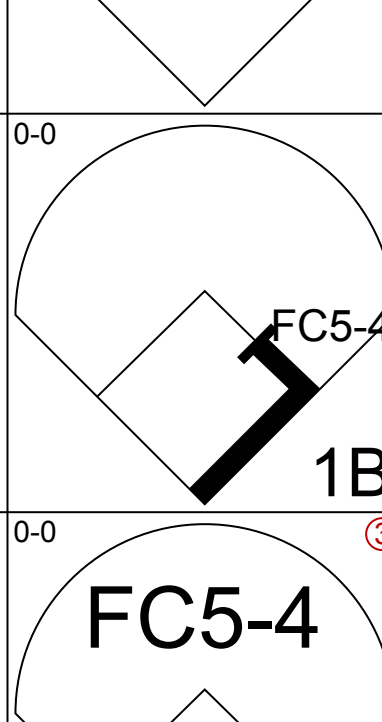
Batter	1	2	3	4	5	6	7	8	9	AB	R	H	RBI	BB	SO	LOB	BOTTOM					
Julio Cruz, S OBP: 0.360, SLG: 0.323 (1, 4)										4	1	1	0	1	0	1	Milwaukee Brewers @ Seattle Mariners The Kingdome, Seattle, WA Tue Sep 18 1979, 10:05 PM EDT Att.: 5,205 - Dome					
Ruppert Jones, L OBP: 0.352, SLG: 0.446 (1, 8)										4	1	1	1	1	0	1						
Bruce Bochte, L OBP: 0.324, SLG: 0.484 (1, 3)										4	1	1	2	1	0	1						
Charlie Beamon, L OBP: 0.182, SLG: 0.227 (9, PR)										0	0	0	0	0	0	0						
Willie Horton, R OBP: 0.322, SLG: 0.457 (1, 10)										4	0	2	0	1	0	3						
Dan Meyer, L OBP: 0.326, SLG: 0.475 (1, 5)										4	0	2	0	0	0	2						
Rod Craig, S OBP: 0.375, SLG: 0.542 (1, 9)										4	1	1	0	0	0	3						
Joe Simpson, L OBP: 0.311, SLG: 0.363 (1, 7)										2	1	1	0	0	1	0						
Leon Roberts, R OBP: 0.352, SLG: 0.456 (6, PH)										2	0	0	0	0	0	3						
Larry Milbourne, S OBP: 0.311, SLG: 0.356 (1, 6)										3	1	1	2	0	0	0						
Bob Stinson, S OBP: 0.337, SLG: 0.343 (1, 2)										3	0	1	1	0	0	0						
Inning Stats	R: 1 E: 0 K: 0 S: 4	H: 2 LOB: 1 BB: 1 P: 8	R: 5 E: 0 K: 0 S: 8	H: 5 LOB: 1 BB: 1 P: 12	R: 0 E: 0 K: 1 S: 5	H: 0 LOB: 0 BB: 0 P: 5	R: 0 E: 0 K: 0 S: 3	H: 0 LOB: 0 BB: 0 P: 3	R: 0 E: 0 K: 0 S: 3	H: 0 LOB: 0 BB: 0 P: 3	R: 0 E: 0 K: 0 S: 4	H: 1 LOB: 1 BB: 0 P: 4	R: 0 E: 0 K: 1 S: 5	H: 1 LOB: 3 BB: 2 P: 13	1B: 7 2B: 3 3B: 0 HR: 1	SF: 0 SAC: 0 DP: 1 HBP: 0	WP: 0 PB: 0 CS: 1	PA: 40				
PITCHER	IP	WLS	BF	H	R	ER	SO	BB	IBB	HBP	BLK	WP	HR	S	P	ERA	WHIP					
Paul Mitchell, R ERA: 5.32 (1, 1)	1.0		9	5	1	1	2	3	0	0	0	0	1	31	43	1.23	1.091					
Jerry Augustine, L ERA: 3.39 (2, 1)	7.1	W	30	5	1	1	2	3	0	0	0	0	0	1	31	43	1.23	1.091				
Bill Castro, R ERA: 2.03 (9, 1)	0.2	S	1	0	0	0	0	0	0	0	0	0	0	1	1	0.00	0.000					

Batter	1	2	3	4	5	6	7	8	9	AB	R	H	RBI	BB	SO	LOB	TOP					
Paul Moltis, R OBP: 0.367, SLG: 0.467 (1,4)										5	1	1	0	1	1	2						
Don Money, R OBP: 0.314, SLG: 0.350 (1,5)										5	2	0	0	1	1	4						
Cecil Cooper, L OBP: 0.367, SLG: 0.510 (1,3)										6	0	3	2	0	1	4						
Gorman Thomas, R OBP: 0.347, SLG: 0.528 (1,8)										5	0	1	1	1	1	5						
Sixto Lezcano, R OBP: 0.421, SLG: 0.578 (1,9)										4	3	2	2	1	1	2						
Ben Oglivie, L OBP: 0.330, SLG: 0.514 (1,7)										5	3	4	1	0	0	2						
Sal Bando, R OBP: 0.327, SLG: 0.343 (1,10)										5	1	3	1	0	0	2						
Robin Yount, R OBP: 0.302, SLG: 0.372 (1,6)										5	0	2	2	0	1	2						
Buck Martinez, R OBP: 0.292, SLG: 0.376 (1,2)										5	2	3	2	0	0	2						
Inning Stats	R: 0 E: 0 K: 1 S: 6	H: 1 LOB: 1 BB: 0 P: 6	R: 3 E: 0 K: 0 S: 8	H: 5 LOB: 3 BB: 1 P: 12	R: 1 E: 0 K: 1 S: 5	H: 1 LOB: 0 BB: 1 P: 9	R: 1 E: 0 K: 2 S: 9	H: 2 LOB: 1 BB: 0 P: 9	R: 1 E: 0 K: 1 S: 7	H: 2 LOB: 1 BB: 0 P: 7	R: 0 E: 0 K: 1 S: 5	H: 0 LOB: 0 BB: 0 P: 5	R: 2 E: 0 K: 0 S: 6	H: 3 LOB: 1 BB: 0 P: 6	R: 1 E: 1 K: 0 S: 5	H: 1 LOB: 2 BB: 1 P: 9	R: 3 E: 0 K: 0 S: 7	H: 4 LOB: 2 BB: 1 P: 11	1B: 14 2B: 2 3B: 0 HR: 3	SF: 1 SAC: 0 DP: 1 HBP: 0	WP: 0 PB: 0 SB: 1 CS: 0	PA: 50
PITCHER	IP WLS BF H R ER SO BB IBB HBP BLK WP HR S P ERA WHIP																					
Floyd Bannister, L ERA: 4.04 (1,1)	3.0 L 18 8 5 5 2 1 1 0 0 0 0 1 20 28 15.00 3.000																					
Odel Jones, R ERA: 6.03 (4,1)	3.1 15 5 3 3 4 0 0 0 0 0 0 2 23 23 8.10 1.500																					
Glenn Abbott, R ERA: 5.17 (7,1)	1.2 9 2 1 1 0 0 0 1 0 0 0 0 8 12 5.40 1.200																					
Jim Lewis, R ERA: 15.43 (9,1)	1.0 8 4 3 3 0 1 0 0 0 0 0 0 7 11 27.00 5.000																					

Milwaukee Brewers @ Seattle Mariners
The Kingdome, Seattle, WA
Wed Sep 19 1979, 10:05 PM EDT
Att.: 5,096 - Dome

AB 45
R 12
H 19
RBI 11
BB 4
SO 6
LOB 25



Batter	1	2	3	4	5	6	7	8	9	AB	R	H	RBI	BB	SO	LOB	BOTTOM			
Julio Cruz, S OBP: 0.359, SLG: 0.320 (1,4)										3	1	0	0	1	0	1				
Ruppert Jones, L OBP: 0.353, SLG: 0.445 (1,8)										3	0	1	0	1	1	0				
Bruce Bochte, L OBP: 0.386, SLG: 0.484 (1,3)										4	0	1	0	0	1	3				
Willie Horton, R OBP: 0.322, SLG: 0.455 (1,10)										3	0	0	0	1	1	3				
Dan Meyer, L OBP: 0.325, SLG: 0.473 (1,5)										4	0	1	0	0	1	3				
Rod Craig, S OBP: 0.357, SLG: 0.536 (1,9)										4	0	1	0	0	1	2				
Joe Simpson, L OBP: 0.320, SLG: 0.357 (1,7)										4	0	0	0	0	0	3				
Larry Milbourne, S OBP: 0.313, SLG: 0.357 (1,6)										4	0	2	0	0	0	1				
Larry Cox, R OBP: 0.260, SLG: 0.299 (1,2)										4	0	1	0	0	0	4				
Inning Stats	R: 0 E: 0 K: 0 S: 2	H: 0 LOB: 0 BB: 1 P: 6	R: 0 E: 0 K: 1 S: 5	H: 0 LOB: 1 BB: 1 P: 9	R: 1 E: 0 K: 0 S: 4	H: 1 LOB: 0 BB: 0 P: 4	R: 0 E: 0 K: 0 S: 3	H: 0 LOB: 0 BB: 0 P: 3	R: 0 E: 0 K: 1 S: 6	H: 1 LOB: 1 BB: 0 P: 6	R: 0 E: 0 K: 1 S: 7	H: 2 LOB: 2 BB: 0 P: 7	R: 0 E: 0 K: 2 S: 8	H: 1 LOB: 2 BB: 1 P: 12	R: 0 E: 0 K: 0 S: 4	H: 1 LOB: 1 BB: 0 P: 4	1B: 5 2B: 2 3B: 0 HR: 0	SF: 0 SAC: 0 DP: 1 HBP: 0	WP: 0 PB: 0 SB: 1 CS: 0	PA: 36
PITCHER	IP WLS BF H R ER SO BB IBB HBP BLK WP HR S P ERA WHIP																			
Lary Sorensen, R ERA: 3.88 (1,1)	9.0 W 36 7 1 0 5 3 0 0 0 0 0 0 43 55 0.00 1.111																			

Milwaukee Brewers @ Seattle Mariners
The Kingdome, Seattle, WA
Wed Sep 19 1979, 10:05 PM EDT
Att.: 5,096 - Dome

AB 33
R 1
H 7
RBI 0
BB 3
SO 5
LOB 20



Batter	1	2	3	4	5	6	7	8	9	AB	R	H	RBI	BB	SO	LOB	TOP			
Hosken Powell, L OBP: 0.351, SLG: 0.366	0-0 E8 WP 1B		0-0 F8					0-0 F7		4	0	1	0	0	1	0	Minnesota Twins @ Milwaukee Brewers Milwaukee County Stadium, Milwaukee, WI Fri Sep 21 1979, 8:05 PM EDT Att: 10,791 - Unknown - 58 F			
Rob Wilfong, L OBP: 0.355, SLG: 0.469	0-0 F4		0-0 F5					0-0 F6		4	0	1	0	0	0	1				
Roy Smalley, S OBP: 0.356, SLG: 0.448	0-0 F7		0-3 K						4-0 HR BB	3	1	0	0	1	1	2				
Glenn Adams, L OBP: 0.348, SLG: 0.422	0-0 4-3			0-0 3-1					0-0 F5	4	0	0	0	0	0	3				
Ken Landreaux, L OBP: 0.347, SLG: 0.451		0-3 K		0-0 6-3					0-0 HR	4	1	1	2	0	1	0				
Butch Wynegar, S OBP: 0.356, SLG: 0.345		0-0 F8		0-0 4-3					0-0 HR	4	1	2	1	0	0	0				
Rick Sofield, L OBP: 0.359, SLG: 0.317					0-3 K				0-0 F5	4	0	1	0	0	2	1				
Ron Jackson, R OBP: 0.331, SLG: 0.415		4-0 BB 1B			0-0 L7				0-0 F8	3	0	0	0	1	0	1				
John Castino, R OBP: 0.332, SLG: 0.384					0-0 L9				0-0 5-3	3	0	0	0	0	0	2				
Inning Stats	R: 0 E: 1 K: 0 S: 4	H: 1 LOB: 1 BB: 0 P: 4	R: 0 E: 0 K: 1 S: 6	H: 1 LOB: 2 BB: 1 P: 10	R: 0 E: 0 K: 1 S: 5	H: 0 LOB: 0 BB: 0 P: 5	R: 0 E: 0 K: 0 S: 3	H: 0 LOB: 0 BB: 0 P: 3	R: 0 E: 0 K: 1 S: 5	H: 1 LOB: 1 BB: 0 P: 6	R: 0 E: 0 K: 1 S: 6	H: 1 LOB: 1 BB: 0 P: 6	R: 0 E: 0 K: 0 S: 3	H: 0 LOB: 0 BB: 1 P: 9	R: 3 E: 0 K: 0 S: 5	H: 2 LOB: 0 BB: 1 P: 9	1B: 4 2B: 0 3B: 0 HR: 2	SF: 0 SAC: 0 DP: 0 HBP: 0	WP: 1 PB: 1 SB: 0 CS: 0	PA: 35
PITCHER Moose Haas, R ERA: 4.85	IP: 9.0 WLS: L BF: 35	H: 6 R: 3 ER: 3 SO: 5	BB: 2 IBB: 0 HBP: 0 BLK: 0	WP: 1 HR: 2 S: 43 P: 51	ERA: 3.00 WHIP: 0.889	PITCHER										IP: 9.0 WLS: L BF: 35	H: 6 R: 3 ER: 3 SO: 5	BB: 2 IBB: 0 HBP: 0 BLK: 0	WP: 1 HR: 2 S: 43 P: 51	ERA: 3.00 WHIP: 0.889

AB	33
R	3
H	6
RBI	3
BB	2
SO	5
LOB	10



Batter	1	2	3	4	5	6	7	8	9	AB	R	H	RBI	BB	SO	LOB	BOTTOM			
Paul Moltor, R OBP: 0.363, SLG: 0.463	0-0 F9		0-0 5-3		0-0 5-3				0-0 F4	5	0	0	0	0	1	4	Minnesota Twins @ Milwaukee Brewers Milwaukee County Stadium, Milwaukee, WI Fri Sep 21 1979, 8:05 PM EDT Att: 10,791 - Unknown - 58 F			
Sal Bando, R OBP: 0.325, SLG: 0.340	0-0 6-3		0-0 5-3			0-3 K			0-0 F4	4	0	0	0	0	1	0				
Cecil Cooper, L OBP: 0.365, SLG: 0.506	0-0 F8		0-3 K						0-0 L8	4	0	0	0	0	1	0				
Gorman Thomas, R OBP: 0.348, SLG: 0.532		0-0 HR		0-3 K					4-0 BB	3	1	1	1	1	1	0				
Sixto Lezcano, R OBP: 0.418, SLG: 0.573		0-3 K		0-0 5-3					0-0 L4	4	0	0	0	0	1	1				
Ben Oglivie, L OBP: 0.335, SLG: 0.518		0-0 1B			0-0 FC5-4 1B				0-0 FC6-4 1B	4	1	4	0	0	0	0				
Dick Davis, R OBP: 0.297, SLG: 0.421		0-0 FC6-4 1B		0-0 FC5-4 1-2					0-0 F9	4	0	1	0	0	0	3				
Robin Yount, R OBP: 0.305, SLG: 0.373		0-3 K			0-0 F8 1B				0-0 FC6-4 1B	3	0	2	0	1	1	2				
Charlie Moore, R OBP: 0.358, SLG: 0.409		0-0 FC6-4 1-2			0-0 F8 1-2				0-0 FC6-4 1-2 2-3	4	0	1	1	0	0	5				
Inning Stats	R: 0 E: 0 K: 0 S: 3	H: 0 LOB: 0 BB: 0 P: 3	R: 1 E: 0 K: 2 S: 10	H: 3 LOB: 2 BB: 0 P: 10	R: 0 E: 0 K: 1 S: 5	H: 0 LOB: 0 BB: 0 P: 5	R: 0 E: 0 K: 1 S: 6	H: 1 LOB: 1 BB: 0 P: 6	R: 0 E: 0 K: 0 S: 3	H: 1 LOB: 0 BB: 0 P: 3	R: 0 E: 0 K: 1 S: 5	H: 0 LOB: 2 BB: 1 P: 11	R: 0 E: 0 K: 0 S: 3	H: 0 LOB: 1 BB: 1 P: 7	R: 0 E: 0 K: 0 S: 5	H: 2 LOB: 2 BB: 0 P: 5	1B: 8 2B: 0 3B: 0 HR: 1	SF: 0 SAC: 0 DP: 0 HBP: 0	WP: 0 PB: 0 SB: 0 CS: 0	PA: 37
PITCHER Jerry Koosman, L ERA: 3.46 Mike Marshall, R ERA: 2.69	IP: 8.0 WLS: W BF: 33	H: 8 R: 2 ER: 2 SO: 6	BB: 2 IBB: 0 HBP: 0 BLK: 0	WP: 0 HR: 1 S: 43 P: 51	ERA: 2.25 WHIP: 1.250	PITCHER										IP: 1.0 WLS: S BF: 4	H: 1 R: 0 ER: 0 SO: 0	BB: 0 IBB: 0 HBP: 0 BLK: 0	WP: 0 HR: 0 S: 4 P: 4	ERA: 0.00 WHIP: 1.000



Batter	1	2	3	4	5	6	7	8	9	AB	R	H	RBI	BB	SO	LOB	TOP								
Hosken Powell, L OBP: 0.352, SLG: 0.366 (1, 9)	F7					F6		F9		5	1	2	2	0	0	1	Minnesota Twins @ Milwaukee Brewers Milwaukee County Stadium, Milwaukee, WI Sat Sep 22 1979, 4:33 AM EDT Att: 18,263 - Unknown - 64 F								
Rob Wilfong, L OBP: 0.355, SLG: 0.470 (1, 4)	1-3	FC1-2						K		5	0	2	2	0	1	2									
Roy Smalley, S OBP: 0.356, SLG: 0.446 (1, 6)									6-3	3	0	0	0	2	2										
Ken Landreaux, L OBP: 0.347, SLG: 0.450 (1, 7)	FC4-6									5	0	2	0	0	0	1									
Butch Wynegar, S OBP: 0.357, SLG: 0.347 (1, 2)										5	1	2	0	0	0	2									
Danny Goodwin, L OBP: 0.342, SLG: 0.517 (5, PH)										2	0	0	0	0	1	2									
Jose Morales, R OBP: 0.325, SLG: 0.345 (5, PH)										3	0	1	0	0	0	2									
Ron Jackson, R OBP: 0.334, SLG: 0.419 (1, 3)										4	2	3	1	0	1	0									
Rick Sofield, L OBP: 0.375, SLG: 0.353 (1, 8)										3	2	2	1	1	1	2									
John Castino, R OBP: 0.328, SLG: 0.380 (1, 5)										4	0	0	0	0	3	4									
Inning Stats	R: 0 E: 0 K: 0 S: 3	H: 0 LOB: 1 BB: 1 P: 7	R: 2 E: 0 K: 0 S: 6	H: 3 LOB: 2 BB: 1 P: 10	R: 0 E: 0 K: 1 S: 5	H: 1 LOB: 1 BB: 1 P: 9	R: 2 E: 0 K: 3 S: 12	H: 3 LOB: 1 BB: 0 P: 12	R: 0 E: 0 K: 0 S: 3	H: 0 LOB: 0 BB: 0 P: 3	R: 2 E: 0 K: 2 S: 10	H: 3 LOB: 1 BB: 0 P: 10	R: 0 E: 0 K: 1 S: 7	H: 2 LOB: 2 BB: 0 P: 7	R: 0 E: 0 K: 2 S: 7	H: 0 LOB: 0 BB: 0 P: 7	R: 0 E: 0 K: 0 S: 4	H: 2 LOB: 1 BB: 0 P: 4	1B: 9 2B: 5 3B: 0 HR: 0	SF: 0 SAC: 0 DP: 2 HBP: 0	WP: 0 PB: 0 SB: 1 CS: 0	PA: 42			
PITCHER	IP	WLS	BF	H	R	ER	SO	BB	IBB	HBP	BLK	WP	HR	S	P	ERA	WHIP								
Jim Slaton, R ERA: 3.44 (1, 1)	3.2	L	20	7	4	4	3	3	0	0	0	0	0	23	35	9.82	2.727								
Bill Travers, L ERA: 4.04 (4, 1)	5.1		22	7	2	2	6	0	0	0	0	0	0	34	34	3.38	1.312								

Batter	1	2	3	4	5	6	7	8	9	AB	R	H	RBI	BB	SO	LOB	BOTTOM								
Jim Gantner, L OBP: 0.333, SLG: 0.391 (1, 5)	K		G3							5	0	1	0	0	1	1	Minnesota Twins @ Milwaukee Brewers Milwaukee County Stadium, Milwaukee, WI Sat Sep 22 1979, 4:33 AM EDT Att: 18,263 - Unknown - 64 F								
Robin Yount, R OBP: 0.305, SLG: 0.375 (1, 6)										5	1	2	0	0	0	2									
Cecil Cooper, L OBP: 0.362, SLG: 0.503 (1, 3)										4	0	0	0	0	0	2									
Gorman Thomas, R OBP: 0.348, SLG: 0.532 (1, 8)										4	0	1	1	0	2	0									
Ben Oglivie, L OBP: 0.336, SLG: 0.517 (1, 7)										4	1	2	0	0	0	1									
Sixto Lezcano, R OBP: 0.420, SLG: 0.583 (1, 9)										3	1	2	2	1	0	1									
Dick Davis, R OBP: 0.296, SLG: 0.419 (1, 10)										4	0	1	0	0	1	2									
Charlie Moore, R OBP: 0.354, SLG: 0.404 (1, 2)										4	0	0	0	0	0	3									
Lenn Sakata, R OBP: 0.500, SLG: 0.500 (1, 4)										3	0	1	0	0	0	1									
Sal Bando, R OBP: 0.326, SLG: 0.341 (9, PH)										1	0	1	0	0	0	0									
Inning Stats	R: 1 E: 0 K: 1 S: 7	H: 2 LOB: 1 BB: 0 P: 7	R: 0 E: 0 K: 0 S: 3	H: 0 LOB: 1 BB: 1 P: 7	R: 0 E: 0 K: 1 S: 7	H: 0 LOB: 0 BB: 0 P: 3	R: 0 E: 0 K: 1 S: 7	H: 2 LOB: 2 BB: 0 P: 7	R: 0 E: 0 K: 0 S: 4	H: 1 LOB: 1 BB: 0 P: 4	R: 0 E: 0 K: 0 S: 4	H: 1 LOB: 0 BB: 0 P: 4	R: 0 E: 0 K: 1 S: 5	H: 1 LOB: 0 BB: 0 P: 5	R: 2 E: 0 K: 1 S: 9	H: 4 LOB: 2 BB: 0 P: 9	1B: 7 2B: 3 3B: 0 HR: 1	SF: 0 SAC: 0 DP: 1 HBP: 0	WP: 0 PB: 0 SB: 0 CS: 0	PA: 38					
PITCHER	IP	WLS	BF	H	R	ER	SO	BB	IBB	HBP	BLK	WP	HR	S	P	ERA	WHIP								
Roger Erickson, R ERA: 5.54 (1, 1)	8.0		33	9	3	3	3	1	0	0	0	0	0	38	42	3.38	1.250								
Mike Marshall, R ERA: 2.07 (9, 1)	1.0	S	5	2	0	0	1	0	0	0	0	0	0	7	7	0.00	2.000								

Batter	1	2	3	4	5	6	7	8	9	AB	R	H	RBI	BB	SO	LOB	TOP								
Bombo Rivera, R OBP: 0.327, SLG: 0.394 (1, 7)	0-0 6-3		0-0 2B 1B	0-0 F7		0-0 1B 1B	0-0 FC9-6 1B		0-0 4-3	6	2	3	1	0	0	1									
Roy Smalley, S OBP: 0.355, SLG: 0.449 (1, 6)	0-0 2B 1B		0-0 1B 2B	4-0 BB		0-0 F8 1B	0-0 FC9-6 WP 1-2		0-0 6-3	5	2	3	0	1	0	1									
Jose Morales, R OBP: 0.325, SLG: 0.344 Danny Goodwin, L OBP: 0.346, SLG: 0.520 (6, FH) Gary Ward, R OBP: 0.429, SLG: 0.200 (7, FH)	0-3 K		0-0 1B	0-0 F7		0-0 2B SF9 1B	4-0 BB		0-0 1B	3	0	1	2	0	1	3									
Ron Jackson, R OBP: 0.332, SLG: 0.418 (1, 3)	0-0 2B		0-0 F8		0-0 F9	0-0 F8	0-0 4-3		0-0 4-3	6	0	1	0	0	0	6									
Butch Wynegar, S OBP: 0.361, SLG: 0.351 (1, 2)	4-0 BB		0-0 1-2 1B		4-0 3B BB	0-0 1-3 2B		0-0 F3		3	1	2	1	2	0	0									
Dave Edwards, R OBP: 0.324, SLG: 0.395 (1, 8)	0-3 K		0-3 K		0-3 K	0-0 BB		4-0 1B BB		3	0	0	0	2	3	6									
Willie Norwood, R OBP: 0.296, SLG: 0.386 (1, 9)		0-0 2-3	0-0 F9		0-0 3B	0-0 SF9		0-3 K		4	0	1	2	0	1	3									
John Castino, R OBP: 0.329, SLG: 0.380 (1, 5)		0-0 F8		0-0 1-3 1B		0-0 F9	0-0 F8		0-0 1-2 1B	5	0	2	0	0	0	3									
Bob Randall, R OBP: 0.300, SLG: 0.285 (1, 4)		0-0 1-3		0-0 1-3		0-0 1B 2B	0-0 F6		0-0 4-3	5	1	1	0	0	0	3									
Inning Stats	R: 0 E: 0 K: 2 S: 9	H: 2 LOB: 3 BB: 1 P: 13	R: 0 E: 0 K: 0 S: 3	H: 0 LOB: 0 BB: 0 P: 3	R: 2 E: 0 K: 1 S: 9	H: 4 LOB: 2 BB: 0 P: 9	R: 0 E: 0 K: 0 S: 4	H: 1 LOB: 1 BB: 1 P: 8	R: 1 E: 0 K: 1 S: 6	H: 1 LOB: 1 BB: 1 P: 10	R: 4 E: 0 K: 0 S: 8	H: 5 LOB: 2 BB: 1 P: 12	R: 0 E: 0 K: 0 S: 4	H: 1 LOB: 2 BB: 1 P: 8	R: 0 E: 0 K: 1 S: 6	H: 1 LOB: 2 BB: 1 P: 10	R: 0 E: 0 K: 0 S: 4	H: 1 LOB: 1 BB: 0 P: 4	1B: 11 2B: 4 3B: 1 HR: 0	SF: 1 SAC: 0 DP: 0 HBP: 0	WP: 1 PB: 0 SB: 0 CS: 0	PA: 49			
PITCHER	IP	WLS	BF	H	R	ER	SO	BB	IBB	HBP	BLK	WP	HR	S	P	ERA	WHIP								
Mike Caldwell, L ERA: 3.38 Andy Replogle, R ERA: 7.54 Jerry Augustine, L ERA: 3.23	(1, 1) 5.0		28	10	5	5	4	3	0	0	0	0	0	33	45	9.00	2.600								
	(6, 1) 0.1	3	2	0	0	0	0	0	0	0	0	0	0	3	3	0.00	6.000								
	(6, 1) 3.2	W	18	4	2	2	1	3	0	0	0	1	0	17	29	4.91	1.909								

Minnesota Twins @ Milwaukee Brewers
Milwaukee County Stadium, Milwaukee, WI
Sun Sep 23 1979, 4:33 AM EDT
Att: 12,097 - Unknown - 67 F

AB 42
R 7
H 16
RBI 7
BB 6
SO 5
LOB 26



Batter	1	2	3	4	5	6	7	8	9	AB	R	H	RBI	BB	SO	LOB	BOTTOM								
Paul Moltzer, R OBP: 0.364, SLG: 0.462 (1, 4)	4-0 FC3-6 HR BB	0-0 G4-3		0-0 CS BB 1B		0-0 F4		0-0 B1-3		4	1	1	0	1	0	2									
Sal Bando, R OBP: 0.330, SLG: 0.345 Don Money, R OBP: 0.315, SLG: 0.351 (6, FH)	4-0 FC3-6 1-2 BB		0-0 1B 2B	4-0 FC4 BB		0-0 WP 1B		0-3 K		1	1	1	0	2	0	0									
Cecil Cooper, L OBP: 0.361, SLG: 0.499 (1, 3)	0-0 FC3-6 HR		0-0 1-3	0-0 FC4 CS		4-0 1-2 BB		0-0 F8		4	1	0	0	1	0	5									
Gorman Thomas, R OBP: 0.349, SLG: 0.537 (1, 8)	0-0 HR		0-0 1B FC6-4 1B	0-0 F7		0-0 F4		0-0 F4		4	2	2	3	0	0	4									
Ben Oglivie, L OBP: 0.339, SLG: 0.518 (1, 7)	4-0 5-3 S BB		0-0 FC6-4 1B		0-0 F6		0-0 6-3 SH3-4 1B			3	0	2	1	1	0	0									
Sixto Lezcano, R OBP: 0.418, SLG: 0.579 (1, 9)	0-0 5-3		0-0 FC6-4 3B	0-0 K		0-3 K		0-0 SH3-4		3	1	0	1	0	1	2									
Robin Yount, R OBP: 0.307, SLG: 0.375 (1, 6)	0-0 F7		0-0 3B BB	0-0 CS 1B		0-0 CS 1B		0-0 6-3		3	1	1	0	1	0	2									
Jim Gantner, L OBP: 0.337, SLG: 0.401 (1, 5)		0-0 G3	0-0 2H 3B	0-0 CS		0-0 F7		4-0 IBB		3	0	1	2	1	0	0									
Charlie Moore, R OBP: 0.356, SLG: 0.405 (1, 2)		0-0 G4-3 1B	0-0 F7		0-0 CS 1B		0-0 S 1B		0-3 K	4	1	2	0	0	1	3									
Inning Stats	R: 3 E: 0 K: 0 S: 4	H: 1 LOB: 1 BB: 3 P: 16	R: 0 E: 0 K: 0 S: 3	H: 1 LOB: 0 BB: 0 P: 3	R: 4 E: 1 K: 0 S: 7	H: 4 LOB: 1 BB: 1 P: 11	R: 0 E: 0 K: 0 S: 3	H: 1 LOB: 1 BB: 1 P: 7	R: 0 E: 0 K: 1 S: 5	H: 1 LOB: 0 BB: 0 P: 5	R: 1 E: 0 K: 0 S: 5	H: 2 LOB: 1 BB: 1 P: 9	R: 0 E: 0 K: 1 S: 6	H: 1 LOB: 2 BB: 1 P: 10	R: 0 E: 0 K: 1 S: 5	H: 0 LOB: 0 BB: 0 P: 5	1B: 8 2B: 1 3B: 1 HR: 1	SF: 0 SAC: 1 DP: 1 HBP: 0	WP: 1 PB: 0 SB: 0 CS: 3	PA: 40					
PITCHER	IP	WLS	BF	H	R	ER	SO	BB	IBB	HBP	BLK	WP	HR	S	P	ERA	WHIP								
Dave Goltz, R ERA: 4.19 Pete Redfern, R ERA: 3.13 Darrell Jackson, L ERA: 4.19 Mike Bacsik, R ERA: 4.27	(1, 1) 2.1		14	5	6	6	0	3	0	0	0	0	0	15	23	5.40	2.100								
	(3, 1) 3.1	L	15	5	2	2	1	2	0	0	0	0	0	15	23	5.40	2.100								
	(6, 1) 0.0		1	0	0	0	0	1	0	0	0	1	0	0	4	∞	∞								
	(6, 1) 2.1		9	1	0	0	2	0	1	0	0	0	0	12	16	0.00	0.429								

Minnesota Twins @ Milwaukee Brewers
Milwaukee County Stadium, Milwaukee, WI
Sun Sep 23 1979, 4:33 AM EDT
Att: 12,097 - Unknown - 67 F

AB 31
R 8
H 11
RBI 8
BB 7
SO 3
LOB 18



Batter	1	2	3	4	5	6	7	8	9	AB	R	H	RBI	BB	SO	LOB	TOP	
Julio Cruz, S OBP: 0.364, SLG: 0.327	4-0 1B SF9 BB		0-0 B2			0-0 6-3	0-0 SF8		0-0 4-3	3	1	0	1	1	0	1	Seattle Mariners @ Milwaukee Brewers Milwaukee County Stadium, Milwaukee, WI Wed Sep 26 1979, 8:05 PM EDT Att: 8,116 - Unknown livebaseballscorecards.com	
Ruppert Jones, L OBP: 0.356, SLG: 0.447	0-0 1B		0-0 FC4-6			0-0 3-1	1-2 2-3 3-H HR BB			3	1	1	0	1	0	1		
Bruce Bochte, L OBP: 0.384, SLG: 0.487	0-0 SF9		0-0 4-3			0-0 4-3	1-H 2-H 3-H HR			3	1	1	5	0	0	1		
Willie Horton, R OBP: 0.325, SLG: 0.460	0-3 K			0-0 F7			2B F8			4	1	1	0	0	1	1		
Dan Meyer, L OBP: 0.317, SLG: 0.460	0-0 F2			0-0 F8			0-0 E4	0-0 F7		3	1	0	0	0	0	1		
Bill Stein, R OBP: 0.299, SLG: 0.396				0-0 F8			2B 1B			1	0	0	0	0	0	0		
Rod Craig, S OBP: 0.349, SLG: 0.512		0-0 L3		0-0 6-3			0-0 1B	0-3 K		3	1	1	0	0	0	0		
Leon Roberts, R OBP: 0.352, SLG: 0.452							1-3 SF8			1	0	0	0	1	0	0		
Joe Simpson, L OBP: 0.314, SLG: 0.350		0-0 4-3			0-0 F7		0-0 F5	0-3 K		4	0	0	0	0	1	2		
Larry Milbourne, S OBP: 0.314, SLG: 0.355		0-0 1-3			0-0 6-3		4-0 SF8	0-0 K		2	1	0	0	1	0	0		
Mario Mendoza, R OBP: 0.217, SLG: 0.251							HR IBB		0-0 5-3	1	0	0	0	0	0	0		
Larry Cox, R OBP: 0.258, SLG: 0.306			4-0 FC4-6 BB		0-0 5-3		1-2 2-3 3-H HR	0-0 4-3		3	1	1	1	1	0	0		
Inning Stats	R: 1 E: 0 K: 1 S: 6	H: 1 LOB: 1 BB: 1 P: 10	R: 0 E: 0 K: 0 S: 3	H: 0 LOB: 0 BB: 0 P: 3	R: 0 E: 0 K: 0 S: 3	H: 0 LOB: 0 BB: 1 P: 7	R: 0 E: 0 K: 0 S: 3	H: 0 LOB: 0 BB: 0 P: 3	R: 0 E: 0 K: 0 S: 3	H: 4 LOB: 0 BB: 2 P: 16	R: 0 E: 0 K: 2 S: 7	H: 0 LOB: 0 BB: 0 P: 7	R: 0 E: 0 K: 0 S: 3	H: 0 LOB: 0 BB: 0 P: 3	1B: 2 2B: 2 3B: 0 HR: 1	SF: 2 SAC: 0 DP: 0 HBP: 0	WP: 0 PB: 0 SB: 1 CS: 0	PA: 37
PITCHER	IP WLS BF H R ER SO BB IBB HBP BLK WP HR S P ERA WHIP																	
Moose Haas, R ERA: 4.78	(1, 1) 6.2 L 30 5 8 2 1 3 1 0 0 0 0 1 28 44 2.70 1.200																	
Bob McClure, L ERA: 3.99	(7, 1) 1.1 4 0 0 0 2 0 0 0 0 0 0 0 8 8 0.00 0.000																	
Bob Galasso, R ERA: 4.38	(9, 1) 1.0 3 0 0 0 0 0 0 0 0 0 0 0 3 3 0.00 0.000																	

Batter	1	2	3	4	5	6	7	8	9	AB	R	H	RBI	BB	SO	LOB	BOTTOM						
Paul Moltitor, R OBP: 0.368, SLG: 0.462	0-0 F7		0-0 S			0-3 K		0-0 G6-4-3	4-0 FC5-4	4	0	2	0	1	1	0	Seattle Mariners @ Milwaukee Brewers Milwaukee County Stadium, Milwaukee, WI Wed Sep 26 1979, 8:05 PM EDT Att: 8,116 - Unknown livebaseballscorecards.com						
Don Money, R OBP: 0.315, SLG: 0.356	4-0 FC6-4 BB		0-0 4-3			0-0 F9		0-0 G6-4-3	0-0 FC5-4	4	0	0	0	1	0	4							
Cecil Cooper, L OBP: 0.361, SLG: 0.498	0-0 F7			0-0 F8				0-0 1B		4	1	2	0	0	0	1							
Gorman Thomas, R OBP: 0.351, SLG: 0.536	0-0 FC6-4			0-0 6-3		0-3 K		0-0 2B		4	0	1	1	0	1	2							
Ben Oglivie, L OBP: 0.342, SLG: 0.527		0-0 G4-3		0-0 F8				0-0 1B		4	0	2	0	0	0	0							
Sixto Lezcano, R OBP: 0.415, SLG: 0.574		0-0 G4-3			0-0 F6			0-3 K		4	0	1	0	0	1	3							
Robin Yount, R OBP: 0.308, SLG: 0.375		0-0 6-3			0-3 K			0-0 F3		4	0	1	0	0	1	1							
Jim Gantner, L OBP: 0.340, SLG: 0.403			0-0 SH1-3		0-0 E4			0-0 G3		4	0	2	0	0	0	1							
Charlie Moore, R OBP: 0.355, SLG: 0.404			0-0 SH1-3		0-0 L1			0-0 FC5-4		1	0	0	0	0	0	1							
Ray Fosse, R OBP: 0.279, SLG: 0.256								1-2 FC5-4		2	0	0	0	0	0	3							
Inning Stats	R: 0 E: 0 K: 0 S: 3	H: 0 LOB: 1 BB: 1 P: 7	R: 0 E: 0 K: 0 S: 3	H: 1 LOB: 0 BB: 0 P: 3	R: 0 E: 0 K: 0 S: 4	H: 2 LOB: 1 BB: 0 P: 4	R: 0 E: 0 K: 0 S: 3	H: 0 LOB: 0 BB: 0 P: 3	R: 0 E: 1 K: 1 S: 6	H: 0 LOB: 1 BB: 0 P: 6	R: 0 E: 0 K: 2 S: 8	H: 1 LOB: 1 BB: 0 P: 8	R: 0 E: 0 K: 0 S: 5	H: 2 LOB: 2 BB: 0 P: 5	R: 1 E: 0 K: 1 S: 8	H: 4 LOB: 2 BB: 0 P: 8		R: 0 E: 0 K: 0 S: 4	H: 1 LOB: 2 BB: 1 P: 8	1B: 9 2B: 2 3B: 0 HR: 0	SF: 0 SAC: 1 DP: 2 HBP: 0	WP: 0 PB: 0 SB: 1 CS: 0	PA: 38
PITCHER	IP WLS BF H R ER SO BB IBB HBP BLK WP HR S P ERA WHIP																						
Mike Parrott, R ERA: 3.7	(1, 1) 9.0 W 38 11 1 1 1 4 2 0 0 0 0 0 44 52 1.00 1.444																						

Batter	1	2	3	4	5	6	7	8	9	AB	R	H	RBI	BB	SO	LOB	TOP				
Paul Moltzer, R OBP: 0.371, SLG: 0.469 (1, 4)										5	1	3	1	0	1	2	Milwaukee Brewers @ Minnesota Twins Metropolitan Stadium, Bloomington, MI Fri Sep 28 1979, 8:05 PM EDT Att: 14,376 - Unknown - 60 F				
Robin Yount, R OBP: 0.305, SLG: 0.372 (1, 6)										4	2	0	1	1	0	4					
Cecil Cooper, L OBP: 0.364, SLG: 0.508 (1, 3)										5	2	3	5	0	1	1					
Gorman Thomas, R OBP: 0.352, SLG: 0.531 (1, 8)										5	1	1	0	0	1	3					
Ben Oglivie, L OBP: 0.341, SLG: 0.523 (1, 9)										4	0	2	1	0	0	1					
Dick Davis, R OBP: 0.297, SLG: 0.417 (1, 10)										5	1	2	0	0	0	2					
Jim Wohlford, R OBP: 0.303, SLG: 0.381 (1, 7)										4	0	2	1	1	1	2					
Jim Gantner, L OBP: 0.336, SLG: 0.393 (1, 5)										5	1	2	1	0	0	2					
Ray Fosse, R OBP: 0.292, SLG: 0.295 (1, 2)										5	2	2	0	0	0	2					
Inning Stats	R: 0 E: 0 K: 1 S: 6	H: 1 LOB: 1 BB: 0 P: 6	R: 0 E: 0 K: 0 S: 4	H: 1 LOB: 1 BB: 0 P: 4	R: 0 E: 0 K: 0 S: 3	H: 0 LOB: 0 BB: 0 P: 3	R: 2 E: 0 K: 0 S: 6	H: 4 LOB: 1 BB: 0 P: 6	R: 2 E: 0 K: 0 S: 6	H: 3 LOB: 1 BB: 0 P: 6	R: 1 E: 0 K: 1 S: 7	H: 2 LOB: 2 BB: 1 P: 11	R: 0 E: 0 K: 1 S: 7	H: 2 LOB: 2 BB: 0 P: 7	R: 5 E: 0 K: 0 S: 7	H: 4 LOB: 0 BB: 1 P: 11	R: 0 E: 0 K: 1 S: 5	H: 0 LOB: 0 BB: 0 P: 5	1B: 12 2B: 4 3B: 0 HR: 1	SF: 1 SAC: 0 DP: 1 HBP: 0	WP: 2 PA: 45
PITCHER	IP WLS BF H R ER SO BB IBB HBP BLK WP HR S P ERA WHIP																				
Roger Erickson, R ERA: 5.63 (1, 1)	4.1 L 20 8 4 4 1 0 0 0 0 0 0 1 22 22 8.31 1.846																				
Darrell Jackson, L ERA: 4.29 (5, 1)	0.2 6 3 1 1 0 1 0 0 0 0 2 0 5 9 13.50 6.000																				
Pete Redfern, R ERA: 3.49 (6, 1)	2.0 13 6 5 5 2 1 0 0 0 0 0 0 16 20 22.50 3.500																				
Terry Felton, R ERA: (8, 1)	2.0 6 0 0 0 1 0 0 0 0 0 0 0 8 8 0.00 0.000																				

Batter	1	2	3	4	5	6	7	8	9	AB	R	H	RBI	BB	SO	LOB	BOTTOM				
Bombo Rivera, R OBP: 0.321, SLG: 0.386 (1, 7)										4	0	0	0	0	0	1	Milwaukee Brewers @ Minnesota Twins Metropolitan Stadium, Bloomington, MI Fri Sep 28 1979, 8:05 PM EDT Att: 14,376 - Unknown - 60 F				
John Castino, R OBP: 0.333, SLG: 0.395 (1, 5)										4	0	1	0	0	0	0					
Roy Smalley, S OBP: 0.355, SLG: 0.444 (1, 6)										4	0	0	0	0	0	1					
Butch Wynegar, S OBP: 0.361, SLG: 0.349 (1, 2)										2	1	0	0	2	0	0					
Ron Jackson, R OBP: 0.337, SLG: 0.431 (1, 3)										4	0	3	1	0	0	1					
Jose Morales, R OBP: 0.318, SLG: 0.339 (1, 10)										4	0	0	0	0	0	4					
Gary Ward, R OBP: 0.375, SLG: 0.231 (1, 9)										3	0	1	0	1	1	1					
Dave Edwards, R OBP: 0.325, SLG: 0.392 (1, 8)										2	0	0	0	1	0	2					
Rob Wilfong, L OBP: 0.358, SLG: 0.465 Bob Randall, R OBP: 0.299, SLG: 0.281 (8, PH) (9, 4)										2	0	0	0	0	1	1					
Inning Stats	R: 0 E: 0 K: 0 S: 3	H: 0 LOB: 0 BB: 0 P: 3	R: 0 E: 0 K: 0 S: 2	H: 0 LOB: 0 BB: 1 P: 6	R: 0 E: 0 K: 1 S: 4	H: 0 LOB: 2 BB: 2 P: 12	R: 1 E: 0 K: 0 S: 4	H: 1 LOB: 1 BB: 1 P: 8	R: 0 E: 0 K: 1 S: 5	H: 0 LOB: 0 BB: 0 P: 5	R: 0 E: 0 K: 0 S: 3	H: 0 LOB: 0 BB: 0 P: 3	R: 0 E: 0 K: 0 S: 5	H: 2 LOB: 2 BB: 0 P: 5	R: 0 E: 0 K: 0 S: 4	H: 1 LOB: 1 BB: 0 P: 4	R: 0 E: 0 K: 0 S: 4	H: 1 LOB: 1 BB: 0 P: 4	1B: 3 2B: 1 3B: 1 HR: 0	SF: 0 SAC: 0 DP: 1 HBP: 0	WP: 0 PA: 34
PITCHER	IP WLS BF H R ER SO BB IBB HBP BLK WP HR S P ERA WHIP																				
Mike Caldwell, L ERA: 3.29 (1, 1)	9.0 W 34 5 1 1 2 4 0 0 0 0 0 0 34 50 1.00 1.000																				

Batter	1	2	3	4	5	6	7	8	9	AB	R	H	RBI	BB	SO	LOB	TOP					
Paul Moltzer, R OBP: 0.372, SLG: 0.469	E8 SF7 1B		FC3-6 BB	K		FC6-4		1B		4	1	2	1	1	1	1	Milwaukee Brewers @ Minnesota Twins Metropolitan Stadium, Bloomington, MI Sat Sep 29 1979, 4:33 AM EDT Alt. 8,658 - Unknown - 58 F					
Jim Gantner, L OBP: 0.333, SLG: 0.390	SF7 2H		FC3-6 FC6-4		G3		F5	1B		4	0	1	1	0	0	1						
Dick Davis, R OBP: 0.299, SLG: 0.420	HR		FC6-4 2B		F8		1B 1B	F5		5	3	2	0	0	0	2						
Gorman Thomas, R OBP: 0.355, SLG: 0.537	HR		2B BB		CS BB		K	G5-4-3 1B		3	2	2	2	2	1	1						
Ben Oglivie, L OBP: 0.343, SLG: 0.525	F5		1B 2B		CS	E1 SF7 1B	1B 1B	K		5	3	3	2	0	1	1						
Don Money, R OBP: 0.316, SLG: 0.355	F6		1B		E6 SF7 1B		1B	G5-4-3 1B		5	1	2	3	0	0	2						
Ray Fosse, R OBP: 0.269, SLG: 0.271		6-3	5-3		K		F8			4	0	0	0	0	1	4						
Jim Wohlford, R OBP: 0.297, SLG: 0.374		K			F7		SF7	K		3	0	0	1	0	2	0						
Lenn Sakata, R OBP: 0.500, SLG: 0.600	F3		4-3		FC6-4 1B			1B 2B		4	1	2	1	0	0	0						
Inning Stats	R: 3 E: 1 K: 0 S: 6	H: 3 LOB: 0 BB: 0 P: 6	R: 0 E: 0 K: 1 S: 5	H: 0 LOB: 0 BB: 5	R: 3 E: 0 K: 0 S: 5	H: 2 LOB: 1 BB: 2 P: 13	R: 0 E: 0 K: 1 S: 5	H: 0 LOB: 0 BB: 0 P: 5	R: 0 E: 0 K: 0 S: 2	H: 0 LOB: 0 BB: 1 P: 6	R: 0 E: 2 K: 1 S: 8	H: 2 LOB: 1 BB: 0 P: 8	R: 2 E: 0 K: 1 S: 8	H: 3 LOB: 1 BB: 0 P: 8	R: 1 E: 0 K: 1 S: 7	H: 3 LOB: 1 BB: 0 P: 7	R: 0 E: 0 K: 1 S: 5	H: 1 LOB: 0 BB: 0 P: 5	1B: 10 2B: 3 3B: 0 HR: 1	SF: 2 SAC: 0 DP: 1 HBP: 0	WP: 0 PB: 0 SB: 1 CS: 1	PA: 43
PITCHER	IP WLS BF H R ER SO BB IBB HBP BLK WP HR S P ERA WHIP	IP WLS BF H R ER SO BB IBB HBP BLK WP HR S P ERA WHIP																				
Paul Hartzell, R ERA: 5.36	2.2	L	15	5	6	6	1	2	0	0	0	0	0	0	0	24	28	4.15	1.385			
Geoff Zahn, L ERA: 3.57	4.1		19	5	4	2	3	1	0	0	0	0	0	0	7	7	9.00	3.000				
Gary Serun, R ERA: 6.61	1.0		5	3	1	1	1	0	0	0	0	0	0	0	5	5	0.00	1.000				
Mike Marshall, R ERA: 2.85	1.0		3	1	0	0	1	0	0	0	0	0	0	0	5	5	0.00	1.000				

Batter	1	2	3	4	5	6	7	8	9	AB	R	H	RBI	BB	SO	LOB	BOTTOM					
Hosken Powell, L OBP: 0.358, SLG: 0.379		FC6-4								3	1	1	0	0	0	1	Milwaukee Brewers @ Minnesota Twins Metropolitan Stadium, Bloomington, MI Sat Sep 29 1979, 4:33 AM EDT Alt. 8,658 - Unknown - 58 F					
Gary Ward, R OBP: 0.412, SLG: 0.286	1B	G6-4-3			G3		FC6-4	1B		1	0	1	1	0	0	0						
Mike Cubbage, L OBP: 0.370, SLG: 0.349	1B						1B	1B		1	0	1	1	0	0	0						
Bob Randall, R OBP: 0.299, SLG: 0.281	1B							1B		0	0	0	0	0	0	0						
Rob Wilford, L OBP: 0.383, SLG: 0.460	F6	G6-4-3			F9		F8	1-3		4	0	0	0	0	0	3						
Willie Norwood, R OBP: 0.299, SLG: 0.385								1-3		1	0	0	0	0	0	2						
Roy Smalley, S OBP: 0.354, SLG: 0.442	1B 1B		4-3		F4		FC6-4			5	1	1	0	0	0	1						
Danny Goodwin, L OBP: 0.337, SLG: 0.503	K		F9		F7			2B BB		2	0	0	0	0	1	2						
Jose Morales, R OBP: 0.319, SLG: 0.335								F2		2	1	0	0	1	0	0						
Glenn Adams, L OBP: 0.347, SLG: 0.420	1B		F6					K		2	1	1	1	0	0	0						
Bombo Rivera, R OBP: 0.321, SLG: 0.389	1B 1B							1B 2B		3	1	1	1	0	2	0						
Rick Sofield, L OBP: 0.376, SLG: 0.356					4-3			K		2	0	1	1	0	0	0						
Dave Edwards, R OBP: 0.323, SLG: 0.389	1B							K		2	0	0	0	0	2	1						
Butch Wynegar, S OBP: 0.366, SLG: 0.354								1B 1B		4	2	4	2	0	0	0						
Ron Jackson, R OBP: 0.336, SLG: 0.430	F5				K			1B 1B		4	0	1	0	0	1	4						
John Castino, R OBP: 0.332, SLG: 0.398		E5 FC6-4			FC6-4			F6		4	1	1	1	0	0	3						
Inning Stats	R: 3 E: 0 K: 1 S: 10	H: 5 LOB: 2 BB: 0 P: 10	R: 0 E: 1 K: 0 S: 3	H: 0 LOB: 0 BB: 0 P: 3	R: 0 E: 0 K: 0 S: 3	H: 0 LOB: 0 BB: 0 P: 3	R: 0 E: 0 K: 1 S: 6	H: 1 LOB: 1 BB: 0 P: 6	R: 0 E: 0 K: 0 S: 3	H: 0 LOB: 0 BB: 0 P: 3	R: 0 E: 0 K: 2 S: 7	H: 0 LOB: 0 BB: 0 P: 7	R: 2 E: 0 K: 0 S: 6	H: 3 LOB: 1 BB: 0 P: 6	R: 3 E: 0 K: 1 S: 9	H: 4 LOB: 2 BB: 1 P: 13	R: 0 E: 0 K: 1 S: 5	H: 0 LOB: 0 BB: 0 P: 5	1B: 11 2B: 1 3B: 1 HR: 0	SF: 0 SAC: 0 DP: 1 HBP: 0	WP: 0 PB: 0 SB: 0 CS: 0	PA: 41
PITCHER	IP WLS BF H R ER SO BB IBB HBP BLK WP HR S P ERA WHIP	IP WLS BF H R ER SO BB IBB HBP BLK WP HR S P ERA WHIP																				
Paul Mitchell, R ERA: 5.32	5.0	W	21	6	3	3	2	0	0	0	0	0	0	0	25	25	5.40	1.200				
Jerry Augustine, L ERA: 3.47	2.1		13	5	5	5	3	1	0	0	0	0	0	18	22	19.29	2.571					
Dan Boitano, R ERA: 1.8	0.1	S	3	2	0	0	0	0	0	0	0	0	0	3	3	0.00	6.000					
Bob McClure, L ERA: 3.88	1.1		4	0	0	0	1	0	0	0	0	0	0	6	6	0.00	0.000					

Batter	1	2	3	4	5	6	7	8	9	AB	R	H	RBI	BB	SO	LOB	TOP			
Jim Gantner, L (1, 5) OBP: 0.336, SLG: 0.389	0-0 9-5 1B		4-0 G6-4-3 BB		0-0 4-3			0-0 5-3		3	0	1	0	1	0	1	Milwaukee Brewers @ Minnesota Twins Metropolitan Stadium, Bloomington, MI Sun Sep 30 1979, 4:33 AM EDT Att: 10,277 - Unknown - 70 F			
Robin Yount, R (1, 6) OBP: 0.305, SLG: 0.371	0-0 1-2 1B		0-0 F9		0-0 F9			0-0 6-3		4	0	1	0	0	0	2				
Dick Davis, R (1, 7) OBP: 0.298, SLG: 0.418	0-0 2-3f 9-5		0-0 G6-4-3		0-0 F7			0-0 1B		4	0	1	0	0	0	3				
Gorman Thomas, R (1, 8) OBP: 0.356, SLG: 0.539	0-0 1-2 1B			0-0 2B		0-0 F8		0-3 K		4	0	2	0	0	1	1				
Ben Oglivie, L (8, 9) OBP: 0.343, SLG: 0.525										0	0	0	0	0	0	0				
Don Money, R (1, 10) OBP: 0.316, SLG: 0.351	0-0 F8			0-0 1-3		0-0 4-3			0-0 5-3	4	0	0	0	0	0	3				
Ray Fosse, R (1, 3) OBP: 0.286, SLG: 0.327		0-0 G3		0-3 K				0-0 1B	0-0 FC5 3B	4	0	2	0	0	1	1				
Jim Wohlford, R (1, 9) OBP: 0.290, SLG: 0.366		0-0 E6 CS		0-0 5-3				0-0 F8	0-0 FC5	4	0	0	0	0	0	3				
Lenn Sakata, R (1, 4) OBP: 0.500, SLG: 0.643		0-0 1-2 2B			0-0 4-3 SH1-4 1B			0-3 K	0-0 F9	4	0	2	0	0	1	2				
Buck Martinez, R (1, 2) OBP: 0.296, SLG: 0.372		0-0 F7			0-0 SH1-4			0-0 G3		2	0	0	0	0	0	2				
Inning Stats	R: 0 E: 0 K: 0 S: 5	H: 3 LOB: 2 BB: 0 P: 5	R: 0 E: 1 K: 0 S: 4	H: 1 LOB: 1 BB: 0 P: 4	R: 0 E: 0 K: 1 S: 2	H: 0 LOB: 0 BB: 1 P: 6	R: 0 E: 0 K: 1 S: 6	H: 1 LOB: 1 BB: 0 P: 6	R: 0 E: 0 K: 0 S: 3	H: 0 LOB: 0 BB: 0 P: 3	R: 0 E: 0 K: 1 S: 6	H: 1 LOB: 1 BB: 0 P: 6	R: 0 E: 0 K: 0 S: 4	H: 1 LOB: 1 BB: 0 P: 4	R: 0 E: 0 K: 0 S: 4	H: 1 LOB: 1 BB: 0 P: 4	1B: 6 2B: 3 3B: 1 HR: 0	SF: 0 SAC: 1 DP: 2 HBP: 0	WP: 0 PB: 0 SB: 0 CS: 1	PA: 35
PITCHER Jerry Koosman, L (1, 1) ERA: 3.38	IP: 9.0 WLS: W BF: 35	H: 9 R: 0 ER: 0 SO: 3	BB: 1 IBB: 0 HBP: 0 BLK: 0	WP: 0 HR: 0 S: 40 P: 44	ERA: 0.00 WHIP: 1.111											ERA: 0.00 WHIP: 1.111				

Batter	1	2	3	4	5	6	7	8	9	AB	R	H	RBI	BB	SO	LOB	BOTTOM			
Hosken Powell, L (1, 9) OBP: 0.360, SLG: 0.379	0-0 6-3			0-0 L8	4-0 G3 1B BB			0-0 CS		3	1	1	0	1	0	0	Milwaukee Brewers @ Minnesota Twins Metropolitan Stadium, Bloomington, MI Sun Sep 30 1979, 4:33 AM EDT Att: 10,277 - Unknown - 70 F			
Rob Wilfong, L (1, 4) OBP: 0.352, SLG: 0.458	0-0 F7			0-0 BB 1B	0-0 G3			0-0 F5	0-0 3-H	4	0	1	1	0	0	3				
Roy Smalley, S (1, 6) OBP: 0.353, SLG: 0.441	0-0 4-3			0-0 F8	0-0 1B 1B			0-0 F8		4	1	1	2	0	0	2				
Glenn Adams, L (1, 7) OBP: 0.350, SLG: 0.420		0-0 F7		4-0 BB 1B	0-0 1B			0-0 1B		2	0	1	0	1	0	0				
Bombo Rivera, R (6, PR) OBP: 0.324, SLG: 0.392		0-0 F7		1-2 BB 1B	1-3 1B			1-3 1B		1	0	1	0	0	0	0				
Danny Goodwin, L (1, 10) OBP: 0.335, SLG: 0.497		0-0 4-3		0-0 4-3	0-0 1B			0-0 G3		4	0	1	1	0	0	4				
Butch Wynegar, S (1, 2) OBP: 0.383, SLG: 0.351		0-3 K			1-2 3-H F7			0-0 F8		4	0	0	0	0	1	2				
Rick Sofield, L (1, 8) OBP: 0.381, SLG: 0.355			0-3 K		0-0 HBP 1B 1B			4-0 F7	4-0 1B CS BB	3	1	1	0	1	1	0				
Ron Jackson, R (1, 3) OBP: 0.337, SLG: 0.429			0-0 F5		1-0 1B G3 HBP			0-0 K	0-0 1B	1	1	0	0	0	0	0				
Mike Cubbage, L (6, PH) OBP: 0.371, SLG: 0.350					1-2 G3 HBP			1-3 1B		2	0	1	0	0	1	0				
John Castino, R (1, 5) OBP: 0.331, SLG: 0.397			0-0 6-3		0-0 G3 1B 1B			0-0 1-3	0-3 K	4	1	1	1	0	1	2				
Inning Stats	R: 0 E: 0 K: 0 S: 3	H: 0 LOB: 0 BB: 0 P: 3	R: 0 E: 0 K: 1 S: 5	H: 0 LOB: 0 BB: 0 P: 5	R: 0 E: 0 K: 1 S: 5	H: 0 LOB: 0 BB: 0 P: 5	R: 0 E: 0 K: 0 S: 4	H: 1 LOB: 2 BB: 1 P: 8	R: 5 E: 0 K: 0 S: 8	H: 5 LOB: 2 BB: 1 P: 13	R: 0 E: 0 K: 1 S: 5	H: 0 LOB: 0 BB: 0 P: 5	R: 0 E: 0 K: 0 S: 5	H: 2 LOB: 2 BB: 0 P: 5	R: 0 E: 0 K: 1 S: 5	H: 1 LOB: 1 BB: 1 P: 9	1B: 9 2B: 0 3B: 0 HR: 0	SF: 0 SAC: 0 DP: 0 HBP: 1	WP: 0 PB: 0 SB: 0 CS: 1	PA: 37
PITCHER Lary Sorensen, R (1, 1) ERA: 3.98	IP: 4.2 WLS: L BF: 23	H: 6 R: 5 ER: 5 SO: 2	BB: 2 IBB: 0 HBP: 0 BLK: 0	WP: 0 HR: 0 S: 24 P: 33	ERA: 9.64 WHIP: 1.714											ERA: 0.00 WHIP: 0.857				
Andy Reppogle, R (5, 1) ERA: 5.63	IP: 2.1 WLS: 9 BF: 2	H: 2 R: 0 ER: 0 SO: 1	BB: 0 IBB: 0 HBP: 0 BLK: 0	WP: 0 HR: 0 S: 11 P: 11	ERA: 0.00 WHIP: 0.857											ERA: 0.00 WHIP: 2.000				
Dan Boitano, R (8, 1) ERA: 1.5	IP: 1.0 WLS: 4 BF: 1	H: 1 R: 0 ER: 0 SO: 1	BB: 1 IBB: 0 HBP: 0 BLK: 0	WP: 0 HR: 0 S: 5 P: 9	ERA: 0.00 WHIP: 2.000											ERA: 0.00 WHIP: 2.000				