

Milwaukee Brewers - 1980

| Batter | 1 | 2 | 3 | 4 | 5 | 6 | 7 | 8 | 9 | AB | R | H | RBI | BB | SO | LOB | TOP | | | | | | | | | | | | | | | | | | | |
|--|------------------------------|---------------------------------|------------------------------|---------------------------------|------------------------------|---------------------------------|------------------------------|---------------------------------|------------------------------|---------------------------------|------------------------------|---------------------------------|------------------------------|---------------------------------|------------------------------|---------------------------------|--|----------------------------------|------------------------------------|--|-----|----|----|---|----|----|----|-----|-----|-----|----|----|------|-------|-------|------|
| Jerry Remy, L (1.4) | 1-3 | | F7 | F7 | | | 1-3 | | | 4 | 0 | 0 | 0 | 0 | 0 | 1 | Boston Red Sox @ Milwaukee Brewers Milwaukee County Stadium, Milwaukee, WI Thu Apr 10 1980, 4:33 AM EST Att: 53,313 - Unknown - 43 F | | | | | | | | | | | | | | | | | | | |
| Rick Burleson, R (1.6) OBP: 0.500, SLG: 0.500 | 1B | | 1B | 1B | | F8 | | 6-3 | | 4 | 1 | 2 | 0 | 0 | 0 | 0 | | | | | | | | | | | | | | | | | | | | |
| Fred Lynn, L (1.8) OBP: 0.250, SLG: 0.250 | F8 | | 1B | 1B | | K | | G3 | | 4 | 1 | 1 | 0 | 0 | 1 | 1 | | | | | | | | | | | | | | | | | | | | |
| Jim Rice, R (1.7) OBP: 0.250, SLG: 0.250 | K | | 1B | 1-2 3-H | | 5-3 | | F8 | | 4 | 0 | 1 | 1 | 0 | 1 | 1 | | | | | | | | | | | | | | | | | | | | |
| Carl Yastrzemski, L (1.10) OBP: 0.750, SLG: 1.500 | | 1B | 1B | G5-4-3 | | F7 | | | HR | 4 | 2 | 3 | 2 | 0 | 0 | 0 | | | | | | | | | | | | | | | | | | | | |
| Tony Perez, R (1.3) OBP: 0.250, SLG: 0.250 | 1B | WP | G5-4-3 | 1-2 | | 6-3 | | 5-3 | | 4 | 0 | 1 | 0 | 0 | 0 | 2 | | | | | | | | | | | | | | | | | | | | |
| Butch Hobson, R (1.5) OBP: 0.500, SLG: 1.250 | | G4-6-3 | 1B | | | 6-3 | | 6-3 | | 4 | 1 | 2 | 2 | 0 | 0 | 0 | | | | | | | | | | | | | | | | | | | | |
| Dwight Evans, R (1.9) | K | | | G3 | BB | | F7 | | 1-3 | 3 | 0 | 0 | 0 | 1 | 1 | 2 | | | | | | | | | | | | | | | | | | | | |
| Dave Rader, L (1.2) | G4-6-3 | | | G3 | | | F8 | | F9 | 4 | 0 | 0 | 0 | 0 | 0 | 3 | | | | | | | | | | | | | | | | | | | | |
| Inning Stats | R: 0 E: 0 K: 1 S: 6 | H: 1 LOB: 1 BB: 0 P: 6 | R: 1 E: 0 K: 1 S: 7 | H: 3 LOB: 1 BB: 0 P: 7 | R: 2 E: 0 K: 0 S: 6 | H: 4 LOB: 1 BB: 0 P: 6 | R: 0 E: 0 K: 0 S: 3 | H: 0 LOB: 1 BB: 1 P: 7 | R: 0 E: 0 K: 1 S: 5 | H: 0 LOB: 0 BB: 0 P: 5 | R: 0 E: 0 K: 0 S: 3 | H: 0 LOB: 0 BB: 0 P: 3 | R: 0 E: 0 K: 0 S: 3 | H: 0 LOB: 0 BB: 0 P: 3 | R: 2 E: 0 K: 0 S: 5 | H: 2 LOB: 2 BB: 0 P: 5 | | 1B: 8 2B: 0 3B: 0 HR: 2 | SF: 0 SAC: 0 DP: 2 HBP: 0 | WP: 1 PA: 36 PB: 0 SB: 0 CS: 0 | | | | | | | | | | | | | | | | |
| PITCHER | IP | WLS | BF | H | R | ER | SO | BB | IBB | HBP | BLK | WP | HR | S | P | ERA | WHIP | PITCHER | | IP | WLS | BF | H | R | ER | SO | BB | IBB | HBP | BLK | WP | HR | S | P | ERA | WHIP |
| Jim Slaton, R (1.1) ERA: 5.4 | 8.1 | | 34 | 10 | 5 | 5 | 3 | 1 | 0 | 0 | 0 | 1 | 2 | 39 | 43 | 5.40 | 1.320 | | | 8.1 | | 34 | 10 | 5 | 5 | 3 | 1 | 0 | 0 | 1 | 2 | 39 | 43 | 5.40 | 1.320 | |
| Reggie Cleveland, R (9.1) ERA: | 0.2 | W | 2 | 0 | 0 | 0 | 0 | 0 | 0 | 0 | 0 | 0 | 0 | 2 | 2 | 0.00 | 0.000 | | | 0.2 | W | 2 | 0 | 0 | 0 | 0 | 0 | 0 | 0 | 0 | 2 | 2 | 0.00 | 0.000 | | |

| | |
|-----|----|
| AB | 35 |
| R | 5 |
| H | 10 |
| RBI | 5 |
| BB | 1 |
| SO | 3 |
| LOB | 10 |



| Batter | 1 | 2 | 3 | 4 | 5 | 6 | 7 | 8 | 9 | AB | R | H | RBI | BB | SO | LOB | BOTTOM | | | | | | | | | | | | | | | | | | | |
|--|------------------------------|---------------------------------|------------------------------|---------------------------------|------------------------------|---------------------------------|------------------------------|----------------------------------|------------------------------|----------------------------------|------------------------------|---------------------------------|------------------------------|---------------------------------|------------------------------|----------------------------------|--|------------------------------|----------------------------------|----------------------------------|------------------------------------|--|---|---|----|----|----|-----|-----|-----|----|----|----|-------|-------|------|
| Paul Molitor, R (1.4) OBP: 0.400, SLG: 1.000 | 5-3 | | F8 | | | F8 | | | BB SH1-4 HR 1B | 5 | 2 | 2 | 1 | 0 | 0 | 1 | Boston Red Sox @ Milwaukee Brewers Milwaukee County Stadium, Milwaukee, WI Thu Apr 10 1980, 4:33 AM EST Att: 53,313 - Unknown - 43 F | | | | | | | | | | | | | | | | | | | |
| Cecil Cooper, L (1.3) OBP: 0.250, SLG: 0.500 | K | | | K | BB | | K | | SH1-4 | 4 | 0 | 1 | 0 | 0 | 3 | 0 | | | | | | | | | | | | | | | | | | | | |
| Dick Davis, R (1.10) | F9 | | | F8 | 2B | | 6-3 | | F3 | 5 | 0 | 0 | 0 | 0 | 1 | 2 | | | | | | | | | | | | | | | | | | | | |
| Ben Oglivie, L (1.7) OBP: 0.600, SLG: 1.333 | | F9 | | HR | FC5 BB IBB | | 3-1 | | BB HR IBB | 3 | 2 | 1 | 1 | 2 | 0 | 0 | | | | | | | | | | | | | | | | | | | | |
| Gorman Thomas, R (1.8) OBP: 0.800, SLG: 1.000 | K | | | HR | BB | | | | 2B HR BB | 2 | 2 | 1 | 0 | 3 | 1 | 0 | | | | | | | | | | | | | | | | | | | | |
| Sixto Lezcano, R (1.9) OBP: 0.400, SLG: 1.600 | F2 | | | HR | FC5 | | | | F8 | 5 | 2 | 2 | 6 | 0 | 0 | 4 | | | | | | | | | | | | | | | | | | | | |
| Don Money, R (1.5) OBP: 0.500, SLG: 1.333 | | | 5-3 | | | | | | F8 | 3 | 1 | 1 | 1 | 1 | 0 | 1 | | | | | | | | | | | | | | | | | | | | |
| Robin Yount, R (1.6) | | | F3 | | F9 | | | | 6-3 | 3 | 0 | 0 | 0 | 1 | 0 | 1 | | | | | | | | | | | | | | | | | | | | |
| Charlie Moore, R (1.2) OBP: 0.250, SLG: 0.250 | | | | | 5-3 | | | | K | 4 | 0 | 1 | 0 | 0 | 2 | 2 | | | | | | | | | | | | | | | | | | | | |
| Inning Stats | R: 0 E: 0 K: 1 S: 5 | H: 0 LOB: 0 BB: 0 P: 5 | R: 0 E: 0 K: 1 S: 5 | H: 0 LOB: 0 BB: 0 P: 5 | R: 0 E: 0 K: 0 S: 4 | H: 1 LOB: 1 BB: 0 P: 4 | R: 3 E: 0 K: 1 S: 7 | H: 2 LOB: 1 BB: 2 P: 15 | R: 1 E: 0 K: 1 S: 7 | H: 2 LOB: 3 BB: 2 P: 15 | R: 1 E: 0 K: 1 S: 6 | H: 1 LOB: 0 BB: 0 P: 6 | R: 0 E: 0 K: 1 S: 5 | H: 0 LOB: 0 BB: 0 P: 5 | R: 0 E: 0 K: 1 S: 6 | H: 1 LOB: 2 BB: 1 P: 10 | | R: 4 E: 0 K: 0 S: 4 | H: 2 LOB: 0 BB: 2 P: 12 | 1B: 2 2B: 2 3B: 0 HR: 5 | SF: 0 SAC: 1 DP: 0 HBP: 0 | WP: 0 PA: 42 PB: 0 SB: 0 CS: 0 | | | | | | | | | | | | | | |
| PITCHER | IP | WLS | BF | H | R | ER | SO | BB | IBB | HBP | BLK | WP | HR | S | P | ERA | WHIP | PITCHER | | IP | WLS | BF | H | R | ER | SO | BB | IBB | HBP | BLK | WP | HR | S | P | ERA | WHIP |
| Dennis Eckersley, R (1.1) ERA: 9.31 | 4.1 | | 20 | 5 | 4 | 4 | 3 | 2 | 0 | 0 | 0 | 0 | 3 | 24 | 32 | 8.31 | 1.615 | | | 4.1 | | 20 | 5 | 4 | 4 | 3 | 2 | 0 | 0 | 0 | 3 | 24 | 32 | 8.31 | 1.615 | |
| Steve Renko, R (5.1) ERA: 2.45 | 3.2 | | 16 | 2 | 1 | 1 | 4 | 2 | 1 | 0 | 0 | 0 | 1 | 21 | 33 | 2.46 | 1.091 | | | 3.2 | | 16 | 2 | 1 | 1 | 4 | 2 | 1 | 0 | 0 | 1 | 21 | 33 | 2.46 | 1.091 | |
| Dick Drago, R (9.1) ERA: 54.0 | 0.2 | L | 6 | 2 | 4 | 4 | 0 | 1 | 1 | 0 | 0 | 0 | 1 | 4 | 12 | 54.00 | 4.500 | | | 0.2 | L | 6 | 2 | 4 | 4 | 0 | 1 | 1 | 0 | 0 | 1 | 4 | 12 | 54.00 | 4.500 | |



| Batter | 1 | 2 | 3 | 4 | 5 | 6 | 7 | 8 | 9 | AB | R | H | RBI | BB | SO | LOB | TOP | |
|--|------------------------------|---------------------------------|------------------------------|---------------------------------|------------------------------|---------------------------------|------------------------------|---------------------------------|------------------------------|---------------------------------|------------------------------|----------------------------------|------------------------------|---------------------------------|----------------------------------|------------------------------------|--|--|
| Jerry Remy, L (1,4) | 4-3 | | FC1-6 | | 6-3 | | 1-3 | | | 4 | 0 | 0 | 0 | 0 | 0 | 2 | Boston Red Sox @ Milwaukee Brewers Milwaukee County Stadium, Milwaukee, WI Sat Apr 12 1980, 4:33 AM EST Att: 16,962 - Unknown - 43 F livebaseballscorecards.com | |
| Rick Burleson, R (1,6) OBP: 0.500, SLG: 0.333 | BB | | G5-4-3 | | | 5-3 | | FC5-4 | BB | 2 | 0 | 0 | 0 | 2 | 0 | | | |
| Fred Lynn, L (1,8) OBP: 0.250, SLG: 0.250 | F8 | | | 1-3 | | 1B | 1B | FC5-4 | 1B | 4 | 1 | 1 | 0 | 0 | 2 | | | |
| Jim Rice, R (1,7) OBP: 0.375, SLG: 0.375 | 6-3 | | | G3 | 1B | K | | 1B | 1B | 4 | 0 | 2 | 0 | 0 | 1 | | | |
| Carl Yastrzemski, L (1,10) OBP: 0.500, SLG: 0.875 | | 3-1 | | G3 | 1B | 1B | | K | 1B | 4 | 0 | 1 | 0 | 0 | 1 | | | |
| Tony Perez, R (1,3) OBP: 0.375, SLG: 0.375 | | | | F7 | | 1B | | F7 | | 4 | 0 | 2 | 1 | 0 | 3 | | | |
| Butch Hobson, R (1,5) Jack Brohamer, L (2,5) Glenn Hoffman, R (9,PH) | F8 | | | 5-3 | 1B | F8 | | K | | 1 | 0 | 0 | 0 | 0 | 1 | | | |
| Dwight Evans, R (1,9) | F8 | | | 5-3 | 1B | 5-3 | | 1-3 | | 4 | 0 | 0 | 0 | 0 | 2 | | | |
| Dave Rader, L (1,2) Carlton Fisk, R (9,PH) | | | FC1-6 | 1-3 | | G3 | | K | | 3 | 0 | 1 | 0 | 0 | 1 | | | |
| Inning Stats | R: 0 E: 0 K: 0 S: 3 | H: 0 LOB: 1 BB: 1 P: 7 | R: 0 E: 0 K: 0 S: 4 | H: 1 LOB: 0 BB: 0 P: 4 | R: 0 E: 0 K: 0 S: 3 | H: 1 LOB: 0 BB: 0 P: 3 | R: 0 E: 0 K: 0 S: 4 | H: 1 LOB: 1 BB: 0 P: 4 | R: 1 E: 0 K: 1 S: 8 | H: 3 LOB: 2 BB: 0 P: 8 | R: 0 E: 0 K: 1 S: 6 | H: 1 LOB: 2 BB: 1 P: 10 | R: 0 E: 0 K: 2 S: 7 | H: 0 LOB: 0 BB: 0 P: 7 | 1B: 8 2B: 0 3B: 0 HR: 0 | SF: 0 SAC: 0 DP: 1 HBP: 0 | | WP: 0 PA: 36 PB: 0 SB: 0 CS: 0 |
| PITCHER | IP | WLS | BF | H | R | ER | SO | BB | IBB | HBP | BLK | WP | HR | S | P | ERA | WHIP | |
| Lary Sorensen, R (1,1) ERA: 1.5 | 6.0 | W | 25 | 7 | 1 | 1 | 1 | 1 | 0 | 0 | 0 | 0 | 0 | 26 | 30 | 1.50 | 1.333 | |
| Bill Castro, R (7,1) ERA: | 1.0 | | 3 | 0 | 0 | 0 | 0 | 0 | 0 | 0 | 0 | 0 | 0 | 3 | 3 | 0.00 | 0.000 | |
| Dan Boitano, R (8,1) ERA: | 1.0 | | 5 | 1 | 0 | 0 | 1 | 1 | 0 | 0 | 0 | 0 | 0 | 6 | 10 | 0.00 | 2.000 | |
| Bob McClure, L (9,1) ERA: | 1.0 | | 3 | 0 | 0 | 0 | 2 | 0 | 0 | 0 | 0 | 0 | 0 | 7 | 7 | 0.00 | 0.000 | |

| Batter | 1 | 2 | 3 | 4 | 5 | 6 | 7 | 8 | 9 | AB | R | H | RBI | BB | SO | LOB | BOTTOM | | |
|--|------------------------------|----------------------------------|-------------------------------|----------------------------------|------------------------------|---------------------------------|------------------------------|---------------------------------|------------------------------|---------------------------------|-------------------------------|----------------------------------|------------------------------|---------------------------------|------------------------------|---------------------------------|--|------------------------------------|--|
| Paul Molitor, R (1,4) OBP: 0.500, SLG: 0.778 | 1B | | | 5-3 | | 2B | | FC3-6 | | 4 | 3 | 2 | 0 | 1 | 1 | 1 | Boston Red Sox @ Milwaukee Brewers Milwaukee County Stadium, Milwaukee, WI Sat Apr 12 1980, 4:33 AM EST Att: 16,962 - Unknown - 43 F livebaseballscorecards.com | | |
| Jim Gantner, L (7,4) OBP: 1.000, SLG: 1.000 | BB | | K | | | 1B | | 1B | | 1 | 0 | 1 | 0 | 0 | 0 | | | | |
| Cecil Cooper, L (1,3) OBP: 0.333, SLG: 0.889 | E1 | | F2 | | 4-3 | 1B | | FC3-6 | | 5 | 3 | 2 | 5 | 0 | 0 | | | | |
| Mark Brouhard, R (7,3) | 1B | | HR | | | 2B | | 8-2 | | 1 | 0 | 0 | 0 | 0 | 1 | | | | |
| Larry Hisle, R (1,10) OBP: 0.500, SLG: 0.400 | 1B | | E6 | | 5-3 | K | | 1B | | 5 | 1 | 2 | 1 | 1 | 2 | | | | |
| Ben Oglivie, L (1,7) OBP: 0.545, SLG: 0.875 | FC1 | | FC4 | | 2B | HR | | 8-2 | | 5 | 3 | 2 | 2 | 0 | 5 | | | | |
| Gorman Thomas, R (1,8) OBP: 0.600, SLG: 1.000 | F4 | | K | | 2B | HR | | 3-H | | 4 | 2 | 1 | 2 | 1 | 2 | | | | |
| Sixto Lezcano, R (1,9) OBP: 0.400, SLG: 1.250 | SF9 | | FC6-4 | | FC5 | K | | | | 3 | 1 | 1 | 3 | 1 | 1 | | | | |
| Don Money, R (1,5) OBP: 0.556, SLG: 1.333 | FC5-4 | | HR | | BB | FC5 | | FC5-4 | | 3 | 1 | 1 | 4 | 2 | 0 | | | | |
| Robin Yount, R (1,6) OBP: 0.444, SLG: 0.714 | | | HR | | F7 | 1B | | FC5-4 | | 4 | 3 | 2 | 1 | 1 | 0 | | | | |
| Buck Martinez, R (1,2) Ned Yost, R (7,2) | | | HR | | F8 | F8 | | G6-4-3 | | 3 | 1 | 0 | 0 | 1 | 0 | | | | |
| Inning Stats | R: 2 E: 2 K: 0 S: 6 | H: 1 LOB: 2 BB: 1 P: 10 | R: 9 E: 0 K: 2 S: 13 | H: 6 LOB: 0 BB: 3 P: 25 | R: 0 E: 2 K: 1 S: 7 | H: 0 LOB: 2 BB: 0 P: 7 | R: 0 E: 0 K: 0 S: 3 | H: 0 LOB: 1 BB: 1 P: 7 | R: 2 E: 0 K: 0 S: 4 | H: 1 LOB: 1 BB: 1 P: 9 | R: 5 E: 0 K: 2 S: 11 | H: 4 LOB: 0 BB: 1 P: 15 | R: 0 E: 0 K: 0 S: 2 | H: 0 LOB: 0 BB: 1 P: 6 | R: 0 E: 0 K: 0 S: 4 | H: 2 LOB: 1 BB: 0 P: 4 | 1B: 7 2B: 4 3B: 0 HR: 4 | SF: 1 SAC: 0 DP: 2 HBP: 1 | WP: 0 PA: 49 PB: 0 SB: 1 CS: 0 |
| PITCHER | IP | WLS | BF | H | R | ER | SO | BB | IBB | HBP | BLK | WP | HR | S | P | ERA | WHIP | | |
| Mike Torrez, R (1,1) ERA: 45.0 | 1.0 | L | 11 | 4 | 6 | 5 | 0 | 2 | 0 | 0 | 0 | 0 | 0 | 9 | 17 | 45.00 | 6.000 | | |
| Chuck Rainey, R (2,1) ERA: 15.75 | 4.0 | | 23 | 4 | 7 | 7 | 3 | 3 | 1 | 1 | 0 | 0 | 2 | 24 | 41 | 15.75 | 1.750 | | |
| Bruce Hurst, L (6,1) ERA: 45.0 | 1.0 | | 8 | 4 | 5 | 5 | 2 | 1 | 0 | 0 | 0 | 0 | 1 | 11 | 15 | 45.00 | 5.000 | | |
| Tom Burgmeier, L (7,1) ERA: | 2.0 | | 7 | 2 | 0 | 0 | 0 | 1 | 0 | 0 | 0 | 0 | 0 | 6 | 10 | 0.00 | 1.500 | | |

| Batter | 1 | 2 | 3 | 4 | 5 | 6 | 7 | 8 | 9 | AB | R | H | RBI | BB | SO | LOB | TOP | | | | |
|--|------------------------------|---------------------------------|------------------------------|---------------------------------|------------------------------|---------------------------------|------------------------------|----------------------------------|------------------------------|---------------------------------|------------------------------|---------------------------------|------------------------------|---------------------------------|------------------------------|---------------------------------|--|----------------------------------|------------------------------------|----------------------------------|--------|
| Jerry Remy, L (1,4) OBP: 0.167, SLG: 0.167 | B3 | | | 4-3 | S | | S | | | 4 | 0 | 2 | 0 | 0 | 0 | 0 | Boston Red Sox @ Milwaukee Brewers Milwaukee County Stadium, Milwaukee, WI Sun Apr 13 1980, 4:33 AM EST Att: 17,574 - Unknown - 42 F | | | | |
| Rick Burleson, R (1,6) OBP: 0.417, SLG: 0.222 | K | | | 1B | F7 | | F7 | | | 3 | 1 | 0 | 0 | 1 | 1 | 2 | | | | | |
| Fred Lynn, L (1,8) OBP: 0.333, SLG: 0.273 | G3 | | | 1B | 2B | | | F2 | | 3 | 1 | 1 | 0 | 1 | 0 | 0 | | | | | |
| Jim Rice, R (1,7) OBP: 0.333, SLG: 0.333 | | 6-3 | | 2B | 5-3 | | | 5-3 | | 4 | 1 | 1 | 1 | 0 | 0 | 2 | | | | | |
| Carl Yastrzemski, L (1,10) OBP: 0.417, SLG: 0.750 | K | | | 5-3 | 2B | | | F8 | | 4 | 0 | 1 | 1 | 0 | 1 | 0 | | | | | |
| Tony Perez, R (1,3) OBP: 0.333, SLG: 0.273 | F9 | | | 5-3 | BB | | | F8 | | 3 | 0 | 0 | 0 | 1 | 0 | 0 | | | | | |
| Carlton Fisk, R (1,2) | | | F9 | 5-3 | | | | F7 | | 4 | 0 | 0 | 1 | 0 | 0 | 2 | | | | | |
| Jack Brohamer, L (1,5) Glenn Hoffman, R (3,5) | | | F5 | 4-3 | | | | K | | 1 | 0 | 0 | 0 | 0 | 0 | 0 | | | | | |
| Dwight Evans, R (1,9) | | | F6 | | | | | K | | 3 | 0 | 0 | 0 | 0 | 1 | 0 | | | | | |
| Inning Stats | R: 0 E: 0 K: 1 S: 5 | H: 0 LOB: 0 BB: 0 P: 5 | R: 0 E: 0 K: 1 S: 5 | H: 0 LOB: 0 BB: 0 P: 5 | R: 0 E: 0 K: 0 S: 3 | H: 0 LOB: 0 BB: 0 P: 3 | R: 3 E: 0 K: 0 S: 6 | H: 3 LOB: 2 BB: 2 P: 14 | R: 0 E: 0 K: 0 S: 4 | H: 1 LOB: 2 BB: 1 P: 8 | R: 0 E: 0 K: 2 S: 8 | H: 1 LOB: 1 BB: 0 P: 8 | R: 0 E: 0 K: 0 S: 3 | H: 0 LOB: 0 BB: 0 P: 3 | R: 0 E: 0 K: 0 S: 3 | H: 0 LOB: 0 BB: 0 P: 3 | | 1B: 4 2B: 1 3B: 0 HR: 0 | SF: 0 SAC: 0 DP: 0 HBP: 0 | WP: 0 PB: 0 SB: 2 CS: 0 | PA: 35 |
| PITCHER | IP | WLS | BF | H | R | ER | SO | BB | IBB | HBP | BLK | WP | HR | S | P | ERA | WHIP | | | | |
| Moose Haas, R (1,1) ERA: 3.86 | 7.0 | L | 29 | 5 | 3 | 3 | 4 | 3 | 0 | 0 | 0 | 0 | 0 | 34 | 46 | 3.86 | 1.143 | | | | |
| Jerry Augustine, L (8,1) ERA: | 1.0 | | 3 | 0 | 0 | 0 | 0 | 0 | 0 | 0 | 0 | 0 | 0 | 3 | 3 | 0.00 | 0.000 | | | | |
| Reggie Cleveland, R (9,1) ERA: | 1.0 | | 3 | 0 | 0 | 0 | 0 | 0 | 0 | 0 | 0 | 0 | 0 | 3 | 3 | 0.00 | 0.000 | | | | |

| Batter | 1 | 2 | 3 | 4 | 5 | 6 | 7 | 8 | 9 | AB | R | H | RBI | BB | SO | LOB | BOTTOM | | | | | |
|--|------------------------------|---------------------------------|------------------------------|---------------------------------|------------------------------|---------------------------------|------------------------------|---------------------------------|------------------------------|---------------------------------|------------------------------|---------------------------------|------------------------------|----------------------------------|------------------------------|---------------------------------|--|------------------------------|---------------------------------|----------------------------------|------------------------------------|----------------------------------|
| Paul Molitor, R (1,4) OBP: 0.500, SLG: 0.636 | 6-3 | | FC5-4 | | FC4-6 | | | | | 2 | 0 | 0 | 1 | 1 | 0 | 2 | Boston Red Sox @ Milwaukee Brewers Milwaukee County Stadium, Milwaukee, WI Sun Apr 13 1980, 4:33 AM EST Att: 17,574 - Unknown - 42 F | | | | | |
| Cecil Cooper, L (1,3) OBP: 0.250, SLG: 0.667 | SH2-3 | | FC4-6 | | L1 | | 4-3 | | | 3 | 0 | 0 | 0 | 0 | 0 | 4 | | | | | | |
| Larry Hisle, R (1,10) OBP: 0.300, SLG: 0.222 | 6-3 | | F7 | | | 6-3 | | F6 | | 4 | 0 | 0 | 0 | 0 | 0 | 2 | | | | | | |
| Ben Oglivie, L (1,7) OBP: 0.467, SLG: 0.636 | G3 | | | | | 6-3 | | 5-3 | | 3 | 0 | 0 | 0 | 1 | 0 | 1 | | | | | | |
| Gorman Thomas, R (1,8) OBP: 0.500, SLG: 0.700 | | 4-3 | | | | | | 6-3 | | 4 | 0 | 1 | 0 | 0 | 1 | 1 | | | | | | |
| Sixto Lezcano, R (1,9) OBP: 0.286, SLG: 0.833 | K | | | | P1 | | 5-3 | | 6-3 | 4 | 0 | 0 | 0 | 0 | 1 | 2 | | | | | | |
| Don Money, R (1,5) OBP: 0.462, SLG: 0.889 | K | | | | F8 | | | 5-3 | | 3 | 0 | 0 | 0 | 1 | 1 | 1 | | | | | | |
| Robin Yount, R (1,6) OBP: 0.538, SLG: 0.800 | | | FC | | 5-3 | | | | | 3 | 1 | 2 | 0 | 1 | 0 | 0 | | | | | | |
| Charlie Moore, R (1,2) OBP: 0.250, SLG: 0.250 | | | FC | | | | | 5-3 | | 4 | 0 | 1 | 0 | 0 | 0 | 4 | | | | | | |
| Inning Stats | R: 0 E: 0 K: 0 S: 3 | H: 0 LOB: 1 BB: 0 P: 4 | R: 0 E: 0 K: 2 S: 7 | H: 0 LOB: 0 BB: 0 P: 7 | R: 1 E: 0 K: 0 S: 5 | H: 1 LOB: 1 BB: 0 P: 5 | R: 0 E: 0 K: 1 S: 5 | H: 0 LOB: 1 BB: 1 P: 9 | R: 0 E: 0 K: 0 S: 4 | H: 1 LOB: 1 BB: 0 P: 4 | R: 0 E: 0 K: 0 S: 4 | H: 1 LOB: 1 BB: 0 P: 4 | R: 0 E: 0 K: 0 S: 3 | H: 1 LOB: 2 BB: 2 P: 11 | R: 0 E: 0 K: 0 S: 3 | H: 0 LOB: 0 BB: 0 P: 3 | | R: 0 E: 0 K: 0 S: 3 | H: 0 LOB: 1 BB: 1 P: 7 | 1B: 3 2B: 1 3B: 0 HR: 0 | SF: 0 SAC: 1 DP: 0 HBP: 1 | WP: 0 PB: 0 SB: 0 CS: 0 |
| PITCHER | IP | WLS | BF | H | R | ER | SO | BB | IBB | HBP | BLK | WP | HR | S | P | ERA | WHIP | | | | | |
| Bob Stanley, R (1,1) ERA: 1.0 | 9.0 | W | 36 | 4 | 1 | 1 | 3 | 4 | 0 | 1 | 0 | 0 | 0 | 37 | 54 | 1.00 | 0.889 | | | | | |

| Batter | 1 | 2 | 3 | 4 | 5 | 6 | 7 | 8 | 9 | AB | R | H | RBI | BB | SO | LOB | TOP | | | | | |
|--|--|---------------------------------|------------------------------|---------------------------------|------------------------------|---------------------------------|----------------------------------|---------------------------------|------------------------------|---------------------------------|------------------------------|----------------------------------|------------------------------|---------------------------------|------------------------------|---|--|------------------------------|---------------------------------|----------------------------------|------------------------------------|-------------------------|
| Paul Molitor, R OBP: 0.478, SLG: 0.579 (1, 4) | 0-0 4-3 S 1B | | 0-0 2B | | | 0-0 6-3 1 | 4-0 IBB | | 0-0 FC6-4 1-2 | 4 | 0 | 2 | 0 | 1 | 0 | 1 | Milwaukee Brewers @ Toronto Blue Jays Exhibition Stadium, Toronto, ON Thu Apr 17 1980, 3:33 AM EST Att: 11,235 - Unknown - 46 F AB 33 R 0 H 7 RBI 0 BB 3 SO 3 LOB 18 | | | | | |
| Cecil Cooper, L OBP: 0.250, SLG: 0.500 (1, 3) | 0-0 F8 1-2 | | 0-3 K | | | 0-3 K | 0-0 P5 | | | 4 | 0 | 0 | 0 | 0 | 2 | 5 | | | | | | |
| Dick Davis, R OBP: 0.222, SLG: 0.444 (1, 10) | 0-0 4-3 2-3 | | | 0-0 1B 1B | | 0-0 3B | | 0-0 5-3 | | 4 | 0 | 2 | 0 | 0 | 0 | 1 | | | | | | |
| Gorman Thomas, R OBP: 0.409, SLG: 0.438 (1, 8) | 0-0 F7 | | | 0-0 P5 | | 4-0 BB | | 0-0 F7 | | 3 | 0 | 0 | 0 | 1 | 0 | 2 | | | | | | |
| Ben Oglivie, L OBP: 0.522, SLG: 0.611 (1, 7) | | 4-0 G5-4-3 BB | | 0-0 E S 1B 1-3 | | 0-0 1-3 | | 0-0 1B | | 3 | 0 | 2 | 0 | 1 | 0 | 2 | | | | | | |
| Sixto Lezcano, R OBP: 0.227, SLG: 0.550 (1, 9) | | 0-0 G5-4-3 1-2 | | 0-3 K | | | 0-0 FC5-6 SH 1B | 0-0 1-4-3 | | 4 | 0 | 1 | 0 | 0 | 1 | 3 | | | | | | |
| Don Money, R OBP: 0.400, SLG: 0.571 (1, 5) | | 0-0 F9 | | | 0-0 F8 | | 0-0 SH FC5-6 1-2 | 0-0 5-3 | | 3 | 0 | 0 | 0 | 0 | 0 | 0 | | | | | | |
| Robin Yount, R OBP: 0.350, SLG: 0.471 (1, 6) | | | 0-0 F9 | | 0-0 L5 | | 0-0 FC5-6 F9 1-2 2-3 | 0-0 5-3 | | 4 | 0 | 0 | 0 | 0 | 0 | 2 | | | | | | |
| Buck Martinez, R Sal Bando, R (7, PH) Ned Yost, R (7, 2) | | | 0-0 6-3 | | 0-0 P5 | | 0-0 F9 1-2 | 0-0 E5 FC6-4 | | 2 | 0 | 0 | 0 | 0 | 0 | 0 | | | | | | |
| Inning Stats | R: 0 E: 0 K: 0 S: 4 | H: 1 LOB: 1 BB: 0 P: 4 | R: 0 E: 0 K: 0 S: 2 | H: 0 LOB: 0 BB: 1 P: 6 | R: 0 E: 0 K: 1 S: 6 | H: 1 LOB: 1 BB: 0 P: 6 | R: 0 E: 0 K: 1 S: 6 | H: 2 LOB: 1 BB: 0 P: 6 | R: 0 E: 0 K: 0 S: 3 | H: 0 LOB: 0 BB: 0 P: 3 | R: 0 E: 0 K: 1 S: 6 | H: 1 LOB: 2 BB: 1 P: 10 | R: 0 E: 0 K: 0 S: 5 | H: 1 LOB: 3 BB: 1 P: 9 | R: 0 E: 0 K: 0 S: 4 | H: 1 LOB: 1 BB: 0 P: 4 | | R: 0 E: 1 K: 0 S: 4 | H: 0 LOB: 0 BB: 0 P: 4 | 1B: 5 2B: 1 3B: 1 HR: 0 | SF: 0 SAC: 1 DP: 1 HBP: 0 | WP: 0 PB: 0 CS: 0 |
| PITCHER Paul Mirabella, L ERA: 0.56 (1, 1) | IP: 9.0 WLS: W BF: 37 H: 7 R: 0 ER: 0 SO: 3 BB: 2 IBB: 1 HBP: 0 BLK: 0 WP: 0 HR: 0 S: 40 P: 52 ERA: 0.00 WHIP: 1.000 | | | | | | | | | | | | | | | PITCHER IP: WLS: BF: H: R: ER: SO: BB: IBB: HBP: BLK: WP: HR: S: P: ERA: WHIP | | | | | | |

| Batter | 1 | 2 | 3 | 4 | 5 | 6 | 7 | 8 | 9 | AB | R | H | RBI | BB | SO | LOB | BOTTOM | | | |
|---|--|---------------------------------|------------------------------|---------------------------------|------------------------------|---------------------------------|------------------------------|---------------------------------|------------------------------|---------------------------------|------------------------------|---------------------------------|------------------------------|---------------------------------|------------------------------|---|---|----------------------------------|------------------------------------|-------------------------|
| Alfredo Griffin, S OBP: 0.233, SLG: 0.276 (1, 6) | 0-0 5-3 | | | 0-0 P4 | | | 0-0 4-3 | | 0-0 F9 | 4 | 0 | 0 | 0 | 0 | 0 | 0 | Milwaukee Brewers @ Toronto Blue Jays Exhibition Stadium, Toronto, ON Thu Apr 17 1980, 3:33 AM EST Att: 11,235 - Unknown - 46 F AB 28 R 1 H 4 RBI 1 BB 1 SO 2 LOB 4 | | | |
| Rick Bosetti, R OBP: 0.222, SLG: 0.346 (1, 8) | 0-0 5-3 | | | 0-3 K | | | 0-0 6-3 | | 0-0 HR | 4 | 1 | 1 | 1 | 0 | 1 | 0 | | | | |
| John Mayberry, L OBP: 0.444, SLG: 0.818 (1, 3) | 0-0 4-3 | | | 0-0 F8 | | | 0-0 2B | | | 3 | 0 | 1 | 0 | 0 | 0 | 0 | | | | |
| Roy Howell, L OBP: 0.519, SLG: 0.652 (1, 5) | | 0-0 4-3 | | | 0-0 G3 | | 4-0 IBB | | | 2 | 0 | 0 | 0 | 1 | 0 | 0 | | | | |
| Otto Velez, R OBP: 0.393, SLG: 0.409 (1, 10) | | 0-3 K | | | 0-0 4-3 | | 0-0 4-3 | | | 3 | 0 | 0 | 0 | 0 | 1 | 2 | | | | |
| Al Woods, L OBP: 0.222, SLG: 0.222 (1, 7) | | 0-0 F8 | | | 0-0 3-1 | | | 0-0 F8 | | 3 | 0 | 0 | 0 | 0 | 0 | 0 | | | | |
| Barry Bonnell, R OBP: 0.269, SLG: 0.409 (1, 9) | | | 0-0 6-3 | | | 0-0 5-3 | | 0-0 5-3 | | 3 | 0 | 0 | 0 | 0 | 0 | 0 | | | | |
| Damaso Garcia, R OBP: 0.333, SLG: 0.409 (1, 4) | | | 0-0 5-3 | | | 0-0 G6-4-3 1B | | 0-0 2B | | 3 | 0 | 2 | 0 | 0 | 0 | 0 | | | | |
| Ernie Whitt, L OBP: 0.273, SLG: 0.200 Willie Upshaw, L (8, PH) Bob Davis, R (9, 2) | | | 0-0 F8 | | 0-0 F8 | | 0-0 G6-4-3 1-2 | 0-0 F9 | | 2 | 0 | 0 | 0 | 0 | 0 | 1 | | | | |
| Inning Stats | R: 0 E: 0 K: 0 S: 3 | H: 0 LOB: 0 BB: 0 P: 3 | R: 0 E: 0 K: 1 S: 5 | H: 0 LOB: 0 BB: 0 P: 5 | R: 0 E: 0 K: 1 S: 5 | H: 0 LOB: 0 BB: 0 P: 5 | R: 0 E: 0 K: 0 S: 3 | H: 0 LOB: 0 BB: 0 P: 3 | R: 0 E: 0 K: 0 S: 4 | H: 1 LOB: 0 BB: 0 P: 3 | R: 0 E: 0 K: 0 S: 4 | H: 1 LOB: 2 BB: 1 P: 8 | R: 0 E: 0 K: 0 S: 4 | H: 1 LOB: 1 BB: 0 P: 4 | R: 1 E: 0 K: 0 S: 2 | H: 1 LOB: 0 BB: 0 P: 2 | | 1B: 1 2B: 2 3B: 0 HR: 1 | SF: 0 SAC: 0 DP: 1 HBP: 0 | WP: 0 PB: 0 CS: 0 |
| PITCHER Lary Sorensen, R ERA: 1.26 (1, 1) | IP: 8.1 WLS: L BF: 29 H: 4 R: 1 ER: 1 SO: 2 BB: 0 IBB: 1 HBP: 0 BLK: 0 WP: 0 HR: 1 S: 32 P: 36 ERA: 1.08 WHIP: 0.480 | | | | | | | | | | | | | | | PITCHER IP: WLS: BF: H: R: ER: SO: BB: IBB: HBP: BLK: WP: HR: S: P: ERA: WHIP | | | | |

| Batter | 1 | 2 | 3 | 4 | 5 | 6 | 7 | 8 | 9 | AB | R | H | RBI | BB | SO | LOB | TOP | | |
|---|---|---------------------------------|------------------------------|---------------------------------|------------------------------|---------------------------------|------------------------------|---------------------------------|------------------------------|---------------------------------|------------------------------|----------------------------------|------------------------------|---------------------------------|------------------------------|---------------------------------|----------------------------------|------------------------------------|--------------------------|
| Paul Moltis R (1,4) OBP: 0.464, SLG: 0.522 | F9 | | 4-3 BB | | F8 | | WP 1B | | 5-3 | 4 | 0 | 1 | 1 | 1 | 0 | 1 | | | |
| Cecil Cooper L (1,3) OBP: 0.333, SLG: 0.565 Don Money R (9,3) OBP: 0.400, SLG: 0.571 | F9 2B | | 4-3 1-2 | | | CS 1B | WP 1B | | | 3 | 0 | 2 | 0 | 1 | 0 | 1 | | | |
| Dick Davis R (1,10) OBP: 0.154, SLG: 0.308 | F9 2-3 | | F7 | | | 5-3 1-2 | F8 1-2 2-3 | | | 4 | 0 | 0 | 0 | 0 | 0 | 5 | | | |
| Ben Oglivie L (1,7) OBP: 0.481, SLG: 0.545 | F7 | | | K | | | S 1B | | G3 | 4 | 0 | 1 | 0 | 0 | 1 | 1 | | | |
| Gorman Thomas R (1,8) OBP: 0.385, SLG: 0.550 | | F2 | | HR | | | K 1-2 | | K | 4 | 1 | 1 | 1 | 0 | 2 | 1 | | | |
| Sixto Lezcano R (1,9) OBP: 0.192, SLG: 0.458 | | K | | F9 | | | | | L7 | 4 | 0 | 0 | 0 | 0 | 2 | 0 | | | |
| Robin Yount R (1,6) OBP: 0.417, SLG: 0.667 | | S 1B | | F7 | | | | | | 4 | 1 | 3 | 0 | 0 | 0 | 0 | | | |
| Jim Gantner L (1,5) OBP: 0.400, SLG: 0.600 | | F7 1-2 | | | | B1-3 | | | 6-3 | 4 | 1 | 1 | 1 | 0 | 0 | 2 | | | |
| Charlie Moore R (1,2) OBP: 0.200, SLG: 0.200 | | | K | | | G3 | | | 5-3 | 4 | 0 | 0 | 0 | 0 | 1 | 2 | | | |
| Inning Stats | R: 0 E: 0 K: 0 S: 4 | H: 1 LOB: 1 BB: 0 P: 4 | R: 0 E: 0 K: 1 S: 6 | H: 1 LOB: 1 BB: 0 P: 6 | R: 0 E: 0 K: 1 S: 5 | H: 0 LOB: 1 BB: 1 P: 9 | R: 1 E: 0 K: 1 S: 6 | H: 1 LOB: 0 BB: 0 P: 6 | R: 0 E: 0 K: 0 S: 3 | H: 2 LOB: 0 BB: 0 P: 6 | R: 2 E: 0 K: 0 S: 6 | H: 3 LOB: 2 BB: 1 P: 10 | R: 0 E: 0 K: 2 S: 7 | H: 0 LOB: 0 BB: 0 P: 7 | R: 0 E: 0 K: 0 S: 4 | H: 1 LOB: 1 BB: 0 P: 4 | 1B: 4 2B: 3 3B: 1 HR: 1 | SF: 0 SAC: 0 DP: 0 HBP: 0 | WP: 1 PA: 37 CS: 2 |
| PITCHER | IP WLS BF H R ER SO BB IBB HBP BLK WP HR S P ERA WHIP | | | | | | | | | | | | | | | | | | |
| Luis Tiant R (1,1) ERA: 4.85 | 6.2 L 29 8 3 3 4 1 1 0 0 0 1 35 43 4.05 1.350 | | | | | | | | | | | | | | | | | | |
| Ron Davis R (7,1) ERA: 5.4 | 2.1 8 1 0 0 2 0 0 0 0 1 0 12 12 0.00 0.429 | | | | | | | | | | | | | | | | | | |

Milwaukee Brewers @ New York Yankees
Yankee Stadium, Bronx, NY

AB 35
R 3
H 9
RBI 3
BB 2
SO 6
LOB 13



livebaseballscores.com

Fri Apr 18 1980, 3:33 AM EST
Att: 47,362 - Overcast - 65 F

| Batter | 1 | 2 | 3 | 4 | 5 | 6 | 7 | 8 | 9 | AB | R | H | RBI | BB | SO | LOB | BOTTOM | | | | |
|---|---|---------------------------------|------------------------------|---------------------------------|------------------------------|---------------------------------|------------------------------|----------------------------------|------------------------------|---------------------------------|------------------------------|---------------------------------|------------------------------|---------------------------------|------------------------------|----------------------------------|------------------------------|---------------------------------|----------------------------------|------------------------------------|--------------------------|
| Willie Randolph R (1,4) OBP: 0.250, SLG: 0.171 | B2-3 | | 5-3 | | F9 | | | 1B FC5 BB | 4-3 | 4 | 1 | 0 | 0 | 1 | 0 | 1 | | | | | |
| Ruppert Jones L (1,8) OBP: 0.333, SLG: 0.412 | F7 | | | 4-3 | | G3 | | FC5 BB 1B | | 4 | 0 | 0 | 0 | 0 | 0 | 2 | | | | | |
| Bob Watson R (1,3) OBP: 0.500, SLG: 0.594 | FC3-6 BB | | | PB 1B | | K | | F9 | | 3 | 1 | 1 | 0 | 1 | 1 | 2 | | | | | |
| Reggie Jackson L (1,9) OBP: 0.289, SLG: 0.324 | FC3-6 1-2 | | | K | | K | | | | 4 | 0 | 1 | 0 | 0 | 2 | 2 | | | | | |
| Lou Piniella R (1,7) OBP: 0.222, SLG: 0.125 Oscar Gamble L (8,PH) OBP: 0.500, SLG: 0.857 | | 5-3 | | BB 1B | | | | F7 | | 3 | 0 | 1 | 1 | 0 | 0 | 0 | | | | | |
| Eric Soderholm R (1,10) OBP: 0.235, SLG: 0.071 Jim Spencer L (8,PH) OBP: 0.250, SLG: 0.333 | | F9 | | 2H 1B | | | | 1-2 2-3 3H | BB | 0 | 0 | 0 | 1 | 1 | 0 | 0 | | | | | |
| Eric Soderholm R (1,10) OBP: 0.235, SLG: 0.071 Jim Spencer L (8,PH) OBP: 0.250, SLG: 0.333 | | F9 | | BB 1B | | | | | P6 | 1 | 0 | 0 | 0 | 2 | 0 | 0 | | | | | |
| Graig Nettles L (1,5) OBP: 0.235, SLG: 0.174 Bobby Brown S (9,PH) OBP: 0.667, SLG: 0.667 | | L3 | | BB | | | | 1-3 BB | | 1 | 0 | 0 | 0 | 0 | 0 | 3 | | | | | |
| Rick Cerone R (1,2) OBP: 0.206, SLG: 0.258 | | | L3 | | F8 | | | | | 4 | 0 | 0 | 0 | 0 | 0 | 1 | | | | | |
| Bucky Dent R (1,6) OBP: 0.324, SLG: 0.355 | | F8 | | 4-3 | | | | | | 3 | 0 | 1 | 0 | 1 | 0 | 0 | | | | | |
| Inning Stats | R: 0 E: 0 K: 0 S: 3 | H: 0 LOB: 1 BB: 1 P: 7 | R: 0 E: 0 K: 0 S: 3 | H: 0 LOB: 0 BB: 0 P: 3 | R: 0 E: 0 K: 0 S: 3 | H: 0 LOB: 0 BB: 0 P: 3 | R: 1 E: 0 K: 1 S: 7 | H: 2 LOB: 2 BB: 1 P: 11 | R: 0 E: 0 K: 0 S: 3 | H: 0 LOB: 0 BB: 0 P: 3 | R: 0 E: 0 K: 2 S: 7 | H: 0 LOB: 0 BB: 0 P: 7 | R: 0 E: 0 K: 0 S: 3 | H: 0 LOB: 1 BB: 1 P: 7 | R: 1 E: 0 K: 0 S: 4 | H: 1 LOB: 3 BB: 3 P: 16 | R: 0 E: 0 K: 0 S: 4 | H: 1 LOB: 1 BB: 0 P: 4 | 1B: 4 2B: 0 3B: 0 HR: 0 | SF: 0 SAC: 0 DP: 0 HBP: 0 | WP: 0 PA: 37 CS: 0 |
| PITCHER | IP WLS BF H R ER SO BB IBB HBP BLK WP HR S P ERA WHIP | | | | | | | | | | | | | | | | | | | | |
| Mike Caldwell L (1,1) ERA: 6.75 | 7.0 W 26 2 1 0 3 3 0 0 0 0 0 0 3 11 0.00 0.714 | | | | | | | | | | | | | | | | | | | | |
| Bob McClure L (8,1) ERA: 6.75 | 0.2 5 1 1 1 0 2 0 0 0 0 0 0 3 11 13.50 4.500 | | | | | | | | | | | | | | | | | | | | |
| Dan Botano R (8,1) ERA: 6.75 | 0.0 1 0 0 0 0 1 0 0 0 0 0 0 0 4 ∞ ∞ | | | | | | | | | | | | | | | | | | | | |
| Jerry Augustine L (8,1) ERA: 3.38 | 1.1 S 5 1 0 0 0 0 0 0 0 0 0 0 5 5 0.00 0.750 | | | | | | | | | | | | | | | | | | | | |

Milwaukee Brewers @ New York Yankees
Yankee Stadium, Bronx, NY

AB 31
R 2
H 4
RBI 2
BB 6
SO 3
LOB 14



livebaseballscores.com

Fri Apr 18 1980, 3:33 AM EST
Att: 47,362 - Overcast - 65 F

| Batter | 1 | 2 | 3 | 4 | 5 | 6 | 7 | 8 | 9 | AB | R | H | RBI | BB | SO | LOB | TOP | | | | | | | | | | | |
|--|------------------------------|---------------------------------|------------------------------|---------------------------------|------------------------------|----------------------------------|------------------------------|---------------------------------|------------------------------|---------------------------------|------------------------------|---------------------------------|------------------------------|---------------------------------|------------------------------|---------------------------------|--|-----------------------------------|------------------------------------|-------------------------|--------|--|--|--|--|--|--|--|
| Paul Moltzer, R OBP: 0.485, SLG: 0.536 | | | | | | | | | | 5 | 2 | 3 | 0 | 0 | 0 | 2 | Milwaukee Brewers @ New York Yankees Yankee Stadium, Bronx, NY Sat Apr 19 1980, 3:33 AM EST Att: 23,132 - Unknown - 62 F livebaseballscorecards.com | | | | | | | | | | | |
| Robin Yount, R OBP: 0.414, SLG: 0.654 | | | | | | | | | | 5 | 2 | 2 | 0 | 0 | 1 | 3 | | | | | | | | | | | | |
| Cecil Cooper, L OBP: 0.379, SLG: 0.556 Dick Davis, R OBP: 0.154, SLG: 0.308 | | | | | | | | | | 4 | 1 | 2 | 0 | 1 | 0 | 1 | | | | | | | | | | | | |
| Gorman Thomas, R OBP: 0.387, SLG: 0.520 | | | | | | | | | | 5 | 0 | 2 | 3 | 0 | 1 | 3 | | | | | | | | | | | | |
| Ben Oglivie, L OBP: 0.452, SLG: 0.500 | | | | | | | | | 4 | 0 | 1 | 1 | 0 | 0 | 2 | | | | | | | | | | | | | |
| Sixto Lezcano, R OBP: 0.167, SLG: 0.393 | | | | | | | | | 4 | 0 | 0 | 0 | 0 | 0 | 3 | | | | | | | | | | | | | |
| Don Money, R OBP: 0.417, SLG: 0.529 | | | | | | | | | 3 | 0 | 1 | 0 | 1 | 0 | 0 | | | | | | | | | | | | | |
| Jim Cantner, L OBP: 0.250, SLG: 0.375 | | | | | | | | | 3 | 0 | 0 | 0 | 0 | 2 | 1 | | | | | | | | | | | | | |
| Buck Martinez, R OBP: 0.300, SLG: 0.222 | | | | | | | | | | 4 | 0 | 2 | 0 | 0 | 1 | 0 | | | | | | | | | | | | |
| Inning Stats | R: 1 E: 0 K: 0 S: 5 | H: 2 LOB: 1 BB: 0 P: 5 | R: 0 E: 0 K: 0 S: 3 | H: 0 LOB: 0 BB: 0 P: 3 | R: 3 E: 0 K: 0 S: 6 | H: 4 LOB: 1 BB: 1 P: 10 | R: 0 E: 0 K: 2 S: 9 | H: 2 LOB: 2 BB: 0 P: 9 | R: 0 E: 0 K: 1 S: 6 | H: 1 LOB: 1 BB: 1 P: 6 | R: 0 E: 0 K: 0 S: 3 | H: 1 LOB: 0 BB: 0 P: 3 | R: 0 E: 0 K: 1 S: 6 | H: 1 LOB: 1 BB: 0 P: 6 | R: 1 E: 1 K: 1 S: 7 | H: 1 LOB: 1 BB: 0 P: 7 | | 1B: 12 2B: 1 3B: 0 HR: 0 | SF: 0 SAC: 1 DP: 3 HBP: 0 | WP: 0 PB: 0 CS: 0 | PA: 40 | | | | | | | |
| PITCHER | IP | WLS | BF | H | R | ER | SO | BB | IBB | HBP | BLK | WP | HR | S | P | ERA | WHIP | | | | | | | | | | | |
| Ed Figueroa, R ERA: 5.63 | (1, 1) | 2.1 | L | 13 | 5 | 4 | 4 | 0 | 0 | 1 | 0 | 0 | 0 | 0 | 12 | 16 | 15.43 | 2.143 | | | | | | | | | | |
| Tom Underwood, L ERA: 1.35 | (3, 1) | 5.2 | | 22 | 7 | 0 | 0 | 4 | 1 | 0 | 0 | 0 | 0 | 0 | 29 | 33 | 0.00 | 1.412 | | | | | | | | | | |
| Rich Gossage, R ERA: | (9, 1) | 1.0 | | 5 | 1 | 1 | 0 | 1 | 0 | 0 | 0 | 0 | 0 | 0 | 7 | 7 | 0.00 | 1.000 | | | | | | | | | | |

| Batter | 1 | 2 | 3 | 4 | 5 | 6 | 7 | 8 | 9 | AB | R | H | RBI | BB | SO | LOB | BOTTOM | | | | | | | | | | | |
|--|------------------------------|---------------------------------|------------------------------|---------------------------------|------------------------------|---------------------------------|------------------------------|---------------------------------|------------------------------|---------------------------------|------------------------------|---------------------------------|------------------------------|---------------------------------|------------------------------|---------------------------------|--|---------------------------------|----------------------------------|------------------------------------|-------------------------|--------|--|--|--|--|--|--|
| Willie Randolph, R OBP: 0.227, SLG: 0.154 | | | | | | | | | | 4 | 0 | 0 | 0 | 0 | 2 | 3 | Milwaukee Brewers @ New York Yankees Yankee Stadium, Bronx, NY Sat Apr 19 1980, 3:33 AM EST Att: 23,132 - Unknown - 62 F livebaseballscorecards.com | | | | | | | | | | | |
| Ruppert Jones, L OBP: 0.326, SLG: 0.395 | | | | | | | | | 4 | 0 | 1 | 0 | 0 | 0 | 1 | | | | | | | | | | | | | |
| Oscar Gamble, L OBP: 0.524, SLG: 1.000 Bobby Brown, S OBP: 0.500, SLG: 0.500 | | | | | | | | | 2 | 1 | 1 | 1 | 1 | 0 | 0 | | | | | | | | | | | | | |
| Reggie Jackson, L OBP: 0.286, SLG: 0.316 | | | | | | | | | 4 | 0 | 1 | 0 | 0 | 0 | 1 | | | | | | | | | | | | | |
| Bob Watson, R OBP: 0.475, SLG: 0.543 | | | | | | | | | 3 | 0 | 0 | 0 | 1 | 0 | 1 | | | | | | | | | | | | | |
| Jim Spencer, L OBP: 0.304, SLG: 0.381 Lou Piniella, R OBP: 0.263, SLG: 0.176 | | | | | | | | | 3 | 0 | 2 | 0 | 0 | 0 | 1 | | | | | | | | | | | | | |
| Graig Nettles, L OBP: 0.233, SLG: 0.154 Eric Soderholm, R OBP: 0.222, SLG: 0.067 | | | | | | | | | | 3 | 0 | 0 | 0 | 0 | 2 | 2 | | | | | | | | | | | | |
| Rick Cerone, R OBP: 0.194, SLG: 0.242 Bobby Murcer, L OBP: 0.500, SLG: 0.333 Johnny Oates, L | | | | | | | | | | 2 | 0 | 0 | 0 | 0 | 0 | 1 | | | | | | | | | | | | |
| Dennis Werth, R OBP: 0.500, SLG: 0.429 Bucky Dent, R OBP: 0.351, SLG: 0.364 | | | | | | | | | | 1 | 0 | 0 | 0 | 0 | 1 | | | | | | | | | | | | | |
| Inning Stats | R: 0 E: 0 K: 0 S: 3 | H: 0 LOB: 1 BB: 1 P: 7 | R: 0 E: 0 K: 1 S: 6 | H: 1 LOB: 0 BB: 0 P: 6 | R: 0 E: 0 K: 2 S: 7 | H: 1 LOB: 0 BB: 0 P: 7 | R: 1 E: 0 K: 0 S: 5 | H: 3 LOB: 1 BB: 0 P: 5 | R: 0 E: 0 K: 1 S: 6 | H: 1 LOB: 1 BB: 0 P: 6 | R: 0 E: 0 K: 0 S: 3 | H: 0 LOB: 0 BB: 0 P: 3 | R: 0 E: 0 K: 1 S: 6 | H: 1 LOB: 1 BB: 1 P: 9 | R: 0 E: 0 K: 0 S: 3 | H: 0 LOB: 0 BB: 0 P: 3 | R: 0 E: 0 K: 0 S: 4 | H: 1 LOB: 1 BB: 0 P: 4 | 1B: 7 2B: 0 3B: 0 HR: 1 | SF: 0 SAC: 0 DP: 2 HBP: 0 | WP: 0 PB: 0 CS: 1 | PA: 36 | | | | | | |
| PITCHER | IP | WLS | BF | H | R | ER | SO | BB | IBB | HBP | BLK | WP | HR | S | P | ERA | WHIP | | | | | | | | | | | |
| Moose Haas, R ERA: 2.57 | (1, 1) | 7.0 | W | 28 | 7 | 1 | 1 | 5 | 3 | 0 | 0 | 0 | 0 | 0 | 35 | 47 | 1.29 | 1.429 | | | | | | | | | | |
| Bob McClure, L ERA: 3.96 | (8, 1) | 2.0 | S | 7 | 1 | 0 | 0 | 0 | 0 | 0 | 0 | 0 | 0 | 7 | 7 | 0.00 | 0.500 | | | | | | | | | | | |

| Batter | 1 | 2 | 3 | 4 | 5 | 6 | 7 | 8 | 9 | AB | R | H | RBI | BB | SO | LOB | TOP | | | | | | | | | | | | | | | | | | | | | | | | | |
|--|------------------------------|---------------------------------|------------------------------|---------------------------------|------------------------------|----------------------------------|------------------------------|----------------------------------|------------------------------|---------------------------------|------------------------------|---------------------------------|------------------------------|---------------------------------|------------------------------|---------------------------------|--|---------------------------------|----------------------------------|------------------------------------|----------------------------------|--------|--|--|--|----|-----|----|---|---|----|----|----|-----|-----|-----|----|----|---|---|-----|------|
| Paul Moltor, R OBP: 0.447, SLG: 0.500 (1, 4) | | | | | | | | | | 4 | 0 | 1 | 1 | 0 | 0 | 3 | Milwaukee Brewers @ New York Yankees Yankee Stadium, Bronx, NY Sun Apr 20 1980, 3:33 AM EST Att: 32,427 - Sunny - 73 F | | | | | | | | | | | | | | | | | | | | | | | | | |
| Robin Yount, R OBP: 0.412, SLG: 0.613 (1, 6) | | | | | | | | | | 5 | 0 | 2 | 1 | 0 | 2 | 1 | | | | | | | | | | | | | | | | | | | | | | | | | | |
| Larry Hisle, R OBP: 0.286, SLG: 0.167 (1, 10) | | | | | | | | | | 3 | 0 | 0 | 0 | 1 | 2 | 2 | | | | | | | | | | | | | | | | | | | | | | | | | | |
| Gorman Thomas, R OBP: 0.429, SLG: 0.536 (1, 8) | | | | | | | | | | 3 | 0 | 2 | 0 | 1 | 1 | 0 | | | | | | | | | | | | | | | | | | | | | | | | | | |
| Ben Oglivie, L OBP: 0.429, SLG: 0.567 (1, 7) | | | | | | | | | | 4 | 1 | 1 | 1 | 0 | 2 | 5 | | | | | | | | | | | | | | | | | | | | | | | | | | |
| Sixto Lezcano, R OBP: 0.206, SLG: 0.484 (1, 9) | | | | | | | | | | 3 | 1 | 1 | 1 | 1 | 0 | 0 | | | | | | | | | | | | | | | | | | | | | | | | | | |
| Sal Bando, R (1, 5) | | | | | | | | | | 3 | 1 | 0 | 0 | 1 | 1 | 1 | | | | | | | | | | | | | | | | | | | | | | | | | | |
| Don Money, R OBP: 0.429, SLG: 0.571 (1, 3) | | | | | | | | | | 4 | 2 | 2 | 0 | 0 | 0 | 0 | | | | | | | | | | | | | | | | | | | | | | | | | | |
| Charlie Moore, R OBP: 0.222, SLG: 0.222 (1, 2) | | | | | | | | | | 3 | 0 | 1 | 0 | 0 | 0 | 1 | | | | | | | | | | | | | | | | | | | | | | | | | | |
| Inning Stats | R: 0 E: 0 K: 1 S: 7 | H: 3 LOB: 2 BB: 0 P: 7 | R: 0 E: 0 K: 1 S: 5 | H: 0 LOB: 0 BB: 0 P: 5 | R: 0 E: 0 K: 2 S: 8 | H: 1 LOB: 3 BB: 2 P: 16 | R: 3 E: 1 K: 1 S: 8 | H: 3 LOB: 1 BB: 1 P: 12 | R: 1 E: 0 K: 0 S: 3 | H: 2 LOB: 0 BB: 1 P: 7 | R: 1 E: 0 K: 1 S: 6 | H: 1 LOB: 0 BB: 0 P: 6 | R: 0 E: 0 K: 2 S: 7 | H: 0 LOB: 0 BB: 0 P: 7 | R: 0 E: 0 K: 0 S: 3 | H: 0 LOB: 0 BB: 0 P: 3 | R: 0 E: 0 K: 0 S: 3 | H: 0 LOB: 0 BB: 0 P: 3 | 1B: 7 2B: 1 3B: 0 HR: 2 | SF: 1 SAC: 1 DP: 1 HBP: 0 | WP: 0 PB: 0 SB: 1 CS: 1 | PA: 38 | | | | | | | | | | | | | | | | | | | | |
| PITCHER | IP | WLS | BF | H | R | ER | SO | BB | IBB | HBP | BLK | WP | HR | S | P | ERA | WHIP | PITCHER | | | | | | | | IP | WLS | BF | H | R | ER | SO | BB | IBB | HBP | BLK | WP | HR | S | P | ERA | WHIP |
| Ron Guidry, L ERA: 2.7 (1, 1) | 5.1 | | 27 | 10 | 5 | 4 | 5 | 4 | 0 | 0 | 0 | 0 | 2 | 33 | 49 | 6.75 | 2.625 | | | | | | | | | | | | | | | | | | | | | | | | | |
| Ron Davis, R ERA: 3.48 (6, 1) | 3.2 | W | 11 | 0 | 0 | 0 | 3 | 0 | 0 | 0 | 0 | 0 | 0 | 17 | 17 | 0.00 | 0.000 | | | | | | | | | | | | | | | | | | | | | | | | | |
| Ron Davis, R ERA: 3.48 (8, 1) | 3.2 | W | 11 | 0 | 0 | 0 | 3 | 0 | 0 | 0 | 0 | 0 | 0 | 17 | 17 | 0.00 | 0.000 | | | | | | | | | | | | | | | | | | | | | | | | | |

| Batter | 1 | 2 | 3 | 4 | 5 | 6 | 7 | 8 | 9 | AB | R | H | RBI | BB | SO | LOB | BOTTOM | | | | | | | | | | | | | | | | | | | | | | | | | |
|--|------------------------------|---------------------------------|------------------------------|----------------------------------|------------------------------|---------------------------------|------------------------------|---------------------------------|------------------------------|---------------------------------|------------------------------|---------------------------------|------------------------------|---------------------------------|----------------------------------|------------------------------------|--|----------------|--|--|--|--|--|--|--|----|-----|----|---|---|----|----|----|-----|-----|-----|----|----|---|---|-----|------|
| Willie Randolph, R OBP: 0.286, SLG: 0.279 (1, 4) | | | | | | | | | | 4 | 2 | 3 | 1 | 1 | 1 | 0 | Milwaukee Brewers @ New York Yankees Yankee Stadium, Bronx, NY Sun Apr 20 1980, 3:33 AM EST Att: 32,427 - Sunny - 73 F | | | | | | | | | | | | | | | | | | | | | | | | | |
| Ruppert Jones, L OBP: 0.354, SLG: 0.390 (1, 8) | | | | | | | | | | 3 | 1 | 1 | 0 | 1 | 1 | 2 | | | | | | | | | | | | | | | | | | | | | | | | | | |
| Bob Watson, R OBP: 0.455, SLG: 0.500 (1, 3) | | | | | | | | | | 3 | 1 | 0 | 0 | 1 | 0 | 3 | | | | | | | | | | | | | | | | | | | | | | | | | | |
| Reggie Jackson, L OBP: 0.298, SLG: 0.395 (1, 9) | | | | | | | | | | 5 | 2 | 2 | 2 | 0 | 0 | 4 | | | | | | | | | | | | | | | | | | | | | | | | | | |
| Lou Piniella, R OBP: 0.208, SLG: 0.136 Bobby Brown, S OBP: 0.500, SLG: 0.500 (1, 7) (9, 7) | | | | | | | | | | 5 | 0 | 0 | 0 | 0 | 0 | 2 | | | | | | | | | | | | | | | | | | | | | | | | | | |
| Eric Soderholm, R OBP: 0.304, SLG: 0.400 (1, 10) (8, 5) | | | | | | | | | | 5 | 1 | 3 | 1 | 0 | 0 | 0 | | | | | | | | | | | | | | | | | | | | | | | | | | |
| Graig Nettles, L OBP: 0.185 Dennis Werth, R OBP: 0.556, SLG: 0.429 Ron Davis, R (7, PH) (8, 1) | | | | | | | | | | 1 | 1 | 1 | 0 | 2 | 0 | 0 | | | | | | | | | | | | | | | | | | | | | | | | | | |
| Rick Cerone, R OBP: 0.200, SLG: 0.333 (1, 2) | | | | | | | | | | 3 | 1 | 1 | 3 | 0 | 0 | 3 | | | | | | | | | | | | | | | | | | | | | | | | | | |
| Bucky Dent, R OBP: 0.317, SLG: 0.324 (1, 6) | | | | | | | | | | 4 | 0 | 0 | 0 | 0 | 0 | 4 | | | | | | | | | | | | | | | | | | | | | | | | | | |
| Inning Stats | R: 1 E: 0 K: 0 S: 5 | H: 2 LOB: 1 BB: 0 P: 5 | R: 3 E: 0 K: 1 S: 8 | H: 3 LOB: 2 BB: 2 P: 16 | R: 0 E: 0 K: 0 S: 4 | H: 1 LOB: 2 BB: 1 P: 8 | R: 0 E: 0 K: 1 S: 5 | H: 0 LOB: 1 BB: 1 P: 9 | R: 0 E: 0 K: 0 S: 4 | H: 1 LOB: 1 BB: 0 P: 4 | R: 1 E: 0 K: 0 S: 5 | H: 2 LOB: 2 BB: 1 P: 9 | R: 4 E: 1 K: 1 S: 8 | H: 2 LOB: 0 BB: 0 P: 9 | 1B: 6 2B: 1 3B: 0 HR: 4 | SF: 1 SAC: 1 DP: 0 HBP: 1 | WP: 1 PB: 0 SB: 1 CS: 0 | PA: 43 | | | | | | | | | | | | | | | | | | | | | | | | |
| PITCHER | IP | WLS | BF | H | R | ER | SO | BB | IBB | HBP | BLK | WP | HR | S | P | ERA | WHIP | PITCHER | | | | | | | | IP | WLS | BF | H | R | ER | SO | BB | IBB | HBP | BLK | WP | HR | S | P | ERA | WHIP |
| Bill Travers, L ERA: 18.6 (1, 1) | 2.0 | | 13 | 5 | 4 | 4 | 1 | 1 | 1 | 0 | 0 | 0 | 3 | 13 | 21 | 18.00 | 3.000 | | | | | | | | | | | | | | | | | | | | | | | | | |
| Reggie Cleveland, R ERA: 6.35 (3, 1) | 4.0 | | 17 | 2 | 0 | 0 | 1 | 2 | 1 | 0 | 0 | 1 | 0 | 16 | 28 | 0.00 | 1.000 | | | | | | | | | | | | | | | | | | | | | | | | | |
| Jerry Augustine, L ERA: 7.11 (7, 1) | 1.0 | L | 8 | 3 | 3 | 3 | 0 | 1 | 0 | 1 | 0 | 0 | 0 | 6 | 11 | 27.00 | 4.000 | | | | | | | | | | | | | | | | | | | | | | | | | |
| Bill Castro, R ERA: 4.5 (8, 1) | 1.0 | | 5 | 1 | 2 | 1 | 1 | 0 | 0 | 0 | 0 | 0 | 1 | 7 | 7 | 9.00 | 1.000 | | | | | | | | | | | | | | | | | | | | | | | | | |



| Batter | 1 | 2 | 3 | 4 | 5 | 6 | 7 | 8 | 9 | 10 | 11 | AB | R | H | RBI | BB | SO | LOB | TOP | | | | | | | | | | | |
|---|--|--|------------------------------|---------------------------------|------------------------------|---------------------------------|------------------------------|----------------------------------|------------------------------|---------------------------------|------------------------------|---------------------------------|------------------------------|---------------------------------|------------------------------|---------------------------------|------------------------------|---------------------------------|------------------------------|---------------------------------|------------------------------|---------------------------------|-----------------------------------|------------------------------------|----------------------------------|--------|--|--|--|--|
| Rick Manning, L OBP: 0.341, SLG: 0.257 (1.8) | 3-1 | | F7 | | F7 | | | 1-3 | F6 | | | 4 | 1 | 0 | 0 | 1 | 0 | 2 | | | | | | | | | | | | |
| Toby Harrah, R OBP: 0.220, SLG: 0.167 (1.5) | F7 | | E8 | | B1-3 | | | 5-3 | | F3 | | 5 | 1 | 1 | 1 | 0 | 0 | 0 | | | | | | | | | | | | |
| Mike Hargrove, L OBP: 0.350, SLG: 0.500 (1.3) | F8 | | SF8 | | | | | | | | | 4 | 1 | 2 | 2 | 0 | 0 | 0 | | | | | | | | | | | | |
| Cliff Johnson, R OBP: 0.231, SLG: 0.208 (1.10) | | E5 | 5-3 | | | | | | | | | 5 | 0 | 1 | 0 | 0 | 1 | 1 | | | | | | | | | | | | |
| Jorge Orta, L OBP: 0.410, SLG: 0.355 (1.9) | | G3-6-3 | | | | | | | | | | 4 | 1 | 2 | 0 | 1 | 0 | 2 | | | | | | | | | | | | |
| Jos Charbonneau, R OBP: 0.420, SLG: 0.548 (1.7) | | | | | G6-4-3 | | | | | | | 5 | 0 | 2 | 0 | 0 | 0 | 2 | | | | | | | | | | | | |
| Ron Hassey, L OBP: 0.345, SLG: 0.500 (1.2) | | | | | | | | | | | | 2 | 0 | 1 | 0 | 1 | 0 | 1 | | | | | | | | | | | | |
| Ron Pruitt, R OBP: 0.167, SLG: 0.200 (9. PH) | | | | | | | | | | | | 0 | 0 | 0 | 1 | 0 | 0 | 0 | | | | | | | | | | | | |
| Bo Diaz, R OBP: 0.333, SLG: 0.333 (9.2) | | | | | | | | | | | | 1 | 0 | 1 | 0 | 0 | 0 | 0 | | | | | | | | | | | | |
| Duane Kuiper, L OBP: 0.314, SLG: 0.323 (1.4) | | | | | | | | | | | | 5 | 0 | 0 | 0 | 0 | 0 | 4 | | | | | | | | | | | | |
| Tom Verzyr, R OBP: 0.360, SLG: 0.333 (1.6) | | | | | | | | | | | | 4 | 1 | 1 | 0 | 1 | 0 | 2 | | | | | | | | | | | | |
| Inning Stats | R: 0 E: 0 K: 0 S: 3 | H: 0 LOB: 0 BB: 0 P: 3 | R: 0 E: 1 K: 0 S: 4 | H: 1 LOB: 1 BB: 0 P: 4 | R: 3 E: 1 K: 0 S: 5 | H: 2 LOB: 1 BB: 1 P: 9 | R: 0 E: 0 K: 0 S: 2 | H: 0 LOB: 1 BB: 2 P: 10 | R: 0 E: 0 K: 0 S: 3 | H: 0 LOB: 0 BB: 0 P: 3 | R: 0 E: 0 K: 0 S: 4 | H: 2 LOB: 1 BB: 0 P: 4 | R: 0 E: 0 K: 0 S: 3 | H: 1 LOB: 0 BB: 0 P: 3 | R: 1 E: 0 K: 1 S: 6 | H: 1 LOB: 0 BB: 0 P: 6 | R: 1 E: 0 K: 0 S: 5 | H: 2 LOB: 2 BB: 1 P: 9 | R: 0 E: 0 K: 0 S: 4 | H: 1 LOB: 1 BB: 0 P: 4 | R: 0 E: 0 K: 0 S: 4 | H: 1 LOB: 1 BB: 0 P: 4 | 1B: 10 2B: 0 3B: 0 HR: 1 | SF: 2 SAC: 0 DP: 3 HBP: 0 | WP: 0 PB: 0 SB: 0 CS: 1 | PA: 45 | | | | |
| PITCHER | IP ERA WLS BF H R ER SO BB IBB HBP BLK WP HR S P ERA WHIP | IP ERA WLS BF H R ER SO BB IBB HBP BLK WP HR S P ERA WHIP | | | | | | | | | | | | | | | | | | | | | | | | | | | | |
| Lary Sorenson, R ERA: 1.77 (1.1) | 6.0 | 2.0 | 3.0 | 9 | 4 | 2 | 2 | 1 | 0 | 0 | 0 | 0 | 0 | 0 | 1 | 11 | 11 | 9.00 | 2.000 | | | | | | | | | | | |
| Dan Bolitano, R ERA: 4.5 (7.1) | 2.0 | W | 12 | 2 | 0 | 0 | 0 | 0 | 0 | 1 | 0 | 0 | 0 | 0 | 11 | 15 | 0.00 | 0.667 | | | | | | | | | | | | |
| Bob McClure, L ERA: 2.35 (9.1) | 3.0 | | | | | | | | | | | | | | | | | | | | | | | | | | | | | |

Cleveland Indians @ Milwaukee Brewers
Milwaukee County Stadium, Milwaukee, WI

AB 39
R 5
H 11
RBI 4
BB 4
SO 1
LOB 14



Mon Apr 21 1980, 7:05 PM EST
Att. 10,414 - Unknown - 74 F

| Batter | 1 | 2 | 3 | 4 | 5 | 6 | 7 | 8 | 9 | 10 | 11 | AB | R | H | RBI | BB | SO | LOB | BOTTOM | | | | | | | | | | | |
|---|--|--|------------------------------|----------------------------------|------------------------------|---------------------------------|------------------------------|---------------------------------|------------------------------|---------------------------------|------------------------------|---------------------------------|------------------------------|---------------------------------|------------------------------|---------------------------------|------------------------------|----------------------------------|------------------------------|---------------------------------|-----------------------------------|------------------------------------|----------------------------------|--------|--|--|--|--|--|--|
| Paul Molitor, R OBP: 0.477, SLG: 0.500 (1.4) | 5-3 | | | | | | | | | | | 4 | 2 | 2 | 0 | 2 | 0 | 0 | | | | | | | | | | | | |
| Robin Yount, R OBP: 0.410, SLG: 0.639 (1.6) | | | | | | | | | | | | 5 | 0 | 2 | 2 | 0 | 1 | 5 | | | | | | | | | | | | |
| Dick Davis, R OBP: 0.176, SLG: 0.294 (1.10) | | | | | | | | | | | | 4 | 0 | 1 | 0 | 0 | 1 | 2 | | | | | | | | | | | | |
| Cecil Cooper, L OBP: 0.400, SLG: 0.571 (9. PH) | | | | | | | | | | | | 1 | 0 | 1 | 2 | 0 | 0 | 0 | | | | | | | | | | | | |
| Mark Brouhard, R OBP: 0.333, SLG: 0.333 (9. PR) | | | | | | | | | | | | 0 | 1 | 0 | 0 | 0 | 0 | 0 | | | | | | | | | | | | |
| Gorman Thomas, R OBP: 0.415, SLG: 0.576 (1.8) | | | | | | | | | | | | 5 | 1 | 1 | 2 | 1 | 3 | 2 | | | | | | | | | | | | |
| Ben Oglivie, L OBP: 0.375, SLG: 0.486 (1.7) | | | | | | | | | | | | 5 | 0 | 0 | 0 | 0 | 0 | 3 | | | | | | | | | | | | |
| Sixto Lezcano, R OBP: 0.285, SLG: 0.429 (1.9) | | | | | | | | | | | | 4 | 0 | 0 | 0 | 1 | 0 | 0 | | | | | | | | | | | | |
| Sal Bando, R OBP: 0.385, SLG: 0.273 (1.5) | | | | | | | | | | | | 3 | 1 | 3 | 0 | 1 | 0 | 0 | | | | | | | | | | | | |
| Jim Gantner, L OBP: 0.333, SLG: 0.444 (8. PR) | | | | | | | | | | | | 1 | 0 | 1 | 0 | 0 | 0 | 0 | | | | | | | | | | | | |
| Don Money, R OBP: 0.375, SLG: 0.480 (1.3) | | | | | | | | | | | | 4 | 0 | 0 | 0 | 0 | 0 | 4 | | | | | | | | | | | | |
| Buck Martinez, R OBP: 0.308, SLG: 0.250 (1.2) | | | | | | | | | | | | 3 | 1 | 1 | 1 | 0 | 1 | 2 | | | | | | | | | | | | |
| Charlie Moore, R OBP: 0.250, SLG: 0.250 (10.2) | | | | | | | | | | | | 2 | 1 | 1 | 0 | 0 | 0 | 2 | | | | | | | | | | | | |
| Inning Stats | R: 0 E: 0 K: 0 S: 4 | H: 1 LOB: 2 BB: 1 P: 8 | R: 3 E: 0 K: 0 S: 6 | H: 3 LOB: 1 BB: 1 P: 10 | R: 0 E: 0 K: 0 S: 3 | H: 0 LOB: 0 BB: 0 P: 3 | R: 0 E: 0 K: 0 S: 4 | H: 1 LOB: 2 BB: 1 P: 8 | R: 0 E: 0 K: 2 S: 7 | H: 1 LOB: 1 BB: 0 P: 6 | R: 0 E: 0 K: 1 S: 6 | H: 1 LOB: 1 BB: 0 P: 6 | R: 0 E: 0 K: 0 S: 4 | H: 1 LOB: 1 BB: 0 P: 4 | R: 0 E: 0 K: 1 S: 8 | H: 3 LOB: 3 BB: 0 P: 8 | R: 0 E: 0 K: 1 S: 6 | H: 1 LOB: 3 BB: 2 P: 14 | R: 2 E: 0 K: 0 S: 1 | H: 1 LOB: 0 BB: 0 P: 2 | 1B: 10 2B: 2 3B: 0 HR: 1 | SF: 0 SAC: 2 DP: 0 HBP: 1 | WP: 1 PB: 0 SB: 0 CS: 0 | PA: 49 | | | | | | |
| PITCHER | IP ERA WLS BF H R ER SO BB IBB HBP BLK WP HR S P ERA WHIP | IP ERA WLS BF H R ER SO BB IBB HBP BLK WP HR S P ERA WHIP | | | | | | | | | | | | | | | | | | | | | | | | | | | | |
| Bob Ovwchinko, L ERA: 4.3 (1.1) | 8.0 | 0.1 | 1.0 | 9 | 4 | 4 | 0 | 0 | 0 | 0 | 0 | 0 | 0 | 0 | 2 | 2 | 0.00 | 3.000 | | | | | | | | | | | | |
| Mike Stanton, R ERA: 5.06 (9.1) | 0.1 | 6 | 2 | 1 | 1 | 1 | 1 | 0 | 0 | 0 | 0 | 0 | 0 | 0 | 7 | 11 | 9.00 | 3.000 | | | | | | | | | | | | |
| Sid Monge, L ERA: 5.4 (9.1) | 1.0 | | | | | | | | | | | | | | | | | | | | | | | | | | | | | |
| Victor Cruz, R ERA: 18.0 (10.1) | 0.2 | L | 5 | 1 | 2 | 2 | 1 | 0 | 1 | 1 | 0 | 1 | 1 | 5 | 10 | 27.00 | 1.500 | | | | | | | | | | | | | |

Cleveland Indians @ Milwaukee Brewers
Milwaukee County Stadium, Milwaukee, WI

AB 41
R 7
H 13
RBI 7
BB 5
SO 6
LOB 20



Mon Apr 21 1980, 7:05 PM EST
Att. 10,414 - Unknown - 74 F

| Batter | 1 | 2 | 3 | 4 | 5 | 6 | 7 | 8 | 9 | AB | R | H | RBI | BB | SO | LOB | TOP | | | | |
|--|--|----------------------------------|------------------------------|---------------------------------|------------------------------|---------------------------------|------------------------------|---------------------------------|------------------------------|---------------------------------|------------------------------|---------------------------------|------------------------------|---------------------------------|------------------------------|---------------------------------|--|------------------------------------|----------------------------------|--------|--|
| Rick Manning, L OBP: 0.348, SLG: 0.256 (1, 8) | | | | | | | | | | 4 | 1 | 1 | 0 | 1 | 1 | 1 | Cleveland Indians @ Milwaukee Brewers Milwaukee County Stadium, Milwaukee, WI Tue Apr 22 1980, 7:05 PM EST Att: 15,898 - Unknown | | | | |
| Toby Harrah, R OBP: 0.222, SLG: 0.154 (1, 5) | | | | | | | | | | 3 | 1 | 0 | 0 | 1 | 0 | 0 | | | | | |
| Mike Hargrove, L OBP: 0.322, SLG: 0.455 (1, 3) | | | | | | | | | | 5 | 0 | 1 | 0 | 0 | 1 | 1 | | | | | |
| Cliff Johnson, R OBP: 0.233, SLG: 0.214 (1, 10) | | | | | | | | | | 4 | 1 | 1 | 2 | 0 | 0 | 1 | | | | | |
| Joe Charboneau, R OBP: 0.415, SLG: 0.529 (1, 7) | | | | | | | | | | 3 | 1 | 1 | 1 | 1 | 0 | 1 | | | | | |
| Jorge Orta, L OBP: 0.395, SLG: 0.343 (1, 9) | | | | | | | | | | 4 | 0 | 1 | 0 | 0 | 0 | 3 | | | | | |
| Bo Diaz, R OBP: 0.400, SLG: 0.333 (1, 2) | | | | | | | | | | 3 | 0 | 1 | 1 | 1 | 1 | 1 | | | | | |
| Duane Kuiper, L OBP: 0.316, SLG: 0.324 (8, PH) | | | | | | | | | | 3 | 0 | 1 | 0 | 0 | 0 | 3 | | | | | |
| Ron Pruitt, R OBP: 0.163, SLG: 0.167 (8, 4) | | | | | | | | | | 1 | 0 | 0 | 0 | 0 | 1 | 1 | | | | | |
| Dave Rosello, R (8, 4) | | | | | | | | | | 0 | 0 | 0 | 0 | 0 | 0 | 0 | | | | | |
| Tom Verzyer, R OBP: 0.321, SLG: 0.292 (8, PH) | | | | | | | | | | 3 | 0 | 0 | 0 | 0 | 0 | 1 | | | | | |
| Gary Alexander, R OBP: 0.198, SLG: 0.200 (8, 6) | | | | | | | | | | 1 | 0 | 0 | 0 | 0 | 0 | 1 | | | | | |
| Jerry Dybzinski, R (8, 6) | | | | | | | | | | 0 | 0 | 0 | 0 | 0 | 0 | 0 | | | | | |
| Inning Stats | R: 3 E: 0 K: 0 S: 6 | H: 4 LOB: 2 BB: 2 P: 14 | R: 0 E: 0 K: 0 S: 3 | H: 0 LOB: 1 BB: 1 P: 7 | R: 1 E: 1 K: 0 S: 5 | H: 1 LOB: 1 BB: 0 P: 5 | R: 0 E: 0 K: 0 S: 3 | H: 0 LOB: 0 BB: 0 P: 3 | R: 0 E: 0 K: 0 S: 4 | H: 1 LOB: 1 BB: 0 P: 4 | R: 0 E: 1 K: 0 S: 4 | H: 0 LOB: 1 BB: 0 P: 4 | R: 0 E: 0 K: 2 S: 8 | H: 1 LOB: 1 BB: 0 P: 8 | R: 0 E: 0 K: 2 S: 7 | H: 0 LOB: 0 BB: 0 P: 7 | 1B: 7 2B: 0 3B: 0 HR: 0 | SF: 0 SAC: 1 DP: 0 HBP: 0 | WP: 0 PB: 1 SB: 0 CS: 0 | PA: 39 | |
| PITCHER Mike Caldwell, L ERA: 1.69 (1, 1) | IP: 9.0 WLS: W BF: 39 H: 7 R: 4 ER: 3 SO: 4 BB: 3 IBB: 1 HBP: 0 BLK: 0 WP: 0 HR: 0 S: 43 P: 59 ERA: 3.00 WHIP: 1.111 | | | | | | | | | | | | | | | | | | | | |

| Batter | 1 | 2 | 3 | 4 | 5 | 6 | 7 | 8 | 9 | AB | R | H | RBI | BB | SO | LOB | BOTTOM | | | | |
|---|--|---------------------------------|------------------------------|---------------------------------|------------------------------|----------------------------------|------------------------------|---------------------------------|------------------------------|---------------------------------|------------------------------|----------------------------------|------------------------------|----------------------------------|------------------------------|---------------------------------|--|----------------------------------|------------------------------------|----------------------------------|--------|
| Paul Molitor, R OBP: 0.490, SLG: 0.537 (1, 4) | | | | | | | | | | 5 | 1 | 3 | 1 | 0 | 0 | 1 | Cleveland Indians @ Milwaukee Brewers Milwaukee County Stadium, Milwaukee, WI Tue Apr 22 1980, 7:05 PM EST Att: 15,898 - Unknown | | | | |
| Robin Yount, R OBP: 0.409, SLG: 0.675 (1, 6) | | | | | | | | | | 4 | 2 | 2 | 3 | 0 | 0 | 1 | | | | | |
| Cecil Cooper, L OBP: 0.429, SLG: 0.688 (1, 3) | | | | | | | | | | 4 | 1 | 2 | 2 | 1 | 0 | 2 | | | | | |
| Gorman Thomas, R OBP: 0.391, SLG: 0.514 (1, 8) | | | | | | | | | | 4 | 0 | 0 | 0 | 1 | 2 | 2 | | | | | |
| Ben Oglivie, L OBP: 0.378, SLG: 0.447 (1, 7) | | | | | | | | | | 3 | 0 | 0 | 1 | 2 | 0 | 1 | | | | | |
| Sixto Lezcano, R OBP: 0.273, SLG: 0.487 (1, 9) | | | | | | | | | | 4 | 1 | 3 | 0 | 1 | 0 | 3 | | | | | |
| Larry Hisle, R OBP: 0.283, SLG: 0.125 (1, 10) | | | | | | | | | | 4 | 1 | 0 | 0 | 1 | 0 | 6 | | | | | |
| Don Money, R OBP: 0.371, SLG: 0.444 (1, 5) | | | | | | | | | | 2 | 1 | 0 | 0 | 1 | 0 | 1 | | | | | |
| Charlie Moore, R OBP: 0.333, SLG: 0.304 (1, 2) | | | | | | | | | | 3 | 1 | 2 | 0 | 1 | 1 | 1 | | | | | |
| Inning Stats | R: 1 E: 0 K: 0 S: 5 | H: 2 LOB: 1 BB: 0 P: 5 | R: 0 E: 0 K: 1 S: 6 | H: 1 LOB: 0 BB: 0 P: 6 | R: 1 E: 1 K: 0 S: 5 | H: 1 LOB: 3 BB: 2 P: 13 | R: 0 E: 0 K: 0 S: 3 | H: 1 LOB: 0 BB: 0 P: 3 | R: 1 E: 0 K: 1 S: 6 | H: 1 LOB: 0 BB: 0 P: 6 | R: 4 E: 1 K: 0 S: 6 | H: 4 LOB: 3 BB: 4 P: 22 | R: 1 E: 0 K: 0 S: 4 | H: 1 LOB: 2 BB: 2 P: 12 | R: 0 E: 0 K: 1 S: 6 | H: 1 LOB: 1 BB: 0 P: 6 | | 1B: 7 2B: 3 3B: 1 HR: 1 | SF: 1 SAC: 1 DP: 1 HBP: 0 | WP: 0 PB: 0 SB: 1 CS: 0 | PA: 43 |
| PITCHER Len Barker, R ERA: 4.74 (1, 1) | IP: 5.1 WLS: L BF: 27 H: 8 R: 6 ER: 5 SO: 2 BB: 3 IBB: 0 HBP: 0 BLK: 0 WP: 0 HR: 1 S: 28 P: 40 ERA: 8.44 WHIP: 2.062 | | | | | | | | | | | | | | | | | | | | |
| Mike Paxton, R ERA: 9.0 (6, 1) | 0.1 | 4 | 2 | 0 | 0 | 0 | 1 | 1 | 0 | 0 | 0 | 0 | 0 | 2 | 10 | 0.00 | 9.000 | | | | |
| Sid Monge, L ERA: 6.35 (6, 1) | 0.2 | 6 | 1 | 2 | 2 | 0 | 3 | 0 | 0 | 0 | 0 | 0 | 0 | 3 | 15 | 27.00 | 6.000 | | | | |
| Victor Cruz, R ERA: 11.57 (7, 1) | 1.2 | 6 | 1 | 0 | 0 | 1 | 0 | 0 | 0 | 0 | 0 | 0 | 0 | 8 | 8 | 0.00 | 0.600 | | | | |

| Batter | 1 | 2 | 3 | 4 | 5 | 6 | 7 | 8 | 9 | AB | R | H | RBI | BB | SO | LOB | TOP | |
|--|---|-------------------------------------|----------------------------------|----------------------------------|---|---------------------------------|------------------------------|---------------------------------|------------------------------|---------------------------------|------------------------------|---------------------------------|------------------------------|---------------------------------|----------------------------------|------------------------------------|----------------------------------|--------|
| Alfredo Griffin, S OBP: 0.254, SLG: 0.362 (1, 6) | F6 | | 5-3 | | 6-3 | | | CS 1B | | 4 | 0 | 1 | 0 | 0 | 0 | 1 | | |
| Rick Bosetti, R OBP: 0.246, SLG: 0.364 (1, 8) | F9 | | 6-3 | | | L5 | | CS | 1B SH HR | 4 | 1 | 1 | 0 | 0 | 0 | 0 | | |
| John Mayberry, L OBP: 0.321, SLG: 0.458 (9, PR) Joe Cannon, L OBP: 0.417, SLG: 0.300 (9, 3) | 4-3 | | G3 | | | 3-1 | | | SH HR | 3 | 0 | 0 | 0 | 0 | 0 | 0 | | |
| Otto Velez, R OBP: 0.392, SLG: 0.429 (1, 10) | | 1B BB 1B | | | F7 | | | | K | 4 | 0 | 1 | 0 | 0 | 1 | 2 | | |
| Roy Howell, L OBP: 0.386, SLG: 0.451 (1, 5) | | 1B BB 1-2 | | | L8 | | | F8 | HR 1B | 3 | 1 | 1 | 0 | 1 | 0 | 0 | | |
| Barry Bonnell, R OBP: 0.294, SLG: 0.510 (1, 9) | | K | | | 6-3 | | | K | HR | 4 | 1 | 1 | 4 | 0 | 2 | 2 | | |
| Damaso Garcia, R OBP: 0.295, SLG: 0.333 (1, 4) | | F9 | | | 6-3 | | | F8 | F4 | 4 | 0 | 0 | 0 | 0 | 0 | 3 | | |
| Bob Bailor, R OBP: 0.182, SLG: 0.143 (1, 7) | | 1-2 2-3 | | | CS 1B | | | 4-3 | 4-3 | 4 | 0 | 2 | 0 | 0 | 0 | 1 | | |
| Bob Davis, R OBP: 0.292, SLG: 0.304 (1, 2) | | F8 | | | 1-2 2B | | | 4-3 | | 3 | 0 | 1 | 0 | 0 | 0 | 3 | | |
| Inning Stats | R: 0 E: 0 K: 0 S: 3 | H: 0 LOB: 0 BB: 0 P: 3 | R: 0 E: 0 K: 1 S: 7 | H: 2 LOB: 3 BB: 1 P: 11 | R: 0 E: 0 K: 0 S: 3 | H: 0 LOB: 0 BB: 0 P: 3 | R: 0 E: 0 K: 0 S: 3 | H: 0 LOB: 0 BB: 0 P: 3 | R: 0 E: 0 K: 1 S: 5 | H: 0 LOB: 0 BB: 0 P: 5 | R: 0 E: 0 K: 0 S: 3 | H: 1 LOB: 0 BB: 0 P: 3 | R: 4 E: 1 K: 1 S: 9 | H: 3 LOB: 1 BB: 0 P: 9 | 1B: 6 2B: 1 3B: 0 HR: 1 | SF: 0 SAC: 1 DP: 0 HBP: 0 | WP: 0 PB: 0 SB: 0 CS: 2 | PA: 36 |
| PITCHER Mike Caldwell, L ERA: 2.16 (1, 1) | IP: 9.0 WLS: L BF: 35 H: 8 R: 4 ER: 3 SO: 3 | BB: 1 IBB: 0 HBP: 0 BLK: 0 | WP: 0 HR: 1 S: 40 P: 44 | ERA: 3.00 WHIP: 1.000 | PITCHER IP: WLS: BF: H: R: ER: SO: BB: IBB: HBP: BLK: WP: HR: S: P: ERA: WHIP | | | | | | | | | | | | | |

Toronto Blue Jays @ Milwaukee Brewers
Milwaukee County Stadium, Milwaukee, WI
Sat Apr 26 1980, 4:33 AM EST
Att: 11,038 - Unknown - 48 F

| | |
|-----|----|
| AB | 33 |
| R | 4 |
| H | 8 |
| RBI | 4 |
| BB | 1 |
| SO | 3 |
| LOB | 12 |



| Batter | 1 | 2 | 3 | 4 | 5 | 6 | 7 | 8 | 9 | AB | R | H | RBI | BB | SO | LOB | BOTTOM | |
|---|---|-------------------------------------|----------------------------------|---------------------------------|---|---------------------------------|------------------------------|---------------------------------|------------------------------|---------------------------------|------------------------------|----------------------------------|------------------------------|---------------------------------|----------------------------------|------------------------------------|----------------------------------|--------|
| Paul Molitor, R OBP: 0.413, SLG: 0.436 (1, 4) | F9 | | G4-6-3 | | CS | F9 | | K | | 4 | 0 | 0 | 0 | 0 | 1 | 2 | | |
| Robin Yount, R OBP: 0.421, SLG: 0.635 (1, 6) | L4 | | 4-3 | | | 1B | | BB | | 3 | 0 | 1 | 0 | 1 | 0 | 0 | | |
| Cecil Cooper, L OBP: 0.438, SLG: 0.622 (1, 3) | WP 1B | | | | 1B | F7 | | F7 | | 4 | 0 | 2 | 0 | 0 | 0 | 3 | | |
| Gorman Thomas, R OBP: 0.339, SLG: 0.408 (1, 8) | K | | | | K | K | | | 6-3 | 4 | 0 | 0 | 0 | 0 | 3 | 3 | | |
| Ben Oglivie, L OBP: 0.368, SLG: 0.396 (1, 7) | | S 1B | | | F9 | | | K | G3 | 4 | 0 | 1 | 0 | 0 | 1 | 1 | | |
| Sixto Lezcano, R OBP: 0.288, SLG: 0.420 (1, 9) | | 1-3 | | | F7 | | | 1-3 | | 3 | 0 | 0 | 0 | 1 | 0 | 2 | | |
| Dick Davis, R OBP: 0.120, SLG: 0.200 (1, 10) | | F4 | | | F9 | | | K | F9 | 4 | 0 | 0 | 0 | 0 | 1 | 2 | | |
| Jim Gantner, L OBP: 0.286, SLG: 0.429 (1, 5) | | 1-3 | | | 4-3 | | | F8 2B | | 3 | 0 | 1 | 0 | 0 | 0 | 1 | | |
| Charlie Moore, R OBP: 0.367, SLG: 0.296 (1, 2) | | | G4-6-3 BB | | CS BB | | | F8 2-3 | | 1 | 0 | 0 | 0 | 2 | 0 | 1 | | |
| Inning Stats | R: 0 E: 0 K: 1 S: 6 | H: 1 LOB: 1 BB: 0 P: 6 | R: 0 E: 0 K: 0 S: 4 | H: 1 LOB: 0 BB: 0 P: 4 | R: 0 E: 0 K: 0 S: 2 | H: 0 LOB: 0 BB: 1 P: 6 | R: 0 E: 0 K: 1 S: 6 | H: 1 LOB: 1 BB: 0 P: 6 | R: 0 E: 0 K: 2 S: 7 | H: 0 LOB: 0 BB: 0 P: 7 | R: 0 E: 0 K: 1 S: 6 | H: 1 LOB: 2 BB: 1 P: 10 | R: 0 E: 0 K: 0 S: 3 | H: 0 LOB: 1 BB: 1 P: 7 | 1B: 4 2B: 1 3B: 0 HR: 0 | SF: 0 SAC: 0 DP: 1 HBP: 0 | WP: 1 PB: 0 SB: 1 CS: 1 | PA: 35 |
| PITCHER Dave Stieb, R ERA: 1.09 (1, 1) | IP: 9.0 WLS: W BF: 34 H: 5 R: 0 ER: 0 SO: 6 | BB: 4 IBB: 0 HBP: 0 BLK: 0 | WP: 1 HR: 0 S: 42 P: 58 | ERA: 0.00 WHIP: 1.000 | PITCHER IP: WLS: BF: H: R: ER: SO: BB: IBB: HBP: BLK: WP: HR: S: P: ERA: WHIP | | | | | | | | | | | | | |

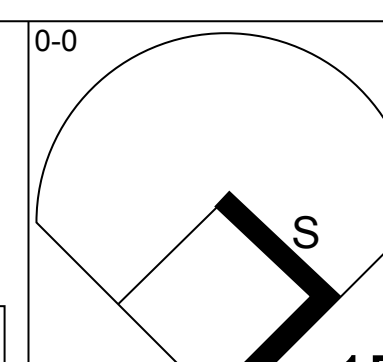
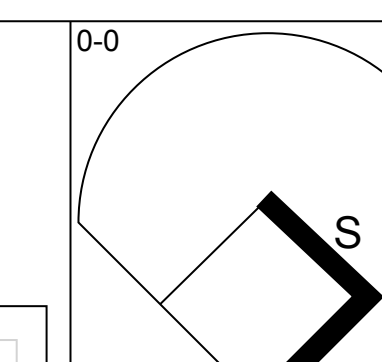
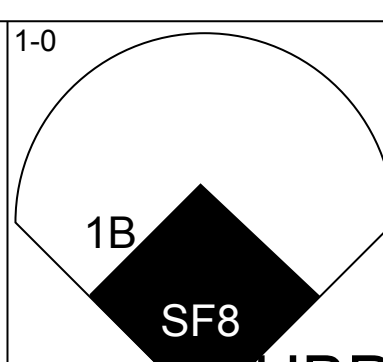

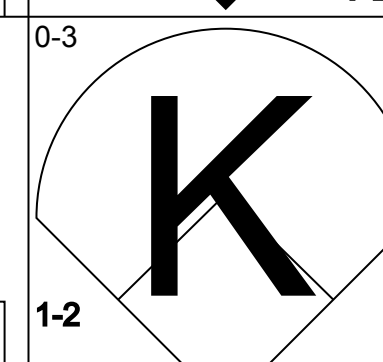
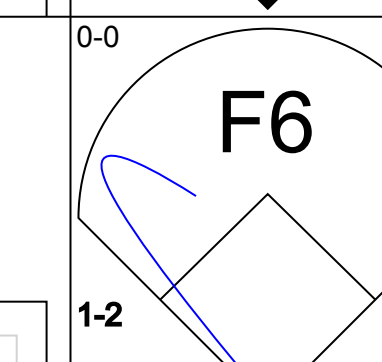
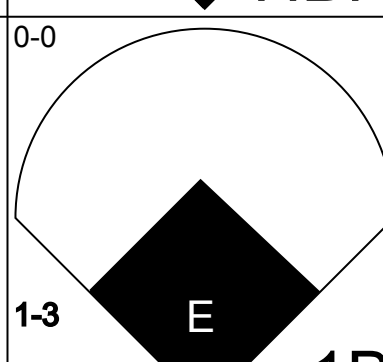
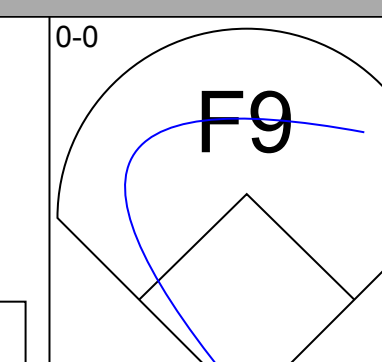
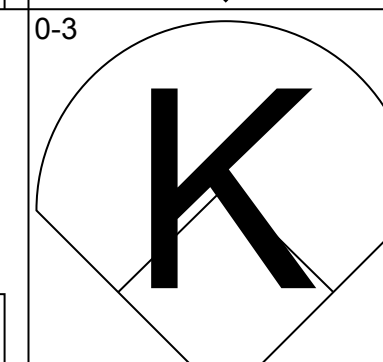
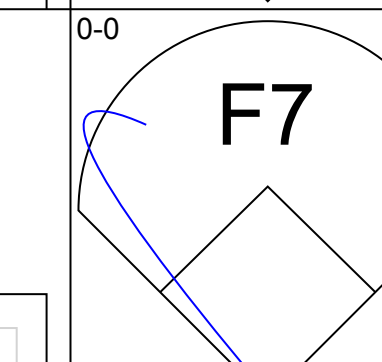
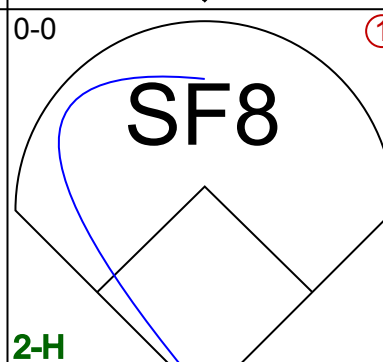
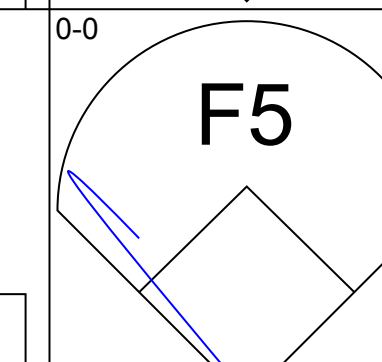
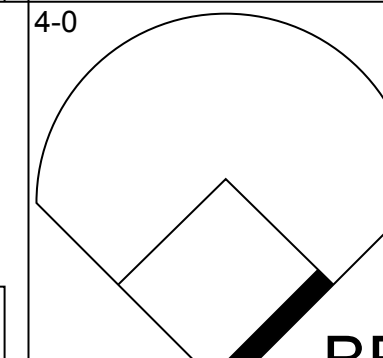
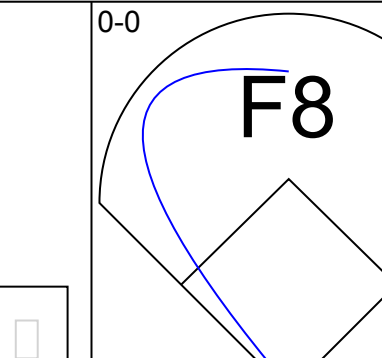
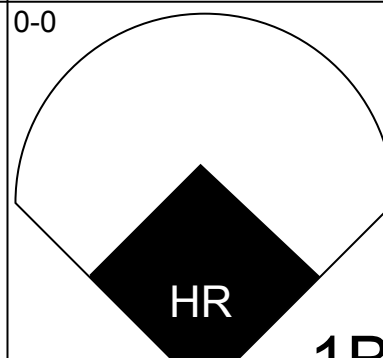
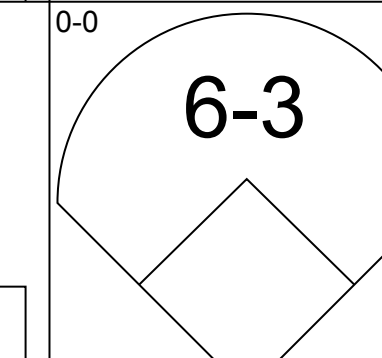
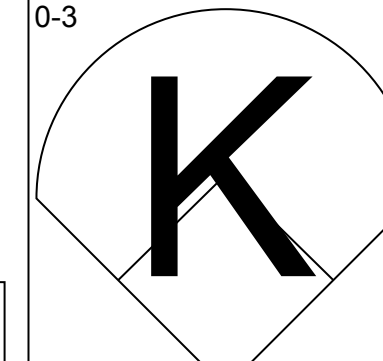
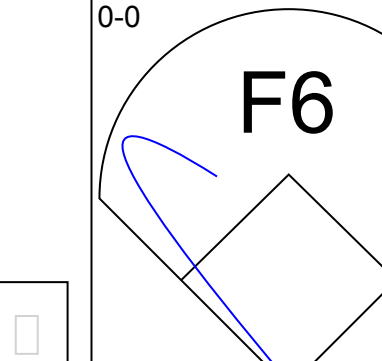
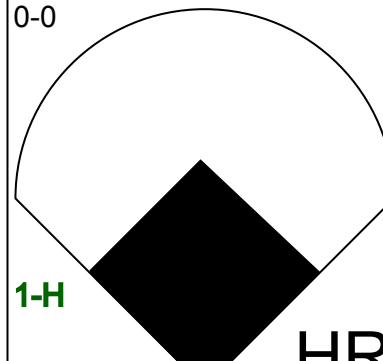
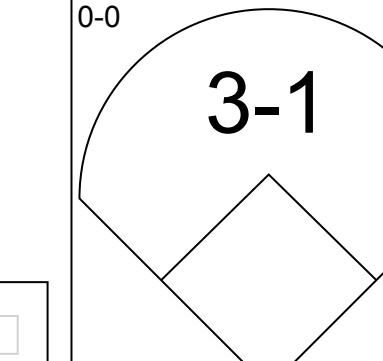
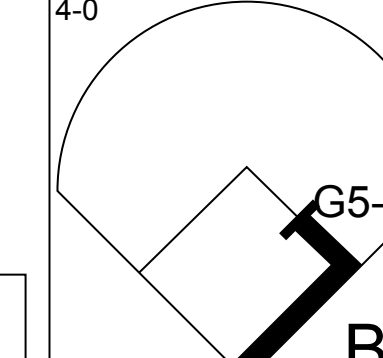
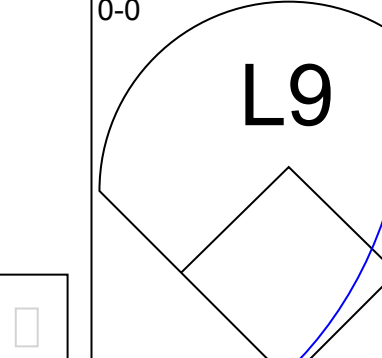
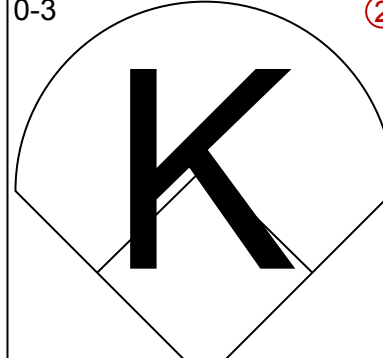
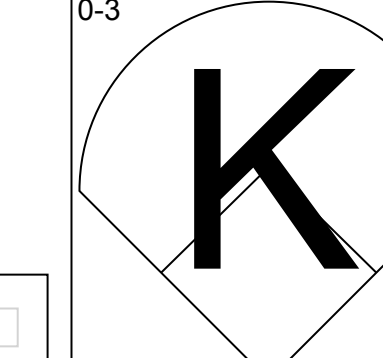
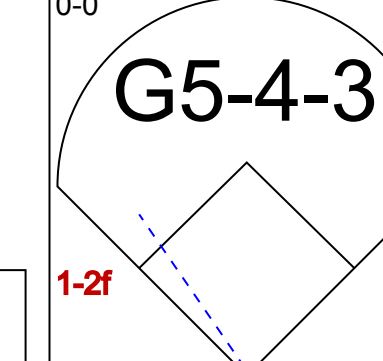
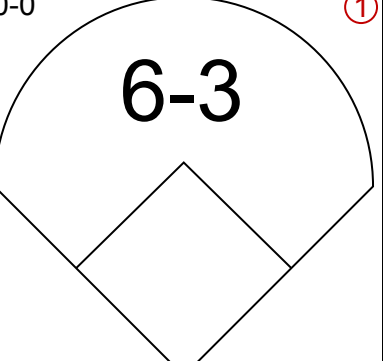
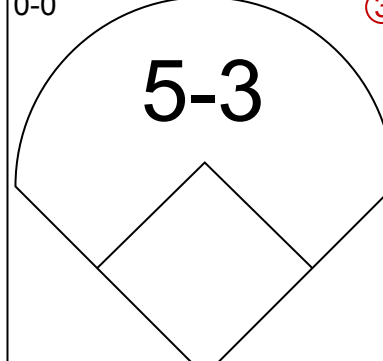
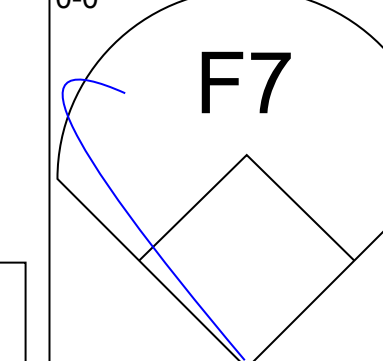
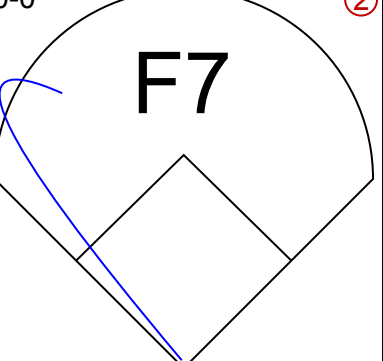
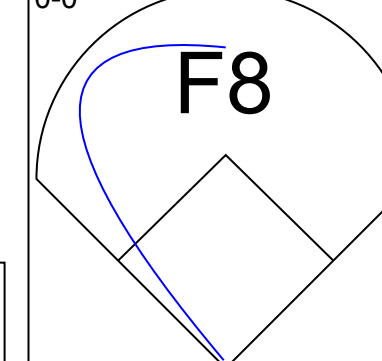
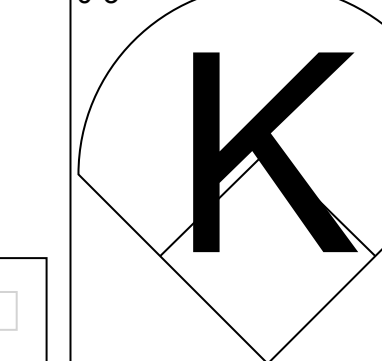
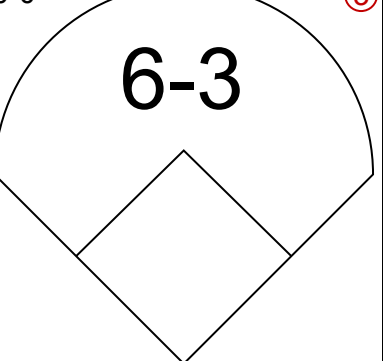
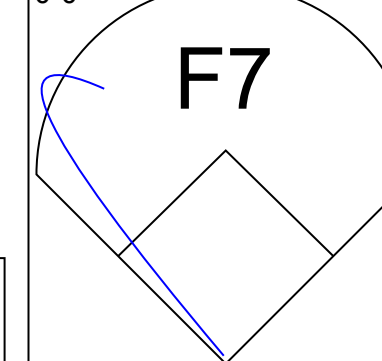
Toronto Blue Jays @ Milwaukee Brewers
Milwaukee County Stadium, Milwaukee, WI
Sat Apr 26 1980, 4:33 AM EST
Att: 11,038 - Unknown - 48 F

| | |
|-----|----|
| AB | 30 |
| R | 0 |
| H | 5 |
| RBI | 0 |
| BB | 4 |
| SO | 6 |
| LOB | 15 |



| Batter | 1 | 2 | 3 | 4 | 5 | 6 | 7 | 8 | 9 | AB | R | H | RBI | BB | SO | LOB | TOP | | | | | |
|--|---|---------------------------------|------------------------------|---------------------------------|------------------------------|---------------------------------|------------------------------|---------------------------------|------------------------------|---------------------------------|-------------------------------|----------------------------------|------------------------------|----------------------------------|------------------------------|---------------------------------|---|---------------------------------|-----------------------------------|------------------------------------|----------------------------------|--------|
| Alfredo Griffin, S OBP: 0.250, SLG: 0.355 (1, 6) | 1-3 | | 4-3 | | SF8 | | E 1B | FC6-4 | | 4 | 1 | 1 | 1 | 0 | 0 | 1 | Toronto Blue Jays @ Milwaukee Brewers Milwaukee County Stadium, Milwaukee, WI Sun Apr 27 1980, 4:33 AM EDT Att: 11,099 - Unknown - 44 F AB 41 R 8 H 15 RBI 8 BB 1 SO 6 LOB 18 | | | | | |
| Rick Bosetti, R OBP: 0.242, SLG: 0.350 (1, 8) | K | | 5-3 | | CS | 1B | E4 1B | F6 | | 5 | 2 | 1 | 0 | 0 | 1 | 2 | | | | | | |
| Al Woods, L OBP: 0.400, SLG: 0.500 (1, 7) | | | | | | | | | | 4 | 1 | 3 | 2 | 0 | 1 | 0 | | | | | | |
| Bob Bailor, R OBP: 0.174, SLG: 0.136 (6, PH) (8, 7) | 1B | | | | | | | | | 1 | 0 | 0 | 0 | 0 | 0 | 1 | | | | | | |
| Otto Velez, R OBP: 0.393, SLG: 0.426 (1, 10) | F2 | | | | | | | | | 5 | 1 | 2 | 1 | 0 | 1 | 2 | | | | | | |
| Roy Howell, L OBP: 0.371, SLG: 0.429 (1, 5) | | | | | | | | | | 5 | 0 | 1 | 0 | 0 | 0 | 3 | | | | | | |
| Willie Upshaw, L OBP: 0.412, SLG: 0.533 (1, 3) | | | | | | | | | | 5 | 1 | 2 | 2 | 0 | 1 | 3 | | | | | | |
| Barry Bonnell, R OBP: 0.293, SLG: 0.566 (1, 9) | | | | | | | | | | 4 | 2 | 2 | 2 | 1 | 1 | 2 | | | | | | |
| Damaso Garcia, R OBP: 0.255, SLG: 0.327 (1, 4) | | | | | | | | | | 4 | 0 | 1 | 0 | 0 | 1 | 4 | | | | | | |
| Ernie Whitt, L OBP: 0.381, SLG: 0.316 (1, 2) | | | | | | | | | | 4 | 0 | 2 | 0 | 0 | 0 | 0 | | | | | | |
| Inning Stats | R: 0 E: 0 K: 1 S: 6 | H: 1 LOB: 1 BB: 0 P: 6 | R: 0 E: 0 K: 1 S: 6 | H: 1 LOB: 1 BB: 0 P: 6 | R: 0 E: 0 K: 0 S: 3 | H: 0 LOB: 0 BB: 0 P: 3 | R: 0 E: 0 K: 2 S: 7 | H: 0 LOB: 0 BB: 0 P: 7 | R: 1 E: 0 K: 0 S: 5 | H: 3 LOB: 1 BB: 0 P: 5 | R: 5 E: 0 K: 1 S: 10 | H: 5 LOB: 0 BB: 0 P: 10 | R: 2 E: 1 K: 1 S: 9 | H: 3 LOB: 3 BB: 1 P: 13 | R: 0 E: 0 K: 0 S: 4 | H: 1 LOB: 1 BB: 0 P: 4 | R: 0 E: 0 K: 0 S: 4 | H: 1 LOB: 1 BB: 0 P: 4 | 1B: 12 2B: 1 3B: 1 HR: 1 | SF: 1 SAC: 0 DP: 0 HBP: 0 | WP: 2 PB: 2 CS: 0 SB: 1 | PA: 44 |
| PITCHER | IP WLS BF H R ER SO BB IBB HBP BLK WP HR S P ERA WHIP | | | | | | | | | | | | | | | | | | | | | |
| Moose Haas, R ERA: 5.04 (1, 1) | 5.0 L 22 8 4 4 4 4 0 0 0 0 0 0 0 30 30 7.20 1.600 | | | | | | | | | | | | | | | | | | | | | |
| Jerry Augustine, L ERA: 5.4 (6, 1) | 0.1 2 1 0 0 0 0 0 0 0 0 0 0 0 2 2 0.00 3.000 | | | | | | | | | | | | | | | | | | | | | |
| Dan Boitano, R ERA: 6.35 (6, 1) | 1.2 11 4 4 3 2 1 0 0 0 0 1 1 14 18 16.20 3.000 | | | | | | | | | | | | | | | | | | | | | |
| Bill Castro, R ERA: 2.25 (8, 1) | 2.0 8 2 0 0 0 0 0 0 0 0 0 1 0 8 8 0.00 1.000 | | | | | | | | | | | | | | | | | | | | | |

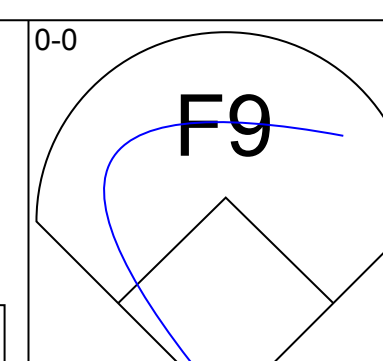
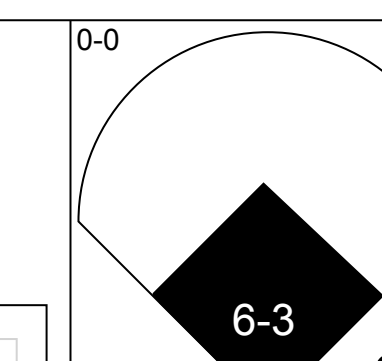
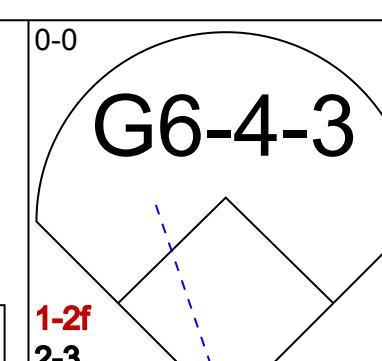
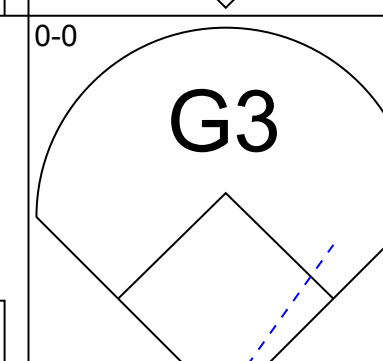
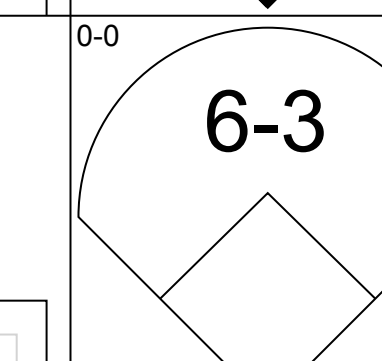
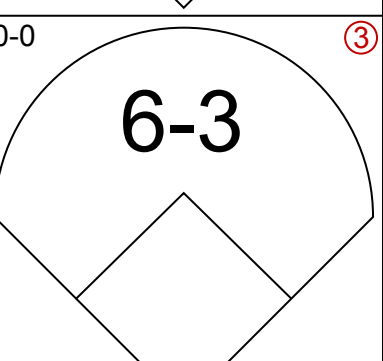
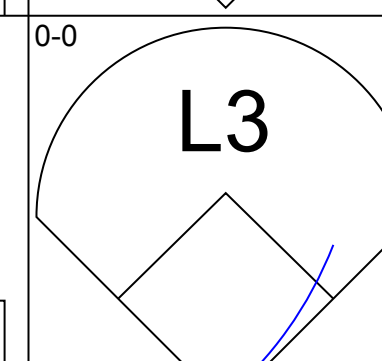
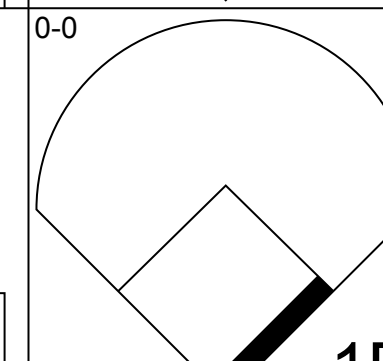
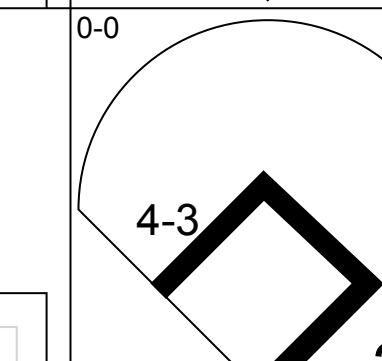
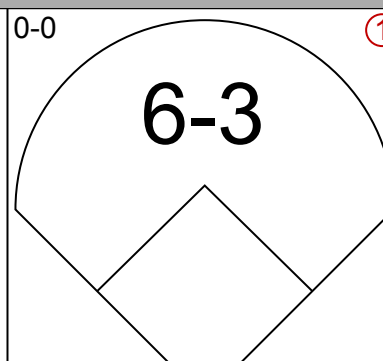
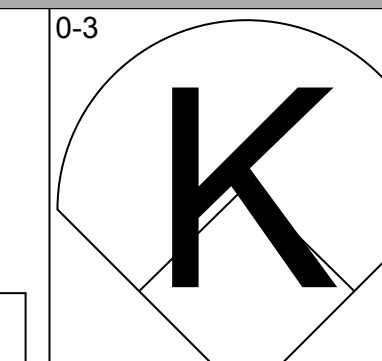
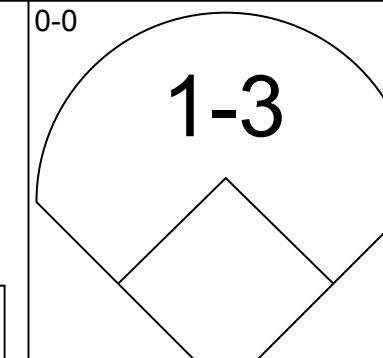
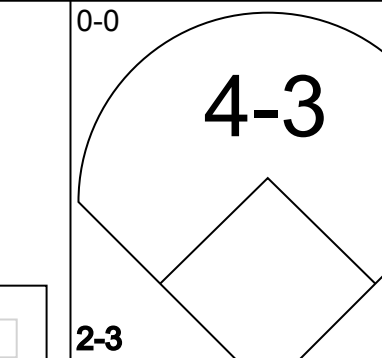
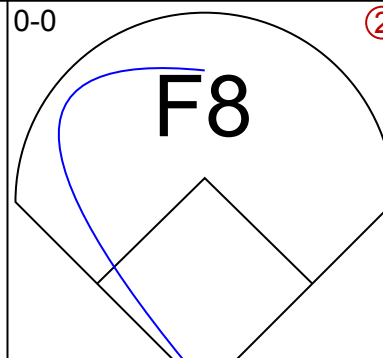
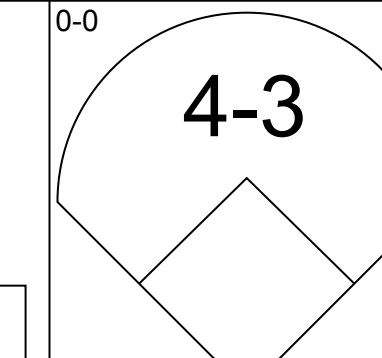
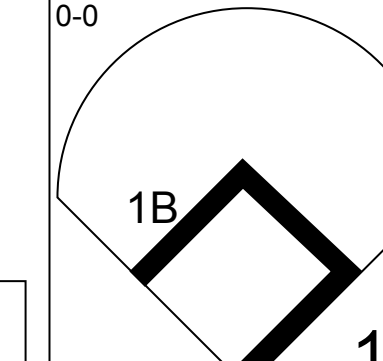
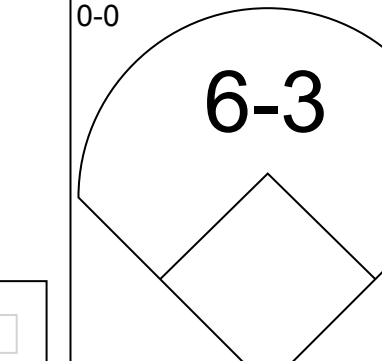
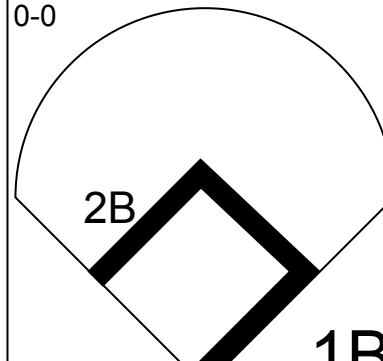
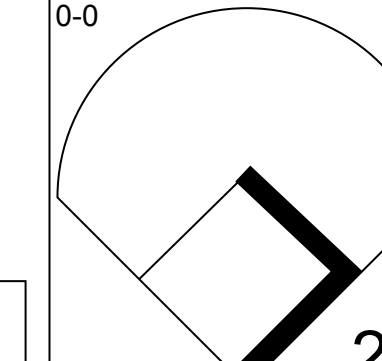

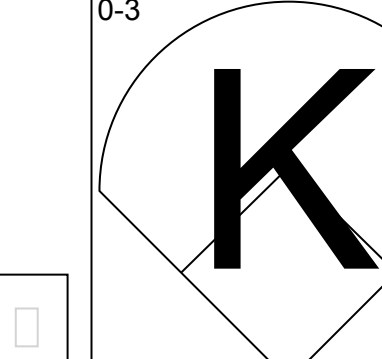
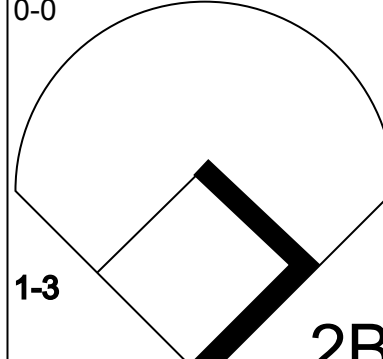
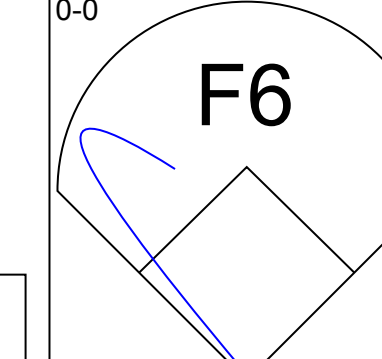

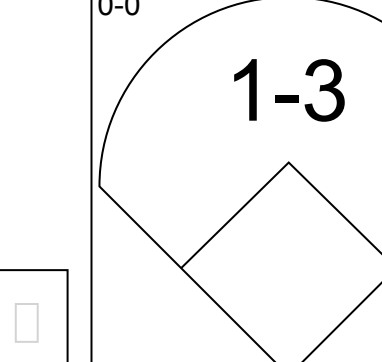
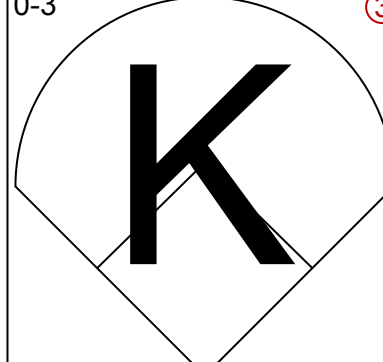
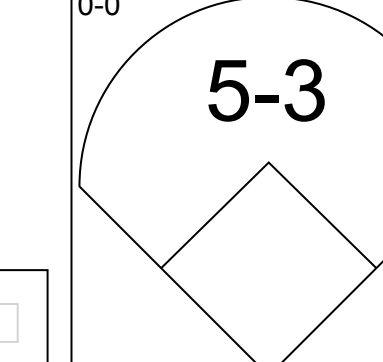
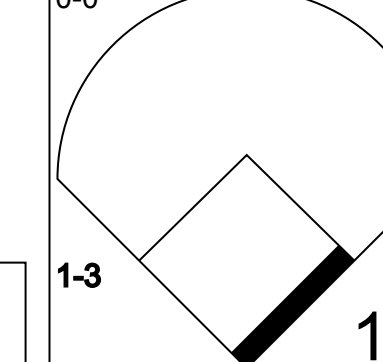
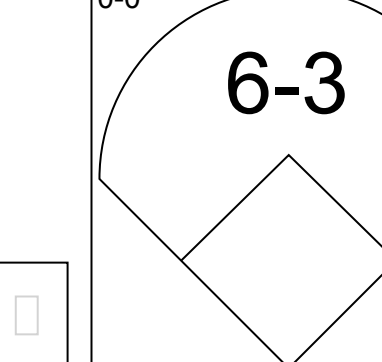
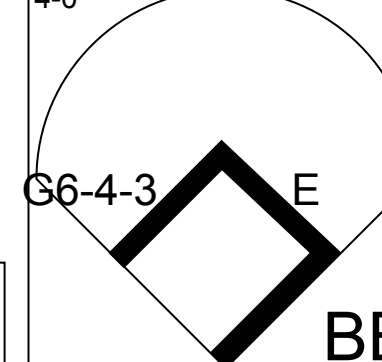
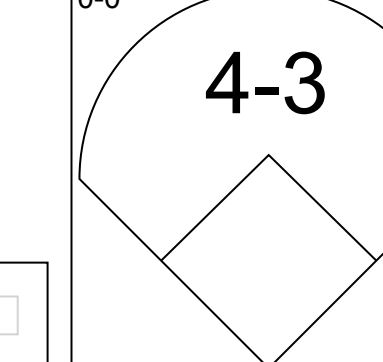
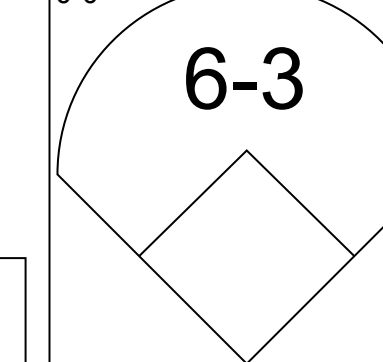
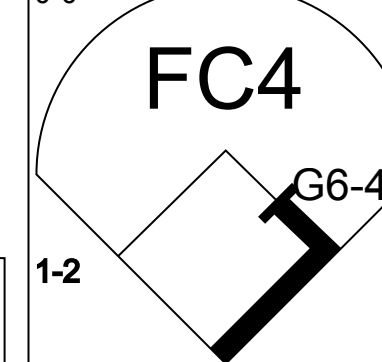
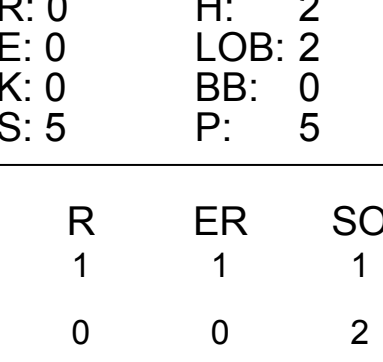
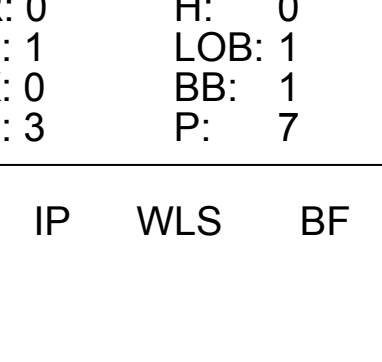
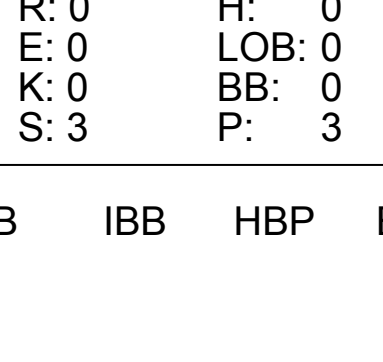


| Batter | 1 | 2 | 3 | 4 | 5 | 6 | 7 | 8 | 9 | AB | R | H | RBI | BB | SO | LOB | BOTTOM | | | | | |
|---|---|---------------------------------|------------------------------|---------------------------------|------------------------------|---------------------------------|------------------------------|---------------------------------|------------------------------|---------------------------------|------------------------------|----------------------------------|------------------------------|---------------------------------|------------------------------|---------------------------------|--|---------------------------------|----------------------------------|------------------------------------|----------------------------------|--------|
| Paul Moltor, R OBP: 0.397, SLG: 0.407 (1, 4) | 6-3 | | | | | | | | | 4 | 0 | 0 | 0 | 1 | 0 | 1 | Toronto Blue Jays @ Milwaukee Brewers Milwaukee County Stadium, Milwaukee, WI Sun Apr 27 1980, 4:33 AM EDT Att: 11,099 - Unknown - 44 F AB 31 R 2 H 7 RBI 1 BB 5 SO 2 LOB 17 | | | | | |
| Robin Yount, R OBP: 0.433, SLG: 0.655 (1, 6) | | | | | | | | | | 3 | 0 | 2 | 0 | 0 | 0 | 0 | | | | | | |
| Dick Davis, R OBP: 0.107, SLG: 0.179 (1, 7) | | | | | | | | | | 3 | 0 | 0 | 0 | 0 | 0 | 4 | | | | | | |
| Ben Oglivie, L OBP: 0.362, SLG: 0.388 (6, 7) | | | | | | | | | | 1 | 0 | 0 | 0 | 0 | 1 | 0 | | | | | | |
| Sal Bando, R OBP: 0.381, SLG: 0.278 (1, 5) | | | | | | | | | | 3 | 1 | 1 | 0 | 1 | 0 | 0 | | | | | | |
| Cecil Cooper, L OBP: 0.423, SLG: 0.583 (1, 3) | | | | | | | | | | 3 | 0 | 0 | 0 | 1 | 0 | 2 | | | | | | |
| Sixto Lezcano, R OBP: 0.283, SLG: 0.404 (1, 9) | | | | | | | | | | 2 | 1 | 0 | 0 | 2 | 0 | 1 | | | | | | |
| Larry Hisle, R OBP: 0.304, SLG: 0.200 (1, 10) | | | | | | | | | | 4 | 0 | 2 | 1 | 0 | 0 | 2 | | | | | | |
| Gorman Thomas, R OBP: 0.317, SLG: 0.377 (1, 8) | | | | | | | | | | 4 | 0 | 0 | 0 | 0 | 0 | 6 | | | | | | |
| Buck Martinez, R OBP: 0.364, SLG: 0.300 (1, 2) | | | | | | | | | | 4 | 0 | 2 | 0 | 0 | 1 | 1 | | | | | | |
| Inning Stats | R: 0 E: 0 K: 0 S: 3 | H: 1 LOB: 0 BB: 0 P: 3 | R: 0 E: 0 K: 0 S: 4 | H: 1 LOB: 2 BB: 1 P: 8 | R: 0 E: 0 K: 0 S: 3 | H: 1 LOB: 1 BB: 1 P: 7 | R: 0 E: 0 K: 0 S: 4 | H: 1 LOB: 2 BB: 1 P: 8 | R: 0 E: 0 K: 0 S: 4 | H: 1 LOB: 1 BB: 0 P: 4 | R: 2 E: 1 K: 1 S: 6 | H: 1 LOB: 1 BB: 2 P: 14 | R: 0 E: 0 K: 1 S: 5 | H: 0 LOB: 0 BB: 0 P: 5 | R: 0 E: 0 K: 0 S: 3 | H: 0 LOB: 0 BB: 0 P: 3 | R: 0 E: 0 K: 0 S: 4 | H: 1 LOB: 1 BB: 0 P: 4 | 1B: 6 2B: 2 3B: 0 HR: 0 | SF: 0 SAC: 1 DP: 1 HBP: 0 | WP: 0 PB: 1 CS: 0 SB: 0 | PA: 37 |
| PITCHER | IP WLS BF H R ER SO BB IBB HBP BLK WP HR S P ERA WHIP | | | | | | | | | | | | | | | | | | | | | |
| Paul Mirabella, L ERA: 1.38 (1, 1) | 5.0 W 21 5 0 0 0 0 3 0 0 0 0 0 0 18 30 0.00 1.600 | | | | | | | | | | | | | | | | | | | | | |
| Balor Moore, L ERA: 4.5 (6, 1) | 4.0 S 16 2 2 1 2 2 0 0 0 0 0 0 0 18 26 2.25 1.000 | | | | | | | | | | | | | | | | | | | | | |

| Batter | 1 | 2 | 3 | 4 | 5 | 6 | 7 | 8 | 9 | AB | R | H | RBI | BB | SO | LOB | TOP | | | | | | |
|--|--|--|---|----------------------------------|--|---------------------------------|---|---------------------------------|---|---------------------------------|--|---------------------------------|------------------------------|---------------------------------|------------------------------|---------------------------------|--------------------------------|-------------------------------------|----------------------------------|------------------------------------|----------------------------------|--------|---|
| Paul Moltitor, R OBP: 0.410, SLG: 0.458 (1, 4) |  1B | |  1B | | | |  1B SF8 HBP | |  5-3 | | | | | | | | 3 | 1 | 2 | 0 | 0 | 0 | 0 |
| Robin Yount, R OBP: 0.360, SLG: 0.529 (1, 6) |  K | |  F6 | | | |  1B E | |  F9 | | | | | | | | 4 | 1 | 1 | 0 | 0 | 1 | 2 |
| Sal Bando, R OBP: 0.371, SLG: 0.552 (1, 5) |  K | |  F7 | | | |  SF8 | |  F5 | | | | | | | | 3 | 0 | 0 | 1 | 0 | 1 | 2 |
| Larry Hisle, R OBP: 0.500, SLG: 0.444 (1, 10) |  BB | | | |  F8 | |  1B HR | |  6-3 | | | | | | | | 3 | 1 | 1 | 0 | 1 | 0 | 0 |
| Ben Oglivie, L OBP: 0.403, SLG: 0.603 (1, 7) |  K | | | |  F6 | |  1B 1-H | | | |  3-1 | | | | | | 4 | 1 | 1 | 2 | 0 | 1 | 2 |
| Sixto Lezcano, R OBP: 0.284, SLG: 0.406 (1, 9) | |  G5-4-3 BB | | |  L9 | |  K | | | |  K | | | | | | 3 | 0 | 0 | 0 | 1 | 2 | 0 |
| Don Money, R OBP: 0.333, SLG: 0.459 (1, 3) | |  G5-4-3 | | | | |  6-3 | |  5-3 | | | | | | | | 4 | 0 | 0 | 0 | 0 | 0 | 1 |
| Gorman Thomas, R OBP: 0.276, SLG: 0.308 (1, 8) | |  F7 | | | | |  F7 | | | |  F8 | | | | | | 3 | 0 | 0 | 0 | 0 | 0 | 0 |
| Buck Martinez, R OBP: 0.320, SLG: 0.261 (1, 2) | | |  K | | | |  6-3 | | | |  F7 | | | | | | 3 | 0 | 0 | 0 | 0 | 1 | 0 |
| Inning Stats | R: 0 E: 0 K: 3 S: 10 | H: 1 LOB: 2 BB: 1 P: 14 | R: 0 E: 0 K: 0 S: 2 | H: 0 LOB: 0 BB: 1 P: 6 | R: 0 E: 0 K: 1 S: 6 | H: 1 LOB: 1 BB: 0 P: 6 | R: 0 E: 0 K: 0 S: 3 | H: 0 LOB: 0 BB: 0 P: 3 | R: 0 E: 0 K: 0 S: 3 | H: 0 LOB: 0 BB: 0 P: 3 | R: 4 E: 1 K: 1 S: 8 | H: 3 LOB: 0 BB: 0 P: 9 | R: 0 E: 0 K: 0 S: 3 | H: 0 LOB: 0 BB: 0 P: 3 | R: 0 E: 0 K: 1 S: 5 | H: 0 LOB: 0 BB: 0 P: 5 | R: 0 E: 0 K: 1 S: 5 | H: 0 LOB: 0 BB: 0 P: 5 | 1B: 4 2B: 0 3B: 0 HR: 1 | SF: 1 SAC: 0 DP: 1 HBP: 1 | WP: 0 PB: 0 SB: 2 CS: 0 | PA: 34 | |
| PITCHER Britt Burns, L ERA: 1.48 (1, 1) | IP: 9.0 WLS: L BF: 34 | H: 5 R: 4 ER: 4 SO: 6 | BB: 2 IBB: 0 HBP: 1 BLK: 0 | WP: 0 HR: 1 S: 43 P: 52 | ERA: 4.00 WHIP: 0.778 | PITCHER | | | | | | | | | | IP: 9.0 WLS: L BF: 34 | H: 5 R: 4 ER: 4 SO: 6 | BB: 2 IBB: 0 HBP: 1 BLK: 0 | WP: 0 HR: 1 S: 43 P: 52 | ERA: 4.00 WHIP: 0.778 | | | |

Milwaukee Brewers @ Chicago White Sox
Comiskey Park, Chicago, IL
Sat May 03 1980, 8:05 PM EDT
Att: 27,680 - Unknown - 56 F

AB 30
R 4
H 5
RBI 3
BB 2
SO 6
LOB 7



| Batter | 1 | 2 | 3 | 4 | 5 | 6 | 7 | 8 | 9 | AB | R | H | RBI | BB | SO | LOB | BOTTOM | | | | | |
|---|---|---|---|---|---|---|--|---|---|---------------------------------|------------------------------|---------------------------------|------------------------------|---------------------------------|------------------------------|---------------------------------|--------------------------------|-------------------------------------|----------------------------------|------------------------------------|----------------------------------|--------|
| Claudell Washington, L OBP: 0.325, SLG: 0.361 (1, 7) |  F9 | |  3B 6-3 | | | |  G6-4-3 | | | 4 | 1 | 1 | 0 | 0 | 0 | 3 | | | | | | |
| Junior Moore, R OBP: 0.325, SLG: 0.361 (1, 5) |  G3 | |  6-3 | |  6-3 | |  L3 | | | 4 | 0 | 0 | 1 | 0 | 0 | 1 | | | | | | |
| Harold Baines, L OBP: 0.308, SLG: 0.548 (1, 9) |  1B | |  2B 4-3 | | |  6-3 | | |  K | 4 | 0 | 2 | 0 | 0 | 1 | 0 | | | | | | |
| Lamar Johnson, R OBP: 0.405, SLG: 0.565 (1, 3) |  1-3 | |  4-3 | | |  F8 | | |  4-3 | 4 | 0 | 0 | 0 | 0 | 2 | | | | | | | |
| Chet Lemon, R OBP: 0.344, SLG: 0.363 (1, 8) | |  1B |  6-3 | | |  2B | | |  2B | 4 | 0 | 3 | 0 | 0 | 1 | | | | | | | |
| Bob Molinaro, L OBP: 0.426, SLG: 0.521 (1, 10) |  F9 | | |  K | |  2B | | |  F6 | 4 | 0 | 1 | 0 | 0 | 1 | 2 | | | | | | |
| Jim Morrison, R OBP: 0.322, SLG: 0.436 (1, 4) |  F6 | | |  1-3 | |  K | | |  5-3 | 4 | 0 | 0 | 0 | 0 | 1 | 3 | | | | | | |
| Bruce Kimm, R OBP: 0.300, SLG: 0.333 (7, PH) | |  1B | | |  6-3 | | |  G6-4-3 E |  4-3 | 2 | 0 | 1 | 0 | 0 | 0 | 0 | 1 | 0 | 0 | 0 | 0 | 0 |
| Harry Chappas, S OBP: 0.205, SLG: 0.208 (8, 6) | |  1B | | | | | |  BB | | 1 | 0 | 0 | 0 | 1 | 0 | 0 | | | | | | |
| Greg Pryor, R OBP: 0.275, SLG: 0.266 (7, PH) | |  6-3 | | | | | |  FC4 |  6-3 | 2 | 0 | 1 | 0 | 0 | 0 | 2 | 1 | 0 | 0 | 0 | 0 | 1 |
| Thad Bosley, L OBP: 0.500, SLG: 0.429 (8, 2) | | | | |  G1-4-3 1B | | |  G6-4-3 | | 1 | 0 | 0 | 0 | 0 | 0 | 0 | | | | | | |
| Mary Foley, L OBP: 0.321, SLG: 0.400 (8, 2) | | | | | | | | | | 1 | 0 | 0 | 0 | 0 | 0 | 0 | | | | | | |
| Inning Stats | R: 0 E: 0 K: 0 S: 4 | H: 1 LOB: 1 BB: 0 P: 4 | R: 0 E: 0 K: 0 S: 5 | H: 2 LOB: 2 BB: 0 P: 5 | R: 1 E: 0 K: 0 S: 5 | H: 2 LOB: 1 BB: 0 P: 5 | R: 0 E: 0 K: 1 S: 5 | H: 0 LOB: 0 BB: 0 P: 5 | R: 0 E: 0 K: 0 S: 3 | H: 1 LOB: 0 BB: 0 P: 3 | R: 0 E: 0 K: 1 S: 7 | H: 2 LOB: 2 BB: 0 P: 7 | R: 0 E: 1 K: 0 S: 3 | H: 0 LOB: 1 BB: 1 P: 7 | R: 0 E: 0 K: 1 S: 6 | H: 1 LOB: 1 BB: 0 P: 6 | R: 0 E: 0 K: 0 S: 3 | H: 0 LOB: 0 BB: 0 P: 3 | 1B: 5 2B: 3 3B: 1 HR: 0 | SF: 0 SAC: 0 DP: 2 HBP: 0 | WP: 0 PB: 0 SB: 0 CS: 0 | PA: 36 |
| PITCHER Moose Haas, R ERA: 4.4 (1, 1) | IP: 5.2 WLS: W BF: 24 | H: 8 R: 1 ER: 1 SO: 1 | BB: 0 IBB: 0 HBP: 0 BLK: 0 | WP: 0 HR: 0 S: 26 P: 19 | ERA: 0.00 WHIP: 0.600 | PITCHER | | | | | | | | | | IP: 5.2 WLS: S BF: 12 | H: 1 R: 0 ER: 0 SO: 2 | BB: 1 IBB: 0 HBP: 0 BLK: 0 | WP: 0 HR: 0 S: 15 P: 19 | ERA: 0.00 WHIP: 0.600 | | |

Milwaukee Brewers @ Chicago White Sox
Comiskey Park, Chicago, IL
Sat May 03 1980, 8:05 PM EDT
Att: 27,680 - Unknown - 56 F


AB 35
R 1
H 9
RBI 1
BB 1
SO 3
LOB 15



| Batter | 1 | 2 | 3 | 4 | 5 | 6 | 7 | 8 | 9 | AB | R | H | RBI | BB | SO | LOB | TOP | | | | | | | | | | |
|---|------------------------------|---------------------------------|------------------------------|---------------------------------|------------------------------|----------------------------------|------------------------------|---------------------------------|------------------------------|---------------------------------|------------------------------|---------------------------------|------------------------------|---------------------------------|------------------------------|---------------------------------|----------------------------------|------------------------------------|----------------------------------|--------|--|--|--|--|--|--|--|
| Jim Gantner, L OBP: 0.316, SLG: 0.474 (1, 4) | 0-0 1B 1B 2B | 0-0 SH4-3 | 0-0 1-3 | | 0-0 F4 | | | 0-0 4-3 | | 4 | 1 | 1 | 0 | 0 | 0 | 2 | | | | | | | | | | | |
| Robin Yount, R OBP: 0.365, SLG: 0.588 (1, 6) | 0-0 1B 2-3 1B | 0-0 1B E | | 0-0 HR | | 0-0 6-3 | | 0-0 F8 | | 5 | 3 | 3 | 2 | 0 | 0 | 0 | | | | | | | | | | | |
| Cecil Cooper, L OBP: 0.411, SLG: 0.537 (1, 3) | 0-0 1-3 3-H 1B | 0-0 1B G6-4-3 1B | | 0-0 L8 | | 0-0 4-3 | | | 0-0 6-3 | 5 | 0 | 2 | 2 | 0 | 0 | 0 | | | | | | | | | | | |
| Sal Bando, R OBP: 0.341, SLG: 0.500 (1, 10) | 0-0 6-3 3-H | 0-0 G6-4-3 1-2 | | 0-0 F7 | | 0-0 F8 | | | 0-3 K | 5 | 0 | 0 | 1 | 0 | 1 | 1 | | | | | | | | | | | |
| Ben Oglivie, L OBP: 0.450, SLG: 0.662 Sixto Lezcano, R OBP: 0.272, SLG: 0.371 (4, PR) (1, 7) (4, 9) | 0-0 1B 1B | | 0-0 2B 2B | 1-0 1B HBP | | | 0-0 F8 | | 0-0 F9 | 2 | 1 | 2 | 0 | 0 | 0 | 0 | | | | | | | | | | | |
| Dick Davis, R OBP: 0.176, SLG: 0.265 (1, 9) (4, 7) | 0-0 1-3 1B | | 0-0 2B 2H | 0-0 1B | | | 0-3 K | | | 4 | 0 | 3 | 1 | 0 | 1 | 0 | | | | | | | | | | | |
| Don Money, R OBP: 0.347, SLG: 0.475 (1, 5) | 0-3 K | | 4-0 BB | 0-0 F8 | | | 0-0 2B | | | 3 | 0 | 1 | 0 | 1 | 1 | 4 | | | | | | | | | | | |
| Gorman Thomas, R OBP: 0.294, SLG: 0.342 (1, 8) | | 0-0 2B 3B | 0-3 K | | 0-0 F6 | | 0-3 K | | | 4 | 1 | 1 | 0 | 0 | 2 | 3 | | | | | | | | | | | |
| Buck Martinez, R OBP: 0.321, SLG: 0.308 Charlie Moore, R OBP: 0.356, SLG: 0.282 (8, PH) (1, 2) (6, 2) | | 0-0 SH4-3 1B 2B 3-H | 0-0 F7 | | 0-0 F5 | | | 0-0 L4 | | 3 | 1 | 1 | 1 | 0 | 0 | 2 | | | | | | | | | | | |
| Inning Stats | R: 2 E: 0 K: 1 S: 9 | H: 5 LOB: 2 BB: 0 P: 9 | R: 3 E: 1 K: 0 S: 6 | H: 4 LOB: 0 BB: 0 P: 6 | R: 1 E: 0 K: 1 S: 7 | H: 2 LOB: 2 BB: 1 P: 11 | R: 1 E: 0 K: 0 S: 5 | H: 2 LOB: 0 BB: 0 P: 6 | R: 0 E: 0 K: 0 S: 3 | H: 0 LOB: 0 BB: 0 P: 3 | R: 0 E: 0 K: 2 S: 8 | H: 1 LOB: 0 BB: 0 P: 8 | R: 0 E: 0 K: 0 S: 3 | H: 0 LOB: 0 BB: 0 P: 3 | R: 0 E: 0 K: 1 S: 5 | H: 0 LOB: 0 BB: 0 P: 5 | 1B: 7 2B: 5 3B: 1 HR: 1 | SF: 0 SAC: 1 DP: 1 HBP: 1 | WP: 0 PB: 0 SB: 0 CS: 0 | PA: 41 | | | | | | | |
| PITCHER | IP | WLS | BF | H | R | ER | SO | BB | IBB | HBP | BLK | WP | HR | S | P | ERA | WHIP | | | | | | | | | | |
| Richard Dotson, R ERA: 4.34 (1, 1) | 1.1 | | 11 | 8 | 5 | 4 | 1 | 0 | 0 | 0 | 0 | 0 | 0 | 13 | 13 | 27.00 | 6.000 | | | | | | | | | | |
| Mike Proly, R ERA: 1.69 (2, 1) | 2.2 | W | 14 | 5 | 2 | 2 | 1 | 1 | 0 | 1 | 0 | 0 | 1 | 14 | 19 | 6.75 | 2.250 | | | | | | | | | | |
| Randy Scarbery, R ERA: 3.95 (5, 1) | 2.2 | S | 9 | 1 | 0 | 0 | 1 | 0 | 0 | 0 | 0 | 0 | 0 | 11 | 11 | 0.00 | 0.375 | | | | | | | | | | |
| Ed Farmer, R ERA: 1.4 (7, 1) | 2.1 | | 7 | 0 | 0 | 0 | 2 | 0 | 0 | 0 | 0 | 0 | 0 | 11 | 11 | 0.00 | 0.000 | | | | | | | | | | |

Milwaukee Brewers @ Chicago White Sox
Comiskey Park, Chicago, IL
Mon May 05 1980, 8:05 PM EDT
Att: 27,871 - Unknown - 82 F

AB 38
R 7
H 14
RBI 7
BB 1
SO 5
LOB 12



| Batter | 1 | 2 | 3 | 4 | 5 | 6 | 7 | 8 | 9 | AB | R | H | RBI | BB | SO | LOB | BOTTOM | | | | | | | | | | |
|--|--|---------------------------------------|------------------------------|---------------------------------|------------------------------|---------------------------------|------------------------------|---------------------------------|------------------------------|----------------------------------|------------------------------|----------------------------------|------------------------------|---------------------------------|----------------------------------|------------------------------------|----------------------------------|--------|--|--|--|--|--|--|--|--|--|
| Claudell Washington, L OBP: 0.341, SLG: 0.385 Alan Bannister, R OBP: 0.299, SLG: 0.238 (7, PH) (1, 7) (8, 7) | 4-0 1B 1B BB | 0-0 FC6-4 1B S 1-2 3-H | | 0-0 4-3 E 2B | | 0-3 K | 4-0 1B 1B IBB | | | 3 | 3 | 1 | 1 | 1 | 1 | 1 | | | | | | | | | | | |
| Bob Molinaro, L OBP: 0.450, SLG: 0.519 Wayne Nordhagen, R OBP: 0.396, SLG: 0.630 (1, 10) (7, PH) | 0-0 1B E 1B 1-3 G6-4-3 | 0-0 1B 1-H | | 0-0 4-3 1B | | 0-0 HR BB | 1-2 2-H 1B | | | 3 | 2 | 2 | 1 | 1 | 0 | 1 | | | | | | | | | | | |
| Harold Baines, L OBP: 0.311, SLG: 0.535 (1, 9) | 0-0 E6 G6-4-3 1-3 3-H 1B | 0-0 F4 | | 0-3 K | | 0-0 F8 | 1-3 2-H 1B | | | 5 | 0 | 2 | 2 | 0 | 1 | 3 | | | | | | | | | | | |
| Lamar Johnson, R OBP: 0.393, SLG: 0.581 Mike Squires, L OBP: 0.419, SLG: 0.480 (1, 3) (8, 3) | 0-0 FC G6-4-3 | | 0-0 E6 WP | 0-0 E5 | | 0-0 HR | 0-0 5-3 | | | 5 | 2 | 1 | 2 | 0 | 0 | 4 | | | | | | | | | | | |
| Chet Lemon, R OBP: 0.333, SLG: 0.341 (1, 8) | 0-0 G6-4-3 1-2 2-3 3-H 1B | | 0-0 5-3 | 0-0 F6 | | 0-0 S BB | | 0-0 6-3 | | 4 | 0 | 0 | 0 | 1 | 0 | 3 | | | | | | | | | | | |
| Jim Morrison, R OBP: 0.316, SLG: 0.465 (1, 4) | 0-3 K | | 0-0 HR | | 0-0 4-3 FC1-5-2 2B | 0-3 K | 1-2 | 0-0 5-3 | | 5 | 1 | 2 | 1 | 0 | 2 | 2 | | | | | | | | | | | |
| Junior Moore, R OBP: 0.167, SLG: 0.167 Kevin Bell, R OBP: 0.048, SLG: 0.048 (1, 5) (8, 5) | | 0-0 5-3 | 0-0 6-3 | | 0-0 4-3 | | 0-0 1B 1B | 0-3 K | | 4 | 1 | 1 | 0 | 0 | 0 | 1 | | | | | | | | | | | |
| Bruce Kimm, R OBP: 0.316, SLG: 0.382 (1, 2) | | 0-0 1B FC6-4 1B | | 0-0 2B | | 0-0 FC1-5-2 | 1-2 | 0-0 5-3 | | 4 | 1 | 2 | 0 | 0 | 2 | | | | | | | | | | | | |
| Greg Pryor, R OBP: 0.263, SLG: 0.254 (1, 6) | | 0-0 FC6-4 1-3 1B | | 0-0 6-3 | | 0-3 K | | 0-0 5-3 | | 4 | 0 | 1 | 0 | 0 | 1 | 3 | | | | | | | | | | | |
| Inning Stats | R: 2 E: 1 K: 1 S: 7 | H: 2 LOB: 1 BB: 1 P: 11 | R: 2 E: 0 K: 0 S: 6 | H: 3 LOB: 1 BB: 0 P: 6 | R: 2 E: 1 K: 1 S: 7 | H: 2 LOB: 1 BB: 0 P: 7 | R: 0 E: 0 K: 1 S: 6 | H: 1 LOB: 1 BB: 0 P: 6 | R: 2 E: 0 K: 2 S: 8 | H: 1 LOB: 2 BB: 2 P: 16 | R: 2 E: 0 K: 0 S: 6 | H: 3 LOB: 2 BB: 1 P: 10 | R: 0 E: 0 K: 1 S: 5 | H: 0 LOB: 0 BB: 0 P: 5 | 1B: 8 2B: 3 3B: 0 HR: 2 | SF: 0 SAC: 0 DP: 1 HBP: 0 | WP: 1 PB: 0 SB: 2 CS: 0 | PA: 43 | | | | | | | | | |
| PITCHER | IP | WLS | BF | H | R | ER | SO | BB | IBB | HBP | BLK | WP | HR | S | P | ERA | WHIP | | | | | | | | | | |
| Lary Sorensen, R ERA: 3.49 (1, 1) | 4.0 | L | 24 | 9 | 4 | 4 | 2 | 1 | 0 | 0 | 0 | 0 | 1 | 16 | 24 | 10.12 | 1.500 | | | | | | | | | | |
| Dan Bortano, R ERA: 6.75 (5, 1) | 0.0 | | 3 | 2 | 1 | 1 | 0 | 0 | 1 | 0 | 0 | 0 | 0 | 2 | 6 | ∞ | ∞ | | | | | | | | | | |
| Jerry Augustine, L ERA: 6.17 (7, 1) | 1.1 | | 4 | 0 | 0 | 0 | 1 | 0 | 0 | 0 | 0 | 0 | 0 | 6 | 6 | 0.00 | 0.000 | | | | | | | | | | |
| Bill Castro, R ERA: 1.42 (7, 1) | | | | | | | | | | | | | | | | | | | | | | | | | | | |

Milwaukee Brewers @ Chicago White Sox
Comiskey Park, Chicago, IL
Mon May 05 1980, 8:05 PM EDT
Att: 27,871 - Unknown - 82 F

AB 39
R 11
H 13
RBI 8
BB 4
SO 6
LOB 20

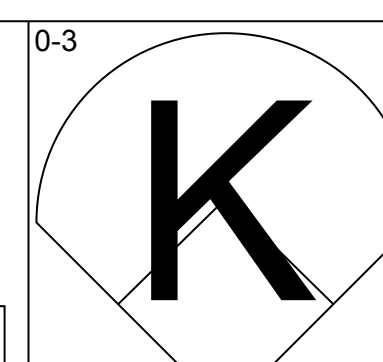
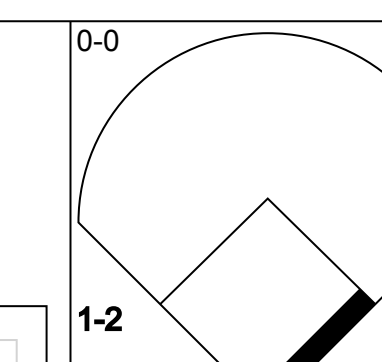
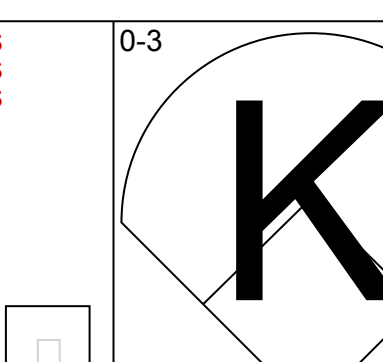
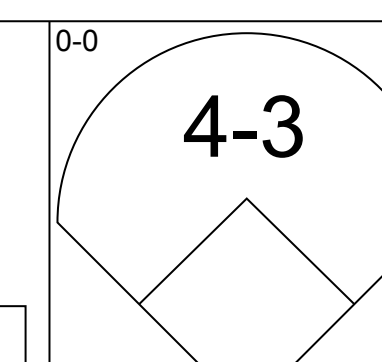
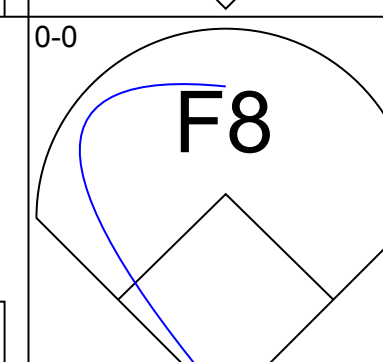
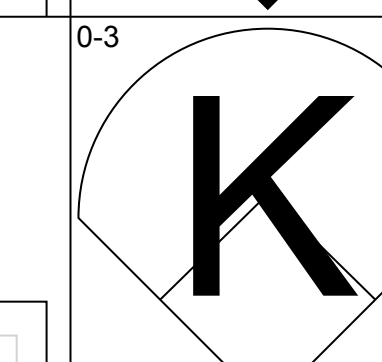
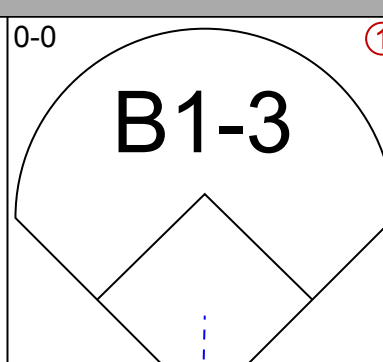
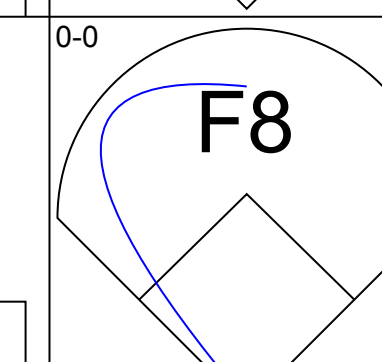
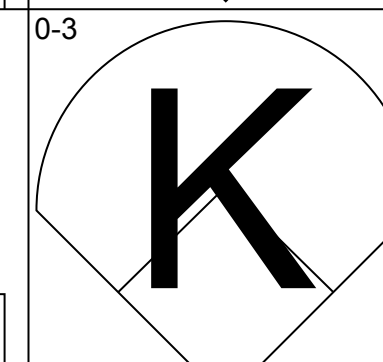
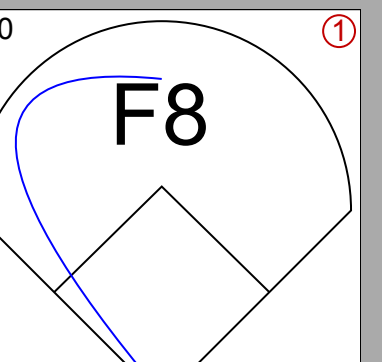
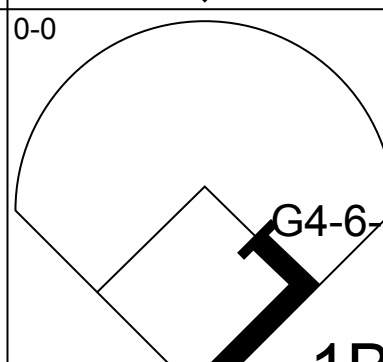
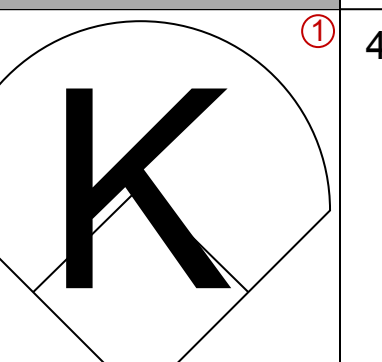
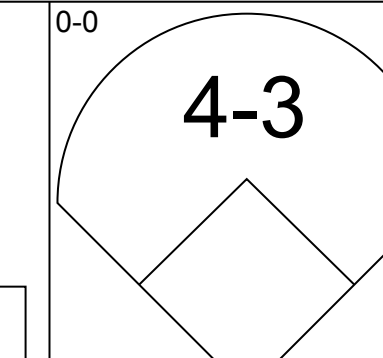
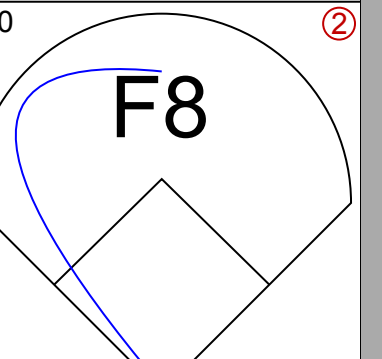
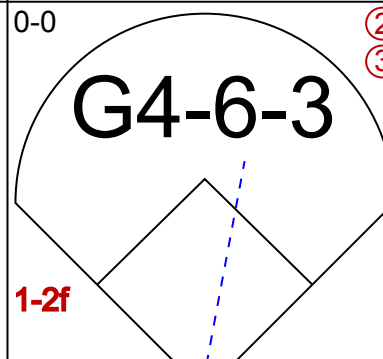
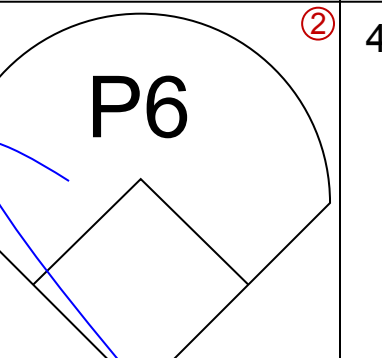

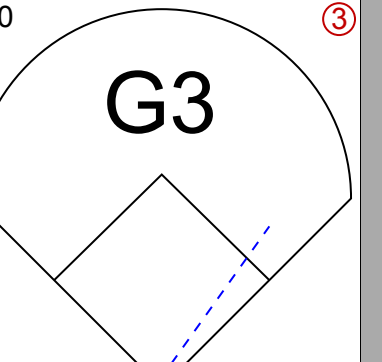
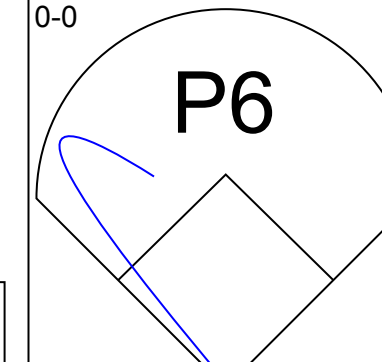
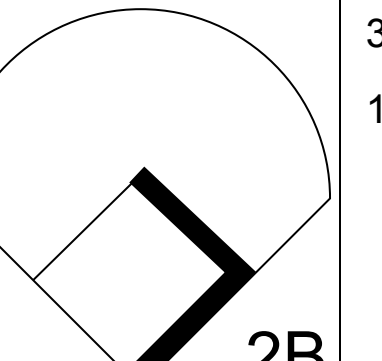

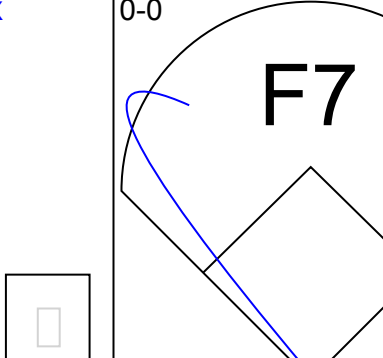
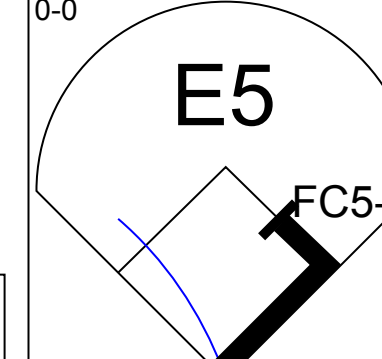
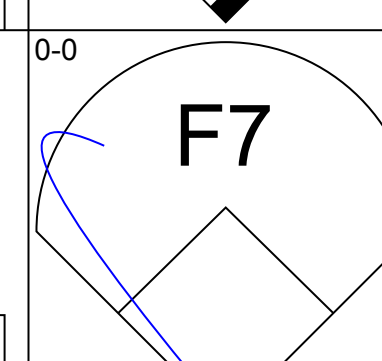
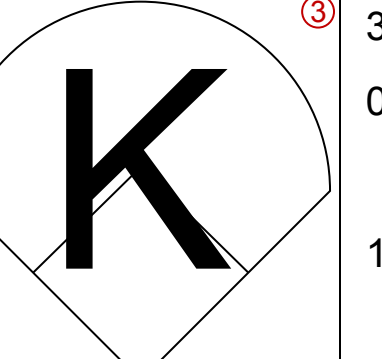
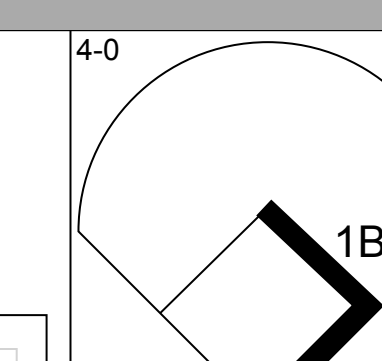
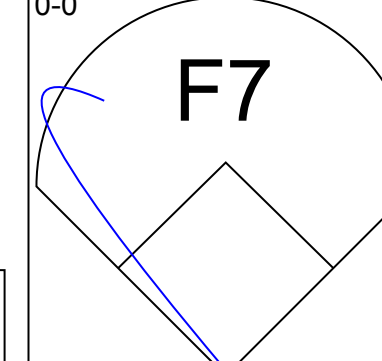
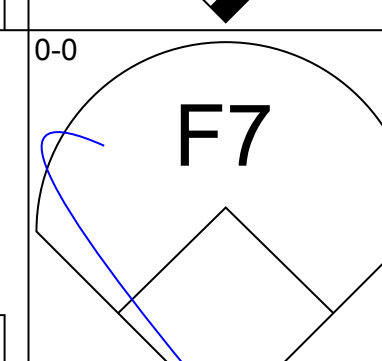
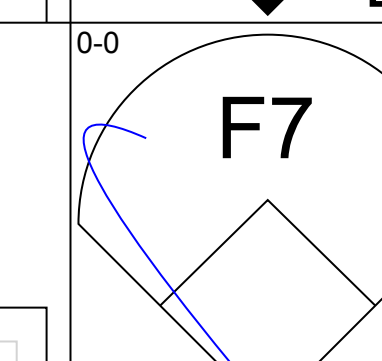
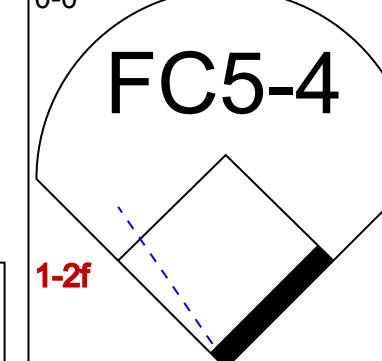
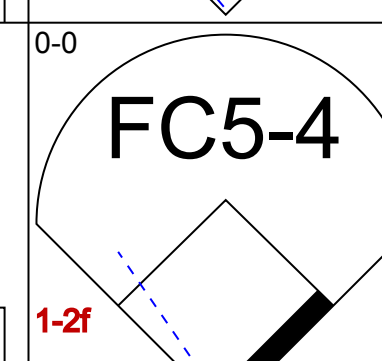
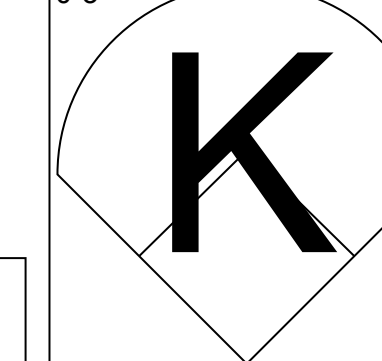
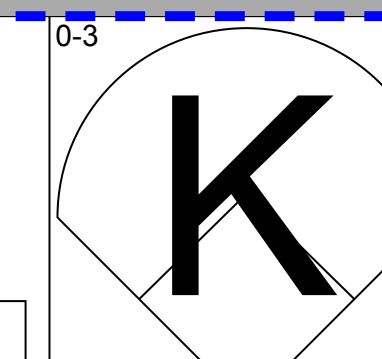


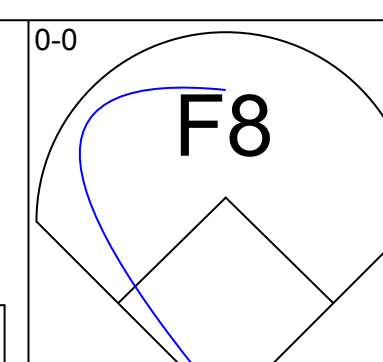
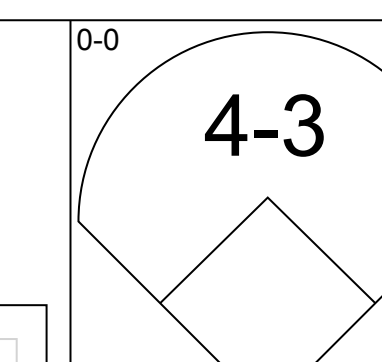
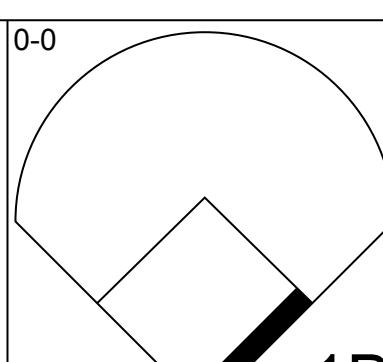
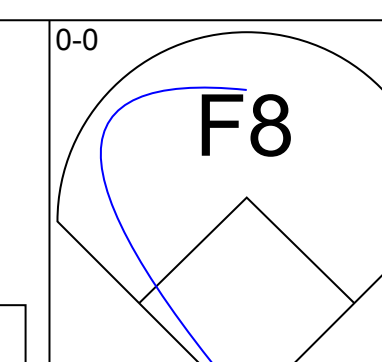
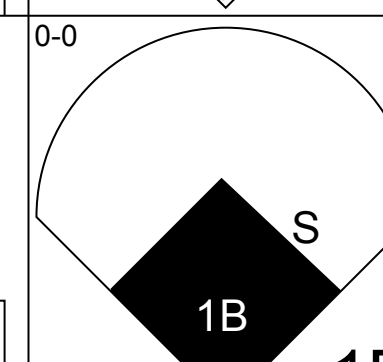
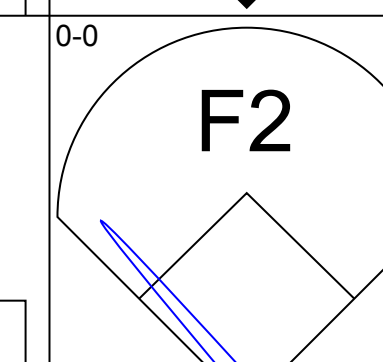
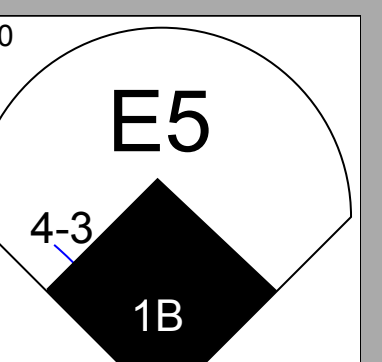
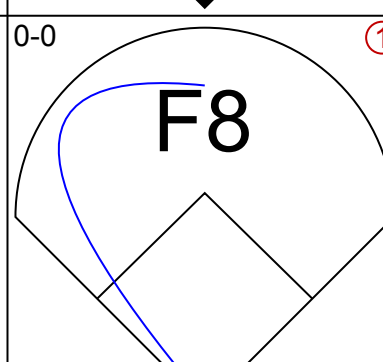
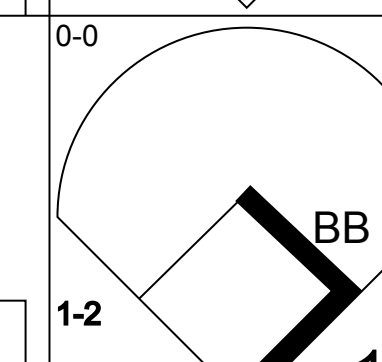
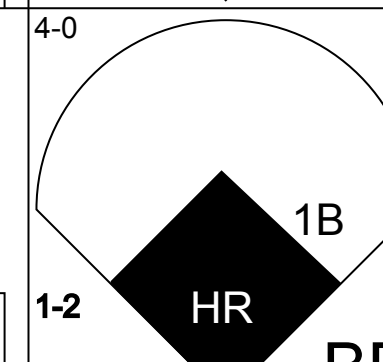
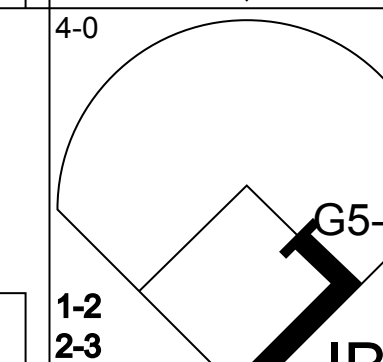
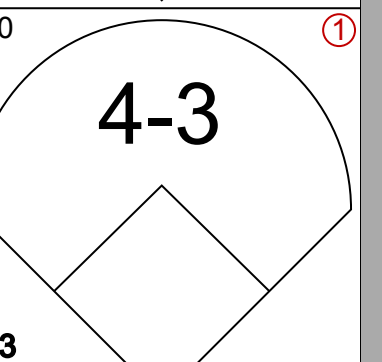
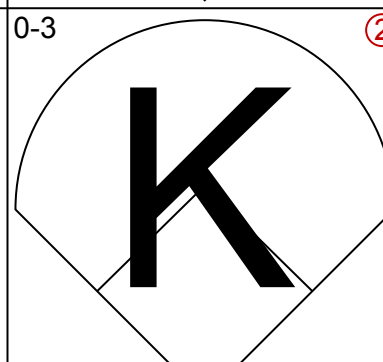
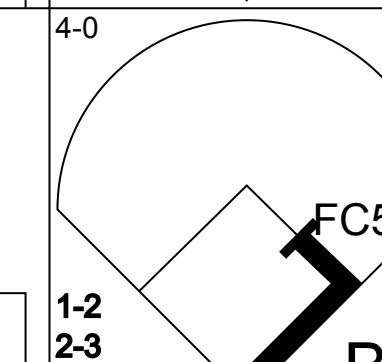
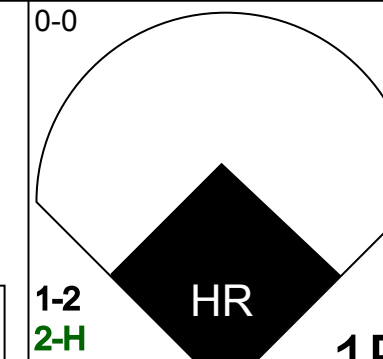
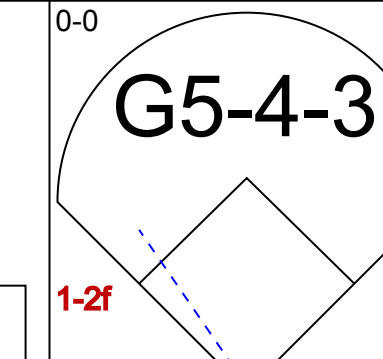
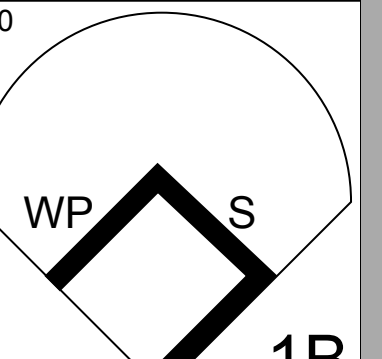
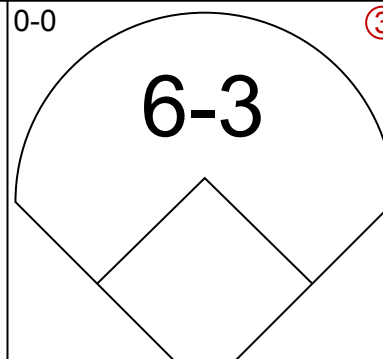
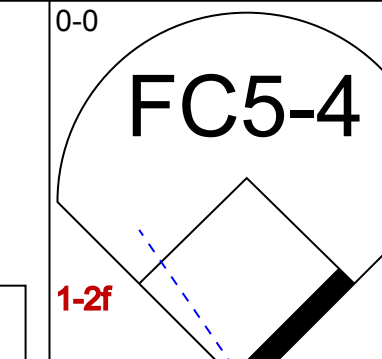
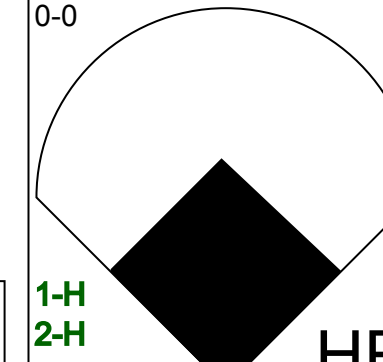
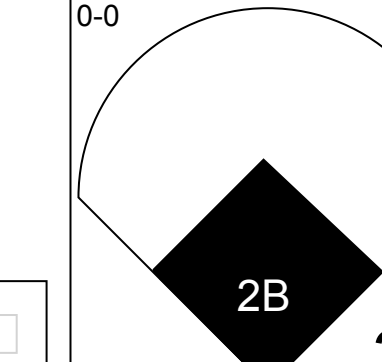

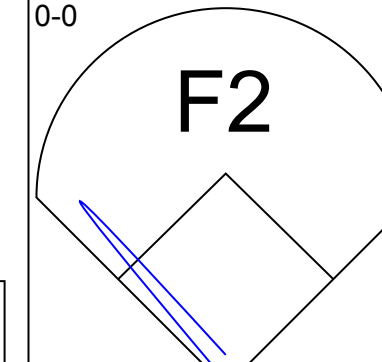
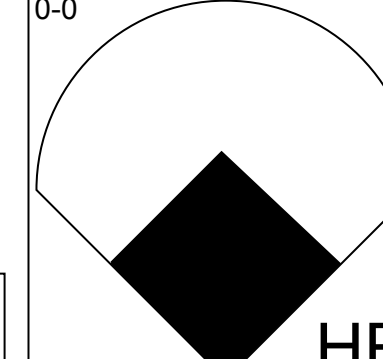
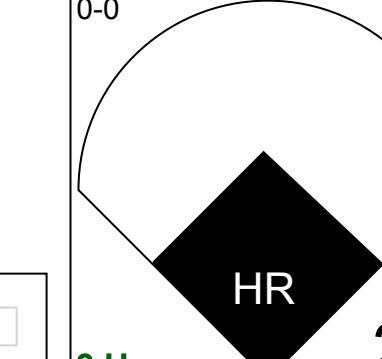
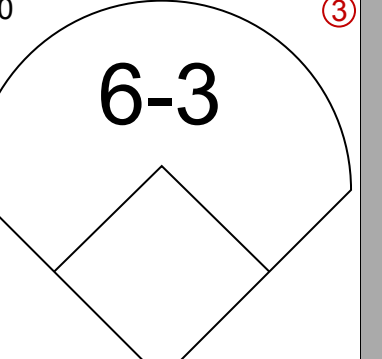
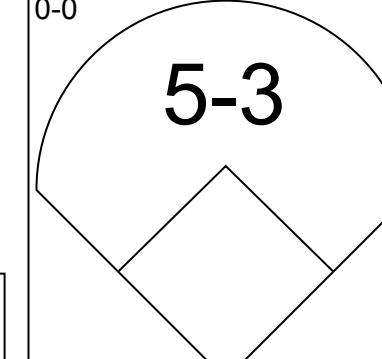
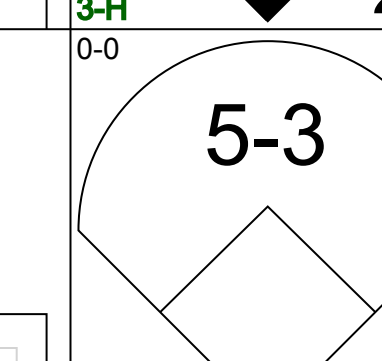
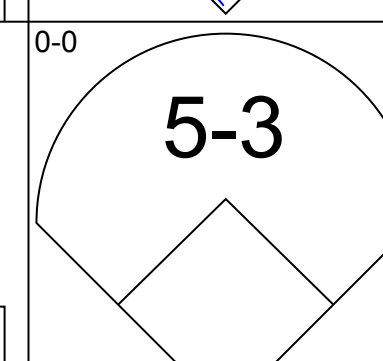
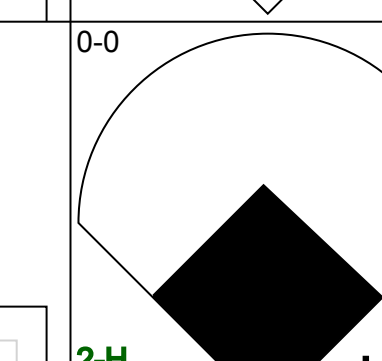
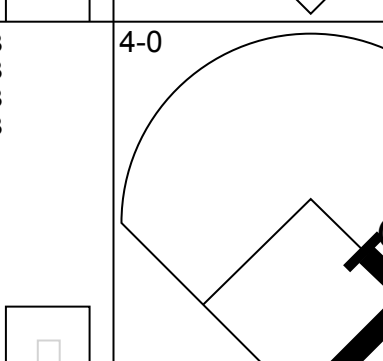


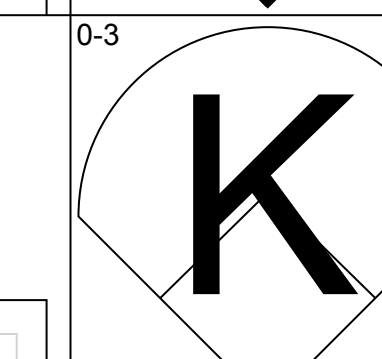
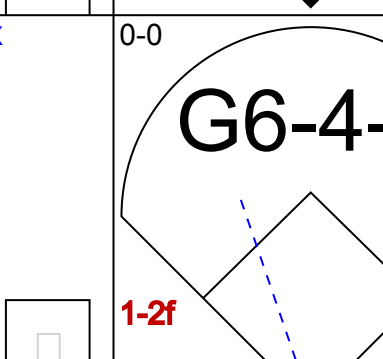
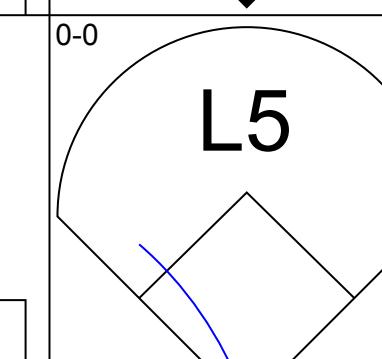
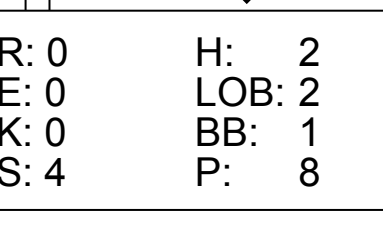
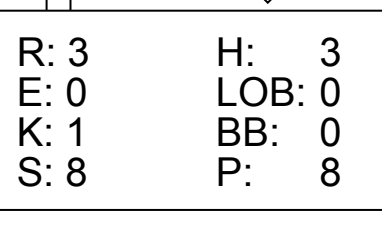
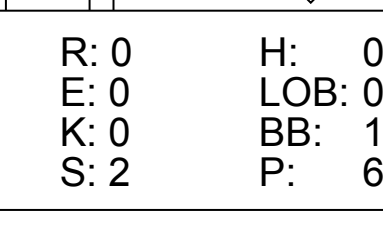
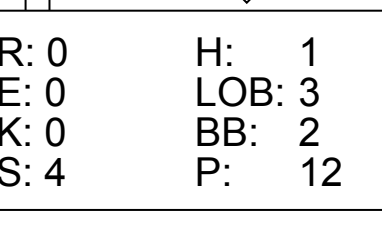
| Batter | 1 | 2 | 3 | 4 | 5 | 6 | 7 | 8 | 9 | AB | R | H | RBI | BB | SO | LOB | TOP | | | | | | | | | | | | | | | | | | | | |
|--|---|---------------------------------|------------------------------|---------------------------------|------------------------------|---------------------------------|------------------------------|---------------------------------|------------------------------|---------------------------------|------------------------------|---------------------------------|------------------------------|---------------------------------|------------------------------|---------------------------------|--|---------------------------------|----------------------------------|------------------------------------|----------------------------------|--------|--|--|--|--|--|--|--|--|--|--|--|--|--|--|--|
| Willie Randolph, R (1.4) OBP: 0.396, SLG: 0.424 | | | | | | | | | | 4 | 0 | 1 | 0 | 0 | 0 | 0 | New York Yankees @ Milwaukee Brewers Milwaukee County Stadium, Milwaukee, WI Tue May 06 1980, 8:05 PM EDT Att: 17,042 - Unknown - 64 F | | | | | | | | | | | | | | | | | | | | |
| Ruppert Jones, L (1.8) OBP: 0.298, SLG: 0.326 | | | | | | | | | | 5 | 1 | 1 | 1 | 0 | 0 | 1 | | | | | | | | | | | | | | | | | | | | | |
| Bob Watson, R (1.3) OBP: 0.384, SLG: 0.429 | | | | | | | | | | 4 | 1 | 2 | 1 | 0 | 1 | 0 | | | | | | | | | | | | | | | | | | | | | |
| Reggie Jackson, L (1.9) OBP: 0.340, SLG: 0.552 | | | | | | | | | | 3 | 1 | 2 | 2 | 0 | 0 | 0 | | | | | | | | | | | | | | | | | | | | | |
| Bobby Brown, S (5, PR) OBP: 0.417, SLG: 0.300 | | | | | | | | | | 1 | 0 | 0 | 0 | 0 | 0 | 0 | | | | | | | | | | | | | | | | | | | | | |
| Eric Soderholm, R (1.10) OBP: 0.392, SLG: 0.476 | | | | | | | | | | 1 | 1 | 0 | 0 | 1 | 0 | 0 | | | | | | | | | | | | | | | | | | | | | |
| Jim Spencer, L (5, PH) OBP: 0.356, SLG: 0.487 | | | | | | | | | | 1 | 0 | 0 | 0 | 1 | 0 | 2 | | | | | | | | | | | | | | | | | | | | | |
| Ron Davis, R (8.1) | | | | | | | | | | 0 | 0 | 0 | 0 | 0 | 0 | 0 | | | | | | | | | | | | | | | | | | | | | |
| Rudy May, L (8.1) | | | | | | | | | | 0 | 0 | 0 | 0 | 0 | 0 | 0 | | | | | | | | | | | | | | | | | | | | | |
| Lou Piniella, R (1.7) OBP: 0.288, SLG: 0.216 | | | | | | | | | | 3 | 0 | 0 | 0 | 0 | 0 | 1 | | | | | | | | | | | | | | | | | | | | | |
| Oscar Gamble, L (8, PH) OBP: 0.471, SLG: 0.840 | | | | | | | | | | 1 | 0 | 0 | 0 | 0 | 0 | 1 | | | | | | | | | | | | | | | | | | | | | |
| Graig Nettles, L (1.5) OBP: 0.349, SLG: 0.338 | | | | | | | | | | 3 | 0 | 0 | 0 | 1 | 1 | 2 | | | | | | | | | | | | | | | | | | | | | |
| Rick Cerone, R (1.2) OBP: 0.265, SLG: 0.397 | | | | | | | | | | 4 | 0 | 2 | 1 | 0 | 0 | 1 | | | | | | | | | | | | | | | | | | | | | |
| Bucky Dent, R (1.6) OBP: 0.321, SLG: 0.403 | | | | | | | | | | 4 | 2 | 2 | 1 | 0 | 0 | 2 | | | | | | | | | | | | | | | | | | | | | |
| Inning Stats | R: 0 E: 0 K: 1 S: 5 | H: 1 LOB: 0 BB: 0 P: 5 | R: 2 E: 0 K: 0 S: 5 | H: 2 LOB: 1 BB: 1 P: 9 | R: 1 E: 0 K: 0 S: 4 | H: 1 LOB: 0 BB: 0 P: 4 | R: 0 E: 0 K: 0 S: 3 | H: 0 LOB: 1 BB: 1 P: 7 | R: 2 E: 0 K: 0 S: 6 | H: 4 LOB: 2 BB: 0 P: 6 | R: 0 E: 0 K: 0 S: 4 | H: 1 LOB: 1 BB: 0 P: 4 | R: 0 E: 0 K: 0 S: 3 | H: 0 LOB: 0 BB: 0 P: 3 | R: 0 E: 0 K: 1 S: 5 | H: 0 LOB: 1 BB: 1 P: 9 | R: 1 E: 0 K: 0 S: 4 | H: 1 LOB: 0 BB: 0 P: 4 | 1B: 4 2B: 3 3B: 0 HR: 3 | SF: 0 SAC: 1 DP: 2 HBP: 0 | WP: 0 PB: 0 SB: 0 CS: 0 | PA: 38 | | | | | | | | | | | | | | | |
| PITCHER | IP WLS BF H R ER SO BB IBB HBP BLK WP HR S P ERA WHIP | | | | | | | | | | | | | | | | | | | | | | | | | | | | | | | | | | | | |
| Mike Caldwell, L (1.1) ERA: 2.98 | 4.1 | 22 | 8 | 5 | 5 | 1 | 2 | 0 | 0 | 0 | 0 | 0 | 2 | 22 | 30 | 10.38 | 2.308 | | | | | | | | | | | | | | | | | | | | |
| Bill Castro, R (5.1) ERA: 1.13 | 1.2 | 5 | 1 | 0 | 0 | 0 | 0 | 0 | 0 | 0 | 0 | 0 | 0 | 5 | 5 | 0.00 | 0.600 | | | | | | | | | | | | | | | | | | | | |
| Reggie Cleveland, R (7.1) ERA: 2.87 | 3.0 | L | 11 | 1 | 1 | 1 | 1 | 1 | 0 | 0 | 0 | 0 | 0 | 1 | 12 | 16 | 3.00 | 0.667 | | | | | | | | | | | | | | | | | | | |

| Batter | 1 | 2 | 3 | 4 | 5 | 6 | 7 | 8 | 9 | AB | R | H | RBI | BB | SO | LOB | BOTTOM | | | | | | | | | | | | | | | | | | | |
|--|---|---------------------------------|------------------------------|---------------------------------|------------------------------|---------------------------------|------------------------------|---------------------------------|------------------------------|---------------------------------|------------------------------|---------------------------------|------------------------------|---------------------------------|------------------------------|---------------------------------|--|---------------------------------|-----------------------------------|------------------------------------|----------------------------------|--------|--|--|--|--|--|--|--|--|--|--|--|--|--|--|
| Paul Molitor, R (1.6) OBP: 0.447, SLG: 0.488 | | | | | | | | | | 5 | 2 | 3 | 0 | 0 | 0 | 1 | New York Yankees @ Milwaukee Brewers Milwaukee County Stadium, Milwaukee, WI Tue May 06 1980, 8:05 PM EDT Att: 17,042 - Unknown - 64 F | | | | | | | | | | | | | | | | | | | |
| Jim Gantner, L (1.4) OBP: 0.304, SLG: 0.435 | | | | | | | | | | 4 | 1 | 1 | 0 | 0 | 0 | 2 | | | | | | | | | | | | | | | | | | | | |
| Robin Yount, R (9, PH) OBP: 0.360, SLG: 0.580 | | | | | | | | | | 1 | 0 | 0 | 0 | 0 | 0 | 0 | | | | | | | | | | | | | | | | | | | | |
| Cecil Cooper, L (1.3) OBP: 0.423, SLG: 0.549 | | | | | | | | | | 4 | 1 | 2 | 3 | 1 | 0 | 2 | | | | | | | | | | | | | | | | | | | | |
| Sal Bando, R (1.5) OBP: 0.347, SLG: 0.488 | | | | | | | | | | 5 | 1 | 2 | 0 | 0 | 1 | 2 | | | | | | | | | | | | | | | | | | | | |
| Ben Oglivie, L (1.10) OBP: 0.459, SLG: 0.671 | | | | | | | | | | 5 | 0 | 3 | 1 | 0 | 0 | 1 | | | | | | | | | | | | | | | | | | | | |
| Sixto Lezcano, R (1.9) OBP: 0.259, SLG: 0.356 | | | | | | | | | | 3 | 0 | 0 | 1 | 0 | 2 | 3 | | | | | | | | | | | | | | | | | | | | |
| Dick Davis, R (1.7) OBP: 0.211, SLG: 0.289 | | | | | | | | | | 4 | 0 | 2 | 0 | 0 | 0 | 3 | | | | | | | | | | | | | | | | | | | | |
| Gorman Thomas, R (1.8) OBP: 0.281, SLG: 0.325 | | | | | | | | | | 4 | 0 | 0 | 0 | 0 | 1 | 5 | | | | | | | | | | | | | | | | | | | | |
| Charlie Moore, R (1.2) OBP: 0.347, SLG: 0.279 | | | | | | | | | | 4 | 0 | 1 | 0 | 0 | 1 | 2 | | | | | | | | | | | | | | | | | | | | |
| Inning Stats | R: 0 E: 0 K: 0 S: 3 | H: 0 LOB: 1 BB: 1 P: 7 | R: 0 E: 0 K: 2 S: 8 | H: 1 LOB: 1 BB: 0 P: 8 | R: 0 E: 0 K: 0 S: 4 | H: 1 LOB: 1 BB: 0 P: 4 | R: 1 E: 0 K: 0 S: 6 | H: 3 LOB: 2 BB: 0 P: 6 | R: 3 E: 0 K: 0 S: 8 | H: 5 LOB: 2 BB: 0 P: 8 | R: 1 E: 1 K: 0 S: 4 | H: 1 LOB: 0 BB: 0 P: 4 | R: 0 E: 0 K: 1 S: 6 | H: 1 LOB: 1 BB: 0 P: 6 | R: 0 E: 0 K: 1 S: 5 | H: 1 LOB: 0 BB: 0 P: 5 | R: 0 E: 0 K: 1 S: 6 | H: 1 LOB: 1 BB: 0 P: 6 | 1B: 11 2B: 3 3B: 0 HR: 0 | SF: 1 SAC: 0 DP: 0 HBP: 0 | WP: 0 PB: 0 SB: 1 CS: 2 | PA: 43 | | | | | | | | | | | | | | |
| PITCHER | IP WLS BF H R ER SO BB IBB HBP BLK WP HR S P ERA WHIP | | | | | | | | | | | | | | | | | | | | | | | | | | | | | | | | | | | |
| Luis Tiant, R (1.1) ERA: 5.88 | 4.0 | 21 | 8 | 4 | 4 | 2 | 1 | 0 | 0 | 0 | 0 | 0 | 0 | 20 | 28 | 9.00 | 2.250 | | | | | | | | | | | | | | | | | | | |
| Ron Davis, R (5.1) ERA: 1.99 | 3.2 | 16 | 5 | 1 | 0 | 2 | 0 | 0 | 0 | 0 | 0 | 0 | 0 | 20 | 20 | 0.00 | 1.364 | | | | | | | | | | | | | | | | | | | |
| Ron Davis, R (8.1) ERA: 1.99 | 3.2 | 16 | 5 | 1 | 0 | 2 | 0 | 0 | 0 | 0 | 0 | 0 | 0 | 20 | 20 | 0.00 | 1.364 | | | | | | | | | | | | | | | | | | | |
| Rudy May, L (8.1) ERA: 2.61 | 1.1 | W | 4 | 1 | 0 | 0 | 1 | 0 | 0 | 0 | 0 | 0 | 0 | 6 | 6 | 0.00 | 0.750 | | | | | | | | | | | | | | | | | | | |

| Batter | 1 | 2 | 3 | 4 | 5 | 6 | 7 | 8 | 9 | AB | R | H | RBI | BB | SO | LOB | TOP | | | | | | | | | | |
|--|------------------------------|---------------------------------|------------------------------|----------------------------------|------------------------------|---------------------------------|------------------------------|---------------------------------|------------------------------|---------------------------------|------------------------------|---------------------------------|------------------------------|---------------------------------|------------------------------|---------------------------------|--|------------------------------------|----------------------------------|--------|--|--|--|--|--|--|--|
| Willie Randolph, R OBP: 0.391, SLG: 0.416 (1, 4) | F9 | | 6-3 | | | | | F3 | | 4 | 0 | 1 | 0 | 0 | 0 | 0 | New York Yankees @ Milwaukee Brewers Milwaukee County Stadium, Milwaukee, WI Wed May 07 1980, 8:05 PM EDT Att: 12,790 - Unknown - 48 F livebaseballscorecards.com | | | | | | | | | | |
| Ruppert Jones, L OBP: 0.296, SLG: 0.316 (1, 8) | F6 | | F2 | | | | 4-3 | L9-3 BB | | 3 | 0 | 0 | 0 | 1 | 0 | 1 | | | | | | | | | | | |
| Bob Watson, R OBP: 0.369, SLG: 0.411 (1, 3) | 6-3 | | K | | | | | L9-3 | | 4 | 0 | 0 | 0 | 0 | 1 | 1 | | | | | | | | | | | |
| Eric Soderholm, R OBP: 0.400, SLG: 0.543 (1, 10) | | | | | | | | | K | 4 | 2 | 2 | 1 | 0 | 1 | 0 | | | | | | | | | | | |
| Lou Piniella, R OBP: 0.300, SLG: 0.241 (1, 7) | | | | | | | | | E 1B | 3 | 1 | 2 | 0 | 1 | 0 | 1 | | | | | | | | | | | |
| Rick Cerone, R OBP: 0.253, SLG: 0.378 (1, 2) | | | | | | | | | E5 1B SF6 | 4 | 1 | 0 | 0 | 0 | 1 | 5 | | | | | | | | | | | |
| Graig Nettles, L OBP: 0.356, SLG: 0.338 (1, 5) | | | | | | | | | | 3 | 0 | 1 | 1 | 1 | 0 | 1 | | | | | | | | | | | |
| Bucky Dent, R OBP: 0.305, SLG: 0.392 (1, 6) | | | | | | | | | | 2 | 0 | 0 | 2 | 0 | 0 | 0 | | | | | | | | | | | |
| Bobby Brown, S OBP: 0.313, SLG: 0.214 (1, 9) | | | | | | | | | | 4 | 0 | 0 | 0 | 0 | 0 | 3 | | | | | | | | | | | |
| Inning Stats | R: 0 E: 0 K: 0 S: 3 | H: 0 LOB: 0 BB: 0 P: 3 | R: 1 E: 1 K: 1 S: 7 | H: 1 LOB: 2 BB: 1 P: 11 | R: 0 E: 0 K: 1 S: 5 | H: 0 LOB: 0 BB: 0 P: 5 | R: 1 E: 0 K: 0 S: 4 | H: 2 LOB: 0 BB: 0 P: 4 | R: 0 E: 0 K: 0 S: 4 | H: 1 LOB: 1 BB: 0 P: 4 | R: 0 E: 0 K: 0 S: 3 | H: 0 LOB: 0 BB: 0 P: 3 | R: 0 E: 0 K: 0 S: 2 | H: 0 LOB: 0 BB: 1 P: 6 | R: 2 E: 1 K: 1 S: 8 | H: 2 LOB: 1 BB: 0 P: 8 | 1B: 5 2B: 1 3B: 0 HR: 1 | SF: 2 SAC: 0 DP: 2 HBP: 0 | WP: 0 PB: 0 SB: 0 CS: 0 | PA: 36 | | | | | | | |
| PITCHER | IP | WLS | BF | H | R | ER | SO | BB | IBB | HBP | BLK | WP | HR | S | P | ERA | WHIP | | | | | | | | | | |
| Bill Travers, L ERA: 3.6 (1, 1) | 8.0 | L | 30 | 4 | 2 | 1 | 2 | 3 | 0 | 0 | 0 | 0 | 1 | 31 | 43 | 1.12 | 0.875 | | | | | | | | | | |
| Reggie Cleveland, R ERA: 3.38 (9, 1) | 0.1 | | 3 | 1 | 2 | 1 | 1 | 0 | 0 | 0 | 0 | 0 | 0 | 5 | 5 | 27.00 | 3.000 | | | | | | | | | | |
| Bob McClure, L ERA: 2.08 (9, 1) | 0.0 | | 1 | 1 | 0 | 0 | 0 | 0 | 0 | 0 | 0 | 0 | 0 | 1 | 1 | ∞ | ∞ | | | | | | | | | | |
| Bill Castro, R ERA: 1.04 (9, 1) | 0.2 | | 2 | 0 | 0 | 0 | 0 | 0 | 0 | 0 | 0 | 0 | 0 | 2 | 2 | 0.00 | 0.000 | | | | | | | | | | |

| Batter | 1 | 2 | 3 | 4 | 5 | 6 | 7 | 8 | 9 | AB | R | H | RBI | BB | SO | LOB | BOTTOM | | | | | | | | | | |
|---|------------------------------|---------------------------------|------------------------------|---------------------------------|------------------------------|---------------------------------|------------------------------|---------------------------------|------------------------------|---------------------------------|------------------------------|---------------------------------|------------------------------|---------------------------------|------------------------------|---------------------------------|--|---------------------------------|----------------------------------|------------------------------------|----------------------------------|--------|--|--|--|--|--|
| Paul Molitor, R OBP: 0.439, SLG: 0.476 (1, 6) | 6-3 | | CS | FC6-4 1B | | L3 | | G4-6-3 | | 4 | 0 | 1 | 0 | 0 | 0 | 2 | New York Yankees @ Milwaukee Brewers Milwaukee County Stadium, Milwaukee, WI Wed May 07 1980, 8:05 PM EDT Att: 12,790 - Unknown - 48 F livebaseballscorecards.com | | | | | | | | | | |
| Robin Yount, R OBP: 0.356, SLG: 0.565 (1, 10) | 6-3 | | | FC6-4 6-3 1-2f | | F8 | | G6-4-3 1B | | 4 | 0 | 1 | 0 | 0 | 0 | 1 | | | | | | | | | | | |
| Cecil Cooper, L OBP: 0.402, SLG: 0.520 (1, 3) | G3 | | | 6-3 1-2 | | F8 | | F9 | | 4 | 0 | 0 | 0 | 0 | 0 | 2 | | | | | | | | | | | |
| Sal Bando, R OBP: 0.321, SLG: 0.447 (1, 5) | | | | F8 | | | | G6-4-3 1-2f | | 4 | 0 | 0 | 0 | 0 | 0 | 2 | | | | | | | | | | | |
| Ben Oglivie, L OBP: 0.455, SLG: 0.658 (1, 7) | | | | | | 1B FC5-4 1B | | E6 G5-4-3 | | 3 | 1 | 1 | 0 | 0 | 0 | 0 | | | | | | | | | | | |
| Dick Davis, R OBP: 0.220, SLG: 0.293 (1, 9) | | | | 6-3 | | FC5-4 1B | | G5-4-3 1-2f | | 3 | 0 | 1 | 0 | 0 | 0 | 1 | | | | | | | | | | | |
| Gorman Thomas, R OBP: 0.283, SLG: 0.325 (1, 8) | | | | K | | FC5-4 G3 1-2f 3-H | | 1B SH1-4 1B | | 3 | 0 | 1 | 1 | 0 | 1 | 1 | | | | | | | | | | | |
| Charlie Moore, R OBP: 0.333, SLG: 0.267 (1, 2) | | | | 3-1 | | G3 | | SH1-4 | | 2 | 0 | 0 | 0 | 0 | 0 | 1 | | | | | | | | | | | |
| Jim Gantner, L OBP: 0.320, SLG: 0.440 Don Money, R OBP: 0.360, SLG: 0.488 (8, PH) (9, 4) | | | | CS 1B | | 4-3 | | G4-6-3 1B | | 2 | 0 | 1 | 0 | 0 | 0 | 1 | | | | | | | | | | | |
| Inning Stats | R: 0 E: 0 K: 0 S: 3 | H: 0 LOB: 0 BB: 0 P: 3 | R: 0 E: 0 K: 0 S: 3 | H: 0 LOB: 0 BB: 0 P: 3 | R: 0 E: 0 K: 1 S: 5 | H: 1 LOB: 0 BB: 0 P: 5 | R: 0 E: 0 K: 0 S: 4 | H: 1 LOB: 1 BB: 0 P: 4 | R: 1 E: 0 K: 0 S: 5 | H: 2 LOB: 1 BB: 0 P: 5 | R: 0 E: 0 K: 0 S: 3 | H: 0 LOB: 0 BB: 0 P: 3 | R: 0 E: 0 K: 0 S: 3 | H: 0 LOB: 0 BB: 0 P: 3 | R: 0 E: 0 K: 0 S: 4 | H: 2 LOB: 1 BB: 0 P: 4 | R: 0 E: 0 K: 0 S: 3 | H: 1 LOB: 0 BB: 0 P: 3 | 1B: 7 2B: 0 3B: 0 HR: 0 | SF: 0 SAC: 1 DP: 3 HBP: 0 | WP: 0 PB: 0 SB: 0 CS: 1 | PA: 32 | | | | | |
| PITCHER | IP | WLS | BF | H | R | ER | SO | BB | IBB | HBP | BLK | WP | HR | S | P | ERA | WHIP | | | | | | | | | | |
| Tommy John, L ERA: 2.11 (1, 1) | 9.0 | W | 31 | 7 | 1 | 1 | 1 | 0 | 0 | 0 | 0 | 0 | 0 | 33 | 33 | 1.00 | 0.778 | | | | | | | | | | |

| Batter | 1 | 2 | 3 | 4 | 5 | 6 | 7 | 8 | 9 | AB | R | H | RBI | BB | SO | LOB | TOP | | | | |
|--|---|---|---|---|--|---|---|---|---|----------------------------------|------------------------------|---------------------------------|------------------------------|---------------------------------|------------------------------|-------------------------|--|------------------------------------|----------------------------------|--------|--|
| Al Bumby, L OBP: 0.417, SLG: 0.516 (1, 8) |  | |  | |  | | |  | | 4 | 0 | 1 | 0 | 0 | 2 | 1 | Baltimore Orioles @ Milwaukee Brewers Milwaukee County Stadium, Milwaukee, WI Thu May 08 1980, 8:05 PM EDT Att: 10,455 - Unknown | | | | |
| Mark Belanger, R OBP: 0.235, SLG: 0.245 (1, 6) |  | |  | | |  | |  | | 4 | 0 | 0 | 0 | 0 | 1 | 2 | | | | | |
| Ken Singleton, S OBP: 0.330, SLG: 0.416 (1, 9) |  | | |  | |  | | |  | 4 | 0 | 1 | 0 | 0 | 2 | 0 | | | | | |
| Eddie Murray, S OBP: 0.361, SLG: 0.463 (1, 3) | |  | |  | |  | |  | | 4 | 0 | 0 | 0 | 0 | 0 | 1 | | | | | |
| John Lowenstein, L OBP: 0.302, SLG: 0.189 (7, PR) |  | | |  | | |  | |  | 3 | 0 | 0 | 0 | 0 | 0 | 0 | | | | | |
| Gary Roenicke, R OBP: 0.356, SLG: 0.361 (9, PH) | | | | | | | | | | 1 | 0 | 1 | 0 | 0 | 0 | 0 | | | | | |
| Doug DeCinces, R OBP: 0.326, SLG: 0.464 (7, PR) |  | | | | |  | |  | | 3 | 0 | 0 | 0 | 0 | 1 | 0 | | | | | |
| Dan Graham, L (7, 5) | | | | | | | |  | | 0 | 0 | 0 | 0 | 0 | 0 | 0 | | | | | |
| Benny Ayala, R OBP: 0.368, SLG: 0.563 (9, PH) | | | | | | | |  | | 1 | 0 | 0 | 0 | 0 | 1 | 1 | | | | | |
| Lee May, R OBP: 0.259, SLG: 0.358 (1, 10) | | |  | |  | | |  | | 2 | 1 | 1 | 1 | 1 | 0 | 1 | | | | | |
| Rick Dempsey, R OBP: 0.295, SLG: 0.481 (1, 2) | | |  | | |  | |  | | 3 | 0 | 0 | 0 | 0 | 1 | 2 | | | | | |
| Kiko Garcia, R OBP: 0.259, SLG: 0.180 (1, 4) | | |  | | | | |  | | 2 | 0 | 0 | 0 | 1 | 1 | 1 | | | | | |
| Inning Stats | R: 0 E: 0 K: 2 S: 7 | H: 0 LOB: 0 BB: 7 | R: 0 E: 1 K: 1 S: 5 | H: 0 LOB: 0 BB: 5 | R: 0 E: 0 K: 1 S: 6 | H: 1 LOB: 2 BB: 1 P: 10 | R: 0 E: 0 K: 0 S: 3 | H: 0 LOB: 0 BB: 0 P: 3 | R: 1 E: 0 K: 2 S: 8 | H: 1 LOB: 1 BB: 1 P: 12 | R: 0 E: 0 K: 0 S: 3 | H: 1 LOB: 1 BB: 0 P: 3 | R: 0 E: 1 K: 0 S: 4 | H: 0 LOB: 1 BB: 0 P: 4 | R: 0 E: 0 K: 1 S: 5 | H: 0 LOB: 0 BB: 5 | 1B: 2 2B: 1 3B: 0 HR: 1 | SF: 0 SAC: 0 DP: 1 HBP: 0 | WP: 0 PB: 0 SB: 0 CS: 0 | PA: 33 | |
| PITCHER | IP | WLS | BF | H | R | ER | SO | BB | IBB | HBP | BLK | WP | HR | S | P | ERA | WHIP | | | | |
| Moose Haas, R ERA: 3.82 (1, 1) | 7.0 | W | 26 | 3 | 1 | 1 | 6 | 2 | 0 | 0 | 0 | 0 | 1 | 36 | 44 | 1.29 | 0.714 | | | | |
| Bob McClure, L ERA: 1.6 (8, 1) | 2.0 | | 7 | 1 | 0 | 0 | 3 | 0 | 0 | 0 | 0 | 0 | 0 | 13 | 13 | 0.00 | 0.500 | | | | |

| Batter | 1 | 2 | 3 | 4 | 5 | 6 | 7 | 8 | 9 | AB | R | H | RBI | BB | SO | LOB | BOTTOM | | | | | | |
|---|---|---|---|---|--|---|---|---|------------------------------|---------------------------------|------------------------------|---------------------------------|------------------------------|---------------------------------|------------------------------|----------------------------------|--|------------------------------------|----------------------------------|--------|--|--|--|
| Paul Molitor, R OBP: 0.437, SLG: 0.472 (1, 6) |  | |  | | |  | |  | | 5 | 0 | 2 | 0 | 0 | 0 | 1 | Baltimore Orioles @ Milwaukee Brewers Milwaukee County Stadium, Milwaukee, WI Thu May 08 1980, 8:05 PM EDT Att: 10,455 - Unknown | | | | | | |
| Robin Yount, R OBP: 0.356, SLG: 0.556 (1, 10) |  |  | |  | |  | |  | | 5 | 2 | 2 | 0 | 0 | 0 | 3 | | | | | | | |
| Cecil Cooper, L OBP: 0.414, SLG: 0.506 (1, 3) |  |  | |  | |  | |  | | 2 | 1 | 0 | 0 | 3 | 1 | 2 | | | | | | | |
| Dick Davis, R OBP: 0.239, SLG: 0.304 (1, 7) |  |  | |  | |  | |  | | 5 | 1 | 2 | 2 | 0 | 0 | 7 | | | | | | | |
| Don Money, R OBP: 0.370, SLG: 0.600 (1, 5) |  | |  | |  | |  | | | 4 | 2 | 2 | 3 | 0 | 1 | 1 | | | | | | | |
| Sixto Lezcano, R OBP: 0.270, SLG: 0.416 (1, 9) |  | |  | |  | |  | | | 4 | 2 | 2 | 2 | 0 | 0 | 1 | | | | | | | |
| Mark Brouhard, R (8, 7) | | |  | | | | | | | 0 | 0 | 0 | 0 | 0 | 0 | 0 | | | | | | | |
| Jim Gantner, L OBP: 0.276, SLG: 0.379 (1, 4) |  | |  | |  | |  | | | 4 | 0 | 0 | 0 | 0 | 0 | 1 | | | | | | | |
| Gorman Thomas, R OBP: 0.302, SLG: 0.366 (1, 8) |  | |  | |  | | |  | | 2 | 1 | 1 | 2 | 2 | 0 | 0 | | | | | | | |
| Buck Martinez, R OBP: 0.313, SLG: 0.300 (1, 2) | |  |  | |  | | |  | | 4 | 0 | 1 | 0 | 0 | 1 | 2 | | | | | | | |
| Inning Stats | R: 5 E: 0 K: 0 S: 7 | H: 4 LOB: 0 BB: 1 P: 11 | R: 0 E: 0 K: 0 S: 4 | H: 2 LOB: 2 BB: 1 P: 8 | R: 3 E: 0 K: 1 S: 8 | H: 3 LOB: 0 BB: 0 P: 8 | R: 1 E: 1 K: 1 S: 7 | H: 1 LOB: 1 BB: 0 P: 7 | R: 0 E: 0 K: 0 S: 2 | H: 0 LOB: 0 BB: 1 P: 6 | R: 0 E: 0 K: 1 S: 6 | H: 1 LOB: 1 BB: 0 P: 6 | R: 0 E: 0 K: 0 S: 3 | H: 0 LOB: 0 BB: 0 P: 3 | R: 0 E: 0 K: 0 S: 4 | H: 1 LOB: 3 BB: 2 P: 12 | 1B: 7 2B: 1 3B: 1 HR: 3 | SF: 0 SAC: 0 DP: 2 HBP: 0 | WP: 1 PB: 1 SB: 2 CS: 0 | PA: 40 | | | |
| PITCHER | IP | WLS | BF | H | R | ER | SO | BB | IBB | HBP | BLK | WP | HR | S | P | ERA | WHIP | | | | | | |
| Dennis Martinez, R ERA: 9.0 (1, 1) | 0.1 | L | 6 | 4 | 5 | 5 | 0 | 1 | 0 | 0 | 0 | 1 | 1 | 36 | 52 | 3.52 | 1.435 | | | | | | |
| Paul Hartzell, R ERA: 3.52 (1, 1) | 7.2 | | 34 | 8 | 4 | 3 | 3 | 3 | 1 | 0 | 0 | 0 | 0 | 1 | 1 | 36 | 52 | 3.52 | 1.435 | | | | |

AB 31
R 1
H 4
RBI 1
BB 2
SO 9
LOB 9



AB 35
R 9
H 12
RBI 9
BB 5
SO 3
LOB 18



| Batter | 1 | 2 | 3 | 4 | 5 | 6 | 7 | 8 | 9 | AB | R | H | RBI | BB | SO | LOB | TOP | | | | | | | | |
|--|------------------------------|---------------------------------|------------------------------|---------------------------------|------------------------------|---------------------------------|------------------------------|---------------------------------|------------------------------|---------------------------------|------------------------------|---------------------------------|------------------------------|---------------------------------|------------------------------|---------------------------------|--|---------------------------------|--------------------------|------------------------------------|----------------------------------|--------|--|--|--|
| Al Bumby, L OBP: 0.416, SLG: 0.510 (1, 8) | | | | | | | | | | 5 | 1 | 2 | 0 | 0 | 0 | 4 | Baltimore Orioles @ Milwaukee Brewers Milwaukee County Stadium, Milwaukee, WI Fri May 09 1980, 8:05 PM EDT Att: 34,784 - Unknown | | | | | | | | |
| Mark Belanger, R OBP: 0.250, SLG: 0.259 (1, 6) | | | | | | | | | | 5 | 0 | 2 | 2 | 0 | 1 | 3 | | | | | | | | | |
| Ken Singleton, S OBP: 0.315, SLG: 0.394 (1, 9) | | | | | | | | | | 5 | 0 | 0 | 0 | 0 | 0 | 5 | | | | | | | | | |
| John Lowenstein, L OBP: 0.302, SLG: 0.189 (9, 7) | | | | | | | | | | 0 | 0 | 0 | 0 | 0 | 0 | 0 | | | | | | | | | |
| Eddie Murray, S OBP: 0.348, SLG: 0.444 (1, 3) | | | | | | | | | | 4 | 0 | 0 | 1 | 0 | 0 | 1 | | | | | | | | | |
| Gary Roenicke, R OBP: 0.351, SLG: 0.354 (1, 7) | | | | | | | | | | 4 | 0 | 1 | 0 | 0 | 1 | 1 | | | | | | | | | |
| Doug DeCinces, R OBP: 0.333, SLG: 0.466 (1, 5) | | | | | | | | | | 4 | 1 | 2 | 0 | 0 | 0 | 1 | | | | | | | | | |
| Lee May, R OBP: 0.274, SLG: 0.368 (1, 10) | | | | | | | | | | 4 | 1 | 2 | 0 | 0 | 1 | 0 | | | | | | | | | |
| Rick Dempsey, R OBP: 0.304, SLG: 0.494 (1, 2) | | | | | | | | | | 4 | 1 | 2 | 0 | 0 | 0 | 2 | | | | | | | | | |
| Rich Dauer, R OBP: 0.269, SLG: 0.209 (1, 4) | | | | | | | | | | 3 | 1 | 2 | 2 | 0 | 0 | 0 | | | | | | | | | |
| Inning Stats | R: 1 E: 1 K: 0 S: 5 | H: 1 LOB: 1 BB: 0 P: 5 | R: 2 E: 0 K: 0 S: 7 | H: 4 LOB: 2 BB: 0 P: 7 | R: 0 E: 0 K: 0 S: 5 | H: 2 LOB: 2 BB: 0 P: 5 | R: 0 E: 0 K: 1 S: 6 | H: 1 LOB: 1 BB: 0 P: 6 | R: 0 E: 0 K: 0 S: 3 | H: 1 LOB: 0 BB: 0 P: 3 | R: 1 E: 0 K: 1 S: 7 | H: 2 LOB: 1 BB: 0 P: 7 | R: 0 E: 0 K: 1 S: 5 | H: 0 LOB: 0 BB: 0 P: 5 | R: 0 E: 0 K: 0 S: 3 | H: 0 LOB: 0 BB: 0 P: 3 | R: 1 E: 0 K: 0 S: 4 | H: 2 LOB: 0 BB: 0 P: 4 | 1B: 11 2B: 3 HR: 0 | SF: 1 SAC: 0 DP: 2 HBP: 0 | WP: 0 PB: 1 SB: 2 CS: 0 | PA: 39 | | | |
| PITCHER | IP | WLS | BF | H | R | ER | SO | BB | IBB | HBP | BLK | WP | HR | S | P | ERA | WHIP | | | | | | | | |
| Jerry Augustine, L ERA: 8.28 (1, 1) | 2.2 | L | 16 | 7 | 3 | 2 | 0 | 0 | 0 | 0 | 0 | 0 | 0 | 16 | 16 | 6.75 | 2.625 | | | | | | | | |
| Bill Castro, R ERA: 0.75 (3, 1) | 3.1 | | 13 | 4 | 1 | 0 | 2 | 0 | 0 | 0 | 0 | 0 | 0 | 17 | 17 | 0.00 | 1.200 | | | | | | | | |
| Dan Boitano, R ERA: 6.17 (7, 1) | 2.1 | | 8 | 1 | 1 | 1 | 1 | 0 | 0 | 0 | 0 | 0 | 0 | 10 | 10 | 3.86 | 0.429 | | | | | | | | |
| Reggie Cleveland, R ERA: 3.24 (9, 1) | 0.2 | | 2 | 1 | 0 | 0 | 0 | 0 | 0 | 0 | 0 | 0 | 0 | 2 | 2 | 0.00 | 1.500 | | | | | | | | |

| Batter | 1 | 2 | 3 | 4 | 5 | 6 | 7 | 8 | 9 | AB | R | H | RBI | BB | SO | LOB | BOTTOM | | | | | | | | |
|--|------------------------------|----------------------------------|------------------------------|---------------------------------|------------------------------|---------------------------------|------------------------------|---------------------------------|------------------------------|---------------------------------|------------------------------|---------------------------------|------------------------------|---------------------------------|------------------------------|---------------------------------|--|---------------------------------|-------------------------|------------------------------------|----------------------------------|--------|--|--|--|
| Paul Molitor, R OBP: 0.426, SLG: 0.457 (1, 6) | | | | | | | | | | 5 | 0 | 1 | 0 | 0 | 1 | 2 | Baltimore Orioles @ Milwaukee Brewers Milwaukee County Stadium, Milwaukee, WI Fri May 09 1980, 8:05 PM EDT Att: 34,784 - Unknown | | | | | | | | |
| Robin Yount, R OBP: 0.364, SLG: 0.564 (1, 10) | | | | | | | | | | 4 | 1 | 2 | 0 | 0 | 0 | 1 | | | | | | | | | |
| Cecil Cooper, L OBP: 0.396, SLG: 0.481 (1, 3) | | | | | | | | | | 4 | 0 | 0 | 0 | 0 | 0 | 4 | | | | | | | | | |
| Dick Davis, R OBP: 0.260, SLG: 0.327 (1, 7) | | | | | | | | | | 3 | 1 | 1 | 0 | 1 | 0 | 0 | | | | | | | | | |
| Don Money, R OBP: 0.397, SLG: 0.596 (1, 5) | | | | | | | | | | 2 | 0 | 1 | 0 | 2 | 0 | 0 | | | | | | | | | |
| Sixto Lezcano, R OBP: 0.280, SLG: 0.420 (1, 9) | | | | | | | | | | 4 | 0 | 2 | 2 | 0 | 0 | 3 | | | | | | | | | |
| Jim Gantner, L OBP: 0.242, SLG: 0.333 (1, 4) | | | | | | | | | | 4 | 0 | 0 | 0 | 0 | 0 | 6 | | | | | | | | | |
| Gorman Thomas, R OBP: 0.290, SLG: 0.349 (1, 8) | | | | | | | | | | 4 | 0 | 0 | 0 | 0 | 1 | 2 | | | | | | | | | |
| Charlie Moore, R OBP: 0.364, SLG: 0.306 (1, 2) | | | | | | | | | | 4 | 0 | 3 | 0 | 0 | 0 | 0 | | | | | | | | | |
| Inning Stats | R: 2 E: 0 K: 0 S: 5 | H: 2 LOB: 2 BB: 2 P: 13 | R: 0 E: 0 K: 0 S: 3 | H: 1 LOB: 0 BB: 0 P: 3 | R: 0 E: 0 K: 0 S: 3 | H: 0 LOB: 0 BB: 0 P: 3 | R: 0 E: 1 K: 0 S: 4 | H: 1 LOB: 1 BB: 0 P: 4 | R: 0 E: 0 K: 1 S: 5 | H: 1 LOB: 0 BB: 0 P: 5 | R: 0 E: 0 K: 0 S: 3 | H: 0 LOB: 1 BB: 1 P: 7 | R: 0 E: 0 K: 1 S: 8 | H: 3 LOB: 3 BB: 0 P: 8 | R: 0 E: 0 K: 0 S: 4 | H: 2 LOB: 1 BB: 0 P: 4 | R: 0 E: 0 K: 0 S: 3 | H: 0 LOB: 0 BB: 0 P: 3 | 1B: 8 2B: 3 HR: 0 | SF: 0 SAC: 0 DP: 4 HBP: 0 | WP: 1 PB: 0 SB: 0 CS: 0 | PA: 37 | | | |
| PITCHER | IP | WLS | BF | H | R | ER | SO | BB | IBB | HBP | BLK | WP | HR | S | P | ERA | WHIP | | | | | | | | |
| Steve Stone, R ERA: 4.31 (1, 1) | 6.2 | W | 28 | 7 | 2 | 2 | 2 | 3 | 0 | 0 | 0 | 0 | 0 | 29 | 41 | 2.70 | 1.500 | | | | | | | | |
| Dave Ford, R ERA: 2.79 (7, 1) | 0.0 | | 1 | 1 | 0 | 0 | 0 | 0 | 0 | 0 | 0 | 0 | 0 | 1 | 1 | ∞ | ∞ | | | | | | | | |
| Tippy Martinez, L ERA: 3.46 (7, 1) | 0.1 | | 2 | 1 | 0 | 0 | 0 | 0 | 0 | 0 | 0 | 0 | 0 | 2 | 2 | 0.00 | 3.000 | | | | | | | | |
| Tim Stoddard, R ERA: 2.25 (8, 1) | 2.0 | S | 6 | 1 | 0 | 0 | 0 | 0 | 0 | 0 | 0 | 0 | 0 | 6 | 6 | 0.00 | 0.500 | | | | | | | | |

| Batter | 1 | 2 | 3 | 4 | 5 | 6 | 7 | 8 | 9 | AB | R | H | RBI | BB | SO | LOB | TOP | | | | | | | | |
|--|------------------------------|---------------------------------|------------------------------|---------------------------------|------------------------------|---------------------------------|------------------------------|---------------------------------|------------------------------|---------------------------------|------------------------------|---------------------------------|------------------------------|---------------------------------|------------------------------|---------------------------------|--|---------------------------------|----------------------------------|------------------------------------|----------------------------------|--------|--|--|--|
| Al Bumby, L OBP: 0.410, SLG: 0.500 (1, 8) | 0-0 6-3 | | 0-3 K | | 0-0 4-3 | | | 0-0 1B SF7 1B | | 4 | 1 | 1 | 0 | 0 | 1 | 2 | Baltimore Orioles @ Milwaukee Brewers Milwaukee County Stadium, Milwaukee, WI Sat May 10 1980, 4:33 AM EDT Att: 31,494 - Unknown livebaseballscorecards.com | | | | | | | | |
| John Lowenstein, L OBP: 0.295, SLG: 0.195 (1, 7) | 0-0 4-3 | | 0-0 F9 | | 0-0 4-3 | | | 0-0 1B SF7 1B | | 4 | 1 | 1 | 0 | 0 | 0 | 1 | | | | | | | | | |
| Ken Singleton, S OBP: 0.304, SLG: 0.381 (1, 9) | 0-0 4-3 | | | 0-0 F7 | | 0-3 K | | 0-0 SF7 | | 3 | 0 | 0 | 1 | 0 | 1 | 0 | | | | | | | | | |
| Lee May, R OBP: 0.273, SLG: 0.361 (1, 10) | | 0-3 K | | 0-0 6-3 | | 0-0 F9 | | 0-0 1B 2H 1B | | 4 | 0 | 1 | 1 | 0 | 1 | 0 | | | | | | | | | |
| Eddie Murray, S OBP: 0.362, SLG: 0.456 (1, 3) | | 0-0 E 1B | | 0-0 1B | | 0-0 F8 | | 0-0 1B | | 4 | 0 | 3 | 0 | 0 | 0 | 0 | | | | | | | | | |
| Doug DeCinces, R OBP: 0.320, SLG: 0.446 (1, 5) | | 0-0 F7 | | 0-0 L5 | | | 0-0 5-3 | 0-0 P6 | | 4 | 0 | 0 | 0 | 0 | 0 | 4 | | | | | | | | | |
| Dan Graham, L OBP: 0.250, SLG: 1.000 (1, 2) | | 0-0 E4 FC4-6 | | | 0-0 HR | | 0-3 K | | 0-0 F7 | 4 | 1 | 1 | 1 | 0 | 1 | 1 | | | | | | | | | |
| Mark Belanger, R OBP: 0.238, SLG: 0.246 (9, PH) | | 0-0 FC4-6 | | | 0-0 6-3 | | 0-0 4-3 | | 0-3 K | 3 | 0 | 0 | 0 | 0 | 0 | 2 | | | | | | | | | |
| Pat Kelly, L OBP: 0.353, SLG: 0.615 (9, PH) | | 0-0 FC4-6 | | | 0-0 6-3 | | | | 0-3 K | 1 | 0 | 0 | 0 | 0 | 1 | 0 | | | | | | | | | |
| Rich Dauer, R OBP: 0.284, SLG: 0.217 (1, 4) | | | 4-0 BB | | 0-0 4-3 1B | | | | 0-3 K | 2 | 0 | 1 | 0 | 1 | 0 | 0 | | | | | | | | | |
| Terry Crowley, L OBP: 0.524, SLG: 0.706 (9, PH) | | | | | | | | | 0-0 F7 | 1 | 0 | 0 | 0 | 0 | 1 | 0 | | | | | | | | | |
| Inning Stats | R: 0 E: 0 K: 0 S: 3 | H: 0 LOB: 0 BB: 0 P: 3 | R: 0 E: 1 K: 1 S: 7 | H: 1 LOB: 2 BB: 0 P: 7 | R: 0 E: 0 K: 1 S: 4 | H: 0 LOB: 0 BB: 1 P: 8 | R: 0 E: 0 K: 0 S: 4 | H: 1 LOB: 1 BB: 0 P: 4 | R: 1 E: 0 K: 0 S: 5 | H: 2 LOB: 1 BB: 0 P: 5 | R: 0 E: 0 K: 1 S: 5 | H: 0 LOB: 0 BB: 0 P: 5 | R: 0 E: 0 K: 1 S: 5 | H: 0 LOB: 0 BB: 0 P: 5 | R: 2 E: 0 K: 0 S: 7 | H: 4 LOB: 2 BB: 0 P: 7 | R: 0 E: 0 K: 2 S: 7 | H: 0 LOB: 0 BB: 0 P: 7 | 1B: 7 2B: 1 3B: 0 HR: 1 | SF: 1 SAC: 0 DP: 1 HBP: 0 | WP: 0 PB: 0 SB: 0 CS: 1 | PA: 36 | | | |
| PITCHER | IP | WLS | BF | H | R | ER | SO | BB | IBB | HBP | BLK | WP | HR | S | P | ERA | WHIP | | | | | | | | |
| Lary Sorensen, R ERA: 3.5 (1, 1) | 7.2 | W | 31 | 7 | 3 | 3 | 4 | 1 | 0 | 0 | 0 | 0 | 1 | 38 | 42 | 3.52 | 1.043 | | | | | | | | |
| Reggie Cleveland, R ERA: 3.0 (8, 1) | 1.1 | S | 5 | 1 | 0 | 0 | 2 | 0 | 0 | 0 | 0 | 0 | 0 | 9 | 9 | 0.00 | 0.750 | | | | | | | | |

| Batter | 1 | 2 | 3 | 4 | 5 | 6 | 7 | 8 | 9 | AB | R | H | RBI | BB | SO | LOB | BOTTOM | | | | | | | | |
|--|------------------------------|---------------------------------|------------------------------|----------------------------------|------------------------------|---------------------------------|------------------------------|---------------------------------|------------------------------|---------------------------------|------------------------------|---------------------------------|------------------------------|----------------------------------|------------------------------|---------------------------------|--|----------------------------------|------------------------------------|----------------------------------|--------|--|--|--|--|
| Paul Molitor, R OBP: 0.420, SLG: 0.454 (1, 4) | 0-3 K | | 0-0 4-3 | | 0-0 SF8 | | 0-0 1B 1B | | | 3 | 1 | 1 | 2 | 0 | 1 | 0 | Baltimore Orioles @ Milwaukee Brewers Milwaukee County Stadium, Milwaukee, WI Sat May 10 1980, 4:33 AM EDT Att: 31,494 - Unknown livebaseballscorecards.com | | | | | | | | |
| Robin Yount, R OBP: 0.365, SLG: 0.557 (1, 6) | 0-3 K | | 4-0 BB | | 0-0 F9 | | 0-0 1B 2H 1B | | | 3 | 0 | 1 | 1 | 1 | 1 | 1 | | | | | | | | | |
| Cecil Cooper, L OBP: 0.389, SLG: 0.471 (1, 3) | 0-0 F5 | | 0-0 L3 | | | 0-0 1-3 | 0-0 1B | | | 4 | 0 | 1 | 1 | 0 | 0 | 1 | | | | | | | | | |
| Larry Hise, R OBP: 0.400, SLG: 0.333 (1, 10) | | 0-3 K | | 0-3 K | | 0-0 F7 | 0-0 F2 | | | 4 | 0 | 0 | 0 | 0 | 2 | 2 | | | | | | | | | |
| Don Money, R OBP: 0.387, SLG: 0.560 (1, 5) | | 4-0 FC5-4 BB | | 0-0 5-3 | | 0-0 L5 | | 0-0 P6 | | 3 | 0 | 0 | 0 | 1 | 0 | 0 | | | | | | | | | |
| Sixto Lezcano, R OBP: 0.288, SLG: 0.400 (1, 9) | | 0-0 FC5-4 2B | | 0-0 5-3 | | | 0-0 F9 | 0-3 K | | 4 | 1 | 0 | 0 | 0 | 1 | 1 | | | | | | | | | |
| Dick Davis, R OBP: 0.296, SLG: 0.365 (1, 7) | | 0-0 2B | | | 0-0 2B SF8 1B | | 0-0 F9 | 4-0 BB | | 3 | 1 | 2 | 1 | 1 | 0 | 0 | | | | | | | | | |
| Gorman Thomas, R OBP: 0.298, SLG: 0.360 (1, 8) | | 0-0 F7 | | | 0-0 SF8 2B | | 4-0 1B 1B BB | 0-0 5-3 | | 3 | 1 | 1 | 0 | 1 | 0 | 2 | | | | | | | | | |
| Buck Martinez, R OBP: 0.314, SLG: 0.303 (1, 2) | | | 0-0 P4 | | 0-0 5-3 | | 0-0 1B 1B | | | 3 | 1 | 1 | 0 | 0 | 0 | 2 | | | | | | | | | |
| Inning Stats | R: 0 E: 0 K: 2 S: 7 | H: 0 LOB: 0 BB: 0 P: 7 | R: 1 E: 0 K: 1 S: 6 | H: 1 LOB: 1 BB: 1 P: 10 | R: 0 E: 0 K: 0 S: 3 | H: 0 LOB: 1 BB: 1 P: 7 | R: 0 E: 0 K: 1 S: 5 | H: 0 LOB: 0 BB: 0 P: 5 | R: 1 E: 0 K: 0 S: 5 | H: 2 LOB: 1 BB: 0 P: 5 | R: 0 E: 0 K: 0 S: 3 | H: 0 LOB: 0 BB: 0 P: 3 | R: 3 E: 0 K: 0 S: 7 | H: 4 LOB: 2 BB: 1 P: 11 | R: 0 E: 0 K: 1 S: 5 | H: 0 LOB: 1 BB: 1 P: 9 | | 1B: 5 2B: 2 3B: 0 HR: 0 | SF: 1 SAC: 0 DP: 0 HBP: 0 | WP: 0 PB: 0 SB: 0 CS: 0 | PA: 35 | | | | |
| PITCHER | IP | WLS | BF | H | R | ER | SO | BB | IBB | HBP | BLK | WP | HR | S | P | ERA | WHIP | | | | | | | | |
| Scott McGregor, L ERA: 5.09 (1, 1) | 6.2 | L | 30 | 7 | 5 | 5 | 4 | 3 | 0 | 0 | 0 | 0 | 0 | 35 | 47 | 6.75 | 1.500 | | | | | | | | |
| Dennis Martinez, R ERA: 8.22 (7, 1) | 1.1 | | 5 | 0 | 0 | 0 | 1 | 1 | 0 | 0 | 0 | 0 | 0 | 6 | 10 | 0.00 | 0.750 | | | | | | | | |

| Batter | 1 | 2 | 3 | 4 | 5 | 6 | 7 | 8 | 9 | AB | R | H | RBI | BB | SO | LOB | TOP | | | | | | | | | | |
|--|------------------------------|----------------------------------|------------------------------|---------------------------------|------------------------------|---------------------------------|------------------------------|---------------------------------|------------------------------|---------------------------------|------------------------------|---------------------------------|------------------------------|----------------------------------|------------------------------|---------------------------------|---|---------------------------------|----------------------------------|------------------------------------|----------------------------------|--------|--|--|--|--|--|
| Al Bumby, L OBP: 0.402, SLG: 0.486 (1, 8) | | | | | | | | | | 5 | 1 | 1 | 0 | 0 | 2 | 4 | Baltimore Orioles @ Milwaukee Brewers Milwaukee County Stadium, Milwaukee, WI Sun May 11 1980, 4:33 AM EDT Att: 19,635 - Unknown | | | | | | | | | | |
| Mark Belanger, R OBP: 0.224, SLG: 0.231 (1, 6) | | | | | | | | | | 4 | 0 | 0 | 0 | 0 | 0 | 4 | | | | | | | | | | | |
| Benny Ayala, R OBP: 0.350, SLG: 0.529 (9, FH) | | | | | | | | | | 1 | 0 | 0 | 0 | 0 | 0 | 0 | | | | | | | | | | | |
| Gary Roenicke, R OBP: 0.346, SLG: 0.362 (1, 7) | | | | | | | | | | 4 | 0 | 1 | 0 | 0 | 1 | 1 | | | | | | | | | | | |
| Eddie Murray, S OBP: 0.367, SLG: 0.448 (1, 3) | | | | | | | | | | 2 | 1 | 0 | 0 | 2 | 0 | 1 | | | | | | | | | | | |
| Doug DeCinces, R OBP: 0.317, SLG: 0.432 (1, 5) | | | | | | | | | | 3 | 1 | 0 | 0 | 1 | 1 | 2 | | | | | | | | | | | |
| Lee May, R OBP: 0.286, SLG: 0.400 (1, 10) | | | | | | | | | | 4 | 0 | 2 | 3 | 0 | 0 | 1 | | | | | | | | | | | |
| Ken Singleton, S OBP: 0.302, SLG: 0.386 (1, 9) | | | | | | | | | | 4 | 1 | 1 | 0 | 0 | 0 | 1 | | | | | | | | | | | |
| Rick Dempsey, R OBP: 0.313, SLG: 0.494 (1, 2) | | | | | | | | | | 4 | 0 | 2 | 0 | 0 | 0 | 2 | | | | | | | | | | | |
| Rich Dauer, R OBP: 0.282, SLG: 0.219 (1, 4) | | | | | | | | | | 4 | 0 | 1 | 1 | 0 | 0 | 2 | | | | | | | | | | | |
| Inning Stats | R: 3 E: 0 K: 0 S: 5 | H: 2 LOB: 1 BB: 2 P: 13 | R: 0 E: 0 K: 0 S: 4 | H: 1 LOB: 1 BB: 0 P: 4 | R: 0 E: 0 K: 0 S: 4 | H: 1 LOB: 1 BB: 0 P: 4 | R: 0 E: 1 K: 1 S: 7 | H: 1 LOB: 2 BB: 0 P: 7 | R: 0 E: 0 K: 0 S: 3 | H: 0 LOB: 0 BB: 0 P: 3 | R: 1 E: 0 K: 0 S: 5 | H: 3 LOB: 1 BB: 0 P: 5 | R: 0 E: 0 K: 0 S: 7 | H: 0 LOB: 1 BB: 1 P: 11 | R: 0 E: 0 K: 0 S: 3 | H: 0 LOB: 0 BB: 0 P: 3 | R: 0 E: 0 K: 1 S: 5 | H: 0 LOB: 0 BB: 0 P: 5 | 1B: 5 2B: 2 3B: 1 HR: 0 | SF: 0 SAC: 0 DP: 0 HBP: 0 | WP: 0 PB: 0 SB: 0 CS: 0 | PA: 38 | | | | | |
| PITCHER | IP | WLS | BF | H | R | ER | SO | BB | IBB | HBP | BLK | WP | HR | S | P | ERA | WHIP | | | | | | | | | | |
| Mike Caldwell, L ERA: 3.12 (1, 1) | 5.0 | | 25 | 7 | 4 | 4 | 1 | 2 | 0 | 0 | 0 | 0 | 0 | 25 | 33 | 7.20 | 1.800 | | | | | | | | | | |
| Reggie Cleveland, R ERA: 2.57 (6, 1) | 3.0 | W | 10 | 1 | 0 | 0 | 2 | 1 | 0 | 0 | 0 | 0 | 0 | 13 | 17 | 0.00 | 0.667 | | | | | | | | | | |
| Bob McClure, L ERA: 1.69 (9, 1) | 1.0 | S | 3 | 0 | 0 | 0 | 1 | 0 | 0 | 0 | 0 | 0 | 0 | 5 | 5 | 0.00 | 0.000 | | | | | | | | | | |

| Batter | 1 | 2 | 3 | 4 | 5 | 6 | 7 | 8 | 9 | AB | R | H | RBI | BB | SO | LOB | BOTTOM | | | | | | | | | | |
|--|-------------------------------|----------------------------------|------------------------------|---------------------------------|------------------------------|---------------------------------|------------------------------|----------------------------------|------------------------------|---------------------------------|------------------------------|----------------------------------|------------------------------|---------------------------------|------------------------------|---------------------------------|---|---------------------------------|----------------------------------|------------------------------------|----------------------------------|--------|--|--|--|--|--|
| Paul Molitor, R OBP: 0.436, SLG: 0.480 (1, 4) | | | | | | | | | | 3 | 2 | 2 | 0 | 2 | 0 | 0 | Baltimore Orioles @ Milwaukee Brewers Milwaukee County Stadium, Milwaukee, WI Sun May 11 1980, 4:33 AM EDT Att: 19,635 - Unknown | | | | | | | | | | |
| Robin Yount, R OBP: 0.361, SLG: 0.549 (1, 6) | | | | | | | | | | 5 | 0 | 1 | 1 | 0 | 2 | 5 | | | | | | | | | | | |
| Dick Davis, R OBP: 0.310, SLG: 0.364 (1, 7) | | | | | | | | | | 3 | 1 | 1 | 0 | 1 | 1 | 1 | | | | | | | | | | | |
| Larry Hisle, R OBP: 0.408, SLG: 0.425 (1, 10) | | | | | | | | | | 4 | 1 | 2 | 2 | 0 | 1 | 2 | | | | | | | | | | | |
| Sal Bando, R OBP: 0.333, SLG: 0.429 (1, 5) | | | | | | | | | | 2 | 1 | 0 | 1 | 2 | 0 | 3 | | | | | | | | | | | |
| Jim Gantner, L OBP: 0.242, SLG: 0.333 (8, 5) | | | | | | | | | | 0 | 0 | 0 | 0 | 0 | 0 | 0 | | | | | | | | | | | |
| Sixto Lezcano, R OBP: 0.277, SLG: 0.398 (1, 9) | | | | | | | | | | 3 | 0 | 1 | 0 | 1 | 1 | 2 | | | | | | | | | | | |
| Don Money, R OBP: 0.364, SLG: 0.519 (1, 3) | | | | | | | | | | 4 | 0 | 0 | 0 | 0 | 1 | 4 | | | | | | | | | | | |
| Gorman Thomas, R OBP: 0.315, SLG: 0.370 (1, 8) | | | | | | | | | | 3 | 0 | 2 | 1 | 1 | 1 | 1 | | | | | | | | | | | |
| Charlie Moore, R OBP: 0.362, SLG: 0.308 (1, 2) | | | | | | | | | | 3 | 0 | 1 | 0 | 0 | 0 | 3 | | | | | | | | | | | |
| Inning Stats | R: 2 E: 0 K: 3 S: 11 | H: 2 LOB: 1 BB: 1 P: 15 | R: 0 E: 0 K: 1 S: 4 | H: 0 LOB: 0 BB: 1 P: 8 | R: 0 E: 0 K: 0 S: 3 | H: 0 LOB: 0 BB: 0 P: 3 | R: 1 E: 0 K: 1 S: 7 | H: 2 LOB: 1 BB: 1 P: 11 | R: 1 E: 0 K: 0 S: 4 | H: 2 LOB: 1 BB: 1 P: 8 | R: 0 E: 0 K: 2 S: 8 | H: 1 LOB: 2 BB: 2 P: 16 | R: 1 E: 0 K: 0 S: 5 | H: 2 LOB: 1 BB: 0 P: 5 | R: 0 E: 0 K: 0 S: 3 | H: 1 LOB: 1 BB: 1 P: 7 | R: 0 E: 0 K: 0 S: 3 | H: 1 LOB: 1 BB: 1 P: 7 | 1B: 6 2B: 3 3B: 0 HR: 1 | SF: 0 SAC: 1 DP: 0 HBP: 0 | WP: 2 PB: 0 SB: 0 CS: 2 | PA: 38 | | | | | |
| PITCHER | IP | WLS | BF | H | R | ER | SO | BB | IBB | HBP | BLK | WP | HR | S | P | ERA | WHIP | | | | | | | | | | |
| Mike Flanagan, L ERA: 4.35 (1, 1) | 4.0 | | 20 | 4 | 4 | 4 | 5 | 3 | 0 | 0 | 0 | 1 | 0 | 27 | 39 | 9.00 | 2.250 | | | | | | | | | | |
| Sammy Stewart, R ERA: 3.09 (5, 1) | 4.0 | L | 18 | 4 | 1 | 1 | 2 | 3 | 1 | 0 | 0 | 1 | 0 | 18 | 34 | 2.25 | 1.750 | | | | | | | | | | |

| Batter | 1 | 2 | 3 | 4 | 5 | 6 | 7 | 8 | 9 | AB | R | H | RBI | BB | SO | LOB | TOP | | | | | | | | | | |
|---|------------------------------|---------------------------------|------------------------------|---------------------------------|------------------------------|---------------------------------|------------------------------|----------------------------------|------------------------------|---------------------------------|------------------------------|---------------------------------|------------------------------|---------------------------------|------------------------------|---------------------------------|---|------------------------------|---------------------------------|----------------------------------|------------------------------------|-------------------------|--------|--|--|--|--|
| Claudell Washington, L (1, 7) OBP: 0.333, SLG: 0.403 Alan Bannister, R (9, PH) OBP: 0.257, SLG: 0.211 | 0-3 K | | 0-0 F8 | | 0-0 F9 | | 0-0 4-3 | | 0-0 F5 | 4 | 0 | 0 | 0 | 0 | 1 | 3 | Chicago White Sox @ Milwaukee Brewers Milwaukee County Stadium, Milwaukee, WI Wed May 14 1980, 8:05 PM EDT Att: 11,232 - Unknown - 54 F livebaseballscorecards.com | | | | | | | | | | |
| Junior Moore, R (1, 5) OBP: 0.302, SLG: 0.429 | 0-0 E 1B | | 0-0 L6-3 | | 0-0 G3 | | 4-0 CS BB | | | 3 | 0 | 1 | 0 | 1 | 0 | 2 | | | | | | | | | | | |
| Chet Lemon, R (1, 8) OBP: 0.362, SLG: 0.386 | 0-0 1-2 1B | | | 4-0 BB BB | | 0-0 HR | | 0-0 CS | 0-0 6-3 | 3 | 1 | 2 | 1 | 1 | 0 | 0 | | | | | | | | | | | |
| Lamar Johnson, R (1, 3) OBP: 0.345, SLG: 0.472 | 0-0 F7 | | | 4-0 BB BB | | 0-0 1B | | 0-0 6-3 | | 3 | 0 | 1 | 0 | 1 | 0 | 2 | | | | | | | | | | | |
| Wayne Nordhagen, R (1, 10) OBP: 0.389, SLG: 0.612 | 0-0 5-3 | | | 0-0 F7 | | 0-0 F9 | | 0-0 5-3 | | 4 | 0 | 0 | 0 | 0 | 0 | 5 | | | | | | | | | | | |
| Harold Baines, L (1, 9) OBP: 0.294, SLG: 0.449 | | 0-0 F8 | | 0-0 F6 | | 0-0 F7 | | | 0-0 1-3 | 4 | 0 | 0 | 0 | 0 | 0 | 3 | | | | | | | | | | | |
| Jim Morrison, R (1, 4) OBP: 0.323, SLG: 0.496 | | 0-0 F6 | | 0-3 K | | 0-0 F8 | | | 0-0 1B 1B | 4 | 0 | 1 | 0 | 0 | 1 | 3 | | | | | | | | | | | |
| Bruce Kimm, R (1, 2) OBP: 0.370, SLG: 0.400 Bob Molinaro, L (7, PH) OBP: 0.440, SLG: 0.537 Mary Foley, L (7, 2) OBP: 0.313, SLG: 0.379 | | 0-0 6-3 | | | | 0-0 F9 | | 0-0 4-3 1B | 0-3 K | 2 | 0 | 0 | 0 | 0 | 0 | 0 | | | | | | | | | | | |
| Greg Pryor, R (1, 6) OBP: 0.247, SLG: 0.256 Thad Bosley, L (9, PH) OBP: 0.393, SLG: 0.346 | | | 0-0 L6-3 1B | | | | | 0-3 K | 0-0 1-2 1B | 3 | 0 | 2 | 0 | 0 | 1 | 1 | | | | | | | | | | | |
| Inning Stats | R: 0 E: 1 K: 1 S: 7 | H: 2 LOB: 2 BB: 0 P: 7 | R: 0 E: 0 K: 0 S: 3 | H: 0 LOB: 0 BB: 0 P: 3 | R: 0 E: 0 K: 0 S: 3 | H: 1 LOB: 0 BB: 0 P: 3 | R: 0 E: 0 K: 1 S: 5 | H: 0 LOB: 2 BB: 2 P: 13 | R: 0 E: 0 K: 0 S: 4 | H: 1 LOB: 1 BB: 0 P: 4 | R: 1 E: 0 K: 0 S: 5 | H: 2 LOB: 1 BB: 0 P: 5 | R: 0 E: 0 K: 1 S: 5 | H: 1 LOB: 1 BB: 1 P: 9 | R: 0 E: 0 K: 0 S: 3 | H: 0 LOB: 0 BB: 0 P: 3 | | R: 0 E: 0 K: 1 S: 7 | H: 2 LOB: 2 BB: 0 P: 7 | 1B: 8 2B: 1 3B: 0 HR: 1 | SF: 0 SAC: 0 DP: 1 HBP: 0 | WP: 0 PB: 0 CS: 1 | PA: 38 | | | | |
| PITCHER | IP | WLS | BF | H | R | ER | SO | BB | IBB | HBP | BLK | WP | HR | S | P | ERA | WHIP | | | | | | | | | | |
| Moose Haas, R (1, 1) ERA: 3.5 | 6.0 | W | 25 | 6 | 1 | 1 | 2 | 2 | 0 | 0 | 0 | 0 | 1 | 27 | 35 | 1.50 | 1.333 | | | | | | | | | | |
| Bill Castro, R (7, 1) ERA: 0.49 | 2.2 | | 11 | 3 | 0 | 0 | 2 | 1 | 0 | 0 | 0 | 0 | 0 | 14 | 18 | 0.00 | 1.500 | | | | | | | | | | |
| Bob McClure, L (9, 1) ERA: 1.65 | 0.1 | S | 1 | 0 | 0 | 0 | 0 | 0 | 0 | 0 | 0 | 0 | 0 | 1 | 1 | 0.00 | 0.000 | | | | | | | | | | |

| Batter | 1 | 2 | 3 | 4 | 5 | 6 | 7 | 8 | 9 | AB | R | H | RBI | BB | SO | LOB | BOTTOM | | | | | | | | | | |
|--|------------------------------|---------------------------------|------------------------------|---------------------------------|------------------------------|---------------------------------|------------------------------|---------------------------------|------------------------------|---------------------------------|------------------------------|---------------------------------|------------------------------|---------------------------------|------------------------------|---------------------------------|---|----------------------------------|------------------------------------|-------------------------|--------|--|--|--|--|--|--|
| Paul Moltor, R (1, 4) OBP: 0.429, SLG: 0.458 | 4-0 L5-3 BB | | 0-0 6-3 | | 0-0 F8 | | | 0-0 SH 1B 1B | | 3 | 1 | 1 | 0 | 1 | 0 | 0 | Chicago White Sox @ Milwaukee Brewers Milwaukee County Stadium, Milwaukee, WI Wed May 14 1980, 8:05 PM EDT Att: 11,232 - Unknown - 54 F livebaseballscorecards.com | | | | | | | | | | |
| Robin Yount, R (1, 6) OBP: 0.366, SLG: 0.595 | 0-0 L5-3 | | 0-0 1B 2B | | | 0-0 SF9 3B | | 0-0 SH 1B 1B | | 4 | 3 | 3 | 0 | 0 | 0 | 1 | | | | | | | | | | | |
| Cecil Cooper, L (1, 3) OBP: 0.388, SLG: 0.505 | 0-0 4-3 | | 0-0 FC6-4 1B | | | 0-0 5-3 | | 0-0 SH FC2-5 1B | | 3 | 0 | 1 | 1 | 0 | 0 | 1 | | | | | | | | | | | |
| Larry Hise, R (1, 10) OBP: 0.396, SLG: 0.419 | | 0-0 F8 | 0-0 FC6-4 1-2 | | | 0-0 SF9 | | 0-0 PB FC2-5 1B | | 3 | 0 | 1 | 3 | 0 | 0 | 1 | | | | | | | | | | | |
| Ben Oglivie, L (1, 7) OBP: 0.433, SLG: 0.607 | | 4-0 6-3 S E BB | | 0-0 4-3 | | 0-0 F7 | | 0-0 FC2-5 PB | | 3 | 1 | 0 | 0 | 1 | 0 | 2 | | | | | | | | | | | |
| Sixto Lezcano, R (1, 9) OBP: 0.273, SLG: 0.423 | | 0-0 6-3 | | 0-0 F9 | | | 0-0 F9 | 0-0 F9 | | 4 | 0 | 1 | 0 | 0 | 0 | 3 | | | | | | | | | | | |
| Sal Bando, R (1, 5) OBP: 0.336, SLG: 0.490 Jim Gantner, L (8, 5) OBP: 0.235, SLG: 0.324 | | 0-0 E6 | | 0-3 K | | | 0-0 1-3 | 0-3 K | | 3 | 0 | 0 | 0 | 0 | 1 | 1 | | | | | | | | | | | |
| Gorman Thomas, R (1, 8) OBP: 0.310, SLG: 0.384 | | 0-0 3-H F7 | | | 0-0 3-1 | | | 0-0 F9 | | 3 | 0 | 0 | 0 | 0 | 0 | 2 | | | | | | | | | | | |
| Buck Martinez, R (1, 2) OBP: 0.289, SLG: 0.278 | | | 0-0 F7 | | | 0-0 1-6-3 | | 0-0 F3 | | 3 | 0 | 0 | 0 | 0 | 0 | 1 | | | | | | | | | | | |
| Inning Stats | R: 0 E: 0 K: 0 S: 2 | H: 0 LOB: 0 BB: 1 P: 6 | R: 1 E: 1 K: 0 S: 4 | H: 0 LOB: 1 BB: 1 P: 8 | R: 1 E: 0 K: 0 S: 5 | H: 2 LOB: 1 BB: 0 P: 5 | R: 0 E: 0 K: 1 S: 5 | H: 0 LOB: 0 BB: 0 P: 5 | R: 0 E: 0 K: 0 S: 4 | H: 1 LOB: 0 BB: 0 P: 4 | R: 0 E: 0 K: 0 S: 4 | H: 1 LOB: 1 BB: 0 P: 4 | R: 2 E: 1 K: 1 S: 9 | H: 3 LOB: 2 BB: 0 P: 9 | R: 0 E: 0 K: 1 S: 7 | H: 0 LOB: 0 BB: 0 P: 7 | | 1B: 4 2B: 3 3B: 1 HR: 0 | SF: 1 SAC: 1 DP: 1 HBP: 0 | WP: 0 PB: 1 CS: 0 | PA: 34 | | | | | | |
| PITCHER | IP | WLS | BF | H | R | ER | SO | BB | IBB | HBP | BLK | WP | HR | S | P | ERA | WHIP | | | | | | | | | | |
| Ross Baumgarten, L (1, 1) ERA: 4.45 | 1.0 | | 3 | 0 | 0 | 0 | 0 | 1 | 0 | 0 | 0 | 0 | 0 | 2 | 6 | 0.00 | 1.000 | | | | | | | | | | |
| Mike Proly, R (2, 1) ERA: 2.19 | 6.0 | L | 26 | 6 | 5 | 4 | 1 | 1 | 0 | 0 | 0 | 0 | 0 | 27 | 31 | 6.00 | 1.167 | | | | | | | | | | |
| Rich Wortham, L (8, 1) ERA: 4.4 | 1.0 | | 5 | 1 | 0 | 0 | 1 | 0 | 0 | 0 | 0 | 0 | 0 | 7 | 7 | 0.00 | 1.000 | | | | | | | | | | |

| Batter | 1 | 2 | 3 | 4 | 5 | 6 | 7 | 8 | 9 | AB | R | H | RBI | BB | SO | LOB | TOP | | | | | | | | |
|--|------------------------------|---------------------------------|------------------------------|---------------------------------|------------------------------|---------------------------------|------------------------------|---------------------------------|------------------------------|---------------------------------|------------------------------|---------------------------------|------------------------------|----------------------------------|------------------------------|---------------------------------|---|------------------------------------|----------------------------------|--------|--|--|--|--|--|
| Paul Moltzer, R OBP: 0.444, SLG: 0.478 (1, 4) | | | | | | | | | | 4 | 1 | 2 | 0 | 0 | 1 | 1 | Milwaukee Brewers @ Minnesota Twins Metropolitan Stadium, Bloomington, MI Fri May 16 1980, 8:05 PM EDT Att: 12,331 - Unknown - 62 F | | | | | | | | |
| Robin Yount, R OBP: 0.360, SLG: 0.571 (1, 6) | | | | | | | | | | 3 | 0 | 0 | 0 | 0 | 1 | 2 | | | | | | | | | |
| Cecil Cooper, L OBP: 0.378, SLG: 0.485 (1, 3) | | | | | | | | | | 4 | 0 | 2 | 0 | 0 | 0 | 2 | | | | | | | | | |
| Larry Hisle, R OBP: 0.419, SLG: 0.469 (1, 10) | | | | | | | | | | 3 | 1 | 1 | 1 | 1 | 0 | 2 | | | | | | | | | |
| Ben Oglivie, L OBP: 0.434, SLG: 0.615 (1, 7) | | | | | | | | | | 4 | 1 | 1 | 2 | 0 | 2 | 3 | | | | | | | | | |
| Sixto Lezcano, R OBP: 0.280, SLG: 0.408 (1, 9) | | | | | | | | | | 3 | 0 | 1 | 0 | 1 | 1 | 1 | | | | | | | | | |
| Sal Bando, R OBP: 0.310, SLG: 0.361 (1, 5) | | | | | | | | | | 4 | 0 | 0 | 0 | 0 | 1 | 2 | | | | | | | | | |
| Gorman Thomas, R OBP: 0.298, SLG: 0.374 (1, 8) | | | | | | | | | | 4 | 0 | 1 | 0 | 0 | 1 | 1 | | | | | | | | | |
| Charlie Moore, R OBP: 0.343, SLG: 0.311 (1, 2) | | | | | | | | | | 4 | 0 | 1 | 0 | 0 | 0 | 1 | | | | | | | | | |
| Inning Stats | R: 3 E: 0 K: 1 S: 9 | H: 4 LOB: 1 BB: 0 P: 9 | R: 0 E: 0 K: 0 S: 4 | H: 1 LOB: 1 BB: 0 P: 4 | R: 0 E: 0 K: 1 S: 5 | H: 1 LOB: 0 BB: 0 P: 5 | R: 0 E: 0 K: 1 S: 5 | H: 0 LOB: 0 BB: 0 P: 5 | R: 0 E: 0 K: 0 S: 4 | H: 1 LOB: 1 BB: 0 P: 4 | R: 0 E: 0 K: 1 S: 5 | H: 0 LOB: 0 BB: 0 P: 5 | R: 0 E: 0 K: 1 S: 6 | H: 1 LOB: 2 BB: 1 P: 10 | R: 0 E: 0 K: 1 S: 5 | H: 1 LOB: 2 BB: 1 P: 9 | 1B: 5 2B: 3 3B: 0 HR: 1 | SF: 0 SAC: 1 DP: 1 HBP: 0 | WP: 0 PB: 0 SB: 0 CS: 0 | PA: 36 | | | | | |
| PITCHER | IP | WLS | BF | H | R | ER | SO | BB | IBB | HBP | BLK | WP | HR | S | P | ERA | WHIP | | | | | | | | |
| Darrell Jackson, L ERA: 2.63 (1, 1) | 1.0 | | 8 | 5 | 3 | 3 | 1 | 0 | 0 | 0 | 0 | 0 | 1 | 10 | 10 | 27.00 | 5.000 | | | | | | | | |
| Roger Erickson, R ERA: 2.52 (2, 1) | 6.1 | | 21 | 3 | 0 | 0 | 4 | 0 | 0 | 0 | 0 | 0 | 0 | 29 | 29 | 0.00 | 0.474 | | | | | | | | |
| Jerry Koosman, L ERA: 5.33 (8, 1) | 0.2 | W | 3 | 0 | 0 | 0 | 1 | 0 | 1 | 0 | 0 | 0 | 0 | 4 | 8 | 0.00 | 0.000 | | | | | | | | |
| Doug Corbett, R ERA: 2.43 (9, 1) | 1.0 | S | 4 | 1 | 0 | 0 | 1 | 1 | 0 | 0 | 0 | 0 | 0 | 5 | 9 | 0.00 | 2.000 | | | | | | | | |

| Batter | 1 | 2 | 3 | 4 | 5 | 6 | 7 | 8 | 9 | AB | R | H | RBI | BB | SO | LOB | BOTTOM | | | | | | | | |
|--|------------------------------|---------------------------------|------------------------------|---------------------------------|------------------------------|---------------------------------|------------------------------|---------------------------------|------------------------------|---------------------------------|------------------------------|---------------------------------|------------------------------|----------------------------------|------------------------------|----------------------------------|---|------------------------------------|----------------------------------|--------|--|--|--|--|--|
| Butch Wynegar, S OBP: 0.301, SLG: 0.318 (1, 2) | | | | | | | | | | 2 | 1 | 0 | 0 | 2 | 0 | 1 | Milwaukee Brewers @ Minnesota Twins Metropolitan Stadium, Bloomington, MI Fri May 16 1980, 8:05 PM EDT Att: 12,331 - Unknown - 62 F | | | | | | | | |
| Ken Landreaux, L OBP: 0.409, SLG: 0.492 (1, 7) | | | | | | | | | | 3 | 1 | 2 | 0 | 1 | 0 | 2 | | | | | | | | | |
| Roy Smalley, S OBP: 0.358, SLG: 0.442 (1, 6) | | | | | | | | | | 4 | 1 | 1 | 1 | 0 | 0 | 2 | | | | | | | | | |
| Willie Norwood, R OBP: 0.216, SLG: 0.265 (8, PH) (9, 9) | | | | | | | | | | 3 | 0 | 1 | 1 | 0 | 0 | 0 | | | | | | | | | |
| Pete Mackanin, R OBP: 0.295, SLG: 0.310 (8, PH) (9, 3) | | | | | | | | | | 1 | 0 | 0 | 0 | 0 | 1 | 1 | | | | | | | | | |
| Jose Morales, R OBP: 0.375, SLG: 0.455 (8, PH) (9, 10) | | | | | | | | | | 3 | 1 | 1 | 0 | 0 | 0 | 1 | | | | | | | | | |
| Glenn Adams, L OBP: 0.341, SLG: 0.375 (8, PH) | | | | | | | | | | 1 | 0 | 0 | 0 | 0 | 0 | 1 | | | | | | | | | |
| Bob Randall, R OBP: 0.500, SLG: 0.500 (1, 5) | | | | | | | | | | 4 | 0 | 2 | 0 | 0 | 0 | 2 | | | | | | | | | |
| Dave Edwards, R OBP: 0.316, SLG: 0.395 (1, 8) | | | | | | | | | | 3 | 0 | 0 | 0 | 0 | 0 | 4 | | | | | | | | | |
| Rob Wilfong, L OBP: 0.305, SLG: 0.442 (1, 4) | | | | | | | | | | 2 | 0 | 0 | 1 | 0 | 1 | 1 | | | | | | | | | |
| Inning Stats | R: 1 E: 0 K: 0 S: 4 | H: 2 LOB: 1 BB: 1 P: 8 | R: 0 E: 0 K: 0 S: 3 | H: 1 LOB: 0 BB: 0 P: 3 | R: 0 E: 0 K: 1 S: 5 | H: 1 LOB: 1 BB: 0 P: 5 | R: 0 E: 0 K: 0 S: 4 | H: 1 LOB: 1 BB: 0 P: 4 | R: 0 E: 0 K: 0 S: 3 | H: 0 LOB: 0 BB: 0 P: 3 | R: 1 E: 1 K: 0 S: 5 | H: 1 LOB: 1 BB: 0 P: 5 | R: 2 E: 0 K: 1 S: 7 | H: 2 LOB: 1 BB: 1 P: 11 | R: 0 E: 0 K: 1 S: 5 | H: 1 LOB: 1 BB: 1 P: 11 | 1B: 8 2B: 1 3B: 0 HR: 0 | SF: 1 SAC: 0 DP: 2 HBP: 0 | WP: 0 PB: 0 SB: 0 CS: 0 | PA: 34 | | | | | |
| PITCHER | IP | WLS | BF | H | R | ER | SO | BB | IBB | HBP | BLK | WP | HR | S | P | ERA | WHIP | | | | | | | | |
| Mike Caldwell, L ERA: 2.86 (1, 1) | 7.0 | | 28 | 7 | 2 | 1 | 1 | 2 | 0 | 0 | 0 | 0 | 0 | 28 | 36 | 1.29 | 1.286 | | | | | | | | |
| Bob McClure, L ERA: 2.7 (8, 1) | 0.0 | L | 2 | 1 | 2 | 2 | 0 | 1 | 0 | 0 | 1 | 0 | 0 | 1 | 5 | ∞ | ∞ | | | | | | | | |
| Bill Castro, R ERA: 0.47 (8, 1) | 1.0 | | 4 | 1 | 0 | 0 | 1 | 0 | 0 | 0 | 0 | 0 | 0 | 6 | 6 | 0.00 | 1.000 | | | | | | | | |

| | |
|-----|----|
| AB | 33 |
| R | 3 |
| H | 9 |
| RBI | 3 |
| BB | 2 |
| SO | 7 |
| LOB | 15 |



| Batter | 1 | 2 | 3 | 4 | 5 | 6 | 7 | 8 | 9 | AB | R | H | RBI | BB | SO | LOB | TOP | | | | | | | | |
|---|------------------------------|---------------------------------|------------------------------|---------------------------------|------------------------------|----------------------------------|------------------------------|---------------------------------|------------------------------|---------------------------------|------------------------------|---------------------------------|------------------------------|---------------------------------|------------------------------|---------------------------------|--|---------------------------------|----------------------------------|------------------------------------|----------------------------------|--------|--|--|--|
| Paul Moltzer, R OBP: 0.426, SLG: 0.457 (1, 4) | | | | | | | | | | 4 | 2 | 1 | 0 | 1 | 0 | 0 | Milwaukee Brewers @ Seattle Mariners The Kingdome, Seattle, WA Wed May 21 1980, 10:05 PM EDT Att: 8,219 - Dome | | | | | | | | |
| Robin Yount, R OBP: 0.384, SLG: 0.610 (1, 6) | | | | | | | | | | 4 | 0 | 0 | 0 | 1 | 0 | 2 | | | | | | | | | |
| Cecil Cooper, L OBP: 0.390, SLG: 0.508 (1, 3) | | | | | | | | | | 4 | 0 | 2 | 1 | 0 | 0 | 1 | | | | | | | | | |
| Sal Bando, R OBP: 0.333, SLG: 0.347 Jim Ganter, L OBP: 0.250, SLG: 0.304 (1, 5) (8, 5) | | | | | | | | | | 4 | 0 | 0 | 1 | 0 | 1 | 2 | | | | | | | | | |
| Ben Oglivie, L OBP: 0.423, SLG: 0.667 (1, 7) | | | | | | | | | | 2 | 2 | 2 | 2 | 2 | 0 | 0 | | | | | | | | | |
| Sixto Lezcano, R OBP: 0.282, SLG: 0.387 (1, 9) | | | | | | | | | | 3 | 0 | 0 | 0 | 1 | 0 | 2 | | | | | | | | | |
| Dick Davis, R OBP: 0.303, SLG: 0.361 (1, 10) | | | | | | | | | | 4 | 0 | 1 | 0 | 0 | 0 | 3 | | | | | | | | | |
| Gorman Thomas, R OBP: 0.310, SLG: 0.429 (1, 8) | | | | | | | | | | 4 | 1 | 2 | 1 | 0 | 1 | 1 | | | | | | | | | |
| Charlie Moore, R OBP: 0.329, SLG: 0.314 (1, 2) | | | | | | | | | | 4 | 0 | 0 | 0 | 0 | 0 | 2 | | | | | | | | | |
| Inning Stats | R: 1 E: 0 K: 0 S: 5 | H: 2 LOB: 2 BB: 1 P: 9 | R: 0 E: 0 K: 1 S: 5 | H: 0 LOB: 0 BB: 0 P: 5 | R: 1 E: 0 K: 1 S: 6 | H: 1 LOB: 3 BB: 3 P: 18 | R: 0 E: 0 K: 0 S: 3 | H: 1 LOB: 0 BB: 0 P: 3 | R: 0 E: 0 K: 0 S: 2 | H: 0 LOB: 0 BB: 1 P: 6 | R: 1 E: 0 K: 0 S: 5 | H: 2 LOB: 1 BB: 0 P: 5 | R: 0 E: 0 K: 0 S: 3 | H: 0 LOB: 0 BB: 0 P: 3 | R: 1 E: 0 K: 0 S: 4 | H: 1 LOB: 0 BB: 0 P: 4 | R: 1 E: 0 K: 0 S: 4 | H: 1 LOB: 0 BB: 0 P: 4 | 1B: 3 2B: 2 3B: 0 HR: 3 | SF: 0 SAC: 0 DP: 1 HBP: 0 | WP: 0 PB: 0 SB: 0 CS: 1 | PA: 38 | | | |
| PITCHER | IP | WLS | BF | H | R | ER | SO | BB | IBB | HBP | BLK | WP | HR | S | P | ERA | WHIP | | | | | | | | |
| Jim Beattie, R ERA: 5.01 (1, 1) | 8.0 | W | 35 | 8 | 5 | 5 | 2 | 3 | 2 | 0 | 0 | 0 | 2 | 34 | 54 | 5.62 | 1.375 | | | | | | | | |
| Jim Beattie, R ERA: 5.01 (9, 1) | 8.0 | W | 35 | 8 | 5 | 5 | 2 | 3 | 2 | 0 | 0 | 0 | 2 | 34 | 54 | 5.62 | 1.375 | | | | | | | | |
| Dave Heaverlo, R ERA: 3.63 (9, 1) | 1.0 | S | 3 | 0 | 0 | 0 | 0 | 0 | 0 | 0 | 0 | 0 | 0 | 3 | 3 | 0.00 | 0.000 | | | | | | | | |

| Batter | 1 | 2 | 3 | 4 | 5 | 6 | 7 | 8 | 9 | AB | R | H | RBI | BB | SO | LOB | BOTTOM | | | | | | | | |
|--|------------------------------|----------------------------------|------------------------------|---------------------------------|------------------------------|---------------------------------|------------------------------|---------------------------------|------------------------------|---------------------------------|-------------------------------|----------------------------------|-------------------------------|----------------------------------|----------------------------------|------------------------------------|--|--------|--|--|--|--|--|--|--|
| Julio Cruz, S OBP: 0.311, SLG: 0.266 Larry Milbourne, S OBP: 0.171, SLG: 0.083 (1, 4) (7, 4) | | | | | | | | | | 3 | 0 | 1 | 0 | 0 | 0 | 1 | Milwaukee Brewers @ Seattle Mariners The Kingdome, Seattle, WA Wed May 21 1980, 10:05 PM EDT Att: 8,219 - Dome | | | | | | | | |
| Jim Anderson, R OBP: 0.333, SLG: 0.388 Mario Mendoza, R OBP: 0.217, SLG: 0.364 (1, 6) (9, 6) | | | | | | | | | | 4 | 0 | 0 | 0 | 0 | 1 | 2 | | | | | | | | | |
| Tom Paciorek, R OBP: 0.343, SLG: 0.455 Jim Beattie, R Dave Heaverlo, R (1, 7) (9, 1) (9, 1) | | | | | | | | | | 4 | 1 | 3 | 0 | 0 | 0 | 0 | | | | | | | | | |
| Willie Horton, R OBP: 0.313, SLG: 0.277 Joe Simpson, L OBP: 0.357, SLG: 0.392 (1, 10) (8, PR) (9, 7) | | | | | | | | | | 4 | 0 | 2 | 2 | 0 | 0 | 1 | | | | | | | | | |
| Leon Roberts, R OBP: 0.323, SLG: 0.475 (1, 9) | | | | | | | | | | 3 | 1 | 1 | 0 | 1 | 1 | 3 | | | | | | | | | |
| Bruce Bochte, L OBP: 0.408, SLG: 0.508 (1, 3) | | | | | | | | | | 4 | 1 | 2 | 2 | 0 | 0 | 3 | | | | | | | | | |
| Bill Stein, R OBP: 0.346, SLG: 0.436 (1, 5) | | | | | | | | | | 3 | 1 | 1 | 1 | 1 | 0 | 0 | | | | | | | | | |
| Rod Craig, S OBP: 0.304, SLG: 0.421 (1, 8) | | | | | | | | | | 4 | 0 | 0 | 0 | 0 | 0 | 2 | | | | | | | | | |
| Larry Cox, R OBP: 0.256, SLG: 0.227 (1, 2) | | | | | | | | | | 2 | 0 | 0 | 0 | 1 | 0 | 2 | | | | | | | | | |
| Inning Stats | R: 0 E: 0 K: 0 S: 3 | H: 1 LOB: 2 BB: 2 P: 12 | R: 1 E: 1 K: 0 S: 4 | H: 1 LOB: 1 BB: 0 P: 4 | R: 0 E: 0 K: 0 S: 3 | H: 1 LOB: 0 BB: 0 P: 3 | R: 0 E: 0 K: 1 S: 7 | H: 2 LOB: 2 BB: 0 P: 7 | R: 0 E: 0 K: 0 S: 3 | H: 0 LOB: 0 BB: 0 P: 3 | R: 5 E: 0 K: 1 S: 10 | H: 5 LOB: 1 BB: 0 P: 10 | R: 5 E: 0 K: 1 S: 10 | H: 5 LOB: 1 BB: 0 P: 10 | 1B: 8 2B: 3 3B: 0 HR: 2 | SF: 0 SAC: 0 DP: 3 HBP: 0 | WP: 0 PB: 0 SB: 0 CS: 1 | PA: 35 | | | | | | | |
| PITCHER | IP | WLS | BF | H | R | ER | SO | BB | IBB | HBP | BLK | WP | HR | S | P | ERA | WHIP | | | | | | | | |
| Mike Caldwell, L ERA: 3.26 Bill Castro, R ERA: 0.77 (1, 1) (8, 1) | 7.2 | L | 34 | 11 | 6 | 5 | 2 | 3 | 0 | 0 | 0 | 0 | 2 | 35 | 47 | 5.87 | 1.826 | | | | | | | | |
| | 0.1 | | 1 | 0 | 0 | 0 | 0 | 0 | 0 | 0 | 0 | 0 | 0 | 1 | 1 | 0.00 | 0.000 | | | | | | | | |

| Batter | 1 | 2 | 3 | 4 | 5 | 6 | 7 | 8 | 9 | AB | R | H | RBI | BB | SO | LOB | TOP | | | |
|--|--|---------------------------------|------------------------------|---------------------------------|------------------------------|---------------------------------|------------------------------|---------------------------------|------------------------------|----------------------------------|------------------------------|---------------------------------|------------------------------|---------------------------------|------------------------------|---------------------------------|---|------------------------------------|----------------------------------|--------|
| John Castino, R OBP: 0.331, SLG: 0.398 (1, 5) | | | | | | | | | | 3 | 0 | 1 | 0 | 1 | 0 | 1 | Minnesota Twins @ Milwaukee Brewers Milwaukee County Stadium, Milwaukee, WI Fri May 23 1980, 8:05 PM EDT Att: 14,322 - Unknown - 61 F | | | |
| Ken Landreaux, L OBP: 0.417, SLG: 0.497 (1, 7) | | | | | | | | | | 4 | 0 | 1 | 0 | 0 | 0 | 4 | | | | |
| Roy Smalley, S OBP: 0.343, SLG: 0.432 (1, 6) | | | | | | | | | | 4 | 0 | 0 | 0 | 0 | 1 | 2 | | | | |
| Dave Edwards, R OBP: 0.296, SLG: 0.340 (1, 8) | | | | | | | | | | 3 | 0 | 0 | 0 | 1 | 1 | 1 | | | | |
| Pete Mackanin, R OBP: 0.320, SLG: 0.343 (1, 4) | | | | | | | | | | 4 | 0 | 1 | 0 | 0 | 0 | 2 | | | | |
| Ron Jackson, R OBP: 0.275, SLG: 0.376 (1, 3) | | | | | | | | | | 3 | 0 | 0 | 0 | 0 | 0 | 2 | | | | |
| Jose Morales, R OBP: 0.351, SLG: 0.514 (1, 10) | | | | | | | | | | 3 | 0 | 0 | 0 | 0 | 0 | 0 | | | | |
| Butch Wynegar, S OBP: 0.331, SLG: 0.366 (1, 2) | | | | | | | | | | 2 | 0 | 1 | 0 | 1 | 0 | 0 | | | | |
| Rick Sofield, L OBP: 0.266, SLG: 0.416 (1, 9) | | | | | | | | | | 2 | 0 | 0 | 0 | 1 | 1 | 1 | | | | |
| Inning Stats | R: 0 E: 0 K: 0 S: 3 | H: 1 LOB: 0 BB: 0 P: 3 | R: 0 E: 0 K: 0 S: 3 | H: 0 LOB: 0 BB: 0 P: 3 | R: 0 E: 0 K: 0 S: 3 | H: 0 LOB: 0 BB: 0 P: 3 | R: 0 E: 0 K: 1 S: 5 | H: 0 LOB: 0 BB: 0 P: 5 | R: 0 E: 0 K: 0 S: 3 | H: 1 LOB: 2 BB: 2 P: 11 | R: 0 E: 0 K: 0 S: 3 | H: 0 LOB: 1 BB: 1 P: 7 | R: 0 E: 0 K: 1 S: 5 | H: 0 LOB: 1 BB: 1 P: 9 | R: 0 E: 0 K: 1 S: 6 | H: 1 LOB: 1 BB: 0 P: 6 | 1B: 3 2B: 1 3B: 0 HR: 0 | SF: 0 SAC: 0 DP: 2 HBP: 0 | WP: 1 PB: 0 SB: 0 CS: 1 | PA: 33 |
| PITCHER Bill Travers, L ERA: 3.99 (1, 1) | IP: 9.0 WLS: W BF: 32 H: 4 R: 0 ER: 0 SO: 3 BB: 4 IBB: 0 HBP: 0 BLK: 0 WP: 1 HR: 0 S: 34 P: 50 ERA: 0.00 WHIP: 0.889 | | | | | | | | | | | | | | | PITCHER | | | | |

| Batter | 1 | 2 | 3 | 4 | 5 | 6 | 7 | 8 | 9 | AB | R | H | RBI | BB | SO | LOB | BOTTOM | | | |
|--|---|----------------------------------|------------------------------|---------------------------------|------------------------------|---------------------------------|------------------------------|---------------------------------|------------------------------|---------------------------------|------------------------------|---------------------------------|------------------------------|---------------------------------|------------------------------|---------------------------------|---|------------------------------------|----------------------------------|--------|
| Paul Molitor, R OBP: 0.422, SLG: 0.448 (1, 4) | | | | | | | | | | 3 | 1 | 0 | 0 | 1 | 1 | 0 | Minnesota Twins @ Milwaukee Brewers Milwaukee County Stadium, Milwaukee, WI Fri May 23 1980, 8:05 PM EDT Att: 14,322 - Unknown - 61 F | | | |
| Robin Yount, R OBP: 0.380, SLG: 0.621 (1, 6) | | | | | | | | | | 4 | 1 | 1 | 2 | 0 | 1 | 0 | | | | |
| Cecil Cooper, L OBP: 0.386, SLG: 0.508 (1, 3) | | | | | | | | | | 4 | 1 | 1 | 0 | 0 | 0 | 0 | | | | |
| Dick Davis, R OBP: 0.288, SLG: 0.342 (1, 10) | | | | | | | | | | 4 | 0 | 0 | 0 | 0 | 1 | 1 | | | | |
| Ben Oglivie, L OBP: 0.418, SLG: 0.684 (1, 7) | | | | | | | | | | 3 | 1 | 1 | 2 | 0 | 0 | 0 | | | | |
| Sixto Lezcano, R OBP: 0.290, SLG: 0.394 (1, 9) | | | | | | | | | | 3 | 0 | 2 | 0 | 0 | 1 | 0 | | | | |
| Jim Gantner, L OBP: 0.275, SLG: 0.313 (1, 5) | | | | | | | | | | 2 | 1 | 1 | 0 | 1 | 1 | 1 | | | | |
| Gorman Thomas, R OBP: 0.304, SLG: 0.419 (1, 8) | | | | | | | | | | 3 | 0 | 0 | 0 | 0 | 1 | 4 | | | | |
| Charlie Moore, R OBP: 0.321, SLG: 0.306 (1, 2) | | | | | | | | | | 2 | 0 | 0 | 1 | 0 | 1 | 0 | | | | |
| Inning Stats | R: 3 E: 0 K: 1 S: 9 | H: 4 LOB: 2 BB: 1 P: 13 | R: 0 E: 0 K: 2 S: 7 | H: 0 LOB: 0 BB: 0 P: 7 | R: 1 E: 0 K: 2 S: 8 | H: 1 LOB: 0 BB: 1 P: 8 | R: 1 E: 0 K: 0 S: 3 | H: 0 LOB: 0 BB: 1 P: 7 | R: 0 E: 0 K: 0 S: 3 | H: 0 LOB: 0 BB: 0 P: 3 | R: 0 E: 0 K: 1 S: 6 | H: 1 LOB: 1 BB: 0 P: 6 | R: 0 E: 0 K: 1 S: 5 | H: 0 LOB: 0 BB: 0 P: 5 | R: 0 E: 0 K: 0 S: 3 | H: 0 LOB: 0 BB: 0 P: 3 | 1B: 3 2B: 1 3B: 0 HR: 2 | SF: 1 SAC: 1 DP: 0 HBP: 0 | WP: 0 PB: 0 SB: 1 CS: 0 | PA: 32 |
| PITCHER Pete Redfern, R ERA: 2.79 (1, 1) | IP: 3.2 WLS: L BF: 18 H: 5 R: 1 ER: 0 SO: 5 BB: 2 IBB: 0 HBP: 0 BLK: 0 WP: 0 HR: 2 S: 26 P: 34 ERA: 12.27 WHIP: 1.909 | | | | | | | | | | | | | | | PITCHER | | | | |
| John Verhoeven, R ERA: 4.19 (4, 1) | IP: 2.1 WLS: 0 BF: 8 H: 1 R: 0 ER: 0 SO: 1 BB: 0 IBB: 0 HBP: 0 BLK: 0 WP: 0 HR: 10 S: 10 P: 10 ERA: 0.00 WHIP: 0.429 | | | | | | | | | | | | | | | PITCHER | | | | |
| Mike Marshall, R ERA: 8.22 (7, 1) | IP: 2.0 WLS: 0 BF: 6 H: 0 R: 0 ER: 0 SO: 1 BB: 0 IBB: 0 HBP: 0 BLK: 0 WP: 0 HR: 8 S: 8 P: 8 ERA: 0.00 WHIP: 0.000 | | | | | | | | | | | | | | | PITCHER | | | | |

| | |
|-----|----|
| AB | 28 |
| R | 0 |
| H | 4 |
| RBI | 0 |
| BB | 4 |
| SO | 3 |
| LOB | 13 |



| | |
|-----|----|
| AB | 28 |
| R | 5 |
| H | 6 |
| RBI | 5 |
| BB | 2 |
| SO | 7 |
| LOB | 6 |



| Batter | 1 | 2 | 3 | 4 | 5 | 6 | 7 | 8 | 9 | AB | R | H | RBI | BB | SO | LOB | TOP | | | |
|--|--|---------------------------------|------------------------------|---------------------------------|------------------------------|---------------------------------|------------------------------|---------------------------------|------------------------------|---------------------------------|------------------------------|---------------------------------|------------------------------|---------------------------------|------------------------------|---------------------------------|----------------------------------|------------------------------------|-------------------------|--------|
| Butch Wynegar, S (1, 2) OBP: 0.322, SLG: 0.354 | 0-0 4-3 | | | 0-0 F8 | | 0-0 F5 | | 0-0 F8 | | 4 | 0 | 0 | 0 | 0 | 0 | 2 | | | | |
| Rob Wilfong, L (1, 4) OBP: 0.288, SLG: 0.396 | 0-0 F9 | | | 0-0 F8 | | 0-0 G3 | | | 0-3 K | 4 | 0 | 0 | 0 | 0 | 1 | 1 | | | | |
| Roy Smalley, S (1, 6) OBP: 0.335, SLG: 0.420 | 0-3 K | | | 0-0 4-3 | | | 0-0 F8 | | 0-0 4-3 | 4 | 0 | 0 | 0 | 0 | 1 | 0 | | | | |
| Ken Landreaux, L (1, 7) OBP: 0.413, SLG: 0.490 | | 0-0 F7 | | | 0-0 1B | | 0-0 F7 | | 0-0 4-3 | 4 | 0 | 1 | 0 | 0 | 0 | 0 | | | | |
| Glenn Adams, L (1, 10) OBP: 0.345, SLG: 0.373 | | 0-0 L4 | | | 0-0 F9 | | 0-0 1B | | | 3 | 0 | 1 | 0 | 0 | 0 | 1 | | | | |
| Rick Sofield, L (1, 8) OBP: 0.256, SLG: 0.404 | | 0-0 F7 | | | 0-0 F9 | | 0-0 F9 | | | 3 | 0 | 0 | 0 | 0 | 0 | 2 | | | | |
| Mike Cubbage, L (1, 5) OBP: 0.373, SLG: 0.383 | | | 0-3 K | | 0-0 1-3 | | | 0-0 F6 | | 3 | 0 | 0 | 0 | 0 | 1 | 1 | | | | |
| Hosken Powell, L (1, 9) OBP: 0.343, SLG: 0.389 | | | 0-0 G3 | | | 0-0 L9 | | 0-0 1B | | 3 | 0 | 1 | 0 | 0 | 0 | 0 | | | | |
| Danny Goodwin, L (1, 3) OBP: 0.256, SLG: 0.250 | | | 0-0 1-3 | | | 0-0 1B | | 0-0 F7 | | 3 | 0 | 1 | 0 | 0 | 0 | 1 | | | | |
| Inning Stats | R: 0 E: 0 K: 1 S: 5 | H: 0 LOB: 0 BB: 0 P: 5 | R: 0 E: 0 K: 0 S: 3 | H: 0 LOB: 0 BB: 0 P: 3 | R: 0 E: 0 K: 1 S: 5 | H: 0 LOB: 0 BB: 0 P: 5 | R: 0 E: 0 K: 0 S: 3 | H: 0 LOB: 0 BB: 0 P: 3 | R: 0 E: 0 K: 0 S: 4 | H: 1 LOB: 1 BB: 0 P: 4 | R: 0 E: 0 K: 0 S: 4 | H: 1 LOB: 1 BB: 0 P: 4 | R: 0 E: 0 K: 0 S: 4 | H: 1 LOB: 1 BB: 0 P: 4 | R: 0 E: 0 K: 1 S: 5 | H: 0 LOB: 0 BB: 0 P: 5 | 1B: 4 2B: 0 3B: 0 HR: 0 | SF: 0 SAC: 0 DP: 0 HBP: 0 | WP: 0 PB: 0 CS: 0 | PA: 31 |
| PITCHER Moose Haas, R (1, 1) ERA: 2.98 | IP: 9.0 WLS: W BF: 31 H: 4 R: 0 ER: 0 SO: 3 BB: 0 IBB: 0 HBP: 0 BLK: 0 WP: 0 HR: 0 S: 37 P: 37 ERA: 0.00 WHIP: 0.444 | | | | | | | | | | | | | | | PITCHER | | | | |

Minnesota Twins @ Milwaukee Brewers
Milwaukee County Stadium, Milwaukee, WI
Sat May 24 1980, 8:05 PM EDT
Att: 22,241 - Unknown - 61 F


AB 31
R 0
H 4
RBI 0
BB 0
SO 3
LOB 8



| Batter | 1 | 2 | 3 | 4 | 5 | 6 | 7 | 8 | 9 | AB | R | H | RBI | BB | SO | LOB | BOTTOM | | | |
|--|--|---------------------------------|------------------------------|---------------------------------|------------------------------|---------------------------------|------------------------------|---------------------------------|------------------------------|---------------------------------|------------------------------|---------------------------------|------------------------------|---------------------------------|------------------------------|---------------------------------|----------------------------------|------------------------------------|-------------------------|--------|
| Paul Moltor, R (1, 4) OBP: 0.424, SLG: 0.476 | 0-0 HR | | 0-0 4-3 | | 0-0 F8 | | 0-0 2H 2B | | | 4 | 1 | 2 | 2 | 0 | 0 | 0 | | | | |
| Robin Yount, R (1, 6) OBP: 0.377, SLG: 0.611 | 0-0 6-3 | | 0-0 F8 | | 0-0 S 1B | | 0-3 K | | | 4 | 0 | 1 | 0 | 0 | 1 | 1 | | | | |
| Sal Bando, R (1, 5) OBP: 0.319, SLG: 0.329 | 0-0 F4 | | 0-0 F8 | | 0-0 F9 | | 0-3 K | | | 4 | 0 | 0 | 0 | 0 | 1 | 2 | | | | |
| Jim Gantner, L (8, 5) OBP: 0.275, SLG: 0.313 | | | | | 1-2 | | | | | 0 | 0 | 0 | 0 | 0 | 0 | 0 | | | | |
| Gorman Thomas, R (1, 8) OBP: 0.309, SLG: 0.424 | 4-0 BB | | | 0-0 2B 2B | 0-0 5-3 | | | 0-3 K | | 3 | 1 | 1 | 0 | 1 | 1 | 1 | | | | |
| Ben Oglivie, L (1, 7) OBP: 0.406, SLG: 0.661 | 0-0 G3 | | | 0-0 F5 | | 0-3 K | | 0-0 F9 | | 4 | 0 | 0 | 0 | 0 | 1 | 2 | | | | |
| Sixto Lezcano, R (1, 9) OBP: 0.288, SLG: 0.391 | | 0-3 K | | 0-0 4-3 1B 2B | | 0-0 F9 | | 0-3 K2-3 | | 1 | 0 | 0 | 0 | 0 | 1 | 0 | | | | |
| Mark Brouhard, R (3, 9) OBP: 0.222, SLG: 0.250 | | | | 2H 2B | | | | | | 3 | 1 | 1 | 1 | 0 | 1 | 0 | | | | |
| Cecil Cooper, L (1, 3) OBP: 0.385, SLG: 0.504 | | 0-0 1B | | 0-0 4-3 | | 0-0 F8 | | | | 3 | 0 | 1 | 0 | 0 | 0 | 1 | | | | |
| Dick Davis, R (1, 10) OBP: 0.301, SLG: 0.354 | | 0-0 F8 | | 0-0 1B | | 0-0 SH3-4 2B 1B | | | | 3 | 1 | 2 | 1 | 0 | 0 | 1 | | | | |
| Buck Martinez, R (1, 2) OBP: 0.296, SLG: 0.308 | | 0-3 K | | 3H 1B | 0-3 K | | 0-0 SH3-4 | | | 2 | 0 | 0 | 0 | 0 | 2 | 2 | | | | |
| Inning Stats | R: 1 E: 0 K: 0 S: 4 | H: 1 LOB: 1 BB: 1 P: 8 | R: 0 E: 0 K: 2 S: 8 | H: 1 LOB: 1 BB: 0 P: 8 | R: 0 E: 0 K: 1 S: 8 | H: 0 LOB: 0 BB: 0 P: 3 | R: 2 E: 0 K: 1 S: 8 | H: 3 LOB: 1 BB: 0 P: 8 | R: 0 E: 0 K: 0 S: 4 | H: 1 LOB: 1 BB: 0 P: 4 | R: 0 E: 0 K: 1 S: 5 | H: 0 LOB: 0 BB: 0 P: 5 | R: 1 E: 0 K: 2 S: 9 | H: 2 LOB: 1 BB: 0 P: 9 | R: 0 E: 0 K: 2 S: 7 | H: 0 LOB: 0 BB: 0 P: 7 | 1B: 4 2B: 3 3B: 0 HR: 1 | SF: 0 SAC: 1 DP: 0 HBP: 0 | WP: 0 PB: 0 CS: 0 | PA: 33 |
| PITCHER Jerry Kosman, L (1, 1) ERA: 4.85 | IP: 6.1 WLS: L BF: 28 H: 8 R: 4 ER: 4 SO: 4 BB: 1 IBB: 0 HBP: 0 BLK: 0 WP: 1 HR: 1 S: 35 P: 39 ERA: 5.68 WHIP: 1.421 | | | | | | | | | | | | | | | PITCHER | | | | |
| Doug Corbett, R (7, 1) ERA: 2.25 | IP: 1.2 WLS: 5 BF: 0 H: 0 R: 0 ER: 0 SO: 4 BB: 0 IBB: 0 HBP: 0 BLK: 0 WP: 0 HR: 0 S: 13 P: 13 ERA: 0.00 WHIP: 0.000 | | | | | | | | | | | | | | | PITCHER | | | | |

Minnesota Twins @ Milwaukee Brewers
Milwaukee County Stadium, Milwaukee, WI
Sat May 24 1980, 8:05 PM EDT
Att: 22,241 - Unknown - 61 F

AB 31
R 4
H 8
RBI 4
BB 1
SO 8
LOB 10



| Batter | 1 | 2 | 3 | 4 | 5 | 6 | 7 | 8 | 9 | AB | R | H | RBI | BB | SO | LOB | TOP | | | |
|---|--|---------------------------------|------------------------------|---------------------------------|------------------------------|---------------------------------|------------------------------|---------------------------------|------------------------------|---------------------------------|------------------------------|---------------------------------|------------------------------|---------------------------------|------------------------------|---------------------------------|---|------------------------------------|----------------------------------|--------|
| Hosken Powell, L (1,9) OBP: 0.339, SLG: 0.384 | 0-0 SH1-3 1B | | 0-0 F8 | | 0-0 1-3 | | | 0-0 L6 | | 4 | 1 | 1 | 0 | 0 | 0 | 0 | Minnesota Twins @ Milwaukee Brewers Milwaukee County Stadium, Milwaukee, WI Sun May 25 1980, 4:33 AM EDT Att: 31,895 - Unknown - 65 F livebaseballscorecards.com | | | |
| Rick Sofield, L (1,8) OBP: 0.261, SLG: 0.402 | 0-0 SH1-3 | | 0-0 E5 | | | 0-0 F8 | | 0-3 K | | 3 | 0 | 1 | 0 | 0 | 1 | 0 | | | | |
| Roy Smalley, S (1,6) OBP: 0.326, SLG: 0.409 | 0-3 K | | 0-0 F8 | | | 0-0 F7 | | | 0-0 F7 | 4 | 0 | 0 | 0 | 0 | 1 | 2 | | | | |
| Ken Landreaux, L (1,7) OBP: 0.409, SLG: 0.484 | 0-0 2H 1B | | | 0-0 G3 | | 0-0 4-3 | | | 0-0 4-3 | 4 | 0 | 1 | 1 | 0 | 0 | 0 | | | | |
| Danny Goodwin, L (1,3) OBP: 0.256, SLG: 0.250 | 0-0 F5 | | | 0-0 1B 1B | | | 0-0 F8 | | 0-0 F7 | 4 | 0 | 1 | 0 | 0 | 0 | 1 | | | | |
| Glenn Adams, L (1,10) OBP: 0.345, SLG: 0.370 | | 0-0 6-3 | | 0-0 G5-4-3 1B | | | 0-0 F7 | | | 3 | 0 | 1 | 0 | 0 | 0 | 0 | | | | |
| Mike Cabbage, L (1,5) OBP: 0.357, SLG: 0.365 | | 0-0 L9 | | 0-0 G5-4-3 | | | 0-3 K | | | 3 | 0 | 0 | 0 | 0 | 1 | 2 | | | | |
| Rob Wilfong, L (1,4) OBP: 0.281, SLG: 0.385 | | 0-0 G3 | | | 0-0 L4 | | | 0-0 F5 | | 3 | 0 | 0 | 0 | 0 | 0 | 0 | | | | |
| Butch Wynegar, S (1,2) OBP: 0.322, SLG: 0.377 | | | 0-0 4-3 | | | 0-0 G3 | | | 0-0 HR | 3 | 1 | 1 | 1 | 0 | 0 | 0 | | | | |
| Inning Stats | R: 1 E: 0 K: 1 S: 7 | H: 2 LOB: 1 BB: 0 P: 7 | R: 0 E: 0 K: 0 S: 3 | H: 0 LOB: 0 BB: 0 P: 3 | R: 0 E: 1 K: 0 S: 4 | H: 1 LOB: 1 BB: 0 P: 4 | R: 0 E: 0 K: 0 S: 4 | H: 2 LOB: 1 BB: 0 P: 4 | R: 0 E: 0 K: 0 S: 3 | H: 0 LOB: 0 BB: 0 P: 3 | R: 0 E: 0 K: 1 S: 5 | H: 0 LOB: 0 BB: 0 P: 5 | R: 0 E: 0 K: 1 S: 6 | H: 1 LOB: 0 BB: 0 P: 6 | R: 0 E: 0 K: 0 S: 3 | H: 0 LOB: 0 BB: 0 P: 3 | 1B: 5 2B: 0 3B: 0 HR: 1 | SF: 0 SAC: 1 DP: 1 HBP: 0 | WP: 0 PB: 0 SB: 0 CS: 0 | PA: 32 |
| PITCHER Lary Sorensen, R (1,1) ERA: 3.99 | IP: 9.0 WLS: W BF: 32 H: 6 R: 2 ER: 2 SO: 3 BB: 0 IBB: 0 HBP: 0 BLK: 0 WP: 0 HR: 1 S: 38 P: 38 ERA: 2.00 WHIP: 0.667 | | | | | | | | | | | | | | | PITCHER | | | | |

| Batter | 1 | 2 | 3 | 4 | 5 | 6 | 7 | 8 | 9 | AB | R | H | RBI | BB | SO | LOB | BOTTOM | | | |
|--|--|---------------------------------|------------------------------|---------------------------------|------------------------------|---------------------------------|------------------------------|---------------------------------|------------------------------|---------------------------------|------------------------------|---------------------------------|------------------------------|---------------------------------|------------------------------|---------------------------------|---|------------------------------------|----------------------------------|--------|
| Paul Moltitor, R (1,4) OBP: 0.425, SLG: 0.473 | 0-0 F8 | | 4-0 BB | | 0-0 CS 1B | | | 0-0 F9 | | 3 | 0 | 1 | 0 | 1 | 0 | 0 | Minnesota Twins @ Milwaukee Brewers Milwaukee County Stadium, Milwaukee, WI Sun May 25 1980, 4:33 AM EDT Att: 31,895 - Unknown - 65 F livebaseballscorecards.com | | | |
| Robin Yount, R (1,6) OBP: 0.367, SLG: 0.595 | 0-3 K | | 0-0 F3 | | 0-0 F4 | | | 0-3 K | | 4 | 0 | 0 | 0 | 0 | 2 | 2 | | | | |
| Cecil Cooper, L (1,3) OBP: 0.361, SLG: 0.496 | 0-0 L4 | | 0-0 1-3 | | 0-0 F6 | | | 0-0 1B | | 4 | 0 | 1 | 0 | 0 | 0 | 2 | | | | |
| Gorman Thomas, R (1,8) OBP: 0.308, SLG: 0.419 | | 0-0 1B 1B | | 0-0 F5 | | 0-0 F8 | | 0-3 K | | 4 | 0 | 1 | 0 | 0 | 1 | 1 | | | | |
| Ben Oglivie, L (1,7) OBP: 0.404, SLG: 0.653 | | 0-3 K | | 0-0 1B HR 1B | | 0-0 L9 | | | | 3 | 1 | 1 | 0 | 0 | 1 | 1 | | | | |
| Dick Davis, R (1,10) OBP: 0.314, SLG: 0.366 | | 0-0 1-2 1B | | 0-0 1-2 HR 1B | | 0-0 F8 | | | | 3 | 1 | 2 | 0 | 0 | 0 | 0 | | | | |
| Mark Brouhard, R (1,9) OBP: 0.250, SLG: 0.545 | | 0-3 K | | 0-0 1-2 HR | | | 0-0 6-3 | | | 3 | 1 | 1 | 3 | 0 | 1 | 2 | | | | |
| Jim Gantner, L (1,5) OBP: 0.259, SLG: 0.294 | | 0-0 F7 | | 0-0 B1-3 | | | 0-0 F8 | | | 3 | 0 | 0 | 0 | 0 | 0 | 2 | | | | |
| Buck Martinez, R (1,2) OBP: 0.281, SLG: 0.291 | | | 0-0 5-3 | | 0-0 F5 | | | 0-0 5-3 | | 3 | 0 | 0 | 0 | 0 | 0 | 0 | | | | |
| Inning Stats | R: 0 E: 0 K: 1 S: 5 | H: 0 LOB: 0 BB: 0 P: 5 | R: 0 E: 0 K: 2 S: 9 | H: 2 LOB: 2 BB: 0 P: 9 | R: 0 E: 0 K: 0 S: 3 | H: 0 LOB: 1 BB: 1 P: 7 | R: 3 E: 0 K: 0 S: 6 | H: 3 LOB: 0 BB: 0 P: 6 | R: 0 E: 0 K: 0 S: 3 | H: 1 LOB: 0 BB: 0 P: 3 | R: 0 E: 0 K: 0 S: 3 | H: 0 LOB: 0 BB: 0 P: 3 | R: 0 E: 0 K: 2 S: 8 | H: 1 LOB: 1 BB: 0 P: 8 | R: 0 E: 0 K: 2 S: 8 | H: 0 LOB: 0 BB: 0 P: 8 | 1B: 6 2B: 0 3B: 0 HR: 1 | SF: 0 SAC: 0 DP: 0 HBP: 0 | WP: 0 PB: 0 SB: 0 CS: 1 | PA: 31 |
| PITCHER Roger Erickson, R (1,1) ERA: 2.73 | IP: 8.0 WLS: L BF: 31 H: 7 R: 3 ER: 3 SO: 5 BB: 1 IBB: 0 HBP: 0 BLK: 0 WP: 0 HR: 1 S: 40 P: 44 ERA: 3.38 WHIP: 1.000 | | | | | | | | | | | | | | | PITCHER | | | | |

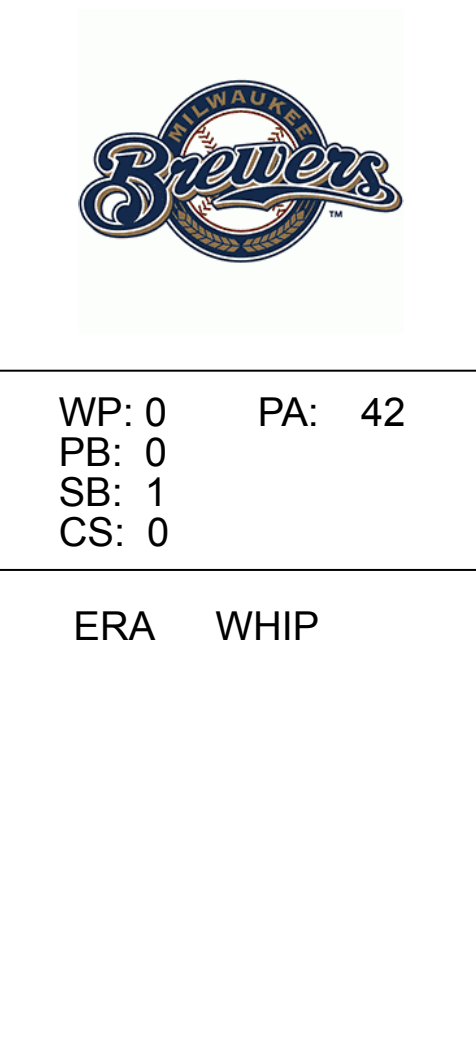
| Batter | 1 | 2 | 3 | 4 | 5 | 6 | 7 | 8 | 9 | AB | R | H | RBI | BB | SO | LOB | TOP | | | | | | | | | | |
|---|------------------------------|---------------------------------|------------------------------|---------------------------------|------------------------------|---------------------------------|------------------------------|---------------------------------|------------------------------|---------------------------------|------------------------------|---------------------------------|-------------------------------|----------------------------------|------------------------------|---------------------------------|--|------------------------------------|----------------------------------|--------|--|--|--|--|--|--|--|
| Julio Cruz, S OBP: 0.320, SLG: 0.287 (1,4) | 1-3 | | FC5-4 BB | | | F8 | | F6 | | 3 | 0 | 0 | 0 | 1 | 0 | 0 | Seattle Mariners @ Milwaukee Brewers Milwaukee County Stadium, Milwaukee, WI Mon May 26 1980, 4:33 AM EDT Att: 26,302 - Unknown - 65 F livebaseballscorecards.com | | | | | | | | | | |
| Rod Craig, S OBP: 0.305, SLG: 0.398 (1,8) | 6-3 | | FC5-4 CS | | | 6-3 | | K | | 4 | 0 | 0 | 0 | 0 | 1 | 1 | | | | | | | | | | | |
| Tom Paciorek, R OBP: 0.396, SLG: 0.609 (1,7) | 1B | | CS | FC1-4 1B | | 5-3 | | K | | 4 | 0 | 2 | 0 | 0 | 1 | 0 | | | | | | | | | | | |
| Willie Horton, R OBP: 0.338, SLG: 0.325 (1,10) | 1B | | | FC1-4 1B | | | K | | 1B | 4 | 0 | 2 | 0 | 0 | 1 | 1 | | | | | | | | | | | |
| Bruce Bochte, L OBP: 0.419, SLG: 0.504 (1,3) | | 1B | | F7 | | | K | | 1B | 4 | 0 | 2 | 0 | 0 | 1 | 1 | | | | | | | | | | | |
| Leon Roberts, R OBP: 0.326, SLG: 0.472 (1,9) | 6-3 | | | L7 | | | 1B | BB | 1B | 3 | 1 | 0 | 0 | 1 | 1 | 4 | | | | | | | | | | | |
| Ted Cox, R OBP: 0.327, SLG: 0.311 (1,5) | | | | | 6-3 | | 1B | | G6-4-3 | 4 | 0 | 2 | 0 | 0 | 0 | 2 | | | | | | | | | | | |
| Mario Mendoza, R OBP: 0.371, SLG: 0.485 (1,6) | | G5-4-3 | | | | | | | | 3 | 0 | 2 | 1 | 0 | 0 | 2 | | | | | | | | | | | |
| Larry Cox, R OBP: 0.240, SLG: 0.216 (1,2) | | | | | | | | | | 2 | 0 | 0 | 0 | 0 | 0 | 1 | | | | | | | | | | | |
| Jim Anderson, R OBP: 0.328, SLG: 0.376 (6,2) | | | 5-3 | | G5-4-3 | | K | | | 1 | 0 | 0 | 0 | 0 | 1 | 2 | | | | | | | | | | | |
| Inning Stats | R: 0 E: 0 K: 0 S: 4 | H: 2 LOB: 2 BB: 0 P: 4 | R: 0 E: 0 K: 0 S: 4 | H: 2 LOB: 1 BB: 0 P: 4 | R: 0 E: 0 K: 0 S: 2 | H: 0 LOB: 0 BB: 1 P: 6 | R: 0 E: 0 K: 0 S: 4 | H: 1 LOB: 1 BB: 0 P: 4 | R: 0 E: 0 K: 0 S: 3 | H: 1 LOB: 0 BB: 0 P: 3 | R: 0 E: 0 K: 0 S: 3 | H: 0 LOB: 0 BB: 0 P: 3 | R: 1 E: 0 K: 3 S: 11 | H: 2 LOB: 2 BB: 1 P: 15 | R: 0 E: 0 K: 1 S: 6 | H: 2 LOB: 1 BB: 0 P: 6 | 1B: 9 2B: 1 3B: 0 HR: 0 | SF: 0 SAC: 0 DP: 3 HBP: 0 | WP: 0 PB: 0 SB: 0 CS: 1 | PA: 35 | | | | | | | |
| PITCHER | IP | WLS | BF | H | R | ER | SO | BB | IBB | HBP | BLK | WP | HR | S | P | ERA | WHIP | | | | | | | | | | |
| Mike Caldwell, L ERA: 2.95 (1,1) | 6.0 | W | 21 | 6 | 0 | 0 | 0 | 1 | 0 | 0 | 0 | 0 | 0 | 20 | 24 | 0.00 | 1.167 | | | | | | | | | | |
| Reggie Cleveland, R ERA: 4.88 (7,1) | 1.0 | | 6 | 2 | 1 | 1 | 3 | 1 | 0 | 0 | 0 | 0 | 0 | 11 | 15 | 9.00 | 3.000 | | | | | | | | | | |
| Bob McClure, L ERA: 2.55 (8,1) | 1.0 | | 3 | 0 | 0 | 0 | 2 | 0 | 0 | 0 | 0 | 0 | 0 | 7 | 7 | 0.00 | 0.000 | | | | | | | | | | |
| Bill Castro, R ERA: 0.74 (9,1) | 1.0 | | 4 | 2 | 0 | 0 | 1 | 0 | 0 | 0 | 0 | 0 | 0 | 6 | 6 | 0.00 | 2.000 | | | | | | | | | | |

| Batter | 1 | 2 | 3 | 4 | 5 | 6 | 7 | 8 | 9 | AB | R | H | RBI | BB | SO | LOB | BOTTOM | | | | | | | | | | |
|--|------------------------------|---------------------------------|------------------------------|---------------------------------|-------------------------------|----------------------------------|------------------------------|---------------------------------|------------------------------|---------------------------------|-------------------------------|----------------------------------|------------------------------|---------------------------------|------------------------------|---------------------------------|--|------------------------------------|----------------------------------|--------|--|--|--|--|--|--|--|
| Paul Moltor, R OBP: 0.425, SLG: 0.477 (1,4) | K | | 1B 2B | 4-3 | | 2B 3B | 1B | FC5-4 | | 5 | 2 | 2 | 0 | 0 | 1 | 1 | Seattle Mariners @ Milwaukee Brewers Milwaukee County Stadium, Milwaukee, WI Mon May 26 1980, 4:33 AM EDT Att: 26,302 - Unknown - 65 F livebaseballscorecards.com | | | | | | | | | | |
| Robin Yount, R OBP: 0.368, SLG: 0.595 (1,6) | L8 | | 2B 1B | F9 | | 3B | 2B | 4-3 | | 5 | 2 | 2 | 0 | 0 | 0 | 1 | | | | | | | | | | | |
| Cecil Cooper, L OBP: 0.391, SLG: 0.525 (1,3) | E6 | | 1B E | K2-3 | | 1B | 3B | K2-3 | | 4 | 3 | 3 | 3 | 0 | 1 | 0 | | | | | | | | | | | |
| Mark Brouhard, R OBP: 0.231, SLG: 0.500 (7,3) | HR | | 1B E | | | 2B | 3B | | | 1 | 0 | 0 | 0 | 0 | 1 | 0 | | | | | | | | | | | |
| Gorman Thomas, R OBP: 0.317, SLG: 0.447 (1,8) | HR | | 1B E | | 5-3 | 1B | 1B | 6-3 | | 5 | 2 | 3 | 4 | 0 | 0 | 0 | | | | | | | | | | | |
| Ben Oglivie, L OBP: 0.411, SLG: 0.675 (1,7) | F7 | | F4 | | | 1B | 1B | | | 5 | 1 | 3 | 1 | 0 | 0 | 2 | | | | | | | | | | | |
| Sixto Lezcano, R OBP: 0.291, SLG: 0.414 (1,9) | | K | E5 3B | | | K | | F8 | | 5 | 1 | 2 | 2 | 0 | 2 | 3 | | | | | | | | | | | |
| Jim Gantner, L OBP: 0.241, SLG: 0.273 (1,5) | | 4-3 | K | | 4-3 | 4-3 | | | | 4 | 0 | 0 | 0 | 0 | 1 | 3 | | | | | | | | | | | |
| Dick Davis, R OBP: 0.322, SLG: 0.384 (1,10) | | | | | F4 | | | 5-3 | | 4 | 0 | 2 | 0 | 0 | 0 | 1 | | | | | | | | | | | |
| Charlie Moore, R OBP: 0.317, SLG: 0.303 (1,2) | K | | K | | | 6-3 | | FC5-4 1B | | 4 | 0 | 1 | 0 | 0 | 2 | 2 | | | | | | | | | | | |
| Inning Stats | R: 2 E: 1 K: 1 S: 7 | H: 2 LOB: 0 BB: 0 P: 7 | R: 0 E: 0 K: 2 S: 8 | H: 1 LOB: 1 BB: 0 P: 8 | R: 5 E: 1 K: 2 S: 13 | H: 6 LOB: 1 BB: 0 P: 13 | R: 0 E: 0 K: 1 S: 5 | H: 0 LOB: 0 BB: 0 P: 5 | R: 1 E: 0 K: 0 S: 5 | H: 2 LOB: 1 BB: 0 P: 5 | R: 3 E: 0 K: 1 S: 10 | H: 5 LOB: 2 BB: 0 P: 10 | R: 0 E: 0 K: 0 S: 4 | H: 1 LOB: 1 BB: 0 P: 4 | R: 0 E: 0 K: 1 S: 6 | H: 1 LOB: 1 BB: 0 P: 6 | 1B: 9 2B: 5 3B: 2 HR: 2 | SF: 0 SAC: 0 DP: 0 HBP: 0 | WP: 0 PB: 0 SB: 1 CS: 0 | PA: 42 | | | | | | | |
| PITCHER | IP | WLS | BF | H | R | ER | SO | BB | IBB | HBP | BLK | WP | HR | S | P | ERA | WHIP | | | | | | | | | | |
| Mike Parrott, R ERA: 6.96 (1,1) | 2.0 | L | 13 | 7 | 6 | 6 | 3 | 0 | 0 | 0 | 0 | 0 | 1 | 19 | 19 | 27.00 | 3.500 | | | | | | | | | | |
| Dave Roberts, L ERA: 5.82 (3,1) | 3.0 | | 13 | 4 | 2 | 1 | 3 | 0 | 0 | 0 | 0 | 0 | 1 | 19 | 19 | 3.00 | 1.333 | | | | | | | | | | |
| Rob Dressler, R ERA: 5.02 (6,1) | 3.0 | | 16 | 7 | 3 | 3 | 2 | 0 | 0 | 0 | 0 | 0 | 0 | 20 | 20 | 9.00 | 2.333 | | | | | | | | | | |

Seattle Mariners @ Milwaukee Brewers
 Milwaukee County Stadium, Milwaukee, WI
 Mon May 26 1980, 4:33 AM EDT
 Att: 26,302 - Unknown - 65 F

| | |
|-----|----|
| AB | 32 |
| R | 1 |
| H | 10 |
| RBI | 1 |
| BB | 2 |
| SO | 6 |
| LOB | 14 |

| | |
|-----|----|
| AB | 42 |
| R | 11 |
| H | 18 |
| RBI | 10 |
| BB | 0 |
| SO | 8 |
| LOB | 13 |



| Batter | 1 | 2 | 3 | 4 | 5 | 6 | 7 | 8 | 9 | AB | R | H | RBI | BB | SO | LOB | TOP |
|---|---|---------------------------------|------------------------------|---------------------------------|------------------------------|---------------------------------|------------------------------|---------------------------------|------------------------------|---------------------------------|------------------------------|---------------------------------|------------------------------|---------------------------------|----------------------------------|------------------------------------|--|
| Julio Cruz, S OBP: 0.327, SLG: 0.289 (1, 4) | E4 SH2-3 1B | FC4-6 FC6-4 | | | | | E4 | | | 3 | 1 | 1 | 0 | 1 | 0 | 3 | Seattle Mariners @ Milwaukee Brewers Milwaukee County Stadium, Milwaukee, WI Tue May 27 1980, 8:05 PM EDT Att: 11,904 - Unknown - 72 F livebaseballscorecards.com |
| Rod Craig, S OBP: 0.298, SLG: 0.388 (1, 8) | SH2-3 | FC6-4 | | | F8 | | G3 | | | 3 | 0 | 0 | 0 | 0 | 0 | 5 | |
| Dan Meyer, L OBP: 0.357, SLG: 0.426 (1, 7) | F4 | | F7 | | 4-3 | | | F7 | | 4 | 0 | 0 | 0 | 0 | 0 | 2 | |
| Willie Horton, R OBP: 0.335, SLG: 0.318 (1, 10) | 1B BB | | F4 | | | 6-3 | | K | | 3 | 0 | 0 | 0 | 1 | 1 | 0 | |
| Bruce Bochte, L OBP: 0.415, SLG: 0.497 (1, 3) | 1B BB | | G3 | | | 4-3 | | K | | 4 | 0 | 1 | 1 | 0 | 1 | 0 | |
| Joe Simpson, L OBP: 0.350, SLG: 0.400 (1, 9) | F5 | | | L4 | | | | | F9 | 3 | 0 | 0 | 0 | 0 | 0 | 2 | |
| Larry Milbourne, S OBP: 0.170, SLG: 0.143 (9, PH) | | | | | | 4-3 | | | | 1 | 0 | 0 | 0 | 0 | 0 | 0 | |
| Ted Cox, R OBP: 0.324, SLG: 0.301 (1, 5) | | 6-3 | | 4-3 | | | 6-3 | | | 3 | 0 | 0 | 0 | 1 | 0 | 0 | |
| Mario Mendoza, R OBP: 0.359, SLG: 0.444 (1, 6) | | FC4-6 1B BB | | 6-3 | | | F8 | | K | 3 | 0 | 0 | 0 | 1 | 1 | 1 | |
| Larry Cox, R OBP: 0.253, SLG: 0.222 (1, 2) | | | | | 6-3 | | | | | 2 | 0 | 1 | 0 | 1 | 0 | 0 | |
| Tom Paciorek, R OBP: 0.388, SLG: 0.596 (9, PH) | | FC4-6 1B | | | | | E BB | | FC6-4 | 1 | 0 | 0 | 0 | 0 | 0 | 1 | |
| Inning Stats | R: 1 E: 1 K: 0 S: 5 | H: 2 LOB: 2 BB: 1 P: 9 | R: 0 E: 0 K: 0 S: 4 | H: 1 LOB: 2 BB: 1 P: 8 | R: 0 E: 0 K: 0 S: 3 | H: 0 LOB: 0 BB: 0 P: 3 | R: 0 E: 0 K: 0 S: 3 | H: 0 LOB: 0 BB: 0 P: 3 | R: 0 E: 1 K: 0 S: 4 | H: 0 LOB: 2 BB: 1 P: 8 | R: 0 E: 0 K: 2 S: 7 | H: 0 LOB: 0 BB: 0 P: 7 | R: 0 E: 0 K: 1 S: 5 | H: 0 LOB: 0 BB: 1 P: 9 | 1B: 3 2B: 0 3B: 0 HR: 0 | SF: 0 SAC: 1 DP: 0 HBP: 0 | WP: 0 PA: 36 SB: 0 CS: 0 |
| PITCHER | IP WLS BF H R ER SO BB IBB HBP BLK WP HR S P ERA WHIP | | | | | | | | | | | | | | | | |
| Rickey Keeton, R ERA: 1.29 (1, 1) | 7.0 W 29 3 1 1 0 4 0 0 0 0 0 25 41 1.29 1.000 | | | | | | | | | | | | | | | | |
| Bob McClure, L ERA: 2.29 (8, 1) | 2.0 S 7 0 0 0 3 1 0 0 0 0 0 0 12 16 0.00 0.500 | | | | | | | | | | | | | | | | |

| Batter | 1 | 2 | 3 | 4 | 5 | 6 | 7 | 8 | 9 | AB | R | H | RBI | BB | SO | LOB | BOTTOM |
|--|---|----------------------------------|------------------------------|---------------------------------|------------------------------|----------------------------------|------------------------------|---------------------------------|------------------------------|---------------------------------|------------------------------|---------------------------------|------------------------------|---------------------------------|----------------------------------|------------------------------------|--|
| Paul Moltor, R OBP: 0.426, SLG: 0.471 (1, 4) | S 1B BB | 5-3 | | | | | 4-3 | | | 2 | 2 | 0 | 0 | 2 | 0 | 0 | Seattle Mariners @ Milwaukee Brewers Milwaukee County Stadium, Milwaukee, WI Tue May 27 1980, 8:05 PM EDT Att: 11,904 - Unknown - 72 F livebaseballscorecards.com |
| Robin Yount, R OBP: 0.371, SLG: 0.592 (1, 6) | 2B 1B | | K | | F8 | | S 1B | | | 4 | 1 | 2 | 1 | 0 | 1 | 1 | |
| Cecil Cooper, L OBP: 0.367, SLG: 0.517 (1, 3) | F7 | | 6-3 | | 1B | | F7 | | | 4 | 0 | 1 | 0 | 0 | 0 | 2 | |
| Gorman Thomas, R OBP: 0.315, SLG: 0.441 (1, 8) | K | | | BB | SF7 | | K | | | 2 | 0 | 0 | 1 | 1 | 2 | 2 | |
| Ben Oglivie, L OBP: 0.407, SLG: 0.659 (1, 7) | 2B IBB | | K | | F9 | | | 3-1 | | 3 | 1 | 0 | 0 | 1 | 1 | 2 | |
| Sixto Lezcano, R OBP: 0.297, SLG: 0.419 (1, 9) | 2B | | | | F9 | | 5-3 | | CS BB | 3 | 0 | 1 | 2 | 1 | 0 | 0 | |
| Dick Davis, R OBP: 0.330, SLG: 0.382 (1, 10) | K | | | FC4-6 1B | | FC6-4 BB | | K | | 3 | 0 | 1 | 0 | 1 | 2 | 2 | |
| Jim Gantner, L OBP: 0.230, SLG: 0.259 (1, 5) | | | F3 | | F8 | | F6 | | | 3 | 0 | 0 | 0 | 0 | 0 | 2 | |
| Buck Martinez, R OBP: 0.267, SLG: 0.276 (1, 2) | | | F8 | | FC4-6 | | FC6-4 | | | 3 | 0 | 0 | 0 | 0 | 0 | 2 | |
| Inning Stats | R: 3 E: 0 K: 2 S: 9 | H: 2 LOB: 1 BB: 2 P: 17 | R: 0 E: 0 K: 0 S: 3 | H: 0 LOB: 0 BB: 0 P: 3 | R: 0 E: 0 K: 2 S: 7 | H: 0 LOB: 1 BB: 1 P: 11 | R: 0 E: 0 K: 0 S: 4 | H: 1 LOB: 1 BB: 0 P: 4 | R: 1 E: 0 K: 0 S: 4 | H: 1 LOB: 1 BB: 1 P: 8 | R: 0 E: 0 K: 1 S: 6 | H: 0 LOB: 1 BB: 1 P: 7 | R: 0 E: 0 K: 1 S: 4 | H: 0 LOB: 0 BB: 1 P: 8 | 1B: 4 2B: 1 3B: 0 HR: 0 | SF: 1 SAC: 0 DP: 0 HBP: 0 | |
| PITCHER | IP WLS BF H R ER SO BB IBB HBP BLK WP HR S P ERA WHIP | | | | | | | | | | | | | | | | |
| Jim Beattie, R ERA: 4.94 (1, 1) | 8.0 L 34 5 4 4 6 5 1 0 0 0 0 0 40 64 4.50 1.250 | | | | | | | | | | | | | | | | |

| Batter | 1 | 2 | 3 | 4 | 5 | 6 | 7 | 8 | 9 | AB | R | H | RBI | BB | SO | LOB | TOP | | | | |
|---|------------------------------|---------------------------------|------------------------------|---------------------------------|------------------------------|---------------------------------|------------------------------|---------------------------------|--------------------------------|---------------------------------|------------------------------|---------------------------------|------------------------------|---------------------------------|------------------------------|---------------------------------|----------------------------------|------------------------------------|----------------------------------|--------|--|
| Julio Cruz, S OBP: 0.318, SLG: 0.280 Joe Simpson, L OBP: 0.347, SLG: 0.396 | 0-0 6-3 | | 0-3 K | | | 0-0 F7 | | 0-0 F6 | 3 0 0 0 0 1 0 1 0 0 0 0 0 0 | | | | | | | | | | | | |
| Jim Anderson, R OBP: 0.321, SLG: 0.367 Dan Meyer, L OBP: 0.355, SLG: 0.423 | 0-0 F3 | | | 0-0 F6 | | 0-0 F8 | | 0-0 3-1 | 3 0 0 0 0 0 0 1 0 0 0 0 0 0 | | | | | | | | | | | | |
| Tom Paciorek, R OBP: 0.377, SLG: 0.569 | 0-3 K | | | 0-0 6-3 | | 0-0 1B | | 0-0 F8 | 4 0 1 0 0 1 0 | | | | | | | | | | | | |
| Willie Horton, R OBP: 0.329, SLG: 0.311 | | 0-0 F9 | | 0-0 L1 | | 0-0 F4 | | | 3 0 0 0 0 0 1 | | | | | | | | | | | | |
| Bruce Bochte, L OBP: 0.408, SLG: 0.486 | | 0-0 4-3 | | | 0-0 G3 | | 0-0 F7 | | 3 0 0 0 0 0 1 | | | | | | | | | | | | |
| Leon Roberts, R OBP: 0.333, SLG: 0.485 | | 0-0 2B | | | 0-0 F7 | | | 0-0 1B | 3 0 2 0 0 0 0 | | | | | | | | | | | | |
| Ted Cox, R OBP: 0.315, SLG: 0.292 | | 0-0 F9 | | | 0-0 F9 | | | 0-0 F9 | 3 0 0 0 0 0 2 | | | | | | | | | | | | |
| Rod Craig, S OBP: 0.291, SLG: 0.379 | | | 0-0 F7 | | | 0-0 F6 | | 0-0 F7 | 3 0 0 0 0 0 1 | | | | | | | | | | | | |
| Larry Cox, R OBP: 0.245, SLG: 0.215 | | | 0-0 L4 | | | 0-0 F7 | | 0-0 F9 | 3 0 0 0 0 0 1 | | | | | | | | | | | | |
| Inning Stats | R: 0 E: 0 K: 1 S: 5 | H: 0 LOB: 0 BB: 0 P: 5 | R: 0 E: 0 K: 0 S: 4 | H: 1 LOB: 1 BB: 0 P: 4 | R: 0 E: 0 K: 1 S: 5 | H: 0 LOB: 0 BB: 0 P: 5 | R: 0 E: 0 K: 0 S: 3 | H: 0 LOB: 0 BB: 0 P: 3 | R: 0 E: 0 K: 0 S: 3 | H: 0 LOB: 0 BB: 0 P: 3 | R: 0 E: 0 K: 0 S: 4 | H: 1 LOB: 1 BB: 0 P: 4 | R: 0 E: 0 K: 0 S: 4 | H: 1 LOB: 1 BB: 0 P: 4 | R: 0 E: 0 K: 0 S: 3 | H: 0 LOB: 0 BB: 0 P: 3 | 1B: 2 2B: 1 3B: 0 HR: 0 | SF: 0 SAC: 0 DP: 0 HBP: 0 | WP: 0 PB: 0 SB: 0 CS: 0 | PA: 30 | |
| PITCHER | IP | WLS | BF | H | R | ER | SO | BB | IBB | HBP | BLK | WP | HR | S | P | ERA | WHIP | | | | |
| Bill Travers, L ERA: 3.31 | 6.0 | W | 19 | 1 | 0 | 0 | 2 | 0 | 0 | 0 | 0 | 0 | 0 | 23 | 23 | 0.00 | 0.167 | | | | |
| Reggie Cleveland, R ERA: 4.4 | 3.0 | S | 11 | 2 | 0 | 0 | 0 | 0 | 0 | 0 | 0 | 0 | 0 | 11 | 11 | 0.00 | 0.667 | | | | |

Seattle Mariners @ Milwaukee Brewers
Milwaukee County Stadium, Milwaukee, WI

AB 30
R 0
H 3
RBI 0
BB 0
SO 2
LOB 6




Wed May 28 1980, 8:05 PM EDT
Att: 10,627 - Unknown - 73 F

| Batter | 1 | 2 | 3 | 4 | 5 | 6 | 7 | 8 | 9 | AB | R | H | RBI | BB | SO | LOB | BOTTOM | | | | |
|---|-------------------------------|----------------------------------|------------------------------|---------------------------------|------------------------------|---------------------------------|------------------------------|----------------------------------|--------------------------------|---------------------------------|------------------------------|---------------------------------|------------------------------|---------------------------------|------------------------------|---------------------------------|-----------------------------------|------------------------------------|----------------------------------|--------|--|
| Paul Molitor, R OBP: 0.436, SLG: 0.478 | 0-0 1B | | | 4-0 2B 1B BB | | 0-0 G6-4-3 1B | | 0-0 F9 | 4 2 3 0 1 0 2 | | | | | | | | | | | | |
| Robin Yount, R OBP: 0.368, SLG: 0.590 | 0-0 1B | 0-0 F6 | | 0-0 1B 2B | | 0-0 G6-4-3 1-2 | | | 4 2 1 2 0 0 3 | | | | | | | | | | | | |
| Cecil Cooper, L OBP: 0.390, SLG: 0.517 | 0-0 1B | | 0-0 G3 | 0-0 CS 1B | | 0-0 F9 | | | 4 0 2 3 0 0 0 | | | | | | | | | | | | |
| Gorman Thomas, R OBP: 0.308, SLG: 0.429 | 0-3 K | | 0-0 F7 | 0-3 K | | 0-0 K | | 0-3 K | 4 0 0 0 0 3 3 | | | | | | | | | | | | |
| Ben Oglivie, L OBP: 0.409, SLG: 0.652 | 0-0 1B | | 0-0 6-3 | | 4-0 BB | 0-0 4-3 | | | 3 0 1 1 1 0 0 | | | | | | | | | | | | |
| Sixto Lezcano, R OBP: 0.296, SLG: 0.421 | 0-3 K | | 0-0 SH1-3 FC 2B | 0-0 F9 | | 0-3 K | | | 4 1 1 0 0 2 3 | | | | | | | | | | | | |
| Sal Bando, R OBP: 0.320, SLG: 0.329 | 0-0 F6 | | 0-0 SH1-3 | 0-0 F2 | | 0-0 1B 1B | | | 3 0 1 0 0 0 3 | | | | | | | | | | | | |
| Dick Davis, R OBP: 0.330, SLG: 0.380 Don Money, R OBP: 0.355, SLG: 0.500 | | 0-0 G6-4-3 1B | | 0-0 FC BB 1B 2B | | 0-0 F7 | | 0-3 K | 3 1 1 1 0 0 1 1 0 0 0 0 1 1 | | | | | | | | | | | | |
| Charlie Moore, R OBP: 0.326, SLG: 0.313 | | 0-0 G6-4-3 | | 0-0 BB 2B 1B | | 0-0 4-3 | | 0-0 1B | 4 1 2 0 0 0 1 | | | | | | | | | | | | |
| Inning Stats | R: 2 E: 1 K: 2 S: 11 | H: 3 LOB: 2 BB: 0 P: 11 | R: 0 E: 0 K: 0 S: 4 | H: 2 LOB: 1 BB: 0 P: 4 | R: 0 E: 0 K: 0 S: 3 | H: 0 LOB: 0 BB: 0 P: 3 | R: 5 E: 0 K: 1 S: 9 | H: 4 LOB: 1 BB: 1 P: 13 | R: 0 E: 0 K: 0 S: 3 | H: 0 LOB: 0 BB: 1 P: 7 | R: 0 E: 0 K: 0 S: 3 | H: 1 LOB: 0 BB: 0 P: 3 | R: 0 E: 0 K: 1 S: 5 | H: 0 LOB: 0 BB: 0 P: 5 | R: 0 E: 0 K: 2 S: 9 | H: 2 LOB: 2 BB: 0 P: 9 | 1B: 10 2B: 3 3B: 0 HR: 0 | SF: 0 SAC: 1 DP: 3 HBP: 0 | WP: 0 PB: 0 SB: 1 CS: 1 | PA: 37 | |
| PITCHER | IP | WLS | BF | H | R | ER | SO | BB | IBB | HBP | BLK | WP | HR | S | P | ERA | WHIP | | | | |
| Byron McLoughlin, R ERA: 10.07 | 3.1 | L | 20 | 8 | 7 | 6 | 2 | 1 | 0 | 0 | 0 | 0 | 0 | 10 | 14 | 0.00 | 1.125 | | | | |
| Shane Rawley, L ERA: 2.76 | 2.2 | | 9 | 2 | 0 | 0 | 1 | 1 | 0 | 0 | 0 | 0 | 0 | 14 | 14 | 0.00 | 1.000 | | | | |
| Dave Heaverlo, R ERA: 3.74 | 2.0 | | 8 | 2 | 0 | 0 | 3 | 0 | 0 | 0 | 0 | 0 | 0 | 14 | 14 | 0.00 | 1.000 | | | | |

Seattle Mariners @ Milwaukee Brewers
Milwaukee County Stadium, Milwaukee, WI


AB 34
R 7
H 12
RBI 7
BB 2
SO 6
LOB 17




Wed May 28 1980, 8:05 PM EDT
Att: 10,627 - Unknown - 73 F

| Batter | 1 | 2 | 3 | 4 | 5 | 6 | 7 | 8 | 9 | AB | R | H | RBI | BB | SO | LOB | TOP | | | | | |
|--|---|---------------------------------|------------------------------|---------------------------------|------------------------------|---------------------------------|------------------------------|---------------------------------|------------------------------|---------------------------------|------------------------------|----------------------------------|------------------------------|---------------------------------|------------------------------|----------------------------------|--|---------------------------------|----------------------------------|------------------------------------|-------------------------|--------|
| Paul Moltis, R OBP: 0.438, SLG: 0.472 (1, 4) | 5-3 | | B2 | | | 1B BB | | 1-2 BB | | 2 | 0 | 0 | 0 | 2 | 0 | 1 | Milwaukee Brewers @ Cleveland Indians Cleveland Municipal Stadium, Cleveland, OH Thu May 29 1980, 7:05 PM EDT Att: 6,149 - Unknown livebaseballscorecards.com | | | | | |
| Robin Yount, R OBP: 0.360, SLG: 0.576 (1, 6) | E5 | | F7 | | | K | | K | | 4 | 0 | 0 | 0 | 0 | 2 | 4 | | | | | | |
| Cecil Cooper, L OBP: 0.393, SLG: 0.517 (1, 3) | F8 | | | | | | | F7 | | 4 | 0 | 2 | 0 | 0 | 0 | 3 | | | | | | |
| Gorman Thomas, R OBP: 0.301, SLG: 0.417 (1, 8) | K | | | | | | | K | | 4 | 0 | 0 | 0 | 0 | 4 | 6 | | | | | | |
| Ben Oglivie, L OBP: 0.399, SLG: 0.632 (1, 7) | | | | | | | | | | 4 | 0 | 0 | 0 | 0 | 0 | 1 | | | | | | |
| Sal Bando, R OBP: 0.337, SLG: 0.333 (1, 5) | 5-3 | | | | | | | | | 2 | 0 | 1 | 0 | 2 | 0 | 0 | | | | | | |
| Dick Davis, R OBP: 0.317, SLG: 0.365 (1, 9) | 5-3 | | | | | | | | | 4 | 0 | 0 | 0 | 0 | 0 | 3 | | | | | | |
| Don Money, R OBP: 0.348, SLG: 0.491 (1, 10) | | | | | | | | | | 1 | 0 | 0 | 0 | 0 | 0 | 0 | | | | | | |
| Mark Brouhard, R OBP: 0.188, SLG: 0.400 (5, PH) | | | | | | | | | | 3 | 0 | 0 | 0 | 0 | 0 | 2 | | | | | | |
| Buck Martinez, R OBP: 0.286, SLG: 0.283 (1, 2) | | | | | | | | | | 2 | 0 | 1 | 0 | 1 | 0 | 0 | | | | | | |
| Inning Stats | R: 0 E: 1 K: 1 S: 6 | H: 0 LOB: 1 BB: 0 P: 6 | R: 0 E: 0 K: 0 S: 3 | H: 0 LOB: 0 BB: 0 P: 3 | R: 0 E: 0 K: 0 S: 4 | H: 1 LOB: 1 BB: 0 P: 4 | R: 0 E: 0 K: 1 S: 5 | H: 1 LOB: 0 BB: 0 P: 5 | R: 0 E: 0 K: 0 S: 2 | H: 0 LOB: 0 BB: 1 P: 6 | R: 0 E: 0 K: 2 S: 8 | H: 1 LOB: 2 BB: 1 P: 12 | R: 0 E: 0 K: 0 S: 4 | H: 1 LOB: 1 BB: 0 P: 4 | R: 0 E: 0 K: 2 S: 7 | H: 0 LOB: 2 BB: 2 P: 15 | R: 0 E: 0 K: 0 S: 3 | H: 0 LOB: 1 BB: 1 P: 7 | 1B: 4 2B: 0 3B: 0 HR: 0 | SF: 0 SAC: 0 DP: 1 HBP: 0 | WP: 1 PB: 0 CS: 1 | PA: 36 |
| PITCHER | IP WLS BF H R ER SO BB IBB HBP BLK WP HR S P ERA WHIP | | | | | | | | | | | | | | | | | | | | | |
| John Denny, R ERA: 3.62 (1, 1) | 7.0 W 28 4 0 0 4 4 0 0 0 1 0 32 48 0.00 1.143 | | | | | | | | | | | | | | | | | | | | | |
| Victor Cruz, R ERA: 3.6 (8, 1) | 2.0 7 0 0 0 2 1 0 0 0 0 0 0 10 14 0.00 0.500 | | | | | | | | | | | | | | | | | | | | | |

| Batter | 1 | 2 | 3 | 4 | 5 | 6 | 7 | 8 | 9 | AB | R | H | RBI | BB | SO | LOB | BOTTOM | | | |
|--|---|---------------------------------|------------------------------|---------------------------------|------------------------------|---------------------------------|------------------------------|---------------------------------|------------------------------|---------------------------------|------------------------------|---------------------------------|------------------------------|---------------------------------|------------------------------|---------------------------------|--|------------------------------------|-------------------------|--------|
| Rick Manning, L OBP: 0.343, SLG: 0.278 (1, 8) | 4-3 | | SF9 | | | | | | | 2 | 1 | 1 | 1 | 1 | 0 | 0 | Milwaukee Brewers @ Cleveland Indians Cleveland Municipal Stadium, Cleveland, OH Thu May 29 1980, 7:05 PM EDT Att: 6,149 - Unknown livebaseballscorecards.com | | | |
| Jorge Orta, L OBP: 0.381, SLG: 0.378 (1, 9) | | | | | | | | | | 4 | 1 | 3 | 2 | 0 | 0 | 1 | | | | |
| Mike Hargrove, L OBP: 0.302, SLG: 0.399 (1, 3) | | | | | | | | | | 4 | 0 | 0 | 0 | 0 | 0 | 4 | | | | |
| Ron Hassey, L OBP: 0.343, SLG: 0.393 (1, 2) | | | | | | | | | | 4 | 0 | 0 | 0 | 0 | 3 | 3 | | | | |
| Toby Harrah, R OBP: 0.301, SLG: 0.280 (1, 5) | | | | | | | | | | 4 | 0 | 0 | 0 | 0 | 1 | 0 | | | | |
| Joe Charboneau, R OBP: 0.354, SLG: 0.511 (1, 7) | | | | | | | | | | 4 | 0 | 0 | 0 | 0 | 0 | 0 | | | | |
| Cliff Johnson, R OBP: 0.311, SLG: 0.356 (1, 10) | | | | | | | | | | 3 | 2 | 3 | 1 | 0 | 0 | 0 | | | | |
| Dell Alton, L OBP: 0.290, SLG: 0.321 (6, PR) | | | | | | | | | | 0 | 0 | 0 | 0 | 0 | 0 | 0 | | | | |
| Duane Kuiper, L OBP: 0.340, SLG: 0.321 (1, 4) | | | | | | | | | | 3 | 1 | 3 | 0 | 0 | 0 | 0 | | | | |
| Tom Verzyer, R OBP: 0.345, SLG: 0.384 (1, 6) | | | | | | | | | | 3 | 0 | 1 | 1 | 0 | 0 | 2 | | | | |
| Inning Stats | R: 0 E: 0 K: 0 S: 3 | H: 1 LOB: 0 BB: 0 P: 3 | R: 0 E: 0 K: 2 S: 7 | H: 0 LOB: 0 BB: 0 P: 7 | R: 2 E: 0 K: 1 S: 9 | H: 4 LOB: 2 BB: 0 P: 9 | R: 1 E: 0 K: 0 S: 5 | H: 2 LOB: 1 BB: 0 P: 5 | R: 0 E: 0 K: 0 S: 5 | H: 0 LOB: 1 BB: 1 P: 9 | R: 0 E: 0 K: 0 S: 3 | H: 1 LOB: 0 BB: 0 P: 3 | R: 2 E: 0 K: 0 S: 5 | H: 3 LOB: 0 BB: 0 P: 5 | R: 0 E: 0 K: 0 S: 3 | H: 0 LOB: 0 BB: 0 P: 3 | 1B: 9 2B: 0 3B: 0 HR: 2 | SF: 1 SAC: 0 DP: 1 HBP: 0 | WP: 0 PB: 0 CS: 1 | PA: 34 |
| PITCHER | IP WLS BF H R ER SO BB IBB HBP BLK WP HR S P ERA WHIP | | | | | | | | | | | | | | | | | | | |
| Moose Haas, R ERA: 3.36 (1, 1) | 6.2 L 29 11 5 5 4 0 0 0 0 0 0 2 36 40 6.75 1.800 | | | | | | | | | | | | | | | | | | | |
| Jerry Augustine, L ERA: 4.96 (7, 1) | 1.1 4 0 0 0 0 0 0 0 0 0 0 0 4 4 0.00 0.000 | | | | | | | | | | | | | | | | | | | |

| Batter | 1 | 2 | 3 | 4 | 5 | 6 | 7 | 8 | 9 | AB | R | H | RBI | BB | SO | LOB | TOP | | | |
|--|---|---------------------------------|------------------------------|---------------------------------|------------------------------|---------------------------------|------------------------------|---------------------------------|------------------------------|---------------------------------|------------------------------|---------------------------------|------------------------------|----------------------------------|------------------------------|----------------------------------|--|------------------------------------|----------------------------------|--------|
| Paul Mollitor, R OBP: 0.444, SLG: 0.476 (1, 4) | 5-3 | | L4-3 1B | | | G5-4-3 1B | | FC6-4 BB BB | | 3 | 0 | 2 | 0 | 1 | 0 | 0 | Milwaukee Brewers @ Boston Red Sox Fenway Park, Boston, MA Fri May 30 1980, 7:05 PM EDT Att: 28,238 - Unknown - 70 F | | | |
| Robin Yount, R OBP: 0.363, SLG: 0.571 (1, 6) | 4-3 1B | | L4-3 1-2 | | | G5-4-3 1-2 | | FC6-4 BB | | 3 | 0 | 1 | 0 | 1 | 0 | 2 | | | | |
| Cecil Cooper, L OBP: 0.389, SLG: 0.510 (1, 3) | 4-3 | | | L4-3 1B | | | K | FC6-4 1-2 2-3 | | 4 | 0 | 1 | 0 | 0 | 1 | 3 | | | | |
| Gorman Thomas, R OBP: 0.299, SLG: 0.409 (1, 8) | HBP | | | F5 | | | F8 | F9 | | 3 | 0 | 0 | 0 | 0 | 0 | 3 | | | | |
| Ben Oglivie, L OBP: 0.395, SLG: 0.629 (1, 7) | K | | | L4-3 1-2 | | | 1B 2B | | F7 | 4 | 0 | 1 | 0 | 0 | 1 | 3 | | | | |
| Sixto Lezcano, R OBP: 0.301, SLG: 0.420 (1, 9) | | 6-3 | | | | F9 | | | HR BB | 3 | 1 | 1 | 0 | 1 | 0 | 0 | | | | |
| Sal Bando, R OBP: 0.333, SLG: 0.364 (1, 5) | | K | | | | F8 | | | HR | 4 | 1 | 1 | 2 | 0 | 1 | 2 | | | | |
| Dick Davis, R OBP: 0.314, SLG: 0.390 (1, 10) | | K | | | | F8 | | HR | 4-3 | 4 | 1 | 1 | 1 | 0 | 1 | 0 | | | | |
| Buck Martinez, R OBP: 0.277, SLG: 0.274 (1, 2) | | | K | | | | | 5-3 | K | 2 | 0 | 0 | 0 | 0 | 1 | 0 |  | | | |
| Charlie Moore, R OBP: 0.318, SLG: 0.305 (8, PH) | | | | | | | | 5-3 | K | 2 | 0 | 0 | 0 | 0 | 1 | 0 | | | | |
| Inning Stats | R: 0 E: 0 K: 1 S: 6 | H: 1 LOB: 2 BB: 0 P: 7 | R: 0 E: 0 K: 2 S: 7 | H: 0 LOB: 0 BB: 0 P: 7 | R: 0 E: 0 K: 1 S: 5 | H: 1 LOB: 0 BB: 0 P: 5 | R: 0 E: 0 K: 0 S: 3 | H: 1 LOB: 0 BB: 0 P: 3 | R: 0 E: 0 K: 0 S: 3 | H: 0 LOB: 0 BB: 0 P: 3 | R: 0 E: 0 K: 1 S: 7 | H: 2 LOB: 2 BB: 0 P: 7 | R: 1 E: 0 K: 0 S: 4 | H: 1 LOB: 2 BB: 2 P: 12 | R: 2 E: 0 K: 1 S: 6 | H: 1 LOB: 0 BB: 1 P: 10 | 1B: 5 2B: 3 3B: 0 HR: 2 | SF: 0 SAC: 0 DP: 3 HBP: 1 | WP: 0 PB: 0 SB: 1 CS: 0 | PA: 36 |
| PITCHER | IP WLS BF H R ER SO BB IBB HBP BLK WP HR S P ERA WHIP | | | | | | | | | | | | | | | | | | | |
| Chuck Rainey, R ERA: 4.03 (1, 1) | 7.1 W 29 7 1 1 5 2 0 1 0 0 1 36 45 1.23 1.227 | | | | | | | | | | | | | | | | | | | |
| Tom Burgmeier, L ERA: 2.66 (8, 1) | 1.2 S 7 1 2 2 1 1 0 0 0 0 1 8 12 10.80 1.200 | | | | | | | | | | | | | | | | | | | |

| Batter | 1 | 2 | 3 | 4 | 5 | 6 | 7 | 8 | 9 | AB | R | H | RBI | BB | SO | LOB | BOTTOM | | | |
|---|---|---------------------------------|------------------------------|---------------------------------|------------------------------|---------------------------------|------------------------------|----------------------------------|------------------------------|---------------------------------|------------------------------|---------------------------------|------------------------------|---------------------------------|------------------------------|---------------------------------|--|----------------------------------|------------------------------------|----------------------------------|
| Rick Burleson, R OBP: 0.315, SLG: 0.354 (1, 6) | G3 2B | F6 | | 6-3 | | | 5-3 | | | 4 | 0 | 1 | 0 | 0 | 0 | 1 | Milwaukee Brewers @ Boston Red Sox Fenway Park, Boston, MA Fri May 30 1980, 7:05 PM EDT Att: 28,238 - Unknown - 70 F | | | |
| Dave Stapleton, R OBP: 0.250, SLG: 0.500 (1, 4) | G3 2-3 | | 5-3 | | 4-3 SF8 2B | | F3 | | | 4 | 1 | 1 | 0 | 0 | 0 | 1 | | | | |
| Carl Yastrzemski, L OBP: 0.335, SLG: 0.448 (1, 10) | G3 | | 1B | 1B | 4-3 | | | G3-6-1 1B | | 4 | 0 | 2 | 0 | 0 | 0 | 2 | | | | |
| Tony Perez, R OBP: 0.324, SLG: 0.459 (1, 3) | K | | FC5-4 1B | | SF8 | | G3-6-1 1-2 | | | 3 | 0 | 1 | 1 | 0 | 1 | 2 | | | | |
| Carlton Fisk, R OBP: 0.364, SLG: 0.528 (1, 2) | | 2B G3 1B | FC5-4 1-2 | | F7 | | 5-3 | | | 4 | 1 | 1 | 0 | 0 | 0 | 1 | | | | |
| Jim Rice, R OBP: 0.277, SLG: 0.389 (1, 7) | | G3 SF9 2B | | 6-3 | | | F3 | | | 3 | 1 | 1 | 0 | 0 | 0 | 0 | | | | |
| Jim Dwyer, L OBP: 0.431, SLG: 0.600 (1, 8) | | G3 2-3 3-H | | HR BB | | | 4-3 | | | 2 | 1 | 0 | 1 | 1 | 0 | 1 | | | | |
| Butch Hobson, R OBP: 0.288, SLG: 0.370 (1, 5) | | SF9 | | HR | | | K | | | 2 | 1 | 1 | 3 | 0 | 1 | 0 | | | | |
| Dwight Evans, R OBP: 0.304, SLG: 0.368 (1, 9) | | 3-H | | HR | | | 5-3 | | | 3 | 0 | 1 | 0 | 0 | 1 | 0 |  | | | |
| Inning Stats | R: 0 E: 0 K: 1 S: 6 | H: 1 LOB: 1 BB: 0 P: 6 | R: 2 E: 0 K: 0 S: 6 | H: 3 LOB: 1 BB: 0 P: 6 | R: 0 E: 0 K: 0 S: 4 | H: 2 LOB: 1 BB: 0 P: 4 | R: 2 E: 0 K: 1 S: 6 | H: 1 LOB: 0 BB: 1 P: 10 | R: 1 E: 0 K: 0 S: 4 | H: 1 LOB: 0 BB: 0 P: 4 | R: 0 E: 0 K: 1 S: 5 | H: 0 LOB: 0 BB: 0 P: 5 | R: 0 E: 0 K: 0 S: 3 | H: 0 LOB: 0 BB: 0 P: 3 | R: 0 E: 0 K: 0 S: 3 | H: 1 LOB: 0 BB: 0 P: 3 | | 1B: 4 2B: 4 3B: 0 HR: 1 | SF: 2 SAC: 0 DP: 1 HBP: 0 | WP: 0 PB: 0 SB: 0 CS: 0 |
| PITCHER | IP WLS BF H R ER SO BB IBB HBP BLK WP HR S P ERA WHIP | | | | | | | | | | | | | | | | | | | |
| Lary Sorensen, R ERA: 4.45 (1, 1) | 4.0 L 20 8 5 5 2 1 0 0 0 0 0 23 27 11.25 2.250 | | | | | | | | | | | | | | | | | | | |
| John Flinn, R ERA: 3.66 (5, 1) | 3.0 9 0 0 0 1 0 0 0 0 0 0 11 11 0.00 0.000 | | | | | | | | | | | | | | | | | | | |
| Bill Castro, R ERA: 0.71 (8, 1) | 1.0 3 1 0 0 0 0 0 0 0 0 0 3 3 0.00 1.000 | | | | | | | | | | | | | | | | | | | |

| Batter | 1 | 2 | 3 | 4 | 5 | 6 | 7 | 8 | 9 | AB | R | H | RBI | BB | SO | LOB | TOP | | | | | |
|--|------------------------------|---------------------------------|------------------------------|---------------------------------|-------------------------------|----------------------------------|------------------------------|---------------------------------|------------------------------|---------------------------------|------------------------------|---------------------------------|-------------------------------|----------------------------------|------------------------------|---------------------------------|------------------------------|---------------------------------|-----------------------------------|------------------------------------|----------------------------------|--------|
| Paul Moltis, R OBP: 0.450, SLG: 0.506 Sal Bando, R OBP: 0.333, SLG: 0.364 | FC5-4 1B | | 1B | | | 4-3 | HR | 2B E 1B | | 6 | 3 | 4 | 4 | 0 | 0 | 1 | | | | | | |
| Robin Yount, R OBP: 0.373, SLG: 0.595 | FC5-4 | | 2B | | | HR | 5-3 | E7 2B | | 5 | 2 | 3 | 2 | 1 | 0 | 1 | | | | | | |
| Cecil Cooper, L OBP: 0.367, SLG: 0.509 | F8 | | 2B | | | F7 | | 3-1 | | 6 | 1 | 2 | 2 | 0 | 0 | 3 | | | | | | |
| Dick Davis, R OBP: 0.315, SLG: 0.396 | F8 | | 1B | | | F8 | | | | 6 | 2 | 2 | 2 | 0 | 0 | 3 | | | | | | |
| Ben Oglivie, L OBP: 0.399, SLG: 0.630 | | 6-3 | 2B | | | F9 | | | | 6 | 3 | 3 | 2 | 0 | 0 | 1 | | | | | | |
| Gorman Thomas, R OBP: 0.301, SLG: 0.409 | 4-3 | | 2B | | | K | | | | 5 | 2 | 1 | 1 | 1 | 1 | 1 | | | | | | |
| Jim Gantner, L OBP: 0.256, SLG: 0.302 | K | | 1B | | | 5-3 | | | | 5 | 3 | 3 | 3 | 0 | 1 | 0 | | | | | | |
| Mark Brouhard, R OBP: 0.238, SLG: 0.400 | | | 1B | | | 6-3 | | | | 5 | 1 | 2 | 0 | 0 | 0 | 3 | | | | | | |
| Charlie Moore, R OBP: 0.323, SLG: 0.322 | FC3-6 | | 1B | | | F9 | | | | 5 | 2 | 2 | 2 | 0 | 0 | 3 | | | | | | |
| Inning Stats | R: 0 E: 0 K: 0 S: 4 | H: 1 LOB: 1 BB: 0 P: 4 | R: 0 E: 0 K: 1 S: 5 | H: 0 LOB: 0 BB: 0 P: 5 | R: 8 E: 0 K: 0 S: 10 | H: 7 LOB: 1 BB: 2 P: 18 | R: 0 E: 0 K: 0 S: 4 | H: 1 LOB: 1 BB: 0 P: 4 | R: 0 E: 0 K: 1 S: 5 | H: 0 LOB: 0 BB: 0 P: 5 | R: 1 E: 0 K: 0 S: 4 | H: 1 LOB: 0 BB: 0 P: 4 | R: 6 E: 0 K: 0 S: 10 | H: 7 LOB: 1 BB: 0 P: 10 | R: 4 E: 1 K: 0 S: 8 | H: 5 LOB: 1 BB: 0 P: 8 | R: 0 E: 0 K: 0 S: 3 | H: 0 LOB: 0 BB: 0 P: 3 | 1B: 12 2B: 8 3B: 0 HR: 2 | SF: 0 SAC: 0 DP: 0 HBP: 0 | WP: 0 PB: 0 SB: 0 CS: 0 | PA: 51 |
| PITCHER | IP | WLS | BF | H | R | ER | SO | BB | IBB | HBP | BLK | WP | HR | S | P | ERA | WHIP | | | | | |
| Mike Torrez, R ERA: 4.5 | 2.1 | L | 13 | 5 | 5 | 5 | 1 | 1 | 0 | 0 | 0 | 0 | 0 | 14 | 18 | 19.29 | 2.571 | | | | | |
| Keith MacWhorter, R ERA: 8.38 | 1.2 | | 10 | 4 | 3 | 3 | 0 | 1 | 0 | 0 | 0 | 0 | 0 | 9 | 13 | 16.20 | 3.000 | | | | | |
| Dick Drago, R ERA: 5.02 | 2.1 | | 11 | 4 | 4 | 4 | 1 | 0 | 0 | 0 | 0 | 0 | 1 | 13 | 13 | 15.43 | 1.714 | | | | | |
| Skip Lockwood, R ERA: 6.35 | 2.2 | | 17 | 9 | 7 | 6 | 0 | 0 | 0 | 0 | 0 | 0 | 1 | 17 | 17 | 20.25 | 3.375 | | | | | |

Milwaukee Brewers @ Boston Red Sox
Fenway Park, Boston, MA
Sat May 31 1980, 3:33 AM EDT
Att: 30,381 - Unknown - 74 F

AB 49
R 19
H 22
RBI 18
BB 2
SO 2
LOB 16

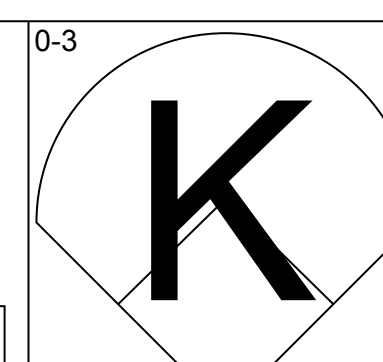
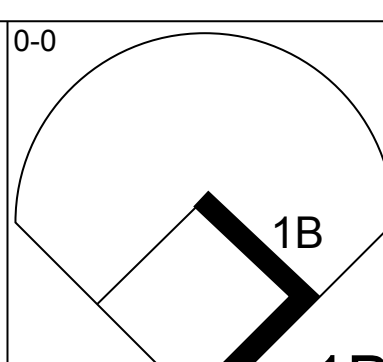
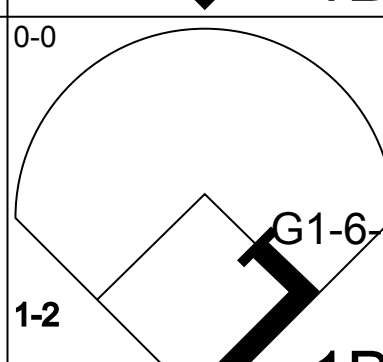
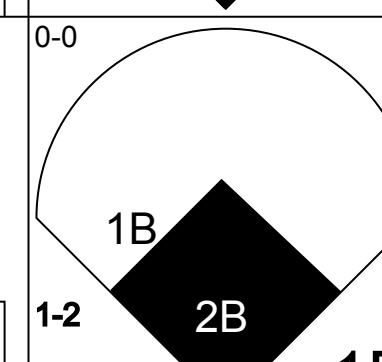
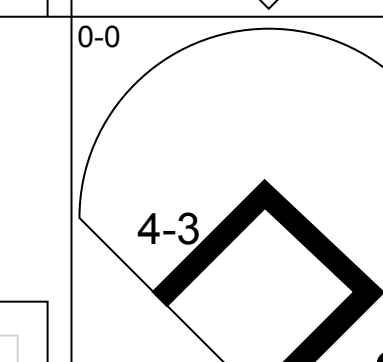
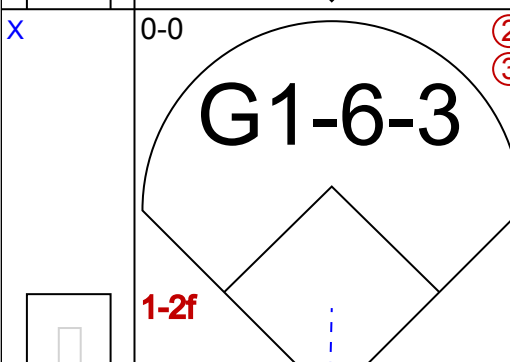
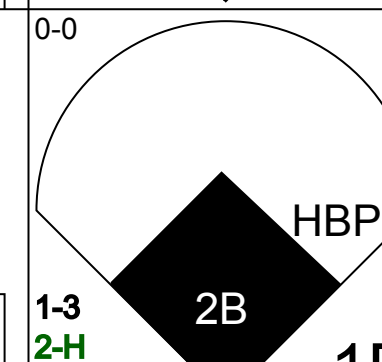
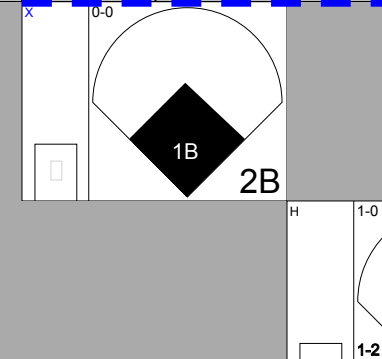
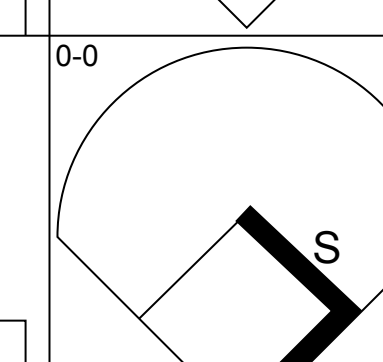
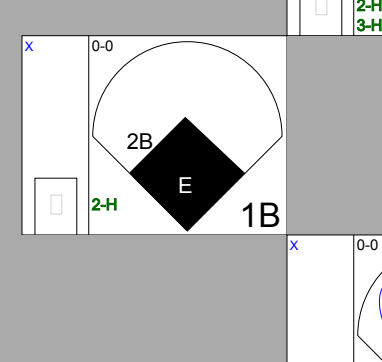
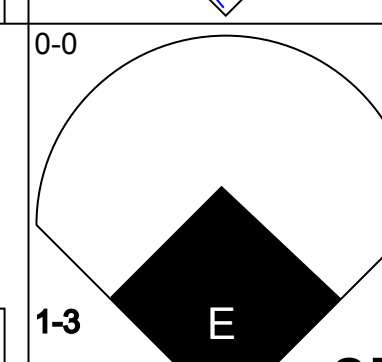


| Batter | 1 | 2 | 3 | 4 | 5 | 6 | 7 | 8 | 9 | AB | R | H | RBI | BB | SO | LOB | BOTTOM | | | | | |
|--|------------------------------|---------------------------------|------------------------------|---------------------------------|------------------------------|---------------------------------|------------------------------|----------------------------------|------------------------------|---------------------------------|------------------------------|----------------------------------|------------------------------|---------------------------------|------------------------------|----------------------------------|------------------------------|---------------------------------|----------------------------------|------------------------------------|----------------------------------|--------|
| Rick Burleson, R OBP: 0.312, SLG: 0.366 | HR | | G5-4-3 | | | G4-6-3 | | | F7 | 5 | 1 | 1 | 1 | 0 | 0 | 2 | | | | | | |
| Dave Stapleton, R OBP: 0.333, SLG: 1.111 | 5-3 | | | | | 4-3 | | | HR | 5 | 2 | 2 | 2 | 0 | 0 | 0 | | | | | | |
| Jim Rice, R OBP: 0.270, SLG: 0.378 | F8 | | | | | 6-3 | | | F9 | 5 | 0 | 0 | 0 | 0 | 0 | 0 | | | | | | |
| Tony Perez, R OBP: 0.328, SLG: 0.477 | F8 | | | | | HR | | | | 4 | 2 | 2 | 1 | 0 | 1 | 0 | | | | | | |
| Carlton Fisk, R OBP: 0.382, SLG: 0.566 Gary Allenson, R OBP: 0.364, SLG: 0.444 | | G6-4-3 BB | | | | HR | | | | 2 | 2 | 2 | 1 | 2 | 0 | 0 | | | | | | |
| Butch Hobson, R OBP: 0.294, SLG: 0.398 | | G6-4-3 | | | | HR | | | F3 | 4 | 1 | 2 | 3 | 0 | 0 | 2 | | | | | | |
| Dwight Evans, R OBP: 0.307, SLG: 0.364 Carl Yastrzemski, L OBP: 0.344, SLG: 0.452 | | K | | | | HR | | | | 1 | 0 | 0 | 0 | 1 | 1 | 0 | | | | | | |
| Glenn Hoffman, R OBP: 0.237, SLG: 0.361 | | | | | | BB | | | | 1 | 0 | 1 | 0 | 1 | 0 | 0 | | | | | | |
| Jim Dwyer, L OBP: 0.435, SLG: 0.593 | | | | | | BB | | | | 4 | 0 | 2 | 0 | 0 | 1 | 2 | | | | | | |
| Inning Stats | R: 1 E: 0 K: 0 S: 4 | H: 1 LOB: 0 BB: 0 P: 4 | R: 0 E: 0 K: 1 S: 4 | H: 0 LOB: 1 BB: 1 P: 8 | R: 0 E: 0 K: 0 S: 3 | H: 1 LOB: 0 BB: 0 P: 3 | R: 4 E: 0 K: 0 S: 6 | H: 4 LOB: 0 BB: 1 P: 10 | R: 0 E: 0 K: 0 S: 3 | H: 1 LOB: 0 BB: 0 P: 3 | R: 2 E: 0 K: 0 S: 6 | H: 3 LOB: 2 BB: 1 P: 10 | R: 0 E: 0 K: 0 S: 3 | H: 0 LOB: 0 BB: 0 P: 3 | R: 0 E: 0 K: 1 S: 6 | H: 1 LOB: 2 BB: 1 P: 10 | R: 1 E: 0 K: 1 S: 6 | H: 1 LOB: 0 BB: 0 P: 6 | 1B: 5 2B: 1 3B: 0 HR: 6 | SF: 0 SAC: 0 DP: 4 HBP: 0 | WP: 0 PB: 0 SB: 0 CS: 0 | PA: 39 |
| PITCHER | IP | WLS | BF | H | R | ER | SO | BB | IBB | HBP | BLK | WP | HR | S | P | ERA | WHIP | | | | | |
| Mike Caldwell, L ERA: 3.48 | 3.1 | | 15 | 6 | 5 | 5 | 1 | 1 | 0 | 0 | 0 | 0 | 0 | 18 | 30 | 4.15 | 1.846 | | | | | |
| Reggie Cleveland, R ERA: 4.37 | 4.1 | W | 19 | 5 | 2 | 2 | 1 | 3 | 0 | 0 | 0 | 0 | 0 | 18 | 30 | 4.15 | 1.846 | | | | | |
| Bob McClure, L ERA: 2.57 | 1.1 | | 5 | 1 | 1 | 1 | 1 | 0 | 0 | 0 | 0 | 0 | 1 | 7 | 7 | 6.75 | 0.750 | | | | | |

Milwaukee Brewers @ Boston Red Sox
Fenway Park, Boston, MA
Sat May 31 1980, 3:33 AM EDT
Att: 30,381 - Unknown - 74 F

AB 35
R 8
H 12
RBI 8
BB 4
SO 3
LOB 11




| Batter | 1 | 2 | 3 | 4 | 5 | 6 | 7 | 8 | 9 | AB | R | H | RBI | BB | SO | LOB | TOP | | | | | |
|---|--|---|------------------------------|---------------------------------|------------------------------|---|--|---------------------------------|---|---------------------------------|------------------------------|---------------------------------|-------------------------------|----------------------------------|------------------------------|---------------------------------|------------------------------|---------------------------------|----------------------------------|------------------------------------|----------------------------------|--------|
| Paul Mollitor, R OBP: 0.447, SLG: 0.500 (1, 4) |  | | SH2-3 1-2 | | |  | E4 1B | | 6-3 | 4 | 1 | 1 | 0 | 0 | 1 | 0 | | | | | | |
| Robin Yount, R OBP: 0.379, SLG: 0.601 (1, 6) | F6 | | K | | |  |  | |  | 5 | 1 | 3 | 0 | 0 | 1 | 1 | | | | | | |
| Cecil Cooper, L OBP: 0.362, SLG: 0.500 (1, 3) | 4-3 | | | | 3-1 |  |  | | 4-3 | 5 | 1 | 1 | 1 | 0 | 0 | 3 | | | | | | |
| Dick Davis, R OBP: 0.319, SLG: 0.400 (1, 10) | | 5-3 | | | 6-3 | |  | | 6-3 | 4 | 2 | 1 | 0 | 0 | 0 | 1 | | | | | | |
| Ben Oglivie, L OBP: 0.395, SLG: 0.627 (1, 9) | | 5-3 | | | 4-3 | | F5 | | | 4 | 0 | 1 | 3 | 0 | 0 | 1 | | | | | | |
| Gorman Thomas, R OBP: 0.305, SLG: 0.411 (1, 8) | |  | | | 6-3 | |  | | | 4 | 1 | 2 | 1 | 0 | 0 | 1 | | | | | | |
| Jim Gantner, L OBP: 0.292, SLG: 0.292 (7, PH) | F8 | | | | F8 | | F8 | | F4 | 2 | 0 | 0 | 0 | 0 | 0 | 1 | AB 38 | | | | | |
| Sal Bando, R OBP: 0.327, SLG: 0.356 (7, 5) | | | | | | | | | | 2 | 0 | 0 | 0 | 0 | 0 | 1 | R 8 | | | | | |
| Mark Brouhard, R OBP: 0.240, SLG: 0.417 (1, 7) | | | K | | 5-3 | |  | | F8 | 4 | 1 | 1 | 0 | 0 | 1 | 0 | H 12 | | | | | |
| Buck Martinez, R OBP: 0.284, SLG: 0.281 (7, PH) | | | | | | | | | | | | | | | | | RBI 7 | | | | | |
| Don Money, R OBP: 0.357, SLG: 0.500 (7, PR) | | | | | | | | | | | | | | | | | BB 0 | | | | | |
| Charlie Moore, R OBP: 0.319, SLG: 0.318 (7, 2) | | | SH2-3 1B | | | 1-4-3 | E9 1B | | 6-3 | 2 | 0 | 1 | 0 | 0 | 0 | 0 | SO 3 | | | | | |
| | | | | | | | | | | 1 | 0 | 1 | 2 | 0 | 0 | 0 | LOB 9 | | | | | |
| | | | | | | | | | | 1 | 1 | 0 | 0 | 0 | 0 | 0 | | | | | | |
| Inning Stats | R: 0 E: 0 K: 1 S: 5 | H: 0 LOB: 0 BB: 0 P: 5 | R: 0 E: 0 K: 0 S: 4 | H: 1 LOB: 1 BB: 0 P: 4 | R: 0 E: 0 K: 2 S: 8 | H: 1 LOB: 1 BB: 0 P: 8 | R: 0 E: 0 K: 0 S: 3 | H: 0 LOB: 0 BB: 0 P: 3 | R: 0 E: 0 K: 0 S: 3 | H: 0 LOB: 0 BB: 0 P: 3 | R: 0 E: 0 K: 0 S: 4 | H: 2 LOB: 1 BB: 0 P: 4 | R: 8 E: 2 K: 0 S: 11 | H: 7 LOB: 1 BB: 0 P: 12 | R: 0 E: 0 K: 0 S: 3 | H: 0 LOB: 0 BB: 0 P: 3 | R: 0 E: 0 K: 0 S: 4 | H: 1 LOB: 1 BB: 0 P: 4 | 1B: 8 2B: 4 3B: 0 HR: 0 | SF: 0 SAC: 1 DP: 1 HBP: 1 | WP: 0 PB: 0 SB: 1 CS: 0 | PA: 40 |
| PITCHER | IP | WLS | BF | H | R | ER | SO | BB | IBB | HBP | BLK | WP | HR | S | P | ERA | WHIP | | | | | |
| Steve Renko, R ERA: 3.02 (1, 1) | 5.0 | | 17 | 2 | 0 | 0 | 3 | 0 | 0 | 0 | 0 | 0 | 0 | 23 | 23 | 0.00 | 0.400 | | | | | |
| Tom Burgmeier, L ERA: 3.19 (6, 1) | 1.2 | L | 13 | 8 | 8 | 4 | 0 | 0 | 0 | 0 | 0 | 0 | 0 | 13 | 13 | 21.60 | 4.800 | | | | | |
| Dick Drago, R ERA: 4.94 (7, 1) | 2.1 | | 10 | 2 | 0 | 0 | 0 | 0 | 0 | 1 | 0 | 0 | 0 | 9 | 10 | 0.00 | 0.857 | | | | | |
| Dick Drago, R ERA: 4.94 (9, 1) | 2.1 | | 10 | 2 | 0 | 0 | 0 | 0 | 0 | 1 | 0 | 0 | 0 | 9 | 10 | 0.00 | 0.857 | | | | | |

Milwaukee Brewers @ Boston Red Sox
Fenway Park, Boston, MA
Sun Jun 01 1980, 3:33 AM EDT
Att: 31,157 - Sunny - 78 F

| | |
|-----|----|
| AB | 38 |
| R | 8 |
| H | 12 |
| RBI | 7 |
| BB | 0 |
| SO | 3 |
| LOB | 9 |



| Batter | 1 | 2 | 3 | 4 | 5 | 6 | 7 | 8 | 9 | AB | R | H | RBI | BB | SO | LOB | BOTTOM | | | | | |
|---|---|---------------------------------|------------------------------|---------------------------------|------------------------------|----------------------------------|------------------------------|---------------------------------|------------------------------|----------------------------------|------------------------------|---------------------------------|------------------------------|---------------------------------|------------------------------|---------------------------------|------------------------------|---------------------------------|----------------------------------|------------------------------------|----------------------------------|--------|
| Rick Burleson, R OBP: 0.309, SLG: 0.362 (1, 6) | 4-3 | | 1B 1B | 6-3 | | 5-3 | | | 6-3 | 5 | 1 | 1 | 0 | 0 | 0 | 1 | | | | | | |
| Dave Stapleton, R OBP: 0.286, SLG: 0.786 (1, 4) | F9 | | FC6-4 1B SF8 | F7 | | 6-3 | | | K | 5 | 1 | 1 | 0 | 0 | 1 | 1 | | | | | | |
| Fred Lynn, L OBP: 0.370, SLG: 0.469 (1, 8) |  | | FC6-4 1B 3-H | | F8 | | F5 | | 4-3 | 4 | 0 | 1 | 1 | 1 | 0 | 0 | | | | | | |
| Tony Perez, R OBP: 0.321, SLG: 0.467 (1, 3) | F5 | | FC6-4 BB 1-2 2-3 | | 6-3 | | F7 | | | 4 | 0 | 0 | 0 | 0 | 0 | 3 | | | | | | |
| Carl Yastrzemski, L OBP: 0.348, SLG: 0.445 (9, 9) | | 3-1 | BB BB BB BB | BB | | BB | | G3 | | 2 | 0 | 0 | 0 | 2 | 0 | 0 | | | | | | |
| Carlton Fisk, R OBP: 0.385, SLG: 0.588 (1, 2) | | HR | SF8 | BB | | BB | | F8 | | 2 | 1 | 1 | 2 | 1 | 0 | 0 | | | | | | |
| Jim Rice, R OBP: 0.275, SLG: 0.392 (1, 7) | | HR | 5-3 | BB | | BB | | | | 4 | 1 | 2 | 0 | 0 | 0 | 4 | | | | | | |
| Jim Dwyer, L OBP: 0.431, SLG: 0.590 (8, PH) | | SF7 | 3B | | | | | FC6-4 1B | | 2 | 0 | 1 | 1 | 0 | 0 | 0 | AB 33 | | | | | |
| Dwight Evans, R OBP: 0.307, SLG: 0.364 (8, PH) | | | | | | | | | | 0 | 0 | 0 | 0 | 0 | 0 | 0 | R 5 | | | | | |
| Jerry Remy, L OBP: 0.359, SLG: 0.415 (8, PH) | | | | | | | | | | 1 | 0 | 0 | 0 | 0 | 0 | 1 | H 8 | | | | | |
| Dick Drago, R (9, 1) | | | | | | | | | | 0 | 0 | 0 | 0 | 0 | 0 | 0 | RBI 5 | | | | | |
| Butch Hobson, R OBP: 0.293, SLG: 0.417 (1, 5) | F6 | | | 6-3 | | HR | | L7 | | 4 | 1 | 1 | 1 | 0 | 0 | 2 | BB 4 | | | | | |
| | | | | | | | | | | | | | | | | | SO 1 | | | | | |
| | | | | | | | | | | | | | | | | | LOB 12 | | | | | |
| Inning Stats | R: 0 E: 0 K: 0 S: 3 | H: 0 LOB: 1 BB: 1 P: 7 | R: 2 E: 0 K: 0 S: 5 | H: 2 LOB: 0 BB: 0 P: 5 | R: 2 E: 0 K: 0 S: 6 | H: 3 LOB: 2 BB: 1 P: 10 | R: 0 E: 0 K: 0 S: 4 | H: 1 LOB: 1 BB: 0 P: 4 | R: 0 E: 0 K: 0 S: 3 | H: 0 LOB: 2 BB: 2 P: 11 | R: 1 E: 0 K: 0 S: 4 | H: 1 LOB: 0 BB: 0 P: 4 | R: 0 E: 0 K: 0 S: 3 | H: 0 LOB: 0 BB: 0 P: 3 | R: 0 E: 0 K: 0 S: 4 | H: 1 LOB: 1 BB: 0 P: 4 | R: 0 E: 0 K: 1 S: 5 | H: 0 LOB: 0 BB: 0 P: 5 | 1B: 5 2B: 0 3B: 1 HR: 2 | SF: 2 SAC: 0 DP: 0 HBP: 0 | WP: 0 PB: 0 SB: 1 CS: 0 | PA: 39 |
| PITCHER | IP | WLS | BF | H | R | ER | SO | BB | IBB | HBP | BLK | WP | HR | S | P | ERA | WHIP | | | | | |
| Rickey Keeton, R ERA: 4.5 (1, 1) | 3.0 | | 17 | 6 | 4 | 4 | 0 | 2 | 0 | 0 | 0 | 0 | 1 | 15 | 23 | 3.00 | 2.667 | | | | | |
| John Flinn, R ERA: 3.0 (4, 1) | 3.0 | W | 12 | 1 | 1 | 1 | 0 | 2 | 0 | 0 | 0 | 0 | 1 | 10 | 18 | 3.00 | 1.000 | | | | | |
| Bob McClure, L ERA: 2.42 (7, 1) | 1.1 | | 5 | 1 | 0 | 0 | 0 | 0 | 0 | 0 | 0 | 0 | 0 | 5 | 5 | 0.00 | 0.750 | | | | | |
| Bill Castro, R ERA: 0.67 (8, 1) | 1.2 | S | 5 | 0 | 0 | 0 | 1 | 0 | 0 | 0 | 0 | 0 | 0 | 7 | 7 | 0.00 | 0.000 | | | | | |

Milwaukee Brewers @ Boston Red Sox
Fenway Park, Boston, MA
Sun Jun 01 1980, 3:33 AM EDT
Att: 31,157 - Sunny - 78 F

| | |
|-----|----|
| AB | 33 |
| R | 5 |
| H | 8 |
| RBI | 5 |
| BB | 4 |
| SO | 1 |
| LOB | 12 |



| Batter | 1 | 2 | 3 | 4 | 5 | 6 | 7 | 8 | 9 | 10 | 11 | AB | R | H | RBI | BB | SO | LOB | TOP | | | |
|--|------------------------------|---------------------------------|------------------------------|---------------------------------|------------------------------|---------------------------------|------------------------------|----------------------------------|------------------------------|---------------------------------|------------------------------|----------------------------------|------------------------------|---------------------------------|------------------------------|---------------------------------|------------------------------|----------------------------------|----------------------------------|------------------------------------|----------------------------------|--------|
| Paul Molitor, R OBP: 0.448, SLG: 0.500 (1, 10) | E4 1B | | CS 1B | | K | | FC6-4 1B | K | | FC6-4 1B | FC6-4 1B | 6 | 0 | 3 | 0 | 0 | 2 | 3 | | | | |
| Robin Yount, R OBP: 0.378, SLG: 0.596 (1, 6) | L6-3 BB | | CS | HR 2B | 5-3 | | FC6-4 1B | | K | | F9 | 5 | 1 | 1 | 1 | 1 | 1 | 3 | | | | |
| Cecil Cooper, L OBP: 0.386, SLG: 0.532 (1, 3) | P6 | | | HR | HR | | FC6-4 1B | | P6 | | BB IBB | 5 | 3 | 2 | 4 | 1 | 0 | 3 | | | | |
| Sal Bando, R OBP: 0.327, SLG: 0.347 (1, 5) | L6-3 | | | HR | K | | 1B | | K | | BB | 5 | 0 | 1 | 1 | 1 | 2 | 2 | | | | |
| Ben Oglivie, L OBP: 0.399, SLG: 0.641 (1, 7) | | CS 1B | | F8 BB 1B | | HR | F8 | | K | | K | 6 | 1 | 3 | 1 | 0 | 2 | 4 | | | | |
| Sixto Lezcano, R OBP: 0.374, SLG: 0.411 (1, 9) | F9 | | | BB | | 5-3 | | F8 | | BB | | 3 | 0 | 0 | 0 | 2 | 0 | 1 | | | | |
| Gorman Thomas, R OBP: 0.302, SLG: 0.423 (1, 8) | F3 | | | F8 | | F7 | | HR | | F8 | | 5 | 1 | 1 | 1 | 0 | 0 | 4 | | | | |
| Jim Gantner, L OBP: 0.233, SLG: 0.271 (1, 4) | CS | 6-3 | | P5 | | F7 | | G3 | | 4-3 | | 5 | 0 | 0 | 0 | 0 | 0 | 3 | | | | |
| Charlie Moore, R OBP: 0.343, SLG: 0.341 (1, 2) | | 6-3 | | HR 5-3 1B | | FC6-4 2B | | BB | | FC6-4 BB | | 3 | 2 | 2 | 0 | 2 | 0 | 0 | | | | |
| Inning Stats | R: 0 E: 1 K: 0 S: 3 | H: 1 LOB: 1 BB: 1 P: 7 | R: 0 E: 0 K: 0 S: 3 | H: 1 LOB: 0 BB: 0 P: 3 | R: 0 E: 0 K: 0 S: 3 | H: 1 LOB: 0 BB: 0 P: 3 | R: 2 E: 0 K: 2 S: 6 | H: 3 LOB: 2 BB: 1 P: 10 | R: 2 E: 0 K: 2 S: 6 | H: 3 LOB: 1 BB: 0 P: 6 | R: 1 E: 0 K: 1 S: 6 | H: 1 LOB: 1 BB: 1 P: 10 | R: 0 E: 0 K: 2 S: 7 | H: 0 LOB: 0 BB: 0 P: 7 | R: 0 E: 0 K: 1 S: 5 | H: 0 LOB: 1 BB: 1 P: 9 | R: 0 E: 0 K: 1 S: 5 | H: 0 LOB: 3 BB: 3 P: 17 | 1B: 7 2B: 3 3B: 0 HR: 4 | SF: 0 SAC: 0 DP: 1 HBP: 0 | WP: 0 PB: 0 SB: 2 CS: 2 | PA: 52 |
| PITCHER | IP 5.0 | WLS 23 | BF 9 | H 3 | R 2 | ER 2 | SO 2 | BB 2 | IBB 0 | HBP 0 | BLK 0 | WP 0 | HR 0 | S 25 | P 33 | ERA 9.00 | WHIP 2.200 | | | | | |
| Steve Stone, R ERA: 3.93 (1, 1) | | | | | | | | | | | | | | | | | | | | | | |
| Dave Ford, R ERA: 4.01 (6, 1) | | | | | | | | | | | | | | | | | | | | | | |
| Dennis Martinez, R ERA: 8.44 (8, 1) | | | | | | | | | | | | | | | | | | | | | | |
| Tim Stoddard, R ERA: 2.66 (8, 1) | | | | | | | | | | | | | | | | | | | | | | |
| Tippy Martinez, L ERA: 2.48 (11, 1) | | | | | | | | | | | | | | | | | | | | | | |

Milwaukee Brewers @ Baltimore Orioles
Memorial Stadium, Baltimore, MD

Mon Jun 02 1980, 7:05 PM EDT
Att. 14,525 - Unknown - 83 F

AB 43
R 8
H 13
RBI 8
BB 7
SO 7
LOB 23



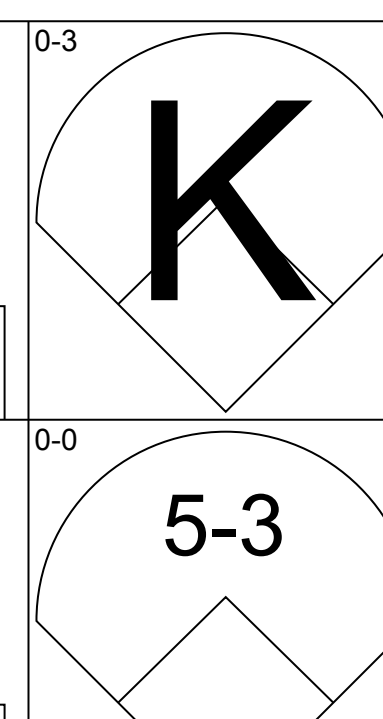
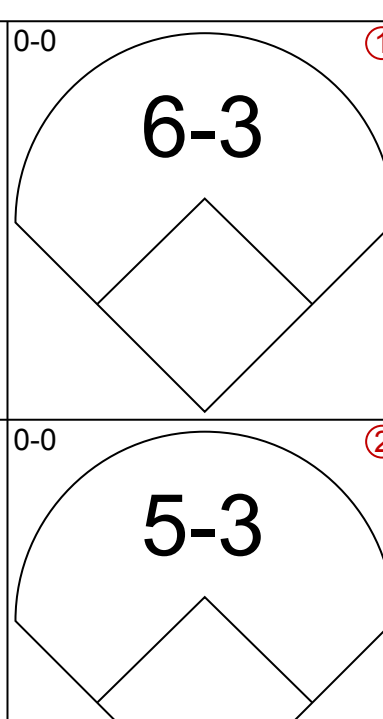
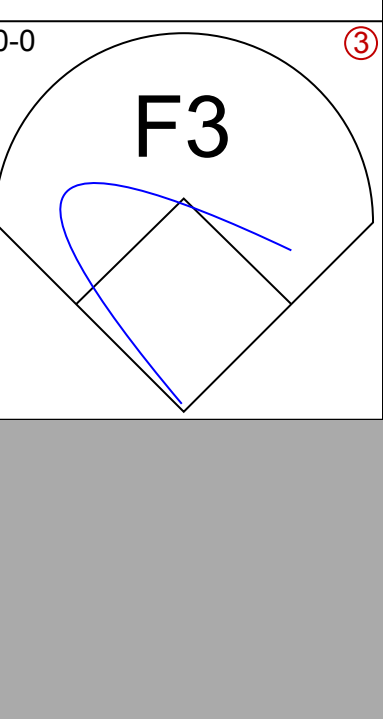
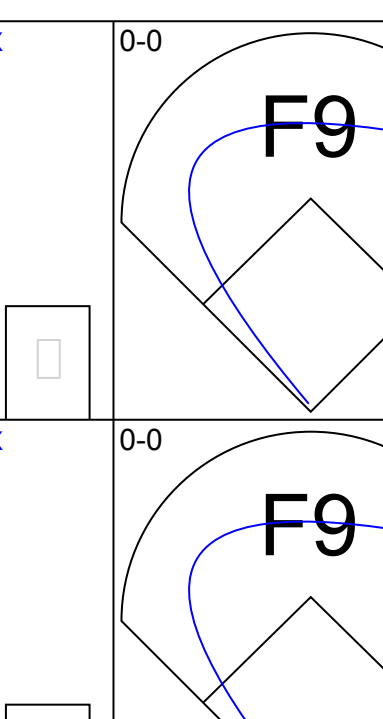
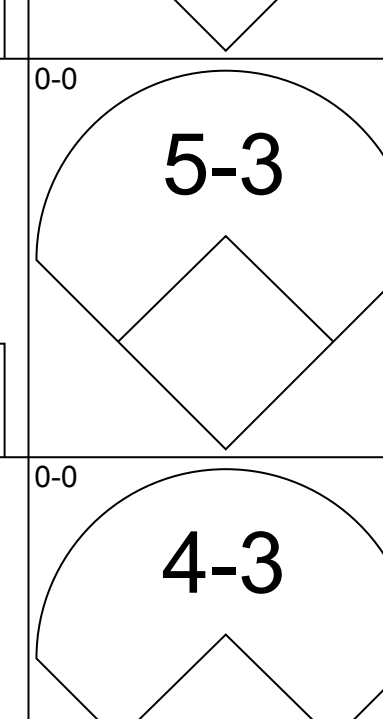
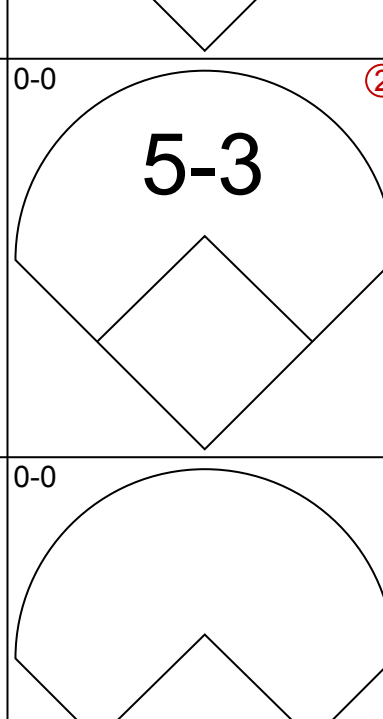
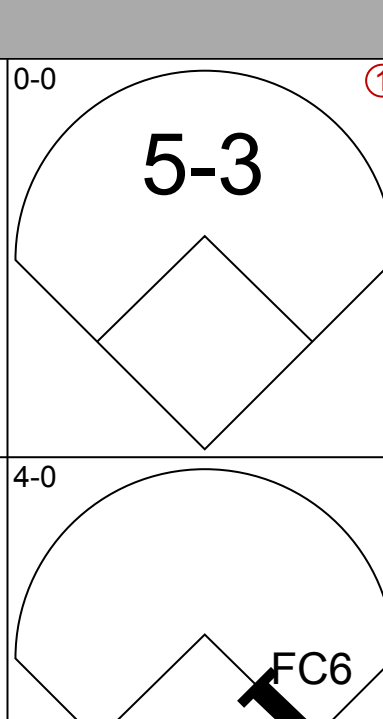
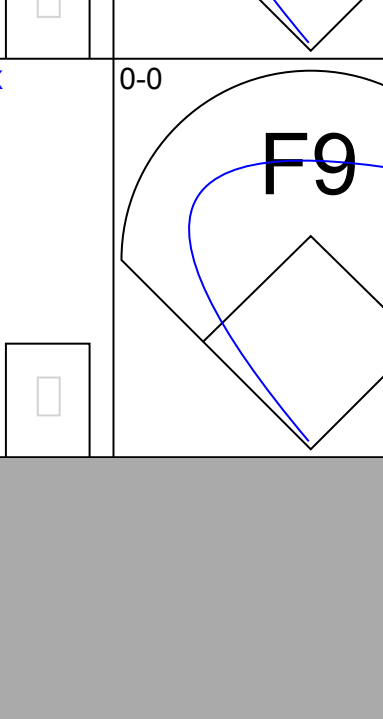
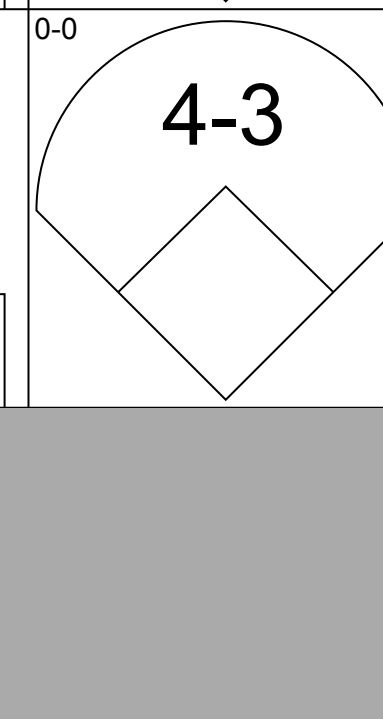
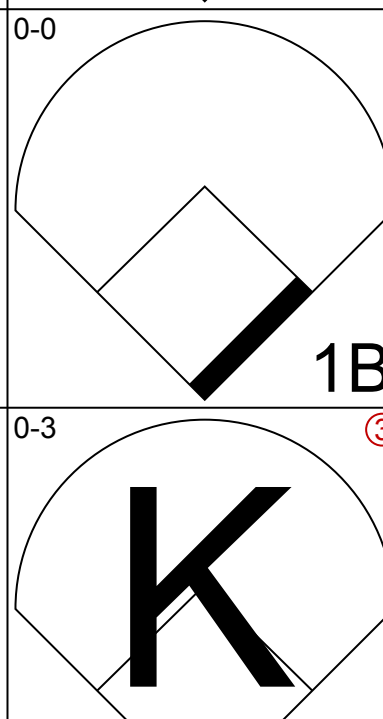
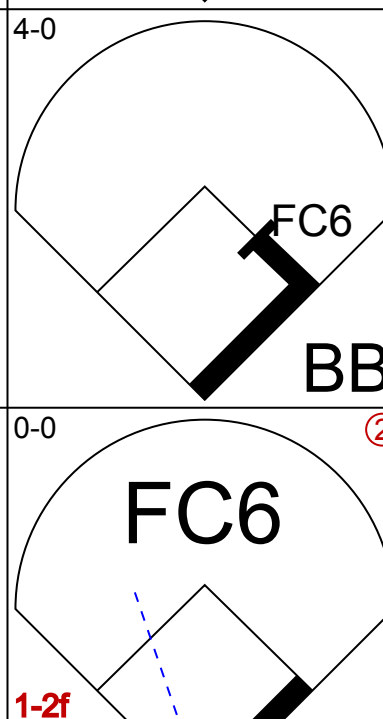
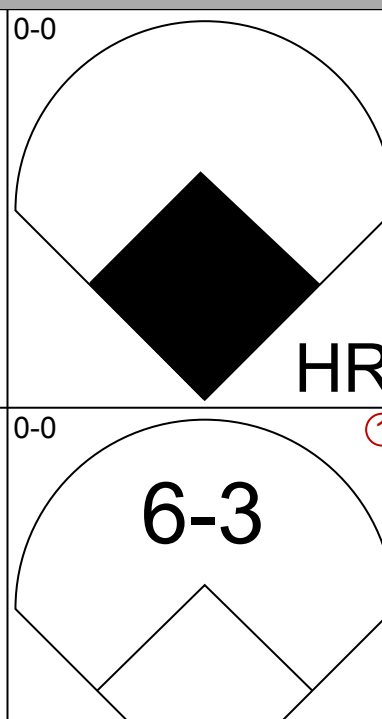
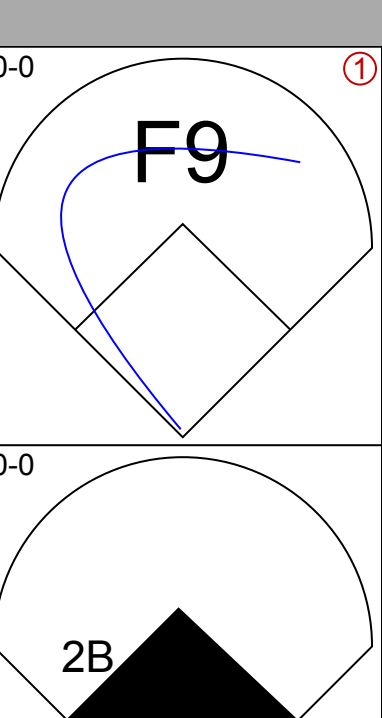

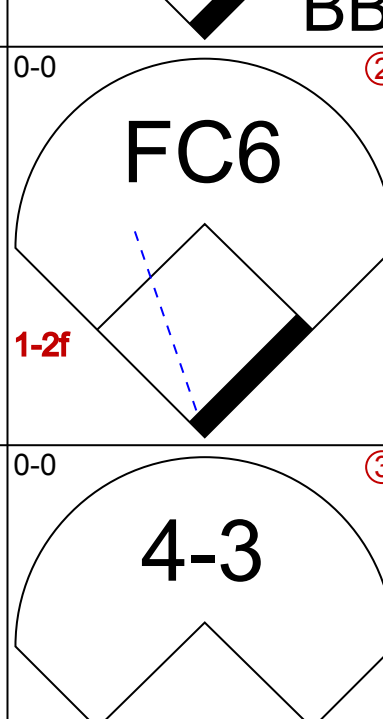
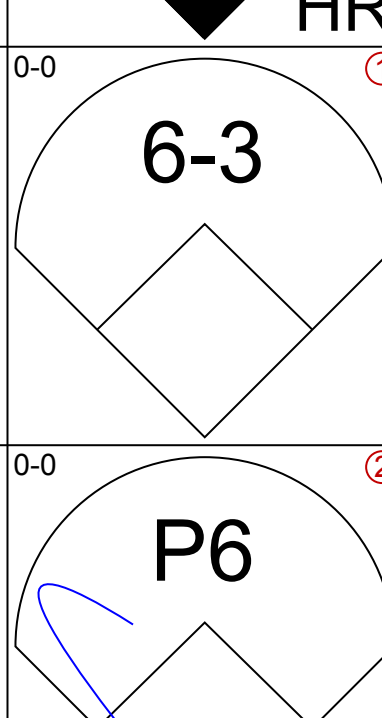
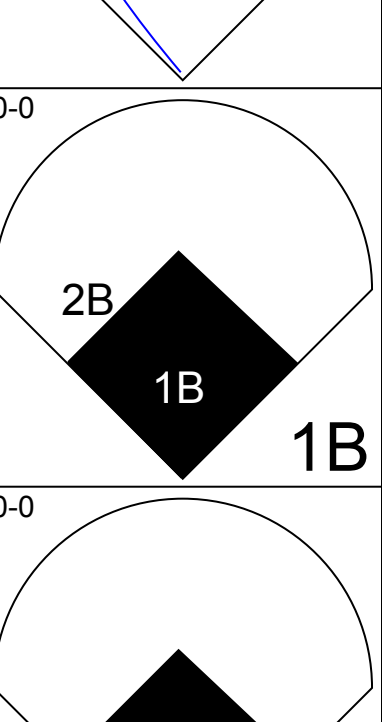
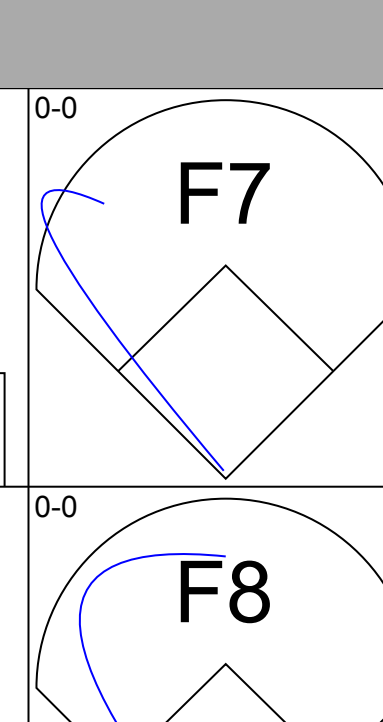
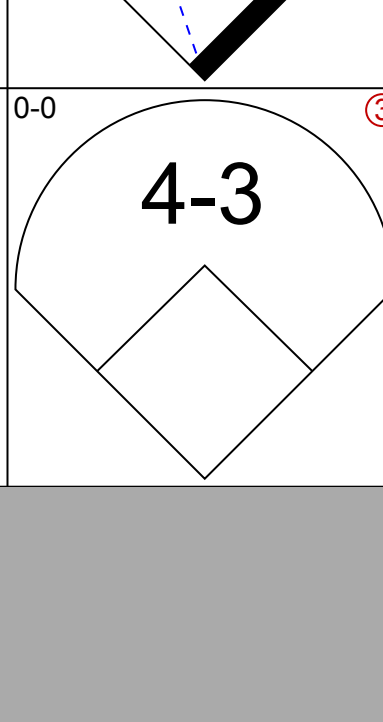
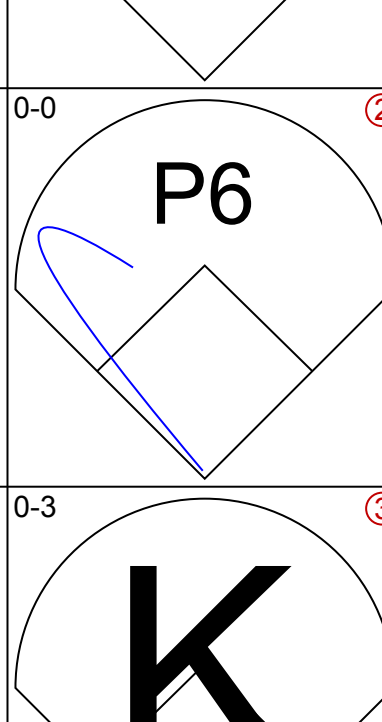
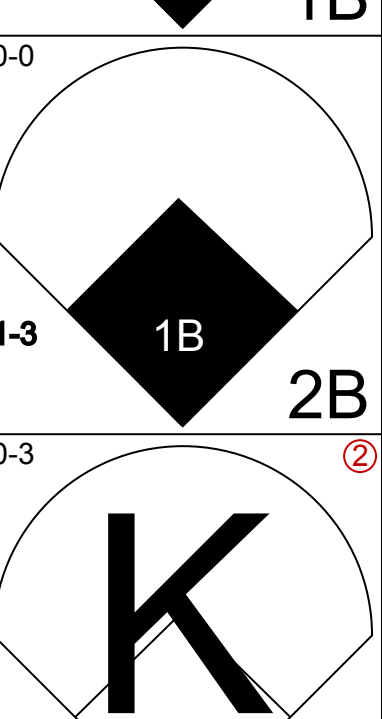
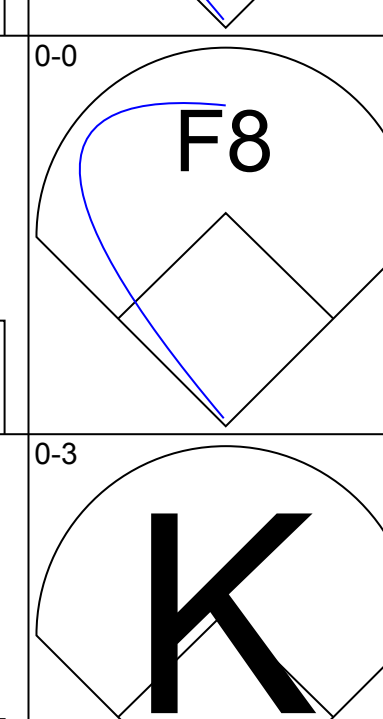
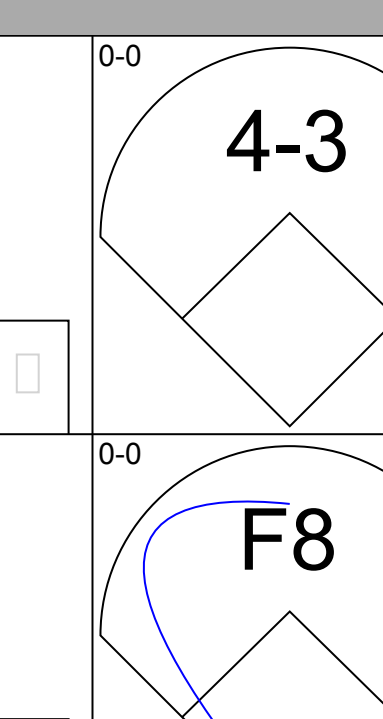

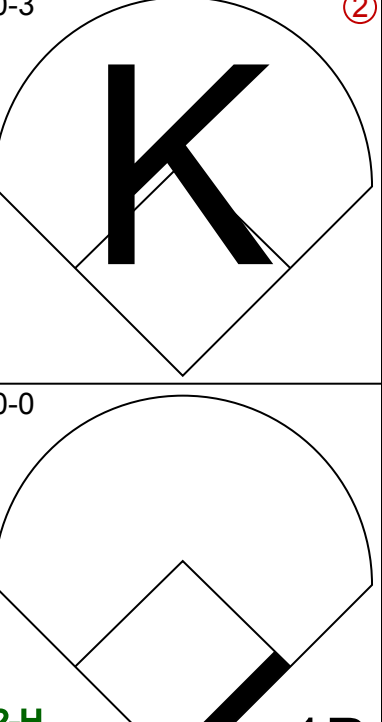

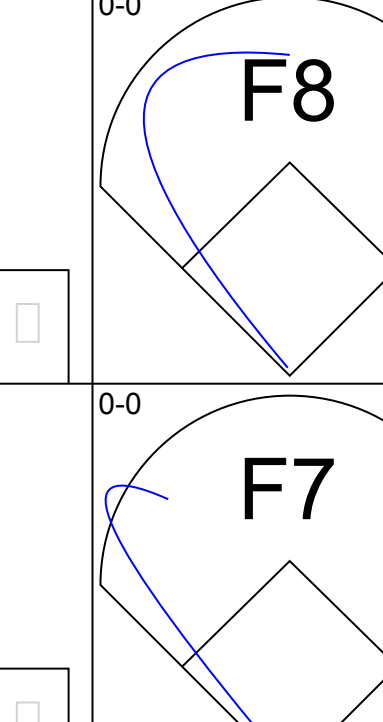
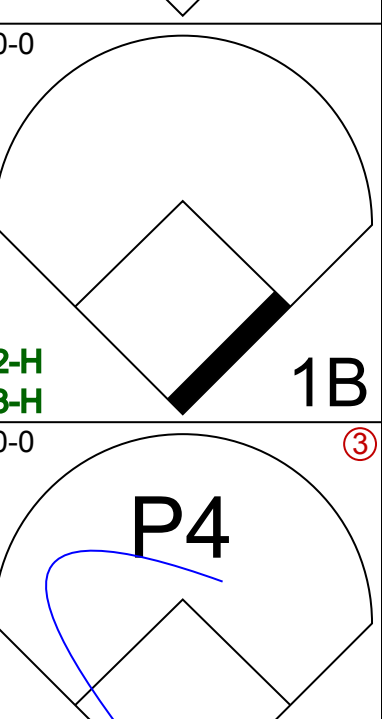
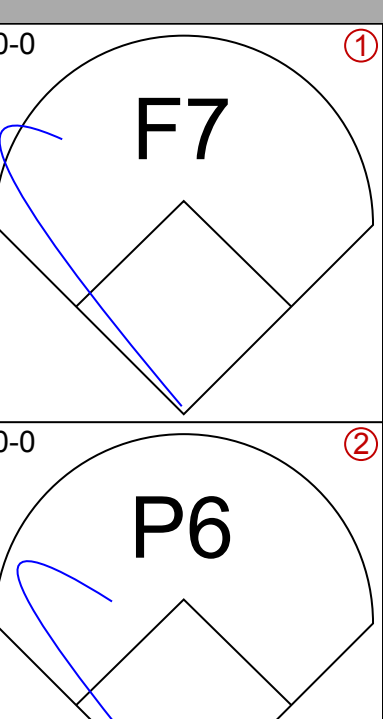
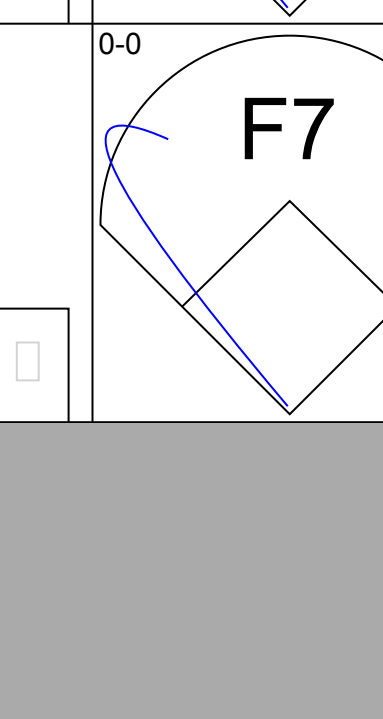
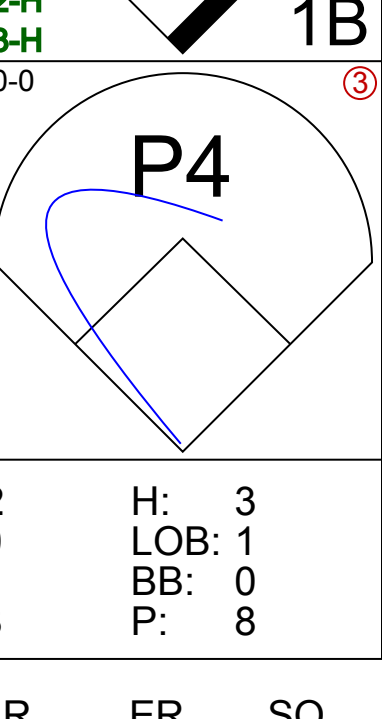
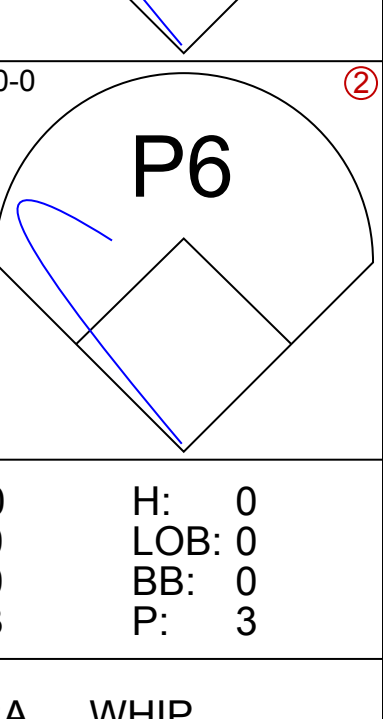
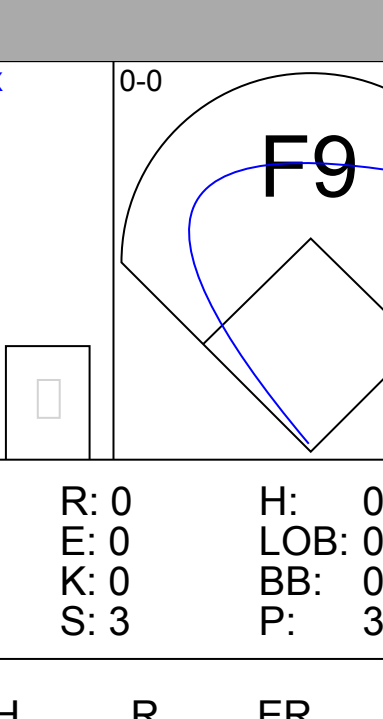
| Batter | 1 | 2 | 3 | 4 | 5 | 6 | 7 | 8 | 9 | 10 | 11 | AB | R | H | RBI | BB | SO | LOB | BOTTOM | | | | | | | |
|---|------------------------------|---------------------------------|------------------------------|---------------------------------|------------------------------|---------------------------------|------------------------------|----------------------------------|------------------------------|---------------------------------|------------------------------|---------------------------------|------------------------------|---------------------------------|------------------------------|---------------------------------|------------------------------|---------------------------------|------------------------------|----------------------------------|------------------------------|---------------------------------|----------------------------------|------------------------------------|----------------------------------|--------|
| Al Bumbry, L OBP: 0.446, SLG: 0.485 (1, 8) | F8 BB | | FC1-2 | 1B | | | F7 | 3B | | K | | 5 | 0 | 2 | 3 | 1 | 1 | 5 | | | | | | | | |
| Mark Belanger, R OBP: 0.165, SLG: 0.186 (7, PH) | P6 | | F7 | | F3 | | 2B 1B | F8 | | | HR | 3 | 0 | 0 | 0 | 0 | 0 | 3 | | | | | | | | |
| Terry Crowley, G OBP: 0.422, SLG: 0.615 (7, PR) | | | | | | | | | | | | 1 | 0 | 1 | 0 | 0 | 0 | 0 | | | | | | | | |
| Wayne Krenchicki, L OBP: 0.167, SLG: 0.091 (8, 6) | | | | | | | | | | | | 1 | 0 | 0 | 0 | 0 | 0 | 1 | | | | | | | | |
| Lenn Sakata, R OBP: 0.333, SLG: 0.500 (11, PH) | | | | | | | | | | | | 1 | 1 | 1 | 1 | 0 | 0 | 0 | | | | | | | | |
| Doug DeCinces, R OBP: 0.333, SLG: 0.429 (1, 5) | F8 | | | 3B 1B | F8 | | 2B | | G6-4-3 BB | | | 4 | 1 | 2 | 1 | 1 | 0 | 1 | | | | | | | | |
| Eddie Murray, S OBP: 0.330, SLG: 0.446 (1, 3) | | 4-3 | | E6 3B | 5-3 | | G5-4-3 IBB | | G6-4-3 BB | | | 4 | 1 | 0 | 0 | 1 | 0 | 2 | | | | | | | | |
| Lee May, R OBP: 0.295, SLG: 0.447 (1, 10) | | F3 | | F9 | | HR | G5-4-3 | | F8 | | | 5 | 1 | 1 | 1 | 0 | 0 | 5 | | | | | | | | |
| Gary Roenicke, R OBP: 0.336, SLG: 0.345 (8, PH) | | | | | | | | | | | | 3 | 0 | 0 | 0 | 0 | 1 | 2 | | | | | | | | |
| Dan Graham, L OBP: 0.345, SLG: 0.462 (9, 2) | F8 | | | K | | 6-3 | | K | | G3 | | 2 | 0 | 0 | 0 | 0 | 1 | 0 | | | | | | | | |
| Benny Ayala, R OBP: 0.424, SLG: 0.690 (6, PH) | | | | FC1-2 BB | 1B 3B | | 1-3 | 6-3 3B 1B | | F8 | | 1 | 1 | 1 | 2 | 1 | 0 | 0 | | | | | | | | |
| Pat Kelly, L OBP: 0.367, SLG: 0.440 (7, 7) | | | | 1B BB | 1B 3B | | | | | | | 3 | 1 | 1 | 0 | 0 | 0 | 0 | | | | | | | | |
| Rick Dempsey, R OBP: 0.326, SLG: 0.475 (9, 9) | | | | P6 | 1B BB | | F7 | 6-3 | | 1B BB | | 3 | 1 | 0 | 0 | 2 | 0 | 2 | | | | | | | | |
| Rich Dauer, R OBP: 0.350, SLG: 0.307 (1, 4) | | | | FC1-2 1B | 1B 1B | | 2B 1B | 3B 1B | | 1-3 1B | | 5 | 2 | 5 | 1 | 0 | 0 | 0 | | | | | | | | |
| Inning Stats | R: 0 E: 0 K: 0 S: 2 | H: 0 LOB: 0 BB: 0 P: 6 | R: 0 E: 0 K: 0 S: 3 | H: 0 LOB: 0 BB: 0 P: 3 | R: 0 E: 0 K: 0 S: 4 | H: 1 LOB: 2 BB: 1 P: 8 | R: 4 E: 1 K: 1 S: 9 | H: 4 LOB: 2 BB: 1 P: 13 | R: 0 E: 0 K: 0 S: 3 | H: 0 LOB: 0 BB: 0 P: 3 | R: 1 E: 0 K: 0 S: 4 | H: 1 LOB: 1 BB: 0 P: 4 | R: 1 E: 0 K: 0 S: 5 | H: 3 LOB: 3 BB: 1 P: 9 | R: 2 E: 0 K: 1 S: 8 | H: 3 LOB: 1 BB: 0 P: 8 | R: 0 E: 0 K: 0 S: 2 | H: 0 LOB: 0 BB: 1 P: 6 | R: 0 E: 0 K: 1 S: 6 | H: 1 LOB: 2 BB: 1 P: 10 | R: 1 E: 0 K: 0 S: 1 | H: 1 LOB: 0 BB: 0 P: 1 | 1B: 9 2B: 1 3B: 2 HR: 2 | SF: 0 SAC: 0 DP: 2 HBP: 0 | WP: 0 PB: 0 SB: 0 CS: 0 | PA: 47 |
| PITCHER | IP 5.0 | WLS 7 | BF 22 | H 3 | R 4 | ER 0 | SO 1 | BB 3 | IBB 0 | HBP 0 | BLK 0 | WP 0 | HR 0 | S 21 | P 33 | ERA 0.00 | WHIP 1.600 | | | | | | | | | |
| Reggie Cleveland, R ERA: 4.71 (6, 1) | | | | | | | | | | | | | | | | | | | | | | | | | | |
| Bill Castro, R ERA: 1.21 (7, 1) | | | | | | | | | | | | | | | | | | | | | | | | | | |
| Bob McClure, L ERA: 2.7 (10, 1) | | | | | | | | | | | | | | | | | | | | | | | | | | |

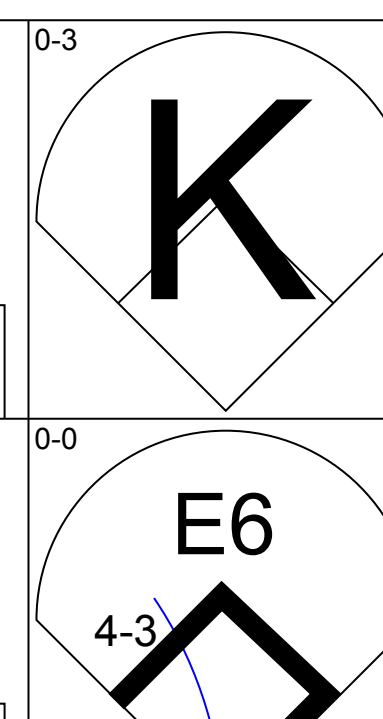
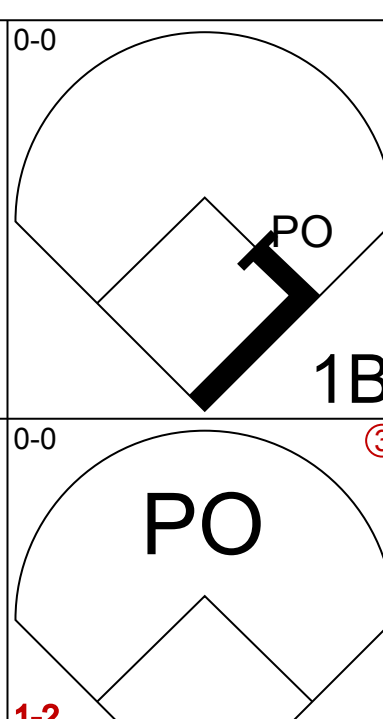
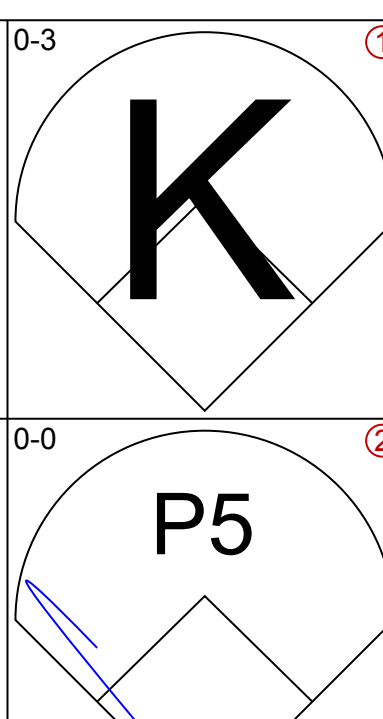
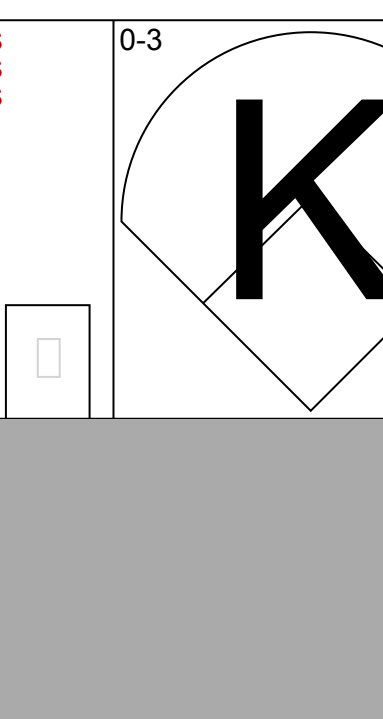
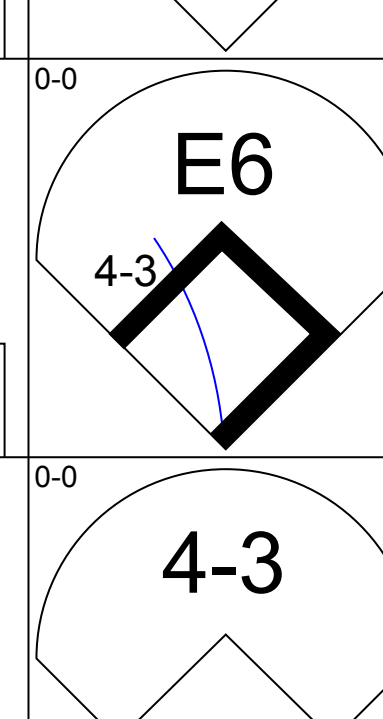
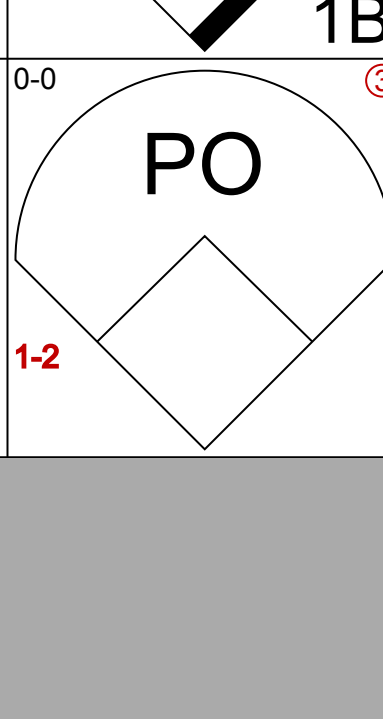
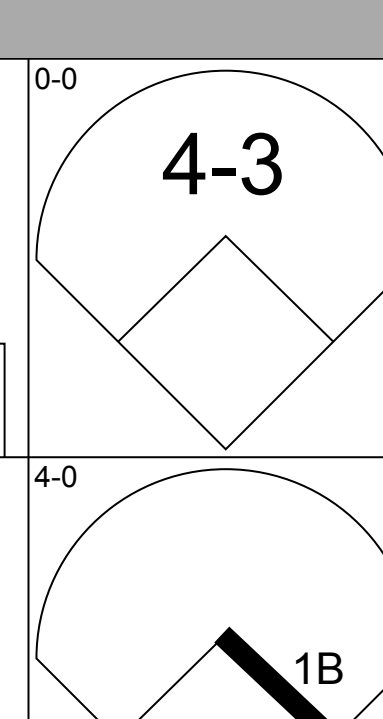
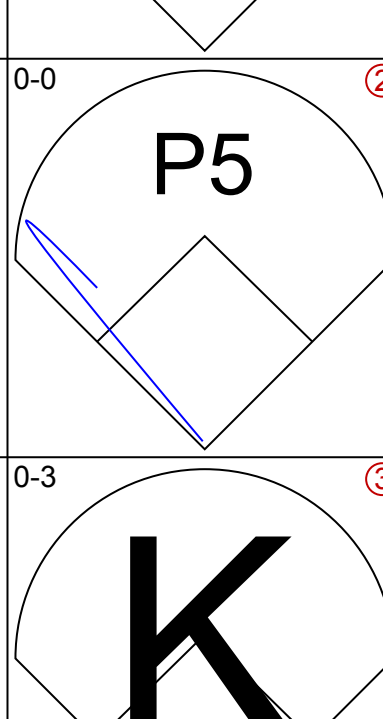
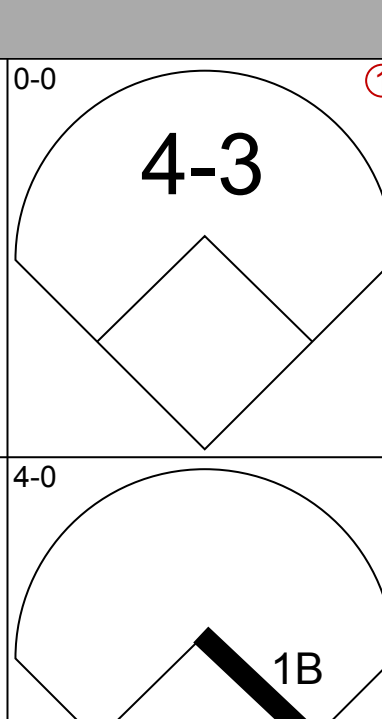
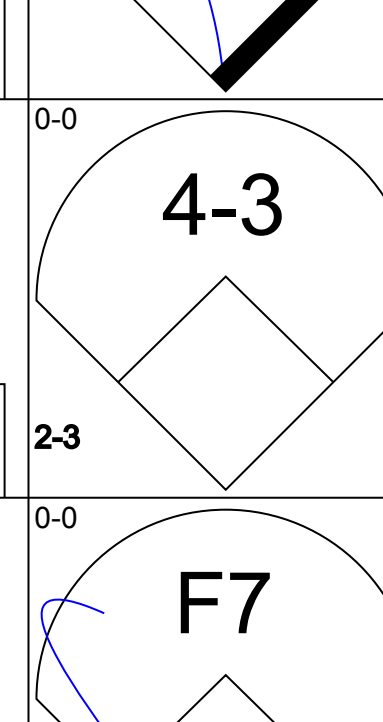
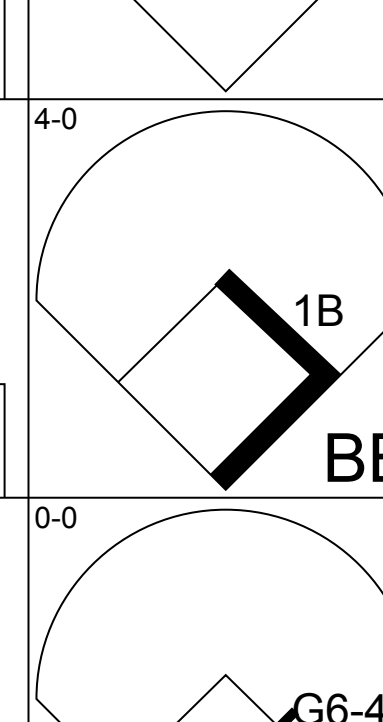
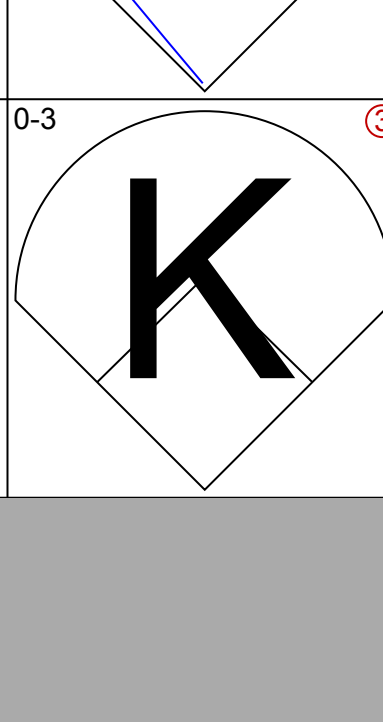
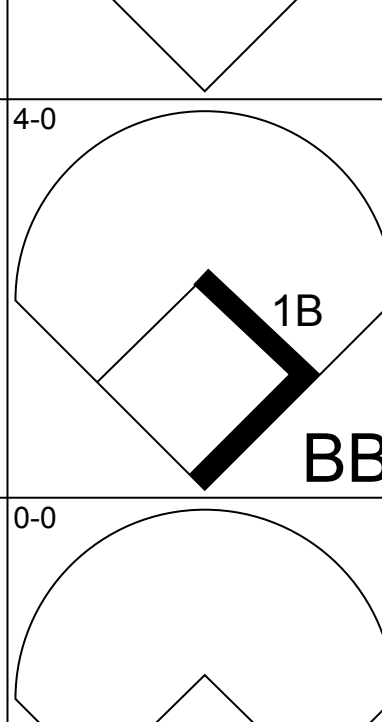
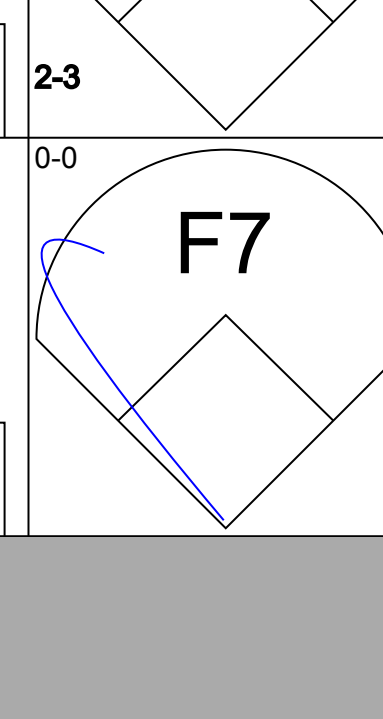
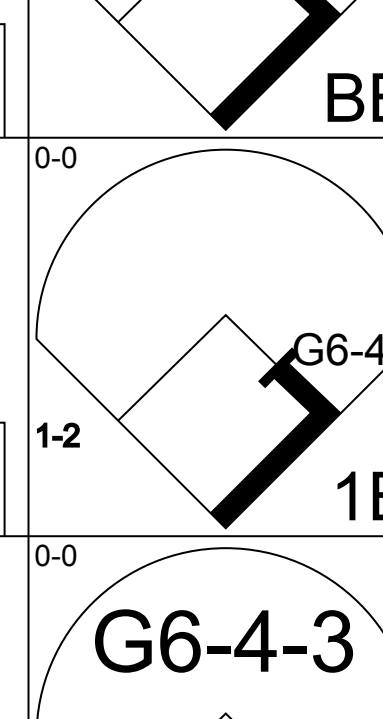
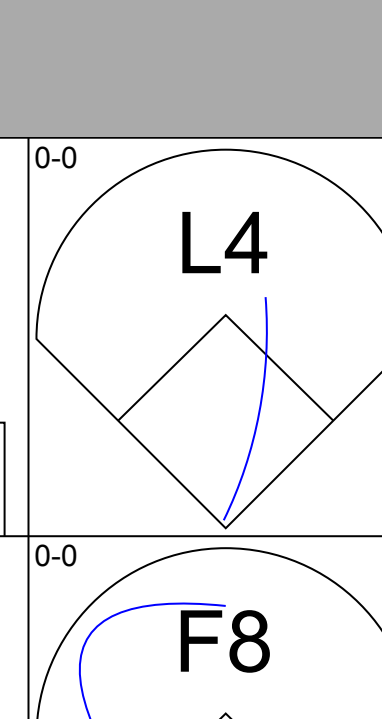
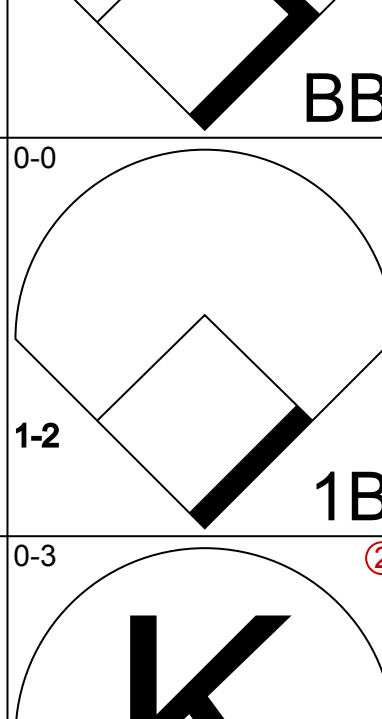
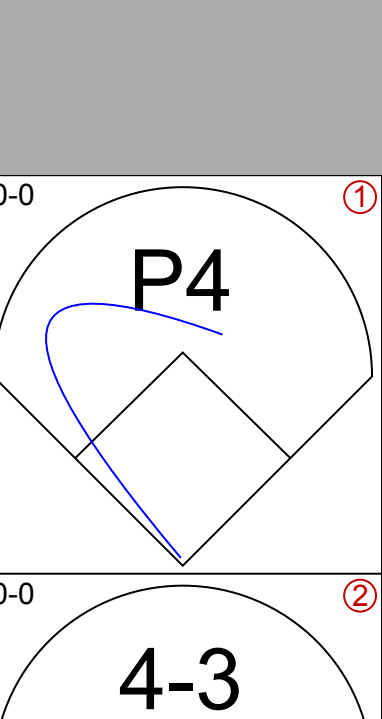
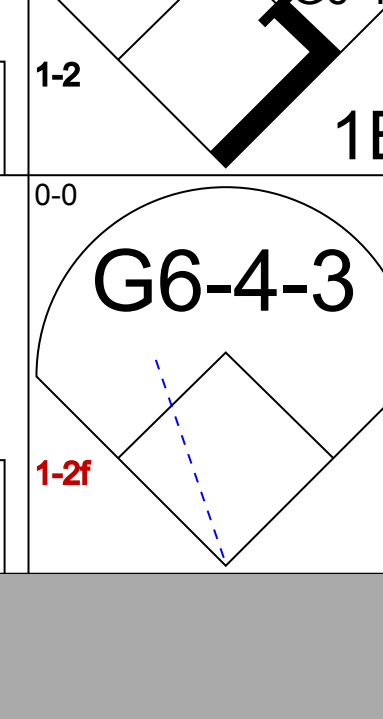
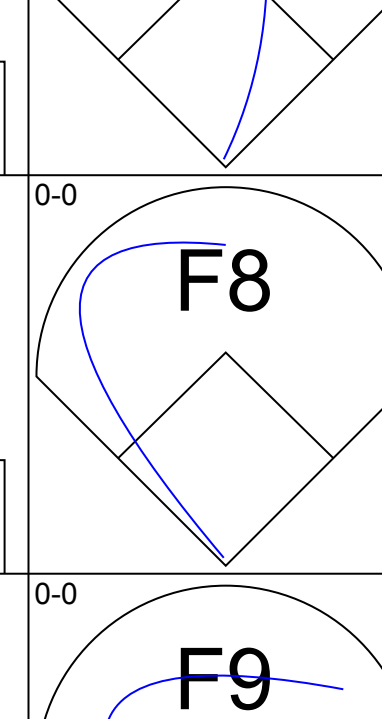
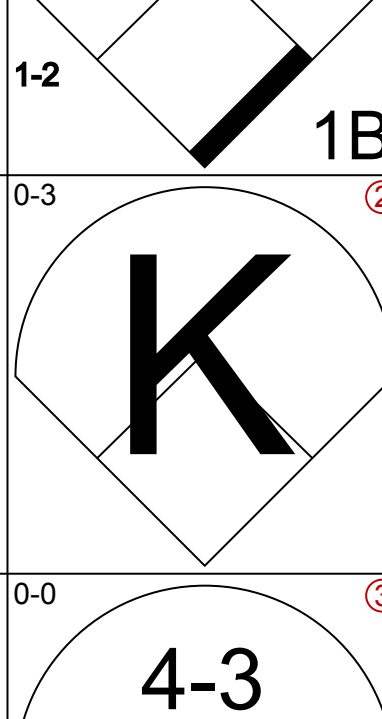
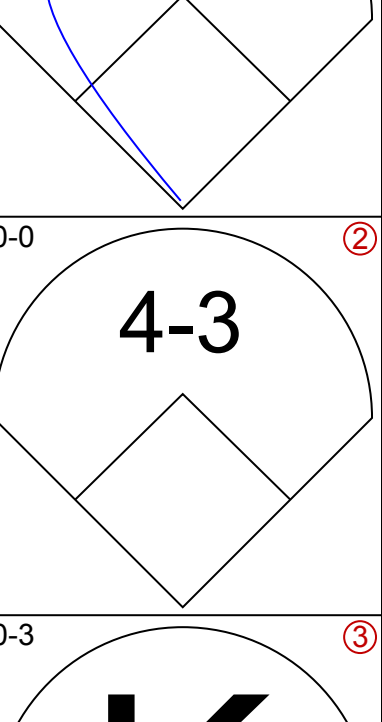
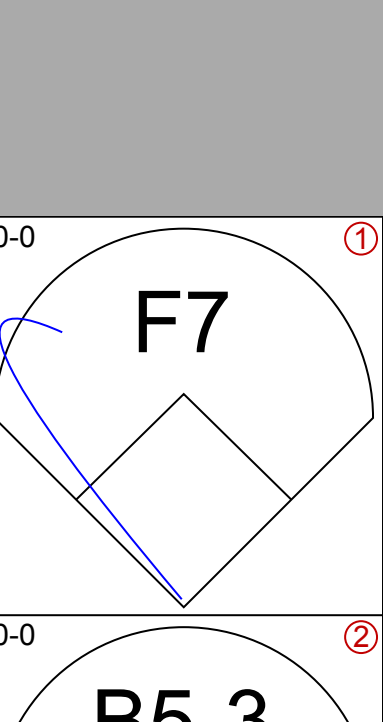
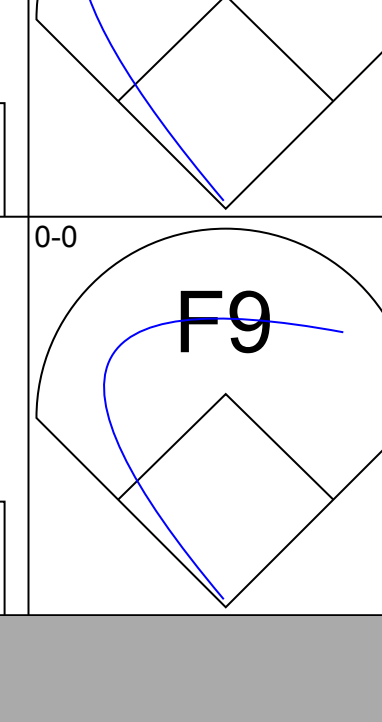
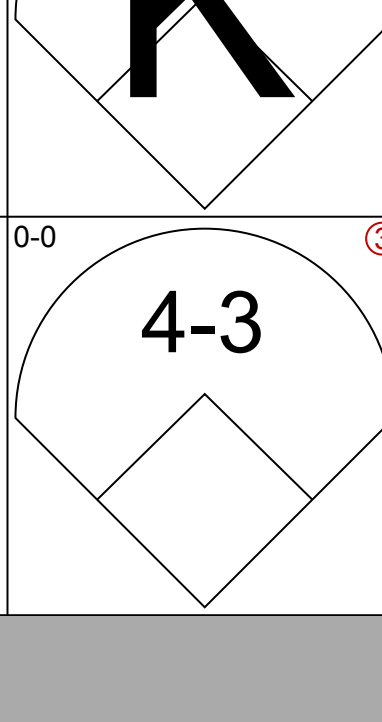
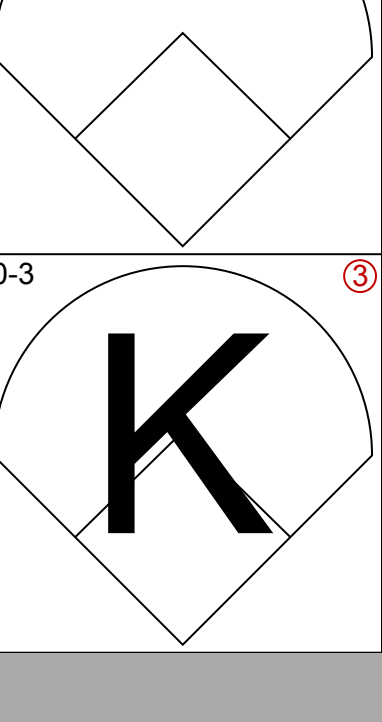
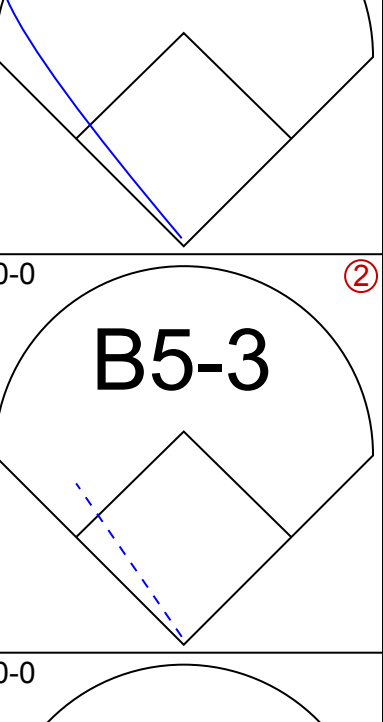
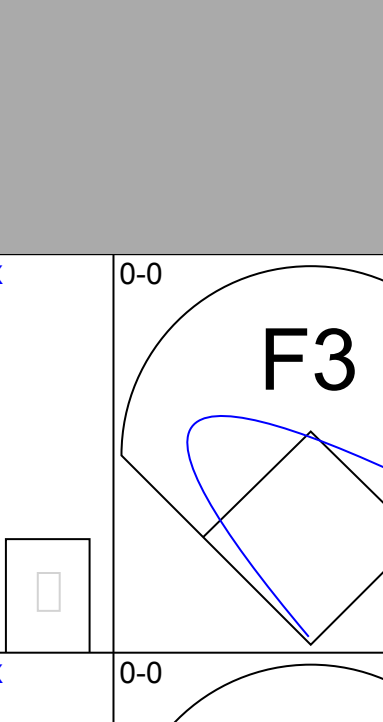
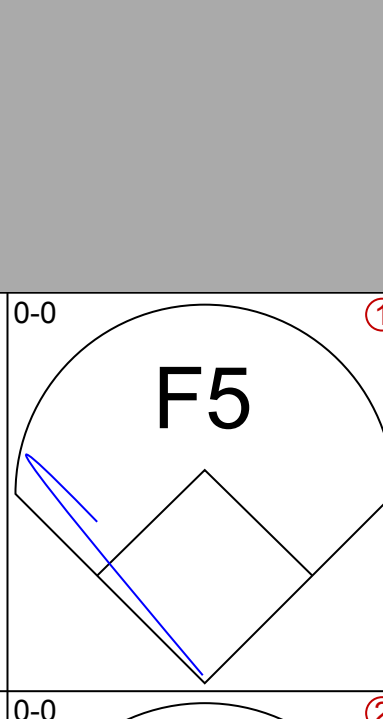
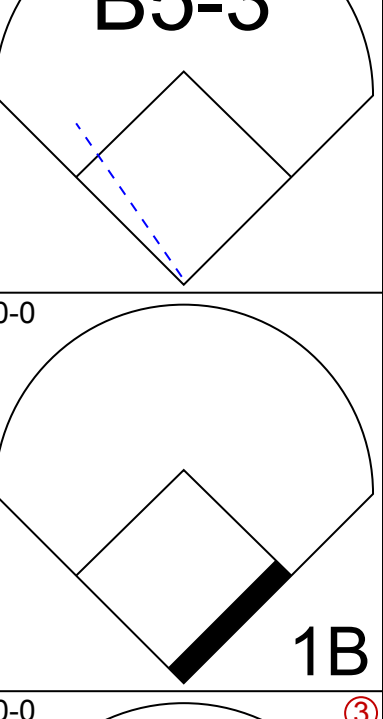
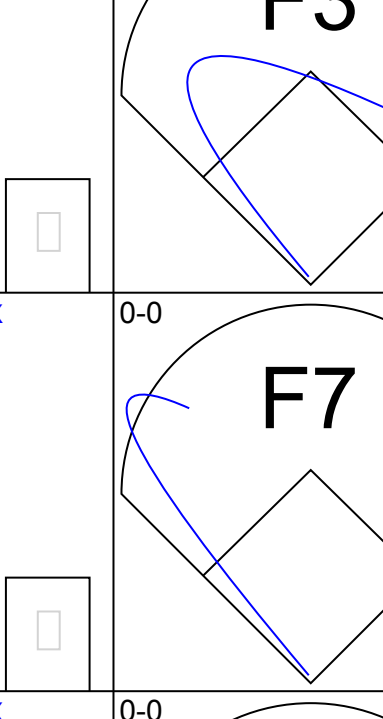
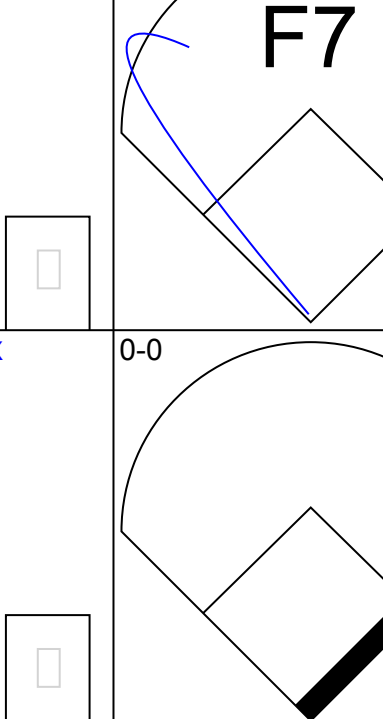
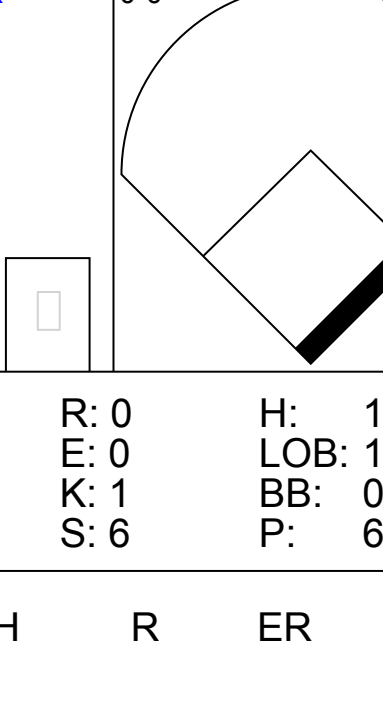
Milwaukee Brewers @ Baltimore Orioles
Memorial Stadium, Baltimore, MD

Mon Jun 02 1980, 7:05 PM EDT
Att. 14,525 - Unknown - 83 F

AB 41
R 9
H 14
RBI 9
BB 6
SO 3
LOB 21

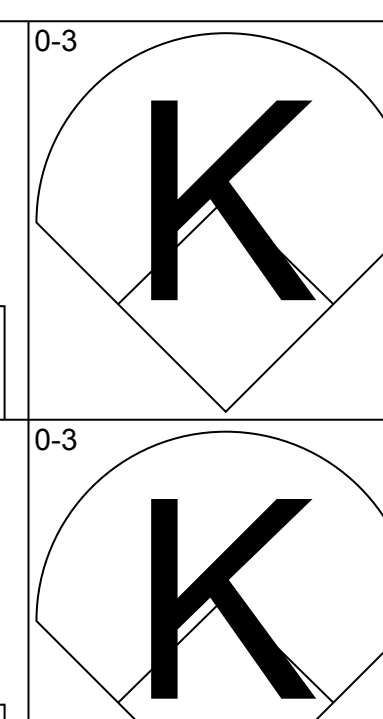
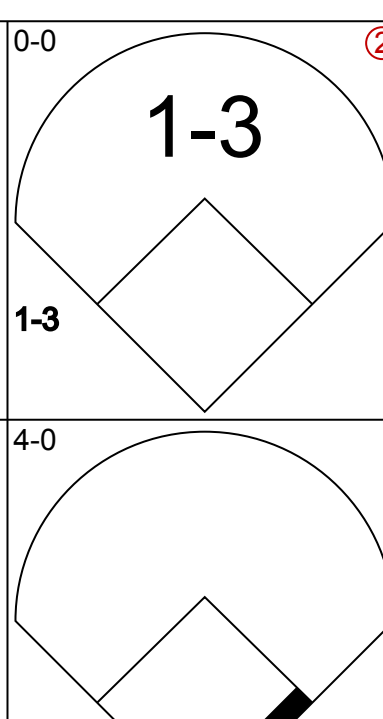
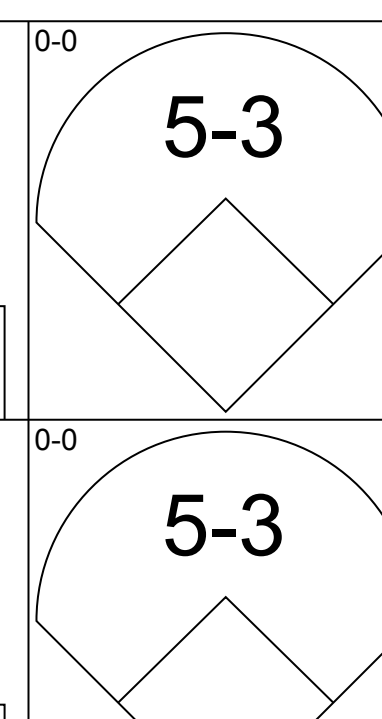
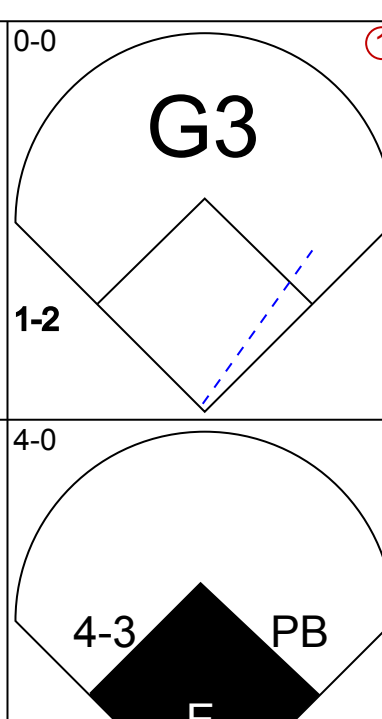
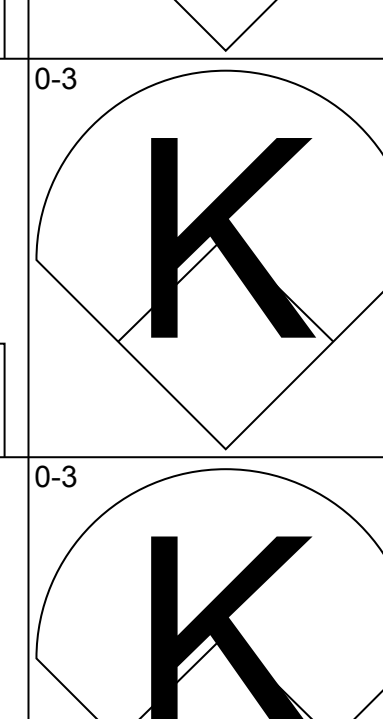
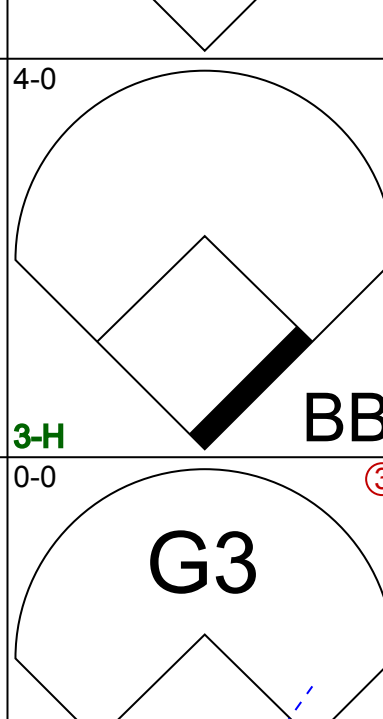
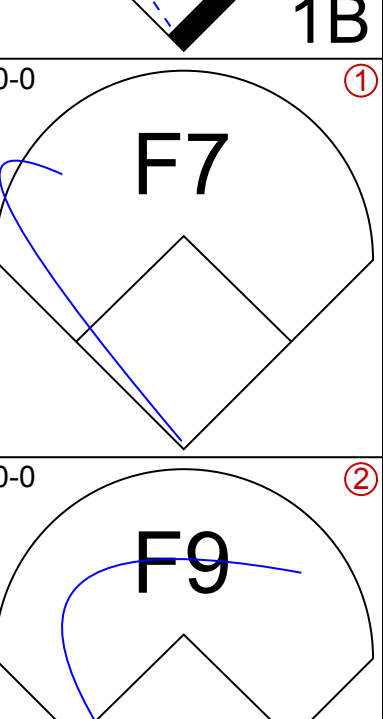
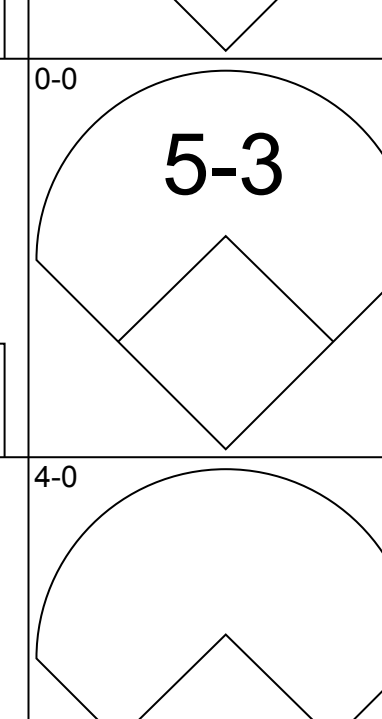
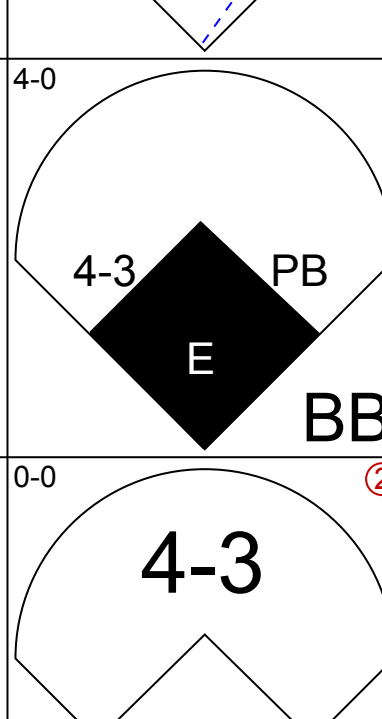
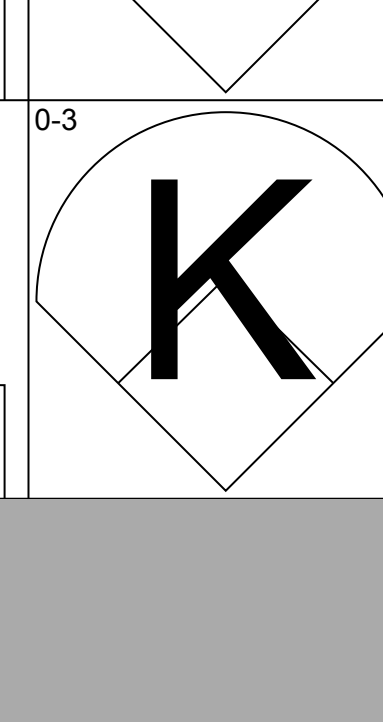
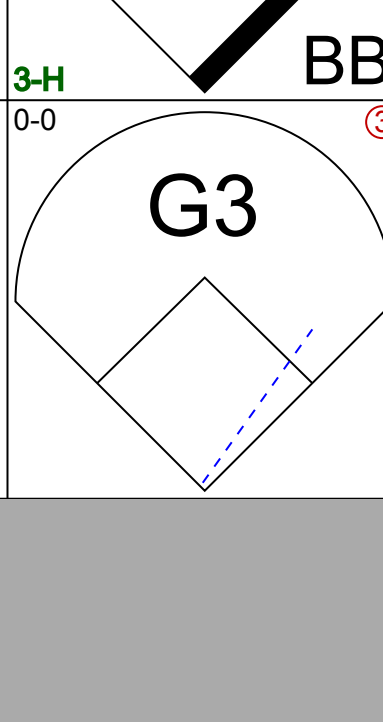
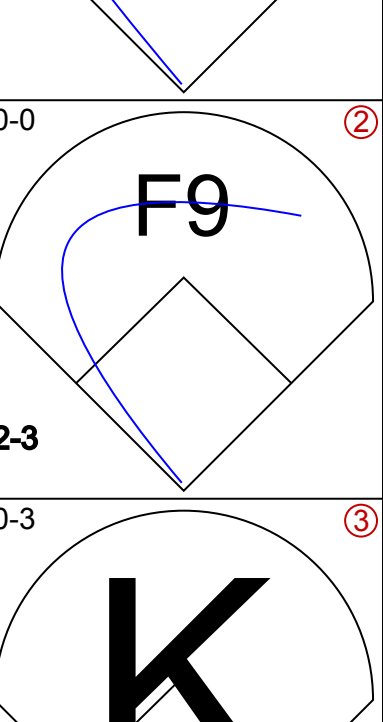
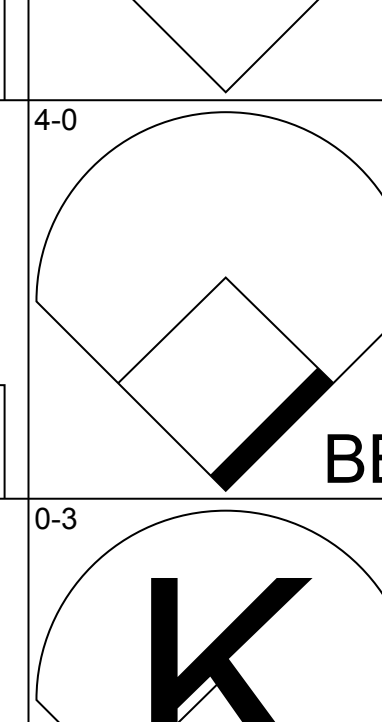
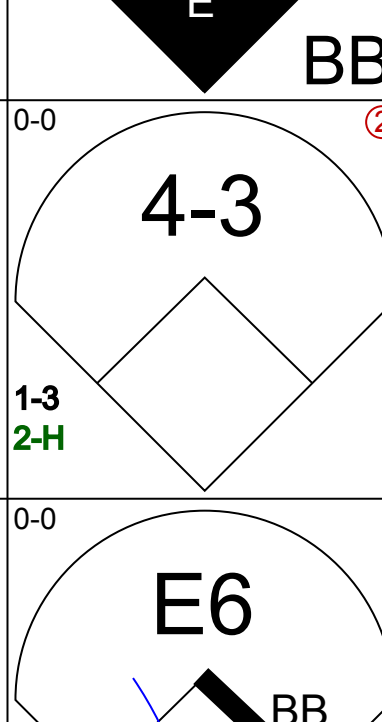
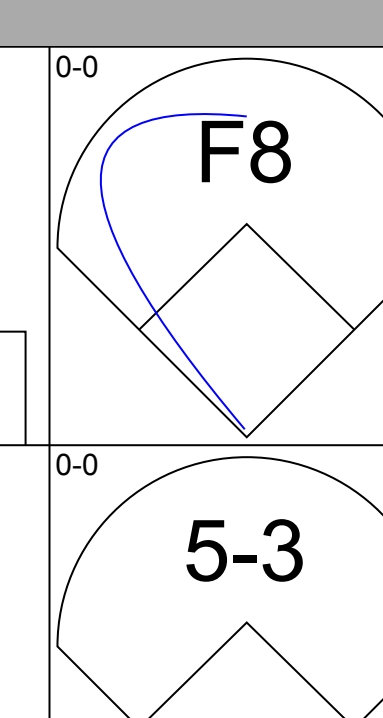
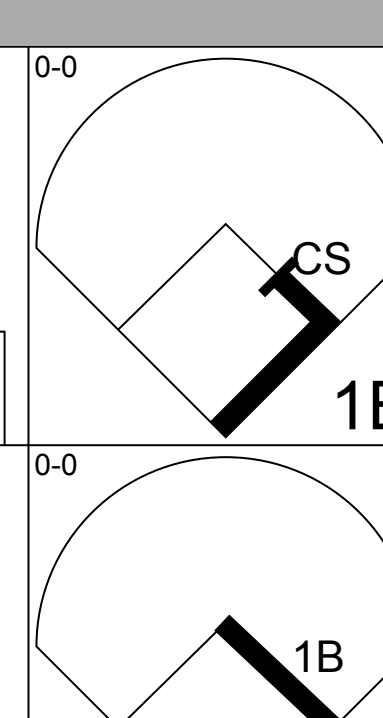
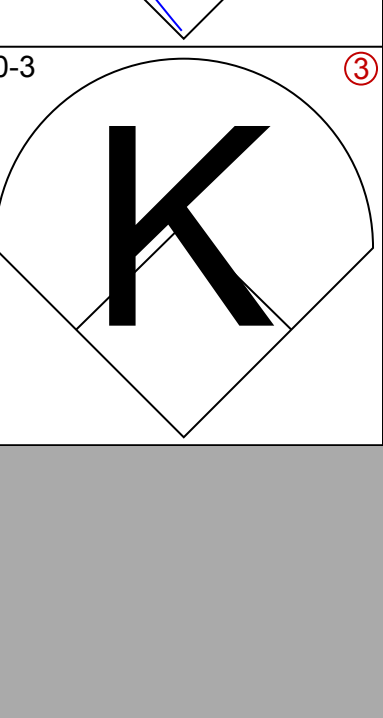
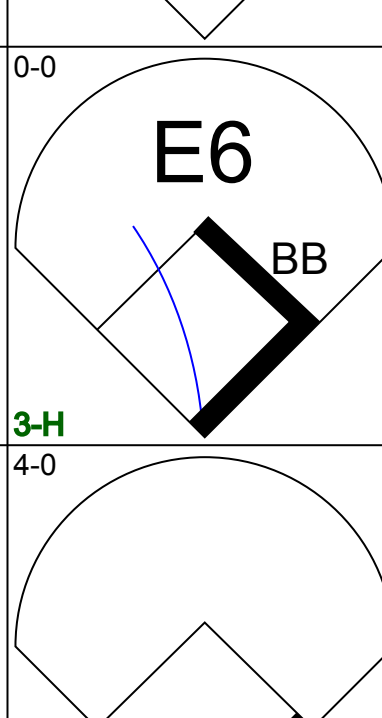
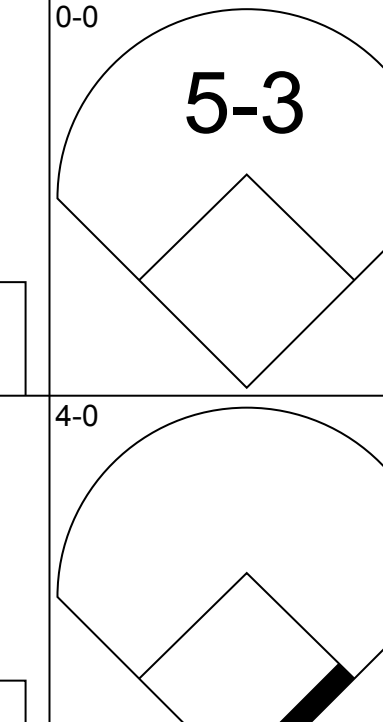
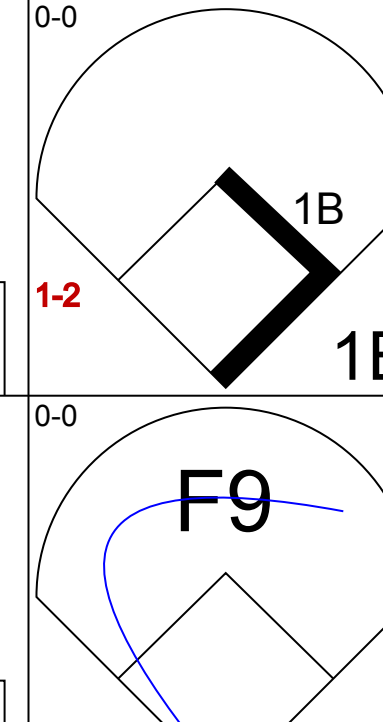
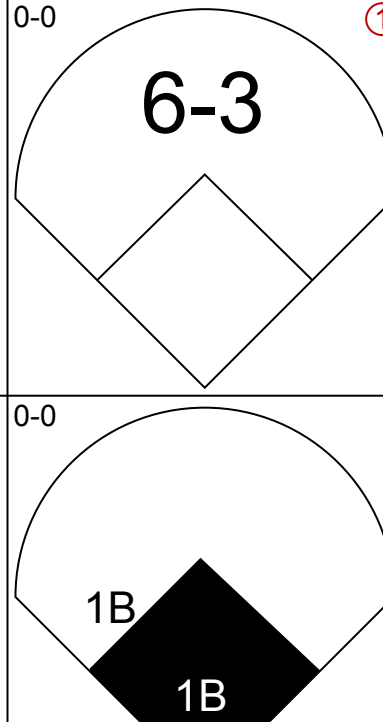
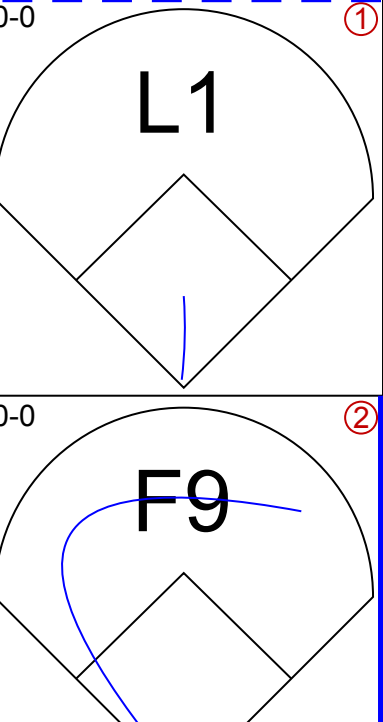
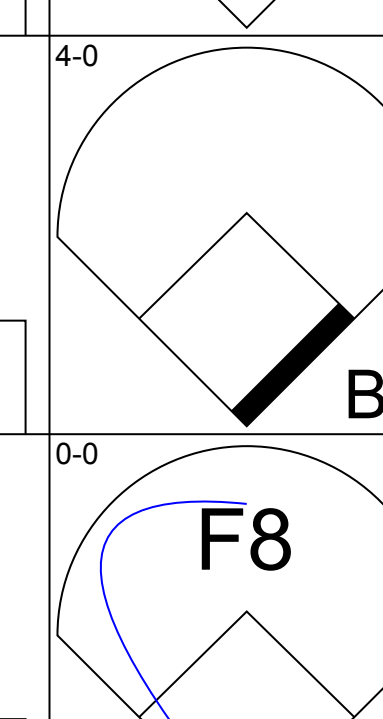
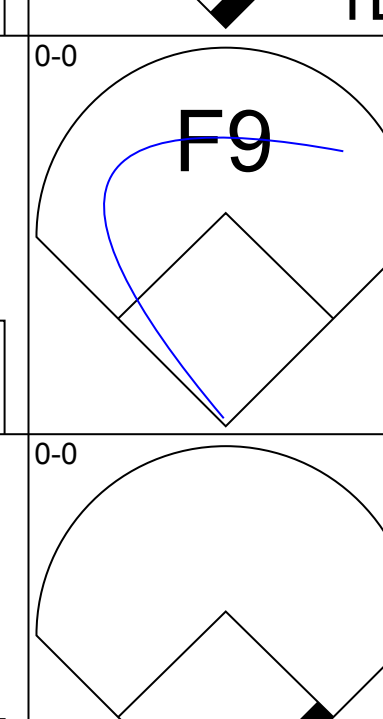
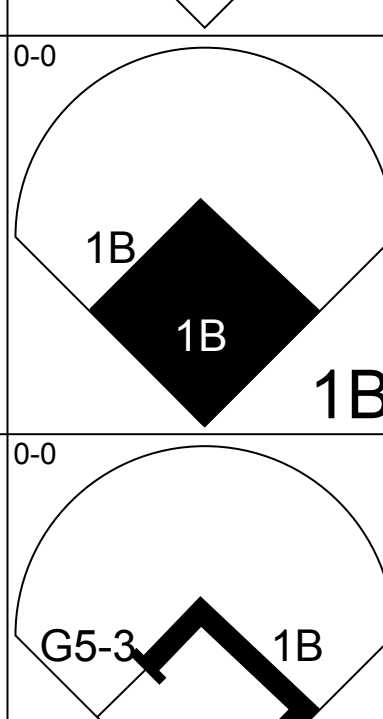
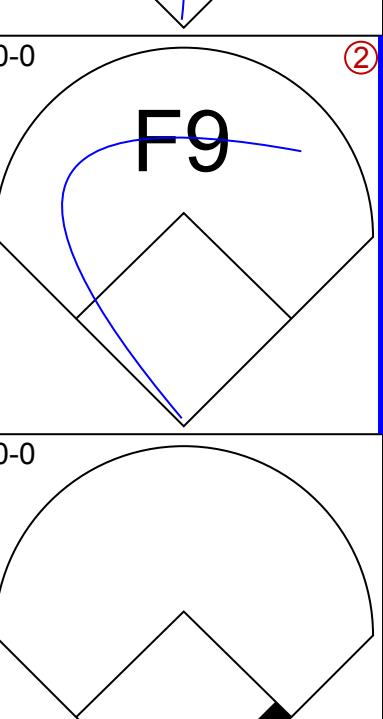
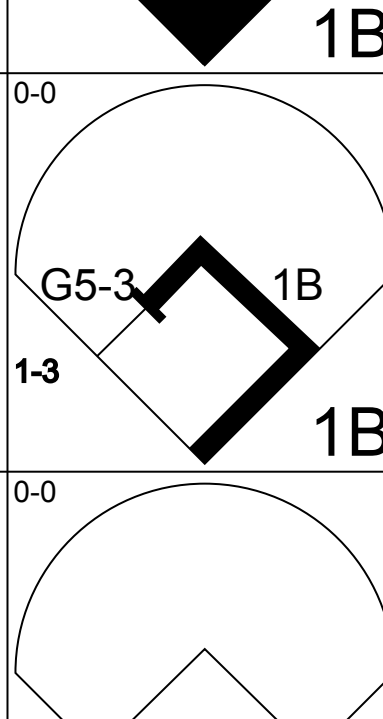

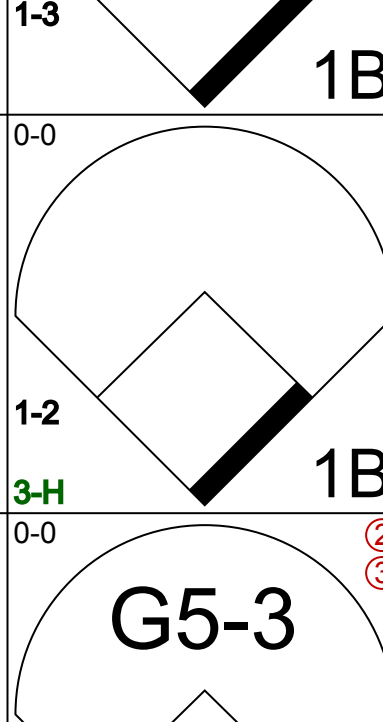
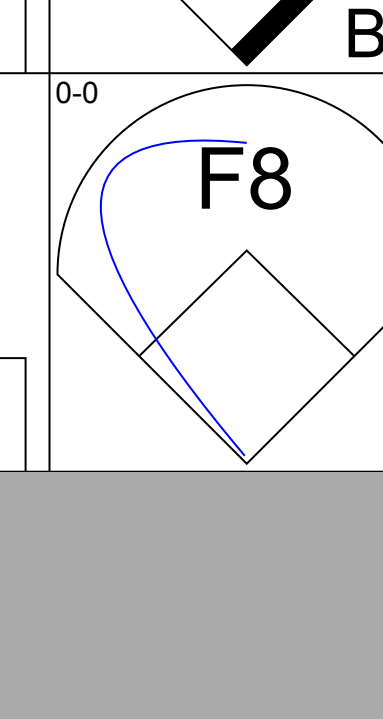
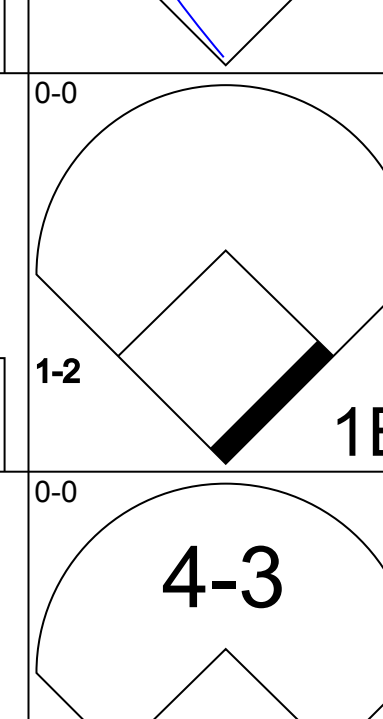
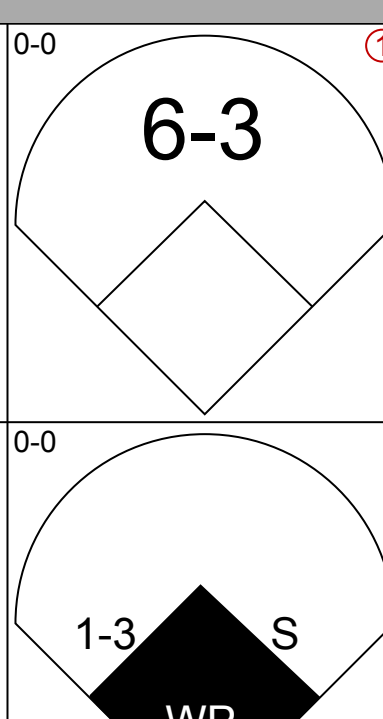
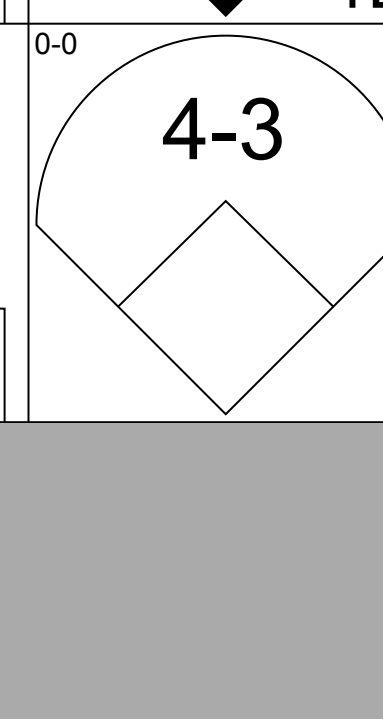
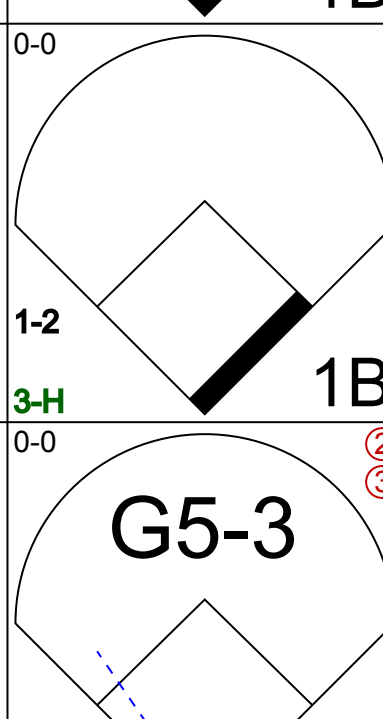
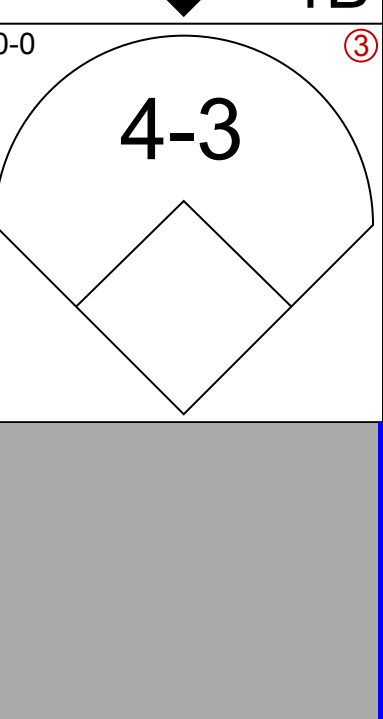
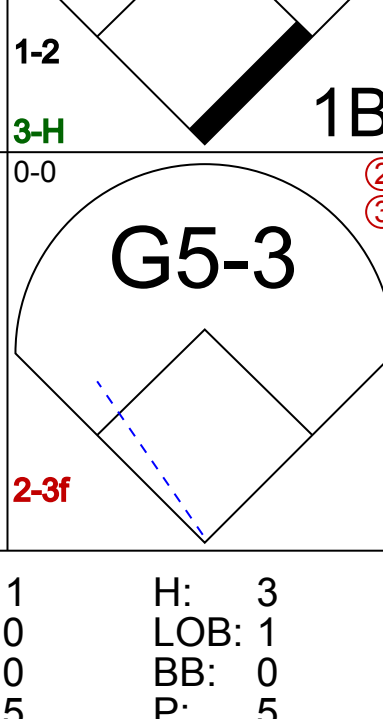
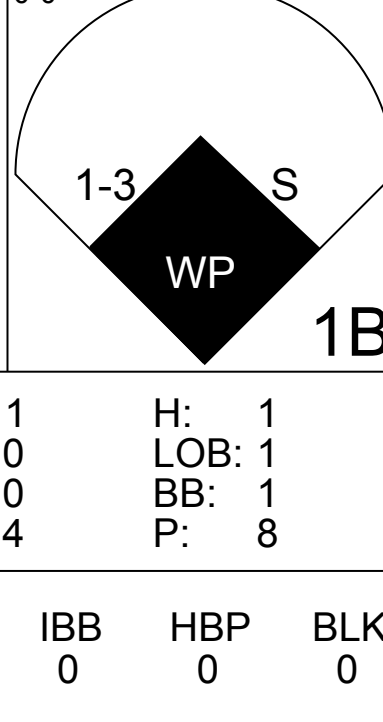
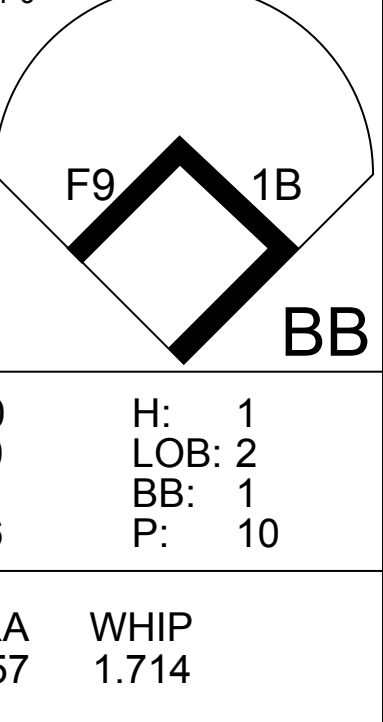
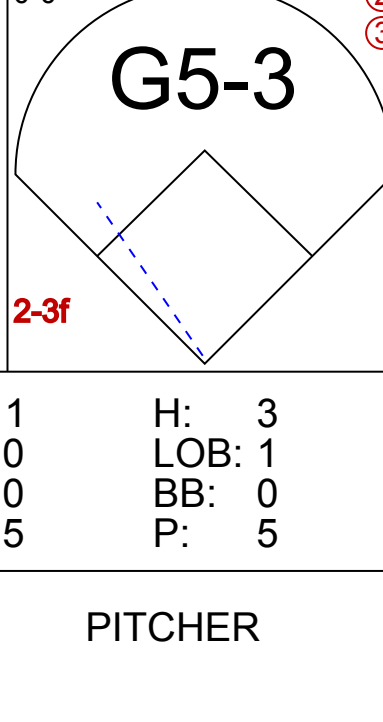
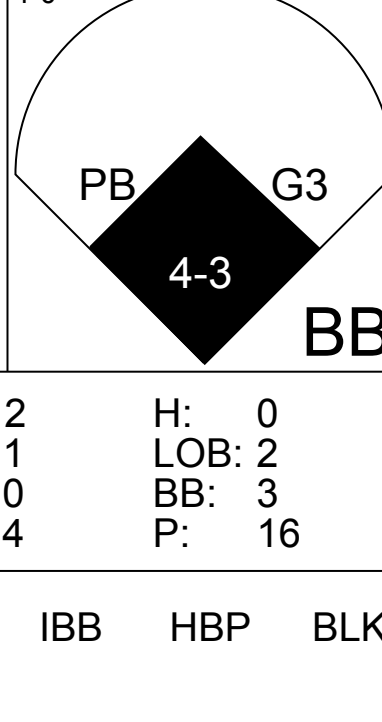


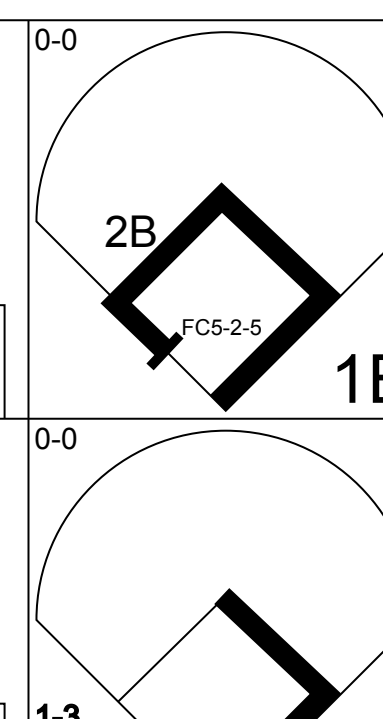
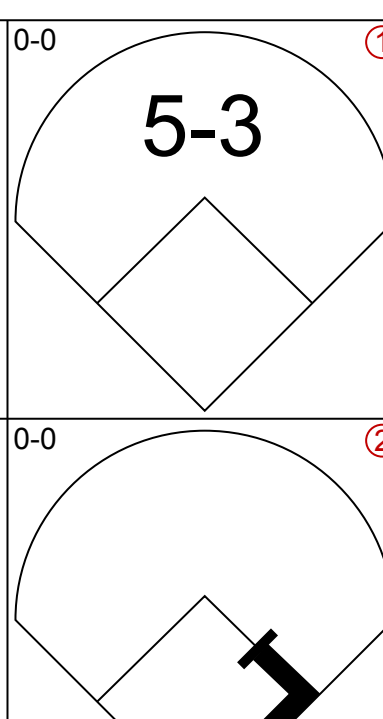
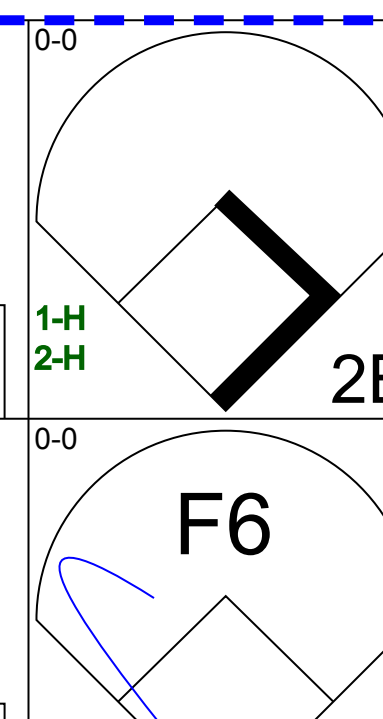
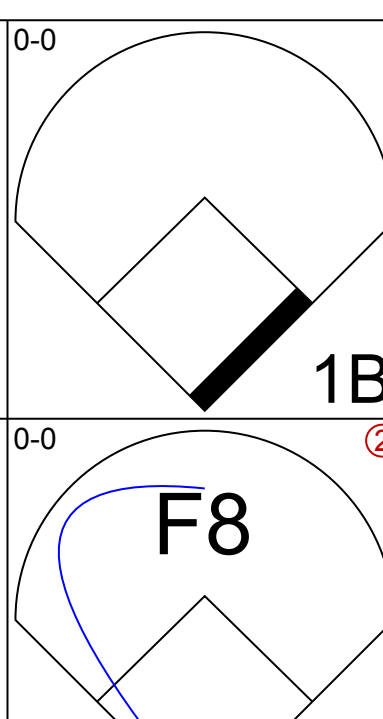
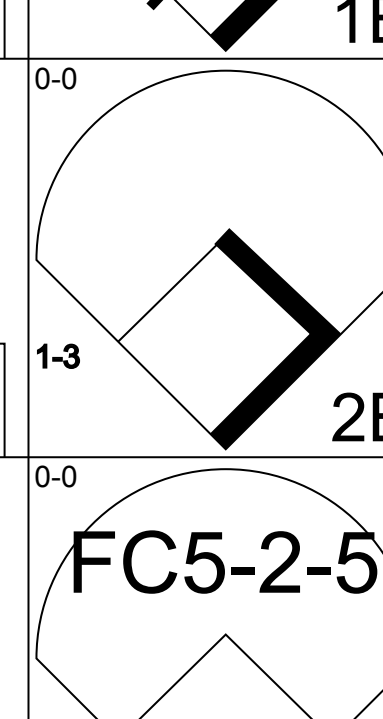
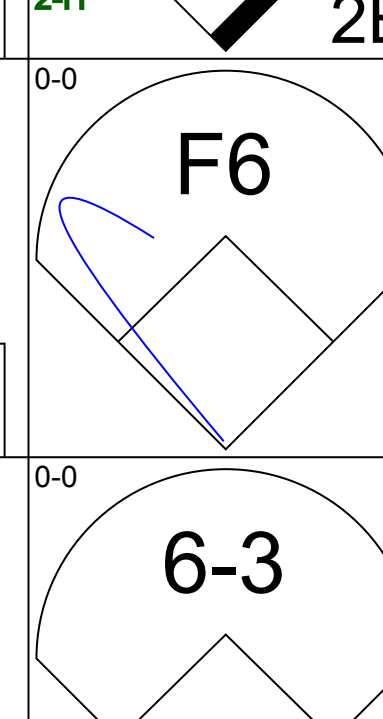
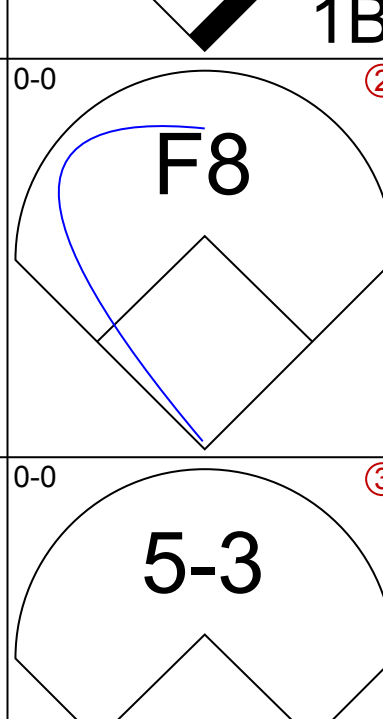
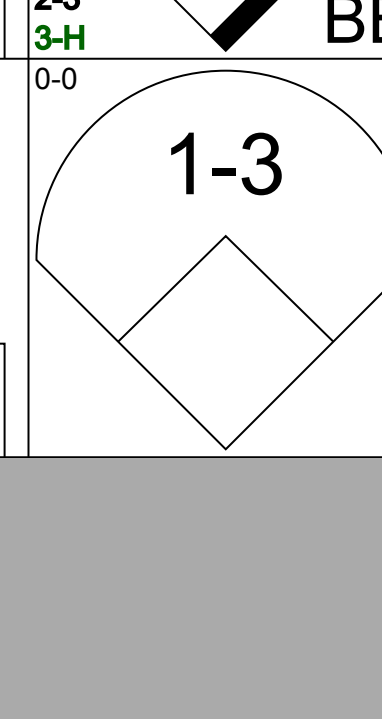
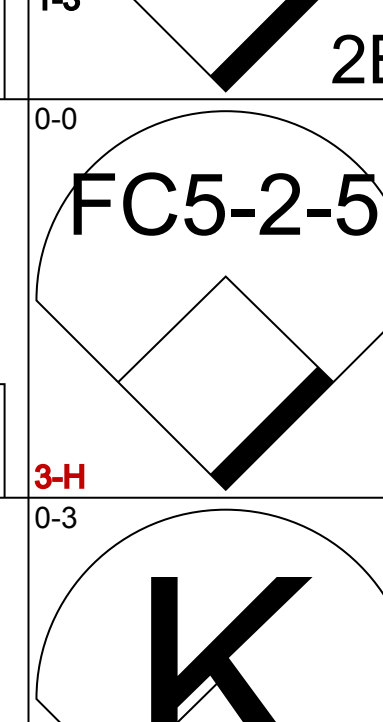
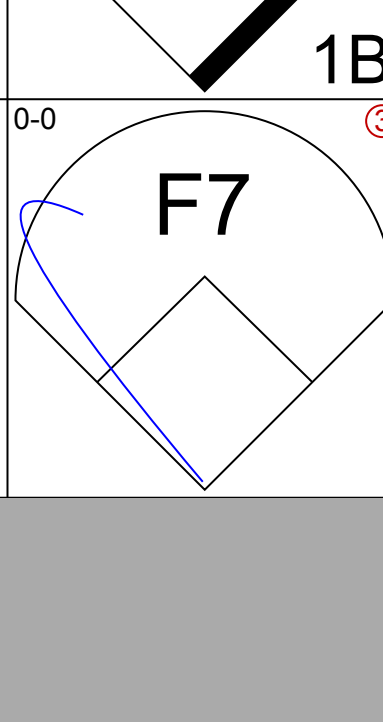
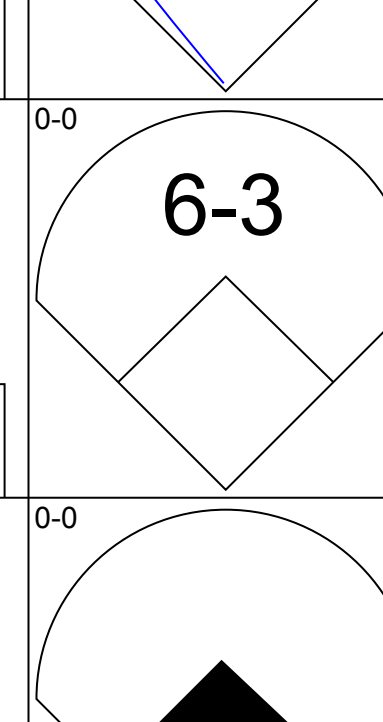
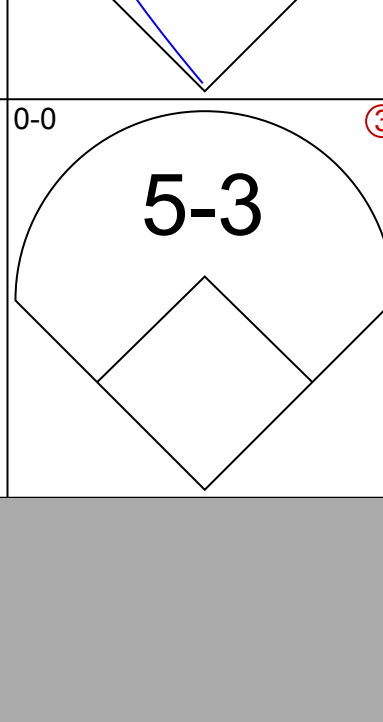
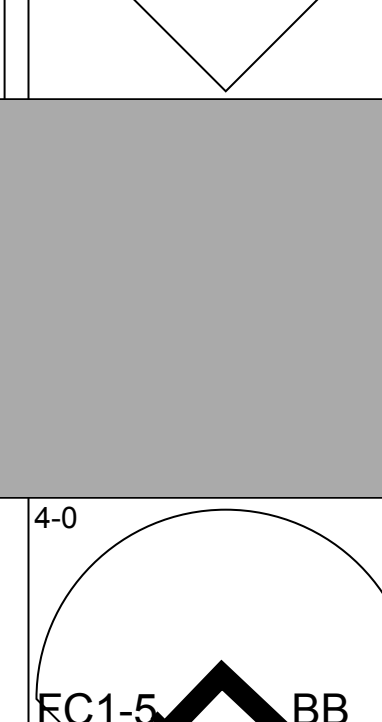
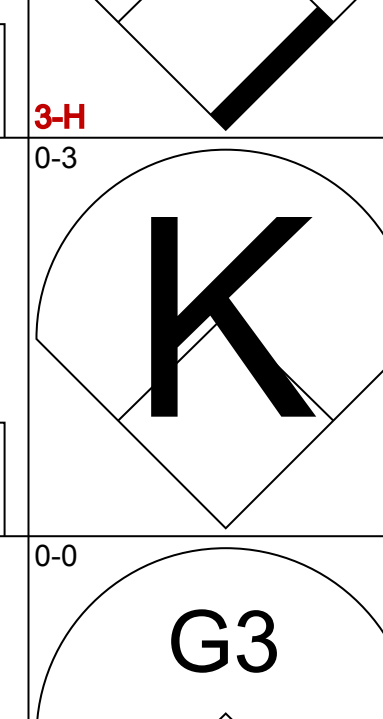

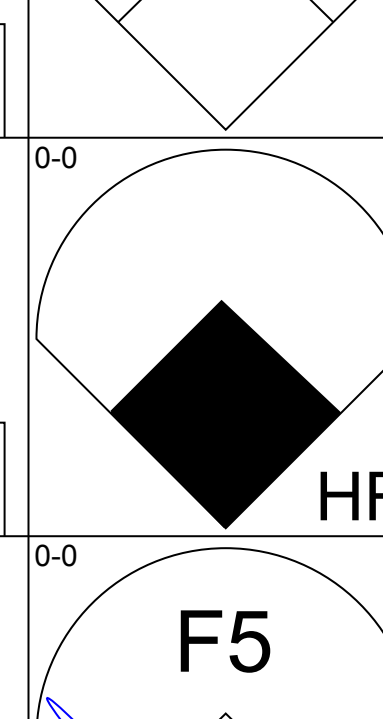

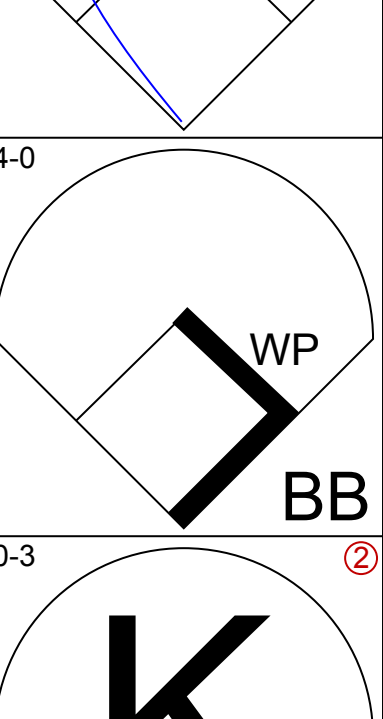
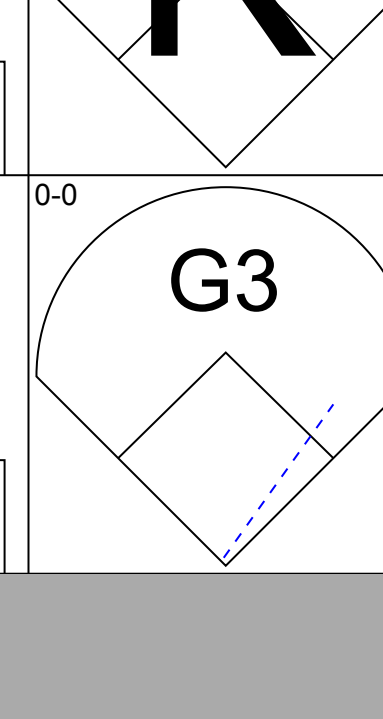
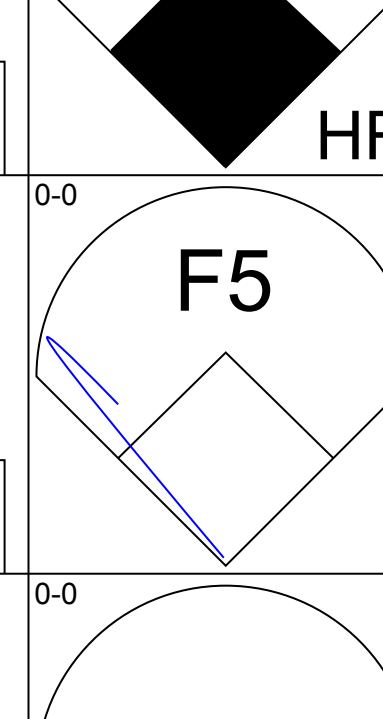
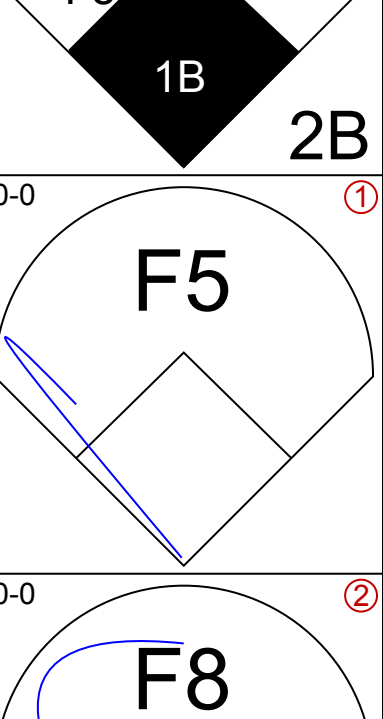
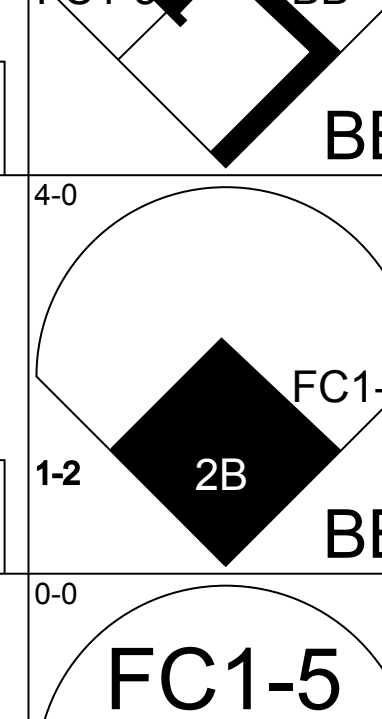

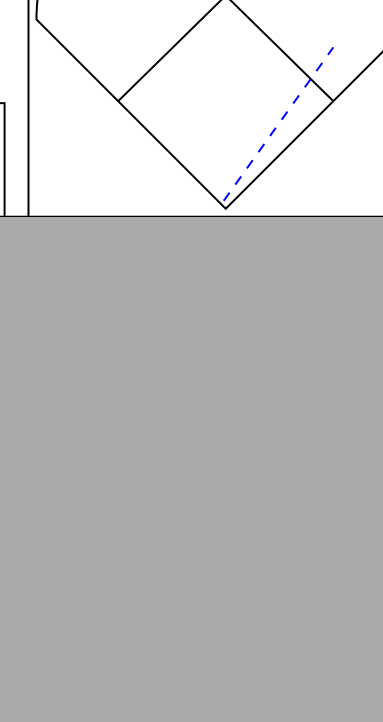
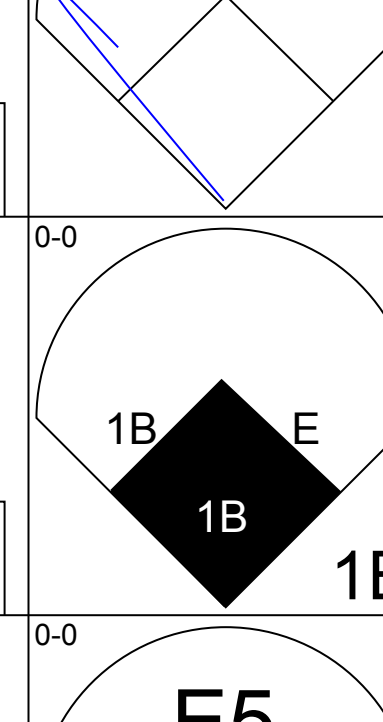
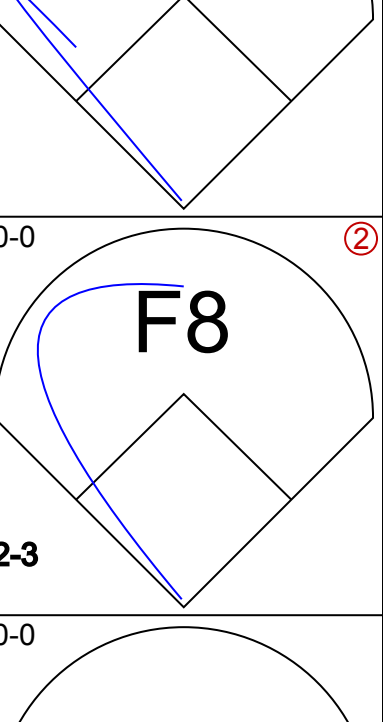
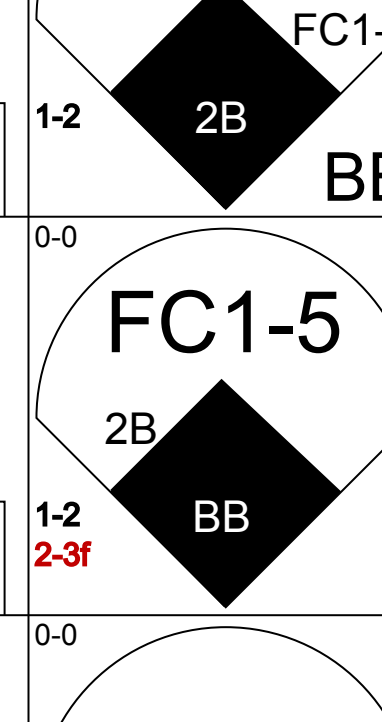
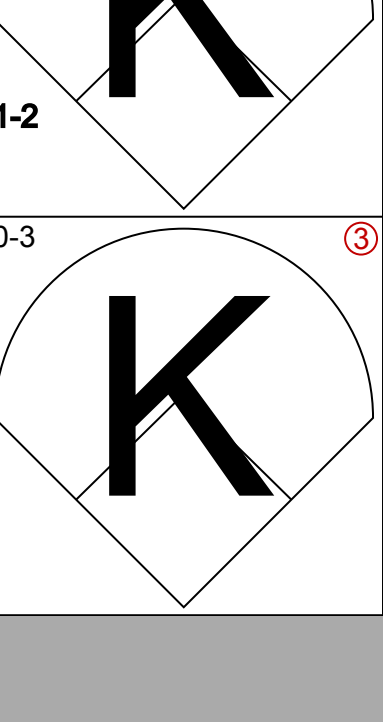
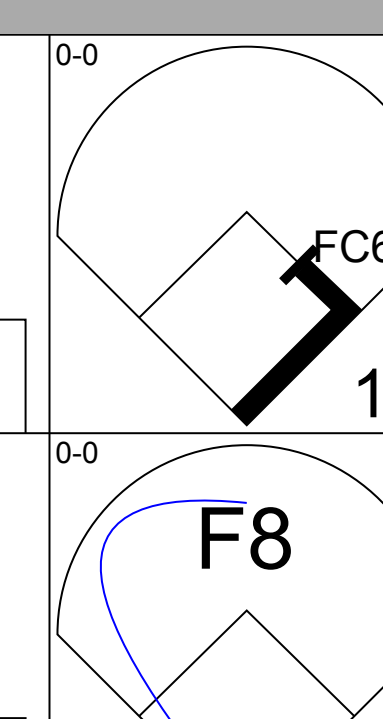
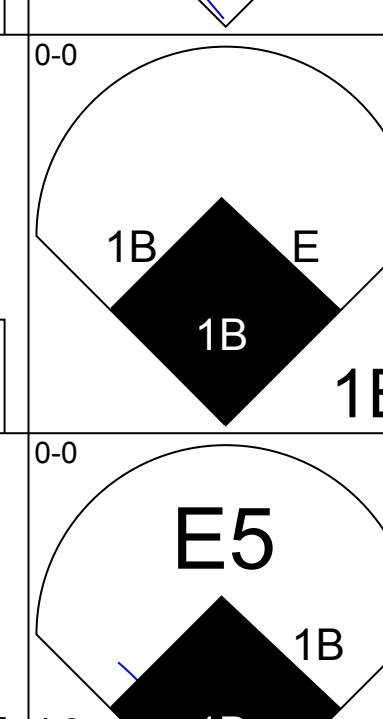
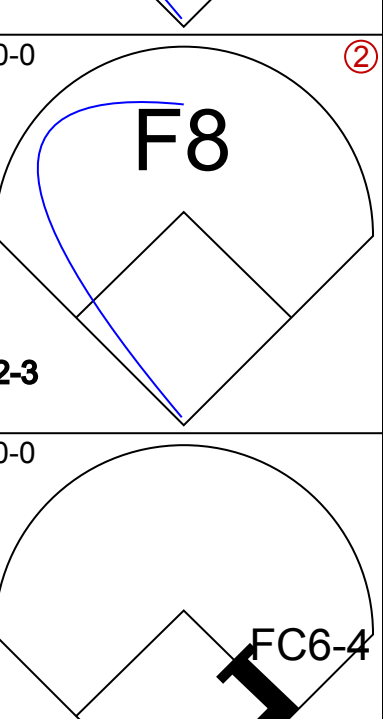
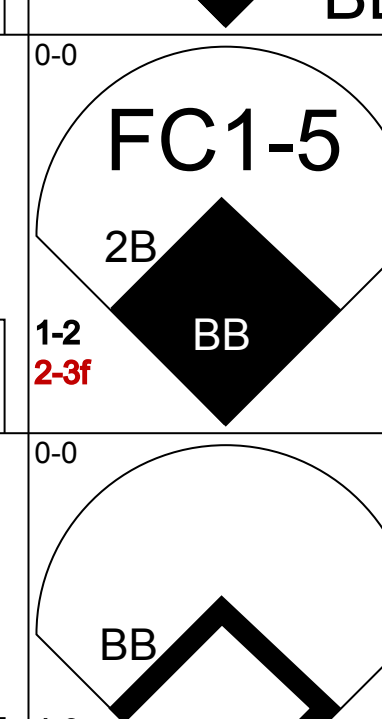
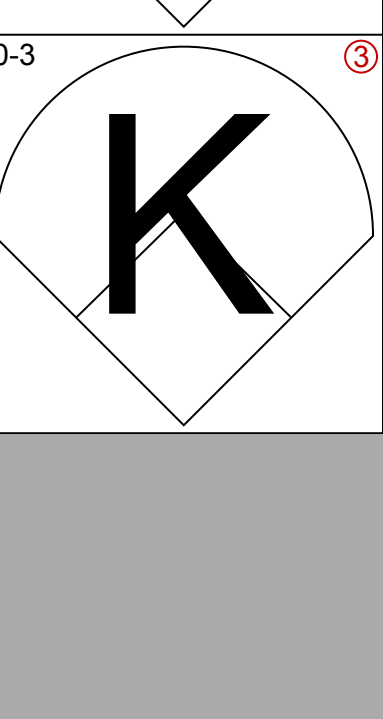
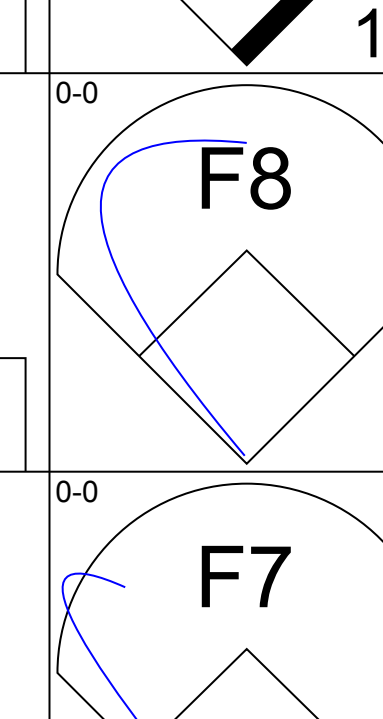
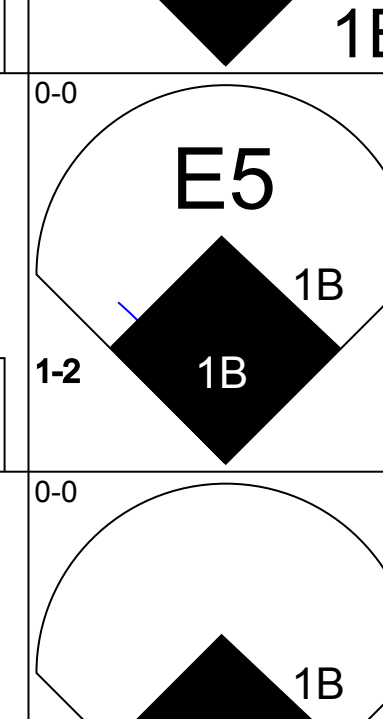
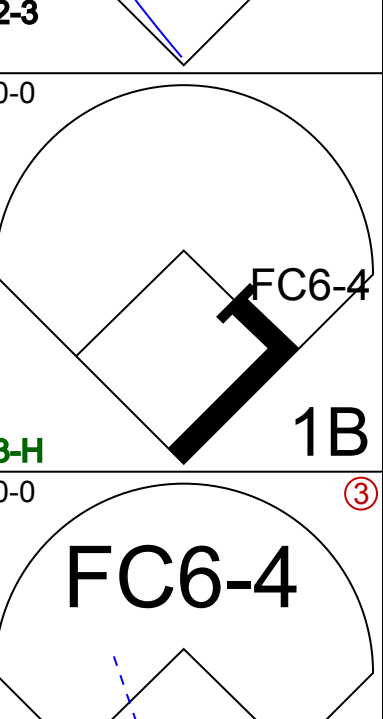
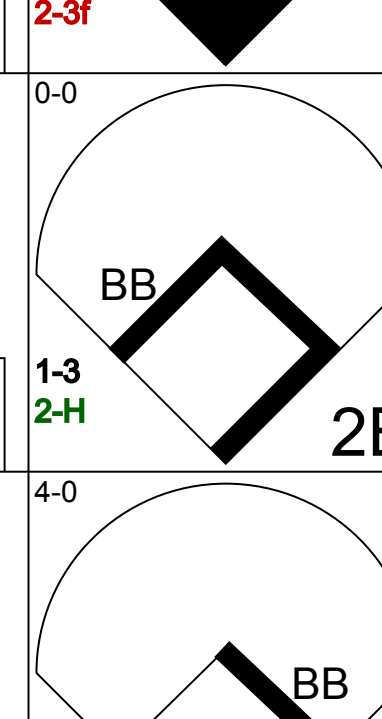
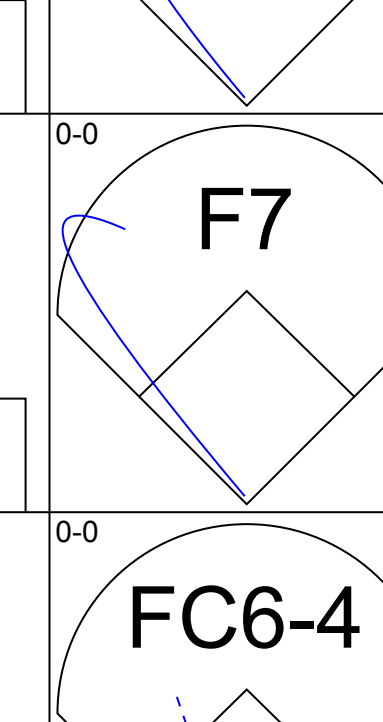
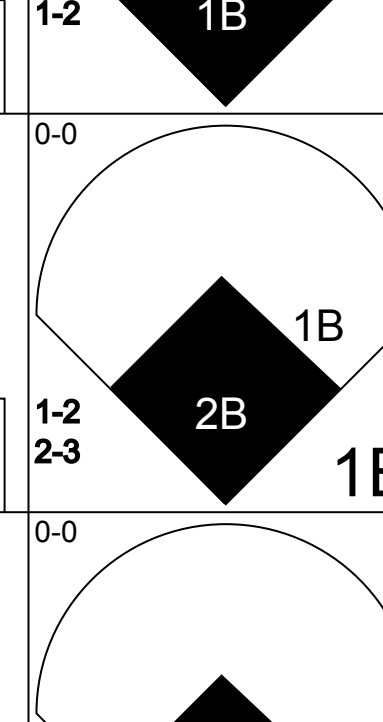
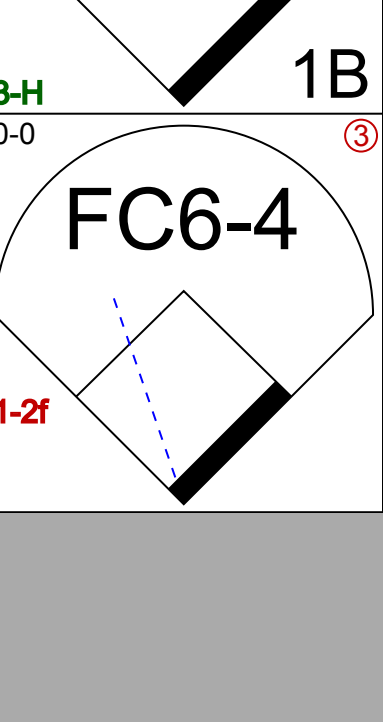
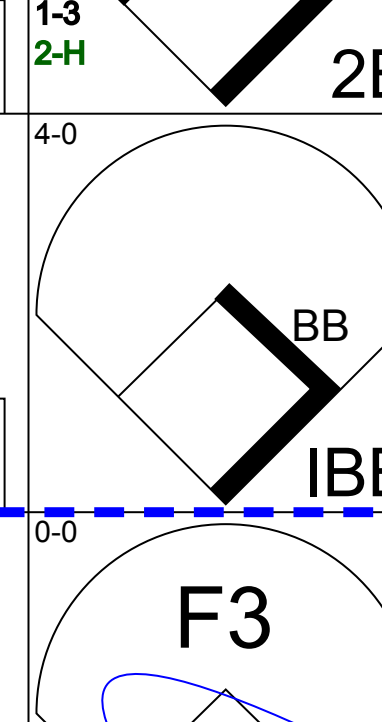
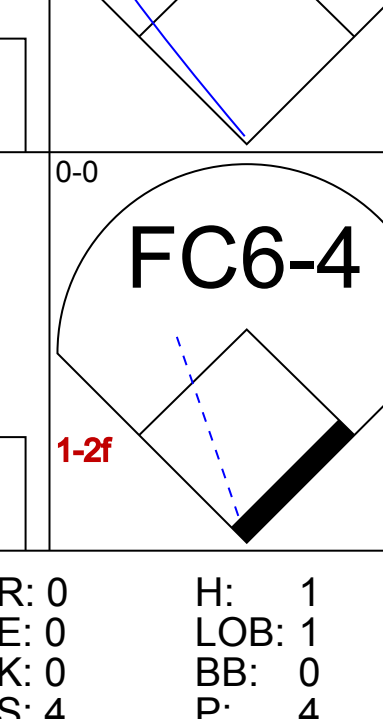
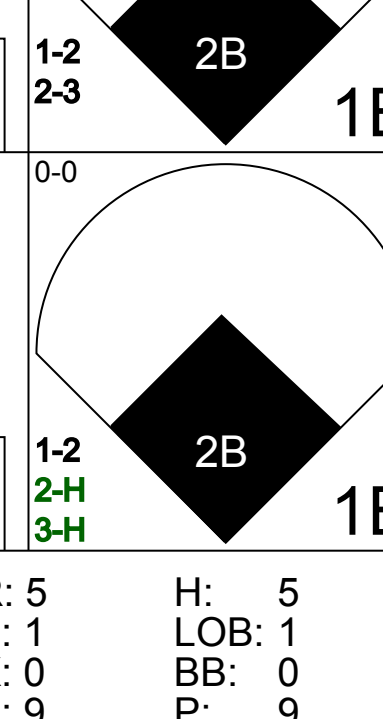
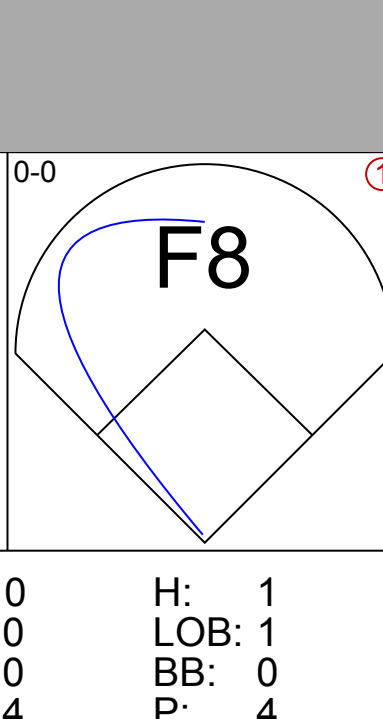

| Batter | 1 | 2 | 3 | 4 | 5 | 6 | 7 | 8 | 9 | AB | R | H | RBI | BB | SO | LOB | TOP | | | |
|---|---|---|---|--|---|--|--|---|---|---------------------------------|------------------------------|---------------------------------|------------------------------|---------------------------------|------------------------------|---------------------------------|---|----------------------------------|------------------------------------|----------------------------------|
| Paul Moltor, R (1.4) OBP: 0.440, SLG: 0.489 |  | |  | |  | | |  | | 4 | 0 | 0 | 0 | 0 | 1 | 0 | Milwaukee Brewers @ Baltimore Orioles Memorial Stadium, Baltimore, MD Tue Jun 03 1980, 7:05 PM EDT Att: 16,143 - Unknown - 72 F | | | |
| Robin Yount, R (1.6) OBP: 0.370, SLG: 0.583 |  | |  | | |  | |  | | 4 | 0 | 0 | 0 | 0 | 0 | 0 | | | | |
| Cecil Cooper, L (1.3) OBP: 0.394, SLG: 0.552 |  | |  | | |  | | |  | 3 | 1 | 2 | 1 | 1 | 0 | 0 | | | | |
| Dick Davis, R (1.10) OBP: 0.308, SLG: 0.386 | |  |  | | |  | | |  | 4 | 0 | 0 | 0 | 0 | 1 | 2 | | | | |
| Ben Oglivie, L (1.7) OBP: 0.396, SLG: 0.631 | |  | |  | |  | | |  | 4 | 1 | 1 | 0 | 0 | 0 | 1 | | | | |
| Sixto Lezcano, R (1.9) OBP: 0.302, SLG: 0.413 | |  | |  | | |  | |  | 4 | 1 | 1 | 0 | 0 | 1 | 0 | | | | |
| Gorman Thomas, R (1.8) OBP: 0.297, SLG: 0.415 | |  | |  | | |  | | | 3 | 0 | 0 | 0 | 0 | 2 | 2 | | | | |
| Jim Gantner, L (1.5) OBP: 0.237, SLG: 0.274 | |  | | |  | |  | | | 3 | 0 | 1 | 2 | 0 | 0 | 0 | | | | |
| Buck Martinez, R (1.2) OBP: 0.271, SLG: 0.269 | |  | | | |  | |  | | 3 | 0 | 0 | 0 | 0 | 0 | 1 | | | | |
| Inning Stats | R: 0 E: 0 K: 1 S: 5 | H: 0 LOB: 0 BB: 0 P: 5 | R: 2 E: 0 K: 1 S: 8 | H: 3 LOB: 1 BB: 0 P: 8 | R: 0 E: 0 K: 1 S: 6 | H: 1 LOB: 1 BB: 0 P: 6 | R: 0 E: 0 K: 1 S: 5 | H: 0 LOB: 0 BB: 0 P: 5 | R: 0 E: 0 K: 0 S: 3 | H: 0 LOB: 0 BB: 0 P: 3 | R: 0 E: 0 K: 0 S: 3 | H: 0 LOB: 0 BB: 0 P: 3 | R: 0 E: 0 K: 0 S: 3 | H: 0 LOB: 0 BB: 0 P: 3 | R: 1 E: 0 K: 1 S: 6 | H: 1 LOB: 0 BB: 0 P: 6 | | 1B: 3 2B: 1 3B: 0 HR: 1 | SF: 0 SAC: 0 DP: 0 HBP: 0 | WP: 0 PB: 0 SB: 0 CS: 0 |
| PITCHER Sammy Stewart, R (1.1) ERA: 3.91 | IP: 9.0 WLS: L BF: 33 | H: 5 R: 3 ER: 3 SO: 5 | BB: 1 IBB: 0 HBP: 0 BLK: 0 | WP: 0 HR: 1 S: 42 P: 46 | ERA: 3.00 WHIP: 0.667 | | | | | | | | | | | | | | | |

| Batter | 1 | 2 | 3 | 4 | 5 | 6 | 7 | 8 | 9 | AB | R | H | RBI | BB | SO | LOB | BOTTOM | | | |
|---|---|---|---|---|--|---|---|---|---|---------------------------------|------------------------------|---------------------------------|------------------------------|---------------------------------|------------------------------|----------------------------------|---|------------------------------------|----------------------------------|--------|
| Al Bumbry, L (1.8) OBP: 0.442, SLG: 0.480 |  | |  | | |  | |  | | 4 | 0 | 1 | 0 | 0 | 3 | 1 | Milwaukee Brewers @ Baltimore Orioles Memorial Stadium, Baltimore, MD Tue Jun 03 1980, 7:05 PM EDT Att: 16,143 - Unknown - 72 F | | | |
| Rich Dauer, R (1.4) OBP: 0.341, SLG: 0.299 |  | |  |  | |  | | |  | 4 | 0 | 0 | 0 | 0 | 0 | 0 | | | | |
| Pat Kelly, L (1.7) OBP: 0.375, SLG: 0.423 |  | | |  | |  | | |  | 2 | 0 | 0 | 0 | 2 | 1 | 1 | | | | |
| Eddie Murray, S (1.3) OBP: 0.333, SLG: 0.447 |  | | |  | | |  | |  | 4 | 0 | 2 | 0 | 0 | 0 | 1 | | | | |
| Lee May, R (1.10) OBP: 0.286, SLG: 0.432 | |  | |  | | |  | |  | 4 | 0 | 0 | 0 | 0 | 1 | 4 | | | | |
| Dan Graham, L (1.2) OBP: 0.323, SLG: 0.429 | |  | | |  | |  | |  | 4 | 0 | 0 | 0 | 0 | 0 | 2 | | | | |
| Doug DeCinces, R (1.5) OBP: 0.327, SLG: 0.420 | |  | | | |  | |  | | 3 | 0 | 0 | 0 | 0 | 1 | 0 | | | | |
| Gary Roenicke, R (1.9) OBP: 0.336, SLG: 0.345 | | |  | | | |  | |  | 3 | 0 | 1 | 0 | 0 | 0 | 0 | | | | |
| Mark Belanger, R (1.6) OBP: 0.178, SLG: 0.183 | | | | | | | |  | | 2 | 0 | 0 | 0 | 0 | 0 | 1 | | | | |
| Terry Crowley, L (8. PH) OBP: 0.435, SLG: 0.625 | | | | | | | | | | 1 | 0 | 1 | 0 | 0 | 0 | 0 | | | | |
| Wayne Krenchicki, L (9.6) OBP: 0.167, SLG: 0.091 | | | | | | | |  | | 0 | 0 | 0 | 0 | 0 | 0 | 0 | | | | |
| Inning Stats | R: 0 E: 1 K: 1 S: 6 | H: 0 LOB: 1 BB: 0 P: 6 | R: 0 E: 0 K: 1 S: 5 | H: 0 LOB: 0 BB: 0 P: 5 | R: 0 E: 0 K: 0 S: 3 | H: 1 LOB: 1 BB: 0 P: 3 | R: 0 E: 0 K: 0 S: 3 | H: 1 LOB: 1 BB: 0 P: 7 | R: 0 E: 0 K: 2 S: 7 | H: 0 LOB: 0 BB: 0 P: 7 | R: 0 E: 0 K: 0 S: 3 | H: 0 LOB: 0 BB: 0 P: 3 | R: 0 E: 0 K: 1 S: 6 | H: 1 LOB: 1 BB: 0 P: 6 | R: 0 E: 0 K: 1 S: 6 | H: 1 LOB: 2 BB: 1 P: 10 | 1B: 5 2B: 0 3B: 0 HR: 0 | SF: 0 SAC: 0 DP: 1 HBP: 0 | WP: 0 PB: 0 SB: 0 CS: 0 | PA: 34 |
| PITCHER Moose Haas, R (1.1) ERA: 2.96 | IP: 9.0 WLS: W BF: 33 | H: 5 R: 0 ER: 0 SO: 6 | BB: 2 IBB: 0 HBP: 0 BLK: 0 | WP: 0 HR: 0 S: 43 P: 51 | ERA: 0.00 WHIP: 0.778 | | | | | | | | | | | | | | | |

| Batter | 1 | 2 | 3 | 4 | 5 | 6 | 7 | 8 | 9 | AB | R | H | RBI | BB | SO | LOB | TOP | | | | | |
|---|--|---------------------------------|------------------------------|----------------------------------|------------------------------|---------------------------------|------------------------------|---------------------------------|------------------------------|---------------------------------|------------------------------|---------------------------------|------------------------------|---------------------------------|------------------------------|----------------------------------|---|---------------------------------|----------------------------------|------------------------------------|----------------------------------|--------|
| Paul Mollitor, R OBP: 0.436, SLG: 0.481 (1, 4) | L3 | | FC5-4 | | F9 | | | SH BB | | 3 | 1 | 0 | 0 | 1 | 0 | 2 | Milwaukee Brewers @ Baltimore Orioles Memorial Stadium, Baltimore, MD Wed Jun 04 1980, 7:05 PM EDT Att: 20,831 - Unknown - 72 F | | | | | |
| Robin Yount, R OBP: 0.365, SLG: 0.574 (1, 6) | F8 | | F8 | | F9 | | | SH | | 3 | 0 | 0 | 1 | 0 | 0 | 2 | | | | | | |
| Sal Bando, R OBP: 0.325, SLG: 0.343 (9, 3) | 5-3 | | | HR | | F7 | | K | | 4 | 1 | 1 | 0 | 0 | 1 | 1 | | | | | | |
| Ben Oglivie, L OBP: 0.398, SLG: 0.644 (1, 7) | | L6-4 BB | | HR | | K | | F8 | | 3 | 1 | 1 | 2 | 1 | 1 | 1 | | | | | | |
| Gorman Thomas, R OBP: 0.291, SLG: 0.406 (1, 8) | F7 | | | K | | F7 | | | 5-3 | 4 | 0 | 0 | 0 | 0 | 1 | 1 | | | | | | |
| Sixto Lezcano, R OBP: 0.307, SLG: 0.412 (1, 9) | | | | F8 | | | F9 | | | 3 | 0 | 1 | 0 | 1 | 0 | 0 | | | | | | |
| Dick Davis, R OBP: 0.306, SLG: 0.381 (1, 10) | L6-4 | | | F8 | | | | L6 | | 4 | 0 | 1 | 0 | 0 | 0 | 3 | | | | | | |
| Mark Brouhard, R OBP: 0.241, SLG: 0.393 Jim Ganter, L OBP: 0.237, SLG: 0.274 (9, 5) | | | | | F7 | | | 1-3 | | 4 | 0 | 1 | 0 | 0 | 0 | 1 | | | | | | |
| Buck Martinez, R OBP: 0.278, SLG: 0.275 Charlie Moore, R OBP: 0.340, SLG: 0.337 (8, PH) (8, 2) | | | | | | | | P4 | | 2 | 0 | 1 | 0 | 0 | 0 | 1 | | | | | | |
| | | | | | | | | | | 1 | 0 | 0 | 0 | 0 | 0 | 0 | | | | | | |
| Inning Stats | R: 0 E: 0 K: 0 S: 3 | H: 0 LOB: 0 BB: 0 P: 3 | R: 0 E: 0 K: 0 S: 2 | H: 0 LOB: 1 BB: 2 P: 10 | R: 0 E: 0 K: 0 S: 4 | H: 1 LOB: 1 BB: 0 P: 4 | R: 2 E: 0 K: 1 S: 7 | H: 2 LOB: 0 BB: 0 P: 7 | R: 0 E: 0 K: 0 S: 4 | H: 1 LOB: 1 BB: 0 P: 4 | R: 0 E: 0 K: 1 S: 5 | H: 0 LOB: 0 BB: 0 P: 5 | R: 0 E: 0 K: 0 S: 3 | H: 1 LOB: 0 BB: 0 P: 3 | R: 1 E: 0 K: 1 S: 6 | H: 0 LOB: 1 BB: 1 P: 10 | R: 0 E: 0 K: 0 S: 4 | H: 1 LOB: 0 BB: 0 P: 4 | 1B: 5 2B: 1 3B: 0 HR: 1 | SF: 0 SAC: 1 DP: 1 HBP: 0 | WP: 0 PB: 0 SB: 2 CS: 0 | PA: 35 |
| PITCHER Mike Flanagan, L ERA: 3.6 (1, 1) | IP: 9.0 WLS: L BF: 35 H: 6 R: 3 ER: 2 SO: 3 BB: 3 IBB: 0 HBP: 0 BLK: 0 WP: 0 HR: 1 S: 38 P: 50 ERA: 2.00 WHIP: 1.000 | | | | | | | | | | | | | | | | | | | | | |

| Batter | 1 | 2 | 3 | 4 | 5 | 6 | 7 | 8 | 9 | AB | R | H | RBI | BB | SO | LOB | BOTTOM | | | |
|--|--|---------------------------------|------------------------------|---------------------------------|------------------------------|---------------------------------|------------------------------|---------------------------------|------------------------------|---------------------------------|------------------------------|---------------------------------|------------------------------|---------------------------------|------------------------------|---------------------------------|---|------------------------------------|----------------------------------|--------|
| Al Bumbry, L OBP: 0.443, SLG: 0.480 Benny Ayala, R OBP: 0.412, SLG: 0.667 (9, PH) | 2B | BB | | | F8 | | 6-3 | | F8 | 4 | 1 | 2 | 0 | 0 | 0 | 0 | Milwaukee Brewers @ Baltimore Orioles Memorial Stadium, Baltimore, MD Wed Jun 04 1980, 7:05 PM EDT Att: 20,831 - Unknown - 72 F | | | |
| Rich Dauer, R OBP: 0.345, SLG: 0.306 (1, 4) | 1B | BB | | | F7 | | | 5-3 | | 3 | 1 | 1 | 1 | 1 | 0 | 0 | | | | |
| Pat Kelly, L OBP: 0.353, SLG: 0.393 (1, 7) | 6-3 | 3-1 | | | F8 | | | K | | 4 | 0 | 0 | 0 | 0 | 1 | 4 | | | | |
| Eddie Murray, S OBP: 0.341, SLG: 0.453 (1, 3) | FC4-6 | | | | FC4-6 | | | 1B | | 4 | 0 | 3 | 1 | 0 | 0 | 0 | | | | |
| Dan Graham, L OBP: 0.318, SLG: 0.417 (1, 2) | FC4-6 | | | | FC4-6 | | | L7 | | 4 | 0 | 1 | 0 | 0 | 0 | 3 | | | | |
| Lee May, R OBP: 0.277, SLG: 0.418 (1, 10) | L5 | | | | G6-4-3 | | | K | | 4 | 0 | 0 | 0 | 0 | 1 | 3 | | | | |
| Doug DeCinces, R OBP: 0.325, SLG: 0.416 (1, 5) | | | | | | | | FC6-4 | | 4 | 0 | 1 | 0 | 0 | 0 | 1 | | | | |
| Gary Roenicke, R OBP: 0.329, SLG: 0.336 Terry Crowley, L OBP: 0.426, SLG: 0.610 Rick Dempsey, R OBP: 0.326, SLG: 0.475 (9, FR) | | 4-3 | | | | | | K | | 3 | 0 | 0 | 0 | 0 | 1 | 0 | | | | |
| Mark Belanger, R OBP: 0.183, SLG: 0.187 Wayne Krenchicki, L OBP: 0.154, SLG: 0.063 (9, PH) | | BB | | | | | | K | | 1 | 0 | 0 | 0 | 0 | 0 | 1 | | | | |
| | | | | | | | | | | 3 | 0 | 1 | 0 | 0 | 0 | 0 | | | | |
| Inning Stats | R: 2 E: 0 K: 0 S: 6 | H: 3 LOB: 1 BB: 0 P: 6 | R: 0 E: 0 K: 0 S: 5 | H: 2 LOB: 3 BB: 1 P: 9 | R: 0 E: 0 K: 0 S: 3 | H: 1 LOB: 0 BB: 0 P: 3 | R: 0 E: 0 K: 0 S: 3 | H: 0 LOB: 0 BB: 0 P: 3 | R: 0 E: 0 K: 1 S: 6 | H: 1 LOB: 1 BB: 0 P: 6 | R: 0 E: 0 K: 1 S: 5 | H: 0 LOB: 0 BB: 0 P: 5 | R: 0 E: 0 K: 1 S: 6 | H: 1 LOB: 1 BB: 0 P: 6 | R: 0 E: 1 K: 1 S: 7 | H: 1 LOB: 2 BB: 0 P: 7 | 1B: 8 2B: 1 3B: 0 HR: 0 | SF: 0 SAC: 0 DP: 1 HBP: 0 | WP: 0 PB: 0 SB: 0 CS: 0 | PA: 37 |
| PITCHER Lary Sorensen, R ERA: 4.2 Bill Castro, R ERA: 1.19 Bob McClure, L ERA: 2.66 (9, 1) (9, 1) | IP: 8.0 WLS: W BF: 32 H: 8 R: 2 ER: 2 SO: 3 BB: 1 IBB: 0 HBP: 0 BLK: 0 WP: 0 HR: 0 S: 37 P: 41 ERA: 2.25 WHIP: 1.125 | | | | | | | | | | | | | | | | | | | |


| Batter | 1 | 2 | 3 | 4 | 5 | 6 | 7 | 8 | 9 | AB | R | H | RBI | BB | SO | LOB | TOP | | | | | |
|--|---|--|---|--|--|---|---|---------------------------------|---|----------------------------------|------------------------------|---------------------------------|------------------------------|---------------------------------|------------------------------|---------------------------------|--|----------------------------------|----------------------------------|------------------------------------|----------------------------------|--------|
| Lou Whitaker, L (1,4) OBP: 0.343, SLG: 0.231 |  | |  | | | |  | |  | 5 | 0 | 1 | 0 | 0 | 1 | 2 | Detroit Tigers @ Milwaukee Brewers Milwaukee County Stadium, Milwaukee, WI Fri Jun 06 1980, 8:05 PM EDT Att: 35,192 - Unknown - 64 F livebaseballscorecards.com | | | | | |
| Alan Trammell, R (1,6) OBP: 0.401, SLG: 0.399 |  | |  | |  | |  | |  | 3 | 1 | 0 | 0 | 2 | 1 | 2 | | | | | | |
| Steve Kemp, L (1,10) OBP: 0.371, SLG: 0.467 |  | |  | |  | |  | |  | 4 | 0 | 0 | 1 | 1 | 1 | 4 | | | | | | |
| Lance Parrish, R (1,2) OBP: 0.315, SLG: 0.479 | |  | |  | |  | | |  | 5 | 0 | 1 | 0 | 0 | 2 | 3 | | | | | | |
| Al Cowens, R (1,9) OBP: 0.306, SLG: 0.301 |  | | |  | |  | | |  | 4 | 0 | 1 | 0 | 1 | 0 | 0 | | | | | | |
| John Wockenfuss, R (1,3) OBP: 0.394, SLG: 0.500 | |  | |  | |  | | |  | 2 | 1 | 1 | 0 | 1 | 0 | 1 | | | | | | |
| Tim Corcoran, L (8,PH) OBP: 0.300, SLG: 0.190 | | | | | |  | | |  | 1 | 0 | 0 | 0 | 0 | 0 | 0 | | | | | | |
| Champ Summers, L (9,PH) OBP: 0.381, SLG: 0.466 | | | | | |  | | | | 1 | 0 | 0 | 0 | 0 | 0 | 2 | | | | | | |
| Jim Lentine, R (1,7) OBP: 0.286, SLG: 0.211 | |  | | | |  | | | | 4 | 0 | 3 | 0 | 0 | 0 | 1 | | | | | | |
| Kirk Gibson, L (1,8) OBP: 0.286, SLG: 0.417 | | |  |  | |  | | |  | 4 | 0 | 1 | 1 | 0 | 0 | 3 | | | | | | |
| Tom Brookens, R (1,5) OBP: 0.318, SLG: 0.330 | | | | | |  | | | | 2 | 1 | 1 | 0 | 1 | 0 | 2 | | | | | | |
| Rick Peters, S (9,PH) OBP: 0.313, SLG: 0.309 | | |  | |  |  | | |  | 0 | 1 | 0 | 0 | 1 | 0 | 0 | | | | | | |
| Inning Stats | R: 0 E: 0 K: 3 S: 9 | H: 0 LOB: 0 BB: 0 P: 9 | R: 0 E: 0 K: 0 S: 3 | H: 0 LOB: 1 BB: 1 P: 7 | R: 1 E: 0 K: 0 S: 4 | H: 1 LOB: 1 BB: 1 P: 8 | R: 0 E: 0 K: 0 S: 5 | H: 3 LOB: 2 BB: 0 P: 5 | R: 0 E: 0 K: 1 S: 6 | H: 1 LOB: 2 BB: 1 P: 10 | R: 1 E: 0 K: 0 S: 5 | H: 3 LOB: 1 BB: 0 P: 5 | R: 0 E: 0 K: 0 S: 5 | H: 0 LOB: 1 BB: 1 P: 9 | R: 0 E: 0 K: 0 S: 4 | H: 1 LOB: 1 BB: 0 P: 4 | R: 2 E: 1 K: 0 S: 4 | H: 0 LOB: 2 BB: 3 P: 16 | 1B: 9 2B: 0 3B: 0 HR: 0 | SF: 0 SAC: 0 DP: 1 HBP: 0 | WP: 1 PB: 1 SB: 1 CS: 1 | PA: 42 |
| PITCHER | IP WLS BF H R ER SO BB IBB HBP BLK WP HR S P ERA WHIP | | | | | | | | | | | | | | | | | | | | | |
| Mike Caldwell, L (1,1) ERA: 3.39 | 7.0 W 31 8 2 2 5 4 0 0 0 1 0 37 53 2.57 1.714 | | | | | | | | | | | | | | | | | | | | | |
| John Flinn, R (8,1) ERA: 3.09 | 1.2 10 1 2 0 0 3 0 0 0 0 0 7 19 0.00 2.400 | | | | | | | | | | | | | | | | | | | | | |
| Jerry Augustine, L (9,1) ERA: 4.91 | 0.1 S 1 0 0 0 0 0 0 0 0 0 0 0 1 1 0.00 0.000 | | | | | | | | | | | | | | | | | | | | | |

| Batter | 1 | 2 | 3 | 4 | 5 | 6 | 7 | 8 | 9 | AB | R | H | RBI | BB | SO | LOB | BOTTOM | | | |
|--|---|---|---|---|--|---|---|---|---|---------------------------------|------------------------------|---------------------------------|------------------------------|----------------------------------|------------------------------|----------------------------------|--|------------------------------------|----------------------------------|--------|
| Paul Molitor, R (1,4) OBP: 0.439, SLG: 0.484 |  | |  |  | |  | | | | 1 | 0 | 1 | 0 | 0 | 0 | 0 | Detroit Tigers @ Milwaukee Brewers Milwaukee County Stadium, Milwaukee, WI Fri Jun 06 1980, 8:05 PM EDT Att: 35,192 - Unknown - 64 F livebaseballscorecards.com | | | |
| Ed Romero, R (3,PH) OBP: 0.750, SLG: 1.000 |  | | |  | |  |  | | | 3 | 0 | 2 | 3 | 1 | 0 | 0 | | | | |
| Robin Yount, R (1,6) OBP: 0.365, SLG: 0.574 |  | |  |  | |  |  | | | 5 | 0 | 2 | 0 | 0 | 0 | 5 | | | | |
| Dick Davis, R (1,10) OBP: 0.295, SLG: 0.366 |  | |  |  | |  | |  | | 5 | 0 | 0 | 0 | 0 | 0 | 4 | | | | |
| Gorman Thomas, R (1,8) OBP: 0.304, SLG: 0.433 |  | | |  |  | |  | |  | 3 | 2 | 2 | 1 | 2 | 1 | 2 | | | | |
| Ben Oglivie, L (1,7) OBP: 0.393, SLG: 0.629 |  | | |  |  | |  | |  | 4 | 1 | 0 | 0 | 1 | 1 | 4 | | | | |
| Sixto Lezcano, R (1,9) OBP: 0.309, SLG: 0.411 | |  | |  |  | |  | |  | 5 | 2 | 2 | 0 | 0 | 1 | 4 | | | | |
| Mark Brouhard, R (1,3) OBP: 0.273, SLG: 0.438 | |  | |  |  | |  | | | 4 | 1 | 2 | 2 | 0 | 0 | 2 | | | | |
| Sal Bando, R (1,5) OBP: 0.331, SLG: 0.343 | |  | |  |  | |  | | | 3 | 1 | 1 | 0 | 1 | 0 | 2 | | | | |
| Charlie Moore, R (1,2) OBP: 0.337, SLG: 0.333 | |  | |  | |  | |  | | 4 | 1 | 1 | 2 | 0 | 0 | 4 | | | | |
| Inning Stats | R: 0 E: 0 K: 1 S: 7 | H: 2 LOB: 2 BB: 0 P: 7 | R: 0 E: 0 K: 0 S: 4 | H: 1 LOB: 0 BB: 0 P: 4 | R: 0 E: 0 K: 0 S: 3 | H: 1 LOB: 0 BB: 0 P: 3 | R: 5 E: 1 K: 0 S: 9 | H: 5 LOB: 1 BB: 0 P: 9 | R: 1 E: 0 K: 0 S: 5 | H: 2 LOB: 1 BB: 0 P: 5 | R: 0 E: 0 K: 0 S: 4 | H: 1 LOB: 1 BB: 0 P: 4 | R: 2 E: 0 K: 0 S: 4 | H: 1 LOB: 3 BB: 4 P: 20 | R: 0 E: 0 K: 2 S: 7 | H: 0 LOB: 1 BB: 1 P: 11 | 1B: 8 2B: 4 3B: 0 HR: 1 | SF: 0 SAC: 0 DP: 0 HBP: 0 | WP: 1 PB: 0 SB: 0 CS: 0 | PA: 42 |
| PITCHER | IP WLS BF H R ER SO BB IBB HBP BLK WP HR S P ERA WHIP | | | | | | | | | | | | | | | | | | | |
| Pat Underwood, L (1,1) ERA: 5.6 | 3.1 L 18 8 5 4 1 0 0 0 0 0 1 20 20 9.00 2.400 | | | | | | | | | | | | | | | | | | | |
| Dave Tobik, R (4,1) ERA: 6.04 | 3.0 17 5 3 3 0 2 1 0 0 0 0 14 26 9.00 2.333 | | | | | | | | | | | | | | | | | | | |
| Roger Weaver, R (7,1) ERA: | 1.2 7 0 0 0 0 2 2 0 0 0 1 0 9 17 0.00 1.200 | | | | | | | | | | | | | | | | | | | |

| Batter | 1 | 2 | 3 | 4 | 5 | 6 | 7 | 8 | 9 | AB | R | H | RBI | BB | SO | LOB | TOP | | | | | |
|---|------------------------------|---------------------------------|------------------------------|---------------------------------|------------------------------|---------------------------------|------------------------------|---------------------------------|------------------------------|---------------------------------|------------------------------|---------------------------------|------------------------------|---------------------------------|------------------------------|---------------------------------|------------------------------|---------------------------------|----------------------------------|------------------------------------|----------------------------------|--------|
| Lou Whitaker, L (1, 4) OBP: 0.333, SLG: 0.223 | 5-3 | | G4-6-3 | FC6-4 | | | F7 | | F7 | 5 | 0 | 0 | 0 | 0 | 0 | 4 | | | | | | |
| Alan Trammell, R (1, 6) OBP: 0.401, SLG: 0.399 | K | | 1B | | | | F2 | | E6 | 5 | 1 | 2 | 0 | 0 | 1 | 1 | | | | | | |
| Steve Kemp, L (1, 10) OBP: 0.378, SLG: 0.468 | | | | | | | F5 | | | 4 | 0 | 2 | 1 | 1 | 0 | 1 | | | | | | |
| Richie Hebner, L (1, 3) OBP: 0.344, SLG: 0.464 | G3 | | 4-3 | | | | G3 | | FC3-6 | 5 | 0 | 0 | 1 | 0 | 1 | 5 | | | | | | |
| Champ Summers, L (1, 9) OBP: 0.389, SLG: 0.479 | | | | | | | | | K | 5 | 0 | 3 | 0 | 0 | 1 | 1 | | | | | | |
| Lance Parrish, R (1, 2) OBP: 0.305, SLG: 0.469 | | | | | | | F2 | | | 4 | 0 | 0 | 0 | 0 | 1 | 3 | | | | | | |
| Kirk Gibson, L (1, 8) OBP: 0.296, SLG: 0.440 | | | | | | | | | FC6 | 3 | 1 | 2 | 1 | 1 | 0 | 1 | | | | | | |
| Jim Lentine, R (1, 7) OBP: 0.280, SLG: 0.217 | | | | | | | | | F4 | 4 | 0 | 1 | 0 | 0 | 0 | 5 | | | | | | |
| Tom Brookens, R (1, 5) OBP: 0.319, SLG: 0.324 | | | | | | | | | | 2 | 0 | 0 | 0 | 1 | 0 | 3 | | | | | | |
| Rick Peters, S (9, PH) OBP: 0.321, SLG: 0.319 | | | | | | | | | E | 1 | 1 | 1 | 0 | 0 | 0 | 0 | | | | | | |
| Inning Stats | R: 0 E: 0 K: 1 S: 5 | H: 0 LOB: 1 BB: 1 P: 9 | R: 0 E: 0 K: 0 S: 4 | H: 2 LOB: 1 BB: 0 P: 4 | R: 0 E: 0 K: 0 S: 4 | H: 2 LOB: 2 BB: 1 P: 8 | R: 1 E: 1 K: 0 S: 6 | H: 2 LOB: 2 BB: 0 P: 6 | R: 0 E: 0 K: 0 S: 3 | H: 0 LOB: 0 BB: 0 P: 3 | R: 0 E: 0 K: 0 S: 4 | H: 1 LOB: 2 BB: 1 P: 8 | R: 0 E: 0 K: 1 S: 6 | H: 1 LOB: 1 BB: 0 P: 6 | R: 0 E: 0 K: 1 S: 6 | H: 1 LOB: 1 BB: 0 P: 6 | R: 2 E: 1 K: 1 S: 8 | H: 2 LOB: 1 BB: 0 P: 8 | 1B: 9 2B: 1 3B: 0 HR: 1 | SF: 0 SAC: 0 DP: 2 HBP: 0 | WP: 0 PB: 0 SB: 0 CS: 0 | PA: 41 |
| PITCHER | IP | WLS | BF | H | R | ER | SO | BB | IBB | HBP | BLK | WP | HR | S | P | ERA | WHIP | | | | | |
| Rickey Keaton, R (1, 1) ERA: 3.18 | 7.0 | W | 32 | 9 | 1 | 1 | 2 | 3 | 0 | 0 | 0 | 0 | 1 | 33 | 45 | 1.29 | 1.714 | | | | | |
| Bill Castro, R (8, 1) ERA: 1.11 | 2.0 | | 9 | 2 | 2 | 0 | 2 | 0 | 0 | 0 | 0 | 0 | 0 | 13 | 13 | 0.00 | 1.000 | | | | | |

Detroit Tigers @ Milwaukee Brewers
 Milwaukee County Stadium, Milwaukee, WI
 Sat Jun 07 1980, 8:05 PM EDT
 Att: 38,011 - Unknown - 67 F


| | |
|-----|----|
| AB | 38 |
| R | 3 |
| H | 11 |
| RBI | 3 |
| BB | 3 |
| SO | 4 |
| LOB | 24 |



| Batter | 1 | 2 | 3 | 4 | 5 | 6 | 7 | 8 | 9 | AB | R | H | RBI | BB | SO | LOB | BOTTOM | | | | |
|---|-------------------------------|----------------------------------|------------------------------|---------------------------------|------------------------------|---------------------------------|------------------------------|---------------------------------|------------------------------|---------------------------------|------------------------------|---------------------------------|------------------------------|---------------------------------|------------------------------|---------------------------------|----------------------------------|------------------------------------|----------------------------------|--------|--|
| Jim Gantner, L (1, 5) OBP: 0.250, SLG: 0.286 | E8 | | | 1-3 | | | 4-3 | | | 4 | 1 | 2 | 1 | 0 | 0 | 1 | | | | | |
| Robin Yount, R (1, 6) OBP: 0.368, SLG: 0.583 | K | | | | | | | | | 4 | 1 | 2 | 1 | 0 | 1 | 1 | | | | | |
| Dick Davis, R (1, 10) OBP: 0.301, SLG: 0.394 | | | | | | | | | | 4 | 1 | 2 | 3 | 0 | 0 | 1 | | | | | |
| Gorman Thomas, R (1, 8) OBP: 0.298, SLG: 0.423 | K | | | | | | | | | 4 | 0 | 0 | 0 | 0 | 2 | 1 | | | | | |
| Ben Oglivie, L (1, 7) OBP: 0.395, SLG: 0.626 | | | | | | | | | | 4 | 0 | 2 | 0 | 0 | 0 | 0 | | | | | |
| Sixto Lezcano, R (1, 9) OBP: 0.308, SLG: 0.407 | FC6-4 | | | | | | | | | 4 | 0 | 1 | 0 | 0 | 0 | 3 | | | | | |
| Sal Bando, R (1, 3) OBP: 0.328, SLG: 0.333 | | | | | | | | | | 3 | 1 | 0 | 0 | 1 | 1 | 3 | | | | | |
| Ed Romero, R (1, 4) OBP: 0.429, SLG: 0.500 | | | | | | | | | | 3 | 0 | 0 | 0 | 0 | 0 | 1 | | | | | |
| Buck Martinez, R (1, 2) OBP: 0.280, SLG: 0.292 | | | | | | | | | | 3 | 1 | 1 | 0 | 0 | 0 | 1 | | | | | |
| Inning Stats | R: 2 E: 1 K: 2 S: 10 | H: 3 LOB: 1 BB: 0 P: 10 | R: 1 E: 0 K: 0 S: 3 | H: 1 LOB: 0 BB: 1 P: 7 | R: 1 E: 0 K: 1 S: 8 | H: 3 LOB: 2 BB: 0 P: 8 | R: 0 E: 0 K: 0 S: 3 | H: 0 LOB: 0 BB: 0 P: 3 | R: 0 E: 0 K: 0 S: 3 | H: 0 LOB: 0 BB: 0 P: 3 | R: 0 E: 0 K: 1 S: 5 | H: 0 LOB: 0 BB: 0 P: 5 | R: 1 E: 0 K: 0 S: 5 | H: 2 LOB: 1 BB: 0 P: 5 | R: 0 E: 0 K: 0 S: 4 | H: 1 LOB: 1 BB: 0 P: 4 | 1B: 7 2B: 1 3B: 1 HR: 1 | SF: 0 SAC: 0 DP: 0 HBP: 0 | WP: 1 PB: 0 SB: 0 CS: 1 | PA: 35 | |
| PITCHER | IP | WLS | BF | H | R | ER | SO | BB | IBB | HBP | BLK | WP | HR | S | P | ERA | WHIP | | | | |
| Jack Morris, R (1, 1) ERA: 4.48 | 8.0 | L | 34 | 10 | 5 | 5 | 4 | 1 | 0 | 0 | 0 | 1 | 1 | 41 | 45 | 5.62 | 1.375 | | | | |

Detroit Tigers @ Milwaukee Brewers
 Milwaukee County Stadium, Milwaukee, WI
 Sat Jun 07 1980, 8:05 PM EDT
 Att: 38,011 - Unknown - 67 F

| | |
|-----|----|
| AB | 33 |
| R | 5 |
| H | 10 |
| RBI | 5 |
| BB | 1 |
| SO | 4 |
| LOB | 12 |



| Batter | 1 | 2 | 3 | 4 | 5 | 6 | 7 | 8 | 9 | AB | R | H | RBI | BB | SO | LOB | TOP | | | | | |
|---|---|----------------------------------|------------------------------|---------------------------------|------------------------------|---------------------------------|------------------------------|----------------------------------|------------------------------|---------------------------------|------------------------------|---------------------------------|------------------------------|---------------------------------|------------------------------|--------------------------|------------------------------|---------------------------------|-----------------------------------|------------------------------------|----------------------------------|--------|
| Jim Lentine, R (1, 8) OBP: 0.323, SLG: 0.393 | | | | | | | | | | 5 | 2 | 1 | 1 | 1 | 1 | 0 | | | | | | |
| Alan Trammell, R (1, 6) OBP: 0.411, SLG: 0.407 | | | | | | | | | | 4 | 2 | 3 | 1 | 1 | 0 | 3 | | | | | | |
| Steve Kemp, L (1, 10) OBP: 0.379, SLG: 0.462 | | | | | | | | | | 4 | 2 | 1 | 0 | 1 | 2 | 2 | | | | | | |
| Lance Parrish, R (1, 2) OBP: 0.301, SLG: 0.457 | | | | | | | | | | 5 | 1 | 0 | 0 | 0 | 0 | 6 | | | | | | |
| Al Cowens, R (1, 9) OBP: 0.315, SLG: 0.307 | | | | | | | | | | 4 | 1 | 2 | 1 | 1 | 0 | 1 | | | | | | |
| John Wockenfuss, R (1, 7) OBP: 0.413, SLG: 0.506 | | | | | | | | | | 3 | 1 | 2 | 2 | 1 | 0 | 0 | | | | | | |
| Richie Hebner, L (1, 3) Dave Stegman, R (7, 7) OBP: 0.305, SLG: 0.324 | | | | | | | | | | 4 | 0 | 0 | 0 | 0 | 1 | 6 | | | | | | |
| Tom Brookens, R (1, 5) OBP: 0.322, SLG: 0.327 | | | | | | | | | | 5 | 0 | 2 | 1 | 0 | 0 | 1 | | | | | | |
| Stan Papi, R (1, 4) OBP: 0.500, SLG: 1.000 | | | | | | | | | | 5 | 0 | 1 | 2 | 0 | 1 | 2 | | | | | | |
| Inning Stats | R: 5 E: 0 K: 1 S: 10 | H: 5 LOB: 3 BB: 2 P: 19 | R: 0 E: 0 K: 1 S: 5 | H: 0 LOB: 0 BB: 0 P: 5 | R: 0 E: 0 K: 0 S: 4 | H: 1 LOB: 1 BB: 0 P: 4 | R: 2 E: 1 K: 0 S: 6 | H: 3 LOB: 2 BB: 1 P: 10 | R: 0 E: 0 K: 1 S: 3 | H: 0 LOB: 0 BB: 0 P: 3 | R: 0 E: 0 K: 0 S: 6 | H: 1 LOB: 1 BB: 0 P: 6 | R: 0 E: 0 K: 0 S: 4 | H: 1 LOB: 1 BB: 0 P: 4 | R: 2 E: 0 K: 1 S: 7 | H: 2 LOB: 2 BB: 15 | R: 0 E: 0 K: 2 S: 7 | H: 0 LOB: 0 BB: 0 P: 7 | 1B: 11 2B: 1 3B: 0 HR: 1 | SF: 0 SAC: 0 DP: 0 HBP: 1 | WP: 0 PB: 0 SB: 0 CS: 0 | PA: 46 |
| PITCHER | IP WLS BF H R ER SO BB IBB HBP BLK WP HR S P ERA WHIP | | | | | | | | | | | | | | | | | | | | | |
| Bill Travers, L (1, 1) ERA: 3.95 | 0.2 L 9 5 5 5 1 1 0 0 0 0 1 9 14 67.50 9.000 | | | | | | | | | | | | | | | | | | | | | |
| Paul Mitchell, R (1, 1) ERA: 2.08 | 4.1 19 4 2 1 1 2 0 0 0 0 0 19 27 2.08 1.385 | | | | | | | | | | | | | | | | | | | | | |
| Reggie Cleveland, R (6, 1) ERA: 4.48 | 2.0 8 2 0 0 1 0 0 0 0 0 0 10 10 0.00 1.000 | | | | | | | | | | | | | | | | | | | | | |
| John Flinn, R (8, 1) ERA: 3.0 | 0.1 1 0 0 0 0 0 0 0 0 0 0 1 1 0.00 0.000 | | | | | | | | | | | | | | | | | | | | | |
| Jerry Augustine, L (8, 1) ERA: 5.32 | 1.2 9 2 2 2 3 2 0 0 0 0 0 0 13 21 10.80 2.400 | | | | | | | | | | | | | | | | | | | | | |

Detroit Tigers @ Milwaukee Brewers
 Milwaukee County Stadium, Milwaukee, WI
 Sun Jun 08 1980, 4:33 AM EDT
 Att: 40,892 - Unknown - 65 F

livebaseballscorecards.com

AB 40
 R 9
 H 13
 RBI 8
 BB 5
 SO 6
 LOB 23

| Batter | 1 | 2 | 3 | 4 | 5 | 6 | 7 | 8 | 9 | AB | R | H | RBI | BB | SO | LOB | BOTTOM | | | |
|---|---|---------------------------------|------------------------------|----------------------------------|------------------------------|---------------------------------|------------------------------|---------------------------------|------------------------------|---------------------------------|------------------------------|---------------------------------|------------------------------|---------------------------------|------------------------------|---------------------------------|----------------------------------|------------------------------------|----------------------------------|--------|
| Jim Gantner, L (1, 5) OBP: 0.235, SLG: 0.268 | | | | | | | | | | 5 | 0 | 0 | 0 | 0 | 1 | 3 | | | | |
| Robin Yount, R (1, 6) OBP: 0.366, SLG: 0.581 | | | | | | | | | | 4 | 1 | 1 | 1 | 0 | 1 | 0 | | | | |
| Sal Bando, R (1, 10) OBP: 0.318, SLG: 0.321 | | | | | | | | | | 4 | 0 | 0 | 1 | 0 | 1 | 0 | | | | |
| Gorman Thomas, R (1, 8) OBP: 0.297, SLG: 0.435 | | | | | | | | | | 4 | 1 | 1 | 1 | 0 | 1 | 0 | | | | |
| Ben Oglivie, L (1, 7) OBP: 0.387, SLG: 0.611 | | | | | | | | | | 4 | 0 | 0 | 0 | 0 | 0 | 0 | | | | |
| Sixto Lezcano, R (1, 9) OBP: 0.317, SLG: 0.418 | | | | | | | | | | 3 | 2 | 2 | 0 | 1 | 0 | 0 | | | | |
| Mark Brouhard, R (1, 3) OBP: 0.297, SLG: 0.429 | | | | | | | | | | 3 | 0 | 1 | 0 | 1 | 0 | 1 | | | | |
| Ed Romero, R (1, 4) OBP: 0.364, SLG: 0.500 | | | | | | | | | | 4 | 0 | 1 | 1 | 0 | 0 | 3 | | | | |
| Charlie Moore, R (1, 2) OBP: 0.343, SLG: 0.340 | | | | | | | | | | 4 | 1 | 2 | 1 | 0 | 0 | 2 | | | | |
| Inning Stats | R: 0 E: 0 K: 1 S: 5 | H: 0 LOB: 0 BB: 0 P: 5 | R: 1 E: 0 K: 0 S: 4 | H: 1 LOB: 2 BB: 2 P: 12 | R: 0 E: 0 K: 1 S: 5 | H: 0 LOB: 0 BB: 0 P: 5 | R: 0 E: 0 K: 1 S: 3 | H: 0 LOB: 0 BB: 0 P: 3 | R: 0 E: 0 K: 1 S: 5 | H: 0 LOB: 0 BB: 0 P: 5 | R: 1 E: 0 K: 0 S: 5 | H: 2 LOB: 1 BB: 0 P: 5 | R: 2 E: 0 K: 0 S: 5 | H: 2 LOB: 0 BB: 0 P: 5 | R: 1 E: 0 K: 0 S: 6 | H: 3 LOB: 3 BB: 0 P: 6 | 1B: 4 2B: 3 3B: 0 HR: 1 | SF: 0 SAC: 0 DP: 0 HBP: 0 | WP: 1 PB: 1 SB: 0 CS: 0 | PA: 37 |
| PITCHER | IP WLS BF H R ER SO BB IBB HBP BLK WP HR S P ERA WHIP | | | | | | | | | | | | | | | | | | | |
| Dan Petry, R (1, 1) ERA: 3.72 | 7.0 W 26 3 2 2 4 0 0 0 0 0 1 32 40 2.57 0.714 | | | | | | | | | | | | | | | | | | | |
| Aurelio Lopez, R (8, 1) ERA: 5.06 | 2.0 11 5 3 2 0 0 0 0 0 0 1 0 11 9.00 2.500 | | | | | | | | | | | | | | | | | | | |

Detroit Tigers @ Milwaukee Brewers
 Milwaukee County Stadium, Milwaukee, WI
 Sun Jun 08 1980, 4:33 AM EDT
 Att: 40,892 - Unknown - 65 F

livebaseballscorecards.com

AB 35
 R 5
 H 8
 RBI 5
 BB 2
 SO 4
 LOB 9

| Batter | 1 | 2 | 3 | 4 | 5 | 6 | 7 | 8 | 9 | AB | R | H | RBI | BB | SO | LOB | TOP | | | |
|---|------------------------------|---------------------------------|-------------------------------------|----------------------------------|------------------------------|---------------------------------|------------------------------|---------------------------------|------------------------------|---------------------------------|------------------------------|---------------------------------|------------------------------|---------------------------------|------------------------------|---------------------------------|---|-------------------------------------|----------------------------------|--------------------------|
| Mickey Rivers, L (1, 8) OBP: 0.294, SLG: 0.354 | 0-3 K | | 0-0 F7 | | 0-0 4-3 | | | 0-0 BB 1B | | 4 | 1 | 1 | 0 | 0 | 1 | 2 | Texas Rangers @ Milwaukee Brewers Milwaukee County Stadium, Milwaukee, WI Tue Jun 10 1980, 8:05 PM EDT Att: 17,085 - Unknown - 57 F | | | |
| Bump Wills, S (1, 4) OBP: 0.305, SLG: 0.312 | 0-0 6-3 | | 0-0 CS | 0-0 F8 | 0-0 L1 | | | 4-0 F8 1B SF7 BB | | 3 | 1 | 0 | 0 | 1 | 0 | 1 | | | | |
| Al Oliver, L (1, 7) OBP: 0.373, SLG: 0.465 | 0-0 1B | | | 0-0 HR | | 0-0 F7 | | 0-0 1-2 2-H 1B | | 4 | 1 | 3 | 2 | 0 | 0 | 0 | | | | |
| Richie Zisk, R (1, 9) OBP: 0.324, SLG: 0.482 | 0-3 K | | | 0-0 F7 | | 0-0 F3 | | 0-0 F8 | | 4 | 0 | 0 | 0 | 0 | 1 | 3 | | | | |
| Jim Norris, L (8, 9) OBP: 0.329, SLG: 0.279 | | | | | | | | 2-3 F8 | | 0 | 0 | 0 | 0 | 0 | 0 | 0 | | | | |
| Rusty Staub, L (1, 10) OBP: 0.409, SLG: 0.619 | | 0-0 G4-6-3 1B | | 0-0 1B | | 4-0 BB | | 0-0 SF7 | | 2 | 0 | 2 | 1 | 1 | 0 | 0 | | | | |
| Pat Putnam, L (1, 3) OBP: 0.311, SLG: 0.367 | 0-0 F9 | | 0-0 1B | 0-0 1B | | 0-0 F8 | | 0-0 F9 | | 4 | 0 | 1 | 0 | 0 | 0 | 3 | | | | |
| Jim Sundberg, R (1, 2) OBP: 0.376, SLG: 0.441 | | 0-0 G4-6-3 1-2 | | 0-3 K | | | 0-0 3-1 | | 0-3 K | 4 | 0 | 0 | 0 | 0 | 2 | 3 | | | | |
| Tucker Ashford, R (1, 5) | | | 0-0 F8 | | 0-0 F8 | | 0-0 6-3 | | 0-0 F7 | 4 | 0 | 0 | 0 | 0 | 0 | 0 | | | | |
| Bud Harrelson, S (1, 6) | | | 4-0 CS BB | | 0-0 4-3 1B | | 0-0 5-3 | | 0-0 5-3 | 3 | 0 | 1 | 0 | 1 | 0 | 0 | | | | |
| Inning Stats | R: 0 E: 0 K: 2 S: 8 | H: 1 LOB: 1 BB: 0 P: 8 | R: 0 E: 0 K: 0 S: 3 | H: 1 LOB: 0 BB: 0 P: 3 | R: 0 E: 0 K: 0 S: 2 | H: 0 LOB: 0 BB: 1 P: 6 | R: 1 E: 0 K: 1 S: 8 | H: 3 LOB: 2 BB: 0 P: 8 | R: 0 E: 0 K: 0 S: 4 | H: 1 LOB: 1 BB: 0 P: 4 | R: 0 E: 0 K: 0 S: 3 | H: 0 LOB: 0 BB: 0 P: 3 | R: 0 E: 0 K: 0 S: 5 | H: 2 LOB: 1 BB: 1 P: 9 | R: 0 E: 0 K: 1 S: 5 | H: 0 LOB: 0 BB: 0 P: 5 | 1B: 7 2B: 0 3B: 0 HR: 1 | SF: 1 SAC: 0 DP: 1 HBP: 0 | WP: 0 PB: 0 SB: 0 CS: 1 | PA: 37 |
| PITCHER Moose Haas, R (1, 1) ERA: 2.96 | IP: 9.0 WLS: L BF: 36 | H: 8 R: 3 ER: 3 SO: 4 | BB: 3 IBB: 0 HBP: 0 BLK: 0 | WP: 0 HR: 1 S: 41 P: 53 | ERA: 3.00 WHIP: 1.222 | PITCHER | | | | | | | | | | IP: 9.0 WLS: W BF: 33 | H: 5 R: 1 ER: 1 SO: 5 | BB: 0 IBB: 1 HBP: 0 BLK: 0 | WP: 0 HR: 1 S: 42 P: 46 | ERA: 1.00 WHIP: 0.556 |

Texas Rangers @ Milwaukee Brewers
 Milwaukee County Stadium, Milwaukee, WI
 Tue Jun 10 1980, 8:05 PM EDT
 Att: 17,085 - Unknown - 57 F

AB 32
 R 3
 H 8
 RBI 3
 BB 3
 SO 4
 LOB 12



| Batter | 1 | 2 | 3 | 4 | 5 | 6 | 7 | 8 | 9 | AB | R | H | RBI | BB | SO | LOB | BOTTOM | | | | | |
|---|------------------------------|---------------------------------|-------------------------------------|----------------------------------|------------------------------|---------------------------------|------------------------------|---------------------------------|------------------------------|---------------------------------|------------------------------|---------------------------------|------------------------------|---------------------------------|------------------------------|---------------------------------|---|-------------------------------------|----------------------------------|------------------------------------|----------------------------------|--------|
| Robin Yount, R (1, 6) OBP: 0.364, SLG: 0.589 | 0-0 F8 | | 0-0 HR | | 0-0 FC6-4 1-2 | | | 0-0 G6-4-3 1-2 | | 4 | 1 | 1 | 1 | 0 | 0 | 2 | Texas Rangers @ Milwaukee Brewers Milwaukee County Stadium, Milwaukee, WI Tue Jun 10 1980, 8:05 PM EDT Att: 17,085 - Unknown - 57 F | | | | | |
| Don Money, R (1, 3) OBP: 0.336, SLG: 0.468 | 0-0 6-3 | | 0-0 F7 | | | 0-0 F7 | | 0-0 5-3 | | 4 | 0 | 0 | 0 | 0 | 0 | 0 | | | | | | |
| Cecil Cooper, L (1, 10) OBP: 0.391, SLG: 0.545 | 0-0 F7 | | 0-3 K | | | 0-0 1B | | 0-0 F8 | | 4 | 0 | 1 | 0 | 0 | 1 | 0 | | | | | | |
| Gorman Thomas, R (1, 8) OBP: 0.292, SLG: 0.426 | | 0-0 E6 S | | 0-0 F6 | | 0-0 F7 | | 0-0 F8 | | 4 | 0 | 0 | 0 | 0 | 0 | 1 | | | | | | |
| Ben Oglivie, L (1, 7) OBP: 0.384, SLG: 0.603 | 0-3 K | | 0-3 K | | 0-3 K | | 0-0 L9 | | 0-0 1B | 4 | 0 | 1 | 0 | 0 | 2 | 2 | | | | | | |
| Sixto Lezcano, R (1, 9) OBP: 0.311, SLG: 0.408 | 0-0 6-3 | | 0-0 F9 | | | 0-0 F9 | | 0-0 F8 | | 4 | 0 | 0 | 0 | 0 | 0 | 2 | | | | | | |
| Jim Gantner, L (1, 5) OBP: 0.239, SLG: 0.262 | | 4-0 IBB | | | 0-0 L1 | | 0-0 3-1 | | | 2 | 0 | 0 | 0 | 1 | 0 | 0 | | | | | | |
| Ed Romero, R (1, 4) OBP: 0.357, SLG: 0.462 | | 0-0 L5 | | | 0-0 FC6-4 1B | | 0-0 L5 | | | 3 | 0 | 1 | 0 | 0 | 0 | 2 | | | | | | |
| Buck Martinez, R (1, 2) OBP: 0.273, SLG: 0.284 | | | 0-3 K | | 0-3 K | | | 0-0 G6-4-3 1B | | 2 | 0 | 0 | 0 | 0 | 2 | 1 | | | | | | |
| Charlie Moore, R (8, PH) OBP: 0.349, SLG: 0.347 | | | | | | | | | | 1 | 0 | 1 | 0 | 0 | 0 | 0 | | | | | | |
| Inning Stats | R: 0 E: 0 K: 0 S: 3 | H: 0 LOB: 0 BB: 0 P: 3 | R: 0 E: 1 K: 1 S: 6 | H: 0 LOB: 2 BB: 1 P: 10 | R: 1 E: 0 K: 2 S: 8 | H: 1 LOB: 0 BB: 0 P: 8 | R: 0 E: 0 K: 1 S: 5 | H: 0 LOB: 0 BB: 0 P: 5 | R: 0 E: 0 K: 1 S: 6 | H: 1 LOB: 1 BB: 0 P: 6 | R: 0 E: 0 K: 0 S: 4 | H: 1 LOB: 1 BB: 0 P: 4 | R: 0 E: 0 K: 0 S: 3 | H: 0 LOB: 0 BB: 0 P: 3 | R: 0 E: 0 K: 0 S: 3 | H: 1 LOB: 0 BB: 0 P: 3 | R: 0 E: 0 K: 0 S: 4 | H: 1 LOB: 1 BB: 0 P: 4 | 1B: 4 2B: 0 3B: 0 HR: 1 | SF: 0 SAC: 0 DP: 1 HBP: 0 | WP: 0 PB: 0 SB: 1 CS: 0 | PA: 33 |
| PITCHER Fergie Jenkins, R (1, 1) ERA: 3.16 | IP: 9.0 WLS: W BF: 33 | H: 5 R: 1 ER: 1 SO: 5 | BB: 0 IBB: 1 HBP: 0 BLK: 0 | WP: 0 HR: 1 S: 42 P: 46 | ERA: 1.00 WHIP: 0.556 | PITCHER | | | | | | | | | | IP: 9.0 WLS: W BF: 33 | H: 5 R: 1 ER: 1 SO: 5 | BB: 0 IBB: 1 HBP: 0 BLK: 0 | WP: 0 HR: 1 S: 42 P: 46 | ERA: 1.00 WHIP: 0.556 | | |

Texas Rangers @ Milwaukee Brewers
 Milwaukee County Stadium, Milwaukee, WI
 Tue Jun 10 1980, 8:05 PM EDT
 Att: 17,085 - Unknown - 57 F

AB 32
 R 1
 H 5
 RBI 1
 BB 1
 SO 5
 LOB 10



| Batter | 1 | 2 | 3 | 4 | 5 | 6 | 7 | 8 | 9 | AB | R | H | RBI | BB | SO | LOB | TOP | | |
|--|--|---------------------------------|------------------------------|---------------------------------|------------------------------|---------------------------------|------------------------------|---------------------------------|------------------------------|---------------------------------|------------------------------|---------------------------------|------------------------------|---------------------------------|------------------------------|---------------------------------|---|------------------------------------|--------------------------|
| Mickey Rivers, L (1, 8) OBP: 0.290, SLG: 0.348 | G3 | | F6 | | K | | | E3 1B | | 4 | 0 | 0 | 0 | 0 | 1 | 1 | Texas Rangers @ Milwaukee Brewers Milwaukee County Stadium, Milwaukee, WI Wed Jun 11 1980, 8:05 PM EDT Att: 23,194 - Unknown - 67 F | | |
| Bump Wills, S (1, 4) OBP: 0.304, SLG: 0.311 | F7 | | K | | | 4-3 | | 1B | | 4 | 0 | 1 | 0 | 0 | 1 | 0 | | | |
| Al Oliver, L (1, 7) OBP: 0.367, SLG: 0.457 | F7 | | | 4-3 | | F7 | | L5 | | 4 | 0 | 0 | 0 | 0 | 2 | | | | |
| Richie Zisk, R (1, 9) OBP: 0.328, SLG: 0.480 | | WP 1B 4-3 1B | | BB | | L7 | | 5-3 | | 3 | 1 | 1 | 0 | 1 | 0 | 2 | | | |
| Rusty Staub, L (1, 10) OBP: 0.386, SLG: 0.582 | F5 | | | F9 | | | 1-3 | | 3-1 | 4 | 0 | 0 | 0 | 0 | 2 | | | | |
| Pat Putnam, L (1, 3) OBP: 0.321, SLG: 0.377 | 4-3 WP 1B | | | F3 | | | BB 1B | | 1B | 4 | 0 | 3 | 0 | 0 | 1 | | | | |
| Jim Sundberg, R (1, 2) OBP: 0.374, SLG: 0.434 | 4-3 1-3 2-H | | | | 5-3 | | G5-4-3 BB | | F6 | 3 | 0 | 0 | 1 | 1 | 0 | 2 | | | |
| Tucker Ashford, R (1, 5) OBP: 0.358, SLG: 0.538 | 6-3 | | | 6-3 | | G5-4-3 1-2 | | F7 | | 4 | 0 | 0 | 0 | 0 | 4 | | | | |
| Bud Harrelson, S (1, 6) OBP: 0.333, SLG: 0.171 | | | F7 | | | | | 6-3 | | 1 | 0 | 0 | 0 | 1 | 0 | 0 | | | |
| Jim Norris, L (8, PH) OBP: 0.325, SLG: 0.275 | | | | | | | | | | 1 | 0 | 0 | 0 | 0 | 0 | 0 | | | |
| Pepe Frias, R (8, 6) OBP: 0.253, SLG: 0.276 | | | | | | | | | | 0 | 0 | 0 | 0 | 0 | 0 | 0 | | | |
| Inning Stats | R: 0 E: 0 K: 0 S: 3 | H: 0 LOB: 0 BB: 0 P: 3 | R: 1 E: 0 K: 0 S: 5 | H: 2 LOB: 1 BB: 0 P: 5 | R: 0 E: 0 K: 1 S: 5 | H: 0 LOB: 0 BB: 0 P: 5 | R: 0 E: 0 K: 0 S: 3 | H: 0 LOB: 1 BB: 1 P: 7 | R: 0 E: 0 K: 1 S: 5 | H: 0 LOB: 0 BB: 0 P: 3 | R: 0 E: 0 K: 0 S: 3 | H: 1 LOB: 1 BB: 1 P: 7 | R: 0 E: 1 K: 0 S: 5 | H: 1 LOB: 2 BB: 0 P: 5 | R: 0 E: 0 K: 0 S: 4 | H: 1 LOB: 1 BB: 0 P: 4 | 1B: 5 2B: 0 3B: 0 HR: 0 | SF: 0 SAC: 0 DP: 1 HBP: 0 | WP: 1 PA: 35 CS: 0 |
| PITCHER Lary Sorensen, R (1, 1) ERA: 3.84 | IP: 9.0 WLS: W BF: 35 H: 5 R: 1 ER: 1 SO: 2 BB: 3 IBB: 0 HBP: 0 BLK: 0 WP: 1 HR: 0 S: 36 P: 48 ERA: 1.00 WHIP: 0.889 | | | | | | | | | | | | | | | | | | |

| Batter | 1 | 2 | 3 | 4 | 5 | 6 | 7 | 8 | 9 | AB | R | H | RBI | BB | SO | LOB | BOTTOM | | |
|--|--|---------------------------------|------------------------------|---------------------------------|------------------------------|---------------------------------|------------------------------|---------------------------------|------------------------------|---------------------------------|------------------------------|---------------------------------|------------------------------|---------------------------------|------------------------------|---------------------------------|---|------------------------------------|--------------------------|
| Robin Yount, R (1, 6) OBP: 0.362, SLG: 0.588 | 5-3 | | 5-3 | | 6-3 2B | | F4 | | | 4 | 0 | 1 | 0 | 0 | 0 | 0 | Texas Rangers @ Milwaukee Brewers Milwaukee County Stadium, Milwaukee, WI Wed Jun 11 1980, 8:05 PM EDT Att: 23,194 - Unknown - 67 F | | |
| Don Money, R (1, 3) OBP: 0.321, SLG: 0.439 | F4 | | K | | 6-3 | | F8 | | | 4 | 0 | 0 | 0 | 0 | 1 | 1 | | | |
| Cecil Cooper, L (1, 10) OBP: 0.368, SLG: 0.538 | 4-3 | | F8 | | F7 | | | 1B HR 1B | | 4 | 0 | 1 | 0 | 0 | 0 | 1 | | | |
| Dick Davis, R (8, PR) OBP: 0.301, SLG: 0.394 | | | | | | | | 1B HR 1B | | 0 | 1 | 0 | 0 | 0 | 0 | 0 | | | |
| Gorman Thomas, R (1, 8) OBP: 0.295, SLG: 0.428 | | F7 | | 1B WP 1B | | 5-3 | | 1-2 HR 1B | | 4 | 2 | 2 | 0 | 0 | 0 | 0 | | | |
| Ben Oglivie, L (1, 7) OBP: 0.391, SLG: 0.623 | | HR 1B | | WP 1B | | F7 | | 1-1 2-H HR | | 4 | 2 | 3 | 3 | 0 | 0 | 0 | | | |
| Sixto Lezcano, R (1, 9) OBP: 0.315, SLG: 0.445 | | | HR 1B | | K | | HR | K | | 4 | 2 | 2 | 3 | 0 | 2 | 2 | | | |
| Sal Bando, R (1, 5) OBP: 0.308, SLG: 0.310 | | F9 | | 1-2 3-H | F6 | | E5 | F9 | | 4 | 0 | 0 | 0 | 0 | 2 | 2 | | | |
| Jim Gantner, L (1, 4) OBP: 0.239, SLG: 0.261 | | | | | 1-3 | | F8 | 1-3 | | 4 | 0 | 1 | 0 | 0 | 3 | 3 | | | |
| Buck Martinez, R (1, 2) OBP: 0.263, SLG: 0.273 | | F5 | | | | 5-3 | | F5 | | 3 | 0 | 0 | 0 | 0 | 1 | 1 | | | |
| Inning Stats | R: 0 E: 0 K: 0 S: 3 | H: 0 LOB: 0 BB: 0 P: 3 | R: 2 E: 0 K: 0 S: 6 | H: 3 LOB: 1 BB: 0 P: 6 | R: 0 E: 0 K: 1 S: 5 | H: 0 LOB: 0 BB: 0 P: 5 | R: 1 E: 0 K: 1 S: 7 | H: 2 LOB: 1 BB: 0 P: 7 | R: 0 E: 0 K: 0 S: 4 | H: 1 LOB: 1 BB: 0 P: 4 | R: 1 E: 1 K: 0 S: 5 | H: 1 LOB: 1 BB: 0 P: 5 | R: 0 E: 0 K: 0 S: 3 | H: 0 LOB: 0 BB: 0 P: 3 | R: 3 E: 0 K: 1 S: 8 | H: 3 LOB: 1 BB: 0 P: 8 | 1B: 6 2B: 1 3B: 0 HR: 3 | SF: 0 SAC: 0 DP: 0 HBP: 0 | WP: 1 PA: 35 CS: 0 |
| PITCHER Jon Matlack, L (1, 1) ERA: 3.36 | IP: 7.0 WLS: L BF: 30 H: 8 R: 5 ER: 5 SO: 2 BB: 0 IBB: 0 HBP: 0 BLK: 0 WP: 0 HR: 2 S: 34 P: 34 ERA: 6.43 WHIP: 1.143 | | | | | | | | | | | | | | | | | | |
| Bob Babcock, R (8, 1) ERA: 6.49 | 0.0 | 1 | 1 | 0 | 0 | 0 | 0 | 0 | 0 | 0 | 0 | 1 | 1 | | | | | | |
| Sparky Lyle, L (8, 1) ERA: 3.08 | 1.0 | 4 | 1 | 2 | 2 | 1 | 0 | 0 | 0 | 0 | 1 | 6 | 6 | 18.00 | 1.000 | | | | |

| Batter | 1 | 2 | 3 | 4 | 5 | 6 | 7 | 8 | 9 | AB | R | H | RBI | BB | SO | LOB | TOP |
|---|--|---------------------------------|------------------------------|---------------------------------|------------------------------|---------------------------------|------------------------------|---------------------------------|------------------------------|---------------------------------|------------------------------|---------------------------------|------------------------------|---------------------------------|----------------------------------|------------------------------------|---|
| Bill Sample, R OBP: 0.310, SLG: 0.250 (1, 9) | F3 | | 6-3 | | | F8 | | FC4-6 | | 3 | 0 | 0 | 0 | 0 | 0 | 1 | Texas Rangers @ Milwaukee Brewers Milwaukee County Stadium, Milwaukee, WI Thu Jun 12 1980, 4:33 AM EDT Att: 29,140 - Unknown - 76 F |
| Mickey Rivers, L OBP: 0.289, SLG: 0.347 (8, PH) | | | 1-2 | | | | | 1B | | 1 | 0 | 0 | 0 | 0 | 0 | 1 | |
| Pepe Frias, R OBP: 0.253, SLG: 0.276 (8, 6) | | | | | | | | 1-2 | | 0 | 0 | 0 | 0 | 0 | 0 | 0 | |
| Bump Wills, S OBP: 0.307, SLG: 0.318 (1, 4) | 5-3 | | F7 | | | 4-3 | | G6-4-3 | | 4 | 0 | 2 | 0 | 0 | 0 | 1 | |
| Al Oliver, L OBP: 0.361, SLG: 0.449 (1, 7) | F8 | | | | | 2B | | 1B | | 4 | 0 | 0 | 0 | 0 | 0 | 3 | |
| Richie Zisk, R OBP: 0.332, SLG: 0.483 (1, 10) | | | G3 | | | F9 | | BB | | 3 | 1 | 1 | 0 | 1 | 0 | 1 | |
| Pat Putnam, L OBP: 0.320, SLG: 0.374 (1, 3) | G3 | | | | | | | | | 4 | 0 | 1 | 0 | 0 | 0 | 2 | |
| Tucker Ashford, R (1, 5) | 6-3 | | | | | | | | | 4 | 0 | 0 | 1 | 0 | 0 | 2 | |
| Mike Hart, S OBP: 0.333, SLG: 0.333 (1, 8) | K | | | | | B5-3 | | FC6-4 | | 3 | 0 | 1 | 0 | 0 | 1 | 0 | |
| Dave Roberts, R OBP: 0.294, SLG: 0.339 (1, 2) | | | 6-3 | | | F3 | | FC6-4 | | 3 | 0 | 0 | 0 | 0 | 0 | 1 | |
| Bud Harrelson, S OBP: 0.340, SLG: 0.189 (1, 6) | | | | | | | | | | 2 | 0 | 1 | 0 | 0 | 1 | 0 | |
| Jim Norris, L OBP: 0.333, SLG: 0.286 (8, PH) | | | | | | K | | FC4-6 | | 1 | 0 | 1 | 0 | 0 | 0 | 0 | |
| | | | | | | | | | | | | | | | | | |
| Inning Stats | R: 0 E: 0 K: 0 S: 3 | H: 0 LOB: 0 BB: 0 P: 3 | R: 1 E: 0 K: 1 S: 6 | H: 1 LOB: 0 BB: 0 P: 6 | R: 0 E: 0 K: 0 S: 4 | H: 1 LOB: 1 BB: 0 P: 4 | R: 0 E: 0 K: 0 S: 4 | H: 0 LOB: 0 BB: 0 P: 5 | R: 0 E: 0 K: 0 S: 4 | H: 1 LOB: 1 BB: 0 P: 4 | R: 0 E: 0 K: 0 S: 4 | H: 2 LOB: 1 BB: 1 P: 4 | R: 0 E: 0 K: 0 S: 2 | H: 0 LOB: 0 BB: 1 P: 6 | 1B: 5 2B: 3 3B: 0 HR: 0 | SF: 0 SAC: 0 DP: 2 HBP: 0 | WP: 0 PA: 33 CS: 0 |
| PITCHER Mike Caldwell, L ERA: 3.13 (1, 1) | IP: 9.0 WLS: W BF: 33 H: 7 R: 1 ER: 1 SO: 2 BB: 1 IBB: 0 HBP: 0 BLK: 0 WP: 0 HR: 0 S: 36 P: 40 ERA: 1.00 WHIP: 0.889 | | | | | | | | | | | | | | | | |

| Batter | 1 | 2 | 3 | 4 | 5 | 6 | 7 | 8 | 9 | AB | R | H | RBI | BB | SO | LOB | BOTTOM |
|---|---|----------------------------------|------------------------------|---------------------------------|------------------------------|---------------------------------|------------------------------|---------------------------------|------------------------------|---------------------------------|------------------------------|----------------------------------|------------------------------|----------------------------------|-----------------------------------|------------------------------------|---|
| Robin Yount, R OBP: 0.358, SLG: 0.579 (1, 6) | BB | | | | | F2 | | K | | 5 | 1 | 1 | 0 | 0 | 3 | 3 | Texas Rangers @ Milwaukee Brewers Milwaukee County Stadium, Milwaukee, WI Thu Jun 12 1980, 4:33 AM EDT Att: 29,140 - Unknown - 76 F |
| Ed Romero, R OBP: 0.357, SLG: 0.462 (9, 6) | E | | | | | | | | | 0 | 0 | 0 | 0 | 0 | 0 | 0 | |
| Don Money, R OBP: 0.337, SLG: 0.457 (1, 3) | E | | | | | | | | | 4 | 2 | 2 | 1 | 1 | 1 | 2 | |
| Cecil Cooper, L OBP: 0.390, SLG: 0.538 (1, 10) | 1B | | | | | | | | | 4 | 0 | 2 | 0 | 0 | 0 | 4 | |
| Dick Davis, R OBP: 0.306, SLG: 0.394 (7, PR) | F7 | | G4-6-3 | | | | | | | 0 | 2 | 0 | 0 | 1 | 0 | 0 | |
| Gorman Thomas, R OBP: 0.299, SLG: 0.429 (1, 8) | K | | | | | | | | | 4 | 1 | 2 | 1 | 0 | 2 | 2 | |
| Ben Oglivie, L OBP: 0.387, SLG: 0.612 (1, 7) | E3 | | | | | | | | | 5 | 1 | 1 | 0 | 0 | 1 | 5 | |
| Sixto Lezcano, R OBP: 0.322, SLG: 0.452 (1, 9) | 1B | | | | | | | | | 4 | 0 | 2 | 3 | 1 | 0 | 2 | |
| Sal Bando, R OBP: 0.312, SLG: 0.310 (1, 5) | 1B | | | | | | | | | 3 | 0 | 1 | 2 | 0 | 1 | 1 | |
| Jim Gantner, L OBP: 0.240, SLG: 0.261 (1, 4) | G3 | | | | | | | | | 4 | 0 | 1 | 0 | 0 | 0 | 7 | |
| Charlie Moore, R OBP: 0.354, SLG: 0.362 (1, 2) | | | | | | | | | | 4 | 1 | 2 | 0 | 0 | 0 | 1 | |
| | | | | | | | | | | | | | | | | | |
| Inning Stats | R: 3 E: 1 K: 1 S: 9 | H: 3 LOB: 2 BB: 1 P: 13 | R: 0 E: 0 K: 1 S: 6 | H: 2 LOB: 1 BB: 0 P: 6 | R: 0 E: 0 K: 1 S: 5 | H: 0 LOB: 0 BB: 0 P: 5 | R: 0 E: 0 K: 2 S: 9 | H: 1 LOB: 2 BB: 0 P: 9 | R: 0 E: 0 K: 0 S: 5 | H: 0 LOB: 0 BB: 0 P: 5 | R: 1 E: 0 K: 1 S: 7 | H: 2 LOB: 2 BB: 1 P: 11 | R: 4 E: 0 K: 1 S: 9 | H: 4 LOB: 1 BB: 1 P: 13 | 1B: 11 2B: 3 3B: 0 HR: 0 | SF: 1 SAC: 1 DP: 1 HBP: 1 | WP: 1 PA: 43 CS: 0 |
| PITCHER Gaylord Perry, R ERA: 3.82 (1, 1) | IP: 6.0 WLS: L BF: 31 H: 10 R: 4 ER: 4 SO: 2 BB: 2 IBB: 0 HBP: 0 BLK: 0 WP: 0 HR: 0 S: 41 P: 46 ERA: 1.50 WHIP: 1.833 | | | | | | | | | | | | | | | | |
| Jim Kern, R ERA: 6.19 (7, 1) | 1.2 | 11 | 4 | 4 | 4 | 2 | 2 | 0 | 0 | 0 | 0 | 13 | 21 | 21.60 | 3.600 | | |
| Bob Babcock, R ERA: 6.23 (8, 1) | 0.1 | 1 | 0 | 0 | 0 | 0 | 0 | 0 | 0 | 0 | 0 | 1 | 1 | 0.00 | 0.000 | | |

| Batter | 1 | 2 | 3 | 4 | 5 | 6 | 7 | 8 | 9 | AB | R | H | RBI | BB | SO | LOB | TOP | | | | |
|---|------------------------------|----------------------------------|------------------------------|---------------------------------|------------------------------|---------------------------------|------------------------------|---------------------------------|------------------------------|---------------------------------|------------------------------|---------------------------------|------------------------------|---------------------------------|------------------------------|---------------------------------|--|------------------------------------|----------------------------------|--------|--|
| Willie Wilson, S OBP: 0.337, SLG: 0.390 (1, 7) | G3 | E4 | | | | | L8 | | E6 | 5 | 0 | 1 | 0 | 0 | 0 | 0 | Kansas City Royals @ Milwaukee Brewers Milwaukee County Stadium, Milwaukee, WI Sat Jun 14 1980, 4:33 AM EDT Att: 50,605 - Unknown - 79 F livebaseballscorecards.com | | | | |
| U L Washington, S OBP: 0.340, SLG: 0.371 (1, 6) | 1B | | K | | K | | 6-3 | | | 4 | 0 | 1 | 0 | 1 | 2 | 1 | | | | | |
| Hal McRae, R OBP: 0.329, SLG: 0.451 (1, 10) | | | | F7 | K | | | | K | 5 | 0 | 2 | 0 | 0 | 2 | 3 | | | | | |
| Amos Otis, R OBP: 0.272, SLG: 0.261 (1, 8) | K | | | | 6-3 | | F7 | | | 3 | 0 | 0 | 0 | 1 | 1 | 4 | | | | | |
| Darrell Porter, L OBP: 0.385, SLG: 0.429 (1, 2) | K | | | L3 | | | | | F9 | 4 | 0 | 1 | 0 | 0 | 1 | 3 | | | | | |
| Willie Aikens, L OBP: 0.361, SLG: 0.401 (1, 3) | | F7 | | | 4-3 | | F9 | | 4-3 | 4 | 0 | 0 | 0 | 0 | 0 | 1 | | | | | |
| John Wathan, R OBP: 0.385, SLG: 0.427 (1, 9) | | E | | | | | FC6-4 | | F9 | 4 | 1 | 2 | 0 | 0 | 0 | 1 | | | | | |
| Dave Chalk, R OBP: 0.305, SLG: 0.315 (1, 5) | | L7 | | | F7 | | | | F8 | 3 | 0 | 0 | 0 | 1 | 0 | 2 | | | | | |
| Frank White, R OBP: 0.301, SLG: 0.363 (1, 4) | | E5 | | | F1 | | P4 | | 5-3 | 4 | 1 | 0 | 0 | 0 | 0 | 4 | | | | | |
| Inning Stats | R: 0 E: 0 K: 2 S: 8 | H: 1 LOB: 2 BB: 1 P: 12 | R: 2 E: 2 K: 0 S: 5 | H: 1 LOB: 1 BB: 0 P: 5 | R: 0 E: 0 K: 1 S: 5 | H: 0 LOB: 1 BB: 1 P: 9 | R: 0 E: 0 K: 0 S: 4 | H: 1 LOB: 1 BB: 0 P: 4 | R: 0 E: 0 K: 2 S: 8 | H: 1 LOB: 2 BB: 1 P: 8 | R: 0 E: 0 K: 0 S: 4 | H: 1 LOB: 1 BB: 0 P: 4 | R: 0 E: 0 K: 0 S: 3 | H: 0 LOB: 0 BB: 0 P: 3 | R: 0 E: 1 K: 1 S: 7 | H: 1 LOB: 2 BB: 0 P: 7 | 1B: 4 2B: 1 3B: 2 HR: 0 | SF: 0 SAC: 0 DP: 0 HBP: 0 | WP: 0 PB: 0 SB: 0 CS: 0 | PA: 39 | |
| PITCHER | IP | WLS | BF | H | R | ER | SO | BB | IBB | HBP | BLK | WP | HR | S | P | ERA | WHIP | | | | |
| Bill Travers, L ERA: 3.26 (1, 1) | 8.2 | W | 38 | 7 | 2 | 0 | 5 | 3 | 0 | 0 | 0 | 0 | 0 | 45 | 57 | 0.00 | 1.154 | | | | |
| Bill Castro, R ERA: 1.1 (9, 1) | 0.1 | S | 1 | 0 | 0 | 0 | 1 | 0 | 0 | 0 | 0 | 0 | 0 | 3 | 3 | 0.00 | 0.000 | | | | |

| Batter | 1 | 2 | 3 | 4 | 5 | 6 | 7 | 8 | 9 | AB | R | H | RBI | BB | SO | LOB | BOTTOM | | | | | |
|--|------------------------------|---------------------------------|------------------------------|----------------------------------|------------------------------|---------------------------------|------------------------------|---------------------------------|------------------------------|----------------------------------|------------------------------|---------------------------------|----------------------------------|------------------------------------|----------------------------------|--------|--|-------|--|--|--|--|
| Robin Yount, R OBP: 0.361, SLG: 0.587 (1, 6) | F8 | | | P4 | | | | | | 4 | 1 | 2 | 2 | 0 | 0 | 1 | Kansas City Royals @ Milwaukee Brewers Milwaukee County Stadium, Milwaukee, WI Sat Jun 14 1980, 4:33 AM EDT Att: 50,605 - Unknown - 79 F livebaseballscorecards.com | | | | | |
| Don Money, R OBP: 0.356, SLG: 0.500 (1, 5) | | IHR | | | 6-3 | | 6-3 | | | 3 | 1 | 1 | 1 | 1 | 0 | 2 | | | | | | |
| Cecil Cooper, L OBP: 0.378, SLG: 0.533 (1, 3) | | | | | | | P4 | | | 4 | 0 | 0 | 0 | 0 | 1 | 2 | | | | | | |
| Gorman Thomas, R OBP: 0.300, SLG: 0.429 (1, 8) | K | | | F8 | | | F7 | | BB | 3 | 0 | 0 | 0 | 1 | 1 | 0 | | | | | | |
| Ben Oglivie, L OBP: 0.386, SLG: 0.617 (1, 7) | | | | F7 | | | 4-3 | | K | 4 | 1 | 1 | 1 | 0 | 1 | 2 | | | | | | |
| Sixto Lezcano, R OBP: 0.333, SLG: 0.454 (1, 9) | | | | | | | | | K | 4 | 1 | 2 | 0 | 0 | 1 | 0 | | | | | | |
| Dick Davis, R OBP: 0.312, SLG: 0.397 (1, 10) | | | | | | | | | | 4 | 1 | 2 | 0 | 0 | 0 | 1 | | | | | | |
| Jim Gantner, L OBP: 0.243, SLG: 0.273 (1, 4) | | | | | | | | | | 3 | 0 | 2 | 0 | 0 | 0 | 1 | | | | | | |
| Charlie Moore, R OBP: 0.339, SLG: 0.345 (1, 2) | | | | | | | | | | 4 | 0 | 0 | 1 | 0 | 0 | 4 | | | | | | |
| Inning Stats | R: 1 E: 0 K: 2 S: 8 | H: 1 LOB: 0 BB: 0 P: 8 | R: 4 E: 0 K: 0 S: 7 | H: 4 LOB: 1 BB: 1 P: 11 | R: 0 E: 0 K: 0 S: 4 | H: 1 LOB: 1 BB: 0 P: 4 | R: 0 E: 0 K: 0 S: 4 | H: 1 LOB: 1 BB: 0 P: 4 | R: 0 E: 0 K: 1 S: 6 | H: 1 LOB: 2 BB: 1 P: 10 | R: 0 E: 0 K: 1 S: 6 | H: 1 LOB: 1 BB: 0 P: 6 | 1B: 6 2B: 1 3B: 0 HR: 3 | SF: 0 SAC: 1 DP: 0 HBP: 0 | WP: 0 PB: 0 SB: 1 CS: 0 | PA: 36 | | | | | | |
| PITCHER | IP | WLS | BF | H | R | ER | SO | BB | IBB | HBP | BLK | WP | HR | S | P | ERA | WHIP | | | | | |
| Renie Martin, R ERA: 3.94 (1, 1) | 2.0 | L | 12 | 5 | 5 | 2 | 1 | 0 | 0 | 0 | 0 | 0 | 0 | 2 | 15 | 19 | 22.50 | 3.000 | | | | |
| Rawley Eastwick, R ERA: (3, 1) | 4.1 | | 17 | 4 | 0 | 0 | 0 | 0 | 0 | 0 | 0 | 0 | 0 | 17 | 17 | 0.00 | 0.923 | | | | | |
| Gary Christenson, L ERA: 4.56 (7, 1) | 1.2 | | 7 | 1 | 0 | 0 | 2 | 1 | 0 | 0 | 0 | 0 | 0 | 10 | 14 | 0.00 | 1.200 | | | | | |

| Batter | 1 | 2 | 3 | 4 | 5 | 6 | 7 | 8 | 9 | AB | R | H | RBI | BB | SO | LOB | TOP | | | | | | | | |
|--|------------------------------|---------------------------------|------------------------------|----------------------------------|------------------------------|---------------------------------|------------------------------|---------------------------------|------------------------------|---------------------------------|------------------------------|---------------------------------|------------------------------|---------------------------------|------------------------------|----------------------------------|--|---------------------------------|----------------------------------|------------------------------------|----------------------------------|--------|--|--|--|
| Willie Wilson, S (1, 7) OBP: 0.335, SLG: 0.384 | 0-0 4-3 | | 0-3 K | | 0-0 L5 | 0-0 FC6-4 | | 4-0 BB | | 4 | 0 | 0 | 0 | 1 | 1 | 3 | Kansas City Royals @ Milwaukee Brewers Milwaukee County Stadium, Milwaukee, WI Sun Jun 15 1980, 4:33 AM EDT Att: 28,389 - Unknown - 47 F livebaseballscorecards.com | | | | | | | | |
| Frank White, R (1, 4) OBP: 0.303, SLG: 0.364 | 0-0 5-3 | | 0-0 1B | | 0-0 1B | | 0-0 F2 | 0-0 5-3 | | 5 | 0 | 2 | 1 | 0 | 0 | 2 | | | | | | | | | |
| Darrell Porter, L (1, 2) OBP: 0.379, SLG: 0.420 | 0-0 1B | | 0-0 F7 | | 0-0 F7 | | 0-0 3-1 | | 0-0 F8 | 5 | 0 | 1 | 0 | 0 | 0 | 2 | | | | | | | | | |
| Willie Aikens, L (1, 3) OBP: 0.361, SLG: 0.416 | 0-0 FC5-4 | | 0-0 L7 | | 0-0 HR | | 0-0 4-3 | | 0-3 K | 5 | 1 | 2 | 1 | 0 | 1 | 1 | | | | | | | | | |
| Hal McRae, R (1, 10) OBP: 0.331, SLG: 0.471 | 0-0 FC5-4 | | | 0-3 K | | 0-3 K | | 0-0 1B | 0-0 HR | 5 | 2 | 2 | 1 | 0 | 2 | 2 | | | | | | | | | |
| Amos Otis, R (1, 8) OBP: 0.302, SLG: 0.370 | | 4-0 3-1 | | 0-0 F9 | | 0-0 HR | | 0-0 HR | 0-0 2B | 4 | 3 | 3 | 3 | 1 | 0 | 0 | | | | | | | | | |
| Clint Hurdle, L (1, 9) OBP: 0.377, SLG: 0.571 | 0-0 3-1 | | 0-0 3-1 | | 0-0 1B | | 0-0 1B | 4-0 WP | 0-0 1B | 4 | 0 | 2 | 1 | 1 | 0 | 1 | | | | | | | | | |
| Jamie Quirk, L (1, 5) OBP: 0.226, SLG: 0.300 | 0-3 K | | 0-3 K | | 0-0 FC6-4 | | 0-0 1B | 0-0 SH3-4 | 1-0 HBP | 3 | 0 | 1 | 0 | 0 | 2 | 1 | | | | | | | | | |
| U L Washington, S (1, 6) OBP: 0.336, SLG: 0.372 | 0-3 K | | 0-3 K | | 0-0 1B | | 0-0 F8 | 0-0 P4 | 0-0 FC6-4 | 5 | 1 | 1 | 0 | 0 | 1 | 6 | | | | | | | | | |
| Inning Stats | R: 0 E: 0 K: 0 S: 5 | H: 2 LOB: 2 BB: 0 P: 5 | R: 0 E: 0 K: 2 S: 7 | H: 0 LOB: 1 BB: 1 P: 11 | R: 0 E: 0 K: 1 S: 6 | H: 1 LOB: 1 BB: 0 P: 6 | R: 0 E: 0 K: 1 S: 5 | H: 0 LOB: 0 BB: 0 P: 5 | R: 1 E: 0 K: 1 S: 7 | H: 2 LOB: 1 BB: 0 P: 7 | R: 2 E: 0 K: 1 S: 9 | H: 4 LOB: 2 BB: 0 P: 9 | R: 0 E: 0 K: 0 S: 3 | H: 0 LOB: 0 BB: 0 P: 3 | R: 2 E: 0 K: 0 S: 5 | H: 2 LOB: 2 BB: 2 P: 13 | R: 2 E: 0 K: 1 S: 8 | H: 3 LOB: 2 BB: 0 P: 9 | 1B: 8 2B: 2 3B: 0 HR: 4 | SF: 0 SAC: 1 DP: 0 HBP: 1 | WP: 1 PB: 0 SB: 1 CS: 0 | PA: 45 | | | |
| PITCHER | IP | WLS | BF | H | R | ER | SO | BB | IBB | HBP | BLK | WP | HR | S | P | ERA | WHIP | | | | | | | | |
| Moose Haas, R (1, 1) ERA: 3.23 | 7.0 | L | 33 | 11 | 5 | 5 | 6 | 1 | 0 | 0 | 0 | 0 | 3 | 44 | 48 | 6.43 | 1.714 | | | | | | | | |
| Jerry Augustine, L (8, 1) ERA: 5.27 | 2.0 | | 12 | 3 | 2 | 2 | 1 | 2 | 0 | 1 | 0 | 1 | 1 | 11 | 20 | 9.00 | 2.500 | | | | | | | | |

| Batter | 1 | 2 | 3 | 4 | 5 | 6 | 7 | 8 | 9 | AB | R | H | RBI | BB | SO | LOB | BOTTOM | | | | | | | | |
|--|------------------------------|---------------------------------|------------------------------|---------------------------------|------------------------------|---------------------------------|------------------------------|---------------------------------|-------------------------------|----------------------------------|------------------------------|---------------------------------|------------------------------|---------------------------------|------------------------------|---------------------------------|--|------------------------------------|----------------------------------|--------|--|--|--|--|--|
| Robin Yount, R (1, 6) OBP: 0.360, SLG: 0.594 | 0-0 E5 | | 0-0 F6 | | | 0-0 HR | | 0-0 F7 | | 4 | 1 | 1 | 1 | 0 | 0 | 2 | Kansas City Royals @ Milwaukee Brewers Milwaukee County Stadium, Milwaukee, WI Sun Jun 15 1980, 4:33 AM EDT Att: 28,389 - Unknown - 47 F livebaseballscorecards.com | | | | | | | | |
| Don Money, R (1, 5) OBP: 0.354, SLG: 0.524 | 0-0 F7 | | 0-3 K | | | 0-0 HR | | 0-0 F8 | | 4 | 1 | 1 | 1 | 0 | 1 | 3 | | | | | | | | | |
| Cecil Cooper, L (1, 3) OBP: 0.371, SLG: 0.523 | 0-0 F5 | | | 0-0 F5 | | 0-3 K | | | 0-0 P6 | 4 | 0 | 0 | 0 | 0 | 1 | 1 | | | | | | | | | |
| Gorman Thomas, R (1, 8) OBP: 0.295, SLG: 0.421 | 0-3 K | | | 0-3 K | | 0-3 K | | | 0-3 K | 4 | 0 | 0 | 0 | 0 | 4 | 1 | | | | | | | | | |
| Ben Oglivie, L (1, 7) OBP: 0.384, SLG: 0.610 | | 0-0 G3 | | 0-0 1B | | | 0-0 5-3 | | 0-0 L3 | 4 | 0 | 1 | 0 | 0 | 0 | 0 | | | | | | | | | |
| Sixto Lezcano, R (1, 9) OBP: 0.329, SLG: 0.446 | | 0-0 F8 | | | 0-0 F9 | | 0-0 6-3 | | | 3 | 0 | 0 | 0 | 0 | 0 | 0 | | | | | | | | | |
| Dick Davis, R (1, 10) OBP: 0.305, SLG: 0.388 | | 0-0 5-3 | | | 0-3 K | | | 0-0 F4 | | 3 | 0 | 0 | 0 | 0 | 1 | 0 | | | | | | | | | |
| Jim Gantner, L (1, 4) OBP: 0.236, SLG: 0.265 | | | 0-0 L8 | | 0-0 P5 | | | 0-0 F7 | | 3 | 0 | 0 | 0 | 0 | 0 | 0 | | | | | | | | | |
| Buck Martinez, R (1, 2) OBP: 0.271, SLG: 0.293 | | | | | | 0-3 K | | | 0-0 1B | 2 | 0 | 1 | 0 | 0 | 1 | 0 | | | | | | | | | |
| Charlie Moore, R (8, PH) OBP: 0.345, SLG: 0.351 | | | | | | | | | | 1 | 0 | 1 | 0 | 0 | 0 | 0 | | | | | | | | | |
| Inning Stats | R: 0 E: 1 K: 1 S: 6 | H: 0 LOB: 1 BB: 0 P: 6 | R: 0 E: 0 K: 0 S: 3 | H: 0 LOB: 0 BB: 0 P: 3 | R: 0 E: 0 K: 1 S: 6 | H: 1 LOB: 1 BB: 0 P: 6 | R: 0 E: 0 K: 1 S: 5 | H: 1 LOB: 0 BB: 0 P: 5 | R: 0 E: 0 K: 3 S: 11 | H: 2 LOB: 0 BB: 0 P: 11 | R: 0 E: 0 K: 0 S: 3 | H: 0 LOB: 0 BB: 0 P: 3 | R: 0 E: 0 K: 0 S: 4 | H: 1 LOB: 1 BB: 0 P: 4 | R: 0 E: 0 K: 1 S: 5 | H: 0 LOB: 0 BB: 0 P: 5 | 1B: 2 2B: 1 3B: 0 HR: 2 | SF: 0 SAC: 0 DP: 0 HBP: 0 | WP: 0 PB: 0 SB: 0 CS: 0 | PA: 32 | | | | | |
| PITCHER | IP | WLS | BF | H | R | ER | SO | BB | IBB | HBP | BLK | WP | HR | S | P | ERA | WHIP | | | | | | | | |
| Dennis Leonard, R (1, 1) ERA: 4.54 | 9.0 | W | 32 | 5 | 2 | 2 | 8 | 0 | 0 | 0 | 0 | 0 | 2 | 48 | 48 | 2.00 | 0.556 | | | | | | | | |

| Batter | 1 | 2 | 3 | 4 | 5 | 6 | 7 | 8 | 9 | AB | R | H | RBI | BB | SO | LOB | TOP | | | | | |
|--|------------------------------|---------------------------------|-------------------------------------|--------------------------------------|------------------------------|---------------------------------|------------------------------|---------------------------------|------------------------------|---------------------------------|------------------------------|---------------------------------|------------------------------|---------------------------------|------------------------------|----------------------------------|---|-------------------------------------|----------------------------------|------------------------------------|----------------------------------|--------|
| Robin Yount, R OBP: 0.360, SLG: 0.594 (1, 6) | 0-0 HR 2B | | 0-0 L7 | | 0-0 FC6-4 1B | | 0-0 F8 | | 0-0 5-3 | 5 | 1 | 2 | 0 | 0 | 0 | 0 | Milwaukee Brewers @ Detroit Tigers Tiger Stadium, Detroit, MI Mon Jun 16 1980, 3:33 AM EDT Unknown - 65 F | | | | | |
| Don Money, R OBP: 0.366, SLG: 0.553 (1, 5) | 0-0 2H HR | | 4-0 BB | | 0-0 FC6-4 1-2 | | 0-3 K | | 4-0 BB | 3 | 1 | 1 | 2 | 2 | 1 | 1 | | | | | | |
| Cecil Cooper, L OBP: 0.367, SLG: 0.515 (1, 3) | 0-0 4-3 | | 0-0 F9 | | 0-0 F7 | | 0-0 1B | | 0-0 F7 | 5 | 0 | 1 | 0 | 0 | 0 | 3 | | | | | | |
| Gorman Thomas, R OBP: 0.293, SLG: 0.421 (1, 8) | 0-3 K2-3 | | | 0-0 WP FC5-2-5-1 2B | | 0-0 F5 | | 0-3 K | | 0-0 4-3 | 5 | 0 | 1 | 0 | 0 | 2 | | 3 | | | | |
| Ben Oglivie, L OBP: 0.382, SLG: 0.601 (1, 7) | 0-0 4-3 | | | 4-0 FC5-2-5-1 2-3 1B BB | | 0-0 1-3 | | 0-0 4-3 | | 0-0 4-3 | 3 | 1 | 0 | 0 | 1 | 0 | | 0 | | | | |
| Sixto Lezcano, R OBP: 0.332, SLG: 0.463 (1, 10) | | 0-0 F3 | | 0-0 FC5-2-5-1 1-3 3-H 1B | | 0-0 HR | | 0-0 BB 1B | | 0-0 F3 | 4 | 2 | 2 | 1 | 0 | 0 | | 2 | | | | |
| Mark Brouhard, R OBP: 0.317, SLG: 0.436 (1, 9) | | 0-0 L3 1B | | 0-0 1B | | 0-0 F6 | | 0-0 F7 | | 0-0 F7 | 4 | 0 | 2 | 2 | 0 | 0 | | 1 | | | | |
| Jim Gantner, L OBP: 0.255, SLG: 0.276 (1, 4) | | 0-0 L3 | | 0-0 G5-4-3 1B | | 0-0 1B | | 4-0 1-2 BB | | 0-0 L3 | 3 | 0 | 2 | 0 | 1 | 0 | | 1 | | | | |
| Buck Martinez, R OBP: 0.258, SLG: 0.279 (1, 2) | | | 0-0 F3 | | 0-0 G5-4-3 1-2 | | 0-0 F7 | | 0-3 K | 4 | 0 | 0 | 0 | 0 | 1 | 5 | | | | | | |
| Inning Stats | R: 2 E: 0 K: 1 S: 7 | H: 2 LOB: 0 BB: 0 P: 7 | R: 0 E: 0 K: 0 S: 3 | H: 1 LOB: 0 BB: 0 P: 3 | R: 0 E: 0 K: 0 S: 3 | H: 0 LOB: 1 BB: 1 P: 7 | R: 2 E: 0 K: 0 S: 5 | H: 3 LOB: 1 BB: 1 P: 9 | R: 0 E: 0 K: 0 S: 4 | H: 1 LOB: 1 BB: 0 P: 4 | R: 1 E: 0 K: 0 S: 5 | H: 2 LOB: 1 BB: 0 P: 5 | R: 0 E: 0 K: 2 S: 8 | H: 1 LOB: 0 BB: 0 P: 8 | R: 0 E: 0 K: 1 S: 6 | H: 1 LOB: 2 BB: 1 P: 10 | R: 0 E: 0 K: 0 S: 3 | H: 0 LOB: 0 BB: 1 P: 7 | 1B: 7 2B: 3 3B: 0 HR: 2 | SF: 0 SAC: 0 DP: 2 HBP: 0 | WP: 1 PB: 0 SB: 0 CS: 0 | PA: 40 |
| PITCHER Milt Wilcox, R ERA: 3.84 (1, 1) | IP: 9.0 WLS: W BF: 40 | H: 11 R: 5 ER: 5 SO: 4 | BB: 4 IBB: 0 HBP: 0 BLK: 0 | WP: 1 HR: 2 S: 44 P: 60 | ERA: 5.00 WHIP: 1.667 | PITCHER | | | | | | | | | | IP: 9.0 WLS: W BF: 40 | H: 11 R: 5 ER: 5 SO: 4 | BB: 4 IBB: 0 HBP: 0 BLK: 0 | WP: 1 HR: 2 S: 44 P: 60 | ERA: 5.00 WHIP: 1.667 | | |

| Batter | 1 | 2 | 3 | 4 | 5 | 6 | 7 | 8 | 9 | AB | R | H | RBI | BB | SO | LOB | BOTTOM | | | | | |
|--|------------------------------|---------------------------------|-------------------------------------|----------------------------------|------------------------------|----------------------------------|------------------------------|---------------------------------|------------------------------|---------------------------------|------------------------------|---------------------------------|------------------------------|---------------------------------|------------------------------|---------------------------------|---|-------------------------------------|-----------------------------------|------------------------------------|----------------------------------|--------|
| Kirk Gibson, L OBP: 0.303, SLG: 0.440 (1, 8) | 0-0 3-1 | | 0-3 K | | 0-0 F7 | | 0-0 1B 1B | | 0-0 SH1-4 2B 1B | 5 | 2 | 2 | 0 | 0 | 1 | 3 | Milwaukee Brewers @ Detroit Tigers Tiger Stadium, Detroit, MI Mon Jun 16 1980, 3:33 AM EDT Unknown - 65 F | | | | | |
| Alan Trammell, R OBP: 0.406, SLG: 0.426 (1, 6) | 0-0 6-3 | | 0-0 2B | | 0-0 F8 | | 0-0 1B SF9 1B | | 0-0 SH1-4 1-2 | 4 | 1 | 2 | 0 | 0 | 0 | 0 | | | | | | |
| Steve Kemp, L OBP: 0.380, SLG: 0.458 (1, 7) | 0-0 2B 1B | | 0-0 F7 | | 0-0 F2 | | 0-0 1-3 3-H 1B | | 0-0 1-3 | 5 | 1 | 2 | 1 | 0 | 0 | 2 | | | | | | |
| Champ Summers, L OBP: 0.410, SLG: 0.543 Rick Peters, S OBP: 0.325, SLG: 0.324 (9, PR) | 0-0 1-H 2B | | 4-0 BB | | 0-0 G3 | | 0-0 SF9 | | 0-0 1B 2B | 3 | 0 | 2 | 3 | 1 | 0 | 0 | | | | | | |
| Al Cowens, R OBP: 0.314, SLG: 0.326 (1, 9) | 0-0 6-3 | | 0-3 K | | 0-0 F7 | | 0-0 F8 | | 0-0 1B | 5 | 0 | 1 | 1 | 0 | 1 | 4 | | | | | | |
| Lance Parrish, R OBP: 0.313, SLG: 0.477 (1, 2) | | 0-0 G4-6-3 1B | | 0-0 F6 | | 0-0 FC6-4 1B | | 0-0 F4 | | 0-0 2H 1B | 4 | 0 | 2 | 0 | 0 | 3 | | | | | | |
| Tim Corcoran, L OBP: 0.286, SLG: 0.188 (1, 3) | | 0-0 G4-6-3 1-2 | | 0-0 F9 | | 0-0 FC6-4 1-2 1B | | 0-0 4-3 | | 0-0 4-3 | 4 | 1 | 0 | 0 | 0 | 2 | | | | | | |
| Stan Papi, R OBP: 0.421, SLG: 0.737 Richie Hebner, L OBP: 0.333, SLG: 0.448 Tom Brookens, R OBP: 0.338, SLG: 0.352 (9, 5) | 0-0 BB 1B | | 0-0 BB | | 0-0 F8 | | 0-0 2H 1B | | 0-0 4-3 | 3 | 0 | 2 | 1 | 0 | 0 | 0 | | | | | | |
| Lou Whitaker, L OBP: 0.347, SLG: 0.233 (1, 4) | | 4-0 1-2 BB | | 0-0 2B | | 0-0 F7 | | 0-0 1-3 | | 0-0 1-3 | 3 | 0 | 1 | 0 | 1 | 0 | | | | | | |
| Inning Stats | R: 1 E: 0 K: 0 S: 5 | H: 2 LOB: 1 BB: 0 P: 5 | R: 0 E: 0 K: 1 S: 6 | H: 2 LOB: 2 BB: 1 P: 10 | R: 0 E: 0 K: 1 S: 6 | H: 1 LOB: 1 BB: 1 P: 10 | R: 0 E: 0 K: 0 S: 4 | H: 1 LOB: 0 BB: 0 P: 4 | R: 0 E: 0 K: 0 S: 3 | H: 0 LOB: 0 BB: 0 P: 3 | R: 1 E: 1 K: 0 S: 5 | H: 2 LOB: 1 BB: 0 P: 5 | R: 2 E: 0 K: 0 S: 6 | H: 3 LOB: 1 BB: 0 P: 6 | R: 0 E: 0 K: 0 S: 3 | H: 0 LOB: 0 BB: 0 P: 3 | R: 2 E: 0 K: 0 S: 5 | H: 3 LOB: 2 BB: 0 P: 5 | 1B: 10 2B: 4 3B: 0 HR: 0 | SF: 1 SAC: 1 DP: 1 HBP: 0 | WP: 0 PB: 0 SB: 0 CS: 0 | PA: 41 |
| PITCHER Lary Sorensen, R ERA: 3.89 Bob McClure, L ERA: 2.53 Bill Castro, R ERA: 1.54 (7, 1) | IP: 6.0 WLS: L BF: 29 | H: 10 R: 4 ER: 3 SO: 2 | BB: 2 IBB: 0 HBP: 0 BLK: 0 | WP: 0 HR: 0 S: 31 P: 39 | ERA: 4.50 WHIP: 2.000 | PITCHER | | | | | | | | | | IP: 6.0 WLS: L BF: 29 | H: 10 R: 4 ER: 3 SO: 2 | BB: 2 IBB: 0 HBP: 0 BLK: 0 | WP: 0 HR: 0 S: 31 P: 39 | ERA: 4.50 WHIP: 2.000 | | |

| Batter | 1 | 2 | 3 | 4 | 5 | 6 | 7 | 8 | 9 | AB | R | H | RBI | BB | SO | LOB | TOP | | | | | |
|---|------------------------------|---------------------------------|------------------------------|---------------------------------|------------------------------|----------------------------------|------------------------------|---------------------------------|------------------------------|---------------------------------|------------------------------|---------------------------------|------------------------------|---------------------------------|------------------------------|---------------------------------|------------------------------|---------------------------------|----------------------------------|------------------------------------|----------------------------------|--------|
| Robin Yount, R OBP: 0.357, SLG: 0.586 (1, 6) | B1-3 | | F9 | FC6-4 1B | | F7 | | | K | 5 | 0 | 1 | 0 | 0 | 1 | 1 | | | | | | |
| Don Money, R OBP: 0.387, SLG: 0.552 (1, 10) | SH1-3 BB | | 2B SF7 BB | FC6-4 1-2 | | | | | G6-3 BB | 2 | 2 | 1 | 0 | 3 | 0 | 2 | | | | | | |
| Cecil Cooper, L OBP: 0.369, SLG: 0.534 (1, 3) | SH1-3 | | 2B | | F3 | | | | G6-3 | 4 | 1 | 2 | 2 | 0 | 0 | 1 | | | | | | |
| Sixto Lezcano, R OBP: 0.326, SLG: 0.456 (1, 9) | 5-3 | | SF7 | | 5-3 | | | | 6-3 | 3 | 0 | 0 | 1 | 0 | 0 | 1 | | | | | | |
| Ben Oglivie, L OBP: 0.384, SLG: 0.597 (1, 7) | | 6-3 SF8 1B | | IBB | | G3 | | | K | 3 | 1 | 1 | 0 | 1 | 1 | 0 | | | | | | |
| Gorman Thomas, R OBP: 0.293, SLG: 0.431 (1, 8) | 6-3 | | 5-3 | | | | | | K | 4 | 1 | 1 | 1 | 0 | 1 | 3 | | | | | | |
| Sal Bando, R OBP: 0.295, SLG: 0.293 (1, 5) | SF8 | | 5-3 | | | 4-3 | | | F8 | 3 | 0 | 0 | 1 | 0 | 0 | 0 | | | | | | |
| Jim Gantner, L OBP: 0.281, SLG: 0.296 (1, 4) | | | | | | | | | G6-4-3 BB | 3 | 0 | 3 | 0 | 1 | 0 | 0 | | | | | | |
| Charlie Moore, R OBP: 0.341, SLG: 0.342 (1, 2) | F8 | | FC4-6 1B | | | | | | G6-4-3 | 3 | 0 | 0 | 0 | 1 | 0 | 3 | | | | | | |
| Inning Stats | R: 0 E: 0 K: 0 S: 3 | H: 0 LOB: 1 BB: 1 P: 7 | R: 1 E: 0 K: 0 S: 5 | H: 2 LOB: 1 BB: 0 P: 5 | R: 1 E: 0 K: 0 S: 4 | H: 1 LOB: 2 BB: 2 P: 12 | R: 0 E: 0 K: 0 S: 5 | H: 2 LOB: 2 BB: 0 P: 5 | R: 0 E: 0 K: 0 S: 3 | H: 0 LOB: 0 BB: 0 P: 3 | R: 1 E: 0 K: 0 S: 4 | H: 2 LOB: 1 BB: 1 P: 8 | R: 2 E: 0 K: 2 S: 9 | H: 2 LOB: 0 BB: 0 P: 9 | R: 0 E: 0 K: 0 S: 2 | H: 0 LOB: 0 BB: 1 P: 6 | R: 0 E: 0 K: 1 S: 4 | H: 0 LOB: 0 BB: 1 P: 8 | 1B: 6 2B: 1 3B: 0 HR: 2 | SF: 2 SAC: 1 DP: 2 HBP: 0 | WP: 0 PB: 0 SB: 1 CS: 1 | PA: 39 |
| PITCHER | IP | WLS | BF | H | R | ER | SO | BB | IBB | HBP | BLK | WP | HR | S | P | ERA | WHIP | | | | | |
| Dave Rozema, R ERA: 5.3 (1, 1) | 6.0 | L | 30 | 9 | 5 | 5 | 0 | 3 | 1 | 0 | 0 | 0 | 2 | 26 | 42 | 7.50 | 2.000 | | | | | |
| Roger Weaver, R ERA: (7, 1) | 3.0 | | 9 | 0 | 0 | 0 | 3 | 2 | 0 | 0 | 0 | 0 | 0 | 13 | 21 | 0.00 | 0.667 | | | | | |

Milwaukee Brewers @ Detroit Tigers
Tiger Stadium, Detroit, MI
Mon Jun 16 1980, 7:05 PM EDT
Att: 37,040 - Unknown - 58 F

| | |
|-----|----|
| AB | 30 |
| R | 5 |
| H | 9 |
| RBI | 5 |
| BB | 6 |
| SO | 3 |
| LOB | 11 |



| Batter | 1 | 2 | 3 | 4 | 5 | 6 | 7 | 8 | 9 | AB | R | H | RBI | BB | SO | LOB | BOTTOM | | | | |
|---|------------------------------|---------------------------------|------------------------------|---------------------------------|------------------------------|---------------------------------|------------------------------|---------------------------------|------------------------------|----------------------------------|------------------------------|---------------------------------|------------------------------|---------------------------------|------------------------------|----------------------------------|----------------------------------|------------------------------------|----------------------------------|--------|--|
| Rick Peters, S OBP: 0.322, SLG: 0.311 (1, 8) | 4-3 | | 4-3 | | | G6-4-3 BB | | | F8 | 3 | 0 | 0 | 0 | 1 | 0 | 1 | | | | | |
| Kirk Gibson, L OBP: 0.303, SLG: 0.440 (9, PH) | | | | | | | | | | 0 | 0 | 0 | 0 | 0 | 0 | 0 | | | | | |
| Alan Trammell, R OBP: 0.409, SLG: 0.426 (9, PH) | | | | | | | | | | 0 | 0 | 0 | 0 | 1 | 0 | 0 | | | | | |
| Stan Paol, R OBP: 0.375, SLG: 0.625 (1, 6) | F2 | | | | | G6-4-3 1-2 | | | F4 | 5 | 0 | 1 | 0 | 0 | 0 | 5 | | | | | |
| Steve Kemp, L OBP: 0.383, SLG: 0.473 (1, 7) | G3 | | 1B | | | | | | F8 | 3 | 1 | 1 | 2 | 1 | 0 | 1 | | | | | |
| Richie Hebner, L OBP: 0.337, SLG: 0.465 (1, 10) | | 3-1 | | | | | | | HR | 3 | 1 | 1 | 1 | 1 | 0 | 0 | | | | | |
| Champ Summers, L OBP: 0.401, SLG: 0.530 (8, PH) | | E5 BB | | | | | | | HR | 3 | 0 | 0 | 0 | 0 | 0 | 2 | | | | | |
| Al Cowens, R OBP: 0.313, SLG: 0.324 (9, 9) | | | | | | G3 | | | F7 | 1 | 0 | 0 | 0 | 0 | 0 | 0 | | | | | |
| John Wockenfuss, R OBP: 0.400, SLG: 0.500 (1, 2) | | | F9 | | | | | | | 4 | 0 | 0 | 0 | 0 | 1 | 1 | | | | | |
| Tim Corcoran, L OBP: 0.288, SLG: 0.180 (1, 3) | | | | | | | | | | 2 | 0 | 0 | 0 | 1 | 0 | 0 | | | | | |
| Jim Lentine, R OBP: 0.320, SLG: 0.318 (9, PH) | | | | | | | | | | 1 | 0 | 0 | 0 | 0 | 1 | 0 | | | | | |
| Tom Brookens, R OBP: 0.336, SLG: 0.357 (1, 5) | | | F9 | | | | | | | 4 | 0 | 1 | 0 | 0 | 0 | 2 | | | | | |
| Lou Whitaker, L OBP: 0.347, SLG: 0.230 (1, 4) | | | | | | | | | | 2 | 1 | 0 | 0 | 1 | 0 | 0 | | | | | |
| Lance Parrish, R OBP: 0.316, SLG: 0.477 (9, PH) | | | 4-3 | | | | | | | 0 | 0 | 0 | 0 | 1 | 0 | 0 | | | | | |
| Inning Stats | R: 0 E: 0 K: 0 S: 3 | H: 0 LOB: 0 BB: 0 P: 3 | R: 0 E: 1 K: 0 S: 4 | H: 0 LOB: 2 BB: 1 P: 8 | R: 0 E: 0 K: 0 S: 4 | H: 1 LOB: 1 BB: 0 P: 4 | R: 0 E: 0 K: 0 S: 3 | H: 0 LOB: 0 BB: 0 P: 3 | R: 0 E: 0 K: 0 S: 2 | H: 0 LOB: 2 BB: 3 P: 14 | R: 0 E: 0 K: 0 S: 3 | H: 0 LOB: 0 BB: 0 P: 3 | R: 3 E: 0 K: 0 S: 5 | H: 2 LOB: 0 BB: 1 P: 9 | R: 0 E: 0 K: 2 S: 8 | H: 1 LOB: 3 BB: 2 P: 16 | 1B: 1 2B: 1 3B: 0 HR: 2 | SF: 0 SAC: 0 DP: 1 HBP: 0 | WP: 0 PB: 0 SB: 0 CS: 0 | PA: 38 | |
| PITCHER | IP | WLS | BF | H | R | ER | SO | BB | IBB | HBP | BLK | WP | HR | S | P | ERA | WHIP | | | | |
| Reggie Cleveland, R ERA: 4.3 (1, 1) | 7.2 | W | 31 | 3 | 3 | 3 | 0 | 5 | 0 | 0 | 0 | 0 | 2 | 26 | 46 | 3.52 | 1.043 | | | | |
| Bob McClure, L ERA: 2.52 (8, 1) | 1.0 | | 4 | 1 | 0 | 0 | 2 | 0 | 0 | 0 | 0 | 0 | 0 | 8 | 8 | 0.00 | 1.000 | | | | |
| Bill Castro, R ERA: 1.54 (9, 1) | 0.0 | | 1 | 0 | 0 | 0 | 0 | 1 | 0 | 0 | 0 | 0 | 0 | 0 | 4 | " | " | | | | |
| Jerry Augustine, L ERA: 5.27 (9, 1) | 0.0 | | 1 | 0 | 0 | 0 | 0 | 0 | 0 | 0 | 0 | 0 | 0 | 0 | 4 | " | " | | | | |
| John Filly, R ERA: 2.92 (9, 1) | 0.1 | S | 1 | 0 | 0 | 0 | 0 | 0 | 0 | 0 | 0 | 0 | 0 | 1 | 1 | 0.00 | 0.000 | | | | |

Milwaukee Brewers @ Detroit Tigers
Tiger Stadium, Detroit, MI
Mon Jun 16 1980, 7:05 PM EDT
Att: 37,040 - Unknown - 58 F

| | |
|-----|----|
| AB | 31 |
| R | 3 |
| H | 4 |
| RBI | 3 |
| BB | 7 |
| SO | 2 |
| LOB | 12 |



| Batter | 1 | 2 | 3 | 4 | 5 | 6 | 7 | 8 | 9 | AB | R | H | RBI | BB | SO | LOB | TOP | | | |
|---|--|---------------------------------|------------------------------|---------------------------------|------------------------------|---------------------------------|------------------------------|---------------------------------|------------------------------|---------------------------------|------------------------------|---------------------------------|------------------------------|---------------------------------|------------------------------|---------------------------------|---|------------------------------------|----------------------------------|--------|
| Jim Gantner, L (1, 4) OBP: 0.288, SLG: 0.297 | 4-0 SH1-3 BB | | 0-0 1B | | 0-0 G3 | | | 0-0 B3 | | 3 | 0 | 1 | 0 | 1 | 0 | 1 | Milwaukee Brewers @ Detroit Tigers Tiger Stadium, Detroit, MI Tue Jun 17 1980, 7:05 PM EDT Att: 24,942 - Unknown - 71 F | | | |
| Don Money, R (1, 5) OBP: 0.382, SLG: 0.538 | 0-0 F7 | | 0-0 1B | | | 0-0 F7 | | 0-0 F7 | | 4 | 0 | 1 | 0 | 0 | 0 | 1 | | | | |
| Cecil Cooper, L (1, 3) OBP: 0.364, SLG: 0.526 | 0-0 SH1-3 1-2 | | 0-0 F2 | | | 0-0 F8 | | 0-0 F8 | | 3 | 0 | 0 | 0 | 0 | 0 | 2 | | | | |
| Sixto Lezcano, R (1, 10) OBP: 0.324, SLG: 0.449 | 0-0 4-3 | | | 0-0 5-3 | | 4-0 1B BB | | | 0-0 5-3 | 3 | 0 | 0 | 0 | 1 | 0 | 1 | | | | |
| Ben Oglivie, L (1, 7) OBP: 0.386, SLG: 0.595 | | 0-0 5-3 | | 0-0 F8 | | 0-0 FC5-4 1B | | 0-0 G5-4-3 1B | | 4 | 0 | 2 | 0 | 0 | 0 | 0 | | | | |
| Gorman Thomas, R (1, 8) OBP: 0.288, SLG: 0.423 | | 0-0 F7 | | 0-0 F8 | | 0-0 FC5-4 1-2 | | 0-0 G5-4-3 1-2 | | 4 | 0 | 0 | 0 | 0 | 0 | 3 | | | | |
| Mark Brouhard, R (1, 9) OBP: 0.295, SLG: 0.405 | | 0-0 1-3 | | | 0-0 6-3 | | 0-0 F3 | | | 3 | 0 | 0 | 0 | 0 | 0 | 0 | | | | |
| Charlie Moore, R (1, 2) OBP: 0.341, SLG: 0.350 | | | 0-0 4-3 | | 0-0 2B | | 0-0 F2 | | | 3 | 0 | 1 | 0 | 0 | 0 | 0 | | | | |
| Ed Romero, R (1, 6) OBP: 0.294, SLG: 0.375 | | | 0-0 6-3 | | 0-3 K | | 0-0 5-3 | | | 3 | 0 | 0 | 0 | 0 | 1 | 1 | | | | |
| Inning Stats | R: 0 E: 0 K: 0 S: 3 | H: 0 LOB: 1 BB: 1 P: 7 | R: 0 E: 0 K: 0 S: 3 | H: 0 LOB: 0 BB: 0 P: 3 | R: 0 E: 0 K: 0 S: 5 | H: 2 LOB: 2 BB: 0 P: 5 | R: 0 E: 0 K: 0 S: 3 | H: 0 LOB: 0 BB: 0 P: 3 | R: 0 E: 0 K: 1 S: 6 | H: 1 LOB: 1 BB: 0 P: 6 | R: 0 E: 0 K: 0 S: 4 | H: 0 LOB: 0 BB: 0 P: 8 | R: 0 E: 0 K: 0 S: 3 | H: 0 LOB: 0 BB: 0 P: 3 | R: 0 E: 0 K: 0 S: 3 | H: 1 LOB: 0 BB: 0 P: 3 | 1B: 4 2B: 1 3B: 0 HR: 0 | SF: 0 SAC: 1 DP: 1 HBP: 0 | WP: 0 PB: 0 SB: 0 CS: 0 | PA: 33 |
| PITCHER Jack Morris, R (1, 1) ERA: 4.09 | IP: 9.0 WLS: W BF: 33 H: 5 R: 0 ER: 0 SO: 1 BB: 2 IBB: 0 HBP: 0 BLK: 0 WP: 0 HR: 0 S: 33 P: 41 ERA: 0.00 WHIP: 0.778 | | | | | | | | | | | | | | | | | | | |

| Batter | 1 | 2 | 3 | 4 | 5 | 6 | 7 | 8 | 9 | AB | R | H | RBI | BB | SO | LOB | BOTTOM | | | |
|---|--|---------------------------------|------------------------------|---------------------------------|------------------------------|---------------------------------|------------------------------|---------------------------------|------------------------------|---------------------------------|------------------------------|---------------------------------|------------------------------|---------------------------------|------------------------------|---------------------------------|---|------------------------------------|----------------------------------|--------|
| Jim Lentine, R (1, 7) OBP: 0.333, SLG: 0.340 | 0-0 1B SF9 | | 0-0 2B | | | 0-0 6-3 | | 4-0 HR BB | | 3 | 2 | 1 | 0 | 1 | 0 | 0 | Milwaukee Brewers @ Detroit Tigers Tiger Stadium, Detroit, MI Tue Jun 17 1980, 7:05 PM EDT Att: 24,942 - Unknown - 71 F | | | |
| Alan Trammell, R (1, 6) OBP: 0.410, SLG: 0.443 | 0-0 CS 1B | | 0-0 4-3 | | | 0-0 P3 | | 0-0 HR | | 4 | 1 | 2 | 2 | 0 | 0 | 1 | | | | |
| Steve Kemp, L (1, 10) OBP: 0.380, SLG: 0.468 | 0-0 SF9 | | | 0-3 K | | 4-0 BB | | 0-0 P5 | | 2 | 0 | 0 | 1 | 1 | 1 | 0 | | | | |
| Lance Parrish, R (1, 2) OBP: 0.312, SLG: 0.471 | 0-3 K | | | 0-0 F7 | | 0-0 F7 | | | | 3 | 0 | 0 | 0 | 0 | 1 | 2 | | | | |
| Al Cowens, R (1, 9) OBP: 0.313, SLG: 0.324 | | 0-0 4-3 | | 0-0 1B | | | 0-0 F8 | | | 3 | 0 | 1 | 0 | 0 | 0 | 0 | | | | |
| John Wockenfuss, R (1, 3) OBP: 0.390, SLG: 0.485 | | 0-0 F8 | | 0-0 F7 | | | 0-0 F9 | | | 3 | 0 | 0 | 0 | 0 | 0 | 1 | | | | |
| Tom Brookens, R (1, 5) OBP: 0.336, SLG: 0.357 | | 0-0 6-3 | | | 0-0 5-3 CS 1B | | 0-0 6-3 | | | 3 | 0 | 1 | 0 | 0 | 0 | 0 | | | | |
| Dave Stegman, R (1, 8) OBP: 0.272, SLG: 0.284 | | | 0-0 F8 | | 0-0 5-3 | | | 0-0 F9 | | 3 | 0 | 0 | 0 | 0 | 0 | 1 | | | | |
| Stan Papi, R (1, 4) OBP: 0.333, SLG: 0.556 | | | 0-0 6-3 | | 0-3 K | | | 0-0 5-3 | | 3 | 0 | 0 | 0 | 0 | 1 | 1 | | | | |
| Inning Stats | R: 1 E: 1 K: 1 S: 6 | H: 1 LOB: 1 BB: 0 P: 6 | R: 0 E: 0 K: 0 S: 3 | H: 0 LOB: 0 BB: 0 P: 3 | R: 0 E: 0 K: 0 S: 4 | H: 1 LOB: 1 BB: 0 P: 4 | R: 0 E: 0 K: 1 S: 6 | H: 1 LOB: 1 BB: 0 P: 6 | R: 0 E: 0 K: 1 S: 5 | H: 1 LOB: 0 BB: 0 P: 5 | R: 0 E: 0 K: 0 S: 3 | H: 0 LOB: 1 BB: 1 P: 7 | R: 0 E: 0 K: 0 S: 3 | H: 0 LOB: 0 BB: 0 P: 3 | R: 2 E: 0 K: 0 S: 4 | H: 1 LOB: 0 BB: 1 P: 8 | 1B: 3 2B: 2 3B: 0 HR: 1 | SF: 1 SAC: 0 DP: 1 HBP: 0 | WP: 0 PB: 0 SB: 1 CS: 2 | PA: 30 |
| PITCHER Mike Caldwell, L (1, 1) ERA: 3.05 | IP: 8.0 WLS: L BF: 30 H: 5 R: 3 ER: 2 SO: 3 BB: 2 IBB: 0 HBP: 0 BLK: 0 WP: 0 HR: 1 S: 34 P: 42 ERA: 2.25 WHIP: 0.875 | | | | | | | | | | | | | | | | | | | |

| Batter | 1 | 2 | 3 | 4 | 5 | 6 | 7 | 8 | 9 | AB | R | H | RBI | BB | SO | LOB | TOP | | |
|--|--|---------------------------------|------------------------------|---------------------------------|------------------------------|---------------------------------|------------------------------|---------------------------------|------------------------------|---------------------------------|------------------------------|---------------------------------|------------------------------|---------------------------------|------------------------------|---------------------------------|----------------------------------|------------------------------------|--|
| Jim Gantner, L (1,4) OBP: 0.287, SLG: 0.296 | F7 | | | 3-1 | | 1B | | 6-3 | | 4 | 0 | 1 | 0 | 0 | 0 | 1 | | | |
| Don Money, R (1,5) OBP: 0.366, SLG: 0.516 | F7 | | | P4 | | F9 | | | F9 | 4 | 0 | 0 | 0 | 0 | 0 | 1 | | | |
| Cecil Cooper, L (1,3) OBP: 0.367, SLG: 0.530 | 4-3 | | | 2B | | | 4-3 | | 2B 1B | 4 | 0 | 2 | 0 | 0 | 0 | 0 | | | |
| Gorman Thomas, R (1,8) OBP: 0.283, SLG: 0.416 | | F7 | | 5-3 | | | 5-3 | | F7 | 4 | 0 | 0 | 0 | 0 | 0 | 2 | | | |
| Ben Oglivie, L (1,7) OBP: 0.388, SLG: 0.612 | | F8 | | | P5 | | HR | | 2B | 4 | 1 | 2 | 1 | 0 | 0 | 0 | | | |
| Sixto Lezcano, R (1,9) OBP: 0.319, SLG: 0.440 | K | | | 4-3 | | 4-3 | 6-3 | | 5-3 | 4 | 0 | 0 | 0 | 0 | 1 | 2 | | | |
| Dick Davis, R (1,10) OBP: 0.306, SLG: 0.394 | | | 6-3 | | 6-3 | | | | 2B | 3 | 0 | 1 | 0 | 0 | 0 | 0 | | | |
| Ed Romero, R (1,6) OBP: 0.250, SLG: 0.316 | | G3 | | | | 1-3 | | 6-3 | | 3 | 0 | 0 | 0 | 0 | 0 | 1 | | | |
| Buck Martinez, R (1,2) OBP: 0.250, SLG: 0.270 | | 6-3 | | | | 6-3 | | L7 | | 3 | 0 | 0 | 0 | 0 | 0 | 1 | | | |
| Inning Stats | R: 0 E: 0 K: 0 S: 3 | H: 0 LOB: 0 BB: 0 P: 3 | R: 0 E: 0 K: 1 S: 5 | H: 0 LOB: 0 BB: 0 P: 5 | R: 0 E: 0 K: 0 S: 3 | H: 0 LOB: 0 BB: 0 P: 3 | R: 0 E: 0 K: 0 S: 4 | H: 1 LOB: 1 BB: 0 P: 4 | R: 0 E: 0 K: 0 S: 4 | H: 1 LOB: 0 BB: 0 P: 4 | R: 1 E: 0 K: 0 S: 4 | H: 1 LOB: 0 BB: 0 P: 4 | R: 0 E: 0 K: 0 S: 4 | H: 1 LOB: 1 BB: 0 P: 4 | R: 0 E: 0 K: 0 S: 5 | H: 2 LOB: 2 BB: 0 P: 5 | 1B: 2 2B: 3 3B: 0 HR: 1 | SF: 0 SAC: 0 DP: 0 HBP: 0 | WP: 0 PA: 33 PB: 0 SB: 0 CS: 0 |
| PITCHER Doc Medich, R (1,1) ERA: 3.87 | IP: 9.0 WLS: W BF: 33 H: 6 R: 1 ER: 1 SO: 1 BB: 0 IBB: 0 HBP: 0 BLK: 0 WP: 0 HR: 1 S: 35 P: 35 ERA: 1.00 WHIP: 0.667 | | | | | | | | | | | | | | | PITCHER | | | |

Milwaukee Brewers @ Texas Rangers
Arlington Stadium, Arlington, TX
Wed Jun 18 1980, 8:05 PM EDT
Att: 12,750 - Unknown

AB 33
R 1
H 6
RBI 1
BB 0
SO 1
LOB 8



| Batter | 1 | 2 | 3 | 4 | 5 | 6 | 7 | 8 | 9 | AB | R | H | RBI | BB | SO | LOB | BOTTOM | | |
|---|---|---------------------------------|------------------------------|---------------------------------|------------------------------|---------------------------------|------------------------------|---------------------------------|------------------------------|----------------------------------|------------------------------|---------------------------------|------------------------------|---------------------------------|------------------------------|---------------------------------|----------------------------------|------------------------------------|--|
| Mickey Rivers, L (1,8) OBP: 0.301, SLG: 0.355 | B1-3 | | 4-3 1B | | 1B HR | | | F7 | | 5 | 2 | 2 | 0 | 0 | 0 | 0 | | | |
| Bill Sample, R (9,9) OBP: 0.297, SLG: 0.238 | | | | | | | | | | 0 | 0 | 0 | 0 | 0 | 0 | 0 | | | |
| Bump Wills, S (1,4) OBP: 0.312, SLG: 0.331 | 3-1 | | 4-3 1-2 | | HR 1B | 1B BB | | 4-3 | | 4 | 1 | 1 | 0 | 1 | 0 | 1 | | | |
| Al Oliver, L (1,7) OBP: 0.364, SLG: 0.459 | 4-3 | | 2B 2B 1B | | HR 1B | FC4 1B | | | | 4 | 2 | 3 | 4 | 0 | 0 | 0 | | | |
| Rusty Staub, L (1,3) OBP: 0.389, SLG: 0.573 | | SH1-3 1B | 2B 2B 1B | | 4-3 | FC4 1B | | | | 4 | 1 | 2 | 0 | 0 | 0 | 2 | | | |
| Pat Putnam, L (7,3) OBP: 0.316, SLG: 0.370 | | | 1-3 2B 2B | | | 1-2 | | | | 0 | 0 | 0 | 0 | 0 | 0 | 0 | | | |
| Richie Zisk, R (1,10) OBP: 0.332, SLG: 0.474 | | SH1-3 1B | 2H 3H 2B | | L9 | | | P6 | | 4 | 0 | 2 | 2 | 0 | 0 | 0 | | | |
| Jim Norris, L (1,9) OBP: 0.315, SLG: 0.273 | | SH1-3 1B | 5-3 | | L6 | | | F7 | | 3 | 0 | 0 | 0 | 0 | 0 | 1 | | | |
| Jim Sundberg, R (1,2) OBP: 0.354, SLG: 0.409 | | K | | | CS 1B | 4-3 | | | | 4 | 0 | 2 | 0 | 0 | 1 | 2 | | | |
| Tucker Ashford, R (1,5) OBP: 0.160, SLG: 0.087 | | K | | | P5 | HR BB | | F7 | | 3 | 1 | 0 | 0 | 1 | 1 | 4 | | | |
| Bud Harrelson, S (1,6) OBP: 0.339, SLG: 0.271 | | | K | | 4-1 | HR | | F9 | | 4 | 1 | 1 | 2 | 0 | 1 | 1 | | | |
| Inning Stats | R: 0 E: 0 K: 0 S: 3 | H: 2 LOB: 2 BB: 0 P: 9 | R: 3 E: 0 K: 1 S: 9 | H: 4 LOB: 1 BB: 0 P: 9 | R: 0 E: 0 K: 0 S: 3 | H: 1 LOB: 0 BB: 0 P: 3 | R: 3 E: 0 K: 0 S: 6 | H: 3 LOB: 0 BB: 0 P: 6 | R: 2 E: 0 K: 0 S: 5 | H: 2 LOB: 2 BB: 2 P: 13 | R: 0 E: 0 K: 0 S: 4 | H: 1 LOB: 1 BB: 0 P: 4 | R: 0 E: 0 K: 0 S: 3 | H: 0 LOB: 0 BB: 0 P: 3 | R: 0 E: 0 K: 0 S: 5 | H: 2 LOB: 2 BB: 0 P: 5 | 1B: 8 2B: 3 3B: 0 HR: 2 | SF: 0 SAC: 1 DP: 0 HBP: 0 | WP: 0 PA: 38 PB: 0 SB: 0 CS: 1 |
| PITCHER Rickey Keeton, R (1,1) ERA: 4.76 | IP: 4.0 WLS: L BF: 20 H: 9 R: 5 ER: 5 SO: 3 BB: 0 IBB: 0 HBP: 0 BLK: 0 WP: 0 HR: 0 S: 26 P: 26 ERA: 11.25 WHIP: 2.250 | | | | | | | | | | | | | | | PITCHER | | | |
| Jerry Augustine, L (5,1) ERA: 5.53 | 2.0 WLS: L BF: 11 H: 3 R: 3 ER: 3 SO: 0 BB: 2 IBB: 0 HBP: 0 BLK: 0 WP: 0 HR: 2 S: 9 P: 17 ERA: 13.50 WHIP: 2.500 | | | | | | | | | | | | | | | PITCHER | | | |
| Paul Mitchell, R (7,1) ERA: 1.42 | 2.0 WLS: L BF: 7 H: 1 R: 0 ER: 0 SO: 0 BB: 0 IBB: 0 HBP: 0 BLK: 0 WP: 0 HR: 0 S: 7 P: 7 ERA: 0.00 WHIP: 0.500 | | | | | | | | | | | | | | | PITCHER | | | |

Milwaukee Brewers @ Texas Rangers
Arlington Stadium, Arlington, TX
Wed Jun 18 1980, 8:05 PM EDT
Att: 12,750 - Unknown

AB 35
R 8
H 13
RBI 8
BB 2
SO 3
LOB 11



| Batter | 1 | 2 | 3 | 4 | 5 | 6 | 7 | 8 | 9 | AB | R | H | RBI | BB | SO | LOB | TOP | | | | |
|---|------------------------------|---------------------------------|------------------------------|---------------------------------|------------------------------|---------------------------------|------------------------------|----------------------------------|------------------------------|---------------------------------|------------------------------|---------------------------------|------------------------------|---------------------------------|------------------------------|---------------------------------|---|-----------------------------------|------------------------------------|----------------------------------|--------|
| Charlie Moore, R OBP: 0.336, SLG: 0.344 (1, 2) | 4-3 | | E1 1B SF9 | | | F8 | | FC6-4 | | 5 | 1 | 1 | 2 | 0 | 0 | 3 | Milwaukee Brewers @ Texas Rangers Arlington Stadium, Arlington, TX Thu Jun 19 1980, 8:05 PM EDT Att: 12,763 - Unknown | | | | |
| Don Money, R OBP: 0.370, SLG: 0.510 (1, 5) | F5 | | | 5-3 | | | | F9 | | 5 | 0 | 2 | 1 | 0 | 0 | 2 | | | | | |
| Cecil Cooper, L OBP: 0.368, SLG: 0.530 (1, 3) | 4-3 | | SF9 | | 4-3 | | | | | 4 | 0 | 2 | 2 | 0 | 0 | 0 | | | | | |
| Dick Davis, R OBP: 0.309, SLG: 0.394 (1, 10) | | 5-3 | F7 | | HR | G5-4-3 | | | | 5 | 2 | 2 | 0 | 0 | 0 | 3 | | | | | |
| Ben Oglivie, L OBP: 0.396, SLG: 0.633 (1, 7) | | | | | | | | F8 | | 4 | 2 | 3 | 3 | 1 | 0 | 0 | | | | | |
| Sixto Lezcano, R OBP: 0.316, SLG: 0.434 (1, 9) | | | | 5-3 | | | | K | | 5 | 0 | 1 | 0 | 0 | 2 | 2 | | | | | |
| Gorman Thomas, R OBP: 0.283, SLG: 0.410 (1, 8) | | | | | | | | | | 3 | 1 | 0 | 0 | 1 | 2 | 1 | | | | | |
| Jim Gantner, L OBP: 0.286, SLG: 0.294 (1, 4) | | | | L9 | | | | F7 | | 4 | 1 | 1 | 0 | 0 | 0 | 3 | | | | | |
| Ed Romero, R OBP: 0.375, SLG: 0.455 (1, 6) | | | | | | | | | | 3 | 3 | 3 | 1 | 1 | 0 | 0 | | | | | |
| Inning Stats | R: 0 E: 0 K: 0 S: 3 | H: 0 LOB: 0 BB: 0 P: 3 | R: 0 E: 0 K: 0 S: 2 | H: 0 LOB: 0 BB: 1 P: 6 | R: 3 E: 2 K: 1 S: 9 | H: 3 LOB: 1 BB: 0 P: 9 | R: 3 E: 0 K: 0 S: 6 | H: 3 LOB: 1 BB: 1 P: 10 | R: 2 E: 0 K: 1 S: 8 | H: 3 LOB: 1 BB: 0 P: 8 | R: 0 E: 0 K: 1 S: 5 | H: 0 LOB: 0 BB: 0 P: 5 | R: 0 E: 0 K: 0 S: 3 | H: 0 LOB: 0 BB: 0 P: 7 | R: 1 E: 1 K: 1 S: 6 | H: 3 LOB: 0 BB: 0 P: 6 | | 1B: 12 2B: 2 3B: 0 HR: 1 | SF: 1 SAC: 0 DP: 1 HBP: 0 | WP: 1 PB: 0 SB: 1 CS: 0 | PA: 43 |
| PITCHER | IP | WLS | BF | H | R | ER | SO | BB | IBB | HBP | BLK | WP | HR | S | P | ERA | WHIP | | | | |
| Brian Allard, R ERA: 6.1 (1, 1) | 3.2 | L | 18 | 5 | 6 | 4 | 1 | 2 | 0 | 0 | 0 | 1 | 0 | 18 | 26 | 9.82 | 1.909 | | | | |
| Adrian Devine, R ERA: 5.4 (4, 1) | 0.2 | | 6 | 4 | 2 | 2 | 0 | 0 | 0 | 0 | 0 | 0 | 1 | 6 | 6 | 27.00 | 6.000 | | | | |
| Jim Kern, R ERA: 5.75 (5, 1) | 3.2 | | 14 | 3 | 1 | 1 | 2 | 1 | 0 | 0 | 0 | 0 | 0 | 17 | 21 | 2.46 | 1.091 | | | | |
| Sparky Lyle, L ERA: 3.43 (9, 1) | 1.0 | | 4 | 3 | 1 | 1 | 1 | 0 | 0 | 0 | 0 | 0 | 0 | 6 | 6 | 9.00 | 3.000 | | | | |

| Batter | 1 | 2 | 3 | 4 | 5 | 6 | 7 | 8 | 9 | AB | R | H | RBI | BB | SO | LOB | BOTTOM | | | | |
|---|------------------------------|---------------------------------|------------------------------|----------------------------------|------------------------------|---------------------------------|------------------------------|---------------------------------|------------------------------|---------------------------------|------------------------------|----------------------------------|------------------------------|---------------------------------|----------------------------------|------------------------------------|---|--------|--|--|--|
| Bump Willis, S OBP: 0.311, SLG: 0.329 (1, 4) | L1-3 1B | | G3 | | 4-3 | | | K | | 4 | 0 | 1 | 0 | 0 | 1 | 0 | Milwaukee Brewers @ Texas Rangers Arlington Stadium, Arlington, TX Thu Jun 19 1980, 8:05 PM EDT Att: 12,763 - Unknown | | | | |
| Bill Sample, R OBP: 0.299, SLG: 0.288 (1, 9) (8, 7) | L1-3 | | 5-3 | | | | | L9 | | 3 | 1 | 1 | 1 | 0 | 0 | 1 | | | | | |
| Pat Putnam, L OBP: 0.314, SLG: 0.368 (8, PH) | L1-3 | | | | | | | | | 1 | 0 | 0 | 0 | 0 | 0 | 0 | | | | | |
| Pepe Frias, R OBP: 0.268, SLG: 0.304 (9, 6) | | | | | | HR | | | | 0 | 0 | 0 | 0 | 0 | 0 | 0 | | | | | |
| Al Oliver, L OBP: 0.360, SLG: 0.454 (1, 7) | F8 | | F6 | | | 4-3 | | | | 3 | 0 | 0 | 0 | 0 | 0 | 0 | | | | | |
| Dave Roberts, R OBP: 0.295, SLG: 0.313 (8, 2) | | | | | | | | BB | | 0 | 0 | 0 | 0 | 1 | 0 | 0 | | | | | |
| Richie Zisk, R OBP: 0.340, SLG: 0.490 (1, 10) | | | | | | | | | | 2 | 2 | 1 | 1 | 2 | 1 | 1 | | | | | |
| Rusty Staub, L OBP: 0.374, SLG: 0.548 (1, 3) | | | | | | | | | | 4 | 0 | 0 | 0 | 0 | 0 | 2 | | | | | |
| Jim Sundberg, R OBP: 0.350, SLG: 0.403 (1, 2) | | | | | | | | | | 3 | 0 | 0 | 0 | 0 | 0 | 1 | | | | | |
| Mike Hart, S OBP: 0.400, SLG: 0.250 (8, 8) | | | | | | | | | | 1 | 0 | 0 | 0 | 0 | 0 | 0 | | | | | |
| Jim Norris, L OBP: 0.312, SLG: 0.263 (8, 9) | | | | | | | | | | 3 | 0 | 0 | 0 | 1 | 1 | 0 | | | | | |
| Tucker Ashford, R OBP: 0.179, SLG: 0.115 (1, 5) | | | | | | | | | | 3 | 0 | 1 | 1 | 0 | 0 | 0 | | | | | |
| Bud Harrelson, S OBP: 0.328, SLG: 0.260 (8, PH) | | | | | | | | | | 2 | 0 | 0 | 0 | 0 | 0 | 2 | | | | | |
| Johnny Grubb, L OBP: 0.348, SLG: 0.338 (9, 7) | | | | | | | | | | 1 | 1 | 1 | 1 | 0 | 0 | 0 | | | | | |
| Inning Stats | R: 0 E: 0 K: 0 S: 3 | H: 1 LOB: 0 BB: 0 P: 3 | R: 1 E: 0 K: 0 S: 4 | H: 1 LOB: 2 BB: 2 P: 12 | R: 0 E: 0 K: 0 S: 3 | H: 0 LOB: 0 BB: 0 P: 3 | R: 1 E: 0 K: 0 S: 4 | H: 1 LOB: 0 BB: 0 P: 4 | R: 0 E: 0 K: 0 S: 3 | H: 0 LOB: 0 BB: 0 P: 3 | R: 1 E: 0 K: 2 S: 8 | H: 1 LOB: 1 BB: 1 P: 12 | R: 0 E: 0 K: 1 S: 5 | H: 0 LOB: 0 BB: 0 P: 5 | 1B: 2 2B: 1 3B: 0 HR: 3 | SF: 0 SAC: 0 DP: 2 HBP: 0 | WP: 0 PB: 0 SB: 0 CS: 0 | PA: 34 | | | |
| PITCHER | IP | WLS | BF | H | R | ER | SO | BB | IBB | HBP | BLK | WP | HR | S | P | ERA | WHIP | | | | |
| Bill Travers, L ERA: 3.4 (1, 1) | 6.0 | W | 23 | 4 | 3 | 3 | 0 | 3 | 0 | 0 | 0 | 0 | 2 | 20 | 32 | 4.50 | 1.167 | | | | |
| Paul Mitchell, R ERA: 1.93 (7, 1) | 3.0 | S | 11 | 1 | 1 | 1 | 3 | 1 | 0 | 0 | 0 | 0 | 1 | 16 | 20 | 3.00 | 0.667 | | | | |

AB 38
R 10
H 15
RBI 9
BB 3
SO 4
LOB 14



AB 30
R 4
H 5
RBI 4
BB 4
SO 3
LOB 7



| Batter | 1 | 2 | 3 | 4 | 5 | 6 | 7 | 8 | 9 | AB | R | H | RBI | BB | SO | LOB | TOP | | | | | | | | | | | | | | | | | | | |
|--|------------------------------|---------------------------------|-------------------------------------|----------------------------------|------------------------------|---------------------------------|------------------------------|---------------------------------|------------------------------|---------------------------------|------------------------------|---------------------------------|------------------------------|----------------------------------|-------------------------------|----------------------------------|--|---------------------------------|-----------------------------------|------------------------------------|-----------------------------------|----|---|---|----|----|----|-----|-----|-----|----|----|---|---|-----|------|
| Charlie Moore, R OBP: 0.338, SLG: 0.346 | L7 | | 1B | | F8 | | SH SH1-4 2B | K | | 5 | 1 | 2 | 1 | 0 | 1 | 0 | Milwaukee Brewers @ Kansas City Royals Royals Stadium, Kansas City, MO Fri Jun 20 1980, 8:05 PM EDT Att: 38,179 - Unknown - 67 F | | | | | | | | | | | | | | | | | | | |
| Don Money, R OBP: 0.363, SLG: 0.505 | L7 | | K | | F7 | | SH1-4 | | F8 | 5 | 1 | 1 | 0 | 0 | 1 | 3 | | | | | | | | | | | | | | | | | | | | |
| Cecil Cooper, L OBP: 0.368, SLG: 0.529 | K2-3 | | F7 | | 4-3 | | 2B | 2B | | 4 | 2 | 1 | 1 | 1 | 1 | 1 | | | | | | | | | | | | | | | | | | | | |
| Dick Davis, R OBP: 0.318, SLG: 0.422 | | K | F8 | | | G3 1B | 2B | 3B | | 5 | 1 | 3 | 4 | 0 | 1 | 1 | | | | | | | | | | | | | | | | | | | | |
| Ben Oglivie, L OBP: 0.400, SLG: 0.635 | | 1B E 1B | | WP 1B 2B | | G3 1-2 | 1B E IBB | F9 | | 4 | 3 | 2 | 0 | 1 | 0 | 2 | | | | | | | | | | | | | | | | | | | | |
| Sixto Lezcano, R OBP: 0.322, SLG: 0.433 | F8 | | FC1-5 2-3 BB | | HBP | 1-3 2-H 3-H | 1B | F7 | | 3 | 0 | 1 | 1 | 1 | 0 | 1 | | | | | | | | | | | | | | | | | | | | |
| Gorman Thomas, R OBP: 0.285, SLG: 0.410 | E 1B | | FC1-5 1-2 3-H 1B | | K | K | 1-2 3-H 1B | K | | 5 | 0 | 2 | 1 | 0 | 3 | 3 | | | | | | | | | | | | | | | | | | | | |
| Jim Gantner, L OBP: 0.282, SLG: 0.290 | E3 | | FC1-5 1-2 2-3 G5-4-3 1B | | 1-3 | P4 | | 1B 1B | | 5 | 1 | 1 | 0 | 0 | 0 | 6 | | | | | | | | | | | | | | | | | | | | |
| Ed Romero, R OBP: 0.379, SLG: 0.444 | K | | G5-4-3 1-2 | | | SH1-4 2B | 1B | K | 1B | 5 | 1 | 2 | 0 | 0 | 2 | 4 | | | | | | | | | | | | | | | | | | | | |
| Inning Stats | R: 0 E: 0 K: 1 S: 5 | H: 0 LOB: 0 BB: 0 P: 5 | R: 1 E: 1 K: 2 S: 10 | H: 2 LOB: 2 BB: 0 P: 10 | R: 0 E: 0 K: 1 S: 6 | H: 1 LOB: 1 BB: 1 P: 6 | R: 1 E: 0 K: 0 S: 4 | H: 2 LOB: 1 BB: 1 P: 8 | R: 0 E: 0 K: 0 S: 3 | H: 0 LOB: 0 BB: 0 P: 3 | R: 0 E: 0 K: 1 S: 6 | H: 1 LOB: 2 BB: 0 P: 7 | R: 5 E: 1 K: 1 S: 9 | H: 3 LOB: 1 BB: 2 P: 17 | R: 2 E: 0 K: 2 S: 10 | H: 3 LOB: 1 BB: 0 P: 10 | R: 1 E: 0 K: 1 S: 8 | H: 3 LOB: 2 BB: 0 P: 8 | 1B: 10 2B: 4 3B: 1 HR: 0 | SF: 0 SAC: 2 DP: 1 HBP: 1 | WP: 1 PA: 47 PB: 0 CS: 1 | | | | | | | | | | | | | | | |
| PITCHER | IP | WLS | BF | H | R | ER | SO | BB | IBB | HBP | BLK | WP | HR | S | P | ERA | WHIP | PITCHER | | IP | WLS | BF | H | R | ER | SO | BB | IBB | HBP | BLK | WP | HR | S | P | ERA | WHIP |
| Dennis Leonard, R ERA: 4.61 | (1, 1) | 6.1 | L | 33 | 9 | 7 | 4 | 5 | 1 | 2 | 1 | 0 | 0 | 39 | 52 | 5.68 | 1.579 | | | | | | | | | | | | | | | | | | | |
| Marty Pattin, R ERA: 3.57 | (7, 1) | 2.2 | | 14 | 6 | 3 | 3 | 4 | 0 | 0 | 0 | 0 | 0 | 22 | 22 | 10.12 | 2.250 | | | | | | | | | | | | | | | | | | | |

AB 41
R 10
H 15
RBI 8
BB 3
SO 9
LOB 21



| Batter | 1 | 2 | 3 | 4 | 5 | 6 | 7 | 8 | 9 | AB | R | H | RBI | BB | SO | LOB | BOTTOM | | | | | | | | | | | | | | | | | | | |
|---|------------------------------|---------------------------------|------------------------------|---------------------------------|------------------------------|---------------------------------|------------------------------|----------------------------------|------------------------------|---------------------------------|------------------------------|---------------------------------|------------------------------|---------------------------------|------------------------------|----------------------------------|--|---------------------------------|----------------------------------|------------------------------------|-----------------------------------|----|---|---|----|----|----|-----|-----|-----|----|----|---|---|-----|------|
| Willie Wilson, S OBP: 0.346, SLG: 0.413 | S 1B | | 6-3 | | 6-3 | | 4-3 | | | 5 | 0 | 2 | 0 | 0 | 0 | 0 | Milwaukee Brewers @ Kansas City Royals Royals Stadium, Kansas City, MO Fri Jun 20 1980, 8:05 PM EDT Att: 38,179 - Unknown - 67 F | | | | | | | | | | | | | | | | | | | |
| Frank White, R OBP: 0.281, SLG: 0.336 | K | | K | | G1 | | K | | F7 | 4 | 0 | 0 | 0 | 0 | 3 | 1 | | | | | | | | | | | | | | | | | | | | |
| Ralph LaCock, L OBP: 0.217, SLG: 0.192 | 1-2 K | | | | | | | | | 1 | 0 | 0 | 0 | 0 | 0 | 1 | | | | | | | | | | | | | | | | | | | | |
| Darrell Porter, L OBP: 0.383, SLG: 0.400 | F7 | | | F7 | P5 | | | 2B BB | F9 | 4 | 1 | 0 | 0 | 1 | 0 | 2 | | | | | | | | | | | | | | | | | | | | |
| Willie Aikens, L OBP: 0.371, SLG: 0.432 | P6 | | | BB 1B BB | | 1B 1B | | 1B WP 2B | | 3 | 3 | 2 | 1 | 1 | 0 | 1 | | | | | | | | | | | | | | | | | | | | |
| Hal McRae, R OBP: 0.337, SLG: 0.459 | | E6 | | L7 | | 1B 1B | | K | | 4 | 0 | 1 | 0 | 0 | 1 | 2 | | | | | | | | | | | | | | | | | | | | |
| Amos Otis, R OBP: 0.306, SLG: 0.389 | L7 | | | 1B BB | | K | | WP 1B | | 3 | 1 | 1 | 0 | 1 | 1 | 3 | | | | | | | | | | | | | | | | | | | | |
| Clint Hurdle, L OBP: 0.399, SLG: 0.578 | P6 | | | 1B 1B BB | | L6-5 1-3 2-H 1B | | L8 | | 4 | 0 | 2 | 2 | 0 | 0 | 2 | | | | | | | | | | | | | | | | | | | | |
| Jamie Quirk, L OBP: 0.253, SLG: 0.329 | K | | | 1-2 2-H 1B | | L6-5 | | K | | 4 | 0 | 1 | 1 | 0 | 2 | 4 | | | | | | | | | | | | | | | | | | | | |
| U L Washington, S OBP: 0.329, SLG: 0.366 | | | 4-3 | | K | | | F5 | | 4 | 0 | 0 | 0 | 0 | 1 | 2 | | | | | | | | | | | | | | | | | | | | |
| Inning Stats | R: 0 E: 0 K: 1 S: 6 | H: 1 LOB: 1 BB: 0 P: 6 | R: 0 E: 1 K: 1 S: 6 | H: 0 LOB: 1 BB: 0 P: 6 | R: 0 E: 0 K: 1 S: 5 | H: 0 LOB: 0 BB: 0 P: 5 | R: 2 E: 0 K: 1 S: 7 | H: 2 LOB: 2 BB: 2 P: 15 | R: 0 E: 0 K: 0 S: 3 | H: 0 LOB: 0 BB: 0 P: 3 | R: 1 E: 0 K: 1 S: 7 | H: 3 LOB: 1 BB: 0 P: 7 | R: 0 E: 0 K: 1 S: 5 | H: 0 LOB: 0 BB: 0 P: 5 | R: 2 E: 0 K: 2 S: 9 | H: 2 LOB: 1 BB: 1 P: 13 | R: 0 E: 0 K: 0 S: 4 | H: 1 LOB: 1 BB: 0 P: 4 | 1B: 7 2B: 3 3B: 0 HR: 0 | SF: 0 SAC: 0 DP: 1 HBP: 0 | WP: 1 PA: 39 PB: 0 CS: 0 | | | | | | | | | | | | | | | |
| PITCHER | IP | WLS | BF | H | R | ER | SO | BB | IBB | HBP | BLK | WP | HR | S | P | ERA | WHIP | PITCHER | | IP | WLS | BF | H | R | ER | SO | BB | IBB | HBP | BLK | WP | HR | S | P | ERA | WHIP |
| Moose Haas, R ERA: 3.31 | (1, 1) | 6.0 | W | 26 | 6 | 3 | 3 | 5 | 2 | 0 | 0 | 0 | 0 | 34 | 42 | 4.50 | 1.333 | | | | | | | | | | | | | | | | | | | |
| Bill Castro, R ERA: 1.89 | (7, 1) | 3.0 | S | 13 | 3 | 2 | 2 | 3 | 1 | 0 | 0 | 0 | 1 | 0 | 18 | 22 | 6.00 | 1.333 | | | | | | | | | | | | | | | | | | |

AB 36
R 5
H 9
RBI 4
BB 3
SO 8
LOB 18



| Batter | 1 | 2 | 3 | 4 | 5 | 6 | 7 | 8 | 9 | AB | R | H | RBI | BB | SO | LOB | TOP | | | | | |
|---|---|--|------------------------------|---------------------------------|------------------------------|---------------------------------|------------------------------|---------------------------------|------------------------------|---------------------------------|------------------------------|---------------------------------|------------------------------|---------------------------------|------------------------------|---------------------------------|---|---------------------------------|----------------------------------|------------------------------------|-------------------------|--------|
| Dick Davis, R OBP: 0.327, SLG: 0.428 (1, 10) | 0-0 4-1 1B | | 0-0 HR 1B | | 0-0 F9 | | 0-0 1-3 1B | | 0-3 K | 5 | 2 | 3 | 0 | 0 | 1 | 1 | | | | | | |
| Don Money, R OBP: 0.367, SLG: 0.560 (1, 4) (7, 5) | 0-0 F8 | | 0-0 HR | | 0-0 HR | | 0-0 1-3 | | | 4 | 2 | 2 | 3 | 0 | 0 | 4 | | | | | | |
| Cecil Cooper, L OBP: 0.362, SLG: 0.520 (1, 3) | 0-0 4-1 1-2 | | 0-0 1-3 | | 0-0 P6 | | 0-0 G3 | | | 4 | 0 | 0 | 0 | 0 | 0 | 1 | | | | | | |
| Gorman Thomas, R OBP: 0.285, SLG: 0.408 (1, 8) | 0-0 E S 2H 1B | | 0-0 P4 | | 0-0 P4 | | 0-0 5-3 | | | 4 | 0 | 1 | 1 | 0 | 0 | 0 | | | | | | |
| Ben Oglivie, L OBP: 0.398, SLG: 0.628 (1, 7) | 0-0 G3 | | 0-0 L8 | | 0-0 P6 | | 0-0 1B | | | 4 | 0 | 1 | 0 | 0 | 0 | 1 | | | | | | |
| Sixto Lezcano, R OBP: 0.317, SLG: 0.425 (1, 9) | | 0-0 4-3 | | 0-0 P4 | | 0-0 F8 | | 0-0 F9 | | 4 | 0 | 0 | 0 | 0 | 0 | 1 | | | | | | |
| Sal Bando, R OBP: 0.302, SLG: 0.310 Ed Romero, R OBP: 0.367, SLG: 0.429 (7, PR) (7, 6) | | 0-0 G4-6-3 1B | | 0-0 F8 | | 0-0 1B 2B | | 0-0 F3 | | 3 | 0 | 2 | 0 | 0 | 0 | 0 | | | | | | |
| Jim Gantner, L OBP: 0.281, SLG: 0.297 (1, 6) (7, 4) | | 0-0 G4-6-3 1-2 | | 0-0 B1-3 | | 0-3 K | | 0-0 2B | | 4 | 0 | 1 | 0 | 0 | 1 | 2 | | | | | | |
| Buck Martinez, R OBP: 0.250, SLG: 0.269 (1, 2) | | 0-0 5-3 | | 0-0 5-3 | | 0-0 1B 2H 1B | | 0-0 P6 | | 4 | 0 | 1 | 1 | 0 | 0 | 1 | | | | | | |
| Inning Stats | R: 1 E: 0 K: 0 S: 5 | H: 2 LOB: 1 BB: 0 P: 5 | R: 0 E: 0 K: 0 S: 3 | H: 1 LOB: 0 BB: 0 P: 3 | R: 2 E: 0 K: 0 S: 5 | H: 2 LOB: 0 BB: 0 P: 5 | R: 0 E: 0 K: 0 S: 3 | H: 0 LOB: 0 BB: 0 P: 3 | R: 0 E: 0 K: 0 S: 3 | H: 0 LOB: 0 BB: 0 P: 3 | R: 1 E: 0 K: 1 S: 4 | H: 1 LOB: 0 BB: 0 P: 4 | R: 1 E: 0 K: 1 S: 8 | H: 3 LOB: 3 BB: 0 P: 8 | R: 0 E: 0 K: 0 S: 4 | H: 1 LOB: 1 BB: 0 P: 4 | R: 0 E: 0 K: 1 S: 6 | H: 1 LOB: 1 BB: 0 P: 6 | 1B: 7 2B: 2 3B: 0 HR: 2 | SF: 0 SAC: 0 DP: 1 HBP: 0 | WP: 0 PB: 0 CS: 1 | PA: 37 |
| PITCHER | IP WLS BF H R ER SO BB IBB HBP BLK WP HR S P ERA WHIP | IP WLS BF H R ER SO BB IBB HBP BLK WP HR S P ERA WHIP | | | | | | | | | | | | | | | IP WLS BF H R ER SO BB IBB HBP BLK WP HR S P ERA WHIP | | | | | |
| Paul Splittorf, L ERA: 4.57 Rawly Eastwick, R ERA: | (1, 1) 6.2 L 28 9 5 5 1 0 0 0 0 0 2 30 30 6.75 1.350 | (7, 1) 2.1 9 2 0 0 1 0 0 0 0 0 0 0 11 11 0.00 0.857 | | | | | | | | | | | | | | | | | | | | |

Milwaukee Brewers @ Kansas City Royals
 Royals Stadium, Kansas City, MO
 Sat Jun 21 1980, 8:05 PM EDT
 Att: 40,344 - Unknown

| | |
|-----|----|
| AB | 37 |
| R | 5 |
| H | 11 |
| RBI | 5 |
| BB | 0 |
| SO | 2 |
| LOB | 11 |



| Batter | 1 | 2 | 3 | 4 | 5 | 6 | 7 | 8 | 9 | AB | R | H | RBI | BB | SO | LOB | BOTTOM | | | |
|--|---|---|------------------------------|---------------------------------|------------------------------|---------------------------------|------------------------------|---------------------------------|------------------------------|---------------------------------|------------------------------|---------------------------------|------------------------------|---------------------------------|------------------------------|---------------------------------|---|------------------------------------|-------------------------|--------|
| Willie Wilson, S OBP: 0.344, SLG: 0.410 (1, 7) | 0-0 F9 | | 0-0 F8 | | 0-0 1-2 1B | | 0-0 L6 | | | 4 | 0 | 1 | 0 | 0 | 0 | 1 | | | | |
| Hal McRae, R OBP: 0.335, SLG: 0.450 (1, 10) | 1-0 G6-4-3 HBP | | 0-0 F9 | | 0-0 6-3 | | 0-0 F7 | | | 3 | 0 | 0 | 0 | 0 | 0 | 3 | | | | |
| Amos Otis, R OBP: 0.315, SLG: 0.380 (1, 8) | 0-0 G6-4-3 1-2 | | 4-0 S BB | | 0-0 6-3 | | 4-0 G4-6-3 BB | | | 2 | 0 | 0 | 0 | 2 | 0 | 1 | | | | |
| Willie Aikens, L OBP: 0.369, SLG: 0.429 (1, 3) | | 0-0 FC6-4 1B 1B | | 0-0 F8 | | 0-0 4-3 | | 0-0 G4-6-3 1-2 | | 4 | 0 | 1 | 0 | 0 | 0 | 2 | | | | |
| Darrell Porter, L OBP: 0.390, SLG: 0.409 (1, 2) | | 0-0 FC6-4 1-2 1B | | 0-0 L8 | | 0-0 1B 1B | | 0-0 G4-6-3 1B 1B | | 4 | 1 | 3 | 0 | 0 | 0 | 1 | | | | |
| Clint Hurdle, L OBP: 0.401, SLG: 0.576 (1, 9) | | 0-0 FC6-4 1-2 2-3 1B | | 0-0 F7 | | 0-0 1-2 1B | | 0-0 G4-6-3 1-2 1B | | 4 | 0 | 2 | 0 | 0 | 0 | 3 | | | | |
| Jamie Quirk, L OBP: 0.241, SLG: 0.313 (1, 5) | | 0-0 G6-4-3 1-2 | | 0-0 F7 | | 0-0 L8 | | 0-0 G4-6-3 1-2 2-3 | | 4 | 0 | 0 | 0 | 0 | 0 | 6 | | | | |
| Dave Chalk, R OBP: 0.295, SLG: 0.304 John Wathan, R OBP: 0.379, SLG: 0.411 (9, PH) | | | 0-0 5-3 1B | | 0-0 6-3 | | 0-0 5-3 | | 0-0 FC6-4 1B | | 3 | 0 | 1 | 0 | 0 | 0 | | | | |
| U L Washington, S OBP: 0.328, SLG: 0.361 (1, 6) | | 0-0 5-3 | | 4-0 1B BB | | 0-0 F7 | | 0-0 FC6-4 1-2 | | 3 | 0 | 0 | 0 | 1 | 0 | 2 | | | | |
| Inning Stats | R: 0 E: 0 K: 0 S: 2 | H: 0 LOB: 0 BB: 0 P: 3 | R: 0 E: 0 K: 0 S: 4 | H: 2 LOB: 1 BB: 0 P: 4 | R: 0 E: 0 K: 0 S: 3 | H: 0 LOB: 1 BB: 1 P: 7 | R: 0 E: 0 K: 0 S: 4 | H: 1 LOB: 2 BB: 1 P: 8 | R: 0 E: 0 K: 0 S: 5 | H: 2 LOB: 2 BB: 0 P: 5 | R: 0 E: 0 K: 0 S: 3 | H: 0 LOB: 0 BB: 0 P: 3 | R: 0 E: 0 K: 0 S: 2 | H: 0 LOB: 0 BB: 1 P: 6 | R: 1 E: 0 K: 0 S: 5 | H: 3 LOB: 1 BB: 0 P: 5 | 1B: 9 2B: 0 3B: 0 HR: 0 | SF: 0 SAC: 0 DP: 4 HBP: 1 | WP: 0 PB: 0 CS: 0 | PA: 36 |
| PITCHER | IP WLS BF H R ER SO BB IBB HBP BLK WP HR S P ERA WHIP | IP WLS BF H R ER SO BB IBB HBP BLK WP HR S P ERA WHIP | | | | | | | | | | | | | | | IP WLS BF H R ER SO BB IBB HBP BLK WP HR S P ERA WHIP | | | |
| Lary Sorensen, R ERA: 3.61 (1, 1) | (1, 1) 9.0 W 36 9 1 1 0 3 0 1 0 0 0 32 45 1.00 1.333 | | | | | | | | | | | | | | | | | | | |

Milwaukee Brewers @ Kansas City Royals
 Royals Stadium, Kansas City, MO
 Sat Jun 21 1980, 8:05 PM EDT
 Att: 40,344 - Unknown

| | |
|-----|----|
| AB | 32 |
| R | 1 |
| H | 9 |
| RBI | 1 |
| BB | 3 |
| SO | 0 |
| LOB | 19 |



| Batter | 1 | 2 | 3 | 4 | 5 | 6 | 7 | 8 | 9 | AB | R | H | RBI | BB | SO | LOB | TOP | | |
|--|--|---------------------------------|------------------------------|----------------------------------|------------------------------|---------------------------------|------------------------------|---------------------------------|------------------------------|---------------------------------|------------------------------|---------------------------------|------------------------------|-------------------------------|----------------------------------|----------------------------------|------------------------------------|-------------------------|--------|
| Charlie Moore, R OBP: 0.329, SLG: 0.338 (1, 2) | F7 | SF9 | | FC5-4 | | | L7 | | | 3 | 0 | 0 | 1 | 0 | 0 | 1 | | | |
| Don Money, R OBP: 0.371, SLG: 0.584 (1, 5) | HR | 1B | | | L8 | | F5 | | | 4 | 1 | 2 | 1 | 0 | 0 | 0 | | | |
| Cecil Cooper, L OBP: 0.360, SLG: 0.515 (1, 3) | 1B | P3 | | | 4-3 | | F7 | | | 4 | 0 | 1 | 0 | 0 | 0 | 2 | | | |
| Dick Davis, R OBP: 0.323, SLG: 0.422 Mark Brouhard, R OBP: 0.293, SLG: 0.386 (5, PH) | F4 | | | K | | | F8 | | | 2 | 0 | 0 | 0 | 0 | 1 | 1 | | | |
| Ben Oglivie, L OBP: 0.395, SLG: 0.622 (1, 7) | G3 | | | E3 | | | L8 | | | 4 | 1 | 1 | 0 | 0 | 0 | 1 | | | |
| Sixto Lezcano, R OBP: 0.316, SLG: 0.419 (1, 9) | | SH3-4 1B WP BB | | F9 | | | 6-3 | | | 3 | 1 | 0 | 0 | 1 | 1 | 2 | | | |
| Gorman Thomas, R OBP: 0.284, SLG: 0.405 (1, 8) | | WP SH3-4 SF9 1B | | K | | | F7 | | | 4 | 1 | 1 | 0 | 0 | 2 | 1 | | | |
| Jim Gantner, L OBP: 0.283, SLG: 0.298 (1, 4) | | SH3-4 | | 4-3 | | | G3 | | | 3 | 0 | 1 | 1 | 0 | 0 | 0 | | | |
| Ed Romero, R OBP: 0.324, SLG: 0.375 (1, 6) | | K 1B | | E9 | | | F7 | | | 4 | 0 | 0 | 0 | 0 | 2 | 2 | | | |
| Inning Stats | R: 1 E: 0 K: 0 S: 5 | H: 2 LOB: 1 BB: 0 P: 5 | R: 2 E: 0 K: 1 S: 8 | H: 2 LOB: 2 BB: 1 P: 12 | R: 0 E: 1 K: 1 S: 5 | H: 0 LOB: 0 BB: 0 P: 5 | R: 0 E: 1 K: 1 S: 6 | H: 0 LOB: 1 BB: 0 P: 6 | R: 0 E: 0 K: 0 S: 3 | H: 0 LOB: 0 BB: 0 P: 3 | R: 0 E: 0 K: 0 S: 3 | H: 0 LOB: 0 BB: 0 P: 3 | R: 0 E: 0 K: 0 S: 3 | R: 1 E: 0 K: 3 S: 11 | H: 2 LOB: 1 BB: 0 P: 11 | 1B: 5 2B: 0 3B: 0 HR: 1 | SF: 1 SAC: 1 DP: 0 HBP: 0 | WP: 1 PB: 1 CS: 0 | PA: 36 |
| PITCHER Rich Gale, R ERA: 4.63 (1, 1) | IP: 9.0 WLS: W BF: 36 H: 6 R: 4 ER: 3 SO: 6 BB: 1 IBB: 0 HBP: 0 BLK: 0 WP: 1 HR: 1 S: 47 P: 51 ERA: 3.00 WHIP: 0.778 | | | | | | | | | | | | | | | | | | |

Milwaukee Brewers @ Kansas City Royals
Royals Stadium, Kansas City, MO
Sun Jun 22 1980, 4:33 AM EDT
Att: 39,592 - Unknown

AB 33
R 4
H 6
RBI 3
BB 1
SO 6
LOB 10



| Batter | 1 | 2 | 3 | 4 | 5 | 6 | 7 | 8 | 9 | AB | R | H | RBI | BB | SO | LOB | BOTTOM | | | |
|--|--|---------------------------------|------------------------------|---------------------------------|------------------------------|---------------------------------|------------------------------|---------------------------------|------------------------------|---------------------------------|------------------------------|----------------------------------|------------------------------|---------------------------------|------------------------------|---------------------------------|----------------------------------|------------------------------------|-------------------------|--------|
| Willie Wilson, S OBP: 0.342, SLG: 0.407 (1, 7) | L4-6 BLK 1B | K | | | F3 | F8 | | 6-3 | | 5 | 0 | 1 | 0 | 0 | 1 | 6 | | | | |
| U L Washington, S OBP: 0.327, SLG: 0.372 (1, 6) | L4-6 | | | 5-3 | | 4-3 | | | | 4 | 1 | 1 | 2 | 0 | 0 | 4 | | | | |
| Hal McRae, R OBP: 0.339, SLG: 0.452 (1, 10) | 1-3 | | | S 1B | 5-3 | | G6-4-3 1B | | | 4 | 0 | 2 | 0 | 0 | 0 | 0 | | | | |
| Amos Otis, R OBP: 0.313, SLG: 0.406 (1, 8) | | HR | | K | 5-3 | | G6-4-3 | | | 4 | 1 | 1 | 1 | 0 | 1 | 2 | | | | |
| Darrell Porter, L OBP: 0.382, SLG: 0.399 (1, 2) | | P6 | | 4-3 | | G3 | F8 | | | 4 | 0 | 0 | 0 | 0 | 0 | 1 | | | | |
| Willie Aikens, L OBP: 0.372, SLG: 0.445 German Barranca, L (6, FR) | | HR | | G3 | | E 1B 1B | | K | | 3 | 1 | 2 | 1 | 0 | 0 | 0 | | | | |
| Ralph LaCock, L OBP: 0.216, SLG: 0.190 (7, 3) | | HR | | | | | | | | 0 | 1 | 0 | 0 | 0 | 0 | 0 | | | | |
| Clint Hurdle, L OBP: 0.403, SLG: 0.574 (1, 9) | | P6 | | B1-3 | | E7 1B 1B | | 2B 1B | | 4 | 1 | 2 | 0 | 0 | 0 | 0 | | | | |
| Dave Chalk, R OBP: 0.300, SLG: 0.321 Jamie Quirk, L OBP: 0.259, SLG: 0.333 (6, PH) (7, 5) | | 1B | | F8 | | 1B IBB | | 2B | | 2 | 1 | 1 | 0 | 0 | 0 | 0 | | | | |
| Frank White, R OBP: 0.288, SLG: 0.343 (1, 4) | | 2B | | | | | | 2B | | 4 | 1 | 3 | 2 | 0 | 1 | 1 | | | | |
| Inning Stats | R: 0 E: 0 K: 0 S: 3 | H: 1 LOB: 0 BB: 0 P: 3 | R: 3 E: 0 K: 1 S: 9 | H: 4 LOB: 1 BB: 0 P: 9 | R: 0 E: 0 K: 1 S: 6 | H: 1 LOB: 1 BB: 0 P: 6 | R: 0 E: 0 K: 0 S: 3 | H: 0 LOB: 0 BB: 0 P: 3 | R: 2 E: 0 K: 0 S: 5 | H: 2 LOB: 0 BB: 0 P: 5 | R: 1 E: 1 K: 0 S: 6 | H: 3 LOB: 3 BB: 1 P: 10 | R: 0 E: 0 K: 0 S: 3 | H: 1 LOB: 0 BB: 0 P: 3 | R: 1 E: 0 K: 2 S: 9 | H: 2 LOB: 1 BB: 0 P: 9 | 1B: 9 2B: 3 3B: 0 HR: 3 | SF: 0 SAC: 0 DP: 2 HBP: 0 | WP: 0 PB: 0 CS: 0 | PA: 37 |
| PITCHER Mike Caldwell, L ERA: 3.44 Paul Mitchell, R ERA: 2.25 (6, 1) | IP: 5.1 WLS: L BF: 25 H: 10 R: 6 ER: 6 SO: 2 BB: 0 IBB: 0 HBP: 0 BLK: 1 WP: 0 HR: 3 S: 29 P: 29 ERA: 10.12 WHIP: 1.875 | | | | | | | | | | | | | | | | | | | |

Milwaukee Brewers @ Kansas City Royals
Royals Stadium, Kansas City, MO
Sun Jun 22 1980, 4:33 AM EDT
Att: 39,592 - Unknown

AB 36
R 7
H 14
RBI 7
BB 1
SO 4
LOB 14



| Batter | 1 | 2 | 3 | 4 | 5 | 6 | 7 | 8 | 9 | AB | R | H | RBI | BB | SO | LOB | TOP | | | | | |
|---|------------------------------|---------------------------------|------------------------------|----------------------------------|------------------------------|---------------------------------|------------------------------|---------------------------------|------------------------------|---------------------------------|------------------------------|----------------------------------|------------------------------|---------------------------------|------------------------------|---------------------------------|------------------------------|---------------------------------|----------------------------------|------------------------------------|-------------------------|--------|
| Charlie Moore, R OBP: 0.317, SLG: 0.326 (1, 2) | F7 | | 4-3 | | F8 | K | | | 5-3 | 5 | 0 | 0 | 0 | 0 | 1 | 0 | | | | | | |
| Sal Bando, R OBP: 0.295, SLG: 0.300 (1, 5) | F4 | | WP BB | | F8 | 1-4-3 | | | F5 | 4 | 0 | 0 | 0 | 1 | 0 | 0 | | | | | | |
| Cecil Cooper, L OBP: 0.361, SLG: 0.513 (1, 3) | 1B | | K | | | 2B BB | G3 | | F7 | 5 | 1 | 2 | 0 | 0 | 1 | 1 | | | | | | |
| Gorman Thomas, R OBP: 0.284, SLG: 0.407 (1, 8) | K | | F8 | | | BB 1B | F3 | | | 4 | 1 | 1 | 0 | 0 | 1 | 2 | | | | | | |
| Ben Ogilvie, L OBP: 0.397, SLG: 0.616 (1, 7) | | 5-3 1B BB | | | 5-3 | 1B BB HR | | | K | 2 | 2 | 0 | 0 | 2 | 1 | 0 | | | | | | |
| Sixto Lezcano, R OBP: 0.319, SLG: 0.422 (1, 9) | 5-3 | | K | | | 1B HR BB | | | E | 3 | 2 | 1 | 1 | 1 | 1 | 1 | | | | | | |
| Mark Brouhard, R OBP: 0.280, SLG: 0.375 (1, 10) | K | | F8 | | | HR 1B | | | 4-3 | 4 | 1 | 1 | 1 | 0 | 1 | 2 | | | | | | |
| Jim Gantner, L OBP: 0.296, SLG: 0.333 (1, 4) | 2H 1B | | | | F7 | HR | | | E9 | 4 | 1 | 3 | 6 | 0 | 0 | 0 | | | | | | |
| Ed Romero, R OBP: 0.289, SLG: 0.333 (1, 6) | F9 | | | | F9 | 5-3 | | | 5-3 | 4 | 0 | 0 | 0 | 0 | 0 | 2 | | | | | | |
| Inning Stats | R: 0 E: 0 K: 1 S: 6 | H: 1 LOB: 1 BB: 0 P: 6 | R: 1 E: 0 K: 1 S: 6 | H: 1 LOB: 1 BB: 1 P: 10 | R: 0 E: 0 K: 1 S: 5 | H: 0 LOB: 0 BB: 1 P: 9 | R: 0 E: 0 K: 1 S: 5 | H: 0 LOB: 0 BB: 0 P: 5 | R: 0 E: 0 K: 0 S: 3 | H: 0 LOB: 0 BB: 0 P: 3 | R: 6 E: 0 K: 1 S: 9 | H: 4 LOB: 0 BB: 2 P: 17 | R: 0 E: 0 K: 0 S: 3 | H: 0 LOB: 0 BB: 0 P: 3 | R: 1 E: 1 K: 1 S: 7 | H: 2 LOB: 1 BB: 0 P: 7 | R: 0 E: 0 K: 0 S: 3 | H: 0 LOB: 0 BB: 0 P: 3 | 1B: 5 2B: 2 3B: 0 HR: 1 | SF: 0 SAC: 0 DP: 0 HBP: 0 | WP: 1 PB: 0 CS: 0 | PA: 39 |
| PITCHER | IP | WLS | BF | H | R | ER | SO | BB | IBB | HBP | BLK | WP | HR | S | P | ERA | WHIP | | | | | |
| Brian Kingman, R ERA: 4.1 (1, 1) | 5.1 | L | 26 | 6 | 7 | 7 | 4 | 3 | 1 | 0 | 0 | 1 | 1 | 30 | 46 | 11.81 | 1.688 | | | | | |
| Jeff Jones, R ERA: 2.32 (6, 1) | 1.2 | | 5 | 0 | 0 | 0 | 1 | 0 | 0 | 0 | 0 | 0 | 0 | 7 | 7 | 0.00 | 0.000 | | | | | |
| Alan Wirth, R ERA: 4.5 (8, 1) | 2.0 | | 8 | 2 | 1 | 1 | 1 | 0 | 0 | 0 | 0 | 0 | 0 | 10 | 10 | 4.50 | 1.000 | | | | | |

Milwaukee Brewers @ Oakland Athletics
Oakland-Alameda County Coliseum, Oakland, CA
Mon Jun 23 1980, 7:05 PM PDT
Att: 17,666 - Unknown

| | |
|-----|----|
| AB | 35 |
| R | 8 |
| H | 8 |
| RBI | 8 |
| BB | 4 |
| SO | 6 |
| LOB | 8 |



| Batter | 1 | 2 | 3 | 4 | 5 | 6 | 7 | 8 | 9 | AB | R | H | RBI | BB | SO | LOB | BOTTOM | | | | | |
|--|------------------------------|---------------------------------|------------------------------|---------------------------------|------------------------------|---------------------------------|------------------------------|---------------------------------|------------------------------|---------------------------------|------------------------------|----------------------------------|------------------------------|---------------------------------|----------------------------------|------------------------------------|-------------------------|--------|--|--|--|--|
| Rickey Henderson, R OBP: 0.425, SLG: 0.406 (1, 7) | G3-6-3 1B | | 6-3 | | | L4 | | | E6 | 4 | 0 | 1 | 0 | 0 | 0 | 0 | | | | | | |
| Mike Edwards, R OBP: 0.216, SLG: 0.216 (8, PH) | | | | | | | | | F6 | 0 | 0 | 0 | 0 | 0 | 0 | 0 | | | | | | |
| Rob Picciolo, R OBP: 0.268, SLG: 0.348 (9, 4) | | | | | | | | | | 1 | 0 | 0 | 0 | 0 | 0 | 2 | | | | | | |
| Dwayne Murphy, L OBP: 0.407, SLG: 0.418 (1, 8) | G3-6-3 1-2 | | B5 | | | 4-3 | | | BB BB | 3 | 0 | 0 | 0 | 1 | 0 | 1 | | | | | | |
| Dave Revering, L OBP: 0.385, SLG: 0.550 (1, 3) | E6 1B | | | | G3 | 3-1 | | | F8 | 4 | 0 | 1 | 0 | 0 | 0 | 2 | | | | | | |
| Wayne Gross, L OBP: 0.353, SLG: 0.427 (1, 5) | 4-3 | | | | F2 | F8 | | | BB | 3 | 0 | 0 | 0 | 1 | 0 | 1 | | | | | | |
| Tony Armas, R OBP: 0.311, SLG: 0.466 (1, 9) | | | 1-3 | | F8 | 1B 1B | | | K | 4 | 0 | 1 | 0 | 0 | 1 | 3 | | | | | | |
| Mike Davis, L OBP: 0.283, SLG: 0.324 (1, 10) | | | G3 | | G3 | 1B | | | E4 WP 1B | 4 | 0 | 1 | 0 | 0 | 0 | 0 | | | | | | |
| Jeff Newman, R OBP: 0.273, SLG: 0.417 (1, 2) | | | E5 | | 6-3 | L8 | | | F9 | 4 | 0 | 0 | 0 | 0 | 0 | 3 | | | | | | |
| Mario Guerrero, R OBP: 0.248, SLG: 0.300 (1, 6) | | | F7 | | | L5 | | | WP 1B | 4 | 0 | 2 | 0 | 0 | 0 | 3 | | | | | | |
| Dave McKay, S OBP: 0.203, SLG: 0.263 (1, 4) | | | | | 4-3 | G3 | | | F8 | 2 | 0 | 0 | 0 | 0 | 0 | 1 | | | | | | |
| Mike Heath, R OBP: 0.273, SLG: 0.321 (8, PH) (9, 7) | | | | | | | | | F6 | 2 | 0 | 0 | 0 | 0 | 0 | 2 | | | | | | |
| Inning Stats | R: 0 E: 1 K: 0 S: 4 | H: 2 LOB: 1 BB: 0 P: 4 | R: 0 E: 1 K: 0 S: 4 | H: 0 LOB: 0 BB: 0 P: 4 | R: 0 E: 0 K: 0 S: 3 | H: 0 LOB: 0 BB: 0 P: 3 | R: 0 E: 0 K: 0 S: 3 | H: 0 LOB: 0 BB: 0 P: 3 | R: 0 E: 0 K: 0 S: 5 | H: 2 LOB: 2 BB: 0 P: 5 | R: 0 E: 1 K: 1 S: 6 | H: 0 LOB: 3 BB: 2 P: 14 | R: 0 E: 1 K: 0 S: 5 | H: 1 LOB: 2 BB: 0 P: 5 | 1B: 6 2B: 0 3B: 0 HR: 0 | SF: 0 SAC: 0 DP: 1 HBP: 0 | WP: 1 PB: 0 CS: 0 | PA: 37 | | | | |
| PITCHER | IP | WLS | BF | H | R | ER | SO | BB | IBB | HBP | BLK | WP | HR | S | P | ERA | WHIP | | | | | |
| Reggie Cleveland, R ERA: 3.6 (1, 1) | 9.0 | W | 37 | 6 | 0 | 0 | 1 | 2 | 0 | 0 | 0 | 1 | 0 | 37 | 45 | 0.00 | 0.889 | | | | | |

Milwaukee Brewers @ Oakland Athletics
Oakland-Alameda County Coliseum, Oakland, CA
Mon Jun 23 1980, 7:05 PM PDT
Att: 17,666 - Unknown

| | |
|-----|----|
| AB | 35 |
| R | 0 |
| H | 6 |
| RBI | 0 |
| BB | 2 |
| SO | 1 |
| LOB | 18 |



| Batter | 1 | 2 | 3 | 4 | 5 | 6 | 7 | 8 | 9 | AB | R | H | RBI | BB | SO | LOB | TOP | | | | | |
|---|------------------------------|---------------------------------|-------------------------------------|----------------------------------|------------------------------|---------------------------------|------------------------------|---------------------------------|------------------------------|---------------------------------|------------------------------|---------------------------------|------------------------------|---------------------------------|------------------------------|----------------------------------|---|---------------------------------|-------------------------------------|----------------------------------|------------------------------------|----------------------------------|
| Charlie Moore, R OBP: 0.313, SLG: 0.317 | 6-3 | | G6-4-3 | | 6-3 | | | F8 | | 4 | 0 | 0 | 0 | 1 | 0 | 4 | Milwaukee Brewers @ Oakland Athletics Oakland-Alameda County Coliseum, Oakland, CA Tue Jun 24 1980, 7:05 PM PDT Att. 4,899 - Unknown - 65 F livebaseballscorecards.com | | | | | |
| Sal Bando, R OBP: 0.285, SLG: 0.289 | F7 | | 5-3 | | | F7 | 5-3 | | F5 | 5 | 0 | 0 | 0 | 0 | 0 | 1 | | | | | | |
| Cecil Cooper, L OBP: 0.366, SLG: 0.515 | | | | | | | | | 3-1 | 5 | 1 | 3 | 0 | 0 | 0 | 0 | | | | | | |
| Gorman Thomas, R OBP: 0.286, SLG: 0.410 | FC5-4 | | | | | | | | 4-3 | 5 | 0 | 2 | 0 | 0 | 1 | 2 | | | | | | |
| Ben Oglivie, L OBP: 0.397, SLG: 0.614 | | | | | | | | | | 4 | 1 | 2 | 1 | 0 | 0 | 1 | | | | | | |
| Sixto Lezcano, R OBP: 0.322, SLG: 0.434 | | | | | | | | | | 3 | 2 | 1 | 1 | 1 | 0 | 3 | | | | | | |
| Mark Brouhard, R OBP: 0.296, SLG: 0.462 | | | | | | | | | | 4 | 1 | 2 | 2 | 0 | 0 | 3 | | | | | | |
| Jim Gantner, L OBP: 0.301, SLG: 0.333 | | | | | | | | | | 3 | 0 | 1 | 0 | 1 | 0 | 0 | | | | | | |
| Ed Romero, R OBP: 0.286, SLG: 0.308 | | | | | | | | | | 3 | 0 | 0 | 0 | 1 | 0 | 2 | | | | | | |
| Inning Stats | R: 0 E: 0 K: 0 S: 4 | H: 1 LOB: 1 BB: 0 P: 4 | R: 1 E: 0 K: 0 S: 4 | H: 2 LOB: 0 BB: 0 P: 4 | R: 0 E: 0 K: 0 S: 2 | H: 0 LOB: 0 BB: 1 P: 6 | R: 0 E: 1 K: 1 S: 7 | H: 2 LOB: 2 BB: 0 P: 7 | R: 0 E: 0 K: 0 S: 3 | H: 0 LOB: 0 BB: 0 P: 3 | R: 1 E: 0 K: 0 S: 5 | H: 2 LOB: 1 BB: 0 P: 5 | R: 1 E: 0 K: 0 S: 4 | H: 1 LOB: 1 BB: 1 P: 8 | R: 2 E: 1 K: 0 S: 6 | H: 2 LOB: 2 BB: 2 P: 14 | | R: 0 E: 0 K: 0 S: 4 | H: 1 LOB: 1 BB: 0 P: 4 | 1B: 7 2B: 2 3B: 0 HR: 2 | SF: 1 SAC: 0 DP: 2 HBP: 0 | WP: 0 PB: 0 SB: 1 CS: 1 |
| PITCHER Rick Langford, R ERA: 3.44 | IP: 9.0 WLS: L BF: 41 | H: 11 R: 5 ER: 4 SO: 1 | BB: 3 IBB: 1 HBP: 0 BLK: 0 | WP: 0 HR: 2 S: 39 P: 55 | ERA: 4.00 WHIP: 1.556 | | | | | | | | | | | PITCHER | IP: 9.0 WLS: L BF: 41 | H: 11 R: 5 ER: 4 SO: 1 | BB: 3 IBB: 1 HBP: 0 BLK: 0 | WP: 0 HR: 2 S: 39 P: 55 | ERA: 4.00 WHIP: 1.556 | |

| Batter | 1 | 2 | 3 | 4 | 5 | 6 | 7 | 8 | 9 | AB | R | H | RBI | BB | SO | LOB | BOTTOM | | | | | |
|---|------------------------------|---------------------------------|-------------------------------------|----------------------------------|------------------------------|---------------------------------|------------------------------|---------------------------------|------------------------------|---------------------------------|------------------------------|---------------------------------|------------------------------|---------------------------------|------------------------------|---------------------------------|---|---------------------------------|-------------------------------------|----------------------------------|------------------------------------|----------------------------------|
| Mickey Klutts, R OBP: 0.299, SLG: 0.383 | SH3 | | F5 | | | | | 3-1 | | 4 | 1 | 1 | 0 | 0 | 0 | 1 | Milwaukee Brewers @ Oakland Athletics Oakland-Alameda County Coliseum, Oakland, CA Tue Jun 24 1980, 7:05 PM PDT Att. 4,899 - Unknown - 65 F livebaseballscorecards.com | | | | | |
| Dwayne Murphy, L OBP: 0.406, SLG: 0.415 | SH3 | | K | | | | | F7 | | 2 | 0 | 0 | 0 | 1 | 1 | 0 | | | | | | |
| Mike Heath, R OBP: 0.266, SLG: 0.311 | 1-4-3 | | | | | | | | | 4 | 0 | 0 | 1 | 0 | 0 | 1 | | | | | | |
| Randy Elliott, R OBP: 0.154, SLG: 0.211 | K | | | | | | | | | 3 | 1 | 0 | 0 | 1 | 1 | 0 | | | | | | |
| Tony Armas, R OBP: 0.313, SLG: 0.478 | | | | | | | | | | 4 | 1 | 2 | 2 | 0 | 0 | 1 | | | | | | |
| Jeff Newman, R OBP: 0.277, SLG: 0.419 | F8 | | | | | | | | | 4 | 0 | 2 | 0 | 0 | 0 | 2 | | | | | | |
| Jim Essian, R OBP: 0.291, SLG: 0.324 | F9 | | | | | | | | | 4 | 0 | 0 | 0 | 0 | 0 | 3 | | | | | | |
| Mario Guerrero, R OBP: 0.243, SLG: 0.295 | L5 | | | | | | | | | 4 | 0 | 0 | 0 | 0 | 0 | 3 | | | | | | |
| Mike Edwards, R OBP: 0.225, SLG: 0.225 | | | | | | | | | | 3 | 0 | 1 | 0 | 0 | 0 | 0 | | | | | | |
| Inning Stats | R: 1 E: 0 K: 1 S: 6 | H: 1 LOB: 0 BB: 0 P: 6 | R: 0 E: 0 K: 0 S: 4 | H: 1 LOB: 0 BB: 0 P: 4 | R: 0 E: 0 K: 1 S: 5 | H: 0 LOB: 0 BB: 0 P: 5 | R: 0 E: 1 K: 0 S: 4 | H: 0 LOB: 1 BB: 0 P: 4 | R: 0 E: 0 K: 0 S: 3 | H: 1 LOB: 0 BB: 0 P: 3 | R: 0 E: 0 K: 0 S: 2 | H: 0 LOB: 0 BB: 1 P: 6 | R: 0 E: 0 K: 0 S: 4 | H: 1 LOB: 1 BB: 0 P: 4 | R: 0 E: 0 K: 0 S: 3 | H: 0 LOB: 0 BB: 0 P: 3 | | R: 2 E: 0 K: 0 S: 5 | H: 2 LOB: 1 BB: 1 P: 9 | 1B: 4 2B: 1 3B: 0 HR: 1 | SF: 0 SAC: 1 DP: 0 HBP: 0 | WP: 0 PB: 0 SB: 0 CS: 1 |
| PITCHER Bill Travers, L ERA: 3.38 Bob McClure, L ERA: 2.45 | IP: 8.1 WLS: W BF: 33 | H: 6 R: 3 ER: 3 SO: 2 | BB: 2 IBB: 0 HBP: 0 BLK: 0 | WP: 0 HR: 1 S: 35 P: 43 | ERA: 3.24 WHIP: 0.960 | | | | | | | | | | | PITCHER | IP: 9.0 WLS: L BF: 41 | H: 11 R: 5 ER: 4 SO: 1 | BB: 3 IBB: 1 HBP: 0 BLK: 0 | WP: 0 HR: 2 S: 39 P: 55 | ERA: 4.00 WHIP: 1.556 | |



| Batter | 1 | 2 | 3 | 4 | 5 | 6 | 7 | 8 | 9 | AB | R | H | RBI | BB | SO | LOB | TOP | | | | | | | | | | |
|--|------------------------------|---------------------------------|------------------------------|---------------------------------|------------------------------|---------------------------------|------------------------------|---------------------------------|------------------------------|---------------------------------|------------------------------|---------------------------------|------------------------------|---------------------------------|------------------------------|---------------------------------|--|----------------------------------|------------------------------------|----------------------------------|--------|--|--|--|--|--|--|
| Jim Gantner, L OBP: 0.305, SLG: 0.336 (1, 4) | | | | | | | | | | 5 | 2 | 2 | 0 | 0 | 0 | 0 | Milwaukee Brewers @ Oakland Athletics Oakland-Alameda County Coliseum, Oakland, CA Wed Jun 25 1980, 3:33 AM PDT Alt: 6,856 - Unknown - 65 F livebaseballscores.com | | | | | | | | | | |
| Vic Harris, S OBP: 0.400, SLG: 0.250 (1, 5) | | | | | | | | | | 4 | 0 | 1 | 0 | 1 | 0 | 1 | | | | | | | | | | | |
| Cecil Cooper, L OBP: 0.370, SLG: 0.520 (1, 3) | | | | | | | | | | 5 | 0 | 3 | 1 | 0 | 1 | 2 | | | | | | | | | | | |
| Gorman Thomas, R OBP: 0.284, SLG: 0.406 (1, 8) | | | | | | | | | | 5 | 0 | 1 | 0 | 0 | 2 | 4 | | | | | | | | | | | |
| Ben Oglivie, L OBP: 0.391, SLG: 0.607 (1, 7) | | | | | | | | | | 3 | 0 | 0 | 1 | 0 | 0 | 2 | | | | | | | | | | | |
| Sixto Lezcano, R OBP: 0.324, SLG: 0.449 (1, 9) | | | | | | | | | | 4 | 1 | 2 | 1 | 0 | 1 | 2 | | | | | | | | | | | |
| Mark Brouhard, R OBP: 0.293, SLG: 0.500 (1, 10) | | | | | | | | | | 4 | 1 | 1 | 1 | 0 | 0 | 1 | | | | | | | | | | | |
| Ed Romero, R OBP: 0.283, SLG: 0.286 (1, 6) | | | | | | | | | | 3 | 0 | 0 | 0 | 1 | 0 | 1 | | | | | | | | | | | |
| Buck Martinez, R OBP: 0.260, SLG: 0.309 (1, 2) | | | | | | | | | | 4 | 1 | 2 | 1 | 0 | 0 | 0 | | | | | | | | | | | |
| Inning Stats | R: 1 E: 0 K: 1 S: 8 | H: 3 LOB: 2 BB: 0 P: 8 | R: 0 E: 0 K: 0 S: 3 | H: 0 LOB: 0 BB: 0 P: 3 | R: 0 E: 0 K: 1 S: 6 | H: 1 LOB: 1 BB: 0 P: 6 | R: 0 E: 0 K: 0 S: 4 | H: 1 LOB: 1 BB: 0 P: 4 | R: 0 E: 0 K: 0 S: 3 | H: 0 LOB: 0 BB: 0 P: 3 | R: 0 E: 0 K: 1 S: 5 | H: 1 LOB: 2 BB: 1 P: 9 | R: 0 E: 0 K: 0 S: 4 | H: 1 LOB: 2 BB: 1 P: 8 | R: 4 E: 0 K: 0 S: 8 | H: 5 LOB: 1 BB: 0 P: 8 | | 1B: 8 2B: 1 3B: 0 HR: 3 | SF: 1 SAC: 0 DP: 0 HBP: 0 | WP: 1 PB: 0 SB: 0 CS: 0 | PA: 40 | | | | | | |
| PITCHER | IP | WLS | BF | H | R | ER | SO | BB | IBB | HBP | BLK | WP | HR | S | P | ERA | WHIP | | | | | | | | | | |
| Steve McCatty, R ERA: 5.44 (1, 1) | 8.1 | L | 36 | 10 | 4 | 4 | 4 | 2 | 0 | 0 | 0 | 0 | 3 | 42 | 50 | 4.32 | 1.440 | | | | | | | | | | |
| Bob Lacey, L ERA: 3.69 (9, 1) | 0.2 | | 4 | 2 | 1 | 1 | 0 | 0 | 0 | 0 | 0 | 1 | 0 | 4 | 4 | 13.50 | 3.000 | | | | | | | | | | |

| Batter | 1 | 2 | 3 | 4 | 5 | 6 | 7 | 8 | 9 | AB | R | H | RBI | BB | SO | LOB | BOTTOM | | | | | | | | | | |
|--|------------------------------|---------------------------------|------------------------------|---------------------------------|------------------------------|---------------------------------|------------------------------|---------------------------------|------------------------------|---------------------------------|------------------------------|---------------------------------|------------------------------|---------------------------------|------------------------------|---------------------------------|--|---------------------------------|----------------------------------|------------------------------------|----------------------------------|--------|--|--|--|--|--|
| Dwayne Murphy, L OBP: 0.411, SLG: 0.430 (1, 8) | | | | | | | | | | 3 | 2 | 2 | 1 | 1 | 0 | 1 | Milwaukee Brewers @ Oakland Athletics Oakland-Alameda County Coliseum, Oakland, CA Wed Jun 25 1980, 3:33 AM PDT Alt: 6,856 - Unknown - 65 F livebaseballscores.com | | | | | | | | | | |
| Mike Davis, L OBP: 0.238, SLG: 0.293 (1, 7) | | | | | | | | | | 4 | 0 | 0 | 0 | 0 | 0 | 3 | | | | | | | | | | | |
| Mitchell Page, L OBP: 0.344, SLG: 0.354 (1, 10) | | | | | | | | | | 4 | 0 | 0 | 0 | 0 | 3 | 2 | | | | | | | | | | | |
| Dave Revering, L OBP: 0.387, SLG: 0.549 (1, 3) | | | | | | | | | | 4 | 0 | 2 | 0 | 0 | 0 | 1 | | | | | | | | | | | |
| Tony Armas, R OBP: 0.309, SLG: 0.471 (1, 9) | | | | | | | | | | 4 | 0 | 0 | 0 | 0 | 1 | 2 | | | | | | | | | | | |
| Mike Heath, R OBP: 0.255, SLG: 0.302 (1, 2) | | | | | | | | | | 4 | 0 | 0 | 0 | 0 | 3 | 2 | | | | | | | | | | | |
| Mickey Klutts, R OBP: 0.292, SLG: 0.374 (1, 5) | | | | | | | | | | 3 | 0 | 0 | 0 | 0 | 3 | 0 | | | | | | | | | | | |
| Mario Guerrero, R OBP: 0.245, SLG: 0.292 (1, 6) | | | | | | | | | | 2 | 0 | 0 | 0 | 1 | 1 | 0 | | | | | | | | | | | |
| Rob Piccolo, R OBP: 0.264, SLG: 0.343 (1, 4) | | | | | | | | | | 2 | 0 | 0 | 0 | 0 | 1 | 1 | | | | | | | | | | | |
| Jim Essian, R OBP: 0.288, SLG: 0.320 (8, PH) | | | | | | | | | | 1 | 0 | 0 | 0 | 0 | 0 | 0 | | | | | | | | | | | |
| Mike Edwards, R OBP: 0.225, SLG: 0.225 (9, 4) | | | | | | | | | | 0 | 0 | 0 | 0 | 0 | 0 | 0 | | | | | | | | | | | |
| Inning Stats | R: 1 E: 2 K: 1 S: 8 | H: 2 LOB: 2 BB: 0 P: 8 | R: 0 E: 0 K: 2 S: 7 | H: 0 LOB: 0 BB: 0 P: 7 | R: 0 E: 0 K: 1 S: 5 | H: 0 LOB: 1 BB: 1 P: 9 | R: 0 E: 0 K: 2 S: 7 | H: 0 LOB: 0 BB: 0 P: 7 | R: 0 E: 0 K: 0 S: 3 | H: 0 LOB: 1 BB: 1 P: 7 | R: 0 E: 0 K: 1 S: 5 | H: 1 LOB: 0 BB: 0 P: 5 | R: 0 E: 0 K: 2 S: 7 | H: 0 LOB: 0 BB: 0 P: 7 | R: 1 E: 0 K: 1 S: 6 | H: 1 LOB: 0 BB: 0 P: 6 | R: 0 E: 0 K: 2 S: 7 | H: 0 LOB: 0 BB: 0 P: 7 | 1B: 3 2B: 1 3B: 0 HR: 1 | SF: 0 SAC: 0 DP: 1 HBP: 0 | WP: 0 PB: 0 SB: 0 CS: 0 | PA: 33 | | | | | |
| PITCHER | IP | WLS | BF | H | R | ER | SO | BB | IBB | HBP | BLK | WP | HR | S | P | ERA | WHIP | | | | | | | | | | |
| Moose Haas, R ERA: 3.11 (1, 1) | 9.0 | W | 33 | 4 | 2 | 1 | 12 | 2 | 0 | 0 | 1 | 0 | 1 | 55 | 63 | 1.00 | 0.667 | | | | | | | | | | |



| Batter | 1 | 2 | 3 | 4 | 5 | 6 | 7 | 8 | 9 | AB | R | H | RBI | BB | SO | LOB | TOP | | | | |
|---|------------------------------|---------------------------------|------------------------------|---------------------------------|------------------------------|---------------------------------|------------------------------|---------------------------------|------------------------------|---------------------------------|------------------------------|---------------------------------|------------------------------|---------------------------------|------------------------------|---------------------------------|--|----------------------------------|------------------------------------|----------------------------------|--------|
| Jim Gantner, L (1,4) OBP: 0.303, SLG: 0.329 | F9 | L1-3 | | | | | | 6-3 | | 3 | 0 | 0 | 0 | 1 | 0 | 3 | Milwaukee Brewers @ California Angels Anaheim Stadium, Anaheim, CA Fri Jun 27 1980, 10:05 PM EDT Att: 27,389 - Unknown | | | | |
| Sal Bando, R (1,5) OBP: 0.282, SLG: 0.281 | F7 | | F9 | | | 6-3 | | K | | 4 | 0 | 0 | 0 | 0 | 1 | 1 | | | | | |
| Cecil Cooper, L (1,3) OBP: 0.365, SLG: 0.512 | K | | F8 | | | | | 6-3 | | 4 | 0 | 0 | 0 | 0 | 1 | 0 | | | | | |
| Gorman Thomas, R (1,8) OBP: 0.287, SLG: 0.431 | | HR | 6-3 | | | | | HR | | 4 | 2 | 2 | 2 | 0 | 1 | 0 | | | | | |
| Ben Oglivie, L (1,7) OBP: 0.393, SLG: 0.630 | | HR | | | | | | F9 | | 4 | 2 | 2 | 2 | 0 | 0 | 0 | | | | | |
| Sixto Lezcano, R (1,9) OBP: 0.323, SLG: 0.450 | | 1B | | L5 | | | | 5-3 | | 4 | 1 | 1 | 0 | 0 | 1 | 0 | | | | | |
| Mark Brouhard, R (1,10) OBP: 0.306, SLG: 0.500 | | FC1-5 | | F8 | | | | P4 | | 4 | 0 | 2 | 0 | 0 | 0 | 0 | | | | | |
| Ed Romero, R (1,6) OBP: 0.286, SLG: 0.289 | | FC1-5 | | P3 | | | | F4 | | 3 | 0 | 1 | 1 | 0 | 0 | 0 | | | | | |
| Buck Martinez, R (1,2) OBP: 0.252, SLG: 0.300 | | FC1-5 | | F8 | | | | K | | 3 | 0 | 0 | 0 | 0 | 1 | 3 | | | | | |
| Inning Stats | R: 0 E: 0 K: 1 S: 5 | H: 0 LOB: 0 BB: 0 P: 5 | R: 3 E: 0 K: 0 S: 7 | H: 5 LOB: 1 BB: 0 P: 7 | R: 0 E: 0 K: 0 S: 3 | H: 0 LOB: 0 BB: 0 P: 3 | R: 0 E: 0 K: 0 S: 3 | H: 0 LOB: 0 BB: 0 P: 3 | R: 0 E: 0 K: 2 S: 8 | H: 1 LOB: 0 BB: 1 P: 8 | R: 0 E: 0 K: 1 S: 6 | H: 1 LOB: 0 BB: 0 P: 6 | R: 1 E: 0 K: 1 S: 6 | H: 1 LOB: 0 BB: 0 P: 6 | R: 0 E: 0 K: 0 S: 3 | H: 0 LOB: 0 BB: 0 P: 3 | | 1B: 3 2B: 2 3B: 0 HR: 4 | SF: 0 SAC: 1 DP: 1 HBP: 0 | WP: 0 PB: 0 SB: 0 CS: 0 | PA: 35 |
| PITCHER | IP | WLS | BF | H | R | ER | SO | BB | IBB | HBP | BLK | WP | HR | S | P | ERA | WHIP | | | | |
| Chris Knapp, R (1,1) ERA: 5.31 | 1.0 | | 7 | 4 | 3 | 3 | 1 | 0 | 0 | 0 | 0 | 0 | 2 | 9 | 9 | 27.00 | 4.000 | | | | |
| John Montague, R (2,1) ERA: 3.69 | 5.0 | L | 17 | 2 | 1 | 1 | 2 | 1 | 0 | 0 | 0 | 0 | 1 | 20 | 24 | 1.80 | 0.600 | | | | |
| Mark Clear, R (7,1) ERA: 4.57 | 3.0 | W | 11 | 2 | 1 | 1 | 2 | 0 | 0 | 0 | 0 | 0 | 1 | 15 | 15 | 3.00 | 0.667 | | | | |

| Batter | 1 | 2 | 3 | 4 | 5 | 6 | 7 | 8 | 9 | AB | R | H | RBI | BB | SO | LOB | BOTTOM | | | | | |
|--|------------------------------|---------------------------------|------------------------------|---------------------------------|------------------------------|---------------------------------|------------------------------|---------------------------------|------------------------------|---------------------------------|------------------------------|---------------------------------|------------------------------|---------------------------------|------------------------------|---------------------------------|--|----------------------------------|-----------------------------------|------------------------------------|----------------------------------|--------|
| Rick Miller, L (1,8) OBP: 0.333, SLG: 0.316 | 4-3 | | F7 | | F7 | | | | 1B | 4 | 1 | 0 | 0 | 1 | 0 | 1 | Milwaukee Brewers @ California Angels Anaheim Stadium, Anaheim, CA Fri Jun 27 1980, 10:05 PM EDT Att: 27,389 - Unknown | | | | | |
| Dickie Thon, R (1,4) OBP: 0.329, SLG: 0.356 | 6-3 | | | | 1-3 | | | | BB | 4 | 0 | 1 | 0 | 0 | 0 | 0 | | | | | | |
| Bert Campaneris, R (9,6) OBP: 0.250, SLG: 0.293 | | | 1B | | | | | | BB | 1 | 1 | 1 | 0 | 0 | 0 | 0 | | | | | | |
| Rod Carew, L (1,10) OBP: 0.422, SLG: 0.461 | 4-3 | | F7 | | 1-3 | | | | BB | 5 | 0 | 1 | 0 | 0 | 0 | 2 | | | | | | |
| Don Baylor, R (1,7) OBP: 0.345, SLG: 0.303 | | 6-3 | | 6-3 | | | | 1B | | 4 | 1 | 1 | 1 | 1 | 0 | 0 | | | | | | |
| Jason Thompson, L (1,3) OBP: 0.351, SLG: 0.392 | 4-3 | | | 1B | | | | 1B | | 4 | 2 | 2 | 1 | 0 | 0 | 0 | | | | | | |
| Camey Lansford, R (1,5) OBP: 0.323, SLG: 0.417 | | | | 1B | | | | E | | 4 | 1 | 4 | 1 | 0 | 0 | 0 | | | | | | |
| Larry Harlow, L (1,9) OBP: 0.372, SLG: 0.447 | 6-3 | | | SF8 | | | | K | | 3 | 0 | 1 | 0 | 1 | 1 | 3 | | | | | | |
| Freddie Patek, R (1,6) OBP: 0.325, SLG: 0.439 | | | G3 | | | | | E2 | | 3 | 0 | 1 | 1 | 0 | 0 | 2 | | | | | | |
| Joe Rudi, R (8,PH) OBP: 0.293, SLG: 0.467 | | | | 1B | | | | G3 | | 1 | 0 | 1 | 0 | 0 | 0 | 0 | | | | | | |
| Tom Donohue, R (8,FR) OBP: 0.212, SLG: 0.258 | | | | 1B | | | | | | 0 | 0 | 0 | 0 | 0 | 0 | 0 | | | | | | |
| Stan Cliburn, R (1,2) OBP: 0.250, SLG: 0.267 | | | | 1B | | | | | | 2 | 0 | 1 | 1 | 0 | 0 | 0 | | | | | | |
| Bobby Grich, R (8,PH) OBP: 0.369, SLG: 0.366 | | | | 1B | | | | | | 1 | 0 | 0 | 0 | 0 | 0 | 2 | | | | | | |
| Inning Stats | R: 0 E: 0 K: 0 S: 3 | H: 0 LOB: 0 BB: 0 P: 3 | R: 0 E: 0 K: 0 S: 4 | H: 1 LOB: 1 BB: 0 P: 4 | R: 0 E: 0 K: 0 S: 5 | H: 2 LOB: 2 BB: 0 P: 5 | R: 2 E: 0 K: 0 S: 6 | H: 4 LOB: 0 BB: 0 P: 6 | R: 0 E: 0 K: 0 S: 3 | H: 0 LOB: 0 BB: 0 P: 3 | R: 0 E: 0 K: 0 S: 4 | H: 1 LOB: 2 BB: 1 P: 8 | R: 0 E: 1 K: 1 S: 9 | H: 0 LOB: 0 BB: 0 P: 3 | R: 2 E: 1 K: 1 S: 9 | H: 4 LOB: 2 BB: 0 P: 9 | R: 2 E: 0 K: 0 S: 3 | H: 2 LOB: 2 BB: 2 P: 11 | 1B: 13 2B: 1 3B: 0 HR: 0 | SF: 2 SAC: 0 DP: 0 HBP: 0 | WP: 0 PB: 0 SB: 0 CS: 0 | PA: 41 |
| PITCHER | IP | WLS | BF | H | R | ER | SO | BB | IBB | HBP | BLK | WP | HR | S | P | ERA | WHIP | | | | | |
| Lary Sorensen, R (1,1) ERA: 3.62 | 7.1 | | 32 | 10 | 4 | 3 | 0 | 1 | 0 | 0 | 0 | 0 | 0 | 7 | 11 | 27.00 | 6.000 | | | | | |
| Bill Castro, R (8,1) ERA: 2.33 | 0.2 | L | 6 | 3 | 2 | 2 | 1 | 1 | 0 | 0 | 0 | 0 | 0 | 7 | 11 | 27.00 | 6.000 | | | | | |
| Bob McClure, L (9,1) ERA: 2.42 | 0.1 | | 3 | 1 | 0 | 0 | 0 | 1 | 0 | 0 | 0 | 0 | 0 | 2 | 6 | 0.00 | 6.000 | | | | | |

| Batter | 1 | 2 | 3 | 4 | 5 | 6 | 7 | 8 | 9 | AB | R | H | RBI | BB | SO | LOB | TOP | | | | | | | | |
|--|------------------------------|---------------------------------|------------------------------|----------------------------------|------------------------------|----------------------------------|------------------------------|---------------------------------|------------------------------|---------------------------------|------------------------------|----------------------------------|------------------------------|---------------------------------|------------------------------|---------------------------------|---|----------------------------------|----------------------------------|------------------------------------|----------------------------------|--------|--|--|--|
| Jim Gantner, L (1,4) OBP: 0.304, SLG: 0.325 | | | | | | | | | | 5 | 3 | 1 | 0 | 1 | 1 | 4 | Milwaukee Brewers @ California Angels Anaheim Stadium, Anaheim, CA Sat Jun 28 1980, 10:05 PM EDT Att: 40,528 - Unknown - 93 F AB 39 R 11 H 12 RBI 10 BB 9 SO 6 LOB 24 | | | | | | | | |
| Robin Yount, R (1,6) OBP: 0.360, SLG: 0.584 | | | | | | | | | | 6 | 1 | 3 | 3 | 0 | 0 | 2 | | | | | | | | | |
| Cecil Cooper, L (1,3) OBP: 0.371, SLG: 0.516 | | | | | | | | | | 4 | 2 | 2 | 2 | 2 | 0 | 1 | | | | | | | | | |
| Gorman Thomas, R (1,8) OBP: 0.288, SLG: 0.442 | | | | | | | | | | 5 | 1 | 2 | 4 | 0 | 1 | 4 | | | | | | | | | |
| Ben Oglivie, L (1,7) OBP: 0.396, SLG: 0.632 | | | | | | | | | | 4 | 0 | 2 | 0 | 1 | 0 | 1 | | | | | | | | | |
| Sixto Lezcano, R (1,9) OBP: 0.321, SLG: 0.457 | | | | | | | | | | 5 | 1 | 1 | 1 | 0 | 1 | 3 | | | | | | | | | |
| Mark Brouhard, R (1,10) OBP: 0.299, SLG: 0.477 | | | | | | | | | | 5 | 1 | 1 | 0 | 0 | 2 | 2 | | | | | | | | | |
| Vic Harris, S (1,5) OBP: 0.625, SLG: 0.250 | | | | | | | | | | 0 | 1 | 0 | 0 | 3 | 0 | 0 | | | | | | | | | |
| Ed Romero, R (5,5) OBP: 0.314, SLG: 0.289 | | | | | | | | | | 0 | 1 | 0 | 0 | 2 | 0 | 0 | | | | | | | | | |
| Charlie Moore, R (1,2) OBP: 0.303, SLG: 0.306 | | | | | | | | | | 5 | 0 | 0 | 0 | 0 | 1 | 7 | | | | | | | | | |
| Inning Stats | R: 1 E: 2 K: 0 S: 4 | H: 0 LOB: 1 BB: 1 P: 8 | R: 3 E: 1 K: 1 S: 8 | H: 2 LOB: 2 BB: 2 P: 16 | R: 0 E: 0 K: 1 S: 5 | H: 0 LOB: 0 BB: 2 P: 13 | R: 3 E: 1 K: 1 S: 8 | H: 4 LOB: 0 BB: 0 P: 8 | R: 0 E: 0 K: 1 S: 5 | H: 0 LOB: 1 BB: 1 P: 9 | R: 2 E: 0 K: 1 S: 7 | H: 2 LOB: 1 BB: 1 P: 11 | R: 0 E: 0 K: 0 S: 3 | H: 0 LOB: 1 BB: 1 P: 7 | R: 0 E: 0 K: 0 S: 4 | H: 1 LOB: 1 BB: 0 P: 4 | R: 2 E: 0 K: 1 S: 8 | H: 3 LOB: 2 BB: 1 P: 12 | 1B: 8 2B: 2 3B: 0 HR: 2 | SF: 1 SAC: 0 DP: 0 HBP: 0 | WP: 0 PB: 0 SB: 5 CS: 0 | PA: 49 | | | |
| PITCHER | IP | WLS | BF | H | R | ER | SO | BB | IBB | HBP | BLK | WP | HR | S | P | ERA | WHIP | | | | | | | | |
| Ed Halicki, R (1,1) ERA: 5.4 | 1.2 | L | 12 | 2 | 4 | 1 | 0 | 3 | 0 | 0 | 0 | 0 | 1 | 9 | 21 | 5.40 | 3.000 | | | | | | | | |
| Freddie Martinez, R (2,1) ERA: 5.68 | 1.2 | | 10 | 4 | 3 | 3 | 2 | 2 | 0 | 0 | 0 | 0 | 0 | 12 | 20 | 16.20 | 3.600 | | | | | | | | |
| Dave LaRoche, L (4,1) ERA: 3.25 | 3.2 | | 16 | 2 | 2 | 2 | 3 | 3 | 0 | 0 | 0 | 0 | 1 | 19 | 31 | 4.91 | 1.364 | | | | | | | | |
| Andy Hassler, L (8,1) ERA: 5.4 | 2.0 | | 11 | 4 | 2 | 2 | 1 | 1 | 0 | 0 | 0 | 0 | 0 | 12 | 16 | 9.00 | 2.500 | | | | | | | | |

| Batter | 1 | 2 | 3 | 4 | 5 | 6 | 7 | 8 | 9 | AB | R | H | RBI | BB | SO | LOB | BOTTOM | | | | | | | | |
|--|------------------------------|---------------------------------|------------------------------|---------------------------------|------------------------------|---------------------------------|------------------------------|---------------------------------|------------------------------|---------------------------------|------------------------------|---------------------------------|------------------------------|---------------------------------|------------------------------|---------------------------------|---|---------------------------------|----------------------------------|------------------------------------|----------------------------------|--------|--|--|--|
| Dickie Thon, R (1,10) OBP: 0.325, SLG: 0.355 | | | | | | | | | | 3 | 0 | 1 | 2 | 0 | 0 | 1 | Milwaukee Brewers @ California Angels Anaheim Stadium, Anaheim, CA Sat Jun 28 1980, 10:05 PM EDT Att: 40,528 - Unknown - 93 F AB 36 R 5 H 11 RBI 5 BB 1 SO 4 LOB 13 | | | | | | | | |
| Jason Thompson, L (9, PH) OBP: 0.350, SLG: 0.390 | | | | | | | | | | 5 | 1 | 2 | 1 | 0 | 0 | 2 | | | | | | | | | |
| Rod Carew, L (1,3) OBP: 0.422, SLG: 0.463 | | | | | | | | | | 4 | 1 | 2 | 2 | 0 | 0 | 1 | | | | | | | | | |
| Carney Lansford, R (1,5) OBP: 0.326, SLG: 0.430 | | | | | | | | | | 4 | 1 | 2 | 2 | 0 | 0 | 1 | | | | | | | | | |
| Don Baylor, R (1,9) OBP: 0.333, SLG: 0.291 | | | | | | | | | | 4 | 0 | 0 | 0 | 0 | 0 | 1 | | | | | | | | | |
| Joe Rudi, R (1,7) OBP: 0.292, SLG: 0.463 | | | | | | | | | | 4 | 0 | 1 | 0 | 0 | 2 | 1 | | | | | | | | | |
| Bobby Grich, R (1,4) OBP: 0.383, SLG: 0.359 | | | | | | | | | | 4 | 0 | 0 | 0 | 0 | 1 | 2 | | | | | | | | | |
| Bobby Clark, R (1,8) OBP: 0.271, SLG: 0.364 | | | | | | | | | | 4 | 0 | 0 | 0 | 0 | 0 | 1 | | | | | | | | | |
| Freddie Patek, R (1,6) OBP: 0.338, SLG: 0.451 | | | | | | | | | | 4 | 2 | 4 | 0 | 0 | 0 | 0 | | | | | | | | | |
| Stan Cliburn, R (1,2) OBP: 0.263, SLG: 0.333 | | | | | | | | | | 3 | 1 | 1 | 0 | 0 | 1 | 2 | | | | | | | | | |
| Larry Harlow, L (9, PH) OBP: 0.376, SLG: 0.447 | | | | | | | | | | 0 | 0 | 0 | 0 | 1 | 0 | 0 | | | | | | | | | |
| Inning Stats | R: 0 E: 0 K: 0 S: 3 | H: 0 LOB: 0 BB: 0 P: 3 | R: 0 E: 0 K: 1 S: 5 | H: 0 LOB: 0 BB: 0 P: 5 | R: 2 E: 0 K: 0 S: 6 | H: 3 LOB: 1 BB: 0 P: 6 | R: 0 E: 0 K: 0 S: 3 | H: 0 LOB: 0 BB: 0 P: 3 | R: 1 E: 0 K: 0 S: 5 | H: 2 LOB: 1 BB: 0 P: 5 | R: 0 E: 0 K: 2 S: 8 | H: 1 LOB: 1 BB: 0 P: 8 | R: 0 E: 0 K: 1 S: 6 | H: 1 LOB: 1 BB: 0 P: 6 | R: 2 E: 0 K: 0 S: 6 | H: 3 LOB: 1 BB: 0 P: 6 | R: 0 E: 0 K: 0 S: 3 | H: 1 LOB: 1 BB: 1 P: 7 | 1B: 8 2B: 2 3B: 0 HR: 1 | SF: 1 SAC: 0 DP: 1 HBP: 0 | WP: 0 PB: 0 SB: 0 CS: 0 | PA: 38 | | | |
| PITCHER | IP | WLS | BF | H | R | ER | SO | BB | IBB | HBP | BLK | WP | HR | S | P | ERA | WHIP | | | | | | | | |
| Mike Caldwell, L (1,1) ERA: 3.63 | 7.1 | W | 32 | 10 | 5 | 5 | 4 | 0 | 0 | 0 | 1 | 0 | 1 | 40 | 40 | 6.14 | 1.364 | | | | | | | | |
| John Flinn, R (8,1) ERA: 2.57 | 1.2 | | 6 | 1 | 0 | 0 | 0 | 1 | 0 | 0 | 0 | 0 | 0 | 5 | 9 | 0.00 | 1.200 | | | | | | | | |

| Batter | 1 | 2 | 3 | 4 | 5 | 6 | 7 | 8 | 9 | AB | R | H | RBI | BB | SO | LOB | TOP | | | | |
|--|------------------------------|----------------------------------|------------------------------|---------------------------------|------------------------------|---------------------------------|------------------------------|---------------------------------|------------------------------|---------------------------------|------------------------------|----------------------------------|------------------------------|---------------------------------|------------------------------|---------------------------------|----------------------------------|------------------------------------|----------------------------------|--------|--|
| Robin Yount, R OBP: 0.361, SLG: 0.584 (1, 6) | | | | | | | | | | 5 | 1 | 2 | 0 | 0 | 0 | 1 | | | | | |
| Don Money, R OBP: 0.365, SLG: 0.568 (1, 5) | | | | | | | | | | 5 | 0 | 1 | 0 | 0 | 1 | 3 | | | | | |
| Cecil Cooper, L OBP: 0.372, SLG: 0.512 (1, 3) | | | | | | | | | | 4 | 1 | 1 | 0 | 1 | 0 | 3 | | | | | |
| Gorman Thomas, R OBP: 0.290, SLG: 0.442 (1, 8) | | | | | | | | | | 4 | 1 | 1 | 0 | 1 | 1 | 1 | | | | | |
| Ben Oglivie, L OBP: 0.400, SLG: 0.635 (1, 7) | | | | | | | | | | 2 | 0 | 1 | 1 | 2 | 0 | 0 | | | | | |
| Mark Brouhard, R OBP: 0.306, SLG: 0.486 (1, 10) | | | | | | | | | | 5 | 0 | 2 | 1 | 0 | 0 | 3 | | | | | |
| Vic Harris, S OBP: 0.538, SLG: 0.556 (1, 9) | | | | | | | | | | 5 | 1 | 2 | 1 | 0 | 0 | 3 | | | | | |
| Jim Gantner, L OBP: 0.315, SLG: 0.351 (1, 4) | | | | | | | | | | 3 | 1 | 2 | 1 | 1 | 0 | 1 | | | | | |
| Charlie Moore, R OBP: 0.302, SLG: 0.311 (1, 2) | | | | | | | | | | 4 | 0 | 1 | 1 | 0 | 0 | 4 | | | | | |
| Inning Stats | R: 1 E: 0 K: 1 S: 6 | H: 2 LOB: 2 BB: 2 P: 14 | R: 1 E: 0 K: 0 S: 6 | H: 3 LOB: 2 BB: 0 P: 6 | R: 0 E: 0 K: 1 S: 5 | H: 0 LOB: 0 BB: 0 P: 5 | R: 0 E: 0 K: 0 S: 4 | H: 1 LOB: 1 BB: 0 P: 4 | R: 1 E: 0 K: 0 S: 5 | H: 2 LOB: 2 BB: 1 P: 9 | R: 1 E: 0 K: 0 S: 5 | H: 2 LOB: 3 BB: 2 P: 13 | R: 0 E: 0 K: 0 S: 3 | H: 1 LOB: 1 BB: 0 P: 3 | R: 0 E: 0 K: 0 S: 4 | H: 1 LOB: 1 BB: 0 P: 4 | 1B: 5 2B: 7 3B: 0 HR: 1 | SF: 1 SAC: 0 DP: 1 HBP: 0 | WP: 0 PB: 0 SB: 1 CS: 0 | PA: 43 | |
| PITCHER | IP | WLS | BF | H | R | ER | SO | BB | IBB | HBP | BLK | WP | HR | S | P | ERA | WHIP | | | | |
| Don Aase, R ERA: 3.95 (1, 1) | 5.1 | L | 27 | 9 | 4 | 4 | 2 | 3 | 0 | 0 | 0 | 0 | 1 | 28 | 40 | 6.75 | 2.250 | | | | |
| Dave Lemanczyk, R ERA: 5.04 (6, 1) | 3.2 | | 16 | 4 | 1 | 1 | 0 | 1 | 1 | 0 | 0 | 0 | 0 | 14 | 22 | 2.46 | 1.364 | | | | |

Milwaukee Brewers @ California Angels
Anaheim Stadium, Anaheim, CA
Sun Jun 29 1980, 6:33 AM EDT
Att: 27,838 - Unknown

| | |
|-----|----|
| AB | 37 |
| R | 5 |
| H | 13 |
| RBI | 5 |
| BB | 5 |
| SO | 2 |
| LOB | 19 |



| Batter | 1 | 2 | 3 | 4 | 5 | 6 | 7 | 8 | 9 | AB | R | H | RBI | BB | SO | LOB | BOTTOM | | | | |
|--|------------------------------|---------------------------------|------------------------------|---------------------------------|------------------------------|---------------------------------|------------------------------|---------------------------------|------------------------------|---------------------------------|------------------------------|---------------------------------|------------------------------|---------------------------------|------------------------------|---------------------------------|----------------------------------|------------------------------------|----------------------------------|--------|--|
| Rick Miller, L OBP: 0.342, SLG: 0.322 (1, 8) | | | | | | | | | | 3 | 1 | 2 | 0 | 1 | 0 | 0 | | | | | |
| Dickie Thon, R OBP: 0.325, SLG: 0.367 (1, 4) | | | | | | | | | | 3 | 0 | 1 | 0 | 0 | 0 | 1 | | | | | |
| Rod Carew, L OBP: 0.416, SLG: 0.456 (1, 10) | | | | | | | | | | 4 | 0 | 0 | 0 | 0 | 0 | 4 | | | | | |
| Don Baylor, R OBP: 0.346, SLG: 0.302 (1, 7) | | | | | | | | | | 3 | 0 | 2 | 1 | 0 | 0 | 0 | | | | | |
| Jason Thompson, L OBP: 0.344, SLG: 0.383 (1, 3) | | | | | | | | | | 4 | 0 | 0 | 0 | 0 | 0 | 3 | | | | | |
| Camey Lansford, R OBP: 0.329, SLG: 0.435 (1, 5) | | | | | | | | | | 4 | 1 | 2 | 0 | 0 | 0 | 0 | | | | | |
| Larry Harlow, L OBP: 0.366, SLG: 0.434 (1, 9) | | | | | | | | | | 4 | 0 | 0 | 0 | 0 | 1 | 2 | | | | | |
| Freddie Patek, R OBP: 0.332, SLG: 0.441 (1, 6) | | | | | | | | | | 4 | 0 | 0 | 0 | 0 | 0 | 1 | | | | | |
| Tom Donohue, R OBP: 0.214, SLG: 0.259 (1, 2) | | | | | | | | | | 3 | 0 | 1 | 1 | 0 | 1 | 0 | | | | | |
| Inning Stats | R: 0 E: 0 K: 0 S: 3 | H: 0 LOB: 2 BB: 1 P: 8 | R: 1 E: 0 K: 1 S: 6 | H: 2 LOB: 1 BB: 0 P: 6 | R: 1 E: 0 K: 0 S: 4 | H: 2 LOB: 1 BB: 0 P: 4 | R: 0 E: 0 K: 0 S: 3 | H: 0 LOB: 0 BB: 0 P: 3 | R: 0 E: 0 K: 0 S: 5 | H: 2 LOB: 2 BB: 0 P: 5 | R: 0 E: 0 K: 1 S: 5 | H: 0 LOB: 0 BB: 0 P: 5 | R: 0 E: 0 K: 0 S: 4 | H: 1 LOB: 1 BB: 0 P: 4 | R: 0 E: 0 K: 0 S: 3 | H: 0 LOB: 0 BB: 0 P: 3 | 1B: 6 2B: 2 3B: 0 HR: 0 | SF: 0 SAC: 1 DP: 0 HBP: 1 | WP: 0 PB: 0 SB: 1 CS: 0 | PA: 35 | |
| PITCHER | IP | WLS | BF | H | R | ER | SO | BB | IBB | HBP | BLK | WP | HR | S | P | ERA | WHIP | | | | |
| Reggie Cleveland, R ERA: 3.38 (1, 1) | 9.0 | W | 35 | 8 | 2 | 2 | 2 | 1 | 0 | 1 | 0 | 0 | 0 | 37 | 42 | 2.00 | 1.000 | | | | |


Milwaukee Brewers @ California Angels
Anaheim Stadium, Anaheim, CA
Sun Jun 29 1980, 6:33 AM EDT
Att: 27,838 - Unknown

| | |
|-----|----|
| AB | 32 |
| R | 2 |
| H | 8 |
| RBI | 2 |
| BB | 1 |
| SO | 2 |
| LOB | 11 |



| Batter | 1 | 2 | 3 | 4 | 5 | 6 | 7 | 8 | 9 | AB | R | H | RBI | BB | SO | LOB | TOP | | | |
|---|--|---------------------------------|------------------------------|---------------------------------|------------------------------|---------------------------------|------------------------------|---------------------------------|------------------------------|---------------------------------|------------------------------|---------------------------------|------------------------------|---------------------------------|------------------------------|---------------------------------|---|------------------------------------|----------------------------------|--------|
| Rickey Henderson, R OBP: 0.419, SLG: 0.406 (1, 7) | 5-3 | | E6 | | | HR | | F9 | | 4 | 1 | 1 | 1 | 0 | 0 | 1 | Oakland Athletics @ Milwaukee Brewers Milwaukee County Stadium, Milwaukee, WI Mon Jun 30 1980, 8:05 PM EDT Att: 19,725 - Unknown - 65 F | | | |
| Dwayne Murphy, L OBP: 0.405, SLG: 0.412 (1, 8) | 5-3 BB | | K | | | F7 | | K | | 3 | 0 | 0 | 0 | 1 | 2 | 1 | | | | |
| Tony Armas, R OBP: 0.306, SLG: 0.460 (1, 9) | 5-3 | | 1-3 | | | F9 | | F9 | | 4 | 0 | 0 | 0 | 0 | 0 | 2 | | | | |
| Dave Revering, L OBP: 0.365, SLG: 0.517 (1, 3) | K | | | | | F6 | | 2B | | 4 | 0 | 1 | 0 | 0 | 1 | 1 | | | | |
| Jeff Newman, R OBP: 0.268, SLG: 0.398 (1, 2) | | | | | | K | | 1-3 | | 4 | 0 | 0 | 0 | 0 | 1 | 2 | | | | |
| Jim Essian, R OBP: 0.271, SLG: 0.300 (1, 10) | | | | | | F9 | | | | 4 | 0 | 0 | 0 | 0 | 0 | 0 | | | | |
| Mike Edwards, R OBP: 0.222, SLG: 0.222 (1, 4) | | | | | | F2 | | | | 3 | 0 | 1 | 0 | 0 | 0 | 0 | | | | |
| Rob Picciolo, R OBP: 0.253, SLG: 0.329 (1, 6) | | | 6-3 | | | F9 | | K | | 3 | 0 | 0 | 0 | 0 | 1 | 1 | | | | |
| Dave McKay, S OBP: 0.212, SLG: 0.259 (1, 5) | | | S E E 1B | | | F3 | | F3 | | 3 | 1 | 1 | 0 | 0 | 0 | 1 | | | | |
| Inning Stats | R: 0 E: 0 K: 1 S: 5 | H: 0 LOB: 1 BB: 1 P: 9 | R: 0 E: 0 K: 0 S: 3 | H: 0 LOB: 0 BB: 0 P: 3 | R: 1 E: 1 K: 1 S: 7 | H: 1 LOB: 1 BB: 0 P: 7 | R: 0 E: 0 K: 1 S: 5 | H: 0 LOB: 0 BB: 0 P: 5 | R: 0 E: 0 K: 1 S: 6 | H: 1 LOB: 1 BB: 0 P: 6 | R: 0 E: 0 K: 1 S: 5 | H: 0 LOB: 0 BB: 0 P: 5 | R: 0 E: 1 K: 0 S: 3 | H: 0 LOB: 0 BB: 0 P: 3 | R: 0 E: 0 K: 0 S: 3 | H: 0 LOB: 0 BB: 0 P: 3 | 1B: 2 2B: 1 3B: 0 HR: 1 | SF: 0 SAC: 0 DP: 1 HBP: 0 | WP: 0 PB: 0 SB: 3 CS: 0 | PA: 33 |
| PITCHER Bill Travers, L ERA: 3.08 (1, 1) | IP: 9.0 WLS: W BF: 33 H: 4 R: 2 ER: 1 SO: 5 BB: 1 IBB: 0 HBP: 0 BLK: 0 WP: 0 HR: 1 S: 42 P: 46 ERA: 1.00 WHIP: 0.556 | | | | | | | | | | | | | | | PITCHER | | | | |

| Batter | 1 | 2 | 3 | 4 | 5 | 6 | 7 | 8 | 9 | AB | R | H | RBI | BB | SO | LOB | BOTTOM | | | |
|--|---|---------------------------------|------------------------------|---------------------------------|------------------------------|---------------------------------|------------------------------|---------------------------------|------------------------------|---------------------------------|------------------------------|---------------------------------|------------------------------|---------------------------------|------------------------------|---------------------------------|---|------------------------------------|----------------------------------|--------|
| Robin Yount, R OBP: 0.356, SLG: 0.575 (1, 6) | F8 | G5-4-3 | | 5-3 | | | F9 | | | 4 | 0 | 0 | 0 | 0 | 0 | 3 | Oakland Athletics @ Milwaukee Brewers Milwaukee County Stadium, Milwaukee, WI Mon Jun 30 1980, 8:05 PM EDT Att: 19,725 - Unknown - 65 F | | | |
| Don Money, R OBP: 0.369, SLG: 0.574 (1, 5) | FC4-6 1B | | 2B | F3 | | F9 | | | | 4 | 1 | 2 | 0 | 0 | 0 | 1 | | | | |
| Cecil Cooper, L OBP: 0.374, SLG: 0.515 (1, 3) | FC4-6 | | 1B 2B | | | 4-3 | | 1-2 1B | | 4 | 1 | 2 | 1 | 0 | 0 | 1 | | | | |
| Gorman Thomas, R OBP: 0.289, SLG: 0.440 (1, 8) | K | | 1B SF8 1B | K | | K | | K | | 4 | 1 | 1 | 0 | 0 | 3 | 3 | | | | |
| Ben Oglivie, L OBP: 0.401, SLG: 0.644 (1, 7) | | | HR | | | L9 | | 1-3 | | 4 | 1 | 2 | 2 | 0 | 0 | 0 | | | | |
| Sixto Lezcano, R OBP: 0.316, SLG: 0.451 (1, 9) | | | F9 | SF8 | | K | | 6-3 | | 3 | 0 | 0 | 1 | 0 | 1 | 0 | | | | |
| Mark Brouhard, R OBP: 0.303, SLG: 0.473 (1, 10) | | | 1B | K | | F5 | | 1-3 | | 4 | 1 | 1 | 0 | 0 | 1 | 1 | | | | |
| Jim Gantner, L OBP: 0.315, SLG: 0.350 (1, 4) | | | 1B | 1-3 | | 3-1 | | | | 3 | 0 | 1 | 0 | 0 | 0 | 1 | | | | |
| Charlie Moore, R OBP: 0.309, SLG: 0.318 (1, 2) | | | G5-4-3 1B | 6-3 | | | | 1B | | 3 | 0 | 2 | 1 | 0 | 0 | 0 | | | | |
| Inning Stats | R: 0 E: 0 K: 1 S: 6 | H: 1 LOB: 1 BB: 0 P: 6 | R: 2 E: 0 K: 0 S: 6 | H: 4 LOB: 1 BB: 0 P: 6 | R: 3 E: 0 K: 1 S: 9 | H: 4 LOB: 1 BB: 0 P: 9 | R: 0 E: 0 K: 0 S: 3 | H: 0 LOB: 0 BB: 0 P: 3 | R: 0 E: 0 K: 1 S: 5 | H: 0 LOB: 0 BB: 0 P: 5 | R: 0 E: 0 K: 1 S: 7 | H: 2 LOB: 2 BB: 0 P: 7 | R: 0 E: 0 K: 0 S: 3 | H: 0 LOB: 0 BB: 0 P: 3 | R: 0 E: 0 K: 0 S: 3 | H: 0 LOB: 0 BB: 0 P: 3 | 1B: 8 2B: 2 3B: 0 HR: 1 | SF: 1 SAC: 0 DP: 1 HBP: 0 | WP: 0 PB: 0 SB: 0 CS: 0 | PA: 34 |
| PITCHER Rick Langford, R ERA: 3.59 (1, 1) | IP: 8.0 WLS: L BF: 34 H: 11 R: 5 ER: 5 SO: 5 BB: 0 IBB: 0 HBP: 0 BLK: 0 WP: 0 HR: 1 S: 44 P: 44 ERA: 5.62 WHIP: 1.375 | | | | | | | | | | | | | | | PITCHER | | | | |



| Batter | 1 | 2 | 3 | 4 | 5 | 6 | 7 | 8 | 9 | AB | R | H | RBI | BB | SO | LOB | TOP | | | |
|---|--|---------------------------------|------------------------------|---------------------------------|------------------------------|---------------------------------|------------------------------|---------------------------------|------------------------------|---------------------------------|------------------------------|---------------------------------|------------------------------|---------------------------------|------------------------------|---------------------------------|---|----------------------------------|------------------------------------|----------------------------------|
| Rickey Henderson, R OBP: 0.413, SLG: 0.400 | F3 | | K | | G6-3 | | K | | | 4 | 0 | 0 | 0 | 0 | 2 | 2 | Oakland Athletics @ Milwaukee Brewers Milwaukee County Stadium, Milwaukee, WI Tue Jul 01 1980, 8:05 PM EDT Att: 20,769 - Unknown - 74 F livebaseballscorecards.com | | | |
| Dwayne Murphy, L OBP: 0.403, SLG: 0.414 | F7 | | | 1B | F6 | | | F3 | | 4 | 1 | 1 | 0 | 0 | 0 | 0 | | | | |
| Mitchell Page, L OBP: 0.344, SLG: 0.353 | K | | | 1B | F5 | | | K | | 4 | 1 | 1 | 1 | 0 | 2 | 0 | | | | |
| Dave Revering, L OBP: 0.363, SLG: 0.512 | | 6-3 | | F8 | | | | F6 | | 4 | 0 | 1 | 0 | 0 | 0 | 1 | | | | |
| Wayne Gross, L OBP: 0.351, SLG: 0.423 | | 5-3 | | 2-3 1B | F8 | | | F2 | | 4 | 0 | 1 | 0 | 0 | 0 | 1 | | | | |
| Tony Armas, R OBP: 0.308, SLG: 0.460 | | | | 2-3 1B | F4 | | | 4-3 | | 4 | 0 | 2 | 1 | 0 | 0 | 1 | | | | |
| Jeff Newman, R OBP: 0.268, SLG: 0.395 | | | | 2-3 1B | | | | 4-3 | | 4 | 0 | 1 | 0 | 0 | 0 | 3 | | | | |
| Jeff Cox, R OBP: 0.308, SLG: 0.460 | | | K | | F8 | | | F8 | | 3 | 0 | 0 | 0 | 0 | 1 | 3 | | | | |
| Dave McKay, S OBP: 0.227, SLG: 0.286 | | | F7 | | | | | | | 3 | 0 | 2 | 0 | 0 | 0 | 0 | | | | |
| Inning Stats | R: 0 E: 0 K: 1 S: 5 | H: 0 LOB: 0 BB: 0 P: 5 | R: 0 E: 0 K: 0 S: 4 | H: 1 LOB: 1 BB: 0 P: 4 | R: 0 E: 0 K: 2 S: 7 | H: 0 LOB: 0 BB: 0 P: 7 | R: 2 E: 0 K: 0 S: 7 | H: 4 LOB: 2 BB: 0 P: 7 | R: 0 E: 0 K: 0 S: 3 | H: 1 LOB: 1 BB: 0 P: 4 | R: 0 E: 0 K: 1 S: 6 | H: 2 LOB: 1 BB: 0 P: 6 | R: 0 E: 0 K: 1 S: 5 | H: 0 LOB: 0 BB: 0 P: 5 | R: 0 E: 0 K: 0 S: 3 | H: 0 LOB: 0 BB: 0 P: 3 | | 1B: 7 2B: 2 3B: 0 HR: 0 | SF: 0 SAC: 0 DP: 1 HBP: 0 | WP: 0 PB: 0 SB: 0 CS: 0 |
| PITCHER Moose Haas, R ERA: 3.03 | IP: 9.0 WLS: W BF: 34 H: 9 R: 2 ER: 2 SO: 5 BB: 0 IBB: 0 HBP: 0 BLK: 0 WP: 0 HR: 0 S: 44 P: 44 ERA: 2.00 WHIP: 1.000 | | | | | | | | | | | | | | | PITCHER | | | | |

| Batter | 1 | 2 | 3 | 4 | 5 | 6 | 7 | 8 | 9 | AB | R | H | RBI | BB | SO | LOB | BOTTOM | | | |
|--|--|---------------------------------|------------------------------|---------------------------------|------------------------------|---------------------------------|------------------------------|----------------------------------|------------------------------|----------------------------------|------------------------------|----------------------------------|------------------------------|---------------------------------|------------------------------|---------------------------------|---|----------------------------------|------------------------------------|----------------------------------|
| Robin Yount, R OBP: 0.360, SLG: 0.602 | 4-3 | | HR | | HR | | SF7 | F9 | | 5 | 3 | 3 | 2 | 0 | 0 | 1 | Oakland Athletics @ Milwaukee Brewers Milwaukee County Stadium, Milwaukee, WI Tue Jul 01 1980, 8:05 PM EDT Att: 20,769 - Unknown - 74 F livebaseballscorecards.com | | | |
| Don Money, R OBP: 0.366, SLG: 0.560 | F2 | | F8 | | FC6-4 | | 5-3 | | | 3 | 0 | 0 | 0 | 1 | 0 | 1 | | | | |
| Cecil Cooper, L OBP: 0.375, SLG: 0.513 | | | | 1-3 | FC6-4 | | | | | 3 | 0 | 1 | 0 | 1 | 0 | 1 | | | | |
| Gorman Thomas, R OBP: 0.292, SLG: 0.457 | | | | | | | SF7 | | | 3 | 1 | 2 | 2 | 0 | 1 | 1 | | | | |
| Ben Oglivie, L OBP: 0.399, SLG: 0.637 | | F7 | | K | | HR | F6 | | | 3 | 0 | 0 | 0 | 1 | 1 | 2 | | | | |
| Sixto Lezcano, R OBP: 0.315, SLG: 0.446 | | F4 | | | | | | | | 3 | 0 | 0 | 0 | 1 | 1 | 1 | | | | |
| Mark Brouhard, R OBP: 0.313, SLG: 0.513 | | 6-3 | | 6-3 | | | | | | 4 | 1 | 2 | 1 | 0 | 0 | 2 | | | | |
| Jim Gantner, L OBP: 0.308, SLG: 0.342 | | | K | | F8 | | K | G3 | | 4 | 0 | 0 | 0 | 0 | 2 | 2 | | | | |
| Buck Martinez, R OBP: 0.252, SLG: 0.298 | | F6 | | | K | | F6 | | | 4 | 0 | 1 | 0 | 0 | 1 | 2 | | | | |
| Inning Stats | R: 0 E: 0 K: 1 S: 6 | H: 1 LOB: 1 BB: 0 P: 6 | R: 0 E: 0 K: 0 S: 3 | H: 0 LOB: 0 BB: 0 P: 3 | R: 1 E: 0 K: 1 S: 6 | H: 1 LOB: 0 BB: 0 P: 6 | R: 0 E: 0 K: 1 S: 6 | H: 1 LOB: 2 BB: 1 P: 10 | R: 1 E: 0 K: 1 S: 7 | H: 1 LOB: 1 BB: 1 P: 10 | R: 1 E: 0 K: 0 S: 4 | H: 2 LOB: 2 BB: 1 P: 11 | R: 1 E: 0 K: 1 S: 7 | H: 1 LOB: 1 BB: 0 P: 7 | R: 1 E: 0 K: 1 S: 7 | H: 2 LOB: 1 BB: 0 P: 7 | | 1B: 3 2B: 2 3B: 0 HR: 4 | SF: 1 SAC: 0 DP: 0 HBP: 0 | WP: 0 PB: 0 SB: 3 CS: 0 |
| PITCHER Steve McCatty, R ERA: 5.44 Bob Lacey, L ERA: 3.82 | IP: 6.2 WLS: L BF: 31 H: 7 R: 4 ER: 4 SO: 5 BB: 4 IBB: 0 HBP: 0 BLK: 0 WP: 0 HR: 3 S: 37 P: 53 ERA: 5.40 WHIP: 1.650 | | | | | | | | | | | | | | | PITCHER | | | | |

| Batter | 1 | 2 | 3 | 4 | 5 | 6 | 7 | 8 | 9 | 10 | AB | R | H | RBI | BB | SO | LOB | TOP |
|---|------------------------------|---------------------------------|------------------------------|---------------------------------|------------------------------|---------------------------------|------------------------------|---------------------------------|------------------------------|---------------------------------|------------------------------|---------------------------------|------------------------------|---------------------------------|-----------------------------------|------------------------------------|-----------------|-----|
| Dwayne Murphy, L OBP: 0.406, SLG: 0.426 (1, 8) | F9 | | | | | | F7 | | | | | 4 | 2 | 2 | 2 | 1 | 0 | 1 |
| Mike Davis, L OBP: 0.265, SLG: 0.333 (1, 7) | 1-3 | | | | | | | | | | | 5 | 2 | 3 | 0 | 0 | 0 | 1 |
| Mitchell Page, L OBP: 0.344, SLG: 0.353 Jeff Newman, R OBP: 0.271, SLG: 0.398 (1, 10) (10, PH) | F8 | | | | | | | | | | | 3 | 0 | 1 | 0 | 0 | 1 | 1 |
| Dave Revering, L OBP: 0.364, SLG: 0.514 (1, 3) | | | | | | | | | | | | 5 | 0 | 2 | 1 | 0 | 0 | 4 |
| Wayne Gross, L OBP: 0.332, SLG: 0.419 (1, 5) | | | | | | | | | | | | 4 | 0 | 1 | 1 | 1 | 0 | 3 |
| Tony Armas, R OBP: 0.303, SLG: 0.452 (1, 9) | | | | | | | | | | | | 5 | 0 | 0 | 0 | 0 | 0 | 4 |
| Mike Heath, R OBP: 0.255, SLG: 0.294 (1, 2) | | | | | | | | | | | | 4 | 0 | 0 | 0 | 0 | 0 | 1 |
| Jeff Cox, R OBP: 0.143, SLG: 0.143 (1, 4) | | | | | | | | | | | | 4 | 0 | 1 | 0 | 0 | 0 | 0 |
| Dave McKay, S OBP: 0.250, SLG: 0.307 (1, 6) | | | | | | | | | | | | 4 | 1 | 3 | 0 | 0 | 0 | 0 |
| Inning Stats | R: 0 E: 0 K: 0 S: 3 | H: 0 LOB: 0 BB: 0 P: 3 | R: 0 E: 0 K: 0 S: 4 | H: 1 LOB: 1 BB: 0 P: 4 | R: 0 E: 0 K: 0 S: 3 | H: 1 LOB: 1 BB: 1 P: 7 | R: 0 E: 0 K: 1 S: 3 | H: 1 LOB: 0 BB: 0 P: 3 | R: 0 E: 0 K: 0 S: 4 | H: 1 LOB: 1 BB: 0 P: 4 | R: 0 E: 0 K: 0 S: 3 | H: 0 LOB: 0 BB: 0 P: 3 | R: 2 E: 0 K: 0 S: 7 | H: 4 LOB: 2 BB: 0 P: 7 | 1B: 11 2B: 2 3B: 0 HR: 1 | SF: 0 SAC: 1 DP: 1 HBP: 0 | WP: 0 PA: 44 | |
| PITCHER | IP 9.0 | WLS L | BF 35 | H 10 | R 3 | ER 3 | SO 1 | BB 1 | IBB 0 | HBP 0 | BLK 0 | WP 0 | HR 1 | S 35 | P 43 | ERA 3.00 | WHIP 1.222 | |
| Lary Sorensen, R ERA: 3.57 (1, 1) | 0.2 | L | 6 | 4 | 2 | 2 | 0 | 0 | 0 | 0 | 0 | 0 | 0 | 6 | 6 | 27.00 | 6.000 | |
| Bob McClure, L ERA: 3.04 (10, 1) | 0.1 | | 1 | 0 | 0 | 0 | 0 | 0 | 0 | 0 | 0 | 0 | 0 | 1 | 1 | 0.00 | 0.000 | |
| Bill Castro, R ERA: 2.31 (10, 1) | | | | | | | | | | | | | | | | | | |

Oakland Athletics @ Milwaukee Brewers
Milwaukee County Stadium, Milwaukee, WI
Wed Jul 02 1980, 8:05 PM EDT
Att: 18,494 - Unknown - 65 F

AB 39
R 5
H 14
RBI 5
BB 2
SO 1
LOB 15



| Batter | 1 | 2 | 3 | 4 | 5 | 6 | 7 | 8 | 9 | 10 | AB | R | H | RBI | BB | SO | LOB | BOTTOM | | | |
|--|------------------------------|---------------------------------|------------------------------|----------------------------------|------------------------------|---------------------------------|------------------------------|---------------------------------|------------------------------|---------------------------------|------------------------------|---------------------------------|------------------------------|---------------------------------|------------------------------|---------------------------------|------------------------------|---------------------------------|----------------------------------|------------------------------------|-----------------|
| Robin Yount, R OBP: 0.357, SLG: 0.595 (1, 6) | SH BLK G4-6-3 1B | | | | | | | | | | | 5 | 1 | 1 | 0 | 0 | 1 | 4 | | | |
| Don Money, R OBP: 0.358, SLG: 0.543 (1, 5) | SH G4-6-3 | | | | | | | | | | | 4 | 0 | 0 | 0 | 0 | 2 | 1 | | | |
| Cecil Cooper, L OBP: 0.370, SLG: 0.506 (1, 3) | G4-6-3 | | | | | | | | | | | 4 | 0 | 0 | 0 | 0 | 0 | 1 | | | |
| Gorman Thomas, R OBP: 0.292, SLG: 0.464 (1, 8) | K | | | | | | | | | | | 4 | 1 | 1 | 1 | 0 | 2 | 0 | | | |
| Ben Oglivie, L OBP: 0.403, SLG: 0.637 Vic Harris, S OBP: 0.467, SLG: 0.455 (1, 7) (4, PR) (5, 7) | | | | | | | | | | | | 0 | 0 | 0 | 0 | 1 | 0 | 0 | | | |
| Sixto Lezcano, R OBP: 0.311, SLG: 0.439 (1, 9) | | | | | | | | | | | | 2 | 0 | 0 | 0 | 0 | 1 | 0 | | | |
| Mark Brouhard, R OBP: 0.321, SLG: 0.500 (1, 10) | | | | | | | | | | | | 4 | 0 | 0 | 0 | 0 | 0 | 2 | | | |
| Jim Gantner, L OBP: 0.313, SLG: 0.341 (1, 4) | | | | | | | | | | | | 2 | 1 | 0 | 0 | 2 | 2 | 1 | | | |
| Buck Martinez, R OBP: 0.270, SLG: 0.308 Charlie Moore, R OBP: 0.309, SLG: 0.318 (1, 2) (10, PR) | | | | | | | | | | | | 3 | 0 | 2 | 1 | 1 | 0 | 2 | | | |
| Inning Stats | R: 1 E: 1 K: 1 S: 6 | H: 1 LOB: 1 BB: 0 P: 6 | R: 1 E: 0 K: 1 S: 5 | H: 1 LOB: 2 BB: 3 P: 17 | R: 0 E: 0 K: 2 S: 7 | H: 0 LOB: 0 BB: 0 P: 7 | R: 0 E: 0 K: 1 S: 6 | H: 1 LOB: 2 BB: 0 P: 7 | R: 0 E: 0 K: 0 S: 3 | H: 0 LOB: 0 BB: 0 P: 3 | R: 0 E: 0 K: 1 S: 5 | H: 1 LOB: 1 BB: 1 P: 5 | R: 1 E: 0 K: 0 S: 4 | H: 1 LOB: 0 BB: 0 P: 4 | R: 0 E: 0 K: 1 S: 5 | H: 0 LOB: 0 BB: 0 P: 5 | R: 0 E: 0 K: 1 S: 4 | H: 0 LOB: 1 BB: 1 P: 8 | 1B: 4 2B: 0 3B: 0 HR: 1 | SF: 0 SAC: 1 DP: 3 HBP: 1 | WP: 0 PA: 38 |
| PITCHER | IP 10.0 | WLS W | BF 38 | H 5 | R 3 | ER 3 | SO 8 | BB 5 | IBB 0 | HBP 1 | BLK 1 | WP 0 | HR 1 | S 48 | P 69 | ERA 2.70 | WHIP 1.000 | | | | |
| Mike Norris, R ERA: 2.56 (1, 1) | | | | | | | | | | | | | | | | | | | | | |

Oakland Athletics @ Milwaukee Brewers
Milwaukee County Stadium, Milwaukee, WI
Wed Jul 02 1980, 8:05 PM EDT
Att: 18,494 - Unknown - 65 F

AB 31
R 3
H 5
RBI 2
BB 5
SO 8
LOB 12



| Batter | 1 | 2 | 3 | 4 | 5 | 6 | 7 | 8 | 9 | AB | R | H | RBI | BB | SO | LOB | TOP |
|---|------------------------------|---------------------------------|-------------------------------------|----------------------------------|------------------------------|---------------------------------|------------------------------|---------------------------------|------------------------------|---------------------------------|------------------------------|---------------------------------|------------------------------|---------------------------------|----------------------------------|------------------------------------|---|
| Rick Miller, L OBP: 0.343, SLG: 0.324 (1, 8) | F5 | | G3 | | | SH1-3 SF7 1B | | 2B E 1B | | 4 | 2 | 2 | 0 | 0 | 0 | 1 | California Angels @ Milwaukee Brewers Milwaukee County Stadium, Milwaukee, WI Fri Jul 04 1980, 4:33 AM EDT Att: 21,198 - Unknown - 78 F |
| Bobby Grich, R OBP: 0.397, SLG: 0.362 (1, 4) | | | 4-3 | | | SH1-3 | | E7 S 1-H 2B | | 3 | 0 | 2 | 0 | 0 | 0 | 1 | |
| Carney Lansford, R OBP: 0.326, SLG: 0.429 (1, 5) | F8 | | F8 | | | SF7 | | K 2-3 | | 3 | 0 | 0 | 1 | 0 | 1 | 3 | |
| Don Baylor, R OBP: 0.358, SLG: 0.331 (1, 10) | K | | | | F7 | | L7 | 6-3 | | 4 | 0 | 0 | 0 | 0 | 1 | 2 | |
| Jason Thompson, L OBP: 0.351, SLG: 0.377 (1, 3) | | 4-3 | | | K | | | | 3-1 | 3 | 0 | 0 | 0 | 1 | 1 | 0 | |
| Joe Rudi, R OBP: 0.290, SLG: 0.448 (1, 7) | | K | | | F3 | | | | 5-3 | 4 | 0 | 0 | 0 | 0 | 1 | 1 | |
| Larry Harlow, L OBP: 0.371, SLG: 0.424 (1, 9) | | | | | | F7 | | FC3-6 BB | | 3 | 0 | 0 | 0 | 1 | 0 | 1 | |
| Freddie Patek, R OBP: 0.329, SLG: 0.432 (1, 6) | | | | | | 6-3 | | F8 | | 3 | 0 | 0 | 0 | 0 | 0 | 2 | |
| Tom Donohue, R OBP: 0.217, SLG: 0.256 (3, PR) | | | | | | | | | | 1 | 0 | 1 | 0 | 0 | 0 | 0 | |
| Stan Cliburn, R OBP: 0.179, SLG: 0.222 (3, 2) | | | 4-3 G3 1B | | | K | | | F8 | 2 | 0 | 0 | 0 | 0 | 1 | 0 | |
| Inning Stats | R: 0 E: 0 K: 1 S: 6 | H: 1 LOB: 1 BB: 0 P: 6 | R: 0 E: 0 K: 1 S: 5 | H: 0 LOB: 1 BB: 1 P: 9 | R: 0 E: 0 K: 0 S: 4 | H: 1 LOB: 0 BB: 0 P: 4 | R: 0 E: 0 K: 1 S: 5 | H: 0 LOB: 0 BB: 0 P: 5 | R: 0 E: 0 K: 0 S: 3 | H: 0 LOB: 1 BB: 1 P: 7 | R: 1 E: 1 K: 1 S: 7 | H: 2 LOB: 1 BB: 0 P: 7 | R: 0 E: 0 K: 0 S: 3 | H: 0 LOB: 0 BB: 0 P: 3 | 1B: 3 2B: 2 3B: 0 HR: 0 | SF: 1 SAC: 1 DP: 0 HBP: 0 | WP: 0 PA: 34 SB: 0 CS: 0 |
| PITCHER Reggie Cleveland, R ERA: 3.08 (1, 1) | IP: 9.0 WLS: L BF: 34 | H: 5 R: 2 ER: 1 SO: 5 | BB: 2 IBB: 0 HBP: 0 BLK: 0 | WP: 0 HR: 0 S: 42 P: 50 | ERA: 1.00 WHIP: 0.778 | PITCHER | | | | | | | | | | | |

| Batter | 1 | 2 | 3 | 4 | 5 | 6 | 7 | 8 | 9 | AB | R | H | RBI | BB | SO | LOB | BOTTOM |
|--|------------------------------|---------------------------------|-------------------------------------|----------------------------------|------------------------------|---------------------------------|------------------------------|---------------------------------|------------------------------|---------------------------------|------------------------------|----------------------------------|------------------------------|---------------------------------|----------------------------------|------------------------------------|---|
| Jim Gantner, L OBP: 0.309, SLG: 0.337 (1, 4) | F9 | | P6 | | | SH3-4 | | BB | | 2 | 0 | 0 | 0 | 0 | 0 | 1 | California Angels @ Milwaukee Brewers Milwaukee County Stadium, Milwaukee, WI Fri Jul 04 1980, 4:33 AM EDT Att: 21,198 - Unknown - 78 F |
| Dick Davis, R OBP: 0.325, SLG: 0.419 (8, PH) | | | | | | | | | | 0 | 0 | 0 | 0 | 1 | 0 | 0 | |
| Ed Romero, R OBP: 0.314, SLG: 0.289 (8, PR) | | | | | | | | | | 0 | 0 | 0 | 0 | 0 | 0 | 0 | |
| Robin Yount, R OBP: 0.353, SLG: 0.582 (1, 6) | E6 1B | | F3 | | | 6-3 | | K | | 4 | 0 | 0 | 0 | 0 | 1 | 4 | |
| Cecil Cooper, L OBP: 0.366, SLG: 0.496 (1, 3) | | | | | 6-3 | | | | | 4 | 0 | 1 | 0 | 0 | 0 | 4 | |
| Gorman Thomas, R OBP: 0.288, SLG: 0.458 (1, 8) | | | | | F9 | | | | | 4 | 0 | 0 | 0 | 0 | 1 | 2 | |
| Ben Oglivie, L OBP: 0.398, SLG: 0.627 (1, 10) | L4 | | | | K | | | | | 4 | 0 | 0 | 0 | 0 | 1 | 2 | |
| Sixto Lezcano, R OBP: 0.309, SLG: 0.442 (1, 9) | | 4-0 BB BB | G6-4-3 BB | | | F9 | | | | 3 | 0 | 0 | 0 | 1 | 1 | 0 | |
| Don Money, R OBP: 0.365, SLG: 0.566 (1, 5) | | | | | F7 | | | | | 3 | 0 | 1 | 0 | 0 | 0 | 1 | |
| Mark Brouhard, R OBP: 0.319, SLG: 0.483 (1, 7) | | | | | G6-4-3 | | | | | 3 | 0 | 1 | 0 | 0 | 0 | 1 | |
| Charlie Moore, R OBP: 0.327, SLG: 0.333 (1, 2) | | | | | | | | | | 2 | 0 | 2 | 0 | 0 | 0 | 0 | |
| Inning Stats | R: 0 E: 1 K: 1 S: 7 | H: 1 LOB: 2 BB: 0 P: 7 | R: 0 E: 0 K: 0 S: 2 | H: 0 LOB: 0 BB: 1 P: 6 | R: 0 E: 0 K: 0 S: 3 | H: 1 LOB: 0 BB: 0 P: 3 | R: 0 E: 0 K: 0 S: 4 | H: 0 LOB: 0 BB: 0 P: 4 | R: 0 E: 0 K: 0 S: 3 | H: 0 LOB: 0 BB: 0 P: 3 | R: 0 E: 0 K: 1 S: 7 | H: 2 LOB: 3 BB: 1 P: 11 | R: 0 E: 0 K: 1 S: 5 | H: 0 LOB: 0 BB: 0 P: 5 | 1B: 5 2B: 0 3B: 0 HR: 0 | SF: 0 SAC: 2 DP: 1 HBP: 0 | WP: 0 PA: 33 SB: 0 CS: 1 |
| PITCHER Don Aase, R ERA: 3.67 Andy Hassler, L ERA: 4.82 Mark Clear, R ERA: 3.93 (1, 1) | IP: 7.1 WLS: W BF: 27 | H: 5 R: 0 ER: 0 SO: 2 | BB: 1 IBB: 0 HBP: 0 BLK: 0 | WP: 0 HR: 0 S: 30 P: 34 | ERA: 0.00 WHIP: 0.818 | PITCHER | | | | | | | | | | | |

| Batter | 1 | 2 | 3 | 4 | 5 | 6 | 7 | 8 | 9 | AB | R | H | RBI | BB | SO | LOB | TOP | | |
|---|---|---|------------------------------|---------------------------------|------------------------------|---------------------------------|------------------------------|---------------------------------|------------------------------|---------------------------------|------------------------------|---------------------------------|------------------------------|---------------------------------|------------------------------|---------------------------------|---|----------------------------------|------------------------------------|
| Dickie Thon, R OBP: 0.314, SLG: 0.360 (1, 10) | 0-0 6-3 | | 0-0 F9 | | | 0-0 E S 1B | | 0-0 FC1-5 BB 2H 1B | | 4 | 1 | 2 | 1 | 0 | 0 | 0 | California Angels @ Milwaukee Brewers Milwaukee County Stadium, Milwaukee, WI Sat Jul 05 1980, 8:05 PM EDT Att: 34,524 - Unknown - 62 F livebaseballscorecards.com | | |
| Bobby Grich, R OBP: 0.369, SLG: 0.359 (1, 4) | 0-0 6-3 | | 4-0 CS BB | | | 0-3 K | | 4-0 FC1-5 BB 1-2 | | 2 | 0 | 0 | 0 | 2 | 1 | 1 | | | |
| Carney Lansford, R OBP: 0.328, SLG: 0.428 (1, 5) | 4-0 BB | | 0-0 CS 1-2 | 0-0 FC6-4 1B | | 0-0 F8 | | 0-0 FC1-5 1-2 2-3f | | 3 | 0 | 1 | 0 | 1 | 0 | 3 | | | |
| Don Baylor, R OBP: 0.355, SLG: 0.328 (1, 9) | 0-0 F9 | | | 0-0 L7 | | 0-0 1H 1B | | 0-0 P4 | | 4 | 0 | 1 | 1 | 0 | 0 | 4 | | | |
| Joe Rudi, R OBP: 0.289, SLG: 0.457 (1, 7) | | 0-0 HR | | 0-0 F8 | | 0-0 L7 | | 0-0 F9 | | 4 | 1 | 1 | 1 | 0 | 0 | 4 | | | |
| Bobby Clark, R OBP: 0.222, SLG: 0.305 Rick Miller, L OBP: 0.341, SLG: 0.323 (9, PH) | | 0-0 F8 | | 0-0 FC6-4 1-2f | | | 0-3 K | | 0-0 1-3 | 3 | 0 | 0 | 0 | 0 | 1 | 1 | | | |
| Jason Thompson, L OBP: 0.350, SLG: 0.375 (1, 3) | | 0-3 K | | | 0-0 G5-4-3 1B | | 0-0 F5 | | 0-0 F8 | 4 | 0 | 1 | 0 | 0 | 1 | 0 | | | |
| Freddie Patek, R OBP: 0.324, SLG: 0.426 Rod Carew, L OBP: 0.413, SLG: 0.451 (9, PH) | | 0-0 6-3 | | 0-0 G5-4-3 1-2f | | 0-0 F2 | | 0-3 K | 3 | 0 | 0 | 0 | 0 | 0 | 1 | 1 | | | |
| Stan Cibulum, R OBP: 0.194, SLG: 0.267 (1, 2) | | | 0-0 5-3 | | 0-0 P4 | | | 0-0 1B 2B | | 3 | 1 | 1 | 0 | 0 | 0 | 0 | | | |
| Inning Stats | R: 0 E: 0 K: 0 S: 3 | H: 0 LOB: 1 BB: 1 P: 7 | R: 1 E: 0 K: 1 S: 6 | H: 1 LOB: 0 BB: 0 P: 6 | R: 0 E: 0 K: 0 S: 2 | H: 0 LOB: 0 BB: 1 P: 6 | R: 0 E: 0 K: 0 S: 4 | H: 1 LOB: 1 BB: 0 P: 4 | R: 0 E: 0 K: 1 S: 7 | H: 2 LOB: 1 BB: 0 P: 7 | R: 0 E: 0 K: 1 S: 5 | H: 0 LOB: 0 BB: 0 P: 5 | R: 1 E: 0 K: 0 S: 5 | H: 2 LOB: 2 BB: 1 P: 9 | R: 0 E: 0 K: 1 S: 5 | H: 0 LOB: 0 BB: 0 P: 5 | | 1B: 5 2B: 1 3B: 0 HR: 1 | SF: 0 SAC: 0 DP: 1 HBP: 0 |
| PITCHER | IP WLS BF H R ER SO BB IBB HBP BLK WP HR S P ERA WHIP | IP WLS BF H R ER SO BB IBB HBP BLK WP HR S P ERA WHIP | | | | | | | | | | | | | | | | | |
| Bill Travers, L ERA: 3.15 John Flinn, R ERA: 1.93 (8, 1) | 7.0 W 28 7 3 3 3 2 0 0 0 0 1 32 40 3.86 1.286 | 2.0 S 7 0 0 0 1 1 0 0 0 0 0 8 12 0.00 0.500 | | | | | | | | | | | | | | | | | |

| Batter | 1 | 2 | 3 | 4 | 5 | 6 | 7 | 8 | 9 | AB | R | H | RBI | BB | SO | LOB | BOTTOM | | |
|---|---|---|------------------------------|---------------------------------|------------------------------|---------------------------------|------------------------------|---------------------------------|------------------------------|---------------------------------|------------------------------|---------------------------------|------------------------------|---------------------------------|------------------------------|---------------------------------|---|----------------------------------|------------------------------------|
| Robin Yount, R OBP: 0.355, SLG: 0.583 (1, 6) | 0-0 SH1-3 1B 2B | | 1-0 S 2B HBP | | 0-0 F2 | | | 0-0 F9 | | 3 | 2 | 1 | 0 | 0 | 0 | 0 | California Angels @ Milwaukee Brewers Milwaukee County Stadium, Milwaukee, WI Sat Jul 05 1980, 8:05 PM EDT Att: 34,524 - Unknown - 62 F livebaseballscorecards.com | | |
| Don Money, R OBP: 0.365, SLG: 0.568 (1, 5) | 0-0 SH1-3 2-3 | | 0-0 1H HR 2B | | 0-0 P5 | | 0-0 L7 | | 3 | 1 | 1 | 1 | 0 | 0 | 0 | 0 | | | |
| Cecil Cooper, L OBP: 0.368, SLG: 0.507 (1, 3) | 0-0 3H 1B | | 0-0 2H HR | | 0-0 6-3 | | 0-0 L9 | | 4 | 1 | 2 | 3 | 0 | 0 | 0 | 0 | | | |
| Gorman Thomas, R OBP: 0.286, SLG: 0.455 Vic Harris, S OBP: 0.400, SLG: 0.375 (4, 8) | 0-3 K | | 0-0 4-3 | | | 0-3 K | | | 2 | 0 | 0 | 0 | 0 | 1 | 1 | 1 | | | |
| Ben Oglivie, L OBP: 0.394, SLG: 0.620 (1, 7) | 0-0 P3 | | 0-0 F8 | | 0-0 L3 | | 0-0 L3 | | 3 | 0 | 0 | 0 | 0 | 0 | 1 | 1 | | | |
| Sixto Lezcano, R OBP: 0.309, SLG: 0.441 (1, 9) | | 0-0 1B | 0-0 4-3 | | 0-0 P4 | | 0-0 P4 | | 3 | 0 | 1 | 0 | 0 | 0 | 0 | 0 | | | |
| Dick Davis, R OBP: 0.325, SLG: 0.418 (1, 10) | | 0-0 F7 | | 0-0 G5-4-3 1B | | 0-0 F7 | | | 3 | 0 | 1 | 0 | 0 | 0 | 1 | 1 | | | |
| Jim Gantner, L OBP: 0.304, SLG: 0.331 (1, 4) | | 0-0 F8 | | 0-0 F7 | | 0-0 G3 | | | 3 | 0 | 0 | 0 | 0 | 0 | 2 | 2 | | | |
| Charlie Moore, R OBP: 0.322, SLG: 0.327 (1, 2) | | 0-0 F3 | | 0-0 G5-4-3 1-2f | | 0-0 6-3 | | | 3 | 0 | 0 | 0 | 0 | 0 | 2 | 2 | | | |
| Inning Stats | R: 1 E: 0 K: 1 S: 7 | H: 2 LOB: 1 BB: 0 P: 7 | R: 0 E: 0 K: 0 S: 4 | H: 1 LOB: 0 BB: 0 P: 4 | R: 3 E: 0 K: 0 S: 5 | H: 2 LOB: 0 BB: 0 P: 6 | R: 0 E: 0 K: 0 S: 3 | H: 1 LOB: 0 BB: 0 P: 3 | R: 0 E: 0 K: 1 S: 5 | H: 0 LOB: 0 BB: 0 P: 5 | R: 0 E: 0 K: 0 S: 3 | H: 0 LOB: 0 BB: 0 P: 3 | R: 0 E: 0 K: 0 S: 3 | H: 0 LOB: 0 BB: 0 P: 3 | R: 0 E: 0 K: 1 S: 3 | H: 0 LOB: 0 BB: 0 P: 3 | | 1B: 3 2B: 2 3B: 0 HR: 1 | SF: 0 SAC: 1 DP: 1 HBP: 1 |
| PITCHER | IP WLS BF H R ER SO BB IBB HBP BLK WP HR S P ERA WHIP | IP WLS BF H R ER SO BB IBB HBP BLK WP HR S P ERA WHIP | | | | | | | | | | | | | | | | | |
| Chris Knapp, R ERA: 5.77 (1, 1) | 8.0 L 30 6 4 4 2 0 0 1 0 0 1 33 34 4.50 0.750 | | | | | | | | | | | | | | | | | | |

| Batter | 1 | 2 | 3 | 4 | 5 | 6 | 7 | 8 | 9 | AB | R | H | RBI | BB | SO | LOB | TOP | | | | |
|---|--|---------------------------------|------------------------------|---------------------------------|------------------------------|---------------------------------|------------------------------|---------------------------------|------------------------------|---------------------------------|------------------------------|---------------------------------|------------------------------|---------------------------------|------------------------------|---|--|---------------------------------|----------------------------------|------------------------------------|--------------------------|
| Rick Miller, L OBP: 0.340, SLG: 0.321 (1, 8) | F7 | | L9-3 1B | | F8 | | | K | | | | | | | | | 4 0 1 0 0 1 1 | | | | |
| Carney Lansford, R OBP: 0.327, SLG: 0.423 (1, 5) | F8 | | L9-3 1-2 | | | L7-3 BB | | | 4-3 | | | | | | | | 3 0 0 0 1 0 1 | | | | |
| Rod Carew, L OBP: 0.408, SLG: 0.444 (1, 10) | 6-3 | | F8 | | | L7-4-3 1-2 | | | B2-3 | | | | | | | | 4 0 0 0 0 0 1 | | | | |
| Don Baylor, R OBP: 0.346, SLG: 0.318 (1, 9) | | F7 | | K | | K | | | 4-3 | | | | | | | | 4 0 0 0 0 2 0 | | | | |
| Jason Thompson, L OBP: 0.350, SLG: 0.388 (1, 3) | | HR | | K | | | | K | | | | | | | | | 3 1 1 1 0 2 0 | | | | |
| Joe Rudi, R OBP: 0.290, SLG: 0.459 (1, 7) | | 2B | | P6 | | | | F8 | | | | | | | | | 3 1 1 0 0 0 0 | | | | |
| Bobby Grich, R OBP: 0.373, SLG: 0.367 (1, 4) | | 2B | | | | | | 6-3 | | | | | | | | | 3 0 2 1 0 0 0 | | | | |
| Freddie Patek, R OBP: 0.321, SLG: 0.422 (1, 6) | | 2H 2B | | SH1-4 1B | | | | F9 | | | | | | | | | 2 0 0 0 0 1 1 | | | | |
| Stan Cibum, R OBP: 0.176, SLG: 0.242 (1, 2) | | 4-3 | | 6-3 | | | | L8 | | | | | | | | | 3 0 0 0 0 0 2 | | | | |
| Inning Stats | R: 0 E: 0 K: 0 S: 3 | H: 0 LOB: 0 BB: 0 P: 3 | R: 2 E: 0 K: 1 S: 8 | H: 3 LOB: 1 BB: 0 P: 8 | R: 0 E: 0 K: 0 S: 3 | H: 1 LOB: 0 BB: 0 P: 3 | R: 0 E: 0 K: 2 S: 7 | H: 0 LOB: 0 BB: 0 P: 7 | R: 0 E: 0 K: 0 S: 4 | H: 1 LOB: 1 BB: 0 P: 4 | R: 0 E: 0 K: 1 S: 4 | H: 0 LOB: 0 BB: 1 P: 8 | R: 0 E: 0 K: 1 S: 5 | H: 0 LOB: 0 BB: 0 P: 5 | R: 0 E: 0 K: 1 S: 5 | H: 0 LOB: 0 BB: 0 P: 5 | R: 0 E: 0 K: 0 S: 3 | H: 0 LOB: 0 BB: 0 P: 3 | 1B: 2 2B: 4 3B: 0 HR: 1 | SF: 0 SAC: 1 DP: 2 HBP: 0 | WP: 0 PA: 31 CS: 0 |
| PITCHER Moose Haas, R ERA: 2.95 (1, 1) | IP: 9.0 WLS: L BF: 31 H: 5 R: 2 ER: 2 SO: 6 BB: 1 IBB: 0 HBP: 0 BLK: 0 WP: 0 HR: 1 S: 42 P: 46 ERA: 2.00 WHIP: 0.667 | | | | | | | | | | | | | | | PITCHER Moose Haas, R ERA: 2.95 (1, 1) | IP: 9.0 WLS: L BF: 31 H: 5 R: 2 ER: 2 SO: 6 BB: 1 IBB: 0 HBP: 0 BLK: 0 WP: 0 HR: 1 S: 42 P: 46 ERA: 2.00 WHIP: 0.667 | | | | |

California Angels @ Milwaukee Brewers
Milwaukee County Stadium, Milwaukee, WI

AB 29
R 2
H 5
RBI 2
BB 1
SO 6
LOB 6



WP: 0 PA: 31
CS: 0

Sun Jul 06 1980, 4:33 AM EDT
Att: 34,200 - Unknown - 69 F

livebaseballscores.com

| Batter | 1 | 2 | 3 | 4 | 5 | 6 | 7 | 8 | 9 | AB | R | H | RBI | BB | SO | LOB | BOTTOM | | |
|---|--|---------------------------------|------------------------------|---------------------------------|------------------------------|---------------------------------|------------------------------|---------------------------------|------------------------------|---------------------------------|------------------------------|---------------------------------|------------------------------|---------------------------------|------------------------------|--|--|------------------------------------|-----------------------|
| Robin Yount, R OBP: 0.354, SLG: 0.582 (1, 6) | K | | F8 | | | 6-3 | | | 2B | | | | | | | | 4 0 1 0 0 1 0 | | |
| Jim Gantner, L OBP: 0.299, SLG: 0.326 (1, 4) | 4-3 | | | 3-1 | | | | K | | | | | | | | | 3 0 0 0 0 1 0 | | |
| Don Money, R OBP: 0.363, SLG: 0.564 (9, PH) | | | | | | | | | K | | | | | | | | 1 0 0 0 0 1 1 | | |
| Cecil Cooper, L OBP: 0.366, SLG: 0.503 (1, 3) | S 1B | | L7 | | | F7 | | | 6-3 | | | | | | | | 4 0 1 0 0 0 1 | | |
| Gorman Thomas, R OBP: 0.283, SLG: 0.451 (1, 8) | F8 | | | 5-3 | | K | | | | | | | | | | | 3 0 0 0 0 1 1 | | |
| Ben Oglivie, L OBP: 0.390, SLG: 0.613 (1, 7) | | K | | | | L8 | | | G3 | | | | | | | | 3 0 0 0 0 1 0 | | |
| Sixto Lezcano, R OBP: 0.310, SLG: 0.438 (1, 9) | | 5-3 | | | | L9 | | | BB | | | | | | | | 2 0 0 0 1 0 0 | | |
| Dick Davis, R OBP: 0.320, SLG: 0.410 (1, 10) | | F7 | | | | 5-3 | | | K | | | | | | | | 3 0 0 0 0 1 1 | | |
| Sal Bando, R OBP: 0.277, SLG: 0.275 (1, 5) | | | L7 | | | F7 | | | F7 | | | | | | | | 3 0 0 0 0 0 1 | | |
| Buck Martinez, R OBP: 0.265, SLG: 0.303 Charlie Moore, R OBP: 0.320, SLG: 0.325 (9, PH) | | | | K | | | | F8 | | | | | | | | | 2 0 0 0 0 1 0 1 0 0 0 0 1 0 | | |
| Inning Stats | R: 0 E: 0 K: 1 S: 6 | H: 1 LOB: 1 BB: 0 P: 6 | R: 0 E: 0 K: 1 S: 5 | H: 0 LOB: 0 BB: 0 P: 5 | R: 0 E: 0 K: 1 S: 5 | H: 0 LOB: 0 BB: 0 P: 5 | R: 0 E: 0 K: 0 S: 3 | H: 0 LOB: 0 BB: 0 P: 3 | R: 0 E: 0 K: 0 S: 3 | H: 0 LOB: 0 BB: 0 P: 3 | R: 0 E: 0 K: 2 S: 7 | H: 0 LOB: 0 BB: 0 P: 7 | R: 0 E: 0 K: 1 S: 5 | H: 0 LOB: 1 BB: 1 P: 9 | R: 0 E: 0 K: 2 S: 8 | H: 1 LOB: 1 BB: 0 P: 8 | 1B: 1 2B: 1 3B: 0 HR: 0 | SF: 0 SAC: 0 DP: 0 HBP: 0 | WP: 0 PA: 30 CS: 0 |
| PITCHER Ed Halicki, R ERA: 3.86 Mark Clear, R ERA: 3.86 (9, 1) | IP: 8.1 WLS: W BF: 28 H: 2 R: 0 ER: 0 SO: 7 BB: 1 IBB: 0 HBP: 0 BLK: 0 WP: 0 HR: 0 S: 41 P: 45 ERA: 0.00 WHIP: 0.360 | | | | | | | | | | | | | | | PITCHER Ed Halicki, R ERA: 3.86 Mark Clear, R ERA: 3.86 (9, 1) | IP: 8.1 WLS: W BF: 28 H: 2 R: 0 ER: 0 SO: 7 BB: 1 IBB: 0 HBP: 0 BLK: 0 WP: 0 HR: 0 S: 41 P: 45 ERA: 0.00 WHIP: 0.360 | | |

California Angels @ Milwaukee Brewers
Milwaukee County Stadium, Milwaukee, WI

AB 29
R 0
H 2
RBI 0
BB 1
SO 8
LOB 5




WP: 0 PA: 30
CS: 0


Sun Jul 06 1980, 4:33 AM EDT
Att: 34,200 - Unknown - 69 F

livebaseballscores.com

| Batter | 1 | 2 | 3 | 4 | 5 | 6 | 7 | 8 | 9 | AB | R | H | RBI | BB | SO | LOB | TOP | | | |
|---|--|---------------------------------|------------------------------|---------------------------------|------------------------------|---------------------------------|------------------------------|---------------------------------|------------------------------|---------------------------------|------------------------------|---------------------------------|--|---------------------------------|------------------------------|---------------------------------|--|------------------------------------|----------------------------------|--------|
| Rick Burleson, R OBP: 0.346, SLG: 0.388 (1, 6) | F9 | | G4-6-3 HBP | | L7 | | | L5 | | 3 | 0 | 0 | 0 | 0 | 0 | 0 | Boston Red Sox @ Milwaukee Brewers Milwaukee County Stadium, Milwaukee, WI Thu Jul 10 1980, 8:05 PM EDT Unknown - 82 F | | | |
| Jerry Remy, L OBP: 0.336, SLG: 0.361 Dwight Evans, R OBP: 0.276, SLG: 0.333 (6, FR) (6, 9) | 3-1 BB | | F8 | | | 5-3 BB | | L8 | | 1 | 0 | 0 | 0 | 2 | 0 | 1 | | | | |
| Fred Lynn, L OBP: 0.374, SLG: 0.500 (1, 8) | 3-1 | | G4-6-3 | | | F9 | | F8 | | 4 | 0 | 0 | 0 | 0 | 0 | 3 | | | | |
| Tony Perez, R OBP: 0.333, SLG: 0.487 (1, 3) | 5-3 | | | | F7 | | | K | | 4 | 0 | 0 | 0 | 0 | 1 | 2 | | | | |
| Carlton Fisk, R OBP: 0.374, SLG: 0.507 (1, 2) | | | | | | | | | | 4 | 1 | 3 | 0 | 0 | 0 | 1 | | | | |
| Butch Hobson, R OBP: 0.286, SLG: 0.396 (1, 5) | | | | | F3 | | | 6-3 | | 4 | 0 | 0 | 0 | 0 | 1 | 3 | | | | |
| Jim Dwyer, L OBP: 0.362, SLG: 0.474 (1, 9) (6, 7) | | | | | 4-3 | | | | | 3 | 0 | 0 | 0 | 0 | 0 | 2 | | | | |
| Dave Stapleton, R OBP: 0.292, SLG: 0.506 (1, 7) (6, 4) | | | | | | | | F8 | | 3 | 0 | 1 | 1 | 0 | 0 | 0 | | | | |
| Garry Hancock, L OBP: 0.238, SLG: 0.238 (1, 10) | | | | | 3-1 | | | K | | 3 | 0 | 0 | 0 | 0 | 1 | 1 | | | | |
| Inning Stats | R: 0 E: 0 K: 0 S: 3 | H: 0 LOB: 1 BB: 1 P: 7 | R: 1 E: 0 K: 1 S: 7 | H: 2 LOB: 1 BB: 0 P: 7 | R: 0 E: 0 K: 0 S: 2 | H: 0 LOB: 0 BB: 0 P: 3 | R: 0 E: 0 K: 0 S: 4 | H: 1 LOB: 1 BB: 0 P: 4 | R: 0 E: 0 K: 0 S: 3 | H: 0 LOB: 0 BB: 0 P: 3 | R: 0 E: 0 K: 0 S: 3 | H: 0 LOB: 0 BB: 0 P: 3 | R: 0 E: 0 K: 1 S: 5 | H: 0 LOB: 0 BB: 0 P: 5 | R: 0 E: 0 K: 1 S: 6 | H: 1 LOB: 1 BB: 0 P: 6 | 1B: 3 2B: 1 3B: 0 HR: 0 | SF: 0 SAC: 0 DP: 1 HBP: 1 | WP: 0 PB: 0 SB: 3 CS: 0 | PA: 33 |
| PITCHER Reggie Cleveland, R ERA: 2.85 (1, 1) | IP: 9.0 WLS: W BF: 33 H: 4 R: 1 ER: 1 SO: 3 BB: 2 IBB: 0 HBP: 1 BLK: 0 WP: 0 HR: 0 S: 36 P: 45 ERA: 1.00 WHIP: 0.667 | | | | | | | | | | | PITCHER | IP: 9.0 WLS: W BF: 33 H: 4 R: 1 ER: 1 SO: 3 BB: 2 IBB: 0 HBP: 1 BLK: 0 WP: 0 HR: 0 S: 36 P: 45 ERA: 1.00 WHIP: 0.667 | | | | | | | |

| Batter | 1 | 2 | 3 | 4 | 5 | 6 | 7 | 8 | 9 | AB | R | H | RBI | BB | SO | LOB | BOTTOM | | | |
|---|--|---------------------------------|------------------------------|---------------------------------|------------------------------|---------------------------------|------------------------------|---------------------------------|------------------------------|---------------------------------|------------------------------|----------------------------------|--|---------------------------------|------------------------------|----------------------------------|--|------------------------------------|----------------------------------|--------|
| Robin Yount, R OBP: 0.349, SLG: 0.574 (1, 6) | F8 | | CS | | F8 | | | 5-3 | | 4 | 0 | 0 | 0 | 0 | 0 | 0 | Boston Red Sox @ Milwaukee Brewers Milwaukee County Stadium, Milwaukee, WI Thu Jul 10 1980, 8:05 PM EDT Unknown - 82 F | | | |
| Don Money, R OBP: 0.366, SLG: 0.556 Ed Romero, R OBP: 0.314, SLG: 0.289 (8, FR) (9, 5) | 4-3 | | | | F3 | | | 1B BB | | 2 | 0 | 0 | 0 | 2 | 0 | 0 | | | | |
| Cecil Cooper, L OBP: 0.368, SLG: 0.503 (1, 3) | 6-3 | | | | | | | 1B | | 4 | 0 | 2 | 0 | 0 | 0 | 1 | | | | |
| Gorman Thomas, R OBP: 0.286, SLG: 0.455 (1, 8) | | | | | 5-3 | | | | | 4 | 0 | 2 | 1 | 0 | 0 | 1 | | | | |
| Ben Oglivie, L OBP: 0.395, SLG: 0.612 (1, 7) | | | | | | | | 1B | | 2 | 0 | 1 | 0 | 2 | 1 | 2 | | | | |
| Sixto Lezcano, R OBP: 0.306, SLG: 0.432 (1, 9) | | | | | | | | K | | 3 | 0 | 0 | 0 | 0 | 1 | 5 | | | | |
| Dick Davis, R OBP: 0.314, SLG: 0.402 (1, 10) | | | | | 5-3 | | | | | 3 | 1 | 0 | 0 | 0 | 0 | 1 | | | | |
| Jim Gantner, L OBP: 0.300, SLG: 0.326 (1, 4) | | | | | 4-3 | | | | | 3 | 0 | 1 | 1 | 0 | 0 | 0 | | | | |
| Charlie Moore, R OBP: 0.326, SLG: 0.333 (1, 2) | | | | | | | | | | 2 | 0 | 1 | 0 | 1 | 0 | 0 | | | | |
| Inning Stats | R: 0 E: 0 K: 0 S: 3 | H: 0 LOB: 0 BB: 0 P: 3 | R: 0 E: 0 K: 1 S: 4 | H: 0 LOB: 0 BB: 1 P: 8 | R: 0 E: 0 K: 0 S: 2 | H: 0 LOB: 0 BB: 1 P: 6 | R: 0 E: 0 K: 0 S: 4 | H: 1 LOB: 1 BB: 0 P: 4 | R: 1 E: 0 K: 0 S: 5 | H: 3 LOB: 2 BB: 0 P: 5 | R: 0 E: 0 K: 0 S: 4 | H: 1 LOB: 3 BB: 2 P: 12 | R: 0 E: 0 K: 1 S: 6 | H: 0 LOB: 0 BB: 0 P: 3 | R: 1 E: 0 K: 1 S: 6 | H: 2 LOB: 2 BB: 1 P: 10 | 1B: 5 2B: 2 3B: 0 HR: 0 | SF: 0 SAC: 0 DP: 0 HBP: 0 | WP: 0 PB: 0 SB: 0 CS: 2 | PA: 33 |
| PITCHER Mike Torrez, R ERA: 4.54 (1, 1) | IP: 8.0 WLS: L BF: 32 H: 7 R: 2 ER: 2 SO: 2 BB: 4 IBB: 1 HBP: 0 BLK: 0 WP: 0 HR: 0 S: 31 P: 51 ERA: 2.25 WHIP: 1.375 | | | | | | | | | | | PITCHER | IP: 8.0 WLS: L BF: 32 H: 7 R: 2 ER: 2 SO: 2 BB: 4 IBB: 1 HBP: 0 BLK: 0 WP: 0 HR: 0 S: 31 P: 51 ERA: 2.25 WHIP: 1.375 | | | | | | | |

| Batter | 1 | 2 | 3 | 4 | 5 | 6 | 7 | 8 | 9 | AB | R | H | RBI | BB | SO | LOB | TOP | |
|--|---------------------------------------|---------------------------------------|---------------------------------------|---------------------------------------|---------------------------------------|---------------------------------------|---------------------------------------|---------------------------------------|---------------------------------------|---------------------------------------|---------------------------------------|---------------------------------------|---------------------------------------|---------------------------------------|---------------------------------------|---------------------------------------|---|---|
| Rick Burleson, R OBP: 0.346, SLG: 0.387 (1, 6) | 0-0 4-3 | 0-0 6-3 | | 0-0 1B | | 0-0 SF8 BB | | 0-3 K | | 4 | 1 | 1 | 1 | 1 | 1 | 1 | Boston Red Sox @ Milwaukee Brewers Milwaukee County Stadium, Milwaukee, WI Thu Jul 10 1980, 8:05 PM EDT Att: 40,942 - Unknown - 84 F AB 35 R 7 H 11 RBI 7 BB 6 SO 4 LOB 16  | |
| Dave Stapleton, R OBP: 0.309, SLG: 0.522 (1, 4) | 0-0 HR | | 0-0 2B 1B | 0-0 F8 | | 0-0 1B | | 0-0 6-3 | | 5 | 2 | 3 | 0 | 0 | 0 | 1 | | |
| Fred Lynn, L OBP: 0.378, SLG: 0.526 (1, 8) | 0-0 2H HR | | 0-3 K | 4-0 FC6-4 BB | | 0-0 SF8 | | 0-0 HR | | 3 | 2 | 2 | 4 | 1 | 1 | 1 | | |
| Tony Perez, R OBP: 0.331, SLG: 0.485 (1, 10) | 0-3 K | | 0-0 1B 1-3 2B | 0-0 FC6-4 | | 0-0 F8 | | 0-3 K | | 5 | 0 | 1 | 0 | 0 | 2 | 3 | | |
| Carlton Fisk, R OBP: 0.370, SLG: 0.500 (1, 7) | 0-0 5-3 | | 0-0 1B | | 0-0 F8 | | 0-0 F7 | | 0-0 F6 | | 5 | 0 | 1 | 1 | 0 | 0 | | 1 |
| Butch Hobson, R OBP: 0.288, SLG: 0.394 (1, 5) | | 0-0 G3-6-1 2B BB | 0-0 P9 | | 4-0 2B BB | | 0-0 F8 | | 0-0 F8 | | 4 | 1 | 1 | 0 | 1 | 0 | | 2 |
| Jim Dwyer, L OBP: 0.359, SLG: 0.464 (1, 3) | | 4-0 G3-6-1 BB | 0-0 G3 | | 0-0 L9 | | 0-0 G3 | | | | 3 | 0 | 0 | 0 | 1 | 0 | | 3 |
| Dave Rader, L OBP: 0.406, SLG: 0.547 (1, 2) | | 0-0 G3-6-1 | | 4-0 CS BB | | 0-0 4-3 | | | | 3 | 0 | 1 | 0 | 1 | 0 | 2 | | |
| Dwight Evans, R OBP: 0.281, SLG: 0.338 (1, 9) | | 0-0 2B | | 4-0 1-2 CS 1B BB | | 0-0 4-3 | | 0-0 F5 | | 3 | 1 | 1 | 1 | 1 | 0 | 2 | | |
| Inning Stats | R: 2 E: 0 K: 1 S: 7 | H: 2 LOB: 0 BB: 0 P: 7 | R: 1 E: 0 K: 0 S: 4 | H: 3 LOB: 2 BB: 0 P: 8 | R: 1 E: 0 K: 0 S: 3 | H: 1 LOB: 2 BB: 3 P: 15 | R: 0 E: 0 K: 0 S: 4 | H: 1 LOB: 1 BB: 1 P: 8 | R: 0 E: 0 K: 1 S: 5 | H: 0 LOB: 0 BB: 0 P: 5 | R: 1 E: 0 K: 1 S: 6 | H: 1 LOB: 0 BB: 0 P: 6 | 1B: 5 2B: 4 3B: 0 HR: 2 | SF: 1 SAC: 0 DP: 1 HBP: 0 | WP: 0 PB: 0 SB: 0 CS: 2 | PA: 42 | | |
| PITCHER | IP WLS BF H R ER SO | IP WLS BF H R ER SO | IP WLS BF H R ER SO | IP WLS BF H R ER SO | IP WLS BF H R ER SO | IP WLS BF H R ER SO | IP WLS BF H R ER SO | IP WLS BF H R ER SO | IP WLS BF H R ER SO | IP WLS BF H R ER SO | IP WLS BF H R ER SO | IP WLS BF H R ER SO | IP WLS BF H R ER SO | IP WLS BF H R ER SO | IP WLS BF H R ER SO | IP WLS BF H R ER SO | ERA WHIP | |
| Lary Sorensen, R ERA: 3.81 (1, 1) | 2.1 L | 14 7 | 4 4 | 4 4 | 2 2 | 1 0 | 0 0 | 0 0 | 0 0 | 0 0 | 0 0 | 9 25 | 3.38 2.250 | 9.00 2.000 | 0.00 0.000 | 9.00 1.000 | | |
| Jerry Augustine, L ERA: 5.63 (3, 1) | 2.2 | 13 | 2 | 1 | 1 | 0 | 4 | 0 | 0 | 0 | 0 | 4 | 8 | 8 | 0 | 0 | | |
| John Flinn, R ERA: 2.29 (6, 1) | 1.0 | 5 | 1 | 1 | 1 | 0 | 1 | 0 | 0 | 0 | 0 | 9 | 8 | 8 | 0 | 0 | | |
| Bob McClure, L ERA: 2.83 (7, 1) | 2.0 | 6 | 0 | 0 | 0 | 1 | 0 | 0 | 0 | 0 | 0 | 8 | 8 | 0 | 0 | 0 | | |
| Bill Castro, R ERA: 2.48 (9, 1) | 1.0 | 4 | 1 | 1 | 1 | 1 | 0 | 0 | 0 | 0 | 0 | 1 | 6 | 6 | 0 | 0 | | |

| Batter | 1 | 2 | 3 | 4 | 5 | 6 | 7 | 8 | 9 | AB | R | H | RBI | BB | SO | LOB | BOTTOM | |
|---|---------------------------------------|---------------------------------------|---------------------------------------|---------------------------------------|---------------------------------------|---------------------------------------|---------------------------------------|---------------------------------------|---------------------------------------|---------------------------------------|---------------------------------------|---------------------------------------|---------------------------------------|---------------------------------------|---------------------------------------|---------------------------------------|--|--------|
| Robin Yount, R OBP: 0.348, SLG: 0.569 (1, 6) | 0-0 F5 | | 0-0 F8 | | 0-0 1B | | | 0-0 F5 | | 4 | 0 | 1 | 0 | 0 | 0 | 2 | Boston Red Sox @ Milwaukee Brewers Milwaukee County Stadium, Milwaukee, WI Thu Jul 10 1980, 8:05 PM EDT Att: 40,942 - Unknown - 84 F AB 32 R 0 H 5 RBI 0 BB 1 SO 6 LOB 12  | |
| Jim Gantner, L OBP: 0.294, SLG: 0.319 (1, 4) | 0-0 F7 | | 0-0 E5 | | 0-0 4-3 | | | 0-0 F6 | | 4 | 0 | 0 | 0 | 0 | 0 | 3 | | |
| Cecil Cooper, L OBP: 0.366, SLG: 0.500 (1, 3) | 0-0 CS 1B | | 0-0 F4 | | | 0-0 L9 | | 0-3 K | | 4 | 0 | 1 | 0 | 0 | 1 | 3 | | |
| Gorman Thomas, R OBP: 0.285, SLG: 0.452 (1, 8) | 0-0 CS | 0-0 F7 | | 0-0 5-3 | | 0-0 1-3 | | 0-0 G1-6-3 1B | | 4 | 0 | 1 | 0 | 0 | 0 | 0 | | |
| Ben Oglivie, L OBP: 0.390, SLG: 0.603 (1, 7) | | 0-0 3-1 | | 0-0 3-1 | | 0-3 K | | 0-3 K | | 4 | 0 | 0 | 0 | 0 | 2 | 1 | | |
| Sixto Lezcano, R OBP: 0.309, SLG: 0.431 (1, 9) | | 4-0 BB | | 0-0 1B | | | 0-0 L1 | 0-0 G1-6-3 | | 3 | 0 | 1 | 0 | 1 | 0 | 1 | | |
| Mark Brouhard, R OBP: 0.309, SLG: 0.467 (1, 10) | | 0-3 K | | 0-3 K | | | 0-3 K | | | 3 | 0 | 0 | 0 | 0 | 3 | 2 | | |
| Sal Bando, R OBP: 0.272, SLG: 0.269 (1, 5) | | | 0-0 F8 | | 0-0 F7 | | 0-0 F4 | | | 3 | 0 | 0 | 0 | 0 | 0 | 0 | | |
| Buck Martinez, R OBP: 0.261, SLG: 0.297 Charlie Moore, R OBP: 0.330, SLG: 0.337 (8, PH) (9, 2) | | | 0-0 E5 | | 0-0 F9 | | | 0-0 1B | | 2 | 0 | 0 | 0 | 0 | 0 | 0 | | |
| Inning Stats | R: 0 E: 0 K: 0 S: 3 | H: 1 LOB: 0 BB: 0 P: 3 | R: 0 E: 0 K: 1 S: 5 | H: 0 LOB: 1 BB: 1 P: 9 | R: 0 E: 2 K: 0 S: 5 | H: 0 LOB: 2 BB: 0 P: 5 | R: 0 E: 0 K: 1 S: 6 | H: 1 LOB: 1 BB: 0 P: 6 | R: 0 E: 0 K: 1 S: 5 | H: 0 LOB: 0 BB: 0 P: 5 | R: 0 E: 0 K: 1 S: 6 | H: 1 LOB: 0 BB: 0 P: 6 | R: 0 E: 0 K: 1 S: 5 | H: 1 LOB: 0 BB: 0 P: 5 | 1B: 5 2B: 0 3B: 0 HR: 0 | SF: 0 SAC: 0 DP: 1 HBP: 0 | WP: 0 PB: 0 SB: 0 CS: 1 | PA: 34 |
| PITCHER | IP WLS BF H R ER SO | IP WLS BF H R ER SO | IP WLS BF H R ER SO | IP WLS BF H R ER SO | IP WLS BF H R ER SO | IP WLS BF H R ER SO | IP WLS BF H R ER SO | IP WLS BF H R ER SO | IP WLS BF H R ER SO | IP WLS BF H R ER SO | IP WLS BF H R ER SO | IP WLS BF H R ER SO | IP WLS BF H R ER SO | IP WLS BF H R ER SO | IP WLS BF H R ER SO | IP WLS BF H R ER SO | ERA WHIP | |
| Steve Renko, R ERA: 3.51 (1, 1) | 8.0 | 30 | 4 | 0 | 0 | 5 | 1 | 0 | 0 | 0 | 0 | 39 | 4.3 | 0.625 | | | | |
| Bob Stanley, R ERA: 4.29 (9, 1) | 1.0 | 3 | 1 | 0 | 0 | 1 | 0 | 0 | 0 | 0 | 0 | 5 | 5 | 0.00 | 1.000 | | | |

| Batter | 1 | 2 | 3 | 4 | 5 | 6 | 7 | 8 | 9 | AB | R | H | RBI | BB | SO | LOB | TOP | | | | | | | | | | | | | | | | | | | | | |
|---|------------------------------|---------------------------------|------------------------------|---------------------------------|------------------------------|---------------------------------|------------------------------|---------------------------------|------------------------------|---------------------------------|------------------------------|----------------------------------|------------------------------|---------------------------------|------------------------------|---------------------------------|---|------------------------------------|----------------------------------|--------|--|----|-----|----|---|---|----|----|----|-----|-----|-----|----|----|---|---|-----|------|
| Rick Burleson, R OBP: 0.352, SLG: 0.405 (1, 6) | | | | | | | | | | 5 | 2 | 4 | 3 | 0 | 0 | 0 | Boston Red Sox @ Milwaukee Brewers Milwaukee County Stadium, Milwaukee, WI Fri Jul 11, 1980, 8:05 PM EDT Att: 41,993 - Unknown - 79 F | | | | | | | | | | | | | | | | | | | | | |
| Dave Stapleton, R OBP: 0.293, SLG: 0.495 (1, 4) | | | | | | | | | 5 | 0 | 0 | 0 | 0 | 0 | 5 | | | | | | | | | | | | | | | | | | | | | | | |
| Fred Lynn, L OBP: 0.380, SLG: 0.524 (1, 8) | | | | | | | | | 3 | 1 | 1 | 1 | 1 | 0 | 1 | | | | | | | | | | | | | | | | | | | | | | | |
| Tony Perez, R OBP: 0.327, SLG: 0.479 (1, 3) | | | | | | | | | 4 | 0 | 0 | 0 | 0 | 0 | 2 | | | | | | | | | | | | | | | | | | | | | | | |
| Carlton Fisk, R OBP: 0.372, SLG: 0.514 (1, 7) (7, 2) | | | | | | | | | 4 | 1 | 2 | 2 | 0 | 0 | 1 | | | | | | | | | | | | | | | | | | | | | | | |
| Butch Hobson, R OBP: 0.284, SLG: 0.387 (1, 10) | | | | | | | | 4 | 0 | 0 | 0 | 0 | 1 | 1 | | | | | | | | | | | | | | | | | | | | | | | | |
| Dwight Evans, R OBP: 0.284, SLG: 0.342 (1, 9) | | | | | | | | 4 | 1 | 2 | 0 | 0 | 1 | 0 | | | | | | | | | | | | | | | | | | | | | | | | |
| Gary Allenson, R OBP: 0.436, SLG: 0.438 (1, 2) (7, 5) | | | | | | | | 2 | 1 | 1 | 0 | 1 | 0 | 1 | | | | | | | | | | | | | | | | | | | | | | | | |
| Dave Rader, L OBP: 0.400, SLG: 0.538 (9, PH) | | | | | | | | 1 | 0 | 0 | 0 | 0 | 0 | 0 | | | | | | | | | | | | | | | | | | | | | | | | |
| Glenn Hoffman, R OBP: 0.264, SLG: 0.360 (1, 5) Jim Dwyer, L OBP: 0.354, SLG: 0.457 (7, PH) (7, 7) | | | | | | | | 2 | 0 | 0 | 0 | 0 | 0 | 2 | | | | | | | | | | | | | | | | | | | | | | | | |
| Inning Stats | R: 0 E: 0 K: 0 S: 3 | H: 1 LOB: 0 BB: 0 P: 3 | R: 0 E: 0 K: 0 S: 3 | H: 0 LOB: 0 BB: 0 P: 3 | R: 0 E: 0 K: 0 S: 3 | H: 1 LOB: 0 BB: 0 P: 3 | R: 1 E: 0 K: 0 S: 5 | H: 2 LOB: 1 BB: 0 P: 5 | R: 3 E: 0 K: 0 S: 6 | H: 3 LOB: 0 BB: 0 P: 6 | R: 0 E: 0 K: 1 S: 6 | H: 1 LOB: 2 BB: 1 P: 10 | R: 0 E: 0 K: 0 S: 4 | H: 1 LOB: 0 BB: 1 P: 8 | R: 0 E: 1 K: 0 S: 4 | H: 0 LOB: 1 BB: 0 P: 4 | 1B: 7 2B: 1 3B: 0 HR: 2 | SF: 0 SAC: 0 DP: 2 HBP: 0 | WP: 0 PB: 0 SB: 1 CS: 0 | PA: 38 | | | | | | | | | | | | | | | | | | |
| PITCHER | IP | WLS | BF | H | R | ER | SO | BB | IBB | HBP | BLK | WP | HR | S | P | ERA | WHIP | PITCHER | | | | IP | WLS | BF | H | R | ER | SO | BB | IBB | HBP | BLK | WP | HR | S | P | ERA | WHIP |
| Mike Caldwell, L ERA: 4.13 (1, 1) | 5.0 | W | 20 | 7 | 4 | 4 | 0 | 0 | 0 | 0 | 0 | 0 | 1 | 20 | 20 | 7.20 | 1.400 | | | | | | | | | | | | | | | | | | | | | |
| John Flinn, R ERA: 2.95 (6, 1) | 2.1 | | 12 | 3 | 2 | 2 | 2 | 2 | 0 | 0 | 0 | 0 | 1 | 14 | 22 | 7.71 | 2.143 | | | | | | | | | | | | | | | | | | | | | |
| Bill Castro, R ERA: 2.38 (8, 1) | 1.2 | S | 6 | 0 | 0 | 0 | 0 | 0 | 0 | 0 | 0 | 0 | 0 | 6 | 6 | 0.00 | 0.000 | | | | | | | | | | | | | | | | | | | | | |

| | |
|-----|----|
| AB | 36 |
| R | 6 |
| H | 10 |
| RBI | 6 |
| BB | 2 |
| SO | 2 |
| LOB | 14 |



| Batter | 1 | 2 | 3 | 4 | 5 | 6 | 7 | 8 | 9 | AB | R | H | RBI | BB | SO | LOB | BOTTOM | | | | | | | | | | | | | | | | | | | | | |
|---|-------------------------------|----------------------------------|------------------------------|---------------------------------|------------------------------|---------------------------------|------------------------------|---------------------------------|------------------------------|---------------------------------|------------------------------|---------------------------------|------------------------------|---------------------------------|------------------------------|---------------------------------|---|-----------------------------------|------------------------------------|----------------------------------|--------|----|-----|----|---|---|----|----|----|-----|-----|-----|----|----|---|---|-----|------|
| Charlie Moore, R OBP: 0.348, SLG: 0.357 (1, 2) | | | | | | | | | | 5 | 3 | 5 | 0 | 0 | 0 | 0 | Boston Red Sox @ Milwaukee Brewers Milwaukee County Stadium, Milwaukee, WI Fri Jul 11, 1980, 8:05 PM EDT Att: 41,993 - Unknown - 79 F | | | | | | | | | | | | | | | | | | | | | |
| Robin Yount, R OBP: 0.342, SLG: 0.560 (1, 6) | | | | | | | | | 5 | 1 | 0 | 0 | 0 | 0 | 5 | | | | | | | | | | | | | | | | | | | | | | | |
| Cecil Cooper, L OBP: 0.371, SLG: 0.507 (1, 3) | | | | | | | | | 4 | 2 | 3 | 2 | 0 | 1 | | | | | | | | | | | | | | | | | | | | | | | | |
| Gorman Thomas, R OBP: 0.288, SLG: 0.452 (1, 8) | | | | | | | | | 4 | 0 | 2 | 1 | 0 | 2 | | | | | | | | | | | | | | | | | | | | | | | | |
| Ben Oglivie, L OBP: 0.394, SLG: 0.616 (1, 7) | | | | | | | | | 4 | 1 | 3 | 4 | 0 | 0 | | | | | | | | | | | | | | | | | | | | | | | | |
| Sixto Lezcano, R OBP: 0.305, SLG: 0.425 (1, 9) | | | | | | | | | 4 | 0 | 0 | 0 | 0 | 1 | | | | | | | | | | | | | | | | | | | | | | | | |
| Don Money, R OBP: 0.357, SLG: 0.541 (1, 5) | | | | | | | | | 4 | 0 | 0 | 0 | 0 | 2 | | | | | | | | | | | | | | | | | | | | | | | | |
| Dick Davis, R OBP: 0.307, SLG: 0.393 (1, 10) | | | | | | | | | 4 | 0 | 0 | 0 | 0 | 1 | | | | | | | | | | | | | | | | | | | | | | | | |
| Jim Gantner, L OBP: 0.293, SLG: 0.317 (1, 4) | | | | | | | | | 4 | 0 | 1 | 0 | 0 | 0 | | | | | | | | | | | | | | | | | | | | | | | | |
| Inning Stats | R: 3 E: 0 K: 2 S: 10 | H: 3 LOB: 0 BB: 0 P: 10 | R: 0 E: 0 K: 0 S: 3 | H: 0 LOB: 0 BB: 0 P: 3 | R: 1 E: 0 K: 1 S: 8 | H: 3 LOB: 0 BB: 0 P: 8 | R: 0 E: 0 K: 2 S: 7 | H: 0 LOB: 0 BB: 0 P: 7 | R: 2 E: 0 K: 0 S: 7 | H: 4 LOB: 2 BB: 0 P: 7 | R: 1 E: 1 K: 1 S: 8 | H: 3 LOB: 0 BB: 0 P: 8 | R: 0 E: 0 K: 1 S: 5 | H: 0 LOB: 0 BB: 0 P: 5 | R: 0 E: 0 K: 0 S: 4 | H: 1 LOB: 1 BB: 0 P: 4 | | 1B: 12 2B: 1 3B: 0 HR: 1 | SF: 0 SAC: 0 DP: 0 HBP: 0 | WP: 0 PB: 0 SB: 1 CS: 1 | PA: 38 | | | | | | | | | | | | | | | | | |
| PITCHER | IP | WLS | BF | H | R | ER | SO | BB | IBB | HBP | BLK | WP | HR | S | P | ERA | WHIP | PITCHER | | | | IP | WLS | BF | H | R | ER | SO | BB | IBB | HBP | BLK | WP | HR | S | P | ERA | WHIP |
| Dennis Eckersley, R ERA: 4.68 (1, 1) | 4.1 | L | 21 | 8 | 6 | 6 | 5 | 0 | 0 | 0 | 0 | 0 | 1 | 31 | 31 | 12.46 | 1.846 | | | | | | | | | | | | | | | | | | | | | |
| Bob Stanley, R ERA: 4.15 (5, 1) | 3.2 | | 17 | 6 | 1 | 0 | 2 | 0 | 0 | 0 | 0 | 0 | 0 | 21 | 21 | 0.00 | 1.636 | | | | | | | | | | | | | | | | | | | | | |

| | |
|-----|----|
| AB | 38 |
| R | 7 |
| H | 14 |
| RBI | 7 |
| BB | 0 |
| SO | 7 |
| LOB | 16 |



| Batter | 1 | 2 | 3 | 4 | 5 | 6 | 7 | 8 | 9 | AB | R | H | RBI | BB | SO | LOB | TOP | | | | | | | | | | |
|--|------------------------------|---------------------------------|-------------------------------|----------------------------------|------------------------------|---------------------------------|------------------------------|---------------------------------|------------------------------|---------------------------------|------------------------------|---------------------------------|------------------------------|---------------------------------|------------------------------|---------------------------------|---|------------------------------|----------------------------------|----------------------------------|------------------------------------|-------------------------|--------|--|--|--|--|
| Charlie Moore, R OBP: 0.349, SLG: 0.358 (1, 2) | | | | | | | | | | 5 | 2 | 2 | 0 | 0 | 1 | 0 | Milwaukee Brewers @ Toronto Blue Jays Exhibition Stadium, Toronto, ON Sat Jul 12 1980, 3:33 AM EDT Att: 23,624 - Unknown - 72 F | | | | | | | | | | |
| Robin Yount, R OBP: 0.343, SLG: 0.567 (1, 6) | | | | | | | | | | 5 | 2 | 2 | 2 | 0 | 0 | 2 | | | | | | | | | | | |
| Cecil Cooper, L OBP: 0.372, SLG: 0.505 (1, 3) | | | | | | | | | | 5 | 0 | 2 | 3 | 0 | 0 | 1 | | | | | | | | | | | |
| Gorman Thomas, R OBP: 0.289, SLG: 0.452 (1, 8) | | | | | | | | | | 5 | 0 | 2 | 1 | 0 | 0 | 2 | | | | | | | | | | | |
| Ben Oglivie, L OBP: 0.398, SLG: 0.613 (1, 7) | | | | | | | | | | 3 | 1 | 1 | 0 | 2 | 0 | 3 | | | | | | | | | | | |
| Sixto Lezcano, R OBP: 0.303, SLG: 0.421 (1, 9) | | | | | | | | | | 5 | 1 | 1 | 0 | 0 | 0 | 4 | | | | | | | | | | | |
| Don Money, R OBP: 0.355, SLG: 0.540 (1, 5) | | | | | | | | | | 4 | 1 | 1 | 1 | 0 | 1 | 1 | | | | | | | | | | | |
| Mark Brouhard, R OBP: 0.296, SLG: 0.447 (1, 10) | | | | | | | | | | 4 | 1 | 0 | 1 | 0 | 1 | 2 | | | | | | | | | | | |
| Jim Gantner, L OBP: 0.292, SLG: 0.316 (1, 4) | | | | | | | | | | 4 | 1 | 1 | 1 | 0 | 0 | 0 | | | | | | | | | | | |
| Inning Stats | R: 0 E: 0 K: 1 S: 5 | H: 0 LOB: 0 BB: 0 P: 5 | R: 7 E: 0 K: 0 S: 10 | H: 6 LOB: 1 BB: 1 P: 14 | R: 0 E: 0 K: 1 S: 5 | H: 0 LOB: 0 BB: 0 P: 5 | R: 0 E: 0 K: 0 S: 3 | H: 0 LOB: 0 BB: 0 P: 3 | R: 0 E: 0 K: 0 S: 4 | H: 0 LOB: 1 BB: 0 P: 4 | R: 0 E: 0 K: 0 S: 3 | H: 0 LOB: 1 BB: 0 P: 3 | R: 0 E: 0 K: 0 S: 4 | H: 1 LOB: 1 BB: 0 P: 4 | R: 0 E: 0 K: 1 S: 6 | H: 1 LOB: 1 BB: 0 P: 6 | | R: 2 E: 0 K: 0 S: 6 | H: 3 LOB: 2 BB: 1 P: 10 | 1B: 9 2B: 2 3B: 1 HR: 0 | SF: 0 SAC: 0 DP: 1 HBP: 0 | WP: 1 PB: 0 CS: 0 | PA: 42 | | | | |
| PITCHER | IP | WLS | BF | H | R | ER | SO | BB | IBB | HBP | BLK | WP | HR | S | P | ERA | WHIP | | | | | | | | | | |
| Balor Moore, L ERA: 5.89 (1, 1) | 1.1 | L | 10 | 4 | 6 | 6 | 1 | 1 | 0 | 0 | 0 | 0 | 0 | 11 | 15 | 40.50 | 3.750 | | | | | | | | | | |
| Tom Buskey, R ERA: 4.15 (2, 1) | 0.0 | | 3 | 2 | 1 | 1 | 0 | 0 | 0 | 0 | 0 | 1 | 0 | 3 | 3 | ∞ | ∞ | | | | | | | | | | |
| Paul Mirabella, L ERA: 4.4 (2, 1) | 4.2 | | 14 | 1 | 0 | 0 | 1 | 0 | 0 | 0 | 0 | 0 | 0 | 16 | 16 | 0.00 | 0.214 | | | | | | | | | | |
| Jesse Jefferson, R ERA: 5.0 (7, 1) | 2.0 | | 8 | 2 | 0 | 0 | 1 | 0 | 0 | 0 | 0 | 0 | 0 | 10 | 10 | 0.00 | 1.000 | | | | | | | | | | |
| Mike Barlow, R ERA: 4.32 (9, 1) | 1.0 | | 7 | 3 | 2 | 2 | 0 | 1 | 0 | 0 | 0 | 0 | 0 | 6 | 10 | 18.00 | 4.000 | | | | | | | | | | |

| Batter | 1 | 2 | 3 | 4 | 5 | 6 | 7 | 8 | 9 | AB | R | H | RBI | BB | SO | LOB | BOTTOM | | | | | | | | | | |
|---|------------------------------|---------------------------------|------------------------------|---------------------------------|------------------------------|---------------------------------|------------------------------|---------------------------------|------------------------------|---------------------------------|------------------------------|---------------------------------|------------------------------|---------------------------------|------------------------------|---------------------------------|---|------------------------------|---------------------------------|----------------------------------|------------------------------------|-------------------------|--------|--|--|--|--|
| Alfredo Griffin, S OBP: 0.281, SLG: 0.352 (1, 6) | | | | | | | | | | 4 | 1 | 2 | 0 | 0 | 0 | 0 | Milwaukee Brewers @ Toronto Blue Jays Exhibition Stadium, Toronto, ON Sat Jul 12 1980, 3:33 AM EDT Att: 23,624 - Unknown - 72 F | | | | | | | | | | |
| Damaso Garcia, R OBP: 0.297, SLG: 0.417 (1, 4) | | | | | | | | | | 4 | 0 | 1 | 1 | 0 | 0 | 2 | | | | | | | | | | | |
| Al Woods, L OBP: 0.359, SLG: 0.457 (1, 7) | | | | | | | | | | 4 | 0 | 0 | 0 | 0 | 0 | 3 | | | | | | | | | | | |
| Otto Velez, R OBP: 0.393, SLG: 0.529 (1, 10) | | | | | | | | | | 4 | 0 | 1 | 0 | 0 | 1 | 0 | | | | | | | | | | | |
| John Mayberry, L OBP: 0.369, SLG: 0.476 (1, 3) | | | | | | | | | | 4 | 0 | 0 | 0 | 0 | 0 | 1 | | | | | | | | | | | |
| Roy Howell, L OBP: 0.312, SLG: 0.364 (1, 5) | | | | | | | | | | 4 | 0 | 1 | 0 | 0 | 0 | 1 | | | | | | | | | | | |
| Barry Bonnell, R OBP: 0.304, SLG: 0.401 (1, 9) | | | | | | | | | | 3 | 1 | 0 | 0 | 1 | 0 | 2 | | | | | | | | | | | |
| Bob Bailor, R OBP: 0.304, SLG: 0.266 (1, 8) | | | | | | | | | | 3 | 0 | 1 | 0 | 0 | 0 | 1 | | | | | | | | | | | |
| Bob Davis, R OBP: 0.259, SLG: 0.336 (1, 2) | | | | | | | | | | 3 | 0 | 0 | 0 | 0 | 0 | 2 | | | | | | | | | | | |
| Inning Stats | R: 0 E: 0 K: 0 S: 3 | H: 0 LOB: 0 BB: 0 P: 3 | R: 0 E: 0 K: 0 S: 3 | H: 0 LOB: 0 BB: 0 P: 3 | R: 2 E: 1 K: 0 S: 5 | H: 2 LOB: 1 BB: 1 P: 9 | R: 0 E: 0 K: 0 S: 4 | H: 1 LOB: 0 BB: 0 P: 4 | R: 0 E: 0 K: 0 S: 3 | H: 0 LOB: 0 BB: 0 P: 3 | R: 0 E: 0 K: 1 S: 5 | H: 0 LOB: 0 BB: 0 P: 5 | R: 0 E: 0 K: 0 S: 3 | H: 0 LOB: 0 BB: 0 P: 3 | R: 0 E: 0 K: 0 S: 5 | H: 2 LOB: 2 BB: 0 P: 5 | | R: 0 E: 0 K: 0 S: 4 | H: 1 LOB: 1 BB: 0 P: 4 | 1B: 5 2B: 1 3B: 0 HR: 0 | SF: 0 SAC: 0 DP: 0 HBP: 0 | WP: 0 PB: 0 CS: 0 | PA: 34 | | | | |
| PITCHER | IP | WLS | BF | H | R | ER | SO | BB | IBB | HBP | BLK | WP | HR | S | P | ERA | WHIP | | | | | | | | | | |
| Bill Travers, L ERA: 2.93 (1, 1) | 9.0 | W | 34 | 6 | 2 | 1 | 1 | 1 | 0 | 0 | 0 | 0 | 0 | 35 | 39 | 1.00 | 0.778 | | | | | | | | | | |



| Batter | 1 | 2 | 3 | 4 | 5 | 6 | 7 | 8 | 9 | AB | R | H | RBI | BB | SO | LOB | TOP |
|--|---|---|---|---|---|---|---|---|---|---|---|---|---|---|---|---|---|
| Robin Yount, R OBP: 0.339, SLG: 0.560 (1, 6) | 0-0 6-3 | | 0-0 F8 | | | 0-0 F8 | | 0-0 6-3 | | 4 | 0 | 0 | 0 | 0 | 0 | 1 | Milwaukee Brewers @ Toronto Blue Jays Exhibition Stadium, Toronto, ON Sun Jul 13 1980, 3:33 AM EDT Unknown - 74 F |
| Sixto Lezcano, R OBP: 0.303, SLG: 0.422 (1, 9) | 0-0 F7 | | | 0-0 F7 | | 0-0 G3 2B | | 0-3 K | | 4 | 0 | 1 | 0 | 0 | 1 | 0 | |
| Cecil Cooper, L OBP: 0.373, SLG: 0.515 (1, 3) | 0-0 P6 | | | 0-0 HR | | 0-0 G3 | | 0-0 1B | | 4 | 1 | 2 | 1 | 0 | 0 | 1 | |
| Gorman Thomas, R OBP: 0.286, SLG: 0.446 (1, 8) | | 0-0 F7 | | 0-0 P5 | | 0-0 F7 | | 0-3 K | | 4 | 0 | 0 | 0 | 0 | 1 | 2 | |
| Ben Oglivie, L OBP: 0.396, SLG: 0.606 (1, 7) | | 0-0 5-3 | | 0-0 F8 | | | 4-0 BB BB | | 0-0 G3 | 3 | 0 | 0 | 0 | 1 | 0 | 0 | |
| Don Money, R OBP: 0.356, SLG: 0.542 (1, 5) | | 0-0 5-3 | | | 0-0 P6 | | 4-0 BB BB | | 0-0 2B | 3 | 0 | 1 | 0 | 1 | 0 | 0 | |
| Dick Davis, R OBP: 0.306, SLG: 0.386 (1, 10) | | | 0-0 6-3 | | 0-0 6-3 | | 4-0 BB BB | | 0-0 F9 | 3 | 0 | 0 | 0 | 1 | 0 | 1 | |
| Jim Gantner, L OBP: 0.299, SLG: 0.323 (7, PH) | | | | | | | 0-3 K | | 0-3 K | 2 | 0 | 2 | 0 | 0 | 0 | 0 | |
| Charlie Moore, R OBP: 0.346, SLG: 0.354 (7, 2) | | | | | | | 1-2 BB | | | 2 | 0 | 0 | 0 | 0 | 2 | 4 | |
| Buck Martinez, R OBP: 0.256, SLG: 0.292 (7, PH) | | | 0-3 K | | 0-0 1-3 | | 0-0 G5-4-3 | | | 2 | 0 | 0 | 0 | 0 | 1 | 2 | |
| Vic Harris, S OBP: 0.361, SLG: 0.353 (7, 4) | | | | | | | 1-2 BB | | | 1 | 0 | 0 | 0 | 0 | 0 | 3 | |
| Inning Stats | R: 0 E: 0 K: 0 S: 3 | H: 0 LOB: 0 BB: 0 P: 3 | R: 0 E: 0 K: 0 S: 3 | H: 0 LOB: 0 BB: 0 P: 3 | R: 0 E: 0 K: 1 S: 6 | H: 1 LOB: 1 BB: 0 P: 6 | R: 1 E: 0 K: 0 S: 4 | H: 1 LOB: 0 BB: 0 P: 4 | R: 0 E: 0 K: 0 S: 4 | H: 0 LOB: 2 BB: 3 P: 16 | R: 0 E: 0 K: 1 S: 6 | H: 1 LOB: 1 BB: 0 P: 6 | R: 0 E: 0 K: 1 S: 6 | H: 1 LOB: 1 BB: 0 P: 6 | 1B: 3 2B: 2 3B: 0 HR: 1 | SF: 0 SAC: 0 DP: 1 HBP: 0 | WP: 0 PA: 35 CS: 0 |
| PITCHER | IP WLS BF H R ER SO BB IBB HBP BLK WP HR S P ERA WHIP | IP WLS BF H R ER SO BB IBB HBP BLK WP HR S P ERA WHIP | IP WLS BF H R ER SO BB IBB HBP BLK WP HR S P ERA WHIP | IP WLS BF H R ER SO BB IBB HBP BLK WP HR S P ERA WHIP | IP WLS BF H R ER SO BB IBB HBP BLK WP HR S P ERA WHIP | IP WLS BF H R ER SO BB IBB HBP BLK WP HR S P ERA WHIP | IP WLS BF H R ER SO BB IBB HBP BLK WP HR S P ERA WHIP | IP WLS BF H R ER SO BB IBB HBP BLK WP HR S P ERA WHIP | IP WLS BF H R ER SO BB IBB HBP BLK WP HR S P ERA WHIP | IP WLS BF H R ER SO BB IBB HBP BLK WP HR S P ERA WHIP | IP WLS BF H R ER SO BB IBB HBP BLK WP HR S P ERA WHIP | IP WLS BF H R ER SO BB IBB HBP BLK WP HR S P ERA WHIP | IP WLS BF H R ER SO BB IBB HBP BLK WP HR S P ERA WHIP | IP WLS BF H R ER SO BB IBB HBP BLK WP HR S P ERA WHIP | IP WLS BF H R ER SO BB IBB HBP BLK WP HR S P ERA WHIP | IP WLS BF H R ER SO BB IBB HBP BLK WP HR S P ERA WHIP | IP WLS BF H R ER SO BB IBB HBP BLK WP HR S P ERA WHIP |

| Batter | 1 | 2 | 3 | 4 | 5 | 6 | 7 | 8 | 9 | AB | R | H | RBI | BB | SO | LOB | BOTTOM | | |
|---|---|---|---|---|---|---|---|---|---|---|---|---|---|---|---|---|---|------------------------------------|--------------------------|
| Alfredo Griffin, S OBP: 0.278, SLG: 0.347 (1, 6) | 0-0 5-3 | | 0-0 P6 | | 0-0 F8 | | 0-0 F8 | | | 4 | 0 | 0 | 0 | 0 | 0 | 0 | Milwaukee Brewers @ Toronto Blue Jays Exhibition Stadium, Toronto, ON Sun Jul 13 1980, 3:33 AM EDT Unknown - 74 F | | |
| Damaso Garcia, R OBP: 0.300, SLG: 0.426 (1, 4) | 0-0 1B 1B | | 0-0 3B | | | 0-0 F9 | 0-0 L3 | | | 4 | 0 | 2 | 0 | 0 | 0 | 0 | | | |
| John Mayberry, L OBP: 0.374, SLG: 0.481 (6, PR) | 0-0 1B | | 0-3 K | | | 0-0 2B 1B | | 0-0 2B 1B | | 4 | 1 | 3 | 0 | 0 | 1 | 1 | | | |
| Joe Cannon, L OBP: 0.080, SLG: 0.080 (9, 3) | 1-2 1B | | | | | | | | | 0 | 0 | 0 | 0 | 0 | 0 | 0 | | | |
| Doug Ault, R OBP: 0.318, SLG: 0.282 (9, 3) | | | | | | | | | | 0 | 0 | 0 | 0 | 0 | 0 | 0 | | | |
| Roy Howell, L OBP: 0.311, SLG: 0.366 (1, 10) | 0-3 K | | | 0-0 F7 | | 0-0 4-3 HR 2B | | 0-0 F7 | | 4 | 1 | 1 | 1 | 0 | 1 | 3 | | | |
| Barry Bonnell, R OBP: 0.307, SLG: 0.419 (1, 8) | 0-3 K | | | 0-0 HR | | 0-0 4-3 | | 0-0 2B | | 4 | 1 | 2 | 1 | 0 | 1 | 3 | | | |
| Al Woods, L OBP: 0.362, SLG: 0.469 (1, 7) | | 0-0 G3 | | 0-0 3-1 | | 0-0 HR | | 4-0 FC6-4 IBB | | 3 | 1 | 1 | 2 | 1 | 0 | 0 | | | |
| Lloyd Moseby, L OBP: 0.279, SLG: 0.357 (1, 9) | | 0-0 P5 | | 0-3 K | | 0-0 1B | | 0-3 K | | 4 | 0 | 1 | 0 | 0 | 2 | 3 | | | |
| Garth Iorg, R OBP: 0.286, SLG: 0.377 (1, 5) | | 0-0 F8 | | | 0-0 6-3 | 0-3 K | | 0-0 FC6-4 | | 4 | 0 | 0 | 0 | 0 | 1 | 4 | | | |
| Bob Davis, R OBP: 0.253, SLG: 0.329 (1, 2) | | | 0-0 F9 | | 0-3 K | | 0-0 L6 | | | 3 | 0 | 0 | 0 | 0 | 1 | 0 | | | |
| Inning Stats | R: 0 E: 0 K: 2 S: 9 | H: 2 LOB: 2 BB: 0 P: 9 | R: 0 E: 0 K: 0 S: 3 | H: 0 LOB: 0 BB: 0 P: 3 | R: 0 E: 0 K: 1 S: 6 | H: 1 LOB: 1 BB: 0 P: 6 | R: 1 E: 0 K: 1 S: 6 | H: 1 LOB: 0 BB: 0 P: 6 | R: 0 E: 0 K: 1 S: 5 | H: 0 LOB: 0 BB: 0 P: 5 | R: 3 E: 0 K: 1 S: 9 | H: 4 LOB: 1 BB: 0 P: 9 | R: 0 E: 0 K: 0 S: 3 | H: 0 LOB: 0 BB: 0 P: 3 | R: 0 E: 0 K: 1 S: 7 | H: 2 LOB: 3 BB: 1 P: 11 | 1B: 5 2B: 2 3B: 1 HR: 2 | SF: 0 SAC: 0 DP: 0 HBP: 0 | WP: 0 PA: 35 CS: 0 |
| PITCHER | IP WLS BF H R ER SO BB IBB HBP BLK WP HR S P ERA WHIP | IP WLS BF H R ER SO BB IBB HBP BLK WP HR S P ERA WHIP | IP WLS BF H R ER SO BB IBB HBP BLK WP HR S P ERA WHIP | IP WLS BF H R ER SO BB IBB HBP BLK WP HR S P ERA WHIP | IP WLS BF H R ER SO BB IBB HBP BLK WP HR S P ERA WHIP | IP WLS BF H R ER SO BB IBB HBP BLK WP HR S P ERA WHIP | IP WLS BF H R ER SO BB IBB HBP BLK WP HR S P ERA WHIP | IP WLS BF H R ER SO BB IBB HBP BLK WP HR S P ERA WHIP | IP WLS BF H R ER SO BB IBB HBP BLK WP HR S P ERA WHIP | IP WLS BF H R ER SO BB IBB HBP BLK WP HR S P ERA WHIP | IP WLS BF H R ER SO BB IBB HBP BLK WP HR S P ERA WHIP | IP WLS BF H R ER SO BB IBB HBP BLK WP HR S P ERA WHIP | IP WLS BF H R ER SO BB IBB HBP BLK WP HR S P ERA WHIP | IP WLS BF H R ER SO BB IBB HBP BLK WP HR S P ERA WHIP | IP WLS BF H R ER SO BB IBB HBP BLK WP HR S P ERA WHIP | IP WLS BF H R ER SO BB IBB HBP BLK WP HR S P ERA WHIP | | | |



| Batter | 1 | 2 | 3 | 4 | 5 | 6 | 7 | 8 | 9 | AB | R | H | RBI | BB | SO | LOB | TOP | | | | | |
|--|------------------------------|---------------------------------|------------------------------|---------------------------------|------------------------------|---------------------------------|------------------------------|---------------------------------|------------------------------|---------------------------------|------------------------------|---------------------------------|------------------------------|---------------------------------|------------------------------|----------------------------------|------------------------------|---------------------------------|----------------------------------|------------------------------------|-------------------------|--------|
| Charlie Moore, R OBP: 0.342, SLG: 0.356 (1, 2) | 5-3 | | 6-3 | | 5-3 | | FC6-2 2B | | F9 | 5 | 0 | 1 | 0 | 0 | 0 | 0 | | | | | | |
| Robin Yount, R OBP: 0.334, SLG: 0.552 (1, 6) | K | | F8 | | K | | FC6-2 PO 2H | | | 4 | 0 | 0 | 0 | 0 | 2 | 1 | | | | | | |
| Cecil Cooper, L OBP: 0.372, SLG: 0.511 (1, 3) | K | | | 2B 4-3 1B | | F8 | PO 1-2 | G3 | | 4 | 1 | 1 | 0 | 0 | 1 | 0 | | | | | | |
| Gorman Thomas, R OBP: 0.294, SLG: 0.462 (1, 8) | | 6-3 1B 2B | | 4-3 2B 2B | | SF9 1B | | | | 4 | 3 | 4 | 0 | 0 | 0 | 0 | | | | | | |
| Ben Oglivie, L OBP: 0.394, SLG: 0.602 (1, 7) | 6-3 | | 4-3 | | SF9 1B | | | | | 2 | 0 | 0 | 2 | 1 | 0 | 2 | | | | | | |
| Don Money, R OBP: 0.367, SLG: 0.554 (1, 10) | | 2-3 1B | | 2-3 3-H 2B | | 1B | | IBB | | 4 | 0 | 3 | 2 | 0 | 0 | 2 | | | | | | |
| Mark Brouhard, R OBP: 0.294, SLG: 0.439 (1, 9) | 3-H 1B K | | 3-H 2B | | F7 | | 1B | | F8 | 4 | 0 | 1 | 0 | 0 | 2 | 4 | | | | | | |
| Sal Bando, R OBP: 0.266, SLG: 0.262 (1, 5) | | F8 | | 6-3 | | P3 | | | F7 | 4 | 0 | 0 | 0 | 0 | 0 | 4 | | | | | | |
| Jim Gantner, L OBP: 0.293, SLG: 0.316 (1, 4) | | | 1-3 | | F7 | | 4-3 | | F7 | 4 | 0 | 0 | 0 | 0 | 0 | 0 | | | | | | |
| Inning Stats | R: 0 E: 0 K: 2 S: 7 | H: 0 LOB: 0 BB: 0 P: 7 | R: 1 E: 0 K: 1 S: 7 | H: 2 LOB: 1 BB: 0 P: 7 | R: 0 E: 0 K: 0 S: 3 | H: 0 LOB: 0 BB: 0 P: 3 | R: 2 E: 0 K: 0 S: 6 | H: 3 LOB: 1 BB: 0 P: 6 | R: 0 E: 0 K: 1 S: 5 | H: 0 LOB: 0 BB: 0 P: 5 | R: 1 E: 0 K: 0 S: 6 | H: 3 LOB: 2 BB: 0 P: 6 | R: 0 E: 0 K: 0 S: 3 | H: 1 LOB: 0 BB: 0 P: 3 | R: 0 E: 0 K: 1 S: 6 | H: 1 LOB: 2 BB: 1 P: 10 | R: 0 E: 0 K: 0 S: 3 | H: 0 LOB: 0 BB: 0 P: 3 | 1B: 5 2B: 5 3B: 0 HR: 0 | SF: 1 SAC: 0 DP: 0 HBP: 0 | WP: 0 PB: 0 CS: 0 | PA: 38 |
| PITCHER | IP | WLS | BF | H | R | ER | SO | BB | IBB | HBP | BLK | WP | HR | S | P | ERA | WHIP | | | | | |
| Joey McLaughlin, R ERA: 4.81 (1, 1) | 6.0 | L | 26 | 8 | 4 | 4 | 4 | 0 | 0 | 0 | 0 | 0 | 0 | 34 | 34 | 6.00 | 1.333 | | | | | |
| Jesse Jefferson, R ERA: 4.73 (7, 1) | 3.0 | | 11 | 2 | 0 | 0 | 1 | 0 | 1 | 0 | 0 | 0 | 0 | 12 | 16 | 0.00 | 0.667 | | | | | |

Milwaukee Brewers @ Toronto Blue Jays
Exhibition Stadium, Toronto, ON
Sun Jul 13 1980, 3:38 AM EDT
Att: 26,331 - Unknown

| | |
|-----|----|
| AB | 35 |
| R | 4 |
| H | 10 |
| RBI | 4 |
| BB | 1 |
| SO | 5 |
| LOB | 13 |



| Batter | 1 | 2 | 3 | 4 | 5 | 6 | 7 | 8 | 9 | AB | R | H | RBI | BB | SO | LOB | BOTTOM | | | | | |
|--|------------------------------|---------------------------------|------------------------------|---------------------------------|------------------------------|---------------------------------|------------------------------|---------------------------------|------------------------------|---------------------------------|------------------------------|---------------------------------|------------------------------|---------------------------------|------------------------------|---------------------------------|------------------------------|---------------------------------|----------------------------------|------------------------------------|-------------------------|--------|
| Alfredo Griffin, S OBP: 0.275, SLG: 0.343 (1, 6) | F9 | | F8 | | | L3 | | G3 | | 4 | 0 | 0 | 0 | 0 | 0 | 0 | | | | | | |
| Damaso Garcia, R OBP: 0.306, SLG: 0.430 (1, 4) | | | | 4-3 1B | | | | | 6-3 5-3 1B | 4 | 0 | 3 | 0 | 0 | 1 | 0 | | | | | | |
| John Mayberry, L OBP: 0.369, SLG: 0.473 (1, 10) | 4-3 | | | B1-3 | | P6 | | | 5-3 | 4 | 0 | 0 | 0 | 0 | 0 | 3 | | | | | | |
| Roy Howell, L OBP: 0.314, SLG: 0.371 (1, 5) | F9 | | | | | | | | 6-3 | 4 | 0 | 2 | 0 | 0 | 0 | 2 | | | | | | |
| Al Woods, L OBP: 0.360, SLG: 0.463 (1, 7) | | F4 | | F9 | | G3 | | G3 | | 3 | 0 | 0 | 0 | 1 | 0 | 2 | | | | | | |
| Barry Bonnell, R OBP: 0.302, SLG: 0.413 (8, 8) | | 6-3 | | | | 5-3 | | F7 | | 4 | 0 | 0 | 0 | 0 | 0 | 3 | | | | | | |
| Doug Ault, R OBP: 0.298, SLG: 0.262 (1, 3) | | 6-3 | | | | K | | F8 | | 3 | 0 | 0 | 0 | 0 | 1 | 1 | | | | | | |
| Bob Bailor, R OBP: 0.301, SLG: 0.262 (8, PH) | | | | F7 | | F9 | | | K | 2 | 0 | 0 | 0 | 0 | 0 | 0 | | | | | | |
| Steve Braun, L OBP: 0.111, SLG: 0.040 (8, PH) | | | | | | | | | | 1 | 0 | 0 | 0 | 0 | 1 | 0 | | | | | | |
| Bob Davis, R OBP: 0.253, SLG: 0.329 (9, 2) | | | | | | | | | K | 0 | 0 | 0 | 0 | 0 | 0 | 0 | | | | | | |
| Ernie Whitt, L OBP: 0.263, SLG: 0.272 (8, PH) | | | | | | | | | | 2 | 0 | 0 | 0 | 0 | 0 | 0 | | | | | | |
| Lloyd Moseby, L OBP: 0.277, SLG: 0.354 (8, PH) | | | | L3 | | F9 | | P6 | | 1 | 0 | 0 | 0 | 0 | 0 | 0 | | | | | | |
| Inning Stats | R: 0 E: 0 K: 0 S: 4 | H: 1 LOB: 1 BB: 0 P: 4 | R: 0 E: 0 K: 0 S: 3 | H: 0 LOB: 0 BB: 0 P: 3 | R: 0 E: 0 K: 0 S: 3 | H: 0 LOB: 0 BB: 0 P: 3 | R: 0 E: 0 K: 1 S: 6 | H: 1 LOB: 1 BB: 0 P: 6 | R: 0 E: 0 K: 1 S: 5 | H: 0 LOB: 0 BB: 0 P: 5 | R: 0 E: 0 K: 0 S: 4 | H: 1 LOB: 1 BB: 0 P: 4 | R: 0 E: 0 K: 0 S: 4 | H: 1 LOB: 1 BB: 0 P: 4 | R: 0 E: 0 K: 1 S: 5 | H: 0 LOB: 2 BB: 0 P: 5 | R: 0 E: 0 K: 0 S: 4 | H: 1 LOB: 2 BB: 1 P: 8 | 1B: 4 2B: 1 3B: 0 HR: 0 | SF: 0 SAC: 0 DP: 0 HBP: 0 | WP: 0 PB: 0 CS: 0 | PA: 33 |
| PITCHER | IP | WLS | BF | H | R | ER | SO | BB | IBB | HBP | BLK | WP | HR | S | P | ERA | WHIP | | | | | |
| Paul Mitchell, R ERA: 1.64 (1, 1) | 8.0 | W | 28 | 4 | 0 | 0 | 3 | 0 | 0 | 0 | 0 | 0 | 0 | 4 | 8 | 0.00 | 0.500 | | | | | |
| Bob McClure, L ERA: 2.73 (9, 1) | 1.0 | | 5 | 1 | 0 | 0 | 0 | 1 | 0 | 0 | 0 | 0 | 0 | 4 | 8 | 0.00 | 2.000 | | | | | |

Milwaukee Brewers @ Toronto Blue Jays
Exhibition Stadium, Toronto, ON
Sun Jul 13 1980, 3:38 AM EDT
Att: 26,331 - Unknown

| | |
|-----|----|
| AB | 32 |
| R | 0 |
| H | 5 |
| RBI | 0 |
| BB | 1 |
| SO | 3 |
| LOB | 11 |



| Batter | 1 | 2 | 3 | 4 | 5 | 6 | 7 | 8 | 9 | AB | R | H | RBI | BB | SO | LOB | TOP |
|---|------------------------------|---------------------------------|------------------------------|----------------------------------|------------------------------|---------------------------------|------------------------------|---------------------------------|------------------------------|---------------------------------|------------------------------|---------------------------------|------------------------------|---------------------------------|----------------------------------|------------------------------------|---|
| Robin Yount, R OBP: 0.332, SLG: 0.556 (1, 6) | F7 | FC6-4 | | 5-3 | | | 4-3 | | HR | 5 | 1 | 1 | 3 | 0 | 0 | 4 | Milwaukee Brewers @ Toronto Blue Jays Exhibition Stadium, Toronto, ON Mon Jul 14 1980, 7:05 PM EDT Att: 19,443 - Unknown - 80 F |
| Vic Harris, S OBP: 0.308, SLG: 0.273 (1, 9) | K | | 5-3 | | F8 | | P5 | | 5-3 | 5 | 0 | 0 | 0 | 0 | 1 | 0 | |
| Cecil Cooper, L OBP: 0.372, SLG: 0.511 (1, 3) | 4-3 | | WP HR | | | | 4-3 | | K | 4 | 1 | 1 | 0 | 1 | 1 | 0 | |
| Gorman Thomas, R OBP: 0.294, SLG: 0.469 (1, 8) | | HR | 5-3 | | F8 | | | G3 | | 4 | 1 | 1 | 1 | 0 | 0 | 2 | |
| Ben Oglivie, L OBP: 0.395, SLG: 0.611 (1, 7) | | BB 1B | | | L4 | | | K | | 4 | 1 | 2 | 2 | 0 | 1 | 1 | |
| Don Money, R OBP: 0.359, SLG: 0.540 (1, 5) | K | | 6-3 | | | | 4-3 | | 6-3 | 4 | 0 | 0 | 0 | 0 | 1 | 1 | |
| Dick Davis, R OBP: 0.304, SLG: 0.379 (1, 10) | F8 | | | | | | 5-3 | | 6-3 | 3 | 0 | 0 | 0 | 1 | 0 | 1 | |
| Jim Gantner, L OBP: 0.302, SLG: 0.322 (1, 4) | | BB 1B | | | F9 | | | | 1B HR 1B | 3 | 1 | 2 | 0 | 1 | 0 | 1 | |
| Buck Martinez, R OBP: 0.258, SLG: 0.287 (1, 2) | | | | | | | | | | 2 | 0 | 0 | 0 | 1 | 0 | 2 | |
| Charlie Moore, R OBP: 0.345, SLG: 0.359 (9, PH) | | | | | P4 | | | | HR 1B | 1 | 1 | 1 | 0 | 0 | 0 | 0 | |
| Inning Stats | R: 0 E: 0 K: 1 S: 5 | H: 0 LOB: 0 BB: 0 P: 5 | R: 1 E: 0 K: 1 S: 8 | H: 3 LOB: 3 BB: 1 P: 12 | R: 2 E: 0 K: 0 S: 5 | H: 2 LOB: 0 BB: 0 P: 5 | R: 0 E: 0 K: 0 S: 3 | H: 0 LOB: 1 BB: 1 P: 7 | R: 0 E: 0 K: 0 S: 3 | H: 0 LOB: 0 BB: 0 P: 3 | R: 0 E: 0 K: 1 S: 5 | H: 0 LOB: 0 BB: 0 P: 5 | R: 3 E: 0 K: 1 S: 8 | H: 3 LOB: 0 BB: 0 P: 8 | 1B: 4 2B: 1 3B: 0 HR: 3 | SF: 0 SAC: 0 DP: 0 HBP: 0 | WP: 2 PA: 39 PB: 0 CS: 0 |
| PITCHER | IP | WLS | BF | H | R | ER | SO | BB | IBB | HBP | BLK | WP | HR | S | P | ERA | WHIP |
| Jim Clancy, R ERA: 3.09 (1, 1) | 8.1 | L | 36 | 7 | 5 | 5 | 3 | 4 | 0 | 0 | 0 | 2 | 2 | 38 | 54 | 5.40 | 1.320 |
| Jerry Garvin, L ERA: 2.28 (9, 1) | 0.2 | | 3 | 1 | 1 | 1 | 1 | 0 | 0 | 0 | 0 | 0 | 1 | 5 | 5 | 13.50 | 1.500 |

| Batter | 1 | 2 | 3 | 4 | 5 | 6 | 7 | 8 | 9 | AB | R | H | RBI | BB | SO | LOB | BOTTOM | | |
|--|------------------------------|---------------------------------|------------------------------|---------------------------------|------------------------------|---------------------------------|------------------------------|---------------------------------|------------------------------|---------------------------------|------------------------------|---------------------------------|------------------------------|---------------------------------|------------------------------|---------------------------------|---|------------------------------------|-----------------------------------|
| Alfredo Griffin, S OBP: 0.279, SLG: 0.347 (1, 6) | 2B | | | | | G6-4-3 | | | FC3-6 | 5 | 1 | 3 | 1 | 0 | 0 | 3 | Milwaukee Brewers @ Toronto Blue Jays Exhibition Stadium, Toronto, ON Mon Jul 14 1980, 7:05 PM EDT Att: 19,443 - Unknown - 80 F | | |
| Damaso Garcia, R OBP: 0.304, SLG: 0.430 (1, 4) | 1B | 1-3 2-H | | | 5-3 | | | | G6-4-3 | 5 | 0 | 1 | 1 | 0 | 0 | 4 | | | |
| John Mayberry, L OBP: 0.365, SLG: 0.466 (1, 3) | F8 | | | | K | | | | | 4 | 0 | 0 | 0 | 0 | 1 | 1 | | | |
| Otto Velez, R OBP: 0.387, SLG: 0.519 (1, 10) | F8 | | | | F9 | | | | | 4 | 0 | 0 | 0 | 0 | 0 | 1 | | | |
| Roy Howell, L OBP: 0.319, SLG: 0.380 (1, 5) | 6-3 | | | | 1B | | | | SH3-4 1B | 4 | 2 | 3 | 0 | 0 | 0 | 1 | | | |
| Al Woods, L OBP: 0.364, SLG: 0.466 (1, 7) | | 6-3 | | | 1B | | | | SH3-4 | 3 | 0 | 2 | 1 | 0 | 0 | 0 | | | |
| Barry Bonnell, R OBP: 0.309, SLG: 0.416 (1, 8) | | K | | | 2-4 | | | | G6-4-3 1B | 3 | 0 | 2 | 1 | 1 | 1 | 0 | | | |
| Lloyd Moseby, L OBP: 0.281, SLG: 0.357 (1, 9) | | | | | | | | | G6-4-3 | 2 | 1 | 1 | 0 | 0 | 0 | 0 | | | |
| Doug Ault, R OBP: 0.292, SLG: 0.256 (9, PH) | | | | | F9 | | | | SH1-4 | 1 | 0 | 0 | 0 | 0 | 0 | 2 | | | |
| Bob Bailor, R OBP: 0.301, SLG: 0.262 (9, 9) | | 1B | | | | | | | G6-4-3 | 0 | 0 | 0 | 0 | 0 | 0 | 0 | | | |
| Bob Davis, R OBP: 0.262, SLG: 0.336 (1, 2) | | | | | | | | | | 3 | 0 | 2 | 0 | 0 | 0 | 0 | | | |
| Steve Braun, L OBP: 0.143, SLG: 0.077 (9, PH) | | | | | | | | | | 1 | 0 | 1 | 0 | 0 | 0 | 0 | | | |
| Joe Cannon, L OBP: 0.080, SLG: 0.080 (9, PR) | | 1B | | | | | | | FC3-6 | 0 | 0 | 0 | 0 | 0 | 0 | 0 | | | |
| Inning Stats | R: 1 E: 0 K: 0 S: 5 | H: 2 LOB: 1 BB: 0 P: 5 | R: 1 E: 0 K: 1 S: 8 | H: 3 LOB: 2 BB: 0 P: 8 | R: 1 E: 0 K: 0 S: 4 | H: 1 LOB: 1 BB: 0 P: 4 | R: 1 E: 0 K: 0 S: 6 | H: 2 LOB: 1 BB: 0 P: 6 | R: 0 E: 0 K: 0 S: 4 | H: 2 LOB: 1 BB: 0 P: 4 | R: 0 E: 0 K: 0 S: 3 | H: 0 LOB: 0 BB: 0 P: 3 | R: 0 E: 0 K: 0 S: 3 | H: 1 LOB: 1 BB: 1 P: 7 | R: 0 E: 0 K: 0 S: 3 | H: 1 LOB: 1 BB: 0 P: 3 | 1B: 13 2B: 2 3B: 0 HR: 0 | SF: 0 SAC: 2 DP: 3 HBP: 0 | WP: 0 PA: 38 PB: 0 CS: 0 |
| PITCHER | IP | WLS | BF | H | R | ER | SO | BB | IBB | HBP | BLK | WP | HR | S | P | ERA | WHIP | | |
| Lary Sorensen, R ERA: 3.95 (1, 1) | 3.0 | | 16 | 8 | 3 | 3 | 1 | 0 | 0 | 0 | 0 | 0 | 0 | 18 | 18 | 9.00 | 2.667 | | |
| Jerry Augustine, L ERA: 5.11 (4, 1) | 5.0 | W | 20 | 6 | 1 | 1 | 1 | 0 | 1 | 0 | 0 | 0 | 0 | 20 | 24 | 1.80 | 1.200 | | |
| Bill Castro, R ERA: 2.32 (9, 1) | 1.0 | S | 3 | 1 | 0 | 0 | 0 | 0 | 0 | 0 | 0 | 0 | 0 | 3 | 3 | 0.00 | 1.000 | | |

| Batter | 1 | 2 | 3 | 4 | 5 | 6 | 7 | 8 | 9 | AB | R | H | RBI | BB | SO | LOB | TOP | | | | | | | | | | |
|--|------------------------------|---------------------------------|-------------------------------|----------------------------------|------------------------------|---------------------------------|------------------------------|---------------------------------|------------------------------|---------------------------------|------------------------------|----------------------------------|------------------------------|----------------------------------|------------------------------|---------------------------------|------------------------------|---------------------------------|----------------------------------|------------------------------------|----------------------------------|--------|--|--|--|--|--|
| Al Bumby, L OBP: 0.309, SLG: 0.438 (1, 8) | 0-0 6-3 | 0-0 1-2 1B | | | 0-0 F9 | 0-0 FC5-4 | | 0-0 L4 | | 5 | 0 | 1 | 0 | 0 | 0 | 1 | | | | | | | | | | | |
| Rich Dauer, R OBP: 0.332, SLG: 0.315 (1, 4) | 0-0 5-3 | 0-0 4-3 | | | 0-0 F8 | 0-0 5-3 | | 0-0 F7 | | 5 | 0 | 0 | 0 | 0 | 0 | 3 | | | | | | | | | | | |
| Ken Singleton, S OBP: 0.390, SLG: 0.482 (9, PR) | 0-0 4-3 | | 0-0 5-3 | | 0-0 1B | | 0-0 6-3 | | 0-0 2B 1B | 5 | 0 | 2 | 0 | 0 | 0 | 0 | | | | | | | | | | | |
| John Lowenstein, L OBP: 0.352, SLG: 0.333 (9, 7) | | | | | | | | | | 0 | 1 | 0 | 0 | 0 | 0 | 0 | | | | | | | | | | | |
| Benny Ayala, R OBP: 0.393, SLG: 0.680 (9, PH) | | 0-0 1B 2B | 0-0 F7 | | 0-0 F9 | | 0-0 HR 1B | | 0-0 F8 | 4 | 2 | 2 | 0 | 0 | 0 | 1 | | | | | | | | | | | |
| Pat Kelly, L OBP: 0.368, SLG: 0.364 (9, PH) | | | | | | | | | | 1 | 0 | 0 | 0 | 0 | 0 | 1 | | | | | | | | | | | |
| Gary Roenicke, R OBP: 0.348, SLG: 0.380 (9, 9) | | 0-0 SH1-3 2B 1B | 0-0 6-3 | | 0-0 E8 WP HR 1B | | 0-0 HR 1B | | 0-0 F9 | 5 | 3 | 3 | 2 | 0 | 0 | 1 | | | | | | | | | | | |
| Lee May, R OBP: 0.280, SLG: 0.406 (1, 3) | 0-3 K | | | 0-0 6-3 | | 0-0 5-3 | 0-3 K | | 4-0 2B BB | 4 | 1 | 0 | 0 | 1 | 2 | 3 | | | | | | | | | | | |
| Doug DeCinces, R OBP: 0.316, SLG: 0.364 (1, 5) | | 0-0 SH1-3 1-2 | | 0-0 5-3 | | 4-0 HR BB | 4-0 BB | | 0-0 2B | 2 | 1 | 1 | 2 | 2 | 0 | 0 | | | | | | | | | | | |
| Rick Dempsey, R OBP: 0.312, SLG: 0.415 (1, 2) | | 0-0 1B 2B | | 0-0 E5 | | 0-0 HR | 0-0 F9 | | | 4 | 2 | 2 | 5 | 0 | 0 | 1 | | | | | | | | | | | |
| Kiko Garcia, R OBP: 0.296, SLG: 0.276 (1, 6) | | 0-0 2H 3H 1B 1B | | 0-0 F7 | | 0-0 FC5-4 1B | | 0-0 P4 | | 4 | 0 | 2 | 1 | 0 | 0 | 1 | | | | | | | | | | | |
| Inning Stats | R: 0 E: 0 K: 0 S: 3 | H: 0 LOB: 0 BB: 0 P: 3 | R: 3 E: 0 K: 1 S: 10 | H: 5 LOB: 2 BB: 0 P: 10 | R: 0 E: 0 K: 0 S: 3 | H: 0 LOB: 0 BB: 0 P: 3 | R: 0 E: 1 K: 0 S: 4 | H: 0 LOB: 1 BB: 0 P: 4 | R: 0 E: 0 K: 0 S: 4 | H: 1 LOB: 1 BB: 0 P: 4 | R: 3 E: 1 K: 0 S: 6 | H: 3 LOB: 1 BB: 1 P: 10 | R: 2 E: 0 K: 1 S: 7 | H: 2 LOB: 1 BB: 1 P: 11 | R: 0 E: 0 K: 0 S: 3 | H: 0 LOB: 2 BB: 1 P: 3 | R: 2 E: 0 K: 0 S: 4 | H: 2 LOB: 2 BB: 1 P: 8 | 1B: 8 2B: 3 3B: 0 HR: 2 | SF: 0 SAC: 1 DP: 0 HBP: 0 | WP: 1 PB: 0 SB: 1 CS: 0 | PA: 43 | | | | | |
| PITCHER | IP | WLS | BF | H | R | ER | SO | BB | IBB | HBP | BLK | WP | HR | S | P | ERA | WHIP | | | | | | | | | | |
| Mike Caldwell, L ERA: 4.4 (1, 1) | 5.1 | L | 26 | 8 | 6 | 6 | 1 | 1 | 0 | 0 | 0 | 1 | 1 | 27 | 31 | 10.12 | 1.688 | | | | | | | | | | |
| Lary Sorensen, R ERA: 4.91 (6, 1) | 2.2 | | 12 | 3 | 2 | 2 | 1 | 1 | 0 | 0 | 0 | 0 | 1 | 13 | 17 | 6.75 | 1.500 | | | | | | | | | | |
| Bill Castro, R ERA: 2.68 (9, 1) | 1.0 | S | 5 | 2 | 2 | 2 | 0 | 1 | 0 | 0 | 0 | 0 | 0 | 4 | 8 | 18.00 | 3.000 | | | | | | | | | | |

Baltimore Orioles @ Milwaukee Brewers
Milwaukee County Stadium, Milwaukee, WI
Wed Jul 16 1980, 8:05 PM EDT
Att: 31,977 - Unknown

AB 39
R 10
H 13
RBI 10
BB 3
SO 2
LOB 12



| Batter | 1 | 2 | 3 | 4 | 5 | 6 | 7 | 8 | 9 | AB | R | H | RBI | BB | SO | LOB | BOTTOM | | | | | | | | | | |
|--|------------------------------|---------------------------------|------------------------------|---------------------------------|------------------------------|---------------------------------|------------------------------|----------------------------------|------------------------------|---------------------------------|------------------------------|---------------------------------|------------------------------|---------------------------------|------------------------------|---------------------------------|------------------------------|---------------------------------|----------------------------------|------------------------------------|----------------------------------|--------|--|--|--|--|--|
| Charlie Moore, R OBP: 0.340, SLG: 0.353 (1, 2) | 0-0 4-3 | | 0-3 K | | 0-0 F8 | | | 0-0 FC5-4 1B | 0-0 5-3 | 5 | 0 | 1 | 0 | 0 | 1 | 1 | | | | | | | | | | | |
| Robin Yount, R OBP: 0.327, SLG: 0.549 (1, 6) | 0-0 6-3 | | | 0-0 F7 | | 0-0 L6 | | 0-0 FC5-4 1B | | 4 | 1 | 0 | 0 | 0 | 0 | 1 | | | | | | | | | | | |
| Cecil Cooper, L OBP: 0.361, SLG: 0.529 (1, 3) | 0-0 4-3 | | | 0-0 1B 2B | | 0-0 HR | | 0-0 1B 1B | | 4 | 3 | 3 | 1 | 0 | 0 | 0 | | | | | | | | | | | |
| Gorman Thomas, R OBP: 0.298, SLG: 0.468 (1, 8) | | 0-0 1-3 | | 4-0 1B BB | | 0-3 K | | 0-0 1B 1-2 2H 1B | | 3 | 0 | 1 | 1 | 1 | 1 | 0 | | | | | | | | | | | |
| Ben Oglivie, L OBP: 0.392, SLG: 0.601 (1, 7) | | 0-0 6-3 | | 0-0 FC5-4 1B | | 0-0 F2 | | 0-0 1-3 1B | | 4 | 0 | 2 | 2 | 0 | 0 | 0 | | | | | | | | | | | |
| Sixto Lezcano, R OBP: 0.295, SLG: 0.410 (1, 9) | | 0-3 K | | 0-3 K | | | 0-0 5-3 | 0-0 1-3 | | 4 | 0 | 0 | 0 | 0 | 2 | 4 | | | | | | | | | | | |
| Don Money, R OBP: 0.349, SLG: 0.521 (1, 5) | | | 0-0 F7 | 0-0 FC5-4 | | | 0-0 1B 1B | 0-0 5-3 | | 4 | 0 | 1 | 0 | 0 | 0 | 4 | | | | | | | | | | | |
| Dick Davis, R OBP: 0.297, SLG: 0.368 (1, 10) | | | 0-3 K | | 0-0 F8 | | 0-0 G4-6-3 1B | | 0-0 1-3 | 4 | 0 | 1 | 0 | 0 | 1 | 0 | | | | | | | | | | | |
| Jim Gantner, L OBP: 0.301, SLG: 0.325 (1, 4) | | | | 0-0 1B | | 0-0 4-3 | | 0-0 G4-6-3 | | 4 | 0 | 1 | 0 | 0 | 0 | 2 | | | | | | | | | | | |
| Inning Stats | R: 0 E: 0 K: 0 S: 3 | H: 0 LOB: 0 BB: 0 P: 3 | R: 0 E: 0 K: 1 S: 5 | H: 0 LOB: 0 BB: 0 P: 5 | R: 0 E: 0 K: 2 S: 8 | H: 1 LOB: 1 BB: 0 P: 8 | R: 1 E: 0 K: 1 S: 7 | H: 2 LOB: 2 BB: 1 P: 11 | R: 0 E: 0 K: 0 S: 3 | H: 0 LOB: 0 BB: 0 P: 3 | R: 1 E: 0 K: 1 S: 6 | H: 1 LOB: 0 BB: 0 P: 6 | R: 0 E: 0 K: 0 S: 4 | H: 2 LOB: 1 BB: 0 P: 4 | R: 2 E: 0 K: 0 S: 7 | H: 4 LOB: 2 BB: 0 P: 7 | R: 0 E: 0 K: 0 S: 3 | H: 0 LOB: 0 BB: 0 P: 3 | 1B: 8 2B: 1 3B: 0 HR: 1 | SF: 0 SAC: 0 DP: 1 HBP: 0 | WP: 0 PB: 0 SB: 0 CS: 0 | PA: 37 | | | | | |
| PITCHER | IP | WLS | BF | H | R | ER | SO | BB | IBB | HBP | BLK | WP | HR | S | P | ERA | WHIP | | | | | | | | | | |
| Steve Stone, R ERA: 3.11 (1, 1) | 7.1 | W | 31 | 9 | 4 | 4 | 5 | 1 | 0 | 0 | 0 | 0 | 0 | 2 | 2 | 0.00 | 3.000 | | | | | | | | | | |
| Tippy Martinez, L ERA: 3.99 (8, 1) | 0.1 | | 2 | 1 | 0 | 0 | 0 | 0 | 0 | 0 | 0 | 0 | 0 | 2 | 2 | 0.00 | 3.000 | | | | | | | | | | |
| Sammy Stewart, R ERA: 3.96 (8, 1) | 1.1 | S | 4 | 0 | 0 | 0 | 0 | 0 | 0 | 0 | 0 | 0 | 0 | 4 | 4 | 0.00 | 0.000 | | | | | | | | | | |

Baltimore Orioles @ Milwaukee Brewers
Milwaukee County Stadium, Milwaukee, WI
Wed Jul 16 1980, 8:05 PM EDT
Att: 31,977 - Unknown

AB 36
R 4
H 10
RBI 4
BB 1
SO 5
LOB 12



| Batter | 1 | 2 | 3 | 4 | 5 | 6 | 7 | 8 | 9 | AB | R | H | RBI | BB | SO | LOB | TOP | | | |
|---|------------------------------|---------------------------------|-------------------------------------|----------------------------------|------------------------------|---------------------------------|------------------------------|---------------------------------|------------------------------|----------------------------------|------------------------------|---------------------------------|------------------------------|---------------------------------|------------------------------|---------------------------------|--|----------------------------------|------------------------------------|----------------------------------|
| Al Bumby, L OBP: 0.305, SLG: 0.433 (1, 8) | L5 | | F2 | | P6 | | | K | | 4 | 0 | 0 | 0 | 0 | 1 | 2 | Baltimore Orioles @ Milwaukee Brewers Milwaukee County Stadium, Milwaukee, WI Thu Jul 17 1980, 4:33 AM EDT Att: 44,509 - Unknown livebaseballscorecards.com | | | |
| Rich Dauer, R OBP: 0.328, SLG: 0.310 (1, 4) (7, 5) | F9 | | | F9 | | F7 | | F8 | | 4 | 0 | 0 | 0 | 0 | 0 | 0 | | | | |
| Ken Singleton, S OBP: 0.391, SLG: 0.459 (1, 9) John Lowenstein, L OBP: 0.352, SLG: 0.333 (9, PR) (9, 7) | K | | | | BB | 6-3 | | | G5-4-3 BB | 2 | 0 | 0 | 0 | 2 | 1 | 0 | | | | |
| Benny Ayala, R OBP: 0.375, SLG: 0.646 (1, 10) | | 5-3 | | F7 | | F7 | | F3 | | 4 | 0 | 0 | 0 | 0 | 0 | 2 | | | | |
| Lee May, R OBP: 0.274, SLG: 0.397 (1, 3) | | 6-3 | | | | | | K | | 4 | 0 | 0 | 0 | 0 | 2 | 2 | | | | |
| Doug DeCinces, R OBP: 0.320, SLG: 0.376 (1, 5) Mark Belanger, R OBP: 0.207, SLG: 0.215 (7, PR) (7, 6) | | | | | P6 | | | | | 2 | 1 | 1 | 1 | 0 | 0 | 0 | | | | |
| Gary Roenicke, R OBP: 0.342, SLG: 0.371 (1, 7) (9, 9) | | | | | | | | | HBP | 0 | 0 | 0 | 0 | 0 | 0 | 0 | | | | |
| Rick Dempsey, R OBP: 0.313, SLG: 0.411 (1, 2) | | | | | | | | | F9 | 3 | 0 | 0 | 0 | 0 | 2 | 1 | | | | |
| Kiko Garcia, R OBP: 0.297, SLG: 0.277 (1, 6) (7, 4) | | | | | | | | | F7 | 2 | 0 | 0 | 0 | 1 | 1 | 1 | | | | |
| Inning Stats | R: 0 E: 0 X: 1 S: 5 | H: 0 LOB: 0 BB: 0 P: 5 | R: 1 E: 0 X: 1 S: 6 | H: 1 LOB: 0 BB: 0 P: 6 | R: 0 E: 0 X: 1 S: 5 | H: 0 LOB: 0 BB: 0 P: 5 | R: 0 E: 0 X: 1 S: 5 | H: 0 LOB: 1 BB: 1 P: 9 | R: 0 E: 0 X: 1 S: 6 | H: 1 LOB: 2 BB: 1 P: 10 | R: 0 E: 0 X: 1 S: 3 | H: 0 LOB: 0 BB: 0 P: 3 | R: 0 E: 0 X: 1 S: 5 | H: 0 LOB: 0 BB: 0 P: 5 | R: 0 E: 0 X: 0 S: 2 | H: 0 LOB: 1 BB: 1 P: 6 | | 1B: 1 2B: 0 3B: 0 HR: 1 | SF: 0 SAC: 0 DP: 1 HBP: 1 | WP: 0 PB: 0 SB: 1 CS: 0 |
| PITCHER Bill Travers, L ERA: 2.76 (1, 1) | IP: 9.0 WLS: L BF: 32 | H: 2 R: 1 ER: 1 SO: 7 | BB: 3 IBB: 0 HBP: 1 BLK: 0 | WP: 0 HR: 1 S: 42 P: 55 | ERA: 1.00 WHIP: 0.556 | | | | | | | | | | | | | | | |

| Batter | 1 | 2 | 3 | 4 | 5 | 6 | 7 | 8 | 9 | AB | R | H | RBI | BB | SO | LOB | BOTTOM | | | |
|---|------------------------------|---------------------------------|-------------------------------------|----------------------------------|------------------------------|---------------------------------|------------------------------|---------------------------------|------------------------------|---------------------------------|------------------------------|---------------------------------|------------------------------|---------------------------------|------------------------------|---------------------------------|--|----------------------------------|------------------------------------|----------------------------------|
| Robin Yount, R OBP: 0.323, SLG: 0.542 (1, 6) | F7 | | | F7 | | P4 | | | F9 | 4 | 0 | 0 | 0 | 0 | 0 | 0 | Baltimore Orioles @ Milwaukee Brewers Milwaukee County Stadium, Milwaukee, WI Thu Jul 17 1980, 4:33 AM EDT Att: 44,509 - Unknown livebaseballscorecards.com | | | |
| Don Money, R OBP: 0.342, SLG: 0.509 (1, 5) | K | | | F9 | | 6-3 | | | F8 | 4 | 0 | 0 | 0 | 0 | 1 | 0 | | | | |
| Cecil Cooper, L OBP: 0.382, SLG: 0.528 (1, 3) | F7 | | | 6-3 | | | | | | 3 | 0 | 1 | 0 | 1 | 0 | 0 | | | | |
| Gorman Thomas, R OBP: 0.303, SLG: 0.474 (1, 8) | | | | | | | | | | 4 | 0 | 3 | 0 | 0 | 0 | 0 | | | | |
| Ben Oglivie, L OBP: 0.387, SLG: 0.593 (1, 7) | | | | | | | | | | 4 | 0 | 0 | 0 | 0 | 0 | 5 | | | | |
| Sixto Lezcano, R OBP: 0.292, SLG: 0.406 (1, 9) | | | | | | | | | | 3 | 0 | 0 | 0 | 0 | 2 | 3 | | | | |
| Dick Davis, R OBP: 0.297, SLG: 0.368 (1, 10) | | | | | | | | | | 3 | 0 | 1 | 0 | 0 | 1 | 1 | | | | |
| Jim Gantner, L OBP: 0.297, SLG: 0.321 (1, 4) | | | | | | | | | | 3 | 0 | 0 | 0 | 0 | 0 | 1 | | | | |
| Charlie Moore, R OBP: 0.335, SLG: 0.347 (1, 2) | | | | | | | | | | 3 | 0 | 0 | 0 | 0 | 0 | 1 | | | | |
| Inning Stats | R: 0 E: 0 X: 1 S: 5 | H: 0 LOB: 0 BB: 0 P: 5 | R: 0 E: 0 X: 1 S: 5 | H: 0 LOB: 0 BB: 0 P: 5 | R: 0 E: 0 X: 0 S: 3 | H: 0 LOB: 0 BB: 0 P: 3 | R: 0 E: 0 X: 0 S: 3 | H: 0 LOB: 0 BB: 0 P: 3 | R: 0 E: 0 X: 1 S: 7 | H: 2 LOB: 2 BB: 0 P: 7 | R: 0 E: 0 X: 0 S: 3 | H: 1 LOB: 0 BB: 0 P: 3 | R: 0 E: 0 X: 0 S: 3 | H: 1 LOB: 2 BB: 0 P: 3 | R: 0 E: 0 X: 0 S: 4 | H: 1 LOB: 2 BB: 1 P: 8 | | 1B: 4 2B: 1 3B: 0 HR: 0 | SF: 0 SAC: 0 DP: 1 HBP: 0 | WP: 0 PB: 0 SB: 0 CS: 0 |
| PITCHER Dennis Martinez, R ERA: 4.75 (1, 1) Tippy Martinez, L ERA: 3.35 (9, 1) | IP: 8.2 WLS: W BF: 31 | H: 5 R: 0 ER: 0 SO: 4 | BB: 1 IBB: 0 HBP: 0 BLK: 0 | WP: 0 HR: 0 S: 38 P: 42 | ERA: 0.00 WHIP: 0.692 | | | | | | | | | | | | | | | |

| Batter | 1 | 2 | 3 | 4 | 5 | 6 | 7 | 8 | 9 | AB | R | H | RBI | BB | SO | LOB | TOP |
|--|--|---------------------------------|------------------------------|---------------------------------|------------------------------|---------------------------------|------------------------------|---------------------------------|------------------------------|---------------------------------|------------------------------|---------------------------------|------------------------------|---------------------------------|----------------------------------|------------------------------------|--|
| Bob Molinaro, L (1, 10) OBP: 0.357, SLG: 0.422 | F9 | | F9 | | F8 | | | 4-3 | | 4 | 0 | 0 | 0 | 0 | 0 | 3 | Chicago White Sox @ Milwaukee Brewers Milwaukee County Stadium, Milwaukee, WI Fri Jul 18, 1980, 8:05 PM EDT Att: 46,951 - Unknown - 83 F livebaseballscorecards.com |
| Jim Morrison, R (1, 4) OBP: 0.304, SLG: 0.396 | F8 | | F9 | | | G5-4-3 1B | | HR | | 4 | 1 | 2 | 1 | 0 | 0 | 1 | |
| Lamar Johnson, R (1, 3) OBP: 0.329, SLG: 0.453 | F7 | | | G6-4-3 1B | | F8 | | 6-3 | | 4 | 0 | 1 | 0 | 0 | 0 | 1 | |
| Wayne Nordhagen, R (1, 7) OBP: 0.304, SLG: 0.511 | | FC5-4 1B | | G6-4-3 1-2 | | G5-4-3 1-2 | | F9 | | 4 | 0 | 1 | 0 | 0 | 0 | 2 | |
| Chet Lemon, R (1, 8) OBP: 0.355, SLG: 0.420 | FC5-4 1-2 | | L3 | | | | | 1B | | 4 | 0 | 1 | 0 | 0 | 0 | 1 | |
| Harold Baines, L (1, 9) OBP: 0.279, SLG: 0.400 | F8 | | | | 4-3 | | F7 | | F9 | 4 | 0 | 0 | 0 | 0 | 0 | 2 | |
| Kevin Bell, R (1, 5) OBP: 0.288, SLG: 0.219 Thad Bosley, L (0, PH) OBP: 0.289, SLG: 0.305 | K | | | | F9 | | | 1B | | 3 | 0 | 1 | 0 | 0 | 1 | 1 | |
| Ricky Seelheimer, L (1, 2) OBP: 0.278, SLG: 0.353 | | | K | | | | | F9 | | 3 | 0 | 1 | 0 | 0 | 1 | 1 | |
| Todd Cruz, R (1, 6) OBP: 0.305, SLG: 0.350 | | | | | | | | K | | 3 | 0 | 2 | 0 | 0 | 1 | 0 | |
| Inning Stats | R: 0 E: 0 K: 0 S: 3 | H: 0 LOB: 0 BB: 0 P: 3 | R: 0 E: 0 K: 1 S: 6 | H: 1 LOB: 1 BB: 0 P: 6 | R: 0 E: 0 K: 1 S: 6 | H: 1 LOB: 1 BB: 0 P: 6 | R: 0 E: 0 K: 0 S: 3 | H: 1 LOB: 0 BB: 0 P: 3 | R: 0 E: 0 K: 0 S: 4 | H: 1 LOB: 1 BB: 0 P: 4 | R: 1 E: 0 K: 1 S: 6 | H: 1 LOB: 1 BB: 0 P: 6 | R: 0 E: 0 K: 1 S: 6 | H: 1 LOB: 1 BB: 0 P: 6 | 1B: 8 2B: 0 3B: 0 HR: 1 | SF: 0 SAC: 0 DP: 2 HBP: 0 | |
| PITCHER Moose Haas, R (1, 1) ERA: 2.92 | IP: 9.0 WLS: W BF: 34 H: 9 R: 1 ER: 1 SO: 4 BB: 0 IBB: 0 HBP: 0 BLK: 0 WP: 0 HR: 1 S: 42 P: 42 ERA: 1.00 WHIP: 1.000 | | | | | | | | | | | | | | | | |


| Batter | 1 | 2 | 3 | 4 | 5 | 6 | 7 | 8 | 9 | AB | R | H | RBI | BB | SO | LOB | BOTTOM | | |
|--|---|---------------------------------|------------------------------|----------------------------------|------------------------------|---------------------------------|------------------------------|---------------------------------|------------------------------|---------------------------------|------------------------------|---------------------------------|-------------------------------|----------------------------------|------------------------------|---------------------------------|--|-----------------------------------|------------------------------------|
| Jim Gantner, L (1, 4) OBP: 0.300, SLG: 0.322 | F8 | | | | 4-3 | | 1-3 | | | 5 | 0 | 2 | 1 | 0 | 0 | 1 | Chicago White Sox @ Milwaukee Brewers Milwaukee County Stadium, Milwaukee, WI Fri Jul 18, 1980, 8:05 PM EDT Att: 46,951 - Unknown - 83 F livebaseballscorecards.com | | |
| Robin Yount, R (1, 6) OBP: 0.327, SLG: 0.558 | | 1B 1-2 2-H | | | K | | HR | F7 | | 5 | 2 | 3 | 1 | 0 | 1 | 2 | | | |
| Cecil Cooper, L (1, 3) OBP: 0.386, SLG: 0.530 | | 1B 3-H | | F7 | | 1B 3-H | 1B S | | | 4 | 1 | 3 | 2 | 0 | 0 | 0 | | | |
| Gorman Thomas, R (1, 8) OBP: 0.308, SLG: 0.478 | K | | | CS | | 1B 1-2 | 1B E | | | 4 | 0 | 3 | 0 | 0 | 1 | 1 | | | |
| Ben Oglivie, L (1, 7) OBP: 0.386, SLG: 0.589 | F5 | | | K | | 4-3 | | E | | 4 | 0 | 1 | 1 | 0 | 1 | 4 | | | |
| Sixto Lezcano, R (1, 9) OBP: 0.289, SLG: 0.400 | | 5-3 | | CS | | L4 | | E4 | | 4 | 0 | 0 | 0 | 0 | 0 | 2 | | | |
| Don Money, R (1, 5) OBP: 0.335, SLG: 0.497 | | K | | | 6-3 | | F7 | | K | 4 | 0 | 0 | 0 | 0 | 2 | 3 | | | |
| Mark Brouhard, R (1, 10) OBP: 0.292, SLG: 0.426 | | 1B 1B BB | | | 6-3 | | K | | F6 | 3 | 1 | 0 | 0 | 1 | 1 | 0 | | | |
| Buck Martinez, R (1, 2) OBP: 0.266, SLG: 0.303 | | 1B 1-2 | | | | | 4-3 1B 2B | | F8 | 4 | 1 | 2 | 0 | 0 | 0 | 0 | | | |
| Inning Stats | R: 1 E: 0 K: 1 S: 7 | H: 2 LOB: 1 BB: 0 P: 7 | R: 1 E: 0 K: 1 S: 7 | H: 3 LOB: 2 BB: 1 P: 11 | R: 0 E: 0 K: 1 S: 5 | H: 1 LOB: 0 BB: 0 P: 5 | R: 0 E: 0 K: 0 S: 3 | H: 0 LOB: 0 BB: 0 P: 3 | R: 1 E: 0 K: 1 S: 8 | H: 3 LOB: 2 BB: 0 P: 8 | R: 0 E: 0 K: 1 S: 5 | H: 0 LOB: 0 BB: 0 P: 5 | R: 2 E: 1 K: 1 S: 10 | H: 4 LOB: 3 BB: 0 P: 10 | R: 0 E: 0 K: 0 S: 4 | H: 1 LOB: 1 BB: 0 P: 4 | | 1B: 11 2B: 1 3B: 1 HR: 1 | SF: 0 SAC: 0 DP: 0 HBP: 0 |
| PITCHER Steve Trout, L (1, 1) ERA: 3.72 Mike Proby, R (7, 1) ERA: 2.77 LaMarr Hoyt, R (8, 1) ERA: 4.07 | IP: 6.2 WLS: L BF: 30 H: 11 R: 5 ER: 5 SO: 5 BB: 1 IBB: 0 HBP: 0 BLK: 0 WP: 0 HR: 1 S: 39 P: 43 ERA: 6.75 WHIP: 1.800 | | | | | | | | | | | | | | | | | | |

| Batter | 1 | 2 | 3 | 4 | 5 | 6 | 7 | 8 | 9 | AB | R | H | RBI | BB | SO | LOB | TOP | | | | | | | | |
|---|------------------------------|---------------------------------|------------------------------|---------------------------------|------------------------------|---------------------------------|------------------------------|---------------------------------|------------------------------|---------------------------------|------------------------------|---------------------------------|------------------------------|----------------------------------|------------------------------|----------------------------------|------------------------------|---------------------------------|-----------------------------------|------------------------------------|----------------------------------|--------|--|--|--|
| Bob Molinaro, L (1, 10) OBP: 0.363, SLG: 0.432 | G6-4-3 1B | | 1-3 1B | | K | | 3-1 | 1B SF6 2B | | 5 | 2 | 3 | 2 | 0 | 1 | 1 | | | | | | | | | |
| Jim Morrison, R (1, 4) OBP: 0.333, SLG: 0.396 | G6-4-3 1B | | K | | K | | K | F6 | | 5 | 0 | 2 | 0 | 0 | 2 | 5 | | | | | | | | | |
| Lamar Johnson, R (1, 3) OBP: 0.333, SLG: 0.452 | G6-4-3 | | E 1B | | G6-4-3 | | 4-0 FC6-4 | 1B | | 3 | 0 | 1 | 1 | 2 | 0 | 3 | | | | | | | | | |
| Mike Squires, L (8, PR) OBP: 0.353, SLG: 0.355 | G6-4-3 | | 1-2 2-3 1B | | G6-4-3 | | BB | 1B | | 0 | 0 | 0 | 0 | 0 | 0 | 0 | | | | | | | | | |
| Wayne Nordhagen, R (1, 7) OBP: 0.306, SLG: 0.509 | 6-3 | | E7 1B | | | | 0-3 K | FC6-4 | | 5 | 0 | 2 | 2 | 0 | 1 | 3 | | | | | | | | | |
| Greg Pryor, R (8, 6) OBP: 0.272, SLG: 0.351 | 6-3 | | 1-3 3-H 1B | | | | 0-3 K | 1-2 2-3 3-H 1B | | 0 | 0 | 0 | 0 | 0 | 0 | 0 | | | | | | | | | |
| Chet Lemon, R (1, 8) OBP: 0.355, SLG: 0.421 | | 5-3 | 1-3 | | | | 0-0 HR 1B | SF6 | | 4 | 2 | 2 | 1 | 0 | 0 | 2 | | | | | | | | | |
| Harold Baines, L (1, 9) OBP: 0.281, SLG: 0.411 | F8 | | | | G3 | | 0-0 HR 1B | 4-3 | | 5 | 2 | 2 | 2 | 0 | 0 | 2 | | | | | | | | | |
| Kevin Bell, R (1, 5) OBP: 0.284, SLG: 0.218 | F8 | | | | 5-3 | | 0-0 F5 | 1B BB 2B | | 5 | 1 | 1 | 0 | 0 | 0 | 0 | | | | | | | | | |
| Ricky Seelheimer, L (1, 2) OBP: 0.286, SLG: 0.350 | | | F9 | | | | 0-0 3-1 | 1B BB 2B | | 3 | 0 | 1 | 0 | 0 | 0 | 0 | | | | | | | | | |
| Ron Pruitt, R (8, PH) OBP: 0.297, SLG: 0.246 | | | | | | | | 1-2 2-3 3-H BB | | 0 | 1 | 0 | 1 | 1 | 0 | 0 | | | | | | | | | |
| Bruce Kimm, R (8, 2) OBP: 0.316, SLG: 0.323 | | | | | | | | 1-2 2-3 3-H BB | | 1 | 0 | 0 | 0 | 0 | 0 | 0 | | | | | | | | | |
| Todd Cruz, R (1, 6) OBP: 0.312, SLG: 0.356 | | | | | 1-3 | | | 0-0 F4 | | 3 | 1 | 2 | 0 | 0 | 0 | 1 | | | | | | | | | |
| Thad Bosley, L (8, PH) OBP: 0.292, SLG: 0.308 | | | 1B 1B | | 1-3 | | | 1-2 2-3 3-H 1B | | 2 | 1 | 1 | 1 | 0 | 0 | 0 | | | | | | | | | |
| Inning Stats | R: 0 E: 0 K: 0 S: 4 | H: 2 LOB: 1 BB: 0 P: 4 | R: 0 E: 0 K: 0 S: 3 | H: 0 LOB: 0 BB: 0 P: 3 | R: 2 E: 1 K: 1 S: 9 | H: 4 LOB: 2 BB: 0 P: 9 | R: 0 E: 0 K: 0 S: 4 | H: 1 LOB: 1 BB: 0 P: 4 | R: 0 E: 0 K: 1 S: 5 | H: 1 LOB: 0 BB: 0 P: 5 | R: 2 E: 0 K: 1 S: 7 | H: 2 LOB: 0 BB: 0 P: 7 | R: 0 E: 1 K: 1 S: 6 | H: 1 LOB: 2 BB: 1 P: 10 | R: 6 E: 0 K: 0 S: 9 | H: 6 LOB: 2 BB: 2 P: 17 | R: 0 E: 0 K: 0 S: 3 | H: 0 LOB: 0 BB: 0 P: 3 | 1B: 15 2B: 1 3B: 0 HR: 1 | SF: 1 SAC: 0 DP: 2 HBP: 0 | WP: 0 PB: 0 SB: 0 CS: 0 | PA: 45 | | | |
| PITCHER | IP | WLS | BF | H | R | ER | SO | BB | IBB | HBP | BLK | WP | HR | S | P | ERA | WHIP | | | | | | | | |
| Paul Mitchell, R (1, 1) ERA: 2.57 | 6.0 | | 26 | 10 | 4 | 4 | 3 | 0 | 0 | 0 | 0 | 0 | 1 | 32 | 32 | 6.00 | 1.667 | | | | | | | | |
| John Flinn, R (7, 1) ERA: 3.95 | 1.0 | W | 7 | 3 | 2 | 2 | 1 | 1 | 0 | 0 | 0 | 0 | 0 | 8 | 12 | 18.00 | 4.000 | | | | | | | | |
| Bob McClure, L (8, 1) ERA: 3.16 | 0.0 | L | 2 | 1 | 0 | 0 | 0 | 1 | 0 | 0 | 0 | 0 | 0 | 1 | 5 | ∞ | ∞ | | | | | | | | |
| Bill Castro, R (8, 1) ERA: 2.96 | 2.0 | | 10 | 3 | 4 | 4 | 0 | 0 | 1 | 0 | 0 | 0 | 0 | 9 | 13 | 18.00 | 1.500 | | | | | | | | |

Chicago White Sox @ Milwaukee Brewers
 Milwaukee County Stadium, Milwaukee, WI
 Sat Jul 19 1980, 8:05 PM EDT
 Att: 49,322 - Unknown - 75 F

livebaseballscorecards.com

AB 41
 R 10
 H 17
 RBI 10
 BB 3
 SO 4
 LOB 17




| Batter | 1 | 2 | 3 | 4 | 5 | 6 | 7 | 8 | 9 | AB | R | H | RBI | BB | SO | LOB | BOTTOM | | | | | | | | |
|---|------------------------------|---------------------------------|------------------------------|---------------------------------|------------------------------|---------------------------------|------------------------------|---------------------------------|------------------------------|---------------------------------|------------------------------|---------------------------------|------------------------------|---------------------------------|------------------------------|---------------------------------|------------------------------|----------------------------------|----------------------------------|------------------------------------|----------------------------------|--------|--|--|--|
| Jim Gantner, L (1, 4) OBP: 0.297, SLG: 0.320 | G3 | | 4-3 | | 1B WP 1B | | G3 | | K | 5 | 1 | 1 | 0 | 0 | 1 | 3 | | | | | | | | | |
| Robin Yount, R (1, 6) OBP: 0.331, SLG: 0.557 | L9 | | 2-3 HR BB | | 1B FC6-4 1B | | FC4-6 1B | | K | 4 | 2 | 2 | 0 | 1 | 1 | 1 | | | | | | | | | |
| Cecil Cooper, L (1, 3) OBP: 0.384, SLG: 0.525 | G3 | | 2-3 | | FC6-4 1B | | FC4-6 E S 7-2 | | FC6-4 | 5 | 0 | 1 | 1 | 0 | 0 | 3 | | | | | | | | | |
| Gorman Thomas, R (1, 8) OBP: 0.310, SLG: 0.487 | | 1B HR 1B | 2H HR | | FC6-4 1B | | 7-2 | | | 4 | 2 | 2 | 3 | 0 | 0 | 2 | | | | | | | | | |
| Ben Oglivie, L (1, 7) OBP: 0.387, SLG: 0.588 | | 1-3 HR 1B | F9 | | 4-3 | | | | FC6-4 1B | 4 | 1 | 2 | 0 | 0 | 0 | 1 | | | | | | | | | |
| Don Money, R (1, 5) OBP: 0.336, SLG: 0.511 | | 1H 3-H HR | | | L8 | | SH1-4 FC4-2 BB | | FC6-4 | 3 | 1 | 1 | 3 | 1 | 0 | 1 | | | | | | | | | |
| Dick Davis, R (1, 9) OBP: 0.298, SLG: 0.367 | | | | | F9 | | FC4-2 SH1-4 1B | | K | 3 | 0 | 1 | 0 | 0 | 0 | 0 | | | | | | | | | |
| Sixto Lezcano, R (7, 9) OBP: 0.288, SLG: 0.399 | | | | | | | 1-2 1B | | K | 1 | 0 | 0 | 0 | 0 | 1 | 1 | | | | | | | | | |
| Paul Molitor, R (1, 10) OBP: 0.433, SLG: 0.477 | | | | | K | | SH1-4 | | K | 3 | 0 | 0 | 0 | 0 | 2 | 1 | | | | | | | | | |
| Buck Martinez, R (1, 2) OBP: 0.260, SLG: 0.295 | | | | | | | 1-2 2-3 | | | 3 | 0 | 0 | 0 | 0 | 2 | 1 | | | | | | | | | |
| Charlie Moore, R (8, PH) OBP: 0.338, SLG: 0.347 | | | | | 6-3 | | 2-3 3-H | | FC6-4 BB | 3 | 0 | 0 | 0 | 0 | 1 | 0 | | | | | | | | | |
| Inning Stats | R: 0 E: 0 K: 0 S: 3 | H: 0 LOB: 0 BB: 0 P: 3 | R: 3 E: 1 K: 0 S: 6 | H: 3 LOB: 0 BB: 0 P: 6 | R: 2 E: 0 K: 0 S: 4 | H: 1 LOB: 0 BB: 1 P: 8 | R: 0 E: 0 K: 1 S: 5 | H: 0 LOB: 0 BB: 0 P: 5 | R: 2 E: 0 K: 0 S: 6 | H: 3 LOB: 1 BB: 0 P: 6 | R: 0 E: 0 K: 0 S: 4 | H: 1 LOB: 2 BB: 1 P: 8 | R: 0 E: 0 K: 2 S: 8 | H: 1 LOB: 0 BB: 0 P: 8 | R: 0 E: 0 K: 2 S: 8 | H: 1 LOB: 1 BB: 0 P: 8 | R: 0 E: 0 K: 2 S: 7 | H: 0 LOB: 1 BB: 1 P: 11 | 1B: 8 2B: 1 3B: 0 HR: 2 | SF: 0 SAC: 1 DP: 1 HBP: 0 | WP: 1 PB: 0 SB: 0 CS: 1 | PA: 39 | | | |
| PITCHER | IP | WLS | BF | H | R | ER | SO | BB | IBB | HBP | BLK | WP | HR | S | P | ERA | WHIP | | | | | | | | |
| Rich Wortham, L (1, 1) ERA: 4.95 | 4.1 | | 19 | 5 | 6 | 6 | 1 | 1 | 0 | 0 | 0 | 0 | 2 | 20 | 24 | 12.46 | 1.385 | | | | | | | | |
| LaMar Hoyt, R (5, 1) ERA: 4.0 | 2.2 | W | 12 | 4 | 1 | 1 | 0 | 1 | 0 | 0 | 0 | 1 | 0 | 11 | 15 | 3.38 | 1.875 | | | | | | | | |
| Ed Farmer, R (8, 1) ERA: 3.06 | 2.0 | S | 8 | 1 | 0 | 0 | 4 | 1 | 0 | 0 | 0 | 0 | 0 | 15 | 19 | 0.00 | 1.000 | | | | | | | | |

Chicago White Sox @ Milwaukee Brewers
 Milwaukee County Stadium, Milwaukee, WI
 Sat Jul 19 1980, 8:05 PM EDT
 Att: 49,322 - Unknown - 75 F

livebaseballscorecards.com

AB 35
 R 7
 H 10
 RBI 7
 BB 3
 SO 5
 LOB 16



| Batter | 1 | 2 | 3 | 4 | 5 | 6 | 7 | 8 | 9 | AB | R | H | RBI | BB | SO | LOB | TOP | | | | | | | | |
|--|------------------------------|---------------------------------|------------------------------|---------------------------------|------------------------------|---------------------------------|------------------------------|---------------------------------|-------------------------------|----------------------------------|------------------------------|---------------------------------|------------------------------|---------------------------------|------------------------------|---------------------------------|---|---------------------------------|----------------------------------|------------------------------------|----------------------------------|--------|--|--|--|
| Bob Molinaro, L (1, 10) OBP: 0.355, SLG: 0.421 | G3 | | G4-6-3 | | K | | F9 | F9 | | 5 | 0 | 0 | 0 | 0 | 1 | 3 | Chicago White Sox @ Milwaukee Brewers Milwaukee County Stadium, Milwaukee, WI Sun Jul 20 1980, 4:33 AM EDT Att: 44,799 - Unknown - 90 F livebaseballscorecards.com | | | | | | | | |
| Jim Morrison, R (1, 4) OBP: 0.312, SLG: 0.408 | 2B | | 5-3 | | 2B | | 1B | 1B | E5 | 5 | 2 | 4 | 1 | 0 | 0 | 0 | | | | | | | | | |
| Lamar Johnson, R (1, 3) OBP: 0.331, SLG: 0.451 | 6-3 | | | 6-3 | 2B | | 4-3 | | F8 | 5 | 1 | 1 | 1 | 0 | 0 | 3 | | | | | | | | | |
| Wayne Nordhagen, R (1, 7) OBP: 0.308, SLG: 0.510 | 6-3 | | | 6-3 | 2B | | 1B | | 6-3 | 5 | 0 | 2 | 2 | 0 | 0 | 1 | | | | | | | | | |
| Chet Lemon, R (1, 8) OBP: 0.359, SLG: 0.424 | | | | | F9 | | 5-3 | | | 5 | 0 | 3 | 0 | 0 | 0 | 3 | | | | | | | | | |
| Harold Baines, L (1, 9) OBP: 0.279, SLG: 0.407 | G3-6-3 | | | F9 | | | | | 1-3 | 5 | 0 | 1 | 0 | 0 | 1 | 3 | | | | | | | | | |
| Kevin Bell, R (1, 5) OBP: 0.300, SLG: 0.250 | 2B | | | | 5-3 | | | | | 3 | 1 | 2 | 0 | 1 | 0 | 0 | | | | | | | | | |
| Ricky Seilheimer, L (1, 2) OBP: 0.292, SLG: 0.391 | | | | | | | | | | 3 | 1 | 1 | 0 | 0 | 2 | 3 | | | | | | | | | |
| Ron Pruitt, R (8, PH) OBP: 0.308, SLG: 0.259 | | | | | | | | | | 1 | 0 | 1 | 1 | 0 | 0 | 0 | | | | | | | | | |
| Bruce Kimm, R (8, 2) OBP: 0.316, SLG: 0.323 | K | | | | 1B | | | | | 0 | 0 | 0 | 0 | 0 | 0 | 0 | | | | | | | | | |
| Greg Pryor, R (1, 6) OBP: 0.276, SLG: 0.351 | | | | | | | | | F7 | 3 | 1 | 1 | 1 | 1 | 0 | 3 | | | | | | | | | |
| Inning Stats | R: 0 E: 0 K: 1 S: 4 | H: 1 LOB: 1 BB: 0 P: 4 | R: 0 E: 0 K: 1 S: 6 | H: 2 LOB: 1 BB: 0 P: 6 | R: 0 E: 0 K: 0 S: 2 | H: 0 LOB: 0 BB: 1 P: 6 | R: 0 E: 0 K: 0 S: 4 | H: 1 LOB: 1 BB: 0 P: 4 | R: 4 E: 1 K: 1 S: 10 | H: 5 LOB: 1 BB: 0 P: 10 | R: 0 E: 0 K: 1 S: 5 | H: 1 LOB: 1 BB: 1 P: 9 | R: 0 E: 0 K: 0 S: 5 | H: 2 LOB: 2 BB: 0 P: 5 | R: 1 E: 0 K: 0 S: 5 | H: 2 LOB: 1 BB: 0 P: 5 | R: 1 E: 1 K: 1 S: 7 | H: 2 LOB: 1 BB: 0 P: 7 | 1B: 9 2B: 7 3B: 0 HR: 0 | SF: 0 SAC: 0 DP: 3 HBP: 0 | WP: 0 PB: 0 SB: 0 CS: 0 | PA: 42 | | | |
| PITCHER | IP | WLS | BF | H | R | ER | SO | BB | IBB | HBP | BLK | WP | HR | S | P | ERA | WHIP | | | | | | | | |
| Reggie Cleveland, R (1, 1) ERA: 3.42 | 4.2 | | 22 | 9 | 4 | 4 | 2 | 1 | 0 | 0 | 0 | 0 | 0 | 25 | 29 | 7.71 | 2.143 | | | | | | | | |
| Jerry Augustine, L (5, 1) ERA: 4.91 | 3.1 | W | 15 | 5 | 1 | 1 | 1 | 1 | 0 | 0 | 0 | 0 | 0 | 16 | 20 | 2.70 | 1.800 | | | | | | | | |
| Bill Castro, R (9, 1) ERA: 2.91 | 0.2 | | 4 | 2 | 1 | 0 | 0 | 0 | 0 | 0 | 0 | 0 | 0 | 4 | 4 | 0.00 | 3.000 | | | | | | | | |
| Bob McClure, L (9, 1) ERA: 3.13 | 0.1 | S | 1 | 0 | 0 | 0 | 1 | 0 | 0 | 0 | 0 | 0 | 0 | 3 | 3 | 0.00 | 0.000 | | | | | | | | |

| Batter | 1 | 2 | 3 | 4 | 5 | 6 | 7 | 8 | 9 | AB | R | H | RBI | BB | SO | LOB | BOTTOM | | | | | | | | | |
|---|------------------------------|---------------------------------|------------------------------|---------------------------------|------------------------------|---------------------------------|------------------------------|---------------------------------|------------------------------|----------------------------------|------------------------------|----------------------------------|------------------------------|---------------------------------|------------------------------|----------------------------------|---|----------------------------------|----------------------------------|------------------------------------|----------------------------------|--------|--|--|--|--|
| Jim Gantner, L (1, 4) OBP: 0.308, SLG: 0.329 | E9 | | | | | | | K | | 3 | 3 | 2 | 0 | 2 | 1 | 2 | Chicago White Sox @ Milwaukee Brewers Milwaukee County Stadium, Milwaukee, WI Sun Jul 20 1980, 4:33 AM EDT Att: 44,799 - Unknown - 90 F livebaseballscorecards.com | | | | | | | | | |
| Robin Yount, R (1, 6) OBP: 0.332, SLG: 0.564 | 6-3 | | 5-3 | | 3B | | L6 | | | 5 | 1 | 2 | 4 | 0 | 0 | 3 | | | | | | | | | | |
| Cecil Cooper, L (1, 10) OBP: 0.361, SLG: 0.521 | F8 | | E4 | | SF | | 4-3 | | | 3 | 0 | 0 | 1 | 1 | 0 | 0 | | | | | | | | | | |
| Gorman Thomas, R (1, 8) OBP: 0.306, SLG: 0.480 | K | | G3 | | G6-4-3 | | K | | F7 | 5 | 0 | 0 | 0 | 0 | 2 | 4 | | | | | | | | | | |
| Ben Oglivie, L (1, 7) OBP: 0.391, SLG: 0.606 | | | | | G3 | | | | | 4 | 1 | 3 | 1 | 0 | 0 | 0 | | | | | | | | | | |
| Sixto Lezcano, R (1, 9) OBP: 0.284, SLG: 0.393 | | | F8 | | F6 | | K | | 3-1 | 4 | 0 | 0 | 0 | 0 | 1 | 2 | | | | | | | | | | |
| Don Money, R (1, 3) OBP: 0.337, SLG: 0.503 | | | K | | | | | | L6 | 3 | 0 | 0 | 0 | 1 | 1 | 1 | | | | | | | | | | |
| Sal Bando, R (1, 5) OBP: 0.271, SLG: 0.268 | | | | | | | | | | 4 | 0 | 2 | 0 | 0 | 0 | 1 | | | | | | | | | | |
| Ed Romero, R (8, PR) OBP: 0.314, SLG: 0.289 | | | F6 | | | | | | | 0 | 1 | 0 | 0 | 0 | 0 | 0 | | | | | | | | | | |
| Charlie Moore, R (1, 2) OBP: 0.341, SLG: 0.347 | | | | | 1-3 | | | | | 3 | 1 | 1 | 0 | 1 | 0 | 2 | | | | | | | | | | |
| Inning Stats | R: 1 E: 1 K: 1 S: 6 | H: 1 LOB: 0 BB: 0 P: 6 | R: 0 E: 0 K: 1 S: 6 | H: 1 LOB: 0 BB: 0 P: 6 | R: 1 E: 1 K: 0 S: 5 | H: 1 LOB: 1 BB: 0 P: 5 | R: 0 E: 0 K: 0 S: 4 | H: 1 LOB: 2 BB: 1 P: 8 | R: 3 E: 1 K: 1 S: 7 | H: 2 LOB: 0 BB: 1 P: 11 | R: 0 E: 0 K: 0 S: 3 | H: 0 LOB: 2 BB: 2 P: 11 | R: 0 E: 0 K: 1 S: 6 | H: 1 LOB: 1 BB: 0 P: 6 | R: 2 E: 0 K: 1 S: 8 | H: 3 LOB: 2 BB: 1 P: 12 | R: 2 E: 1 K: 1 S: 8 | H: 3 LOB: 2 BB: 1 P: 12 | 1B: 5 2B: 2 3B: 2 HR: 1 | SF: 1 SAC: 0 DP: 1 HBP: 0 | WP: 0 PB: 0 SB: 3 CS: 0 | PA: 40 | | | | |
| PITCHER | IP | WLS | BF | H | R | ER | SO | BB | IBB | HBP | BLK | WP | HR | S | P | ERA | WHIP | | | | | | | | | |
| Richard Dotson, R (1, 1) ERA: 4.1 | 5.2 | | 27 | 6 | 5 | 3 | 3 | 3 | 0 | 0 | 0 | 0 | 0 | 1 | 30 | 42 | 4.76 | 1.588 | | | | | | | | |
| Guy Hoffman, L (6, 1) ERA: 3.99 | 1.0 | | 5 | 1 | 0 | 0 | 1 | 1 | 0 | 0 | 0 | 0 | 0 | 6 | 10 | 0.00 | 2.000 | | | | | | | | | |
| Mike Proly, R (7, 1) ERA: 2.94 | 1.1 | L | 8 | 3 | 2 | 2 | 1 | 0 | 1 | 0 | 0 | 0 | 0 | 9 | 13 | 13.50 | 2.250 | | | | | | | | | |

| Batter | 1 | 2 | 3 | 4 | 5 | 6 | 7 | 8 | 9 | AB R H RBI BB SO LOB | TOP | | | | | | | | | | | |
|--|---|----------------------------------|------------------------------|---------------------------------|------------------------------|----------------------------------|------------------------------|---------------------------------|------------------------------|----------------------------------|--|------------------------------|---------------------------------|------------------------------|---------------------------------|------------------------------|----------------------------------|------------------------------|---------------------------------|-----------------------------------|------------------------------------|----------------------------------|
| Paul Moltzer, R OBP: 0.426, SLG: 0.467 (1, 10) | | | | | | | | | | 6 1 1 0 0 1 1 | Milwaukee Brewers @ New York Yankees Yankee Stadium, Bronx, NY Mon Jul 21 1980, 7:05 PM EDT Att: 32,097 - Unknown - 88 F | | | | | | | | | | | |
| Robin Yount, R OBP: 0.335, SLG: 0.563 (1, 6) | | | | | | | | | | 6 2 3 0 0 0 0 | | | | | | | | | | | | |
| Cecil Cooper, L OBP: 0.386, SLG: 0.523 (1, 3) | | | | | | | | | | 6 2 4 1 0 0 1 | | | | | | | | | | | | |
| Gorman Thomas, R OBP: 0.305, SLG: 0.476 (1, 8) | | | | | | | | | | 5 0 1 0 0 1 4 | | | | | | | | | | | | |
| Ben Oglivie, L OBP: 0.394, SLG: 0.608 (1, 7) | | | | | | | | | | 4 1 3 3 0 0 1 | | | | | | | | | | | | |
| Sixto Lezcano, R OBP: 0.286, SLG: 0.400 (1, 9) | | | | | | | | | | 5 0 2 1 0 1 4 | | | | | | | | | | | | |
| Don Money, R OBP: 0.343, SLG: 0.505 (1, 5) | | | | | | | | | | 3 0 1 1 2 0 3 | | | | | | | | | | | | |
| Charlie Moore, R OBP: 0.352, SLG: 0.348 (1, 2) | | | | | | | | | | 2 0 1 0 3 0 2 | | | | | | | | | | | | |
| Jim Gantner, L OBP: 0.306, SLG: 0.326 (1, 4) | | | | | | | | | | 5 1 1 0 0 1 8 | | | | | | | | | | | | |
| Inning Stats | R: 3 E: 0 K: 1 S: 9 | H: 4 LOB: 2 BB: 1 P: 13 | R: 0 E: 0 K: 1 S: 5 | H: 0 LOB: 0 BB: 0 P: 5 | R: 1 E: 0 K: 1 S: 8 | H: 3 LOB: 3 BB: 1 P: 12 | R: 0 E: 0 K: 0 S: 4 | H: 1 LOB: 1 BB: 0 P: 4 | R: 0 E: 0 K: 1 S: 6 | H: 1 LOB: 2 BB: 1 P: 10 | | R: 2 E: 0 K: 0 S: 7 | H: 4 LOB: 2 BB: 0 P: 7 | R: 1 E: 1 K: 0 S: 5 | H: 3 LOB: 1 BB: 0 P: 5 | R: 0 E: 0 K: 0 S: 4 | H: 1 LOB: 3 BB: 2 P: 12 | R: 0 E: 0 K: 0 S: 3 | H: 0 LOB: 0 BB: 0 P: 3 | 1B: 15 2B: 1 3B: 1 HR: 0 | SF: 1 SAC: 0 DP: 0 HBP: 0 | WP: 0 PB: 1 SB: 2 CS: 0 |
| PITCHER | IP WLS BF H R ER SO BB IBB HBP BLK WP HR S P ERA WHIP | | | | | | | | | | | | | | | | | | | | | |
| Tom Underwood, L ERA: 4.43 (1, 1) | 5.1 L 30 11 6 6 4 2 2 1 0 0 0 0 0 35 47 10.12 2.438 | | | | | | | | | | | | | | | | | | | | | |
| Ron Davis, R ERA: 3.47 (6, 1) | 3.2 S 18 6 1 0 0 2 0 0 0 0 0 0 16 24 0.00 2.182 | | | | | | | | | | | | | | | | | | | | | |

| Batter | 1 | 2 | 3 | 4 | 5 | 6 | 7 | 8 | 9 | AB R H RBI BB SO LOB | BOTTOM | | | | | | | | | | | |
|--|---|---------------------------------|------------------------------|---------------------------------|------------------------------|---------------------------------|------------------------------|----------------------------------|------------------------------|----------------------------------|--|------------------------------|----------------------------------|------------------------------|---------------------------------|------------------------------|---------------------------------|------------------------------|---------------------------------|-----------------------------------|------------------------------------|----------------------------------|
| Willie Randolph, R OBP: 0.426, SLG: 0.417 (1, 4) | | | | | | | | | | 5 0 1 1 1 0 2 | Milwaukee Brewers @ New York Yankees Yankee Stadium, Bronx, NY Mon Jul 21 1980, 7:05 PM EDT Att: 32,097 - Unknown - 88 F | | | | | | | | | | | |
| Lou Piniella, R OBP: 0.332, SLG: 0.323 (1, 7) | | | | | | | | | | 5 0 3 1 0 0 2 | | | | | | | | | | | | |
| Bob Watson, R OBP: 0.368, SLG: 0.435 (1, 3) | | | | | | | | | | 5 0 3 0 0 0 4 | | | | | | | | | | | | |
| Reggie Jackson, L OBP: 0.384, SLG: 0.629 (1, 9) | | | | | | | | | | 5 0 2 1 0 2 4 | | | | | | | | | | | | |
| Eric Soderholm, R OBP: 0.400, SLG: 0.515 (1, 10) | | | | | | | | | | 5 0 1 0 0 0 8 | | | | | | | | | | | | |
| Graig Nettles, L OBP: 0.338, SLG: 0.441 (1, 5) | | | | | | | | | | 5 1 1 1 0 0 1 | | | | | | | | | | | | |
| Rick Cerone, R OBP: 0.307, SLG: 0.435 (1, 2) | | | | | | | | | | 4 1 1 0 1 0 0 | | | | | | | | | | | | |
| Ruppert Jones, L OBP: 0.307, SLG: 0.370 (1, 8) | | | | | | | | | | 3 1 1 0 2 0 2 | | | | | | | | | | | | |
| Bucky Dent, R OBP: 0.320, SLG: 0.363 (1, 6) | | | | | | | | | | 4 1 1 0 1 0 3 | | | | | | | | | | | | |
| Inning Stats | R: 0 E: 0 K: 0 S: 5 | H: 2 LOB: 0 BB: 0 P: 5 | R: 1 E: 0 K: 0 S: 4 | H: 1 LOB: 0 BB: 0 P: 4 | R: 0 E: 0 K: 1 S: 7 | H: 2 LOB: 0 BB: 0 P: 7 | R: 2 E: 0 K: 0 S: 6 | H: 3 LOB: 2 BB: 1 P: 10 | R: 0 E: 0 K: 1 S: 6 | H: 1 LOB: 2 BB: 1 P: 10 | | R: 1 E: 0 K: 0 S: 4 | H: 1 LOB: 1 BB: 2 P: 12 | R: 0 E: 0 K: 0 S: 4 | H: 1 LOB: 1 BB: 0 P: 4 | R: 0 E: 0 K: 0 S: 5 | H: 2 LOB: 2 BB: 0 P: 5 | R: 0 E: 0 K: 0 S: 4 | H: 1 LOB: 2 BB: 1 P: 8 | 1B: 11 2B: 2 3B: 0 HR: 1 | SF: 0 SAC: 0 DP: 0 HBP: 0 | WP: 0 PB: 0 SB: 0 CS: 0 |
| PITCHER | IP WLS BF H R ER SO BB IBB HBP BLK WP HR S P ERA WHIP | | | | | | | | | | | | | | | | | | | | | |
| Mike Caldwell, L ERA: 4.44 (1, 1) | 5.0 W 26 9 3 3 2 3 0 0 0 0 0 0 17 28 5.40 2.200 | | | | | | | | | | | | | | | | | | | | | |
| Bob McClure, L ERA: 3.03 (6, 1) | 4.0 S 20 5 1 1 0 3 0 0 0 0 0 0 17 29 2.25 2.000 | | | | | | | | | | | | | | | | | | | | | |

| Batter | 1 | 2 | 3 | 4 | 5 | 6 | 7 | 8 | 9 | AB | R | H | RBI | BB | SO | LOB | TOP | |
|--|--|---------------------------------|------------------------------|---------------------------------|------------------------------|---------------------------------|------------------------------|---------------------------------|------------------------------|---------------------------------|------------------------------|---------------------------------|--|---------------------------------|----------------------------------|------------------------------------|--|--------|
| Jim Gantner, L (1,4) OBP: 0.302, SLG: 0.322 Paul Mollitor, R (8, PH) OBP: 0.429, SLG: 0.470 (8,4) | 0-0 4-3 | | 0-0 6-3 | | | 0-0 G3 | | 0-0 1B | | 3 | 0 | 0 | 0 | 0 | 0 | 1 | Milwaukee Brewers @ New York Yankees Yankee Stadium, Bronx, NY Tue Jul 22 1980, 7:05 PM EDT Unknown - 94 F livebaseballscores.com | |
| Robin Yount, R (1,6) OBP: 0.331, SLG: 0.556 | 0-0 5-3 | | | 0-0 F8 | | 0-0 F7 | | 0-0 F4 | | 4 | 0 | 0 | 0 | 0 | 0 | 1 | | |
| Cecil Cooper, L (1,3) OBP: 0.382, SLG: 0.517 | 0-0 F9 | | | 0-0 4-3 | | 0-0 F6 | | 0-0 F7 | | 4 | 0 | 0 | 0 | 0 | 0 | 1 | | |
| Gorman Thomas, R (1,8) OBP: 0.302, SLG: 0.470 | | 0-0 6-3 | | 0-0 F9 | | | 0-0 F8 | | 0-0 F8 | | 4 | 0 | 0 | 0 | 0 | 0 | | |
| Ben Oglivie, L (1,7) OBP: 0.392, SLG: 0.602 | | 0-0 4-3 | | | 0-0 P3 | | 1-0 1B HBP | | 0-0 F9 | | 3 | 0 | 0 | 0 | 0 | 0 | | |
| Sixto Lezcano, R (1,10) OBP: 0.286, SLG: 0.405 | 0-3 K | | | | 0-0 3B | | 0-0 F8 | | 0-3 K | | 4 | 0 | 1 | 0 | 0 | 2 | | |
| Dick Davis, R (1,9) OBP: 0.299, SLG: 0.366 | | | 0-0 6-3 | | 0-0 4-3 | | 0-0 1-3 1B | | | | 3 | 0 | 1 | 0 | 0 | 0 | | |
| Sal Bando, R (1,5) OBP: 0.272, SLG: 0.265 | | | 0-0 6-3 | | 4-0 BB | | 0-0 F9 | | | | 2 | 0 | 0 | 0 | 1 | 0 | | |
| Buck Martinez, R (1,2) OBP: 0.264, SLG: 0.298 Charlie Moore, R (8, PH) OBP: 0.350, SLG: 0.347 (8,2) | | | | 0-0 1B | | 0-0 1-3 | | 0-0 F9 | | 2 | 0 | 1 | 0 | 0 | 0 | 2 | | |
| | | | | | | | | | | 1 | 0 | 0 | 0 | 0 | 0 | 0 | | |
| Inning Stats | R: 0 E: 0 K: 0 S: 3 | H: 0 LOB: 0 BB: 0 P: 3 | R: 0 E: 0 K: 1 S: 5 | H: 0 LOB: 0 BB: 0 P: 5 | R: 0 E: 0 K: 0 S: 4 | H: 1 LOB: 1 BB: 0 P: 4 | R: 0 E: 0 K: 0 S: 3 | H: 0 LOB: 0 BB: 0 P: 3 | R: 0 E: 0 K: 0 S: 4 | H: 1 LOB: 2 BB: 0 P: 5 | R: 0 E: 0 K: 1 S: 5 | H: 1 LOB: 1 BB: 0 P: 4 | R: 0 E: 0 K: 1 S: 5 | H: 0 LOB: 0 BB: 0 P: 5 | 1B: 3 2B: 0 3B: 1 HR: 0 | SF: 0 SAC: 0 DP: 0 HBP: 1 | WP: 0 PB: 0 CS: 0 | PA: 33 |
| PITCHER Tommy John, L (1,1) ERA: 2.67 | IP: 9.0 WLS: W BF: 33 H: 4 R: 0 ER: 0 SO: 2 BB: 1 IBB: 0 HBP: 1 BLK: 0 WP: 0 HR: 0 S: 35 P: 40 ERA: 0.00 WHIP: 0.556 | | | | | | | | | | | PITCHER | IP: 9.0 WLS: W BF: 33 H: 4 R: 0 ER: 0 SO: 2 BB: 1 IBB: 0 HBP: 1 BLK: 0 WP: 0 HR: 0 S: 35 P: 40 ERA: 0.00 WHIP: 0.556 | | | | | |

| Batter | 1 | 2 | 3 | 4 | 5 | 6 | 7 | 8 | 9 | AB | R | H | RBI | BB | SO | LOB | BOTTOM | |
|---|--|---------------------------------|------------------------------|---------------------------------|------------------------------|---------------------------------|------------------------------|---------------------------------|------------------------------|---------------------------------|------------------------------|---------------------------------|--|---------------------------------|----------------------------------|------------------------------------|--|--------|
| Willie Randolph, R (1,4) OBP: 0.430, SLG: 0.422 | 0-0 1B | | 0-0 FC3-6 1B | | 0-0 SH1-3 | | 0-0 1-2 1B | | 0-0 2-3 1B | | 3 | 0 | 3 | 0 | 0 | 0 | Milwaukee Brewers @ New York Yankees Yankee Stadium, Bronx, NY Tue Jul 22 1980, 7:05 PM EDT Unknown - 94 F livebaseballscores.com | |
| Bobby Murcer, L (1,7) OBP: 0.358, SLG: 0.517 | 0-0 F7 | | 0-0 P3 | | 0-0 E8 1B | | 0-0 2-H 1B | | 0-0 F2 | | 4 | 0 | 1 | 1 | 0 | 4 | | |
| Graig Nettles, L (1,5) OBP: 0.334, SLG: 0.435 | 0-0 F8 | | 0-0 FC3-6 1-2 | | 0-0 F6 | | 0-0 G3 | | 0-0 G3 | | 4 | 0 | 0 | 0 | 0 | 5 | | |
| Reggie Jackson, L (1,10) OBP: 0.382, SLG: 0.623 | 0-0 F7 | | | 0-0 G4-6-3 1B | 0-0 F7 | | | 0-3 K | | 4 | 0 | 1 | 0 | 0 | 1 | 2 | | |
| Oscar Gamble, L (1,9) OBP: 0.343, SLG: 0.517 Bobby Brown, S (9,9) OBP: 0.316, SLG: 0.419 | | 0-0 F8 | | 0-0 G4-6-3 1-2 | | 0-0 F8 | | 0-0 F9 | | 4 | 0 | 0 | 0 | 0 | 0 | 0 | | |
| Jim Spencer, L (1,3) OBP: 0.316, SLG: 0.416 | | 0-0 4-3 | | 0-0 3-1 | | 0-0 3-1 | | 0-3 K | | 4 | 0 | 0 | 0 | 0 | 1 | 0 | | |
| Ruppert Jones, L (1,8) OBP: 0.311, SLG: 0.383 | | 0-0 3B | | | 0-0 2B 1B | | 0-0 F8 | | | 3 | 1 | 2 | 0 | 0 | 0 | 0 | | |
| Johnny Oates, L (1,2) OBP: 0.216, SLG: 0.333 | | 0-0 F8 | | | 0-0 1-H 1B 2B | | 0-0 1B 2B | | | 3 | 1 | 2 | 1 | 0 | 0 | 1 | | |
| Bucky Dent, R (1,6) OBP: 0.320, SLG: 0.362 | | | 0-0 6-3 | | 0-0 2-H 1B | | 0-0 F2 | | | 3 | 1 | 1 | 1 | 0 | 0 | 1 | | |
| | | | | | | | | | | | | | | | | | | |
| Inning Stats | R: 0 E: 0 K: 0 S: 4 | H: 1 LOB: 1 BB: 0 P: 4 | R: 0 E: 0 K: 0 S: 4 | H: 1 LOB: 1 BB: 0 P: 4 | R: 0 E: 0 K: 0 S: 3 | H: 1 LOB: 0 BB: 0 P: 3 | R: 3 E: 1 K: 0 S: 7 | H: 4 LOB: 1 BB: 0 P: 7 | R: 0 E: 0 K: 0 S: 3 | H: 0 LOB: 0 BB: 0 P: 3 | R: 0 E: 0 K: 0 S: 5 | H: 2 LOB: 2 BB: 0 P: 5 | R: 0 E: 0 K: 2 S: 7 | H: 0 LOB: 0 BB: 0 P: 7 | 1B: 7 2B: 2 3B: 1 HR: 0 | SF: 0 SAC: 1 DP: 1 HBP: 0 | WP: 0 PB: 0 CS: 0 | PA: 33 |
| PITCHER Lary Sorensen, R (1,1) ERA: 4.09 Jerry Augustine, L (5,1) ERA: 4.5 | IP: 4.1 WLS: L BF: 20 H: 8 R: 3 ER: 3 SO: 3 BB: 0 IBB: 0 HBP: 0 BLK: 0 WP: 0 HR: 0 S: 20 P: 20 ERA: 6.23 WHIP: 1.846 | | | | | | | | | | | PITCHER | IP: 3.2 WLS: L BF: 13 H: 2 R: 0 ER: 0 SO: 2 BB: 0 IBB: 0 HBP: 0 BLK: 0 WP: 0 HR: 0 S: 17 P: 17 ERA: 0.00 WHIP: 0.545 | | | | | |



| Batter | 1 | 2 | 3 | 4 | 5 | 6 | 7 | 8 | 9 | AB | R | H | RBI | BB | SO | LOB | TOP | | | | | | | | | | |
|---|------------------------------|---------------------------------|------------------------------|----------------------------------|------------------------------|---------------------------------|------------------------------|---------------------------------|------------------------------|---------------------------------|------------------------------|---------------------------------|------------------------------|---------------------------------|------------------------------|---------------------------------|----------------------------------|------------------------------------|-------------------------|--------|--|--|--|--|--|--|--|
| Paul Moltitor, R OBP: 0.421, SLG: 0.461 (1, 4) | | | | | | | | | | 4 | 0 | 0 | 0 | 0 | 0 | 2 | | | | | | | | | | | |
| Robin Yount, R OBP: 0.333, SLG: 0.554 (1, 10) | | | | | | | | | | 3 | 1 | 1 | 0 | 1 | 0 | 0 | | | | | | | | | | | |
| Cecil Cooper, L OBP: 0.380, SLG: 0.514 (1, 3) | | | | | | | | | | 4 | 0 | 1 | 0 | 0 | 1 | 2 | | | | | | | | | | | |
| Gorman Thomas, R OBP: 0.301, SLG: 0.468 (1, 8) | | | | | | | | | | 4 | 1 | 1 | 0 | 0 | 1 | 2 | | | | | | | | | | | |
| Don Money, R OBP: 0.346, SLG: 0.519 Jim Gantner, L OBP: 0.302, SLG: 0.322 (9, PR) | | | | | | | | | | 3 | 1 | 1 | 2 | 1 | 0 | 1 | | | | | | | | | | | |
| Dick Davis, R OBP: 0.298, SLG: 0.369 Ben Oglivie, L OBP: 0.392, SLG: 0.602 (9, 7) | | | | | | | | | | 4 | 1 | 1 | 0 | 0 | 0 | 1 | | | | | | | | | | | |
| Mark Brouhard, R OBP: 0.282, SLG: 0.410 (1, 9) | | | | | | | | | | 4 | 0 | 0 | 0 | 0 | 3 | 3 | | | | | | | | | | | |
| Charlie Moore, R OBP: 0.350, SLG: 0.343 (1, 2) | | | | | | | | | | 2 | 0 | 0 | 0 | 1 | 0 | 0 | | | | | | | | | | | |
| Ed Romero, R OBP: 0.315, SLG: 0.292 (1, 6) | | | | | | | | | | 3 | 0 | 1 | 2 | 0 | 0 | 0 | | | | | | | | | | | |
| Inning Stats | R: 0 E: 0 K: 0 S: 2 | H: 0 LOB: 0 BB: 1 P: 6 | R: 2 E: 0 K: 1 S: 8 | H: 3 LOB: 2 BB: 1 P: 12 | R: 2 E: 0 K: 1 S: 5 | H: 2 LOB: 0 BB: 0 P: 5 | R: 0 E: 0 K: 1 S: 5 | H: 0 LOB: 0 BB: 0 P: 5 | R: 0 E: 0 K: 0 S: 3 | H: 0 LOB: 0 BB: 0 P: 3 | R: 0 E: 0 K: 0 S: 3 | H: 0 LOB: 0 BB: 0 P: 3 | R: 0 E: 0 K: 1 S: 5 | H: 0 LOB: 1 BB: 1 P: 8 | R: 0 E: 0 K: 1 S: 4 | H: 0 LOB: 0 BB: 0 P: 5 | 1B: 4 2B: 1 3B: 0 HR: 1 | SF: 0 SAC: 0 DP: 1 HBP: 0 | WP: 0 PB: 0 CS: 1 | PA: 34 | | | | | | | |
| PITCHER | IP | WLS | BF | H | R | ER | SO | BB | IBB | HBP | BLK | WP | HR | S | P | ERA | WHIP | | | | | | | | | | |
| Rudy May, L ERA: 2.7 (1, 1) | 5.0 | L | 22 | 6 | 4 | 4 | 3 | 1 | 1 | 0 | 0 | 0 | 1 | 26 | 34 | 7.20 | 1.400 | | | | | | | | | | |
| Doug Bird, R ERA: 3.55 (6, 1) | 3.0 | | 9 | 0 | 0 | 0 | 1 | 0 | 0 | 0 | 0 | 0 | 0 | 11 | 11 | 0.00 | 0.000 | | | | | | | | | | |
| Rich Gossage, R ERA: 2.59 (9, 1) | 1.0 | | 3 | 0 | 0 | 0 | 1 | 1 | 0 | 0 | 0 | 0 | 0 | 4 | 8 | 0.00 | 1.000 | | | | | | | | | | |

Milwaukee Brewers @ New York Yankees
Yankee Stadium, Bronx, NY
Tue Jul 22, 1980, 7:05 PM EDT
Att: 53,668 - Unknown - 84 F

AB 31
R 4
H 6
RBI 4
BB 3
SO 5
LOB 11

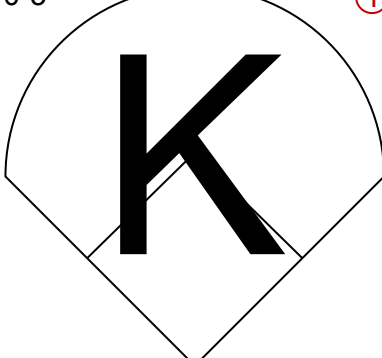
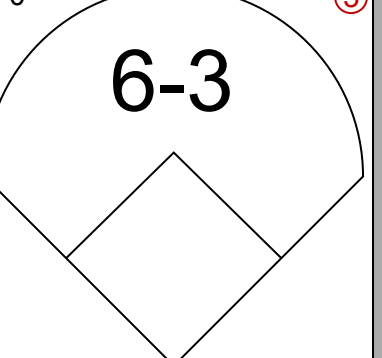
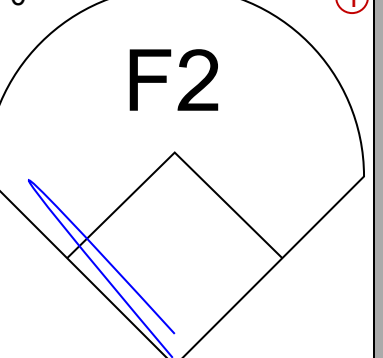
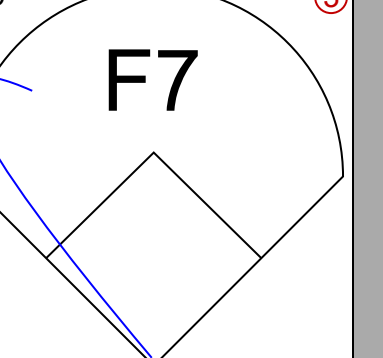
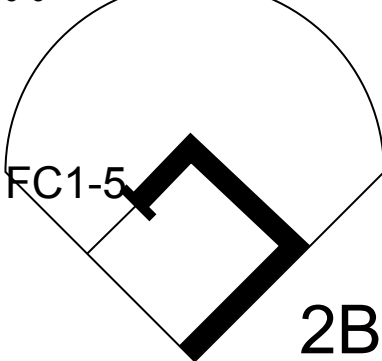
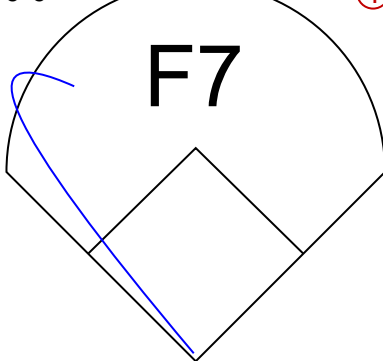
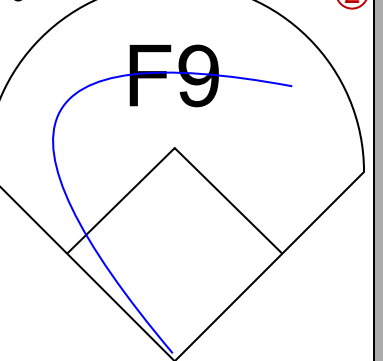
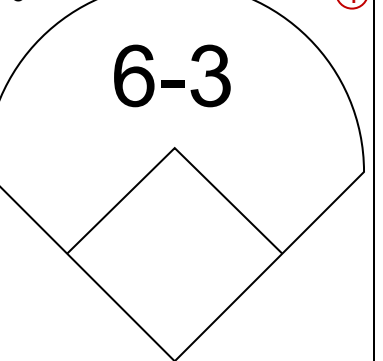
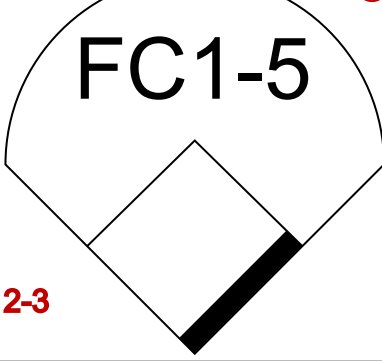
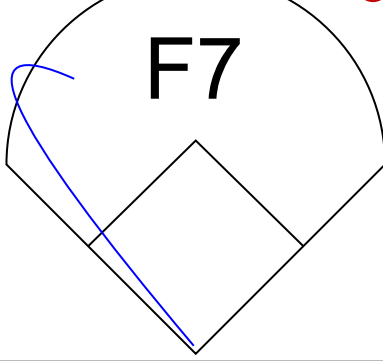
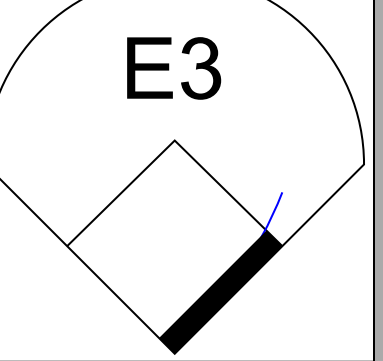
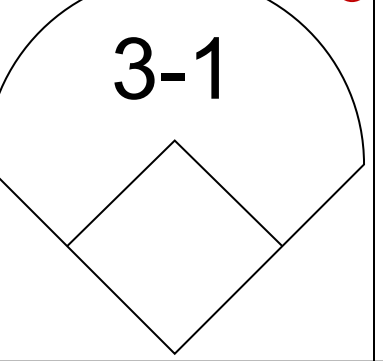
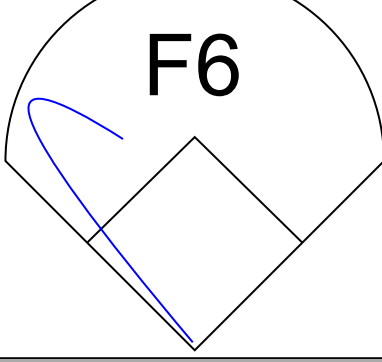
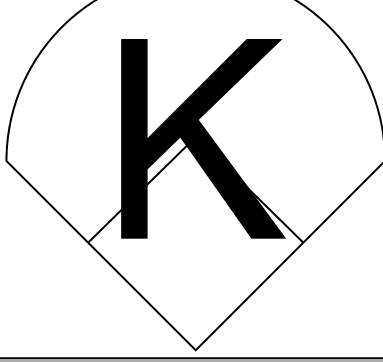
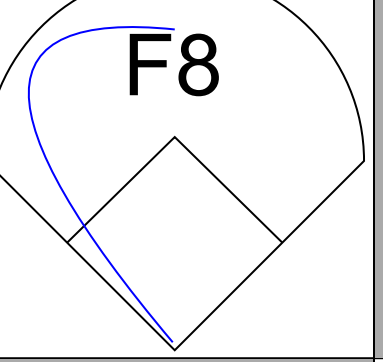
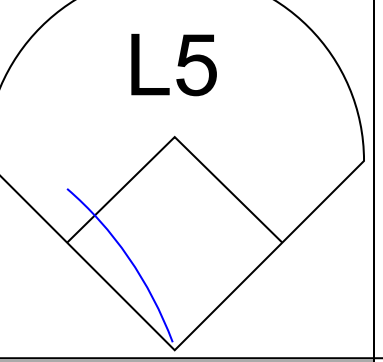
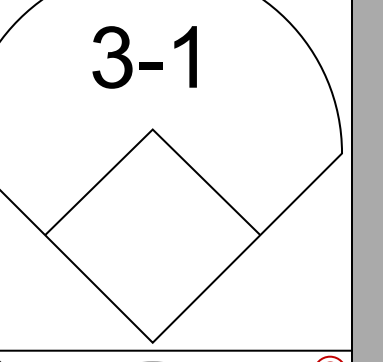
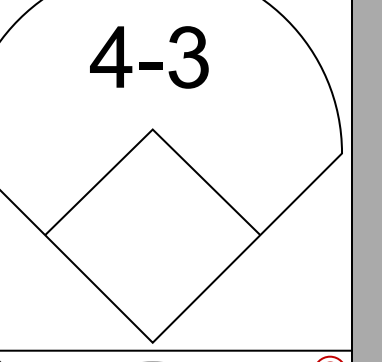
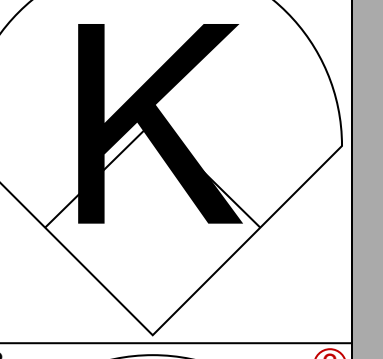
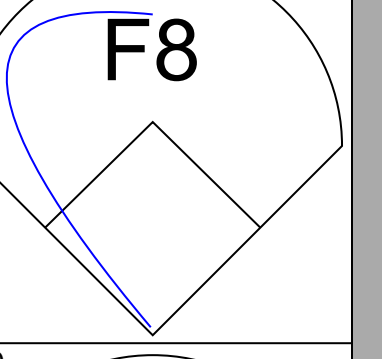

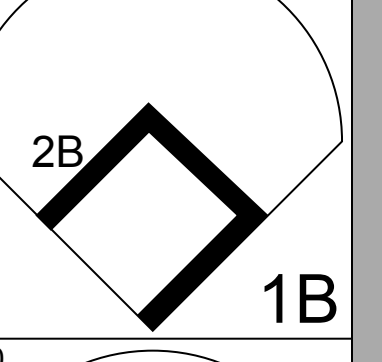
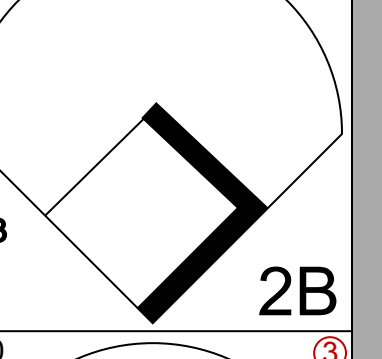
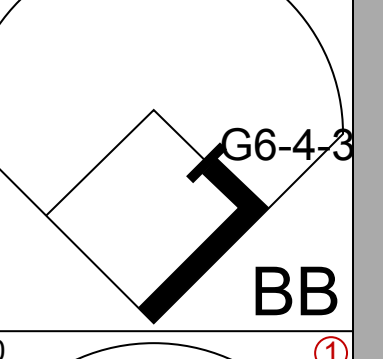
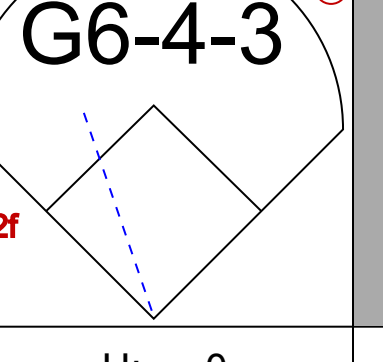


| Batter | 1 | 2 | 3 | 4 | 5 | 6 | 7 | 8 | 9 | AB | R | H | RBI | BB | SO | LOB | BOTTOM | | | | | | | | | | |
|---|------------------------------|---------------------------------|------------------------------|---------------------------------|------------------------------|---------------------------------|------------------------------|---------------------------------|------------------------------|---------------------------------|------------------------------|---------------------------------|------------------------------|---------------------------------|------------------------------|---------------------------------|----------------------------------|------------------------------------|-------------------------|--------|--|--|--|--|--|--|--|
| Willie Randolph, R OBP: 0.431, SLG: 0.426 (1, 4) | | | | | | | | | | 4 | 0 | 2 | 0 | 0 | 0 | 0 | | | | | | | | | | | |
| Lou Piniella, R OBP: 0.328, SLG: 0.320 Bobby Murcer, L OBP: 0.360, SLG: 0.517 (5, PH) | | | | | | | | | | 2 | 0 | 0 | 0 | 0 | 0 | 1 | | | | | | | | | | | |
| Bob Watson, R OBP: 0.364, SLG: 0.429 (1, 3) | | | | | | | | | | 4 | 0 | 0 | 0 | 0 | 1 | 3 | | | | | | | | | | | |
| Reggie Jackson, L OBP: 0.377, SLG: 0.615 (1, 9) | | | | | | | | | | 4 | 0 | 0 | 0 | 0 | 1 | 1 | | | | | | | | | | | |
| Eric Soderholm, R OBP: 0.399, SLG: 0.519 Oscar Gamble, L OBP: 0.338, SLG: 0.508 (9, PH) | | | | | | | | | | 3 | 1 | 1 | 0 | 0 | 2 | 0 | | | | | | | | | | | |
| Graig Nettles, L OBP: 0.333, SLG: 0.436 (1, 5) | | | | | | | | | | 4 | 0 | 1 | 0 | 0 | 1 | 1 | | | | | | | | | | | |
| Rick Cerone, R OBP: 0.307, SLG: 0.434 (1, 2) | | | | | | | | | | 3 | 0 | 1 | 1 | 0 | 0 | 1 | | | | | | | | | | | |
| Ruppert Jones, L OBP: 0.307, SLG: 0.378 (1, 8) | | | | | | | | | | 3 | 0 | 0 | 0 | 0 | 1 | 1 | | | | | | | | | | | |
| Bucky Dent, R OBP: 0.317, SLG: 0.358 (1, 6) | | | | | | | | | | 3 | 0 | 0 | 0 | 0 | 0 | 1 | | | | | | | | | | | |
| Inning Stats | R: 0 E: 0 K: 0 S: 4 | H: 1 LOB: 1 BB: 0 P: 4 | R: 1 E: 0 K: 1 S: 7 | H: 2 LOB: 1 BB: 0 P: 7 | R: 0 E: 0 K: 1 S: 3 | H: 0 LOB: 0 BB: 0 P: 3 | R: 0 E: 0 K: 1 S: 6 | H: 1 LOB: 1 BB: 0 P: 6 | R: 0 E: 0 K: 1 S: 7 | H: 2 LOB: 2 BB: 0 P: 7 | R: 0 E: 0 K: 2 S: 7 | H: 0 LOB: 0 BB: 0 P: 7 | R: 0 E: 0 K: 0 S: 3 | H: 0 LOB: 0 BB: 0 P: 3 | R: 0 E: 0 K: 1 S: 5 | H: 0 LOB: 0 BB: 0 P: 5 | 1B: 3 2B: 3 3B: 0 HR: 0 | SF: 0 SAC: 0 DP: 0 HBP: 0 | WP: 0 PB: 0 CS: 0 | PA: 33 | | | | | | | |
| PITCHER | IP | WLS | BF | H | R | ER | SO | BB | IBB | HBP | BLK | WP | HR | S | P | ERA | WHIP | | | | | | | | | | |
| Bill Travers, L ERA: 2.73 Paul Mitchell, R ERA: 2.25 (2, 1) | 1.0 | W | 29 | 5 | 1 | 1 | 6 | 0 | 0 | 0 | 0 | 0 | 0 | 41 | 41 | 1.12 | 0.625 | | | | | | | | | | |

Milwaukee Brewers @ New York Yankees
Yankee Stadium, Bronx, NY
Tue Jul 22, 1980, 7:05 PM EDT
Att: 53,668 - Unknown - 84 F

AB 33
R 1
H 6
RBI 1
BB 0
SO 6
LOB 9

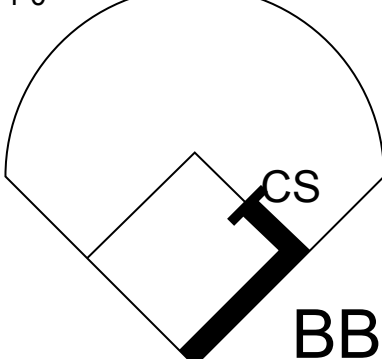
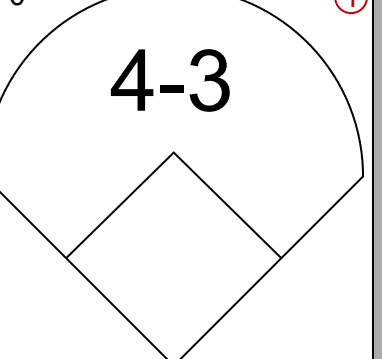
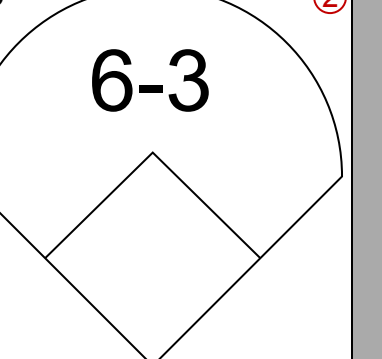
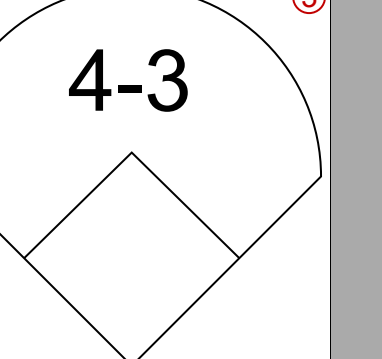
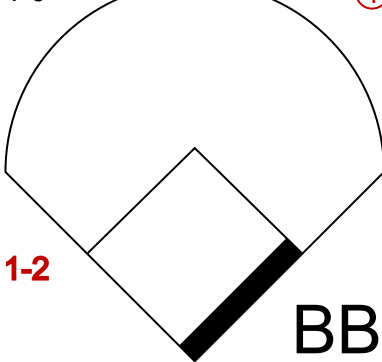
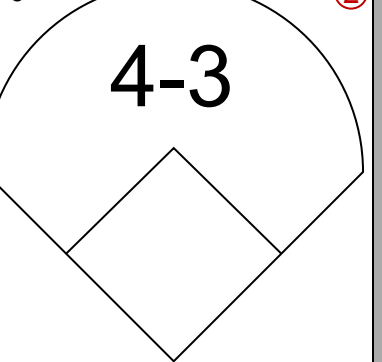
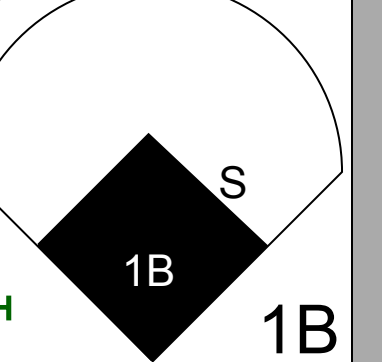
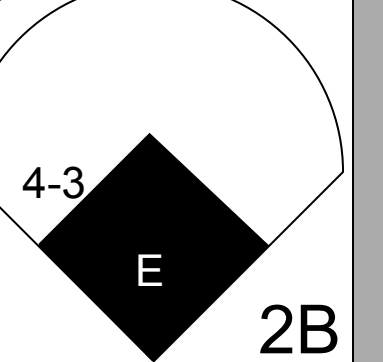
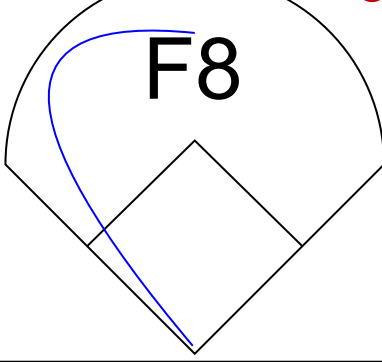
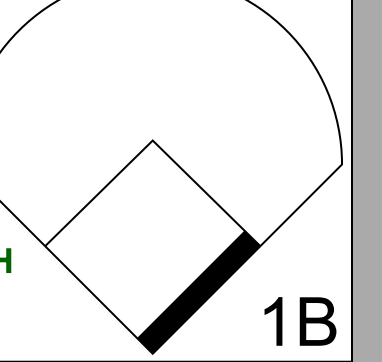
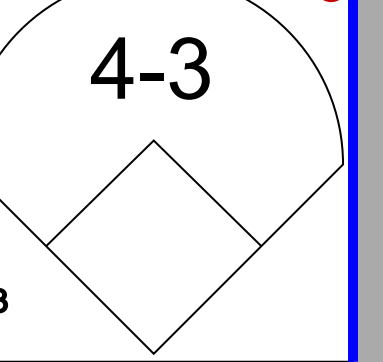
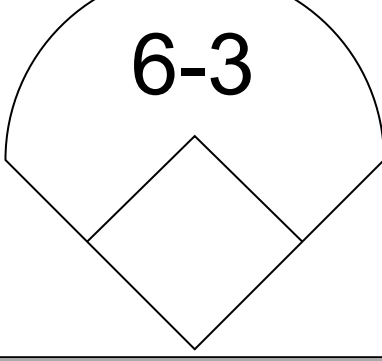

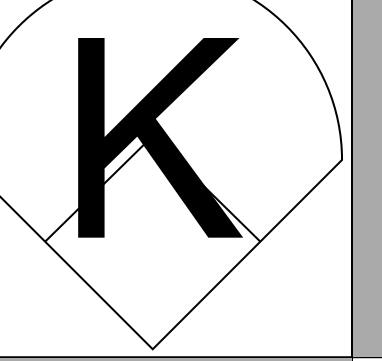
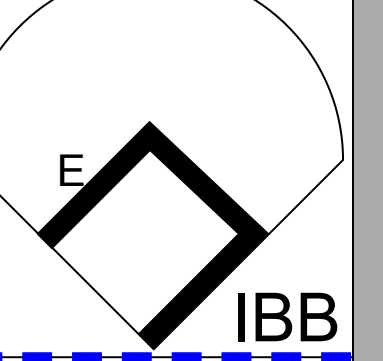

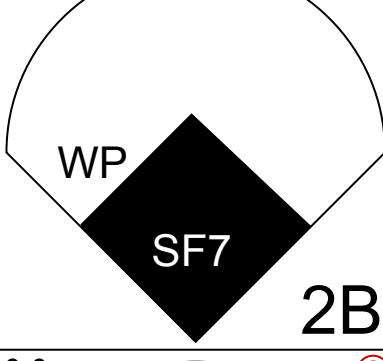
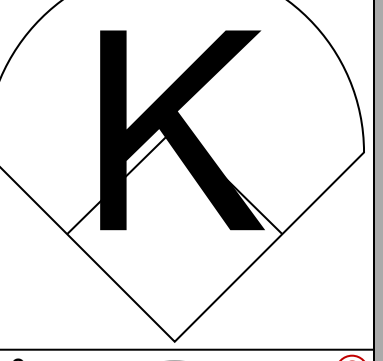
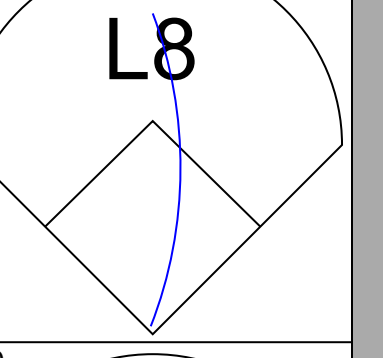
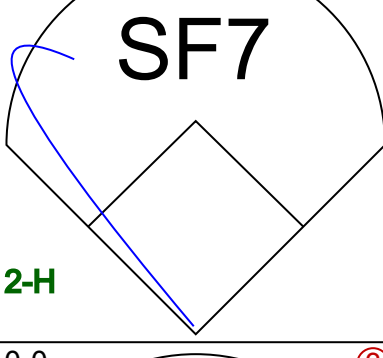
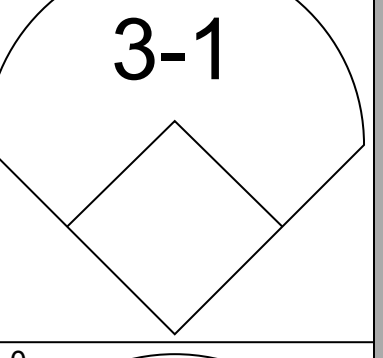
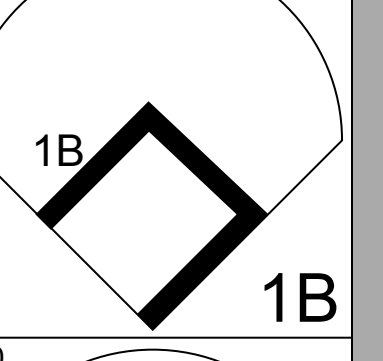
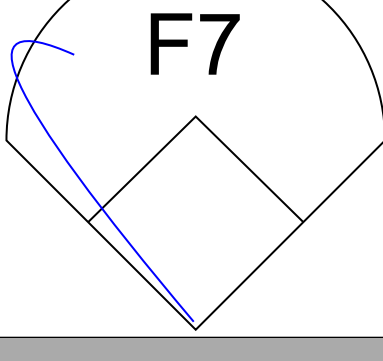
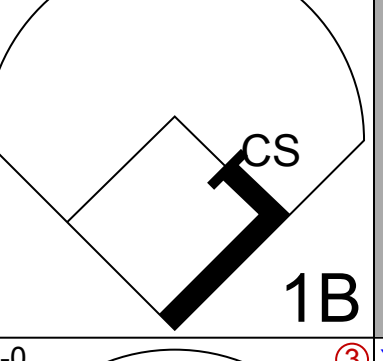
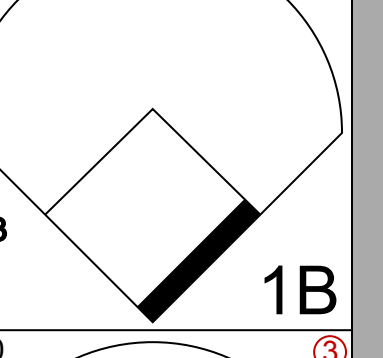


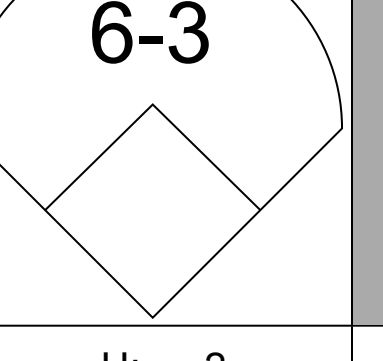


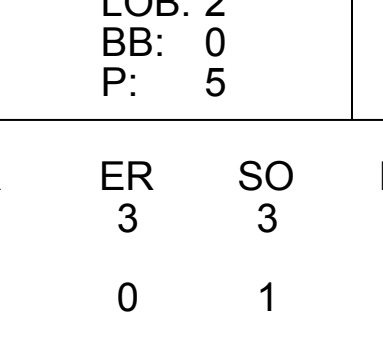
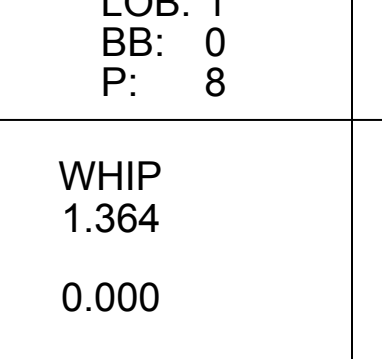
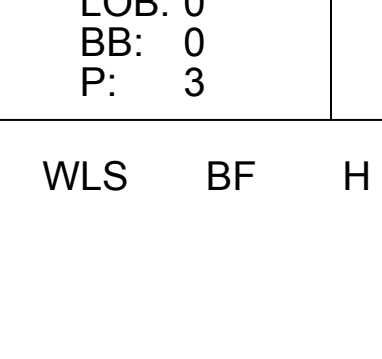





| Batter | 1 | 2 | 3 | 4 | 5 | 6 | 7 | 8 | 9 | AB | R | H | RBI | BB | SO | LOB | TOP | | |
|---|--|---|--|---|------------------------------|---|------------------------------|--|---|---------------------------------|------------------------------|---------------------------------|------------------------------|---------------------------------|------------------------------|--|----------------------------------|------------------------------------|--------------------------|
| Paul Moltis , R OBP: 0.414, SLG: 0.452 (1, 10) |  | |  | | |  | |  | | 4 | 0 | 0 | 0 | 0 | 1 | 0 | | | |
| Robin Yount , R OBP: 0.332, SLG: 0.554 (1, 6) |  | | |  | |  | | |  | 4 | 0 | 1 | 0 | 0 | 0 | 0 | | | |
| Cecil Cooper , L OBP: 0.376, SLG: 0.508 (1, 3) |  | | |  | |  | | |  | 4 | 0 | 0 | 0 | 0 | 0 | 1 | | | |
| Gorman Thomas , R OBP: 0.298, SLG: 0.463 (1, 8) |  | | |  | |  | | |  | 4 | 0 | 0 | 0 | 0 | 1 | 2 | | | |
| Ben Oglivie , L OBP: 0.389, SLG: 0.596 (1, 7) | |  | | | |  | | | | 3 | 0 | 0 | 0 | 0 | 1 | 0 | | | |
| Don Money , R OBP: 0.341, SLG: 0.510 (1, 5) |  | | | | |  | | | | 3 | 0 | 0 | 0 | 0 | 1 | 0 | | | |
| Dick Davis , R OBP: 0.298, SLG: 0.369 (1, 9) |  | | | | |  | | | | 3 | 0 | 1 | 0 | 0 | 2 | 0 | | | |
| Jim Gantner , L OBP: 0.310, SLG: 0.332 (1, 4) | | | | | |  | | | | 2 | 0 | 2 | 0 | 1 | 0 | 0 | | | |
| Buck Martinez , R OBP: 0.260, SLG: 0.294 (1, 2) | | | | | |  | | | | 2 | 0 | 0 | 0 | 0 | 0 | 3 | | | |
| Charlie Moore , R OBP: 0.348, SLG: 0.342 (8, PH) (8, 2) | | | | | |  | | | | 1 | 0 | 0 | 0 | 0 | 0 | 1 | | | |
| Inning Stats | R: 0 E: 0 K: 1 S: 6 | H: 1 LOB: 1 BB: 0 P: 6 | R: 0 E: 0 K: 2 S: 7 | H: 0 LOB: 0 BB: 0 P: 7 | R: 0 E: 0 K: 0 S: 3 | H: 1 LOB: 0 BB: 0 P: 3 | R: 0 E: 0 K: 1 S: 5 | H: 0 LOB: 0 BB: 0 P: 5 | R: 0 E: 0 K: 0 S: 4 | H: 0 LOB: 1 BB: 0 P: 4 | R: 0 E: 0 K: 2 S: 7 | H: 0 LOB: 0 BB: 0 P: 7 | R: 0 E: 0 K: 0 S: 2 | H: 0 LOB: 1 BB: 1 P: 6 | R: 0 E: 0 K: 0 S: 3 | H: 0 LOB: 0 BB: 0 P: 3 | 1B: 2 2B: 2 3B: 0 HR: 0 | SF: 0 SAC: 0 DP: 2 HBP: 0 | WP: 0 PA: 31 CS: 0 |
| PITCHER Ron Guidry , L ERA: 3.64 (1, 1) | IP: 9.0 WLS: W BF: 31 H: 4 R: 0 ER: 0 SO: 6 BB: 1 IBB: 0 HBP: 0 BLK: 0 WP: 0 HR: 0 S: 42 P: 46 ERA: 0.00 WHIP: 0.556 | | | | | | | | | | | | | | | PITCHER IP: WLS: BF: H: R: ER: SO: BB: IBB: HBP: BLK: WP: HR: S: P: ERA: WHIP: | | | |

Milwaukee Brewers @ New York Yankees
Yankee Stadium, Bronx, NY
Wed Jul 23 1980, 7:05 PM EDT
Att: 41,015 - Unknown - 78 F

AB 30
R 0
H 4
RBI 0
BB 1
SO 6
LOB 7



| Batter | 1 | 2 | 3 | 4 | 5 | 6 | 7 | 8 | 9 | AB | R | H | RBI | BB | SO | LOB | BOTTOM | | |
|---|--|---|---|---------------------------------|------------------------------|--|------------------------------|---|------------------------------|---------------------------------|------------------------------|---------------------------------|------------------------------|---------------------------------|------------------------------|--|----------------------------------|------------------------------------|--------------------------|
| Willie Randolph , R OBP: 0.429, SLG: 0.422 (1, 4) |  | |  | | |  | |  | | 3 | 0 | 0 | 0 | 1 | 0 | 1 | | | |
| Bobby Murcer , L OBP: 0.369, SLG: 0.526 (1, 7) |  | |  | | |  | |  | | 3 | 2 | 2 | 1 | 1 | 0 | 0 | | | |
| Oscar Gamble , L OBP: 0.333, SLG: 0.492 (1, 9) |  | | | | |  | |  | | 4 | 0 | 1 | 1 | 0 | 0 | 2 | | | |
| Bobby Brown , S OBP: 0.316, SLG: 0.419 (9, 9) |  | |  | | |  | |  | | 0 | 0 | 0 | 0 | 0 | 0 | 0 | | | |
| Reggie Jackson , L OBP: 0.376, SLG: 0.608 (1, 10) |  | | | | |  | |  | | 3 | 0 | 0 | 0 | 1 | 2 | 2 | | | |
| Graig Nettles , L OBP: 0.332, SLG: 0.437 (1, 5) | |  | | | |  | |  | | 4 | 1 | 1 | 0 | 0 | 1 | 1 | | | |
| Jim Spencer , L OBP: 0.311, SLG: 0.411 (1, 3) | |  | | | |  | |  | | 2 | 0 | 0 | 1 | 0 | 0 | 0 | | | |
| Bob Watson , R OBP: 0.366, SLG: 0.429 (8, PH) (9, 3) | |  | | | |  | |  | | 0 | 0 | 0 | 0 | 1 | 0 | 0 | | | |
| Ruppert Jones , L OBP: 0.310, SLG: 0.380 (1, 8) | |  | | | |  | |  | | 4 | 0 | 2 | 0 | 0 | 1 | 2 | | | |
| Rick Cerone , R OBP: 0.307, SLG: 0.433 (1, 2) | |  | | | |  | |  | | 3 | 0 | 1 | 0 | 0 | 0 | 0 | | | |
| Bucky Dent , R OBP: 0.317, SLG: 0.362 (1, 6) | |  | | | |  | |  | | 3 | 1 | 1 | 0 | 0 | 0 | 2 | | | |
| Inning Stats | R: 0 E: 0 K: 0 S: 2 | H: 0 LOB: 2 BB: 2 P: 10 | R: 0 E: 0 K: 0 S: 5 | H: 2 LOB: 0 BB: 0 P: 5 | R: 0 E: 0 K: 0 S: 3 | H: 0 LOB: 0 BB: 0 P: 3 | R: 1 E: 0 K: 1 S: 6 | H: 1 LOB: 0 BB: 0 P: 6 | R: 2 E: 0 K: 1 S: 8 | H: 3 LOB: 1 BB: 0 P: 8 | R: 0 E: 0 K: 1 S: 5 | H: 1 LOB: 0 BB: 0 P: 5 | R: 0 E: 0 K: 0 S: 3 | H: 0 LOB: 0 BB: 0 P: 3 | R: 1 E: 1 K: 1 S: 6 | H: 1 LOB: 2 BB: 2 P: 14 | 1B: 5 2B: 3 3B: 0 HR: 0 | SF: 1 SAC: 0 DP: 0 HBP: 0 | WP: 1 PA: 35 CS: 2 |
| PITCHER Moose Haas , R ERA: 2.95 Bob McClure , L ERA: 2.97 (8, 1) | IP: 7.1 WLS: L BF: 31 H: 8 R: 4 ER: 3 SO: 3 BB: 2 IBB: 1 HBP: 0 BLK: 0 WP: 1 HR: 0 S: 34 P: 46 ERA: 3.68 WHIP: 1.364 | | | | | | | | | | | | | | | PITCHER IP: WLS: BF: H: R: ER: SO: BB: IBB: HBP: BLK: WP: HR: S: P: ERA: WHIP: | | | |

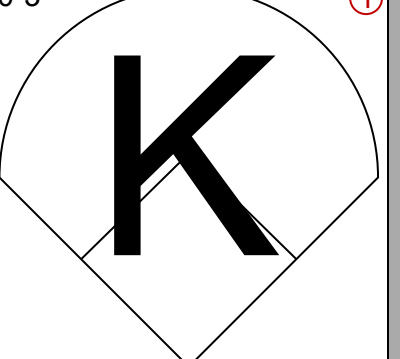
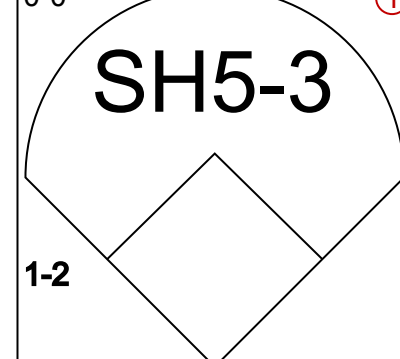
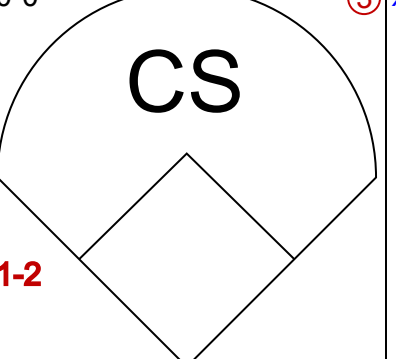
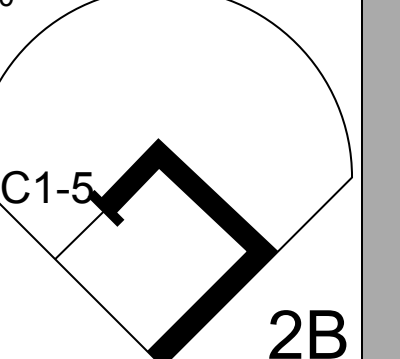
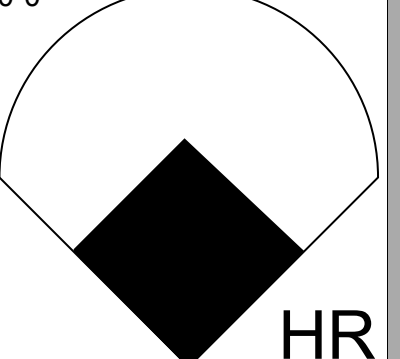
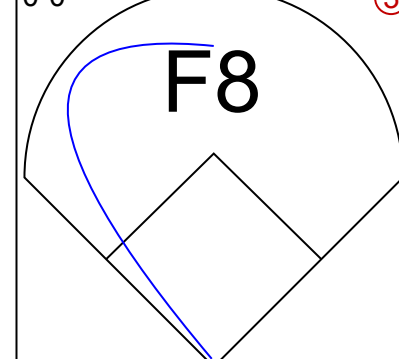
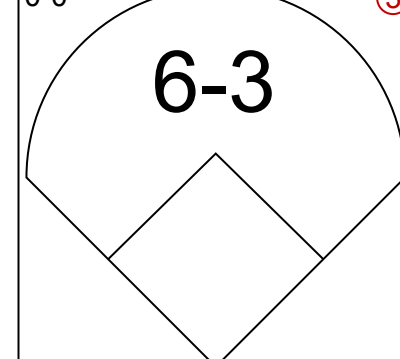
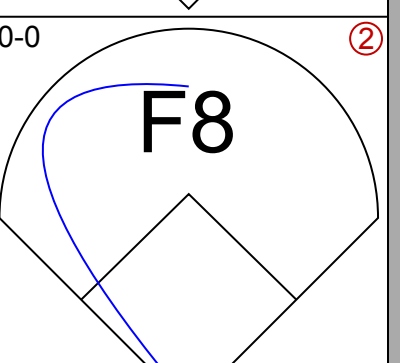
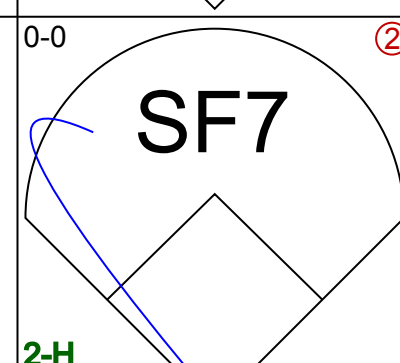
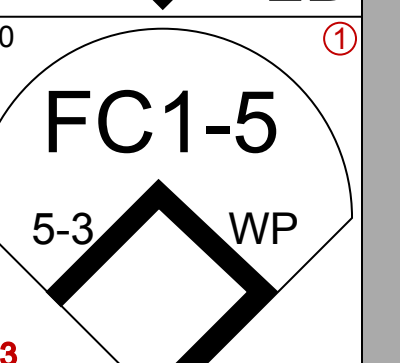
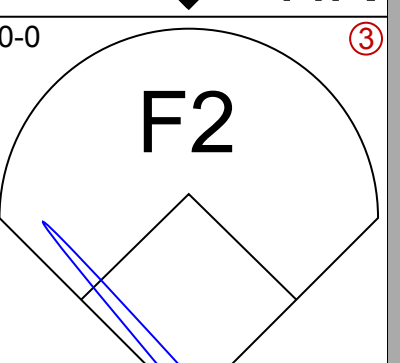
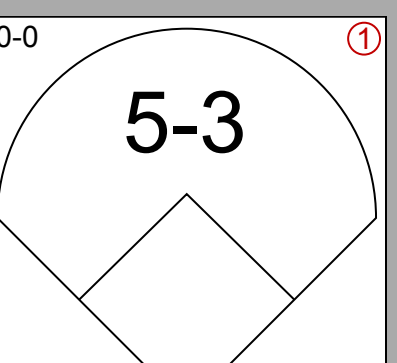
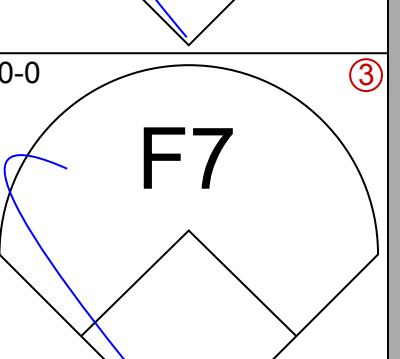
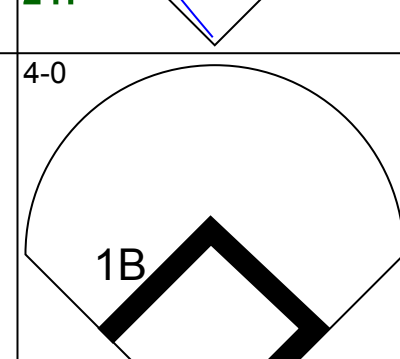
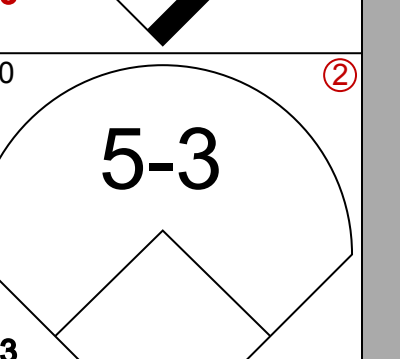
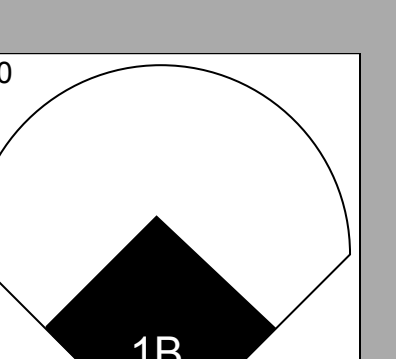
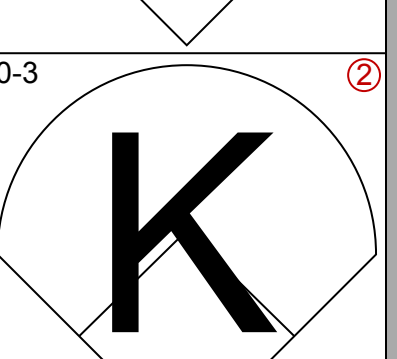
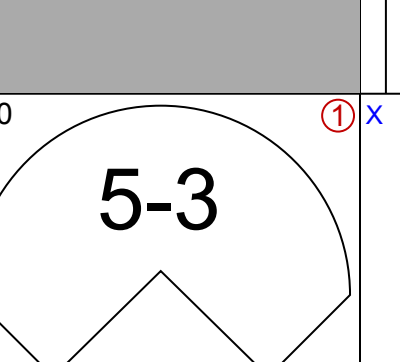
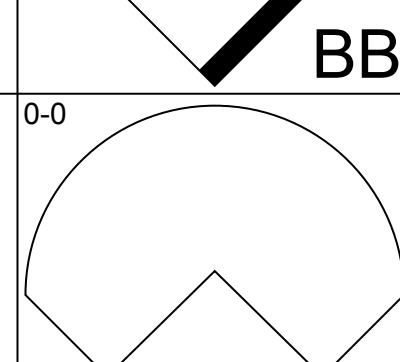
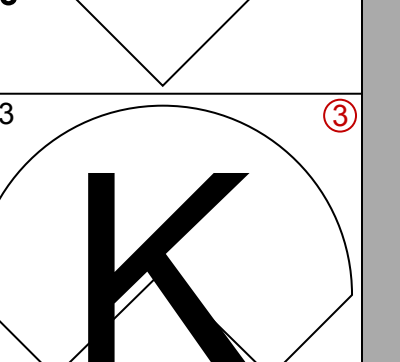
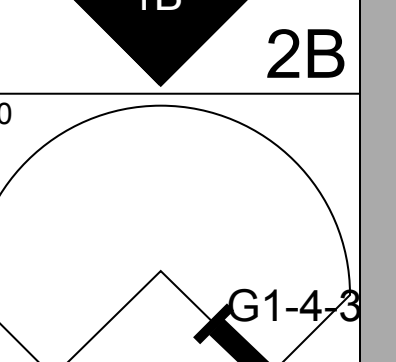
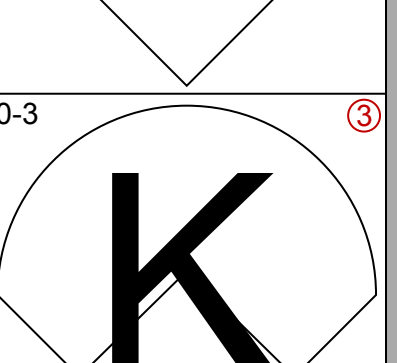
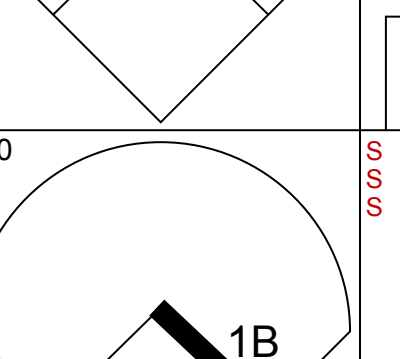
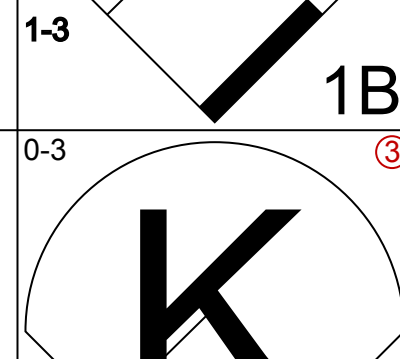
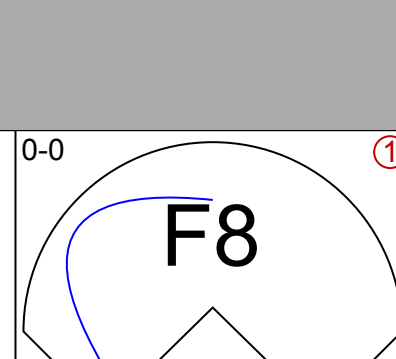
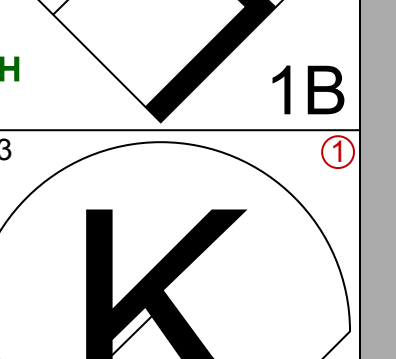
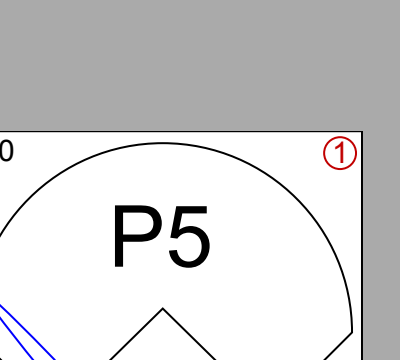
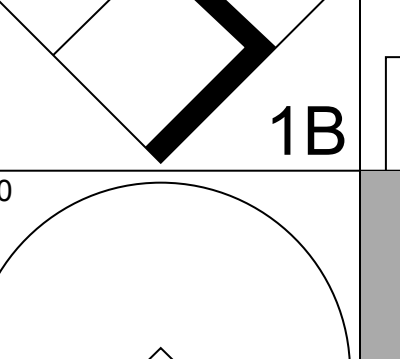
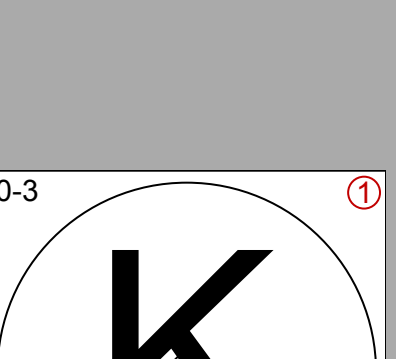
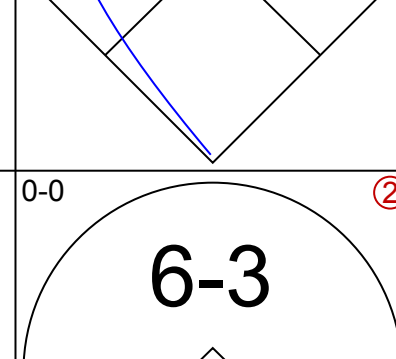
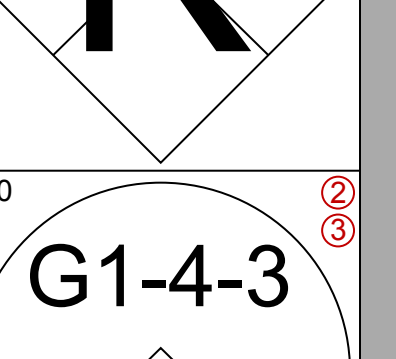
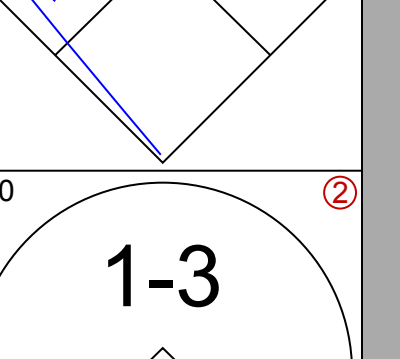
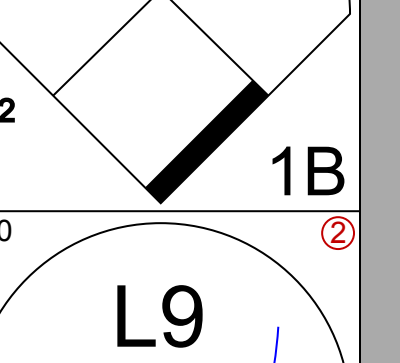
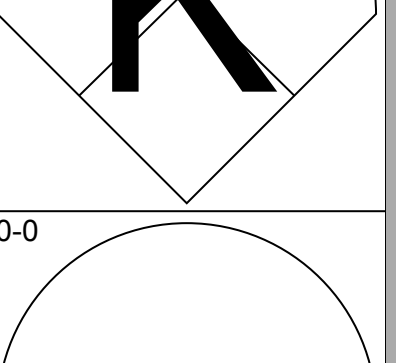
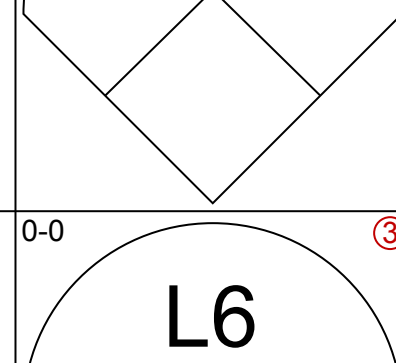
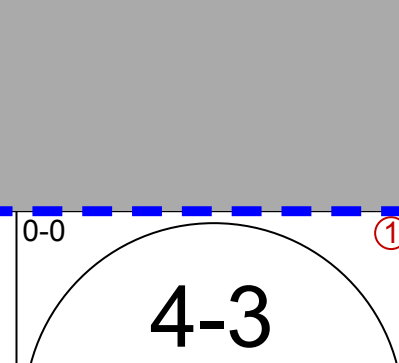
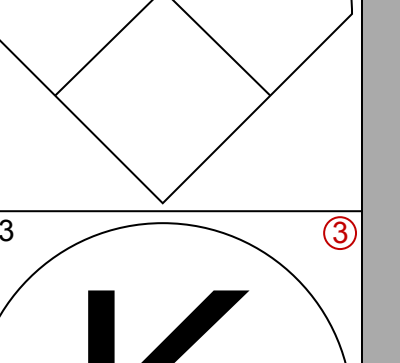
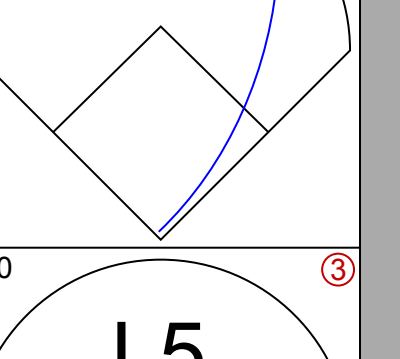
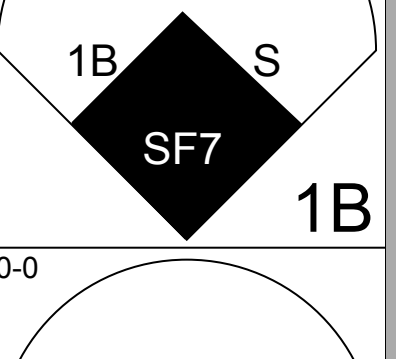
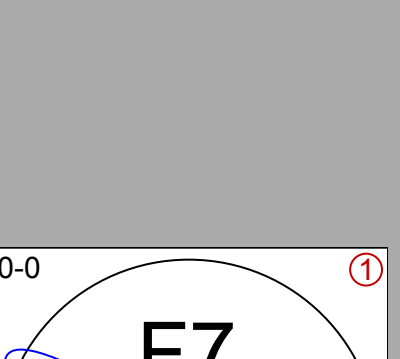
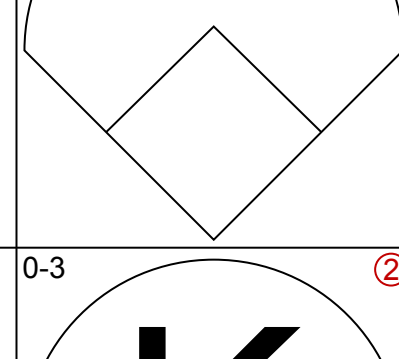
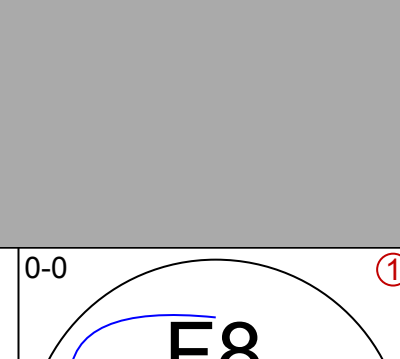
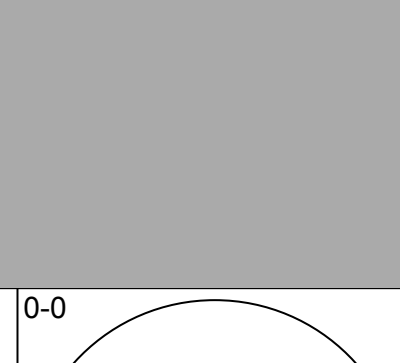
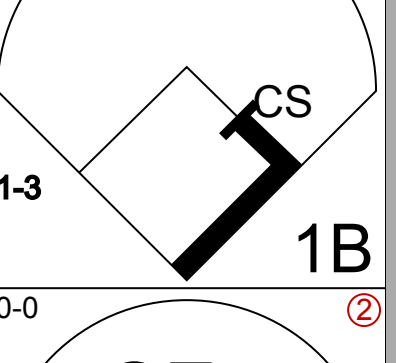
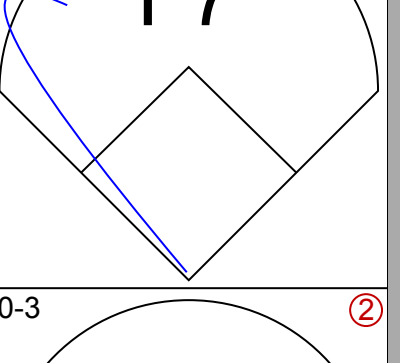
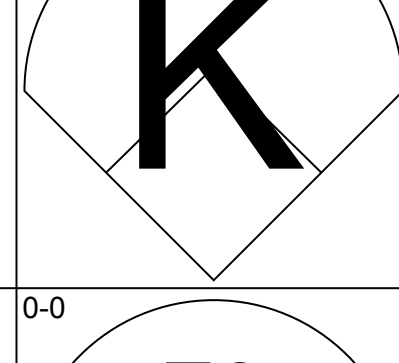
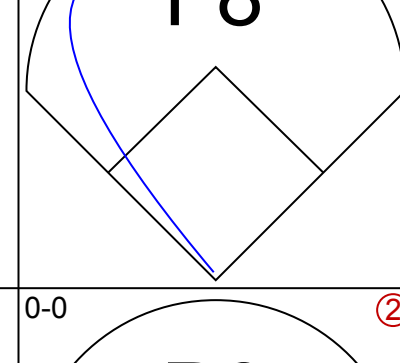
Milwaukee Brewers @ New York Yankees
Yankee Stadium, Bronx, NY
Wed Jul 23 1980, 7:05 PM EDT
Att: 41,015 - Unknown - 78 F

AB 29
R 4
H 8
RBI 3
BB 4
SO 4
LOB 10



| Batter | 1 | 2 | 3 | 4 | 5 | 6 | 7 | 8 | 9 | AB | R | H | RBI | BB | SO | LOB | TOP | | | | |
|---|---|---------------------------------|------------------------------|---------------------------------|------------------------------|---------------------------------|------------------------------|---------------------------------|------------------------------|---------------------------------|------------------------------|---------------------------------|------------------------------|---------------------------------|------------------------------|---------------------------------|---|------------------------------|---------------------------------|----------------------------------|------------------------------------|
| Paul Moltis, R OBP: 0.414, SLG: 0.451 (1, 4) | | | | | | | | | | 5 | 0 | 2 | 0 | 0 | 2 | 2 | Milwaukee Brewers @ Baltimore Orioles Memorial Stadium, Baltimore, MD Fri Jul 25 1980, 7:05 PM EDT Att: 29,716 - Unknown - 87 F | | | | |
| Robin Yount, R OBP: 0.332, SLG: 0.550 (1, 6) | | | | | | | | | | 4 | 0 | 1 | 2 | 0 | 1 | 1 | | | | | |
| Cecil Cooper, L OBP: 0.372, SLG: 0.503 (1, 3) | | | | | | | | | | 4 | 0 | 0 | 0 | 0 | 0 | 2 | | | | | |
| Gorman Thomas, R OBP: 0.300, SLG: 0.480 (1, 8) | | | | | | | | | | 4 | 2 | 2 | 2 | 0 | 0 | 1 | | | | | |
| Ben Oglivie, L OBP: 0.388, SLG: 0.592 (1, 7) | | | | | | | | | | 4 | 0 | 1 | 0 | 0 | 0 | 0 | | | | | |
| Dick Davis, R OBP: 0.297, SLG: 0.371 (1, 9) | | | | | | | | | | 4 | 0 | 1 | 0 | 0 | 2 | 1 | | | | | |
| Don Money, R OBP: 0.344, SLG: 0.531 (1, 10) | | | | | | | | | | 4 | 1 | 2 | 1 | 0 | 0 | 1 | | | | | |
| Jim Gantner, L OBP: 0.310, SLG: 0.328 (1, 5) | | | | | | | | | | 3 | 1 | 0 | 0 | 1 | 0 | 1 | | | | | |
| Charlie Moore, R OBP: 0.351, SLG: 0.345 (1, 2) | | | | | | | | | | 4 | 1 | 2 | 0 | 0 | 0 | 1 | | | | | |
| Inning Stats | R: 0 E: 0 K: 1 S: 5 | H: 0 LOB: 0 BB: 0 P: 5 | R: 0 E: 0 K: 0 S: 3 | H: 0 LOB: 0 BB: 0 P: 3 | R: 1 E: 0 K: 0 S: 5 | H: 2 LOB: 1 BB: 0 P: 5 | R: 1 E: 0 K: 0 S: 5 | H: 2 LOB: 1 BB: 0 P: 5 | R: 2 E: 0 K: 1 S: 5 | H: 3 LOB: 1 BB: 0 P: 9 | R: 0 E: 0 K: 1 S: 5 | H: 0 LOB: 0 BB: 0 P: 5 | R: 0 E: 0 K: 1 S: 5 | H: 1 LOB: 0 BB: 0 P: 5 | R: 1 E: 0 K: 1 S: 7 | H: 2 LOB: 1 BB: 0 P: 7 | | R: 0 E: 0 K: 1 S: 6 | H: 1 LOB: 1 BB: 0 P: 6 | 1B: 6 2B: 2 3B: 0 HR: 3 | SF: 0 SAC: 0 DP: 1 HBP: 0 |
| PITCHER | IP WLS BF H R ER SO BB IBB HBP BLK WP HR S P ERA WHIP | | | | | | | | | | | | | | | | | | | | |
| Jim Palmer, R ERA: 3.56 (1, 1) | 8.0 L 33 10 5 5 4 1 0 0 0 0 0 3 40 44 5.62 1.375 | | | | | | | | | | | | | | | | | | | | |
| Dennis Martinez, R ERA: 5.77 (9, 1) | 1.0 4 1 0 0 1 0 0 0 0 0 0 0 6 6 0.00 1.000 | | | | | | | | | | | | | | | | | | | | |

| Batter | 1 | 2 | 3 | 4 | 5 | 6 | 7 | 8 | 9 | AB | R | H | RBI | BB | SO | LOB | BOTTOM | | |
|---|---|---------------------------------|------------------------------|---------------------------------|------------------------------|---------------------------------|------------------------------|---------------------------------|------------------------------|---------------------------------|------------------------------|---------------------------------|------------------------------|---------------------------------|------------------------------|---------------------------------|---|------------------------------------|--------------------------|
| Al Bumbry, L OBP: 0.408, SLG: 0.435 (1, 8) | | | | | | | | | | 3 | 0 | 0 | 0 | 1 | 0 | 0 | Milwaukee Brewers @ Baltimore Orioles Memorial Stadium, Baltimore, MD Fri Jul 25 1980, 7:05 PM EDT Att: 29,716 - Unknown - 87 F | | |
| Kiko Garcia, R OBP: 0.288, SLG: 0.275 (1, 6) | | | | | | | | | | 3 | 0 | 1 | 0 | 0 | 1 | 0 | | | |
| Terry Crowley, L OBP: 0.378, SLG: 0.438 (8, PH) | | | | | | | | | | 1 | 0 | 0 | 0 | 0 | 0 | 1 | | | |
| Mark Belanger, R OBP: 0.232, SLG: 0.250 (9, 6) | | | | | | | | | | 0 | 0 | 0 | 0 | 0 | 0 | 0 | | | |
| Ken Singleton, S OBP: 0.410, SLG: 0.472 (1, 9) | | | | | | | | | | 2 | 0 | 0 | 0 | 2 | 0 | 1 | | | |
| Eddie Murray, S OBP: 0.339, SLG: 0.483 (1, 3) | | | | | | | | | | 4 | 0 | 0 | 0 | 0 | 0 | 3 | | | |
| John Lowenstein, L OBP: 0.366, SLG: 0.339 (1, 7) | | | | | | | | | | 4 | 0 | 2 | 0 | 0 | 0 | 0 | | | |
| Dan Graham, L OBP: 0.299, SLG: 0.431 (1, 2) | | | | | | | | | | 4 | 0 | 1 | 0 | 0 | 1 | 2 | | | |
| Lee May, R OBP: 0.285, SLG: 0.409 (1, 10) | | | | | | | | | | 4 | 0 | 0 | 0 | 0 | 1 | 3 | | | |
| Doug DeCinces, R OBP: 0.320, SLG: 0.374 (1, 5) | | | | | | | | | | 3 | 0 | 0 | 0 | 0 | 0 | 2 | | | |
| Rich Dauer, R OBP: 0.327, SLG: 0.298 (1, 4) | | | | | | | | | | 2 | 0 | 0 | 0 | 0 | 0 | 0 | | | |
| Pat Kelly, L OBP: 0.376, SLG: 0.361 (8, PH) | | | | | | | | | | 1 | 0 | 0 | 0 | 0 | 0 | 0 | | | |
| Lenn Sakata, R OBP: 0.245, SLG: 0.370 (9, 4) | | | | | | | | | | 0 | 0 | 0 | 0 | 0 | 0 | 0 | | | |
| Inning Stats | R: 0 E: 0 K: 0 S: 3 | H: 0 LOB: 0 BB: 0 P: 3 | R: 0 E: 0 K: 0 S: 3 | H: 0 LOB: 0 BB: 0 P: 3 | R: 0 E: 0 K: 1 S: 5 | H: 0 LOB: 0 BB: 1 P: 9 | R: 0 E: 0 K: 0 S: 4 | H: 1 LOB: 1 BB: 0 P: 4 | R: 0 E: 0 K: 0 S: 4 | H: 1 LOB: 2 BB: 1 P: 8 | R: 0 E: 0 K: 2 S: 8 | H: 1 LOB: 1 BB: 0 P: 8 | R: 0 E: 0 K: 0 S: 3 | H: 0 LOB: 1 BB: 1 P: 7 | R: 0 E: 0 K: 0 S: 4 | H: 1 LOB: 1 BB: 0 P: 4 | 1B: 3 2B: 1 3B: 0 HR: 0 | SF: 0 SAC: 0 DP: 0 HBP: 0 | WP: 0 PA: 34 CS: 0 |
| PITCHER | IP WLS BF H R ER SO BB IBB HBP BLK WP HR S P ERA WHIP | | | | | | | | | | | | | | | | | | |
| Reggie Cleveland, R ERA: 3.12 (1, 1) | 9.0 W 34 4 0 0 3 3 0 0 0 0 0 0 37 49 0.00 0.778 | | | | | | | | | | | | | | | | | | |

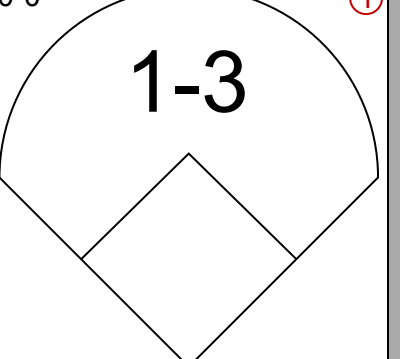
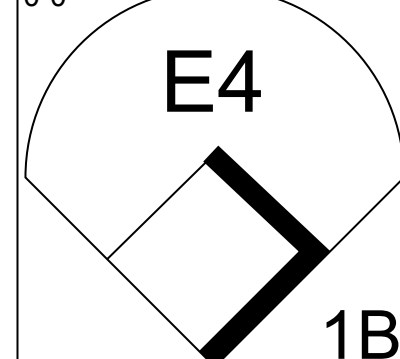
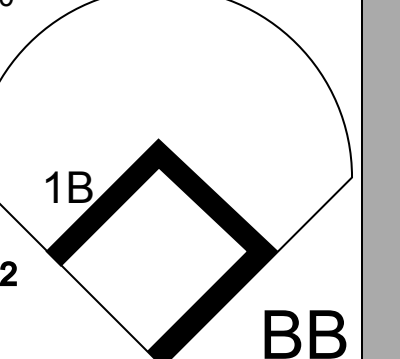
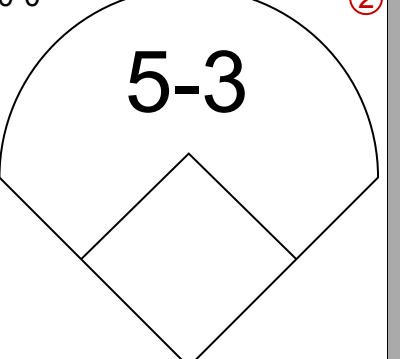
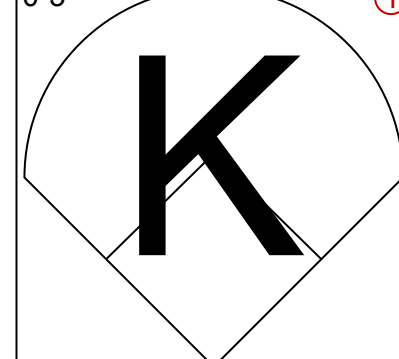
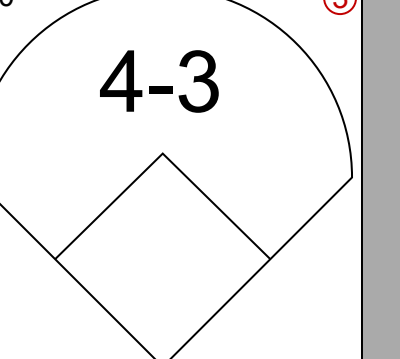
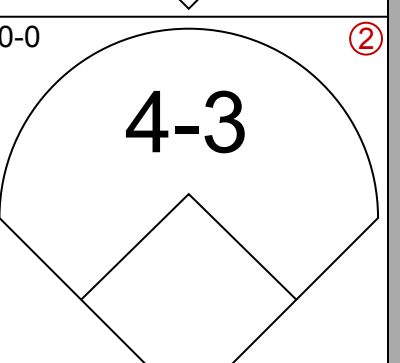
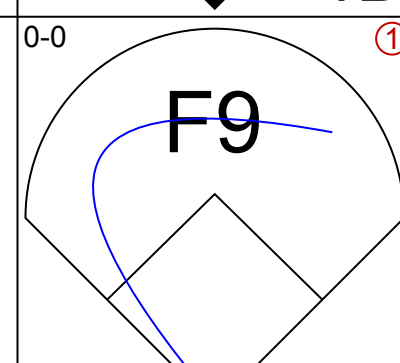
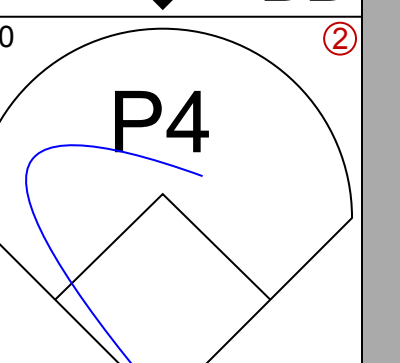
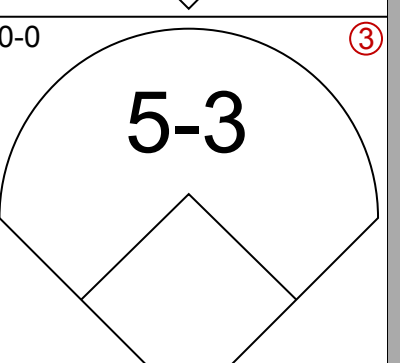
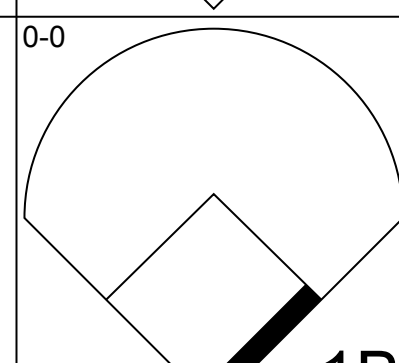
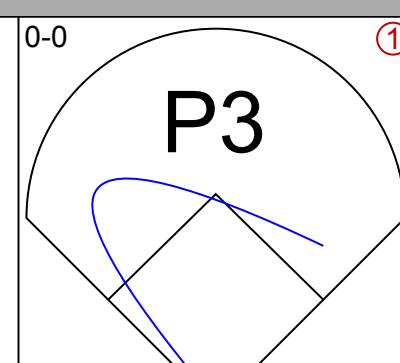
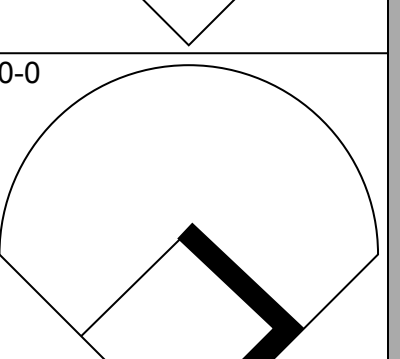
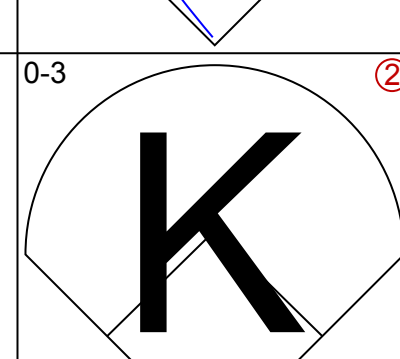
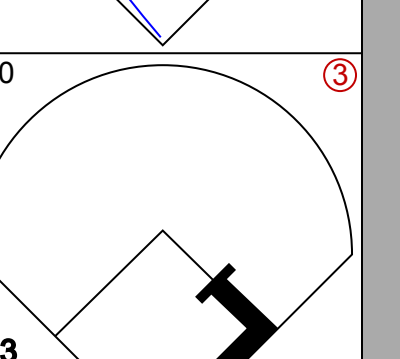
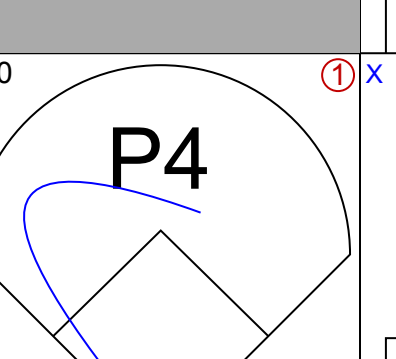
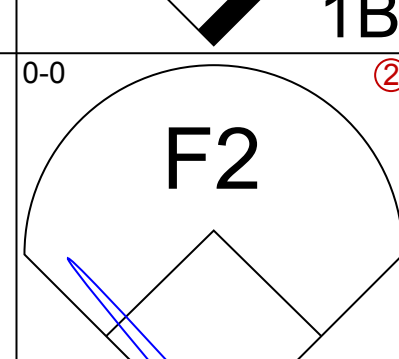
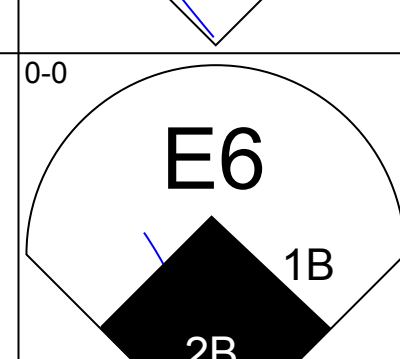
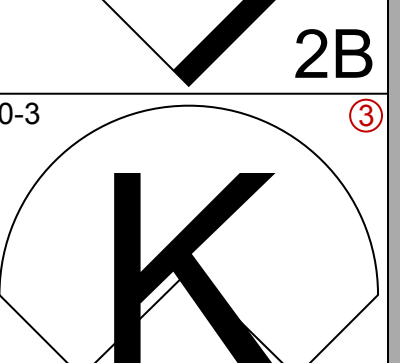
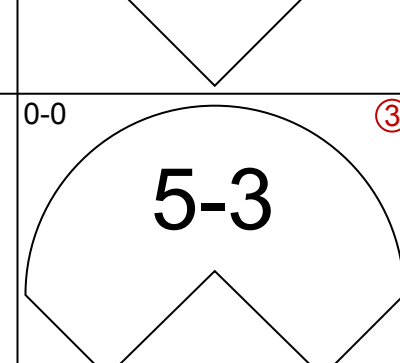
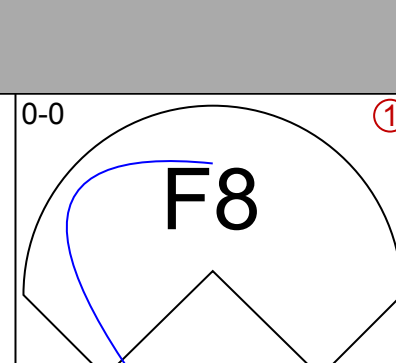
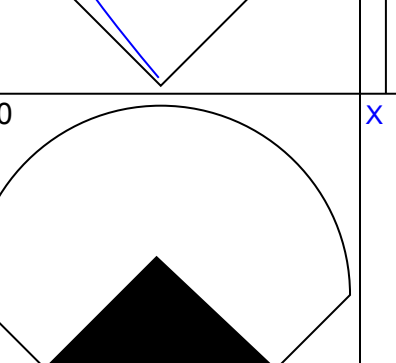
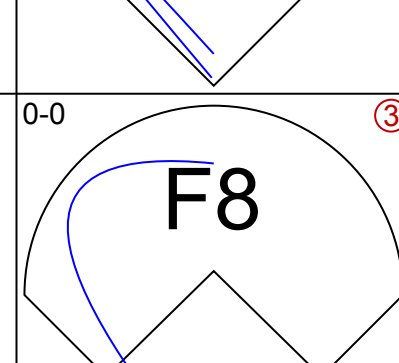
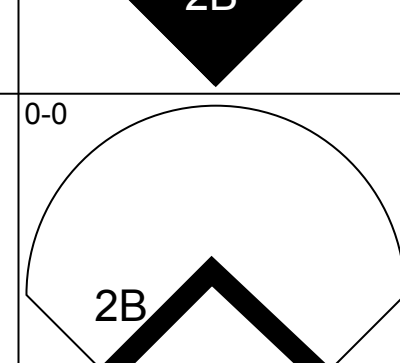
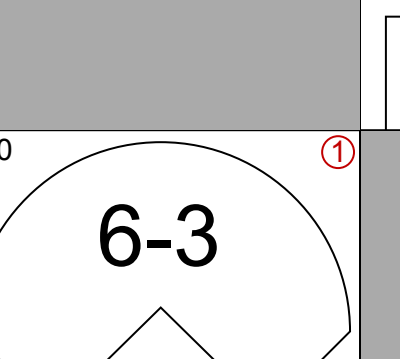
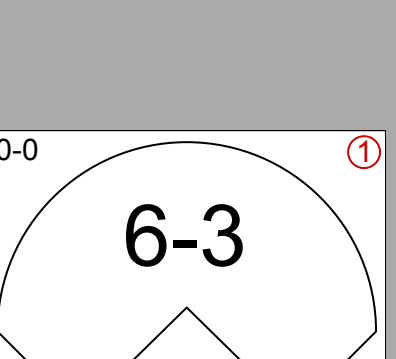
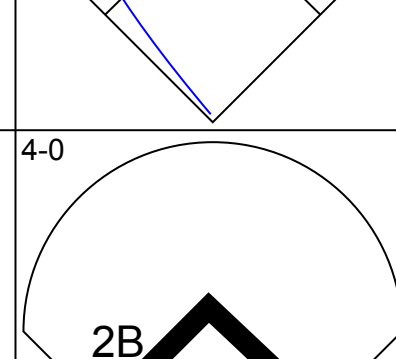
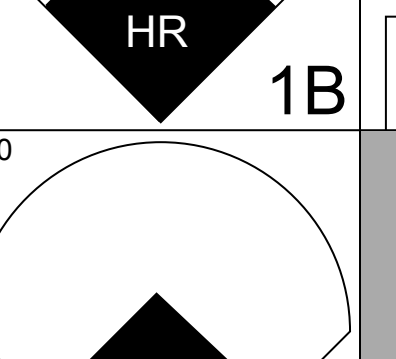
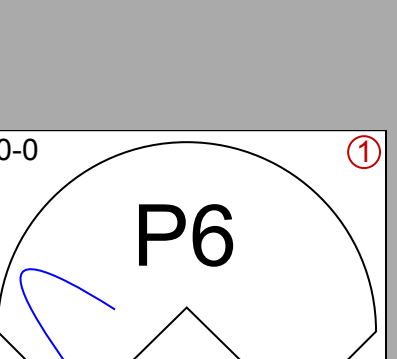
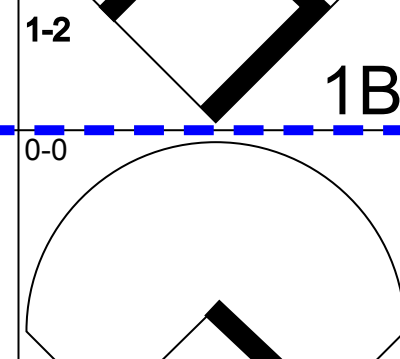
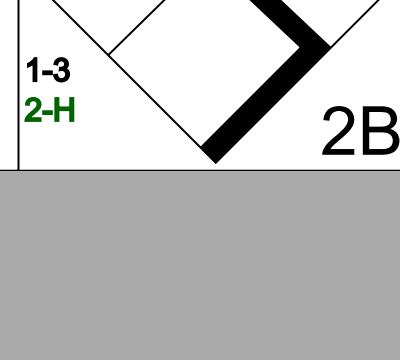
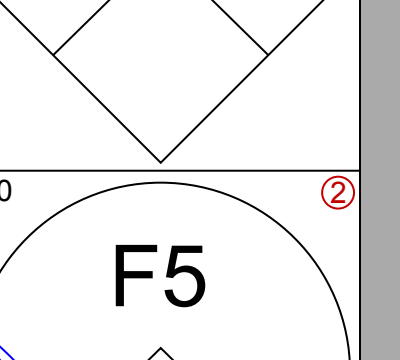
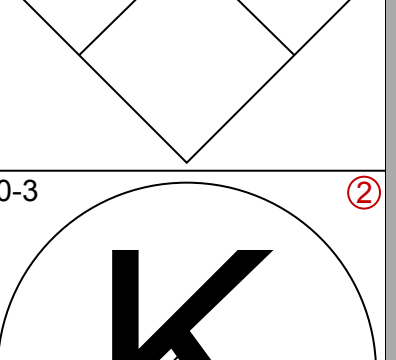
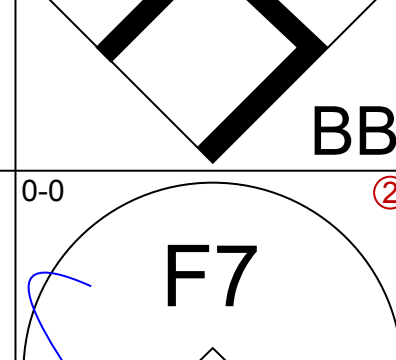
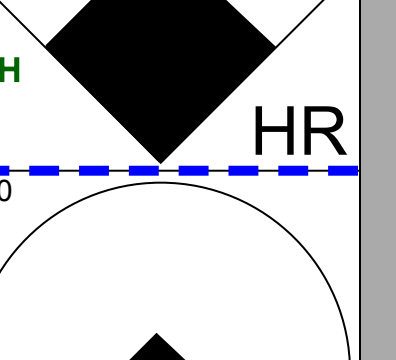
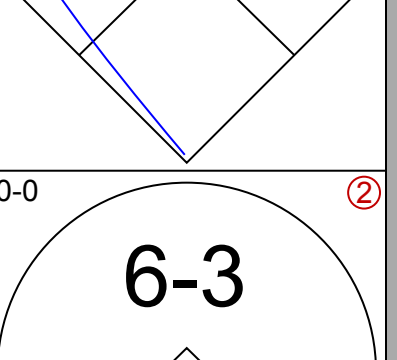
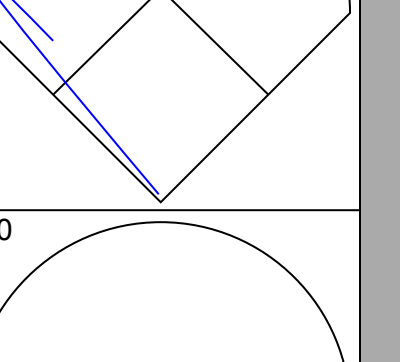
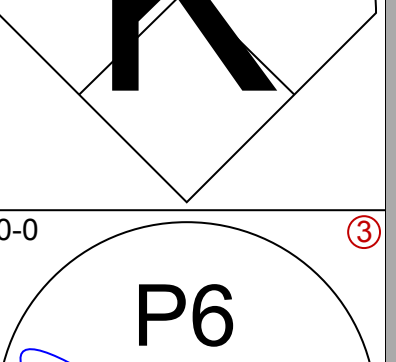
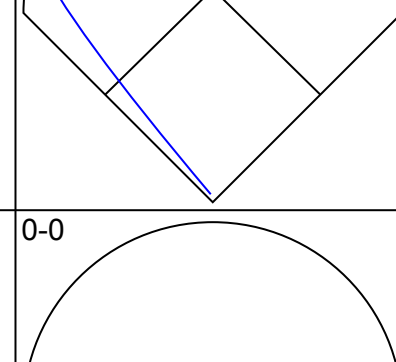
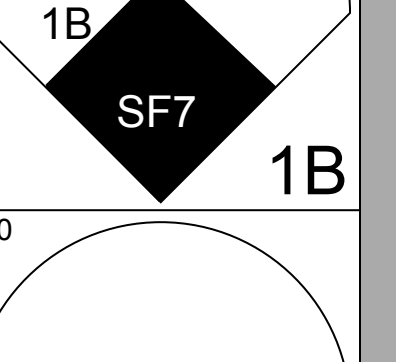
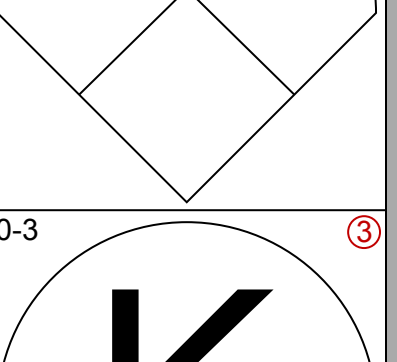
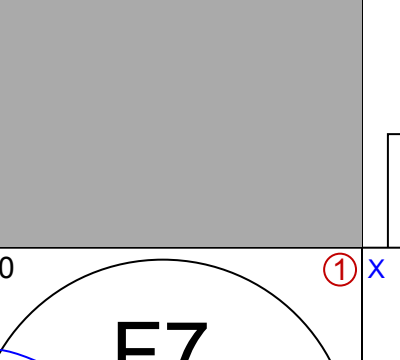
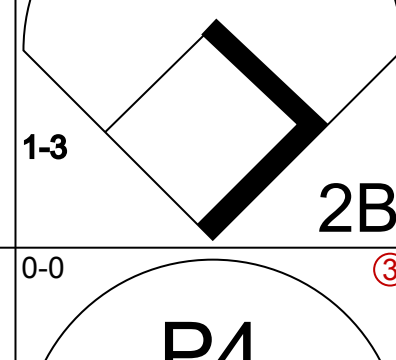
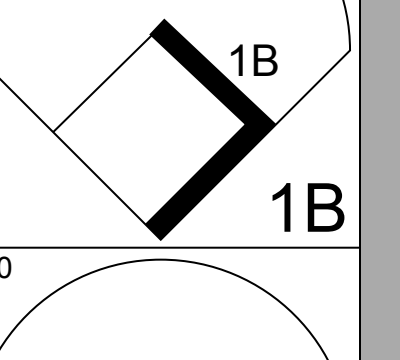
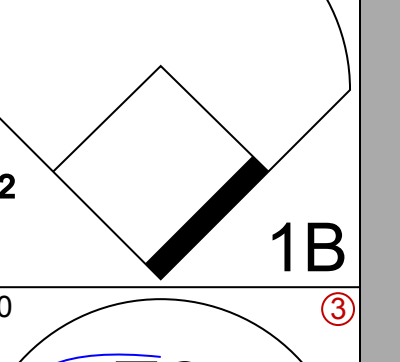
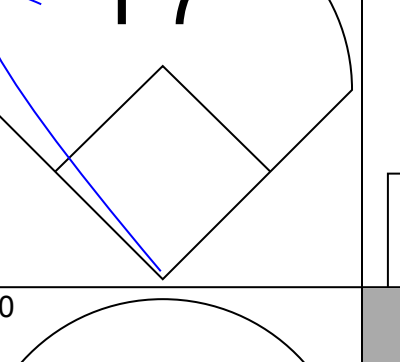
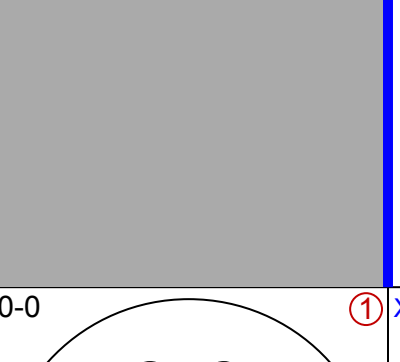
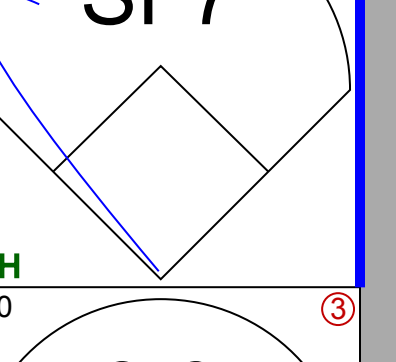
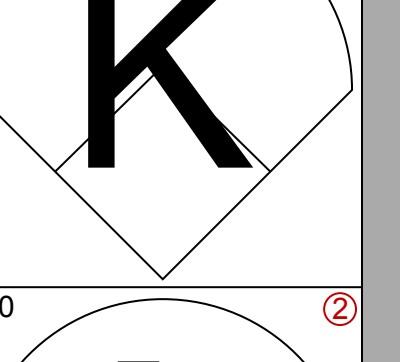
| Batter | 1 | 2 | 3 | 4 | 5 | 6 | 7 | 8 | 9 | 10 | 11 | 12 | AB | R | H | RBI | BB | SO | LOB | TOP | | | | | | | |
|---|---|---|--|--|---|----------------------------------|--|---|--|---|------------------------------|--|------------------------------|---------------------------------|------------------------------|---------------------------------|------------------------------|---------------------------------|------------------------------|---------------------------------|----------------------------------|------------------------------------|----------------------------------|--------|--|--|--|
| Paul Molitor, R OBP: 0.413, SLG: 0.484 (1.4) |  | |  |  |  | |  | |  | | |  | 5 | 1 | 2 | 1 | 0 | 1 | 1 | | | | | | | | |
| Robin Yount, R OBP: 0.328, SLG: 0.545 (1.6) |  | |  | |  | |  | | |  | | | 4 | 0 | 0 | 1 | 0 | 0 | 1 | | | | | | | | |
| Don Money, R OBP: 0.343, SLG: 0.522 (1.3) |  | |  | |  | | |  | |  | | | 4 | 1 | 1 | 0 | 1 | 1 | 1 | | | | | | | | |
| Gorman Thomas, R OBP: 0.303, SLG: 0.481 (1.8) | |  |  | |  | | |  | |  | | | 5 | 0 | 2 | 1 | 0 | 2 | 1 | | | | | | | | |
| Ben Oglivie, L OBP: 0.381, SLG: 0.579 (1.7) |  | |  | | | |  | |  | | |  | 5 | 0 | 1 | 0 | 0 | 2 | 3 | | | | | | | | |
| Sixto Lazzano, R OBP: 0.284, SLG: 0.401 (1.10) |  | | |  | | |  | |  | | |  | 5 | 0 | 1 | 0 | 0 | 1 | 1 | | | | | | | | |
| Dick Davis, R OBP: 0.290, SLG: 0.380 (1.9) |  | | |  | | |  | | |  | |  | 5 | 1 | 1 | 0 | 0 | 1 | 2 | | | | | | | | |
| Sal Bando, R OBP: 0.270, SLG: 0.263 (1.5) |  | | | |  | | |  | |  | |  | 5 | 0 | 1 | 0 | 0 | 1 | 2 | | | | | | | | |
| Charlie Moore, R OBP: 0.355, SLG: 0.347 (1.2) | | |  |  | | |  | |  | | |  | 4 | 1 | 2 | 1 | 0 | 1 | 0 | | | | | | | | |
| Inning Stats | R: 0 E: 0 K: 1 S: 5 | H: 0 LOB: 0 BB: 0 P: 5 | R: 0 E: 0 K: 5 S: 5 | H: 2 LOB: 2 BB: 0 P: 5 | R: 1 E: 0 K: 1 S: 7 | H: 2 LOB: 1 BB: 1 P: 11 | R: 1 E: 0 K: 1 S: 6 | H: 2 LOB: 0 BB: 0 P: 6 | R: 0 E: 0 K: 0 S: 3 | H: 0 LOB: 0 BB: 0 P: 3 | R: 1 E: 0 K: 1 S: 6 | H: 1 LOB: 0 BB: 0 P: 6 | R: 1 E: 0 K: 1 S: 6 | H: 2 LOB: 0 BB: 0 P: 6 | R: 0 E: 0 K: 2 S: 7 | H: 0 LOB: 0 BB: 0 P: 7 | R: 0 E: 0 K: 1 S: 5 | H: 0 LOB: 0 BB: 0 P: 5 | R: 0 E: 0 K: 0 S: 3 | H: 0 LOB: 0 BB: 0 P: 3 | 1B: 8 2B: 2 3B: 0 HR: 1 | SF: 2 SAC: 1 DP: 1 HBP: 0 | WP: 1 PB: 1 SB: 1 CS: 1 | PA: 47 | | | |
| PITCHER | IP | WLS | BF | H | R | ER | SO | BB | IBB | HBP | BLK | WP | HR | S | P | ERA | WHIP | | | | | | | | | | |
| Mike Flanagan, L ERA: 4.02 (1.1) | 8.0 | | 33 | 10 | 4 | 4 | 6 | 0 | 0 | 0 | 0 | 0 | 0 | 21 | 21 | 0.00 | 0.250 | | | | | | | | | | |
| Tim Stoddard, R ERA: 2.6 (9.1) | 4.0 | W | 13 | 1 | 0 | 0 | 4 | 0 | 0 | 0 | 0 | 0 | 0 | 21 | 21 | 0.00 | 0.250 | | | | | | | | | | |

Milwaukee Brewers @ Baltimore Orioles
Memorial Stadium, Baltimore, MD

Sun Jul 27 1980, 3:33 AM EDT
Att: 22,571 - Unknown - 86 F

AB 42
R 4
H 11
RBI 4
BB 1
SO 10
LOB 12



| Batter | 1 | 2 | 3 | 4 | 5 | 6 | 7 | 8 | 9 | 10 | 11 | 12 | AB | R | H | RBI | BB | SO | LOB | BOTTOM | | | | | | | |
|---|---|---|---|---|---|---------------------------------|---|---|---|---|------------------------------|---|------------------------------|---------------------------------|------------------------------|---------------------------------|------------------------------|---------------------------------|------------------------------|---------------------------------|------------------------------|---------------------------------|-----------------------------------|------------------------------------|----------------------------------|--------|--|
| Al Bumbry, L OBP: 0.404, SLG: 0.428 (1.8) |  | |  | |  | |  | |  | | |  | 5 | 0 | 1 | 0 | 1 | 1 | 0 | | | | | | | | |
| Kiko Garcia, R OBP: 0.285, SLG: 0.273 (1.4) |  | |  | |  | |  | | |  | |  | 6 | 0 | 1 | 0 | 0 | 0 | 3 | | | | | | | | |
| Ken Singleton, S OBP: 0.405, SLG: 0.467 (1.9) |  | |  | |  | | |  |  | | |  | 6 | 1 | 2 | 1 | 0 | 1 | 2 | | | | | | | | |
| Eddie Murray, S OBP: 0.342, SLG: 0.485 (1.3) |  | |  | | | |  |  |  | | |  | 6 | 1 | 2 | 0 | 0 | 1 | 3 | | | | | | | | |
| Benny Ayala, R OBP: 0.381, SLG: 0.660 (1.10) | |  | |  | | |  |  | |  | |  | 4 | 1 | 1 | 2 | 1 | 0 | 0 | | | | | | | | |
| John Lowenstein, L OBP: 0.371, SLG: 0.354 (12, PH) | | | | | | | | | | | |  | 1 | 0 | 1 | 1 | 0 | 0 | 0 | | | | | | | | |
| Doug DeCinces, R OBP: 0.318, SLG: 0.381 (1.5) | |  | |  | | |  |  | |  | | | 5 | 1 | 1 | 0 | 0 | 1 | 1 | | | | | | | | |
| Gary Roenicke, R OBP: 0.349, SLG: 0.370 (1.7) | | | | | | | | | | | | | 3 | 0 | 2 | 0 | 0 | 0 | 0 | | | | | | | | |
| Pat Kelly, L OBP: 0.377, SLG: 0.363 (8, PH) | |  | |  | | |  |  | |  | | | 2 | 0 | 1 | 0 | 0 | 1 | 0 | | | | | | | | |
| Rick Dempsey, R OBP: 0.321, SLG: 0.420 (1.2) | | | | | | |  |  | | | | | 3 | 0 | 1 | 0 | 0 | 0 | 2 | | | | | | | | |
| Terry Crowley, L OBP: 0.375, SLG: 0.438 (8, PH) | | | | | | | | | | | | | 0 | 0 | 0 | 0 | 0 | 0 | 0 | | | | | | | | |
| Lenn Sakata, R OBP: 0.240, SLG: 0.370 (8, PH) | | | | | | | | | | | | | 0 | 0 | 0 | 1 | 0 | 0 | 0 | | | | | | | | |
| Dan Graham, L OBP: 0.297, SLG: 0.428 (9.2) |  | | | | | | | | | | | | 1 | 0 | 0 | 0 | 0 | 1 | 0 | | | | | | | | |
| Mark Belanger, R OBP: 0.231, SLG: 0.248 (1.6) |  | | | |  | | |  |  | | |  | 5 | 1 | 1 | 0 | 0 | 0 | 3 | | | | | | | | |
| Inning Stats | R: 0 E: 0 K: 1 S: 6 | H: 1 LOB: 1 BB: 0 P: 6 | R: 0 E: 0 K: 5 S: 5 | H: 2 LOB: 2 BB: 0 P: 5 | R: 0 E: 1 K: 1 S: 5 | H: 1 LOB: 1 BB: 0 P: 6 | R: 0 E: 0 K: 1 S: 5 | H: 0 LOB: 0 BB: 0 P: 6 | R: 1 E: 0 K: 0 S: 4 | H: 2 LOB: 2 BB: 1 P: 8 | R: 0 E: 0 K: 0 S: 3 | H: 0 LOB: 0 BB: 0 P: 3 | R: 3 E: 0 K: 0 S: 7 | H: 4 LOB: 1 BB: 0 P: 7 | R: 0 E: 0 K: 1 S: 6 | H: 1 LOB: 1 BB: 0 P: 6 | R: 0 E: 0 K: 1 S: 5 | H: 0 LOB: 0 BB: 0 P: 5 | R: 0 E: 0 K: 1 S: 5 | H: 0 LOB: 0 BB: 0 P: 5 | R: 1 E: 1 K: 0 S: 4 | H: 2 LOB: 2 BB: 0 P: 4 | 1B: 10 2B: 3 3B: 0 HR: 1 | SF: 1 SAC: 0 DP: 0 HBP: 0 | WP: 0 PB: 0 SB: 1 CS: 0 | PA: 50 | |
| PITCHER | IP | WLS | BF | H | R | ER | SO | BB | IBB | HBP | BLK | WP | HR | S | P | ERA | WHIP | | | | | | | | | | |
| Bill Travers, L ERA: 2.79 (1.1) | 7.1 | | 32 | 9 | 3 | 3 | 3 | 2 | 0 | 0 | 0 | 0 | 1 | 36 | 44 | 3.68 | 1.500 | | | | | | | | | | |
| Bill Castro, R ERA: 3.11 (8.1) | 0.0 | 2 | 2 | 2 | 0 | 0 | 0 | 0 | 0 | 0 | 0 | 0 | 0 | 2 | 2 | ∞ | ∞ | | | | | | | | | | |
| Bob McClure, L ERA: 3.68 (8.1) | 4.0 | L | 15 | 2 | 2 | 1 | 3 | 0 | 0 | 0 | 0 | 0 | 0 | 21 | 21 | 2.25 | 0.500 | | | | | | | | | | |
| Lary Sorensen, R ERA: 4.09 (12.1) | 0.0 | 1 | 1 | 0 | 0 | 0 | 0 | 0 | 0 | 0 | 0 | 0 | 0 | 1 | 1 | ∞ | ∞ | | | | | | | | | | |

Milwaukee Brewers @ Baltimore Orioles
Memorial Stadium, Baltimore, MD

Sun Jul 27 1980, 3:33 AM EDT
Att: 22,571 - Unknown - 86 F

AB 47
R 5
H 14
RBI 5
BB 2
SO 6
LOB 14



| Batter | 1 | 2 | 3 | 4 | 5 | 6 | 7 | 8 | 9 | AB | R | H | RBI | BB | SO | LOB | TOP | | | |
|--|---|---------------------------------|------------------------------|---------------------------------|------------------------------|---------------------------------|------------------------------|---------------------------------|------------------------------|---------------------------------|------------------------------|---------------------------------|------------------------------|----------------------------------|------------------------------|----------------------------------|--|----------------------------------|------------------------------------|-------------------------|
| Paul Moltitor, R OBP: 0.409, SLG: 0.480 (1, 4) | | | | | | | | | | 4 | 0 | 1 | 1 | 0 | 1 | 1 | Milwaukee Brewers @ Chicago White Sox Comiskey Park, Chicago, IL Tue Jul 29 1980, 8:05 PM EDT Att: 31,832 - Unknown - 73 F livebaseballscorecards.com | | | |
| Robin Yount, R OBP: 0.329, SLG: 0.543 (1, 6) | | | | | | | | | | 5 | 1 | 2 | 1 | 0 | 0 | 0 | | | | |
| Cecil Cooper, L OBP: 0.379, SLG: 0.511 (1, 3) | | | | | | | | | | 3 | 2 | 2 | 1 | 1 | 0 | 0 | | | | |
| Gorman Thomas, R OBP: 0.302, SLG: 0.478 (1, 8) | | | | | | | | | | 5 | 1 | 1 | 1 | 0 | 1 | 3 | | | | |
| Ben Oglivie, L OBP: 0.385, SLG: 0.593 (1, 7) | | | | | | | | | | 4 | 1 | 3 | 3 | 0 | 0 | 0 | | | | |
| Sixto Lezcano, R OBP: 0.282, SLG: 0.397 (1, 9) | | | | | | | | | | 3 | 0 | 0 | 0 | 0 | 1 | 1 | | | | |
| Don Money, R OBP: 0.338, SLG: 0.512 (1, 10) | | | | | | | | | | 4 | 0 | 0 | 0 | 0 | 0 | 1 | | | | |
| Jim Gantner, L OBP: 0.315, SLG: 0.328 (1, 5) | | | | | | | | | | 3 | 1 | 1 | 0 | 0 | 0 | 1 | | | | |
| Buck Martinez, R OBP: 0.259, SLG: 0.287 (1, 2) | | | | | | | | | | 3 | 1 | 0 | 0 | 1 | 0 | 1 | | | | |
| Inning Stats | R: 0 E: 0 K: 0 S: 3 | H: 0 LOB: 0 BB: 0 P: 3 | R: 0 E: 0 K: 0 S: 3 | H: 0 LOB: 0 BB: 0 P: 3 | R: 0 E: 0 K: 1 S: 5 | H: 0 LOB: 1 BB: 0 P: 6 | R: 2 E: 0 K: 1 S: 7 | H: 2 LOB: 0 BB: 0 P: 7 | R: 0 E: 0 K: 0 S: 3 | H: 0 LOB: 0 BB: 0 P: 3 | R: 0 E: 0 K: 0 S: 4 | H: 1 LOB: 1 BB: 0 P: 4 | R: 0 E: 0 K: 0 S: 8 | H: 4 LOB: 1 BB: 1 P: 12 | R: 2 E: 0 K: 0 S: 6 | H: 3 LOB: 2 BB: 1 P: 10 | | 1B: 7 2B: 1 3B: 0 HR: 2 | SF: 1 SAC: 1 DP: 0 HBP: 2 | WP: 0 PB: 0 CS: 4 |
| PITCHER | IP WLS BF H R ER SO BB IBB HBP BLK WP HR S P ERA WHIP | | | | | | | | | | | | | | | | | | | |
| Richard Dotson, R ERA: 4.3 (1, 1) | 7.2 L 31 6 5 5 2 0 0 1 2 0 0 2 32 38 5.87 0.783 | | | | | | | | | | | | | | | | | | | |
| Guy Hoffman, L ERA: 3.77 (8, 1) | 1.0 8 4 2 2 1 1 0 0 0 0 0 0 9 13 18.00 5.000 | | | | | | | | | | | | | | | | | | | |
| Dewey Robinson, R ERA: (9, 1) | 0.1 1 0 0 0 0 0 0 0 0 0 0 0 1 1 0.00 0.000 | | | | | | | | | | | | | | | | | | | |

| Batter | 1 | 2 | 3 | 4 | 5 | 6 | 7 | 8 | 9 | AB | R | H | RBI | BB | SO | LOB | BOTTOM | | | | | |
|---|---|---------------------------------|------------------------------|---------------------------------|------------------------------|---------------------------------|------------------------------|---------------------------------|------------------------------|---------------------------------|------------------------------|---------------------------------|------------------------------|---------------------------------|------------------------------|---------------------------------|--|------------------------------|---------------------------------|----------------------------------|------------------------------------|-------------------------|
| Mike Squires, L OBP: 0.353, SLG: 0.355 (1, 3) | | | | | | | | | | 4 | 0 | 2 | 0 | 0 | 0 | 1 | Milwaukee Brewers @ Chicago White Sox Comiskey Park, Chicago, IL Tue Jul 29 1980, 8:05 PM EDT Att: 31,832 - Unknown - 73 F livebaseballscorecards.com | | | | | |
| Jim Morrison, R OBP: 0.311, SLG: 0.397 (1, 4) | | | | | | | | | | 4 | 0 | 0 | 0 | 0 | 0 | 3 | | | | | | |
| Bob Molinaro, L OBP: 0.360, SLG: 0.411 (1, 7) | | | | | | | | | | 4 | 0 | 1 | 0 | 0 | 1 | 0 | | | | | | |
| Lamar Johnson, R OBP: 0.322, SLG: 0.426 (1, 10) | | | | | | | | | | 3 | 0 | 0 | 0 | 1 | 0 | 1 | | | | | | |
| Chet Lemon, R OBP: 0.357, SLG: 0.420 (1, 8) | | | | | | | | | | 4 | 1 | 1 | 1 | 0 | 0 | 1 | | | | | | |
| Harold Baines, L OBP: 0.280, SLG: 0.406 (1, 9) | | | | | | | | | | 3 | 0 | 1 | 0 | 0 | 0 | 0 | | | | | | |
| Kevin Bell, R OBP: 0.284, SLG: 0.227 (1, 5) | | | | | | | | | | 2 | 0 | 0 | 0 | 1 | 0 | 2 | | | | | | |
| Ricky Seelheimer, L OBP: 0.283, SLG: 0.405 (1, 2) | | | | | | | | | | 3 | 0 | 0 | 0 | 0 | 1 | 1 | | | | | | |
| Greg Pryor, R OBP: 0.287, SLG: 0.369 (1, 6) | | | | | | | | | | 3 | 0 | 1 | 0 | 0 | 0 | 0 | | | | | | |
| Inning Stats | R: 0 E: 0 K: 1 S: 5 | H: 0 LOB: 0 BB: 0 P: 5 | R: 1 E: 0 K: 0 S: 4 | H: 1 LOB: 1 BB: 1 P: 8 | R: 0 E: 0 K: 0 S: 3 | H: 1 LOB: 0 BB: 0 P: 3 | R: 0 E: 0 K: 0 S: 4 | H: 1 LOB: 2 BB: 1 P: 8 | R: 0 E: 0 K: 0 S: 4 | H: 1 LOB: 1 BB: 0 P: 4 | R: 0 E: 0 K: 0 S: 3 | H: 0 LOB: 0 BB: 0 P: 3 | R: 0 E: 0 K: 1 S: 5 | H: 0 LOB: 0 BB: 0 P: 5 | R: 0 E: 0 K: 0 S: 3 | H: 1 LOB: 0 BB: 0 P: 3 | | R: 0 E: 0 K: 0 S: 3 | H: 1 LOB: 0 BB: 0 P: 3 | 1B: 4 2B: 0 3B: 1 HR: 1 | SF: 0 SAC: 0 DP: 3 HBP: 0 | WP: 1 PB: 0 CS: 0 |
| PITCHER | IP WLS BF H R ER SO BB IBB HBP BLK WP HR S P ERA WHIP | | | | | | | | | | | | | | | | | | | | | |
| Moose Haas, R ERA: 2.88 (1, 1) | 7.0 W 26 4 1 1 2 2 0 0 0 0 0 0 6 6 0.00 1.000 | | | | | | | | | | | | | | | | | | | | | |
| Bill Castro, R ERA: 2.99 (8, 1) | 2.0 6 2 0 0 0 0 0 0 0 0 0 0 6 6 0.00 1.000 | | | | | | | | | | | | | | | | | | | | | |

| Batter | 1 | 2 | 3 | 4 | 5 | 6 | 7 | 8 | 9 | AB | R | H | RBI | BB | SO | LOB | TOP | | | | | | | | | | |
|---|---------------------------------|----------------------------------|------------------------------|---------------------------------|------------------------------|---------------------------------|------------------------------|---------------------------------|------------------------------|---------------------------------|------------------------------|---------------------------------|------------------------------|---------------------------------|------------------------------|---------------------------------|------------------------------|---------------------------------|-----------------------------------|------------------------------------|-------------------------|--------|--|--|--|--|--|
| Willie Randolph, R (1,4) OBP: 0.414, SLG: 0.401 Fred Stanley, R (6,4) OBP: 0.274, SLG: 0.281 | | | 1-3 | | | 6-3 | | 6-3 | | 4 | 1 | 2 | 2 | 0 | 0 | 1 | | | | | | | | | | | |
| Lou Piniella, R (1,10) OBP: 0.316, SLG: 0.309 Oscar Gamble, L (1,PH) OBP: 0.315, SLG: 0.474 | L7 | | | | | 3-1 | | 3-1 | | 1 | 0 | 0 | 0 | 0 | 0 | 1 | | | | | | | | | | | |
| Bob Watson, R (1,3) OBP: 0.365, SLG: 0.436 | 1B 1-2 2B 1B | F8 | | K | | F9 | | 5-3 | | 5 | 1 | 1 | 0 | 0 | 1 | 0 | | | | | | | | | | | |
| Reggie Jackson, L (1,9) OBP: 0.391, SLG: 0.628 Bobby Murcer, L (6,9) OBP: 0.356, SLG: 0.506 | 1B 1-2 2B 1B | F8 | | F8 | | F8 | | F2 | | 3 | 1 | 1 | 1 | 0 | 0 | 0 | | | | | | | | | | | |
| Eric Soderholm, R (1,5) OBP: 0.376, SLG: 0.466 | 2B 1-2 2-3 1B | P4 | | 5-3 | | FC4-6 1B | | K | | 5 | 1 | 2 | 0 | 0 | 1 | 1 | | | | | | | | | | | |
| Rick Cerone, R (1,2) OBP: 0.308, SLG: 0.449 | 1-3 2H 3H 2B | | G3 1B | | F8 | | F8 | | | 4 | 2 | 2 | 2 | 0 | 0 | 1 | | | | | | | | | | | |
| Ruppert Jones, L (1,8) OBP: 0.304, SLG: 0.371 | 2B 1B IBB | | G3 1-2 | | 5-3 | | FC4-6 1-2 | | | 3 | 1 | 0 | 0 | 1 | 0 | 2 | | | | | | | | | | | |
| Bucky Dent, R (1,6) OBP: 0.318, SLG: 0.348 | K | | 6-3 | | | | | F8 | | 4 | 0 | 1 | 0 | 0 | 1 | 4 | | | | | | | | | | | |
| Bobby Brown, S (1,7) OBP: 0.319, SLG: 0.420 | 1-3 2H 3H 1B 2B | | | | | F7 | | K | | 4 | 1 | 2 | 3 | 0 | 1 | 1 | | | | | | | | | | | |
| Inning Stats | R: 7 E: 0 K: 1 S: 12 | H: 7 LOB: 1 BB: 1 P: 16 | R: 0 E: 0 K: 0 S: 3 | H: 0 LOB: 0 BB: 0 P: 3 | R: 1 E: 0 K: 0 S: 5 | H: 2 LOB: 1 BB: 0 P: 5 | R: 1 E: 0 K: 1 S: 6 | H: 1 LOB: 0 BB: 0 P: 6 | R: 0 E: 0 K: 0 S: 4 | H: 1 LOB: 1 BB: 0 P: 4 | R: 0 E: 0 K: 0 S: 3 | H: 0 LOB: 0 BB: 0 P: 3 | R: 0 E: 0 K: 1 S: 4 | H: 1 LOB: 0 BB: 0 P: 4 | R: 0 E: 0 K: 1 S: 5 | H: 0 LOB: 0 BB: 0 P: 5 | R: 0 E: 0 K: 1 S: 6 | H: 1 LOB: 1 BB: 0 P: 6 | 1B: 10 2B: 2 3B: 0 HR: 1 | SF: 0 SAC: 0 DP: 0 HBP: 0 | WP: 0 PB: 0 CS: 0 | PA: 41 | | | | | |
| PITCHER | IP | WLS | BF | H | R | ER | SO | BB | IBB | HBP | BLK | WP | HR | S | P | ERA | WHIP | | | | | | | | | | |
| Bill Travers, L (1,1) ERA: 3.21 | 0.1 | L | 6 | 5 | 5 | 5 | 0 | 0 | 0 | 0 | 0 | 0 | 0 | 6 | 6 | 135.00 | 15.000 | | | | | | | | | | |
| John Flinn, R (1,1) ERA: 4.5 | 4.2 | | 21 | 6 | 4 | 4 | 2 | 0 | 1 | 0 | 0 | 0 | 1 | 24 | 28 | 7.71 | 1.286 | | | | | | | | | | |
| Bob McClure, L (6,1) ERA: 3.0 | 2.0 | | 7 | 1 | 0 | 0 | 0 | 0 | 0 | 0 | 0 | 0 | 0 | 7 | 7 | 0.00 | 0.500 | | | | | | | | | | |
| Bill Castro, R (8,1) ERA: 2.82 | 2.0 | | 7 | 1 | 0 | 0 | 2 | 0 | 0 | 0 | 0 | 0 | 0 | 11 | 11 | 0.00 | 0.500 | | | | | | | | | | |

New York Yankees @ Milwaukee Brewers
 Milwaukee County Stadium, Milwaukee, WI
 Fri Aug 01 1980, 8:05 PM EDT
 Att: 48,317 - Unknown - 83 F

livebaseballscores.com

AB 40
 R 9
 H 13
 RBI 9
 BB 1
 SO 4
 LOB 12

| Batter | 1 | 2 | 3 | 4 | 5 | 6 | 7 | 8 | 9 | AB | R | H | RBI | BB | SO | LOB | BOTTOM | | | | | | | | | | |
|--|------------------------------|---------------------------------|------------------------------|---------------------------------|------------------------------|---------------------------------|------------------------------|---------------------------------|------------------------------|---------------------------------|------------------------------|---------------------------------|------------------------------|---------------------------------|------------------------------|---------------------------------|------------------------------|---------------------------------|----------------------------------|------------------------------------|-------------------------|--------|--|--|--|--|--|
| Paul Molitor, R (1,4) OBP: 0.407, SLG: 0.473 | K | | F9 | | | 1-2 1B | | 5-3 | | 4 | 0 | 1 | 0 | 0 | 1 | 0 | | | | | | | | | | | |
| Robin Yount, R (1,6) OBP: 0.323, SLG: 0.535 | K | | P4 | | | F8 | | F7 | | 4 | 0 | 0 | 0 | 0 | 1 | 2 | | | | | | | | | | | |
| Cecil Cooper, L (1,3) OBP: 0.383, SLG: 0.519 | P4 | | 4-3 | | | HR 1B | | F8 | | 4 | 1 | 1 | 0 | 0 | 0 | 0 | | | | | | | | | | | |
| Gorman Thomas, R (1,8) OBP: 0.306, SLG: 0.494 | | HR | | F8 | | 1-H HR | | 6-3 | | 4 | 2 | 2 | 3 | 0 | 0 | 0 | | | | | | | | | | | |
| Ben Oglivie, L (1,7) OBP: 0.377, SLG: 0.584 | | 3-1 | | 4-3 | | F2 | | 4-3 | | 4 | 0 | 0 | 0 | 0 | 0 | 0 | | | | | | | | | | | |
| Sixto Lezcano, R (1,9) OBP: 0.283, SLG: 0.394 | | | | 5-3 | | F7 | | G4-6-3 1B | | 4 | 0 | 2 | 0 | 0 | 0 | 0 | | | | | | | | | | | |
| Don Money, R (1,5) OBP: 0.336, SLG: 0.511 | | | | | | K | | HR | | 4 | 1 | 1 | 1 | 0 | 1 | 2 | | | | | | | | | | | |
| Dick Davis, R (1,10) OBP: 0.289, SLG: 0.358 | | | | | | 5-3 | | 1-3 | | 4 | 0 | 1 | 0 | 0 | 0 | 1 | | | | | | | | | | | |
| Charlie Moore, R (1,2) OBP: 0.351, SLG: 0.341 | | | | | | 1B 1-2 FC6-4 | | F7 | | 3 | 0 | 1 | 0 | 0 | 0 | 2 | | | | | | | | | | | |
| Inning Stats | R: 0 E: 0 K: 2 S: 7 | H: 0 LOB: 0 BB: 0 P: 7 | R: 1 E: 0 K: 0 S: 6 | H: 3 LOB: 2 BB: 0 P: 6 | R: 0 E: 0 K: 0 S: 3 | H: 0 LOB: 0 BB: 0 P: 3 | R: 0 E: 0 K: 0 S: 3 | H: 0 LOB: 0 BB: 0 P: 3 | R: 0 E: 0 K: 0 S: 7 | H: 2 LOB: 2 BB: 0 P: 7 | R: 3 E: 0 K: 0 S: 6 | H: 3 LOB: 0 BB: 0 P: 6 | R: 0 E: 0 K: 0 S: 3 | H: 0 LOB: 0 BB: 0 P: 3 | R: 0 E: 0 K: 0 S: 3 | H: 1 LOB: 0 BB: 0 P: 3 | R: 0 E: 0 K: 0 S: 3 | H: 0 LOB: 0 BB: 0 P: 3 | 1B: 6 2B: 0 3B: 0 HR: 3 | SF: 0 SAC: 0 DP: 1 HBP: 0 | WP: 0 PB: 0 CS: 0 | PA: 35 | | | | | |
| PITCHER | IP | WLS | BF | H | R | ER | SO | BB | IBB | HBP | BLK | WP | HR | S | P | ERA | WHIP | | | | | | | | | | |
| Ron Guidry, L (1,1) ERA: 3.71 | 7.0 | | 29 | 8 | 4 | 4 | 3 | 0 | 0 | 0 | 0 | 0 | 0 | 3 | 35 | 5.14 | 1.143 | | | | | | | | | | |
| Doug Bird, R (8,1) ERA: 2.37 | 2.0 | | 6 | 1 | 0 | 0 | 0 | 0 | 0 | 0 | 0 | 0 | 0 | 6 | 6 | 0.00 | 0.500 | | | | | | | | | | |

New York Yankees @ Milwaukee Brewers
 Milwaukee County Stadium, Milwaukee, WI
 Fri Aug 01 1980, 8:05 PM EDT
 Att: 48,317 - Unknown - 83 F

livebaseballscores.com

AB 35
 R 4
 H 9
 RBI 4
 BB 0
 SO 3
 LOB 7

| Batter | 1 | 2 | 3 | 4 | 5 | 6 | 7 | 8 | 9 | AB | R | H | RBI | BB | SO | LOB | TOP | | |
|---|--|---------------------------------|------------------------------|----------------------------------|------------------------------|---------------------------------|------------------------------|---------------------------------|------------------------------|---------------------------------|------------------------------|---------------------------------|------------------------------|---------------------------------|------------------------------|---------------------------------|----------------------------------|------------------------------------|--------------------------|
| Ruppert Jones, L OBP: 0.305, SLG: 0.370 (1, 8) | 0-3 K | | 0-0 L3 | | | 0-0 F8 | | 0-0 FC3-6 | | 4 | 0 | 0 | 0 | 0 | 1 | 1 | | | |
| Bobby Brown, S OBP: 0.317, SLG: 0.419 (1, 7) | 0-3 K | | 0-3 K | | | 0-3 K | | | 0-0 1B | 4 | 0 | 1 | 0 | 0 | 3 | 0 | | | |
| Oscar Gamble, L OBP: 0.302, SLG: 0.446 (1, 9) | 0-0 F9 | | | 0-0 G3 | | 0-3 K | | | 0-0 F9 | 4 | 0 | 0 | 0 | 0 | 1 | 1 | | | |
| Reggie Jackson, L OBP: 0.390, SLG: 0.617 (1, 10) | | 0-0 G3 | | 0-3 K | | | 0-3 K | | 0-0 F8 | 4 | 0 | 0 | 0 | 0 | 2 | 1 | | | |
| Eric Soderholm, R OBP: 0.381, SLG: 0.465 (1, 5) | | 0-3 K | | 0-0 1B | | 0-0 F7 | | | 0-0 F9 | 4 | 0 | 1 | 0 | 0 | 1 | 1 | | | |
| Jim Spencer, L OBP: 0.305, SLG: 0.400 (1, 3) | | 0-0 BB 1B | | 0-3 K | | | 0-0 4-3 | | | 3 | 0 | 1 | 0 | 0 | 1 | 1 | | | |
| Rick Cerone, R OBP: 0.316, SLG: 0.455 (1, 2) | | 4-0 BB 1-2 BB | | | 0-0 F2 | | | 4-0 FC3-6 BB | | 1 | 0 | 0 | 0 | 2 | 0 | 0 | | | |
| Bucky Dent, R OBP: 0.314, SLG: 0.344 (1, 6) | | 0-0 F7 | | | 0-0 6-3 | | | 0-0 F4 | | 3 | 0 | 0 | 0 | 0 | 0 | 3 | | | |
| Brian Doyle, L OBP: 0.255, SLG: 0.292 (1, 4) | | | 0-0 F9 | | | 0-0 F7 | | 0-0 F9 | | 2 | 0 | 0 | 0 | 0 | 0 | 0 | | | |
| Bob Watson, R OBP: 0.359, SLG: 0.428 (8, PH) | | | | | | | | | | 1 | 0 | 0 | 0 | 0 | 0 | 1 | | | |
| Fred Stanley, R OBP: 0.270, SLG: 0.276 (8, 4) | | | | | | | | | | 0 | 0 | 0 | 0 | 0 | 0 | 0 | | | |
| Inning Stats | R: 0 E: 0 K: 2 S: 7 | H: 0 LOB: 0 BB: 0 P: 7 | R: 0 E: 0 K: 1 S: 6 | H: 1 LOB: 2 BB: 1 P: 10 | R: 0 E: 0 K: 1 S: 5 | H: 0 LOB: 0 BB: 0 P: 5 | R: 0 E: 0 K: 2 S: 8 | H: 1 LOB: 1 BB: 0 P: 8 | R: 0 E: 0 K: 0 S: 3 | H: 0 LOB: 0 BB: 0 P: 3 | R: 0 E: 0 K: 1 S: 5 | H: 0 LOB: 0 BB: 0 P: 5 | R: 0 E: 0 K: 0 S: 3 | H: 0 LOB: 1 BB: 0 P: 7 | R: 0 E: 0 K: 0 S: 4 | H: 1 LOB: 1 BB: 0 P: 4 | 1B: 3 2B: 0 3B: 0 HR: 0 | SF: 0 SAC: 0 DP: 0 HBP: 0 | WP: 0 PA: 32 CS: 0 |
| PITCHER Moose Haas, R ERA: 2.72 (1, 1) | IP: 9.0 WLS: W BF: 32 H: 3 R: 0 ER: 0 SO: 9 BB: 2 IBB: 0 HBP: 0 BLK: 0 WP: 0 HR: 0 S: 48 P: 56 ERA: 0.00 WHIP: 0.556 | | | | | | | | | | | | | | | | | | |

New York Yankees @ Milwaukee Brewers
Milwaukee County Stadium, Milwaukee, WI
Sun Aug 03 1980, 4:33 AM EDT
Att: 51,749 - Unknown - 74 F

| | |
|-----|----|
| AB | 30 |
| R | 0 |
| H | 3 |
| RBI | 0 |
| BB | 2 |
| SO | 9 |
| LOB | 9 |



| Batter | 1 | 2 | 3 | 4 | 5 | 6 | 7 | 8 | 9 | AB | R | H | RBI | BB | SO | LOB | BOTTOM | | |
|---|--|----------------------------------|------------------------------|---------------------------------|------------------------------|---------------------------------|------------------------------|---------------------------------|------------------------------|---------------------------------|------------------------------|---------------------------------|------------------------------|---------------------------------|------------------------------|---------------------------------|----------------------------------|------------------------------------|--------------------------|
| Paul Molitor, R OBP: 0.402, SLG: 0.466 (1, 6) | 0-3 K | 0-0 6-3 | | 0-0 F3 | | | 0-0 S 1B SF7 1B | | | 4 | 1 | 1 | 0 | 0 | 1 | 2 | | | |
| Don Money, R OBP: 0.341, SLG: 0.518 (1, 5) | 0-0 BB 2B | | 0-3 K | | 0-0 F7 | | 0-0 1-2 1B | | | 4 | 0 | 2 | 0 | 0 | 1 | 0 | | | |
| Cecil Cooper, L OBP: 0.383, SLG: 0.529 (1, 3) | 4-0 BB BB | | 0-0 3B | | 0-0 1-3 | | 0-0 SF7 2H | | | 2 | 0 | 1 | 1 | 1 | 0 | 0 | | | |
| Gorman Thomas, R OBP: 0.303, SLG: 0.485 (1, 8) | 0-0 F9 | | 0-3 K | | 4-0 BB | | 0-0 F3 | | | 3 | 0 | 0 | 0 | 1 | 1 | 4 | | | |
| Ben Oglivie, L OBP: 0.377, SLG: 0.578 (1, 7) | 4-0 1-2 2-3 BB | | 0-0 4-3 | | 0-0 L9 | | | 0-0 F2 | | 3 | 0 | 0 | 0 | 1 | 0 | 2 | | | |
| Sixto Lezcano, R OBP: 0.280, SLG: 0.387 (1, 9) | 0-3 K | | | 0-0 2B 1B | | 0-3 K | | 0-0 F2 | | 4 | 1 | 1 | 0 | 0 | 2 | 3 | | | |
| Dick Davis, R OBP: 0.288, SLG: 0.361 (1, 10) | | 0-0 L7 | | 0-0 1H 2B | | 0-0 5-3 | | 0-3 K | | 4 | 0 | 1 | 1 | 0 | 1 | 0 | | | |
| Jim Gantner, L OBP: 0.310, SLG: 0.329 (1, 4) | | 0-0 E 1B | | 0-0 F7 | | 0-0 L3 | | | | 3 | 0 | 1 | 0 | 0 | 0 | 1 | | | |
| Buck Martinez, R OBP: 0.261, SLG: 0.294 (1, 2) | | 0-0 F3 | | 0-0 F5 | | | 0-0 6-3 | | | 3 | 0 | 0 | 0 | 0 | 0 | 2 | | | |
| Inning Stats | R: 0 E: 0 K: 2 S: 8 | H: 1 LOB: 3 BB: 2 P: 16 | R: 0 E: 1 K: 0 S: 4 | H: 1 LOB: 1 BB: 0 P: 4 | R: 0 E: 0 K: 2 S: 8 | H: 1 LOB: 1 BB: 0 P: 8 | R: 1 E: 0 K: 0 S: 5 | H: 2 LOB: 1 BB: 0 P: 5 | R: 0 E: 0 K: 0 S: 3 | H: 0 LOB: 1 BB: 1 P: 7 | R: 0 E: 0 K: 1 S: 5 | H: 0 LOB: 0 BB: 0 P: 5 | R: 1 E: 0 K: 0 S: 5 | H: 2 LOB: 1 BB: 0 P: 5 | R: 0 E: 0 K: 1 S: 5 | H: 0 LOB: 0 BB: 0 P: 5 | 1B: 4 2B: 2 3B: 1 HR: 0 | SF: 1 SAC: 0 DP: 0 HBP: 0 | WP: 0 PA: 34 CS: 0 |
| PITCHER Luis Tiant, R ERA: 5.01 (1, 1) | IP: 8.0 WLS: L BF: 34 H: 7 R: 2 ER: 2 SO: 6 BB: 3 IBB: 0 HBP: 0 BLK: 0 WP: 0 HR: 0 S: 43 P: 55 ERA: 2.25 WHIP: 1.250 | | | | | | | | | | | | | | | | | | |

New York Yankees @ Milwaukee Brewers
Milwaukee County Stadium, Milwaukee, WI
Sun Aug 03 1980, 4:33 AM EDT
Att: 51,749 - Unknown - 74 F

| | |
|-----|----|
| AB | 30 |
| R | 2 |
| H | 7 |
| RBI | 2 |
| BB | 3 |
| SO | 6 |
| LOB | 14 |



| Batter | 1 | 2 | 3 | 4 | 5 | 6 | 7 | 8 | 9 | AB | R | H | RBI | BB | SO | LOB | TOP | | | | |
|--|------------------------------|---------------------------------|------------------------------|---------------------------------|------------------------------|---------------------------------|------------------------------|---------------------------------|------------------------------|---------------------------------|------------------------------|---------------------------------|------------------------------|---------------------------------|------------------------------|---------------------------------|--|------------------------------------|----------------------------------|--------|--|
| Paul Mollitor, R OBP: 0.394, SLG: 0.453 (1, 4) | | | | | | | | | | 4 | 0 | 0 | 0 | 0 | 2 | 2 | Milwaukee Brewers @ Boston Red Sox Fenway Park, Boston, MA Tue Aug 05 1980, 7:05 PM EDT Att: 27,996 - Unknown - 88 F | | | | |
| Robin Yount, R OBP: 0.324, SLG: 0.539 (1, 6) | | | | | | | | | | 4 | 0 | 0 | 0 | 0 | 1 | 2 | | | | | |
| Cecil Cooper, L OBP: 0.361, SLG: 0.522 (1, 3) | | | | | | | | | | 4 | 0 | 1 | 0 | 0 | 0 | 0 | | | | | |
| Gorman Thomas, R OBP: 0.304, SLG: 0.482 (1, 8) | | | | | | | | | | 4 | 0 | 1 | 0 | 0 | 0 | 1 | | | | | |
| Ben Oglivie, L OBP: 0.372, SLG: 0.576 (1, 7) | | | | | | | | | | 4 | 1 | 1 | 1 | 0 | 0 | 2 | | | | | |
| Sixto Lezcano, R OBP: 0.288, SLG: 0.398 (1, 9) | | | | | | | | | | 3 | 0 | 2 | 0 | 0 | 0 | 0 | | | | | |
| Dick Davis, R OBP: 0.284, SLG: 0.358 (1, 10) | | | | | | | | | | 3 | 0 | 1 | 0 | 0 | 0 | 2 | | | | | |
| Charlie Moore, R OBP: 0.345, SLG: 0.335 (1, 2) | | | | | | | | | | 3 | 0 | 1 | 0 | 0 | 0 | 0 | | | | | |
| Jim Gantner, L OBP: 0.306, SLG: 0.328 (1, 5) | | | | | | | | | | 3 | 0 | 0 | 0 | 0 | 0 | 2 | | | | | |
| Inning Stats | R: 0 E: 0 K: 0 S: 3 | H: 0 LOB: 0 BB: 0 P: 3 | R: 0 E: 0 K: 0 S: 4 | H: 1 LOB: 1 BB: 0 P: 4 | R: 0 E: 0 K: 1 S: 5 | H: 0 LOB: 0 BB: 0 P: 5 | R: 0 E: 0 K: 1 S: 6 | H: 1 LOB: 1 BB: 0 P: 6 | R: 0 E: 0 K: 0 S: 3 | H: 0 LOB: 0 BB: 0 P: 3 | R: 1 E: 0 K: 0 S: 4 | H: 1 LOB: 0 BB: 0 P: 4 | R: 0 E: 0 K: 1 S: 7 | H: 2 LOB: 2 BB: 0 P: 7 | R: 0 E: 0 K: 0 S: 3 | H: 1 LOB: 0 BB: 0 P: 3 | 1B: 4 2B: 2 3B: 0 HR: 1 | SF: 0 SAC: 0 DP: 2 HBP: 0 | WP: 0 PB: 0 SB: 1 CS: 0 | PA: 32 | |
| PITCHER | IP | WLS | BF | H | R | ER | SO | BB | IBB | HBP | BLK | WP | HR | S | P | ERA | WHIP | | | | |
| Dennis Eckersley, R ERA: 4.47 (1, 1) | 8.1 | W | 31 | 7 | 1 | 1 | 3 | 0 | 0 | 0 | 0 | 0 | 1 | 37 | 37 | 1.08 | 0.840 | | | | |
| Tom Burgmeier, L ERA: 2.21 (9, 1) | 0.2 | S | 1 | 0 | 0 | 0 | 0 | 0 | 0 | 0 | 0 | 0 | 0 | 1 | 1 | 0.00 | 0.000 | | | | |

| | |
|-----|----|
| AB | 32 |
| R | 1 |
| H | 7 |
| RBI | 1 |
| BB | 0 |
| SO | 3 |
| LOB | 11 |



| Batter | 1 | 2 | 3 | 4 | 5 | 6 | 7 | 8 | 9 | AB | R | H | RBI | BB | SO | LOB | BOTTOM | | | | |
|---|------------------------------|---------------------------------|------------------------------|---------------------------------|------------------------------|---------------------------------|------------------------------|---------------------------------|------------------------------|---------------------------------|------------------------------|---------------------------------|------------------------------|----------------------------------|------------------------------|---------------------------------|--|------------------------------------|----------------------------------|--------|--|
| Rick Burleson, R OBP: 0.345, SLG: 0.383 (1, 6) | | | | | | | | | | 3 | 0 | 0 | 0 | 1 | 0 | 3 | Milwaukee Brewers @ Boston Red Sox Fenway Park, Boston, MA Tue Aug 05 1980, 7:05 PM EDT Att: 27,996 - Unknown - 88 F | | | | |
| Dave Stapleton, R OBP: 0.318, SLG: 0.471 (1, 4) | | | | | | | | | | 3 | 0 | 2 | 1 | 0 | 0 | 1 | | | | | |
| Fred Lynn, L OBP: 0.393, SLG: 0.490 (1, 8) | | | | | | | | | | 4 | 0 | 1 | 0 | 0 | 0 | 3 | | | | | |
| Tony Perez, R OBP: 0.309, SLG: 0.454 (1, 3) | | | | | | | | | | 3 | 0 | 1 | 0 | 1 | 0 | 2 | | | | | |
| Jim Rice, R OBP: 0.300, SLG: 0.462 (1, 7) | | | | | | | | | | 4 | 0 | 0 | 0 | 0 | 0 | 4 | | | | | |
| Carlton Fisk, R OBP: 0.396, SLG: 0.505 (1, 2) | | | | | | | | | | 3 | 1 | 1 | 1 | 0 | 1 | 0 | | | | | |
| Dwight Evans, R OBP: 0.340, SLG: 0.465 (1, 9) | | | | | | | | | | 2 | 0 | 0 | 0 | 1 | 0 | 0 | | | | | |
| Glenn Hoffman, R OBP: 0.313, SLG: 0.421 (1, 5) | | | | | | | | | | 3 | 1 | 1 | 0 | 0 | 0 | 1 | | | | | |
| Gary Allenson, R OBP: 0.468, SLG: 0.481 (1, 10) | | | | | | | | | | 2 | 1 | 1 | 0 | 1 | 0 | 0 | | | | | |
| Inning Stats | R: 0 E: 0 K: 0 S: 4 | H: 1 LOB: 1 BB: 0 P: 4 | R: 1 E: 0 K: 0 S: 3 | H: 1 LOB: 0 BB: 1 P: 7 | R: 0 E: 0 K: 0 S: 3 | H: 0 LOB: 1 BB: 1 P: 7 | R: 0 E: 0 K: 0 S: 3 | H: 1 LOB: 0 BB: 0 P: 3 | R: 0 E: 0 K: 0 S: 3 | H: 0 LOB: 0 BB: 0 P: 3 | R: 0 E: 0 K: 1 S: 5 | H: 0 LOB: 0 BB: 0 P: 5 | R: 2 E: 1 K: 0 S: 6 | H: 4 LOB: 2 BB: 1 P: 10 | R: 0 E: 0 K: 0 S: 3 | H: 1 LOB: 0 BB: 0 P: 3 | 1B: 6 2B: 0 3B: 0 HR: 1 | SF: 0 SAC: 1 DP: 3 HBP: 0 | WP: 0 PB: 0 SB: 0 CS: 0 | PA: 32 | |
| PITCHER | IP | WLS | BF | H | R | ER | SO | BB | IBB | HBP | BLK | WP | HR | S | P | ERA | WHIP | | | | |
| Mike Caldwell, L ERA: 4.38 (1, 1) | 7.1 | L | 30 | 7 | 3 | 3 | 1 | 3 | 0 | 0 | 0 | 0 | 1 | 29 | 41 | 3.68 | 1.364 | | | | |
| Bill Castro, R ERA: 2.7 (8, 1) | 0.2 | | 2 | 0 | 0 | 0 | 0 | 0 | 1 | 0 | 0 | 0 | 0 | 1 | 5 | 0.00 | 0.000 | | | | |



| Batter | 1 | 2 | 3 | 4 | 5 | 6 | 7 | 8 | 9 | AB | R | H | RBI | BB | SO | LOB | TOP | | | | | |
|--|------------------------------|---------------------------------|------------------------------|---------------------------------|------------------------------|---------------------------------|------------------------------|---------------------------------|------------------------------|---------------------------------|------------------------------|----------------------------------|------------------------------|---------------------------------|------------------------------|---------------------------------|------------------------------|---------------------------------|----------------------------------|------------------------------------|----------------------------------|--------|
| Paul Mollitor, R OBP: 0.388, SLG: 0.443 (1, 4) | F9 | | G4-6-3 | | | | F3 | | G6-4-3 | 5 | 1 | 1 | 0 | 0 | 0 | 2 | | | | | | |
| Robin Yount, R OBP: 0.324, SLG: 0.546 (1, 6) | 6-3 | | 6-3 | | | | K | | 6-3 | 5 | 1 | 1 | 1 | 0 | 1 | 0 | | | | | | |
| Cecil Cooper, L OBP: 0.367, SLG: 0.528 (1, 3) | | | | 4-3 | | | F9 | | | 4 | 0 | 2 | 1 | 0 | 0 | 0 | | | | | | |
| Gorman Thomas, R OBP: 0.309, SLG: 0.489 (1, 8) | F4 | | | | | | | | | 4 | 0 | 2 | 0 | 0 | 1 | 2 | | | | | | |
| Ben Oglivie, L OBP: 0.373, SLG: 0.576 (1, 7) | | 4-1 | | F9 | | | | | | 4 | 0 | 2 | 0 | 0 | 0 | 1 | | | | | | |
| Sixto Lezcano, R OBP: 0.284, SLG: 0.392 (1, 9) | | | | | | | | | | 3 | 0 | 0 | 0 | 0 | 2 | 3 | | | | | | |
| Dick Davis, R OBP: 0.290, SLG: 0.370 (1, 10) | | | | | | | | | | 4 | 1 | 2 | 0 | 0 | 2 | 3 | | | | | | |
| Jim Gantner, L OBP: 0.306, SLG: 0.326 (1, 5) | | | | | | | | | | 2 | 0 | 0 | 0 | 1 | 0 | 3 | | | | | | |
| Buck Martinez, R OBP: 0.285, SLG: 0.300 (1, 2) | | | | | | | | | | 2 | 0 | 1 | 1 | 1 | 1 | 2 | | | | | | |
| Inning Stats | R: 0 E: 0 K: 0 S: 4 | H: 1 LOB: 1 BB: 0 P: 4 | R: 0 E: 0 K: 1 S: 6 | H: 1 LOB: 1 BB: 0 P: 6 | R: 0 E: 0 K: 0 S: 2 | H: 0 LOB: 0 BB: 1 P: 6 | R: 0 E: 0 K: 1 S: 6 | H: 1 LOB: 1 BB: 0 P: 6 | R: 3 E: 0 K: 2 S: 9 | H: 4 LOB: 1 BB: 0 P: 9 | R: 0 E: 0 K: 2 S: 8 | H: 1 LOB: 2 BB: 1 P: 12 | R: 0 E: 0 K: 1 S: 5 | H: 0 LOB: 0 BB: 0 P: 5 | R: 0 E: 0 K: 1 S: 7 | H: 2 LOB: 2 BB: 0 P: 7 | R: 0 E: 0 K: 0 S: 3 | H: 1 LOB: 0 BB: 0 P: 3 | 1B: 7 2B: 4 3B: 0 HR: 0 | SF: 1 SAC: 2 DP: 2 HBP: 0 | WP: 0 PB: 0 SB: 1 CS: 0 | PA: 38 |
| PITCHER | IP | WLS | BF | H | R | ER | SO | BB | IBB | HBP | BLK | WP | HR | S | P | ERA | WHIP | | | | | |
| Mike Torrez, R ERA: 4.47 (1, 1) | 7.0 | W | 32 | 10 | 3 | 3 | 6 | 1 | 1 | 0 | 0 | 0 | 0 | 42 | 50 | 3.86 | 1.571 | | | | | |
| Bob Stanley, R ERA: 3.92 (8, 1) | 2.0 | S | 6 | 1 | 0 | 0 | 1 | 0 | 0 | 0 | 0 | 0 | 0 | 8 | 8 | 0.00 | 0.500 | | | | | |

Milwaukee Brewers @ Boston Red Sox
Fenway Park, Boston, MA
Thu Aug 07 1980, 7:05 PM EDT
Att: 27,966 - Unknown - 89 F

AB 33
R 3
H 11
RBI 3
BB 2
SO 7
LOB 16



| Batter | 1 | 2 | 3 | 4 | 5 | 6 | 7 | 8 | 9 | AB | R | H | RBI | BB | SO | LOB | BOTTOM | | | | |
|---|------------------------------|---------------------------------|------------------------------|---------------------------------|------------------------------|---------------------------------|------------------------------|---------------------------------|------------------------------|---------------------------------|------------------------------|---------------------------------|------------------------------|----------------------------------|------------------------------|---------------------------------|----------------------------------|------------------------------------|----------------------------------|--------|--|
| Rick Burleson, R OBP: 0.344, SLG: 0.381 (1, 6) | | | | | | | F9 | | | 4 | 2 | 1 | 0 | 1 | 0 | 5 | | | | | |
| Dave Stapleton, R OBP: 0.320, SLG: 0.465 (1, 4) | | | | | | | L7 | | | 4 | 1 | 2 | 2 | 0 | 0 | 1 | | | | | |
| Fred Lynn, L OBP: 0.393, SLG: 0.497 (1, 8) | | | | | | | | | | 3 | 1 | 2 | 3 | 0 | 0 | 2 | | | | | |
| Tony Perez, R OBP: 0.308, SLG: 0.450 (1, 3) | | | | | | | | | | 4 | 0 | 1 | 1 | 0 | 0 | 1 | | | | | |
| Carlton Fisk, R OBP: 0.355, SLG: 0.505 (1, 2) | | | | | | | | | | 4 | 0 | 1 | 0 | 0 | 0 | 1 | | | | | |
| Carl Yastrzemski, L OBP: 0.343, SLG: 0.451 (1, 7) | | | | | | | | | | 4 | 1 | 1 | 0 | 0 | 0 | 1 | | | | | |
| Jim Rice, R OBP: 0.297, SLG: 0.456 (1, 10) | | | | | | | | | | 3 | 0 | 1 | 0 | 0 | 0 | 0 | | | | | |
| Dwight Evans, R OBP: 0.343, SLG: 0.478 (1, 9) | | | | | | | | | | 3 | 2 | 1 | 0 | 1 | 0 | 2 | | | | | |
| Glenn Hoffman, R OBP: 0.326, SLG: 0.424 (1, 5) | | | | | | | | | | 2 | 0 | 1 | 1 | 1 | 0 | 0 | | | | | |
| Inning Stats | R: 1 E: 0 K: 0 S: 4 | H: 1 LOB: 0 BB: 0 P: 4 | R: 0 E: 0 K: 0 S: 3 | H: 0 LOB: 0 BB: 0 P: 3 | R: 1 E: 0 K: 0 S: 4 | H: 2 LOB: 1 BB: 1 P: 8 | R: 0 E: 0 K: 0 S: 3 | H: 0 LOB: 0 BB: 0 P: 3 | R: 0 E: 0 K: 0 S: 3 | H: 0 LOB: 0 BB: 0 P: 3 | R: 1 E: 0 K: 0 S: 5 | H: 2 LOB: 1 BB: 0 P: 5 | R: 4 E: 0 K: 0 S: 7 | H: 4 LOB: 1 BB: 1 P: 11 | R: 0 E: 0 K: 0 S: 5 | H: 2 LOB: 3 BB: 1 P: 9 | 1B: 6 2B: 5 3B: 0 HR: 0 | SF: 1 SAC: 2 DP: 1 HBP: 0 | WP: 0 PB: 0 SB: 0 CS: 0 | PA: 37 | |
| PITCHER | IP | WLS | BF | H | R | ER | SO | BB | IBB | HBP | BLK | WP | HR | S | P | ERA | WHIP | | | | |
| Paul Mitchell, R ERA: 2.81 (1, 1) | 6.1 | L | 27 | 7 | 6 | 6 | 0 | 1 | 1 | 0 | 0 | 0 | 0 | 25 | 33 | 8.53 | 1.263 | | | | |
| Fred Holdsworth, R ERA: 40.5 (7, 1) | 0.2 | | 5 | 3 | 1 | 1 | 0 | 0 | 0 | 0 | 0 | 0 | 0 | 5 | 5 | 13.50 | 4.500 | | | | |
| Jerry Augustine, L ERA: 4.04 (8, 1) | 1.0 | | 5 | 1 | 0 | 0 | 0 | 1 | 0 | 0 | 0 | 0 | 0 | 4 | 8 | 0.00 | 2.000 | | | | |

Milwaukee Brewers @ Boston Red Sox
Fenway Park, Boston, MA
Thu Aug 07 1980, 7:05 PM EDT
Att: 27,966 - Unknown - 89 F

AB 31
R 7
H 11
RBI 7
BB 3
SO 0
LOB 13



| Batter | 1 | 2 | 3 | 4 | 5 | 6 | 7 | 8 | 9 | AB | R | H | RBI | BB | SO | LOB | TOP | | | |
|--|--|---------------------------------|------------------------------|---------------------------------|------------------------------|---------------------------------|------------------------------|---------------------------------|------------------------------|---------------------------------|------------------------------|---------------------------------|------------------------------|---------------------------------|------------------------------|---------------------------------|---|------------------------------------|----------------------------------|--------|
| Miguel Dilone, S OBP: 0.394, SLG: 0.450 (1, 10) | F5 | | 5-3 | | | 1B | | 1B | | 4 | 0 | 2 | 1 | 0 | 0 | 1 | Cleveland Indians @ Milwaukee Brewers Milwaukee County Stadium, Milwaukee, WI Fri Aug 08 1980, 8:05 PM EDT Att: 27,629 - Unknown - 78 F | | | |
| Jorge Orta, L OBP: 0.402, SLG: 0.399 (1, 9) | L1 | | | K | | F7 | | BB | | 3 | 0 | 0 | 0 | 1 | 1 | | | | | |
| Mike Hargrove, L OBP: 0.303, SLG: 0.416 (1, 3) | 4-3 | | | FC6-4 BB | | L8 | | G3-6-3 BB | | 3 | 0 | 0 | 0 | 1 | 0 | | | | | |
| Toby Harrah, R OBP: 0.377, SLG: 0.366 (1, 5) | | 5-3 | | F7 | | FC6-4 BB | | F8 | | 3 | 0 | 0 | 0 | 1 | 0 | | | | | |
| Joe Charboneau, R OBP: 0.362, SLG: 0.480 (1, 7) | F9 | | | FC6-4 | | K | | F9 | | 4 | 0 | 0 | 0 | 0 | 1 | | | | | |
| Bo Diaz, R OBP: 0.328, SLG: 0.452 (1, 2) | | | | 1-2f K | | FC6-4 | | 5-3 | | 4 | 0 | 0 | 0 | 0 | 2 | | | | | |
| Alan Bannister, R OBP: 0.284, SLG: 0.279 (1, 4) | | | | L7 | | L4 | | F9 | | 3 | 0 | 0 | 0 | 0 | 0 | | | | | |
| Rick Manning, L OBP: 0.334, SLG: 0.289 (1, 8) | | | 6-3 | | | G3 | | 3-1 | | 3 | 0 | 0 | 0 | 0 | 0 | | | | | |
| Jerry Dybzinski, R OBP: 0.274, SLG: 0.304 (1, 6) | | | | | | 6-3 | | 1B 3B | | 3 | 1 | 2 | 0 | 0 | 0 | | | | | |
| Inning Stats | R: 0 E: 0 K: 0 S: 3 | H: 0 LOB: 0 BB: 0 P: 3 | R: 0 E: 0 K: 1 S: 5 | H: 0 LOB: 0 BB: 0 P: 5 | R: 0 E: 0 K: 0 S: 4 | H: 1 LOB: 1 BB: 0 P: 4 | R: 0 E: 0 K: 1 S: 5 | H: 0 LOB: 1 BB: 1 P: 9 | R: 0 E: 0 K: 1 S: 4 | H: 0 LOB: 0 BB: 0 P: 5 | R: 0 E: 0 K: 1 S: 5 | H: 0 LOB: 1 BB: 1 P: 9 | R: 1 E: 0 K: 0 S: 4 | H: 2 LOB: 1 BB: 1 P: 8 | R: 0 E: 0 K: 0 S: 3 | H: 0 LOB: 0 BB: 0 P: 3 | 1B: 3 2B: 0 3B: 1 HR: 0 | SF: 0 SAC: 0 DP: 1 HBP: 0 | WP: 0 PB: 0 SB: 1 CS: 0 | PA: 33 |
| PITCHER Bill Travers, L ERA: 3.03 (1, 1) | IP: 9.0 WLS: W BF: 33 H: 4 R: 1 ER: 1 SO: 4 BB: 3 IBB: 0 HBP: 0 BLK: 0 WP: 0 HR: 0 S: 38 P: 50 ERA: 1.00 WHIP: 0.778 | | | | | | | | | | | | | | | | | | | |

| Batter | 1 | 2 | 3 | 4 | 5 | 6 | 7 | 8 | 9 | AB | R | H | RBI | BB | SO | LOB | BOTTOM | | | |
|---|--|----------------------------------|------------------------------|---------------------------------|------------------------------|---------------------------------|------------------------------|---------------------------------|------------------------------|---------------------------------|------------------------------|---------------------------------|------------------------------|---------------------------------|------------------------------|---------------------------------|---|------------------------------------|----------------------------------|--------|
| Paul Moltzer, R OBP: 0.386, SLG: 0.438 (1, 4) | S BB | | L3 | | K | | K | | | 3 | 0 | 0 | 0 | 1 | 2 | 1 | Cleveland Indians @ Milwaukee Brewers Milwaukee County Stadium, Milwaukee, WI Fri Aug 08 1980, 8:05 PM EDT Att: 27,629 - Unknown - 78 F | | | |
| Robin Yount, R OBP: 0.321, SLG: 0.541 (1, 10) | K | | 6-3 | | F9 | | F9 | | | 4 | 0 | 0 | 0 | 0 | 1 | 2 | | | | |
| Cecil Cooper, L OBP: 0.388, SLG: 0.529 (1, 3) | 2-3 BB | | G3 | | 2B | | F4 | | | 3 | 0 | 1 | 1 | 1 | 0 | 0 | | | | |
| Gorman Thomas, R OBP: 0.309, SLG: 0.487 (1, 8) | K | | | HR 1B | F8 | | K | | | 4 | 1 | 1 | 0 | 0 | 2 | 3 | | | | |
| Ben Oglivie, L OBP: 0.372, SLG: 0.580 (1, 7) | F4 | | | 1-H HR | G3 | | F8 | | | 4 | 1 | 1 | 2 | 0 | 0 | 2 | | | | |
| Dick Davis, R OBP: 0.290, SLG: 0.370 (1, 9) | | 6-3 | | 6-3 | | S 1B | | | | 3 | 1 | 1 | 0 | 0 | 0 | 0 | | | | |
| Charlie Moore, R OBP: 0.341, SLG: 0.330 (1, 2) | | K | | F7 | | K | | | | 3 | 0 | 0 | 0 | 0 | 2 | 1 | | | | |
| Jim Gantner, L OBP: 0.310, SLG: 0.327 (1, 5) | | FC6-4 BB | | 4-3 | | CS 1B | | | | 2 | 0 | 1 | 1 | 1 | 0 | 0 | | | | |
| Ed Romero, R OBP: 0.316, SLG: 0.294 (1, 6) | | FC6-4 | | | S 2B 1B | CS | | F8 | | 3 | 1 | 1 | 0 | 0 | 0 | 1 | | | | |
| Inning Stats | R: 0 E: 0 K: 2 S: 7 | H: 0 LOB: 2 BB: 2 P: 15 | R: 0 E: 0 K: 1 S: 5 | H: 0 LOB: 1 BB: 1 P: 9 | R: 0 E: 0 K: 0 S: 3 | H: 0 LOB: 0 BB: 0 P: 3 | R: 2 E: 0 K: 0 S: 5 | H: 2 LOB: 0 BB: 0 P: 5 | R: 1 E: 0 K: 1 S: 7 | H: 2 LOB: 1 BB: 0 P: 7 | R: 1 E: 0 K: 1 S: 6 | H: 2 LOB: 0 BB: 0 P: 6 | R: 0 E: 0 K: 1 S: 5 | H: 0 LOB: 0 BB: 0 P: 5 | R: 0 E: 0 K: 1 S: 5 | H: 0 LOB: 0 BB: 0 P: 5 | 1B: 4 2B: 1 3B: 0 HR: 1 | SF: 0 SAC: 0 DP: 0 HBP: 0 | WP: 0 PB: 0 SB: 4 CS: 1 | PA: 33 |
| PITCHER Len Barker, R ERA: 4.2 (1, 1) | IP: 8.0 WLS: L BF: 32 H: 6 R: 4 ER: 4 SO: 7 BB: 3 IBB: 0 HBP: 0 BLK: 0 WP: 0 HR: 1 S: 43 P: 55 ERA: 4.50 WHIP: 1.125 | | | | | | | | | | | | | | | | | | | |

| Batter | 1 | 2 | 3 | 4 | 5 | 6 | 7 | 8 | 9 | AB | R | H | RBI | BB | SO | LOB | TOP | | | |
|---|--|---------------------------------|------------------------------|---------------------------------|------------------------------|---------------------------------|------------------------------|---------------------------------|------------------------------|---------------------------------|------------------------------|---------------------------------|------------------------------|---------------------------------|------------------------------|---------------------------------|----------------------------------|------------------------------------|----------------------------------|--------|
| Miguel Dilone, S OBP: 0.389, SLG: 0.444 (1, 10) | 0-0 4-3 | | 0-0 1-3 | | 0-0 F8 | | | 0-0 4-3 | | 4 | 0 | 0 | 0 | 0 | 0 | 0 | | | | |
| Jorge Orta, L OBP: 0.401, SLG: 0.398 (1, 9) | 0-0 F6 | | 0-0 4-3 | | 0-0 F9 | | | 0-0 1B | | 4 | 0 | 1 | 0 | 0 | 0 | 0 | | | | |
| Mike Hargrove, L OBP: 0.306, SLG: 0.419 (1, 3) | 0-0 FC6-4 1B | | 0-0 4-1 | | 0-0 1B | | | 0-0 FC5-4 1B | | 4 | 0 | 3 | 0 | 0 | 0 | 0 | | | | |
| Toby Harrah, R OBP: 0.374, SLG: 0.362 (1, 5) | 0-0 FC6-4 1-2 | | | 0-0 F7 | | 0-0 K | | 0-0 FC5-4 1-2 | | 4 | 0 | 0 | 0 | 0 | 1 | 4 | | | | |
| Joe Charboneau, R OBP: 0.363, SLG: 0.479 (1, 7) | | 0-0 2B 4-3 1B | | 0-0 2B E BB | | 0-0 F9 | | | 0-0 6-3 | 3 | 2 | 1 | 0 | 1 | 0 | 0 | | | | |
| Ron Hassey, L OBP: 0.365, SLG: 0.425 (1, 2) | 0-0 G3 1-2 | | 0-0 2B | | 0-0 2B | | | 0-0 G4-6-3 1B | | 4 | 0 | 2 | 0 | 0 | 0 | 1 | | | | |
| Alan Bannister, R OBP: 0.284, SLG: 0.285 (0, PH) Gary Alexander, R OBP: 0.307, SLG: 0.427 | 0-0 2B | | 0-0 E5 G6-4-3 | | 0-0 K | | | 0-0 4-3 | | 3 | 0 | 1 | 1 | 0 | 1 | 2 | AB 33 | | | |
| Rick Manning, L OBP: 0.331, SLG: 0.286 (1, 8) | 0-0 4-3 | | 0-0 G6-4-3 1-2 | | 0-0 G4-6-3 1-2 | | | 0-0 4-3 | | 1 | 0 | 0 | 0 | 0 | 0 | 0 | R 2 | | | |
| Jerry Dybzinski, R OBP: 0.270, SLG: 0.299 (1, 6) | 0-0 L7 | | | 0-0 F3 | | | | 0-0 F9 | | 3 | 0 | 0 | 1 | 0 | 0 | 1 | H 8 | | | |
| Inning Stats | R: 0 E: 0 K: 0 S: 4 | H: 1 LOB: 1 BB: 0 P: 4 | R: 1 E: 0 K: 0 S: 5 | H: 2 LOB: 1 BB: 0 P: 5 | R: 0 E: 0 K: 0 S: 3 | H: 0 LOB: 0 BB: 0 P: 3 | R: 1 E: 1 K: 0 S: 4 | H: 1 LOB: 1 BB: 1 P: 8 | R: 0 E: 0 K: 1 S: 5 | H: 0 LOB: 0 BB: 0 P: 3 | R: 0 E: 0 K: 1 S: 5 | H: 1 LOB: 0 BB: 0 P: 5 | R: 0 E: 0 K: 1 S: 5 | H: 2 LOB: 2 BB: 0 P: 5 | R: 0 E: 0 K: 0 S: 3 | H: 0 LOB: 0 BB: 0 P: 3 | 1B: 6 2B: 2 3B: 0 HR: 0 | SF: 0 SAC: 0 DP: 2 HBP: 0 | WP: 0 PB: 0 SB: 0 CS: 0 | PA: 34 |
| PITCHER Moose Haas, R ERA: 2.88 (1, 1) | IP: 9.0 WLS: W BF: 34 H: 8 R: 2 ER: 2 SO: 2 BB: 1 IBB: 0 HBP: 0 BLK: 0 WP: 0 HR: 0 S: 37 P: 41 ERA: 2.00 WHIP: 1.000 | | | | | | | | | | | | | | | PITCHER | | | | |

Cleveland Indians @ Milwaukee Brewers
Milwaukee County Stadium, Milwaukee, WI
Sat Aug 09 1980, 4:33 AM EDT
Att: 37,690 - Unknown - 71 F

AB 33
R 2
H 8
RBI 2
BB 1
SO 2
LOB 12



| Batter | 1 | 2 | 3 | 4 | 5 | 6 | 7 | 8 | 9 | AB | R | H | RBI | BB | SO | LOB | BOTTOM | | | |
|--|--|----------------------------------|------------------------------|---------------------------------|------------------------------|---------------------------------|------------------------------|---------------------------------|------------------------------|---------------------------------|------------------------------|---------------------------------|------------------------------|---------------------------------|------------------------------|---------------------------------|----------------------------------|------------------------------------|----------------------------------|--------|
| Paul Moltor, R OBP: 0.388, SLG: 0.448 (1, 4) | 0-0 E 2B | 0-0 2B | | | 0-0 5-3 | | 0-0 SF8 | | | 3 | 1 | 2 | 1 | 0 | 0 | 0 | | | | |
| Robin Yount, R OBP: 0.318, SLG: 0.535 (1, 10) | 0-0 E1 1B 2-H | 0-0 5-3 | | | 0-0 K | | 0-0 F9 | | | 4 | 1 | 0 | 0 | 0 | 1 | 1 | | | | |
| Cecil Cooper, L OBP: 0.386, SLG: 0.526 (1, 3) | 0-0 BB 1B 3-H | | 0-0 F8 | | 0-0 F4 | | 0-0 5-3 | | | 4 | 0 | 1 | 1 | 0 | 0 | 0 | | | | |
| Gorman Thomas, R OBP: 0.308, SLG: 0.485 (1, 8) | 0-0 K | | 0-0 5-3 | | 0-0 1B 1-3 | | 0-0 F3 | | | 4 | 1 | 1 | 0 | 0 | 1 | 1 | | | | |
| Ben Oglivie, L OBP: 0.369, SLG: 0.574 (1, 7) | 0-0 K | | 0-0 F8 | | 0-0 1-3 | | 0-0 F6 | | | 4 | 0 | 0 | 0 | 0 | 1 | 2 | | | | |
| Sixto Lezcano, R OBP: 0.287, SLG: 0.391 (1, 9) | 0-0 BB | | 0-0 6-3 | | 0-0 1B IBB | | 0-0 F6 | | | 1 | 0 | 0 | 0 | 2 | 0 | 0 | | | | |
| Sal Bando, R OBP: 0.273, SLG: 0.267 (1, 5) | 0-0 F6 | | 0-0 6-3 | | 0-0 1B 1-H 2-H | | | | | 3 | 0 | 1 | 1 | 0 | 2 | | AB 28 | | | |
| Ed Romero, R OBP: 0.333, SLG: 0.321 (1, 6) | | 0-0 P2-3 BB | | 0-0 L5 | | 0-0 SF8 2B | | | | 2 | 1 | 1 | 0 | 1 | 0 | 0 | R 4 | | | |
| Buck Martinez, R OBP: 0.279, SLG: 0.294 (1, 2) | 0-0 P2-3 1-2 | | | 0-0 F7 | | 0-0 6-3 | | | | 3 | 0 | 0 | 0 | 0 | 2 | | H 6 | | | |
| Inning Stats | R: 2 E: 1 K: 2 S: 10 | H: 2 LOB: 2 BB: 1 P: 14 | R: 0 E: 0 K: 0 S: 3 | H: 1 LOB: 1 BB: 1 P: 7 | R: 0 E: 0 K: 0 S: 3 | H: 0 LOB: 0 BB: 0 P: 3 | R: 0 E: 0 K: 0 S: 3 | H: 0 LOB: 0 BB: 0 P: 3 | R: 0 E: 0 K: 1 S: 5 | H: 0 LOB: 0 BB: 0 P: 5 | R: 1 E: 0 K: 0 S: 4 | H: 2 LOB: 2 BB: 1 P: 8 | R: 1 E: 0 K: 0 S: 4 | H: 1 LOB: 0 BB: 0 P: 4 | R: 0 E: 0 K: 0 S: 3 | H: 0 LOB: 0 BB: 0 P: 3 | 1B: 3 2B: 4 3B: 0 HR: 0 | SF: 1 SAC: 0 DP: 1 HBP: 0 | WP: 0 PB: 0 SB: 0 CS: 0 | PA: 32 |
| PITCHER Bob Ovchinko, L ERA: 5.96 Victor Cruz, R ERA: 3.59 Sid Monge, L ERA: 3.17 | IP: 6.1 WLS: L BF: 27 H: 6 R: 4 ER: 3 SO: 3 BB: 4 IBB: 0 HBP: 0 BLK: 0 WP: 0 HR: 0 S: 30 P: 42 ERA: 4.26 WHIP: 1.263 | | | | | | | | | | | | | | | PITCHER | | | | |

Cleveland Indians @ Milwaukee Brewers
Milwaukee County Stadium, Milwaukee, WI
Sat Aug 09 1980, 4:33 AM EDT
Att: 37,690 - Unknown - 71 F

AB 28
R 4
H 6
RBI 3
BB 3
SO 3
LOB 8



| Batter | 1 | 2 | 3 | 4 | 5 | 6 | 7 | 8 | 9 | AB | R | H | RBI | BB | SO | LOB | TOP | | | | | |
|---|--|---------------------------------|------------------------------|---------------------------------|------------------------------|---------------------------------|------------------------------|---------------------------------|------------------------------|---------------------------------|------------------------------|---------------------------------|------------------------------|---------------------------------|------------------------------|---------------------------------|------------------------------|---------------------------------|----------------------------------|------------------------------------|-------------------------|--------|
| Miguel Dilone, S OBP: 0.385, SLG: 0.438 (1, 8) | 5-3 | | 6-3 | | | F8 | | G1-4-3 | | 4 | 0 | 0 | 0 | 0 | 0 | 2 | | | | | | |
| Toby Harrah, R OBP: 0.373, SLG: 0.361 (1, 5) | E7 F8 1B | | K | | | F8 | | 5-3 | | 4 | 0 | 1 | 0 | 0 | 1 | 1 | | | | | | |
| Mike Hargrove, L OBP: 0.303, SLG: 0.415 (1, 3) | F8 | | | 6-3 | | F7 | | | 4-3 | 4 | 0 | 0 | 0 | 0 | 0 | 1 | | | | | | |
| Joe Charboneau, R OBP: 0.362, SLG: 0.476 (7, 9) | K | | | F4 | | FC4-6 1B SF7 1B | | 5-3 | | 4 | 1 | 1 | 0 | 0 | 1 | 1 | | | | | | |
| Bo Diaz, R OBP: 0.326, SLG: 0.446 (1, 2) | | G3 | | 6-3 | | FC4-6 1-2 1B | | F6 | | 4 | 0 | 1 | 0 | 0 | 0 | 0 | | | | | | |
| Gary Alexander, R OBP: 0.298, SLG: 0.413 (1, 10) | | 6-3 | | | F7 | FC4-6 | | | | 3 | 0 | 0 | 0 | 0 | 0 | 2 | | | | | | |
| Alan Bannister, R OBP: 0.284, SLG: 0.287 (7, 4) | | 5-3 | | | | SF7 FC6-4 1B | | | | 2 | 0 | 1 | 1 | 0 | 0 | 0 | | | | | | |
| Dave Rosello, R OBP: 0.246, SLG: 0.290 (7, PH) | | | | | | | | | | 1 | 0 | 0 | 0 | 1 | 0 | 1 | | | | | | |
| Gary Gray, R OBP: 0.174, SLG: 0.273 (7, 7) | | | | 6-3 BB | | FC6-4 1-2 | | 6-3 | | 1 | 0 | 0 | 0 | 0 | 0 | 1 | | | | | | |
| Jerry Dybzinski, R OBP: 0.271, SLG: 0.300 (1, 6) | | | F2 | | | | | | | 3 | 0 | 1 | 0 | 0 | 0 | 2 | | | | | | |
| Inning Stats | R: 0 E: 1 K: 1 S: 6 | H: 1 LOB: 1 BB: 0 P: 6 | R: 0 E: 0 K: 0 S: 3 | H: 0 LOB: 0 BB: 0 P: 3 | R: 0 E: 0 K: 1 S: 5 | H: 0 LOB: 1 BB: 1 P: 9 | R: 0 E: 0 K: 0 S: 3 | H: 0 LOB: 0 BB: 0 P: 3 | R: 0 E: 0 K: 0 S: 4 | H: 1 LOB: 1 BB: 0 P: 4 | R: 0 E: 0 K: 0 S: 3 | H: 0 LOB: 0 BB: 0 P: 3 | R: 1 E: 0 K: 0 S: 5 | H: 2 LOB: 1 BB: 0 P: 5 | R: 0 E: 0 K: 0 S: 3 | H: 1 LOB: 0 BB: 0 P: 3 | R: 0 E: 0 K: 0 S: 3 | H: 0 LOB: 0 BB: 0 P: 3 | 1B: 5 2B: 0 3B: 0 HR: 0 | SF: 1 SAC: 0 DP: 1 HBP: 0 | WP: 0 PB: 0 CS: 0 | PA: 32 |
| PITCHER Mike Caldwell, L ERA: 4.18 (1, 1) | IP: 9.0 WLS: W BF: 32 H: 5 R: 1 ER: 1 SO: 2 BB: 1 IBB: 0 HBP: 0 BLK: 0 WP: 0 HR: 0 S: 35 P: 39 ERA: 1.00 WHIP: 0.667 | | | | | | | | | | | | | | | PITCHER | | | | | | |

Cleveland Indians @ Milwaukee Brewers
Milwaukee County Stadium, Milwaukee, WI
Sun Aug 10 1980, 4:33 AM EDT
Unknown - 69 F


AB 30
R 1
H 5
RBI 1
BB 1
SO 2
LOB 11



| Batter | 1 | 2 | 3 | 4 | 5 | 6 | 7 | 8 | 9 | AB | R | H | RBI | BB | SO | LOB | BOTTOM | | | | | |
|---|--|---------------------------------|------------------------------|---------------------------------|------------------------------|----------------------------------|------------------------------|---------------------------------|------------------------------|---------------------------------|------------------------------|---------------------------------|------------------------------|---------------------------------|------------------------------|---------------------------------|------------------------------|---------------------------------|----------------------------------|------------------------------------|-------------------------|--------|
| Paul Molitor, R OBP: 0.386, SLG: 0.445 (1, 4) | 4-3 | | 2B 1B 1B | F7 | | | 6-3 | | | 4 | 1 | 1 | 0 | 0 | 0 | 0 | | | | | | |
| Sal Bando, R OBP: 0.277, SLG: 0.284 (1, 5) | 2B | | 1B 2B | F2 | | | F9 | | | 4 | 2 | 2 | 0 | 0 | 0 | 0 | | | | | | |
| Cecil Cooper, L OBP: 0.367, SLG: 0.528 (1, 3) | 2B | | 2B 1B | | K | | F9 | | | 4 | 1 | 2 | 3 | 0 | 1 | 0 | | | | | | |
| Gorman Thomas, R OBP: 0.308, SLG: 0.485 (1, 8) | F8 | | 1-3 2B | | 6-3 | | F7 | | | 4 | 0 | 1 | 1 | 0 | 0 | 1 | | | | | | |
| Ben Oglivie, L OBP: 0.370, SLG: 0.573 (1, 7) | F7 | | 1-3 BB | | F9 | | WP 1B | | | 3 | 0 | 1 | 0 | 1 | 0 | 1 | | | | | | |
| Dick Davis, R OBP: 0.286, SLG: 0.364 (1, 9) | | F9 | 1-3 | | 6-3 | | F6 | | | 4 | 0 | 0 | 0 | 0 | 0 | 3 | | | | | | |
| Mark Brouhard, R OBP: 0.281, SLG: 0.413 (1, 10) | | F6 | 5-3 | | | 1B 2B | | K | | 4 | 1 | 1 | 0 | 0 | 1 | 3 | | | | | | |
| Charlie Moore, R OBP: 0.345, SLG: 0.332 (1, 2) | | E5 BB | F3 | | | 2B 1B | | | | 2 | 0 | 1 | 1 | 1 | 0 | 2 | | | | | | |
| Ed Romero, R OBP: 0.317, SLG: 0.304 (1, 6) | | E5 | | | F9 | | F4 | | | 3 | 0 | 0 | 0 | 0 | 0 | 1 | | | | | | |
| Inning Stats | R: 1 E: 0 K: 0 S: 5 | H: 2 LOB: 1 BB: 0 P: 5 | R: 0 E: 1 K: 0 S: 3 | H: 0 LOB: 1 BB: 1 P: 7 | R: 3 E: 0 K: 0 S: 7 | H: 4 LOB: 2 BB: 1 P: 11 | R: 0 E: 0 K: 0 S: 3 | H: 0 LOB: 0 BB: 0 P: 3 | R: 0 E: 0 K: 1 S: 5 | H: 0 LOB: 0 BB: 0 P: 5 | R: 1 E: 0 K: 0 S: 4 | H: 2 LOB: 0 BB: 0 P: 4 | R: 0 E: 0 K: 0 S: 3 | H: 0 LOB: 0 BB: 0 P: 3 | R: 0 E: 0 K: 1 S: 6 | H: 1 LOB: 1 BB: 0 P: 6 | R: 0 E: 0 K: 0 S: 3 | H: 0 LOB: 0 BB: 0 P: 3 | 1B: 4 2B: 5 3B: 0 HR: 0 | SF: 0 SAC: 0 DP: 0 HBP: 0 | WP: 1 PB: 0 CS: 0 | PA: 34 |
| PITCHER Ross Grimsley, L ERA: 5.95 (1, 1) | IP: 8.0 WLS: L BF: 34 H: 9 R: 5 ER: 5 SO: 2 BB: 2 IBB: 0 HBP: 0 BLK: 0 WP: 1 HR: 0 S: 36 P: 44 ERA: 5.62 WHIP: 1.375 | | | | | | | | | | | | | | | PITCHER | | | | | | |

Cleveland Indians @ Milwaukee Brewers
Milwaukee County Stadium, Milwaukee, WI
Sun Aug 10 1980, 4:33 AM EDT
Unknown - 69 F

AB 32
R 5
H 9
RBI 5
BB 2
SO 2
LOB 11



| Batter | 1 | 2 | 3 | 4 | 5 | 6 | 7 | 8 | 9 | AB | R | H | RBI | BB | SO | LOB | TOP | | | |
|--|------------------------------|---------------------------------|-------------------------------------|----------------------------------|------------------------------|---------------------------------|------------------------------|---------------------------------|------------------------------|---------------------------------|------------------------------|---------------------------------|------------------------------|----------------------------------|------------------------------|---------------------------------|-----------------------------------|------------------------------------|----------------------------------|--------|
| Alfredo Griffin, S OBP: 0.279, SLG: 0.353 (1, 6) | 0-0 1B | | 0-0 CS 1B | | 0-0 FC5 BB | | 0-0 L4 | | 0-0 F4 | 5 | 0 | 2 | 0 | 0 | 0 | 2 | | | | |
| Damaso Garcia, R OBP: 0.305, SLG: 0.411 (1, 4) | 0-0 1B | | 0-0 1-3 1B | | 0-0 F6 | | 0-0 5-3 | | 0-3 K | 5 | 0 | 1 | 0 | 0 | 1 | 4 | | | | |
| Al Woods, L OBP: 0.366, SLG: 0.503 (1, 7) | 0-3 K | | 0-0 F8 | | 4-0 FC5 BB | | | 0-0 F7 | 0-0 1B | 4 | 0 | 1 | 0 | 1 | 1 | 1 | | | | |
| Otto Velez, R OBP: 0.387, SLG: 0.530 (1, 10) | 0-0 1B | | | 0-0 PB SH5-3 SF9 1B | 0-0 FC5 | | | 0-0 E9 HBP 1B | 0-0 F8 | 5 | 2 | 3 | 0 | 0 | 0 | 4 | | | | |
| Roy Howell, L OBP: 0.324, SLG: 0.389 (1, 5) | 0-0 F8 | | | 0-0 SH5-3 | | 0-3 K | | 0-3 K | | 3 | 0 | 0 | 0 | 0 | 2 | 3 | | | | |
| John Mayberry, L OBP: 0.341, SLG: 0.425 (1, 3) | | 0-0 G1-6-3 1B | | 0-0 SF9 | | 0-0 1-3 | | 4-0 HBP 1B IBB | | 2 | 1 | 1 | 1 | 1 | 0 | 0 | | | | |
| Barry Bonnell, R OBP: 0.312, SLG: 0.425 (8, PR) | | 0-0 G1-6-3 1B | | 0-0 F8 | | 0-3 K | | 1-0 1B HBP | | 3 | 0 | 1 | 0 | 0 | 1 | 0 | | | | |
| Bob Bailor, R OBP: 0.271, SLG: 0.249 (8, 8) | | 1-2 2-3 | | | | | | 1-2 2-3 HBP | | 0 | 0 | 0 | 0 | 0 | 0 | 0 | | | | |
| Lloyd Moseby, L OBP: 0.283, SLG: 0.356 (1, 9) | | 0-0 G1-6-3 | | | 0-0 4-3 | | 4-0 SH1-3 BB | 0-0 1-3 2-H 3-H | 0-0 1B | 3 | 0 | 1 | 2 | 1 | 0 | 2 | | | | |
| Ernie Whitt, L OBP: 0.274, SLG: 0.335 (1, 2) | | 0-0 4-3 | | | 0-0 BB FC5 1B | | 0-0 SH1-3 | 0-0 6-3 | | 3 | 0 | 1 | 0 | 0 | 0 | 3 | | | | |
| Inning Stats | R: 0 E: 0 K: 1 S: 7 | H: 3 LOB: 2 BB: 0 P: 7 | R: 0 E: 0 K: 0 S: 4 | H: 2 LOB: 1 BB: 0 P: 4 | R: 0 E: 0 K: 0 S: 3 | H: 1 LOB: 0 BB: 0 P: 3 | R: 1 E: 0 K: 0 S: 4 | H: 1 LOB: 3 BB: 1 P: 9 | R: 0 E: 0 K: 2 S: 7 | H: 0 LOB: 0 BB: 0 P: 7 | R: 0 E: 0 K: 0 S: 3 | H: 0 LOB: 1 BB: 1 P: 7 | R: 0 E: 0 K: 1 S: 7 | H: 2 LOB: 2 BB: 0 P: 12 | R: 0 E: 0 K: 1 S: 6 | H: 1 LOB: 1 BB: 0 P: 6 | 1B: 11 2B: 0 3B: 0 HR: 0 | SF: 1 SAC: 2 DP: 1 HBP: 1 | WP: 0 PB: 1 SB: 0 CS: 1 | PA: 40 |
| PITCHER Lary Sorensen, R ERA: 4.09 (1, 1) | IP: 9.0 WLS: L BF: 40 | H: 11 R: 3 ER: 2 SO: 5 | BB: 2 IBB: 1 HBP: 1 BLK: 0 | WP: 0 HR: 0 S: 46 P: 59 | ERA: 2.00 WHIP: 1.444 | | | | | | | | | | | | | | | |

Toronto Blue Jays @ Milwaukee Brewers
Milwaukee County Stadium, Milwaukee, WI
Tue Aug 12 1980, 8:05 PM EDT
Unknown - 70 F

AB 33
R 3
H 11
RBI 3
BB 3
SO 5
LOB 19



| Batter | 1 | 2 | 3 | 4 | 5 | 6 | 7 | 8 | 9 | AB | R | H | RBI | BB | SO | LOB | BOTTOM | | | | | |
|---|------------------------------|---------------------------------|-------------------------------------|----------------------------------|------------------------------|---------------------------------|------------------------------|---------------------------------|------------------------------|----------------------------------|------------------------------|---------------------------------|------------------------------|---------------------------------|------------------------------|---------------------------------|------------------------------|---------------------------------|----------------------------------|------------------------------------|----------------------------------|--------|
| Paul Molitor, R OBP: 0.384, SLG: 0.440 (1, 4) | 0-0 4-3 | | 0-0 1-3 | | 4-0 1-2 2-3 BB | | 0-0 FC6-4 | | | 3 | 0 | 0 | 0 | 1 | 0 | 2 | | | | | | |
| Jim Gantner, L OBP: 0.312, SLG: 0.341 (1, 5) | 0-0 F7 | | | 0-0 HR | 0-3 K | | | 0-0 1B 2-3 1B | | 4 | 1 | 2 | 1 | 0 | 1 | 3 | | | | | | |
| Cecil Cooper, L OBP: 0.361, SLG: 0.518 (1, 3) | 0-0 6-3 | | | 0-0 6-3 | | 0-3 K | | 0-0 2-3 1B | | 4 | 0 | 0 | 0 | 0 | 1 | 1 | | | | | | |
| Gorman Thomas, R OBP: 0.307, SLG: 0.482 (1, 8) | | 0-0 E5 4-3 | | 0-3 K | | 4-0 L3 BB | | 0-0 F5 | | 3 | 0 | 0 | 0 | 1 | 1 | 1 | | | | | | |
| Ben Oglivie, L OBP: 0.365, SLG: 0.563 (1, 7) | | 0-0 4-3 | | 0-3 K | | 0-0 L3 | | 0-0 2-3 1B | | 4 | 0 | 1 | 0 | 0 | 1 | 2 | | | | | | |
| Dick Davis, R OBP: 0.285, SLG: 0.359 (1, 9) | | 0-3 K | | | 0-0 2-3 | | 4-0 1B BB | 0-0 F7 | | 3 | 0 | 0 | 0 | 1 | 1 | 3 | | | | | | |
| Robin Yount, R OBP: 0.314, SLG: 0.527 (1, 10) | | 0-0 F9 | | | 0-0 BB 1B | | 0-0 F4 | | 0-0 5-3 | 4 | 0 | 1 | 0 | 0 | 0 | 2 | | | | | | |
| Ed Romero, R OBP: 0.314, SLG: 0.302 (1, 6) | | | 0-0 F8 | | 0-0 BB 1B | | 0-0 F9 | | 0-0 6-3 | 4 | 0 | 1 | 0 | 0 | 0 | 1 | | | | | | |
| Buck Martinez, R OBP: 0.286, SLG: 0.307 (1, 2) | | | 0-3 K | | 0-0 F8 | | 0-0 FC6-4 1B | | 0-3 K | 4 | 0 | 1 | 0 | 0 | 2 | 2 | | | | | | |
| Inning Stats | R: 0 E: 0 K: 0 S: 3 | H: 0 LOB: 0 BB: 0 P: 3 | R: 0 E: 1 K: 1 S: 6 | H: 0 LOB: 1 BB: 0 P: 6 | R: 0 E: 0 K: 1 S: 5 | H: 0 LOB: 0 BB: 0 P: 5 | R: 1 E: 0 K: 2 S: 8 | H: 1 LOB: 0 BB: 0 P: 8 | R: 0 E: 0 K: 1 S: 7 | H: 2 LOB: 3 BB: 1 P: 11 | R: 0 E: 0 K: 1 S: 4 | H: 0 LOB: 0 BB: 1 P: 8 | R: 0 E: 0 K: 0 S: 4 | H: 1 LOB: 2 BB: 1 P: 8 | R: 0 E: 0 K: 0 S: 5 | H: 2 LOB: 0 BB: 0 P: 5 | R: 0 E: 0 K: 1 S: 5 | H: 0 LOB: 0 BB: 0 P: 5 | 1B: 5 2B: 1 3B: 0 HR: 1 | SF: 0 SAC: 0 DP: 1 HBP: 0 | WP: 0 PB: 0 SB: 0 CS: 0 | PA: 36 |
| PITCHER Jim Clancy, R ERA: 3.14 (1, 1) | IP: 9.0 WLS: W BF: 36 | H: 6 R: 1 ER: 1 SO: 7 | BB: 3 IBB: 0 HBP: 0 BLK: 0 | WP: 0 HR: 1 S: 47 P: 59 | ERA: 1.00 WHIP: 1.000 | | | | | | | | | | | | | | | | | |

Toronto Blue Jays @ Milwaukee Brewers
Milwaukee County Stadium, Milwaukee, WI
Tue Aug 12 1980, 8:05 PM EDT
Unknown - 70 F

AB 33
R 1
H 6
RBI 1
BB 3
SO 7
LOB 17



| Batter | 1 | 2 | 3 | 4 | 5 | 6 | 7 | 8 | 9 | AB | R | H | RBI | BB | SO | LOB | TOP | | | | | | | | | | |
|--|------------------------------|----------------------------------|------------------------------|---------------------------------|------------------------------|---------------------------------|------------------------------|---------------------------------|------------------------------|---------------------------------|------------------------------|---------------------------------|------------------------------|----------------------------------|------------------------------|---------------------------------|----------------------------------|------------------------------------|----------------------------------|--------|--|--|--|--|--|--|--|
| Alfredo Griffin, S OBP: 0.277, SLG: 0.349 (1, 6) | 4-3 | 3-1 | | | 4-3 | | | SH1-3 | G3 | 4 | 0 | 0 | 0 | 0 | 0 | 1 | | | | | | | | | | | |
| Bob Bailor, R OBP: 0.287, SLG: 0.244 Steve Braun, L OBP: 0.200, SLG: 0.125 Al Woods, L OBP: 0.366, SLG: 0.503 (1, 8) | 6-3 | | 4-3 | | 4-3 | | | BB | | 3 | 0 | 0 | 0 | 0 | 0 | 0 | | | | | | | | | | | |
| John Mayberry, L OBP: 0.340, SLG: 0.421 (1, 3) | 1B 2B BB | | 4-3 | | F7 | | | F8 | | 3 | 1 | 0 | 0 | 1 | 0 | 2 | | | | | | | | | | | |
| Otto Velez, R OBP: 0.388, SLG: 0.529 (1, 10) | 2B 1B | | K | | | | | K | | 4 | 1 | 2 | 0 | 0 | 2 | 2 | | | | | | | | | | | |
| Roy Howell, L OBP: 0.326, SLG: 0.393 (1, 5) | 2B | | | | G3 | | | G3 | | 4 | 1 | 2 | 2 | 0 | 0 | 1 | | | | | | | | | | | |
| Lloyd Moseby, L OBP: 0.282, SLG: 0.359 (1, 9) | 2B | | 4-3 | | | | | F7 | | 4 | 0 | 1 | 1 | 0 | 1 | 1 | | | | | | | | | | | |
| Garth Iorg, R OBP: 0.272, SLG: 0.356 (1, 4) | K | | | | L5 | | | 6-3 | | 4 | 1 | 0 | 0 | 0 | 1 | 2 | | | | | | | | | | | |
| Joe Cannon, L OBP: 0.086, SLG: 0.059 (1, 7) | | | F8 | | | | | F5 | | 3 | 0 | 0 | 0 | 0 | 0 | 0 | | | | | | | | | | | |
| Doug Ault, R OBP: 0.353, SLG: 0.431 Damaso Garcia, R OBP: 0.305, SLG: 0.411 (9, 8) | | | | | | | | F8 | | 1 | 1 | 1 | 0 | 0 | 0 | 0 | | | | | | | | | | | |
| Ernie Whitt, L OBP: 0.279, SLG: 0.352 (1, 2) | | | F8 | | | | | F5 | | 0 | 0 | 0 | 0 | 0 | 0 | 0 | | | | | | | | | | | |
| Inning Stats | R: 3 E: 0 K: 1 S: 8 | H: 3 LOB: 1 BB: 1 P: 12 | R: 0 E: 0 K: 0 S: 3 | H: 0 LOB: 0 BB: 0 P: 3 | R: 0 E: 0 K: 1 S: 5 | H: 0 LOB: 0 BB: 0 P: 5 | R: 0 E: 0 K: 0 S: 3 | H: 0 LOB: 0 BB: 0 P: 3 | R: 0 E: 0 K: 0 S: 4 | H: 1 LOB: 1 BB: 0 P: 4 | R: 0 E: 0 K: 0 S: 3 | H: 0 LOB: 0 BB: 0 P: 3 | R: 0 E: 0 K: 1 S: 6 | H: 1 LOB: 2 BB: 1 P: 10 | R: 2 E: 0 K: 1 S: 8 | H: 3 LOB: 1 BB: 0 P: 8 | 1B: 5 2B: 2 3B: 1 HR: 0 | SF: 0 SAC: 1 DP: 0 HBP: 0 | WP: 0 PB: 0 SB: 0 CS: 0 | PA: 37 | | | | | | | |
| PITCHER | IP | WLS | BF | H | R | ER | SO | BB | IBB | HBP | BLK | WP | HR | S | P | ERA | WHIP | | | | | | | | | | |
| Paul Mitchell, R ERA: 2.93 (1, 1) | 7.1 | | 29 | 5 | 3 | 3 | 2 | 2 | 0 | 0 | 0 | 0 | 0 | 31 | 39 | 3.68 | 0.955 | | | | | | | | | | |
| Bob McClure, L ERA: 2.94 (8, 1) | 0.1 | L | 1 | 0 | 0 | 0 | 0 | 0 | 0 | 0 | 0 | 0 | 0 | 1 | 1 | 0.00 | 0.000 | | | | | | | | | | |
| Bill Castro, R ERA: 3.09 (8, 1) | 1.1 | | 7 | 3 | 2 | 2 | 2 | 0 | 0 | 0 | 0 | 0 | 0 | 11 | 11 | 13.50 | 2.250 | | | | | | | | | | |

Toronto Blue Jays @ Milwaukee Brewers
Milwaukee County Stadium, Milwaukee, WI
Tue Aug 12 1980, 8:05 PM EDT
Att: 18,820 - Unknown - 66 F

AB 34
R 5
H 8
RBI 5
BB 2
SO 4
LOB 9



| Batter | 1 | 2 | 3 | 4 | 5 | 6 | 7 | 8 | 9 | AB | R | H | RBI | BB | SO | LOB | BOTTOM | | | | | | | | | | |
|--|------------------------------|----------------------------------|------------------------------|---------------------------------|------------------------------|---------------------------------|------------------------------|---------------------------------|------------------------------|---------------------------------|------------------------------|---------------------------------|------------------------------|---------------------------------|------------------------------|---------------------------------|----------------------------------|------------------------------------|----------------------------------|--------|--|--|--|--|--|--|--|
| Robin Yount, R OBP: 0.320, SLG: 0.536 (1, 6) | 2B 4-3 BB | | 1-H HR | | FC BB | | B2-3 | | 5-3 1B | 3 | 2 | 2 | 2 | 2 | 0 | 0 | | | | | | | | | | | |
| Sal Bando, R OBP: 0.275, SLG: 0.287 (1, 5) | 4-3 1-3 2B | | F7 | | FC | | 5-3 | | 5-3 | 5 | 0 | 1 | 0 | 0 | 0 | 2 | | | | | | | | | | | |
| Cecil Cooper, L OBP: 0.379, SLG: 0.514 (1, 3) | 4-3 | | F7 | | F7 | | S 1B | | F6 | 5 | 0 | 1 | 1 | 0 | 0 | 4 | | | | | | | | | | | |
| Gorman Thomas, R OBP: 0.304, SLG: 0.477 (1, 8) | K | | F7 | | 1-3 | | F6 | | | 4 | 0 | 0 | 0 | 0 | 1 | 4 | | | | | | | | | | | |
| Ben Oglivie, L OBP: 0.362, SLG: 0.558 (1, 7) | F3 | | | | 1-3 | | K | | F7 | 4 | 0 | 0 | 0 | 0 | 1 | 1 | | | | | | | | | | | |
| Mark Brouhard, R OBP: 0.297, SLG: 0.446 (1, 9) | | | F8 | | 1B | | HR | | S BB | 3 | 1 | 2 | 1 | 1 | 0 | 0 | | | | | | | | | | | |
| Dick Davis, R OBP: 0.284, SLG: 0.357 (1, 10) | | | 4-3 | | F9 | | 1B | | K | 4 | 0 | 1 | 0 | 0 | 1 | 2 | | | | | | | | | | | |
| Charlie Moore, R OBP: 0.340, SLG: 0.326 (1, 2) | | | L8 | | F9 | | F7 | | 4-3 | 4 | 0 | 0 | 0 | 0 | 0 | 3 | | | | | | | | | | | |
| Jim Gantner, L OBP: 0.311, SLG: 0.339 (1, 4) | | | HR 1B | | K | | F6 | | 4-3 | 4 | 1 | 1 | 0 | 0 | 1 | 1 | | | | | | | | | | | |
| Inning Stats | R: 1 E: 0 K: 1 S: 6 | H: 1 LOB: 1 BB: 1 P: 10 | R: 0 E: 0 K: 0 S: 3 | H: 0 LOB: 0 BB: 0 P: 3 | R: 2 E: 0 K: 0 S: 5 | H: 2 LOB: 0 BB: 0 P: 5 | R: 0 E: 0 K: 0 S: 4 | H: 1 LOB: 1 BB: 0 P: 4 | R: 0 E: 0 K: 1 S: 7 | H: 2 LOB: 1 BB: 0 P: 7 | R: 0 E: 0 K: 0 S: 4 | H: 1 LOB: 1 BB: 0 P: 4 | R: 0 E: 0 K: 1 S: 5 | H: 0 LOB: 1 BB: 1 P: 9 | R: 0 E: 0 K: 0 S: 4 | H: 1 LOB: 1 BB: 0 P: 4 | 1B: 5 2B: 1 3B: 0 HR: 2 | SF: 0 SAC: 0 DP: 0 HBP: 0 | WP: 0 PB: 0 SB: 2 CS: 0 | PA: 39 | | | | | | | |
| PITCHER | IP | WLS | BF | H | R | ER | SO | BB | IBB | HBP | BLK | WP | HR | S | P | ERA | WHIP | | | | | | | | | | |
| Jack Kucek, R ERA: 7.25 (1, 1) | 6.0 | | 27 | 6 | 4 | 4 | 3 | 2 | 0 | 0 | 0 | 0 | 0 | 31 | 39 | 6.00 | 1.333 | | | | | | | | | | |
| Mike Barlow, R ERA: 3.63 (7, 1) | 2.2 | W | 11 | 2 | 0 | 0 | 1 | 1 | 0 | 0 | 0 | 0 | 0 | 12 | 16 | 0.00 | 1.125 | | | | | | | | | | |
| Jerry Garvin, L ERA: 2.37 (9, 1) | 0.1 | S | 1 | 0 | 0 | 0 | 0 | 0 | 0 | 0 | 0 | 0 | 0 | 1 | 1 | 0.00 | 0.000 | | | | | | | | | | |

Toronto Blue Jays @ Milwaukee Brewers
Milwaukee County Stadium, Milwaukee, WI
Tue Aug 12 1980, 8:05 PM EDT
Att: 18,820 - Unknown - 66 F

AB 36
R 4
H 8
RBI 4
BB 3
SO 4
LOB 17




| Batter | 1 | 2 | 3 | 4 | 5 | 6 | 7 | 8 | 9 | AB | R | H | RBI | BB | SO | LOB | TOP | | | |
|---|------------------------------|---------------------------------|-------------------------------------|----------------------------------|------------------------------|---------------------------------|------------------------------|---------------------------------|------------------------------|---------------------------------|------------------------------|---------------------------------|------------------------------|---------------------------------|------------------------------|---------------------------------|---|-------------------------------------|----------------------------------|--------------------------|
| Alfredo Griffin, S OBP: 0.278, SLG: 0.351 | | | | | | | | | | 4 | 1 | 2 | 1 | 0 | 0 | 2 | Toronto Blue Jays @ Milwaukee Brewers Milwaukee County Stadium, Milwaukee, WI Wed Aug 13 1980, 8:05 PM EDT Att: 14,304 - Unknown - 72 F livebaseballscorecards.com | | | |
| Bob Bailor, R OBP: 0.272, SLG: 0.250 | | | | | | | | | | 4 | 1 | 2 | 0 | 0 | 0 | 0 | | | | |
| Damaso Garcia, R OBP: 0.302, SLG: 0.407 | | | | | | | | | | 4 | 0 | 0 | 0 | 0 | 0 | 3 | | | | |
| Otto Velez, R OBP: 0.384, SLG: 0.523 | | | | | | | | | | 4 | 0 | 0 | 0 | 0 | 2 | 2 | | | | |
| Doug Ault, R OBP: 0.347, SLG: 0.435 | | | | | | | | | | 4 | 0 | 1 | 2 | 0 | 0 | 0 | | | | |
| Roy Howell, L OBP: 0.325, SLG: 0.392 | | | | | | | | | | 4 | 1 | 1 | 0 | 0 | 1 | 1 | | | | |
| Danny Ainge, R OBP: 0.333, SLG: 0.372 | | | | | | | | | | 3 | 1 | 3 | 0 | 0 | 0 | 0 | | | | |
| Lloyd Moseby, L OBP: 0.278, SLG: 0.354 | | | | | | | | | | 3 | 0 | 0 | 0 | 0 | 1 | 4 | | | | |
| Bob Davis, R OBP: 0.283, SLG: 0.349 | | | | | | | | | | 3 | 0 | 1 | 1 | 0 | 0 | 2 | | | | |
| Inning Stats | R: 2 E: 0 K: 0 S: 6 | H: 3 LOB: 1 BB: 0 P: 6 | R: 0 E: 0 K: 1 S: 5 | H: 1 LOB: 0 BB: 0 P: 5 | R: 0 E: 0 K: 2 S: 7 | H: 0 LOB: 0 BB: 0 P: 7 | R: 1 E: 0 K: 0 S: 4 | H: 2 LOB: 0 BB: 0 P: 4 | R: 0 E: 0 K: 1 S: 5 | H: 0 LOB: 0 BB: 0 P: 5 | R: 1 E: 0 K: 0 S: 6 | H: 3 LOB: 2 BB: 0 P: 6 | R: 0 E: 0 K: 0 S: 3 | H: 0 LOB: 0 BB: 0 P: 3 | R: 0 E: 0 K: 0 S: 3 | H: 0 LOB: 0 BB: 0 P: 4 | 1B: 9 2B: 1 3B: 0 HR: 0 | SF: 0 SAC: 1 DP: 1 HBP: 1 | WP: 0 PB: 0 SB: 2 CS: 1 | PA: 36 |
| PITCHER Bill Travers, L ERA: 3.1 | IP: 9.0 WLS: W BF: 35 | H: 10 R: 4 ER: 4 SO: 4 | BB: 0 IBB: 0 HBP: 1 BLK: 0 | WP: 0 HR: 0 S: 42 P: 43 | ERA: 4.00 WHIP: 1.111 | PITCHER | | | | | | | | | | IP: 9.0 WLS: W BF: 35 | H: 10 R: 4 ER: 4 SO: 4 | BB: 0 IBB: 0 HBP: 1 BLK: 0 | WP: 0 HR: 0 S: 42 P: 43 | ERA: 4.00 WHIP: 1.111 |

| Batter | 1 | 2 | 3 | 4 | 5 | 6 | 7 | 8 | 9 | AB | R | H | RBI | BB | SO | LOB | BOTTOM | | | |
|--|------------------------------|---------------------------------|-------------------------------------|----------------------------------|------------------------------|---------------------------------|------------------------------|---------------------------------|------------------------------|---------------------------------|------------------------------|---------------------------------|------------------------------|---------------------------------|------------------------------|----------------------------------|---|-------------------------------------|----------------------------------|--------------------------|
| Paul Moltor, R OBP: 0.381, SLG: 0.434 | | | | | | | | | | 4 | 1 | 0 | 0 | 1 | 0 | 3 | Toronto Blue Jays @ Milwaukee Brewers Milwaukee County Stadium, Milwaukee, WI Wed Aug 13 1980, 8:05 PM EDT Att: 14,304 - Unknown - 72 F livebaseballscorecards.com | | | |
| Robin Yount, R OBP: 0.323, SLG: 0.539 | | | | | | | | | 5 | 1 | 3 | 1 | 0 | 1 | 2 | | | | | |
| Cecil Cooper, L OBP: 0.377, SLG: 0.510 | | | | | | | | | | 5 | 1 | 1 | 0 | 0 | 1 | 4 | | | | |
| Gorman Thomas, R OBP: 0.305, SLG: 0.476 | | | | | | | | | | 5 | 0 | 2 | 1 | 0 | 0 | 2 | | | | |
| Ben Oglivie, L OBP: 0.363, SLG: 0.555 | | | | | | | | | | 4 | 0 | 1 | 1 | 1 | 1 | 1 | | | | |
| Sixto Lezcano, R OBP: 0.287, SLG: 0.389 | | | | | | | | | | 4 | 0 | 1 | 1 | 0 | 1 | 1 | | | | |
| Sal Bando, R OBP: 0.275, SLG: 0.303 | | | | | | | | | | 4 | 1 | 1 | 1 | 0 | 0 | 0 | | | | |
| Charlie Moore, R OBP: 0.338, SLG: 0.322 | | | | | | | | | | 3 | 1 | 0 | 0 | 1 | 0 | 1 | | | | |
| Jim Gantner, L OBP: 0.311, SLG: 0.337 | | | | | | | | | | 2 | 0 | 0 | 0 | 1 | 1 | 2 | | | | |
| Inning Stats | R: 1 E: 0 K: 0 S: 5 | H: 3 LOB: 2 BB: 1 P: 9 | R: 0 E: 0 K: 0 S: 3 | H: 0 LOB: 1 BB: 1 P: 7 | R: 1 E: 0 K: 1 S: 7 | H: 2 LOB: 1 BB: 0 P: 7 | R: 0 E: 2 K: 1 S: 7 | H: 0 LOB: 2 BB: 0 P: 7 | R: 0 E: 0 K: 0 S: 3 | H: 0 LOB: 0 BB: 0 P: 3 | R: 0 E: 0 K: 1 S: 6 | H: 1 LOB: 1 BB: 0 P: 6 | R: 0 E: 0 K: 1 S: 5 | H: 0 LOB: 0 BB: 0 P: 5 | R: 3 E: 0 K: 1 S: 8 | H: 3 LOB: 3 BB: 2 P: 16 | 1B: 7 2B: 1 3B: 0 HR: 1 | SF: 0 SAC: 1 DP: 0 HBP: 0 | WP: 0 PB: 0 SB: 2 CS: 0 | PA: 41 |
| PITCHER Jackson Todd, R ERA: 4.4 Jery Ganvin, L ERA: 2.35 Joey McLaughlin, R ERA: 4.74 Mike Willis, L ERA: 3.38 | IP: 8.0 WLS: 1 BF: 35 | H: 7 R: 4 ER: 4 SO: 4 | BB: 3 IBB: 0 HBP: 0 BLK: 0 | WP: 0 HR: 1 S: 40 P: 52 | ERA: 4.50 WHIP: 1.250 | PITCHER | | | | | | | | | | IP: 8.0 WLS: 1 BF: 35 | H: 7 R: 4 ER: 4 SO: 4 | BB: 3 IBB: 0 HBP: 0 BLK: 0 | WP: 0 HR: 1 S: 40 P: 52 | ERA: 4.50 WHIP: 1.250 |

| Batter | 1 | 2 | 3 | 4 | 5 | 6 | 7 | 8 | 9 | AB | R | H | RBI | BB | SO | LOB | TOP | | | |
|--|------------------------------|----------------------------------|--------------------------------|-------------------------------------|----------------------------------|---------------------------------|------------------------------|---------------------------------|--------------------------------|-------------------------------------|----------------------------------|---------------------------------|------------------------------|---------------------------------|--------------------------------|-------------------------------------|---|------------------------------------|----------------------------------|--------|
| Alfredo Griffin, S OBP: 0.278, SLG: 0.350 | (1, 6) K | | (1) F8 | | (3) F6 | | | (1-2) G1-6-3 1B | | 4 | 0 | 1 | 0 | 0 | 1 | 0 | Toronto Blue Jays @ Milwaukee Brewers Milwaukee County Stadium, Milwaukee, WI Thu Aug 14 1980, 4:33 AM EDT Att: 21,115 - Unknown - 76 F | | | |
| Damaso Garcia, R OBP: 0.304, SLG: 0.408 | (1, 4) F8 | | (1) 6-3 1B | | | (1) G1-6-3 BB 1B | | (1) G1-6-3 | | 4 | 0 | 2 | 0 | 0 | 0 | 2 | | | | |
| Al Woods, L OBP: 0.367, SLG: 0.500 | (1, 7) BB | | (2) 6-3 | | | (1-2) G1-6-3 BB | | (3) F4 | | 2 | 0 | 0 | 0 | 2 | 0 | 2 | | | | |
| Otto Velez, R OBP: 0.379, SLG: 0.516 | (1, 10) K | | (3) F5 | | | (1) G1-6-3 | | | (1) 6-3 | 4 | 0 | 0 | 0 | 0 | 1 | 4 | | | | |
| Roy Howell, L OBP: 0.322, SLG: 0.387 | (1, 5) K | | (1) K | | | (3) 4-3 | | | (2) 1-3 | 4 | 0 | 0 | 0 | 0 | 2 | 1 | | | | |
| John Mayberry, L OBP: 0.344, SLG: 0.440 | (1, 3) HR | | (3) G3-6-3 BB | | | (1) 4-3 | | | (1) HR | 3 | 2 | 2 | 2 | 1 | 0 | 0 | | | | |
| Lloyd Moseby, L OBP: 0.278, SLG: 0.352 | (1, 9) 6-3 | | (3) G3-6-3 | | | (2) K | | | (1) 1B | 4 | 0 | 1 | 0 | 0 | 1 | 1 | | | | |
| Danny Ainge, R OBP: 0.333, SLG: 0.370 | (1, 8) FC3-6 1B | | (1) 6-3 | | | (3) 6-3 | | | (1) 1B | 3 | 0 | 1 | 0 | 0 | 0 | 0 | | | | |
| Steve Braun, L OBP: 0.222, SLG: 0.152 | (9, PH) 1B | | (3) FC3-6 | | | | | | (1-2) 1B | 1 | 0 | 1 | 0 | 0 | 0 | 0 | | | | |
| Bob Bailor, R OBP: 0.272, SLG: 0.250 | (9, FR) 1B | | (3) FC3-6 | | | | | | (1) 1B | 0 | 0 | 0 | 0 | 0 | 0 | 0 | | | | |
| Ernie Whitt, L OBP: 0.279, SLG: 0.349 | (1, 2) FC3-6 | | (2) G3 | | | | | (1) G1-6-3 1B | (3) F8 | 4 | 0 | 1 | 0 | 0 | 0 | 3 | | | | |
| Inning Stats | R: 0 E: 0 K: 2 S: 7 | H: 0 LOB: 1 BB: 1 P: 11 | R: 1 E: 0 K: 1 S: 7 | H: 2 LOB: 1 BB: 0 P: 7 | R: 0 E: 0 K: 1 S: 4 | H: 1 LOB: 1 BB: 0 P: 4 | R: 0 E: 0 K: 1 S: 4 | H: 0 LOB: 0 BB: 1 P: 8 | R: 0 E: 0 K: 0 S: 3 | H: 1 LOB: 1 BB: 1 P: 7 | R: 0 E: 0 K: 1 S: 5 | H: 0 LOB: 0 BB: 0 P: 5 | R: 0 E: 0 K: 0 S: 4 | H: 2 LOB: 1 BB: 0 P: 4 | R: 1 E: 0 K: 0 S: 6 | H: 3 LOB: 2 BB: 0 P: 6 | 1B: 7 2B: 3 3B: 0 HR: 2 | SF: 0 SAC: 0 DP: 3 HBP: 0 | WP: 0 PB: 0 SB: 0 CS: 0 | PA: 36 |
| PITCHER Moose Haas, R ERA: 2.85 | (1, 1) | IP: 9.0 WLS: W BF: 36 | H: 9 R: 2 ER: 2 SO: 5 | BB: 3 IBB: 0 HBP: 0 BLK: 0 | WP: 0 HR: 2 S: 43 P: 55 | ERA: 2.00 WHIP: 1.333 | PITCHER | IP: 9.0 WLS: W BF: 36 | H: 9 R: 2 ER: 2 SO: 5 | BB: 3 IBB: 0 HBP: 0 BLK: 0 | WP: 0 HR: 2 S: 43 P: 55 | ERA: 2.00 WHIP: 1.333 | PITCHER | IP: 9.0 WLS: W BF: 36 | H: 9 R: 2 ER: 2 SO: 5 | BB: 3 IBB: 0 HBP: 0 BLK: 0 | WP: 0 HR: 2 S: 43 P: 55 | ERA: 2.00 WHIP: 1.333 | | |

| Batter | 1 | 2 | 3 | 4 | 5 | 6 | 7 | 8 | 9 | AB | R | H | RBI | BB | SO | LOB | BOTTOM | |
|--|------------------------------|---------------------------------|--------------------------------|-------------------------------------|----------------------------------|---------------------------------|------------------------------|---------------------------------|--------------------------------|-------------------------------------|----------------------------------|----------------------------------|------------------------------|---------------------------------|----------------------------------|-------------------------------------|---|----------------------------------|
| Paul Moltor, R OBP: 0.385, SLG: 0.439 | (1, 4) 1B BLK SF9 1B | | (1) 5-3 2B | | (3) K | | | (1) FC2-6 BB | (3) F9 | 4 | 2 | 2 | 0 | 1 | 1 | 1 | Toronto Blue Jays @ Milwaukee Brewers Milwaukee County Stadium, Milwaukee, WI Thu Aug 14 1980, 4:33 AM EDT Att: 21,115 - Unknown - 76 F | |
| Robin Yount, R OBP: 0.320, SLG: 0.534 | (1, 6) F9 | | (1) 5-3 | | (1) G3 | | (1) FC2-6 1B | | | 4 | 1 | 0 | 0 | 0 | 0 | 3 | | |
| Cecil Cooper, L OBP: 0.382, SLG: 0.517 | (1, 3) 1B | | (1) 1B 2B | | (1) FC9-6 1B | | (1) 1B | | | 4 | 1 | 4 | 2 | 0 | 0 | 0 | | |
| Gorman Thomas, R OBP: 0.305, SLG: 0.475 | (1, 8) SF9 | | (2) 1B | | (2) FC9-6 | | (2) P3 | | | 3 | 0 | 1 | 1 | 0 | 0 | 2 | | |
| Ben Oglivie, L OBP: 0.364, SLG: 0.553 | (1, 7) F8 | | (3) 1B | | (3) L9 | | | | | 3 | 0 | 1 | 1 | 1 | 0 | 2 | | |
| Sixto Lezcano, R OBP: 0.284, SLG: 0.385 | (1, 9) F9 | | (2) F9 | | | (1) F2 | (3) F7 | | | 4 | 0 | 0 | 0 | 0 | 0 | 4 | | |
| Mark Brouhard, R OBP: 0.295, SLG: 0.435 | (1, 10) BB | | (3) F4 | | | (2) 4-3 | | (1) F8 | | 3 | 0 | 0 | 0 | 1 | 0 | 2 | | |
| Jim Gantner, L OBP: 0.314, SLG: 0.343 | (1, 5) F7 | | (1) 4-3 | | | (1) 2B | | (1) F9 E 1B | | 4 | 0 | 2 | 0 | 0 | 0 | 1 | | |
| Buck Martinez, R OBP: 0.279, SLG: 0.299 | (1, 2) K | | (3) F7 | | | (3) 6-3 | | (2) F9 | | 4 | 0 | 0 | 0 | 0 | 1 | 3 | | |
| Inning Stats | R: 1 E: 0 K: 0 S: 5 | H: 2 LOB: 1 BB: 0 P: 5 | R: 0 E: 0 K: 1 S: 5 | H: 0 LOB: 1 BB: 1 P: 9 | R: 2 E: 0 K: 0 S: 7 | H: 4 LOB: 2 BB: 0 P: 7 | R: 0 E: 0 K: 1 S: 5 | H: 0 LOB: 0 BB: 0 P: 5 | R: 0 E: 0 K: 0 S: 4 | H: 1 LOB: 1 BB: 0 P: 4 | R: 1 E: 0 K: 0 S: 4 | H: 1 LOB: 2 BB: 2 P: 12 | R: 0 E: 0 K: 0 S: 4 | H: 1 LOB: 1 BB: 0 P: 4 | 1B: 7 2B: 3 3B: 0 HR: 0 | SF: 1 SAC: 0 DP: 0 HBP: 0 | | WP: 0 PB: 0 SB: 1 CS: 0 |
| PITCHER Dave Stieb, R ERA: 3.15 | (1, 1) | IP: 7.0 WLS: L BF: 33 | H: 9 R: 4 ER: 4 SO: 2 | BB: 2 IBB: 1 HBP: 0 BLK: 1 | WP: 0 HR: 0 S: 34 P: 46 | ERA: 5.14 WHIP: 1.571 | PITCHER | IP: 7.0 WLS: L BF: 33 | H: 9 R: 4 ER: 4 SO: 2 | BB: 2 IBB: 1 HBP: 0 BLK: 1 | WP: 0 HR: 0 S: 34 P: 46 | ERA: 5.14 WHIP: 1.571 | PITCHER | IP: 7.0 WLS: L BF: 33 | H: 9 R: 4 ER: 4 SO: 2 | BB: 2 IBB: 1 HBP: 0 BLK: 1 | WP: 0 HR: 0 S: 34 P: 46 | ERA: 5.14 WHIP: 1.571 |
| PITCHER Ken Schrom, R ERA: | (8, 1) | IP: 1.0 WLS: L BF: 4 | H: 1 R: 0 ER: 0 SO: 0 | BB: 0 IBB: 0 HBP: 0 BLK: 0 | WP: 0 HR: 0 S: 4 P: 4 | ERA: 0.00 WHIP: 1.000 | PITCHER | IP: 1.0 WLS: L BF: 4 | H: 1 R: 0 ER: 0 SO: 0 | BB: 0 IBB: 0 HBP: 0 BLK: 0 | WP: 0 HR: 0 S: 4 P: 4 | ERA: 0.00 WHIP: 1.000 | PITCHER | IP: 1.0 WLS: L BF: 4 | H: 1 R: 0 ER: 0 SO: 0 | BB: 0 IBB: 0 HBP: 0 BLK: 0 | WP: 0 HR: 0 S: 4 P: 4 | ERA: 0.00 WHIP: 1.000 |

AB 33
R 2
H 9
RBI 2
BB 3
SO 5
LOB 13



AB 33
R 4
H 10
RBI 4
BB 3
SO 2
LOB 18



| Batter | 1 | 2 | 3 | 4 | 5 | 6 | 7 | 8 | 9 | AB | R | H | RBI | BB | SO | LOB | TOP | | | |
|--|---|---|--|---------------------------------|------------------------------|---------------------------------|------------------------------|---------------------------------|------------------------------|---------------------------------|------------------------------|---------------------------------|------------------------------|---------------------------------|------------------------------|---------------------------------|--|------------------------------------|-------------------------|--------|
| Paul Moltor, R OBP: 0.383, SLG: 0.436 (1, 4) | | | | | | | | | | 4 | 1 | 1 | 0 | 0 | 1 | 1 | Milwaukee Brewers @ Cleveland Indians Cleveland Municipal Stadium, Cleveland, OH Fri Aug 15 1980, 7:05 PM EDT Att: 16,031 - Unknown - 76 F livebaseballscorecards.com | | | |
| Robin Yount, R OBP: 0.317, SLG: 0.529 (1, 6) | | | | | | | | | | 4 | 0 | 0 | 0 | 0 | 0 | 1 | | | | |
| Cecil Cooper, L OBP: 0.385, SLG: 0.522 (1, 3) | | | | | | | | | | 4 | 0 | 3 | 1 | 0 | 0 | 0 | | | | |
| Gorman Thomas, R OBP: 0.306, SLG: 0.475 (1, 8) | | | | | | | | | | 3 | 0 | 1 | 0 | 1 | 1 | 0 | | | | |
| Ben Oglivie, L OBP: 0.363, SLG: 0.550 (1, 7) | | | | | | | | | | 4 | 0 | 1 | 0 | 0 | 0 | 4 | | | | |
| Sixto Lezcano, R OBP: 0.284, SLG: 0.392 (1, 9) | | | | | | | | | | 4 | 1 | 1 | 1 | 0 | 1 | 2 | | | | |
| Dick Davis, R OBP: 0.287, SLG: 0.375 (1, 10) | | | | | | | | | | 4 | 2 | 2 | 1 | 0 | 0 | 0 | | | | |
| Sal Bando, R OBP: 0.274, SLG: 0.307 (9, PR) | | | | | | | | | | 4 | 0 | 1 | 1 | 0 | 0 | 0 | | | | |
| Jim Gantner, L OBP: 0.314, SLG: 0.343 (9, 5) | | | | | | | | | | 0 | 0 | 0 | 0 | 0 | 0 | 0 | | | | |
| Buck Martinez, R OBP: 0.278, SLG: 0.297 (1, 2) | | | | | | | | | | 4 | 0 | 1 | 0 | 0 | 1 | 1 | | | | |
| Inning Stats | R: 1 E: 0 K: 0 S: 5 | H: 2 LOB: 2 BB: 1 P: 9 | R: 0 E: 0 K: 0 S: 4 | H: 1 LOB: 1 BB: 0 P: 4 | R: 0 E: 0 K: 0 S: 4 | H: 2 LOB: 1 BB: 0 P: 4 | R: 0 E: 0 K: 0 S: 3 | H: 0 LOB: 0 BB: 0 P: 3 | R: 0 E: 1 K: 0 S: 3 | H: 1 LOB: 0 BB: 0 P: 3 | R: 2 E: 0 K: 1 S: 7 | H: 2 LOB: 0 BB: 0 P: 7 | R: 0 E: 0 K: 1 S: 5 | H: 1 LOB: 0 BB: 0 P: 5 | R: 1 E: 0 K: 2 S: 9 | H: 2 LOB: 1 BB: 0 P: 9 | 1B: 6 2B: 4 3B: 0 HR: 2 | SF: 0 SAC: 0 DP: 1 HBP: 0 | WP: 0 PB: 0 CS: 1 | PA: 37 |
| PITCHER | IP WLS BF H R ER SO BB IBB HBP BLK WP HR S P ERA WHIP | 7.0 L 28 8 3 3 1 1 0 0 0 0 2 29 33 3.86 1.286 | 2.0 8 3 1 1 3 0 0 0 0 0 0 0 14 14 4.50 1.500 | PITCHER | | | | | | | | | | | | | | | | |

| Batter | 1 | 2 | 3 | 4 | 5 | 6 | 7 | 8 | 9 | AB | R | H | RBI | BB | SO | LOB | BOTTOM | | | |
|---|---|---|------------------------------|---------------------------------|------------------------------|---------------------------------|------------------------------|---------------------------------|------------------------------|---------------------------------|------------------------------|---------------------------------|------------------------------|---------------------------------|------------------------------|---------------------------------|--|------------------------------------|-------------------------|--------|
| Miguel Dilone, S OBP: 0.390, SLG: 0.437 (1, 9) | | | | | | | | | | 4 | 0 | 2 | 0 | 0 | 1 | 1 | Milwaukee Brewers @ Cleveland Indians Cleveland Municipal Stadium, Cleveland, OH Fri Aug 15 1980, 7:05 PM EDT Att: 16,031 - Unknown - 76 F livebaseballscorecards.com | | | |
| Jorge Orta, L OBP: 0.404, SLG: 0.402 (1, 10) | | | | | | | | | | 4 | 0 | 2 | 1 | 0 | 0 | 2 | | | | |
| Mike Hargrove, L OBP: 0.304, SLG: 0.415 (1, 3) | | | | | | | | | | 3 | 0 | 1 | 0 | 1 | 0 | 4 | | | | |
| Joe Charboneau, R OBP: 0.370, SLG: 0.479 (1, 7) | | | | | | | | | | 3 | 0 | 1 | 0 | 1 | 0 | 1 | | | | |
| Toby Harrah, R OBP: 0.377, SLG: 0.371 (1, 5) | | | | | | | | | | 4 | 0 | 0 | 0 | 0 | 2 | 5 | | | | |
| Alan Bannister, R OBP: 0.296, SLG: 0.316 (1, 4) | | | | | | | | | | 4 | 0 | 0 | 0 | 0 | 1 | 3 | | | | |
| Bo Diaz, R OBP: 0.317, SLG: 0.426 (1, 2) | | | | | | | | | | 4 | 0 | 0 | 0 | 0 | 2 | 0 | | | | |
| Rick Manning, L OBP: 0.342, SLG: 0.296 (9, PH) | | | | | | | | | | 3 | 0 | 0 | 0 | 0 | 1 | 0 | | | | |
| Gary Alexander, R OBP: 0.277, SLG: 0.384 (9, PH) | | | | | | | | | | 1 | 0 | 0 | 0 | 0 | 0 | 0 | | | | |
| Jerry Dybzinski, R OBP: 0.281, SLG: 0.304 (9, PH) | | | | | | | | | | 3 | 1 | 1 | 0 | 0 | 0 | 0 | | | | |
| Gary Gray, R OBP: 0.167, SLG: 0.261 (9, PH) | | | | | | | | | | 1 | 0 | 0 | 0 | 0 | 0 | 0 | | | | |
| Inning Stats | R: 0 E: 0 K: 1 S: 6 | H: 2 LOB: 2 BB: 1 P: 10 | R: 0 E: 0 K: 2 S: 7 | H: 0 LOB: 0 BB: 0 P: 7 | R: 0 E: 0 K: 1 S: 5 | H: 0 LOB: 0 BB: 0 P: 5 | R: 0 E: 0 K: 0 S: 4 | H: 2 LOB: 1 BB: 0 P: 4 | R: 0 E: 0 K: 1 S: 7 | H: 2 LOB: 2 BB: 0 P: 7 | R: 1 E: 2 K: 0 S: 6 | H: 1 LOB: 2 BB: 0 P: 6 | R: 0 E: 0 K: 1 S: 5 | H: 0 LOB: 0 BB: 0 P: 5 | R: 0 E: 0 K: 0 S: 3 | H: 0 LOB: 0 BB: 0 P: 3 | 1B: 7 2B: 0 3B: 0 HR: 0 | SF: 0 SAC: 0 DP: 2 HBP: 0 | WP: 0 PB: 0 CS: 0 | PA: 36 |
| PITCHER | IP WLS BF H R ER SO BB IBB HBP BLK WP HR S P ERA WHIP | 9.0 W 36 7 1 0 7 2 0 0 0 0 0 48 56 0.00 1.000 | PITCHER | | | | | | | | | | | | | | | | | |

| Batter | 1 | 2 | 3 | 4 | 5 | 6 | 7 | 8 | 9 | AB | R | H | RBI | BB | SO | LOB | TOP | | | | | |
|---|---|---------------------------------|------------------------------|----------------------------------|------------------------------|---------------------------------|------------------------------|----------------------------------|------------------------------|---------------------------------|------------------------------|----------------------------------|------------------------------|---------------------------------|------------------------------|---------------------------------|------------------------------|---------------------------------|-----------------------------------|------------------------------------|-------------------------|--------|
| Paul Moltitor, R OBP: 0.386, SLG: 0.437 (1, 4) | | | | | | | | | | 4 | 1 | 2 | 1 | 1 | 0 | 2 | | | | | | |
| Robin Yount, R OBP: 0.320, SLG: 0.541 (1, 6) | | | | | | | | | | 5 | 2 | 3 | 4 | 0 | 1 | 1 | | | | | | |
| Cecil Cooper, L OBP: 0.387, SLG: 0.522 (1, 3) | | | | | | | | | | 4 | 0 | 2 | 0 | 1 | 0 | 1 | | | | | | |
| Gorman Thomas, R OBP: 0.307, SLG: 0.480 (1, 8) | | | | | | | | | | 3 | 2 | 1 | 2 | 1 | 0 | 5 | | | | | | |
| Ben Oglivie, L OBP: 0.363, SLG: 0.548 (1, 7) | | | | | | | | | | 5 | 1 | 2 | 0 | 0 | 0 | 5 | | | | | | |
| Sixto Lezcano, R OBP: 0.283, SLG: 0.392 (1, 9) | | | | | | | | | | 5 | 0 | 1 | 2 | 0 | 2 | 1 | | | | | | |
| Dick Davis, R OBP: 0.293, SLG: 0.383 (1, 10) | | | | | | | | | | 5 | 2 | 3 | 0 | 0 | 1 | 0 | | | | | | |
| Jim Gantner, L OBP: 0.318, SLG: 0.354 (1, 5) | | | | | | | | | | 5 | 2 | 3 | 1 | 0 | 0 | 1 | | | | | | |
| Buck Martinez, R OBP: 0.277, SLG: 0.296 (1, 2) | | | | | | | | | | 4 | 0 | 1 | 0 | 0 | 0 | 4 | | | | | | |
| Inning Stats | R: 0 E: 0 K: 0 S: 5 | H: 2 LOB: 2 BB: 0 P: 5 | R: 4 E: 0 K: 1 S: 8 | H: 4 LOB: 0 BB: 1 P: 12 | R: 1 E: 0 K: 1 S: 6 | H: 2 LOB: 0 BB: 0 P: 6 | R: 1 E: 0 K: 0 S: 6 | H: 3 LOB: 3 BB: 1 P: 10 | R: 1 E: 0 K: 1 S: 7 | H: 2 LOB: 1 BB: 0 P: 7 | R: 2 E: 0 K: 1 S: 6 | H: 2 LOB: 1 BB: 1 P: 10 | R: 0 E: 0 K: 0 S: 4 | H: 1 LOB: 1 BB: 0 P: 4 | R: 1 E: 0 K: 0 S: 4 | H: 1 LOB: 0 BB: 0 P: 4 | R: 0 E: 0 K: 0 S: 4 | H: 1 LOB: 1 BB: 0 P: 4 | 1B: 10 2B: 7 3B: 0 HR: 2 | SF: 1 SAC: 1 DP: 1 HBP: 0 | WP: 0 PB: 0 CS: 1 | PA: 46 |
| PITCHER | IP WLS BF H R ER SO BB IBB HBP BLK WP HR S P ERA WHIP | | | | | | | | | | | | | | | | | | | | | |
| Dan Spillner, R ERA: 5.45 (1, 1) | 2.0 L 14 8 5 5 1 1 0 0 0 0 2 15 19 22.50 4.500 | | | | | | | | | | | | | | | | | | | | | |
| Sandy Whitol, R ERA: 4.7 (3, 1) | 2.1 12 5 2 2 2 0 1 0 0 0 0 15 19 7.71 2.143 | | | | | | | | | | | | | | | | | | | | | |
| Mike Stanton, R ERA: 5.87 (5, 1) | 3.2 15 4 3 3 1 1 0 0 0 0 0 16 20 7.36 1.364 | | | | | | | | | | | | | | | | | | | | | |
| Sid Monge, L ERA: 3.09 (9, 1) | 1.0 4 1 0 0 0 0 0 0 0 0 0 4 4 0.00 1.000 | | | | | | | | | | | | | | | | | | | | | |

Milwaukee Brewers @ Cleveland Indians
Cleveland Municipal Stadium, Cleveland, OH

AB 40
R 10
H 18
RBI 10
BB 3
SO 4
LOB 20



WP: 0 PA: 46
PB: 0
CS: 1

Sat Aug 16 1980, 3:33 AM EDT
Att: 17,883 - Unknown - 74 F

| Batter | 1 | 2 | 3 | 4 | 5 | 6 | 7 | 8 | 9 | AB | R | H | RBI | BB | SO | LOB | BOTTOM | | | |
|---|---|----------------------------------|------------------------------|---------------------------------|------------------------------|---------------------------------|------------------------------|----------------------------------|------------------------------|---------------------------------|------------------------------|---------------------------------|------------------------------|---------------------------------|------------------------------|---------------------------------|----------------------------------|------------------------------------|-------------------------|--------|
| Miguel Dilone, S OBP: 0.390, SLG: 0.444 (1, 10) | | | | | | | | | | 4 | 1 | 2 | 1 | 0 | 0 | 1 | | | | |
| Jorge Orta, L OBP: 0.404, SLG: 0.399 (1, 9) | | | | | | | | | | 3 | 0 | 0 | 0 | 2 | 1 | 1 | | | | |
| Mike Hargrove, L OBP: 0.304, SLG: 0.412 (1, 3) | | | | | | | | | | 3 | 0 | 0 | 0 | 2 | 0 | 4 | | | | |
| Joe Charboneau, R OBP: 0.368, SLG: 0.483 (1, 7) | | | | | | | | | | 5 | 1 | 1 | 2 | 0 | 0 | 2 | | | | |
| Toby Harrah, R OBP: 0.380, SLG: 0.373 (1, 5) | | | | | | | | | | 4 | 1 | 2 | 0 | 1 | 0 | 0 | | | | |
| Ron Hassey, L OBP: 0.369, SLG: 0.431 (1, 2) | | | | | | | | | | 4 | 1 | 2 | 0 | 0 | 1 | 3 | | | | |
| Alan Bannister, R OBP: 0.295, SLG: 0.311 (1, 4) | | | | | | | | | | 3 | 1 | 0 | 0 | 1 | 1 | 1 | | | | |
| Rick Manning, L OBP: 0.341, SLG: 0.295 (1, 8) | | | | | | | | | | 4 | 0 | 1 | 1 | 0 | 1 | 0 | | | | |
| Jerry Dybzinski, R OBP: 0.280, SLG: 0.303 (1, 6) | | | | | | | | | | 4 | 0 | 1 | 1 | 0 | 1 | 2 | | | | |
| Inning Stats | R: 1 E: 0 K: 1 S: 7 | H: 2 LOB: 2 BB: 1 P: 11 | R: 0 E: 0 K: 1 S: 5 | H: 0 LOB: 0 BB: 0 P: 5 | R: 0 E: 0 K: 0 S: 3 | H: 0 LOB: 1 BB: 1 P: 7 | R: 0 E: 0 K: 0 S: 6 | H: 3 LOB: 2 BB: 2 P: 14 | R: 0 E: 0 K: 1 S: 4 | H: 1 LOB: 1 BB: 0 P: 4 | R: 0 E: 0 K: 0 S: 2 | H: 0 LOB: 0 BB: 1 P: 6 | R: 0 E: 0 K: 1 S: 6 | H: 1 LOB: 1 BB: 0 P: 6 | R: 1 E: 0 K: 1 S: 6 | H: 1 LOB: 0 BB: 0 P: 6 | 1B: 6 2B: 1 3B: 1 HR: 1 | SF: 1 SAC: 0 DP: 1 HBP: 0 | WP: 0 PB: 0 CS: 0 | PA: 41 |
| PITCHER | IP WLS BF H R ER SO BB IBB HBP BLK WP HR S P ERA WHIP | | | | | | | | | | | | | | | | | | | |
| Reggie Cleveland, R ERA: 3.68 (1, 1) | 3.2 20 4 4 4 2 4 0 0 0 0 0 20 36 9.82 2.455 | | | | | | | | | | | | | | | | | | | |
| Jerry Augustine, L ERA: 3.74 (4, 1) | 5.1 W 21 4 1 1 3 2 0 0 0 0 0 1 25 33 1.69 1.125 | | | | | | | | | | | | | | | | | | | |

Milwaukee Brewers @ Cleveland Indians
Cleveland Municipal Stadium, Cleveland, OH

AB 34
R 5
H 9
RBI 5
BB 6
SO 5
LOB 14



WP: 0 PA: 41
PB: 0
CS: 0

Sat Aug 16 1980, 3:33 AM EDT
Att: 17,883 - Unknown - 74 F

| Batter | 1 | 2 | 3 | 4 | 5 | 6 | 7 | 8 | 9 | AB | R | H | RBI | BB | SO | LOB | TOP | | | | |
|--|---|---------------------------------|------------------------------|----------------------------------|------------------------------|---------------------------------|------------------------------|---------------------------------|------------------------------|---------------------------------|------------------------------|---------------------------------|------------------------------|---------------------------------|------------------------------|---------------------------------|--|----------------------------------|------------------------------------|-------------------------|--------|
| Robin Yount, R OBP: 0.318, SLG: 0.536 (1, 6) | | | | | | | | | | 4 | 3 | 1 | 1 | 1 | 1 | 2 | Milwaukee Brewers @ Cleveland Indians Cleveland Municipal Stadium, Cleveland, OH Sun Aug 17 1980, 3:38 AM EDT Att: 23,562 - Unknown - 59 F livebaseballscorecards.com | | | | |
| Charlie Moore, R OBP: 0.342, SLG: 0.327 (1, 2) | | | | | | | | | | 5 | 1 | 3 | 3 | 0 | 0 | 2 | | | | | |
| Cecil Cooper, L OBP: 0.369, SLG: 0.521 Mark Brouhard, R OBP: 0.293, SLG: 0.431 (8, PH) (8, 3) | | | | | | | | | | 4 | 1 | 2 | 2 | 0 | 0 | 2 | | | | | |
| Gorman Thomas, R OBP: 0.304, SLG: 0.474 Vic Harris, S OBP: 0.290, SLG: 0.231 (1, 8) (7, 8) | | | | | | | | | | 2 | 0 | 0 | 2 | 1 | 0 | 2 | | | | | |
| Ben Oglivie, L OBP: 0.365, SLG: 0.551 (1, 7) | | | | | | | | | | 5 | 0 | 1 | 0 | 0 | 1 | 2 | | | | | |
| Sixto Lezcano, R OBP: 0.288, SLG: 0.402 (1, 9) | | | | | | | | | | 5 | 1 | 1 | 0 | 0 | 0 | 2 | | | | | |
| Dick Davis, R OBP: 0.291, SLG: 0.381 (1, 10) | | | | | | | | | | 5 | 2 | 2 | 1 | 0 | 0 | 2 | | | | | |
| Sal Bando, R OBP: 0.279, SLG: 0.327 Ed Romero, R OBP: 0.310, SLG: 0.297 (1, 5) (7, 4) | | | | | | | | | | 3 | 2 | 2 | 1 | 0 | 0 | 0 | | | | | |
| Jim Gantner, L OBP: 0.321, SLG: 0.354 (1, 4) (7, 5) | | | | | | | | | | 3 | 1 | 1 | 1 | 1 | 1 | 1 | | | | | |
| Inning Stats | R: 2 E: 0 K: 1 S: 7 | H: 2 LOB: 0 BB: 0 P: 7 | R: 4 E: 1 K: 0 S: 7 | H: 3 LOB: 1 BB: 1 P: 11 | R: 0 E: 0 K: 0 S: 3 | H: 0 LOB: 0 BB: 0 P: 3 | R: 0 E: 0 K: 0 S: 3 | H: 0 LOB: 0 BB: 0 P: 3 | R: 1 E: 1 K: 0 S: 6 | H: 2 LOB: 2 BB: 0 P: 6 | R: 2 E: 0 K: 1 S: 8 | H: 3 LOB: 1 BB: 0 P: 8 | R: 0 E: 0 K: 0 S: 3 | H: 0 LOB: 0 BB: 0 P: 3 | R: 0 E: 0 K: 0 S: 3 | H: 0 LOB: 0 BB: 0 P: 3 | | 1B: 9 2B: 3 3B: 1 HR: 0 | SF: 1 SAC: 1 DP: 0 HBP: 0 | WP: 1 PB: 1 CS: 0 | PA: 44 |
| PITCHER | IP WLS BF H R ER SO BB IBB HBP BLK WP HR S P ERA WHIP | | | | | | | | | | | | | | | | | | | | |
| Bob Ovwchinko, L ERA: 6.36 (1, 1) | 1.1 L 9 4 5 4 1 1 0 0 0 0 1 0 10 14 27.00 3.750 | | | | | | | | | | | | | | | | | | | | |
| Sandy Wittol, R ERA: 5.11 (2, 1) | 4.2 23 6 4 3 1 2 0 0 1 0 0 23 31 5.79 1.714 | | | | | | | | | | | | | | | | | | | | |
| Mike Stanton, R ERA: 5.76 (7, 1) | 3.0 12 3 2 2 1 0 0 0 0 0 0 14 14 6.00 1.000 | | | | | | | | | | | | | | | | | | | | |

| Batter | 1 | 2 | 3 | 4 | 5 | 6 | 7 | 8 | 9 | AB | R | H | RBI | BB | SO | LOB | BOTTOM | | | | |
|--|---|---------------------------------|------------------------------|---------------------------------|------------------------------|---------------------------------|------------------------------|---------------------------------|------------------------------|---------------------------------|------------------------------|---------------------------------|------------------------------|---------------------------------|------------------------------|---------------------------------|--|----------------------------------|------------------------------------|-------------------------|--------|
| Miguel Dilone, S OBP: 0.392, SLG: 0.445 (1, 9) | | | | | | | | | | 4 | 1 | 2 | 0 | 0 | 0 | 1 | Milwaukee Brewers @ Cleveland Indians Cleveland Municipal Stadium, Cleveland, OH Sun Aug 17 1980, 3:38 AM EDT Att: 23,562 - Unknown - 59 F livebaseballscorecards.com | | | | |
| Jorge Orta, L OBP: 0.399, SLG: 0.393 (1, 10) | | | | | | | | | | 4 | 0 | 1 | 0 | 0 | 1 | 2 | | | | | |
| Mike Hargrove, L OBP: 0.304, SLG: 0.411 Dave Rosello, R OBP: 0.243, SLG: 0.288 (1, 3) (6, PR) (7, 5) | | | | | | | | | | 3 | 0 | 1 | 0 | 0 | 0 | 1 | | | | | |
| Joe Charboneau, R OBP: 0.363, SLG: 0.478 (1, 7) | | | | | | | | | | 4 | 0 | 0 | 0 | 0 | 0 | 3 | | | | | |
| Toby Harrah, R OBP: 0.378, SLG: 0.370 Gary Alexander, R OBP: 0.272, SLG: 0.376 (1, 5) (7, 2) | | | | | | | | | | 2 | 0 | 1 | 0 | 0 | 0 | 0 | | | | | |
| Ron Hassey, L OBP: 0.370, SLG: 0.429 (1, 2) (7, 3) | | | | | | | | | | 3 | 0 | 1 | 0 | 1 | 0 | 1 | | | | | |
| Alan Bannister, R OBP: 0.299, SLG: 0.315 (1, 4) | | | | | | | | | | 4 | 0 | 2 | 0 | 0 | 0 | 2 | | | | | |
| Rick Manning, L OBP: 0.340, SLG: 0.293 (1, 8) | | | | | | | | | | 4 | 0 | 1 | 0 | 0 | 0 | 3 | | | | | |
| Jerry Dybzinski, R OBP: 0.274, SLG: 0.296 Jack Brohamer, L OBP: 0.310, SLG: 0.311 (1, 6) (9, PH) | | | | | | | | | | 3 | 0 | 0 | 0 | 0 | 0 | 1 | | | | | |
| Inning Stats | R: 0 E: 0 K: 0 S: 3 | H: 1 LOB: 0 BB: 0 P: 3 | R: 0 E: 0 K: 0 S: 4 | H: 1 LOB: 1 BB: 0 P: 4 | R: 0 E: 0 K: 0 S: 3 | H: 1 LOB: 0 BB: 0 P: 3 | R: 0 E: 0 K: 0 S: 3 | H: 0 LOB: 0 BB: 0 P: 3 | R: 0 E: 0 K: 0 S: 4 | H: 2 LOB: 1 BB: 0 P: 4 | R: 0 E: 0 K: 1 S: 6 | H: 1 LOB: 1 BB: 0 P: 6 | R: 1 E: 2 K: 1 S: 8 | H: 1 LOB: 2 BB: 0 P: 8 | R: 0 E: 0 K: 0 S: 3 | H: 0 LOB: 1 BB: 1 P: 7 | | 1B: 9 2B: 1 3B: 0 HR: 0 | SF: 0 SAC: 0 DP: 3 HBP: 0 | WP: 0 PB: 0 CS: 0 | PA: 36 |
| PITCHER | IP WLS BF H R ER SO BB IBB HBP BLK WP HR S P ERA WHIP | | | | | | | | | | | | | | | | | | | | |
| Lary Sorensen, R ERA: 3.87 (1, 1) | 8.0 W 32 9 1 0 2 1 0 0 0 0 0 0 36 36 0.00 1.125 | | | | | | | | | | | | | | | | | | | | |
| Bill Castro, R ERA: 3.03 (9, 1) | 1.0 4 0 0 0 0 1 0 0 0 0 0 0 3 7 0.00 1.000 | | | | | | | | | | | | | | | | | | | | |

| Batter | 1 | 2 | 3 | 4 | 5 | 6 | 7 | 8 | 9 | AB | R | H | RBI | BB | SO | LOB | TOP | | | |
|---|--|---------------------------------|------------------------------|---------------------------------|------------------------------|---------------------------------|------------------------------|---------------------------------|------------------------------|---------------------------------|------------------------------|---------------------------------|------------------------------|---------------------------------|------------------------------|---|--|----------------------------------|------------------------------------|----------------------------------|
| Rick Peters, S OBP: 0.375, SLG: 0.377 (1, 8) | F6 | 6-3 | | | F8 | | 5-3 | | 5-3 | 5 | 0 | 0 | 0 | 0 | 0 | 1 | Detroit Tigers @ Milwaukee Brewers Milwaukee County Stadium, Milwaukee, WI Mon Aug 18 1980, 8:05 PM EDT Att: 22,237 - Unknown - 78 F | | | |
| Alan Trammell, R OBP: 0.385, SLG: 0.420 Tom Brookens, R OBP: 0.305, SLG: 0.371 (1, 6) (8, 5) | F8 | | | K | 1B | | F9 | | HR | 4 | 0 | 1 | 0 | 0 | 1 | 0 | | | | |
| Steve Kemp, L OBP: 0.398, SLG: 0.477 (1, 7) | E4 | | 4-3 | | FC6-4 | | F8 | | F8 | 5 | 0 | 1 | 0 | 0 | 0 | 0 | | | | |
| John Wockenfuss, R OBP: 0.381, SLG: 0.451 (1, 3) (8, 2) | FC5-4 | | 5-3 | | K | | | | K | 3 | 0 | 0 | 0 | 1 | 2 | 2 | | | | |
| Lance Parrish, R OBP: 0.326, SLG: 0.518 Tim Corcoran, L OBP: 0.277, SLG: 0.219 (1, 2) (8, 3) | FC5-4 | | | K2-3 | FC6-4 | | | | HR | 4 | 1 | 1 | 1 | 0 | 1 | 4 | | | | |
| Al Cowens, R OBP: 0.338, SLG: 0.348 (1, 9) | | F2 | | HR | 1B | | | | 1B | 4 | 1 | 2 | 0 | 0 | 0 | 0 | | | | |
| Duffy Dyer, R OBP: 0.219, SLG: 0.362 (1, 10) | 6-3 | | | HR | | | K | | K | 4 | 1 | 1 | 2 | 0 | 2 | 2 | | | | |
| Mark Wagner, R OBP: 0.333, SLG: 0.293 (1, 5) (8, 6) | | 2B | | F9 | | | F9 | | F2 | 4 | 1 | 1 | 0 | 0 | 0 | 2 | | | | |
| Lou Whitaker, L OBP: 0.335, SLG: 0.274 Stan Papi, R OBP: 0.276, SLG: 0.402 (1, 4) (8, 4) | | 1B | | F4 | | | K | | F6 | 3 | 0 | 1 | 1 | 0 | 1 | 1 | | | | |
| Inning Stats | R: 0 E: 1 K: 0 S: 4 | H: 0 LOB: 2 BB: 1 P: 8 | R: 1 E: 0 K: 0 S: 5 | H: 2 LOB: 1 BB: 0 P: 5 | R: 0 E: 0 K: 1 S: 5 | H: 0 LOB: 0 BB: 0 P: 5 | R: 2 E: 0 K: 1 S: 7 | H: 2 LOB: 0 BB: 0 P: 7 | R: 0 E: 0 K: 1 S: 7 | H: 2 LOB: 2 BB: 0 P: 7 | R: 0 E: 0 K: 0 S: 3 | H: 0 LOB: 0 BB: 0 P: 3 | R: 1 E: 0 K: 2 S: 9 | H: 2 LOB: 1 BB: 0 P: 9 | R: 1 E: 0 K: 0 S: 4 | H: 1 LOB: 0 BB: 0 P: 4 | | 1B: 5 2B: 1 3B: 0 HR: 3 | SF: 0 SAC: 0 DP: 0 HBP: 0 | WP: 0 PB: 0 SB: 0 CS: 0 |
| PITCHER Bill Travers, L ERA: 3.23 (1, 1) | IP: 9.0 WLS: W BF: 39 H: 9 R: 5 ER: 5 SO: 7 BB: 1 IBB: 0 HBP: 0 BLK: 0 WP: 0 HR: 3 S: 52 P: 56 ERA: 5.00 WHIP: 1.111 | | | | | | | | | | | | | | | PITCHER IP: WLS: BF: H: R: ER: SO: BB: IBB: HBP: BLK: WP: HR: S: P: ERA: WHIP | | | | |

| Batter | 1 | 2 | 3 | 4 | 5 | 6 | 7 | 8 | 9 | AB | R | H | RBI | BB | SO | LOB | BOTTOM | | | |
|--|--|----------------------------------|------------------------------|---------------------------------|------------------------------|---------------------------------|------------------------------|---------------------------------|------------------------------|---------------------------------|-------------------------------|----------------------------------|------------------------------|---------------------------------|------------------------------|---|--|----------------------------------|------------------------------------|----------------------------------|
| Paul Molitor, R OBP: 0.379, SLG: 0.425 (1, 4) (8, 8) | 1B | | 5-3 | F8 | | K | 5-3 | | | 4 | 1 | 0 | 0 | 1 | 1 | 1 | Detroit Tigers @ Milwaukee Brewers Milwaukee County Stadium, Milwaukee, WI Mon Aug 18 1980, 8:05 PM EDT Att: 22,237 - Unknown - 78 F | | | |
| Robin Yount, R OBP: 0.321, SLG: 0.539 (1, 6) | S | | G4-6-3 | F8 | | HR | | | F8 | 5 | 1 | 3 | 0 | 0 | 0 | 0 | | | | |
| Cecil Cooper, L OBP: 0.389, SLG: 0.520 (1, 3) | SF8 | | G4-6-3 | 1B | | 1B | HR | | 1-3 | 3 | 2 | 1 | 1 | 1 | 0 | 1 | | | | |
| Gorman Thomas, R OBP: 0.305, SLG: 0.478 (1, 8) | K | | | FC | F4 | HR | | | 5-3 | 4 | 2 | 1 | 4 | 0 | 1 | 2 | | | | |
| Ben Oglivie, L OBP: 0.368, SLG: 0.558 (1, 7) | | | | FC | | HR | | | | 2 | 2 | 1 | 1 | 2 | 0 | 1 | | | | |
| Sixto Lezcano, R OBP: 0.290, SLG: 0.403 (1, 9) | K | | | 1B | | K | | | | 4 | 1 | 2 | 2 | 0 | 2 | 2 | | | | |
| Dick Davis, R OBP: 0.287, SLG: 0.376 (1, 10) | | 6-3 | | E5 | F8 | F9 | | | | 4 | 1 | 0 | 1 | 0 | 0 | 3 | | | | |
| Jim Gantner, L OBP: 0.320, SLG: 0.353 (1, 5) | | 4-3 | | E1 | F9 | | | | F9 | 4 | 1 | 1 | 0 | 0 | 0 | 2 | | | | |
| Charlie Moore, R OBP: 0.341, SLG: 0.323 (1, 2) | | K | | 4-3 | | HR | | | 4-3 | 3 | 1 | 0 | 1 | 1 | 1 | 0 | | | | |
| Inning Stats | R: 1 E: 0 K: 2 S: 8 | H: 1 LOB: 2 BB: 2 P: 16 | R: 0 E: 0 K: 1 S: 5 | H: 0 LOB: 0 BB: 0 P: 5 | R: 0 E: 0 K: 0 S: 3 | H: 1 LOB: 0 BB: 0 P: 3 | R: 5 E: 2 K: 0 S: 7 | H: 2 LOB: 0 BB: 0 P: 8 | R: 1 E: 0 K: 0 S: 5 | H: 2 LOB: 2 BB: 1 P: 9 | R: 5 E: 0 K: 2 S: 10 | H: 3 LOB: 0 BB: 2 P: 18 | R: 0 E: 0 K: 0 S: 3 | H: 0 LOB: 0 BB: 0 P: 3 | R: 0 E: 0 K: 0 S: 3 | H: 0 LOB: 0 BB: 0 P: 3 | | 1B: 6 2B: 1 3B: 0 HR: 2 | SF: 1 SAC: 0 DP: 1 HBP: 1 | WP: 1 PB: 0 SB: 1 CS: 0 |
| PITCHER Dan Petry, R ERA: 3.69 Pat Underwood, L ERA: 4.06 (1, 1) (6, 1) | IP: 5.1 WLS: L BF: 31 H: 8 R: 11 ER: 9 SO: 4 BB: 2 IBB: 3 HBP: 1 BLK: 0 WP: 1 HR: 1 S: 33 P: 54 ERA: 15.19 WHIP: 1.875 | | | | | | | | | | | | | | | PITCHER IP: WLS: BF: H: R: ER: SO: BB: IBB: HBP: BLK: WP: HR: S: P: ERA: WHIP | | | | |

| Batter | 1 | 2 | 3 | 4 | 5 | 6 | 7 | 8 | 9 | AB | R | H | RBI | BB | SO | LOB | TOP | | | | | | | | | | |
|--|-------------------------------|----------------------------------|------------------------------|---------------------------------|------------------------------|---------------------------------|------------------------------|---------------------------------|------------------------------|---------------------------------|------------------------------|---------------------------------|------------------------------|---------------------------------|------------------------------|----------------------------------|--|------------------------------------|----------------------------------|--------|--|--|--|--|--|--|--|
| Rick Peters, S OBP: 0.375, SLG: 0.381 (1, 8) | 0-3 K | | 0-0 G3 1B 1-2 3B 1B | | 0-0 F8 | | | 0-0 FC1-5 2B | 0-0 L1 | 5 | 1 | 2 | 0 | 0 | 1 | 2 | Detroit Tigers @ Milwaukee Brewers Milwaukee County Stadium, Milwaukee, WI Tue Aug 19 1980, 8:05 PM EDT Att: 40,318 - Unknown - 82 F | | | | | | | | | | |
| Alan Trammell, R OBP: 0.386, SLG: 0.420 (1, 6) | 0-3 K | | 0-0 G3 3B 1B | | 0-0 G3-6-1 1B | | | 0-0 FC1-5 2-3 | 0-0 CS 3-H | 4 | 1 | 2 | 1 | 0 | 1 | 1 | | | | | | | | | | | |
| Steve Kemp, L OBP: 0.396, SLG: 0.474 (1, 7) | 0-0 1B | | 0-0 G3 1-2 2-3 | | 0-0 G3-6-1 1-2 | | | 0-3 K | | 4 | 0 | 1 | 0 | 0 | 1 | 4 | | | | | | | | | | | |
| Richie Hebner, L OBP: 0.357, SLG: 0.467 (1, 3) | 0-3 K | | 0-0 SF7 3B 2-H 3-H | | 0-0 4-3 | | | 0-0 L3 | | 4 | 1 | 1 | 2 | 0 | 1 | 2 | | | | | | | | | | | |
| Champ Summers, L OBP: 0.384, SLG: 0.494 (1, 10) | | 4-0 SH1-3 1B 9-2 BB | 0-0 SF7 | | 0-0 F7 | | | 4-0 SH1-3 E BB | | 1 | 1 | 0 | 1 | 2 | 0 | 0 | | | | | | | | | | | |
| Lance Parrish, R OBP: 0.326, SLG: 0.517 (1, 2) | | 0-0 SH1-3 1B 1-2 | 0-0 F9 3-H | | 0-0 F8 | | | 0-0 SH1-3 1-2 | | 3 | 0 | 1 | 0 | 0 | 0 | 0 | | | | | | | | | | | |
| Al Cowens, R OBP: 0.340, SLG: 0.349 (1, 9) | | 0-0 SH1-3 1-2 2-3 | | 0-0 6-3 | | | 0-0 CS 1B | 4-0 E 1B IBB | | 2 | 1 | 1 | 0 | 1 | 0 | 0 | | | | | | | | | | | |
| Tom Brookens, R OBP: 0.302, SLG: 0.367 (1, 5) | | 0-0 9-2 3-H | | 0-0 F7 | | | 0-3 K 1-2 | 0-0 E6 1B CS | | 4 | 0 | 0 | 0 | 0 | 1 | 4 | | | | | | | | | | | |
| Lou Whitaker, L OBP: 0.337, SLG: 0.277 (1, 4) | | | 0-0 1B 1B | | 0-0 F7 | | 0-0 4-3 | 0-0 1-3 2-H 3-H 1B | | 4 | 1 | 2 | 1 | 0 | 0 | 0 | | | | | | | | | | | |
| Inning Stats | R: 0 E: 0 K: 3 S: 10 | H: 1 LOB: 1 BB: 0 P: 10 | R: 0 E: 0 K: 0 S: 3 | H: 1 LOB: 1 BB: 1 P: 7 | R: 4 E: 0 K: 0 S: 7 | H: 4 LOB: 0 BB: 0 P: 7 | R: 0 E: 0 K: 0 S: 3 | H: 0 LOB: 0 BB: 0 P: 3 | R: 0 E: 0 K: 0 S: 3 | H: 0 LOB: 0 BB: 0 P: 3 | R: 0 E: 0 K: 1 S: 5 | H: 1 LOB: 0 BB: 0 P: 5 | R: 0 E: 0 K: 1 S: 6 | H: 1 LOB: 1 BB: 0 P: 6 | R: 2 E: 1 K: 0 S: 4 | H: 1 LOB: 1 BB: 2 P: 12 | 1B: 8 2B: 2 3B: 1 HR: 0 | SF: 1 SAC: 2 DP: 2 HBP: 0 | WP: 0 PB: 0 SB: 0 CS: 2 | PA: 38 | | | | | | | |
| PITCHER | IP | WLS | BF | H | R | ER | SO | BB | IBB | HBP | BLK | WP | HR | S | P | ERA | WHIP | | | | | | | | | | |
| Moose Haas, R ERA: 2.82 (1, 1) | 8.1 | L | 35 | 9 | 6 | 6 | 5 | 2 | 1 | 0 | 0 | 0 | 0 | 42 | 54 | 6.48 | 1.320 | | | | | | | | | | |
| Bob McClure, L ERA: 2.52 (9, 1) | 0.1 | | 2 | 1 | 0 | 0 | 0 | 0 | 0 | 0 | 0 | 0 | 0 | 2 | 2 | 0.00 | 3.000 | | | | | | | | | | |
| Bill Castro, R ERA: 3.02 (9, 1) | 0.1 | | 0 | 0 | 0 | 0 | 0 | 0 | 0 | 0 | 0 | 0 | 0 | 0 | 0 | 0.00 | 0.000 | | | | | | | | | | |

| Batter | 1 | 2 | 3 | 4 | 5 | 6 | 7 | 8 | 9 | AB | R | H | RBI | BB | SO | LOB | BOTTOM | | | | | | | | | | |
|---|------------------------------|---------------------------------|------------------------------|---------------------------------|------------------------------|---------------------------------|------------------------------|---------------------------------|------------------------------|---------------------------------|------------------------------|---------------------------------|------------------------------|---------------------------------|------------------------------|---------------------------------|--|---------------------------------|----------------------------------|------------------------------------|----------------------------------|--------|--|--|--|--|--|
| Paul Moltor, R OBP: 0.378, SLG: 0.423 (1, 4) | 0-0 F9 | | 0-0 1-3 | | 0-0 F3 | | | 0-0 1B | | 4 | 0 | 1 | 0 | 0 | 0 | 1 | Detroit Tigers @ Milwaukee Brewers Milwaukee County Stadium, Milwaukee, WI Tue Aug 19 1980, 8:05 PM EDT Att: 40,318 - Unknown - 82 F | | | | | | | | | | |
| Robin Yount, R OBP: 0.319, SLG: 0.534 (1, 6) | 0-0 6-3 | | 0-0 6-3 | | 0-0 FC6-4 1-2 | | | 0-0 F7 | | 4 | 0 | 0 | 0 | 0 | 0 | 2 | | | | | | | | | | | |
| Cecil Cooper, L OBP: 0.392, SLG: 0.522 (1, 3) | 0-0 PB 1B | | | 0-0 HR 1B | | | | 0-0 F5 | | 4 | 1 | 3 | 0 | 0 | 0 | 1 | | | | | | | | | | | |
| Gorman Thomas, R OBP: 0.307, SLG: 0.484 (1, 8) | 4-0 1-2 BB | | | 0-0 1-H HR | | | | 0-0 F7 | | 3 | 1 | 1 | 2 | 1 | 1 | 1 | | | | | | | | | | | |
| Ben Oglivie, L OBP: 0.367, SLG: 0.557 (1, 7) | 0-0 6-3 | | | 0-0 1-3 | | | | 0-0 8-3 | | 4 | 0 | 1 | 0 | 0 | 0 | 3 | | | | | | | | | | | |
| Sixto Lezcano, R OBP: 0.288, SLG: 0.399 (1, 9) | | 0-0 F3 | | 0-3 K | | | | 0-0 F6 | | 4 | 0 | 0 | 0 | 0 | 1 | 1 | | | | | | | | | | | |
| Dick Davis, R OBP: 0.283, SLG: 0.371 (1, 10) | | 0-0 1-4-3 | | 0-0 4-3 | | | | 0-0 6-3 | | 4 | 0 | 0 | 0 | 0 | 0 | 1 | | | | | | | | | | | |
| Sal Bando, R OBP: 0.276, SLG: 0.322 (1, 5) | | 0-0 F8 | | | 0-0 F4 | | | 0-0 6-3 | | 3 | 0 | 0 | 0 | 0 | 0 | 0 | | | | | | | | | | | |
| Buck Martinez, R OBP: 0.280, SLG: 0.299 Charlie Moore, R (8, PH) OBP: 0.339, SLG: 0.322 (9, 2) | | | 0-0 F7 | | 0-0 FC6-4 1B | | | 0-0 F9 | | 2 | 0 | 1 | 0 | 0 | 0 | 0 | | | | | | | | | | | |
| Inning Stats | R: 0 E: 0 K: 0 S: 4 | H: 1 LOB: 2 BB: 1 P: 8 | R: 0 E: 0 K: 0 S: 3 | H: 0 LOB: 0 BB: 0 P: 3 | R: 0 E: 0 K: 0 S: 3 | H: 0 LOB: 0 BB: 0 P: 3 | R: 2 E: 0 K: 1 S: 7 | H: 2 LOB: 0 BB: 0 P: 7 | R: 0 E: 0 K: 0 S: 4 | H: 1 LOB: 1 BB: 0 P: 4 | R: 0 E: 0 K: 0 S: 3 | H: 0 LOB: 0 BB: 0 P: 3 | R: 0 E: 0 K: 0 S: 3 | H: 0 LOB: 0 BB: 0 P: 3 | R: 0 E: 0 K: 0 S: 4 | H: 1 LOB: 1 BB: 0 P: 4 | R: 0 E: 0 K: 1 S: 6 | H: 1 LOB: 1 BB: 0 P: 6 | 1B: 5 2B: 2 3B: 0 HR: 1 | SF: 0 SAC: 0 DP: 1 HBP: 0 | WP: 0 PB: 1 SB: 0 CS: 0 | PA: 34 | | | | | |
| PITCHER | IP | WLS | BF | H | R | ER | SO | BB | IBB | HBP | BLK | WP | HR | S | P | ERA | WHIP | | | | | | | | | | |
| Dan Schatzeder, L ERA: 4.15 (1, 1) | 9.0 | W | 34 | 7 | 2 | 2 | 2 | 1 | 0 | 0 | 0 | 0 | 1 | 37 | 41 | 2.00 | 0.889 | | | | | | | | | | |

AB 31
R 6
H 10
RBI 5
BB 3
SO 5
LOB 13



AB 33
R 2
H 7
RBI 2
BB 1
SO 2
LOB 10



| Batter | 1 | 2 | 3 | 4 | 5 | 6 | 7 | 8 | 9 | AB | R | H | RBI | BB | SO | LOB | TOP | | | | | | | | |
|--|------------------------------|---------------------------------|------------------------------|---------------------------------|------------------------------|---------------------------------|------------------------------|---------------------------------|------------------------------|---------------------------------|------------------------------|----------------------------------|------------------------------|----------------------------------|------------------------------|---------------------------------|------------------------------|---------------------------------|-----------------------------------|------------------------------------|----------------------------------|--------|--|--|--|
| Rick Peters, S OBP: 0.381, SLG: 0.386 (1, 8) | 0-0 L5-3 1B | | 0-0 SF9 1B HR | | 0-0 1B FC6-2 1B | 0-0 BB E 1B | 0-0 1-2 3-H 1B | | 0-0 4-3 | 6 | 1 | 4 | 1 | 0 | 0 | 3 | | | | | | | | | |
| Alan Trammell, R OBP: 0.384, SLG: 0.418 (1, 6) | 0-0 L5-3 | | 0-0 HR 1B | | 0-0 F7 | 0-0 E6 BB | 0-0 F7 | | | 5 | 1 | 1 | 0 | 0 | 0 | 5 | | | | | | | | | |
| Steve Kemp, L OBP: 0.396, SLG: 0.473 (1, 7) | 0-0 4-3 | | 0-0 SF9 | | 0-0 FC6-2 1B | 4-0 BB | | 0-0 4-3 | | 3 | 0 | 1 | 1 | 1 | 0 | 0 | | | | | | | | | |
| John Wockenfuss, R OBP: 0.382, SLG: 0.462 (1, 10) | | 0-0 E7 1B | 0-0 HR | | 0-0 FC6-2 FC6-4 1B | 0-3 K | | 0-0 5-6-3 | | 5 | 1 | 2 | 3 | 0 | 1 | 5 | | | | | | | | | |
| Lance Parrish, R OBP: 0.324, SLG: 0.520 (1, 2) | | 0-0 F9 | 0-0 L6 | | 0-0 FC6-4 | | | 0-0 4-3 | | 5 | 1 | 1 | 1 | 0 | 0 | 3 | | | | | | | | | |
| Al Cowens, R OBP: 0.338, SLG: 0.345 (1, 9) | | 0-0 F8 | | 4-0 BB G4-6-3 | | 0-0 6-3 | 0-0 F4 | | 0-0 F9 | 4 | 0 | 0 | 0 | 1 | 0 | 1 | | | | | | | | | |
| Richie Hebner, L OBP: 0.357, SLG: 0.466 (1, 3) | | 0-0 4-3 | | 0-0 G4-6-3 | | 0-0 HR 1B | 0-0 F9 | | 0-0 1B 1B | 5 | 1 | 2 | 0 | 0 | 0 | 2 | | | | | | | | | |
| Tom Brookens, R OBP: 0.311, SLG: 0.391 (1, 5) | | | 0-0 FC1-6 1B | 0-0 S 1B | | 0-0 HR 1B | 0-0 1B 3B | | 0-0 1B | 5 | 2 | 5 | 2 | 0 | 0 | 0 | | | | | | | | | |
| Lou Whitaker, L OBP: 0.335, SLG: 0.273 (1, 4) | | | 0-0 FC1-6 1B SF9 | 0-0 G1 | | 0-0 F7 | 4-0 1B BB | | 0-3 K | 4 | 1 | 0 | 0 | 1 | 1 | 4 | | | | | | | | | |
| Inning Stats | R: 0 E: 0 K: 0 S: 3 | H: 1 LOB: 0 BB: 0 P: 3 | R: 0 E: 1 K: 0 S: 4 | H: 1 LOB: 1 BB: 0 P: 4 | R: 4 E: 1 K: 0 S: 7 | H: 3 LOB: 0 BB: 0 P: 7 | R: 0 E: 0 K: 0 S: 3 | H: 1 LOB: 1 BB: 1 P: 7 | R: 0 E: 0 K: 0 S: 5 | H: 2 LOB: 2 BB: 0 P: 5 | R: 2 E: 1 K: 1 S: 9 | H: 3 LOB: 3 BB: 1 P: 13 | R: 2 E: 0 K: 0 S: 6 | H: 3 LOB: 2 BB: 1 P: 10 | R: 0 E: 0 K: 0 S: 3 | H: 0 LOB: 0 BB: 0 P: 3 | R: 0 E: 0 K: 1 S: 7 | H: 2 LOB: 2 BB: 0 P: 7 | 1B: 12 2B: 1 3B: 1 HR: 3 | SF: 1 SAC: 0 DP: 2 HBP: 0 | WP: 0 PB: 0 SB: 1 CS: 0 | PA: 46 | | | |
| PITCHER | IP | WLS | BF | H | R | ER | SO | BB | IBB | HBP | BLK | WP | HR | S | P | ERA | WHIP | | | | | | | | |
| Mike Caldwell, L ERA: 3.93 (1, 1) | 5.1 | L | 26 | 10 | 6 | 2 | 0 | 1 | 0 | 0 | 0 | 0 | 2 | 25 | 29 | 3.38 | 2.062 | | | | | | | | |
| Jerry Augustine, L ERA: 3.95 (6, 1) | 1.2 | | 12 | 4 | 2 | 2 | 1 | 2 | 0 | 0 | 0 | 0 | 1 | 12 | 20 | 10.80 | 3.600 | | | | | | | | |
| Bill Castro, R ERA: 2.92 (8, 1) | 2.0 | S | 8 | 2 | 0 | 0 | 1 | 0 | 0 | 0 | 0 | 0 | 0 | 10 | 10 | 0.00 | 1.000 | | | | | | | | |

Detroit Tigers @ Milwaukee Brewers
Milwaukee County Stadium, Milwaukee, WI

Wed Aug 20 1980, 8:05 PM EDT
Att: 20,520 - Unknown - 79 F

AB 42
R 8
H 16
RBI 8
BB 3
SO 2
LOB 23



| Batter | 1 | 2 | 3 | 4 | 5 | 6 | 7 | 8 | 9 | AB | R | H | RBI | BB | SO | LOB | BOTTOM | | | | | | | | |
|---|------------------------------|---------------------------------|------------------------------|---------------------------------|------------------------------|---------------------------------|------------------------------|---------------------------------|------------------------------|---------------------------------|------------------------------|---------------------------------|------------------------------|---------------------------------|------------------------------|----------------------------------|----------------------------------|------------------------------------|----------------------------------|--------|--|--|--|--|--|
| Paul Molitor, R OBP: 0.372, SLG: 0.417 (1, 10) | 0-0 4-3 | | 0-0 5-3 | | 0-0 5-3 | | 0-0 SF9 | | 0-0 6-3 | 4 | 0 | 0 | 1 | 0 | 0 | 2 | | | | | | | | | |
| Robin Yount, R OBP: 0.317, SLG: 0.530 (1, 6) | 0-0 6-3 | | 0-0 1B | | 0-0 F9 | | 0-0 FC4 | | 0-3 K | 5 | 0 | 1 | 0 | 0 | 1 | 3 | | | | | | | | | |
| Cecil Cooper, L OBP: 0.390, SLG: 0.518 (1, 3) | 0-0 1-3 | | 0-0 F7 | | 0-0 4-3 | | 0-0 3-1 | | 0-0 BB 1B | 5 | 0 | 1 | 1 | 0 | 0 | 2 | | | | | | | | | |
| Gorman Thomas, R OBP: 0.309, SLG: 0.483 (1, 8) | | 0-0 F2 | | 0-0 F7 | | 4-0 FC3-6 BB | | 0-0 HR 1B | 4-0 BB | 3 | 1 | 1 | 0 | 2 | 0 | 0 | | | | | | | | | |
| Ben Oglivie, L OBP: 0.365, SLG: 0.560 (1, 7) | | 0-0 4-3 | | 0-3 K2-3 | | 0-0 FC3-6 1B | | 0-0 HR | 0-0 F7 | 5 | 1 | 1 | 2 | 0 | 1 | 3 | | | | | | | | | |
| Sixto Lezcano, R OBP: 0.294, SLG: 0.413 (1, 9) | | 0-0 HR | | 0-0 1B | | 0-0 1B | | 0-0 G5-4-3 1B | | 4 | 1 | 4 | 1 | 0 | 0 | 0 | | | | | | | | | |
| Charlie Moore, R OBP: 0.338, SLG: 0.320 (1, 2) | | 0-0 6-3 | | 0-0 F9 | | 0-0 4-3 | | 0-0 G5-4-3 1B | | 4 | 0 | 1 | 0 | 0 | 0 | 3 | | | | | | | | | |
| Sal Bando, R OBP: 0.279, SLG: 0.345 (1, 5) | | | 0-0 HR | | 0-0 6-3 | | 0-0 1B SF9 2B | | 0-0 G5-4-3 | 4 | 2 | 2 | 1 | 0 | 0 | 2 | | | | | | | | | |
| Jim Gantner, L OBP: 0.325, SLG: 0.365 (1, 4) | | | 0-0 G3 | | 0-0 2B | | 0-0 FC4 1B | | 0-0 6-3 1B 2B | 4 | 1 | 3 | 0 | 0 | 0 | 0 | | | | | | | | | |
| Inning Stats | R: 0 E: 0 K: 0 S: 3 | H: 0 LOB: 0 BB: 0 P: 3 | R: 1 E: 0 K: 0 S: 4 | H: 1 LOB: 0 BB: 0 P: 4 | R: 1 E: 0 K: 0 S: 5 | H: 2 LOB: 1 BB: 0 P: 5 | R: 0 E: 0 K: 1 S: 6 | H: 1 LOB: 1 BB: 0 P: 6 | R: 0 E: 0 K: 0 S: 4 | H: 1 LOB: 2 BB: 1 P: 8 | R: 1 E: 1 K: 0 S: 5 | H: 2 LOB: 1 BB: 0 P: 5 | R: 2 E: 0 K: 0 S: 5 | H: 4 LOB: 0 BB: 0 P: 5 | R: 1 E: 0 K: 1 S: 7 | H: 2 LOB: 2 BB: 1 P: 11 | 1B: 8 2B: 3 3B: 1 HR: 3 | SF: 1 SAC: 0 DP: 0 HBP: 0 | WP: 0 PB: 0 SB: 0 CS: 0 | PA: 41 | | | | | |
| PITCHER | IP | WLS | BF | H | R | ER | SO | BB | IBB | HBP | BLK | WP | HR | S | P | ERA | WHIP | | | | | | | | |
| Jerry Ujdur, R ERA: 5.4 (1, 1) | 6.0 | W | 27 | 8 | 3 | 2 | 1 | 1 | 0 | 0 | 0 | 0 | 2 | 28 | 32 | 3.00 | 1.500 | | | | | | | | |
| Dave Rozema, R ERA: 4.35 (7, 1) | 1.0 | | 6 | 3 | 2 | 2 | 0 | 0 | 0 | 0 | 0 | 0 | 1 | 6 | 6 | 18.00 | 3.000 | | | | | | | | |
| Aurelio Lopez, R ERA: 3.76 (8, 1) | 2.0 | S | 8 | 3 | 1 | 1 | 1 | 1 | 0 | 0 | 0 | 0 | 0 | 9 | 13 | 4.50 | 2.000 | | | | | | | | |

Detroit Tigers @ Milwaukee Brewers
Milwaukee County Stadium, Milwaukee, WI

Wed Aug 20 1980, 8:05 PM EDT
Att: 20,520 - Unknown - 79 F

AB 38
R 6
H 14
RBI 6
BB 2
SO 2
LOB 15




| Batter | 1 | 2 | 3 | 4 | 5 | 6 | 7 | 8 | 9 | AB | R | H | RBI | BB | SO | LOB | TOP | | | | | | | | | | |
|---|------------------------------|---------------------------------|------------------------------|---------------------------------|------------------------------|---------------------------------|------------------------------|---------------------------------|------------------------------|---------------------------------|------------------------------|---------------------------------|------------------------------|---------------------------------|------------------------------|---------------------------------|---|------------------------------------|----------------------------------|--------|--|--|--|--|--|--|--|
| Paul Moltor, R OBP: 0.370, SLG: 0.412 (1, 4) | | | | | | | | | | 4 | 0 | 0 | 0 | 1 | 1 | 4 | Milwaukee Brewers @ Texas Rangers Arlington Stadium, Arlington, TX Fri Aug 22 1980, 8:05 PM EDT Unknown - 104 F | | | | | | | | | | |
| Charlie Moore, R OBP: 0.339, SLG: 0.322 (1, 2) | | | | | | | | | | 5 | 0 | 2 | 2 | 0 | 0 | 2 | | | | | | | | | | | |
| Cecil Cooper, L OBP: 0.392, SLG: 0.528 (1, 3) | | | | | | | | | | 5 | 1 | 3 | 2 | 0 | 0 | 2 | | | | | | | | | | | |
| Gorman Thomas, R OBP: 0.309, SLG: 0.481 (1, 8) | | | | | | | | | | 4 | 0 | 1 | 0 | 0 | 1 | 2 | | | | | | | | | | | |
| Ben Oglvie, L OBP: 0.364, SLG: 0.564 (1, 7) | | | | | | | | | | 4 | 1 | 1 | 1 | 0 | 1 | 4 | | | | | | | | | | | |
| Sixto Lezcano, R OBP: 0.294, SLG: 0.411 (1, 9) | | | | | | | | | | 4 | 1 | 1 | 0 | 0 | 0 | 0 | | | | | | | | | | | |
| Dick Davis, R OBP: 0.289, SLG: 0.376 (1, 10) | | | | | | | | | | 4 | 1 | 3 | 0 | 0 | 0 | 0 | | | | | | | | | | | |
| Sal Bando, R OBP: 0.276, SLG: 0.340 (1, 5) | | | | | | | | | | 3 | 0 | 0 | 0 | 0 | 1 | 2 | | | | | | | | | | | |
| Ed Romero, R OBP: 0.338, SLG: 0.328 Robin Yount, R OBP: 0.317, SLG: 0.529 (8, PH) (8, 6) | | | | | | | | | | 3 | 2 | 3 | 1 | 0 | 0 | 0 | | | | | | | | | | | |
| Inning Stats | R: 0 E: 0 K: 1 S: 7 | H: 2 LOB: 2 BB: 0 P: 7 | R: 3 E: 0 K: 0 S: 7 | H: 4 LOB: 1 BB: 0 P: 7 | R: 0 E: 0 K: 1 S: 5 | H: 0 LOB: 0 BB: 0 P: 5 | R: 0 E: 1 K: 0 S: 4 | H: 2 LOB: 1 BB: 0 P: 4 | R: 0 E: 0 K: 0 S: 3 | H: 0 LOB: 0 BB: 0 P: 3 | R: 2 E: 0 K: 1 S: 7 | H: 2 LOB: 0 BB: 0 P: 7 | R: 1 E: 0 K: 1 S: 7 | H: 2 LOB: 1 BB: 0 P: 7 | R: 0 E: 0 K: 0 S: 2 | H: 0 LOB: 0 BB: 1 P: 6 | 1B: 11 2B: 2 3B: 0 HR: 2 | SF: 0 SAC: 1 DP: 2 HBP: 0 | WP: 0 PB: 0 SB: 1 CS: 1 | PA: 39 | | | | | | | |
| PITCHER | IP | WLS | BF | H | R | ER | SO | BB | IBB | HBP | BLK | WP | HR | S | P | ERA | WHIP | | | | | | | | | | |
| Fergie Jenkins, R ERA: 3.35 (1, 1) | 4.1 | | 22 | 10 | 3 | 3 | 2 | 0 | 0 | 0 | 0 | 0 | 0 | 26 | 26 | 6.23 | 2.308 | | | | | | | | | | |
| Dave Rajsich, L ERA: 6.97 (5, 1) | 0.2 | W | 1 | 0 | 0 | 0 | 0 | 0 | 0 | 0 | 0 | 0 | 0 | 1 | 1 | 0.00 | 0.000 | | | | | | | | | | |
| Bob Babcock, R ERA: 6.75 (6, 1) | 2.1 | | 11 | 4 | 3 | 3 | 1 | 0 | 0 | 0 | 0 | 0 | 2 | 13 | 13 | 11.57 | 1.714 | | | | | | | | | | |
| Danny Darwin, R ERA: 2.4 (8, 1) | 1.2 | S | 5 | 0 | 0 | 0 | 1 | 1 | 0 | 0 | 0 | 0 | 0 | 6 | 10 | 0.00 | 0.600 | | | | | | | | | | |


| Batter | 1 | 2 | 3 | 4 | 5 | 6 | 7 | 8 | 9 | AB | R | H | RBI | BB | SO | LOB | BOTTOM | | | | | | | | | | | |
|--|------------------------------|---------------------------------|------------------------------|---------------------------------|------------------------------|---------------------------------|------------------------------|---------------------------------|------------------------------|---------------------------------|------------------------------|---------------------------------|------------------------------|---------------------------------|------------------------------|---------------------------------|---|------------------------------------|----------------------------------|--------|--|--|--|--|--|--|--|--|
| Mickey Rivers, L OBP: 0.344, SLG: 0.427 (1, 8) | | | | | | | | | | 4 | 2 | 2 | 1 | 0 | 0 | 0 | Milwaukee Brewers @ Texas Rangers Arlington Stadium, Arlington, TX Fri Aug 22 1980, 8:05 PM EDT Unknown - 104 F | | | | | | | | | | | |
| Bump Wills, S OBP: 0.313, SLG: 0.337 (1, 4) | | | | | | | | | | 4 | 1 | 1 | 3 | 0 | 0 | 1 | | | | | | | | | | | | |
| Al Oliver, L OBP: 0.352, SLG: 0.467 (1, 7) | | | | | | | | | | 5 | 2 | 4 | 4 | 0 | 0 | 0 | | | | | | | | | | | | |
| Buddy Bell, R OBP: 0.380, SLG: 0.501 (1, 5) | | | | | | | | | | 5 | 0 | 1 | 0 | 0 | 0 | 2 | | | | | | | | | | | | |
| Rusty Staub, L OBP: 0.399, SLG: 0.476 Richie Zisk, R OBP: 0.336, SLG: 0.465 (7, PH) | | | | | | | | | | 2 | 1 | 0 | 0 | 1 | 0 | 0 | | | | | | | | | | | | |
| Pat Putnam, L OBP: 0.325, SLG: 0.415 (1, 3) | | | | | | | | | | 4 | 1 | 1 | 0 | 0 | 0 | 3 | | | | | | | | | | | | |
| Johnny Grubb, L OBP: 0.389, SLG: 0.392 Bill Sample, R OBP: 0.309, SLG: 0.270 Jim Norris, L OBP: 0.344, SLG: 0.280 (9, 9) | | | | | | | | | | 3 | 0 | 1 | 0 | 0 | 0 | 1 | | | | | | | | | | | | |
| Jim Sundberg, R OBP: 0.342, SLG: 0.381 (1, 2) | | | | | | | | | | 4 | 2 | 3 | 3 | 0 | 0 | 0 | | | | | | | | | | | | |
| Pepe Frias, R OBP: 0.249, SLG: 0.278 (1, 6) | | | | | | | | | | 4 | 2 | 2 | 0 | 0 | 0 | 2 | | | | | | | | | | | | |
| Inning Stats | R: 0 E: 0 K: 0 S: 4 | H: 1 LOB: 1 BB: 0 P: 4 | R: 2 E: 0 K: 0 S: 4 | H: 1 LOB: 0 BB: 1 P: 8 | R: 1 E: 1 K: 0 S: 4 | H: 1 LOB: 0 BB: 0 P: 4 | R: 0 E: 0 K: 0 S: 3 | H: 0 LOB: 0 BB: 0 P: 3 | R: 3 E: 0 K: 0 S: 6 | H: 3 LOB: 1 BB: 0 P: 6 | R: 1 E: 0 K: 0 S: 5 | H: 3 LOB: 1 BB: 0 P: 5 | R: 1 E: 0 K: 0 S: 6 | H: 3 LOB: 2 BB: 0 P: 6 | R: 4 E: 0 K: 0 S: 8 | H: 5 LOB: 1 BB: 0 P: 8 | 1B: 11 2B: 4 3B: 0 HR: 2 | SF: 2 SAC: 0 DP: 1 HBP: 0 | WP: 0 PB: 0 SB: 0 CS: 0 | PA: 41 | | | | | | | | |
| PITCHER | IP | WLS | BF | H | R | ER | SO | BB | IBB | HBP | BLK | WP | HR | S | P | ERA | WHIP | | | | | | | | | | | |
| Reggie Cleveland, R ERA: 3.9 (1, 1) | 5.0 | L | 22 | 6 | 6 | 5 | 0 | 1 | 0 | 0 | 0 | 0 | 0 | 2 | 21 | 25 | 9.00 | 1.400 | | | | | | | | | | |
| Jerry Augustine, L ERA: 4.27 (6, 1) | 2.0 | | 12 | 7 | 3 | 3 | 0 | 0 | 0 | 0 | 0 | 0 | 0 | 12 | 12 | 13.50 | 3.500 | | | | | | | | | | | |
| Bill Castro, R ERA: 9.21 (8, 1) | 0.0 | | 2 | 2 | 0 | 0 | 0 | 0 | 0 | 0 | 0 | 0 | 0 | 2 | 2 | * | * | | | | | | | | | | | |
| Bob McClure, L ERA: 2.98 (8, 1) | 0.1 | | 3 | 2 | 3 | 3 | 0 | 0 | 0 | 0 | 0 | 0 | 0 | 3 | 3 | 81.00 | 6.000 | | | | | | | | | | | |
| Fred Holdsworth, R ERA: 11.97 (8, 1) | 0.2 | | 2 | 0 | 0 | 0 | 0 | 0 | 0 | 0 | 0 | 0 | 0 | 2 | 2 | 0.00 | 0.000 | | | | | | | | | | | |

| | |
|-----|----|
| AB | 37 |
| R | 6 |
| H | 14 |
| RBI | 6 |
| BB | 1 |
| SO | 4 |
| LOB | 17 |

| | |
|-----|----|
| AB | 38 |
| R | 12 |
| H | 17 |
| RBI | 12 |
| BB | 1 |
| SO | 0 |
| LOB | 10 |



| Batter | 1 | 2 | 3 | 4 | 5 | 6 | 7 | 8 | 9 | AB | R | H | RBI | BB | SO | LOB | TOP | | | | | | | | | | |
|---|------------------------------|----------------------------------|------------------------------|---------------------------------|------------------------------|---------------------------------|------------------------------|---------------------------------|------------------------------|---------------------------------|------------------------------|---------------------------------|------------------------------|---------------------------------|------------------------------|---------------------------------|--|------------------------------|---------------------------------|----------------------------------|------------------------------------|----------------------------------|--------|--|--|--|--|
| Jim Gantner, L OBP: 0.327, SLG: 0.377 (1, 5) | 0-0 5-3 | 0-0 SF7 | | 0-3 K | | 0-0 CS 1B | | 0-0 F5 | | 4 | 0 | 1 | 1 | 0 | 1 | 1 | Milwaukee Brewers @ Texas Rangers Arlington Stadium, Arlington, TX Sat Aug 23 1980, 8:05 PM EDT Att: 10,632 - Unknown - 102 F AB 35 R 5 H 10 RBI 5 BB 3 SO 5 LOB 13  | | | | | | | | | | |
| Robin Yount, R OBP: 0.316, SLG: 0.531 (1, 6) | 0-0 F8 | 0-0 F7 | | 0-0 F9 | | 0-0 CS 1B 2B | | | 0-3 K | 5 | 1 | 1 | 0 | 0 | 1 | 2 | | | | | | | | | | | |
| Cecil Cooper, L OBP: 0.393, SLG: 0.532 (1, 3) | 4-0 BB 1B BB | 0-0 F4 | | | 0-0 3-1 | | 0-0 1B SF9 1B | | 0-0 5-3 | 4 | 1 | 1 | 1 | 1 | 0 | 1 | | | | | | | | | | | |
| Gorman Thomas, R OBP: 0.311, SLG: 0.484 (1, 8) | 0-0 BB 1B | | 4-0 BB | | 0-0 HR | | 0-0 F8 | | 0-3 K | 4 | 1 | 2 | 1 | 1 | 1 | 1 | | | | | | | | | | | |
| Ben Oglivie, L OBP: 0.365, SLG: 0.563 (1, 7) | 4-0 FC6 BB | | 0-0 F6 | | 0-0 F9 | | 0-0 1B | | | 3 | 0 | 1 | 0 | 1 | 0 | 1 | | | | | | | | | | | |
| Dick Davis, R OBP: 0.287, SLG: 0.376 (1, 10) | 0-0 FC6 | | 0-0 F8 | | 0-0 2B | | 0-0 SF9 | | | 3 | 0 | 1 | 1 | 0 | 0 | 4 | | | | | | | | | | | |
| Vic Harris, S OBP: 0.282, SLG: 0.324 (1, 9) | | 0-0 E6 1B 2B | | 0-0 F8 | | 0-3 K | | 0-0 G3 | | 4 | 1 | 0 | 0 | 0 | 1 | 3 | | | | | | | | | | | |
| Ed Romero, R OBP: 0.346, SLG: 0.351 (1, 4) | | 0-0 2B SF7 1B | | 0-0 1-3 | | 0-0 F7 | | 0-0 F8 | | 4 | 1 | 1 | 0 | 0 | 0 | 0 | | | | | | | | | | | |
| Buck Martinez, R OBP: 0.290, SLG: 0.310 (1, 2) | | 0-0 1-3 2H 2B | | 0-0 BLK 1B | | 0-0 6-3 | | 0-3 K | | 4 | 0 | 2 | 1 | 0 | 1 | 0 | | | | | | | | | | | |
| Inning Stats | R: 0 E: 0 K: 0 S: 4 | H: 1 LOB: 3 BB: 2 P: 12 | R: 2 E: 1 K: 0 S: 6 | H: 2 LOB: 1 BB: 0 P: 6 | R: 0 E: 0 K: 0 S: 3 | H: 0 LOB: 1 BB: 1 P: 7 | R: 0 E: 0 K: 1 S: 6 | H: 1 LOB: 1 BB: 0 P: 6 | R: 1 E: 0 K: 0 S: 7 | H: 2 LOB: 1 BB: 0 P: 7 | R: 0 E: 0 K: 0 S: 3 | H: 1 LOB: 0 BB: 0 P: 3 | R: 2 E: 0 K: 0 S: 6 | H: 3 LOB: 1 BB: 0 P: 6 | R: 0 E: 0 K: 1 S: 5 | H: 0 LOB: 0 BB: 0 P: 5 | | R: 0 E: 0 K: 2 S: 7 | H: 0 LOB: 0 BB: 0 P: 7 | 1B: 6 2B: 3 3B: 0 HR: 1 | SF: 2 SAC: 0 DP: 0 HBP: 0 | WP: 0 PB: 0 SB: 0 CS: 1 | PA: 41 | | | | |
| PITCHER | IP | WLS | BF | H | R | ER | SO | BB | IBB | HBP | BLK | WP | HR | S | P | ERA | WHIP | | | | | | | | | | |
| Ed Figueroa, R ERA: 6.61 (1, 1) | 6.0 | | 29 | 8 | 4 | 3 | 2 | 3 | 0 | 0 | 1 | 0 | 1 | 30 | 42 | 4.50 | 1.833 | | | | | | | | | | |
| John Henry Johnson, L ERA: 3.6 (7, 1) | 0.1 | | 3 | 2 | 0 | 0 | 0 | 0 | 0 | 0 | 0 | 0 | 0 | 3 | 3 | 0.00 | 6.000 | | | | | | | | | | |
| Danny Darwin, R ERA: 2.32 (7, 1) | 2.2 | W | 8 | 0 | 1 | 1 | 3 | 0 | 0 | 0 | 0 | 0 | 0 | 14 | 14 | 3.38 | 0.000 | | | | | | | | | | |

| Batter | 1 | 2 | 3 | 4 | 5 | 6 | 7 | 8 | 9 | AB | R | H | RBI | BB | SO | LOB | BOTTOM | | | | | | | | | | |
|---|-------------------------------|---------------------------------|------------------------------|---------------------------------|------------------------------|---------------------------------|------------------------------|---------------------------------|------------------------------|---------------------------------|------------------------------|---------------------------------|------------------------------|---------------------------------|------------------------------|----------------------------------|---|---------------------------------|----------------------------------|------------------------------------|----------------------------------|--------|--|--|--|--|--|
| Mickey Rivers, L OBP: 0.345, SLG: 0.427 (1, 8) | 0-0 1B 1B | 0-0 2H 1B 1B | | 0-0 1-3 | | | 0-0 F2 | | | 4 | 1 | 2 | 1 | 0 | 0 | 0 | Milwaukee Brewers @ Texas Rangers Arlington Stadium, Arlington, TX Sat Aug 23 1980, 8:05 PM EDT Att: 10,632 - Unknown - 102 F AB 31 R 7 H 10 RBI 6 BB 3 SO 0 LOB 8  | | | | | | | | | | |
| Bump Wills, S OBP: 0.319, SLG: 0.343 (1, 4) | 0-0 1B E | 0-0 2H 1B | | | 0-0 F9 | | 0-0 G3 | | | 4 | 1 | 2 | 0 | 0 | 0 | 0 | | | | | | | | | | | |
| Al Oliver, L OBP: 0.354, SLG: 0.467 (1, 7) | 0-0 E8 1-3 SF7 1B | | 0-0 1-4-3 1B | | 0-0 L7 | | 0-0 4-3 | | | 4 | 1 | 2 | 1 | 0 | 0 | 0 | | | | | | | | | | | |
| Buddy Bell, R OBP: 0.381, SLG: 0.499 (1, 5) | 0-0 1-3 | | 0-0 L4-3 | | 4-0 BB | | 4-0 2B BB | | | 2 | 1 | 0 | 0 | 2 | 0 | 2 | | | | | | | | | | | |
| Rusty Staub, L OBP: 0.391, SLG: 0.467 (1, 10) | 0-0 SF7 | | 0-0 1B | | 0-0 1-3 | | 0-0 3-1 2B 2B | | | 2 | 0 | 1 | 1 | 0 | 0 | 1 | | | | | | | | | | | |
| Richie Zisk, R OBP: 0.339, SLG: 0.478 (8, PH) | | | | | | | | | | 1 | 0 | 1 | 1 | 0 | 0 | 0 | | | | | | | | | | | |
| Jim Norris, L OBP: 0.338, SLG: 0.273 (8, PR) | | | | | | | | | | 0 | 1 | 0 | 0 | 0 | 0 | 0 | | | | | | | | | | | |
| Pat Putnam, L OBP: 0.325, SLG: 0.414 (1, 3) | 0-0 G3 | | 0-0 1B | | 0-0 6-3 | | 0-0 3-1 | | | 3 | 0 | 1 | 0 | 0 | 0 | 0 | | | | | | | | | | | |
| John Ellis, R OBP: 0.280, SLG: 0.293 (8, PH) | | | | | | | | | | 1 | 0 | 0 | 0 | 0 | 0 | 1 | | | | | | | | | | | |
| Johnny Grubb, L OBP: 0.379, SLG: 0.380 (1, 9) | | 0-0 F6 | | 0-0 G3 | | 0-0 F6 | | 1-0 2B HBP | | 2 | 0 | 0 | 0 | 0 | 0 | 2 | | | | | | | | | | | |
| Bill Sample, R OBP: 0.308, SLG: 0.264 (6, PH) | | | | | | | | | | 1 | 1 | 0 | 0 | 0 | 0 | 0 | | | | | | | | | | | |
| Jim Sundberg, R OBP: 0.344, SLG: 0.384 (1, 2) | | 4-0 1B BB | | 0-0 F9 | | 0-0 2-3 | | 0-0 1-1 2B | | 3 | 1 | 1 | 2 | 1 | 0 | 0 | | | | | | | | | | | |
| Pepe Frias, R OBP: 0.249, SLG: 0.278 (1, 6) | | 0-0 5-3 | | 0-0 4-3 | | | 0-0 F8 | | 0-0 6-3 | 2 | 0 | 0 | 0 | 0 | 0 | 1 | | | | | | | | | | | |
| Dave Roberts, R OBP: 0.301, SLG: 0.410 (7, PH) | | 0-0 5-3 | | | | | | | | 2 | 0 | 0 | 0 | 0 | 0 | 1 | | | | | | | | | | | |
| Inning Stats | R: 3 E: 1 K: 0 S: 6 | H: 3 LOB: 0 BB: 0 P: 6 | R: 1 E: 0 K: 0 S: 4 | H: 2 LOB: 2 BB: 1 P: 8 | R: 0 E: 0 K: 0 S: 5 | H: 3 LOB: 2 BB: 0 P: 5 | R: 0 E: 0 K: 0 S: 3 | H: 0 LOB: 0 BB: 0 P: 3 | R: 0 E: 0 K: 0 S: 3 | H: 0 LOB: 0 BB: 1 P: 7 | R: 0 E: 0 K: 0 S: 3 | H: 0 LOB: 0 BB: 0 P: 3 | R: 0 E: 0 K: 0 S: 3 | H: 0 LOB: 0 BB: 0 P: 3 | R: 3 E: 0 K: 0 S: 5 | H: 2 LOB: 1 BB: 1 P: 10 | R: 0 E: 0 K: 0 S: 7 | H: 0 LOB: 0 BB: 0 P: 7 | 1B: 8 2B: 3 3B: 0 HR: 0 | SF: 1 SAC: 0 DP: 1 HBP: 1 | WP: 0 PB: 0 SB: 0 CS: 0 | PA: 36 | | | | | |
| PITCHER | IP | WLS | BF | H | R | ER | SO | BB | IBB | HBP | BLK | WP | HR | S | P | ERA | WHIP | | | | | | | | | | |
| Lary Sorensen, R ERA: 3.98 (1, 1) | 2.2 | | 14 | 7 | 4 | 3 | 0 | 1 | 0 | 0 | 0 | 0 | 0 | 13 | 17 | 10.12 | 3.000 | | | | | | | | | | |
| Jerry Augustine, L ERA: 4.24 (3, 1) | 4.2 | L | 18 | 2 | 2 | 2 | 0 | 2 | 0 | 0 | 0 | 0 | 0 | 16 | 24 | 3.86 | 0.857 | | | | | | | | | | |
| Bill Castro, R ERA: 3.32 (8, 1) | 0.2 | | 4 | 1 | 1 | 1 | 0 | 0 | 0 | 1 | 0 | 0 | 0 | 3 | 4 | 13.50 | 1.500 | | | | | | | | | | |

| Batter | 1 | 2 | 3 | 4 | 5 | 6 | 7 | 8 | 9 | AB | R | H | RBI | BB | SO | LOB | TOP | | | |
|---|---|---------------------------------|------------------------------|---------------------------------|------------------------------|----------------------------------|------------------------------|---------------------------------|------------------------------|---------------------------------|------------------------------|---------------------------------|------------------------------|---------------------------------|------------------------------|---------------------------------|--|-----------------------------------|------------------------------------|----------------------------------|
| Willie Wilson, S OBP: 0.364, SLG: 0.436 (1, 7) | 0-0 WP 1B | 0-0 FC6-4 1B | | 0-0 1B 1-3 1B | 0-0 1-2 1B | | | 0-0 G3 1 | | 5 | 2 | 4 | 0 | 0 | 0 | 0 | Kansas City Royals @ Milwaukee Brewers Milwaukee County Stadium, Milwaukee, WI Tue Aug 26 1980, 8:05 PM EDT Att: 16,824 - Unknown - 78 F livebaseballscorecards.com | | | |
| U L Washington, S OBP: 0.325, SLG: 0.378 (1, 6) | 0-0 1B 1-H 3B | 0-0 FC6-4 1-2 | | 0-0 P4 2 | 0-0 F7 3 | | | 0-0 4-3 2 | | 5 | 1 | 1 | 1 | 0 | 0 | 5 | | | | |
| George Brett, L OBP: 0.468, SLG: 0.675 (1, 5) | 0-0 3B 1-2 1B | | 0-0 1B G1-2-3 | 0-0 WP 1-3 1B | | 0-0 F9 2B | | 0-0 1B 3 | | 5 | 2 | 5 | 1 | 0 | 0 | 0 | | | | |
| Hal McRae, R OBP: 0.361, SLG: 0.509 (1, 10) | 0-0 3B 1-H 2H SF8 | | 0-0 S 1-3 1B | 0-0 2B 1-H 3H 1B | | 0-0 F9 2-3 | | 0-0 5-3 3 | | 5 | 1 | 3 | 4 | 0 | 0 | 2 | | | | |
| Amos Otis, R OBP: 0.323, SLG: 0.406 (1, 8) | 0-0 SF8 3-H | | 0-3 K 1-2 | 0-0 2B 1-3 | | 0-0 4-3 2 | | 0-0 5-3 1 | | 4 | 0 | 1 | 1 | 0 | 1 | 3 | | | | |
| John Wathan, R OBP: 0.373, SLG: 0.390 (1, 2) | 0-0 1-3 3-H | | 0-0 IBB 4-0 | 0-0 6-3 3 | | 0-0 F7 3 | | 0-0 F9 2 | | 4 | 0 | 0 | 0 | 1 | 0 | 3 | | | | |
| Willie Aikens, L OBP: 0.363, SLG: 0.426 Ralph LaCock, L OBP: 0.255, SLG: 0.224 (1, 3) (9, 3) | 0-0 4-3 3 | | 0-0 G1-2-3 3-H | | 0-0 FC6-4 1B | | 0-0 FC6 1B | | 0-3 K 3 | 5 | 0 | 2 | 0 | 0 | 1 | 3 | | | | |
| Jose Cardenal, R OBP: 0.293, SLG: 0.220 (1, 9) | | 0-0 5-3 1 | | 0-0 1B 1B | 0-0 FC6-4 1-2 1B | | 0-0 FC6 G5-4-3 | | | 4 | 1 | 1 | 0 | 0 | 0 | 2 | | | | |
| Dave Chalk, R OBP: 0.340, SLG: 0.362 (1, 4) | | 0-0 6-3 2 | | 0-0 F9 1 | 0-0 P4 2 | | 0-0 G5-4-3 1-2 | | | 4 | 0 | 0 | 0 | 0 | 0 | 3 | | | | |
| Inning Stats | R: 4 E: 0 K: 0 S: 7 | H: 4 LOB: 0 BB: 0 P: 7 | R: 0 E: 0 K: 0 S: 4 | H: 1 LOB: 1 BB: 0 P: 4 | R: 0 E: 0 K: 1 S: 6 | H: 2 LOB: 2 BB: 1 P: 10 | R: 3 E: 0 K: 0 S: 8 | H: 5 LOB: 2 BB: 0 P: 8 | R: 0 E: 0 K: 0 S: 5 | H: 2 LOB: 2 BB: 0 P: 5 | R: 0 E: 0 K: 0 S: 4 | H: 1 LOB: 1 BB: 0 P: 4 | R: 0 E: 0 K: 0 S: 3 | H: 1 LOB: 0 BB: 0 P: 3 | R: 0 E: 0 K: 1 S: 5 | H: 0 LOB: 0 BB: 0 P: 5 | | 1B: 14 2B: 2 3B: 1 HR: 0 | SF: 1 SAC: 0 DP: 2 HBP: 0 | WP: 2 PB: 0 SB: 1 CS: 0 |
| PITCHER | IP WLS BF H R ER SO BB IBB HBP BLK WP HR S P ERA WHIP | | | | | | | | | | | | | | | | | | | |
| Mike Caldwell, L ERA: 4.21 Bill Castro, R ERA: 3.19 (1, 1) (4, 1) | 3.2 L 21 10 7 7 1 0 0 0 0 0 1 0 22 26 17.18 2.727 | | | | | | | | | | | | | | | | | | | |

| Batter | 1 | 2 | 3 | 4 | 5 | 6 | 7 | 8 | 9 | AB | R | H | RBI | BB | SO | LOB | BOTTOM | | | | | |
|---|---|---------------------------------|------------------------------|---------------------------------|------------------------------|---------------------------------|------------------------------|----------------------------------|------------------------------|---------------------------------|------------------------------|---------------------------------|------------------------------|---------------------------------|------------------------------|---------------------------------|--|------------------------------|---------------------------------|----------------------------------|------------------------------------|----------------------------------|
| Paul Moltzer, R OBP: 0.368, SLG: 0.410 (1, 4) | 0-0 P4 1 | | 0-0 5-3 2 | | 0-0 L5 1 | | 0-0 F8 1 | | 0-0 G3 1-2 1B | 5 | 0 | 1 | 0 | 0 | 0 | 0 | Kansas City Royals @ Milwaukee Brewers Milwaukee County Stadium, Milwaukee, WI Tue Aug 26 1980, 8:05 PM EDT Att: 16,824 - Unknown - 78 F livebaseballscorecards.com | | | | | |
| Robin Yount, R OBP: 0.312, SLG: 0.521 (1, 6) | 0-0 P6 2 | | 0-0 F7 3 | | 0-0 L7 2 | | 0-0 F4 2 | | 0-0 G3 1-2 2-3 1B | 5 | 0 | 1 | 0 | 0 | 0 | 0 | | | | | | |
| Cecil Cooper, L OBP: 0.392, SLG: 0.528 (1, 3) | 0-0 F8 3 | | | 0-0 2B 1B | 0-0 P4 3 | | | 0-0 1B 3 | 0-0 G3 1-2 2-3 3-H | 5 | 1 | 2 | 1 | 0 | 0 | 2 | | | | | | |
| Gorman Thomas, R OBP: 0.310, SLG: 0.490 (1, 8) | | 0-0 P6 1 | | 0-0 F7 1 | | 0-3 K 1 | 0-3 K 3 | | 0-0 F8 3 | 5 | 0 | 0 | 0 | 0 | 2 | 4 | | | | | | |
| Ben Oglivie, L OBP: 0.364, SLG: 0.560 (1, 7) | | 0-0 1B 1B 1B | | 0-0 E 1-H SF9 2B | | 0-0 HR 2B | | 0-0 F8 1 | | 4 | 2 | 3 | 1 | 0 | 0 | 0 | | | | | | |
| Sixto Lezcano, R OBP: 0.294, SLG: 0.410 (1, 9) | | 0-0 1B 1-3 1B | | 0-0 E7 SF9 2-3 | | 0-0 L6 2 | | 0-0 4-3 2 | | 4 | 0 | 1 | 0 | 0 | 0 | 2 | | | | | | |
| Don Money, R OBP: 0.342, SLG: 0.509 (1, 10) | | 0-0 1B 2-3 3-H | | 0-0 BB 4-0 | | 0-0 HR HBP | | 0-0 F8 3 | | 2 | 1 | 1 | 0 | 1 | 0 | 0 | | | | | | |
| Charlie Moore, R OBP: 0.334, SLG: 0.337 (1, 2) | | 0-0 L7 3 | | 0-0 SF9 2-3 3-H | | 0-0 HR 1-H 2H | | 0-0 P6 1 | | 3 | 1 | 1 | 4 | 0 | 0 | 2 | | | | | | |
| Jim Gantner, L OBP: 0.325, SLG: 0.374 (1, 5) | | | 0-0 3-1 1 | | 0-0 F8 3 | | 0-0 4-1 3 | | 0-0 1B 1B G3 1B | 4 | 1 | 1 | 0 | 0 | 0 | 2 | | | | | | |
| Inning Stats | R: 0 E: 0 K: 0 S: 3 | H: 0 LOB: 0 BB: 0 P: 3 | R: 0 E: 0 K: 0 S: 5 | H: 3 LOB: 2 BB: 0 P: 5 | R: 0 E: 0 K: 0 S: 3 | H: 0 LOB: 0 BB: 0 P: 3 | R: 2 E: 0 K: 0 S: 6 | H: 2 LOB: 2 BB: 1 P: 10 | R: 0 E: 0 K: 0 S: 3 | H: 0 LOB: 0 BB: 0 P: 3 | R: 3 E: 0 K: 1 S: 7 | H: 2 LOB: 1 BB: 0 P: 8 | R: 0 E: 0 K: 1 S: 6 | H: 1 LOB: 0 BB: 0 P: 6 | R: 0 E: 0 K: 0 S: 3 | H: 0 LOB: 0 BB: 0 P: 3 | | R: 1 E: 0 K: 0 S: 6 | H: 3 LOB: 2 BB: 0 P: 6 | 1B: 8 2B: 2 3B: 0 HR: 1 | SF: 1 SAC: 0 DP: 0 HBP: 1 | WP: 0 PB: 0 SB: 0 CS: 0 |
| PITCHER | IP WLS BF H R ER SO BB IBB HBP BLK WP HR S P ERA WHIP | | | | | | | | | | | | | | | | | | | | | |
| Steve Busby, R ERA: 6.17 Marty Pattin, R ERA: 3.8 Dan Quisenberry, R ERA: 2.67 (1, 1) (7, 1) (9, 1) | 6.0 W 27 7 5 4 1 0 0 0 0 0 0 0 12 12 3.86 1.286 | | | | | | | | | | | | | | | | | | | | | |

| Batter | 1 | 2 | 3 | 4 | 5 | 6 | 7 | 8 | 9 | AB | R | H | RBI | BB | SO | LOB | TOP | | | |
|--|---|---|------------------------------|---------------------------------|------------------------------|---------------------------------|------------------------------|---------------------------------|------------------------------|---------------------------------|------------------------------|---------------------------------|------------------------------|---------------------------------|------------------------------|---------------------------------|--|------------------------------------|----------------------------------|--------|
| Willie Wilson, S OBP: 0.363, SLG: 0.436 (1, 7) | | | | | | | | | | 5 | 1 | 1 | 0 | 0 | 0 | 2 | Kansas City Royals @ Milwaukee Brewers Milwaukee County Stadium, Milwaukee, WI Wed Aug 27 1980, 8:05 PM EDT Att: 18,815 - Unknown - 60 F livebaseballscorecards.com | | | |
| Hal McRae, R OBP: 0.357, SLG: 0.501 (1, 10) | | | | | | | | | | 5 | 0 | 0 | 0 | 0 | 0 | 3 | | | | |
| George Brett, L OBP: 0.468, SLG: 0.672 (1, 5) | | | | | | | | | | 3 | 1 | 1 | 0 | 0 | 0 | 0 | | | | |
| Willie Aikens, L OBP: 0.363, SLG: 0.428 (1, 3) | | | | | | | | | | 3 | 1 | 1 | 2 | 0 | 0 | 1 | | | | |
| Darrell Porter, L OBP: 0.380, SLG: 0.389 (1, 2) | | | | | | | | | | 4 | 1 | 1 | 1 | 0 | 1 | 2 | | | | |
| Amos Otis, R OBP: 0.323, SLG: 0.406 Jose Cardenal, R OBP: 0.288, SLG: 0.216 (6, 7) | | | | | | | | | | 3 | 0 | 1 | 1 | 0 | 2 | 1 | | | | |
| Clint Hurdle, L OBP: 0.365, SLG: 0.497 (1, 9) | | | | | | | | | | 4 | 1 | 2 | 1 | 0 | 1 | 1 | | | | |
| Frank White, R OBP: 0.281, SLG: 0.336 (1, 4) | | | | | | | | | | 4 | 0 | 1 | 0 | 0 | 0 | 1 | | | | |
| Rance Mulliniks, L OBP: 0.257, SLG: 0.226 (1, 6) | | | | | | | | | | 4 | 0 | 1 | 0 | 0 | 1 | 2 | | | | |
| Inning Stats | R: 1 E: 0 K: 1 S: 6 | H: 1 LOB: 1 BB: 0 P: 7 | R: 0 E: 0 K: 1 S: 6 | H: 1 LOB: 1 BB: 0 P: 6 | R: 3 E: 0 K: 0 S: 7 | H: 4 LOB: 1 BB: 0 P: 7 | R: 0 E: 0 K: 0 S: 4 | H: 1 LOB: 1 BB: 0 P: 4 | R: 0 E: 1 K: 1 S: 6 | H: 0 LOB: 0 BB: 0 P: 6 | R: 0 E: 0 K: 0 S: 3 | H: 0 LOB: 0 BB: 0 P: 3 | R: 0 E: 0 K: 1 S: 5 | H: 0 LOB: 0 BB: 0 P: 5 | R: 0 E: 0 K: 1 S: 6 | H: 1 LOB: 1 BB: 0 P: 6 | 1B: 5 2B: 3 3B: 0 HR: 1 | SF: 1 SAC: 0 DP: 0 HBP: 1 | WP: 0 PB: 0 SB: 4 CS: 0 | PA: 38 |
| PITCHER | IP WLS BF H R ER SO BB IBB HBP BLK WP HR S P ERA WHIP | IP WLS BF H R ER SO BB IBB HBP BLK WP HR S P ERA WHIP | | | | | | | | | | | | | | | | | | |
| Paul Mitchell, R ERA: 3.08 (1, 1) | 3.0 L 16 6 4 4 2 0 0 1 0 0 0 19 20 12.00 2.000 | | | | | | | | | | | | | | | | | | | |
| Fred Holdsworth, R ERA: 2.64 (4, 1) | 6.0 22 3 1 1 3 0 0 0 0 0 1 28 28 1.50 0.500 | | | | | | | | | | | | | | | | | | | |

| Batter | 1 | 2 | 3 | 4 | 5 | 6 | 7 | 8 | 9 | AB | R | H | RBI | BB | SO | LOB | BOTTOM | | | | | |
|---|---|---|------------------------------|---------------------------------|------------------------------|---------------------------------|------------------------------|---------------------------------|------------------------------|---------------------------------|------------------------------|---------------------------------|------------------------------|---------------------------------|------------------------------|---------------------------------|--|---------------------------------|----------------------------------|------------------------------------|----------------------------------|--------|
| Paul Molitor, R OBP: 0.367, SLG: 0.411 (1, 4) | | | | | | | | | | 4 | 0 | 1 | 0 | 0 | 0 | 1 | Kansas City Royals @ Milwaukee Brewers Milwaukee County Stadium, Milwaukee, WI Wed Aug 27 1980, 8:05 PM EDT Att: 18,815 - Unknown - 60 F livebaseballscorecards.com | | | | | |
| Robin Yount, R OBP: 0.315, SLG: 0.531 (1, 6) | | | | | | | | | | 4 | 2 | 3 | 1 | 0 | 0 | 1 | | | | | | |
| Cecil Cooper, L OBP: 0.389, SLG: 0.524 (1, 3) | | | | | | | | | | 4 | 0 | 0 | 0 | 0 | 0 | 2 | | | | | | |
| Gorman Thomas, R OBP: 0.311, SLG: 0.495 (1, 8) | | | | | | | | | | 3 | 1 | 1 | 2 | 1 | 0 | 0 | | | | | | |
| Ben Oglivie, L OBP: 0.361, SLG: 0.555 (1, 7) | | | | | | | | | | 4 | 0 | 0 | 0 | 0 | 1 | 1 | | | | | | |
| Sixto Lezcano, R OBP: 0.293, SLG: 0.408 (1, 9) | | | | | | | | | | 4 | 0 | 1 | 0 | 0 | 1 | 0 | | | | | | |
| Sal Bando, R OBP: 0.265, SLG: 0.321 Jim Gantner, L OBP: 0.324, SLG: 0.373 (9, PH) | | | | | | | | | | 3 | 0 | 0 | 0 | 0 | 0 | 1 | | | | | | |
| Dick Davis, R OBP: 0.292, SLG: 0.384 (1, 10) | | | | | | | | | | 4 | 1 | 2 | 0 | 0 | 0 | 1 | | | | | | |
| Buck Martinez, R OBP: 0.286, SLG: 0.322 (1, 2) | | | | | | | | | | 3 | 0 | 0 | 0 | 0 | 0 | 3 | | | | | | |
| Inning Stats | R: 0 E: 0 K: 0 S: 3 | H: 1 LOB: 0 BB: 0 P: 3 | R: 0 E: 0 K: 0 S: 3 | H: 0 LOB: 0 BB: 0 P: 3 | R: 0 E: 0 K: 0 S: 4 | H: 1 LOB: 1 BB: 0 P: 4 | R: 2 E: 0 K: 2 S: 9 | H: 2 LOB: 0 BB: 0 P: 9 | R: 1 E: 1 K: 0 S: 5 | H: 2 LOB: 1 BB: 0 P: 5 | R: 0 E: 0 K: 0 S: 3 | H: 0 LOB: 0 BB: 0 P: 3 | R: 0 E: 0 K: 0 S: 4 | H: 1 LOB: 1 BB: 0 P: 4 | R: 1 E: 0 K: 0 S: 4 | H: 1 LOB: 1 BB: 1 P: 8 | R: 0 E: 0 K: 0 S: 3 | H: 0 LOB: 0 BB: 0 P: 3 | 1B: 3 2B: 3 3B: 0 HR: 2 | SF: 0 SAC: 0 DP: 1 HBP: 0 | WP: 0 PB: 0 SB: 0 CS: 0 | PA: 35 |
| PITCHER | IP WLS BF H R ER SO BB IBB HBP BLK WP HR S P ERA WHIP | IP WLS BF H R ER SO BB IBB HBP BLK WP HR S P ERA WHIP | | | | | | | | | | | | | | | | | | | | |
| Paul Spittorff, L ERA: 4.45 (1, 1) | 8.0 W 32 8 4 3 2 1 0 0 0 0 2 35 39 3.38 1.125 | | | | | | | | | | | | | | | | | | | | | |
| Rene Martin, R ERA: 4.32 (9, 1) | 1.0 S 3 0 0 0 0 0 0 0 0 0 3 3 0.00 0.000 | | | | | | | | | | | | | | | | | | | | | |

| Batter | 1 | 2 | 3 | 4 | 5 | 6 | 7 | 8 | 9 | AB | R | H | RBI | BB | SO | LOB | TOP | | | | | | | | | | |
|---|------------------------------|---------------------------------|------------------------------|----------------------------------|------------------------------|---------------------------------|------------------------------|---------------------------------|------------------------------|----------------------------------|------------------------------|----------------------------------|------------------------------|---------------------------------|------------------------------|---------------------------------|-----------------------------------|------------------------------------|--|--|--|--|--|--|--|--|--|
| Jim Gantner, L OBP: 0.325, SLG: 0.375 (1, 4) | L3 | | | | | | | | | | | | | | | | | | | | | | | | | | |
| Robin Yount, R OBP: 0.317, SLG: 0.535 (1, 6) | 1-3 | F6 | | | | | | | | | | | | | | | | | | | | | | | | | |
| Cecil Cooper, L OBP: 0.392, SLG: 0.524 (1, 3) | | | 1-3 | | | | | | | | | | | | | | | | | | | | | | | | |
| Gorman Thomas, R OBP: 0.315, SLG: 0.497 (1, 8) | | | | | | | | | | | | | | | | | | | | | | | | | | | |
| Ben Oglivie, L OBP: 0.363, SLG: 0.553 (1, 7) | | | | | | | | | | | | | | | | | | | | | | | | | | | |
| Sixto Lezcano, R OBP: 0.296, SLG: 0.418 (1, 9) | F4 | | | | | | | | | | | | | | | | | | | | | | | | | | |
| Don Money, R OBP: 0.349, SLG: 0.508 (1, 5) | | | | | | | | | | | | | | | | | | | | | | | | | | | |
| Dick Davis, R OBP: 0.294, SLG: 0.382 (1, 10) | | | | | | | | | | | | | | | | | | | | | | | | | | | |
| Buck Martinez, R OBP: 0.284, SLG: 0.324 (1, 2) | | | | | | | | | | | | | | | | | | | | | | | | | | | |
| Inning Stats | R: 0 E: 0 K: 0 S: 5 | H: 2 LOB: 3 BB: 1 P: 9 | R: 1 E: 0 K: 1 S: 8 | H: 3 LOB: 3 BB: 1 P: 12 | R: 3 E: 0 K: 0 S: 8 | H: 5 LOB: 2 BB: 0 P: 8 | R: 1 E: 0 K: 0 S: 4 | H: 1 LOB: 1 BB: 1 P: 8 | R: 0 E: 0 K: 1 S: 6 | H: 1 LOB: 3 BB: 2 P: 14 | R: 1 E: 0 K: 0 S: 4 | H: 1 LOB: 3 BB: 3 P: 16 | R: 0 E: 0 K: 0 S: 3 | H: 0 LOB: 0 BB: 0 P: 3 | R: 0 E: 0 K: 0 S: 5 | H: 2 LOB: 2 BB: 0 P: 5 | 1B: 10 2B: 5 3B: 1 HR: 1 | SF: 0 SAC: 0 DP: 1 HBP: 0 | WP: 1 PA: 52 PB: 0 SB: 0 CS: 0 | | | | | | | | |
| PITCHER | IP | WLS | BF | H | R | ER | SO | BB | IBB | HBP | BLK | WP | HR | S | P | ERA | WHIP | | | | | | | | | | |
| Mark Fidrych, R ERA: 6.45 (1, 1) | 2.0 | | 16 | 8 | 4 | 4 | 1 | 0 | 2 | 0 | 0 | 1 | 0 | 16 | 24 | 18.00 | 4.000 | | | | | | | | | | |
| Bruce Robbins, L ERA: 5.72 (3, 1) | 4.0 | W | 21 | 5 | 2 | 2 | 1 | 4 | 0 | 0 | 0 | 0 | 1 | 19 | 35 | 4.50 | 2.250 | | | | | | | | | | |
| Jerry Ujdur, R ERA: 7.59 (7, 1) | 0.0 | | 3 | 2 | 1 | 1 | 0 | 1 | 0 | 0 | 0 | 0 | 0 | 2 | 6 | ∞ | ∞ | | | | | | | | | | |
| Pat Underwood, L ERA: 3.66 (7, 1) | 3.0 | S | 12 | 2 | 0 | 0 | 0 | 2 | 0 | 0 | 0 | 0 | 0 | 10 | 18 | 0.00 | 1.333 | | | | | | | | | | |

Milwaukee Brewers @ Detroit Tigers
Tiger Stadium, Detroit, MI
Thu Aug 28 1980, 7:05 PM EDT
Att: 26,318 - Unknown

AB 43
R 7
H 17
RBI 5
BB 9
SO 2
LOB 28



| Batter | 1 | 2 | 3 | 4 | 5 | 6 | 7 | 8 | 9 | AB | R | H | RBI | BB | SO | LOB | BOTTOM | | | | | | | | | | |
|--|------------------------------|---------------------------------|------------------------------|---------------------------------|------------------------------|---------------------------------|------------------------------|---------------------------------|------------------------------|---------------------------------|-------------------------------|----------------------------------|------------------------------|---------------------------------|------------------------------|---------------------------------|-----------------------------------|------------------------------------|--|--|--|--|--|--|--|--|--|
| Rick Peters, S OBP: 0.371, SLG: 0.370 (1, 8) | 6-3 | | | | | | | | | | | | | | | | | | | | | | | | | | |
| Jim Lentine, R OBP: 0.340, SLG: 0.326 (8, 8) | | | G4-3 | | | | | | | | | | | | | | | | | | | | | | | | |
| Alan Trammell, R OBP: 0.375, SLG: 0.404 (1, 6) | F7 | | 6-3 | | | | | | | | | | | | | | | | | | | | | | | | |
| Steve Kemp, L OBP: 0.394, SLG: 0.470 (1, 7) | | | | | | | | | | | | | | | | | | | | | | | | | | | |
| Champ Summers, L OBP: 0.380, SLG: 0.493 (1, 10) | 1-3 | | | | | | | | | | | | | | | | | | | | | | | | | | |
| Lance Parrish, R OBP: 0.326, SLG: 0.521 (1, 2) | | | | | | | | | | | | | | | | | | | | | | | | | | | |
| Al Cowens, R OBP: 0.347, SLG: 0.361 (1, 9) | | | | | | | | | | | | | | | | | | | | | | | | | | | |
| Tim Corcoran, L OBP: 0.309, SLG: 0.262 (1, 3) | | | | | | | | | | | | | | | | | | | | | | | | | | | |
| Tom Brookens, R OBP: 0.319, SLG: 0.397 (1, 5) | | | | | | | | | | | | | | | | | | | | | | | | | | | |
| Lou Whitaker, L OBP: 0.342, SLG: 0.283 (1, 4) | | | | | | | | | | | | | | | | | | | | | | | | | | | |
| Inning Stats | R: 0 E: 0 K: 0 S: 3 | H: 0 LOB: 1 BB: 1 P: 7 | R: 0 E: 0 K: 0 S: 4 | H: 2 LOB: 0 BB: 0 P: 4 | R: 0 E: 0 K: 0 S: 3 | H: 1 LOB: 0 BB: 0 P: 3 | R: 1 E: 0 K: 1 S: 8 | H: 3 LOB: 2 BB: 0 P: 8 | R: 1 E: 0 K: 0 S: 5 | H: 3 LOB: 1 BB: 0 P: 5 | R: 9 E: 1 K: 1 S: 13 | H: 7 LOB: 1 BB: 2 P: 21 | R: 0 E: 0 K: 1 S: 5 | H: 0 LOB: 0 BB: 0 P: 5 | R: 0 E: 0 K: 0 S: 3 | H: 0 LOB: 0 BB: 0 P: 3 | 1B: 12 2B: 3 3B: 0 HR: 2 | SF: 0 SAC: 0 DP: 3 HBP: 0 | WP: 1 PA: 41 PB: 1 SB: 0 CS: 0 | | | | | | | | |
| PITCHER | IP | WLS | BF | H | R | ER | SO | BB | IBB | HBP | BLK | WP | HR | S | P | ERA | WHIP | | | | | | | | | | |
| Lary Sorensen, R ERA: 4.08 (1, 1) | 5.1 | | 26 | 11 | 5 | 5 | 1 | 2 | 0 | 0 | 0 | 0 | 1 | 26 | 34 | 8.44 | 2.438 | | | | | | | | | | |
| Bob McClure, L ERA: 3.42 (6, 1) | 0.1 | L | 6 | 3 | 4 | 2 | 0 | 1 | 0 | 0 | 0 | 0 | 1 | 5 | 9 | 54.00 | 12.000 | | | | | | | | | | |
| Reggie Cleveland, R ERA: 5.84 (6, 1) | 2.1 | | 9 | 2 | 2 | 1 | 2 | 0 | 0 | 0 | 0 | 0 | 0 | 13 | 13 | 3.86 | 0.857 | | | | | | | | | | |

Milwaukee Brewers @ Detroit Tigers
Tiger Stadium, Detroit, MI
Thu Aug 28 1980, 7:05 PM EDT
Att: 26,318 - Unknown

AB 38
R 11
H 16
RBI 9
BB 3
SO 3
LOB 17



| Batter | 1 | 2 | 3 | 4 | 5 | 6 | 7 | 8 | 9 | AB | R | H | RBI | BB | SO | LOB | TOP | | | |
|---|--|----------------------------------|------------------------------|---------------------------------|------------------------------|---------------------------------|------------------------------|---------------------------------|------------------------------|---------------------------------|------------------------------|---------------------------------|------------------------------|---------------------------------|------------------------------|---------------------------------|--|------------------------------------|----------------------------------|--------|
| Jim Gantner, L (1,4) OBP: 0.324, SLG: 0.374 | 0-0 4-3 | 0-0 FC4 1B | | 0-0 G4-6-3 | | | 0-0 6-3 | | | 4 | 0 | 1 | 1 | 0 | 0 | 1 | Milwaukee Brewers @ Detroit Tigers Tiger Stadium, Detroit, MI Fri Aug 29 1980, 7:05 PM EDT Att: 24,400 - Unknown | | | |
| Robin Yount, R (1,6) OBP: 0.317, SLG: 0.533 | 0-0 1B | 0-0 FC4 1B | | | 0-0 5-3 | | 0-0 F8 | | | 4 | 0 | 1 | 1 | 0 | 0 | 1 | | | | |
| Cecil Cooper, L (1,3) OBP: 0.391, SLG: 0.522 | 0-0 1B | 0-0 F7 | | | 0-0 G3 | | 0-0 4-3 | | | 4 | 0 | 1 | 0 | 0 | 0 | 1 | | | | |
| Gorman Thomas, R (1,8) OBP: 0.313, SLG: 0.493 | 0-0 F6 | | 0-0 F7 | | 0-3 K | | | 0-0 F5 | | 4 | 0 | 0 | 0 | 0 | 1 | 2 | | | | |
| Ben Oglivie, L (1,7) OBP: 0.364, SLG: 0.552 | 4-0 1B | | 0-3 K | | 0-0 FC5-4 1B | | | 0-3 K | | 3 | 0 | 1 | 0 | 1 | 2 | 0 | | | | |
| Sixto Lezcano, R (1,9) OBP: 0.293, SLG: 0.414 | 0-3 K | | 0-0 E5 FC6-4 | | 0-0 F3 | | | 0-0 F4 | | 4 | 0 | 0 | 0 | 0 | 1 | 4 | | | | |
| Don Money, R (1,5) OBP: 0.348, SLG: 0.504 | | 0-0 SH5-3 1B | | 0-0 FC6-4 | | 0-0 FC5-4 1B | | | 0-0 5-3 | 4 | 1 | 1 | 0 | 0 | 0 | 2 | | | | |
| Dick Davis, R (1,10) OBP: 0.293, SLG: 0.381 | | 0-0 1B SH5-3 FC4 1B | | 0-0 5-3 | | 0-0 E4 | | 0-3 K | | 4 | 1 | 1 | 0 | 0 | 1 | 1 | | | | |
| Charlie Moore, R (1,2) OBP: 0.334, SLG: 0.337 | | 0-0 SH5-3 | | 0-0 G4-6-3 1B | | 0-0 F8 | | 0-0 F8 | | 3 | 0 | 1 | 0 | 0 | 0 | 2 | | | | |
| Inning Stats | R: 0 E: 0 K: 1 S: 7 | H: 2 LOB: 3 BB: 1 P: 11 | R: 2 E: 0 K: 0 S: 6 | H: 3 LOB: 1 BB: 0 P: 6 | R: 0 E: 1 K: 1 S: 6 | H: 0 LOB: 1 BB: 0 P: 6 | R: 0 E: 0 K: 0 S: 5 | H: 1 LOB: 0 BB: 0 P: 5 | R: 0 E: 1 K: 0 S: 5 | H: 0 LOB: 2 BB: 0 P: 5 | R: 0 E: 0 K: 1 S: 5 | H: 0 LOB: 0 BB: 0 P: 5 | R: 0 E: 0 K: 1 S: 5 | H: 0 LOB: 0 BB: 0 P: 5 | R: 0 E: 0 K: 1 S: 5 | H: 0 LOB: 0 BB: 0 P: 5 | 1B: 7 2B: 0 3B: 0 HR: 0 | SF: 0 SAC: 1 DP: 1 HBP: 0 | WP: 0 PB: 0 SB: 0 CS: 0 | PA: 36 |
| PITCHER Milt Wilcox, R (1,1) ERA: 4.14 | IP: 9.0 WLS: W BF: 36 H: 7 R: 2 ER: 2 SO: 5 BB: 1 IBB: 0 HBP: 0 BLK: 0 WP: 0 HR: 0 S: 45 P: 49 ERA: 2.00 WHIP: 0.889 | | | | | | | | | | | | | | | | | | | |

| Batter | 1 | 2 | 3 | 4 | 5 | 6 | 7 | 8 | 9 | AB | R | H | RBI | BB | SO | LOB | BOTTOM | | | |
|--|---|----------------------------------|------------------------------|---------------------------------|---------------------------------|---------------------------------|------------------------------|---------------------------------|------------------------------|----------------------------------|------------------------------|---------------------------------|------------------------------|---------------------------------|------------------------------|---------------------------------|--|------------------------------------|----------------------------------|--------|
| Rick Peters, S (1,8) OBP: 0.371, SLG: 0.369 | 4-0 1B 1B | 0-0 2B 1B | | 0-3 K | 0-0 6-3 | | | 0-0 4-3 | | 4 | 2 | 1 | 2 | 1 | 1 | 3 | Milwaukee Brewers @ Detroit Tigers Tiger Stadium, Detroit, MI Fri Aug 29 1980, 7:05 PM EDT Att: 24,400 - Unknown | | | |
| Alan Trammell, R (1,6) OBP: 0.371, SLG: 0.400 | 0-0 B2 | 0-0 F8 | | 0-0 FC5-4 | 0-0 5-3 | | 0-0 F9 | | | 5 | 0 | 0 | 0 | 0 | 0 | 6 | | | | |
| Steve Kemp, L (1,10) OBP: 0.396, SLG: 0.481 | 0-0 BB 1B | 0-0 1B | | | 0-0 HR | | 0-0 F6 | 0-3 K | | 5 | 1 | 3 | 3 | 0 | 1 | 0 | | | | |
| John Wockenfuss, R (1,3) OBP: 0.386, SLG: 0.461 | 0-0 BB 1B | 0-0 5-3 | | | 0-0 1B 1B | | 0-0 6-3 | | | 4 | 1 | 2 | 1 | 0 | 0 | 1 | | | | |
| Lance Parrish, R (1,2) OBP: 0.328, SLG: 0.520 | 4-0 L5-3 BB | | 0-3 K | | 0-0 BB 1B WP 1B | | 0-0 F7 | | | 3 | 1 | 1 | 0 | 1 | 1 | 0 | | | | |
| Al Cowens, R (1,9) OBP: 0.346, SLG: 0.360 | 0-0 L5-3 | | 0-3 K | | 0-0 WP BB FC5-2 1B | | 0-0 F6 | | | 4 | 0 | 1 | 1 | 0 | 1 | 3 | | | | |
| Tom Brookens, R (1,5) OBP: 0.321, SLG: 0.397 | | 0-0 1B 1-6-3 1B | | 0-0 1-3 | 0-0 FC5-2 WP 6-3 BB | | 0-0 L6 | | | 3 | 2 | 1 | 0 | 1 | 0 | 0 | | | | |
| Jim Lentine, R (1,7) OBP: 0.335, SLG: 0.322 Champ Summers, L (5,PH) OBP: 0.394, SLG: 0.493 | | 0-0 1-6-3 | | 0-0 L5 | 4-0 6-3 FC5-2 IBB | | 4-0 BB | | | 2 | 0 | 0 | 0 | 0 | 0 | 1 | | | | |
| Lou Whitaker, L (1,4) OBP: 0.343, SLG: 0.284 | | 0-0 F8 2B 1B | | 4-0 FC5-4 BB | 0-0 FC5-2 6-3 | | 0-0 5-3 | | | 3 | 1 | 1 | 0 | 1 | 0 | 4 | | | | |
| Inning Stats | R: 1 E: 0 K: 0 S: 4 | H: 2 LOB: 2 BB: 2 P: 12 | R: 3 E: 0 K: 0 S: 7 | H: 4 LOB: 1 BB: 0 P: 7 | R: 0 E: 0 K: 2 S: 7 | H: 0 LOB: 0 BB: 0 P: 7 | R: 0 E: 0 K: 1 S: 5 | H: 0 LOB: 1 BB: 1 P: 9 | R: 4 E: 0 K: 0 S: 7 | H: 4 LOB: 2 BB: 2 P: 15 | R: 0 E: 0 K: 0 S: 3 | H: 0 LOB: 0 BB: 0 P: 3 | R: 0 E: 0 K: 0 S: 3 | H: 0 LOB: 1 BB: 1 P: 7 | R: 0 E: 0 K: 1 S: 5 | H: 0 LOB: 0 BB: 0 P: 5 | 1B: 8 2B: 2 3B: 0 HR: 1 | SF: 0 SAC: 0 DP: 1 HBP: 0 | WP: 1 PB: 0 SB: 0 CS: 0 | PA: 39 |
| PITCHER Bill Travers, L (1,1) ERA: 3.55 Fred Holdsworth, R (2,1) ERA: 4.5 Bill Castro, R (5,1) ERA: 3.06 Jerry Augustine, L (8,1) ERA: 4.39 | IP: 1.2 WLS: L BF: 12 H: 4 R: 4 ER: 4 SO: 3 BB: 1 IBB: 0 HBP: 0 BLK: 0 WP: 0 HR: 1 S: 10 P: 18 ERA: 21.60 WHIP: 4.800 | | | | | | | | | | | | | | | | | | | |



| Batter | 1 | 2 | 3 | 4 | 5 | 6 | 7 | 8 | 9 | AB | R | H | RBI | BB | SO | LOB | TOP | | | | |
|--|------------------------------|---------------------------------|------------------------------|---------------------------------|------------------------------|---------------------------------|------------------------------|---------------------------------|------------------------------|---------------------------------|------------------------------|---------------------------------|------------------------------|---------------------------------|------------------------------|---------------------------------|--|----------------------------------|------------------------------------|----------------------------------|--------|
| Robin Yount, R OBP: 0.316, SLG: 0.530 (1, 6) | F3 | | L6 | | | | F5 | | | 3 | 1 | 0 | 0 | 1 | 0 | 0 | Milwaukee Brewers @ Detroit Tigers Tiger Stadium, Detroit, MI Sat Aug 30 1980, 7:05 PM EDT Att: 26,051 - Unknown | | | | |
| Don Money, R OBP: 0.346, SLG: 0.498 (1, 5) | G3 | | L8 | | | 5-3 | K | | | 3 | 0 | 0 | 0 | 1 | 1 | | | | | | |
| Cecil Cooper, L OBP: 0.392, SLG: 0.534 (1, 3) | G3 | | | | | | F4 | | | 4 | 2 | 2 | 2 | 0 | 0 | 1 | | | | | |
| Gorman Thomas, R OBP: 0.311, SLG: 0.489 (1, 8) | K | | 6-3 | | | | F8 | | | 4 | 0 | 0 | 0 | 0 | 1 | 1 | | | | | |
| Ben Oglivie, L OBP: 0.363, SLG: 0.549 (1, 7) | | F8 | | | | | F8 | | | 4 | 1 | 1 | 0 | 0 | 1 | 0 | | | | | |
| Sixto Lezcano, R OBP: 0.295, SLG: 0.421 (1, 9) | | | | | | | 6-3 | | | 3 | 1 | 1 | 2 | 1 | 1 | 0 | | | | | |
| Dick Davis, R OBP: 0.293, SLG: 0.377 (1, 10) | | | | | | | F9 | | | 3 | 0 | 0 | 0 | 0 | 2 | 1 | | | | | |
| Jim Gantner, L OBP: 0.323, SLG: 0.370 (1, 4) | | | | | | | B2-3 | | | 3 | 0 | 0 | 0 | 1 | 0 | 2 | | | | | |
| Buck Martinez, R OBP: 0.283, SLG: 0.339 (1, 2) | | | | | | | 3-1 | | | 4 | 1 | 1 | 1 | 0 | 1 | 1 | | | | | |
| Inning Stats | R: 0 E: 0 K: 1 S: 5 | H: 0 LOB: 1 BB: 1 P: 9 | R: 0 E: 0 K: 1 S: 5 | H: 0 LOB: 1 BB: 1 P: 9 | R: 2 E: 0 K: 0 S: 5 | H: 2 LOB: 0 BB: 0 P: 5 | R: 2 E: 0 K: 0 S: 5 | H: 2 LOB: 0 BB: 0 P: 5 | R: 2 E: 0 K: 1 S: 4 | H: 1 LOB: 1 BB: 1 P: 8 | R: 0 E: 0 K: 1 S: 5 | H: 0 LOB: 1 BB: 1 P: 9 | R: 0 E: 0 K: 2 S: 7 | H: 0 LOB: 0 BB: 0 P: 5 | R: 0 E: 0 K: 1 S: 4 | H: 0 LOB: 0 BB: 0 P: 5 | | 1B: 1 2B: 0 3B: 0 HR: 4 | SF: 0 SAC: 0 DP: 0 HBP: 1 | WP: 0 PB: 0 SB: 2 CS: 1 | PA: 36 |
| PITCHER | IP | WLS | BF | H | R | ER | SO | BB | IBB | HBP | BLK | WP | HR | S | P | ERA | WHIP | | | | |
| Aurelio Lopez, R ERA: 3.9 (1, 1) | 4.1 | L | 21 | 5 | 6 | 6 | 2 | 3 | 0 | 0 | 0 | 0 | 4 | 22 | 34 | 12.46 | 1.846 | | | | |
| Dave Rozema, R ERA: 4.11 (5, 1) | 4.2 | | 15 | 0 | 0 | 0 | 5 | 1 | 0 | 1 | 0 | 0 | 0 | 23 | 28 | 0.00 | 0.214 | | | | |

| Batter | 1 | 2 | 3 | 4 | 5 | 6 | 7 | 8 | 9 | AB | R | H | RBI | BB | SO | LOB | BOTTOM | | | | | |
|---|------------------------------|---------------------------------|------------------------------|---------------------------------|------------------------------|---------------------------------|------------------------------|---------------------------------|------------------------------|---------------------------------|------------------------------|---------------------------------|------------------------------|---------------------------------|------------------------------|---------------------------------|--|---------------------------------|----------------------------------|------------------------------------|----------------------------------|--------|
| Rick Peters, S OBP: 0.374, SLG: 0.375 (1, 8) | | | | | | | F7 | | | 5 | 1 | 3 | 1 | 0 | 0 | 1 | Milwaukee Brewers @ Detroit Tigers Tiger Stadium, Detroit, MI Sat Aug 30 1980, 7:05 PM EDT Att: 26,051 - Unknown | | | | | |
| Lou Whitaker, L OBP: 0.335, SLG: 0.280 (1, 4) | | | | | | | F7 | | | 5 | 1 | 0 | 0 | 0 | 1 | 3 | | | | | | |
| Steve Kemp, L OBP: 0.392, SLG: 0.478 (1, 7) | | | | | | | F7 | | | 3 | 0 | 0 | 1 | 0 | 1 | 0 | | | | | | |
| Champ Summers, L OBP: 0.382, SLG: 0.493 (1, 10) | | | | | | | F7 | | | 4 | 0 | 1 | 1 | 0 | 1 | 0 | | | | | | |
| Lance Parrish, R OBP: 0.329, SLG: 0.520 (1, 2) | | | | | | | F8 | | | 4 | 0 | 2 | 0 | 0 | 0 | 1 | | | | | | |
| Al Cowens, R OBP: 0.343, SLG: 0.356 (1, 9) | | | | | | | 6-3 | | | 4 | 0 | 0 | 0 | 0 | 1 | 3 | | | | | | |
| Tim Corcoran, L OBP: 0.327, SLG: 0.318 (1, 3) | | | | | | | | | | 4 | 1 | 3 | 1 | 0 | 0 | 0 | | | | | | |
| Tom Brookens, R OBP: 0.323, SLG: 0.396 (1, 5) | | | | | | | | | | 3 | 1 | 1 | 0 | 1 | 0 | 1 | | | | | | |
| Mark Wagner, R OBP: 0.313, SLG: 0.274 (1, 6) | | | | | | | | | | 3 | 0 | 0 | 0 | 0 | 1 | 3 | | | | | | |
| Alan Trammell, R OBP: 0.370, SLG: 0.399 (9, PH) | | | | | | | | | | 1 | 0 | 0 | 0 | 0 | 0 | 0 | | | | | | |
| Inning Stats | R: 2 E: 1 K: 0 S: 6 | H: 2 LOB: 1 BB: 0 P: 6 | R: 1 E: 0 K: 0 S: 5 | H: 2 LOB: 1 BB: 0 P: 5 | R: 0 E: 0 K: 1 S: 6 | H: 1 LOB: 1 BB: 0 P: 6 | R: 1 E: 0 K: 1 S: 7 | H: 3 LOB: 1 BB: 0 P: 7 | R: 0 E: 0 K: 1 S: 6 | H: 1 LOB: 1 BB: 0 P: 6 | R: 0 E: 0 K: 0 S: 3 | H: 0 LOB: 1 BB: 1 P: 7 | R: 0 E: 0 K: 2 S: 7 | H: 0 LOB: 0 BB: 0 P: 7 | R: 0 E: 0 K: 0 S: 4 | H: 1 LOB: 1 BB: 0 P: 4 | R: 0 E: 0 K: 0 S: 3 | H: 0 LOB: 0 BB: 0 P: 3 | 1B: 7 2B: 3 3B: 0 HR: 1 | SF: 1 SAC: 0 DP: 1 HBP: 0 | WP: 0 PB: 0 SB: 1 CS: 2 | PA: 38 |
| PITCHER | IP | WLS | BF | H | R | ER | SO | BB | IBB | HBP | BLK | WP | HR | S | P | ERA | WHIP | | | | | |
| Moose Haas, R ERA: 2.93 (1, 1) | 9.0 | W | 38 | 10 | 4 | 2 | 5 | 1 | 0 | 0 | 0 | 0 | 1 | 47 | 51 | 2.00 | 1.222 | | | | | |

| Batter | 1 | 2 | 3 | 4 | 5 | 6 | 7 | 8 | 9 | AB | R | H | RBI | BB | SO | LOB | TOP | | | | | | | | | | | | | | | | | | | | | |
|--|------------------------------|---------------------------------|------------------------------|---------------------------------|------------------------------|---------------------------------|-------------------------------|----------------------------------|------------------------------|---------------------------------|------------------------------|---------------------------------|------------------------------|---------------------------------|------------------------------|---------------------------------|---|---------------------------------|----------------------------------|------------------------------------|----------------------------------|--------|-----|----|---|---|----|----|----|-----|-----|-----|----|----|---|---|-----|------|
| Paul Moltor, R OBP: 0.365, SLG: 0.408 (1, 4) | F8 | FC5-4 | | FC5-4 | | K | | 6-3 | | 5 | 0 | 1 | 1 | 0 | 1 | 2 | Milwaukee Brewers @ Detroit Tigers Tiger Stadium, Detroit, MI Sun Aug 31 1980, 3:33 AM EDT Att: 21,684 - Unknown - 84 F | | | | | | | | | | | | | | | | | | | | | |
| Robin Yount, R OBP: 0.317, SLG: 0.532 (1, 6) | 1B | F6 | | FC5-4 | | | | F9 | | 4 | 2 | 1 | 0 | 1 | 0 | 4 | | | | | | | | | | | | | | | | | | | | | | |
| Cecil Cooper, L OBP: 0.396, SLG: 0.542 (1, 3) | 1B | | | HR | | | | | HR | 4 | 3 | 3 | 3 | 1 | 0 | 0 | | | | | | | | | | | | | | | | | | | | | | |
| Gorman Thomas, R OBP: 0.312, SLG: 0.494 (1, 8) | 1B | | | K | | K | | HR | | 5 | 1 | 2 | 3 | 0 | 2 | 2 | | | | | | | | | | | | | | | | | | | | | | |
| Ben Oglivie, L OBP: 0.360, SLG: 0.543 (1, 7) | FC4-6 | | | K | | | | F9 | | 5 | 0 | 0 | 1 | 0 | 1 | 1 | | | | | | | | | | | | | | | | | | | | | | |
| Sixto Lezcano, R OBP: 0.298, SLG: 0.421 (1, 9) | CS | F3 | | 2-3 | | | | | | 2 | 1 | 1 | 0 | 0 | 0 | 0 | | | | | | | | | | | | | | | | | | | | | | |
| Dick Davis, R OBP: 0.294, SLG: 0.387 (5, 9) | | | | 1B | | HBP | | K | | 2 | 1 | 1 | 1 | 0 | 1 | 0 | | | | | | | | | | | | | | | | | | | | | | |
| Don Money, R OBP: 0.344, SLG: 0.504 (1, 10) | | | | 2-3 | | 5-4-3 | | K | | 5 | 1 | 1 | 1 | 0 | 1 | 2 | | | | | | | | | | | | | | | | | | | | | | |
| Jim Gantner, L OBP: 0.328, SLG: 0.373 (1, 5) | | HR | | 1B | | 1B | | 6-3 | | 3 | 1 | 2 | 1 | 1 | 0 | 0 | | | | | | | | | | | | | | | | | | | | | | |
| Charlie Moore, R OBP: 0.337, SLG: 0.339 (1, 2) | | | | FC5-4 | | FC6-4 | | 6-3 | | 4 | 1 | 2 | 0 | 0 | 0 | 2 | | | | | | | | | | | | | | | | | | | | | | |
| Inning Stats | R: 2 E: 0 K: 0 S: 4 | H: 2 LOB: 0 BB: 1 P: 8 | R: 1 E: 0 K: 0 S: 6 | H: 3 LOB: 2 BB: 0 P: 6 | R: 0 E: 0 K: 2 S: 7 | H: 0 LOB: 0 BB: 0 P: 7 | R: 5 E: 0 K: 1 S: 10 | H: 5 LOB: 0 BB: 0 P: 10 | R: 0 E: 0 K: 0 S: 3 | H: 0 LOB: 2 BB: 1 P: 8 | R: 0 E: 0 K: 1 S: 5 | H: 1 LOB: 1 BB: 1 P: 9 | R: 1 E: 0 K: 1 S: 6 | H: 1 LOB: 0 BB: 0 P: 6 | R: 0 E: 0 K: 0 S: 3 | H: 0 LOB: 0 BB: 0 P: 3 | R: 2 E: 0 K: 1 S: 7 | H: 2 LOB: 0 BB: 0 P: 7 | 1B: 9 2B: 0 3B: 1 HR: 4 | SF: 0 SAC: 0 DP: 1 HBP: 1 | WP: 0 PB: 0 SB: 0 CS: 1 | PA: 44 | | | | | | | | | | | | | | | | |
| PITCHER | IP | WLS | BF | H | R | ER | SO | BB | IBB | HBP | BLK | WP | HR | S | P | ERA | WHIP | PITCHER | | | | IP | WLS | BF | H | R | ER | SO | BB | IBB | HBP | BLK | WP | HR | S | P | ERA | WHIP |
| Dan Schatzeder, L ERA: 4.3 (1, 1) | 3.1 | L | 18 | 8 | 6 | 6 | 2 | 1 | 0 | 0 | 0 | 0 | 1 | 21 | 25 | 16.20 | 2.700 | | | | | | | | | | | | | | | | | | | | | |
| Jerry Ujdur, R ERA: 7.04 (4, 1) | 4.2 | | 20 | 4 | 3 | 3 | 3 | 0 | 2 | 1 | 0 | 0 | 2 | 23 | 32 | 5.79 | 0.857 | | | | | | | | | | | | | | | | | | | | | |
| Pat Underwood, L ERA: 3.82 (9, 1) | 1.0 | | 5 | 2 | 2 | 2 | 1 | 0 | 0 | 0 | 0 | 0 | 1 | 7 | 7 | 18.00 | 2.000 | | | | | | | | | | | | | | | | | | | | | |

| | |
|-----|----|
| AB | 39 |
| R | 11 |
| H | 14 |
| RBI | 11 |
| BB | 3 |
| SO | 6 |
| LOB | 13 |



| Batter | 1 | 2 | 3 | 4 | 5 | 6 | 7 | 8 | 9 | AB | R | H | RBI | BB | SO | LOB | BOTTOM | | | | | | | | | | | | | | | | | | | | | |
|--|------------------------------|---------------------------------|------------------------------|---------------------------------|------------------------------|----------------------------------|------------------------------|---------------------------------|------------------------------|---------------------------------|------------------------------|---------------------------------|------------------------------|---------------------------------|------------------------------|---------------------------------|---|---------------------------------|----------------------------------|------------------------------------|----------------------------------|--------|-----|----|---|---|----|----|----|-----|-----|-----|----|----|---|---|-----|------|
| Rick Peters, S OBP: 0.372, SLG: 0.372 (1, 8) | 5-3 | | | 4-3 | | FC6 | | | L6 | 5 | 0 | 1 | 1 | 0 | 0 | 2 | Milwaukee Brewers @ Detroit Tigers Tiger Stadium, Detroit, MI Sun Aug 31 1980, 3:33 AM EDT Att: 21,684 - Unknown - 84 F | | | | | | | | | | | | | | | | | | | | | |
| Alan Trammell, R OBP: 0.368, SLG: 0.396 (1, 6) | K | | | F9 | | | | L5 | | 5 | 0 | 1 | 1 | 0 | 1 | 1 | | | | | | | | | | | | | | | | | | | | | | |
| Steve Kemp, L OBP: 0.389, SLG: 0.474 (1, 7) | F7 | | | SF7 | | | | G3 | | 3 | 0 | 0 | 1 | 0 | 1 | 0 | | | | | | | | | | | | | | | | | | | | | | |
| John Wockenfuss, R OBP: 0.384, SLG: 0.456 (1, 3) | | 6-3 | | 6-3 | | 6-3 | | 6-3 | | 3 | 0 | 0 | 0 | 1 | 0 | 0 | | | | | | | | | | | | | | | | | | | | | | |
| Lance Parrish, R OBP: 0.329, SLG: 0.517 (1, 10) | | K | | G4-6-3 | | | | F4 | | 4 | 0 | 1 | 0 | 0 | 1 | 3 | | | | | | | | | | | | | | | | | | | | | | |
| Al Cowens, R OBP: 0.340, SLG: 0.353 (1, 9) | | 6-3 | | 1-3 | | F8 | | 6-3 | | 4 | 0 | 0 | 0 | 0 | 0 | 1 | | | | | | | | | | | | | | | | | | | | | | |
| Tom Brookens, R ERA: 4.44 (1, 5) | | | | 1B | | L4 | | F7 | | 2 | 2 | 1 | 0 | 0 | 0 | 0 | | | | | | | | | | | | | | | | | | | | | | |
| Lou Whitaker, L OBP: 0.339, SLG: 0.279 (7, 4) | | | | 1B | | HR | | | | 1 | 0 | 0 | 0 | 0 | 0 | 0 | | | | | | | | | | | | | | | | | | | | | | |
| Duffy Dyer, R OBP: 0.278, SLG: 0.358 (1, 2) | | | | 1B | | FC6 | | | | 1 | 2 | 1 | 0 | 2 | 0 | 0 | | | | | | | | | | | | | | | | | | | | | | |
| Tim Corcoran, L OBP: 0.333, SLG: 0.326 (9, PH) | | | | 1B | | 1B | | | | 1 | 0 | 1 | 0 | 0 | 0 | 0 | | | | | | | | | | | | | | | | | | | | | | |
| Stan Papi, R OBP: 0.286, SLG: 0.442 (1, 4) | | | | 1B | | F8 | | F8 | | 4 | 2 | 2 | 3 | 0 | 0 | 2 | | | | | | | | | | | | | | | | | | | | | | |
| Inning Stats | R: 0 E: 0 K: 1 S: 5 | H: 0 LOB: 0 BB: 0 P: 5 | R: 0 E: 0 K: 1 S: 5 | H: 0 LOB: 0 BB: 0 P: 5 | R: 3 E: 0 K: 0 S: 6 | H: 4 LOB: 2 BB: 2 P: 14 | R: 3 E: 0 K: 0 S: 4 | H: 1 LOB: 0 BB: 1 P: 9 | R: 0 E: 0 K: 1 S: 6 | H: 1 LOB: 1 BB: 0 P: 6 | R: 0 E: 0 K: 0 S: 4 | H: 1 LOB: 1 BB: 0 P: 4 | R: 0 E: 0 K: 0 S: 3 | H: 0 LOB: 0 BB: 0 P: 3 | R: 0 E: 0 K: 0 S: 3 | H: 0 LOB: 0 BB: 0 P: 3 | R: 0 E: 0 K: 0 S: 4 | H: 1 LOB: 1 BB: 0 P: 4 | 1B: 6 2B: 1 3B: 0 HR: 1 | SF: 1 SAC: 0 DP: 1 HBP: 1 | WP: 0 PB: 0 SB: 0 CS: 0 | PA: 38 | | | | | | | | | | | | | | | | |
| PITCHER | IP | WLS | BF | H | R | ER | SO | BB | IBB | HBP | BLK | WP | HR | S | P | ERA | WHIP | PITCHER | | | | IP | WLS | BF | H | R | ER | SO | BB | IBB | HBP | BLK | WP | HR | S | P | ERA | WHIP |
| Mike Caldwell, L ERA: 4.44 (1, 1) | 3.1 | | 18 | 5 | 6 | 6 | 2 | 3 | 0 | 1 | 0 | 0 | 0 | 18 | 31 | 16.20 | 2.400 | | | | | | | | | | | | | | | | | | | | | |
| Reggie Cleveland, R ERA: 3.67 (4, 1) | 5.2 | W | 20 | 3 | 0 | 0 | 1 | 0 | 0 | 0 | 0 | 0 | 0 | 22 | 22 | 0.00 | 0.529 | | | | | | | | | | | | | | | | | | | | | |



| Batter | 1 | 2 | 3 | 4 | 5 | 6 | 7 | 8 | 9 | AB | R | H | RBI | BB | SO | LOB | TOP | | | |
|--|---------------------------------------|---------------------------------------|---------------------------------------|---------------------------------------|---------------------------------------|---------------------------------------|---------------------------------------|---------------------------------------|---------------------------------------|---------------------------------------|---------------------------------------|---------------------------------------|---------------------------------------|---------------------------------------|---------------------------------------|---------------------------------------|----------------------------------|------------------------------------|-------------------------|--------|
| Paul Moltor, R OBP: 0.360, SLG: 0.402 | F8 | L8 | FC1-4 4-3 1B | 1-3 | 1-3 | 5-3 | | | | 5 | 1 | 0 | 0 | 0 | 0 | 3 | | | | |
| Robin Yount, R OBP: 0.316, SLG: 0.532 | 1B | 2B | 4-3 | 6-3 | 6-3 | | | | F9 | 5 | 1 | 2 | 0 | 0 | 0 | 1 | | | | |
| Cecil Cooper, L OBP: 0.396, SLG: 0.540 | E 2-H 1B | L8 | BB S 1B | BB S 1B | 1-3 | 1-3 | | | F7 | 5 | 1 | 2 | 2 | 0 | 0 | 2 | | | | |
| Gorman Thomas, R OBP: 0.316, SLG: 0.496 | 1B 1-3 BB | 1-2 2-3 BB | BB S BB | BB BB | BB | | | | 2B | 2 | 1 | 1 | 0 | 3 | 0 | 0 | | | | |
| Ben Oglivie, L OBP: 0.362, SLG: 0.542 | FC6-2-5-1 1-3 3-H 1B | F7 | BB | BB | BB | | | | 2B | 3 | 1 | 1 | 1 | 2 | 0 | 3 | | | | |
| Don Money, R OBP: 0.341, SLG: 0.502 | FC6-2-5-1 1-3 3-H 1B | | E6 L3 | F9 | F9 | | | | 2B | 5 | 0 | 1 | 2 | 0 | 0 | 5 | | | | |
| Vic Harris, S OBP: 0.273, SLG: 0.289 | P3 | | L3 | | P3 | | | | SH1-3 BB | 4 | 0 | 0 | 0 | 1 | 0 | 4 | | | | |
| Jim Gantner, L OBP: 0.326, SLG: 0.379 | | 1B 3B | F3 | | 4-3 | | | | SH1-3 | 3 | 1 | 1 | 0 | 0 | 0 | 0 | | | | |
| Buck Martinez, R OBP: 0.287, SLG: 0.339 | | BB 1B 1B | | FC1-4 BB | 6-3 | | | | P6 | 3 | 0 | 1 | 1 | 1 | 0 | 1 | | | | |
| Inning Stats | R: 2 E: 0 K: 0 S: 6 | H: 3 LOB: 2 BB: 1 P: 10 | R: 1 E: 0 K: 0 S: 6 | H: 3 LOB: 3 BB: 1 P: 10 | R: 0 E: 1 K: 0 S: 3 | H: 0 LOB: 0 BB: 0 P: 3 | R: 1 E: 0 K: 0 S: 4 | H: 1 LOB: 3 BB: 3 P: 16 | R: 0 E: 0 K: 0 S: 3 | H: 0 LOB: 0 BB: 0 P: 3 | R: 0 E: 0 K: 0 S: 3 | H: 0 LOB: 0 BB: 0 P: 3 | R: 0 E: 0 K: 0 S: 3 | H: 0 LOB: 1 BB: 1 P: 7 | R: 2 E: 0 K: 0 S: 5 | H: 2 LOB: 1 BB: 1 P: 9 | 1B: 5 2B: 4 3B: 1 HR: 0 | SF: 0 SAC: 1 DP: 1 HBP: 0 | WP: 0 PB: 0 CS: 3 | PA: 43 |
| PITCHER | IP WLS BF H R ER SO | IP WLS BF H R ER SO | IP WLS BF H R ER SO | IP WLS BF H R ER SO | IP WLS BF H R ER SO | IP WLS BF H R ER SO | IP WLS BF H R ER SO | IP WLS BF H R ER SO | IP WLS BF H R ER SO | IP WLS BF H R ER SO | IP WLS BF H R ER SO | IP WLS BF H R ER SO | IP WLS BF H R ER SO | IP WLS BF H R ER SO | IP WLS BF H R ER SO | IP WLS BF H R ER SO | ERA WHIP | ERA WHIP | | |
| Rich Gale, R ERA: 3.82 | (1, 1) | 3.2 | L | 22 | 7 | 4 | 4 | 0 | 4 | 0 | 0 | 0 | 0 | 0 | 0 | 0 | 0 | 9.82 | 3.000 | |
| Ken Brett, L ERA: | (4, 1) | 4.1 | | 15 | 0 | 0 | 0 | 0 | 2 | 0 | 0 | 0 | 0 | 0 | 0 | 0 | 0 | 0.00 | 0.462 | |
| Craig Chamberlain, R ERA: 18.0 | (9, 1) | 1.0 | | 6 | 2 | 2 | 2 | 0 | 0 | 1 | 0 | 0 | 0 | 0 | 0 | 0 | 0 | 18.00 | 2.000 | |

Milwaukee Brewers @ Kansas City Royals
 Royals Stadium, Kansas City, MO
 Mon Sep 01 1980, 8:05 PM EDT
 Att: 28,597 - Unknown - 79 F

AB 35
 R 6
 H 9
 RBI 6
 BB 7
 SO 0
 LOB 19



| Batter | 1 | 2 | 3 | 4 | 5 | 6 | 7 | 8 | 9 | AB | R | H | RBI | BB | SO | LOB | BOTTOM | | | |
|---|---------------------------------------|---------------------------------------|---------------------------------------|---------------------------------------|---------------------------------------|---------------------------------------|---------------------------------------|---------------------------------------|---------------------------------------|---------------------------------------|---------------------------------------|---------------------------------------|---------------------------------------|---------------------------------------|---------------------------------------|---------------------------------------|----------------------------------|------------------------------------|-------------------------|--------|
| Willie Wilson, S OBP: 0.359, SLG: 0.430 | F9 | | FC6-4 S BB 1B | | BB | | | | 4-3 | 4 | 1 | 0 | 0 | 1 | 0 | 4 | | | | |
| U L Washington, S OBP: 0.335, SLG: 0.390 | BB | | 1B BB | | F9 | | | | BB | 2 | 0 | 1 | 0 | 2 | 0 | 1 | | | | |
| George Brett, L OBP: 0.463, SLG: 0.662 | P6 | | 1-3 2-H 1B | | F8 | | | | F9 | 4 | 0 | 1 | 1 | 0 | 0 | 3 | | | | |
| Hal McRae, R OBP: 0.359, SLG: 0.512 | 6-3 | | P4 | | 5-3 | | | | F7 | 4 | 0 | 0 | 0 | 0 | 0 | 4 | | | | |
| John Wathan, R OBP: 0.374, SLG: 0.389 | | | 6-3 | | P4 | | | | L8 | 4 | 0 | 0 | 0 | 0 | 0 | 3 | | | | |
| Jose Cardenal, R OBP: 0.294, SLG: 0.237 | | | F8 | | F8 | | | | P3 | 4 | 0 | 0 | 0 | 0 | 0 | 0 | | | | |
| Frank White, R OBP: 0.286, SLG: 0.337 | | | 1B | | F8 | | | | 1B | 4 | 0 | 2 | 0 | 0 | 0 | 0 | | | | |
| Clint Hurdle, L OBP: 0.364, SLG: 0.489 | | | K | | P6 | | | | F7 | 3 | 0 | 0 | 0 | 0 | 1 | 1 | | | | |
| Dave Chalk, R OBP: 0.333, SLG: 0.354 | | | | | P6 | | | | F7 | 1 | 0 | 0 | 0 | 0 | 0 | 1 | | | | |
| Jamie Quirk, L OBP: 0.302, SLG: 0.423 | | | | | G2 | | | | 1B | 2 | 0 | 1 | 0 | 1 | 0 | 0 | | | | |
| Amos Otis, R OBP: 0.327, SLG: 0.404 | | | | | | | | | 1B | 1 | 0 | 1 | 0 | 0 | 0 | 0 | | | | |
| Manny Castillo, S OBP: 0.333, SLG: 0.354 | | | | | | | | | 1B | 0 | 0 | 0 | 0 | 0 | 0 | 0 | | | | |
| Inning Stats | R: 0 E: 0 K: 0 S: 4 | H: 1 LOB: 1 BB: 0 P: 4 | R: 0 E: 0 K: 1 S: 6 | H: 1 LOB: 1 BB: 0 P: 6 | R: 1 E: 0 K: 0 S: 4 | H: 1 LOB: 2 BB: 2 P: 12 | R: 0 E: 0 K: 0 S: 3 | H: 0 LOB: 0 BB: 0 P: 3 | R: 0 E: 0 K: 0 S: 3 | H: 0 LOB: 1 BB: 1 P: 7 | R: 0 E: 0 K: 0 S: 4 | H: 1 LOB: 1 BB: 0 P: 4 | R: 0 E: 0 K: 0 S: 3 | H: 0 LOB: 1 BB: 1 P: 7 | R: 0 E: 0 K: 0 S: 5 | H: 2 LOB: 2 BB: 0 P: 5 | 1B: 5 2B: 0 3B: 1 HR: 0 | SF: 0 SAC: 0 DP: 0 HBP: 0 | WP: 0 PB: 0 CS: 0 | PA: 37 |
| PITCHER | IP WLS BF H R ER SO | IP WLS BF H R ER SO | IP WLS BF H R ER SO | IP WLS BF H R ER SO | IP WLS BF H R ER SO | IP WLS BF H R ER SO | IP WLS BF H R ER SO | IP WLS BF H R ER SO | IP WLS BF H R ER SO | IP WLS BF H R ER SO | IP WLS BF H R ER SO | IP WLS BF H R ER SO | IP WLS BF H R ER SO | IP WLS BF H R ER SO | IP WLS BF H R ER SO | IP WLS BF H R ER SO | ERA WHIP | ERA WHIP | | |
| Bob McClure, L ERA: 3.08 | (1, 1) | 9.0 | W | 37 | 6 | 1 | 1 | 1 | 4 | 0 | 0 | 0 | 0 | 0 | 0 | 0 | 0 | 1.00 | 1.111 | |

Milwaukee Brewers @ Kansas City Royals
 Royals Stadium, Kansas City, MO
 Mon Sep 01 1980, 8:05 PM EDT
 Att: 28,597 - Unknown - 79 F

AB 33
 R 1
 H 6
 RBI 1
 BB 4
 SO 1
 LOB 17



| Batter | 1 | 2 | 3 | 4 | 5 | 6 | 7 | 8 | 9 | 10 | AB | R | H | RBI | BB | SO | LOB | TOP | |
|---|------------------------------|---------------------------------|------------------------------|----------------------------------|------------------------------|---------------------------------|------------------------------|---------------------------------|------------------------------|---------------------------------|------------------------------|---------------------------------|------------------------------|---------------------------------|------------------------------|----------------------------------|----------------------------------|------------------------------------|-----------------|
| Jim Gantner, L OBP: 0.324, SLG: 0.373 (1,4) | 0-0 4-3 | | 0-0 P4 | | 0-0 F7 | | 0-0 F4 | | 0-0 F9 | | 5 | 0 | 0 | 0 | 0 | 0 | 0 | | |
| Robin Yount, R OBP: 0.320, SLG: 0.533 (1,6) | 0-0 6-3 | | 0-0 6-3 | | 0-0 2B | | 4-0 BB | | 0-0 SH | BB | 3 | 1 | 1 | 0 | 2 | 0 | 0 | | |
| Cecil Cooper, L OBP: 0.399, SLG: 0.542 (1,3) | 4-0 FC6-4 BB | | 0-0 FC5 2B | | 4-0 FC5-4 IBB | | 0-0 4-3 | | 0-0 SH | BB | 2 | 1 | 1 | 0 | 2 | 0 | 1 | | |
| Gorman Thomas, R OBP: 0.315, SLG: 0.499 (1,8) | 0-0 FC6-4 | | 0-0 FC5 | | 0-0 FC5-4 | | 0-0 HR | | 0-0 6-3 | | 5 | 1 | 1 | 1 | 0 | 0 | 5 | | |
| Ben Oglivie, L OBP: 0.324, SLG: 0.542 (1,7) | | 0-0 BB 1B | | 0-0 FC4-2 1B | | 0-0 4-3 | | 0-0 P5 | | 4-0 2B FC4-2 IBB | 4 | 0 | 2 | 0 | 1 | 0 | 0 | | |
| Don Money, R OBP: 0.346, SLG: 0.506 (1,5) | | 4-0 BB | | 0-0 F9 | | 0-0 FC4-6 1B | | 0-3 K | | 0-0 2B | 4 | 0 | 2 | 1 | 1 | 1 | 1 | | |
| John Poff, L OBP: 0.200, SLG: 0.200 (1,10) | | 0-3 BB | | 0-0 K | | 0-0 FC4-2 1B | | 0-0 FC4-6 | | 0-0 FC4-2 | 5 | 0 | 1 | 0 | 0 | 1 | 5 | | |
| Vic Harris, S OBP: 0.245, SLG: 0.256 (1,9) | | 0-3 K | | 0-0 FC4-2 | | 0-0 FC4-6 | | 0-0 FC4-6 | | 0-0 4-3 | 5 | 0 | 0 | 0 | 0 | 1 | 7 | | |
| Buck Martinez, R OBP: 0.282, SLG: 0.332 (1,2) | | 0-0 4-3 | | 0-0 6-3 | | 0-0 K | | 0-3 K | | 0-0 K | 4 | 0 | 0 | 0 | 0 | 2 | 2 | | |
| Inning Stats | R: 0 E: 0 K: 0 S: 3 | H: 0 LOB: 1 BB: 1 P: 7 | R: 0 E: 0 K: 2 S: 8 | H: 1 LOB: 2 BB: 1 P: 12 | R: 0 E: 0 K: 0 S: 4 | H: 1 LOB: 1 BB: 0 P: 4 | R: 0 E: 0 K: 0 S: 4 | H: 1 LOB: 2 BB: 0 P: 4 | R: 0 E: 0 K: 1 S: 5 | H: 0 LOB: 1 BB: 1 P: 9 | R: 1 E: 0 K: 1 S: 6 | H: 1 LOB: 0 BB: 0 P: 6 | R: 0 E: 0 K: 1 S: 5 | H: 0 LOB: 0 BB: 0 P: 5 | R: 2 E: 1 K: 0 S: 5 | H: 1 LOB: 2 BB: 2 P: 13 | 1B: 4 2B: 4 3B: 0 HR: 1 | SF: 0 SAC: 1 DP: 1 HBP: 0 | WP: 0 PA: 44 |
| PITCHER | IP 9.1 | WLS L | BF 42 | H 8 | R 3 | ER 2 | SO 5 | BB 4 | IBB 2 | HBP 0 | BLK 0 | WP 0 | HR 1 | S 46 | P 70 | ERA 1.93 | WHIP 1.286 | | |
| Dennis Leonard, R ERA: 3.92 (1,1) | | | | | | | | | | | | | | | | | | | |
| Dan Quisenberry, R ERA: 2.59 (10,1) | 0.2 | | 2 | 0 | 0 | 0 | 0 | 0 | 0 | 0 | 0 | 0 | 0 | 2 | 2 | 0.00 | 0.000 | | |

Milwaukee Brewers @ Kansas City Royals
 Royals Stadium, Kansas City, MO
 Wed Sep 03 1980, 8:05 PM EDT
 Att: 23,037 - Unknown - 84 F

| | |
|-----|----|
| AB | 37 |
| R | 3 |
| H | 8 |
| RBI | 2 |
| BB | 6 |
| SO | 5 |
| LOB | 21 |

| | |
|-------|--------|
| WP: 0 | PA: 44 |
| PB: 0 | |
| SB: 0 | |
| CS: 0 | |

| Batter | 1 | 2 | 3 | 4 | 5 | 6 | 7 | 8 | 9 | 10 | AB | R | H | RBI | BB | SO | LOB | BOTTOM | |
|--|------------------------------|---------------------------------|------------------------------|---------------------------------|------------------------------|---------------------------------|------------------------------|---------------------------------|------------------------------|---------------------------------|------------------------------|---------------------------------|------------------------------|---------------------------------|------------------------------|---------------------------------|----------------------------------|------------------------------------|-----------------|
| Willie Wilson, S OBP: 0.360, SLG: 0.430 (1,8) | 0-0 F9 | | 0-0 G6-4-3 1B | | 0-0 G3 | | 0-0 G3 | | 0-0 S 1B | | 5 | 0 | 2 | 0 | 0 | 1 | | | |
| Hal McRae, R OBP: 0.357, SLG: 0.508 (1,10) | 0-0 G4-6-3 1B | | 0-0 G6-4-3 | | 0-0 G6-4-3 | | 0-0 F9 | | 0-0 P2 | | 5 | 0 | 1 | 0 | 0 | 3 | | | |
| George Brett, L OBP: 0.465, SLG: 0.669 (1,5) | 0-0 G4-6-3 | | 0-0 G4-6-3 | | 4-0 CS BB | | 0-0 HR | | 4-0 1-2 IBB | | 2 | 1 | 1 | 1 | 2 | 0 | 1 | | |
| Darrell Porter, L OBP: 0.369, SLG: 0.375 (1,2) | | 0-0 F7 | | 0-0 F8 | | 0-3 K | | 0-0 F7 | | 0-0 F7 | 4 | 0 | 0 | 0 | 0 | 1 | 3 | | |
| Willie Aikens, L OBP: 0.336, SLG: 0.419 (1,3) | | 0-0 F8 | | 0-0 F8 | | 0-0 4-3 | | 0-0 3-1 | | 0-0 3-1 | 4 | 0 | 1 | 0 | 0 | 2 | | | |
| Clint Hurdle, L OBP: 0.363, SLG: 0.486 (1,9) | | 0-0 1B | | 0-3 1B | | 0-0 K | | 0-0 F7 | | 0-0 L7 | 4 | 0 | 1 | 0 | 0 | 1 | 1 | | |
| John Wathan, R OBP: 0.372, SLG: 0.390 (1,7) | | 0-0 F9 | | 0-0 F9 | | 0-0 F9 | | 0-0 F7 2B | | 0-0 B1-3 | 4 | 0 | 1 | 0 | 0 | 1 | | | |
| Frank White, R OBP: 0.286, SLG: 0.336 (1,4) | | | 0-0 P4 | | 0-0 S 1B | | 0-0 F7 | | 0-0 F7 | | 4 | 0 | 1 | 0 | 0 | 1 | | | |
| U L Washington, S OBP: 0.333, SLG: 0.386 (1,6) | | | 0-0 E6 1B | | 0-3 K | | 0-0 F9 | | 0-0 F9 | | 4 | 0 | 0 | 0 | 0 | 1 | 2 | | |
| Inning Stats | R: 0 E: 0 K: 0 S: 3 | H: 1 LOB: 1 BB: 0 P: 3 | R: 0 E: 0 K: 0 S: 4 | H: 1 LOB: 1 BB: 0 P: 4 | R: 0 E: 1 K: 0 S: 5 | H: 1 LOB: 1 BB: 1 P: 9 | R: 0 E: 0 K: 1 S: 6 | H: 1 LOB: 0 BB: 0 P: 6 | R: 0 E: 0 K: 0 S: 4 | H: 1 LOB: 1 BB: 0 P: 4 | R: 0 E: 0 K: 0 S: 4 | H: 1 LOB: 2 BB: 1 P: 8 | R: 0 E: 0 K: 0 S: 3 | H: 0 LOB: 0 BB: 0 P: 3 | R: 0 E: 0 K: 0 S: 3 | H: 0 LOB: 0 BB: 0 P: 3 | 1B: 6 2B: 1 3B: 0 HR: 1 | SF: 0 SAC: 0 DP: 2 HBP: 0 | WP: 0 PA: 38 |
| PITCHER | IP 10.0 | WLS W | BF 38 | H 8 | R 1 | ER 1 | SO 3 | BB 1 | IBB 1 | HBP 0 | BLK 0 | WP 0 | HR 1 | S 42 | P 50 | ERA 0.90 | WHIP 0.900 | | |
| Lary Sorensen, R ERA: 3.89 (1,1) | | | | | | | | | | | | | | | | | | | |

Milwaukee Brewers @ Kansas City Royals
 Royals Stadium, Kansas City, MO
 Wed Sep 03 1980, 8:05 PM EDT
 Att: 23,037 - Unknown - 84 F

| | |
|-----|----|
| AB | 36 |
| R | 1 |
| H | 8 |
| RBI | 1 |
| BB | 2 |
| SO | 3 |
| LOB | 15 |

| | |
|-------|--------|
| WP: 0 | PA: 38 |
| PB: 0 | |
| SB: 2 | |
| CS: 1 | |

| Batter | 1 | 2 | 3 | 4 | 5 | 6 | 7 | 8 | 9 | AB | R | H | RBI | BB | SO | LOB | TOP | | | | | | | | | | |
|--|------------------------------|---------------------------------|------------------------------|---------------------------------|------------------------------|---------------------------------|------------------------------|----------------------------------|------------------------------|---------------------------------|------------------------------|---------------------------------|------------------------------|---------------------------------|-------------------------------|----------------------------------|--|------------------------------------|----------------------------------|--------|--|--|--|--|--|--|--|
| Paul Moltitor, R OBP: 0.361, SLG: 0.408 | | | | | | | | | | 5 | 1 | 2 | 0 | 0 | 0 | 3 | Milwaukee Brewers @ Kansas City Royals Royals Stadium, Kansas City, MO Thu Sep 04 1980, 8:05 PM EDT Att: 21,898 - Unknown - 86 F livebaseballscorecards.com | | | | | | | | | | |
| Robin Yount, R OBP: 0.323, SLG: 0.536 | | | | | | | | | | 5 | 1 | 3 | 2 | 0 | 0 | 1 | | | | | | | | | | | |
| Cecil Cooper, L OBP: 0.399, SLG: 0.541 | | | | | | | | | | 5 | 1 | 2 | 1 | 0 | 1 | 1 | | | | | | | | | | | |
| Gorman Thomas, R OBP: 0.314, SLG: 0.495 | | | | | | | | | | 4 | 1 | 0 | 0 | 1 | 1 | 3 | | | | | | | | | | | |
| Ben Oglivie, L OBP: 0.362, SLG: 0.538 | | | | | | | | | | 5 | 1 | 1 | 2 | 0 | 0 | 2 | | | | | | | | | | | |
| Don Money, R OBP: 0.350, SLG: 0.508 | | | | | | | | | | 5 | 1 | 3 | 1 | 0 | 0 | 2 | | | | | | | | | | | |
| Dick Davis, R OBP: 0.301, SLG: 0.392 | | | | | | | | | | 4 | 1 | 3 | 1 | 1 | 1 | 1 | | | | | | | | | | | |
| Sal Bando, R OBP: 0.272, SLG: 0.321 | | | | | | | | | | 3 | 1 | 1 | 1 | 2 | 0 | 2 | | | | | | | | | | | |
| Charlie Moore, R OBP: 0.335, SLG: 0.338 | | | | | | | | | | 4 | 1 | 1 | 1 | 0 | 1 | 3 | | | | | | | | | | | |
| Inning Stats | R: 1 E: 0 K: 1 S: 8 | H: 3 LOB: 2 BB: 0 P: 8 | R: 0 E: 0 K: 1 S: 5 | H: 1 LOB: 1 BB: 1 P: 9 | R: 0 E: 0 K: 0 S: 3 | H: 1 LOB: 0 BB: 0 P: 3 | R: 0 E: 0 K: 0 S: 3 | H: 0 LOB: 2 BB: 2 P: 11 | R: 0 E: 0 K: 0 S: 3 | H: 1 LOB: 1 BB: 0 P: 6 | R: 0 E: 0 K: 0 S: 4 | H: 1 LOB: 0 BB: 0 P: 4 | R: 0 E: 0 K: 1 S: 5 | H: 0 LOB: 0 BB: 0 P: 5 | R: 8 E: 0 K: 0 S: 11 | H: 9 LOB: 1 BB: 1 P: 15 | 1B: 13 2B: 4 3B: 0 HR: 0 | SF: 0 SAC: 0 DP: 2 HBP: 0 | WP: 0 PB: 0 SB: 0 CS: 1 | PA: 44 | | | | | | | |
| PITCHER | IP | WLS | BF | H | R | ER | SO | BB | IBB | HBP | BLK | WP | HR | S | P | ERA | WHIP | | | | | | | | | | |
| Larry Gura, L ERA: 2.31 | (1, 1) | 8.0 | 34 | 9 | 3 | 3 | 4 | 3 | 0 | 0 | 0 | 0 | 0 | 39 | 51 | 3.38 | 1.500 | | | | | | | | | | |
| Dan Quisenberry, R ERA: 3.08 | (9, 1) | 0.1 | L | 9 | 7 | 6 | 6 | 0 | 1 | 0 | 0 | 0 | 0 | 8 | 12 | 162.00 | 21.000 | | | | | | | | | | |
| Ken Brett, L ERA: | (9, 1) | 0.2 | 1 | 0 | 0 | 0 | 0 | 0 | 0 | 0 | 0 | 0 | 0 | 1 | 1 | 0.00 | 0.000 | | | | | | | | | | |

| Batter | 1 | 2 | 3 | 4 | 5 | 6 | 7 | 8 | 9 | AB | R | H | RBI | BB | SO | LOB | BOTTOM | | | | | | | | | | |
|---|------------------------------|---------------------------------|------------------------------|---------------------------------|------------------------------|---------------------------------|------------------------------|---------------------------------|------------------------------|----------------------------------|------------------------------|---------------------------------|------------------------------|---------------------------------|------------------------------|---------------------------------|--|---------------------------------|----------------------------------|------------------------------------|----------------------------------|--------|--|--|--|--|--|
| Willie Wilson, S OBP: 0.360, SLG: 0.433 | | | | | | | | | | 5 | 2 | 2 | 0 | 0 | 0 | 0 | Milwaukee Brewers @ Kansas City Royals Royals Stadium, Kansas City, MO Thu Sep 04 1980, 8:05 PM EDT Att: 21,898 - Unknown - 86 F livebaseballscorecards.com | | | | | | | | | | |
| U L Washington, S OBP: 0.335, SLG: 0.386 | | | | | | | | | | 3 | 0 | 1 | 1 | 1 | 0 | 1 | | | | | | | | | | | |
| George Brett, L OBP: 0.467, SLG: 0.674 | | | | | | | | | | 3 | 1 | 1 | 2 | 2 | 0 | 1 | | | | | | | | | | | |
| Hal McRae, R OBP: 0.356, SLG: 0.504 | | | | | | | | | | 5 | 0 | 1 | 0 | 0 | 1 | 4 | | | | | | | | | | | |
| Amos Otis, R OBP: 0.326, SLG: 0.402 | | | | | | | | | | 4 | 0 | 1 | 0 | 0 | 0 | 0 | | | | | | | | | | | |
| John Wathan, R OBP: 0.371, SLG: 0.391 | | | | | | | | | | 4 | 1 | 1 | 0 | 0 | 0 | 2 | | | | | | | | | | | |
| Jose Cardenal, R OBP: 0.306, SLG: 0.270 | | | | | | | | | | 4 | 0 | 2 | 1 | 0 | 0 | 0 | | | | | | | | | | | |
| Ralph LaCock, L OBP: 0.265, SLG: 0.225 | | | | | | | | | | 3 | 0 | 0 | 0 | 0 | 0 | 1 | | | | | | | | | | | |
| Frank White, R OBP: 0.285, SLG: 0.342 | | | | | | | | | | 4 | 1 | 1 | 1 | 0 | 0 | 3 | | | | | | | | | | | |
| Inning Stats | R: 0 E: 0 K: 0 S: 3 | H: 0 LOB: 1 BB: 1 P: 7 | R: 0 E: 0 K: 0 S: 4 | H: 1 LOB: 2 BB: 0 P: 5 | R: 1 E: 0 K: 0 S: 4 | H: 1 LOB: 0 BB: 0 P: 4 | R: 0 E: 0 K: 0 S: 3 | H: 0 LOB: 0 BB: 0 P: 3 | R: 1 E: 0 K: 1 S: 6 | H: 1 LOB: 2 BB: 2 P: 14 | R: 1 E: 0 K: 0 S: 5 | H: 2 LOB: 1 BB: 0 P: 5 | R: 2 E: 0 K: 0 S: 6 | H: 4 LOB: 1 BB: 0 P: 6 | R: 0 E: 0 K: 0 S: 3 | H: 0 LOB: 0 BB: 0 P: 3 | R: 0 E: 0 K: 0 S: 4 | H: 1 LOB: 1 BB: 0 P: 4 | 1B: 5 2B: 2 3B: 1 HR: 2 | SF: 1 SAC: 0 DP: 1 HBP: 1 | WP: 0 PB: 0 SB: 0 CS: 0 | PA: 40 | | | | | |
| PITCHER | IP | WLS | BF | H | R | ER | SO | BB | IBB | HBP | BLK | WP | HR | S | P | ERA | WHIP | | | | | | | | | | |
| Bill Travers, L ERA: 3.71 | (1, 1) | 6.1 | W | 10 | 3 | 0 | 0 | 0 | 0 | 0 | 0 | 0 | 0 | 10 | 10 | 0.00 | 1.125 | | | | | | | | | | |
| Bill Castro, R ERA: 2.95 | (7, 1) | 2.2 | W | 10 | 3 | 0 | 0 | 0 | 0 | 0 | 0 | 0 | 0 | 10 | 10 | 0.00 | 1.125 | | | | | | | | | | |

| Batter | 1 | 2 | 3 | 4 | 5 | 6 | 7 | 8 | 9 | AB | R | H | RBI | BB | SO | LOB | TOP | | | | | | | |
|--|---|--|---|---------------------------------|------------------------------|---------------------------------|------------------------------|---------------------------------|------------------------------|---------------------------------|------------------------------|---------------------------------|------------------------------|---------------------------------|------------------------------|---------------------------------|------------------------------|---------------------------------|----------------------------------|------------------------------------|----------------------------------|--------|--|--|
| Mickey Rivers, L (1, 10) OBP: 0.349, SLG: 0.436 | | | | | | | | | | 5 | 0 | 1 | 0 | 0 | 0 | 3 | | | | | | | | |
| Johnny Grubb, L (1, 8) OBP: 0.402, SLG: 0.438 | | | | | | | | | | 5 | 1 | 2 | 1 | 0 | 1 | 3 | | | | | | | | |
| Al Oliver, L (1, 7) OBP: 0.349, SLG: 0.467 | | | | | | | | | | 5 | 1 | 1 | 0 | 0 | 0 | 3 | | | | | | | | |
| Rusty Staub, L (1, 9) OBP: 0.371, SLG: 0.454 | | | | | | | | | | 3 | 1 | 1 | 1 | 0 | 0 | 0 | | | | | | | | |
| Richie Zisk, R (7, PH) OBP: 0.340, SLG: 0.476 | | | | | | | | | | 1 | 0 | 0 | 0 | 0 | 1 | 2 | | | | | | | | |
| Jim Norris, L (7, 9) OBP: 0.323, SLG: 0.261 | | | | | | | | | | 1 | 0 | 0 | 0 | 0 | 0 | 1 | | | | | | | | |
| Pat Putnam, L (1, 3) OBP: 0.333, SLG: 0.434 | | | | | | | | | | 4 | 0 | 2 | 0 | 0 | 0 | 0 | | | | | | | | |
| Jim Sundberg, R (1, 2) OBP: 0.355, SLG: 0.397 | | | | | | | | | | 4 | 2 | 3 | 3 | 0 | 0 | 1 | | | | | | | | |
| Mike Richardt, R (1, 4) OBP: 0.182, SLG: 0.227 | | | | | | | | | | 4 | 0 | 0 | 0 | 0 | 0 | 1 | | | | | | | | |
| Bud Harrelson, S (1, 6) OBP: 0.349, SLG: 0.304 | | | | | | | | | | 3 | 1 | 1 | 1 | 1 | 0 | 0 | | | | | | | | |
| Pepe Frias, R (1, 5) OBP: 0.251, SLG: 0.276 | | | | | | | | | | 4 | 0 | 2 | 0 | 0 | 1 | 2 | | | | | | | | |
| Inning Stats | R: 0 E: 0 K: 0 S: 3 | H: 1 LOB: 0 BB: 0 P: 3 | R: 1 E: 0 K: 0 S: 4 | H: 1 LOB: 0 BB: 0 P: 4 | R: 0 E: 0 K: 1 S: 6 | H: 1 LOB: 1 BB: 0 P: 6 | R: 0 E: 0 K: 0 S: 4 | H: 1 LOB: 0 BB: 0 P: 4 | R: 1 E: 1 K: 0 S: 6 | H: 2 LOB: 2 BB: 0 P: 6 | R: 2 E: 0 K: 1 S: 8 | H: 3 LOB: 1 BB: 0 P: 8 | R: 2 E: 0 K: 1 S: 8 | H: 4 LOB: 2 BB: 0 P: 8 | R: 0 E: 0 K: 0 S: 2 | H: 0 LOB: 0 BB: 1 P: 6 | R: 0 E: 1 K: 0 S: 4 | H: 0 LOB: 1 BB: 0 P: 4 | 1B: 9 2B: 3 3B: 0 HR: 2 | SF: 0 SAC: 0 DP: 2 HBP: 0 | WP: 0 PB: 0 SB: 1 CS: 0 | PA: 40 | | |
| PITCHER | IP WLS BF H R ER SO BB IBB HBP BLK WP HR S P ERA WHIP | 6.1 L 30 11 6 5 2 0 0 0 0 0 2 34 34 7.11 1.737 | 2.2 S 10 2 0 0 1 1 0 0 0 0 0 11 15 0.00 1.125 | | | | | | | | | | | | | | | | | | | | | |

Texas Rangers @ Milwaukee Brewers
Milwaukee County Stadium, Milwaukee, WI

AB 39
R 6
H 13
RBI 6
BB 1
SO 3
LOB 16



WP: 0 PA: 40
PB: 0
SB: 1
CS: 0

| Batter | 1 | 2 | 3 | 4 | 5 | 6 | 7 | 8 | 9 | AB | R | H | RBI | BB | SO | LOB | BOTTOM | | | | | | |
|---|---|---|--|---------------------------------|------------------------------|---------------------------------|------------------------------|---------------------------------|------------------------------|---------------------------------|------------------------------|---------------------------------|-------------------------------|----------------------------------|------------------------------|---------------------------------|------------------------------|---------------------------------|----------------------------------|------------------------------------|----------------------------------|--------|--|
| Paul Moltor, R (1, 4) OBP: 0.362, SLG: 0.411 | | | | | | | | | | 4 | 0 | 2 | 1 | 0 | 0 | 1 | | | | | | | |
| Robin Yount, R (1, 6) OBP: 0.321, SLG: 0.532 | | | | | | | | | | 4 | 0 | 0 | 0 | 0 | 1 | 2 | | | | | | | |
| Cecil Cooper, L (1, 3) OBP: 0.398, SLG: 0.544 | | | | | | | | | | 4 | 1 | 1 | 1 | 0 | 0 | 1 | | | | | | | |
| Gorman Thomas, R (1, 8) OBP: 0.312, SLG: 0.492 | | | | | | | | | | 4 | 0 | 0 | 0 | 0 | 3 | 0 | | | | | | | |
| Ben Oglivie, L (1, 7) OBP: 0.362, SLG: 0.542 | | | | | | | | | | 4 | 1 | 1 | 1 | 0 | 1 | 0 | | | | | | | |
| Don Money, R (1, 5) OBP: 0.346, SLG: 0.504 | | | | | | | | | | 4 | 1 | 1 | 0 | 0 | 1 | 0 | | | | | | | |
| Dick Davis, R (1, 9) OBP: 0.304, SLG: 0.396 | | | | | | | | | | 4 | 1 | 2 | 0 | 0 | 0 | 1 | | | | | | | |
| Sal Bando, R (1, 10) OBP: 0.273, SLG: 0.326 | | | | | | | | | | 3 | 1 | 1 | 1 | 0 | 0 | 2 | | | | | | | |
| Buck Martinez, R (1, 2) OBP: 0.279, SLG: 0.328 | | | | | | | | | | 2 | 0 | 0 | 0 | 0 | 0 | 1 | | | | | | | |
| John Poff, L (7, PH) OBP: 0.333, SLG: 0.333 | | | | | | | | | | 1 | 0 | 1 | 1 | 0 | 0 | 0 | | | | | | | |
| Charlie Moore, R (8, 2) OBP: 0.335, SLG: 0.338 | | | | | | | | | | 0 | 0 | 0 | 0 | 0 | 0 | 0 | | | | | | | |
| Inning Stats | R: 0 E: 0 K: 1 S: 5 | H: 0 LOB: 0 BB: 0 P: 5 | R: 0 E: 0 K: 2 S: 7 | H: 0 LOB: 0 BB: 0 P: 7 | R: 0 E: 0 K: 0 S: 3 | H: 1 LOB: 0 BB: 0 P: 3 | R: 0 E: 0 K: 0 S: 3 | H: 1 LOB: 0 BB: 0 P: 3 | R: 0 E: 0 K: 0 S: 5 | H: 0 LOB: 0 BB: 0 P: 3 | R: 1 E: 0 K: 0 S: 5 | H: 2 LOB: 1 BB: 0 P: 5 | R: 4 E: 1 K: 1 S: 10 | H: 5 LOB: 1 BB: 0 P: 10 | R: 0 E: 0 K: 1 S: 5 | H: 0 LOB: 0 BB: 0 P: 5 | R: 0 E: 0 K: 1 S: 5 | H: 0 LOB: 0 BB: 0 P: 5 | 1B: 4 2B: 3 3B: 0 HR: 2 | SF: 0 SAC: 0 DP: 2 HBP: 0 | WP: 0 PB: 0 SB: 0 CS: 0 | PA: 34 | |
| PITCHER | IP WLS BF H R ER SO BB IBB HBP BLK WP HR S P ERA WHIP | 6.2 W 26 8 5 5 4 0 0 0 0 0 2 34 34 6.75 1.200 | 2.1 S 8 1 0 0 2 0 0 0 0 0 0 12 12 0.00 0.429 | | | | | | | | | | | | | | | | | | | | |

Texas Rangers @ Milwaukee Brewers
Milwaukee County Stadium, Milwaukee, WI

AB 34
R 5
H 9
RBI 5
BB 0
SO 6
LOB 8



WP: 0 PA: 34
PB: 0
SB: 0
CS: 0

Fri Sep 05 1980, 8:05 PM EDT
Att: 25,076 - Unknown - 74 F

livebaseballscores.com



WP: 0 PA: 40
PB: 0
SB: 1
CS: 0

| Batter | 1 | 2 | 3 | 4 | 5 | 6 | 7 | 8 | 9 | AB | R | H | RBI | BB | SO | LOB | TOP | | | |
|---|---|---------------------------------|------------------------------|---------------------------------|------------------------------|---------------------------------|------------------------------|---------------------------------|------------------------------|---------------------------------|------------------------------|---------------------------------|---|---------------------------------|------------------------------|---------------------------------|---|------------------------------------|----------------------------------|--------|
| Mickey Rivers, L OBP: 0.352, SLG: 0.447 | 1-3 | | 3B | | | 1B | | HR | | 4 | 2 | 3 | 1 | 0 | 0 | 0 | Texas Rangers @ Milwaukee Brewers Milwaukee County Stadium, Milwaukee, WI Sat Sep 06 1980, 8:05 PM EDT Att: 23,397 - Unknown - 65 F | | | |
| Bill Sample, R OBP: 0.314, SLG: 0.322 | 2B | | 6-3 | | | F7 | | L4 | | 4 | 0 | 1 | 0 | 0 | 0 | 2 | | | | |
| Al Oliver, L OBP: 0.348, SLG: 0.467 | 1H | | F5 | | | F8 | | 4-3 | | 4 | 0 | 1 | 0 | 0 | 0 | 2 | | | | |
| Richie Zisk, R OBP: 0.341, SLG: 0.476 | 5-3 | | | G6-3 | | 1B | | K | | 4 | 0 | 2 | 0 | 0 | 1 | 1 | | | | |
| John Ellis, R OBP: 0.288, SLG: 0.321 | | BB | | F9 | | 1B | | F9 | | 3 | 0 | 1 | 1 | 1 | 0 | 1 | | | | |
| Jim Sundberg, R OBP: 0.352, SLG: 0.393 | | G5-4-3 | | G6-3 | | F8 | | 6-3 | | 4 | 0 | 0 | 0 | 0 | 0 | 4 | | | | |
| Pepe Frias, R OBP: 0.252, SLG: 0.277 | | | | 4-3 | | | | F8 | | 3 | 0 | 1 | 0 | 0 | 0 | 0 | | | | |
| Odie Davis, R OBP: 1.000, SLG: 1.000 | | | | | | | | 1B | | 1 | 0 | 1 | 0 | 0 | 0 | 0 | | | | |
| Bud Harrelson, S OBP: 0.338, SLG: 0.293 | | F7 | | 6-3 | | 4-3 | | F7 | | 4 | 0 | 0 | 0 | 0 | 0 | 2 | | | | |
| Mike Richardt, R OBP: 0.160, SLG: 0.200 | | | B2 | 6-3 | | K | | | | 3 | 0 | 0 | 0 | 0 | 1 | 0 | | | | |
| Inning Stats | R: 0 E: 0 K: 0 S: 4 | H: 2 LOB: 1 BB: 0 P: 4 | R: 0 E: 0 K: 0 S: 3 | H: 1 LOB: 1 BB: 1 P: 7 | R: 0 E: 0 K: 0 S: 4 | H: 1 LOB: 1 BB: 0 P: 4 | R: 0 E: 0 K: 0 S: 3 | H: 0 LOB: 0 BB: 0 P: 3 | R: 1 E: 0 K: 0 S: 6 | H: 3 LOB: 2 BB: 0 P: 6 | R: 0 E: 0 K: 1 S: 5 | H: 0 LOB: 0 BB: 0 P: 5 | R: 1 E: 0 K: 1 S: 6 | H: 1 LOB: 0 BB: 0 P: 6 | R: 0 E: 0 K: 0 S: 4 | H: 1 LOB: 1 BB: 0 P: 4 | 1B: 7 2B: 1 3B: 1 HR: 1 | SF: 0 SAC: 0 DP: 2 HBP: 0 | WP: 0 PB: 0 SB: 1 CS: 0 | PA: 35 |
| PITCHER Mike Caldwell, L ERA: 4.32 | IP: 9.0 WLS: W BF: 35 H: 10 R: 2 ER: 2 SO: 2 BB: 1 IBB: 0 HBP: 0 BLK: 0 WP: 0 HR: 1 S: 38 P: 42 ERA: 2.00 WHIP: 1.222 | | | | | | | | | | | PITCHER | IP: 9.0 WLS: W BF: 35 H: 10 R: 2 ER: 2 SO: 2 BB: 1 IBB: 0 HBP: 0 BLK: 0 WP: 0 HR: 1 S: 38 P: 42 ERA: 2.00 WHIP: 1.222 | | | | | | | |

| Batter | 1 | 2 | 3 | 4 | 5 | 6 | 7 | 8 | 9 | AB | R | H | RBI | BB | SO | LOB | BOTTOM | | | |
|--|---|---------------------------------|------------------------------|---------------------------------|------------------------------|----------------------------------|------------------------------|---------------------------------|------------------------------|----------------------------------|------------------------------|--|---|---------------------------------|------------------------------|---------------------------------|---|------------------------------------|----------------------------------|--------|
| Paul Molitor, R OBP: 0.361, SLG: 0.408 | K | | S | 6-3 | | G1-6-3 | | | | 3 | 1 | 0 | 0 | 1 | 1 | 2 | Texas Rangers @ Milwaukee Brewers Milwaukee County Stadium, Milwaukee, WI Sat Sep 06 1980, 8:05 PM EDT Att: 23,397 - Unknown - 65 F | | | |
| Robin Yount, R OBP: 0.324, SLG: 0.534 | | | 1B | | 1-3 | | | 1B | | 3 | 1 | 2 | 0 | 1 | 0 | 0 | | | | |
| Cecil Cooper, L OBP: 0.398, SLG: 0.544 | F7 | | F8 | | | HR | | F9 | | 4 | 1 | 2 | 0 | 0 | 0 | 3 | | | | |
| Gorman Thomas, R OBP: 0.315, SLG: 0.493 | K | | | | | HR | | G5-4-3 | | 3 | 1 | 2 | 2 | 1 | 1 | 1 | | | | |
| Ben Oglivie, L OBP: 0.359, SLG: 0.538 | | F6 | K | | | F8 | | F9 | | 4 | 0 | 0 | 0 | 0 | 1 | 6 | | | | |
| Don Money, R OBP: 0.351, SLG: 0.513 | | 1B | | F3 | | HR | | G5-4-3 | | 3 | 1 | 1 | 3 | 1 | 0 | 2 | | | | |
| John Poff, L ERA: 3.21 | | | | | | | | | | 3 | 1 | 2 | 0 | 0 | 1 | 0 | | | | |
| Vic Harris, S OBP: 0.240, SLG: 0.250 | | | | BLK | | K | | K | | 1 | 0 | 0 | 0 | 0 | 1 | 0 | | | | |
| Charlie Moore, R OBP: 0.334, SLG: 0.337 | | F4 | | F7 | | FC1-6 | | F8 | | 4 | 0 | 1 | 0 | 0 | 0 | 3 | | | | |
| Jim Gantner, L OBP: 0.322, SLG: 0.372 | | F8 | | | | FC1-6 | | F6 | | 4 | 0 | 1 | 1 | 0 | 0 | 3 | | | | |
| Inning Stats | R: 0 E: 0 K: 2 S: 8 | H: 1 LOB: 1 BB: 0 P: 8 | R: 0 E: 0 K: 0 S: 4 | H: 1 LOB: 2 BB: 1 P: 8 | R: 1 E: 0 K: 1 S: 5 | H: 1 LOB: 2 BB: 2 P: 13 | R: 1 E: 0 K: 0 S: 5 | H: 2 LOB: 1 BB: 0 P: 5 | R: 3 E: 0 K: 1 S: 7 | H: 2 LOB: 0 BB: 1 P: 11 | R: 0 E: 0 K: 0 S: 3 | H: 1 LOB: 0 BB: 0 P: 3 | R: 1 E: 0 K: 0 S: 5 | H: 3 LOB: 1 BB: 0 P: 5 | R: 0 E: 0 K: 1 S: 5 | H: 0 LOB: 0 BB: 0 P: 5 | 1B: 9 2B: 1 3B: 0 HR: 1 | SF: 0 SAC: 0 DP: 2 HBP: 0 | WP: 0 PB: 0 SB: 2 CS: 1 | PA: 36 |
| PITCHER Ken Clay, R ERA: 3.21 | IP: 2.1 WLS: L BF: 13 H: 3 R: 1 ER: 1 SO: 2 BB: 3 IBB: 0 HBP: 0 BLK: 0 WP: 0 HR: 1 S: 14 P: 26 ERA: 3.86 WHIP: 2.571 | | | | | | | | | | | PITCHER Sparky Lyle, L ERA: 4.58 | IP: 2.2 WLS: L BF: 12 H: 4 R: 4 ER: 4 SO: 2 BB: 1 IBB: 0 HBP: 0 BLK: 0 WP: 0 HR: 1 S: 15 P: 19 ERA: 13.50 WHIP: 1.875 | | | | | | | |
| Don Kainer, R ERA: 9.0 | IP: 6.1 WLS: L BF: 26 H: 14 R: 6 ER: 6 SO: 6 BB: 6 IBB: 0 HBP: 0 BLK: 0 WP: 0 HR: 1 S: 26 P: 26 ERA: 9.00 WHIP: 4.000 | | | | | | | | | | | PITCHER Jerry Don Gleaton, L ERA: 0.0 | IP: 7.1 WLS: L BF: 27 H: 1 R: 0 ER: 0 SO: 0 BB: 0 IBB: 0 HBP: 0 BLK: 0 WP: 0 HR: 0 S: 1 P: 1 ERA: 0.00 WHIP: 0.000 | | | | | | | |
| Bob Babcock, R ERA: 5.4 | IP: 7.1 WLS: L BF: 27 H: 1 R: 0 ER: 0 SO: 0 BB: 0 IBB: 0 HBP: 0 BLK: 0 WP: 0 HR: 0 S: 6 P: 6 ERA: 0.00 WHIP: 0.000 | | | | | | | | | | | PITCHER Bob Babcock, R ERA: 5.4 | IP: 7.1 WLS: L BF: 27 H: 1 R: 0 ER: 0 SO: 0 BB: 0 IBB: 0 HBP: 0 BLK: 0 WP: 0 HR: 0 S: 6 P: 6 ERA: 0.00 WHIP: 0.000 | | | | | | | |

| Batter | 1 | 2 | 3 | 4 | 5 | 6 | 7 | 8 | 9 | AB | R | H | RBI | BB | SO | LOB | TOP | | | | | |
|---|------------------------------|---------------------------------|------------------------------|----------------------------------|------------------------------|----------------------------------|------------------------------|---------------------------------|------------------------------|---------------------------------|------------------------------|---------------------------------|------------------------------|---------------------------------|------------------------------|---------------------------------|--|------------------------------|---------------------------------|-----------------------------------|------------------------------------|----------------------------------|
| Mickey Rivers, L OBP: 0.350, SLG: 0.444 (1, 8) | 1-3 | F8 | | 6-3 | | | F8 | | K | 6 | 0 | 1 | 0 | 0 | 1 | 3 | Texas Rangers @ Milwaukee Brewers Milwaukee County Stadium, Milwaukee, WI Sun Sep 07 1980, 4:33 AM EDT Att: 18,201 - Unknown - 63 F | | | | | |
| Bill Sample, R OBP: 0.316, SLG: 0.325 Johnny Grubb, L OBP: 0.403, SLG: 0.437 (1, 9) (3, 9) | F4 | | 2B | 2B | 1-3 | | | | FC4-6 | 2 | 1 | 1 | 0 | 0 | 0 | 0 | | | | | | |
| Al Oliver, L OBP: 0.347, SLG: 0.466 (1, 7) | K2-3 | | F4 | | | | | | FC4-6 | 6 | 0 | 1 | 0 | 0 | 1 | 3 | | | | | | |
| Richie Zisk, R OBP: 0.339, SLG: 0.475 (1, 10) | | F3 | 1B | L4 | | | | | F9 | 5 | 1 | 1 | 1 | 0 | 0 | 2 | | | | | | |
| John Ellis, R OBP: 0.289, SLG: 0.321 Pat Putnam, L OBP: 0.332, SLG: 0.431 (1, 3) (6, PH) (6, 3) | K | | 1B | 5-3 | | | | | 6-3 | 3 | 1 | 1 | 1 | 0 | 1 | 2 | | | | | | |
| Jim Sundberg, R OBP: 0.355, SLG: 0.396 (1, 2) | | BB | 1-3 | | | | | | E1 | 4 | 1 | 2 | 1 | 1 | 0 | 0 | | | | | | |
| Pepe Frias, R OBP: 0.265, SLG: 0.286 (1, 5) | | 1B | 1-3 | | | | | | E8 | 4 | 2 | 3 | 1 | 0 | 0 | 1 | | | | | | |
| Bud Harrelson, S OBP: 0.341, SLG: 0.286 (1, 6) | | 1B | 1-3 | | | | | | FC6-4 | 3 | 0 | 0 | 0 | 2 | 0 | 5 | | | | | | |
| Mike Richardt, R OBP: 0.233, SLG: 0.267 (1, 4) | | 1B | FC5-4 | | | | | | L9 | 5 | 0 | 3 | 3 | 0 | 0 | 2 | | | | | | |
| Inning Stats | R: 0 E: 0 K: 1 S: 5 | H: 0 LOB: 0 BB: 0 P: 5 | R: 2 E: 0 K: 1 S: 7 | H: 2 LOB: 2 BB: 1 P: 12 | R: 3 E: 0 K: 0 S: 7 | H: 4 LOB: 2 BB: 1 P: 11 | R: 0 E: 0 K: 0 S: 4 | H: 1 LOB: 2 BB: 1 P: 8 | R: 1 E: 1 K: 0 S: 6 | H: 3 LOB: 2 BB: 0 P: 6 | R: 1 E: 2 K: 0 S: 5 | H: 1 LOB: 2 BB: 1 P: 9 | R: 0 E: 0 K: 0 S: 4 | H: 1 LOB: 0 BB: 0 P: 4 | R: 0 E: 1 K: 0 S: 5 | H: 1 LOB: 2 BB: 0 P: 5 | | R: 0 E: 0 K: 1 S: 6 | H: 1 LOB: 1 BB: 0 P: 6 | 1B: 11 2B: 3 3B: 0 HR: 0 | SF: 0 SAC: 0 DP: 0 HBP: 1 | WP: 0 PB: 0 SB: 0 CS: 0 |
| PITCHER | IP | WLS | BF | H | R | ER | SO | BB | IBB | HBP | BLK | WP | HR | S | P | ERA | WHIP | | | | | |
| Bob McClure, L ERA: 3.65 (1, 1) | 2.1 | L | 15 | 6 | 5 | 5 | 2 | 1 | 0 | 1 | 0 | 0 | 0 | 17 | 22 | 19.29 | 3.000 | | | | | |
| Fred Holdsworth, R ERA: 4.55 (3, 1) | 2.2 | | 14 | 4 | 1 | 1 | 0 | 2 | 0 | 0 | 0 | 0 | 0 | 12 | 20 | 3.38 | 2.250 | | | | | |
| John Flinn, R ERA: 4.22 (6, 1) | 2.0 | | 10 | 2 | 1 | 0 | 0 | 1 | 0 | 0 | 0 | 0 | 0 | 9 | 13 | 0.00 | 1.500 | | | | | |
| Bill Castro, R ERA: 2.87 (8, 1) | 2.0 | | 9 | 2 | 0 | 0 | 1 | 0 | 0 | 0 | 0 | 0 | 0 | 11 | 11 | 0.00 | 1.000 | | | | | |

| Batter | 1 | 2 | 3 | 4 | 5 | 6 | 7 | 8 | 9 | AB | R | H | RBI | BB | SO | LOB | BOTTOM | | | | | |
|--|------------------------------|---------------------------------|------------------------------|---------------------------------|------------------------------|---------------------------------|------------------------------|---------------------------------|------------------------------|---------------------------------|------------------------------|---------------------------------|------------------------------|---------------------------------|------------------------------|---------------------------------|--|----------------------------------|------------------------------------|----------------------------------|--------|--|
| Paul Molitor, R OBP: 0.366, SLG: 0.413 (1, 4) | F8 | | G6-4-3 | | WP | | | | 2B | 5 | 0 | 4 | 0 | 0 | 0 | 0 | Texas Rangers @ Milwaukee Brewers Milwaukee County Stadium, Milwaukee, WI Sun Sep 07 1980, 4:33 AM EDT Att: 18,201 - Unknown - 63 F | | | | | |
| Ed Romero, R OBP: 0.340, SLG: 0.368 (1, 6) | 1B | | G6-4-3 | | F8 | | | | 1B | 5 | 1 | 2 | 0 | 0 | 0 | 4 | | | | | | |
| Cecil Cooper, L OBP: 0.398, SLG: 0.546 (1, 3) | 2B | | L6 | | | | | | 2B | 5 | 1 | 2 | 1 | 0 | 0 | 4 | | | | | | |
| Gorman Thomas, R OBP: 0.314, SLG: 0.491 (1, 8) | K | | | | | | | | K | 4 | 0 | 1 | 1 | 0 | 3 | 3 | | | | | | |
| Ben Oglivie, L OBP: 0.358, SLG: 0.535 (1, 7) | 4-3 | | | | | | | | F8 | 4 | 0 | 1 | 0 | 0 | 0 | 1 | | | | | | |
| Don Money, R OBP: 0.346, SLG: 0.513 (1, 10) | | | F7 | | | | | | K | 4 | 0 | 1 | 0 | 0 | 1 | 2 | | | | | | |
| John Poff, L OBP: 0.385, SLG: 0.385 (1, 9) | | | FC3-6 | | | | | | 3-1 | 4 | 0 | 1 | 0 | 0 | 1 | 3 | | | | | | |
| Jim Gantner, L OBP: 0.319, SLG: 0.367 (1, 5) | | | 1B | | | | | | F8 | 4 | 0 | 0 | 0 | 0 | 0 | 3 | | | | | | |
| Buck Martinez, R OBP: 0.276, SLG: 0.325 Charlie Moore, R OBP: 0.335, SLG: 0.338 (1, 2) (8, 2) | F5 | | | | | | | | 1-3 | 2 | 0 | 0 | 0 | 0 | 0 | 1 | | | | | | |
| Inning Stats | R: 1 E: 0 K: 1 S: 7 | H: 2 LOB: 1 BB: 0 P: 7 | R: 0 E: 0 K: 0 S: 4 | H: 1 LOB: 1 BB: 0 P: 4 | R: 0 E: 0 K: 2 S: 8 | H: 1 LOB: 1 BB: 0 P: 8 | R: 0 E: 0 K: 0 S: 4 | H: 1 LOB: 1 BB: 0 P: 4 | R: 1 E: 0 K: 0 S: 6 | H: 3 LOB: 2 BB: 0 P: 6 | R: 0 E: 0 K: 1 S: 7 | H: 2 LOB: 2 BB: 0 P: 7 | R: 0 E: 0 K: 1 S: 5 | H: 0 LOB: 0 BB: 0 P: 5 | R: 0 E: 0 K: 0 S: 5 | H: 2 LOB: 2 BB: 0 P: 5 | | 1B: 9 2B: 3 3B: 1 HR: 0 | SF: 0 SAC: 0 DP: 1 HBP: 0 | WP: 2 PB: 0 SB: 0 CS: 0 | PA: 39 | |
| PITCHER | IP | WLS | BF | H | R | ER | SO | BB | IBB | HBP | BLK | WP | HR | S | P | ERA | WHIP | | | | | |
| Doc Medich, R ERA: 4.12 (1, 1) | 8.2 | W | 38 | 13 | 2 | 2 | 5 | 0 | 0 | 0 | 0 | 0 | 0 | 1 | 1 | 0.00 | 0.000 | | | | | |
| John Henry Johnson, L ERA: 2.96 (8, 1) | 0.1 | | 1 | 0 | 0 | 0 | 0 | 0 | 0 | 0 | 0 | 0 | 0 | 1 | 1 | 0.00 | 0.000 | | | | | |

| Batter | 1 | 2 | 3 | 4 | 5 | 6 | 7 | 8 | 9 | AB | R | H | RBI | BB | SO | LOB | TOP |
|--|--|---------------------------------|------------------------------|---------------------------------|------------------------------|---------------------------------|------------------------------|---------------------------------|------------------------------|---------------------------------|------------------------------|---------------------------------|--|---------------------------------|----------------------------------|------------------------------------|--|
| Paul Moltzer, R (1, 6) OBP: 0.365, SLG: 0.414 | F9 | | | 5-3 | | 4-3 | | 1-3 2-H 2B | | 4 | 0 | 1 | 1 | 0 | 0 | 0 | Milwaukee Brewers @ Minnesota Twins Metropolitan Stadium, Bloomington, MI Tue Sep 09 1980, 8:05 PM EDT Att. 6,348 - Unknown - 65 F |
| Jim Gantner, L (1, 4) OBP: 0.316, SLG: 0.363 | 4-3 | | | B1-3 | | F9 | | F6 | | 4 | 0 | 0 | 0 | 0 | 2 | | |
| Cecil Cooper, L (1, 3) OBP: 0.366, SLG: 0.543 | L9 | | | 6-3 | | G3 | | K | | 3 | 0 | 0 | 0 | 0 | 0 | | |
| Ed Romero, R (7, 4) OBP: 0.337, SLG: 0.364 | | | | | | | | | | 1 | 0 | 0 | 0 | 1 | 2 | | |
| Ben Oglivie, L (1, 7) OBP: 0.359, SLG: 0.539 | | L7 | | | | FC4-6 3B | | 4-3 | | 4 | 1 | 2 | 0 | 0 | 2 | | |
| Gorman Thomas, R (1, 8) OBP: 0.314, SLG: 0.489 | | G5-4-3 BB | | | | F4 | | F6 | | 2 | 0 | 0 | 0 | 1 | 0 | | |
| Vic Harris, S (7, 8) OBP: 0.235, SLG: 0.244 | | | | | | | | | | 1 | 0 | 0 | 0 | 0 | 0 | | |
| Don Money, R (1, 5) OBP: 0.346, SLG: 0.507 | | G5-4-3 1-2 | | | | FC4-6 BB | | F7 | | 3 | 0 | 0 | 0 | 1 | 0 | | |
| John Poff, L (1, 9) OBP: 0.294, SLG: 0.294 | | | | F7 | | FC4-6 1B 1-2 3-H | | 4-3 | | 4 | 0 | 0 | 1 | 0 | 2 | | |
| Dick Davis, R (1, 10) OBP: 0.307, SLG: 0.399 | | | | F9 | | 1-2 1B | | | | 3 | 1 | 2 | 0 | 0 | 0 | | |
| Buck Martinez, R (1, 2) OBP: 0.274, SLG: 0.322 | | | | F9 | | 5-3 | | | | 2 | 0 | 0 | 0 | 0 | 2 | | |
| Ned Yost, R (7, 2) OBP: 0.333, SLG: 0.333 | | | | | | | | 2B 1-2 1B | | 1 | 0 | 1 | 0 | 0 | 0 | | |
| Inning Stats | R: 0 E: 0 K: 0 S: 3 | H: 0 LOB: 0 BB: 0 P: 3 | R: 0 E: 0 K: 0 S: 2 | H: 0 LOB: 0 BB: 1 P: 6 | R: 0 E: 0 K: 0 S: 3 | H: 0 LOB: 0 BB: 0 P: 3 | R: 0 E: 0 K: 0 S: 3 | H: 2 LOB: 2 BB: 1 P: 9 | R: 0 E: 0 K: 0 S: 4 | H: 1 LOB: 1 BB: 0 P: 4 | R: 1 E: 0 K: 1 S: 8 | H: 3 LOB: 2 BB: 0 P: 8 | R: 0 E: 0 K: 0 S: 3 | H: 0 LOB: 0 BB: 0 P: 3 | 1B: 4 2B: 1 3B: 1 HR: 0 | SF: 0 SAC: 0 DP: 1 HBP: 0 | WP: 0 PA: 34 CS: 0 |
| PITCHER Albert Williams, R (1, 1) ERA: 3.81 | IP: 9.0 WLS: W BF: 34 H: 6 R: 2 ER: 2 SO: 1 BB: 2 IBB: 0 HBP: 0 BLK: 0 WP: 0 HR: 0 S: 34 P: 42 ERA: 2.00 WHIP: 0.889 | | | | | | | | | | | PITCHER | IP: 9.0 WLS: W BF: 34 H: 6 R: 2 ER: 2 SO: 1 BB: 2 IBB: 0 HBP: 0 BLK: 0 WP: 0 HR: 0 S: 34 P: 42 ERA: 2.00 WHIP: 0.889 | | | | |

| Batter | 1 | 2 | 3 | 4 | 5 | 6 | 7 | 8 | 9 | AB | R | H | RBI | BB | SO | LOB | BOTTOM |
|--|---|---------------------------------|------------------------------|---------------------------------|------------------------------|---------------------------------|-------------------------------|----------------------------------|-------------------------------|----------------------------------|------------------------------|----------------------------------|---|---------------------------------|-----------------------------------|--|--------------------------|
| Hosken Powell, L (1, 9) OBP: 0.307, SLG: 0.349 | 6-3 1B G3-1 1B | | | 5-3 | | 4-3 | | 4-3 | | 6 | 1 | 2 | 1 | 0 | 2 | Milwaukee Brewers @ Minnesota Twins Metropolitan Stadium, Bloomington, MI Tue Sep 09 1980, 8:05 PM EDT Att. 6,348 - Unknown - 65 F | |
| Rob Wilfong, L (1, 4) OBP: 0.305, SLG: 0.351 | G3-1 1-2 | F4 | | 1B 1B 2-H | | | | K | | 6 | 2 | 2 | 1 | 0 | 4 | | |
| Ken Landreaux, L (1, 8) OBP: 0.328, SLG: 0.404 | 6-3 | | | | | | | | | 3 | 3 | 2 | 0 | 2 | 0 | | |
| Dave Edwards, R (8, 8) OBP: 0.293, SLG: 0.330 | | | | 3-1 1B | | 1B 1B 1-3 | | 1B 1B SF8 BB | | 0 | 0 | 0 | 0 | 0 | 0 | | |
| Roy Smalley, S (1, 6) OBP: 0.352, SLG: 0.410 | | | | 3-1 1B | | 1B 1B 1-2 | | 1B 1B WP | | 5 | 2 | 4 | 2 | 0 | 0 | | |
| Lenny Faedo, R (8, 6) OBP: 0.333, SLG: 0.333 | FC6 1B 3-H | | | 1B 1B 1-2 3-H | | 1B 1B 1-2 2-3 | | 1B 1B 1-2 | | 0 | 0 | 0 | 0 | 0 | 0 | | |
| Glenn Adams, L (1, 10) OBP: 0.320, SLG: 0.387 | FC6 1-2 | | | 4-3 | | 1B 1B 1-2 2-H | | 1B 1B E 1B 2-3 | | 2 | 0 | 0 | 0 | 0 | 1 | | |
| Jose Morales, R (4, PH) OBP: 0.387, SLG: 0.518 | FC6 1-2 | | | 4-3 | | 1B 1B 1-2 2-H | | 1B 1B E 1B 2-3 | | 3 | 1 | 2 | 2 | 0 | 2 | | |
| Butch Wynegar, S (1, 2) OBP: 0.333, SLG: 0.327 | | F7 | | | | SH1-3 1B FC4-6 1B | | SF8 1B K | | 4 | 1 | 2 | 2 | 0 | 1 | | |
| John Castino, R (1, 5) OBP: 0.338, SLG: 0.429 | | | | 1B 2B | | SH1-3 1B FC4-6 1B | | 1B 1B E 1B 2-3 | | 4 | 2 | 3 | 1 | 0 | 2 | | |
| Rick Sofield, L (1, 7) OBP: 0.295, SLG: 0.393 | | | | | | 1B 1B 2-H | | F9 1B 1B 1-2 2-3 | | 5 | 2 | 3 | 2 | 0 | 2 | | |
| Mike Cabbage, L (1, 3) OBP: 0.296, SLG: 0.359 | | | | 1B 1B 2-H | | 1B 1B 2-H | | 1B 1B E 1B 1-2 2-3 | | 3 | 1 | 1 | 0 | 0 | 0 | | |
| Ron Jackson, R (6, PH) OBP: 0.302, SLG: 0.380 | | | | 1B 1B 1-3 | | 4-3 | | E3 2B 1-1 2-H 3-H | | 1 | 0 | 1 | 3 | 0 | 0 | | |
| Danny Goodwin, L (7, 3) OBP: 0.305, SLG: 0.274 | | | | 1B 1B 1-3 | | 5-3 | | K | | 1 | 0 | 0 | 0 | 1 | 0 | | |
| Inning Stats | R: 1 E: 0 K: 0 S: 5 | H: 2 LOB: 1 BB: 0 P: 5 | R: 1 E: 0 K: 0 S: 6 | H: 3 LOB: 2 BB: 0 P: 6 | R: 0 E: 0 K: 0 S: 3 | H: 1 LOB: 0 BB: 0 P: 3 | R: 6 E: 0 K: 0 S: 11 | H: 8 LOB: 2 BB: 0 P: 11 | R: 0 E: 0 K: 1 S: 11 | H: 6 LOB: 1 BB: 1 P: 15 | R: 1 E: 0 K: 1 S: 7 | H: 2 LOB: 2 BB: 1 P: 11 | R: 0 E: 0 K: 2 S: 7 | H: 0 LOB: 0 BB: 0 P: 7 | 1B: 19 2B: 3 3B: 0 HR: 0 | SF: 1 SAC: 1 DP: 0 HBP: 0 | WP: 1 PA: 47 CS: 0 |
| PITCHER Lary Sorensen, R (1, 1) ERA: 4.08 | IP: 3.1 WLS: L BF: 18 H: 9 R: 5 ER: 5 SO: 0 BB: 0 IBB: 0 HBP: 0 BLK: 0 WP: 0 HR: 0 S: 18 P: 18 ERA: 13.50 WHIP: 2.700 | | | | | | | | | | | PITCHER | IP: 3.1 WLS: L BF: 18 H: 9 R: 5 ER: 5 SO: 0 BB: 0 IBB: 0 HBP: 0 BLK: 0 WP: 0 HR: 0 S: 18 P: 18 ERA: 13.50 WHIP: 2.700 | | | | |
| Jerry Augustine, L (4, 1) ERA: 4.59 | 0.1 | 5 | 4 | 2 | 2 | 0 | 0 | 0 | 0 | 0 | 0 | 5 | 5 | 54.00 | 12.000 | | |
| Reggie Cleveland, R (4, 1) ERA: 3.98 | 1.2 | 11 | 5 | 6 | 6 | 0 | 1 | 0 | 0 | 0 | 0 | 10 | 14 | 32.40 | 3.600 | | |
| Bill Travers, L (6, 1) ERA: 3.79 | 1.2 | 10 | 4 | 2 | 2 | 2 | 1 | 0 | 0 | 0 | 1 | 0 | 10 | 10.80 | 3.000 | | |
| John Flynn, R (8, 1) ERA: 4.59 | 1.0 | 3 | 0 | 0 | 0 | 2 | 0 | 0 | 0 | 0 | 0 | 7 | 7 | 0.00 | 0.000 | | |

| | |
|-----|----|
| AB | 32 |
| R | 2 |
| H | 6 |
| RBI | 2 |
| BB | 2 |
| SO | 1 |
| LOB | 14 |



| Batter | 1 | 2 | 3 | 4 | 5 | 6 | 7 | 8 | 9 | AB | R | H | RBI | BB | SO | LOB | TOP | | | |
|---|------------------------------|---------------------------------|-------------------------------------|----------------------------------|------------------------------|---------------------------------|------------------------------|---------------------------------|------------------------------|---------------------------------|------------------------------|---------------------------------|------------------------------|---------------------------------|------------------------------|---------------------------------|--|-------------------------------------|----------------------------------|--------------------------|
| Paul Moltis, R OBP: 0.364, SLG: 0.413 (1, 6) | 5-3 | | WP SF7 1B | | F4 | | | 6-3 | | 4 | 1 | 1 | 0 | 0 | 0 | 0 | Milwaukee Brewers @ Minnesota Twins Metropolitan Stadium, Bloomington, MI Wed Sep 10 1980, 8:05 PM EDT Att: 6,722 - Unknown - 70 F | | | |
| Don Money, R OBP: 0.344, SLG: 0.500 (1, 5) | K | | F4 | | F9 | | | F3 | | 4 | 0 | 0 | 0 | 0 | 1 | 1 | | | | |
| Cecil Cooper, L OBP: 0.399, SLG: 0.547 (1, 3) | HR | | WP 1-2 1B | | | | | G3 | | 4 | 1 | 3 | 0 | 0 | 0 | 0 | | | | |
| Ben Oglivie, L OBP: 0.359, SLG: 0.544 (1, 10) | 2B HR | | SF7 | | L1-3 | | | 6-3 | | 3 | 1 | 1 | 3 | 0 | 0 | 1 | | | | |
| Gorman Thomas, R OBP: 0.312, SLG: 0.485 (1, 8) | F3 | | 5-3 | | K | | | K | | 4 | 0 | 0 | 0 | 0 | 2 | 1 | | | | |
| John Poff, L OBP: 0.286, SLG: 0.381 (1, 9) | | | | | 6-3 | | | F8 | | 4 | 0 | 1 | 0 | 0 | 0 | 0 | | | | |
| Dick Davis, R OBP: 0.304, SLG: 0.395 (1, 7) | | | | | L7 | | | F9 | | 3 | 0 | 0 | 0 | 0 | 1 | 1 | | | | |
| Vic Harris, S OBP: 0.235, SLG: 0.244 (8, 7) | K | | | | L7 | | | | | 0 | 0 | 0 | 0 | 0 | 0 | 0 | | | | |
| Jim Gantner, L OBP: 0.316, SLG: 0.363 (1, 4) | | | | | L7 | | | | | 3 | 0 | 1 | 0 | 0 | 0 | 1 | | | | |
| Ned Yost, R OBP: 0.167, SLG: 0.167 (1, 2) | | | | | 5-3 | | | K | | 3 | 0 | 0 | 0 | 0 | 1 | 2 | | | | |
| Inning Stats | R: 2 E: 0 K: 1 S: 7 | H: 2 LOB: 0 BB: 0 P: 7 | R: 0 E: 0 K: 1 S: 6 | H: 1 LOB: 1 BB: 0 P: 6 | R: 1 E: 0 K: 0 S: 5 | H: 2 LOB: 1 BB: 0 P: 5 | R: 0 E: 0 K: 0 S: 3 | H: 0 LOB: 0 BB: 0 P: 3 | R: 0 E: 0 K: 1 S: 5 | H: 1 LOB: 1 BB: 0 P: 5 | R: 0 E: 0 K: 1 S: 6 | H: 1 LOB: 1 BB: 0 P: 6 | R: 0 E: 0 K: 0 S: 3 | H: 0 LOB: 0 BB: 0 P: 5 | R: 0 E: 0 K: 1 S: 5 | H: 0 LOB: 0 BB: 0 P: 5 | 1B: 4 2B: 2 3B: 1 HR: 1 | SF: 1 SAC: 0 DP: 1 HBP: 0 | WP: 1 PB: 0 SB: 0 CS: 0 | PA: 33 |
| PITCHER Roger Erickson, R ERA: 3.05 (1, 1) | IP: 9.0 WLS: L BF: 33 | H: 7 R: 3 ER: 3 SO: 5 | BB: 0 IBB: 0 HBP: 0 BLK: 0 | WP: 1 HR: 1 S: 43 P: 43 | ERA: 3.00 WHIP: 0.778 | PITCHER | | | | | | | | | | IP: 9.0 WLS: L BF: 33 | H: 7 R: 3 ER: 3 SO: 5 | BB: 0 IBB: 0 HBP: 0 BLK: 0 | WP: 1 HR: 1 S: 43 P: 43 | ERA: 3.00 WHIP: 0.778 |

| Batter | 1 | 2 | 3 | 4 | 5 | 6 | 7 | 8 | 9 | AB | R | H | RBI | BB | SO | LOB | BOTTOM | | | | | |
|---|------------------------------|---------------------------------|-------------------------------------|----------------------------------|------------------------------|---------------------------------|------------------------------|---------------------------------|------------------------------|---------------------------------|------------------------------|---------------------------------|------------------------------|---------------------------------|------------------------------|---------------------------------|--|-------------------------------------|----------------------------------|------------------------------------|----------------------------------|--------|
| Hosken Powell, L OBP: 0.309, SLG: 0.353 (1, 9) | L8 | | L4 | | | G4-6-3 1B | | 4-3 2B | | 4 | 0 | 2 | 0 | 0 | 0 | 0 | Milwaukee Brewers @ Minnesota Twins Metropolitan Stadium, Bloomington, MI Wed Sep 10 1980, 8:05 PM EDT Att: 6,722 - Unknown - 70 F | | | | | |
| Rob Wilfong, L OBP: 0.307, SLG: 0.348 (1, 4) | F7 | | | | B4-3 | G4-6-3 1B | | 4-3 2B | | 3 | 0 | 0 | 0 | 0 | 1 | 1 | | | | | | |
| Pete Mackanin, R OBP: 0.305, SLG: 0.359 (8, PH) (9, 4) | | | | | | 1-2 | | 4-3 2B | | 1 | 0 | 0 | 0 | 0 | 1 | 1 | | | | | | |
| Ken Landreaux, L OBP: 0.329, SLG: 0.410 (1, 8) | | | | | F8 | | | 4-3 | | 4 | 1 | 2 | 0 | 0 | 0 | 1 | | | | | | |
| Roy Smalley, S OBP: 0.353, SLG: 0.410 (1, 6) | F8 | | | | | 1B 3B | | | | 4 | 0 | 2 | 1 | 0 | 0 | 1 | | | | | | |
| Glenn Adams, L OBP: 0.316, SLG: 0.382 (1, 10) | | | | | F7 | | | | | 3 | 0 | 0 | 0 | 0 | 2 | 2 | | | | | | |
| Jose Morales, R OBP: 0.386, SLG: 0.515 (9, PH) | | | | | F7 | | | | | 1 | 0 | 0 | 0 | 0 | 0 | 0 | | | | | | |
| Butch Wynegar, S OBP: 0.334, SLG: 0.326 (1, 2) | | | | | 4-3 | | | | | 2 | 0 | 0 | 0 | 2 | 0 | 0 | | | | | | |
| John Castino, R OBP: 0.335, SLG: 0.426 (1, 5) | | | | | 1-3 | | | | | 4 | 0 | 0 | 0 | 0 | 2 | 2 | | | | | | |
| Rick Sofield, L OBP: 0.294, SLG: 0.391 (1, 7) | | | | | | G3 | | | | 2 | 0 | 0 | 0 | 0 | 1 | 1 | | | | | | |
| Bombo Rivera, R OBP: 0.256, SLG: 0.408 (7, PH) (8, 7) | | | | | | | | | | 1 | 0 | 0 | 0 | 0 | 0 | 0 | | | | | | |
| Mike Cabbage, L OBP: 0.294, SLG: 0.356 (1, 3) | | | | | | | | | | 2 | 0 | 0 | 0 | 0 | 1 | 1 | | | | | | |
| Ron Jackson, R OBP: 0.301, SLG: 0.379 (8, PH) (9, 3) | | | | | F7 | | | | | 1 | 0 | 0 | 0 | 0 | 0 | 0 | | | | | | |
| Inning Stats | R: 0 E: 0 K: 0 S: 4 | H: 1 LOB: 0 BB: 0 P: 4 | R: 0 E: 0 K: 0 S: 3 | H: 0 LOB: 0 BB: 0 P: 3 | R: 0 E: 0 K: 0 S: 3 | H: 0 LOB: 0 BB: 0 P: 3 | R: 0 E: 0 K: 0 S: 4 | H: 1 LOB: 1 BB: 0 P: 4 | R: 0 E: 1 K: 0 S: 4 | H: 0 LOB: 1 BB: 0 P: 4 | R: 1 E: 0 K: 0 S: 5 | H: 3 LOB: 1 BB: 0 P: 5 | R: 0 E: 0 K: 0 S: 2 | H: 0 LOB: 0 BB: 1 P: 6 | R: 0 E: 0 K: 0 S: 4 | H: 1 LOB: 1 BB: 0 P: 4 | R: 0 E: 0 K: 0 S: 3 | H: 0 LOB: 1 BB: 1 P: 7 | 1B: 4 2B: 1 3B: 1 HR: 0 | SF: 0 SAC: 0 DP: 2 HBP: 0 | WP: 0 PB: 0 SB: 0 CS: 0 | PA: 34 |
| PITCHER Paul Mitchell, R ERA: 2.96 (1, 1) | IP: 6.0 WLS: W BF: 23 | H: 5 R: 1 ER: 1 SO: 1 | BB: 0 IBB: 0 HBP: 0 BLK: 0 | WP: 0 HR: 0 S: 23 P: 23 | ERA: 1.50 WHIP: 0.833 | PITCHER | | | | | | | | | | IP: 3.0 WLS: S BF: 11 | H: 1 R: 0 ER: 0 SO: 0 | BB: 2 IBB: 0 HBP: 0 BLK: 0 | WP: 0 HR: 0 S: 9 P: 17 | ERA: 0.00 WHIP: 1.000 | | |

| Batter | 1 | 2 | 3 | 4 | 5 | 6 | 7 | 8 | 9 | AB | R | H | RBI | BB | SO | LOB | TOP | | | |
|---|---|---------------------------------|------------------------------|---------------------------------|------------------------------|---------------------------------|------------------------------|---------------------------------|------------------------------|---------------------------------|------------------------------|---------------------------------|------------------------------|---------------------------------|------------------------------|----------------------------------|---|----------------------------------|------------------------------------|----------------------------------|
| Paul Moltis, R OBP: 0.365, SLG: 0.420 (1, 4) | | | | | | | | | | 5 | 2 | 2 | 2 | 0 | 1 | 1 | Milwaukee Brewers @ Seattle Mariners The Kingdome, Seattle, WA Fri Sep 12 1980, 10:05 PM EDT Att: 8,622 - Unknown | | | |
| Robin Yount, R OBP: 0.326, SLG: 0.542 (1, 6) | | | | | | | | | | 5 | 2 | 3 | 2 | 0 | 0 | 1 | | | | |
| Cecil Cooper, L OBP: 0.397, SLG: 0.543 (1, 3) | | | | | | | | | | 5 | 0 | 1 | 0 | 0 | 0 | 3 | | | | |
| Gorman Thomas, R OBP: 0.313, SLG: 0.489 (1, 8) | | | | | | | | | | 4 | 1 | 1 | 1 | 1 | 2 | 3 | | | | |
| Ben Oglivie, L OBP: 0.358, SLG: 0.541 (1, 7) | | | | | | | | | | 4 | 0 | 1 | 1 | 0 | 0 | 1 | | | | |
| Don Money, R OBP: 0.346, SLG: 0.498 Jim Gantner, L OBP: 0.316, SLG: 0.363 (9, PR) (9, 5) | | | | | | | | | | 3 | 0 | 1 | 0 | 1 | 0 | 1 | | | | |
| Dick Davis, R OBP: 0.304, SLG: 0.393 (1, 10) | | | | | | | | | | 4 | 0 | 1 | 0 | 0 | 0 | 1 | | | | |
| Vic Harris, S OBP: 0.236, SLG: 0.229 (1, 9) | | | | | | | | | | 3 | 1 | 0 | 0 | 1 | 1 | 2 | | | | |
| Buck Martinez, R OBP: 0.273, SLG: 0.320 (1, 2) | | | | | | | | | | 4 | 0 | 1 | 1 | 0 | 1 | 2 | | | | |
| Inning Stats | R: 0 E: 0 K: 2 S: 8 | H: 1 LOB: 1 BB: 0 P: 8 | R: 0 E: 0 K: 0 S: 3 | H: 0 LOB: 0 BB: 0 P: 3 | R: 0 E: 0 K: 1 S: 5 | H: 0 LOB: 0 BB: 0 P: 5 | R: 1 E: 0 K: 1 S: 7 | H: 2 LOB: 1 BB: 0 P: 7 | R: 0 E: 0 K: 0 S: 5 | H: 1 LOB: 0 BB: 0 P: 3 | R: 1 E: 0 K: 0 S: 5 | H: 2 LOB: 2 BB: 1 P: 9 | R: 1 E: 0 K: 0 S: 4 | H: 1 LOB: 1 BB: 1 P: 8 | R: 4 E: 0 K: 0 S: 7 | H: 4 LOB: 1 BB: 1 P: 11 | | 1B: 7 2B: 1 3B: 0 HR: 3 | SF: 0 SAC: 0 DP: 1 HBP: 0 | WP: 0 PB: 0 SB: 1 CS: 0 |
| PITCHER | IP WLS BF H R ER SO BB IBB HBP BLK WP HR S P ERA WHIP | | | | | | | | | | | | | | | | | | | |
| Floyd Bannister, L ERA: 3.38 (1, 1) | 8.0 L 32 7 3 3 5 2 0 0 0 0 0 2 40 48 3.38 1.125 | | | | | | | | | | | | | | | | | | | |
| Dave Heaverlo, R ERA: 3.91 (9, 1) | 0.1 4 2 3 3 0 1 0 0 0 0 0 0 3 7 81.00 9.000 | | | | | | | | | | | | | | | | | | | |
| Byron McLaughlin, R ERA: 6.62 (9, 1) | 0.2 4 2 1 1 0 0 0 0 0 0 0 1 4 4 13.50 3.000 | | | | | | | | | | | | | | | | | | | |

| Batter | 1 | 2 | 3 | 4 | 5 | 6 | 7 | 8 | 9 | AB | R | H | RBI | BB | SO | LOB | BOTTOM | | | |
|--|---|---------------------------------|------------------------------|---------------------------------|------------------------------|---------------------------------|------------------------------|---------------------------------|------------------------------|---------------------------------|------------------------------|---------------------------------|------------------------------|---------------------------------|------------------------------|---------------------------------|---|----------------------------------|------------------------------------|----------------------------------|
| Julio Cruz, S OBP: 0.312, SLG: 0.265 (1, 4) | | | | | | | | | | 4 | 0 | 0 | 0 | 0 | 1 | 0 | Milwaukee Brewers @ Seattle Mariners The Kingdome, Seattle, WA Fri Sep 12 1980, 10:05 PM EDT Att: 8,622 - Unknown | | | |
| Rod Craig, S OBP: 0.310, SLG: 0.375 (1, 8) | | | | | | | | | | 4 | 0 | 0 | 0 | 0 | 0 | 0 | | | | |
| Dan Meyer, L OBP: 0.316, SLG: 0.411 (1, 7) | | | | | | | | | | 3 | 0 | 0 | 0 | 0 | 0 | 0 | | | | |
| Bruce Bochte, L OBP: 0.380, SLG: 0.457 (1, 3) | | | | | | | | | | 3 | 1 | 1 | 1 | 0 | 1 | 0 | | | | |
| Joe Simpson, L OBP: 0.304, SLG: 0.337 (1, 9) | | | | | | | | | | 3 | 0 | 0 | 0 | 0 | 0 | 0 | | | | |
| Larry Milbourne, S OBP: 0.316, SLG: 0.353 (1, 10) | | | | | | | | | | 2 | 0 | 1 | 0 | 1 | 0 | 0 | | | | |
| Jerry Narron, L OBP: 0.205, SLG: 0.229 (1, 2) | | | | | | | | | | 3 | 0 | 0 | 0 | 0 | 0 | 2 | | | | |
| Mario Mendoza, R OBP: 0.287, SLG: 0.305 Reggie Walton, R OBP: 0.276, SLG: 0.385 Jim Anderson, R OBP: 0.287, SLG: 0.316 (1, 6) (8, PH) (9, 6) | | | | | | | | | | 2 | 0 | 0 | 0 | 0 | 1 | 0 | | | | |
| Dave Edler, R OBP: 0.111, SLG: 0.040 (1, 5) | | | | | | | | | | 3 | 0 | 0 | 0 | 0 | 0 | 0 | | | | |
| Inning Stats | R: 0 E: 0 K: 1 S: 5 | H: 0 LOB: 0 BB: 0 P: 5 | R: 0 E: 0 K: 0 S: 3 | H: 0 LOB: 0 BB: 0 P: 3 | R: 0 E: 0 K: 1 S: 5 | H: 0 LOB: 0 BB: 0 P: 5 | R: 0 E: 0 K: 0 S: 3 | H: 0 LOB: 0 BB: 0 P: 3 | R: 1 E: 0 K: 0 S: 4 | H: 2 LOB: 0 BB: 0 P: 4 | R: 0 E: 0 K: 0 S: 3 | H: 0 LOB: 0 BB: 0 P: 3 | R: 0 E: 0 K: 1 S: 5 | H: 0 LOB: 1 BB: 1 P: 9 | R: 0 E: 0 K: 0 S: 3 | H: 0 LOB: 0 BB: 0 P: 3 | | 1B: 1 2B: 0 3B: 0 HR: 1 | SF: 0 SAC: 0 DP: 1 HBP: 0 | WP: 0 PB: 0 SB: 0 CS: 0 |
| PITCHER | IP WLS BF H R ER SO BB IBB HBP BLK WP HR S P ERA WHIP | | | | | | | | | | | | | | | | | | | |
| Moose Haas, R ERA: 2.97 (1, 1) | 9.0 W 29 2 1 1 4 1 0 0 0 0 0 1 36 40 1.00 0.333 | | | | | | | | | | | | | | | | | | | |

| Batter | 1 | 2 | 3 | 4 | 5 | 6 | 7 | 8 | 9 | AB | R | H | RBI | BB | SO | LOB | TOP | | | | | | | | |
|---|---|---|---|---|---|---|---|---|---|---|---|---|---|---|---|---|--|---|---|---|---|---|---|---|---|
| Paul Moltzer, R OBP: 0.368, SLG: 0.420 (1, 4) | | | | | | | | | | 4 | 2 | 3 | 0 | 1 | 0 | 0 | Milwaukee Brewers @ Seattle Mariners The Kingdome, Seattle, WA Sun Sep 14 1980, 6:33 AM EDT Att: 7,387 - Unknown | | | | | | | | |
| Robin Yount, R OBP: 0.325, SLG: 0.537 (1, 6) | | | | | | | | | | 4 | 0 | 1 | 0 | 0 | 1 | 4 | | | | | | | | | |
| Cecil Cooper, L OBP: 0.394, SLG: 0.539 (1, 3) | | | | | | | | | | 4 | 0 | 1 | 2 | 0 | 2 | 3 | | | | | | | | | |
| Gorman Thomas, R OBP: 0.310, SLG: 0.483 (1, 8) | | | | | | | | | | 4 | 0 | 0 | 0 | 0 | 1 | 5 | | | | | | | | | |
| Ben Oglivie, L OBP: 0.363, SLG: 0.551 (1, 7) | | | | | | | | | | 4 | 0 | 3 | 1 | 0 | 0 | 0 | | | | | | | | | |
| Don Money, R OBP: 0.346, SLG: 0.498 Jim Gantner, L OBP: 0.316, SLG: 0.371 (1, 5) (4, PR) (4, 5) | | | | | | | | | | 2 | 0 | 1 | 0 | 0 | 0 | 2 | | | | | | | | | |
| Dick Davis, R OBP: 0.300, SLG: 0.389 Vic Harris, S OBP: 0.236, SLG: 0.229 (1, 9) (8, 9) | | | | | | | | | | 4 | 0 | 0 | 0 | 0 | 0 | 3 | | | | | | | | | |
| Sal Bando, R OBP: 0.272, SLG: 0.322 (1, 10) | | | | | | | | | | 3 | 0 | 0 | 0 | 1 | 0 | 3 | | | | | | | | | |
| Buck Martinez, R OBP: 0.269, SLG: 0.316 Charlie Moore, R OBP: 0.340, SLG: 0.344 (1, 2) (7, PR) (7, 2) | | | | | | | | | | 3 | 0 | 0 | 0 | 0 | 0 | 3 | | | | | | | | | |
| Inning Stats | R: 1 E: 0 K: 1 S: 8 | H: 3 LOB: 2 BB: 0 P: 8 | R: 0 E: 0 K: 0 S: 3 | H: 0 LOB: 0 BB: 0 P: 3 | R: 0 E: 0 K: 1 S: 6 | H: 1 LOB: 1 BB: 0 P: 6 | R: 0 E: 0 K: 0 S: 5 | H: 2 LOB: 2 BB: 0 P: 5 | R: 0 E: 0 K: 0 S: 3 | H: 1 LOB: 0 BB: 0 P: 3 | R: 0 E: 1 K: 0 S: 4 | H: 0 LOB: 1 BB: 0 P: 4 | R: 2 E: 0 K: 2 S: 8 | H: 1 LOB: 2 BB: 2 P: 16 | R: 0 E: 0 K: 0 S: 3 | H: 1 LOB: 0 BB: 0 P: 3 | | R: 0 E: 0 K: 0 S: 3 | H: 0 LOB: 0 BB: 0 P: 3 | 1B: 8 2B: 2 3B: 0 HR: 0 | SF: 0 SAC: 0 DP: 1 HBP: 0 | WP: 0 PB: 0 SB: 1 CS: 0 | PA: 37 | | |
| PITCHER | IP WLS BF H R ER SO BB IBB HBP BLK WP HR S P ERA WHIP | IP WLS BF H R ER SO BB IBB HBP BLK WP HR S P ERA WHIP | IP WLS BF H R ER SO BB IBB HBP BLK WP HR S P ERA WHIP | IP WLS BF H R ER SO BB IBB HBP BLK WP HR S P ERA WHIP | IP WLS BF H R ER SO BB IBB HBP BLK WP HR S P ERA WHIP | IP WLS BF H R ER SO BB IBB HBP BLK WP HR S P ERA WHIP | IP WLS BF H R ER SO BB IBB HBP BLK WP HR S P ERA WHIP | IP WLS BF H R ER SO BB IBB HBP BLK WP HR S P ERA WHIP | IP WLS BF H R ER SO BB IBB HBP BLK WP HR S P ERA WHIP | IP WLS BF H R ER SO BB IBB HBP BLK WP HR S P ERA WHIP | IP WLS BF H R ER SO BB IBB HBP BLK WP HR S P ERA WHIP | IP WLS BF H R ER SO BB IBB HBP BLK WP HR S P ERA WHIP | IP WLS BF H R ER SO BB IBB HBP BLK WP HR S P ERA WHIP | IP WLS BF H R ER SO BB IBB HBP BLK WP HR S P ERA WHIP | IP WLS BF H R ER SO BB IBB HBP BLK WP HR S P ERA WHIP | IP WLS BF H R ER SO BB IBB HBP BLK WP HR S P ERA WHIP | IP WLS BF H R ER SO BB IBB HBP BLK WP HR S P ERA WHIP | IP WLS BF H R ER SO BB IBB HBP BLK WP HR S P ERA WHIP | IP WLS BF H R ER SO BB IBB HBP BLK WP HR S P ERA WHIP | IP WLS BF H R ER SO BB IBB HBP BLK WP HR S P ERA WHIP | IP WLS BF H R ER SO BB IBB HBP BLK WP HR S P ERA WHIP | IP WLS BF H R ER SO BB IBB HBP BLK WP HR S P ERA WHIP | IP WLS BF H R ER SO BB IBB HBP BLK WP HR S P ERA WHIP | IP WLS BF H R ER SO BB IBB HBP BLK WP HR S P ERA WHIP | IP WLS BF H R ER SO BB IBB HBP BLK WP HR S P ERA WHIP |

| | |
|-----|----|
| AB | 35 |
| R | 3 |
| H | 9 |
| RBI | 3 |
| BB | 2 |
| SO | 4 |
| LOB | 24 |



| Batter | 1 | 2 | 3 | 4 | 5 | 6 | 7 | 8 | 9 | AB | R | H | RBI | BB | SO | LOB | BOTTOM | | | | | | | | |
|---|---|---|---|---|---|---|---|---|---|---|---|---|---|---|---|---|--|---|---|---|---|---|---|---|---|
| Kim Allen, R OBP: 0.397, SLG: 0.462 Julio Cruz, S OBP: 0.313, SLG: 0.266 (1, 4) (7, 4) | | | | | | | | | | 3 | 0 | 2 | 0 | 0 | 0 | 0 | Milwaukee Brewers @ Seattle Mariners The Kingdome, Seattle, WA Sun Sep 14 1980, 6:33 AM EDT Att: 7,387 - Unknown | | | | | | | | |
| Rod Craig, S OBP: 0.306, SLG: 0.369 (1, 8) | | | | | | | | | | 4 | 0 | 1 | 0 | 1 | 1 | 4 | | | | | | | | | |
| Reggie Walton, R OBP: 0.287, SLG: 0.351 Bruce Bochte, L OBP: 0.376, SLG: 0.452 (1, 9) (7, PH) (8, 3) | | | | | | | | | | 2 | 0 | 0 | 0 | 1 | 0 | 2 | | | | | | | | | |
| Tom Paciorek, R OBP: 0.305, SLG: 0.443 (1, 3) (8, 9) | | | | | | | | | | 4 | 0 | 0 | 0 | 0 | 1 | 4 | | | | | | | | | |
| Leon Roberts, R OBP: 0.328, SLG: 0.419 (1, 7) | | | | | | | | | | 4 | 1 | 2 | 0 | 0 | 0 | 0 | | | | | | | | | |
| Jim Anderson, R OBP: 0.287, SLG: 0.314 (1, 10) | | | | | | | | | | 2 | 0 | 0 | 0 | 1 | 0 | 1 | | | | | | | | | |
| Marc Hill, R OBP: 0.214, SLG: 0.273 Dan Meyer, L OBP: 0.316, SLG: 0.411 (1, 2) (9, PH) | | | | | | | | | | 3 | 0 | 0 | 0 | 0 | 1 | 3 | | | | | | | | | |
| Dave Edler, R OBP: 0.121, SLG: 0.161 Jerry Naron, L OBP: 0.203, SLG: 0.225 (1, 5) (9, PH) | | | | | | | | | | 3 | 1 | 1 | 2 | 0 | 0 | 2 | | | | | | | | | |
| Mario Mendoza, R OBP: 0.289, SLG: 0.304 Joe Simpson, L OBP: 0.306, SLG: 0.337 Larry Milbourne, S OBP: 0.319, SLG: 0.356 (1, 6) (7, PH) (8, 6) | | | | | | | | | | 2 | 0 | 0 | 0 | 0 | 1 | 0 | | | | | | | | | |
| Inning Stats | R: 0 E: 0 K: 0 S: 4 | H: 1 LOB: 1 BB: 0 P: 4 | R: 2 E: 0 K: 1 S: 7 | H: 2 LOB: 0 BB: 0 P: 7 | R: 0 E: 0 K: 1 S: 5 | H: 1 LOB: 1 BB: 1 P: 9 | R: 0 E: 0 K: 0 S: 3 | H: 0 LOB: 1 BB: 1 P: 7 | R: 0 E: 0 K: 0 S: 3 | H: 0 LOB: 2 BB: 1 P: 8 | R: 0 E: 0 K: 1 S: 6 | H: 1 LOB: 1 BB: 0 P: 6 | R: 0 E: 0 K: 1 S: 5 | H: 0 LOB: 1 BB: 1 P: 9 | R: 0 E: 0 K: 0 S: 3 | H: 0 LOB: 0 BB: 0 P: 3 | | R: 0 E: 0 K: 0 S: 5 | H: 2 LOB: 2 BB: 0 P: 5 | 1B: 5 2B: 2 3B: 0 HR: 1 | SF: 0 SAC: 1 DP: 0 HBP: 0 | WP: 0 PB: 0 SB: 1 CS: 1 | PA: 38 | | |
| PITCHER | IP WLS BF H R ER SO BB IBB HBP BLK WP HR S P ERA WHIP | IP WLS BF H R ER SO BB IBB HBP BLK WP HR S P ERA WHIP | IP WLS BF H R ER SO BB IBB HBP BLK WP HR S P ERA WHIP | IP WLS BF H R ER SO BB IBB HBP BLK WP HR S P ERA WHIP | IP WLS BF H R ER SO BB IBB HBP BLK WP HR S P ERA WHIP | IP WLS BF H R ER SO BB IBB HBP BLK WP HR S P ERA WHIP | IP WLS BF H R ER SO BB IBB HBP BLK WP HR S P ERA WHIP | IP WLS BF H R ER SO BB IBB HBP BLK WP HR S P ERA WHIP | IP WLS BF H R ER SO BB IBB HBP BLK WP HR S P ERA WHIP | IP WLS BF H R ER SO BB IBB HBP BLK WP HR S P ERA WHIP | IP WLS BF H R ER SO BB IBB HBP BLK WP HR S P ERA WHIP | IP WLS BF H R ER SO BB IBB HBP BLK WP HR S P ERA WHIP | IP WLS BF H R ER SO BB IBB HBP BLK WP HR S P ERA WHIP | IP WLS BF H R ER SO BB IBB HBP BLK WP HR S P ERA WHIP | IP WLS BF H R ER SO BB IBB HBP BLK WP HR S P ERA WHIP | IP WLS BF H R ER SO BB IBB HBP BLK WP HR S P ERA WHIP | IP WLS BF H R ER SO BB IBB HBP BLK WP HR S P ERA WHIP | IP WLS BF H R ER SO BB IBB HBP BLK WP HR S P ERA WHIP | IP WLS BF H R ER SO BB IBB HBP BLK WP HR S P ERA WHIP | IP WLS BF H R ER SO BB IBB HBP BLK WP HR S P ERA WHIP | IP WLS BF H R ER SO BB IBB HBP BLK WP HR S P ERA WHIP | IP WLS BF H R ER SO BB IBB HBP BLK WP HR S P ERA WHIP | IP WLS BF H R ER SO BB IBB HBP BLK WP HR S P ERA WHIP | IP WLS BF H R ER SO BB IBB HBP BLK WP HR S P ERA WHIP | IP WLS BF H R ER SO BB IBB HBP BLK WP HR S P ERA WHIP |



| Batter | 1 | 2 | 3 | 4 | 5 | 6 | 7 | 8 | 9 | AB | R | H | RBI | BB | SO | LOB | TOP | | | | | |
|--|--|---------------------------------|------------------------------|----------------------------------|------------------------------|---------------------------------|------------------------------|---------------------------------|------------------------------|---------------------------------|------------------------------|---------------------------------|------------------------------|---------------------------------|------------------------------|---------------------------------|---|---------------------------------|----------------------------------|------------------------------------|----------------------------------|--------|
| Hosken Powell, L OBP: 0.309, SLG: 0.353 (1, 9) | F7 | | F9 | | | | F8 | | | 4 | 1 | 1 | 1 | 0 | 0 | 0 | Minnesota Twins @ Milwaukee Brewers Milwaukee County Stadium, Milwaukee, WI Wed Sep 17 1980, 8:05 PM EDT Unknown - 55 F | | | | | |
| Rob Wilfong, L OBP: 0.307, SLG: 0.352 (1, 4) | F9 | | 4-3 | | | | L1 | | | 4 | 1 | 1 | 1 | 0 | 0 | | | | | | | |
| Roy Smalley, S OBP: 0.353, SLG: 0.407 (1, 6) | F7 | | | K | SF7 | | F7 | | | 3 | 0 | 0 | 1 | 0 | 1 | 0 | | | | | | |
| Glenn Adams, L OBP: 0.312, SLG: 0.376 (1, 10) | | G4-6-3 BB 1B | | F7 | F7 | | F8 | | | 4 | 0 | 1 | 0 | 0 | 0 | 0 | | | | | | |
| Butch Wynegar, S OBP: 0.338, SLG: 0.329 (1, 2) | | G4-6-3 BB 1-2 | | 1B | 1B | | 1-3 | | FC1-6 1B | 3 | 0 | 2 | 0 | 1 | 0 | 0 | | | | | | |
| Rick Softfield, L OBP: 0.293, SLG: 0.389 (1, 7) | | G4-6-3 1-2 2-3 | | 1B | 1B | | K | | FC1-6 L9-3 | 4 | 0 | 1 | 0 | 0 | 1 | 3 | | | | | | |
| Mike Cabbage, L OBP: 0.299, SLG: 0.354 (1, 3) | | BB | | L4 | | | F8 | | L9-3 | 3 | 0 | 0 | 0 | 1 | 0 | 3 | | | | | | |
| John Castino, R OBP: 0.334, SLG: 0.428 (1, 5) | | 4-3 | | | F9 | | K | | | 3 | 0 | 0 | 0 | 0 | 1 | 2 | | | | | | |
| Greg Johnston, L OBP: 0.333, SLG: 0.667 (1, 8) | | | F8 | | | | F7 | | | 3 | 1 | 1 | 0 | 0 | 0 | 0 | | | | | | |
| Inning Stats | R: 0 E: 0 K: 0 S: 3 | H: 0 LOB: 0 BB: 0 P: 3 | R: 0 E: 0 K: 0 S: 3 | H: 1 LOB: 2 BB: 2 P: 11 | R: 0 E: 0 K: 1 S: 3 | H: 0 LOB: 0 BB: 0 P: 3 | R: 0 E: 0 K: 1 S: 7 | H: 2 LOB: 2 BB: 0 P: 7 | R: 3 E: 0 K: 0 S: 6 | H: 3 LOB: 0 BB: 0 P: 6 | R: 0 E: 0 K: 1 S: 5 | H: 0 LOB: 0 BB: 0 P: 5 | R: 0 E: 0 K: 1 S: 5 | H: 0 LOB: 0 BB: 0 P: 5 | R: 0 E: 0 K: 0 S: 3 | H: 0 LOB: 0 BB: 0 P: 3 | R: 0 E: 0 K: 0 S: 3 | H: 1 LOB: 0 BB: 0 P: 3 | 1B: 5 2B: 2 3B: 1 HR: 0 | SF: 1 SAC: 0 DP: 2 HBP: 0 | WP: 0 PB: 0 SB: 1 CS: 0 | PA: 34 |
| PITCHER Moose Haas, R ERA: 2.97 (1, 1) | IP: 9.0 WLS: L BF: 34 H: 7 R: 3 ER: 3 SO: 3 BB: 2 IBB: 0 HBP: 0 BLK: 0 WP: 0 HR: 0 S: 38 P: 46 ERA: 3.00 WHIP: 1.000 | | | | | | | | | | | | | | | PITCHER | | | | | | |

| Batter | 1 | 2 | 3 | 4 | 5 | 6 | 7 | 8 | 9 | AB | R | H | RBI | BB | SO | LOB | BOTTOM | | | |
|--|--|----------------------------------|------------------------------|---------------------------------|------------------------------|---------------------------------|------------------------------|---------------------------------|------------------------------|---------------------------------|------------------------------|---------------------------------|------------------------------|---------------------------------|------------------------------|---------------------------------|---|------------------------------------|----------------------------------|--------|
| Paul Moltor, R OBP: 0.369, SLG: 0.419 (1, 4) | F8 | | 1B SF7 1B | | | | 6-3 | | | 3 | 1 | 1 | 0 | 1 | 0 | 0 | Minnesota Twins @ Milwaukee Brewers Milwaukee County Stadium, Milwaukee, WI Wed Sep 17 1980, 8:05 PM EDT Unknown - 55 F | | | |
| Robin Yount, R OBP: 0.324, SLG: 0.535 (1, 6) | F3 | | SF7 1-3 1B | | | | F9 | | K | 4 | 0 | 1 | 0 | 0 | 1 | 1 | | | | |
| Cecil Cooper, L OBP: 0.393, SLG: 0.538 (1, 3) | K | | SF7 1-2 3-H | | | | 1B | | | 3 | 0 | 1 | 1 | 0 | 1 | 0 | | | | |
| Gorman Thomas, R OBP: 0.308, SLG: 0.480 (1, 8) | | K | F7 | | | | K | | F9 | 4 | 0 | 0 | 0 | 0 | 2 | 2 | | | | |
| Ben Oglivie, L OBP: 0.363, SLG: 0.551 (1, 7) | | 2B FC1-2 1B | K2-3 | | | | K | | 1B | 4 | 0 | 2 | 0 | 0 | 2 | 1 | | | | |
| Dick Davis, R OBP: 0.303, SLG: 0.393 (1, 9) | | FC1-2 1-3 1B 2B | | | | | 6-3 | | L8 | 4 | 1 | 2 | 0 | 0 | 0 | 1 | | | | |
| Sal Bando, R OBP: 0.272, SLG: 0.317 (1, 10) | | FC1-2 1B IBB | | | | | F7 | | F7 | 3 | 0 | 0 | 0 | 1 | 1 | 1 | | | | |
| Jim Gantner, L OBP: 0.313, SLG: 0.368 Mark Brouhard, R OBP: 0.280, SLG: 0.403 (9, PH) | | FC1-2 1B | | | | | F7 | | F8 | 3 | 0 | 0 | 0 | 0 | 0 | 4 | | | | |
| Buck Martinez, R OBP: 0.271, SLG: 0.317 Charlie Moore, R OBP: 0.337, SLG: 0.341 (8, 2) | | 1-2 2-3 3-H | | | | | K | | F9 | 1 | 0 | 0 | 0 | 0 | 0 | 0 | | | | |
| Inning Stats | R: 0 E: 0 K: 1 S: 5 | H: 3 LOB: 3 BB: 1 P: 11 | R: 1 E: 0 K: 1 S: 7 | H: 2 LOB: 1 BB: 0 P: 7 | R: 0 E: 0 K: 2 S: 8 | H: 1 LOB: 1 BB: 0 P: 8 | R: 0 E: 0 K: 1 S: 6 | H: 1 LOB: 1 BB: 0 P: 6 | R: 0 E: 0 K: 1 S: 5 | H: 0 LOB: 0 BB: 0 P: 5 | R: 0 E: 0 K: 1 S: 5 | H: 0 LOB: 1 BB: 1 P: 9 | R: 0 E: 0 K: 0 S: 4 | H: 1 LOB: 1 BB: 0 P: 4 | R: 0 E: 0 K: 0 S: 3 | H: 0 LOB: 0 BB: 0 P: 3 | 1B: 7 2B: 1 3B: 0 HR: 0 | SF: 1 SAC: 0 DP: 0 HBP: 0 | WP: 0 PB: 0 SB: 1 CS: 0 | PA: 36 |
| PITCHER Jerry Koosman, L ERA: 4.29 (1, 1) | IP: 9.0 WLS: W BF: 36 H: 8 R: 2 ER: 2 SO: 8 BB: 1 IBB: 1 HBP: 0 BLK: 0 WP: 0 HR: 0 S: 50 P: 58 ERA: 2.00 WHIP: 1.000 | | | | | | | | | | | | | | | PITCHER | | | | |

| Batter | 1 | 2 | 3 | 4 | 5 | 6 | 7 | 8 | 9 | AB | R | H | RBI | BB | SO | LOB | TOP | | | |
|--|---|---------------------------------|------------------------------|---------------------------------|------------------------------|---------------------------------|------------------------------|---------------------------------|------------------------------|---------------------------------|------------------------------|----------------------------------|------------------------------|---------------------------------|------------------------------|----------------------------------|--|------------------------------------|----------------------------------|--------|
| Hosken Powell, L OBP: 0.312, SLG: 0.353 (1, 9) | | | | | | | | | | 3 | 1 | 1 | 0 | 2 | 1 | 1 | Minnesota Twins @ Milwaukee Brewers Milwaukee County Stadium, Milwaukee, WI Wed Sep 17 1980, 8:05 PM EDT Alt: 6,980 - Unknown - 48 F | | | |
| Rob Wilfong, L OBP: 0.305, SLG: 0.358 (1, 4) | | | | | | | | | | 5 | 1 | 1 | 4 | 0 | 1 | 5 | | | | |
| Roy Smalley, S OBP: 0.354, SLG: 0.407 (1, 6) | | | | | | | | | | 5 | 0 | 2 | 0 | 0 | 0 | 1 | | | | |
| Glenn Adams, L OBP: 0.312, SLG: 0.388 Jose Morales, R OBP: 0.373, SLG: 0.493 (1, 10) (9, PH) | | | | | | | | | | 3 | 1 | 1 | 1 | 0 | 0 | 1 | | | | |
| Mike Cabbage, L OBP: 0.295, SLG: 0.350 Ron Jackson, R OBP: 0.313, SLG: 0.396 (7, 3) (7, 3) | | | | | | | | | | 3 | 0 | 0 | 0 | 0 | 1 | 1 | | | | |
| Rick Sofield, L OBP: 0.290, SLG: 0.385 Gary Ward, R OBP: 0.333, SLG: 0.667 (1, 7) (9, PH) (9, 7) | | | | | | | | | | 4 | 0 | 0 | 0 | 0 | 0 | 1 | | | | |
| John Castino, R OBP: 0.331, SLG: 0.424 (1, 5) | | | | | | | | | | 4 | 0 | 0 | 0 | 0 | 0 | 0 | | | | |
| Greg Johnston, L OBP: 0.429, SLG: 0.714 (1, 8) | | | | | | | | | | 4 | 1 | 2 | 0 | 0 | 1 | 1 | | | | |
| Sal Butera, R OBP: 0.329, SLG: 0.320 Butch Wynegar, S OBP: 0.339, SLG: 0.330 (1, 2) (7, PH) (7, 2) | | | | | | | | | | 2 | 0 | 1 | 0 | 0 | 0 | 1 | | | | |
| | | | | | | | | | | 2 | 1 | 1 | 0 | 0 | 0 | 0 | | | | |
| Inning Stats | R: 0 E: 0 K: 1 S: 6 | H: 1 LOB: 1 BB: 0 P: 6 | R: 0 E: 0 K: 0 S: 3 | H: 0 LOB: 0 BB: 0 P: 3 | R: 0 E: 0 K: 0 S: 4 | H: 1 LOB: 1 BB: 0 P: 4 | R: 0 E: 0 K: 1 S: 5 | H: 0 LOB: 0 BB: 0 P: 5 | R: 0 E: 1 K: 0 S: 5 | H: 1 LOB: 3 BB: 1 P: 9 | R: 6 E: 0 K: 0 S: 8 | H: 5 LOB: 0 BB: 1 P: 12 | R: 0 E: 0 K: 1 S: 5 | H: 0 LOB: 0 BB: 0 P: 5 | R: 0 E: 1 K: 1 S: 7 | H: 1 LOB: 3 BB: 1 P: 11 | 1B: 6 2B: 1 3B: 0 HR: 3 | SF: 0 SAC: 1 DP: 0 HBP: 0 | WP: 0 PB: 0 SB: 1 CS: 0 | PA: 42 |
| PITCHER | IP WLS BF H R ER SO BB IBB HBP BLK WP HR S P ERA WHIP | | | | | | | | | | | | | | | | | | | |
| Paul Mitchell, R ERA: 3.26 (1, 1) | 6.2 L 31 8 5 5 2 1 1 0 0 0 2 33 41 6.75 1.350 | | | | | | | | | | | | | | | | | | | |
| Dave LaPoint, L ERA: 2.08 (7, 1) | 1.1 5 1 1 1 1 0 0 0 0 0 1 7 7 6.75 0.750 | | | | | | | | | | | | | | | | | | | |
| Jerry Augustine, L ERA: 4.52 (9, 1) | 1.0 6 1 0 0 0 1 0 1 0 0 0 0 7 11 0.00 1.000 | | | | | | | | | | | | | | | | | | | |

| Batter | 1 | 2 | 3 | 4 | 5 | 6 | 7 | 8 | 9 | AB | R | H | RBI | BB | SO | LOB | BOTTOM | | | | | |
|--|---|---------------------------------|------------------------------|---------------------------------|------------------------------|---------------------------------|-------------------------------|----------------------------------|------------------------------|---------------------------------|------------------------------|---------------------------------|------------------------------|---------------------------------|------------------------------|---------------------------------|--|---------------------------------|----------------------------------|------------------------------------|----------------------------------|--------|
| Paul Moltor, R OBP: 0.366, SLG: 0.415 (1, 4) | | | | | | | | | | 4 | 0 | 0 | 0 | 0 | 0 | 1 | Minnesota Twins @ Milwaukee Brewers Milwaukee County Stadium, Milwaukee, WI Wed Sep 17 1980, 8:05 PM EDT Alt: 6,980 - Unknown - 48 F | | | | | |
| Jim Gantner, L OBP: 0.315, SLG: 0.369 (1, 5) | | | | | | | | | | 4 | 0 | 2 | 0 | 0 | 0 | 0 | | | | | | |
| Cecil Cooper, L OBP: 0.392, SLG: 0.535 (1, 10) | | | | | | | | | | 3 | 0 | 0 | 0 | 1 | 2 | 2 | | | | | | |
| Ben Oglivie, L OBP: 0.361, SLG: 0.547 (1, 7) | | | | | | | | | | 4 | 0 | 0 | 0 | 1 | 2 | | | | | | | |
| Gorman Thomas, R OBP: 0.306, SLG: 0.476 (1, 8) | | | | | | | | | | 4 | 0 | 0 | 0 | 0 | 2 | 2 | | | | | | |
| John Poff, L OBP: 0.276, SLG: 0.379 (1, 3) | | | | | | | | | | 4 | 1 | 1 | 0 | 0 | 0 | 1 | | | | | | |
| Vic Harris, S OBP: 0.259, SLG: 0.275 (1, 9) | | | | | | | | | | 3 | 0 | 2 | 1 | 0 | 0 | 0 | | | | | | |
| Ed Romero, R OBP: 0.327, SLG: 0.352 (1, 6) | | | | | | | | | | 3 | 0 | 0 | 0 | 0 | 1 | 2 | | | | | | |
| Ned Yost, R OBP: 0.125, SLG: 0.125 Charlie Moore, R OBP: 0.336, SLG: 0.340 (1, 2) (8, PH) (9, 2) | | | | | | | | | | 2 | 0 | 0 | 0 | 0 | 0 | 1 | | | | | | |
| | | | | | | | | | | 1 | 0 | 0 | 0 | 0 | 0 | 0 | | | | | | |
| Inning Stats | R: 0 E: 0 K: 0 S: 3 | H: 0 LOB: 0 BB: 0 P: 3 | R: 0 E: 0 K: 0 S: 3 | H: 0 LOB: 0 BB: 0 P: 3 | R: 0 E: 0 K: 1 S: 6 | H: 1 LOB: 1 BB: 0 P: 6 | R: 0 E: 0 K: 3 S: 10 | H: 1 LOB: 1 BB: 0 P: 10 | R: 0 E: 0 K: 0 S: 3 | H: 0 LOB: 0 BB: 0 P: 3 | R: 0 E: 0 K: 1 S: 6 | H: 1 LOB: 1 BB: 0 P: 6 | R: 1 E: 0 K: 1 S: 7 | H: 2 LOB: 1 BB: 0 P: 7 | R: 0 E: 0 K: 0 S: 3 | H: 0 LOB: 0 BB: 0 P: 3 | R: 0 E: 0 K: 0 S: 3 | H: 0 LOB: 1 BB: 1 P: 7 | 1B: 3 2B: 2 3B: 0 HR: 0 | SF: 0 SAC: 0 DP: 0 HBP: 0 | WP: 1 PB: 1 SB: 1 CS: 0 | PA: 33 |
| PITCHER | IP WLS BF H R ER SO BB IBB HBP BLK WP HR S P ERA WHIP | | | | | | | | | | | | | | | | | | | | | |
| Roger Erickson, R ERA: 2.95 (1, 1) | 9.0 W 33 5 1 1 1 6 1 0 0 0 1 0 44 48 1.00 0.667 | | | | | | | | | | | | | | | | | | | | | |

| Batter | 1 | 2 | 3 | 4 | 5 | 6 | 7 | 8 | 9 | AB | R | H | RBI | BB | SO | LOB | TOP | | | | | | | | | | |
|---|------------------------------|---------------------------------|-------------------------------|---------------------------------|------------------------------|---------------------------------|------------------------------|---------------------------------|------------------------------|---------------------------------|------------------------------|----------------------------------|------------------------------|---------------------------------|------------------------------|---------------------------------|----------------------------------|------------------------------------|-------------------------|--------|--|--|--|--|--|--|--|
| Gary Ward, R OBP: 0.500, SLG: 1.143 Rick Sofield, L OBP: 0.290, SLG: 0.385 | 0-0 4-3 2B | | 0-0 FC5-4 1B | | 0-0 HR | | 0-0 SF8 3B | 0-0 L6 | | 5 | 2 | 4 | 2 | 0 | 0 | 0 | | | | | | | | | | | |
| John Castino, R OBP: 0.328, SLG: 0.421 | 0-0 4-3 2-3 | | 0-0 FC5-4 G1-4-3 1-2 | | 0-0 4-3 | | 0-0 SF8 3H | 0-0 F4 | | 4 | 0 | 0 | 1 | 0 | 0 | 2 | | | | | | | | | | | |
| Ron Jackson, R OBP: 0.310, SLG: 0.393 Mike Cubbage, L OBP: 0.297, SLG: 0.351 | 0-0 F4 | | 0-0 G1-4-3 1-2 | | 0-0 4-3 | | 0-0 2B 1B | 0-3 K | | 3 | 0 | 0 | 0 | 0 | 0 | 2 | | | | | | | | | | | |
| Roy Smalley, S OBP: 0.354, SLG: 0.412 | 0-0 6-3 | | | 0-0 6-3 2B | | 0-0 6-3 | 0-0 F8 FC 2B | 0-0 G3 | | 5 | 1 | 2 | 1 | 0 | 0 | 1 | | | | | | | | | | | |
| Jose Morales, R OBP: 0.370, SLG: 0.491 | | 0-0 4-3 | | 0-0 6-3 | | 0-0 2B 2B | 0-0 F8 | 0-0 F7 | | 5 | 1 | 1 | 0 | 0 | 0 | 2 | | | | | | | | | | | |
| Pete Mackanin, R OBP: 0.309, SLG: 0.365 Rob Wilfong, L OBP: 0.307, SLG: 0.358 | | 0-0 E9 1B | | 0-0 F8 | | 0-0 1B 2B | 0-0 FC BB | | | 3 | 2 | 2 | 1 | 0 | 0 | 1 | | | | | | | | | | | |
| Butch Wynegar, S OBP: 0.338, SLG: 0.329 | | 0-0 4-3 | | 0-0 6-3 | | 0-0 1B | 0-0 FC | | | 4 | 0 | 1 | 2 | 0 | 0 | 3 | | | | | | | | | | | |
| Bombo Rivera, R OBP: 0.247, SLG: 0.385 | | 0-0 1B 1B | | | 0-3 K | 0-0 F5 | 0-0 4-3 | | | 4 | 0 | 1 | 1 | 0 | 1 | 3 | | | | | | | | | | | |
| Dave Edwards, R OBP: 0.287, SLG: 0.321 Greg Johnston, L OBP: 0.444, SLG: 0.667 | | 0-0 1B | | | 0-3 K | | 0-0 3B 1B | 0-0 F7 | | 2 | 0 | 1 | 0 | 0 | 1 | 0 | | | | | | | | | | | |
| Inning Stats | R: 0 E: 0 K: 0 S: 4 | H: 1 LOB: 1 BB: 0 P: 4 | R: 1 E: 1 K: 0 S: 5 | H: 3 LOB: 2 BB: 0 P: 5 | R: 0 E: 0 K: 0 S: 3 | H: 1 LOB: 0 BB: 0 P: 3 | R: 0 E: 0 K: 0 S: 4 | H: 1 LOB: 1 BB: 0 P: 4 | R: 1 E: 0 K: 2 S: 8 | H: 3 LOB: 1 BB: 0 P: 6 | R: 4 E: 0 K: 0 S: 8 | H: 4 LOB: 2 BB: 1 P: 12 | R: 0 E: 0 K: 1 S: 5 | H: 0 LOB: 0 BB: 0 P: 3 | R: 0 E: 0 K: 1 S: 5 | H: 0 LOB: 0 BB: 0 P: 5 | 1B: 7 2B: 5 3B: 1 HR: 1 | SF: 1 SAC: 0 DP: 1 HBP: 0 | WP: 0 PB: 0 CS: 0 | PA: 41 | | | | | | | |
| PITCHER | IP | WLS | BF | H | R | ER | SO | BB | IBB | HBP | BLK | WP | HR | S | P | ERA | WHIP | | | | | | | | | | |
| Mike Caldwell, L ERA: 4.18 | (1, 1) | 6.0 | 26 | 10 | 4 | 4 | 2 | 0 | 0 | 0 | 0 | 0 | 1 | 30 | 30 | 6.00 | 1.667 | | | | | | | | | | |
| Reggie Cleveland, R ERA: 4.06 | (7, 1) | 0.1 | 4 | 3 | 3 | 3 | 0 | 0 | 0 | 0 | 0 | 0 | 0 | 4 | 4 | 81.00 | 9.000 | | | | | | | | | | |
| John Flinn, R ERA: 4.04 | (7, 1) | 2.2 | W | 11 | 1 | 1 | 1 | 1 | 0 | 0 | 0 | 0 | 0 | 12 | 16 | 3.38 | 0.750 | | | | | | | | | | |

Minnesota Twins @ Milwaukee Brewers
Milwaukee County Stadium, Milwaukee, WI
Thu Sep 18 1980, 8:05 PM EDT
Unknown - 72 F


AB 39
R 8
H 14
RBI 8
BB 1
SO 3
LOB 14





| Batter | 1 | 2 | 3 | 4 | 5 | 6 | 7 | 8 | 9 | AB | R | H | RBI | BB | SO | LOB | BOTTOM | | | | | | | | | | |
|--|------------------------------|---------------------------------|------------------------------|----------------------------------|------------------------------|---------------------------------|------------------------------|---------------------------------|------------------------------|---------------------------------|------------------------------|---------------------------------|------------------------------|----------------------------------|------------------------------|---------------------------------|------------------------------|---------------------------------|----------------------------------|------------------------------------|-------------------------|--------|--|--|--|--|--|
| Paul Molitor, R OBP: 0.364, SLG: 0.412 | 0-0 5-3 | | 0-0 1B 1B | | 0-0 F3 | | 0-3 K | | 0-0 6-3 | 5 | 1 | 1 | 1 | 0 | 1 | 0 | | | | | | | | | | | |
| Robin Yount, R OBP: 0.323, SLG: 0.532 | 0-0 L8 | | 0-0 E8 HR 1B | | 0-0 F2 | | 0-3 K | | 0-3 K | 5 | 1 | 1 | 2 | 0 | 2 | 0 | | | | | | | | | | | |
| Cecil Cooper, L OBP: 0.394, SLG: 0.541 | 0-0 6-3 | | 0-0 HR | | 0-0 | | 0-0 4-3 | | 0-0 HR 1B | 5 | 2 | 3 | 2 | 0 | 0 | 0 | | | | | | | | | | | |
| Gorman Thomas, R OBP: 0.307, SLG: 0.480 | | 0-0 F9 F7 | | 0-0 F4 | | 0-0 BB | | 0-0 HR | | 4 | 1 | 1 | 2 | 1 | 0 | 1 | | | | | | | | | | | |
| Ben Oglivie, L OBP: 0.360, SLG: 0.544 | | 0-0 E 1B 1B | | 0-0 F7 | | 0-0 F7 | | 0-3 K | | 4 | 1 | 1 | 0 | 0 | 1 | 1 | | | | | | | | | | | |
| Dick Davis, R OBP: 0.300, SLG: 0.390 Vic Harris, S OBP: 0.254, SLG: 0.269 | | 0-0 E6 BB 1B SF9 | | 0-0 F8 | | 0-0 5-3 | | 0-3 K | | 3 | 1 | 0 | 0 | 0 | 0 | 1 | | | | | | | | | | | |
| Sal Bando, R OBP: 0.279, SLG: 0.322 | | 0-0 BB 1B 1B | | 0-0 1B BB | | 0-0 S 1B | | 0-0 F6 | | 3 | 1 | 2 | 1 | 1 | 0 | 0 | | | | | | | | | | | |
| Jim Gantner, L OBP: 0.320, SLG: 0.372 | | 0-0 1B 1B BB | | 0-0 1B 1B | | 0-3 K | | 0-0 S6-4-3 1B | | 3 | 1 | 2 | 0 | 1 | 1 | 1 | | | | | | | | | | | |
| Charlie Moore, R OBP: 0.332, SLG: 0.337 | | 0-0 SF9 | | 0-0 6-3 | | 0-3 K | | 0-0 G6-4-3 | | 3 | 0 | 0 | 1 | 0 | 1 | 3 | | | | | | | | | | | |
| Inning Stats | R: 0 E: 0 K: 0 S: 3 | H: 0 LOB: 0 BB: 0 P: 3 | R: 7 E: 2 K: 0 S: 9 | H: 5 LOB: 0 BB: 1 P: 13 | R: 0 E: 0 K: 0 S: 4 | H: 1 LOB: 2 BB: 1 P: 8 | R: 0 E: 0 K: 0 S: 4 | H: 1 LOB: 1 BB: 0 P: 4 | R: 0 E: 0 K: 1 S: 6 | H: 1 LOB: 1 BB: 0 P: 6 | R: 0 E: 0 K: 3 S: 9 | H: 0 LOB: 0 BB: 0 P: 9 | R: 0 E: 0 K: 2 S: 7 | H: 0 LOB: 1 BB: 1 P: 11 | R: 0 E: 0 K: 0 S: 3 | H: 1 LOB: 0 BB: 0 P: 3 | R: 2 E: 0 K: 1 S: 6 | H: 2 LOB: 0 BB: 0 P: 6 | 1B: 9 2B: 0 3B: 0 HR: 2 | SF: 1 SAC: 0 DP: 1 HBP: 0 | WP: 0 PB: 0 CS: 0 | PA: 40 | | | | | |
| PITCHER | IP | WLS | BF | H | R | ER | SO | BB | IBB | HBP | BLK | WP | HR | S | P | ERA | WHIP | | | | | | | | | | |
| Geoff Zahn, L ERA: 4.54 | (1, 1) | 1.2 | 12 | 5 | 7 | 0 | 0 | 1 | 0 | 0 | 0 | 0 | 0 | 11 | 15 | 0.00 | 3.600 | | | | | | | | | | |
| John Verhoeven, R ERA: 3.91 | (2, 1) | 4.1 | 17 | 3 | 0 | 0 | 4 | 1 | 0 | 0 | 0 | 0 | 0 | 24 | 28 | 0.00 | 0.923 | | | | | | | | | | |
| Doug Corbett, R ERA: 2.09 | (7, 1) | 2.2 | L | 11 | 3 | 2 | 3 | 1 | 0 | 0 | 0 | 0 | 1 | 16 | 20 | 6.75 | 1.500 | | | | | | | | | | |

Minnesota Twins @ Milwaukee Brewers
Milwaukee County Stadium, Milwaukee, WI
Thu Sep 18 1980, 8:05 PM EDT
Unknown - 72 F

AB 36
R 9
H 11
RBI 9
BB 3
SO 7
LOB 8



| Batter | 1 | 2 | 3 | 4 | 5 | 6 | 7 | 8 | 9 | AB | R | H | RBI | BB | SO | LOB | TOP | | | |
|--|--|---------------------------------|------------------------------|---------------------------------|------------------------------|---------------------------------|------------------------------|---------------------------------|------------------------------|---------------------------------|------------------------------|---------------------------------|------------------------------|---------------------------------|------------------------------|---------------------------------|--|----------------------------------|------------------------------------|----------------------------------|
| Hosken Powell, L OBP: 0.311, SLG: 0.352 (1, 9) | 0-0 6-3 | | 0-0 G3 | | | 0-0 4-3 1B | | 0-0 6-3 | | 4 | 0 | 1 | 0 | 0 | 0 | 0 | Minnesota Twins @ Milwaukee Brewers Milwaukee County Stadium, Milwaukee, WI Thu Sep 18 1980, 8:05 PM EDT Att. 6,039 - Unknown - 60 F AB 31 R 0 H 6 RBI 0 BB 1 SO 1 LOB 11  | | | |
| Rob Wilfong, L OBP: 0.304, SLG: 0.354 (1, 4) | 0-0 4-3 | | | 0-0 4-3 | | 0-0 4-3 | | 0-0 F8 | | 4 | 0 | 0 | 0 | 0 | 0 | 2 | | | | |
| Roy Smalley, S OBP: 0.355, SLG: 0.413 (1, 6) | 4-0 BB | | | 0-0 F8 | | 0-0 F9 | | 0-0 3-1 2B | | 3 | 0 | 1 | 0 | 1 | 0 | 2 | | | | |
| Glenn Adams, L OBP: 0.307, SLG: 0.382 (1, 10) | 0-0 G3 | | | 0-0 F5 | | | 0-0 F8 | | 0-0 3-1 | 4 | 0 | 0 | 0 | 0 | 0 | 2 | | | | |
| Rick Sofield, L OBP: 0.287, SLG: 0.381 (1, 7) | | 0-3 K | | | 0-0 F7 | | 0-0 6-3 | | 0-0 F8 | 4 | 0 | 0 | 0 | 0 | 1 | 1 | | | | |
| Mike Cabbage, L OBP: 0.301, SLG: 0.355 (1, 3) | | 0-0 G6-4-3 1B | | | 0-0 6-3 | | 0-0 1B | | | 3 | 0 | 2 | 0 | 0 | 0 | 0 | | | | |
| Greg Johnston, L OBP: 0.333, SLG: 0.500 (1, 8) | | 0-0 G6-4-3 1-2 | | | 0-0 F8 | | 0-0 5-3 | | | 3 | 0 | 0 | 0 | 0 | 0 | 2 | | | | |
| John Castino, R OBP: 0.330, SLG: 0.423 (1, 5) | | | 0-0 5-3 | | | 0-0 4-3 1B | | 0-0 L3 1B | | 3 | 0 | 2 | 0 | 0 | 0 | 0 | | | | |
| Sal Butera, R OBP: 0.321, SLG: 0.312 Butch Wynegar, S (8, PH) OBP: 0.337, SLG: 0.328 (8, 2) | | | 0-0 5-3 | | | 0-0 F7 | | 0-0 L3 1-2 | | 2 | 0 | 0 | 0 | 0 | 0 | 1 | | | | |
| Inning Stats | R: 0 E: 0 K: 0 S: 3 | H: 0 LOB: 1 BB: 1 P: 7 | R: 0 E: 0 K: 1 S: 5 | H: 1 LOB: 0 BB: 0 P: 5 | R: 0 E: 0 K: 0 S: 3 | H: 0 LOB: 0 BB: 0 P: 3 | R: 0 E: 0 K: 0 S: 3 | H: 0 LOB: 0 BB: 0 P: 3 | R: 0 E: 0 K: 0 S: 5 | H: 2 LOB: 2 BB: 0 P: 5 | R: 0 E: 0 K: 0 S: 4 | H: 1 LOB: 1 BB: 0 P: 4 | R: 0 E: 0 K: 0 S: 3 | H: 1 LOB: 0 BB: 0 P: 3 | R: 0 E: 0 K: 0 S: 4 | H: 1 LOB: 1 BB: 0 P: 4 | | 1B: 5 2B: 2 3B: 0 HR: 0 | SF: 0 SAC: 0 DP: 2 HBP: 0 | WP: 0 PB: 0 SB: 0 CS: 0 |
| PITCHER Lary Sorensen, R ERA: 3.87 (1, 1) | IP: 9.0 WLS: W BF: 32 H: 6 R: 0 ER: 0 SO: 1 BB: 1 IBB: 0 HBP: 0 BLK: 0 WP: 0 HR: 0 S: 33 P: 37 ERA: 0.00 WHIP: 0.778 | | | | | | | | | | | | | | | PITCHER | | | | |

| Batter | 1 | 2 | 3 | 4 | 5 | 6 | 7 | 8 | 9 | AB | R | H | RBI | BB | SO | LOB | BOTTOM | | | |
|---|--|---------------------------------|-------------------------------|----------------------------------|------------------------------|---------------------------------|------------------------------|---------------------------------|------------------------------|---------------------------------|------------------------------|---------------------------------|------------------------------|---------------------------------|------------------------------|---------------------------------|--|----------------------------------|------------------------------------|----------------------------------|
| Paul Moltzer, R OBP: 0.365, SLG: 0.411 (1, 4) | 0-0 S 1B | 4-0 BB 1B BB | | 0-0 F8 | | 0-0 6-3 | | | | 3 | 0 | 1 | 0 | 1 | 0 | 1 | Minnesota Twins @ Milwaukee Brewers Milwaukee County Stadium, Milwaukee, WI Thu Sep 18 1980, 8:05 PM EDT Att. 6,039 - Unknown - 60 F AB 31 R 5 H 8 RBI 5 BB 3 SO 5 LOB 11  | | | |
| Robin Yount, R OBP: 0.324, SLG: 0.532 (1, 6) | 0-0 F3 | 0-0 BB 1B | | | 0-0 HR 1B | | 0-0 5-3 | | | 4 | 1 | 2 | 1 | 0 | 0 | 1 | | | | |
| Cecil Cooper, L OBP: 0.393, SLG: 0.538 (1, 3) | 0-3 K 1-2 | 0-0 BB 1B | | | 0-0 F7 | | 0-0 F8 | | | 3 | 0 | 0 | 1 | 1 | 1 | 2 | | | | |
| Ben Oglivie, L OBP: 0.360, SLG: 0.548 (1, 7) | 0-0 F6 | 0-0 F9 | | | 0-0 HR | | 0-3 K | | | 4 | 1 | 1 | 2 | 0 | 1 | 4 | | | | |
| Gorman Thomas, R OBP: 0.305, SLG: 0.476 (1, 10) | | 0-3 K | 0-0 5-3 | | 0-3 K | | 0-0 F3 | | | 4 | 0 | 0 | 0 | 0 | 2 | 0 | | | | |
| John Poff, L OBP: 0.273, SLG: 0.364 (1, 9) | | 0-0 E7 1B | 0-0 F7 | | 0-0 4-3 | | 0-0 4-3 | | | 4 | 1 | 1 | 0 | 0 | 0 | 0 | | | | |
| Jim Gantner, L OBP: 0.322, SLG: 0.371 (1, 5) | | 0-0 E 1B 2H | 0-0 F7 | | | 4-0 F5-4 BB | | 0-0 4-3 | | 3 | 1 | 1 | 1 | 1 | 0 | 0 | | | | |
| Vic Harris, S OBP: 0.258, SLG: 0.273 (1, 8) | | 0-0 E6 1B BB 1B | | 0-0 F8 | | 0-0 F5-4 | | | | 3 | 1 | 1 | 0 | 0 | 0 | 1 | | | | |
| Ned Yost, R OBP: 0.182, SLG: 0.182 (1, 2) | | 0-3 K | | 0-0 6-3 | | 0-0 1B | | | | 3 | 0 | 1 | 0 | 0 | 1 | 2 | | | | |
| Inning Stats | R: 0 E: 0 K: 1 S: 6 | H: 1 LOB: 1 BB: 0 P: 6 | R: 3 E: 2 K: 2 S: 11 | H: 4 LOB: 3 BB: 2 P: 19 | R: 0 E: 0 K: 0 S: 3 | H: 0 LOB: 0 BB: 0 P: 3 | R: 0 E: 0 K: 0 S: 3 | H: 0 LOB: 0 BB: 0 P: 3 | R: 2 E: 0 K: 1 S: 7 | H: 2 LOB: 0 BB: 0 P: 7 | R: 0 E: 0 K: 0 S: 3 | H: 1 LOB: 1 BB: 1 P: 7 | R: 0 E: 0 K: 0 S: 3 | H: 0 LOB: 0 BB: 0 P: 3 | R: 0 E: 0 K: 0 S: 3 | H: 0 LOB: 0 BB: 0 P: 3 | | 1B: 7 2B: 1 3B: 0 HR: 1 | SF: 0 SAC: 0 DP: 1 HBP: 0 | WP: 0 PB: 0 SB: 1 CS: 0 |
| PITCHER Pete Redfern, R ERA: 4.94 Bob Veselic, R ERA: 4.5 Mike Kinnunen, L ERA: 4.35 (1, 1) (4, 1) (8, 1) | IP: 3.0 WLS: L BF: 16 H: 3 R: 3 ER: 3 SO: 3 BB: 2 IBB: 0 HBP: 0 BLK: 0 WP: 0 HR: 0 S: 20 P: 28 ERA: 9.00 WHIP: 2.333 | | | | | | | | | | | | | | | PITCHER | | | | |

| Batter | 1 | 2 | 3 | 4 | 5 | 6 | 7 | 8 | 9 | AB | R | H | RBI | BB | SO | LOB | TOP | | | | |
|--|--|---------------------------------|------------------------------|---------------------------------|------------------------------|---------------------------------|------------------------------|---------------------------------|------------------------------|---------------------------------|------------------------------|---------------------------------|------------------------------|------------------------------|---------------------------------|---|---|----------------------------------|------------------------------------|----------------------------------|--------|
| Kim Allen, R OBP: 0.444, SLG: 0.458 (1,4) | | | | | | | | | | 4 | 0 | 3 | 0 | 0 | 0 | 2 | Seattle Mariners @ Milwaukee Brewers Milwaukee County Stadium, Milwaukee, WI Fri Sep 19 1980, 8:05 PM EDT Att. 7,470 - Unknown - 67 F livebaseballscorecards.com | | | | |
| Rod Craig, S OBP: 0.304, SLG: 0.376 (1,8) | | | | | | | | | | 4 | 0 | 0 | 0 | 0 | 0 | 3 | | | | | |
| Bruce Bochte, L OBP: 0.376, SLG: 0.447 (1,3) | | | | | | | | | | 4 | 0 | 1 | 0 | 0 | 2 | 1 | | | | | |
| Tom Paciorek, R OBP: 0.302, SLG: 0.438 (1,7) | | | | | | | | | | 4 | 0 | 0 | 0 | 0 | 2 | | | | | | |
| Willie Horton, R OBP: 0.300, SLG: 0.301 (1,10) | | | | | | | | | | 4 | 0 | 0 | 0 | 0 | 0 | 0 | | | | | |
| Reggie Walton, R OBP: 0.243, SLG: 0.328 (1,9) | | | | | | | | | | 3 | 0 | 0 | 0 | 0 | 0 | 0 | | | | | |
| Dave Edler, R OBP: 0.240, SLG: 0.289 (1,5) | | | | | | | | | | 3 | 0 | 1 | 0 | 0 | 1 | 0 | | | | | |
| Marc Hill, R OBP: 0.222, SLG: 0.308 (8, PH) | | | | | | | | | | 2 | 0 | 0 | 0 | 0 | 0 | 2 | | | | | |
| Leon Roberts, R OBP: 0.328, SLG: 0.415 (8, PH) | | | | | | | | | | 1 | 0 | 0 | 0 | 0 | 0 | 0 | | | | | |
| Larry Cox, R OBP: 0.256, SLG: 0.290 (8, PH) | | | | | | | | | | 0 | 0 | 0 | 0 | 0 | 0 | 0 | | | | | |
| Mario Mendoza, R OBP: 0.298, SLG: 0.322 (8, PH) | | | | | | | | | | 1 | 0 | 0 | 0 | 1 | 0 | 0 | | | | | |
| Jim Anderson, R OBP: 0.289, SLG: 0.322 (8, PH) | | | | | | | | | | 1 | 0 | 0 | 0 | 0 | 0 | 0 | | | | | |
| Inning Stats | R: 0 E: 0 K: 1 S: 6 | H: 1 LOB: 1 BB: 0 P: 6 | R: 0 E: 0 K: 1 S: 5 | H: 0 LOB: 0 BB: 0 P: 5 | R: 0 E: 0 K: 0 S: 4 | H: 1 LOB: 1 BB: 0 P: 4 | R: 0 E: 0 K: 0 S: 3 | H: 0 LOB: 0 BB: 0 P: 3 | R: 0 E: 1 K: 0 S: 4 | H: 1 LOB: 2 BB: 1 P: 8 | R: 0 E: 0 K: 0 S: 3 | H: 0 LOB: 0 BB: 0 P: 3 | R: 0 E: 0 K: 0 S: 3 | R: 0 E: 0 K: 1 S: 5 | H: 1 LOB: 1 BB: 0 P: 4 | R: 0 E: 0 K: 1 S: 5 | H: 0 LOB: 0 BB: 0 P: 5 | 1B: 5 2B: 1 3B: 0 HR: 0 | SF: 0 SAC: 0 DP: 2 HBP: 0 | WP: 0 PB: 0 SB: 4 CS: 0 | PA: 32 |
| PITCHER Bob McClure, L ERA: 3.2 (1,1) | IP: 9.0 WLS: W BF: 32 H: 5 R: 0 ER: 0 SO: 3 BB: 1 IBB: 0 HBP: 0 BLK: 0 WP: 0 HR: 0 S: 37 P: 41 ERA: 0.00 WHIP: 0.667 | | | | | | | | | | | | | | | PITCHER IP: WLS: BF: H: R: ER: SO: BB: IBB: HBP: BLK: WP: HR: S: P: ERA: WHIP | | | | | |

| Batter | 1 | 2 | 3 | 4 | 5 | 6 | 7 | 8 | 9 | AB | R | H | RBI | BB | SO | LOB | BOTTOM | | | |
|--|--|---------------------------------|------------------------------|---------------------------------|------------------------------|---------------------------------|------------------------------|---------------------------------|------------------------------|----------------------------------|------------------------------|---------------------------------|------------------------------|---------------------------------|------------------------------|---|---|------------------------------------|----------------------------------|--------|
| Paul Moltor, R OBP: 0.368, SLG: 0.422 (1,4) | | | | | | | | | | 4 | 2 | 3 | 0 | 0 | 0 | 0 | Seattle Mariners @ Milwaukee Brewers Milwaukee County Stadium, Milwaukee, WI Fri Sep 19 1980, 8:05 PM EDT Att. 7,470 - Unknown - 67 F livebaseballscorecards.com | | | |
| Robin Yount, R OBP: 0.324, SLG: 0.530 (1,6) | | | | | | | | | | 4 | 1 | 1 | 1 | 0 | 1 | 2 | | | | |
| Cecil Cooper, L OBP: 0.392, SLG: 0.536 (1,3) | | | | | | | | | | 4 | 1 | 1 | 0 | 0 | 0 | 2 | | | | |
| Gorman Thomas, R OBP: 0.306, SLG: 0.476 (1,8) | | | | | | | | | | 3 | 0 | 1 | 1 | 1 | 2 | 2 | | | | |
| Ben Oglivie, L OBP: 0.360, SLG: 0.549 (1,7) | | | | | | | | | | 4 | 0 | 2 | 2 | 0 | 1 | 2 | | | | |
| Dick Davis, R OBP: 0.297, SLG: 0.385 (1,9) | | | | | | | | | | 4 | 0 | 0 | 0 | 0 | 1 | 4 | | | | |
| Vic Harris, S OBP: 0.258, SLG: 0.273 (9,9) | | | | | | | | | | 0 | 0 | 0 | 0 | 0 | 0 | 0 | | | | |
| Sal Bando, R OBP: 0.276, SLG: 0.318 (1,10) | | | | | | | | | | 3 | 0 | 0 | 0 | 0 | 0 | 0 | | | | |
| Jim Gantner, L OBP: 0.322, SLG: 0.374 (1,5) | | | | | | | | | | 3 | 0 | 1 | 0 | 0 | 0 | 0 | | | | |
| Buck Martinez, R OBP: 0.268, SLG: 0.313 (1,2) | | | | | | | | | | 3 | 0 | 0 | 0 | 0 | 0 | 0 | | | | |
| Inning Stats | R: 0 E: 1 K: 2 S: 9 | H: 1 LOB: 2 BB: 0 P: 9 | R: 0 E: 0 K: 0 S: 3 | H: 0 LOB: 0 BB: 0 P: 3 | R: 3 E: 0 K: 0 S: 7 | H: 5 LOB: 1 BB: 0 P: 7 | R: 0 E: 0 K: 0 S: 3 | H: 1 LOB: 0 BB: 0 P: 3 | R: 1 E: 0 K: 1 S: 7 | H: 2 LOB: 2 BB: 1 P: 11 | R: 0 E: 0 K: 0 S: 3 | H: 0 LOB: 0 BB: 0 P: 3 | R: 0 E: 0 K: 1 S: 5 | H: 0 LOB: 0 BB: 0 P: 5 | R: 0 E: 0 K: 1 S: 5 | H: 0 LOB: 0 BB: 0 P: 5 | 1B: 5 2B: 4 3B: 1 HR: 0 | SF: 0 SAC: 0 DP: 1 HBP: 0 | WP: 1 PB: 0 SB: 0 CS: 0 | PA: 33 |
| PITCHER Rick Honeycutt, L ERA: 4.02 (1,1) | IP: 8.0 WLS: L BF: 33 H: 9 R: 4 ER: 4 SO: 5 BB: 1 IBB: 0 HBP: 0 BLK: 0 WP: 1 HR: 0 S: 42 P: 46 ERA: 4.50 WHIP: 1.250 | | | | | | | | | | | | | | | PITCHER IP: WLS: BF: H: R: ER: SO: BB: IBB: HBP: BLK: WP: HR: S: P: ERA: WHIP | | | | |

| Batter | 1 | 2 | 3 | 4 | 5 | 6 | 7 | 8 | 9 | AB | R | H | RBI | BB | SO | LOB | TOP | | | | | |
|--|---|---------------------------------|------------------------------|---------------------------------|------------------------------|---------------------------------|------------------------------|----------------------------------|------------------------------|---------------------------------|------------------------------|---------------------------------|------------------------------|---------------------------------|------------------------------|---------------------------------|--|---------------------------------|----------------------------------|------------------------------------|----------------------------------|--------|
| Kim Allen, R OBP: 0.406, SLG: 0.393 (1, 4) | B3 | | L5 | | 1B 2B BB | | F9 | | K | 4 | 1 | 0 | 0 | 1 | 1 | 2 | Seattle Mariners @ Milwaukee Brewers Milwaukee County Stadium, Milwaukee, WI Sat Sep 20 1980, 8:05 PM EDT Att: 23,328 - Unknown - 65 F | | | | | |
| Rod Craig, S OBP: 0.301, SLG: 0.371 (1, 8) | F9 | | F3 | | 2B 1B | | FC6-4 | | E4 | 5 | 2 | 1 | 0 | 0 | 0 | 2 | | | | | | |
| Bruce Bochte, L OBP: 0.378, SLG: 0.446 (1, 3) | | | | | F2 | | 1B BB | | FC4 | 2 | 0 | 0 | 1 | 3 | 0 | 3 | | | | | | |
| Willie Horton, R OBP: 0.303, SLG: 0.307 (1, 10) | F9 | | | | K | | | | | 4 | 0 | 2 | 3 | 0 | 1 | 2 | | | | | | |
| Jim Anderson, R OBP: 0.291, SLG: 0.325 (7, PR) | | | | | 1-H 3-H 2B | | 1B | | 1B | 1 | 0 | 1 | 0 | 0 | 0 | 0 | | | | | | |
| Leon Roberts, R OBP: 0.331, SLG: 0.415 (1, 9) | | | | | F7 | | 1-3 | | F7 | 2 | 0 | 1 | 0 | 1 | 0 | 1 | | | | | | |
| Joe Simpson, L OBP: 0.301, SLG: 0.327 (7, PH) | | | | | 1B | | | | | 2 | 0 | 0 | 0 | 0 | 0 | 4 | | | | | | |
| Dan Meyer, L OBP: 0.315, SLG: 0.406 (1, 7) | F7 | | | | 4-3 | | | | E6 | 3 | 0 | 0 | 0 | 1 | 0 | 1 | | | | | | |
| Dave Edler, R OBP: 0.241, SLG: 0.271 (1, 5) | | | | | K | | | | G1-4-3 | 3 | 0 | 0 | 0 | 1 | 2 | 4 | | | | | | |
| Mario Mendoza, R OBP: 0.293, SLG: 0.317 (1, 6) | L3 | | | | F9 | | | | G3 | 4 | 0 | 0 | 0 | 0 | 0 | 5 | | | | | | |
| Larry Cox, R OBP: 0.253, SLG: 0.286 (1, 2) | | | | | F9 | | | | E5 | 3 | 0 | 0 | 0 | 0 | 0 | 0 | | | | | | |
| Jerry Narron, L OBP: 0.244, SLG: 0.260 (9, PH) | | | | | 5-3 | | | | FC4 | 1 | 1 | 1 | 0 | 0 | 0 | 0 | | | | | | |
| Inning Stats | R: 0 E: 0 K: 0 S: 3 | H: 0 LOB: 1 BB: 1 P: 7 | R: 0 E: 0 K: 0 S: 3 | H: 1 LOB: 1 BB: 1 P: 7 | R: 0 E: 0 K: 0 S: 3 | H: 0 LOB: 0 BB: 0 P: 3 | R: 0 E: 0 K: 2 S: 7 | H: 0 LOB: 3 BB: 3 P: 19 | R: 2 E: 0 K: 0 S: 5 | H: 2 LOB: 1 BB: 1 P: 9 | R: 0 E: 0 K: 1 S: 5 | H: 0 LOB: 0 BB: 0 P: 5 | R: 1 E: 1 K: 0 S: 5 | H: 1 LOB: 2 BB: 1 P: 9 | R: 0 E: 0 K: 0 S: 3 | H: 0 LOB: 0 BB: 0 P: 3 | R: 1 E: 1 K: 1 S: 8 | H: 2 LOB: 2 BB: 0 P: 8 | 1B: 5 2B: 2 3B: 0 HR: 0 | SF: 0 SAC: 0 DP: 2 HBP: 0 | WP: 0 PB: 0 SB: 2 CS: 0 | PA: 41 |
| PITCHER | IP WLS BF H R ER SO BB IBB HBP BLK WP HR S P ERA WHIP | | | | | | | | | | | | | | | | | | | | | |
| Dave LaPoint, L ERA: 2.45 (1, 1) | 6.2 W 30 3 3 2 3 7 0 0 0 0 0 0 29 57 2.70 1.500 | | | | | | | | | | | | | | | | | | | | | |
| Bill Castro, R ERA: 2.75 (7, 1) | 2.1 S 11 3 1 0 1 0 0 0 0 0 0 0 13 13 0.00 1.286 | | | | | | | | | | | | | | | | | | | | | |

| Batter | 1 | 2 | 3 | 4 | 5 | 6 | 7 | 8 | 9 | AB | R | H | RBI | BB | SO | LOB | BOTTOM | | | |
|---|---|---------------------------------|------------------------------|---------------------------------|------------------------------|---------------------------------|------------------------------|---------------------------------|------------------------------|---------------------------------|------------------------------|---------------------------------|------------------------------|----------------------------------|------------------------------|---------------------------------|--|------------------------------------|----------------------------------|--------|
| Paul Moltor, R OBP: 0.373, SLG: 0.425 (1, 4) | 6-3 | | E 5-3 6-3 1B | | F8 1B G3 1B | | SH BB | | | 4 | 3 | 3 | 0 | 1 | 0 | 0 | Seattle Mariners @ Milwaukee Brewers Milwaukee County Stadium, Milwaukee, WI Sat Sep 20 1980, 8:05 PM EDT Att: 23,328 - Unknown - 65 F | | | |
| Robin Yount, R OBP: 0.324, SLG: 0.528 (1, 6) | F4 | | 5-3 | | G3 F8 HR 1B | | SH 1B | | F4 | 5 | 2 | 2 | 0 | 0 | 0 | 2 | | | | |
| Cecil Cooper, L OBP: 0.391, SLG: 0.534 (1, 3) | 1B | | E1 6-3 2-3 | | F8 1-2 2-3 | | SH 1B | | L9 | 4 | 1 | 1 | 0 | 0 | 0 | 4 | | | | |
| Ben Oglivie, L OBP: 0.359, SLG: 0.546 (1, 7) | | | 6-3 | | G3 | | K | | F7 | 5 | 0 | 1 | 2 | 0 | 1 | 5 | | | | |
| Gorman Thomas, R OBP: 0.307, SLG: 0.480 (1, 8) | F7 | | 5-3 | | HR | | E 1B SF8 IBB | | | 3 | 2 | 1 | 2 | 1 | 0 | 3 | | | | |
| John Poff, L OBP: 0.250, SLG: 0.333 (1, 10) | | | F5 | | 1-3 | | E8 | | | 3 | 0 | 0 | 0 | 0 | 0 | 0 | | | | |
| Dick Davis, R OBP: 0.299, SLG: 0.387 (7, PH) | | | | | F9 | | 1-3 2-H 3-H 4-0 1B | | | 1 | 0 | 1 | 2 | 0 | 0 | 0 | | | | |
| Jim Gantner, L OBP: 0.326, SLG: 0.376 (1, 5) | | | | | 1B 1B | | 4-3 | | | 3 | 0 | 2 | 0 | 1 | 0 | 0 | | | | |
| Vic Harris, S OBP: 0.273, SLG: 0.281 (1, 9) | | | | | | | SH CS BB | | SF8 | 2 | 0 | 1 | 1 | 1 | 0 | 1 | | | | |
| Ned Yost, R OBP: 0.133, SLG: 0.133 (1, 2) | FC6-4 | | | | F7 | | K | | F4 | 4 | 0 | 0 | 0 | 0 | 1 | 5 | | | | |
| Inning Stats | R: 0 E: 0 K: 0 S: 5 | H: 2 LOB: 2 BB: 0 P: 5 | R: 0 E: 0 K: 0 S: 4 | H: 1 LOB: 0 BB: 0 P: 4 | R: 1 E: 1 K: 0 S: 5 | H: 1 LOB: 1 BB: 0 P: 5 | R: 0 E: 0 K: 0 S: 4 | H: 2 LOB: 1 BB: 0 P: 4 | R: 3 E: 0 K: 0 S: 6 | H: 3 LOB: 0 BB: 0 P: 6 | R: 0 E: 0 K: 1 S: 4 | H: 0 LOB: 1 BB: 1 P: 8 | R: 4 E: 2 K: 1 S: 8 | H: 2 LOB: 2 BB: 3 P: 20 | R: 0 E: 0 K: 0 S: 4 | H: 1 LOB: 1 BB: 0 P: 4 | 1B: 11 2B: 1 3B: 0 HR: 1 | SF: 1 SAC: 1 DP: 1 HBP: 0 | WP: 0 PB: 0 SB: 1 CS: 1 | PA: 40 |
| PITCHER | IP WLS BF H R ER SO BB IBB HBP BLK WP HR S P ERA WHIP | | | | | | | | | | | | | | | | | | | |
| Rob Dressler, R ERA: 4.06 (1, 1) | 5.1 L 26 9 4 3 0 1 0 0 0 0 0 0 4 8 5.06 1.875 | | | | | | | | | | | | | | | | | | | |
| Mike Parrott, R ERA: 7.53 (6, 1) | 0.2 3 1 2 2 1 1 0 0 0 0 0 0 4 8 27.00 3.000 | | | | | | | | | | | | | | | | | | | |
| Dave Roberts, L ERA: 4.03 (7, 1) | 0.1 3 0 0 0 0 1 0 1 0 0 0 0 4 8 0.00 0.000 | | | | | | | | | | | | | | | | | | | |
| Manny Sarmiento, R ERA: 4.26 (7, 1) | 1.2 8 2 2 0 0 0 0 1 0 0 0 0 7 11 0.00 1.200 | | | | | | | | | | | | | | | | | | | |

| Batter | 1 | 2 | 3 | 4 | 5 | 6 | 7 | 8 | 9 | AB | R | H | RBI | BB | SO | LOB | TOP | | | | | |
|---|---|---|---|---|---|---|---|---|---|---|---|---|---|---|---|---|---|---|---|---|---|---|
| Julio Cruz, S OBP: 0.306, SLG: 0.258 (1, 4) | L6 | | F6 | FC6-4 | | | K | CS | F7 | 5 | 0 | 0 | 0 | 0 | 1 | 2 | | | | | | |
| Joe Simpson, L OBP: 0.301, SLG: 0.327 (1, 9) | | | 4-3 | | G3 | | F7 | | F8 | 3 | 1 | 1 | 0 | 0 | 0 | 0 | | | | | | |
| Leon Roberts, R OBP: 0.329, SLG: 0.413 (7, PH) | 1B SF7 | | | | | | | | | 2 | 0 | 0 | 0 | 0 | 0 | 0 | | | | | | |
| Larry Milbourne, S OBP: 0.317, SLG: 0.349 (1, 6) | | | | L3 | F7 | | | | | 5 | 1 | 3 | 0 | 0 | 0 | 0 | | | | | | |
| Mario Mendoza, R OBP: 0.293, SLG: 0.317 (9, 6) | | | | | | | HR | | | 0 | 0 | 0 | 0 | 0 | 0 | 0 | | | | | | |
| Bruce Bochte, L OBP: 0.378, SLG: 0.454 (1, 3) | SF7 | | | | 1-3 | | | | | 4 | 2 | 2 | 3 | 0 | 0 | 1 | | | | | | |
| Dan Meyer, L OBP: 0.313, SLG: 0.403 (1, 7) | F8 | | | | 6-3 | | | | | 4 | 0 | 0 | 0 | 0 | 0 | 2 | | | | | | |
| Willie Horton, R OBP: 0.308, SLG: 0.321 (1, 10) | | | | | | | | | | 3 | 1 | 2 | 2 | 1 | 0 | 0 | | | | | | |
| Kim Allen, R OBP: 0.406, SLG: 0.393 (8, PR) | | | | HR | | | | | | 0 | 1 | 0 | 0 | 0 | 0 | 0 | | | | | | |
| Juan Beniquez, R OBP: 0.278, SLG: 0.353 (1, 8) | | | | | 1-3 | | | | | 3 | 1 | 1 | 0 | 1 | 1 | 1 | | | | | | |
| Jerry Narron, L OBP: 0.250, SLG: 0.266 (1, 2) | | | | | | | | | | | | | | | | | | | | | | |
| Bill Stein, R OBP: 0.333, SLG: 0.395 (6, PH) | | | | | | | | | | 2 | 0 | 1 | 0 | 0 | 0 | 0 | | | | | | |
| Marc Hill, R OBP: 0.229, SLG: 0.314 (6, 2) | | | | | | | | | | 1 | 0 | 0 | 0 | 0 | 0 | 2 | | | | | | |
| Dave Adler, R OBP: 0.241, SLG: 0.269 (1, 5) | | | | | 6-3 | | | | | 4 | 0 | 1 | 1 | 0 | 0 | 3 | | | | | | |
| Inning Stats | R: 1 E: 0 K: 0 S: 5 | H: 2 LOB: 1 BB: 0 P: 5 | R: 0 E: 0 K: 0 S: 3 | H: 0 LOB: 0 BB: 0 P: 3 | R: 0 E: 0 K: 0 S: 3 | H: 0 LOB: 0 BB: 0 P: 3 | R: 3 E: 0 K: 0 S: 8 | H: 5 LOB: 2 BB: 0 P: 8 | R: 0 E: 0 K: 1 S: 4 | H: 1 LOB: 2 BB: 1 P: 8 | R: 2 E: 0 K: 1 S: 7 | H: 2 LOB: 0 BB: 0 P: 7 | R: 1 E: 0 K: 1 S: 5 | H: 1 LOB: 1 BB: 1 P: 9 | R: 0 E: 0 K: 0 S: 4 | H: 1 LOB: 1 BB: 0 P: 4 | 1B: 9 2B: 1 3B: 0 HR: 2 | SF: 1 SAC: 0 DP: 0 HBP: 0 | WP: 0 PB: 0 SB: 3 CS: 1 | PA: 41 | | |
| PITCHER | IP WLS BF H R ER SO BB IBB HBP BLK WP HR S P ERA WHIP | IP WLS BF H R ER SO BB IBB HBP BLK WP HR S P ERA WHIP | IP WLS BF H R ER SO BB IBB HBP BLK WP HR S P ERA WHIP | IP WLS BF H R ER SO BB IBB HBP BLK WP HR S P ERA WHIP | IP WLS BF H R ER SO BB IBB HBP BLK WP HR S P ERA WHIP | IP WLS BF H R ER SO BB IBB HBP BLK WP HR S P ERA WHIP | IP WLS BF H R ER SO BB IBB HBP BLK WP HR S P ERA WHIP | IP WLS BF H R ER SO BB IBB HBP BLK WP HR S P ERA WHIP | IP WLS BF H R ER SO BB IBB HBP BLK WP HR S P ERA WHIP | IP WLS BF H R ER SO BB IBB HBP BLK WP HR S P ERA WHIP | IP WLS BF H R ER SO BB IBB HBP BLK WP HR S P ERA WHIP | IP WLS BF H R ER SO BB IBB HBP BLK WP HR S P ERA WHIP | IP WLS BF H R ER SO BB IBB HBP BLK WP HR S P ERA WHIP | IP WLS BF H R ER SO BB IBB HBP BLK WP HR S P ERA WHIP | IP WLS BF H R ER SO BB IBB HBP BLK WP HR S P ERA WHIP | IP WLS BF H R ER SO BB IBB HBP BLK WP HR S P ERA WHIP | IP WLS BF H R ER SO BB IBB HBP BLK WP HR S P ERA WHIP | IP WLS BF H R ER SO BB IBB HBP BLK WP HR S P ERA WHIP | IP WLS BF H R ER SO BB IBB HBP BLK WP HR S P ERA WHIP | IP WLS BF H R ER SO BB IBB HBP BLK WP HR S P ERA WHIP | IP WLS BF H R ER SO BB IBB HBP BLK WP HR S P ERA WHIP | IP WLS BF H R ER SO BB IBB HBP BLK WP HR S P ERA WHIP |

Seattle Mariners @ Milwaukee Brewers
Milwaukee County Stadium, Milwaukee, WI
Sun Sep 21 1980, 4:33 AM EDT
Alt. 9,642 - Unknown - 67 F

AB 37
R 7
H 12
RBI 7
BB 2
SO 2
LOB 11



| Batter | 1 | 2 | 3 | 4 | 5 | 6 | 7 | 8 | 9 | AB | R | H | RBI | BB | SO | LOB | BOTTOM | | | | | |
|--|---|---|---|---|---|---|---|---|---|---|---|---|---|---|---|---|---|---|---|---|---|---|
| Jim Gantner, L OBP: 0.324, SLG: 0.374 (1, 5) | 1-3 | | 4-3 | F7 | | | | K | | 5 | 0 | 1 | 0 | 0 | 1 | 0 | | | | | | |
| Robin Yount, R OBP: 0.325, SLG: 0.532 (1, 6) | | | 5-3 | | | | | | | 4 | 2 | 1 | 1 | 1 | 1 | 2 | | | | | | |
| Cecil Cooper, L OBP: 0.391, SLG: 0.533 (1, 10) | | | | | | | | | | 5 | 1 | 2 | 0 | 0 | 0 | 1 | | | | | | |
| Ben Oglivie, L OBP: 0.359, SLG: 0.547 (1, 7) | | | | | | | | | | 5 | 2 | 2 | 0 | 0 | 0 | 1 | | | | | | |
| Gorman Thomas, R OBP: 0.310, SLG: 0.480 (1, 8) | | | | | | | | | | 4 | 0 | 2 | 2 | 1 | 1 | 1 | | | | | | |
| John Poff, L OBP: 0.256, SLG: 0.333 (1, 3) | | | | | | | | | | 3 | 0 | 1 | 2 | 0 | 0 | 2 | | | | | | |
| Sal Bando, R OBP: 0.278, SLG: 0.316 (7, PH) | | | | | | | | | | 1 | 0 | 0 | 0 | 1 | 0 | 1 | | | | | | |
| Vic Harris, S OBP: 0.290, SLG: 0.322 (1, 9) | | | | | | | | | | 2 | 0 | 1 | 0 | 1 | 0 | 2 | | | | | | |
| Mark Brouhard, R OBP: 0.278, SLG: 0.400 (7, PH) | | | | | | | | | | 1 | 0 | 0 | 0 | 0 | 1 | 2 | | | | | | |
| Dick Davis, R OBP: 0.301, SLG: 0.391 (8, 9) | | | | | | | | | | 1 | 0 | 1 | 0 | 0 | 0 | 0 | | | | | | |
| Ed Romero, R OBP: 0.324, SLG: 0.340 (1, 4) | | | | | | | | | | 3 | 0 | 0 | 0 | 1 | 1 | 1 | | | | | | |
| Paul Molitor, R OBP: 0.372, SLG: 0.424 (9, PH) | | | | | | | | | | 1 | 0 | 0 | 0 | 0 | 0 | 2 | | | | | | |
| Buck Martinez, R OBP: 0.264, SLG: 0.308 (1, 2) | | | | | | | | | | 3 | 0 | 0 | 0 | 0 | 1 | 3 | | | | | | |
| Charlie Moore, R OBP: 0.331, SLG: 0.336 (8, PH) | | | | | | | | | | 1 | 0 | 0 | 0 | 0 | 0 | 0 | | | | | | |
| Ned Yost, R OBP: 0.133, SLG: 0.133 (9, 2) | | | | | | | | | | 0 | 0 | 0 | 0 | 0 | 0 | 0 | | | | | | |
| Inning Stats | R: 1 E: 0 K: 0 S: 4 | H: 1 LOB: 0 BB: 0 P: 4 | R: 0 E: 0 K: 1 S: 6 | H: 1 LOB: 2 BB: 1 P: 10 | R: 2 E: 0 K: 0 S: 7 | H: 4 LOB: 2 BB: 0 P: 7 | R: 0 E: 0 K: 0 S: 3 | H: 0 LOB: 0 BB: 0 P: 3 | R: 0 E: 0 K: 1 S: 6 | H: 1 LOB: 2 BB: 1 P: 10 | R: 0 E: 0 K: 2 S: 8 | H: 0 LOB: 2 BB: 1 P: 12 | R: 0 E: 0 K: 2 S: 7 | H: 0 LOB: 0 BB: 0 P: 7 | R: 2 E: 0 K: 0 S: 6 | H: 3 LOB: 2 BB: 1 P: 10 | 1B: 7 2B: 2 3B: 1 HR: 1 | SF: 0 SAC: 0 DP: 0 HBP: 0 | WP: 0 PB: 0 SB: 0 CS: 0 | PA: 44 | | |
| PITCHER | IP WLS BF H R ER SO BB IBB HBP BLK WP HR S P ERA WHIP | IP WLS BF H R ER SO BB IBB HBP BLK WP HR S P ERA WHIP | IP WLS BF H R ER SO BB IBB HBP BLK WP HR S P ERA WHIP | IP WLS BF H R ER SO BB IBB HBP BLK WP HR S P ERA WHIP | IP WLS BF H R ER SO BB IBB HBP BLK WP HR S P ERA WHIP | IP WLS BF H R ER SO BB IBB HBP BLK WP HR S P ERA WHIP | IP WLS BF H R ER SO BB IBB HBP BLK WP HR S P ERA WHIP | IP WLS BF H R ER SO BB IBB HBP BLK WP HR S P ERA WHIP | IP WLS BF H R ER SO BB IBB HBP BLK WP HR S P ERA WHIP | IP WLS BF H R ER SO BB IBB HBP BLK WP HR S P ERA WHIP | IP WLS BF H R ER SO BB IBB HBP BLK WP HR S P ERA WHIP | IP WLS BF H R ER SO BB IBB HBP BLK WP HR S P ERA WHIP | IP WLS BF H R ER SO BB IBB HBP BLK WP HR S P ERA WHIP | IP WLS BF H R ER SO BB IBB HBP BLK WP HR S P ERA WHIP | IP WLS BF H R ER SO BB IBB HBP BLK WP HR S P ERA WHIP | IP WLS BF H R ER SO BB IBB HBP BLK WP HR S P ERA WHIP | IP WLS BF H R ER SO BB IBB HBP BLK WP HR S P ERA WHIP | IP WLS BF H R ER SO BB IBB HBP BLK WP HR S P ERA WHIP | IP WLS BF H R ER SO BB IBB HBP BLK WP HR S P ERA WHIP | IP WLS BF H R ER SO BB IBB HBP BLK WP HR S P ERA WHIP | IP WLS BF H R ER SO BB IBB HBP BLK WP HR S P ERA WHIP | IP WLS BF H R ER SO BB IBB HBP BLK WP HR S P ERA WHIP |

Seattle Mariners @ Milwaukee Brewers
Milwaukee County Stadium, Milwaukee, WI
Sun Sep 21 1980, 4:33 AM EDT
Alt. 9,642 - Unknown - 67 F

AB 39
R 5
H 11
RBI 5
BB 5
SO 6
LOB 18



| Batter | 1 | 2 | 3 | 4 | 5 | 6 | 7 | 8 | 9 | AB | R | H | RBI | BB | SO | LOB | TOP | | | | | | | | | | | | | | | | |
|--|---|---------------------------------|------------------------------|---------------------------------|------------------------------|---------------------------------|------------------------------|---------------------------------|------------------------------|---------------------------------|------------------------------|---------------------------------|------------------------------|---------------------------------|------------------------------|----------------------------------|--|---------------------------------|-----------------------------------|------------------------------------|----------------------------------|--------|--|--|--|--|--|--|--|--|--|--|--|
| Dickie Thon, R OBP: 0.282, SLG: 0.320 (1, 6) | F8 | | K | | | | P4 | G6-4-3 | | 4 | 0 | 1 | 0 | 0 | 1 | 1 | California Angels @ Milwaukee Brewers Milwaukee County Stadium, Milwaukee, WI Mon Sep 22 1980, 8:05 PM EDT Att. 5,301 - Unknown - 59 F | | | | | | | | | | | | | | | | |
| Dan Ford, R OBP: 0.348, SLG: 0.434 (8, PH) | | | | | | | | | | 1 | 0 | 0 | 0 | 0 | 0 | 3 | | | | | | | | | | | | | | | | | |
| Tom Donohue, R OBP: 0.215, SLG: 0.243 (8, 2) | | | | | | | | | | 0 | 0 | 0 | 0 | 0 | 0 | 0 | | | | | | | | | | | | | | | | | |
| Rod Carew, L OBP: 0.395, SLG: 0.441 (1, 3) | | | | | | | | | | 5 | 0 | 3 | 1 | 0 | 0 | 1 | | | | | | | | | | | | | | | | | |
| Carney Lansford, R OBP: 0.315, SLG: 0.490 (1, 5) | | | | | | | | | | 4 | 1 | 1 | 0 | 1 | 0 | 1 | | | | | | | | | | | | | | | | | |
| Jason Thompson, L OBP: 0.400, SLG: 0.474 (1, 10) | | | | | | | | | | 3 | 1 | 3 | 2 | 0 | 0 | 0 | | | | | | | | | | | | | | | | | |
| Brian Downing, R OBP: 0.308, SLG: 0.358 (7, PH) | | | | | | | | | | 2 | 1 | 1 | 0 | 0 | 0 | 2 | | | | | | | | | | | | | | | | | |
| Gil Kubsj, L OBP: 0.318, SLG: 0.317 (1, 9) | | | | | | | | | | 5 | 1 | 1 | 0 | 0 | 0 | 3 | | | | | | | | | | | | | | | | | |
| Bobby Grich, R OBP: 0.385, SLG: 0.427 (1, 4) | | | | | | | | | | 5 | 2 | 2 | 1 | 0 | 0 | 0 | | | | | | | | | | | | | | | | | |
| Larry Harlow, L OBP: 0.373, SLG: 0.389 (1, 8) | | | | | | | | | | 2 | 0 | 0 | 0 | 3 | 1 | 0 | | | | | | | | | | | | | | | | | |
| Bobby Clark, R OBP: 0.270, SLG: 0.344 (1, 7) | | | | | | | | | | 4 | 1 | 2 | 1 | 0 | 0 | 2 | | | | | | | | | | | | | | | | | |
| Dave Skaggs, R OBP: 0.333, SLG: 0.292 (7, PH) | | | | | | | | | | 2 | 0 | 0 | 0 | 0 | 2 | 2 | | | | | | | | | | | | | | | | | |
| John Harris, L OBP: 0.414, SLG: 0.640 (7, PH) | | | | | | | | | | 1 | 0 | 0 | 0 | 0 | 0 | 1 | | | | | | | | | | | | | | | | | |
| Dan Whitmer, R OBP: 0.269, SLG: 0.276 (7, 2) | | | | | | | | | | 0 | 0 | 0 | 0 | 0 | 0 | 0 | | | | | | | | | | | | | | | | | |
| Rick Miller, L OBP: 0.351, SLG: 0.346 (8, PH) | | | | | | | | | | 0 | 0 | 0 | 0 | 1 | 0 | 0 | | | | | | | | | | | | | | | | | |
| Bert Campaneris, R OBP: 0.305, SLG: 0.338 (8, 6) | | | | | | | | | | 0 | 0 | 0 | 0 | 0 | 0 | 0 | | | | | | | | | | | | | | | | | |
| Inning Stats | R: 1 E: 0 K: 0 S: 4 | H: 2 LOB: 1 BB: 1 P: 8 | R: 0 E: 1 K: 1 S: 5 | H: 0 LOB: 1 BB: 1 P: 9 | R: 0 E: 0 K: 1 S: 7 | H: 2 LOB: 2 BB: 0 P: 7 | R: 0 E: 0 K: 1 S: 5 | H: 0 LOB: 1 BB: 1 P: 9 | R: 0 E: 0 K: 0 S: 3 | H: 1 LOB: 0 BB: 0 P: 3 | R: 1 E: 0 K: 1 S: 6 | H: 1 LOB: 0 BB: 0 P: 6 | R: 1 E: 0 K: 0 S: 6 | H: 3 LOB: 2 BB: 0 P: 6 | R: 1 E: 0 K: 0 S: 4 | H: 2 LOB: 2 BB: 2 P: 12 | R: 3 E: 1 K: 0 S: 6 | H: 3 LOB: 0 BB: 0 P: 6 | 1B: 12 2B: 1 3B: 0 HR: 1 | SF: 0 SAC: 0 DP: 2 HBP: 0 | WP: 0 PB: 0 SB: 1 CS: 1 | PA: 43 | | | | | | | | | | | |
| PITCHER | IP WLS BF H R ER SO BB IBB HBP BLK WP HR S P ERA WHIP | | | | | | | | | | | | | | | | | | | | | | | | | | | | | | | | |
| Moose Haas, R ERA: 3.0 (1, 1) | 6.2 | 30 | 9 | 3 | 3 | 4 | 3 | 0 | 0 | 0 | 0 | 0 | 1 | 35 | 47 | 4.05 | 1.800 | | | | | | | | | | | | | | | | |
| Bob McClure, L ERA: 3.29 (7, 1) | 0.2 | L | 4 | 1 | 1 | 1 | 0 | 1 | 0 | 0 | 0 | 0 | 0 | 3 | 7 | 13.50 | 3.000 | | | | | | | | | | | | | | | | |
| Bill Castro, R ERA: 2.82 (8, 1) | 1.2 | | 9 | 4 | 3 | 1 | 0 | 0 | 1 | 0 | 0 | 0 | 0 | 8 | 12 | 5.40 | 2.400 | | | | | | | | | | | | | | | | |

| Batter | 1 | 2 | 3 | 4 | 5 | 6 | 7 | 8 | 9 | AB | R | H | RBI | BB | SO | LOB | BOTTOM | | | | | | | | | | | | | | | | |
|--|---|---------------------------------|------------------------------|---------------------------------|------------------------------|---------------------------------|------------------------------|---------------------------------|------------------------------|---------------------------------|------------------------------|----------------------------------|------------------------------|---------------------------------|------------------------------|---------------------------------|--|----------------------------------|------------------------------------|----------------------------------|--------|--|--|--|--|--|--|--|--|--|--|--|--|
| Paul Molitor, R OBP: 0.373, SLG: 0.428 (1, 4) | L6 | | F8 | | | | K | | F6 | 4 | 0 | 1 | 1 | 1 | 1 | 1 | California Angels @ Milwaukee Brewers Milwaukee County Stadium, Milwaukee, WI Mon Sep 22 1980, 8:05 PM EDT Att. 5,301 - Unknown - 59 F | | | | | | | | | | | | | | | | |
| Ed Romero, R OBP: 0.327, SLG: 0.337 (1, 6) | | | F9 | | | | | | | 4 | 0 | 1 | 0 | 1 | 2 | 2 | | | | | | | | | | | | | | | | | |
| Cecil Cooper, L OBP: 0.390, SLG: 0.531 (1, 3) | | | | | | | | | | 4 | 0 | 1 | 0 | 0 | 0 | 3 | | | | | | | | | | | | | | | | | |
| Gorman Thomas, R OBP: 0.308, SLG: 0.477 (1, 8) | | | | | | | | | | 4 | 0 | 0 | 0 | 0 | 2 | 1 | | | | | | | | | | | | | | | | | |
| Ben Oglivie, L OBP: 0.359, SLG: 0.544 (1, 7) | | | | | | | | | | 4 | 1 | 1 | 0 | 0 | 0 | 0 | | | | | | | | | | | | | | | | | |
| Dick Davis, R OBP: 0.304, SLG: 0.397 (1, 9) | | | | | | | | | | 3 | 1 | 2 | 1 | 0 | 0 | 0 | | | | | | | | | | | | | | | | | |
| Vic Harris, S OBP: 0.300, SLG: 0.322 (6, FR) | | | | | | | | | | 0 | 0 | 0 | 0 | 1 | 0 | 0 | | | | | | | | | | | | | | | | | |
| Sal Bando, R OBP: 0.277, SLG: 0.315 (1, 10) | | | | | | | | | | 4 | 0 | 1 | 0 | 0 | 1 | 2 | | | | | | | | | | | | | | | | | |
| Jim Gantner, L OBP: 0.329, SLG: 0.379 (1, 5) | | | | | | | | | | 3 | 0 | 2 | 1 | 1 | 0 | 0 | | | | | | | | | | | | | | | | | |
| Buck Martinez, R OBP: 0.265, SLG: 0.309 (1, 2) | | | | | | | | | | 3 | 1 | 1 | 0 | 0 | 1 | 1 | | | | | | | | | | | | | | | | | |
| John Poff, L OBP: 0.250, SLG: 0.325 (8, PH) | | | | | | | | | | 1 | 0 | 0 | 0 | 0 | 0 | 1 | | | | | | | | | | | | | | | | | |
| Inning Stats | R: 0 E: 0 K: 1 S: 6 | H: 1 LOB: 1 BB: 0 P: 6 | R: 1 E: 1 K: 0 S: 4 | H: 3 LOB: 0 BB: 0 P: 4 | R: 0 E: 0 K: 0 S: 3 | H: 0 LOB: 0 BB: 0 P: 3 | R: 1 E: 0 K: 1 S: 7 | H: 2 LOB: 1 BB: 0 P: 7 | R: 1 E: 0 K: 1 S: 7 | H: 2 LOB: 1 BB: 0 P: 7 | R: 0 E: 0 K: 1 S: 4 | H: 0 LOB: 3 BB: 3 P: 16 | R: 0 E: 0 K: 1 S: 5 | H: 0 LOB: 1 BB: 1 P: 9 | R: 0 E: 0 K: 2 S: 8 | H: 1 LOB: 0 BB: 0 P: 8 | | 1B: 7 2B: 3 3B: 1 HR: 0 | SF: 0 SAC: 0 DP: 1 HBP: 0 | WP: 1 PB: 0 SB: 1 CS: 2 | PA: 39 | | | | | | | | | | | | |
| PITCHER | IP WLS BF H R ER SO BB IBB HBP BLK WP HR S P ERA WHIP | | | | | | | | | | | | | | | | | | | | | | | | | | | | | | | | |
| Ralph Botting, L ERA: 3.48 (1, 1) | 6.0 | | 25 | 9 | 3 | 3 | 0 | 0 | 0 | 0 | 0 | 1 | 31 | 31 | 4.50 | 1.500 | | | | | | | | | | | | | | | | | |
| Mark Clear, R ERA: 3.08 (7, 1) | 3.0 | W | 13 | 1 | 0 | 0 | 4 | 4 | 0 | 0 | 0 | 1 | 0 | 17 | 33 | 0.00 | | 1.667 | | | | | | | | | | | | | | | |

| Batter | 1 | 2 | 3 | 4 | 5 | 6 | 7 | 8 | 9 | AB | R | H | RBI | BB | SO | LOB | TOP | | | | | |
|--|------------------------------|---------------------------------|-------------------------------------|----------------------------------|------------------------------|---------------------------------|------------------------------|---------------------------------|------------------------------|---------------------------------|------------------------------|---------------------------------|------------------------------|----------------------------------|------------------------------|---------------------------------|--|---------------------------------|----------------------------------|------------------------------------|----------------------------------|--------|
| Dickie Thon, R (1, 6) OBP: 0.285, SLG: 0.322 | 0-3 K | | 0-0 S 1B | | 0-0 FC5-4 | | 0-0 1-3 1B | | 0-0 F8 | 5 | 0 | 2 | 2 | 0 | 1 | 3 | California Angels @ Milwaukee Brewers Milwaukee County Stadium, Milwaukee, WI Tue Sep 23 1980, 8:05 PM EDT Att. 6,195 - Unknown - 51 F | | | | | |
| Rod Carew, L (1, 3) OBP: 0.395, SLG: 0.439 | 0-3 K | | 4-0 BB | | 0-0 L6 | | 0-0 1-3 | | 0-0 1B | 4 | 0 | 1 | 0 | 1 | 1 | 4 | | | | | | |
| Carney Lansford, R (1, 5) OBP: 0.312, SLG: 0.396 | 0-3 K | | 0-0 F3 | | 0-0 B2-3 | | 0-0 6-3 | | 0-0 5-3 | 5 | 0 | 0 | 0 | 0 | 1 | 6 | | | | | | |
| Dan Ford, R (1, 9) OBP: 0.344, SLG: 0.428 | | 4-0 E6 BB | | 0-0 5-3 | | 0-0 5-3 | | 0-3 K | | 3 | 0 | 0 | 0 | 1 | 1 | 0 | | | | | | |
| Gil Kubski, L (8, 9) OBP: 0.316, SLG: 0.317 | | 0-0 L7 | | 0-0 G5-4-3 1B | | 0-0 F9 | | 0-0 CS 2B | | 0 | 0 | 0 | 0 | 0 | 0 | 0 | | | | | | |
| Brian Downing, R (1, 10) OBP: 0.317, SLG: 0.380 | | 0-0 L7 | | 0-0 G5-4-3 1B | | 0-0 F9 | | 0-0 CS 2B | | 4 | 0 | 2 | 0 | 0 | 0 | 1 | | | | | | |
| Bert Campaneris, R (8, PR) OBP: 0.305, SLG: 0.338 | | 0-3 K | | 0-0 G5-4-3 | | 0-0 FC6-4 1B | | 0-0 2-3 1B | | 0 | 0 | 0 | 0 | 0 | 0 | 0 | | | | | | |
| Bobby Grich, R (1, 4) OBP: 0.386, SLG: 0.427 | | 0-3 K | | 0-0 G5-4-3 | | 0-0 FC6-4 1B | | 0-0 2-3 1B | | 4 | 0 | 2 | 0 | 0 | 1 | 2 | | | | | | |
| Bobby Clark, R (1, 7) OBP: 0.270, SLG: 0.342 | | 0-0 F9 | | 0-0 FC1-5 BB 1B | | 0-0 FC6-4 1B | | 0-0 F7 | | 4 | 1 | 1 | 0 | 0 | 0 | 4 | | | | | | |
| Larry Harlow, L (1, 8) OBP: 0.377, SLG: 0.392 | | | 0-0 1-3 | | 4-0 FC5-4 FC1-5 BB | | 0-0 1-3 1B | | 0-0 FC1-6 1B | 3 | 1 | 2 | 0 | 1 | 0 | 0 | | | | | | |
| Dave Skaggs, R (1, 2) OBP: 0.328, SLG: 0.275 | | | 0-0 L8 | | 0-0 FC1-5 FC5-4 | | 0-0 1-3 1B BB | | 0-0 FC1-6 1B | 3 | 0 | 0 | 0 | 1 | 0 | 3 | | | | | | |
| Inning Stats | R: 0 E: 0 K: 3 S: 9 | H: 0 LOB: 0 BB: 0 P: 9 | R: 0 E: 1 K: 1 S: 5 | H: 0 LOB: 1 BB: 1 P: 9 | R: 0 E: 0 K: 0 S: 4 | H: 1 LOB: 2 BB: 1 P: 8 | R: 0 E: 0 K: 0 S: 3 | H: 1 LOB: 0 BB: 0 P: 3 | R: 0 E: 0 K: 0 S: 4 | H: 1 LOB: 2 BB: 1 P: 8 | R: 0 E: 0 K: 0 S: 3 | H: 0 LOB: 0 BB: 0 P: 3 | R: 2 E: 0 K: 0 S: 6 | H: 3 LOB: 2 BB: 1 P: 10 | R: 0 E: 0 K: 1 S: 6 | H: 2 LOB: 2 BB: 0 P: 6 | R: 0 E: 0 K: 0 S: 5 | H: 2 LOB: 2 BB: 0 P: 5 | 1B: 9 2B: 1 3B: 0 HR: 0 | SF: 0 SAC: 0 DP: 1 HBP: 0 | WP: 0 PB: 0 SB: 1 CS: 1 | PA: 39 |
| PITCHER Mike Caldwell, L (1, 1) ERA: 4.08 | IP: 9.0 WLS: L BF: 39 | H: 10 R: 2 ER: 2 SO: 5 | BB: 4 IBB: 0 HBP: 0 BLK: 0 | WP: 0 HR: 0 S: 45 P: 61 | ERA: 2.00 WHIP: 1.556 | PITCHER | | | | | | | | | | | | | | | | |

| | |
|-----|----|
| AB | 35 |
| R | 2 |
| H | 10 |
| RBI | 2 |
| BB | 4 |
| SO | 5 |
| LOB | 23 |



| Batter | 1 | 2 | 3 | 4 | 5 | 6 | 7 | 8 | 9 | AB | R | H | RBI | BB | SO | LOB | BOTTOM | | | |
|---|------------------------------|---------------------------------|-------------------------------------|----------------------------------|------------------------------|---------------------------------|------------------------------|---------------------------------|------------------------------|---------------------------------|------------------------------|---------------------------------|------------------------------|---------------------------------|------------------------------|---------------------------------|--|------------------------------------|----------------------------------|--------|
| Paul Molitor, R (1, 4) OBP: 0.369, SLG: 0.423 | 0-0 6-3 | | 0-0 E9 | | 0-0 F9 | | | 0-3 K | | 4 | 0 | 0 | 0 | 0 | 1 | 2 | California Angels @ Milwaukee Brewers Milwaukee County Stadium, Milwaukee, WI Tue Sep 23 1980, 8:05 PM EDT Att. 6,195 - Unknown - 51 F | | | |
| Robin Yount, R (1, 6) OBP: 0.324, SLG: 0.530 | 0-0 E7 1B | | 0-0 F8 | | | 0-0 6-3 | | 0-0 F9 | | 4 | 0 | 1 | 0 | 0 | 0 | 2 | | | | |
| Cecil Cooper, L (1, 3) OBP: 0.391, SLG: 0.536 | 0-0 F7 | | | 0-0 S 1B | | 0-0 F7 | | | 0-0 HR | 4 | 1 | 2 | 1 | 0 | 0 | 1 | | | | |
| Ben Oglivie, L (1, 7) OBP: 0.357, SLG: 0.542 | 0-0 F7 | | | 0-0 F7 | | 0-3 K | | | 0-0 E6 FC5 SH3 | 3 | 0 | 0 | 0 | 0 | 1 | 2 | | | | |
| Dick Davis, R (7, 7) OBP: 0.303, SLG: 0.395 | 0-0 F7 | | | 0-0 F7 | | | | | 0-0 E6 FC5 SH3 | 1 | 0 | 0 | 0 | 0 | 0 | 0 | | | | |
| Ed Romero, R (9, PR) OBP: 0.327, SLG: 0.337 | 0-0 F7 | | | 0-0 F7 | | | | | 0-0 E6 FC5 SH3 | 0 | 0 | 0 | 0 | 0 | 0 | 0 | | | | |
| Gorman Thomas, R (1, 8) OBP: 0.306, SLG: 0.475 | | 0-0 F5 | | 0-0 F2 | | 0-3 K | | 0-0 SH3 | | 3 | 0 | 0 | 0 | 0 | 1 | 1 | | | | |
| John Poff, L (1, 10) OBP: 0.233, SLG: 0.302 | | 0-0 4-3 | | 0-3 K | | 0-0 F8 | | 0-3 K | | 3 | 0 | 0 | 0 | 0 | 1 | 1 | | | | |
| Sal Bando, R (9, PH) OBP: 0.276, SLG: 0.314 | | 0-0 4-3 | | 0-3 K | | 0-0 F8 | | 0-3 K | | 1 | 0 | 0 | 0 | 0 | 1 | 2 | | | | |
| Vic Harris, S (1, 9) OBP: 0.297, SLG: 0.317 | | 0-0 F8 | | | 0-0 6-3 G3 1B | | 0-0 F9 | | 0-0 FC5 | 4 | 0 | 1 | 0 | 0 | 0 | 2 | | | | |
| Jim Gantner, L (1, 5) OBP: 0.329, SLG: 0.377 | | | 0-0 F7 | | 0-0 G3 | | | 4-0 BB | | 2 | 0 | 0 | 0 | 1 | 0 | 1 | | | | |
| Ned Yost, R (1, 2) OBP: 0.118, SLG: 0.118 | | | 0-0 4-3 | | 0-0 6-3 | | | 0-0 L4 | | 2 | 0 | 0 | 0 | 0 | 0 | 1 | | | | |
| Charlie Moore, R (8, PH) OBP: 0.330, SLG: 0.334 | | | 0-0 4-3 | | 0-0 6-3 | | | 0-0 L4 | | 1 | 0 | 0 | 0 | 0 | 0 | 1 | | | | |
| Inning Stats | R: 0 E: 1 K: 0 S: 4 | H: 1 LOB: 1 BB: 0 P: 4 | R: 0 E: 0 K: 0 S: 3 | H: 0 LOB: 0 BB: 0 P: 3 | R: 0 E: 1 K: 0 S: 4 | H: 0 LOB: 1 BB: 0 P: 4 | R: 0 E: 0 K: 1 S: 6 | H: 1 LOB: 1 BB: 0 P: 6 | R: 0 E: 0 K: 1 S: 5 | H: 0 LOB: 0 BB: 0 P: 5 | R: 0 E: 0 K: 1 S: 5 | H: 0 LOB: 0 BB: 0 P: 5 | R: 0 E: 0 K: 1 S: 5 | H: 0 LOB: 1 BB: 1 P: 9 | R: 1 E: 1 K: 1 S: 7 | H: 1 LOB: 2 BB: 0 P: 7 | 1B: 3 2B: 0 3B: 0 HR: 1 | SF: 0 SAC: 1 DP: 0 HBP: 0 | WP: 0 PB: 0 SB: 1 CS: 0 | PA: 34 |
| PITCHER Freddie Martinez, R (1, 1) ERA: 4.24 | IP: 8.0 WLS: W BF: 31 | H: 4 R: 1 ER: 1 SO: 4 | BB: 1 IBB: 0 HBP: 0 BLK: 0 | WP: 0 HR: 1 S: 38 P: 42 | ERA: 1.12 WHIP: 0.625 | PITCHER | | | | | | | | | | | | | | |
| Don Asse, R (9, 1) ERA: 4.15 | IP: 0.1 WLS: S BF: 2 | H: 0 R: 0 ER: 0 SO: 1 | BB: 0 IBB: 0 HBP: 0 BLK: 0 | WP: 0 HR: 0 S: 4 P: 4 | ERA: 0.00 WHIP: 0.000 | PITCHER | | | | | | | | | | | | | | |
| Andy Hassler, L (9, 1) ERA: 2.72 | IP: 0.2 WLS: S BF: 2 | H: 0 R: 0 ER: 0 SO: 1 | BB: 0 IBB: 0 HBP: 0 BLK: 0 | WP: 0 HR: 0 S: 4 P: 4 | ERA: 0.00 WHIP: 0.000 | PITCHER | | | | | | | | | | | | | | |



| Batter | 1 | 2 | 3 | 4 | 5 | 6 | 7 | 8 | 9 | AB | R | H | RBI | BB | SO | LOB | TOP | | | |
|--|--|---------------------------------|------------------------------|----------------------------------|------------------------------|---------------------------------|------------------------------|---------------------------------|------------------------------|---------------------------------|------------------------------|---------------------------------|------------------------------|----------------------------------|------------------------------|---------------------------------|--|------------------------------------|----------------------------------|--------|
| Dickie Thon, R OBP: 0.283, SLG: 0.319 (1, 6) | 6-3 | | 6-3 | | | | FC5-4 | | K2-3 | 5 | 0 | 1 | 0 | 0 | 1 | 3 | California Angels @ Milwaukee Brewers Milwaukee County Stadium, Milwaukee, WI Wed Sep 24 1980, 8:05 PM EDT Alt. 5,974 - Unknown - 57 F | | | |
| Rod Carew, L OBP: 0.396, SLG: 0.439 (1, 3) | K | | | BB | FC5-2 | 1B | 4-3 | | BB | 3 | 0 | 1 | 0 | 1 | 1 | | | | | |
| Carney Lansford, R OBP: 0.312, SLG: 0.395 (1, 5) | F9 | | | FC5-2 | BB | 1B | 6-3 | | P3 | 4 | 0 | 1 | 0 | 0 | 0 | 1 | | | | |
| Jason Thompson, L OBP: 0.400, SLG: 0.473 (1, 10) | | K | | | F7 | | | | G4-6-3 | 3 | 0 | 1 | 0 | 1 | 1 | 2 | | | | |
| Gil Kubsj, L OBP: 0.313, SLG: 0.295 (1, 9) | K | | | FC5-2 | BB | 1B | F8 | | G4-6-3 | 3 | 0 | 0 | 0 | 1 | 1 | 3 | | | | |
| Bobby Grich, R OBP: 0.387, SLG: 0.427 (1, 4) | | | | FC5-2 | BB | 1B | 4-3 | | | 3 | 0 | 1 | 0 | 1 | 0 | 4 | | | | |
| Larry Harlow, L OBP: 0.376, SLG: 0.390 (1, 8) | | G3 | | | F8 | | | | FC6-4 | 4 | 0 | 1 | 0 | 0 | 1 | 5 | | | | |
| Bobby Clark, R OBP: 0.265, SLG: 0.336 (1, 7) | | | | F8 | | 6-3 | F9 | | FC6-4 | 4 | 0 | 0 | 0 | 0 | 0 | 2 | | | | |
| Dave Skaggs, R OBP: 0.317, SLG: 0.264 (1, 2) | | | | P6 | | | F8 | | | 2 | 0 | 0 | 0 | 0 | 0 | 0 | | | | |
| John Harris, L OBP: 0.400, SLG: 0.615 (7, PH) | | | | | P4 | | | | | 1 | 0 | 0 | 0 | 0 | 0 | 1 | | | | |
| Stan Cliburn, R OBP: 0.217, SLG: 0.321 (7, 2) | | | | | | | | | | 0 | 0 | 0 | 0 | 0 | 0 | 0 | | | | |
| Rick Miller, L OBP: 0.353, SLG: 0.347 (9, PH) | | | | | | | | | | 1 | 0 | 1 | 0 | 0 | 0 | 0 | | | | |
| Inning Stats | R: 0 E: 0 K: 1 S: 5 | H: 0 LOB: 0 BB: 0 P: 5 | R: 0 E: 0 K: 2 S: 7 | H: 0 LOB: 1 BB: 1 P: 11 | R: 0 E: 0 K: 0 S: 3 | H: 0 LOB: 0 BB: 0 P: 3 | R: 0 E: 0 K: 0 S: 5 | H: 2 LOB: 3 BB: 1 P: 9 | R: 0 E: 0 K: 0 S: 4 | H: 1 LOB: 1 BB: 0 P: 4 | R: 0 E: 0 K: 0 S: 4 | H: 1 LOB: 1 BB: 0 P: 4 | R: 0 E: 0 K: 0 S: 2 | H: 0 LOB: 1 BB: 2 P: 10 | R: 0 E: 0 K: 2 S: 9 | H: 2 LOB: 2 BB: 0 P: 9 | 1B: 7 2B: 0 3B: 0 HR: 0 | SF: 0 SAC: 0 DP: 1 HBP: 0 | WP: 0 PB: 0 SB: 0 CS: 0 | PA: 37 |
| PITCHER Lary Sorensen, R ERA: 3.69 (1, 1) | IP: 9.0 WLS: W BF: 37 H: 7 R: 0 ER: 0 SO: 5 BB: 4 IBB: 0 HBP: 0 BLK: 0 WP: 0 HR: 0 S: 43 P: 59 ERA: 0.00 WHIP: 1.222 | | | | | | | | | | | | | | | | | | | |

| Batter | 1 | 2 | 3 | 4 | 5 | 6 | 7 | 8 | 9 | AB | R | H | RBI | BB | SO | LOB | BOTTOM | | | |
|---|--|---------------------------------|------------------------------|---------------------------------|------------------------------|---------------------------------|------------------------------|---------------------------------|------------------------------|---------------------------------|------------------------------|----------------------------------|------------------------------|----------------------------------|------------------------------|---------------------------------|--|------------------------------------|----------------------------------|--------|
| Paul Molitor, R OBP: 0.368, SLG: 0.419 (1, 4) | FC6-4 | | F8 | | L6-4 | G4-6-3 | | F7 | | 4 | 0 | 0 | 0 | 1 | 0 | 6 | California Angels @ Milwaukee Brewers Milwaukee County Stadium, Milwaukee, WI Wed Sep 24 1980, 8:05 PM EDT Alt. 5,974 - Unknown - 57 F | | | |
| Robin Yount, R OBP: 0.323, SLG: 0.527 (1, 6) | FC6-4 | | L8 | | | E5 | F9 | | | 5 | 1 | 1 | 0 | 0 | 0 | 2 | | | | |
| Cecil Cooper, L OBP: 0.391, SLG: 0.540 (1, 3) | G6-4-3 | | | | 4-3 | 2B | | 4-3 | | 5 | 2 | 2 | 1 | 0 | 0 | 2 | | | | |
| Gorman Thomas, R OBP: 0.306, SLG: 0.475 (1, 8) | | K | | F5 | | 2B | | K | | 4 | 1 | 1 | 1 | 0 | 2 | 0 | | | | |
| Ben Oglivie, L OBP: 0.360, SLG: 0.550 (1, 7) | | P4 | | | | 2B | | | | 4 | 2 | 3 | 3 | 0 | 0 | 0 | | | | |
| Dick Davis, R OBP: 0.303, SLG: 0.395 (1, 9) | | | | | 1B | | | | | 3 | 0 | 1 | 0 | 0 | 0 | 2 | | | | |
| Vic Harris, S OBP: 0.307, SLG: 0.328 (7, 9) | | | | P4 | | | F7 | BB | | 1 | 0 | 1 | 0 | 0 | 0 | 0 | | | | |
| Sal Bando, R OBP: 0.283, SLG: 0.318 (1, 10) | | F7 | | | | FC2-6 | 1B | | | 3 | 0 | 2 | 1 | 1 | 0 | 1 | | | | |
| Jim Gantner, L OBP: 0.330, SLG: 0.376 (1, 5) | | | | 6-3 | | L6-4 | FC2-6 | 1B | | 3 | 0 | 1 | 0 | 1 | 0 | 2 | | | | |
| Ned Yost, R OBP: 0.190, SLG: 0.190 (1, 2) | | | | | | FC2-6 | | | | 4 | 0 | 2 | 0 | 0 | 1 | 2 | | | | |
| Inning Stats | R: 0 E: 0 K: 0 S: 2 | H: 0 LOB: 0 BB: 1 P: 6 | R: 0 E: 0 K: 1 S: 6 | H: 1 LOB: 0 BB: 0 P: 6 | R: 0 E: 0 K: 0 S: 4 | H: 1 LOB: 1 BB: 0 P: 4 | R: 0 E: 0 K: 0 S: 4 | H: 1 LOB: 1 BB: 0 P: 4 | R: 0 E: 0 K: 0 S: 4 | H: 2 LOB: 1 BB: 0 P: 4 | R: 4 E: 1 K: 0 S: 8 | H: 5 LOB: 2 BB: 1 P: 12 | R: 2 E: 0 K: 1 S: 8 | H: 3 LOB: 2 BB: 1 P: 12 | R: 0 E: 0 K: 1 S: 6 | H: 1 LOB: 1 BB: 0 P: 6 | 1B: 10 2B: 3 3B: 0 HR: 2 | SF: 0 SAC: 0 DP: 3 HBP: 0 | WP: 0 PB: 0 SB: 0 CS: 0 | PA: 39 |
| PITCHER Frank Tanana, L ERA: 4.24 (1, 1) | IP: 5.1 WLS: L BF: 26 H: 9 R: 4 ER: 3 SO: 1 BB: 2 IBB: 0 HBP: 0 BLK: 0 WP: 0 HR: 0 S: 26 P: 34 ERA: 5.06 WHIP: 2.062 | | | | | | | | | | | | | | | | | | | |
| Ed Halicki, R ERA: 4.55 (6, 1) | IP: 2.2 WLS: L BF: 13 H: 5 R: 2 ER: 2 SO: 2 BB: 1 IBB: 0 HBP: 0 BLK: 0 WP: 0 HR: 2 S: 16 P: 20 ERA: 6.75 WHIP: 2.250 | | | | | | | | | | | | | | | | | | | |

| Batter | 1 | 2 | 3 | 4 | 5 | 6 | 7 | 8 | 9 | AB | R | H | RBI | BB | SO | LOB | TOP | | | | | | | | | | | | | | | | | | | | | |
|--|------------------------------|---------------------------------|------------------------------|---------------------------------|------------------------------|---------------------------------|------------------------------|---------------------------------|------------------------------|---------------------------------|------------------------------|---------------------------------|------------------------------|---------------------------------|------------------------------|----------------------------------|-------------------------------|----------------------------------|-----------------------------------|------------------------------------|--------------------------|-----|-----|----|----|----|----|----|----|-----|-----|-----|----|----|----|----|-------|-------|
| Paul Moltzer, R OBP: 0.366, SLG: 0.419 (1, 4) | L8 | | F9 | | F9 | | K | | FC6-4 1B IHR | 5 | 1 | 1 | 1 | 0 | 1 | 2 | | | | | | | | | | | | | | | | | | | | | | |
| Robin Yount, R OBP: 0.324, SLG: 0.531 (1, 6) | 5-3 | | F7 | | | | K | | IHR | 5 | 2 | 2 | 1 | 0 | 1 | 2 | | | | | | | | | | | | | | | | | | | | | | |
| Cecil Cooper, L OBP: 0.394, SLG: 0.549 (1, 3) | 4-3 | | | 4-3 1B | | | | | IHR | 5 | 4 | 4 | 1 | 0 | 0 | 0 | | | | | | | | | | | | | | | | | | | | | | |
| Ben Oglivie, L OBP: 0.358, SLG: 0.552 (1, 7) | | 6-3 | | 4-3 2B | | | K | | IHR | 5 | 1 | 1 | 4 | 0 | 2 | 2 | | | | | | | | | | | | | | | | | | | | | | |
| Gorman Thomas, R OBP: 0.307, SLG: 0.478 (1, 8) | K | | F7 | | | | K | | IHR | 4 | 1 | 1 | 1 | 1 | 1 | 2 | | | | | | | | | | | | | | | | | | | | | | |
| Vic Harris, S OBP: 0.300, SLG: 0.319 (1, 9) | 4-3 | | | 1B | | | F8 | | K | 5 | 0 | 1 | 1 | 0 | 1 | 2 | | | | | | | | | | | | | | | | | | | | | | |
| John Poff, L OBP: 0.271, SLG: 0.333 (1, 10) | | | L3 | | | | 3-1 | | IHR | 5 | 0 | 3 | 1 | 0 | 0 | 0 | | | | | | | | | | | | | | | | | | | | | | |
| Jim Gantner, L OBP: 0.331, SLG: 0.379 (1, 5) | | | | K | | | | | IHR | 5 | 1 | 2 | 0 | 0 | 1 | 4 | | | | | | | | | | | | | | | | | | | | | | |
| Ned Yost, R OBP: 0.174, SLG: 0.174 (1, 2) | | | | 2B | | | 3-1 | | IHR | 2 | 0 | 0 | 0 | 0 | 1 | 1 | | | | | | | | | | | | | | | | | | | | | | |
| Charlie Moore, R OBP: 0.333, SLG: 0.338 (7, PH) | | | K | | | | | | IHR | 3 | 0 | 2 | 0 | 0 | 0 | 2 | | | | | | | | | | | | | | | | | | | | | | |
| Buck Martinez, R OBP: 0.265, SLG: 0.309 (9, 2) | | | | | | | | | G3 | 0 | 0 | 0 | 0 | 0 | 0 | 0 | | | | | | | | | | | | | | | | | | | | | | |
| Inning Stats | R: 0 E: 0 K: 0 S: 3 | H: 0 LOB: 0 BB: 0 P: 3 | R: 0 E: 0 K: 1 S: 5 | H: 0 LOB: 0 BB: 0 P: 5 | R: 1 E: 0 K: 1 S: 7 | H: 2 LOB: 1 BB: 0 P: 7 | R: 1 E: 0 K: 1 S: 8 | H: 3 LOB: 2 BB: 0 P: 8 | R: 2 E: 0 K: 1 S: 7 | H: 2 LOB: 0 BB: 0 P: 7 | R: 0 E: 0 K: 2 S: 5 | H: 0 LOB: 0 BB: 0 P: 5 | R: 0 E: 0 K: 2 S: 8 | H: 1 LOB: 1 BB: 0 P: 8 | R: 1 E: 0 K: 1 S: 7 | H: 2 LOB: 2 BB: 1 P: 11 | R: 5 E: 0 K: 1 S: 12 | H: 7 LOB: 2 BB: 0 P: 12 | 1B: 10 2B: 3 3B: 0 HR: 4 | SF: 0 SAC: 0 DP: 0 HBP: 0 | WP: 1 PA: 45 CS: 0 | | | | | | | | | | | | | | | | | |
| PITCHER | IP | WLS | BF | H | R | ER | SO | BB | IBB | HBP | BLK | WP | HR | S | P | ERA | WHIP | PITCHER | | | | IP | WLS | BF | H | R | ER | SO | BB | IBB | HBP | BLK | WP | HR | S | P | ERA | WHIP |
| Mike Norris, R ERA: 2.52 (1, 1) | 9.0 | L | 45 | 17 | 10 | 10 | 9 | 1 | 0 | 0 | 0 | 1 | 3 | 62 | 66 | 10.00 | 2.000 | | | | | 9.0 | L | 45 | 17 | 10 | 10 | 9 | 1 | 0 | 0 | 0 | 1 | 3 | 62 | 66 | 10.00 | 2.000 |

Milwaukee Brewers @ Oakland Athletics
Oakland-Alameda County Coliseum, Oakland, CA

AB 44
R 10
H 17
RBI 10
BB 1
SO 9
LOB 16



Fri Sep 26 1980, 7:05 PM PDT
Att: 5,099 - Unknown

| Batter | 1 | 2 | 3 | 4 | 5 | 6 | 7 | 8 | 9 | AB | R | H | RBI | BB | SO | LOB | BOTTOM | | | | | | | | | | | | | | | | | | | | | |
|--|------------------------------|---------------------------------|------------------------------|---------------------------------|------------------------------|---------------------------------|-------------------------------|----------------------------------|------------------------------|---------------------------------|------------------------------|---------------------------------|------------------------------|---------------------------------|------------------------------|---------------------------------|------------------------------|----------------------------------|-----------------------------------|------------------------------------|--------------------------|-----|-----|----|----|---|----|----|----|-----|-----|-----|----|----|------|-------|-------|------|
| Rickey Henderson, R OBP: 0.423, SLG: 0.398 (1, 7) | 1B SF9 | 5-3 | | E S 1B BB | CS | | | CS BB | | 4 | 2 | 3 | 0 | 1 | 0 | 1 | | | | | | | | | | | | | | | | | | | | | | |
| Dwanye Murphy, L OBP: 0.380, SLG: 0.382 (1, 8) | SF9 1B | | G3 | E6 1B | CS | L8 CS BB | | CS BB | | 3 | 2 | 1 | 1 | 2 | 0 | 1 | | | | | | | | | | | | | | | | | | | | | | |
| Mike Heath, R OBP: 0.279, SLG: 0.290 (1, 10) | SF9 1B | | F4 | BLK HR 1B | | 6-3 | | 3-1 | | 5 | 1 | 2 | 2 | 0 | 0 | 3 | | | | | | | | | | | | | | | | | | | | | | |
| Tony Armas, R OBP: 0.307, SLG: 0.503 (1, 9) | SF9 | | 2B | K | | L8 | | 1B | | 3 | 0 | 1 | 1 | 1 | 1 | 2 | | | | | | | | | | | | | | | | | | | | | | |
| Mickey Klutts, R OBP: 0.305, SLG: 0.397 (1, 5) | SF7 | | | HR | | CS | F8 | F7 | | 4 | 1 | 2 | 3 | 0 | 0 | 1 | | | | | | | | | | | | | | | | | | | | | | |
| Jeff Newman, R OBP: 0.288, SLG: 0.381 (1, 3) | F4 | | 2B | HR | | CS | F7 | F7 | | 3 | 0 | 1 | 0 | 1 | 0 | 1 | | | | | | | | | | | | | | | | | | | | | | |
| Dave Revering, L OBP: 0.343, SLG: 0.496 (9, PH) | F4 | | IBB | FC6-4 1B | | | F7 | 1B | | 1 | 0 | 1 | 0 | 0 | 0 | 0 | | | | | | | | | | | | | | | | | | | | | | |
| Jim Essian, R OBP: 0.311, SLG: 0.332 (1, 2) | | 6-3 | F4 | FC6-4 1B | | | 5-3 | | | 4 | 0 | 0 | 0 | 0 | 0 | 4 | | | | | | | | | | | | | | | | | | | | | | |
| Wayne Gross, L OBP: 0.361, SLG: 0.476 (9, PH) | | | | | | | | K | | 1 | 0 | 0 | 0 | 0 | 1 | 2 | | | | | | | | | | | | | | | | | | | | | | |
| Mario Guerrero, R OBP: 0.274, SLG: 0.310 (1, 6) | | | | S SH2-3 1B | | | F8 | F7 | | 5 | 1 | 2 | 0 | 0 | 0 | 2 | | | | | | | | | | | | | | | | | | | | | | |
| Dave McKay, S OBP: 0.292, SLG: 0.325 (1, 4) | | SH5-3 | | SH2-3 | | | 4-3 | | | 2 | 0 | 0 | 0 | 0 | 0 | 0 | | | | | | | | | | | | | | | | | | | | | | |
| Inning Stats | R: 2 E: 0 K: 0 S: 6 | H: 3 LOB: 1 BB: 0 P: 6 | R: 0 E: 0 K: 0 S: 4 | H: 1 LOB: 1 BB: 0 P: 4 | R: 0 E: 0 K: 0 S: 5 | H: 2 LOB: 3 BB: 1 P: 9 | R: 0 E: 0 K: 1 S: 10 | H: 4 LOB: 1 BB: 1 P: 14 | R: 0 E: 0 K: 0 S: 3 | H: 1 LOB: 0 BB: 0 P: 3 | R: 0 E: 0 K: 0 S: 2 | H: 0 LOB: 0 BB: 1 P: 6 | R: 0 E: 0 K: 0 S: 3 | H: 0 LOB: 0 BB: 0 P: 3 | R: 0 E: 0 K: 0 S: 4 | H: 1 LOB: 2 BB: 1 P: 8 | R: 0 E: 0 K: 1 S: 6 | H: 1 LOB: 2 BB: 1 P: 10 | 1B: 11 2B: 1 3B: 0 HR: 1 | SF: 2 SAC: 2 DP: 0 HBP: 0 | WP: 0 PA: 46 CS: 4 | | | | | | | | | | | | | | | | | |
| PITCHER | IP | WLS | BF | H | R | ER | SO | BB | IBB | HBP | BLK | WP | HR | S | P | ERA | WHIP | PITCHER | | | | IP | WLS | BF | H | R | ER | SO | BB | IBB | HBP | BLK | WP | HR | S | P | ERA | WHIP |
| Dave LaPoint, L ERA: 4.3 (1, 1) | 3.2 | | 24 | 10 | 7 | 4 | 1 | 1 | 0 | 0 | 0 | 0 | 1 | 24 | 32 | 9.82 | 3.000 | | | | | 3.2 | | 24 | 10 | 7 | 4 | 1 | 1 | 0 | 0 | 0 | 1 | 24 | 32 | 9.82 | 3.000 | |
| Reggie Cleveland, R ERA: 3.93 (4, 1) | 4.2 | W | 18 | 3 | 0 | 0 | 0 | 3 | 0 | 0 | 0 | 0 | 0 | 15 | 27 | 0.00 | 1.286 | | | | | 4.2 | W | 18 | 3 | 0 | 0 | 0 | 3 | 0 | 0 | 0 | 0 | 15 | 27 | 0.00 | 1.286 | |
| Bob McClure, L ERA: 3.25 (9, 1) | 0.2 | S | 2 | 0 | 0 | 0 | 1 | 0 | 0 | 0 | 0 | 0 | 0 | 4 | 4 | 0.00 | 0.000 | | | | | 0.2 | S | 2 | 0 | 0 | 0 | 1 | 0 | 0 | 0 | 0 | 4 | 4 | 0.00 | 0.000 | | |

Milwaukee Brewers @ Oakland Athletics
Oakland-Alameda County Coliseum, Oakland, CA

AB 35
R 7
H 13
RBI 7
BB 5
SO 2
LOB 17



Fri Sep 26 1980, 7:05 PM PDT
Att: 5,099 - Unknown

| Batter | 1 | 2 | 3 | 4 | 5 | 6 | 7 | 8 | 9 | AB | R | H | RBI | BB | SO | LOB | TOP | | | | | |
|---|---|---------------------------------|------------------------------|---------------------------------|------------------------------|---------------------------------|------------------------------|---------------------------------|------------------------------|----------------------------------|------------------------------|---------------------------------|------------------------------|---------------------------------|------------------------------|---------------------------------|------------------------------|---------------------------------|----------------------------------|------------------------------------|----------------------------------|--------|
| Paul Moltzer, R OBP: 0.366, SLG: 0.421 (1,4) | | | | | | | | | | 5 | 2 | 2 | 0 | 0 | 0 | 2 | | | | | | |
| Robin Yount, R OBP: 0.323, SLG: 0.528 (1,6) | | | | | | | | | | 5 | 0 | 1 | 0 | 0 | 0 | 3 | | | | | | |
| Cecil Cooper, L OBP: 0.395, SLG: 0.549 (1,3) | | | | | | | | | | 3 | 0 | 2 | 3 | 0 | 0 | 0 | | | | | | |
| Ben Oglivie, L OBP: 0.359, SLG: 0.553 (1,7) | | | | | | | | | | 3 | 0 | 1 | 0 | 1 | 0 | 1 | | | | | | |
| Gorman Thomas, R OBP: 0.306, SLG: 0.480 (1,8) | | | | | | | | | | 4 | 0 | 1 | 0 | 0 | 0 | 4 | | | | | | |
| Vic Harris, S OBP: 0.298, SLG: 0.306 (1,9) | | | | | | | | | | 3 | 0 | 0 | 0 | 1 | 0 | 1 | | | | | | |
| John Poff, L OBP: 0.269, SLG: 0.385 (1,10) | | | | | | | | | | 4 | 1 | 1 | 1 | 0 | 0 | 2 | | | | | | |
| Jim Gantner, L OBP: 0.330, SLG: 0.378 (1,5) | | | | | | | | | | 4 | 0 | 1 | 0 | 0 | 1 | 0 | | | | | | |
| Buck Martinez, R OBP: 0.263, SLG: 0.306 (1,2) | | | | | | | | | | 2 | 0 | 0 | 0 | 0 | 0 | 0 | | | | | | |
| Charlie Moore, R OBP: 0.334, SLG: 0.342 (7, PH) | | | | | | | | | | 2 | 1 | 1 | 0 | 0 | 0 | 1 | | | | | | |
| Inning Stats | R: 1 E: 0 K: 0 S: 5 | H: 2 LOB: 1 BB: 0 P: 5 | R: 1 E: 0 K: 1 S: 6 | H: 1 LOB: 0 BB: 0 P: 6 | R: 0 E: 0 K: 0 S: 3 | H: 0 LOB: 0 BB: 0 P: 3 | R: 0 E: 0 K: 0 S: 4 | H: 1 LOB: 1 BB: 0 P: 4 | R: 1 E: 0 K: 0 S: 6 | H: 3 LOB: 3 BB: 1 P: 10 | R: 0 E: 0 K: 0 S: 3 | H: 0 LOB: 0 BB: 0 P: 3 | R: 1 E: 0 K: 0 S: 5 | H: 2 LOB: 1 BB: 0 P: 5 | R: 0 E: 0 K: 0 S: 2 | H: 0 LOB: 0 BB: 1 P: 6 | R: 0 E: 0 K: 0 S: 4 | H: 1 LOB: 1 BB: 0 P: 4 | 1B: 5 2B: 3 3B: 1 HR: 1 | SF: 1 SAC: 0 DP: 1 HBP: 0 | WP: 0 PB: 0 SB: 0 CS: 0 | PA: 38 |
| PITCHER Rick Langford, R ERA: 3.08 (1,1) | IP: 9.0 WLS: W BF: 38 H: 10 R: 4 ER: 4 SO: 1 BB: 2 IBB: 0 HBP: 0 BLK: 0 WP: 0 HR: 1 S: 38 P: 46 ERA: 4.00 WHIP: 1.333 | | | | | | | | | | | | | | | PITCHER | | | | | | |

Milwaukee Brewers @ Oakland Athletics
Oakland-Alameda County Coliseum, Oakland, CA
Sat Sep 27 1980, 3:33 AM PDT
Att. 4,581 - Unknown - 62 F

AB 35
R 4
H 10
RBI 4
BB 2
SO 1
LOB 14




| Batter | 1 | 2 | 3 | 4 | 5 | 6 | 7 | 8 | 9 | AB | R | H | RBI | BB | SO | LOB | BOTTOM | | | |
|---|---|---------------------------------|------------------------------|---------------------------------|------------------------------|---------------------------------|------------------------------|---------------------------------|------------------------------|---------------------------------|------------------------------|---------------------------------|------------------------------|---------------------------------|------------------------------|----------------------------------|----------------------------------|------------------------------------|----------------------------------|--------|
| Rickey Henderson, R OBP: 0.426, SLG: 0.401 (1,7) | | | | | | | | | | 4 | 1 | 3 | 1 | 1 | 0 | 0 | | | | |
| Dwayne Murphy, L OBP: 0.380, SLG: 0.385 (1,8) | | | | | | | | | | 4 | 0 | 1 | 2 | 1 | 0 | 4 | | | | |
| Mitchell Page, L OBP: 0.312, SLG: 0.447 (1,10) | | | | | | | | | | 4 | 0 | 0 | 0 | 0 | 1 | 3 | | | | |
| Dave Revering, L OBP: 0.344, SLG: 0.496 (1,3) | | | | | | | | | | 4 | 1 | 2 | 0 | 0 | 1 | 0 | | | | |
| Tony Armas, R OBP: 0.307, SLG: 0.501 (1,9) | | | | | | | | | | 4 | 1 | 1 | 0 | 0 | 0 | 1 | | | | |
| Wayne Gross, L OBP: 0.358, SLG: 0.472 (1,5) | | | | | | | | | | 3 | 0 | 0 | 0 | 0 | 0 | 2 | | | | |
| Mickey Klutts, R OBP: 0.303, SLG: 0.394 (8,5) | | | | | | | | | | 1 | 0 | 0 | 0 | 0 | 1 | 0 | | | | |
| Jeff Newman, R OBP: 0.270, SLG: 0.381 (1,2) | | | | | | | | | | 3 | 1 | 1 | 0 | 0 | 1 | 2 | | | | |
| Dave McKay, S OBP: 0.295, SLG: 0.331 (1,4) | | | | | | | | | | 4 | 1 | 2 | 2 | 0 | 0 | 1 | | | | |
| Rob Piccolo, R OBP: 0.238, SLG: 0.329 (1,6) | | | | | | | | | | 4 | 2 | 2 | 2 | 0 | 0 | 2 | | | | |
| Inning Stats | R: 0 E: 0 K: 1 S: 5 | H: 0 LOB: 0 BB: 0 P: 5 | R: 0 E: 0 K: 0 S: 3 | H: 0 LOB: 0 BB: 0 P: 3 | R: 2 E: 1 K: 1 S: 8 | H: 2 LOB: 1 BB: 0 P: 8 | R: 0 E: 0 K: 0 S: 3 | H: 1 LOB: 0 BB: 0 P: 3 | R: 1 E: 1 K: 0 S: 5 | H: 3 LOB: 2 BB: 1 P: 9 | R: 4 E: 0 K: 0 S: 8 | H: 5 LOB: 1 BB: 0 P: 8 | R: 0 E: 0 K: 1 S: 5 | H: 0 LOB: 0 BB: 0 P: 5 | R: 0 E: 1 K: 1 S: 6 | H: 1 LOB: 3 BB: 1 P: 11 | 1B: 9 2B: 1 3B: 1 HR: 1 | SF: 0 SAC: 0 DP: 2 HBP: 1 | WP: 0 PB: 0 SB: 4 CS: 0 | PA: 38 |
| PITCHER Moose Haas, R ERA: 3.12 (1,1) | IP: 5.2 WLS: L BF: 28 H: 11 R: 7 ER: 5 SO: 2 BB: 0 IBB: 1 HBP: 0 BLK: 0 WP: 0 HR: 1 S: 31 P: 35 ERA: 7.94 WHIP: 1.941 | | | | | | | | | | | | | | | PITCHER | | | | |
| Bill Travers, L ERA: 3.77 (6,1) | IP: 2.1 WLS: L BF: 10 H: 1 R: 0 ER: 0 SO: 2 BB: 0 IBB: 1 HBP: 1 BLK: 0 WP: 0 HR: 0 S: 12 P: 17 ERA: 0.00 WHIP: 0.429 | | | | | | | | | | | | | | | PITCHER | | | | |

Milwaukee Brewers @ Oakland Athletics
Oakland-Alameda County Coliseum, Oakland, CA
Sat Sep 27 1980, 3:33 AM PDT
Att. 4,581 - Unknown - 62 F

AB 35
R 7
H 12
RBI 7
BB 2
SO 4
LOB 15



| Batter | 1 | 2 | 3 | 4 | 5 | 6 | 7 | 8 | 9 | AB | R | H | RBI | BB | SO | LOB | TOP | | | | | |
|---|--|----------------------------------|------------------------------|---------------------------------|------------------------------|---------------------------------|------------------------------|---------------------------------|------------------------------|---------------------------------|------------------------------|---------------------------------|------------------------------|---------------------------------|------------------------------|----------------------------------|--|------------------------------|---------------------------------|----------------------------------|------------------------------------|----------------------------------|
| Paul Moltzer, R OBP: 0.365, SLG: 0.420 | F9 | | E SF7 1B | | F8 | | F9 | | | 4 | 1 | 1 | 0 | 0 | 0 | 0 | Milwaukee Brewers @ Oakland Athletics Oakland-Alameda County Coliseum, Oakland, CA Sun Sep 28 1980, 3:33 AM PDT Att: 10,662 - Unknown - 69 F | | | | | |
| Robin Yount, R OBP: 0.323, SLG: 0.526 | 6-3 S 1B | | E5 SF7 1-3 | | F4 | | | K | 4 | 0 | 1 | 0 | 0 | 1 | 1 | | | | | | | |
| Cecil Cooper, L OBP: 0.394, SLG: 0.548 | 6-3 1-2 BB | | SF7 2-3 3-H 4-0 | | K | | | F8 | 2 | 0 | 0 | 1 | 1 | 1 | 0 | | | | | | | |
| Ben Oglivie, L OBP: 0.360, SLG: 0.551 | 6-3 1-2 2-3 | | | | F9 | | | | 2 | 0 | 0 | 0 | 2 | 0 | 2 | | | | | | | |
| Gorman Thomas, R OBP: 0.304, SLG: 0.477 | K | | F7 | | 1-3 | | | K | 3 | 0 | 0 | 0 | 0 | 2 | 5 | | | | | | | |
| Dick Davis, R OBP: 0.300, SLG: 0.391 | | 1-3 | | 5-3 | | 5-3 | | | 1 | 4 | 0 | 0 | 0 | 0 | 0 | | | | | | | |
| John Poff, L OBP: 0.286, SLG: 0.429 | | K | | | | | E8 3B | | 2 | 4 | 1 | 2 | 0 | 0 | 1 | 0 | | | | | | |
| Jim Gantner, L OBP: 0.329, SLG: 0.377 | | | F5 | | | | G3 | | 3 | 4 | 0 | 1 | 0 | 0 | 0 | 1 | | | | | | |
| Charlie Moore, R OBP: 0.331, SLG: 0.339 | | CS 1-2 | 5-3 | 1-3 | | | 5-3 | | | 3 | 0 | 0 | 0 | 0 | 0 | 1 |  | | | | | |
| Inning Stats | R: 0 E: 0 K: 1 S: 6 | H: 1 LOB: 2 BB: 1 P: 10 | R: 0 E: 0 K: 1 S: 5 | H: 1 LOB: 0 BB: 0 P: 5 | R: 1 E: 1 K: 0 S: 5 | H: 1 LOB: 2 BB: 1 P: 9 | R: 0 E: 0 K: 0 S: 4 | H: 1 LOB: 1 BB: 0 P: 4 | R: 0 E: 0 K: 1 S: 5 | H: 0 LOB: 0 BB: 0 P: 5 | R: 0 E: 0 K: 0 S: 3 | H: 0 LOB: 0 BB: 0 P: 3 | R: 1 E: 1 K: 0 S: 4 | H: 1 LOB: 0 BB: 0 P: 4 | R: 0 E: 0 K: 2 S: 7 | H: 0 LOB: 1 BB: 1 P: 11 | | R: 0 E: 0 K: 0 S: 3 | H: 0 LOB: 0 BB: 0 P: 3 | 1B: 4 2B: 0 3B: 1 HR: 0 | SF: 1 SAC: 0 DP: 0 HBP: 0 | WP: 0 PB: 0 SB: 1 CS: 1 |
| PITCHER Steve McCatty, R ERA: 3.86 | IP: 9.0 WLS: W BF: 35 H: 5 R: 2 ER: 0 SO: 5 BB: 3 IBB: 0 HBP: 0 BLK: 0 WP: 0 HR: 0 S: 42 P: 54 ERA: 0.00 WHIP: 0.889 | | | | | | | | | | | | | | | PITCHER | | | | | | |

| Batter | 1 | 2 | 3 | 4 | 5 | 6 | 7 | 8 | 9 | AB | R | H | RBI | BB | SO | LOB | BOTTOM | | | | | |
|---|--|---------------------------------|------------------------------|---------------------------------|------------------------------|---------------------------------|------------------------------|---------------------------------|------------------------------|---------------------------------|------------------------------|----------------------------------|------------------------------|---------------------------------|------------------------------|---------------------------------|--|---------------------------------|----------------------------------|------------------------------------|----------------------------------|--------|
| Rickey Henderson, R OBP: 0.424, SLG: 0.398 | 6-3 | | 4-0 1-2 BB | | | 5-3 | F9 | | E6 1B | 4 | 0 | 0 | 0 | 1 | 0 | 3 | Milwaukee Brewers @ Oakland Athletics Oakland-Alameda County Coliseum, Oakland, CA Sun Sep 28 1980, 3:33 AM PDT Att: 10,662 - Unknown - 69 F | | | | | |
| Dwayne Murphy, L OBP: 0.385, SLG: 0.388 | 6-4-3 1B | | CS 2-3 | G5-4-3 E HBP | | BB BB | | | 1B 1-2 2-3 3-H | 3 | 0 | 3 | 1 | 1 | 0 | 0 | | | | | | |
| Mike Heath, R OBP: 0.278, SLG: 0.287 | G6-4-3 1-2 | | | E4 G5-4-3 | | BB BB | | K | 1 | 3 | 0 | 0 | 0 | 1 | 1 | 3 | | | | | | |
| Tony Armas, R OBP: 0.305, SLG: 0.498 | | 6-3 | | G5-4-3 1-2 2-3 | | F7 | | K | 2 | 4 | 0 | 0 | 0 | 0 | 1 | 5 | | | | | | |
| Mickey Klutts, R OBP: 0.302, SLG: 0.391 | | F9 | | F9 | | | HR 1B | F8 | 3 | 4 | 1 | 1 | 0 | 0 | 0 | 2 | | | | | | |
| Jeff Newman, R OBP: 0.272, SLG: 0.389 | | | | | 5-3 | | HR 1B | | | 4 | 1 | 2 | 2 | 0 | 0 | 0 | | | | | | |
| Mike Edwards, R OBP: 0.250, SLG: 0.237 | | 4-3 | | | | | HR 1B | E SH1-4 1B | 1 | 0 | 1 | 0 | 0 | 0 | 0 | 0 | | | | | | |
| Jim Essian, R OBP: 0.311, SLG: 0.332 | | | CS BB 1B | | F7 | | 4-3 | SH1-4 1-2 | 1 | 3 | 0 | 1 | 0 | 0 | 0 | 0 | | | | | | |
| Dave McKay, S OBP: 0.291, SLG: 0.326 | | | F8 | | F7 | | | F7 | 2 | 4 | 0 | 0 | 0 | 0 | 1 | 3 | | | | | | |
| Rob Picciolo, R OBP: 0.235, SLG: 0.325 | | | F8 | | | 5-3 | | E6 | | 3 | 0 | 0 | 0 | 0 | 0 | 1 | | | | | | |
| Dave Revering, L OBP: 0.346, SLG: 0.496 | | | | | | | | 1B E IBB | 4 | 0 | 0 | 0 | 0 | 1 | 0 | 0 | | | | | | |
| Inning Stats | R: 0 E: 0 K: 0 S: 3 | H: 1 LOB: 0 BB: 0 P: 3 | R: 0 E: 0 K: 0 S: 3 | H: 0 LOB: 0 BB: 0 P: 3 | R: 0 E: 0 K: 0 S: 3 | H: 1 LOB: 1 BB: 1 P: 7 | R: 0 E: 1 K: 0 S: 3 | H: 0 LOB: 1 BB: 0 P: 4 | R: 0 E: 0 K: 0 S: 3 | H: 0 LOB: 0 BB: 0 P: 3 | R: 0 E: 0 K: 0 S: 3 | H: 0 LOB: 2 BB: 2 P: 11 | R: 2 E: 1 K: 1 S: 8 | H: 2 LOB: 1 BB: 0 P: 8 | R: 0 E: 0 K: 2 S: 8 | H: 1 LOB: 1 BB: 0 P: 8 | R: 1 E: 1 K: 0 S: 5 | H: 2 LOB: 3 BB: 1 P: 9 | 1B: 6 2B: 0 3B: 0 HR: 1 | SF: 0 SAC: 1 DP: 2 HBP: 1 | WP: 0 PB: 0 SB: 0 CS: 1 | PA: 39 |
| PITCHER Mike Caldwell, L ERA: 4.04 Reggie Cleveland, R ERA: 3.86 | IP: 7.0 WLS: L BF: 29 H: 2 R: 1 ER: 2 SO: 2 BB: 3 IBB: 0 HBP: 0 BLK: 0 WP: 0 HR: 0 S: 12 P: 16 ERA: 0.00 WHIP: 1.200 | | | | | | | | | | | | | | | PITCHER | | | | | | |



| Batter | 1 | 2 | 3 | 4 | 5 | 6 | 7 | 8 | 9 | AB | R | H | RBI | BB | SO | LOB | TOP | | | | | | | | |
|--|------------------------------|---------------------------------|------------------------------|---------------------------------|------------------------------|---------------------------------|------------------------------|---------------------------------|------------------------------|----------------------------------|------------------------------|---------------------------------|------------------------------|---------------------------------|------------------------------|---------------------------------|--|------------------------------|---------------------------------|----------------------------------|------------------------------------|----------------------------------|--------|--|--|
| Paul Moltzer, R OBP: 0.366, SLG: 0.421 | | | FC1-6 | | | | 1-3 | | | 3 | 1 | 1 | 0 | 1 | 0 | 1 | Milwaukee Brewers @ California Angels Anaheim Stadium, Anaheim, CA Mon Sep 29 1980, 10:05 PM EDT Att: 19,869 - Unknown | | | | | | | | |
| Robin Yount, R OBP: 0.324, SLG: 0.525 | L5 | | | | | | FC5-4 | K | | 3 | 0 | 1 | 0 | 1 | 1 | | | | | | | | | | |
| Cecil Cooper, L OBP: 0.393, SLG: 0.549 | | | F8 | | | | FC5-4 | F8 | | 4 | 0 | 1 | 1 | 0 | 0 | 4 | | | | | | | | | |
| Gorman Thomas, R OBP: 0.304, SLG: 0.480 | K | | G3 | | | | HR | K | | 4 | 1 | 1 | 1 | 0 | 2 | 3 | | | | | | | | | |
| Ben Oglivie, L OBP: 0.359, SLG: 0.549 | P6 | | | | | | | K | | 4 | 0 | 1 | 0 | 0 | 1 | 1 | | | | | | | | | |
| Dick Davis, R OBP: 0.297, SLG: 0.386 | | L7 | | | | | | 6-3 | | 4 | 0 | 0 | 0 | 0 | 0 | 1 | | | | | | | | | |
| Sal Bando, R OBP: 0.283, SLG: 0.317 | | G3 | | | | | | K | | 4 | 0 | 1 | 0 | 0 | 1 | 1 | | | | | | | | | |
| Jim Gantner, L OBP: 0.326, SLG: 0.373 | | G3 | | | | | | FC1-4-6 | | 4 | 0 | 0 | 0 | 0 | 0 | 1 | | | | | | | | | |
| Ned Yost, R OBP: 0.192, SLG: 0.192 | | | | | | | | B4-3 | | 3 | 0 | 1 | 0 | 0 | 0 | 0 | | | | | | | | | |
| Inning Stats | R: 1 E: 0 K: 1 S: 7 | H: 2 LOB: 1 BB: 0 P: 7 | R: 0 E: 0 K: 0 S: 3 | H: 0 LOB: 0 BB: 0 P: 3 | R: 0 E: 0 K: 0 S: 5 | H: 2 LOB: 2 BB: 0 P: 5 | R: 0 E: 0 K: 0 S: 3 | H: 0 LOB: 0 BB: 0 P: 3 | R: 0 E: 0 K: 0 S: 3 | H: 0 LOB: 0 BB: 2 P: 11 | R: 1 E: 0 K: 1 S: 6 | H: 2 LOB: 0 BB: 0 P: 6 | R: 0 E: 0 K: 0 S: 3 | H: 0 LOB: 0 BB: 0 P: 3 | R: 0 E: 0 K: 2 S: 7 | H: 0 LOB: 0 BB: 0 P: 7 | | R: 0 E: 0 K: 1 S: 6 | H: 1 LOB: 1 BB: 0 P: 6 | 1B: 4 2B: 1 3B: 1 HR: 1 | SF: 0 SAC: 0 DP: 0 HBP: 0 | WP: 0 PB: 0 SB: 2 CS: 1 | PA: 35 | | |
| PITCHER | IP | WLS | BF | H | R | ER | SO | BB | IBB | HBP | BLK | WP | HR | S | P | ERA | WHIP | | | | | | | | |
| Frank Tanana, L ERA: 4.18 | 7.0 | W | 28 | 6 | 2 | 2 | 2 | 2 | 0 | 0 | 0 | 0 | 1 | 30 | 38 | 2.57 | 1.143 | | | | | | | | |
| Andy Hassler, L ERA: 2.66 | 2.0 | | 7 | 1 | 0 | 0 | 3 | 0 | 0 | 0 | 0 | 0 | 0 | 13 | 13 | 0.00 | 0.500 | | | | | | | | |

| Batter | 1 | 2 | 3 | 4 | 5 | 6 | 7 | 8 | 9 | AB | R | H | RBI | BB | SO | LOB | BOTTOM | | | | | | | | |
|--|------------------------------|---------------------------------|------------------------------|---------------------------------|------------------------------|---------------------------------|------------------------------|---------------------------------|------------------------------|---------------------------------|------------------------------|----------------------------------|------------------------------|----------------------------------|------------------------------|----------------------------------|--|------------------------------------|----------------------------------|--------|--|--|--|--|--|
| Rick Miller, L OBP: 0.356, SLG: 0.346 | FC1-4 | | 4-3 | | | | B5-3 | 4-3 | | 5 | 0 | 1 | 0 | 0 | 0 | 2 | Milwaukee Brewers @ California Angels Anaheim Stadium, Anaheim, CA Mon Sep 29 1980, 10:05 PM EDT Att: 19,869 - Unknown | | | | | | | | |
| Rod Carew, L OBP: 0.394, SLG: 0.435 | FC1-4 | | F7 | | | | FC6-4 | WP IBB | | 3 | 0 | 1 | 1 | 2 | 0 | 1 | | | | | | | | | |
| Carney Lansford, R OBP: 0.312, SLG: 0.391 | G5-4-3 | | | | | | FC6-4 1B | F7 | | 4 | 2 | 0 | 0 | 1 | 0 | 5 | | | | | | | | | |
| Jason Thompson, L OBP: 0.400, SLG: 0.479 | | | | | | | F8 | 1B 1B | | 4 | 1 | 2 | 0 | 0 | 0 | 1 | | | | | | | | | |
| John Harris, L OBP: 0.425, SLG: 0.676 | | | | | | | E6 BB BB | 2B 1B | | 2 | 1 | 1 | 1 | 0 | 0 | 1 | | | | | | | | | |
| Bobby Clark, R OBP: 0.267, SLG: 0.335 | | | | | | | 1B 2B | 2B 1B | | 2 | 1 | 1 | 1 | 0 | 0 | 0 | | | | | | | | | |
| Brian Downing, R OBP: 0.333, SLG: 0.405 | | | | | | | P4 | | | 4 | 0 | 3 | 3 | 0 | 0 | 1 | | | | | | | | | |
| Bert Campaneris, R OBP: 0.305, SLG: 0.338 | | | | | | | | | | 0 | 0 | 0 | 0 | 0 | 0 | 0 | | | | | | | | | |
| Dan Whitmer, R OBP: 0.269, SLG: 0.276 | | | | | | | | | | 0 | 0 | 0 | 0 | 0 | 0 | 0 | | | | | | | | | |
| Bobby Grich, R OBP: 0.382, SLG: 0.417 | | | | | | | | | | 3 | 0 | 0 | 0 | 1 | 1 | 4 | | | | | | | | | |
| Larry Harlow, L OBP: 0.376, SLG: 0.386 | | | | | | | | | | 2 | 0 | 0 | 0 | 2 | 0 | 2 | | | | | | | | | |
| Dickie Thon, R OBP: 0.282, SLG: 0.321 | | | | | | | | | | 3 | 1 | 1 | 0 | 0 | 0 | 3 | | | | | | | | | |
| Inning Stats | R: 0 E: 0 K: 0 S: 3 | H: 1 LOB: 0 BB: 0 P: 3 | R: 0 E: 0 K: 1 S: 7 | H: 2 LOB: 2 BB: 0 P: 7 | R: 0 E: 0 K: 0 S: 3 | H: 0 LOB: 0 BB: 0 P: 3 | R: 2 E: 0 K: 0 S: 4 | H: 2 LOB: 0 BB: 1 P: 8 | R: 1 E: 0 K: 0 S: 5 | H: 2 LOB: 1 BB: 0 P: 5 | R: 0 E: 1 K: 0 S: 4 | H: 0 LOB: 3 BB: 2 P: 12 | R: 3 E: 0 K: 0 S: 6 | H: 3 LOB: 1 BB: 1 P: 10 | R: 0 E: 0 K: 0 S: 3 | H: 0 LOB: 2 BB: 2 P: 11 | 1B: 5 2B: 5 3B: 0 HR: 0 | SF: 0 SAC: 1 DP: 2 HBP: 0 | WP: 1 PB: 0 SB: 0 CS: 0 | PA: 39 | | | | | |
| PITCHER | IP | WLS | BF | H | R | ER | SO | BB | IBB | HBP | BLK | WP | HR | S | P | ERA | WHIP | | | | | | | | |
| Lary Sorensen, R ERA: 3.73 | 5.0 | L | 21 | 7 | 3 | 3 | 1 | 3 | 0 | 0 | 0 | 0 | 0 | 8 | 20 | 16.20 | 3.000 | | | | | | | | |
| Bill Travers, L ERA: 3.91 | 1.2 | | 11 | 2 | 3 | 3 | 0 | 3 | 0 | 0 | 0 | 0 | 0 | 5 | 13 | 0.00 | 1.500 | | | | | | | | |
| John Flinn, R ERA: 3.89 | 1.1 | | 7 | 1 | 0 | 0 | 0 | 1 | 1 | 0 | 0 | 1 | 0 | 5 | 13 | 0.00 | 1.500 | | | | | | | | |

| Batter | 1 | 2 | 3 | 4 | 5 | 6 | 7 | 8 | 9 | AB | R | H | RBI | BB | SO | LOB | TOP | | | | | | | | | | | | | | | |
|---|---|----------------------------------|------------------------------|---------------------------------|------------------------------|---------------------------------|------------------------------|---------------------------------|------------------------------|---------------------------------|------------------------------|---------------------------------|-------------------------------|----------------------------------|------------------------------|---------------------------------|-----------------------------------|------------------------------------|----------------------------------|------------------------------------|----------------------------------|--------|--|--|--|--|--|--|--|--|--|--|
| Paul Moltitor, R OBP: 0.370, SLG: 0.440 (1, 4) | | | | | | | | | | 5 | 2 | 4 | 2 | 0 | 0 | 1 | | | | | | | | | | | | | | | | |
| Robin Yount, R OBP: 0.324, SLG: 0.526 Ed Romero, R OBP: 0.327, SLG: 0.337 (1, 6) (8, 6) | | | | | | | | | | 5 | 1 | 2 | 1 | 0 | 1 | 3 | | | | | | | | | | | | | | | | |
| Cecil Cooper, L OBP: 0.392, SLG: 0.545 (1, 3) | | | | | | | | | | 4 | 1 | 1 | 1 | 1 | 0 | 2 | | | | | | | | | | | | | | | | |
| Ben Oglivie, L OBP: 0.362, SLG: 0.559 (1, 7) | | | | | | | | | | 5 | 1 | 4 | 2 | 0 | 0 | 1 | | | | | | | | | | | | | | | | |
| Gorman Thomas, R OBP: 0.302, SLG: 0.474 (1, 8) | | | | | | | | | | 5 | 0 | 0 | 0 | 0 | 3 | 5 | | | | | | | | | | | | | | | | |
| John Poff, L OBP: 0.281, SLG: 0.397 (1, 10) | | | | | | | | | | 5 | 0 | 1 | 1 | 0 | 0 | 1 | | | | | | | | | | | | | | | | |
| Vic Harris, S OBP: 0.293, SLG: 0.313 (1, 9) | | | | | | | | | | 5 | 1 | 1 | 0 | 0 | 0 | 1 | | | | | | | | | | | | | | | | |
| Jim Gantner, L OBP: 0.327, SLG: 0.374 (1, 5) | | | | | | | | | | 4 | 1 | 2 | 0 | 1 | 1 | 1 | | | | | | | | | | | | | | | | |
| Charlie Moore, R OBP: 0.338, SLG: 0.365 (1, 2) | | | | | | | | | | 5 | 3 | 4 | 3 | 0 | 0 | 1 | | | | | | | | | | | | | | | | |
| Inning Stats | R: 3 E: 0 K: 0 S: 7 | H: 4 LOB: 1 BB: 0 P: 7 | R: 1 E: 0 K: 0 S: 5 | H: 4 LOB: 1 BB: 0 P: 5 | R: 0 E: 0 K: 1 S: 5 | H: 1 LOB: 0 BB: 0 P: 5 | R: 1 E: 0 K: 0 S: 5 | H: 2 LOB: 1 BB: 0 P: 5 | R: 0 E: 0 K: 0 S: 4 | H: 1 LOB: 1 BB: 0 P: 4 | R: 1 E: 0 K: 1 S: 6 | H: 1 LOB: 0 BB: 0 P: 6 | R: 3 E: 1 K: 3 S: 13 | H: 4 LOB: 2 BB: 1 P: 17 | R: 0 E: 0 K: 0 S: 3 | H: 0 LOB: 1 BB: 1 P: 7 | 1B: 11 2B: 5 3B: 1 HR: 3 | SF: 0 SAC: 0 DP: 2 HBP: 0 | WP: 1 PB: 0 SB: 5 CS: 1 | PA: 45 | | | | | | | | | | | | |
| PITCHER | IP WLS BF H R ER SO BB IBB HBP BLK WP HR S P ERA WHIP | | | | | | | | | | | | | | | | | | | | | | | | | | | | | | | |
| Ed Halicki, R ERA: 5.07 (1, 1) | 1.1 | 10 | 7 | 4 | 4 | 0 | 0 | 0 | 0 | 0 | 1 | 1 | 10 | 10 | 27.00 | 5.250 | | | | | | | | | | | | | | | | |
| Chris Knapp, R ERA: 6.35 (2, 1) | 2.2 | 10 | 4 | 1 | 1 | 1 | 0 | 0 | 0 | 0 | 0 | 1 | 12 | 12 | 3.38 | 1.500 | | | | | | | | | | | | | | | | |
| Dave Schuler, L ERA: 4.22 (5, 1) | 2.1 | L | 11 | 4 | 2 | 2 | 0 | 0 | 0 | 0 | 0 | 1 | 11 | 11 | 7.71 | 1.714 | | | | | | | | | | | | | | | | |
| Mark Clear, R ERA: 3.3 (7, 1) | 1.2 | 10 | 4 | 3 | 3 | 4 | 1 | 0 | 0 | 0 | 0 | 0 | 17 | 21 | 16.20 | 3.000 | | | | | | | | | | | | | | | | |
| Jim Barr, R ERA: 5.66 (9, 1) | 1.0 | 4 | 0 | 0 | 0 | 0 | 1 | 0 | 0 | 0 | 0 | 0 | 3 | 7 | 0.00 | 1.000 | | | | | | | | | | | | | | | | |
| Batter | 1 | 2 | 3 | 4 | 5 | 6 | 7 | 8 | 9 | AB | R | H | RBI | BB | SO | LOB | BOTTOM | | | | | | | | | | | | | | | |
| Rick Miller, L OBP: 0.353, SLG: 0.341 (1, 8) | | | | | | | | | | 4 | 1 | 1 | 1 | 1 | 0 | 0 | | | | | | | | | | | | | | | | |
| Dickie Thon, R OBP: 0.284, SLG: 0.323 (1, 6) | | | | | | | | | | 4 | 1 | 1 | 1 | 1 | 1 | 0 | | | | | | | | | | | | | | | | |
| Rod Carew, L OBP: 0.393, SLG: 0.436 Tom Donohue, R OBP: 0.215, SLG: 0.243 (1, 3) (9, 2) | | | | | | | | | | 5 | 1 | 2 | 0 | 0 | 0 | 4 | | | | | | | | | | | | | | | | |
| Carney Lansford, R OBP: 0.313, SLG: 0.393 (1, 5) | | | | | | | | | | 4 | 2 | 1 | 1 | 1 | 0 | 1 | | | | | | | | | | | | | | | | |
| Brian Downing, R OBP: 0.343, SLG: 0.414 (1, 10) | | | | | | | | | | 5 | 0 | 3 | 3 | 0 | 0 | 2 | | | | | | | | | | | | | | | | |
| Bobby Grich, R OBP: 0.381, SLG: 0.413 (1, 4) | | | | | | | | | | 5 | 0 | 1 | 0 | 0 | 1 | 6 | | | | | | | | | | | | | | | | |
| Bobby Clark, R OBP: 0.267, SLG: 0.332 (1, 7) | | | | | | | | | | 5 | 1 | 2 | 0 | 0 | 1 | 4 | | | | | | | | | | | | | | | | |
| Gil Kubski, L OBP: 0.279, SLG: 0.281 (1, 9) | | | | | | | | | | 5 | 1 | 1 | 0 | 0 | 0 | 6 | | | | | | | | | | | | | | | | |
| Dave Skaggs, R OBP: 0.303, SLG: 0.258 John Harris, L OBP: 0.415, SLG: 0.657 Dan Whitmer, R OBP: 0.269, SLG: 0.276 Jason Thompson, L OBP: 0.398, SLG: 0.477 (1, 2) (6, PH) (7, 2) (8, PH) (9, 3) | | | | | | | | | | 2 | 0 | 0 | 0 | 0 | 0 | 0 | | | | | | | | | | | | | | | | |
| Inning Stats | R: 3 E: 1 K: 1 S: 8 | H: 2 LOB: 2 BB: 2 P: 16 | R: 0 E: 0 K: 0 S: 3 | H: 0 LOB: 0 BB: 0 P: 3 | R: 1 E: 1 K: 0 S: 6 | H: 2 LOB: 2 BB: 0 P: 6 | R: 0 E: 0 K: 0 S: 3 | H: 0 LOB: 0 BB: 0 P: 3 | R: 1 E: 0 K: 1 S: 7 | H: 2 LOB: 1 BB: 0 P: 7 | R: 0 E: 0 K: 0 S: 3 | H: 0 LOB: 0 BB: 0 P: 3 | R: 0 E: 1 K: 1 S: 7 | H: 1 LOB: 2 BB: 0 P: 7 | R: 2 E: 0 K: 0 S: 6 | H: 4 LOB: 1 BB: 0 P: 6 | R: 0 E: 0 K: 0 S: 4 | H: 1 LOB: 2 BB: 1 P: 8 | 1B: 8 2B: 4 3B: 0 HR: 0 | SF: 0 SAC: 0 DP: 1 HBP: 0 | WP: 0 PB: 0 SB: 0 CS: 0 | PA: 44 | | | | | | | | | | |
| PITCHER | IP WLS BF H R ER SO BB IBB HBP BLK WP HR S P ERA WHIP | | | | | | | | | | | | | | | | | | | | | | | | | | | | | | | |
| Dave LaPoint, L ERA: 6.0 (1, 1) | 0.1 | 2 | 3 | 3 | 0 | 2 | 0 | 0 | 0 | 0 | 0 | 0 | 24 | 24 | 1.93 | 0.857 | | | | | | | | | | | | | | | | |
| Bill Castro, R ERA: 2.77 (6, 1) | 4.2 | W | 20 | 4 | 2 | 1 | 2 | 0 | 0 | 0 | 0 | 0 | 17 | 21 | 6.00 | 2.333 | | | | | | | | | | | | | | | | |
| Reggie Cleveland, R ERA: 3.92 (6, 1) | 3.0 | 16 | 6 | 2 | 2 | 1 | 1 | 0 | 0 | 0 | 0 | 0 | 17 | 21 | 6.00 | 2.333 | | | | | | | | | | | | | | | | |
| Lary Sorensen, R ERA: 3.71 (9, 1) | 1.0 | S | 3 | 0 | 0 | 0 | 0 | 0 | 0 | 0 | 0 | 0 | 3 | 3 | 0.00 | 0.000 | | | | | | | | | | | | | | | | |

Milwaukee Brewers @ California Angels
Anaheim Stadium, Anaheim, CA
Wed Oct 01 1980, 10:05 PM EDT
Att: 20,891 - Unknown

AB 43
R 10
H 19
RBI 10
BB 2
SO 5
LOB 16



Milwaukee Brewers @ California Angels
Anaheim Stadium, Anaheim, CA
Wed Oct 01 1980, 10:05 PM EDT
Att: 20,891 - Unknown


AB 41
R 7
H 12
RBI 6
BB 3
SO 3
LOB 25



| Batter | 1 | 2 | 3 | 4 | 5 | 6 | 7 | 8 | 9 | 10 | 11 | 12 | 13 | 14 | 15 | AB | R | H | RBI | BB | SO | LOB | TOP |
|--|--|--|---|---|------------------------------|---------------------------------|------------------------------|---------------------------------|------------------------------|---------------------------------|------------------------------|----------------------------------|------------------------------|---------------------------------|------------------------------|---------------------------------|-----------------------------------|------------------------------------|-------------------------|--------|----|-----|-----|
| Rickey Henderson, R OBP: 0.420, SLG: 0.399 Michael Piatek, L OBP: 0.311, SLG: 0.443 | K | E9 1B | | | FC4-6 1B | | 5-3 | | | 6-3 | | F9 | | | K | 6 | 0 | 2 | 0 | 0 | 1 | 1 | |
| Dwayne Murphy, L OBP: 0.384, SLG: 0.380 | K | 4-3 | | | FC4-6 FC5 1B | | | 4-3 | | FC1-6 1BB | | F7 | | | F8 | 6 | 0 | 0 | 0 | 1 | 1 | 2 | |
| Mike Heath, R OBP: 0.280, SLG: 0.298 Dave Reverting, L OBP: 0.344, SLG: 0.492 | F7 | | | | FC5 1B | | | 5-3 | | FC1-6 1-2 2-3 | | F7 | | | 1B | 4 | 0 | 1 | 0 | 0 | 0 | 0 | |
| Tony Armas, R OBP: 0.310, SLG: 0.500 | | 1B 1B | | | FC5 1-2 2-3 | | | | | K | | | | | F8 | 7 | 1 | 3 | 0 | 0 | 1 | 5 | |
| Mickey Klutts, R OBP: 0.313, SLG: 0.401 | | 1B | | | G6-4-3 | | | F7 | | F8 | | | | | 5-3 | 6 | 0 | 1 | 0 | 0 | 1 | 2 | |
| Jeff Newman, R OBP: 0.273, SLG: 0.384 Jeff Cox, R OBP: 0.273, SLG: 0.231 Orlando Gonzalez, L OBP: 0.326, SLG: 0.243 | K | | | | F7 | | | 5-3 | | F4 | | 1B | | | 5-3 | 5 | 0 | 1 | 0 | 0 | 1 | 1 | |
| Jim Essian, R OBP: 0.302, SLG: 0.323 | | 1B HR BB | | | 5-3 | | | 3-1 | | 6-3 | | F7 | | | F6 | 5 | 1 | 0 | 0 | 1 | 0 | 1 | |
| Dave McKay, S OBP: 0.263, SLG: 0.315 | | 1B HR | | | 5-3 | | | F6 | | 4-3 | | | | | F7 | 6 | 1 | 2 | 1 | 0 | 0 | 0 | |
| Rob Picciolo, R OBP: 0.245, SLG: 0.343 | | 1B HR | | | 6-3 | | | 1-3 | | FC1-6 6-3 BB | | K | | | F3 | 5 | 1 | 1 | 3 | 1 | 1 | 2 | |
| Inning Stats | R: 0 E: 0 K: 2 S: 7 | H: 0 LOB: 0 BB: 0 P: 7 | R: 4 E: 1 K: 1 S: 9 | H: 5 LOB: 1 BB: 1 P: 13 | R: 0 E: 0 K: 0 S: 3 | H: 1 LOB: 0 BB: 0 P: 3 | R: 0 E: 0 K: 0 S: 3 | H: 0 LOB: 0 BB: 0 P: 3 | R: 0 E: 0 K: 0 S: 4 | H: 1 LOB: 1 BB: 0 P: 4 | R: 0 E: 0 K: 2 S: 5 | H: 0 LOB: 2 BB: 0 P: 13 | R: 0 E: 0 K: 2 S: 3 | H: 0 LOB: 0 BB: 0 P: 3 | R: 0 E: 0 K: 1 S: 6 | H: 1 LOB: 1 BB: 1 P: 6 | 1B: 10 2B: 1 3B: 0 HR: 1 | SF: 0 SAC: 0 DP: 1 HBP: 0 | WP: 0 PB: 0 CS: 0 | PA: 58 | | | |
| PITCHER | IP: 7.2 WLS: 4 BF: 31 H: 9 R: 4 ER: 4 SO: 3 BB: 1 IBB: 0 HBP: 0 BLK: 0 WP: 1 HR: 1 S: 36 P: 40 ERA: 4.70 WHIP: 1.304 | IP: 1.2 WLS: 0 BF: 7 H: 0 R: 0 ER: 0 SO: 0 BB: 0 IBB: 0 HBP: 0 BLK: 0 WP: 0 HR: 0 S: 5 P: 13 ERA: 0.00 WHIP: 0.600 | IP: 0.1 WLS: 0 BF: 1 H: 0 R: 0 ER: 0 SO: 0 BB: 0 IBB: 0 HBP: 0 BLK: 0 WP: 0 HR: 0 S: 1 P: 1 ERA: 0.00 WHIP: 0.000 | IP: 5.1 WLS: 19 BF: 19 H: 3 R: 0 ER: 0 SO: 4 BB: 0 IBB: 0 HBP: 0 BLK: 0 WP: 0 HR: 0 S: 27 P: 27 ERA: 0.00 WHIP: 0.562 | PITCHER | | | | | | | | | | | | | | | | | | |

Oakland Athletics @ Milwaukee Brewers
Milwaukee County Stadium, Milwaukee, WI
 Sun Oct 05 1980, 4:33 AM EDT
 Att: 9,813 - Unknown - 47 F

AB 55
R 4
H 12
RBI 4
BB 3
SO 7
LOB 16



| Batter | 1 | 2 | 3 | 4 | 5 | 6 | 7 | 8 | 9 | 10 | 11 | 12 | 13 | 14 | 15 | AB | R | H | RBI | BB | SO | LOB | BOTTOM | | | | | | | | |
|---|---|--|---|---------------------------------|------------------------------|---------------------------------|------------------------------|---------------------------------|------------------------------|---------------------------------|------------------------------|---------------------------------|------------------------------|---------------------------------|------------------------------|---------------------------------|------------------------------|----------------------------------|------------------------------|---------------------------------|------------------------------|---------------------------------|------------------------------|----------------------------------|------------------------------|---------------------------------|----------------------------------|------------------------------------|-------------------------|--------|--|
| Paul Molitor, R OBP: 0.372, SLG: 0.438 | B2 | | | | | B5-3 | | BB | | 1B | | K | | | FC6-4 BB | 5 | 0 | 1 | 0 | 2 | 2 | 0 | | | | | | | | | |
| Robin Yount, R OBP: 0.321, SLG: 0.519 | 2B BB | | | | F7 | | | F9 | | K | | | | | FC6-4 1-2 | 6 | 1 | 1 | 0 | 1 | 1 | 5 | | | | | | | | | |
| Cecil Cooper, L OBP: 0.387, SLG: 0.539 | 1B 2B | | | | G3 | | | F9 | | 1-3 | | F6 | | | F6 | 7 | 1 | 1 | 1 | 0 | 0 | 3 | | | | | | | | | |
| Ben Caglie, L OBP: 0.365, SLG: 0.593 | K | | | | 1-3 | | | F9 | | HR | | BB G1-2-3 1B | | | F8 | 7 | 2 | 3 | 1 | 0 | 1 | 1 | | | | | | | | | |
| Gorman Thomas, R OBP: 0.303, SLG: 0.471 | 1B | | | | 1B | | | F2 | | BB 4-3 | | 4-3 | | | K | 6 | 0 | 2 | 1 | 1 | 1 | 2 | | | | | | | | | |
| John Poff, L OBP: 0.282, SLG: 0.368 | | | | | F7 | | | 1-3 | | K | | BB 1BB | | | F4 | 5 | 0 | 0 | 0 | 2 | 1 | 2 | | | | | | | | | |
| Vic Harris, S OBP: 0.304, SLG: 0.315 | | | | | G3 | | | F9 | | F4 | | F6 | | | F4 | 6 | 0 | 2 | 1 | 1 | 0 | 1 | | | | | | | | | |
| Ed Romero, R OBP: 0.319, SLG: 0.356 | | | | | 1-3 | | | F8 | | HR | | K2-3 | | | G1-2-3 | 6 | 1 | 1 | 1 | 0 | 1 | 4 | | | | | | | | | |
| Ned Yost, R OBP: 0.181, SLG: 0.161 Charlie Moore, R OBP: 0.336, SLG: 0.393 | | | | | K | | | F9 | | F7 | | 1B | | | F7 | 2 | 0 | 0 | 0 | 0 | 1 | 0 | | | | | | | | | |
| Inning Stats | R: 2 E: 0 K: 1 S: 6 | H: 2 LOB: 1 BB: 1 P: 10 | R: 0 E: 0 K: 2 S: 3 | H: 0 LOB: 0 BB: 0 P: 3 | R: 0 E: 0 K: 2 S: 7 | H: 0 LOB: 0 BB: 0 P: 7 | R: 0 E: 0 K: 1 S: 6 | H: 1 LOB: 1 BB: 0 P: 6 | R: 0 E: 0 K: 0 S: 3 | H: 0 LOB: 0 BB: 0 P: 3 | R: 0 E: 0 K: 0 S: 3 | H: 0 LOB: 0 BB: 0 P: 3 | R: 1 E: 0 K: 0 S: 4 | H: 1 LOB: 1 BB: 1 P: 8 | R: 1 E: 0 K: 0 S: 4 | H: 1 LOB: 1 BB: 1 P: 8 | R: 0 E: 0 K: 2 S: 9 | H: 1 LOB: 2 BB: 2 P: 11 | R: 0 E: 0 K: 1 S: 6 | H: 1 LOB: 1 BB: 0 P: 6 | R: 0 E: 0 K: 1 S: 5 | H: 0 LOB: 0 BB: 0 P: 5 | R: 0 E: 0 K: 1 S: 6 | H: 1 LOB: 2 BB: 1 P: 10 | R: 1 E: 0 K: 0 S: 4 | H: 2 LOB: 2 BB: 1 P: 8 | 1B: 9 2B: 1 3B: 0 HR: 2 | SF: 0 SAC: 0 DP: 1 HBP: 0 | WP: 0 PB: 0 CS: 0 | PA: 61 | |
| PITCHER | IP: 10.0 WLS: 5 BF: 39 H: 7 R: 4 ER: 4 SO: 6 BB: 3 IBB: 0 HBP: 0 BLK: 0 WP: 0 HR: 2 S: 48 P: 60 ERA: 3.60 WHIP: 1.000 | IP: 1.0 WLS: 1 BF: 5 H: 1 R: 0 ER: 0 SO: 0 BB: 1 IBB: 0 HBP: 0 BLK: 0 WP: 0 HR: 0 S: 3 P: 11 ERA: 0.00 WHIP: 2.000 | IP: 3.0 WLS: 17 BF: 17 H: 4 R: 1 ER: 1 SO: 1 BB: 1 IBB: 0 HBP: 0 BLK: 0 WP: 0 HR: 3 S: 21 P: 29 ERA: 2.46 WHIP: 1.364 | PITCHER | | | | | | | | | | | | | | | | | | | | | | | | | | | |

Oakland Athletics @ Milwaukee Brewers
Milwaukee County Stadium, Milwaukee, WI
 Sun Oct 05 1980, 4:33 AM EDT
 Att: 9,813 - Unknown - 47 F

AB 54
R 5
H 12
RBI 5
BB 7
SO 9
LOB 19

