

Milwaukee Brewers - 1981

Batter	1	2	3	4	5	6	7	8	9	AB R H RBI BB SO LOB	TOP								
Paul Moltzer, R OBP: 0.800, SLG: 0.800 (1, 8)										5 0 3 1 0 0 0	Milwaukee Brewers @ Cleveland Indians Cleveland Municipal Stadium, Cleveland, OH Sat Apr 11 1981, 3:33 AM EST Att: 71,067 - Unknown - 60 F								
Robin Yount, R (1, 6)										4 0 0 0 0 1 2									
Cecil Cooper, L OBP: 0.250, SLG: 0.500 (1, 3)										4 0 1 0 0 0 2									
Ben Oglivie, L OBP: 0.500, SLG: 0.333 (1, 7)										3 0 1 0 0 1 2									
Ted Simmons, S Ned Yost, R (1, 2) (8, 2)										4 1 0 0 0 1 5 0 0 0 0 0 0 0									
Larry Hise, R OBP: 0.500, SLG: 1.000 (1, 10)										4 1 1 2 0 0 0									
Gorman Thomas, R OBP: 0.750, SLG: 1.000 Marshall Edwards, L (9, PR) (9, 9)										3 1 2 1 1 1 0 0 0 0 0 0 0 0									
Don Money, R (1, 5)										4 1 0 0 0 1 2									
Jim Gantner, L OBP: 0.500, SLG: 1.000 (1, 4)										3 1 1 1 1 0 0									
Inning Stats	R: 0 E: 0 K: 2 S: 9	H: 2 LOB: 2 BB: 0 P: 9	R: 0 E: 0 K: 2 S: 7	H: 0 LOB: 0 BB: 0 P: 7	R: 1 E: 0 K: 1 S: 6	H: 1 LOB: 2 BB: 1 P: 11	R: 0 E: 0 K: 0 S: 3	H: 1 LOB: 0 BB: 0 P: 3	R: 0 E: 0 K: 0 S: 3	H: 0 LOB: 0 BB: 0 P: 3		R: 0 E: 1 K: 0 S: 4	H: 0 LOB: 1 BB: 0 P: 4	R: 0 E: 0 K: 0 S: 3	H: 0 LOB: 0 BB: 0 P: 3	R: 1 E: 0 K: 0 S: 3	H: 2 LOB: 1 BB: 1 P: 7	1B: 4 2B: 2 3B: 1 HR: 2	SF: 0 SAC: 0 DP: 0 HBP: 1
PITCHER	IP WLS BF H R ER SO BB IBB HBP BLK WP HR S P ERA WHIP											IP WLS BF H R ER SO BB IBB HBP BLK WP HR S P ERA WHIP							
Bert Blyleven, R ERA: 4.5 (1, 1)	8.0 L 33 7 4 4 5 1 0 1 0 0 0 2 41 46 4.50 1.000																		
Dan Spillner, R ERA: 9.0 (9, 1)	1.0 4 2 1 1 0 1 0 0 0 0 0 0 3 7 9.00 3.000																		

Batter	1	2	3	4	5	6	7	8	9	AB R H RBI BB SO LOB	BOTTOM								
Miguel Dilone, S (1, 10)										4 0 0 0 1 2 2	Milwaukee Brewers @ Cleveland Indians Cleveland Municipal Stadium, Cleveland, OH Sat Apr 11 1981, 3:33 AM EST Att: 71,067 - Unknown - 60 F								
Rick Manning, L OBP: 0.250, SLG: 0.250 (1, 8)										4 1 1 0 0 2 3									
Mike Hargrove, L OBP: 0.250, SLG: 0.500 (1, 3)										4 1 1 1 0 0 0									
Joe Charboneau, R OBP: 0.500, SLG: 0.333 (1, 7)										3 0 1 0 1 0 0									
Toby Harrah, R OBP: 0.500, SLG: 0.750 (1, 5)										4 0 2 1 0 0 1									
Jorge Orta, L OBP: 0.500, SLG: 0.333 (1, 9)										3 1 1 0 1 0 2									
Bo Diaz, R Ron Hassey, L (1, 2) (8, PH) (9, 2)										2 0 0 0 0 0 1 1 0 0 0 0 0 3									
Alan Bannister, R (1, 4)										4 0 0 0 0 0 1									
Tom Verzyer, R OBP: 0.667, SLG: 0.667 Pat Kelly, L (9, PH)										3 0 2 1 0 0 0 1 0 0 0 0 0 0									
Inning Stats	R: 0 E: 0 K: 0 S: 3	H: 0 LOB: 0 BB: 0 P: 3	R: 0 E: 0 K: 1 S: 6	H: 1 LOB: 2 BB: 1 P: 10	R: 0 E: 0 K: 0 S: 3	H: 0 LOB: 0 BB: 0 P: 3	R: 1 E: 0 K: 0 S: 5	H: 2 LOB: 1 BB: 0 P: 5	R: 2 E: 0 K: 0 S: 5	H: 2 LOB: 1 BB: 1 P: 9		R: 0 E: 1 K: 2 S: 8	H: 0 LOB: 1 BB: 0 P: 8	R: 0 E: 0 K: 0 S: 4	H: 2 LOB: 2 BB: 1 P: 8	R: 0 E: 0 K: 1 S: 5	H: 0 LOB: 0 BB: 0 P: 5	1B: 6 2B: 2 3B: 0 HR: 0	SF: 0 SAC: 1 DP: 2 HBP: 0
PITCHER	IP WLS BF H R ER SO BB IBB HBP BLK WP HR S P ERA WHIP											IP WLS BF H R ER SO BB IBB HBP BLK WP HR S P ERA WHIP							
Mike Caldwell, L ERA: 5.4 Reggie Cleveland, R ERA: Jamie Easterly, L ERA: Rollie Fingers, R ERA:	(1, 1) (6, 1) (6, 1) (8, 1)	5.0 0.1 2.0 1.2	W 2 7 S	21 0 0 7	6 0 0 2	3 0 0 0	3 0 0 0	1 0 0 1	0 0 0 0	0 0 0 0	0 0 0 0	0 0 0 0	0 0 0 0	1 5 11 8	0.00 0.00 0.00 0.00	5.40 3.000 0.000 1.200			



Batter	1	2	3	4	5	6	7	8	9	AB	R	H	RBI	BB	SO	LOB	TOP
Paul Moltitor, R (1, 8) OBP: 0.400, SLG: 0.444	4-0 1B 4-3 BB	0-0 G5-3			0-3 K		0-3 K		0-0 FC4-6	4	1	0	0	1	2	3	
Robin Yount, R (1, 6) OBP: 0.222, SLG: 0.333	0-0 4-3 1B		0-0 FC1-5 2B		0-0 5-3			0-0 F7	0-3 K	5	0	2	0	0	1	1	
Cecil Cooper, L (1, 3) OBP: 0.125, SLG: 0.250	0-0 4-3		0-0 FC1-5 HR		0-0 P6			0-0 4-3		4	1	0	1	0	0	2	
Ben Oglivie, L (1, 7) OBP: 0.500, SLG: 0.857	0-0 F9		0-0 HR			0-0 F8		0-0 HR 1B		4	2	2	2	0	0	1	
Ted Simmons, S (1, 2) OBP: 0.250, SLG: 0.571	4-0 FC6-4 BB		0-0 P6			0-0 F7		0-0 HR		3	1	1	2	1	0	0	
Larry Hise, R (1, 10) OBP: 0.250, SLG: 0.625	0-0 FC6-4		0-0 5-3			0-0 F8		0-0 WP 1B		4	0	1	0	0	0	2	
Gorman Thomas, R (1, 9) Marshall Edwards, L (8, 9)		0-0 FC1-6 1B		0-0 F7		4-0 E SF7 BB		0-3 K		3	1	1	0	1	1	1	
Don Money, R (1, 5)		0-0 FC1-6 G5-3 1B		0-0 F8		0-0 SF7		0-0 5-3		3	0	0	1	0	0	1	
Jim Gantner, L (1, 4) OBP: 0.500, SLG: 0.714		0-0 1B		0-0 G3		0-0 F7		0-0 FC4-6 1B		4	0	2	0	0	0	0	
Inning Stats	R: 1 E: 0 K: 0 S: 4	H: 1 LOB: 2 BB: 2 P: 12	R: 0 E: 0 K: 0 S: 4	H: 2 LOB: 1 BB: 0 P: 4	R: 2 E: 0 K: 0 S: 5	H: 2 LOB: 0 BB: 0 P: 5	R: 0 E: 0 K: 0 S: 3	H: 0 LOB: 0 BB: 0 P: 3	R: 0 E: 0 K: 1 S: 5	H: 0 LOB: 0 BB: 0 P: 5	R: 0 E: 1 K: 1 S: 8	H: 3 LOB: 1 BB: 0 P: 8	R: 0 E: 0 K: 1 S: 6	H: 1 LOB: 1 BB: 0 P: 6	1B: 6 2B: 1 3B: 0 HR: 2	SF: 1 SAC: 0 DP: 1 HBP: 0	WP: 1 PA: 38 CS: 0
PITCHER	IP WLS BF H R ER SO BB IBB HBP BLK WP HR S P ERA WHIP	IP WLS BF H R ER SO BB IBB HBP BLK WP HR S P ERA WHIP	IP WLS BF H R ER SO BB IBB HBP BLK WP HR S P ERA WHIP	IP WLS BF H R ER SO BB IBB HBP BLK WP HR S P ERA WHIP	IP WLS BF H R ER SO BB IBB HBP BLK WP HR S P ERA WHIP	IP WLS BF H R ER SO BB IBB HBP BLK WP HR S P ERA WHIP	IP WLS BF H R ER SO BB IBB HBP BLK WP HR S P ERA WHIP	IP WLS BF H R ER SO BB IBB HBP BLK WP HR S P ERA WHIP	IP WLS BF H R ER SO BB IBB HBP BLK WP HR S P ERA WHIP	IP WLS BF H R ER SO BB IBB HBP BLK WP HR S P ERA WHIP	IP WLS BF H R ER SO BB IBB HBP BLK WP HR S P ERA WHIP	IP WLS BF H R ER SO BB IBB HBP BLK WP HR S P ERA WHIP	IP WLS BF H R ER SO BB IBB HBP BLK WP HR S P ERA WHIP	IP WLS BF H R ER SO BB IBB HBP BLK WP HR S P ERA WHIP	IP WLS BF H R ER SO BB IBB HBP BLK WP HR S P ERA WHIP	IP WLS BF H R ER SO BB IBB HBP BLK WP HR S P ERA WHIP	IP WLS BF H R ER SO BB IBB HBP BLK WP HR S P ERA WHIP
John Denny, R (1, 1) ERA: 4.7	7.2 L	31 6	5 5	4 4	2 2	3 3	0 0	0 0	0 0	0 0	1 1	32 32	44 44	4.70 4.70	1.174 1.174		
Bob Lacey, L (8, 1) ERA: 13.5	0.2	5 3	1 1	1 1	1 1	0 0	0 0	0 0	0 0	1 1	1 1	7 7	7 7	13.50 13.50	4.500 4.500		
Mike Stanton, R (9, 1) ERA:	0.2	2 0	0 0	0 0	1 1	0 0	0 0	0 0	0 0	0 0	0 0	4 4	4 4	0.00 0.00	0.000 0.000		

Milwaukee Brewers @ Cleveland Indians
Cleveland Municipal Stadium, Cleveland, OH
Sun Apr 12 1981, 3:33 AM EST
Att: 13,094 - Unknown - 48 F

AB 34
R 6
H 9
RBI 6
BB 3
SO 4
LOB 11



Batter	1	2	3	4	5	6	7	8	9	AB	R	H	RBI	BB	SO	LOB	BOTTOM		
Miguel Dilone, S (1, 7)	0-0 1-3		0-0 L6			0-3 K	0-0 6-3			4	0	0	0	0	1	1			
Rick Manning, L (1, 8) Larry Littleton, R (8, PH)	0-3 K		4-0 1B BB		0-0 4-3		0-0 6-3			2	0	0	0	1	1	0			
Mike Hargrove, L (1, 3) OBP: 0.500, SLG: 0.625	0-0 4-3		0-0 G4-6-3 1B		0-0 4-3		0-0 1B			4	0	3	0	0	0	0			
Joe Charboneau, R (1, 10) OBP: 0.500, SLG: 0.333		0-0 F3		0-0 F7		4-0 1-2 BB		0-0 G4-6-3 1B		3	0	1	0	1	0	2			
Jorge Orta, L (1, 9) OBP: 0.250, SLG: 0.143		0-3 K		0-0 G4-6-3		0-0 F7		0-0 G4-6-3		4	0	0	0	0	1	6			
Toby Harrah, R (1, 5) OBP: 0.500, SLG: 0.571		0-0 1B		0-0 6-3		4-0 FC3-6 BB SF7 BB		0-3 K		3	1	1	0	1	1	0			
Ron Hassey, L (1, 2) Bo Diaz, R (9, PH) Jerry Dybzinski, R (9, PR)	0-0 G3		0-0 2B		0-0 F2		4-0 FC3-6 BB SF7		0-0 FC5-4 1B	2	0	1	0	1	0	1			
Alan Bannister, R (1, 4)			0-3 K		0-0 F2		0-0 FC3-6 BB SF7		0-0 FC5-4 FC5-4	4	0	0	0	0	1	4			
Tom Verzyer, R (1, 6) OBP: 0.286, SLG: 0.333			0-0 4-3		0-0 F9		0-0 SF7		0-0 FC5-4	3	0	0	1	0	0	2			
Inning Stats	R: 0 E: 0 K: 1 S: 5	H: 0 LOB: 0 BB: 0 P: 5	R: 0 E: 0 K: 1 S: 6	H: 1 LOB: 0 BB: 0 P: 6	R: 0 E: 0 K: 1 S: 5	H: 0 LOB: 0 BB: 0 P: 5	R: 0 E: 0 K: 0 S: 3	H: 1 LOB: 1 BB: 1 P: 7	R: 0 E: 0 K: 0 S: 4	H: 1 LOB: 2 BB: 1 P: 10	R: 1 E: 0 K: 0 S: 3	H: 0 LOB: 1 BB: 2 P: 11	R: 0 E: 0 K: 0 S: 4	H: 2 LOB: 1 BB: 0 P: 4	R: 0 E: 0 K: 1 S: 6	H: 1 LOB: 1 BB: 0 P: 6	1B: 6 2B: 1 3B: 0 HR: 0	SF: 1 SAC: 0 DP: 2 HBP: 0	WP: 0 PA: 36 CS: 0
PITCHER	IP WLS BF H R ER SO BB IBB HBP BLK WP HR S P ERA WHIP	IP WLS BF H R ER SO BB IBB HBP BLK WP HR S P ERA WHIP	IP WLS BF H R ER SO BB IBB HBP BLK WP HR S P ERA WHIP	IP WLS BF H R ER SO BB IBB HBP BLK WP HR S P ERA WHIP	IP WLS BF H R ER SO BB IBB HBP BLK WP HR S P ERA WHIP	IP WLS BF H R ER SO BB IBB HBP BLK WP HR S P ERA WHIP	IP WLS BF H R ER SO BB IBB HBP BLK WP HR S P ERA WHIP	IP WLS BF H R ER SO BB IBB HBP BLK WP HR S P ERA WHIP	IP WLS BF H R ER SO BB IBB HBP BLK WP HR S P ERA WHIP	IP WLS BF H R ER SO BB IBB HBP BLK WP HR S P ERA WHIP	IP WLS BF H R ER SO BB IBB HBP BLK WP HR S P ERA WHIP	IP WLS BF H R ER SO BB IBB HBP BLK WP HR S P ERA WHIP	IP WLS BF H R ER SO BB IBB HBP BLK WP HR S P ERA WHIP	IP WLS BF H R ER SO BB IBB HBP BLK WP HR S P ERA WHIP	IP WLS BF H R ER SO BB IBB HBP BLK WP HR S P ERA WHIP	IP WLS BF H R ER SO BB IBB HBP BLK WP HR S P ERA WHIP	IP WLS BF H R ER SO BB IBB HBP BLK WP HR S P ERA WHIP		
Jim Slaton, R (1, 1) ERA:	5.2	22 4	0 0	4 4	0 0	28 28	36 36	0.00 0.00	1.059 1.059										
Jamie Easterly, L (6, 1) ERA: 1.09	3.1	14 3	1 1	1 1	1 1	2 2	0 0	0 0	0 0	0 0	0 0	14 14	22 22	2.70 2.70	1.500 1.500				

Milwaukee Brewers @ Cleveland Indians
Cleveland Municipal Stadium, Cleveland, OH
Sun Apr 12 1981, 3:33 AM EST
Att: 13,094 - Unknown - 48 F

AB 31
R 1
H 7
RBI 1
BB 4
SO 5
LOB 16



Batter	1	2	3	4	5	6	7	8	9	AB	R	H	RBI	BB	SO	LOB	TOP										
Paul Molitor, R OBP: 0.400, SLG: 0.429 (1, 8)	WP 1-3 1B		5-3		1B		F8		P4	5	0	2	0	0	0	1	Milwaukee Brewers @ Chicago White Sox Comiskey Park, Chicago, IL Tue Apr 14 1981, 4:33 AM EST Att: 51,560 - Sunny - 58 F										
Robin Yount, R OBP: 0.231, SLG: 0.308 (1, 6)	1-3		3-1		1B				F2	4	0	1	0	0	0	1											
Cecil Cooper, L OBP: 0.250, SLG: 0.200 (1, 3)	WP BB		F8		P4				BB	2	0	0	0	2	0	2											
Ben Oglivie, L OBP: 0.417, SLG: 0.600 (1, 7)	F7				F8				F3	3	0	0	0	1	0	3											
Ted Simmons, S OBP: 0.167, SLG: 0.364 (1, 2) Ned Yost, R (8, 2)	K				F5				F8	4	0	0	0	0	1	4											
Larry Hise, R OBP: 0.333, SLG: 0.636 (1, 10)		B1-6 BB BB			6-3				K	3	1	1	0	1	1	0											
Gorman Thomas, R OBP: 0.593, SLG: 1.111 (1, 9)		FC4-6 BB			K				F7	3	1	1	2	1	1	0											
Don Money, R OBP: 0.083, SLG: 0.364 (1, 5)		B1-6			HR				5-3	4	1	1	1	0	0	2											
Jim Gantner, L OBP: 0.400, SLG: 0.556 (1, 4) Charlie Moore, R (7, PH) Ed Romero, R (7, 4)	FC4-6				1-3				1-4-3	2	0	0	0	0	0	1											
									3B	1	0	1	0	0	0	0											
Inning Stats	R: 0 E: 0 K: 1 S: 6	H: 1 LOB: 2 BB: 1 P: 10	R: 0 E: 0 K: 0 S: 2	H: 0 LOB: 1 BB: 2 P: 10	R: 0 E: 0 K: 0 S: 3	H: 0 LOB: 0 BB: 0 P: 3	R: 0 E: 0 K: 0 S: 3	H: 0 LOB: 0 BB: 0 P: 3	R: 1 E: 0 K: 1 S: 8	H: 3 LOB: 2 BB: 0 P: 8	R: 0 E: 0 K: 0 S: 4	H: 1 LOB: 1 BB: 1 P: 4	R: 0 E: 0 K: 0 S: 3	H: 0 LOB: 1 BB: 1 P: 7	R: 2 E: 0 K: 0 S: 5	H: 2 LOB: 0 BB: 0 P: 5	1B: 3 2B: 2 3B: 1 HR: 2	SF: 0 SAC: 0 DP: 2 HBP: 0	WP: 1 PB: 0 SB: 0 CS: 0	PA: 37							
PITCHER	IP	WLS	BF	H	R	ER	SO	BB	IBB	HBP	BLK	WP	HR	S	P	ERA	WHIP										
Ross Baumgarten, L (1, 1) ERA: 3.38	8.0	W	34	7	3	3	3	5	0	0	0	1	2	35	55	3.38	1.500										
Kevin Hickey, L (9, 1) ERA:	1.0		3	0	0	0	0	0	0	0	0	0	0	3	3	0.00	0.000										

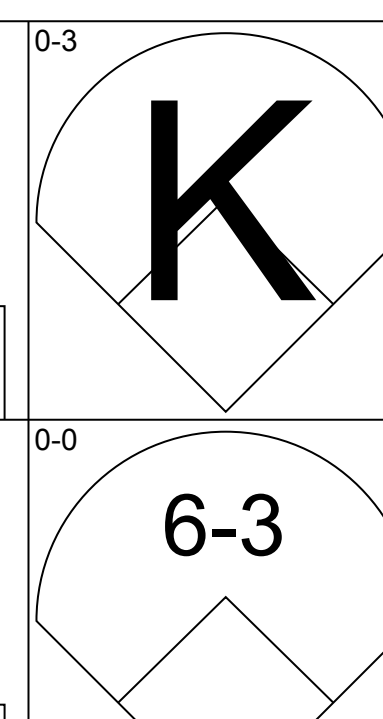
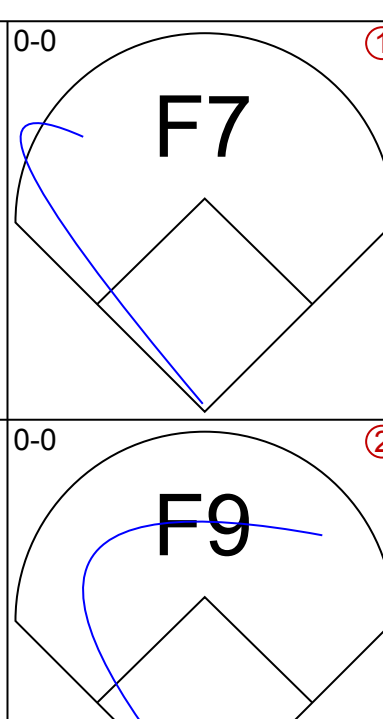
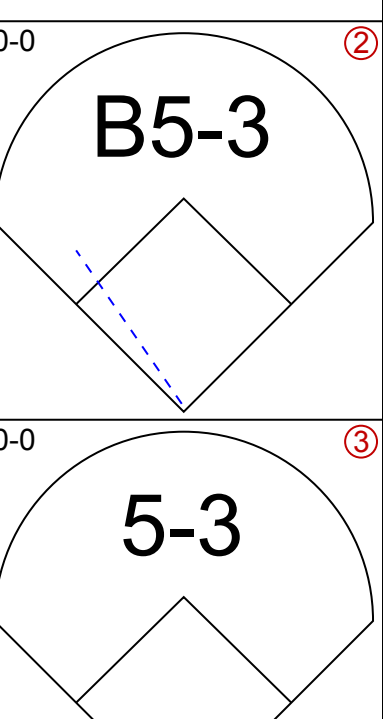
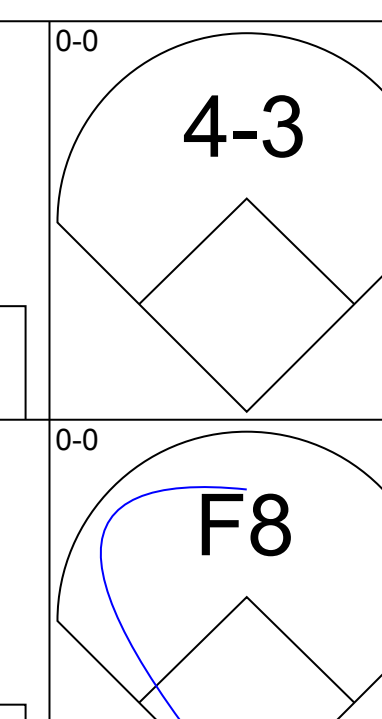
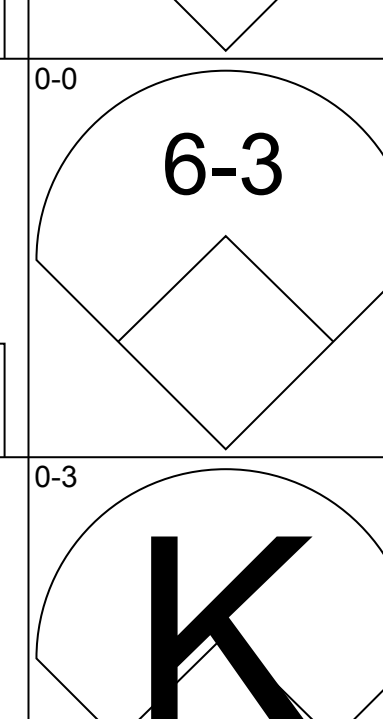
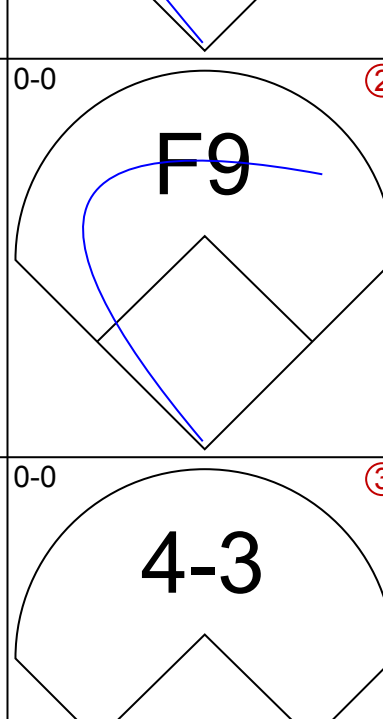
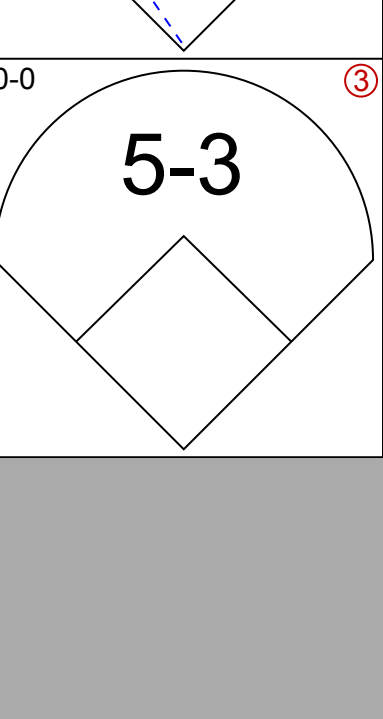
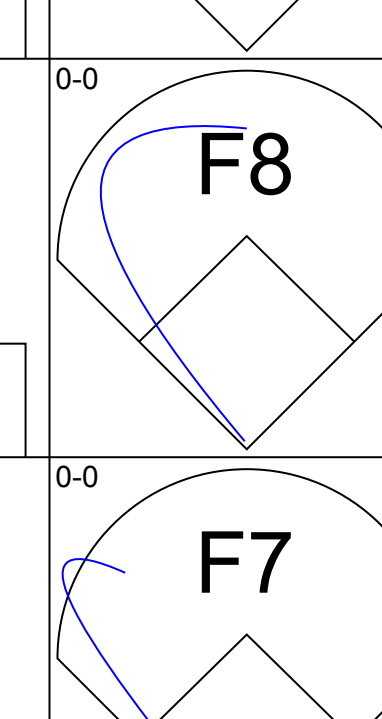
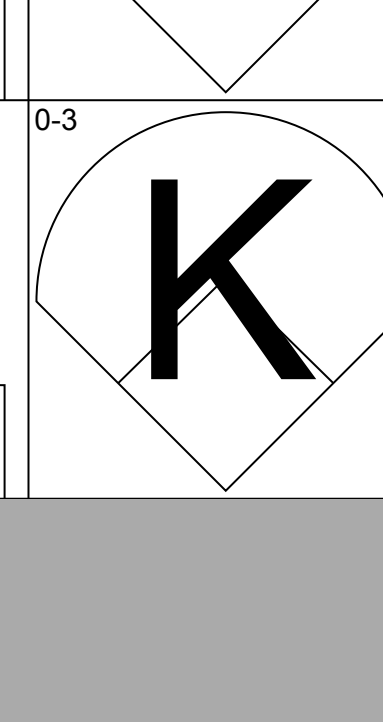
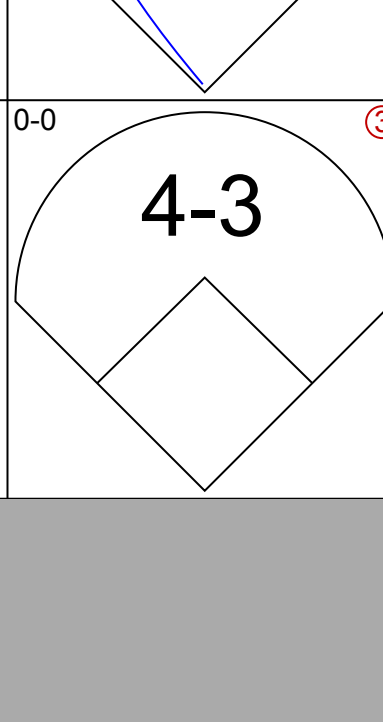
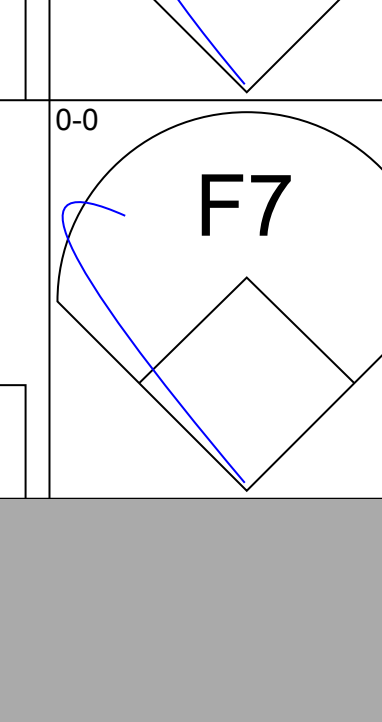
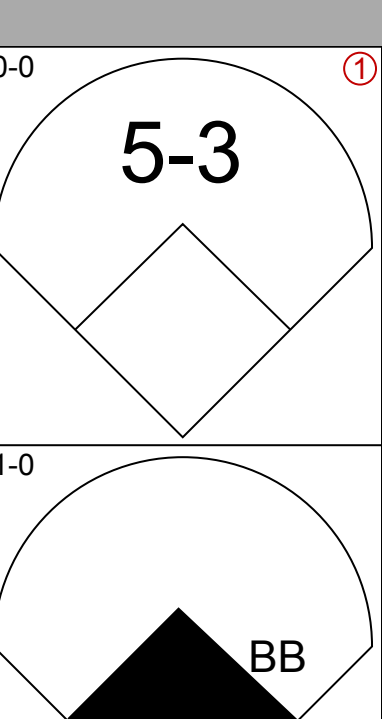
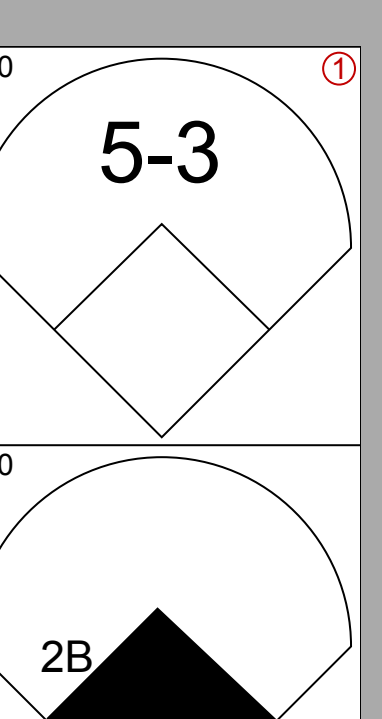
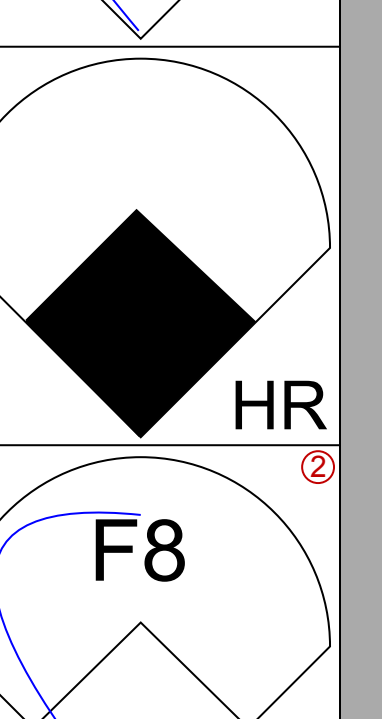
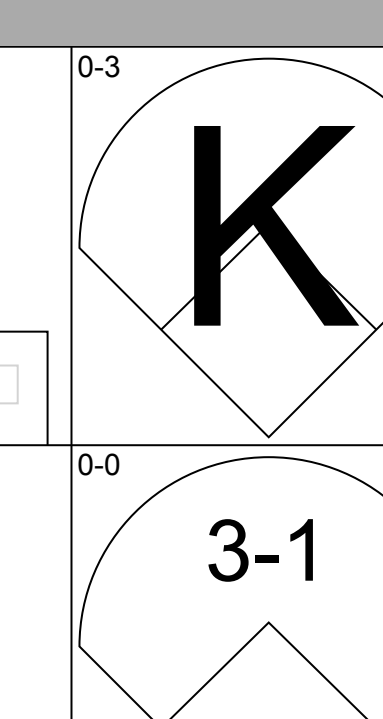
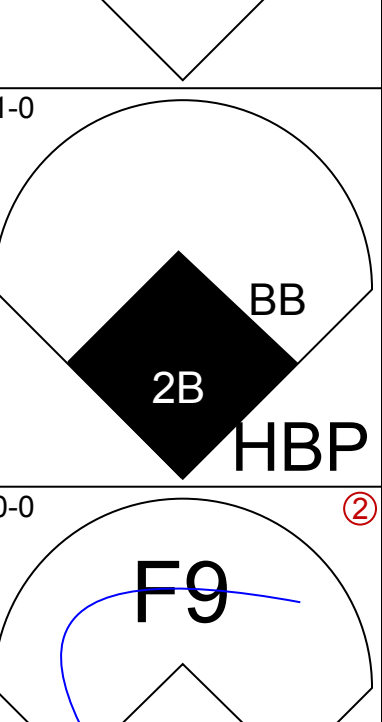
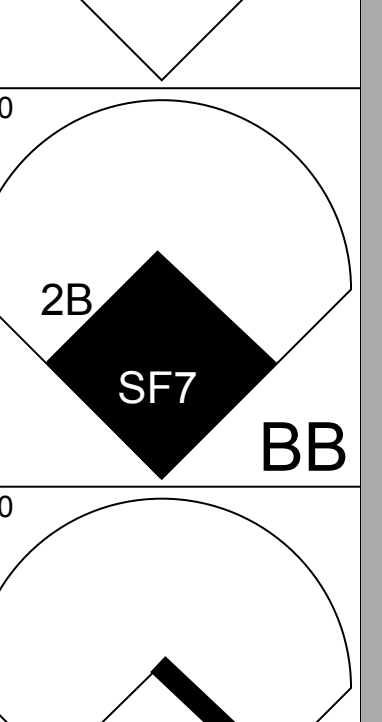
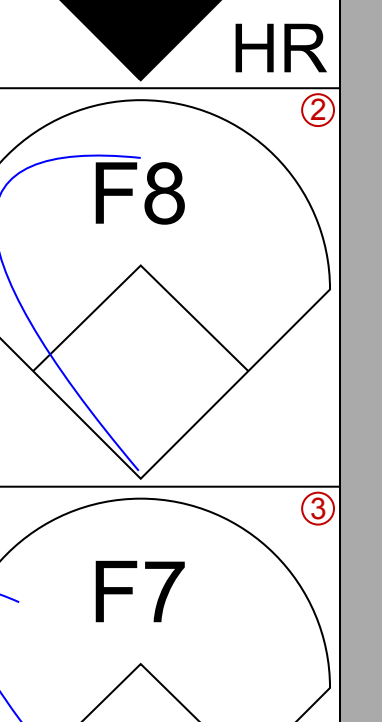
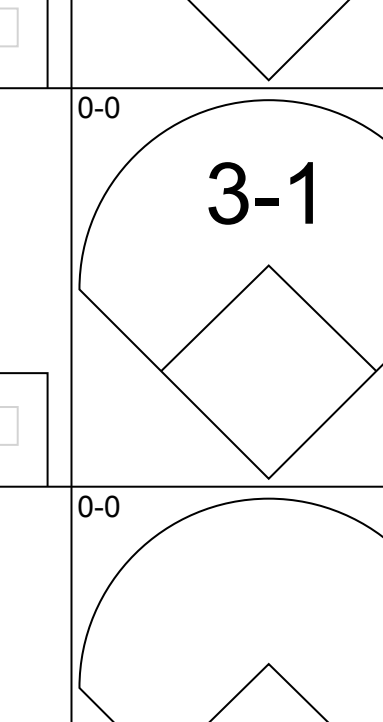
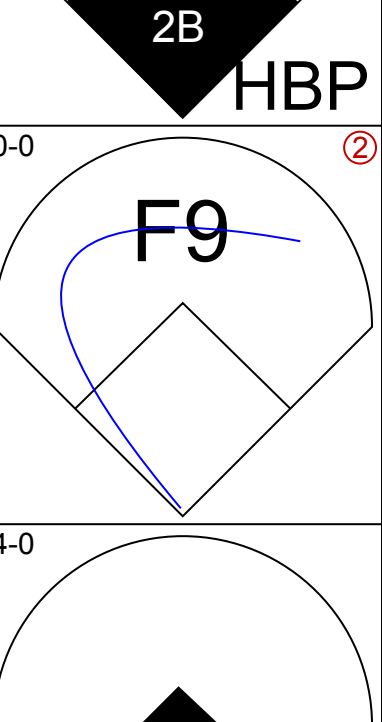
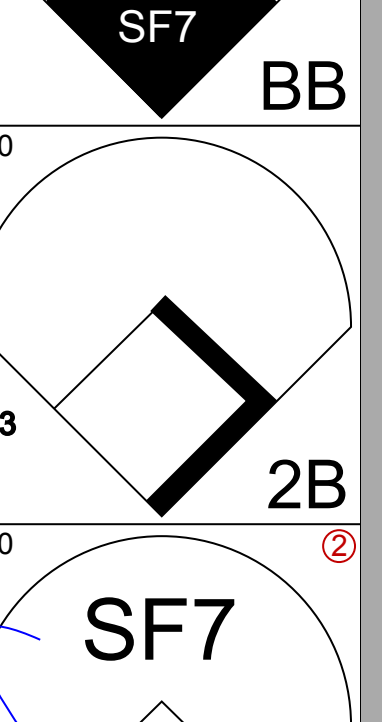
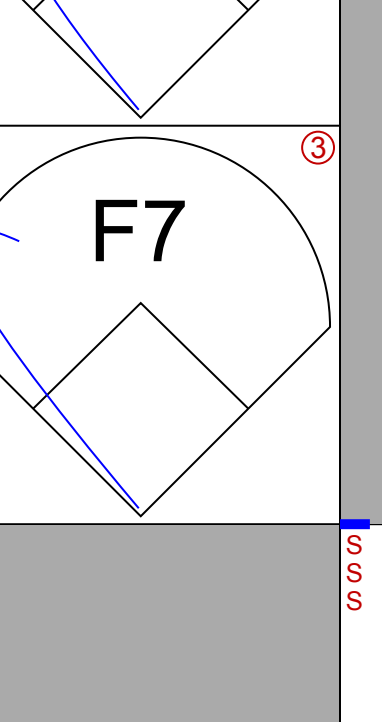
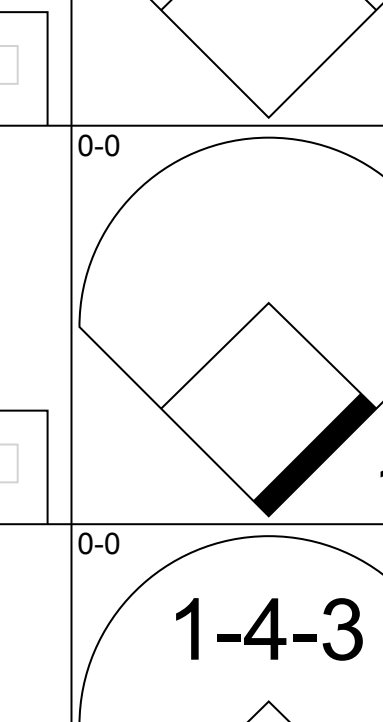
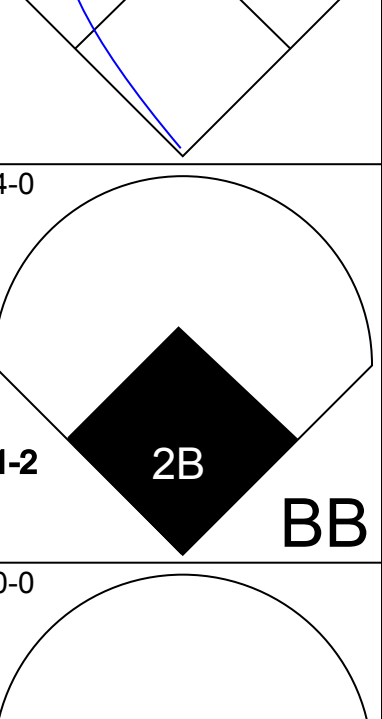
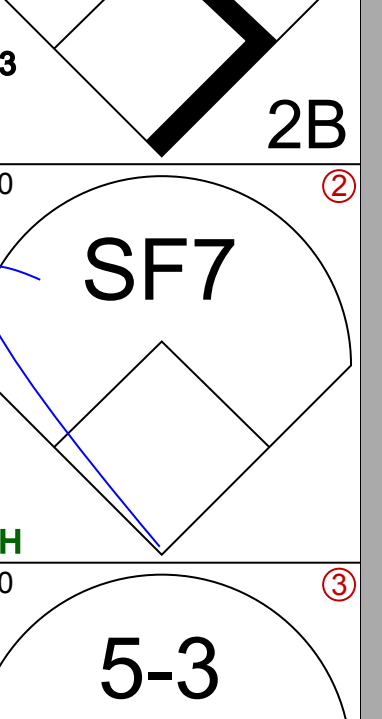

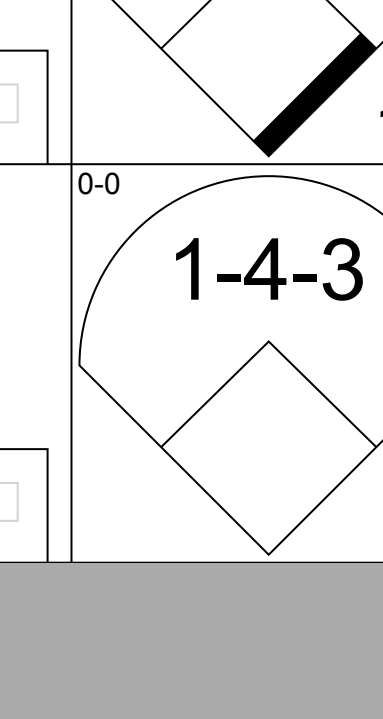
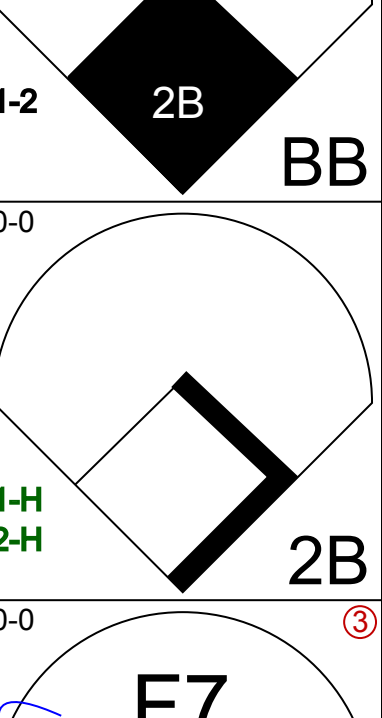
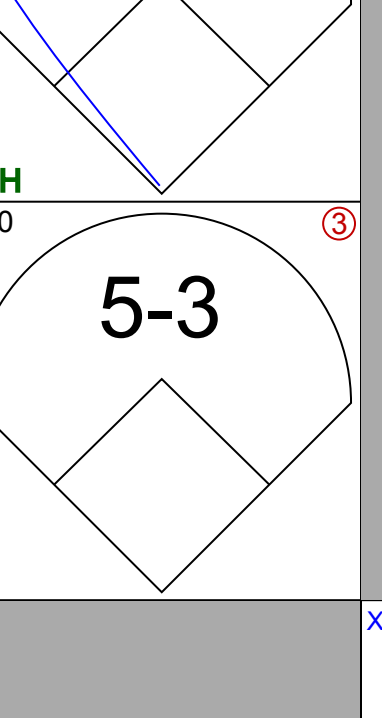
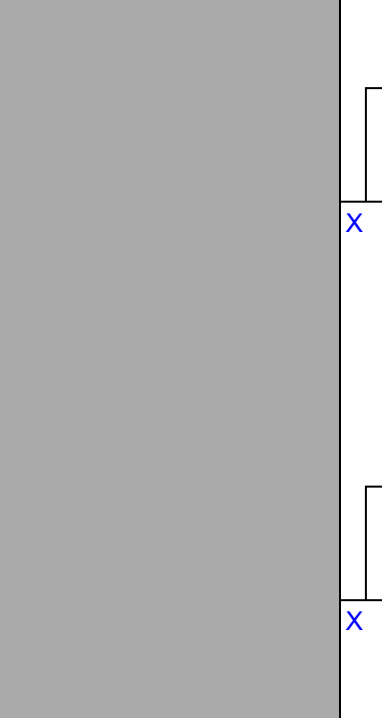

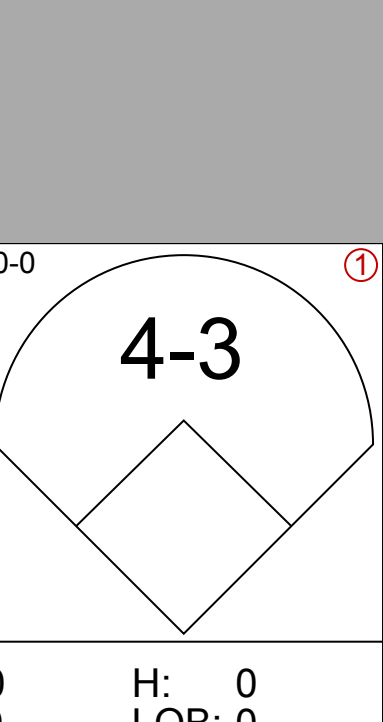
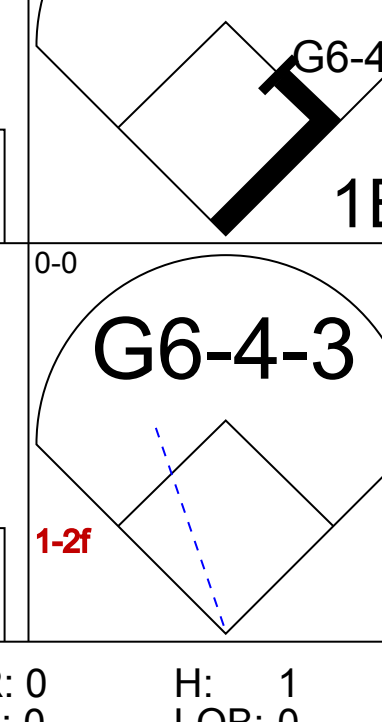
AB	32
R	3
H	7
RBI	3
BB	5
SO	3
LOB	14



Batter	1	2	3	4	5	6	7	8	9	AB	R	H	RBI	BB	SO	LOB	BOTTOM										
Ron LeFlore, R OBP: 0.400, SLG: 0.357 (1, 7) Rusty Kuntz, R (8, 7) OBP: 1.000, SLG: 1.000	S 1B		4-3	1B HR	F8		FC4-6 1B			5	1	3	1	0	0	2	Milwaukee Brewers @ Chicago White Sox Comiskey Park, Chicago, IL Tue Apr 14 1981, 4:33 AM EST Att: 51,560 - Sunny - 58 F										
Mike Squires, L OBP: 0.417, SLG: 0.300 (1, 3)	F7		HBP 1B BB	HR 1B	FC6-4 1B		FC4-6			4	2	2	1	1	0	2											
Carlton Fisk, R OBP: 0.462, SLG: 1.000 (1, 2)	1-3		L4-6 HBP 1B	HR 1B	FC6-4				L5	4	1	1	4	0	0	2											
Greg Luzinski, R OBP: 0.231, SLG: 0.231 (1, 10)	6-3		1B 2H 3H	1B 1B			F8		K	5	1	2	2	0	1	1											
Chet Lemon, R (1, 8)		FC1-6 BB	L4-6	1B 1B BB	4-3 HBP				1-3	2	0	0	0	2	0	2											
Harold Baines, L OBP: 0.222, SLG: 0.222 (1, 9)	FC1-6 SH5-3			5-3			4-3			4	0	1	1	0	0	2											
Jim Morrison, R OBP: 0.273, SLG: 0.636 (1, 5)	SH5-3			4-3			F7			3	0	0	0	0	0	3											
Tony Bernazard, S (1, 4) OBP: 0.250, SLG: 0.182	1-3			BB 1B	F9				6-3	4	1	1	0	0	0	1											
Bill Almon, R OBP: 0.444, SLG: 0.286 (1, 6)			HBP 1B	4-3 1B	1B HR		F8 S 1B		4-3	2	3	1	0	2	0	0											
Inning Stats	R: 0 E: 0 K: 0 S: 4	H: 1 LOB: 1 BB: 0 P: 4	R: 0 E: 0 K: 0 S: 3	H: 0 LOB: 1 BB: 1 P: 7	R: 2 E: 0 K: 0 S: 4	H: 2 LOB: 1 BB: 1 P: 9	R: 6 E: 0 K: 0 S: 9	H: 6 LOB: 2 BB: 2 P: 17	R: 1 E: 0 K: 0 S: 4	H: 1 LOB: 1 BB: 1 P: 8	R: 0 E: 0 K: 0 S: 3	H: 0 LOB: 0 BB: 0 P: 4	R: 0 E: 0 K: 1 S: 5	H: 0 LOB: 0 BB: 0 P: 5	R: 0 E: 0 K: 0 S: 4	H: 1 LOB: 1 BB: 0 P: 4	R: 0 E: 0 K: 1 S: 5	H: 0 LOB: 0 BB: 0 P: 5	1B: 10 2B: 1 3B: 0 HR: 1	SF: 0 SAC: 1 DP: 1 HBP: 2	WP: 0 PB: 0 SB: 2 CS: 0	PA: 41					
PITCHER	IP	WLS	BF	H	R	ER	SO	BB	IBB	HBP	BLK	WP	HR	S	P	ERA	WHIP										
Pete Vuckovich, R (1, 1) ERA: 17.18	3.2	L	21	7	7	7	0	3	0	1	0	0	1	17	30	17.18	2.727										
Reggie Cleveland, R (4, 1) ERA: 10.8	1.1		9	3	2	2	0	2	0	0	0	0	0	7	15	13.50	3.750										
Jerry Augustine, L (6, 1) ERA:	2.0		8	1	0	0	0	0	0	1	0	0	0	7	8	0.00	0.500										
Randy Lerch, L (8, 1) ERA:	1.0		3	0	0	0	1	0	0	0	0	0	0	5	5	0.00	0.000										

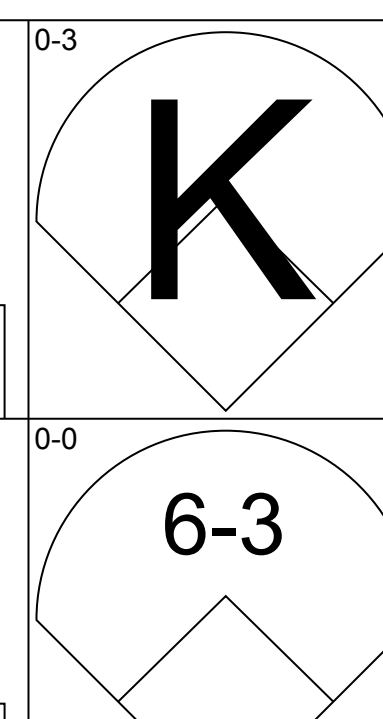
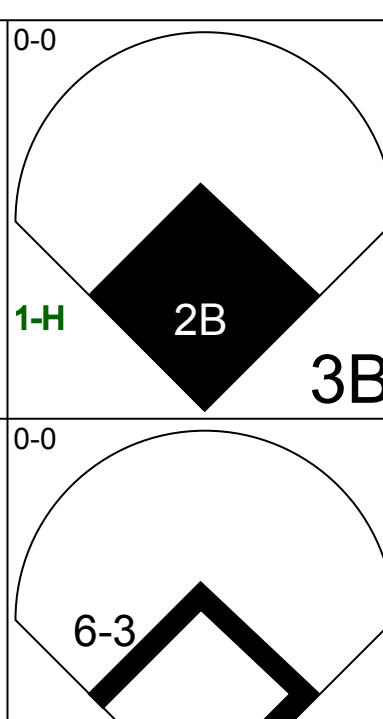
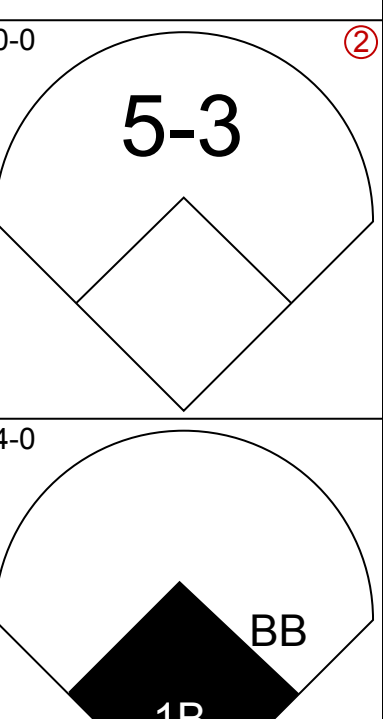
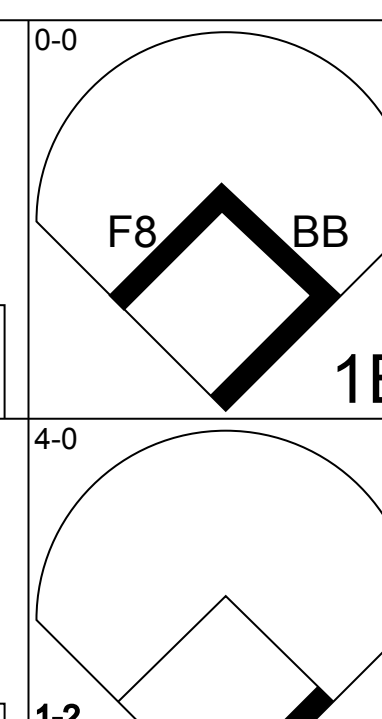
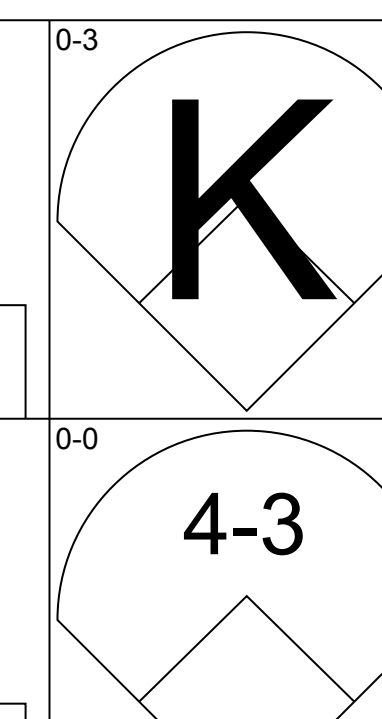
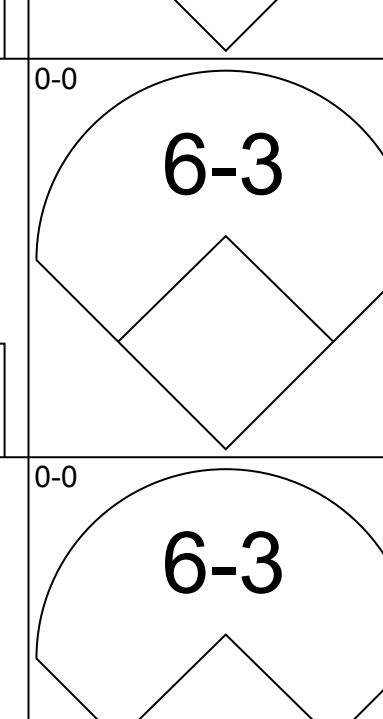
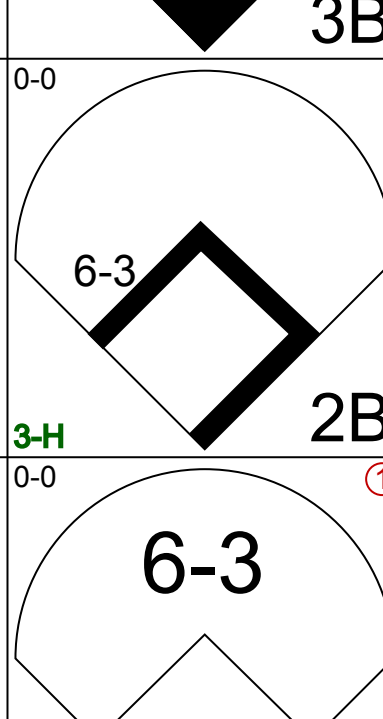
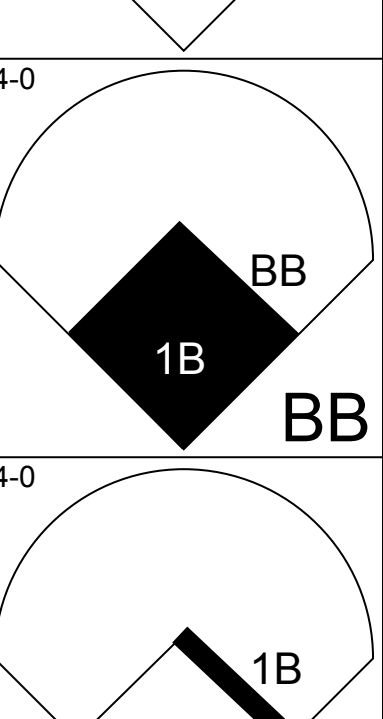
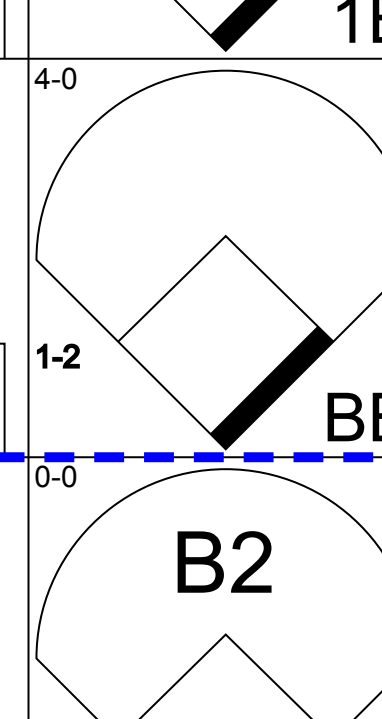
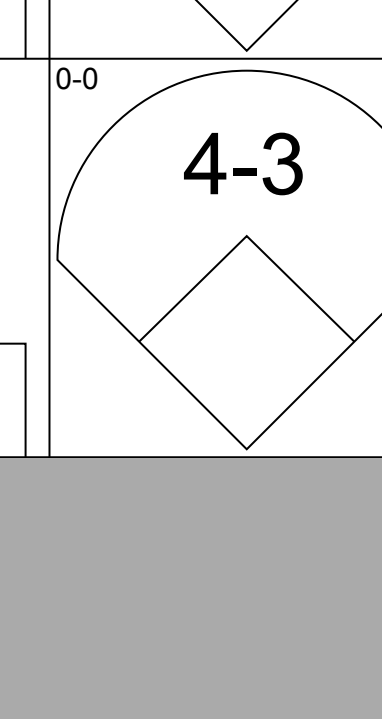
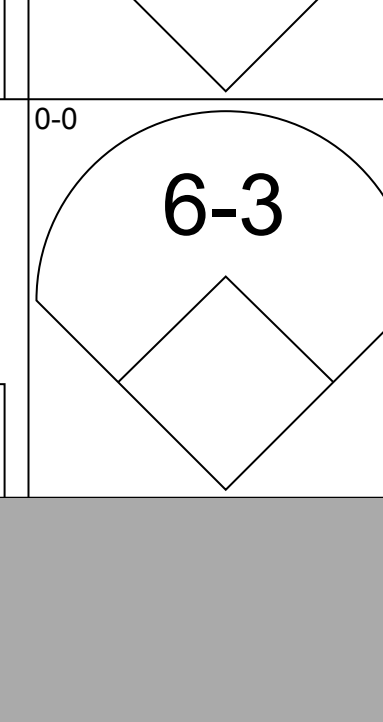
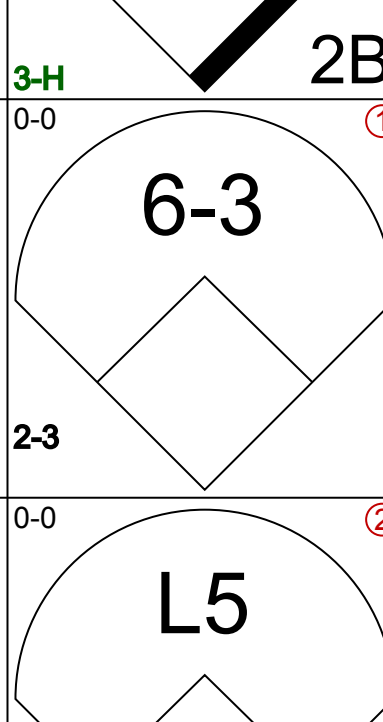
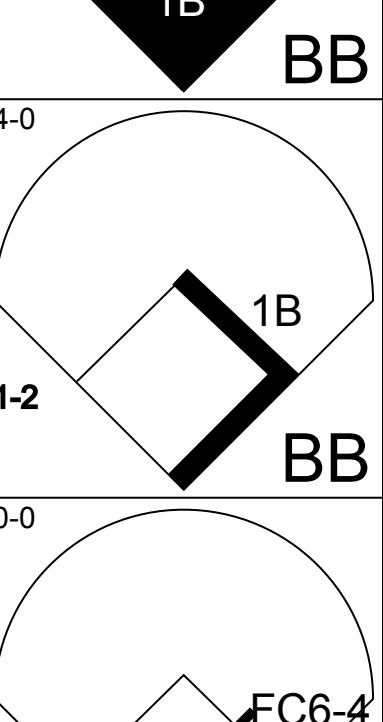
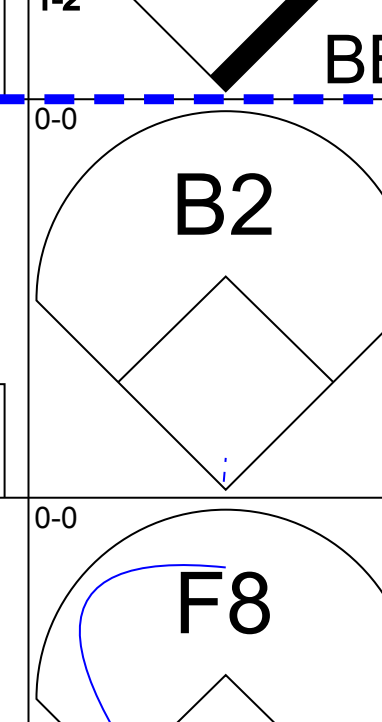
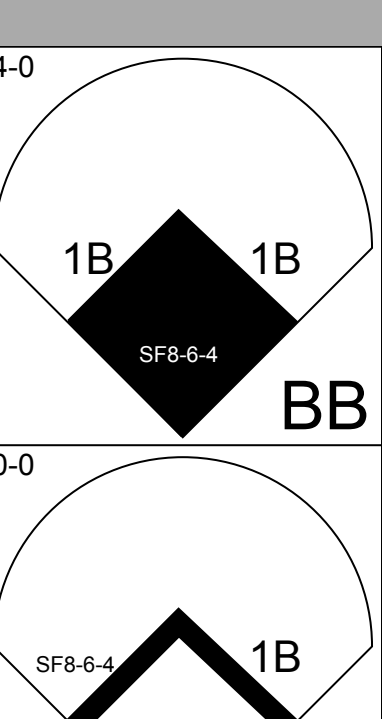
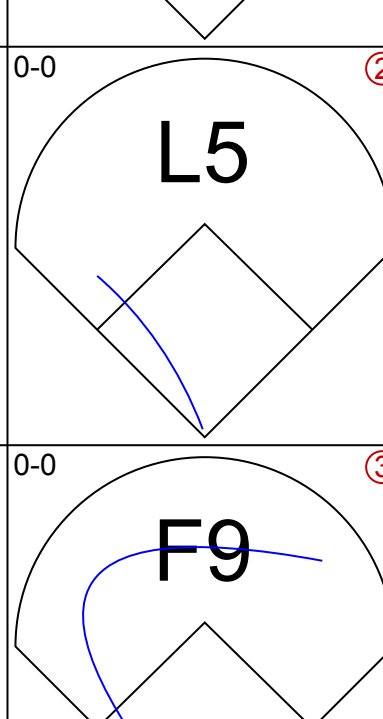
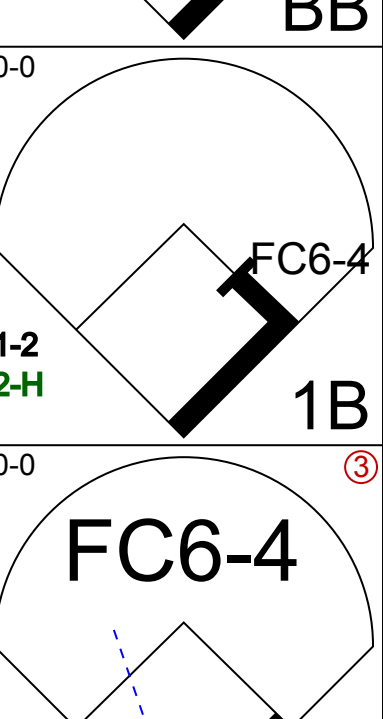
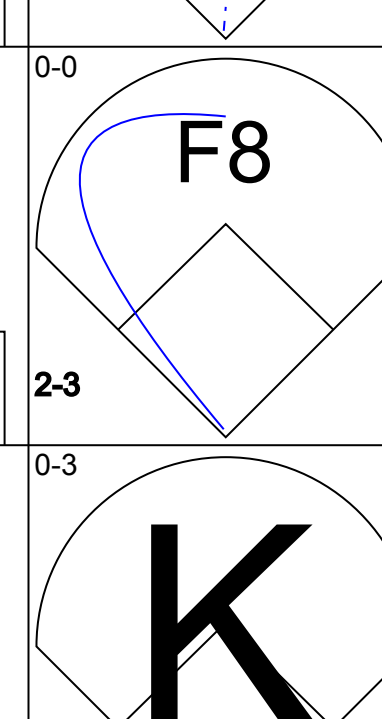
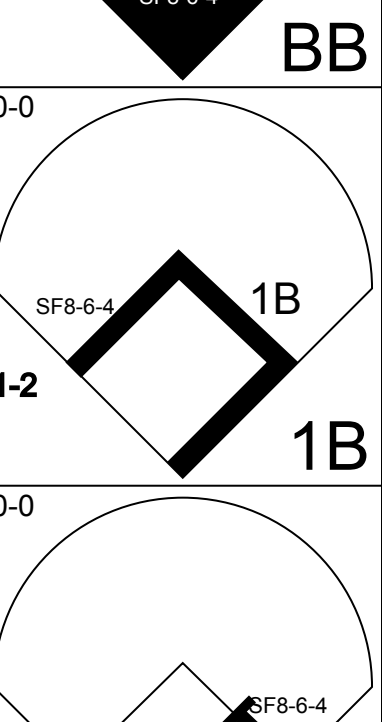
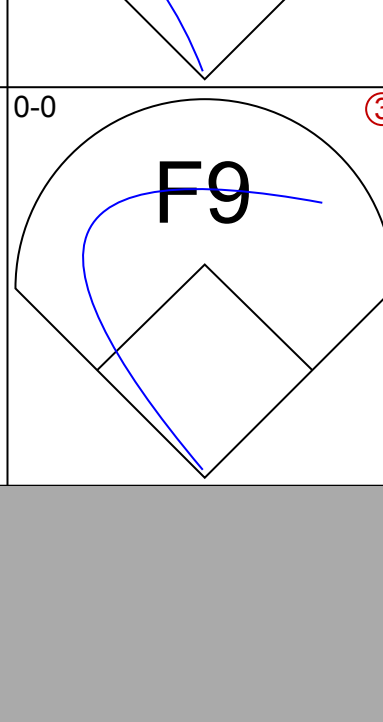
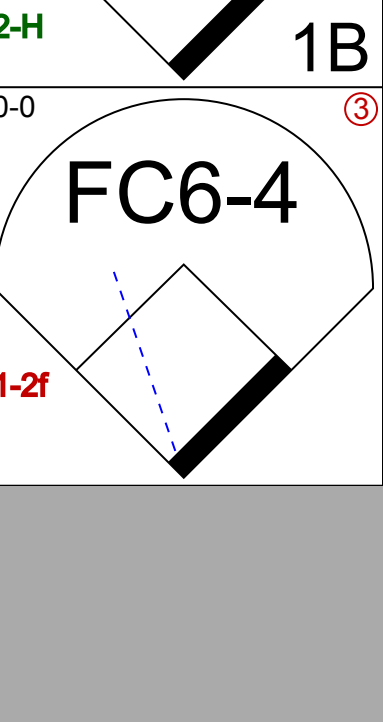
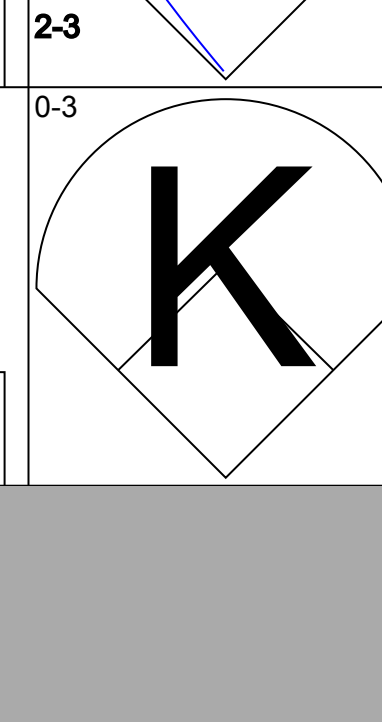
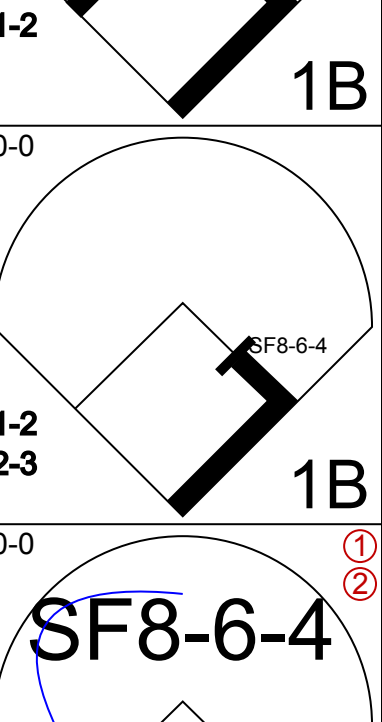
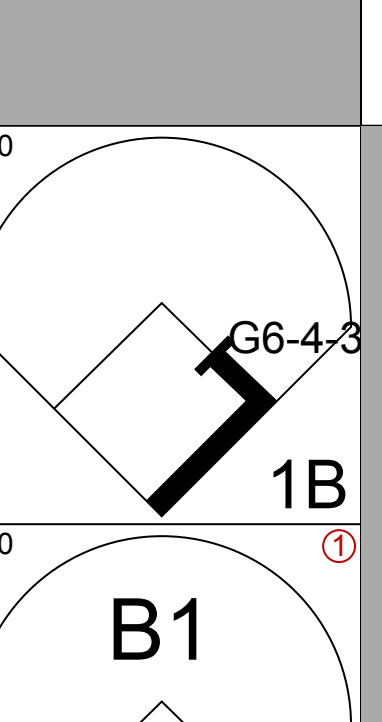
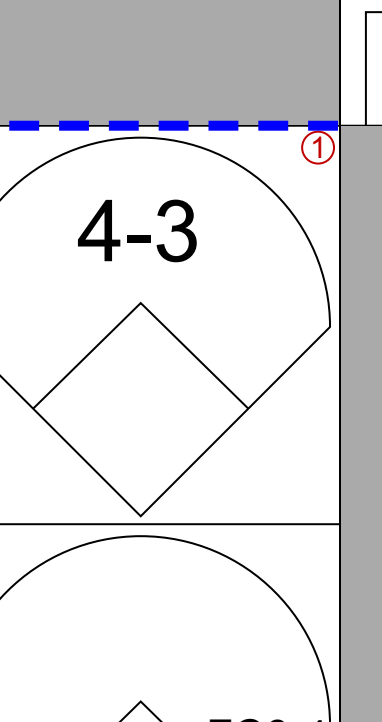
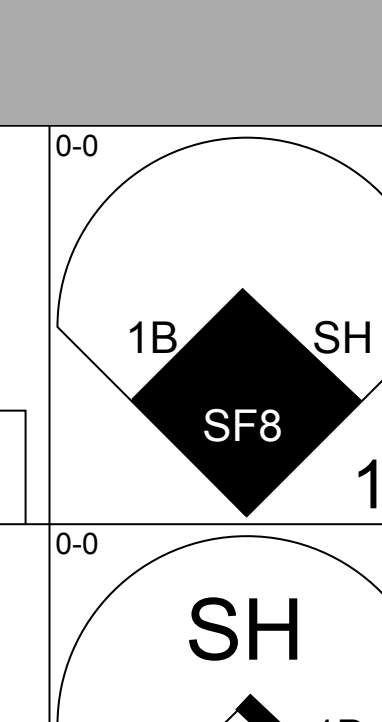
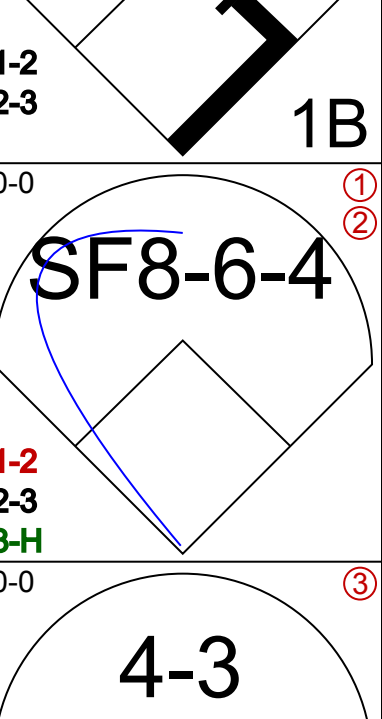
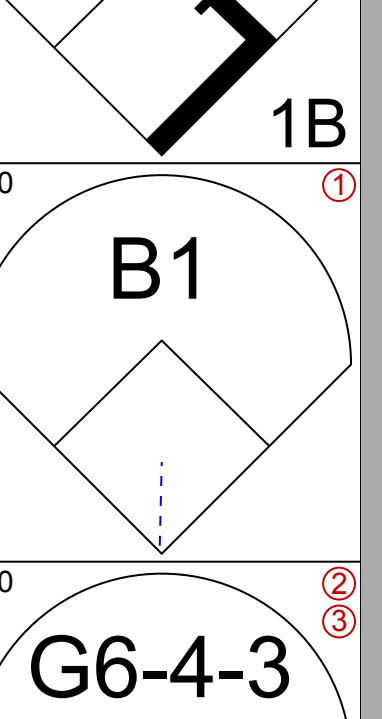
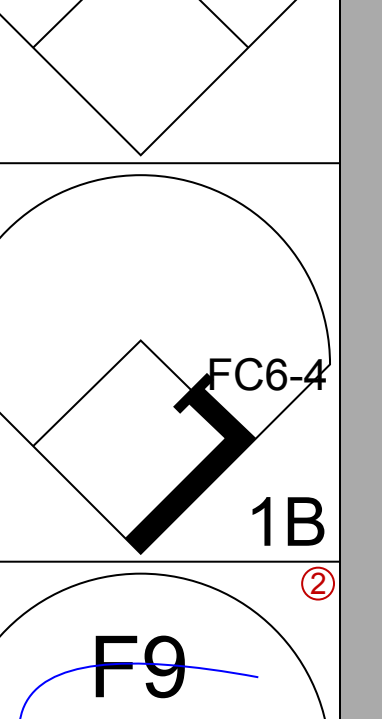
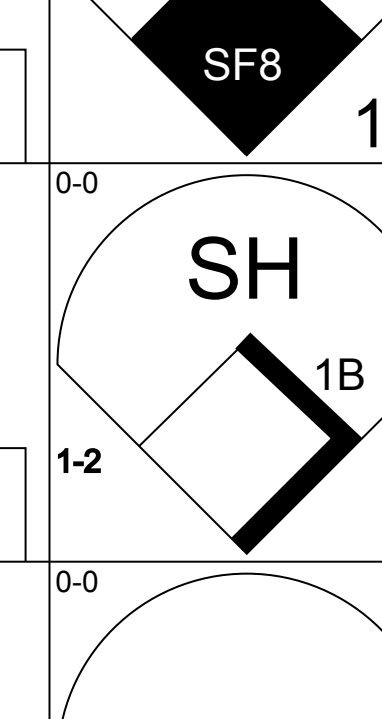
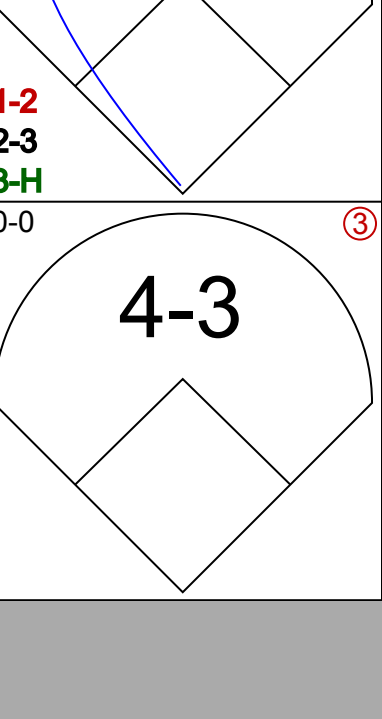
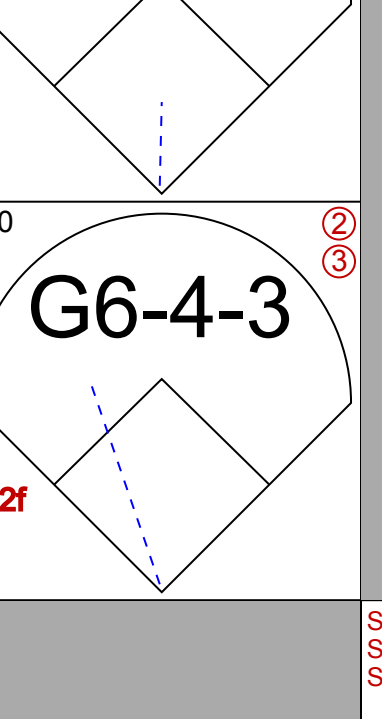
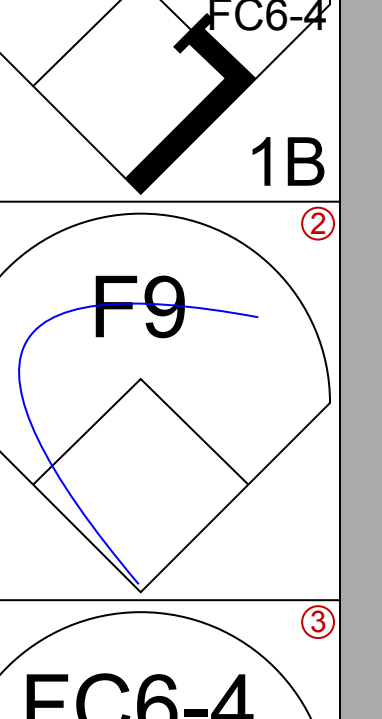
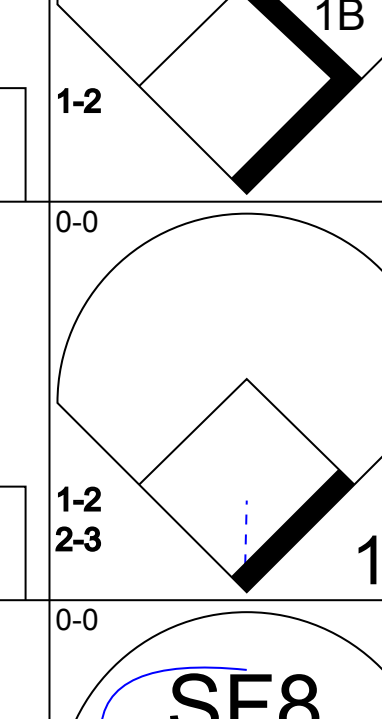
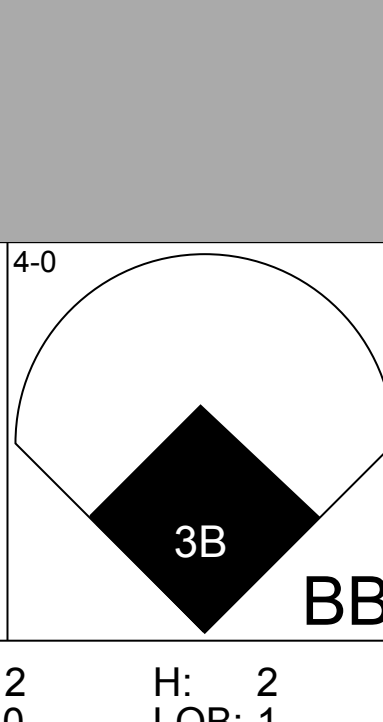
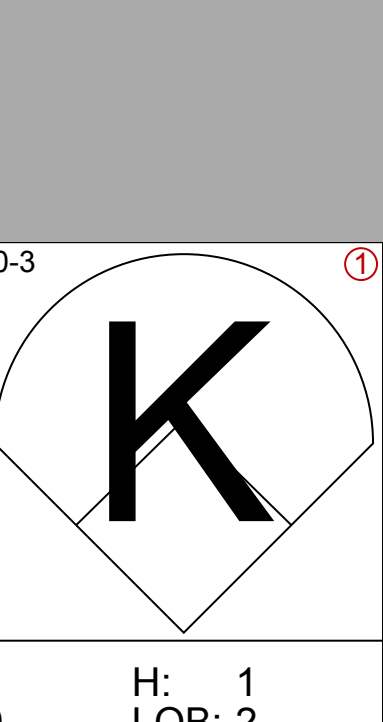
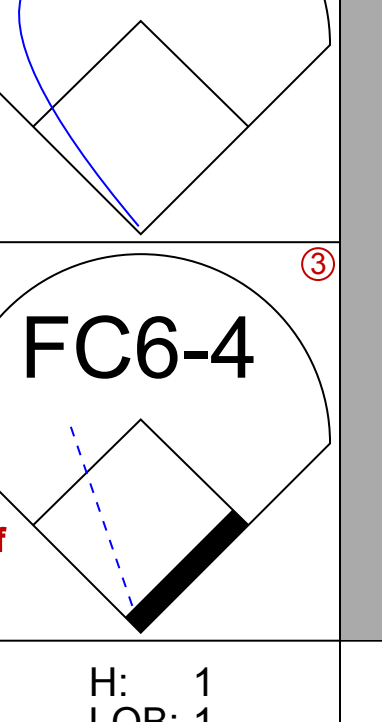
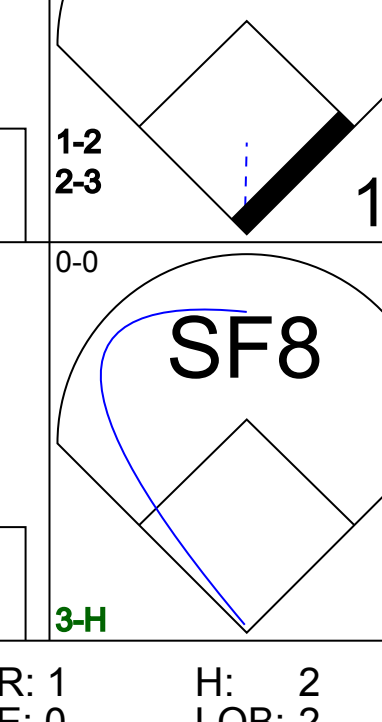
AB	33
R	9
H	11
RBI	9
BB	5
SO	1
LOB	15



Batter	1	2	3	4	5	6	7	8	9	AB	R	H	RBI	BB	SO	LOB	TOP				
Paul Moltor, R OBP: 0.316, SLG: 0.333 (1, 8)										4	0	0	0	0	1	0	Milwaukee Brewers @ Chicago White Sox Comiskey Park, Chicago, IL Wed Apr 15 1981, 4:33 AM EST Att. 13,212 - Sunny - 46 F				
Robin Yount, R OBP: 0.176, SLG: 0.235 (1, 6)										4	0	0	0	0	0						
Cecil Cooper, L OBP: 0.188, SLG: 0.143 (1, 3)										4	0	0	0	0	1	0					
Larry Hisle, R OBP: 0.313, SLG: 0.733 (1, 10)										4	1	1	1	0	1	0					
Ben Oglivie, L OBP: 0.438, SLG: 0.500 (1, 7)										2	2	0	0	1	0	0					
Ted Simmons, S OBP: 0.250, SLG: 0.467 Marshall Edwards, L (9, PR)										4	0	2	0	0	0	1					
Gorman Thomas, R OBP: 0.500, SLG: 0.909 (1, 9)										2	1	0	1	1	1						
Don Money, R OBP: 0.200, SLG: 0.500 (1, 5)										3	0	2	2	0	0	1					
Jim Gantner, L OBP: 0.308, SLG: 0.417 (1, 4)										3	0	0	0	0	0	2					
Inning Stats	R: 0 E: 0 K: 2 S: 7	H: 0 LOB: 0 BB: 0 P: 7	R: 2 E: 0 K: 0 S: 4	H: 1 LOB: 1 BB: 1 P: 9	R: 0 E: 0 K: 0 S: 3	H: 0 LOB: 0 BB: 0 P: 3	R: 1 E: 0 K: 0 S: 4	H: 1 LOB: 1 BB: 1 P: 8	R: 0 E: 0 K: 0 S: 3	H: 0 LOB: 0 BB: 0 P: 3	R: 1 E: 0 K: 0 S: 4	H: 1 LOB: 0 BB: 0 P: 4	R: 0 E: 0 K: 1 S: 5	H: 1 LOB: 0 BB: 0 P: 5	R: 0 E: 0 K: 0 S: 3	H: 0 LOB: 1 BB: 0 P: 6	1B: 2 2B: 2 3B: 0 HR: 1	SF: 1 SAC: 0 DP: 1 HBP: 1	WP: 0 PB: 0 SB: 0 CS: 0	PA: 34	
PITCHER	IP WLS BF H R ER SO BB IBB HBP BLK WP HR S P ERA WHIP	6.0 W 24 3 4 4 2 2 0 1 0 0 1 25 34 6.00 0.833	3.0 W 10 2 0 0 2 0 0 0 0 0 0 14 14 0.00 0.667																		

AB	30
R	4
H	5
RBI	4
BB	2
SO	4
LOB	5



Batter	1	2	3	4	5	6	7	8	9	AB	R	H	RBI	BB	SO	LOB	BOTTOM			
Ron LeFlore, R OBP: 0.400, SLG: 0.474 (1, 7)										5	1	2	1	0	2	2	Milwaukee Brewers @ Chicago White Sox Comiskey Park, Chicago, IL Wed Apr 15 1981, 4:33 AM EST Att. 13,212 - Sunny - 46 F			
Mike Squires, L OBP: 0.471, SLG: 0.385 (1, 3)										3	1	1	1	2	0	2				
Carlton Fisk, R OBP: 0.412, SLG: 0.800 (1, 2)										3	0	0	0	1	0	3				
Greg Luzinski, R OBP: 0.294, SLG: 0.250 (1, 10)										3	1	1	1	1	0	3				
Chet Lemon, R OBP: 0.429, SLG: 0.111 (1, 8)										4	0	1	0	0	1	5				
Harold Baines, L OBP: 0.385, SLG: 0.385 (1, 9)										4	1	3	0	0	0	0				
Jim Morrison, R OBP: 0.286, SLG: 0.615 (1, 5)										2	0	1	1	0	0	1				
Tony Bernazard, S OBP: 0.250, SLG: 0.200 (1, 4)										4	0	1	0	0	0	3				
Bill Almon, R OBP: 0.417, SLG: 0.222 Bob Molinaro, L (8, PH) Greg Pryor, R (9, 6)										2	1	0	0	1	1	1				
Inning Stats	R: 0 E: 0 K: 1 S: 5	H: 0 LOB: 0 BB: 0 P: 5	R: 1 E: 0 K: 0 S: 4	H: 2 LOB: 1 BB: 1 P: 8	R: 2 E: 0 K: 0 S: 5	H: 2 LOB: 1 BB: 1 P: 9	R: 0 E: 0 K: 0 S: 3	H: 1 LOB: 0 BB: 0 P: 3	R: 1 E: 0 K: 0 S: 6	H: 1 LOB: 2 BB: 2 P: 14	R: 0 E: 0 K: 0 S: 4	H: 1 LOB: 0 BB: 0 P: 4	R: 0 E: 0 K: 1 S: 6	H: 1 LOB: 2 BB: 1 P: 10	R: 1 E: 0 K: 1 S: 8	H: 2 LOB: 2 BB: 0 P: 8	1B: 8 2B: 2 3B: 1 HR: 0	SF: 2 SAC: 1 DP: 2 HBP: 0	WP: 0 PB: 0 SB: 0 CS: 0	PA: 38
PITCHER	IP WLS BF H R ER SO BB IBB HBP BLK WP HR S P ERA WHIP	5.0 L 6 2 0 0 0 1 0 0 0 0 0 5 9 0.00 3.000	2.0 L 9 2 1 1 2 0 0 0 0 0 0 13 13 4.50 1.000																	



Batter	1	2	3	4	5	6	7	8	9	AB	R	H	RBI	BB	SO	LOB	TOP		
Miguel Dilone, S OBP: 0.190, SLG: 0.150 (1, 10)	L4		K		P3			5-3		4	0	0	0	0	1	3			
Rick Manning, L OBP: 0.158, SLG: 0.111 (1, 8)	L6			P6	K			6-3		4	0	0	0	0	1	3			
Mike Hargrove, L OBP: 0.333, SLG: 0.316 Larry Littleton, R (9, 7)	4-3			G3		F8			FC1-6 1B	4	0	1	0	0	0	0			
Joe Charboneau, R OBP: 0.368, SLG: 0.250 Jerry Dybzinski, R (9, PH) (9, 4)		L8		FC6-4 1B		K		FC1-6 S 1-2	3	0	1	0	0	1	1	0			
Toby Harrah, R OBP: 0.421, SLG: 0.500 (1, 5)		4-0 2B BB		FC6-4 1-2		6-3		K	3	1	0	0	1	1	2				
Jorge Orta, L OBP: 0.200, SLG: 0.167 (1, 9)		0-3 K			4-3			FC6-4 1-2 IBB	3	0	0	0	1	1	1				
Bo Diaz, R OBP: 0.455, SLG: 0.636 (1, 2)		0-0 1-H 2B			1B 1B			FC6-4 1-2	4	0	2	1	0	0	2				
Alan Bannister, R OBP: 0.222, SLG: 0.278 (9, 3)				F7		P6			3	0	1	0	0	0	0				
Tom Verzyer, R OBP: 0.250, SLG: 0.267 (1, 6)				F9				F9	3	0	1	0	0	0	0				
Inning Stats	R: 0 E: 0 K: 0 S: 3	H: 0 LOB: 0 BB: 0 P: 3	R: 1 E: 0 K: 1 S: 5	H: 1 LOB: 1 BB: 1 P: 9	R: 0 E: 0 K: 1 S: 5	H: 0 LOB: 0 BB: 0 P: 5	R: 0 E: 0 K: 0 S: 4	H: 1 LOB: 1 BB: 0 P: 4	R: 0 E: 0 K: 1 S: 8	H: 3 LOB: 3 BB: 0 P: 8	R: 0 E: 0 K: 0 S: 5	H: 0 LOB: 0 BB: 0 P: 5	R: 0 E: 0 K: 0 S: 3	H: 0 LOB: 0 BB: 0 P: 3	R: 0 E: 0 K: 1 S: 6	H: 1 LOB: 2 BB: 1 P: 10	1B: 5 2B: 1 3B: 0 HR: 0	SF: 0 SAC: 0 DP: 0 HBP: 0	WP: 0 PA: 34 SB: 0 CS: 1
PITCHER	IP	WLS	BF	H	R	ER	SO	BB	IBB	HBP	BLK	WP	HR	S	P	ERA	WHIP		
Mike Caldwell, L ERA: 2.77 (1, 1)	8.0	L	30	6	1	1	4	1	0	0	0	0	0	37	41	1.12	0.875		
Rollie Fingers, R ERA: 1.93 (9, 1)	1.0		4	0	0	0	1	0	1	0	0	0	0	5	9	0.00	0.000		

Cleveland Indians @ Milwaukee Brewers
Milwaukee County Stadium, Milwaukee, WI
Thu Apr 16 1981, 4:33 AM EST
Att: 54,296 - Unknown - 61 F


AB 32
R 1
H 6
RBI 1
BB 2
SO 5
LOB 12



Batter	1	2	3	4	5	6	7	8	9	AB	R	H	RBI	BB	SO	LOB	BOTTOM				
Paul Moltor, R OBP: 0.261, SLG: 0.273 (1, 8)	F8			B1-3		F9		6-3		4	0	0	0	0	2						
Robin Yount, R OBP: 0.190, SLG: 0.200 (1, 6)	F7			1B BB		P4		F9		3	0	0	0	1	0	2					
Cecil Cooper, L OBP: 0.250, SLG: 0.222 (1, 3)	F7			G4-6-3 1B		K			4-3 S 1B	4	0	2	0	0	1	0					
Ben Oglivie, L OBP: 0.400, SLG: 0.500 (1, 7)		G3		G4-6-3 1-2					4-3	4	0	1	0	0	0	3					
Larry Hise, R OBP: 0.250, SLG: 0.579 (1, 10)		5-3				6-3		6-3		4	0	0	0	0	1	2					
Ted Simmons, S OBP: 0.250, SLG: 0.421 (1, 2)		G3						F9		4	0	1	0	0	0	2					
Gorman Thomas, R OBP: 0.474, SLG: 0.786 (1, 9)				F3				3-1		3	0	1	0	0	0	1					
Don Money, R OBP: 0.222, SLG: 0.471 Marshall Edwards, L (8, PR) Roy Howell, L (9, 5)				L8		F8		6-3 SH3-4 1B		3	0	1	0	0	0	2					
Jim Gantner, L OBP: 0.267, SLG: 0.357 (1, 4)				P4		3-1		SH3-4		2	0	0	0	0	2						
Inning Stats	R: 0 E: 0 K: 0 S: 3	H: 0 LOB: 0 BB: 0 P: 3	R: 0 E: 0 K: 0 S: 3	H: 0 LOB: 0 BB: 0 P: 3	R: 0 E: 0 K: 0 S: 3	H: 0 LOB: 0 BB: 0 P: 3	R: 0 E: 0 K: 0 S: 3	H: 1 LOB: 1 BB: 0 P: 7	R: 0 E: 0 K: 0 S: 5	H: 2 LOB: 2 BB: 0 P: 5	R: 0 E: 0 K: 1 S: 5	H: 0 LOB: 0 BB: 0 P: 5	R: 0 E: 0 K: 0 S: 4	H: 1 LOB: 1 BB: 0 P: 4	R: 0 E: 0 K: 0 S: 4	H: 1 LOB: 2 BB: 0 P: 4	R: 0 E: 0 K: 1 S: 6	H: 1 LOB: 1 BB: 0 P: 6	1B: 5 2B: 1 3B: 0 HR: 0	SF: 0 SAC: 1 DP: 1 HBP: 0	WP: 0 PA: 33 SB: 1 CS: 0
PITCHER	IP	WLS	BF	H	R	ER	SO	BB	IBB	HBP	BLK	WP	HR	S	P	ERA	WHIP				
Wayne Garland, R ERA: (1, 1)	9.0	W	33	6	0	0	2	1	0	0	0	0	0	36	40	0.00	0.778				

Cleveland Indians @ Milwaukee Brewers
Milwaukee County Stadium, Milwaukee, WI
Thu Apr 16 1981, 4:33 AM EST
Att: 54,296 - Unknown - 61 F

AB 31
R 0
H 6
RBI 0
BB 1
SO 2
LOB 16



Batter	1	2	3	4	5	6	7	8	9	AB	R	H	RBI	BB	SO	LOB	TOP										
Miguel Dilone, S OBP: 0.240, SLG: 0.174 Larry Littleton, R (7.7)										3	1	1	0	1	1	0	Cleveland Indians @ Milwaukee Brewers Milwaukee County Stadium, Milwaukee, WI Sat Apr 18 1981, 4:33 AM EST Att: 18,250 - Unknown - 41 F										
Rick Manning, L OBP: 0.174, SLG: 0.095 (1.8)										3	1	0	0	1	0	1											
Mike Hargrove, L OBP: 0.320, SLG: 0.273 (1.3)										3	1	0	0	1	0	0											
Joe Charboneau, R OBP: 0.348, SLG: 0.250 (1.10)										4	1	1	2	0	1	0											
Jorge Orta, L OBP: 0.208, SLG: 0.227 (1.9)										4	1	1	1	0	1	1											
Toby Harrah, R OBP: 0.435, SLG: 0.500 (1.5)										4	0	2	1	0	0	1											
Bo Diaz, R OBP: 0.400, SLG: 0.571 (1.2)										3	0	1	1	0	1	1											
Alan Bannister, R OBP: 0.182, SLG: 0.227 (1.4)										4	0	0	0	0	1	2											
Tom Verzyer, R OBP: 0.211, SLG: 0.222 (1.6)										3	0	0	0	0	0	0											
Inning Stats	R: 0 E: 0 K: 0 S: 3	H: 1 LOB: 0 BB: 0 P: 3	R: 0 E: 0 K: 1 S: 6	H: 1 LOB: 1 BB: 0 P: 6	R: 0 E: 0 K: 2 S: 7	H: 0 LOB: 0 BB: 0 P: 7	R: 0 E: 0 K: 0 S: 3	H: 0 LOB: 0 BB: 0 P: 3	R: 1 E: 0 K: 0 S: 4	H: 1 LOB: 0 BB: 0 P: 4	R: 4 E: 1 K: 0 S: 6	H: 3 LOB: 2 BB: 3 P: 18	R: 0 E: 0 K: 0 S: 3	H: 0 LOB: 0 BB: 0 P: 3	R: 0 E: 0 K: 0 S: 3	H: 0 LOB: 0 BB: 0 P: 3	1B: 5 2B: 1 3B: 0 HR: 0	SF: 1 SAC: 0 DP: 0 HBP: 0	WP: 0 PB: 0 SB: 1 CS: 1	PA: 35							
PITCHER	IP	WLS	BF	H	R	ER	SO	BB	IBB	HBP	BLK	WP	HR	S	P	ERA	WHIP										
Jim Slaton, R ERA: 4.09 (1.1)	5.1	L	22	4	5	5	3	3	0	0	0	0	0	25	37	8.44	1.312										
Jamie Easterly, L ERA: 1.5 (6.1)	0.2		4	2	0	0	0	0	0	0	0	0	0	4	4	0.00	3.000										
Randy Lerch, L ERA: (7.1)	3.0		9	0	0	0	2	0	0	0	0	0	0	13	13	0.00	0.000										

Batter	1	2	3	4	5	6	7	8	9	AB	R	H	RBI	BB	SO	LOB	BOTTOM										
Paul Molitor, R OBP: 0.222, SLG: 0.231 (1.8)										4	0	0	0	0	1	0	Cleveland Indians @ Milwaukee Brewers Milwaukee County Stadium, Milwaukee, WI Sat Apr 18 1981, 4:33 AM EST Att: 18,250 - Unknown - 41 F										
Robin Yount, R OBP: 0.160, SLG: 0.167 (1.6)										4	0	0	0	0	0	0											
Cecil Cooper, L OBP: 0.292, SLG: 0.273 (1.3)										4	0	2	0	0	0	0											
Ben Oglivie, L OBP: 0.333, SLG: 0.400 (1.7)										4	0	0	0	0	2	2											
Larry Hisle, R OBP: 0.261, SLG: 0.591 (1.10)										3	0	1	0	0	1	1											
Ted Simmons, S OBP: 0.261, SLG: 0.409 (1.2)										3	0	1	0	0	1	1											
Gorman Thomas, R OBP: 0.409, SLG: 0.647 (1.9)										3	0	0	0	0	1	1											
Don Money, R OBP: 0.190, SLG: 0.400 (1.5)										3	0	0	0	0	1	0											
Jim Gantner, L OBP: 0.222, SLG: 0.294 (1.4)										3	0	0	0	0	1	0											
Inning Stats	R: 0 E: 0 K: 1 S: 5	H: 0 LOB: 0 BB: 0 P: 5	R: 0 E: 0 K: 3 S: 10	H: 1 LOB: 1 BB: 0 P: 10	R: 0 E: 0 K: 2 S: 7	H: 0 LOB: 0 BB: 0 P: 7	R: 0 E: 0 K: 0 S: 4	H: 1 LOB: 1 BB: 0 P: 4	R: 0 E: 0 K: 1 S: 5	H: 0 LOB: 0 BB: 0 P: 5	R: 0 E: 0 K: 0 S: 3	H: 0 LOB: 0 BB: 0 P: 3	R: 0 E: 0 K: 0 S: 4	H: 1 LOB: 1 BB: 0 P: 4	R: 0 E: 0 K: 0 S: 3	H: 0 LOB: 0 BB: 0 P: 3	R: 0 E: 0 K: 1 S: 6	H: 1 LOB: 1 BB: 0 P: 6	1B: 3 2B: 1 3B: 0 HR: 0	SF: 0 SAC: 0 DP: 0 HBP: 0	WP: 0 PB: 0 SB: 0 CS: 0	PA: 31					
PITCHER	IP	WLS	BF	H	R	ER	SO	BB	IBB	HBP	BLK	WP	HR	S	P	ERA	WHIP										
Bert Blyleven, R ERA: 2.12 (1.1)	9.0	W	31	4	0	0	8	0	0	0	0	0	0	47	47	0.00	0.444										

AB	31
R	5
H	6
RBI	5
BB	3
SO	5
LOB	6


AB	31
R	0
H	4
RBI	0
BB	0
SO	8
LOB	5



Batter	1	2	3	4	5	6	7	8	9	10	11	12	AB	R	H	RBI	BB	SO	LOB	TOP							
Paul Molitor, R OBP: 0.212, SLG: 0.194 (1.8)	5-3		6-3		FC6-4			E5			6-3		5	0	0	1	0	0	2								
Robin Yount, R OBP: 0.226, SLG: 0.214 (1.6)	2B		BB		F7			F9			F7		4	0	1	1	2	0	3								
Cecil Cooper, L OBP: 0.267, SLG: 0.250 (1.3)	K		L6			6-3		FC6-4		FC3-2-5-2-6			6	1	1	0	0	1	6								
Ben Oglivie, L OBP: 0.333, SLG: 0.440 (1.7)	4-3			K2-3		E6		4-3					5	0	1	1	1	1	2								
Ted Simmons, S OBP: 0.241, SLG: 0.357 (1.10)		6-3		F9		4-3							6	1	1	0	0	1	3								
Roy Howell, L OBP: 0.333, SLG: 0.200 (1.5)	K			4-3		4-3							5	1	1	0	1	1	2								
Gorman Thomas, R OBP: 0.423, SLG: 0.367 Marshall Edwards, L (9. PR) (9.9)	F4				F9			SH3					4	0	2	1	0	0	0								
Jim Gantner, L OBP: 0.250, SLG: 0.368 (9. PH) Larry Hisle, R Ed Romero, R (9.4)			3-1		FC6-4			SH3					2	0	1	0	0	0	0								
Ned Yost, R OBP: 0.067, SLG: 2.000 Don Money, R Charlie Moore, R (9. PR) (9.2)					FC6-4			FC6-2-5-4-3					2	1	1	1	1	0	1								
Inning Stats	R: 0 E: 0 K: 1 S: 6	H: 1 LOB: 1 BB: 0 P: 6	R: 0 E: 0 K: 1 S: 5	H: 0 LOB: 0 BB: 0 P: 5	R: 1 E: 0 K: 1 S: 4	H: 1 LOB: 1 BB: 1 P: 6	R: 0 E: 0 K: 1 S: 4	H: 0 LOB: 0 BB: 0 P: 6	R: 0 E: 1 K: 0 S: 4	H: 1 LOB: 1 BB: 0 P: 4	R: 0 E: 1 K: 0 S: 4	H: 0 LOB: 1 BB: 0 P: 4	R: 3 E: 0 K: 1 S: 5	H: 3 LOB: 2 BB: 2 P: 14	R: 0 E: 0 K: 1 S: 5	H: 0 LOB: 2 BB: 2 P: 13	R: 0 E: 0 K: 0 S: 3	H: 0 LOB: 0 BB: 0 P: 3	R: 1 E: 0 K: 0 S: 6	H: 2 LOB: 1 BB: 0 P: 6	1B: 4 2B: 5 3B: 1 HR: 1	SF: 0 SAC: 1 DP: 2 HBP: 1	WP: 1 PB: 0 SB: 0 CS: 0	PA: 52			
PITCHER	IP	WLS	BF	H	R	ER	SO	BB	IBB	HBP	BLK	WP	HR	S	P	ERA	WHIP										
Jackson Todd, R ERA: 5.94 (1.1)	8.0		33	6	3	3	3	0	0	0	0	0	1	37	45	3.38	1.000										
Roy Lee Jackson, R ERA: 1.59 (9.1)	0.1		3	1	0	0	0	1	0	0	0	1	0	2	6	0.00	6.000										
Mike Barlow, R ERA: 6.75 (9.1)	0.0		2	0	1	1	0	1	0	1	0	0	0	0	5	∞	∞										
Mike Willis, L ERA: 6.48 (9.1)	3.2	L	14	2	1	1	1	2	0	0	0	0	0	14	22	2.46	1.091										

Milwaukee Brewers @ Toronto Blue Jays
Exhibition Stadium, Toronto, ON
Mon Apr 20 1981, 3:33 AM EST
Att. 12,298 - Unknown - 36 F


AB 44
R 5
H 9
RBI 5
BB 6
SO 4
LOB 26

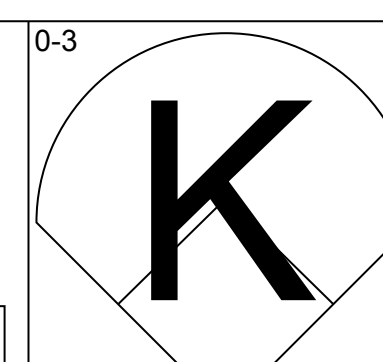
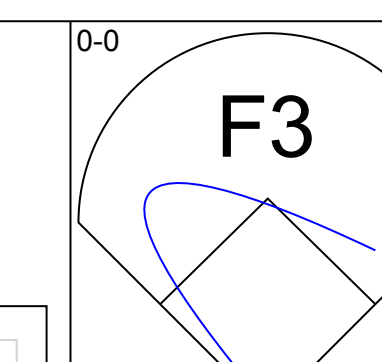
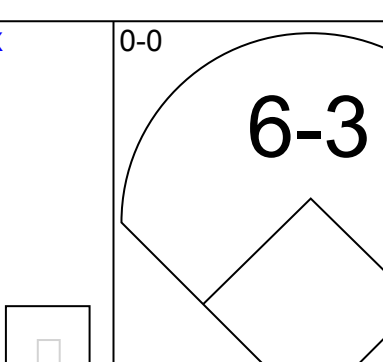
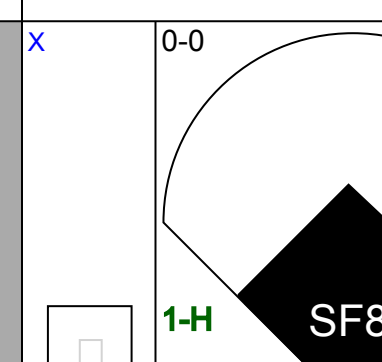
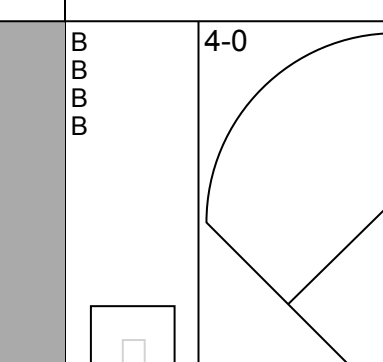
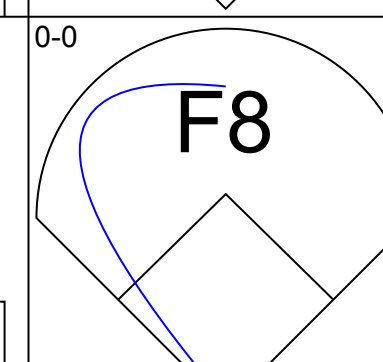
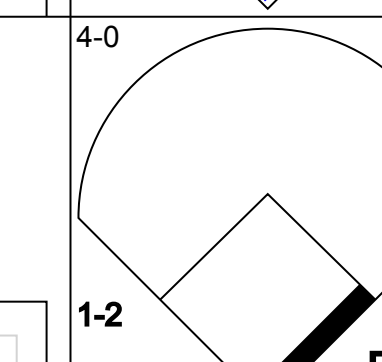
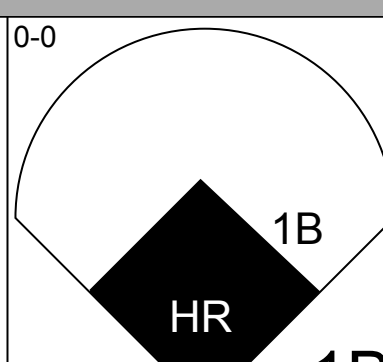
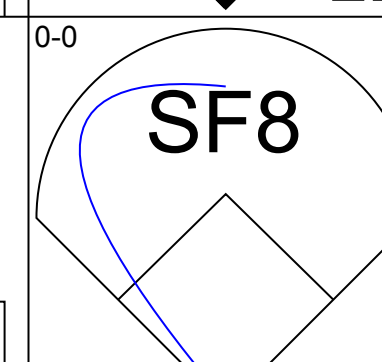
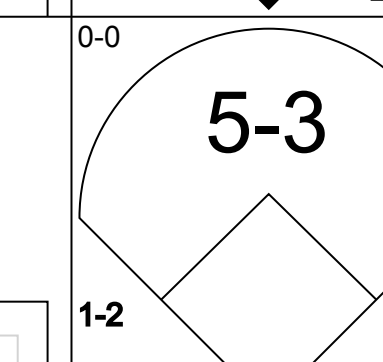
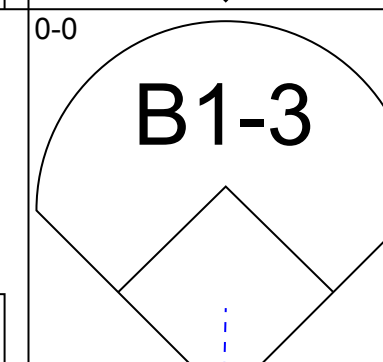
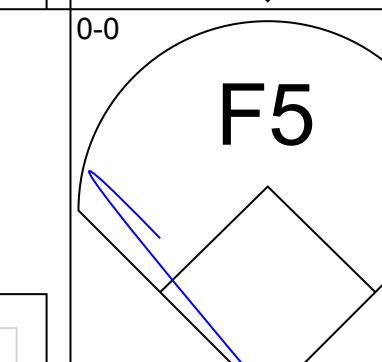
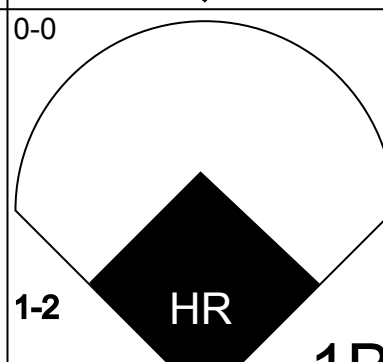
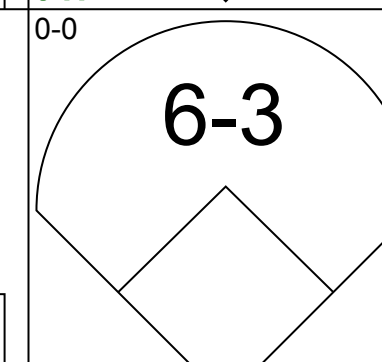
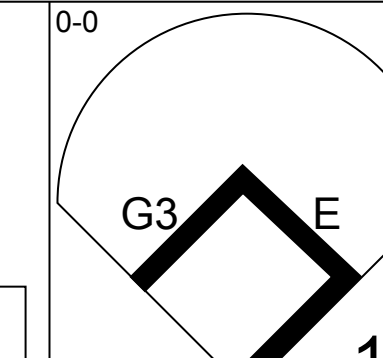
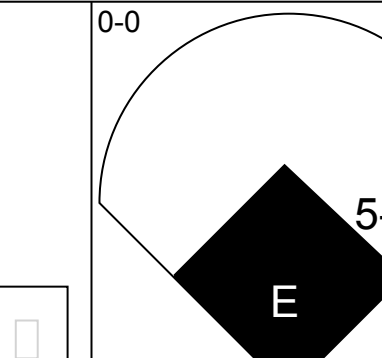
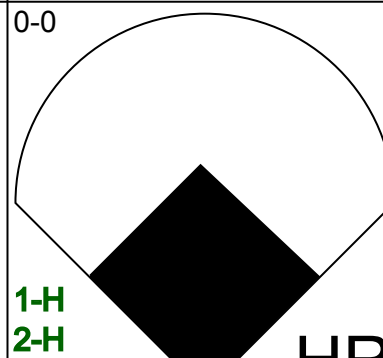
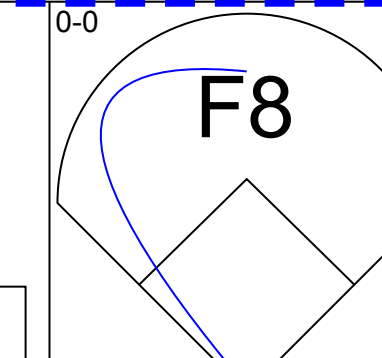
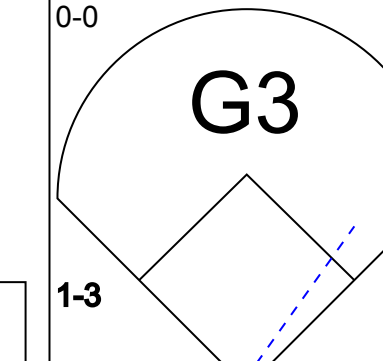
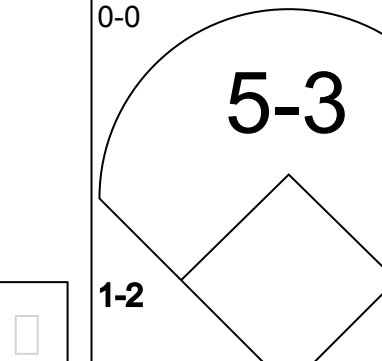
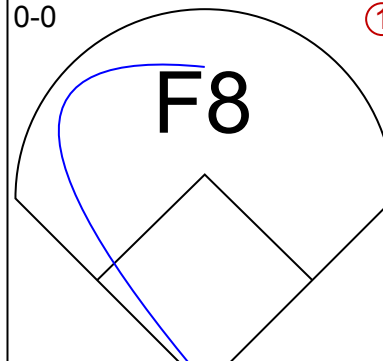
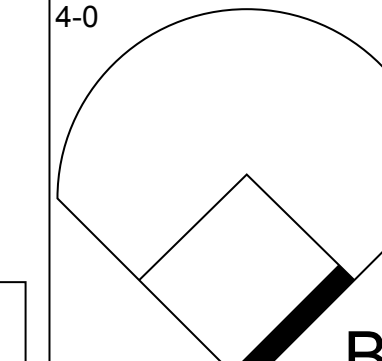
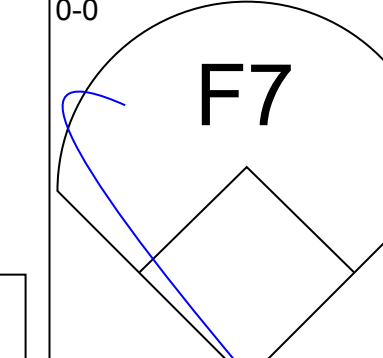
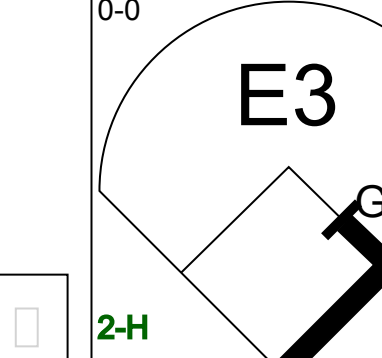
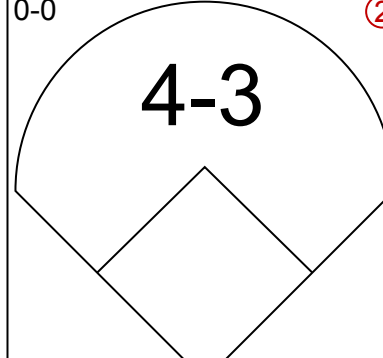
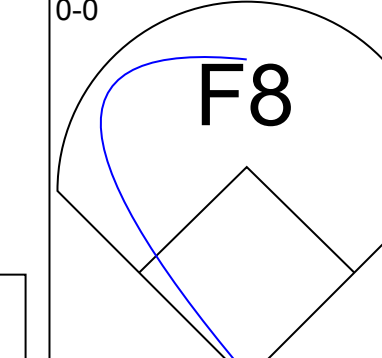
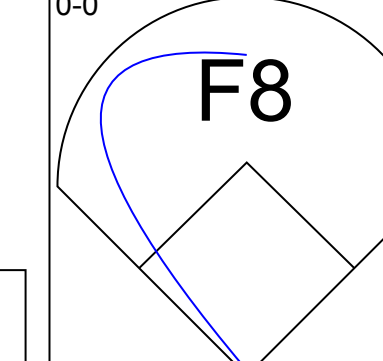
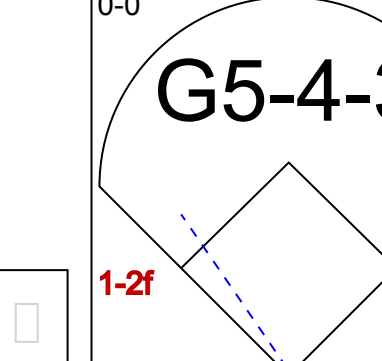
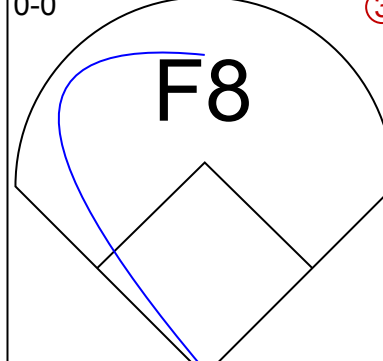
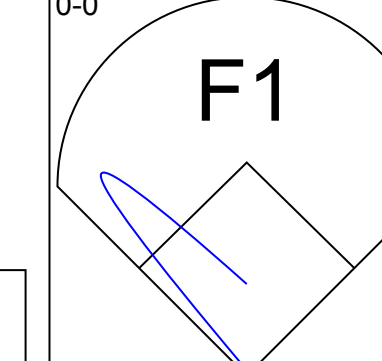
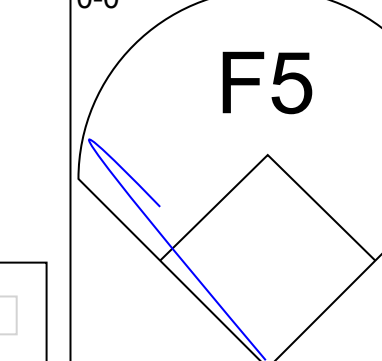
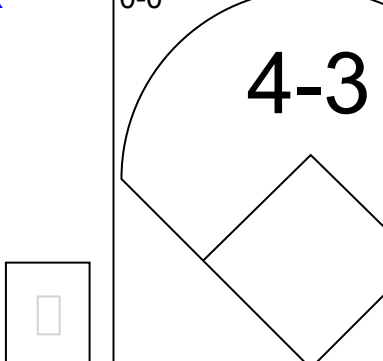
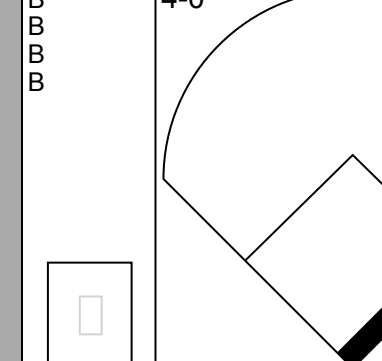
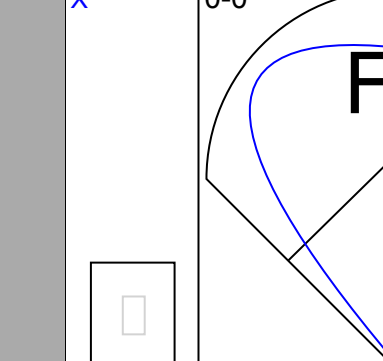
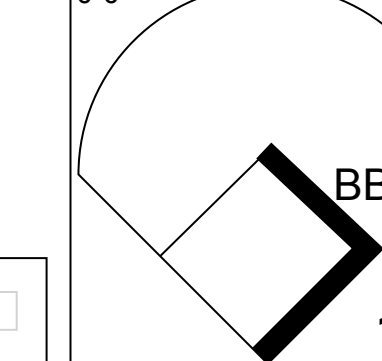
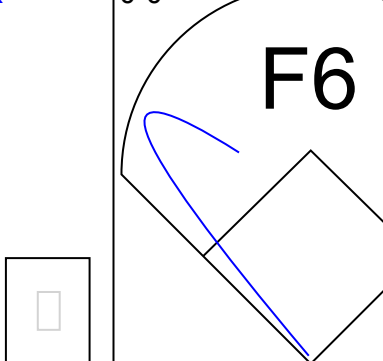
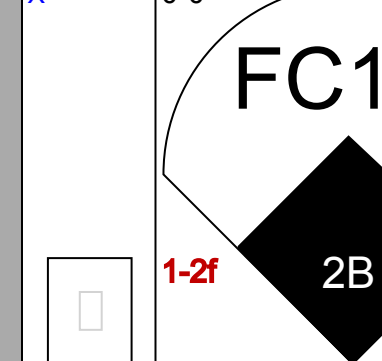
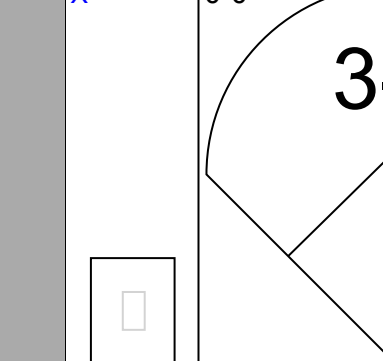


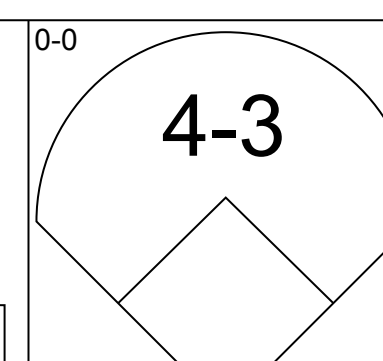
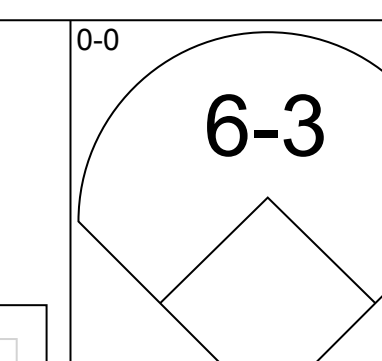
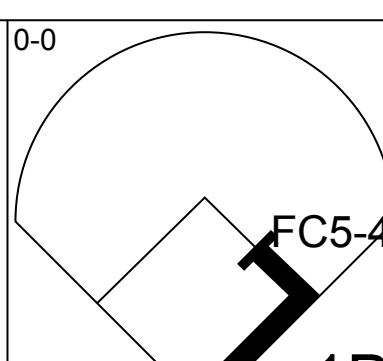
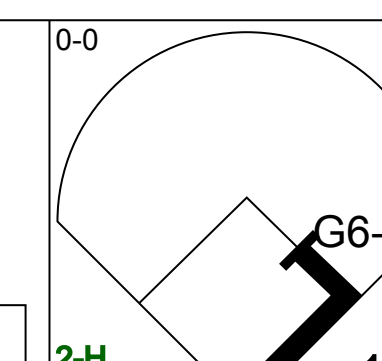
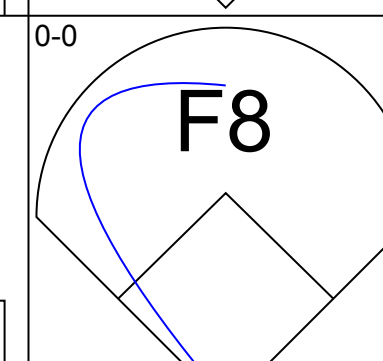
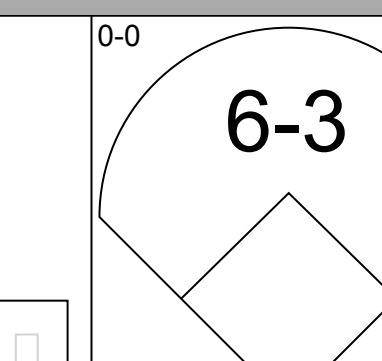
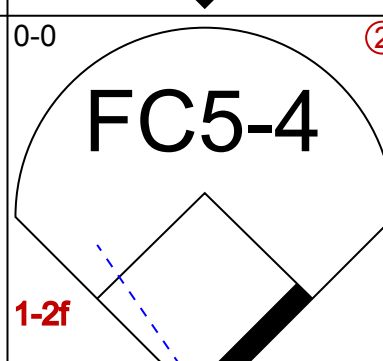
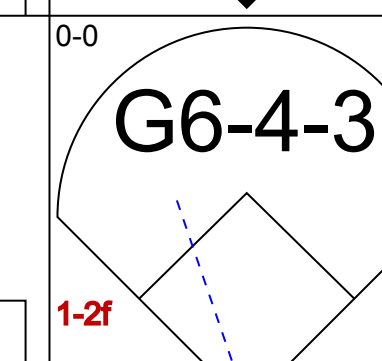
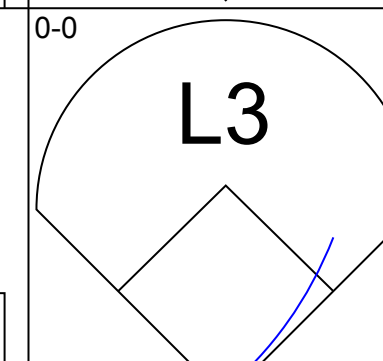
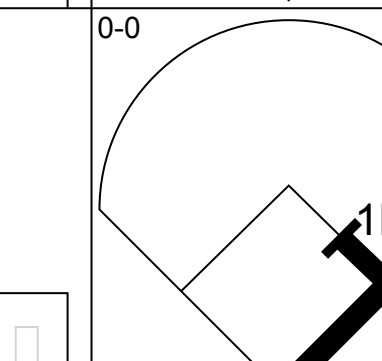
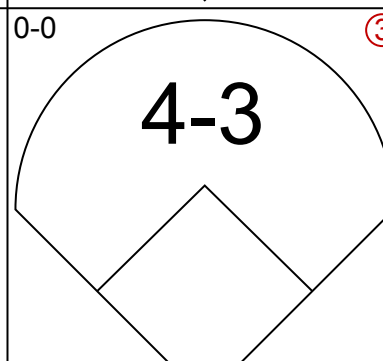
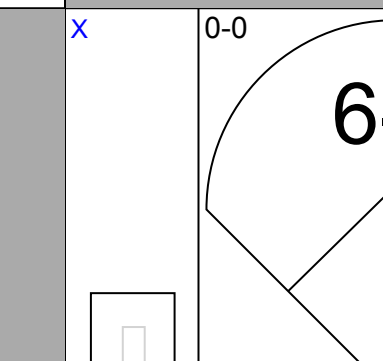
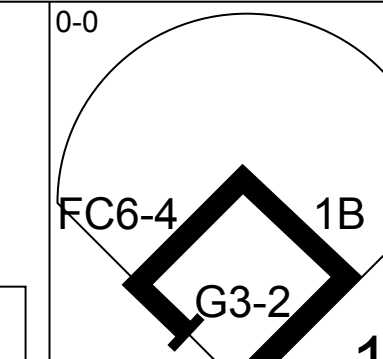
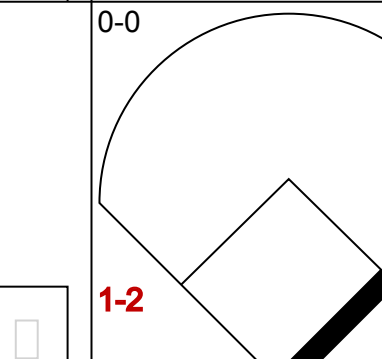
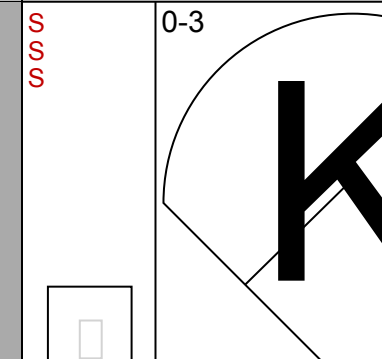
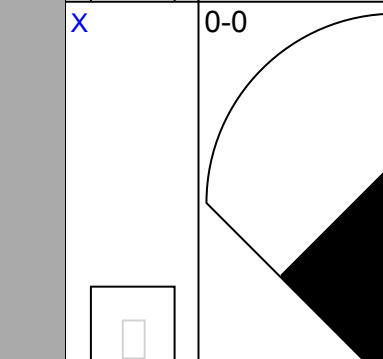
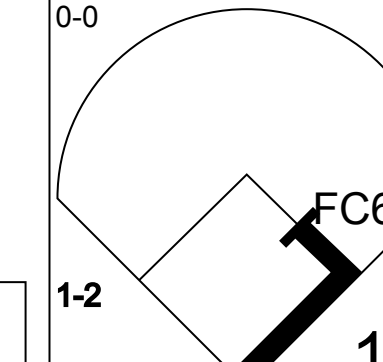
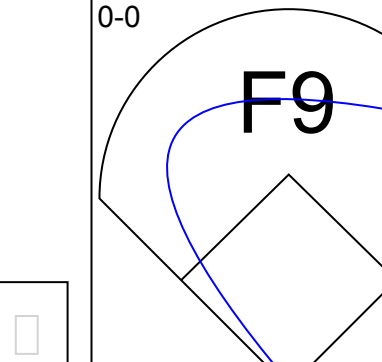
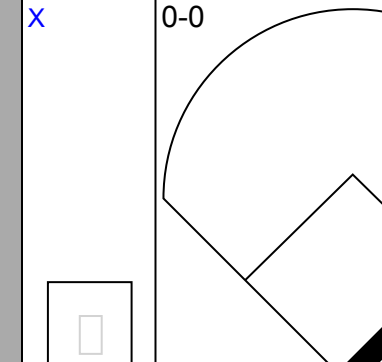
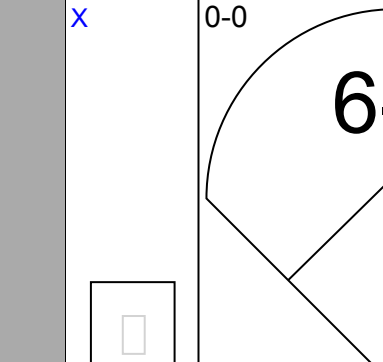
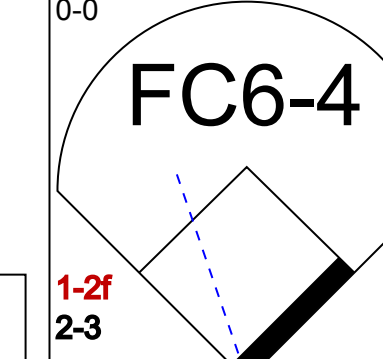
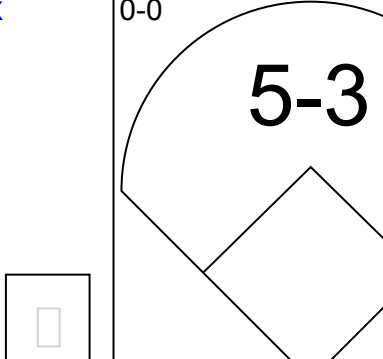
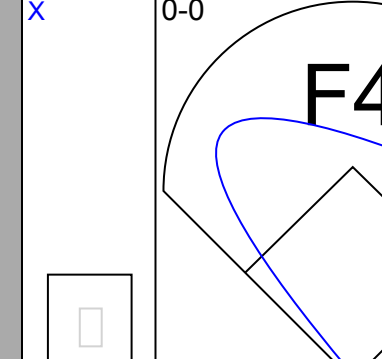
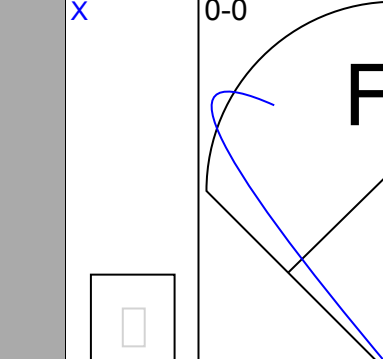
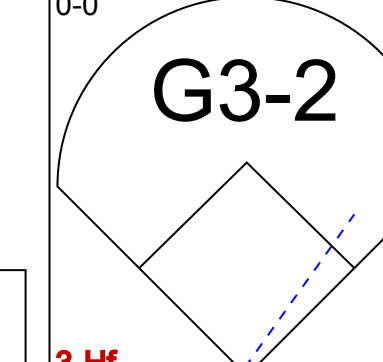
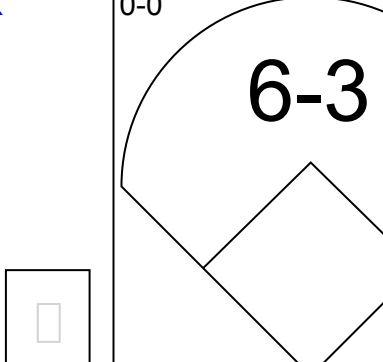
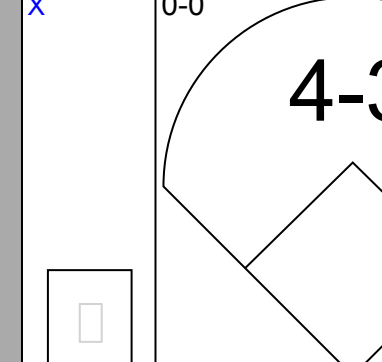
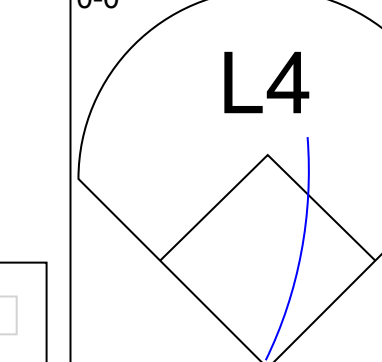
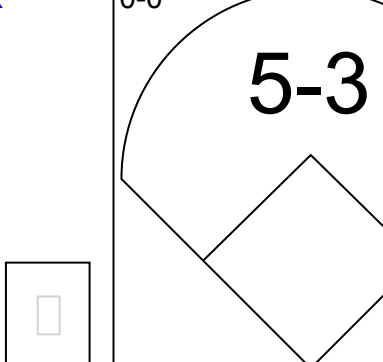
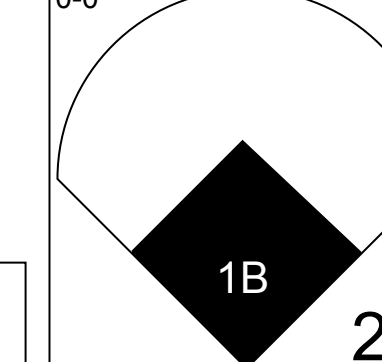
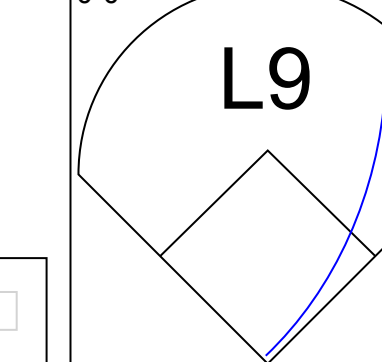
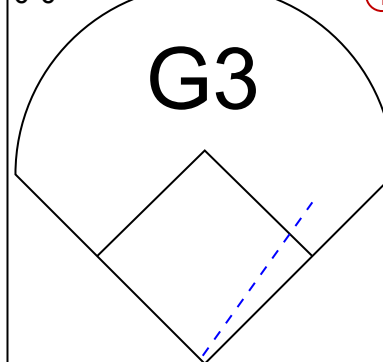
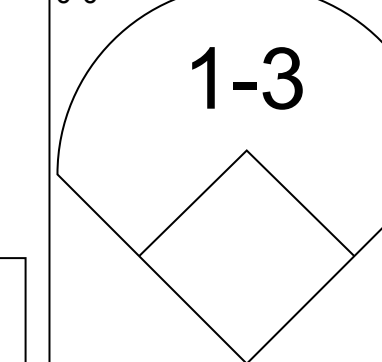
Batter	1	2	3	4	5	6	7	8	9	10	11	12	AB	R	H	RBI	BB	SO	LOB	BOTTOM							
Alfredo Griffin, S OBP: 0.208, SLG: 0.262 (1.6)	K			G3		G3		F7			1-3		6	0	0	0	0	1	4								
Damaso Garcia, R OBP: 0.244, SLG: 0.231 (1.4)	5-3					F9		4-3			6-3		6	0	1	0	0	1	2								
Otto Velez, R OBP: 0.419, SLG: 0.344 (1.10)	5-3					F2							6	0	0	0	0	3	1								
John Mayberry, L OBP: 0.487, SLG: 0.423 (7. PR) Dave Stieb, R Dan Whitmer, R (8.2)		6-3											3	0	1	0	0	1	1								
Al Woods, L OBP: 0.265, SLG: 0.281 (1.7)		4-3											3	1	2	0	2	0	0								
Barry Bonnell, R OBP: 0.242, SLG: 0.258 (1.9)		F8											4	1	1	1	0	0	3								
Lloyd Moseby, L OBP: 0.380, SLG: 0.424 Rick Rosetti, R (8.8)				4-3									2	0	0	0	1	0	2								
Danny Ainge, R OBP: 0.176, SLG: 0.125 Garth Iorg, R (8.5)													2	0	0	0	0	1	2								
Ernie Whit, L OBP: 0.297, SLG: 0.219 Ken Macha, R (7. PH) Willie Upshaw, L (7. PH) (8.3)													2	0	0	0	0	0	2								
Inning Stats	R: 0 E: 0 K: 1 S: 5	H: 0 LOB: 0 BB: 0 P: 5	R: 0 E: 0 K: 0 S: 3	H: 0 LOB: 0 BB: 0 P: 3	R: 0 E: 0 K: 1 S: 4	H: 0 LOB: 0 BB: 0 P: 5	R: 0 E: 0 K: 2 S: 6	H: 1 LOB: 1 BB: 0 P: 6	R: 0 E: 0 K: 0 S: 4	H: 0 LOB: 0 BB: 0 P: 3	R: 4 E: 1 K: 0 S: 6	H: 3 LOB: 2 BB: 2 P: 14	R: 0 E: 0 K: 2 S: 7	H: 1 LOB: 1 BB: 1 P: 11	R: 0 E: 0 K: 0 S: 4	H: 1 LOB: 2 BB: 2 P: 8	R: 0 E: 0 K: 1 S: 6	H: 1 LOB: 1 BB: 0 P: 6	R: 0 E: 0 K: 3 S: 9	H: 0 LOB: 0 BB: 0 P: 9	1B: 6 2B: 2 3B: 0 HR: 0	SF: 0 SAC: 1 DP: 0 HBP: 0	WP: 1 PB: 1 SB: 0 CS: 0	PA: 49			
PITCHER	IP	WLS	BF	H	R	ER	SO	BB	IBB	HBP	BLK	WP	HR	S	P	ERA	WHIP										
Pete Vuckovich, R ERA: 3.31 (7.1)	6.0		24	4	3	3	4	2	0	0	0	0	0	30	38	4.50	1.000										
Jamie Easterly, L ERA: 2.84 (7.1)	0.1		2	0	0	0	0	0	1	0	0	0	0	1	5	0.00	0.000										
Rollie Fingers, R ERA: 1.66 (7.1)	3.2		16	3	1	1	4	1	1	0	0	0	0	22	30	2.46	1.091										
Randy Lerch, L ERA: (11.1)	2.0	W	7	1	0	0	4	0	0	0	0	1	0	15	15	0.00	0.500										

Milwaukee Brewers @ Toronto Blue Jays
Exhibition Stadium, Toronto, ON
Mon Apr 20 1981, 3:33 AM EST
Att. 12,298 - Unknown - 36 F

AB 43
R 4
H 8
RBI 4
BB 5
SO 12
LOB 19



Batter	1	2	3	4	5	6	7	8	9	AB	R	H	RBI	BB	SO	LOB	TOP					
Paul Molitor, R (1, 8) OBP: 0.237, SLG: 0.229										4	1	1	1	1	1	1	Milwaukee Brewers @ Toronto Blue Jays Exhibition Stadium, Toronto, ON Tue Apr 21 1981, 6:05 PM EST Att: 11,083 - Unknown - 38 F					
Robin Yount, R (1, 6) OBP: 0.250, SLG: 0.226										3	1	1	1	1	0	1						
Cecil Cooper, L (1, 3) OBP: 0.265, SLG: 0.250										4	1	1	0	0	0	2						
Ben Oglivie, L (1, 7) OBP: 0.382, SLG: 0.586										4	2	3	3	0	0	0						
Ted Simmons, S (1, 2) OBP: 0.242, SLG: 0.323										3	0	0	0	1	0	2						
Roy Howell, L (1, 10) OBP: 0.200, SLG: 0.111										4	0	0	0	0	0	2						
Gorman Thomas, R (1, 9) OBP: 0.307, SLG: 0.550 Marshall Edwards, L (8, 9)										4	0	0	0	0	0	3						
Don Money, R (1, 5) OBP: 0.231, SLG: 0.348										3	0	0	0	1	0	0						
Jim Gantner, L (1, 4) OBP: 0.250, SLG: 0.348										4	1	1	0	0	0	1						
Inning Stats	R: 0 E: 0 K: 1 S: 5	H: 0 LOB: 0 BB: 0 P: 5	R: 0 E: 1 K: 0 S: 4	H: 1 LOB: 1 BB: 0 P: 4	R: 0 E: 0 K: 0 S: 4	H: 1 LOB: 2 BB: 1 P: 8	R: 1 E: 1 K: 0 S: 4	H: 1 LOB: 0 BB: 0 P: 4	R: 0 E: 0 K: 0 S: 3	H: 0 LOB: 0 BB: 0 P: 3	R: 3 E: 0 K: 0 S: 6	H: 3 LOB: 0 BB: 0 P: 6	R: 2 E: 0 K: 0 S: 4	H: 1 LOB: 0 BB: 1 P: 8	R: 0 E: 0 K: 0 S: 3	H: 0 LOB: 1 BB: 1 P: 7		R: 0 E: 0 K: 0 S: 3	H: 0 LOB: 1 BB: 1 P: 7	1B: 5 2B: 1 3B: 0 HR: 1	SF: 1 SAC: 0 DP: 1 HBP: 0	WP: 0 PB: 0 CS: 1
PITCHER	IP WLS BF H R ER SO BB IBB HBP BLK WP HR S P ERA WHIP																					
Dave Stieb, R (1, 1) ERA: 4.95	7.0 L 30 7 6 5 1 2 0 0 0 0 0 1 30 38 6.43 1.286																					
Joey McLaughlin, R (8, 1) ERA: 3.0	2.0 8 0 0 0 0 2 0 0 0 0 0 0 6 14 0.00 1.000																					

Batter	1	2	3	4	5	6	7	8	9	AB	R	H	RBI	BB	SO	LOB	BOTTOM			
Alfredo Griffin, S (1, 6) OBP: 0.231, SLG: 0.283										4	0	2	1	0	0	0	Milwaukee Brewers @ Toronto Blue Jays Exhibition Stadium, Toronto, ON Tue Apr 21 1981, 6:05 PM EST Att: 11,083 - Unknown - 38 F			
Damaso Garcia, R (1, 4) OBP: 0.222, SLG: 0.209										4	0	0	0	0	0	2				
Lloyd Moseby, L (1, 8) OBP: 0.341, SLG: 0.405										4	0	1	0	0	0	1				
John Mayberry, L (1, 3) OBP: 0.512, SLG: 0.567										4	1	3	1	0	1	0				
Al Woods, L (1, 7) OBP: 0.297, SLG: 0.314 George Bell, R (8, 7)										3	0	2	0	0	0	1				
Barry Bonnell, R (1, 9) OBP: 0.216, SLG: 0.229										4	0	0	0	0	0	3				
Willie Upshaw, L (1, 10) OBP: 0.263, SLG: 0.412										3	0	0	0	0	0	3				
Danny Ainge, R (1, 5) OBP: 0.189, SLG: 0.171										3	1	1	0	0	0	0				
Ernie Whitt, L (1, 2) OBP: 0.237, SLG: 0.200										3	0	0	0	0	0	1				
Inning Stats	R: 0 E: 0 K: 0 S: 3	H: 0 LOB: 0 BB: 0 P: 3	R: 0 E: 0 K: 0 S: 4	H: 2 LOB: 1 BB: 0 P: 4	R: 0 E: 0 K: 0 S: 3	H: 0 LOB: 0 BB: 0 P: 3	R: 0 E: 0 K: 0 S: 4	H: 2 LOB: 1 BB: 0 P: 4	R: 0 E: 0 K: 1 S: 6	H: 1 LOB: 0 BB: 0 P: 6	R: 1 E: 0 K: 0 S: 4	H: 2 LOB: 0 BB: 0 P: 4	R: 1 E: 0 K: 0 S: 4	H: 1 LOB: 0 BB: 0 P: 4	1B: 7 2B: 2 3B: 0 HR: 1	SF: 0 SAC: 0 DP: 2 HBP: 0		WP: 0 PB: 0 CS: 0	PA: 33	
PITCHER	IP WLS BF H R ER SO BB IBB HBP BLK WP HR S P ERA WHIP																			
Moose Haas, R (1, 1) ERA: 3.86	9.0 W 33 9 2 2 1 0 0 0 0 0 0 1 35 35 2.00 1.000																			

Batter	1	2	3	4	5	6	7	8	9	AB	R	H	RBI	BB	SO	LOB	TOP										
Willie Wilson, S (1, 8) OBP: 0.209, SLG: 0.262	4-0 FC4-6 BB		0-3 K		0-0 L8		0-0 1B			3	0	1	0	1	1	1	Kansas City Royals @ Milwaukee Brewers Milwaukee County Stadium, Milwaukee, WI Fri Apr 24 1981, 7:05 PM EST Att: 12,397 - Unknown - 44 F livebaseballscorecards.com										
U L Washington, S (1, 6) OBP: 0.436, SLG: 0.412	0-0 FC4-6 CS			0-0 F9		4-0 BB	0-0 1B			3	0	1	0	1	0	1											
George Brett, L (1, 5) OBP: 0.286, SLG: 0.263	4-0 BB			0-0 F7		0-0 G6-4-3	0-0 G4-3			3	0	0	0	1	0	4											
Willie Aikens, L (1, 3) OBP: 0.342, SLG: 0.471	0-0 F8			0-0 1B		0-0 HR		0-0 4-3		4	1	2	1	0	0	1											
Hal McRae, R (1, 10) OBP: 0.286, SLG: 0.293		0-0 G4-6-3 1B		0-0 1B		0-0 1B		0-0 6-3		4	0	3	0	0	0	0											
Amos Otis, R (1, 7) OBP: 0.225, SLG: 0.171		0-3 K		0-3 K		0-0 FC4-6 1B		0-3 K		4	0	1	0	0	3	3											
John Wathan, R (1, 2) OBP: 0.267, SLG: 0.357		0-0 G4-6-3			0-0 1-6-3		0-0 FC4-6		0-0 F8	3	0	0	0	0	0	3											
Jamie Quirk, L (9, PH) OBP: 0.125, SLG: 0.125										1	0	0	0	0	0	0											
Cesar Geronimo, L (1, 9) OBP: 0.214, SLG: 0.154			0-0 G3		0-0 1B		0-0 4-3		0-3 K	4	0	1	0	0	1	0											
Rance Mulliniks, L (1, 4) OBP: 0.222, SLG: 0.222			0-0 F8		0-0 L7		0-0 1B		0-3 K	2	0	0	0	0	0	1											
Dave Chalk, R (7, PH) OBP: 1.000, SLG: 1.000										1	0	1	0	0	0	0											
Ken Phelps, L (9, PH)							1B			1	0	0	0	0	1	0											
Inning Stats	R: 0 E: 0 K: 0 S: 2	H: 0 LOB: 1 BB: 2 P: 10	R: 0 E: 0 K: 1 S: 5	H: 1 LOB: 0 BB: 0 P: 5	R: 0 E: 0 K: 1 S: 5	H: 0 LOB: 0 BB: 0 P: 5	R: 0 E: 0 K: 1 S: 7	H: 2 LOB: 2 BB: 0 P: 7	R: 0 E: 0 K: 0 S: 4	H: 1 LOB: 1 BB: 0 P: 4	R: 1 E: 0 K: 0 S: 5	H: 3 LOB: 2 BB: 1 P: 9	R: 0 E: 0 K: 0 S: 5	H: 3 LOB: 2 BB: 0 P: 5	R: 0 E: 0 K: 1 S: 5	H: 0 LOB: 0 BB: 0 P: 7	1B: 9 2B: 0 3B: 0 HR: 1	SF: 0 SAC: 0 DP: 3 HBP: 0	WP: 0 PB: 0 SB: 0 CS: 1	PA: 36							
PITCHER	IP	WLS	BF	H	R	ER	SO	BB	IBB	HBP	BLK	WP	HR	S	P	ERA	WHIP										
Jim Slaton, R (1, 1) ERA: 3.24	5.2	W	24	7	1	1	3	3	0	0	0	0	1	27	39	1.59	1.765										
Reggie Cleveland, R (6, 1) ERA: 9.0	0.1		1	0	0	0	0	0	0	0	0	0	0	1	1	0.00	0.000										
Jamie Easterly, L (7, 1) ERA: 2.16	2.0		8	3	0	0	1	0	0	0	0	0	0	10	10	0.00	1.500										
Rollie Fingers, R (9, 1) ERA: 0.96	1.0		3	0	0	0	2	0	0	0	0	0	0	7	7	0.00	0.000										

Batter	1	2	3	4	5	6	7	8	9	AB	R	H	RBI	BB	SO	LOB	BOTTOM										
Marshall Edwards, L (1, 8) OBP: 0.286, SLG: 0.286	0-0 HR	0-0 6-3			0-0 F9		0-0 5-3			4	1	1	0	0	0	0	Kansas City Royals @ Milwaukee Brewers Milwaukee County Stadium, Milwaukee, WI Fri Apr 24 1981, 7:05 PM EST Att: 12,397 - Unknown - 44 F livebaseballscorecards.com										
Robin Yount, R (1, 6) OBP: 0.244, SLG: 0.275	0-0 F8		0-0 F8		0-0 6-3		0-0 F7			4	0	0	0	0	0	1											
Cecil Cooper, L (1, 3) OBP: 0.286, SLG: 0.256	0-0 HR		4-0 S		0-0 F5		0-0 BB			3	2	2	0	1	0	0											
Ben Oglivie, L (1, 7) OBP: 0.405, SLG: 0.629	0-0 HR		4-0 G3-6-1		0-0 F7		4-0 BB			2	2	1	3	2	0	0											
Ted Simmons, S (1, 10) OBP: 0.268, SLG: 0.378	4-0 BB		0-0 G3-6-1		0-0 6-3		0-0 HR			3	1	1	3	1	0	2											
Roy Howell, L (1, 5) OBP: 0.294, SLG: 0.143	0-0 F9			4-0 4-3		0-0 1B		0-0 F9		2	0	1	0	1	0	1											
Don Money, R (7, 5) OBP: 0.233, SLG: 0.308				0-3 K		0-3 K		0-0 F9		1	0	0	0	0	0	0											
Gorman Thomas, R (1, 9) OBP: 0.342, SLG: 0.469			0-3 K		0-0 K		0-0 F9			4	0	0	0	0	3	3											
Jim Gantner, L (1, 4) OBP: 0.258, SLG: 0.310		0-0 6-3		0-0 4-3		0-0 F7				3	0	0	0	0	0	1											
Ned Yost, R (1, 2) OBP: 0.333, SLG: 0.800		0-3 K		0-3 K		0-3 K				3	0	0	0	0	3	1											
Inning Stats	R: 3 E: 0 K: 1 S: 8	H: 3 LOB: 1 BB: 1 P: 12	R: 0 E: 0 K: 1 S: 5	H: 0 LOB: 0 BB: 0 P: 5	R: 0 E: 0 K: 2 S: 7	H: 0 LOB: 1 BB: 1 P: 11	R: 0 E: 0 K: 2 S: 3	H: 0 LOB: 0 BB: 0 P: 3	R: 0 E: 0 K: 1 S: 6	H: 1 LOB: 1 BB: 0 P: 6	R: 0 E: 0 K: 1 S: 5	H: 0 LOB: 0 BB: 0 P: 5	R: 3 E: 0 K: 0 S: 5	H: 2 LOB: 0 BB: 1 P: 9	1B: 4 2B: 0 3B: 0 HR: 2	SF: 0 SAC: 0 DP: 1 HBP: 0	WP: 0 PB: 0 SB: 1 CS: 0	PA: 34									
PITCHER	IP	WLS	BF	H	R	ER	SO	BB	IBB	HBP	BLK	WP	HR	S	P	ERA	WHIP										
Rich Gale, L (1, 1) ERA: 4.2	7.1	L	31	5	5	5	6	5	0	0	0	0	1	38	58	6.14	1.364										
Dan Quisenberry, R (8, 1) ERA: 3.95	0.2		3	1	1	1	0	0	0	0	0	0	1	3	3	13.50	1.500										

Batter	1	2	3	4	5	6	7	8	9	AB	R	H	RBI	BB	SO	LOB	TOP										
Willie Wilson, S (1, 8) OBP: 0.250, SLG: 0.280	4-0 CS 4-3 BB		0-0 1-2 1B		0-3 K		0-0 FC6-4			3	0	1	0	1	1	1											
U L Washington, S (1, 6) OBP: 0.375, SLG: 0.333	0-0 4-3		0-3 K		0-0 F9		0-0 F9			4	0	0	0	0	1	3											
George Brett, L (1, 5) OBP: 0.300, SLG: 0.250	0-0 G3		0-0 FC5-4 1B		0-0 F7			4-0 BB		3	0	0	0	1	0	3											
Hal McRae, R (1, 10) OBP: 0.275, SLG: 0.265		4-0 1B BB	0-0 FC4-6 1B		0-0 4-3			0-0 F8		3	0	1	1	1	0	1											
Amos Otis, R (1, 7) OBP: 0.208, SLG: 0.163		0-0 F8	0-0 FC4-6 1B		0-0 6-3			0-0 F7		4	0	0	0	0	0	4											
Willie Aikens, L (1, 3) OBP: 0.348, SLG: 0.524		0-0 1B		0-3 K		0-0 F7			0-0 4-3	4	0	1	0	0	1	0											
John Wathan, R (1, 9) OBP: 0.283, SLG: 0.333		0-0 1B		0-0 F8			0-0 5-3		0-3 K	4	0	1	0	0	1	0											
Dave Chalk, R (1, 4) OBP: 0.444, SLG: 0.444		0-0 G3		0-0 1B			0-0 6-3		0-0 4-3	3	0	1	0	0	0	2											
Danny Garcia, L (9, PH)										1	0	0	0	0	0	0											
Jerry Grote, R (1, 2) OBP: 0.444, SLG: 0.429			0-0 FC5-4 1B		0-0 4-3			4-0 FC6-4 BB		2	1	1	0	1	0	1											
Inning Stats	R: 0 E: 0 K: 0 S: 2	H: 0 LOB: 0 BB: 1 P: 6	R: 0 E: 0 K: 0 S: 4	H: 2 LOB: 2 BB: 1 P: 8	R: 1 E: 0 K: 1 S: 8	H: 3 LOB: 2 BB: 0 P: 8	R: 0 E: 0 K: 1 S: 6	H: 1 LOB: 1 BB: 0 P: 6	R: 0 E: 0 K: 0 S: 5	H: 0 LOB: 0 BB: 0 P: 5	R: 0 E: 0 K: 0 S: 3	H: 0 LOB: 1 BB: 1 P: 7	R: 0 E: 0 K: 0 S: 3	H: 0 LOB: 0 BB: 1 P: 7	R: 0 E: 0 K: 1 S: 5	H: 0 LOB: 0 BB: 0 P: 5	1B: 6 2B: 0 3B: 0 HR: 0	SF: 0 SAC: 0 DP: 0 HBP: 0	WP: 0 PB: 0 SB: 0 CS: 1	PA: 35							
PITCHER	IP	WLS	BF	H	R	ER	SO	BB	IBB	HBP	BLK	WP	HR	S	P	ERA	WHIP										
Randy Lerch, L (1, 1) ERA: 0.64	8.0	W	32	6	1	1	3	4	0	0	0	0	0	34	50	1.12	1.250										
Reggie Cleveland, R (9, 1) ERA: 6.0	1.0		3	0	0	0	1	0	0	0	0	0	0	5	5	0.00	0.000										

Kansas City Royals @ Milwaukee Brewers
 Milwaukee County Stadium, Milwaukee, WI
 Sun Apr 26 1981, 4:33 AM EDT
 Att: 24,398 - Unknown - 50 F


AB 31
 R 1
 H 6
 RBI 1
 BB 4
 SO 4
 LOB 15



Batter	1	2	3	4	5	6	7	8	9	AB	R	H	RBI	BB	SO	LOB	BOTTOM										
Paul Molitor, R (1, 8) OBP: 0.314, SLG: 0.396	0-0 6-3		0-0 1B	0-3 K		0-0 2H 3H 1B		0-0 BB HBP SF9 1B		5	1	3	2	0	1	2											
Robin Yount, R (1, 6) OBP: 0.259, SLG: 0.255	0-0 5-3		0-0 F7		0-0 5-3		4-0 BB 1B SF9 BB	1-0 SF9 BB HBP		3	2	0	0	1	0	2											
Cecil Cooper, L (1, 3) OBP: 0.255, SLG: 0.234	0-0 4-3		0-0 F7		0-0 1-3		0-0 BB BB 1B	0-0 F7		5	1	1	0	0	0	3											
Ben Oglivie, L (1, 7) OBP: 0.392, SLG: 0.571		0-0 HR 2B		0-0 F8	0-0 F7		0-0 F7	4-0 FC5 1B 1-2 2-3 BB		4	1	1	0	1	0	2											
Larry Hise, R (1, 10) OBP: 0.242, SLG: 0.467		0-0 F5		0-0 HR 1B		0-0 E6 FC4-6	4-0 BB BB BB	0-0 SF9		3	1	1	1	1	0	1											
Ted Simmons, S (1, 2) OBP: 0.285, SLG: 0.432		0-0 HR		0-3 K		0-0 FC4-6 1B	0-0 SF9	0-0 1B		4	2	2	4	0	1	2											
Gorman Thomas, R (1, 9) OBP: 0.391, SLG: 0.622		0-3 K		0-0 HR		4-0 4-3 1B 1B	4-0 BB BB	0-0 FC5		3	2	1	2	2	1	2											
Don Money, R (1, 5) OBP: 0.270, SLG: 0.313		0-0 F3		0-0 2B 1B		0-0 4-3 1B 1B	4-0 BB BB			3	1	2	2	1	0	0											
Jim Gantner, L (1, 4) OBP: 0.270, SLG: 0.343			0-0 F7 1B		0-0 1-3 2B		0-0 4-3	0-0 F8		4	0	2	0	0	0	5											
Inning Stats	R: 0 E: 0 K: 0 S: 3	H: 0 LOB: 0 BB: 0 P: 3	R: 2 E: 0 K: 1 S: 7	H: 2 LOB: 0 BB: 0 P: 7	R: 0 E: 0 K: 0 S: 4	H: 2 LOB: 1 BB: 0 P: 4	R: 2 E: 0 K: 2 S: 11	H: 4 LOB: 2 BB: 0 P: 11	R: 0 E: 0 K: 0 S: 3	H: 0 LOB: 0 BB: 0 P: 3	R: 3 E: 1 K: 0 S: 5	H: 2 LOB: 1 BB: 1 P: 9	R: 2 E: 0 K: 0 S: 4	H: 1 LOB: 3 BB: 4 P: 20	R: 2 E: 0 K: 0 S: 5	H: 2 LOB: 2 BB: 1 P: 10	1B: 9 2B: 2 3B: 0 HR: 2	SF: 2 SAC: 0 DP: 0 HBP: 1	WP: 0 PB: 0 SB: 0 CS: 0	PA: 43							
PITCHER	IP	WLS	BF	H	R	ER	SO	BB	IBB	HBP	BLK	WP	HR	S	P	ERA	WHIP										
Dennis Leonard, R (1, 1) ERA: 3.58	6.0	L	28	10	7	4	3	1	0	0	0	0	2	33	37	6.00	1.833										
Ken Brett, L (7, 1) ERA: 10.13	0.1		3	1	2	2	0	1	0	0	0	0	0	2	6	54.00	6.000										
Juan Berenguer, R (7, 1) ERA: 12.27	1.2		12	2	2	2	0	4	0	1	0	0	0	7	24	10.80	3.600										

Kansas City Royals @ Milwaukee Brewers
 Milwaukee County Stadium, Milwaukee, WI
 Sun Apr 26 1981, 4:33 AM EDT
 Att: 24,398 - Unknown - 50 F

AB 34
 R 11
 H 13
 RBI 11
 BB 6
 SO 3
 LOB 19



Batter	1	2	3	4	5	6	7	8	9	AB	R	H	RBI	BB	SO	LOB	TOP								
Lloyd Moseby, L (1, 8) OBP: 0.314, SLG: 0.452 Al Woods, L (5, 7) OBP: 0.269, SLG: 0.280	0-0 HR		1-3		6-3		3-1			3	1	1	1	0	0	0	Toronto Blue Jays @ Milwaukee Brewers Milwaukee County Stadium, Milwaukee, WI Tue Apr 28 1981, 8:05 PM EDT Att. 6,433 - Unknown - 45 F								
Damaso Garcia, R (1, 4) OBP: 0.279, SLG: 0.281	0-0 6-3		1-3			1B 3B	K			4	1	1	0	0	1	0									
Danny Ainge, R (1, 5) OBP: 0.238, SLG: 0.246	0-0 5-3		F7			6-3	K			4	0	0	0	0	1	1									
Otto Velez, R (1, 10) OBP: 0.397, SLG: 0.358	0-0 1B			HR		1B 2B		G3		3	2	2	1	1	0	0									
Barry Bonnell, R (1, 9) OBP: 0.220, SLG: 0.196	0-0 1-3		F7			2B 1B		G4-6-3 BB		3	1	1	1	1	0	1									
Ken Macha, R (1, 3) OBP: 0.167, SLG: 0.333		4-3		K		2B		G4-6-3		4	1	1	2	0	1	1									
Rick Bosetti, R (1, 7) OBP: 0.091, SLG: 0.091		6-3		K		6-3				4	0	0	0	0	2	1									
Alfredo Griffin, S (1, 6) OBP: 0.224, SLG: 0.300					2-3					4	0	3	1	0	0	0									
Ernie Whitt, L (1, 2) OBP: 0.224, SLG: 0.204			L4		3-1		F8		L9	4	0	0	0	0	0	3									
Inning Stats	R: 1 E: 0 K: 0 S: 5	H: 2 LOB: 1 BB: 0 P: 5	R: 0 E: 0 K: 0 S: 4	H: 1 LOB: 1 BB: 0 P: 4	R: 0 E: 0 K: 0 S: 3	H: 0 LOB: 0 BB: 0 P: 3	R: 1 E: 0 K: 2 S: 8	H: 1 LOB: 0 BB: 0 P: 8	R: 0 E: 0 K: 0 S: 3	H: 0 LOB: 0 BB: 0 P: 3	R: 4 E: 0 K: 0 S: 7	H: 4 LOB: 1 BB: 1 P: 11	R: 0 E: 0 K: 2 S: 7	H: 0 LOB: 0 BB: 0 P: 7	R: 0 E: 0 K: 0 S: 2	H: 0 LOB: 0 BB: 1 P: 6	R: 0 E: 0 K: 1 S: 5	H: 1 LOB: 0 BB: 0 P: 5	1B: 4 2B: 2 3B: 1 HR: 2	SF: 0 SAC: 0 DP: 1 HBP: 0	WP: 0 PB: 0 SB: 1 CS: 1	PA: 36			
PITCHER	IP	WLS	BF	H	R	ER	SO	BB	IBB	HBP	BLK	WP	HR	S	P	ERA	WHIP								
Mike Caldwell, L (1, 1) ERA: 3.58	5.2	L	26	8	6	6	2	1	0	0	0	0	2	29	33	9.53	1.588								
Jamie Easterly, L (6, 1) ERA: 1.54	2.1		7	0	0	0	2	1	0	0	0	0	0	10	14	0.00	0.429								
Jerry Augustine, L (9, 1) ERA:	1.0		3	1	0	0	1	0	0	0	0	0	0	5	5	0.00	1.000								

Batter	1	2	3	4	5	6	7	8	9	AB	R	H	RBI	BB	SO	LOB	BOTTOM								
Paul Moltor, R (1, 8) OBP: 0.339, SLG: 0.386	4-0 CS BB		F9			4-3 SH2-3 2B	1-3 1B	FC6-4		4	1	2	0	1	0	2	Toronto Blue Jays @ Milwaukee Brewers Milwaukee County Stadium, Milwaukee, WI Tue Apr 28 1981, 8:05 PM EDT Att. 6,433 - Unknown - 45 F								
Robin Yount, R (1, 6) OBP: 0.286, SLG: 0.304	0-0 F8				SH2-3	1-3 1B				4	0	2	0	0	0	3									
Cecil Cooper, L (1, 3) OBP: 0.242, SLG: 0.224	0-0 F7		F8		4-3	4-3				5	0	0	1	0	0	7									
Ben Oglivie, L (1, 7) OBP: 0.371, SLG: 0.528	0-0 CS	0-0 F9			BB 1B	WP 2B				5	0	2	1	0	0	1									
Larry Hise, R (1, 10) OBP: 0.286, SLG: 0.459 Roy Howell, L (5, PR) OBP: 0.300, SLG: 0.176					F6	WP HBP				2	0	1	0	0	0	1									
Ted Simmons, S (1, 2) OBP: 0.299, SLG: 0.373			F9		BB	IBB				2	0	1	0	0	0	0									
Gorman Thomas, R (1, 9) OBP: 0.358, SLG: 0.535			K		F3	F7				4	0	0	0	0	1	6									
Don Money, R (1, 5) OBP: 0.289, SLG: 0.325			F2		L6					4	0	1	0	0	0	2									
Jim Gantner, L (1, 4) OBP: 0.304, SLG: 0.349					1B	SH2-3 1B 4-3 BB	3-1 1B	FC6-4 1B		3	1	2	0	1	0	1									
Inning Stats	R: 0 E: 0 K: 0 S: 2	H: 0 LOB: 0 BB: 1 P: 6	R: 0 E: 0 K: 1 S: 6	H: 1 LOB: 1 BB: 0 P: 6	R: 0 E: 0 K: 0 S: 5	H: 2 LOB: 2 BB: 0 P: 5	R: 0 E: 0 K: 0 S: 4	H: 1 LOB: 2 BB: 1 P: 8	R: 2 E: 0 K: 0 S: 5	H: 2 LOB: 3 BB: 2 P: 14	R: 0 E: 0 K: 0 S: 3	H: 2 LOB: 0 BB: 0 P: 3	R: 0 E: 0 K: 0 S: 4	H: 1 LOB: 1 BB: 0 P: 4	R: 0 E: 0 K: 0 S: 5	H: 2 LOB: 2 BB: 0 P: 5	1B: 10 2B: 1 3B: 0 HR: 0	SF: 0 SAC: 1 DP: 0 HBP: 1	WP: 1 PB: 0 SB: 0 CS: 1	PA: 43					
PITCHER	IP	WLS	BF	H	R	ER	SO	BB	IBB	HBP	BLK	WP	HR	S	P	ERA	WHIP								
Mark Bomback, R (1, 1) ERA: 2.08	7.0	W	33	8	2	2	1	3	1	0	0	1	0	30	47	2.57	1.571								
Joey McLaughlin, R (8, 1) ERA: 4.85	2.0		9	3	0	0	0	0	0	0	0	0	0	9	9	0.00	1.500								

Batter	1	2	3	4	5	6	7	8	9	AB	R	H	RBI	BB	SO	LOB	TOP								
Paul Moltor, R OBP: 0.315, SLG: 0.343 (1, 8)	5-3	F7	1-3		F8		6-3		4-3-6 1B	6	0	1	0	0	0	7	Milwaukee Brewers @ California Angels Anaheim Stadium, Anaheim, CA Thu Apr 30 1981, 10:05 PM EDT Att: 23,428 - Unknown								
Robin Yount, R OBP: 0.280, SLG: 0.313 (1, 6)	6-3	FC5		1B		F6		4-3-6 1B	6	1	2	1	0	0	4										
Cecil Cooper, L OBP: 0.243, SLG: 0.217 (1, 3)	L5		BB	FC3-6	F7		F8		5-3	6	1	2	0	0	4										
Ben Oglivie, L OBP: 0.375, SLG: 0.500 (1, 7)		2B	FC3-6	BB		F8		F9		4	2	2	1	1	0	1									
Larry Hisle, R OBP: 0.313, SLG: 0.548 (1, 10)		1B	FC3-6		G6-4-3	F8			HR	4	2	2	1	1	0	2									
Ted Simmons, S OBP: 0.246, SLG: 0.328 (1, 2)		1B	FC3-6				4-3		K	4	2	1	2	1	1	2									
Gorman Thomas, R OBP: 0.321, SLG: 0.340 Marshall Edwards, L OBP: 0.200, SLG: 0.200 (7, PR) (7, 9)	SF7		BB				2B		E6	1	1	1	1	2	0	0									
Roy Howell, L OBP: 0.360, SLG: 0.409 (1, 5)	FC5				F6		4-3		F7	1	1	0	0	0	0	0									
Jim Gantner, L OBP: 0.321, SLG: 0.340 Ed Romero, R OBP: 0.400, SLG: 0.400 (7, 4)		1B				SF7	4-3		4-3-6 1B	2	0	1	2	1	0	1									
	1-2	1B	1-2	3-H	BB				1B	1	0	1	0	0	0	0									
Inning Stats	R: 0 E: 0 K: 0 S: 3	H: 0 LOB: 0 BB: 0 P: 3	R: 3 E: 0 K: 0 S: 8	H: 5 LOB: 2 BB: 0 P: 8	R: 2 E: 0 K: 0 S: 4	H: 1 LOB: 3 BB: 4 P: 20	R: 1 E: 0 K: 0 S: 4	H: 2 LOB: 0 BB: 0 P: 4	R: 2 E: 0 K: 0 S: 4	H: 1 LOB: 0 BB: 1 P: 8	R: 0 E: 0 K: 0 S: 4	H: 1 LOB: 1 BB: 0 P: 4	R: 3 E: 0 K: 0 S: 6	H: 3 LOB: 2 BB: 1 P: 10	R: 1 E: 1 K: 1 S: 7	H: 1 LOB: 1 BB: 0 P: 7	R: 0 E: 0 K: 0 S: 4	H: 2 LOB: 1 BB: 0 P: 4	1B: 10 2B: 4 3B: 2 HR: 1	SF: 2 SAC: 0 DP: 2 HBP: 0	WP: 0 PB: 0 SB: 0 CS: 0	PA: 48			
PITCHER	IP	WLS	BF	H	R	ER	SO	BB	IBB	HBP	BLK	WP	HR	S	P	ERA	WHIP								
Jesse Jefferson, R ERA: 4.88 (1, 1)	1.1	L	9	5	3	3	0	0	0	0	0	0	0	9	9	20.25	3.750								
John D'Acquisto, R ERA: 11.81 (2, 1)	5.2		30	8	8	8	0	6	0	0	0	0	0	24	48	12.71	2.471								
Luis Sanchez, R ERA: 2.7 (8, 1)	2.0		9	3	1	1	1	0	0	0	0	0	1	11	11	4.50	1.500								

Batter	1	2	3	4	5	6	7	8	9	AB	R	H	RBI	BB	SO	LOB	BOTTOM								
Rod Carew, L OBP: 0.362, SLG: 0.346 (1, 3)	K			6-3		FC4-6			F7	4	0	0	0	0	1	1	Milwaukee Brewers @ California Angels Anaheim Stadium, Anaheim, CA Thu Apr 30 1981, 10:05 PM EDT Att: 23,428 - Unknown								
Rick Burleson, R OBP: 0.379, SLG: 0.381 (1, 6)	6-3					F9			1B	4	1	2	0	0	0	1									
Dan Ford, R OBP: 0.514 Freddie Patek, R OBP: 1.000, SLG: 1.000 (1, 9) (8, 4)	F8								FC4-6 1B	3	0	1	0	0	0	1									
Fred Lynn, L OBP: 0.337, SLG: 0.447 (1, 8)		K		K		FC4-6			E4	4	0	0	0	0	2	3									
Don Baylor, R OBP: 0.195, SLG: 0.123 (1, 10)		F9				6-3			1-2 2-H	4	0	0	0	0	0	3									
Brian Downing, R OBP: 0.315, SLG: 0.289 (1, 2)		K				F8			L8	3	0	0	0	0	1	0									
Juan Beniquez, R OBP: 0.189, SLG: 0.171 (1, 7) (8, 9)						F8			F8	3	0	0	0	0	0	0									
Bobby Grich, R OBP: 0.329, SLG: 0.431 Bobby Clark, R (8, 7)						4-3			4-3	1	0	0	0	1	0	0									
Butch Hobson, R OBP: 0.352, SLG: 0.400 (1, 5)						K			4-3	3	0	0	0	0	1	1									
Inning Stats	R: 0 E: 0 K: 1 S: 5	H: 0 LOB: 0 BB: 0 P: 5	R: 0 E: 0 K: 2 S: 7	H: 0 LOB: 0 BB: 0 P: 7	R: 0 E: 0 K: 1 S: 5	H: 0 LOB: 0 BB: 0 P: 5	R: 0 E: 0 K: 1 S: 6	H: 1 LOB: 1 BB: 0 P: 6	R: 0 E: 0 K: 0 S: 3	H: 0 LOB: 0 BB: 0 P: 3	R: 0 E: 0 K: 0 S: 3	H: 1 LOB: 0 BB: 0 P: 3	R: 0 E: 0 K: 0 S: 3	H: 0 LOB: 0 BB: 0 P: 3	R: 1 E: 1 K: 0 S: 6	H: 2 LOB: 2 BB: 0 P: 6	1B: 4 2B: 0 3B: 0 HR: 0	SF: 0 SAC: 0 DP: 1 HBP: 0	WP: 0 PB: 0 SB: 0 CS: 0	PA: 32					
PITCHER	IP	WLS	BF	H	R	ER	SO	BB	IBB	HBP	BLK	WP	HR	S	P	ERA	WHIP								
Jerry Augustine, L ERA: (1, 1)	7.0	W	23	2	0	0	5	1	0	0	0	0	0	32	36	0.00	0.429								
Rickey Keeton, R ERA: (8, 1)	2.0		9	2	1	0	0	0	0	0	0	0	0	9	9	0.00	1.000								

AB	40
R	12
H	16
RBI	12
BB	6
SO	1
LOB	25



Batter	1	2	3	4	5	6	7	8	9	AB	R	H	RBI	BB	SO	LOB	TOP			
Paul Moltzer, R OBP: 0.333, SLG: 0.352	1-0 E HR HBP	0-0 1B		0-0 P3			0-0 B5-3		0-0 1B	4	1	2	0	0	0	0				
Robin Yount, R OBP: 0.263, SLG: 0.292	0-0 F8	0-3 K		0-0 6-3			0-0 F4		0-0 F8	5	0	0	0	0	1	4				
Cecil Cooper, L OBP: 0.231, SLG: 0.205	0-0 E1 HR	0-0 G3					0-0 L9			4	1	0	0	0	0	2				
Ben Oglivie, L OBP: 0.368, SLG: 0.530	0-0 HR			0-0 F6			0-3 K		0-0 1-3	4	1	1	3	0	1	0				
Larry Hisle, R OBP: 0.327, SLG: 0.533	0-0 BB 1B			0-0 L7			1-0 HBP		0-0 F7	3	1	1	0	0	0	0				
Ted Simmons, S OBP: 0.280, SLG: 0.317	4-0 CS 1B BB			4-0 1B WP BB			0-0 3-1		0-3 K	2	0	0	0	2	1	1				
Gorman Thomas, R OBP: 0.364, SLG: 0.509	0-0 1-2 2-H 1B			0-0 1-3 1B			0-0 F7		0-0 F8	4	0	2	1	0	0	0				
Roy Howell, L OBP: 0.310, SLG: 0.346	0-3 K			0-0 G3			0-0 G3		0-0 F7	4	0	0	0	0	1	4				
Jim Gantner, L OBP: 0.333, SLG: 0.340				0-0 6-3			0-0 1-6-3		0-0 1B	3	0	1	0	1	0	0				
Inning Stats	R: 4 E: 1 K: 1 S: 8	H: 3 LOB: 2 BB: 1 P: 13	R: 0 E: 0 K: 1 S: 5	H: 1 LOB: 1 BB: 1 P: 9	R: 0 E: 0 K: 0 S: 4	H: 1 LOB: 2 BB: 1 P: 8	R: 0 E: 0 K: 0 S: 3	H: 0 LOB: 0 BB: 0 P: 3	R: 0 E: 0 K: 0 S: 5	H: 0 LOB: 1 BB: 0 P: 6	R: 0 E: 0 K: 0 S: 3	H: 0 LOB: 0 BB: 0 P: 3	R: 0 E: 0 K: 1 S: 5	H: 0 LOB: 0 BB: 0 P: 5	R: 0 E: 0 K: 0 S: 5	H: 2 LOB: 2 BB: 0 P: 5	1B: 6 2B: 1 3B: 0 HR: 1	SF: 0 SAC: 0 DP: 1 HBP: 2	WP: 1 PB: 0 SB: 0 CS: 1	PA: 38
PITCHER Mike Witt, R ERA: 3.18	IP: 9.0 WLS: W BF: 38 H: 7 R: 4 ER: 3 SO: 4 BB: 3 IBB: 0 HBP: 2 BLK: 0 WP: 1 HR: 1 S: 41 P: 55 ERA: 3.00 WHIP: 1.111															PITCHER				

Milwaukee Brewers @ California Angels
Anaheim Stadium, Anaheim, CA
Fri May 01 1981, 10:05 PM EDT
Att: 26,031 - Unknown

AB 33
R 4
H 7
RBI 4
BB 3
SO 4
LOB 11



Batter	1	2	3	4	5	6	7	8	9	AB	R	H	RBI	BB	SO	LOB	BOTTOM			
Rod Carew, L OBP: 0.364, SLG: 0.353	4-0 1B HR BB	0-0 G4-6-3		0-0 F9			0-0 G3		0-0 BB 2B	4	2	1	0	1	0	2				
Rick Burleson, R OBP: 0.400, SLG: 0.409	0-0 F8			0-0 1B FC6-4 1B			0-0 2B		4-0 BB BB BB	4	1	3	0	1	0	1				
Dan Ford, R OBP: 0.337, SLG: 0.513	0-0 1-3 HR 1B			0-0 1B 1B FC6-4			4-0 BB		0-0 P3	4	2	2	0	1	0	4				
Fred Lynn, L OBP: 0.352, SLG: 0.525	0-0 1-H 3-H HR			0-0 F5			0-0 HR		4-0 BB BB	4	2	2	5	1	0	4				
Brian Downing, R OBP: 0.339, SLG: 0.306	0-0 F8			0-0 WP 1B 1-3 2-H 1B			0-0 5-3 1B		4-0 BB BB	4	0	2	2	1	0	0				
Bobby Clark, R OBP: 0.167, SLG: 0.167	0-0 F4			0-0 WP 1-2 3-H 1B			0-0 F4		0-3 K	5	0	1	1	0	1	4				
Butch Hobson, R OBP: 0.351, SLG: 0.383				0-0 F4			0-0 5-3		0-0 F7	2	0	0	0	1	0	3				
Bert Campaneris, R OBP: 0.143, SLG: 0.200				1-2 2-3 1B			1-2 1B		0-0 F7	1	0	0	0	0	0	0				
Freddie Patek, R OBP: 0.200, SLG: 0.200				0-0 F9			0-0 F3		0-0 5-3	4	0	0	0	0	0	4				
Ed Ott, L OBP: 0.289, SLG: 0.256				0-0 G4-6-3 1B			0-0 4-3		0-0 F6	4	1	2	0	0	0	0				
Inning Stats	R: 3 E: 0 K: 0 S: 5	H: 2 LOB: 1 BB: 1 P: 9	R: 0 E: 0 K: 0 S: 3	H: 1 LOB: 1 BB: 1 P: 7	R: 2 E: 0 K: 0 S: 7	H: 4 LOB: 2 BB: 0 P: 7	R: 0 E: 0 K: 0 S: 4	H: 1 LOB: 1 BB: 0 P: 4	R: 1 E: 0 K: 0 S: 5	H: 2 LOB: 1 BB: 0 P: 5	R: 0 E: 0 K: 0 S: 4	H: 1 LOB: 2 BB: 1 P: 8	R: 0 E: 0 K: 0 S: 3	H: 0 LOB: 0 BB: 0 P: 3	R: 2 E: 0 K: 1 S: 7	H: 2 LOB: 3 BB: 3 P: 19	1B: 9 2B: 2 3B: 0 HR: 2	SF: 0 SAC: 0 DP: 1 HBP: 0	WP: 1 PB: 0 SB: 0 CS: 0	PA: 42
PITCHER Randy Lerch, L ERA: 3.31 Rickey Keeton, R ERA: 1.93 Reggie Cleveland, R ERA: 7.56 Jamie Easterly, L ERA: 3.09	IP: 2.1 WLS: L BF: 15 H: 7 R: 5 ER: 5 SO: 0 BB: 2 IBB: 0 HBP: 0 BLK: 0 WP: 0 HR: 1 S: 13 P: 21 ERA: 19.29 WHIP: 3.857															PITCHER				

Milwaukee Brewers @ California Angels
Anaheim Stadium, Anaheim, CA
Fri May 01 1981, 10:05 PM EDT
Att: 26,031 - Unknown

AB 36
R 8
H 13
RBI 8
BB 6
SO 1
LOB 22



Batter	1	2	3	4	5	6	7	8	9	AB	R	H	RBI	BB	SO	LOB	TOP					
Paul Moltor, R OBP: 0.337, SLG: 0.355										5	1	2	0	0	1	5	Milwaukee Brewers @ California Angels Anaheim Stadium, Anaheim, CA Sat May 02 1981, 10:05 PM EDT Att: 32,348 - Unknown					
Robin Yount, R OBP: 0.299, SLG: 0.286										5	0	1	0	0	0	4						
Cecil Cooper, L OBP: 0.265, SLG: 0.263										3	2	2	1	2	1	1						
Ben Oglivie, L OBP: 0.358, SLG: 0.521										5	0	1	0	0	3	6						
Larry Hisle, R OBP: 0.316, SLG: 0.560										5	2	1	3	0	0	5						
Ted Simmons, S OBP: 0.299, SLG: 0.382										5	1	2	2	0	0	0						
Gorman Thomas, R OBP: 0.306, SLG: 0.596										4	2	3	1	0	1	1						
Marshall Edwards, L OBP: 0.182, SLG: 0.182										1	0	0	0	0	0	0						
Roy Howell, L OBP: 0.281, SLG: 0.310										3	0	0	0	0	0	2						
Don Money, R OBP: 0.296, SLG: 0.304										2	0	1	0	0	1	1						
Jim Gantner, L OBP: 0.371, SLG: 0.370										4	0	3	1	1	0	1						
Inning Stats	R: 3 E: 0 K: 1 S: 8	H: 3 LOB: 0 BB: 0 P: 8	R: 0 E: 1 K: 1 S: 7	H: 2 LOB: 2 BB: 0 P: 7	R: 4 E: 0 K: 0 S: 7	H: 5 LOB: 0 BB: 0 P: 7	R: 0 E: 0 K: 1 S: 6	H: 1 LOB: 2 BB: 1 P: 10	R: 1 E: 0 K: 0 S: 5	H: 2 LOB: 1 BB: 0 P: 5	R: 0 E: 0 K: 1 S: 6	H: 1 LOB: 2 BB: 1 P: 12	R: 0 E: 0 K: 1 S: 5	H: 0 LOB: 1 BB: 1 P: 9	R: 0 E: 0 K: 1 S: 4	H: 1 LOB: 1 BB: 0 P: 4	1B: 9 2B: 3 3B: 0 HR: 4	SF: 0 SAC: 0 DP: 0 HBP: 0	WP: 2 PB: 2 SB: 1 CS: 1	PA: 46		
PITCHER	IP WLS BF H R ER SO BB IBB HBP BLK WP HR S P ERA WHIP	IP WLS BF H R ER SO BB IBB HBP BLK WP HR S P ERA WHIP	IP WLS BF H R ER SO BB IBB HBP BLK WP HR S P ERA WHIP	IP WLS BF H R ER SO BB IBB HBP BLK WP HR S P ERA WHIP	IP WLS BF H R ER SO BB IBB HBP BLK WP HR S P ERA WHIP	IP WLS BF H R ER SO BB IBB HBP BLK WP HR S P ERA WHIP	IP WLS BF H R ER SO BB IBB HBP BLK WP HR S P ERA WHIP	IP WLS BF H R ER SO BB IBB HBP BLK WP HR S P ERA WHIP	IP WLS BF H R ER SO BB IBB HBP BLK WP HR S P ERA WHIP	IP WLS BF H R ER SO BB IBB HBP BLK WP HR S P ERA WHIP	IP WLS BF H R ER SO BB IBB HBP BLK WP HR S P ERA WHIP	IP WLS BF H R ER SO BB IBB HBP BLK WP HR S P ERA WHIP	IP WLS BF H R ER SO BB IBB HBP BLK WP HR S P ERA WHIP	IP WLS BF H R ER SO BB IBB HBP BLK WP HR S P ERA WHIP	IP WLS BF H R ER SO BB IBB HBP BLK WP HR S P ERA WHIP	IP WLS BF H R ER SO BB IBB HBP BLK WP HR S P ERA WHIP	IP WLS BF H R ER SO BB IBB HBP BLK WP HR S P ERA WHIP	IP WLS BF H R ER SO BB IBB HBP BLK WP HR S P ERA WHIP	IP WLS BF H R ER SO BB IBB HBP BLK WP HR S P ERA WHIP	IP WLS BF H R ER SO BB IBB HBP BLK WP HR S P ERA WHIP	IP WLS BF H R ER SO BB IBB HBP BLK WP HR S P ERA WHIP	IP WLS BF H R ER SO BB IBB HBP BLK WP HR S P ERA WHIP
Ken Forsch, R ERA: 4.24	2.1	L	15	8	6	6	2	0	0	0	0	0	0	0	0	0	23.14	3.429				
Luis Sanchez, R ERA: 3.45	2.1		12	5	2	2	1	1	0	0	0	0	0	1	13	17	7.71	2.571				
Andy Hassler, L ERA: 4.85	3.1		14	2	0	0	4	2	0	0	0	2	0	20	28	0.00	1.200					
Jesse Jefferson, R ERA: 4.5	1.0		4	1	0	0	0	0	0	0	0	0	0	4	4	0.00	1.000					

Batter	1	2	3	4	5	6	7	8	9	AB	R	H	RBI	BB	SO	LOB	BOTTOM					
Rod Carew, L OBP: 0.365, SLG: 0.341										3	0	0	0	2	0	3	Milwaukee Brewers @ California Angels Anaheim Stadium, Anaheim, CA Sat May 02 1981, 10:05 PM EDT Att: 32,348 - Unknown					
Rick Burleson, R OBP: 0.390, SLG: 0.409										5	0	1	1	0	0	3						
Dan Ford, R OBP: 0.330, SLG: 0.531										5	1	1	2	0	0	3						
Fred Lynn, L OBP: 0.354, SLG: 0.518										5	1	2	0	0	1	1						
John Harris, L OBP: 0.357, SLG: 0.643										3	1	1	0	0	0	1						
Bobby Clark, R OBP: 0.250, SLG: 0.250										2	0	1	0	0	0	0						
Brian Downing, R OBP: 0.344, SLG: 0.302										4	0	1	0	1	0	2						
Ed Ott, L OBP: 0.306, SLG: 0.298										4	0	2	1	0	1	2						
Butch Hobson, R OBP: 0.361, SLG: 0.380										3	1	1	0	1	0	3						
Freddie Patek, R OBP: 0.222, SLG: 0.125										3	1	0	0	1	1	3						
Inning Stats	R: 3 E: 1 K: 0 S: 8	H: 4 LOB: 2 BB: 0 P: 8	R: 0 E: 0 K: 0 S: 3	H: 0 LOB: 1 BB: 1 P: 7	R: 0 E: 0 K: 0 S: 4	H: 2 LOB: 1 BB: 0 P: 4	R: 2 E: 0 K: 0 S: 5	H: 2 LOB: 1 BB: 1 P: 9	R: 0 E: 1 K: 0 S: 5	H: 1 LOB: 2 BB: 0 P: 5	R: 0 E: 0 K: 0 S: 2	H: 0 LOB: 0 BB: 1 P: 6	R: 0 E: 0 K: 1 S: 5	H: 0 LOB: 1 BB: 1 P: 9	R: 0 E: 0 K: 1 S: 5	H: 1 LOB: 1 BB: 1 P: 6	1B: 7 2B: 2 3B: 0 HR: 1	SF: 0 SAC: 0 DP: 2 HBP: 0	WP: 1 PB: 0 SB: 0 CS: 0	PA: 42		
PITCHER	IP WLS BF H R ER SO BB IBB HBP BLK WP HR S P ERA WHIP	IP WLS BF H R ER SO BB IBB HBP BLK WP HR S P ERA WHIP	IP WLS BF H R ER SO BB IBB HBP BLK WP HR S P ERA WHIP	IP WLS BF H R ER SO BB IBB HBP BLK WP HR S P ERA WHIP	IP WLS BF H R ER SO BB IBB HBP BLK WP HR S P ERA WHIP	IP WLS BF H R ER SO BB IBB HBP BLK WP HR S P ERA WHIP	IP WLS BF H R ER SO BB IBB HBP BLK WP HR S P ERA WHIP	IP WLS BF H R ER SO BB IBB HBP BLK WP HR S P ERA WHIP	IP WLS BF H R ER SO BB IBB HBP BLK WP HR S P ERA WHIP	IP WLS BF H R ER SO BB IBB HBP BLK WP HR S P ERA WHIP	IP WLS BF H R ER SO BB IBB HBP BLK WP HR S P ERA WHIP	IP WLS BF H R ER SO BB IBB HBP BLK WP HR S P ERA WHIP	IP WLS BF H R ER SO BB IBB HBP BLK WP HR S P ERA WHIP	IP WLS BF H R ER SO BB IBB HBP BLK WP HR S P ERA WHIP	IP WLS BF H R ER SO BB IBB HBP BLK WP HR S P ERA WHIP	IP WLS BF H R ER SO BB IBB HBP BLK WP HR S P ERA WHIP	IP WLS BF H R ER SO BB IBB HBP BLK WP HR S P ERA WHIP	IP WLS BF H R ER SO BB IBB HBP BLK WP HR S P ERA WHIP	IP WLS BF H R ER SO BB IBB HBP BLK WP HR S P ERA WHIP	IP WLS BF H R ER SO BB IBB HBP BLK WP HR S P ERA WHIP	IP WLS BF H R ER SO BB IBB HBP BLK WP HR S P ERA WHIP	IP WLS BF H R ER SO BB IBB HBP BLK WP HR S P ERA WHIP
Moose Haas, R ERA: 4.62	5.0	W	27	9	5	4	0	2	0	0	1	1	25	33	0.00	1.000						
Jamie Easterly, L ERA: 2.3	4.0	S	15	1	0	0	3	3	0	0	0	0	0	18	30	0.00	1.000					

Batter	1	2	3	4	5	6	7	8	9	AB	R	H	RBI	BB	SO	LOB	TOP																					
Paul Molitor, R OBP: 0.333, SLG: 0.351 Marshall Edwards, L OBP: 0.143, SLG: 0.143	4-3		G3		4-3		4-3			1	0	0	0	0	0	0	Milwaukee Brewers @ California Angels Anaheim Stadium, Anaheim, CA Sun May 03 1981, 6:33 AM EDT Att: 27,114 - Unknown																					
Robin Yount, R OBP: 0.270, SLG: 0.309	2B		K			2B	5-3			4	2	2	0	0	1	0																						
Cecil Cooper, L OBP: 0.276, SLG: 0.278	2B		P4			L8		CS		3	1	1	1	1	0	1																						
Ben Oglivie, L OBP: 0.341, SLG: 0.500	SF9			K		F9		F7		3	0	0	1	0	1	2																						
Larry Hise, R OBP: 0.311, SLG: 0.556	5-3			F2		1B		F8		4	1	1	1	0	0	0																						
Gorman Thomas, R OBP: 0.392, SLG: 0.590		1B		6-3		1B		F8		4	0	2	0	0	0	0																						
Don Money, R OBP: 0.304, SLG: 0.320		1B				F8		F9		4	0	2	1	0	0	0																						
Jim Gantner, L OBP: 0.348, SLG: 0.345		K				1-3		F7		4	0	0	0	0	1	4																						
Charlie Moore, R OBP: 0.273, SLG: 0.545	G4-6-3							F8		3	0	1	0	0	0	2																						
Inning Stats	R: 2 E: 0 K: 0 S: 5	H: 2 LOB: 0 BB: 0 P: 5	R: 0 E: 0 K: 1 S: 6	H: 2 LOB: 1 BB: 0 P: 6	R: 0 E: 0 K: 1 S: 5	H: 0 LOB: 0 BB: 0 P: 5	R: 0 E: 0 K: 1 S: 5	H: 0 LOB: 0 BB: 0 P: 5	R: 0 E: 0 K: 0 S: 4	H: 1 LOB: 1 BB: 0 P: 4	R: 2 E: 0 K: 0 S: 7	H: 4 LOB: 2 BB: 0 P: 7	R: 0 E: 0 K: 0 S: 3	H: 0 LOB: 0 BB: 1 P: 6	R: 0 E: 0 K: 0 S: 3	H: 0 LOB: 0 BB: 0 P: 3	1B: 6 2B: 3 3B: 0 HR: 0	SF: 1 SAC: 0 DP: 1 HBP: 0	WP: 0 PB: 1 SB: 0 CS: 1	PA: 35																		
PITCHER	IP	WLS	BF	H	R	ER	SO	BB	IBB	HBP	BLK	WP	HR	S	P	ERA	WHIP	PITCHER				IP	WLS	BF	H	R	ER	SO	BB	IBB	HBP	BLK	WP	HR	S	P	ERA	WHIP
Steve Renko, R ERA: 1.64	(1, 1)	6.0	L	26	9	4	3	3	0	0	0	0	0	32	32	4.50	1.500																					
Don Aase, R ERA: 0.99	(7, 1)	3.0		9	0	0	0	0	1	0	0	0	0	8	12	0.00	0.333																					

livebaseballscores.com



Batter	1	2	3	4	5	6	7	8	9	AB	R	H	RBI	BB	SO	LOB	BOTTOM																					
Rod Carew, L OBP: 0.361, SLG: 0.348	1B		6-3		4-3			4-3		4	1	1	0	0	0	1	Milwaukee Brewers @ California Angels Anaheim Stadium, Anaheim, CA Sun May 03 1981, 6:33 AM EDT Att: 27,114 - Unknown																					
Rick Burleson, R OBP: 0.394, SLG: 0.438	2B						HR	6-3		3	1	1	1	1	0	1																						
Dan Ford, R OBP: 0.315, SLG: 0.506	1B		BB		5-3		5-3	F9		4	0	0	0	0	1	2																						
Fred Lynn, L OBP: 0.350, SLG: 0.506	1B		K			P5		4-3		4	0	1	1	0	1	0																						
Brian Downing, R OBP: 0.338, SLG: 0.298	1B		FC6-4		6-3		1B	K		4	0	1	0	0	1	1																						
Don Baylor, R OBP: 0.198, SLG: 0.174		L3		5-3		F8		HR		4	1	1	1	0	0	1																						
Bobby Clark, R OBP: 0.182, SLG: 0.182		F8				E3		F8		3	0	0	0	0	0	0																						
John Harris, L OBP: 0.333, SLG: 0.600								P6		1	0	0	0	0	0	0																						
Butch Hobson, R OBP: 0.344, SLG: 0.358		6-3				L6		F8		3	0	0	0	0	0	1																						
Freddie Patek, R OBP: 0.167, SLG: 0.091			F9			5-3		6-3		3	0	0	0	0	0	1																						
Inning Stats	R: 1 E: 0 K: 1 S: 7	H: 2 LOB: 1 BB: 0 P: 7	R: 0 E: 0 K: 0 S: 3	H: 0 LOB: 0 BB: 0 P: 3	R: 0 E: 0 K: 0 S: 3	H: 0 LOB: 1 BB: 1 P: 7	R: 0 E: 0 K: 1 S: 5	H: 0 LOB: 0 BB: 0 P: 5	R: 0 E: 0 K: 0 S: 4	H: 0 LOB: 0 BB: 0 P: 4	R: 1 E: 0 K: 0 S: 5	H: 2 LOB: 1 BB: 0 P: 5	R: 0 E: 0 K: 0 S: 3	H: 0 LOB: 0 BB: 0 P: 3	R: 0 E: 0 K: 0 S: 3	H: 0 LOB: 0 BB: 0 P: 3	R: 1 E: 0 K: 1 S: 6	H: 1 LOB: 0 BB: 0 P: 6	1B: 2 2B: 1 3B: 0 HR: 2	SF: 0 SAC: 0 DP: 0 HBP: 0	WP: 0 PB: 0 SB: 0 CS: 0	PA: 34																
PITCHER	IP	WLS	BF	H	R	ER	SO	BB	IBB	HBP	BLK	WP	HR	S	P	ERA	WHIP	PITCHER				IP	WLS	BF	H	R	ER	SO	BB	IBB	HBP	BLK	WP	HR	S	P	ERA	WHIP
Mike Caldwell, L ERA: 3.47	(1, 1)	8.2	W	33	5	3	3	3	1	0	0	0	0	38	42	3.12	0.692																					
Rollie Fingers, R ERA: 0.52	(9, 1)	0.1	S	1	0	0	0	0	0	0	0	0	0	1	1	0.00	0.000																					


livebaseballscores.com



Batter	1	2	3	4	5	6	7	8	9	AB	R	H	RBI	BB	SO	LOB	TOP				
Jim Gantner, L (1,4) OBP: 0.352, SLG: 0.381	0-0 4-3		0-0 HR 2B		0-0 G3		0-0 1B E 2B		0-0 4-3	5	2	2	2	0	0	0					
Robin Yount, R (1,6) OBP: 0.290, SLG: 0.400	0-0 F7		0-0 2H HR			0-0 HR	0-0 2B		0-0 F7	4	2	3	4	0	0	0					
Cecil Cooper, L (1,3) OBP: 0.264, SLG: 0.265	0-0 F6		0-0 4-3			0-0 4-3	0-0 F7		0-0 F7	4	0	0	0	0	0	1					
Ben Oglivie, L (1,7) OBP: 0.326, SLG: 0.474		0-0 F7	0-0 F7			0-3 K	0-0 F7		0-0 F7	4	0	0	0	0	1	1					
Larry Hisle, R (1,10) OBP: 0.323, SLG: 0.544		0-0 HR 1B		4-0 G6-4-3 BB		0-3 K		0-3 K		3	1	1	0	1	2	0					
Ted Simmons, S (1,2) OBP: 0.288, SLG: 0.389	0-0 F4		0-0 F3				0-0 FC5 2B		0-0 G3	4	0	1	0	0	0	2					
Gorman Thomas, R (1,8) OBP: 0.385, SLG: 0.615	0-0 1H HR		0-0 G6-4-3				0-0 FC5 BB 1B 2B		0-3 K	4	2	1	2	0	1	2					
Don Money, R (1,5) OBP: 0.300, SLG: 0.315	0-0 6-3				0-0 F5		0-0 1-2 2B 1B		0-0 6-3	4	1	1	0	0	0	0					
Mark Brouhard, R (1,9) Roy Howell, L (7, PH) Marshall Edwards, L (7, PH) OBP: 0.133, SLG: 0.133			0-3 K		0-0 5-3		4-0 1-2 2B 1B BB		0-0 4-3	2	0	0	0	0	1	0					
Inning Stats	R: 0 E: 0 K: 0 S: 3	H: 0 LOB: 0 BB: 0 P: 3	R: 2 E: 0 K: 0 S: 5	H: 2 LOB: 0 BB: 0 P: 5	R: 2 E: 0 K: 1 S: 7	H: 2 LOB: 0 BB: 0 P: 7	R: 0 E: 0 K: 0 S: 2	H: 0 LOB: 0 BB: 1 P: 6	R: 0 E: 0 K: 0 S: 3	H: 0 LOB: 0 BB: 0 P: 3	R: 1 E: 0 K: 2 S: 8	H: 1 LOB: 0 BB: 0 P: 8	R: 0 E: 0 K: 0 S: 7	H: 0 LOB: 0 BB: 0 P: 7	R: 0 E: 0 K: 0 S: 3	H: 0 LOB: 0 BB: 0 P: 3	1B: 3 2B: 3 3B: 0 HR: 3	SF: 0 SAC: 0 DP: 1 HBP: 0	WP: 0 PB: 0 CS: 0	PA: 37	
PITCHER	IP	WLS	BF	H	R	ER	SO	BB	IBB	HBP	BLK	WP	HR	S	P	ERA	WHIP				
Brian Allard, R (1,1) ERA: 11.37	6.1	L	28	8	9	8	3	2	0	0	0	0	3	32	40	11.37	1.579				
Dick Drago, R (7,1) ERA: 3.55	1.2		6	1	0	0	2	0	0	0	0	0	0	10	10	0.00	0.600				
Glenn Abbott, R (9,1) ERA: 6.83	1.0		3	0	0	0	0	0	0	0	0	0	0	3	3	0.00	0.000				

Milwaukee Brewers @ Seattle Mariners
The Kingdome, Seattle, WA
Mon May 04 1981, 10:05 PM EDT
Att: 5,075 - Dome

AB 35
R 9
H 9
RBI 8
BB 2
SO 5
LOB 6



Batter	1	2	3	4	5	6	7	8	9	AB	R	H	RBI	BB	SO	LOB	BOTTOM					
Julio Cruz, S (1,4) OBP: 0.265, SLG: 0.284	0-0 4-3			4-0 S BB		0-0 1B 1B 2B			0-0 G3	4	1	2	1	1	0	2						
Joe Simpson, L (1,8) Dave Henderson, R (7, PH) OBP: 0.250, SLG: 0.211	0-0 3-4-1			0-0 1-3		0-0 WP 1B HR	0-0 4-3			3	1	1	0	0	0	1						
Tom Paciorek, R (1,9) OBP: 0.304, SLG: 0.382	0-0 F9			0-3 K		0-0 F9			0-0 F9	4	0	0	0	0	1	3						
Richie Zisk, R (1,10) OBP: 0.406, SLG: 0.641		0-0 F8		0-3 K		0-0 1-2 3H HR 1B			0-0 1-3	4	1	1	1	0	1	1						
Dan Meyer, L (1,7) OBP: 0.200, SLG: 0.207	0-0 4-3			0-0 F7		0-0 F7			0-3 K	4	0	0	0	0	1	2						
Jerry Narron, L (1,2) Dave Edler, R (9, PH) OBP: 0.243, SLG: 0.200		0-3 K		0-0 F6		0-0 2H 3H HR			0-0 F9	3	1	1	3	0	1	0						
Bruce Bochte, L (1,3) OBP: 0.261, SLG: 0.275			4-0 1-3 BB		0-0 1B		0-0 K		4-0 1B BB	2	0	1	0	2	1	0						
Lenny Randle, S (1,5) OBP: 0.277, SLG: 0.290			0-0 L1-3		0-0 L6		0-0 F9		0-0 F3	4	0	0	0	0	0	3						
Rick Auerbach, R (1,6) Gary Gray, R (9, PH) OBP: 0.353, SLG: 0.765			0-0 5-3			0-0 2B 2B	0-0 5-3		0-0 1-2 1B	3	1	1	0	0	0	0						
Inning Stats	R: 0 E: 0 K: 0 S: 3	H: 0 LOB: 0 BB: 0 P: 3	R: 0 E: 0 K: 1 S: 5	H: 0 LOB: 0 BB: 0 P: 5	R: 0 E: 0 K: 2 S: 7	H: 0 LOB: 1 BB: 1 P: 11	R: 0 E: 0 K: 0 S: 4	H: 1 LOB: 1 BB: 0 P: 4	R: 0 E: 0 K: 1 S: 5	H: 0 LOB: 0 BB: 0 P: 5	R: 0 E: 0 K: 0 S: 4	H: 0 LOB: 0 BB: 0 P: 4	R: 0 E: 0 K: 1 S: 5	H: 0 LOB: 0 BB: 0 P: 5	R: 0 E: 0 K: 0 S: 4	H: 1 LOB: 2 BB: 1 P: 8	1B: 5 2B: 3 3B: 0 HR: 1	SF: 0 SAC: 0 DP: 1 HBP: 0	WP: 1 PB: 0 SB: 1 CS: 0	PA: 37		
PITCHER	IP	WLS	BF	H	R	ER	SO	BB	IBB	HBP	BLK	WP	HR	S	P	ERA	WHIP					
Jim Slaton, R (1,1) ERA: 3.19	5.2		24	6	5	5	3	2	0	0	0	0	1	1	28	36	7.94	1.412				
Jamie Easterly, L (6,1) ERA: 1.93	3.0	W	12	2	0	0	2	1	0	0	0	0	0	15	19	0.00	1.000					
Rollie Fingers, R (9,1) ERA: 0.51	0.1	S	1	0	0	0	0	0	0	0	0	0	0	1	1	0.00	0.000					

Milwaukee Brewers @ Seattle Mariners
The Kingdome, Seattle, WA
Mon May 04 1981, 10:05 PM EDT
Att: 5,075 - Dome

AB 34
R 5
H 8
RBI 5
BB 3
SO 5
LOB 13



Batter	1	2	3	4	5	6	7	8	9	AB	R	H	RBI	BB	SO	LOB	TOP						
Robin Yount, R OBP: 0.309, SLG: 0.461 (1, 6)	G3		HR		1B			SH3 1B 2B		4	2	3	3	0	0	0	Milwaukee Brewers @ Seattle Mariners The Kingdome, Seattle, WA Tue May 05 1981, 10:05 PM EDT Att.: 5,044 - Dome						
Don Money, R OBP: 0.302, SLG: 0.304 (1, 5)	G4-3 BB		K		K			SH3		2	0	0	0	1	2	1							
Ben Oglivie, L OBP: 0.323, SLG: 0.463 (1, 7)	G4-3		F5							4	0	1	1	0	0	1							
Larry Hisle, R OBP: 0.319, SLG: 0.525 (1, 10)		F8						F8		4	0	1	0	0	0	1							
Ted Simmons, S OBP: 0.267, SLG: 0.382 (1, 2)		F8	F9					F3		4	0	1	0	0	0	2							
Gorman Thomas, R OBP: 0.376, SLG: 0.588 (1, 8)				F8					F6	3	0	0	0	1	0	1							
Mark Brouhard, R OBP: 0.200, SLG: 0.200 Marshall Edwards, L OBP: 0.125, SLG: 0.125 (7, PR) (7, 9)	L5			F8				1-3		3	0	1	0	0	0	1							
Sal Bando, R OBP: 0.500, SLG: 1.000 (9, PH) Cecil Cooper, L OBP: 0.272, SLG: 0.265 (9, 3)			HR	F7				SH1-3		2	1	1	0	0	0	0							
Ed Romero, R OBP: 0.375, SLG: 0.286 Jim Gantner, L OBP: 0.347, SLG: 0.375 (9, PH) (9, 4)			HR		5-3			5-3		2	1	0	0	1	0	2							
Inning Stats	R: 0 E: 0 K: 0 S: 2	H: 0 LOB: 0 BB: 1 P: 6	R: 0 E: 0 K: 0 S: 3	H: 0 LOB: 1 BB: 1 P: 7	R: 3 E: 0 K: 1 S: 8	H: 3 LOB: 1 BB: 1 P: 12	R: 0 E: 0 K: 0 S: 3	H: 0 LOB: 0 BB: 0 P: 3	R: 0 E: 0 K: 1 S: 5	H: 1 LOB: 0 BB: 0 P: 5	R: 0 E: 0 K: 0 S: 4	H: 1 LOB: 1 BB: 0 P: 4	R: 0 E: 0 K: 0 S: 3	H: 1 LOB: 1 BB: 0 P: 3	R: 1 E: 0 K: 0 S: 5	H: 2 LOB: 1 BB: 0 P: 5		R: 0 E: 0 K: 1 S: 5	H: 0 LOB: 1 BB: 1 P: 9	1B: 5 2B: 2 3B: 0 HR: 1	SF: 0 SAC: 2 DP: 1 HBP: 0	WP: 0 PB: 0 CS: 2	PA: 36
PITCHER	IP	WLS	BF	H	R	ER	SO	BB	IBB	HBP	BLK	WP	HR	S	P	ERA		WHIP					
Jerry Don Gleaton, L ERA: 4.62 Larry Andersen, R ERA: 3.14	(1, 1)	7.1	L	30	8	4	4	2	3	0	0	0	0	1	31	43		4.91	1.500				
Inning Stats	R: 0 E: 0 K: 1 S: 6	H: 1 LOB: 1 BB: 0 P: 6	R: 0 E: 0 K: 1 S: 5	H: 0 LOB: 0 BB: 0 P: 5	R: 1 E: 0 K: 1 S: 7	H: 2 LOB: 1 BB: 0 P: 7	R: 0 E: 0 K: 1 S: 5	H: 0 LOB: 0 BB: 0 P: 5	R: 0 E: 0 K: 2 S: 7	H: 0 LOB: 0 BB: 0 P: 7	R: 0 E: 0 K: 0 S: 3	H: 0 LOB: 0 BB: 0 P: 3	R: 0 E: 0 K: 2 S: 7	H: 0 LOB: 0 BB: 0 P: 7	R: 0 E: 0 K: 1 S: 6	H: 2 LOB: 1 BB: 0 P: 6	R: 0 E: 0 K: 1 S: 6	H: 1 LOB: 1 BB: 0 P: 6	1B: 4 2B: 2 3B: 0 HR: 0	SF: 0 SAC: 0 DP: 0 HBP: 0	WP: 0 PB: 0 CS: 1	PA: 32	

AB	30
R	4
H	8
RBI	4
BB	4
SO	3
LOB	10



Batter	1	2	3	4	5	6	7	8	9	AB	R	H	RBI	BB	SO	LOB	BOTTOM						
Julio Cruz, S OBP: 0.255, SLG: 0.272 (1, 4)	4-3		4-3			F3		K		4	0	0	0	0	1	2	Milwaukee Brewers @ Seattle Mariners The Kingdome, Seattle, WA Tue May 05 1981, 10:05 PM EDT Att.: 5,044 - Dome						
Joe Simpson, L OBP: 0.244, SLG: 0.295 (1, 8)	4-3		2-3			G3			K	4	0	1	1	0	1	0							
Tom Paciorek, R OBP: 0.313, SLG: 0.398 (1, 9)			3-H			5-3			FC6-4 1B	4	0	2	0	0	1	1							
Richie Zisk, R OBP: 0.390, SLG: 0.615 (1, 10)	K				F3			F9		4	0	0	0	0	1	2							
Dan Meyer, L OBP: 0.188, SLG: 0.194 Dave Henderson, R OBP: 0.239, SLG: 0.200 (7, PH) (8, 7)		4-3			6-3			K		2	0	0	0	0	0	0							
Jerry Naron, L OBP: 0.333, SLG: 0.404 Bud Bulling, R OBP: 0.286, SLG: 0.167 (7, PH) (8, 2)						K		K		2	0	0	0	0	2	0							
Bruce Bochte, L OBP: 0.264, SLG: 0.277 (1, 3)									FC6-4 1B	2	0	0	0	0	1	1							
Lenny Randle, S OBP: 0.294, SLG: 0.308 (1, 5)						F7				2	0	0	0	0	2	0							
Rick Auerbach, R OBP: 0.224, SLG: 0.222 Gary Gray, R OBP: 0.343, SLG: 0.743 Jim Anderson, R OBP: 0.273, SLG: 0.350 (8, PH) (9, 6)										1	0	0	0	0	0	0							
Inning Stats	R: 0 E: 0 K: 1 S: 6	H: 1 LOB: 1 BB: 0 P: 6	R: 0 E: 0 K: 1 S: 5	H: 0 LOB: 0 BB: 0 P: 5	R: 1 E: 0 K: 1 S: 7	H: 2 LOB: 1 BB: 0 P: 7	R: 0 E: 0 K: 1 S: 5	H: 0 LOB: 0 BB: 0 P: 5	R: 0 E: 0 K: 2 S: 7	H: 0 LOB: 0 BB: 0 P: 7	R: 0 E: 0 K: 0 S: 3	H: 0 LOB: 0 BB: 0 P: 3	R: 0 E: 0 K: 2 S: 7	H: 0 LOB: 0 BB: 0 P: 7	R: 0 E: 0 K: 1 S: 6	H: 2 LOB: 1 BB: 0 P: 6		R: 0 E: 0 K: 1 S: 6	H: 1 LOB: 1 BB: 0 P: 6	1B: 4 2B: 2 3B: 0 HR: 0	SF: 0 SAC: 0 DP: 0 HBP: 0	WP: 0 PB: 0 CS: 1	PA: 32
PITCHER	IP	WLS	BF	H	R	ER	SO	BB	IBB	HBP	BLK	WP	HR	S	P	ERA		WHIP					
Pete Vuckovich, R ERA: 5.82 Jerry Augustine, L ERA: 4.62 Rollie Fingers, R ERA: 0.46	(1, 1)	6.0	W	21	3	1	1	5	0	0	0	0	0	8	8	0.00		1.000					
Inning Stats	R: 0 E: 0 K: 2 S: 6	H: 1 LOB: 1 BB: 0 P: 6	R: 0 E: 0 K: 1 S: 5	H: 0 LOB: 0 BB: 0 P: 5	R: 0 E: 0 K: 1 S: 5	H: 0 LOB: 0 BB: 0 P: 5	R: 0 E: 0 K: 0 S: 3	H: 0 LOB: 0 BB: 0 P: 3	R: 0 E: 0 K: 2 S: 7	H: 0 LOB: 0 BB: 0 P: 7	R: 0 E: 0 K: 0 S: 3	H: 0 LOB: 0 BB: 0 P: 3	R: 0 E: 0 K: 2 S: 7	H: 0 LOB: 0 BB: 0 P: 7	R: 0 E: 0 K: 1 S: 6	H: 2 LOB: 1 BB: 0 P: 6	R: 0 E: 0 K: 1 S: 6	H: 1 LOB: 1 BB: 0 P: 6	1B: 4 2B: 2 3B: 0 HR: 0	SF: 0 SAC: 0 DP: 0 HBP: 0	WP: 0 PB: 0 CS: 1	PA: 32	



Batter	1	2	3	4	5	6	7	8	9	AB	R	H	RBI	BB	SO	LOB	TOP			
Charlie Moore, R OBP: 0.267, SLG: 0.467 (1, 2)										4	0	1	0	0	1	0	Milwaukee Brewers @ Seattle Mariners The Kingdome, Seattle, WA Thu May 07 1981, 10:05 PM EDT Att: 5,855 - Dome			
Don Money, R OBP: 0.300, SLG: 0.302 (1, 5)										4	0	1	0	0	0	1				
Cecil Cooper, L OBP: 0.263, SLG: 0.267 (1, 3)										3	1	1	0	0	0	1				
Sal Bando, R OBP: 0.250, SLG: 0.500 (8, PH) (8, 3)										1	0	0	0	0	0	0				
Larry Hisle, R OBP: 0.325, SLG: 0.500 (1, 10)										4	0	2	0	0	0	0				
Ben Oglivie, L OBP: 0.327, SLG: 0.449 (1, 7)										4	0	2	1	0	0	1				
Gorman Thomas, R OBP: 0.371, SLG: 0.568 (1, 8)										4	0	0	0	0	2	4				
Mark Brouhard, R OBP: 0.250, SLG: 0.333 (1, 9)										4	0	1	0	0	2	4				
Ed Romero, R OBP: 0.333, SLG: 0.200 (1, 6)										3	0	0	0	1	0	1				
Jim Gantner, L OBP: 0.342, SLG: 0.366 (1, 4)										3	0	0	0	0	0	3				
Inning Stats	R: 0 E: 0 K: 0 S: 3	H: 1 LOB: 0 BB: 0 P: 3	R: 0 E: 0 K: 2 S: 8	H: 1 LOB: 1 BB: 0 P: 8	R: 0 E: 0 K: 0 S: 4	H: 1 LOB: 1 BB: 0 P: 4	R: 1 E: 0 K: 1 S: 8	H: 3 LOB: 3 BB: 1 P: 12	R: 0 E: 0 K: 0 S: 3	H: 0 LOB: 0 BB: 0 P: 3	R: 0 E: 0 K: 1 S: 6	H: 1 LOB: 1 BB: 0 P: 6	R: 0 E: 0 K: 1 S: 5	H: 0 LOB: 0 BB: 0 P: 5	R: 0 E: 0 K: 0 S: 3	H: 1 LOB: 1 BB: 0 P: 4	1B: 6 2B: 2 3B: 0 HR: 0	SF: 0 SAC: 0 DP: 1 HBP: 0	WP: 0 PB: 0 SB: 1 CS: 0	PA: 35
PITCHER Floyd Bannister, L ERA: 3.74 (1, 1)	IP: 9.0 WLS: W BF: 35	H: 8 R: 1 ER: 1 SO: 5	BB: 1 IBB: 0 HBP: 0 BLK: 0	WP: 0 HR: 0 S: 44 P: 48	ERA: 1.00 WHIP: 1.000															

Batter	1	2	3	4	5	6	7	8	9	AB	R	H	RBI	BB	SO	LOB	BOTTOM			
Julio Cruz, S OBP: 0.288, SLG: 0.278 (1, 4)										3	2	2	0	1	0	0	Milwaukee Brewers @ Seattle Mariners The Kingdome, Seattle, WA Thu May 07 1981, 10:05 PM EDT Att: 5,855 - Dome			
Dave Edler, R OBP: 0.267, SLG: 0.216 (1, 5)										2	0	0	0	1	0	1				
Tom Paciorek, R OBP: 0.324, SLG: 0.398 (1, 7)										2	0	0	2	0	0	2				
Richie Zisk, R OBP: 0.376, SLG: 0.590 (1, 10)										4	0	0	0	0	1	2				
Jeff Burroughs, R OBP: 0.419, SLG: 0.514 (1, 9)										2	0	0	0	1	1	0				
Joe Simpson, L OBP: 0.241, SLG: 0.291 (9, 9)										0	0	0	0	0	0	0				
Bruce Bochte, L OBP: 0.281, SLG: 0.287 (1, 3)										3	1	2	0	0	0	1				
Dave Henderson, R OBP: 0.259, SLG: 0.292 (1, 8)										3	1	1	2	0	0	1				
Jerry Narron, L OBP: 0.316, SLG: 0.382 (1, 2)										3	0	0	0	0	0	1				
Jim Anderson, R OBP: 0.310, SLG: 0.407 (1, 6)										3	0	0	0	0	0	0				
Inning Stats	R: 0 E: 0 K: 0 S: 2	H: 0 LOB: 1 BB: 2 P: 10	R: 2 E: 0 K: 0 S: 5	H: 2 LOB: 0 BB: 0 P: 5	R: 1 E: 0 K: 1 S: 6	H: 1 LOB: 0 BB: 0 P: 6	R: 0 E: 0 K: 1 S: 6	H: 1 LOB: 1 BB: 0 P: 6	R: 0 E: 0 K: 0 S: 3	H: 0 LOB: 0 BB: 0 P: 3	R: 0 E: 0 K: 0 S: 3	H: 0 LOB: 1 BB: 1 P: 7	R: 0 E: 0 K: 0 S: 3	H: 0 LOB: 0 BB: 0 P: 3	R: 1 E: 0 K: 0 S: 4	H: 1 LOB: 0 BB: 0 P: 4	1B: 4 2B: 0 3B: 0 HR: 1	SF: 2 SAC: 1 DP: 0 HBP: 0	WP: 0 PB: 1 SB: 2 CS: 1	PA: 32
PITCHER Moose Haas, R ERA: 4.59 (1, 1)	IP: 8.0 WLS: L BF: 31	H: 5 R: 4 ER: 4 SO: 2	BB: 3 IBB: 0 HBP: 0 BLK: 0	WP: 0 HR: 1 S: 32 P: 44	ERA: 4.50 WHIP: 1.000															

Batter	1	2	3	4	5	6	7	8	9	AB	R	H	RBI	BB	SO	LOB	TOP			
Jim Gantner, L (1, 4) OBP: 0.325, SLG: 0.347	L8		F8		6-3			6-3		4	0	0	0	0	0	0	Milwaukee Brewers @ Oakland Athletics Oakland-Alameda County Coliseum, Oakland, CA Fri May 08 1981, 7:05 PM PDT Att: 28,708 - Unknown			
Roy Howell, L (1, 3) OBP: 0.297, SLG: 0.281	K		1B BB			F7		P5		3	0	0	0	1	1	0				
Larry Hisle, R (1, 10) OBP: 0.333, SLG: 0.493	K		1-2 1B			BB		K		3	0	1	0	1	2	0				
Ben Oglivie, L (1, 7) OBP: 0.324, SLG: 0.452		G3	3-1			P5				4	0	1	0	0	0	3				
Ted Simmons, S (1, 2) OBP: 0.258, SLG: 0.354		1B BB		4-3		F9				3	0	0	0	1	0	2				
Gorman Thomas, R (1, 8) OBP: 0.396, SLG: 0.551		1-3 1B		K				F7		4	0	1	0	0	1	1				
Don Money, R (1, 5) OBP: 0.284, SLG: 0.284		P6		F2				6-3		4	0	0	0	0	0	3				
Mark Brouhard, R (1, 9) OBP: 0.267, SLG: 0.333		K		F7						3	0	1	0	0	1	2				
Ed Romero, R (1, 6) OBP: 0.267, SLG: 0.154			K			P4		P6		3	0	0	0	0	1	1				
Inning Stats	R: 0 E: 0 K: 2 S: 7	H: 0 LOB: 0 BB: 0 P: 7	R: 0 E: 0 K: 1 S: 6	H: 1 LOB: 2 BB: 1 P: 10	R: 0 E: 0 K: 1 S: 6	H: 1 LOB: 2 BB: 1 P: 10	R: 0 E: 0 K: 1 S: 5	H: 0 LOB: 0 BB: 0 P: 5	R: 0 E: 0 K: 0 S: 3	H: 0 LOB: 1 BB: 1 P: 7	R: 0 E: 0 K: 0 S: 4	H: 1 LOB: 1 BB: 0 P: 4	R: 0 E: 0 K: 1 S: 5	H: 0 LOB: 0 BB: 0 P: 5	R: 0 E: 0 K: 0 S: 4	H: 1 LOB: 1 BB: 0 P: 4	1B: 3 2B: 1 3B: 0 HR: 0	SF: 0 SAC: 0 DP: 0 HBP: 0	WP: 0 PB: 0 SB: 0 CS: 0	PA: 34
PITCHER Steve McCatty, R (1, 1) ERA: 1.62	IP: 9.0 WLS: W BF: 34 H: 4 R: 0 ER: 0 SO: 6 BB: 3 IBB: 0 HBP: 0 BLK: 0 WP: 0 HR: 0 S: 43 P: 55 ERA: 0.00 WHIP: 0.778																			

Batter	1	2	3	4	5	6	7	8	9	AB	R	H	RBI	BB	SO	LOB	BOTTOM			
Rickey Henderson, R (1, 7) OBP: 0.382, SLG: 0.483	F7		4-3		K		P5			1	0	0	0	0	0	0	Milwaukee Brewers @ Oakland Athletics Oakland-Alameda County Coliseum, Oakland, CA Fri May 08 1981, 7:05 PM PDT Att: 28,708 - Unknown			
Tim Hosley, R (3, 3) OBP: 0.250, SLG: 0.455										2	0	0	0	0	1	0				
Dave Revering, L (7, 3) OBP: 0.321, SLG: 0.324										1	0	0	0	0	0	1				
Dwayne Murphy, L (1, 8) OBP: 0.353, SLG: 0.490	HR		4-3		1-3		E6			4	1	1	1	0	0	1				
Cliff Johnson, R (1, 10) OBP: 0.400, SLG: 0.552	K		P6			F8 1B BB		K		3	0	0	0	1	2	2				
Tony Armas, R (1, 9) OBP: 0.377, SLG: 0.667	FC5-4 1B			1B 2B		K		F8		4	1	2	0	0	1	1				
Mike Heath, R (1, 2) OBP: 0.256, SLG: 0.341	FC5-4			SF9-3 1B				L6		4	0	2	0	0	0	1				
Jeff Newman, R (1, 3) OBP: 0.186, SLG: 0.255			6-3 1B		SF9-3-6 1-3 3-H		F8		F7	3	0	1	1	0	0	2				
Shoofy Babitt, R (1, 4) OBP: 0.357, SLG: 0.312			6-3		1-3 1B		1-3			3	0	1	0	0	0	3				
Dave McKay, S (1, 5) OBP: 0.265, SLG: 0.267			F7		K			E6 SH1-3		3	0	0	0	0	1	2				
Rob Picciolo, R (1, 6) OBP: 0.288, SLG: 0.388			F8				F8		SH1-3	2	0	0	0	0	0	1				
Inning Stats	R: 1 E: 0 K: 1 S: 7	H: 2 LOB: 1 BB: 0 P: 7	R: 0 E: 0 K: 0 S: 4	H: 1 LOB: 1 BB: 0 P: 4	R: 0 E: 0 K: 0 S: 3	H: 0 LOB: 0 BB: 0 P: 3	R: 1 E: 0 K: 1 S: 7	H: 3 LOB: 1 BB: 0 P: 7	R: 0 E: 0 K: 1 S: 5	H: 0 LOB: 0 BB: 0 P: 5	R: 0 E: 0 K: 1 S: 6	H: 1 LOB: 2 BB: 1 P: 10	R: 0 E: 2 K: 1 S: 7	H: 0 LOB: 2 BB: 0 P: 7	R: 0 E: 0 K: 0 S: 3	H: 0 LOB: 0 BB: 0 P: 3	1B: 5 2B: 2 3B: 0 HR: 1	SF: 1 SAC: 1 DP: 1 HBP: 0	WP: 0 PB: 0 SB: 0 CS: 0	PA: 33
PITCHER Mike Caldwell, L (1, 1) ERA: 3.25	IP: 8.0 WLS: L BF: 33 H: 7 R: 2 ER: 2 SO: 5 BB: 1 IBB: 0 HBP: 0 BLK: 0 WP: 0 HR: 1 S: 42 P: 46 ERA: 2.25 WHIP: 1.000																			

AB	31
R	0
H	4
RBI	0
BB	3
SO	6
LOB	12



AB	30
R	2
H	7
RBI	2
BB	1
SO	5
LOB	14



Batter	1	2	3	4	5	6	7	8	9	10	11	12	AB	R	H	RBI	BB	SO	LOB	TOP							
Jim Gantner, L OBP: 0.337, SLG: 0.358 (1.4)	B3		1B			4-3		SH3 1B	4-3		CS	1B SF8		6	2	3	0	0	0	2							
Charlie Moore, R OBP: 0.350, SLG: 0.474 (1.2)	6-3		K			HR 1B		SH3				1B		4	1	2	0	1	1	1							
Ben Ogilvie, L OBP: 0.315, SLG: 0.433 (1.7)	F8				P5			F8 1B IBB	G3			SF8		4	0	0	1	1	0	4							
Gorman Thomas, R OBP: 0.384, SLG: 0.631 (1.8)		K		HR		HR		1B		G4-6-3 1B		K		6	2	4	4	0	2	1							
Cecil Cooper, L OBP: 0.257, SLG: 0.260 (1.10)		1B		F8		6-3		F8		G4-6-3 1B		P4		6	0	1	0	0	0	4							
Ted Simmons, S OBP: 0.245, SLG: 0.333 (1.3)		K		P3				K	F2		F7			5	0	0	0	0	2	3							
Roy Howell, L OBP: 0.300, SLG: 0.286 (1.5)		F7				K		FC6-4 1B		SH5 1B BB		6-3		3	0	1	0	0	1	1							
Don Money, R OBP: 0.263, SLG: 0.284 (8.5)												4-3		0	0	0	0	1	0	0							
Sal Bando, R OBP: 0.260, SLG: 0.400 (11. PH)														1	0	0	0	0	0	0							
Mark Brouhard, R OBP: 0.222, SLG: 0.278 (1.9)			F8											3	0	0	0	0	2	1							
Marshall Edwards, L OBP: 0.167, SLG: 0.167 (8.9)														2	0	1	0	0	0	0							
Ed Romero, R OBP: 0.263, SLG: 0.176 (1.6)			6-3			F7		FC6-4		SH5		CS 1B		4	0	1	0	0	0	1							
Inning Stats	R: 0 E: 0 K: 0 S: 3	H: 0 LOB: 0 BB: 0 P: 3	R: 0 E: 0 K: 2 S: 8	H: 1 LOB: 1 BB: 0 P: 8	R: 0 E: 0 K: 1 S: 6	H: 1 LOB: 1 BB: 0 P: 6	R: 1 E: 0 K: 0 S: 4	H: 1 LOB: 0 BB: 0 P: 4	R: 0 E: 0 K: 2 S: 7	H: 0 LOB: 0 BB: 0 P: 7	R: 0 E: 0 K: 0 S: 5	H: 2 LOB: 0 BB: 0 P: 5	R: 0 E: 0 K: 0 S: 8	H: 1 LOB: 1 BB: 0 P: 8	R: 1 E: 0 K: 0 S: 5	H: 2 LOB: 2 BB: 1 P: 9	R: 0 E: 0 K: 0 S: 4	H: 1 LOB: 3 BB: 2 P: 12	R: 0 E: 0 K: 0 S: 3	H: 1 LOB: 0 BB: 0 P: 3	R: 0 E: 0 K: 1 S: 7	H: 2 LOB: 1 BB: 0 P: 7	1B: 11 2B: 0 3B: 0 HR: 2	SF: 1 SAC: 2 DP: 1 HBP: 0	WP: 0 PB: 0 SB: 0 CS: 1	PA: 51	
PITCHER	IP	WLS	BF	H	R	ER	SO	BB	IBB	HBP	BLK	WP	HR	S	P	ERA	WHIP										
Brian Kingman, R ERA: 2.14 (1.1)	7.1		30	7	4	4	7	0	0	0	0	0	0	2	43	4.91	0.955										
Jeff Jones, R ERA: 1.98 (8.1)	1.0		6	2	0	0	0	1	0	0	0	0	0	5	9	0.00	3.000										
Bob Owchinko, L ERA: 1.04 (9.1)	3.2	W	14	4	1	1	1	1	0	0	0	0	0	15	19	2.46	1.364										

Milwaukee Brewers @ Oakland Athletics
Oakland-Alameda County Coliseum, Oakland, CA

AB 44
R 5
H 13
RBI 5
BB 3
SO 8
LOB 18



Sat May 09 1981, 3:33 AM PDT
Att.: 27,308 - Sunny

Batter	1	2	3	4	5	6	7	8	9	10	11	12	AB	R	H	RBI	BB	SO	LOB	BOTTOM							
Dwayne Murphy, L OBP: 0.355, SLG: 0.477 (1.8)	K	1B BB			F8				SH2-4		F2			3	0	0	0	2	1	1							
Mitchell Page, L OBP: 0.224, SLG: 0.295 (1.10)	K				P3									3	0	1	1	0	1	0							
Cliff Johnson, R OBP: 0.397, SLG: 0.533 (7. PH)	K	1B							G6-4-3 IBB		K			2	0	0	0	1	1	2							
Dave Revering, L OBP: 0.345, SLG: 0.392 (1.3)														6	1	4	1	0	0	4							
Dave McKay, S OBP: 0.265, SLG: 0.267 (12. PR)	FC5-4 1B	F8							G6-4-3					0	1	0	0	0	0	0							
Tony Armas, R OBP: 0.359, SLG: 0.634 (1.9)	FC5-4 1B				K			K	HR					6	0	0	0	0	5	3							
Wayne Gross, L OBP: 0.338, SLG: 0.354 (1.5)		1B 2B		P2		K				4-3				6	2	2	0	0	1	0							
Mike Heath, R OBP: 0.261, SLG: 0.372 (1.2)		1B SH		K		6-3								6	1	4	1	0	1	0							
Mike Patterson, L OBP: 0.400, SLG: 0.389 (1.7)		1B												4	0	3	1	0	0	0							
Rickey Henderson, R OBP: 0.379, SLG: 0.479 (10. PH)														1	0	0	0	0	0	1							
Shoody Espino, R OBP: 0.353, SLG: 0.308 (11.4)		SH3-4 CS												1	0	0	0	0	0	2							
Brian Doyle, L OBP: 0.130, SLG: 0.091 (1.4)		SH												3	1	0	1	0	0	3							
Jeff Newman, R OBP: 0.197, SLG: 0.250 (11.2)		SH3-4 1B			G6-4-3			B1	P4		K			1	0	0	0	1	1	0							
Fred Stanley, R OBP: 0.231, SLG: 0.171 (1.6)														2	0	0	0	1	1	0							
Rob Picciolo, R OBP: 0.302, SLG: 0.400 (10.6)		SH3-4			K			1-3		SH2-4 BB		WP		2	0	1	0	0	0	2							
Inning Stats	R: 0 E: 0 K: 2 S: 8	H: 1 LOB: 1 BB: 0 P: 8	R: 3 E: 1 K: 0 S: 7	H: 4 LOB: 2 BB: 1 P: 11	R: 0 E: 0 K: 2 S: 6	H: 0 LOB: 0 BB: 0 P: 7	R: 0 E: 0 K: 1 S: 5	H: 1 LOB: 0 BB: 0 P: 6	R: 0 E: 0 K: 1 S: 6	H: 1 LOB: 1 BB: 0 P: 6	R: 0 E: 0 K: 0 S: 5	H: 0 LOB: 0 BB: 0 P: 5	R: 1 E: 0 K: 1 S: 8	H: 3 LOB: 2 BB: 0 P: 8	R: 0 E: 0 K: 0 S: 2	H: 0 LOB: 2 BB: 2 P: 10	R: 0 E: 0 K: 1 S: 6	H: 1 LOB: 1 BB: 0 P: 6	R: 0 E: 0 K: 2 S: 8	H: 1 LOB: 1 BB: 0 P: 8	R: 2 E: 0 K: 1 S: 7	H: 3 LOB: 2 BB: 1 P: 11	1B: 12 2B: 2 3B: 0 HR: 1	SF: 0 SAC: 3 DP: 2 HBP: 0	WP: 1 PB: 0 SB: 0 CS: 1	PA: 54	
PITCHER	IP	WLS	BF	H	R	ER	SO	BB	IBB	HBP	BLK	WP	HR	S	P	ERA	WHIP										
Jim Slaton, R ERA: 3.16 (1.1)	6.0		25	7	3	2	7	1	0	0	0	0	0	38	42	3.00	1.333										
Jamie Easterly, L ERA: 1.83 (7.1)	1.0		4	0	0	0	0	1	0	0	0	0	0	3	7	0.00	1.000										
Rolie Fingers, R ERA: 0.89 (8.1)	0.2		5	3	1	1	1	0	0	0	0	0	1	7	7	13.50	4.500										
Reggie Cleveland, R ERA: 4.74 (8.1)	0.1		1	0	0	0	0	0	0	0	0	0	0	1	1	0.00	0.000										
Randy Lerch, L ERA: 4.63 (9.1)	3.2	L	19	5	2	2	4	1	2	0	0	1	0	23	35	4.91	1.636										

Milwaukee Brewers @ Oakland Athletics
Oakland-Alameda County Coliseum, Oakland, CA

AB 46
R 6
H 15
RBI 5
BB 5
SO 12
LOB 18



Sat May 09 1981, 3:33 AM PDT
Att.: 27,308 - Sunny

Batter	1	2	3	4	5	6	7	8	9	AB	R	H	RBI	BB	SO	LOB	TOP					
Jim Gantner, L OBP: 0.326, SLG: 0.345 (1, 4)	1-1 4-3	3-1 1-3		3-3 K	0-1 FC5 1B 1-2 3-H 1B		1-3 K		0-0 6-3	6	0	1	1	0	2	1	Milwaukee Brewers @ Oakland Athletics Oakland-Alameda County Coliseum, Oakland, CA Sun May 10 1981, 3:33 AM PDT Att: 28,581 - Sunny					
Charlie Moore, R OBP: 0.423, SLG: 0.600 (1, 2)	0-2 BLK 1B		1-2 1B 2B 1B	2-2 6-3	1-2 1-1 1B		1-2 F9	2-0 SF8 3B	6	2	4	0	0	0	1							
Ben Oglvie, L OBP: 0.308, SLG: 0.426 (1, 7)	1-3 K		3-0 2B S 1B	0-0 F9	1-0 SF7		1-2 F9	0-0 SF8	4	1	1	2	0	1	2							
Gorman Thomas, R OBP: 0.379, SLG: 0.609 Marshall Edwards, L OBP: 0.150, SLG: 0.150 (5, 8)	1-1 F8		4-0 2B 6-3 BB		3-H F8 FC5			0-0 4-3 F8	3	1	0	0	1	0	3							
Roy Howell, L OBP: 0.378, SLG: 0.385 (1, 3)		1-0 FC4-6 1B HR 1B	1-2 1-3 2-H 3-H 2B		4-1 BB HBP 1B BB			2-0 HBP 1B 1B	4	3	4	2	1	0	0							
Ted Simmons, S OBP: 0.282, SLG: 0.341 (1, 10)		0-0 FC4-6 1B	3-2 G3		1-0 BB HBP 1B		0-0 G6-3	1-0 HBP 1B	4	1	2	0	0	0	3							
Sal Bando, R OBP: 0.300, SLG: 0.250 (1, 5)		0-0 FC4-6 HR 1-2 2-3	0-1 6-3		4-2 1B BB		4-0 BB	0-1 F8	3	2	0	1	2	0	5							
Mark Brouhard, R OBP: 0.348, SLG: 0.476 (1, 9)		1-2 HR 1-H 3-H	4-2 BB		1-0 1B 1B 1B		2-3 K	3-2 1B HBP	3	2	2	5	1	1	1							
Ed Romero, R OBP: 0.333, SLG: 0.238 (1, 6)		1-0 5-3	0-1 F9		1-3 2-H SF7 1B		4-1 BB	0-0 1B	4	1	2	2	1	0	2							
Inning Stats	R: 0 E: 0 K: 1 S: 10	H: 1 LOB: 1 BB: 0 P: 13	R: 3 E: 0 K: 0 S: 9	H: 3 LOB: 0 BB: 15	R: 3 E: 0 K: 0 S: 16	H: 3 LOB: 2 BB: 32	R: 0 E: 0 K: 1 S: 7	H: 0 LOB: 0 BB: 0 P: 12	R: 5 E: 0 K: 0 S: 16	H: 4 LOB: 2 BB: 33	R: 0 E: 0 K: 1 S: 5	H: 1 LOB: 1 BB: 1 P: 11	R: 0 E: 0 K: 1 S: 10	H: 0 LOB: 1 BB: 1 P: 17	R: 1 E: 0 K: 0 S: 4	H: 3 LOB: 2 BB: 0 P: 14	R: 1 E: 0 K: 0 S: 4	H: 1 LOB: 0 BB: 6	1B: 13 2B: 1 3B: 1 HR: 1	SF: 2 SAC: 0 DP: 1 HBP: 2	WP: 0 PB: 0 SB: 1 CS: 0	PA: 49
PITCHER	IP WLS BF H R ER SO BB IBB HBP BLK WP HR S P ERA WHIP	IP WLS BF H R ER SO BB IBB HBP BLK WP HR S P ERA WHIP	IP WLS BF H R ER SO BB IBB HBP BLK WP HR S P ERA WHIP	IP WLS BF H R ER SO BB IBB HBP BLK WP HR S P ERA WHIP	IP WLS BF H R ER SO BB IBB HBP BLK WP HR S P ERA WHIP	IP WLS BF H R ER SO BB IBB HBP BLK WP HR S P ERA WHIP	IP WLS BF H R ER SO BB IBB HBP BLK WP HR S P ERA WHIP	IP WLS BF H R ER SO BB IBB HBP BLK WP HR S P ERA WHIP	IP WLS BF H R ER SO BB IBB HBP BLK WP HR S P ERA WHIP	IP WLS BF H R ER SO BB IBB HBP BLK WP HR S P ERA WHIP	IP WLS BF H R ER SO BB IBB HBP BLK WP HR S P ERA WHIP	IP WLS BF H R ER SO BB IBB HBP BLK WP HR S P ERA WHIP	IP WLS BF H R ER SO BB IBB HBP BLK WP HR S P ERA WHIP	IP WLS BF H R ER SO BB IBB HBP BLK WP HR S P ERA WHIP	IP WLS BF H R ER SO BB IBB HBP BLK WP HR S P ERA WHIP	IP WLS BF H R ER SO BB IBB HBP BLK WP HR S P ERA WHIP						
Mike Norris, R ERA: 3.06 (1, 1)	2.0 L	14 7	6 6	1 1	3 0	0 0	0 0	0 0	0 0	23 48	15.43	1.714										
Bo McLaughlin, R ERA: 10.8 (3, 1)	2.1	12 1	4 4	1 1	2 2	0 0	0 0	0 0	0 0	24 41	3.38	2.250										
Jeff Jones, R ERA: 2.2 (5, 1)	2.2	13 4	1 1	2 2	0 0	0 0	1 0	0 0	0 0	12 20	9.00	2.000										
Craig Minetto, L ERA: 4.15 (8, 1)	2.0	10 4	2 2	0 0	0 0	1 0	0 0	0 0	0 0	12 20	9.00	2.000										

Batter	1	2	3	4	5	6	7	8	9	AB	R	H	RBI	BB	SO	LOB	BOTTOM			
Dwayne Murphy, L OBP: 0.357, SLG: 0.482 (1, 8)	0-0 G3		3-2 E S 2-H 1B		1-1 F9		3-2 HR 2B	3-3 K		5	1	2	1	0	1	1	Milwaukee Brewers @ Oakland Athletics Oakland-Alameda County Coliseum, Oakland, CA Sun May 10 1981, 3:33 AM PDT Att: 28,581 - Sunny			
Mitchell Page, L OBP: 0.212, SLG: 0.277 (1, 10)	2-2 F9		0-3 K		0-0 5-3		1-2 F7	1-2 F8	3	0	0	0	0	1	1					
Tim Hosley, R OBP: 0.214, SLG: 0.385 (7, PH)									2	0	0	0	0	0	1					
Dave Revering, L OBP: 0.356, SLG: 0.387 Cliff Johnson, R OBP: 0.400, SLG: 0.581 (7, PH) (8, 3)	1-0 6-3		4-2 BB		4-2 BB		2-0 HR 2-H	1-2 5-3	1	0	0	0	2	0	0					
Tony Armas, R OBP: 0.353, SLG: 0.625 (1, 9)		0-0 6-3	0-2 F9		1-0 5-3		1-0 WP 2B	1-2 F8	5	0	1	0	0	0	3					
Wayne Gross, L OBP: 0.333, SLG: 0.338 (1, 5)	2-0 F6			4-1 G3 4-3 BB		1-2 4-3	1-1 F5		3	1	0	0	1	0	1					
Mike Heath, R OBP: 0.280, SLG: 0.367 (9, 7)	0-1 5-3			0-1 4-3 G3 1-2 1B		0-0 6-3	3-1 F7		4	0	1	0	0	0	1					
Mike Patterson, L OBP: 0.435, SLG: 0.524 Jeff Newman, R OBP: 0.194, SLG: 0.246 (6, PH) (9, 2)			0-0 1B 3B	1-0 G3		2-2 E 1B		0-0 F8	3	1	2	0	0	0	2					
Brian Doyle, L OBP: 0.154, SLG: 0.120 Shoofy Babbitt, R OBP: 0.349, SLG: 0.304 (8, PH) (9, 4)			2-1 SH2-3 1B	1-2 4-3		0-2 E4 1B		1-1 1-3	3	1	1	2	0	0	2					
Rob Picciolo, R OBP: 0.304, SLG: 0.396 (1, 6)			3-H SH2-3 1B	0-0 5-3		1-3 K		2-2 1B	3	0	1	0	0	1	3					
Inning Stats	R: 0 E: 0 K: 0 S: 5	H: 0 LOB: 0 BB: 0 P: 8	R: 0 E: 0 K: 0 S: 4	H: 0 LOB: 0 BB: 0 P: 6	R: 2 E: 0 K: 1 S: 15	H: 3 LOB: 1 BB: 1 P: 24	R: 1 E: 0 K: 0 S: 9	H: 1 LOB: 1 BB: 1 P: 16	R: 0 E: 1 K: 1 S: 13	H: 1 LOB: 2 BB: 0 P: 17	R: 2 E: 0 K: 0 S: 12	H: 3 LOB: 1 BB: 0 P: 23	R: 0 E: 0 K: 1 S: 9	H: 1 LOB: 0 BB: 0 P: 15	R: 0 E: 0 K: 0 S: 9	H: 0 LOB: 0 BB: 0 P: 12	1B: 5 2B: 2 3B: 1 HR: 1	SF: 0 SAC: 1 DP: 0 HBP: 0	WP: 1 PB: 0 SB: 1 CS: 0	PA: 40
PITCHER	IP WLS BF H R ER SO BB IBB HBP BLK WP HR S P ERA WHIP	IP WLS BF H R ER SO BB IBB HBP BLK WP HR S P ERA WHIP	IP WLS BF H R ER SO BB IBB HBP BLK WP HR S P ERA WHIP	IP WLS BF H R ER SO BB IBB HBP BLK WP HR S P ERA WHIP	IP WLS BF H R ER SO BB IBB HBP BLK WP HR S P ERA WHIP	IP WLS BF H R ER SO BB IBB HBP BLK WP HR S P ERA WHIP	IP WLS BF H R ER SO BB IBB HBP BLK WP HR S P ERA WHIP	IP WLS BF H R ER SO BB IBB HBP BLK WP HR S P ERA WHIP	IP WLS BF H R ER SO BB IBB HBP BLK WP HR S P ERA WHIP	IP WLS BF H R ER SO BB IBB HBP BLK WP HR S P ERA WHIP	IP WLS BF H R ER SO BB IBB HBP BLK WP HR S P ERA WHIP	IP WLS BF H R ER SO BB IBB HBP BLK WP HR S P ERA WHIP	IP WLS BF H R ER SO BB IBB HBP BLK WP HR S P ERA WHIP	IP WLS BF H R ER SO BB IBB HBP BLK WP HR S P ERA WHIP	IP WLS BF H R ER SO BB IBB HBP BLK WP HR S P ERA WHIP	IP WLS BF H R ER SO BB IBB HBP BLK WP HR S P ERA WHIP				
Pete Vuckovich, R ERA: 5.53 (1, 1)	6.0 W	27 3	3 3	2 2	1 0	0 0	0 0	0 0	1 1	30 50	6.00	1.333								
Jerry Augustine, L ERA: 1.0 (7, 1)	3.0 S	13 4	2 2	1 1	0 0	0 0	0 0	0 0	1 1	30 50	6.00	1.333								



Batter	1	2	3	4	5	6	7	8	9	AB	R	H	RBI	BB	SO	LOB	TOP					
Larry Harlow, L (1, 9) OBP: 0.600, SLG: 0.429										4	2	2	0	0	1	0	California Angels @ Milwaukee Brewers Milwaukee County Stadium, Milwaukee, WI Tue May 12 1981, 8:05 PM EDT Alt. 8,420 - Unknown - 50 F					
Rick Burleson, R (1, 6) OBP: 0.364, SLG: 0.403										5	1	2	1	0	1	3						
Rod Carew, L (1, 3) OBP: 0.366, SLG: 0.339										2	0	1	1	2	1	0						
Don Baylor, R (1, 10) OBP: 0.248, SLG: 0.263										5	0	0	0	0	1	7						
Brian Downing, R (1, 7) OBP: 0.406, SLG: 0.442										3	0	1	0	1	1	2						
Bobby Clark, R (8, PR) OBP: 0.250, SLG: 0.417										1	0	1	1	0	0	0						
Ed Ott, L (1, 2) OBP: 0.286, SLG: 0.295										3	0	2	1	0	0	0						
Bobby Grich, R (1, 4) OBP: 0.321, SLG: 0.402										3	0	0	0	1	0	3						
Juan Beniquez, R (1, 8) OBP: 0.231, SLG: 0.204										4	1	1	0	0	1	2						
Butch Hobson, R (1, 5) OBP: 0.348, SLG: 0.338										2	0	0	0	1	1	1						
Bert Campaneris, R (7, PR) OBP: 0.174, SLG: 0.227										1	0	0	0	0	1	2						
Inning Stats	R: 0 E: 0 K: 2 S: 9	H: 0 LOB: 0 BB: 0 P: 13	R: 0 E: 0 K: 1 S: 10	H: 1 LOB: 1 BB: 0 P: 16	R: 0 E: 0 K: 1 S: 9	H: 0 LOB: 0 BB: 0 P: 11	R: 1 E: 0 K: 0 S: 12	H: 2 LOB: 2 BB: 1 P: 19	R: 2 E: 0 K: 0 S: 17	H: 4 LOB: 2 BB: 0 P: 22	R: 0 E: 0 K: 0 S: 7	H: 0 LOB: 0 BB: 0 P: 10	R: 0 E: 0 K: 0 S: 4	H: 0 LOB: 2 BB: 2 P: 13	R: 0 E: 0 K: 1 S: 7	H: 1 LOB: 2 BB: 1 P: 13	R: 1 E: 0 K: 1 S: 7	H: 2 LOB: 2 BB: 1 P: 15	1B: 9 2B: 1 3B: 0 HR: 0	SF: 0 SAC: 3 DP: 0 HBP: 0	WP: 0 SB: 1 CS: 1	PA: 41
PITCHER Moose Haas, R (1, 1) ERA: 4.46	IP: 9.0 WLS: L BF: 41	H: 10 R: 4 ER: 4 SO: 8	BB: 2 IBB: 3 HBP: 0 BLK: 0	WP: 0 HR: 0 S: 82 P: 132	ERA: 4.00 WHIP: 1.333	PITCHER										IP: 9.0 WLS: L BF: 41	H: 10 R: 4 ER: 4 SO: 8	BB: 2 IBB: 3 HBP: 0 BLK: 0	WP: 0 HR: 0 S: 82 P: 132	ERA: 4.00 WHIP: 1.333		

Batter	1	2	3	4	5	6	7	8	9	AB	R	H	RBI	BB	SO	LOB	BOTTOM			
Jim Gantner, L (1, 4) OBP: 0.323, SLG: 0.341										4	0	1	0	0	0	0	California Angels @ Milwaukee Brewers Milwaukee County Stadium, Milwaukee, WI Tue May 12 1981, 8:05 PM EDT Alt. 8,420 - Unknown - 50 F			
Charlie Moore, R (1, 2) OBP: 0.433, SLG: 0.586										4	0	2	0	0	0	1				
Cecil Cooper, L (1, 10) OBP: 0.257, SLG: 0.260										4	0	1	0	0	0	3				
Ned Yost, R (9, PR) OBP: 0.286, SLG: 0.667										0	0	0	0	0	0	0				
Ben Oglivie, L (1, 7) OBP: 0.314, SLG: 0.423										3	0	1	0	1	0	2				
Gorman Thomas, R (1, 8) OBP: 0.377, SLG: 0.596										2	0	0	0	1	0	2				
Roy Howell, L (1, 5) OBP: 0.354, SLG: 0.357										3	0	0	0	0	0	2				
Ted Simmons, S (1, 3) OBP: 0.264, SLG: 0.340										3	0	1	0	0	0	1				
Mark Brouhard, R (1, 9) OBP: 0.346, SLG: 0.458										3	0	1	0	0	0	1				
Ed Romero, R (1, 6) OBP: 0.296, SLG: 0.208										3	0	0	0	0	0	1				
Inning Stats	R: 0 E: 0 K: 0 S: 9	H: 1 LOB: 1 BB: 0 P: 13	R: 0 E: 0 K: 0 S: 4	H: 0 LOB: 0 BB: 1 P: 10	R: 0 E: 0 K: 0 S: 5	H: 0 LOB: 0 BB: 0 P: 9	R: 0 E: 0 K: 0 S: 9	H: 1 LOB: 1 BB: 1 P: 14	R: 0 E: 0 K: 0 S: 5	H: 1 LOB: 0 BB: 0 P: 6	R: 0 E: 0 K: 0 S: 8	H: 1 LOB: 0 BB: 0 P: 11	R: 0 E: 0 K: 0 S: 6	H: 1 LOB: 0 BB: 0 P: 12	R: 0 E: 0 K: 0 S: 4	H: 1 LOB: 1 BB: 0 P: 4	1B: 7 2B: 1 3B: 0 HR: 0	SF: 0 SAC: 0 DP: 5 HBP: 0	WP: 0 SB: 0 CS: 0	PA: 31
PITCHER Ken Forsch, R (1, 1) ERA: 3.02	IP: 9.0 WLS: W BF: 31	H: 7 R: 0 ER: 0 SO: 0	BB: 2 IBB: 0 HBP: 0 BLK: 0	WP: 0 HR: 0 S: 59 P: 93	ERA: 0.00 WHIP: 1.000	PITCHER										IP: 9.0 WLS: W BF: 31	H: 7 R: 0 ER: 0 SO: 0	BB: 2 IBB: 0 HBP: 0 BLK: 0	WP: 0 HR: 0 S: 59 P: 93	ERA: 0.00 WHIP: 1.000

Batter	1	2	3	4	5	6	7	8	9	AB	R	H	RBI	BB	SO	LOB	TOP								
Rod Carew, L (1, 3) OBP: 0.367, SLG: 0.341	1-0 2B 4-3 1B	1-3 K			0-0 F8 1B SF8	0-0 B5-3			0-1 4-3	5	2	2	0	0	1	2									
Rick Burleson, R (1, 6) OBP: 0.365, SLG: 0.410	2-1 4-3 1B	2-1 F9			0-1 HR 1B		1-2 5-3		0-0 F9	5	2	2	0	0	0	2									
Brian Downing, R (1, 7) OBP: 0.390, SLG: 0.420 Larry Harlow, L (9, 9) OBP: 0.600, SLG: 0.429	2-1 4-3			0-0 1-4-3	1-2 F8		1-2 6-3			4	0	0	1	0	0	3									
Don Baylor, R (1, 10) OBP: 0.248, SLG: 0.265	2-1 2-3 3-H 1B			0-0 F8	2-0 SF8		2-3 K			3	0	1	2	0	1	0									
Bobby Grich, R (1, 4) OBP: 0.327, SLG: 0.438	2-2 1-2 1B			0-3 K	1-1 HR			0-0 F9		4	1	2	2	0	1	0									
Bobby Clark, R (1, 8) OBP: 0.250, SLG: 0.429	0-3 K			0-0 1-3	0-0 E 2B			1-2 F8		4	1	1	0	0	1	1									
Juan Beniquez, R (1, 9) OBP: 0.232, SLG: 0.208		1-2 6-3		0-0 F9	0-0 E6 CS			3-2 1B		4	0	1	0	0	0	0									
Butch Hobson, R (1, 5) OBP: 0.354, SLG: 0.346 Bert Campaneris, R (8, 5) OBP: 0.174, SLG: 0.227		0-0 E 1B		1-1 1B	2-2 CS	0-3 K		1-0 1-3		4	0	2	0	0	1	1									
Ed Ott, L (1, 2) OBP: 0.269, SLG: 0.277	0-0 E3			2-2 4-3		3-3 K		3-2 G3		4	0	0	0	0	1	2									
Inning Stats	R: 2 H: 4 E: 0 K: 1 S: 13	L: 24 BB: 0 P: 22	R: 0 H: 1 E: 1 K: 1 S: 10	LOB: 2 BB: 0 P: 14	R: 0 H: 0 E: 0 K: 1 S: 5	LOB: 0 BB: 0 P: 5	R: 0 H: 1 E: 0 K: 0 S: 7	LOB: 1 BB: 0 P: 10	R: 4 H: 4 E: 1 K: 0 S: 13	LOB: 0 BB: 0 P: 19	R: 0 H: 0 E: 0 K: 2 S: 7	LOB: 0 BB: 0 P: 10	R: 0 H: 0 E: 0 K: 1 S: 9	LOB: 0 BB: 0 P: 13	R: 0 H: 1 E: 0 K: 0 S: 8	LOB: 1 BB: 0 P: 13	R: 0 H: 0 E: 0 K: 0 S: 6	LOB: 0 BB: 0 P: 9	1B: 8 2B: 2 3B: 0 HR: 1	SF: 1 SAC: 0 DP: 0 HBP: 0	WP: 0 PB: 0 SB: 0 CS: 2	PA: 39			
PITCHER	IP	WLS	BF	H	R	ER	SO	BB	IBB	HBP	BLK	WP	HR	S	P	ERA	WHIP								
Mike Caldwell, L (1, 1) ERA: 3.86	4.2	L	24	10	6	5	3	0	0	0	0	0	1	45	65	9.64	2.143								
Reggie Cleveland, R (5, 1) ERA: 6.75	3.1		11	1	0	0	3	0	0	0	0	0	0	27	41	0.00	0.300								
Jamie Easterly, L (9, 1) ERA: 1.74	1.0		3	0	0	0	0	0	0	0	0	0	0	6	9	0.00	0.000								

California Angels @ Milwaukee Brewers
Milwaukee County Stadium, Milwaukee, WI
Wed May 13 1981, 8:05 PM EDT
Att. 8,851 - Unknown - 48 F

AB 37
R 6
H 11
RBI 5
BB 0
SO 6
LOB 11



Batter	1	2	3	4	5	6	7	8	9	AB	R	H	RBI	BB	SO	LOB	BOTTOM								
Jim Gantner, L (1, 4) OBP: 0.320, SLG: 0.347	2-1 F8		1-2 F8		1-0 F8 2B		3-2 G3			4	0	1	0	0	0	0									
Charlie Moore, R (1, 2) OBP: 0.412, SLG: 0.545	2-2 6-3 HR 1B		1-2 F8		1-0 F4			2-1 F7		4	1	1	0	0	0	1									
Ben Oglivie, L (1, 7) OBP: 0.312, SLG: 0.417	1-0 6-3		3-1 F2		2-1 F8			1-1 G6-4-3 1B		4	0	1	0	0	0	2									
Gorman Thomas, R (1, 8) OBP: 0.382, SLG: 0.624 Marshall Edwards, L (9, 8) OBP: 0.150, SLG: 0.150	0-0 2H HR			0-0 S 1B	2-2 F2			1-1 G6-4-3		4	2	2	2	0	0	2									
Cecil Cooper, L (1, 10) OBP: 0.265, SLG: 0.269	0-0 6-3			3-1 5-3 1B		1-2 G5-4-3 1B			0-0 4-3	4	0	2	1	0	0	0									
Roy Howell, L (1, 5) OBP: 0.340, SLG: 0.341 Don Money, R (6, FH) OBP: 0.286, SLG: 0.275		2-0 F8		1-2 5-3		1-3 K			0-0 F8	2	0	0	0	0	0	1									
Ted Simmons, S (1, 3) OBP: 0.273, SLG: 0.351		3-2 F9 2B		4-2 BB		1-2 G5-4-3			0-3 K	3	0	1	0	1	1	1									
Mark Brouhard, R (1, 9) OBP: 0.310, SLG: 0.407		3-2 F9		1-2 F4			0-3 K			3	0	0	0	0	1	3									
Ed Romero, R (1, 6) OBP: 0.267, SLG: 0.185		0-0 F3		0-1 F8			0-1 L7			3	0	0	0	0	0	3									
Inning Stats	R: 2 H: 2 E: 0 K: 0 S: 8	W: 22 LOB: 0 BB: 0 P: 13	R: 0 H: 1 E: 0 K: 0 S: 8	LOB: 1 BB: 0 P: 16	R: 0 H: 0 E: 0 K: 0 S: 8	LOB: 0 BB: 0 P: 13	R: 1 H: 2 E: 0 K: 0 S: 13	LOB: 2 BB: 1 P: 22	R: 0 H: 1 E: 0 K: 1 S: 9	LOB: 0 BB: 0 P: 12	R: 0 H: 0 E: 0 K: 1 S: 8	LOB: 0 BB: 0 P: 11	R: 0 H: 1 E: 0 K: 0 S: 6	LOB: 0 BB: 0 P: 10	R: 0 H: 0 E: 0 K: 1 S: 5	LOB: 0 BB: 0 P: 5	1B: 5 2B: 2 3B: 0 HR: 1	SF: 0 SAC: 0 DP: 2 HBP: 0	WP: 0 PB: 0 SB: 1 CS: 0	PA: 34					
PITCHER	IP	WLS	BF	H	R	ER	SO	BB	IBB	HBP	BLK	WP	HR	S	P	ERA	WHIP								
Steve Renko, R (1, 1) ERA: 2.73	5.0	W	22	6	3	3	0	1	0	0	0	0	1	44	77	5.40	1.400								
Andy Hassler, L (6, 1) ERA: 2.7	4.0	S	12	2	0	0	3	0	0	0	0	0	0	28	38	0.00	0.500								

California Angels @ Milwaukee Brewers
Milwaukee County Stadium, Milwaukee, WI
Wed May 13 1981, 8:05 PM EDT
Att. 8,851 - Unknown - 48 F

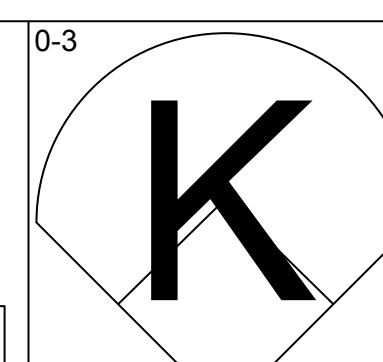
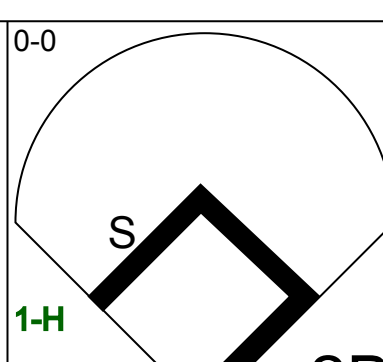
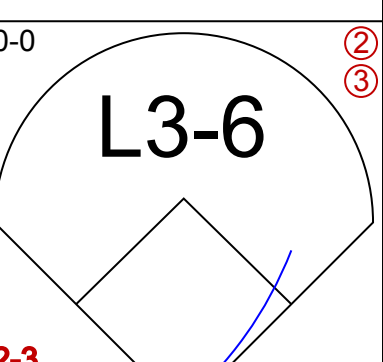
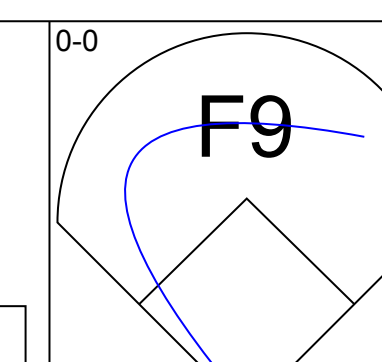
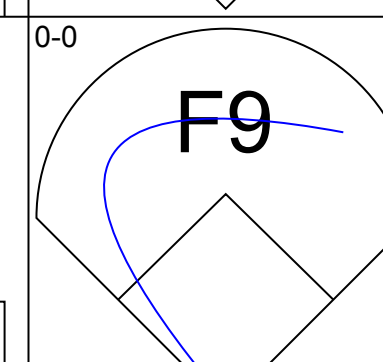
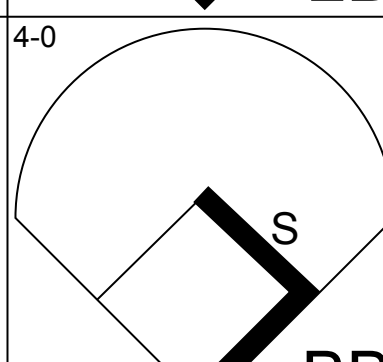
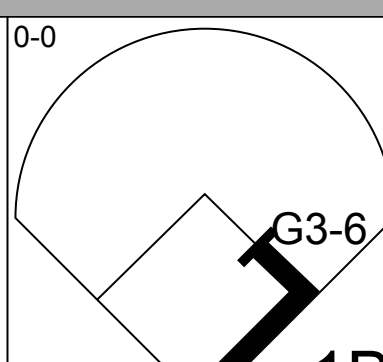
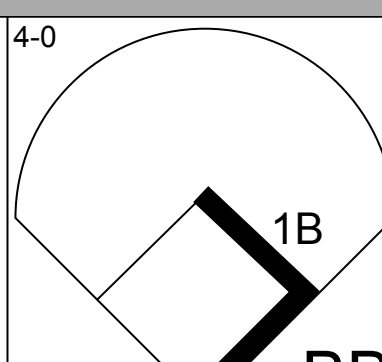
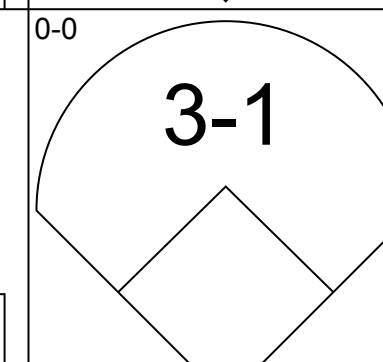
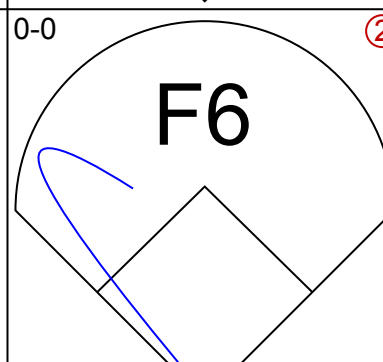
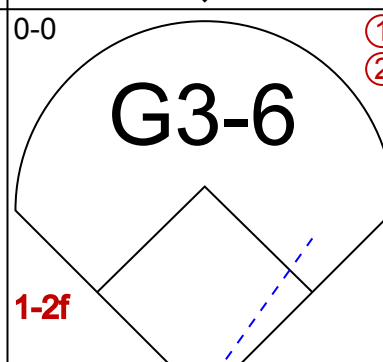
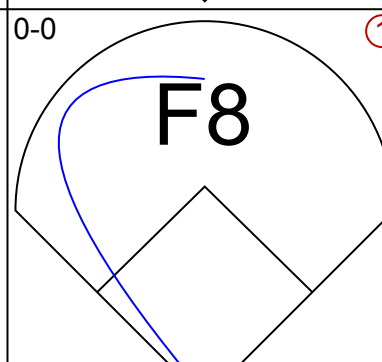
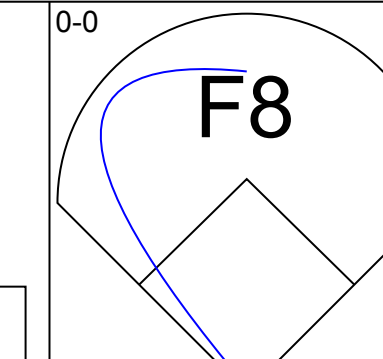
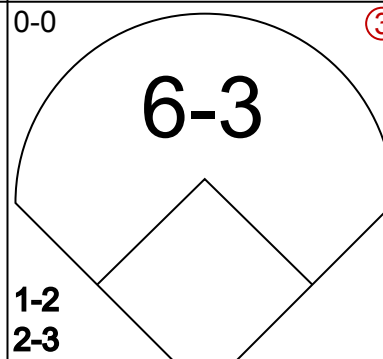
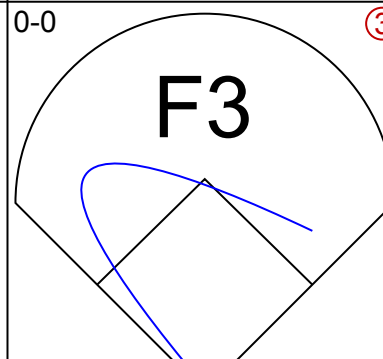
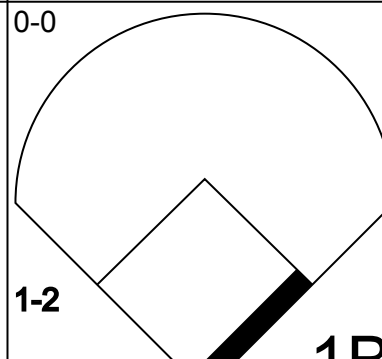
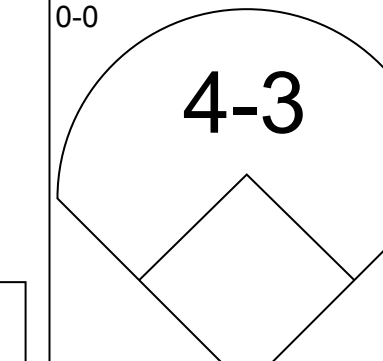
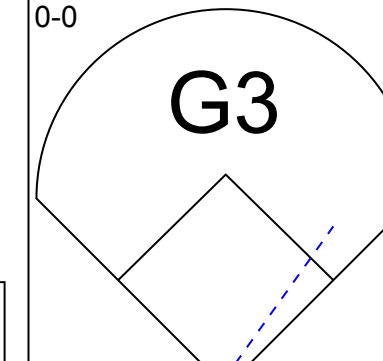
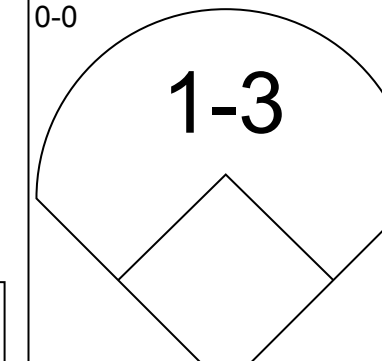
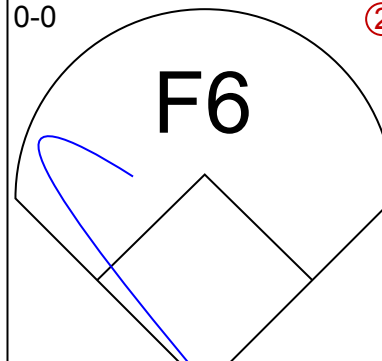
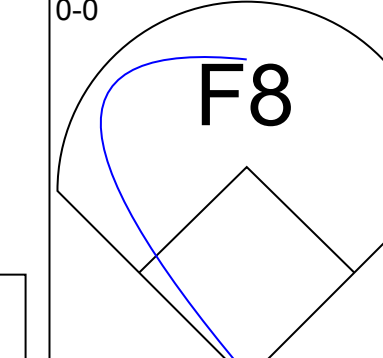
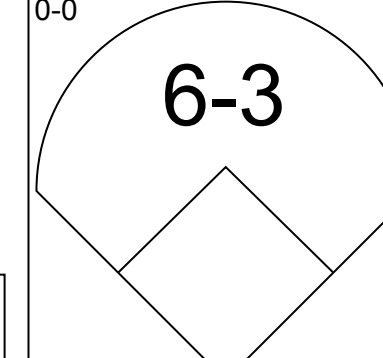
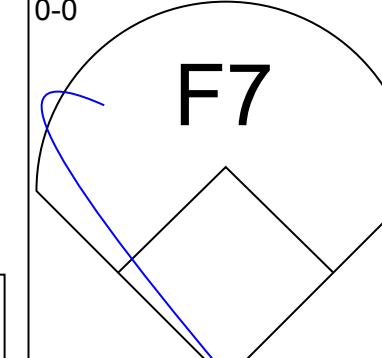
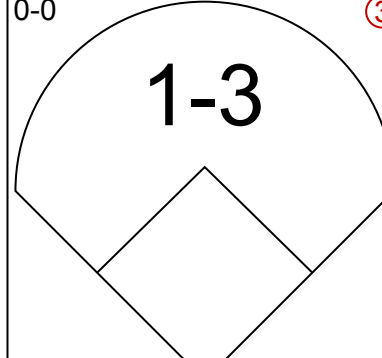
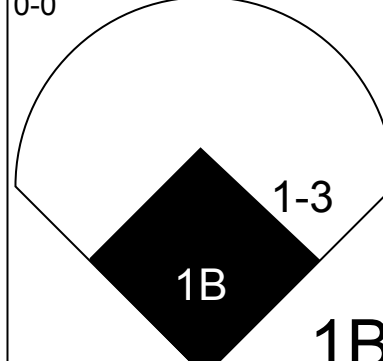
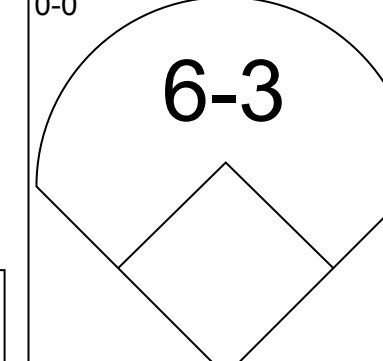
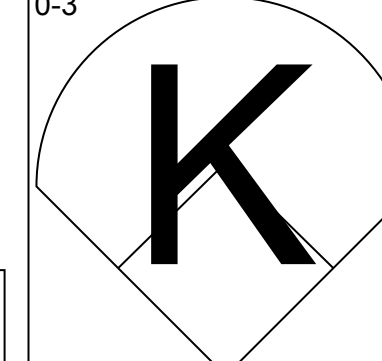
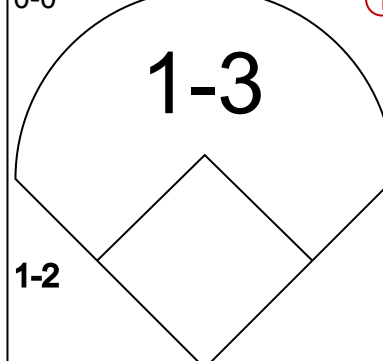
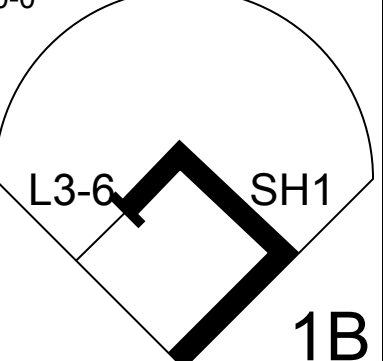
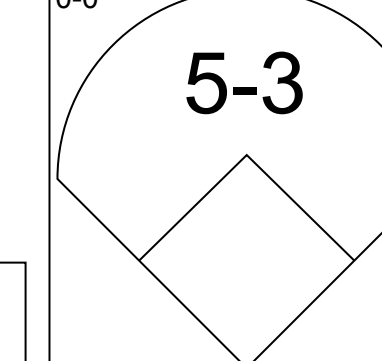
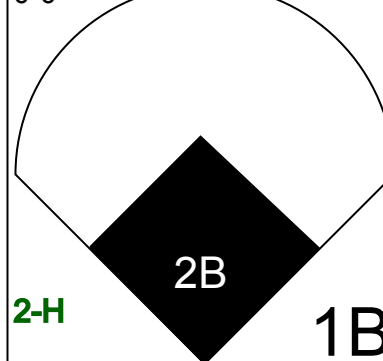
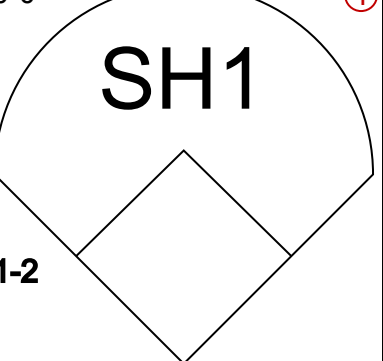
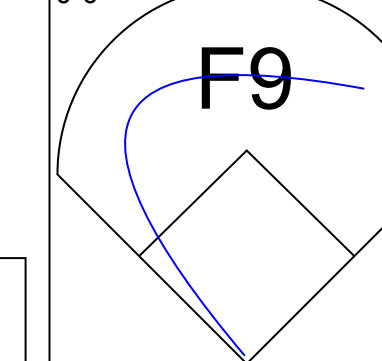
AB 33
R 3
H 8
RBI 3
BB 1
SO 3
LOB 14



Batter	1	2	3	4	5	6	7	8	9	AB	R	H	RBI	BB	SO	LOB	TOP					
Larry Harlow, L OBP: 0.600, SLG: 0.400 (1, 9)										3	1	1	0	2	0	1	California Angels @ Milwaukee Brewers Milwaukee County Stadium, Milwaukee, WI Thu May 14 1981, 4:33 AM EDT Att: 10,969 - Unknown - 46 F					
Rick Burleson, R OBP: 0.396, SLG: 0.410 (1, 6)										5	1	2	0	0	1	2						
Rod Carew, L OBP: 0.342, SLG: 0.331 John Harris, L OBP: 0.250, SLG: 0.458 (1, 3) (6, 3)										4	0	0	0	0	2	3						
Don Baylor, R OBP: 0.262, SLG: 0.314 (1, 10)										4	1	2	2	1	0	2						
Brian Downing, R OBP: 0.390, SLG: 0.419 (1, 7)										5	1	2	1	0	1	1						
Ed Ott, L OBP: 0.278, SLG: 0.286 (1, 2)										5	2	2	0	0	1	3						
Bobby Grich, R OBP: 0.342, SLG: 0.439 Freddie Patek, R OBP: 0.231, SLG: 0.333 (1, 4) (7, 4)										2	1	1	0	2	0	0						
Bobby Clark, R OBP: 0.333, SLG: 0.469 (1, 8)										4	1	3	1	1	1	1						
Butch Hobson, R OBP: 0.347, SLG: 0.360 (1, 5)										5	1	1	3	0	2	6						
Inning Stats	R: 1 E: 0 K: 1 S: 6	H: 2 LOB: 1 BB: 1 P: 10	R: 4 E: 1 K: 0 S: 5	H: 2 LOB: 1 BB: 3 P: 17	R: 1 E: 0 K: 1 S: 7	H: 3 LOB: 1 BB: 0 P: 7	R: 0 E: 0 K: 1 S: 5	H: 0 LOB: 0 BB: 0 P: 5	R: 1 E: 0 K: 0 S: 5	H: 2 LOB: 2 BB: 1 P: 9	R: 1 E: 0 K: 1 S: 7	H: 2 LOB: 1 BB: 0 P: 11	R: 0 E: 0 K: 1 S: 6	H: 1 LOB: 1 BB: 0 P: 6	R: 0 E: 0 K: 0 S: 3	H: 1 LOB: 0 BB: 0 P: 3		R: 1 E: 0 K: 3 S: 11	H: 2 LOB: 1 BB: 0 P: 11	1B: 11 2B: 1 3B: 2 HR: 1	SF: 0 SAC: 0 DP: 2 HBP: 0	WP: 2 PB: 1 SB: 0 CS: 0
PITCHER	IP WLS BF H R ER SO BB IBB HBP BLK WP HR S P ERA WHIP																					
Jim Slaton, R ERA: 4.26 (1, 1)	1.0 L 9 4 5 5 1 3 0 0 0 0 1 0 8 20 45.00 7.000																					
Jerry Augustine, L ERA: 1.95 (2, 1)	5.0 24 7 7 3 3 3 3 0 0 0 0 1 1 27 39 5.40 2.000																					
Rickey Keeton, R ERA: 4.15 (7, 1)	2.0 7 2 0 0 1 0 0 0 0 0 0 0 9 9 0.00 1.000																					
Rollie Fingers, R ERA: 1.27 (9, 1)	1.0 5 2 1 1 3 0 0 0 0 0 0 0 11 11 9.00 2.000																					
Batter	1	2	3	4	5	6	7	8	9	AB	R	H	RBI	BB	SO	LOB	BOTTOM					
Charlie Moore, R OBP: 0.368, SLG: 0.486 (1, 2)										4	0	0	0	0	0	2	California Angels @ Milwaukee Brewers Milwaukee County Stadium, Milwaukee, WI Thu May 14 1981, 4:33 AM EDT Att: 10,969 - Unknown - 46 F					
Don Money, R OBP: 0.286, SLG: 0.319 Sal Bando, R OBP: 0.273, SLG: 0.222 (1, 5) (8, FH) (9, 5)										3	1	1	1	0	0	0						
Ben Oglivie, L OBP: 0.302, SLG: 0.402 (1, 7)										4	0	0	0	0	0	1						
Gorman Thomas, R OBP: 0.381, SLG: 0.611 Marshall Edwards, L OBP: 0.143, SLG: 0.143 (1, 8) (7, 8)										2	0	0	0	1	0	0						
Larry Hise, R OBP: 0.318, SLG: 0.467 (1, 10)										4	0	0	0	0	0	1						
Ted Simmons, S OBP: 0.281, SLG: 0.360 (1, 3)										3	0	1	0	1	0	0						
Mark Brouhard, R OBP: 0.281, SLG: 0.367 (1, 9)										3	0	0	0	0	0	3						
Jim Gantner, L OBP: 0.330, SLG: 0.357 (1, 4)										3	0	2	0	0	0	1						
Ed Romero, R OBP: 0.273, SLG: 0.200 (1, 6)										3	0	1	0	0	0	3						
Inning Stats	R: 0 E: 0 K: 0 S: 3	H: 0 LOB: 0 BB: 0 P: 3	R: 0 E: 0 K: 0 S: 4	H: 0 LOB: 0 BB: 0 P: 3	R: 0 E: 0 K: 0 S: 4	H: 1 LOB: 1 BB: 0 P: 4	R: 0 E: 0 K: 0 S: 3	H: 0 LOB: 1 BB: 1 P: 7	R: 0 E: 0 K: 0 S: 4	H: 2 LOB: 1 BB: 0 P: 4	R: 1 E: 0 K: 0 S: 4	H: 1 LOB: 0 BB: 0 P: 4	R: 0 E: 0 K: 1 S: 6	H: 0 LOB: 1 BB: 0 P: 6	R: 0 E: 0 K: 0 S: 3	H: 0 LOB: 0 BB: 0 P: 3		1B: 3 2B: 1 3B: 0 HR: 1	SF: 0 SAC: 0 DP: 2 HBP: 0	WP: 0 PB: 1 SB: 0 CS: 0	PA: 33	
PITCHER	IP WLS BF H R ER SO BB IBB HBP BLK WP HR S P ERA WHIP																					
Geoff Zahn, L ERA: 2.51 (1, 1)	9.0 W 33 5 1 1 1 2 0 0 0 0 1 33 41 1.00 0.778																					


Batter	1	2	3	4	5	6	7	8	9	AB	R	H	RBI	BB	SO	LOB	TOP			
Rickey Henderson, R OBP: 0.374, SLG: 0.445 (1, 7)										3	2	0	0	2	1	3	Oakland Athletics @ Milwaukee Brewers Milwaukee County Stadium, Milwaukee, WI Sat May 16 1981, 8:05 PM EDT Att: 33,937 - Unknown - 46 F livebaseballscorecards.com			
Dwayne Murphy, L OBP: 0.350, SLG: 0.450 (1, 8)										4	1	2	0	1	1	2				
Cliff Johnson, R OBP: 0.348, SLG: 0.526 (1, 10)										4	0	0	1	0	2	3				
Tony Armas, R OBP: 0.338, SLG: 0.574 (1, 9)										4	1	1	0	0	0	1				
Mike Heath, R OBP: 0.269, SLG: 0.342 (1, 2)										4	1	1	0	0	0	2				
Jeff Newman, R OBP: 0.247, SLG: 0.309 Dave Revere, L OBP: 0.333, SLG: 0.349 (8, 3)										3	0	2	1	0	0	0				
Shoety Babbit, R OBP: 0.291, SLG: 0.297 Wayne Gross, L OBP: 0.322, SLG: 0.324 (8, 5)										3	0	1	1	0	1	1				
Dave McKay, S OBP: 0.262, SLG: 0.300 (8, 4)										4	0	1	0	0	1	2				
Rob Picciolo, R OBP: 0.299, SLG: 0.397 Mike Patterson, L OBP: 0.400, SLG: 0.478 (9, PH)										2	0	0	0	1	0	2				
Inning Stats	R: 3 E: 1 K: 1 S: 9	H: 3 LOB: 2 BB: 1 P: 13	R: 2 E: 0 K: 0 S: 5	H: 2 LOB: 1 BB: 1 P: 9	R: 0 E: 0 K: 1 S: 7	H: 2 LOB: 2 BB: 0 P: 7	R: 0 E: 1 K: 0 S: 4	H: 1 LOB: 1 BB: 0 P: 4	R: 0 E: 0 K: 0 S: 3	H: 0 LOB: 0 BB: 0 P: 3	R: 0 E: 0 K: 0 S: 2	H: 0 LOB: 0 BB: 1 P: 6	R: 0 E: 0 K: 1 S: 5	H: 0 LOB: 0 BB: 0 P: 5	R: 0 E: 0 K: 3 S: 9	H: 0 LOB: 1 BB: 1 P: 13		1B: 8 2B: 0 3B: 0 HR: 0	SF: 1 SAC: 0 DP: 0 HBP: 0	WP: 0 PB: 0 SB: 5 CS: 1
PITCHER	IP	WLS	BF	H	R	ER	SO	BB	IBB	HBP	BLK	WP	HR	S	P	ERA	WHIP			
Randy Lerch, L ERA: 4.68 (1, 1)	1.2		13	5	5	1	1	2	0	0	0	0	0	13	21	5.40	4.200			
Reggie Cleveland, R ERA: 4.95 (2, 1)	5.1	W	19	3	0	0	2	1	0	0	0	0	0	22	26	0.00	0.750			
Rollie Fingers, R ERA: 1.11 (8, 1)	2.0	S	7	0	0	0	4	1	0	0	0	0	0	14	18	0.00	0.500			

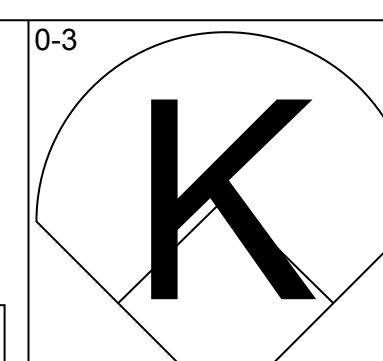
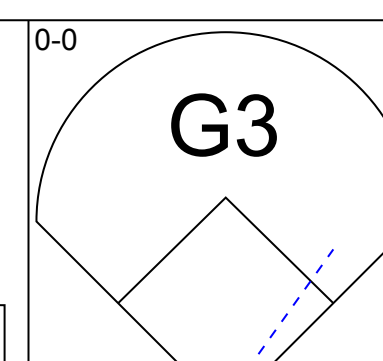
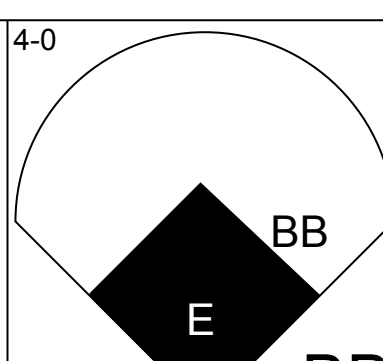
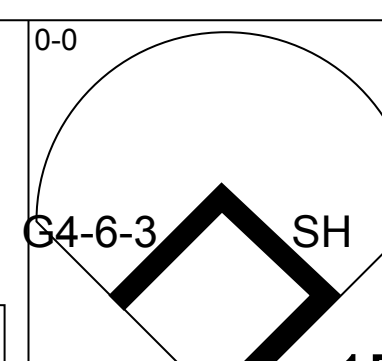
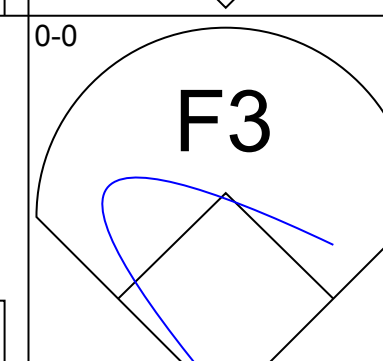
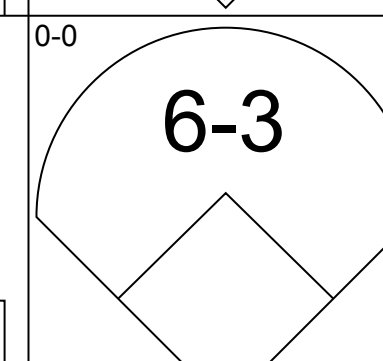
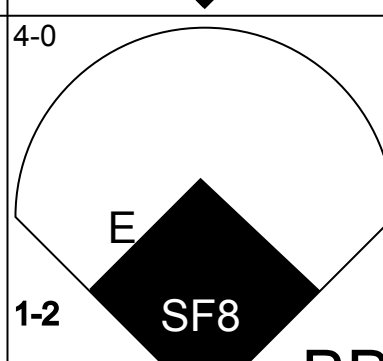
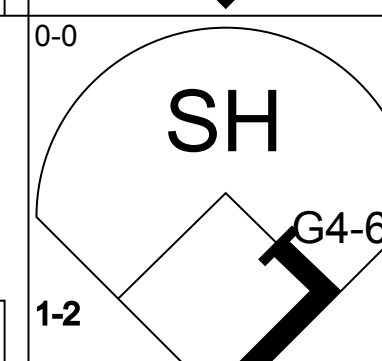
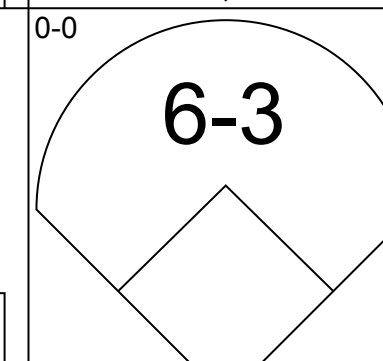
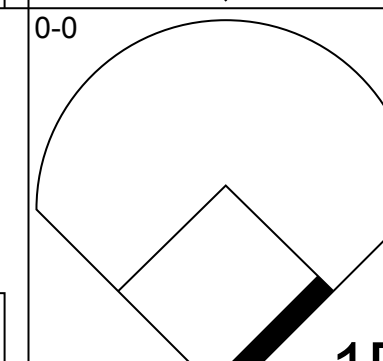
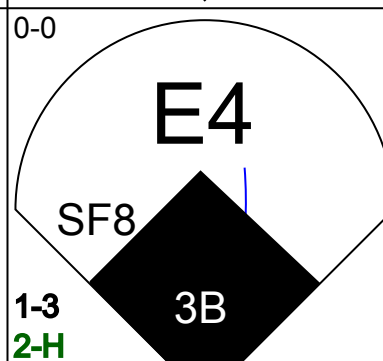
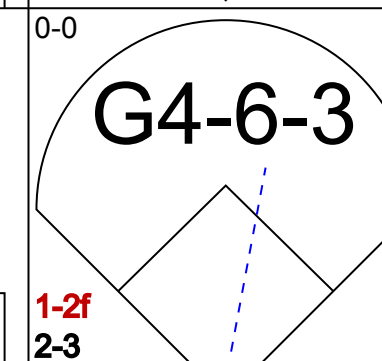
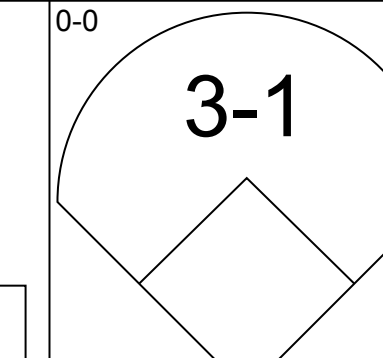
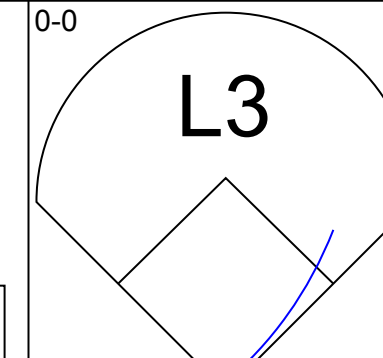
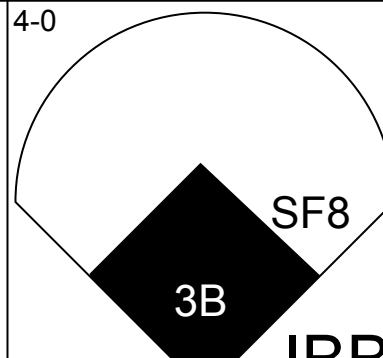
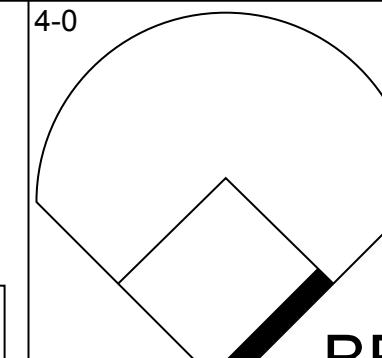
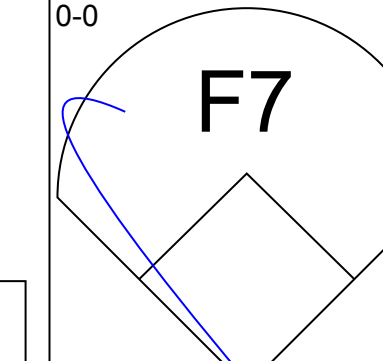
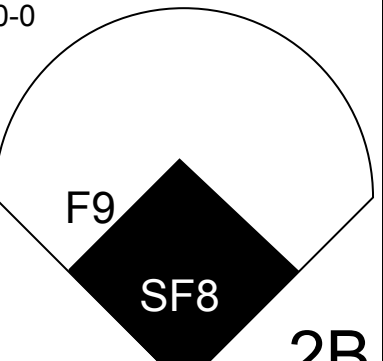
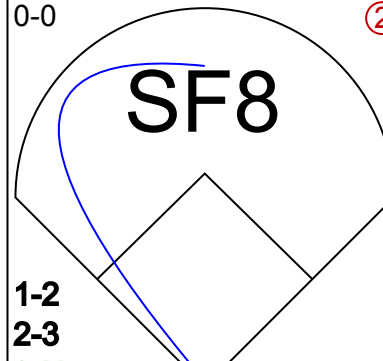
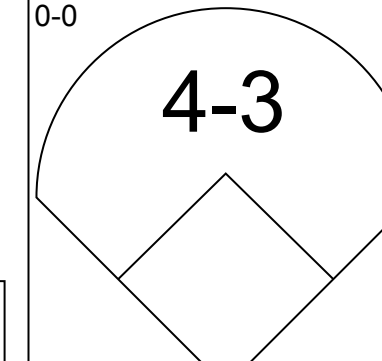
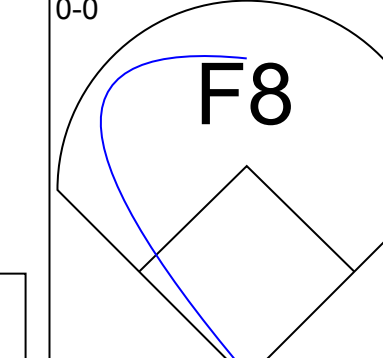
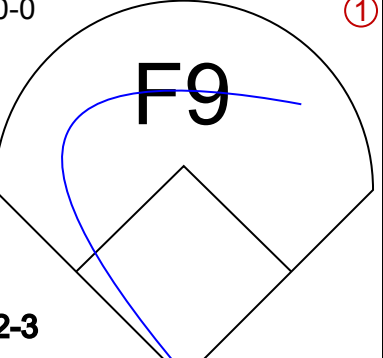
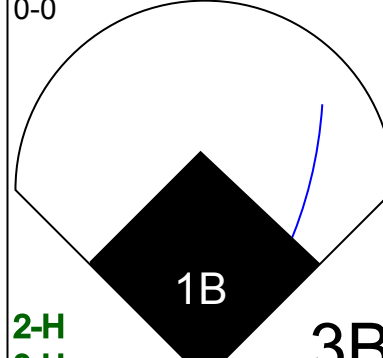

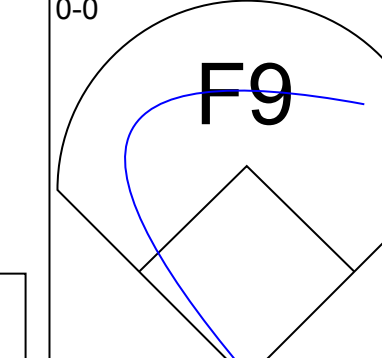
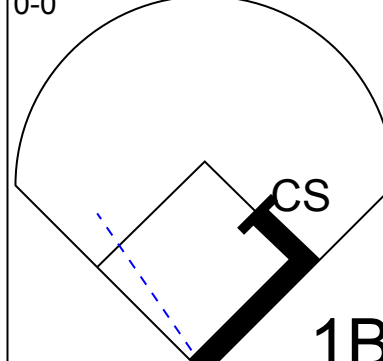
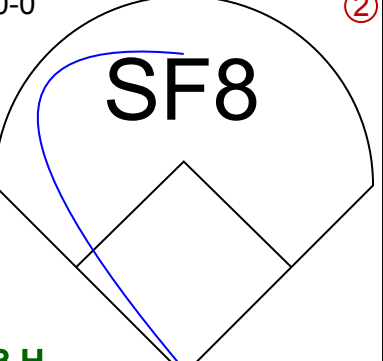
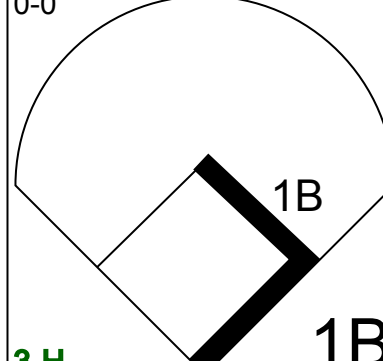
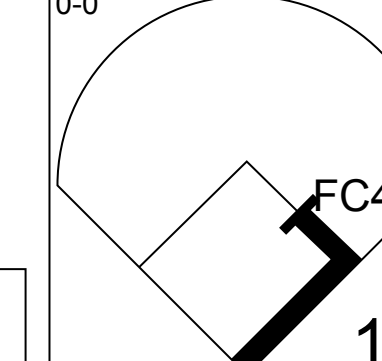
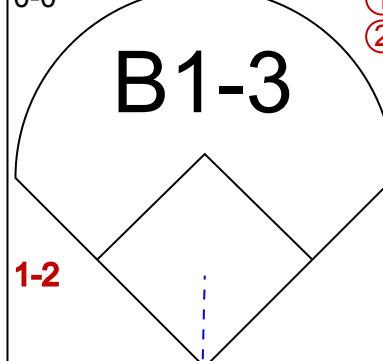
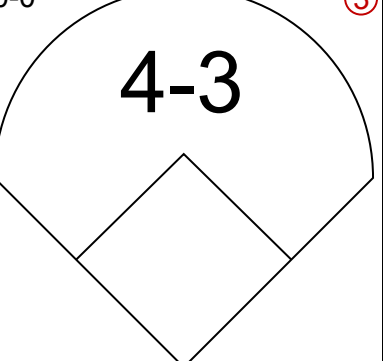
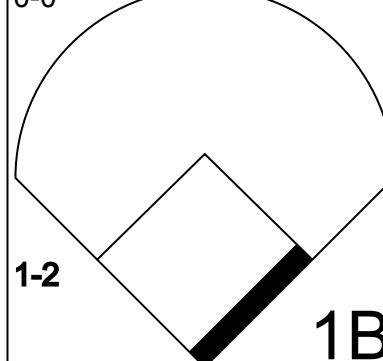

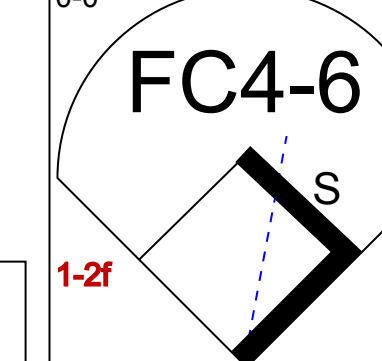
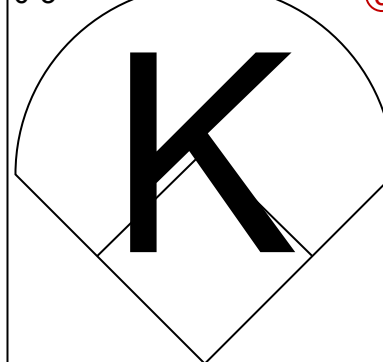
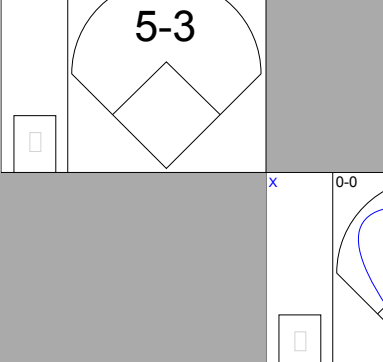
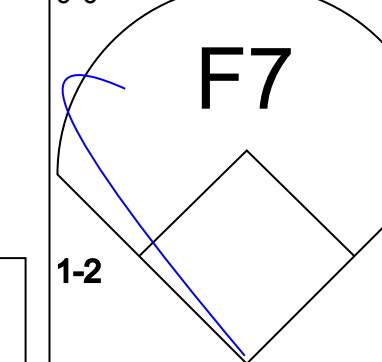
Batter	1	2	3	4	5	6	7	8	9	AB	R	H	RBI	BB	SO	LOB	BOTTOM			
Jim Gantner, L OBP: 0.325, SLG: 0.349 (1, 4)										4	2	1	0	0	0	0	Oakland Athletics @ Milwaukee Brewers Milwaukee County Stadium, Milwaukee, WI Sat May 16 1981, 8:05 PM EDT Att: 33,937 - Unknown - 46 F livebaseballscorecards.com			
Roy Howell, L OBP: 0.362, SLG: 0.340 (1, 5)										3	1	1	0	1	1	1				
Cecil Cooper, L OBP: 0.291, SLG: 0.330 Marshall Edwards, L OBP: 0.136, SLG: 0.136 (7, PR)										4	1	2	2	0	0	1				
Gorman Thomas, R OBP: 0.388, SLG: 0.600 Sal Bando, R OBP: 0.275, SLG: 0.222 (8, 3)										2	0	0	0	2	0	2				
Ben Oglivie, L OBP: 0.314, SLG: 0.420 (1, 7)										4	1	0	2	0	1	4				
Ted Simmons, S OBP: 0.282, SLG: 0.336 (1, 10)										4	0	0	0	0	0	4				
Charlie Moore, R OBP: 0.391, SLG: 0.489 (1, 2)										4	0	2	1	0	0	0				
Mark Brouhard, R OBP: 0.308, SLG: 0.378 (1, 9)										4	0	2	1	0	0	1				
Ed Romero, R OBP: 0.220, SLG: 0.158 (1, 6)										4	0	0	0	0	1	3				
Inning Stats	R: 4 E: 2 K: 1 S: 11	H: 4 LOB: 2 BB: 0 P: 11	R: 0 E: 0 K: 1 S: 5	H: 0 LOB: 2 BB: 2 P: 13	R: 0 E: 0 K: 0 S: 4	H: 1 LOB: 1 BB: 0 P: 4	R: 0 E: 0 K: 0 S: 3	H: 0 LOB: 0 BB: 0 P: 3	R: 0 E: 0 K: 0 S: 3	H: 1 LOB: 0 BB: 0 P: 3	R: 2 E: 0 K: 1 S: 7	H: 2 LOB: 2 BB: 1 P: 11	R: 0 E: 0 K: 0 S: 3	H: 0 LOB: 0 BB: 0 P: 3	1B: 6 2B: 1 3B: 1 HR: 0	SF: 0 SAC: 0 DP: 0 HBP: 0		WP: 1 PB: 0 SB: 0 CS: 1	PA: 36	
PITCHER	IP	WLS	BF	H	R	ER	SO	BB	IBB	HBP	BLK	WP	HR	S	P	ERA	WHIP			
Brian Kingman, R ERA: 2.06 (1, 1)	6.0		28	7	5	1	2	2	0	0	0	0	0	30	38	1.50	1.500			
Bob Ovcinko, L ERA: 1.46 (7, 1)	2.0	L	8	1	1	1	1	0	1	0	0	0	0	9	13	4.50	0.500			

Batter	1	2	3	4	5	6	7	8	9	AB	R	H	RBI	BB	SO	LOB	TOP			
Rickey Henderson, R OBP: 0.371, SLG: 0.447 (1, 7)			 1-H 2B		 2-3					4	0	1	1	0	1	1				
Dwayne Murphy, L OBP: 0.374, SLG: 0.450 (1, 8)			 BB			 1B			 BB	2	0	1	0	2	0	0				
Wayne Gross, L OBP: 0.311, SLG: 0.312 Cliff Johnson, R OBP: 0.344, SLG: 0.519 (9, PH)						 1-2				3	0	0	0	0	0	3				
Tony Armas, R OBP: 0.335, SLG: 0.566 (1, 9)			 1-2 2-3						 1-2	4	0	1	0	0	0	2				
Dave Revering, L OBP: 0.320, SLG: 0.333 (1, 3)										4	0	0	0	0	0	2				
Mike Heath, R OBP: 0.260, SLG: 0.331 (1, 2)										4	0	0	0	0	0	2				
Mitchell Page, L OBP: 0.220, SLG: 0.278 (1, 10)			 1B							3	1	1	0	0	1	0				
Dave McKay, S OBP: 0.265, SLG: 0.302 (1, 4)						 SH1 1B				3	0	1	0	0	0	1				
Fred Stanley, R OBP: 0.302, SLG: 0.217 Tim Hosley, R OBP: 0.260, SLG: 0.357 Rob Picciolo, R OBP: 0.299, SLG: 0.397 (8, PH)			 1B							1	1	1	1	0	0	0				
Inning Stats	R: 0 E: 0 K: 1 S: 5	H: 0 LOB: 0 BB: 0 P: 5	R: 0 E: 0 K: 0 S: 3	H: 0 LOB: 0 BB: 0 P: 3	R: 2 E: 0 K: 0 S: 6	H: 3 LOB: 2 BB: 1 P: 10	R: 0 E: 0 K: 0 S: 3	H: 0 LOB: 0 BB: 0 P: 3	R: 0 E: 0 K: 0 S: 3	H: 1 LOB: 0 BB: 0 P: 3	R: 0 E: 0 K: 1 S: 5	H: 0 LOB: 0 BB: 0 P: 5	R: 0 E: 0 K: 0 S: 3	H: 0 LOB: 0 BB: 0 P: 3	R: 0 E: 0 K: 0 S: 4	H: 1 LOB: 2 BB: 1 P: 8	1B: 5 2B: 3 3B: 0 HR: 0	SF: 0 SAC: 1 DP: 2 HBP: 0	WP: 0 PA: 33 PB: 0 SB: 2 CS: 0	
PITCHER	IP	WLS	BF	H	R	ER	SO	BB	IBB	HBP	BLK	WP	HR	S	P	ERA	WHIP			
Moose Haas, R ERA: 4.2 Jamie Easterly, L ERA: 1.52	(1, 1)	7.0	W	25	5	2	2	2	1	0	0	0	0	0	28	32	2.57	0.857		
(8, 1)	2.0	8	1	0	0	0	0	1	0	0	0	0	0	7	11	0.00	1.000			

Oakland Athletics @ Milwaukee Brewers
Milwaukee County Stadium, Milwaukee, WI
Sun May 17 1981, 4:33 AM EDT
Att: 33,142 - Unknown - 45 F

AB 30
R 2
H 6
RBI 2
BB 2
SO 2
LOB 12



Batter	1	2	3	4	5	6	7	8	9	AB	R	H	RBI	BB	SO	LOB	BOTTOM		
Jim Gantner, L OBP: 0.331, SLG: 0.349 (1, 4)						 E BB	 1B			3	1	1	0	1	1	0			
Charlie Moore, R OBP: 0.388, SLG: 0.468 (1, 10)						 BB	 G4-6-3			2	1	0	0	1	0	0			
Cecil Cooper, L OBP: 0.280, SLG: 0.328 (1, 3)						 SF8 3B	 1-2 2-3			4	1	1	0	0	0	3			
Ben Oglivie, L OBP: 0.319, SLG: 0.413 (1, 7)						 3B IBB				2	1	0	0	2	0	1			
Roy Howell, L OBP: 0.355, SLG: 0.358 (1, 5)					 SF8 2B	 1-2 2-3 3-H				3	1	1	1	0	0	2			
Ted Simmons, S OBP: 0.282, SLG: 0.351 (1, 2)					 2-3	 2H 3H				4	1	1	2	0	0	1			
Mark Brouhard, R OBP: 0.349, SLG: 0.425 (1, 9)				 1B		 3H	 1B		 1B	3	0	3	2	0	0	0			
Marshall Edwards, L OBP: 0.154, SLG: 0.154 (1, 8)			 1-2			 1-2			 S	4	0	1	0	0	0	2			
Ed Romero, R OBP: 0.200, SLG: 0.143 (1, 6)						 F8		 1-2		4	0	0	0	0	1	3			
Inning Stats	R: 0 E: 0 K: 1 S: 5	H: 0 LOB: 0 BB: 0 P: 5	R: 0 E: 0 K: 0 S: 3	H: 1 LOB: 0 BB: 0 P: 5	R: 0 E: 0 K: 0 S: 4	H: 1 LOB: 1 BB: 0 P: 4	R: 1 E: 0 K: 0 S: 4	H: 1 LOB: 0 BB: 0 P: 4	R: 5 E: 1 K: 0 S: 7	H: 3 LOB: 2 BB: 3 P: 19	R: 0 E: 0 K: 0 S: 4	H: 1 LOB: 2 BB: 1 P: 8	R: 0 E: 0 K: 0 S: 4	H: 1 LOB: 1 BB: 0 P: 4	1B: 6 2B: 1 3B: 1 HR: 0	SF: 2 SAC: 1 DP: 1 HBP: 0	WP: 0 PA: 36 PB: 0 SB: 1 CS: 1		
PITCHER	IP	WLS	BF	H	R	ER	SO	BB	IBB	HBP	BLK	WP	HR	S	P	ERA	WHIP		
Rick Langford, R ERA: 3.04	(1, 1)	8.0	L	36	8	6	1	2	3	1	0	0	0	36	52	1.12	1.375		

Oakland Athletics @ Milwaukee Brewers
Milwaukee County Stadium, Milwaukee, WI
Sun May 17 1981, 4:33 AM EDT
Att: 33,142 - Unknown - 45 F

AB 29
R 6
H 8
RBI 5
BB 4
SO 2
LOB 12



Batter	1	2	3	4	5	6	7	8	9	AB	R	H	RBI	BB	SO	LOB	TOP			
Gary Ward, R OBP: 0.344, SLG: 0.386 (1,7)	6-3	4-3			L8		1B		4-3	5	0	1	0	0	0	3	Minnesota Twins @ Milwaukee Brewers Milwaukee County Stadium, Milwaukee, WI Tue May 19 1981, 8:05 PM EDT Att. 8,979 - Unknown - 54 F			
John Castino, R OBP: 0.303, SLG: 0.415 (1,5)	F8		L9		5-3		1B		1-2	5	1	2	2	0	0	0				
Mickey Hatcher, R OBP: 0.306, SLG: 0.434 (1,8)	FC6-4		FC6-4		4-3		F7		2B	5	0	3	0	0	0	2				
Roy Smalley, S OBP: 0.400, SLG: 0.500 (1,6)	FC6-4		FC6-4		6-3				F7	5	0	0	0	0	0	3				
Pete Mackanin, R OBP: 0.268, SLG: 0.309 (1,4)		1B	F2		1B				F6	4	1	2	0	0	0	1				
Butch Wynegar, S OBP: 0.625, SLG: 0.571 (1,10)		FC5-4			F3					3	0	2	0	1	0	0				
Ron Jackson, R OBP: 0.284, SLG: 0.373 (1,3)		FC5-4			6-3				L9	4	0	1	1	0	0	3				
Dave Engle, R OBP: 0.308, SLG: 0.396 (1,9)		FC5-4			5-3				1-3	4	1	1	0	0	0	2				
Sal Butera, R OBP: 0.378, SLG: 0.338 (1,2)					F8				5-3	4	0	1	0	0	0	1				
Inning Stats	R: 0 E: 0 K: 0 S: 4	H: 1 LOB: 1 BB: 0 P: 4	R: 1 E: 0 K: 0 S: 6	H: 4 LOB: 2 BB: 0 P: 6	R: 0 E: 0 K: 0 S: 4	H: 1 LOB: 1 BB: 0 P: 4	R: 0 E: 0 K: 0 S: 3	H: 0 LOB: 0 BB: 0 P: 3	R: 0 E: 0 K: 0 S: 5	H: 2 LOB: 2 BB: 0 P: 5	R: 0 E: 0 K: 0 S: 5	H: 2 LOB: 2 BB: 0 P: 5	R: 0 E: 0 K: 0 S: 3	H: 0 LOB: 1 BB: 1 P: 7	R: 2 E: 0 K: 0 S: 6	H: 3 LOB: 1 BB: 0 P: 6		1B: 10 2B: 2 3B: 0 HR: 1	SF: 0 SAC: 0 DP: 1 HBP: 0	WP: 0 PB: 0 SB: 0 CS: 0
PITCHER	IP	WLS	BF	H	R	ER	SO	BB	IBB	HBP	BLK	WP	HR	S	P	ERA	WHIP			
Mike Caldwell, L ERA: 3.75 (1,1)	8.2	W	38	12	3	3	0	1	0	0	0	0	1	37	41	3.12	1.500			
Rollie Fingers, R ERA: 1.09 (9,1)	0.1	S	2	1	0	0	0	0	0	0	0	0	0	2	2	0.00	3.000			

AB 39
R 3
H 13
RBI 3
BB 1
SO 0
LOB 15



Batter	1	2	3	4	5	6	7	8	9	AB	R	H	RBI	BB	SO	LOB	BOTTOM			
Jim Gantner, L OBP: 0.328, SLG: 0.345 (1,4)			4-3		5-3		1-3			4	0	1	0	0	0	1	Minnesota Twins @ Milwaukee Brewers Milwaukee County Stadium, Milwaukee, WI Tue May 19 1981, 8:05 PM EDT Att. 8,979 - Unknown - 54 F			
Roy Howell, L OBP: 0.348, SLG: 0.368 (1,5)	K		HR		4-3				F6	4	1	1	0	0	1	1				
Cecil Cooper, L OBP: 0.295, SLG: 0.361 (1,3)	F7		HR				G5-4-3		FC6-4	3	1	2	2	1	0	1				
Gorman Thomas, R OBP: 0.384, SLG: 0.583 (1,8)	F8		BB		G5-4-3		FC6-4		FC6-4	3	0	0	0	1	0	3				
Ben Oglivie, L OBP: 0.310, SLG: 0.400 (1,7)		4-3	G3		L4				F4	4	0	0	0	0	0	2				
Ted Simmons, S OBP: 0.284, SLG: 0.377 (1,2)		HR			F4		3-1			3	1	1	1	0	0	0				
Charlie Moore, R OBP: 0.385, SLG: 0.460 (1,10)		6-3			5-3		CS			3	0	1	0	0	0	0				
Mark Brouhard, R OBP: 0.348, SLG: 0.419 (1,9)		K			K		CS			3	1	1	0	0	2	0				
Ed Romero, R OBP: 0.208, SLG: 0.178 (1,6)			F6		6-3					3	0	1	1	0	0	0				
Inning Stats	R: 0 E: 0 K: 1 S: 6	H: 1 LOB: 0 BB: 0 P: 6	R: 1 E: 0 K: 1 S: 6	H: 1 LOB: 0 BB: 0 P: 6	R: 2 E: 0 K: 0 S: 5	H: 2 LOB: 1 BB: 1 P: 9	R: 0 E: 0 K: 1 S: 5	H: 0 LOB: 0 BB: 0 P: 5	R: 0 E: 0 K: 0 S: 3	H: 1 LOB: 0 BB: 0 P: 3	R: 1 E: 0 K: 0 S: 5	H: 3 LOB: 1 BB: 0 P: 5	R: 0 E: 0 K: 0 S: 3	H: 0 LOB: 1 BB: 1 P: 7	R: 0 E: 0 K: 0 S: 6	H: 0 LOB: 1 BB: 1 P: 7		1B: 4 2B: 2 3B: 0 HR: 2	SF: 0 SAC: 0 DP: 1 HBP: 0	WP: 0 PB: 0 SB: 2 CS: 2
PITCHER	IP	WLS	BF	H	R	ER	SO	BB	IBB	HBP	BLK	WP	HR	S	P	ERA	WHIP			
Fernando Arroyo, R ERA: 4.12 (1,1)	6.2	L	27	8	4	4	3	1	0	0	0	0	2	32	36	5.40	1.350			
Jack O'Connor, L ERA: 2.7 (7,1)	1.1		5	0	0	0	0	1	0	0	0	0	0	4	8	0.00	0.750			

AB 30
R 4
H 8
RBI 4
BB 2
SO 3
LOB 8



Batter	1	2	3	4	5	6	7	8	9	AB	R	H	RBI	BB	SO	LOB	TOP
Gary Ward, R OBP: 0.340, SLG: 0.379 (1, 7)										4	1	1	0	0	0	1	Minnesota Twins @ Milwaukee Brewers Milwaukee County Stadium, Milwaukee, WI Wed May 20 1981, 8:05 PM EDT Att: 10,463 - Unknown - 66 F
Rob Wilfong, L OBP: 0.286, SLG: 0.293 (1, 4)										4	0	2	0	0	0	1	
Mickey Hatcher, R OBP: 0.304, SLG: 0.432 (1, 8)										3	0	1	1	0	0	2	
Roy Smalley, S OBP: 0.277, SLG: 0.504 (1, 6)										3	0	1	0	1	0	1	
Chuck Baker, R OBP: 0.125, SLG: 0.125 (8, 6)										0	0	0	0	0	0	0	
John Castino, R OBP: 0.301, SLG: 0.417 (1, 5)										4	0	1	0	0	1	2	
Butch Wynegar, S OBP: 0.583, SLG: 0.545 (1, 10)										4	0	2	0	0	0	4	
Ron Jackson, R OBP: 0.376, SLG: 0.362 (1, 3)										3	0	0	0	0	1	4	
Hosken Powell, L OBP: 0.330, SLG: 0.354 (9, PH)										1	0	0	0	0	0	0	
Dave Engle, R OBP: 0.291, SLG: 0.373 (1, 9)										3	0	0	0	0	0	3	
Glenn Adams, L OBP: 0.346, SLG: 0.376 (9, PH)										1	0	1	0	0	0	0	
Sal Butera, R OBP: 0.376, SLG: 0.338 (1, 2)										3	0	1	0	0	0	0	
Danny Goodwin, L OBP: 0.321, SLG: 0.320 (9, PH)										1	0	0	0	0	0	1	
Inning Stats	R: 1 E: 0 K: 0 S: 4	H: 2 LOB: 0 BB: 0 P: 4	R: 0 E: 0 K: 0 S: 4	H: 1 LOB: 1 BB: 0 P: 4	R: 0 E: 0 K: 0 S: 4	H: 1 LOB: 2 BB: 0 P: 8	R: 0 E: 0 K: 1 S: 6	H: 1 LOB: 1 BB: 0 P: 6	R: 0 E: 0 K: 0 S: 3	H: 0 LOB: 0 BB: 0 P: 3	R: 0 E: 0 K: 1 S: 7	H: 2 LOB: 2 BB: 0 P: 7	R: 0 E: 0 K: 0 S: 3	H: 1 LOB: 0 BB: 0 P: 3	1B: 8 2B: 3 3B: 0 HR: 0	SF: 1 SAC: 0 DP: 2 HBP: 0	WP: 1 PA: 36 CS: 0
PITCHER	IP WLS BF H R ER SO BB IBB HBP BLK WP HR S P ERA WHIP																
Jim Slaton, R ERA: 3.8 (1, 1)	7.0 W 28 7 1 1 1 1 1 0 0 0 0 1 0 29 33 1.29 1.143																
Rollie Fingers, R ERA: 1.01 (8, 1)	2.0 S 8 3 0 0 1 0 0 0 0 0 0 0 10 10 0.00 1.500																

Batter	1	2	3	4	5	6	7	8	9	AB	R	H	RBI	BB	SO	LOB	BOTTOM	
Jim Gantner, L OBP: 0.346, SLG: 0.373 (1, 4)										5	0	4	1	0	0	0	Minnesota Twins @ Milwaukee Brewers Milwaukee County Stadium, Milwaukee, WI Wed May 20 1981, 8:05 PM EDT Att: 10,463 - Unknown - 66 F	
Robin Yount, R OBP: 0.292, SLG: 0.429 (1, 10)										5	0	1	0	0	0	7		
Cecil Cooper, L OBP: 0.286, SLG: 0.352 (1, 3)										3	0	0	1	0	2	4		
Gorman Thomas, R OBP: 0.388, SLG: 0.575 (1, 8)										3	0	1	0	1	1	1		
Marshall Edwards, L OBP: 0.154, SLG: 0.154 (8, PR)										0	1	0	0	0	0	0		
Ben Oglivie, L OBP: 0.302, SLG: 0.388 (1, 7)										4	0	0	0	0	0	3		
Ted Simmons, S OBP: 0.283, SLG: 0.381 (1, 2)										4	1	1	1	0	0	0		
Roy Howell, L OBP: 0.357, SLG: 0.367 (1, 5)										3	2	1	0	1	1	0		
Mark Brouhard, R OBP: 0.340, SLG: 0.404 (1, 9)										4	1	1	0	0	1	2		
Ed Romero, R OBP: 0.250, SLG: 0.213 (1, 6)										2	1	2	2	1	0	0		
Inning Stats	R: 0 E: 0 K: 1 S: 6	H: 1 LOB: 2 BB: 1 P: 10	R: 0 E: 0 K: 1 S: 5	H: 0 LOB: 0 BB: 0 P: 5	R: 1 E: 0 K: 1 S: 7	H: 2 LOB: 1 BB: 0 P: 7	R: 0 E: 0 K: 1 S: 5	H: 0 LOB: 0 BB: 0 P: 5	R: 0 E: 0 K: 0 S: 3	H: 0 LOB: 0 BB: 0 P: 3	R: 2 E: 0 K: 1 S: 8	H: 3 LOB: 1 BB: 0 P: 8	R: 3 E: 0 K: 0 S: 7	H: 4 LOB: 2 BB: 1 P: 11	1B: 9 2B: 2 3B: 0 HR: 0	SF: 2 SAC: 0 DP: 0 HBP: 0		WP: 1 PA: 38 CS: 0
PITCHER	IP WLS BF H R ER SO BB IBB HBP BLK WP HR S P ERA WHIP																	
Albert Williams, R ERA: 3.72 (1, 1)	6.1 L 28 7 3 3 4 2 0 0 0 0 1 0 34 42 4.26 1.421																	
Doug Corbett, R ERA: 2.97 (7, 1)	1.2 10 4 3 3 1 0 1 0 0 1 0 11 15 16.20 2.400																	

Batter	1	2	3	4	5	6	7	8	9	AB	R	H	RBI	BB	SO	LOB	TOP																					
Gary Ward, R OBP: 0.363, SLG: 0.422 (1, 7)										3	0	3	1	1	0	0	Minnesota Twins @ Milwaukee Brewers Milwaukee County Stadium, Milwaukee, WI Thu May 21 1981, 4:33 AM EDT Att: 16,120 - Unknown																					
Rob Wilfong, L OBP: 0.285, SLG: 0.292 Pete Mackanin, R OBP: 0.263, SLG: 0.304 (9, PH)										4	0	1	0	0	1	3																						
Mickey Hatcher, R OBP: 0.310, SLG: 0.437 (1, 8)										3	0	1	0	1	0	2																						
Roy Smalley, S OBP: 0.399, SLG: 0.504 Chuck Baker, R OBP: 0.125, SLG: 0.125 (8, 6)										4	1	1	0	0	3	5																						
Butch Wynegar, S OBP: 0.500, SLG: 0.467 (1, 10)										4	0	1	0	0	0	3																						
John Castino, R OBP: 0.290, SLG: 0.409 (1, 5)										3	0	0	1	1	1	1																						
Danny Goodwin, L OBP: 0.290, SLG: 0.288 Ron Jackson, R OBP: 0.274, SLG: 0.358 (9, PH)										3	0	0	0	0	0	1																						
Sal Butera, R OBP: 0.371, SLG: 0.333 (1, 2)										4	0	1	0	0	1	1																						
Dave Engle, R OBP: 0.288, SLG: 0.364 (1, 9)										4	0	1	0	0	0	1																						
Inning Stats	R: 0 E: 0 K: 1 S: 7	H: 2 LOB: 2 BB: 0 P: 7	R: 0 E: 0 K: 1 S: 5	H: 0 LOB: 0 BB: 0 P: 5	R: 0 E: 0 K: 2 S: 8	H: 1 LOB: 2 BB: 1 P: 12	R: 0 E: 0 K: 1 S: 5	H: 0 LOB: 0 BB: 0 P: 5	R: 0 E: 0 K: 0 S: 4	H: 2 LOB: 1 BB: 0 P: 4	R: 1 E: 0 K: 0 S: 5	H: 2 LOB: 1 BB: 0 P: 5	R: 0 E: 0 K: 0 S: 3	H: 0 LOB: 0 BB: 0 P: 7	R: 0 E: 0 K: 1 S: 5	H: 1 LOB: 0 BB: 0 P: 5	R: 1 E: 1 K: 0 S: 5	H: 1 LOB: 2 BB: 1 P: 9	1B: 6 2B: 3 3B: 1 HR: 0	SF: 1 SAC: 0 DP: 2 HBP: 0	WP: 0 PA: 38 CS: 0																	
PITCHER	IP	WLS	BF	H	R	ER	SO	BB	IBB	HBP	BLK	WP	HR	S	P	ERA	WHIP	PITCHER				IP	WLS	BF	H	R	ER	SO	BB	IBB	HBP	BLK	WP	HR	S	P	ERA	WHIP
Pete Vuckovich, R ERA: 3.8 (1, 1)	8.0	W	32	8	1	1	6	2	0	0	0	0	0	42	50	1.12	1.250																					
Jamie Easterly, L ERA: 1.46 (9, 1)	1.0		6	1	1	0	0	1	0	0	0	0	0	5	9	0.00	2.000																					


AB	34
R	2
H	9
RBI	2
BB	3
SO	6
LOB	20




Batter	1	2	3	4	5	6	7	8	9	AB	R	H	RBI	BB	SO	LOB	BOTTOM																					
Jim Gantner, L OBP: 0.344, SLG: 0.364 (1, 4)										3	1	0	0	1	0	2	Minnesota Twins @ Milwaukee Brewers Milwaukee County Stadium, Milwaukee, WI Thu May 21 1981, 4:33 AM EDT Att: 16,120 - Unknown																					
Robin Yount, R OBP: 0.282, SLG: 0.412 (1, 10)										4	0	0	0	0	1	1																						
Cecil Cooper, L OBP: 0.292, SLG: 0.357 (1, 3)										4	2	2	0	0	0	0																						
Gorman Thomas, R OBP: 0.398, SLG: 0.633 (1, 8)										3	3	2	5	1	0	0																						
Ben Oglivie, L OBP: 0.307, SLG: 0.391 (1, 7)										4	1	2	0	0	0	0																						
Ted Simmons, S OBP: 0.283, SLG: 0.375 (1, 2)										2	1	0	1	1	1	0																						
Roy Howell, L OBP: 0.351, SLG: 0.349 (1, 5)										3	0	0	0	1	1	1																						
Mark Brouhard, R OBP: 0.352, SLG: 0.400 (1, 9)										3	0	1	1	1	0	0																						
Ed Romero, R OBP: 0.232, SLG: 0.200 (1, 6)										3	0	0	1	0	0	2																						
Inning Stats	R: 0 E: 0 K: 1 S: 5	H: 0 LOB: 0 BB: 0 P: 5	R: 1 E: 0 K: 0 S: 4	H: 1 LOB: 2 BB: 2 P: 12	R: 5 E: 0 K: 0 S: 7	H: 4 LOB: 2 BB: 3 P: 19	R: 0 E: 0 K: 0 S: 3	H: 0 LOB: 0 BB: 0 P: 3	R: 0 E: 0 K: 2 S: 7	H: 0 LOB: 0 BB: 0 P: 7	R: 0 E: 0 K: 0 S: 3	H: 0 LOB: 0 BB: 0 P: 3	R: 2 E: 0 K: 0 S: 5	H: 2 LOB: 0 BB: 0 P: 5	R: 0 E: 0 K: 0 S: 3	H: 0 LOB: 0 BB: 0 P: 3	1B: 5 2B: 0 3B: 0 HR: 2	SF: 2 SAC: 0 DP: 0 HBP: 0	WP: 0 PA: 36 CS: 0																			
PITCHER	IP	WLS	BF	H	R	ER	SO	BB	IBB	HBP	BLK	WP	HR	S	P	ERA	WHIP	PITCHER				IP	WLS	BF	H	R	ER	SO	BB	IBB	HBP	BLK	WP	HR	S	P	ERA	WHIP
Pete Redfern, R ERA: 4.44 (1, 1)	2.1	L	14	4	5	5	1	3	0	0	0	0	0	1	13	25	19.29	3.000																				
Darrell Jackson, L ERA: 8.1 (3, 1)	0.0		3	1	0	0	0	2	0	0	0	0	0	1	9	∞	∞																					
John Verhoeven, R ERA: 2.84 (3, 1)	5.2		19	2	3	3	2	0	0	0	0	0	0	1	23	23	4.76	0.353																				

AB	29
R	8
H	7
RBI	8
BB	5
SO	3
LOB	6



Batter	1	2	3	4	5	6	7	8	9	AB	R	H	RBI	BB	SO	LOB	TOP										
Jerry Remy, L (1,4) OBP: 0.432, SLG: 0.396	0-0 G5-4-3 1B	0-0 1B		0-0 4-3		0-0 F8		0-0 BB 1B		5	0	3	2	0	0	1	Boston Red Sox @ Milwaukee Brewers Milwaukee County Stadium, Milwaukee, WI Fri May 22 1981, 8:05 PM EDT Att: 23,007 - Unknown - 72 F										
Dwight Evans, R (1,9) OBP: 0.476, SLG: 0.635	0-0 G5-4-3 1-2	0-0 FC6-4 1B		0-0 HR		4-0 1B BB		4-0 BB 1B		3	1	2	3	2	0	1											
Carl Yastrzemski, L (1,3) OBP: 0.291, SLG: 0.291	4-0 HR BB	0-0 F7		0-0 4-3		0-0 1B		0-0 G3		4	1	1	0	1	0	4											
Jim Rice, R (1,7) OBP: 0.301, SLG: 0.426	0-0 HR	0-0 FC6-4		0-0 F7		0-0 F8			0-0 G4-6-3 1B	5	1	2	2	0	0	4											
Tony Perez, R (1,10) OBP: 0.307, SLG: 0.384	0-0 F7		4-0 FC4-6 BB		0-0 F9		0-3 K		0-0 G4-6-3 1B	4	0	0	0	1	1	1											
Carney Lansford, R (1,5) OBP: 0.380, SLG: 0.480		0-0 1B		0-0 FC4-6 1-3		0-0 F9		0-0 F9		5	1	1	0	0	0	1											
Dave Stapleton, R (1,6) OBP: 0.306, SLG: 0.354		0-0 1B		0-0 1-3		0-0 E6		0-0 F7		4	1	1	0	0	0	1											
Rich Gedman, L (1,2) OBP: 0.156, SLG: 0.059		0-3 K		0-0 6-3		0-0 G3		0-0 F8		4	0	0	0	0	1	4											
Rick Miller, L (1,8) OBP: 0.339, SLG: 0.349	4-0 1B			0-0 E4 HR		0-0 F9		0-0 F6		3	2	0	0	1	0	0											
Inning Stats	R: 2 E: 0 K: 0 S: 4	H: 2 LOB: 0 BB: 1 P: 8	R: 3 E: 0 K: 1 S: 9	H: 4 LOB: 2 BB: 1 P: 13	R: 0 E: 0 K: 0 S: 3	H: 0 LOB: 1 BB: 1 P: 7	R: 2 E: 1 K: 0 S: 5	H: 1 LOB: 0 BB: 0 P: 5	R: 0 E: 1 K: 0 S: 4	H: 0 LOB: 1 BB: 0 P: 4	R: 0 E: 0 K: 1 S: 5	H: 0 LOB: 2 BB: 0 P: 5	R: 0 E: 0 K: 0 S: 4	H: 1 LOB: 2 BB: 1 P: 8	R: 0 E: 0 K: 0 S: 4	H: 1 LOB: 2 BB: 1 P: 8		R: 0 E: 0 K: 0 S: 3	H: 1 LOB: 0 BB: 0 P: 3	1B: 8 2B: 0 3B: 0 HR: 2	SF: 0 SAC: 0 DP: 2 HBP: 0	WP: 0 PB: 0 SB: 0 CS: 0	PA: 42				
PITCHER	IP	WLS	BF	H	R	ER	SO	BB	IBB	HBP	BLK	WP	HR	S	P	ERA	WHIP										
Moose Haas, R (1,1) ERA: 4.97	1.1	L	10	5	5	5	1	2	0	0	0	0	1	10	18	33.75	5.250										
Reggie Cleveland, R (2,1) ERA: 4.56	3.2		16	2	2	1	0	1	0	0	0	0	1	15	19	2.46	0.818										
Jerry Augustine, L (6,1) ERA: 1.8	2.0		8	1	0	0	1	1	0	0	0	0	0	9	13	0.00	1.000										
Rickey Keaton, R (8,1) ERA: 3.38	2.0		8	2	0	0	0	1	0	0	0	0	0	7	11	0.00	1.500										

Batter	1	2	3	4	5	6	7	8	9	AB	R	H	RBI	BB	SO	LOB	BOTTOM										
Jim Gantner, L (1,4) OBP: 0.360, SLG: 0.389	0-0 CS 1B	0-0 1-3 2H 2B			0-0 4-3		0-0 BB 1B		0-0 FC5-4 1B	5	0	4	1	0	0	0	Boston Red Sox @ Milwaukee Brewers Milwaukee County Stadium, Milwaukee, WI Fri May 22 1981, 8:05 PM EDT Att: 23,007 - Unknown - 72 F										
Robin Yount, R (1,10) OBP: 0.276, SLG: 0.396	0-0 L4 1-2	0-0 4-3			0-3 K		4-0 BB		0-0 FC5-4 1-2	4	0	0	0	1	1	4											
Cecil Cooper, L (1,3) OBP: 0.291, SLG: 0.362	0-0 2B			0-0 6-3		0-0 F5		0-0 F8		4	0	1	0	0	0	2											
Gorman Thomas, R (1,8) OBP: 0.394, SLG: 0.616	4-0 BB			0-3 K		0-0 F8		0-3 K		3	0	0	0	1	2	0											
Ben Oglivie, L (1,7) OBP: 0.299, SLG: 0.380	0-0 3-1			0-0 F9		0-0 5-3		0-3 K		4	0	0	0	0	1	2											
Ted Simmons, S (1,2) OBP: 0.270, SLG: 0.374		0-0 F9		0-0 6-3		0-0 HR 1B		4-0 FC4-6 BB		3	1	1	0	1	0	0											
Sal Bando, R (1,5) OBP: 0.333, SLG: 0.500		4-0 1B 2B BB		0-0 F9		0-0 HR		0-0 FC4-6 1-2		3	2	1	2	1	0	1											
Mark Brouhard, R (1,9) OBP: 0.345, SLG: 0.389		0-0 2B 1B		0-0 4-3		0-0 F7		0-3 K		4	0	1	0	0	1	0											
Ed Romero, R (1,6) OBP: 0.220, SLG: 0.189		0-0 F8			0-0 F7		0-0 6-3		0-3 K	3	0	0	0	0	0	2											
Roy Howell, L (9,PH) OBP: 0.347, SLG: 0.344										1	0	0	0	0	1	0											
Inning Stats	R: 0 E: 0 K: 0 S: 4	H: 2 LOB: 2 BB: 1 P: 8	R: 1 E: 0 K: 0 S: 5	H: 2 LOB: 2 BB: 1 P: 9	R: 0 E: 0 K: 1 S: 5	H: 0 LOB: 0 BB: 0 P: 5	R: 0 E: 0 K: 0 S: 3	H: 0 LOB: 0 BB: 0 P: 3	R: 0 E: 0 K: 2 S: 7	H: 3 LOB: 2 BB: 1 P: 10	R: 0 E: 0 K: 2 S: 7	H: 0 LOB: 1 BB: 1 P: 11	R: 0 E: 0 K: 2 S: 8	H: 1 LOB: 1 BB: 0 P: 8	1B: 5 2B: 2 3B: 0 HR: 1	SF: 0 SAC: 0 DP: 0 HBP: 0	WP: 0 PB: 0 SB: 0 CS: 1	PA: 38									
PITCHER	IP	WLS	BF	H	R	ER	SO	BB	IBB	HBP	BLK	WP	HR	S	P	ERA	WHIP										
John Tudor, L (1,1) ERA: 4.15	6.1	W	26	6	3	3	2	2	0	0	0	0	0	28	36	4.26	1.263										
Bill Campbell, R (7,1) ERA: 2.57	2.2		12	2	0	0	4	2	0	0	0	0	0	18	26	0.00	1.500										

Batter	1	2	3	4	5	6	7	8	9	AB	R	H	RBI	BB	SO	LOB	TOP					
Dwight Evans, R OBP: 0.480, SLG: 0.631 (1, 9)										4	1	2	0	1	0	3	Boston Red Sox @ Milwaukee Brewers Milwaukee County Stadium, Milwaukee, WI Sat May 23 1981, 4:33 AM EDT Att: 35,254 - Overcast - 74 F					
Dave Stapleton, R OBP: 0.301, SLG: 0.350 (1, 6)										4	0	1	3	0	0	2						
Carney Lansford, R OBP: 0.380, SLG: 0.477 (1, 5)										5	1	2	0	0	0	3						
Jim Rice, R OBP: 0.298, SLG: 0.425 (1, 7)										5	1	1	0	0	0	4						
Tony Perez, R OBP: 0.310, SLG: 0.385 (1, 3)										5	1	2	2	0	1	3						
Joe Rudi, R OBP: 0.244, SLG: 0.316 (1, 10)										5	0	1	0	0	1	4						
Dave Schmidt, R OBP: 0.395, SLG: 0.484 (1, 2)										3	1	2	1	2	0	1						
Reid Nichols, R OBP: 0.250, SLG: 0.263 (1, 8)										4	2	2	0	0	0	2						
Jerry Remy, L OBP: 0.431, SLG: 0.406 (1, 4)										5	1	2	0	0	1	4						
Inning Stats	R: 1 E: 1 K: 1 S: 8	H: 2 LOB: 2 BB: 0 P: 8	R: 2 E: 0 K: 0 S: 5	H: 3 LOB: 1 BB: 1 P: 9	R: 1 E: 1 K: 0 S: 5	H: 1 LOB: 2 BB: 1 P: 9	R: 2 E: 0 K: 0 S: 6	H: 3 LOB: 1 BB: 0 P: 6	R: 0 E: 0 K: 0 S: 4	H: 1 LOB: 1 BB: 0 P: 4	R: 0 E: 0 K: 0 S: 3	H: 0 LOB: 0 BB: 0 P: 3	R: 0 E: 0 K: 1 S: 5	H: 1 LOB: 0 BB: 0 P: 5	R: 2 E: 0 K: 0 S: 7	H: 4 LOB: 2 BB: 0 P: 7		R: 0 E: 0 K: 1 S: 5	H: 0 LOB: 1 BB: 1 P: 9	1B: 12 2B: 2 3B: 0 HR: 1	SF: 1 SAC: 1 DP: 2 HBP: 0	WP: 0 PB: 0 SB: 0 CS: 0
PITCHER	IP WLS BF H R ER SO BB IBB HBP BLK WP HR S P ERA WHIP																					
Randy Lerch, L ERA: 5.34 (1, 1)	3.2 L 22 8 6 4 1 2 0 0 0 0 0 1 22 30 9.82 2.727																					
Rickey Keeton, R ERA: 3.86 (4, 1)	3.1 14 5 2 2 1 0 0 0 0 0 0 0 16 16 5.40 1.500																					
Reggie Cleveland, R ERA: 4.38 (8, 1)	1.0 5 2 0 0 0 0 0 0 0 0 0 0 5 5 0.00 2.000																					
Jamie Easterly, L ERA: 1.4 (9, 1)	1.0 4 0 0 0 0 1 1 0 0 0 0 0 0 5 9 0.00 1.000																					

Batter	1	2	3	4	5	6	7	8	9	AB	R	H	RBI	BB	SO	LOB	BOTTOM					
Jim Gantner, L OBP: 0.357, SLG: 0.385 (1, 4)										4	1	1	0	0	0	2	Boston Red Sox @ Milwaukee Brewers Milwaukee County Stadium, Milwaukee, WI Sat May 23 1981, 4:33 AM EDT Att: 35,254 - Overcast - 74 F					
Robin Yount, R OBP: 0.280, SLG: 0.394 (1, 6)										3	0	1	0	0	0	0						
Ed Romero, R (6, FR) OBP: 0.217, SLG: 0.185 (7, 6)										1	0	0	0	0	0	0						
Cecil Cooper, L OBP: 0.297, SLG: 0.366 (1, 3)										4	0	2	0	0	1	0						
Gorman Thomas, R OBP: 0.383, SLG: 0.595 (1, 8)										4	0	0	1	0	0	3						
Ben Oglivie, L OBP: 0.298, SLG: 0.376 (1, 7)										4	0	1	0	0	0	3						
Larry Hisle, R OBP: 0.303, SLG: 0.443 (1, 10)										4	0	0	0	0	1	1						
Roy Howell, L OBP: 0.354, SLG: 0.353 (1, 5)										4	0	2	0	0	0	1						
Charlie Moore, R OBP: 0.364, SLG: 0.434 (1, 2)										3	0	0	0	0	1	2						
Mark Brouhard, R OBP: 0.344, SLG: 0.386 (1, 9)										3	0	1	0	0	1	1						
Inning Stats	R: 0 E: 0 K: 1 S: 5	H: 0 LOB: 0 BB: 0 P: 5	R: 0 E: 0 K: 0 S: 3	H: 0 LOB: 0 BB: 0 P: 3	R: 0 E: 0 K: 0 S: 4	H: 2 LOB: 1 BB: 0 P: 4	R: 0 E: 0 K: 0 S: 4	H: 1 LOB: 1 BB: 0 P: 4	R: 0 E: 0 K: 0 S: 3	H: 0 LOB: 0 BB: 0 P: 3	R: 1 E: 0 K: 0 S: 6	H: 3 LOB: 2 BB: 0 P: 6	R: 0 E: 0 K: 3 S: 10	H: 1 LOB: 1 BB: 0 P: 10	R: 0 E: 0 K: 0 S: 3	H: 0 LOB: 0 BB: 0 P: 3		R: 0 E: 0 K: 0 S: 4	H: 1 LOB: 1 BB: 0 P: 4	1B: 8 2B: 0 3B: 0 HR: 0	SF: 0 SAC: 0 DP: 1 HBP: 0	WP: 0 PB: 0 SB: 0 CS: 0
PITCHER	IP WLS BF H R ER SO BB IBB HBP BLK WP HR S P ERA WHIP																					
Mike Torrez, R ERA: 4.58 (1, 1)	5.1 W 21 6 1 1 1 0 0 0 0 0 0 0 19 19 0.00 0.545																					
Mark Clear, R ERA: 2.67 (6, 1)	3.2 S 13 2 0 0 0 3 0 0 0 0 0 0 0 19 19 0.00 0.545																					

Batter	1	2	3	4	5	6	7	8	9	10	11	12	13	14	AB	R	H	RBI	BB	SO	LOB	TOP			
Dwight Evans, R OBP: 0.475, SLG: 0.616 (1, 9)															5	0	1	0	1	1	1				
Dave Stapleton, R OBP: 0.303, SLG: 0.343 (1, 4)															5	0	1	0	1	1	1				
Carney Lansford, R OBP: 0.373, SLG: 0.465 (1, 5)															6	0	1	0	0	1	1				
Jim Rice, R OBP: 0.299, SLG: 0.424 (1, 7)															5	1	1	0	1	0	2				
Tony Perez, R OBP: 0.307, SLG: 0.378 (1, 3)															5	0	1	0	0	1	4				
Joe Rudi, R OBP: 0.217, SLG: 0.286 (1, 10)															4	0	0	1	0	1	1				
Dave Schmidt, R OBP: 0.349, SLG: 0.417 (1, 2)															5	0	0	0	0	2	0				
Reid Nichols, R OBP: 0.217, SLG: 0.227 (1, 8)															3	0	0	0	0	0	0				
Rick Miller, L OBP: 0.342, SLG: 0.352 (10, PH)															2	0	1	0	0	0	0				
Glenn Hoffman, R OBP: 0.248, SLG: 0.231 (1, 6)															5	0	1	0	0	0	1				
Inning Stats	R: 0 E: 0 K: 0 S: 4	H: 2 LOB: 2 BB: 1 P: 8	R: 0 E: 0 K: 1 S: 5	H: 0 LOB: 0 BB: 0 P: 5	R: 0 E: 0 K: 0 S: 3	H: 0 LOB: 1 BB: 1 P: 7	R: 0 E: 0 K: 0 S: 3	H: 1 LOB: 0 BB: 0 P: 3	R: 0 E: 0 K: 0 S: 3	H: 0 LOB: 0 BB: 0 P: 3	R: 0 E: 0 K: 1 S: 5	H: 0 LOB: 1 BB: 0 P: 9	R: 0 E: 0 K: 2 S: 7	H: 0 LOB: 0 BB: 0 P: 7	R: 0 E: 0 K: 1 S: 6	H: 1 LOB: 1 BB: 0 P: 6	R: 0 E: 0 K: 1 S: 6	H: 1 LOB: 1 BB: 0 P: 6	R: 0 E: 0 K: 1 S: 5	H: 0 LOB: 0 BB: 0 P: 5	1B: 6 2B: 2 3B: 0 HR: 0	SF: 1 SAC: 0 DP: 2 HBP: 0	WP: 0 PB: 0 CS: 0	PA: 49	
PITCHER	IP WLS BF H R ER SO BB IBB HBP BLK WP HR S P ERA WHIP	8.0 3.43 14 1 0 0 4 1 0 0 0 0 0 21 25 0.00 0.500	2.0 W 7 1 0 0 2 0 0 0 0 0 0 11 11 0.00 0.500	PITCHER											IP WLS BF H R ER SO BB IBB HBP BLK WP HR S P ERA WHIP										

Boston Red Sox @ Milwaukee Brewers
 Milwaukee County Stadium, Milwaukee, WI
 Sun May 24 1981, 4:33 AM EDT
 Unknown - 72 F

AB: 45
 R: 1
 H: 7
 RBI: 1
 BB: 3
 SO: 7
 LOB: 11

Batter	1	2	3	4	5	6	7	8	9	10	11	12	13	14	AB	R	H	RBI	BB	SO	LOB	BOTTOM				
Charlie Moore, R OBP: 0.371, SLG: 0.441 (1, 2)															6	1	2	0	1	1	3					
Robin Yount, R OBP: 0.288, SLG: 0.386 (1, 6)															5	0	1	0	2	1	3					
Ben Oglivie, L OBP: 0.304, SLG: 0.370 (1, 7)															5	0	1	0	2	0	7					
Gorman Thomas, R OBP: 0.372, SLG: 0.569 (1, 8)															7	0	1	0	0	1	4					
Larry Hisle, R OBP: 0.297, SLG: 0.432 (6, PH)															2	0	0	0	0	2	0					
Don Money, R OBP: 0.291, SLG: 0.333 (1, 5)															6	1	2	0	0	0	1					
Ed Romero, R OBP: 0.217, SLG: 0.185 (13, PR)															4	0	1	1	0	0	0					
Sal Bando, R OBP: 0.316, SLG: 0.438 (1, 3)															2	0	0	0	0	0	1					
Mark Brouhard, R OBP: 0.304, SLG: 0.343 (7, PR)															3	0	1	0	0	1	2					
Marshall Edwards, L OBP: 0.154, SLG: 0.154 (8, 9)															0	0	0	0	0	0	0					
Cecil Cooper, L OBP: 0.297, SLG: 0.360 (8, PH)															2	0	0	0	1	0	0					
Jim Gantner, L OBP: 0.352, SLG: 0.373 (1, 4)															4	0	0	0	1	1	3					
Inning Stats	R: 0 E: 0 K: 0 S: 3	H: 0 LOB: 0 BB: 0 P: 3	R: 0 E: 0 K: 1 S: 5	H: 0 LOB: 0 BB: 0 P: 5	R: 0 E: 0 K: 1 S: 7	H: 1 LOB: 3 BB: 1 P: 11	R: 1 E: 0 K: 2 S: 9	H: 2 LOB: 1 BB: 0 P: 9	R: 0 E: 0 K: 0 S: 3	H: 1 LOB: 2 BB: 1 P: 10	R: 0 E: 0 K: 1 S: 6	H: 0 LOB: 2 BB: 1 P: 8	R: 0 E: 0 K: 0 S: 3	H: 1 LOB: 1 BB: 0 P: 8	R: 0 E: 0 K: 1 S: 4	H: 1 LOB: 2 BB: 1 P: 8	R: 1 E: 0 K: 0 S: 4	H: 2 LOB: 2 BB: 1 P: 8	1B: 7 2B: 2 3B: 0 HR: 0	SF: 1 SAC: 1 DP: 0 HBP: 0	WP: 0 PB: 0 CS: 0	PA: 59				
PITCHER	IP WLS BF H R ER SO BB IBB HBP BLK WP HR S P ERA WHIP	7.0 4.82 19 1 0 0 3 2 0 0 0 0 0 23 31 0.00 0.600	1.0 5 1 0 0 0 1 0 0 0 0 0 0 4 8 0.00 2.000	0.2 L 5 2 1 1 0 0 1 0 0 0 0 4 8 13.50 3.000	PITCHER											IP WLS BF H R ER SO BB IBB HBP BLK WP HR S P ERA WHIP										

Boston Red Sox @ Milwaukee Brewers
 Milwaukee County Stadium, Milwaukee, WI
 Sun May 24 1981, 4:33 AM EDT
 Unknown - 72 F

AB: 50
 R: 2
 H: 9
 RBI: 9
 BB: 7
 SO: 8
 LOB: 25

Batter	1	2	3	4	5	6	7	8	9	AB	R	H	RBI	BB	SO	LOB	TOP		
Jerry Remy, L (1,4) OBP: 0.421, SLG: 0.391	F7	4-3		4-3			F7	BB SF9 BB		4	1	0	0	1	0	2	Boston Red Sox @ Milwaukee Brewers Milwaukee County Stadium, Milwaukee, WI Sun May 24 1981, 8:05 PM EDT Att: 34,992 - Unknown - 76 F livebaseballscorecards.com		
Dwight Evans, R (1,9) OBP: 0.476, SLG: 0.611	1B BB		F9		L7			SF9 BB BB		3	1	1	1	2	0	0			
Carl Yastrzemski, L (1,3) OBP: 0.302, SLG: 0.298	BB 1B		P3		1B		F6	1B BB		4	0	2	1	1	0	1			
Jim Rice, R (1,7) OBP: 0.302, SLG: 0.426	K		1B		FC6-4		F9	SF9		4	0	2	1	0	1	3			
Tony Perez, R (1,10) OBP: 0.310, SLG: 0.375	1-2 BB		F9		F9			F9		4	0	1	1	1	0	3			
Carney Lansford, R (1,5) OBP: 0.374, SLG: 0.463	F4			2B 1B	FC6-4			1B		5	2	2	0	0	0	7			
Dave Stapleton, R (1,6) OBP: 0.298, SLG: 0.336		4-3		F4		F7		1B 2B 1B	5-3	5	1	1	0	0	0	1			
Rich Gedman, L (1,2) OBP: 0.182, SLG: 0.100		F7		F7				2B BB 1B	F9	3	0	1	0	0	0	1			
Joe Rudi, R (8, PH) OBP: 0.224, SLG: 0.302					G4-6-3			2B BB 1B		1	1	1	1	0	0	0			
Dave Schmidt, R (8, 2) OBP: 0.341, SLG: 0.405								1-2 2-H		1	0	0	0	0	0	0			
Rick Miller, L (1,8) OBP: 0.352, SLG: 0.381				1B	1-H	G4-6-3		BB BB 2B	F8	5	1	3	2	0	0	1			
Inning Stats	R: 0 E: 0 K: 1 S: 6	H: 1 LOB: 3 BB: 2 P: 14	R: 0 E: 0 K: 0 S: 4	H: 1 LOB: 1 BB: 0 P: 4	R: 0 E: 0 K: 0 S: 4	H: 1 LOB: 1 BB: 0 P: 4	R: 1 E: 0 K: 0 S: 5	H: 2 LOB: 1 BB: 0 P: 5	R: 0 E: 0 K: 0 S: 3	H: 1 LOB: 0 BB: 0 P: 3	R: 0 E: 0 K: 0 S: 4	H: 1 LOB: 1 BB: 0 P: 4	R: 6 E: 0 K: 0 S: 8	H: 5 LOB: 3 BB: 20 P: 20	R: 0 E: 0 K: 0 S: 3	H: 0 LOB: 0 BB: 0 P: 3	1B: 12 2B: 2 3B: 0 HR: 0	SF: 1 SAC: 0 DP: 1 HBP: 0	WP: 0 PA: 45 PB: 0 SB: 0 CS: 0
PITCHER	IP WLS BF H R ER SO BB IBB HBP BLK WP HR S P ERA WHIP																		
Jim Slaton, R (1, 1) ERA: 3.76	7.1 34 11 3 3 1 2 0 0 0 0 0 0 34 42 3.68 1.773																		
Jamie Easterly, L (8, 1) ERA: 2.28	0.0 3 2 0 0 0 1 0 0 0 0 0 0 2 6 = =																		
Reggie Cleveland, R (8, 1) ERA: 4.74	0.0 2 0 2 2 0 2 0 0 0 0 0 0 0 8 = =																		
Moose Haas, R (8, 1) ERA: 4.82	1.2 W 6 1 2 2 0 0 0 0 0 0 0 0 6 6 10.80 0.600																		

Batter	1	2	3	4	5	6	7	8	9	AB	R	H	RBI	BB	SO	LOB	BOTTOM		
Jim Gantner, L (1,4) OBP: 0.353, SLG: 0.370	4-3		2B 1B	K				6-3		4	1	1	0	1	1	1	Boston Red Sox @ Milwaukee Brewers Milwaukee County Stadium, Milwaukee, WI Sun May 24 1981, 8:05 PM EDT Att: 34,992 - Unknown - 76 F livebaseballscorecards.com		
Roy Howell, L (1,5) OBP: 0.357, SLG: 0.384	6-3		1B HR	F8			K	HR		5	2	2	1	0	1	2			
Cecil Cooper, L (1,3) OBP: 0.307, SLG: 0.390	1B		2-3 3-H	HR		F8	1-3	HR		5	2	3	3	0	0	2			
Gorman Thomas, R (1,8) OBP: 0.379, SLG: 0.594			1-H 3-H	HR				HR		5	1	3	3	0	1	0			
Marshall Edwards, L (8, PH) OBP: 0.154, SLG: 0.154	1-2					K		CS		0	0	0	0	0	0	0			
Ben Oglivie, L (1,7) OBP: 0.297, SLG: 0.360	F9		F8		F8		4-3	CS		4	0	0	0	0	0	2			
Ted Simmons, S (1,2) OBP: 0.280, SLG: 0.354		3-1	3-1			1B 1B		5-3		3	1	0	0	1	0	0			
Charlie Moore, R (1,10) OBP: 0.394, SLG: 0.452		4-3	FC6-4			E		E6		3	2	2	0	1	0	0			
Mark Brouhard, R (1,9) OBP: 0.343, SLG: 0.381	4-3		FC6-4			E1		SH1		3	0	1	0	0	0	2			
Ed Romero, R (1,6) OBP: 0.206, SLG: 0.175						4-3		SH1		3	0	0	0	0	0	2			
Robin Yount, R (8, PH) OBP: 0.294, SLG: 0.391	6-3				F2		4-3	6-3		1	1	1	1	0	0	0			
Inning Stats	R: 0 E: 0 K: 0 S: 5	H: 2 LOB: 2 BB: 0 P: 5	R: 0 E: 0 K: 0 S: 4	H: 1 LOB: 1 BB: 0 P: 4	R: 4 E: 0 K: 0 S: 7	H: 4 LOB: 1 BB: 1 P: 11	R: 0 E: 0 K: 1 S: 5	H: 0 LOB: 0 BB: 0 P: 5	R: 0 E: 0 K: 1 S: 7	H: 2 LOB: 2 BB: 2 P: 15	R: 0 E: 0 K: 0 S: 3	H: 0 LOB: 0 BB: 0 P: 3	R: 4 E: 1 K: 0 S: 7	H: 4 LOB: 1 BB: 0 P: 7	R: 0 E: 0 K: 0 S: 3	H: 0 LOB: 0 BB: 0 P: 3	1B: 9 2B: 2 3B: 0 HR: 2	SF: 0 SAC: 1 DP: 0 HBP: 0	WP: 0 PA: 41 PB: 0 SB: 0 CS: 1
PITCHER	IP WLS BF H R ER SO BB IBB HBP BLK WP HR S P ERA WHIP																		
Chuck Rainey, R (1, 1) ERA: 3.33	5.1 28 9 6 5 2 3 0 0 0 0 0 0 29 41 8.44 2.250																		
Bob Stanley, R (6, 1) ERA: 3.95	2.0 L 8 1 2 1 1 0 0 0 0 0 0 0 10 10 4.50 0.500																		
Bill Campbell, R (8, 1) ERA: 3.45	0.2 4 3 2 1 0 0 0 0 0 0 0 1 4 4 13.50 4.500																		

Batter	1	2	3	4	5	6	7	8	9	AB	R	H	RBI	BB	SO	LOB	TOP								
Al Cowens, R OBP: 0.338, SLG: 0.413 (1, 8)	6-3		1B	SH3-4		K		F7	G3	5	1	1	0	0	1	1									
Alan Trammell, R OBP: 0.307, SLG: 0.302 (1, 6)	F9		1B	K		L5		F5		5	1	1	0	0	1	2									
Steve Kemp, L OBP: 0.395, SLG: 0.486 (1, 10)	K		1B	1B		4-3			E	3	2	1	1	2	1	0									
John Wockenfuss, R OBP: 0.353, SLG: 0.417 (1, 3)		2B	F8				K		E4	4	2	1	3	1	1	2									
Lance Parrish, R OBP: 0.313, SLG: 0.457 (1, 2)		BB							1B																
Bill Fahey, L OBP: 0.200, SLG: 0.200 (9, 2)	F9	1B	BB	5-3		F7			2B	5	2	3	1	0	0	1									
Tom Brookens, R OBP: 0.301, SLG: 0.358 (1, 5)	SF7	2B	1B			1B			F8	2	0	1	1	1	0	0									
Mick Kelleher, R OBP: 0.298, SLG: 0.294 (7, 5)					F5					1	0	0	0	0	2										
Champ Summers, L OBP: 0.400, SLG: 0.381 (1, 9)										0	0	0	0	0	0	0									
Richie Hebner, L OBP: 0.278, SLG: 0.327 (1, 3)	F9		G3-6-3							5	2	3	3	0	0	4									
Rick Leach, L OBP: 0.387, SLG: 0.250 (9, 3)						HR			1B	0	0	0	0	0	0	0									
Lynn Jones, R OBP: 0.340, SLG: 0.357 (1, 7)										5	1	4	2	0	0	2									
Lou Whitaker, L OBP: 0.356, SLG: 0.386 (1, 4)	FC6-4																								
Inning Stats	R: 0 E: 0 K: 1 S: 5	H: 0 LOB: 0 BB: 0 P: 5	R: 2 E: 0 K: 0 S: 5	H: 2 LOB: 1 BB: 1 P: 9	R: 2 E: 1 K: 0 S: 6	H: 4 LOB: 2 BB: 1 P: 10	R: 3 E: 0 K: 1 S: 8	H: 3 LOB: 1 BB: 1 P: 12	R: 1 E: 0 K: 0 S: 4	H: 2 LOB: 0 BB: 0 P: 4	R: 0 E: 0 K: 1 S: 5	H: 0 LOB: 0 BB: 0 P: 5	R: 0 E: 0 K: 1 S: 7	H: 2 LOB: 2 BB: 0 P: 7	R: 0 E: 0 K: 1 S: 5	H: 0 LOB: 0 BB: 0 P: 5	R: 4 E: 2 K: 0 S: 7	H: 3 LOB: 1 BB: 1 P: 11	1B: 11 2B: 5 3B: 0 HR: 1	SF: 1 SAC: 1 DP: 2 HBP: 0	WP: 0 PB: 0 SB: 0 CS: 0	PA: 46			
PITCHER	IP	WLS	BF	H	R	ER	SO	BB	IBB	HBP	BLK	WP	HR	S	P	ERA	WHIP								
Jerry Augustine, L ERA: 2.98 (1, 1)	2.1	L	14	6	4	4	1	1	0	0	0	0	0	15	19	15.43	3.000								
Rickey Keeton, R ERA: 4.82 (3, 1)	4.2		21	7	4	4	3	1	1	0	0	0	1	25	33	7.71	1.714								
Reggie Cleveland, R ERA: 5.4 (8, 1)	2.0		11	3	4	3	1	1	0	0	0	0	0	12	16	13.50	2.000								

Detroit Tigers @ Milwaukee Brewers
Milwaukee County Stadium, Milwaukee, WI

Mon May 25 1981, 4:33 AM EDT
Att: 25,072 - Unknown - 74 F

AB 40
R 12
H 16
RBI 11
BB 4
SO 5
LOB 17



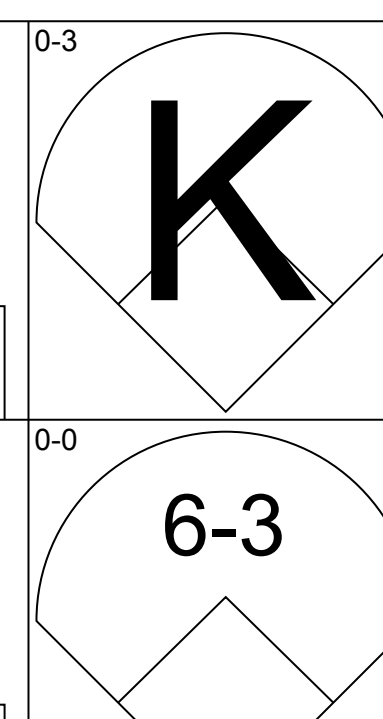
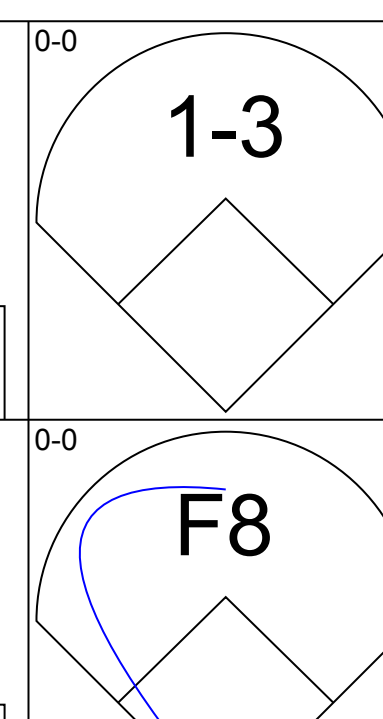
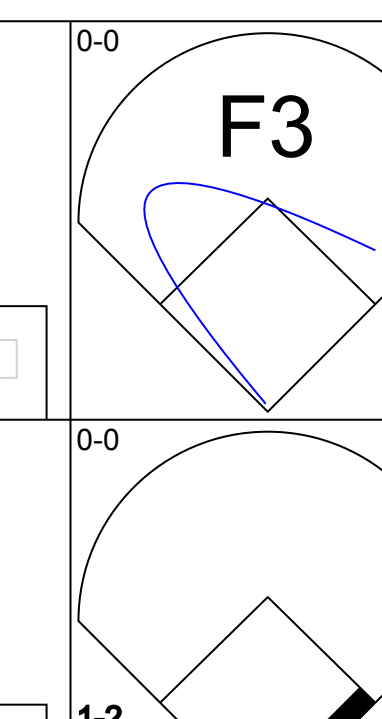
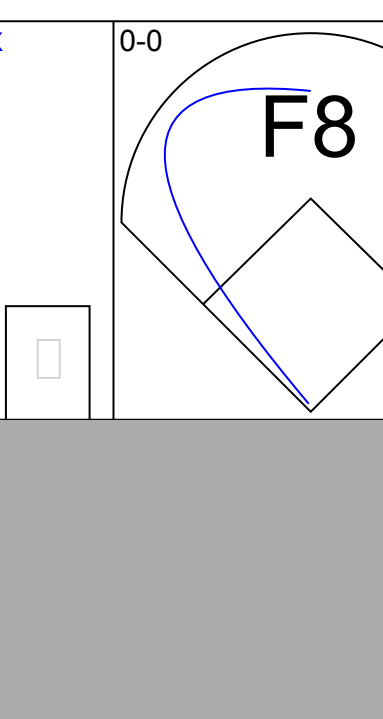
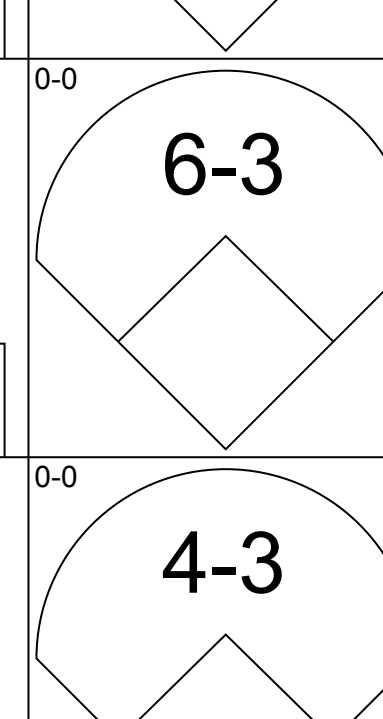
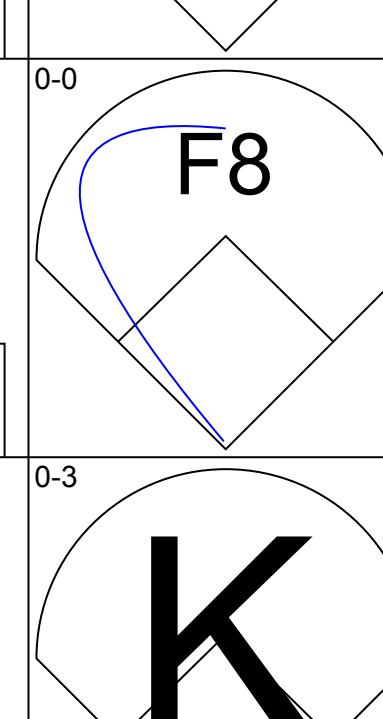
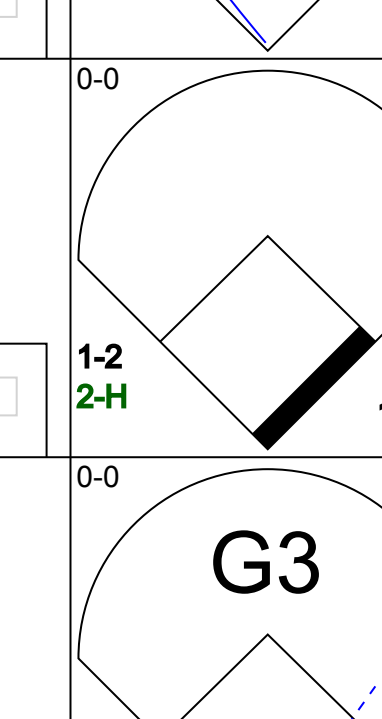

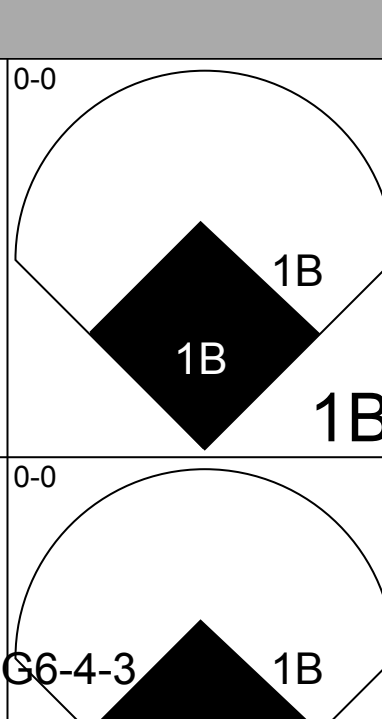
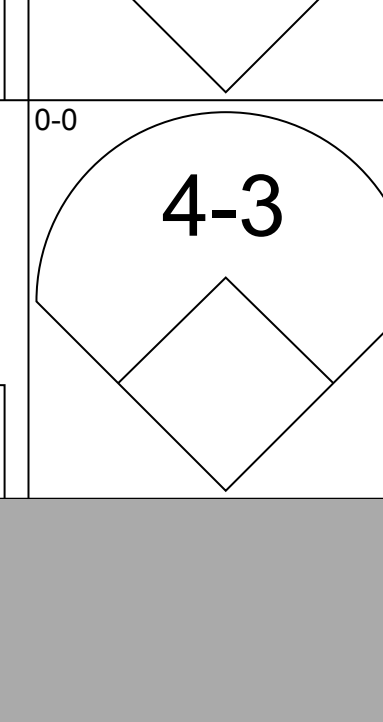
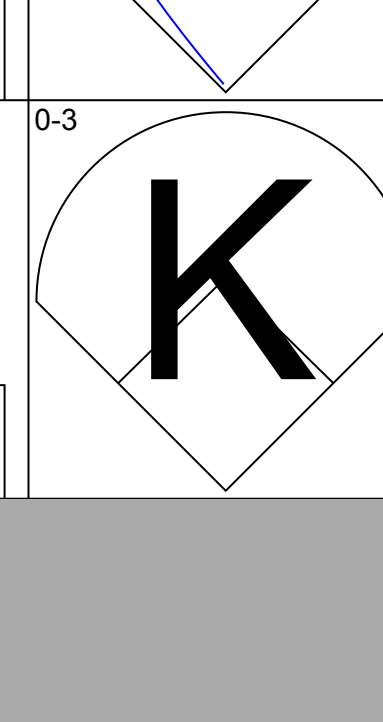
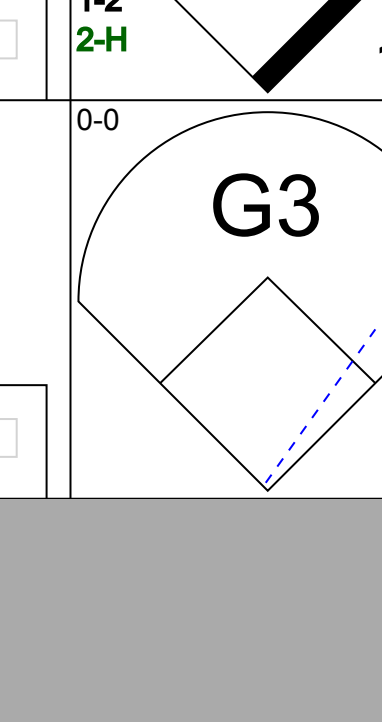
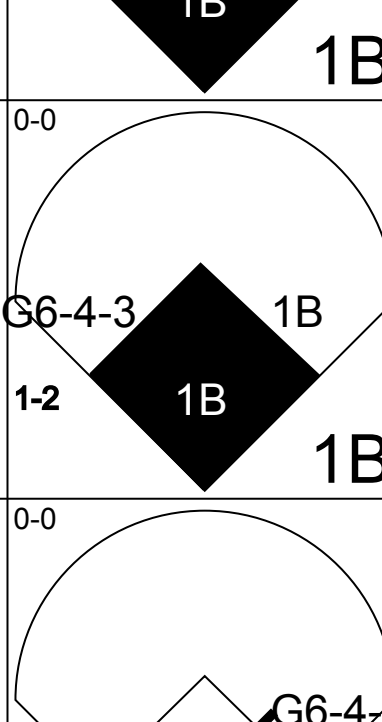
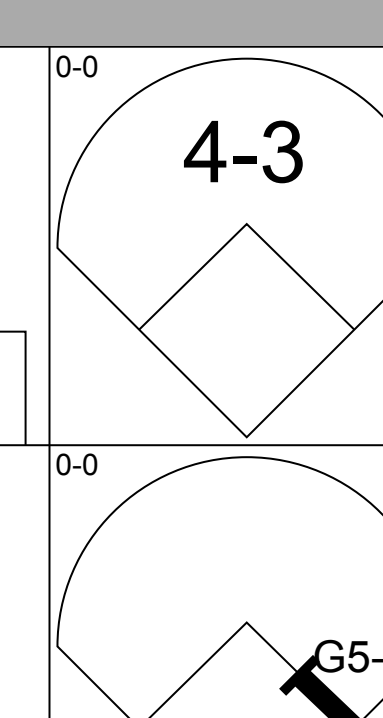
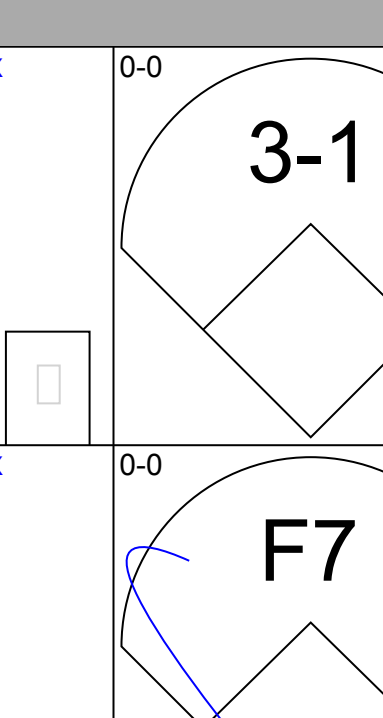
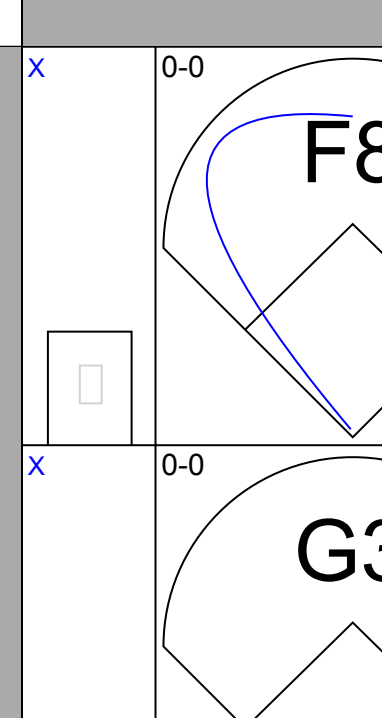
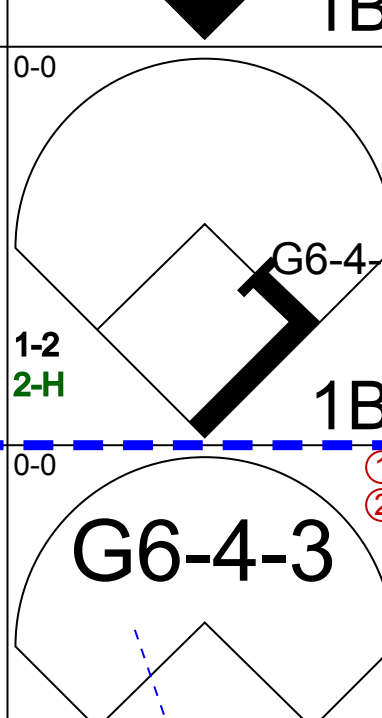
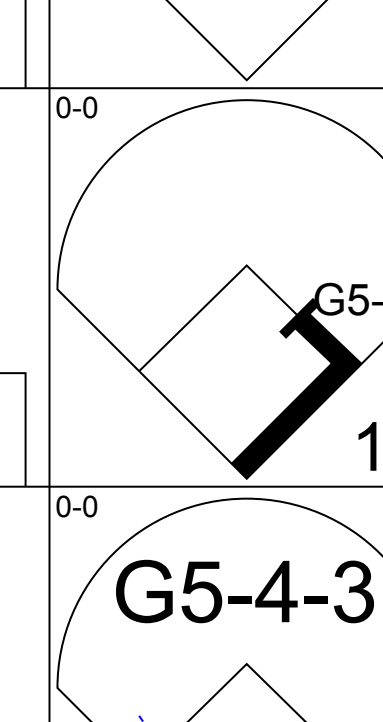
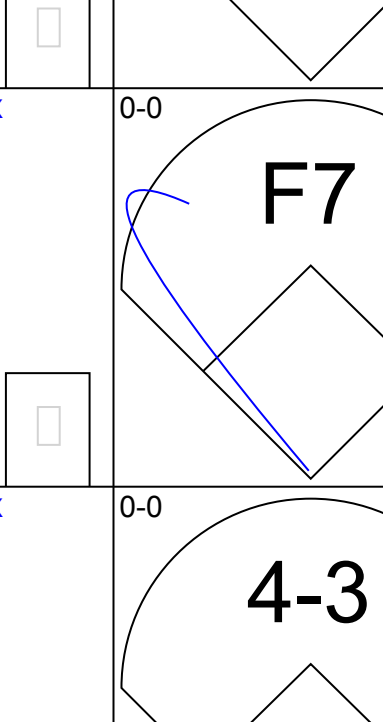
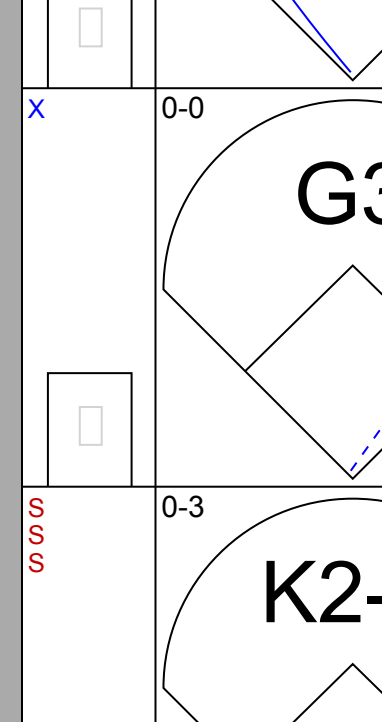
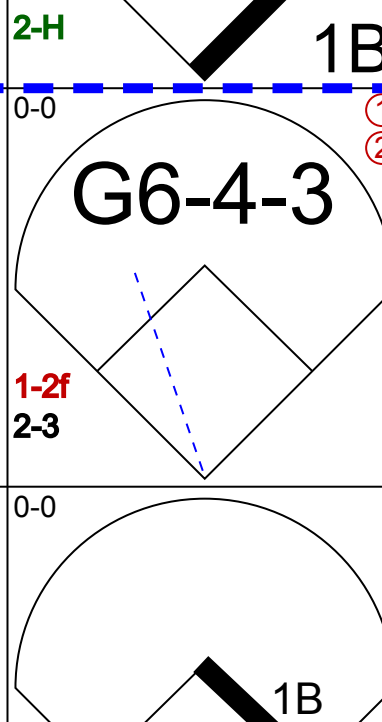
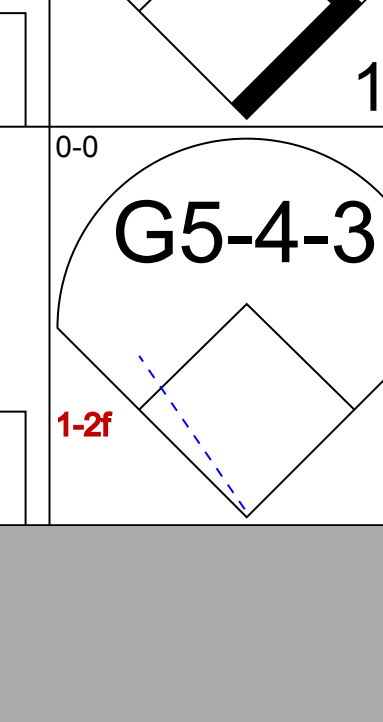
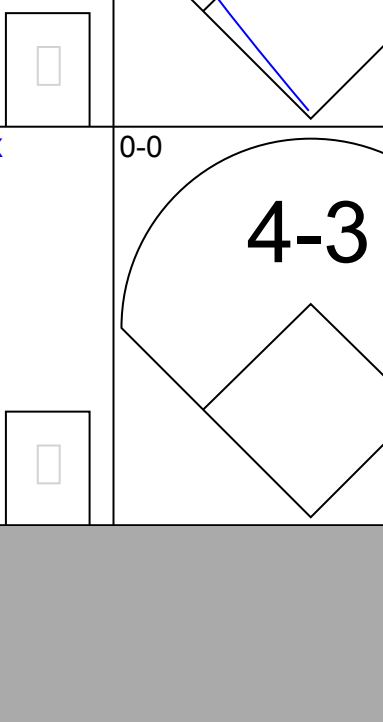
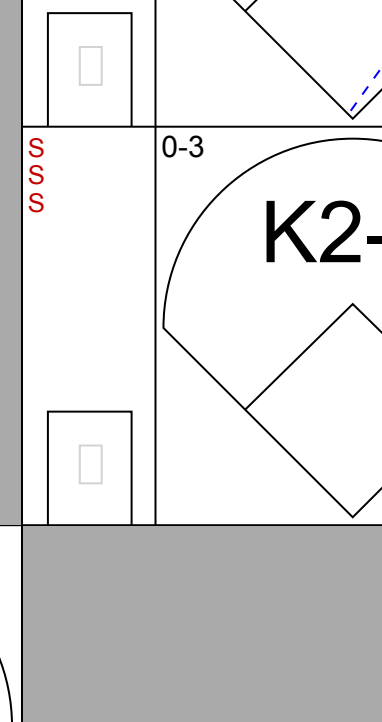
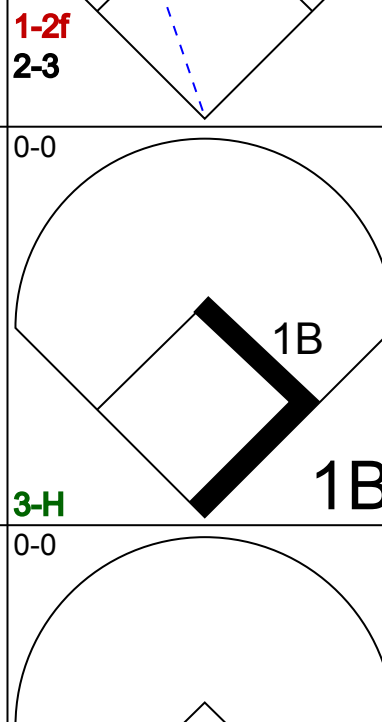
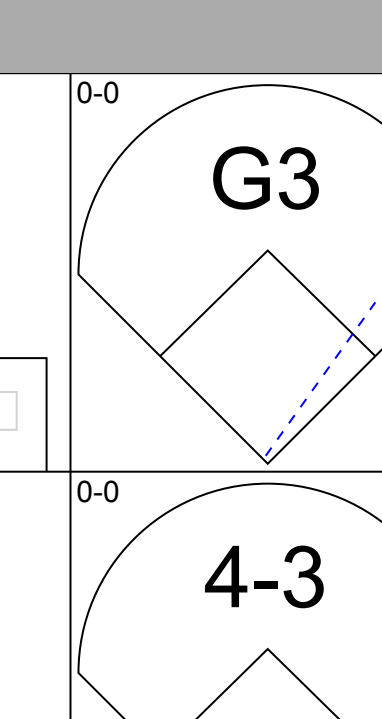
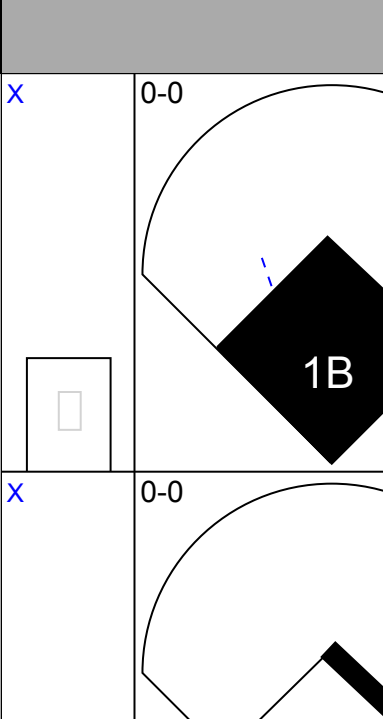
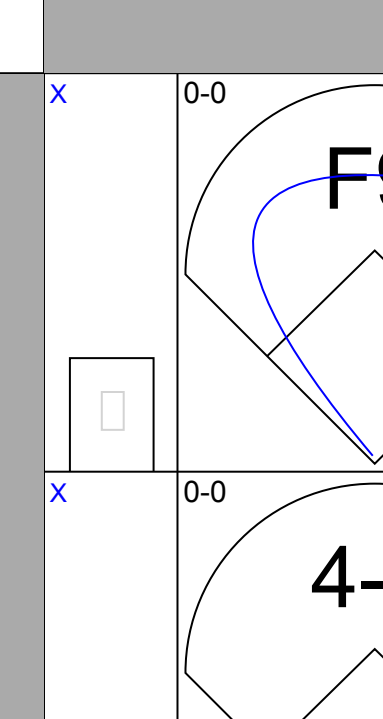
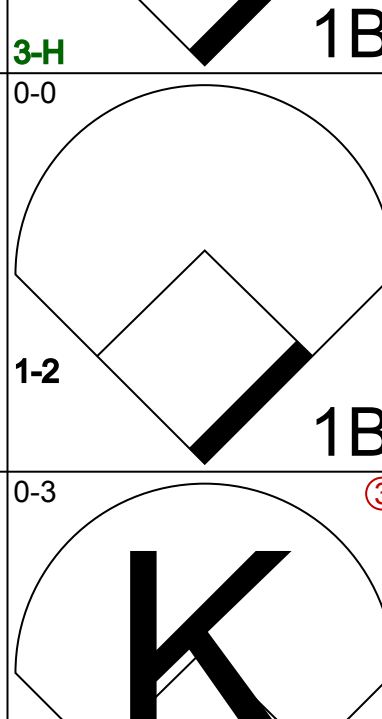
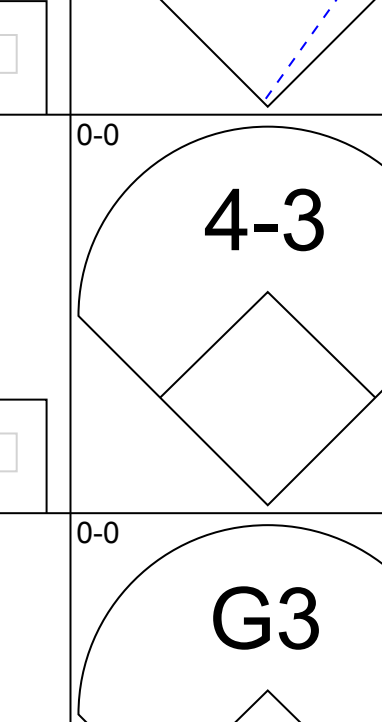
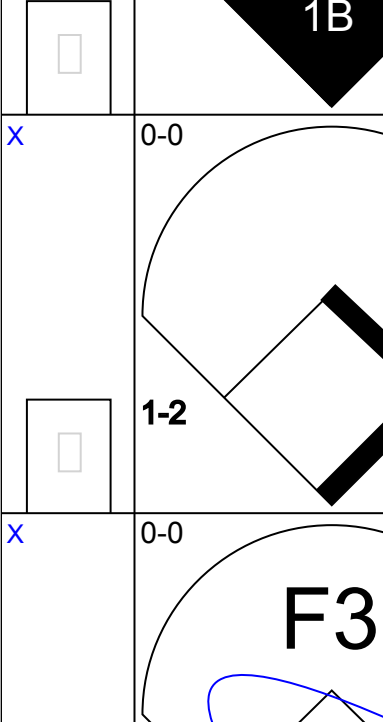
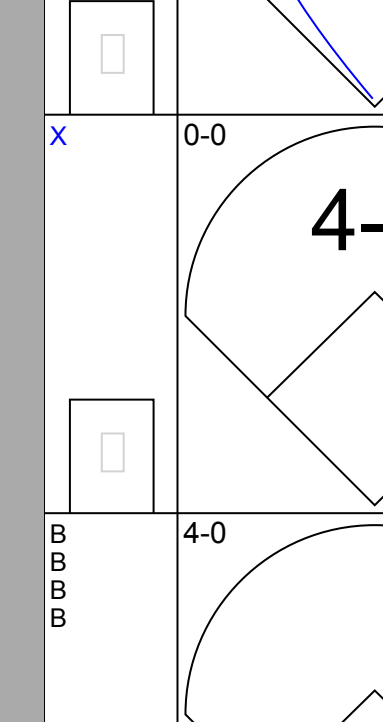
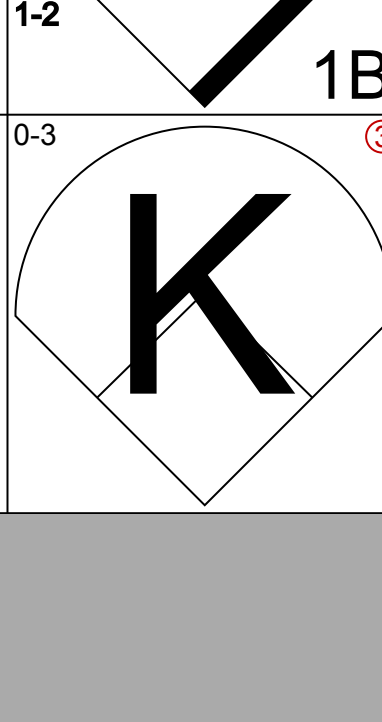
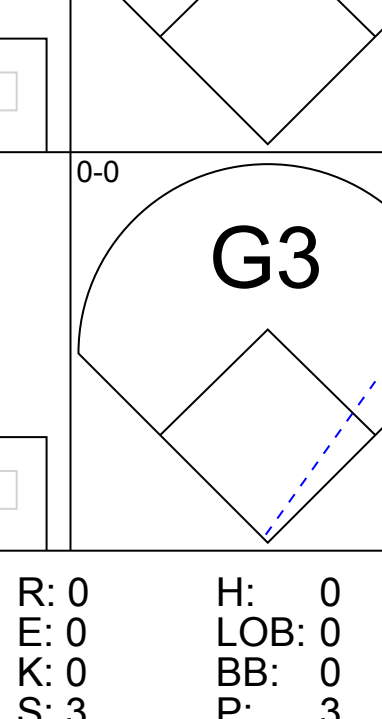
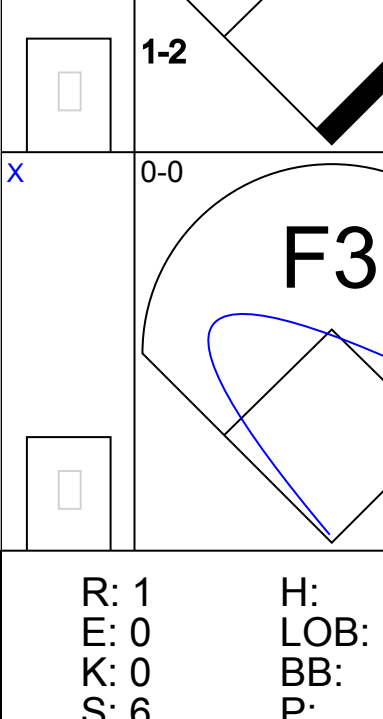
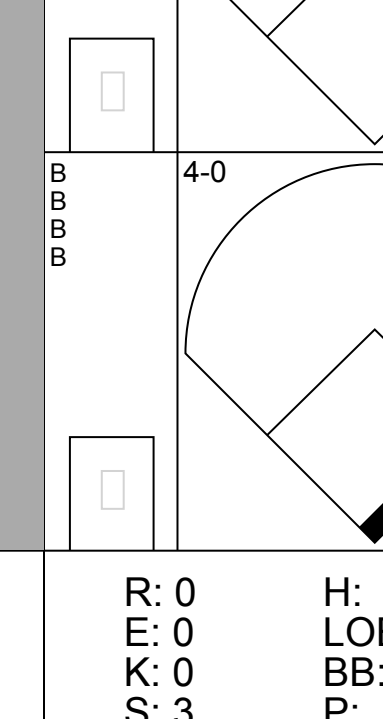
Batter	1	2	3	4	5	6	7	8	9	AB	R	H	RBI	BB	SO	LOB	BOTTOM								
Jim Gantner, L OBP: 0.357, SLG: 0.369 (1, 4)	F9		F9			HR				3	1	1	0	1	0	0									
Roy Howell, L OBP: 0.341, SLG: 0.364 (1, 5)	4-3		K			1B				4	0	0	0	0	2	4									
Cecil Cooper, L OBP: 0.312, SLG: 0.414 (1, 3)	2B		6-3							4	1	2	2	0	0	0									
Gorman Thomas, R OBP: 0.376, SLG: 0.591 (1, 8)										4	0	1	0	0	1	0									
Ben Oglivie, L OBP: 0.301, SLG: 0.379 (1, 7)										3	1	1	1	1	0	0									
Don Money, R OBP: 0.289, SLG: 0.321 (1, 10)	K									3	0	0	0	1	1	3									
Ted Simmons, S OBP: 0.280, SLG: 0.346 (1, 2)										3	0	0	0	1	1	1									
Mark Brouhard, R OBP: 0.324, SLG: 0.358 (1, 9)										4	0	0	0	0	1	2									
Ed Romero, R OBP: 0.209, SLG: 0.180 (1, 6)										4	0	1	0	0	0	1									
Inning Stats	R: 0 E: 0 K: 1 S: 7	H: 2 LOB: 3 BB: 1 P: 11	R: 0 E: 0 K: 1 S: 4	H: 0 LOB: 0 BB: 1 P: 8	R: 0 E: 0 K: 1 S: 5	H: 0 LOB: 0 BB: 0 P: 5	R: 0 E: 0 K: 1 S: 5	H: 0 LOB: 0 BB: 0 P: 5	R: 0 E: 0 K: 2 S: 8	H: 1 LOB: 3 BB: 2 P: 16	R: 0 E: 0 K: 0 S: 4	H: 1 LOB: 0 BB: 0 P: 4	R: 0 E: 0 K: 0 S: 3	H: 0 LOB: 0 BB: 0 P: 3	1B: 3 2B: 1 3B: 0 HR: 2	SF: 0 SAC: 0 DP: 1 HBP: 0	WP: 0 PB: 0 SB: 0 CS: 0	PA: 36							
PITCHER	IP	WLS	BF	H	R	ER	SO	BB	IBB	HBP	BLK	WP	HR	S	P	ERA	WHIP								
Jack Morris, R ERA: 3.06 (1, 1)	9.0	W	36	6	3	3	6	3	1	0	0	0	2	44	60	3.00	1.000								

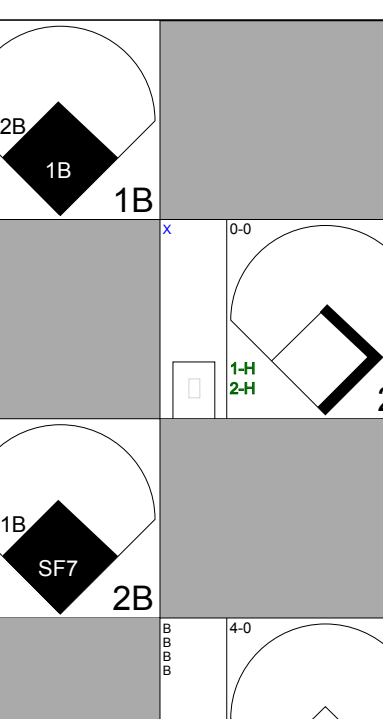
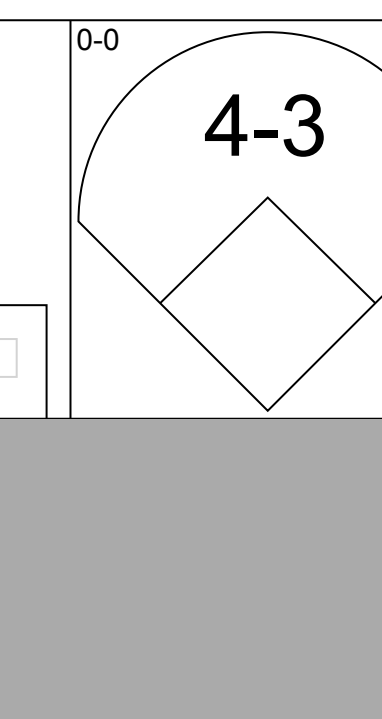
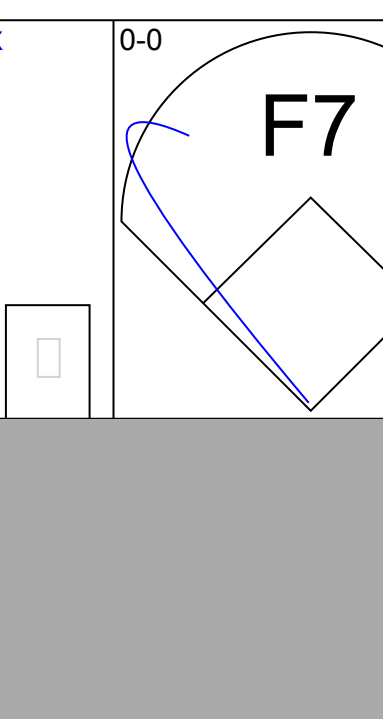
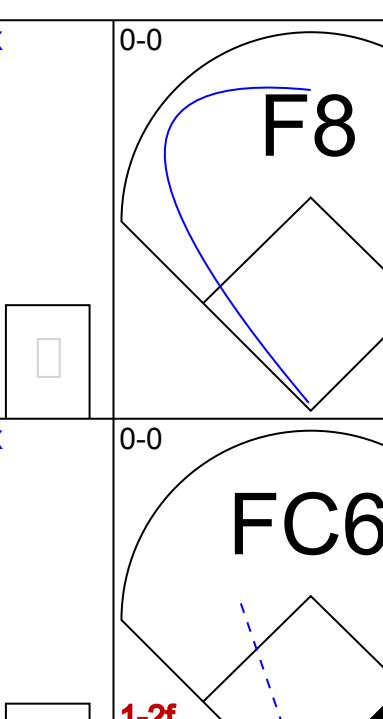
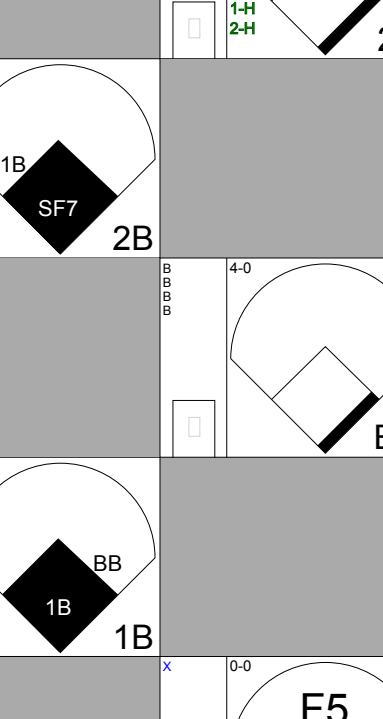
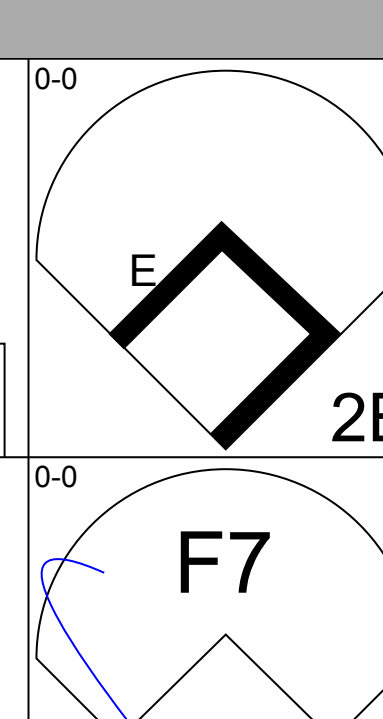
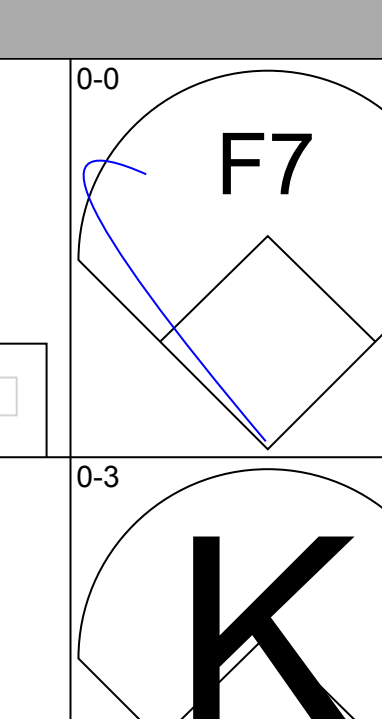
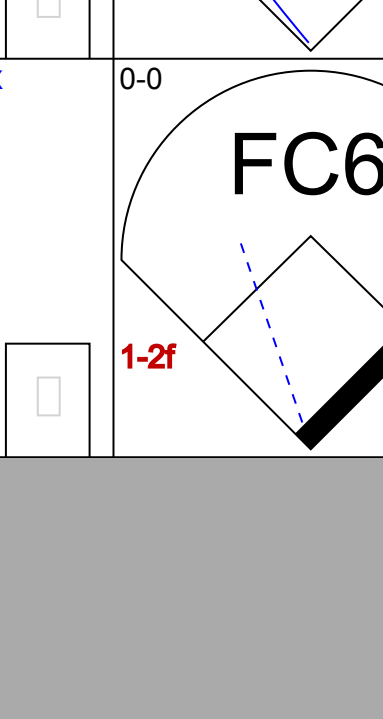
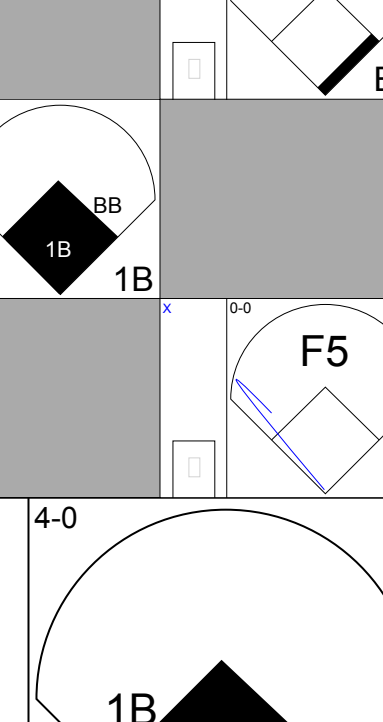
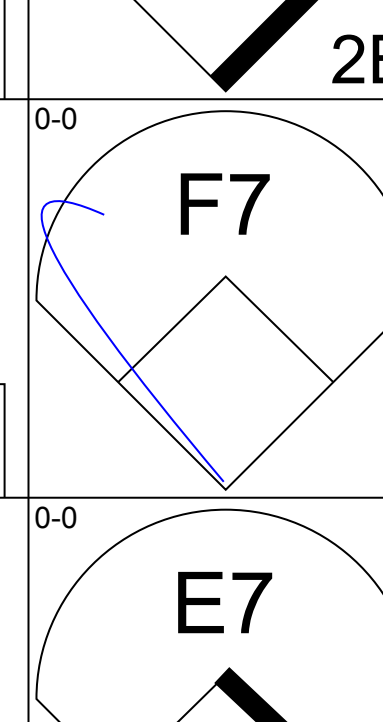
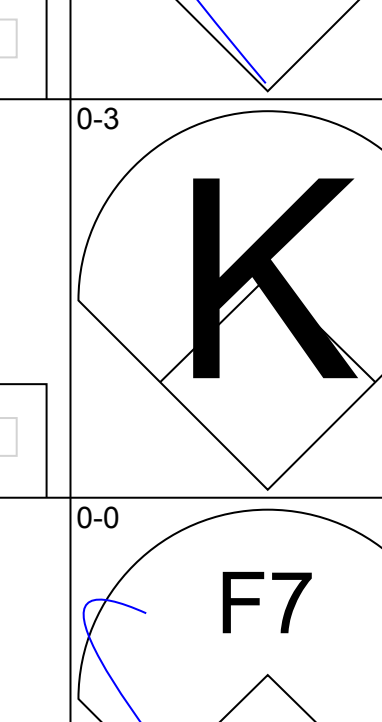
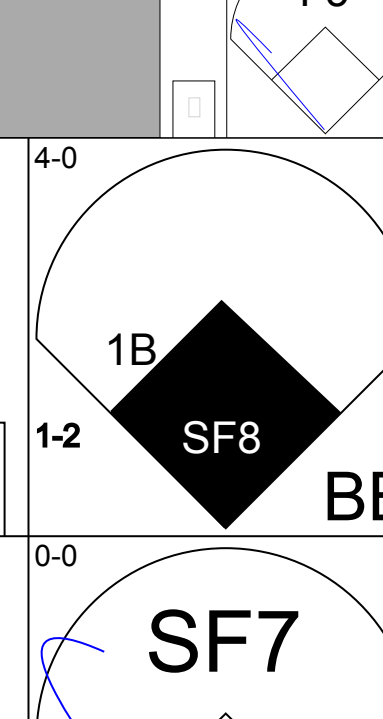
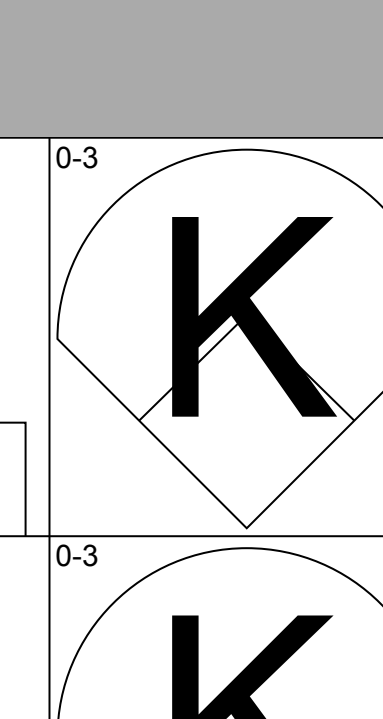
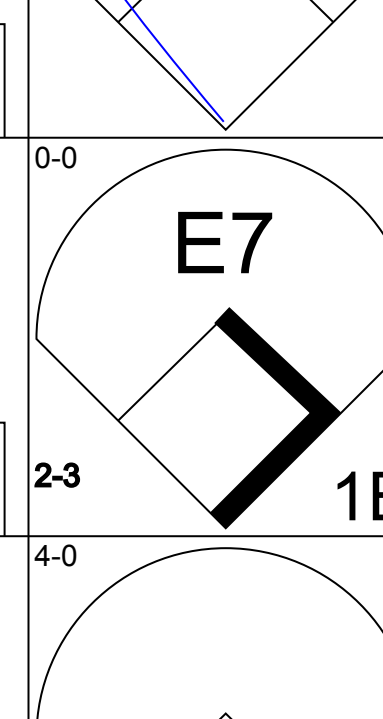
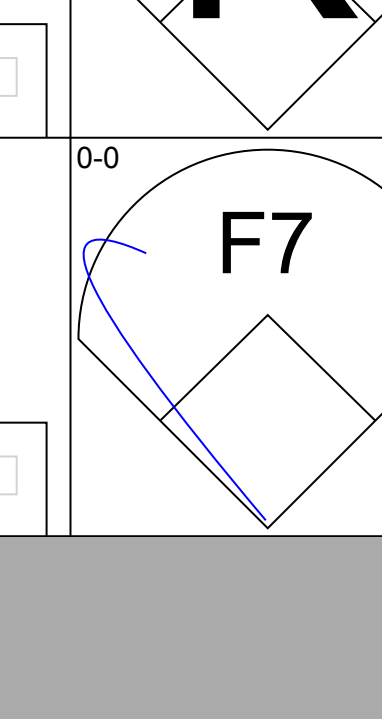
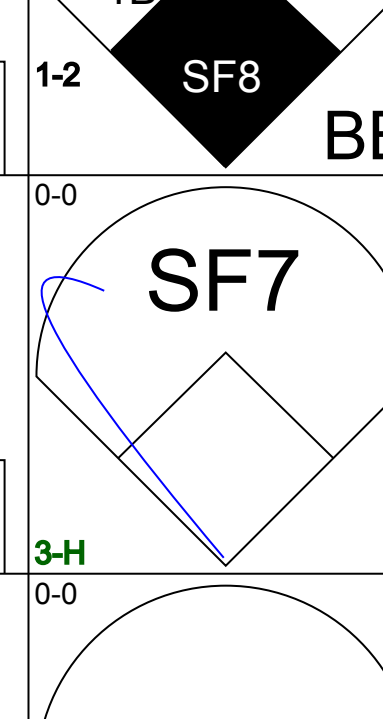
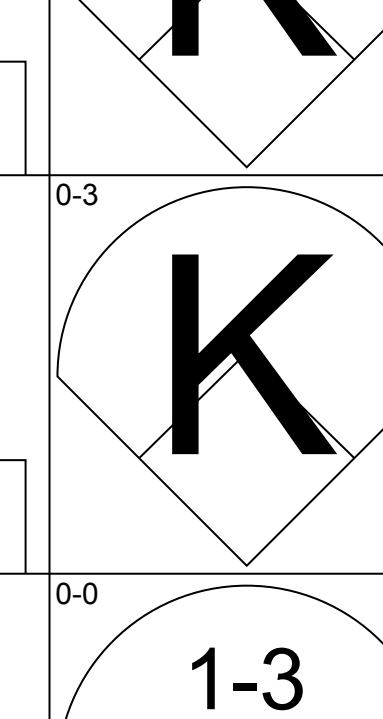
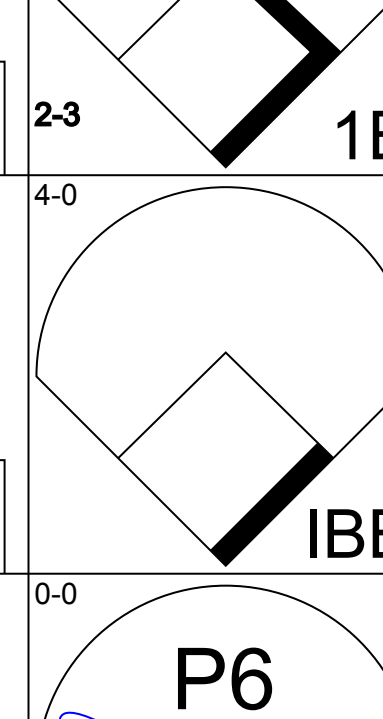
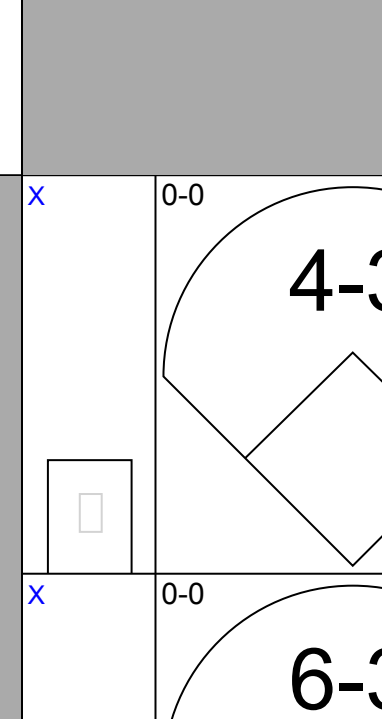
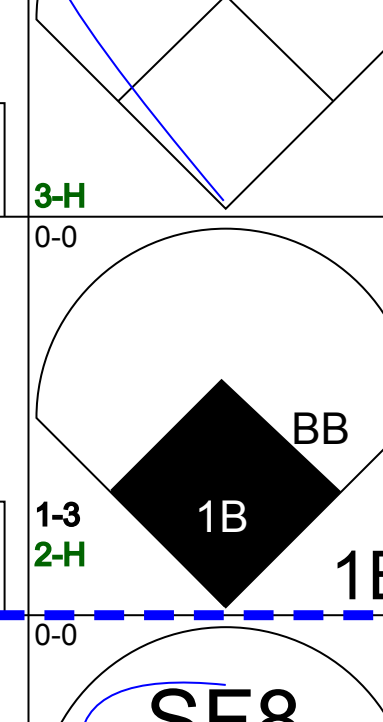
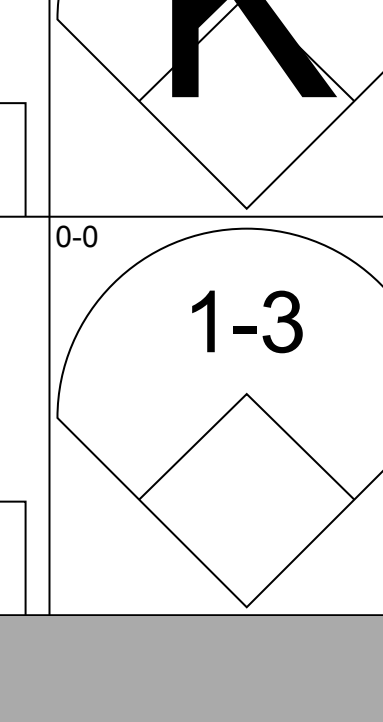
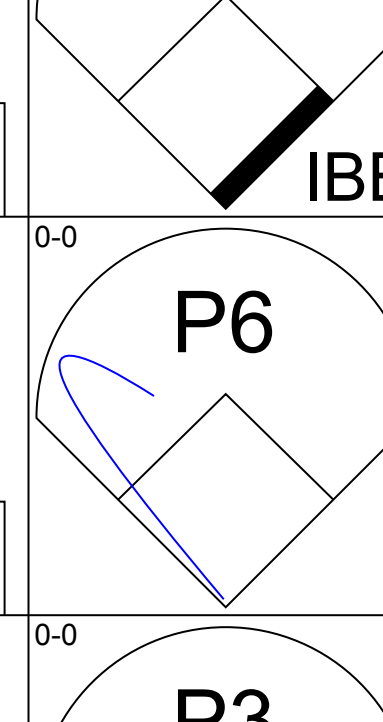
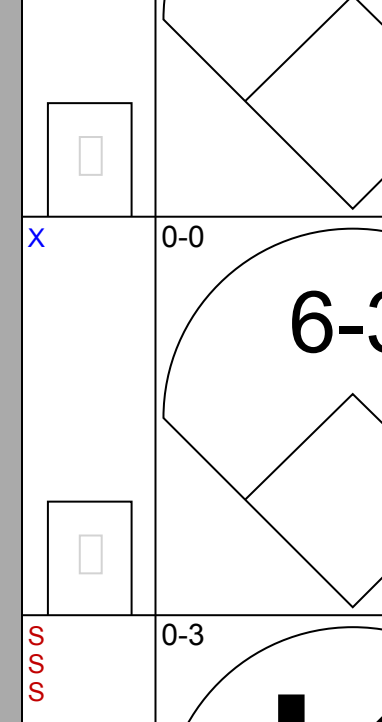
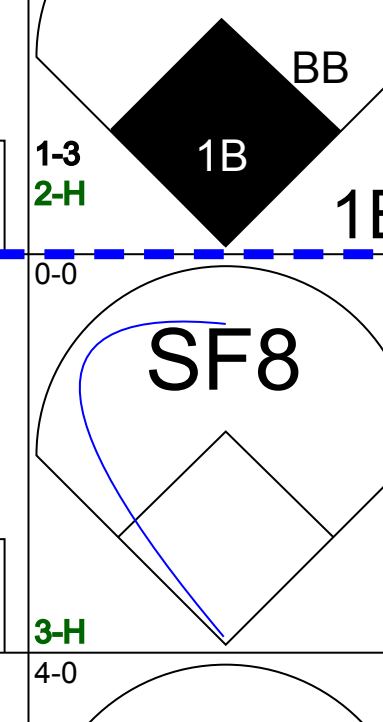
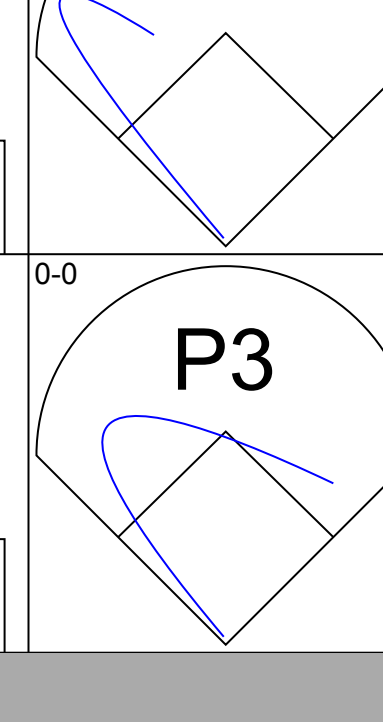
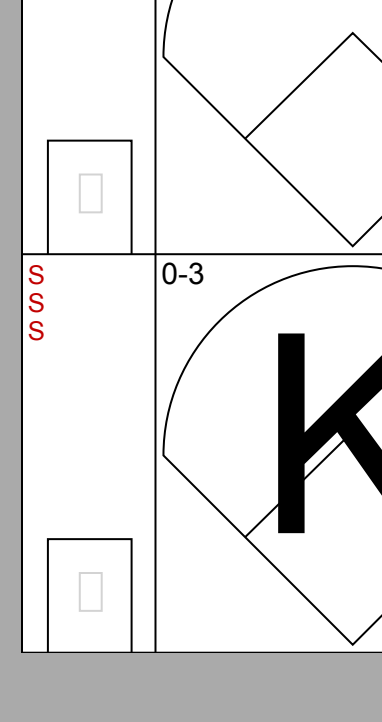
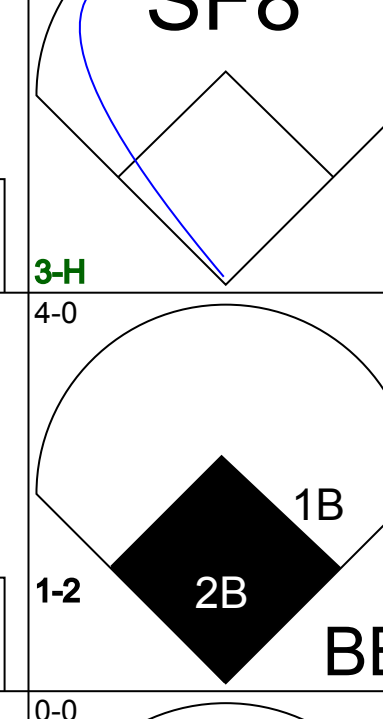
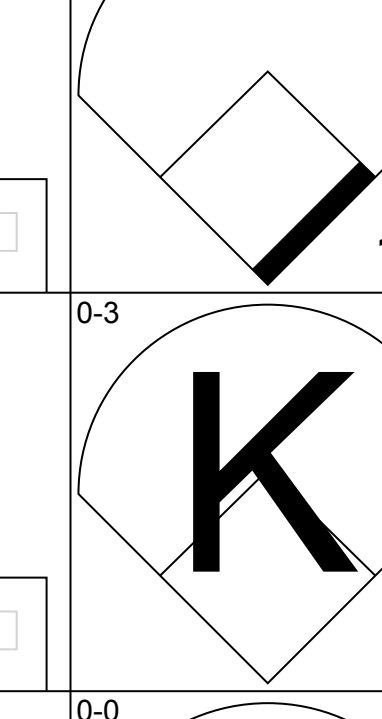
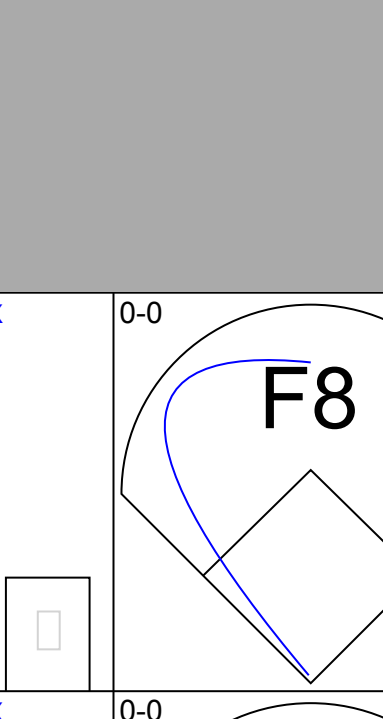
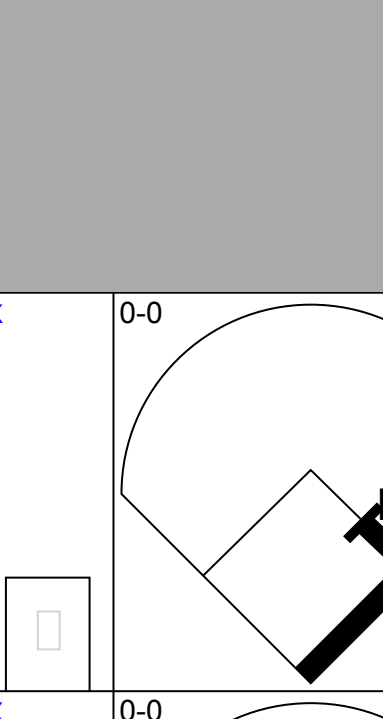
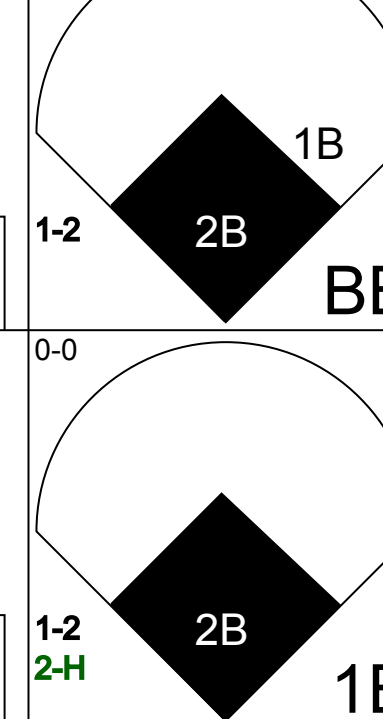
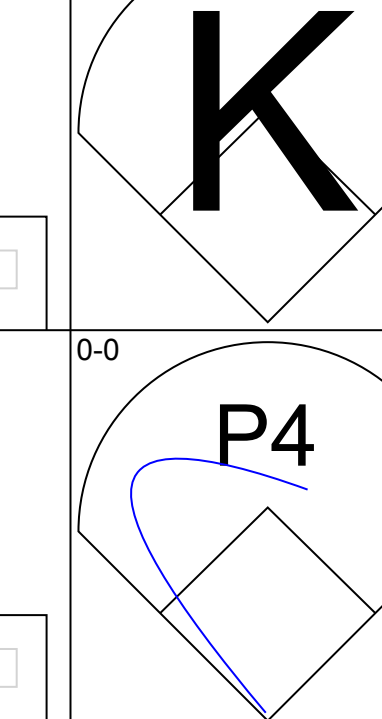
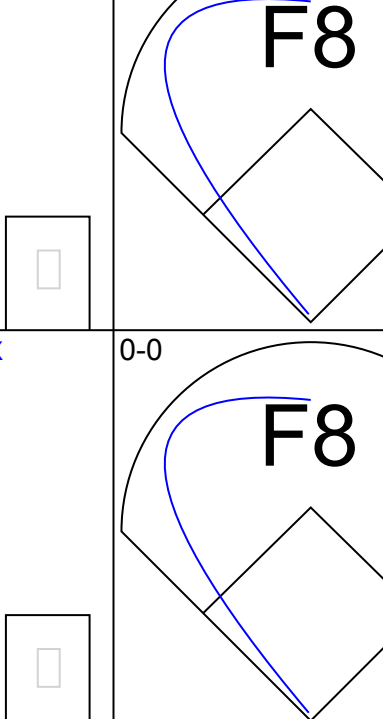
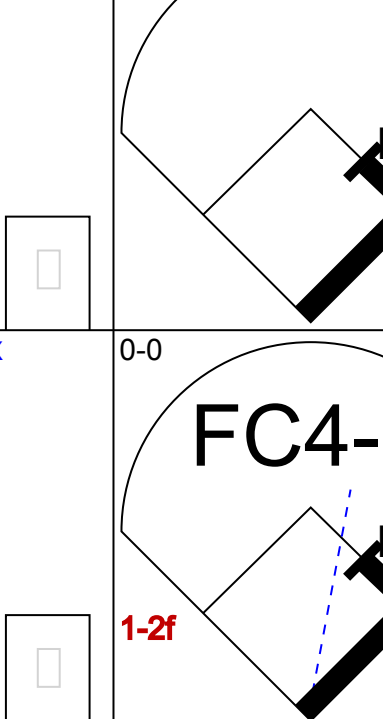
Detroit Tigers @ Milwaukee Brewers
Milwaukee County Stadium, Milwaukee, WI

Mon May 25 1981, 4:33 AM EDT
Att: 25,072 - Unknown - 74 F

AB 32
R 3
H 6
RBI 3
BB 4
SO 6
LOB 11



Batter	1	2	3	4	5	6	7	8	9	AB	R	H	RBI	BB	SO	LOB	TOP				
Al Cowens, R OBP: 0.328, SLG: 0.400 (1, 8)										4	0	0	0	0	1	3	Detroit Tigers @ Milwaukee Brewers Milwaukee County Stadium, Milwaukee, WI Tue May 26 1981, 8:05 PM EDT Att. 9,518 - Unknown - 57 F				
Alan Trammell, R OBP: 0.312, SLG: 0.308 (1, 6)										4	1	2	1	0	0	0					
Steve Kemp, L OBP: 0.392, SLG: 0.480 (1, 7)										4	1	1	0	0	1	2					
Richie Hebner, L OBP: 0.277, SLG: 0.325 (1, 10)										4	0	1	1	0	0	0					
Champ Summers, L OBP: 0.398, SLG: 0.379 John Wockenfuss, R OBP: 0.349, SLG: 0.411 (9, PH)										3	0	1	0	0	0	0					
Lance Parrish, R OBP: 0.312, SLG: 0.451 (1, 2)										4	0	1	1	0	1	1					
Rick Leach, L OBP: 0.362, SLG: 0.259 Lynn Jones, R OBP: 0.354, SLG: 0.372 (9, PH)										3	1	1	0	0	0	0					
Tom Brookens, R OBP: 0.299, SLG: 0.352 (1, 5)										4	0	1	0	0	1	2					
Lou Whitaker, L OBP: 0.355, SLG: 0.381 (1, 4)										2	0	0	0	1	0	2					
Inning Stats	R: 0 E: 0 K: 1 S: 5	H: 0 LOB: 0 BB: 0 P: 5	R: 0 E: 0 K: 0 S: 3	H: 1 LOB: 0 BB: 0 P: 3	R: 0 E: 0 K: 0 S: 3	H: 0 LOB: 0 BB: 0 P: 3	R: 0 E: 0 K: 1 S: 5	H: 0 LOB: 0 BB: 0 P: 5	R: 0 E: 0 K: 0 S: 3	H: 0 LOB: 0 BB: 0 P: 3	R: 1 E: 0 K: 0 S: 6	H: 3 LOB: 2 BB: 0 P: 6	R: 0 E: 0 K: 1 S: 5	H: 0 LOB: 0 BB: 0 P: 5	R: 0 E: 0 K: 0 S: 3	H: 0 LOB: 1 BB: 7 P: 7		R: 2 E: 0 K: 1 S: 9	H: 5 LOB: 2 BB: 0 P: 9	1B: 9 2B: 0 3B: 0 HR: 0	SF: 0 SAC: 0 DP: 2 HBP: 0
PITCHER	IP	WLS	BF	H	R	ER	SO	BB	IBB	HBP	BLK	WP	HR	S	P	ERA	WHIP				
Pete Vuckovich, R ERA: 3.73 Jamie Easterly, L ERA: 2.2	(1, 1)	8.0	W	31	7	3	3	3	1	0	0	0	0	36	40	3.38	1.000				

Batter	1	2	3	4	5	6	7	8	9	AB	R	H	RBI	BB	SO	LOB	BOTTOM				
Jim Gantner, L OBP: 0.358, SLG: 0.377 (1, 4)										5	1	2	2	0	0	2	Detroit Tigers @ Milwaukee Brewers Milwaukee County Stadium, Milwaukee, WI Tue May 26 1981, 8:05 PM EDT Att. 9,518 - Unknown - 57 F				
Charlie Moore, R OBP: 0.408, SLG: 0.485 (1, 2)										4	1	2	0	1	0	1					
Cecil Cooper, L OBP: 0.311, SLG: 0.409 (1, 3)										4	1	1	1	0	1	3					
Gorman Thomas, R OBP: 0.377, SLG: 0.586 Marshall Edwards, L OBP: 0.179, SLG: 0.179 (3, 8)										1	1	0	0	1	1	0					
Ben Oglivie, L OBP: 0.300, SLG: 0.374 (1, 7)										2	0	0	1	1	1	0					
Roy Howell, L OBP: 0.337, SLG: 0.358 (1, 10)										4	1	1	1	0	0	3					
Robin Yount, R OBP: 0.292, SLG: 0.390 (1, 6)										3	0	1	1	0	1	3					
Don Money, R OBP: 0.298, SLG: 0.321 (1, 5)										3	1	1	0	1	1	1					
Mark Brouhard, R OBP: 0.320, SLG: 0.352 (1, 9)										4	1	1	1	0	0	2					
Inning Stats	R: 7 E: 0 K: 0 S: 9	H: 6 LOB: 2 BB: 3 P: 21	R: 0 E: 0 K: 2 S: 7	H: 0 LOB: 0 BB: 0 P: 7	R: 0 E: 0 K: 1 S: 6	H: 1 LOB: 1 BB: 0 P: 6	R: 0 E: 1 K: 0 S: 5	H: 2 LOB: 3 BB: 1 P: 9	R: 0 E: 0 K: 0 S: 3	H: 0 LOB: 0 BB: 0 P: 3	R: 0 E: 0 K: 1 S: 5	H: 0 LOB: 0 BB: 0 P: 5	R: 0 E: 0 K: 1 S: 5	H: 0 LOB: 0 BB: 0 P: 5	R: 0 E: 0 K: 0 S: 4	H: 1 LOB: 1 BB: 0 P: 4		R: 0 E: 0 K: 0 S: 9	H: 7 LOB: 3 3B: 0 HR: 0	SF: 2 SAC: 0 DP: 0 HBP: 0	WP: 0 PA: 38 PB: 0 SB: 0 CS: 0
PITCHER	IP	WLS	BF	H	R	ER	SO	BB	IBB	HBP	BLK	WP	HR	S	P	ERA	WHIP				
Milt Wilcox, R ERA: 3.84 Aurelio Lopez, R ERA: 4.33	(1, 1)	0.1	L	6	4	5	0	0	1	0	0	0	0	5	9	135.00	15.000				
	(1, 1)	7.2		32	6	2	2	5	2	1	0	0	0	39	51	2.35	1.043				

Batter	1	2	3	4	5	6	7	8	9	AB	R	H	RBI	BB	SO	LOB	TOP			
Al Cowens, R OBP: 0.324, SLG: 0.400 (1, 8)	6-3		1-3 2B		0-3 K		1-4-3		1-3	5	0	1	0	0	1	2				
Alan Trammell, R OBP: 0.304, SLG: 0.299 (1, 6)	6-3		FC		6-3		K			4	0	0	0	0	1	3				
Steve Kemp, L OBP: 0.389, SLG: 0.477 (1, 7)	4-3		SF7				4-3			3	0	1	1	0	0	1				
John Wockenfuss, R OBP: 0.344, SLG: 0.403 (1, 3)		2B 1B	K		FC6-4				K	4	0	1	0	0	2	3				
Lance Parrish, R OBP: 0.304, SLG: 0.439 (1, 2)	F8		FC5-4				1-4-3		K	4	0	0	0	0	1	3				
Tom Brookens, R OBP: 0.296, SLG: 0.347 (1, 5)	F9				4-3				F8	4	0	1	0	0	0	1				
Champ Summers, L OBP: 0.391, SLG: 0.386 (1, 10)		1-3 2B			6-3		K		F8	4	0	1	0	0	1	1				
Lynn Jones, R OBP: 0.365, SLG: 0.383 (1, 9)	3-1						F9			4	0	2	0	0	0	3				
Lou Whitaker, L OBP: 0.359, SLG: 0.380 (1, 4)			2B SF7 1B		FC6-4				FC4-6	3	1	1	0	1	0	2				
Inning Stats	R: 0 E: 0 K: 0 S: 3	H: 0 LOB: 0 BB: 0 P: 3	R: 0 E: 0 K: 0 S: 5	H: 2 LOB: 2 BB: 0 P: 5	R: 1 E: 0 K: 1 S: 8	H: 2 LOB: 2 BB: 0 P: 8	R: 0 E: 0 K: 0 S: 4	H: 1 LOB: 1 BB: 0 P: 4	R: 0 E: 0 K: 1 S: 6	H: 1 LOB: 1 BB: 0 P: 6	R: 0 E: 0 K: 1 S: 5	H: 0 LOB: 1 BB: 1 P: 9	R: 0 E: 0 K: 2 S: 7	H: 0 LOB: 0 BB: 0 P: 7	R: 0 E: 0 K: 0 S: 4	H: 1 LOB: 1 BB: 0 P: 4	1B: 6 2B: 2 3B: 0 HR: 0	SF: 1 SAC: 0 DP: 0 HBP: 0	WP: 0 PB: 0 SB: 0 CS: 0	PA: 37
PITCHER Randy Lerch, L ERA: 4.3 (1, 1)	IP: 9.0 WLS: W BF: 37 H: 8 R: 1 ER: 1 SO: 6 BB: 1 IBB: 0 HBP: 0 BLK: 0 WP: 0 HR: 0 S: 48 P: 52 ERA: 1.00 WHIP: 1.000															PITCHER				

Detroit Tigers @ Milwaukee Brewers
Milwaukee County Stadium, Milwaukee, WI
Wed May 27 1981, 8:05 PM EDT
Att: 13,237 - Unknown - 50 F

AB 35
R 1
H 8
RBI 1
BB 1
SO 6
LOB 19



Batter	1	2	3	4	5	6	7	8	9	AB	R	H	RBI	BB	SO	LOB	BOTTOM			
Jim Gantner, L OBP: 0.354, SLG: 0.371 (1, 4)	6-3	PO	1-3	K				K		5	0	1	0	0	2	2				
Charlie Moore, R OBP: 0.427, SLG: 0.500 (1, 2)	HBP BB 1B		1B SF7 1B		F9			1B		4	2	3	0	0	0	2				
Cecil Cooper, L OBP: 0.315, SLG: 0.408 (1, 3)	4-0 1-2 BB				F7			F5		3	1	1	0	1	0	4				
Ted Simmons, S OBP: 0.266, SLG: 0.348 (1, 10)	1-0 1-2 2-3 HBP		SF7		5-3			1B		2	0	1	1	0	0	0				
Ben Oglivie, L OBP: 0.299, SLG: 0.371 (1, 7)			P4		4-3			F9		4	0	1	2	0	0	2				
Robin Yount, R OBP: 0.299, SLG: 0.393 (1, 6)	F9			1B WP 1B				F8		4	1	2	0	0	0	2				
Don Money, R OBP: 0.296, SLG: 0.318 (1, 5)			1-3	1B WP 1B	F8			P4		4	1	1	0	0	0	2				
Mark Brouhard, R OBP: 0.316, SLG: 0.347 (1, 9)	6-3			1B		K		L7		4	0	1	0	0	1	0				
Marshall Edwards, L OBP: 0.219, SLG: 0.219 (1, 8)				1-2 3-H 1B		P5		G1		4	0	2	1	0	0	0				
Inning Stats	R: 2 E: 0 K: 0 S: 4	H: 2 LOB: 1 BB: 1 P: 9	R: 0 E: 0 K: 0 S: 3	H: 1 LOB: 0 BB: 0 P: 3	R: 1 E: 0 K: 0 S: 5	H: 2 LOB: 1 BB: 0 P: 5	R: 2 E: 0 K: 1 S: 9	H: 4 LOB: 2 BB: 0 P: 9	R: 0 E: 0 K: 0 S: 4	H: 1 LOB: 1 BB: 0 P: 4	R: 0 E: 0 K: 1 S: 7	H: 2 LOB: 2 BB: 0 P: 7	R: 0 E: 0 K: 0 S: 4	H: 1 LOB: 1 BB: 0 P: 4	R: 0 E: 0 K: 1 S: 5	H: 0 LOB: 0 BB: 0 P: 5	1B: 13 2B: 0 3B: 0 HR: 0	SF: 1 SAC: 0 DP: 0 HBP: 1	WP: 1 PB: 0 SB: 0 CS: 0	PA: 38
PITCHER Howard Bailey, L ERA: 7.36 (1, 1)	IP: 3.0 WLS: L BF: 16 H: 7 R: 5 ER: 5 SO: 0 BB: 1 IBB: 0 HBP: 1 BLK: 0 WP: 0 HR: 0 S: 14 P: 19 ERA: 15.00 WHIP: 2.667															PITCHER				
Dave Tobik, R ERA: 2.73 (4, 1)	IP: 5.0 WLS: L BF: 21 H: 6 R: 0 ER: 0 SO: 3 BB: 0 IBB: 0 HBP: 0 BLK: 0 WP: 1 HR: 0 S: 27 P: 27 ERA: 0.00 WHIP: 1.200															PITCHER				

Detroit Tigers @ Milwaukee Brewers
Milwaukee County Stadium, Milwaukee, WI
Wed May 27 1981, 8:05 PM EDT
Att: 13,237 - Unknown - 50 F

AB 34
R 5
H 13
RBI 4
BB 1
SO 3
LOB 14



Batter	1	2	3	4	5	6	7	8	9	AB	R	H	RBI	BB	SO	LOB	TOP										
Al Cowens, R OBP: 0.322, SLG: 0.396 (1, 8)										4	0	1	0	0	0	2											
Alan Trammell, R OBP: 0.309, SLG: 0.318 (1, 6)										4	0	2	0	0	1	1											
Steve Kemp, L OBP: 0.380, SLG: 0.465 (1, 7)										4	0	0	0	0	0	3											
John Wockenfuss, R OBP: 0.340, SLG: 0.395 (1, 3)										4	0	1	0	0	0	2											
Lance Parrish, R OBP: 0.309, SLG: 0.447 (1, 2)										4	1	2	0	0	0	1											
Tom Brookens, R OBP: 0.298, SLG: 0.346 (1, 5)										3	0	1	0	0	2	1											
Champ Summers, L OBP: 0.385, SLG: 0.370 (1, 10)										3	0	0	0	1	1	2											
Lynn Jones, R OBP: 0.357, SLG: 0.373 (1, 9)										4	0	1	1	0	0	2											
Lou Whitaker, L OBP: 0.358, SLG: 0.374 (1, 4)										2	0	0	0	1	0	2											
Inning Stats	R: 0 E: 0 K: 0 S: 4	H: 1 LOB: 1 BB: 0 P: 4	R: 1 E: 0 K: 0 S: 5	H: 2 LOB: 2 BB: 1 P: 9	R: 0 E: 0 K: 0 S: 3	H: 1 LOB: 0 BB: 0 P: 3	R: 0 E: 0 K: 0 S: 4	H: 1 LOB: 2 BB: 1 P: 8	R: 0 E: 0 K: 1 S: 5	H: 0 LOB: 0 BB: 0 P: 5	R: 0 E: 0 K: 1 S: 6	H: 1 LOB: 1 BB: 0 P: 6	R: 0 E: 0 K: 0 S: 3	H: 0 LOB: 0 BB: 0 P: 3	R: 0 E: 0 K: 0 S: 4	H: 2 LOB: 1 BB: 0 P: 4	R: 0 E: 0 K: 2 S: 7	H: 0 LOB: 0 BB: 0 P: 7	1B: 6 2B: 1 3B: 1 HR: 0	SF: 0 SAC: 1 DP: 2 HBP: 0	WP: 1 PB: 0 SB: 0 CS: 0	PA: 35					
PITCHER	IP	WLS	BF	H	R	ER	SO	BB	IBB	HBP	BLK	WP	HR	S	P	ERA	WHIP										
Mike Caldwell, L ERA: 3.19 (1, 1)	7.2	W	31	8	1	1	2	2	0	0	1	1	0	33	41	1.17	1.304										
Rollie Fingers, R ERA: 0.64 (8, 1)	1.1	S	4	0	0	0	2	0	0	0	0	0	0	8	8	0.00	0.000										

Detroit Tigers @ Milwaukee Brewers
Milwaukee County Stadium, Milwaukee, WI

Thu May 28 1981, 4:33 AM EDT
Att: 15,943 - Unknown - 60 F

AB 32
R 1
H 8
RBI 1
BB 2
SO 4
LOB 16



Batter	1	2	3	4	5	6	7	8	9	AB	R	H	RBI	BB	SO	LOB	BOTTOM										
Jim Gantner, L OBP: 0.351, SLG: 0.368 (1, 4)										4	0	1	0	0	1	0											
Charlie Moore, R OBP: 0.405, SLG: 0.473 (1, 10)										4	0	0	0	0	2	1											
Cecil Cooper, L OBP: 0.320, SLG: 0.413 (1, 3)										3	1	1	0	1	1	0											
Ben Oglivie, L OBP: 0.303, SLG: 0.374 (1, 7)										4	2	2	0	0	0	1											
Ted Simmons, S OBP: 0.278, SLG: 0.381 (1, 2)										4	2	3	2	0	0	0											
Roy Howell, L OBP: 0.344, SLG: 0.412 (1, 5)										4	2	2	4	0	0	1											
Robin Yount, R OBP: 0.297, SLG: 0.389 (1, 6)										4	0	1	1	0	0	1											
Mark Brouhard, R OBP: 0.313, SLG: 0.333 (1, 9)										3	0	0	0	1	1	1											
Marshall Edwards, L OBP: 0.200, SLG: 0.200 (1, 8)										3	0	0	0	0	0	1											
Inning Stats	R: 0 E: 0 K: 2 S: 8	H: 1 LOB: 1 BB: 0 P: 8	R: 0 E: 0 K: 0 S: 3	H: 0 LOB: 0 BB: 0 P: 3	R: 0 E: 0 K: 1 S: 5	H: 1 LOB: 1 BB: 1 P: 9	R: 4 E: 0 K: 1 S: 8	H: 3 LOB: 0 BB: 1 P: 12	R: 0 E: 0 K: 1 S: 5	H: 0 LOB: 0 BB: 0 P: 5	R: 0 E: 0 K: 0 S: 4	H: 1 LOB: 1 BB: 0 P: 4	R: 0 E: 0 K: 0 S: 3	H: 0 LOB: 0 BB: 0 P: 3	R: 3 E: 0 K: 0 S: 7	H: 4 LOB: 1 BB: 0 P: 7	1B: 6 2B: 2 3B: 0 HR: 2	SF: 0 SAC: 0 DP: 1 HBP: 0	WP: 0 PB: 0 SB: 0 CS: 0	PA: 35							
PITCHER	IP	WLS	BF	H	R	ER	SO	BB	IBB	HBP	BLK	WP	HR	S	P	ERA	WHIP										
Dan Petry, R ERA: 4.14 (1, 1)	8.0	L	35	10	7	7	5	2	0	0	0	0	2	43	51	7.88	1.500										

Detroit Tigers @ Milwaukee Brewers
Milwaukee County Stadium, Milwaukee, WI

Thu May 28 1981, 4:33 AM EDT
Att: 15,943 - Unknown - 60 F

AB 33
R 7
H 10
RBI 7
BB 2
SO 5
LOB 6



Batter	1	2	3	4	5	6	7	8	9	AB	R	H	RBI	BB	SO	LOB	TOP								
Jim Gantner, L (1,4) OBP: 0.343, SLG: 0.358	F7		F8		G3			4-3		4	0	0	1	0	0	0	Milwaukee Brewers @ Boston Red Sox Fenway Park, Boston, MA Fri May 29 1981, 7:05 PM EDT Att: 22,794 - Unknown								
Robin Yount, R (1,6) OBP: 0.303, SLG: 0.415	HR		G6-4-3 1B		5-3			6-3		4	1	2	1	0	0										
Cecil Cooper, L (1,3) OBP: 0.329, SLG: 0.410	G3 BB		G6-4-3 1-2					CS BB	FC3-6 HBP	1	0	0	0	2	0	1									
Ben Oglivie, L (1,7) OBP: 0.297, SLG: 0.365	G3				F9			P6	FC3-6 HR	4	1	0	0	0	0	3									
Ted Simmons, S (1,2) OBP: 0.277, SLG: 0.399	4-3				F3			K	HR	4	1	1	2	0	1	1									
Roy Howell, L (1,5) OBP: 0.354, SLG: 0.448								F8		2	1	1	1	1	0	0									
Sal Bando, R (9, PH) OBP: 0.350, SLG: 0.471									2B 1B	1	0	1	0	0	0	0									
Don Money, R (1,10) OBP: 0.284, SLG: 0.326								F8		4	0	1	0	0	1	1									
Mark Brouhard, R (1,9) OBP: 0.299, SLG: 0.317								FC6-4 1-2	F8	4	0	0	0	0	0	3									
Marshall Edwards, L (1,8) OBP: 0.179, SLG: 0.179								K	E5 G3	4	1	0	0	0	1	3									
Inning Stats	R: 1 E: 0 K: 0 S: 4	H: 1 LOB: 1 BB: 1 P: 8	R: 0 E: 0 K: 1 S: 5	H: 0 LOB: 1 BB: 1 P: 9	R: 0 E: 0 K: 0 S: 3	H: 1 LOB: 0 BB: 0 P: 3	R: 1 E: 0 K: 1 S: 6	H: 1 LOB: 0 BB: 0 P: 6	R: 1 E: 1 K: 0 S: 4	H: 0 LOB: 0 BB: 0 P: 4	R: 0 E: 0 K: 0 S: 4	H: 0 LOB: 0 BB: 1 P: 8	R: 0 E: 0 K: 0 S: 3	H: 0 LOB: 0 BB: 0 P: 3	R: 0 E: 0 K: 0 S: 3	H: 0 LOB: 0 BB: 0 P: 3	R: 2 E: 0 K: 0 S: 6	H: 3 LOB: 2 BB: 0 P: 7	1B: 2 2B: 1 3B: 0 HR: 3	SF: 0 SAC: 0 DP: 1 HBP: 1	WP: 0 PB: 0 SB: 1 CS: 1	PA: 36			
PITCHER	IP	WLS	BF	H	R	ER	SO	BB	IBB	HBP	BLK	WP	HR	S	P	ERA	WHIP								
Mike Torrez, R (1,1) ERA: 4.18	8.0		29	3	3	2	3	3	0	0	0	0	2	32	44	2.25	0.750								
Tom Burgmeier, L (9,1) ERA: 3.57	0.1	L	5	3	2	2	0	0	0	1	0	0	1	4	5	54.00	9.000								
Bill Campbell, R (9,1) ERA: 3.31	0.2		2	0	0	0	0	0	0	0	0	0	0	2	2	0.00	0.000								

Batter	1	2	3	4	5	6	7	8	9	AB	R	H	RBI	BB	SO	LOB	BOTTOM								
Jerry Remy, L (1,4) OBP: 0.421, SLG: 0.398	S 2B 1B		4-3		4-3			F7	F7	5	1	1	0	0	0	1	Milwaukee Brewers @ Boston Red Sox Fenway Park, Boston, MA Fri May 29 1981, 7:05 PM EDT Att: 22,794 - Unknown								
Dwight Evans, R (1,9) OBP: 0.481, SLG: 0.588	P3		F8		2-3 2B BB		F7			3	0	0	0	1	0	1									
Carl Yastrzemski, L (1,3) OBP: 0.331, SLG: 0.328	1-H 2B		4-3		1-3 3-H 2B			K		4	0	2	2	0	1	0									
Jim Rice, R (1,7) OBP: 0.315, SLG: 0.462	P3				F9 F8			WP HR 1B		4	1	1	0	0	0	3									
Carney Lansford, R (1,5) OBP: 0.375, SLG: 0.456	F9				E5 5-3 BB			F9		3	0	0	0	1	0	2									
Joe Rudi, R (1,10) OBP: 0.224, SLG: 0.321			5-3		5-3 1-2			F5		4	1	1	2	0	0	2									
Dave Stapleton, R (1,6) OBP: 0.281, SLG: 0.313			F8		P4			5-6-3 1-2		4	0	0	0	0	1	2									
Rich Gedman, L (1,2) OBP: 0.297, SLG: 0.471								4-3 2B 2B		4	1	2	0	0	0	1									
Rick Miller, L (1,8) OBP: 0.355, SLG: 0.409			F8		F7			B2-3		4	0	0	0	0	0	2									
Inning Stats	R: 1 E: 0 K: 0 S: 5	H: 2 LOB: 1 BB: 0 P: 5	R: 0 E: 0 K: 0 S: 4	H: 1 LOB: 1 BB: 0 P: 4	R: 0 E: 0 K: 0 S: 3	H: 0 LOB: 0 BB: 0 P: 3	R: 0 E: 0 K: 0 S: 4	H: 0 LOB: 1 BB: 0 P: 4	R: 1 E: 0 K: 0 S: 5	H: 2 LOB: 2 BB: 1 P: 9	R: 0 E: 0 K: 0 S: 3	H: 0 LOB: 0 BB: 1 P: 7	R: 0 E: 0 K: 2 S: 9	H: 0 LOB: 0 BB: 0 P: 3	R: 0 E: 0 K: 2 S: 9	H: 2 LOB: 0 BB: 0 P: 9		R: 0 E: 0 K: 0 S: 3	H: 0 LOB: 0 BB: 0 P: 3	1B: 2 2B: 4 3B: 0 HR: 1	SF: 0 SAC: 0 DP: 0 HBP: 0	WP: 1 PB: 0 SB: 1 CS: 0	PA: 37		
PITCHER	IP	WLS	BF	H	R	ER	SO	BB	IBB	HBP	BLK	WP	HR	S	P	ERA	WHIP								
Jim Slaton, R (1,1) ERA: 3.7	6.0		26	5	2	2	0	2	0	0	0	0	0	24	32	3.00	1.167								
Jamie Easterly, L (7,1) ERA: 2.4	1.1		5	1	1	1	1	0	0	0	0	0	0	7	7	6.75	0.750								
Rolie Fingers, R (8,1) ERA: 1.07	1.2	W	6	1	1	1	1	0	0	0	0	1	1	8	8	5.40	0.600								

Batter	1	2	3	4	5	6	7	8	9	AB	R	H	RBI	BB	SO	LOB	TOP										
Jim Gantner, L (1.4) OBP: 0.350, SLG: 0.377	0-0 HR	0-0 4-3		0-0 4-3		4-0 BB		1-0 FC4-6 1B HBP		3	1	1	1	1	0	2											
Robin Yount, R (1.6) OBP: 0.289, SLG: 0.393	0-0 E6 WP G3 1B		0-0 5-3		0-0 F9	0-0 5-3		0-0 FC4-6 1B		5	1	1	0	0	0	2											
Cecil Cooper, L (1.3) OBP: 0.335, SLG: 0.416	0-0 G3		0-0 1B		4-0 4-3 2B		4-0 1B BB	0-0 FC4-6 G3-6-3		4	0	2	1	1	0	3											
Ben Oglivie, L (1.7) OBP: 0.292, SLG: 0.352	0-0 CS 2H 1B		0-0 P6		4-0 4-3 BB		0-0 F7	0-0 G3-6-3		4	0	1	1	1	0	4											
Ted Simmons, S (1.2) OBP: 0.273, SLG: 0.386	0-0 1-2 1B		0-0 4-3		0-0 4-3		0-0 F8		0-0 F8	5	0	1	0	0	0	4											
Roy Howell, L (1.10) OBP: 0.356, SLG: 0.446	0-0 4-3			0-0 F7	0-0 F5		0-0 1-2 1B		0-0 1B	5	0	2	0	0	0	3											
Don Money, R (1.5) OBP: 0.306, SLG: 0.333		0-0 F9		0-0 E5 1B		0-0 P5	0-0 F7		0-0 1-3 1B	5	0	1	0	0	0	2											
Mark Brouhard, R (1.9) OBP: 0.333, SLG: 0.396		0-3 K		0-0 2B 1B		0-0 FC1 3B		0-0 3B 1B	0-0 G1-6-3	5	2	3	0	0	1	2											
Marshall Edwards, L (1.8) OBP: 0.227, SLG: 0.295		0-0 1B		0-0 2B		0-0 FC1		0-0 FC4-6 3B		4	1	3	2	0	0	1											
Inning Stats	R: 2 E: 1 K: 0 S: 6	H: 3 LOB: 1 BB: 0 P: 6	R: 0 E: 0 K: 1 S: 6	H: 1 LOB: 1 BB: 0 P: 6	R: 0 E: 0 K: 0 S: 4	H: 1 LOB: 1 BB: 0 P: 4	R: 1 E: 1 K: 0 S: 5	H: 2 LOB: 1 BB: 0 P: 5	R: 0 E: 0 K: 0 S: 4	H: 1 LOB: 2 BB: 1 P: 8	R: 0 E: 0 K: 0 S: 4	H: 1 LOB: 2 BB: 1 P: 8	R: 0 E: 0 K: 0 S: 4	H: 1 LOB: 1 BB: 0 P: 6	R: 0 E: 0 K: 0 S: 4	H: 2 LOB: 1 BB: 0 P: 4	1B: 10 2B: 2 3B: 2 HR: 1	SF: 0 SAC: 0 DP: 2 HBP: 1	WP: 1 PA: 44 PB: 0 CS: 1								
PITCHER	IP	WLS	BF	H	R	ER	SO	BB	IBB	HBP	BLK	WP	HR	S	P	ERA	WHIP										
Steve Crawford, R (1.1) ERA: 4.6	4.0	L	19	7	3	1	1	0	0	0	0	1	1	21	21	2.25	1.750										
Bob Stanley, R (5.1) ERA: 4.29	3.0		17	5	2	2	0	3	0	0	0	0	0	14	26	6.00	2.667										
Tom Burgmeier, L (8.1) ERA: 3.41	2.0		8	3	0	0	0	0	0	1	0	0	0	7	8	0.00	1.500										

Milwaukee Brewers @ Boston Red Sox
Fenway Park, Boston, MA
Sun May 31 1981, 3:33 AM EDT
Att: 23,781 - Unknown - 74 F

AB	40
R	5
H	15
RBI	5
BB	3
SO	1
LOB	23

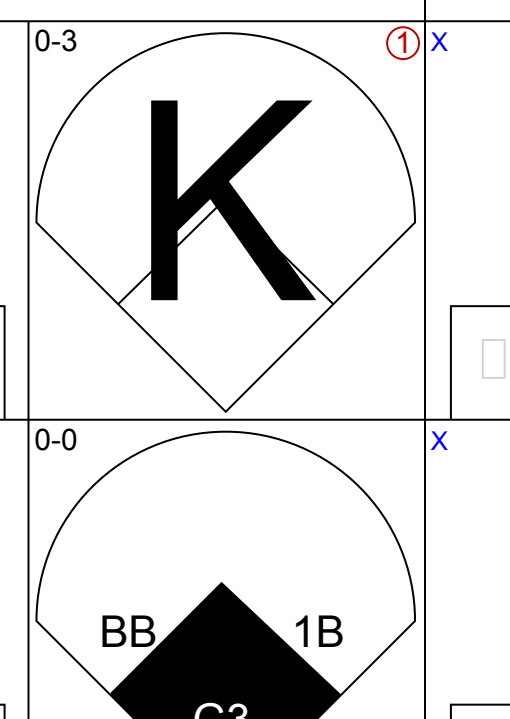
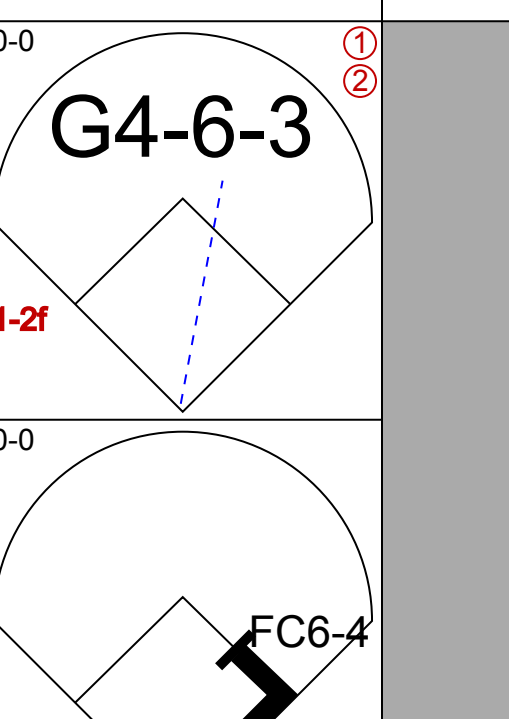
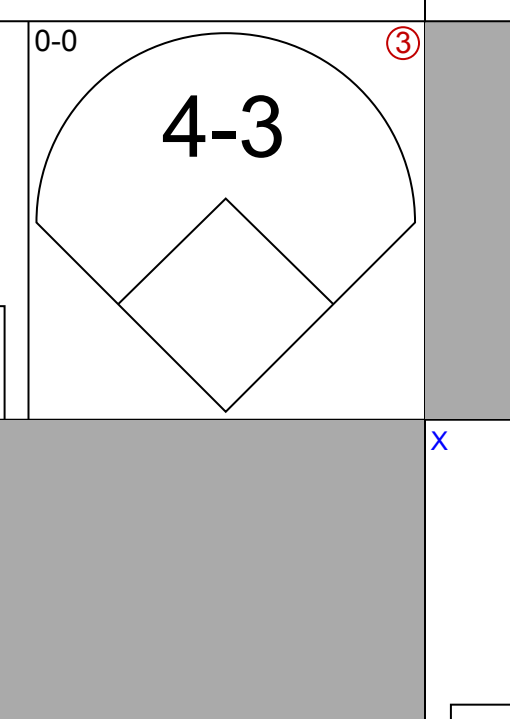
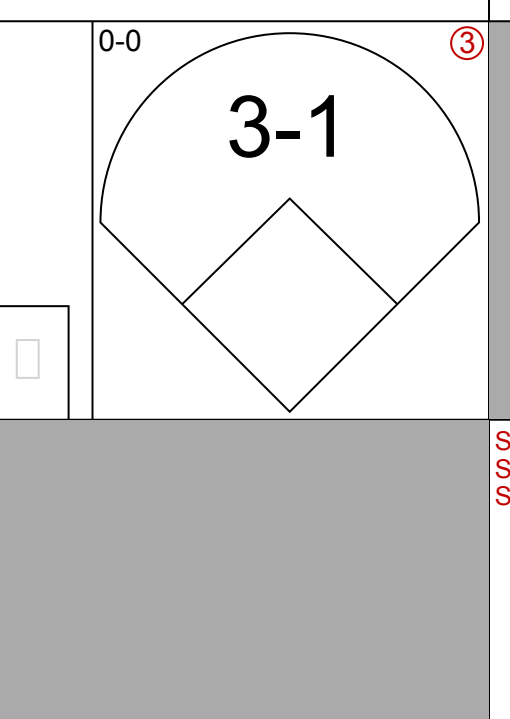
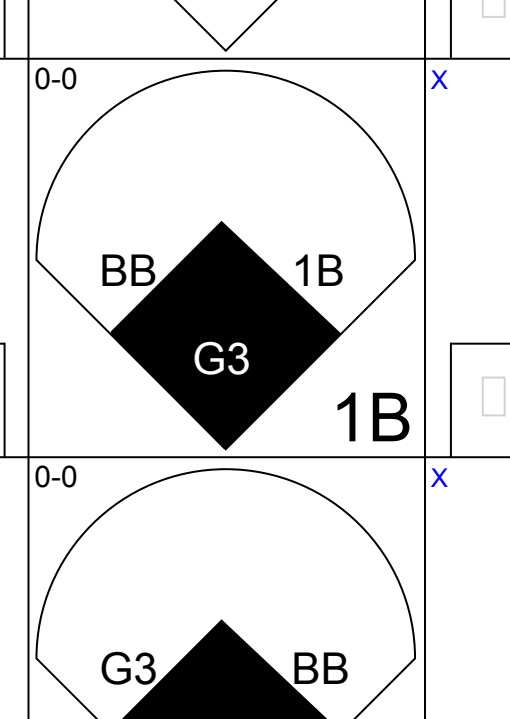
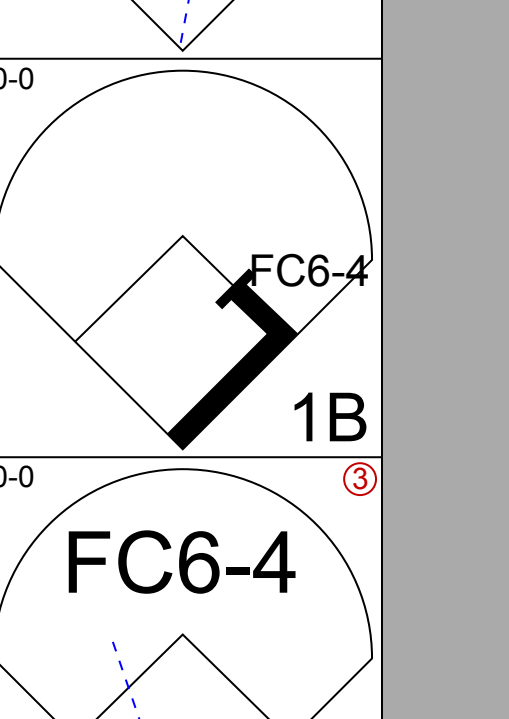
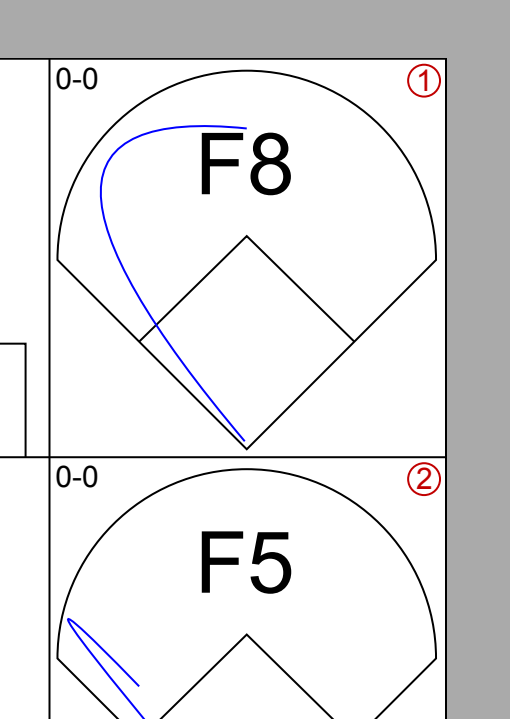
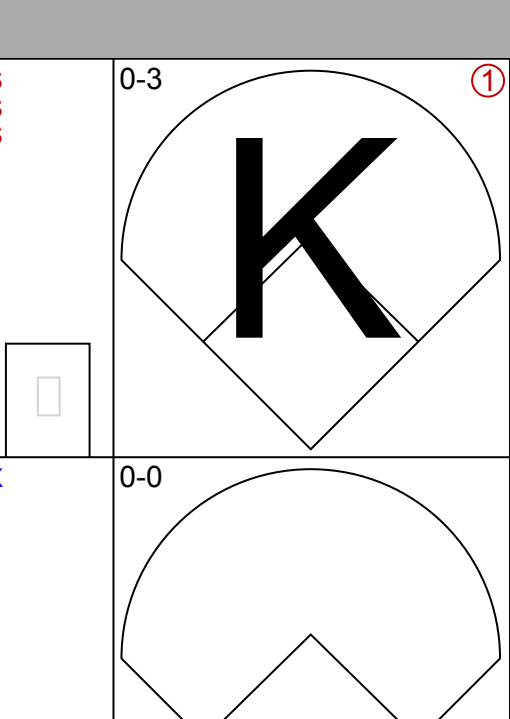
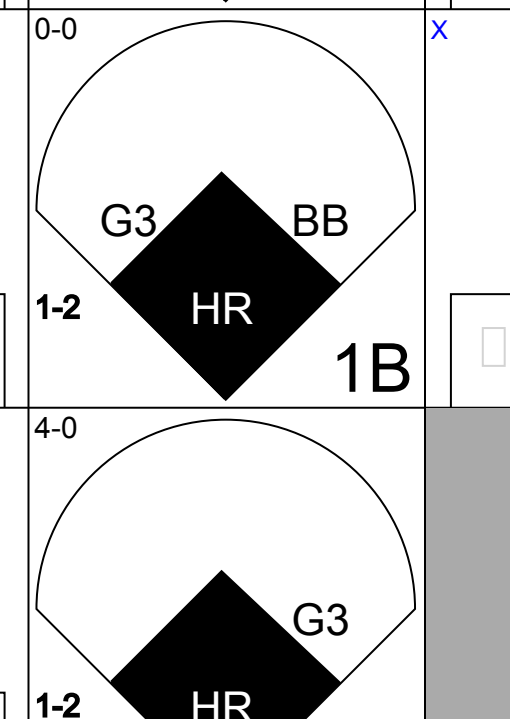
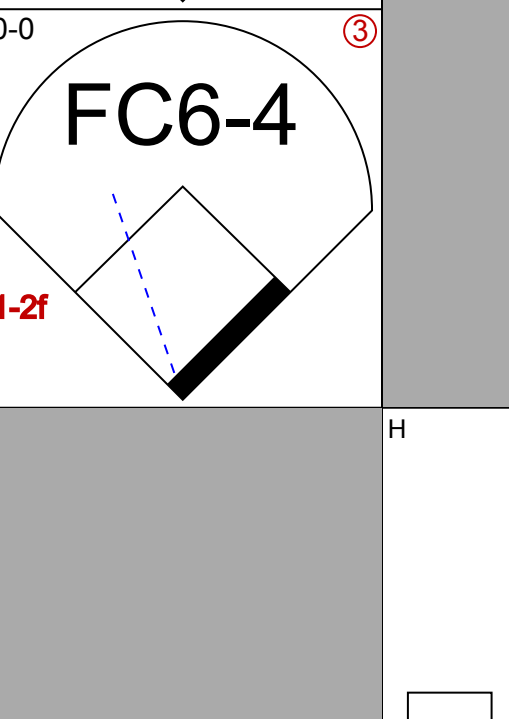
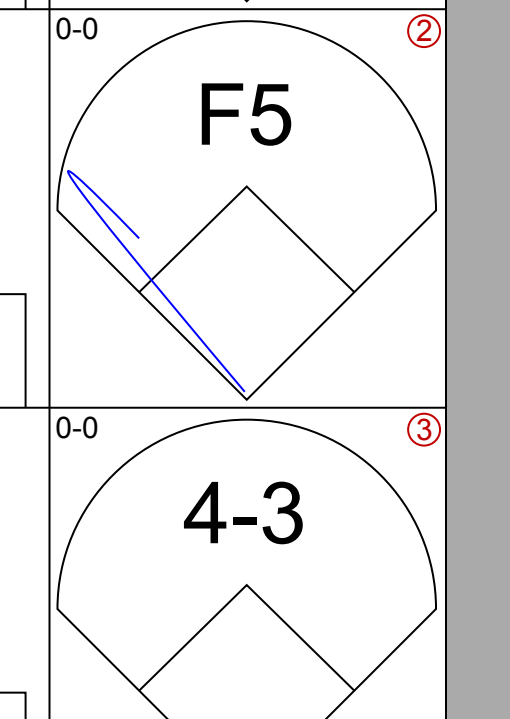
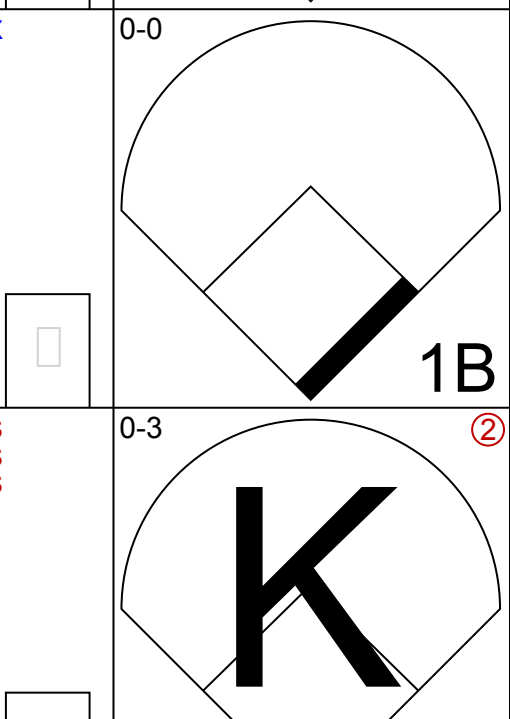
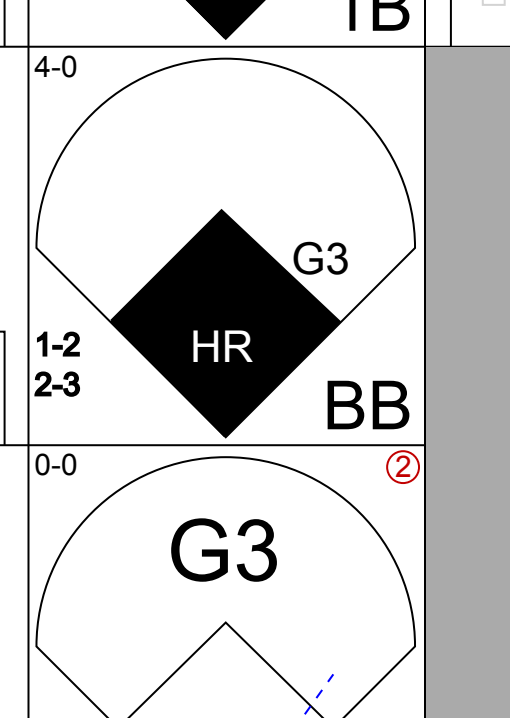
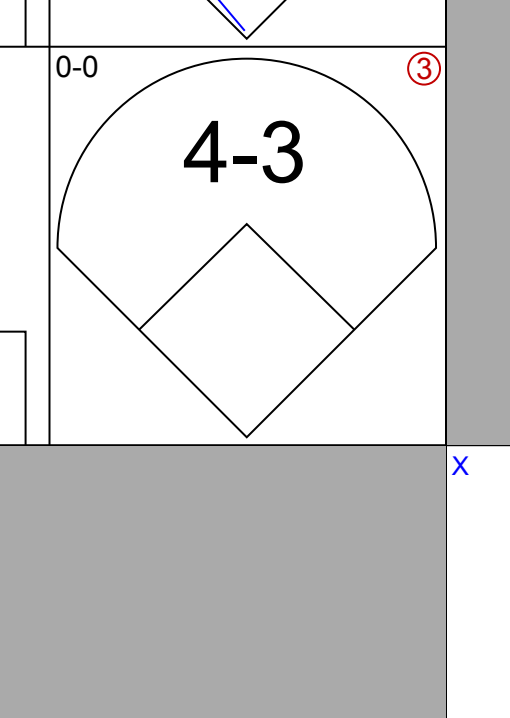
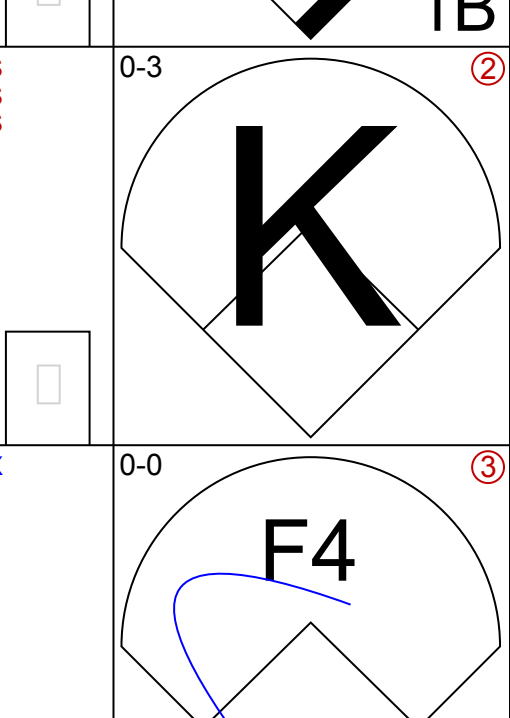
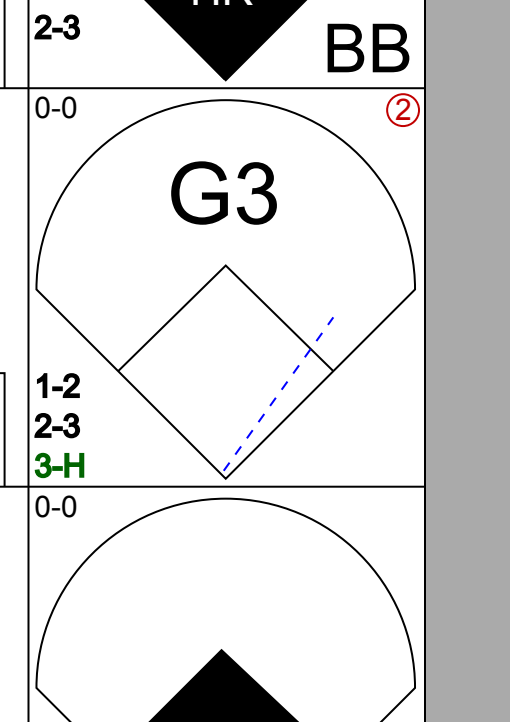
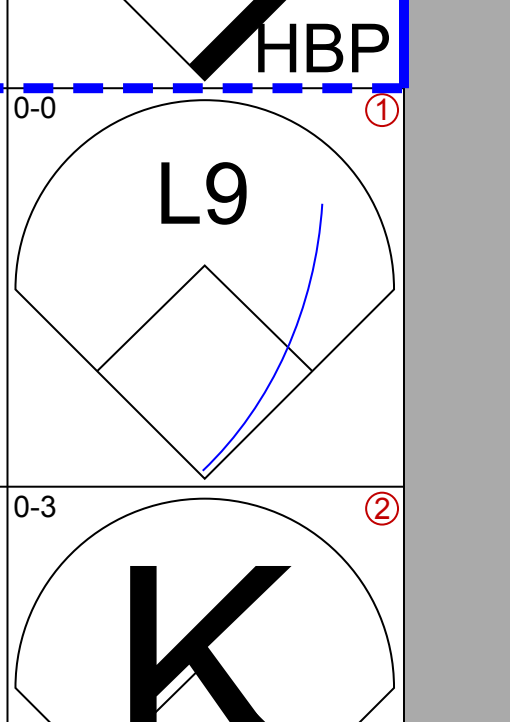
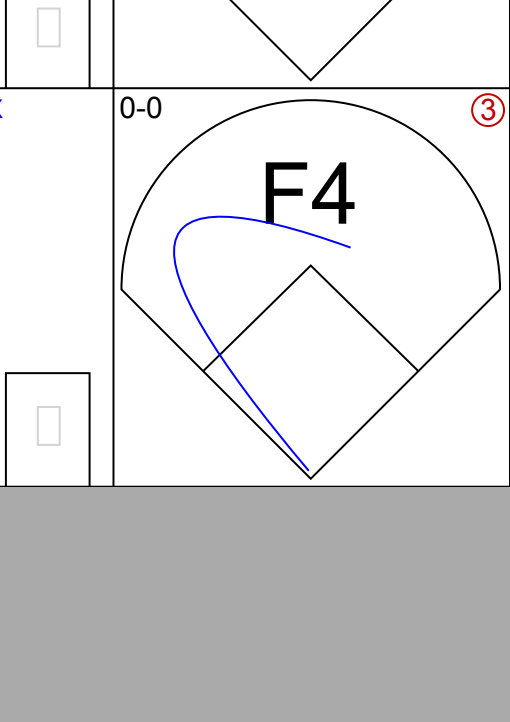
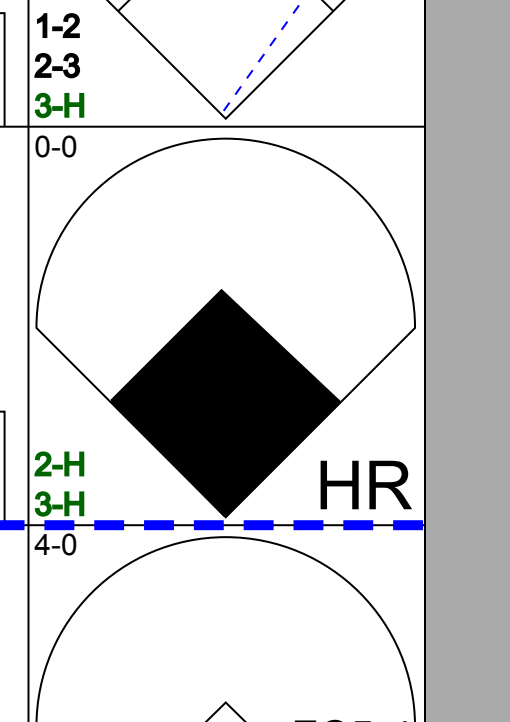
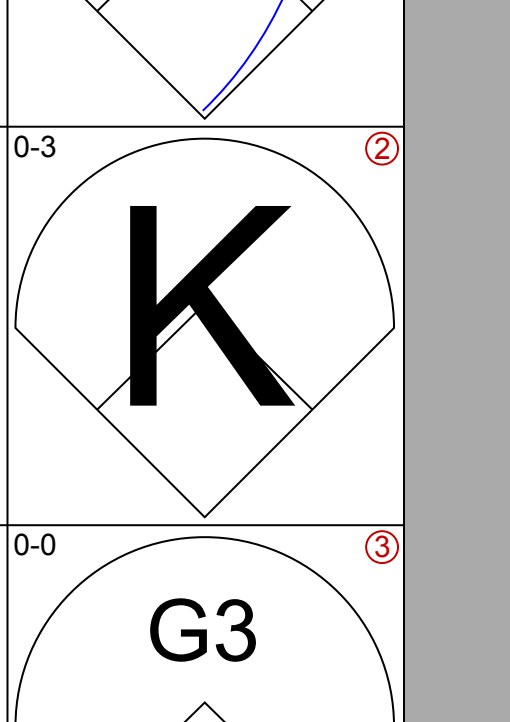
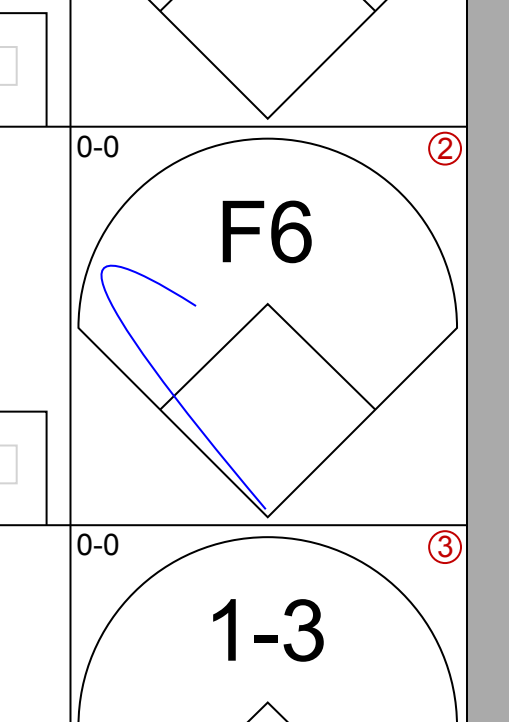
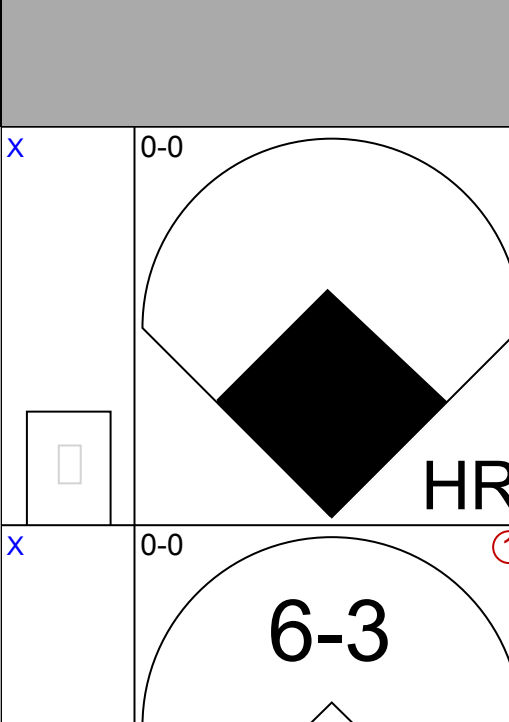
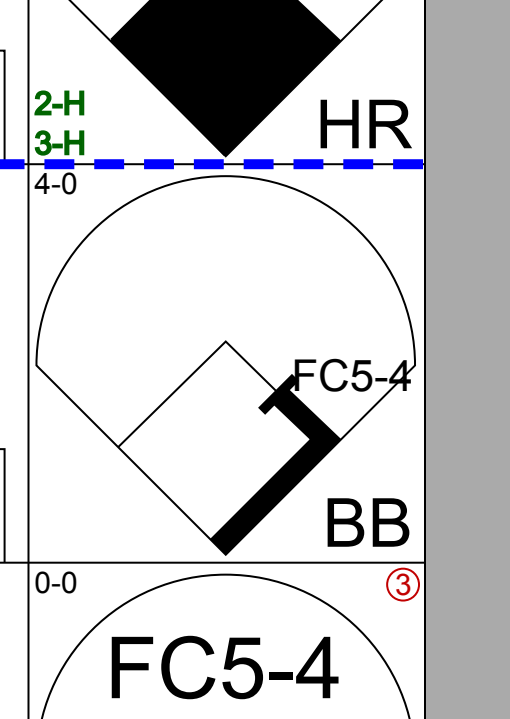
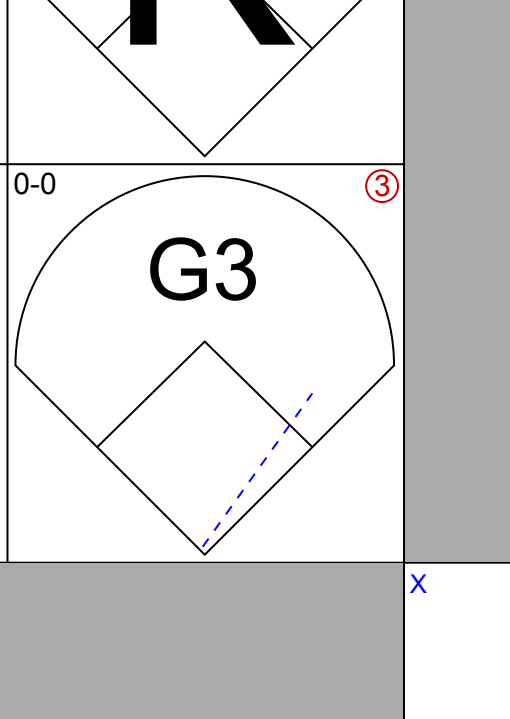
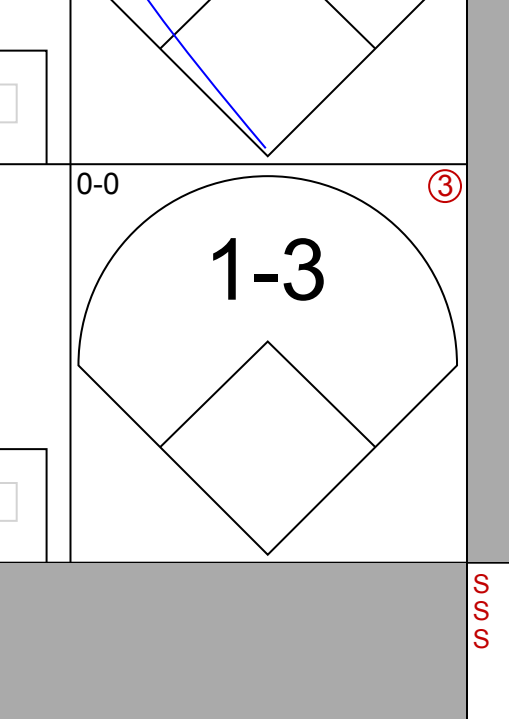
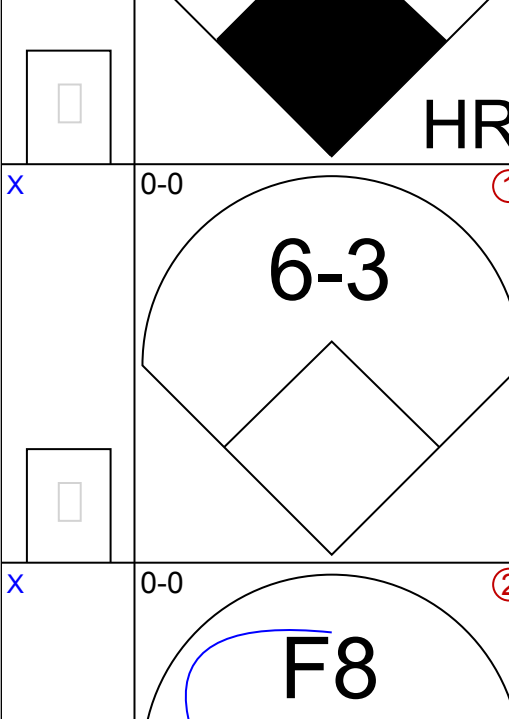
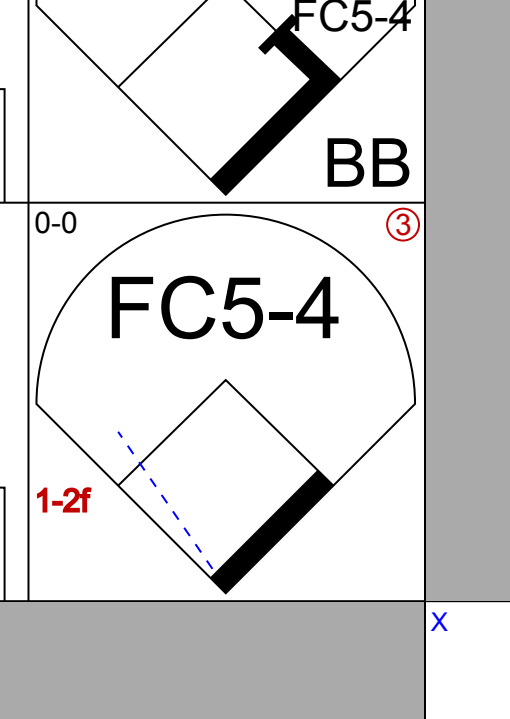
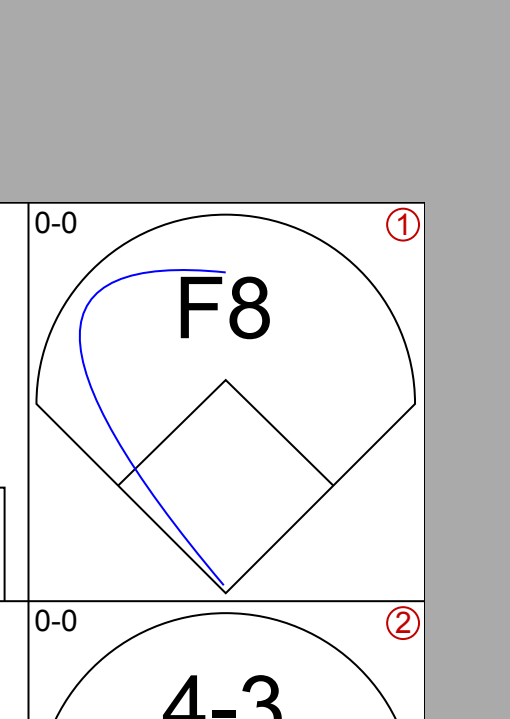
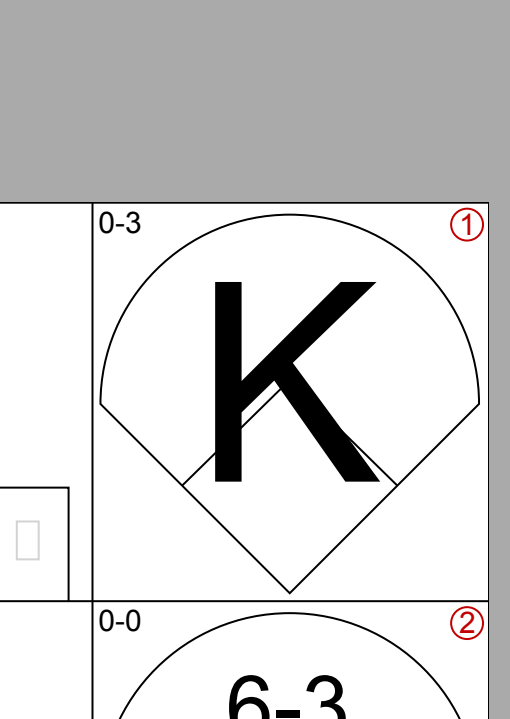
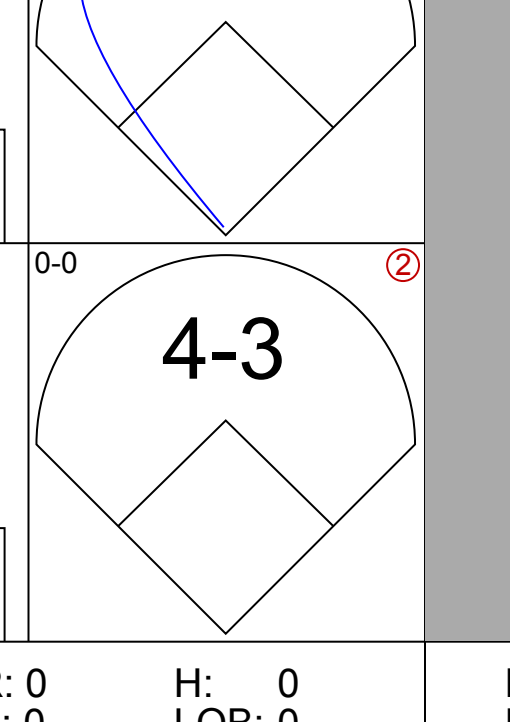
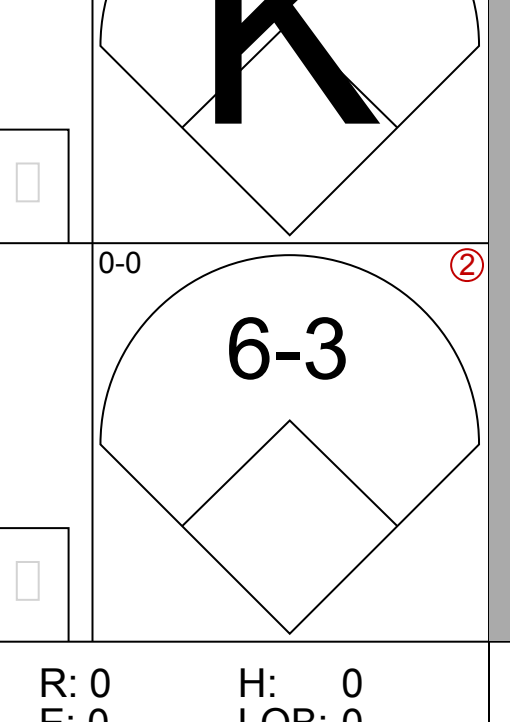


Batter	1	2	3	4	5	6	7	8	9	AB	R	H	RBI	BB	SO	LOB	BOTTOM										
Jerry Remy, L (1.4) OBP: 0.409, SLG: 0.387	0-0 F7		0-0 6-3		0-0 G6-4-3		0-0 CS	0-0 F7		4	0	0	0	0	0	1											
Dwight Evans, R (1.9) OBP: 0.491, SLG: 0.584	0-0 1-3		4-0 BB		0-0 F9		0-0 5-3			3	0	0	0	1	0	0											
Carl Yastrzemski, L (1.3) OBP: 0.337, SLG: 0.331	0-0 FC5-4 1B		0-0 P4		0-0 1B		0-0 1B		0-0 1B	4	0	3	0	0	0	1											
Jim Rice, R (1.7) OBP: 0.311, SLG: 0.451	0-0 FC5-4		0-0 L6		0-0 F7		0-0 F8			4	0	0	0	0	0	3											
Joe Rudi, R (1.10) OBP: 0.227, SLG: 0.317		0-0 5-3		0-3 K		0-0 1-3			0-3 K	4	0	0	0	0	2	1											
Carney Lansford, R (1.5) OBP: 0.377, SLG: 0.460		0-0 6-3		0-0 S 1B		0-0 1B FC4-6			0-0 1B	2	0	1	0	0	0	0											
Glenn Hoffman, R (5.6) OBP: 0.261, SLG: 0.245										2	1	2	0	0	0	0											
Dave Stapleton, R (1.6) OBP: 0.277, SLG: 0.307		0-0 1-3		0-3 K		0-0 FC4-6 1B			0-0 L6	4	0	1	0	0	1	2											
Rich Gedman, L (1.2) OBP: 0.295, SLG: 0.512			0-0 HR		0-0 FC3-6 1B		0-3 K		0-0 P6	4	1	2	1	0	1	3											
Rick Miller, L (1.8) OBP: 0.349, SLG: 0.402			0-0 4-3		0-0 FC3-6		0-0 FC4-6			3	0	0	1	0	0	2											
Inning Stats	R: 0 E: 0 K: 0 S: 4	H: 1 LOB: 1 BB: 0 P: 4	R: 0 E: 0 K: 0 S: 3	H: 0 LOB: 0 BB: 0 P: 3	R: 1 E: 0 K: 0 S: 4	H: 1 LOB: 1 BB: 1 P: 8	R: 0 E: 0 K: 2 S: 8	H: 1 LOB: 1 BB: 0 P: 8	R: 0 E: 0 K: 0 S: 3	H: 1 LOB: 0 BB: 0 P: 3	R: 0 E: 0 K: 0 S: 4	H: 1 LOB: 1 BB: 0 P: 4	R: 1 E: 0 K: 1 S: 6	H: 2 LOB: 0 BB: 0 P: 6	R: 0 E: 0 K: 0 S: 4	H: 1 LOB: 1 BB: 0 P: 4	R: 0 E: 0 K: 1 S: 6	H: 1 LOB: 1 BB: 0 P: 6	1B: 8 2B: 0 3B: 0 HR: 1	SF: 0 SAC: 0 DP: 1 HBP: 0	WP: 0 PA: 36 PB: 0 CS: 1						
PITCHER	IP	WLS	BF	H	R	ER	SO	BB	IBB	HBP	BLK	WP	HR	S	P	ERA	WHIP										
Pete Vuckovich, R (1.1) ERA: 3.47	9.0	W	35	9	2	2	4	1	0	0	0	0	1	42	46	2.00	1.111										

Milwaukee Brewers @ Boston Red Sox
Fenway Park, Boston, MA
Sun May 31 1981, 3:33 AM EDT
Att: 23,781 - Unknown - 74 F

AB	34
R	2
H	9
RBI	2
BB	1
SO	4
LOB	13

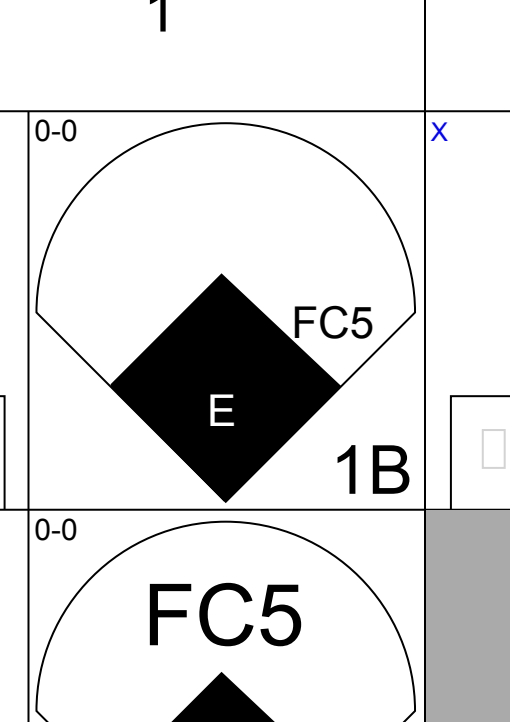
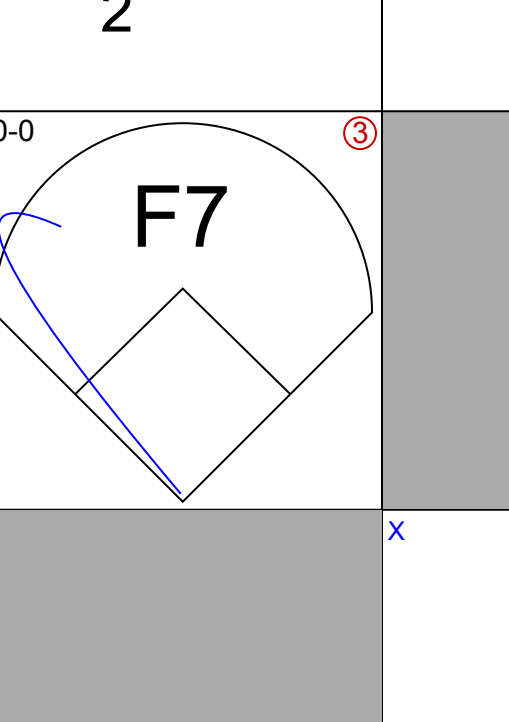
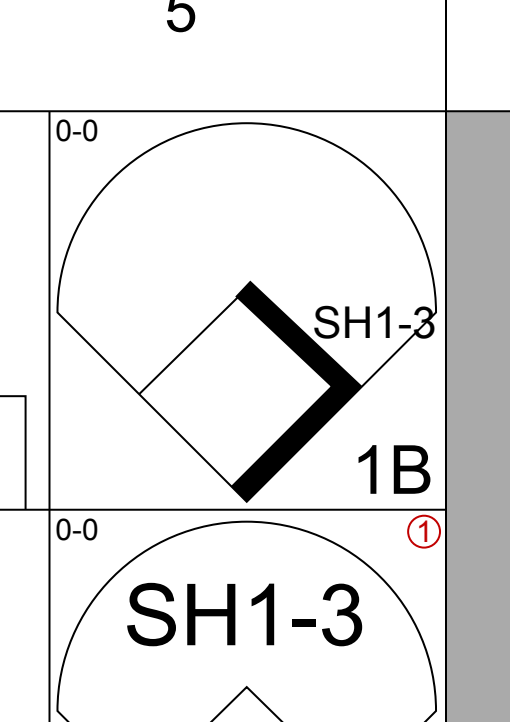
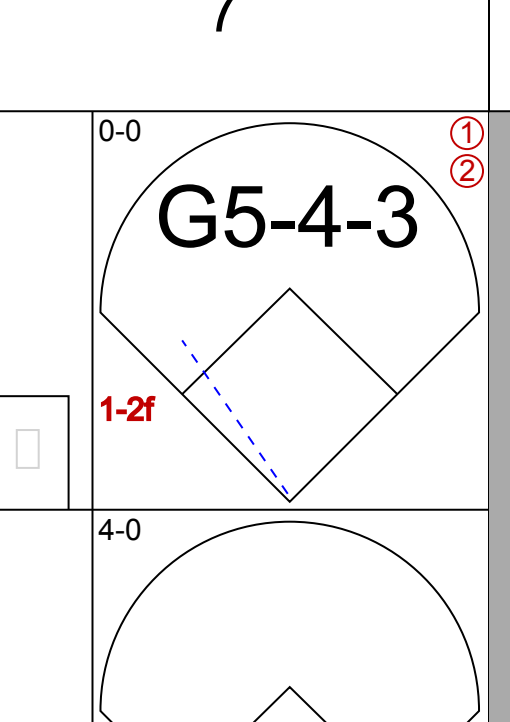
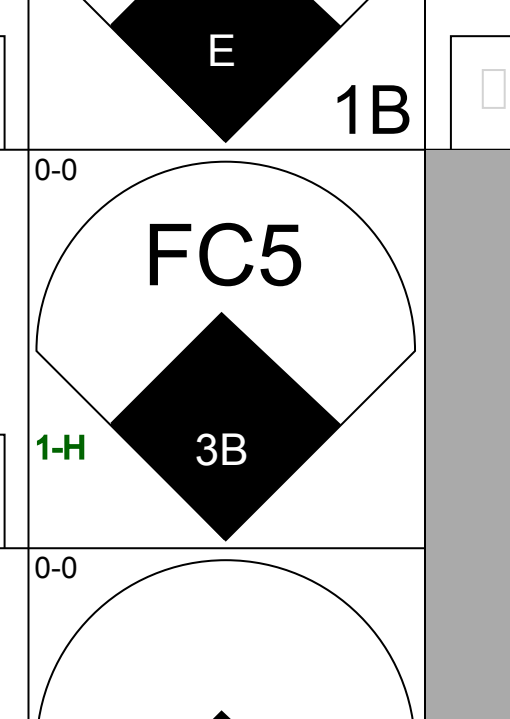
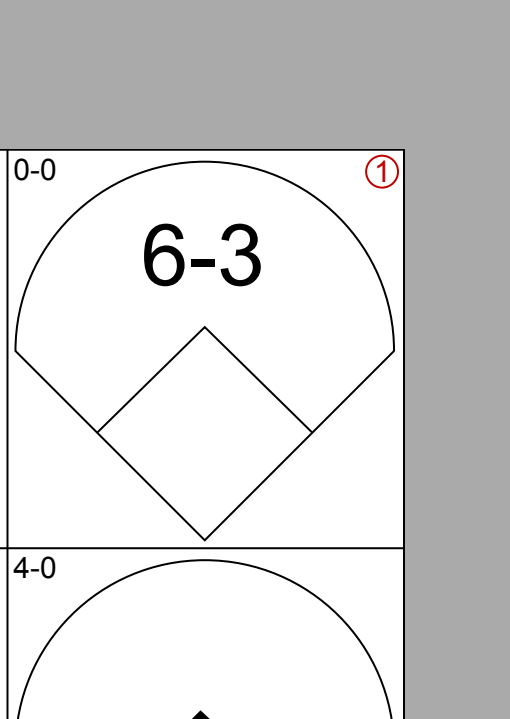
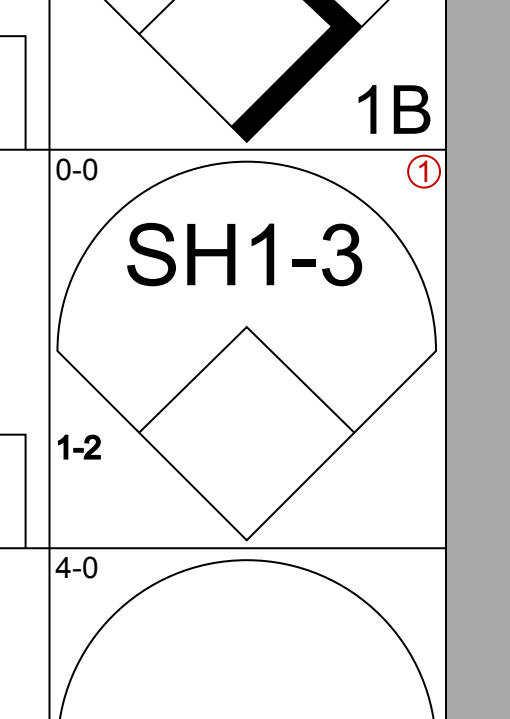
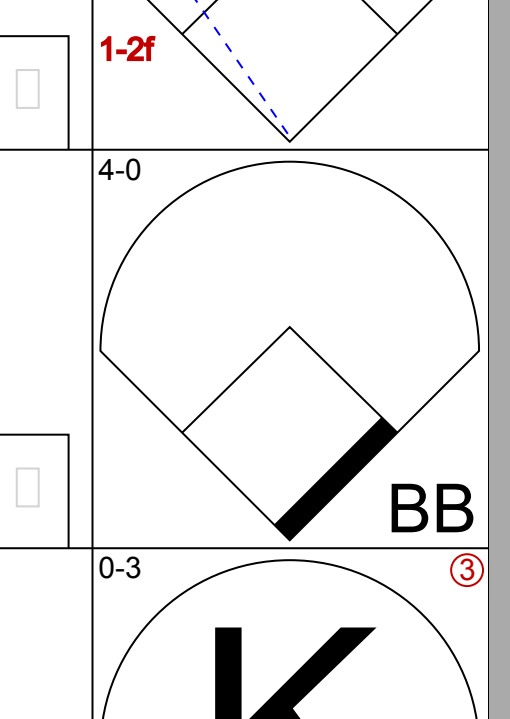
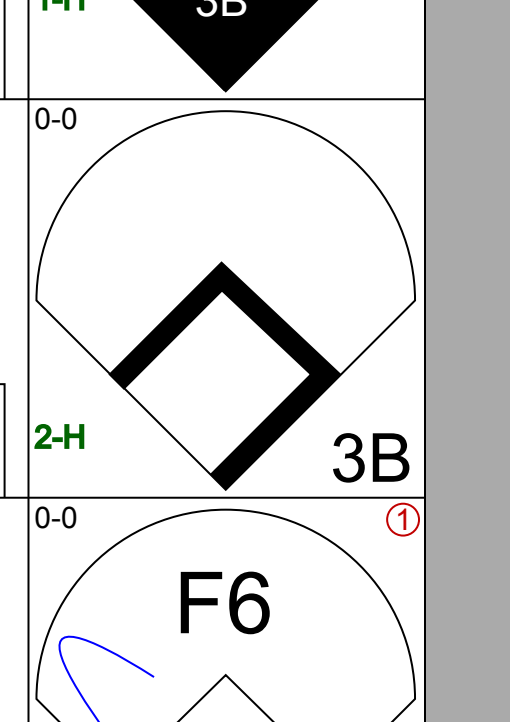
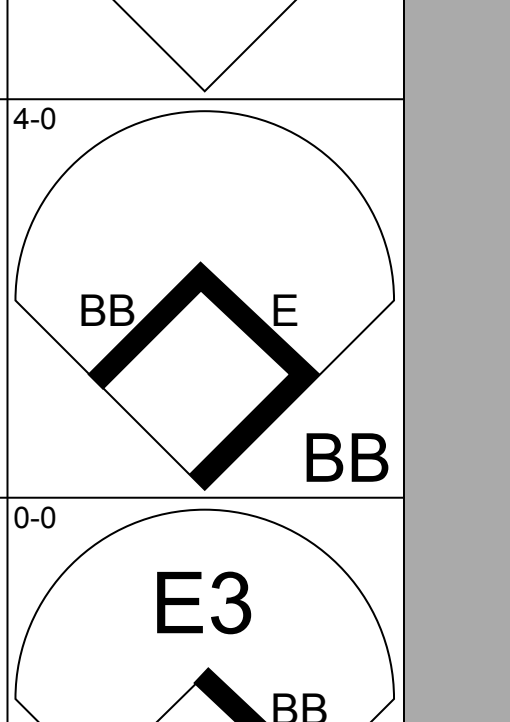
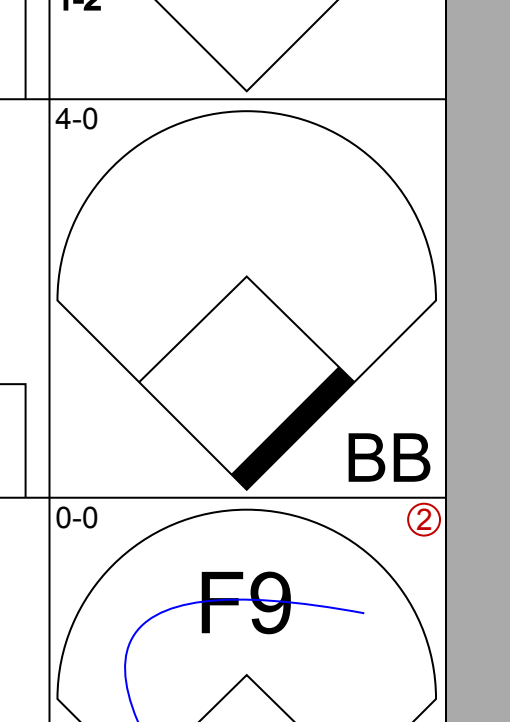
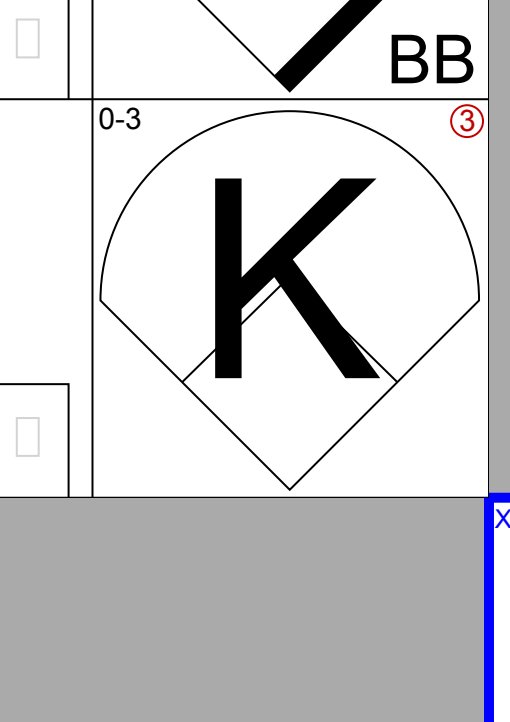
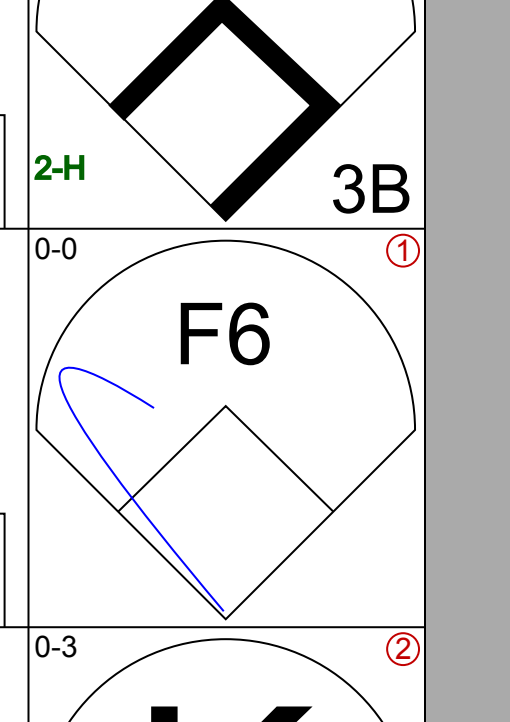
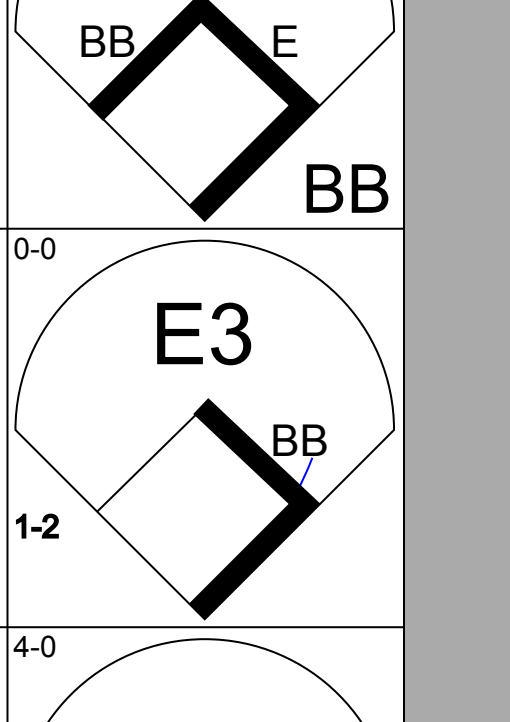
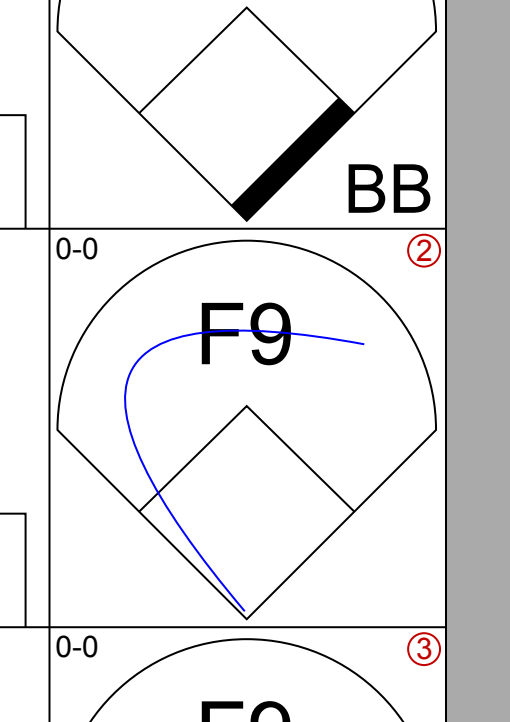
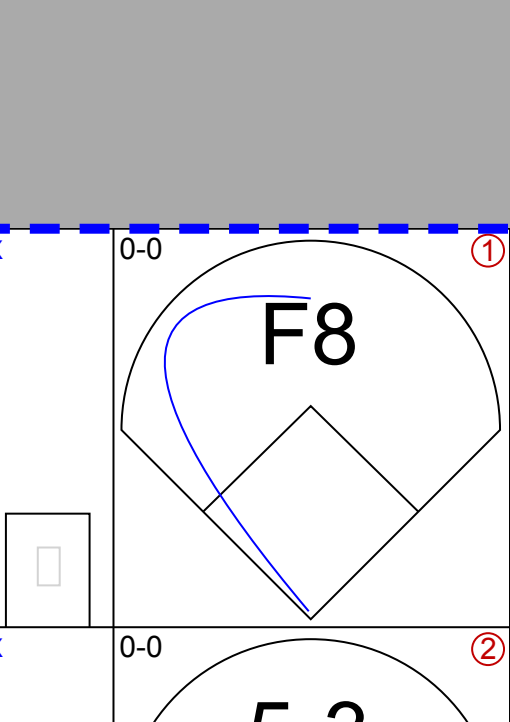
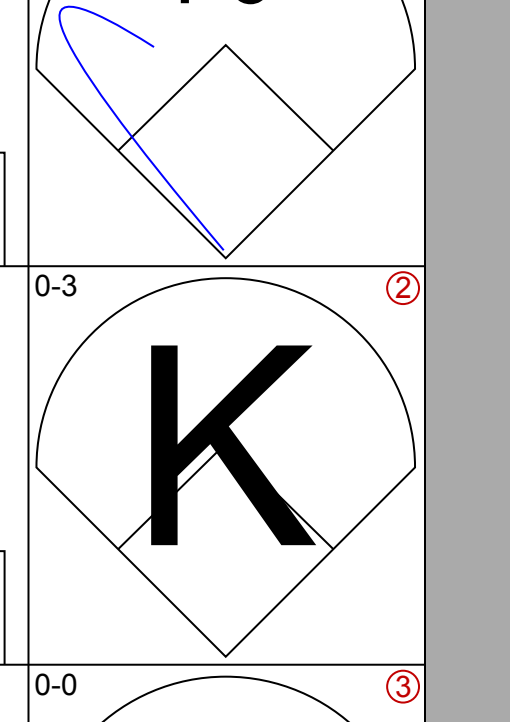
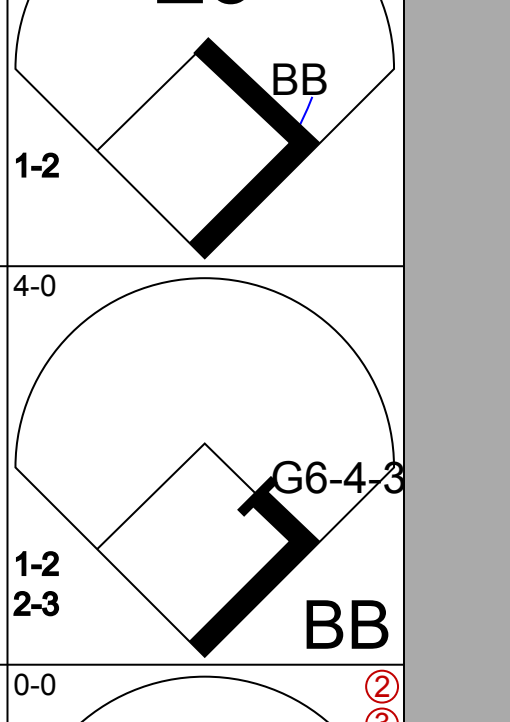
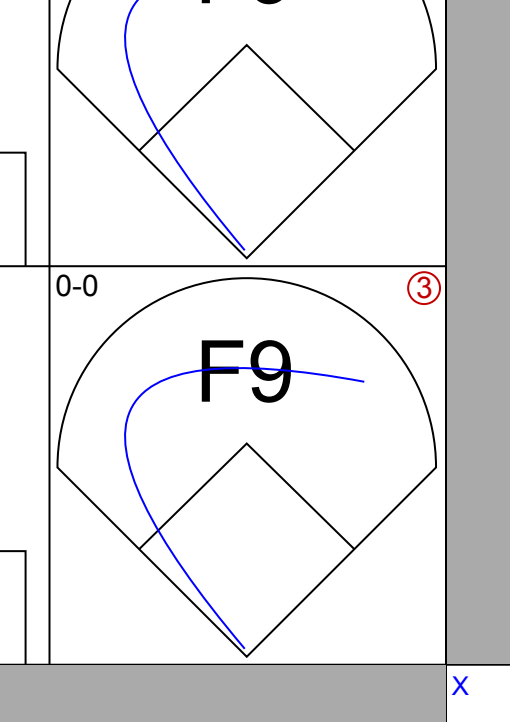
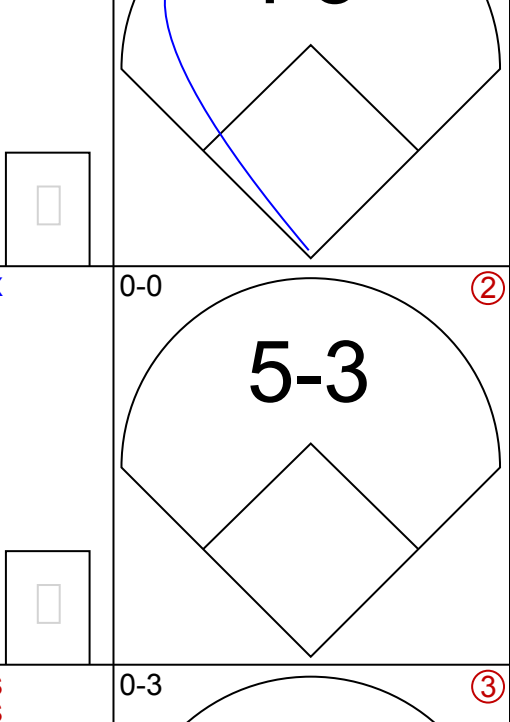
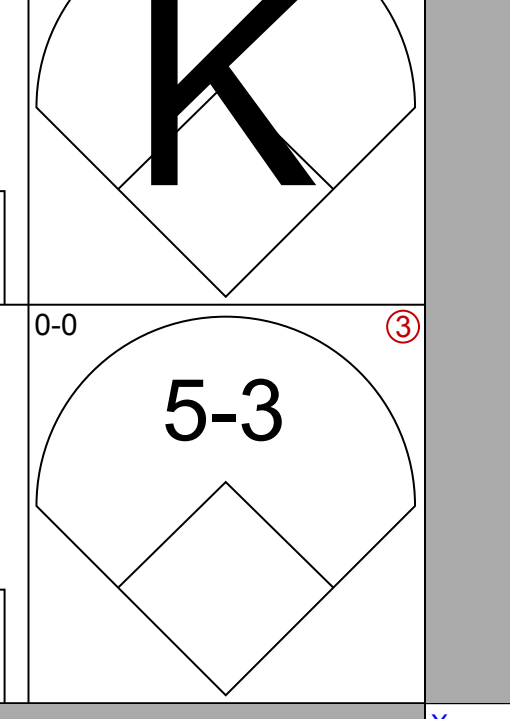
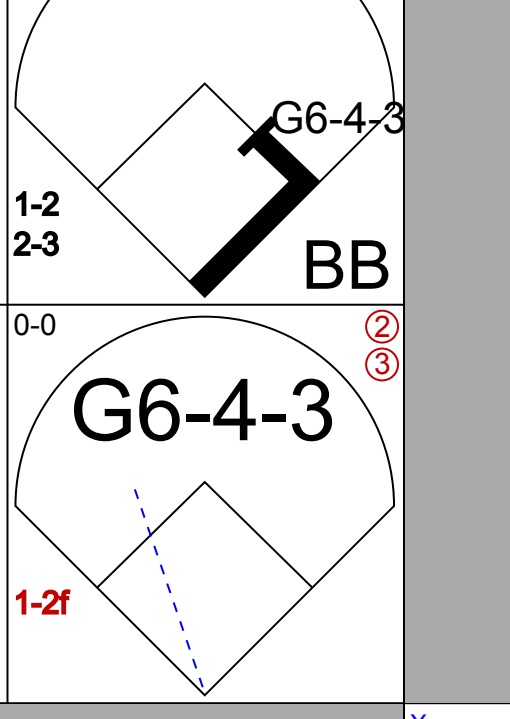
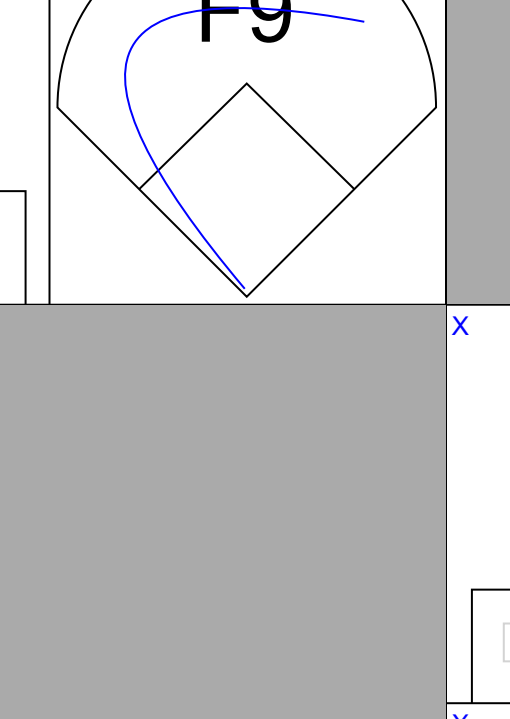
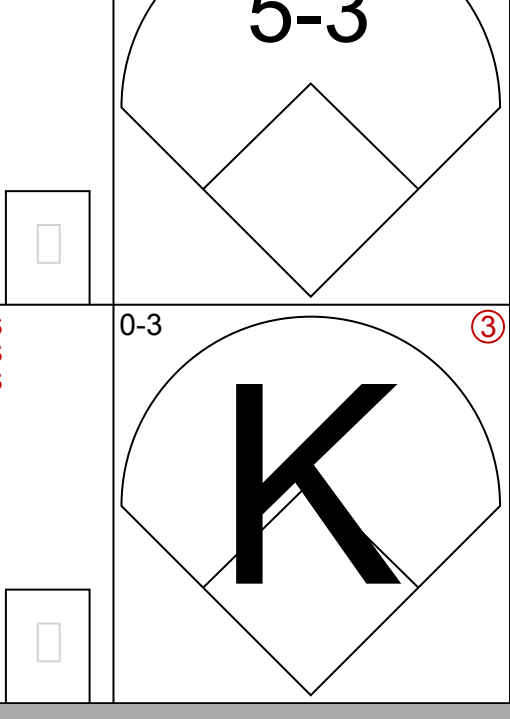
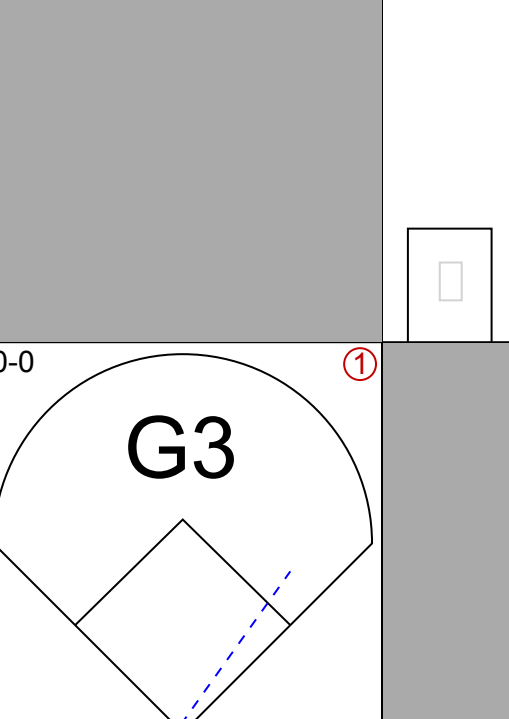
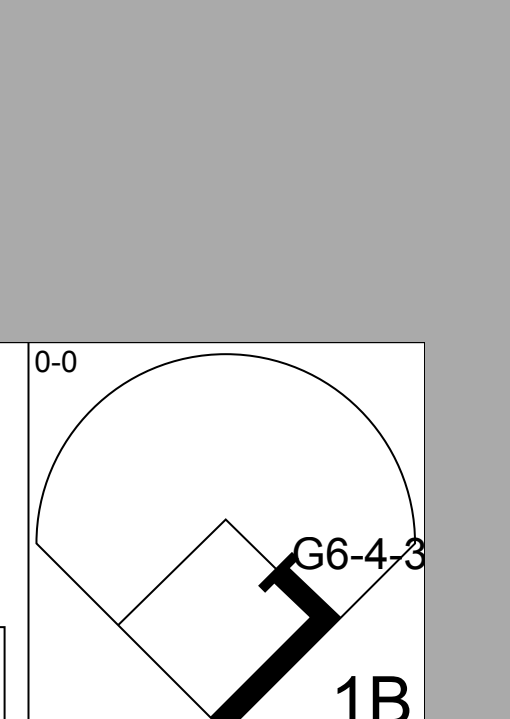
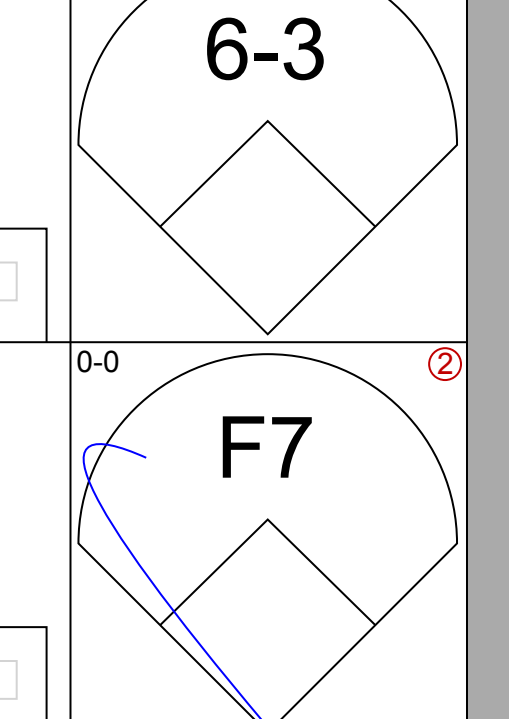
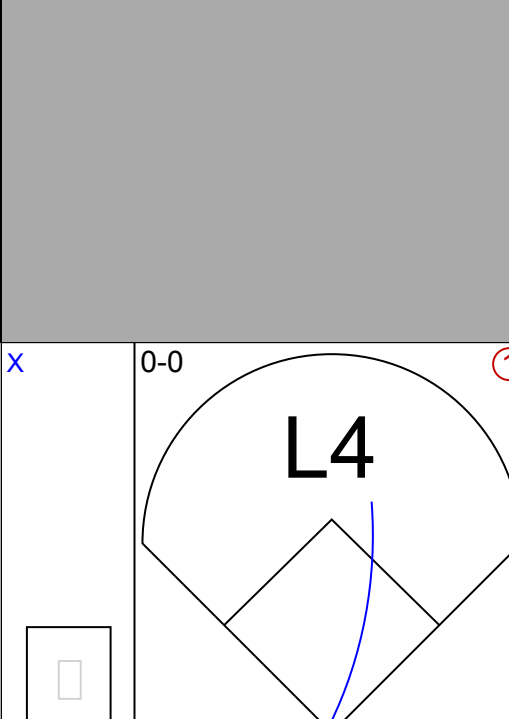
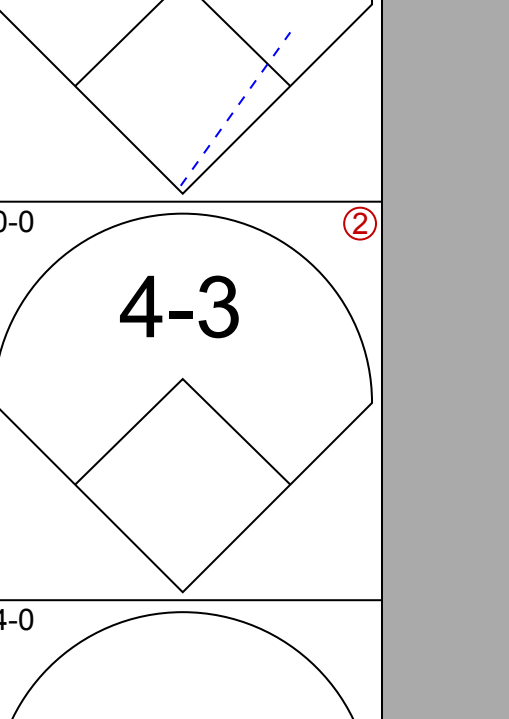
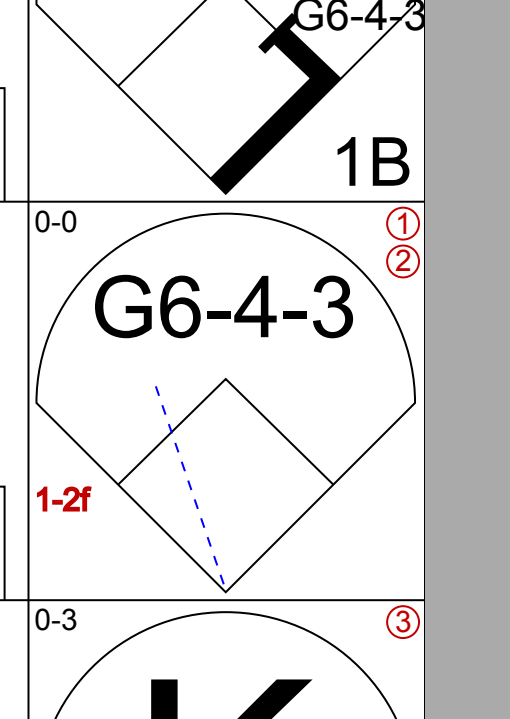
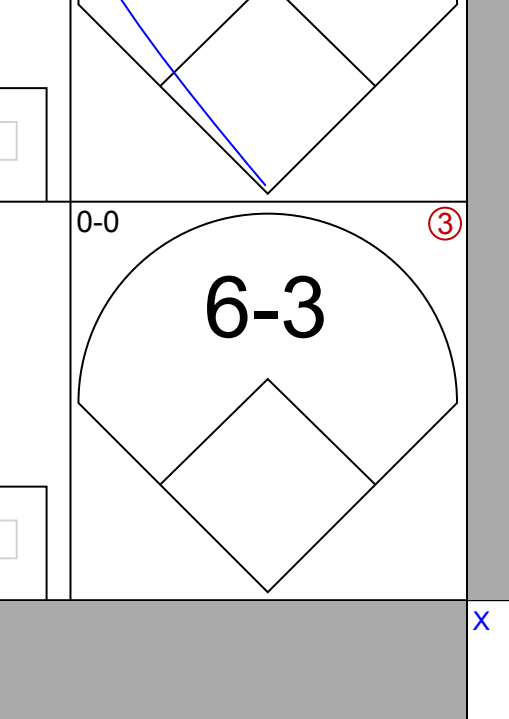
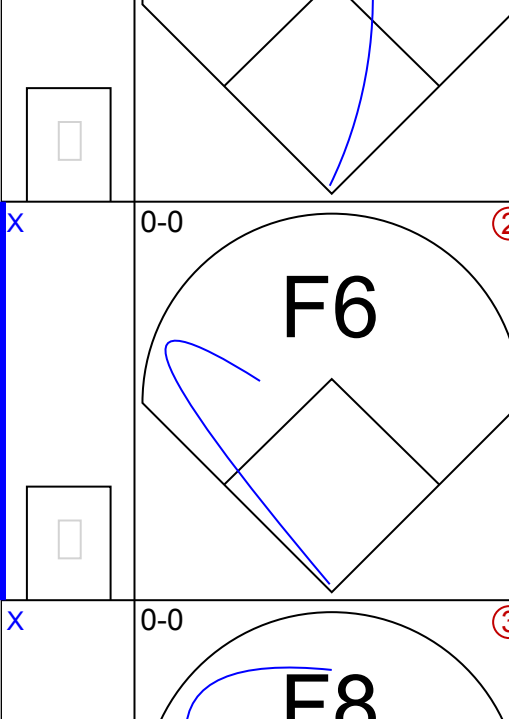
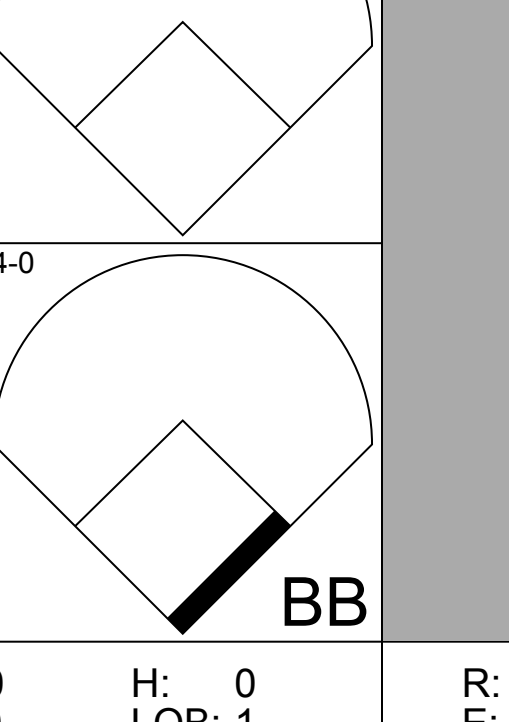
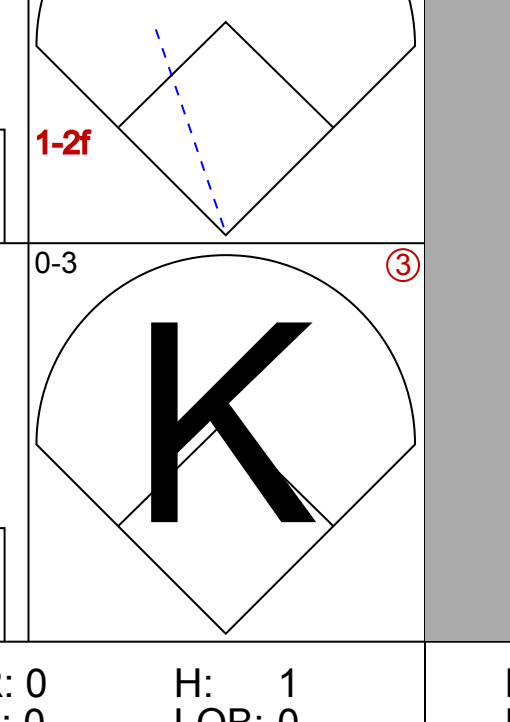
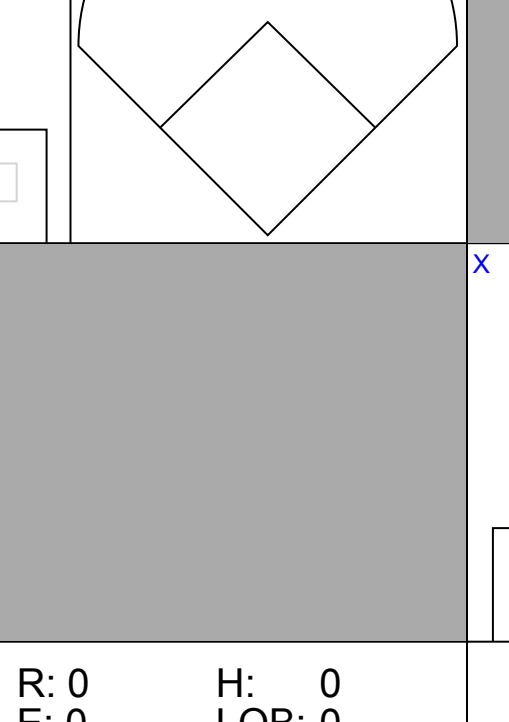
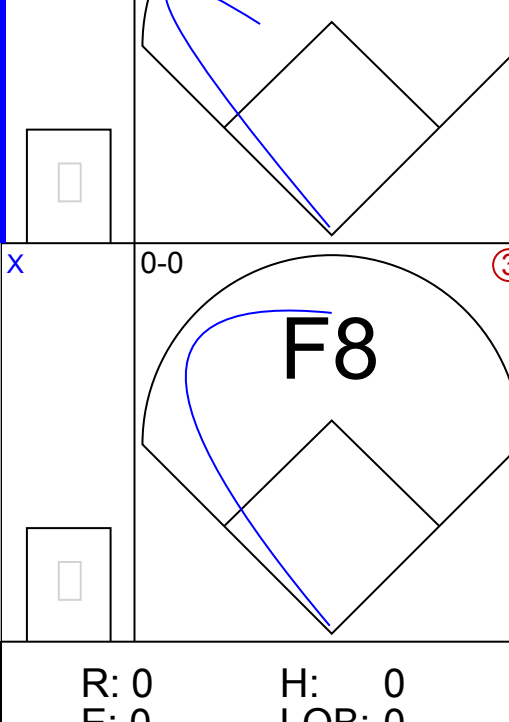


Batter	1	2	3	4	5	6	7	8	9	AB	R	H	RBI	BB	SO	LOB	TOP										
Jim Gantner, L OBP: 0.337, SLG: 0.360 (1, 4)										4	0	0	0	0	1	1											
Robin Yount, R OBP: 0.295, SLG: 0.396 (1, 6)										4	1	2	0	0	1	0											
Cecil Cooper, L OBP: 0.333, SLG: 0.406 (1, 3)										4	1	2	0	0	0	1											
Ben Oglivie, L OBP: 0.310, SLG: 0.365 Mark Brouhard, R OBP: 0.320, SLG: 0.379 (3, PR) (3, 7) (9, 9)										0	1	0	0	1	0	0											
Ted Simmons, S OBP: 0.263, SLG: 0.387 (1, 2)										4	0	0	1	0	0	4											
Gorman Thomas, R OBP: 0.383, SLG: 0.621 Thad Bosley, L (9, 7)										4	2	2	4	0	1	1											
Roy Howell, L OBP: 0.351, SLG: 0.423 (1, 10)										3	0	0	0	1	0	1											
Don Money, R OBP: 0.299, SLG: 0.317 (1, 5)										4	0	0	0	0	1	1											
Marshall Edwards, L OBP: 0.235, SLG: 0.294 (1, 8)										4	0	1	0	0	0	0											
Inning Stats	R: 4 E: 0 K: 1 S: 8	H: 3 LOB: 1 BB: 2 P: 16	R: 0 E: 0 K: 0 S: 4	H: 2 LOB: 1 BB: 0 P: 4	R: 0 E: 0 K: 1 S: 5	H: 0 LOB: 1 BB: 0 P: 6	R: 0 E: 0 K: 0 S: 3	H: 0 LOB: 0 BB: 0 P: 3	R: 0 E: 0 K: 0 S: 3	H: 0 LOB: 0 BB: 0 P: 3	R: 0 E: 0 K: 1 S: 5	H: 0 LOB: 0 BB: 0 P: 5	R: 0 E: 0 K: 2 S: 8	H: 1 LOB: 1 BB: 0 P: 8	R: 1 E: 0 K: 0 S: 4	H: 1 LOB: 0 BB: 0 P: 4	1B: 5 2B: 0 3B: 0 HR: 2	SF: 0 SAC: 0 DP: 1 HBP: 1	WP: 0 PB: 0 SB: 0 CS: 0	PA: 36							
PITCHER	IP	WLS	BF	H	R	ER	SO	BB	IBB	HBP	BLK	WP	HR	S	P	ERA	WHIP										
Dan Petry, R ERA: 4.93 (1, 1)	0.2	L	6	3	4	4	1	1	0	0	0	0	1	7	11	54.00	6.000										
George Capuzzello, L ERA: 11.57 (1, 1)	1.1		7	2	0	0	0	1	0	1	0	0	0	5	10	0.00	2.250										
Aurelio Lopez, R ERA: 9.43 (3, 1)	7.0	S	23	2	1	1	4	0	0	0	0	0	1	31	31	1.29	0.286										

Milwaukee Brewers @ Detroit Tigers
Tiger Stadium, Detroit, MI
Tue Jun 02 1981, 7:05 PM EDT
Att: 14,079 - Unknown - 72 F

AB 33
R 5
H 7
RBI 5
BB 2
SO 5
LOB 10



Batter	1	2	3	4	5	6	7	8	9	AB	R	H	RBI	BB	SO	LOB	BOTTOM										
Lynn Jones, R OBP: 0.370, SLG: 0.408 (1, 9)										4	1	2	0	0	0	2											
Alan Trammell, R OBP: 0.324, SLG: 0.329 (1, 6)										2	1	0	0	1	0	0											
Steve Kemp, L OBP: 0.377, SLG: 0.449 (1, 7)										2	0	1	1	2	1	1											
John Wockenfuss, R OBP: 0.321, SLG: 0.359 ERA: 4.93 Rick Leach, L OBP: 0.371, SLG: 0.250 (9, PH) (9, 3)										3	0	0	0	0	0	4											
Lance Parrish, R OBP: 0.289, SLG: 0.408 (1, 2)										3	0	0	0	1	1	3											
Al Cowens, R OBP: 0.317, SLG: 0.373 (1, 8)										4	0	0	0	0	1	4											
Kirk Gibson, L OBP: 0.321, SLG: 0.410 (1, 10)										4	0	1	0	0	0	0											
Mick Kelleher, R OBP: 0.313, SLG: 0.316 Champ Summers, L OBP: 0.376, SLG: 0.366 (9, PH) (1, 5)										3	0	0	0	0	0	1											
Lou Whitaker, L OBP: 0.360, SLG: 0.366 (1, 4)										3	0	1	0	1	1	0											
Inning Stats	R: 2 E: 1 K: 1 S: 8	H: 2 LOB: 1 BB: 0 P: 8	R: 0 E: 0 K: 0 S: 3	H: 0 LOB: 1 BB: 1 P: 7	R: 0 E: 1 K: 0 S: 3	H: 0 LOB: 2 BB: 2 P: 11	R: 0 E: 0 K: 1 S: 5	H: 1 LOB: 0 BB: 0 P: 5	R: 0 E: 0 K: 0 S: 4	H: 1 LOB: 2 BB: 1 P: 8	R: 0 E: 0 K: 0 S: 3	H: 0 LOB: 0 BB: 0 P: 3	R: 0 E: 0 K: 1 S: 5	H: 0 LOB: 0 BB: 0 P: 5	R: 0 E: 0 K: 0 S: 3	H: 0 LOB: 0 BB: 0 P: 3	1B: 4 2B: 0 3B: 1 HR: 0	SF: 0 SAC: 1 DP: 3 HBP: 0	WP: 0 PB: 0 SB: 0 CS: 0	PA: 36							
PITCHER	IP	WLS	BF	H	R	ER	SO	BB	IBB	HBP	BLK	WP	HR	S	P	ERA	WHIP										
Mike Caldwell, L ERA: 3.02 (1, 1)	7.0	W	30	5	2	1	3	5	0	0	0	0	0	8	8	0.00	1.429										
Rollie Fingers, R ERA: 1.49 (8, 1)	2.0	S	6	0	0	0	1	0	0	0	0	0	0	8	8	0.00	0.000										

Milwaukee Brewers @ Detroit Tigers
Tiger Stadium, Detroit, MI
Tue Jun 02 1981, 7:05 PM EDT
Att: 14,079 - Unknown - 72 F

AB 30
R 2
H 5
RBI 1
BB 5
SO 4
LOB 15



Batter	1	2	3	4	5	6	7	8	9	AB	R	H	RBI	BB	SO	LOB	TOP		
Charlie Moore, R OBP: 0.383, SLG: 0.449 (1, 7)										4	0	1	0	0	0	0	Milwaukee Brewers @ Detroit Tigers Tiger Stadium, Detroit, MI Wed Jun 03 1981, 7:05 PM EDT Att: 13,392 - Unknown		
Robin Yount, R OBP: 0.305, SLG: 0.405 (1, 6)										4	0	3	0	0	0				
Cecil Cooper, L OBP: 0.326, SLG: 0.397 (1, 3)										4	0	0	0	0	1	4			
Ted Simmons, S OBP: 0.263, SLG: 0.383 (1, 2)										4	0	1	0	0	0	1			
Gorman Thomas, R OBP: 0.380, SLG: 0.618 (1, 10)										4	1	1	0	0	0	1			
Don Money, R OBP: 0.296, SLG: 0.315 (1, 5)										4	0	1	1	0	0	1			
Mark Brouhard, R OBP: 0.327, SLG: 0.384 (1, 9)										4	0	2	0	0	1	1			
Ed Romero, R OBP: 0.225, SLG: 0.270 (1, 4)										4	0	0	0	0	0	4			
Marshall Edwards, L OBP: 0.226, SLG: 0.263 Sal Bando, R OBP: 0.330, SLG: 0.545 Thad Bosley, L (8, 8)										2	0	0	0	0	0	0			
Inning Stats	R: 0 E: 0 K: 0 S: 4	H: 2 LOB: 1 BB: 0 P: 4	R: 0 E: 0 K: 0 S: 3	H: 0 LOB: 0 BB: 0 P: 3	R: 0 E: 0 K: 0 S: 3	H: 0 LOB: 0 BB: 0 P: 3	R: 0 E: 0 K: 0 S: 4	H: 1 LOB: 1 BB: 0 P: 4	R: 0 E: 0 K: 1 S: 6	H: 1 LOB: 1 BB: 0 P: 6	R: 0 E: 0 K: 0 S: 5	H: 2 LOB: 2 BB: 0 P: 5	R: 0 E: 0 K: 0 S: 4	H: 1 LOB: 1 BB: 0 P: 4	R: 1 E: 0 K: 1 S: 7	H: 2 LOB: 1 BB: 0 P: 7	1B: 7 2B: 3 3B: 0 HR: 0	SF: 0 SAC: 0 DP: 1 HBP: 0	WP: 0 PA: 35 PB: 0 SB: 0 CS: 0
PITCHER	IP WLS BF H R ER SO BB IBB HBP BLK WP HR S P ERA WHIP																		
Dan Schatzeder, L ERA: 4.37 Kevin Saucier, L ERA: 1.48	(1, 1) (9, 1)	8.1 0.2	W S	33 2	9 0	1 0	1 0	1 1	0 0	0 0	0 0	0 0	0 0	0 4	35 4	35 4	1.08 0.00	1.080 0.000	

Batter	1	2	3	4	5	6	7	8	9	AB	R	H	RBI	BB	SO	LOB	BOTTOM		
Lynn Jones, R OBP: 0.353, SLG: 0.392 (1, 9)										3	0	0	1	0	0	1	Milwaukee Brewers @ Detroit Tigers Tiger Stadium, Detroit, MI Wed Jun 03 1981, 7:05 PM EDT Att: 13,392 - Unknown		
Alan Trammell, R OBP: 0.326, SLG: 0.329 (1, 6)										3	0	1	0	1	0	0			
Steve Kemp, L OBP: 0.379, SLG: 0.464 (1, 7)										3	2	1	1	1	1	2			
Richie Hebner, L OBP: 0.287, SLG: 0.323 (1, 3)										4	1	2	1	0	1	0			
Champ Summers, L OBP: 0.371, SLG: 0.360 (1, 10)										4	0	1	0	0	0	1			
Kirk Gibson, L OBP: 0.310, SLG: 0.400 (1, 8)										2	0	0	1	0	1	0			
Bill Fahey, L OBP: 0.238, SLG: 0.238 (1, 2)										3	0	2	0	0	0	0			
Mick Kelleher, R OBP: 0.299, SLG: 0.300 Stan Page, R OBP: 0.275, SLG: 0.333 (8, 5)										3	0	0	0	0	1	2			
Lou Whitaker, L OBP: 0.365, SLG: 0.391 (1, 4)										3	1	2	0	0	1	0			
Inning Stats	R: 0 E: 0 K: 0 S: 2	H: 0 LOB: 0 BB: 1 P: 6	R: 1 E: 0 K: 1 S: 7	H: 3 LOB: 1 BB: 0 P: 7	R: 2 E: 0 K: 0 S: 5	H: 2 LOB: 1 BB: 1 P: 9	R: 0 E: 0 K: 0 S: 3	H: 1 LOB: 0 BB: 0 P: 3	R: 0 E: 0 K: 2 S: 8	H: 1 LOB: 1 BB: 0 P: 8	R: 0 E: 0 K: 2 S: 7	H: 0 LOB: 0 BB: 0 P: 7	R: 0 E: 0 K: 0 S: 4	H: 1 LOB: 1 BB: 0 P: 4	R: 1 E: 0 K: 0 S: 4	H: 1 LOB: 0 BB: 0 P: 4	1B: 5 2B: 2 3B: 1 HR: 1	SF: 2 SAC: 0 DP: 2 HBP: 0	WP: 0 PA: 32 PB: 0 SB: 1 CS: 0
PITCHER	IP WLS BF H R ER SO BB IBB HBP BLK WP HR S P ERA WHIP																		
Jim Slaton, R ERA: 3.98 Jerry Augustine, L ERA: 2.76	(1, 1) (3, 1)	2.2 5.1	L 19	13 4	5 4	3 1	3 1	3 1	4 4	0 0	0 0	0 0	0 0	0 0	0 27	27 27	1.69 0.750		

AB	35
R	1
H	9
RBI	1
BB	0
SO	2
LOB	12



Batter	1	2	3	4	5	6	7	8	9	AB	R	H	RBI	BB	SO	LOB	TOP				
Charlie Moore, R OBP: 0.367, SLG: 0.430 Thad Bosley, L (7, 8)	0-0 4-3		0-0 6-3		0-0 F4		0-0 F9		0-0 BB BB 4-0 1B BB	4	0	0	0	0	0	1	Milwaukee Brewers @ Kansas City Royals Royals Stadium, Kansas City, MO Fri Jun 05 1981, 8:05 PM EDT Att: 31,300 - Unknown - 88 F				
Robin Yount, R OBP: 0.309, SLG: 0.438 (1, 6)	0-0 F8		0-0 HR		0-0 E5 1-2		0-0 E	0-0 3B	0-0 F8	5	2	1	0	0	2						
Cecil Cooper, L OBP: 0.328, SLG: 0.397 (1, 3)	0-3 K		0-0 1B		0-0 4-3		0-0 1-3	0-0 FC6-4 1B	0-0 FC6-4 1B	5	0	2	0	0	1	3					
Gorman Thomas, R OBP: 0.375, SLG: 0.604 (1, 10)		0-0 L8	0-3 K		0-0 FC5-4 1B		0-0 FC5-4 2B	0-0 HBP FC6-4	0-0 FC6-4	5	1	1	0	0	1	3					
Ted Simmons, S OBP: 0.268, SLG: 0.382 (1, 2)		0-0 1B SF9 1B		0-0 F2		0-0 FC5-4 FC5-4		1-0 3-H 2B HBP		3	2	1	0	0	0	1					
Ben Oglivie, L OBP: 0.313, SLG: 0.373 (7, 7)		0-0 1B		0-0 4-3		0-0 F4		0-0 1B 2B		4	1	2	2	0	0	1					
Don Money, R OBP: 0.296, SLG: 0.315 (1, 5)		0-0 SF9		0-0 F9		0-0 FC5-4		0-0 G5-4-3 1B		3	0	1	2	0	0	1					
Mark Brouhard, R OBP: 0.315, SLG: 0.369 (7, 9)		0-3 K		0-0 F8		0-0 F4		0-0 G5-4-3 1B		4	0	0	0	0	1	2					
Jim Gantner, L OBP: 0.335, SLG: 0.358 (1, 4)			0-0 G3		0-0 E 1B		0-0 G3		0-0 G3	4	0	1	0	0	0	0					
Inning Stats	R: 0 E: 0 K: 1 S: 5	H: 0 LOB: 0 BB: 0 P: 5	R: 1 E: 0 K: 1 S: 7	H: 2 LOB: 1 BB: 0 P: 7	R: 1 E: 0 K: 1 S: 7	H: 2 LOB: 1 BB: 0 P: 7	R: 0 E: 0 K: 0 S: 3	H: 0 LOB: 0 BB: 0 P: 3	R: 0 E: 1 K: 0 S: 5	H: 1 LOB: 2 BB: 0 P: 5	R: 0 E: 0 K: 0 S: 4	H: 1 LOB: 1 BB: 0 P: 4	R: 0 E: 0 K: 0 S: 3	H: 0 LOB: 0 BB: 0 P: 3	R: 4 E: 1 K: 0 S: 6	H: 3 LOB: 0 BB: 0 P: 7		R: 0 E: 0 K: 0 S: 4	H: 1 LOB: 2 BB: 1 P: 8	1B: 7 2B: 1 3B: 1 HR: 1	SF: 1 SAC: 0 DP: 1 HBP: 1
PITCHER Larry Gura, L ERA: 4.2 (1, 1)	IP: 9.0 WLS: L BF: 40 H: 10 R: 6 ER: 5 SO: 3 BB: 1 IBB: 0 HBP: 1 BLK: 0 WP: 0 HR: 1 S: 44 P: 49 ERA: 5.00 WHIP: 1.222																				

Batter	1	2	3	4	5	6	7	8	9	AB	R	H	RBI	BB	SO	LOB	BOTTOM				
Willie Wilson, S OBP: 0.286, SLG: 0.315 (1, 7)	0-0 6-3		0-0 F7		0-0 F8		0-0 5-3		0-0 L6	5	0	0	0	0	0	3	Milwaukee Brewers @ Kansas City Royals Royals Stadium, Kansas City, MO Fri Jun 05 1981, 8:05 PM EDT Att: 31,300 - Unknown - 88 F				
Hal McRae, R OBP: 0.259, SLG: 0.320 (1, 10)	0-0 F8		0-0 F8		0-0 L9		0-0 F9			4	0	0	0	0	0	1					
George Brett, L OBP: 0.355, SLG: 0.405 (1, 5)	4-0 BB BB		0-0 4-3 2B		0-0 1-2 1B		0-0 4-3		0-0 4-3	3	0	2	0	1	0	0					
Willie Aikens, L OBP: 0.395, SLG: 0.494 (1, 3)	4-0 1-2 BB		0-0 4-3 2-3		0-3 K		4-0 HR BB		4-0 HR BB	2	1	0	0	2	1	3					
Amos Otis, R OBP: 0.290, SLG: 0.369 (1, 8)	0-0 F8		0-0 F9		0-0 4-3 WP 1B		0-0 1-H HR		0-0 HR BB	4	1	2	2	0	0	3					
Frank White, R OBP: 0.294, SLG: 0.396 (1, 4)		0-0 6-3		0-0 5-3		0-0 F8		0-3 K		4	0	0	0	0	1	1					
Clint Hurdle, L OBP: 0.447, SLG: 0.727 (1, 9)		0-0 F5		0-0 F2		0-0 4-3		0-0 L6		4	0	0	0	0	0	1					
Rance Mulliniks, L OBP: 0.188, SLG: 0.188 Ken Phelps, L OBP: 0.159, SLG: 0.222 (9, PH)		0-0 BB 1B		0-0 F7		0-3 K		0-3 K		3	0	1	0	0	1	1					
Jerry Grote, R OBP: 0.370, SLG: 0.476 Jamie Quirk, L OBP: 0.333, SLG: 0.386 (9, PH)		4-0 1-2 BB		0-0 1B		0-0 K		0-0 5-3		2	0	1	0	1	1	0					
Inning Stats	R: 0 E: 0 K: 0 S: 3	H: 0 LOB: 2 BB: 2 P: 11	R: 0 E: 0 K: 0 S: 4	H: 1 LOB: 2 BB: 1 P: 8	R: 0 E: 0 K: 0 S: 4	H: 1 LOB: 1 BB: 0 P: 4	R: 0 E: 0 K: 0 S: 3	H: 0 LOB: 0 BB: 0 P: 3	R: 0 E: 0 K: 1 S: 7	H: 2 LOB: 2 BB: 0 P: 7	R: 0 E: 0 K: 1 S: 6	H: 1 LOB: 1 BB: 0 P: 6	R: 0 E: 0 K: 1 S: 5	H: 0 LOB: 0 BB: 0 P: 5	R: 2 E: 0 K: 1 S: 6	H: 1 LOB: 0 BB: 1 P: 10		R: 0 E: 0 K: 1 S: 5	H: 0 LOB: 0 BB: 0 P: 5	1B: 4 2B: 1 3B: 0 HR: 1	SF: 0 SAC: 0 DP: 0 HBP: 0
PITCHER Moose Haas, R ERA: 4.1 (1, 1)	IP: 9.0 WLS: W BF: 37 H: 6 R: 2 ER: 2 SO: 5 BB: 4 IBB: 0 HBP: 0 BLK: 0 WP: 1 HR: 1 S: 43 P: 59 ERA: 2.00 WHIP: 1.111																				

Batter	1	2	3	4	5	6	7	8	9	AB	R	H	RBI	BB	SO	LOB	TOP				
Jim Gantner, L (1,4) OBP: 0.337, SLG: 0.356	F8		6-3 SF7 1B		1-3		1-3		CS BB	4	0	1	1	1	0	3	Milwaukee Brewers @ Kansas City Royals Royals Stadium, Kansas City, MO Sat Jun 06 1981, 8:05 PM EDT Att: 37,468 - Unknown - 86 F				
Robin Yount, R (1,6) OBP: 0.305, SLG: 0.432	F8		SF7		SF9		HBP		K	2	0	0	2	0	1	1					
Cecil Cooper, L (1,3) OBP: 0.322, SLG: 0.388	K		6-3		3-1		F8			4	0	0	0	0	1	4					
Ben Oglivie, L (1,7) OBP: 0.317, SLG: 0.372		4-0 BB	G3				F9		WP 1B	3	1	1	0	1	0	1					
Ted Simmons, S (1,2) OBP: 0.268, SLG: 0.379	F9				F9		1B		1-3	4	0	1	0	0	0	2					
Gorman Thomas, R (1,10) OBP: 0.372, SLG: 0.592	K				L6		F7		1B BB	3	0	0	0	1	1	2					
Roy Howell, L (1,5) OBP: 0.348, SLG: 0.416	L7				K		K		1-3 2-H 1B	4	0	1	1	0	2	2					
Thad Bosley, L (1,8) OBP: 0.833, SLG: 1.000			1B 1B 2B		2B SF9 1B		S 1B		K	4	2	3	0	0	1	1					
Mark Brouhard, R (1,9) OBP: 0.321, SLG: 0.383			1B SF7 1B		1-3 2B		L5		F8	4	1	2	0	0	0	1					
Inning Stats	R: 0 E: 0 K: 1 S: 5	H: 0 LOB: 0 BB: 0 P: 5	R: 0 E: 0 K: 1 S: 5	H: 0 LOB: 1 BB: 1 P: 9	R: 2 E: 0 K: 0 S: 6	H: 3 LOB: 1 BB: 0 P: 6	R: 0 E: 0 K: 1 S: 5	H: 0 LOB: 0 BB: 0 P: 5	R: 1 E: 0 K: 0 S: 5	H: 2 LOB: 1 BB: 0 P: 5	R: 0 E: 0 K: 1 S: 6	H: 1 LOB: 1 BB: 0 P: 6	R: 0 E: 0 K: 0 S: 4	H: 1 LOB: 2 BB: 0 P: 5	R: 1 E: 0 K: 1 S: 6	H: 2 LOB: 1 BB: 1 P: 10	R: 0 E: 0 K: 1 S: 4	H: 0 LOB: 0 BB: 1 P: 8	1B: 7 2B: 2 3B: 0 HR: 0	SF: 2 SAC: 0 DP: 0 HBP: 1	WP: 1 PA: 38 PB: 0 CS: 1
PITCHER Dennis Leonard, R (1,1) ERA: 3.88	IP: 9.0 WLS: L BF: 38 H: 9 R: 4 ER: 4 SO: 6 BB: 3 IBB: 0 HBP: 1 BLK: 0 WP: 1 HR: 0 S: 46 P: 59 ERA: 4.00 WHIP: 1.333															PITCHER					

Batter	1	2	3	4	5	6	7	8	9	AB	R	H	RBI	BB	SO	LOB	BOTTOM				
Willie Wilson, S (1,7) OBP: 0.291, SLG: 0.316	K			1B		G5-4-3 BB		F7		3	0	1	0	1	1	1	Milwaukee Brewers @ Kansas City Royals Royals Stadium, Kansas City, MO Sat Jun 06 1981, 8:05 PM EDT Att: 37,468 - Unknown - 86 F				
Hal McRae, R (1,10) OBP: 0.254, SLG: 0.313	4-3			K		G5-4-3		K		4	0	0	0	0	2	3					
George Brett, L (1,5) OBP: 0.352, SLG: 0.400	F5			S 1B		1-2		F9	FC4-6	4	0	1	0	0	0	1					
Willie Aikens, L (1,3) OBP: 0.397, SLG: 0.487		6-9-3						BB 1B BB		2	1	0	0	2	1	2					
Rance Mulliniks, L (9, PR) OBP: 0.188, SLG: 0.188				K				BB 1B BB		0	0	0	0	0	0	0					
Amos Otis, R (1,8) OBP: 0.289, SLG: 0.366		6-3						BB 1B		4	1	1	0	0	0	3					
Frank White, R (1,4) OBP: 0.299, SLG: 0.394		6-3						1B BB		3	0	1	0	1	0	1					
Clint Hurdle, L (1,9) OBP: 0.436, SLG: 0.706						G5-4-3 1B															
Cesar Geronimo, L (5, 9) OBP: 0.276, SLG: 0.300				3-1		L6			G3	1	0	0	0	0	0	0					
John Wathan, R (1,2) OBP: 0.303, SLG: 0.315				K		G5-4-3				3	0	0	0	0	1	3					
U L Washington, S (1,6) OBP: 0.329, SLG: 0.313				4-3						3	0	1	0	0	0	0					
Inning Stats	R: 0 E: 0 K: 1 S: 5	H: 0 LOB: 0 BB: 0 P: 5	R: 0 E: 0 K: 0 S: 3	H: 0 LOB: 0 BB: 0 P: 3	R: 0 E: 0 K: 1 S: 5	H: 0 LOB: 0 BB: 0 P: 5	R: 0 E: 0 K: 2 S: 9	H: 2 LOB: 2 BB: 0 P: 9	R: 0 E: 0 K: 0 S: 3	H: 1 LOB: 0 BB: 0 P: 3	R: 0 E: 0 K: 0 S: 2	H: 0 LOB: 0 BB: 1 P: 6	R: 2 E: 0 K: 0 S: 4	H: 2 LOB: 1 BB: 2 P: 12	R: 0 E: 0 K: 1 S: 6	H: 1 LOB: 1 BB: 0 P: 6	R: 0 E: 0 K: 0 S: 3	H: 0 LOB: 1 BB: 1 P: 7	1B: 6 2B: 0 3B: 0 HR: 0	SF: 0 SAC: 0 DP: 3 HBP: 0	WP: 0 PA: 34 PB: 0 CS: 0
PITCHER Pete Vuckovich, R (1,1) ERA: 3.38	IP: 7.0 WLS: W BF: 26 H: 5 R: 2 ER: 2 SO: 4 BB: 3 IBB: 0 HBP: 0 BLK: 0 WP: 0 HR: 0 S: 31 P: 43 ERA: 2.57 WHIP: 1.143															PITCHER					
Rolie Fingers, R (8, 1) ERA: 1.41	IP: 2.0 WLS: S BF: 8 H: 1 R: 0 ER: 0 SO: 1 BB: 1 IBB: 0 HBP: 0 BLK: 0 WP: 0 HR: 0 S: 9 P: 13 ERA: 0.00 WHIP: 1.000															PITCHER					

Batter	1	2	3	4	5	6	7	8	9	AB	R	H	RBI	BB	SO	LOB	TOP			
Charlie Moore, R OBP: 0.369, SLG: 0.423 (1, 2)	6-3 1B	1B					E6 G5-4-3		F9	4	0	1	0	1	0	2	Milwaukee Brewers @ Kansas City Royals Royals Stadium, Kansas City, MO Sun Jun 07 1981, 4:33 AM EDT Att: 32,429 - Sunny - 90 F livebaseballscorecards.com			
Robin Yount, R OBP: 0.303, SLG: 0.425 (1, 6)	1B E	F8				F9	F9		F9	5	1	1	0	0	0	5				
Cecil Cooper, L OBP: 0.320, SLG: 0.385 (1, 3)	1B E		4-3			K			G5-4-3	4	0	1	0	0	1	2				
Gorman Thomas, R OBP: 0.370, SLG: 0.583 (1, 9)	E9 1-3 2H	1B				F9			K	4	0	1	1	0	2	1				
Ted Simmons, S OBP: 0.277, SLG: 0.384 (1, 10)	IBB					1B			K	3	0	2	0	1	1	0				
Ben Oglivie, L OBP: 0.311, SLG: 0.365 (1, 8)	F2					F3			F2	4	0	0	0	0	0	5				
Don Money, R OBP: 0.302, SLG: 0.322 (1, 5)	F8					1B			1B	4	0	2	0	0	1	3				
Mark Brouhard, R OBP: 0.319, SLG: 0.378 (1, 7)						L7			F8	4	0	1	0	0	1	3				
Ed Romero, R OBP: 0.220, SLG: 0.263 (1, 4)						K2-3				2	0	0	0	0	1	1				
Roy Howell, L OBP: 0.345, SLG: 0.412 (6, PH)		G1-6-3				4-3				1	0	0	0	0	0	2				
Jim Gantner, L OBP: 0.340, SLG: 0.359 (6, 4)									1B	1	0	1	0	0	0	0				
Inning Stats	R: 1 E: 1 K: 0 S: 6	H: 3 LOB: 3 BB: 1 P: 10	R: 0 E: 0 K: 0 S: 4	H: 2 LOB: 1 BB: 0 P: 4	R: 0 E: 0 K: 1 S: 6	H: 1 LOB: 1 BB: 0 P: 6	R: 0 E: 0 K: 2 S: 7	H: 0 LOB: 0 BB: 0 P: 7	R: 0 E: 0 K: 1 S: 5	H: 0 LOB: 1 BB: 1 P: 9	R: 0 E: 0 K: 0 S: 3	H: 0 LOB: 0 BB: 0 P: 3	R: 0 E: 0 K: 2 S: 7	H: 0 LOB: 0 BB: 0 P: 7	R: 0 E: 0 K: 0 S: 5	H: 2 LOB: 2 BB: 0 P: 5	1B: 10 2B: 0 3B: 0 HR: 0	SF: 0 SAC: 0 DP: 2 HBP: 0	WP: 0 PB: 0 CS: 1	PA: 38
PITCHER	IP WLS BF H R ER SO BB IBB HBP BLK WP HR S P ERA WHIP	5.1 W 25 8 1 1 4 1 1 0 0 0 0 0 31 39 1.69 1.688	3.2 S 13 2 0 0 3 0 0 0 0 0 0 0 19 19 0.00 0.545																	

Batter	1	2	3	4	5	6	7	8	9	AB	R	H	RBI	BB	SO	LOB	BOTTOM			
Willie Wilson, S OBP: 0.289, SLG: 0.309 (1, 7)	S 1B BB		4-3	FC4-6		1-3		4-3		4	1	0	1	1	0	3	Milwaukee Brewers @ Kansas City Royals Royals Stadium, Kansas City, MO Sun Jun 07 1981, 4:33 AM EDT Att: 32,429 - Sunny - 90 F livebaseballscorecards.com			
U L Washington, S OBP: 0.325, SLG: 0.307 (1, 6)	F9		4-3			FC4-6 BB		F9		3	0	0	0	1	0	1				
George Brett, L OBP: 0.362, SLG: 0.410 (1, 5)						FC4-6				4	1	3	1	0	0	1				
Dave Chalk, R OBP: 0.375, SLG: 0.379 (7, PR)						FC4-6 G4-3				0	0	0	0	0	0	0				
Amos Otis, R OBP: 0.294, SLG: 0.362 (1, 8)	G5-4-3					G4-3				2	1	0	0	2	0	2				
Lee May, R OBP: 0.353, SLG: 0.394 (6, PR)						G3-6-1				2	0	1	2	1	0	0				
Rance Mulliniks, L OBP: 0.176, SLG: 0.176 (7, 4)		F9				SH1-4 5-3 BB				1	1	0	0	0	0	2				
Hal McRae, R OBP: 0.254, SLG: 0.311 (1, 10)		4-3				SH1-4 5-3 1B		L6		4	0	1	0	0	0	1				
Frank White, R OBP: 0.302, SLG: 0.396 (7, 3)						SH1-4 1-2 2-3		3B BB		2	0	1	0	0	1	0				
John Wathan, R OBP: 0.308, SLG: 0.333 (1, 2)						5-3		SF7 3B		4	1	2	2	0	0	3				
Cesar Geronimo, L OBP: 0.288, SLG: 0.333 (1, 9)						IBB		SF7		2	1	1	1	1	0	1				
Inning Stats	R: 1 E: 0 K: 0 S: 3	H: 1 LOB: 0 BB: 1 P: 7	R: 0 E: 0 K: 0 S: 4	H: 1 LOB: 0 BB: 0 P: 4	R: 3 E: 0 K: 0 S: 6	H: 3 LOB: 1 BB: 1 P: 10	R: 0 E: 0 K: 1 S: 6	H: 1 LOB: 1 BB: 0 P: 6	R: 0 E: 0 K: 0 S: 2	H: 0 LOB: 0 BB: 1 P: 6	R: 1 E: 0 K: 0 S: 4	H: 1 LOB: 2 BB: 2 P: 12	R: 0 E: 0 K: 0 S: 3	H: 1 LOB: 1 BB: 1 P: 7	R: 2 E: 0 K: 0 S: 4	H: 1 LOB: 0 BB: 1 P: 8	1B: 6 2B: 1 3B: 2 HR: 0	SF: 1 SAC: 1 DP: 3 HBP: 0	WP: 0 PB: 0 CS: 0	PA: 37
PITCHER	IP WLS BF H R ER SO BB IBB HBP BLK WP HR S P ERA WHIP	5.0 L 24 7 5 5 1 4 0 0 0 0 0 6 14 0.00 1.000	2.0 8 1 0 0 0 1 1 0 0 0 0 0 6 14 0.00 1.000	1.0 5 1 2 2 0 1 0 0 0 0 0 0 4 8 18.00 2.000																

Batter	1	2	3	4	5	6	7	8	9	AB	R	H	RBI	BB	SO	LOB	TOP				
Thad Bosley, L (1, 8) OBP: 0.700, SLG: 0.714	0-0 G6-4-3 1B			0-0 1-3		0-0 FC5-4		4-0 BB		3	0	1	0	1	0	2	Milwaukee Brewers @ Minnesota Twins Metropolitan Stadium, Bloomington, MI Mon Jun 08 1981, 8:05 PM EDT Att: 11,978 - Unknown - 68 F				
Robin Yount, R (1, 6) OBP: 0.296, SLG: 0.415	0-0 G6-4-3			0-0 6-3		0-0 F8		0-3 BB		4	0	0	0	0	1	5					
Cecil Cooper, L (1, 3) OBP: 0.314, SLG: 0.377	0-3 K			0-0 4-3				0-0 F5		4	0	0	0	0	1	0					
Ben Oglivie, L (1, 7) OBP: 0.305, SLG: 0.357		0-0 L6			0-0 F7			0-3 K		4	0	0	0	0	1	0					
Ted Simmons, S (1, 2) OBP: 0.277, SLG: 0.387		0-0 3-1			0-0 1-3			0-0 F6		4	0	1	0	0	0	0					
Gorman Thomas, R (1, 10) OBP: 0.394, SLG: 0.572		0-3 K			0-0 F7			0-3 2B		3	0	0	0	0	2	1					
Roy Howell, L (1, 5) OBP: 0.336, SLG: 0.400				0-0 4-3		0-3 K		0-0 F8		3	0	0	0	0	1	0					
Mark Brouhard, R (1, 9) OBP: 0.328, SLG: 0.386				0-3 K		0-0 FC5-4 1B		0-0 BB 1B		3	0	2	0	0	1	0					
Jim Gantner, L (1, 4) OBP: 0.335, SLG: 0.353				0-3 K		0-0 E1 FC5-4		0-0 F5		3	0	0	0	0	1	2					
Inning Stats	R: 0 E: 0 K: 1 S: 5	H: 1 LOB: 0 BB: 0 P: 5	R: 0 E: 0 K: 1 S: 5	H: 0 LOB: 0 BB: 0 P: 5	R: 0 E: 0 K: 2 S: 7	H: 0 LOB: 0 BB: 0 P: 7	R: 0 E: 0 K: 0 S: 3	H: 0 LOB: 0 BB: 0 P: 3	R: 0 E: 1 K: 1 S: 7	H: 1 LOB: 2 BB: 0 P: 7	R: 0 E: 0 K: 2 S: 8	H: 1 LOB: 1 BB: 0 P: 8	R: 0 E: 0 K: 1 S: 6	H: 1 LOB: 2 BB: 1 P: 10	R: 0 E: 0 K: 0 S: 3	H: 0 LOB: 0 BB: 0 P: 3	1B: 3 2B: 1 3B: 0 HR: 0	SF: 0 SAC: 0 DP: 1 HBP: 0	WP: 0 PB: 0 SB: 0 CS: 0	PA: 32	
PITCHER	IP	WLS	BF	H	R	ER	SO	BB	IBB	HBP	BLK	WP	HR	S	P	ERA	WHIP				
Roger Erickson, R (1, 1) ERA: 3.65	7.2	W	28	4	0	0	7	1	0	0	0	0	0	41	45	0.00	0.652				
Doug Corbett, R (8, 1) ERA: 2.79	1.1	S	4	0	0	0	1	0	0	0	0	0	0	6	6	0.00	0.000				

Batter	1	2	3	4	5	6	7	8	9	AB	R	H	RBI	BB	SO	LOB	BOTTOM				
Gary Ward, R (1, 7) OBP: 0.299, SLG: 0.323	0-3 K			0-0 1-3		0-0 F9		0-0 G6-2-3 1B		4	0	1	0	0	1	1	Milwaukee Brewers @ Minnesota Twins Metropolitan Stadium, Bloomington, MI Mon Jun 08 1981, 8:05 PM EDT Att: 11,978 - Unknown - 68 F				
Butch Wynegar, S (1, 2) OBP: 0.314, SLG: 0.292	0-0 5-3			0-0 F8		0-0 5-3 1B		0-0 G6-2-3		4	1	1	0	0	0	3					
Mickey Hatcher, R (1, 8) OBP: 0.313, SLG: 0.392	0-0 4-3			0-0 6-3		0-0 5-3		0-0 IBB		3	0	0	0	1	0	1					
Roy Smalley, S (1, 10) OBP: 0.399, SLG: 0.492		0-0 5-3			0-0 F8			0-0 F9		2	0	0	0	1	0	0					
Danny Goodwin, L (7, PR) OBP: 0.329, SLG: 0.377		0-0 5-3			0-0 6-3			0-0 F9		1	0	0	0	0	0	3					
Ron Jackson, R (1, 3) OBP: 0.314, SLG: 0.393		0-0 5-3			0-0 L1			0-0 F9		3	0	1	1	0	0	0					
John Castino, R (1, 5) OBP: 0.284, SLG: 0.389		0-0 F7			0-0 F7			0-0 4-3		3	0	0	0	0	0	2					
Pete Mackanin, R (1, 4) OBP: 0.248, SLG: 0.310				0-0 F7		0-0 4-3		0-0 4-3		3	0	0	0	0	0	2					
Dave Engle, R (1, 9) OBP: 0.278, SLG: 0.348				0-0 5-3		0-0 4-3 2B		0-0 1B SH G6-2-3 1B		3	0	2	0	0	0	0					
Chuck Baker, R (1, 6) OBP: 0.115, SLG: 0.115				0-3 K		0-0 4-3		0-0 SH G6-2-3 1B		2	0	0	0	0	1	1					
Inning Stats	R: 0 E: 0 K: 1 S: 5	H: 0 LOB: 0 BB: 0 P: 5	R: 0 E: 0 K: 0 S: 3	H: 0 LOB: 0 BB: 0 P: 3	R: 0 E: 0 K: 1 S: 5	H: 0 LOB: 0 BB: 0 P: 5	R: 0 E: 0 K: 0 S: 3	H: 0 LOB: 0 BB: 0 P: 3	R: 0 E: 0 K: 0 S: 4	H: 1 LOB: 1 BB: 0 P: 4	R: 1 E: 0 K: 0 S: 5	H: 2 LOB: 2 BB: 1 P: 9	R: 0 E: 0 K: 0 S: 5	H: 2 LOB: 3 BB: 1 P: 9	R: 0 E: 0 K: 0 S: 3	H: 0 LOB: 0 BB: 0 P: 3	1B: 4 2B: 1 3B: 0 HR: 0	SF: 0 SAC: 1 DP: 1 HBP: 0	WP: 0 PB: 0 SB: 0 CS: 0	PA: 31	
PITCHER	IP	WLS	BF	H	R	ER	SO	BB	IBB	HBP	BLK	WP	HR	S	P	ERA	WHIP				
Mike Caldwell, L (1, 1) ERA: 2.85	8.0	L	31	5	1	1	2	0	2	0	0	0	0	33	41	1.12	0.625				

Batter	1	2	3	4	5	6	7	8	9	AB	R	H	RBI	BB	SO	LOB	TOP			
Thad Bosley, L (1, 8) OBP: 0.571, SLG: 0.545										4	0	1	0	0	0	2				
Robin Yount, R (1, 6) OBP: 0.295, SLG: 0.407										3	0	0	0	1	1	1				
Cecil Cooper, L (1, 3) OBP: 0.313, SLG: 0.374										4	1	1	0	0	0	2				
Ben Oglivie, L (1, 7) OBP: 0.309, SLG: 0.360										4	0	2	0	0	0	1				
Ted Simmons, S (1, 2) OBP: 0.276, SLG: 0.384										4	0	1	1	0	0	2				
Gorman Thomas, R (1, 9) OBP: 0.396, SLG: 0.568										3	0	1	0	1	0	3				
Roy Howell, L (1, 10) OBP: 0.325, SLG: 0.385										4	0	0	0	0	0	3				
Don Money, R (1, 5) OBP: 0.303, SLG: 0.316										2	0	0	0	1	0	1				
Jim Gantner, L (1, 4) OBP: 0.335, SLG: 0.349										2	0	0	0	1	0	2				
Inning Stats	R: 0 E: 0 K: 0 S: 3	H: 1 LOB: 0 BB: 0 P: 3	R: 0 E: 0 K: 0 S: 4	H: 1 LOB: 1 BB: 0 P: 4	R: 0 E: 0 K: 0 S: 2	H: 0 LOB: 0 BB: 1 P: 6	R: 1 E: 0 K: 0 S: 5	H: 3 LOB: 1 BB: 0 P: 5	R: 0 E: 1 K: 0 S: 4	H: 0 LOB: 1 BB: 0 P: 4	R: 0 E: 1 K: 0 S: 3	H: 1 LOB: 1 BB: 1 P: 7	R: 0 E: 0 K: 1 S: 5	H: 0 LOB: 0 BB: 0 P: 5	R: 0 E: 0 K: 0 S: 3	H: 0 LOB: 1 BB: 1 P: 7	1B: 6 2B: 0 3B: 0 HR: 0	SF: 0 SAC: 0 DP: 3 HBP: 0	WP: 0 PB: 0 SB: 0 CS: 1	PA: 34
PITCHER	IP	WLS	BF	H	R	ER	SO	BB	IBB	HBP	BLK	WP	HR	S	P	ERA	WHIP			
Fernando Arroyo, R (1, 1) ERA: 3.47	8.2	W	33	6	1	1	1	4	0	0	0	0	0	31	47	1.04	1.154			
Doug Corbett, R (9, 1) ERA: 2.76	0.1	S	1	0	0	0	0	0	0	0	0	0	0	1	1	0.00	0.000			

Milwaukee Brewers @ Minnesota Twins
 Metropolitan Stadium, Bloomington, MI
 Tue Jun 09 1981, 8:05 PM EDT
 Att: 9,731 - Unknown - 70 F

AB 30
 R 1
 H 6
 RBI 1
 BB 4
 SO 1
 LOB 17

Batter	1	2	3	4	5	6	7	8	9	AB	R	H	RBI	BB	SO	LOB	BOTTOM			
Rob Wilfong, L (1, 4) OBP: 0.296, SLG: 0.309										3	0	0	0	1	0	1				
Butch Wynegar, S (1, 2) OBP: 0.324, SLG: 0.304										4	1	2	1	0	0	1				
Mickey Hatcher, R (1, 8) OBP: 0.316, SLG: 0.391										3	1	1	0	1	0	1				
Roy Smalley, S (1, 10) OBP: 0.389, SLG: 0.477										4	0	0	0	0	1	4				
Ron Jackson, R (1, 7) OBP: 0.312, SLG: 0.396										4	0	1	2	0	0	0				
John Castino, R (1, 5) OBP: 0.288, SLG: 0.389										3	0	1	0	1	0	1				
Danny Goodwin, L (1, 3) OBP: 0.330, SLG: 0.367										2	0	0	0	1	1	2				
Dave Engle, R (1, 9) OBP: 0.280, SLG: 0.340										2	1	0	0	1	0	2				
Chuck Baker, R (1, 6) OBP: 0.107, SLG: 0.107										2	0	0	0	0	0	0				
Inning Stats	R: 0 E: 0 K: 0 S: 3	H: 0 LOB: 0 BB: 0 P: 3	R: 0 E: 0 K: 1 S: 6	H: 1 LOB: 1 BB: 0 P: 6	R: 0 E: 0 K: 0 S: 3	H: 0 LOB: 0 BB: 0 P: 3	R: 2 E: 0 K: 0 S: 6	H: 3 LOB: 2 BB: 1 P: 10	R: 0 E: 0 K: 1 S: 4	H: 0 LOB: 1 BB: 1 P: 8	R: 1 E: 0 K: 0 S: 4	H: 1 LOB: 1 BB: 1 P: 8	R: 0 E: 0 K: 0 S: 3	H: 0 LOB: 0 BB: 0 P: 3	R: 0 E: 0 K: 0 S: 3	H: 0 LOB: 0 BB: 0 P: 3	1B: 4 2B: 2 3B: 0 HR: 0	SF: 0 SAC: 1 DP: 1 HBP: 0	WP: 0 PB: 0 SB: 0 CS: 1	PA: 33
PITCHER	IP	WLS	BF	H	R	ER	SO	BB	IBB	HBP	BLK	WP	HR	S	P	ERA	WHIP			
Jim Slaton, R (1, 1) ERA: 4.01	6.1	L	27	4	3	3	2	4	1	0	0	0	0	26	46	4.26	1.263			
Jamie Easterly, L (7, 1) ERA: 3.63	1.2		6	1	0	0	0	0	0	0	0	0	0	6	6	0.00	0.600			

Milwaukee Brewers @ Minnesota Twins
 Metropolitan Stadium, Bloomington, MI
 Tue Jun 09 1981, 8:05 PM EDT
 Att: 9,731 - Unknown - 70 F

AB 27
 R 3
 H 5
 RBI 3
 BB 5
 SO 2
 LOB 12

Batter	1	2	3	4	5	6	7	8	9	AB	R	H	RBI	BB	SO	LOB	TOP											
Bump Willis, S OBP: 0.322, SLG: 0.341 Bill Stein, R OBP: 0.460, SLG: 0.559	1-3 K		1-1 G3 BB 1B	0-0 F4		0-0 F8	0-0 L7			5	1	1	0	0	1	3												
Mickey Rivers, L OBP: 0.317, SLG: 0.329 Dan Duran, L OBP: 0.294, SLG: 0.250	1-2 F7		4-2 G3 BB 1B	0-3 K		0-0 L8		0-0 WP 1B		3	1	0	0	1	1	3												
Al Oliver, L OBP: 0.357, SLG: 0.459	1-1 6-3		0-0 G3	0-0 FC5		1-0 HR 1B		1-2 F7		5	1	1	0	0	0	5												
Buddy Bell, R OBP: 0.361, SLG: 0.468 Mark Wagner, R OBP: 0.306, SLG: 0.448		1-1 F4	1-0 1B		0-0 F9	0-0 HR		0-0 F7		4	1	2	5	0	0	0												
Pat Putnam, L OBP: 0.311, SLG: 0.435		0-0 2B 1B	0-0 F3		0-0 L6	0-0 G3		0-0 F8		5	1	1	0	0	0	2												
Bill Sample, R OBP: 0.355, SLG: 0.437	1-0 1B		2-1 F3		0-0 6-3		0-0 HR 1B		3-1 F4	5	2	2	1	0	0	1												
Leon Roberts, R OBP: 0.397, SLG: 0.520	1-2 1B		2-1 HR		4-0 3B BB		0-0 F8		0-0 F7	4	2	2	2	1	0	1												
Jim Sundberg, R OBP: 0.340, SLG: 0.358	1-3 K		0-0 FC5 E 1B		0-0 1B 3B	1-1 HR		0-0 F3		5	2	3	3	0	1	1												
Mario Mendoza, R OBP: 0.270, SLG: 0.279	1-2 F8		0-0 E3		0-0 HR 1B		0-0 F9			4	1	1	1	0	0	2												
Inning Stats	R: 0 E: 0 K: 1 S: 8	H: 0 LOB: 0 BB: 0 P: 11	R: 2 E: 0 K: 1 S: 13	H: 3 LOB: 1 BB: 0 P: 18	R: 2 E: 0 K: 0 S: 9	H: 2 LOB: 1 BB: 1 P: 17	R: 1 E: 1 K: 1 S: 9	H: 2 LOB: 2 BB: 0 P: 11	R: 0 E: 0 K: 0 S: 3	H: 0 LOB: 0 BB: 0 P: 3	R: 5 E: 0 K: 0 S: 7	H: 4 LOB: 0 BB: 1 P: 12	R: 2 E: 0 K: 0 S: 5	H: 2 LOB: 0 BB: 0 P: 5	R: 0 E: 0 K: 0 S: 6	H: 1 LOB: 1 BB: 0 P: 7	R: 0 E: 0 K: 0 S: 4	H: 0 LOB: 0 BB: 0 P: 7	1B: 9 2B: 1 3B: 1 HR: 3	SF: 0 SAC: 0 DP: 0 HBP: 0	WP: 1 PB: 0 SB: 0 CS: 0	PA: 44						
PITCHER	IP	WLS	BF	H	R	ER	SO	BB	IBB	HBP	BLK	WP	HR	S	P	ERA	WHIP											
Moose Haas, R ERA: 4.56	(1, 1)	3.0	L	16	6	5	5	2	1	0	0	0	0	1	32	50	15.00	2.333										
Jerry Augustine, L ERA: 3.57	(4, 1)	2.2		14	4	4	4	1	1	0	0	0	0	0	15	20	13.50	1.875										
Rickey Keaton, R ERA: 5.32	(6, 1)	1.1		7	3	3	3	0	0	0	0	0	2	7	7	20.25	2.250											
Reggie Cleveland, R ERA: 5.1	(8, 1)	2.0		7	1	0	0	0	0	0	0	0	1	0	10	14	0.00	0.500										

Texas Rangers @ Milwaukee Brewers
Milwaukee County Stadium, Milwaukee, WI
Wed Jun 10 1981, 8:05 PM EDT
Att: 19,189 - Unknown - 73 F

AB 42
R 12
H 14
RBI 12
BB 2
SO 3
LOB 19



Batter	1	2	3	4	5	6	7	8	9	AB	R	H	RBI	BB	SO	LOB	BOTTOM										
Thad Bosley, L OBP: 0.526, SLG: 0.467	3-2 6-3		3-1 6-3		0-0 L8		0-0 2B 1B	4-0 FC6 BB		4	1	1	0	1	0	0											
Roy Howell, L OBP: 0.326, SLG: 0.389	3-3 K		4-0 G3 BB 1B		0-1 F7		1-1 2B 2B	1-2 FC6		4	2	1	2	1	1	3											
Cecil Cooper, L OBP: 0.320, SLG: 0.385	0-0 1B		0-0 G3		0-0 PB 1B		2-1 2B		0-0 1-3	5	0	3	1	0	0	1											
Ted Simmons, S OBP: 0.272, SLG: 0.378 Ned Yost, R OBP: 0.296, SLG: 0.667	2-1 4-3		1-0 F4		0-0 F5		4-0 BB		0-0 F8	3	0	0	0	0	0	3											
Ben Oglivie, L OBP: 0.308, SLG: 0.358 Mark Brouhard, R OBP: 0.325, SLG: 0.383	1-1 F8		0-0 BB 1B		0-1 F3		3-3 K		0-0 L4	4	1	1	1	0	1	3											
Gorman Thomas, R OBP: 0.366, SLG: 0.561 Marshall Edwards, L OBP: 0.222, SLG: 0.278	1-1 6-3		4-0 1B BB		1-0 5-3		1-2 5-3			2	0	0	0	1	0	1											
Robin Yount, R OBP: 0.366, SLG: 0.496 Ed Romero, R OBP: 0.229, SLG: 0.273	2-2 5-3		0-0 1B		0-0 1-2 2H		0-0 F8		0-0 2B 1B	3	0	1	1	0	0	0											
Don Money, R OBP: 0.309, SLG: 0.331			0-0 F2		0-3 K		0-0 1B 2B		0-1 2B	4	1	2	0	0	1	2											
Jim Gantner, L OBP: 0.329, SLG: 0.342			1-1 L8		2-2 4-3		0-0 F5		0-0 F5	4	0	0	0	0	0	3											
Inning Stats	R: 0 E: 0 K: 1 S: 9	H: 1 LOB: 1 BB: 0 P: 17	R: 0 E: 0 K: 0 S: 7	H: 0 LOB: 0 BB: 0 P: 11	R: 0 E: 0 K: 0 S: 5	H: 0 LOB: 0 BB: 0 P: 9	R: 2 E: 0 K: 1 S: 7	H: 2 LOB: 2 BB: 2 P: 16	R: 0 E: 0 K: 0 S: 6	H: 0 LOB: 0 BB: 0 P: 8	R: 3 E: 0 K: 1 S: 9	H: 4 LOB: 2 BB: 1 P: 16	R: 0 E: 0 K: 0 S: 8	H: 2 LOB: 3 BB: 1 P: 13	R: 0 E: 0 K: 0 S: 3	H: 0 LOB: 0 BB: 0 P: 3	1B: 7 2B: 3 3B: 0 HR: 0	SF: 0 SAC: 0 DP: 0 HBP: 0	WP: 0 PB: 1 SB: 0 CS: 0	PA: 41							
PITCHER	IP	WLS	BF	H	R	ER	SO	BB	IBB	HBP	BLK	WP	HR	S	P	ERA	WHIP										
Doc Medich, R ERA: 3.71	(1, 1)	6.2	W	31	8	5	5	2	3	0	0	0	0	45	77	6.75	1.650										
Bob Batcock, R ERA: 2.22	(7, 1)	1.1		7	2	0	0	1	1	0	0	0	0	11	19	0.00	2.250										
John Henry Johnson, L ERA: 3.44	(9, 1)	1.0		3	0	0	0	0	0	0	0	0	0	3	3	0.00	0.000										

Texas Rangers @ Milwaukee Brewers
Milwaukee County Stadium, Milwaukee, WI
Wed Jun 10 1981, 8:05 PM EDT
Att: 19,189 - Unknown - 73 F

AB 37
R 5
H 10
RBI 5
BB 4
SO 3
LOB 16



Batter	1	2	3	4	5	6	7	8	9	AB	R	H	RBI	BB	SO	LOB	TOP			
Bump Wills, S OBP: 0.321, SLG: 0.336 (1, 4)	2-1 6-3			4-0 2B 6-3 BB		1-1 F6		1-1 4-3		3	1	0	0	1	0	0				
Mickey Rivers, L OBP: 0.316, SLG: 0.332 (1, 8)	0-0 G3			0-2 1-3 1-3 1B 2B		1-2 F8		0-0 F8		4	1	1	0	0	0	0				
Al Oliver, L OBP: 0.351, SLG: 0.451 (1, 10)	1-0 3-1			0-0 6-3		2-2 F8			0-0 F7	4	0	0	1	0	0	1				
Buddy Bell, R OBP: 0.364, SLG: 0.476 (1, 5)		1-3 K		3-H 4-2 1-3 1B BB			0-0 3B		0-3 K	3	1	1	0	1	2	0				
Pat Putnam, L OBP: 0.305, SLG: 0.425 (1, 3)		3-3 K		2-2 1-3 BB		0-0 F6			0-0 G3	4	0	0	0	0	1	3				
Bill Sample, R OBP: 0.354, SLG: 0.433 (1, 7)		0-0 3-1		1-0 1-0 CS 1B		3-1 6-3				3	0	1	2	0	0	1				
Leon Roberts, R OBP: 0.396, SLG: 0.512 (1, 9)			0-0 5-3	CS 1-2	3-2 5-3		4-1 BB			2	0	0	0	1	0	0				
Jim Sundberg, R OBP: 0.335, SLG: 0.352 (1, 2)			0-0 F6		2-1 F9		0-0 6-3			3	0	0	0	0	0	2				
Mario Mendoza, R OBP: 0.267, SLG: 0.275 (1, 6)			0-0 6-3		1-1 6-3			1-2 F8		2	0	0	0	0	0	0				
Johanny Grubb, L OBP: 0.345, SLG: 0.364 (8, PH)										1	0	0	0	0	0	0				
Mark Wagner, R OBP: 0.406, SLG: 0.448 (8, 6)										0	0	0	0	0	0	0				
Inning Stats	R: 0 E: 0 K: 0 S: 4	H: 0 LOB: 0 BB: 7	R: 0 E: 0 K: 2 S: 7	H: 0 LOB: 0 BB: 11	R: 0 E: 0 K: 0 S: 3	H: 0 LOB: 0 BB: 3	R: 3 E: 0 K: 0 S: 10	H: 2 LOB: 0 BB: 2 P: 21	R: 0 E: 0 K: 0 S: 7	H: 0 LOB: 0 BB: 0	R: 0 E: 0 K: 0 S: 8	H: 1 LOB: 2 BB: 1 P: 13	R: 0 E: 0 K: 0 S: 6	H: 0 LOB: 0 BB: 0	R: 0 E: 0 K: 1 S: 5	H: 0 LOB: 0 BB: 0	1B: 1 2B: 1 3B: 1 HR: 0	SF: 0 SAC: 0 DP: 0 HBP: 0	WP: 0 PA: 33	
PITCHER	IP	WLS	BF	H	R	ER	SO	BB	IBB	HBP	BLK	WP	HR	S	P	ERA	WHIP			
Pete Vuckovich, R ERA: 3.42 (1, 1)	7.0	W	26	3	3	3	2	3	0	0	0	0	0	45	80	3.86	0.857			
Rollie Fingers, R ERA: 1.34 (8, 1)	2.0	S	6	0	0	0	1	0	0	0	0	0	0	11	13	0.00	0.000			

Texas Rangers @ Milwaukee Brewers
Milwaukee County Stadium, Milwaukee, WI

AB 29
R 3
H 3
RBI 3
BB 3
SO 3
LOB 7



Thu Jun 11 1981, 8:05 PM EDT
Att: 15,259 - Unknown - 74 F

Batter	1	2	3	4	5	6	7	8	9	AB	R	H	RBI	BB	SO	LOB	BOTTOM			
Thad Bosley, L OBP: 0.500, SLG: 0.421 (1, 8)	4-0 1B WP BB	0-3 K			0-0 F9		1-2 5-3	1-2 BB BB 1B		4	0	1	0	1	1	1				
Roy Howell, L OBP: 0.326, SLG: 0.410 (1, 10)	1-3 K		1-2 3-1		0-0 6-3		0-0 HR	4-2 BB BB		4	1	1	1	0	1	1				
Sal Bando, R OBP: 0.346, SLG: 0.545 (8, PH)	1-2 K							1-2 BB BB		0	0	0	0	1	0	0				
Cecil Cooper, L OBP: 0.326, SLG: 0.387 (1, 3)	0-1 1B		0-1 G3			1-1 F7	0-2 3B 1B	4-1 1-2 2-3 3-H BB		4	1	2	1	1	0	0				
Ted Simmons, S OBP: 0.275, SLG: 0.404 (1, 2)	1-3 K		0-3 K			1-2 HR	1-1 3B	1-2 F3		5	1	2	2	0	2	5				
Ben Oglivie, L OBP: 0.315, SLG: 0.362 (1, 7)	3-1 F8			1-1 1B 1B		1-0 1B 1B	3-1 HBP			3	1	2	0	0	0	2				
Gorman Thomas, R OBP: 0.364, SLG: 0.571 (1, 9)		1-2 HR		3-2 F6		1-2 F7	3-1 F6			4	1	1	1	0	0	4				
Robin Yount, R OBP: 0.300, SLG: 0.498 (1, 6)		1-2 5-3		1-1 G6-4-3 1B		1-2 1B		1-2 6-3		4	0	2	1	0	0	0				
Don Money, R OBP: 0.300, SLG: 0.320 (1, 5)		0-0 6-3		1-1 G6-4-3		0-0 F7		1-0 E5 BB		4	1	0	0	0	0	3				
Jim Gantner, L OBP: 0.327, SLG: 0.340 (1, 4)		1-2 1B			0-0 G3		0-3 K	0-0 F7		4	0	1	0	0	1	1				
Inning Stats	R: 0 E: 0 K: 2 S: 10	H: 1 LOB: 2 BB: 1 P: 19	R: 1 E: 0 K: 1 S: 13	H: 2 LOB: 1 BB: 0 P: 16	R: 0 E: 0 K: 1 S: 8	H: 0 LOB: 0 BB: 0 P: 9	R: 0 E: 0 K: 0 S: 9	H: 2 LOB: 1 BB: 0 P: 15	R: 0 E: 0 K: 0 S: 3	H: 0 LOB: 0 BB: 0 P: 3	R: 2 E: 0 K: 0 S: 13	H: 3 LOB: 1 BB: 0 P: 18	R: 2 E: 0 K: 1 S: 15	H: 3 LOB: 2 BB: 0 P: 23	R: 1 E: 1 K: 0 S: 14	H: 1 LOB: 3 BB: 2 P: 26	1B: 8 2B: 0 3B: 1 HR: 3	SF: 0 SAC: 0 DP: 1 HBP: 1	WP: 1 PA: 40	
PITCHER	IP	WLS	BF	H	R	ER	SO	BB	IBB	HBP	BLK	WP	HR	S	P	ERA	WHIP			
Fergie Jenkins, R ERA: 5.23 (1, 1)	6.2	L	30	10	5	5	5	1	0	0	0	0	0	66	91	6.75	1.650			
Steve Comer, R ERA: 2.93 (7, 1)	1.0		7	2	1	0	0	0	0	1	0	0	0	13	23	0.00	2.000			
John Henry Johnson, L ERA: 0.44 (8, 1)	0.0		2	0	0	0	0	2	0	0	0	0	0	3	11	*	*			
Bob Babcock, R ERA: 2.2 (8, 1)	0.1		1	0	0	0	0	0	0	0	0	0	0	3	4	0.00	0.000			

Texas Rangers @ Milwaukee Brewers
Milwaukee County Stadium, Milwaukee, WI

AB 36
R 6
H 12
RBI 6
BB 3
SO 5
LOB 17



Thu Jun 11 1981, 8:05 PM EDT
Att: 15,259 - Unknown - 74 F

Batter	1	2	3	4	5	6	7	8	9	10	11	12	13	AB R H RBI BB SO LOB	TOP						
Thad Bosley, L OBP: 0.426, SLG: 0.348 Mark Brouhard, R OBP: 0.322, SLG: 0.379 Marshall Edwards, L OBP: 0.236, SLG: 0.251			6-3		6-3		F5			K				4 0 0 0 0 1 1 1 0 0 0 0 1 0 1 1 1 0 0 0 0	Milwaukee Brewers @ Cleveland Indians Cleveland Municipal Stadium, Cleveland, OH Mon Aug 10 1981, 7:05 PM EDT Att: 4,773 - Unknown - 78 F livebaseballscores.com						
Roy Howell, L OBP: 0.336, SLG: 0.416							F8							5 3 3 0 0 0 1							
Cecil Cooper, L OBP: 0.326, SLG: 0.383	6-3				F7		3-1			F8				5 1 1 0 1 0 2							
Ben Oglivie, L OBP: 0.316, SLG: 0.363							F4			F9				5 0 2 2 0 0 1							
Gorman Thomas, R OBP: 0.363, SLG: 0.563					F9		F9			5-3				6 0 2 3 0 1 3							
Ted Simmons, S OBP: 0.266, SLG: 0.392	4-3				4-3		3-1			F8				6 0 0 0 0 0 3							
Don Money, R OBP: 0.256, SLG: 0.306					4-3		F9			F9				5 0 0 0 1 1 1							
Robin Yount, R OBP: 0.297, SLG: 0.408	F3						F9			F3				5 0 1 0 0 0 1							
Jim Gantner, L OBP: 0.327, SLG: 0.340 Charlie Moore, R OBP: 0.365, SLG: 0.416 Ed Romero, R OBP: 0.226, SLG: 0.269	4-3									F3				3 0 1 0 0 1 1 1 0 0 0 0 0 0 1 0 0 0 0 0 1							
Inning Stats	R: 1 E: 0 K: 1 S: 8	H: 3 LOB: 2 BB: 0 P: 8	R: 0 E: 0 K: 1 S: 5	H: 0 LOB: 0 BB: 0 P: 5	R: 1 E: 0 K: 1 S: 7	H: 2 LOB: 1 BB: 0 P: 7	R: 0 E: 0 K: 0 S: 3	H: 1 LOB: 1 BB: 0 P: 6	R: 0 E: 0 K: 0 S: 3	H: 0 LOB: 0 BB: 0 P: 3	R: 0 E: 0 K: 0 S: 3	H: 0 LOB: 0 BB: 0 P: 3	R: 0 E: 0 K: 0 S: 3	H: 0 LOB: 0 BB: 1 P: 3		R: 0 E: 0 K: 0 S: 3	H: 0 LOB: 1 BB: 1 P: 7	1B: 10 2B: 1 3B: 0 HR: 0	SF: 1 SAC: 1 DP: 1 HBP: 0	WP: 2 PB: 0 SB: 0 CS: 1	PA: 52
PITCHER	IP WLS BF H R ER SO BB IBB HBP BLK WP HR S P ERA WHIP																				
Bert Blyleven, R ERA: 2.75	9.0	35	9	2	2	4	0	0	0	0	0	0	0	0		43	43	2.00	1.000		
Sid Monge, L ERA: 2.74	2.0	6	0	0	0	1	0	0	0	0	1	0	8	8		0.00	0.000				
Mike Stanton, R ERA: 2.42	2.0	L	11	2	3	3	0	1	1	0	0	1	0	9	17	13.50	1.500				

Batter	1	2	3	4	5	6	7	8	9	10	11	12	13	AB R H RBI BB SO LOB	BOTTOM								
Miguel Dilone, S OBP: 0.336, SLG: 0.372			6-3		4-3			L7		1-3		5-3		6 1 1 0 0 0 3	Milwaukee Brewers @ Cleveland Indians Cleveland Municipal Stadium, Cleveland, OH Mon Aug 10 1981, 7:05 PM EDT Att: 4,773 - Unknown - 78 F livebaseballscores.com								
Jorge Orta, L OBP: 0.290, SLG: 0.370										F4				5 0 3 1 0 1 0									
Mike Hargrove, L OBP: 0.356, SLG: 0.346	6-3				6-3		F8			F8				5 0 0 0 1 0 3									
Andre Thornton, R OBP: 0.286, SLG: 0.310 Pat Kelly, L OBP: 0.278, SLG: 0.161					6-3		6-3			F7				3 0 0 0 0 2 1 3 0 0 0 0 0 1									
Ron Hassey, L OBP: 0.322, SLG: 0.269 Alan Bannister, R OBP: 0.299, SLG: 0.320					1-3		F3							2 0 0 0 0 0 0 4 1 1 0 0 1 1									
Toby Harrah, R OBP: 0.340, SLG: 0.359		B1-3			F8		F9			F5				5 0 1 0 0 0 1									
Rick Manning, L OBP: 0.314, SLG: 0.321					6-3		1-3			E9				4 0 2 1 1 0 0									
Duane Kuiper, L OBP: 0.295, SLG: 0.299 Bo Diaz, R OBP: 0.391, SLG: 0.554					1-4-3		F3			F7				2 0 1 0 0 0 0 3 0 0 0 0 0 3									
Tom Verzyer, R OBP: 0.280, SLG: 0.268 Jerry Dybzinski, R OBP: 0.290, SLG: 0.200		F9			6-3					1B				3 0 1 0 0 0 2 1 0 0 0 0 0 0									
Joe Charboneau, R OBP: 0.235, SLG: 0.373 Dave Rossello, R OBP: 0.333, SLG: 0.432					6-3					6-3				1 0 0 0 0 0 2 0 0 0 0 0 0 0									
Inning Stats	R: 1 E: 0 K: 1 S: 6	H: 1 LOB: 0 BB: 0 P: 6	R: 0 E: 0 K: 0 S: 4	H: 1 LOB: 2 BB: 1 P: 8	R: 0 E: 0 K: 1 S: 5	H: 1 LOB: 1 BB: 1 P: 9	R: 0 E: 0 K: 0 S: 3	H: 0 LOB: 0 BB: 0 P: 3	R: 0 E: 0 K: 0 S: 3	H: 0 LOB: 0 BB: 0 P: 3	R: 0 E: 0 K: 0 S: 3	H: 0 LOB: 0 BB: 0 P: 3	R: 0 E: 0 K: 0 S: 3	H: 2 LOB: 2 BB: 0 P: 5		R: 0 E: 0 K: 0 S: 5	H: 2 LOB: 2 BB: 0 P: 5	R: 0 E: 0 K: 0 S: 4	H: 1 LOB: 1 BB: 0 P: 4	1B: 9 2B: 0 3B: 1 HR: 0	SF: 1 SAC: 0 DP: 0 HBP: 0	WP: 0 PB: 0 SB: 0 CS: 1	PA: 50
PITCHER	IP WLS BF H R ER SO BB IBB HBP BLK WP HR S P ERA WHIP																						
Pete Vuckovich, R ERA: 3.32	5.0	19	3	1	1	2	2	0	0	0	0	0	0	21		29	1.80	1.000					
Jerry Augustine, L ERA: 3.29	3.0	11	2	0	0	1	0	0	0	0	0	0	0	13	13	0.00	0.667						
Rollie Fingers, R ERA: 1.52	1.0	5	2	1	1	0	0	0	0	0	0	0	5	5	9.00	2.000							
Rickey Keaton, R ERA: 4.5	4.0	W	15	3	0	0	1	0	0	0	0	0	0	17	17	0.00	0.750						



Batter	1	2	3	4	5	6	7	8	9	AB	R	H	RBI	BB	SO	LOB	TOP	
Thad Bosley, L OBP: 0.364, SLG: 0.286 (1, 9)	0-3 K	1-3 K		2-3 K		1-0 L7		0-1 1-3		5	0	0	0	0	3	5		
Roy Howell, L OBP: 0.336, SLG: 0.449 (1, 5)	0-0 2B		2-0 L8		1-0 HR	2-2 F6		0-1 1-3		5	2	2	1	0	0	2		
Cecil Cooper, L OBP: 0.332, SLG: 0.394 (1, 3)	0-0 2B		1-2 WP 1B		1-0 G3-6-3 HBP		0-0 F2		0-1 1-3	4	1	2	1	0	0	0		
Ben Oglivie, L OBP: 0.309, SLG: 0.355 (1, 7)	2-3 K		1-2 F8		2-2 G3-6-3		0-2 L3		2-2 F7	5	0	0	0	0	1	3		
Gorman Thomas, R OBP: 0.364, SLG: 0.559 (1, 8)	3-1 5-3		2-2 1B		1-3 K		2-2 1B 1B		0-3 K	5	1	2	1	0	2	1		
Ted Simmons, S OBP: 0.272, SLG: 0.399 (1, 10)		2-1 G3		2-2 G3		0-0 4-3 WP 2B		1-1 1B 1B		4	1	2	0	0	0	0		
Robin Yount, R OBP: 0.302, SLG: 0.426 (1, 6)		1-2 6-3		3-1 HR		2-0 4-3		0-0 1-3 2-H 1B		4	1	2	2	0	0	1		
Charlie Moore, R OBP: 0.370, SLG: 0.416 (1, 2)		3-2 1B 1B		2-0 B1-3		4-0 1B BB		0-0 1-3		3	0	1	0	1	0	2		
Jim Gantner, L OBP: 0.335, SLG: 0.348 (1, 4)		0-1 1-2 1B		0-2 1B		1-2 1B		1-1 F7		4	0	3	0	0	0	0		
Inning Stats	R: 1 E: 0 K: 2 S: 10	H: 2 LOB: 1 BB: 0 P: 15	R: 0 E: 0 K: 1 S: 13	H: 2 LOB: 2 BB: 0 P: 20	R: 1 E: 0 K: 1 S: 10	H: 2 LOB: 1 BB: 0 P: 16	R: 1 E: 0 K: 1 S: 12	H: 2 LOB: 1 BB: 0 P: 21	R: 1 E: 0 K: 0 S: 8	H: 3 LOB: 2 BB: 1 P: 17	R: 1 E: 0 K: 0 S: 11	H: 0 LOB: 0 BB: 0 P: 7	R: 0 E: 0 K: 1 S: 8	H: 0 LOB: 0 BB: 0 P: 10	1B: 8 2B: 4 3B: 0 HR: 2	SF: 0 SAC: 0 DP: 1 HBP: 1	WP: 2 PA: 41 CS: 0	
PITCHER	IP	WLS	BF	H	R	ER	SO	BB	IBB	HBP	BLK	WP	HR	S	P	ERA	WHIP	
John Denny, R ERA: 3.6 (1, 1)	5.1	L	26	10	5	5	5	1	0	1	0	2	2	54	92	8.44	2.062	
Bob Lacey, L ERA: 6.61 (6, 1)	1.1		7	3	1	1	0	0	0	0	0	0	0	15	21	6.75	2.250	
Dan Spillner, R ERA: 4.56 (7, 1)	2.1		8	1	0	0	1	0	0	0	0	0	0	16	19	0.00	0.429	

Milwaukee Brewers @ Cleveland Indians
Cleveland Municipal Stadium, Cleveland, OH
Tue Aug 11 1981, 3:33 AM EDT
Unknown - 76 F

AB 39
R 6
H 14
RBI 5
BB 1
SO 6
LOB 14



Batter	1	2	3	4	5	6	7	8	9	AB	R	H	RBI	BB	SO	LOB	BOTTOM				
Miguel Dilone, S OBP: 0.343, SLG: 0.386 (1, 7)	1-0 SF7 3B	4-1 S BB			0-0 5-3		0-2 6-3		0-0 SH1-4	3	1	1	0	1	0	0					
Jorge Orta, L OBP: 0.287, SLG: 0.367 (1, 9)	2-0 SF7	1-0 4-3			0-1 4-3			0-1 2B 4-3 1B	2-0 3-1	4	1	1	1	0	0	3					
Mike Hargrove, L OBP: 0.359, SLG: 0.350 (1, 3)	0-1 F8		2-2 F6		0-0 4-3			0-1 4-3 1B 2B	4-1 BB	4	1	1	0	1	0	0					
Von Hayes, L (9, PR)										0	0	0	0	0	0	0					
Andre Thornton, R OBP: 0.289, SLG: 0.311 (1, 10)	0-0		1-2 F3			0-0 5-3		1-0 4-3	0-1 F7	3	1	1	0	0	0	0					
Ron Hassey, L OBP: 0.316, SLG: 0.266 (9, PH)										1	0	0	1	0	0	1					
Dave Rosello, R OBP: 0.325, SLG: 0.421 (9, PH)										1	0	0	0	0	0	2					
Bo Diaz, R OBP: 0.394, SLG: 0.584 (1, 2)	0-1 1-H HR		2-2 F3			0-0 2B		1-1 L4		4	1	2	2	0	0	1					
Toby Harrah, R OBP: 0.347, SLG: 0.364 (1, 5)		2-2		4-2 BB		0-0 F7		0-0 1B 1B		3	0	2	1	1	0	1					
Alan Bannister, R OBP: 0.298, SLG: 0.318 (1, 4)	1-0 6-3				0-0 F7		2-2 F9		1-1 1B	4	0	1	0	0	0	3					
Rick Manning, L OBP: 0.307, SLG: 0.314 (1, 8)		1-2 F8			0-0 F8			0-1 G3	1-2 F8	4	0	0	0	0	0	3					
Tom Verzyr, R OBP: 0.279, SLG: 0.267 (1, 6)		0-1 F8			0-0 5-3			0-0 1-3		4	0	1	0	0	0	1					
Jerry Dybzinski, R OBP: 0.200, SLG: 0.200 (9, PR)									3-1 SH1-4 1B	0	0	0	0	0	0	0					
Inning Stats	R: 3 E: 0 K: 0 S: 11	H: 4 LOB: 1 BB: 0 P: 17	R: 0 E: 0 K: 0 S: 7	H: 0 LOB: 1 BB: 1 P: 13	R: 0 E: 0 K: 0 S: 9	H: 0 LOB: 0 BB: 0 P: 14	R: 0 E: 0 K: 0 S: 5	H: 0 LOB: 1 BB: 1 P: 9	R: 0 E: 0 K: 0 S: 4	H: 0 LOB: 0 BB: 0 P: 4	R: 0 E: 0 K: 0 S: 6	H: 1 LOB: 1 BB: 0 P: 8	R: 0 E: 0 K: 0 S: 6	H: 0 LOB: 0 BB: 0 P: 6	R: 2 E: 0 K: 0 S: 13	H: 4 LOB: 2 BB: 0 P: 17	R: 0 E: 0 K: 0 S: 6	H: 1 LOB: 2 BB: 1 P: 12	1B: 6 2B: 2 3B: 1 HR: 1	SF: 1 SAC: 1 DP: 0 HBP: 0	WP: 0 PA: 40 CS: 0
PITCHER	IP	WLS	BF	H	R	ER	SO	BB	IBB	HBP	BLK	WP	HR	S	P	ERA	WHIP				
Mike Caldwell, L ERA: 3.12 (1, 1)	7.0	W	30	7	5	5	0	2	0	0	0	0	1	52	75	6.43	1.286				
Reggie Cleveland, R ERA: 4.99 (8, 1)	0.2		4	2	0	0	0	0	0	0	0	0	0	6	9	0.00	3.000				
Jamie Easterly, L ERA: 5.5 (8, 1)	1.1	S	6	1	0	0	0	1	0	0	0	0	0	9	16	0.00	1.500				

Milwaukee Brewers @ Cleveland Indians
Cleveland Municipal Stadium, Cleveland, OH
Tue Aug 11 1981, 3:33 AM EDT
Unknown - 76 F

AB 35
R 5
H 10
RBI 5
BB 3
SO 0
LOB 15



Batter	1	2	3	4	5	6	7	8	9	AB	R	H	RBI	BB	SO	LOB	TOP					
Charlie Moore, R OBP: 0.369, SLG: 0.413 Thad Bosley, L OBP: 0.343, SLG: 0.267	G3		G6-4-3				L6		K	3	0	1	0	0	0	1	Milwaukee Brewers @ Cleveland Indians Cleveland Municipal Stadium, Cleveland, OH Tue Aug 11 1981, 7:05 PM EDT Att: 7,776 - Unknown livebaseballscorecards.com					
Robin Yount, R OBP: 0.299, SLG: 0.420	F8		5-3				FC6-4 1B		F7	5	1	1	0	0	0	2						
Cecil Cooper, L OBP: 0.346, SLG: 0.440	HR						FC6-4 1B		1B	5	3	5	2	0	0	0						
Gorman Thomas, R OBP: 0.360, SLG: 0.552	K						FC6-4 1B		2B	4	0	1	2	0	1	1						
Ben Oglivie, L OBP: 0.307, SLG: 0.351 Marshall Edwards, L OBP: 0.236, SLG: 0.251	F7						3-1		3-1	5	0	1	0	0	0	2						
Ted Simmons, S OBP: 0.276, SLG: 0.401	1B						G6-4-3 1B		3-1	0	0	0	0	0	0	0						
Sal Bando, R OBP: 0.367, SLG: 0.615	F3						2B 1B		F5	4	1	2	0	0	0	2						
Ed Romero, R OBP: 0.221, SLG: 0.263 Mark Brouhard, R OBP: 0.329, SLG: 0.385 Jim Gantner, L OBP: 0.333, SLG: 0.347	F8						F8		F8	2	0	0	0	0	0	1						
Ned Yost, R OBP: 0.333, SLG: 0.625							F6		6-3	4	0	2	0	0	0	2						
Inning Stats	R: 1 E: 0 K: 1 S: 7	H: 1 LOB: 0 BB: 0 P: 10	R: 0 E: 0 K: 0 S: 7	H: 1 LOB: 1 BB: 0 P: 11	R: 0 E: 0 K: 0 S: 6	H: 1 LOB: 0 BB: 0 P: 8	R: 0 E: 0 K: 0 S: 7	H: 2 LOB: 1 BB: 0 P: 13	R: 0 E: 0 K: 0 S: 10	H: 2 LOB: 2 BB: 0 P: 15	R: 3 E: 0 K: 0 S: 12	H: 4 LOB: 1 BB: 0 P: 19	R: 1 E: 0 K: 0 S: 10	H: 2 LOB: 1 BB: 0 P: 15	R: 0 E: 0 K: 0 S: 8	H: 1 LOB: 1 BB: 0 P: 12		R: 1 E: 0 K: 1 S: 10	H: 2 LOB: 1 BB: 0 P: 15	1B: 11 2B: 3 3B: 0 HR: 2	SF: 1 SAC: 0 DP: 2 HBP: 0	WP: 0 PB: 0 CS: 0
PITCHER	IP	WLS	BF	H	R	ER	SO	BB	IBB	HBP	BLK	WP	HR	S	P	ERA	WHIP					
Rick Waits, L ERA: 3.0	6.0	L	27	11	4	4	1	0	0	0	0	0	2	49	76	6.00	1.833					
Dan Spillner, R ERA: 4.56	2.0		9	3	1	1	0	0	0	0	0	0	0	18	27	4.50	1.500					
Sid Monge, L ERA: 3.0	1.0		5	2	1	1	1	0	0	0	0	0	0	10	15	9.00	2.000					

Batter	1	2	3	4	5	6	7	8	9	AB	R	H	RBI	BB	SO	LOB	BOTTOM				
Miguel Dilone, S OBP: 0.340, SLG: 0.382	5-3								F2	4	0	1	1	0	0	1	Milwaukee Brewers @ Cleveland Indians Cleveland Municipal Stadium, Cleveland, OH Tue Aug 11 1981, 7:05 PM EDT Att: 7,776 - Unknown livebaseballscorecards.com				
Jorge Orta, L OBP: 0.287, SLG: 0.361	4-3								BB BB	3	0	0	0	1	0	3					
Mike Hargrove, L OBP: 0.362, SLG: 0.349	1-5-3								BB BB	3	0	1	0	1	0	0					
Ron Hassey, L OBP: 0.319, SLG: 0.259 Bo Diaz, R OBP: 0.391, SLG: 0.579	1-3								G6-3	2	0	0	0	1	0	1					
Toby Harrah, R OBP: 0.341, SLG: 0.356	F7								G6-3	1	0	0	0	0	0	2					
Von Hayes, L OBP: 0.667, SLG: 0.500 Dave Rosello, R OBP: 0.317, SLG: 0.410	3-1								BB	4	0	0	0	0	0	1					
Rick Manning, L OBP: 0.308, SLG: 0.314 Alan Bannister, R OBP: 0.303, SLG: 0.323									F9	2	0	1	0	1	0	0					
Duane Kuiper, L OBP: 0.297, SLG: 0.292 Andre Thornton, R OBP: 0.297, SLG: 0.309	F8								BB	3	1	1	0	0	0	3					
Tom Verzyer, R OBP: 0.282, SLG: 0.265 Pat Kelly, L OBP: 0.270, SLG: 0.156 Jerry Dybzinski, R OBP: 0.200, SLG: 0.200	FC5								1B	1	0	1	0	0	0	0					
Inning Stats	R: 0 E: 0 K: 0 S: 6	H: 0 LOB: 0 BB: 0 P: 10	R: 0 E: 0 K: 0 S: 3	H: 0 LOB: 0 BB: 0 P: 3	R: 1 E: 1 K: 0 S: 7	H: 2 LOB: 1 BB: 0 P: 10	R: 0 E: 0 K: 0 S: 9	H: 1 LOB: 2 BB: 1 P: 18	R: 0 E: 0 K: 0 S: 6	H: 0 LOB: 0 BB: 0 P: 9	R: 0 E: 0 K: 0 S: 5	H: 0 LOB: 1 BB: 2 P: 17	R: 0 E: 0 K: 0 S: 5	H: 0 LOB: 2 BB: 2 P: 15	R: 0 E: 0 K: 0 S: 4	H: 1 LOB: 1 BB: 0 P: 4		1B: 5 2B: 0 3B: 0 HR: 0	SF: 0 SAC: 0 DP: 4 HBP: 0	WP: 1 PB: 0 CS: 0	PA: 35
PITCHER	IP	WLS	BF	H	R	ER	SO	BB	IBB	HBP	BLK	WP	HR	S	P	ERA	WHIP				
Jim Slaton, R ERA: 3.68	6.0	W	24	4	1	0	0	3	0	0	0	0	0	38	71	0.00	1.167				
Reggie Cleveland, R ERA: 4.78	1.1		6	0	0	0	0	3	0	0	0	1	0	8	24	0.00	2.250				
Jerry Augustine, L ERA: 3.15	1.2	S	5	1	0	0	0	0	0	0	0	0	0	5	7	0.00	0.600				

Batter	1	2	3	4	5	6	7	8	9	AB	R	H	RBI	BB	SO	LOB	TOP	
Thad Bosley, L OBP: 0.333, SLG: 0.265 (1, 9)										4	1	1	0	0	0	1		
Roy Howell, L OBP: 0.342, SLG: 0.450 (1, 5)										4	1	2	0	0	0	0		
Cecil Cooper, L OBP: 0.344, SLG: 0.437 (1, 3)										4	1	1	0	0	1	2		
Ben Oglivie, L OBP: 0.310, SLG: 0.354 (1, 7)										4	1	2	1	0	0	0		
Gorman Thomas, R OBP: 0.362, SLG: 0.551 (1, 8)										4	0	2	2	0	1	1		
Ted Simmons, S OBP: 0.271, SLG: 0.393 (1, 2)										4	0	0	0	0	0	3		
Robin Yount, R OBP: 0.298, SLG: 0.422 (1, 6)										4	0	1	1	0	1	1		
Paul Molitor, R OBP: 0.318, SLG: 0.333 (1, 10)										4	0	0	0	0	3	2		
Jim Gantner, L OBP: 0.329, SLG: 0.341 (1, 4)										3	0	0	0	0	0	1		
Inning Stats	R: 1 E: 0 K: 1 S: 9	H: 3 LOB: 1 BB: 0 P: 12	R: 0 E: 0 K: 2 S: 9	H: 0 LOB: 0 BB: 0 P: 11	R: 0 E: 0 K: 0 S: 6	H: 0 LOB: 0 BB: 0 P: 8	R: 0 E: 0 K: 1 S: 6	H: 1 LOB: 1 BB: 0 P: 6	R: 0 E: 0 K: 0 S: 3	H: 0 LOB: 0 BB: 0 P: 3	R: 0 E: 0 K: 0 S: 3	H: 0 LOB: 0 BB: 0 P: 3	R: 0 E: 0 K: 1 S: 9	H: 4 LOB: 1 BB: 0 P: 9	1B: 8 2B: 1 3B: 0 HR: 0	SF: 0 SAC: 0 DP: 1 HBP: 0	WP: 0 PA: 35 CS: 0	
PITCHER	IP	WLS	BF	H	R	ER	SO	BB	IBB	HBP	BLK	WP	HR	S	P	ERA	WHIP	
Len Barker, R ERA: 2.19 Mike Stanton, R ERA: 2.67	(1, 1) (9, 1)	8.0 1.0	W 5	30 2	7 1	3 1	5 1	0 0	0 0	0 0	0 0	0 0	0 0	47 7	58 7	3.38 9.00	0.875 2.000	

Milwaukee Brewers @ Cleveland Indians
Cleveland Municipal Stadium, Cleveland, OH
Wed Aug 12 1981, 7:05 PM EDT
Att: 5,819 - Unknown - 78 F

AB 35
R 4
H 9
RBI 4
BB 0
SO 6
LOB 11



Batter	1	2	3	4	5	6	7	8	9	AB	R	H	RBI	BB	SO	LOB	BOTTOM		
Miguel Dilone, S OBP: 0.342, SLG: 0.390 (1, 7)										5	1	2	1	0	0	2			
Jorge Orta, L OBP: 0.295, SLG: 0.364 (1, 9)										4	2	2	0	1	0	1			
Mike Hargrove, L OBP: 0.372, SLG: 0.366 (1, 3)										5	1	4	1	0	0	1			
Andre Thornton, R OBP: 0.290, SLG: 0.319 (1, 10)										4	0	2	2	0	0	2			
Toby Harrah, R OBP: 0.338, SLG: 0.352 (1, 5)										5	0	1	1	0	0	5			
Alan Bannister, R OBP: 0.306, SLG: 0.333 (1, 4)										5	1	2	1	0	0	3			
Ron Hassey, L OBP: 0.316, SLG: 0.259 (1, 2)										4	1	1	0	0	0	3			
Rick Manning, L OBP: 0.322, SLG: 0.343 (1, 8)										3	3	3	3	1	0	0			
Tom Veryzer, R OBP: 0.277, SLG: 0.260 (1, 6)										3	0	0	0	0	0	2			
Inning Stats	R: 2 E: 0 K: 0 S: 15	H: 4 LOB: 2 BB: 0 P: 22	R: 2 E: 0 K: 0 S: 12	H: 3 LOB: 2 BB: 1 P: 18	R: 2 E: 0 K: 0 S: 12	H: 3 LOB: 1 BB: 0 P: 21	R: 0 E: 0 K: 0 S: 4	H: 1 LOB: 1 BB: 0 P: 4	R: 0 E: 0 K: 0 S: 4	H: 0 LOB: 1 BB: 1 P: 8	R: 0 E: 0 K: 0 S: 3	H: 1 LOB: 0 BB: 0 P: 3	R: 2 E: 0 K: 0 S: 5	H: 2 LOB: 0 BB: 0 P: 6	R: 1 E: 0 K: 0 S: 6	H: 3 LOB: 2 BB: 0 P: 6	1B: 12 2B: 4 3B: 0 HR: 1	SF: 1 SAC: 1 DP: 1 HBP: 0	WP: 2 PA: 42 CS: 0
PITCHER	IP	WLS	BF	H	R	ER	SO	BB	IBB	HBP	BLK	WP	HR	S	P	ERA	WHIP		
Randy Lerch, L ERA: 5.01 Reggie Cleveland, R ERA: 4.75 Rickey Keaton, R ERA: 4.67	(1, 1) (4, 1) (8, 1)	3.0 4.0 1.0	L 16 6	20 4 3	2 2 1	6 2 1	6 0 0	0 1 0	0 0 0	0 0 0	0 0 0	0 1 0	0 1 0	39 16 6	61 21 6	18.00 4.50 9.00	3.667 1.250 3.000		

Milwaukee Brewers @ Cleveland Indians
Cleveland Municipal Stadium, Cleveland, OH
Wed Aug 12 1981, 7:05 PM EDT
Att: 5,819 - Unknown - 78 F

AB 38
R 9
H 17
RBI 9
BB 2
SO 0
LOB 19



Batter	1	2	3	4	5	6	7	8	9	AB	R	H	RBI	BB	SO	LOB	TOP								
Thad Bosley, L OBP: 0.318, SLG: 0.256 (1, 9)	L4	K		1B G3	3-1			G4-3		5	1	1	1	0	1	4									
Roy Howell, L OBP: 0.338, SLG: 0.463 (1, 5)	HR		K	G3		L9			K	5	1	1	2	0	2	1									
Cecil Cooper, L OBP: 0.353, SLG: 0.463 (1, 3)	HR		1B	2B	1B	K			2B	5	3	4	1	0	1	0									
Ben Oglvie, L OBP: 0.312, SLG: 0.355 (1, 7)	F2		1B	1B		K			K	5	0	2	2	0	2	1									
Gorman Thomas, R OBP: 0.359, SLG: 0.547 (1, 8)	K		K	F8			F3		2B	5	0	1	1	0	2	3									
Ted Simmons, S OBP: 0.270, SLG: 0.389 (1, 2)		SH2-3	5-3		5-3		6-3		K	5	0	1	0	0	1	2									
Robin Yount, R OBP: 0.297, SLG: 0.418 (1, 6)	L7			F3	1B SF8		P4			4	1	1	0	0	0	1	AB 39								
Paul Molitor, R OBP: 0.330, SLG: 0.345 (1, 10)	SH2-3			1B	1B			F8		3	1	2	0	0	0	0	R 8								
Jim Gantner, L OBP: 0.336, SLG: 0.348 (1, 4)				1B	1B					2	1	2	1	1	0	0	H 15								
Inning Stats	R: 2 E: 0 K: 1 S: 7	H: 2 LOB: 0 BB: 0 P: 7	R: 0 E: 0 K: 1 S: 6	H: 1 LOB: 2 BB: 1 P: 10	R: 1 E: 1 K: 2 S: 9	H: 2 LOB: 1 BB: 0 P: 9	R: 3 E: 1 K: 0 S: 8	H: 5 LOB: 2 BB: 0 P: 8	R: 1 E: 0 K: 0 S: 5	H: 2 LOB: 1 BB: 0 P: 5	R: 0 E: 0 K: 2 S: 7	H: 0 LOB: 0 BB: 0 P: 7	R: 0 E: 0 K: 0 S: 3	H: 0 LOB: 0 BB: 0 P: 3	R: 0 E: 0 K: 0 S: 3	H: 1 LOB: 0 BB: 0 P: 3	R: 1 E: 0 K: 3 S: 11	H: 2 LOB: 1 BB: 0 P: 11	1B: 11 2B: 2 3B: 0 HR: 2	SF: 1 SAC: 1 DP: 1 HBP: 0	WP: 0 PB: 0 CS: 0	PA: 42			
PITCHER	IP	WLS	BF	H	R	ER	SO	BB	IBB	HBP	BLK	WP	HR	S	P	ERA	WHIP								
Wayne Garland, R ERA: 5.0 (1, 1)	2.1	L	13	5	3	3	3	1	0	0	0	0	2	18	22	11.57	2.571								
Sid Monge, L ERA: 3.95 (3, 1)	6.1		27	9	5	5	5	0	0	0	0	0	0	37	37	7.11	1.421								
Dan Spillner, R ERA: 4.53 (9, 1)	0.1		2	1	0	0	1	0	0	0	0	0	0	4	4	0.00	3.000								

Milwaukee Brewers @ Cleveland Indians
Cleveland Municipal Stadium, Cleveland, OH
Thu Aug 13 1981, 7:05 PM EDT
Att: 5,639 - Unknown - 81 F

AB 39
R 8
H 15
RBI 8
BB 1
SO 9
LOB 12



Batter	1	2	3	4	5	6	7	8	9	AB	R	H	RBI	BB	SO	LOB	BOTTOM								
Miguel Dilone, S OBP: 0.351, SLG: 0.397 (1, 7)	4-3		1B	1B			4-3	1B		5	1	3	0	0	1	0									
Jorge Orta, L OBP: 0.298, SLG: 0.367 (1, 9)	K2-3		1B	1B			3-1	SF8		4	2	2	1	0	1	1									
Mike Hargrove, L OBP: 0.373, SLG: 0.364 (1, 3)	4-3		1B	1B			G3	4-3		4	1	1	1	1	0	3									
Ron Hassey, L OBP: 0.316, SLG: 0.291 (7, PH)	F7						6-3	1B		3	0	1	1	0	0	1									
Andre Thornton, R OBP: 0.294, SLG: 0.323 (8, 2)			G6-4-3				1B			1	0	1	1	0	0	0									
Chris Bando, S (8, 2)			1B				1B			1	0	0	0	0	0	0									
Toby Harrah, R OBP: 0.339, SLG: 0.350 (1, 5)		F8	G6-4-3				FC6-4	1B		4	0	1	1	1	0	2									
Von Hayes, L OBP: 0.250, SLG: 0.143 (1, 10)		4-3					BB	1B		5	0	0	0	0	1	3									
Rick Manning, L OBP: 0.325, SLG: 0.346 (1, 8)							FC6-4	1B		4	0	2	0	0	0	0									
Duane Kuiper, L OBP: 0.290, SLG: 0.286 (6, PH)							1B			2	0	0	0	0	0	1									
Alan Bannister, R OBP: 0.309, SLG: 0.336 (7, 4)		F7		E6			F7	1B		2	1	1	0	0	0	2									
Tom Verzyer, R OBP: 0.276, SLG: 0.260 (1, 6)								1B		4	0	1	0	0	1	1									
Inning Stats	R: 0 E: 0 K: 1 S: 6	H: 1 LOB: 1 BB: 0 P: 6	R: 0 E: 0 K: 0 S: 4	H: 1 LOB: 1 BB: 0 P: 4	R: 2 E: 0 K: 1 S: 8	H: 4 LOB: 1 BB: 0 P: 8	R: 0 E: 1 K: 0 S: 4	H: 0 LOB: 1 BB: 0 P: 4	R: 0 E: 0 K: 1 S: 5	H: 0 LOB: 0 BB: 0 P: 5	R: 0 E: 0 K: 0 S: 4	H: 1 LOB: 2 BB: 1 P: 8	R: 2 E: 0 K: 1 S: 8	H: 3 LOB: 2 BB: 1 P: 12	R: 1 E: 0 K: 0 S: 6	H: 3 LOB: 2 BB: 0 P: 6	R: 0 E: 0 K: 0 S: 3	H: 0 LOB: 0 BB: 0 P: 3	1B: 13 2B: 0 3B: 0 HR: 0	SF: 1 SAC: 0 DP: 1 HBP: 0	WP: 0 PB: 0 CS: 0	PA: 42			
PITCHER	IP	WLS	BF	H	R	ER	SO	BB	IBB	HBP	BLK	WP	HR	S	P	ERA	WHIP								
Moose Haas, R ERA: 4.5 (1, 1)	5.0	W	21	6	2	2	3	2	0	0	0	0	0	12	20	9.00	3.000								
Jerry Augustine, L ERA: 3.43 (6, 1)	2.0		12	4	2	2	1	2	0	0	0	0	0	6	6	9.00	3.000								
Jamie Easterly, L ERA: 3.65 (8, 1)	1.0	S	6	3	1	1	0	0	0	0	0	0	0	3	3	0.00	0.000								
Rollie Fingers, R ERA: 1.49 (9, 1)	1.0		3	0	0	0	0	0	0	0	0	0	0	3	3	0.00	0.000								

Milwaukee Brewers @ Cleveland Indians
Cleveland Municipal Stadium, Cleveland, OH
Thu Aug 13 1981, 7:05 PM EDT
Att: 5,639 - Unknown - 81 F

AB 39
R 5
H 13
RBI 5
BB 2
SO 4
LOB 14



Batter	1	2	3	4	5	6	7	8	9	AB	R	H	RBI	BB	SO	LOB	TOP										
Thad Bosley, L OBP: 0.313, SLG: 0.256 Charlie Moore, R OBP: 0.366, SLG: 0.410	0-0 G3-6-3 1B	0-0 5-3	0-0	0-0 4-3	0-0	0-0 F9		0-0 L5-3		4	0	1	0	0	0	4											
Roy Howell, L OBP: 0.333, SLG: 0.461	0-0 G3-6-3 1-2		0-0 F8 2B	0-0 F7			0-0 F9		0-0 F9	5	0	1	0	0	0	2											
Cecil Cooper, L OBP: 0.350, SLG: 0.455	1-0 HBP		0-0 F8 2-3		0-0 G3		0-3 K		0-0 F8	4	0	0	0	0	1	1											
Ben Oglivie, L OBP: 0.313, SLG: 0.353 Ned Yost, R OBP: 0.333, SLG: 0.625	0-0 F2		0-0 1-4-3		0-0 P7		0-0 FC5 BB 1B		4-0 BB	4	0	1	0	1	0	2											
Gorman Thomas, R OBP: 0.364, SLG: 0.577		0-0 HR	0-0 5-3		0-0 HR		4-0 BB 1-2		0-0 F8	4	2	2	2	1	0	2											
Ted Simmons, S OBP: 0.289, SLG: 0.384		0-0 F8		4-0 1B BB	0-0 F9		0-0 FC5 2-3			3	1	0	0	1	0	2											
Robin Yount, R OBP: 0.306, SLG: 0.425		0-0 1B 1B		0-0 1B SF8 1B		0-0 6-3		0-0 SH5-3 1B		4	1	3	0	0	0	0											
Paul Molitor, R OBP: 0.340, SLG: 0.349		0-0 F9		0-0 4-3 S 1B		4-0 BB		0-0 SH5-3		2	0	1	1	1	0	1											
Jim Gantner, L OBP: 0.336, SLG: 0.349 Sal Bando, R OBP: 0.355, SLG: 0.593 Ed Romero, R OBP: 0.221, SLG: 0.263	0-0 1-3 1B		0-0 SF8		0-0 F8		0-0 F8		0-0 E5 L5-3	2	0	1	1	0	0	1											
Inning Stats	R: 0 E: 0 K: 0 S: 3	H: 1 LOB: 1 BB: 0 P: 4	R: 1 E: 0 K: 0 S: 6	H: 3 LOB: 2 BB: 0 P: 6	R: 0 E: 0 K: 0 S: 4	H: 1 LOB: 1 BB: 0 P: 4	R: 2 E: 0 K: 0 S: 5	H: 2 LOB: 1 BB: 1 P: 9	R: 1 E: 0 K: 0 S: 4	H: 1 LOB: 0 BB: 0 P: 4	R: 0 E: 0 K: 0 S: 3	H: 0 LOB: 1 BB: 1 P: 7	R: 0 E: 0 K: 1 S: 6	H: 1 LOB: 2 BB: 1 P: 10	R: 0 E: 1 K: 0 S: 4	H: 1 LOB: 2 BB: 0 P: 4	R: 0 E: 0 K: 0 S: 3	H: 0 LOB: 1 BB: 1 P: 7	1B: 7 2B: 2 3B: 0 HR: 2	SF: 1 SAC: 1 DP: 2 HBP: 1	WP: 0 PB: 0 CS: 1	PA: 41					
PITCHER	IP	WLS	BF	H	R	ER	SO	BB	IBB	HBP	BLK	WP	HR	S	P	ERA	WHIP										
Jim Clancy, R ERA: 5.6	2.0		10	4	1	1	0	0	0	1	0	0	1	9	10	4.50	2.000										
Luis Leal, R ERA: 3.24	3.1		16	4	3	3	0	2	0	0	0	0	1	14	22	8.10	1.800										
Jerry Garvin, L ERA: 3.71	2.0	W	10	2	0	0	1	1	0	0	0	0	0	11	15	0.00	1.500										
Roy Lee Jackson, R ERA: 2.74	1.2	S	5	0	0	0	0	1	0	0	0	0	0	4	8	0.00	0.600										

Milwaukee Brewers @ Toronto Blue Jays
Exhibition Stadium, Toronto, ON
Fri Aug 14 1981, 7:05 PM EDT
Att: 15,114 - Cloudy - 72 F

AB	34
R	4
H	10
RBI	4
BB	4
SO	1
LOB	18



Batter	1	2	3	4	5	6	7	8	9	AB	R	H	RBI	BB	SO	LOB	BOTTOM										
Alfredo Griffin, S OBP: 0.233, SLG: 0.283	0-0 F9	0-0 P4		0-0 G4-6-3 1-2		0-0 L4		0-0 G3		5	0	0	0	0	0	4											
Lloyd Moseby, L OBP: 0.293, SLG: 0.397	0-0 F8		0-0 BB SH1-3 1B	0-0 4-3			0-0 1B 3B	0-0 4-3		5	1	2	0	0	0	0											
Otto Velez, R OBP: 0.379, SLG: 0.458	4-0 BB		0-0 SH1-3 1-2		0-0 6-3		0-0 1-3			2	0	0	0	1	0	1											
John Mayberry, L OBP: 0.358, SLG: 0.423 Greg Wells, R OBP: 0.500, SLG: 0.667	0-0 G3		4-0 BB		4-0 BB		0-0 CS 1B		3-3 BB	1	0	0	0	2	0	1											
Al Woods, L OBP: 0.272, SLG: 0.276		0-0 3-1	4-0 G4-6-3 BB		0-0 F9		4-0 BB 2B		0-0 BB	2	1	0	0	2	0	1											
Barry Bonnell, R OBP: 0.276, SLG: 0.360		0-3 K	0-0 G4-6-3 1-2		0-3 K		4-0 BB 2B		0-0 BB	3	0	0	0	1	2	4											
Ernie Whitt, L OBP: 0.302, SLG: 0.276		4-0 BB 2B		0-0 1B 1B		4-0 CS BB		0-0 BB		2	2	2	1	2	0	0											
Damaso Garcia, R OBP: 0.259, SLG: 0.278		0-0 1B 2B		0-0 1B G4-6-3 1B		0-0 F9 1-2		0-3 K		4	1	2	1	0	1	3											
Danny Ainge, R OBP: 0.243, SLG: 0.220		0-0 1B		0-0 G4-6-3 1-3 2H 1B		4-0 BB		0-3 K		3	0	2	1	1	1	0											
Inning Stats	R: 0 E: 0 K: 0 S: 3	H: 0 LOB: 1 BB: 1 P: 7	R: 1 E: 0 K: 1 S: 7	H: 2 LOB: 1 BB: 1 P: 11	R: 0 E: 0 K: 0 S: 3	H: 1 LOB: 2 BB: 2 P: 11	R: 2 E: 0 K: 0 S: 5	H: 3 LOB: 0 BB: 0 P: 5	R: 0 E: 0 K: 1 S: 5	H: 0 LOB: 1 BB: 1 P: 9	R: 0 E: 0 K: 0 S: 2	H: 0 LOB: 2 BB: 2 P: 10	R: 2 E: 0 K: 1 S: 7	H: 3 LOB: 2 BB: 2 P: 15	R: 0 E: 0 K: 1 S: 5	H: 0 LOB: 0 BB: 0 P: 5	1B: 6 2B: 2 3B: 1 HR: 0	SF: 0 SAC: 1 DP: 2 HBP: 0	WP: 0 PB: 0 CS: 2	PA: 38							
PITCHER	IP	WLS	BF	H	R	ER	SO	BB	IBB	HBP	BLK	WP	HR	S	P	ERA	WHIP										
Pete Vuckovich, R ERA: 3.42	5.2		27	6	3	3	2	7	0	0	0	0	0	4	8	4.76	2.294										
Jamie Easterly, L ERA: 4.03	1.0	L	5	2	2	2	0	1	0	0	0	0	0	4	8	18.00	3.000										
Rickey Keeton, R ERA: 4.45	1.1		6	1	0	0	2	1	0	0	0	0	0	9	13	0.00	1.500										

Milwaukee Brewers @ Toronto Blue Jays
Exhibition Stadium, Toronto, ON
Fri Aug 14 1981, 7:05 PM EDT
Att: 15,114 - Cloudy - 72 F

AB	28
R	5
H	9
RBI	4
BB	9
SO	4
LOB	14



Batter	1	2	3	4	5	6	7	8	9	AB	R	H	RBI	BB	SO	LOB	TOP								
Thad Bosley, L OBP: 0.321, SLG: 0.292 (1, 7)	5-3		4-3		F9		2B		1B	5	0	2	1	0	0	0	Milwaukee Brewers @ Toronto Blue Jays Exhibition Stadium, Toronto, ON Sat Aug 15 1981, 3:33 AM EDT Att: 12,467 - Unknown - 68 F								
Roy Howell, L OBP: 0.329, SLG: 0.452 (1, 5)	F5		6-3				1-3		F7	5	0	1	0	0	0	4									
Cecil Cooper, L OBP: 0.349, SLG: 0.464 (1, 3)	6-3			HR	G3				4-3	4	1	1	1	0	0	1									
Ben Oglivie, L OBP: 0.309, SLG: 0.347 (1, 10)		L9		P5			F7		4-3	4	0	0	0	0	0	0									
Gorman Thomas, R OBP: 0.366, SLG: 0.571 (1, 8)		1B FC6-4 BB		1B BB			F9		6-3	2	1	0	0	2	0	0									
Ted Simmons, S OBP: 0.273, SLG: 0.386 (1, 2)		1B FC6-4		1B			F9		4-3	4	0	2	0	0	0	0									
Robin Yount, R OBP: 0.309, SLG: 0.424 (1, 6)		1B FC6-4 1-2 3-H		F7			1B FC1-6		1B BB	3	0	1	1	1	0	3									
Jim Gantner, L OBP: 0.335, SLG: 0.347 (1, 4)		P6		F7			1B FC1-6 2B		1B	4	1	1	0	0	0	4									
Charlie Moore, R OBP: 0.357, SLG: 0.398 (1, 9)			K		6-3		6-3		K	3	0	0	0	0	1	1									
Paul Molitor, R OBP: 0.337, SLG: 0.345 (9, PH)							6-3		K	1	0	0	0	0	1	2									
Inning Stats	R: 0 E: 0 K: 0 S: 3	H: 0 LOB: 0 BB: 0 P: 3	R: 1 E: 0 K: 0 S: 4	H: 1 LOB: 1 BB: 1 P: 8	R: 0 E: 0 K: 1 S: 5	H: 0 LOB: 0 BB: 0 P: 5	R: 1 E: 0 K: 0 S: 5	H: 2 LOB: 2 BB: 0 P: 9	R: 0 E: 0 K: 0 S: 4	H: 1 LOB: 1 BB: 0 P: 4	R: 0 E: 0 K: 0 S: 3	H: 0 LOB: 0 BB: 0 P: 3	R: 1 E: 0 K: 0 S: 5	H: 2 LOB: 1 BB: 0 P: 5	R: 0 E: 0 K: 0 S: 3	H: 0 LOB: 0 BB: 0 P: 3	R: 0 E: 0 K: 1 S: 7	H: 2 LOB: 3 BB: 1 P: 11	1B: 6 2B: 1 3B: 0 HR: 1	SF: 0 SAC: 0 DP: 0 HBP: 0	WP: 0 PB: 0 CS: 0	PA: 38			
PITCHER	IP	WLS	BF	H	R	ER	SO	BB	IBB	HBP	BLK	WP	HR	S	P	ERA	WHIP								
Juan Berenguer, R ERA: 6.46 (1, 1)	6.0		24	4	2	2	1	2	0	0	0	0	1	24	32	3.00	1.000								
Mark Bomback, R ERA: 4.0 (7, 1)	2.1	W	11	3	1	1	0	1	0	0	0	0	0	10	14	3.86	1.714								
Joey McLaughlin, R ERA: 3.49 (9, 1)	0.2	S	3	1	0	0	1	0	0	0	0	0	0	5	5	0.00	1.500								

Batter	1	2	3	4	5	6	7	8	9	AB	R	H	RBI	BB	SO	LOB	BOTTOM								
Alfredo Griffin, S OBP: 0.237, SLG: 0.291 (1, 6)	1B 2B	P4			CS 1B		F9			4	1	2	0	0	0	1	Milwaukee Brewers @ Toronto Blue Jays Exhibition Stadium, Toronto, ON Sat Aug 15 1981, 3:33 AM EDT Att: 12,467 - Unknown - 68 F								
Lloyd Moseby, L OBP: 0.297, SLG: 0.394 (1, 8)	1B BB		K		S BB		4-3			2	0	0	0	2	1	0									
Otto Velez, R OBP: 0.382, SLG: 0.452 (1, 10)	K		G3-6-1 HBP		BB		K			2	0	0	0	1	2	2									
John Mayberry, L OBP: 0.360, SLG: 0.424 (1, 3)			G3-6-1		4-3					2	0	1	1	0	0	1									
Greg Wells, R OBP: 0.500, SLG: 0.625 (6, PH)	1B G4-6-3				4-3				SH1-3 1B	2	1	1	0	0	0	2									
Al Woods, L OBP: 0.273, SLG: 0.277 (1, 7)	G4-6-3				F9		FC1-6 1B		SH1-3	3	0	1	0	0	0	2									
Barry Bonnell, R OBP: 0.271, SLG: 0.353 (1, 9)		5-3			F9		FC1-6 1B		F8	4	1	0	0	0	0	2									
Damaso Garcia, R OBP: 0.271, SLG: 0.295 (1, 4)		1B 2B			1B		L4-6 1B		S 1B	4	1	4	1	0	0	0									
Buck Martinez, R OBP: 0.222, SLG: 0.396 (1, 2)		F8			5-3		1B		G3	2	0	0	0	0	0	2									
George Bell, R OBP: 0.273, SLG: 0.400 (6, PH)							1B			1	0	1	1	0	0	0									
Ernie Whitt, L OBP: 0.300, SLG: 0.274 (7, 2)							1B			1	0	0	0	0	0	1									
Danny Ainge, R OBP: 0.245, SLG: 0.222 (1, 5)		1B			F9		L4-6			3	0	1	1	0	0	2									
Inning Stats	R: 1 E: 0 K: 1 S: 6	H: 2 LOB: 1 BB: 1 P: 10	R: 1 E: 0 K: 0 S: 5	H: 2 LOB: 1 BB: 0 P: 5	R: 0 E: 0 K: 1 S: 4	H: 0 LOB: 0 BB: 0 P: 5	R: 0 E: 0 K: 0 S: 4	H: 1 LOB: 1 BB: 0 P: 4	R: 0 E: 0 K: 0 S: 3	H: 1 LOB: 2 BB: 2 P: 11	R: 1 E: 0 K: 0 S: 5	H: 3 LOB: 1 BB: 0 P: 5	R: 0 E: 0 K: 1 S: 5	H: 0 LOB: 0 BB: 0 P: 5	R: 1 E: 0 K: 0 S: 5	H: 2 LOB: 1 BB: 0 P: 5	1B: 9 2B: 3 3B: 0 HR: 0	SF: 0 SAC: 1 DP: 3 HBP: 1	WP: 0 PB: 0 CS: 1	PA: 35					
PITCHER	IP	WLS	BF	H	R	ER	SO	BB	IBB	HBP	BLK	WP	HR	S	P	ERA	WHIP								
Jim Slaton, R ERA: 3.69 (1, 1)	4.2		21	6	2	2	2	3	0	1	0	0	0	21	34	3.86	1.929								
Jerry Augustine, L ERA: 3.59 (5, 1)	0.2		5	3	1	1	0	0	0	0	0	0	0	5	5	13.50	4.500								
Reggie Cleveland, R ERA: 4.66 (6, 1)	2.2	L	9	2	1	1	1	0	0	0	0	0	0	11	11	3.38	0.750								

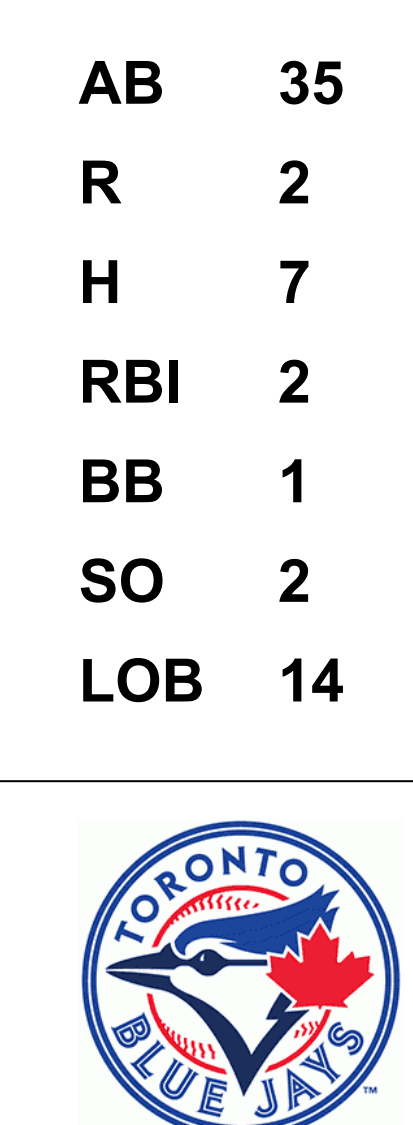
AB	35
R	3
H	8
RBI	3
BB	3
SO	2
LOB	15



Batter	1	2	3	4	5	6	7	8	9	AB	R	H	RBI	BB	SO	LOB	TOP								
Thad Bosley, L OBP: 0.328, SLG: 0.302 (1, 7)										5	1	2	0	0	1	1	Milwaukee Brewers @ Toronto Blue Jays Exhibition Stadium, Toronto, ON Sun Aug 16 1981, 3:33 AM EDT Unknown - 65 F								
Roy Howell, L OBP: 0.331, SLG: 0.453 Sal Bando, R OBP: 0.355, SLG: 0.593 (9, FR) (9, 5)										4	0	1	2	0	0	1									
Cecil Cooper, L OBP: 0.342, SLG: 0.454 (1, 3)										5	0	0	0	0	0	4									
Ben Oglivie, L OBP: 0.308, SLG: 0.346 (1, 10)										4	1	1	0	0	0	1									
Gorman Thomas, R OBP: 0.360, SLG: 0.559 (1, 9)										4	0	0	0	0	0	1									
Ted Simmons, S OBP: 0.273, SLG: 0.383 (1, 2)										4	1	1	0	0	0	0									
Robin Yount, R OBP: 0.313, SLG: 0.430 (1, 6)										4	1	2	1	0	0	0									
Paul Molitor, R OBP: 0.343, SLG: 0.344 (1, 8)										3	1	1	0	1	0	0									
Jim Gantner, L OBP: 0.338, SLG: 0.347 (1, 4)										3	1	1	2	1	0	2									
Inning Stats	R: 0 E: 0 K: 0 S: 3	H: 1 LOB: 0 BB: 0 P: 3	R: 0 E: 0 K: 0 S: 3	H: 0 LOB: 0 BB: 0 P: 3	R: 0 E: 0 K: 0 S: 3	H: 0 LOB: 0 BB: 0 P: 3	R: 0 E: 0 K: 0 S: 3	H: 0 LOB: 0 BB: 0 P: 3	R: 6 E: 1 K: 0 S: 9	H: 5 LOB: 1 BB: 1 P: 13	R: 0 E: 0 K: 0 S: 5	H: 2 LOB: 2 BB: 0 P: 5	R: 0 E: 0 K: 1 S: 5	H: 0 LOB: 0 BB: 0 P: 5	R: 0 E: 0 K: 0 S: 3	H: 0 LOB: 0 BB: 0 P: 3		R: 0 E: 0 K: 0 S: 4	H: 1 LOB: 3 BB: 1 P: 9	1B: 7 2B: 2 3B: 0 HR: 0	SF: 0 SAC: 0 DP: 1 HBP: 1	WP: 0 PB: 0 CS: 0	PA: 39		
PITCHER	IP	WLS	BF	H	R	ER	SO	BB	IBB	HBP	BLK	WP	HR	S	P	ERA	WHIP								
Dave Stieb, R ERA: 3.66 Paul Mirabella, L ERA: 4.26	(1, 1) (5, 1)	4.1 4.2	L 19	20 3	6 0	6 0	5 0	0 1	0 0	0 1	0 0	0 0	0 0	19 19	23 24	10.38 0.00	1.615 0.857								

Batter	1	2	3	4	5	6	7	8	9	AB	R	H	RBI	BB	SO	LOB	BOTTOM								
Alfredo Griffin, S OBP: 0.241, SLG: 0.299 (1, 6)										4	0	2	1	0	0	0	Milwaukee Brewers @ Toronto Blue Jays Exhibition Stadium, Toronto, ON Sun Aug 16 1981, 3:33 AM EDT Unknown - 65 F								
Lloyd Moseby, L OBP: 0.292, SLG: 0.386 (1, 8)										4	0	0	0	0	1	2									
Damaso Garcia, R OBP: 0.279, SLG: 0.304 (1, 4)										3	0	2	0	1	0	0									
Greg Wells, R OBP: 0.333, SLG: 0.417 (1, 3)										4	0	0	0	0	1	5									
George Bell, R OBP: 0.264, SLG: 0.386 Willie Upshaw, L OBP: 0.236, SLG: 0.321 (8, PH)										3	1	0	0	0	0	0									
Al Woods, L OBP: 0.267, SLG: 0.270 (1, 7)										4	0	0	0	0	0	1									
Barry Bonnell, R OBP: 0.266, SLG: 0.346 (1, 9)										4	0	0	0	0	0	1									
Buck Martinez, R OBP: 0.246, SLG: 0.431 Garth Iorg, R OBP: 0.274, SLG: 0.305 (7, FR) (8, 5)										3	0	2	1	0	0	0									
Danny Ainge, R OBP: 0.242, SLG: 0.220 John Mayberry, L OBP: 0.358, SLG: 0.421 Ernie Whitt, L OBP: 0.298, SLG: 0.272 (8, 2)										2	1	0	0	0	0	1									
Inning Stats	R: 0 E: 0 K: 0 S: 3	H: 0 LOB: 0 BB: 0 P: 3	R: 0 E: 0 K: 0 S: 3	H: 0 LOB: 0 BB: 0 P: 3	R: 0 E: 0 K: 1 S: 6	H: 1 LOB: 1 BB: 0 P: 6	R: 0 E: 0 K: 0 S: 3	H: 0 LOB: 0 BB: 0 P: 3	R: 1 E: 0 K: 0 S: 5	H: 2 LOB: 2 BB: 1 P: 9	R: 1 E: 1 K: 0 S: 5	H: 1 LOB: 1 BB: 0 P: 5	R: 0 E: 0 K: 1 S: 7	H: 2 LOB: 2 BB: 0 P: 7	R: 0 E: 0 K: 0 S: 4	H: 1 LOB: 1 BB: 0 P: 4		1B: 4 2B: 3 3B: 0 HR: 0	SF: 0 SAC: 0 DP: 0 HBP: 0	WP: 0 PB: 0 CS: 0	PA: 36				
PITCHER	IP	WLS	BF	H	R	ER	SO	BB	IBB	HBP	BLK	WP	HR	S	P	ERA	WHIP								
Mike Caldwell, L ERA: 3.0 Rickey Keeton, R ERA: 4.34 Rollie Fingers, R ERA: 1.43	(1, 1) (7, 1) (8, 1)	6.2 0.2 1.2	W 4 S	26 4 6	4 2 1	0 0 0	0 0 1	0 0 0	0 0 0	0 0 0	0 0 0	0 0 0	0 0 0	4 4 8	4 4 8	0.00 0.00 0.00	3.000 0.750 0.600								

AB 36
R 6
H 9
RBI 5
BB 2
SO 1
LOB 10




Batter	1	2	3	4	5	6	7	8	9	AB	R	H	RBI	BB	SO	LOB	TOP				
Thad Bosley, L (1, 9) OBP: 0.306, SLG: 0.281	G3			F4	FC4			F7		4	0	0	0	0	0	2	Milwaukee Brewers @ Toronto Blue Jays Exhibition Stadium, Toronto, ON Sun Aug 16 1981, 3:38 AM EDT Att: 24,472 - Unknown				
Robin Yount, R (1, 6) OBP: 0.311, SLG: 0.424	G4-6-3 BB			F8				5-3		3	0	0	0	1	0						
Cecil Cooper, L (1, 3) OBP: 0.345, SLG: 0.459	G4-6-3			HR	1B					4	1	2	0	0	1						
Ben Oglivie, L (1, 7) OBP: 0.311, SLG: 0.364		3-1		HR				4-3		4	1	2	2	0	1						
Gorman Thomas, R (1, 8) OBP: 0.354, SLG: 0.549		1-6-3		6-3						4	0	0	0	0	1						
Paul Molitor, R (1, 10) OBP: 0.350, SLG: 0.351		6-3								4	0	2	0	0	0						
Don Money, R (1, 5) OBP: 0.295, SLG: 0.316				5-3						3	0	1	0	0	1						
Jim Gantner, L (1, 4) OBP: 0.340, SLG: 0.344				F8	G3			5-3		2	0	0	0	2	0						
Charlie Moore, R (1, 2) OBP: 0.353, SLG: 0.387				5-3				G6-3		3	0	0	0	1	0	4					
Inning Stats	R: 0 E: 0 K: 0 S: 2	H: 0 LOB: 0 BB: 1 P: 6	R: 0 E: 0 K: 0 S: 3	H: 0 LOB: 0 BB: 0 P: 3	R: 0 E: 0 K: 0 S: 3	H: 0 LOB: 0 BB: 0 P: 3	R: 2 E: 0 K: 0 S: 5	H: 2 LOB: 0 BB: 0 P: 5	R: 0 E: 0 K: 0 S: 4	H: 1 LOB: 2 BB: 1 P: 8	R: 0 E: 0 K: 0 S: 3	H: 1 LOB: 1 BB: 1 P: 7	R: 0 E: 0 K: 0 S: 4	H: 1 LOB: 1 BB: 0 P: 4	R: 0 E: 0 K: 0 S: 4	H: 1 LOB: 2 BB: 1 P: 8	1B: 3 2B: 3 3B: 0 HR: 1	SF: 0 SAC: 1 DP: 2 HBP: 0	WP: 0 PB: 0 CS: 0	PA: 36	
PITCHER	IP	WLS	BF	H	R	ER	SO	BB	IBB	HBP	BLK	WP	HR	S	P	ERA	WHIP				
Jackson Todd, R (1, 1) ERA: 3.77	7.2	L	30	6	2	2	0	2	1	0	0	0	1	27	39	2.35	1.043				
Jerry Garvin, L (8, 1) ERA: 3.88	0.1		1	0	0	0	0	0	0	0	0	0	0	1	1	0.00	0.000				
Roy Lee Jackson, R (9, 1) ERA: 2.68	1.0		5	1	0	0	0	0	1	0	0	0	0	4	8	0.00	1.000				

Batter	1	2	3	4	5	6	7	8	9	AB	R	H	RBI	BB	SO	LOB	BOTTOM					
Alfredo Griffin, S (1, 6) OBP: 0.238, SLG: 0.294	6-3		4-3		G4-6-3			5-3		4	0	0	0	0	1		Milwaukee Brewers @ Toronto Blue Jays Exhibition Stadium, Toronto, ON Sun Aug 16 1981, 3:38 AM EDT Att: 24,472 - Unknown					
Lloyd Moseby, L (1, 8) OBP: 0.291, SLG: 0.384	6-3		F7							4	0	1	0	0	0							
Damaso Garcia, R (1, 4) OBP: 0.279, SLG: 0.303			4-3					F2		4	0	1	0	0	1							
Greg Wells, R (1, 3) OBP: 0.375, SLG: 0.500				4-3				F8		4	0	2	0	0	1							
George Bell, R (1, 9) OBP: 0.266, SLG: 0.385										3	0	1	0	0	3							
Willie Upshaw, L (9, PH) OBP: 0.233, SLG: 0.317										1	0	0	0	0	1	0						
Ken Macha, R (1, 10) OBP: 0.307, SLG: 0.254										2	0	1	0	1	1							
John Mayberry, L (9, PH) OBP: 0.356, SLG: 0.419										1	0	0	0	0	0							
Al Woods, L (1, 7) OBP: 0.267, SLG: 0.275			G6-4-3		F9			G4-6-3		4	0	1	0	0	3							
Buck Martinez, R (1, 2) OBP: 0.262, SLG: 0.436										4	0	2	0	0	1							
Danny Ainge, R (1, 5) OBP: 0.243, SLG: 0.222										3	0	1	0	0	2							
Inning Stats	R: 0 E: 0 K: 0 S: 5	H: 2 LOB: 2 BB: 0 P: 5	R: 0 E: 0 K: 0 S: 3	H: 1 LOB: 1 BB: 1 P: 7	R: 0 E: 0 K: 0 S: 3	H: 0 LOB: 0 BB: 0 P: 3	R: 0 E: 0 K: 0 S: 4	H: 1 LOB: 0 BB: 0 P: 4	R: 0 E: 0 K: 0 S: 3	H: 1 LOB: 0 BB: 0 P: 3	R: 0 E: 0 K: 0 S: 4	H: 1 LOB: 1 BB: 0 P: 4	R: 0 E: 0 K: 0 S: 4	H: 2 LOB: 1 BB: 0 P: 4	R: 0 E: 0 K: 0 S: 4	H: 1 LOB: 1 BB: 0 P: 4	R: 0 E: 0 K: 1 S: 6	H: 1 LOB: 1 BB: 0 P: 6	1B: 8 2B: 2 3B: 0 HR: 0	SF: 0 SAC: 0 DP: 3 HBP: 0	WP: 0 PB: 0 CS: 0	PA: 35
PITCHER	IP	WLS	BF	H	R	ER	SO	BB	IBB	HBP	BLK	WP	HR	S	P	ERA	WHIP					
Randy Lerch, L (1, 1) ERA: 4.43	7.1	W	29	9	0	0	0	1	0	0	0	0	0	28	32	0.00	1.364					
Rollie Fingers, R (8, 1) ERA: 1.35	1.2	S	6	1	0	0	1	0	0	0	0	0	0	8	8	0.00	0.600					

Batter	1	2	3	4	5	6	7	8	9	AB	R	H	RBI	BB	SO	LOB	TOP										
Thad Bosley, L OBP: 0.294, SLG: 0.270 (1, 9)	0-0 4-3		0-0 3-1		0-0 G6-4-3		0-0 1B		0-0 E1	5	0	1	0	0	0	1	Milwaukee Brewers @ Texas Rangers Arlington Stadium, Arlington, TX Tue Aug 18 1981, 8:05 PM EDT Att: 37,310 - Unknown										
Roy Howell, L OBP: 0.326, SLG: 0.442 (1, 5)	0-0 3-1		0-0 F6		0-0 1B		0-0 G6-4-3		0-0 FC4-6	5	0	1	0	0	0	2											
Cecil Cooper, L OBP: 0.344, SLG: 0.456 (1, 3)	4-0 E			0-0 G3	0-0 L4		0-0 4-3		0-0 FC6-4	4	1	0	0	1	0	2											
Ben Oglivie, L OBP: 0.315, SLG: 0.376 (1, 7)	0-0 E4			0-0 3-1		0-0 FC3-6		0-0 L6	0-0	5	0	2	0	0	0	0											
Gorman Thomas, R OBP: 0.353, SLG: 0.542 (1, 8)	0-0 F8			0-0 2B		0-0 FC3-6		0-0 F5	0-3	5	1	1	0	0	1	4											
Ted Simmons, S OBP: 0.276, SLG: 0.383 (1, 2)		0-0 F9		0-0 L9		0-0 FC3		0-0 BB		4	1	2	0	0	0	1											
Robin Yount, R OBP: 0.314, SLG: 0.417 (1, 6)		0-0 F8			4-0 2B	0-0 FC3		4-0 2B		2	2	0	1	2	0	1											
Paul Molitor, R OBP: 0.348, SLG: 0.363 (1, 10)		0-0 F8			0-0 1B	0-0 FC1-2		0-0 2B		4	1	2	2	0	0	2											
Jim Gantner, L OBP: 0.337, SLG: 0.341 (1, 4)			0-0 L6			0-0 F7		0-3 K		4	0	1	2	0	1	3											
Ed Romero, R OBP: 0.216, SLG: 0.256 (8, 4)					0-0 1B	0-0 FC1-2		0-3 K		0	0	0	0	0	0	0											
Inning Stats	R: 1 E: 1 K: 0 S: 4	H: 0 LOB: 1 BB: 1 P: 8	R: 0 E: 0 K: 0 S: 3	H: 0 LOB: 0 BB: 0 P: 3	R: 0 E: 0 K: 0 S: 3	H: 0 LOB: 0 BB: 0 P: 3	R: 0 E: 0 K: 0 S: 4	H: 1 LOB: 1 BB: 0 P: 4	R: 2 E: 0 K: 0 S: 5	H: 3 LOB: 1 BB: 1 P: 9	R: 1 E: 0 K: 0 S: 6	H: 2 LOB: 2 BB: 0 P: 6	R: 0 E: 0 K: 0 S: 3	H: 1 LOB: 0 BB: 0 P: 3	R: 2 E: 0 K: 1 S: 7	H: 2 LOB: 1 BB: 1 P: 11	R: 0 E: 1 K: 1 S: 7	H: 1 LOB: 2 BB: 0 P: 7	1B: 7 2B: 3 3B: 0 HR: 0	SF: 0 SAC: 0 DP: 2 HBP: 0	WP: 0 PA: 41 PB: 0 SB: 0 CS: 0						
PITCHER	IP	WLS	BF	H	R	ER	SO	BB	IBB	HBP	BLK	WP	HR	S	P	ERA	WHIP										
Fergie Jenkins, R ERA: 5.15 (1, 1)	5.0		21	4	3	2	0	2	0	0	0	0	0	19	27	3.60	1.200										
Steve Comer, R ERA: 2.95 (6, 1)	2.2	W	14	5	3	3	0	1	0	0	0	0	0	13	17	10.12	2.250										
Jim Kern, R ERA: 1.93 (8, 1)	1.1	S	6	1	0	0	2	0	0	0	0	0	0	10	10	0.00	0.750										

Batter	1	2	3	4	5	6	7	8	9	AB	R	H	RBI	BB	SO	LOB	BOTTOM										
Mickey Rivers, L OBP: 0.291, SLG: 0.308 (1, 8)	0-0 F9		0-0 FC4-6	4-0 BB		0-0 F5	0-0 L3			4	1	0	1	1	0	5	Milwaukee Brewers @ Texas Rangers Arlington Stadium, Arlington, TX Tue Aug 18 1981, 8:05 PM EDT Att: 37,310 - Unknown										
Bump Wills, S OBP: 0.310, SLG: 0.320 (1, 4)	0-0 G3		0-0 F8	0-3 K		0-0 2B		0-0 G3		5	1	1	1	0	1	4											
Al Oliver, L OBP: 0.357, SLG: 0.438 (1, 10)	0-0 F7		0-0 1B		0-0 F8	0-0 2B		4-0 BB		4	1	2	1	1	0	0											
Buddy Bell, R OBP: 0.364, SLG: 0.466 (1, 5)		4-0 CS	0-0 1B		0-0 6-3	0-0 2B		0-0 L5-3		4	0	2	2	1	0	1											
Johnny Grubb, L OBP: 0.333, SLG: 0.361 (1, 9)		0-0 6-3	0-0 G3		0-0 4-3	0-0 SF7-5-6-1				3	0	0	0	0	0	3											
Leon Roberts, R OBP: 0.375, SLG: 0.486 (6, PH) (7, 9)		0-0 6-3	0-0 G3		0-0 4-3	0-0 SF7-5-6-1				0	0	0	1	0	0	0											
Pat Putnam, L OBP: 0.322, SLG: 0.432 (1, 3)		4-0 BB		4-0 SH1-3		0-0 1B	0-0 F4			2	1	1	0	2	0	0											
Bill Sample, R OBP: 0.344, SLG: 0.412 (1, 7)		0-0 FC6-4		0-0 SH1-3		4-0 1B	0-0 F7			2	1	0	0	1	0	1											
Jim Sundberg, R OBP: 0.355, SLG: 0.360 (1, 2)			0-0 1B	4-0 6-3		0-0 2B	0-0 BB			3	2	3	0	1	0	0											
Mario Mendoza, R OBP: 0.269, SLG: 0.288 (1, 6)			0-0 FC4-6	0-0 6-3		0-0 1B	4-0 BB			2	0	1	0	0	0	2											
Tom Poquette, L OBP: 0.167, SLG: 0.167 (6, PH)			0-0 FC4-6	0-0 6-3		0-0 1B	0-0 BB			0	0	0	0	0	0	0											
Bill Stein, R OBP: 0.455, SLG: 0.556 (6, PH)			0-0 FC4-6	0-0 6-3		0-0 1B	4-0 BB			1	1	1	2	0	0	0											
Mark Wagner, R OBP: 0.312, SLG: 0.433 (7, 6)			0-0 1B	0-0 6-3		0-0 1B	4-0 BB			0	0	0	0	1	0	0											
Inning Stats	R: 0 E: 0 K: 0 S: 3	H: 0 LOB: 0 BB: 0 P: 3	R: 0 E: 0 K: 0 S: 2	H: 0 LOB: 1 BB: 2 P: 10	R: 2 E: 0 K: 0 S: 7	H: 4 LOB: 2 BB: 0 P: 7	R: 0 E: 0 K: 1 S: 5	H: 0 LOB: 3 BB: 3 P: 17	R: 0 E: 0 K: 0 S: 3	H: 0 LOB: 0 BB: 0 P: 3	R: 6 E: 0 K: 0 S: 8	H: 6 LOB: 0 BB: 1 P: 12	R: 0 E: 0 K: 0 S: 4	H: 1 LOB: 2 BB: 1 P: 8	R: 0 E: 0 K: 0 S: 2	H: 0 LOB: 0 BB: 1 P: 6	1B: 8 2B: 5 3B: 0 HR: 0	SF: 1 SAC: 1 DP: 2 HBP: 0	WP: 0 PA: 40 PB: 0 SB: 0 CS: 1								
PITCHER	IP	WLS	BF	H	R	ER	SO	BB	IBB	HBP	BLK	WP	HR	S	P	ERA	WHIP										
Pete Vuckovich, R ERA: 3.73 (1, 1)	5.0	L	26	6	5	5	1	6	0	0	0	0	0	22	46	9.00	2.400										
Jerry Augustine, L ERA: 4.19 (6, 1)	0.1		5	4	2	2	0	0	0	0	0	0	0	5	5	54.00	12.000										
Reggie Cleveland, R ERA: 4.35 (6, 1)	2.2		9	1	1	1	0	2	0	0	0	0	0	7	15	3.38	1.125										



Batter	1	2	3	4	5	6	7	8	9	AB	R	H	RBI	BB	SO	LOB	TOP	
Paul Moltis, R OBP: 0.336, SLG: 0.349	F6		F8			K			E6 1B 2B	4	1	0	0	0	1	0		
Roy Howell, L OBP: 0.324, SLG: 0.438	1B			4-3			F8		F8	4	0	1	0	0	0	1		
Cecil Cooper, L OBP: 0.343, SLG: 0.453	F7			1-3			L9		2B 1B	4	0	1	0	0	0	1		
Ben Oglivie, L OBP: 0.314, SLG: 0.378	F4			K			4-3		1-2 2B	4	0	1	1	0	1	1		
Gorman Thomas, R OBP: 0.352, SLG: 0.537		5-3							F8 K	4	0	1	0	0	1	2		
Ted Simmons, S OBP: 0.273, SLG: 0.378		5-3			F7				3-1	3	0	0	0	0	0	1		
Robin Yount, R OBP: 0.314, SLG: 0.416		4-3			K				1B	3	0	1	0	0	1	1		
Thad Bosley, L OBP: 0.282, SLG: 0.258			4-3			5-3			G3	3	0	0	0	0	0	1		
Jim Gantner, L OBP: 0.333, SLG: 0.336			F7			F7			3-1	3	0	0	0	0	0	0		
Inning Stats	R: 0 E: 0 K: 0 S: 4	H: 1 LOB: 1 BB: 0 P: 4	R: 0 E: 0 K: 0 S: 3	H: 0 LOB: 0 BB: 0 P: 3	R: 0 E: 0 K: 1 S: 5	H: 0 LOB: 0 BB: 0 P: 5	R: 0 E: 0 K: 1 S: 5	H: 1 LOB: 1 BB: 0 P: 5	R: 0 E: 0 K: 0 S: 3	H: 0 LOB: 0 BB: 0 P: 3	R: 0 E: 0 K: 0 S: 4	H: 1 LOB: 1 BB: 0 P: 4	R: 1 E: 1 K: 1 S: 8	H: 2 LOB: 2 BB: 0 P: 8	1B: 4 2B: 2 3B: 0 HR: 0	SF: 0 SAC: 0 DP: 1 HBP: 0	WP: 0 PA: 32 PB: 0 SB: 0 CS: 1	
PITCHER	IP	WLS	BF	H	R	ER	SO	BB	IBB	HBP	BLK	WP	HR	S	P	ERA	WHIP	
Doc Medich, R ERA: 3.21	(1, 1)	8.2	W	31	5	1	0	3	0	0	0	0	0	37	37	0.00	0.577	
Jim Kern, R ERA: 1.88	(9, 1)	0.1	S	1	0	0	0	1	0	0	0	0	0	3	3	0.00	0.000	

Milwaukee Brewers @ Texas Rangers
Arlington Stadium, Arlington, TX
Wed Aug 19 1981, 8:05 PM EDT
Att: 13,908 - Unknown

AB 32
R 1
H 5
RBI 1
BB 0
SO 4
LOB 8



Batter	1	2	3	4	5	6	7	8	9	AB	R	H	RBI	BB	SO	LOB	BOTTOM	
Mickey Rivers, L OBP: 0.297, SLG: 0.313	4-3 1B		FC4-6 1B		F7					3	1	2	0	1	0	0		
Bump Willis, S OBP: 0.306, SLG: 0.315	K		FC4-6 1-2			K	F6			4	0	0	0	0	2	4		
Al Oliver, L OBP: 0.359, SLG: 0.442	4-3		4-3			S 2B			3-1 SF8 2B	4	2	2	0	0	0	2		
Buddy Bell, R OBP: 0.366, SLG: 0.471	1B			K					3-1	4	0	2	2	0	1	1		
Johnny Grubb, L OBP: 0.330, SLG: 0.357	F8			4-3						2	0	0	0	0	0	1		
Leon Roberts, R OBP: 0.370, SLG: 0.482									SF8	1	0	0	1	0	1	1		
Pat Putnam, L OBP: 0.316, SLG: 0.423		4-3		K		G3			4-3	4	0	0	0	0	1	1		
Bill Sample, R OBP: 0.344, SLG: 0.436		5-3							F8	3	1	1	1	0	0	0		
Jim Sundberg, R OBP: 0.354, SLG: 0.360			K			HR			5-3	3	0	1	0	0	1	0		
Mario Mendoza, R OBP: 0.270, SLG: 0.289			1B						4-3	3	0	1	0	0	0	1		
Inning Stats	R: 1 E: 0 K: 1 S: 7	H: 2 LOB: 1 BB: 0 P: 7	R: 0 E: 0 K: 1 S: 5	H: 0 LOB: 0 BB: 0 P: 5	R: 0 E: 0 K: 2 S: 7	H: 0 LOB: 0 BB: 0 P: 7	R: 1 E: 0 K: 0 S: 4	H: 1 LOB: 0 BB: 0 P: 4	R: 1 E: 0 K: 2 S: 9	H: 2 LOB: 1 BB: 0 P: 9	R: 0 E: 0 K: 0 S: 4	H: 1 LOB: 2 BB: 1 P: 8	R: 1 E: 0 K: 0 S: 4	H: 1 LOB: 0 BB: 0 P: 4	1B: 6 2B: 2 3B: 0 HR: 1	SF: 1 SAC: 0 DP: 0 HBP: 0	WP: 0 PA: 33 PB: 0 SB: 2 CS: 0	
PITCHER	IP	WLS	BF	H	R	ER	SO	BB	IBB	HBP	BLK	WP	HR	S	P	ERA	WHIP	
Jim Slaton, R ERA: 3.78	(1, 1)	5.1	L	22	7	3	3	5	0	0	0	0	0	32	32	5.06	1.312	
Jamie Easterly, L ERA: 3.96	(6, 1)	0.2		2	0	0	0	1	0	0	0	0	0	4	4	0.00	0.000	
Rickey Keeton, R ERA: 4.35	(7, 1)	2.0		9	2	1	1	0	0	1	0	0	0	8	12	4.50	1.000	

Milwaukee Brewers @ Texas Rangers
Arlington Stadium, Arlington, TX
Wed Aug 19 1981, 8:05 PM EDT
Att: 13,908 - Unknown

AB 31
R 4
H 9
RBI 4
BB 1
SO 6
LOB 11



Batter	1	2	3	4	5	6	7	8	9	10	AB	R	H	RBI	BB	SO	LOB	TOP	
Gary Ward, R OBP: 0.302, SLG: 0.326 (1, 7)	L9		FC9-6 1B	G4-6-3			F9			F9	5	0	1	0	0	0	2	Minnesota Twins @ Milwaukee Brewers Milwaukee County Stadium, Milwaukee, WI Sat Aug 22 1981, 8:05 PM EDT Att: 15,292 - Unknown - 69 F AB 36 R 3 H 6 RBI 3 BB 2 SO 7 LOB 9	
Dave Engle, R OBP: 0.268, SLG: 0.333 (1, 9)	6-3		FC9-6 1B		F8		F8			F9	5	0	0	1	0	0	1		
Mickey Hatcher, R OBP: 0.293, SLG: 0.361 (1, 8)	FC6-4 1B				5-3		E3				4	0	2	0	0	0	0		
Pete Mackanin, R OBP: 0.257, SLG: 0.322 (8, PH)	FC6-4						F8				3	0	0	0	0	1	3		
Rob Wilfong, L OBP: 0.287, SLG: 0.313 (8, 4)	FC6-4		K		F7						1	0	0	0	0	0	1		
John Castino, R OBP: 0.292, SLG: 0.373 (1, 5)		6-3				FC6-4 BB		6-3		K	3	1	0	0	1	1	1		
Danny Goodwin, L OBP: 0.324, SLG: 0.336 (1, 3)		K2-3				FC6-4 BB		K		K	3	0	0	0	1	3	0		
Sal Butera, R OBP: 0.306, SLG: 0.303 (1, 2)		6-3				FC6-4 1B		F9		F7	4	1	0	1	0	0	1		
Chuck Baker, R OBP: 0.176, SLG: 0.216 (1, 6)						K		6-3		F7	4	0	1	0	0	1	0		
Hosken Powell, L OBP: 0.277, SLG: 0.297 (1, 10)						K		K		L7	4	1	2	1	0	1	0		
Inning Stats	R: 0 E: 0 K: 0 S: 4	H: 1 LOB: 1 BB: 0 P: 4	R: 0 E: 0 K: 1 S: 5	H: 0 LOB: 0 BB: 0 P: 5	R: 1 E: 0 K: 2 S: 10	H: 3 LOB: 2 BB: 0 P: 10	R: 2 E: 0 K: 0 S: 4	H: 2 LOB: 1 BB: 2 P: 12	R: 0 E: 0 K: 1 S: 5	H: 0 LOB: 0 BB: 0 P: 5	R: 0 E: 0 K: 1 S: 6	H: 0 LOB: 1 BB: 0 P: 6	R: 0 E: 0 K: 1 S: 5	H: 0 LOB: 0 BB: 0 P: 5	R: 0 E: 0 K: 0 S: 3	H: 0 LOB: 0 BB: 0 P: 3	1B: 6 2B: 0 3B: 0 HR: 0	SF: 0 SAC: 0 DP: 1 HBP: 0	WP: 0 PA: 38 PB: 0 SB: 1 CS: 0
PITCHER	IP WLS BF H R ER SO BB IBB HBP BLK WP HR S P ERA WHIP	IP WLS BF H R ER SO BB IBB HBP BLK WP HR S P ERA WHIP																	
Randy Lerch, L ERA: 4.61 (1, 1)	3.1	18	6	3	3	3	2	0	0	0	0	0	0	0	0	22	30	8.10	2.400
Reggie Cleveland, R ERA: 3.91 (4, 1)	4.2	14	0	0	0	3	0	0	0	0	0	0	0	0	20	20	0.00	0.000	
Rollie Fingers, R ERA: 1.28 (9, 1)	2.0	W	6	0	0	0	1	0	0	0	0	0	0	0	8	8	0.00	0.000	
Rollie Fingers, R ERA: 1.28 (10, 1)	2.0	W	6	0	0	0	1	0	0	0	0	0	0	8	8	0.00	0.000		

Batter	1	2	3	4	5	6	7	8	9	10	AB	R	H	RBI	BB	SO	LOB	BOTTOM			
Paul Molitor, R OBP: 0.320, SLG: 0.330 (1, 8)	F8 BB 1B	G4-3			K		E3		FC9-6		5	1	1	0	0	1	3	Minnesota Twins @ Milwaukee Brewers Milwaukee County Stadium, Milwaukee, WI Sat Aug 22 1981, 8:05 PM EDT Att: 15,292 - Unknown - 69 F AB 32 R 4 H 8 RBI 4 BB 8 SO 3 LOB 19			
Roy Howell, L OBP: 0.332, SLG: 0.440 ERA: 3.91 (1, 5)	4-0		F2			WP 1B BB	5-3		F5		2	1	0	0	2	0	1				
Don Money, R OBP: 0.291, SLG: 0.305 (9, PH) (10, 5)	1B F8 BB										1	0	0	0	0	0	2				
Cecil Cooper, L OBP: 0.346, SLG: 0.455 (1, 3)	F8		F8			K		G5-3 SH3-4 BB		BB S 1B	4	1	1	0	1	1	3				
Ben Oglivie, L OBP: 0.322, SLG: 0.381 (1, 7)			F6			1B BB		SH3-4		1B BB IBB	2	0	1	1	2	0	0				
Gorman Thomas, R OBP: 0.351, SLG: 0.524 (1, 9)	F4				K					1B BB	3	0	1	1	2	1	2				
Ted Simmons, S OBP: 0.271, SLG: 0.385 (1, 10) (10, 2)	6-3				6-3		F9		G5-3		5	0	1	1	0	0	6				
Robin Yount, R OBP: 0.308, SLG: 0.405 (1, 6)		L7			F9		FC5-4		FC9-6 SH3-4 1B		4	0	1	0	0	0	2				
Jim Gantner, L OBP: 0.333, SLG: 0.336 (1, 4)					L8				SH3-4		3	1	1	0	0	0	0				
Charlie Moore, R OBP: 0.355, SLG: 0.383 ERA: 4.22 (1, 2)											2	0	1	1	0	0	0				
Thad Bosley, L OBP: 0.276, SLG: 0.254 ERA: 6.23 (7, PH)					5-3						1	0	0	0	0	0	0				
Ned Yost, R OBP: 0.333, SLG: 0.625 (8, 2)											0	0	0	0	0	0	0				
Sal Bando, R OBP: 0.354, SLG: 0.571 (9, PH)											0	0	0	0	1	0	0				
Rollie Fingers, R ERA: 3.47 (10, 1)											0	0	0	0	0	0	0				
Inning Stats	R: 1 E: 0 K: 0 S: 5	H: 2 LOB: 2 BB: 1 P: 9	R: 1 E: 0 K: 0 S: 4	H: 2 LOB: 0 BB: 0 P: 4	R: 0 E: 0 K: 0 S: 3	H: 0 LOB: 0 BB: 0 P: 3	R: 0 E: 0 K: 1 S: 5	H: 0 LOB: 0 BB: 0 P: 5	R: 0 E: 0 K: 1 S: 6	H: 1 LOB: 2 BB: 2 P: 14	R: 0 E: 1 K: 0 S: 4	H: 0 LOB: 1 BB: 0 P: 4	R: 0 E: 0 K: 0 S: 2	H: 0 LOB: 1 BB: 2 P: 10	R: 0 E: 0 K: 0 S: 4	H: 1 LOB: 2 BB: 1 P: 8	R: 1 E: 0 K: 0 S: 2	H: 2 LOB: 3 BB: 2 P: 10	1B: 8 2B: 0 3B: 0 HR: 0	SF: 0 SAC: 2 DP: 2 HBP: 0	WP: 1 PA: 42 PB: 0 SB: 2 CS: 0
PITCHER	IP WLS BF H R ER SO BB IBB HBP BLK WP HR S P ERA WHIP	IP WLS BF H R ER SO BB IBB HBP BLK WP HR S P ERA WHIP																			
Pete Redfern, R ERA: 4.22 (1, 1)	5.1	21	4	3	3	3	2	0	0	0	0	0	0	0	25	33	5.06	1.125			
Darrell Jackson, L ERA: 6.23 (6, 1)	0.0	1	0	0	0	0	0	0	0	0	0	0	0	0	4	4	∞	∞			
Doug Corbett, R ERA: 2.92 (6, 1)	1.2	7	1	0	0	0	0	0	0	0	0	0	0	7	7	0.00	0.600				
Jack O'Connor, L ERA: 4.73 (8, 1)	1.1	7	1	0	0	0	1	2	0	0	0	0	0	4	16	0.00	1.500				
John Verhoeven, R ERA: 3.47 (9, 1)	0.1	1	0	0	0	0	0	0	0	0	0	0	0	1	1	0.00	0.000				

Batter	1	2	3	4	5	6	7	8	9	AB	R	H	RBI	BB	SO	LOB	TOP										
Ron LeFlore, R (1, 7) OBP: 0.308, SLG: 0.339										5	0	3	1	0	1	1	Chicago White Sox @ Milwaukee Brewers Milwaukee County Stadium, Milwaukee, WI Mon Aug 24 1981, 8:05 PM EDT Att: 16,809 - Unknown - 70 F										
Mike Squires, L (1, 3) OBP: 0.342, SLG: 0.324										3	0	0	0	1	0	3											
Carlton Fisk, R (1, 2) OBP: 0.389, SLG: 0.411										3	0	1	0	1	0	0											
Greg Luzinski, R (1, 10) OBP: 0.370, SLG: 0.469 Rusty Kuntz, R (8, PR) OBP: 0.326, SLG: 0.289										4	0	1	0	0	0	3											
Harold Baines, L (1, 9) OBP: 0.309, SLG: 0.434										4	0	1	0	0	1	3											
Chet Lemon, R (1, 8) OBP: 0.390, SLG: 0.500										3	1	1	1	1	0	2											
Tony Bernazard, S (1, 4) OBP: 0.327, SLG: 0.375										3	2	1	1	1	0	3											
Greg Pryor, R (1, 5) OBP: 0.308, SLG: 0.254 Bob Molinaro, L (9, PH) OBP: 0.519, SLG: 0.684										2	0	1	0	0	0	0											
Bill Almon, R (1, 6) OBP: 0.364, SLG: 0.419										4	0	0	1	0	1	3											
Inning Stats	R: 0 E: 0 K: 1 S: 5	H: 0 LOB: 0 BB: 0 P: 5	R: 0 E: 0 K: 0 S: 4	H: 1 LOB: 1 BB: 0 P: 4	R: 0 E: 0 K: 0 S: 3	H: 1 LOB: 0 BB: 0 P: 3	R: 0 E: 0 K: 1 S: 4	H: 0 LOB: 1 BB: 2 P: 12	R: 2 E: 0 K: 0 S: 4	H: 1 LOB: 1 BB: 2 P: 12	R: 0 E: 0 K: 0 S: 4	H: 1 LOB: 1 BB: 0 P: 4	R: 1 E: 0 K: 0 S: 5	H: 3 LOB: 1 BB: 0 P: 5	R: 1 E: 0 K: 0 S: 5	H: 2 LOB: 2 BB: 0 P: 5		R: 0 E: 0 K: 1 S: 5	H: 1 LOB: 0 BB: 0 P: 5	1B: 7 2B: 2 3B: 0 HR: 1	SF: 0 SAC: 1 DP: 3 HBP: 0	WP: 0 PB: 0 SB: 0 CS: 1	PA: 38				
PITCHER	IP	WLS	BF	H	R	ER	SO	BB	IBB	HBP	BLK	WP	HR	S	P	ERA	WHIP										
Pete Vuckovich, R (1, 1) ERA: 3.76	6.1	W	28	7	3	3	2	4	0	0	0	0	1	28	44	4.26	1.737										
Reggie Cleveland, R (7, 1) ERA: 3.88	2.2	S	9	3	1	1	1	0	0	0	0	0	0	11	11	3.38	1.125										



Batter	1	2	3	4	5	6	7	8	9	AB	R	H	RBI	BB	SO	LOB	BOTTOM										
Thad Bosley, L (1, 9) OBP: 0.288, SLG: 0.257										3	1	2	0	0	0	0	Chicago White Sox @ Milwaukee Brewers Milwaukee County Stadium, Milwaukee, WI Mon Aug 24 1981, 8:05 PM EDT Att: 16,809 - Unknown - 70 F										
Paul Molitor, R (1, 8) OBP: 0.336, SLG: 0.355										2	3	0	0	2	0	2											
Cecil Cooper, L (1, 3) OBP: 0.352, SLG: 0.473										4	1	3	3	0	0	1											
Ben Oglivie, L (1, 7) OBP: 0.320, SLG: 0.376										4	0	1	2	0	1	1											
Gorman Thomas, R (1, 10) OBP: 0.348, SLG: 0.515										4	0	1	0	0	1	1											
Ted Simmons, S (1, 2) OBP: 0.270, SLG: 0.396										4	0	0	0	0	1	4											
Roy Howell, L (1, 5) OBP: 0.330, SLG: 0.434										3	0	0	0	0	1	0											
Robin Yount, R (1, 6) OBP: 0.307, SLG: 0.412										3	0	0	0	0	1	0											
Jim Gantner, L (1, 4) OBP: 0.336, SLG: 0.339										3	0	1	0	0	0	0											
Inning Stats	R: 2 E: 0 K: 1 S: 7	H: 2 LOB: 1 BB: 1 P: 11	R: 0 E: 0 K: 1 S: 5	H: 0 LOB: 0 BB: 0 P: 5	R: 1 E: 0 K: 0 S: 5	H: 3 LOB: 2 BB: 1 P: 9	R: 0 E: 0 K: 1 S: 5	H: 0 LOB: 0 BB: 0 P: 5	R: 2 E: 0 K: 0 S: 5	H: 2 LOB: 0 BB: 0 P: 5	R: 0 E: 0 K: 0 S: 3	H: 0 LOB: 0 BB: 0 P: 3	R: 0 E: 0 K: 2 S: 7	H: 1 LOB: 1 BB: 0 P: 4	R: 0 E: 0 K: 2 S: 7	H: 0 LOB: 0 BB: 0 P: 7		R: 0 E: 0 K: 2 S: 7	H: 0 LOB: 0 BB: 0 P: 7	1B: 6 2B: 1 3B: 0 HR: 1	SF: 0 SAC: 1 DP: 1 HBP: 0	WP: 0 PB: 0 SB: 0 CS: 0	PA: 33				
PITCHER	IP	WLS	BF	H	R	ER	SO	BB	IBB	HBP	BLK	WP	HR	S	P	ERA	WHIP										
Richard Dotson, R (1, 1) ERA: 3.29	4.1	L	21	7	5	5	3	2	0	0	0	0	0	8	8	0.00	0.429										
Lynn McGlothen, R (5, 1) ERA: 4.62	2.1		8	1	0	0	0	0	0	0	0	0	0	8	8	0.00	0.000										
Kevin Hickey, L (7, 1) ERA: 3.58	0.2		2	0	0	0	1	0	0	0	0	0	0	4	4	0.00	0.000										
Ed Farmer, R (8, 1) ERA: 4.06	0.2		2	0	0	0	1	0	0	0	0	0	0	4	4	0.00	0.000										



Batter	1	2	3	4	5	6	7	8	9	AB	R	H	RBI	BB	SO	LOB	TOP								
Ron LeFlore, R OBP: 0.310, SLG: 0.338 (1, 8)	4-0 F9 S BB		0-0 5-3		0-0 5-3		0-0 S 2B 1B	0-0 5-3		4	1	1	0	1	0	0									
Mike Squires, L OBP: 0.330, SLG: 0.325 (1, 3)	0-0 F9		0-0 4-3		0-0 F8		0-0 1B 1-H BB 2B		0-0 4-3	5	1	1	1	0	0	1									
Carlton Fisk, R OBP: 0.389, SLG: 0.410 (1, 2)	0-0 F9		0-0 F8			0-0 E8 1B	0-0 BB BB 1B		0-0 5-3	5	1	2	0	0	0	1									
Greg Luzinski, R OBP: 0.370, SLG: 0.465 (1, 10)	0-0 4-3			0-0 1-3		0-0 FC6-4 1B	4-0 BB BB 1B		0-3 K	4	0	1	1	1	1	1									
Harold Baines, L OBP: 0.313, SLG: 0.458 (1, 9)		0-0 SF8 3B		0-0 HR		0-0 FC6-4 FC5-2 1-2	0-3 K			4	2	2	1	0	1	4									
Wayne Nordhagen, R OBP: 0.358, SLG: 0.470 (6, PR)		0-0 SF8		0-0 FC3-6 1B		0-0 E9 FC5-2 1B	4-0 L4-3 BB			2	0	2	1	0	0	0									
Rusty Kuntz, R OBP: 0.341, SLG: 0.289 (6, 7)		3-H F8		0-0 FC3-6 1-2		0-0 FC5-2 IBB	1-2 2-3 3-H BB			0	0	0	1	1	0	0									
Tony Bernazard, S OBP: 0.326, SLG: 0.371 (1, 4)		0-0 F8		0-0 FC3-6 1-2		4-0 FC5-2 1B	0-0 L4-3 1-2			3	0	0	0	1	0	4									
Greg Pryor, R OBP: 0.313, SLG: 0.250 (6, PH)		4-0 BB		0-0 F3		0-0 FC5-2	0-3 K			1	0	0	0	1	0	1									
Bob Molinaro, L OBP: 0.500, SLG: 0.650 (6, 5)						1-2 2-3 3-H				1	0	0	0	0	0	3									
Jim Morrison, R OBP: 0.246, SLG: 0.349 (6, 5)										1	0	0	0	0	1	0									
Bill Almon, R OBP: 0.358, SLG: 0.412 (1, 6)		0-0 G3			0-0 1-3		0-0 F7		0-0 6-3	4	0	0	0	0	0	4									
Inning Stats	R: 0 E: 0 K: 0 S: 3	H: 0 LOB: 1 BB: 1 P: 7	R: 1 E: 0 K: 0 S: 4	H: 1 LOB: 1 BB: 1 P: 8	R: 0 E: 0 K: 0 S: 3	H: 0 LOB: 0 BB: 0 P: 3	R: 1 E: 0 K: 0 S: 5	H: 2 LOB: 1 BB: 0 P: 5	R: 0 E: 0 K: 0 S: 3	H: 0 LOB: 0 BB: 0 P: 3	R: 1 E: 2 K: 0 S: 6	H: 3 LOB: 3 BB: 1 P: 10	R: 2 E: 0 K: 1 S: 7	H: 3 LOB: 2 BB: 2 P: 15	R: 0 E: 0 K: 1 S: 5	H: 0 LOB: 0 BB: 0 P: 5	R: 0 E: 0 K: 1 S: 5	H: 0 LOB: 0 BB: 0 P: 5	1B: 6 2B: 2 3B: 1 HR: 1	SF: 1 SAC: 0 DP: 1 HBP: 0	WP: 0 PB: 0 SB: 2 CS: 0	PA: 40			
PITCHER	IP	WLS	BF	H	R	ER	SO	BB	IBB	HBP	BLK	WP	HR	S	P	ERA	WHIP								
Jim Slaton, R ERA: 3.86 (1, 1)	5.1	L	25	6	3	3	0	2	1	0	0	0	1	22	34	5.06	1.500								
Rickey Keaton, R ERA: 4.54 (6, 1)	0.2		6	3	2	2	0	1	0	0	0	0	0	5	9	27.00	6.000								
Jamie Easterly, L ERA: 3.61 (7, 1)	3.0		9	0	0	0	3	1	0	0	0	0	0	14	18	0.00	0.333								

Chicago White Sox @ Milwaukee Brewers
Milwaukee County Stadium, Milwaukee, WI

Tue Aug 25 1981, 8:05 PM EDT
Att: 16,331 - Unknown - 69 F

AB 34
R 5
H 9
RBI 5
BB 5
SO 3
LOB 19



Batter	1	2	3	4	5	6	7	8	9	AB	R	H	RBI	BB	SO	LOB	BOTTOM								
Thad Bosley, L OBP: 0.274, SLG: 0.244 (1, 7)	0-0 5-3		0-3 K			0-0 1-3			0-0 4-3	4	0	0	1	0	1	0									
Paul Molitor, R OBP: 0.326, SLG: 0.344 (1, 8)	0-0 4-3			0-0 F9		0-3 K		3-H 0-0 1-3		4	0	0	0	0	1	0									
Cecil Cooper, L OBP: 0.352, SLG: 0.469 (1, 3)	4-0 BB			0-0 4-3		0-0 3-1				2	0	0	0	1	0	0									
Ben Oglivie, L OBP: 0.317, SLG: 0.372 (1, 10)	0-0 F9			0-0 6-3		0-0 G3				3	0	0	0	0	0	1									
Gorman Thomas, R OBP: 0.344, SLG: 0.508 (1, 9)		0-3 K			0-0 5-3			0-0 F7		3	0	0	0	0	1	0									
Ted Simmons, S OBP: 0.288, SLG: 0.391 (1, 2)		0-0 F7		0-0 F8		0-0 4-3				3	0	0	0	0	0	0									
Roy Howell, L OBP: 0.325, SLG: 0.426 (1, 5)		0-3 K			0-0 3-1			0-0 4-3		3	0	0	0	0	1	0									
Robin Yount, R OBP: 0.307, SLG: 0.415 (1, 6)			0-3 K			0-3 K			0-0 4-3 2B	3	1	1	0	0	2	0									
Jim Gantner, L OBP: 0.332, SLG: 0.335 (1, 4)			0-0 F8			0-0 F7			0-0 4-3	3	0	0	0	0	0	1									
Inning Stats	R: 0 E: 0 K: 0 S: 3	H: 0 LOB: 1 BB: 1 P: 7	R: 0 E: 0 K: 2 S: 7	H: 0 LOB: 0 BB: 0 P: 7	R: 0 E: 0 K: 0 S: 3	H: 0 LOB: 0 BB: 0 P: 3	R: 0 E: 0 K: 1 S: 5	H: 0 LOB: 0 BB: 0 P: 5	R: 0 E: 0 K: 1 S: 5	H: 0 LOB: 0 BB: 0 P: 5	R: 0 E: 0 K: 0 S: 3	H: 0 LOB: 0 BB: 0 P: 3	R: 0 E: 0 K: 0 S: 3	H: 0 LOB: 0 BB: 0 P: 3	R: 1 E: 0 K: 0 S: 4	H: 1 LOB: 0 BB: 0 P: 4	1B: 0 2B: 1 3B: 0 HR: 0	SF: 0 SAC: 0 DP: 0 HBP: 0	WP: 0 PB: 0 SB: 0 CS: 0	PA: 29					
PITCHER	IP	WLS	BF	H	R	ER	SO	BB	IBB	HBP	BLK	WP	HR	S	P	ERA	WHIP								
Dennis Lamp, R ERA: 1.93 (1, 1)	9.0	W	29	1	1	1	6	1	0	0	0	0	0	40	44	1.00	0.222								

Chicago White Sox @ Milwaukee Brewers
Milwaukee County Stadium, Milwaukee, WI

Tue Aug 25 1981, 8:05 PM EDT
Att: 16,331 - Unknown - 69 F

AB 28
R 1
H 1
RBI 1
BB 1
SO 6
LOB 2



Batter	1	2	3	4	5	6	7	8	9	AB	R	H	RBI	BB	SO	LOB	TOP					
Mickey Rivers, L OBP: 0.301, SLG: 0.331 (1, 8)	4-3		1B			F8			SH3	5	1	3	0	0	0	1						
Bump Willis, S OBP: 0.301, SLG: 0.311 (1, 4)	5-3		3B			F7			SH3	3	0	1	1	1	0	0						
Al Oliver, L OBP: 0.360, SLG: 0.442 (1, 10)	1B		5-3			L6			F7	4	0	0	0	1	0	2						
Buddy Bell, R OBP: 0.380, SLG: 0.492 (1, 5)	1B					SH2-3			F9	3	1	2	0	2	0	0						
Bill Stein, R OBP: 0.412, SLG: 0.500 Pat Putnam, L OBP: 0.313, SLG: 0.410 (1, 3) (7, 3)	F8					SH2-3			P6	3	0	0	0	0	2	4						
Jim Sundberg, R OBP: 0.369, SLG: 0.372 (1, 2)									P6	3	2	1	0	1	0	0						
Leon Roberts, R OBP: 0.371, SLG: 0.490 (1, 9)	5-3					HR			6-3	4	1	2	4	0	0	0						
Bill Sample, R OBP: 0.329, SLG: 0.401 (1, 7)	F3					F9			FC6-4	3	0	0	0	1	0	1						
Mario Mendoza, R OBP: 0.273, SLG: 0.288 (1, 6)						F7			FC6-4	4	0	1	0	0	0	2						
Inning Stats	R: 0 E: 0 K: 0 S: 4	H: 1 LOB: 2 BB: 1 P: 8	R: 0 E: 0 K: 0 S: 3	H: 0 LOB: 0 BB: 0 P: 3	R: 1 E: 0 K: 0 S: 4	H: 2 LOB: 0 BB: 0 P: 4	R: 2 E: 0 K: 0 S: 5	H: 2 LOB: 1 BB: 1 P: 9	R: 0 E: 0 K: 1 S: 6	H: 1 LOB: 2 BB: 1 P: 10	R: 2 E: 0 K: 0 S: 6	H: 3 LOB: 1 BB: 0 P: 6	R: 0 E: 0 K: 1 S: 5	H: 0 LOB: 0 BB: 0 P: 5	R: 0 E: 0 K: 0 S: 3	H: 0 LOB: 1 BB: 1 P: 7	R: 0 E: 0 K: 0 S: 4	H: 1 LOB: 2 BB: 1 P: 8	1B: 7 2B: 1 3B: 1 HR: 1	SF: 0 SAC: 3 DP: 0 HBP: 0	WP: 0 PB: 0 SB: 0 CS: 0	PA: 41
PITCHER	IP	WLS	BF	H	R	ER	SO	BB	IBB	HBP	BLK	WP	HR	S	P	ERA	WHIP					
Mike Caldwell, L ERA: 3.43 (1, 1)	5.1	L	27	9	5	5	1	2	1	0	0	0	1	26	38	8.44	2.062					
Jerry Augustine, L ERA: 3.63 (6, 1)	3.2		14	1	0	0	1	1	1	0	0	0	0	14	22	0.00	0.545					

Texas Rangers @ Milwaukee Brewers
Milwaukee County Stadium, Milwaukee, WI
Thu Aug 27 1981, 8:05 PM EDT
Alt: 8,908 - Unknown - 67 F

AB 33
R 5
H 10
RBI 5
BB 5
SO 2
LOB 13



Batter	1	2	3	4	5	6	7	8	9	AB	R	H	RBI	BB	SO	LOB	BOTTOM					
Thad Bosley, L OBP: 0.273, SLG: 0.244 (1, 9)	4-3		1B			F5			F7	4	0	1	0	0	0	1						
Paul Molitor, R OBP: 0.324, SLG: 0.336 (1, 10)	L9		2B			K			4-3	3	0	0	0	1	1	0						
Cecil Cooper, L OBP: 0.351, SLG: 0.470 (1, 3)	F7		2B			F8			F8	4	0	1	0	0	0	0						
Ben Oglivie, L OBP: 0.320, SLG: 0.370 (1, 7)			1B			K			4-3	2	1	0	0	2	1	0						
Gorman Thomas, R OBP: 0.343, SLG: 0.504 (1, 8)			SH			K			L7	4	0	1	0	0	2	3						
Ted Simmons, S OBP: 0.285, SLG: 0.387 (1, 2)	SH		F5			F7			F8	3	0	0	0	0	0	3						
Roy Howell, L OBP: 0.320, SLG: 0.419 (1, 5)	SH5-4					F7			F3	3	0	0	0	0	0	0						
Robin Yount, R OBP: 0.304, SLG: 0.410 (1, 6)	K					F7			F7	3	0	0	0	0	1	2						
Jim Gantner, L OBP: 0.332, SLG: 0.339 (1, 4)	K					6-3			2B	3	0	1	0	0	1	2						
Inning Stats	R: 0 E: 0 K: 0 S: 3	H: 0 LOB: 0 BB: 0 P: 3	R: 1 E: 1 K: 2 S: 9	H: 1 LOB: 2 BB: 1 P: 13	R: 0 E: 0 K: 1 S: 6	H: 2 LOB: 3 BB: 2 P: 14	R: 0 E: 0 K: 0 S: 3	H: 0 LOB: 0 BB: 0 P: 3	R: 0 E: 0 K: 1 S: 5	H: 0 LOB: 0 BB: 0 P: 5	R: 0 E: 0 K: 2 S: 7	H: 0 LOB: 0 BB: 0 P: 7	R: 0 E: 0 K: 0 S: 4	H: 1 LOB: 1 BB: 0 P: 4	R: 0 E: 0 K: 0 S: 3	H: 0 LOB: 0 BB: 0 P: 3	R: 0 E: 0 K: 0 S: 3	H: 0 LOB: 0 BB: 0 P: 3	1B: 2 2B: 2 3B: 0 HR: 0	SF: 0 SAC: 2 DP: 0 HBP: 0	WP: 0 PB: 0 SB: 0 CS: 0	PA: 34
PITCHER	IP	WLS	BF	H	R	ER	SO	BB	IBB	HBP	BLK	WP	HR	S	P	ERA	WHIP					
Danny Darwin, R ERA: 3.58 (1, 1)	9.0	W	34	4	1	1	6	2	1	0	0	0	0	43	55	1.00	0.667					

Texas Rangers @ Milwaukee Brewers
Milwaukee County Stadium, Milwaukee, WI
Thu Aug 27 1981, 8:05 PM EDT
Alt: 8,908 - Unknown - 67 F

AB 29
R 1
H 4
RBI 0
BB 3
SO 6
LOB 11



Batter	1	2	3	4	5	6	7	8	9	AB	R	H	RBI	BB	SO	LOB	TOP					
Mickey Rivers, L OBP: 0.302, SLG: 0.330	(1, 8) X F7		(1, 8) X F7			(1, 8) X 2B SF8 1B		(1, 8) X 4-0 WP 1B BB	(1, 8) X 0-3 K	4	2	1	0	1	1	3						
Bump Wills, S OBP: 0.297, SLG: 0.307	(1, 4) X 4-3			(1, 4) X 3-1		(1, 4) X P6		(1, 4) X F5		4	0	0	0	0	0	2						
Al Oliver, L OBP: 0.362, SLG: 0.446	(1, 10) X 1-3			(1, 10) X 3-1		(1, 10) X 1-3 2B		(1, 10) X 2-H 1B		4	0	2	1	0	0	0						
Buddy Bell, R OBP: 0.375, SLG: 0.486	(1, 5) X	(1, 5) X 6-3		(1, 5) X 6-3		(1, 5) X SF8		(1, 5) X 0-3 K		3	0	0	1	0	1	1						
Pat Putnam, L OBP: 0.307, SLG: 0.402	(1, 3) X 4-3			(1, 3) X 4-3		(1, 3) X F8		(1, 3) X G3		4	0	0	0	0	0	2						
Jim Sundberg, R OBP: 0.375, SLG: 0.376	(1, 2) X F9				(1, 2) X 4-0 2B BB		(1, 2) X FC5-4 1B		(1, 2) X 1B	3	1	2	0	1	0	0						
Leon Roberts, R OBP: 0.363, SLG: 0.478	(1, 9) X		(1, 9) X 5-3		(1, 9) X K		(1, 9) X L5		(1, 9) X F8	4	0	0	0	0	1	3						
Bill Sample, R OBP: 0.340, SLG: 0.418	(1, 7) X		(1, 7) X 1B		(1, 7) X 1-H 2B		(1, 7) X FC5-4 S		(1, 7) X 1-2 1B	4	0	3	1	0	0	1						
Mario Mendoza, R OBP: 0.272, SLG: 0.286	(1, 6) X F9				(1, 6) X F7		(1, 6) X 4-3		(1, 6) X F8	1	0	0	0	0	0	1						
Johanny Grubb, L OBP: 0.333, SLG: 0.352	(5, PH)									1	0	0	0	0	0	1						
Mark Wagner, R OBP: 0.412, SLG: 0.433	(5, 6)									0	0	0	0	0	0	0						
Tom Poquette, L OBP: 0.125, SLG: 0.125	(7, PH)									1	0	0	0	0	0	1						
Bill Stein, R OBP: 0.407, SLG: 0.494	(7, 6)									1	0	0	0	0	0	2						
Inning Stats	R: 0 E: 0 K: 0 S: 3	H: 0 LOB: 0 BB: 0 P: 3	R: 0 E: 0 K: 0 S: 3	H: 0 LOB: 0 BB: 0 P: 3	R: 0 E: 0 K: 0 S: 4	H: 1 LOB: 1 BB: 0 P: 4	R: 0 E: 0 K: 0 S: 3	H: 0 LOB: 0 BB: 0 P: 3	R: 1 E: 0 K: 1 S: 6	H: 1 LOB: 1 BB: 1 P: 10	R: 1 E: 0 K: 0 S: 5	H: 2 LOB: 1 BB: 0 P: 5	R: 0 E: 0 K: 0 S: 4	H: 1 LOB: 1 BB: 0 P: 4	R: 1 E: 0 K: 1 S: 6	H: 1 LOB: 1 BB: 1 P: 10	R: 0 E: 0 K: 1 S: 7	H: 2 LOB: 2 BB: 0 P: 7	1B: 6 2B: 2 3B: 0 HR: 0	SF: 1 SAC: 0 DP: 0 HBP: 0	WP: 1 PB: 0 SB: 1 CS: 0	PA: 37
PITCHER	IP WLS BF H R ER SO BB IBB HBP BLK WP HR S P ERA WHIP																					
Moose Haas, R ERA: 4.24	(1, 1)	6.1 W 25 5 2 2 1 1 0 0 0 0 0 0 26 30 2.84 0.947																				
Reggie Cleveland, R ERA: 3.99	(7, 1)	1.0 5 1 1 1 1 0 1 0 0 0 0 1 0 4 8 9.00 2.000																				
Rollie Fingers, R ERA: 1.2	(8, 1)	1.2 S 7 2 0 0 2 0 0 0 0 0 0 0 0 11 11 0.00 1.200																				

Texas Rangers @ Milwaukee Brewers
Milwaukee County Stadium, Milwaukee, WI
Fri Aug 28, 1981, 8:05 PM EDT
Att: 17,072 - Unknown - 70 F

AB 34
R 3
H 8
RBI 3
BB 2
SO 3
LOB 17





Batter	1	2	3	4	5	6	7	8	9	AB	R	H	RBI	BB	SO	LOB	BOTTOM				
Charlie Moore, R OBP: 0.357, SLG: 0.378	(1, 2) X 1B		(1, 2) X FC6-4		(1, 2) X 1-2 BB		(1, 2) X F8		(1, 2) X F8	4	1	1	0	1	0	2					
Paul Molitor, R OBP: 0.322, SLG: 0.333	(1, 8) X 1-2 HR 1B		(1, 8) X F8		(1, 8) X 5-3		(1, 8) X F8			4	1	1	0	0	0	2					
Cecil Cooper, L OBP: 0.353, SLG: 0.481	(1, 3) X 1-H 2-H HR		(1, 3) X PB PB 1B		(1, 3) X F7		(1, 3) X 1-3			4	1	2	3	0	0	0					
Gorman Thomas, R OBP: 0.338, SLG: 0.496	(1, 9) X K		(1, 9) X K		(1, 9) X E4		(1, 9) X F5			4	0	0	0	0	2	1					
Ben Oglivie, L OBP: 0.319, SLG: 0.368	(1, 7) X 2B 1B		(1, 7) X K PB		(1, 7) X F9		(1, 7) X P6			4	1	1	0	0	1	2					
Mark Brouhard, R OBP: 0.325, SLG: 0.388	(1, 10) X 1-3 1B 2B		(1, 10) X K		(1, 10) X F8		(1, 10) X F7			4	1	1	0	0	1	3					
Don Money, R OBP: 0.290, SLG: 0.299	(1, 5) X K		(1, 5) X BB BB		(1, 5) X 6-3		(1, 5) X K			3	0	0	0	1	2	2					
Robin Yount, R OBP: 0.307, SLG: 0.409	(1, 6) X 2-H 3-H 1B		(1, 6) X L7		(1, 6) X F8		(1, 6) X BB			3	1	1	2	1	0	1					
Ed Romero, R OBP: 0.220, SLG: 0.259	(1, 4) X FC6-4		(1, 4) X P4		(1, 4) X K					3	0	1	1	0	1	1					
Jim Gantner, L OBP: 0.331, SLG: 0.337	(9, 4)									1	0	0	0	0	0	1					
Inning Stats	R: 6 E: 0 K: 2 S: 14	H: 7 LOB: 1 BB: 0 P: 14	R: 0 E: 0 K: 3 S: 11	H: 1 LOB: 2 BB: 0 P: 11	R: 0 E: 0 K: 0 S: 3	H: 0 LOB: 2 BB: 2 P: 11	R: 0 E: 1 K: 0 S: 4	H: 0 LOB: 1 BB: 0 P: 4	R: 0 E: 0 K: 1 S: 5	H: 0 LOB: 0 BB: 0 P: 5	R: 0 E: 0 K: 0 S: 3	H: 0 LOB: 0 BB: 0 P: 3	R: 0 E: 0 K: 0 S: 3	H: 0 LOB: 0 BB: 0 P: 3	R: 0 E: 0 K: 1 S: 5	H: 0 LOB: 1 BB: 1 P: 9	1B: 6 2B: 1 3B: 0 HR: 1	SF: 0 SAC: 0 DP: 0 HBP: 0	WP: 0 PB: 2 SB: 1 CS: 0	PA: 37	
PITCHER	IP WLS BF H R ER SO BB IBB HBP BLK WP HR S P ERA WHIP																				
Rick Honeycutt, L ERA: 3.12	(1, 1)	0.1 L 27 3 1 1 5 2 0 0 0 0 0 0 35 43 1.35 0.750																			
Charlie Hough, R ERA: 4.06	(1, 1)	6.2 27 3 1 1 5 2 0 0 0 0 0 0 35 43 1.35 0.750																			
Jim Kern, R ERA: 2.3	(8, 1)	1.0 4 0 0 0 1 1 0 0 0 0 0 0 5 9 0.00 1.000																			

Texas Rangers @ Milwaukee Brewers
Milwaukee County Stadium, Milwaukee, WI
Fri Aug 28, 1981, 8:05 PM EDT
Att: 17,072 - Unknown - 70 F

AB 34
R 6
H 8
RBI 6
BB 3
SO 7
LOB 15



Batter	1	2	3	4	5	6	7	8	9	AB	R	H	RBI	BB	SO	LOB	TOP					
Mickey Rivers, L OBP: 0.304, SLG: 0.332 (1, 8)	4-3		E1 WP 6-3 1B	1B 1B		2B 2B	F9			4	3	1	0	1	0	3	<p>Texas Rangers @ Milwaukee Brewers Milwaukee County Stadium, Milwaukee, WI</p> <p>Sat Aug 29 1981, 4:33 AM EDT Att: 15,536 - Unknown - 73 F</p> <p>livebaseballscorecards.com</p> <p>AB 37 R 8 H 12 RBI 7 BB 5 SO 1 LOB 21</p> 					
Bump Willis, S OBP: 0.296, SLG: 0.308 (1, 4)	6-3		6-3	K		G3 2H 2B		G3		5	0	1	1	0	1	5						
Al Oliver, L OBP: 0.366, SLG: 0.447 (1, 10)			1B 2-3 3H BB	1B 1-3 2H 3H		G3 2-3		G3		4	1	2	2	1	0	1						
Buddy Bell, R OBP: 0.375, SLG: 0.484 (1, 5)	F9					F9		F8		5	0	2	3	0	0	2						
Jim Sundberg, R OBP: 0.372, SLG: 0.372 (1, 2)		6-3	P4	P4				E9 1B 1B	5-3	5	1	1	0	0	0	3						
Leon Roberts, R OBP: 0.358, SLG: 0.469 (1, 9)		L5-4 1B	P6			F8		5-3	P4	5	0	1	0	0	0	3						
Bill Sample, R OBP: 0.348, SLG: 0.417 (1, 7)				1B 1B BB		L9-3 BB		P8	P4	3	1	1	0	2	0	1						
Bill Stein, R OBP: 0.411, SLG: 0.488 (1, 3)						L9-3				3	1	1	0	1	0	3						
Pat Putnam, L OBP: 0.307, SLG: 0.402 (9, 3)	L5-4			SH1-3 1B		L9-3				0	0	0	0	0	0	0						
Mario Mendoza, R OBP: 0.278, SLG: 0.293 (1, 6)				6-3 WP 1B		SH1-3		F9		3	1	2	1	0	0	0						
Inning Stats	R: 0 E: 0 K: 0 S: 4	H: 1 LOB: 1 BB: 0 P: 4	R: 0 E: 0 K: 0 S: 4	H: 2 LOB: 1 BB: 0 P: 4	R: 2 E: 1 K: 0 S: 6	H: 2 LOB: 2 BB: 1 P: 10	R: 4 E: 0 K: 1 S: 8	H: 3 LOB: 1 BB: 2 P: 16	R: 0 E: 0 K: 0 S: 2	H: 0 LOB: 0 BB: 1 P: 6	R: 1 E: 0 K: 0 S: 5	H: 2 LOB: 1 BB: 0 P: 5	R: 1 E: 1 K: 0 S: 5	H: 2 LOB: 2 BB: 1 P: 9	R: 0 E: 0 K: 0 S: 3	H: 0 LOB: 0 BB: 0 P: 3	R: 0 E: 0 K: 0 S: 3	H: 0 LOB: 0 BB: 0 P: 3	1B: 10 2B: 4 3B: 0 HR: 0	SF: 0 SAC: 1 DP: 2 HBP: 0	WP: 1 PB: 0 SB: 0 CS: 0	PA: 43
PITCHER	IP WLS BF H R ER SO BB IBB HBP BLK WP HR S P ERA WHIP																					
Randy Lerch, L ERA: 4.8 (1, 1)	3.0 L 17 6 4 3 0 2 2 0 0 0 0 1 0 15 23 9.00 2.667																					
Reggie Cleveland, R ERA: 4.18 (4, 1)	2.0 9 2 2 2 1 1 1 0 0 0 0 0 0 9 17 9.00 1.500																					
Jerry Augustine, L ERA: 5.83 (6, 1)	2.0 11 4 2 2 0 0 0 1 0 0 0 0 0 10 14 9.00 2.000																					
Jim Slaton, R ERA: 3.77 (8, 1)	2.0 6 0 0 0 0 0 0 0 0 0 0 0 0 6 6 0.00 0.000																					

Batter	1	2	3	4	5	6	7	8	9	AB	R	H	RBI	BB	SO	LOB	BOTTOM					
Charlie Moore, R OBP: 0.359, SLG: 0.375 (1, 2)	5-3									1	0	0	0	1	0	0	<p>Texas Rangers @ Milwaukee Brewers Milwaukee County Stadium, Milwaukee, WI</p> <p>Sat Aug 29 1981, 4:33 AM EDT Att: 15,536 - Unknown - 73 F</p> <p>livebaseballscorecards.com</p> <p>AB 37 R 5 H 11 RBI 4 BB 7 SO 2 LOB 27</p> 					
Jim Gantner, L OBP: 0.331, SLG: 0.337 (5, 4)				BB	1B 1-3					3	0	1	0	0	0	1						
Paul Molitor, R OBP: 0.338, SLG: 0.350 (1, 10)			5-3		L6-4 1-2 1B					5	1	4	0	0	0	1						
Cecil Cooper, L OBP: 0.354, SLG: 0.483 (1, 3)	G4-6-3 1B				1-3					5	2	2	1	0	0	5						
Gorman Thomas, R OBP: 0.339, SLG: 0.490 (1, 8)		5-3		BB BB 1B	1-3					3	1	0	0	2	0	3						
Ben Oglivie, L OBP: 0.320, SLG: 0.370 (1, 7)		K2-3		FC6-4 BB	L6-4 2-3					4	1	1	1	1	2	1						
Mark Brouhard, R OBP: 0.328, SLG: 0.389 (1, 9)				FC6-4 1B	F2					5	0	2	0	0	0	4						
Don Money, R OBP: 0.299, SLG: 0.299 (1, 5)				FC6-4 1B	FC6-4 BB					3	0	1	1	2	0	2						
Robin Yount, R OBP: 0.302, SLG: 0.402 (1, 6)					FC6-4					4	0	0	1	0	0	4						
Roy Howell, L OBP: 0.318, SLG: 0.417 (9, PH)			4-3		FC6-4					1	0	0	0	0	0	2						
Ed Romero, R OBP: 0.217, SLG: 0.256 (1, 4)					1-2 2-3 3H					1	0	0	0	0	0	0						
Ted Simmons, S OBP: 0.286, SLG: 0.384 (5, 2)		5-3			F7					2	0	0	0	1	0	4						
Inning Stats	R: 0 E: 0 K: 0 S: 3	H: 1 LOB: 0 BB: 0 P: 3	R: 0 E: 0 K: 1 S: 6	H: 1 LOB: 1 BB: 0 P: 6	R: 0 E: 0 K: 0 S: 3	H: 0 LOB: 1 BB: 1 P: 7	R: 2 E: 0 K: 0 S: 4	H: 1 LOB: 2 BB: 3 P: 16	R: 0 E: 0 K: 0 S: 4	H: 2 LOB: 1 BB: 0 P: 4	R: 0 E: 0 K: 0 S: 5	H: 2 LOB: 2 BB: 0 P: 5	R: 3 E: 1 K: 0 S: 7	H: 3 LOB: 1 BB: 0 P: 7	R: 0 E: 0 K: 0 S: 4	H: 1 LOB: 2 BB: 1 P: 8	R: 0 E: 0 K: 1 S: 5	H: 0 LOB: 2 BB: 2 P: 13	1B: 9 2B: 3 3B: 0 HR: 0	SF: 0 SAC: 0 DP: 2 HBP: 0	WP: 0 PB: 0 SB: 0 CS: 0	PA: 44
PITCHER	IP WLS BF H R ER SO BB IBB HBP BLK WP HR S P ERA WHIP																					
Jon Matlack, L ERA: 4.0 (1, 1)	5.0 W 22 6 3 2 0 4 0 0 0 0 0 0 0 15 19 6.75 2.625																					
Steve Comer, R ERA: 3.12 (6, 1)	2.2 16 6 3 2 0 1 0 0 0 0 0 0 0 15 19 6.75 2.625																					
John Henry Johnson, L ERA: 2.65 (8, 1)	1.0 5 0 0 0 0 1 2 0 0 0 0 0 0 5 13 0.00 2.000																					
Jim Kern, R ERA: 2.25 (9, 1)	0.1 S 1 0 0 0 0 0 0 0 0 0 0 0 0 1 1 0.00 0.000																					

Batter	1	2	3	4	5	6	7	8	9	AB	R	H	RBI	BB	SO	LOB	TOP			
Mickey Rivers, L (1, 8) OBP: 0.306, SLG: 0.336										3	1	1	0	1	0	0	Texas Rangers @ Milwaukee Brewers Milwaukee County Stadium, Milwaukee, WI Sun Aug 30 1981, 4:33 AM EDT Att: 14,722 - Unknown			
Bump Wills, S (1, 4) OBP: 0.292, SLG: 0.304										4	0	0	0	0	1	2				
Al Oliver, L (1, 10) OBP: 0.364, SLG: 0.444										4	1	1	1	0	0	1				
Buddy Bell, R (1, 5) OBP: 0.380, SLG: 0.492										4	0	3	0	0	0	0				
Pat Putnam, L (1, 3) OBP: 0.302, SLG: 0.394										4	0	0	0	0	2	4				
Jim Sundberg, R (1, 2) OBP: 0.374, SLG: 0.372										3	0	1	0	1	0	3				
Bill Sample, R (1, 7) OBP: 0.339, SLG: 0.405										4	0	0	0	0	1	4				
Leon Roberts, R (1, 9) OBP: 0.356, SLG: 0.464										4	0	1	0	0	1	4				
Mario Mendoza, R (1, 6) OBP: 0.275, SLG: 0.289										2	0	0	0	0	0	1				
Johnny Grubb, L (7, PH) OBP: 0.332, SLG: 0.350										1	0	0	0	0	0	0				
Mark Wagner, R (7, 6) OBP: 0.412, SLG: 0.433										0	0	0	0	0	0	0				
Inning Stats	R: 2 E: 1 K: 0 S: 6	H: 3 LOB: 1 BB: 0 P: 6	R: 0 E: 0 K: 0 S: 3	H: 1 LOB: 0 BB: 0 P: 3	R: 0 E: 0 K: 1 S: 5	H: 0 LOB: 0 BB: 0 P: 5	R: 0 E: 1 K: 2 S: 9	H: 1 LOB: 2 BB: 0 P: 9	R: 0 E: 0 K: 0 S: 2	H: 0 LOB: 0 BB: 1 P: 6	R: 0 E: 0 K: 1 S: 6	H: 1 LOB: 0 BB: 0 P: 6	R: 0 E: 0 K: 0 S: 3	H: 0 LOB: 0 BB: 0 P: 3	R: 0 E: 0 K: 1 S: 6	H: 1 LOB: 2 BB: 1 P: 10	1B: 5 2B: 2 3B: 0 HR: 0	SF: 0 SAC: 0 DP: 2 HBP: 0	WP: 0 PB: 1 SB: 2 CS: 3	PA: 35
PITCHER	IP WLS BF H R ER SO BB IBB HBP BLK WP HR S P ERA WHIP																			
Pete Vuckovich, R (1, 1) ERA: 3.55	8.1 W 33 7 2 1 5 2 0 0 0 0 0 0 0 0 1.08 1.080																			
Rollie Fingers, R (9, 1) ERA: 1.19	0.2 S 2 0 0 0 0 0 0 0 0 0 0 0 0 2 0.00 0.000																			

AB 33
R 2
H 7
RBI 1
BB 2
SO 5
LOB 19



Batter	1	2	3	4	5	6	7	8	9	AB	R	H	RBI	BB	SO	LOB	BOTTOM	
Jim Gantner, L (1, 4) OBP: 0.336, SLG: 0.343										5	1	3	0	0	0	2	Texas Rangers @ Milwaukee Brewers Milwaukee County Stadium, Milwaukee, WI Sun Aug 30 1981, 4:33 AM EDT Att: 14,722 - Unknown	
Paul Molitor, R (1, 8) OBP: 0.346, SLG: 0.359										5	1	3	0	0	0	3		
Cecil Cooper, L (1, 3) OBP: 0.354, SLG: 0.485										5	0	2	1	0	0	2		
Ben Oglivie, L (1, 7) OBP: 0.324, SLG: 0.369										3	1	1	0	2	0	2		
Gorman Thomas, R (1, 9) OBP: 0.340, SLG: 0.486										4	1	1	1	1	3	4		
Ted Simmons, S (1, 10) OBP: 0.284, SLG: 0.384										5	1	1	1	0	0	6		
Roy Howell, L (1, 5) OBP: 0.323, SLG: 0.414										1	0	0	0	2	0	0		
Don Money, R (7, 5) OBP: 0.304, SLG: 0.299										0	0	0	0	1	0	0		
Robin Yount, R (1, 6) OBP: 0.301, SLG: 0.400										4	0	1	2	0	1	4		
Ned Yost, R (1, 2) OBP: 0.318, SLG: 0.700										4	1	1	1	0	0	3		
Inning Stats	R: 0 E: 0 K: 0 S: 4	H: 1 LOB: 1 BB: 0 P: 4	R: 0 E: 0 K: 1 S: 5	H: 0 LOB: 0 BB: 0 P: 5	R: 1 E: 0 K: 1 S: 6	H: 2 LOB: 0 BB: 0 P: 6	R: 3 E: 0 K: 0 S: 6	H: 3 LOB: 2 BB: 2 P: 14	R: 1 E: 0 K: 1 S: 8	H: 3 LOB: 3 BB: 1 P: 12	R: 0 E: 0 K: 0 S: 4	H: 1 LOB: 2 BB: 1 P: 8	R: 0 E: 0 K: 1 S: 6	H: 1 LOB: 1 BB: 0 P: 6	1B: 10 2B: 2 3B: 0 HR: 1	SF: 0 SAC: 0 DP: 1 HBP: 0	WP: 0 PB: 0 SB: 0 CS: 0	PA: 42
PITCHER	IP WLS BF H R ER SO BB IBB HBP BLK WP HR S P ERA WHIP																	
Doc Medich, R (1, 1) ERA: 3.18	3.1 L 17 6 4 4 2 1 1 0 0 0 0 0 0 10.80 2.100																	
Dave Schmidt, R (4, 1) ERA: 2.77	4.2 25 7 2 2 2 1 3 0 0 0 0 0 25 3.86 1.714																	

AB 36
R 6
H 13
RBI 6
BB 6
SO 4
LOB 26



Batter	1	2	3	4	5	6	7	8	9	AB	R	H	RBI	BB	SO	LOB	TOP										
Jim Gantner, L (1, 4) OBP: 0.335, SLG: 0.341	0-0 4-3		0-0 F7			0-0 F8		0-0 1B 1B		4	1	1	0	0	0	0											
Paul Molitor, R (1, 8) OBP: 0.344, SLG: 0.363	0-0 2B 2B		0-0 F9			0-3 K		0-3 K		4	1	1	0	0	2	1											
Cecil Cooper, L (1, 3) OBP: 0.356, SLG: 0.488	0-0 2H HR 2B		0-0 3-1			0-0 6-3		0-0 2H 1B		4	1	2	2	0	0	0											
Ben Oglivie, L (1, 7) OBP: 0.326, SLG: 0.381	0-0 2H HR			0-0 4-3				0-0 L4-3 1B		4	1	2	2	0	0	1											
Gorman Thomas, R (1, 9) OBP: 0.339, SLG: 0.482	0-0 F7			0-3 K				0-0 L4-3 1B		4	1	1	0	0	1	1											
Ted Simmons, S (1, 10) OBP: 0.294, SLG: 0.390	0-0 3-1			0-0 6-3				0-0 3B		4	0	1	0	0	0	1											
Roy Howell, L (1, 5) OBP: 0.324, SLG: 0.410		0-0 F9			0-3 K			0-0 SF7		2	0	0	0	1	1	0											
Don Money, R (7, 5) OBP: 0.302, SLG: 0.299								0-0 1H SF7		0	0	0	1	0	0	0											
Robin Yount, R (1, 6) OBP: 0.297, SLG: 0.394		0-0 F8			0-3 K			0-0 F7		4	0	0	0	0	1	2											
Ned Yost, R (1, 2) OBP: 0.280, SLG: 0.609		0-3 K			0-0 F3			0-3 K		3	0	0	0	0	2	0											
Inning Stats	R: 3 E: 0 K: 0 S: 6	H: 3 LOB: 0 BB: 0 P: 6	R: 0 E: 0 K: 1 S: 5	H: 0 LOB: 0 BB: 0 P: 5	R: 0 E: 0 K: 1 S: 3	H: 0 LOB: 0 BB: 0 P: 3	R: 0 E: 0 K: 1 S: 5	H: 0 LOB: 0 BB: 0 P: 5	R: 0 E: 0 K: 1 S: 7	H: 0 LOB: 0 BB: 0 P: 7	R: 0 E: 0 K: 1 S: 4	H: 2 LOB: 2 BB: 1 P: 8	R: 1 E: 0 K: 2 S: 9	H: 2 LOB: 1 BB: 0 P: 9	R: 1 E: 1 K: 0 S: 4	H: 1 LOB: 0 BB: 0 P: 4	1B: 4 2B: 3 3B: 1 HR: 1	SF: 1 SAC: 0 DP: 1 HBP: 0	WP: 0 PB: 0 CS: 1	PA: 35							
PITCHER	IP	WLS	BF	H	R	ER	SO	BB	IBB	HBP	BLK	WP	HR	S	P	ERA	WHIP										
Dennis Leonard, R (1, 1) ERA: 3.73	8.0	L	31	7	4	4	7	1	0	0	0	0	1	44	48	4.50	1.000										
Rene Martin, R (9, 1) ERA: 2.83	1.0		4	1	1	0	0	0	0	0	0	0	0	4	4	0.00	1.000										

Milwaukee Brewers @ Kansas City Royals
 Royals Stadium, Kansas City, MO
 Mon Aug 31 1981, 8:05 PM EDT
 Att: 27,974 - Unknown - 82 F

AB 33
 R 5
 H 8
 RBI 5
 BB 1
 SO 7
 LOB 6



Batter	1	2	3	4	5	6	7	8	9	AB	R	H	RBI	BB	SO	LOB	BOTTOM										
Willie Wilson, S (1, 7) OBP: 0.311, SLG: 0.337	0-0 BB 1B		0-0 FC6-4 1B			0-0 F9		0-0 6-3		5	0	3	0	0	0	0											
Frank White, R (1, 4) OBP: 0.310, SLG: 0.407	0-0 F7		0-0 FC6-4 1-2			0-0 HR		0-0 2B 1B		5	1	2	1	0	0	3											
George Brett, L (1, 5) OBP: 0.341, SLG: 0.429	0-0 F7		0-0 F8			0-0 G3		0-0 1-3 2B		4	0	1	0	0	0	2											
Amos Otis, R (1, 8) OBP: 0.307, SLG: 0.431	4-0 FC5-4 1-2 BB		0-0 F8			0-0 F9		0-3 K		3	0	0	0	1	1	3											
Hal McRae, R (1, 10) OBP: 0.311, SLG: 0.380	0-0 FC5-4 1-2			0-0 F7				0-0 WP 1B		4	0	1	0	0	0	2											
Willie Aikens, L (1, 3) OBP: 0.384, SLG: 0.468		4-0 F8 1B BB		4-0 2B BB		0-0 F7		0-0 4-3		2	0	0	0	2	0	1											
John Wathan, R (1, 2) OBP: 0.306, SLG: 0.326		0-0 G6-4-3 1-2 1B		0-0 2B		0-0 F4		0-0 1-4-3		4	0	2	0	0	0	1											
Darryl Motley, R (1, 9) OBP: 0.224, SLG: 0.274		0-0 F8 2-3		0-0 5-3		0-0 6-3		0-0 4-3		4	0	0	0	0	0	5											
U L Washington, S (1, 6) OBP: 0.314, SLG: 0.285		0-0 G6-4-3 1-2		0-0 6-3				0-0 4-3		4	0	0	0	0	0	4											
Inning Stats	R: 0 E: 0 K: 0 S: 4	H: 1 LOB: 2 BB: 1 P: 8	R: 0 E: 0 K: 0 S: 3	H: 1 LOB: 1 BB: 1 P: 7	R: 0 E: 0 K: 0 S: 4	H: 1 LOB: 2 BB: 1 P: 8	R: 1 E: 0 K: 0 S: 4	H: 1 LOB: 0 BB: 0 P: 4	R: 0 E: 0 K: 1 S: 7	H: 1 LOB: 2 BB: 0 P: 7	R: 0 E: 0 K: 0 S: 3	H: 0 LOB: 0 BB: 0 P: 3	R: 0 E: 0 K: 0 S: 4	H: 1 LOB: 1 BB: 0 P: 4	R: 0 E: 0 K: 0 S: 4	H: 1 LOB: 0 BB: 0 P: 4	1B: 6 2B: 2 3B: 0 HR: 1	SF: 0 SAC: 0 DP: 1 HBP: 0	WP: 1 PB: 0 CS: 0	PA: 38							
PITCHER	IP	WLS	BF	H	R	ER	SO	BB	IBB	HBP	BLK	WP	HR	S	P	ERA	WHIP										
Mike Caldwell, L (1, 1) ERA: 3.34	6.0	W	26	6	1	1	0	3	0	0	0	0	1	23	35	1.50	1.500										
Reggie Cleveland, R (7, 1) ERA: 4.13	0.2		3	1	0	0	0	0	0	0	0	0	0	3	3	0.00	1.500										
Jamie Easterly, L (7, 1) ERA: 3.61	0.0		1	1	0	0	0	0	0	0	0	0	0	1	1	*	*										
Rollie Fingers, R (7, 1) ERA: 1.14	2.1	S	8	1	0	0	1	0	0	0	0	0	0	10	10	0.00	0.429										

Milwaukee Brewers @ Kansas City Royals
 Royals Stadium, Kansas City, MO
 Mon Aug 31 1981, 8:05 PM EDT
 Att: 27,974 - Unknown - 82 F

AB 35
 R 1
 H 9
 RBI 1
 BB 3
 SO 1
 LOB 21



Batter	1	2	3	4	5	6	7	8	9	AB	R	H	RBI	BB	SO	LOB	TOP		
Robin Yount, R (1, 6) OBP: 0.296, SLG: 0.391	F9		SF9 FC5-2 1B		F7			F6		4	0	1	0	0	0	0	Milwaukee Brewers @ Kansas City Royals Royals Stadium, Kansas City, MO Tue Sep 01 1981, 8:05 PM EDT Att: 22,202 - Unknown		
Paul Molitor, R (1, 8) OBP: 0.346, SLG: 0.373	L6		FC5-2 1B							4	0	2	0	0	0	3			
Cecil Cooper, L (1, 3) OBP: 0.358, SLG: 0.490			SF9 1B					L6		3	0	2	1	0	0	1			
Gorman Thomas, R (1, 9) OBP: 0.334, SLG: 0.475	K		1-3 1B					K		4	0	0	0	0	2	4			
Ben Oglivie, L (1, 7) OBP: 0.322, SLG: 0.376		3-1			F9					4	0	0	0	0	0	0			
Ted Simmons, S (1, 10) OBP: 0.281, SLG: 0.384		6-3			6-3					4	0	0	0	0	0	0			
Don Money, R (1, 5) OBP: 0.306, SLG: 0.305		F6								4	0	2	0	0	0	0			
Jim Gantner, L (1, 4) OBP: 0.335, SLG: 0.341					1-3					3	0	1	0	0	0	1			
Sal Bando, R (9, PH) OBP: 0.353, SLG: 0.552			1B WP FC5-2 1B		1-3			G3		1	0	0	0	0	0	1			
Ned Yost, R (1, 2) OBP: 0.286, SLG: 0.560			FC5-2 1B SF9 BB		6-3					2	1	0	0	1	0	0			
Inning Stats	R: 0 E: 0 K: 1 S: 6	H: 1 LOB: 1 BB: 0 P: 6	R: 0 E: 0 K: 0 S: 3	H: 0 LOB: 0 BB: 0 P: 3	R: 1 E: 0 K: 0 S: 5	H: 2 LOB: 2 BB: 1 P: 9	R: 0 E: 0 K: 0 S: 4	H: 1 LOB: 1 BB: 0 P: 4	R: 0 E: 0 K: 0 S: 4	H: 2 LOB: 2 BB: 0 P: 4	R: 0 E: 0 K: 0 S: 3	H: 0 LOB: 0 BB: 0 P: 3	R: 0 E: 0 K: 1 S: 6	H: 1 LOB: 1 BB: 0 P: 6	R: 0 E: 0 K: 0 S: 4	H: 1 LOB: 1 BB: 0 P: 4	1B: 7 2B: 1 3B: 0 HR: 0	SF: 1 SAC: 0 DP: 0 HBP: 0	WP: 1 PA: 35 PB: 0 SB: 0 CS: 0
PITCHER Larry Gura, L (1, 1) ERA: 3.1	IP: 9.0 WLS: W BF: 35 H: 8 R: 1 ER: 1 SO: 2 BB: 1 IBB: 0 HBP: 0 BLK: 0 WP: 1 HR: 0 S: 38 P: 42 ERA: 1.00 WHIP: 1.000																		

Batter	1	2	3	4	5	6	7	8	9	AB	R	H	RBI	BB	SO	LOB	BOTTOM		
Willie Wilson, S (1, 7) OBP: 0.313, SLG: 0.339	L8		S 1B		F6					4	0	2	0	0	0	2	Milwaukee Brewers @ Kansas City Royals Royals Stadium, Kansas City, MO Tue Sep 01 1981, 8:05 PM EDT Att: 22,202 - Unknown		
Frank White, R (1, 4) OBP: 0.309, SLG: 0.404	E9		5-3 1-2							4	0	1	2	0	1	1			
George Brett, L (1, 5) OBP: 0.340, SLG: 0.430	F7				3-1					4	1	1	0	0	0	3			
Willie Aikens, L (1, 3) OBP: 0.378, SLG: 0.460	6-3				F8					4	0	0	0	0	0	4			
Amos Otis, R (1, 8) OBP: 0.306, SLG: 0.426		K			6-3					3	0	0	0	1	1	0			
Hal McRae, R (1, 10) OBP: 0.314, SLG: 0.382		6-3								4	0	2	1	0	0	0			
John Wathan, R (1, 2) OBP: 0.300, SLG: 0.320		F8			F4					4	0	0	0	0	0	3			
Darryl Motley, R (1, 9) OBP: 0.238, SLG: 0.286					F8					4	1	2	0	0	0	1			
U L Washington, S (1, 6) OBP: 0.318, SLG: 0.287					3-1					2	1	1	0	1	0	0			
Inning Stats	R: 0 E: 1 K: 0 S: 4	H: 0 LOB: 1 BB: 0 P: 4	R: 0 E: 0 K: 1 S: 5	H: 0 LOB: 0 BB: 0 P: 5	R: 0 E: 0 K: 0 S: 4	H: 1 LOB: 1 BB: 0 P: 4	R: 0 E: 0 K: 0 S: 3	H: 0 LOB: 0 BB: 0 P: 3	R: 0 E: 0 K: 0 S: 4	H: 1 LOB: 2 BB: 1 P: 8	R: 1 E: 0 K: 1 S: 7	H: 2 LOB: 2 BB: 1 P: 11	R: 2 E: 0 K: 0 S: 6	H: 4 LOB: 1 BB: 0 P: 6	R: 0 E: 0 K: 0 S: 4	H: 1 LOB: 1 BB: 0 P: 4		1B: 8 2B: 2 3B: 0 HR: 0	SF: 0 SAC: 0 DP: 1 HBP: 0
PITCHER Moose Haas, R (1, 1) ERA: 4.25 Jamie Easterly, L (7, 1) ERA: 3.52 Reggie Cleveland, R (8, 1) ERA: 4.06	IP: 6.0 WLS: L BF: 29 H: 3 R: 3 ER: 3 SO: 2 BB: 2 IBB: 0 HBP: 0 BLK: 0 WP: 0 HR: 0 S: 31 P: 39 ERA: 4.50 WHIP: 1.667																		

Batter	1	2	3	4	5	6	7	8	9	AB	R	H	RBI	BB	SO	LOB	TOP											
Paul Moltzer, R OBP: 0.343, SLG: 0.364 (1, 8)	F9		F9					F7	FC5-2	4	1	0	0	1	0	3	Milwaukee Brewers @ Kansas City Royals Royals Stadium, Kansas City, MO Wed Sep 02 1981, 8:05 PM EDT Att: 19,658 - Unknown - 78 F											
Gorman Thomas, R OBP: 0.336, SLG: 0.481 (1, 9)	F8		F2						F8	5	0	2	1	0	0	3												
Cecil Cooper, L OBP: 0.356, SLG: 0.490 (1, 10)	G3							1-3		4	1	1	0	0	0	2												
Don Money, R OBP: 0.307, SLG: 0.305 Roy Howell, L OBP: 0.322, SLG: 0.408 (8, PH) (8, 5) (9, 3)		SH5-4 FC6-5 1B		G3				4-3		3	1	1	0	0	1	1												
Mark Brouhard, R OBP: 0.336, SLG: 0.395 Thad Bosley, L OBP: 0.270, SLG: 0.241 Ed Romero, R OBP: 0.217, SLG: 0.256 (1, 7) (9, PH) (9, 5)		FC6-5 SH5-4 1B		5-3				5-3		3	0	2	1	0	0	0												
Robin Yount, R OBP: 0.297, SLG: 0.391 (1, 6)		SH5-4		5-3				L8		3	1	1	0	0	0	1												
Sal Bando, R OBP: 0.324, SLG: 0.500 Ben Oglivie, L OBP: 0.324, SLG: 0.378 (9, PH) (9, 7)		FC6-5 FC5-4		F8				5-3		3	0	0	1	0	0	2												
Charlie Moore, R OBP: 0.351, SLG: 0.366 Ted Simmons, S OBP: 0.293, SLG: 0.386 (1, 2) (9, PH) (9, 2)		FC5-4						F8		3	0	0	0	0	0	1												
Jim Gantner, L OBP: 0.333, SLG: 0.337 (1, 4)				K				4-3		3	0	0	0	1	1	0												
Inning Stats	R: 0 E: 0 K: 0 S: 3	H: 0 LOB: 0 BB: 0 P: 3	R: 1 E: 0 K: 0 S: 5	H: 2 LOB: 1 BB: 0 P: 5	R: 0 E: 0 K: 1 S: 5	H: 0 LOB: 0 BB: 0 P: 5	R: 1 E: 0 K: 0 S: 5	H: 2 LOB: 1 BB: 0 P: 5	R: 1 E: 0 K: 0 S: 4	H: 1 LOB: 1 BB: 1 P: 8	R: 0 E: 0 K: 0 S: 5	H: 0 LOB: 0 BB: 0 P: 5	R: 0 E: 0 K: 0 S: 3	H: 0 LOB: 0 BB: 0 P: 3	R: 0 E: 0 K: 0 S: 4	H: 1 LOB: 1 BB: 0 P: 4		R: 1 E: 0 K: 0 S: 6	H: 3 LOB: 3 BB: 1 P: 10	1B: 6 2B: 3 3B: 0 HR: 0	SF: 0 SAC: 1 DP: 0 HBP: 0	WP: 0 PB: 0 CS: 1	PA: 38					
PITCHER	IP	WLS	BF	H	R	ER	SO	BB	IBB	HBP	BLK	WP	HR	S	P	ERA		WHIP										
Atee Hammaker, L ERA: 3.97 Dan Quisenberry, R ERA: 2.34 (1, 1) (8, 1)	7.0		27	5	3	3	2	1	0	0	0	0	0	30	34	3.86		0.857										

Batter	1	2	3	4	5	6	7	8	9	AB	R	H	RBI	BB	SO	LOB	BOTTOM											
Willie Wilson, S OBP: 0.316, SLG: 0.339 (1, 7)	4-3		FC5 1B		SH1-4				FC5 FC6-2 IBB	3	0	1	0	1	0	1	Milwaukee Brewers @ Kansas City Royals Royals Stadium, Kansas City, MO Wed Sep 02 1981, 8:05 PM EDT Att: 19,658 - Unknown - 78 F											
Frank White, R OBP: 0.306, SLG: 0.413 (1, 4)	1-3		K					F8	FC6-2 FC5	5	1	1	3	0	1	6												
George Brett, L OBP: 0.337, SLG: 0.425 (1, 5)	6-3				F9			F5	FC5	5	0	1	2	0	0	3												
Amos Otis, R OBP: 0.306, SLG: 0.421 (1, 8)		6-3			6-3			6-3		3	0	0	0	1	0	0												
Hal McRae, R OBP: 0.313, SLG: 0.378 (1, 10)					F9			G3	6-3	3	0	0	0	1	0	1												
Willie Aikens, L OBP: 0.373, SLG: 0.452 (1, 3)					F5			6-3	K	4	0	0	0	0	1	2												
John Wathan, R OBP: 0.300, SLG: 0.318 (1, 2)					6-3				F3	4	0	1	0	0	0	2												
Darryl Motley, R OBP: 0.262, SLG: 0.291 (1, 9)								F8	2B FC6-2 1B	2	2	1	0	2	0	1												
U L Washington, S OBP: 0.321, SLG: 0.292 (1, 6)								4-3	FC6-2 FC5 2B	3	2	1	0	1	1	1												
Inning Stats	R: 0 E: 0 K: 0 S: 3	H: 0 LOB: 0 BB: 0 P: 3	R: 0 E: 0 K: 0 S: 3	H: 0 LOB: 1 BB: 1 P: 7	R: 1 E: 1 K: 2 S: 8	H: 1 LOB: 2 BB: 1 P: 12	R: 0 E: 0 K: 0 S: 3	H: 0 LOB: 1 BB: 1 P: 7	R: 3 E: 0 K: 0 S: 4	H: 1 LOB: 0 BB: 2 P: 12	R: 0 E: 0 K: 0 S: 4	H: 1 LOB: 1 BB: 0 P: 4	R: 0 E: 0 K: 1 S: 5	H: 0 LOB: 0 BB: 0 P: 5	R: 0 E: 0 K: 0 S: 5	H: 1 LOB: 3 BB: 1 P: 9		1B: 4 2B: 1 3B: 0 HR: 1	SF: 0 SAC: 1 DP: 0 HBP: 0	WP: 0 PB: 0 CS: 0	PA: 39							
PITCHER	IP	WLS	BF	H	R	ER	SO	BB	IBB	HBP	BLK	WP	HR	S	P	ERA		WHIP										
Randy Lerch, L ERA: 4.66 Rolie Fingers, R ERA: 1.29 (1, 1) (9, 1)	8.0	L	33	4	4	3	3	5	0	0	0	0	0	5	9	13.50		3.000										

Batter	1	2	3	4	5	6	7	8	9	AB	R	H	RBI	BB	SO	LOB	TOP				
Paul Moltzer, R OBP: 0.333, SLG: 0.352 (1, 10) X	F8		F9		6-3		F9		F8	5	0	0	0	0	0	1	Milwaukee Brewers @ Minnesota Twins Metropolitan Stadium, Bloomington, MI Thu Sep 03 1981, 4:33 AM EDT Att: 5,257 - Cloudy - 69 F				
Robin Yount, R OBP: 0.302, SLG: 0.392 (1, 6) X	F8		1B		HR		BB		F3	4	1	2	0	1	0	0					
Cecil Cooper, L OBP: 0.355, SLG: 0.487 (1, 3) X	1B		4-3		F8		F7			4	0	1	0	0	0	4					
Ted Simmons, S OBP: 0.263, SLG: 0.395 (1, 2) X	1-3				5-3		HR		F8	4	1	1	2	0	0	2					
Gorman Thomas, R OBP: 0.338, SLG: 0.489 (1, 8) X			F7		1B		2B		K	4	1	2	0	0	1	0					
Ben Oglivie, L OBP: 0.324, SLG: 0.377 (1, 7) X	G3				2B		F8		3-1	4	1	1	1	0	0	1					
Don Money, R OBP: 0.306, SLG: 0.310 (1, 5) X	L7				F4		F5		2B	4	0	1	0	0	0	1					
Mark Brouhard, R OBP: 0.333, SLG: 0.398 Thad Bosley, L OBP: 0.270, SLG: 0.241 (8, 9) X			5-3		1B		L6		K	4	0	1	1	0	1	1					
Jim Gantner, L OBP: 0.332, SLG: 0.336 (1, 4) X			1B		F8		4-3		4-3	4	0	1	0	0	0	1					
Inning Stats	R: 0 E: 0 K: 0 S: 4	H: 1 LOB: 1 BB: 0 P: 4	R: 0 E: 0 K: 0 S: 3	H: 0 LOB: 0 BB: 0 P: 3	R: 0 E: 0 K: 0 S: 5	H: 2 LOB: 2 BB: 0 P: 5	R: 2 E: 0 K: 0 S: 6	H: 3 LOB: 1 BB: 0 P: 6	R: 2 E: 0 K: 0 S: 6	H: 3 LOB: 1 BB: 0 P: 6	R: 0 E: 0 K: 0 S: 3	H: 0 LOB: 0 BB: 1 P: 7	R: 0 E: 0 K: 2 S: 8	H: 1 LOB: 1 BB: 0 P: 8	R: 0 E: 0 K: 0 S: 3	H: 0 LOB: 0 BB: 0 P: 3		1B: 5 2B: 4 3B: 0 HR: 1	SF: 0 SAC: 0 DP: 0 HBP: 0	WP: 0 PB: 0 SB: 0 CS: 0	PA: 38
PITCHER	IP	WLS	BF	H	R	ER	SO	BB	IBB	HBP	BLK	WP	HR	S	P	ERA	WHIP				
Brad Havens, L ERA: 3.5 (1, 1)	5.0	L	24	9	4	4	0	0	0	0	0	0	1	24	24	7.20	1.800				
Don Cooper, R ERA: 4.23 (6, 1)	2.0		7	0	0	0	0	1	0	0	0	0	0	6	10	0.00	0.500				
Doug Corbett, R ERA: 2.77 (8, 1)	2.0		7	1	0	0	2	0	0	0	0	0	0	11	11	0.00	0.500				

Batter	1	2	3	4	5	6	7	8	9	AB	R	H	RBI	BB	SO	LOB	BOTTOM					
Hosken Powell, L OBP: 0.283, SLG: 0.313 Dave Engle, R OBP: 0.256, SLG: 0.320 (7, PH) (8, 9) X	E		F8		3-1		L3			3	1	1	0	0	0	0	Milwaukee Brewers @ Minnesota Twins Metropolitan Stadium, Bloomington, MI Thu Sep 03 1981, 4:33 AM EDT Att: 5,257 - Cloudy - 69 F					
Rob Wilfong, L OBP: 0.295, SLG: 0.319 (1, 4) X	1B		F9		FC6-4		4-3			3	0	1	0	1	0	1						
Mickey Hatcher, R OBP: 0.295, SLG: 0.379 (1, 8) X	HR		FC6-4		2B		4-3		F8	4	1	2	1	0	0	1						
Glenn Adams, L OBP: 0.265, SLG: 0.287 (1, 10) X	HR		1B		2B		4-3		4-3	3	1	2	2	1	0	0						
Tim Laudner, R OBP: 0.308, SLG: 0.542 Danny Goodwin, L OBP: 0.305, SLG: 0.327 Sal Butera, R OBP: 0.329, SLG: 0.326 (8, PR) (9, 2) X	K		6-3		K		2B		K	4	0	1	0	0	2	5						
John Castino, R OBP: 0.291, SLG: 0.388 (1, 5) X	CS		1B		G6-4-3		B2-3		6-3	4	0	2	0	0	0	1						
Gary Ward, R OBP: 0.307, SLG: 0.333 (1, 7) X	CS		F9		G6-4-3		G4-6-3		F9	3	0	0	0	1	0	1						
Pete Mackanin, R OBP: 0.246, SLG: 0.319 (1, 3) X			F6		6-3		G4-6-3		K	4	0	0	0	0	1	1						
Lenny Faedo, R OBP: 0.179, SLG: 0.162 Rick Sofield, L OBP: 0.218, SLG: 0.189 (9, PH) X	K				F8		L3		K	3	0	1	0	0	1	0						
Inning Stats	R: 3 E: 0 K: 1 S: 8	H: 4 LOB: 0 BB: 0 P: 8	R: 0 E: 0 K: 1 S: 5	H: 0 LOB: 0 BB: 0 P: 5	R: 0 E: 0 K: 0 S: 5	H: 2 LOB: 2 BB: 0 P: 5	R: 0 E: 0 K: 0 S: 3	H: 1 LOB: 0 BB: 0 P: 3	R: 0 E: 0 K: 1 S: 6	H: 1 LOB: 3 BB: 2 P: 14	R: 0 E: 0 K: 0 S: 2	H: 0 LOB: 0 BB: 1 P: 6	R: 0 E: 0 K: 0 S: 3	H: 1 LOB: 0 BB: 0 P: 3	R: 0 E: 0 K: 0 S: 4	H: 1 LOB: 1 BB: 0 P: 4		R: 0 E: 0 K: 2 S: 7	H: 0 LOB: 0 BB: 0 P: 7	1B: 6 2B: 4 3B: 0 HR: 1	SF: 0 SAC: 0 DP: 3 HBP: 0	WP: 0 PB: 0 SB: 0 CS: 1
PITCHER	IP	WLS	BF	H	R	ER	SO	BB	IBB	HBP	BLK	WP	HR	S	P	ERA	WHIP					
Pete Vuckovich, R ERA: 3.6 (1, 1)	6.0	W	26	8	3	3	3	2	1	0	0	0	0	29	41	4.50	1.667					
Jamie Easterly, L ERA: 3.4 (7, 1)	1.2		6	2	0	0	0	0	0	0	0	0	0	6	6	0.00	1.200					
Rollie Fingers, R ERA: 1.26 (8, 1)	1.1	S	4	0	0	0	2	0	0	0	0	0	0	8	8	0.00	0.000					

AB	37
R	4
H	10
RBI	4
BB	1
SO	2
LOB	11



Batter	1	2	3	4	5	6	7	8	9	AB	R	H	RBI	BB	SO	LOB	TOP								
Paul Moltitor, R OBP: 0.339, SLG: 0.346	6-3	5-3		5-3 1B	BB	4-0 1-2 2-3 BB	4-0 1-2 2-3 BB	4-0 HR BB	6-3	3	2	0	0	3	0	0									
Robin Yount, R OBP: 0.300, SLG: 0.400	F9			F8						5	1	1	2	0	1	5									
Ed Romero, R OBP: 0.226, SLG: 0.264			K	F8						1	0	1	0	0	0	0									
Cecil Cooper, L OBP: 0.359, SLG: 0.492				5-3						5	3	3	1	0	0	1									
Sal Bando, R OBP: 0.316, SLG: 0.485	1B		1B	2B						1	0	0	0	0	0	1									
Ted Simmons, S OBP: 0.265, SLG: 0.395	L8		F6							5	1	2	1	0	0	3									
Charlie Moore, R OBP: 0.356, SLG: 0.371										1	0	1	0	0	0	0									
Ben Oglivie, L OBP: 0.327, SLG: 0.382		4-3		3-1						6	2	3	3	0	0	2									
Gorman Thomas, R OBP: 0.345, SLG: 0.502										3	3	2	2	2	0	1									
Thad Bosley, L OBP: 0.278, SLG: 0.250		HR		HR						1	0	1	0	0	0	0									
Roy Howell, L OBP: 0.327, SLG: 0.420	E3 WP SF7									4	2	1	3	1	0	2									
Mark Brouhard, R OBP: 0.329, SLG: 0.394	SF7		F7							4	0	1	3	0	1	3									
Jim Gantner, L OBP: 0.337, SLG: 0.349				F8 BB 5-3 1B						4	2	2	1	0	0	1									
Inning Stats	R: 0 E: 0 K: 0 S: 4	H: 1 LOB: 1 BB: 0 P: 4	R: 3 E: 1 K: 0 S: 6	H: 2 LOB: 0 BB: 0 P: 6	R: 4 E: 0 K: 1 S: 8	H: 3 LOB: 0 BB: 1 P: 12	R: 2 E: 0 K: 0 S: 5	H: 2 LOB: 1 BB: 1 P: 9	R: 0 E: 0 K: 1 S: 5	H: 0 LOB: 3 BB: 2 P: 14	R: 1 E: 0 K: 0 S: 5	H: 2 LOB: 0 BB: 0 P: 6	R: 6 E: 2 K: 0 S: 8	H: 5 LOB: 1 BB: 2 P: 16	R: 0 E: 0 K: 0 S: 3	H: 1 LOB: 0 BB: 0 P: 3	R: 0 E: 0 K: 0 S: 4	H: 2 LOB: 1 BB: 0 P: 4	1B: 12 2B: 2 3B: 0 HR: 4	SF: 1 SAC: 0 DP: 2 HBP: 2	WP: 1 PB: 0 SB: 0 CS: 0	PA: 52			
PITCHER	IP	WLS	BF	H	R	ER	SO	BB	IBB	HBP	BLK	WP	HR	S	P	ERA	WHIP								
Fernando Arroyo, R ERA: 3.97	2.0	L	10	3	3	1	0	0	0	0	0	1	2	10	10	4.50	1.500								
Terry Felton, R ERA: 40.5	1.1		4	6	6	1	2	0	0	0	0	0	1	10	18	40.50	4.500								
John Hobbs, L ERA: 3.86	2.2		15	3	1	1	1	2	0	2	0	0	0	13	23	3.38	1.875								
Jack O'Connor, L ERA: 6.54	1.0		10	5	6	5	0	2	0	0	0	0	1	8	16	45.00	7.000								
John Verhoeven, R ERA: 3.69	2.0		7	3	0	0	0	0	0	0	0	0	0	7	7	0.00	1.500								

Milwaukee Brewers @ Minnesota Twins
Metropolitan Stadium, Bloomington, MI
Fri Sep 04 1981, 8:05 PM EDT
Att. 7,976 - Unknown - 67 F

AB 43
R 16
H 18
RBI 16
BB 6
SO 2
LOB 19



Batter	1	2	3	4	5	6	7	8	9	AB	R	H	RBI	BB	SO	LOB	BOTTOM								
Gary Ward, R OBP: 0.309, SLG: 0.336	F8			1B						4	2	1	0	1	0	2									
Dave Engle, R OBP: 0.261, SLG: 0.324	1-3			FC6-4 1B						4	1	2	2	0	0	0									
Ron Washington, R OBP: 0.250, SLG: 0.250	5-3			F9						4	0	1	0	0	0	3									
Mickey Hatcher, R OBP: 0.292, SLG: 0.375		5-3		FC6-4						3	0	0	0	0	0	2									
Mark Funderburk, R OBP: 0.150, SLG: 0.183				1-2 1B						0	0	0	1	0	0	0									
John Castino, R OBP: 0.293, SLG: 0.389	L9			K						4	0	2	1	0	1	1									
Pete Mackanin, R OBP: 0.246, SLG: 0.318	F5									4	0	1	0	0	1	1									
Sal Butera, R OBP: 0.333, SLG: 0.326				F5						3	1	1	0	1	0	2									
Rob Wilfong, L OBP: 0.294, SLG: 0.316				K						2	0	0	0	0	1	1									
Chuck Baker, R OBP: 0.150, SLG: 0.183				K						2	0	0	0	0	1	2									
Lenny Faedo, R OBP: 0.209, SLG: 0.244										4	1	2	1	0	0	1									
Hosken Powell, L OBP: 0.283, SLG: 0.313				F8						0	0	0	0	0	0	0									
Inning Stats	R: 0 E: 0 K: 0 S: 3	H: 0 LOB: 0 BB: 0 P: 3	R: 0 E: 0 K: 0 S: 3	H: 0 LOB: 0 BB: 0 P: 3	R: 0 E: 0 K: 1 S: 5	H: 0 LOB: 0 BB: 0 P: 5	R: 1 E: 0 K: 1 S: 7	H: 2 LOB: 1 BB: 0 P: 7	R: 1 E: 0 K: 0 S: 5	H: 2 LOB: 1 BB: 0 P: 5	R: 0 E: 0 K: 0 S: 3	H: 1 LOB: 0 BB: 0 P: 3	R: 0 E: 0 K: 1 S: 6	H: 2 LOB: 1 BB: 0 P: 6	R: 3 E: 0 K: 1 S: 8	H: 3 LOB: 1 BB: 1 P: 12	R: 0 E: 0 K: 0 S: 3	H: 0 LOB: 1 BB: 1 P: 7	1B: 8 2B: 1 3B: 1 HR: 0	SF: 1 SAC: 0 DP: 2 HBP: 0	WP: 1 PB: 0 SB: 0 CS: 0	PA: 37			
PITCHER	IP	WLS	BF	H	R	ER	SO	BB	IBB	HBP	BLK	WP	HR	S	P	ERA	WHIP								
Mike Caldwell, L ERA: 3.29	7.0	W	26	7	2	2	3	0	0	0	0	0	0	32	32	2.57	1.000								
Donnie Moore, R ERA: 27.0	1.0		7	3	3	3	1	1	0	0	0	1	0	8	12	27.00	4.000								
Dwight Bernard, R ERA:	1.0		4	0	0	0	0	1	0	0	0	0	0	3	7	0.00	1.000								

Milwaukee Brewers @ Minnesota Twins
Metropolitan Stadium, Bloomington, MI
Fri Sep 04 1981, 8:05 PM EDT
Att. 7,976 - Unknown - 67 F

AB 34
R 5
H 10
RBI 5
BB 2
SO 4
LOB 15

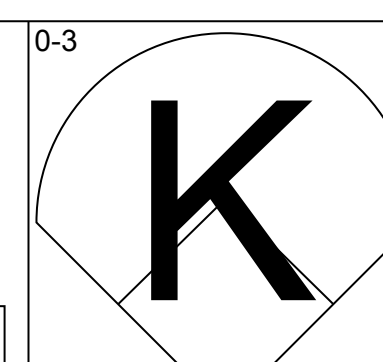
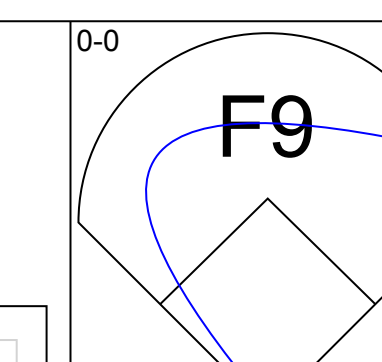
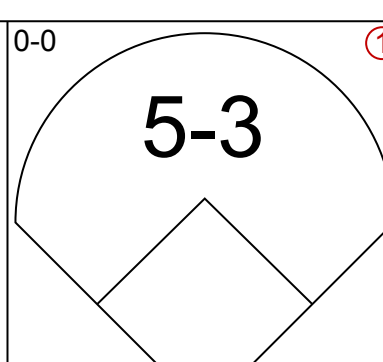
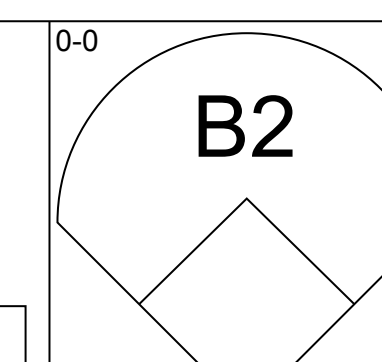
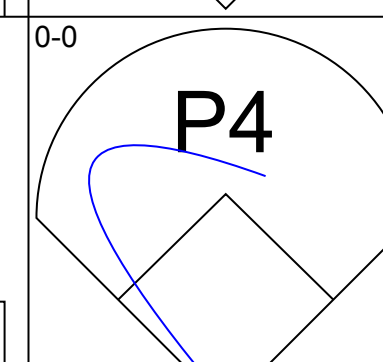
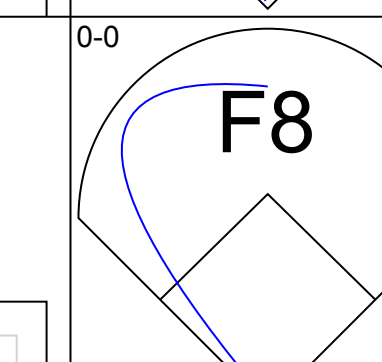
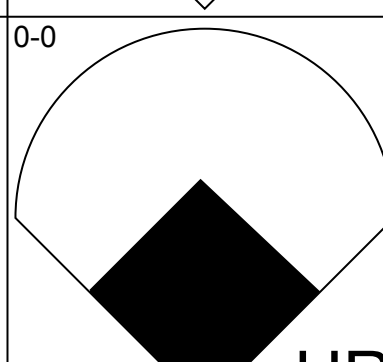
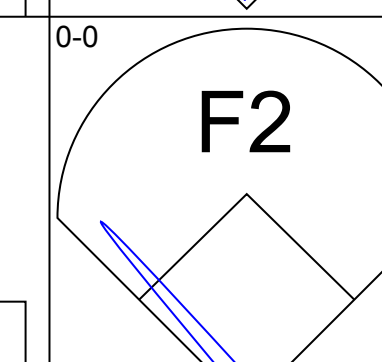
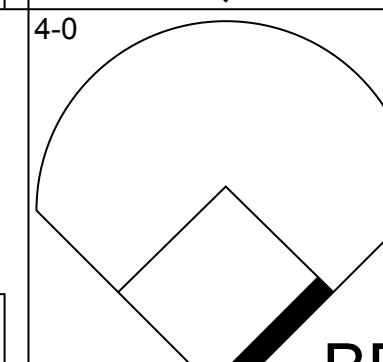

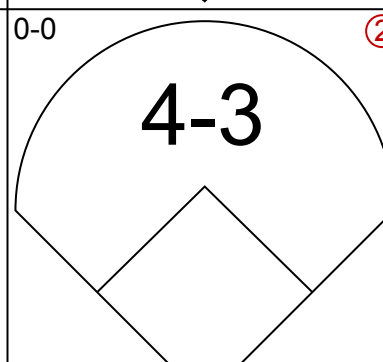
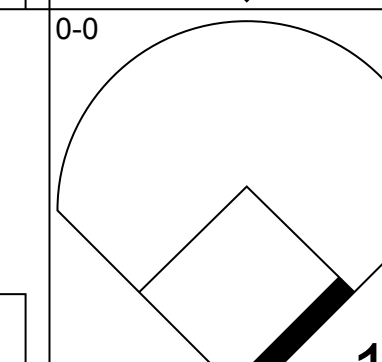
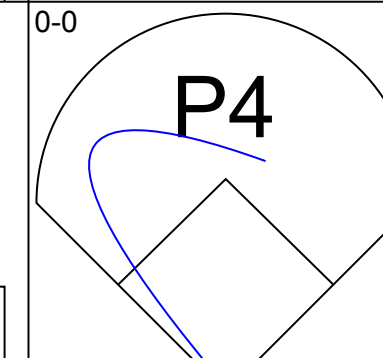
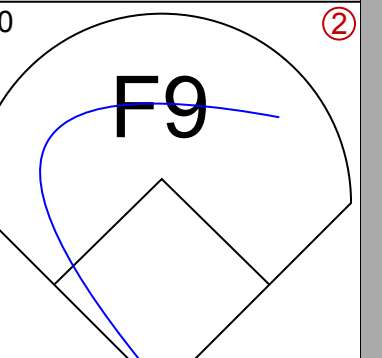
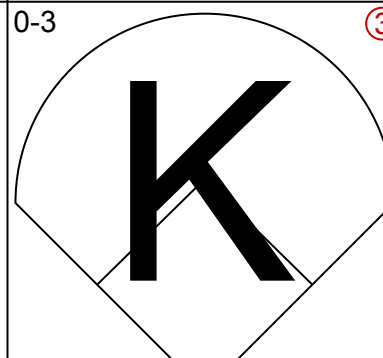
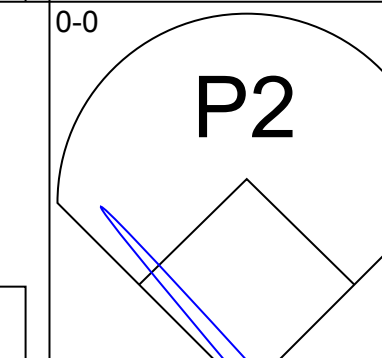
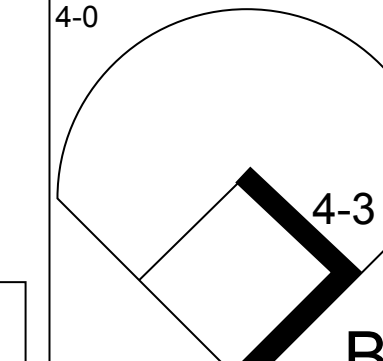



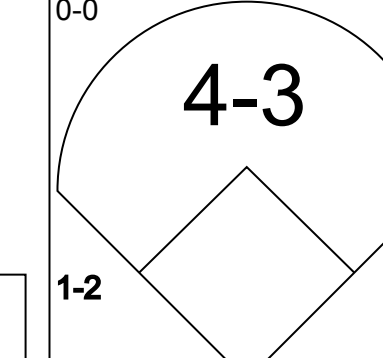
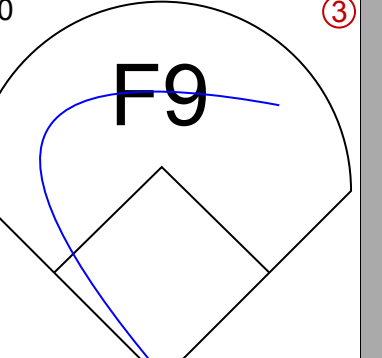


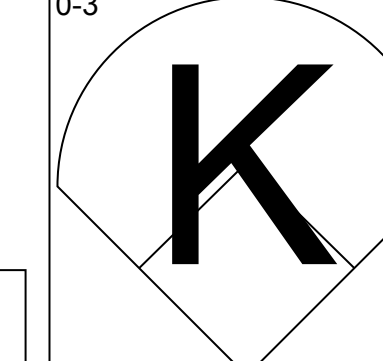
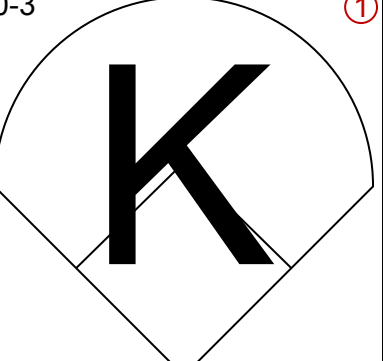
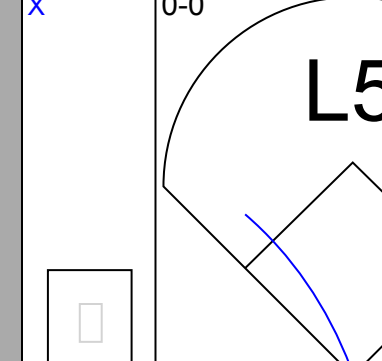

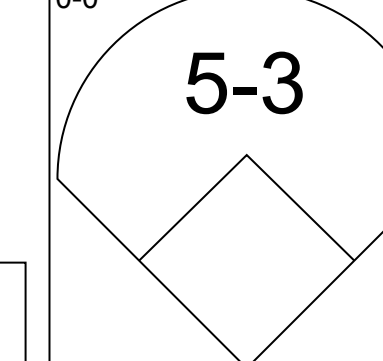
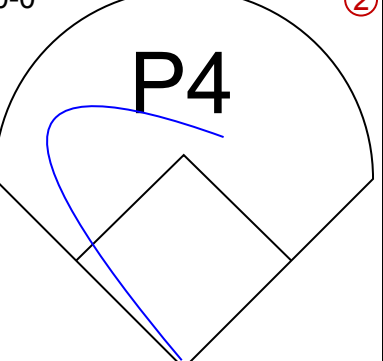
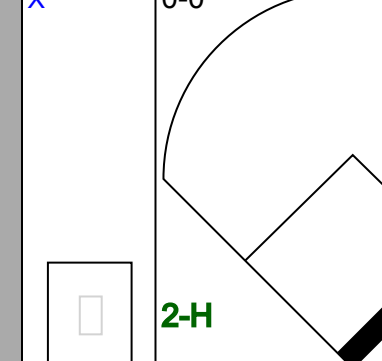
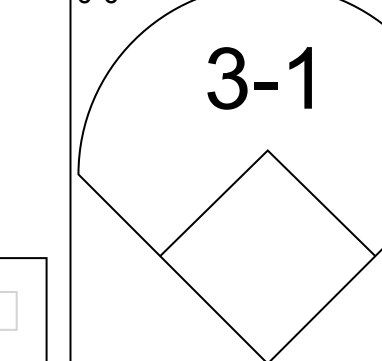
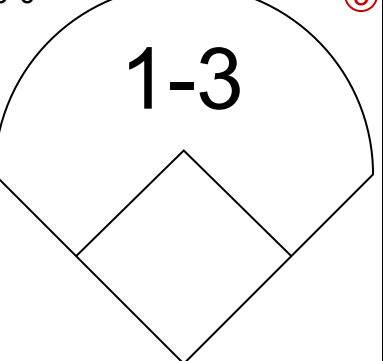
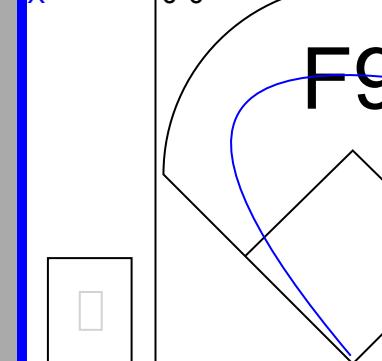


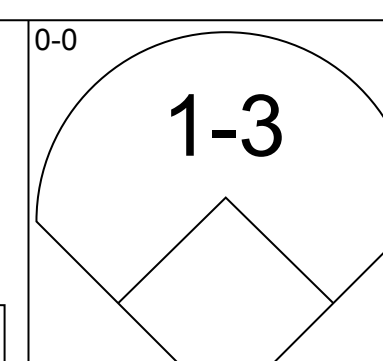
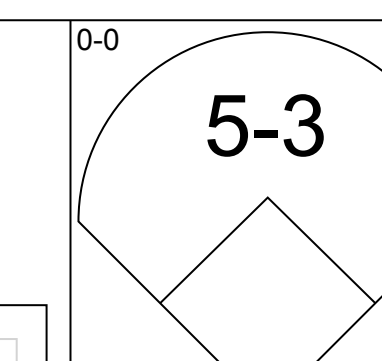
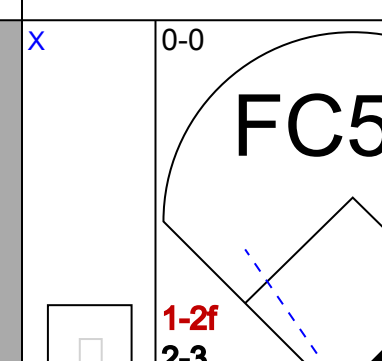
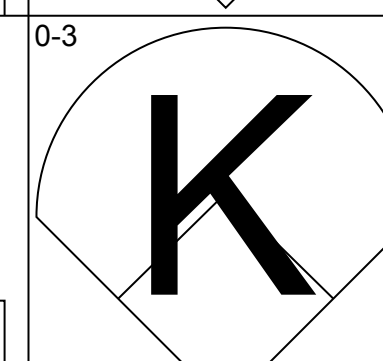
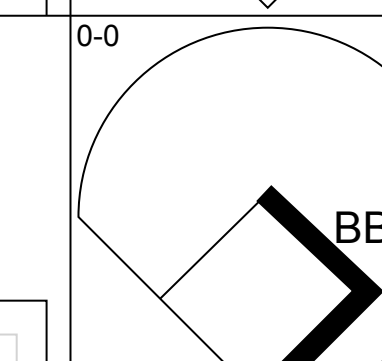
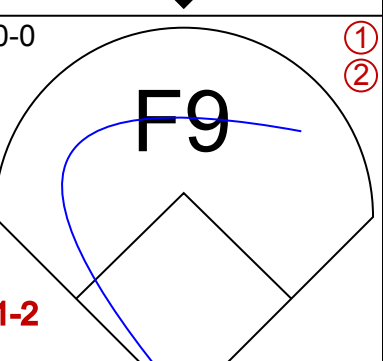
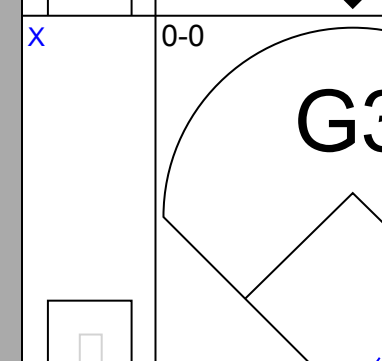
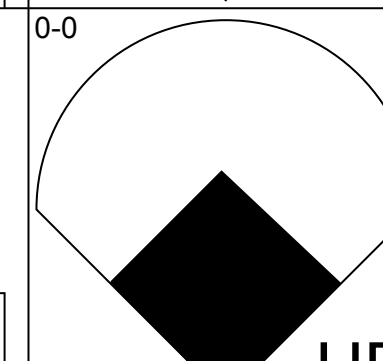
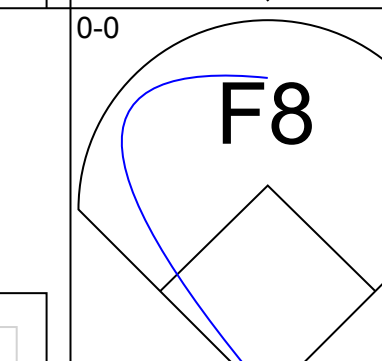
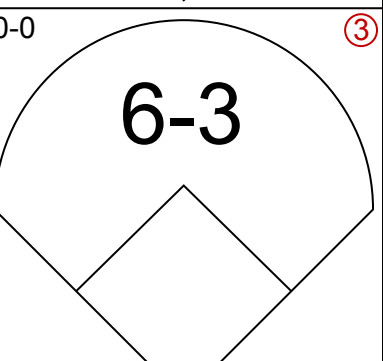
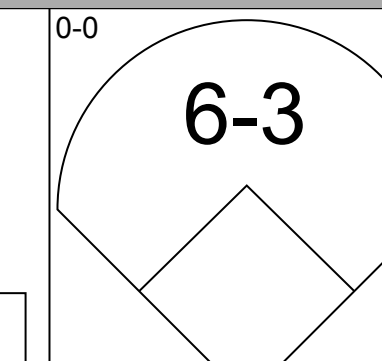
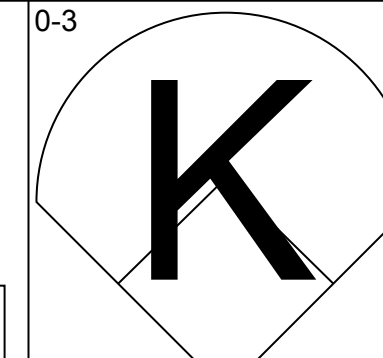
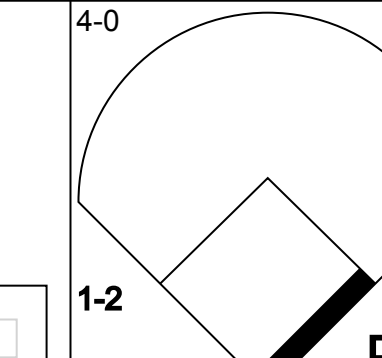
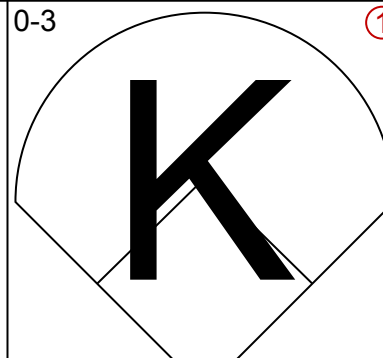
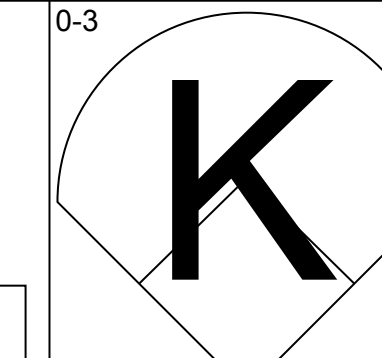
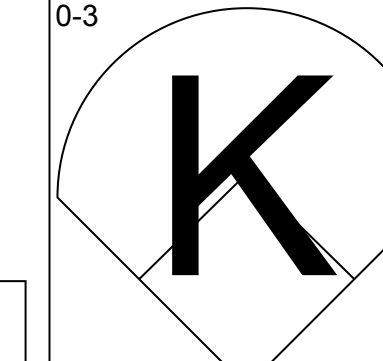
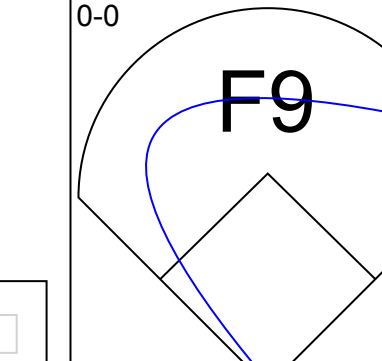
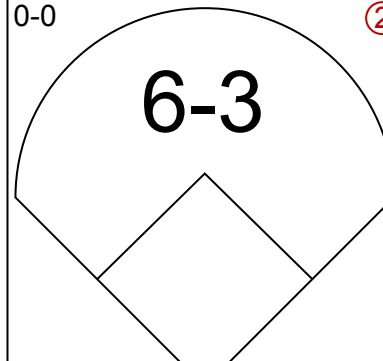
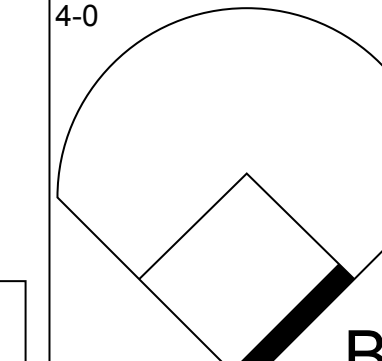
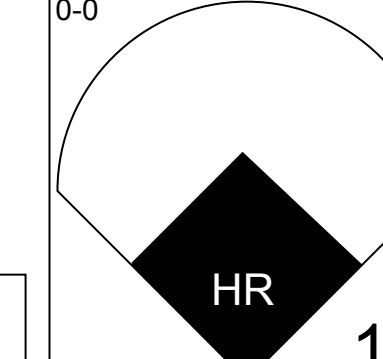
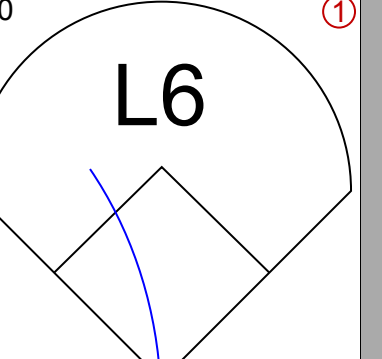
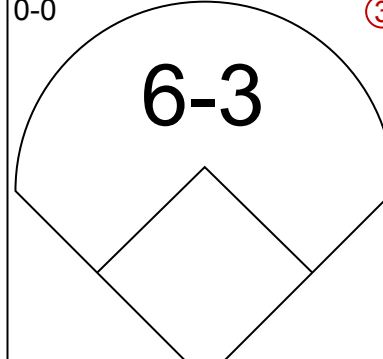
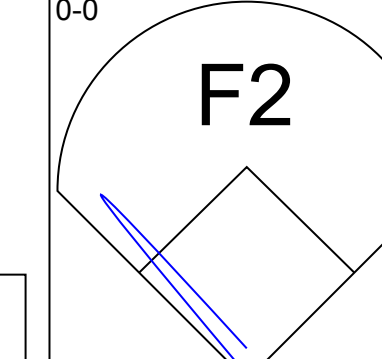
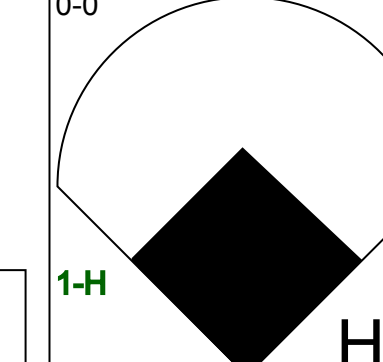

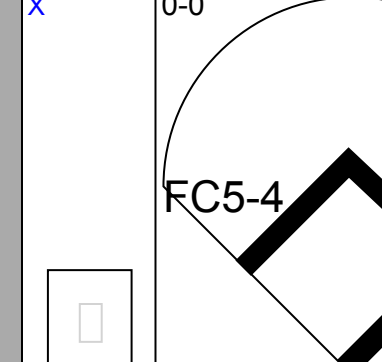
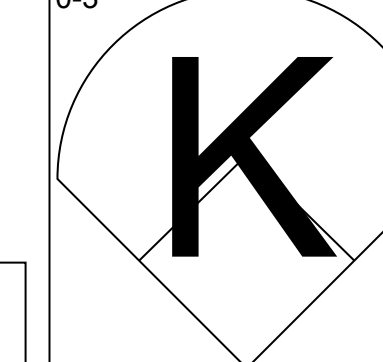
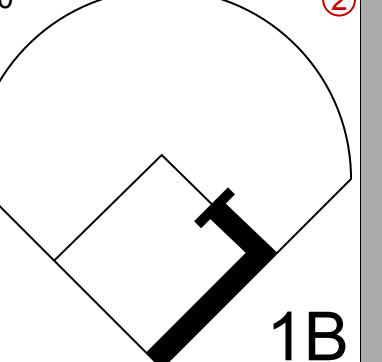
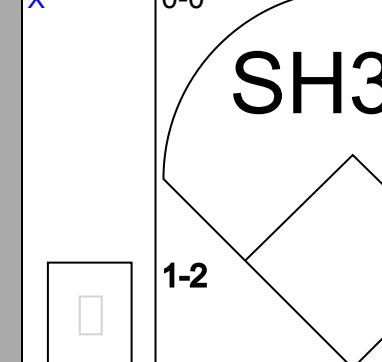
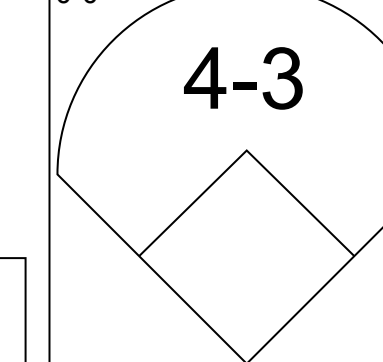
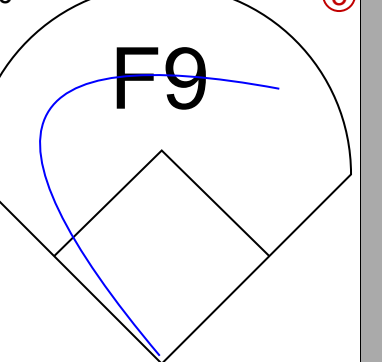
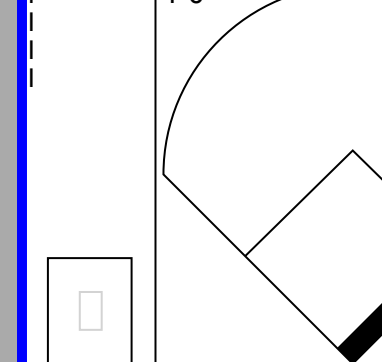
Batter	1	2	3	4	5	6	7	8	9	AB	R	H	RBI	BB	SO	LOB	TOP			
Paul Moltitor, R OBP: 0.341, SLG: 0.353 (1, 8)										5	1	2	1	0	0	1	Milwaukee Brewers @ Minnesota Twins Metropolitan Stadium, Bloomington, MI Sat Sep 05 1981, 4:33 AM EDT Att: 9,952 - Cloudy - 64 F			
Robin Yount, R OBP: 0.299, SLG: 0.396 (1, 6)										5	1	1	0	0	0	3				
Cecil Cooper, L OBP: 0.362, SLG: 0.494 (1, 3)										3	1	1	1	2	0	2				
Ted Simmons, S OBP: 0.265, SLG: 0.393 (1, 2)										4	0	1	2	0	0	3				
Ben Oglivie, L OBP: 0.323, SLG: 0.377 (1, 7)										4	0	0	0	0	2	1				
Gorman Thomas, R OBP: 0.347, SLG: 0.505 (1, 9)										4	1	2	0	0	2	0				
Roy Howell, L OBP: 0.330, SLG: 0.419 (1, 5)										3	0	1	1	1	0	0				
Mark Brouhard, R OBP: 0.333, SLG: 0.404 (1, 10)										4	1	2	0	0	1	1				
Jim Gantner, L OBP: 0.337, SLG: 0.347 (1, 4)										2	0	0	0	1	0	3				
Inning Stats	R: 1 E: 0 K: 1 S: 6	H: 1 LOB: 1 BB: 1 P: 10	R: 0 E: 0 K: 1 S: 5	H: 0 LOB: 0 BB: 0 P: 5	R: 2 E: 0 K: 0 S: 4	H: 2 LOB: 1 BB: 1 P: 8	R: 0 E: 0 K: 0 S: 4	H: 2 LOB: 2 BB: 0 P: 8	R: 0 E: 0 K: 1 S: 7	H: 1 LOB: 1 BB: 0 P: 4	R: 1 E: 0 K: 2 S: 3	H: 0 LOB: 1 BB: 1 P: 7	R: 0 E: 0 K: 2 S: 7	H: 0 LOB: 0 BB: 0 P: 7	R: 1 E: 0 K: 0 S: 5	H: 2 LOB: 1 BB: 0 P: 5		1B: 6 2B: 4 3B: 0 HR: 0	SF: 0 SAC: 1 DP: 0 HBP: 0	WP: 0 PB: 0 SB: 2 CS: 1
PITCHER Albert Williams, R ERA: 4.04 (1, 1)	IP: 9.0 WLS: L BF: 39	H: 10 R: 5 ER: 5 SO: 5	BB: 4 IBB: 0 HBP: 0 BLK: 1	WP: 0 HR: 0 S: 45 P: 61	ERA: 5.00 WHIP: 1.556															

Batter	1	2	3	4	5	6	7	8	9	AB	R	H	RBI	BB	SO	LOB	BOTTOM			
Hosken Powell, L OBP: 0.287, SLG: 0.328 (1, 9)										3	1	1	3	1	0	1	Milwaukee Brewers @ Minnesota Twins Metropolitan Stadium, Bloomington, MI Sat Sep 05 1981, 4:33 AM EDT Att: 9,952 - Cloudy - 64 F			
Ron Washington, R OBP: 0.125, SLG: 0.125 (1, 8)										4	0	0	0	0	1	2				
Mickey Hatcher, R OBP: 0.289, SLG: 0.370 (1, 7)										4	0	0	0	0	2	1				
Glenn Adams, L OBP: 0.265, SLG: 0.283 (1, 10)										3	0	0	0	1	0	1				
Tim Corcoran, L (1, 3)										3	0	0	0	0	0	1				
John Castino, R OBP: 0.291, SLG: 0.385 (1, 5)										3	0	0	0	0	0	0				
Rob Wilfong, L OBP: 0.290, SLG: 0.312 (1, 4)										3	0	0	0	0	1	0				
Sal Butera, R OBP: 0.340, SLG: 0.329 (1, 2)										2	1	1	0	1	0	0				
Pete Mackanin, R OBP: 0.244, SLG: 0.314 (1, 6)										2	0	0	0	0	0	1				
Kent Hrbek, L OBP: 0.286, SLG: 0.462 (9, PH)										1	0	1	0	0	0	0				
Dave Engle, R OBP: 0.261, SLG: 0.324 (9, PR)										0	1	0	0	0	0	0				
Inning Stats	R: 0 E: 0 K: 0 S: 2	H: 0 LOB: 0 BB: 1 P: 6	R: 0 E: 0 K: 0 S: 2	H: 0 LOB: 0 BB: 1 P: 6	R: 0 E: 0 K: 2 S: 7	H: 0 LOB: 0 BB: 0 P: 7	R: 0 E: 0 K: 1 S: 5	H: 0 LOB: 1 BB: 1 P: 9	R: 0 E: 0 K: 0 S: 3	H: 0 LOB: 0 BB: 0 P: 3	R: 0 E: 0 K: 0 S: 3	H: 0 LOB: 0 BB: 0 P: 3	R: 0 E: 0 K: 0 S: 3	H: 0 LOB: 0 BB: 0 P: 3	R: 3 E: 0 K: 1 S: 8	H: 3 LOB: 1 BB: 0 P: 8	1B: 2 2B: 1 3B: 0 HR: 1	SF: 0 SAC: 0 DP: 1 HBP: 0	WP: 0 PB: 0 SB: 0 CS: 1	PA: 31
PITCHER Jim Slaton, R ERA: 3.74 (1, 1)	IP: 8.0 WLS: W BF: 28	H: 3 R: 3 ER: 3 SO: 3	BB: 3 IBB: 0 HBP: 0 BLK: 0	WP: 0 HR: 1 S: 31 P: 43	ERA: 3.38 WHIP: 0.750															
Rolie Fingers, R ERA: 1.23 (9, 1)	IP: 1.0 WLS: S BF: 3	H: 0 R: 0 ER: 0 SO: 1	BB: 0 IBB: 0 HBP: 0 BLK: 0	WP: 0 HR: 0 S: 5 P: 5	ERA: 0.00 WHIP: 0.000															

Batter	1	2	3	4	5	6	7	8	9	10	AB	R	H	RBI	BB	SO	LOB	TOP						
Paul Molitor, R OBP: 0.335, SLG: 0.347 (1, 8)	F9		5-3		2B 1B		F9	5-3		6-3	6	1	1	0	0	0	5	Milwaukee Brewers @ Minnesota Twins Metropolitan Stadium, Bloomington, MI Sun Sep 06 1981, 4:33 AM EDT Att: 9,764 - Sunny - 77 F						
Robin Yount, R OBP: 0.297, SLG: 0.396 (1, 6)	F6		F8		1B 2B		K			6-3	5	1	1	1	0	1	1							
Cecil Cooper, L OBP: 0.360, SLG: 0.489 (1, 3)	K				1B		L6			4-3	5	0	1	2	0	1	0							
Ted Simmons, S OBP: 0.264, SLG: 0.390 (1, 2)		F8			1B		F8			4-3	5	1	1	0	0	0	1							
Ben Oglivie, L OBP: 0.321, SLG: 0.384 (1, 7)		3-1			1B		F8			HR	5	1	1	1	0	0	2							
Gorman Thomas, R OBP: 0.348, SLG: 0.595 (1, 9)		F4			1B		K			FC1-5 E7	4	1	1	0	1	1	1							
Roy Howell, L OBP: 0.345, SLG: 0.436 (1, 5)					2B					FC6 FC1-5	4	2	4	2	1	0	0							
Mark Brouhard, R OBP: 0.336, SLG: 0.425 (1, 10)					1B		G5-4-3			IBB FC1-5	5	0	2	2	0	0	5							
Jim Gantner, L OBP: 0.338, SLG: 0.349 (1, 4)					2B		F8			FC6	4	1	1	0	1	0	3							
Inning Stats	R: 0 E: 0 K: 1 S: 5	H: 0 LOB: 0 BB: 0 P: 5	R: 0 E: 0 K: 0 S: 3	H: 0 LOB: 0 BB: 0 P: 3	R: 1 E: 0 K: 0 S: 5	H: 2 LOB: 1 BB: 0 P: 5	R: 1 E: 0 K: 0 S: 5	H: 2 LOB: 2 BB: 1 P: 9	R: 3 E: 0 K: 1 S: 9	H: 4 LOB: 1 BB: 0 P: 9	R: 0 E: 0 K: 0 S: 3	H: 1 LOB: 0 BB: 0 P: 3	R: 0 E: 0 K: 1 S: 5	H: 0 LOB: 0 BB: 0 P: 5	R: 2 E: 0 K: 0 S: 6	H: 3 LOB: 2 BB: 1 P: 10	R: 0 E: 0 K: 0 S: 3		H: 0 LOB: 0 BB: 0 P: 3	R: 1 E: 1 K: 0 S: 5	H: 1 LOB: 2 BB: 1 P: 9	1B: 6 2B: 5 3B: 1 HR: 1	SF: 0 SAC: 0 DP: 1 HBP: 0	WP: 0 PB: 0 SB: 0 CS: 0
PITCHER	IP WLS BF H R ER SO BB IBB HBP BLK WP HR S P ERA WHIP																							
Pete Redfern, R ERA: 4.54 (1, 1)	4.0	20	7	5	5	1	1	0	0	0	0	0	0	0	0	0	21	25	11.25	2.000				
Don Cooper, R ERA: 4.14 (5, 1)	3.2	13	3	1	1	2	0	0	0	0	0	0	0	0	0	17	17	2.46	0.818					
Doug Corbett, R ERA: 2.95 (8, 1)	2.1	13	3	2	2	0	0	2	0	0	0	0	1	11	19	7.71	1.286							

Batter	1	2	3	4	5	6	7	8	9	10	AB	R	H	RBI	BB	SO	LOB	BOTTOM						
Hosken Powell, L OBP: 0.288, SLG: 0.328 (1, 9)	2B 1B	L6			3B 1B	4-3		K2-3		L7	6	2	2	0	0	1	2	Milwaukee Brewers @ Minnesota Twins Metropolitan Stadium, Bloomington, MI Sun Sep 06 1981, 4:33 AM EDT Att: 9,764 - Sunny - 77 F						
Rob Wilfong, L OBP: 0.300, SLG: 0.335 (1, 4)	2B 2B				1B 3B		SH5-4 SF9	F8			5	3	4	1	0	0	0							
Mickey Hatcher, R OBP: 0.294, SLG: 0.377 (1, 8)	E G4-6-3				1B		SH5-4 E	6-3			5	2	3	3	0	1	1							
Tim Corcoran, L (1, 3)							SH5-4			F7	3	0	0	0	0	1	3							
Dave Engle, R OBP: 0.261, SLG: 0.324 (7, PH)	E1				G6-4-3		SH5-4				0	0	0	0	0	0	0							
Danny Goodwin, L OBP: 0.303, SLG: 0.324 (8, 3)							SH5-4				1	0	0	0	0	0	0							
Glenn Adams, L OBP: 0.271, SLG: 0.285 (1, 10)										F7	2	0	1	0	1	0	1							
Pete Mackanin, R OBP: 0.246, SLG: 0.313 (7, PH)	G4-6-3				WP BB		E			6-3	1	0	0	0	1	0	0							
John Castino, R OBP: 0.289, SLG: 0.382 (1, 5)	5-3				WP BB		SF9			L5	3	0	0	1	1	0	2							
Gary Ward, R OBP: 0.311, SLG: 0.332 (1, 7)					1-2 2-3		FC5 BB			SH3 BB	3	0	0	0	2	1	2							
Sal Butera, R OBP: 0.344, SLG: 0.324 (1, 2)							FC5 BB			SH3	2	0	0	0	2	0	0							
Ron Washington, R OBP: 0.167, SLG: 0.167 (1, 6)							1-2 BB			F9	4	0	1	0	0	1	4							
Kent Hrbek, L OBP: 0.267, SLG: 0.429 (10, PH)	K						FC5			F9	1	0	0	0	0	0	1							
Inning Stats	R: 3 E: 1 K: 0 S: 6	H: 3 LOB: 0 BB: 0 P: 6	R: 0 E: 0 K: 1 S: 5	H: 0 LOB: 1 BB: 1 P: 9	R: 0 E: 0 K: 2 S: 8	H: 1 LOB: 2 BB: 1 P: 12	R: 0 E: 0 K: 0 S: 3	H: 0 LOB: 0 BB: 0 P: 3	R: 2 E: 0 K: 1 S: 8	H: 4 LOB: 2 BB: 1 P: 12	R: 0 E: 0 K: 0 S: 3	H: 1 LOB: 0 BB: 0 P: 3	R: 2 E: 1 K: 0 S: 5	H: 2 LOB: 3 BB: 3 P: 17	R: 0 E: 0 K: 1 S: 5	H: 0 LOB: 0 BB: 0 P: 5	R: 0 E: 0 K: 0 S: 3	H: 0 LOB: 0 BB: 0 P: 3	R: 0 E: 0 K: 0 S: 3	H: 0 LOB: 1 BB: 1 P: 7	1B: 8 2B: 2 3B: 1 HR: 0	SF: 1 SAC: 2 DP: 2 HBP: 0	WP: 1 PB: 0 SB: 1 CS: 0	PA: 46
PITCHER	IP WLS BF H R ER SO BB IBB HBP BLK WP HR S P ERA WHIP																							
Moose Haas, R ERA: 4.53 (1, 1)	4.0	21	7	5	5	3	1	1	0	0	0	0	0	0	0	0	25	33	11.25	2.000				
Jerry Augustine, L ERA: 3.79 (5, 1)	0.2	3	1	0	0	0	1	0	0	0	0	0	0	0	0	2	6	0.00	3.000					
Reggie Cleveland, R ERA: 4.28 (5, 1)	1.1	6	3	2	2	1	0	0	0	0	1	0	0	8	8	13.50	2.250							
Jamie Easterly, L ERA: 3.26 (7, 1)	2.0	9	0	0	0	1	1	2	0	0	0	0	0	8	20	0.00	0.500							
Rollie Fingers, R ERA: 1.19 (8, 1)	2.0	7	0	0	0	0	1	0	0	0	0	0	0	6	10	0.00	0.500							

Batter	1	2	3	4	5	6	7	8	9	AB	R	H	RBI	BB	SO	LOB	TOP					
Paul Mollitor, R (1, 8) OBP: 0.328, SLG: 0.339										4	0	0	0	0	1	0	Milwaukee Brewers @ New York Yankees Yankee Stadium, Bronx, NY Mon Sep 07 1981, 3:33 AM EDT Att: 55,083 - Cloudy - 74 F					
Robin Yount, R (1, 6) OBP: 0.296, SLG: 0.405										4	1	1	1	0	0	0						
Cecil Cooper, L (1, 3) OBP: 0.362, SLG: 0.488										3	0	1	0	1	1	0						
Ted Simmons, S (1, 10) OBP: 0.261, SLG: 0.385										4	0	0	0	0	1	2						
Gorman Thomas, R (1, 9) OBP: 0.353, SLG: 0.505										2	1	1	0	1	1	0						
Ben Oglivie, L (1, 7) OBP: 0.316, SLG: 0.379										4	0	0	0	0	0	3						
Don Money, R (1, 5) Thad Bosley, L (9, PH) OBP: 0.275, SLG: 0.247											3	0	0	0	0	2		2				
Charlie Moore, R (1, 2) OBP: 0.355, SLG: 0.370										3	0	1	1	0	0	1						
Jim Gantner, L (1, 4) Mark Brouhard, R (7, PH) Ed Romero, R (7, 4) OBP: 0.226, SLG: 0.264										2	0	0	0	0	0	0						
										1	0	0	0	0	0	1						
										0	0	0	0	0	0	0						
Inning Stats	R: 0 E: 0 K: 1 S: 5	H: 0 LOB: 1 BB: 1 P: 9	R: 0 E: 0 K: 1 S: 5	H: 0 LOB: 1 BB: 1 P: 9	R: 0 E: 0 K: 0 S: 3	H: 0 LOB: 0 BB: 0 P: 3	R: 0 E: 0 K: 1 S: 5	H: 0 LOB: 1 BB: 0 P: 6	R: 0 E: 0 K: 1 S: 5	H: 0 LOB: 0 BB: 0 P: 5	R: 1 E: 0 K: 0 S: 6	H: 1 LOB: 0 BB: 0 P: 6	R: 1 E: 0 K: 0 S: 5	H: 2 LOB: 1 BB: 0 P: 5	R: 0 E: 0 K: 0 S: 4	H: 1 LOB: 1 BB: 0 P: 4	R: 0 E: 0 K: 1 S: 5	H: 0 LOB: 0 BB: 0 P: 5	1B: 3 2B: 0 3B: 0 HR: 1	SF: 0 SAC: 0 DP: 0 HBP: 1	WP: 0 PB: 0 CS: 0	PA: 34
PITCHER	IP	WLS	BF	H	R	ER	SO	BB	IBB	HBP	BLK	WP	HR	S	P	ERA	WHIP					
Ron Guidry, L (1, 1) ERA: 2.8	6.2	W	26	3	2	2	5	2	0	1	0	0	1	33	42	2.70	0.750					
Ron Davis, R (7, 1) ERA: 2.37	1.1		5	1	0	0	0	0	0	0	0	0	0	5	5	0.00	0.750					
Rich Gossage, R (9, 1) ERA: 0.66	1.0	S	3	0	0	0	1	0	0	0	0	0	0	5	5	0.00	0.000					

Batter	1	2	3	4	5	6	7	8	9	AB	R	H	RBI	BB	SO	LOB	BOTTOM					
Willie Randolph, R (1, 4) OBP: 0.345, SLG: 0.320										4	0	1	0	0	0	2	Milwaukee Brewers @ New York Yankees Yankee Stadium, Bronx, NY Mon Sep 07 1981, 3:33 AM EDT Att: 55,083 - Cloudy - 74 F					
Jerry Mumphrey, S (1, 8) OBP: 0.354, SLG: 0.433										4	0	1	0	0	1	3						
Dave Winfield, R (1, 7) OBP: 0.368, SLG: 0.461										4	1	1	1	0	0	1						
Reggie Jackson, L (1, 9) Bobby Brown, S (8, 9) OBP: 0.337, SLG: 0.402										2	0	0	0	1	2	0						
Bob Watson, R (1, 3) Dave Revering, L (8, PH) OBP: 0.333, SLG: 0.349										3	0	0	0	0	1	2						
Lou Piniella, R (1, 10) Oscar Gamble, L (8, PH) OBP: 0.328, SLG: 0.416										3	1	1	0	0	0	0						
Graig Nettles, L (1, 5) OBP: 0.321, SLG: 0.399										3	2	3	3	0	0	0						
Rick Cerone, R (1, 2) OBP: 0.258, SLG: 0.300										2	0	1	0	0	1	0						
Andre Robertson, R (1, 6) Bobby Murcer, L (7, PH) Larry Milbourne, S (7, PR) OBP: 0.373, SLG: 0.426										2	0	0	0	0	0	0						
										0	0	0	0	1	0	0						
										0	0	0	0	0	0	0						
Inning Stats	R: 1 E: 0 K: 2 S: 8	H: 1 LOB: 0 BB: 0 P: 8	R: 2 E: 0 K: 2 S: 9	H: 2 LOB: 0 BB: 0 P: 9	R: 0 E: 0 K: 0 S: 4	H: 1 LOB: 2 BB: 1 P: 8	R: 1 E: 0 K: 0 S: 4	H: 2 LOB: 0 BB: 0 P: 4	R: 0 E: 0 K: 0 S: 3	H: 1 LOB: 0 BB: 0 P: 3	R: 0 E: 0 K: 1 S: 5	H: 0 LOB: 0 BB: 0 P: 5	R: 0 E: 0 K: 0 S: 4	H: 1 LOB: 2 BB: 1 P: 8	R: 0 E: 0 K: 1 S: 5	H: 0 LOB: 1 BB: 1 P: 9	R: 0 E: 0 K: 1 S: 5	H: 0 LOB: 1 BB: 1 P: 9	1B: 5 2B: 0 3B: 0 HR: 3	SF: 0 SAC: 1 DP: 0 HBP: 0	WP: 0 PB: 0 CS: 1	PA: 33
PITCHER	IP	WLS	BF	H	R	ER	SO	BB	IBB	HBP	BLK	WP	HR	S	P	ERA	WHIP					
Randy Lerch, L (1, 1) ERA: 4.73	6.1	L	26	8	4	4	5	1	0	0	0	0	0	3	35	5.68	1.421					
Dwight Bernard, R (7, 1) ERA	1.1		6	0	0	0	1	1	1	0	0	0	0	6	14	0.00	0.750					
Jerry Augustine, L (8, 1) ERA: 3.76	0.1		1	0	0	0	0	0	0	0	0	0	0	1	1	0.00	0.000					

Batter	1	2	3	4	5	6	7	8	9	AB	R	H	RBI	BB	SO	LOB	TOP		
Paul Molitor, R OBP: 0.327, SLG: 0.337 (1, 8)										4	0	1	0	0	0	1	Milwaukee Brewers @ New York Yankees Yankee Stadium, Bronx, NY Wed Sep 09 1981, 7:05 PM EDT Cloudy - 68 F		
Robin Yount, R OBP: 0.296, SLG: 0.403 (1, 6)										4	0	1	0	0	0	1			
Cecil Cooper, L OBP: 0.358, SLG: 0.482 (1, 3)										4	0	0	0	0	0	2			
Ted Simmons, S OBP: 0.258, SLG: 0.380 (1, 2)										4	0	0	0	0	1	2			
Gorman Thomas, R OBP: 0.358, SLG: 0.505 (1, 9)										2	0	1	0	2	0	0			
Ben Oglivie, L OBP: 0.317, SLG: 0.387 (1, 7)										4	1	1	1	0	1	4			
Don Money, R OBP: 0.299, SLG: 0.303 (1, 5)										4	1	1	0	0	0	2			
Mark Brouhard, R OBP: 0.325, SLG: 0.411 (1, 10)										4	0	0	0	0	1	2			
Jim Gantner, L OBP: 0.335, SLG: 0.346 (1, 4)										3	0	1	1	0	0	1			
Inning Stats	R: 0 E: 0 K: 2 S: 9	H: 2 LOB: 3 BB: 1 P: 13	R: 1 E: 0 K: 0 S: 5	H: 2 LOB: 1 BB: 0 P: 5	R: 0 E: 0 K: 0 S: 3	H: 1 LOB: 1 BB: 0 P: 3	R: 0 E: 1 K: 0 S: 4	H: 0 LOB: 1 BB: 0 P: 4	R: 0 E: 0 K: 0 S: 3	H: 0 LOB: 0 BB: 1 P: 7	R: 0 E: 0 K: 0 S: 3	H: 0 LOB: 0 BB: 0 P: 3	R: 0 E: 0 K: 1 S: 6	H: 0 LOB: 0 BB: 0 P: 6	R: 1 E: 0 K: 1 S: 6	H: 1 LOB: 0 BB: 0 P: 6		1B: 5 2B: 0 3B: 0 HR: 1	SF: 0 SAC: 0 DP: 0 HBP: 0
PITCHER Tommy John, L ERA: 2.59 (1, 1)	IP: 9.0 WLS: W BF: 35 H: 6 R: 2 ER: 2 SO: 3 BB: 2 IBB: 0 HBP: 0 BLK: 0 WP: 1 HR: 1 S: 39 P: 47 ERA: 2.00 WHIP: 0.889															PITCHER			

Batter	1	2	3	4	5	6	7	8	9	AB	R	H	RBI	BB	SO	LOB	BOTTOM		
Willie Randolph, R OBP: 0.347, SLG: 0.320 (1, 4)										3	2	1	1	1	0	0	Milwaukee Brewers @ New York Yankees Yankee Stadium, Bronx, NY Wed Sep 09 1981, 7:05 PM EDT Cloudy - 68 F		
Jerry Mumphrey, S OBP: 0.362, SLG: 0.451 (1, 8)										4	2	4	3	0	0	0			
Dave Winfield, R OBP: 0.374, SLG: 0.464 (1, 7)										2	0	2	1	0	0	0			
Reggie Jackson, L OBP: 0.336, SLG: 0.400 (1, 9)										4	0	1	0	0	0	4			
Oscar Gamble, L OBP: 0.382, SLG: 0.509 (1, 10)										3	0	0	0	0	2	3			
Lou Piniella, R OBP: 0.325, SLG: 0.412 (8, PH)										1	0	0	0	0	0	0			
Graig Nettles, L OBP: 0.323, SLG: 0.396 (1, 5)										2	0	0	0	2	0	0			
Dave Revering, L OBP: 0.382, SLG: 0.343 (1, 3)										3	0	0	0	0	1	3			
Bob Watson, R OBP: 0.317, SLG: 0.364 (8, PH)										0	0	0	0	1	0	0			
Rick Cerone, R OBP: 0.258, SLG: 0.299 (1, 2)										4	0	1	0	0	0	2			
Larry Milbourne, S OBP: 0.371, SLG: 0.433 (1, 6)										3	1	1	0	0	0	1			
Inning Stats	R: 2 E: 0 K: 1 S: 7	H: 3 LOB: 2 BB: 2 P: 15	R: 0 E: 0 K: 0 S: 3	H: 1 LOB: 0 BB: 0 P: 3	R: 0 E: 0 K: 1 S: 6	H: 1 LOB: 1 BB: 0 P: 6	R: 0 E: 0 K: 1 S: 4	H: 0 LOB: 0 BB: 1 P: 8	R: 0 E: 0 K: 0 S: 4	H: 0 LOB: 0 BB: 0 P: 3	R: 3 E: 0 K: 0 S: 6	H: 4 LOB: 0 BB: 0 P: 6	R: 0 E: 0 K: 0 S: 3	H: 0 LOB: 1 BB: 1 P: 7	R: 0 E: 0 K: 0 S: 3	H: 0 LOB: 1 BB: 1 P: 7	1B: 8 2B: 3 3B: 0 HR: 1	SF: 0 SAC: 1 DP: 3 HBP: 1	WP: 0 PA: 35 CS: 0
PITCHER Pete Vuckovich, R ERA: 3.79 Jamie Easterly, L ERA: 3.14 (7, 1)	IP: 6.1 WLS: L BF: 30 H: 10 R: 5 ER: 5 SO: 3 BB: 3 IBB: 1 HBP: 0 BLK: 0 WP: 0 HR: 1 S: 32 P: 45 ERA: 7.11 WHIP: 2.053															PITCHER			

Batter	1	2	3	4	5	6	7	8	9	AB	R	H	RBI	BB	SO	LOB	TOP					
Paul Moltzer, R OBP: 0.328, SLG: 0.344 (1, 10)										5	1	2	0	0	2	1	Milwaukee Brewers @ New York Yankees Yankee Stadium, Bronx, NY Wed Sep 09 1981, 7:05 PM EDT Att: 27,337 - Unknown - 68 F					
Robin Yount, R OBP: 0.294, SLG: 0.397 (1, 6)										4	1	0	0	1	1	3						
Cecil Cooper, L OBP: 0.358, SLG: 0.492 (1, 3)											5	1	2	3	0	2						
Gorman Thomas, R OBP: 0.355, SLG: 0.500 (1, 8)											5	0	1	0	0	2						
Ben Oglivie, L OBP: 0.321, SLG: 0.396 (1, 7)											3	1	1	1	2	0						
Mark Brouhard, R OBP: 0.319, SLG: 0.403 (1, 9)											3	0	0	0	0	1						
Don Money, R OBP: 0.304, SLG: 0.304 (1, 5)										3	1	1	0	1	1	4						
Charlie Moore, R OBP: 0.352, SLG: 0.374 (1, 2)										4	0	1	0	0	0	5						
Jim Gantner, L OBP: 0.338, SLG: 0.348 (1, 4)										4	0	2	1	0	1	0						
Inning Stats	R: 4 E: 0 K: 0 S: 6	H: 3 LOB: 1 BB: 2 P: 14	R: 0 E: 0 K: 1 S: 5	H: 0 LOB: 0 BB: 0 P: 5	R: 0 E: 0 K: 1 S: 6	H: 0 LOB: 1 BB: 0 P: 6	R: 1 E: 0 K: 0 S: 5	H: 3 LOB: 1 BB: 0 P: 5	R: 0 E: 0 K: 2 S: 9	H: 2 LOB: 3 BB: 1 P: 13	R: 0 E: 0 K: 1 S: 7	H: 2 LOB: 2 BB: 0 P: 7	R: 0 E: 0 K: 3 S: 9	H: 0 LOB: 1 BB: 1 P: 7	R: 0 E: 0 K: 3 S: 9	H: 0 LOB: 0 BB: 0 P: 9		R: 0 E: 0 K: 2 S: 7	H: 0 LOB: 0 BB: 0 P: 7	1B: 5 2B: 3 3B: 0 HR: 2	SF: 0 SAC: 1 DP: 0 HBP: 0	WP: 1 PB: 1 CS: 2
PITCHER	IP WLS BF H R ER SO BB IBB HBP BLK WP HR S P ERA WHIP	IP WLS BF H R ER SO BB IBB HBP BLK WP HR S P ERA WHIP																				
Rudy May, L ERA: 4.37 (1, 1)	0.1 L 5 3 4 4 0 1 0 0 0 1 2 4 8 108.00 12.000																					
George Frazier, R ERA: 0.87 (1, 1)	3.2 17 5 1 1 2 1 0 0 0 0 0 20 24 2.46 1.636																					
Dave LaRoche, L ERA: 1.63 (5, 1)	3.0 13 2 0 0 3 2 0 0 0 0 0 17 25 0.00 1.333																					
Ron Davis, R ERA: 2.3 (8, 1)	2.0 6 0 0 0 5 0 0 0 0 0 0 16 16 0.00 0.000																					

Batter	1	2	3	4	5	6	7	8	9	AB	R	H	RBI	BB	SO	LOB	BOTTOM			
Willie Randolph, R OBP: 0.345, SLG: 0.317 (1, 4)										3	0	0	0	1	0	3	Milwaukee Brewers @ New York Yankees Yankee Stadium, Bronx, NY Wed Sep 09 1981, 7:05 PM EDT Att: 27,337 - Unknown - 68 F			
Jerry Mumphrey, S OBP: 0.361, SLG: 0.448 (1, 8)										4	0	1	0	0	0	1				
Dave Winfield, R OBP: 0.272, SLG: 0.461 (1, 7)										2	0	0	0	0	0	0				
Dennis Werth, R OBP: 0.250, SLG: 0.109 (6, 9) (8, 7)										2	0	0	0	0	0	1				
Lou Piniella, R OBP: 0.323, SLG: 0.415 (1, 10)										4	0	1	0	0	0	0				
Bob Watson, R OBP: 0.326, SLG: 0.384 (1, 3)										2	2	1	0	1	0	1				
Dave Revering, L OBP: 0.327, SLG: 0.341 (9, PH)										1	0	0	0	0	1	0				
Graig Nettles, L OBP: 0.328, SLG: 0.399 (1, 5)										3	1	2	1	1	1	0				
Barry Foote, R OBP: 0.286, SLG: 0.429 (1, 2)										2	0	1	1	0	0	1				
Reggie Jackson, L OBP: 0.337, SLG: 0.401 (7, PH) (8, 9)										2	0	1	1	0	0	0				
Bobby Brown, S OBP: 0.235, SLG: 0.242 (6, 7)										2	0	0	0	0	0	1				
Bobby Murcer, L OBP: 0.330, SLG: 0.443 (7, PH)										1	0	0	0	0	1	2				
Rick Cerone, R OBP: 0.258, SLG: 0.299 (8, 2)										0	0	0	0	0	0	0				
Andre Robertson, R OBP: 0.286, SLG: 0.429 (1, 6)										2	0	0	0	0	0	1				
Oscar Gamble, L OBP: 0.385, SLG: 0.509 (7, PH)										0	0	0	0	0	0	0				
Larry Milbourne, S OBP: 0.371, SLG: 0.433 (8, 6)										0	0	0	0	0	0	0				
Inning Stats	R: 0 E: 0 K: 0 S: 2	H: 0 LOB: 0 BB: 1 P: 6	R: 1 E: 0 K: 0 S: 4	H: 2 LOB: 0 BB: 0 P: 4	R: 0 E: 0 K: 0 S: 3	H: 0 LOB: 0 BB: 0 P: 3	R: 0 E: 0 K: 0 S: 4	H: 1 LOB: 1 BB: 0 P: 4	R: 1 E: 0 K: 0 S: 3	H: 1 LOB: 0 BB: 1 P: 7	R: 0 E: 0 K: 1 S: 7	H: 0 LOB: 3 BB: 1 P: 12	R: 0 E: 0 K: 0 S: 3	H: 1 LOB: 0 BB: 0 P: 3	R: 0 E: 0 K: 2 S: 7	H: 0 LOB: 0 BB: 0 P: 7	1B: 4 2B: 3 3B: 1 HR: 0	SF: 0 SAC: 0 DP: 4 HBP: 1	WP: 0 PB: 0 CS: 0	PA: 34
PITCHER	IP WLS BF H R ER SO BB IBB HBP BLK WP HR S P ERA WHIP	IP WLS BF H R ER SO BB IBB HBP BLK WP HR S P ERA WHIP																		
Mike Caldwell, L ERA: 3.34 (1, 1)	6.1 W 24 5 3 3 0 3 0 0 0 0 21 33 4.26 1.263																			
Rollie Fingers, R ERA: 1.14 (7, 1)	2.2 S 10 2 0 0 3 0 0 1 0 0 15 16 0.00 0.750																			

AB	36
R	5
H	10
RBI	5
BB	4
SO	10
LOB	21



Batter	1	2	3	4	5	6	7	8	9	AB	R	H	RBI	BB	SO	LOB	TOP									
Ron LeFlore, R OBP: 0.302, SLG: 0.310 (1, 7)			G4-6-3	K				F9	F9	5	1	1	0	1	1	3	Chicago White Sox @ Milwaukee Brewers Milwaukee County Stadium, Milwaukee, WI Thu Sep 10 1981, 8:05 PM EDT Att. 9,268 - Unknown - 75 F									
Tony Bernazard, S OBP: 0.336, SLG: 0.377 (1, 4)	G3		K							3	1	1	0	2	1	0										
Lamar Johnson, R OBP: 0.340, SLG: 0.367 Mike Squires, L (7, PH) OBP: 0.320, SLG: 0.302 (7, 3)	1B			BB, 1B FC5-2	1B	FC4	SH	4-3		3	0	2	0	0	0	1										
Greg Luzinski, R OBP: 0.378, SLG: 0.493 Jay Loviglio, R OBP: 0.250, SLG: 0.250 (7, PR)	1B			FC5-2, BB SF8	1B		S, E SF8		F8	4	1	4	0	0	0	0										
Carlton Fisk, R OBP: 0.352, SLG: 0.356 (1, 2)	F7			4-0 FC5-2	1B	G4-6-3	E5		L6	4	1	0	0	1	0	5										
Chet Lemon, R OBP: 0.398, SLG: 0.473 (1, 8)		L1		FC5-2	1B		5-3	F8		5	2	1	0	0	0	5										
Wayne Nordhagen, R OBP: 0.357, SLG: 0.471 Rusty Kuntz, R OBP: 0.352, SLG: 0.298 (8, 9)	6-3			1-2, 2-3, 3-H	SF8		HR	SF8		2	1	1	3	0	0	0										
Jim Morrison, R OBP: 0.249, SLG: 0.335 (1, 5)	6-3			3-H	HR		5-3	F7		5	1	2	2	0	0	1										
Bill Almon, R OBP: 0.354, SLG: 0.404 (1, 6)				1-2, 2-3	HR		F9		6-3	4	1	2	4	1	0	0										
Inning Stats	R: 0 E: 0 K: 0 S: 5	H: 3 LOB: 2 BB: 0 P: 5	R: 0 E: 0 K: 0 S: 3	H: 0 LOB: 0 BB: 0 P: 3	R: 0 E: 0 K: 1 S: 4	H: 0 LOB: 0 BB: 1 P: 8	R: 5 E: 0 K: 1 S: 9	H: 4 LOB: 1 BB: 1 P: 13	R: 0 E: 0 K: 0 S: 4	H: 2 LOB: 1 BB: 0 P: 4	R: 1 E: 0 K: 0 S: 4	H: 1 LOB: 0 BB: 0 P: 4	R: 4 E: 2 K: 0 S: 7	H: 1 LOB: 1 BB: 2 P: 14	R: 0 E: 0 K: 0 S: 3	H: 0 LOB: 1 BB: 1 P: 7		R: 2 E: 0 K: 0 S: 7	H: 4 LOB: 2 BB: 0 P: 7	1B: 13 2B: 0 3B: 0 HR: 2	SF: 2 SAC: 1 DP: 2 HBP: 0	WP: 0 PB: 0 SB: 2 CS: 0	PA: 46			
PITCHER	IP	WLS	BF	H	R	ER	SO	BB	IBB	HBP	BLK	WP	HR	S	P	ERA	WHIP	PITCHER								
Jim Slaton, R ERA: 4.05 (1, 1)	3.2		18	7	5	5	1	2	0	0	0	0	1	18	26	12.27	2.455									
Reggie Cleveland, R ERA: 4.42 (4, 1)	2.1	L	12	3	4	2	1	2	0	0	0	0	1	13	20	7.71	2.143									
Dwight Bernard, R ERA: (7, 1)	2.0		9	1	1	0	0	1	0	0	0	0	0	8	12	0.00	1.000									
Jerry Augustine, L ERA: 4.04 (9, 1)	0.2		6	4	2	2	0	0	0	0	0	0	0	6	6	27.00	6.000									
Donnie Moore, R ERA: 20.25 (9, 1)	0.1		1	0	0	0	0	0	0	0	0	0	0	1	1	0.00	0.000									
Batter	1	2	3	4	5	6	7	8	9	AB	R	H	RBI	BB	SO	LOB	BOTTOM									
Paul Molitor, R OBP: 0.322, SLG: 0.337 (1, 8)	5-3	F9			K		6-3			4	0	0	0	0	1	3	Chicago White Sox @ Milwaukee Brewers Milwaukee County Stadium, Milwaukee, WI Thu Sep 10 1981, 8:05 PM EDT Att. 9,268 - Unknown - 75 F									
Robin Yount, R OBP: 0.297, SLG: 0.397 (1, 6)	FC5-4	1B	L7		HR	BB	F8			3	1	1	0	1	0	0										
Cecil Cooper, L OBP: 0.354, SLG: 0.488 (1, 3)	FC5-4		5-3		SF7		6-3			3	0	0	1	0	0	1										
Ted Simmons, S OBP: 0.257, SLG: 0.388 (1, 2)	5-3		L4		HR		F7			4	1	1	3	0	0	1										
Gorman Thomas, R OBP: 0.354, SLG: 0.497 (1, 9)		1B		K	F7		K			4	0	1	0	0	2	0										
Ben Oglivie, L OBP: 0.320, SLG: 0.394 (1, 10)		E	F9		G3		F9			4	1	1	0	0	0	0										
Don Money, R OBP: 0.297, SLG: 0.297 (1, 5)		6-3-2-5		4-3	K		5-3			4	0	0	0	0	1	2										
Mark Brouhard, R OBP: 0.325, SLG: 0.404 Larry Hisle, R (9, PH) OBP: 0.255, SLG: 0.427 (1, 7)		E			BB	1B	F7		K	2	2	1	0	1	0	0										
Ed Romero, R OBP: 0.232, SLG: 0.270 Jim Gantner, L (7, PH) OBP: 0.337, SLG: 0.347 (1, 4)		BLK	E5		BB	1B	F7			1	0	0	0	0	0	0										
Inning Stats	R: 0 E: 0 K: 0 S: 4	H: 1 LOB: 1 BB: 0 P: 4	R: 2 E: 1 K: 0 S: 5	H: 2 LOB: 1 BB: 1 P: 9	R: 0 E: 0 K: 0 S: 3	H: 0 LOB: 0 BB: 0 P: 3	R: 0 E: 0 K: 1 S: 5	H: 0 LOB: 0 BB: 0 P: 5	R: 4 E: 0 K: 1 S: 8	H: 3 LOB: 1 BB: 1 P: 12	R: 0 E: 0 K: 1 S: 5	H: 0 LOB: 0 BB: 0 P: 5	R: 0 E: 0 K: 1 S: 5	H: 0 LOB: 0 BB: 0 P: 5	R: 0 E: 0 K: 1 S: 5	H: 0 LOB: 0 BB: 0 P: 5		R: 0 E: 0 K: 1 S: 5	H: 0 LOB: 0 BB: 0 P: 5	1B: 5 2B: 1 3B: 0 HR: 1	SF: 1 SAC: 0 DP: 1 HBP: 0	WP: 0 PB: 0 SB: 0 CS: 0	PA: 35			
PITCHER	IP	WLS	BF	H	R	ER	SO	BB	IBB	HBP	BLK	WP	HR	S	P	ERA	WHIP	PITCHER								
Ross Baumgarten, L ERA: 3.84 (1, 1)	5.0		23	6	6	4	2	1	0	0	0	0	0	1	25	33	7.20	1.400								
LaMarr Hoyt, R ERA: 3.95 (6, 1)	4.0	W	12	0	0	0	3	0	0	0	0	0	0	18	18	0.00	0.000									

Batter	1	2	3	4	5	6	7	8	9	AB	R	H	RBI	BB	SO	LOB	TOP										
Al Bumbry, L OBP: 0.367, SLG: 0.344 (1, 8)										4	0	3	0	0	0	2	Baltimore Orioles @ Milwaukee Brewers Milwaukee County Stadium, Milwaukee, WI Fri Sep 11 1981, 8:05 PM EDT Att: 20,987 - Unknown										
Lenn Sakata, R OBP: 0.308, SLG: 0.325 (1, 4) (7, 6)										4	0	1	0	0	0	4											
Ken Singleton, S OBP: 0.407, SLG: 0.488 Mark Corey, R (8, 7)										4	0	0	0	0	1	3											
Eddie Murray, S OBP: 0.343, SLG: 0.507 (1, 3)										4	1	2	1	0	0	1											
Jose Morales, R OBP: 0.333, SLG: 0.394 (1, 10)										4	0	1	0	0	0	1											
John Lowenstein, L OBP: 0.346, SLG: 0.413 (1, 7) Gary Roenicke, R OBP: 0.374, SLG: 0.402 (8, PH) (8, 9)										1	1	0	0	2	0	0											
Doug DeCinces, R OBP: 0.341, SLG: 0.477 (1, 5)										4	0	2	1	0	1	0											
Cal Ripken Jr., R OBP: 0.150, SLG: 0.128 (1, 6) Rich Dauer, R OBP: 0.311, SLG: 0.361 (7, 4)										3	0	1	0	0	1	1											
Rick Dempsey, R OBP: 0.320, SLG: 0.359 (1, 2)										3	0	0	0	1	1	2											
Inning Stats	R: 0 E: 0 K: 0 S: 4	H: 2 LOB: 1 BB: 0 P: 4	R: 0 E: 0 K: 1 S: 5	H: 0 LOB: 0 BB: 0 P: 5	R: 0 E: 0 K: 1 S: 6	H: 1 LOB: 1 BB: 0 P: 6	R: 2 E: 0 K: 0 S: 5	H: 2 LOB: 1 BB: 1 P: 9	R: 0 E: 0 K: 0 S: 3	H: 1 LOB: 1 BB: 1 P: 7	R: 0 E: 0 K: 0 S: 2	H: 1 LOB: 2 BB: 0 P: 6	R: 0 E: 0 K: 0 S: 5	H: 2 LOB: 2 BB: 0 P: 5	R: 0 E: 0 K: 1 S: 6	H: 1 LOB: 1 BB: 0 P: 6		R: 0 E: 0 K: 1 S: 5	H: 0 LOB: 0 BB: 0 P: 5	1B: 7 2B: 1 3B: 1 HR: 1	SF: 0 SAC: 0 DP: 1 HBP: 0	WP: 0 PB: 0 SB: 2 CS: 3	PA: 37				
PITCHER	IP	WLS	BF	H	R	ER	SO	BB	IBB	HBP	BLK	WP	HR	S	P	ERA	WHIP										
Moose Haas, R ERA: 4.4 (1, 1)	7.0	L	29	9	2	2	2	3	0	0	0	0	1	30	42	2.57	1.714										
Jamie Easterly, L ERA: 3.02 (8, 1)	2.0		7	1	0	0	2	0	0	0	0	0	0	11	11	0.00	0.500										

Batter	1	2	3	4	5	6	7	8	9	AB	R	H	RBI	BB	SO	LOB	BOTTOM										
Paul Molitor, R OBP: 0.321, SLG: 0.335 (1, 8)										4	0	1	0	0	1	0	Baltimore Orioles @ Milwaukee Brewers Milwaukee County Stadium, Milwaukee, WI Fri Sep 11 1981, 8:05 PM EDT Att: 20,987 - Unknown										
Robin Yount, R OBP: 0.299, SLG: 0.398 (1, 6)										4	0	2	0	0	1	0											
Cecil Cooper, L OBP: 0.353, SLG: 0.488 (1, 3)										4	0	1	0	0	0	3											
Ted Simmons, S OBP: 0.257, SLG: 0.386 (1, 2)										4	0	1	0	0	1	2											
Ben Oglivie, L OBP: 0.320, SLG: 0.396 (1, 7)										3	1	1	0	0	0	1											
Gorman Thomas, R OBP: 0.351, SLG: 0.492 (1, 9)										3	0	0	0	0	1	1											
Roy Howell, L OBP: 0.345, SLG: 0.437 (1, 5)										2	0	1	1	0	0	0											
Mark Brouhard, R OBP: 0.319, SLG: 0.396 (1, 10)										3	0	0	0	0	2	1											
Jim Gantner, L OBP: 0.333, SLG: 0.344 (1, 4)										3	0	0	0	0	0	0											
Inning Stats	R: 0 E: 0 K: 0 S: 4	H: 2 LOB: 1 BB: 0 P: 4	R: 1 E: 0 K: 2 S: 8	H: 1 LOB: 0 BB: 0 P: 8	R: 0 E: 0 K: 0 S: 4	H: 1 LOB: 1 BB: 0 P: 4	R: 0 E: 0 K: 1 S: 5	H: 0 LOB: 0 BB: 0 P: 5	R: 0 E: 0 K: 0 S: 3	H: 0 LOB: 0 BB: 0 P: 3	R: 0 E: 0 K: 0 S: 3	H: 1 LOB: 0 BB: 0 P: 3	R: 0 E: 0 K: 1 S: 5	H: 0 LOB: 0 BB: 0 P: 5	R: 0 E: 0 K: 2 S: 8	H: 1 LOB: 1 BB: 0 P: 8		1B: 5 2B: 2 3B: 0 HR: 0	SF: 1 SAC: 0 DP: 2 HBP: 0	WP: 1 PB: 1 SB: 0 CS: 0	PA: 31						
PITCHER	IP	WLS	BF	H	R	ER	SO	BB	IBB	HBP	BLK	WP	HR	S	P	ERA	WHIP										
Dennis Martinez, R ERA: 3.01 (1, 1)	9.0	W	31	7	1	0	6	0	0	0	0	1	0	43	43	0.00	0.778										

Batter	1	2	3	4	5	6	7	8	9	AB	R	H	RBI	BB	SO	LOB	TOP			
Lenn Sakata, R OBP: 0.295, SLG: 0.310	6-3		E4		FC5-4		F7			4	0	0	0	0	0	2	Baltimore Orioles @ Milwaukee Brewers Milwaukee County Stadium, Milwaukee, WI Sat Sep 12 1981, 8:05 PM EDT Att: 25,398 - Unknown			
Rich Dauer, R OBP: 0.307, SLG: 0.356	F9		G1-4-6-3				F8		F9	4	0	0	0	0	2					
Ken Singleton, S OBP: 0.411, SLG: 0.492	5-3									4	1	3	0	0	0					
Eddie Murray, S OBP: 0.345, SLG: 0.506										4	1	2	0	0	2					
Benny Ayala, R OBP: 0.356, SLG: 0.323										2	0	1	1	1	0					
Jim Dwyer, L OBP: 0.306, SLG: 0.267										0	0	0	0	1	0					
Doug DeCinces, R OBP: 0.340, SLG: 0.472										3	0	0	1	1	0					
Gary Roenicke, R OBP: 0.375, SLG: 0.420										2	1	1	1	0	0					
John Lowenstein, L OBP: 0.342, SLG: 0.407										2	0	0	0	0	0					
Mark Corey, R OBP: 0.342, SLG: 0.342										1	0	0	0	1	0					
Al Bumbry, L OBP: 0.320, SLG: 0.358										2	0	0	0	0	0					
Rick Dempsey, R OBP: 0.320, SLG: 0.358										3	0	1	0	0	0					
Inning Stats	R: 0 E: 0 K: 0 S: 3	H: 0 LOB: 0 BB: 0 P: 3	R: 0 E: 0 K: 0 S: 3	H: 1 LOB: 1 BB: 1 P: 7	R: 0 E: 1 K: 0 S: 3	H: 0 LOB: 1 BB: 1 P: 7	R: 0 E: 0 K: 0 S: 3	H: 1 LOB: 0 BB: 0 P: 3	R: 1 E: 0 K: 0 S: 5	H: 2 LOB: 1 BB: 0 P: 5	R: 2 E: 0 K: 0 S: 6	H: 3 LOB: 1 BB: 0 P: 6	R: 0 E: 0 K: 0 S: 3	H: 0 LOB: 0 BB: 0 P: 3	R: 0 E: 0 K: 0 S: 2	H: 0 LOB: 1 BB: 2 P: 10	1B: 6 2B: 1 3B: 0 HR: 1	SF: 0 SAC: 0 DP: 5 HBP: 0	WP: 0 PB: 1 SB: 0 CS: 0	PA: 35
PITCHER	IP WLS BF H R ER SO BB IBB HBP BLK WP HR S P ERA WHIP																			
Randy Lerch, L ERA: 4.75	(1, 1) 5.1 W 23 7 3 3 0 2 0 0 0 0 0 1 21 29 5.06 1.688																			
Reggie Cleveland, R ERA: 4.22	(6, 1) 2.2 9 1 0 0 0 0 1 0 0 0 0 0 0 8 12 0.00 0.750																			
Rollie Fingers, R ERA: 1.13	(9, 1) 1.0 S 3 0 0 0 0 0 1 0 0 0 0 0 0 2 6 0.00 1.000																			

Batter	1	2	3	4	5	6	7	8	9	AB	R	H	RBI	BB	SO	LOB	BOTTOM			
Paul Molitor, R OBP: 0.326, SLG: 0.340		SH2-3								3	1	2	0	0	1	0	Baltimore Orioles @ Milwaukee Brewers Milwaukee County Stadium, Milwaukee, WI Sat Sep 12 1981, 8:05 PM EDT Att: 25,398 - Unknown			
Robin Yount, R OBP: 0.296, SLG: 0.393		F8								4	0	0	0	0	1	2				
Cecil Cooper, L OBP: 0.357, SLG: 0.497										4	2	3	1	0	0	0				
Ted Simmons, S OBP: 0.263, SLG: 0.390										4	1	3	3	0	0	1				
Ben Oglivie, L OBP: 0.319, SLG: 0.395										4	1	1	0	0	2	2				
Gorman Thomas, R OBP: 0.353, SLG: 0.495										4	0	2	1	0	1	0				
Roy Howell, L OBP: 0.344, SLG: 0.433										4	0	1	1	0	0	2				
Jim Gantner, L OBP: 0.329, SLG: 0.339										4	0	0	0	0	0	2				
Thad Bosley, L OBP: 0.280, SLG: 0.253										2	1	1	0	0	0	0				
Larry Hise, R OBP: 0.290, SLG: 0.422										1	0	0	0	0	0	0				
Inning Stats	R: 4 E: 0 K: 0 S: 8	H: 6 LOB: 1 BB: 0 P: 8	R: 1 E: 0 K: 0 S: 5	H: 2 LOB: 1 BB: 0 P: 5	R: 0 E: 0 K: 1 S: 5	H: 0 LOB: 0 BB: 0 P: 5	R: 0 E: 0 K: 0 S: 3	H: 1 LOB: 0 BB: 0 P: 3	R: 1 E: 0 K: 1 S: 8	H: 3 LOB: 2 BB: 0 P: 8	R: 0 E: 0 K: 1 S: 5	H: 0 LOB: 0 BB: 0 P: 5	R: 0 E: 0 K: 1 S: 6	H: 1 LOB: 1 BB: 0 P: 6	R: 0 E: 0 K: 1 S: 5	H: 0 LOB: 0 BB: 0 P: 5	1B: 10 2B: 3 3B: 0 HR: 0	SF: 0 SAC: 1 DP: 1 HBP: 0	WP: 0 PB: 0 SB: 0 CS: 0	PA: 35
PITCHER	IP WLS BF H R ER SO BB IBB HBP BLK WP HR S P ERA WHIP																			
Jim Palmer, R ERA: 3.89	(1, 1) 0.1 L 6 5 4 4 0 0 0 0 0 0 0 0 0 6 6 108.00 15.000																			
Scott McGregor, L ERA: 3.47	(1, 1) 7.2 29 8 2 2 5 0 0 0 0 0 0 0 39 39 2.35 1.043																			

Batter	1	2	3	4	5	6	7	8	9	AB	R	H	RBI	BB	SO	LOB	TOP										
Al Bumby, L OBP: 0.367, SLG: 0.344 (1, 8)	F9			G4-6-3 HBP 1B		F7		1-2 1B		4	0	2	0	0	0	0	Baltimore Orioles @ Milwaukee Brewers Milwaukee County Stadium, Milwaukee, WI Sun Sep 13 1981, 4:33 AM EDT Att: 19,599 - Unknown livebaseballscorecards.com										
Rich Dauer, R OBP: 0.307, SLG: 0.352 (1, 4)	6-3			G4-6-3 HBP		K		F7		3	0	0	0	0	1	2											
Ken Singleton, S OBP: 0.406, SLG: 0.485 (1, 10)	1-3			G4-6-3 1-2 2-3				K		4	0	0	0	0	2	4											
Eddie Murray, S OBP: 0.341, SLG: 0.500 (1, 3)		F9		3-1				K		4	0	0	0	0	1	1											
John Lowenstein, L OBP: 0.348, SLG: 0.409 (1, 7)						6-3 WP 1B				2	0	1	0	1	1	0											
Gary Roenicke, R OBP: 0.373, SLG: 0.418 (9, PH)		K						F5		1	0	0	0	0	0	0											
Jim Dwyer, L OBP: 0.307, SLG: 0.269 (1, 9)										3	0	1	0	0	0	1											
Benny Ayala, R OBP: 0.365, SLG: 0.349 (9, PH)		4-3				K				1	0	1	0	0	0	0											
Doug DeCinces, R OBP: 0.339, SLG: 0.467 (1, 5)										3	0	0	0	1	0	3											
Dan Graham, L OBP: 0.256, SLG: 0.258 (1, 2)										2	0	0	0	0	2	1											
Rick Dempsey, R OBP: 0.317, SLG: 0.355 (8, PH)								F7		2	0	0	0	0	0	2											
Lenn Sakata, R OBP: 0.296, SLG: 0.311 (1, 6)										3	0	1	0	0	0	0											
Inning Stats	R: 0 E: 0 K: 0 S: 3	H: 0 LOB: 0 BB: 0 P: 3	R: 0 E: 0 K: 1 S: 5	H: 0 LOB: 0 BB: 0 P: 5	R: 0 E: 0 K: 1 S: 5	H: 1 LOB: 1 BB: 0 P: 4	R: 0 E: 0 K: 2 S: 8	H: 1 LOB: 1 BB: 0 P: 8	R: 0 E: 0 K: 1 S: 5	H: 0 LOB: 0 BB: 0 P: 5	R: 0 E: 0 K: 2 S: 8	H: 1 LOB: 2 BB: 1 P: 12	R: 0 E: 0 K: 1 S: 7	H: 2 LOB: 2 BB: 0 P: 7	R: 0 E: 0 K: 0 S: 4	H: 1 LOB: 2 BB: 1 P: 8	1B: 5 2B: 1 3B: 0 HR: 0	SF: 0 SAC: 0 DP: 1 HBP: 1	WP: 1 PB: 0 SB: 0 CS: 0	PA: 35							
PITCHER	IP	WLS	BF	H	R	ER	SO	BB	IBB	HBP	BLK	WP	HR	S	P	ERA	WHIP										
Pete Vuckovich, R ERA: 3.58 (1, 1)	7.0	W	25	3	0	0	7	1	0	1	0	1	0	37	42	0.00	0.571										
Jamie Easterly, L ERA: 2.96 (8, 1)	1.0		5	2	0	0	1	0	0	0	0	0	0	7	7	0.00	2.000										
Bob McClure, L ERA: (9, 1)	1.0		5	1	0	0	0	1	0	0	0	0	0	4	8	0.00	2.000										

Batter	1	2	3	4	5	6	7	8	9	AB	R	H	RBI	BB	SO	LOB	BOTTOM										
Paul Moltor, R OBP: 0.329, SLG: 0.340 (1, 10)	F8		CS	BB 1B BB	K					3	1	1	1	1	1	0	Baltimore Orioles @ Milwaukee Brewers Milwaukee County Stadium, Milwaukee, WI Sun Sep 13 1981, 4:33 AM EDT Att: 19,599 - Unknown livebaseballscorecards.com										
Robin Yount, R OBP: 0.292, SLG: 0.388 (1, 6)	K			F9	K					4	0	0	0	0	3	2											
Cecil Cooper, L OBP: 0.359, SLG: 0.500 (1, 3)	5-3			BB 1B 1-2	2B					4	1	2	0	0	0	1											
Ted Simmons, S OBP: 0.263, SLG: 0.387 (1, 2)		L3		BB 1B 1-2 2-3	4-3					3	1	0	0	1	0	1											
Ben Oglivie, L OBP: 0.321, SLG: 0.394 (1, 7)		F5		BB 1B 1-3 2-H 3-H	1B					3	1	1	2	1	1	0											
Gorman Thomas, R OBP: 0.351, SLG: 0.492 (1, 8)				BB 1B 1-3 3-H	1B					4	0	1	1	0	1	1											
Roy Howell, L OBP: 0.336, SLG: 0.424 (1, 5)				BB 1B 1-3 3-H	K					4	0	0	0	0	2	3											
Jim Gantner, L OBP: 0.329, SLG: 0.339 (1, 4)				BB 1B 1-2	1B					3	0	1	1	0	1	0											
Thad Bosley, L OBP: 0.292, SLG: 0.267 (1, 9)				CS 1B	L4					3	1	2	0	0	0	2											
Inning Stats	R: 0 E: 0 K: 1 S: 5	H: 0 LOB: 0 BB: 0 P: 5	R: 0 E: 0 K: 1 S: 5	H: 0 LOB: 0 BB: 0 P: 5	R: 0 E: 0 K: 0 S: 3	H: 1 LOB: 0 BB: 0 P: 3	R: 4 E: 0 K: 1 S: 9	H: 4 LOB: 2 BB: 2 P: 17	R: 0 E: 0 K: 2 S: 8	H: 1 LOB: 1 BB: 0 P: 8	R: 0 E: 0 K: 1 S: 5	H: 0 LOB: 0 BB: 0 P: 5	R: 1 E: 0 K: 2 S: 9	H: 2 LOB: 1 BB: 0 P: 9	R: 0 E: 0 K: 1 S: 5	H: 0 LOB: 1 BB: 1 P: 9		1B: 7 2B: 1 3B: 0 HR: 0	SF: 0 SAC: 0 DP: 0 HBP: 0	WP: 0 PB: 0 SB: 1 CS: 1	PA: 35						
PITCHER	IP	WLS	BF	H	R	ER	SO	BB	IBB	HBP	BLK	WP	HR	S	P	ERA	WHIP										
Steve Stone, R ERA: 4.47 (1, 1)	3.1	L	15	4	4	4	2	2	0	0	0	0	0	5	5	10.80	1.800										
Jeff Schneider, L ERA: 4.35 (4, 1)	0.2		3	1	0	0	1	0	0	0	0	0	0	5	5	0.00	1.500										
Steve Luebber, R ERA: 6.06 (5, 1)	3.0		12	3	1	1	5	0	0	0	0	0	0	22	22	3.00	1.000										
Tim Stoddard, R ERA: 4.25 (8, 1)	1.0		4	0	0	0	1	1	0	0	0	0	0	5	9	0.00	1.000										

Batter	1	2	3	4	5	6	7	8	9	AB	R	H	RBI	BB	SO	LOB	TOP			
Willie Randolph, R (1, 4) OBP: 0.341, SLG: 0.318	0-0 6-3		0-0 1-2 1B		0-0 6-3		0-0 FC6			4	0	1	1	0	0	1	New York Yankees @ Milwaukee Brewers Milwaukee County Stadium, Milwaukee, WI Tue Sep 15 1981, 8:05 PM EDT Att: 15,402 - Cloudy - 58 F			
Bobby Murcer, L (1, 10) OBP: 0.337, SLG: 0.446	0-0 4-3		0-0 F7		0-0 G3-6 1B			0-0 1-3 1B		4	0	2	0	0	0	2				
Dave Winfield, R (1, 8) OBP: 0.367, SLG: 0.464	0-0 F8		0-0 F7		0-0 G3-6 1-2			0-0 1-3 1-2		4	0	0	0	0	0	4				
Reggie Jackson, L (1, 9) OBP: 0.334, SLG: 0.408		0-3 K		0-3 K		0-0 G4-6-3 1B		0-3 K		4	0	1	0	0	3	1				
Oscar Gamble, L (1, 7) OBP: 0.386, SLG: 0.494		0-0 3-1		0-0 P4		0-0 G4-6-3 1-2		0-0 F5		4	0	0	0	0	0	2				
Graig Nettles, L (1, 5) OBP: 0.336, SLG: 0.409		0-0 1B		0-0 1B		0-0 F8			0-0 4-3	4	0	2	0	0	0	0				
Dave Revering, L (1, 3) OBP: 0.321, SLG: 0.333		0-0 F9		0-0 1-2 1B			0-0 P4		0-0 F7	4	0	1	0	0	0	1				
Rick Cerone, R (1, 2) OBP: 0.268, SLG: 0.310			0-0 P6	0-0 F8			0-3 K		0-0 L6	4	0	0	0	0	1	2				
Larry Milbourne, S (1, 6) OBP: 0.364, SLG: 0.431			0-0 1B		0-0 6-3 3B		0-0 FC6 1B			3	1	3	0	0	0	0				
Inning Stats	R: 0 E: 0 K: 0 S: 3	H: 0 LOB: 0 BB: 0 P: 3	R: 0 E: 0 K: 1 S: 6	H: 1 LOB: 1 BB: 0 P: 6	R: 0 E: 0 K: 0 S: 5	H: 2 LOB: 2 BB: 0 P: 5	R: 0 E: 0 K: 1 S: 7	H: 2 LOB: 2 BB: 0 P: 7	R: 1 E: 0 K: 0 S: 4	H: 2 LOB: 0 BB: 0 P: 4	R: 0 E: 0 K: 0 S: 3	H: 1 LOB: 1 BB: 0 P: 3	R: 0 E: 0 K: 1 S: 6	H: 1 LOB: 1 BB: 0 P: 6	R: 0 E: 0 K: 0 S: 3	H: 0 LOB: 0 BB: 0 P: 3	1B: 9 2B: 0 3B: 1 HR: 0	SF: 0 SAC: 0 DP: 2 HBP: 0	WP: 0 PB: 0 CS: 0	PA: 35
PITCHER	IP WLS BF H R ER SO BB IBB HBP BLK WP HR S P ERA WHIP																			
Moose Haas, R (1, 1) ERA: 4.21	7.0 W 28 9 1 1 3 0 0 0 0 0 0 0 34 34 1.29 1.286																			
Rolie Fingers, R (8, 1) ERA: 1.09	2.0 S 7 1 0 0 1 0 0 0 0 0 0 0 9 9 0.00 0.500																			

Batter	1	2	3	4	5	6	7	8	9	AB	R	H	RBI	BB	SO	LOB	BOTTOM			
Paul Molitor, R (1, 8) OBP: 0.325, SLG: 0.332	0-0 F3		4-0 1B 1B BB		0-0 FC6 FC5 BB		0-0 L6			3	1	0	0	1	0	1	New York Yankees @ Milwaukee Brewers Milwaukee County Stadium, Milwaukee, WI Tue Sep 15 1981, 8:05 PM EDT Att: 15,402 - Cloudy - 58 F			
Robin Yount, R (1, 6) OBP: 0.297, SLG: 0.390	0-0 FC5-4 1B		0-0 SF8		4-0 1-2 BB		0-0 F7			2	0	1	1	1	0	0				
Cecil Cooper, L (1, 10) OBP: 0.358, SLG: 0.496	0-0 F9		0-0 1-H 1B		0-0 FC5 2-3f		0-0 F7			4	0	1	1	0	0	3				
Ted Simmons, S (1, 2) OBP: 0.260, SLG: 0.382	0-0 FC5-4 1-2f		0-3 K			0-3 K		0-0 6-3		4	0	0	0	0	2	2				
Gorman Thomas, R (1, 9) OBP: 0.347, SLG: 0.482		4-0 CS BB		0-0 5-3		0-3 K				2	0	0	0	1	1	0				
Ben Oglivie, L (1, 7) OBP: 0.316, SLG: 0.390	0-0 F3		0-0 F3		0-0 1-3		0-0 1B			3	0	1	0	0	0	1				
Don Money, R (1, 5) OBP: 0.287, SLG: 0.285	0-0 1-3		0-0 P4		0-0 F9					3	0	0	0	0	0	2				
Sal Bando, R (1, 3) OBP: 0.333, SLG: 0.514			0-0 SH1-3 SF8 2B		0-0 FC6 SH1-4 1B		0-0 P5			3	1	2	0	0	0	0				
Jim Gantner, L (1, 4) OBP: 0.330, SLG: 0.338			0-0 SH1-3		0-0 SH1-4		0-0 4-3			1	0	0	0	0	0	0				
Inning Stats	R: 0 E: 0 K: 0 S: 4	H: 1 LOB: 1 BB: 0 P: 4	R: 0 E: 0 K: 0 S: 2	H: 0 LOB: 0 BB: 1 P: 6	R: 2 E: 0 K: 1 S: 7	H: 2 LOB: 1 BB: 1 P: 11	R: 0 E: 0 K: 0 S: 3	H: 0 LOB: 0 BB: 0 P: 3	R: 0 E: 0 K: 2 S: 8	H: 1 LOB: 1 BB: 0 P: 8	R: 0 E: 0 K: 0 S: 3	H: 0 LOB: 0 BB: 0 P: 3	R: 0 E: 0 K: 0 S: 3	H: 0 LOB: 0 BB: 0 P: 3	R: 0 E: 0 K: 0 S: 3	H: 0 LOB: 0 BB: 0 P: 3	1B: 4 2B: 1 3B: 0 HR: 0	SF: 1 SAC: 2 DP: 0 HBP: 0	WP: 0 PB: 0 CS: 1	PA: 31
PITCHER	IP WLS BF H R ER SO BB IBB HBP BLK WP HR S P ERA WHIP																			
Rudy May, L (1, 1) ERA: 4.24	8.0 L 31 5 2 2 3 3 0 0 0 0 0 0 34 46 2.25 1.000																			

Batter	1	2	3	4	5	6	7	8	9	AB	R	H	RBI	BB	SO	LOB	TOP		
Willie Randolph, R (1, 4) OBP: 0.343, SLG: 0.318	4-0 BB G6-4-3		0-0 1-2 FC4-6 1B		0-0 4-3			0-0 F9		3	0	1	0	1	0	0			
Larry Milbourne, S (1, 6) OBP: 0.355, SLG: 0.420	0-0 G6-4-3		0-3 K			0-0 F7		0-3 K		3	0	0	0	0	1	3			
Bobby Murcer, L (8, PH) OBP: 0.333, SLG: 0.441										1	0	0	0	0	1	0			
Andre Robertson, R (8, 6) OBP: 0.222, SLG: 0.333	0-0 F8		0-0 FC4-6 FC6-4 1-2 2-3			0-0 2B		0-0 1B		4	0	2	0	0	0	2			
Dave Winfield, R (1, 8) OBP: 0.369, SLG: 0.468																			
Lou Piniella, R (1, 10) OBP: 0.324, SLG: 0.420		0-0 F8	0-0 FC6-4 1-2			0-0 F8		4-0 1B		3	0	0	0	0	0	3			
Oscar Gamble, L (8, PH) OBP: 0.339, SLG: 0.494								1-2 BB		0	0	0	0	1	0	0			
Reggie Jackson, L (1, 9) OBP: 0.333, SLG: 0.416					0-3 K			0-3 K		4	1	1	1	0	2	3			
Graig Nettles, L (1, 5) OBP: 0.338, SLG: 0.414		0-0 HR			0-0 F7					4	1	2	0	0	0	0			
Bob Watson, R (1, 3) OBP: 0.338, SLG: 0.419		0-0 1B			0-0 F8			G3 SF8 2B		4	0	0	0	0	1	2			
Rick Cerone, R (1, 2) OBP: 0.262, SLG: 0.305		0-0 FC4 G5-4-3 1-2			0-0 F8			2-3 G3		3	0	0	1	0	2	2			
Dennis Werth, R (1, 7) OBP: 0.242, SLG: 0.115					0-3 K			3-H SF8		3	0	1	0	2	2				
			0-0 FC4-6 1B		0-0 5-3			0-0 F9		3	0	1	0	0	0	0			
Inning Stats	R: 0 E: 0 K: 0 S: 2	H: 0 LOB: 0 BB: 1 P: 6	R: 1 E: 1 K: 0 S: 5	H: 2 LOB: 1 BB: 0 P: 5	R: 0 E: 0 K: 1 S: 7	H: 2 LOB: 2 BB: 0 P: 7	R: 0 E: 0 K: 1 S: 5	H: 0 LOB: 0 BB: 0 P: 5	R: 0 E: 0 K: 1 S: 6	H: 1 LOB: 1 BB: 0 P: 6	R: 1 E: 0 K: 0 S: 4	H: 1 LOB: 0 BB: 0 P: 4	R: 0 E: 0 K: 2 S: 6	H: 1 LOB: 2 BB: 1 P: 10	R: 0 E: 0 K: 2 S: 7	H: 0 LOB: 0 BB: 0 P: 7	1B: 4 2B: 2 3B: 0 HR: 1	SF: 1 SAC: 0 DP: 2 HBP: 0	WP: 0 PA: 35 CS: 1
PITCHER	IP WLS BF H R ER SO BB IBB HBP BLK WP HR S P ERA WHIP	IP WLS BF H R ER SO BB IBB HBP BLK WP HR S P ERA WHIP	IP WLS BF H R ER SO BB IBB HBP BLK WP HR S P ERA WHIP	IP WLS BF H R ER SO BB IBB HBP BLK WP HR S P ERA WHIP	IP WLS BF H R ER SO BB IBB HBP BLK WP HR S P ERA WHIP	IP WLS BF H R ER SO BB IBB HBP BLK WP HR S P ERA WHIP	IP WLS BF H R ER SO BB IBB HBP BLK WP HR S P ERA WHIP	IP WLS BF H R ER SO BB IBB HBP BLK WP HR S P ERA WHIP	IP WLS BF H R ER SO BB IBB HBP BLK WP HR S P ERA WHIP	IP WLS BF H R ER SO BB IBB HBP BLK WP HR S P ERA WHIP	IP WLS BF H R ER SO BB IBB HBP BLK WP HR S P ERA WHIP	IP WLS BF H R ER SO BB IBB HBP BLK WP HR S P ERA WHIP	IP WLS BF H R ER SO BB IBB HBP BLK WP HR S P ERA WHIP	IP WLS BF H R ER SO BB IBB HBP BLK WP HR S P ERA WHIP	IP WLS BF H R ER SO BB IBB HBP BLK WP HR S P ERA WHIP	IP WLS BF H R ER SO BB IBB HBP BLK WP HR S P ERA WHIP	IP WLS BF H R ER SO BB IBB HBP BLK WP HR S P ERA WHIP	IP WLS BF H R ER SO BB IBB HBP BLK WP HR S P ERA WHIP	

New York Yankees @ Milwaukee Brewers
Milwaukee County Stadium, Milwaukee, WI

AB 32
R 2
H 7
RBI 2
BB 2
SO 7
LOB 15



Wed Sep 16 1981, 8:05 PM EDT
Att: 13,510 - Cloudy - 51 F

Batter	1	2	3	4	5	6	7	8	9	AB	R	H	RBI	BB	SO	LOB	BOTTOM		
Paul Molitor, R (1, 8) OBP: 0.323, SLG: 0.330	0-3 K		0-0 F8			0-0 4-3 S 1B		0-0 F8		4	1	1	0	0	1	0			
Robin Yount, R (1, 6) OBP: 0.297, SLG: 0.386	4-0 BB		0-0 6-3			0-0 4-3 1-3		0-0 F8		3	0	0	0	1	0	1			
Cecil Cooper, L (1, 3) OBP: 0.356, SLG: 0.493	0-3 K				0-0 1-3			0-0 L6		4	1	1	1	0	1	1			
Ted Simmons, S (1, 2) OBP: 0.258, SLG: 0.378	0-0 F8				0-0 F8			3-H K		3	0	0	0	0	1	2			
Gorman Thomas, R (1, 9) OBP: 0.353, SLG: 0.503					0-0 2B			0-0 E2 1-H 2B		3	1	3	2	0	0	0			
Mark Brouhard, R (1, 7) OBP: 0.312, SLG: 0.387					0-0 L3			0-0 5-3		3	0	0	0	0	0	2			
Sal Bando, R (1, 5) OBP: 0.333, SLG: 0.487						4-0 CS BB		0-0 P4		2	0	0	0	1	0	0			
Charlie Moore, R (1, 10) OBP: 0.356, SLG: 0.399						0-3 K		0-0 F8		3	0	0	0	0	1	1			
Jim Gantner, L (1, 4) OBP: 0.327, SLG: 0.334					0-0 4-3			0-0 F2		3	0	0	0	0	1	1			
Inning Stats	R: 0 E: 0 K: 2 S: 7	H: 0 LOB: 1 BB: 1 P: 11	R: 1 E: 0 K: 0 S: 4	H: 1 LOB: 0 BB: 0 P: 4	R: 0 E: 0 K: 0 S: 3	H: 0 LOB: 0 BB: 0 P: 3	R: 0 E: 0 K: 0 S: 4	H: 1 LOB: 1 BB: 0 P: 4	R: 0 E: 0 K: 2 S: 6	H: 0 LOB: 0 BB: 1 P: 10	R: 2 E: 1 K: 1 S: 8	H: 3 LOB: 1 BB: 0 P: 8	R: 0 E: 0 K: 0 S: 3	H: 0 LOB: 0 BB: 0 P: 3	R: 0 E: 0 K: 0 S: 3	H: 0 LOB: 0 BB: 0 P: 3	1B: 2 2B: 2 3B: 0 HR: 1	SF: 0 SAC: 0 DP: 0 HBP: 0	WP: 0 PA: 30 CS: 1
PITCHER	IP WLS BF H R ER SO BB IBB HBP BLK WP HR S P ERA WHIP	IP WLS BF H R ER SO BB IBB HBP BLK WP HR S P ERA WHIP	IP WLS BF H R ER SO BB IBB HBP BLK WP HR S P ERA WHIP	IP WLS BF H R ER SO BB IBB HBP BLK WP HR S P ERA WHIP	IP WLS BF H R ER SO BB IBB HBP BLK WP HR S P ERA WHIP	IP WLS BF H R ER SO BB IBB HBP BLK WP HR S P ERA WHIP	IP WLS BF H R ER SO BB IBB HBP BLK WP HR S P ERA WHIP	IP WLS BF H R ER SO BB IBB HBP BLK WP HR S P ERA WHIP	IP WLS BF H R ER SO BB IBB HBP BLK WP HR S P ERA WHIP	IP WLS BF H R ER SO BB IBB HBP BLK WP HR S P ERA WHIP	IP WLS BF H R ER SO BB IBB HBP BLK WP HR S P ERA WHIP	IP WLS BF H R ER SO BB IBB HBP BLK WP HR S P ERA WHIP	IP WLS BF H R ER SO BB IBB HBP BLK WP HR S P ERA WHIP	IP WLS BF H R ER SO BB IBB HBP BLK WP HR S P ERA WHIP	IP WLS BF H R ER SO BB IBB HBP BLK WP HR S P ERA WHIP	IP WLS BF H R ER SO BB IBB HBP BLK WP HR S P ERA WHIP	IP WLS BF H R ER SO BB IBB HBP BLK WP HR S P ERA WHIP	IP WLS BF H R ER SO BB IBB HBP BLK WP HR S P ERA WHIP	

New York Yankees @ Milwaukee Brewers
Milwaukee County Stadium, Milwaukee, WI

AB 28
R 3
H 5
RBI 3
BB 2
SO 5
LOB 8



Wed Sep 16 1981, 8:05 PM EDT
Att: 13,510 - Cloudy - 51 F

Batter	1	2	3	4	5	6	7	8	9	AB	R	H	RBI	BB	SO	LOB	TOP					
Paul Moltzer, R OBP: 0.329, SLG: 0.341 (1, 8)										5	2	3	1	0	0	1	Milwaukee Brewers @ Baltimore Orioles Memorial Stadium, Baltimore, MD Fri Sep 18 1981, 7:05 PM EDT Att: 17,190 - Unknown					
Robin Yount, R OBP: 0.293, SLG: 0.381 (1, 6)										4	0	0	0	0	0	3						
Cecil Cooper, L OBP: 0.358, SLG: 0.492 (1, 3)										3	1	1	0	1	0	0						
Ted Simmons, S OBP: 0.258, SLG: 0.377 (1, 2)										4	0	1	2	0	1	1						
Gorman Thomas, R OBP: 0.354, SLG: 0.516 Thad Bosley, L OBP: 0.292, SLG: 0.287 (1, 9) (8, 9)										4	1	2	2	0	1	1						
Ben Oglivie, L OBP: 0.316, SLG: 0.386 (1, 7)										4	0	0	0	0	1	1						
Mark Brouhard, R OBP: 0.310, SLG: 0.380 (1, 10)										3	1	0	0	0	1	0						
Sal Bando, R OBP: 0.327, SLG: 0.465 (1, 5)										4	0	1	0	0	0	1						
Jim Gantner, L OBP: 0.326, SLG: 0.333 (1, 4)										4	0	1	0	0	0	2						
Inning Stats	R: 2 E: 0 K: 1 S: 7	H: 3 LOB: 1 BB: 1 P: 11	R: 1 E: 0 K: 0 S: 4	H: 1 LOB: 1 BB: 0 P: 5	R: 0 E: 0 K: 2 S: 7	H: 0 LOB: 0 BB: 0 P: 7	R: 0 E: 0 K: 1 S: 6	H: 1 LOB: 1 BB: 0 P: 6	R: 1 E: 0 K: 0 S: 5	H: 2 LOB: 1 BB: 0 P: 5	R: 0 E: 0 K: 0 S: 3	H: 0 LOB: 0 BB: 0 P: 3	R: 0 E: 0 K: 0 S: 3	H: 0 LOB: 0 BB: 0 P: 3	R: 1 E: 0 K: 0 S: 4	H: 1 LOB: 1 BB: 0 P: 4		R: 0 E: 0 K: 0 S: 4	H: 1 LOB: 1 BB: 0 P: 4	1B: 6 2B: 2 3B: 0 HR: 1	SF: 0 SAC: 0 DP: 0 HBP: 1	WP: 0 PB: 0 SB: 1 CS: 0
PITCHER	IP WLS BF H R ER SO BB IBB HBP BLK WP HR S P ERA WHIP	IP WLS BF H R ER SO BB IBB HBP BLK WP HR S P ERA WHIP																				
Mike Flanagan, L ERA: 4.07 (1, 1)	1.0 L 7 3 3 3 1	8.0 S 30 6 2 2 3																				
Sammy Stewart, R ERA: 1.95 (2, 1)																						

Batter	1	2	3	4	5	6	7	8	9	AB	R	H	RBI	BB	SO	LOB	BOTTOM					
Al Bumbry, L OBP: 0.361, SLG: 0.338 (1, 8) (9, 7)										4	0	1	0	0	1	0	Milwaukee Brewers @ Baltimore Orioles Memorial Stadium, Baltimore, MD Fri Sep 18 1981, 7:05 PM EDT Att: 17,190 - Unknown					
Jim Dwyer, L OBP: 0.305, SLG: 0.262 (1, 9) (7, 7)										2	0	0	0	1	0	0						
Benny Ayala, R OBP: 0.368, SLG: 0.400 John Shelby, S (8, PH) (9, 8)										1	0	0	0	0	0	0						
Ken Singleton, S OBP: 0.397, SLG: 0.470 (1, 10)										4	0	0	0	0	0	4						
Eddie Murray, S OBP: 0.345, SLG: 0.505 (1, 3)										4	1	4	0	0	0	0						
John Lowenstein, L OBP: 0.340, SLG: 0.397 Gary Roenicke, R OBP: 0.372, SLG: 0.412 (6, PH) (7, 9)										2	0	1	0	0	0	1						
Dan Graham, L OBP: 0.284, SLG: 0.262 Rick Dempsey, R OBP: 0.312, SLG: 0.349 (6, PH) (7, 2)										2	0	0	1	0	0	2						
Doug DeCinces, R OBP: 0.338, SLG: 0.464 (1, 5)										3	0	0	0	0	0	0						
Lenn Sakata, R OBP: 0.292, SLG: 0.316 (1, 6)										3	0	0	0	0	1	0						
Rich Dauer, R OBP: 0.307, SLG: 0.354 (1, 4)										3	0	1	0	0	1	0						
Inning Stats	R: 0 E: 0 K: 0 S: 3	H: 0 LOB: 0 BB: 0 P: 3	R: 1 E: 0 K: 0 S: 4	H: 1 LOB: 0 BB: 0 P: 4	R: 0 E: 0 K: 2 S: 7	H: 0 LOB: 0 BB: 0 P: 7	R: 0 E: 1 K: 0 S: 5	H: 2 LOB: 2 BB: 0 P: 5	R: 0 E: 0 K: 0 S: 5	H: 2 LOB: 3 BB: 1 P: 9	R: 0 E: 0 K: 0 S: 3	H: 1 LOB: 0 BB: 0 P: 3	R: 0 E: 0 K: 0 S: 3	H: 0 LOB: 0 BB: 0 P: 3	R: 0 E: 0 K: 1 S: 5	H: 0 LOB: 0 BB: 0 P: 5	R: 0 E: 0 K: 1 S: 5	H: 1 LOB: 0 BB: 0 P: 5	1B: 6 2B: 0 3B: 1 HR: 0	SF: 0 SAC: 0 DP: 3 HBP: 0	WP: 0 PB: 0 SB: 0 CS: 0	PA: 33
PITCHER	IP WLS BF H R ER SO BB IBB HBP BLK WP HR S P ERA WHIP	IP WLS BF H R ER SO BB IBB HBP BLK WP HR S P ERA WHIP																				
Pete Vuckovich, R ERA: 3.51 (1, 1)	5.0 W 21 5 1 1 2	4.0 S 12 2 0 0 2																				
Jamie Easterly, L ERA: 2.75 (6, 1)																						

Batter	1	2	3	4	5	6	7	8	9	AB	R	H	RBI	BB	SO	LOB	TOP			
Jim Gantner, L (1, 4) OBP: 0.327, SLG: 0.336										4	0	1	0	0	0	0	Milwaukee Brewers @ Baltimore Orioles Memorial Stadium, Baltimore, MD Sun Sep 20 1981, 3:33 AM EDT Att: 17,457 - Unknown			
Robin Yount, R (1, 6) OBP: 0.293, SLG: 0.380										4	0	0	0	0	1	1				
Cecil Cooper, L (1, 3) OBP: 0.361, SLG: 0.492										3	0	0	0	1	0	1				
Ted Simmons, S (1, 10) OBP: 0.262, SLG: 0.380										3	1	2	0	1	0	1				
Ben Oglivie, L (1, 7) OBP: 0.321, SLG: 0.399										4	1	1	2	0	0	3				
Gorman Thomas, R (1, 8) OBP: 0.395, SLG: 0.512										3	0	1	0	0	0	1				
Roy Howell, L (1, 5) OBP: 0.331, SLG: 0.410										3	0	0	0	0	2	2				
Thad Bosley, L (1, 9) OBP: 0.279, SLG: 0.255										3	0	0	0	0	0	1				
Charlie Moore, R (1, 2) OBP: 0.349, SLG: 0.390										3	0	0	0	0	0	1				
Inning Stats	R: 0 E: 0 K: 0 S: 3	H: 1 LOB: 0 BB: 0 P: 3	R: 2 E: 0 K: 1 S: 7	H: 2 LOB: 0 BB: 0 P: 7	R: 0 E: 0 K: 1 S: 5	H: 0 LOB: 0 BB: 0 P: 5	R: 0 E: 0 K: 0 S: 2	H: 0 LOB: 0 BB: 1 P: 6	R: 0 E: 0 K: 0 S: 4	H: 1 LOB: 1 BB: 0 P: 4	R: 0 E: 0 K: 1 S: 6	H: 1 LOB: 1 BB: 0 P: 6	R: 0 E: 0 K: 0 S: 3	H: 0 LOB: 0 BB: 0 P: 3	R: 0 E: 0 K: 0 S: 3	H: 0 LOB: 0 BB: 1 P: 7	1B: 4 2B: 0 3B: 0 HR: 1	SF: 0 SAC: 0 DP: 2 HBP: 0	WP: 0 PB: 0 SB: 0 CS: 0	PA: 32
PITCHER Jim Palmer, R (1, 1) ERA: 3.75	IP: 9.0 WLS: W BF: 32 H: 5 R: 2 ER: 2 SO: 3 BB: 2 IBB: 0 HBP: 0 BLK: 0 WP: 0 HR: 1 S: 36 P: 44 ERA: 2.00 WHIP: 0.778																			

Batter	1	2	3	4	5	6	7	8	9	AB	R	H	RBI	BB	SO	LOB	BOTTOM			
Lenn Sakata, R (1, 6) OBP: 0.322, SLG: 0.396										5	2	4	5	0	0	2	Milwaukee Brewers @ Baltimore Orioles Memorial Stadium, Baltimore, MD Sun Sep 20 1981, 3:33 AM EDT Att: 17,457 - Unknown			
Rich Dauer, R (1, 4) OBP: 0.308, SLG: 0.352										4	1	1	0	0	1	2				
Ken Singleton, S (1, 9) OBP: 0.392, SLG: 0.462										4	0	0	0	0	0	3				
Jim Dwyer, L (7, 7) OBP: 0.306, SLG: 0.258										1	0	0	0	0	0	0				
Eddie Murray, S (1, 3) OBP: 0.353, SLG: 0.527										4	1	2	2	1	0	0				
Gary Roenicke, R (1, 8) OBP: 0.368, SLG: 0.403										4	1	0	0	1	1	3				
Benny Avila, R (1, 10) OBP: 0.375, SLG: 0.397										3	1	1	0	1	0	0				
Doug DeCinces, R (1, 5) OBP: 0.336, SLG: 0.457										3	1	0	0	1	1	3				
Mark Corey, R (1, 7) OBP: 0.368, SLG: 0.346										0	0	0	0	0	0	0				
Rick Dempsey, R (1, 2) OBP: 0.311, SLG: 0.347										4	0	1	0	0	0	6				
Inning Stats	R: 4 E: 1 K: 0 S: 7	H: 3 LOB: 2 BB: 2 P: 15	R: 0 E: 0 K: 0 S: 3	H: 1 LOB: 2 BB: 1 P: 8	R: 3 E: 0 K: 0 S: 5	H: 2 LOB: 0 BB: 1 P: 9	R: 0 E: 0 K: 1 S: 5	H: 0 LOB: 0 BB: 0 P: 5	R: 0 E: 0 K: 1 S: 6	H: 1 LOB: 2 BB: 1 P: 10	R: 0 E: 0 K: 1 S: 6	H: 1 LOB: 1 BB: 0 P: 6	R: 1 E: 0 K: 0 S: 6	H: 3 LOB: 2 BB: 0 P: 6	R: 0 E: 0 K: 0 S: 3	H: 0 LOB: 0 BB: 0 P: 3	1B: 8 2B: 0 3B: 0 HR: 3	SF: 0 SAC: 0 DP: 1 HBP: 1	WP: 0 PB: 0 SB: 0 CS: 0	PA: 41
PITCHER Mike Caldwell, L (1, 1) ERA: 3.78 Reggie Cleveland, R (1, 1) ERA: 4.9 Bob McClure, L (4, 1) ERA: 4.5 Willie Mueller, R (6, 1) ERA: 4.5 Chuck Porter, R (8, 1) ERA:	IP: 0.1 WLS: L BF: 6 H: 3 R: 4 ER: 3 SO: 0 BB: 2 IBB: 0 HBP: 0 BLK: 0 WP: 0 HR: 2 S: 6 P: 12 ERA: 81.00 WHIP: 15.000																			

AB	30
R	2
H	5
RBI	2
BB	2
SO	3
LOB	11



AB	35
R	8
H	11
RBI	7
BB	5
SO	3
LOB	20



Batter	1	2	3	4	5	6	7	8	9	AB	R	H	RBI	BB	SO	LOB	TOP					
Charlie Moore, R OBP: 0.353, SLG: 0.400 (1, 2)	4-3								SH3-4	4	0	2	2	0	0	1	Milwaukee Brewers @ Boston Red Sox Fenway Park, Boston, MA Tue Sep 22 1981, 7:05 PM EDT Att: 18,363 - Unknown					
Robin Yount, R OBP: 0.294, SLG: 0.385 (1, 6)	L3		F7		FC6-4 1B		1-3		2B	5	2	1	1	0	0	3						
Cecil Cooper, L OBP: 0.366, SLG: 0.499 (1, 3)	F7		F7		1B		HR		1-3	5	2	2	2	0	0	2						
Ted Simmons, S OBP: 0.267, SLG: 0.396 (1, 10)		F8		E6						5	2	3	4	0	0	0						
Marshall Edwards, L OBP: 0.236, SLG: 0.291 (9, PR)				SF9		2B				0	0	0	0	0	0	0						
Gorman Thomas, R OBP: 0.354, SLG: 0.508 (1, 8)				SF9		1B				3	0	1	0	2	1	1						
Ben Oglivie, L OBP: 0.314, SLG: 0.391 (1, 7)				SF9						4	0	0	1	0	2	3						
Sal Bando, R OBP: 0.298, SLG: 0.412 (1, 5)				6-3						4	1	1	0	0	0	1						
Mark Brouhard, R OBP: 0.311, SLG: 0.370 (1, 9)				6-3						2	1	0	0	1	1	1						
Roy Howell, L OBP: 0.328, SLG: 0.406 (8, PH)				6-3						1	0	0	0	0	1	0						
Thad Bosley, L OBP: 0.276, SLG: 0.255 (8, 9)				6-3						0	0	0	0	0	0	0						
Jim Gantner, L OBP: 0.328, SLG: 0.336 (1, 4)				SH5-4						1	2	0	0	2	0	0						
Inning Stats	R: 0 E: 0 K: 0 S: 3	H: 0 LOB: 0 BB: 0 P: 3	R: 0 E: 0 K: 0 S: 2	H: 0 LOB: 0 BB: 1 P: 6	R: 2 E: 0 K: 0 S: 5	H: 2 LOB: 1 BB: 1 P: 9	R: 1 E: 1 K: 0 S: 5	H: 1 LOB: 1 BB: 0 P: 5	R: 2 E: 0 K: 0 S: 6	H: 3 LOB: 1 BB: 0 P: 6	R: 0 E: 0 K: 1 S: 5	H: 0 LOB: 0 BB: 0 P: 5	R: 3 E: 0 K: 1 S: 7	H: 2 LOB: 0 BB: 1 P: 11	R: 0 E: 0 K: 2 S: 7	H: 0 LOB: 0 BB: 0 P: 7	R: 2 E: 0 K: 1 S: 7	H: 2 LOB: 2 BB: 2 P: 15	1B: 5 2B: 4 3B: 0 HR: 1	SF: 1 SAC: 2 DP: 1 HBP: 0	WP: 0 PB: 0 SB: 1 CS: 0	PA: 42
PITCHER	IP WLS BF H R ER SO BB IBB HBP BLK WP HR S P ERA WHIP	3.0 14 3 3 2 0 2 0 0 0 0 0 12 20 6.00 1.667	3.2 16 4 4 4 1 1 0 0 0 0 0 17 21 9.82 1.364	1.2 8 2 3 3 1 0 0 0 0 0 1 13 17 16.20 1.800	0.2 4 1 0 0 1 0 1 0 0 0 0 5 9 0.00 1.500	PITCHER										IP WLS BF H R ER SO BB IBB HBP BLK WP HR S P ERA WHIP						

Batter	1	2	3	4	5	6	7	8	9	AB	R	H	RBI	BB	SO	LOB	BOTTOM					
Jerry Remy, L OBP: 0.365, SLG: 0.360 (1, 4)	K		4-3						SH2-4	4	1	2	0	0	1	0	Milwaukee Brewers @ Boston Red Sox Fenway Park, Boston, MA Tue Sep 22 1981, 7:05 PM EDT Att: 18,363 - Unknown					
Dwight Evans, R OBP: 0.416, SLG: 0.503 (1, 9)	6-3		K						1B	5	1	2	2	0	2	1						
Jim Rice, R OBP: 0.336, SLG: 0.448 (1, 7)	K									5	0	1	1	0	3	1						
Carl Yastrzemski, L OBP: 0.350, SLG: 0.366 (1, 10)										3	1	0	0	1	1	2						
Carney Lansford, R OBP: 0.389, SLG: 0.444 (1, 5)										4	2	2	0	0	1	1						
Dave Stapleton, R OBP: 0.316, SLG: 0.405 (1, 6)										4	1	3	0	0	0	1						
Tony Perez, R OBP: 0.317, SLG: 0.407 (1, 3)										3	1	2	5	0	0	1						
Rich Gedman, L OBP: 0.297, SLG: 0.400 (1, 2)										4	0	0	0	0	1	3						
Rick Miller, L OBP: 0.347, SLG: 0.378 (1, 8)										4	1	1	0	0	1	0						
Inning Stats	R: 0 E: 0 K: 2 S: 7	H: 0 LOB: 0 BB: 0 P: 7	R: 1 E: 0 K: 1 S: 7	H: 2 LOB: 1 BB: 0 P: 7	R: 0 E: 0 K: 1 S: 5	H: 0 LOB: 0 BB: 0 P: 5	R: 3 E: 0 K: 2 S: 9	H: 2 LOB: 0 BB: 1 P: 13	R: 2 E: 0 K: 2 S: 9	H: 2 LOB: 0 BB: 0 P: 9	R: 1 E: 0 K: 0 S: 4	H: 2 LOB: 0 BB: 0 P: 4	R: 1 E: 0 K: 0 S: 5	H: 3 LOB: 1 BB: 0 P: 5	R: 0 E: 0 K: 0 S: 4	H: 1 LOB: 1 BB: 0 P: 4		R: 0 E: 0 K: 2 S: 8	H: 1 LOB: 1 BB: 0 P: 8	1B: 10 2B: 2 3B: 0 HR: 2	SF: 1 SAC: 1 DP: 2 HBP: 0	WP: 0 PB: 0 SB: 0 CS: 0
PITCHER	IP WLS BF H R ER SO BB IBB HBP BLK WP HR S P ERA WHIP	5.0 22 6 6 6 8 1 0 0 0 0 0 3 41 10.80 1.400	0.1 3 2 1 1 0 0 0 0 0 0 0 3 3 27.00 6.000	1.0 3 1 1 1 0 0 0 0 0 0 0 3 3 9.00 1.000	2.2 11 4 0 0 2 0 0 0 0 0 0 15 15 0.00 1.500	PITCHER										IP WLS BF H R ER SO BB IBB HBP BLK WP HR S P ERA WHIP						

Batter	1	2	3	4	5	6	7	8	9	AB	R	H	RBI	BB	SO	LOB	TOP					
Charlie Moore, R OBP: 0.360, SLG: 0.409										4	1	2	2	1	1	5	Milwaukee Brewers @ Boston Red Sox Fenway Park, Boston, MA Wed Sep 23 1981, 7:05 PM EDT Att: 15,627 - Unknown					
Robin Yount, R OBP: 0.296, SLG: 0.386										4	0	2	1	1	0	2						
Cecil Cooper, L OBP: 0.361, SLG: 0.492										5	0	0	0	0	1	8						
Ted Simmons, S OBP: 0.266, SLG: 0.391										4	0	0	0	1	1	5						
Gorman Thomas, R OBP: 0.355, SLG: 0.505										4	1	1	0	1	1	1						
Ben Oglivie, L OBP: 0.313, SLG: 0.388										5	1	1	0	0	0	2						
Sal Bando, R OBP: 0.290, SLG: 0.393										5	1	1	1	0	0	2						
Mark Brouhard, R OBP: 0.312, SLG: 0.366										2	0	0	0	1	0	2						
Thad Bosley, L OBP: 0.266, SLG: 0.263										1	1	1	0	0	0	0						
Jim Gantner, L OBP: 0.332, SLG: 0.337										2	0	1	1	2	0	0						
Inning Stats	R: 1 E: 0 K: 1 S: 6	H: 2 LOB: 0 BB: 0 P: 6	R: 0 E: 0 K: 1 S: 5	H: 0 LOB: 3 BB: 3 P: 17	R: 0 E: 0 K: 0 S: 3	H: 0 LOB: 1 BB: 1 P: 7	R: 0 E: 0 K: 0 S: 3	H: 0 LOB: 0 BB: 0 P: 3	R: 0 E: 0 K: 0 S: 4	H: 1 LOB: 2 BB: 1 P: 8	R: 3 E: 2 K: 0 S: 6	H: 2 LOB: 2 BB: 2 P: 14	R: 0 E: 0 K: 1 S: 6	H: 1 LOB: 0 BB: 0 P: 6	R: 1 E: 0 K: 0 S: 6	H: 3 LOB: 2 BB: 0 P: 6	R: 0 E: 0 K: 1 S: 5	H: 0 LOB: 0 BB: 0 P: 5	1B: 8 2B: 1 3B: 0 HR: 0	SF: 0 SAC: 0 DP: 2 HBP: 0	WP: 0 PB: 0 SB: 1 CS: 0	PA: 43
PITCHER	IP WLS BF H R ER SO BB IBB HBP BLK WP HR S P ERA WHIP																					
Frank Tanana, L ERA: 4.49	(1, 1) 4.2 21 3 1 1 2 5 0 0 0 0 0 20 40 1.93 1.714																					
Bill Campbell, R ERA: 2.91	(5, 1) 0.1 6 2 3 0 0 1 0 0 0 0 0 5 9 0.00 9.000																					
Luis Aponte, R ERA: 0.87	(6, 1) 4.0 W 16 4 1 1 2 1 0 0 0 0 0 0 19 23 2.25 1.250																					

Batter	1	2	3	4	5	6	7	8	9	AB	R	H	RBI	BB	SO	LOB	BOTTOM					
Jerry Remy, L OBP: 0.382, SLG: 0.355										5	1	0	0	1	0	5	Milwaukee Brewers @ Boston Red Sox Fenway Park, Boston, MA Wed Sep 23 1981, 7:05 PM EDT Att: 15,627 - Unknown					
Dwight Evans, R OBP: 0.419, SLG: 0.512										5	4	3	2	1	1	4						
Jim Rice, R OBP: 0.336, SLG: 0.446										4	1	1	0	1	0	1						
Carl Yastrzemski, L OBP: 0.357, SLG: 0.369										3	0	2	2	2	0	2						
Carney Lansford, R OBP: 0.392, SLG: 0.443										3	1	1	1	2	0	2						
Dave Stapleton, R OBP: 0.318, SLG: 0.403										4	2	1	1	1	0	5						
Tony Perez, R OBP: 0.322, SLG: 0.412										4	0	2	0	1	1	3						
Rich Gedman, L OBP: 0.305, SLG: 0.403										1	0	1	0	1	0	0						
Joe Rudi, R OBP: 0.246, SLG: 0.361										1	0	0	0	0	1	2						
Gary Allenson, R OBP: 0.323, SLG: 0.379										1	1	1	4	1	0	0						
Rick Miller, L OBP: 0.345, SLG: 0.380										4	1	1	1	0	0	5						
Inning Stats	R: 1 E: 0 K: 0 S: 4	H: 1 LOB: 1 BB: 1 P: 8	R: 0 E: 0 K: 0 S: 3	H: 0 LOB: 1 BB: 1 P: 7	R: 1 E: 0 K: 0 S: 5	H: 2 LOB: 2 BB: 1 P: 9	R: 0 E: 0 K: 0 S: 5	H: 2 LOB: 0 BB: 0 P: 5	R: 0 E: 0 K: 0 S: 3	H: 1 LOB: 0 BB: 0 P: 3	R: 8 E: 0 K: 1 S: 7	H: 5 LOB: 3 BB: 6 P: 7	R: 8 E: 0 K: 1 S: 10	H: 5 LOB: 3 BB: 6 P: 34	R: 0 E: 0 K: 1 S: 5	H: 0 LOB: 2 BB: 2 P: 13	R: 0 E: 0 K: 1 S: 5	H: 0 LOB: 0 BB: 0 P: 5	1B: 9 2B: 2 3B: 0 HR: 2	SF: 0 SAC: 1 DP: 0 HBP: 0	WP: 0 PB: 0 SB: 0 CS: 1	PA: 48
PITCHER	IP WLS BF H R ER SO BB IBB HBP BLK WP HR S P ERA WHIP																					
Jim Slaton, R ERA: 4.23	(1, 1) 5.0 25 8 3 3 0 3 0 0 0 0 0 22 34 5.40 2.200																					
Jamie Easterly, L ERA: 3.41	(6, 1) 1.1 L 8 1 4 4 1 2 1 0 0 0 0 0 7 19 27.00 2.250																					
Reggie Cleveland, R ERA: 5.15	(7, 1) 0.1 3 2 1 1 1 0 0 0 0 0 0 1 5 5 27.00 6.000																					
Jerry Augustine, L ERA: 4.47	(7, 1) 0.0 1 0 0 0 0 1 0 0 0 0 0 0 0 4 = =																					
Dwight Bernard, R ERA: 3.98	(7, 1) 0.0 4 2 3 3 0 2 0 0 0 0 0 0 2 10 = =																					

Batter	1	2	3	4	5	6	7	8	9	AB	R	H	RBI	BB	SO	LOB	TOP							
Paul Moltzer, R OBP: 0.337, SLG: 0.338 (1, 10)										3	1	0	0	1	0	2								
Robin Yount, R OBP: 0.297, SLG: 0.392 (1, 6)										5	1	1	3	0	2	3								
Cecil Cooper, L OBP: 0.364, SLG: 0.500 (1, 3)										4	1	2	1	1	0	0								
Ted Simmons, S OBP: 0.266, SLG: 0.388 (1, 2)										3	1	0	0	1	0	2								
Ben Oglivie, L OBP: 0.312, SLG: 0.385 (1, 7)										3	1	0	0	1	1	2								
Gorman Thomas, R OBP: 0.354, SLG: 0.510 (1, 8)										4	1	1	3	0	1	2								
Roy Howell, L OBP: 0.327, SLG: 0.403 (1, 5)										4	1	1	0	0	2	0								
Jim Gantner, L OBP: 0.340, SLG: 0.352 (1, 4)										4	1	4	1	0	0	0								
Thad Bosley, L OBP: 0.275, SLG: 0.252 (1, 9)										4	0	0	0	0	1	4								
Inning Stats	R: 4 E: 0 K: 2 S: 8	H: 2 LOB: 3 BB: 3 P: 20	R: 0 E: 0 K: 0 S: 4	H: 1 LOB: 1 BB: 0 P: 4	R: 0 E: 0 K: 0 S: 3	H: 0 LOB: 1 BB: 1 P: 7	R: 1 E: 0 K: 1 S: 7	H: 2 LOB: 1 BB: 0 P: 7	R: 0 E: 0 K: 0 S: 4	H: 1 LOB: 1 BB: 0 P: 4	R: 0 E: 0 K: 1 S: 5	H: 1 LOB: 0 BB: 0 P: 5	R: 0 E: 0 K: 2 S: 7	H: 0 LOB: 0 BB: 0 P: 7	R: 0 E: 0 K: 0 S: 5	H: 0 LOB: 0 BB: 0 P: 7	R: 3 E: 0 K: 0 S: 5	H: 2 LOB: 0 BB: 0 P: 6	1B: 4 2B: 3 3B: 0 HR: 3	SF: 0 SAC: 0 DP: 2 HBP: 1	WP: 0 PB: 0 SB: 0 CS: 1	PA: 39		
PITCHER	IP	WLS	BF	H	R	ER	SO	BB	IBB	HBP	BLK	WP	HR	S	P	ERA	WHIP							
Jack Morris, R ERA: 3.18 Kevin Saucier, L ERA: 1.79	(1, 1) (9, 1)	8.2 0.1	L 1	38 0	9 0	8 0	7 0	4 0	0 0	1 0	0 0	0 0	3 1	47 1	64 1	8.31 0.00	1.500 0.000							

Milwaukee Brewers @ Detroit Tigers
Tiger Stadium, Detroit, MI
Fri Sep 25 1981, 7:05 PM EDT
Att. 35,003 - Cloudy

AB	34
R	8
H	9
RBI	8
BB	4
SO	7
LOB	15



Batter	1	2	3	4	5	6	7	8	9	AB	R	H	RBI	BB	SO	LOB	BOTTOM							
Alan Trammell, R OBP: 0.349, SLG: 0.335 (1, 6)										4	2	2	1	1	0	0								
Kirk Gibson, L OBP: 0.370, SLG: 0.475 (1, 8)										5	0	2	2	0	0	0								
Steve Kemp, L OBP: 0.389, SLG: 0.430 (1, 7)										3	0	0	0	2	2	1								
Ron Jackson, R OBP: 0.306, SLG: 0.389 (1, 3)										5	1	1	1	0	0	4								
Lance Parrish, R OBP: 0.312, SLG: 0.399 (1, 2)										5	0	1	0	0	1	1								
John Wockenfuss, R OBP: 0.323, SLG: 0.391 Richie Hebner, L OBP: 0.301, SLG: 0.316 (9, PH)										3	1	2	1	1	0	0								
Tom Brookens, R OBP: 0.323, SLG: 0.333 Mick Kelleher, R OBP: 0.288, SLG: 0.288 (9, 5)										2	0	0	0	2	0	1								
Lynn Jones, R OBP: 0.326, SLG: 0.323 Rick Leach, L OBP: 0.338, SLG: 0.254 (6, PH)										2	1	0	0	0	0	2								
Al Cowens, R OBP: 0.318, SLG: 0.347 (7, PH)										1	0	0	0	0	2									
Lou Whitaker, L OBP: 0.346, SLG: 0.382 (1, 4)										4	1	1	1	0	2	1								
Inning Stats	R: 1 E: 0 K: 0 S: 4	H: 1 LOB: 1 BB: 1 P: 8	R: 2 E: 1 K: 1 S: 8	H: 3 LOB: 3 BB: 2 P: 16	R: 0 E: 0 K: 0 S: 4	H: 1 LOB: 0 BB: 0 P: 4	R: 0 E: 0 K: 1 S: 5	H: 0 LOB: 0 BB: 0 P: 5	R: 1 E: 0 K: 1 S: 6	H: 1 LOB: 0 BB: 0 P: 6	R: 2 E: 0 K: 2 S: 9	H: 2 LOB: 1 BB: 1 P: 13	R: 0 E: 0 K: 0 S: 3	H: 0 LOB: 2 BB: 2 P: 11	R: 0 E: 0 K: 0 S: 3	H: 0 LOB: 0 BB: 0 P: 3	R: 0 E: 0 K: 1 S: 6	H: 1 LOB: 1 BB: 0 P: 6	1B: 4 2B: 1 3B: 0 HR: 4	SF: 0 SAC: 0 DP: 0 HBP: 0	WP: 0 PB: 1 SB: 1 CS: 0	PA: 42		
PITCHER	IP	WLS	BF	H	R	ER	SO	BB	IBB	HBP	BLK	WP	HR	S	P	ERA	WHIP							
Mike Caldwell, L ERA: 3.9 Pete Vuckovich, R ERA: 3.5 Jamie Easterly, L ERA: 3.28 Rollie Fingers, R ERA: 1.09	(1, 1) (6, 1) (6, 1) (9, 1)	5.0 0.2 2.1 1.0	L W S	24 10 4	6 1 0	4 0 0	3 1 0	1 0 1	0 0 0	0 0 0	0 0 0	0 0 0	0 0 0	1 5 10 6	9 18 6	27.00 0.00 0.00	3.000 1.286 1.000							

Milwaukee Brewers @ Detroit Tigers
Tiger Stadium, Detroit, MI
Fri Sep 25 1981, 7:05 PM EDT
Att. 35,003 - Cloudy

AB	36
R	6
H	9
RBI	6
BB	6
SO	6
LOB	13



Batter	1	2	3	4	5	6	7	8	9	AB	R	H	RBI	BB	SO	LOB	TOP																					
Paul Moltzer, R (1, 10) OBP: 0.331, SLG: 0.330	F3			6-3		5-3			6-3	4	0	0	0	0	0	1																						
Robin Yount, R (1, 6) OBP: 0.299, SLG: 0.394	6-3			F7			SH3 1B 2B		1B	4	1	2	0	0	0	0																						
Cecil Cooper, L (1, 3) OBP: 0.365, SLG: 0.499	F7			F7			SH3		K	3	0	0	0	0	1	1																						
Ted Simmons, S (1, 2) OBP: 0.265, SLG: 0.385		K			G4-6-3 1B		G3-6-3 1B		L3	4	0	2	1	0	1	1																						
Ben Oglivie, L (1, 7) OBP: 0.312, SLG: 0.391	F4			G4-6-3		G3-6-3				3	0	0	0	0	0	2																						
Gorman Thomas, R (1, 8) OBP: 0.348, SLG: 0.500	K			L7					F9	3	0	0	0	0	1	0																						
Roy Howell, L (1, 5) OBP: 0.322, SLG: 0.395			4-3			K			K	3	0	0	0	0	2	0																						
Jim Gantner, L (1, 4) OBP: 0.336, SLG: 0.345			K			E4 BB			E4	2	0	0	0	1	1	0																						
Mark Brouhard, R (1, 9) OBP: 0.306, SLG: 0.357	F7					5-3			L7	3	0	0	0	0	0	2																						
Inning Stats	R: 0 E: 0 K: 0 S: 3	H: 0 LOB: 0 BB: 0 P: 3	R: 0 E: 0 K: 2 S: 7	H: 0 LOB: 0 BB: 0 P: 7	R: 0 E: 0 K: 1 S: 5	H: 0 LOB: 0 BB: 0 P: 5	R: 0 E: 0 K: 0 S: 3	H: 0 LOB: 0 BB: 0 P: 3	R: 0 E: 0 K: 1 S: 5	H: 1 LOB: 0 BB: 1 P: 3	R: 0 E: 0 K: 0 S: 5	H: 0 LOB: 1 BB: 1 P: 9	R: 1 E: 0 K: 0 S: 4	H: 2 LOB: 0 BB: 0 P: 4	R: 0 E: 1 K: 1 S: 6	H: 0 LOB: 1 BB: 0 P: 6	R: 0 E: 0 K: 1 S: 6	H: 1 LOB: 1 BB: 0 P: 6	1B: 3 2B: 1 3B: 0 HR: 0	SF: 0 SAC: 1 DP: 2 HBP: 0	WP: 0 PB: 0 SB: 0 CS: 0	PA: 31																
PITCHER	IP	WLS	BF	H	R	ER	SO	BB	IBB	HBP	BLK	WP	HR	S	P	ERA	WHIP	PITCHER				IP	WLS	BF	H	R	ER	SO	BB	IBB	HBP	BLK	WP	HR	S	P	ERA	WHIP
Dan Petry, R (1, 1) ERA: 2.77	9.0	W	31	4	1	1	6	1	0	0	0	0	0	42	46	1.00	0.556					9.0																

Milwaukee Brewers @ Detroit Tigers
Tiger Stadium, Detroit, MI
Sun Sep 27 1981, 3:33 AM EDT
Att: 32,185 - Unknown

AB	29
R	1
H	4
RBI	1
BB	1
SO	6
LOB	7





Batter	1	2	3	4	5	6	7	8	9	AB	R	H	RBI	BB	SO	LOB	BOTTOM																					
Alan Trammell, R (1, 6) OBP: 0.344, SLG: 0.331	6-3		K		FC6-4 CS			4-3		4	0	0	0	0	1	1																						
Kirk Gibson, L (1, 8) OBP: 0.366, SLG: 0.468	K				CS	K		S 1B		4	1	2	0	0	2	0																						
Steve Kemp, L (1, 7) OBP: 0.389, SLG: 0.425	BB 1B		F6			E3 CS		1B BB		3	0	1	0	1	0	1																						
Ron Jackson, R (1, 3) OBP: 0.316, SLG: 0.398	4-0 1-2 BB			F1 WP 2B		1-2 BB		1-3 2H 1B		2	1	2	1	2	0	0																						
Lance Parrish, R (1, 2) OBP: 0.307, SLG: 0.392	1-3			F1		F8		4-1		4	0	0	0	0	0	6																						
John Wockenfuss, R (1, 10) OBP: 0.323, SLG: 0.387		F8		G6-4-3 BB		L5				2	0	0	0	1	0	0																						
Lynn Jones, R (1, 9) OBP: 0.321, SLG: 0.317		F9		G6-4-3		4-3				3	0	0	0	0	1																							
Stan Papi, R (1, 5) OBP: 0.227, SLG: 0.348		F9				5-3				3	0	0	0	0	0	0																						
Lou Whitaker, L (9, 4) OBP: 0.343, SLG: 0.379										0	0	0	0	0	0	0																						
Mick Kelleher, R (1, 4) OBP: 0.293, SLG: 0.284										1	0	0	0	1	0	0																						
Tom Brookens, R (8, PH) OBP: 0.273, SLG: 0.332			1-3			FC6-4 BB		5-3		1	0	0	0	0	0	0																						
Inning Stats	R: 0 E: 0 K: 1 S: 6	H: 1 LOB: 2 BB: 1 P: 10	R: 0 E: 0 K: 0 S: 3	H: 0 LOB: 0 BB: 0 P: 3	R: 0 E: 0 K: 1 S: 6	H: 1 LOB: 1 BB: 0 P: 6	R: 1 E: 0 K: 0 S: 3	H: 1 LOB: 0 BB: 1 P: 7	R: 0 E: 0 K: 0 S: 2	H: 0 LOB: 0 BB: 1 P: 6	R: 0 E: 1 K: 1 S: 5	H: 0 LOB: 1 BB: 1 P: 9	R: 0 E: 0 K: 0 S: 3	H: 0 LOB: 0 BB: 0 P: 3	R: 0 E: 0 K: 0 S: 5	H: 2 LOB: 2 BB: 1 P: 9	R: 1 E: 0 K: 0 S: 5	H: 2 LOB: 2 BB: 1 P: 9	1B: 4 2B: 1 3B: 0 HR: 0	SF: 0 SAC: 0 DP: 1 HBP: 0	WP: 1 PB: 0 SB: 1 CS: 2	PA: 33																
PITCHER	IP	WLS	BF	H	R	ER	SO	BB	IBB	HBP	BLK	WP	HR	S	P	ERA	WHIP	PITCHER				IP	WLS	BF	H	R	ER	SO	BB	IBB	HBP	BLK	WP	HR	S	P	ERA	WHIP
Randy Lerch, L (1, 1) ERA: 4.43	7.2	L	31	5	2	2	3	5	0	0	0	0	0	32	52	2.35	1.304					8.1																
Jim Slaton, R (8, 1) ERA: 4.22	0.1		1	0	0	0	0	0	0	0	0	0	0	1	1	0.00	0.000																					

Milwaukee Brewers @ Detroit Tigers
Tiger Stadium, Detroit, MI
Sun Sep 27 1981, 3:33 AM EDT
Att: 32,185 - Unknown

AB	27
R	2
H	5
RBI	1
BB	5
SO	3
LOB	9



Batter	1	2	3	4	5	6	7	8	9	AB	R	H	RBI	BB	SO	LOB	TOP			
Jerry Remy, L (1,4) OBP: 0.366, SLG: 0.339	0-0 B1-3		0-0 1-3			0-0 F8		0-3 K		4	0	0	0	0	1	1	Boston Red Sox @ Milwaukee Brewers Milwaukee County Stadium, Milwaukee, WI Mon Sep 28 1981, 8:05 PM EDT Att: 11,334 - Unknown - 54 F AB 29 R 0 H 3 RBI 0 BB 2 SO 5 LOB 10 			
Dwight Evans, R (1,9) OBP: 0.416, SLG: 0.515	0-3 K			0-0 1B		0-0 6-3			0-0 5-3	4	0	1	0	0	1	0				
Jim Rice, R (1,7) OBP: 0.333, SLG: 0.444	0-3 K			0-0 F9					0-0 6-3	4	0	1	0	0	1	1				
Carl Yastrzemski, L (1,10) OBP: 0.346, SLG: 0.367		0-0 1-3		0-3 K		0-0 F9			0-0 F7	4	0	0	0	0	1	2				
Carney Lansford, R (1,5) OBP: 0.390, SLG: 0.438		0-0 6-3		0-0 5-3						3	0	0	0	0	0	1				
Dave Stapleton, R (1,6) OBP: 0.318, SLG: 0.404		0-0 1-3			0-0 4-3					3	0	1	0	0	0	0				
Tony Perez, R (1,3) OBP: 0.311, SLG: 0.393			4-0 FC6-4 BB		4-0 BB				0-0 F9	1	0	0	0	2	0	1				
Rich Gedman, L (1,2) OBP: 0.317, SLG: 0.435			0-0 FC6-4 1-2		0-0 F7			0-3 K		3	0	0	0	0	1	2				
Rick Miller, L (1,8) OBP: 0.347, SLG: 0.376			0-0 FC6-4 1-2		0-0 B2-3			0-0 F7		2	0	0	0	0	0	2				
Joe Rudi, R (8, PH) OBP: 0.241, SLG: 0.355										1	0	0	0	0	0	0				
Reid Nichols, R (8, 8) OBP: 0.216, SLG: 0.229										0	0	0	0	0	0	0				
Inning Stats	R: 0 E: 0 K: 2 S: 7	H: 0 LOB: 0 BB: 0 P: 7	R: 0 E: 0 K: 0 S: 3	H: 0 LOB: 0 BB: 0 P: 3	R: 0 E: 0 K: 0 S: 3	H: 0 LOB: 1 BB: 1 P: 7	R: 0 E: 0 K: 1 S: 6	H: 1 LOB: 1 BB: 0 P: 6	R: 0 E: 0 K: 0 S: 3	H: 0 LOB: 1 BB: 1 P: 7	R: 0 E: 0 K: 0 S: 4	H: 1 LOB: 1 BB: 0 P: 4	R: 0 E: 0 K: 0 S: 3	H: 1 LOB: 0 BB: 0 P: 3	R: 0 E: 0 K: 2 S: 7	H: 0 LOB: 0 BB: 0 P: 7	1B: 3 2B: 0 3B: 0 HR: 0	SF: 0 SAC: 0 DP: 0 HBP: 0	WP: 0 PB: 0 SB: 1 CS: 1	PA: 31
PITCHER Pete Vuckovich, R (1,1) ERA: 3.65	IP: 9.0 WLS: W BF: 31 H: 3 R: 0 ER: 0 SO: 5 BB: 2 IBB: 0 HBP: 0 BLK: 0 WP: 0 HR: 0 S: 39 P: 47 ERA: 0.00 WHIP: 0.556															PITCHER				

Batter	1	2	3	4	5	6	7	8	9	AB	R	H	RBI	BB	SO	LOB	BOTTOM			
Paul Molitor, R (1,10) OBP: 0.337, SLG: 0.335	0-0 6-3		0-0 1B		4-0 BB					3	0	2	0	1	0	0	Boston Red Sox @ Milwaukee Brewers Milwaukee County Stadium, Milwaukee, WI Mon Sep 28 1981, 8:05 PM EDT Att: 11,334 - Unknown - 54 F AB 29 R 1 H 5 RBI 1 BB 2 SO 5 LOB 14 			
Robin Yount, R (1,6) OBP: 0.296, SLG: 0.393	0-0 1-3 FC2 1B		0-0 F5 1-2		0-0 F9		0-0 CS 1B	0-0 F7		4	0	1	0	0	0	2				
Cecil Cooper, L (1,3) OBP: 0.362, SLG: 0.494	0-0 E3 1-2 1-3		0-3 K		0-3 K 1-2			0-0 F8		4	0	0	0	0	2	3				
Ted Simmons, S (1,2) OBP: 0.263, SLG: 0.381	0-0 1-3 1-2 2-3		0-0 1-3			0-3 K		0-0 F7		4	0	0	0	0	1	3				
Gorman Thomas, R (1,8) OBP: 0.350, SLG: 0.503	4-0 IBB			0-0 2B		0-0 F7				2	0	1	0	1	0	0				
Ben Oglivie, L (1,7) OBP: 0.306, SLG: 0.388	0-0 FC2 3-HR			0-3 K		0-0 3-1				3	0	0	0	0	1	4				
Sal Bando, R (1,5) OBP: 0.277, SLG: 0.373		0-0 5-3		0-0 F8				0-0 F2		3	0	0	0	0	0	1				
Mark Brouhard, R (1,9) OBP: 0.306, SLG: 0.373		0-0 F8		0-0 6-3				0-0 HR		3	1	1	1	0	0	1				
Jim Gantner, L (1,4) OBP: 0.333, SLG: 0.342		0-3 K			0-0 F9			0-0 B1		3	0	0	0	0	1	0				
Inning Stats	R: 0 E: 1 K: 0 S: 5	H: 1 LOB: 3 BB: 1 P: 9	R: 0 E: 0 K: 1 S: 5	H: 0 LOB: 0 BB: 0 P: 5	R: 0 E: 0 K: 1 S: 6	H: 1 LOB: 1 BB: 0 P: 6	R: 0 E: 0 K: 1 S: 6	H: 1 LOB: 1 BB: 0 P: 6	R: 0 E: 0 K: 1 S: 5	H: 0 LOB: 1 BB: 1 P: 9	R: 0 E: 0 K: 1 S: 5	H: 0 LOB: 0 BB: 0 P: 5	R: 1 E: 0 K: 0 S: 4	H: 2 LOB: 0 BB: 0 P: 4	R: 0 E: 0 K: 0 S: 3	H: 0 LOB: 0 BB: 0 P: 3		1B: 3 2B: 1 3B: 0 HR: 1	SF: 0 SAC: 0 DP: 0 HBP: 0	WP: 0 PB: 0 SB: 2 CS: 1
PITCHER Frank Tanana, L (1,1) ERA: 4.28	IP: 8.0 WLS: L BF: 31 H: 5 R: 1 ER: 1 SO: 5 BB: 1 IBB: 1 HBP: 0 BLK: 0 WP: 0 HR: 1 S: 39 P: 47 ERA: 1.12 WHIP: 0.750															PITCHER				

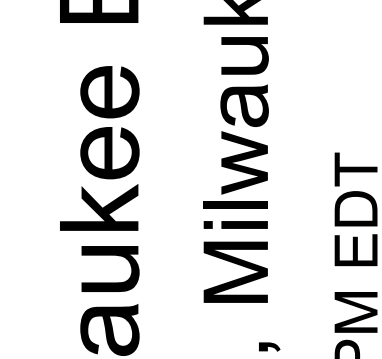
Batter	1	2	3	4	5	6	7	8	9	AB	R	H	RBI	BB	SO	LOB	TOP					
Jerry Remy, L OBP: 0.366, SLG: 0.335 (1, 4)										4	1	0	0	1	1	3	Boston Red Sox @ Milwaukee Brewers Milwaukee County Stadium, Milwaukee, WI Tue Sep 29 1981, 8:05 PM EDT Att: 12,654 - Unknown					
Dwight Evans, R OBP: 0.416, SLG: 0.511 (1, 9)										5	0	1	0	0	2	4						
Jim Rice, R OBP: 0.332, SLG: 0.440 (1, 7)										4	0	0	0	1	0	4						
Carl Yastrzemski, L OBP: 0.344, SLG: 0.364 (1, 3)										5	0	1	1	0	0	2						
Carney Lansford, R OBP: 0.387, SLG: 0.435 (1, 5)										5	0	1	0	0	1	2						
Dave Stapleton, R OBP: 0.326, SLG: 0.428 (1, 6)										5	3	4	2	0	0	0						
Tony Perez, R OBP: 0.313, SLG: 0.400 (1, 10)										5	2	2	0	0	1	2						
Rich Gedman, L OBP: 0.325, SLG: 0.454 (1, 2)										3	1	2	3	1	0	1						
Rick Miller, L OBP: 0.345, SLG: 0.375 (1, 8)										4	0	1	1	0	1	2						
Inning Stats	R: 1 E: 0 K: 1 S: 6	H: 1 LOB: 1 BB: 1 P: 10	R: 0 E: 0 K: 0 S: 3	H: 0 LOB: 1 BB: 1 P: 7	R: 0 E: 0 K: 0 S: 4	H: 1 LOB: 1 BB: 0 P: 4	R: 3 E: 0 K: 2 S: 10	H: 3 LOB: 0 BB: 0 P: 10	R: 0 E: 0 K: 1 S: 5	H: 0 LOB: 1 BB: 1 P: 9	R: 1 E: 0 K: 0 S: 4	H: 1 LOB: 0 BB: 0 P: 4	R: 0 E: 0 K: 1 S: 6	H: 1 LOB: 1 BB: 0 P: 6	R: 0 E: 0 K: 1 S: 7	H: 2 LOB: 2 BB: 0 P: 7	1B: 8 2B: 0 3B: 1 HR: 3	SF: 0 SAC: 0 DP: 0 HBP: 0	WP: 1 PB: 0 SB: 1 CS: 0	PA: 43		
PITCHER	IP WLS BF H R ER SO BB IBB HBP BLK WP HR S P ERA WHIP	IP WLS BF H R ER SO BB IBB HBP BLK WP HR S P ERA WHIP	IP WLS BF H R ER SO BB IBB HBP BLK WP HR S P ERA WHIP	IP WLS BF H R ER SO BB IBB HBP BLK WP HR S P ERA WHIP	IP WLS BF H R ER SO BB IBB HBP BLK WP HR S P ERA WHIP	IP WLS BF H R ER SO BB IBB HBP BLK WP HR S P ERA WHIP	IP WLS BF H R ER SO BB IBB HBP BLK WP HR S P ERA WHIP	IP WLS BF H R ER SO BB IBB HBP BLK WP HR S P ERA WHIP	IP WLS BF H R ER SO BB IBB HBP BLK WP HR S P ERA WHIP	IP WLS BF H R ER SO BB IBB HBP BLK WP HR S P ERA WHIP	IP WLS BF H R ER SO BB IBB HBP BLK WP HR S P ERA WHIP	IP WLS BF H R ER SO BB IBB HBP BLK WP HR S P ERA WHIP	IP WLS BF H R ER SO BB IBB HBP BLK WP HR S P ERA WHIP	IP WLS BF H R ER SO BB IBB HBP BLK WP HR S P ERA WHIP	IP WLS BF H R ER SO BB IBB HBP BLK WP HR S P ERA WHIP	IP WLS BF H R ER SO BB IBB HBP BLK WP HR S P ERA WHIP	IP WLS BF H R ER SO BB IBB HBP BLK WP HR S P ERA WHIP	IP WLS BF H R ER SO BB IBB HBP BLK WP HR S P ERA WHIP	IP WLS BF H R ER SO BB IBB HBP BLK WP HR S P ERA WHIP	IP WLS BF H R ER SO BB IBB HBP BLK WP HR S P ERA WHIP	IP WLS BF H R ER SO BB IBB HBP BLK WP HR S P ERA WHIP	IP WLS BF H R ER SO BB IBB HBP BLK WP HR S P ERA WHIP
Jim Slaton, R ERA: 4.41 (1, 1)	3.1 L	17 5	4 4	4 4	1 1	2 2	0 0	0 0	0 0	0 0	1 1	2 17	25	10.80	2.100							
Bob McClure, L ERA: 4.05 (4, 1)	3.2	17	4	3	3	3	1	0	0	0	0	1	22	26	7.36	1.364						
Jerry Augustine, L ERA: 4.33 (8, 1)	2.0	9	3	0	0	2	0	0	0	0	0	0	13	13	0.00	1.500						
Batter	1	2	3	4	5	6	7	8	9	AB	R	H	RBI	BB	SO	LOB	BOTTOM					
Paul Molitor, R OBP: 0.340, SLG: 0.338 (1, 10)										4	1	2	0	0	1	1	Boston Red Sox @ Milwaukee Brewers Milwaukee County Stadium, Milwaukee, WI Tue Sep 29 1981, 8:05 PM EDT Att: 12,654 - Unknown					
Robin Yount, R OBP: 0.300, SLG: 0.399 (1, 6)										4	1	2	1	0	0	1						
Cecil Cooper, L OBP: 0.361, SLG: 0.491 (1, 3)										4	0	1	1	0	1	1						
Ted Simmons, S OBP: 0.260, SLG: 0.377 (1, 2)										4	0	0	0	0	1	1						
Ben Oglivie, L OBP: 0.309, SLG: 0.385 (1, 7)										3	0	0	0	1	2	1						
Gorman Thomas, R OBP: 0.347, SLG: 0.497 (1, 8)										4	0	0	0	0	2	3						
Roy Howell, L OBP: 0.317, SLG: 0.388 (1, 5)										4	0	0	0	0	1	2						
Mark Brouhard, R OBP: 0.305, SLG: 0.371 (1, 9)										1	0	0	0	0	1	0						
Thad Bosley, L OBP: 0.270, SLG: 0.248 (4, 9)										2	0	0	0	0	0	0						
Jim Gantner, L OBP: 0.333, SLG: 0.340 (1, 4)										2	0	0	0	1	0	0						
Inning Stats	R: 0 E: 0 K: 1 S: 5	H: 1 LOB: 0 BB: 0 P: 5	R: 0 E: 0 K: 2 S: 7	H: 0 LOB: 0 BB: 0 P: 7	R: 0 E: 0 K: 2 S: 7	H: 0 LOB: 0 BB: 1 P: 11	R: 0 E: 0 K: 2 S: 7	H: 0 LOB: 0 BB: 0 P: 7	R: 0 E: 0 K: 1 S: 5	H: 0 LOB: 0 BB: 0 P: 5	R: 0 E: 0 K: 0 S: 3	H: 0 LOB: 1 BB: 1 P: 7	R: 0 E: 0 K: 0 S: 3	H: 0 LOB: 0 BB: 0 P: 3	R: 2 E: 1 K: 1 S: 9	H: 3 LOB: 2 BB: 0 P: 9	1B: 4 2B: 0 3B: 1 HR: 0	SF: 0 SAC: 0 DP: 0 HBP: 0	WP: 0 PB: 0 SB: 0 CS: 1	PA: 35		
PITCHER	IP WLS BF H R ER SO BB IBB HBP BLK WP HR S P ERA WHIP	IP WLS BF H R ER SO BB IBB HBP BLK WP HR S P ERA WHIP	IP WLS BF H R ER SO BB IBB HBP BLK WP HR S P ERA WHIP	IP WLS BF H R ER SO BB IBB HBP BLK WP HR S P ERA WHIP	IP WLS BF H R ER SO BB IBB HBP BLK WP HR S P ERA WHIP	IP WLS BF H R ER SO BB IBB HBP BLK WP HR S P ERA WHIP	IP WLS BF H R ER SO BB IBB HBP BLK WP HR S P ERA WHIP	IP WLS BF H R ER SO BB IBB HBP BLK WP HR S P ERA WHIP	IP WLS BF H R ER SO BB IBB HBP BLK WP HR S P ERA WHIP	IP WLS BF H R ER SO BB IBB HBP BLK WP HR S P ERA WHIP	IP WLS BF H R ER SO BB IBB HBP BLK WP HR S P ERA WHIP	IP WLS BF H R ER SO BB IBB HBP BLK WP HR S P ERA WHIP	IP WLS BF H R ER SO BB IBB HBP BLK WP HR S P ERA WHIP	IP WLS BF H R ER SO BB IBB HBP BLK WP HR S P ERA WHIP	IP WLS BF H R ER SO BB IBB HBP BLK WP HR S P ERA WHIP	IP WLS BF H R ER SO BB IBB HBP BLK WP HR S P ERA WHIP	IP WLS BF H R ER SO BB IBB HBP BLK WP HR S P ERA WHIP	IP WLS BF H R ER SO BB IBB HBP BLK WP HR S P ERA WHIP	IP WLS BF H R ER SO BB IBB HBP BLK WP HR S P ERA WHIP	IP WLS BF H R ER SO BB IBB HBP BLK WP HR S P ERA WHIP	IP WLS BF H R ER SO BB IBB HBP BLK WP HR S P ERA WHIP	IP WLS BF H R ER SO BB IBB HBP BLK WP HR S P ERA WHIP
Mike Torrez, R ERA: 3.8 (1, 1)	8.1 W	32	5	2	2	8	2	0	0	0	0	0	4	4	0.00	0.840						
Mark Clear, R ERA: 3.55 (9, 1)	0.2	2	0	0	0	1	0	0	0	0	0	4	4	0.00	0.000							


Batter	1	2	3	4	5	6	7	8	9	AB	R	H	RBI	BB	SO	LOB	TOP																			
Jerry Remy, L OBP: 0.370, SLG: 0.340			SH3-4	F7						4	1	3	0	0	0	2	Boston Red Sox @ Milwaukee Brewers Milwaukee County Stadium, Milwaukee, WI Wed Sep 30 1981, 8:05 PM EDT Att: 11,472 - Unknown - 55 F																			
Dwight Evans, R OBP: 0.414, SLG: 0.510	G4-6-3		F8	F7			K	K		5	1	1	2	0	2	6																				
Jim Rice, R OBP: 0.335, SLG: 0.441							F6		K	4	0	2	0	1	1																					
Carl Yastrzemski, L OBP: 0.345, SLG: 0.365	F2		F8	F8	F8					5	1	2	0	0	0	4																				
Carney Lansford, R OBP: 0.390, SLG: 0.440		F8		FC4						5	0	3	3	0	0	1																				
Dave Stapleton, R OBP: 0.322, SLG: 0.422	F9	F9	5-3	F8	F8		K	F4	F4	5	0	0	0	0	1	6																				
Tony Perez, R OBP: 0.308, SLG: 0.393	K			F9		F8		5-3	F8	5	0	0	0	0	1	2																				
Gary Allenson, R OBP: 0.335, SLG: 0.388			SH3-4			K				3	1	2	0	1	1	0																				
Rick Miller, L OBP: 0.350, SLG: 0.380						4-3				4	1	3	0	0	0	0																				
Inning Stats	R: 0 E: 0 K: 0 S: 4	H: 2 LOB: 1 BB: 0 P: 4	R: 0 E: 0 K: 1 S: 5	H: 0 LOB: 0 BB: 0 P: 5	R: 3 E: 0 K: 0 S: 7	H: 4 LOB: 2 BB: 1 P: 11	R: 0 E: 0 K: 0 S: 4	H: 1 LOB: 2 BB: 0 P: 8	R: 0 E: 1 K: 1 S: 5	H: 0 LOB: 1 BB: 0 P: 5	R: 2 E: 0 K: 2 S: 10	H: 3 LOB: 1 BB: 0 P: 10	R: 0 E: 0 K: 1 S: 7	H: 3 LOB: 2 BB: 0 P: 7	R: 0 E: 0 K: 1 S: 7	H: 2 LOB: 2 BB: 0 P: 7	1B: 13 2B: 3 3B: 0 HR: 0	SF: 0 SAC: 1 DP: 1 HBP: 0	WP: 0 PA: 43 PB: 0 SB: 0 CS: 0																	
PITCHER	IP	WLS	BF	H	R	ER	SO	BB	IBB	HBP	BLK	WP	HR	S	P	ERA	WHIP	PITCHER		IP	WLS	BF	H	R	ER	SO	BB	IBB	HBP	BLK	WP	HR	S	P	ERA	WHIP
Mike Caldwell, L ERA: 4.02	2.2		14	6	3	3	1	0	1	0	0	0	0	15	19	10.12	2.250	Rolie Fingers, R ERA: 1.06		8.1	1.1	6	2	0	0	2	0	0	0	10	10	0.00	1.500			
Dwight Bernard, R ERA: 3.8	3.1	0.1	1	0	0	0	0	0	0	0	0	0	0	1	1	0.00	0.000																			
Randy Lerch, L ERA: 4.34	4.1	2.0	W	9	2	0	0	1	0	0	0	0	0	8	12	0.00	1.500																			
Moose Haas, R ERA: 4.63	6.1	2.0		9	3	2	3	0	0	0	0	0	0	15	15	9.00	1.500																			
Jamie Easterly, L ERA: 3.25	8.1	0.2		4	3	0	0	0	0	0	0	0	0	4	4	0.00	4.500																			
Inning Stats	R: 1 E: 0 K: 1 S: 6	H: 1 LOB: 2 BB: 2 P: 14	R: 1 E: 0 K: 1 S: 6	H: 1 LOB: 0 BB: 0 P: 6	R: 1 E: 0 K: 0 S: 4	H: 1 LOB: 0 BB: 0 P: 4	R: 1 E: 2 K: 1 S: 5	H: 0 LOB: 1 BB: 0 P: 5	R: 4 E: 0 K: 1 S: 9	H: 5 LOB: 0 BB: 0 P: 9	R: 2 E: 0 K: 0 S: 6	H: 3 LOB: 0 BB: 0 P: 6	R: 0 E: 0 K: 0 S: 3	H: 0 LOB: 0 BB: 0 P: 3	R: 0 E: 0 K: 2 S: 7	H: 0 LOB: 0 BB: 0 P: 7	1B: 6 2B: 3 3B: 2 HR: 0	SF: 3 SAC: 1 DP: 0 HBP: 0	WP: 0 PA: 38 PB: 0 SB: 0 CS: 0																	
PITCHER	IP	WLS	BF	H	R	ER	SO	BB	IBB	HBP	BLK	WP	HR	S	P	ERA	WHIP	PITCHER		IP	WLS	BF	H	R	ER	SO	BB	IBB	HBP	BLK	WP	HR	S	P	ERA	WHIP
Bruce Hurst, L ERA: 4.3	2.0		11	3	3	3	2	1	1	0	0	0	0	13	21	13.50	2.000	Rolie Fingers, R ERA: 1.06		8.1	1.1	6	2	0	0	2	0	0	0	10	10	0.00	1.500			
Bob Stanley, R ERA: 3.83	3.1	2.1	L	13	4	5	4	0	0	0	0	0	0	13	13	15.43	1.714																			
Bill Campbell, R ERA: 3.21	5.1	1.2		8	4	2	1	0	0	0	0	0	0	10	10	10.80	2.400																			
Luis Aponte, R ERA: 0.63	7.1	1.0		3	0	0	0	0	0	0	0	0	0	3	3	0.00	0.000																			
John Tudor, L ERA: 4.58	8.1	1.0		3	0	0	2	0	0	0	0	0	0	7	7	0.00	0.000																			
Inning Stats	R: 1 E: 0 K: 1 S: 6	H: 1 LOB: 2 BB: 2 P: 14	R: 1 E: 0 K: 1 S: 6	H: 1 LOB: 0 BB: 0 P: 6	R: 1 E: 0 K: 0 S: 4	H: 1 LOB: 0 BB: 0 P: 4	R: 1 E: 2 K: 1 S: 5	H: 0 LOB: 1 BB: 0 P: 5	R: 4 E: 0 K: 1 S: 9	H: 5 LOB: 0 BB: 0 P: 9	R: 2 E: 0 K: 0 S: 6	H: 3 LOB: 0 BB: 0 P: 6	R: 0 E: 0 K: 0 S: 3	H: 0 LOB: 0 BB: 0 P: 3	R: 0 E: 0 K: 2 S: 7	H: 0 LOB: 0 BB: 0 P: 7	1B: 6 2B: 3 3B: 2 HR: 0	SF: 3 SAC: 1 DP: 0 HBP: 0	WP: 0 PA: 38 PB: 0 SB: 0 CS: 0																	
PITCHER	IP	WLS	BF	H	R	ER	SO	BB	IBB	HBP	BLK	WP	HR	S	P	ERA	WHIP	PITCHER		IP	WLS	BF	H	R	ER	SO	BB	IBB	HBP	BLK	WP	HR	S	P	ERA	WHIP
Bruce Hurst, L ERA: 4.3	2.0		11	3	3	3	2	1	1	0	0	0	0	13	21	13.50	2.000	Rolie Fingers, R ERA: 1.06		8.1	1.1	6	2	0	0	2	0	0	0	10	10	0.00	1.500			
Bob Stanley, R ERA: 3.83	3.1	2.1	L	13	4	5	4	0	0	0	0	0	0	13	13	15.43	1.714																			
Bill Campbell, R ERA: 3.21	5.1	1.2		8	4	2	1	0	0	0	0	0	0	10	10	10.80	2.400																			
Luis Aponte, R ERA: 0.63	7.1	1.0		3	0	0	0	0	0	0	0	0	0	3	3	0.00	0.000																			
John Tudor, L ERA: 4.58	8.1	1.0		3	0	0	2	0	0	0	0	0	0	7	7	0.00	0.000																			


AB 40
R 5
H 16
RBI 5
BB 2
SO 6
LOB 22



AB 32
R 10
H 11
RBI 10
BB 2
SO 5
LOB 9



Batter	1	2	3	4	5	6	7	8	9	AB	R	H	RBI	BB	SO	LOB	TOP					
Alan Trammell, R OBP: 0.345, SLG: 0.331 (1, 6)	L9		6-3					F7		4	0	1	0	0	0	0	Detroit Tigers @ Milwaukee Brewers Milwaukee County Stadium, Milwaukee, WI Fri Oct 02 1981, 8:05 PM EDT Att: 23,540 - Unknown - 44 F AB 31 R 2 H 5 RBI 2 BB 1 SO 8 LOB 7 					
Kirk Gibson, L OBP: 0.366, SLG: 0.480 (1, 8)	4-3			F7		SF8 1B		F7		3	0	0	1	0	0							
Steve Kemp, L OBP: 0.388, SLG: 0.419 (1, 7)	4-0			4-3				F8		3	0	0	0	1	0							
Richie Hebner, L OBP: 0.312, SLG: 0.350 (1, 3)	0-3			F8				F8		4	0	0	0	1	2							
Champ Summers, L OBP: 0.340, SLG: 0.360 (1, 10)		K						F5		4	0	0	0	2	0							
Lance Parrish, R OBP: 0.305, SLG: 0.396 Bill Fahey, L OBP: 0.271, SLG: 0.328 (8, 2)		1-3						F5		3	1	2	0	0	0							
Rick Leach, L OBP: 0.323, SLG: 0.291 (1, 9)						2B		F5		1	0	0	0	0	0							
Tom Brookens, R OBP: 0.280, SLG: 0.339 (1, 5)								2B		3	0	1	1	0	2							
Lou Whitaker, L OBP: 0.339, SLG: 0.372 (1, 4)								2B		3	0	0	0	2	2							
								2B		3	1	1	0	0	1							
								1B SF8 1B														
Inning Stats	R: 0 E: 0 K: 1 S: 5	H: 0 LOB: 1 BB: 1 P: 9	R: 0 E: 0 K: 2 S: 7	H: 0 LOB: 0 BB: 0 P: 7	R: 0 E: 0 K: 0 S: 3	H: 0 LOB: 0 BB: 0 P: 3	R: 0 E: 0 K: 0 S: 3	H: 0 LOB: 0 BB: 0 P: 3	R: 0 E: 0 K: 3 S: 10	H: 1 LOB: 1 BB: 0 P: 10	R: 1 E: 0 K: 0 S: 5	H: 2 LOB: 1 BB: 0 P: 5	R: 1 E: 0 K: 2 S: 9	H: 2 LOB: 1 BB: 0 P: 9	R: 0 E: 0 K: 0 S: 3	H: 0 LOB: 0 BB: 0 P: 3	R: 0 E: 0 K: 0 S: 3	H: 0 LOB: 0 BB: 0 P: 3	1B: 2 2B: 3 3B: 0 HR: 0	SF: 1 SAC: 0 DP: 0 HBP: 0	WP: 0 PB: 0 SB: 1 CS: 0	PA: 33
PITCHER Moose Haas, R ERA: 4.46 (1, 1)	IP: 9.0 WLS: W BF: 33	H: 5 R: 2 ER: 2 SO: 8	BB: 1 IBB: 0 HBP: 0 BLK: 0	WP: 0 HR: 0 S: 48 P: 52	ERA: 2.00 WHIP: 0.667																	

Batter	1	2	3	4	5	6	7	8	9	AB	R	H	RBI	BB	SO	LOB	BOTTOM					
Paul Molitor, R OBP: 0.342, SLG: 0.339 (1, 9)	5-3		6-3					4-3		4	2	1	2	1	0	0	Detroit Tigers @ Milwaukee Brewers Milwaukee County Stadium, Milwaukee, WI Fri Oct 02 1981, 8:05 PM EDT Att: 23,540 - Unknown - 44 F AB 33 R 8 H 11 RBI 7 BB 3 SO 2 LOB 8 					
Robin Yount, R OBP: 0.311, SLG: 0.419 (1, 6)	6-3					1B E BB				4	1	3	2	0	0							
Cecil Cooper, L OBP: 0.361, SLG: 0.493 (1, 3)	F7		6-3			1B 1H 2H				4	0	1	1	0	2							
Ted Simmons, S OBP: 0.260, SLG: 0.375 (1, 2)						1B				4	1	2	0	0	0							
Ben Oglivie, L OBP: 0.310, SLG: 0.397 (1, 7)						1B				4	1	2	2	0	1							
Gorman Thomas, R OBP: 0.350, SLG: 0.497 (1, 8)						1B				3	1	1	0	1	1							
Roy Howell, L OBP: 0.312, SLG: 0.381 (1, 10)						2B				4	0	0	0	0	3							
Don Money, R OBP: 0.288, SLG: 0.286 Sal Bando, R OBP: 0.275, SLG: 0.365 (7, 5)						2B				3	1	1	0	0	1							
Jim Gantner, L OBP: 0.330, SLG: 0.335 (1, 4)						1B SH1 1B				1	0	0	0	0	0							
						1B				2	1	0	0	1	0							
Inning Stats	R: 0 E: 0 K: 0 S: 3	H: 0 LOB: 0 BB: 0 P: 3	R: 2 E: 0 K: 0 S: 5	H: 2 LOB: 0 BB: 0 P: 5	R: 0 E: 0 K: 0 S: 4	H: 1 LOB: 1 BB: 0 P: 4	R: 0 E: 0 K: 1 S: 6	H: 1 LOB: 1 BB: 0 P: 6	R: 3 E: 1 K: 0 S: 6	H: 4 LOB: 1 BB: 1 P: 10	R: 3 E: 0 K: 1 S: 8	H: 3 LOB: 1 BB: 1 P: 12	R: 0 E: 0 K: 0 S: 3	H: 0 LOB: 1 BB: 1 P: 7	R: 0 E: 0 K: 0 S: 3	H: 0 LOB: 0 BB: 0 P: 3	R: 0 E: 0 K: 0 S: 3	H: 0 LOB: 0 BB: 0 P: 3	1B: 6 2B: 4 3B: 0 HR: 1	SF: 0 SAC: 1 DP: 0 HBP: 0	WP: 0 PB: 0 SB: 0 CS: 0	PA: 37
PITCHER Dan Petry, R ERA: 3.0 Dennis Kinney, L ERA: 9.82 Dave Rozema, R ERA: 3.63 Kevin Saucier, L ERA: 1.65 George Cappuzzello, L ERA: 3.48 (8, 1)	IP: 4.2 WLS: L BF: 21	H: 7 R: 5 ER: 5 SO: 1	BB: 1 IBB: 0 HBP: 0 BLK: 0	WP: 0 HR: 0 S: 22 P: 26	ERA: 9.64 WHIP: 1.714																	

Batter	1	2	3	4	5	6	7	8	9	AB	R	H	RBI	BB	SO	LOB	TOP										
Alan Trammell, R OBP: 0.344, SLG: 0.330	F7		K		K					4	0	1	0	0	2	3	Detroit Tigers @ Milwaukee Brewers Milwaukee County Stadium, Milwaukee, WI Sat Oct 03 1981, 4:33 AM EDT Att: 28:330 - Unknown - 53 F livebaseballscorecards.com										
Kirk Gibson, L OBP: 0.365, SLG: 0.477	6-3		4-3			1B	1B			4	1	1	0	0	0	4											
Steve Kemp, L OBP: 0.387, SLG: 0.416				6-3		6-3		4-3		3	0	0	0	1	0	1											
Ron Jackson, R OBP: 0.322, SLG: 0.404	CS	4-3				CS	1B	4-3		4	0	2	0	0	0	0											
Richie Hebner, L OBP: 0.311, SLG: 0.345		G3		F7		E3	CS			3	0	0	1	1	0	2											
Lance Parrish, R OBP: 0.306, SLG: 0.391	F4			K		F9		F9		4	0	0	0	0	1	4											
Rick Leach, L OBP: 0.320, SLG: 0.289			K			G3	6-3	6-3		4	0	1	0	0	1	0											
Tom Brookens, R OBP: 0.280, SLG: 0.336						6-3		K		2	0	0	0	1	1	1											
Champ Summers, L OBP: 0.330, SLG: 0.358								K		1	0	0	0	0	1	0											
Lou Whitaker, L OBP: 0.340, SLG: 0.373						G3				4	0	2	0	0	1	1											
Inning Stats	R: 0 E: 0 K: 0 S: 2	H: 0 LOB: 0 BB: 1 P: 6	R: 0 E: 0 K: 0 S: 3	H: 0 LOB: 0 BB: 0 P: 3	R: 0 E: 0 K: 2 S: 8	H: 1 LOB: 2 BB: 1 P: 12	R: 0 E: 0 K: 1 S: 6	H: 1 LOB: 1 BB: 0 P: 6	R: 0 E: 0 K: 1 S: 5	H: 2 LOB: 1 BB: 0 P: 5	R: 0 E: 0 K: 2 S: 7	H: 2 LOB: 2 BB: 0 P: 7	R: 0 E: 0 K: 0 S: 3	H: 0 LOB: 1 BB: 1 P: 7	R: 0 E: 0 K: 2 S: 7	H: 0 LOB: 0 BB: 0 P: 7	1B: 6 2B: 1 3B: 0 HR: 0	SF: 0 SAC: 0 DP: 0 HBP: 0	WP: 0 PB: 0 SB: 0 CS: 3	PA: 37							
PITCHER	IP	WLS	BF	H	R	ER	SO	BB	IBB	HBP	BLK	WP	HR	S	P	ERA	WHIP										
Pete Vuckovich, R ERA: 3.55	(1, 1)	6.2	28	7	1	1	5	2	0	0	0	0	0	36	44	1.35	1.350										
Jamie Easterly, L ERA: 3.19	(7, 1)	1.0	4	0	0	0	0	1	0	0	0	0	0	3	7	0.00	1.000										
Rollie Fingers, R ERA: 1.04	(8, 1)	1.1	W	4	0	0	0	2	0	0	0	0	0	8	8	0.00	0.000										

Batter	1	2	3	4	5	6	7	8	9	AB	R	H	RBI	BB	SO	LOB	BOTTOM										
Paul Molitor, R OBP: 0.341, SLG: 0.335	F4		1-3							3	1	0	0	1	0	0	Detroit Tigers @ Milwaukee Brewers Milwaukee County Stadium, Milwaukee, WI Sat Oct 03 1981, 4:33 AM EDT Att: 28:330 - Unknown - 53 F livebaseballscorecards.com										
Robin Yount, R OBP: 0.311, SLG: 0.419	6-3		S		L4			SH		3	1	1	0	0	0	0											
Cecil Cooper, L OBP: 0.364, SLG: 0.498	1B		1-3			4-3				4	0	3	0	0	0	1											
Ted Simmons, S OBP: 0.262, SLG: 0.376						4-3		1-6-3		4	0	2	1	0	0	3											
Ben Oglivie, L OBP: 0.310, SLG: 0.394	F4				FC4-6					3	0	0	0	1	0	4											
Gorman Thomas, R OBP: 0.346, SLG: 0.493			F7		K					3	0	0	1	0	1	2											
Roy Howell, L OBP: 0.311, SLG: 0.379			K					K		4	0	1	0	0	3	2											
Sal Bando, R OBP: 0.264, SLG: 0.348										3	0	0	0	0	0	2											
Jim Gantner, L OBP: 0.327, SLG: 0.332			G3							3	0	0	0	0	1	0											
Inning Stats	R: 0 E: 0 K: 0 S: 5	H: 2 LOB: 2 BB: 0 P: 5	R: 0 E: 0 K: 1 S: 5	H: 0 LOB: 0 BB: 0 P: 5	R: 0 E: 0 K: 0 S: 4	H: 1 LOB: 1 BB: 0 P: 4	R: 0 E: 0 K: 1 S: 7	H: 2 LOB: 2 BB: 0 P: 7	R: 0 E: 0 K: 0 S: 3	H: 0 LOB: 0 BB: 0 P: 3	R: 0 E: 0 K: 0 S: 4	H: 1 LOB: 1 BB: 0 P: 4	R: 0 E: 0 K: 2 S: 7	H: 0 LOB: 0 BB: 0 P: 7	R: 2 E: 0 K: 1 S: 7	H: 1 LOB: 2 BB: 2 P: 15		1B: 6 2B: 1 3B: 0 HR: 0	SF: 1 SAC: 1 DP: 0 HBP: 0	WP: 0 PB: 0 SB: 1 CS: 0	PA: 34						
PITCHER	IP	WLS	BF	H	R	ER	SO	BB	IBB	HBP	BLK	WP	HR	S	P	ERA	WHIP										
Jack Morris, R ERA: 3.05	(1, 1)	8.0	L	34	7	2	2	5	1	1	0	0	0	42	50	2.25	1.000										

Batter	1	2	3	4	5	6	7	8	9	AB	R	H	RBI	BB	SO	LOB	TOP																	
Alan Trammell, R OBP: 0.342, SLG: 0.327 (1, 6)										4	0	0	0	1	0	2	Detroit Tigers @ Milwaukee Brewers Milwaukee County Stadium, Milwaukee, WI Sun Oct 04 1981, 4:33 AM EDT Att: 15,263 - Cloudy - 55 F																	
Kirk Gibson, L OBP: 0.369, SLG: 0.479 (1, 8)										5	1	3	1	0	0	1																		
Steve Kemp, L OBP: 0.389, SLG: 0.419 (1, 7)										4	1	2	0	1	0	4																		
Ron Jackson, R OBP: 0.316, SLG: 0.396 (1, 3)										5	0	0	0	0	0	7																		
Lance Parrish, R OBP: 0.311, SLG: 0.394 (1, 2)										3	0	2	1	1	1	0																		
John Wockenfuss, R OBP: 0.322, SLG: 0.395 (1, 10)										4	0	1	1	0	1	3																		
Lynn Jones, R Darrell Brown, S OBP: 0.328, SLG: 0.322 (9, PR) OBP: 0.250, SLG: 0.250 (9, 9)										4	0	2	0	0	0	2																		
Tom Brookens, R OBP: 0.284, SLG: 0.343 (1, 5)										4	0	2	0	0	0	2																		
Mick Kelleher, R OBP: 0.282, SLG: 0.273 (1, 4)										2	0	0	0	0	1	1																		
Lou Whitaker, L OBP: 0.340, SLG: 0.373 (9, 4)										0	0	0	0	0	0	0																		
Inning Stats	R: 2 E: 0 K: 0 S: 7	H: 4 LOB: 2 BB: 0 P: 7	R: 0 E: 0 K: 1 S: 6	H: 1 LOB: 1 BB: 0 P: 6	R: 0 E: 0 K: 0 S: 3	H: 1 LOB: 1 BB: 0 P: 7	R: 0 E: 0 K: 0 S: 4	H: 1 LOB: 0 BB: 0 P: 4	R: 0 E: 0 K: 1 S: 6	H: 1 LOB: 0 BB: 0 P: 6	R: 0 E: 0 K: 0 S: 3	H: 0 LOB: 0 BB: 0 P: 3	R: 0 E: 0 K: 1 S: 5	H: 1 LOB: 2 BB: 1 P: 9	R: 1 E: 1 K: 0 S: 6	H: 2 LOB: 3 BB: 1 P: 10	1B: 10 2B: 3 3B: 0 HR: 0	SF: 0 SAC: 2 DP: 2 HBP: 0	WP: 0 PB: 0 SB: 0 CS: 1	PA: 40														
PITCHER	IP WLS BF H R ER SO BB IBB HBP BLK WP HR S P ERA WHIP																																	
Randy Lerch, L ERA: 4.31 (1, 1)	5.0	22	8	2	2	1	1	0	0	0	0	0	0	0	23	27	3.60	1.800																
Jim Slaton, R ERA: 4.37 (6, 1)	1.0	4	1	0	0	1	0	0	0	0	0	0	0	0	6	6	0.00	1.000																
Mike Caldwell, L ERA: 3.99 (7, 1)	1.0	3	0	0	0	0	0	0	0	0	0	0	0	3	3	0.00	0.000																	
Bob McClure, L ERA: 3.52 (8, 1)	1.0	4	1	0	0	1	0	1	0	0	0	0	0	5	9	0.00	1.000																	
Jerry Augustine, L ERA: 4.29 (9, 1)	1.0	L 7	2	1	0	0	0	1	0	0	0	0	0	6	10	0.00	2.000																	

Batter	1	2	3	4	5	6	7	8	9	AB	R	H	RBI	BB	SO	LOB	BOTTOM															
Paul Molitor, R OBP: 0.341, SLG: 0.335 (1, 9)										3	0	1	0	0	0	0	Detroit Tigers @ Milwaukee Brewers Milwaukee County Stadium, Milwaukee, WI Sun Oct 04 1981, 4:33 AM EDT Att: 15,263 - Cloudy - 55 F															
Robin Yount, R OBP: 0.312, SLG: 0.419 (1, 6)										2	0	1	0	0	0	0																
Ed Romero, R OBP: 0.227, SLG: 0.264 (5, 6)										2	0	0	0	0	2	2																
Cecil Cooper, L OBP: 0.363, SLG: 0.495 (1, 3)										2	0	0	0	0	0	1																
Don Money, R OBP: 0.290, SLG: 0.288 (5, 3)										2	1	1	1	0	0	0																
Ben Oglivie, L OBP: 0.310, SLG: 0.395 (1, 7)										2	0	1	0	0	0	0																
Ned Yost, R OBP: 0.300, SLG: 0.556 (6, 2)										2	0	1	0	0	0	0																
Gorman Thomas, R OBP: 0.348, SLG: 0.493 (1, 10)										4	0	2	1	0	1	1																
Roy Howell, L OBP: 0.306, SLG: 0.373 (1, 5)										4	0	0	0	0	2	4																
Charlie Moore, R OBP: 0.351, SLG: 0.410 (1, 2)										3	0	0	0	0	0	2																
Thad Bosley, L OBP: 0.270, SLG: 0.248 (8, 7)										0	0	0	0	0	0	0																
Jim Gantner, L OBP: 0.325, SLG: 0.330 (1, 4)										3	0	0	0	0	0	1																
Marshall Edwards, L OBP: 0.241, SLG: 0.293 (1, 8)										3	1	1	0	0	0	0																
Inning Stats	R: 0 E: 0 K: 0 S: 3	H: 0 LOB: 0 BB: 0 P: 3	R: 0 E: 0 K: 1 S: 6	H: 1 LOB: 1 BB: 0 P: 6	R: 0 E: 0 K: 0 S: 3	H: 0 LOB: 0 BB: 0 P: 3	R: 0 E: 0 K: 0 S: 3	H: 1 LOB: 0 BB: 0 P: 3	R: 0 E: 0 K: 0 S: 4	H: 1 LOB: 1 BB: 0 P: 4	R: 2 E: 0 K: 1 S: 9	H: 4 LOB: 2 BB: 0 P: 9	R: 0 E: 0 K: 0 S: 3	H: 0 LOB: 0 BB: 0 P: 3	R: 0 E: 0 K: 1 S: 5	H: 1 LOB: 0 BB: 0 P: 5	R: 0 E: 0 K: 2 S: 7	H: 0 LOB: 0 BB: 0 P: 7	1B: 8 2B: 1 3B: 0 HR: 0	SF: 0 SAC: 1 DP: 2 HBP: 0	WP: 1 PB: 0 SB: 1 CS: 1	PA: 33										
PITCHER	IP WLS BF H R ER SO BB IBB HBP BLK WP HR S P ERA WHIP																															
Milt Wilcox, R ERA: 3.03 (1, 1)	9.0	W 33	8	2	2	5	0	0	0	0	1	0	43	43	2.00	0.889																



Batter	1	2	3	4	5	6	7	8	9	AB	R	H	RBI	BB	SO	LOB	TOP										
Willie Randolph, R (1.4)	5-3		K	6-3		F9			6-3	5	0	0	0	0	1	4	New York Yankees @ Milwaukee Brewers Milwaukee County Stadium, Milwaukee, WI Wed Oct 07 1981, 8:05 PM EDT Att: 35,064 - Unknown - 47 F										
Jerry Mumphrey, S (1.8) OBP: 0.410, SLG: 0.400	CS 1B		4-3	F8		G3			F E S 1B	5	1	2	0	0	0	4											
Dave Winfield, R (1.7) OBP: 0.200, SLG: 0.200	F9		F8						K	5	0	1	0	0	1	3											
Reggie Jackson, L (1.9) OBP: 0.400, SLG: 0.250		G6-4-3 1B		HR BB		F9			E6	4	1	1	0	1	1	1											
Graig Nettles, L (1.5)	G6-4-3 1-2		F8	F8					3-H 4-3	5	0	0	0	0	0	4											
Oscar Gamble, L (1.10) OBP: 0.750, SLG: 1.750	1B		HR			F9			4-3 2B	4	1	3	2	0	0	1											
Bob Watson, R (1.3) OBP: 0.750, SLG: 0.750	1B		1B	2B 1B		2B 1B			4-3	4	1	3	0	0	0	1											
Larry Milbourne, S (1.6) OBP: 0.250, SLG: 0.250	F9		2B 1B			F7			F7	4	1	1	0	0	0	4											
Rick Cerone, R (1.2) OBP: 0.500, SLG: 1.000			E4 4-3	1-H 2-H 2B					F8	4	0	2	2	0	0	1											
Inning Stats	R: 0 E: 0 K: 0 S: 3	H: 1 LOB: 0 BB: 0 P: 3	R: 0 E: 0 K: 0 S: 5	H: 3 LOB: 2 BB: 0 P: 5	R: 0 E: 1 K: 1 S: 6	H: 0 LOB: 1 BB: 0 P: 6	R: 4 E: 0 K: 0 S: 7	H: 4 LOB: 1 BB: 1 P: 11	R: 0 E: 0 K: 0 S: 4	H: 1 LOB: 1 BB: 0 P: 4	R: 0 E: 0 K: 1 S: 5	H: 0 LOB: 0 BB: 0 P: 5	R: 0 E: 0 K: 0 S: 4	H: 1 LOB: 1 BB: 0 P: 4	R: 1 E: 2 K: 1 S: 7	H: 1 LOB: 1 BB: 0 P: 7	1B: 9 2B: 3 3B: 0 HR: 1	SF: 0 SAC: 0 DP: 1 HBP: 0	WP: 0 PB: 0 SB: 1 CS: 1	PA: 41							
PITCHER	IP	WLS	BF	H	R	ER	SO	BB	IBB	HBP	BLK	WP	HR	S	P	ERA	WHIP										
Moose Haas, R (1.1) ERA: 10.8	3.1	L	18	8	4	4	1	1	0	0	0	0	1	19	23	10.80	2.700										
Dwight Bernard, R (4.1) ERA:	0.2		2	0	0	0	0	0	0	0	0	0	0	2	2	0.00	0.000										
Bob McClure, L (5.1) ERA:	1.1		7	3	0	0	0	0	0	0	0	0	0	7	7	0.00	2.250										
Jim Slaton, R (6.1) ERA:	2.1		8	1	0	0	1	0	0	0	0	0	0	10	10	0.00	0.429										
Rollie Fingers, R (8.1) ERA:	1.1		6	1	1	0	1	0	0	0	0	0	0	8	8	0.00	0.750										
Batter	1	2	3	4	5	6	7	8	9	AB	R	H	RBI	BB	SO	LOB	BOTTOM										
Paul Molitor, R (1.9)	F3		SH 1B		F8		K		K	4	0	0	0	0	2	1	New York Yankees @ Milwaukee Brewers Milwaukee County Stadium, Milwaukee, WI Wed Oct 07 1981, 8:05 PM EDT Att: 35,064 - Unknown - 47 F										
Robin Yount, R (1.6) OBP: 0.500, SLG: 0.500	S BB		SF7		BB 1B		F8			2	1	1	1	1	0	0											
Cecil Cooper, L (1.3) OBP: 0.500, SLG: 0.333	F8		FC6-4 1B		1B BB		K			3	0	1	0	1	1	1											
Ted Simmons, S (1.2) OBP: 0.250, SLG: 0.250	K		L5		1-2 2-H 1B				F2	4	0	1	1	0	1	3											
Gorman Thomas, R (1.8)		K	FC6-4 1-2		K				F8	4	0	0	0	0	2	4											
Ben Oglivie, L (1.7)	K				K		F8		K	4	0	0	0	0	3	2											
Sal Bando, R (1.5) OBP: 0.250, SLG: 0.500		1B 2B			K				F8	4	1	1	0	0	1	0											
Charlie Moore, R (1.10) OBP: 1.000, SLG: 1.000							K			2	0	2	1	0	0	0											
Roy Howell, L (6. PH) OBP: 0.500, SLG: 0.500		2-H 1B								2	0	1	0	0	1	0											
Jim Gantner, L (1.4) OBP: 0.250, SLG: 0.500			SH SF7 2B		4-3				F7	4	1	1	0	0	1	2											
Inning Stats	R: 0 E: 0 K: 1 S: 5	H: 0 LOB: 1 BB: 1 P: 9	R: 1 E: 0 K: 2 S: 8	H: 2 LOB: 1 BB: 0 P: 8	R: 1 E: 1 K: 0 S: 6	H: 2 LOB: 2 BB: 0 P: 6	R: 0 E: 0 K: 2 S: 8	H: 1 LOB: 1 BB: 0 P: 8	R: 1 E: 0 K: 1 S: 7	H: 2 LOB: 2 BB: 1 P: 11	R: 0 E: 0 K: 1 S: 5	H: 0 LOB: 0 BB: 0 P: 5	R: 0 E: 0 K: 2 S: 7	H: 0 LOB: 0 BB: 0 P: 7	R: 0 E: 0 K: 1 S: 5	H: 0 LOB: 0 BB: 0 P: 5	R: 0 E: 0 K: 2 S: 8	H: 1 LOB: 1 BB: 0 P: 8	1B: 6 2B: 2 3B: 0 HR: 0	SF: 1 SAC: 1 DP: 0 HBP: 0	WP: 0 PB: 0 SB: 1 CS: 0	PA: 37					
PITCHER	IP	WLS	BF	H	R	ER	SO	BB	IBB	HBP	BLK	WP	HR	S	P	ERA	WHIP										
Ron Guidry, L (1.1) ERA: 6.23	4.1		22	7	3	3	5	2	0	0	0	0	0	30	38	6.23	2.077										
Ron Davis, R (5.1) ERA:	2.2	W	8	0	0	0	4	0	0	0	0	0	0	16	16	0.00	0.000										
Rich Gossage, R (8.1) ERA:	2.0	S	7	1	0	0	3	0	0	0	0	0	0	13	13	0.00	0.500										

Batter	1	2	3	4	5	6	7	8	9	AB	R	H	RBI	BB	SO	LOB	TOP					
Willie Randolph, R OBP: 0.222, SLG: 0.222 (1, 4)										4	0	2	0	0	0	0						
Jerry Mumphrey, S OBP: 0.222, SLG: 0.222 (1, 8)										4	0	0	0	0	1	2						
Dave Winfield, R OBP: 0.444, SLG: 0.667 (1, 7)										4	1	3	0	0	1	0						
Reggie Jackson, L OBP: 0.333, SLG: 0.625 (1, 9)										4	1	1	2	0	0	3						
Lou Piniella, R OBP: 0.250, SLG: 1.000 (1, 10)										4	1	1	1	0	0	0						
Graig Nettles, L (1, 5)										4	0	0	0	0	1	0						
Bob Watson, R OBP: 0.429, SLG: 0.429 (1, 3)										3	0	0	0	0	0	0						
Larry Milbourne, S OBP: 0.143, SLG: 0.143 (1, 6)										3	0	0	0	0	0	0						
Rick Cerone, R OBP: 0.286, SLG: 0.571 (1, 2)										3	0	0	0	0	1	0						
Inning Stats	R: 0 E: 0 K: 1 S: 6	H: 2 LOB: 1 BB: 0 P: 6	R: 0 E: 0 K: 0 S: 3	H: 0 LOB: 0 BB: 0 P: 3	R: 0 E: 0 K: 1 S: 6	H: 1 LOB: 1 BB: 0 P: 6	R: 1 E: 0 K: 2 S: 8	H: 1 LOB: 0 BB: 0 P: 8	R: 0 E: 0 K: 0 S: 3	H: 0 LOB: 0 BB: 0 P: 3	R: 0 E: 0 K: 0 S: 4	H: 1 LOB: 1 BB: 0 P: 4	R: 0 E: 0 K: 0 S: 3	H: 0 LOB: 0 BB: 0 P: 3	R: 0 E: 0 K: 0 S: 3	H: 0 LOB: 0 BB: 0 P: 3	R: 2 E: 0 K: 0 S: 5	H: 2 LOB: 2 BB: 0 P: 5	1B: 4 2B: 0 3B: 1 HR: 2	SF: 0 SAC: 0 DP: 1 HBP: 0	WP: 0 PB: 0 CS: 0	PA: 33
PITCHER	IP WLS BF H R ER SO BB IBB HBP BLK WP HR S P ERA WHIP	8.1 L 31 7 3 3 4 0 0 0 0 0 2 39 39 3.24 0.840	0.2 2 0 0 0 0 0 0 0 0 0 0 0 2 2 0.00 0.000	PITCHER										IP WLS BF H R ER SO BB IBB HBP BLK WP HR S P ERA WHIP								
Mike Caldwell, L ERA: 3.24 (1, 1)																						
Jim Slaton, R ERA: (9, 1)																						

New York Yankees @ Milwaukee Brewers
Milwaukee County Stadium, Milwaukee, WI
Thu Oct 08 1981, 4:33 AM EDT
Att: 26,395 - Unknown - 51 F

AB 33
R 3
H 7
RBI 3
BB 0
SO 4
LOB 5



Batter	1	2	3	4	5	6	7	8	9	AB	R	H	RBI	BB	SO	LOB	BOTTOM					
Paul Molitor, R OBP: 0.222, SLG: 0.125 (1, 9)										4	0	1	0	1	2	1						
Robin Yount, R OBP: 0.222, SLG: 0.143 (1, 6)										5	0	0	0	0	2	5						
Cecil Cooper, L OBP: 0.375, SLG: 0.286 (1, 3)										4	0	1	0	0	1	3						
Ted Simmons, S OBP: 0.375, SLG: 0.286 (1, 2)										3	0	1	0	1	0	1						
Gorman Thomas, R (1, 8)										3	0	0	0	1	3	2						
Ben Oglivie, L (1, 7)										4	0	0	0	0	3	4						
Sal Bando, R OBP: 0.500, SLG: 0.875 (1, 5)										4	0	3	0	0	0	0						
Charlie Moore, R OBP: 0.500, SLG: 0.500 (1, 10)										2	0	0	0	0	2	3						
Roy Howell, L OBP: 0.567, SLG: 0.500 (7, PH)										0	0	0	0	1	0	0						
Thad Bosley, L (7, PR)										0	0	0	0	0	0	0						
Don Money, R (9, PH)										1	0	0	0	0	0	1						
Jim Gantner, L OBP: 0.250, SLG: 0.375 (1, 4)										4	0	1	0	0	1	2						
Inning Stats	R: 0 E: 0 K: 2 S: 7	H: 0 LOB: 0 BB: 0 P: 7	R: 0 E: 0 K: 3 S: 10	H: 1 LOB: 2 BB: 1 P: 14	R: 0 E: 0 K: 1 S: 5	H: 0 LOB: 0 BB: 0 P: 5	R: 0 E: 0 K: 2 S: 8	H: 1 LOB: 1 BB: 0 P: 8	R: 0 E: 0 K: 2 S: 8	H: 1 LOB: 1 BB: 0 P: 8	R: 0 E: 0 K: 0 S: 4	H: 1 LOB: 2 BB: 1 P: 8	R: 0 E: 0 K: 1 S: 6	H: 1 LOB: 3 BB: 2 P: 14	R: 0 E: 0 K: 2 S: 7	H: 0 LOB: 0 BB: 0 P: 7	R: 0 E: 0 K: 1 S: 7	H: 2 LOB: 2 BB: 0 P: 7	1B: 5 2B: 2 3B: 0 HR: 0	SF: 0 SAC: 0 DP: 0 HBP: 0	WP: 1 PB: 0 CS: 0	PA: 38
PITCHER	IP WLS BF H R ER SO BB IBB HBP BLK WP HR S P ERA WHIP	6.0 W 24 4 0 0 0 2 0 0 0 1 0 2 10 0.00 9.000	2.2 S 10 2 0 0 4 0 0 0 0 0 0 18 18 0.00 0.750	PITCHER										IP WLS BF H R ER SO BB IBB HBP BLK WP HR S P ERA WHIP								
Dave Righetti, L ERA: (1, 1)																						
Ron Davis, R ERA: (7, 1)																						
Rich Gossage, R ERA: (7, 1)																						

New York Yankees @ Milwaukee Brewers
Milwaukee County Stadium, Milwaukee, WI
Thu Oct 08 1981, 4:33 AM EDT
Att: 26,395 - Unknown - 51 F

AB 34
R 0
H 7
RBI 0
BB 4
SO 14
LOB 22



Batter	1	2	3	4	5	6	7	8	9	AB	R	H	RBI	BB	SO	LOB	TOP			
Paul Molitor, R (1, 8) OBP: 0.385, SLG: 0.583										4	1	3	1	0	0	0	Milwaukee Brewers @ New York Yankees Yankee Stadium, Bronx, NY Fri Oct 09 1981, 7:05 PM EDT Att: 56,411 - Unknown - 55 F			
Robin Yount, R (1, 6) OBP: 0.231, SLG: 0.182										4	1	1	0	0	0	2				
Cecil Cooper, L (1, 3) OBP: 0.333, SLG: 0.273										4	1	1	0	0	0	3				
Ted Simmons, S (1, 2) OBP: 0.500, SLG: 0.800										3	1	2	3	1	0	0				
Gorman Thomas, R (1, 10) OBP: 0.167, SLG: 0.091										4	1	1	0	0	0	2				
Ben Oglivie, L (1, 7) OBP: 0.143, SLG: 0.071										3	0	0	0	0	0	0				
Sal Bando, R (1, 5) OBP: 0.417, SLG: 0.667										4	0	1	1	0	0	0				
Charlie Moore, R (1, 9) OBP: 0.429, SLG: 0.333										2	0	0	0	1	0	0				
Marshall Edwards, L (7, 9) OBP: 0.143, SLG: 0.071										1	0	0	0	0	1	0				
Jim Gantner, L (1, 4) OBP: 0.182, SLG: 0.273										3	0	0	0	0	0	1				
Inning Stats	R: 0 E: 1 K: 0 S: 3	H: 1 LOB: 0 BB: 0 P: 3	R: 0 E: 0 K: 0 S: 3	H: 0 LOB: 0 BB: 0 P: 3	R: 0 E: 0 K: 0 S: 3	H: 0 LOB: 0 BB: 0 P: 3	R: 0 E: 0 K: 0 S: 4	H: 1 LOB: 2 BB: 1 P: 8	R: 0 E: 0 K: 0 S: 3	H: 0 LOB: 0 BB: 0 P: 3	R: 3 E: 0 K: 0 S: 6	H: 4 LOB: 1 BB: 1 P: 10	R: 2 E: 1 K: 0 S: 5	H: 3 LOB: 0 BB: 0 P: 5	R: 0 E: 0 K: 1 S: 5	H: 0 LOB: 0 BB: 0 P: 5	1B: 6 2B: 1 3B: 0 HR: 2	SF: 0 SAC: 1 DP: 1 HBP: 0	WP: 0 PB: 0 CS: 1	PA: 35
PITCHER	IP WLS BF H R ER SO BB IBB HBP BLK WP HR S P ERA WHIP																			
Tommy John, L (1, 1) ERA: 6.43	7.0 L 29 8 5 5 0 2 0 0 0 0 0 2 27 35 6.43 1.429																			
Rudy May, L (8, 1) ERA:	2.0 6 1 0 0 1 0 0 0 0 0 0 0 8 8 0.00 0.500																			

Batter	1	2	3	4	5	6	7	8	9	AB	R	H	RBI	BB	SO	LOB	BOTTOM					
Willie Randolph, R (1, 4) OBP: 0.214, SLG: 0.214										5	0	1	1	0	2	0	Milwaukee Brewers @ New York Yankees Yankee Stadium, Bronx, NY Fri Oct 09 1981, 7:05 PM EDT Att: 56,411 - Unknown - 55 F					
Jerry Mumphrey, S (1, 8) OBP: 0.154, SLG: 0.154										4	0	0	0	0	0	2						
Dave Winfield, R (1, 7) OBP: 0.538, SLG: 0.750										3	1	2	0	1	1	2						
Reggie Jackson, L (1, 9) OBP: 0.231, SLG: 0.417										4	0	0	0	0	2	3						
Lou Piniella, R (1, 10) OBP: 0.143, SLG: 0.571										3	0	0	0	0	0	2						
Oscar Gamble, L (8, PH) OBP: 0.800, SLG: 1.600										1	0	1	0	0	0	0						
Graig Nettles, L (1, 5) OBP: 0.143, SLG: 0.071										2	0	0	0	2	0	1						
Bob Watson, R (1, 3) OBP: 0.600, SLG: 0.556										2	1	2	1	1	0	0						
Bobby Murcer, L (8, PH) OBP: 0.143, SLG: 0.071										1	0	0	0	0	0	1						
Dave Revering, L (9, 3) OBP: 0.143, SLG: 0.071										0	0	0	0	0	0	0						
Larry Milbourne, S (1, 6) OBP: 0.182, SLG: 0.182										4	1	1	0	0	1	3						
Rick Cerone, R (1, 2) OBP: 0.273, SLG: 0.455										4	0	1	1	0	0	0						
Inning Stats	R: 0 E: 0 K: 1 S: 6	H: 1 LOB: 1 BB: 0 P: 6	R: 0 E: 0 K: 0 S: 2	H: 0 LOB: 1 BB: 2 P: 10	R: 0 E: 0 K: 0 S: 3	H: 0 LOB: 0 BB: 0 P: 3	R: 1 E: 0 K: 1 S: 7	H: 2 LOB: 2 BB: 1 P: 11	R: 0 E: 0 K: 0 S: 3	H: 0 LOB: 0 BB: 0 P: 3	R: 0 E: 0 K: 1 S: 4	H: 0 LOB: 0 BB: 1 P: 8	R: 2 E: 0 K: 1 S: 9	H: 4 LOB: 2 BB: 0 P: 9	R: 0 E: 0 K: 0 S: 4	H: 1 LOB: 1 BB: 0 P: 4	R: 0 E: 0 K: 2 S: 7	H: 0 LOB: 0 BB: 0 P: 7	1B: 7 2B: 1 3B: 0 HR: 0	SF: 0 SAC: 0 DP: 1 HBP: 0	WP: 0 PB: 0 CS: 1	PA: 37
PITCHER	IP WLS BF H R ER SO BB IBB HBP BLK WP HR S P ERA WHIP																					
Randy Lerch, L (1, 1) ERA: 1.5	6.0 23 3 1 1 3 4 0 0 0 0 0 0 25 41 1.50 1.167																					
Rollie Fingers, R (7, 1) ERA: 4.15	3.0 W 14 5 2 2 3 0 0 0 0 0 0 0 20 20 6.00 1.667																					

Batter	1	2	3	4	5	6	7	8	9	AB	R	H	RBI	BB	SO	LOB	TOP																			
Paul Moltor, R OBP: 0.353, SLG: 0.500 (1, 9)	5-3			1B SF7 1B		6-3		F8		4	1	1	0	0	0	0																				
Robin Yount, R OBP: 0.294, SLG: 0.214 (1, 6)	6-3			2B 1B		4-3 BB		5-3		3	1	1	0	1	0	0																				
Cecil Cooper, L OBP: 0.250, SLG: 0.214 (1, 3)	1-3			SF7		4-3		K		3	0	0	1	0	1	1																				
Ted Simmons, S OBP: 0.375, SLG: 0.571 (1, 2)		F9		3-H F8		3-1		G3		4	0	0	0	0	0	2																				
Ben Oglivie, L OBP: 0.071, SLG: 0.143 (1, 7)		F8		1-H 2B		3-1				3	0	1	1	0	0	0																				
Gorman Thomas, R OBP: 0.133, SLG: 0.071 (1, 8)		6-3		K		K				3	0	0	0	0	2	1																				
Roy Howell, L OBP: 0.500, SLG: 0.400 (1, 10)			K			CS 1B		P6		3	0	1	0	0	1	0																				
Sal Bando, R OBP: 0.333, SLG: 0.533 (1, 5)			K			4-3		F2		3	0	0	0	0	1	1																				
Jim Gantner, L OBP: 0.143, SLG: 0.214 (1, 4)			G3			1-2 F9		F7		3	0	0	0	0	0	0																				
Inning Stats	R: 0 E: 0 K: 0 S: 3	H: 0 LOB: 0 BB: 0 P: 3	R: 0 E: 0 K: 0 S: 3	H: 0 LOB: 0 BB: 0 P: 3	R: 0 E: 0 K: 2 S: 7	H: 0 LOB: 1 BB: 0 P: 7	R: 2 E: 0 K: 1 S: 8	H: 3 LOB: 1 BB: 0 P: 8	R: 0 E: 0 K: 0 S: 3	H: 1 LOB: 0 BB: 0 P: 3	R: 0 E: 0 K: 0 S: 3	H: 0 LOB: 0 BB: 0 P: 7	R: 0 E: 0 K: 1 S: 5	H: 0 LOB: 0 BB: 0 P: 5	R: 0 E: 0 K: 0 S: 3	H: 0 LOB: 0 BB: 0 P: 5	1B: 3 2B: 1 3B: 0 HR: 0	SF: 1 SAC: 0 DP: 0 HBP: 0	WP: 0 PA: 31																	
PITCHER	IP	WLS	BF	H	R	ER	SO	BB	IBB	HBP	BLK	WP	HR	S	P	ERA	WHIP	PITCHER		IP	WLS	BF	H	R	ER	SO	BB	IBB	HBP	BLK	WP	HR	S	P	ERA	WHIP
Rick Reuschel, R ERA: 3.0 (1, 1)	6.0	L	22	4	2	2	3	1	0	0	0	0	0	27	31	3.00	0.833																			
Ron Davis, R ERA: (7, 1)	3.0		9	0	0	0	2	0	0	0	0	0	0	13	13	0.00	0.000																			

Milwaukee Brewers @ New York Yankees
Yankee Stadium, Bronx, NY
Sat Oct 10 1981, 3:33 AM EDT
Att: 52,077 - Unknown - 61 F

AB 29
R 2
H 4
RBI 2
BB 1
SO 5
LOB 5

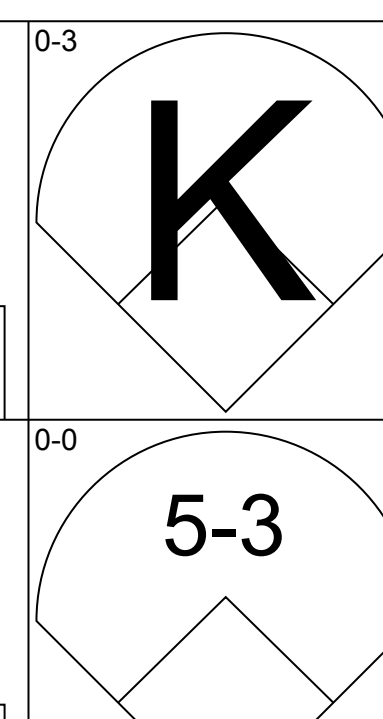
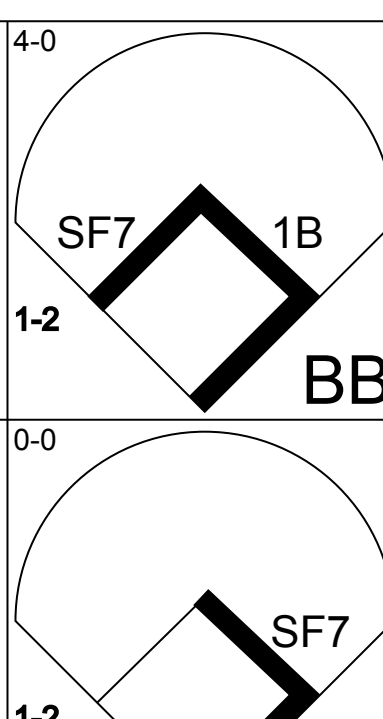
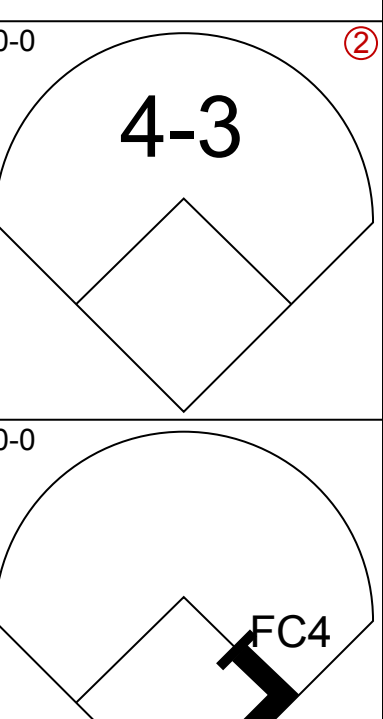
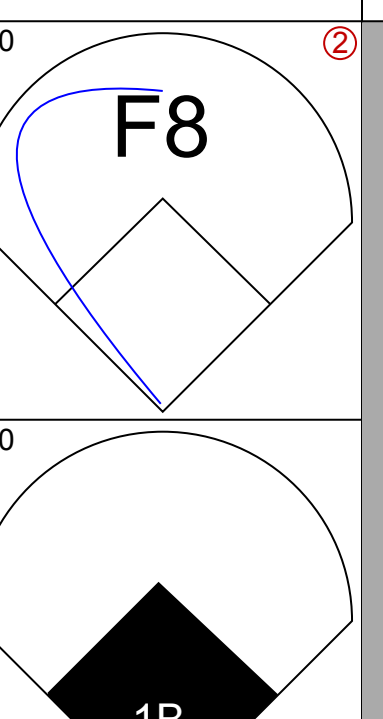
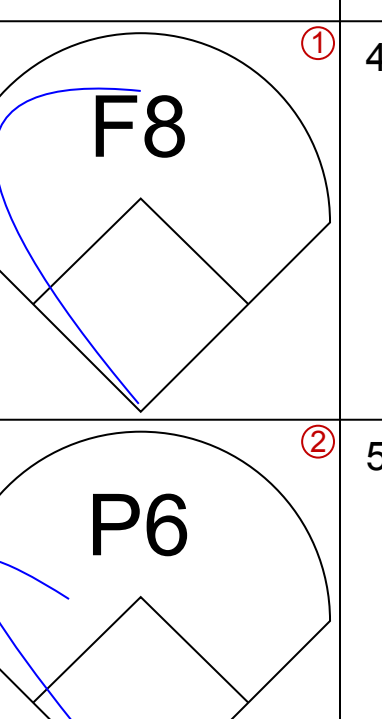
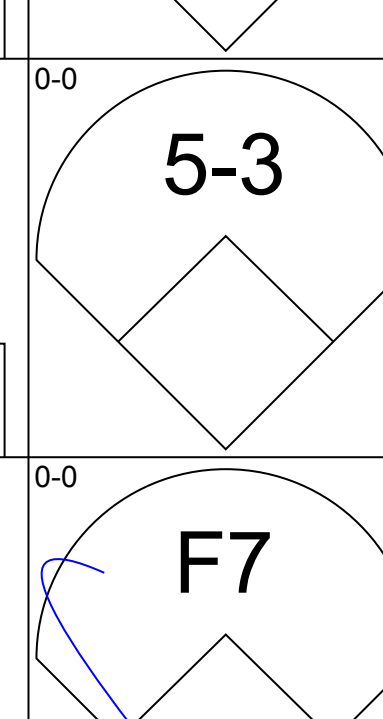
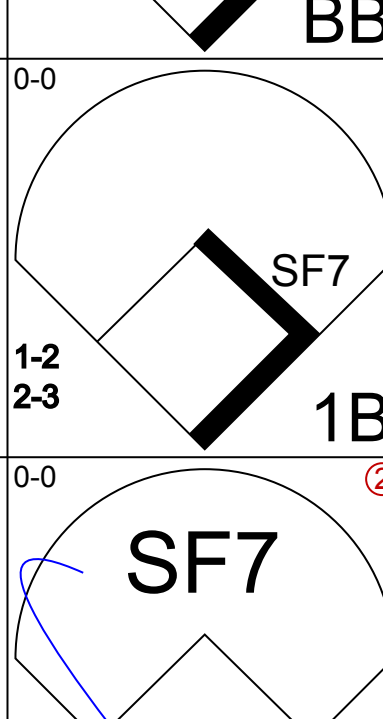
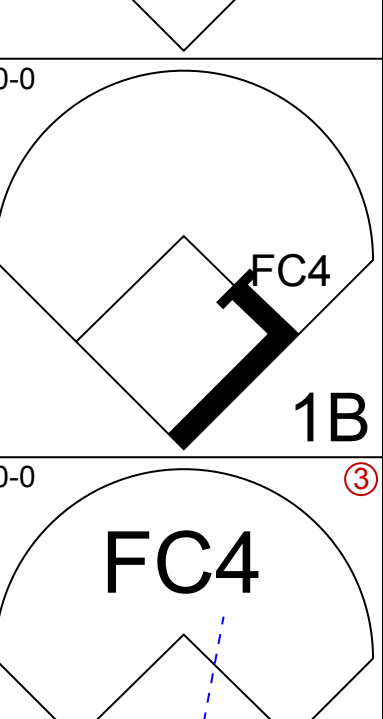
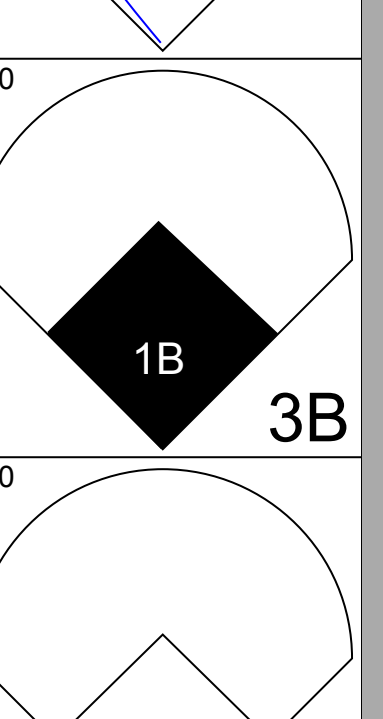
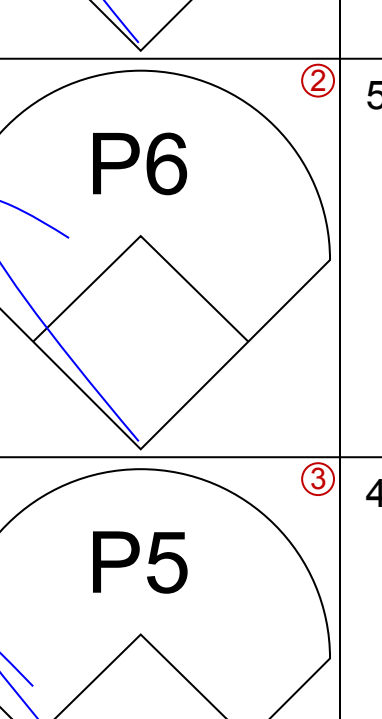
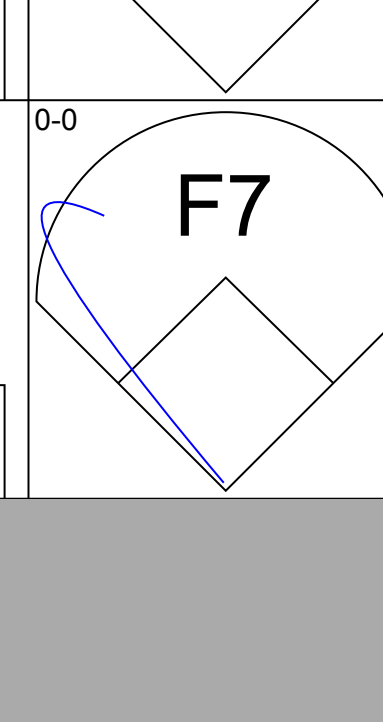
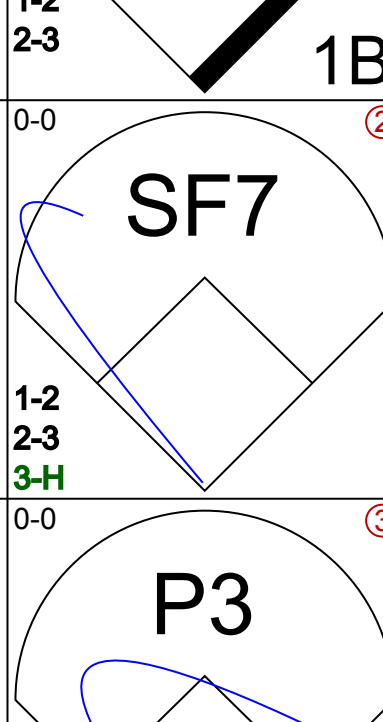
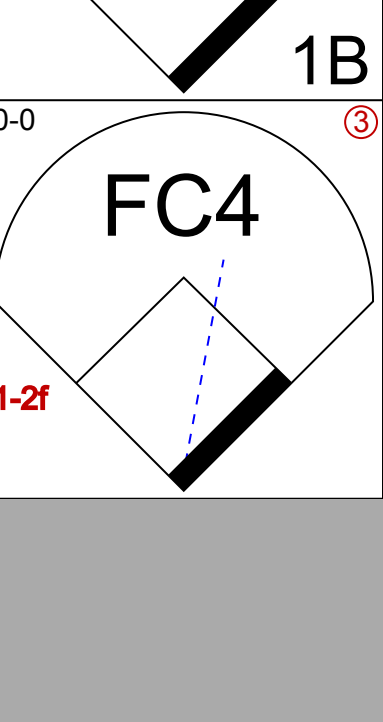
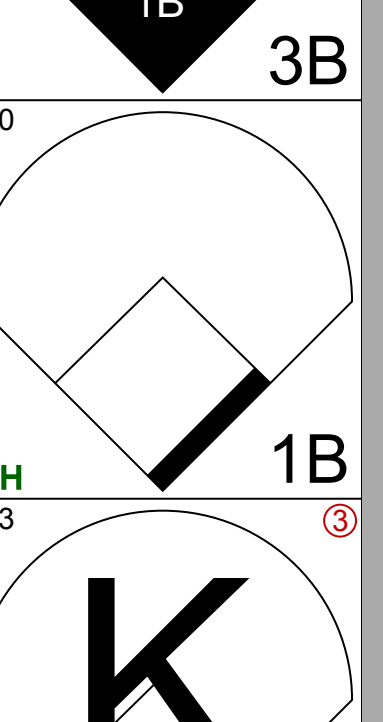
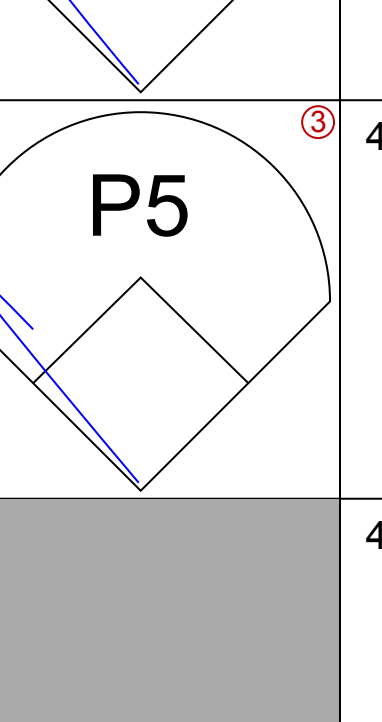
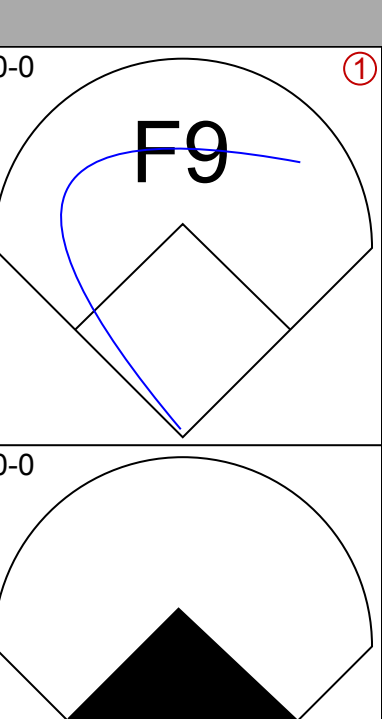
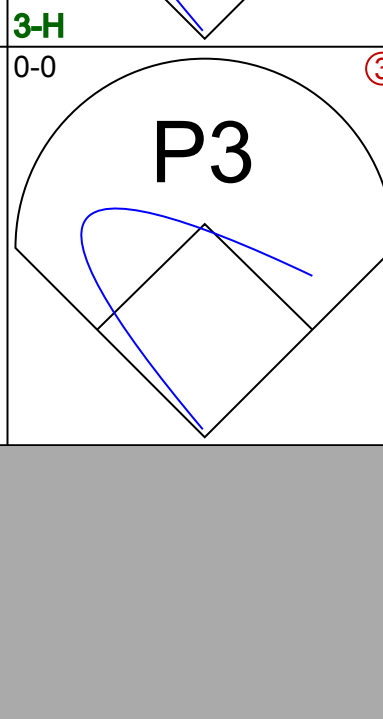

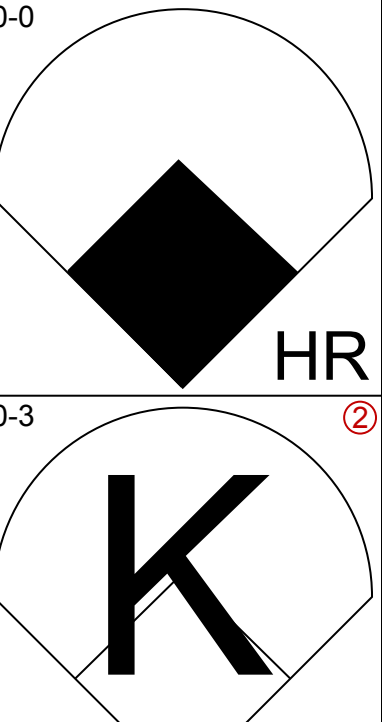
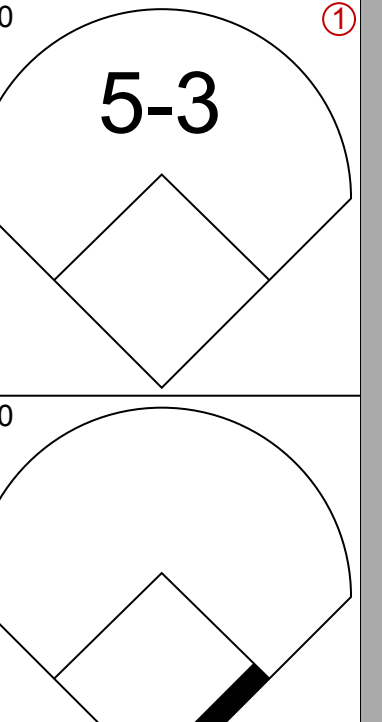
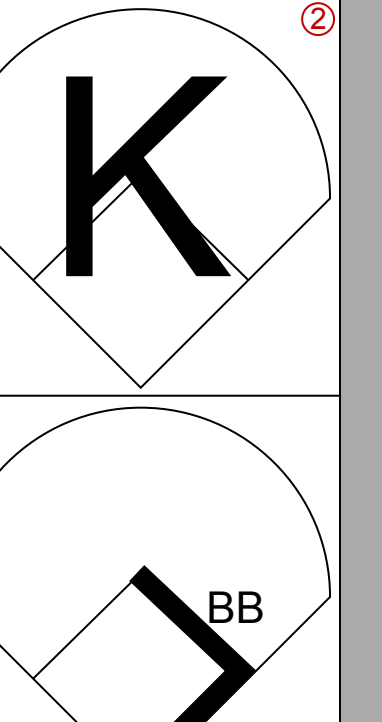
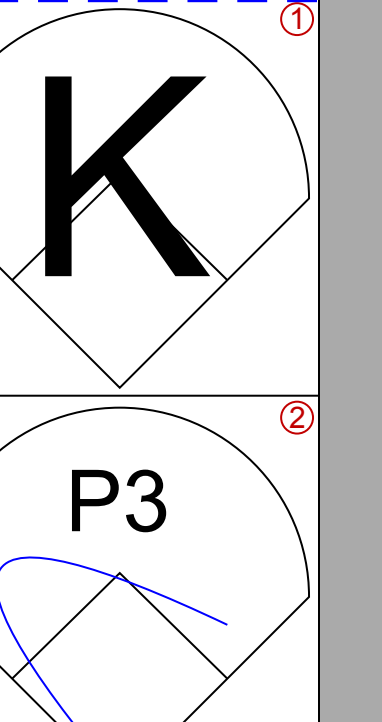


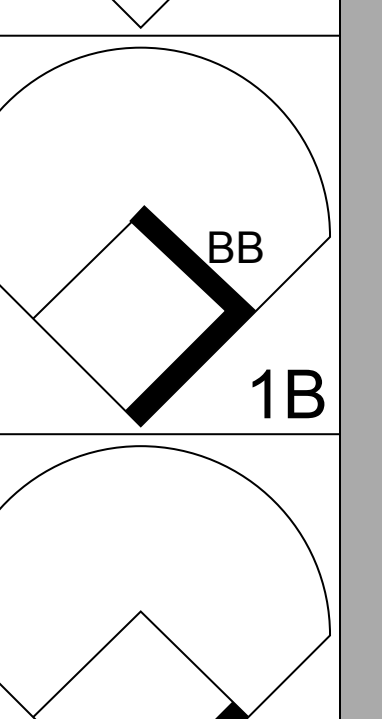
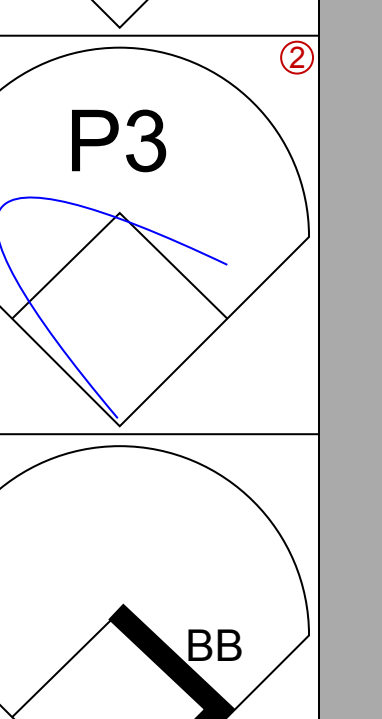

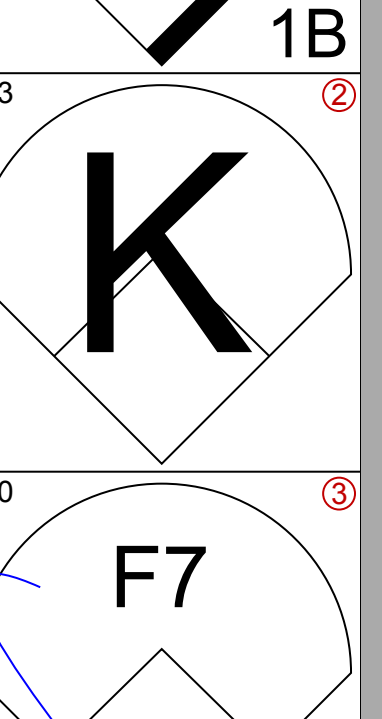
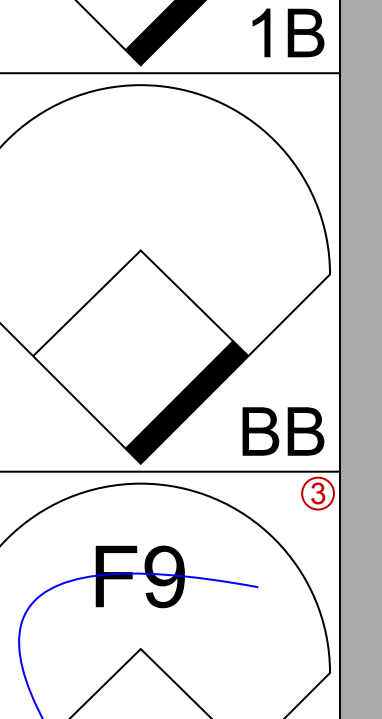
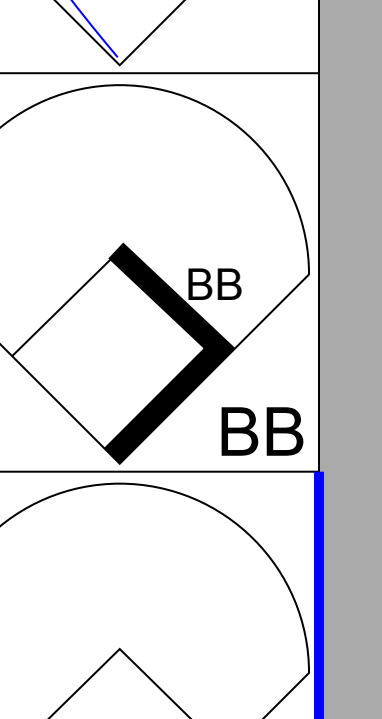
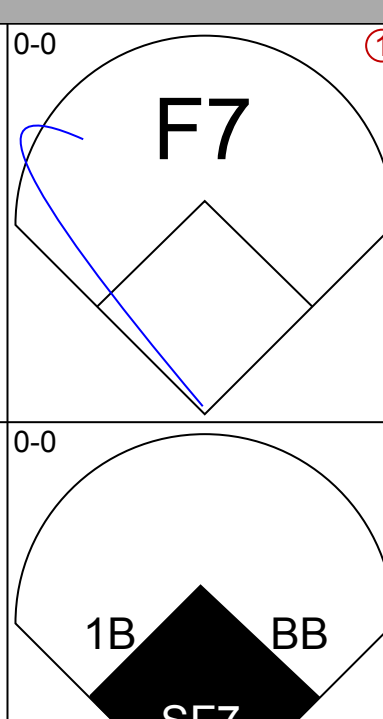
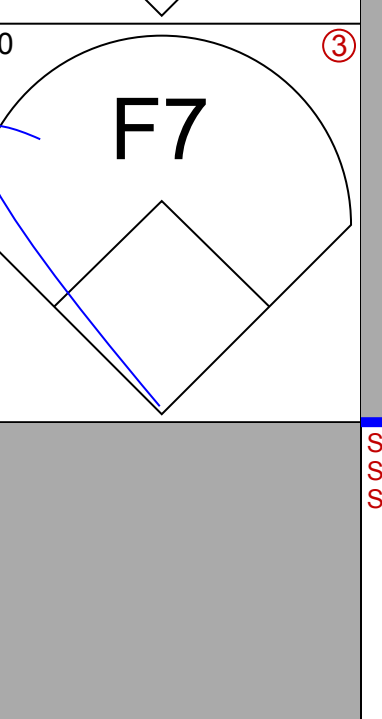
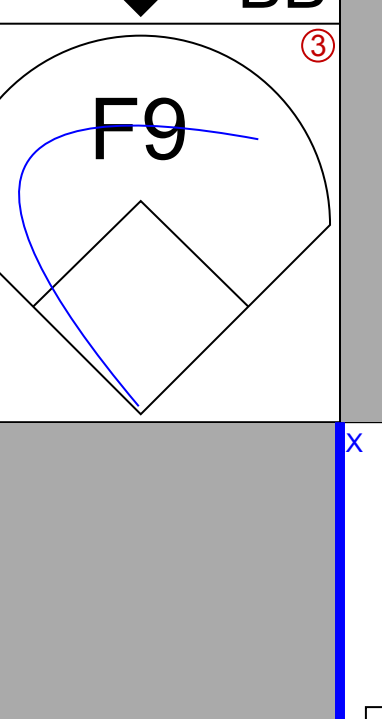
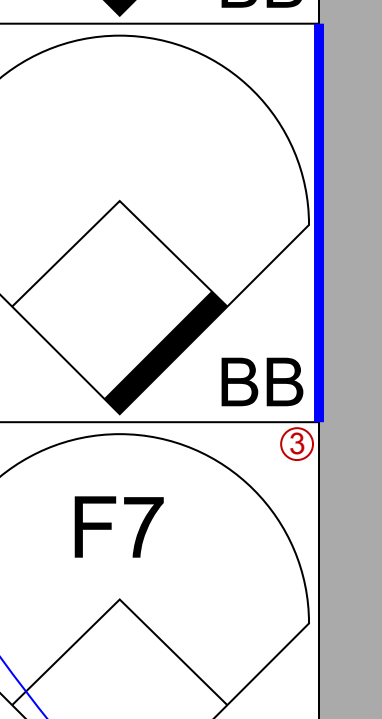
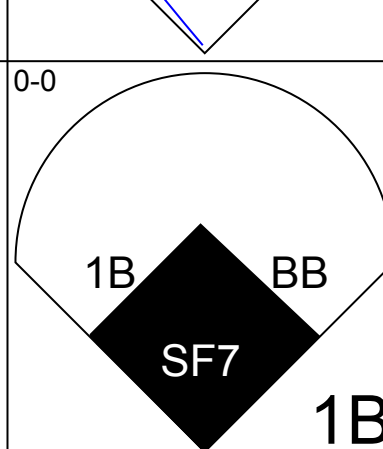
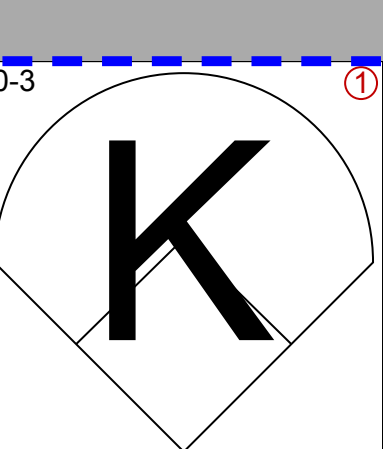
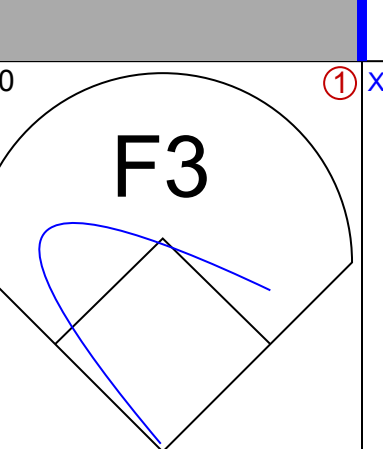



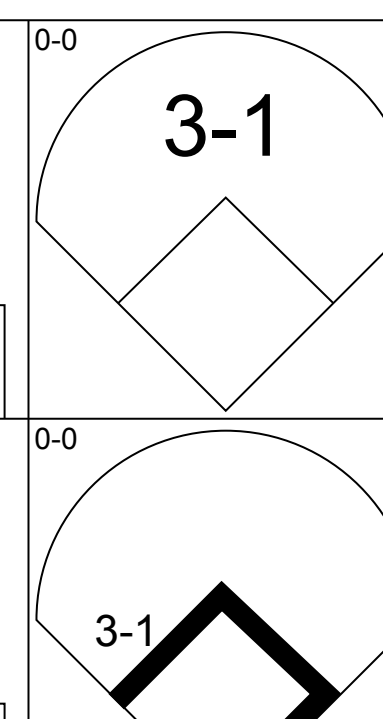
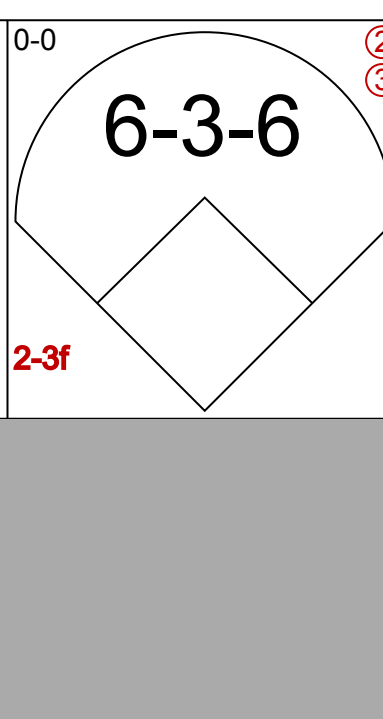
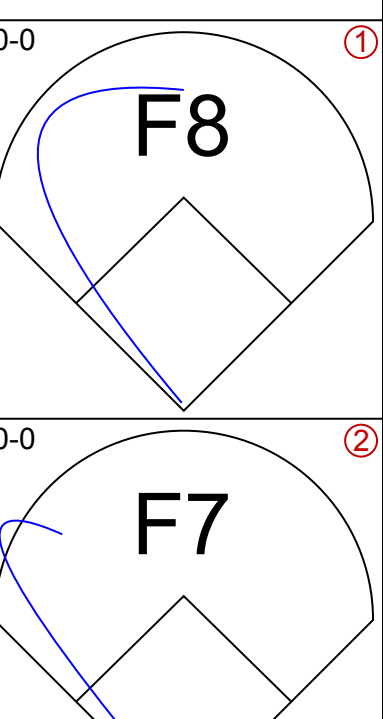
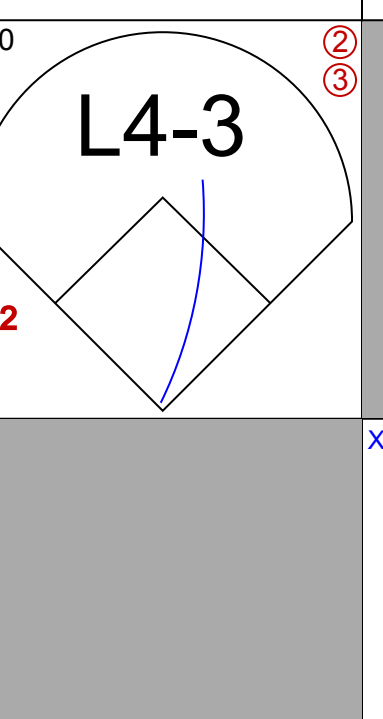
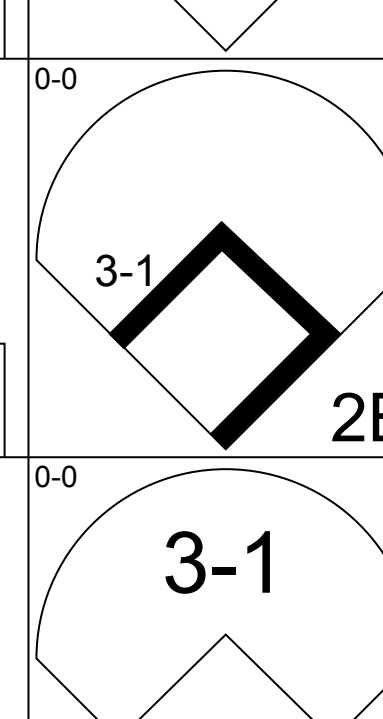
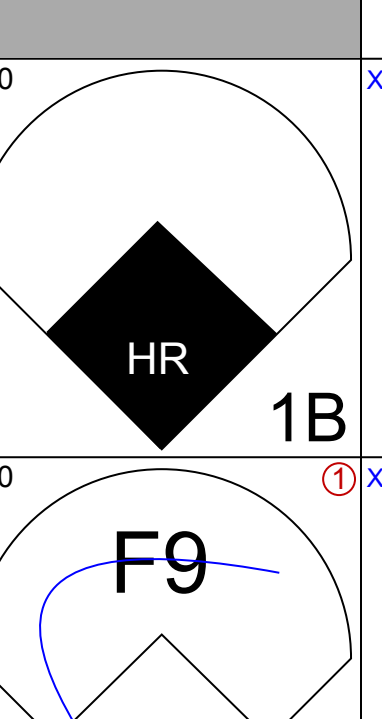
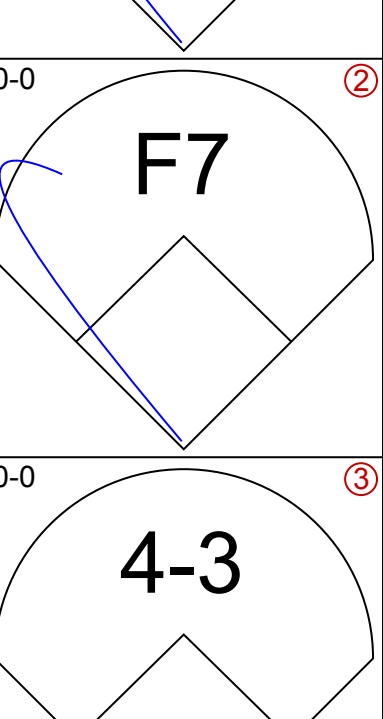
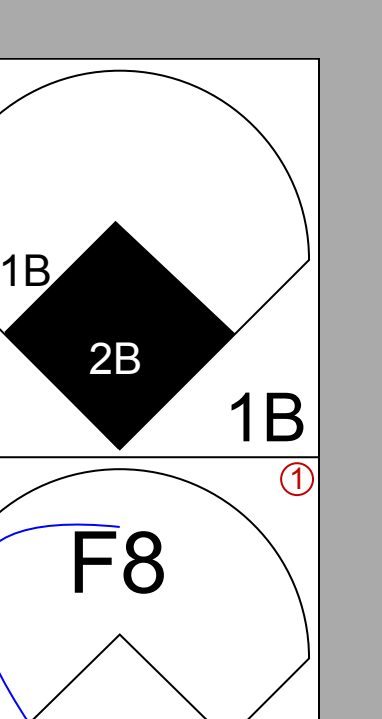
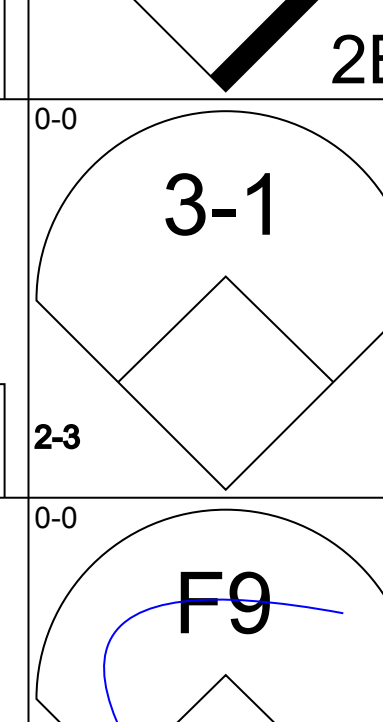
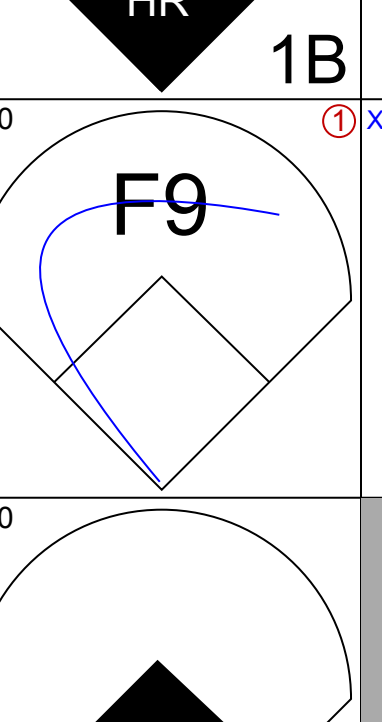
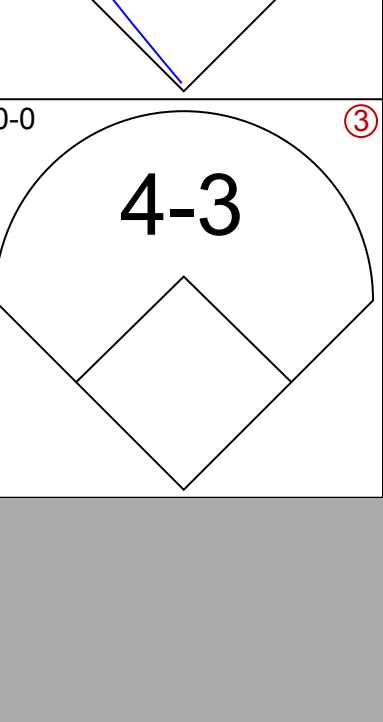
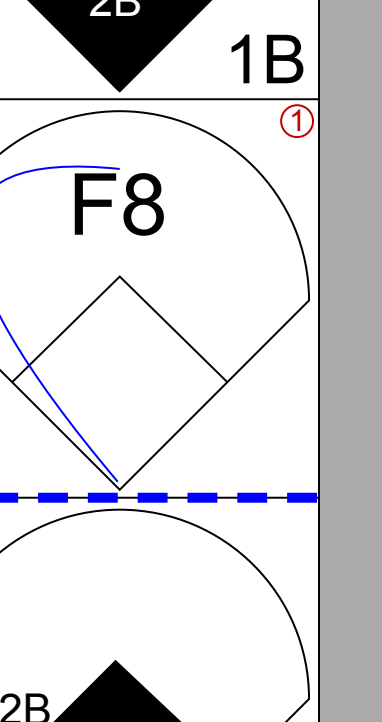
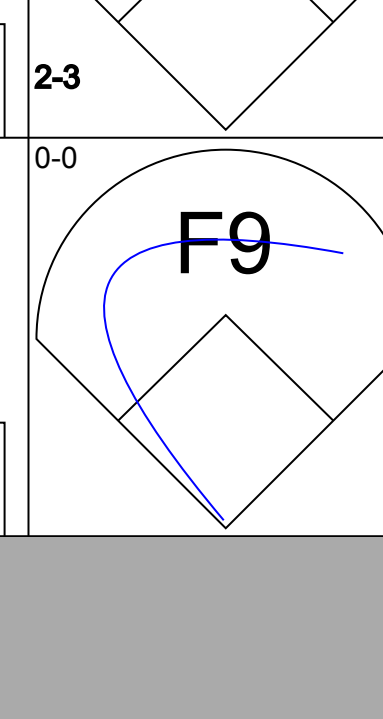
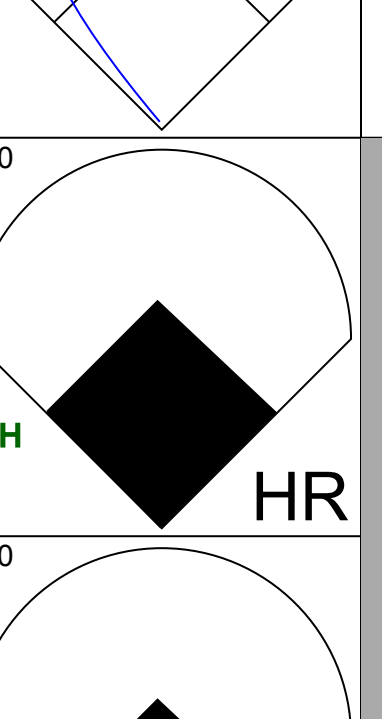
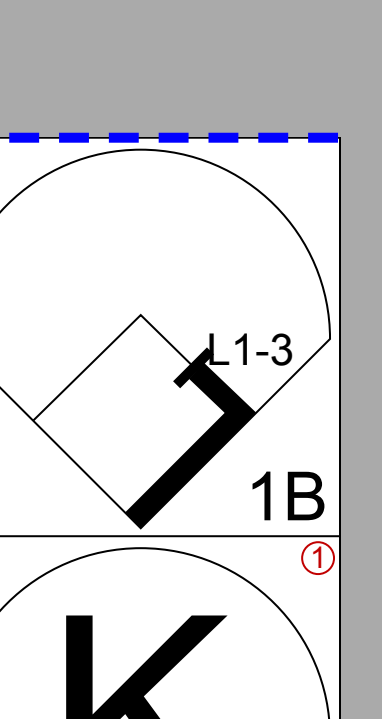
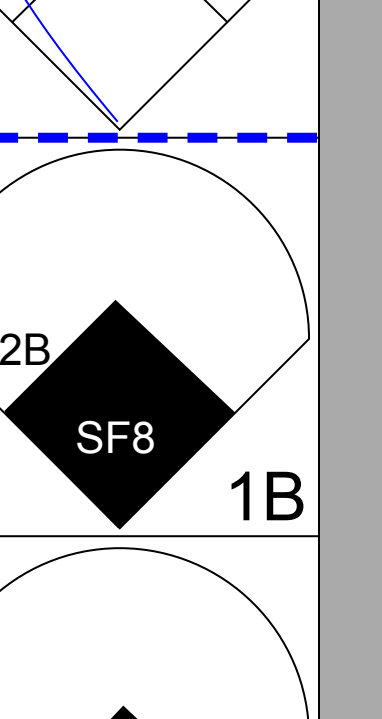
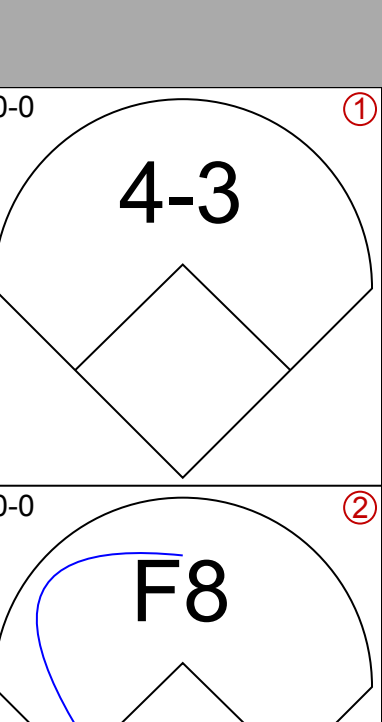
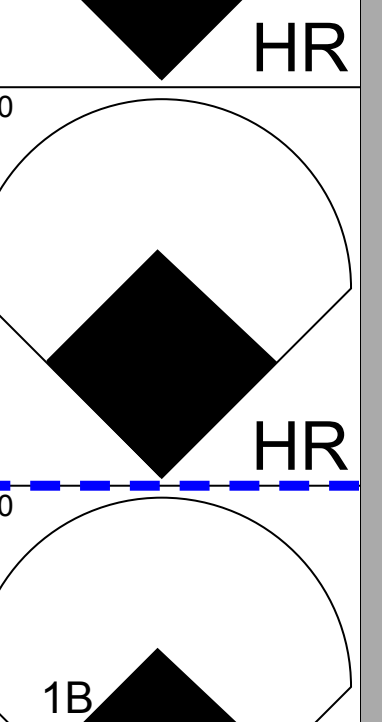
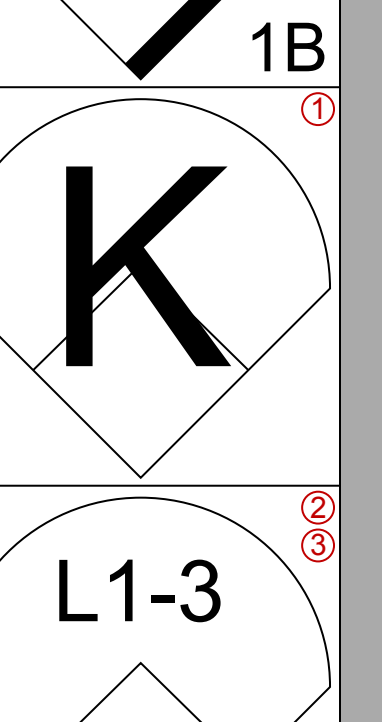
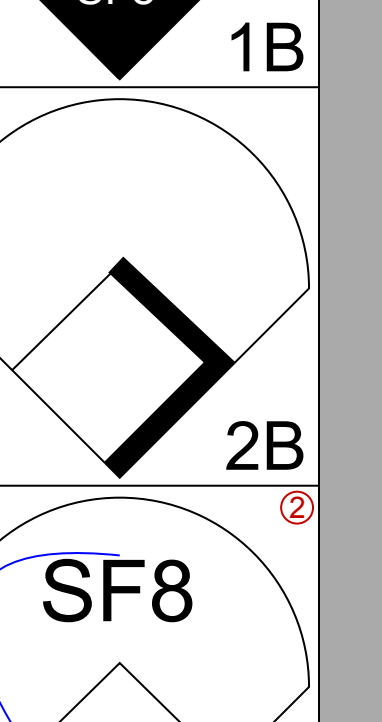
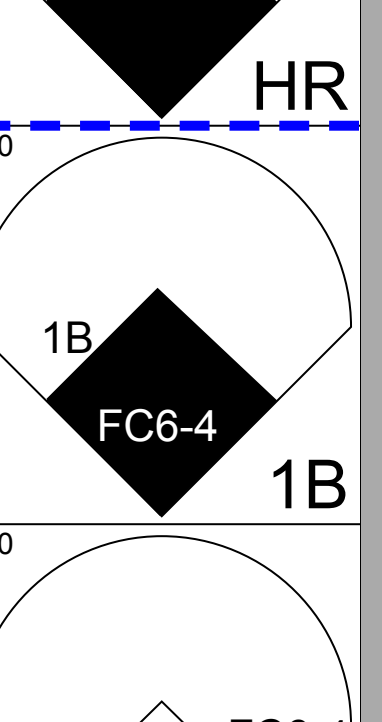
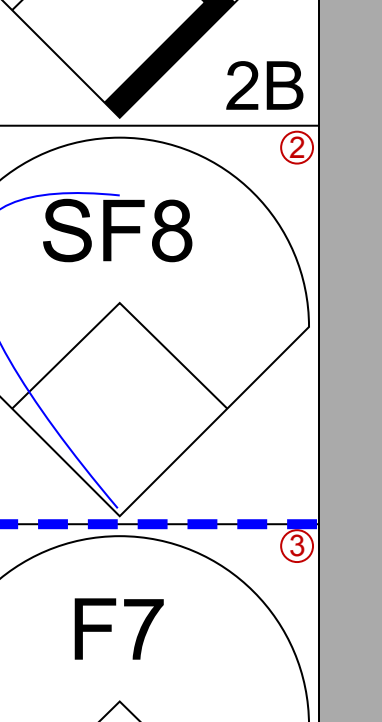

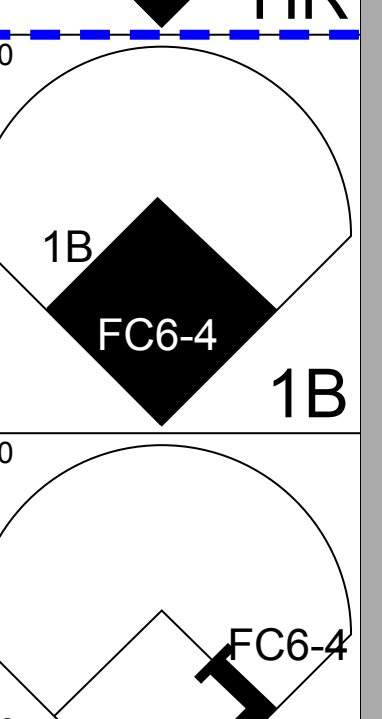
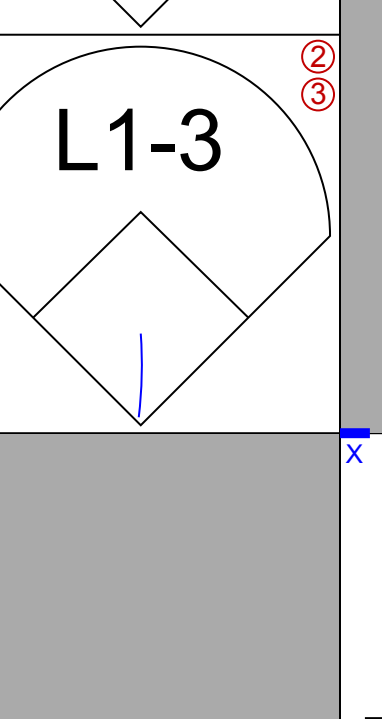
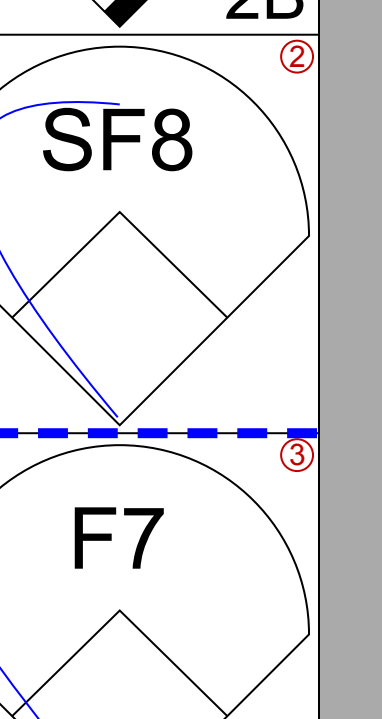

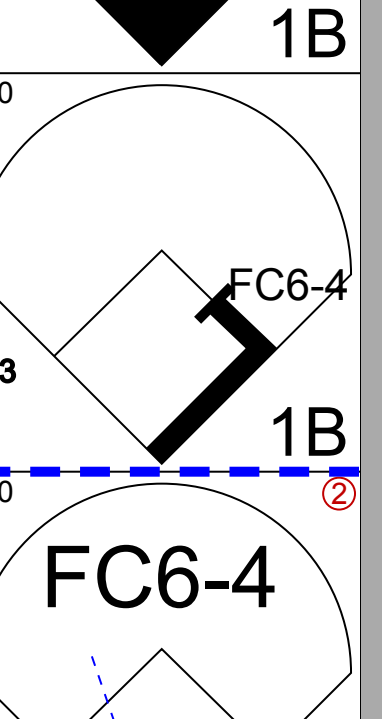
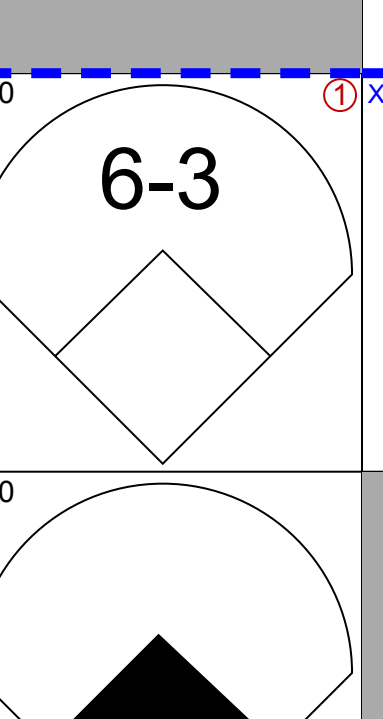
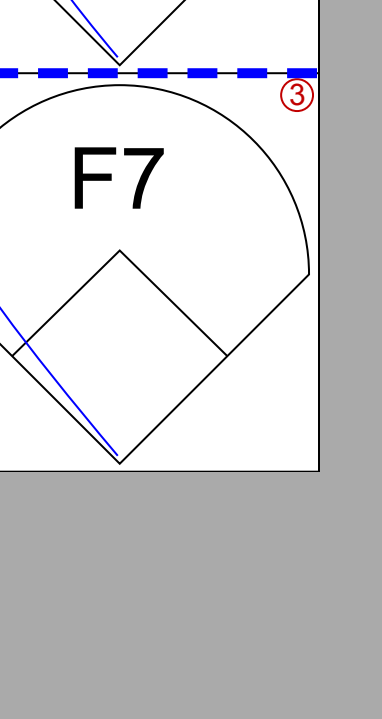
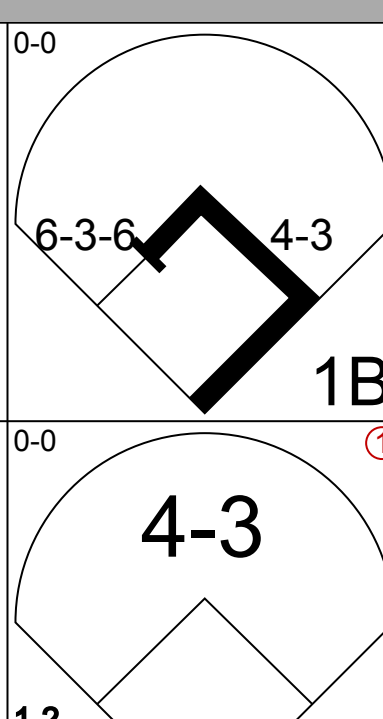
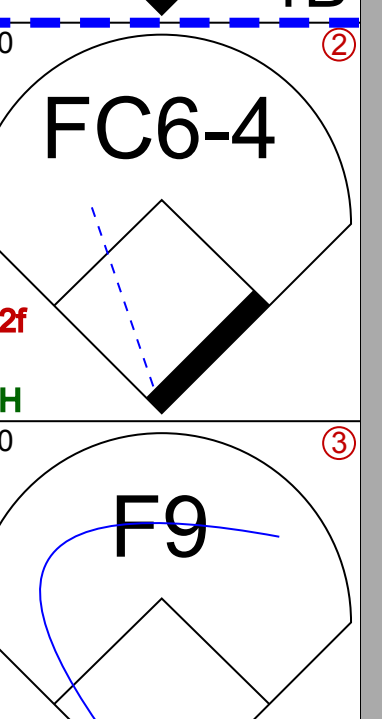
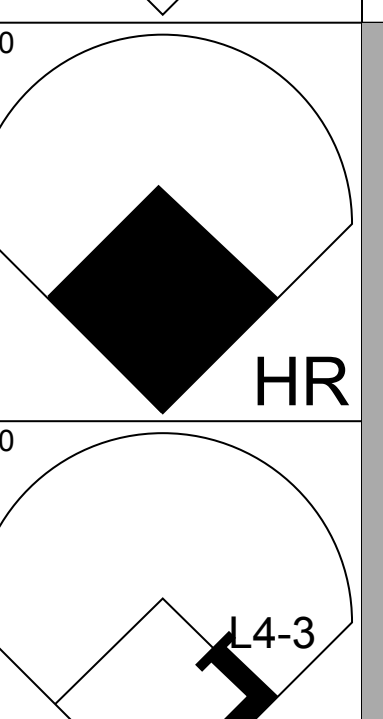
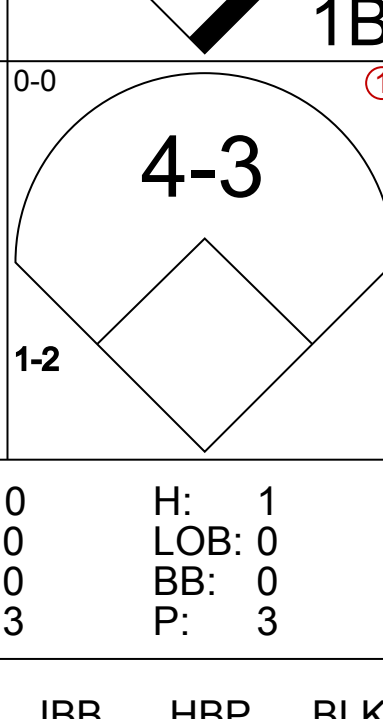
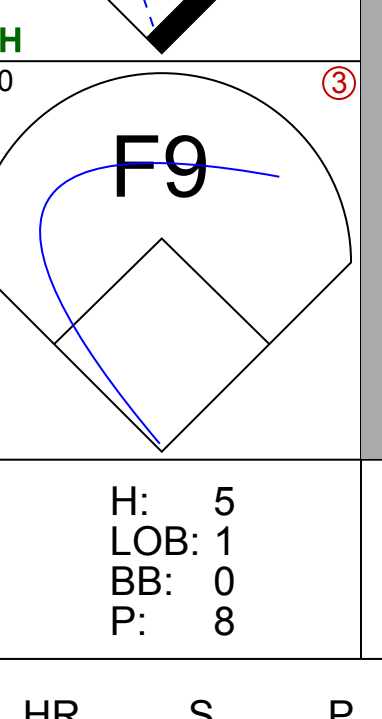
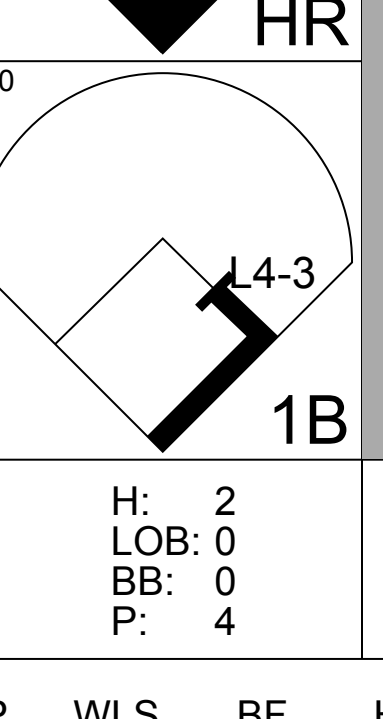
Batter	1	2	3	4	5	6	7	8	9	AB	R	H	RBI	BB	SO	LOB	BOTTOM																			
Willie Randolph, R OBP: 0.222, SLG: 0.176 (1, 4)	6-3		F7 BB		K		5-3			3	0	0	0	1	1	1																				
Jerry Mumphrey, S OBP: 0.116, SLG: 0.118 (1, 8)	6-3		F7			E3 2B FC6-5		F7		4	1	0	0	0	0	1																				
Dave Winfield, R OBP: 0.471, SLG: 0.688 (1, 7)	K		1-3			FC6-5 1-3 2B		K		4	0	1	0	0	2	1																				
Reggie Jackson, L OBP: 0.235, SLG: 0.375 (1, 9)		WP 1B			F7	K		K		4	0	1	0	0	2	2																				
Oscar Gamble, L OBP: 0.714, SLG: 1.333 Lou Piniella, R OBP: 0.111, SLG: 0.444 (6, PH)		K				FC6-5		P6		1	0	0	0	1	1	1																				
Graig Nettles, L (1, 5)		1-2 K				2-3 3-H BB		P6		2	0	0	1	0	0	1																				
Bob Watson, R OBP: 0.538, SLG: 0.500 Bobby Brown, S (7, PR)		1-2 K				3-H BB		4-3		3	0	0	0	1	0	2																				
Dave Revering, L (8, 3)		K				F8		F8		3	0	0	0	1	0	2																				
Barry Foote, R (9, PH)		K				F8		F8		3	0	0	0	1	0	2																				
Bobby Murcer, L (9, PH)		K				F8		F8		3	0	0	0	1	0	2																				
Larry Milbourne, S OBP: 0.200, SLG: 0.200 (1, 6)		F9				1B FC6-4		E4 BB		4	0	1	0	0	0	3																				
Rick Cerone, R OBP: 0.267, SLG: 0.400 (1, 2)			F7			1B		K		4	0	1	0	0	1	2																				
Inning Stats	R: 0 E: 0 K: 1 S: 5	H: 1 LOB: 2 BB: 1 P: 12	R: 0 E: 0 K: 2 S: 8	H: 0 LOB: 1 BB: 1 P: 7	R: 0 E: 0 K: 0 S: 3	H: 0 LOB: 1 BB: 1 P: 7	R: 0 E: 0 K: 0 S: 3	H: 0 LOB: 1 BB: 1 P: 7	R: 0 E: 1 K: 1 S: 7	H: 1 LOB: 1 BB: 0 P: 7	R: 0 E: 0 K: 0 S: 4	H: 2 LOB: 1 BB: 0 P: 4	R: 0 E: 0 K: 2 S: 7	H: 0 LOB: 0 BB: 0 P: 7	R: 0 E: 1 K: 1 S: 6	H: 1 LOB: 2 BB: 1 P: 10	1B: 4 2B: 1 3B: 0 HR: 0	SF: 0 SAC: 0 DP: 0 HBP: 0	WP: 1 PA: 36																	
PITCHER	IP	WLS	BF	H	R	ER	SO	BB	IBB	HBP	BLK	WP	HR	S	P	ERA	WHIP	PITCHER		IP	WLS	BF	H	R	ER	SO	BB	IBB	HBP	BLK	WP	HR	S	P	ERA	WHIP
Pete Vuckovich, R ERA: (1, 1)	5.0	W	21	2	1	0	0	0	0	0	0	0	0	26	38	0.00	1.000																			
Jamie Easterly, L ERA: (6, 1)	1.0		3	0	0	0	1	0	0	0	0	0	0	5	5	0.00	0.000																			
Jim Slaton, R ERA: (7, 1)	1.2		6	2	0	0	1	0	0	0	0	0	0	8	8	0.00	1.200																			
Bob McClure, L ERA: (8, 1)	1.0		3	0	0	0	1	0	0	0	0	0	0	5	5	0.00	0.000																			
Rolife Fingers, R ERA: 3.86 (9, 1)	0.1	S	3	1	0	0	1	1	0	0	0	0	0	4	8	0.00	6.000																			

Milwaukee Brewers @ New York Yankees
Yankee Stadium, Bronx, NY
Sat Oct 10 1981, 3:33 AM EDT
Att: 52,077 - Unknown - 61 F

AB 32
R 1
H 5
RBI 1
BB 4
SO 8
LOB 17



Batter	1	2	3	4	5	6	7	8	9	AB	R	H	RBI	BB	SO	LOB	TOP		
Paul Moltzer, R OBP: 0.318, SLG: 0.400 (1, 8)										4	0	0	0	1	1	0	Milwaukee Brewers @ New York Yankees Yankee Stadium, Bronx, NY Sun Oct 11 1981, 7:05 PM EDT Att: 47,505 - Unknown - 55 F		
Robin Yount, R OBP: 0.364, SLG: 0.421 (1, 6)										5	1	3	0	0	0	0			
Cecil Cooper, L OBP: 0.238, SLG: 0.222 (1, 3)										4	0	1	2	0	0	1			
Ted Simmons, S OBP: 0.300, SLG: 0.444 (1, 2)										4	0	0	0	0	1	3			
Gorman Thomas, R OBP: 0.158, SLG: 0.278 (1, 10)										4	1	1	1	0	2	0			
Ben Oglivie, L OBP: 0.167, SLG: 0.222 (1, 7)										4	0	2	0	0	1	0			
Sal Bando, R OBP: 0.368, SLG: 0.471 (1, 5)										2	0	0	0	2	1	1			
Charlie Moore, R OBP: 0.300, SLG: 0.222 (8, PH)										3	0	0	0	0	0	3			
Roy Howell, L OBP: 0.571, SLG: 0.400 (8, PH)										0	0	0	0	1	0	0			
Marshall Edwards, L (8, 9)										0	0	0	0	0	0	0			
Ed Romero, R OBP: 0.500, SLG: 0.500 (7, PH)										2	1	1	0	0	1	0			
Don Money, R (7, 4)										2	0	0	0	0	0	2			
Inning Stats	R: 0 E: 0 K: 1 S: 5	H: 0 LOB: 0 BB: 0 P: 5	R: 1 E: 0 K: 1 S: 6	H: 1 LOB: 0 BB: 0 P: 6	R: 1 E: 0 K: 0 S: 5	H: 2 LOB: 2 BB: 1 P: 9	R: 0 E: 0 K: 1 S: 6	H: 1 LOB: 1 BB: 0 P: 6	R: 0 E: 0 K: 1 S: 6	H: 1 LOB: 2 BB: 1 P: 10	R: 1 E: 0 K: 1 S: 7	H: 2 LOB: 1 BB: 0 P: 7	R: 0 E: 0 K: 1 S: 5	H: 0 LOB: 0 BB: 0 P: 13	R: 0 E: 0 K: 0 S: 3	H: 0 LOB: 0 BB: 0 P: 3	1B: 6 2B: 0 3B: 1 HR: 1	SF: 1 SAC: 0 DP: 0 HBP: 0	WP: 0 PA: 39 CS: 0
PITCHER	IP WLS BF H R ER SO BB IBB HBP BLK WP HR S P ERA WHIP																		
Ron Guidry, L ERA: 5.4 (1, 1)	4.0	17	4	2	2	3	1	0	0	0	0	0	1	22	26	4.50	1.250		
Dave Righetti, L ERA: 1.0 (5, 1)	3.0	W 14	4	1	1	3	1	0	0	0	0	0	0	19	23	3.00	1.667		
Rich Gossage, R ERA: (8, 1)	2.0	S 8	0	0	0	1	2	0	0	0	0	0	0	8	16	0.00	1.000		

Batter	1	2	3	4	5	6	7	8	9	AB	R	H	RBI	BB	SO	LOB	BOTTOM		
Jerry Mumphrey, S OBP: 0.095, SLG: 0.095 (1, 8)										4	0	0	0	0	0	2	Milwaukee Brewers @ New York Yankees Yankee Stadium, Bronx, NY Sun Oct 11 1981, 7:05 PM EDT Att: 47,505 - Unknown - 55 F		
Larry Milbourne, S OBP: 0.316, SLG: 0.368 (1, 6)										4	2	3	0	0	0	0			
Dave Winfield, R OBP: 0.381, SLG: 0.550 (1, 7)										4	0	0	0	0	0	3			
Reggie Jackson, L OBP: 0.333, SLG: 0.600 (1, 9)										4	2	3	2	0	0	1			
Oscar Gamble, L OBP: 0.600, SLG: 1.333 (8, PH)										3	1	1	1	0	1	1			
Lou Piniella, R OBP: 0.200, SLG: 0.600 (8, PH)										1	0	1	1	0	0	0			
Graig Nettles, L OBP: 0.190, SLG: 0.059 (1, 5)										3	1	1	1	0	0	1			
Bob Watson, R OBP: 0.471, SLG: 0.438 (1, 3)										4	0	1	0	0	0	1			
Rick Cerone, R OBP: 0.333, SLG: 0.611 (1, 2)										3	1	2	2	0	0	1			
Willie Randolph, R OBP: 0.238, SLG: 0.200 (1, 4)										3	0	1	0	0	0	2			
Inning Stats	R: 0 E: 0 K: 0 S: 4	H: 1 LOB: 1 BB: 0 P: 4	R: 0 E: 0 K: 0 S: 3	H: 0 LOB: 0 BB: 0 P: 3	R: 0 E: 0 K: 0 S: 3	H: 1 LOB: 0 BB: 0 P: 3	R: 4 E: 0 K: 0 S: 8	H: 5 LOB: 1 BB: 0 P: 8	R: 0 E: 0 K: 1 S: 5	H: 1 LOB: 0 BB: 0 P: 5	R: 1 E: 0 K: 0 S: 4	H: 2 LOB: 0 BB: 0 P: 4	R: 2 E: 0 K: 0 S: 6	H: 3 LOB: 1 BB: 0 P: 6	1B: 8 2B: 5 3B: 0 HR: 3	SF: 1 SAC: 0 DP: 3 HBP: 0	WP: 0 PA: 34 CS: 0		
PITCHER	IP WLS BF H R ER SO BB IBB HBP BLK WP HR S P ERA WHIP																		
Moose Haas, R ERA: 9.45 (1, 1)	3.1	L 14	5	3	3	0	0	0	0	0	0	0	0	2	2	∞	∞		
Mike Caldwell, L ERA: 4.32 (4, 1)	0.0	2	2	0	0	0	0	0	0	0	0	0	0	2	2	∞	∞		
Dwight Bernard, R ERA: (4, 1)	1.2	5	0	1	1	0	0	0	0	0	0	0	0	5	5	5.40	0.000		
Bob McClure, L ERA: (6, 1)	1.0	3	1	0	0	1	0	0	0	0	0	0	0	5	5	0.00	1.000		
Jim Staton, R ERA: 3.0 (7, 1)	1.1	6	3	2	2	0	0	0	0	0	1	6	6	13.50	2.250				
PITCHER	IP WLS BF H R ER SO BB IBB HBP BLK WP HR S P ERA WHIP																		
Jamie Easterly, L ERA: 6.75 (8, 1)	0.1	1	0	0	0	0	0	0	0	0	0	0	0	1	1	0.00	0.000		
Pete Vuckovich, R ERA: (8, 1)	0.1	1	0	0	0	0	0	0	0	0	0	0	0	1	1	0.00	0.000		

AB	34
R	3
H	8
RBI	3
BB	4
SO	7
LOB	10



AB	33
R	7
H	13
RBI	7
BB	0
SO	1
LOB	12

