

Milwaukee Brewers - 1982

Batter	1	2	3	4	5	6	7	8	9	10	AB	R	H	RBI	BB	SO	LOB	TOP				
Paul Molitor, R OBP: 0.636, SLG: 0.400 (1.5)	1-3		3B 1B				FC6-4			4-3	4	1	1	0	1	0	1	Milwaukee Brewers @ Toronto Blue Jays Exhibition Stadium, Toronto, ON Sat Apr 10 1982, 3:33 AM EST Att. 11,141 - Unknown livebaseballscorecards.com				
Charlie Moore, R OBP: 0.364, SLG: 0.545 (1.2)	K		1B 3B				P6			1B 1B	5	1	2	1	0	2	1					
Cecil Cooper, L OBP: 0.727, SLG: 0.900 (1.3)	1B		4-3				CS			1B	5	0	4	0	0	0	1					
Ben Ogilvie, L OBP: 0.545, SLG: 0.800 (1.7)	4-3		1B				G4-6-3 1B			1B	5	0	2	1	0	1	4					
Gorman Thomas, R OBP: 0.400, SLG: 0.143 (1.8)			F8				G4-6-3 1B			F9	3	0	0	0	1	0	4					
Larry Hise, R OBP: 0.200, SLG: 0.111 (1.10)	G1-6-3		6-3				BB			K	3	0	0	0	1	1	1					
Robin Yount, R OBP: 0.500, SLG: 0.571 (1.6)	BB		F7				CS			K	3	0	0	0	1	1	0					
Mark Brouhard, R OBP: 0.429, SLG: 0.333 Roy Howell, L Kevin Bass, S (7.9)	P4		4-3				K			4-3	2	0	0	0	0	0	1					
Jim Gantner, L (1.4)			F7				6-3			5-3	1	0	0	0	1	0	0					
							FC6-4 BB															
Inning Stats	R: 0 E: 0 K: 1 S: 6	H: 1 LOB: 1 BB: 0 P: 6	R: 0 E: 0 K: 0 S: 2	H: 0 LOB: 1 BB: 2 P: 10	R: 2 E: 0 K: 0 S: 6	H: 3 LOB: 1 BB: 0 P: 6	R: 0 E: 0 K: 0 S: 3	H: 0 LOB: 0 BB: 0 P: 3	R: 0 E: 0 K: 1 S: 5	H: 2 LOB: 1 BB: 1 P: 7	R: 0 E: 0 K: 1 S: 5	H: 0 LOB: 1 BB: 1 P: 9	R: 0 E: 0 K: 2 S: 7	H: 1 LOB: 1 BB: 0 P: 6	R: 0 E: 0 K: 1 S: 7	H: 0 LOB: 0 BB: 0 P: 7	R: 0 E: 0 K: 1 S: 7	H: 2 LOB: 2 BB: 0 P: 7	1B: 8 2B: 0 3B: 1 HR: 0	SF: 0 SAC: 0 DP: 2 HBP: 0	WP: 0 PB: 0 SB: 0 CS: 2	PA: 42
PITCHER	IP 8.0	WLS 32	H 7	R 2	ER 2	SO 3	BB 5	IBB 0	HBP 0	BLK 0	WP 0	HR 0	S 33	P 53	ERA 2.25	WHIP 1.500						
Dave Stieb, R ERA: 2.25 Roy Lee Jackson, R ERA:	(1.1)	(9.1)	2.0	W 8	L 2	ER 0	SO 3	BB 0	IBB 0	HBP 0	BLK 0	WP 0	HR 0	S 14	P 14	0.00	1.000					

Batter	1	2	3	4	5	6	7	8	9	10	AB	R	H	RBI	BB	SO	LOB	BOTTOM				
Alfredo Griffin, S OBP: 0.200, SLG: 0.111 (1.6)	5-3	5-3		1-3			F9			B3	5	0	0	0	0	0	3	Milwaukee Brewers @ Toronto Blue Jays Exhibition Stadium, Toronto, ON Sat Apr 10 1982, 3:33 AM EST Att. 11,141 - Unknown livebaseballscorecards.com				
Damaso Garcia, R OBP: 0.333, SLG: 0.333 (1.4)	1B 1B		6-3			P3	L8			WP SH1-4 1B	5	1	2	0	0	0	0					
Lloyd Moseby, L OBP: 0.111, SLG: 0.111 (1.8)	K		4-3			F7	4-3			SH1-4	4	0	0	0	0	1	1					
Wayne Nordhagen, R OBP: 0.667, SLG: 0.500 (1.10)	E8 1B		1B			F9				1B BB	4	0	2	0	1	0	0					
Jesse Barfield, R OBP: 0.250, SLG: 0.143 Al Woods, L (10, PH)	K		4-3			K				K	4	0	0	0	0	3	3					
Barry Bonnell, R OBP: 1.000, SLG: 1.200 (1.7)			SH1-3 3B 1B			FC6-5 2B	1B 1B			1B	5	1	5	1	0	0	0					
Willie Upshaw, L OBP: 0.250, SLG: 0.375 (1.3)	SH1-3		FC6-5 2B			1B 1B				CS	3	1	1	0	0	1	1					
Buck Martinez, R OBP: 0.667, SLG: 1.000 Ernie Whitt, L OBP: 0.800, SLG: 1.250 (9, PH) (10, 2)	5-3		2B			1B				K	3	0	2	1	0	0	1					
Garth Iorg, R OBP: 0.500, SLG: 1.000 Hosken Powell, L OBP: 1.000, SLG: 1.000 Tony Johnson, R Rance Mulliniks, L (10, 5)	3B		6-3			4-3				1B	1	0	1	0	0	0	3					
Inning Stats	R: 0 E: 1 K: 2 S: 9	H: 2 LOB: 2 BB: 0 P: 9	R: 1 E: 0 K: 0 S: 5	H: 2 LOB: 1 BB: 0 P: 5	R: 0 E: 0 K: 0 S: 4	H: 1 LOB: 1 BB: 0 P: 4	R: 1 E: 0 K: 0 S: 5	H: 2 LOB: 1 BB: 0 P: 5	R: 0 E: 0 K: 0 S: 3	H: 3 LOB: 2 BB: 0 P: 7	R: 0 E: 0 K: 0 S: 3	H: 0 LOB: 0 BB: 0 P: 3	R: 0 E: 0 K: 1 S: 5	H: 1 LOB: 0 BB: 0 P: 5	R: 0 E: 0 K: 2 S: 8	H: 1 LOB: 1 BB: 0 P: 8	R: 1 E: 0 K: 1 S: 6	H: 2 LOB: 2 BB: 1 P: 10	1B: 11 2B: 2 3B: 1 HR: 0	SF: 0 SAC: 2 DP: 0 HBP: 0	WP: 1 PB: 0 SB: 0 CS: 1	PA: 43
PITCHER	IP 7.0	WLS 30	H 10	R 2	ER 2	SO 3	BB 0	IBB 0	HBP 0	BLK 0	WP 0	HR 0	S 36	P 36	ERA 2.57	WHIP 1.429						
Mike Caldwell, L ERA: 2.57 Dwight Bernard, R ERA: Rollie Fingers, R ERA: 5.4	(1.1)	(8.1)	(9.1)	1.0	L 9	3	1	1	3	1	0	0	0	0	0	0	0					



Batter	1	2	3	4	5	6	7	8	9	AB	R	H	RBI	BB	SO	LOB	TOP												
Paul Moltzer, R OBP: 0.647, SLG: 0.444 (1, 5)										4	2	2	1	2	0	2													
Charlie Moore, R OBP: 0.471, SLG: 0.647 (1, 9)										6	3	4	2	0	0	2													
Cecil Cooper, L OBP: 0.706, SLG: 0.813 (1, 3)										6	2	4	2	0	0	2													
Ben Oglivie, L OBP: 0.471, SLG: 0.813 (1, 7)										6	2	2	4	0	0	3													
Gorman Thomas, R OBP: 0.438, SLG: 0.250 (1, 8)										5	1	2	1	1	1	0													
Larry Hisle, R OBP: 0.125, SLG: 0.067 (1, 10)										6	1	0	1	0	2	6													
Robin Yount, R OBP: 0.462, SLG: 0.545 Ed Romero, R (8, 6)										4	1	1	0	1	1	2	AB 44 R 14 H 17 RBI 13 BB 6 SO 4 LOB 20												
Jim Gantner, L (1, 4)										3	0	0	0	1	0	2													
Ned Yost, R OBP: 0.600, SLG: 0.750 (1, 2)										4	2	2	2	1	0	1													
Inning Stats	R: 7 E: 2 K: 0 S: 11	H: 8 LOB: 2 BB: 1 P: 15	R: 0 E: 1 K: 1 S: 6	H: 0 LOB: 1 BB: 0 P: 6	R: 0 E: 0 K: 0 S: 2	H: 0 LOB: 1 BB: 2 P: 10	R: 0 E: 1 K: 0 S: 4	H: 0 LOB: 1 BB: 0 P: 4	R: 0 E: 0 K: 0 S: 3	H: 0 LOB: 0 BB: 0 P: 3	R: 1 E: 0 K: 0 S: 6	H: 3 LOB: 2 BB: 0 P: 6	R: 3 E: 0 K: 0 S: 6	H: 3 LOB: 1 BB: 1 P: 10	R: 1 E: 0 K: 2 S: 8	H: 1 LOB: 2 BB: 2 P: 16	R: 2 E: 0 K: 1 S: 7	H: 2 LOB: 0 BB: 0 P: 7	1B: 13 2B: 3 3B: 0 HR: 1	SF: 0 SAC: 1 DP: 0 HBP: 0	WP: 2 PB: 0 CS: 2	PA: 51							
PITCHER	IP WLS BF H R ER SO BB IBB HBP BLK WP HR S P ERA WHIP	0.2 L 9 6 3 7 6 0 1 0 0 0 0 1 0 8 12 81.00 10.500	4.2 20 3 1 1 1 2 0 0 0 0 1 0 20 28 1.93 1.071	1.2 11 5 3 3 3 0 1 0 0 0 0 0 0 10 14 16.20 3.600	1.0 6 1 1 1 2 2 0 0 0 0 0 0 8 16 9.00 3.000	1.0 5 2 2 2 1 0 0 0 0 0 0 1 7 7 18.00 2.000											IP WLS BF H R ER SO BB IBB HBP BLK WP HR S P ERA WHIP												
Jim Clancy, R ERA: 81.0 (1, 1)											0.2	L	9	6	3	7	6	0	1	0	0	0	0	1	0	8	12	81.00	10.500
Jim Gott, R ERA: 3.52 (1, 1)											4.2		20	3	1	1	1	2	0	0	0	0	1	0	20	28	1.93	1.071	
Jerry Garvin, L ERA: 18.9 (6, 1)											1.2		11	5	3	3	3	0	1	0	0	0	0	0	0	10	14	16.20	3.600
Dale Murray, R ERA: 4.5 (8, 1)											1.0		6	1	1	1	2	2	0	0	0	0	0	0	8	16	9.00	3.000	
Joey McLaughlin, R ERA: 9.0 (9, 1)											1.0		5	2	2	2	1	0	0	0	0	0	0	1	7	7	18.00	2.000	
Batter	1	2	3	4	5	6	7	8	9	AB	R	H	RBI	BB	SO	LOB	BOTTOM												
Alfredo Griffin, S OBP: 0.214, SLG: 0.154 Otto Velez, R (9, PH)										4	0	1	0	0	0	3													
Al Woods, L (1, 7)										2	0	0	1	1	0	0													
Jesse Barfield, R OBP: 0.200, SLG: 0.111 (7, PH) (8, 9)										2	0	0	0	0	0	3													
Lloyd Moseby, L OBP: 0.154, SLG: 0.231 (1, 8)										4	0	1	1	0	0	1													
Willie Upshaw, L OBP: 0.333, SLG: 0.583 (1, 3)										4	1	2	0	0	0	2													
Hosken Powell, L OBP: 1.000, SLG: 1.000 (6, PH) Barry Bonnell, R OBP: 0.714, SLG: 0.857 (7, 9) (8, 7)										2	1	2	1	0	0	0													
John Mayberry, L OBP: 0.400, SLG: 0.250 Wayne Nordhagen, R OBP: 0.500, SLG: 0.333 (6, PH)										2	0	1	0	0	0	1													
Ernie Whitt, L OBP: 0.444, SLG: 1.125 (1, 2)										4	1	1	1	0	1	2													
Damaso Garcia, R OBP: 0.385, SLG: 0.385 (1, 4)										4	0	2	0	0	0	1													
Rance Mulliniks, L OBP: 0.400, SLG: 0.800 Garth Iorg, R OBP: 0.500, SLG: 0.833 (7, PH) (8, 5)										2	2	2	0	0	0	0													
Inning Stats	R: 0 E: 0 K: 0 S: 3	H: 0 LOB: 0 BB: 0 P: 3	R: 2 E: 0 K: 0 S: 5	H: 3 LOB: 0 BB: 0 P: 5	R: 1 E: 0 K: 0 S: 5	H: 3 LOB: 1 BB: 0 P: 5	R: 0 E: 0 K: 0 S: 4	H: 1 LOB: 1 BB: 0 P: 4	R: 1 E: 0 K: 0 S: 4	H: 1 LOB: 1 BB: 1 P: 8	R: 0 E: 0 K: 1 S: 5	H: 0 LOB: 0 BB: 0 P: 5	R: 0 E: 0 K: 0 S: 4	H: 2 LOB: 1 BB: 0 P: 4	R: 0 E: 0 K: 0 S: 3	H: 1 LOB: 0 BB: 0 P: 3	R: 1 E: 0 K: 0 S: 5	H: 2 LOB: 2 BB: 1 P: 9	1B: 8 2B: 4 3B: 1 HR: 1	SF: 0 SAC: 0 DP: 3 HBP: 0	WP: 0 PB: 0 CS: 0	PA: 38							
PITCHER	IP WLS BF H R ER SO BB IBB HBP BLK WP HR S P ERA WHIP	4.1 W 12 3 0 0 1 0 0 0 0 0 0 14 14 0.00 0.818	3.2 W 12 3 0 0 1 0 0 0 0 0 0 14 14 0.00 0.818	1.0 6 2 1 1 0 1 0 0 0 0 0 1 5 9 9.00 3.000											IP WLS BF H R ER SO BB IBB HBP BLK WP HR S P ERA WHIP														
Moose Haas, R ERA: 8.31 (5, 1)											4.1	W	12	3	0	0	1	0	0	0	0	0	0	0	14	14	0.00	0.818	
Bob McClure, L ERA: (5, 1)											3.2	W	12	3	0	0	1	0	0	0	0	0	0	0	14	14	0.00	0.818	
Doug Jones, R ERA: 4.5 (9, 1)											1.0		6	2	1	1	0	1	0	0	0	0	0	1	5	9	9.00	3.000	

Milwaukee Brewers @ Toronto Blue Jays
Exhibition Stadium, Toronto, ON
Sun Apr 11 1982, 3:33 AM EST
Att: 10,128 - Unknown - 40 F

AB 44
R 14
H 17
RBI 13
BB 6
SO 4
LOB 20



Milwaukee Brewers @ Toronto Blue Jays
Exhibition Stadium, Toronto, ON
Sun Apr 11 1982, 3:33 AM EST
Att: 10,128 - Unknown - 40 F

AB 36
R 5
H 13
RBI 4
BB 2
SO 1
LOB 15



Batter	1	2	3	4	5	6	7	8	9	10	AB	R	H	RBI	BB	SO	LOB	TOP										
Paul Molitor, R OBP: 0.609, SLG: 0.600 (1.5, 9.6)	0-0 4-3 BB 6-4-3 1B	0-0 E6 2B 1B	0-0 FC5-4 1B	0-0 K			0-0 F8			0-0 1B 3B	6	3	3	0	0	1	2											
Charlie Moore, R OBP: 0.435, SLG: 0.565 (1.9, 10.2)	0-0 6-4-3	0-0 2B 1B	0-0 FC5-4 1B				0-0 F7	0-0 6-3		0-0 1B 1B	6	1	2	1	0	0	3											
Cecil Cooper, L OBP: 0.565, SLG: 0.636 (1.3, 10.2)	0-0 4-3	0-0 F7		0-0 WP 2B 1B	0-0 3-1			0-0 4-3		0-0 K	6	1	1	0	0	1	4											
Ted Simmons, S OBP: 0.607, SLG: 0.800 (10, PR)	4-0 BB BB	0-0		0-0 2B 1B	0-0 4-3			0-0 F9		0-0 1B	5	1	3	2	1	0	0											
Ned Yost, R OBP: 0.600, SLG: 0.750 (10, 2)	0-0 BB BB	0-0 2B		0-0 1B 1B						0-0 1B	0	0	0	0	0	0	0											
Ben Oglivie, L OBP: 0.391, SLG: 0.619 (1.7, 10.2)	4-0 BB	0-0 6-3		0-0 K			0-0 P4		0-0 4-3	0-0 F7	5	0	0	0	1	1	5											
Gorman Thomas, R OBP: 0.476, SLG: 0.375 (1.8, 10.2)	4-0 BB			0-0 1B 2B	0-0 K		0-0 K		0-0 FC5-4 1B		4	1	2	2	1	1	0											
Larry Hisle, R OBP: 0.095, SLG: 0.050 (1.10, 10.2)	0-0 4-3			0-0 K			0-0 P3		0-0 FC5-4 1B		5	0	0	0	0	1	6											
Robin Yount, R OBP: 0.563, SLG: 0.929 Ed Romero, R (4, PR)		0-0		0-0 2B 1B			0-0 L6		0-0 L8		3	2	3	3	0	0	0											
Roy Howell, L (9, PH)		HR		0-0 2B 1B							1	0	0	0	0	0	1											
Don Money, R (9, 5)				0-0 2B 1B							0	0	0	0	0	0	0											
Jim Gantner, L OBP: 0.333, SLG: 0.214 (1.4, 10.2)	0-0 4-3			0-0 1B			0-0 L4			0-0 G3	5	0	2	1	0	0	0											
Inning Stats	R: 1 E: 0 K: 0 S: 4	H: 1 LOB: 3 BB: 3 P: 7	R: 3 E: 1 K: 0 S: 7	H: 3 LOB: 1 BB: 0 P: 7	R: 1 E: 0 K: 0 S: 6	H: 3 LOB: 2 BB: 0 P: 6	R: 3 E: 0 K: 3 S: 14	H: 5 LOB: 2 BB: 0 P: 14	R: 0 E: 0 K: 1 S: 5	H: 0 LOB: 0 BB: 0 P: 5	R: 0 E: 0 K: 0 S: 3	H: 0 LOB: 0 BB: 0 P: 3	R: 0 E: 0 K: 0 S: 4	H: 1 LOB: 1 BB: 0 P: 4	R: 1 E: 0 K: 1 S: 8	H: 3 LOB: 2 BB: 0 P: 8	1B: 10 2B: 4 3B: 1 HR: 1	SF: 0 SAC: 0 DP: 0 HBP: 0	WP: 1 PA: 50 PB: 0 SB: 0 CS: 0									
PITCHER	IP WLS BF H R ER SO BB IBB HBP BLK WP HR S P ERA WHIP																											
Lary Sorensen, R ERA: 9.0 (1.1, 9.7)	3.0	20	7	5	3	0	0	0	0	0	0	1	17	29	9.00	3.333												
Rick Sutcliffe, R ERA: 40.5 (4.1, 9.7)	0.2	7	5	3	3	2	0	0	0	0	0	1	0	11	40.50	7.500												
Dennis Lewallyn, R ERA: 1.59 (4.1, 9.7)	5.2	20	3	1	1	2	0	0	0	0	0	0	24	24	1.59	0.529												
Dan Spillner, R ERA: (10.1, 9.7)	0.2	3	1	0	0	0	0	0	0	0	0	0	5	5	0.00	1.500												

Milwaukee Brewers @ Cleveland Indians
Cleveland Municipal Stadium, Cleveland, OH
Tue Apr 13 1982, 3:33 AM EST
Att: 6,256 - Unknown - 44 F

AB 47
R 9
H 16
RBI 9
BB 3
SO 5
LOB 21



Batter	1	2	3	4	5	6	7	8	9	10	AB	R	H	RBI	BB	SO	LOB	BOTTOM										
Alan Bannister, R OBP: 0.625, SLG: 0.400 (1.9, 9.7)	4-0 F9 SF7 BB	0-0 F8		4-0 1B BB			0-0 E4 1B 3B			0-0 1B	4	1	1	1	2	1	2											
Toby Harrah, R OBP: 0.571, SLG: 1.000 (1.5, 9.6)	0-0 F9			0-0 HR 1B			0-0 L9-3		0-0	0-0 K	6	1	3	1	0	1	2											
Mike Hargrove, L OBP: 0.333, SLG: 0.182 Rod Craig, S (1.3, 10, PR)	0-0 SF7			0-0 4-3			0-0 1B		0-0 F7		5	0	1	1	0	1	3											
Andre Thornton, R OBP: 0.200, SLG: 0.714 (1.10, 10.2)	0-0 1B 2B			0-0 HR			0-0 F8		0-0 P5		6	3	3	2	0	1	3											
Joe Charboneau, R OBP: 0.250, SLG: 0.250 Mike Fischlin, R (8, 6)	0-0			0-0 6-3			0-0 4-3		4-0 6-3		4	0	1	1	0	0	0											
Bake McBride, L OBP: 0.875, SLG: 1.167 (8, PH, 9.9)	0-0 2H 1B						0-0 4-3		0-0 1B		0	0	0	0	1	0	0											
Chris Bando, S OBP: 0.400, SLG: 0.250 (1.2, 10.2)	0-3 K			0-0 1B			0-0 1B		0-0 1-3	0-0 F7	4	0	1	0	1	1	3											
Rick Manning, L OBP: 0.286, SLG: 0.286 (1.8, 10.2)		0-0 4-3 S 1B		0-0 F8			0-0 F2		0-0 F7		5	1	2	0	0	0	2											
Jack Perconte, L OBP: 0.429, SLG: 0.615 (1.4, 10.2)		0-0 L4		0-0 L4			0-0 F8		0-0 K		5	1	2	1	0	1	2											
Jerry Dybzinski, R OBP: 0.300, SLG: 0.500 Von Hayes, L OBP: 0.375, SLG: 0.375 (7, PH, 8.7, 9.5)		0-0 4-3		0-0 G6-4-3 1B			0-0 F8		0-0 1B 2B		3	1	1	0	0	0	2											
Inning Stats	R: 2 E: 0 K: 1 S: 7	H: 2 LOB: 1 BB: 1 P: 11	R: 0 E: 0 K: 0 S: 4	H: 1 LOB: 1 BB: 0 P: 4	R: 2 E: 0 K: 0 S: 6	H: 3 LOB: 1 BB: 0 P: 6	R: 0 E: 0 K: 1 S: 6	H: 2 LOB: 2 BB: 1 P: 10	R: 1 E: 0 K: 0 S: 4	H: 1 LOB: 1 BB: 1 P: 8	R: 1 E: 1 K: 1 S: 5	H: 2 LOB: 1 BB: 0 P: 5	R: 2 E: 0 K: 1 S: 8	H: 3 LOB: 1 BB: 0 P: 8	R: 0 E: 0 K: 0 S: 4	H: 1 LOB: 2 BB: 1 P: 8	R: 0 E: 0 K: 1 S: 5	H: 0 LOB: 0 BB: 0 P: 5	R: 0 E: 1 K: 2 S: 8	H: 1 LOB: 1 BB: 0 P: 8	1B: 10 2B: 3 3B: 1 HR: 3	SF: 1 SAC: 0 DP: 2 HBP: 0	WP: 0 PA: 49 PB: 0 SB: 4 CS: 0					
PITCHER	IP WLS BF H R ER SO BB IBB HBP BLK WP HR S P ERA WHIP																											
Randy Lerch, L ERA: 9.0 (1.1, 9.7)	5.0	26	9	5	3	0	0	0	0	0	0	0	3	27	9.00	2.400												
Dwight Bernard, R ERA: 7.36 (6.1, 9.7)	1.2	9	4	3	3	0	0	0	0	0	0	0	9	9	16.20	2.400												
Rolie Fingers, R ERA: 1.8 (7.1, 9.7)	3.1	14	3	0	0	4	0	1	0	0	0	0	21	25	0.00	0.900												


Milwaukee Brewers @ Cleveland Indians
Cleveland Municipal Stadium, Cleveland, OH
Tue Apr 13 1982, 3:33 AM EST
Att: 6,256 - Unknown - 44 F


AB 44
R 8
H 16
RBI 8
BB 4
SO 6
LOB 19



Batter	1	2	3	4	5	6	7	8	9	AB	R	H	RBI	BB	SO	LOB	TOP										
Paul Moltzer, R OBP: 0.571, SLG: 0.500 (1, 6)	4-0 WP SH1-3 BB		0-3 K		4-0 BB BB		0-0 5-3		0-3 K	3	0	0	0	2	2	0	Milwaukee Brewers @ Cleveland Indians Cleveland Municipal Stadium, Cleveland, OH Wed Apr 14 1982, 3:33 AM EST Att. 7,017 - Unknown - 39 F livebaseballscorecards.com										
Charlie Moore, R OBP: 0.444, SLG: 0.538 (1, 9)	0-0 SH1-3		0-0 F2		4-0 BB BB		0-0 1B		0-0 P3	3	0	1	1	1	0	0											
Cecil Cooper, L OBP: 0.356, SLG: 0.600 (1, 3)	4-0 G1-6-3 BB			0-0 6-3	0-3 K		0-0 1B			3	0	1	0	1	1	3											
Ted Simmons, S OBP: 0.400, SLG: 0.444 (1, 2)	0-0 G1-6-3			0-0 4-3	0-0 3-1				0-0 F7	4	0	0	0	0	0	7											
Ben Ogilvie, L OBP: 0.370, SLG: 0.560 (1, 7)		0-0 L4		0-0 E4		0-0 L3		0-0 FC4-6 1B		4	0	1	0	0	0	0											
Gorman Thomas, R OBP: 0.480, SLG: 0.421 (1, 8)				0-3 K		4-0 G6-4-3 BB		0-0 F8		3	0	1	0	1	1	2											
Roy Howell, L OBP: 0.167, SLG: 0.333 (1, 10)						0-0 1B BB 2B		0-0 G6-4-3 1-2		4	1	1	0	0	0	3											
Don Money, R OBP: 0.250, SLG: 1.000 (1, 5)						0-0 6-3		0-0 HR		4	1	1	1	0	1	3											
Jim Gantner, L OBP: 0.318, SLG: 0.222 (1, 4)			0-0 4-3		0-0 BB 1B		0-0 4-3		0-0 F8	4	0	1	0	0	0	0											
Inning Stats	R: 0 E: 0 K: 0 S: 2	H: 0 LOB: 1 BB: 2 P: 10	R: 0 E: 0 K: 0 S: 4	H: 1 LOB: 1 BB: 0 P: 4	R: 0 E: 0 K: 1 S: 5	H: 0 LOB: 0 BB: 0 P: 5	R: 0 E: 1 K: 1 S: 6	H: 0 LOB: 1 BB: 0 P: 6	R: 1 E: 0 K: 1 S: 7	H: 2 LOB: 3 BB: 2 P: 15	R: 0 E: 0 K: 0 S: 2	H: 0 LOB: 0 BB: 0 P: 6	R: 1 E: 0 K: 0 S: 6	H: 3 LOB: 2 BB: 0 P: 6	R: 0 E: 0 K: 1 S: 6	H: 1 LOB: 1 BB: 0 P: 6		R: 0 E: 0 K: 1 S: 5	H: 0 LOB: 0 BB: 0 P: 5	1B: 4 2B: 2 3B: 0 HR: 1	SF: 0 SAC: 1 DP: 2 HBP: 0	WP: 1 PA: 38 CS: 0					
PITCHER	IP	WLS	BF	H	R	ER	SO	BB	IBB	HBP	BLK	WP	HR	S	P	ERA	WHIP										
John Denny, R ERA: 2.57 (1, 1)	7.0	W	31	6	2	2	3	5	0	0	0	1	1	32	52	2.57	1.571										
Dan Spillner, R ERA: (8, 1)	2.0		7	1	0	0	2	0	0	0	0	0	0	11	11	0.00	0.500										


Batter	1	2	3	4	5	6	7	8	9	AB	R	H	RBI	BB	SO	LOB	BOTTOM										
Miguel Dilone, S OBP: 0.444, SLG: 0.429 (1, 7)	0-0 5-3			0-0 FC4-6 BB 1B		4-0 E 1B BB		0-0 SF9 1B 2B		3	3	1	0	2	0	1	Milwaukee Brewers @ Cleveland Indians Cleveland Municipal Stadium, Cleveland, OH Wed Apr 14 1982, 3:33 AM EST Att. 7,017 - Unknown - 39 F livebaseballscorecards.com										
Toby Harrah, R OBP: 0.632, SLG: 0.933 (1, 5)	0-0 P4			4-0 BB 1B BB		0-0 BB 1B FC4-2 1B		4-0 1B IBB		2	1	1	0	3	0	0											
Mike Hargrove, L OBP: 0.300, SLG: 0.231 (1, 3)	4-0 WP 1B BB			4-0 1B BB		0-0 FC4-2 BB 1B		0-0 SF9		2	0	1	2	2	0	3											
Andre Thornton, R OBP: 0.350, SLG: 0.722 (1, 10)	0-0 WP 1B		0-0 F7	0-0 1-2 2H 3H 0-0	0-0 1B	4-0 FC4-2 BB		0-0 FC4-2 1B		4	0	3	3	1	0	0											
Bake McBride, L OBP: 0.583, SLG: 0.700 (1, 9)	0-0 L9		0-0 F7	0-0 F7		0-0 FC4-2 1-2 2-3 3-H		0-3 K		4	0	0	0	0	0	7											
Chris Bando, S OBP: 0.333, SLG: 0.200 (7, 2)	1-2 2-3		0-0 F7	0-0 F7		0-0 FC4-2 1-2 2-3 3-H		0-0 K		1	0	0	0	0	1	2											
Ron Hassey, L OBP: 0.333, SLG: 0.364 (1, 2)		0-0 1B SF9 1B		0-0 4-3		0-0 P3		0-0 4-3		3	1	2	0	0	0	2											
Alan Bannister, R OBP: 0.500, SLG: 0.286 (6, FH) (7, 9)				0-0 2B		0-0 P3		0-0 4-3		2	0	0	0	0	0	3											
Rick Manning, L OBP: 0.316, SLG: 0.278 (1, 8)		0-0 SF9 1B		4-0 FC6-4 BB		0-3 K		0-0 P3		4	0	1	0	1	1	3											
Jack Perconte, L OBP: 0.316, SLG: 0.444 (1, 4)		0-0 P6		0-0 FC6-4 1-2		0-0 F8		0-3 K		5	0	0	0	0	1	4											
Jerry Dybzinski, R OBP: 0.357, SLG: 0.500 (1, 6)		0-0 SF9		0-0 FC4-6 1B		0-3 K		4-0 2B SF9 BB		2	1	1	1	1	1	0											
Inning Stats	R: 0 E: 0 K: 0 S: 4	H: 1 LOB: 2 BB: 1 P: 8	R: 1 E: 0 K: 0 S: 5	H: 2 LOB: 3 BB: 2 P: 13	R: 0 E: 0 K: 0 S: 4	H: 1 LOB: 2 BB: 1 P: 8	R: 2 E: 0 K: 0 S: 5	H: 2 LOB: 2 BB: 2 P: 13	R: 0 E: 0 K: 2 S: 7	H: 0 LOB: 0 BB: 0 P: 7	R: 1 E: 1 K: 0 S: 5	H: 2 LOB: 3 BB: 2 P: 13	R: 2 E: 0 K: 2 S: 9	H: 2 LOB: 2 BB: 2 P: 17	R: 0 E: 0 K: 0 S: 3	H: 0 LOB: 0 BB: 0 P: 3	1B: 8 2B: 2 3B: 0 HR: 0	SF: 2 SAC: 0 DP: 0 HBP: 0	WP: 1 PA: 44 CS: 0								
PITCHER	IP	WLS	BF	H	R	ER	SO	BB	IBB	HBP	BLK	WP	HR	S	P	ERA	WHIP										
Pete Vuckovich, R ERA: 6.75 (1, 1)	3.1	L	22	6	3	3	0	6	0	0	0	0	0	16	40	8.10	3.600										
Bob McClure, L ERA: 3.86 (4, 1)	3.1		17	3	3	3	3	3	1	0	0	0	0	19	35	8.10	1.800										
Doug Jones, R ERA: 3.86 (7, 1)	0.1		2	1	0	0	1	0	0	0	0	0	0	4	4	0.00	3.000										
Jamie Easterly, L ERA: (8, 1)	1.0		3	0	0	0	0	0	0	0	0	0	0	3	3	0.00	0.000										

Batter	1	2	3	4	5	6	7	8	9	AB	R	H	RBI	BB	SO	LOB	TOP		
Paul Moltzer, R OBP: 0.500, SLG: 0.409 (1, 6)	0-3 K			0-3 K		0-3 K			0-0 6-3	4	0	0	0	0	3	1	Milwaukee Brewers @ Cleveland Indians Cleveland Municipal Stadium, Cleveland, OH Thu Apr 15 1982, 3:33 AM EST Att: 9,072 - Unknown - 49 F AB 30 R 1 H 4 RBI 1 BB 1 SO 7 LOB 9 		
Charlie Moore, R OBP: 0.419, SLG: 0.500 (1, 2)	0-0 F8			0-0 6-3		0-3 K			0-0 FC6-4 1B	4	0	1	0	0	1	1			
Cecil Cooper, L OBP: 0.484, SLG: 0.517 (1, 3)	0-0 4-3			0-0 F7		0-0 FC6 1-2			0-0 FC6-4 1-2	4	0	0	0	0	0	2			
Ted Simmons, S OBP: 0.286, SLG: 0.308 (1, 10)		0-3 K			0-0 3-1				0-0 P4	4	0	0	0	0	1	1			
Ben Oglivie, L OBP: 0.367, SLG: 0.571 (1, 7)		0-0 F5			0-0 1B 2B					3	1	1	0	0	0	0			
Gorman Thomas, R OBP: 0.426, SLG: 0.364 (1, 8)		0-0 P6			0-3 K					3	0	0	0	0	1	1			
Don Money, R OBP: 0.429, SLG: 0.857 (1, 5)				0-0 6-3		0-0 FC4-6 2H 1B			0-0 L3 1B	3	0	2	1	0	0	0			
Jim Gantner, L OBP: 0.280, SLG: 0.190 (1, 4)				0-3 K		0-0 FC4-6 1-2			0-0 L4	3	0	0	0	0	1	2			
Kevin Bass, S (1, 9)				0-0 4-3			4-0 FC6 BB		0-0 L3 1-2	2	0	0	0	1	0	1			
Inning Stats	R: 0 E: 0 K: 1 S: 5	H: 0 LOB: 0 BB: 0 P: 5	R: 0 E: 0 K: 1 S: 5	H: 0 LOB: 0 BB: 0 P: 5	R: 0 E: 0 K: 1 S: 5	H: 0 LOB: 0 BB: 0 P: 5	R: 1 E: 0 K: 1 S: 7	H: 2 LOB: 1 BB: 0 P: 7	R: 0 E: 0 K: 2 S: 7	H: 0 LOB: 1 BB: 1 P: 11	R: 0 E: 0 K: 0 S: 3	H: 0 LOB: 0 BB: 0 P: 3	R: 0 E: 0 K: 0 S: 3	H: 1 LOB: 0 BB: 0 P: 3	R: 0 E: 0 K: 0 S: 4	H: 1 LOB: 0 BB: 0 P: 4	1B: 3 2B: 2 3B: 0 HR: 0	SF: 0 SAC: 0 DP: 1 HBP: 0	WP: 0 PA: 31 CS: 0
PITCHER	IP	WLS	BF	H	R	ER	SO	BB	IBB	HBP	BLK	WP	HR	S	P	ERA	WHIP		
Bert Blyleven, R ERA: 1.29 (1, 1)	7.0	W	24	2	1	1	7	1	0	0	0	0	0	37	41	1.29	0.429		
Ed Whitson, R ERA: 2.25 (8, 1)	2.0		7	2	0	0	0	0	0	0	0	0	0	7	7	0.00	1.000		

Batter	1	2	3	4	5	6	7	8	9	AB	R	H	RBI	BB	SO	LOB	BOTTOM		
Miguel Dilone, S OBP: 0.357, SLG: 0.333 (1, 7)	0-0 1B 1B			0-0 F3		0-0 6-3			0-3 K	5	1	1	0	0	1	3	Milwaukee Brewers @ Cleveland Indians Cleveland Municipal Stadium, Cleveland, OH Thu Apr 15 1982, 3:33 AM EST Att: 9,072 - Unknown - 49 F AB 35 R 8 H 11 RBI 5 BB 4 SO 4 LOB 24 		
Toby Harrah, R OBP: 0.625, SLG: 0.842 (1, 5)	0-0 1B WP	0-0 F7		0-0 4-3 1B			0-0 F8	4-0 1-2 BB		4	1	2	0	1	0	1			
Mike Hargrove, L OBP: 0.217, SLG: 0.200 (1, 3)	4-0 1B BB			0-0 4-3			4-0 E 1B WP	0-3 K		2	2	0	1	2	0	2			
Von Hayes, L OBP: 0.333, SLG: 0.333 (8, 3)	1-2 1B BB	0-0 G1		0-0 4-3 1-2 3H			0-0 E 1B BB			1	0	0	0	0	1	2			
Andre Thornton, R OBP: 0.333, SLG: 0.636 (1, 10)	0-3 K			0-3 6-3 K			0-0 WP E 1B 1B			4	1	1	0	0	2	4			
Bake McBride, L OBP: 0.563, SLG: 0.643 (1, 9)	0-0 1B 1B			0-0 1B WP 1B			0-0 E6 WP 1B			4	1	2	2	0	0	2			
Alan Bannister, R OBP: 0.500, SLG: 0.286 (7, PR) (8, 9)	1-2 2H 3H 1B			0-0 1B WP 1B			1-2 2-3 1B			0	0	0	0	0	0	0			
Chris Bando, S OBP: 0.300, SLG: 0.222 (1, 2)	0-0 F8			0-0 WP 1B			0-0 F9			4	1	1	0	0	0	5			
Rick Manning, L OBP: 0.348, SLG: 0.318 (1, 8)	0-0 1-3 2H 1B			0-0 4-3 1B			0-0 1-1 2H 3H 1B			4	0	2	2	0	0	2			
Jack Perconte, L OBP: 0.304, SLG: 0.409 (1, 4)	0-0 6-3			0-0 4-3 2H 3H			0-0 5-3 BB 1B			4	0	1	0	0	0	2			
Jerry Dybzinski, R OBP: 0.389, SLG: 0.533 (1, 6)		0-0 2B		4-0 1B 4-3 BB			0-0 5-3		0-0 F8	3	1	1	0	1	0	1			
Inning Stats	R: 3 E: 0 K: 1 S: 9	H: 4 LOB: 2 BB: 1 P: 13	R: 0 E: 0 K: 0 S: 4	H: 1 LOB: 1 BB: 0 P: 4	R: 2 E: 0 K: 0 S: 5	H: 2 LOB: 0 BB: 0 P: 5	R: 1 E: 0 K: 1 S: 6	H: 1 LOB: 1 BB: 1 P: 10	R: 0 E: 0 K: 0 S: 3	H: 0 LOB: 0 BB: 0 P: 3	R: 0 E: 0 K: 0 S: 3	H: 0 LOB: 0 BB: 0 P: 3	R: 2 E: 1 K: 0 S: 5	H: 2 LOB: 2 BB: 1 P: 9	R: 0 E: 0 K: 2 S: 8	H: 1 LOB: 2 BB: 1 P: 12	1B: 10 2B: 1 3B: 0 HR: 0	SF: 0 SAC: 0 DP: 0 HBP: 0	WP: 4 PA: 39 CS: 0
PITCHER	IP	WLS	BF	H	R	ER	SO	BB	IBB	HBP	BLK	WP	HR	S	P	ERA	WHIP		
Mike Caldwell, L ERA: 6.97 (1, 1)	3.1	L	20	8	6	6	1	2	0	0	0	0	0	20	28	16.20	3.000		
Jerry Augustine, L ERA: (4, 1)	4.2		19	3	2	0	3	2	0	0	0	1	0	23	31	0.00	1.071		

Batter	1	2	3	4	5	6	7	8	9	10	AB	R	H	RBI	BB	SO	LOB	TOP	
George Wright, S OBP: 0.357, SLG: 0.500 (1, 8)	4-3			K		6-3		1B		1-3	5	0	1	0	0	1	2	Texas Rangers @ Milwaukee Brewers Milwaukee County Stadium, Milwaukee, WI Fri Apr 16 1982, 4:33 AM EST Att.: 49,887 - Unknown	
Lee Mazzilli, S OBP: 0.333, SLG: 0.304 (1, 7)	G1			G3		L9-3 1B		3-1		SF7 S 2-3 3-H 1B	5	0	2	1	0	0	1		
Buddy Bell, R OBP: 0.393, SLG: 0.615 (1, 5)	1B			K		L9-3 1-2				FC1-6 1B	4	0	2	0	1	1	1		
Larry Parrish, R Wayne Tolleson, S Leon Roberts, R (1, 9) (9, PR) (9, 9)	K					1B 2B 1B		5-3		FC1-6 1-2 1B	4	1	1	0	0	1	1		
Pat Putnam, L OBP: 0.421, SLG: 0.467 (1, 3)	G3					2B 1-2 1B		K FC5-4		F8 IBB	4	0	1	0	1	1	1		
Jim Sundberg, R OBP: 0.480, SLG: 0.609 (1, 2)	6-3					K		FC5-4 1-2		F9 IBB	5	0	0	0	0	1	7		
Mike Richardt, R OBP: 0.200, SLG: 0.217 (1, 10)				6-3		F9		F9			4	1	1	0	0	0	3		
Mark Wagner, R OBP: 0.409, SLG: 0.421 (1, 6)				F9				F9		1B 2B 1B	4	1	2	1	0	0	0		
Doug Flynn, R OBP: 0.095, SLG: 0.150 Bill Stein, R OBP: 1.000, SLG: 2.000 (10, PH) (10, 4)				F5-3		F6		K		1B SF7 2B	3	0	0	0	0	1	2		
											1	1	1	1	0	0	0		
Inning Stats	R: 0 E: 0 K: 0 S: 3	H: 1 LOB: 1 BB: 0 P: 3	R: 0 E: 0 K: 1 S: 5	H: 0 LOB: 0 BB: 0 P: 5	R: 0 E: 0 K: 2 S: 7	H: 0 LOB: 0 BB: 0 P: 7	R: 1 E: 0 K: 1 S: 8	H: 3 LOB: 2 BB: 0 P: 8	R: 0 E: 0 K: 0 S: 3	H: 1 LOB: 1 BB: 0 P: 3	R: 0 E: 0 K: 1 S: 6	H: 0 LOB: 1 BB: 0 P: 6	R: 0 E: 0 K: 0 S: 4	H: 1 LOB: 1 BB: 0 P: 4	R: 3 E: 0 K: 0 S: 7	H: 4 LOB: 3 BB: 2 P: 15	1B: 9 2B: 3 3B: 0 HR: 0	SF: 1 SAC: 0 DP: 1 HBP: 0	WP: 0 PA: 42
PITCHER	IP 8.0	WLS 29	BF 6	H 1	R 1	ER 1	SO 6	BB 0	IBB 0	HBP 0	BLK 0	WP 0	HR 0	S 41	P 41	ERA 1.12	WHIP 0.750		
Moose Haas, R ERA: 3.65 Rollie Fingers, R ERA: 5.14 (1, 1) (9, 1)	2.0	L	13	5	3	3	0	0	2	0	0	0	0	11	19	13.50	2.500		

AB	39
R	4
H	11
RBI	4
BB	2
SO	6
LOB	18



Batter	1	2	3	4	5	6	7	8	9	10	AB	R	H	RBI	BB	SO	LOB	BOTTOM					
Paul Molitor, R OBP: 0.472, SLG: 0.385 (1, 5)	F9			1-3 G3 1B		K				B3	4	1	1	0	0	1	2	Texas Rangers @ Milwaukee Brewers Milwaukee County Stadium, Milwaukee, WI Fri Apr 16 1982, 4:33 AM EST Att.: 49,887 - Unknown					
Charlie Moore, R OBP: 0.382, SLG: 0.455 Kevin Bass, S (1, 9) (9, 9)	F8			1-3		G3				F5	3	0	0	0	0	0	2						
Cecil Cooper, L OBP: 0.457, SLG: 0.485 (1, 3)	F4-3			G3				F4-6-3 1B		K	4	0	1	1	0	1	1						
Ted Simmons, S OBP: 0.278, SLG: 0.250 (1, 2)	F4-3			G3				F4-6-3 1-2		G4-6-3 BB	3	0	0	0	1	0	1						
Ben Oglivie, L OBP: 0.324, SLG: 0.500 (1, 7)	F6					G3		F6		G4-6-3 1-2	4	0	0	0	0	0	1						
Gorman Thomas, R OBP: 0.375, SLG: 0.308 (1, 8)	6-3					F3				F3	4	0	0	0	0	0	0						
Roy Howell, L OBP: 0.111, SLG: 0.222 (1, 10)				F7		1-3					3	0	0	0	0	1	0						
Jim Gantner, L OBP: 0.250, SLG: 0.167 (1, 4)				F4-3				F8			3	0	0	0	0	1	0						
Ed Romero, R OBP: 0.500, SLG: 0.400 (1, 6)				F7							3	0	2	0	0	0	0						
Inning Stats	R: 0 E: 0 K: 0 S: 3	H: 0 LOB: 0 BB: 0 P: 3	R: 0 E: 0 K: 0 S: 3	H: 0 LOB: 0 BB: 0 P: 3	R: 0 E: 0 K: 0 S: 3	H: 0 LOB: 0 BB: 0 P: 3	R: 1 E: 0 K: 0 S: 4	H: 1 LOB: 0 BB: 0 P: 4	R: 0 E: 0 K: 0 S: 3	H: 0 LOB: 0 BB: 0 P: 3	R: 0 E: 0 K: 1 S: 6	H: 1 LOB: 1 BB: 0 P: 6	R: 0 E: 0 K: 2 S: 3	H: 1 LOB: 0 BB: 0 P: 3	R: 0 E: 0 K: 2 S: 7	H: 0 LOB: 0 BB: 0 P: 7	R: 0 E: 0 K: 1 S: 6	H: 1 LOB: 1 BB: 0 P: 6	R: 0 E: 0 K: 0 S: 2	H: 0 LOB: 0 BB: 1 P: 6	1B: 4 2B: 0 3B: 0 HR: 0	SF: 0 SAC: 0 DP: 2 HBP: 0	WP: 0 PA: 33
PITCHER	IP 5.0	WLS 16	BF 1	H 1	R 1	ER 1	SO 0	BB 1	IBB 0	HBP 0	BLK 0	WP 0	HR 0	S 16	P 16	ERA 1.80	WHIP 0.200						
Dave Schmidt, R ERA: 6.35 Danny Darwin, R ERA: (1, 1) (6, 1)	5.0	W	17	3	0	0	4	1	0	0	0	0	0	24	28	0.00	0.800						

AB	32
R	1
H	4
RBI	1
BB	1
SO	4
LOB	8



Batter	1	2	3	4	5	6	7	8	9	AB	R	H	RBI	BB	SO	LOB	TOP								
George Wright, S OBP: 0.394, SLG: 0.567 (1, 8)	4-0 CS BB		0-0 5-3		0-0 PB 1B		0-3 K		0-0 1-H 1B 3B	4	1	2	1	1	1	1									
Lee Mazzilli, S OBP: 0.345, SLG: 0.296 (1, 7)	0-3 K			4-0 CS 1B BB	0-3 K		0-0 F7		0-0 3-H 1B	4	0	1	1	1	2	4									
Buddy Bell, R OBP: 0.394, SLG: 0.581 (1, 5)	0-0 F4			0-0 CS 1B		0-0 6-3		0-3 K		0-0 1B	5	0	2	0	0	1	2								
Leon Roberts, R (1, 9)		0-0 F6		0-3 K		0-0 E5 HR		0-0 L9		0-0 1B	4	1	0	0	0	1	2								
Lamar Johnson, R OBP: 0.500, SLG: 0.818 Pat Putnam, L OBP: 0.400, SLG: 0.438 (8, PH) (8, 3)		0-0 G1-3 2B		4-0 BB		0-0 HR		0-3 K		2 2 2 2 1 0 0 0	2	2	2	2	1	0	0								
Jim Sundberg, R OBP: 0.483, SLG: 0.593 (1, 2)		0-0 G1-3		0-0 F8		0-0 6-3 1B		0-0 CS 1B		4 0 2 1 0 0 2	4	0	2	1	0	0	2								
Mike Richardt, R OBP: 0.172, SLG: 0.185 (1, 10)		0-0 F5			0-3 K		0-0 6-3		0-0 CS 1B	4	0	0	0	0	1	1									
Mark Wagner, R OBP: 0.346, SLG: 0.348 (1, 6)			0-0 F8		0-0 E6 PB 1B		0-0 L5		0-3 K	4	0	0	0	0	1	1									
Doug Flynn, R OBP: 0.160, SLG: 0.208 (1, 4)			0-0 F7		0-0 F8		0-0 F8		0-0 S 1B	4	1	2	0	0	0	1									
Inning Stats	R: 0 E: 0 K: 1 S: 4	H: 0 LOB: 0 BB: 1 P: 8	R: 1 E: 0 K: 0 S: 4	H: 1 LOB: 0 BB: 0 P: 4	R: 0 E: 0 K: 0 S: 3	H: 0 LOB: 0 BB: 0 P: 3	R: 0 E: 0 K: 1 S: 5	H: 1 LOB: 2 BB: 2 P: 13	R: 0 E: 1 K: 2 S: 9	H: 1 LOB: 2 BB: 0 P: 9	R: 2 E: 1 K: 0 S: 6	H: 2 LOB: 1 BB: 0 P: 6	R: 0 E: 0 K: 1 S: 8	H: 1 LOB: 1 BB: 0 P: 8	R: 0 E: 0 K: 1 S: 5	H: 1 LOB: 0 BB: 0 P: 5	R: 2 E: 0 K: 1 S: 8	H: 4 LOB: 1 BB: 0 P: 8	1B: 8 2B: 1 3B: 1 HR: 1	SF: 0 SAC: 0 DP: 0 HBP: 0	WP: 0 PB: 1 SB: 1 CS: 4	PA: 40			
PITCHER	IP	WLS	BF	H	R	ER	SO	BB	IBB	HBP	BLK	WP	HR	S	P	ERA	WHIP								
Bob McClure, L ERA: 3.65 (1, 1)	5.1	L	24	5	3	2	4	3	0	0	0	0	1	29	41	3.38	1.500								
Dwight Bernard, R ERA: 6.14 (6, 1)	3.2	S	15	6	2	2	4	0	0	0	0	0	0	23	23	4.91	1.636								

Texas Rangers @ Milwaukee Brewers
Milwaukee County Stadium, Milwaukee, WI
Sat Apr 17 1982, 4:33 AM EST
Att: 10,107 - Unknown


AB 36
R 5
H 11
RBI 5
BB 3
SO 8
LOB 14



Batter	1	2	3	4	5	6	7	8	9	AB	R	H	RBI	BB	SO	LOB	BOTTOM								
Paul Molitor, R OBP: 0.450, SLG: 0.367 (1, 5)	0-0 5-3		0-0 F9		0-0 CS 1B		0-3 K			4	0	1	0	0	1	0									
Larry Hise, R OBP: 0.125, SLG: 0.217 Roy Howell, L OBP: 0.100, SLG: 0.200 (8, PH) (8, 3)	0-3 K		0-0 HR		0-3 K			0-0 F4-3		3 1 1 1 0 2 1	1	0	0	0	0	0									
Cecil Cooper, L OBP: 0.410, SLG: 0.432 (1, 3)	0-0 L9		0-0 F5		0-0 CS		0-0 F4-3		0-0 F4-3	4	0	0	0	0	0	0									
Ted Simmons, S OBP: 0.273, SLG: 0.211 (1, 2)		0-0 F3		0-0 L7		4-0 FC4-6 1B BB		0-0 F9		3 0 0 0 1 0 0	3	0	0	0	1	0	0								
Gorman Thomas, R OBP: 0.417, SLG: 0.345 (1, 8)		0-3 K		4-0 2B BB		0-0 FC4-6 1B		0-0 1B BB F4-6-3		3 2 2 0 1 1 0	3	2	0	1	1	0									
Ben Oglivie, L OBP: 0.366, SLG: 0.571 (1, 7)		0-0 2B		0-0 2B		0-0 FC4-6		4-0 F4-6-3 1B BB		3 0 2 1 1 0 2	3	0	2	1	1	0	2								
Mark Brouhard, R OBP: 0.456, SLG: 0.333 (1, 9)		4-0 BB		0-0 1-3		0-0 G3		0-0 F4-6-3 1B		3 0 1 0 1 0 3	3	0	1	0	1	0	3								
Ed Romero, R OBP: 0.333, SLG: 0.250 Robin Yount, R OBP: 0.529, SLG: 0.867 (9, PH) (9, 3)		0-0 F8		0-0 5-3			0-0 5-3		0-0 F4-6-3	3 0 0 0 0 0 3	1	0	0	0	0	2									
Jim Gantner, L OBP: 0.226, SLG: 0.148 Don Money, R OBP: 0.375, SLG: 0.750 (9, PH) (9, 3)			0-0 F4-3		0-3 K		0-0 F9		0-0 L5	3 0 0 0 0 1 0	1	0	0	0	0	1									
Inning Stats	R: 0 E: 0 K: 1 S: 5	H: 0 LOB: 0 BB: 0 P: 5	R: 0 E: 0 K: 1 S: 6	H: 1 LOB: 2 BB: 1 P: 10	R: 1 E: 0 K: 0 S: 4	H: 1 LOB: 0 BB: 0 P: 4	R: 1 E: 0 K: 0 S: 4	H: 1 LOB: 1 BB: 1 P: 8	R: 0 E: 0 K: 2 S: 7	H: 1 LOB: 0 BB: 0 P: 7	R: 0 E: 0 K: 0 S: 4	H: 1 LOB: 2 BB: 1 P: 8	R: 0 E: 0 K: 1 S: 5	H: 0 LOB: 0 BB: 0 P: 5	R: 0 E: 0 K: 0 S: 3	H: 0 LOB: 0 BB: 0 P: 3	R: 1 E: 0 K: 0 S: 4	H: 2 LOB: 1 BB: 1 P: 8	1B: 4 2B: 2 3B: 0 HR: 1	SF: 0 SAC: 0 DP: 1 HBP: 0	WP: 0 PB: 0 SB: 0 CS: 1	PA: 37			
PITCHER	IP	WLS	BF	H	R	ER	SO	BB	IBB	HBP	BLK	WP	HR	S	P	ERA	WHIP								
Frank Tanana, L ERA: 5.79 (1, 1)	5.2	W	24	5	2	2	4	3	0	0	0	0	1	29	41	3.18	1.412								
Steve Comer, R ERA: 2.09 (6, 1)	3.1	S	12	2	1	1	1	1	0	0	0	0	0	13	17	2.70	0.900								

Texas Rangers @ Milwaukee Brewers
Milwaukee County Stadium, Milwaukee, WI
Sat Apr 17 1982, 4:33 AM EST
Att: 10,107 - Unknown

AB 32
R 3
H 7
RBI 2
BB 4
SO 5
LOB 12



Batter	1	2	3	4	5	6	7	8	9	AB	R	H	RBI	BB	SO	LOB	TOP										
Damaso Garcia, R (1, 4) OBP: 0.365, SLG: 0.333	0-0 4-3		0-0 F3			0-0 3-6		0-0 5-3	0-0 5-3	4	0	0	0	0	0	1											
Garth Iorg, R (1, 5) OBP: 0.376, SLG: 0.762	0-0 5-3			0-0 G5-4-3 1B			0-0 5-3	0-3 K	0-3 K	4	0	1	0	0	1	0											
Lloyd Moseby, L (1, 8) OBP: 0.295, SLG: 0.326	0-0 F8			0-0 G5-4-3 1-2			0-0 F7	0-0 1B	0-0 1B	4	0	1	0	0	0	1											
Wayne Nordhagen, R (1, 10) OBP: 0.324, SLG: 0.267 John Mayberry, L (9, PH) OBP: 0.294, SLG: 0.200		0-0 6-3		0-0 F8			0-0 4-3	0-0 4-3	0-0 4-3	3	0	0	0	0	0	0											
Barry Bonnell, R (1, 7) OBP: 0.650, SLG: 0.882		4-0 FC6-4 BB			0-0 L7			0-0 WP 4-3 1B		2	1	1	0	1	0	0											
Jesse Barfield, R (1, 9) OBP: 0.372, SLG: 0.421		0-0 F9			0-0 G5-4-3 1B			0-0 4-3 WP 1-2 1B		3	0	2	0	0	0	1											
Buck Martinez, R (1, 2) Ernie Whitt, L (8, PH) OBP: 0.351, SLG: 0.606		0-0 FC6-4 1-2			0-0 G5-4-3 1-2			0-0 F5 1-2 2-3		2	0	0	0	0	0	2											
Willie Upshaw, L (1, 3) OBP: 0.313, SLG: 0.432			0-0 2-3			4-0 3-6 BB		0-0 4-3		2	0	0	1	1	0	1											
Alfredo Griffin, S (1, 6) Hosken Powell, L (8, PH) OBP: 0.300, SLG: 0.316 Rance Mulliniks, L (8, 6) OBP: 0.286, SLG: 0.519			0-0 G3			0-0 F9		0-0 K		2	0	0	0	0	0	1											
										1	0	0	0	0	0	1											
										0	0	0	0	0	0	0											
Inning Stats	R: 0 E: 0 K: 0 S: 3	H: 0 LOB: 0 BB: 0 P: 3	R: 0 E: 0 K: 0 S: 3	H: 0 LOB: 1 BB: 1 P: 7	R: 0 E: 0 K: 0 S: 3	H: 0 LOB: 0 BB: 0 P: 3	R: 0 E: 0 K: 0 S: 3	H: 1 LOB: 0 BB: 0 P: 3	R: 0 E: 0 K: 0 S: 3	H: 1 LOB: 0 BB: 0 P: 3	R: 0 E: 0 K: 0 S: 2	H: 0 LOB: 0 BB: 1 P: 6	R: 0 E: 0 K: 0 S: 3	H: 0 LOB: 0 BB: 0 P: 3	R: 1 E: 0 K: 1 S: 7	H: 2 LOB: 1 BB: 0 P: 7	R: 0 E: 0 K: 1 S: 6	H: 1 LOB: 1 BB: 0 P: 6	1B: 5 2B: 1 3B: 0 HR: 0	SF: 0 SAC: 0 DP: 3 HBP: 0	WP: 1 PB: 0 SB: 0 CS: 0	PA: 31					
PITCHER	IP	WLS	BF	H	R	ER	SO	BB	IBB	HBP	BLK	WP	HR	S	P	ERA	WHIP										
Randy Lerch, L (1, 1) ERA: 4.5	7.0	W	24	4	1	1	0	2	0	0	0	0	0	22	30	1.29	0.857										
Rollie Fingers, R (8, 1) ERA: 4.0	2.0	S	7	1	0	0	2	0	0	0	0	1	0	11	11	0.00	0.500										

Toronto Blue Jays @ Milwaukee Brewers
Milwaukee County Stadium, Milwaukee, WI

AB 29
R 1
H 5
RBI 1
BB 2
SO 2
LOB 11



Wed Apr 21 1982, 7:05 PM EST
Att: 5,298 - Unknown - 52 F

Batter	1	2	3	4	5	6	7	8	9	AB	R	H	RBI	BB	SO	LOB	BOTTOM										
Paul Molitor, R (1, 5) OBP: 0.449, SLG: 0.447	0-0 F8		0-0 HR		0-0 S 1B		4-0 BB 4-3 BB			3	1	2	2	1	0	0											
Charlie Moore, R (1, 9) OBP: 0.333, SLG: 0.395	0-0 P4		0-0 P6		0-0 5-3 1-2		0-0 4-3			4	0	0	0	0	0	3											
Cecil Cooper, L (1, 3) OBP: 0.438, SLG: 0.444	0-0 F8		0-0 6-3			0-0 1-4-3	4-0 BB IBB			3	0	0	0	1	0	0											
Ben Oglivie, L (1, 7) OBP: 0.383, SLG: 0.619		0-0 P6		0-0 F8		0-0 6-3	4-0 1-2 2-3 3-H BB			3	0	0	1	1	0	0											
Ted Simmons, S (1, 2) OBP: 0.333, SLG: 0.333		0-0 1B		0-0 1B		0-0 2B	0-0 F3			4	0	3	0	0	0	3											
Gorman Thomas, R (1, 8) OBP: 0.444, SLG: 0.343		0-3 K		0-0 P6		4-0 BB		0-0 1-3		3	0	0	0	1	1	2											
Roy Howell, L (1, 10) OBP: 0.377, SLG: 0.154 Don Money, R (8, PH) OBP: 0.286, SLG: 0.500		0-0 G3		0-0 4-3		0-0 L3		0-0 1-3		3	0	0	0	0	0	4											
										1	0	0	0	0	0	0											
										3	1	0	0	1	1	0											
Jim Gantner, L (1, 4) OBP: 0.229, SLG: 0.133			4-0 HR BB		0-0 F8		0-0 F7	0-3 K		3	1	0	0	1	1	0											
Ed Romero, R (1, 6) OBP: 0.313, SLG: 0.333			0-0 F5		0-0 5-3		0-0 4-3 BB 2B			3	1	1	0	0	0	1											
Inning Stats	R: 0 E: 0 K: 0 S: 3	H: 0 LOB: 0 BB: 0 P: 3	R: 0 E: 0 K: 1 S: 6	H: 1 LOB: 0 BB: 0 P: 6	R: 2 E: 0 K: 0 S: 4	H: 1 LOB: 0 BB: 1 P: 8	R: 0 E: 0 K: 0 S: 4	H: 1 LOB: 1 BB: 0 P: 4	R: 0 E: 0 K: 0 S: 4	H: 1 LOB: 1 BB: 0 P: 4	R: 0 E: 0 K: 0 S: 4	H: 1 LOB: 2 BB: 1 P: 8	R: 1 E: 0 K: 0 S: 4	H: 1 LOB: 3 BB: 3 P: 16	R: 0 E: 0 K: 1 S: 5	H: 0 LOB: 0 BB: 0 P: 5	1B: 3 2B: 2 3B: 0 HR: 1	SF: 0 SAC: 0 DP: 0 HBP: 0	WP: 0 PB: 0 SB: 1 CS: 0	PA: 35							
PITCHER	IP	WLS	BF	H	R	ER	SO	BB	IBB	HBP	BLK	WP	HR	S	P	ERA	WHIP										
Luis Leal, R (1, 1) ERA: 2.08	6.0	L	25	5	2	2	1	2	0	0	0	0	0	25	33	3.00	1.167										
Joey McCloughlin, R (7, 1) ERA: 8.23	0.2		5	1	1	1	0	1	1	0	0	0	0	3	11	13.50	3.000										
Jerry Garvin, L (7, 1) ERA: 9.45	1.1		5	0	0	0	1	1	0	0	0	0	0	6	10	0.00	0.750										

Toronto Blue Jays @ Milwaukee Brewers
Milwaukee County Stadium, Milwaukee, WI

AB 30
R 3
H 6
RBI 3
BB 5
SO 2
LOB 13



Wed Apr 21 1982, 7:05 PM EST
Att: 5,298 - Unknown - 52 F

Batter	1	2	3	4	5	6	7	8	9	AB	R	H	RBI	BB	SO	LOB	TOP			
Damaso Garcia, R OBP: 0.397, SLG: 0.327	P4		FC5-2 1B		F8			F2		4	0	1	0	0	0	1				
Garth Iorg, R OBP: 0.300, SLG: 0.640	F9		FC5-2			F9			5-3	4	0	0	0	0	0	2				
Lloyd Moseby, L OBP: 0.240, SLG: 0.304 Tony Johnson, R (9, PH)	6-3		G3				6-3		4-3	3	0	0	0	0	0	2				
Wayne Nordhagen, R OBP: 0.289, SLG: 0.235		5-3			5-3				5-3	4	0	0	0	0	0	0				
Otto Velez, R OBP: 0.571, SLG: 0.400		BB			F9			G6-4-3 1B		2	0	1	0	1	0	0				
Jesse Barfield, R OBP: 0.348, SLG: 0.390	P4				F8			G6-4-3 1-2		3	0	0	0	0	0	2				
Buck Martinez, R OBP: 0.231, SLG: 0.308	L5				F7			5-3		3	0	0	0	0	0	1				
Willie Upshaw, L OBP: 0.314, SLG: 0.426			1B FC5-2 1B		1-3			3-1		3	0	1	0	0	0	0				
Alfredo Griffin, S OBP: 0.239, SLG: 0.250			F8					F7		3	0	1	0	0	0	1				
Inning Stats	R: 0 E: 0 K: 0 S: 3	H: 0 LOB: 0 BB: 0 P: 3	R: 0 E: 0 K: 0 S: 3	H: 0 LOB: 1 BB: 1 P: 7	R: 0 E: 0 K: 0 S: 5	H: 2 LOB: 2 BB: 0 P: 5	R: 0 E: 0 K: 0 S: 3	H: 0 LOB: 0 BB: 0 P: 3	R: 0 E: 0 K: 0 S: 4	H: 1 LOB: 1 BB: 0 P: 4	R: 0 E: 0 K: 0 S: 3	H: 0 LOB: 0 BB: 0 P: 3	R: 0 E: 0 K: 0 S: 3	H: 0 LOB: 0 BB: 0 P: 3	R: 0 E: 0 K: 0 S: 3	H: 0 LOB: 0 BB: 0 P: 3	1B: 4 2B: 0 3B: 0 HR: 0	SF: 0 SAC: 0 DP: 1 HBP: 0	WP: 0 PB: 0 SB: 0 CS: 0	PA: 31
PITCHER Mike Caldwell, L ERA: 3.72	IP: 9.0 WLS: W BF: 31 H: 4 R: 0 ER: 0 SO: 0 BB: 1 IBB: 0 HBP: 0 BLK: 0 WP: 0 HR: 0 S: 30 P: 34 ERA: 0.00 WHIP: 0.556															PITCHER				

Toronto Blue Jays @ Milwaukee Brewers
Milwaukee County Stadium, Milwaukee, WI
Thu Apr 22 1982, 7:05 PM EST
Att. 6,199 - Unknown - 50 F

AB 30
R 0
H 4
RBI 0
BB 1
SO 0
LOB 9



Batter	1	2	3	4	5	6	7	8	9	AB	R	H	RBI	BB	SO	LOB	BOTTOM			
Paul Molitor, R OBP: 0.463, SLG: 0.476	G6-4-3 1B		1B E 2B		5-3			WP 1B IBB		4	2	2	0	1	1	2				
Charlie Moore, R OBP: 0.394, SLG: 0.405	G6-4-3 1-2		FC3-6 E HBP			E6 SH3 HR 1B		FC6-4 1-2		4	1	2	2	0	0	2				
Cecil Cooper, L OBP: 0.451, SLG: 0.521			E2 FC3-6 1-2 2-H 1B			SH3		4-3		3	1	2	1	0	0	0				
Ben Oglivie, L OBP: 0.392, SLG: 0.667	WP BB		F7					F8		3	1	1	2	1	0	2				
Ted Simmons, S OBP: 0.294, SLG: 0.290	1-3		FC3-6 1-2 2-S			F8		4-3		4	0	0	0	0	0	3				
Gorman Thomas, R OBP: 0.426, SLG: 0.333 Kevin Bass, S (7, PR) (8, 8)			L4			P3		FC6-4 1B		4	0	1	0	0	0	2				
Roy Howell, L OBP: 0.116, SLG: 0.125		K			3-1			FC6-4 SH3-4 1B WP BB		3	1	0	0	1	1	1				
Jim Gantner, L OBP: 0.308, SLG: 0.212			E4 1B					WP SH3-4 1B 1B		3	1	3	0	1	0	0				
Ed Romero, R OBP: 0.263, SLG: 0.278		F5			P5			SH3-4		3	0	0	0	0	0	3				
Inning Stats	R: 1 E: 0 K: 0 S: 4	H: 2 LOB: 1 BB: 1 P: 8	R: 0 E: 0 K: 1 S: 5	H: 0 LOB: 1 BB: 1 P: 9	R: 0 E: 1 K: 0 S: 5	H: 2 LOB: 2 BB: 0 P: 6	R: 0 E: 1 K: 0 S: 4	H: 1 LOB: 1 BB: 0 P: 4	R: 2 E: 0 K: 0 S: 5	H: 2 LOB: 0 BB: 2 P: 5	R: 3 E: 0 K: 0 S: 4	H: 2 LOB: 2 BB: 2 P: 12	R: 0 E: 0 K: 0 S: 4	H: 1 LOB: 1 BB: 0 P: 4	R: 0 E: 0 K: 1 S: 6	H: 1 LOB: 1 BB: 0 P: 6	1B: 8 2B: 1 3B: 0 HR: 2	SF: 0 SAC: 2 DP: 1 HBP: 1	WP: 2 PB: 0 SB: 0 CS: 0	PA: 38
PITCHER Mark Bomback, R ERA: 8.1 Dale Murray, R ERA: 3.49 Roy Lee Jackson, R ERA: 7.11 Jim Gott, R ERA: 3.12	IP: 5.0 WLS: L BF: 24 H: 7 R: 4 ER: 3 SO: 1 BB: 2 IBB: 1 HBP: 0 BLK: 0 WP: 1 HR: 2 S: 23 P: 32 ERA: 5.40 WHIP: 1.800															PITCHER				

Toronto Blue Jays @ Milwaukee Brewers
Milwaukee County Stadium, Milwaukee, WI
Thu Apr 22 1982, 7:05 PM EST
Att. 6,199 - Unknown - 50 F

AB 31
R 7
H 11
RBI 5
BB 4
SO 2
LOB 15



Batter	1	2	3	4	5	6	7	8	9	AB	R	H	RBI	BB	SO	LOB	TOP							
Paul Moltzer, R OBP: 0.466, SLG: 0.455 (1, 5)										2	1	0	0	2	1	2	Milwaukee Brewers @ Texas Rangers Arlington Stadium, Arlington, TX Fri Apr 23 1982, 7:05 PM EST Att: 13,818 - Unknown							
Charlie Moore, R OBP: 0.354, SLG: 0.413 (1, 9)										4	0	1	0	0	0	3								
Cecil Cooper, L OBP: 0.436, SLG: 0.529 (1, 3)										3	0	1	1	0	0	0								
Ben Oglivie, L OBP: 0.364, SLG: 0.612 (1, 7)										4	0	0	0	0	2	2								
Ted Simmons, S OBP: 0.263, SLG: 0.257 (1, 2)										4	0	0	0	0	0	3								
Gorman Thomas, R OBP: 0.434, SLG: 0.372 (1, 8)										4	1	2	0	0	2	1								
Don Money, R OBP: 0.412, SLG: 0.533 Kevin Bass, S (7, PR)										1	0	1	1	2	0	0								
Robin Yount, R OBP: 0.455, SLG: 0.750 (1, 6)										4	0	0	0	0	1	4								
Jim Gantner, L OBP: 0.326, SLG: 0.222 (1, 4)										3	0	1	0	0	1	1								
Inning Stats	R: 1 E: 0 K: 1 S: 6	H: 1 LOB: 1 BB: 1 P: 10	R: 0 E: 0 K: 2 S: 6	H: 0 LOB: 0 BB: 1 P: 10	R: 0 E: 0 K: 2 S: 7	H: 0 LOB: 0 BB: 0 P: 7	R: 0 E: 0 K: 1 S: 5	H: 0 LOB: 0 BB: 0 P: 5	R: 1 E: 0 K: 0 S: 5	H: 3 LOB: 2 BB: 1 P: 9	R: 0 E: 1 K: 1 S: 6	H: 0 LOB: 1 BB: 0 P: 6	R: 0 E: 0 K: 0 S: 2	H: 0 LOB: 2 BB: 1 P: 7	R: 0 E: 0 K: 0 S: 4	H: 1 LOB: 1 BB: 0 P: 4		R: 0 E: 0 K: 0 S: 4	H: 1 LOB: 1 BB: 0 P: 4	R: 0 E: 0 K: 0 S: 4	H: 1 LOB: 1 BB: 0 P: 4	1B: 3 2B: 3 3B: 0 HR: 0	SF: 1 SAC: 1 DP: 2 HBP: 1	WP: 1 PB: 0 SB: 0 CS: 1
PITCHER Rick Honeycutt, L ERA: 5.09 (1, 1)	IP: 9.0 WLS: L BF: 36 H: 6 R: 2 ER: 2 SO: 7 BB: 4 IBB: 0 HBP: 1 BLK: 0 WP: 1 HR: 0 S: 45 P: 62 ERA: 2.00 WHIP: 1.111											PITCHER	IP: 9.0 WLS: L BF: 36 H: 6 R: 2 ER: 2 SO: 7 BB: 4 IBB: 0 HBP: 1 BLK: 0 WP: 1 HR: 0 S: 45 P: 62 ERA: 2.00 WHIP: 1.111											

Batter	1	2	3	4	5	6	7	8	9	AB	R	H	RBI	BB	SO	LOB	BOTTOM							
George Wright, S OBP: 0.357, SLG: 0.500 (1, 8)										4	1	1	0	0	0	0	Milwaukee Brewers @ Texas Rangers Arlington Stadium, Arlington, TX Fri Apr 23 1982, 7:05 PM EST Att: 13,818 - Unknown							
Bill Sample, R OBP: 0.388, SLG: 0.333 Lee Mazzilli, S OBP: 0.378, SLG: 0.333 (8, PH)										3	0	2	1	0	1	0								
Buddy Bell, R OBP: 0.418, SLG: 0.520 (1, 5)										4	0	1	0	0	0	2								
Larry Parrish, R OBP: 0.268, SLG: 0.256 (1, 9)										4	0	0	0	0	2	2								
Pat Putnam, L OBP: 0.405, SLG: 0.321 (1, 3)										3	0	0	0	0	0	1								
Jim Sundberg, R OBP: 0.396, SLG: 0.419 (1, 2)										3	0	0	0	0	1	0								
Mike Richardt, R OBP: 0.224, SLG: 0.227 (1, 10)										3	0	0	0	0	0	0								
Mark Wagner, R OBP: 0.372, SLG: 0.436 (1, 6)										3	0	2	0	0	0	0								
Doug Flynn, R OBP: 0.154, SLG: 0.184 Bill Stein, R OBP: 0.400, SLG: 0.600 (8, PH)										2	0	0	0	0	0	2								
Inning Stats	R: 0 E: 0 K: 0 S: 3	H: 1 LOB: 0 BB: 0 P: 3	R: 0 E: 0 K: 1 S: 5	H: 0 LOB: 0 BB: 0 P: 5	R: 0 E: 0 K: 0 S: 3	H: 1 LOB: 0 BB: 0 P: 3	R: 1 E: 0 K: 0 S: 5	H: 2 LOB: 1 BB: 0 P: 5	R: 0 E: 0 K: 0 S: 4	H: 1 LOB: 1 BB: 0 P: 4	R: 0 E: 0 K: 1 S: 6	H: 1 LOB: 1 BB: 0 P: 6	R: 0 E: 0 K: 1 S: 5	H: 0 LOB: 0 BB: 0 P: 5	R: 0 E: 0 K: 1 S: 5	H: 0 LOB: 0 BB: 0 P: 5		R: 0 E: 0 K: 2 S: 7	H: 0 LOB: 0 BB: 0 P: 7	R: 0 E: 0 K: 2 S: 7	H: 0 LOB: 0 BB: 0 P: 7	1B: 5 2B: 2 3B: 0 HR: 0	SF: 0 SAC: 0 DP: 2 HBP: 0	WP: 0 PB: 0 SB: 0 CS: 0
PITCHER Moose Haas, R ERA: 2.66 Rolie Fingers, R ERA: 3.6 (1, 1)	IP: 8.0 WLS: W BF: 28 H: 6 R: 1 ER: 1 SO: 4 BB: 0 IBB: 0 HBP: 0 BLK: 0 WP: 0 HR: 0 S: 36 P: 36 ERA: 1.12 WHIP: 0.750											PITCHER	IP: 1.0 WLS: S BF: 3 H: 0 R: 0 ER: 0 SO: 2 BB: 0 IBB: 0 HBP: 0 BLK: 0 WP: 0 HR: 0 S: 7 P: 7 ERA: 0.00 WHIP: 0.000											

Batter	1	2	3	4	5	6	7	8	9	AB	R	H	RBI	BB	SO	LOB	TOP	
Paul Moltis , R OBP: 0.435, SLG: 0.417 (1, 5)	P5	F4-3			F7		F	6-3		5	0	0	0	0	0	2		
Charlie Moore , R OBP: 0.346, SLG: 0.388 (1, 9)	K		F8		2B BB			5-3		3	0	0	0	1	1	0		
Cecil Cooper , L OBP: 0.458, SLG: 0.564 (1, 3)	1B		FC4-6	1B		1-H 2B		F4-3		4	0	3	0	0	0	0		
Ben Oglivie , L OBP: 0.339, SLG: 0.566 (1, 7)	K		F8			F8			G3	4	0	0	0	0	1	2		
Ted Simmons , S OBP: 0.286, SLG: 0.308 (1, 2)		SH5-3 HR 1B	FC4-6			6-3			1B 2B	4	2	2	0	0	0	1		
Gorman Thomas , R OBP: 0.423, SLG: 0.370 (1, 8)	SH5-3			K		K			1B SF8	3	1	1	1	0	2	0		
Roy Howell , L OBP: 0.190, SLG: 0.350 (1, 10)	HR		L7				F8		CS 1B	4	1	2	2	0	0	0		
Robin Yount , R OBP: 0.423, SLG: 0.696 (1, 6)	F7		F3				FC3-6 1B		SF8	3	0	1	1	0	0	0		
Jim Gantner , L OBP: 0.326, SLG: 0.231 (1, 4)	1B				F7		FC3-6 CS		CS	3	0	1	0	0	0	1		
Inning Stats	R: 0 E: 0 K: 2 S: 8	H: 1 LOB: 1 BB: 0 P: 8	R: 2 E: 0 K: 0 S: 6	H: 3 LOB: 1 BB: 0 P: 6	R: 0 E: 0 K: 0 S: 4	H: 1 LOB: 1 BB: 0 P: 4	R: 0 E: 0 K: 1 S: 5	H: 0 LOB: 0 BB: 1 P: 5	R: 0 E: 0 K: 0 S: 3	H: 1 LOB: 0 BB: 0 P: 3	R: 0 E: 0 K: 0 S: 3	H: 0 LOB: 0 BB: 0 P: 3	R: 2 E: 0 K: 0 S: 5	H: 3 LOB: 0 BB: 0 P: 5	1B: 7 2B: 2 3B: 0 HR: 1	SF: 1 SAC: 1 DP: 0 HBP: 0	WP: 0 PA: 37 PB: 0 SB: 0 CS: 2	
PITCHER	IP	WLS	BF	H	R	ER	SO	BB	IBB	HBP	BLK	WP	HR	S	P	ERA	WHIP	
Dave Schmidt , R ERA: 5.14 (1, 1)	8.1	L	35	10	4	4	4	1	0	0	0	0	1	41	45	4.32	1.320	
Steve Comer , R ERA: 1.0 (9, 1)	0.2		1	0	0	0	0	0	0	0	0	0	0	1	1	0.00	0.000	

Milwaukee Brewers @ Texas Rangers
Arlington Stadium, Arlington, TX
Sat Apr 24 1982, 7:05 PM EST
Att: 13,695 - Unknown

AB 33
R 4
H 10
RBI 4
BB 1
SO 4
LOB 6



Batter	1	2	3	4	5	6	7	8	9	AB	R	H	RBI	BB	SO	LOB	BOTTOM		
George Wright , S OBP: 0.333, SLG: 0.463 (1, 8)	G3		L5			K		G3		4	0	0	0	0	1	0			
Lee Mazzilli , S OBP: 0.390, SLG: 0.333 (1, 7)	S 1B			4-3		G3			4-3 S 1B BB	3	1	1	0	1	0	0			
Buddy Bell , R OBP: 0.424, SLG: 0.509 (1, 5)	F9			E BB BB		1B			5-3	3	0	1	0	1	0	2			
Larry Parrish , R OBP: 0.267, SLG: 0.238 (1, 9)	K			E1 BB		K			4-3	3	0	0	0	1	2	3			
Pat Putnam , L OBP: 0.390, SLG: 0.313 (1, 3)	K			E1			K		3-H 1B	4	0	1	1	0	2	2			
Mike Richardt , R OBP: 0.208, SLG: 0.208 (1, 10)	5-3			F8			F8		F8	4	0	0	0	0	0	3			
Bob Johnson , R (1, 2)	F7				K		6-3			3	0	0	0	0	1	0			
Mark Wagner , R OBP: 0.348, SLG: 0.405 (1, 6)			5-3			K		6-3		3	0	0	0	0	1	0			
Doug Flynn , R OBP: 0.146, SLG: 0.175 (1, 4)					F9			5-3		2	0	0	0	0	0	0			
Bill Stein , R OBP: 0.333, SLG: 0.500 (8, PH) (9, 4)						F6-3				1	0	0	0	0	0	0			
Inning Stats	R: 0 E: 0 K: 1 S: 6	H: 1 LOB: 1 BB: 0 P: 6	R: 0 E: 0 K: 1 S: 5	H: 0 LOB: 0 BB: 0 P: 5	R: 0 E: 0 K: 0 S: 3	H: 0 LOB: 2 BB: 2 P: 11	R: 0 E: 0 K: 2 S: 7	H: 0 LOB: 0 BB: 0 P: 7	R: 0 E: 0 K: 2 S: 8	H: 1 LOB: 1 BB: 0 P: 8	R: 0 E: 0 K: 1 S: 5	H: 0 LOB: 0 BB: 0 P: 5	R: 0 E: 0 K: 0 S: 3	H: 0 LOB: 0 BB: 0 P: 3	R: 1 E: 0 K: 0 S: 4	H: 1 LOB: 1 BB: 1 P: 8	1B: 3 2B: 0 3B: 0 HR: 0	SF: 0 SAC: 0 DP: 0 HBP: 0	WP: 0 PA: 33 PB: 0 SB: 2 CS: 0
PITCHER	IP	WLS	BF	H	R	ER	SO	BB	IBB	HBP	BLK	WP	HR	S	P	ERA	WHIP		
Pete Vuckovich , R ERA: 3.91 (1, 1)	9.0	W	33	3	1	1	7	3	0	0	0	0	0	44	56	1.00	0.667		

Milwaukee Brewers @ Texas Rangers
Arlington Stadium, Arlington, TX
Sat Apr 24 1982, 7:05 PM EST
Att: 13,695 - Unknown

AB 30
R 1
H 3
RBI 1
BB 3
SO 7
LOB 10



Batter	1	2	3	4	5	6	7	8	9	AB	R	H	RBI	BB	SO	LOB	TOP																						
Charlie Moore, R OBP: 0.345, SLG: 0.389	0-0 2B	FC6-4 1B		FC5-4 BB		E5 1B		1-3	3-1	5	2	1	0	1	0	3																							
Robin Yount, R OBP: 0.469, SLG: 0.690	1-3			FC5-4 FC6		1B		2B		6	1	4	2	0	0	2																							
Cecil Cooper, L OBP: 0.462, SLG: 0.590		5-3		FC6				1B	E6	6	1	3	3	0	0	4																							
Ben Oglivie, L OBP: 0.323, SLG: 0.517	F4		5-3		F8	P5		E	L9	5	1	0	0	1	0	5																							
Gorman Thomas, R OBP: 0.393, SLG: 0.333 Kevin Bass, S	K		5-3		F8	K		K		5	0	0	0	0	0	3	5																						
Roy Howell, L OBP: 0.308, SLG: 0.435		1B	HR		1B			F4	E7	3	2	2	2	2	0	0																							
Don Money, R OBP: 0.455, SLG: 0.700		FC6-4 1B	HR		F8			F4		5	2	3	2	0	0	2																							
Jim Gantner, L OBP: 0.333, SLG: 0.318		1B	5-3		1-3	K			HR	5	1	2	2	0	1	1																							
Ned Yost, R OBP: 0.357, SLG: 0.385	B2		K			E		F9	K	5	1	1	0	0	2	3																							
Inning Stats	R: 1 E: 0 K: 1 S: 7	H: 2 LOB: 1 BB: 0 P: 7	R: 2 E: 0 K: 0 S: 6	H: 3 LOB: 2 BB: 1 P: 10	R: 2 E: 0 K: 0 S: 4	H: 1 LOB: 0 BB: 1 P: 8	R: 0 E: 0 K: 1 S: 5	H: 0 LOB: 1 BB: 1 P: 9	R: 0 E: 0 K: 0 S: 4	H: 1 LOB: 1 BB: 0 P: 4	R: 2 E: 1 K: 1 S: 9	H: 3 LOB: 2 BB: 0 P: 9	R: 0 E: 0 K: 1 S: 6	H: 1 LOB: 1 BB: 0 P: 6	R: 3 E: 1 K: 1 S: 8	H: 3 LOB: 1 BB: 1 P: 12	R: 1 E: 0 K: 1 S: 8	H: 2 LOB: 2 BB: 0 P: 8	1B: 10 2B: 4 3B: 0 HR: 2	SF: 0 SAC: 0 DP: 0 HBP: 0	WP: 0 PB: 0 SB: 1 CS: 0	PA: 49																	
PITCHER	IP	WLS	BF	H	R	ER	SO	BB	IBB	HBP	BLK	WP	HR	S	P	ERA	WHIP	PITCHER					IP	WLS	BF	H	R	ER	SO	BB	IBB	HBP	BLK	WP	HR	S	P	ERA	WHIP
Charlie Hough, R ERA: 5.55	3.0		17	6	5	5	1	2	0	0	0	0	1	17	25	15.00	2.667																						
Jon Matlack, L ERA: 3.35	2.2	L	14	4	2	1	1	1	0	0	0	0	0	15	19	3.38	1.875																						
Danny Darwin, R ERA: 2.7	3.1		18	6	4	4	4	0	1	0	0	0	1	25	29	10.80	1.800																						

Milwaukee Brewers @ Texas Rangers
Arlington Stadium, Arlington, TX
Sun Apr 25 1982, 4:33 AM EDT
Att: 36,866 - Unknown

AB 45
R 11
H 16
RBI 11
BB 4
SO 6
LOB 25



Batter	1	2	3	4	5	6	7	8	9	AB	R	H	RBI	BB	SO	LOB	BOTTOM																						
George Wright, S OBP: 0.354, SLG: 0.466	BLK HR	P6			2B	6-3			G6-4-3 BB	4	2	2	0	0	0	0																							
Lee Mazzilli, S OBP: 0.413, SLG: 0.410	HR		K		2B	F7			G6-4-3 BB	3	2	1	2	2	1	0																							
Buddy Bell, R OBP: 0.438, SLG: 0.526	BB		FC6-4 1B		1B	2B			G6-4-3	4	1	2	2	1	0	2																							
Larry Parrish, R OBP: 0.260, SLG: 0.217	F8		F7		BB	F8			F8	4	1	0	0	1	0	3																							
Lamar Johnson, R OBP: 0.476, SLG: 0.684	BB		FC6-4		P3	5-3				4	0	1	0	0	0	3																							
Jim Sundberg, R OBP: 0.423, SLG: 0.422	G6-4-3 BB		6-3		1B	BB			G6-4-3 1B	2	0	1	0	2	0	0																							
Mike Richardt, R OBP: 0.228, SLG: 0.231	G6-4-3		5-3		1B				G6-4-3 1B	4	0	2	2	0	0	3																							
Mark Wagner, R OBP: 0.327, SLG: 0.378		6-3			1-3	K			G6-4-3	3	0	0	0	0	1	2																							
Pat Putnam, L OBP: 0.381, SLG: 0.303										1	0	0	0	0	0	2																							
Mario Mendoza, R										0	0	0	0	0	0	0																							
Doug Flynn, R OBP: 0.136, SLG: 0.163		B2-3			F4	F6-3			5-3	3	0	0	0	0	0	0																							
Bill Stein, R OBP: 0.286, SLG: 0.429										1	0	0	0	0	0	1																							
Inning Stats	R: 2 E: 0 K: 0 S: 4	H: 2 LOB: 2 BB: 2 P: 13	R: 0 E: 0 K: 0 S: 3	H: 0 LOB: 0 BB: 0 P: 3	R: 0 E: 0 K: 1 S: 6	H: 1 LOB: 1 BB: 0 P: 6	R: 0 E: 0 K: 0 S: 3	H: 0 LOB: 0 BB: 0 P: 3	R: 0 E: 0 K: 0 S: 3	H: 0 LOB: 0 BB: 0 P: 3	R: 0 E: 0 K: 0 S: 4	H: 2 LOB: 1 BB: 0 P: 4	R: 0 E: 0 K: 0 S: 3	H: 1 LOB: 1 BB: 1 P: 7	1B: 7 2B: 1 3B: 0 HR: 1	SF: 0 SAC: 0 DP: 3 HBP: 1	WP: 0 PB: 0 SB: 0 CS: 0	PA: 40																					
PITCHER	IP	WLS	BF	H	R	ER	SO	BB	IBB	HBP	BLK	WP	HR	S	P	ERA	WHIP	PITCHER					IP	WLS	BF	H	R	ER	SO	BB	IBB	HBP	BLK	WP	HR	S	P	ERA	WHIP
Bob McClure, L ERA: 5.94	4.1		22	5	6	6	1	4	0	1	1	0	1	19	36	12.46	2.077																						
Dwight Bernard, R ERA: 4.5	2.2	W	12	3	0	0	1	1	0	0	0	0	0	13	17	0.00	1.500																						
Rollie Fingers, R ERA: 3.0	2.0	S	6	1	0	0	0	1	0	0	0	0	0	5	9	0.00	1.000																						

Milwaukee Brewers @ Texas Rangers
Arlington Stadium, Arlington, TX
Sun Apr 25 1982, 4:33 AM EDT
Att: 36,866 - Unknown


AB 33
R 6
H 9
RBI 6
BB 6
SO 2
LOB 16



Batter	1	2	3	4	5	6	7	8	9	AB	R	H	RBI	BB	SO	LOB	TOP										
Ron LeFlore, R OBP: 0.353, SLG: 0.508 Rudy Law, L OBP: 0.250, SLG: 0.250	4-0 S HR BB	0-0 1-H 2-H 3-H HR	0-0 6-3			0-3 K		0-0 4-3		4	2	1	4	1	1	0											
Tony Bernazard, S OBP: 0.296, SLG: 0.333	0-3 K	0-0 E4 FC3-6			0-0 P6				4-0 1B PB BB SF7	4	2	1	0	1	1	1											
Steve Kemp, L OBP: 0.422, SLG: 0.473 Jerry Hairston, S OBP: 0.167, SLG: 0.417	0-0 2-H HR	0-0 FC3-6 FC3-6			0-0 4-3				0-0 1B BB FC4-6	5	1	3	2	0	0	1											
Greg Luzinski, R OBP: 0.292, SLG: 0.333	0-0 G3	0-0 FC3-6 2B			0-0 F7				0-0 1B BB FC4-6	3	1	0	1	1	0	1											
Tom Paciorek, R OBP: 0.365, SLG: 0.467 Mike Squires, L OBP: 0.571, SLG: 0.500	0-0 5-3	0-0 2-H 1B 2B			0-0 F8				0-0 P6 3-H	4	1	1	2	0	0	2											
Carlton Fisk, R OBP: 0.438, SLG: 0.421 Marc Hill, R					4-0 G4-3 BB					3	1	2	2	1	1	2											
Harold Baines, L OBP: 0.286, SLG: 0.300					0-0 G4-3 1-2					4	1	1	0	0	1	4											
Aurelio Rodriguez, R		0-0 E4 HR BB	0-0 G3			0-0 6-3			0-0 6-3	4	1	0	0	0	0	1											
Bill Almon, R OBP: 0.429, SLG: 0.375		4-0 1-2 2-3 HR BB	0-3 K			0-0 F3			0-0 6-3	3	1	0	0	1	1	0											
Inning Stats	R: 2 E: 0 K: 1 S: 6	H: 1 LOB: 0 BB: 1 P: 10	R: 7 E: 3 K: 1 S: 12	H: 5 LOB: 1 BB: 1 P: 16	R: 0 E: 0 K: 1 S: 5	H: 0 LOB: 0 BB: 0 P: 5	R: 0 E: 0 K: 0 S: 3	H: 0 LOB: 0 BB: 0 P: 3	R: 0 E: 0 K: 0 S: 2	H: 0 LOB: 0 BB: 1 P: 6	R: 0 E: 0 K: 1 S: 5	H: 0 LOB: 0 BB: 0 P: 5	R: 1 E: 0 K: 1 S: 7	H: 2 LOB: 2 BB: 1 P: 11	R: 0 E: 0 K: 0 S: 3	H: 0 LOB: 0 BB: 0 P: 3	R: 1 E: 0 K: 0 S: 3	H: 1 LOB: 0 BB: 1 P: 7	1B: 5 2B: 1 3B: 0 HR: 3	SF: 1 SAC: 0 DP: 1 HBP: 0	WP: 0 PB: 1 SB: 1 CS: 0	PA: 41					
PITCHER	IP	WLS	BF	H	R	ER	SO	BB	IBB	HBP	BLK	WP	HR	S	P	ERA	WHIP										
Randy Lerch, L ERA: 7.62	1.0	L	9	3	6	6	1	2	0	0	0	0	2	9	17	54.00	5.000										
Jim Slaton, R ERA: 2.25	4.0		16	3	3	0	2	1	0	0	0	0	1	19	23	0.00	1.000										
Jerry Augustine, L ERA: 1.04	4.0		16	3	2	1	2	2	0	0	0	0	0	18	26	2.25	1.250										

Chicago White Sox @ Milwaukee Brewers
 Milwaukee County Stadium, Milwaukee, WI
 Tue Apr 27 1982, 8:05 PM EDT
 Att. 9,500 - Unknown - 48 F


AB 35
 R 11
 H 9
 RBI 11
 BB 5
 SO 5
 LOB 12



Batter	1	2	3	4	5	6	7	8	9	AB	R	H	RBI	BB	SO	LOB	BOTTOM										
Paul Molitor, R OBP: 0.439, SLG: 0.412	4-0 4-3 S BB		0-0 5-3						0-0 1-3	3	0	1	0	1	0	1											
Robin Yount, R OBP: 0.444, SLG: 0.636	0-0 5-3 1-2		0-0 5-3						0-0 F8	4	0	1	0	0	0	1											
Cecil Cooper, L OBP: 0.449, SLG: 0.600	0-0 4-3 2-3					0-0 4-3 3B			0-0 F8	4	1	1	0	0	0	3											
Ben Oglivie, L OBP: 0.304, SLG: 0.484	0-0 F9					0-0 4-3 3-H			0-0 F8 G3	4	0	0	1	0	0	1											
Ted Simmons, S OBP: 0.261, SLG: 0.279		0-0 P4				0-0 F8			0-0 3-1	4	0	0	0	0	0	0											
Gorman Thomas, R OBP: 0.385, SLG: 0.315		0-0 E8 G3				4-0 BB			0-0 6-3	3	1	0	0	1	0	0											
Roy Howell, L OBP: 0.267, SLG: 0.370		0-0 G3 3-H				0-0 F5			0-0 4-3	4	0	0	1	0	0	1											
Charlie Moore, R OBP: 0.328, SLG: 0.368		0-0 L3							0-0 6-3	3	0	0	0	0	0	0											
Jim Gantner, L OBP: 0.333, SLG: 0.340			0-0 1-3						0-0 G3	3	0	1	0	0	0	0											
Inning Stats	R: 0 E: 0 K: 0 S: 3	H: 0 LOB: 1 BB: 1 P: 7	R: 1 E: 1 K: 0 S: 4	H: 0 LOB: 0 BB: 0 P: 4	R: 0 E: 0 K: 0 S: 3	H: 0 LOB: 0 BB: 0 P: 3	R: 1 E: 0 K: 0 S: 4	H: 1 LOB: 1 BB: 1 P: 8	R: 0 E: 0 K: 0 S: 5	H: 2 LOB: 2 BB: 0 P: 5	R: 0 E: 0 K: 0 S: 3	H: 0 LOB: 0 BB: 0 P: 3	R: 0 E: 0 K: 0 S: 4	H: 1 LOB: 1 BB: 0 P: 4	R: 0 E: 0 K: 0 S: 3	H: 0 LOB: 0 BB: 0 P: 3	R: 0 E: 0 K: 0 S: 3	H: 0 LOB: 0 BB: 0 P: 3	1B: 2 2B: 1 3B: 1 HR: 0	SF: 0 SAC: 0 DP: 0 HBP: 0	WP: 0 PB: 0 SB: 1 CS: 0	PA: 34					
PITCHER	IP	WLS	BF	H	R	ER	SO	BB	IBB	HBP	BLK	WP	HR	S	P	ERA	WHIP										
LaMarr Hoyt, R ERA: 1.35	8.0	W	31	4	2	1	0	2	0	0	0	0	0	29	37	1.12	0.750										
Salome Barojas, R ERA:	1.0		3	0	0	0	0	0	0	0	0	0	0	3	3	0.00	0.000										

Chicago White Sox @ Milwaukee Brewers
 Milwaukee County Stadium, Milwaukee, WI
 Tue Apr 27 1982, 8:05 PM EDT
 Att. 9,500 - Unknown - 48 F

AB 32
 R 2
 H 4
 RBI 2
 BB 2
 SO 0
 LOB 7



Batter	1	2	3	4	5	6	7	8	9	AB	R	H	RBI	BB	SO	LOB	TOP								
Paul Moltzer, R OBP: 0.392, SLG: 0.356 (1, 5)	6-3			F8		L3		K		4	0	0	0	0	1	3	Milwaukee Brewers @ Minnesota Twins Hubert H. Humphrey Metrodome, Minneapolis, MN Fri Apr 30 1982, 8:05 PM EDT Att: 23,547 - Dome - 70 F								
Robin Yount, R OBP: 0.409, SLG: 0.575 (1, 6)	K			L6		6-3				4	0	1	2	0	1	0									
Cecil Cooper, L OBP: 0.421, SLG: 0.549 (1, 3)	L8			F6				L7		4	0	0	0	0	0	1									
Ben Oglivie, L OBP: 0.286, SLG: 0.486 (1, 7)		K			F8					4	0	0	0	0	1	0									
Ted Simmons, S OBP: 0.245, SLG: 0.260 (1, 2)		G3			E3					4	1	0	0	0	1	0									
Gorman Thomas, R OBP: 0.389, SLG: 0.317 (1, 8)		F7			6-3					4	0	2	0	0	0	0									
Roy Howell, L OBP: 0.265, SLG: 0.333 (1, 10)				1-3				FC6-4 1B		3	1	0	0	1	0	2									
Charlie Moore, R OBP: 0.328, SLG: 0.367 (1, 9)				6-3				E 2B 1B		3	1	1	0	0	1	1									
Jim Gantner, L OBP: 0.367, SLG: 0.377 (1, 4)				F8				E3 2B 1B		3	1	2	1	0	0	0									
Inning Stats	R: 0 E: 0 K: 1 S: 5	H: 0 LOB: 0 BB: 0 P: 5	R: 0 E: 0 K: 1 S: 5	H: 0 LOB: 0 BB: 0 P: 5	R: 0 E: 0 K: 0 S: 3	H: 0 LOB: 0 BB: 0 P: 3	R: 0 E: 0 K: 0 S: 3	H: 0 LOB: 0 BB: 0 P: 3	R: 1 E: 2 K: 1 S: 6	H: 0 LOB: 1 BB: 1 P: 10	R: 0 E: 0 K: 0 S: 3	H: 0 LOB: 0 BB: 0 P: 3	R: 0 E: 0 K: 0 S: 3	H: 0 LOB: 0 BB: 0 P: 3	R: 3 E: 1 K: 1 S: 9	H: 4 LOB: 1 BB: 0 P: 9	R: 0 E: 0 K: 1 S: 6	H: 1 LOB: 1 BB: 0 P: 6	1B: 5 2B: 2 3B: 0 HR: 0	SF: 0 SAC: 0 DP: 1 HBP: 0	WP: 0 PB: 0 CS: 0	PA: 34			
PITCHER	IP	WLS	BF	H	R	ER	SO	BB	IBB	HBP	BLK	WP	HR	S	P	ERA	WHIP								
Roger Erickson, R ERA: 3.48 (1, 1)	7.1	W	27	4	4	2	3	1	0	0	0	0	0	32	36	2.46	0.682								
Ron Davis, R ERA: 2.67 (8, 1)	1.2		7	2	0	0	2	0	0	0	0	0	0	11	11	0.00	1.200								

Batter	1	2	3	4	5	6	7	8	9	AB	R	H	RBI	BB	SO	LOB	BOTTOM									
Jim Eisenreich, L OBP: 0.379, SLG: 0.442 (1, 8)	F8 1B 3B				F6			1-3		3	1	1	0	0	0	0	Milwaukee Brewers @ Minnesota Twins Hubert H. Humphrey Metrodome, Minneapolis, MN Fri Apr 30 1982, 8:05 PM EDT Att: 23,547 - Dome - 70 F									
Bobby Mitchell, L OBP: 0.360, SLG: 0.390 (6, 8)		F7								1	0	0	0	0	0	0										
Mickey Hatcher, R OBP: 0.341, SLG: 0.333 (1, 9)				5-3		F9		5-3		4	1	1	0	0	0	0										
Gary Ward, R OBP: 0.284, SLG: 0.293 (1, 7)						F9		6-3		4	0	1	0	0	0	2										
Kent Hrbek, L OBP: 0.404, SLG: 0.698 (1, 3)				G4-6-3 1B						4	1	2	2	0	0	1										
Randy Johnson, L OBP: 0.449, SLG: 0.738 (1, 10)		SF8 3B				G3				3	1	1	1	0	0	1										
John Castino, R OBP: 0.378, SLG: 0.447 (1, 4)					L3			G3		3	0	1	1	0	1	0										
Gary Gaetti, R OBP: 0.315, SLG: 0.537 (1, 5)								K		3	1	1	1	0	2	1										
Butch Wynegar, S OBP: 0.232, SLG: 0.254 (1, 2)								HR		3	1	0	0	0	1	1										
Ron Washington, R OBP: 0.417, SLG: 0.529 (1, 6)								K		3	1	1	2	0	1	0										
Inning Stats	R: 3 E: 0 K: 1 S: 8	H: 3 LOB: 0 BB: 0 P: 8	R: 1 E: 0 K: 2 S: 8	H: 1 LOB: 0 BB: 0 P: 8	R: 0 E: 0 K: 0 S: 3	H: 1 LOB: 0 BB: 0 P: 3	R: 0 E: 0 K: 1 S: 5	H: 0 LOB: 0 BB: 0 P: 5	R: 0 E: 0 K: 0 S: 3	H: 0 LOB: 0 BB: 0 P: 3	R: 0 E: 0 K: 0 S: 3	H: 0 LOB: 0 BB: 0 P: 3	R: 3 E: 0 K: 1 S: 8	H: 3 LOB: 0 BB: 0 P: 8	R: 0 E: 0 K: 0 S: 4	H: 1 LOB: 1 BB: 0 P: 4	1B: 3 2B: 3 3B: 1 HR: 2	SF: 1 SAC: 0 DP: 1 HBP: 0	WP: 0 PB: 0 CS: 0	PA: 32						
PITCHER	IP	WLS	BF	H	R	ER	SO	BB	IBB	HBP	BLK	WP	HR	S	P	ERA	WHIP									
Moose Haas, R ERA: 4.1 (1, 1)	6.0	L	24	7	6	6	4	0	0	0	0	0	1	8	8	5.40	0.600									
Dwight Bernard, R ERA: 4.63 (7, 1)	1.2		6	1	1	1	1	0	0	0	0	0	0	1	8	8	5.40	0.600								
Jamie Easterly, L ERA: 2.25 (8, 1)	0.1		2	1	0	0	0	0	0	0	0	0	0	2	2	0.00	3.000									

Batter	1	2	3	4	5	6	7	8	9	AB	R	H	RBI	BB	SO	LOB	TOP		
Paul Moltor, R OBP: 0.385, SLG: 0.339 (1, 5)	F8		SH2-3		FC4-6 1B S			E5 2B WP		3	1	0	0	1	0	1	Milwaukee Brewers @ Minnesota Twins Hubert H. Humphrey Metrodome, Minneapolis, MN Sat May 01 1982, 4:33 AM EDT Att: 25,587 - Dome - 70 F		
Robin Yount, R OBP: 0.429, SLG: 0.568 (1, 6)	F7		FC6-4 1B		1B			2B BB	5-3	4	1	2	0	1	0	1			
Cecil Cooper, L OBP: 0.432, SLG: 0.554 (1, 3)	BB		FC6-4 1-2 2-3		L8			G3 1B 2B 1-H 2-H		3	1	1	2	2	0	4			
Ben Oglivie, L OBP: 0.268, SLG: 0.453 (1, 7)	K		F5					G3 2-3	F7	5	0	0	0	0	1	6			
Ted Simmons, S OBP: 0.246, SLG: 0.259 Kevin Bass, S (8, PR)		5-3		6-3					F2	4	0	1	1	0	0	0			
Ned Yost, R OBP: 0.333, SLG: 0.357 (8, 2)								HR 1B		0	1	0	0	0	0	0			
Gorman Thomas, R OBP: 0.382, SLG: 0.359 (1, 8)		5-3		K						1	0	0	0	0	0	2			
Don Money, R OBP: 0.393, SLG: 0.692 (1, 10)				5-3				HR		4	1	1	2	0	1	0			
Charlie Moore, R OBP: 0.324, SLG: 0.349 (1, 9)										4	1	1	1	0	0	1			
Jim Gantner, L OBP: 0.375, SLG: 0.364 (1, 4)			FC6-4 SH2-3 BB		FC4-6 BB					3	0	0	0	1	0	0			
Inning Stats	R: 0 E: 0 K: 1 S: 5	H: 0 LOB: 1 BB: 1 P: 9	R: 1 E: 0 K: 0 S: 4	H: 1 LOB: 0 BB: 0 P: 4	R: 0 E: 0 K: 1 S: 4	H: 1 LOB: 2 BB: 1 P: 8	R: 0 E: 0 K: 1 S: 5	H: 0 LOB: 0 BB: 0 P: 5	R: 0 E: 0 K: 0 S: 3	H: 0 LOB: 0 BB: 0 P: 3	R: 0 E: 0 K: 0 S: 3	H: 0 LOB: 0 BB: 0 P: 3	R: 5 E: 1 K: 0 S: 7	H: 3 LOB: 1 BB: 2 P: 15	R: 0 E: 0 K: 0 S: 3	H: 0 LOB: 2 BB: 2 P: 11	1B: 3 2B: 1 3B: 0 HR: 2	SF: 0 SAC: 1 DP: 0 HBP: 0	WP: 1 PA: 41 SB: 0 CS: 2
PITCHER	IP	WLS	BF	H	R	ER	SO	BB	IBB	HBP	BLK	WP	HR	S	P	ERA	WHIP		
Brad Havens, L ERA: 2.59 (1, 1)	7.0		29	3	3	3	2	4	0	0	0	1	1	29	45	3.86	1.000		
Doug Corbett, R ERA: 4.11 (8, 1)	1.1	L	9	3	3	2	0	2	0	0	0	0	1	7	15	13.50	3.750		
Darrell Jackson, L ERA: 7.52 (9, 1)	0.2		3	0	0	0	0	0	1	0	0	0	0	2	6	0.00	0.000		

Batter	1	2	3	4	5	6	7	8	9	AB	R	H	RBI	BB	SO	LOB	BOTTOM				
Jim Eisenreich, L OBP: 0.382, SLG: 0.443 Bobby Mitchell, L OBP: 0.340, SLG: 0.364 (1, 8)	G3		FC1-5 1B		F7				F5	2	0	1	0	0	0	0	Milwaukee Brewers @ Minnesota Twins Hubert H. Humphrey Metrodome, Minneapolis, MN Sat May 01 1982, 4:33 AM EDT Att: 25,587 - Dome - 70 F				
Mickey Hatcher, R OBP: 0.333, SLG: 0.326 (1, 9)	6-3		E 1B		F9					4	1	1	0	0	0	0					
Gary Ward, R OBP: 0.282, SLG: 0.291 (1, 7)	L9		FC1-5 1B 1-H 2-3F		S 1B					4	1	1	0	0	0	1					
Randy Johnson, L OBP: 0.438, SLG: 0.708 (1, 10)		1B 1B	K		K					4	1	1	0	0	3	2					
Jesus Vega, R OBP: 0.348, SLG: 0.643 (1, 3)		1B L5-3 1B	S 1B							4	2	4	2	0	0	0					
John Castino, R OBP: 0.367, SLG: 0.429 (1, 4)		L5-3 1B	F9							4	0	1	1	0	1	2					
Gary Gaetti, R OBP: 0.299, SLG: 0.507 (1, 5)	L5-3				F8					4	0	0	0	0	0	2					
Sal Butera, R OBP: 0.458, SLG: 0.235 Randy Bush, L (9, PH)		BB			5-3					1	0	0	0	2	0	0					
Ron Washington, R OBP: 0.385, SLG: 0.486 Rob Wilfong, L OBP: 0.212, SLG: 0.119 (9, PH)		BB			6-3					1	0	0	0	0	1	0					
Inning Stats	R: 0 E: 0 K: 0 S: 3	H: 0 LOB: 0 BB: 0 P: 3	R: 2 E: 0 K: 0 S: 5	H: 3 LOB: 1 BB: 1 P: 9	R: 2 E: 1 K: 1 S: 8	H: 3 LOB: 1 BB: 0 P: 8	R: 0 E: 0 K: 0 S: 3	H: 0 LOB: 0 BB: 0 P: 3	R: 0 E: 0 K: 1 S: 6	H: 1 LOB: 1 BB: 0 P: 6	R: 0 E: 0 K: 1 S: 6	H: 1 LOB: 2 BB: 1 P: 10	R: 0 E: 0 K: 0 S: 3	H: 0 LOB: 0 BB: 0 P: 3	R: 1 E: 0 K: 2 S: 8	H: 1 LOB: 0 BB: 0 P: 8		R: 0 E: 0 K: 1 S: 5	H: 0 LOB: 0 BB: 0 P: 5	1B: 8 2B: 1 3B: 0 HR: 1	SF: 0 SAC: 0 DP: 1 HBP: 0
PITCHER	IP	WLS	BF	H	R	ER	SO	BB	IBB	HBP	BLK	WP	HR	S	P	ERA	WHIP				
Pete Vuckovich, R ERA: 3.9 (1, 1)	7.0		30	8	4	3	3	2	0	0	0	0	0	34	42	3.86	1.429				
Rollie Fingers, R ERA: 2.7 (8, 1)	2.0	S	7	1	1	1	3	0	0	0	0	0	1	13	13	4.50	0.500				

Batter	1	2	3	4	5	6	7	8	9	AB R H RBI BB SO LOB	TOP									
Paul Moltzer, R OBP: 0.405, SLG: 0.358 (1, 5)										5 1 3 1 1 1 1	Milwaukee Brewers @ Minnesota Twins Hubert H. Humphrey Metrodome, Minneapolis, MN Sun May 02 1982, 4:33 AM EDT Att: 24,605 - Dome - 70 F									
Robin Yount, R OBP: 0.418, SLG: 0.531 (1, 6)										5 0 1 0 1 0 6										
Cecil Cooper, L OBP: 0.430, SLG: 0.538 (1, 3)										4 2 1 0 1 0 4										
Ben Oglivie, L OBP: 0.287, SLG: 0.456 (1, 7)										4 2 2 1 1 2 2										
Ted Simmons, S OBP: 0.258, SLG: 0.373 (1, 10)										5 2 2 6 0 0 4										
Gorman Thomas, R OBP: 0.383, SLG: 0.397 (1, 8)										4 1 1 1 1 2 2										
Mark Brouhard, R OBP: 0.333, SLG: 0.286 Kevin Bass, S (9, PR)										4 1 2 0 1 1 1 0 1 0 0 0 0 0										
Charlie Moore, R OBP: 0.315, SLG: 0.368 (1, 2)										5 1 1 1 0 0 2										
Jim Gantner, L OBP: 0.377, SLG: 0.356 (1, 4)										4 0 1 0 1 1 2										
Inning Stats	R: 4 E: 0 K: 1 S: 7	H: 3 LOB: 1 BB: 2 P: 15	R: 1 E: 1 K: 0 S: 5	H: 2 LOB: 1 BB: 0 P: 5	R: 1 E: 0 K: 1 S: 6	H: 1 LOB: 0 BB: 0 P: 6	R: 0 E: 0 K: 0 S: 2	H: 0 LOB: 0 BB: 1 P: 6	R: 0 E: 1 K: 1 S: 6	H: 0 LOB: 2 BB: 1 P: 10		R: 3 E: 0 K: 1 S: 9	H: 4 LOB: 1 BB: 0 P: 9	R: 0 E: 0 K: 1 S: 6	H: 1 LOB: 2 BB: 1 P: 10	R: 1 E: 0 K: 1 S: 7	H: 2 LOB: 3 BB: 1 P: 11	1B: 9 2B: 2 3B: 1 HR: 3	SF: 0 SAC: 0 DP: 2 HBP: 0	WP: 1 PB: 0 SB: 0 CS: 2
PITCHER	IP WLS BF H R ER SO BB IBB HBP BLK WP HR S P ERA WHIP																			
Albert Williams, R ERA: 3.6 (1, 1)	1.0 L 10 5 5 4 1 2 0 0 0 0 0 1 10 18 36.00 7.000																			
Bobby Castillo, L ERA: 5.24 (2, 1)	5.0 19 2 2 2 3 3 0 0 0 0 0 1 22 34 3.60 1.000																			
Darrell Jackson, L ERA: 8.44 (7, 1)	1.0 7 4 3 3 1 0 0 0 0 0 1 9 9 27.00 4.000																			
Doug Corbett, R ERA: 4.15 (8, 1)	2.0 11 3 1 1 2 2 0 0 0 1 0 13 21 4.50 2.500																			

Batter	1	2	3	4	5	6	7	8	9	AB R H RBI BB SO LOB	BOTTOM											
Jim Eisenreich, L OBP: 0.385, SLG: 0.438 Bobby Mitchell, L OBP: 0.321, SLG: 0.340 (1, 8)										1 0 0 0 1 0 0 3 0 0 0 0 1 1	Milwaukee Brewers @ Minnesota Twins Hubert H. Humphrey Metrodome, Minneapolis, MN Sun May 02 1982, 4:33 AM EDT Att: 24,605 - Dome - 70 F											
Mickey Hatcher, R OBP: 0.305, SLG: 0.298 Randy Bush, L (9, PH)									4 0 0 0 0 2 1 0 0 0 0 1 0 0													
Gary Ward, R OBP: 0.311, SLG: 0.373 (1, 7)									4 1 3 1 1 0 0													
Jesus Vega, R OBP: 0.412, SLG: 0.576 (1, 3)									5 1 1 0 0 1 5													
Randy Johnson, L OBP: 0.436, SLG: 0.681 (1, 10)									4 0 1 0 1 1 2													
Gary Gaetti, R OBP: 0.296, SLG: 0.507 (1, 5)									4 1 1 0 0 1 4													
John Castino, R OBP: 0.377, SLG: 0.444 (1, 4)									3 1 1 1 1 0 0													
Sal Butera, R OBP: 0.464, SLG: 0.300 (1, 2)									3 0 1 1 1 0 0													
Ron Washington, R OBP: 0.349, SLG: 0.439 (1, 6)									4 0 0 0 0 1 3													
Inning Stats	R: 1 E: 0 K: 0 S: 4	H: 1 LOB: 0 BB: 0 P: 4	R: 0 E: 0 K: 0 S: 3	H: 0 LOB: 2 BB: 2 P: 11	R: 0 E: 0 K: 0 S: 3	H: 0 LOB: 0 BB: 3 P: 15	R: 0 E: 0 K: 0 S: 3	H: 0 LOB: 0 BB: 0 P: 3	R: 0 E: 0 K: 1 S: 6	H: 1 LOB: 1 BB: 0 P: 6		R: 2 E: 0 K: 0 S: 6	H: 3 LOB: 1 BB: 0 P: 6	R: 1 E: 1 K: 2 S: 9	H: 2 LOB: 1 BB: 0 P: 9	R: 0 E: 0 K: 1 S: 5	H: 0 LOB: 0 BB: 0 P: 5	R: 0 E: 0 K: 3 S: 10	H: 1 LOB: 2 BB: 1 P: 14	1B: 2 2B: 5 3B: 0 HR: 1	SF: 0 SAC: 0 DP: 0 HBP: 0	WP: 2 PB: 0 SB: 0 CS: 0
PITCHER	IP WLS BF H R ER SO BB IBB HBP BLK WP HR S P ERA WHIP																					
Randy Lerch, L ERA: 6.63 (7, 1)	3.0 S 13 3 1 0 6 1 0 0 0 0 0 0 24 28 0.00 1.333																					

AB 40
R 11
H 14
RBI 10
BB 7
SO 7
LOB 24



Batter	1	2	3	4	5	6	7	8	9	AB	R	H	RBI	BB	SO	LOB	TOP										
Onix Concepcion, R OBP: 0.333, SLG: 0.389 (1, 6)										4	0	1	0	0	0	1	Kansas City Royals @ Milwaukee Brewers Milwaukee County Stadium, Milwaukee, WI Mon May 03 1982, 8:05 PM EDT Alt: 8,313 - Unknown - 61 F										
John Wathan, R OBP: 0.340, SLG: 0.310 (1, 2)										4	1	1	0	0	0	2											
George Brett, L OBP: 0.365, SLG: 0.529 (1, 7)										4	1	2	0	0	0	0											
Hal McRae, R OBP: 0.344, SLG: 0.543 (1, 10)										4	0	1	2	0	1	1											
Jerry Martin, R OBP: 0.430, SLG: 0.608 (1, 8) (7, 9)										3	0	0	0	1	1	1											
Frank White, R OBP: 0.286, SLG: 0.368 (1, 4)										4	0	2	0	0	0	2											
Dennis Werth, R OBP: 0.267, SLG: 0.083 (1, 3)										3	0	0	0	1	1												
Tim Ireland, R (1, 9)										3	0	0	0	0	0	1											
Cesar Geronimo, L OBP: 0.160, SLG: 0.684 (7, 8)										1	0	0	0	0	0	2											
Greg Pryor, R OBP: 0.462, SLG: 0.923 (1, 5)										4	1	3	1	0	0	2											
Inning Stats	R: 0 E: 0 K: 0 S: 3	H: 0 LOB: 0 BB: 0 P: 3	R: 0 E: 0 K: 1 S: 4	H: 0 LOB: 0 BB: 1 P: 8	R: 0 E: 1 K: 1 S: 7	H: 2 LOB: 2 BB: 0 P: 7	R: 0 E: 0 K: 1 S: 5	H: 1 LOB: 0 BB: 0 P: 5	R: 0 E: 0 K: 0 S: 3	H: 1 LOB: 0 BB: 0 P: 3	R: 3 E: 0 K: 0 S: 7	H: 4 LOB: 1 BB: 0 P: 7	R: 0 E: 0 K: 0 S: 4	H: 1 LOB: 1 BB: 0 P: 4	R: 0 E: 0 K: 0 S: 3	H: 0 LOB: 0 BB: 0 P: 3	R: 0 E: 0 K: 0 S: 4	H: 1 LOB: 2 BB: 1 P: 8	1B: 8 2B: 1 3B: 0 HR: 1	SF: 0 SAC: 0 DP: 2 HBP: 0	WP: 0 PB: 0 SB: 1 CS: 1	PA: 36					
PITCHER	IP	WLS	BF	H	R	ER	SO	BB	IBB	HBP	BLK	WP	HR	S	P	ERA	WHIP										
Mike Caldwell, L ERA: 3.18 (1, 1)	8.1	L	33	10	3	3	3	1	0	0	0	0	1	38	42	3.24	1.320										
Jim Stalon, R ERA: 2.25 (9, 1)	0.0		1	0	0	0	0	1	0	0	0	0	0	0	4	∞	∞										
Jamie Easterly, L ERA: 2.08 (9, 1)	0.1		1	0	0	0	0	0	0	0	0	0	0	1	1	0.00	0.000										
Rollie Fingers, R ERA: 2.85 (9, 1)	0.1		1	0	0	0	0	0	0	0	0	0	0	1	1	0.00	0.000										

Batter	1	2	3	4	5	6	7	8	9	AB	R	H	RBI	BB	SO	LOB	BOTTOM										
Paul Moltzer, R OBP: 0.409, SLG: 0.357 (1, 5)										3	0	1	0	1	0	0	Kansas City Royals @ Milwaukee Brewers Milwaukee County Stadium, Milwaukee, WI Mon May 03 1982, 8:05 PM EDT Alt: 8,313 - Unknown - 61 F										
Robin Yount, R OBP: 0.390, SLG: 0.491 (1, 6)										4	0	0	0	0	0	2											
Cecil Cooper, L OBP: 0.422, SLG: 0.524 (1, 3)										4	0	1	0	0	0	2											
Ben Oglivie, L OBP: 0.297, SLG: 0.458 (1, 7)										4	0	2	0	0	1	3											
Ted Simmons, S OBP: 0.258, SLG: 0.365 (1, 2)										4	0	1	0	0	0	4											
Gorman Thomas, R OBP: 0.376, SLG: 0.380 (1, 8)										3	0	0	0	1	0	2											
Don Money, R OBP: 0.344, SLG: 0.600 (1, 10)										4	0	0	0	0	0	2											
Charlie Moore, R OBP: 0.325, SLG: 0.366 (1, 9)										3	1	1	0	1	0	0											
Jim Gantner, L OBP: 0.366, SLG: 0.344 (1, 4)										2	0	0	0	0	0	1											
Larry Hisle, R OBP: 0.160, SLG: 0.375 (7, PH)										1	1	1	2	0	0	0											
Ed Romero, R OBP: 0.263, SLG: 0.278 (8, 4)										0	0	0	0	0	0	0											
Inning Stats	R: 0 E: 1 K: 1 S: 7	H: 1 LOB: 2 BB: 0 P: 7	R: 0 E: 1 K: 0 S: 3	H: 0 LOB: 1 BB: 1 P: 7	R: 0 E: 0 K: 0 S: 2	H: 0 LOB: 0 BB: 1 P: 6	R: 0 E: 0 K: 0 S: 3	H: 1 LOB: 1 BB: 1 P: 7	R: 0 E: 0 K: 0 S: 3	H: 0 LOB: 0 BB: 0 P: 3	R: 2 E: 0 K: 0 S: 5	H: 2 LOB: 2 BB: 0 P: 5	R: 0 E: 0 K: 0 S: 3	H: 1 LOB: 0 BB: 0 P: 3	R: 0 E: 0 K: 0 S: 3	H: 0 LOB: 0 BB: 0 P: 3	R: 0 E: 0 K: 0 S: 3	H: 0 LOB: 0 BB: 0 P: 3	1B: 6 2B: 0 3B: 0 HR: 1	SF: 0 SAC: 0 DP: 3 HBP: 0	WP: 0 PB: 0 SB: 2 CS: 1	PA: 35					
PITCHER	IP	WLS	BF	H	R	ER	SO	BB	IBB	HBP	BLK	WP	HR	S	P	ERA	WHIP										
Paul Spittorff, L ERA: 3.25 (1, 1)	6.1	W	27	6	2	2	1	3	0	0	0	0	1	26	38	2.84	1.421										
Dan Quisenberry, R ERA: 1.53 (7, 1)	2.2	S	8	1	0	0	0	0	0	0	0	0	0	8	8	0.00	0.375										

Batter	1	2	3	4	5	6	7	8	9	AB	R	H	RBI	BB	SO	LOB	TOP				
Onix Concepcion, R OBP: 0.261, SLG: 0.304 (1, 6)	F4	F3		5-3		6-3			F3	5	0	0	0	0	0	1					
John Wathan, R OBP: 0.333, SLG: 0.315 (1, 2)	G3 1B 2B		E6 1B	L8		5-3			K	5	2	1	0	0	1	0					
George Brett, L OBP: 0.360, SLG: 0.517 (1, 7)	G3 2-3		1-2 1B		F6		F7			4	1	1	0	0	0	1					
Hal McRae, R OBP: 0.340, SLG: 0.524 (1, 10)	1B BB		K		F8		F3			3	0	0	0	1	1	2					
Jerry Martin, R OBP: 0.444, SLG: 0.654 (1, 8) (5, 9)	1-2 3-H 1B		F8 1B		HR				K	4	2	3	4	0	1	0					
Frank White, R OBP: 0.277, SLG: 0.388 (1, 4)	K		F8		1-3 1B				2B	4	0	2	0	0	1	3					
Dennis Werth, R OBP: 0.333, SLG: 0.143 (6, PH) Jamie Quirk, L OBP: 0.083, SLG: 0.083 (8, 3)			BB		1-2		F9			2	0	1	1	1	0	1					
Tim Ireland, R (1, 9) Cesar Geronimo, L OBP: 0.409, SLG: 0.619 (5, 8)		K	F7			F5			4-3	2	0	0	0	0	1	2					
Greg Pryor, R OBP: 0.412, SLG: 0.750 (1, 5)		BB		K		F9			4-3	3	0	0	0	1	1	0					
Inning Stats	R: 1 E: 0 K: 1 S: 7	H: 2 LOB: 2 BB: 1 P: 11	R: 0 E: 0 K: 1 S: 4	H: 0 LOB: 1 BB: 2 P: 12	R: 3 E: 1 K: 1 S: 9	H: 3 LOB: 1 BB: 0 P: 9	R: 0 E: 0 K: 1 S: 5	H: 0 LOB: 0 BB: 0 P: 5	R: 1 E: 0 K: 0 S: 5	H: 2 LOB: 1 BB: 0 P: 5	R: 0 E: 0 K: 0 S: 3	H: 0 LOB: 0 BB: 0 P: 3	R: 0 E: 0 K: 1 S: 6	H: 1 LOB: 1 BB: 0 P: 6	R: 0 E: 0 K: 1 S: 5	H: 0 LOB: 0 BB: 0 P: 5	1B: 5 2B: 2 3B: 0 HR: 1	SF: 0 SAC: 0 DP: 0 HBP: 0	WP: 0 PB: 0 SB: 3 CS: 0	PA: 38	
PITCHER	IP	WLS	BF	H	R	ER	SO	BB	IBB	HBP	BLK	WP	HR	S	P	ERA	WHIP				
Bob McClure, L ERA: 5.91 (1, 1)	4.2		24	7	5	3	4	3	0	0	0	0	1	29	41	5.79	2.143				
Jim Slaton, R ERA: 1.08 (5, 1)	4.1	W	14	1	0	0	2	0	0	0	0	0	0	18	18	0.00	0.231				

Kansas City Royals @ Milwaukee Brewers
Milwaukee County Stadium, Milwaukee, WI
Tue May 04 1982, 8:05 PM EDT
Att. 7,646 - Unknown - 70 F


AB 35
R 5
H 8
RBI 5
BB 3
SO 6
LOB 12



Batter	1	2	3	4	5	6	7	8	9	AB	R	H	RBI	BB	SO	LOB	BOTTOM				
Paul Molitor, R OBP: 0.409, SLG: 0.373 (1, 5)	1B WP 2B			K		F7			K	5	1	2	1	0	2	1					
Robin Yount, R OBP: 0.391, SLG: 0.474 (1, 6)	F9 WP 1B		F3		F4				5-3	4	0	1	0	1	0	2					
Cecil Cooper, L OBP: 0.421, SLG: 0.512 (1, 3)	1-2 3-H BB		4-3		6-3		F1			4	0	1	0	1	0	1					
Ben Oglivie, L OBP: 0.302, SLG: 0.489 (1, 7)	F9		E9 1B		HR		F4		F4	5	2	2	1	0	0	3					
Ted Simmons, S OBP: 0.271, SLG: 0.364 (1, 2) Ned Yost, R OBP: 0.313, SLG: 0.333 (7, PR) (8, 2)	G4-6-3		1B		F9				F8	3	0	1	0	1	0	2					
Gorman Thomas, R OBP: 0.382, SLG: 0.387 (1, 8)			1B		F7					4	1	2	1	0	0	0					
Larry Hisle, R OBP: 0.207, SLG: 0.346 (1, 10)		K	F9			HR			FC4-6	2	1	0	0	2	1	2					
Charlie Moore, R OBP: 0.333, SLG: 0.413 (1, 9)		BB 1B	F3						FC4-6	4	3	2	3	0	0	3					
Jim Gantner, L OBP: 0.373, SLG: 0.344 (1, 4)		1B BB			F6		F8			3	0	1	1	1	0	0					
Inning Stats	R: 1 E: 0 K: 0 S: 4	H: 2 LOB: 1 BB: 1 P: 8	R: 1 E: 0 K: 1 S: 7	H: 2 LOB: 2 BB: 1 P: 11	R: 1 E: 1 K: 0 S: 6	H: 3 LOB: 2 BB: 0 P: 6	R: 0 E: 0 K: 1 S: 5	H: 0 LOB: 0 BB: 0 P: 5	R: 1 E: 0 K: 0 S: 4	H: 1 LOB: 0 BB: 0 P: 4	R: 2 E: 0 K: 0 S: 4	H: 1 LOB: 1 BB: 2 P: 12	R: 3 E: 1 K: 1 S: 7	H: 2 LOB: 1 BB: 2 P: 15	R: 0 E: 0 K: 0 S: 4	H: 1 LOB: 1 BB: 0 P: 4	1B: 9 2B: 1 3B: 0 HR: 2	SF: 0 SAC: 0 DP: 1 HBP: 0	WP: 1 PB: 0 SB: 0 CS: 0	PA: 41	
PITCHER	IP	WLS	BF	H	R	ER	SO	BB	IBB	HBP	BLK	WP	HR	S	P	ERA	WHIP				
Larry Gura, L ERA: 5.63 (1, 1)	1.0		19	6	3	3	2	1	0	0	0	0	1	22	26	6.75	1.750				
Jim Wright, R ERA: 3.99 (2, 1)	4.0		17	4	5	4	1	4	0	0	0	0	1	15	31	12.00	2.667				
Grant Jackson, L ERA: 4.96 (6, 1)	3.0	L	17	4	5	4	1	4	0	0	0	0	1	15	31	12.00	2.667				

Kansas City Royals @ Milwaukee Brewers
Milwaukee County Stadium, Milwaukee, WI
Tue May 04 1982, 8:05 PM EDT
Att. 7,646 - Unknown - 70 F

AB 35
R 9
H 12
RBI 7
BB 6
SO 3
LOB 15



Batter	1	2	3	4	5	6	7	8	9	10	AB	R	H	RBI	BB	SO	LOB	TOP									
Cesar Geronimo, L (1, 8) OBP: 0.364, SLG: 0.500	6-3		F8	4-3		F7			K		5	0	0	0	1	1	4	Kansas City Royals @ Milwaukee Brewers Milwaukee County Stadium, Milwaukee, WI Wed May 05 1982, 4:33 AM EDT Att: 9,833 - Unknown - 74 F									
John Wathan, R (1, 2) OBP: 0.324, SLG: 0.306	F2		S 1B			F8		5-3	6-3	6-3	6	0	1	0	0	0	2										
George Brett, L (1, 7) OBP: 0.362, SLG: 0.511	K		F7			K		2B 1B	S 1B		5	0	2	0	0	2	1										
Hal McRae, R (1, 10) OBP: 0.364, SLG: 0.540		1B 1B	L7			HBP		2B 1B	1B		3	1	2	0	1	0	1										
Jerry Martin, R (1, 9) OBP: 0.421, SLG: 0.614	F7					F7		5-3	K		5	0	0	0	0	1	5										
Frank White, R (1, 4) OBP: 0.273, SLG: 0.376	F9			FC5-4 1B 1B		6-3		6-3		5-3	5	1	1	0	0	0	1										
Jamie Quirk, L (1, 3) OBP: 0.353, SLG: 0.375				FC5-4 1B 1B							4	1	4	0	1	0	0										
Dennis Werth, R (10, 3) OBP: 0.333, SLG: 0.143				1-3 1B				FC5-4 1B	FC5-4 2B	2B BB	0	0	0	0	0	0	0										
Greg Pryor, R (1, 5) OBP: 0.364, SLG: 0.619				1-2 1B		FC5-4 1B		6-3	FC5-4 1B		5	0	1	1	0	0	5										
Onix Concepcion, R (1, 6) OBP: 0.321, SLG: 0.370	3-H 0-0 F4			1-2 2-3 1B		1-2 3-H 1B			F8	1-H 2B	4	0	2	2	0	0	3										
Inning Stats	R: 0 E: 0 K: 1 S: 5	H: 0 LOB: 0 BB: 0 P: 5	R: 1 E: 0 K: 0 S: 6	H: 3 LOB: 2 BB: 0 P: 6	R: 0 E: 0 K: 0 S: 4	H: 1 LOB: 1 BB: 0 P: 4	R: 1 E: 0 K: 0 S: 6	H: 3 LOB: 2 BB: 0 P: 6	R: 0 E: 0 K: 1 S: 5	H: 1 LOB: 1 BB: 0 P: 5	R: 0 E: 0 K: 0 S: 4	H: 2 LOB: 1 BB: 0 P: 4	R: 0 E: 0 K: 0 S: 4	H: 1 LOB: 1 BB: 0 P: 4	R: 0 E: 0 K: 2 S: 8	H: 1 LOB: 2 BB: 2 P: 12	R: 1 E: 0 K: 0 S: 4	H: 1 LOB: 2 BB: 2 P: 12	1B: 10 2B: 3 3B: 0 HR: 0	SF: 0 SAC: 0 DP: 0 HBP: 2	WP: 0 PB: 0 SB: 2 CS: 0	PA: 47					
PITCHER	IP 8.0	WLS 36	BF 11	H 2	R 2	ER 2	SO 2	BB 0	IBB 0	HBP 2	BLK 0	WP 0	HR 0	S 38	P 40	ERA 2.25	WHIP 1.375										
Moose Haas, R (1, 1) ERA: 3.67																											
Rollie Fingers, R (9, 1) ERA: 2.84	IP 2.0	WLS L	BF 11	H 2	R 1	ER 1	SO 2	BB 1	IBB 2	HBP 0	BLK 0	WP 0	HR 0	S 12	P 24	ERA 4.50	WHIP 1.500										

Batter	1	2	3	4	5	6	7	8	9	10	AB	R	H	RBI	BB	SO	LOB	BOTTOM									
Charlie Moore, R (1, 9) OBP: 0.326, SLG: 0.392	5-3		F8			BB		F7		G6-4-3	4	0	0	0	1	0	2	Kansas City Royals @ Milwaukee Brewers Milwaukee County Stadium, Milwaukee, WI Wed May 05 1982, 4:33 AM EDT Att: 9,833 - Unknown - 74 F									
Robin Yount, R (1, 6) OBP: 0.391, SLG: 0.484	5-3		2B			F6		G3 1B		1-3	5	0	2	0	0	0	2										
Cecil Cooper, L (1, 3) OBP: 0.404, SLG: 0.469	4-3		4-3			F8		G3			4	0	0	0	0	0	2										
Gorman Thomas, R (1, 8) OBP: 0.367, SLG: 0.377		CS BB				F7		1B BB		1-3	2	0	0	0	2	0	1										
Don Money, R (1, 5) OBP: 0.333, SLG: 0.559		F8				L8		G6-4-3 1B		F2	4	0	1	0	0	0	1										
Larry Hise, R (1, 10) OBP: 0.242, SLG: 0.345		HR 1B				BB		G6-4-3		6-3	3	1	1	0	1	0	2										
Mark Brouhard, R (1, 7) OBP: 0.346, SLG: 0.435						F9				F9	2	1	1	2	0	0	1										
Ben Oglivie, L (7, PH) OBP: 0.296, SLG: 0.478		HR						F2		F9	2	0	0	0	0	0	0										
Jim Gantner, L (1, 4) OBP: 0.367, SLG: 0.338			1-3					4-3			4	0	1	0	0	0	0										
Ned Yost, R (1, 2) OBP: 0.278, SLG: 0.294								4-3			2	0	0	0	0	0	0										
Roy Howell, L (7, PH) OBP: 0.257, SLG: 0.323			5-3					3-1			1	0	0	0	0	0	0										
Kevin Bass, S (8, 9)										SH	0	0	0	0	0	0	0										
Paul Molitor, R (10, PH) OBP: 0.459, SLG: 0.373										SH	0	0	0	0	0	0	0										
Inning Stats	R: 0 E: 0 K: 0 S: 3	H: 0 LOB: 0 BB: 0 P: 3	R: 2 E: 0 K: 0 S: 4	H: 2 LOB: 0 BB: 1 P: 8	R: 0 E: 0 K: 0 S: 4	H: 1 LOB: 1 BB: 0 P: 4	R: 0 E: 0 K: 0 S: 3	H: 0 LOB: 1 BB: 1 P: 7	R: 0 E: 0 K: 0 S: 3	H: 1 LOB: 1 BB: 1 P: 7	R: 0 E: 0 K: 0 S: 3	H: 0 LOB: 0 BB: 0 P: 3	R: 0 E: 0 K: 0 S: 3	H: 1 LOB: 1 BB: 0 P: 4	R: 0 E: 1 K: 0 S: 4	H: 0 LOB: 0 BB: 0 P: 3	R: 0 E: 1 K: 0 S: 4	H: 1 LOB: 1 BB: 0 P: 4	1B: 4 2B: 1 3B: 0 HR: 1	SF: 0 SAC: 1 DP: 2 HBP: 0	WP: 0 PB: 0 SB: 0 CS: 1	PA: 38					
PITCHER	IP 6.0	WLS 24	BF 4	H 2	R 2	ER 2	SO 0	BB 4	IBB 0	HBP 0	BLK 0	WP 0	HR 1	S 20	P 36	ERA 3.00	WHIP 1.333										
Vida Blue, L (1, 1) ERA: 3.86																											
Dan Quisenberry, R (7, 1) ERA: 1.25	IP 4.0	WLS W	BF 14	H 2	R 0	ER 0	SO 0	BB 0	IBB 0	HBP 0	BLK 0	WP 0	HR 0	S 14	P 14	ERA 0.00	WHIP 0.500										

AB	42
R	3
H	13
RBI	3
BB	3
SO	4
LOB	22

AB	33
R	2
H	6
RBI	2
BB	4
SO	0
LOB	11




Batter	1	2	3	4	5	6	7	8	9	AB	R	H	RBI	BB	SO	LOB	TOP					
Bobby Mitchell, L (1, 8) OBP: 0.314, SLG: 0.281	4-0 CS BB		0-3 K			0-0 F8		0-0 F6		3	0	0	0	1	1	0	Minnesota Twins @ Milwaukee Brewers Milwaukee County Stadium, Milwaukee, WI Thu May 06 1982, 8:05 PM EDT Att. 6,303 - Unknown - 70 F					
Gary Ward, R (1, 9) OBP: 0.299, SLG: 0.347	0-0 F6			0-0 6-3		0-0 F2			0-0 1B SF7	4	1	1	0	0	0	1						
Kent Hrbek, L (1, 3) OBP: 0.397, SLG: 0.647	0-0 F6			0-0 F8		0-0 2B			0-0 1B 1B	4	0	2	0	0	0	0						
Jesus Vega, R (1, 10) OBP: 0.348, SLG: 0.477		0-0 5-3		0-0 1-3		0-0 F2			0-0 SF7	3	0	0	1	0	0	1						
Randy Bush, L (1, 7) OBP: 0.455, SLG: 0.444	0-3 K				0-0 1-3 2B			0-0 F8	0-0 3-H 1B	4	1	2	0	0	1	0						
Gary Gaetti, R (1, 5) OBP: 0.276, SLG: 0.489	0-0 F2				0-0 1-3 2-3		0-0 F9		0-0 G5-3	4	0	0	0	0	0	3						
Rob Wilfong, L (1, 4) OBP: 0.244, SLG: 0.157			4-0 1B G6-3 BB		0-0 L3		0-0 F7			2	1	0	0	1	0	1						
Butch Wynegar, S (1, 2) OBP: 0.263, SLG: 0.274			0-0 1B G6-3		0-0 1B 3-H			0-0 F9		3	0	2	1	0	0	0						
Lenny Faedo, R (1, 6) OBP: 0.275, SLG: 0.239			0-0 G6-3 1-2 3-H		0-0 F7			0-0 6-3		3	0	0	0	0	0	2						
Inning Stats	R: 0 E: 0 K: 0 S: 2	H: 0 LOB: 0 BB: 1 P: 6	R: 0 E: 0 K: 1 S: 5	H: 0 LOB: 0 BB: 0 P: 5	R: 1 E: 0 K: 1 S: 5	H: 1 LOB: 0 BB: 1 P: 9	R: 0 E: 0 K: 0 S: 3	H: 0 LOB: 0 BB: 0 P: 3	R: 1 E: 0 K: 0 S: 5	H: 2 LOB: 1 BB: 0 P: 5	R: 0 E: 0 K: 0 S: 4	H: 1 LOB: 1 BB: 0 P: 4	R: 0 E: 0 K: 0 S: 3	H: 0 LOB: 0 BB: 0 P: 3	R: 0 E: 0 K: 0 S: 3	H: 0 LOB: 0 BB: 0 P: 3	R: 1 E: 0 K: 0 S: 5	H: 3 LOB: 1 BB: 0 P: 5	1B: 5 2B: 2 3B: 0 HR: 0	SF: 1 SAC: 0 DP: 2 HBP: 0	WP: 0 PB: 0 CS: 1	PA: 33
PITCHER	IP	WLS	BF	H	R	ER	SO	BB	IBB	HBP	BLK	WP	HR	S	P	ERA	WHIP					
Pete Vuckovich, R (1, 1) ERA: 3.79	8.0	W	30	6	3	3	2	2	0	0	0	0	0	32	40	3.38	1.000					
Rollie Fingers, R (9, 1) ERA: 2.7	1.0	S	3	1	0	0	0	0	0	0	0	0	0	3	3	0.00	1.000					

AB	30
R	3
H	7
RBI	2
BB	2
SO	2
LOB	8



Batter	1	2	3	4	5	6	7	8	9	AB	R	H	RBI	BB	SO	LOB	BOTTOM				
Paul Moltitor, R (1, 5) OBP: 0.402, SLG: 0.372	0-0 F8		0-0 SF8			0-3 K		0-0 FC5-4 1B		3	0	1	1	0	1	0	Minnesota Twins @ Milwaukee Brewers Milwaukee County Stadium, Milwaukee, WI Thu May 06 1982, 8:05 PM EDT Att. 6,303 - Unknown - 70 F				
Robin Yount, R (1, 6) OBP: 0.384, SLG: 0.500	0-0 6-3		3-H 0-0 4-3			0-0 1B 3B		0-0 FC5-4 BB 2B	1-2 2-3	4	2	1	0	0	0	2					
Cecil Cooper, L (1, 3) OBP: 0.408, SLG: 0.484	0-0 L9			0-0 1-3		0-0 1B 3-H		4-0 1-2 2B BB		3	1	1	1	1	0	0					
Ben Oglivie, L (1, 7) OBP: 0.294, SLG: 0.479		0-0 G3		0-0 4-3		0-0 L9		0-0 1-H 2-H 3-H 2B		4	0	1	3	0	0	1					
Ted Simmons, S (1, 2) OBP: 0.257, SLG: 0.343	0-3 K		0-3 K		0-3 K		0-0 F7	0-0 F8		4	0	0	0	0	2	2					
Gorman Thomas, R (1, 8) OBP: 0.375, SLG: 0.363	0-3 K				0-0 6-3		0-3 K			3	0	0	0	0	2	0					
Larry Hisle, R (1, 10) OBP: 0.250, SLG: 0.323			4-0 3B BB		0-3 K		0-3 K			2	1	0	0	1	2	0					
Mark Brouhard, R (1, 9) OBP: 0.379, SLG: 0.538			0-0 SF8 3B		0-0 F7			0-0 FC5-4 1B 2B 1B		3	1	2	1	0	0	0					
Kevin Bass, S (8, PR) (9, 9)			1-H 0-0 SF8 3B							0	1	0	0	0	0	0					
Jim Gantner, L (1, 4) OBP: 0.354, SLG: 0.324			0-3 K		0-0 6-3			0-0 F1		3	0	0	0	0	1	2					
Inning Stats	R: 0 E: 0 K: 0 S: 3	H: 0 LOB: 0 BB: 0 P: 3	R: 0 E: 0 K: 2 S: 7	H: 0 LOB: 0 BB: 0 P: 7	R: 2 E: 0 K: 1 S: 6	H: 1 LOB: 0 BB: 1 P: 10	R: 0 E: 0 K: 1 S: 5	H: 0 LOB: 0 BB: 0 P: 5	R: 0 E: 0 K: 1 S: 5	H: 0 LOB: 0 BB: 0 P: 5	R: 1 E: 0 K: 1 S: 7	H: 2 LOB: 1 BB: 0 P: 7	R: 0 E: 0 K: 2 S: 7	H: 0 LOB: 0 BB: 0 P: 7	R: 3 E: 0 K: 0 S: 6	H: 3 LOB: 2 BB: 1 P: 10	1B: 3 2B: 1 3B: 2 HR: 0	SF: 1 SAC: 0 DP: 0 HBP: 0	WP: 0 PB: 0 CS: 0	PA: 32	
PITCHER	IP	WLS	BF	H	R	ER	SO	BB	IBB	HBP	BLK	WP	HR	S	P	ERA	WHIP				
Brad Havens, L (1, 1) ERA: 3.82	8.0	L	32	6	6	6	8	2	0	0	0	0	0	46	54	6.75	1.000				

AB	29
R	6
H	6
RBI	6
BB	2
SO	8
LOB	7



Batter	1	2	3	4	5	6	7	8	9	AB	R	H	RBI	BB	SO	LOB	TOP								
Bobby Mitchell, L OBP: 0.311, SLG: 0.267 (1, 8)	G3		4-3		F9		FC3-6 BB			3	0	0	0	1	0	2	Minnesota Twins @ Milwaukee Brewers Milwaukee County Stadium, Milwaukee, WI Fri May 07 1982, 8:05 PM EDT Att: 12,284 - Unknown - 65 F								
John Castino, R OBP: 0.323, SLG: 0.370 (1, 7)	5-3		F8		F8		FC3-6 1-2			4	0	0	0	0	0	3									
Gary Ward, R OBP: 0.288, SLG: 0.333 (1, 9)	F8			F8	F9		F8			4	0	0	0	0	0	3									
Kent Hrbek, L OBP: 0.392, SLG: 0.632 (1, 3)		6-3		G3		BB 1B		K		4	0	1	0	0	1	0									
Jesus Vega, R OBP: 0.380, SLG: 0.489 (1, 10)		1B 1B		S 2B 1B		1-2 BB		1-3		3	1	2	0	1	0	0									
Gary Gaetti, R OBP: 0.287, SLG: 0.500 (1, 5)		1-2 1B		1-H 2B		K		K		4	0	2	1	0	2	2									
Butch Wynegar, S OBP: 0.262, SLG: 0.273 (1, 2)		K		K		F7		FC3-6 1B		4	0	1	0	0	2	5									
Rob Wilfong, L OBP: 0.244, SLG: 0.176 (1, 4)		K				F3		FC3-6 L3		4	0	1	0	0	1	5									
Lenny Faedo, R OBP: 0.278, SLG: 0.229 (1, 6)			4-3					L3		2	0	0	0	1	0	0									
Randy Bush, L OBP: 0.417, SLG: 0.400 (9, PH)						BB		1-2		1	0	0	0	0	0	1									
Inning Stats	R: 0 E: 0 K: 0 S: 3	H: 0 LOB: 0 BB: 0 P: 3	R: 0 E: 0 K: 2 S: 9	H: 2 LOB: 2 BB: 0 P: 9	R: 0 E: 0 K: 1 S: 3	H: 0 LOB: 0 BB: 0 P: 3	R: 1 E: 0 K: 1 S: 7	H: 2 LOB: 1 BB: 0 P: 7	R: 0 E: 0 K: 0 S: 4	H: 1 LOB: 2 BB: 1 P: 8	R: 0 E: 0 K: 1 S: 6	H: 1 LOB: 2 BB: 1 P: 10	R: 0 E: 0 K: 0 S: 3	H: 0 LOB: 1 BB: 1 P: 7	R: 0 E: 0 K: 2 S: 7	H: 0 LOB: 0 BB: 0 P: 7	R: 0 E: 0 K: 0 S: 3	H: 1 LOB: 0 BB: 0 P: 3	1B: 5 2B: 3 3B: 0 HR: 0	SF: 0 SAC: 0 DP: 1 HBP: 0	WP: 0 PB: 0 SB: 1 CS: 0	PA: 36			
PITCHER	IP	WLS	BF	H	R	ER	SO	BB	IBB	HBP	BLK	WP	HR	S	P	ERA	WHIP								
Randy Lerch, L ERA: 5.33 (1, 1)	6.1	W	28	6	1	1	4	3	0	0	0	0	0	33	45	1.42	1.421								
Jim Slaton, R ERA: 0.62 (7, 1)	2.2	S	8	1	0	0	2	0	0	0	0	0	0	12	12	0.00	0.375								

Batter	1	2	3	4	5	6	7	8	9	AB	R	H	RBI	BB	SO	LOB	BOTTOM								
Paul Moltzer, R OBP: 0.396, SLG: 0.366 (1, 5)	F9				5-3		F7			4	0	1	0	0	0	0	Minnesota Twins @ Milwaukee Brewers Milwaukee County Stadium, Milwaukee, WI Fri May 07 1982, 8:05 PM EDT Att: 12,284 - Unknown - 65 F								
Robin Yount, R OBP: 0.364, SLG: 0.471 (1, 6)	F7		1B		5-3			F8		4	0	0	0	0	0	1									
Cecil Cooper, L OBP: 0.421, SLG: 0.526 (1, 3)	4-3			HR 1B		HR		CS 1B		4	2	3	1	0	0	0									
Ben Oglivie, L OBP: 0.302, SLG: 0.474 (1, 7)		G4-6-3 1B		F8		4-3 BB		K		3	0	1	0	1	1	2									
Ted Simmons, S OBP: 0.260, SLG: 0.384 (1, 10)		G4-6-3 1-2		1-H HR		4-3		1-2		3	1	1	2	0	0	2									
Gorman Thomas, R OBP: 0.374, SLG: 0.398 (1, 8)		HR		K		K		K		3	1	1	1	0	2	1									
Charlie Moore, R OBP: 0.326, SLG: 0.402 (1, 2)		5-3			2B		K			3	0	1	0	0	1	1									
Mark Brouhard, R OBP: 0.344, SLG: 0.483 (1, 9)			F9		6-3		5-3			3	0	0	0	0	0	1									
Jim Gantner, L OBP: 0.341, SLG: 0.311 (1, 4)			K		K2-3		F8			3	0	0	0	0	2	0									
Inning Stats	R: 0 E: 0 K: 0 S: 3	H: 0 LOB: 0 BB: 0 P: 3	R: 1 E: 0 K: 0 S: 4	H: 2 LOB: 0 BB: 0 P: 4	R: 0 E: 0 K: 1 S: 6	H: 1 LOB: 1 BB: 0 P: 6	R: 2 E: 0 K: 1 S: 8	H: 3 LOB: 1 BB: 0 P: 8	R: 0 E: 0 K: 1 S: 5	H: 0 LOB: 0 BB: 0 P: 5	R: 1 E: 0 K: 2 S: 8	H: 1 LOB: 1 BB: 1 P: 12	R: 0 E: 0 K: 0 S: 3	H: 0 LOB: 0 BB: 0 P: 3	R: 0 E: 0 K: 1 S: 5	H: 1 LOB: 1 BB: 0 P: 5	1B: 4 2B: 2 3B: 0 HR: 3	SF: 0 SAC: 0 DP: 2 HBP: 0	WP: 0 PB: 0 SB: 0 CS: 1	PA: 31					
PITCHER	IP	WLS	BF	H	R	ER	SO	BB	IBB	HBP	BLK	WP	HR	S	P	ERA	WHIP								
Albert Williams, R ERA: 4.08 (1, 1)	5.1	L	23	7	4	4	3	1	0	0	0	0	0	28	32	6.75	1.500								
Bobby Castillo, R ERA: 4.62 (6, 1)	2.2		8	1	0	0	3	0	0	0	0	0	0	14	14	0.00	0.375								

Batter	1	2	3	4	5	6	7	8	9	AB	R	H	RBI	BB	SO	LOB	TOP					
Bobby Mitchell, L (1, 8) OBP: 0.295, SLG: 0.250	G3		1-3			G3		F6		4	0	0	0	0	0	1	Minnesota Twins @ Milwaukee Brewers Milwaukee County Stadium, Milwaukee, WI Sat May 08 1982, 4:33 AM EDT Att: 18,081 - Unknown - 74 F					
John Castino, R (1, 7) OBP: 0.318, SLG: 0.351	F7							4-3		3	0	0	0	1	0	0						
Gary Ward, R (1, 9) OBP: 0.278, SLG: 0.321	F9							F4		4	0	0	0	0	2	1						
Kent Hrbek, L (1, 3) OBP: 0.395, SLG: 0.636		5-3								4	1	2	0	0	0	0						
Jesus Vega, R (1, 10) OBP: 0.370, SLG: 0.471	5-3									4	0	1	1	0	0	1						
Gary Gaetti, R (1, 5) OBP: 0.276, SLG: 0.480										4	0	0	0	0	1	1						
Rob Wilfong, L (1, 4) OBP: 0.235, SLG: 0.169										3	0	0	0	0	2	1						
Sal Butera, R (1, 2) OBP: 0.400, SLG: 0.259										3	0	1	0	0	0	0						
Lenny Faedo, R (1, 6) OBP: 0.281, SLG: 0.235										3	0	1	0	0	0	2						
Inning Stats	R: 0 E: 0 K: 0 S: 3	H: 0 LOB: 0 BB: 0 P: 3	R: 0 E: 0 K: 1 S: 5	H: 0 LOB: 0 BB: 0 P: 5	R: 0 E: 0 K: 1 S: 6	H: 1 LOB: 1 BB: 0 P: 6	R: 0 E: 0 K: 1 S: 6	H: 1 LOB: 1 BB: 0 P: 6	R: 0 E: 0 K: 0 S: 3	H: 0 LOB: 0 BB: 0 P: 3	R: 0 E: 0 K: 1 S: 5	H: 0 LOB: 1 BB: 1 P: 9	R: 1 E: 0 K: 1 S: 8	H: 3 LOB: 2 BB: 0 P: 8	R: 0 E: 0 K: 0 S: 3	H: 0 LOB: 0 BB: 0 P: 3	R: 0 E: 0 K: 0 S: 3	H: 0 LOB: 0 BB: 0 P: 3	1B: 4 2B: 1 3B: 0 HR: 0	SF: 0 SAC: 0 DP: 0 HBP: 0	WP: 0 PB: 0 CS: 0	PA: 33
PITCHER Mike Caldwell, L (1, 1) ERA: 2.72	IP: 9.0 WLS: W BF: 33 H: 5 R: 1 ER: 1 SO: 5 BB: 1 IBB: 0 HBP: 0 BLK: 1 WP: 0 HR: 0 S: 42 P: 46 ERA: 1.00 WHIP: 0.667															PITCHER						

Batter	1	2	3	4	5	6	7	8	9	AB	R	H	RBI	BB	SO	LOB	BOTTOM					
Paul Molitor, R (1, 5) OBP: 0.406, SLG: 0.388	6-3									3	3	1	2	2	0	1	Minnesota Twins @ Milwaukee Brewers Milwaukee County Stadium, Milwaukee, WI Sat May 08 1982, 4:33 AM EDT Att: 18,081 - Unknown - 74 F					
Don Money, R (8, 5) OBP: 0.333, SLG: 0.559										0	0	0	0	0	0	0						
Robin Yount, R (1, 6) OBP: 0.378, SLG: 0.514										4	0	3	2	0	0	1						
Ed Romero, R (8, 6) OBP: 0.263, SLG: 0.278										0	0	0	0	0	0	0						
Cecil Cooper, L (1, 3) OBP: 0.462, SLG: 0.500										5	1	0	0	0	0	4						
Roy Howell, L (8, 3) OBP: 0.257, SLG: 0.323										0	0	0	0	0	0	0						
Ben Oglivie, L (1, 7) OBP: 0.315, SLG: 0.470										3	1	1	1	1	0	1						
Ted Simmons, S (1, 10) OBP: 0.280, SLG: 0.395										3	2	1	0	1	1	3						
Gorman Thomas, R (1, 8) OBP: 0.388, SLG: 0.442										3	1	2	4	1	0	1						
Kevin Bass, S (7, FR) ERA: 7.77										1	0	0	0	0	0	1						
Charlie Moore, R (1, 2) OBP: 0.319, SLG: 0.391										5	1	1	0	0	1	3						
Mark Brouhard, R (1, 9) OBP: 0.361, SLG: 0.469										3	2	1	0	1	1	1						
Jim Gantner, L (1, 4) OBP: 0.348, SLG: 0.321										4	1	2	0	0	1	1						
Inning Stats	R: 0 E: 0 K: 0 S: 4	H: 1 LOB: 2 BB: 0 P: 5	R: 0 E: 0 K: 3 S: 9	H: 0 LOB: 1 BB: 1 P: 13	R: 4 E: 0 K: 0 S: 5	H: 2 LOB: 0 BB: 2 P: 13	R: 0 E: 0 K: 0 S: 3	H: 0 LOB: 1 BB: 1 P: 7	R: 0 E: 0 K: 0 S: 3	H: 0 LOB: 1 BB: 0 P: 4	R: 3 E: 1 K: 0 S: 6	H: 3 LOB: 0 BB: 0 P: 6	R: 5 E: 0 K: 0 S: 7	H: 5 LOB: 1 BB: 2 P: 15	R: 0 E: 0 K: 1 S: 6	H: 1 LOB: 1 BB: 0 P: 6	R: 0 E: 0 K: 1 S: 6	H: 1 LOB: 1 BB: 0 P: 6	1B: 8 2B: 1 3B: 2 HR: 1	SF: 1 SAC: 0 DP: 1 HBP: 2	WP: 1 PB: 1 CS: 0	PA: 43
PITCHER Terry Felton, R (1, 1) ERA: 5.29	IP: 4.0 WLS: L BF: 20 H: 3 R: 4 ER: 4 SO: 3 BB: 3 IBB: 1 HBP: 1 BLK: 0 WP: 0 HR: 1 S: 21 P: 38 ERA: 9.00 WHIP: 1.500															PITCHER						
Darrell Jackson, L (5, 1) ERA: 7.77	IP: 2.0 WLS: L BF: 10 H: 3 R: 3 ER: 1 SO: 0 BB: 0 IBB: 0 HBP: 1 BLK: 0 WP: 0 HR: 0 S: 9 P: 10 ERA: 4.50 WHIP: 1.500															PITCHER						
Doug Corbett, R (7, 1) ERA: 5.32	IP: 1.0 WLS: L BF: 9 H: 5 R: 5 ER: 5 SO: 0 BB: 2 IBB: 0 HBP: 0 BLK: 0 WP: 1 HR: 0 S: 7 P: 15 ERA: 45.00 WHIP: 7.000															PITCHER						
Ron Davis, R (8, 1) ERA: 2.5	IP: 1.0 WLS: L BF: 4 H: 1 R: 0 ER: 0 SO: 1 BB: 0 IBB: 0 HBP: 0 BLK: 0 WP: 0 HR: 0 S: 6 P: 6 ERA: 0.00 WHIP: 1.000															PITCHER						

Batter	1	2	3	4	5	6	7	8	9	AB	R	H	RBI	BB	SO	LOB	TOP	
Ron Washington, R OBP: 0.340, SLG: 0.412 (1, 4) (7, 6)										4	1	2	0	0	0	1	Minnesota Twins @ Milwaukee Brewers Milwaukee County Stadium, Milwaukee, WI Sun May 09 1982, 4:33 AM EDT Att: 18,389 - Cloudy - 58 F	
John Castino, R OBP: 0.314, SLG: 0.344 (1, 7) (7, 4)										4	1	1	0	0	0	1		
Gary Ward, R OBP: 0.289, SLG: 0.309 (1, 9)										4	0	0	0	0	2	3		
Kent Hrbek, L OBP: 0.391, SLG: 0.628 (1, 3)										3	0	1	1	0	1	0		
Jesus Vega, R OBP: 0.397, SLG: 0.491 (1, 10)										4	0	3	1	0	0	0		
Gary Gaetti, R OBP: 0.275, SLG: 0.465 (1, 5)										3	0	0	0	1	1	3		
Butch Wynegar, S OBP: 0.261, SLG: 0.263 (1, 2)										3	0	0	0	1	0	2		
Lenny Faedo, R OBP: 0.271, SLG: 0.226 (7, PH) Randy Bush, L OBP: 0.357, SLG: 0.333 (7, 7)										2	0	0	0	0	0	2		
Bobby Mitchell, L OBP: 0.284, SLG: 0.239 (1, 8)										2	0	0	0	0	1	1		
Inning Stats	R: 2 E: 0 K: 0 S: 6	H: 3 LOB: 1 BB: 0 P: 6	R: 0 E: 0 K: 0 S: 3	H: 0 LOB: 0 BB: 0 P: 3	R: 0 E: 0 K: 1 S: 5	H: 2 LOB: 2 BB: 1 P: 10	R: 0 E: 0 K: 1 S: 6	H: 1 LOB: 1 BB: 0 P: 6	R: 0 E: 1 K: 1 S: 6	H: 0 LOB: 1 BB: 0 P: 6	R: 0 E: 0 K: 1 S: 5	H: 0 LOB: 0 BB: 1 P: 5	R: 0 E: 0 K: 0 S: 3	H: 1 LOB: 1 BB: 1 P: 7	1B: 7 2B: 1 3B: 0 HR: 0	SF: 1 SAC: 0 DP: 2 HBP: 0	WP: 0 PA: 35 SB: 0 CS: 2	
PITCHER	IP WLS BF H R ER SO BB IBB HBP BLK WP HR S P ERA WHIP																	
Bob McClure, L ERA: 6.33 Jim Slaton, R ERA: 1.13 Dwight Bernard, R ERA: 3.06 Rollie Fingers, R ERA: 2.57	(1, 1) (1, 1) (6, 1) (9, 1)	0.0 5.0 3.0 1.0	WLS W L S	BF 20 12 2	H 5 1 0	R 1 0 0	ER 1 0 0	SO 3 2 0	BB 0 1 0	IBB 0 0 0	HBP 0 0 0	BLK 0 1 0	WP 0 0 0	HR 0 0 2	S 1 15 2	P 1 29 19 2	ERA ∞ 1.80 0.00 0.00	WHIP ∞ 1.000 0.667 0.000



Batter	1	2	3	4	5	6	7	8	9	AB	R	H	RBI	BB	SO	LOB	BOTTOM	
Paul Moltor, R OBP: 0.396, SLG: 0.371 (1, 5)										4	0	0	0	1	1	2	Minnesota Twins @ Milwaukee Brewers Milwaukee County Stadium, Milwaukee, WI Sun May 09 1982, 4:33 AM EDT Att: 18,389 - Cloudy - 58 F	
Robin Yount, R OBP: 0.360, SLG: 0.487 (1, 6)										4	0	0	0	0	0	2		
Cecil Cooper, L OBP: 0.405, SLG: 0.500 (1, 3)										4	1	2	0	0	1	0		
Ben Oglivie, L OBP: 0.330, SLG: 0.505 (1, 7)										3	2	2	2	1	1	0		
Ted Simmons, S OBP: 0.291, SLG: 0.392 (1, 10)										3	0	1	0	1	0	1		
Gorman Thomas, R OBP: 0.383, SLG: 0.433 Marshall Edwards, L (7, PR) (8, 8)										4	0	1	1	0	0	4		
Charlie Moore, R OBP: 0.316, SLG: 0.385 (1, 2)										4	1	1	0	0	1	1		
Mark Brouhard, R OBP: 0.385, SLG: 0.471 Kevin Bass, S (7, 9)										2	1	1	0	1	0	0		
Jim Gantner, L OBP: 0.366, SLG: 0.402 (1, 4)										4	1	3	3	0	0	0		
Inning Stats	R: 0 E: 0 K: 0 S: 5	H: 2 LOB: 3 BB: 1 P: 9	R: 0 E: 0 K: 0 S: 3	H: 1 LOB: 1 BB: 1 P: 7	R: 0 E: 0 K: 1 S: 5	H: 0 LOB: 0 BB: 0 P: 5	R: 2 E: 0 K: 0 S: 6	H: 2 LOB: 0 BB: 1 P: 10	R: 1 E: 0 K: 0 S: 4	H: 1 LOB: 0 BB: 0 P: 4	R: 1 E: 0 K: 2 S: 8	H: 1 LOB: 1 BB: 1 P: 12	R: 0 E: 0 K: 1 S: 5	H: 0 LOB: 0 BB: 0 P: 5	1B: 8 2B: 0 3B: 1 HR: 2	SF: 0 SAC: 0 DP: 2 HBP: 0	WP: 0 PA: 37 SB: 1 CS: 0	
PITCHER	IP WLS BF H R ER SO BB IBB HBP BLK WP HR S P ERA WHIP																	
Pete Redfern, R ERA: 5.77 Bobby Castillo, R ERA: 4.5	(1, 1) (6, 1)	5.1 2.2	L 10	BF 27	H 10	R 5	ER 5	SO 3	BB 3	IBB 0	HBP 0	BLK 0	WP 0	HR 0	S 26	P 38	ERA 8.44	WHIP 2.438



Batter	1	2	3	4	5	6	7	8	9	AB	R	H	RBI	BB	SO	LOB	TOP
Paul Moltzer, R OBP: 0.391, SLG: 0.359 (1, 10)										3	1	0	0	1	0	2	
Robin Yount, R OBP: 0.376, SLG: 0.519 (1, 6)										3	0	2	1	1	0	1	
Cecil Cooper, L OBP: 0.400, SLG: 0.500 (1, 3)										4	0	1	0	0	1	3	
Ben Oglivie, L OBP: 0.319, SLG: 0.486 (1, 7)										4	0	0	0	0	0	4	
Ted Simmons, S OBP: 0.278, SLG: 0.373 (1, 2)										4	0	0	0	0	0	3	
Gorman Thomas, R OBP: 0.395, SLG: 0.415 (1, 8)										4	0	0	0	0	0	1	
Don Money, R OBP: 0.255, SLG: 0.514 Marshall Edwards, L (9, PR)										3	0	0	0	1	2	0	
Rollie Fingers, R (9, 1)										0	0	0	0	0	0	0	
Mark Brouhard, R OBP: 0.390, SLG: 0.556 Charlie Moore, R OBP: 0.320, SLG: 0.398 (5, 9)										2	1	1	1	0	0	0	
Jim Gantner, L OBP: 0.365, SLG: 0.400 (1, 4)										2	0	1	0	0	0	1	
Inning Stats	R: 1 E: 0 K: 1 S: 6	H: 1 LOB: 1 BB: 1 P: 10	R: 0 E: 0 K: 0 S: 4	H: 1 LOB: 0 BB: 0 P: 4	R: 0 E: 0 K: 1 S: 5	H: 0 LOB: 0 BB: 0 P: 5	R: 0 E: 0 K: 0 S: 4	H: 1 LOB: 1 BB: 0 P: 4	R: 0 E: 0 K: 1 S: 6	H: 1 LOB: 1 BB: 0 P: 6	R: 0 E: 0 K: 0 S: 3	H: 0 LOB: 1 BB: 1 P: 7	R: 0 E: 0 K: 0 S: 2	H: 0 LOB: 1 BB: 1 P: 6	1B: 1 2B: 4 3B: 0 HR: 1	SF: 0 SAC: 0 DP: 0 HBP: 0	WP: 0 PA: 36 CS: 1
PITCHER Vida Blue, L ERA: 3.34 (1, 1)	IP: 9.0 WLS: W BF: 35 H: 6 R: 2 ER: 2 SO: 3 BB: 3 IBB: 0 HBP: 0 BLK: 0 WP: 0 HR: 1 S: 38 P: 50 ERA: 2.00 WHIP: 1.000															PITCHER IP: WLS: BF: H: R: ER: SO: BB: IBB: HBP: BLK: WP: HR: S: P: ERA: WHIP	

Milwaukee Brewers @ Kansas City Royals
 Royals Stadium, Kansas City, MO
 Mon May 10 1982, 8:05 PM EDT
 Att: 26,835 - Unknown - 77 F

AB	32
R	2
H	6
RBI	2
BB	3
SO	3
LOB	16



Batter	1	2	3	4	5	6	7	8	9	AB	R	H	RBI	BB	SO	LOB	BOTTOM		
Willie Wilson, S OBP: 0.308, SLG: 0.462 (1, 7)										4	0	2	0	0	1	1			
John Wathan, R OBP: 0.320, SLG: 0.342 (1, 2)										3	1	2	2	0	0	0			
Hal McRae, R OBP: 0.374, SLG: 0.559 (1, 10)										3	0	1	0	1	0	1			
Willie Aikens, L OBP: 0.347, SLG: 0.302 (1, 3)										4	0	0	0	0	0	5			
Amos Otis, R OBP: 0.337, SLG: 0.505 (1, 8)										4	1	1	1	0	0	0			
Jerry Martin, R OBP: 0.391, SLG: 0.546 (1, 9)										3	0	0	0	0	2	0			
Frank White, R OBP: 0.275, SLG: 0.374 (1, 4)										3	0	0	0	0	0	0			
Greg Pryor, R OBP: 0.333, SLG: 0.552 (1, 5)										3	1	1	0	0	0	0			
Onix Concepcion, R OBP: 0.333, SLG: 0.375 (1, 6)										3	0	1	0	0	0	1			
Inning Stats	R: 0 E: 1 K: 0 S: 4	H: 1 LOB: 1 BB: 0 P: 4	R: 0 E: 0 K: 1 S: 5	H: 0 LOB: 0 BB: 0 P: 5	R: 2 E: 0 K: 0 S: 6	H: 4 LOB: 1 BB: 0 P: 6	R: 0 E: 0 K: 0 S: 3	H: 0 LOB: 0 BB: 0 P: 3	R: 0 E: 0 K: 0 S: 3	H: 0 LOB: 0 BB: 0 P: 3	R: 0 E: 0 K: 1 S: 5	H: 0 LOB: 0 BB: 0 P: 5	R: 0 E: 0 K: 1 S: 7	H: 2 LOB: 3 BB: 1 P: 11	R: 1 E: 0 K: 0 S: 1	H: 1 LOB: 0 BB: 0 P: 1	1B: 4 2B: 2 3B: 0 HR: 2	SF: 0 SAC: 1 DP: 0 HBP: 0	WP: 0 PA: 32 CS: 1
PITCHER Moose Haas, R ERA: 3.43 Rollie Fingers, R ERA: 2.95 Rollie Fingers, R ERA: 2.95	IP: 7.2 WLS: L BF: 29 H: 7 R: 2 ER: 2 SO: 3 BB: 0 IBB: 0 HBP: 0 BLK: 0 WP: 0 HR: 1 S: 35 P: 35 ERA: 2.35 WHIP: 0.913															PITCHER IP: WLS: BF: H: R: ER: SO: BB: IBB: HBP: BLK: WP: HR: S: P: ERA: WHIP			

Milwaukee Brewers @ Kansas City Royals
 Royals Stadium, Kansas City, MO
 Mon May 10 1982, 8:05 PM EDT
 Att: 26,835 - Unknown - 77 F

AB	30
R	3
H	8
RBI	3
BB	1
SO	3
LOB	8



Batter	1	2	3	4	5	6	7	8	9	AB	R	H	RBI	BB	SO	LOB	TOP								
Paul Moltor, R OBP: 0.392, SLG: 0.361 (1, 5)	F8		F9				F9		5-3	5	0	2	0	0	0	0	Milwaukee Brewers @ Kansas City Royals Royals Stadium, Kansas City, MO Tue May 11 1982, 8:05 PM EDT Att: 16,240 - Unknown - 77 F								
Robin Yount, R OBP: 0.376, SLG: 0.512 Roy Howell, L OBP: 0.270, SLG: 0.333 (1, 6) (6, 9)	3-1		F9				F8		4-3	3	0	1	0	0	0	2									
Cecil Cooper, L OBP: 0.400, SLG: 0.491 (1, 10)	3-1						F7		K	4	0	1	0	1	1	2									
Gorman Thomas, R OBP: 0.363, SLG: 0.406 Kevin Bass, S (6, PH) (6, 8)	K		E6				K		F7	2	0	0	0	0	1	3									
Ted Simmons, S OBP: 0.283, SLG: 0.376 Ned Yost, R OBP: 0.250, SLG: 0.263 (6, PH) (6, 2)			FC6-4				K		F6	2	0	1	0	0	0	3									
Ben Oglivie, L OBP: 0.314, SLG: 0.477 Marshall Edwards, L OBP: 1.000, SLG: 1.000 (1, 7) (6, PH) (6, 7)	G3-6-3						HR		2B	2	2	2	0	0	0	0									
Don Money, R OBP: 0.364, SLG: 0.634 (1, 3)	E5						HR		1B	4	1	3	3	0	0	0									
Charlie Moore, R OBP: 0.308, SLG: 0.381 (1, 9) (6, 4)	1-3						F7		4-3	4	0	0	0	0	0	2									
Ed Romero, R OBP: 0.217, SLG: 0.227 (1, 4) (6, 6)			6-3				F7		4-3	4	0	0	0	0	0	1									
Inning Stats	R: 0 E: 0 K: 1 S: 6	H: 1 LOB: 1 BB: 0 P: 6	R: 0 E: 1 K: 0 S: 4	H: 2 LOB: 1 BB: 0 P: 4	R: 0 E: 1 K: 0 S: 5	H: 1 LOB: 3 BB: 1 P: 9	R: 0 E: 0 K: 0 S: 3	H: 0 LOB: 0 BB: 0 P: 3	R: 0 E: 0 K: 2 S: 9	H: 1 LOB: 1 BB: 0 P: 4	R: 2 E: 0 K: 2 S: 9	H: 2 LOB: 0 BB: 0 P: 9	R: 0 E: 0 K: 0 S: 5	H: 2 LOB: 1 BB: 0 P: 5	R: 1 E: 0 K: 0 S: 5	H: 2 LOB: 1 BB: 0 P: 5		R: 0 E: 0 K: 1 S: 5	H: 0 LOB: 0 BB: 0 P: 5	1B: 9 2B: 1 3B: 0 HR: 1	SF: 0 SAC: 0 DP: 1 HBP: 0	WP: 0 PB: 0 SB: 0 CS: 0	PA: 39		
PITCHER	IP	WLS	BF	H	R	ER	SO	BB	IBB	HBP	BLK	WP	HR	S	P	ERA	WHIP								
Larry Gura, L ERA: 5.0 Jim Wright, R ERA: 4.43	(1, 1) (6, 1)	5.0 4.0	W 18	21 6	5 3	0 3	1 3	1 0	0 0	0 0	0 0	0 0	1 24	22 24	26 24	0.00 6.75	1.200 1.500								

Batter	1	2	3	4	5	6	7	8	9	AB	R	H	RBI	BB	SO	LOB	BOTTOM								
Willie Wilson, S OBP: 0.333, SLG: 0.611 Dennis Werth, R OBP: 0.333, SLG: 0.143 (1, 7) (9, 2)	4-3	SH1-3	F6				G3			5	2	2	4	0	0	2	Milwaukee Brewers @ Kansas City Royals Royals Stadium, Kansas City, MO Tue May 11 1982, 8:05 PM EDT Att: 16,240 - Unknown - 77 F								
John Wathan, R OBP: 0.333, SLG: 0.364 Jamie Quirk, L OBP: 0.280, SLG: 0.333 (1, 2) (6, 2) (9, 7)	1B	HR					4-3		4-3	4	3	3	2	0	0	0									
Hal McRae, R OBP: 0.372, SLG: 0.574 (1, 10)	1B	5-3					5-3		F8	6	2	2	5	0	0	1									
Amos Otis, R OBP: 0.352, SLG: 0.545 Cesar Geronimo, L OBP: 0.359, SLG: 0.528 (1, 8) (6, 8)	2B	HR					6-3		FC6	4	2	3	2	0	0	0									
Jerry Martin, R OBP: 0.389, SLG: 0.535 Tom Poquette, L OBP: 0.213, SLG: 0.164 (1, 9) (6, 9)	2B	F7					F7		FC6	2	1	0	0	1	0	1									
Willie Aikens, L OBP: 0.370, SLG: 0.375 (1, 3)	F6		K				1B		F8	5	2	3	0	0	1	3									
Frank White, R OBP: 0.286, SLG: 0.392 Tim Ireland, R OBP: 0.286, SLG: 0.167 (1, 4) (6, 4)	2B		6-3				1B		1B	3	0	2	3	0	0	0									
Greg Pryor, R OBP: 0.314, SLG: 0.500 (1, 5)	F8						K		F8	5	0	1	0	0	1	7									
Onix Concepcion, R OBP: 0.383, SLG: 0.432 (1, 6)		SH1-3					1B		1B	4	3	3	1	1	0	2									
Inning Stats	R: 4 E: 0 K: 0 S: 7	H: 4 LOB: 1 BB: 1 P: 11	R: 3 E: 0 K: 0 S: 6	H: 3 LOB: 0 BB: 0 P: 6	R: 0 E: 0 K: 1 S: 7	H: 2 LOB: 2 BB: 0 P: 7	R: 0 E: 0 K: 0 S: 4	H: 1 LOB: 1 BB: 0 P: 4	R: 5 E: 0 K: 0 S: 7	H: 5 LOB: 0 BB: 1 P: 11	R: 0 E: 0 K: 1 S: 7	H: 2 LOB: 2 BB: 0 P: 7	R: 1 E: 0 K: 0 S: 4	H: 1 LOB: 1 BB: 1 P: 8	R: 4 E: 0 K: 0 S: 6	H: 3 LOB: 0 BB: 1 P: 10		R: 4 E: 0 K: 0 S: 6	H: 3 LOB: 0 BB: 1 P: 10	1B: 12 2B: 6 3B: 0 HR: 3	SF: 0 SAC: 1 DP: 1 HBP: 0	WP: 0 PB: 1 SB: 0 CS: 0	PA: 48		
PITCHER	IP	WLS	BF	H	R	ER	SO	BB	IBB	HBP	BLK	WP	HR	S	P	ERA	WHIP								
Jerry Augustine, L ERA: 8.56 Jamie Easterly, L ERA: 1.42 Dwight Bernard, R ERA: 4.82	(1, 1) (6, 1) (8, 1)	5.0 2.0 1.0	L 10 7	31 3 3	15 1 4	12 0 4	12 1 0	1 1 1	0 0 0	0 0 0	0 0 0	0 0 6	2 0 6	31 11 10	39 15 10	21.60 0.00 36.00	3.400 2.000 4.000								

Batter	1	2	3	4	5	6	7	8	9	AB	R	H	RBI	BB	SO	LOB	TOP										
Paul Moltitor, R OBP: 0.408, SLG: 0.471 (1, 5)										5	3	4	4	0	1	1	Milwaukee Brewers @ Kansas City Royals Royals Stadium, Kansas City, MO Wed May 12 1982, 8:05 PM EDT Att: 17,788 - Unknown - 70 F										
Robin Yount, R OBP: 0.357, SLG: 0.483 (1, 6)										5	0	0	0	0	3	2											
Cecil Cooper, L OBP: 0.408, SLG: 0.496 (1, 3)										5	1	3	1	0	0	0											
Ben Oglivie, L OBP: 0.304, SLG: 0.460 (1, 7)										4	0	0	0	0	0	3											
Ted Simmons, S OBP: 0.271, SLG: 0.360 (1, 10)										4	0	0	0	0	1	2											
Gorman Thomas, R OBP: 0.395, SLG: 0.400 Kevin Bass, S (8, 8)										4	0	1	0	0	2	0											
Jim Gantner, L OBP: 0.360, SLG: 0.393 (1, 4)										0	0	0	0	0	0	0											
Charlie Moore, R OBP: 0.306, SLG: 0.376 (1, 2)										4	1	1	0	0	1	4											
Marshall Edwards, L OBP: 0.667, SLG: 1.167 (1, 9)										4	2	2	1	0	0	1											
Inning Stats	R: 1 E: 0 K: 1 S: 7	H: 2 LOB: 1 BB: 0 P: 7	R: 0 E: 0 K: 2 S: 7	H: 0 LOB: 0 BB: 0 P: 7	R: 1 E: 0 K: 2 S: 9	H: 2 LOB: 1 BB: 0 P: 9	R: 0 E: 0 K: 2 S: 8	H: 1 LOB: 1 BB: 0 P: 8	R: 2 E: 0 K: 0 S: 5	H: 2 LOB: 0 BB: 0 P: 5	R: 0 E: 0 K: 0 S: 3	H: 0 LOB: 0 BB: 0 P: 3	R: 1 E: 0 K: 0 S: 4	H: 2 LOB: 0 BB: 0 P: 4	R: 1 E: 1 K: 1 S: 8	H: 2 LOB: 2 BB: 0 P: 8	R: 1 E: 0 K: 1 S: 6	H: 1 LOB: 0 BB: 0 P: 6	1B: 8 2B: 0 3B: 0 HR: 4	SF: 0 SAC: 0 DP: 1 HBP: 0	WP: 1 PB: 0 SB: 1 CS: 0	PA: 39					
PITCHER	IP	WLS	BF	H	R	ER	SO	BB	IBB	HBP	BLK	WP	HR	S	P	ERA	WHIP										
Dennis Leonard, R ERA: 6.61 (1, 1)	6.1	W	28	9	5	5	7	0	0	0	0	1	3	42	42	7.11	1.421										
Dan Quisenberry, R ERA: 1.35 (7, 1)	2.2	S	11	3	2	1	2	0	0	0	0	0	1	15	15	3.38	1.125										

Batter	1	2	3	4	5	6	7	8	9	AB	R	H	RBI	BB	SO	LOB	BOTTOM										
Willie Wilson, S OBP: 0.304, SLG: 0.545 (1, 7)										4	0	1	2	0	0	1	Milwaukee Brewers @ Kansas City Royals Royals Stadium, Kansas City, MO Wed May 12 1982, 8:05 PM EDT Att: 17,788 - Unknown - 70 F										
John Wathan, R OBP: 0.344, SLG: 0.369 (1, 2)										4	2	2	1	1	0	1											
Hal McRae, R OBP: 0.384, SLG: 0.598 (1, 10)										4	0	3	3	0	0	1											
Amos Otis, R OBP: 0.339, SLG: 0.524 (1, 8)										4	0	0	0	0	1	3											
Jerry Martin, R OBP: 0.376, SLG: 0.515 (1, 9)										4	0	0	0	0	1	1											
Willie Aikens, L OBP: 0.382, SLG: 0.353 Dennis Werth, R OBP: 0.333, SLG: 0.143 (9, 3)										3	1	0	0	1	0	0											
Frank White, R OBP: 0.294, SLG: 0.415 (1, 4)										4	2	2	0	0	0	0											
Greg Pryor, R OBP: 0.385, SLG: 0.622 (1, 5)										3	3	3	3	1	0	0											
Onix Concepcion, R OBP: 0.360, SLG: 0.404 (1, 6)										3	1	0	0	0	0	3											
Inning Stats	R: 0 E: 0 K: 0 S: 4	H: 1 LOB: 1 BB: 0 P: 4	R: 1 E: 0 K: 0 S: 5	H: 2 LOB: 1 BB: 0 P: 5	R: 1 E: 1 K: 1 S: 7	H: 2 LOB: 1 BB: 0 P: 7	R: 3 E: 0 K: 0 S: 6	H: 3 LOB: 1 BB: 1 P: 10	R: 0 E: 0 K: 0 S: 3	H: 0 LOB: 0 BB: 0 P: 3	R: 3 E: 1 K: 0 S: 5	H: 1 LOB: 1 BB: 2 P: 13	R: 0 E: 0 K: 1 S: 5	H: 0 LOB: 0 BB: 0 P: 5	R: 1 E: 0 K: 0 S: 4	H: 2 LOB: 2 BB: 0 P: 4	1B: 6 2B: 3 3B: 2 HR: 0	SF: 1 SAC: 1 DP: 0 HBP: 0	WP: 0 PB: 0 SB: 3 CS: 1	PA: 38							
PITCHER	IP	WLS	BF	H	R	ER	SO	BB	IBB	HBP	BLK	WP	HR	S	P	ERA	WHIP										
Randy Lerch, L ERA: 5.64 (1, 1)	5.0	L	24	8	5	4	1	1	0	0	0	0	0	25	29	7.20	1.800										
Dwight Bernard, R ERA: 4.66 (6, 1)	0.2		5	0	3	0	0	2	0	0	0	0	0	3	11	0.00	3.000										
Jim Slaton, R ERA: 1.04 (6, 1)	1.1		5	1	0	0	1	0	0	0	0	0	0	7	7	0.00	0.750										
Moose Haas, R ERA: 3.56 (8, 1)	1.0		4	2	1	1	0	0	0	0	0	0	0	4	4	9.00	2.000										

Batter	1	2	3	4	5	6	7	8	9	AB	R	H	RBI	BB	SO	LOB	TOP			
Paul Mollitor, R OBP: 0.392, SLG: 0.453 (1, 5)	F7		SF7		5-3		F8		L3	4	0	0	1	0	0	0	Milwaukee Brewers @ Chicago White Sox Comiskey Park, Chicago, IL Thu May 13 1982, 8:05 PM EDT Att: 23,043 - Cloudy - 67 F			
Robin Yount, R OBP: 0.373, SLG: 0.527 Ed Romero, R OBP: 0.217, SLG: 0.227 (1, 6) (7, 6)	FC4-6 1B		5-3		1B		HR			4	1	3	1	0	0	1				
Cecil Cooper, L OBP: 0.396, SLG: 0.480 (1, 3)	FC4-6 1-2		F8		4-3		6-3			4	0	0	0	0	0	3				
Ben Oglivie, L OBP: 0.310, SLG: 0.462 (1, 7)	F8						F6			4	0	2	0	0	0	1				
Ted Simmons, S OBP: 0.270, SLG: 0.355 (1, 10)		3-1					F4		F9	4	0	1	0	0	0	1				
Gorman Thomas, R OBP: 0.395, SLG: 0.404 Kevin Bass, S (8, PR) (8, 8)	K						K		L4-6 2B	4	0	1	0	0	2	3				
Jim Gantner, L OBP: 0.356, SLG: 0.387 (1, 4)	F7						BB 1B		L4-6 2-3	4	0	1	0	0	0	3				
Charlie Moore, R OBP: 0.315, SLG: 0.379 Ned Yost, R OBP: 0.238, SLG: 0.250 (1, 2) (8, 2)			1B SF7 1B		5-3				K	2	1	1	0	1	0	2				
Marshall Edwards, L OBP: 0.500, SLG: 0.800 (1, 9)									4-3	1	0	0	0	0	1	0				
										4	0	1	0	0	0	3				
Inning Stats	R: 0 E: 0 K: 0 S: 4	H: 1 LOB: 1 BB: 0 P: 4	R: 0 E: 0 K: 1 S: 5	H: 0 LOB: 0 BB: 0 P: 5	R: 1 E: 0 K: 0 S: 5	H: 2 LOB: 1 BB: 0 P: 5	R: 0 E: 0 K: 0 S: 5	H: 2 LOB: 2 BB: 0 P: 5	R: 0 E: 0 K: 1 S: 7	H: 1 LOB: 1 BB: 0 P: 11	R: 1 E: 0 K: 0 S: 4	H: 1 LOB: 0 BB: 0 P: 4	R: 0 E: 0 K: 0 S: 3	H: 1 LOB: 1 BB: 0 P: 3	R: 0 E: 0 K: 1 S: 5	H: 0 LOB: 0 BB: 0 P: 5	1B: 8 2B: 2 3B: 0 HR: 1	SF: 1 SAC: 0 DP: 1 HBP: 0	WP: 0 PB: 0 CS: 0	PA: 37
PITCHER LaMarr Hoyt, R ERA: 1.43 (1, 1)	IP: 9.0 WLS: W BF: 37 H: 10 R: 2 ER: 2 SO: 3 BB: 1 IBB: 0 HBP: 0 BLK: 0 WP: 0 HR: 1 S: 42 P: 46 ERA: 2.00 WHIP: 1.222															PITCHER				

Batter	1	2	3	4	5	6	7	8	9	AB	R	H	RBI	BB	SO	LOB	BOTTOM			
Ron LeFlore, R OBP: 0.365, SLG: 0.487 Aurelio Rodriguez, R OBP: 0.198, SLG: 0.071 Rudy Law, L OBP: 0.280, SLG: 0.480 (1, 8) (7, PH) (8, 8)	1B 1B 2B						F9		FC6-4 1-2	4	2	2	2	0	0	2	Milwaukee Brewers @ Chicago White Sox Comiskey Park, Chicago, IL Thu May 13 1982, 8:05 PM EDT Att: 23,043 - Cloudy - 67 F			
Tony Bemazzard, S OBP: 0.336, SLG: 0.387 (1, 4)	E 1B 2-3						HR F8 1B		2B 5-3 1B	5	2	3	0	0	0	2				
Steve Kemp, L OBP: 0.392, SLG: 0.406 Vance Law, R OBP: 0.400, SLG: 0.353 (1, 7) (7, PH) (8, 7)	E2 1-3 3-H 1B						F8 1-2 1B		2B 1B	4	0	1	1	0	1	3				
Greg Luzinski, R OBP: 0.331, SLG: 0.455 (1, 10)	F7						E2 1B E 1B		5-3	5	3	3	3	0	0	3				
Tom Paciorek, R OBP: 0.357, SLG: 0.467 Mike Squires, L OBP: 0.412, SLG: 0.333 (1, 3) (7, 3)	K						S 2B 1B		4-3	4	3	3	0	0	1	2				
Carlton Fisk, R OBP: 0.371, SLG: 0.321 Marc Hill, R OBP: 0.333, SLG: 0.545 (1, 2) (8, 2)	6-3						WP FC 2B		E5 FC5-4 1B	3	1	1	3	0	0	3				
Harold Baines, L OBP: 0.306, SLG: 0.384 Jerry Hairston, S OBP: 0.111, SLG: 0.294 (1, 9) (6, PH) (7, 9)							FC G6-4-3		SF7 F3	3	1	1	1	0	0	0				
Jim Morrison, R OBP: 0.333, SLG: 0.558 (1, 5)							G6-4-3 1-2		FC5-4 1B	4	0	2	0	1	0	1				
Bill Almon, R OBP: 0.402, SLG: 0.512 (1, 6)							FC5-4 1B		FC5-4 1B	5	1	2	1	0	0	4				
										1B: 14 2B: 4 3B: 0 HR: 2	SF: 2 SAC: 0 DP: 1 HBP: 0	WP: 1 PB: 0 SB: 1 CS: 0	PA: 46							
Inning Stats	R: 1 E: 1 K: 1 S: 8	H: 3 LOB: 2 BB: 0 P: 8	R: 2 E: 0 K: 1 S: 8	H: 3 LOB: 2 BB: 0 P: 8	R: 2 E: 1 K: 0 S: 5	H: 2 LOB: 0 BB: 0 P: 5	R: 0 E: 0 K: 0 S: 3	H: 0 LOB: 0 BB: 0 P: 3	R: 3 E: 0 K: 0 S: 6	H: 3 LOB: 0 BB: 0 P: 6	R: 5 E: 2 K: 0 S: 9	H: 5 LOB: 2 BB: 1 P: 13	R: 1 E: 0 K: 0 S: 5	H: 2 LOB: 1 BB: 0 P: 5	R: 0 E: 0 K: 0 S: 5	H: 2 LOB: 2 BB: 0 P: 5	1B: 14 2B: 4 3B: 0 HR: 2	SF: 2 SAC: 0 DP: 1 HBP: 0	WP: 1 PB: 0 SB: 1 CS: 0	PA: 46
PITCHER Mike Caldwell, L ERA: 4.13 Jamie Easterly, L ERA: 3.24 Jerry Augustine, L ERA: 7.98 (1, 1) (6, 1) (8, 1)	IP: 5.0 WLS: L BF: 28 H: 13 R: 9 ER: 9 SO: 2 BB: 0 IBB: 0 HBP: 0 BLK: 0 WP: 0 HR: 2 S: 32 P: 32 ERA: 16.20 WHIP: 2.600															PITCHER				

Batter	1	2	3	4	5	6	7	8	9	AB	R	H	RBI	BB	SO	LOB	TOP								
Paul Moltzer, R OBP: 0.388, SLG: 0.445 (1,5)	G3		S 1B		K		F8			4	0	1	0	0	1	3	Milwaukee Brewers @ Chicago White Sox Comiskey Park, Chicago, IL Fri May 14 1982, 8:05 PM EDT Att: 35,038 - Unknown - 75 F								
Robin Yount, R OBP: 0.377, SLG: 0.516 (1,6)	5-3		BB		6-3			SH1-4 BB		2	0	0	0	2	0	1									
Cecil Cooper, L OBP: 0.394, SLG: 0.476 (1,3)	G3		4-3					SH1-4		3	0	1	0	0	0	2									
Ben Oglivie, L OBP: 0.308, SLG: 0.455 (1,7)		CS 1B		K		K		K		4	0	1	0	0	3	2									
Ted Simmons, S OBP: 0.260, SLG: 0.340 (1,10)	F8		F7		F8		F8	6-3		4	0	0	0	0	0	3									
Gorman Thomas, R OBP: 0.360, SLG: 0.463 (1,8)	HR		HR		F8			5-3		4	2	2	2	0	0	1									
Jim Gantner, L OBP: 0.352, SLG: 0.381 (1,4)	3-1		6-3				1B CS 1B	1-3		4	0	1	0	0	0	0									
Marshall Edwards, L OBP: 0.357, SLG: 0.571 (1,9)			F8		K		B3	6-3		4	0	0	0	0	1	1									
Ned Yost, R OBP: 0.292, SLG: 0.273 (1,2)	F4				S BB		CS 1B			2	0	1	0	1	0	0									
Inning Stats	R: 0 E: 0 K: 0 S: 3	H: 0 LOB: 0 BB: 0 P: 3	R: 1 E: 0 K: 0 S: 4	H: 2 LOB: 0 BB: 0 P: 4	R: 0 E: 0 K: 0 S: 4	H: 1 LOB: 2 BB: 1 P: 8	R: 1 E: 0 K: 1 S: 6	H: 1 LOB: 0 BB: 0 P: 6	R: 0 E: 0 K: 2 S: 7	H: 0 LOB: 1 BB: 1 P: 11	R: 0 E: 0 K: 1 S: 6	H: 1 LOB: 1 BB: 0 P: 6	R: 0 E: 0 K: 0 S: 4	H: 2 LOB: 1 BB: 0 P: 4	R: 0 E: 0 K: 1 S: 5	H: 0 LOB: 1 BB: 1 P: 9	R: 0 E: 0 K: 0 S: 3	H: 0 LOB: 0 BB: 0 P: 3	1B: 5 2B: 0 3B: 0 HR: 2	SF: 0 SAC: 1 DP: 0 HBP: 0	WP: 0 PB: 0 SB: 2 CS: 3	PA: 35			
PITCHER	IP	WLS	BF	H	R	ER	SO	BB	IBB	HBP	BLK	WP	HR	S	P	ERA	WHIP								
Richard Dotson, R ERA: 3.3 (1,1)	6.1	L	27	7	2	2	4	2	0	0	0	0	2	33	41	2.84	1.421								
Chico Escarrega, R ERA: 1.93 (7,1)	0.2		2	0	0	0	0	1	0	0	0	0	0	1	5	0.00	1.500								
Kevin Hickey, L ERA: 2.81 (8,1)	1.0		3	0	0	0	1	0	0	0	0	0	0	5	5	0.00	0.000								
Salome Barojas, R ERA: 2.57 (9,1)	1.0		3	0	0	0	0	0	0	0	0	0	0	3	3	0.00	0.000								


Batter	1	2	3	4	5	6	7	8	9	AB	R	H	RBI	BB	SO	LOB	BOTTOM								
Ron LeFlore, R OBP: 0.366, SLG: 0.484 (1,8)	S 1B		K		K		4-3 SH5-3 1B		K	5	0	2	0	0	3	0	Milwaukee Brewers @ Chicago White Sox Comiskey Park, Chicago, IL Fri May 14 1982, 8:05 PM EDT Att: 35,038 - Unknown - 75 F								
Tony Bemazzard, S OBP: 0.328, SLG: 0.378 (1,4)	F6		F7		F8		SH5-3			3	0	0	0	0	0	1									
Steve Kemp, L OBP: 0.388, SLG: 0.394 (1,7)	K		BB		F8		4-3			3	0	0	0	1	1	2									
Greg Luzinski, R OBP: 0.321, SLG: 0.440 (1,10)	F8		F8				1-3			4	0	0	0	0	0	3									
Tom Paciorek, R OBP: 0.361, SLG: 0.468 (1,3)		FC5-4 E 1B		K		1B 1B		F9		4	1	2	0	0	1	0									
Harold Baines, L OBP: 0.304, SLG: 0.374 (1,9)		F9		1B BB		K		5-3		3	0	0	0	1	1	2									
Carlton Fisk, R OBP: 0.366, SLG: 0.317 (1,2)		FC FC5-4		F7		1B 1B		5-3		4	0	1	0	0	0	2									
Jim Morrison, R OBP: 0.343, SLG: 0.562 (1,5)		FC5-4		FC6-4 1B		1B 1B		2-3		3	0	2	1	0	0	2									
Rudy Law, L OBP: 0.269, SLG: 0.462 (9,PH)		1-2 2-3		1B		1-2 2H 1B		4-3		1	0	0	0	0	0	0									
Bill Almon, R OBP: 0.390, SLG: 0.494 (1,6)				FC6-4		F7				3	0	0	0	0	1	6									
Mike Squires, L OBP: 0.389, SLG: 0.313 (9,PH)				1-2						1	0	0	0	0	0	0									
Inning Stats	R: 0 E: 0 K: 1 S: 6	H: 1 LOB: 1 BB: 0 P: 6	R: 0 E: 1 K: 1 S: 7	H: 1 LOB: 2 BB: 0 P: 7	R: 0 E: 0 K: 1 S: 5	H: 0 LOB: 1 BB: 1 P: 9	R: 0 E: 0 K: 1 S: 6	H: 1 LOB: 2 BB: 1 P: 10	R: 0 E: 0 K: 1 S: 5	H: 0 LOB: 0 BB: 0 P: 5	R: 1 E: 0 K: 1 S: 8	H: 3 LOB: 2 BB: 0 P: 8	R: 0 E: 0 K: 0 S: 4	H: 1 LOB: 1 BB: 0 P: 4	R: 0 E: 0 K: 0 S: 3	H: 0 LOB: 0 BB: 0 P: 3	R: 0 E: 0 K: 1 S: 5	H: 0 LOB: 0 BB: 0 P: 5	1B: 7 2B: 0 3B: 0 HR: 0	SF: 0 SAC: 1 DP: 0 HBP: 0	WP: 0 PB: 0 SB: 1 CS: 0	PA: 37			
PITCHER	IP	WLS	BF	H	R	ER	SO	BB	IBB	HBP	BLK	WP	HR	S	P	ERA	WHIP								
Jim Slaton, R ERA: 1.17 (1,1)	5.2	W	26	6	1	1	6	2	0	0	0	0	0	36	44	1.59	1.412								
Dwight Bernard, R ERA: 4.5 (6,1)	0.2		3	1	0	0	0	0	0	0	0	0	0	3	3	0.00	1.500								
Jamie Easterly, L ERA: 3.12 (7,1)	0.1		1	0	0	0	0	0	0	0	0	0	0	1	1	0.00	0.000								
Rollie Fingers, R ERA: 2.66 (7,1)	2.1	S	7	0	0	0	1	0	0	0	0	0	0	9	9	0.00	0.000								



Batter	1	2	3	4	5	6	7	8	9	AB	R	H	RBI	BB	SO	LOB	TOP				
Paul Moltor, R OBP: 0.384, SLG: 0.439 (1, 10)	F7		BLK 2B 1B		SH1-3		F9	K		4	1	1	0	0	1	3					
Robin Yount, R OBP: 0.376, SLG: 0.525 (1, 6)	4-3		2B BB		F9		F9		1B 3B	4	2	1	0	1	0	2					
Cecil Cooper, L OBP: 0.401, SLG: 0.485 (1, 3)	F6		2B		F8			SH 2B BB	2B FC4-6 1B	4	2	2	4	1	0	1					
Gorman Thomas, R OBP: 0.349, SLG: 0.446 (1, 8)		5-3	K		F8			SH 2B	F7	4	1	0	0	0	1	2					
Don Money, R OBP: 0.388, SLG: 0.696 (1, 5)	F3				6-3			1B 1B 2B	FC4-6 2B	5	1	3	2	0	0	0					
Ben Oglivie, L OBP: 0.312, SLG: 0.456 (1, 7)	4-3				F4			F5	FC4-6 IBB	4	0	1	0	1	0	2					
Charlie Moore, R OBP: 0.310, SLG: 0.370 (1, 9)			K		K			1B 1B	FC4-6	5	0	1	1	0	3	4					
Jim Gantner, L OBP: 0.354, SLG: 0.382 (1, 4)			BLK 2B 1B		F8			G3	F8	5	1	2	1	0	0	3					
Ned Yost, R OBP: 0.321, SLG: 0.346 (1, 2)			K					SH1-3 1B		4	0	2	0	0	2	3					
Inning Stats	R: 0 E: 0 K: 0 S: 3	H: 0 LOB: 0 BB: 0 P: 3	R: 0 E: 0 K: 0 S: 3	H: 0 LOB: 0 BB: 0 P: 3	R: 3 E: 0 K: 3 S: 12	H: 3 LOB: 1 BB: 1 P: 16	R: 0 E: 0 K: 1 S: 6	H: 1 LOB: 1 BB: 0 P: 6	R: 0 E: 0 K: 1 S: 6	H: 1 LOB: 1 BB: 0 P: 6	R: 0 E: 0 K: 0 S: 4	H: 1 LOB: 1 BB: 0 P: 4	R: 0 E: 0 K: 2 S: 11	H: 1 LOB: 2 BB: 1 P: 15	R: 2 E: 0 K: 0 S: 6	H: 3 LOB: 2 BB: 1 P: 10	1B: 6 2B: 6 3B: 1 HR: 0	SF: 0 SAC: 2 DP: 0 HBP: 0	WP: 0 PB: 0 CS: 0	PA: 44	
PITCHER	IP WLS BF H R ER SO BB IBB HBP BLK WP HR S P ERA WHIP	IP WLS BF H R ER SO BB IBB HBP BLK WP HR S P ERA WHIP	IP WLS BF H R ER SO BB IBB HBP BLK WP HR S P ERA WHIP	IP WLS BF H R ER SO BB IBB HBP BLK WP HR S P ERA WHIP	IP WLS BF H R ER SO BB IBB HBP BLK WP HR S P ERA WHIP	IP WLS BF H R ER SO BB IBB HBP BLK WP HR S P ERA WHIP	IP WLS BF H R ER SO BB IBB HBP BLK WP HR S P ERA WHIP	IP WLS BF H R ER SO BB IBB HBP BLK WP HR S P ERA WHIP	IP WLS BF H R ER SO BB IBB HBP BLK WP HR S P ERA WHIP	IP WLS BF H R ER SO BB IBB HBP BLK WP HR S P ERA WHIP	IP WLS BF H R ER SO BB IBB HBP BLK WP HR S P ERA WHIP	IP WLS BF H R ER SO BB IBB HBP BLK WP HR S P ERA WHIP	IP WLS BF H R ER SO BB IBB HBP BLK WP HR S P ERA WHIP	IP WLS BF H R ER SO BB IBB HBP BLK WP HR S P ERA WHIP	IP WLS BF H R ER SO BB IBB HBP BLK WP HR S P ERA WHIP	IP WLS BF H R ER SO BB IBB HBP BLK WP HR S P ERA WHIP	IP WLS BF H R ER SO BB IBB HBP BLK WP HR S P ERA WHIP	IP WLS BF H R ER SO BB IBB HBP BLK WP HR S P ERA WHIP	IP WLS BF H R ER SO BB IBB HBP BLK WP HR S P ERA WHIP	IP WLS BF H R ER SO BB IBB HBP BLK WP HR S P ERA WHIP	IP WLS BF H R ER SO BB IBB HBP BLK WP HR S P ERA WHIP
Britt Burns, L ERA: 2.81 (1, 1)	7.0	L	32	8	6	5	5	2	0	0	0	1	0	0	40	48	6.43	1.429			
Jerry Koosman, L ERA: 5.52 (8, 1)	2.0		12	5	2	2	2	0	1	0	0	0	0	0	15	19	9.00	2.500			

Milwaukee Brewers @ Chicago White Sox
Comiskey Park, Chicago, IL
Sat May 15, 1982, 8:05 PM EDT
Att: 22,052 - Unknown - 64 F

AB 39
R 8
H 13
RBI 8
BB 3
SO 7
LOB 20



Batter	1	2	3	4	5	6	7	8	9	AB	R	H	RBI	BB	SO	LOB	BOTTOM					
Ron LeFlore, R OBP: 0.368, SLG: 0.488 (1, 8)	1-3 1B		F8		F9				F8	5	1	2	2	0	0	3						
Tony Bemazard, S OBP: 0.324, SLG: 0.371 (1, 4)	1-3						F9	K	K	5	0	1	0	0	2	5						
Steve Kemp, L OBP: 0.388, SLG: 0.389 (1, 7)	K		4-3				F7	FC4-6 1B	1B BB	4	0	1	0	1	1	2						
Greg Luzinski, R OBP: 0.331, SLG: 0.446 (1, 10)	FC5-4 1B				G6-4-3 1B		F7	FC4-6 1B	K	5	0	3	1	0	1	3						
Tom Paciorek, R OBP: 0.358, SLG: 0.461 (1, 3)	FC5-4				G6-4-3			K		4	0	1	0	0	1	4						
Harold Baines, L OBP: 0.295, SLG: 0.361 (1, 9)			F9		K		G6-4-3	FC4-6		4	0	0	0	0	1	3						
Carlton Fisk, R OBP: 0.362, SLG: 0.314 (1, 2)			K					K		4	1	1	0	0	3	2						
Jim Morrison, R OBP: 0.340, SLG: 0.548 (1, 5)			F8		G3			BB 2B 1B	E4 BB 1B	4	1	1	0	0	0	0						
Bill Almon, R OBP: 0.404, SLG: 0.511 (1, 6)			F4					2B BB		3	0	2	0	1	0	0						
Inning Stats	R: 1 E: 0 K: 1 S: 7	H: 2 LOB: 1 BB: 0 P: 7	R: 0 E: 0 K: 1 S: 5	H: 0 LOB: 0 BB: 0 P: 5	R: 0 E: 0 K: 0 S: 4	H: 1 LOB: 1 BB: 0 P: 4	R: 0 E: 0 K: 1 S: 5	H: 1 LOB: 0 BB: 0 P: 5	R: 0 E: 0 K: 1 S: 6	H: 1 LOB: 1 BB: 0 P: 6	R: 0 E: 0 K: 0 S: 3	H: 0 LOB: 0 BB: 0 P: 3	R: 2 E: 0 K: 1 S: 8	H: 4 LOB: 2 BB: 1 P: 12	R: 0 E: 0 K: 2 S: 9	H: 2 LOB: 3 BB: 0 P: 9	R: 0 E: 1 K: 2 S: 9	H: 1 LOB: 3 BB: 1 P: 13	1B: 10 2B: 2 3B: 0 HR: 0	SF: 0 SAC: 0 DP: 2 HBP: 0	WP: 0 PB: 0 CS: 0	PA: 40
PITCHER	IP WLS BF H R ER SO BB IBB HBP BLK WP HR S P ERA WHIP	IP WLS BF H R ER SO BB IBB HBP BLK WP HR S P ERA WHIP	IP WLS BF H R ER SO BB IBB HBP BLK WP HR S P ERA WHIP	IP WLS BF H R ER SO BB IBB HBP BLK WP HR S P ERA WHIP	IP WLS BF H R ER SO BB IBB HBP BLK WP HR S P ERA WHIP	IP WLS BF H R ER SO BB IBB HBP BLK WP HR S P ERA WHIP	IP WLS BF H R ER SO BB IBB HBP BLK WP HR S P ERA WHIP	IP WLS BF H R ER SO BB IBB HBP BLK WP HR S P ERA WHIP	IP WLS BF H R ER SO BB IBB HBP BLK WP HR S P ERA WHIP	IP WLS BF H R ER SO BB IBB HBP BLK WP HR S P ERA WHIP	IP WLS BF H R ER SO BB IBB HBP BLK WP HR S P ERA WHIP	IP WLS BF H R ER SO BB IBB HBP BLK WP HR S P ERA WHIP	IP WLS BF H R ER SO BB IBB HBP BLK WP HR S P ERA WHIP	IP WLS BF H R ER SO BB IBB HBP BLK WP HR S P ERA WHIP	IP WLS BF H R ER SO BB IBB HBP BLK WP HR S P ERA WHIP	IP WLS BF H R ER SO BB IBB HBP BLK WP HR S P ERA WHIP	IP WLS BF H R ER SO BB IBB HBP BLK WP HR S P ERA WHIP	IP WLS BF H R ER SO BB IBB HBP BLK WP HR S P ERA WHIP	IP WLS BF H R ER SO BB IBB HBP BLK WP HR S P ERA WHIP	IP WLS BF H R ER SO BB IBB HBP BLK WP HR S P ERA WHIP	IP WLS BF H R ER SO BB IBB HBP BLK WP HR S P ERA WHIP	IP WLS BF H R ER SO BB IBB HBP BLK WP HR S P ERA WHIP
Moose Haas, R ERA: 3.62 (1, 1)	6.2		27	8	3	3	4	1	0	0	0	0	0	0	34	38	4.05	1.350				
Dwight Bernard, R ERA: 4.35 (7, 1)	0.2	W	5	3	0	0	2	0	0	0	0	0	0	9	9	0.00	4.500					
Jamie Easterly, L ERA: 3.0 (8, 1)	0.1		1	0	0	0	0	0	0	0	0	0	0	1	1	0.00	0.000					
Rollie Fingers, R ERA: 2.52 (8, 1)	1.1	S	7	1	0	0	3	1	0	0	0	0	0	12	16	0.00	1.500					

Milwaukee Brewers @ Chicago White Sox
Comiskey Park, Chicago, IL
Sat May 15, 1982, 8:05 PM EDT
Att: 22,052 - Unknown - 64 F

AB 38
R 3
H 12
RBI 3
BB 2
SO 9
LOB 22



Batter	1	2	3	4	5	6	7	8	9	AB	R	H	RBI	BB	SO	LOB	TOP																			
Brian Downing, R OBP: 0.342, SLG: 0.503 (1, 7)										4	1	2	1	0	0	1	California Angels @ Milwaukee Brewers Milwaukee County Stadium, Milwaukee, WI Tue May 18 1982, 8:05 PM EDT Alt. 9,222 - Unknown - 70 F																			
Rod Carew, L OBP: 0.421, SLG: 0.340 (1, 3)										4	1	1	0	0	0	3																				
Bobby Grich, R OBP: 0.430, SLG: 0.524 (1, 4)										3	1	2	2	1	0	0																				
Don Baylor, R OBP: 0.304, SLG: 0.437 (1, 10)										4	0	1	1	0	0	1																				
Reggie Jackson, L OBP: 0.382, SLG: 0.407 Juan Beniquez, R OBP: 0.393, SLG: 0.408 (1, 9) (8, 9)										3	0	1	0	1	1	2																				
Doug DeCinces, R OBP: 0.325, SLG: 0.382 (1, 5)										0	0	0	0	0	0	0																				
Bobby Clark, R OBP: 0.219, SLG: 0.313 (1, 8)										4	0	0	0	0	2	4																				
Tim Foli, R OBP: 0.262, SLG: 0.296 (1, 6)										4	0	1	0	0	0	0																				
Bob Boone, R OBP: 0.331, SLG: 0.322 (1, 2)										4	0	1	0	0	0	2																				
Inning Stats	R: 1 E: 0 K: 0 S: 4	H: 2 LOB: 1 BB: 1 P: 8	R: 1 E: 1 K: 0 S: 6	H: 2 LOB: 2 BB: 0 P: 6	R: 0 E: 0 K: 1 S: 5	H: 0 LOB: 0 BB: 2 P: 13	R: 0 E: 0 K: 0 S: 3	H: 0 LOB: 0 BB: 0 P: 3	R: 0 E: 0 K: 1 S: 5	H: 1 LOB: 0 BB: 0 P: 5	R: 0 E: 0 K: 0 S: 3	H: 1 LOB: 0 BB: 0 P: 3	R: 0 E: 0 K: 0 S: 5	H: 3 LOB: 0 BB: 0 P: 5	R: 0 E: 0 K: 1 S: 5	H: 0 LOB: 0 BB: 0 P: 5		1B: 8 2B: 1 3B: 0 HR: 1	SF: 0 SAC: 0 DP: 5 HBP: 0	WP: 0 PA: 36 CS: 0																
PITCHER	IP	WLS	BF	H	R	ER	SO	BB	IBB	HBP	BLK	WP	HR	S	P	ERA	WHIP	PITCHER		IP	WLS	BF	H	R	ER	SO	BB	IBB	HBP	BLK	WP	HR	S	P	ERA	WHIP
Mike Caldwell, L ERA: 4.07 (1, 1)	7.1	L	32	10	4	3	2	3	0	0	0	0	1	33	45	3.68	1.773																			
Dwight Bernard, R ERA: 4.63 (8, 1)	1.2		4	0	0	0	1	0	0	0	0	0	0	6	6	0.00	0.000																			

AB 33
R 4
H 10
RBI 4
BB 3
SO 3
LOB 14



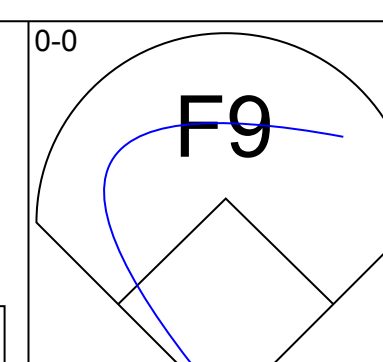
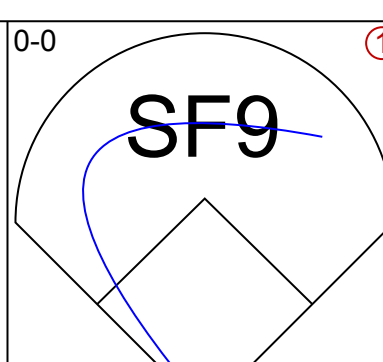
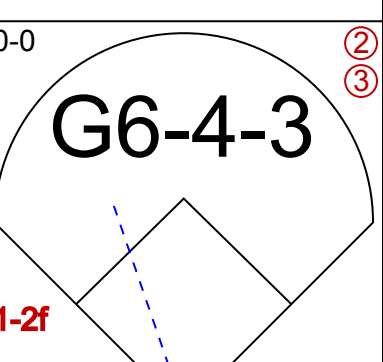
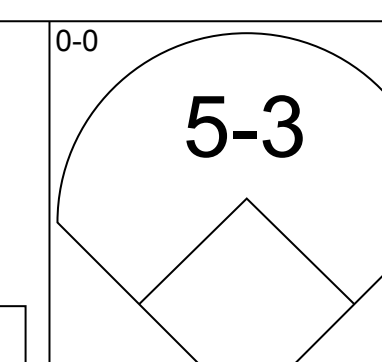
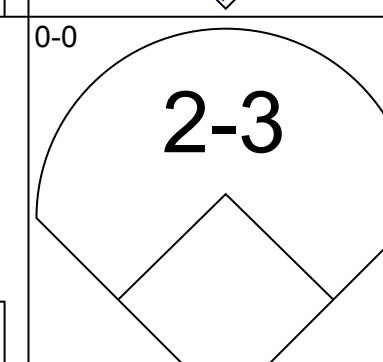
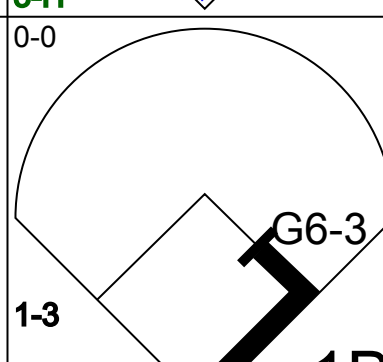
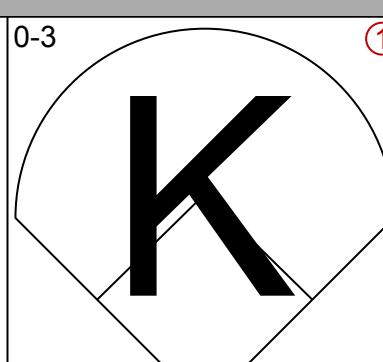
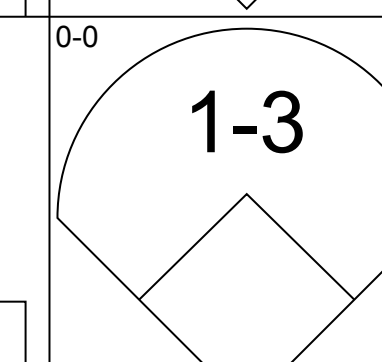
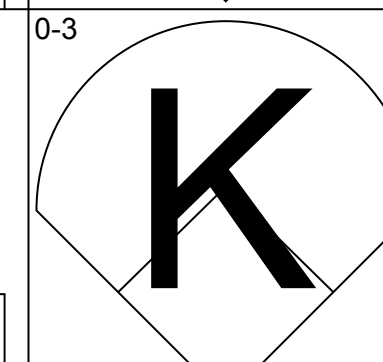
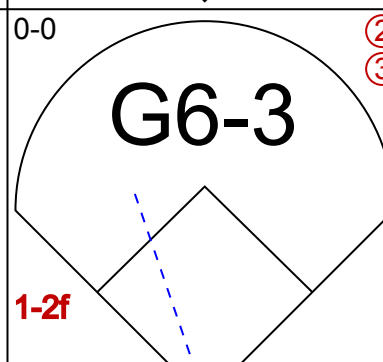
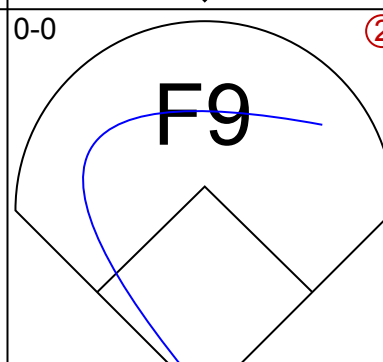
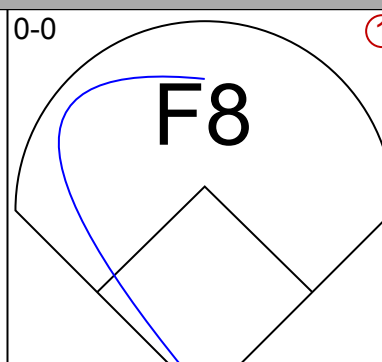
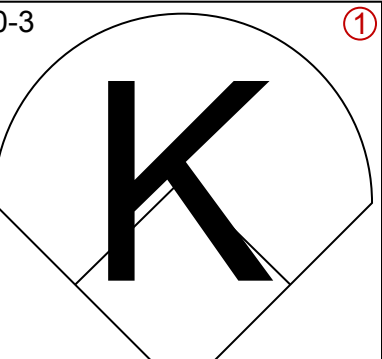
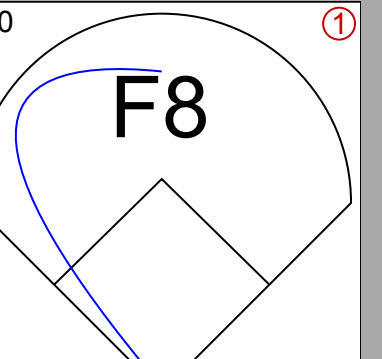
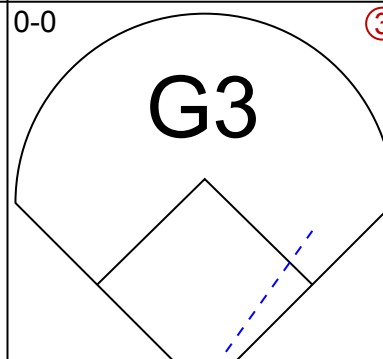
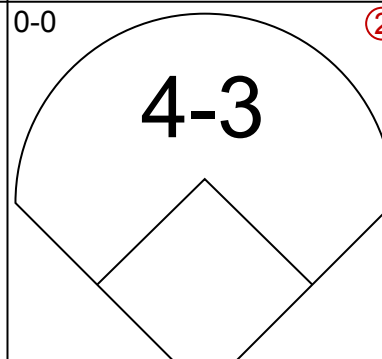
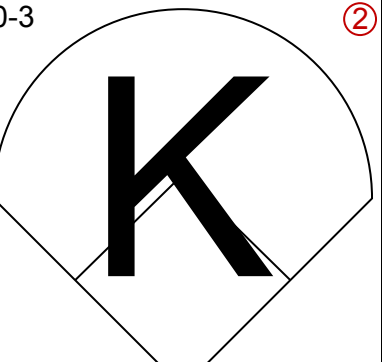
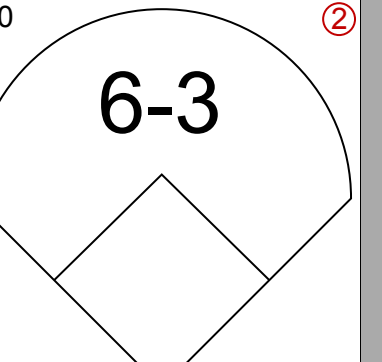
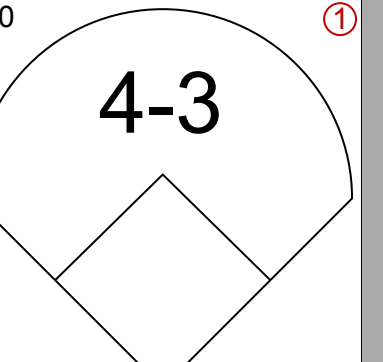
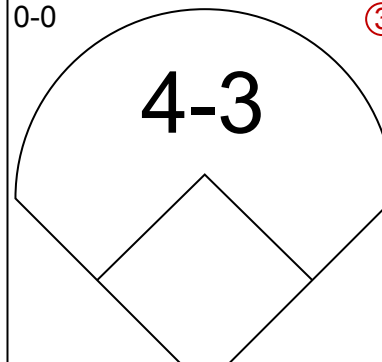
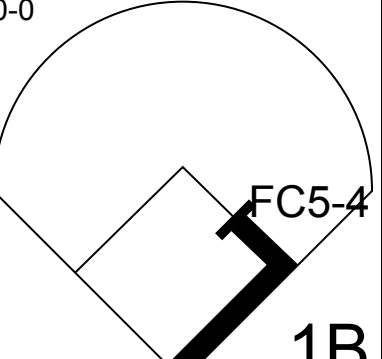
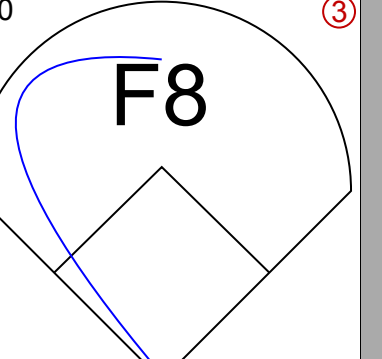
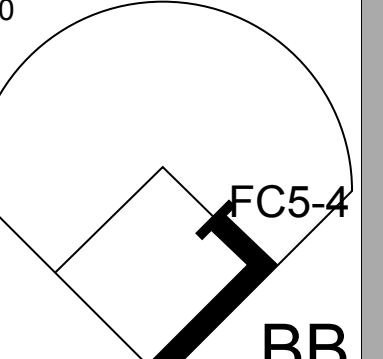
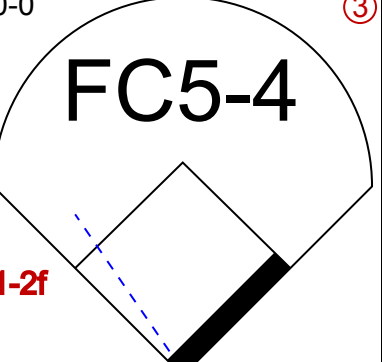
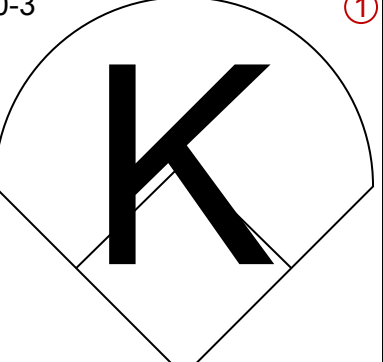
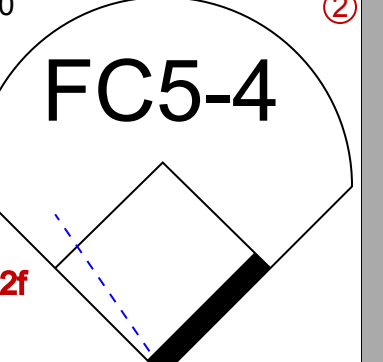
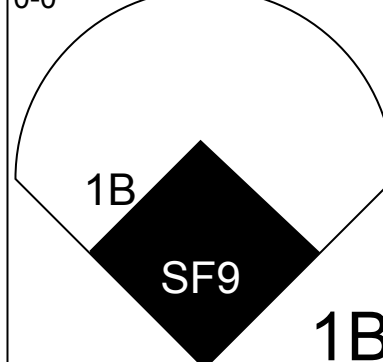
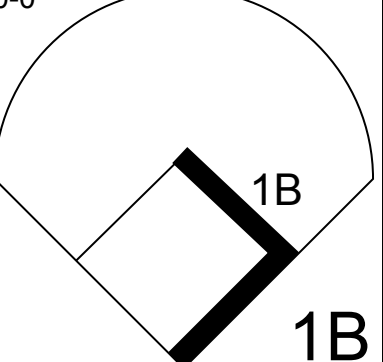
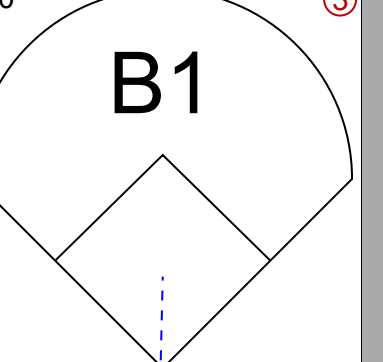
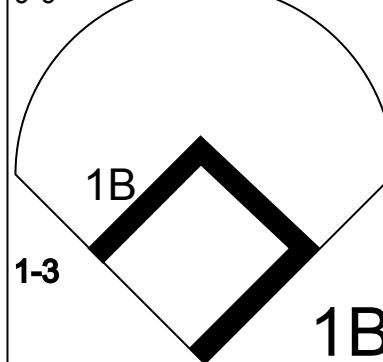
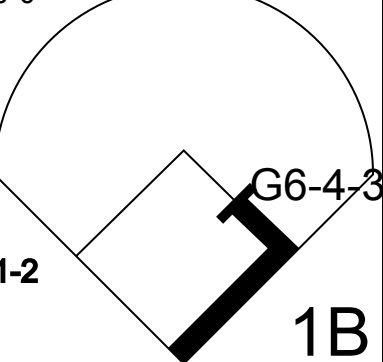
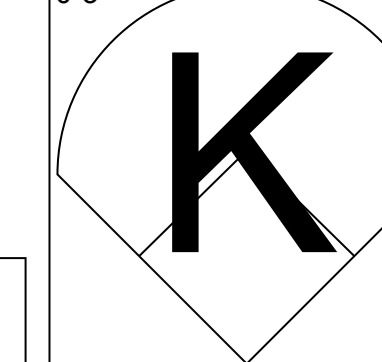
Batter	1	2	3	4	5	6	7	8	9	AB	R	H	RBI	BB	SO	LOB	BOTTOM																			
Paul Molitor, R OBP: 0.407, SLG: 0.458 Don Money, R OBP: 0.362, SLG: 0.692 (1, 5) (4, 5)										2	0	2	0	0	0	0	California Angels @ Milwaukee Brewers Milwaukee County Stadium, Milwaukee, WI Tue May 18 1982, 8:05 PM EDT Alt. 9,222 - Unknown - 70 F																			
Robin Yount, R OBP: 0.356, SLG: 0.491 (1, 6)										4	0	0	0	0	1	2																				
Cecil Cooper, L OBP: 0.390, SLG: 0.470 (1, 3)										4	0	0	0	0	1	2																				
Ben Oglivie, L OBP: 0.297, SLG: 0.432 (1, 7)										3	0	0	0	0	2	1																				
Ted Simmons, S OBP: 0.252, SLG: 0.327 (1, 10)										3	0	0	0	0	0	0																				
Gorman Thomas, R OBP: 0.336, SLG: 0.424 (1, 8)										3	0	0	0	0	0	0																				
Jim Gantner, L OBP: 0.356, SLG: 0.385 (1, 4)										3	0	0	0	0	0	0																				
Marshall Edwards, L OBP: 0.333, SLG: 0.667 (1, 9)										3	1	1	1	0	0	0																				
Ned Yost, R OBP: 0.273, SLG: 0.290 Charlie Moore, R OBP: 0.314, SLG: 0.366 (1, 2) (8, PH) (9, 2)										2	0	0	0	0	1	0																				
Inning Stats	R: 0 E: 0 K: 2 S: 8	H: 1 LOB: 1 BB: 0 P: 8	R: 0 E: 0 K: 0 S: 3	H: 0 LOB: 0 BB: 0 P: 3	R: 1 E: 0 K: 1 S: 7	H: 2 LOB: 1 BB: 0 P: 7	R: 0 E: 0 K: 1 S: 5	H: 0 LOB: 0 BB: 0 P: 5	R: 0 E: 0 K: 0 S: 3	H: 0 LOB: 0 BB: 0 P: 3	R: 0 E: 0 K: 0 S: 5	H: 0 LOB: 0 BB: 0 P: 5	R: 0 E: 0 K: 1 S: 3	H: 0 LOB: 0 BB: 0 P: 3	R: 0 E: 0 K: 0 S: 3	H: 0 LOB: 0 BB: 0 P: 3		1B: 2 2B: 0 3B: 0 HR: 1	SF: 0 SAC: 0 DP: 0 HBP: 0	WP: 0 PA: 30 CS: 0																
PITCHER	IP	WLS	BF	H	R	ER	SO	BB	IBB	HBP	BLK	WP	HR	S	P	ERA	WHIP	PITCHER		IP	WLS	BF	H	R	ER	SO	BB	IBB	HBP	BLK	WP	HR	S	P	ERA	WHIP
Steve Renko, R ERA: 1.86 (1, 1)	9.0	W	30	3	1	1	5	0	0	0	0	0	1	40	40	1.00	0.333																			

AB 30
R 1
H 3
RBI 1
BB 0
SO 5
LOB 5



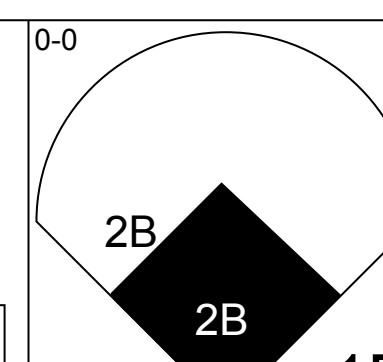
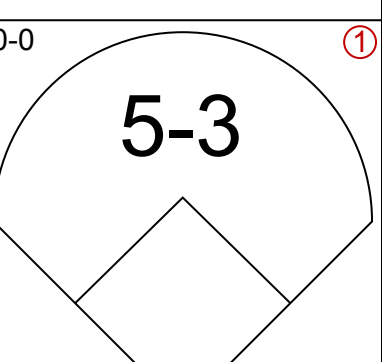
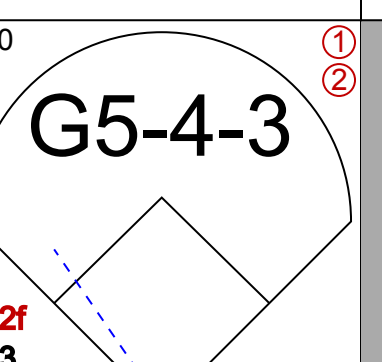
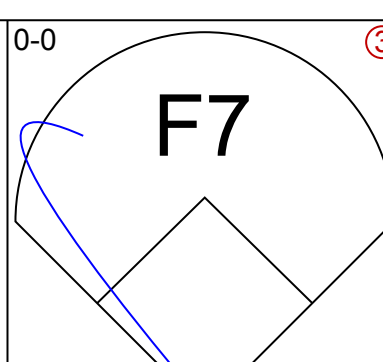
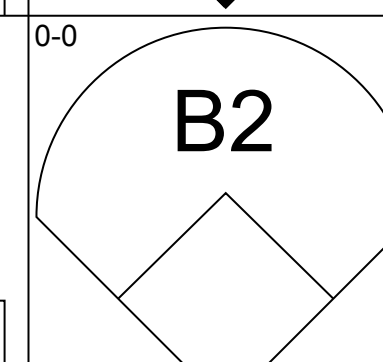
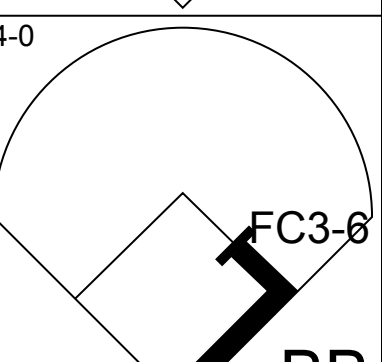
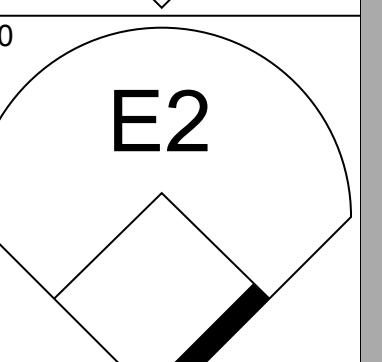
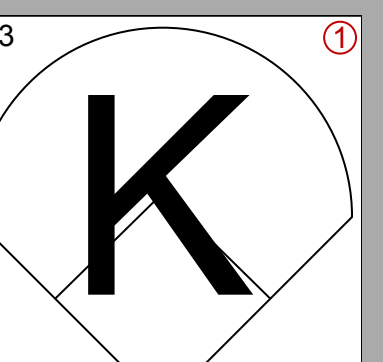
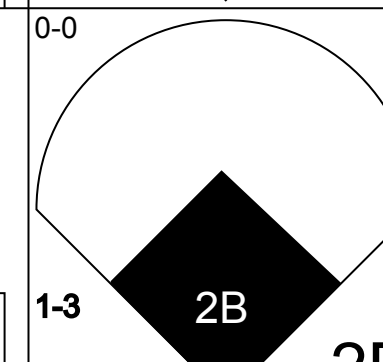
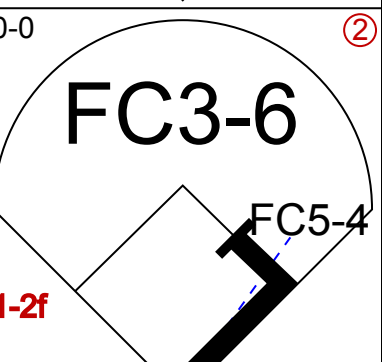
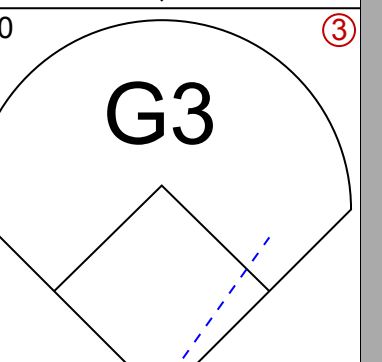
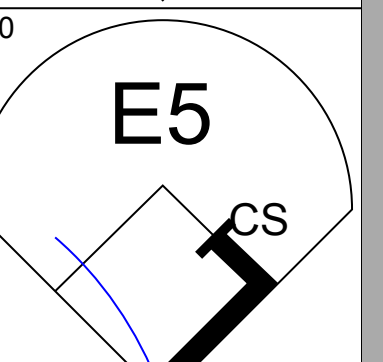
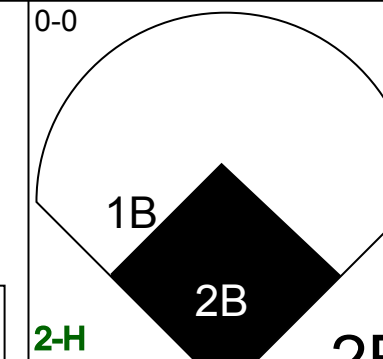
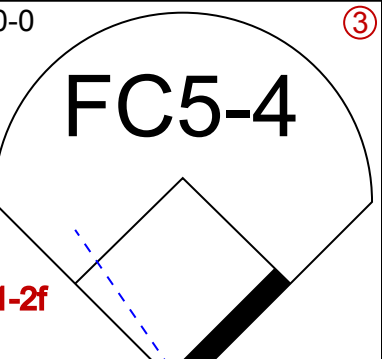
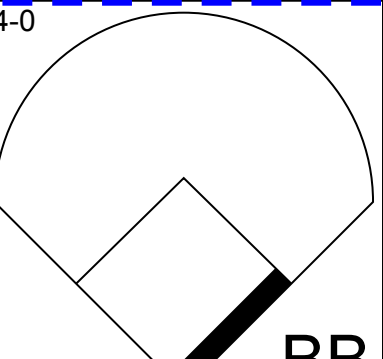
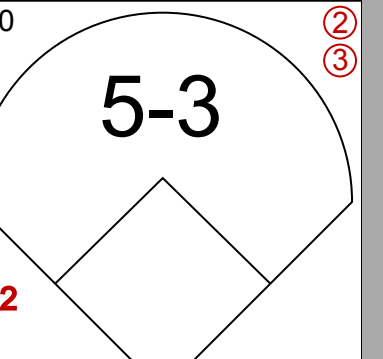
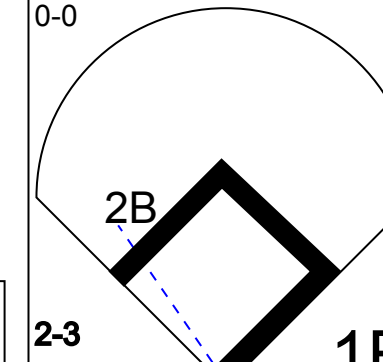
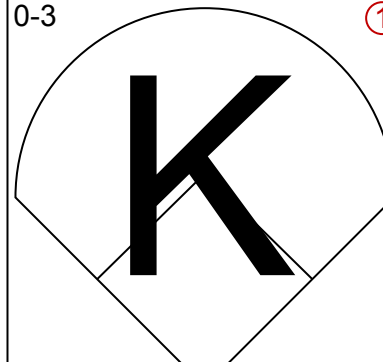
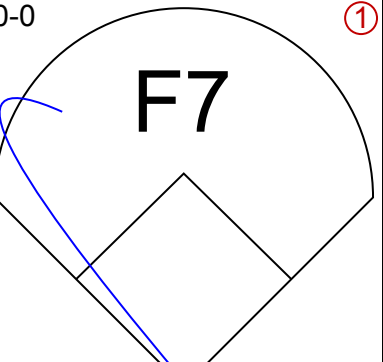
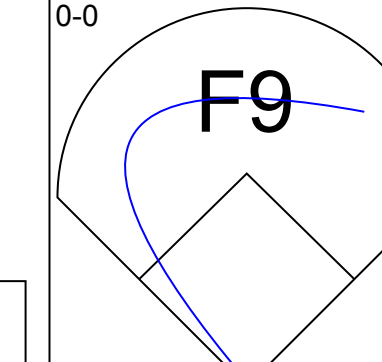
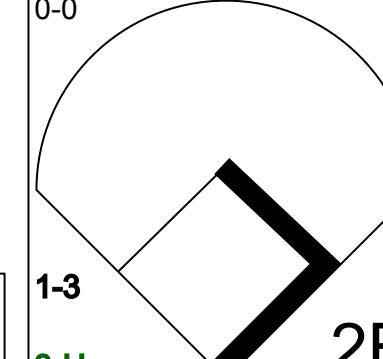
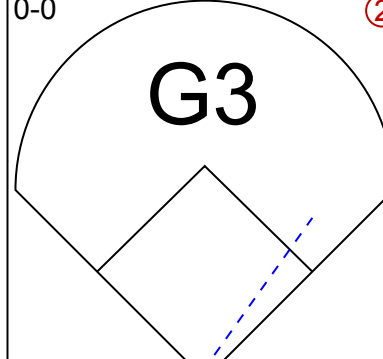
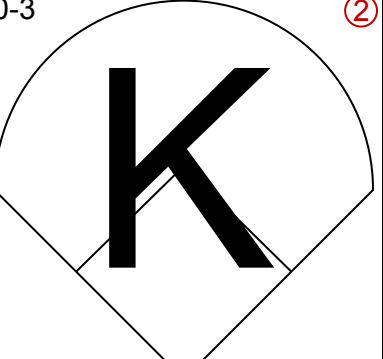
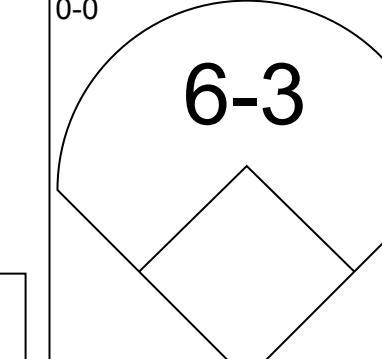
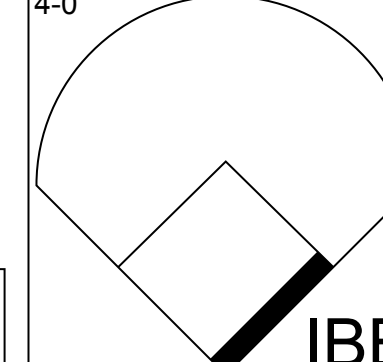
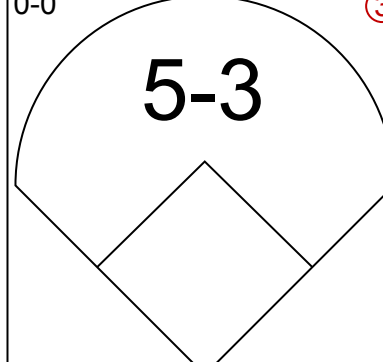
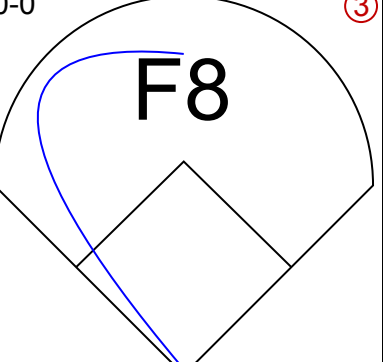
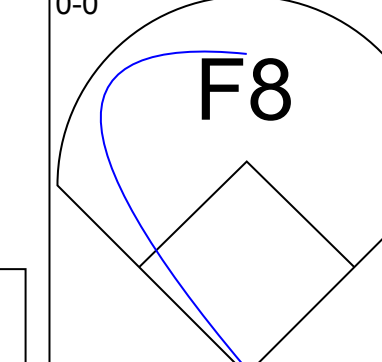
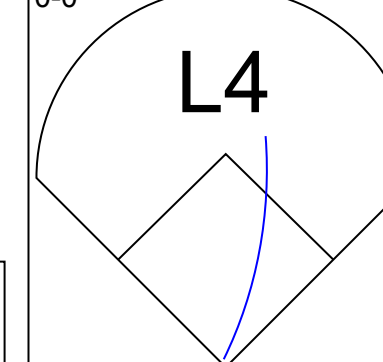
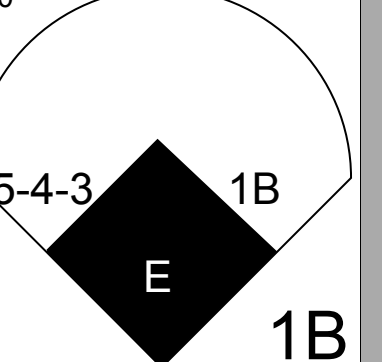

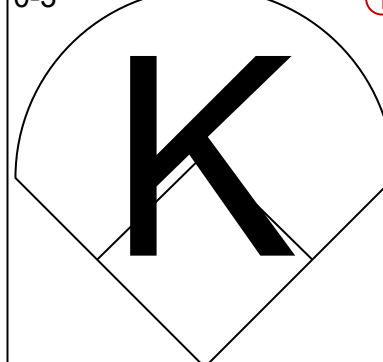
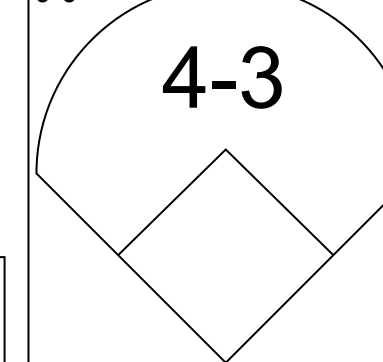
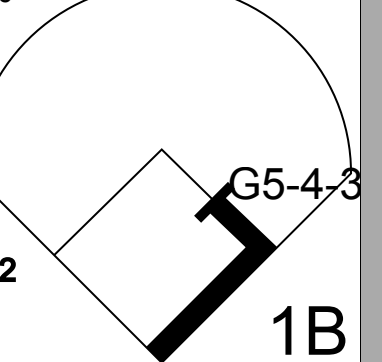

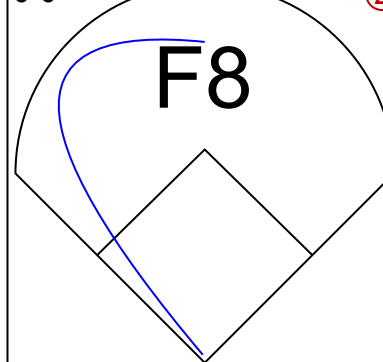
Batter	1	2	3	4	5	6	7	8	9	AB	R	H	RBI	BB	SO	LOB	TOP								
Brian Downing, R OBP: 0.343, SLG: 0.497 (1, 7)	0-3 K	4-0 BB		0-0 PB BB 1B		0-0 F9			0-0 4-3	4	0	1	2	1	1	0	California Angels @ Milwaukee Brewers Milwaukee County Stadium, Milwaukee, WI Wed May 19 1982, 8:05 PM EDT Att: 10,462 - Unknown - 76 F								
Rod Carew, L OBP: 0.420, SLG: 0.330 (1, 3)	4-0 HR	0-0 4-3		1-2 PB BB 1B		0-0 4-3			0-0 5-3	3	1	0	0	2	0	2									
Bobby Grich, R OBP: 0.421, SLG: 0.505 (1, 4)	0-0 F7			0-0 5-3					4-0 BB	4	0	0	0	1	0	3									
Reggie Jackson, L OBP: 0.385, SLG: 0.438 (1, 9)	0-0 HR			0-0 G5-4-3 1B		0-3 K			0-0 F7	4	1	2	2	0	2	0									
Bobby Clark, R OBP: 0.212, SLG: 0.303 (7, 8) (8, 9)	1-0 HR					0-0 K			0-0 F7	1	0	0	0	0	0	1									
Don Baylor, R OBP: 0.303, SLG: 0.429 (1, 10)	0-0 F3			0-0 G5-4-3 1B		4-0 2B 4-3 BB			0-0 F9	3	1	0	0	1	0	1									
Doug DeCinces, R OBP: 0.329, SLG: 0.415 (1, 5)		0-0 5-3		0-3 K		0-0 4-3 2B			0-0 HR	4	1	2	1	0	1	0									
Juan Beniquez, R OBP: 0.400, SLG: 0.404 (1, 8) (7, 9)		0-0 1B SF8 1B		4-0 1B BB		0-0 4-3			0-0 6-3	3	2	1	1	1	0	1									
Fred Lynn, L OBP: 0.383, SLG: 0.376 (8, 8)		0-0 1B		0-0 1B BB		2-3 3H 4-3			0-0 6-3	0	0	0	0	0	0	0									
Tim Foli, R OBP: 0.269, SLG: 0.302 (1, 6)		0-0 BB 1B		0-0 1B 1B		0-0 4-3			0-0 4-3	4	1	2	0	0	0	1									
Bob Boone, R OBP: 0.328, SLG: 0.322 (1, 2)		0-0 SF8		0-0 1B		0-0 F9			0-0 5-3	3	0	1	1	0	0	0									
Inning Stats	R: 2 E: 0 K: 1 S: 6	H: 1 LOB: 0 BB: 1 P: 10	R: 1 E: 0 K: 0 S: 5	H: 2 LOB: 2 BB: 1 P: 9	R: 0 E: 0 K: 0 S: 3	H: 1 LOB: 0 BB: 0 P: 3	R: 2 E: 0 K: 1 S: 7	H: 3 LOB: 2 BB: 2 P: 15	R: 1 E: 0 K: 1 S: 6	H: 1 LOB: 1 BB: 1 P: 10	R: 0 E: 0 K: 0 S: 3	H: 0 LOB: 0 BB: 0 P: 3	R: 0 E: 0 K: 1 S: 5	H: 0 LOB: 0 BB: 0 P: 5	R: 1 E: 0 K: 0 S: 4	H: 1 LOB: 0 BB: 0 P: 4	R: 0 E: 0 K: 0 S: 3	H: 0 LOB: 1 BB: 1 P: 7	1B: 6 2B: 1 3B: 0 HR: 2	SF: 1 SAC: 0 DP: 1 HBP: 0	WP: 0 PB: 1 SB: 0 CS: 0	PA: 40			
PITCHER	IP	WLS	BF	H	R	ER	SO	BB	IBB	HBP	BLK	WP	HR	S	P	ERA	WHIP								
Jim Slaton, R ERA: 2.63 (1, 1)	3.2	L	19	7	5	5	2	3	0	0	0	0	1	20	32	12.27	2.727								
Jerry Augustine, L ERA: 6.43 (4, 1)	5.1		21	2	2	2	2	3	0	0	0	0	1	22	34	3.38	0.938								

Batter	1	2	3	4	5	6	7	8	9	AB	R	H	RBI	BB	SO	LOB	BOTTOM								
Jim Gantner, L OBP: 0.355, SLG: 0.381 (1, 4)	0-0 1-3		0-0 4-3			0-0 FC3-6 1B		0-0 L6-3		4	0	1	0	0	0	1	California Angels @ Milwaukee Brewers Milwaukee County Stadium, Milwaukee, WI Wed May 19 1982, 8:05 PM EDT Att: 10,462 - Unknown - 76 F								
Robin Yount, R OBP: 0.355, SLG: 0.482 (1, 6)	0-0 S 1B			0-0 F1		0-3 K			0-0 6-3	4	0	1	0	0	1	1									
Cecil Cooper, L OBP: 0.393, SLG: 0.467 (1, 3)	0-0 F7			0-0 1B 1B		0-0 FC3-6			4-0 HR BB	3	1	1	0	1	0	2									
Don Money, R OBP: 0.390, SLG: 0.732 (1, 5)	0-0 4-3			0-0 FC5-4 1B		0-3 K			0-0 HR	4	1	2	2	0	1	2									
Ben Oglivie, L OBP: 0.295, SLG: 0.422 (1, 7)		0-3 K		0-0 F8		4-0 G6-4-3 BB			0-0 3-1	3	0	0	0	1	1	2									
Gorman Thomas, R OBP: 0.329, SLG: 0.410 (1, 8)		0-3 K		0-0 FC5-4		0-0 G6-4-3			0-0 F6	4	0	0	0	0	1	3									
Ted Simmons, S OBP: 0.246, SLG: 0.318 (1, 10)		0-0 4-1				0-0 F9			0-0 3-1	3	0	0	0	0	0	0									
Marshall Edwards, L OBP: 0.333, SLG: 0.619 (1, 9)			0-0 8-3 1B			0-0 3-1			0-0 G3	3	0	1	0	0	0	0									
Ned Yost, R OBP: 0.278, SLG: 0.273 (1, 2)			0-0 8-3			0-3 K			4-0 L6-3 BB	2	0	0	0	1	1	1									
Inning Stats	R: 0 E: 0 K: 0 S: 4	H: 1 LOB: 0 BB: 0 P: 4	R: 0 E: 0 K: 2 S: 7	H: 0 LOB: 0 BB: 0 P: 7	R: 0 E: 0 K: 0 S: 3	H: 1 LOB: 0 BB: 0 P: 3	R: 0 E: 0 K: 0 S: 5	H: 2 LOB: 2 BB: 0 P: 5	R: 0 E: 0 K: 1 S: 5	H: 0 LOB: 0 BB: 0 P: 5	R: 0 E: 0 K: 2 S: 8	H: 1 LOB: 1 BB: 0 P: 8	R: 0 E: 0 K: 0 S: 2	H: 0 LOB: 0 BB: 1 P: 6	R: 0 E: 0 K: 0 S: 2	H: 0 LOB: 0 BB: 1 P: 6		R: 2 E: 0 K: 0 S: 4	H: 1 LOB: 0 BB: 1 P: 8	1B: 5 2B: 2 3B: 0 HR: 1	SF: 0 SAC: 0 DP: 3 HBP: 0	WP: 0 PB: 0 SB: 1 CS: 0	PA: 33		
PITCHER	IP	WLS	BF	H	R	ER	SO	BB	IBB	HBP	BLK	WP	HR	S	P	ERA	WHIP								
Bruce Kison, R ERA: 2.08 (1, 1)	8.0	W	28	5	0	0	5	2	0	0	0	0	0	36	44	0.00	0.875								
Don Aase, R ERA: 2.52 (9, 1)	1.0		5	1	2	2	0	1	0	0	0	0	1	4	8	18.00	2.000								

Batter	1	2	3	4	5	6	7	8	9	AB	R	H	RBI	BB	SO	LOB	TOP					
Brian Downing, R OBP: 0.335, SLG: 0.487 (1, 7)										3	0	0	1	0	0	2	California Angels @ Milwaukee Brewers Milwaukee County Stadium, Milwaukee, WI Thu May 20 1982, 4:33 AM EDT Att: 17,870 - Unknown - 50 F					
Rod Carew, L OBP: 0.415, SLG: 0.327 (1, 3)										4	0	1	0	0	1	0						
Bobby Grich, R OBP: 0.409, SLG: 0.487 (1, 10)										4	0	0	0	0	1	2						
Reggie Jackson, L OBP: 0.374, SLG: 0.422 (1, 9)										4	0	0	0	0	1	0						
Fred Lynn, L OBP: 0.372, SLG: 0.364 (1, 8)										4	0	0	0	0	1	0						
Rob Wilfong, L OBP: 0.240, SLG: 0.172 (1, 4)										2	0	1	0	1	0	0						
Doug DeCinces, R OBP: 0.323, SLG: 0.406 (1, 5)										3	0	0	0	0	1	2						
Tim Foli, R OBP: 0.277, SLG: 0.311 (1, 6)										3	1	2	0	0	0	1						
Bob Boone, R OBP: 0.336, SLG: 0.331 (1, 2)										3	0	2	0	0	1	0						
Inning Stats	R: 0 E: 0 K: 1 S: 5	H: 0 LOB: 0 BB: 0 P: 5	R: 0 E: 0 K: 2 S: 8	H: 1 LOB: 1 BB: 0 P: 8	R: 1 E: 0 K: 0 S: 5	H: 3 LOB: 1 BB: 0 P: 5	R: 0 E: 0 K: 0 S: 3	H: 0 LOB: 0 BB: 0 P: 3	R: 0 E: 0 K: 1 S: 6	H: 2 LOB: 1 BB: 0 P: 6	R: 0 E: 0 K: 1 S: 5	H: 0 LOB: 0 BB: 0 P: 5	R: 0 E: 0 K: 0 S: 3	H: 0 LOB: 0 BB: 1 P: 7	R: 0 E: 0 K: 1 S: 5	H: 0 LOB: 0 BB: 0 P: 5	R: 0 E: 0 K: 0 S: 3	H: 0 LOB: 0 BB: 0 P: 3	1B: 6 2B: 0 3B: 0 HR: 0	SF: 1 SAC: 0 DP: 2 HBP: 0	WP: 0 PB: 0 SB: 0 CS: 0	PA: 32
PITCHER Moose Haas, R ERA: 3.22 (1, 1)	IP: 9.0 WLS: W BF: 32 H: 6 R: 1 ER: 1 SO: 6 BB: 1 IBB: 0 HBP: 0 BLK: 0 WP: 0 HR: 0 S: 43 P: 47 ERA: 1.00 WHIP: 0.778															PITCHER						

AB	30
R	1
H	6
RBI	1
BB	1
SO	6
LOB	7



Batter	1	2	3	4	5	6	7	8	9	AB	R	H	RBI	BB	SO	LOB	BOTTOM			
Paul Molitor, R OBP: 0.403, SLG: 0.452 (1, 10)										4	1	1	0	0	0	2	California Angels @ Milwaukee Brewers Milwaukee County Stadium, Milwaukee, WI Thu May 20 1982, 4:33 AM EDT Att: 17,870 - Unknown - 50 F			
Charlie Moore, R OBP: 0.312, SLG: 0.357 (1, 2)										3	0	0	0	1	1	1				
Cecil Cooper, L OBP: 0.390, SLG: 0.468 (1, 3)										4	1	1	0	0	0	2				
Don Money, R OBP: 0.397, SLG: 0.729 (1, 5)										3	1	1	2	1	0	2				
Gorman Thomas, R OBP: 0.326, SLG: 0.405 (1, 8)										4	0	1	0	0	1	1				
Ben Oglivie, L OBP: 0.294, SLG: 0.424 (1, 7)										4	0	1	1	0	1	1				
Robin Yount, R OBP: 0.352, SLG: 0.470 (1, 6)										3	0	0	0	1	0	1				
Mark Brouhard, R OBP: 0.386, SLG: 0.538 (1, 9)										3	1	1	0	0	1	3				
Jim Gantner, L OBP: 0.354, SLG: 0.379 (1, 4)										3	0	1	0	0	0	3				
Inning Stats	R: 3 E: 0 K: 0 S: 8	H: 5 LOB: 3 BB: 1 P: 12	R: 0 E: 0 K: 0 S: 3	H: 0 LOB: 1 BB: 1 P: 7	R: 0 E: 0 K: 1 S: 5	H: 0 LOB: 0 BB: 0 P: 5	R: 1 E: 1 K: 0 S: 5	H: 2 LOB: 1 BB: 0 P: 5	R: 0 E: 0 K: 1 S: 5	H: 0 LOB: 1 BB: 1 P: 9	R: 0 E: 0 K: 1 S: 5	H: 0 LOB: 0 BB: 0 P: 5	R: 0 E: 1 K: 1 S: 5	H: 0 LOB: 0 BB: 0 P: 5	R: 0 E: 0 K: 0 S: 3	H: 0 LOB: 0 BB: 0 P: 3	1B: 4 2B: 3 3B: 0 HR: 0	SF: 0 SAC: 0 DP: 1 HBP: 0	WP: 0 PB: 0 SB: 0 CS: 1	PA: 34
PITCHER Geoff Zahn, L ERA: 2.35 Mike Witt, R ERA: 3.22 (5, 1)	IP: 4.0 WLS: L BF: 21 H: 7 R: 4 ER: 3 SO: 1 BB: 1 IBB: 0 HBP: 0 BLK: 0 WP: 0 HR: 0 S: 21 P: 29 ERA: 6.75 WHIP: 2.000															PITCHER				

AB	31
R	4
H	7
RBI	3
BB	3
SO	4
LOB	16



Batter	1	2	3	4	5	6	7	8	9	AB	R	H	RBI	BB	SO	LOB	TOP										
Bobby Brown, S OBP: 0.292, SLG: 0.364 (1, 7)	F8		CS 2H 1B			4-3		F5		4	0	1	1	0	0	0	Seattle Mariners @ Milwaukee Brewers Milwaukee County Stadium, Milwaukee, WI Fri May 21 1982, 8:05 PM EDT Att: 11,545 - Unknown livebaseballscorecards.com										
Paul Serna, R OBP: 0.250, SLG: 0.250 (1, 5)	4-3		CS 1-2	SH1-3 1B		6-3		5-3		4	0	1	0	0	0												
Bruce Bochte, L OBP: 0.416, SLG: 0.411 (1, 3)	K			SH1-3 1-2		K		K		3	0	0	0	0	3												
Al Cowens, R OBP: 0.324, SLG: 0.462 (1, 9)		K		K			BB 1B	K		4	0	1	0	0	3	1											
Todd Cruz, R OBP: 0.287, SLG: 0.391 (1, 6)	F6			5-3			F9	K		4	0	0	0	0	1	2											
Jim Maser, R OBP: 0.293, SLG: 0.351 (1, 10)	K				6-3		F7			3	0	0	0	0	1	1											
Dave Henderson, R OBP: 0.421, SLG: 0.559 (1, 8)			F3		K		BB 1-2	BB 1-2		2	0	0	0	1	1	0											
Bud Bulling, R OBP: 0.288, SLG: 0.264 (1, 2)										1	1	1	0	1	0	0											
Manny Castillo, S OBP: 0.290, SLG: 0.285 (7, PH)			BLK 1B							1	0	0	0	0	1	2											
Dan Firova, R (7, 2)							BB			0	0	0	0	0	0	0											
Julio Cruz, S OBP: 0.350, SLG: 0.312 (1, 4)			F4		F7			K		3	0	0	0	0	1	2											
Inning Stats	R: 0 E: 0 K: 1 S: 5	H: 0 LOB: 0 BB: 0 P: 5	R: 0 E: 0 K: 2 S: 7	H: 0 LOB: 0 BB: 0 P: 7	R: 1 E: 0 K: 0 S: 4	H: 2 LOB: 0 BB: 0 P: 4	R: 0 E: 0 K: 1 S: 6	H: 1 LOB: 1 BB: 0 P: 6	R: 0 E: 0 K: 1 S: 5	H: 0 LOB: 1 BB: 1 P: 9	R: 0 E: 0 K: 1 S: 5	H: 0 LOB: 0 BB: 0 P: 5	R: 0 E: 0 K: 1 S: 6	H: 1 LOB: 2 BB: 1 P: 10	R: 0 E: 0 K: 3 S: 5	H: 0 LOB: 0 BB: 0 P: 9	R: 0 E: 0 K: 3 S: 9	H: 0 LOB: 0 BB: 0 P: 9	1B: 4 2B: 0 3B: 0 HR: 0	SF: 0 SAC: 1 DP: 0 HBP: 0	WP: 0 PB: 0 SB: 0 CS: 1	PA: 33					
PITCHER	IP	WLS	BF	H	R	ER	SO	BB	IBB	HBP	BLK	WP	HR	S	P	ERA	WHIP										
Bob McClure, L ERA: 5.14 (1, 1)	6.2	W	25	4	1	1	6	2	0	0	1	0	0	35	43	1.35	0.900										
Rollie Fingers, R ERA: 2.3 (7, 1)	2.1	S	7	0	0	0	5	0	0	0	0	0	0	17	17	0.00	0.000										

Batter	1	2	3	4	5	6	7	8	9	AB	R	H	RBI	BB	SO	LOB	BOTTOM										
Paul Moltzer, R OBP: 0.392, SLG: 0.438 (1, 10)	F9		6-3		F7		6-3			4	0	0	0	0	0	1	Seattle Mariners @ Milwaukee Brewers Milwaukee County Stadium, Milwaukee, WI Fri May 21 1982, 8:05 PM EDT Att: 11,545 - Unknown livebaseballscorecards.com										
Ben Oglivie, L OBP: 0.299, SLG: 0.434 (1, 7)			G3			CS 1B	1-3			4	0	2	0	0	0	1											
Cecil Cooper, L OBP: 0.392, SLG: 0.469 (1, 3)	5-3			6-3 5-3 1B		CS 1B		F8		4	2	2	0	0	0	1											
Don Money, R OBP: 0.373, SLG: 0.683 (1, 5)	F8			5-3 1-2		K	1-2 2-3	K		4	0	0	0	0	2	4											
Gorman Thomas, R OBP: 0.324, SLG: 0.395 (1, 8)		F8		6-3 2-3		1B BB		F2		3	1	0	0	1	0	1											
Robin Yount, R OBP: 0.359, SLG: 0.475 (1, 6)		F7			1B	1-2 2H	2B 1B			3	1	2	2	0	0	0											
Ted Simmons, S OBP: 0.248, SLG: 0.327 (1, 2)		F9		4-3		1H 2H	2B			3	0	1	2	0	0	1											
Charlie Moore, R OBP: 0.313, SLG: 0.356 (1, 9)			6-3 SH2-3 1B		F7		F8			3	0	1	0	0	0	1											
Jim Gantner, L OBP: 0.349, SLG: 0.373 (1, 4)			SH2-3 1-2		G3		G3			2	0	0	0	0	0	0											
Inning Stats	R: 0 E: 0 K: 0 S: 4	H: 1 LOB: 1 BB: 0 P: 4	R: 0 E: 0 K: 0 S: 3	H: 0 LOB: 0 BB: 0 P: 3	R: 0 E: 0 K: 0 S: 4	H: 1 LOB: 1 BB: 0 P: 4	R: 1 E: 0 K: 0 S: 5	H: 2 LOB: 1 BB: 0 P: 5	R: 0 E: 0 K: 0 S: 3	H: 0 LOB: 0 BB: 0 P: 3	R: 3 E: 0 K: 1 S: 8	H: 4 LOB: 1 BB: 1 P: 12	R: 0 E: 0 K: 0 S: 3	H: 0 LOB: 0 BB: 0 P: 3	R: 0 E: 0 K: 1 S: 5	H: 0 LOB: 0 BB: 0 P: 5		1B: 6 2B: 3 3B: 0 HR: 0	SF: 0 SAC: 1 DP: 1 HBP: 0	WP: 0 PB: 0 SB: 0 CS: 2	PA: 32						
PITCHER	IP	WLS	BF	H	R	ER	SO	BB	IBB	HBP	BLK	WP	HR	S	P	ERA	WHIP										
Gaylord Perry, R ERA: 3.95 (1, 1)	8.0	L	32	8	4	4	2	1	0	0	0	0	0	35	39	4.50	1.125										

Batter	1	2	3	4	5	6	7	8	9	AB	R	H	RBI	BB	SO	LOB	TOP										
Bobby Brown, S OBP: 0.284, SLG: 0.327 (1, 7)	0-3 K		0-0 F9	0-3 K		0-3 K			0-0 5-3	5	0	0	0	0	3	1											
Paul Serna, R OBP: 0.238, SLG: 0.238 (1, 5)	0-0 5-3		0-0 HBP 1B	0-0 F3			0-0 F7		0-0 1-3	5	1	1	0	0	0	0											
Al Cowens, R OBP: 0.322, SLG: 0.453 (1, 9)	0-0 F8		1-0 1B HBP		0-0 E5		0-0 F4			3	1	0	0	0	0	0											
Gary Gray, R OBP: 0.500, SLG: 0.750 (1, 10)		0-3 K	0-0 E 1B HR		0-0 F6					4	1	2	2	0	1	1											
Todd Cruz, R OBP: 0.286, SLG: 0.387 (1, 6)	0-0 F8		0-0 E HR 1B		0-0 5-3		0-0 4-3			4	1	1	1	0	0	2											
Dave Henderson, R OBP: 0.426, SLG: 0.595 (1, 8)	0-0 3B		1-2 3H HR 1B		4-0 BB			0-0 F5		3	1	1	0	1	0	2											
Jim Maler, R OBP: 0.292, SLG: 0.367 (1, 3)	0-0 6-3		0-0 HR		0-0 F7			0-0 E5 G4-3		4	1	1	4	0	0	3											
Bud Bulling, R OBP: 0.286, SLG: 0.263 (1, 2)			0-0 F4 1B		0-0 6-3			0-0 G4-3		4	0	1	0	0	0	1											
Julio Cruz, S OBP: 0.342, SLG: 0.304 (1, 4)			0-0 FC6-4 HBP 1B		0-0 1-3		0-0 1-3		0-0 F7	4	1	0	0	0	0	1											
Inning Stats	R: 0 E: 0 K: 1 S: 5	H: 0 LOB: 0 BB: 0 P: 5	R: 0 E: 0 K: 1 S: 6	H: 1 LOB: 1 BB: 0 P: 6	R: 7 E: 1 K: 0 S: 9	H: 5 LOB: 0 BB: 0 P: 10	R: 0 E: 0 K: 1 S: 5	H: 0 LOB: 0 BB: 0 P: 5	R: 0 E: 1 K: 0 S: 4	H: 1 LOB: 1 BB: 0 P: 4	R: 0 E: 1 K: 0 S: 3	H: 0 LOB: 0 BB: 0 P: 3	R: 0 E: 0 K: 0 S: 3	H: 0 LOB: 0 BB: 0 P: 3	R: 0 E: 0 K: 0 S: 3	H: 0 LOB: 0 BB: 0 P: 3	1B: 4 2B: 1 3B: 1 HR: 1	SF: 0 SAC: 0 DP: 1 HBP: 1	WP: 0 PB: 0 SB: 0 CS: 0	PA: 38							
PITCHER	IP	WLS	BF	H	R	ER	SO	BB	IBB	HBP	BLK	WP	HR	S	P	ERA	WHIP										
Randy Lerch, L ERA: 5.36 (1, 1)	4.2	L	24	6	7	3	3	1	0	1	0	0	1	28	33	5.79	1.500										
Jim Slaton, R ERA: 2.51 (5, 1)	1.1		4	0	0	0	1	0	0	0	0	0	0	6	6	0.00	0.000										
Jerry Augustine, L ERA: 5.87 (7, 1)	2.0		7	1	0	0	0	0	0	0	0	0	0	7	7	0.00	0.500										
Jamie Easterly, L ERA: 3.6 (9, 1)	1.0		3	0	0	0	0	0	0	0	0	0	0	3	3	0.00	0.000										

Seattle Mariners @ Milwaukee Brewers
Milwaukee County Stadium, Milwaukee, WI
Sat May 22 1982, 4:33 AM EDT
Att: 25,630 - Unknown


AB 36
R 7
H 7
RBI 7
BB 1
SO 4
LOB 11



Batter	1	2	3	4	5	6	7	8	9	AB	R	H	RBI	BB	SO	LOB	BOTTOM										
Jim Gantner, L OBP: 0.346, SLG: 0.369 (1, 4)	0-0 F8	0-0 F8			0-0 G5-4-3 1B			0-0 F9		4	0	1	0	0	0	2											
Gorman Thomas, R OBP: 0.322, SLG: 0.386 (1, 8)	4-0 BB FC4-6 BB	0-0 F7			0-0 G5-4-3		0-3 K			3	1	0	0	1	1	3											
Cecil Cooper, L OBP: 0.389, SLG: 0.459 (1, 3)	4-0 FC4-6 1-2 BB		0-0 G3			0-0 F9		0-0 F8		3	0	0	0	1	0	0											
Don Money, R OBP: 0.366, SLG: 0.652 (1, 5)	4-0 FC4-6 1-2 2-3 BB		0-3 K			0-0 5-3			0-0 4-3	3	0	0	0	1	1	0											
Ben Oglivie, L OBP: 0.298, SLG: 0.429 (1, 7)	0-0 FC4-6 1-2 2-3 BB		0-0 F3			0-0 FC6-4 1B			0-0 G3	4	0	1	1	0	0	2											
Robin Yount, R OBP: 0.356, SLG: 0.467 (1, 6)	0-0 5-3			0-0 6-3		0-0 FC6-4			0-0 1B	4	0	1	0	0	0	3											
Ted Simmons, S OBP: 0.248, SLG: 0.325 (1, 10)		0-0 SH 1B			0-0 F9			0-0 F7		4	0	1	0	0	0	1											
Mark Brouhard, R OBP: 0.391, SLG: 0.525 (1, 9)		0-0 SH		0-0 6-3		4-0 7-6-3 BB				1	0	0	0	1	0	0											
Charlie Moore, R OBP: 0.305, SLG: 0.347 (1, 2)		0-0 F3			0-0 6-3			0-0 7-6-3		3	0	0	0	0	0	3											
Inning Stats	R: 1 E: 0 K: 0 S: 3	H: 0 LOB: 2 BB: 3 P: 15	R: 0 E: 0 K: 0 S: 5	H: 1 LOB: 2 BB: 0 P: 5	R: 0 E: 0 K: 1 S: 5	H: 0 LOB: 0 BB: 0 P: 5	R: 0 E: 0 K: 0 S: 3	H: 0 LOB: 0 BB: 0 P: 3	R: 0 E: 0 K: 0 S: 4	H: 1 LOB: 1 BB: 0 P: 4	R: 0 E: 0 K: 0 S: 2	H: 0 LOB: 0 BB: 1 P: 6	R: 0 E: 0 K: 1 S: 5	H: 0 LOB: 0 BB: 0 P: 5	R: 0 E: 0 K: 0 S: 4	H: 1 LOB: 1 BB: 0 P: 4	1B: 4 2B: 1 3B: 0 HR: 0	SF: 0 SAC: 1 DP: 2 HBP: 0	WP: 0 PB: 0 SB: 0 CS: 0	PA: 34							
PITCHER	IP	WLS	BF	H	R	ER	SO	BB	IBB	HBP	BLK	WP	HR	S	P	ERA	WHIP										
Gene Nelson, R ERA: 3.6 (1, 1)	9.0	W	34	4	1	1	2	4	0	0	0	0	0	34	50	1.00	0.889										

Seattle Mariners @ Milwaukee Brewers
Milwaukee County Stadium, Milwaukee, WI
Sat May 22 1982, 4:33 AM EDT
Att: 25,630 - Unknown

AB 29
R 1
H 4
RBI 1
BB 4
SO 2
LOB 14

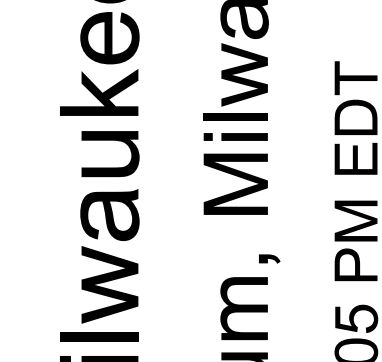


Batter	1	2	3	4	5	6	7	8	9	AB	R	H	RBI	BB	SO	LOB	TOP																					
Rickey Henderson, R OBP: 0.438, SLG: 0.383 (1, 7)	F8		5-3		E BB		2B BB		S BB	2	3	0	0	3	0	0	Oakland Athletics @ Milwaukee Brewers Milwaukee County Stadium, Milwaukee, WI Wed May 26 1982, 8:05 PM EDT Att: 7,503 - Cloudy - 53 F																					
Mike Heath, R OBP: 0.333, SLG: 0.403 (1, 2)	F3		F7 2B		E IBB		2B 2B		1B 1B	4	2	3	2	1	0	0																						
Joe Rudi, R OBP: 0.340, SLG: 0.325 (1, 9)	F9		F7		E2		2B		WP 1B 1B	5	0	2	1	0	0	2																						
Cliff Johnson, R OBP: 0.303, SLG: 0.376 (1, 10)	F8		F7		F5		K		K	5	0	0	0	0	2	6																						
Jeff Newman, R OBP: 0.326, SLG: 0.469 (1, 3)	4-3				F8 F7		4-3		WP 1B	5	0	1	1	0	0	3																						
Dave McKay, S OBP: 0.247, SLG: 0.263 (1, 4)	BB BLK BB				F4		F8		1-3	4	1	0	0	1	0	2																						
Tony Phillips, S OBP: 0.395, SLG: 0.306 (1, 6)	BLK BB				K		F2		K	3	0	0	0	1	2	0																						
Jimmy Sexton, R OBP: 0.235, SLG: 0.375 (1, 5)	BLK BB				F8 F7		P4			3	0	0	0	1	0	0																						
Rick Rosetti, R OBP: 0.200, SLG: 0.200 (1, 8)	F2				E BB		6-3		F9	4	1	1	0	0	0	2																						
Inning Stats	R: 0 E: 0 K: 0 S: 3	H: 0 LOB: 0 BB: 0 P: 3	R: 1 E: 0 K: 0 S: 3	H: 0 LOB: 2 BB: 3 P: 15	R: 0 E: 0 K: 1 S: 4	H: 1 LOB: 1 BB: 0 P: 4	R: 0 E: 0 K: 1 S: 5	H: 0 LOB: 0 BB: 0 P: 5	R: 2 E: 2 K: 0 S: 5	H: 1 LOB: 2 BB: 2 P: 13	R: 0 E: 0 K: 0 S: 3	H: 0 LOB: 0 BB: 0 P: 3	R: 2 E: 0 K: 1 S: 7	H: 2 LOB: 1 BB: 1 P: 11	R: 0 E: 0 K: 1 S: 5	H: 0 LOB: 0 BB: 0 P: 5	R: 2 E: 0 K: 1 S: 8	H: 3 LOB: 2 BB: 1 P: 12	1B: 4 2B: 3 3B: 0 HR: 0	SF: 0 SAC: 0 DP: 0 HBP: 0	WP: 1 PB: 0 SB: 3 CS: 0	PA: 42																
PITCHER	IP	WLS	BF	H	R	ER	SO	BB	IBB	HBP	BLK	WP	HR	S	P	ERA	WHIP	PITCHER				IP	WLS	BF	H	R	ER	SO	BB	IBB	HBP	BLK	WP	HR	S	P	ERA	WHIP
Bob McClure, L ERA: 4.98 (1, 1)	6.1	L	29	3	5	3	1	5	1	0	1	0	0	25	49	4.26	1.263																					
Dwight Bernard, R ERA: 4.3 (7, 1)	2.1		12	4	2	2	3	1	0	0	0	0	0	17	21	7.71	2.143																					
Jamie Easterly, L ERA: 3.97 (9, 1)	0.1		1	0	0	0	0	0	0	0	0	1	0	1	1	0.00	0.000																					
Batter	1	2	3	4	5	6	7	8	9	AB	R	H	RBI	BB	SO	LOB	BOTTOM																					
Paul Moltzer, R OBP: 0.389, SLG: 0.437 (1, 5)	F8		6-3		FC6				B2-3	4	0	0	0	0	0	3	Oakland Athletics @ Milwaukee Brewers Milwaukee County Stadium, Milwaukee, WI Wed May 26 1982, 8:05 PM EDT Att: 7,503 - Cloudy - 53 F																					
Charlie Moore, R OBP: 0.300, SLG: 0.369 (1, 9)	HR				F3		F2		5-3	4	1	1	1	0	0	0																						
Cecil Cooper, L OBP: 0.389, SLG: 0.475 (1, 3)	4-3				4-3		K		F7	4	0	0	0	0	1	0																						
Don Money, R OBP: 0.350, SLG: 0.640 (1, 10)	P3				F6		F8		HR	4	1	1	1	0	0	0																						
Gorman Thomas, R OBP: 0.321, SLG: 0.392 (1, 8)	5-3				F8		FC3-6 BB		1-3	3	0	0	0	1	0	0																						
Robin Yount, R OBP: 0.345, SLG: 0.467 (1, 6)	6-3				BB		FC3-6 WP		F8	4	0	1	0	0	0	1																						
Mark Brouhard, R OBP: 0.364, SLG: 0.490 (1, 7)	5-3				6-3		P4			3	0	0	0	0	0	2																						
Jim Gantner, L OBP: 0.340, SLG: 0.364 (1, 4)					K		L4			1	0	0	0	1	1	0																						
Rob Piccolo, R OBP: 0.235, SLG: 0.240 (7, PH) (8, 4)					K					1	0	0	0	0	0	1																						
Ned Yost, R OBP: 0.282, SLG: 0.257 (1, 2)					K		FC6		6-3	2	0	0	0	1	1	0																						
Inning Stats	R: 1 E: 0 K: 0 S: 4	H: 1 LOB: 0 BB: 0 P: 4	R: 0 E: 0 K: 0 S: 3	H: 0 LOB: 0 BB: 0 P: 3	R: 0 E: 0 K: 2 S: 7	H: 0 LOB: 0 BB: 0 P: 7	R: 0 E: 0 K: 0 S: 3	H: 0 LOB: 0 BB: 0 P: 3	R: 0 E: 0 K: 1 S: 5	H: 0 LOB: 0 BB: 0 P: 5	R: 0 E: 0 K: 0 S: 3	H: 0 LOB: 0 BB: 0 P: 3	R: 0 E: 0 K: 0 S: 3	H: 0 LOB: 0 BB: 0 P: 7	R: 0 E: 0 K: 0 S: 3	H: 0 LOB: 0 BB: 0 P: 3	R: 1 E: 0 K: 0 S: 4	H: 1 LOB: 0 BB: 0 P: 4	1B: 0 2B: 1 3B: 0 HR: 2	SF: 0 SAC: 0 DP: 0 HBP: 0	WP: 1 PB: 0 SB: 0 CS: 0	PA: 33																
PITCHER	IP	WLS	BF	H	R	ER	SO	BB	IBB	HBP	BLK	WP	HR	S	P	ERA	WHIP	PITCHER				IP	WLS	BF	H	R	ER	SO	BB	IBB	HBP	BLK	WP	HR	S	P	ERA	WHIP
Tom Underwood, L ERA: 4.18 (1, 1)	9.0	W	33	3	2	2	3	3	0	0	0	1	2	36	48	2.00	0.667																					

AB	35
R	7
H	7
RBI	4
BB	7
SO	4
LOB	15



AB	30
R	2
H	3
RBI	2
BB	3
SO	3
LOB	7



Batter	1	2	3	4	5	6	7	8	9	AB	R	H	RBI	BB	SO	LOB	TOP		
Paul Moltitor, R OBP: 0.390, SLG: 0.452	0-0 HR	0-0 L6		4-0 FC6-4 BB			0-0 6-3		0-0 1-3	4	1	1	1	1	0	1			
Roy Howell, L OBP: 0.282, SLG: 0.316	0-0 6-3		0-0 HR	4-0 FC6-4 1-2			4-0 FC4-6 BB			2	1	1	0	0	0	0			
Don Money, R OBP: 0.354, SLG: 0.632			1B							1	0	0	0	1	0	1			
Cecil Cooper, L OBP: 0.365, SLG: 0.488	0-0 G3		0-0 HR		0-0 P4		0-0 FC4-6 1-2			4	1	1	2	0	0	1			
Gorman Thomas, R OBP: 0.320, SLG: 0.388	0-0 1B		0-3 K		0-0 L6		0-3 K			4	0	1	0	0	2	1			
Ben Oglivie, L OBP: 0.293, SLG: 0.431	0-0 G3		0-0 4-3 1B		0-0 WP 1B			0-3 K		4	0	2	0	0	1	1			
Ted Simmons, S OBP: 0.256, SLG: 0.349		0-0 SH3-4 1B	0-0 4-3		0-0 5-3			0-0 F7		4	1	1	0	0	0	2			
Robin Yount, R OBP: 0.342, SLG: 0.460		0-0 4-3 SH3-4 1B	0-0 F9			0-0 1-3		0-0 5-3		4	0	1	0	0	0	1			
Jim Gantner, L OBP: 0.340, SLG: 0.359		0-0 SH3-4		4-0 CS BB		0-0 4-3		0-0 4-3		2	0	0	0	1	0	0			
Charlie Moore, R OBP: 0.292, SLG: 0.358		0-0 4-3		0-3 K		0-0 F9		0-3 K		4	0	0	1	0	2	2			
Inning Stats	R: 1 E: 0 K: 0 S: 5	H: 2 LOB: 1 BB: 0 P: 5	R: 1 E: 0 K: 0 S: 5	H: 2 LOB: 1 BB: 0 P: 5	R: 2 E: 0 K: 1 S: 8	H: 3 LOB: 1 BB: 0 P: 8	R: 0 E: 0 K: 1 S: 4	H: 0 LOB: 1 BB: 2 P: 12	R: 0 E: 0 K: 0 S: 3	H: 0 LOB: 0 BB: 0 P: 3	R: 0 E: 0 K: 1 S: 5	H: 0 LOB: 1 BB: 1 P: 9	R: 0 E: 0 K: 1 S: 5	H: 0 LOB: 0 BB: 0 P: 5	R: 0 E: 0 K: 1 S: 5	H: 0 LOB: 0 BB: 0 P: 5	1B: 6 2B: 0 3B: 0 HR: 2	SF: 0 SAC: 1 DP: 0 HBP: 0	WP: 1 PB: 0 CS: 1 PA: 37
PITCHER	IP WLS BF H R ER SO BB IBB HBP BLK WP HR S P ERA WHIP	IP WLS BF H R ER SO BB IBB HBP BLK WP HR S P ERA WHIP	IP WLS BF H R ER SO BB IBB HBP BLK WP HR S P ERA WHIP	IP WLS BF H R ER SO BB IBB HBP BLK WP HR S P ERA WHIP	IP WLS BF H R ER SO BB IBB HBP BLK WP HR S P ERA WHIP	IP WLS BF H R ER SO BB IBB HBP BLK WP HR S P ERA WHIP	IP WLS BF H R ER SO BB IBB HBP BLK WP HR S P ERA WHIP	IP WLS BF H R ER SO BB IBB HBP BLK WP HR S P ERA WHIP	IP WLS BF H R ER SO BB IBB HBP BLK WP HR S P ERA WHIP	IP WLS BF H R ER SO BB IBB HBP BLK WP HR S P ERA WHIP	IP WLS BF H R ER SO BB IBB HBP BLK WP HR S P ERA WHIP	IP WLS BF H R ER SO BB IBB HBP BLK WP HR S P ERA WHIP	IP WLS BF H R ER SO BB IBB HBP BLK WP HR S P ERA WHIP	IP WLS BF H R ER SO BB IBB HBP BLK WP HR S P ERA WHIP	IP WLS BF H R ER SO BB IBB HBP BLK WP HR S P ERA WHIP	IP WLS BF H R ER SO BB IBB HBP BLK WP HR S P ERA WHIP	IP WLS BF H R ER SO BB IBB HBP BLK WP HR S P ERA WHIP	IP WLS BF H R ER SO BB IBB HBP BLK WP HR S P ERA WHIP	IP WLS BF H R ER SO BB IBB HBP BLK WP HR S P ERA WHIP
Ken Forsch, R ERA: 3.52	3.0	L	16	7	4	4	1	0	0	0	0	0	0	0	0	0	12.00	2.3333	
Andy Hassler, L ERA: 0.79	5.1		19	1	0	0	3	3	0	0	0	1	0	22	34	0.00	0.750		
Doug Corbett, R ERA: 4.8	0.2		2	0	0	0	1	0	0	0	0	0	0	4	4	0.00	0.000		

Milwaukee Brewers @ California Angels
Anaheim Stadium, Anaheim, CA
Thu May 27 1982, 10:05 PM EDT
Att: 24,267 - Unknown

AB 33
R 4
H 8
RBI 4
BB 3
SO 5
LOB 10



Batter	1	2	3	4	5	6	7	8	9	AB	R	H	RBI	BB	SO	LOB	BOTTOM		
Brian Downing, R OBP: 0.326, SLG: 0.491	0-0 F9		0-0 1-3		0-0 L4			0-0 HR		4	1	1	1	0	0	1			
Rod Carew, L OBP: 0.408, SLG: 0.348	0-0 G3		0-0 WP 1B		0-0 G6-4-3 1B			0-0 4-3		4	1	2	1	0	0	0			
Bobby Grich, R OBP: 0.413, SLG: 0.511	4-0 1B BB		4-0 1B BB		4-0 G6-4-3 1-2			0-0 5-3		2	0	0	0	2	0	1			
Reggie Jackson, L OBP: 0.363, SLG: 0.383	0-0 E9 1-H 1B		0-0 1-3 3-H 1B		4-0 G4-6-3 BB			0-3 K		3	0	2	1	1	1	0			
Don Baylor, R OBP: 0.289, SLG: 0.403		0-0 5-3	0-0 L6		0-0 G4-6-3			0-0 1B		4	0	1	0	0	0	3			
Fred Lynn, L OBP: 0.370, SLG: 0.379		4-0 FC4-6 BB		0-0 F9		0-0 F7		0-3 K		3	0	0	0	1	1	1			
Doug DeCinces, R OBP: 0.308, SLG: 0.390		0-0 FC4-6 1-2		0-3 K			0-0 F8		0-0 F7	4	0	0	0	0	1	2			
Tim Foli, R OBP: 0.297, SLG: 0.367		0-0 1-3		0-0 5-3-2			0-0 6-3		0-0 5-3	4	0	0	0	0	2				
Bob Boone, R OBP: 0.347, SLG: 0.351			0-0 6-3		4-0 E 1B BB			0-0 6-3		2	1	0	0	1	0	0			
Inning Stats	R: 0 E: 1 K: 0 S: 3	H: 1 LOB: 2 BB: 1 P: 7	R: 0 E: 1 K: 0 S: 3	H: 0 LOB: 1 BB: 1 P: 7	R: 1 E: 0 K: 0 S: 5	H: 2 LOB: 2 BB: 1 P: 9	R: 0 E: 0 K: 1 S: 5	H: 0 LOB: 0 BB: 0 P: 5	R: 1 E: 1 K: 0 S: 3	H: 1 LOB: 0 BB: 1 P: 7	R: 0 E: 0 K: 0 S: 2	H: 0 LOB: 0 BB: 1 P: 6	R: 0 E: 0 K: 1 S: 6	H: 1 LOB: 0 BB: 0 P: 6	R: 0 E: 0 K: 1 S: 6	H: 1 LOB: 1 BB: 0 P: 6	1B: 5 2B: 0 3B: 0 HR: 1	SF: 0 SAC: 0 DP: 2 HBP: 0	WP: 2 PB: 0 CS: 0 PA: 35
PITCHER	IP WLS BF H R ER SO BB IBB HBP BLK WP HR S P ERA WHIP	IP WLS BF H R ER SO BB IBB HBP BLK WP HR S P ERA WHIP	IP WLS BF H R ER SO BB IBB HBP BLK WP HR S P ERA WHIP	IP WLS BF H R ER SO BB IBB HBP BLK WP HR S P ERA WHIP	IP WLS BF H R ER SO BB IBB HBP BLK WP HR S P ERA WHIP	IP WLS BF H R ER SO BB IBB HBP BLK WP HR S P ERA WHIP	IP WLS BF H R ER SO BB IBB HBP BLK WP HR S P ERA WHIP	IP WLS BF H R ER SO BB IBB HBP BLK WP HR S P ERA WHIP	IP WLS BF H R ER SO BB IBB HBP BLK WP HR S P ERA WHIP	IP WLS BF H R ER SO BB IBB HBP BLK WP HR S P ERA WHIP	IP WLS BF H R ER SO BB IBB HBP BLK WP HR S P ERA WHIP	IP WLS BF H R ER SO BB IBB HBP BLK WP HR S P ERA WHIP	IP WLS BF H R ER SO BB IBB HBP BLK WP HR S P ERA WHIP	IP WLS BF H R ER SO BB IBB HBP BLK WP HR S P ERA WHIP	IP WLS BF H R ER SO BB IBB HBP BLK WP HR S P ERA WHIP	IP WLS BF H R ER SO BB IBB HBP BLK WP HR S P ERA WHIP	IP WLS BF H R ER SO BB IBB HBP BLK WP HR S P ERA WHIP	IP WLS BF H R ER SO BB IBB HBP BLK WP HR S P ERA WHIP	IP WLS BF H R ER SO BB IBB HBP BLK WP HR S P ERA WHIP
Pete Vuckovich, R ERA: 3.57	5.0	W	21	4	2	1	1	0	0	0	0	0	0	0	0	0	1.80	1.600	
Jamie Easterly, L ERA: 3.95	2.1		8	1	1	1	0	1	0	0	0	0	1	7	11	3.86	0.857		
Rollie Fingers, R ERA: 2.32	1.2	S	6	1	0	0	2	0	0	0	0	0	0	10	10	0.00	0.600		

Milwaukee Brewers @ California Angels
Anaheim Stadium, Anaheim, CA
Thu May 27 1982, 10:05 PM EDT
Att: 24,267 - Unknown

AB 30
R 3
H 6
RBI 3
BB 5
SO 3
LOB 10



Batter	1	2	3	4	5	6	7	8	9	AB	R	H	RBI	BB	SO	LOB	TOP								
Paul Moltzer, R OBP: 0.384, SLG: 0.440 (1, 5)										4	0	0	0	1	0	3	Milwaukee Brewers @ California Angels Anaheim Stadium, Anaheim, CA Fri May 28 1982, 10:05 PM EDT Att: 36,824 - Unknown livebaseballscorecards.com								
Robin Yount, R OBP: 0.353, SLG: 0.476 (1, 6)										4	0	3	2	0	0	0									
Cecil Cooper, L OBP: 0.388, SLG: 0.506 (1, 3)										4	1	2	1	0	0	2									
Don Money, R OBP: 0.349, SLG: 0.650 (1, 10)										4	1	1	1	0	0	2									
Gorman Thomas, R OBP: 0.318, SLG: 0.404 (1, 8)										4	1	1	1	0	2	0									
Ben Oglivie, L OBP: 0.292, SLG: 0.427 (1, 7)										4	0	1	0	0	0	0									
Ted Simmons, S OBP: 0.295, SLG: 0.346 (1, 2)										4	0	1	0	0	0	0									
Mark Brouhard, R OBP: 0.368, SLG: 0.510 Marshall Edwards, L OBP: 0.318, SLG: 0.591 (9, PH)										2	1	1	0	0	0	0									
Rob Piccolo, R OBP: 0.245, SLG: 0.250 Jim Gantner, L OBP: 0.336, SLG: 0.353 (6, PH)										2	1	1	0	0	0	1									
										2	0	0	0	0	0	2									
Inning Stats	R: 0 E: 0 K: 0 S: 4	H: 1 LOB: 1 BB: 0 P: 4	R: 0 E: 0 K: 0 S: 3	H: 0 LOB: 0 BB: 0 P: 3	R: 1 E: 1 K: 0 S: 5	H: 2 LOB: 1 BB: 0 P: 5	R: 0 E: 0 K: 1 S: 5	H: 0 LOB: 0 BB: 0 P: 5	R: 1 E: 0 K: 0 S: 4	H: 2 LOB: 2 BB: 1 P: 8	R: 3 E: 0 K: 0 S: 8	H: 5 LOB: 2 BB: 0 P: 8	R: 0 E: 0 K: 1 S: 3	H: 1 LOB: 0 BB: 0 P: 3	R: 0 E: 0 K: 1 S: 5	H: 0 LOB: 0 BB: 0 P: 5	R: 0 E: 0 K: 0 S: 3	H: 0 LOB: 0 BB: 0 P: 3	1B: 6 2B: 3 3B: 0 HR: 3	SF: 0 SAC: 1 DP: 1 HBP: 0	WP: 0 PB: 0 SB: 0 CS: 0	PA: 37			
PITCHER	IP	WLS	BF	H	R	ER	SO	BB	IBB	HBP	BLK	WP	HR	S	P	ERA	WHIP								
Geoff Zahn, L ERA: 2.83 (1, 1)	5.0		24	9	5	5	1	1	0	0	0	0	3	25	29	9.00	2.000								
Luis Sanchez, R ERA: 3.33 (6, 1)	2.0	W	7	2	0	0	0	0	0	0	0	0	0	7	7	0.00	1.000								
Doug Corbett, R ERA: 4.5 (8, 1)	2.0		6	0	0	0	1	0	0	0	0	0	0	8	8	0.00	0.000								

Batter	1	2	3	4	5	6	7	8	9	AB	R	H	RBI	BB	SO	LOB	BOTTOM								
Brian Downing, R OBP: 0.325, SLG: 0.486 (1, 7)										4	1	1	0	0	0	1	Milwaukee Brewers @ California Angels Anaheim Stadium, Anaheim, CA Fri May 28 1982, 10:05 PM EDT Att: 36,824 - Unknown livebaseballscorecards.com								
Bobby Grich, R OBP: 0.415, SLG: 0.533 (1, 4)										4	1	2	2	0	1	0									
Don Baylor, R OBP: 0.288, SLG: 0.417 (1, 10)										4	1	1	1	0	0	1									
Doug DeCinces, R OBP: 0.312, SLG: 0.405 (1, 5)										4	1	2	0	0	0	0									
Reggie Jackson, L OBP: 0.366, SLG: 0.382 (1, 9)										3	1	1	0	1	0	1									
Fred Lynn, L OBP: 0.367, SLG: 0.382 Bobby Clark, R OBP: 0.206, SLG: 0.294 (9, 8)										4	1	1	1	0	0	2									
Rod Carew, L OBP: 0.407, SLG: 0.348 (1, 3)										3	0	1	0	0	0	2									
Tim Foli, R OBP: 0.297, SLG: 0.367 (1, 6)										3	0	1	1	0	0	1									
Bob Boone, R OBP: 0.340, SLG: 0.346 (1, 2)										2	0	0	1	0	0	1									
										1B: 5 2B: 4 3B: 0 HR: 2	SF: 1 SAC: 0 DP: 2 HBP: 0	WP: 0 PB: 0 SB: 0 CS: 0	PA: 33												
Inning Stats	R: 0 E: 0 K: 0 S: 3	H: 0 LOB: 0 BB: 0 P: 3	R: 0 E: 0 K: 0 S: 3	H: 1 LOB: 0 BB: 0 P: 3	R: 0 E: 0 K: 0 S: 3	H: 1 LOB: 0 BB: 0 P: 3	R: 2 E: 0 K: 0 S: 5	H: 2 LOB: 0 BB: 0 P: 5	R: 0 E: 0 K: 0 S: 3	H: 0 LOB: 0 BB: 0 P: 3	R: 0 E: 0 K: 0 S: 4	H: 1 LOB: 1 BB: 0 P: 4	R: 3 E: 0 K: 0 S: 6	H: 3 LOB: 1 BB: 1 P: 10	R: 1 E: 0 K: 1 S: 7	H: 2 LOB: 1 BB: 0 P: 7	1B: 5 2B: 4 3B: 0 HR: 2	SF: 1 SAC: 0 DP: 2 HBP: 0	WP: 0 PB: 0 SB: 0 CS: 0	PA: 33					
PITCHER	IP	WLS	BF	H	R	ER	SO	BB	IBB	HBP	BLK	WP	HR	S	P	ERA	WHIP								
Mike Caldwell, L ERA: 4.7 (1, 1)	6.1		26	8	5	5	0	1	0	0	0	0	1	25	29	7.11	1.421								
Dwight Bernard, R ERA: 4.45 (7, 1)	1.0	L	5	2	1	1	1	0	0	0	0	0	1	7	7	9.00	2.000								
Bob McClure, L ERA: 4.89 (8, 1)	0.2		2	0	0	0	0	0	0	0	0	0	0	2	2	0.00	0.000								

Batter	1	2	3	4	5	6	7	8	9	AB	R	H	RBI	BB	SO	LOB	TOP								
Paul Moltis, R OBP: 0.385, SLG: 0.434 (1, 5)	F8		1-3 BB		5-3		F8		K	4	0	0	0	1	1	4	Milwaukee Brewers @ California Angels Anaheim Stadium, Anaheim, CA Sun May 30 1982, 6:33 AM EDT Att: 30,270 - Unknown								
Roy Howell, L OBP: 0.240, SLG: 0.289 (1, 10)	G3		1-3		SF7		1-3		F9	4	0	0	1	0	0	3									
Cecil Cooper, L OBP: 0.399, SLG: 0.528 (1, 3)	4-3		F8		HR			F8 3-1 2B	BB 1-2 2-3	4	1	2	2	1	0	1									
Robin Yount, R OBP: 0.349, SLG: 0.474 (1, 6)		K		F8	CS BB			F8 2-3	K	4	0	0	0	1	2	4									
Ted Simmons, S OBP: 0.262, SLG: 0.373 (1, 2)		BB 1B		P4	CS		HR	3-1		4	1	2	1	0	0	1									
Ben Oglivie, L OBP: 0.299, SLG: 0.442 (1, 7)		BB		K		P4			HR	3	1	1	1	1	1	0									
Mark Brouhard, R OBP: 0.379, SLG: 0.500 (1, 9)		K			1B 2B	G1-6-3 BB			1B 1B	3	2	2	0	1	1	2									
Jim Gantner, L OBP: 0.342, SLG: 0.359 (1, 4)		3-1			2B SF7 1B	G1-6-3			BB 1B 1B	4	1	2	0	0	0	3									
Marshall Edwards, L OBP: 0.300, SLG: 0.533 (1, 8)			F9		HR 2B		1-3		BB 1B	4	1	2	2	0	0	0									
Inning Stats	R: 0 E: 0 K: 0 S: 3	H: 0 LOB: 0 BB: 0 P: 3	R: 0 E: 0 K: 2 S: 8	H: 1 LOB: 2 BB: 1 P: 12	R: 0 E: 0 K: 0 S: 3	H: 0 LOB: 1 BB: 1 P: 7	R: 0 E: 0 K: 1 S: 5	H: 0 LOB: 0 BB: 0 P: 5	R: 4 E: 0 K: 0 S: 6	H: 4 LOB: 0 BB: 1 P: 10	R: 1 E: 0 K: 0 S: 3	H: 1 LOB: 0 BB: 1 P: 7	R: 0 E: 0 K: 0 S: 3	H: 0 LOB: 0 BB: 0 P: 3	R: 0 E: 0 K: 0 S: 3	H: 1 LOB: 0 BB: 0 P: 3	R: 2 E: 0 K: 2 S: 11	H: 4 LOB: 3 BB: 1 P: 15	1B: 5 2B: 3 3B: 0 HR: 3	SF: 1 SAC: 0 DP: 1 HBP: 0	WP: 0 PB: 0 SB: 0 CS: 1	PA: 41			
PITCHER	IP	WLS	BF	H	R	ER	SO	BB	IBB	HBP	BLK	WP	HR	S	P	ERA	WHIP								
Bruce Kison, R ERA: 2.72 (1, 1)	5.0	L	23	6	5	5	3	3	0	0	0	0	2	26	38	9.00	1.800								
Andy Hassler, L ERA: 0.71 (6, 1)	2.0		6	0	0	0	0	1	0	0	0	0	0	5	9	0.00	0.500								
Don Aase, R ERA: 2.83 (8, 1)	2.0		11	5	2	2	2	1	0	0	0	0	1	14	18	9.00	3.000								

Batter	1	2	3	4	5	6	7	8	9	AB	R	H	RBI	BB	SO	LOB	BOTTOM								
Brian Downing, R OBP: 0.325, SLG: 0.484 (1, 7)	SH5-3 1B	P6			3-1		F8			4	0	1	0	0	0	2	Milwaukee Brewers @ California Angels Anaheim Stadium, Anaheim, CA Sun May 30 1982, 6:33 AM EDT Att: 30,270 - Unknown								
Rod Carew, L OBP: 0.420, SLG: 0.364 (1, 3)	SH5-3 1-2		4-3		2B			1B 1B		3	0	2	0	0	0	0									
Bobby Grich, R OBP: 0.405, SLG: 0.514 (1, 4)	K		5-3		K			F9		4	0	0	0	0	2	3									
Reggie Jackson, L OBP: 0.358, SLG: 0.393 (1, 9)	6-3		K		3-1			G4-3 1B		4	0	1	0	0	1	2									
Don Baylor, R OBP: 0.280, SLG: 0.401 (1, 10)		4-3		HR BB		F8		G4-3 1-2		3	1	0	0	1	0	2									
Fred Lynn, L OBP: 0.367, SLG: 0.393 (1, 8)		HR		F8		6-3		G6-4-3 BB		3	1	1	1	1	0	1									
Doug DeCinces, R OBP: 0.318, SLG: 0.424 (1, 5)		BB BB		HR		P6		G6-4-3 1-2		3	1	1	2	1	0	1									
Tim Foli, R OBP: 0.289, SLG: 0.354 (1, 6)	F8			P4			F7		F8	4	0	0	0	0	0	1									
Bob Boone, R OBP: 0.350, SLG: 0.352 (1, 2)		BB		F9			F2			2	0	0	0	1	0	0									
Inning Stats	R: 0 E: 0 K: 1 S: 6	H: 1 LOB: 1 BB: 0 P: 6	R: 1 E: 0 K: 0 S: 4	H: 1 LOB: 2 BB: 2 P: 12	R: 0 E: 0 K: 1 S: 5	H: 0 LOB: 0 BB: 0 P: 5	R: 2 E: 0 K: 0 S: 4	H: 1 LOB: 0 BB: 1 P: 8	R: 0 E: 0 K: 1 S: 6	H: 1 LOB: 1 BB: 0 P: 6	R: 0 E: 0 K: 0 S: 3	H: 0 LOB: 0 BB: 0 P: 3	R: 0 E: 0 K: 0 S: 3	H: 0 LOB: 0 BB: 0 P: 3	R: 0 E: 0 K: 0 S: 4	H: 2 LOB: 1 BB: 0 P: 4	R: 0 E: 0 K: 0 S: 2	H: 0 LOB: 0 BB: 1 P: 6	1B: 3 2B: 1 3B: 0 HR: 2	SF: 0 SAC: 1 DP: 2 HBP: 0	WP: 0 PB: 0 SB: 0 CS: 0	PA: 35			
PITCHER	IP	WLS	BF	H	R	ER	SO	BB	IBB	HBP	BLK	WP	HR	S	P	ERA	WHIP								
Jim Slaton, R ERA: 3.05 (1, 1)	7.1	W	30	5	3	3	3	3	0	0	0	0	2	33	45	3.68	1.091								
Jamie Easterly, L ERA: 4.02 (8, 1)	1.2	S	5	1	0	0	0	1	0	0	0	0	0	4	8	0.00	1.200								



Batter	1	2	3	4	5	6	7	8	9	AB	R	H	RBI	BB	SO	LOB	TOP										
Paul Moltzer, R OBP: 0.372, SLG: 0.413 (1, 5)										4	0	0	0	0	1	0	Milwaukee Brewers @ Seattle Mariners The Kingdome, Seattle, WA Tue Jun 01 1982, 10:05 PM EDT Att: 5,321 - Unknown										
Robin Yount, R OBP: 0.349, SLG: 0.509 (1, 6)										4	0	1	0	0	2	0											
Cecil Cooper, L OBP: 0.411, SLG: 0.573 (1, 3)										4	0	2	0	0	1	1											
Ben Oglivie, L OBP: 0.296, SLG: 0.431 (1, 7)										4	1	1	0	0	2	2											
Ted Simmons, S OBP: 0.273, SLG: 0.390 (1, 2)										3	1	2	1	1	0	0											
Roy Howell, L OBP: 0.283, SLG: 0.308 Don Money, R OBP: 0.333, SLG: 0.619 (9, PH)										3	0	2	1	0	0	0											
Mark Brouhard, R OBP: 0.356, SLG: 0.453 (1, 9)										3	0	0	0	0	0	3											
Jim Gantner, L OBP: 0.327, SLG: 0.342 (1, 4)										3	0	0	0	0	2	2											
Marshall Edwards, L OBP: 0.243, SLG: 0.432 (1, 8)										3	0	0	0	0	1	0											
Inning Stats	R: 0 E: 0 K: 1 S: 6	H: 1 LOB: 1 BB: 0 P: 6	R: 1 E: 0 K: 0 S: 4	H: 2 LOB: 0 BB: 0 P: 4	R: 0 E: 0 K: 3 S: 9	H: 0 LOB: 0 BB: 0 P: 9	R: 0 E: 0 K: 1 S: 5	H: 0 LOB: 0 BB: 0 P: 5	R: 0 E: 0 K: 1 S: 5	H: 0 LOB: 0 BB: 0 P: 5	R: 1 E: 0 K: 1 S: 7	H: 2 LOB: 2 BB: 1 P: 11	R: 0 E: 0 K: 1 S: 6	H: 1 LOB: 1 BB: 0 P: 6	R: 0 E: 0 K: 0 S: 3	H: 2 LOB: 0 BB: 0 P: 3		1B: 5 2B: 2 3B: 0 HR: 1	SF: 0 SAC: 0 DP: 2 HBP: 0	WP: 0 PB: 0 CS: 1	PA: 33						
PITCHER	IP	WLS	BF	H	R	ER	SO	BB	IBB	HBP	BLK	WP	HR	S	P	ERA	WHIP										
Gene Nelson, R ERA: 3.76 (1, 1)	8.0	L	31	7	2	2	9	1	0	0	0	0	1	48	52	2.25	1.000										
Ed Vande Berg, L ERA: 1.95 (9, 1)	0.1		1	1	0	0	0	0	0	0	0	0	0	1	1	0.00	3.000										
Mike Stanton, R ERA: 2.6 (9, 1)	0.2		1	0	0	0	0	0	0	0	0	0	0	1	1	0.00	0.000										

AB	32
R	2
H	8
RBI	2
BB	1
SO	9
LOB	9



Batter	1	2	3	4	5	6	7	8	9	AB	R	H	RBI	BB	SO	LOB	BOTTOM										
Joe Simpson, L OBP: 0.280, SLG: 0.296 (1, 8)										4	1	1	0	0	1	0	Milwaukee Brewers @ Seattle Mariners The Kingdome, Seattle, WA Tue Jun 01 1982, 10:05 PM EDT Att: 5,321 - Unknown										
Paul Serna, R OBP: 0.281, SLG: 0.446 (1, 4)										3	0	0	0	1	2	1											
Bruce Bochte, L OBP: 0.413, SLG: 0.398 Bobby Brown, S OBP: 0.284, SLG: 0.333 (6, PR)										4	0	1	1	0	0	1											
Richie Zisk, R OBP: 0.333, SLG: 0.354 (1, 10)										3	0	0	0	1	0	2											
Al Cowens, R OBP: 0.321, SLG: 0.457 (1, 9)										3	0	0	0	1	1	1											
Gary Gray, R OBP: 0.439, SLG: 0.694 (1, 3)										4	0	2	0	0	1	2											
Todd Cruz, R OBP: 0.279, SLG: 0.382 (1, 6)										4	0	0	0	0	1	4											
Rick Sweet, S OBP: 0.500, SLG: 0.760 (1, 2)										4	0	0	0	0	1	4											
Lenny Randle, S OBP: 0.227, SLG: 0.175 (1, 5)										3	0	0	0	0	1	0											
Inning Stats	R: 0 E: 0 K: 0 S: 3	H: 0 LOB: 1 BB: 1 P: 7	R: 0 E: 0 K: 1 S: 6	H: 1 LOB: 1 BB: 0 P: 6	R: 0 E: 0 K: 2 S: 7	H: 0 LOB: 0 BB: 0 P: 7	R: 0 E: 0 K: 0 S: 3	H: 0 LOB: 1 BB: 1 P: 7	R: 0 E: 0 K: 1 S: 5	H: 0 LOB: 0 BB: 0 P: 5	R: 0 E: 0 K: 1 S: 4	H: 1 LOB: 2 BB: 1 P: 8	R: 1 E: 0 K: 1 S: 7	H: 2 LOB: 1 BB: 0 P: 7	R: 0 E: 1 K: 2 S: 8	H: 0 LOB: 1 BB: 0 P: 8		1B: 1 2B: 3 3B: 0 HR: 0	SF: 0 SAC: 0 DP: 0 HBP: 0	WP: 1 PB: 0 CS: 0	PA: 35						
PITCHER	IP	WLS	BF	H	R	ER	SO	BB	IBB	HBP	BLK	WP	HR	S	P	ERA	WHIP										
Pete Vuckovich, R ERA: 3.23 (1, 1)	7.2	W	30	4	1	1	6	3	0	0	0	0	0	39	51	1.17	0.913										
Rollie Fingers, R ERA: 2.27 (8, 1)	1.1	S	5	0	0	0	2	0	0	0	0	1	0	9	9	0.00	0.000										

AB	32
R	1
H	4
RBI	1
BB	3
SO	8
LOB	15



Batter	1	2	3	4	5	6	7	8	9	AB	R	H	RBI	BB	SO	LOB	TOP									
Paul Moltitor, R OBP: 0.368, SLG: 0.407	0-0 6-3		0-0 F9			0-0 1B	0-0 5-3		0-0 F7	5	1	1	0	0	0	1										
Robin Yount, R OBP: 0.344, SLG: 0.500	0-0 F6		0-0 F8			0-3 K		0-0 HR	0-3 K	5	1	1	0	0	2	1										
Cecil Cooper, L OBP: 0.413, SLG: 0.587	0-3 K			0-0 5-3		0-0 1B		0-0 HR		4	1	2	3	0	1	0										
Don Money, R OBP: 0.351, SLG: 0.636		0-0 4-3 5-3 2B		0-0 E 1B		0-0 1-2 1B		0-0 F5		4	1	3	0	0	0	0										
Ted Simmons, S OBP: 0.266, SLG: 0.379		0-0 4-3 2-3		0-0 F9 1-2		0-3 K		0-0 F9		4	0	0	0	0	1	4										
Ben Oglivie, L OBP: 0.295, SLG: 0.427		0-0 5-3		0-3 K		0-3 K		0-0 1B		4	0	1	1	0	2	3										
Mark Brouhard, R OBP: 0.364, SLG: 0.456		0-3 K			0-3 K		0-0 SH3 1B	0-0 1-2 1B		4	0	2	0	0	2	0										
Jim Gantner, L OBP: 0.327, SLG: 0.342			0-0 1-3		0-0 G4-6-3 1B		0-0 SH3	0-0 5-3		3	0	1	0	0	0	2										
Marshall Edwards, L OBP: 0.244, SLG: 0.463			0-0 E5 3B		0-0 G4-6-3 1-2		0-0 1-3		0-0 1-3	4	1	1	0	0	0	2										
Inning Stats	R: 0 E: 0 K: 1 S: 5	H: 0 LOB: 0 BB: 0 P: 5	R: 1 E: 0 K: 1 S: 6	H: 1 LOB: 0 BB: 0 P: 6	R: 1 E: 1 K: 0 S: 4	H: 1 LOB: 0 BB: 0 P: 4	R: 0 E: 1 K: 1 S: 6	H: 1 LOB: 1 BB: 0 P: 6	R: 0 E: 0 K: 1 S: 5	H: 1 LOB: 1 BB: 0 P: 5	R: 1 E: 0 K: 0 S: 12	H: 3 LOB: 2 BB: 0 P: 12	R: 0 E: 0 K: 0 S: 4	H: 1 LOB: 1 BB: 0 P: 4	R: 2 E: 0 K: 0 S: 7	H: 4 LOB: 2 BB: 0 P: 7	R: 0 E: 0 K: 1 S: 5	H: 0 LOB: 0 BB: 0 P: 5	1B: 9 2B: 1 3B: 1 HR: 1	SF: 0 SAC: 1 DP: 1 HBP: 0	WP: 0 PB: 0 SB: 1 CS: 0	PA: 38				
PITCHER	IP	WLS	BF	H	R	ER	SO	BB	IBB	HBP	BLK	WP	HR	S	P	ERA	WHIP									
Floyd Bannister, L ERA: 3.51	(1, 1)	7.0	L	30	10	5	4	7	0	0	0	0	0	1	44	44	5.14	1.429								
Mike Stanton, R ERA: 2.54	(8, 1)	0.2		4	2	0	0	0	0	0	0	0	0	4	4	0.00	3.000									
Bryan Clark, L ERA: 1.89	(8, 1)	1.1		4	0	0	0	1	0	0	0	0	0	6	6	0.00	0.000									

Milwaukee Brewers @ Seattle Mariners
The Kingdome, Seattle, WA
Wed Jun 02 1982, 10:05 PM EDT
Att: 8,937 - Unknown

AB 37
R 5
H 12
RBI 4
BB 0
SO 8
LOB 13



Batter	1	2	3	4	5	6	7	8	9	AB	R	H	RBI	BB	SO	LOB	BOTTOM									
Lenny Randle, S OBP: 0.229, SLG: 0.205	0-0 FC3-5-3 2B		0-0 F7		0-0 5-3		0-0 F8			4	0	1	0	0	0	1										
Paul Serna, R OBP: 0.279, SLG: 0.433	0-0 FC3-5-3 2-3		0-0 F9		0-0 1B			0-0 F7		4	0	1	0	0	0	2										
Bruce Bochte, L OBP: 0.410, SLG: 0.391	0-3 K			0-0 4-3	0-0 5-3			4-0 BB		3	0	0	0	1	1	1										
Richie Zisk, R OBP: 0.331, SLG: 0.358		0-0 F3		0-3 K		0-0 1B G6-4-3 2B		0-0 F9		4	1	1	0	0	1	1										
Al Cowens, R OBP: 0.329, SLG: 0.468		0-0 FC6-4 1B		0-0 K		0-0 G6-4-3 1B		0-0 1-3		4	0	3	0	0	0	1										
Gary Gray, R OBP: 0.422, SLG: 0.641		0-0 F5		4-0 BB		0-0 G6-4-3 1-2 BB		0-0 F9		3	0	0	0	1	0	2										
Todd Cruz, R OBP: 0.274, SLG: 0.374	0-0 FC6-4 1-2		0-0 F6		0-0 F9		0-0 F9		0-0 F5	4	0	0	0	0	0	3										
Dave Henderson, R OBP: 0.397, SLG: 0.554			0-0 F5		0-0 HR		0-0 F6		0-3 K	4	1	1	1	0	1	0										
Bud Bulling, R OBP: 0.278, SLG: 0.250		4-0 BB		0-0 1-3		0-0 5-3				2	0	0	0	1	0	0										
Inning Stats	R: 0 E: 0 K: 1 S: 5	H: 1 LOB: 0 BB: 0 P: 5	R: 0 E: 0 K: 0 S: 4	H: 1 LOB: 1 BB: 0 P: 4	R: 0 E: 0 K: 1 S: 3	H: 0 LOB: 1 BB: 1 P: 7	R: 0 E: 0 K: 1 S: 6	H: 1 LOB: 2 BB: 1 P: 10	R: 1 E: 0 K: 0 S: 4	H: 2 LOB: 1 BB: 0 P: 4	R: 0 E: 0 K: 0 S: 3	H: 0 LOB: 0 BB: 0 P: 3	R: 0 E: 0 K: 0 S: 3	H: 0 LOB: 1 BB: 1 P: 7	R: 0 E: 0 K: 1 S: 5	H: 0 LOB: 0 BB: 0 P: 5	1B: 3 2B: 4 3B: 0 HR: 1	SF: 0 SAC: 0 DP: 2 HBP: 0	WP: 0 PB: 0 SB: 0 CS: 0	PA: 35						
PITCHER	IP	WLS	BF	H	R	ER	SO	BB	IBB	HBP	BLK	WP	HR	S	P	ERA	WHIP									
Mike Caldwell, L ERA: 4.38	(1, 1)	9.0	W	35	7	2	2	3	3	0	0	0	0	1	38	50	2.00	1.111								

Milwaukee Brewers @ Seattle Mariners
The Kingdome, Seattle, WA
Wed Jun 02 1982, 10:05 PM EDT
Att: 8,937 - Unknown

AB 32
R 2
H 7
RBI 1
BB 3
SO 3
LOB 11



Batter	1	2	3	4	5	6	7	8	9	AB	R	H	RBI	BB	SO	LOB	TOP					
Paul Moltis, R OBP: 0.360, SLG: 0.392	(1, 5) 0-3 K		(1) 0-0 F7		(2) 0-0 F3		(1) 0-0 1-3	(2) 0-0 F8		5	0	0	0	0	1	3						
Robin Yount, R OBP: 0.353, SLG: 0.526	(1, 6) 0-0 2B		(2) 0-0 F7		(3) 0-0 FC6		(1) 0-0 HR	(3) 0-0 G3		5	2	3	2	0	0	1						
Cecil Cooper, L OBP: 0.407, SLG: 0.594	(1, 3) 0-0 2B		(3) 0-0 4-3		(3) 0-0 FC6		(1) 0-0 HR		(1) 0-3 K	5	1	2	2	0	1	2						
Ben Oglivie, L OBP: 0.314, SLG: 0.456	(1, 7) 0-0 4-3			(1) 0-0 F8		(1) 0-0 2B	(2) 0-0 HR		(1) 0-0 HR	5	3	3	1	0	0	1						
Ted Simmons, S OBP: 0.280, SLG: 0.422	(1, 2) 0-0 F7			(2) 0-3 K		(1) 0-0 2B	(2) 0-0 F6		(1) 0-0 HR	5	2	2	3	0	1	1						
Gorman Thomas, R OBP: 0.317, SLG: 0.435		(1) 0-0 F7		(3) 0-0 G3		(1) 0-0 5-3	(3) 0-0 F8		(1) 0-0 HR	5	1	1	1	0	0	1						
Roy Howell, L OBP: 0.284, SLG: 0.371					(2) 0-0 FC4-6	(2) 0-0 F4		(2) 0-3 4-3	(2) 0-3 K	5	1	3	0	0	1	1	AB 44					
Charlie Moore, R OBP: 0.292, SLG: 0.354					(1) 0-0 FC4-6	(1) 0-0		(1) 0-0 4-3	(3) 0-0 P3	5	1	1	1	0	0	3	R 11					
Jim Gantner, L OBP: 0.329, SLG: 0.344					(3) 0-0 1B	(3) 0-0 F7				4	0	2	1	0	0	2	H 17					
Inning Stats	R: 1 E: 0 K: 1 S: 7	H: 2 LOB: 1 BB: 0 P: 7	R: 0 E: 0 K: 0 S: 4	H: 1 LOB: 1 BB: 0 P: 4	R: 0 E: 0 K: 0 S: 3	H: 0 LOB: 0 BB: 0 P: 3	R: 0 E: 0 K: 1 S: 5	H: 0 LOB: 0 BB: 0 P: 5	R: 1 E: 0 K: 0 S: 6	H: 3 LOB: 2 BB: 0 P: 6	R: 2 E: 0 K: 0 S: 6	H: 3 LOB: 1 BB: 0 P: 6	R: 3 E: 0 K: 0 S: 6	H: 3 LOB: 0 BB: 0 P: 6	R: 1 E: 0 K: 0 S: 5	H: 2 LOB: 1 BB: 0 P: 5	R: 3 E: 0 K: 2 S: 10	H: 3 LOB: 0 BB: 0 P: 10	1B: 7 2B: 5 3B: 0 HR: 5	SF: 0 SAC: 0 DP: 0 HBP: 0	WP: 0 PB: 0 CS: 0	PA: 44
PITCHER	IP WLS BF H R ER SO BB IBB HBP BLK WP HR S P ERA WHIP																					
Dave Beard, R ERA: 3.71	(1, 1) 6.1 L 30 11 6 6 2 0 0 0 0 0 2 34 34 8.53 1.737																					
Bob Ovwchinko, L ERA: 5.15	(7, 1) 2.2 14 6 5 5 2 0 0 0 0 0 3 18 18 16.88 2.250																					

Milwaukee Brewers @ Oakland Athletics
Oakland-Alameda County Coliseum, Oakland, CA
Sat Jun 05 1982, 3:33 AM PDT
Att: 36,142 - Unknown

AB 44
R 11
H 17
RBI 11
BB 0
SO 4
LOB 15



Batter	1	2	3	4	5	6	7	8	9	AB	R	H	RBI	BB	SO	LOB	BOTTOM					
Rickey Henderson, R OBP: 0.444, SLG: 0.398	(1, 7) 0-0 5-3		(3) 0-3 K		(3) 0-0 F9					3	0	0	0	1	1	1						
Dwaine Murphy, L OBP: 0.327, SLG: 0.419	(1, 8) 0-0 HR		(1) 0-0 E3		(1) 0-0 WP			(1) 0-0 G1-3		4	1	2	0	0	0	1						
Tony Armas, R OBP: 0.284, SLG: 0.368	(1, 9) 4-0 HR		(2) 0-0 G6-4-3		(1) 0-3 K			(3) 0-0 6-3		3	1	0	0	1	1	2						
Cliff Johnson, R OBP: 0.312, SLG: 0.383	(1, 10) 0-0 HR		(1) 0-0 CS		(2) 0-3 K				(1) 0-0 1B	3	1	2	3	1	1	1						
Joe Rudi, R OBP: 0.343, SLG: 0.315	(1, 3) 0-0 6-3		(3) 0-0 CS		(1) 0-3 K				(1) 0-0 F6	4	0	0	0	0	2	2						
Mickey Klutts, R OBP: 0.270, SLG: 0.212	(1, 5) 0-0 P3				(2) 0-0 F7				(2) 0-0 F9	4	0	1	0	0	0	1						
Jeff Newman, R OBP: 0.315, SLG: 0.424		(1) 0-3 K			(3) 0-3 K				(1) 0-0 F9	4	0	1	0	0	2	1	AB 32					
Dave McKay, S OBP: 0.250, SLG: 0.305	(1, 4) 0-0 6-3				(1) 0-0 F2				(3) 0-0 FC5-4	4	0	0	0	0	0	3	R 3					
Fred Stanley, R OBP: 0.314, SLG: 0.207	(1, 6) 0-0				(2) 0-0 F9					2	0	1	0	0	0	0	H 7					
Jeff Burroughs, R OBP: 0.352, SLG: 0.432	(7, PH)									1	0	0	0	0	1	1	RBI 3					
Tony Phillips, S OBP: 0.348, SLG: 0.259	(8, 6)									0	0	0	0	0	0	0	BB 3					
Inning Stats	R: 3 E: 0 K: 0 S: 5	H: 2 LOB: 0 BB: 1 P: 9	R: 0 E: 0 K: 2 S: 8	H: 1 LOB: 1 BB: 0 P: 8	R: 0 E: 1 K: 0 S: 2	H: 0 LOB: 0 BB: 1 P: 6	R: 0 E: 0 K: 2 S: 7	H: 0 LOB: 0 BB: 0 P: 7	R: 0 E: 0 K: 0 S: 3	H: 0 LOB: 0 BB: 0 P: 3	R: 0 E: 0 K: 3 S: 10	H: 1 LOB: 1 BB: 0 P: 10	R: 0 E: 0 K: 1 S: 6	H: 1 LOB: 1 BB: 0 P: 6	R: 0 E: 0 K: 0 S: 2	H: 0 LOB: 0 BB: 1 P: 6	R: 0 E: 0 K: 0 S: 5	H: 2 LOB: 2 BB: 0 P: 5	1B: 4 2B: 2 3B: 0 HR: 1	SF: 0 SAC: 0 DP: 2 HBP: 0	WP: 1 PB: 0 SB: 0 CS: 1	PA: 36
PITCHER	IP WLS BF H R ER SO BB IBB HBP BLK WP HR S P ERA WHIP																					
Bob McClure, L ERA: 4.24	(1, 1) 9.0 W 35 7 3 3 8 3 0 0 0 1 1 48 60 3.00 1.111																					

Milwaukee Brewers @ Oakland Athletics
Oakland-Alameda County Coliseum, Oakland, CA
Sat Jun 05 1982, 3:33 AM PDT
Att: 36,142 - Unknown

AB 32
R 3
H 7
RBI 3
BB 3
SO 8
LOB 13



Batter	1	2	3	4	5	6	7	8	9	AB	R	H	RBI	BB	SO	LOB	TOP					
Lenn Sakata, R OBP: 0.338, SLG: 0.361 (1, 6)										5	2	2	0	0	0	1	Baltimore Orioles @ Milwaukee Brewers Milwaukee County Stadium, Milwaukee, WI Mon Jun 07 1982, 8:05 PM EDT Att: 15,017 - Unknown					
Rich Dauer, R OBP: 0.355, SLG: 0.429 (1, 4)										5	2	3	3	0	0	0						
Dan Ford, R OBP: 0.272, SLG: 0.379 (1, 9)										3	0	1	1	2	0	2						
Eddie Murray, S OBP: 0.389, SLG: 0.544 (1, 3)										5	0	0	0	0	2	5						
Benny Ayala, R OBP: 0.405, SLG: 0.800 (1, 7)										3	2	2	2	0	0	2						
Al Bumbry, L OBP: 0.310, SLG: 0.306 (5, 8)										2	0	0	0	0	1	3						
Gary Roenicke, R OBP: 0.409, SLG: 0.581 (1, 8)										3	0	0	0	2	0	1						
Ken Singleton, S OBP: 0.371, SLG: 0.353 (1, 10)										5	0	2	1	0	1	3						
Cal Ripken Jr., R OBP: 0.266, SLG: 0.377 (1, 5)										4	0	1	0	0	0	2						
Rick Dempsey, R OBP: 0.324, SLG: 0.341 (1, 2)										4	1	1	0	0	0	2						
Inning Stats	R: 0 E: 0 K: 0 S: 2	H: 0 LOB: 0 BB: 1 P: 6	R: 1 E: 0 K: 1 S: 7	H: 2 LOB: 1 BB: 0 P: 7	R: 1 E: 1 K: 0 S: 6	H: 2 LOB: 2 BB: 0 P: 6	R: 0 E: 0 K: 0 S: 3	H: 0 LOB: 0 BB: 0 P: 3	R: 4 E: 0 K: 1 S: 8	H: 4 LOB: 0 BB: 1 P: 12	R: 0 E: 0 K: 0 S: 4	H: 1 LOB: 1 BB: 0 P: 4	R: 0 E: 0 K: 0 S: 3	H: 0 LOB: 1 BB: 1 P: 7	R: 0 E: 0 K: 1 S: 6	H: 1 LOB: 1 BB: 0 P: 6	R: 1 E: 1 K: 1 S: 8	H: 2 LOB: 3 BB: 1 P: 12	1B: 7 2B: 3 3B: 0 HR: 2	SF: 0 SAC: 0 DP: 0 HBP: 0	WP: 1 PB: 0 CS: 1	PA: 45
PITCHER	IP	WLS	BF	H	R	ER	SO	BB	IBB	HBP	BLK	WP	HR	S	P	ERA	WHIP					
Mike Caldwell, L ERA: 4.8 (1, 1)	4.2	L	23	8	6	6	2	1	0	0	0	1	1	26	30	11.57	1.929					
Dwight Bernard, R ERA: 4.32 (5, 1)	1.1		5	1	0	0	0	1	0	0	0	0	0	4	8	0.00	1.500					
Jamie Easterly, L ERA: 3.57 (7, 1)	2.0		8	1	0	0	1	1	0	0	0	0	0	9	13	0.00	1.000					
Jerry Augustine, L ERA: 6.11 (9, 1)	1.0		7	2	1	1	1	1	0	0	0	0	1	8	12	9.00	3.000					

Batter	1	2	3	4	5	6	7	8	9	AB	R	H	RBI	BB	SO	LOB	BOTTOM						
Paul Moltor, R OBP: 0.368, SLG: 0.402 (1, 5)										4	0	2	0	0	1	1	Baltimore Orioles @ Milwaukee Brewers Milwaukee County Stadium, Milwaukee, WI Mon Jun 07 1982, 8:05 PM EDT Att: 15,017 - Unknown						
Robin Yount, R OBP: 0.352, SLG: 0.530 (1, 6)										4	1	1	1	0	0	2							
Cecil Cooper, L OBP: 0.399, SLG: 0.582 (1, 3)										4	0	0	0	0	0	1							
Ben Oglivie, L OBP: 0.306, SLG: 0.455 (1, 7)										4	1	1	1	0	0	1							
Ted Simmons, S OBP: 0.279, SLG: 0.432 (1, 2)										3	0	0	0	0	0	0							
Gorman Thomas, R OBP: 0.319, SLG: 0.440 (1, 8)										3	0	0	0	0	0	0							
Roy Howell, L OBP: 0.271, SLG: 0.354 (1, 10)										3	0	0	0	0	1	0							
Charlie Moore, R OBP: 0.292, SLG: 0.351 (1, 9)										3	0	1	0	0	1	0							
Jim Gantner, L OBP: 0.328, SLG: 0.365 (1, 4)										3	0	0	0	0	0	1							
Inning Stats	R: 0 E: 0 K: 0 S: 4	H: 1 LOB: 1 BB: 0 P: 4	R: 0 E: 0 K: 1 S: 5	H: 0 LOB: 0 BB: 0 P: 5	R: 0 E: 0 K: 1 S: 5	H: 1 LOB: 1 BB: 0 P: 5	R: 0 E: 0 K: 0 S: 3	H: 0 LOB: 0 BB: 0 P: 3	R: 0 E: 0 K: 1 S: 6	H: 1 LOB: 1 BB: 0 P: 6	R: 1 E: 0 K: 0 S: 4	H: 1 LOB: 0 BB: 0 P: 4	R: 0 E: 0 K: 0 S: 3	H: 0 LOB: 0 BB: 0 P: 3	R: 1 E: 0 K: 0 S: 4	H: 1 LOB: 0 BB: 0 P: 4		R: 0 E: 0 K: 0 S: 3	R: 1 E: 1 K: 0 S: 4	H: 1 LOB: 0 BB: 0 P: 4	1B: 2 2B: 2 3B: 0 HR: 2	SF: 0 SAC: 0 DP: 1 HBP: 0	WP: 0 PB: 0 CS: 1
PITCHER	IP	WLS	BF	H	R	ER	SO	BB	IBB	HBP	BLK	WP	HR	S	P	ERA	WHIP						
Jim Palmer, R ERA: 5.4 (1, 1)	9.0	W	31	5	2	2	3	0	0	0	0	0	2	37	37	2.00	0.556						

Batter	1	2	3	4	5	6	7	8	9	AB	R	H	RBI	BB	SO	LOB	TOP								
Lenn Sakata, R OBP: 0.333, SLG: 0.355 (1, 4)	0-0 6-3		0-0 6-3					0-0 K	0-0 FC6-4 1B	0-3 K	5	0	1	0	0	2	3								
Cal Ripken Jr., R OBP: 0.285, SLG: 0.389 (1, 5)	0-3 K			0-0 6-3				0-0 1-H HR	0-0 FC6-4 1B	0-0 F9	5	1	1	2	0	1	3								
Dan Ford, R OBP: 0.272, SLG: 0.376 (1, 9)	0-0 F9			0-0 F7				0-0 E6	0-0 1-2 1B		4	0	1	0	0	0	0								
Eddie Murray, S OBP: 0.379, SLG: 0.529 (1, 3)		0-0 F9		0-0 F8				0-0 F7	0-0 P6		4	0	0	0	0	0	3								
Benny Ayala, R OBP: 0.375, SLG: 0.737 (1, 7)		0-0 4-3			0-0 6-3						3	0	0	0	0	0	0								
Al Bumbry, L OBP: 0.308, SLG: 0.304 (7, 8)									0-0 F8	0-0 F7	1	0	0	0	0	0	2								
Gary Roenicke, R OBP: 0.416, SLG: 0.617 (1, 8)		0-0 2B			0-0 F7				0-0 1B 1-4-3	0-0 HR	4	2	3	1	0	0	0								
Ken Singleton, S OBP: 0.373, SLG: 0.356 (1, 10)			0-0 F8		0-0 6-3				0-0 1B 1-4-3	0-0 2B 1B	4	0	2	0	0	0	1								
Rick Dempsey, R OBP: 0.315, SLG: 0.331 (1, 2)			0-0 F8					0-0 F7	0-0 1-4-3	0-0 F9	4	0	0	1	0	0	2								
Bobby Bonner, R OBP: 0.242, SLG: 0.254 (1, 6)			0-0 L5					0-0 HR BB	0-0 4-3	0-0 2B	3	1	1	0	1	0	1								
Inning Stats	R: 0 E: 0 K: 1 S: 5	H: 0 LOB: 0 BB: 0 P: 5	R: 0 E: 0 K: 0 S: 4	H: 1 LOB: 1 BB: 0 P: 4	R: 0 E: 0 K: 0 S: 3	H: 0 LOB: 0 BB: 0 P: 3	R: 0 E: 0 K: 0 S: 3	H: 0 LOB: 0 BB: 0 P: 3	R: 0 E: 0 K: 0 S: 3	H: 0 LOB: 0 BB: 0 P: 3	R: 2 E: 1 K: 1 S: 7	H: 1 LOB: 1 BB: 1 P: 11	R: 1 E: 0 K: 0 S: 5	H: 2 LOB: 1 BB: 0 P: 5	R: 0 E: 0 K: 0 S: 5	H: 2 LOB: 2 BB: 0 P: 5	R: 1 E: 0 K: 1 S: 8	H: 3 LOB: 2 BB: 0 P: 8	1B: 5 2B: 2 3B: 0 HR: 2	SF: 0 SAC: 0 DP: 0 HBP: 0	WP: 0 PB: 0 SB: 0 CS: 0	PA: 38			
PITCHER	IP	WLS	BF	H	R	ER	SO	BB	IBB	HBP	BLK	WP	HR	S	P	ERA	WHIP								
Randy Lerch, L ERA: 5.06 (1, 1)	7.0	L	28	5	3	3	2	1	0	0	0	0	1	31	35	3.86	0.857								
Jim Slaton, R ERA: 2.91 (8, 1)	2.0		10	4	1	1	1	0	0	0	0	0	1	12	12	4.50	2.000								

Baltimore Orioles @ Milwaukee Brewers
Milwaukee County Stadium, Milwaukee, WI
Tue Jun 08 1982, 8:05 PM EDT
Att: 13,517 - Unknown

AB 37
R 4
H 9
RBI 4
BB 1
SO 3
LOB 15



Batter	1	2	3	4	5	6	7	8	9	AB	R	H	RBI	BB	SO	LOB	BOTTOM								
Paul Molitor, R OBP: 0.379, SLG: 0.415 (1, 5)	0-0 E 1B		0-0 2B 1B							4	1	4	0	0	0	0									
Robin Yount, R OBP: 0.350, SLG: 0.529 (1, 6)	0-0 E7 SF9		0-0 1-3 2B							4	1	1	0	0	0	2									
Cecil Cooper, L OBP: 0.392, SLG: 0.571 (1, 3)	0-0 F8		0-0 P3							4	0	0	0	0	0	4									
Gorman Thomas, R OBP: 0.318, SLG: 0.435 (1, 8)	0-0 SF9		0-0 G6-4-3 IBB							2	0	0	1	1	0	1									
Ted Simmons, S OBP: 0.273, SLG: 0.422 (1, 2)	0-0 5-3		0-0 G6-4-3							4	0	0	0	0	0	3									
Ben Oglivie, L OBP: 0.305, SLG: 0.456 (1, 7)		0-0 F2		0-0 SH1-3 2B						4	0	1	0	0	0	0									
Don Money, R OBP: 0.346, SLG: 0.594 (1, 10)		0-0 BB		0-0 SH1-3						2	0	0	0	1	0	0									
Charlie Moore, R OBP: 0.285, SLG: 0.342 (1, 9)		0-0 P4		0-0 F2						4	0	0	0	0	0	2									
Jim Gantner, L OBP: 0.324, SLG: 0.361 (1, 4)				0-0 F2						2	0	0	0	0	0	2									
Mark Brouhard, R OBP: 0.373, SLG: 0.459 (7, PH)				0-0 4-3						1	0	0	0	0	0	0									
Rob Piccolo, R OBP: 0.245, SLG: 0.250 (8, 4)										0	0	0	0	0	0	0									
Inning Stats	R: 2 E: 1 K: 0 S: 5	H: 1 LOB: 0 BB: 0 P: 5	R: 0 E: 0 K: 0 S: 3	H: 0 LOB: 1 BB: 1 P: 7	R: 0 E: 0 K: 0 S: 4	H: 2 LOB: 2 BB: 1 P: 8	R: 0 E: 0 K: 0 S: 4	H: 1 LOB: 1 BB: 0 P: 4	R: 0 E: 0 K: 0 S: 4	H: 0 LOB: 0 BB: 0 P: 3	R: 0 E: 0 K: 0 S: 4	H: 1 LOB: 1 BB: 0 P: 4	R: 0 E: 0 K: 0 S: 3	H: 0 LOB: 0 BB: 0 P: 3	R: 0 E: 0 K: 0 S: 3	H: 0 LOB: 0 BB: 0 P: 3	R: 0 E: 0 K: 0 S: 3	H: 0 LOB: 0 BB: 0 P: 3	1B: 4 2B: 2 3B: 0 HR: 0	SF: 1 SAC: 1 DP: 1 HBP: 0	WP: 0 PB: 0 SB: 0 CS: 0	PA: 35			
PITCHER	IP	WLS	BF	H	R	ER	SO	BB	IBB	HBP	BLK	WP	HR	S	P	ERA	WHIP								
Scott McGregor, L ERA: 3.43 (1, 1)	9.0	W	35	6	2	0	0	1	1	0	0	0	0	33	41	0.00	0.778								

Baltimore Orioles @ Milwaukee Brewers
Milwaukee County Stadium, Milwaukee, WI
Tue Jun 08 1982, 8:05 PM EDT
Att: 13,517 - Unknown

AB 31
R 2
H 6
RBI 1
BB 2
SO 0
LOB 14



Batter	1	2	3	4	5	6	7	8	9	AB	R	H	RBI	BB	SO	LOB	TOP										
Al Bumbry, L OBP: 0.310, SLG: 0.303 (1, 8)	4-0 CS BB	0-3 K	0-0 K		0-3 K	0-0 FC6-4 1B		0-0 4-3	4 0 1 1 1 2 0								Baltimore Orioles @ Milwaukee Brewers Milwaukee County Stadium, Milwaukee, WI Wed Jun 09 1982, 8:05 PM EDT Att: 13,662 - Unknown livebaseballscorecards.com										
Rich Dauer, R OBP: 0.353, SLG: 0.427 (1, 4)	0-3 K		0-0 L6		0-0 F8	0-0 FC6-4		0-0 2B 1B	1 0 0 0 0 1 1 4 0 1 0 0 0 1																		
Ken Singleton, S OBP: 0.374, SLG: 0.357 (1, 10)	0-0 1B		0-0 3-1		0-0 BB 2B 1B		0-0 6-3	0-0 F7	5 1 2 0 0 0 1																		
Eddie Murray, S OBP: 0.380, SLG: 0.538 (1, 3)	0-0 4-3		0-0 G3		0-0 F5		0-0 2B	0-0 1-3 2B	5 0 2 0 0 0 2																		
John Lowenstein, L OBP: 0.426, SLG: 0.703 (7, PH) Gary Roenicke, R OBP: 0.413, SLG: 0.608 (7, 9)		0-0 F5		0-3 K	0-0 P6	0-0 P5		0-0 F8	3 0 0 0 0 1 1 2 0 0 0 0 0 3																		
Jim Dwyer, L OBP: 0.396, SLG: 0.524 (7, 7)	4-0 2B HR BB		0-0 FC6-4 1B		4-0 2B BB	0-0 4-3			2 2 1 0 2 0 1																		
Cal Ripken Jr., R OBP: 0.269, SLG: 0.402 (1, 5)	0-0 HR 2B		0-0 FC6-4 1-2		0-0 1B 2B		0-0 5-3		4 2 2 2 0 0 1																		
Joe Nolan, L OBP: 0.227, SLG: 0.259 (1, 2)	0-0 HR		0-0 G3		0-0 3B 1B		0-0 F8		4 2 2 4 0 0 1																		
Bobby Bonner, R OBP: 0.242, SLG: 0.286 (1, 6)	0-3 K		0-0 5-3		0-0 1B 3B		0-3 K		4 1 1 1 0 2 0																		
Inning Stats	R: 0 E: 0 K: 1 S: 5	H: 1 LOB: 1 BB: 1 P: 9	R: 3 E: 0 K: 2 S: 9	H: 2 LOB: 0 BB: 1 P: 13	R: 0 E: 0 K: 1 S: 3	H: 0 LOB: 0 BB: 0 P: 3	R: 0 E: 0 K: 1 S: 6	H: 1 LOB: 1 BB: 0 P: 6	R: 0 E: 0 K: 1 S: 5	H: 0 LOB: 0 BB: 0 P: 5	R: 5 E: 0 K: 0 S: 8	H: 5 LOB: 1 BB: 1 P: 12	R: 0 E: 0 K: 0 S: 4	H: 1 LOB: 1 BB: 0 P: 4	R: 0 E: 0 K: 1 S: 5	H: 0 LOB: 0 BB: 0 P: 5		R: 0 E: 0 K: 0 S: 5	H: 2 LOB: 2 BB: 0 P: 5	1B: 6 2B: 4 3B: 1 HR: 1	SF: 0 SAC: 0 DP: 0 HBP: 0	WP: 0 PA: 41 PB: 0 SB: 0 CS: 1					
PITCHER	IP	WLS	BF	H	R	ER	SO	BB	IBB	HBP	BLK	WP	HR	S	P	ERA	WHIP										
Moose Haas, R ERA: 4.05 (1, 1)	5.2	L	27	8	8	8	5	3	0	0	0	0	1	34	46	12.71	1.941										
Jamie Easterly, L ERA: 3.32 (6, 1)	1.1		6	2	0	0	0	0	0	0	0	0	0	6	6	0.00	1.500										
Dwight Bernard, R ERA: 4.08 (8, 1)	2.0		8	2	0	0	1	0	0	0	0	0	0	10	10	0.00	1.000										

Batter	1	2	3	4	5	6	7	8	9	AB	R	H	RBI	BB	SO	LOB	BOTTOM										
Paul Moltzer, R OBP: 0.377, SLG: 0.416 (1, 5)	0-0 2B		0-0 L5		0-0 G3		0-0 6-3		4 0 1 0 0 0 2								Baltimore Orioles @ Milwaukee Brewers Milwaukee County Stadium, Milwaukee, WI Wed Jun 09 1982, 8:05 PM EDT Att: 13,662 - Unknown livebaseballscorecards.com										
Charlie Moore, R OBP: 0.276, SLG: 0.333 (1, 9)	0-0 F3		0-0 6-3		0-0 E9		0-0 F8		4 0 0 0 0 0 1																		
Cecil Cooper, L OBP: 0.389, SLG: 0.569 (1, 3)	0-3 K		0-3 K		0-0 G3		0-0 2B 2B		4 1 1 0 0 2 2																		
Gorman Thomas, R OBP: 0.327, SLG: 0.445 (1, 8)	0-0 F2			1-0 HBP		0-0 1B		0-0 2B	3 0 2 1 0 0 1																		
Ted Simmons, S OBP: 0.267, SLG: 0.412 (1, 2)		0-0 6-3		0-0 F9		0-0 F8		0-0 5-3	4 0 0 0 0 0 3																		
Ben Oglivie, L OBP: 0.300, SLG: 0.448 (1, 7)	0-3 K		0-0 4-3		0-0 P3		0-0 F8		4 0 0 0 0 1 3																		
Don Money, R OBP: 0.343, SLG: 0.580 (1, 10)	0-0 1B		0-0 F9		0-0 F8		0-0 5-3		4 0 1 0 0 0 1																		
Rob Picciolo, R OBP: 0.246, SLG: 0.250 (1, 6)	0-0 1-3		0-0 G3 BB E 1B		0-0 F8		0-0 F8		4 1 1 0 0 0 1																		
Ed Romero, R OBP: 0.241, SLG: 0.259 (1, 4)		0-0 6-3		4-0 G3 E BB		0-3 K		0-0 F7	3 1 0 0 1 1 0																		
Inning Stats	R: 0 E: 0 K: 1 S: 6	H: 1 LOB: 0 BB: 0 P: 6	R: 0 E: 0 K: 1 S: 6	H: 1 LOB: 0 BB: 0 P: 6	R: 0 E: 0 K: 1 S: 5	H: 0 LOB: 0 BB: 0 P: 6	R: 2 E: 1 K: 0 S: 5	H: 1 LOB: 1 BB: 1 P: 9	R: 0 E: 0 K: 0 S: 4	H: 1 LOB: 1 BB: 0 P: 4	R: 0 E: 0 K: 1 S: 5	H: 0 LOB: 0 BB: 0 P: 5	R: 1 E: 0 K: 0 S: 5	H: 2 LOB: 0 BB: 0 P: 5	R: 0 E: 0 K: 0 S: 3	H: 0 LOB: 0 BB: 0 P: 3		1B: 3 2B: 3 3B: 0 HR: 0	SF: 0 SAC: 0 DP: 0 HBP: 1	WP: 0 PA: 36 PB: 0 SB: 0 CS: 0							
PITCHER	IP	WLS	BF	H	R	ER	SO	BB	IBB	HBP	BLK	WP	HR	S	P	ERA	WHIP										
Mike Flanagan, L ERA: 2.99 (1, 1)	9.0	W	36	6	3	1	4	1	0	1	0	0	0	42	47	1.00	0.778										

Batter	1	2	3	4	5	6	7	8	9	AB	R	H	RBI	BB	SO	LOB	TOP								
Lenn Sakata, R OBP: 0.333, SLG: 0.374 (1, 6)										5	1	2	1	0	1	2	Baltimore Orioles @ Milwaukee Brewers Milwaukee County Stadium, Milwaukee, WI Thu Jun 10 1982, 4:33 AM EDT Att: 22,013 - Unknown								
Cal Ripken Jr., R OBP: 0.278, SLG: 0.407 (1, 5)										5	1	3	0	0	0	0									
Dan Ford, R OBP: 0.276, SLG: 0.378 (7, PR)										4	0	2	0	0	1	1									
Jim Dwyer, L OBP: 0.388, SLG: 0.512 (7, 9)										1	1	0	0	0	1	2									
Eddie Murray, S OBP: 0.380, SLG: 0.533 (1, 3)										5	0	2	1	0	0	2									
Benny Ayala, R OBP: 0.366, SLG: 0.718 (3, PH)										1	0	0	0	0	0	2									
Al Bumbry, L OBP: 0.309, SLG: 0.302 (3, 8)										4	1	1	0	0	0	3									
Gary Roenicke, R OBP: 0.405, SLG: 0.594 (3, 7)										3	0	0	0	0	2	4									
John Lowenstein, L OBP: 0.427, SLG: 0.699 (7, 7)										2	0	1	1	0	0	0									
Ken Singleton, S OBP: 0.372, SLG: 0.370 (1, 10)										4	1	1	2	0	1	1									
Rick Dempsey, R OBP: 0.320, SLG: 0.359 (1, 2)										4	1	2	1	0	0	0									
Rich Dauer, R OBP: 0.361, SLG: 0.448 (1, 4)										4	1	3	1	0	0	0									
Inning Stats	R: 1 E: 0 K: 1 S: 8	H: 3 LOB: 2 BB: 0 P: 8	R: 2 E: 0 K: 0 S: 5	H: 2 LOB: 0 BB: 0 P: 5	R: 0 E: 0 K: 0 S: 4	H: 1 LOB: 1 BB: 0 P: 4	R: 0 E: 0 K: 0 S: 4	H: 1 LOB: 1 BB: 0 P: 4	R: 0 E: 0 K: 1 S: 5	H: 1 LOB: 0 BB: 0 P: 5	R: 2 E: 0 K: 2 S: 10	H: 4 LOB: 1 BB: 0 P: 10	R: 2 E: 0 K: 1 S: 8	H: 3 LOB: 1 BB: 0 P: 8	R: 0 E: 0 K: 1 S: 7	H: 2 LOB: 2 BB: 0 P: 7	R: 0 E: 0 K: 0 S: 3	H: 0 LOB: 0 BB: 0 P: 3	1B: 13 2B: 9 3B: 0 HR: 4	SF: 0 SAC: 0 DP: 1 HBP: 0	WP: 0 PB: 0 SB: 0 CS: 1	PA: 42			
PITCHER	IP	WLS	BF	H	R	ER	SO	BB	IBB	HBP	BLK	WP	HR	S	P	ERA	WHIP								
Bob McClure, L ERA: 4.56 (1, 1)	2.1		13	6	3	3	1	0	0	0	0	0	3	15	15	11.57	2.571								
Jim Slaton, R ERA: 3.06 (3, 1)	3.2		15	6	2	2	3	0	0	0	0	0	1	21	21	4.91	1.636								
Rollie Fingers, R ERA: 2.5 (7, 1)	3.0	W	14	5	2	2	2	0	0	0	0	0	0	18	18	6.00	1.667								

Batter	1	2	3	4	5	6	7	8	9	AB	R	H	RBI	BB	SO	LOB	BOTTOM								
Paul Molitor, R OBP: 0.379, SLG: 0.423 (1, 5)										4	1	2	1	0	1	4	Baltimore Orioles @ Milwaukee Brewers Milwaukee County Stadium, Milwaukee, WI Thu Jun 10 1982, 4:33 AM EDT Att: 22,013 - Unknown								
Robin Yount, R OBP: 0.346, SLG: 0.521 (1, 6)										5	0	1	0	0	2	3									
Don Money, R OBP: 0.354, SLG: 0.606 (1, 3)										4	3	2	2	1	0	1									
Ben Oglivie, L OBP: 0.310, SLG: 0.455 (1, 7)										3	1	2	2	2	0	0									
Gorman Thomas, R OBP: 0.324, SLG: 0.438 (1, 8)										5	1	1	0	0	2	4									
Roy Howell, L OBP: 0.274, SLG: 0.368 (1, 10)										3	1	1	2	0	0	3									
Mark Brouhard, R OBP: 0.369, SLG: 0.453 (7, PH)										1	0	0	0	0	0	0									
Charlie Moore, R OBP: 0.272, SLG: 0.325 (8, 9)										4	0	0	1	0	0	1									
Marshall Edwards, L OBP: 0.273, SLG: 0.477 (7, PH)										3	1	2	1	0	0	1									
Ted Simmons, S OBP: 0.285, SLG: 0.409 (8, 2)										1	0	0	0	0	0	0									
Jim Gantner, L OBP: 0.333, SLG: 0.370 (1, 4)										4	1	3	0	0	0	1									
Inning Stats	R: 2 E: 0 K: 0 S: 5	H: 2 LOB: 1 BB: 1 P: 9	R: 0 E: 1 K: 1 S: 6	H: 1 LOB: 2 BB: 0 P: 6	R: 4 E: 0 K: 0 S: 9	H: 6 LOB: 2 BB: 0 P: 9	R: 0 E: 0 K: 0 S: 4	H: 1 LOB: 2 BB: 1 P: 8	R: 1 E: 0 K: 1 S: 7	H: 2 LOB: 1 BB: 0 P: 7	R: 0 E: 0 K: 1 S: 5	H: 0 LOB: 0 BB: 0 P: 5	R: 0 E: 0 K: 0 S: 3	H: 0 LOB: 0 BB: 0 P: 3	R: 2 E: 0 K: 2 S: 9	H: 2 LOB: 1 BB: 1 P: 13	R: 0 E: 0 K: 0 S: 3	H: 0 LOB: 0 BB: 0 P: 3	1B: 10 2B: 4 3B: 0 HR: 1	SF: 0 SAC: 1 DP: 1 HBP: 0	WP: 1 PB: 0 SB: 1 CS: 1	PA: 41			
PITCHER	IP	WLS	BF	H	R	ER	SO	BB	IBB	HBP	BLK	WP	HR	S	P	ERA	WHIP								
Sammy Stewart, R ERA: 4.39 (1, 1)	2.1		15	7	6	6	1	1	0	0	0	0	0	16	20	23.14	3.429								
Storm Davis, R ERA: 1.0 (3, 1)	3.2		17	5	1	1	2	1	0	0	0	0	0	20	24	2.46	1.636								
Tippy Martinez, L ERA: 5.4 (7, 1)	1.1	L	5	1	1	1	0	0	0	0	0	0	0	5	5	6.75	0.750								
Tim Stoddard, R ERA: 4.74 (8, 1)	0.2		4	1	1	1	2	1	0	0	0	0	0	7	11	13.50	3.000								

Batter	1	2	3	4	5	6	7	8	9	AB	R	H	RBI	BB	SO	LOB	TOP																				
Larry Herndon, R OBP: 0.376, SLG: 0.571	0-0 4-3 3B	0-0 FC6-4		0-0 G5-4-3	0-0 F9		0-0 1B		0-0 4-3	6	1	2	1	0	0	5																					
Enos Cabell, R OBP: 0.309, SLG: 0.386	0-0 4-3		4-0 2B	0-0 1B		0-0 F8	0-0 F3			4	2	1	1	1	0	2																					
Kirk Gibson, L OBP: 0.348, SLG: 0.423	0-0 B1-3		0-0 2B	0-0 1B		0-0 1-3		0-0 2B		5	2	3	0	0	0	0																					
Mike Ivie, R OBP: 0.325, SLG: 0.505	0-0 1B		0-0 2B	0-0 3B		4-0 BB		0-0 2B		4	0	4	4	1	0	0																					
Jerry Turner, L OBP: 0.268, SLG: 0.390 Lynn Jones, R OBP: 0.185, SLG: 0.160	0-0 E3		0-0 F6	0-0 F6		0-0 4-3		0-3 2B		4	0	0	0	0	0	5																					
Richie Hebner, L OBP: 0.357, SLG: 0.374 Tom Brookens, R OBP: 0.333, SLG: 0.372	0-0 F5		4-0 IBB		0-0 F7		0-0 G3	0-0 F7		4	0	0	0	1	0	2																					
Lance Parrish, R OBP: 0.380, SLG: 0.521		4-0 FC3-6 BB	0-3 K		0-3 K		0-0 FC4-6 1B		0-0 1B	4	1	2	0	1	2	3	AB 40																				
Lou Whitaker, L OBP: 0.325, SLG: 0.376		0-0 FC3-6 FC6-4	0-0 4-3		4-0 1B		0-0 FC4-6 1B		0-0 L9	4	0	1	0	1	0	5	R 6																				
Alan Trammell, R OBP: 0.292, SLG: 0.308		0-0 F8		4-0 G5-4-3 BB		0-0 1B		0-0 FC4-6 1B	0-0 L6	4	0	1	0	1	0	4	H 14																				
Inning Stats	R: 1 E: 1 K: 0 S: 6	H: 2 LOB: 2 BB: 0 P: 6	R: 0 E: 0 K: 0 S: 3	H: 0 LOB: 1 BB: 1 P: 7	R: 1 E: 0 K: 1 S: 7	H: 2 LOB: 3 BB: 2 P: 15	R: 2 E: 0 K: 0 S: 5	H: 3 LOB: 1 BB: 1 P: 9	R: 0 E: 0 K: 1 S: 6	H: 1 LOB: 2 BB: 1 P: 10	R: 0 E: 0 K: 0 S: 3	H: 0 LOB: 1 BB: 1 P: 7	R: 1 E: 0 K: 0 S: 6	H: 3 LOB: 2 BB: 0 P: 6	R: 1 E: 0 K: 1 S: 6	H: 2 LOB: 0 BB: 0 P: 6	R: 0 E: 0 K: 0 S: 4	H: 1 LOB: 1 BB: 0 P: 4	1B: 7 2B: 5 3B: 2 HR: 0	SF: 0 SAC: 0 DP: 1 HBP: 0	WP: 0 PB: 0 SB: 1 CS: 0	PA: 46															
PITCHER	IP	WLS	BF	H	R	ER	SO	BB	IBB	HBP	BLK	WP	HR	S	P	ERA	WHIP	PITCHER	IP	WLS	BF	H	R	ER	SO	BB	IBB	HBP	BLK	WP	HR	S	P	ERA	WHIP		
Pete Vuckovich, R ERA: 3.52	8.0	W	42	13	6	6	3	5	1	0	0	0	0	42	66	6.75	2.250																				
Rollie Fingers, R ERA: 2.43	1.0	S	4	1	0	0	0	0	0	0	0	0	0	4	4	0.00	1.000																				

Detroit Tigers @ Milwaukee Brewers
Milwaukee County Stadium, Milwaukee, WI

AB 40
R 6
H 14
RBI 6
BB 6
SO 3
LOB 26



WP: 0 PA: 46
PB: 0
SB: 1
CS: 0

Batter	1	2	3	4	5	6	7	8	9	AB	R	H	RBI	BB	SO	LOB	BOTTOM																					
Paul Molitor, R OBP: 0.380, SLG: 0.432	0-0 WP 3B		0-0 F3	0-0 5-3		0-0 E7 1B		0-0 FC1-6 1B		5	3	2	1	0	0	2																						
Jim Gantner, L OBP: 0.337, SLG: 0.375 Ed Romero, R OBP: 0.267, SLG: 0.286	0-0 B1		0-0 1B		0-0 F8	0-0 1B		0-0 E8 SF9 1B		3	1	1	0	1	0	0																						
Robin Yount, R OBP: 0.347, SLG: 0.520	0-0 6-3		0-0 E G3 1B		0-0 6-3	0-0 1B		0-0 SF9		4	0	2	4	0	0	0																						
Ben Oglivie, L OBP: 0.304, SLG: 0.445	0-0 F8		0-0 G3		0-0 F7	0-0 F2		0-0 3-1		5	0	0	0	0	0	3																						
Ted Simmons, S OBP: 0.265, SLG: 0.411		0-0 L7	0-0 E4		0-0 4-3		0-0 1B		0-0 2B	4	1	1	0	0	0	1																						
Gorman Thomas, R OBP: 0.322, SLG: 0.431		4-0 FC5 1B BB	0-0 5-3		0-0 L5	0-0 5-3				3	0	0	0	1	0	3																						
Roy Howell, L OBP: 0.299, SLG: 0.380		0-0 FC5 1B		0-0 L8		4-0 1B		0-0 1B	0-0 2B	3	1	2	0	1	0	0	AB 35																					
Charlie Moore, R OBP: 0.277, SLG: 0.331		0-0 FC5		4-0 FC6-4 BB		0-0 F7		0-0 1B	0-0 2B	3	0	1	0	1	0	4	R 8																					
Marshall Edwards, L OBP: 0.292, SLG: 0.479		0-0 4-3		0-0 FC6-4		0-0 E 1B		0-0 FC1-6 1B		4	1	2	1	0	0	3	H 12																					
Inning Stats	R: 1 E: 0 K: 0 S: 4	H: 1 LOB: 0 BB: 0 P: 4	R: 0 E: 0 K: 0 S: 4	H: 1 LOB: 2 BB: 1 P: 8	R: 1 E: 1 K: 0 S: 6	H: 2 LOB: 0 BB: 0 P: 6	R: 0 E: 0 K: 0 S: 3	H: 0 LOB: 1 BB: 1 P: 7	R: 0 E: 0 K: 0 S: 3	H: 0 LOB: 0 BB: 0 P: 3	R: 4 E: 1 K: 0 S: 7	H: 4 LOB: 2 BB: 2 P: 15	R: 0 E: 0 K: 0 S: 4	H: 2 LOB: 2 BB: 0 P: 4	R: 2 E: 1 K: 0 S: 5	H: 2 LOB: 0 BB: 0 P: 5	1B: 8 2B: 3 3B: 1 HR: 0	SF: 1 SAC: 0 DP: 0 HBP: 0	WP: 1 PB: 0 SB: 0 CS: 0	PA: 40																		
PITCHER	IP	WLS	BF	H	R	ER	SO	BB	IBB	HBP	BLK	WP	HR	S	P	ERA	WHIP	PITCHER	IP	WLS	BF	H	R	ER	SO	BB	IBB	HBP	BLK	WP	HR	S	P	ERA	WHIP			
Dan Petry, R ERA: 3.53	5.2	L	28	7	6	6	0	3	0	0	0	0	0	25	37	9.53	1.765																					
Aurelio Lopez, R ERA: 4.96	2.1	L	12	5	2	1	0	0	1	0	0	0	0	11	15	3.86	2.143																					

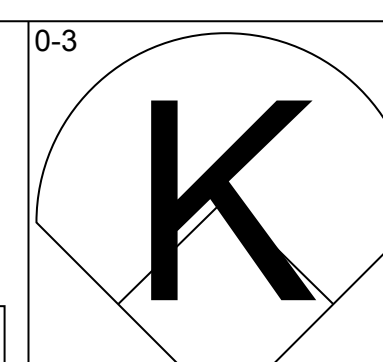
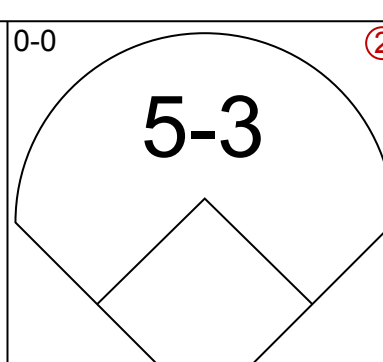
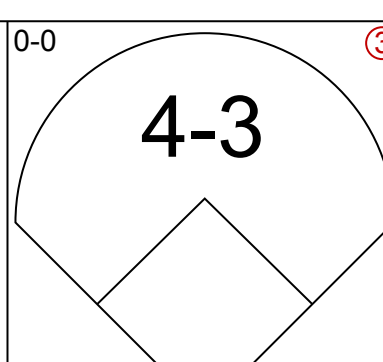
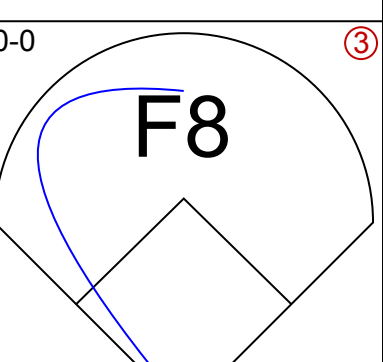
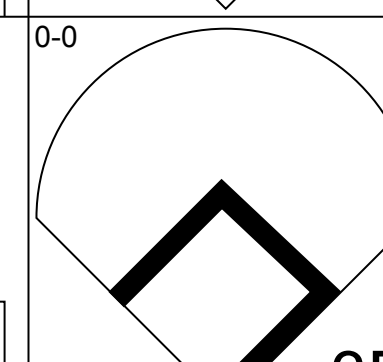
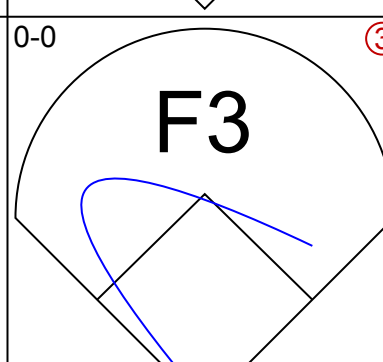
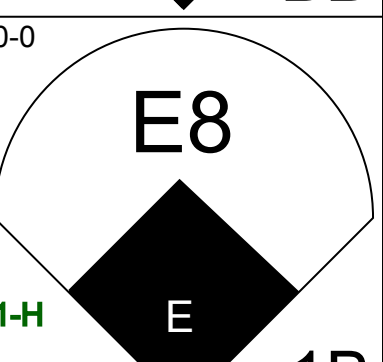
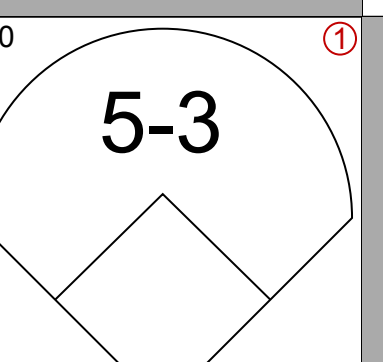
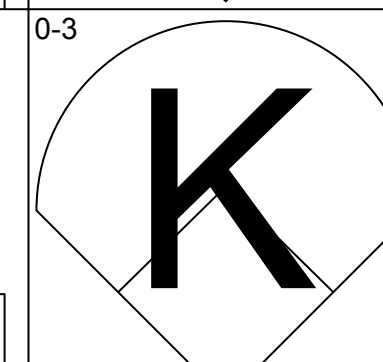
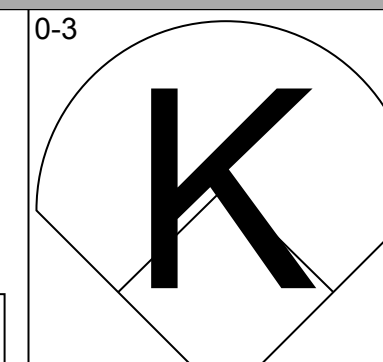
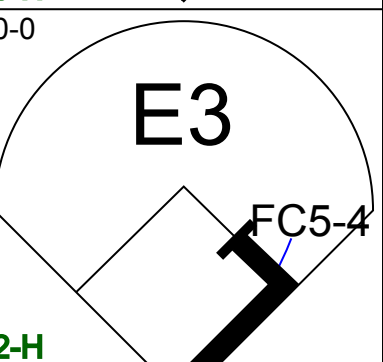
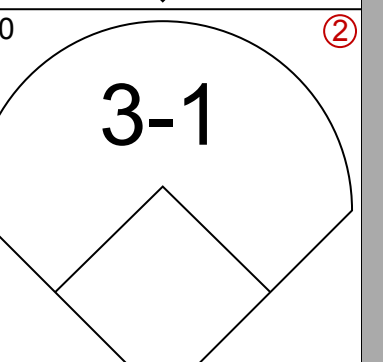
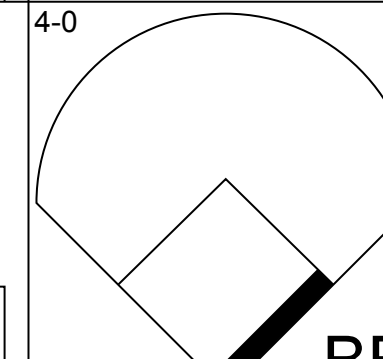
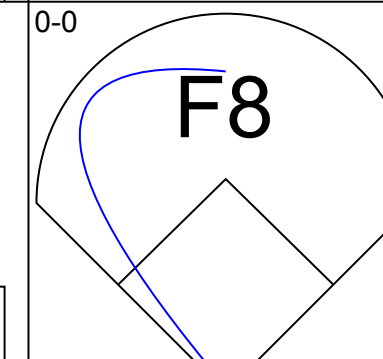
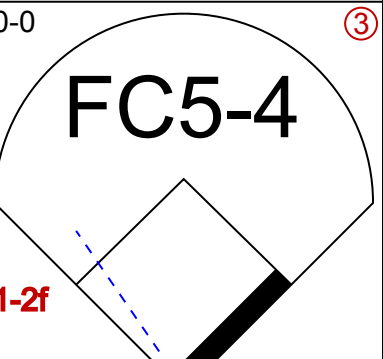
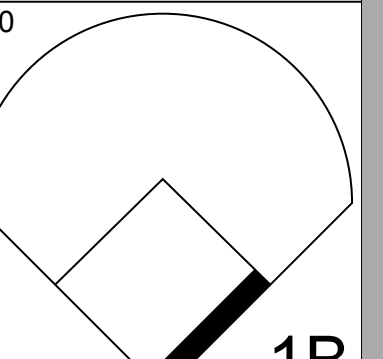
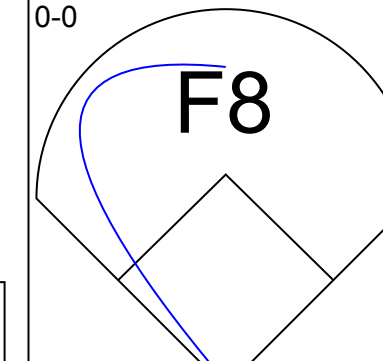
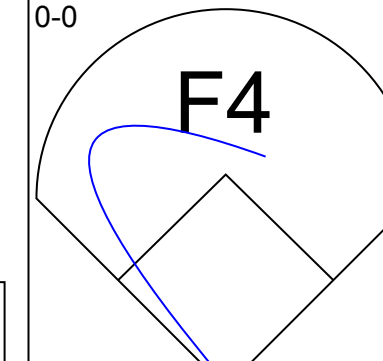
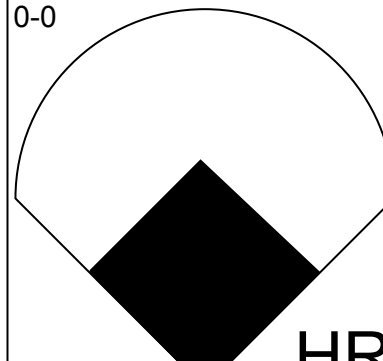
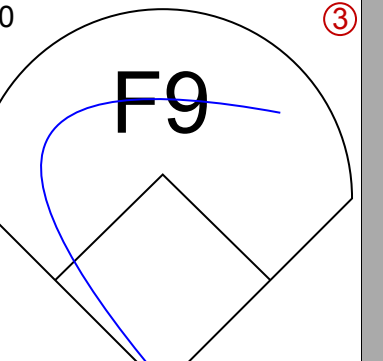
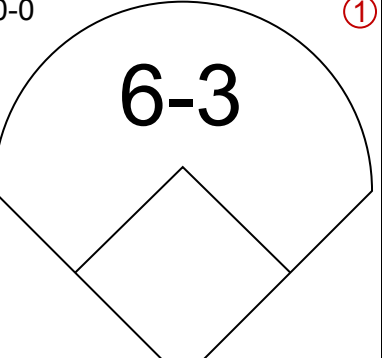
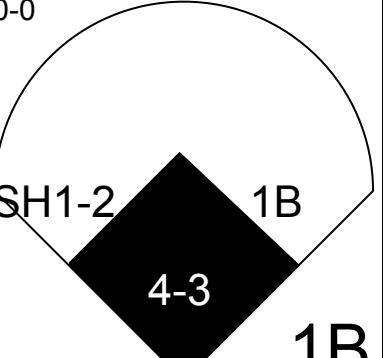
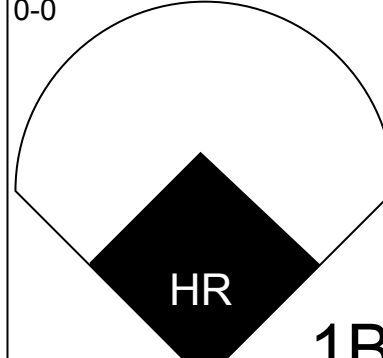
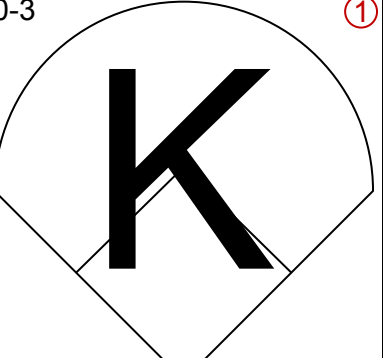
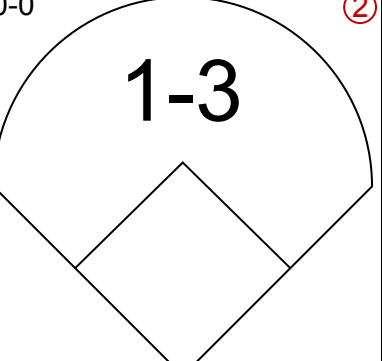
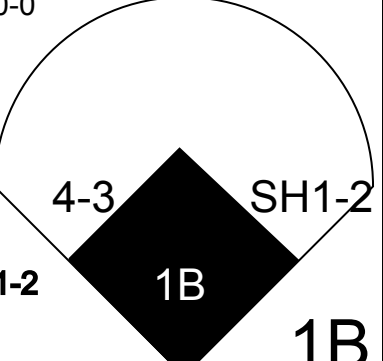
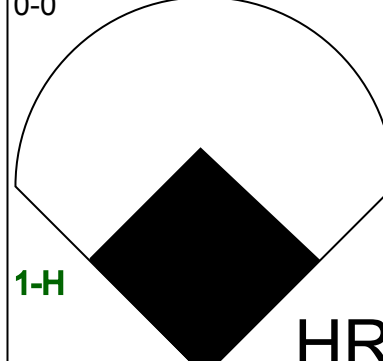
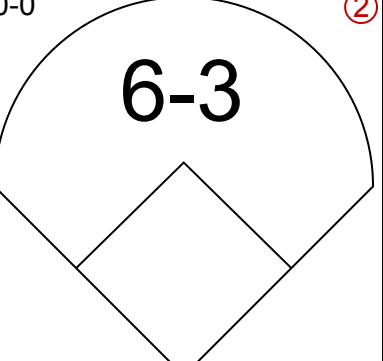
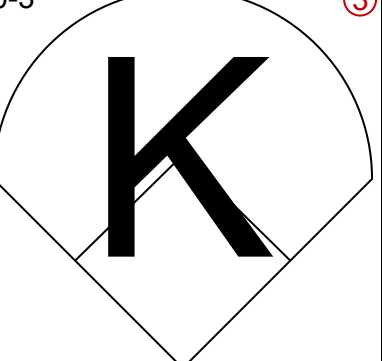
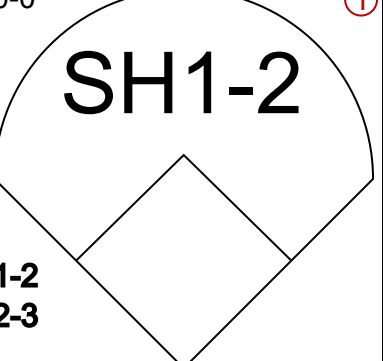
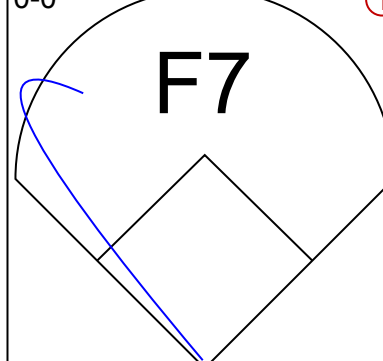
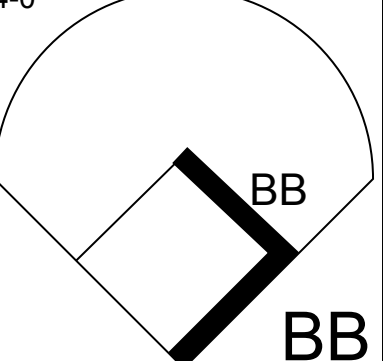
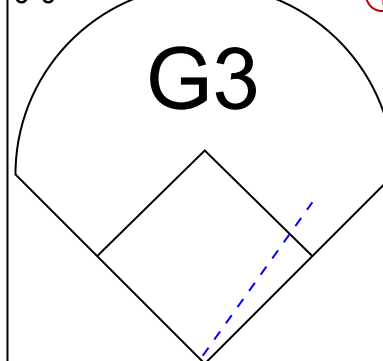
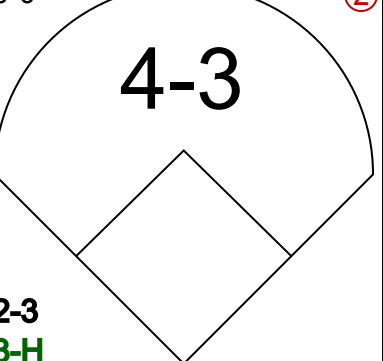
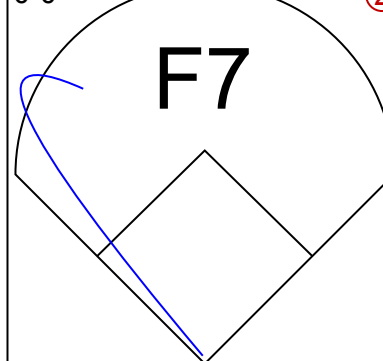
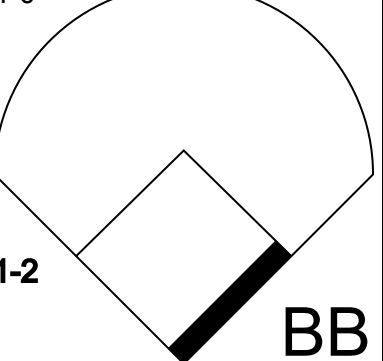
Detroit Tigers @ Milwaukee Brewers
Milwaukee County Stadium, Milwaukee, WI

AB 35
R 8
H 12
RBI 6
BB 4
SO 0
LOB 16




WP: 1 PA: 40
PB: 0
SB: 0
CS: 0

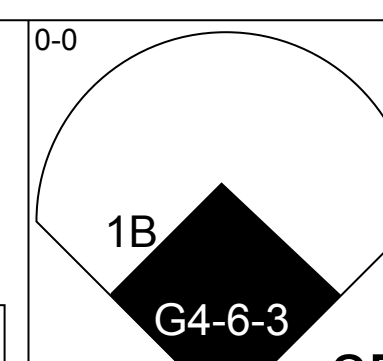
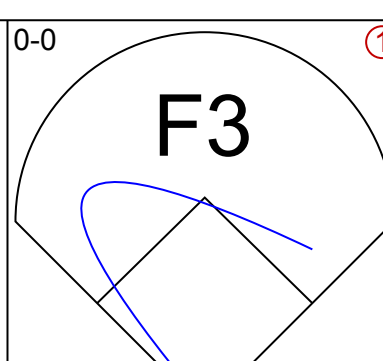
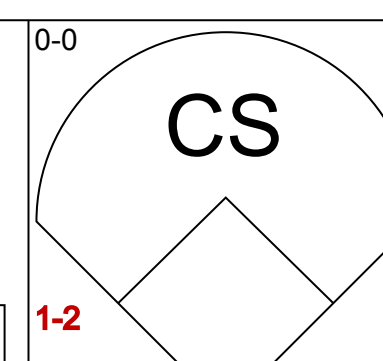
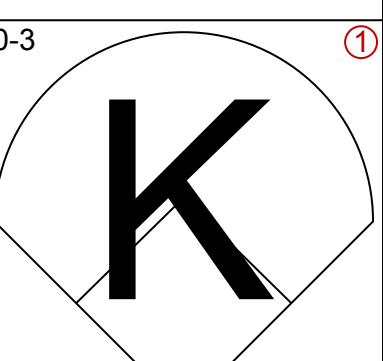
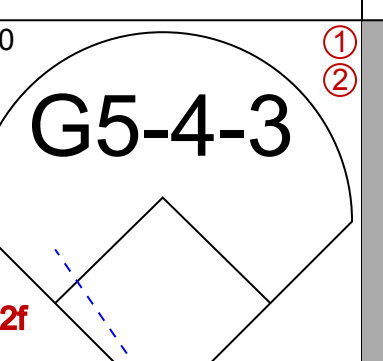
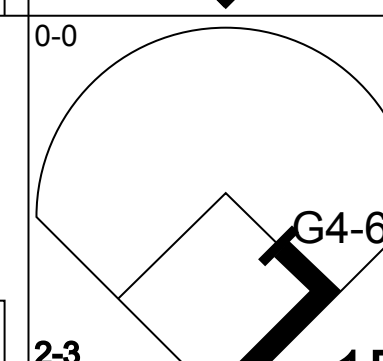
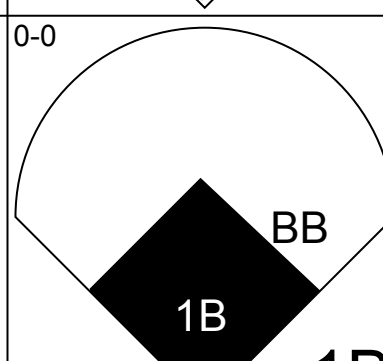
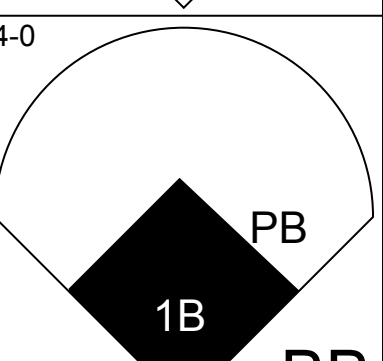
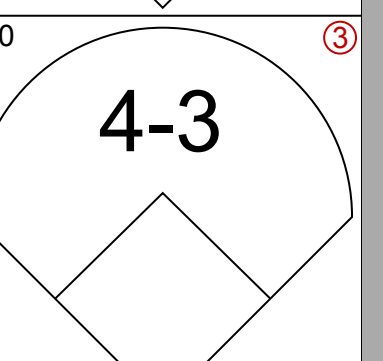
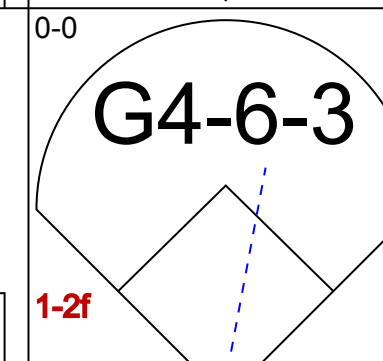
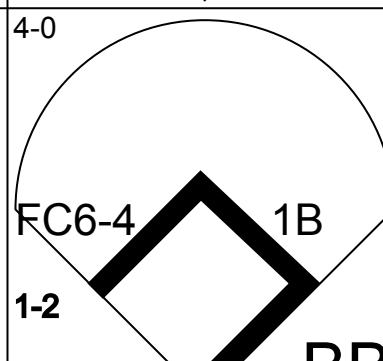
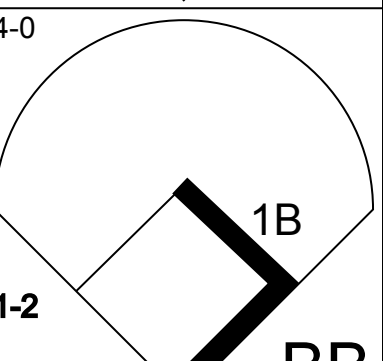

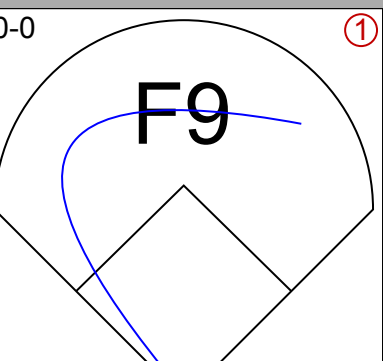
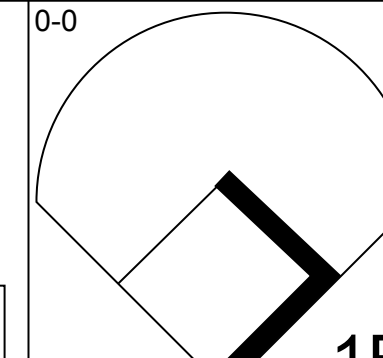
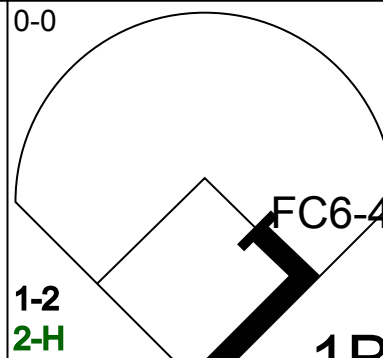
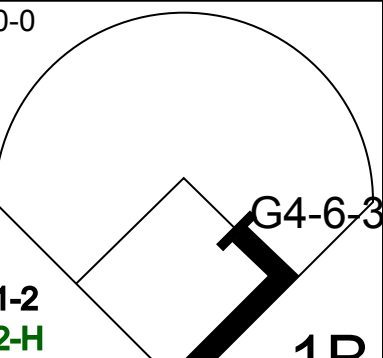

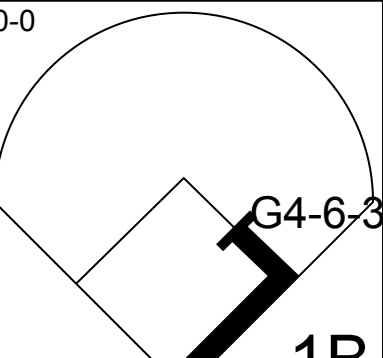
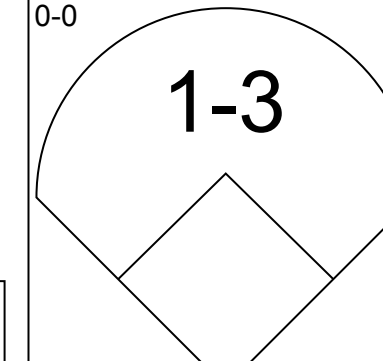
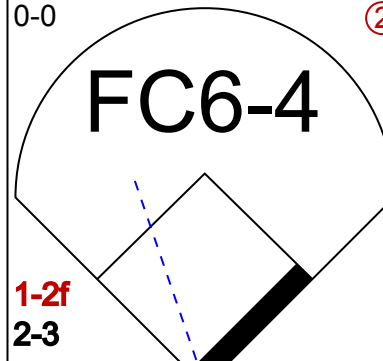
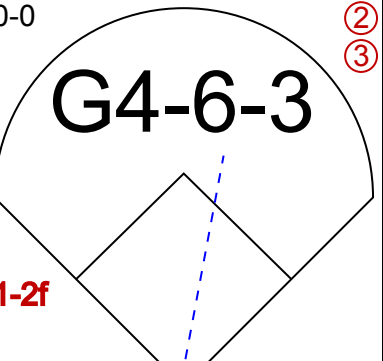

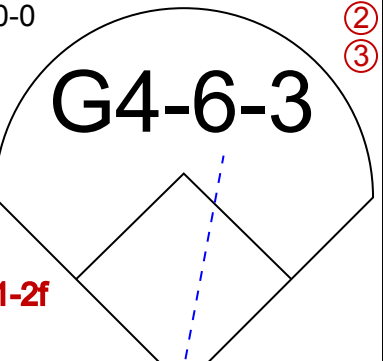
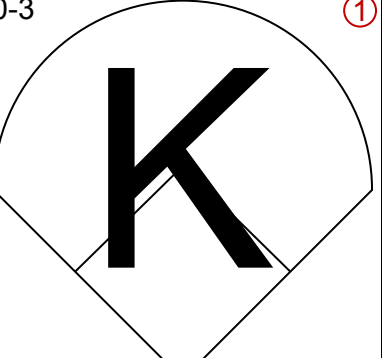
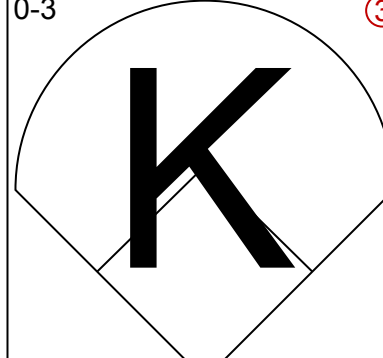
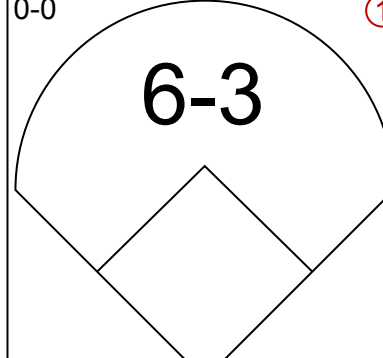

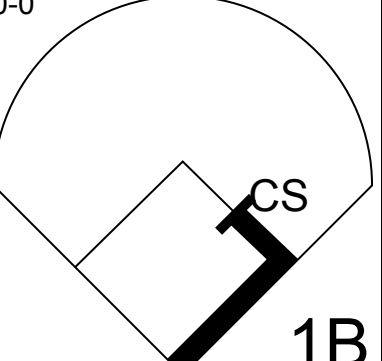
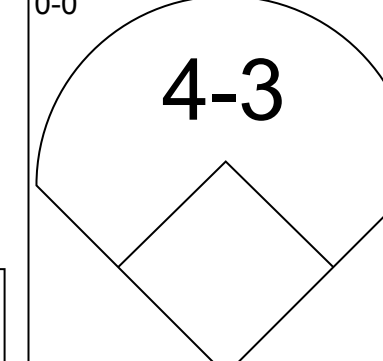
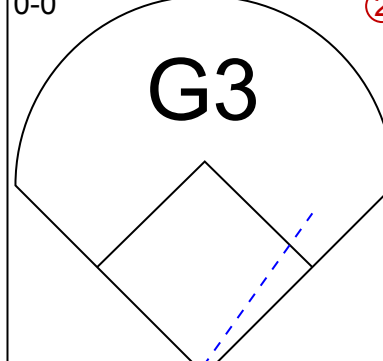

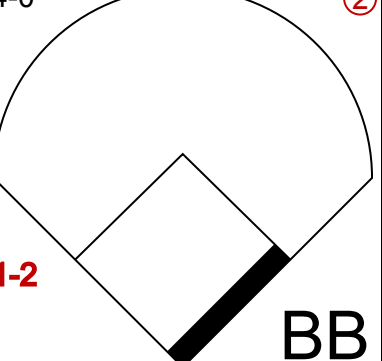
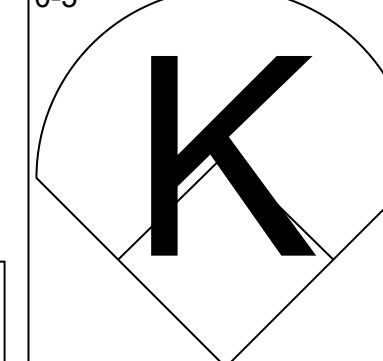
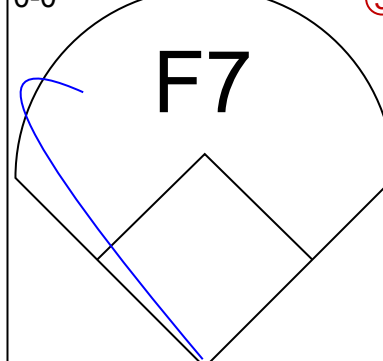


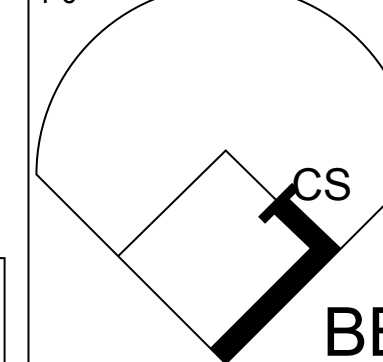


Fri Jun 11 1982, 8:05 PM EDT
Att: 22,165 - Unknown - 70 F

Batter	1	2	3	4	5	6	7	8	9	AB	R	H	RBI	BB	SO	LOB	TOP										
Chet Lemon, R (1, 9) OBP: 0.376, SLG: 0.356										4	1	0	0	1	1	2											
Enos Cabell, R (1, 3) OBP: 0.311, SLG: 0.395										5	1	2	1	0	0	0											
Kirk Gibson, L (1, 8) OBP: 0.344, SLG: 0.423										5	0	1	0	0	2	1											
Mike Ivie, R (1, 10) OBP: 0.328, SLG: 0.495										4	0	1	0	1	1	2											
Larry Herndon, R (1, 7) OBP: 0.372, SLG: 0.577										5	1	1	1	0	0	4											
Lance Parrish, R (1, 2) OBP: 0.383, SLG: 0.520										4	2	2	0	0	1	0											
Tom Brookens, R (1, 5) OBP: 0.339, SLG: 0.408										4	2	2	2	0	0	0											
Mark DeJohn, S (1, 6) OBP: 0.353, SLG: 0.400										2	0	0	0	1	1	0											
Lou Whitaker, L (1, 4) OBP: 0.323, SLG: 0.370										3	0	0	1	1	0	1											
Inning Stats	R: 0 E: 0 K: 2 S: 8	H: 1 LOB: 2 BB: 1 P: 12	R: 0 E: 0 K: 1 S: 5	H: 0 LOB: 0 BB: 0 P: 5	R: 0 E: 0 K: 0 S: 3	H: 0 LOB: 0 BB: 0 P: 3	R: 0 E: 0 K: 1 S: 5	H: 0 LOB: 0 BB: 0 P: 5	R: 4 E: 2 K: 0 S: 7	H: 3 LOB: 1 BB: 1 P: 11	R: 3 E: 0 K: 0 S: 6	H: 3 LOB: 0 BB: 0 P: 6	R: 0 E: 0 K: 0 S: 4	H: 1 LOB: 1 BB: 0 P: 4	R: 0 E: 0 K: 1 S: 5	H: 0 LOB: 2 BB: 0 P: 13	R: 0 E: 0 K: 1 S: 6	H: 1 LOB: 1 BB: 0 P: 6	1B: 5 2B: 1 3B: 1 HR: 2	SF: 0 SAC: 1 DP: 0 HBP: 0	WP: 0 PB: 0 SB: 0 CS: 0	PA: 41					
PITCHER	IP	WLS	BF	H	R	ER	SO	BB	IBB	HBP	BLK	WP	HR	S	P	ERA	WHIP										
Mike Caldwell, L (1, 1) ERA: 5.04	5.0	L	25	7	7	5	4	2	0	0	0	0	2	31	39	9.00	1.800										
Dwight Bernard, R (6, 1) ERA: 3.66	4.0		16	2	0	0	2	2	0	0	0	0	0	18	26	0.00	1.000										

Detroit Tigers @ Milwaukee Brewers
 Milwaukee County Stadium, Milwaukee, WI
 Sat Jun 12 1982, 8:05 PM EDT
 Att: 36,999 - Unknown - 75 F


AB	36
R	7
H	9
RBI	5
BB	4
SO	6
LOB	10





Batter	1	2	3	4	5	6	7	8	9	AB	R	H	RBI	BB	SO	LOB	BOTTOM										
Paul Molitor, R (1, 5) OBP: 0.378, SLG: 0.433										4	1	1	0	0	1	1											
Jim Gantner, L (1, 4) OBP: 0.345, SLG: 0.380										3	2	2	0	1	0	0											
Robin Yount, R (1, 6) OBP: 0.350, SLG: 0.515										2	0	0	0	2	0	1											
Ben Oglivie, L (1, 7) OBP: 0.315, SLG: 0.455										4	0	4	2	0	0	0											
Ted Simmons, S (1, 2) OBP: 0.259, SLG: 0.402										4	0	0	0	0	0	6											
Gorman Thomas, R (1, 8) OBP: 0.316, SLG: 0.422										4	0	0	0	0	2	2											
Roy Howell, L (1, 3) OBP: 0.296, SLG: 0.373										4	0	1	0	0	0	1											
Charlie Moore, R (1, 9) OBP: 0.282, SLG: 0.331										3	0	1	0	1	1	0											
Marshall Edwards, L (1, 10) OBP: 0.288, SLG: 0.451										3	0	0	0	1	0	3											
Inning Stats	R: 1 E: 0 K: 0 S: 5	H: 3 LOB: 1 BB: 0 P: 5	R: 0 E: 0 K: 1 S: 5	H: 1 LOB: 1 BB: 1 P: 9	R: 1 E: 0 K: 1 S: 7	H: 2 LOB: 2 BB: 1 P: 11	R: 0 E: 0 K: 1 S: 4	H: 0 LOB: 0 BB: 1 P: 8	R: 1 E: 0 K: 1 S: 5	H: 1 LOB: 1 BB: 2 P: 13	R: 0 E: 0 K: 0 S: 3	H: 0 LOB: 0 BB: 0 P: 3	R: 0 E: 1 K: 0 S: 3	H: 0 LOB: 0 BB: 0 P: 3	R: 0 E: 0 K: 0 S: 3	H: 1 LOB: 0 BB: 0 P: 3	R: 0 E: 1 K: 0 S: 4	H: 1 LOB: 1 BB: 0 P: 4	1B: 8 2B: 1 3B: 0 HR: 0	SF: 0 SAC: 0 DP: 5 HBP: 0	WP: 0 PB: 1 SB: 0 CS: 2	PA: 37					
PITCHER	IP	WLS	BF	H	R	ER	SO	BB	IBB	HBP	BLK	WP	HR	S	P	ERA	WHIP										
Milt Wilcox, R (1, 1) ERA: 3.3	9.0	W	36	9	3	3	4	5	0	0	0	0	0	39	59	3.00	1.556										

Detroit Tigers @ Milwaukee Brewers
 Milwaukee County Stadium, Milwaukee, WI
 Sat Jun 12 1982, 8:05 PM EDT
 Att: 36,999 - Unknown - 75 F

AB	31
R	3
H	9
RBI	2
BB	5
SO	4
LOB	14



Batter	1	2	3	4	5	6	7	8	9	AB	R	H	RBI	BB	SO	LOB	TOP																			
Lynn Jones, R OBP: 0.226, SLG: 0.276 (1, 9)	F8			F8		G3				4	1	2	4	0	0	0	Detroit Tigers @ Milwaukee Brewers Milwaukee County Stadium, Milwaukee, WI Sun Jun 13 1982, 4:33 AM EDT Att: 48,424 - Unknown - 75 F																			
Tom Brookens, R OBP: 0.338, SLG: 0.406 Jerry Turner, L OBP: 0.265, SLG: 0.385 Alan Trammell, R OBP: 0.292, SLG: 0.308 (1, 5) (7, PH) (7, 6)	F9					F4	F8			3	0	1	0	0	0	1																				
Kirk Gibson, L OBP: 0.338, SLG: 0.414 (1, 8)	F6			L3-6		G3		K		4	0	0	1	0	1																					
Mike Ivie, R OBP: 0.318, SLG: 0.478 (1, 10)		5-3			K	F6		F8		4	0	0	0	0	1																					
Larry Herndon, R OBP: 0.374, SLG: 0.575 (1, 7)	F7				6-3					4	1	2	0	0	0																					
Lance Parrish, R OBP: 0.375, SLG: 0.512 (1, 2)	5-3									4	0	1	0	0	2																					
John Wockenfuss, R OBP: 0.355, SLG: 0.398 (1, 3)				L7		F7			F9	4	1	1	0	0	1																					
Mark DeJohn, S OBP: 0.333, SLG: 0.333 (1, 6) (7, 5)		5-3							K2-3	3	1	0	0	1	2																					
Lou Whitaker, L OBP: 0.327, SLG: 0.370 (1, 4)	F8								F8	3	1	1	0	1	0																					
Inning Stats	R: 0 E: 0 K: 0 S: 3	H: 0 LOB: 0 BB: 0 P: 3	R: 0 E: 0 K: 0 S: 3	H: 0 LOB: 0 BB: 0 P: 3	R: 0 E: 0 K: 0 S: 3	H: 1 LOB: 0 BB: 0 P: 3	R: 0 E: 0 K: 1 S: 6	H: 1 LOB: 1 BB: 0 P: 6	R: 3 E: 0 K: 0 S: 5	H: 2 LOB: 0 BB: 1 P: 9	R: 2 E: 0 K: 1 S: 8	H: 3 LOB: 2 BB: 1 P: 12	R: 0 E: 0 K: 1 S: 6	H: 1 LOB: 1 BB: 0 P: 6	R: 0 E: 0 K: 1 S: 5		H: 0 LOB: 0 BB: 0 P: 5	1B: 7 2B: 1 3B: 1 HR: 0	SF: 0 SAC: 0 DP: 1 HBP: 0	WP: 0 PB: 0 SB: 0 CS: 0	PA: 36															
PITCHER	IP	WLS	BF	H	R	ER	SO	BB	IBB	HBP	BLK	WP	HR	S	P	ERA	WHIP	PITCHER		IP	WLS	BF	H	R	ER	SO	BB	IBB	HBP	BLK	WP	HR	S	P	ERA	WHIP
Randy Lerch, L ERA: 5.25 Jim Slaton, R ERA: 2.92 (1, 1) (7, 1)	6.2	W	28	7	5	5	2	2	0	0	0	0	0	30	38	6.75	1.350			2.1	S	8	1	0	0	2	0	0	0	0	0	12	12	0.00	0.429	

Batter	1	2	3	4	5	6	7	8	9	AB	R	H	RBI	BB	SO	LOB	BOTTOM																			
Paul Moltor, R OBP: 0.374, SLG: 0.428 Ed Romero, R OBP: 0.267, SLG: 0.286 (1, 5) (9, 5)	F9	L6		E5	K					5	2	1	1	0	1	3	Detroit Tigers @ Milwaukee Brewers Milwaukee County Stadium, Milwaukee, WI Sun Jun 13 1982, 4:33 AM EDT Att: 48,424 - Unknown - 75 F																			
Robin Yount, R OBP: 0.360, SLG: 0.535 (1, 6)					K					4	4	3	3	1	1	2																				
Don Money, R OBP: 0.364, SLG: 0.642 (1, 3)										5	1	3	4	0	1	1																				
Gorman Thomas, R OBP: 0.332, SLG: 0.463 (1, 8)										3	2	3	4	2	0	0																				
Ben Oglivie, L OBP: 0.321, SLG: 0.469 (1, 7)										4	1	2	1	1	0	3																				
Mark Brouhard, R OBP: 0.360, SLG: 0.438 (1, 10)	F7									5	0	1	0	0	1	5																				
Charlie Moore, R OBP: 0.280, SLG: 0.324 (1, 9)										4	0	0	0	1	0	1																				
Jim Gantner, L OBP: 0.352, SLG: 0.397 (1, 4)										5	2	3	0	0	0	0																				
Ned Yost, R OBP: 0.348, SLG: 0.317 (1, 2)										4	1	2	0	0	1	2																				
Inning Stats	R: 3 E: 0 K: 1 S: 8	H: 3 LOB: 0 BB: 0 P: 8	R: 0 E: 0 K: 0 S: 4	H: 1 LOB: 1 BB: 0 P: 4	R: 3 E: 0 K: 2 S: 10	H: 4 LOB: 0 BB: 0 P: 6	R: 2 E: 1 K: 2 S: 10	H: 2 LOB: 3 BB: 2 P: 18	R: 0 E: 0 K: 1 S: 6	H: 1 LOB: 1 BB: 0 P: 6	R: 1 E: 0 K: 1 S: 6	H: 2 LOB: 1 BB: 1 P: 10	R: 4 E: 0 K: 0 S: 6	H: 4 LOB: 1 BB: 2 P: 14	R: 0 E: 0 K: 0 S: 3	H: 1 LOB: 0 BB: 0 P: 3		1B: 10 2B: 3 3B: 0 HR: 5	SF: 0 SAC: 0 DP: 3 HBP: 0	WP: 2 PB: 0 SB: 2 CS: 1	PA: 44															
PITCHER	IP	WLS	BF	H	R	ER	SO	BB	IBB	HBP	BLK	WP	HR	S	P	ERA	WHIP	PITCHER		IP	WLS	BF	H	R	ER	SO	BB	IBB	HBP	BLK	WP	HR	S	P	ERA	WHIP
Pat Underwood, L ERA: 5.21 Aurelio Lopez, R ERA: 5.0 Kevin Saucier, L ERA: 2.42 Elias Sosa, R ERA: 4.18 (1, 1) (3, 1) (4, 1) (7, 1)	2.0	L	12	6	5	5	1	0	0	0	0	0	0	1	14	22.50	3.000			1.2		10	4	3	1	2	1	0	0	0	0	1	13	17	5.40	3.000

Batter	1	2	3	4	5	6	7	8	9	AB	R	H	RBI	BB	SO	LOB	TOP					
Paul Moltis, R OBP: 0.372, SLG: 0.422 (1, 5)	4-0 CS BB		0-0 F9			0-0 F8		0-3 K		3	0	0	0	1	1	0						
Robin Yount, R OBP: 0.356, SLG: 0.529 (1, 6)	0-0 G3-6-1 1B		0-0 6-3			0-0 F9		0-0 6-3		4	0	1	0	0	0	0						
Don Money, R OBP: 0.361, SLG: 0.628 (1, 3)	0-0 G3-6-1			0-0 F8			0-0 FC6-4 1B	0-0 6-3		4	1	1	0	0	0	1						
Gorman Thomas, R OBP: 0.330, SLG: 0.458 (1, 8)		0-0 F7		0-0 F5			0-0 FC6-4 1B	0-0 6-3		4	0	1	0	0	0	0						
Ben Oglivie, L OBP: 0.320, SLG: 0.463 (1, 7)		4-0 2B 1B BB		0-0 F2			0-3 K	0-3 K		3	1	0	0	1	2	2						
Ted Simmons, S OBP: 0.255, SLG: 0.396 Marshall Edwards, L OBP: 0.283, SLG: 0.442 (7, PR)		0-3 K			0-0 5-3		0-0 FC6-4 1B	0-0 F6		3	0	0	0	0	1	3						
Charlie Moore, R OBP: 0.286, SLG: 0.335 (1, 9)		0-0 1B 2B		0-3 K			0-0 1B WP			3	1	2	1	0	1	0						
Jim Gantner, L OBP: 0.356, SLG: 0.401 (1, 4)		0-0 2B 1B		0-0 6-3			0-0 1B			3	0	2	3	0	0	0						
Ned Yost, R OBP: 0.327, SLG: 0.295 (1, 2)			0-0 6-3			0-0 6-3		0-0 5-3		3	0	0	0	0	0	2						
Inning Stats	R: 0 E: 0 K: 0 S: 2	H: 1 LOB: 0 BB: 1 P: 6	R: 2 E: 0 K: 1 S: 6	H: 2 LOB: 1 BB: 1 P: 10	R: 0 E: 0 K: 0 S: 3	H: 0 LOB: 0 BB: 0 P: 3	R: 0 E: 0 K: 0 S: 3	H: 0 LOB: 0 BB: 0 P: 5	R: 0 E: 0 K: 0 S: 3	H: 0 LOB: 0 BB: 0 P: 3	R: 2 E: 0 K: 1 S: 9	H: 4 LOB: 2 BB: 0 P: 9	R: 0 E: 0 K: 1 S: 5	H: 0 LOB: 0 BB: 0 P: 5	R: 0 E: 0 K: 1 S: 5	H: 0 LOB: 0 BB: 0 P: 5	1B: 6 2B: 1 3B: 0 HR: 0	SF: 0 SAC: 0 DP: 1 HBP: 0	WP: 1 PB: 0 SB: 0 CS: 1	PA: 33		
PITCHER	IP WLS BF H R ER SO BB IBB HBP BLK WP HR S P ERA WHIP	7.0 W 27 7 4 4 3 2 0 0 0 0 0 0 31 39 5.14 1.286	2.0 L 6 0 0 0 2 0 0 0 0 0 0 10 10 0.00 0.000																			

Milwaukee Brewers @ Baltimore Orioles
 Memorial Stadium, Baltimore, MD
 Mon Jun 14 1982, 7:05 PM EDT
 Att: 19,234 - Unknown

AB 31
 R 4
 H 7
 RBI 4
 BB 2
 SO 5
 LOB 8

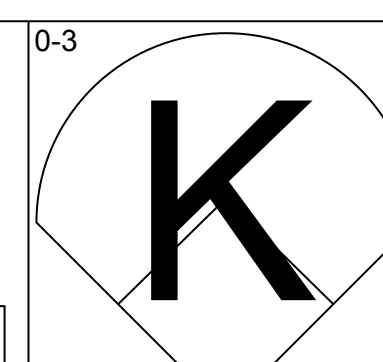
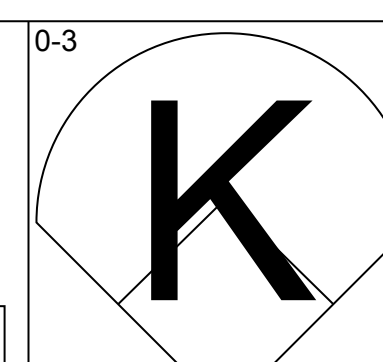
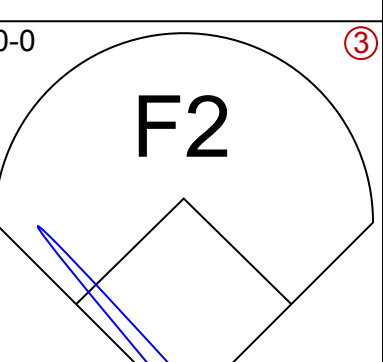
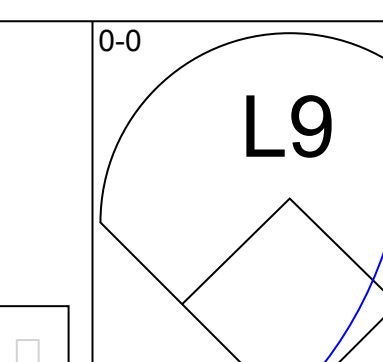
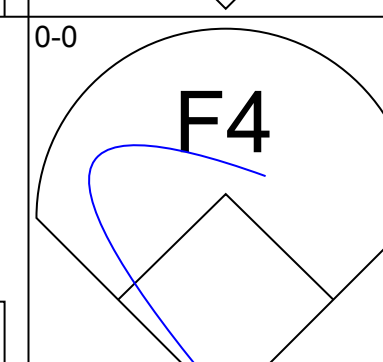
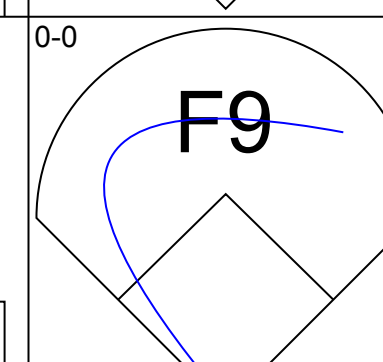
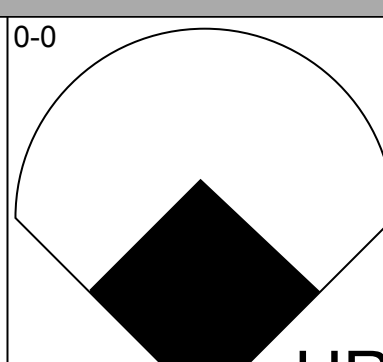
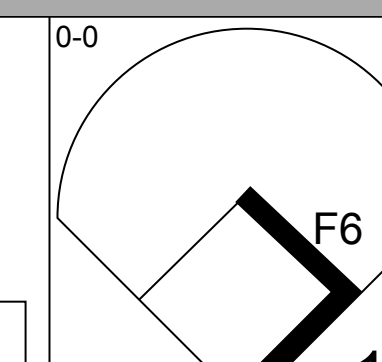
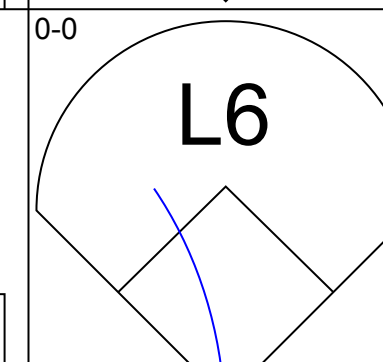
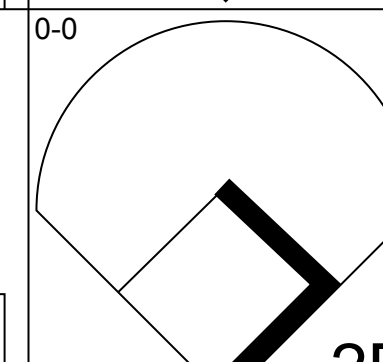
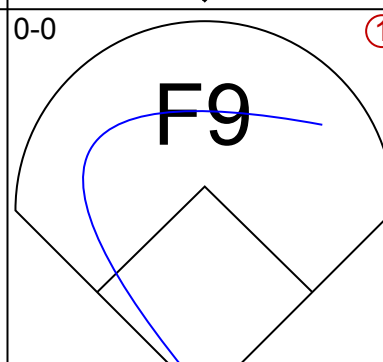
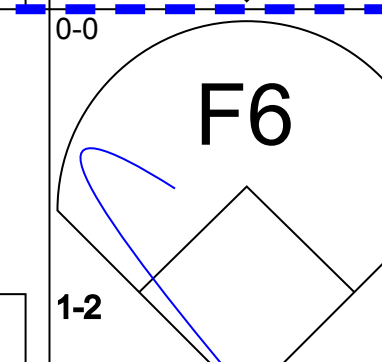
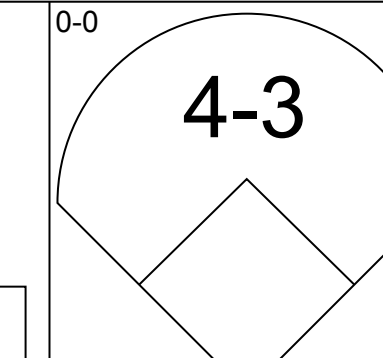
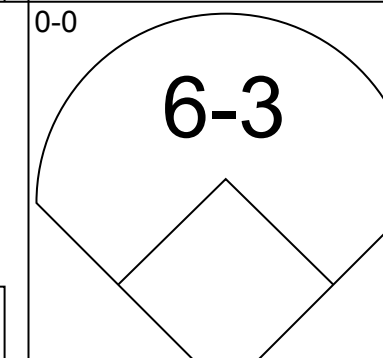
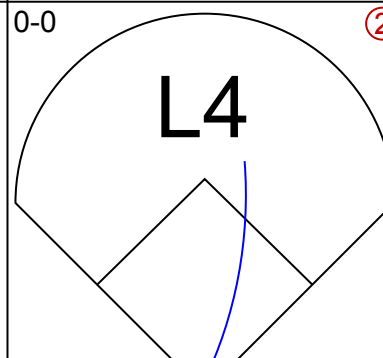
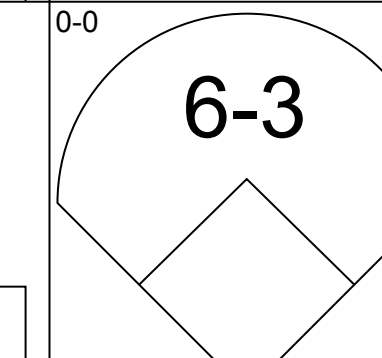
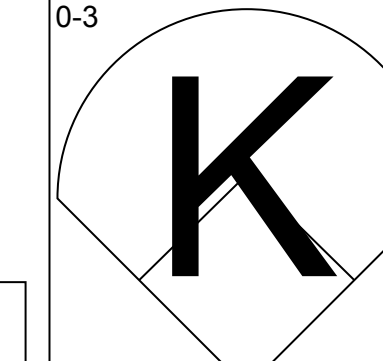
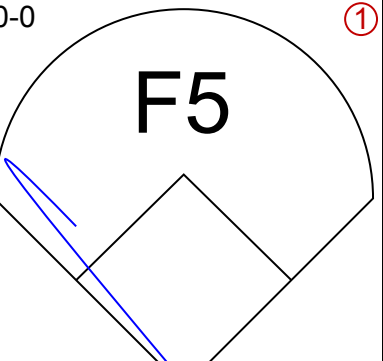
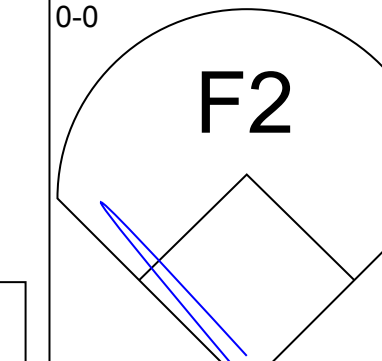
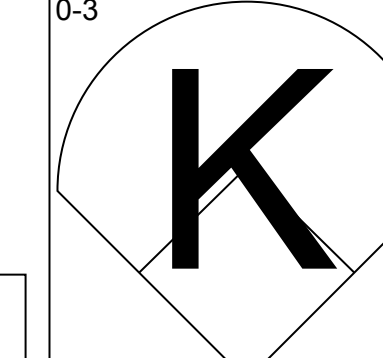
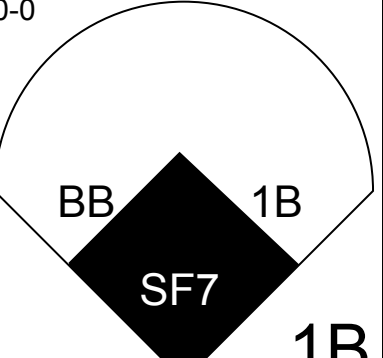
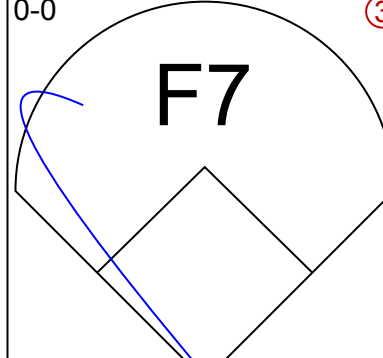
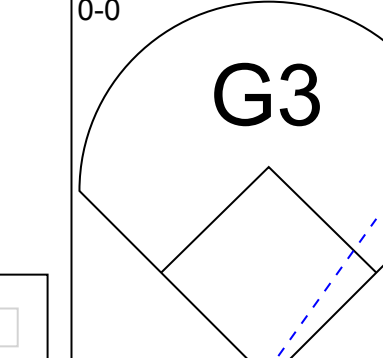
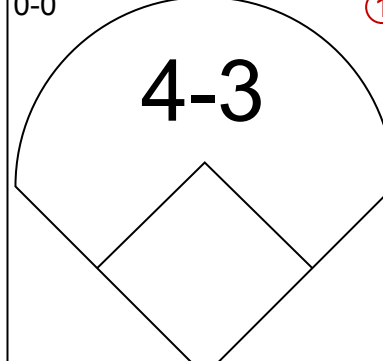
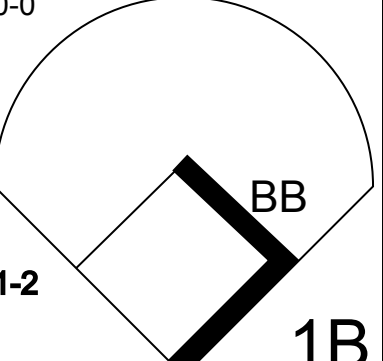
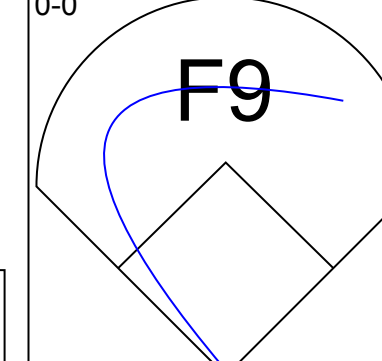
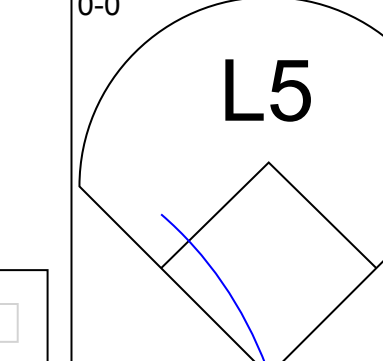
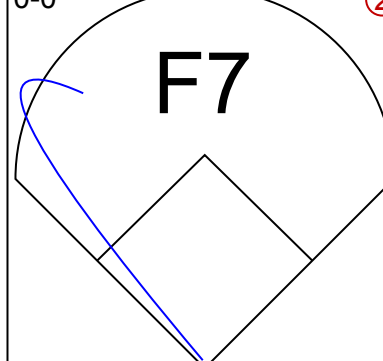
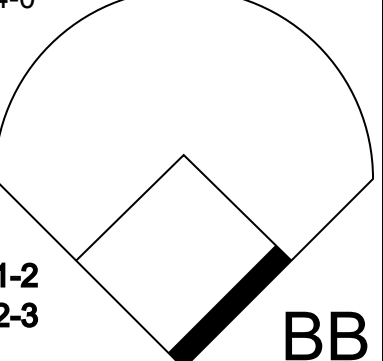
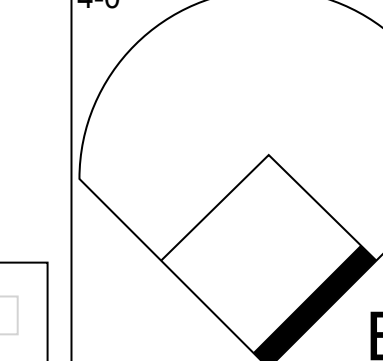
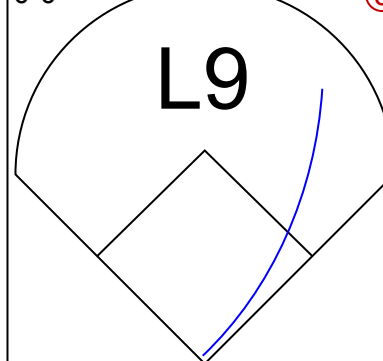
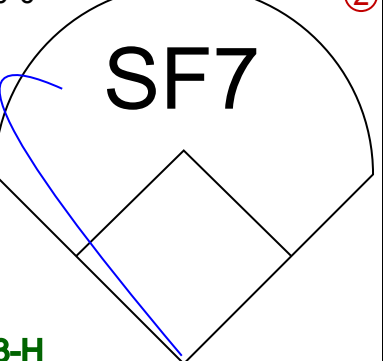
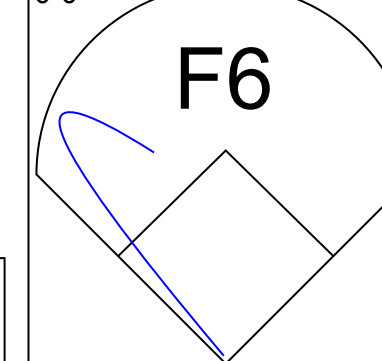
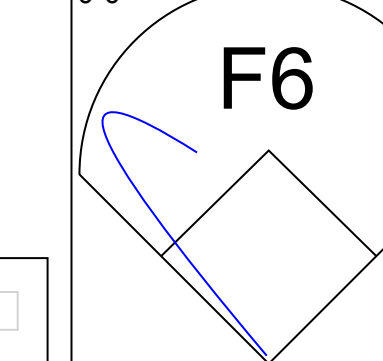
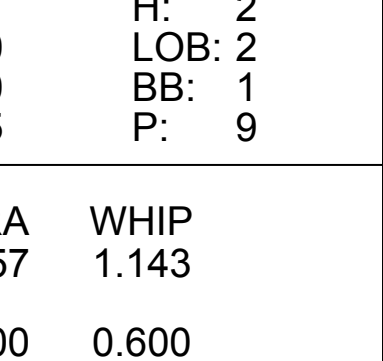


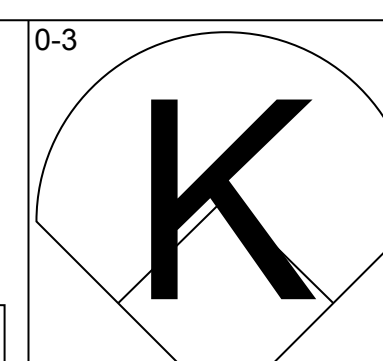
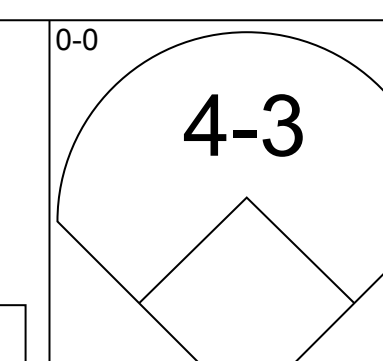
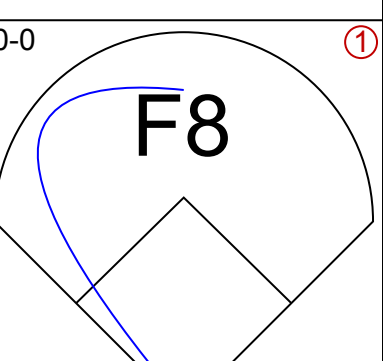
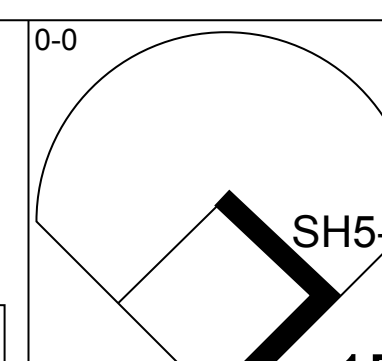
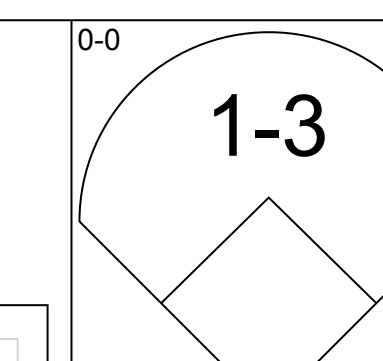
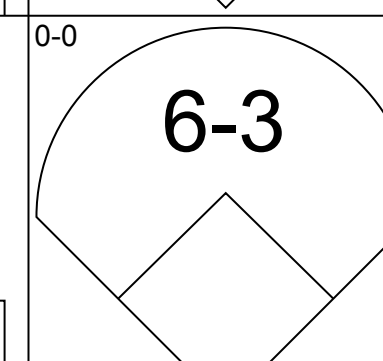
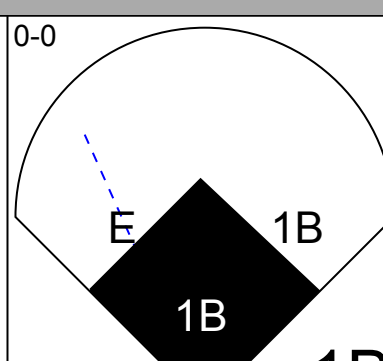
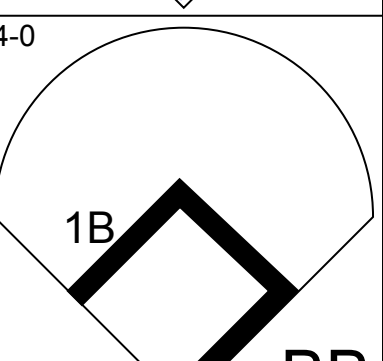
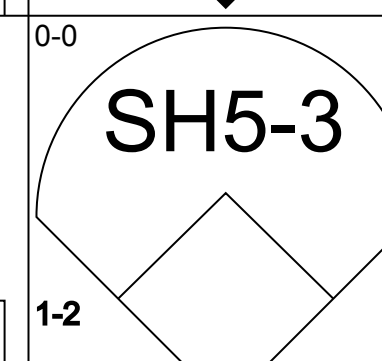
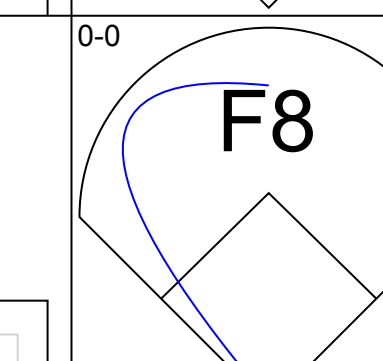
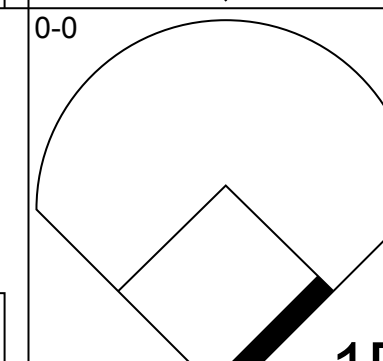
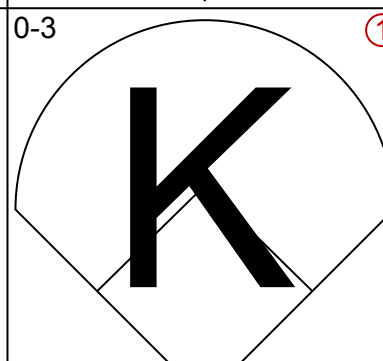
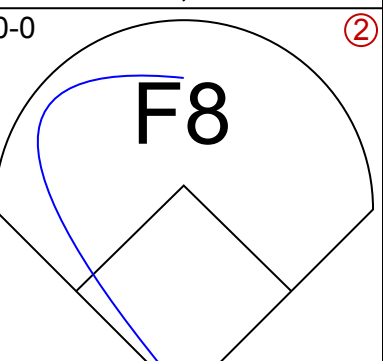
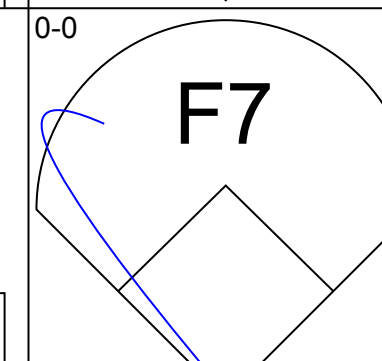
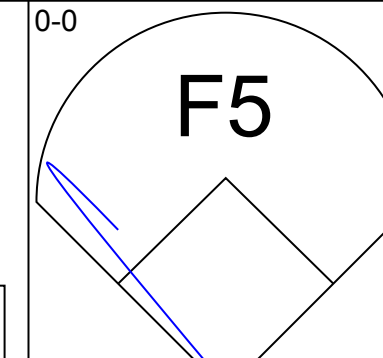
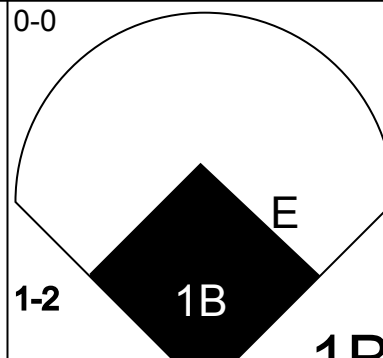
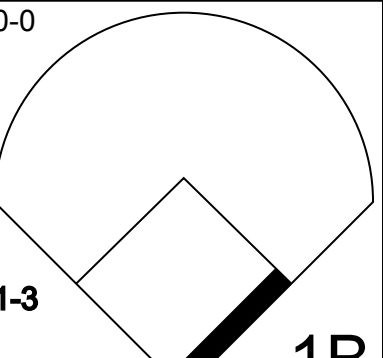
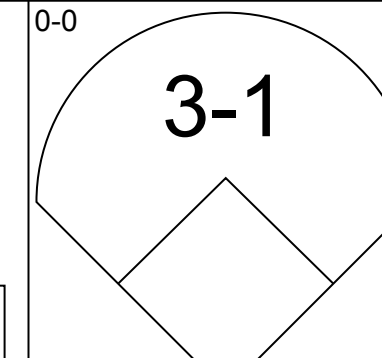
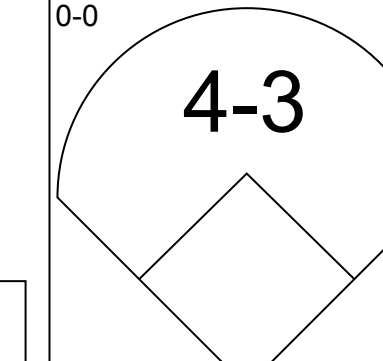
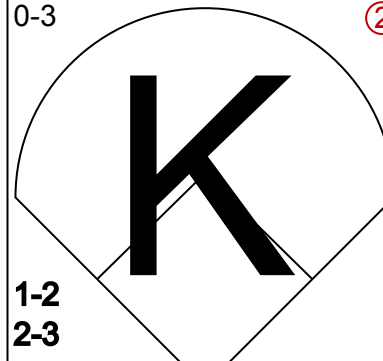
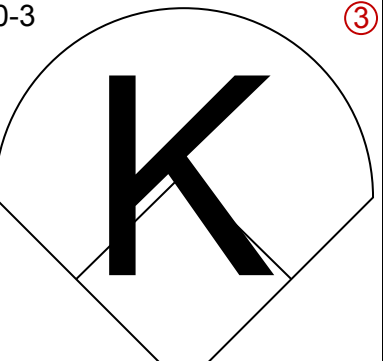
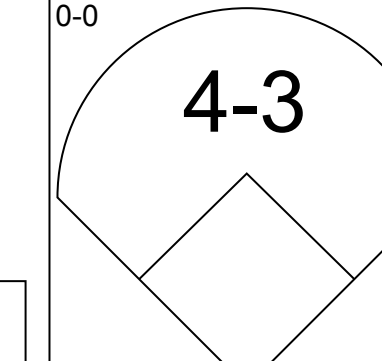
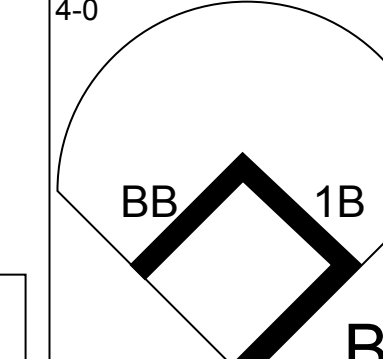
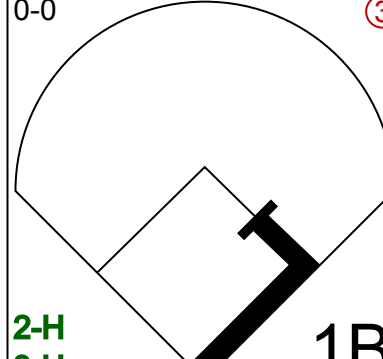

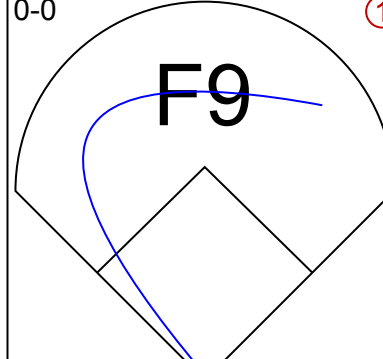
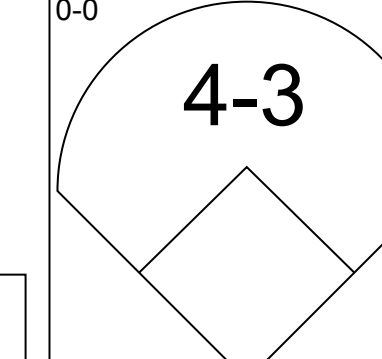
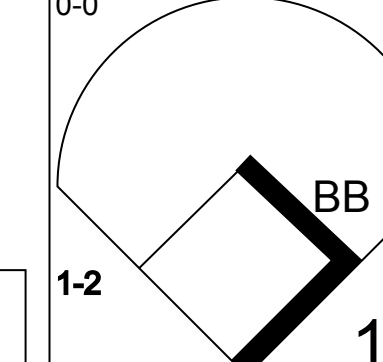
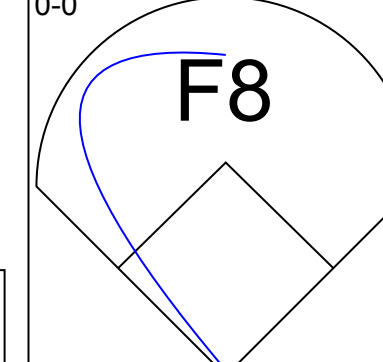
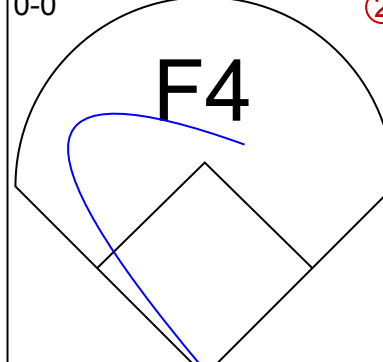
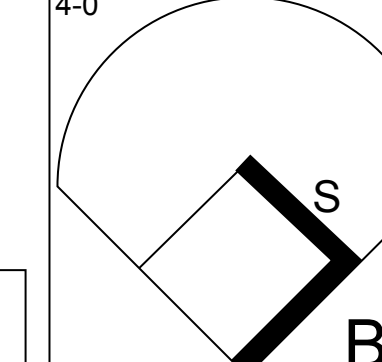
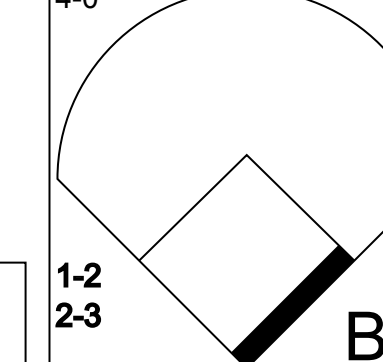
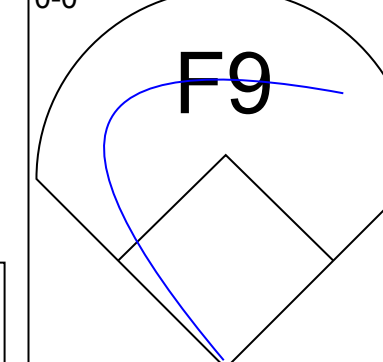
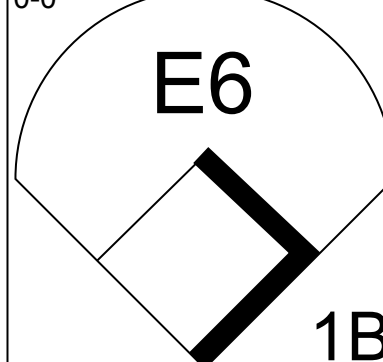
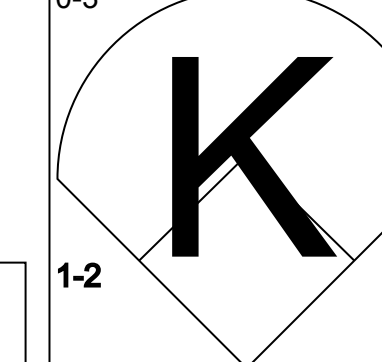
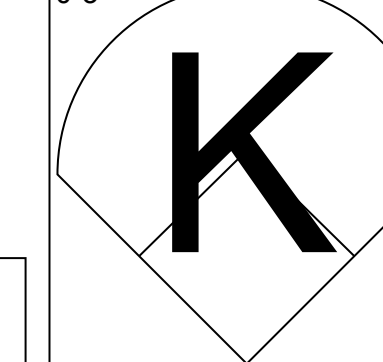
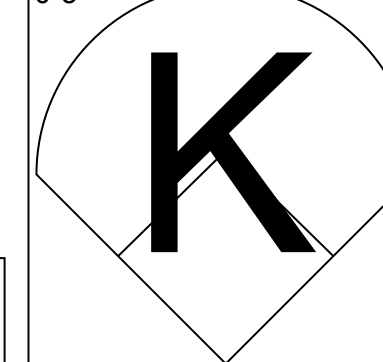
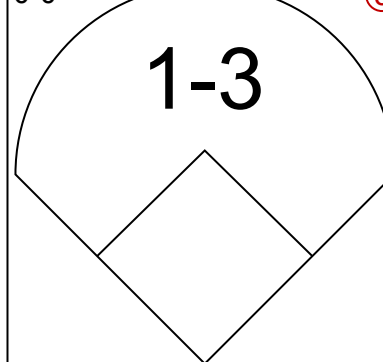
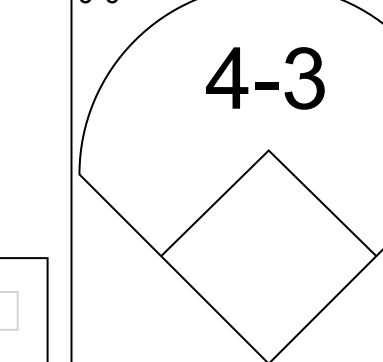
Batter	1	2	3	4	5	6	7	8	9	AB	R	H	RBI	BB	SO	LOB	BOTTOM				
Al Bumbry, L OBP: 0.326, SLG: 0.329 (1, 8)	0-0 1-3		0-0 3-1				0-0 1B 1B	0-0 F7		5	2	2	0	0	0	1					
Rich Dauer, R OBP: 0.352, SLG: 0.440 (1, 4)	0-0 F8			0-0 5-3			0-0 1B 1B	0-0 L8		4	0	0	1	0	0	3					
Ken Singleton, S OBP: 0.376, SLG: 0.370 (1, 10)	0-0 6-3			0-0 FC4-6 1B			0-0 1B 1B	4-0 HR IBB		3	1	2	2	1	0	0					
Eddie Murray, S OBP: 0.383, SLG: 0.516 (1, 3)		0-0 3-1		0-0 FC4-6 1B			0-0 1B 1B	4-0 HR BB		3	1	1	1	1	0	1					
John Lowenstein, L OBP: 0.444, SLG: 0.706 Dan Ford, R OBP: 0.280, SLG: 0.398 (7, PH)		0-0 F7		4-0 BB			0-0 3-1	0-0 HR		2	0	0	0	1	0	2					
Gary Roenicke, R OBP: 0.411, SLG: 0.596 (8, 7)		0-0 1B		0-0 FC5			0-0 6-3	0-0 6-3		4	0	1	0	0	0	2					
Cal Ripken Jr., R OBP: 0.281, SLG: 0.433 (1, 5)			0-3 K			0-0 K		0-0 1-3		4	0	1	0	0	2	0					
Joe Nolan, L OBP: 0.254, SLG: 0.333 Rick Dempsey, R OBP: 0.316, SLG: 0.350 (8, 2)			0-0 HR			0-0 K		0-0 F9		3	2	2	1	0	1	0					
Lenn Sakata, R OBP: 0.324, SLG: 0.361 (1, 6)			0-0 F9			0-0 K		0-0 E5		4	2	1	0	0	0	2					
Inning Stats	R: 0 E: 0 K: 0 S: 3	H: 0 LOB: 0 BB: 0 P: 3	R: 0 E: 0 K: 0 S: 3	H: 1 LOB: 1 BB: 0 P: 3	R: 1 E: 0 K: 1 S: 6	H: 1 LOB: 0 BB: 0 P: 6	R: 0 E: 0 K: 0 S: 4	H: 1 LOB: 2 BB: 1 P: 8	R: 3 E: 0 K: 0 S: 8	H: 5 LOB: 2 BB: 0 P: 8	R: 0 E: 0 K: 2 S: 7	H: 0 LOB: 0 BB: 0 P: 7	R: 5 E: 1 K: 0 S: 6	H: 2 LOB: 2 BB: 2 P: 14	R: 0 E: 0 K: 0 S: 4	H: 1 LOB: 1 BB: 0 P: 4	1B: 9 2B: 0 3B: 0 HR: 2	SF: 1 SAC: 0 DP: 0 HBP: 0	WP: 0 PB: 0 SB: 1 CS: 0	PA: 38	
PITCHER	IP WLS BF H R ER SO BB IBB HBP BLK WP HR S P ERA WHIP	6.1 L 31 9 8 7 3 9 8 7 3 0 1 3 3 13.50 1.737	0.2 L 3 1 1 1 0 0 0 0 0 0 1 3 3 13.50 1.500	1.0 L 4 1 0 0 0 0 0 0 0 0 0 4 4 0.00 1.000																	

Milwaukee Brewers @ Baltimore Orioles
 Memorial Stadium, Baltimore, MD
 Mon Jun 14 1982, 7:05 PM EDT
 Att: 19,234 - Unknown

AB 34
 R 9
 H 11
 RBI 9
 BB 3
 SO 3
 LOB 11



Batter	1	2	3	4	5	6	7	8	9	AB	R	H	RBI	BB	SO	LOB	TOP				
Paul Moltzer, R OBP: 0.375, SLG: 0.418 (1, 5)										4	0	0	0	0	2	3	Milwaukee Brewers @ Baltimore Orioles Memorial Stadium, Baltimore, MD Wed Jun 16 1982, 7:05 PM EDT Att: 13,213 - Unknown				
Robin Yount, R OBP: 0.362, SLG: 0.563 (1, 6)										4	1	2	1	0	0	0					
Cecil Cooper, L OBP: 0.380, SLG: 0.558 (1, 3)										4	0	1	0	0	0	1					
Ted Simmons, S OBP: 0.250, SLG: 0.387 (1, 2)										4	0	0	0	0	0	2					
Ben Oglivie, L OBP: 0.318, SLG: 0.451 (1, 7)										3	0	0	0	1	1	1					
Gorman Thomas, R OBP: 0.326, SLG: 0.465 (1, 8)											4	1	1	0	0	1					
Roy Howell, L OBP: 0.288, SLG: 0.372 Don Money, R OBP: 0.362, SLG: 0.615 (9, PH)											3	0	1	0	0	0					
Jim Gantner, L OBP: 0.362, SLG: 0.393 (1, 4)										1	0	0	0	3	0	0					
Marshall Edwards, L OBP: 0.263, SLG: 0.426 Mark Brouhard, R OBP: 0.352, SLG: 0.429 (9, PH)											2	0	0	1	0	0					
										1	0	0	0	0	0	1					
Inning Stats	R: 0 E: 0 K: 1 S: 5	H: 0 LOB: 0 BB: 0 P: 5	R: 0 E: 0 K: 2 S: 7	H: 0 LOB: 0 BB: 0 P: 7	R: 0 E: 0 K: 0 S: 3	H: 0 LOB: 0 BB: 0 P: 3	R: 0 E: 0 K: 1 S: 6	H: 1 LOB: 1 BB: 0 P: 6	R: 0 E: 0 K: 0 S: 5	H: 2 LOB: 2 BB: 1 P: 9	R: 1 E: 0 K: 0 S: 4	H: 1 LOB: 1 BB: 1 P: 8	R: 0 E: 0 K: 0 S: 3	H: 0 LOB: 1 BB: 0 P: 4	R: 0 E: 0 K: 0 S: 3	H: 0 LOB: 1 BB: 1 P: 7	1B: 3 2B: 1 3B: 0 HR: 1	SF: 1 SAC: 0 DP: 0 HBP: 0	WP: 0 PB: 0 SB: 0 CS: 0	PA: 36	
PITCHER	IP	WLS	BF	H	R	ER	SO	BB	IBB	HBP	BLK	WP	HR	S	P	ERA	WHIP				
Dennis Martinez, R ERA: 4.33 (1, 1)	7.0		29	5	2	2	4	3	0	0	0	0	1	34	46	2.57	1.143				
Tippy Martinez, L ERA: 4.55 (8, 1)	1.2		6	0	0	0	0	1	0	0	0	0	0	5	9	0.00	0.600				
Tim Stoddard, R ERA: 3.86 (9, 1)	0.1		1	0	0	0	0	0	0	0	0	0	0	1	1	0.00	0.000				

Batter	1	2	3	4	5	6	7	8	9	AB	R	H	RBI	BB	SO	LOB	BOTTOM					
Al Bumbry, L OBP: 0.324, SLG: 0.324 (1, 8)										5	0	1	0	0	1	3	Milwaukee Brewers @ Baltimore Orioles Memorial Stadium, Baltimore, MD Wed Jun 16 1982, 7:05 PM EDT Att: 13,213 - Unknown					
Dan Ford, R OBP: 0.282, SLG: 0.396 Gary Roenicke, R OBP: 0.414, SLG: 0.593 (5, 9)										2	1	1	0	0	0	0						
Ken Singleton, S OBP: 0.369, SLG: 0.361 (1, 10)										4	0	1	0	0	1	3						
Eddie Murray, S OBP: 0.387, SLG: 0.539 (1, 3)										4	1	2	0	0	0	2						
John Lowenstein, L OBP: 0.431, SLG: 0.681 (1, 7)										4	0	0	0	0	2	4						
Joe Nolan, L OBP: 0.267, SLG: 0.333 (1, 2)										3	0	1	2	1	0	0						
Cal Ripken Jr., R OBP: 0.284, SLG: 0.428 (1, 5)										3	0	1	0	1	0	0						
Rich Dauer, R OBP: 0.353, SLG: 0.435 (1, 4)										3	0	1	0	1	1	1						
Bobby Bonner, R OBP: 0.219, SLG: 0.261 Terry Crowley, L OBP: 0.451, SLG: 0.500 (9, PH)										3	0	0	0	0	2	4						
										1	0	0	0	0	0	0						
Inning Stats	R: 0 E: 0 K: 1 S: 6	H: 1 LOB: 1 BB: 0 P: 6	R: 0 E: 0 K: 1 S: 6	H: 1 LOB: 2 BB: 2 P: 14	R: 2 E: 1 K: 2 S: 9	H: 3 LOB: 1 BB: 0 P: 9	R: 0 E: 0 K: 1 S: 5	H: 0 LOB: 0 BB: 0 P: 5	R: 0 E: 0 K: 0 S: 6	H: 1 LOB: 2 BB: 1 P: 10	R: 0 E: 1 K: 0 S: 4	H: 1 LOB: 1 BB: 0 P: 4	R: 0 E: 0 K: 0 S: 4	H: 1 LOB: 1 BB: 0 P: 4	R: 0 E: 0 K: 1 S: 5	H: 0 LOB: 1 BB: 1 P: 9	R: 0 E: 0 K: 0 S: 3	H: 0 LOB: 0 BB: 0 P: 3	1B: 8 2B: 0 3B: 0 HR: 0	SF: 0 SAC: 1 DP: 0 HBP: 0	WP: 0 PB: 0 SB: 1 CS: 0	PA: 38
PITCHER	IP	WLS	BF	H	R	ER	SO	BB	IBB	HBP	BLK	WP	HR	S	P	ERA	WHIP					
Pete Vuckovich, R ERA: 3.23 (1, 1)	9.0		38	8	2	1	7	4	0	0	0	0	0	48	64	1.00	1.333					

Batter	1	2	3	4	5	6	7	8	9	10	11	AB	R	H	RBI	BB	SO	LOB	TOP								
Paul Molitor, R OBP: 0.371, SLG: 0.413 (1, 5)	F8		G5-4-3 1B		F7			K		FC5-4		5	0	1	1	0	1	2									
Robin Yount, R OBP: 0.354, SLG: 0.550 (1, 6)	5-3		G5-4-3		F9			F3			K	5	0	0	0	0	1	2									
Cecil Cooper, L OBP: 0.377, SLG: 0.550 (1, 3)	1B			1-3		2-3		F8			K	5	0	1	0	0	1	0									
Ted Simmons, S OBP: 0.255, SLG: 0.395 Ned Yost, R OBP: 0.340, SLG: 0.356 (9, PR) (9, 2)	F7			FC5-2 2B		B1-3				G4-3 1B	E 3B	4	0	2	0	0	0	1									
Ben Ogilvie, L OBP: 0.316, SLG: 0.444 (1, 7)		1-3		E5 FC5-2 2-3		5-3				F7	E IBB	4	0	0	0	1	0	2									
Gorman Thomas, R OBP: 0.325, SLG: 0.463 (1, 8)		K		FC5-2		FC5-2				G4-3	E6	5	1	1	0	0	1	4									
Roy Howell, L OBP: 0.281, SLG: 0.349 (1, 10)		3-1		2-3 3-H		4-1		3-1 2B			3-1 2B	5	0	0	0	0	0	5									
Jim Gantner, L OBP: 0.369, SLG: 0.407 (1, 4)			G3 1B 2B					SF8				3	1	3	1	0	0	0									
Marshall Edwards, L OBP: 0.246, SLG: 0.397 (1, 9)			G3		G3			3-1			F6	4	0	0	0	0	0	3									
Inning Stats	R: 0 E: 0 K: 0 S: 4	H: 1 LOB: 1 BB: 0 P: 4	R: 0 E: 0 K: 1 S: 5	H: 0 LOB: 0 BB: 0 P: 5	R: 1 E: 0 K: 0 S: 4	H: 2 LOB: 0 BB: 0 P: 4	R: 0 E: 1 K: 0 S: 5	H: 1 LOB: 2 BB: 0 P: 5	R: 0 E: 0 K: 0 S: 3	H: 0 LOB: 0 BB: 0 P: 3	R: 1 E: 0 K: 0 S: 4	H: 1 LOB: 0 BB: 0 P: 4	R: 0 E: 0 K: 1 S: 5	H: 0 LOB: 0 BB: 0 P: 5	R: 0 E: 0 K: 0 S: 3	H: 1 LOB: 1 BB: 0 P: 3	R: 0 E: 0 K: 0 S: 4	H: 1 LOB: 1 BB: 0 P: 4	R: 1 E: 1 K: 2 S: 9	H: 1 LOB: 2 BB: 1 P: 13	1B: 5 2B: 3 3B: 1 HR: 0	SF: 1 SAC: 0 DP: 2 HBP: 0	WP: 0 PB: 1 SB: 0 CS: 0	PA: 43			
PITCHER	IP 10.0	WLS L	BF 6	H 1	R 1	ER 0	SO 2	BB 0	IBB 1	HBP 0	BLK 0	WP 0	HR 0	S 9	P 13	ERA 0.00	WHIP 1.000										

Milwaukee Brewers @ Detroit Tigers
Tiger Stadium, Detroit, MI
Thu Jun 17 1982, 7:05 PM EDT
Att: 26,321 - Unknown

AB 41
R 3
H 9
RBI 2
BB 1
SO 4
LOB 19



Batter	1	2	3	4	5	6	7	8	9	10	11	AB	R	H	RBI	BB	SO	LOB	BOTTOM								
Tom Brookens, R OBP: 0.315, SLG: 0.373 Jerry Turner, R OBP: 0.247, SLG: 0.357 (11, PH)	6-3		F8			F9		F7			F8	4	0	0	0	0	0	1									
Enos Cabell, R OBP: 0.307, SLG: 0.386 (1, 3)	5-3				F9		IBB	F9			F4	4	0	0	0	1	0	0									
Kirk Gibson, L OBP: 0.332, SLG: 0.403 (1, 8)	5-3				F7		4-3	F7			1B	5	0	1	0	0	0	2									
Lance Parrish, R OBP: 0.381, SLG: 0.529 (1, 2)		HR			5-3					F4	K	4	1	1	1	1	1	1									
Larry Herndon, R OBP: 0.364, SLG: 0.567 (1, 7)		6-3				F9		G1-6-3 BB		F4		4	0	0	0	0	0	1									
Mike Ivie, R OBP: 0.307, SLG: 0.480 (1, 10)		5-3				K		HR		6-3		4	1	1	1	0	1	0									
Lynn Jones, R OBP: 0.211, SLG: 0.229 (1, 9)		F8				4-3		2B BB		6-3		3	0	0	0	1	0	0									
Alan Trammell, R OBP: 0.292, SLG: 0.313 (1, 6)			6-3					F9 SH2-3 1B		F7		4	0	2	0	0	0	0									
Lou Whitaker, L OBP: 0.318, SLG: 0.354 (1, 4)			F7			SH2-3 1-2		4-3		F8		3	0	0	0	0	0	2									
Inning Stats	R: 0 E: 0 K: 0 S: 3	H: 0 LOB: 0 BB: 0 P: 3	R: 1 E: 0 K: 0 S: 4	H: 1 LOB: 0 BB: 0 P: 4	R: 0 E: 0 K: 0 S: 3	H: 0 LOB: 0 BB: 0 P: 3	R: 0 E: 0 K: 0 S: 3	H: 0 LOB: 0 BB: 0 P: 3	R: 0 E: 0 K: 1 S: 5	H: 1 LOB: 2 BB: 1 P: 8	R: 1 E: 0 K: 0 S: 4	H: 2 LOB: 2 BB: 2 P: 12	R: 0 E: 0 K: 0 S: 3	H: 0 LOB: 0 BB: 0 P: 3	R: 0 E: 0 K: 0 S: 3	H: 0 LOB: 0 BB: 0 P: 3	R: 0 E: 0 K: 1 S: 6	H: 1 LOB: 1 BB: 0 P: 6	1B: 2 2B: 1 3B: 0 HR: 2	SF: 0 SAC: 1 DP: 1 HBP: 0	WP: 0 PB: 0 SB: 0 CS: 0	PA: 40					
PITCHER	IP 10.0	WLS W	BF 36	H 4	R 2	ER 2	SO 1	BB 2	IBB 1	HBP 0	BLK 0	WP 0	HR 2	S 35	P 47	ERA 1.80	WHIP 0.600										

Milwaukee Brewers @ Detroit Tigers
Tiger Stadium, Detroit, MI
Thu Jun 17 1982, 7:05 PM EDT
Att: 26,321 - Unknown

AB 36
R 2
H 5
RBI 2
BB 3
SO 2
LOB 7



Batter	1	2	3	4	5	6	7	8	9	AB	R	H	RBI	BB	SO	LOB	TOP		
Paul Moltzer, R OBP: 0.375, SLG: 0.427 (1, 5)	F9		HR	F8			K2-3 SH3 1B		WP 1B HBP	4	2	2	2	0	0	0			
Robin Yount, R OBP: 0.357, SLG: 0.554 (1, 6)	4-3		F8 1B 2B		F4		SH3		F 3-4-3 1B	4	2	2	1	0	0	0			
Cecil Cooper, L OBP: 0.373, SLG: 0.542 (1, 3)			F8		L5		K2-3		3-4-3	5	0	1	1	0	1	2			
Ted Simmons, S OBP: 0.254, SLG: 0.390 (1, 2)	4-3		1B		F4		F7		K	5	0	1	1	0	1	2			
Ben Oglivie, L OBP: 0.326, SLG: 0.446 (1, 7)		SH1-3 1B BB	FC4-6 1B			CS BB		SH1-4 HBP		1	0	1	0	2	0	0			
Gorman Thomas, R OBP: 0.322, SLG: 0.459 Charlie Moore, R OBP: 0.286, SLG: 0.335 (1, 8) (8, 9)	SH1-3		F3		L7		SH1-4			2	0	0	0	0	0	3			
Roy Howell, L OBP: 0.301, SLG: 0.353 (1, 10)			FC4-6			1B BB		G5-4-3 BB		2	0	1	0	2	0	2			
Ed Romero, R OBP: 0.265, SLG: 0.281 (1, 4)	F8			1-3				G5-4-3		4	0	1	0	0	0	3			
Marshall Edwards, L OBP: 0.246, SLG: 0.387 (1, 9) (8, 8)			HR 1B	F8		4-3		5-3		4	1	1	0	0	0	2			
Inning Stats	R: 0 E: 0 K: 0 S: 4	H: 1 LOB: 1 BB: 0 P: 4	R: 0 E: 0 K: 0 S: 3	H: 1 LOB: 1 BB: 1 P: 7	R: 3 E: 0 K: 0 S: 8	H: 5 LOB: 2 BB: 0 P: 8	R: 0 E: 0 K: 0 S: 3	H: 0 LOB: 0 BB: 0 P: 3	R: 0 E: 0 K: 0 S: 3	H: 1 LOB: 2 BB: 2 P: 11	R: 0 E: 0 K: 1 S: 6	H: 1 LOB: 1 BB: 0 P: 6	R: 0 E: 0 K: 0 S: 2	H: 0 LOB: 1 BB: 1 P: 7	R: 2 E: 1 K: 1 S: 6	H: 1 LOB: 0 BB: 0 P: 7	1B: 8 2B: 1 3B: 0 HR: 1	SF: 0 SAC: 3 DP: 1 HBP: 2	WP: 1 PA: 40 PB: 0 SB: 0 CS: 1
PITCHER	IP WLS BF H R ER SO BB IBB HBP BLK WP HR S P ERA WHIP	8.1 L 38 10 5 4 1 4 0 2 0 1 1 34 52 4.32 1.680	0.2 2 0 0 0 1 0 0 0 0 0 0 4 4 0.00 0.000																

Milwaukee Brewers @ Detroit Tigers
Tiger Stadium, Detroit, MI
Fri Jun 18 1982, 7:05 PM EDT
Att: 37,181 - Overcast - 72 F

AB 31
R 5
H 10
RBI 5
BB 4
SO 2
LOB 14

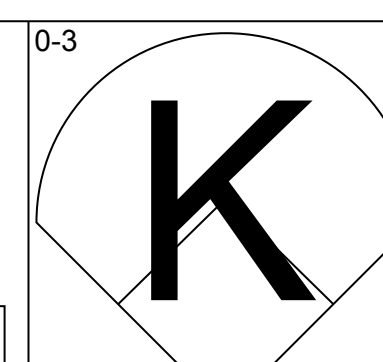
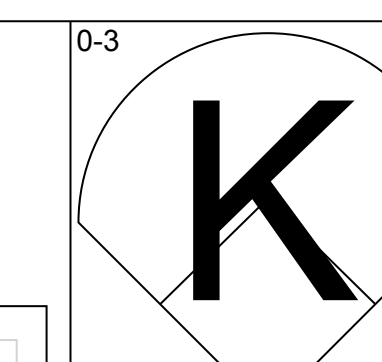
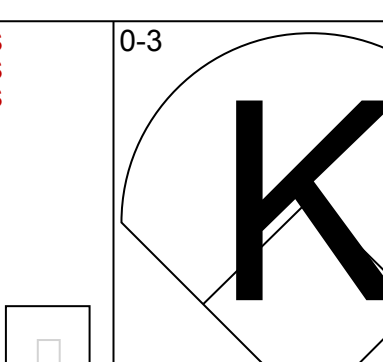
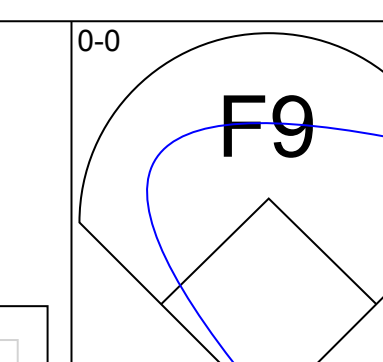
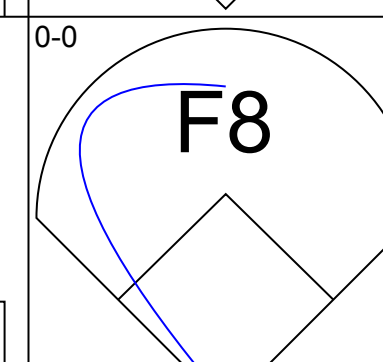
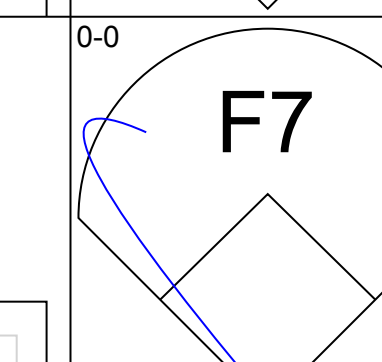
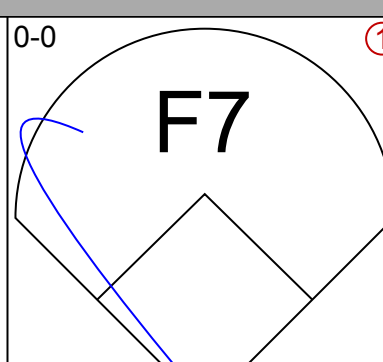
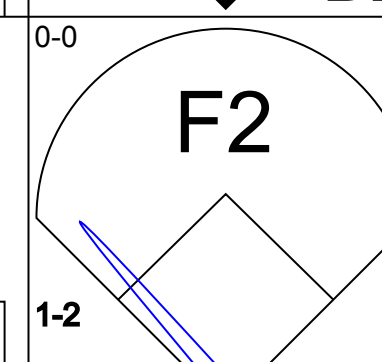
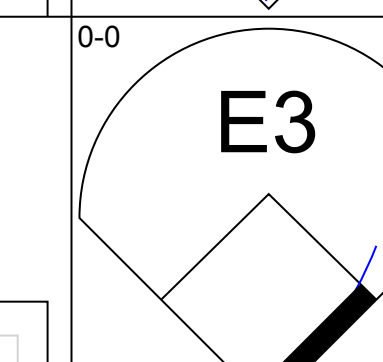
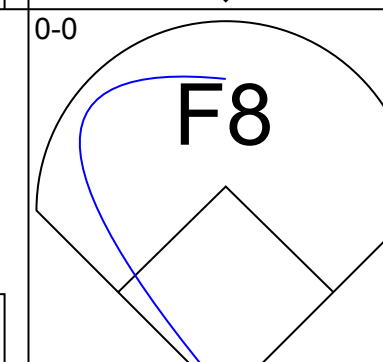
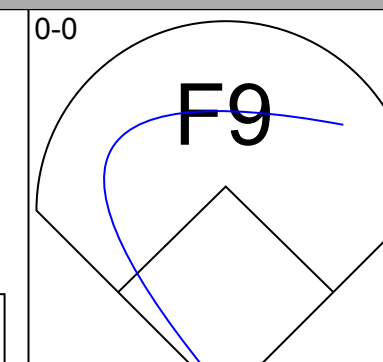
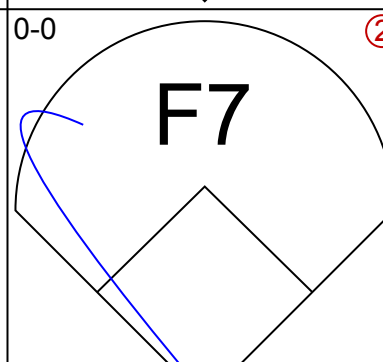
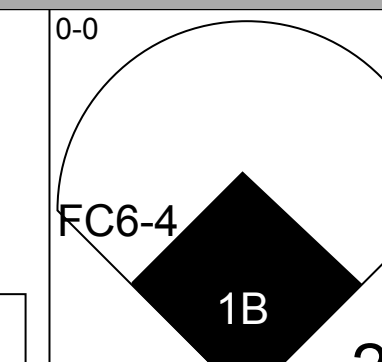
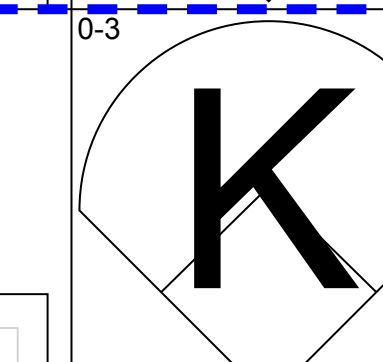
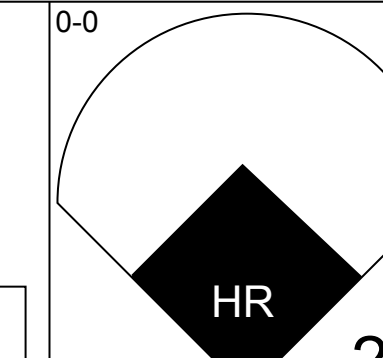
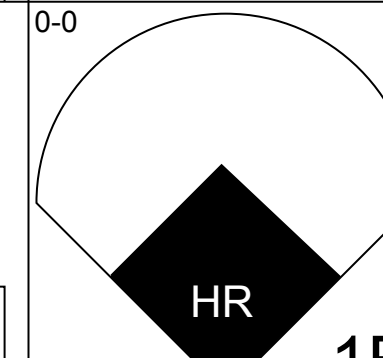
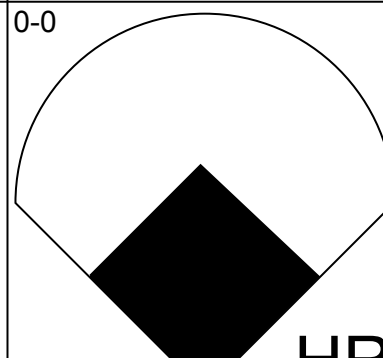
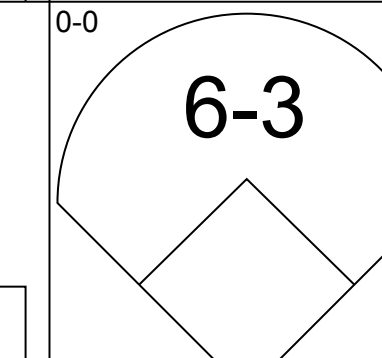
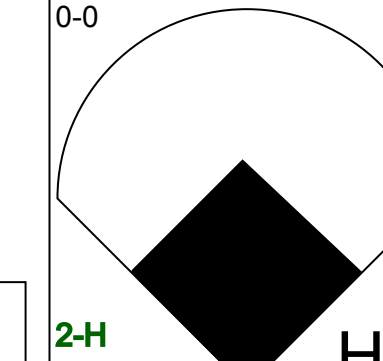
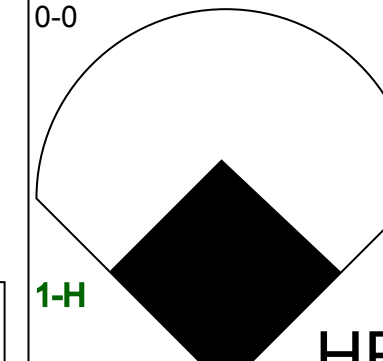
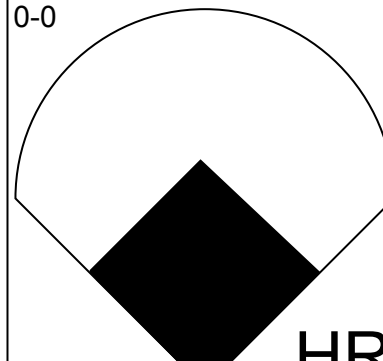
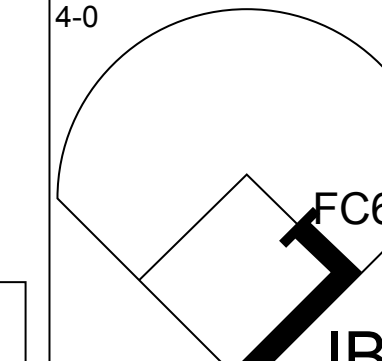
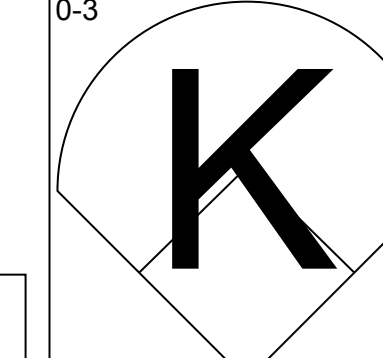
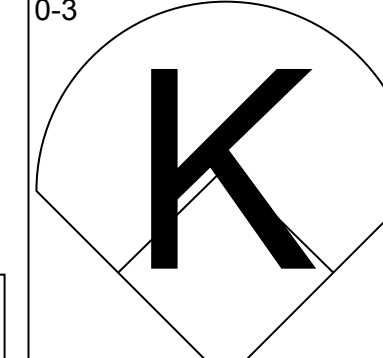
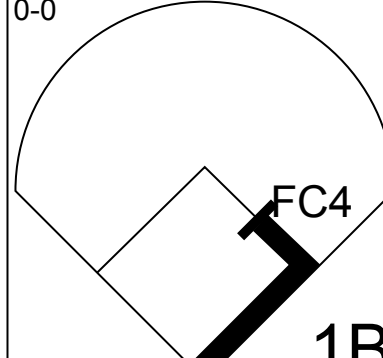
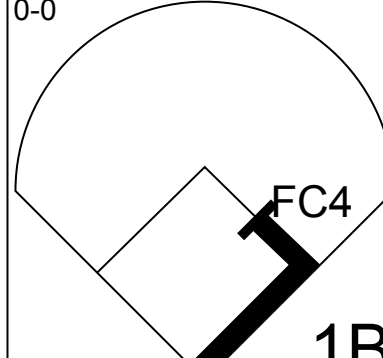
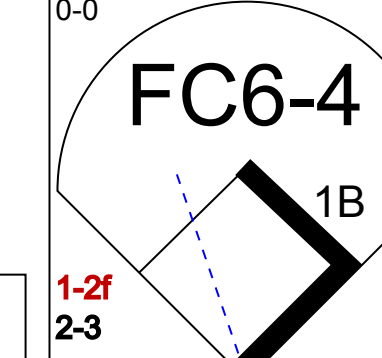
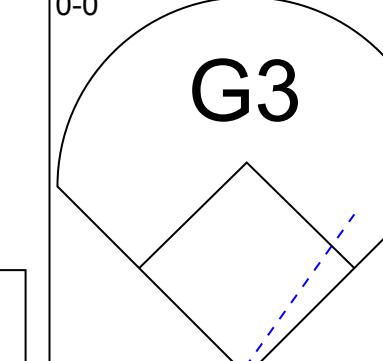
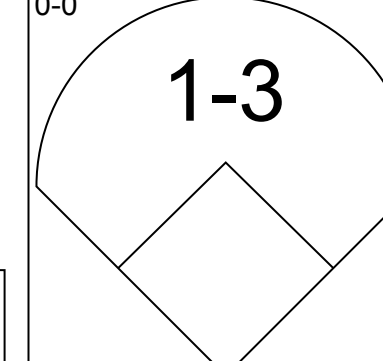
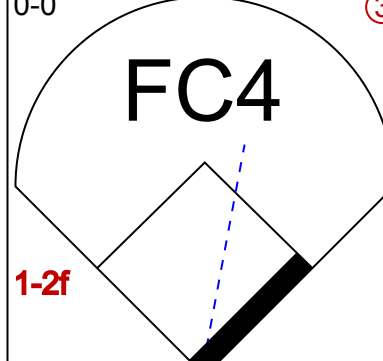
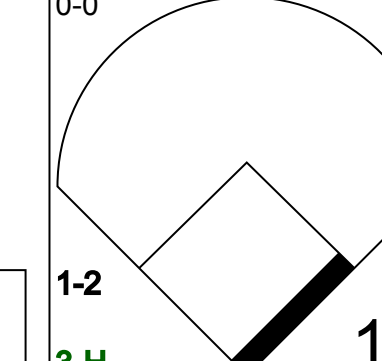
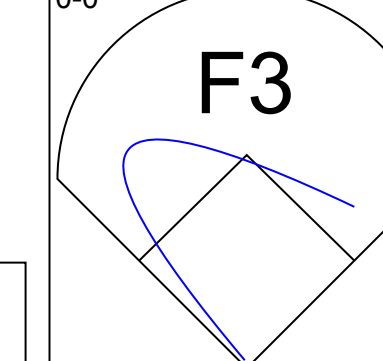
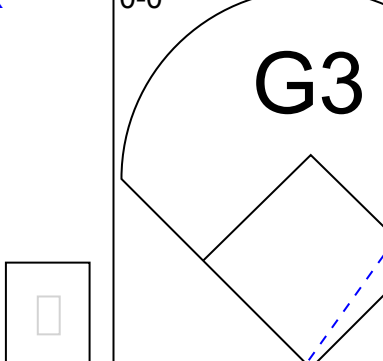
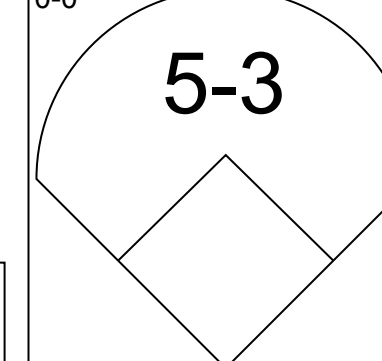
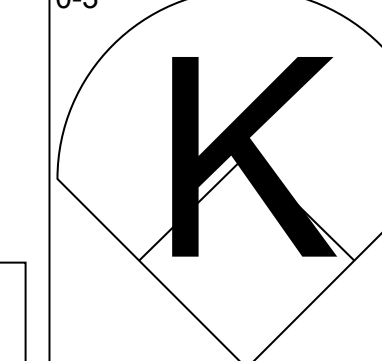
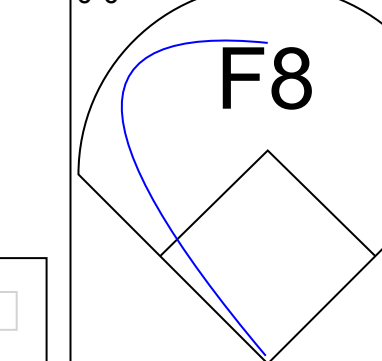
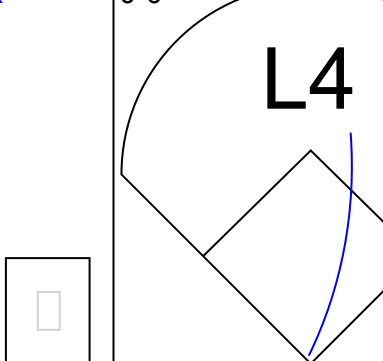
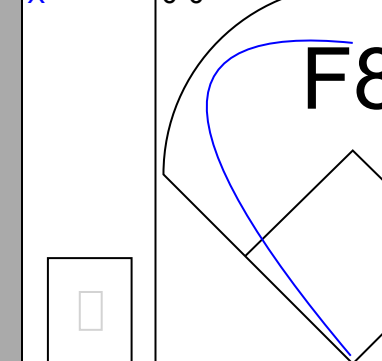
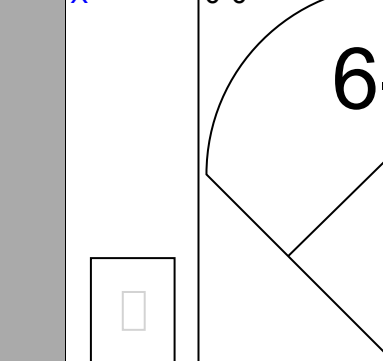


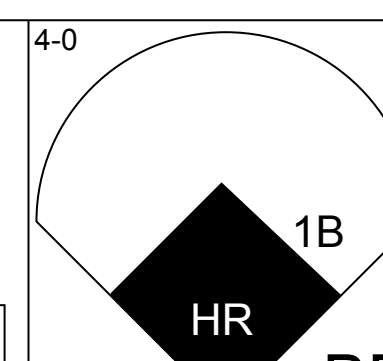
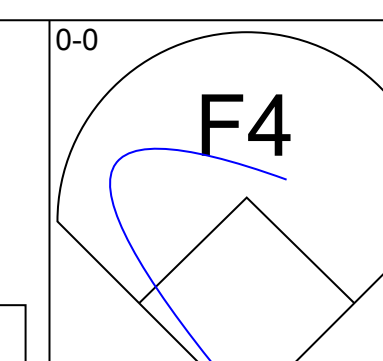
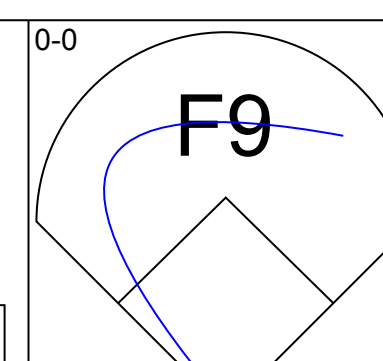
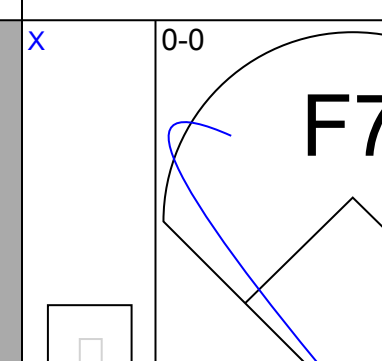
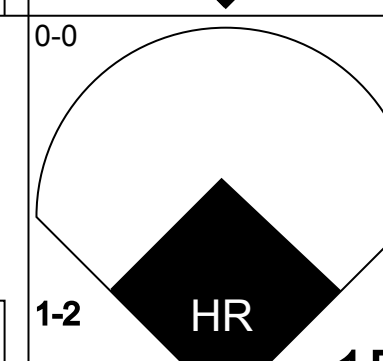
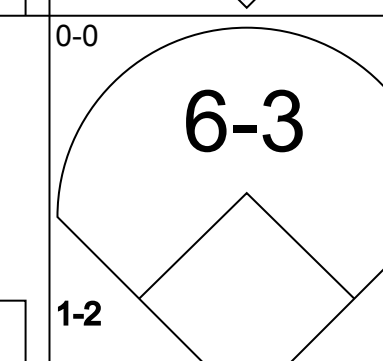
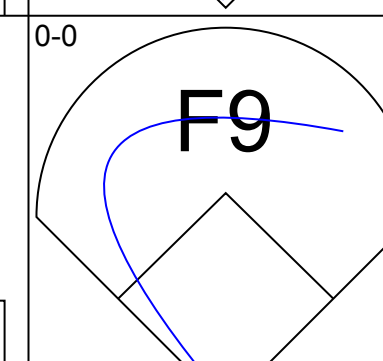
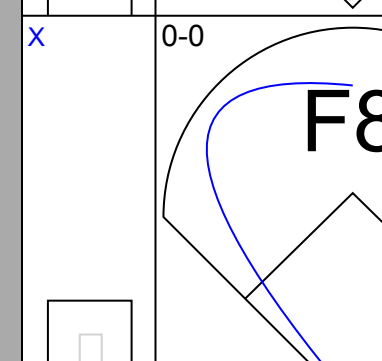
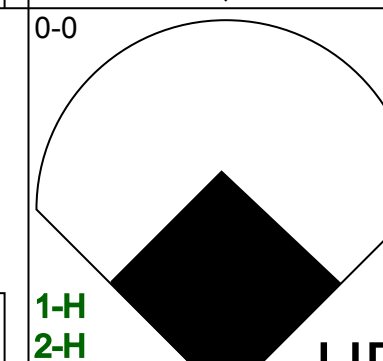
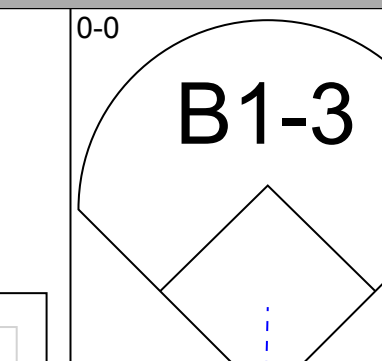
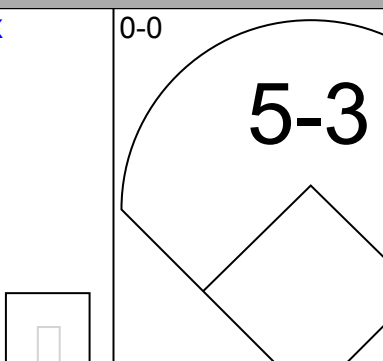
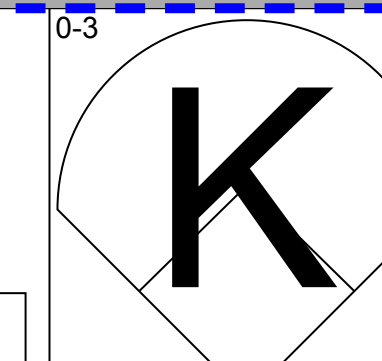
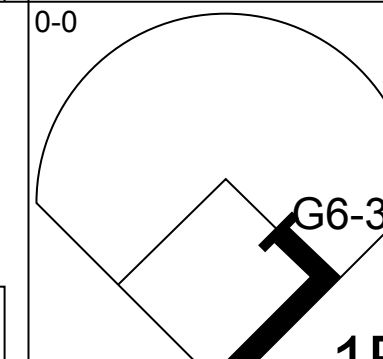
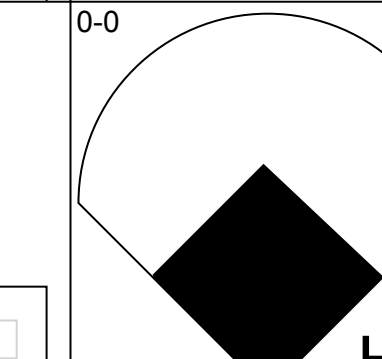
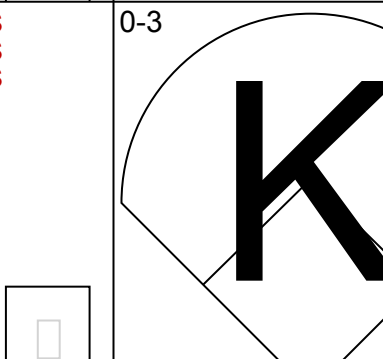
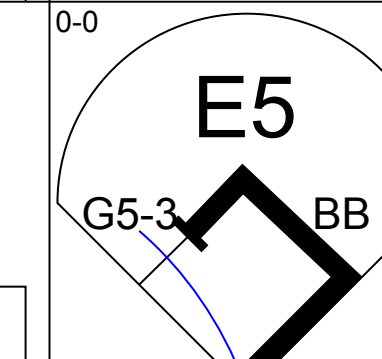
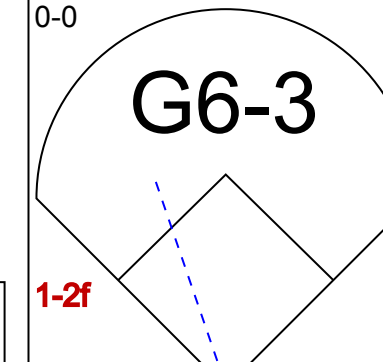
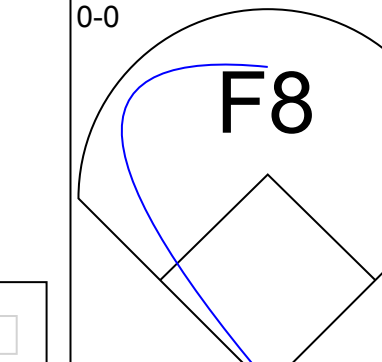
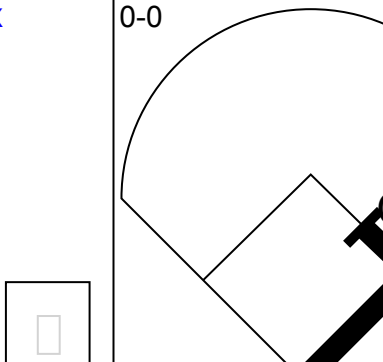
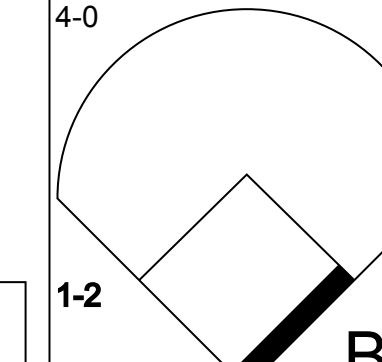
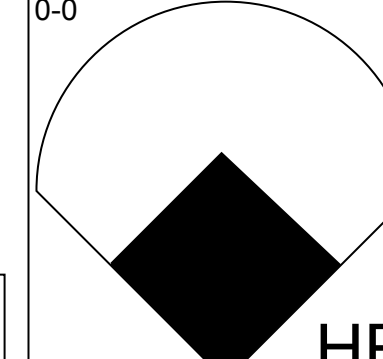
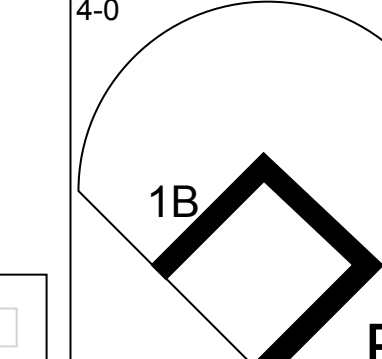
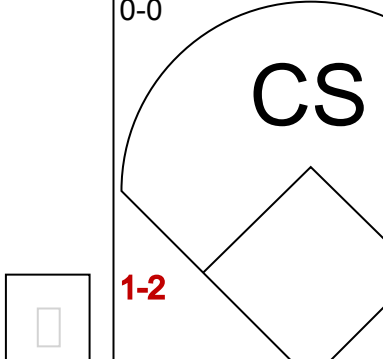
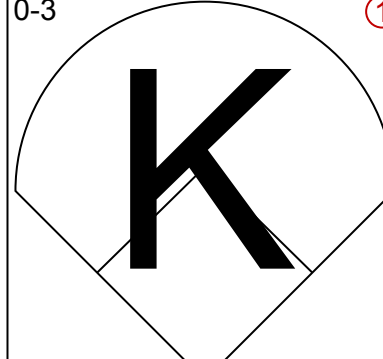
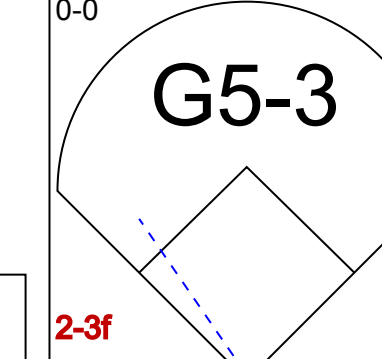
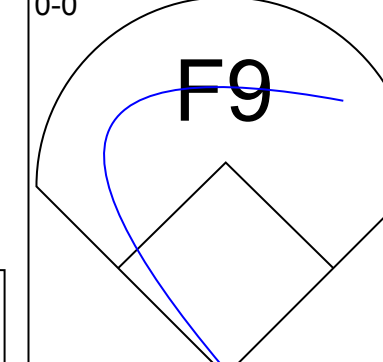
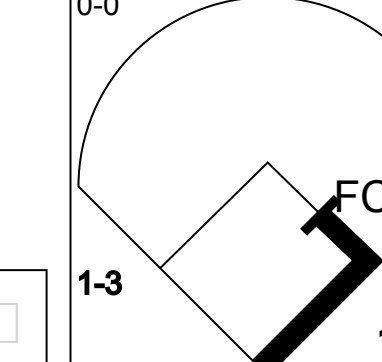

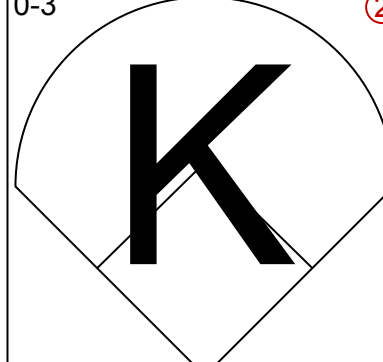


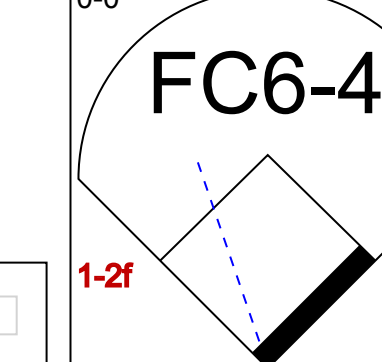

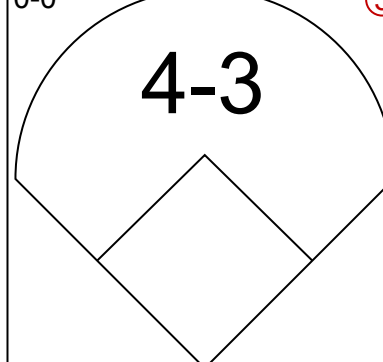
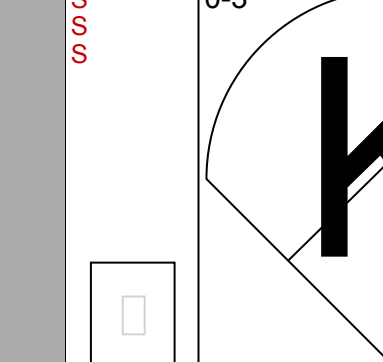
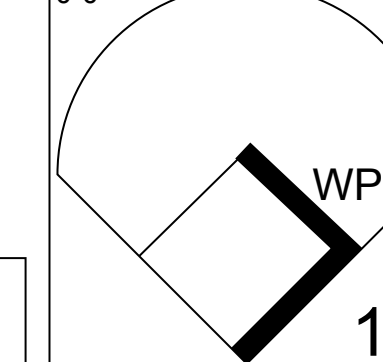


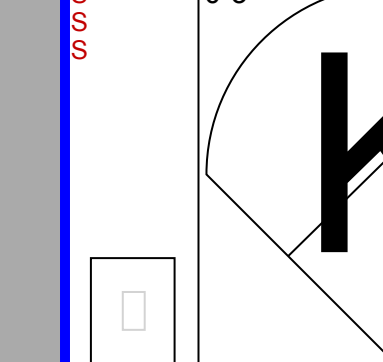
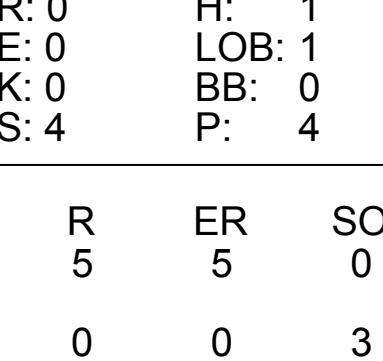
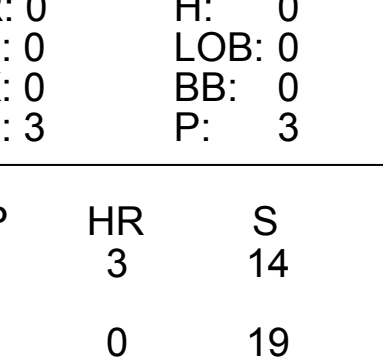
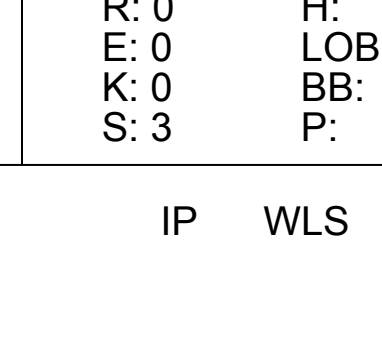
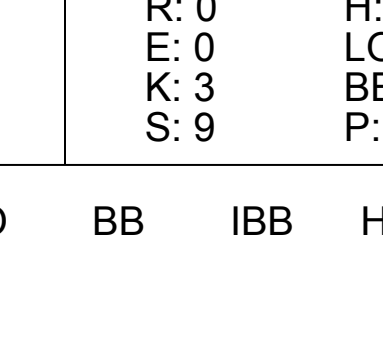


Batter	1	2	3	4	5	6	7	8	9	AB	R	H	RBI	BB	SO	LOB	BOTTOM				
Chet Lemon, R OBP: 0.377, SLG: 0.354 (1, 9)	F9		G5-4-3 BB		1-3 1B	F9			F6	4	0	1	0	1	0	4					
Enos Cabell, R OBP: 0.301, SLG: 0.377 (1, 3) (9, 5)	F7		G5-4-3		F8		6-3		K	5	0	0	0	0	1	4					
Kirk Gibson, L OBP: 0.329, SLG: 0.395 (1, 8)	4-3		4-3			HR BB	K		F9	4	1	0	0	1	1	1					
Lance Parrish, R OBP: 0.377, SLG: 0.518 (1, 2)		FC3-6 BB BB		6-3		L6	F9			3	0	0	0	1	0	1					
Larry Herndon, R OBP: 0.370, SLG: 0.581 (1, 7)		FC3-6 BB		F9		HR		SH1-4 1B		3	1	2	2	1	0	0					
Mike Ivie, R OBP: 0.300, SLG: 0.468 Rick Leach, L OBP: 0.235, SLG: 0.250 (1, 10) (8, PH)	F4		F4		F8	F4		SH1-4		3	0	0	0	0	0	2					
Tom Brookens, R OBP: 0.315, SLG: 0.372 Richie Hebner, L OBP: 0.347, SLG: 0.349 (1, 5) (8, PH) (9, 3)	FC3-6 BB		FC3-6 BB		F9	1B S 1B		K		3	0	1	0	0	0	2					
Alan Trammell, R OBP: 0.303, SLG: 0.313 Jerry Turner, L OBP: 0.244, SLG: 0.353 Mark DeJohn, S OBP: 0.348, SLG: 0.316 (1, 6) (8, PH) (9, 6)						FC4-6 BB		G3		0	0	0	0	3	0	0					
Lou Whitaker, L OBP: 0.317, SLG: 0.352 (1, 4)			K		FC4-6 1B	1-2 2-3 1B		E6		4	0	1	0	0	1	4					
Inning Stats	R: 0 E: 0 K: 0 S: 3	H: 0 LOB: 0 BB: 0 P: 3	R: 0 E: 0 K: 1 S: 5	H: 0 LOB: 3 BB: 3 P: 17	R: 0 E: 0 K: 0 S: 2	H: 0 LOB: 0 BB: 1 P: 6	R: 0 E: 0 K: 0 S: 3	H: 0 LOB: 0 BB: 0 P: 3	R: 0 E: 0 K: 0 S: 4	H: 1 LOB: 2 BB: 1 P: 8	R: 2 E: 0 K: 0 S: 6	H: 3 LOB: 3 BB: 2 P: 14	R: 0 E: 0 K: 1 S: 5	H: 0 LOB: 0 BB: 0 P: 5	R: 0 E: 0 K: 1 S: 6	H: 1 LOB: 1 BB: 0 P: 6	R: 0 E: 1 K: 1 S: 6	H: 0 LOB: 1 BB: 0 P: 6	1B: 4 2B: 0 3B: 0 HR: 1	SF: 0 SAC: 1 DP: 1 HBP: 0	WP: 0 PA: 39 PB: 0 SB: 0 CS: 0
PITCHER	IP WLS BF H R ER SO BB IBB HBP BLK WP HR S P ERA WHIP	5.2 W 27 4 2 2 1 7 0 0 0 0 0 8 8 0.00 0.600	1.2 S 6 0 0 0 2 0 0 0 0 0 0 10 10 0.00 0.000																		

Milwaukee Brewers @ Detroit Tigers
Tiger Stadium, Detroit, MI
Fri Jun 18 1982, 7:05 PM EDT
Att: 37,181 - Overcast - 72 F

AB 31
R 2
H 5
RBI 2
BB 7
SO 4
LOB 20




Batter	1	2	3	4	5	6	7	8	9	AB	R	H	RBI	BB	SO	LOB	TOP				
Paul Mollitor, R OBP: 0.369, SLG: 0.413 (1, 5)										4	0	0	0	1	3	0	Milwaukee Brewers @ Detroit Tigers Tiger Stadium, Detroit, MI Sun Jun 20 1982, 3:33 AM EDT Att: 31,696 - Unknown				
Robin Yount, R OBP: 0.356, SLG: 0.569 (1, 6)										5	0	0	0	0	0	1					
Cecil Cooper, L OBP: 0.370, SLG: 0.549 (1, 3)										5	1	1	0	0	1	1					
Ted Simmons, S OBP: 0.266, SLG: 0.414 (1, 2)										4	3	3	1	0	0	1					
Ben Oglivie, L OBP: 0.332, SLG: 0.484 (1, 7)										3	3	3	5	1	0	0					
Gorman Thomas, R OBP: 0.326, SLG: 0.472 (1, 8)										4	0	1	0	0	2	2					
Roy Howell, L OBP: 0.293, SLG: 0.341 (1, 10)										4	0	1	1	0	0	1					
Ed Romero, R OBP: 0.262, SLG: 0.300 (1, 4)										4	0	0	0	0	1	2					
Marshall Edwards, L OBP: 0.219, SLG: 0.343 (1, 9)										4	0	0	0	0	0	0					
Inning Stats	R: 0 E: 0 K: 1 S: 5	H: 0 LOB: 0 BB: 0 P: 5	R: 2 E: 0 K: 1 S: 7	H: 2 LOB: 0 BB: 0 P: 7	R: 0 E: 0 K: 1 S: 5	H: 0 LOB: 0 BB: 0 P: 5	R: 2 E: 0 K: 1 S: 7	H: 2 LOB: 0 BB: 0 P: 7	R: 0 E: 0 K: 0 S: 6	H: 3 LOB: 1 BB: 0 P: 6	R: 0 E: 0 K: 0 S: 3	H: 0 LOB: 1 BB: 1 P: 7	R: 1 E: 0 K: 1 S: 7	H: 2 LOB: 2 BB: 0 P: 11	R: 0 E: 1 K: 1 S: 6	H: 0 LOB: 1 BB: 0 P: 6		1B: 3 2B: 2 3B: 0 HR: 4	SF: 0 SAC: 0 DP: 0 HBP: 0	WP: 0 PB: 0 SB: 1 CS: 0	PA: 39
PITCHER	IP WLS BF H R ER SO BB IBB HBP BLK WP HR S P ERA WHIP	IP WLS BF H R ER SO BB IBB HBP BLK WP HR S P ERA WHIP	IP WLS BF H R ER SO BB IBB HBP BLK WP HR S P ERA WHIP	IP WLS BF H R ER SO BB IBB HBP BLK WP HR S P ERA WHIP	IP WLS BF H R ER SO BB IBB HBP BLK WP HR S P ERA WHIP	IP WLS BF H R ER SO BB IBB HBP BLK WP HR S P ERA WHIP	IP WLS BF H R ER SO BB IBB HBP BLK WP HR S P ERA WHIP	IP WLS BF H R ER SO BB IBB HBP BLK WP HR S P ERA WHIP	IP WLS BF H R ER SO BB IBB HBP BLK WP HR S P ERA WHIP	IP WLS BF H R ER SO BB IBB HBP BLK WP HR S P ERA WHIP	IP WLS BF H R ER SO BB IBB HBP BLK WP HR S P ERA WHIP	IP WLS BF H R ER SO BB IBB HBP BLK WP HR S P ERA WHIP	IP WLS BF H R ER SO BB IBB HBP BLK WP HR S P ERA WHIP	IP WLS BF H R ER SO BB IBB HBP BLK WP HR S P ERA WHIP	IP WLS BF H R ER SO BB IBB HBP BLK WP HR S P ERA WHIP	IP WLS BF H R ER SO BB IBB HBP BLK WP HR S P ERA WHIP	IP WLS BF H R ER SO BB IBB HBP BLK WP HR S P ERA WHIP	IP WLS BF H R ER SO BB IBB HBP BLK WP HR S P ERA WHIP	IP WLS BF H R ER SO BB IBB HBP BLK WP HR S P ERA WHIP	IP WLS BF H R ER SO BB IBB HBP BLK WP HR S P ERA WHIP	IP WLS BF H R ER SO BB IBB HBP BLK WP HR S P ERA WHIP
Jerry Ujdur, R ERA: 5.12 (1, 1)	5.2	L	24	7	6	6	5	0	0	0	0	0	0	0	0	0	4	34	34	9.53	1.235
Dave Tobik, R ERA: 2.55 (6, 1)	3.0		14	2	1	1	1	1	1	0	0	0	0	0	0	0	0	14	22	3.00	1.000
Kevin Saucier, L ERA: 2.03 (9, 1)	0.1		1	0	0	0	1	0	0	0	0	0	0	0	0	0	0	3	3	0.00	0.000

Batter	1	2	3	4	5	6	7	8	9	AB	R	H	RBI	BB	SO	LOB	BOTTOM					
Chet Lemon, R OBP: 0.370, SLG: 0.339 (1, 9)										3	1	0	0	1	0	1	Milwaukee Brewers @ Detroit Tigers Tiger Stadium, Detroit, MI Sun Jun 20 1982, 3:33 AM EDT Att: 31,696 - Unknown					
Enos Cabell, R OBP: 0.306, SLG: 0.380 (1, 5)										4	1	1	0	0	0	1						
Kirk Gibson, L OBP: 0.335, SLG: 0.410 (1, 8)										4	1	1	3	0	1	0						
Lance Parrish, R OBP: 0.378, SLG: 0.535 (1, 2)										4	1	2	1	0	1	0						
Larry Herndon, R OBP: 0.370, SLG: 0.575 (1, 7)										3	0	1	0	1	0	1						
Richie Hebner, L OBP: 0.370, SLG: 0.423 (1, 10)										1	1	1	1	1	0	0						
Mike Ivie, R OBP: 0.296, SLG: 0.461 (6, FH)										2	0	0	0	0	1	2						
Rick Leach, L OBP: 0.240, SLG: 0.217 (1, 3)										4	0	1	0	0	2	0						
Lou Whitaker, L OBP: 0.305, SLG: 0.338 (1, 4)										4	0	0	0	0	1	2						
Alan Trammell, R OBP: 0.304, SLG: 0.310 (1, 6)										3	0	1	0	0	0	0						
Jerry Turner, L OBP: 0.239, SLG: 0.345 (9, PH)										1	0	0	0	0	1	0						
Inning Stats	R: 4 E: 0 K: 0 S: 6	H: 4 LOB: 0 BB: 1 P: 10	R: 0 E: 0 K: 0 S: 4	H: 1 LOB: 1 BB: 0 P: 4	R: 1 E: 0 K: 0 S: 5	H: 2 LOB: 2 BB: 1 P: 9	R: 0 E: 0 K: 0 S: 3	H: 0 LOB: 0 BB: 0 P: 3	R: 0 E: 0 K: 2 S: 7	H: 0 LOB: 0 BB: 0 P: 7	R: 0 E: 0 K: 0 S: 3	H: 0 LOB: 0 BB: 0 P: 3	R: 0 E: 1 K: 1 S: 5	H: 0 LOB: 1 BB: 1 P: 9	R: 0 E: 3 K: 3 S: 9	H: 0 LOB: 0 BB: 0 P: 9	1B: 5 2B: 0 3B: 0 HR: 3	SF: 0 SAC: 0 DP: 2 HBP: 0	WP: 1 PB: 0 SB: 0 CS: 1	PA: 37		
PITCHER	IP WLS BF H R ER SO BB IBB HBP BLK WP HR S P ERA WHIP	IP WLS BF H R ER SO BB IBB HBP BLK WP HR S P ERA WHIP	IP WLS BF H R ER SO BB IBB HBP BLK WP HR S P ERA WHIP	IP WLS BF H R ER SO BB IBB HBP BLK WP HR S P ERA WHIP	IP WLS BF H R ER SO BB IBB HBP BLK WP HR S P ERA WHIP	IP WLS BF H R ER SO BB IBB HBP BLK WP HR S P ERA WHIP	IP WLS BF H R ER SO BB IBB HBP BLK WP HR S P ERA WHIP	IP WLS BF H R ER SO BB IBB HBP BLK WP HR S P ERA WHIP	IP WLS BF H R ER SO BB IBB HBP BLK WP HR S P ERA WHIP	IP WLS BF H R ER SO BB IBB HBP BLK WP HR S P ERA WHIP	IP WLS BF H R ER SO BB IBB HBP BLK WP HR S P ERA WHIP	IP WLS BF H R ER SO BB IBB HBP BLK WP HR S P ERA WHIP	IP WLS BF H R ER SO BB IBB HBP BLK WP HR S P ERA WHIP	IP WLS BF H R ER SO BB IBB HBP BLK WP HR S P ERA WHIP	IP WLS BF H R ER SO BB IBB HBP BLK WP HR S P ERA WHIP	IP WLS BF H R ER SO BB IBB HBP BLK WP HR S P ERA WHIP	IP WLS BF H R ER SO BB IBB HBP BLK WP HR S P ERA WHIP	IP WLS BF H R ER SO BB IBB HBP BLK WP HR S P ERA WHIP	IP WLS BF H R ER SO BB IBB HBP BLK WP HR S P ERA WHIP	IP WLS BF H R ER SO BB IBB HBP BLK WP HR S P ERA WHIP	IP WLS BF H R ER SO BB IBB HBP BLK WP HR S P ERA WHIP	
Jim Slaton, R ERA: 3.5 (1, 1)	2.2		16	7	5	5	0	0	0	0	0	0	0	0	0	0	1	3	14	22	16.88	3.375
Jerry Augustine, L ERA: 5.13 (3, 1)	4.1	W	13	1	0	0	3	0	0	0	0	0	0	0	0	0	0	19	19	0.00	0.231	
Rollie Fingers, R ERA: 2.18 (8, 1)	2.0	S	7	0	0	0	4	1	0	0	0	0	0	0	0	0	0	14	18	0.00	0.500	


Batter	1	2	3	4	5	6	7	8	9	AB	R	H	RBI	BB	SO	LOB	TOP				
Willie Randolph, R OBP: 0.377, SLG: 0.390 (1, 4)										3	1	0	0	1	0	0	New York Yankees @ Milwaukee Brewers Milwaukee County Stadium, Milwaukee, WI Tue Jun 22 1982, 8:05 PM EDT Att: 31,632 - Unknown - 58 F				
Ken Griffey, L OBP: 0.340, SLG: 0.425 (1, 9)										3	0	2	0	1	1	0					
Jerry Mumphrey, S OBP: 0.364, SLG: 0.367 (1, 8)										3	0	1	0	1	0	2					
Oscar Gamble, L OBP: 0.353, SLG: 0.469 (1, 10)										4	0	0	0	0	2	4					
John Mayberry, L OBP: 0.331, SLG: 0.362 (1, 3)										3	0	1	0	1	2	2					
Butch Wynegar, S OBP: 0.386, SLG: 0.386 (1, 2)										4	0	0	0	0	1	3					
Graig Nettles, L OBP: 0.313, SLG: 0.321 (1, 5)										3	0	0	0	0	0	2					
Roy Smalley, S OBP: 0.333, SLG: 0.364 (1, 6)										3	1	1	1	0	1	1					
Dave Collins, S OBP: 0.295, SLG: 0.324 (1, 7)										3	0	0	0	0	0	0					
Inning Stats	R: 1 E: 0 K: 1 S: 5	H: 1 LOB: 1 BB: 2 P: 13	R: 1 E: 0 K: 0 S: 4	H: 1 LOB: 0 BB: 0 P: 4	R: 0 E: 0 K: 0 S: 2	H: 0 LOB: 0 BB: 1 P: 6	R: 0 E: 0 K: 1 S: 5	H: 0 LOB: 1 BB: 1 P: 9	R: 0 E: 0 K: 0 S: 3	H: 1 LOB: 0 BB: 0 P: 3	R: 0 E: 0 K: 2 S: 8	H: 1 LOB: 0 BB: 0 P: 8	R: 0 E: 0 K: 1 S: 5	H: 0 LOB: 0 BB: 0 P: 5	R: 0 E: 0 K: 2 S: 8	H: 1 LOB: 1 BB: 0 P: 8	1B: 3 2B: 1 3B: 0 HR: 1	SF: 0 SAC: 0 DP: 1 HBP: 0	WP: 0 PB: 0 CS: 1	PA: 34	
PITCHER	IP	WLS	BF	H	R	ER	SO	BB	IBB	HBP	BLK	WP	HR	S	P	ERA	WHIP				
Pete Vuckovich, R ERA: 3.14 (1, 1)	8.0	W	30	5	2	2	5	4	0	0	0	0	1	36	52	2.25	1.125				
Rollie Fingers, R ERA: 2.14 (9, 1)	1.0	S	3	0	0	0	2	0	0	0	0	0	0	7	7	0.00	0.000				

AB	29
R	2
H	5
RBI	1
BB	4
SO	7
LOB	14



Batter	1	2	3	4	5	6	7	8	9	AB	R	H	RBI	BB	SO	LOB	BOTTOM				
Paul Molitor, R OBP: 0.375, SLG: 0.436 (1, 5)										4	0	0	0	0	2	2	New York Yankees @ Milwaukee Brewers Milwaukee County Stadium, Milwaukee, WI Tue Jun 22 1982, 8:05 PM EDT Att: 31,632 - Unknown - 58 F				
Robin Yount, R OBP: 0.356, SLG: 0.569 (1, 6)										3	1	1	0	1	0	2					
Cecil Cooper, L OBP: 0.370, SLG: 0.557 (1, 3)										4	1	1	2	0	1	1					
Ted Simmons, S OBP: 0.266, SLG: 0.408 (1, 2)										4	0	0	0	0	1	1					
Ben Oglivie, L OBP: 0.330, SLG: 0.486 (1, 7)										4	0	0	0	0	0	0					
Gorman Thomas, R OBP: 0.323, SLG: 0.459 (1, 8)										2	0	0	0	1	0	0					
Roy Howell, L OBP: 0.294, SLG: 0.340 (1, 10)										3	1	1	0	0	0	1					
Ed Romero, R OBP: 0.306, SLG: 0.348 (1, 4)										3	0	2	0	0	0	1					
Marshall Edwards, L OBP: 0.224, SLG: 0.342 (1, 9)										3	0	1	1	0	0	1					
Inning Stats	R: 2 E: 0 K: 2 S: 9	H: 2 LOB: 0 BB: 0 P: 9	R: 1 E: 0 K: 0 S: 6	H: 3 LOB: 2 BB: 0 P: 6	R: 0 E: 0 K: 0 S: 3	H: 0 LOB: 0 BB: 0 P: 3	R: 0 E: 0 K: 0 S: 4	H: 1 LOB: 1 BB: 0 P: 4	R: 0 E: 0 K: 0 S: 3	H: 0 LOB: 1 BB: 1 P: 7	R: 0 E: 0 K: 1 S: 5	H: 0 LOB: 0 BB: 0 P: 5	R: 0 E: 0 K: 1 S: 5	H: 0 LOB: 0 BB: 0 P: 5	R: 0 E: 0 K: 2 S: 8	H: 0 LOB: 0 BB: 0 P: 5	1B: 3 2B: 1 3B: 1 HR: 1	SF: 0 SAC: 0 DP: 0 HBP: 0	WP: 1 PB: 0 CS: 0	PA: 32	
PITCHER	IP	WLS	BF	H	R	ER	SO	BB	IBB	HBP	BLK	WP	HR	S	P	ERA	WHIP				
Roger Erickson, R ERA: 5.14 (1, 1)	7.0	L	29	6	3	3	3	2	0	0	0	0	1	33	41	3.86	1.143				
Tommy John, L ERA: 2.91 (8, 1)	1.0		3	0	0	0	1	0	0	0	0	0	0	5	5	0.00	0.000				

AB	30
R	3
H	6
RBI	3
BB	2
SO	4
LOB	9



Batter	1	2	3	4	5	6	7	8	9	AB	R	H	RBI	BB	SO	LOB	TOP					
Willie Randolph, R OBP: 0.371, SLG: 0.383 (1, 4)	5-3		F9		6-3		F8			4	0	0	0	0	0	3	New York Yankees @ Milwaukee Brewers Milwaukee County Stadium, Milwaukee, WI Wed Jun 23 1982, 8:05 PM EDT Att: 31,822 - Unknown - 60 F livebaseballscorecards.com					
Ken Griffey, L OBP: 0.333, SLG: 0.415 (1, 9)	5-3			G3		6-3	K			4	0	0	0	0	1	2						
Dave Winfield, R OBP: 0.351, SLG: 0.497 (1, 7)	5-3			G5-4-3 BB		1B G3-2-3 BB		6-3		2	0	0	0	2	0	0						
Lou Piniella, R OBP: 0.389, SLG: 0.468 (1, 10)		5-3		G5-4-3 1-2		1B		5-3		4	0	1	0	0	0	1						
Jerry Mumphrey, S OBP: 0.376, SLG: 0.369 (1, 8)		6-3			1B HR BB					2	1	1	0	2	0	0						
John Mayberry, L OBP: 0.329, SLG: 0.359 (1, 3)		1-3			1-3 HR 1B		G3-2-3		F8	4	1	1	0	0	0	4						
Butch Wynegar, S OBP: 0.383, SLG: 0.380 (1, 2)			F3			F9			F5	3	0	0	0	1	0	2						
Graig Nettles, L OBP: 0.315, SLG: 0.319 Andre Robertson, R OBP: 0.271, SLG: 0.226 (5, 6)							K	F8	F8	1	0	0	0	1	1	2						
Roy Smalley, S OBP: 0.332, SLG: 0.377 (5, 5)			F3			1-H 3-H HR		FC6	5-3	4	1	1	3	0	0	2						
Inning Stats	R: 0 E: 0 K: 0 S: 3	H: 0 LOB: 0 BB: 0 P: 3	R: 0 E: 0 K: 0 S: 3	H: 0 LOB: 0 BB: 0 P: 3	R: 0 E: 0 K: 0 S: 3	H: 0 LOB: 1 BB: 1 P: 7	R: 0 E: 0 K: 0 S: 2	H: 0 LOB: 0 BB: 1 P: 6	R: 3 E: 0 K: 1 S: 7	H: 2 LOB: 0 BB: 1 P: 11	R: 0 E: 0 K: 0 S: 3	H: 1 LOB: 2 BB: 2 P: 11	R: 0 E: 1 K: 1 S: 6	H: 0 LOB: 2 BB: 1 P: 10	R: 0 E: 0 K: 0 S: 4	H: 1 LOB: 1 BB: 0 P: 4		R: 0 E: 0 K: 0 S: 3	H: 0 LOB: 0 BB: 0 P: 3	1B: 3 2B: 0 3B: 0 HR: 1	SF: 0 SAC: 0 DP: 2 HBP: 0	WP: 0 PB: 0 CS: 0
PITCHER Mike Caldwell, L ERA: 4.56 (1, 1)	IP: 9.0 WLS: L BF: 36 H: 4 R: 3 ER: 3 SO: 2 BB: 5 IBB: 1 HBP: 0 BLK: 0 WP: 0 HR: 1 S: 34 P: 58 ERA: 3.00 WHIP: 1.000																					

Batter	1	2	3	4	5	6	7	8	9	AB	R	H	RBI	BB	SO	LOB	BOTTOM			
Paul Molitor, R OBP: 0.377, SLG: 0.435 (1, 5)	F7		5-3						SH3-4	3	0	1	0	1	0	1	New York Yankees @ Milwaukee Brewers Milwaukee County Stadium, Milwaukee, WI Wed Jun 23 1982, 8:05 PM EDT Att: 31,822 - Unknown - 60 F livebaseballscorecards.com			
Robin Yount, R OBP: 0.353, SLG: 0.560 (1, 6)	5-3		FC6-4 BB		G6-4-3 1B		F9		K	4	0	0	0	1	1	4				
Cecil Cooper, L OBP: 0.363, SLG: 0.546 (1, 3)	6-3		FC6-4 1-2 3-H				F7		F9	5	0	0	1	0	0	4				
Ted Simmons, S OBP: 0.265, SLG: 0.402 Ned Yost, R OBP: 0.340, SLG: 0.356 (8, PR) (9, 2)		L4	4-3				F9		1B BB	3	0	0	0	1	0	1				
Ben Oglivie, L OBP: 0.339, SLG: 0.504 (1, 7)		6-3 BB							1B BB	3	1	3	1	1	0	0				
Gorman Thomas, R OBP: 0.322, SLG: 0.453 (1, 8)		6-3 1-2					F2		K	3	0	0	0	1	1	3				
Roy Howell, L OBP: 0.292, SLG: 0.330 (1, 10)					6-3				K	3	0	0	0	1	2	4				
Ed Romero, R OBP: 0.294, SLG: 0.333 Charlie Moore, R OBP: 0.278, SLG: 0.324 Rob Picciolo, R OBP: 0.241, SLG: 0.246 Don Money, R OBP: 0.343, SLG: 0.581 (8, PH) (9, 4)					6-3				6-3	2	0	0	0	0	0	2				
Marshall Edwards, L OBP: 0.250, SLG: 0.377 (1, 9)							F8			4	1	3	0	0	0	0				
Inning Stats	R: 0 E: 0 K: 0 S: 3	H: 0 LOB: 2 BB: 2 P: 11	R: 1 E: 0 K: 0 S: 4	H: 1 LOB: 1 BB: 1 P: 8	R: 1 E: 0 K: 0 S: 4	H: 1 LOB: 0 BB: 0 P: 4	R: 0 E: 0 K: 0 S: 3	H: 1 LOB: 0 BB: 0 P: 3	R: 0 E: 0 K: 1 S: 6	H: 1 LOB: 2 BB: 1 P: 10	R: 0 E: 0 K: 0 S: 4	H: 1 LOB: 2 BB: 1 P: 8	R: 0 E: 0 K: 2 S: 8	H: 1 LOB: 2 BB: 1 P: 12	R: 0 E: 0 K: 1 S: 6	H: 1 LOB: 1 BB: 0 P: 6		1B: 5 2B: 1 3B: 0 HR: 1	SF: 0 SAC: 1 DP: 1 HBP: 0	WP: 0 PB: 0 CS: 0
PITCHER Mike Morgan, R ERA: 4.28 Rich Gossage, R ERA: 2.87 (7, 1)	IP: 6.1 WLS: W BF: 28 H: 5 R: 2 ER: 2 SO: 2 BB: 4 IBB: 1 HBP: 0 BLK: 0 WP: 0 HR: 1 S: 25 P: 45 ERA: 2.84 WHIP: 1.421																			

Batter	1	2	3	4	5	6	7	8	9	AB	R	H	RBI	BB	SO	LOB	TOP								
Paul Molitor, R OBP: 0.377, SLG: 0.442 (1, 5)	E5 FC6-4	F9			5-3-2 3B		1B	F3		5	1	2	1	0	0	0	Milwaukee Brewers @ Boston Red Sox Fenway Park, Boston, MA Fri Jun 25 1982, 7:05 PM EDT Att: 32,656 - Unknown - 76 F								
Robin Yount, R OBP: 0.351, SLG: 0.552 (1, 6)	FC6-4 HR		6-3		5-3-2		1B	6-3		5	2	1	0	0	0	2									
Cecil Cooper, L OBP: 0.368, SLG: 0.559 (1, 3)	HR		G5-4-3 1B			F9	1B	K		5	2	3	3	0	1	0									
Ted Simmons, S OBP: 0.273, SLG: 0.411 (1, 2)	E5 1B		G5-4-3			HR	E9 1B			5	2	3	1	0	0	1									
Gorman Thomas, R OBP: 0.323, SLG: 0.465 (1, 8)	FC5-4 1B			6-3		HR	F3			5	1	2	2	0	1	2									
Ben Oglivie, L OBP: 0.340, SLG: 0.502 (1, 7)	K			1-3		1B	1B	K		5	0	2	1	0	2	3									
Don Money, R OBP: 0.338, SLG: 0.566 (1, 10)	FC5-4			5-3		1B	F7	F7		5	0	1	0	0	0	4									
Ed Romero, R OBP: 0.309, SLG: 0.365 (1, 4)		F9			3B	F6	1B			4	1	2	0	0	0	2									
Charlie Moore, R OBP: 0.272, SLG: 0.317 (1, 9)		F8			K	F4	F9			4	0	0	0	0	1	5									
Inning Stats	R: 2 E: 2 K: 1 S: 9	H: 2 LOB: 2 BB: 0 P: 9	R: 0 E: 0 K: 0 S: 3	H: 0 LOB: 0 BB: 0 P: 3	R: 0 E: 0 K: 0 S: 3	H: 1 LOB: 0 BB: 0 P: 3	R: 0 E: 0 K: 0 S: 3	H: 0 LOB: 0 BB: 0 P: 3	R: 1 E: 0 K: 1 S: 6	H: 2 LOB: 0 BB: 0 P: 6	R: 2 E: 0 K: 0 S: 7	H: 4 LOB: 2 BB: 0 P: 7	R: 4 E: 1 K: 0 S: 9	H: 6 LOB: 2 BB: 0 P: 9	R: 0 E: 0 K: 1 S: 5	H: 0 LOB: 1 BB: 0 P: 5		R: 0 E: 0 K: 2 S: 8	H: 1 LOB: 1 BB: 0 P: 8	1B: 11 2B: 3 3B: 1 HR: 2	SF: 0 SAC: 0 DP: 2 HBP: 0	WP: 0 PB: 0 SB: 0 CS: 0	PA: 43		
PITCHER	IP	WLS	BF	H	R	ER	SO	BB	IBB	HBP	BLK	WP	HR	S	P	ERA	WHIP								
Bruce Hurst, L ERA: 3.73 (1, 1)	5.1	L	24	8	5	4	2	0	0	0	0	0	2	28	28	6.75	1.500								
Luis Aponte, R ERA: 4.45 (6, 1)	0.2		7	5	4	4	0	0	0	0	0	0	0	7	7	54.00	7.500								
Bob Ojeda, L ERA: 5.1 (7, 1)	3.0		12	3	0	0	3	0	0	0	0	0	0	18	18	0.00	1.000								

Batter	1	2	3	4	5	6	7	8	9	AB	R	H	RBI	BB	SO	LOB	BOTTOM								
Jerry Remy, L OBP: 0.337, SLG: 0.299 (1, 4)	G6-4-3 1B		6-3		1B	6-3		1-3 2H		5	1	3	1	0	0	1	Milwaukee Brewers @ Boston Red Sox Fenway Park, Boston, MA Fri Jun 25 1982, 7:05 PM EDT Att: 32,656 - Unknown - 76 F								
Dwight Evans, R OBP: 0.385, SLG: 0.416 (1, 9)	G6-4-3		1B		BB	K		K		5	1	2	0	0	2	4									
Jim Rice, R OBP: 0.387, SLG: 0.468 (1, 7)	BB		2B		1-2 2H	1B		1B		4	0	3	1	1	0	0									
Tony Perez, R OBP: 0.371, SLG: 0.470 (1, 10)	F9		2B		1-2 2H	BB		F8		4	0	1	1	1	0	2									
Dave Stapleton, R OBP: 0.300, SLG: 0.398 (1, 3)		5-3	F8		F4	6-3		F6		5	0	0	0	0	0	6									
Glenn Hoffman, R OBP: 0.311, SLG: 0.368 (1, 6)	BB			F4	F3			F9		5	0	2	0	0	0	3									
Gary Allenson, R OBP: 0.293, SLG: 0.313 Carl Yastrzemski, L OBP: 0.397, SLG: 0.510 Rich Gedman, L OBP: 0.312, SLG: 0.428 (1, 2) (5, PH) (6, 2)	BB	4-0		F3	F2			FC3-6 1B		1	0	0	0	1	0	0									
Wade Boggs, L OBP: 0.341, SLG: 0.432 (1, 5)	L3					6-3		FC3-6 1B		4	1	2	0	0	0	3									
Reid Nichols, R OBP: 0.320, SLG: 0.382 (1, 8)			F4		F6			1B		4	0	1	0	0	1	2									
Inning Stats	R: 0 E: 0 K: 0 S: 3	H: 1 LOB: 1 BB: 1 P: 7	R: 0 E: 0 K: 0 S: 3	H: 1 LOB: 1 BB: 1 P: 7	R: 1 E: 0 K: 0 S: 6	H: 3 LOB: 2 BB: 0 P: 6	R: 0 E: 0 K: 0 S: 4	H: 1 LOB: 1 BB: 0 P: 4	R: 1 E: 0 K: 0 S: 6	H: 3 LOB: 3 BB: 1 P: 10	R: 0 E: 0 K: 2 S: 8	H: 1 LOB: 1 BB: 0 P: 8	R: 0 E: 0 K: 0 S: 3	H: 0 LOB: 0 BB: 0 P: 3	R: 1 E: 0 K: 1 S: 8	H: 3 LOB: 2 BB: 0 P: 8		R: 0 E: 0 K: 1 S: 7	H: 2 LOB: 2 BB: 0 P: 7	1B: 13 2B: 3 3B: 0 HR: 0	SF: 0 SAC: 0 DP: 2 HBP: 0	WP: 0 PB: 0 SB: 0 CS: 0	PA: 43		
PITCHER	IP	WLS	BF	H	R	ER	SO	BB	IBB	HBP	BLK	WP	HR	S	P	ERA	WHIP								
Randy Lerch, L ERA: 5.04 Jim Slaton, R ERA: 3.36 (1, 1) (5, 1)	4.0	W	22	6	1	1	4	1	0	0	0	0	0	29	33	1.80	1.400								

Batter	1	2	3	4	5	6	7	8	9	AB	R	H	RBI	BB	SO	LOB	TOP								
Paul Mollitor, R OBP: 0.374, SLG: 0.437 (1,5)										5	0	1	0	0	1	2									
Robin Yount, R OBP: 0.350, SLG: 0.553 (1,6)										5	1	2	1	0	1	1									
Cecil Cooper, L OBP: 0.371, SLG: 0.571 (1,3)										5	2	2	1	1	1	3									
Ted Simmons, S OBP: 0.275, SLG: 0.407 (1,2)										2	1	0	1	1	0	1									
Gorman Thomas, R OBP: 0.328, SLG: 0.470 (1,8)										4	1	2	0	1	1	2									
Ben Oglivie, L OBP: 0.345, SLG: 0.513 (1,7)										4	2	2	3	1	0	2									
Don Money, R OBP: 0.336, SLG: 0.561 (1,10)										3	1	1	0	0	0	0									
Mark Brouhard, R OBP: 0.351, SLG: 0.424 (7, PH)										1	0	0	0	0	1	0									
Roy Howell, L OBP: 0.290, SLG: 0.327 (8, PH)										1	0	0	0	0	0	2									
Ed Romero, R OBP: 0.317, SLG: 0.368 (1,4)										5	1	2	2	0	1	1									
Charlie Moore, R OBP: 0.280, SLG: 0.340 (1,9)										5	2	3	3	0	0	1									
Inning Stats	R: 0 E: 0 K: 2 S: 8	H: 1 LOB: 2 BB: 0 P: 9	R: 0 E: 1 K: 0 S: 4	H: 0 LOB: 1 BB: 0 P: 4	R: 1 E: 0 K: 0 S: 4	H: 1 LOB: 0 BB: 0 P: 4	R: 3 E: 0 K: 0 S: 6	H: 3 LOB: 0 BB: 0 P: 6	R: 4 E: 0 K: 0 S: 8	H: 5 LOB: 2 BB: 1 P: 12	R: 0 E: 0 K: 1 S: 5	H: 2 LOB: 0 BB: 0 P: 5	R: 0 E: 0 K: 1 S: 5	H: 0 LOB: 0 BB: 0 P: 5	R: 2 E: 0 K: 2 S: 8	H: 1 LOB: 2 BB: 3 P: 20	R: 1 E: 1 K: 1 S: 7	H: 2 LOB: 2 BB: 0 P: 7	1B: 9 2B: 3 3B: 0 HR: 3	SF: 2 SAC: 1 DP: 0 HBP: 1	WP: 0 PB: 0 SB: 0 CS: 0	PA: 48			
PITCHER	IP	WLS	BF	H	R	ER	SO	BB	IBB	HBP	BLK	WP	HR	S	P	ERA	WHIP								
John Tudor, L ERA: 3.54 (1,1)	4.0		19	5	4	4	2	0	0	1	0	0	3	22	23	9.00	1.250								
Bob Stanley, R ERA: 2.99 (5,1)	3.0		17	7	4	4	1	0	1	0	0	0	0	18	22	12.00	2.333								
Mark Clear, R ERA: 1.92 (8,1)	2.0	L	12	3	3	2	3	3	0	0	0	0	0	15	27	9.00	3.000								

Milwaukee Brewers @ Boston Red Sox
Fenway Park, Boston, MA
Sat Jun 26 1982, 3:33 AM EDT
Att: 33,393 - Unknown - 78 F

AB	40
R	11
H	15
RBI	11
BB	4
SO	6
LOB	15



Batter	1	2	3	4	5	6	7	8	9	AB	R	H	RBI	BB	SO	LOB	BOTTOM								
Jerry Remy, L OBP: 0.341, SLG: 0.305 (1,4)										5	1	3	0	0	0	0									
Dwight Evans, R OBP: 0.385, SLG: 0.431 (1,9)										5	1	2	2	0	2	3									
Jim Rice, R OBP: 0.387, SLG: 0.466 (1,7)										5	1	2	1	0	1	2									
Carl Yastrzemski, L OBP: 0.397, SLG: 0.520 (1,10)										4	2	1	2	1	0	3									
Dave Stapleton, R OBP: 0.302, SLG: 0.396 (1,3)										4	2	1	0	1	0	0									
Rich Gedman, L OBP: 0.316, SLG: 0.432 (1,2)										3	1	1	0	1	0	0									
Wade Boggs, L OBP: 0.370, SLG: 0.450 (1,5)										3	1	2	3	1	0	1									
Glenn Hoffman, R OBP: 0.313, SLG: 0.373 (1,6)										5	0	2	2	0	1	2									
Rick Miller, L OBP: 0.332, SLG: 0.311 (1,8)										4	1	1	0	0	0	1									
Inning Stats	R: 0 E: 0 K: 0 S: 4	H: 1 LOB: 1 BB: 0 P: 4	R: 0 E: 0 K: 0 S: 2	H: 0 LOB: 0 BB: 1 P: 6	R: 1 E: 0 K: 1 S: 8	H: 3 LOB: 2 BB: 0 P: 8	R: 1 E: 0 K: 0 S: 5	H: 2 LOB: 1 BB: 0 P: 5	R: 4 E: 0 K: 0 S: 7	H: 4 LOB: 1 BB: 1 P: 11	R: 0 E: 0 K: 0 S: 4	H: 1 LOB: 0 BB: 0 P: 4	R: 2 E: 0 K: 0 S: 3	H: 1 LOB: 0 BB: 2 P: 11	R: 0 E: 0 K: 1 S: 5	H: 0 LOB: 0 BB: 0 P: 5	R: 2 E: 0 K: 2 S: 10	H: 3 LOB: 1 BB: 0 P: 10	1B: 10 2B: 3 3B: 0 HR: 2	SF: 1 SAC: 1 DP: 1 HBP: 0	WP: 0 PB: 0 SB: 0 CS: 1	PA: 45			
PITCHER	IP	WLS	BF	H	R	ER	SO	BB	IBB	HBP	BLK	WP	HR	S	P	ERA	WHIP								
Moose Haas, R ERA: 4.69 (1,1)	5.1		28	11	6	6	1	2	0	0	0	0	2	28	36	10.12	2.438								
Dwight Bernard, R ERA: 3.63 (6,1)	0.2		4	0	2	2	0	2	0	0	0	0	0	2	10	27.00	3.000								
Rollie Fingers, R ERA: 2.37 (7,1)	3.0	W	12	4	2	2	3	0	0	0	0	0	0	18	18	6.00	1.333								

Milwaukee Brewers @ Boston Red Sox
Fenway Park, Boston, MA
Sat Jun 26 1982, 3:33 AM EDT
Att: 33,393 - Unknown - 78 F

AB	38
R	10
H	15
RBI	10
BB	4
SO	4
LOB	12



Batter	1	2	3	4	5	6	7	8	9	AB	R	H	RBI	BB	SO	LOB	TOP								
Paul Moltis, R OBP: 0.368, SLG: 0.429 (1, 5)	G3		F7		F4		5-3		5-3	5	0	0	0	0	0	3	Milwaukee Brewers @ Boston Red Sox Fenway Park, Boston, MA Sun Jun 27 1982, 3:33 AM EDT Att: 32,744 - Unknown - 66 F								
Robin Yount, R OBP: 0.355, SLG: 0.562 (1, 6)	K			1B	SF8		5-3			5	2	3	1	0	1	0									
Cecil Cooper, L OBP: 0.367, SLG: 0.567 (1, 3)	F6			1B	SF8		G3		K	4	1	1	1	0	1	2									
Ted Simmons, S OBP: 0.275, SLG: 0.404 (1, 2)		G3		2B	F7					4	0	1	1	0	0	0									
Ben Oglivie, L OBP: 0.343, SLG: 0.520 (1, 7)	3-1			1B						4	1	1	1	0	1	2									
Gorman Thomas, R OBP: 0.331, SLG: 0.498 (1, 8)	5-3			SF8		HR				3	2	2	3	0	0	0									
Roy Howell, L OBP: 0.288, SLG: 0.333 (1, 10)			K	2B	1-3					4	0	1	0	0	1	0									
Ed Romero, R OBP: 0.297, SLG: 0.344 (1, 4)			F4	5-3		6-3			K	4	0	0	0	0	1	2									
Charlie Moore, R OBP: 0.284, SLG: 0.340 (1, 9)	E6				F1				1B	3	1	1	0	1	0	0									
Inning Stats	R: 0 E: 0 K: 1 S: 5	H: 0 LOB: 0 BB: 0 P: 5	R: 0 E: 0 K: 0 S: 3	H: 0 LOB: 0 BB: 0 P: 3	R: 0 E: 1 K: 1 S: 6	H: 0 LOB: 1 BB: 0 P: 6	R: 2 E: 0 K: 1 S: 9	H: 4 LOB: 2 BB: 0 P: 9	R: 2 E: 0 K: 0 S: 4	H: 1 LOB: 0 BB: 1 P: 8	R: 2 E: 0 K: 0 S: 5	H: 2 LOB: 0 BB: 0 P: 5	R: 0 E: 0 K: 0 S: 3	H: 0 LOB: 0 BB: 0 P: 3	R: 1 E: 0 K: 0 S: 4	H: 1 LOB: 0 BB: 0 P: 4	R: 0 E: 0 K: 2 S: 9	H: 2 LOB: 2 BB: 0 P: 9	1B: 5 2B: 1 3B: 1 HR: 3	SF: 2 SAC: 0 DP: 0 HBP: 0	WP: 0 PB: 0 SB: 1 CS: 0	PA: 39			
PITCHER	IP	WLS	BF	H	R	ER	SO	BB	IBB	HBP	BLK	WP	HR	S	P	ERA	WHIP								
Mike Torrez, R ERA: 6.22 (1, 1)	5.0	L	24	7	6	6	3	1	0	0	0	0	2	29	33	10.80	1.600								
Tom Burgmeier, L ERA: 1.47 (6, 1)	4.0		15	3	1	1	2	0	0	0	0	0	1	19	19	2.25	0.750								

Batter	1	2	3	4	5	6	7	8	9	AB	R	H	RBI	BB	SO	LOB	BOTTOM								
Jerry Remy, L OBP: 0.343, SLG: 0.305 (1, 4)	K		5-3							3	1	1	1	1	1	0	Milwaukee Brewers @ Boston Red Sox Fenway Park, Boston, MA Sun Jun 27 1982, 3:33 AM EDT Att: 32,744 - Unknown - 66 F								
Dwight Evans, R OBP: 0.387, SLG: 0.432 (1, 9)	1B		K		1B					4	1	2	1	0	2	2									
Jim Rice, R OBP: 0.389, SLG: 0.471 (1, 7)	1B				F8					4	1	2	1	0	0	0									
Tony Perez, R OBP: 0.366, SLG: 0.460 (1, 10)	F4				K					4	0	1	1	0	1	2									
Dave Stapleton, R OBP: 0.298, SLG: 0.391 (1, 3)	F5				3-1					4	0	0	0	0	0	3									
Glenn Hoffman, R OBP: 0.312, SLG: 0.368 (1, 6)		K								3	1	0	0	1	2	0									
Gary Allenson, R OBP: 0.321, SLG: 0.302 (1, 2)					L6					3	0	0	0	0	0	1									
Rick Miller, L OBP: 0.330, SLG: 0.310 (9, PH)	F7									1	0	0	0	0	1	0									
Wade Boggs, L OBP: 0.360, SLG: 0.432 (1, 5)	5-3				1B					4	0	1	0	0	0	0									
Reid Nichols, R OBP: 0.321, SLG: 0.380 (1, 8)					F7					3	1	1	0	0	0	2									
Carl Yastrzemski, L OBP: 0.396, SLG: 0.517 (9, PH)					F2					1	0	0	0	0	1	0									
Inning Stats	R: 0 E: 0 K: 1 S: 7	H: 2 LOB: 2 BB: 0 P: 7	R: 0 E: 0 K: 1 S: 5	H: 0 LOB: 0 BB: 0 P: 5	R: 0 E: 0 K: 1 S: 5	H: 0 LOB: 0 BB: 0 P: 5	R: 0 E: 0 K: 1 S: 5	H: 0 LOB: 0 BB: 0 P: 5	R: 1 E: 0 K: 1 S: 7	H: 2 LOB: 1 BB: 1 P: 11	R: 0 E: 0 K: 0 S: 3	H: 0 LOB: 0 BB: 0 P: 3	R: 0 E: 0 K: 1 S: 5	H: 0 LOB: 0 BB: 0 P: 5	R: 4 E: 0 K: 0 S: 6	H: 4 LOB: 0 BB: 1 P: 10	R: 0 E: 0 K: 2 S: 7	H: 0 LOB: 0 BB: 0 P: 7	1B: 7 2B: 1 3B: 0 HR: 0	SF: 0 SAC: 0 DP: 1 HBP: 0	WP: 0 PB: 0 SB: 0 CS: 0	PA: 36			
PITCHER	IP	WLS	BF	H	R	ER	SO	BB	IBB	HBP	BLK	WP	HR	S	P	ERA	WHIP								
Bob McClure, L ERA: 4.3 (1, 1)	7.0	W	31	8	5	5	6	2	0	0	0	0	0	41	49	6.43	1.429								
Dwight Bernard, R ERA: 3.47 (8, 1)	2.0	S	5	0	0	0	2	0	0	0	0	0	0	9	9	0.00	0.000								

Batter	1	2	3	4	5	6	7	8	9	AB	R	H	RBI	BB	SO	LOB	TOP								
Paul Mollitor, R OBP: 0.369, SLG: 0.432 (1, 5)	5-3		1B	F4			K		1B	5	2	2	0	0	1	2	Milwaukee Brewers @ Boston Red Sox Fenway Park, Boston, MA Mon Jun 28 1982, 7:05 PM EDT Att: 25,773 - Unknown - 74 F								
Robin Yount, R OBP: 0.352, SLG: 0.555 (1, 6)	PB		F4		5-3		5-3		5-3	5	0	1	0	0	0	2									
Cecil Cooper, L OBP: 0.368, SLG: 0.563 (1, 3)	F5		1B	1B	F9		4-3			5	1	2	1	0	0	1									
Ted Simmons, S OBP: 0.278, SLG: 0.404 (1, 2)	F9		1B	1B	4-3				F8	5	1	2	1	0	0	2									
Ben Oglivie, L OBP: 0.339, SLG: 0.513 (1, 7)		3-1	F9				F8			4	0	0	0	0	0	2									
Gorman Thomas, R OBP: 0.337, SLG: 0.511 (1, 8)	BB				K		HR		HR	2	2	1	2	2	1	0									
Roy Howell, L OBP: 0.304, SLG: 0.371 (1, 10)							HR		F7	3	1	2	2	1	0	0									
Ed Romero, R OBP: 0.284, SLG: 0.328 (1, 4)					F7				1-3	3	0	0	0	0	0	0									
Marshall Edwards, L OBP: 0.247, SLG: 0.372 (8, PH)	G5-4-3									1	0	0	0	0	0	3									
Rob Piccolo, R OBP: 0.241, SLG: 0.246 (8, 4)										0	0	0	0	0	0	0									
Charlie Moore, R OBP: 0.284, SLG: 0.335 (1, 9)			4-3				6-3		F4	3	0	0	0	1	0	0									
Inning Stats	R: 0 E: 0 K: 0 S: 4	H: 1 LOB: 1 BB: 0 P: 4	R: 0 E: 0 K: 0 S: 2	H: 0 LOB: 1 BB: 2 P: 10	R: 2 E: 0 K: 0 S: 6	H: 3 LOB: 1 BB: 0 P: 6	R: 0 E: 0 K: 1 S: 6	H: 1 LOB: 2 BB: 1 P: 10	R: 0 E: 0 K: 0 S: 3	H: 0 LOB: 0 BB: 0 P: 3	R: 2 E: 0 K: 0 S: 4	H: 1 LOB: 0 BB: 1 P: 8	R: 0 E: 0 K: 1 S: 5	H: 0 LOB: 0 BB: 0 P: 5	R: 2 E: 0 K: 0 S: 5	H: 2 LOB: 0 BB: 0 P: 5	R: 1 E: 0 K: 0 S: 5	H: 2 LOB: 1 BB: 0 P: 5	1B: 7 2B: 1 3B: 0 HR: 2	SF: 0 SAC: 0 DP: 1 HBP: 0	WP: 0 PB: 1 SB: 0 CS: 0	PA: 40			
PITCHER	IP WLS BF H R ER SO BB IBB HBP BLK WP HR S P ERA WHIP	5.1 L 25 6 4 4 1 4 0 0 0 0 1 23 39 6.75 1.875	3.2 W 15 4 3 3 1 0 0 0 0 0 1 17 17 7.36 1.091																						

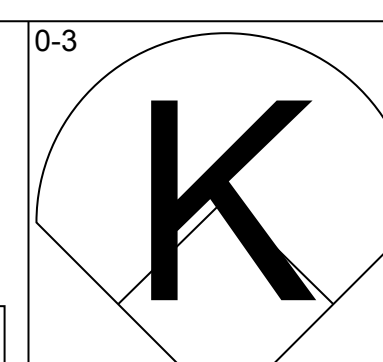
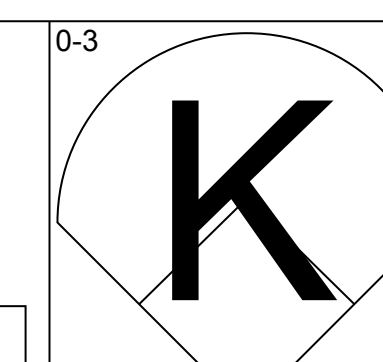
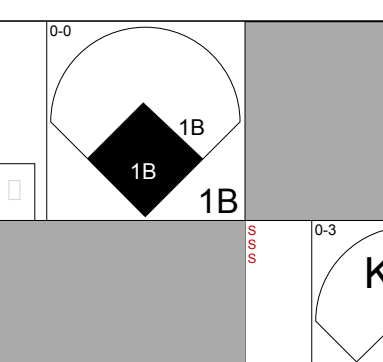
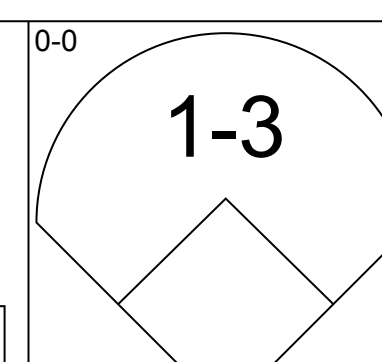
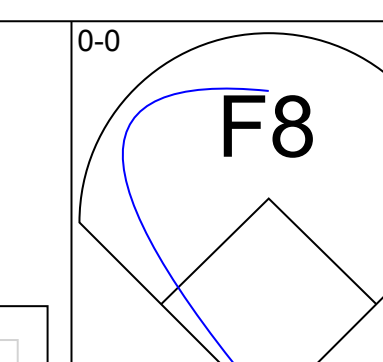
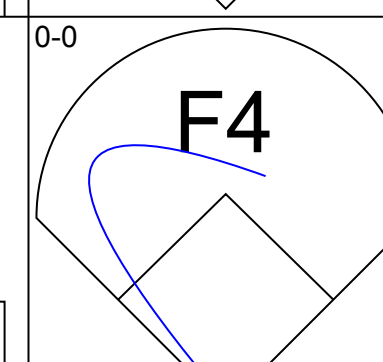
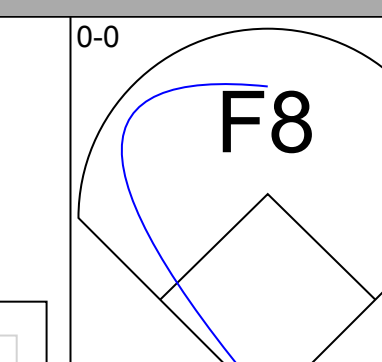
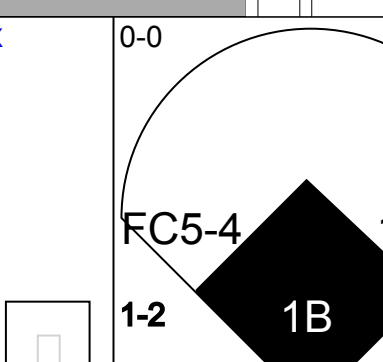
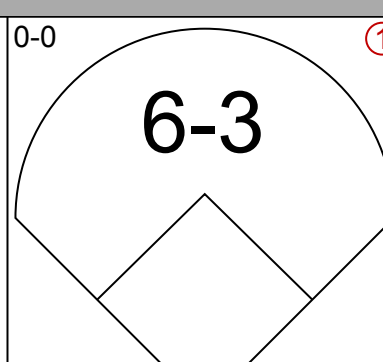
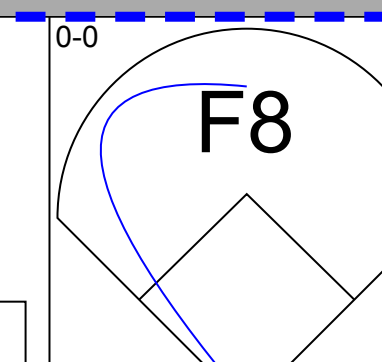
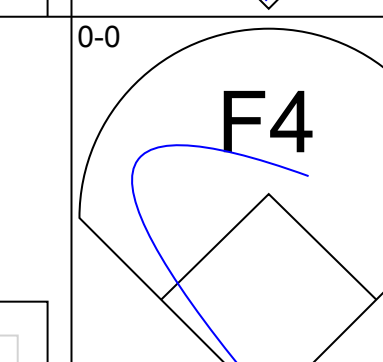
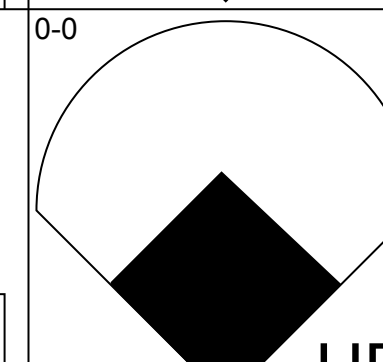
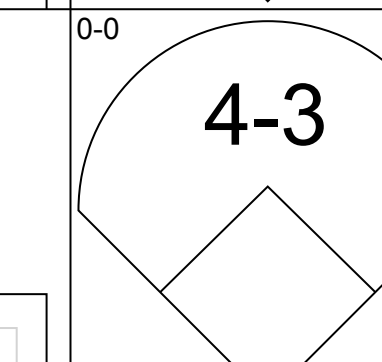
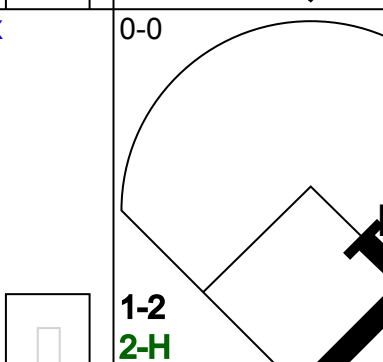
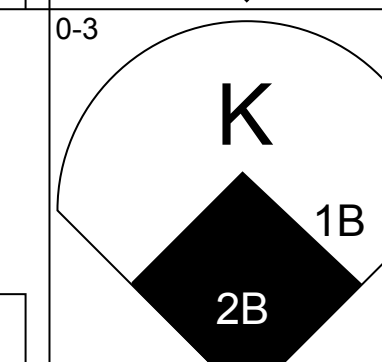
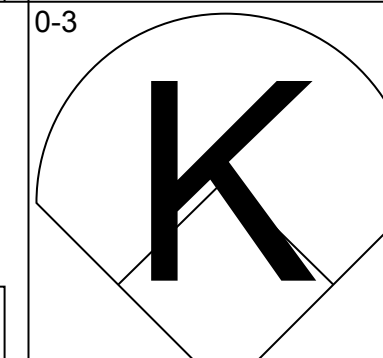
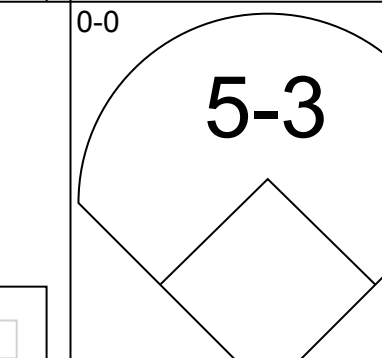
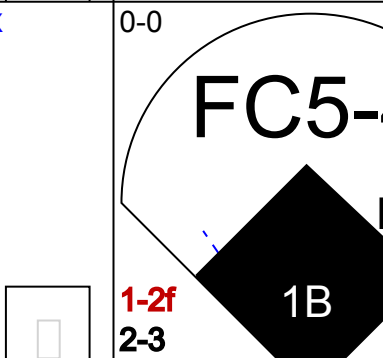
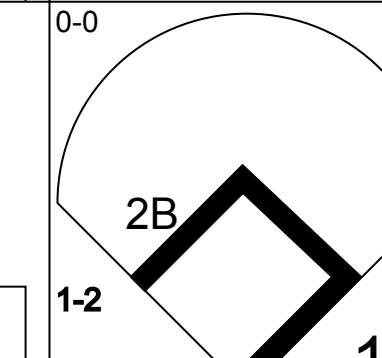
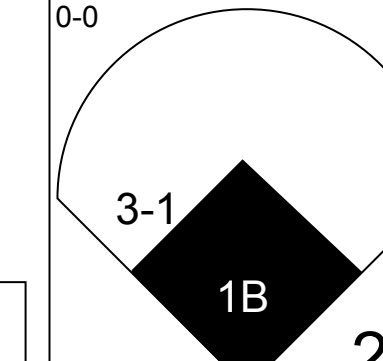
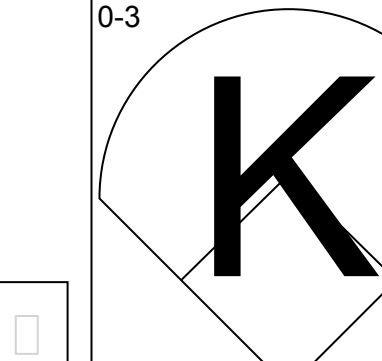
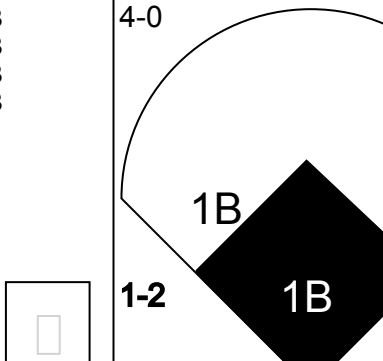
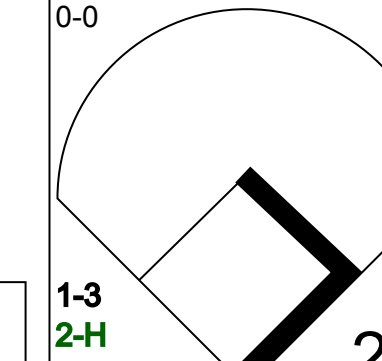
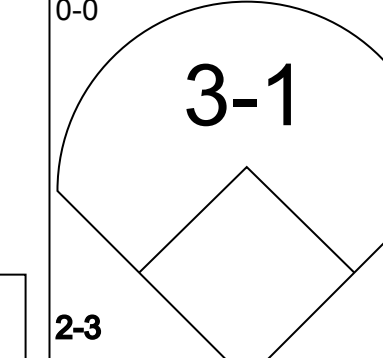
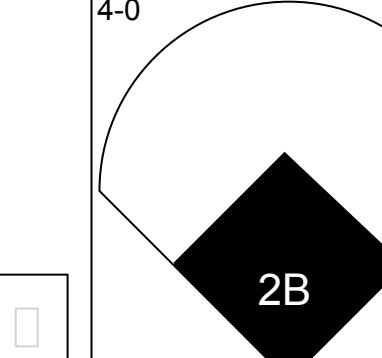
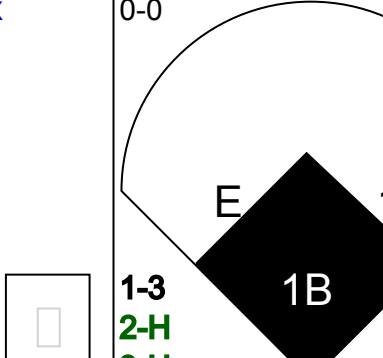
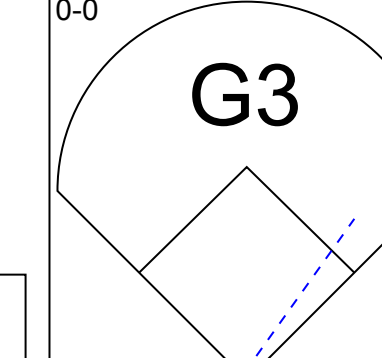
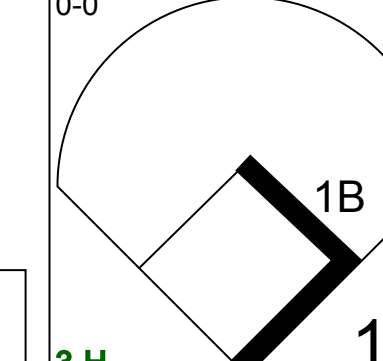
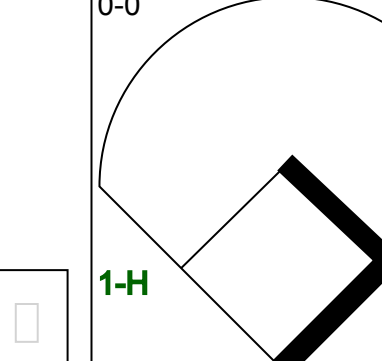
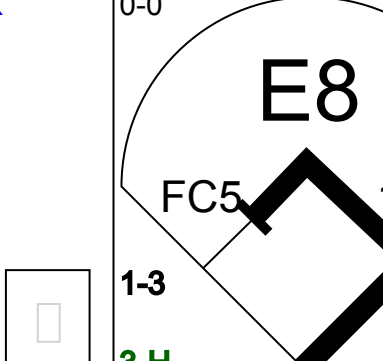
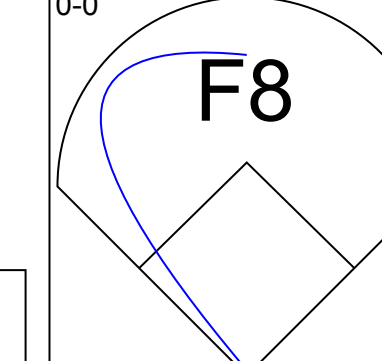

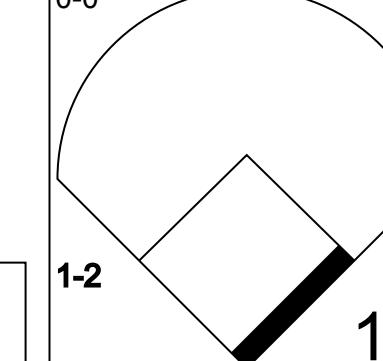
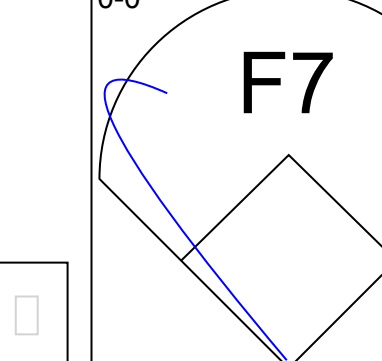
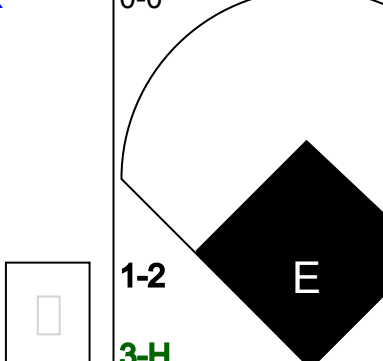


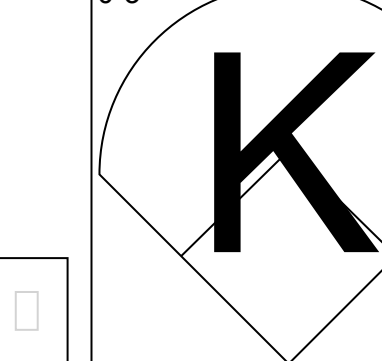
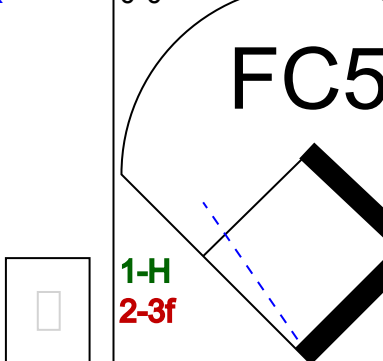
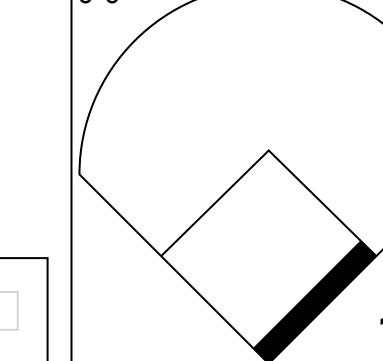
AB	36
R	7
H	10
RBI	6
BB	4
SO	2
LOB	12

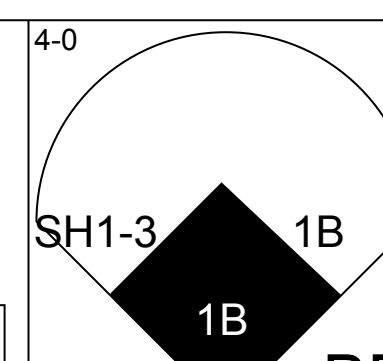
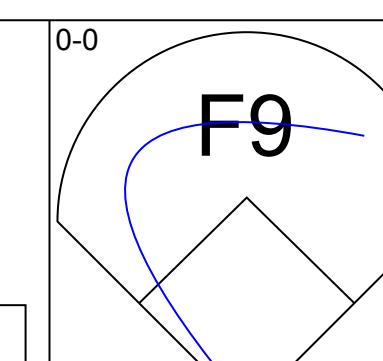
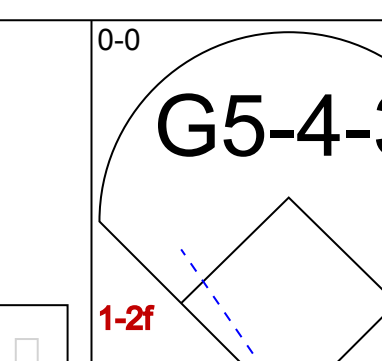
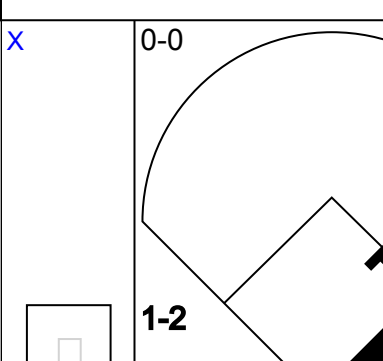
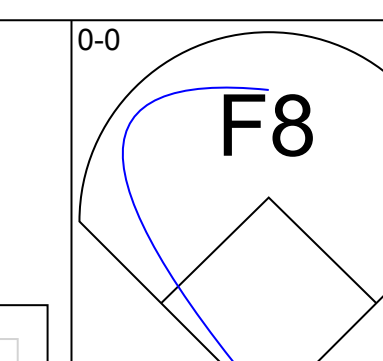
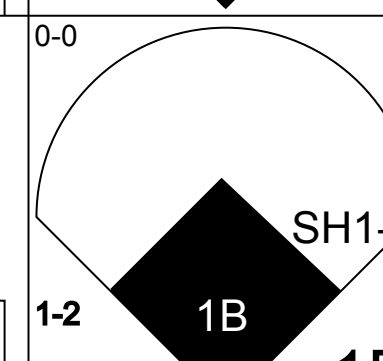
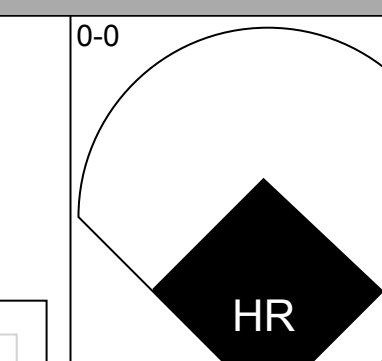
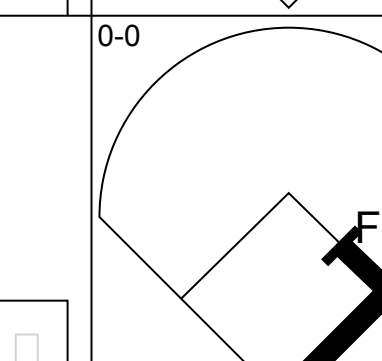
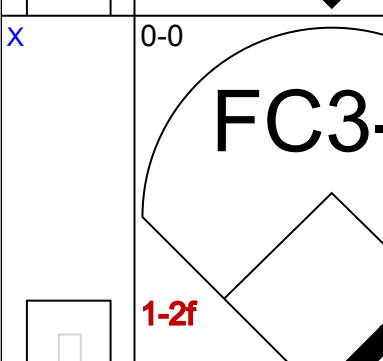
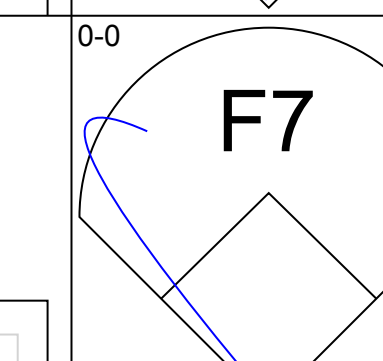
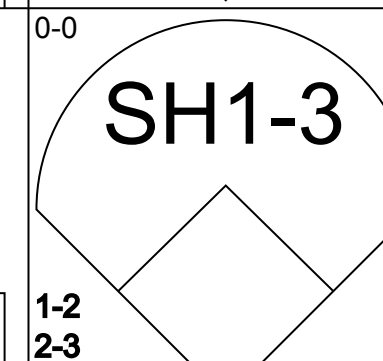
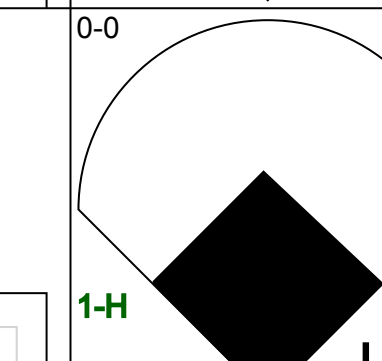
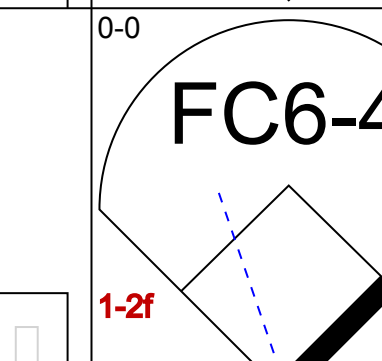

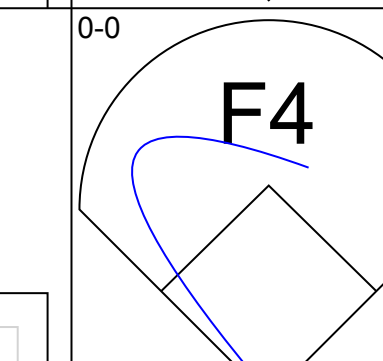
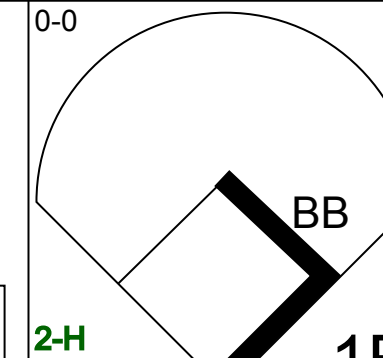
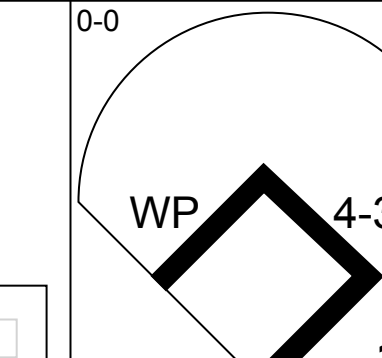
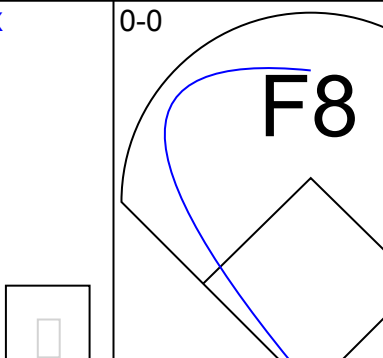
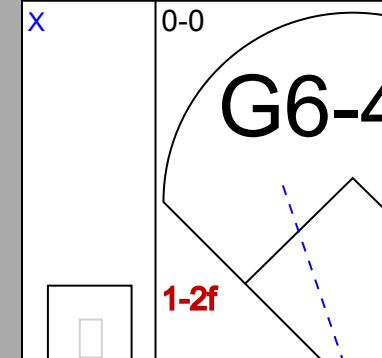
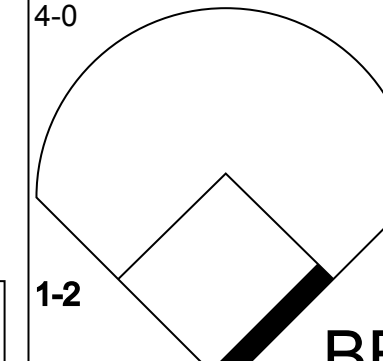
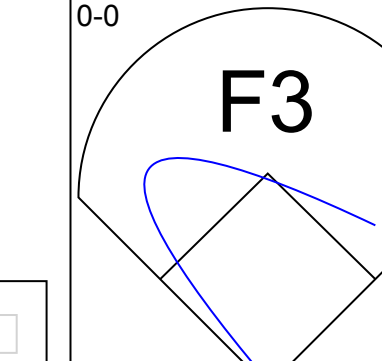
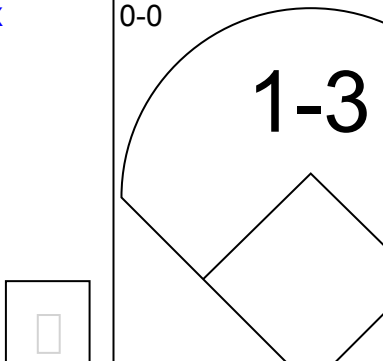
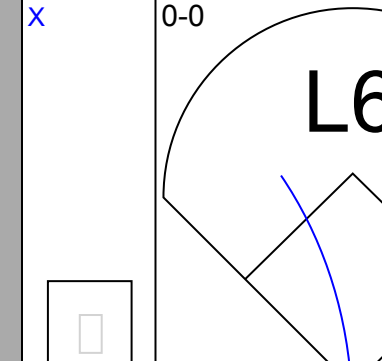
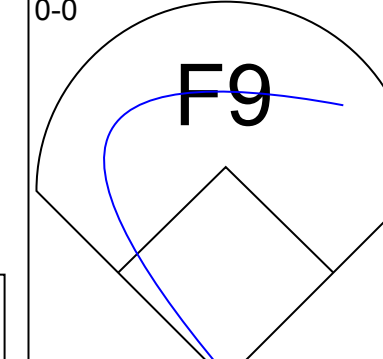
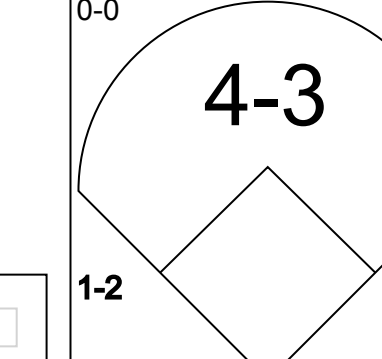
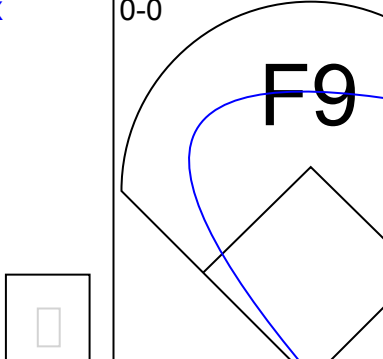
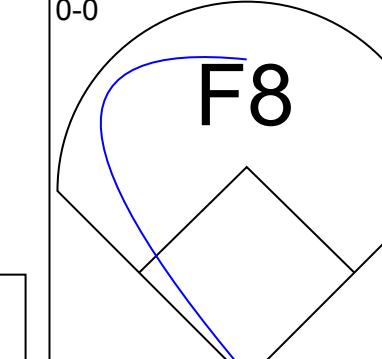
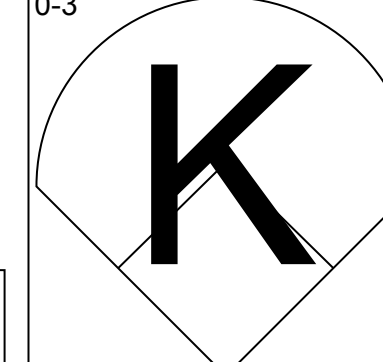
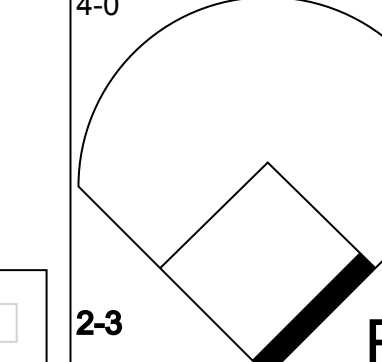

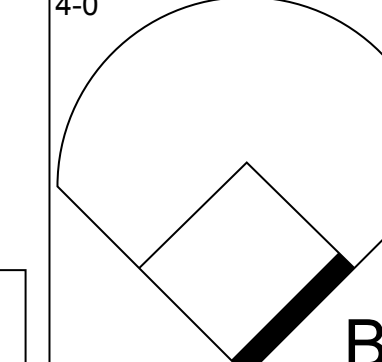
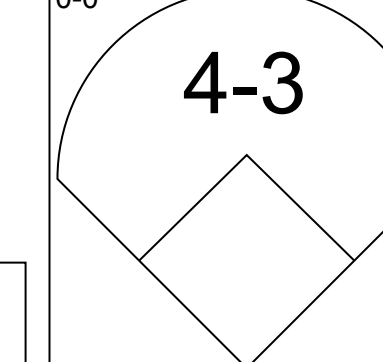
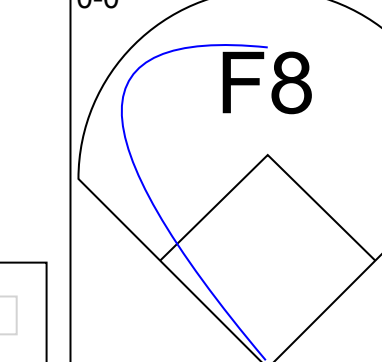

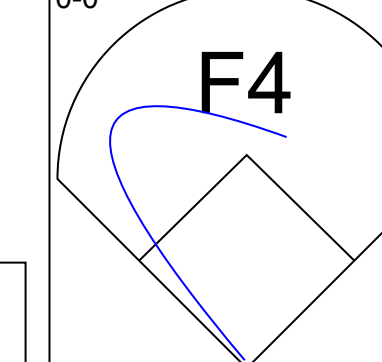

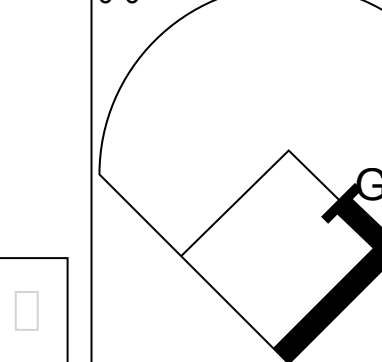
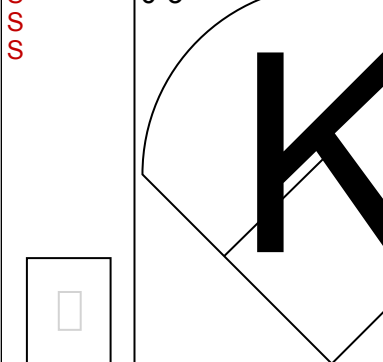
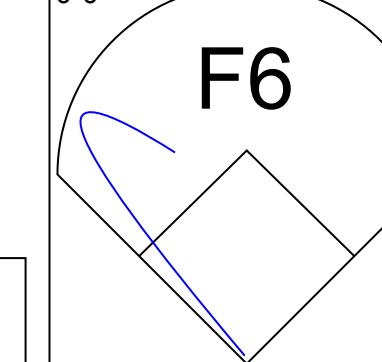


Batter	1	2	3	4	5	6	7	8	9	AB	R	H	RBI	BB	SO	LOB	BOTTOM							
Jerry Remy, L OBP: 0.347, SLG: 0.318 (1, 4)	1-4-3		L6				PB			5	1	3	4	0	0	1	Milwaukee Brewers @ Boston Red Sox Fenway Park, Boston, MA Mon Jun 28 1982, 7:05 PM EDT Att: 25,773 - Unknown - 74 F							
Dwight Evans, R OBP: 0.390, SLG: 0.429 (1, 9)	F8		FC6-4			F4			3B	2	1	0	0	3	0	2								
Jim Rice, R OBP: 0.389, SLG: 0.476 (1, 7)	BB		FC6-4		F3		6-3			4	0	1	2	1	0	5								
Carl Yastrzemski, L OBP: 0.391, SLG: 0.507 (1, 10)	1B		F9			G3			K	4	0	0	0	1	1	4								
Wade Boggs, L OBP: 0.382, SLG: 0.449 (1, 5)	1B								G3	5	1	3	0	0	0	0								
Dave Stapleton, R OBP: 0.299, SLG: 0.388 (1, 3)			6-3						1-3	4	2	1	0	1	0	1								
Rich Gedman, L OBP: 0.319, SLG: 0.434 (1, 2)			3-1						6-3	4	2	1	1	1	0	2								
Glenn Hoffman, R OBP: 0.307, SLG: 0.363 (1, 6)			5-3						K	4	0	0	1	0	1	5								
Rick Miller, L OBP: 0.338, SLG: 0.312 (1, 8)										2	2	1	0	1	0	1								
Inning Stats	R: 0 E: 0 K: 0 S: 3	H: 1 LOB: 2 BB: 2 P: 11	R: 0 E: 0 K: 0 S: 3	H: 0 LOB: 0 BB: 0 P: 3	R: 0 E: 0 K: 0 S: 3	H: 0 LOB: 2 BB: 2 P: 11	R: 3 E: 1 K: 0 S: 7	H: 3 LOB: 2 BB: 1 P: 11	R: 0 E: 0 K: 0 S: 5	H: 2 LOB: 2 BB: 0 P: 5	R: 1 E: 0 K: 0 S: 5	H: 2 LOB: 1 BB: 0 P: 5	R: 5 E: 0 K: 2 S: 9	H: 2 LOB: 1 BB: 3 P: 22	R: 0 E: 0 K: 0 S: 3	H: 0 LOB: 0 BB: 0 P: 3		1B: 6 2B: 3 3B: 1 HR: 0	SF: 0 SAC: 0 DP: 0 HBP: 1	WP: 1 PB: 1 SB: 0 CS: 0	PA: 43			
PITCHER	IP WLS BF H R ER SO BB IBB HBP BLK WP HR S P ERA WHIP	6.2 L 37 9 8 5 1 7 0 0 0 0 0 31 60 6.75 2.400	0.0 L 2 1 1 1 0 1 0 0 0 0 0 1 5 ∞ ∞	1.1 L 4 0 0 0 1 0 0 0 0 0 0 6 6 0.00 0.000																				

AB	34
R	9
H	10
RBI	8
BB	8
SO	2
LOB	21



Batter	1	2	3	4	5	6	7	8	9	AB	R	H	RBI	BB	SO	LOB	TOP								
Paul Moltzer, R OBP: 0.365, SLG: 0.427										6	1	1	0	0	3	6	Milwaukee Brewers @ New York Yankees Yankee Stadium, Bronx, NY Tue Jun 29 1982, 7:05 PM EDT Att: 20,199 - Unknown - 71 F livebaseballscorecards.com								
Robin Yount, R OBP: 0.346, SLG: 0.546										6	1	1	0	0	0	1									
Cecil Cooper, L OBP: 0.372, SLG: 0.586										5	3	3	3	0	1	0									
Ted Simmons, S OBP: 0.280, SLG: 0.404										5	1	2	0	0	1	2									
Gorman Thomas, R OBP: 0.342, SLG: 0.519 Marshall Edwards, L OBP: 0.247, SLG: 0.372										4	2	2	1	1	2	1									
Ben Oglivie, L OBP: 0.340, SLG: 0.509										4	2	1	2	1	1	4									
Don Money, R OBP: 0.344, SLG: 0.578 Mark Brouhard, R OBP: 0.344, SLG: 0.414										3	0	3	3	0	0	0									
Ed Romero, R OBP: 0.292, SLG: 0.333										5	1	2	1	0	0	1									
Charlie Moore, R OBP: 0.286, SLG: 0.333										4	0	1	0	1	2	4									
Inning Stats	R: 1 E: 0 K: 2 S: 8	H: 1 LOB: 0 BB: 0 P: 8	R: 1 E: 0 K: 2 S: 10	H: 3 LOB: 2 BB: 0 P: 10	R: 0 E: 0 K: 0 S: 3	H: 0 LOB: 0 BB: 0 P: 3	R: 1 E: 0 K: 2 S: 8	H: 1 LOB: 1 BB: 1 P: 12	R: 6 E: 2 K: 1 S: 11	H: 6 LOB: 2 BB: 1 P: 15	R: 1 E: 0 K: 1 S: 9	H: 2 LOB: 1 BB: 0 P: 9	R: 0 E: 0 K: 0 S: 3	H: 0 LOB: 1 BB: 1 P: 7	R: 1 E: 0 K: 1 S: 8	H: 2 LOB: 2 BB: 0 P: 8		R: 0 E: 0 K: 0 S: 4	H: 1 LOB: 1 BB: 0 P: 4	1B: 11 2B: 3 3B: 0 HR: 2	SF: 0 SAC: 0 DP: 0 HBP: 0	WP: 0 PB: 1 CS: 0	PA: 47		
PITCHER	IP	WLS	BF	H	R	ER	SO	BB	IBB	HBP	BLK	WP	HR	S	P	ERA	WHIP								
Ron Guidry, L ERA: 3.57	4.1	L	24	9	8	8	6	2	0	0	0	0	1	34	42	16.61	2.538								
George Frazier, R ERA: 2.12	1.1		8	4	2	1	2	0	0	0	0	0	1	12	12	6.75	3.000								
Shane Rawley, L ERA: 3.43	1.1		5	0	0	0	1	1	0	0	0	0	0	6	10	0.00	0.750								
Rudy May, L ERA: 4.15	2.0		10	3	1	0	1	0	0	0	0	0	0	12	12	0.00	1.500								

Batter	1	2	3	4	5	6	7	8	9	AB	R	H	RBI	BB	SO	LOB	BOTTOM								
Willie Randolph, R OBP: 0.372, SLG: 0.367										4	1	1	0	1	0	1	Milwaukee Brewers @ New York Yankees Yankee Stadium, Bronx, NY Tue Jun 29 1982, 7:05 PM EDT Att: 20,199 - Unknown - 71 F livebaseballscorecards.com								
Ken Griffey, L OBP: 0.318, SLG: 0.389										5	2	3	0	0	0	2									
Dave Winfield, R OBP: 0.351, SLG: 0.500										4	1	2	2	0	0	1									
Lou Piniella, R OBP: 0.391, SLG: 0.466										4	0	2	2	0	0	1									
Jerry Mumphrey, S OBP: 0.376, SLG: 0.374										3	0	0	0	1	0	1									
John Mayberry, L OBP: 0.314, SLG: 0.329										4	0	0	0	0	0	3									
Roy Smalley, S OBP: 0.355, SLG: 0.393										2	0	1	0	2	1	2									
Graig Nettles, L OBP: 0.310, SLG: 0.354 Andre Robertson, R OBP: 0.265, SLG: 0.318										3	0	0	0	0	0	3									
Butch Wynegar, S OBP: 0.367, SLG: 0.360 Juan Espino, R OBP: 0.265, SLG: 0.318										4	0	1	0	0	2	2									
Inning Stats	R: 2 E: 1 K: 1 S: 7	H: 2 LOB: 2 BB: 2 P: 15	R: 0 E: 0 K: 1 S: 5	H: 0 LOB: 0 BB: 0 P: 5	R: 2 E: 0 K: 0 S: 6	H: 3 LOB: 2 BB: 1 P: 10	R: 0 E: 0 K: 0 S: 4	H: 2 LOB: 1 BB: 0 P: 4	R: 0 E: 0 K: 1 S: 7	H: 2 LOB: 2 BB: 0 P: 7	R: 0 E: 0 K: 0 S: 3	H: 1 LOB: 0 BB: 0 P: 3	R: 0 E: 0 K: 0 S: 3	H: 0 LOB: 1 BB: 1 P: 7	R: 0 E: 0 K: 0 S: 3	H: 0 LOB: 0 BB: 0 P: 3		1B: 9 2B: 0 3B: 0 HR: 1	SF: 0 SAC: 1 DP: 2 HBP: 0	WP: 1 PB: 0 CS: 0	PA: 39				
PITCHER	IP	WLS	BF	H	R	ER	SO	BB	IBB	HBP	BLK	WP	HR	S	P	ERA	WHIP								
Mike Caldwell, L ERA: 4.59	7.0	W	32	10	4	4	3	3	0	0	0	0	1	35	47	5.14	1.857								
Jerry Augustine, L ERA: 4.64	2.0		7	0	0	0	0	1	0	0	0	0	0	6	10	0.00	0.500								

Batter	1	2	3	4	5	6	7	8	9	10	11	12	AB	R	H	RBI	BB	SO	LOB	TOP				
Paul Molitor, R OBP: 0.367, SLG: 0.428 (1, 5)	5-3		WP SF8 1B			F9		K			G5-4-3 1B		6	1	3	1	0	1	2					
Robin Yount, R OBP: 0.348, SLG: 0.549 (1, 6)	4-3 3B		SF8 WP 1B	F8			F7		F9		G5-4-3 1B		6	2	2	1	0	0	2					
Cecil Cooper, L OBP: 0.368, SLG: 0.579 (1, 3)	4-3		SF8				F8		F8				5	1	1	2	0	1	0					
Gorman Thomas, R OBP: 0.349, SLG: 0.538 (1, 8)	K		1-3 2B 1B						F8				6	2	4	3	0	1	0					
Ben Oglivie, L OBP: 0.337, SLG: 0.502 (1, 7)		K	1-3				F2		F9				6	0	1	0	0	1	3					
Don Money, R OBP: 0.356, SLG: 0.580 Marshall Edwards, L OBP: 0.247, SLG: 0.372 Mark Brouhard, R OBP: 0.340, SLG: 0.409 (8, PH) (12, PH)	5-3		2B				6-3				SH3-4 1B		3	0	1	1	1	0	1					
Charlie Moore, R OBP: 0.280, SLG: 0.325 (1, 9)	1-3		G3										5	0	0	0	0	1	2					
Ed Romero, R OBP: 0.289, SLG: 0.329 Roy Howell, L OBP: 0.310, SLG: 0.377 Rob Picciolo, R OBP: 0.241, SLG: 0.246 (10, PH) (10, 4)			2B 1B				F7						4	1	1	0	0	1	2					
Ned Yost, R OBP: 0.384, SLG: 0.440 (1, 2)			1B 2B				F8						1	0	1	0	0	0	0					
			1B 2B										0	0	0	0	0	0	0					
													5	1	3	1	0	0	0					
Inning Stats	R: 1 E: 0 K: 1 S: 6	H: 1 LOB: 0 BB: 0 P: 6	R: 0 E: 0 K: 1 S: 5	H: 0 LOB: 0 BB: 0 P: 5	R: 5 E: 0 K: 1 S: 9	H: 6 LOB: 1 BB: 0 P: 9	R: 0 E: 0 K: 0 S: 4	H: 1 LOB: 1 BB: 0 P: 4	R: 0 E: 0 K: 1 S: 6	H: 1 LOB: 1 BB: 0 P: 6	R: 0 E: 0 K: 0 S: 4	H: 0 LOB: 0 BB: 0 P: 3	R: 0 E: 0 K: 1 S: 6	H: 2 LOB: 2 BB: 0 P: 6	R: 0 E: 0 K: 0 S: 3	H: 1 LOB: 0 BB: 0 P: 3	R: 2 E: 0 K: 0 S: 6	H: 2 LOB: 0 BB: 0 P: 6	1B: 11 2B: 3 3B: 2 HR: 1	SF: 1 SAC: 2 DP: 1 HBP: 0	WP: 1 PB: 0 SB: 0 CS: 0	PA: 52		
PITCHER	IP WLS BF H R ER SO BB IBB HBP BLK WP HR S P ERA WHIP	2.2 0 14 6 6 6 2 0 0 0 0 0 0 20 20 0.00 1.154	3.9 0 18 5 0 0 2 0 0 0 0 0 0 5 9 13.50 3.000	2.28 0 11 3 1 1 1 1 0 0 0 0 0 15 0.00 0.900	2.55 0 5 2 2 2 0 0 0 0 0 0 1 5 5 18.00 2.000																			

Milwaukee Brewers @ New York Yankees
Yankee Stadium, Bronx, NY
Wed Jun 30 1982, 7:05 PM EDT
Att. 20,815 - Unknown - 79 F

AB 48
R 9
H 17
RBI 9
BB 1
SO 6
LOB 12



Batter	1	2	3	4	5	6	7	8	9	10	11	12	AB	R	H	RBI	BB	SO	LOB	BOTTOM		
Willie Randolph, R OBP: 0.371, SLG: 0.368 (1, 4)	6-3		G6-4-3										5	1	2	2	0	0	1			
Ken Griffey, L OBP: 0.323, SLG: 0.392 (1, 9)	F9			G3	4-3								6	0	3	1	0	0	2			
Dave Winfield, R OBP: 0.346, SLG: 0.495 (1, 7)	1B			6-3									4	0	1	2	0	1	1			
Lou Piniella, R OBP: 0.390, SLG: 0.459 Oscar Gamble, L OBP: 0.359, SLG: 0.473 (1, 10) (7, PH)	F8												2	0	0	0	1	0	1			
Jerry Mumphrey, S OBP: 0.374, SLG: 0.368 (1, 8)		F8											5	0	1	0	1	1	1			
Graig Nettles, L OBP: 0.300, SLG: 0.341 (1, 5)		4-3											6	0	0	0	0	1	3			
Roy Smalley, S OBP: 0.355, SLG: 0.401 (1, 6)		L6											6	1	2	0	0	1	1			
Dave Collins, S OBP: 0.307, SLG: 0.324 (1, 3)													4	3	1	1	2	1	4			
Butch Wynegar, S OBP: 0.371, SLG: 0.365 Bobby Murcer, L OBP: 0.311, SLG: 0.410 Juan Espino, R (10, 2)													3	1	2	1	0	0	1			
													1	1	1	0	0	0	0			
													2	0	0	0	0	1	3			
Inning Stats	R: 0 E: 0 K: 0 S: 4	H: 1 LOB: 1 BB: 0 P: 4	R: 0 E: 0 K: 0 S: 3	H: 0 LOB: 0 BB: 0 P: 3	R: 0 E: 0 K: 1 S: 5	H: 1 LOB: 0 BB: 0 P: 5	R: 0 E: 0 K: 0 S: 5	H: 0 LOB: 0 BB: 0 P: 5	R: 4 E: 0 K: 1 S: 10	H: 5 LOB: 1 BB: 0 P: 10	R: 0 E: 0 K: 0 S: 3	H: 0 LOB: 0 BB: 0 P: 3	R: 2 E: 0 K: 0 S: 5	H: 2 LOB: 1 BB: 1 P: 9	R: 0 E: 0 K: 1 S: 6	H: 1 LOB: 1 BB: 0 P: 6	R: 0 E: 0 K: 1 S: 8	H: 1 LOB: 1 BB: 0 P: 8	1B: 12 2B: 1 3B: 1 HR: 0	SF: 3 SAC: 0 DP: 1 HBP: 0	WP: 0 PB: 0 SB: 2 CS: 0	PA: 54
PITCHER	IP WLS BF H R ER SO BB IBB HBP BLK WP HR S P ERA WHIP	6.1 0 27 6 4 4 2 2 0 0 0 0 0 29 37 5.68 1.263	7.1 0 27 4 3 3 4 1 0 0 0 0 0 26 30 5.79 1.071	12.1 0 6 2 0 0 1 1 0 0 0 0 0 7 11 0.00 3.000																		

Milwaukee Brewers @ New York Yankees
Yankee Stadium, Bronx, NY
Wed Jun 30 1982, 7:05 PM EDT
Att. 20,815 - Unknown - 79 F

AB 47
R 7
H 14
RBI 7
BB 4
SO 7
LOB 20

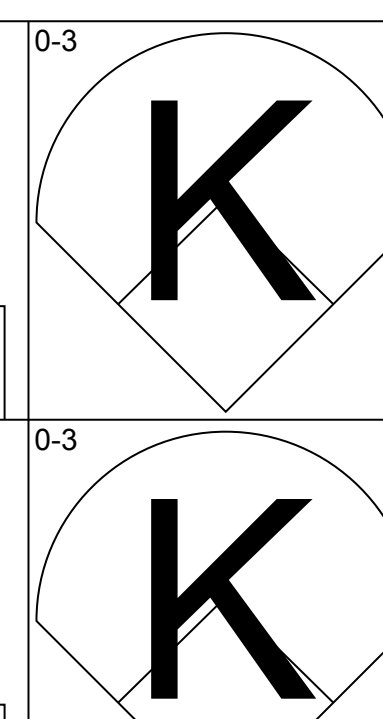
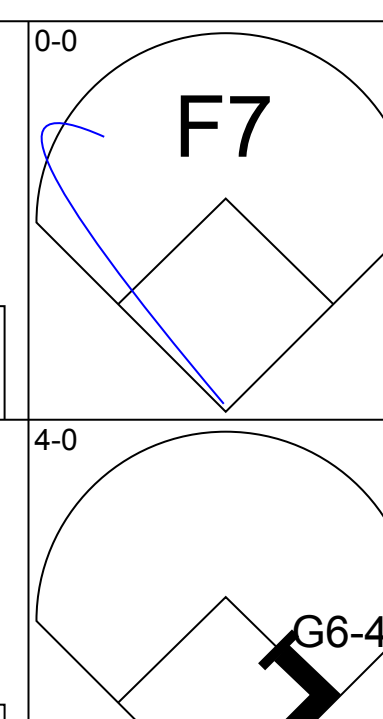
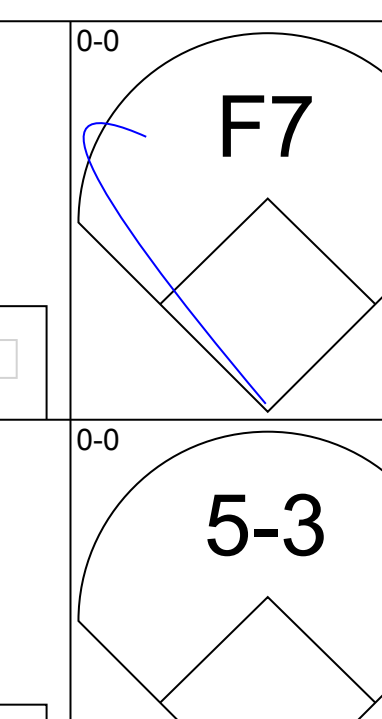
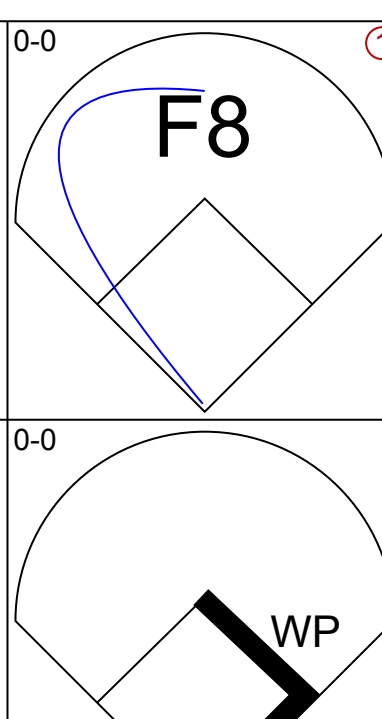
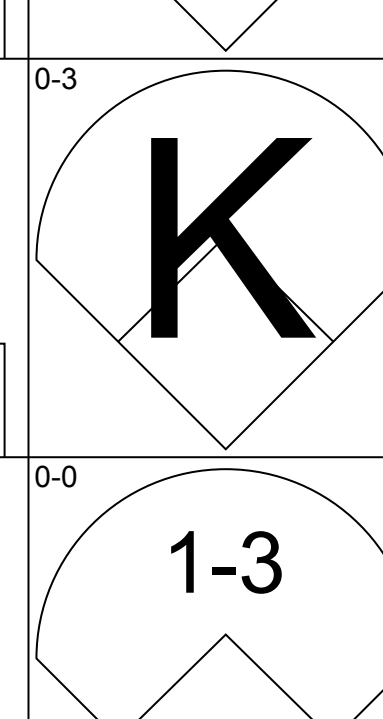
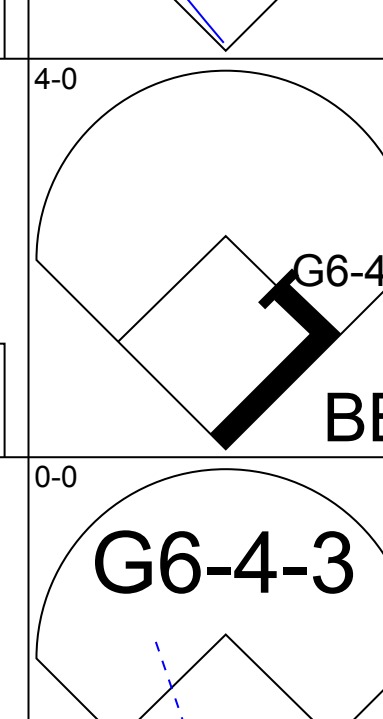
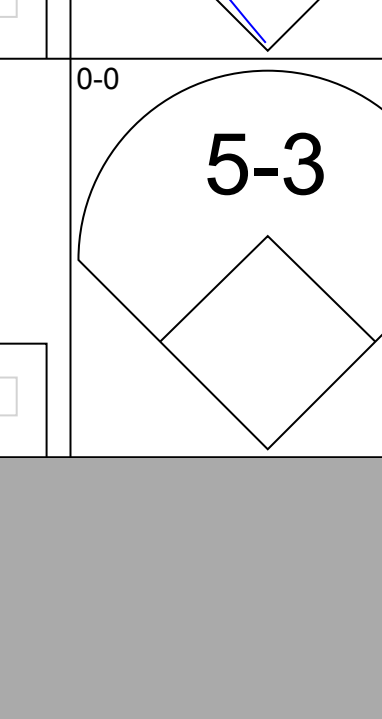
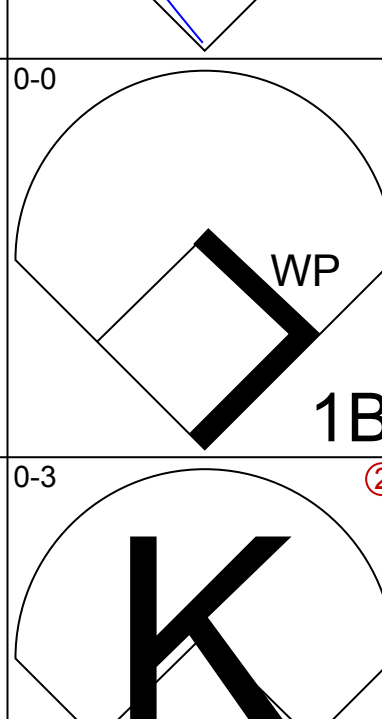
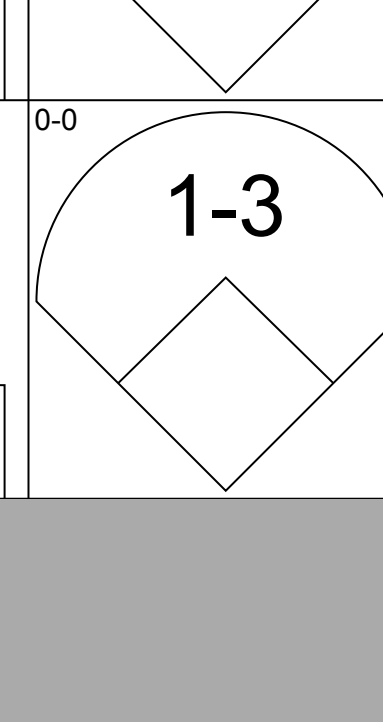
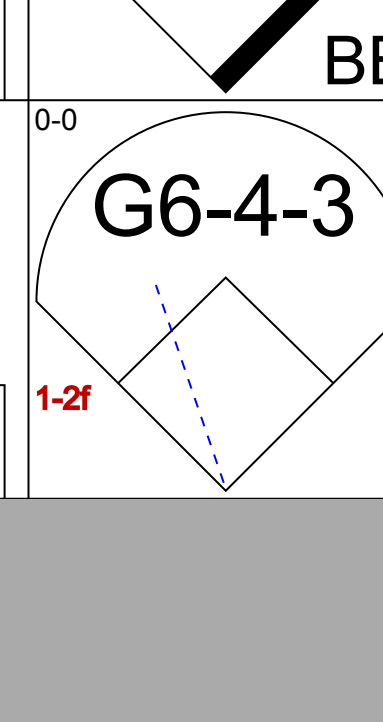
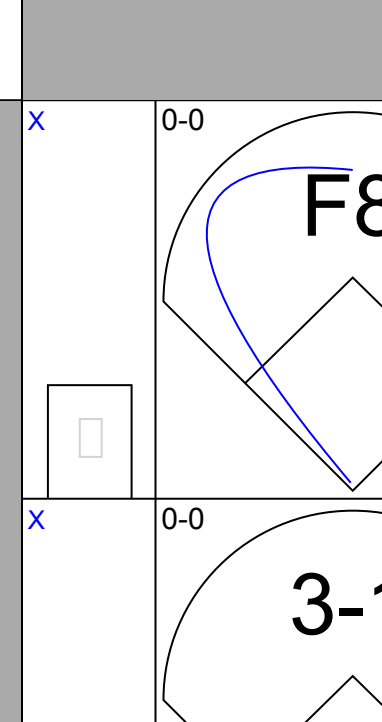
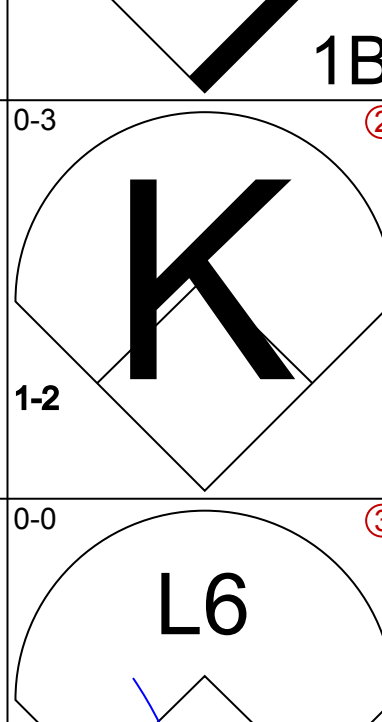
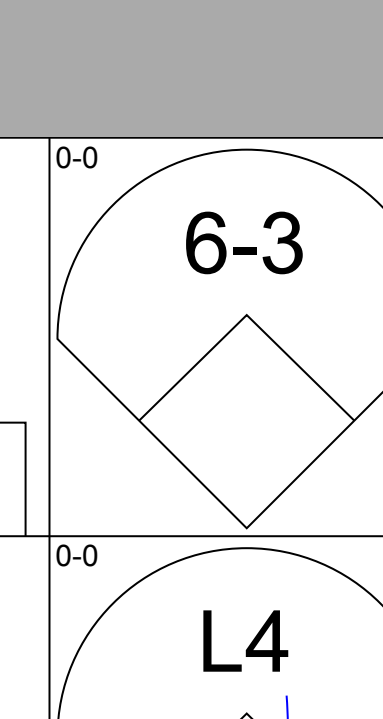
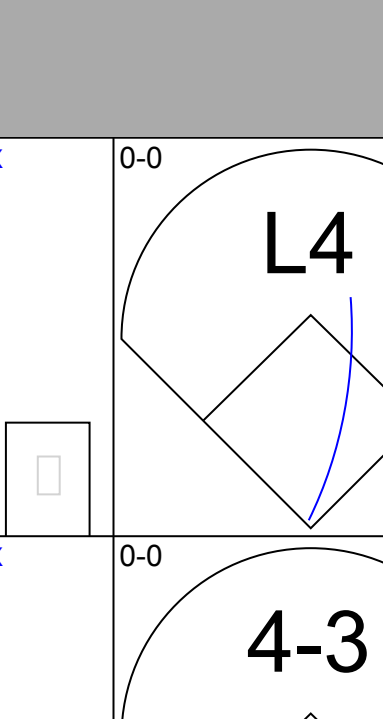
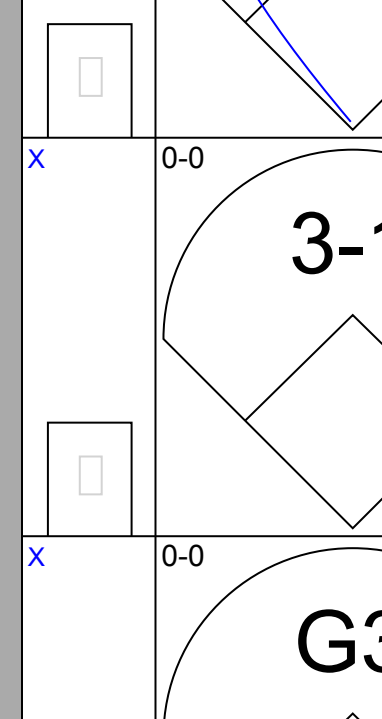
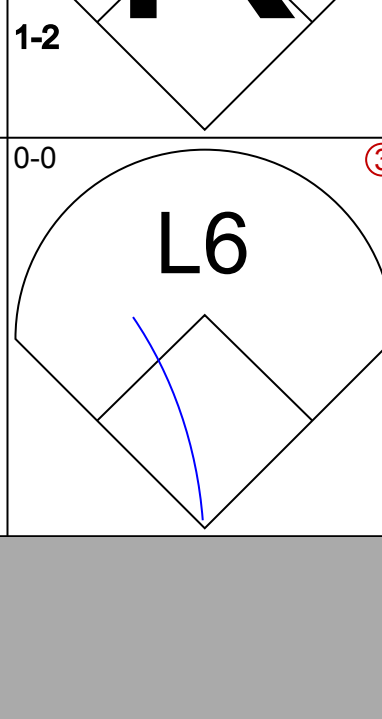
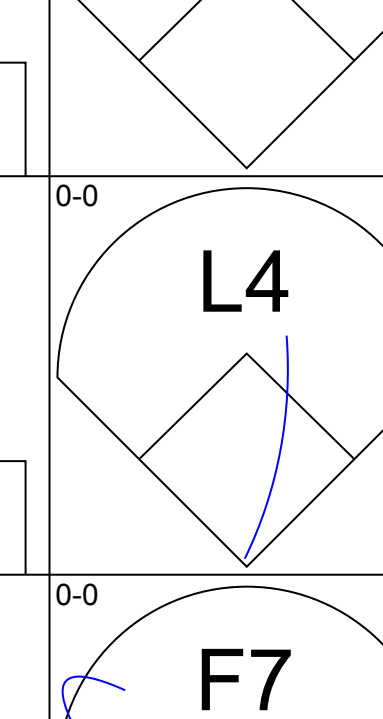
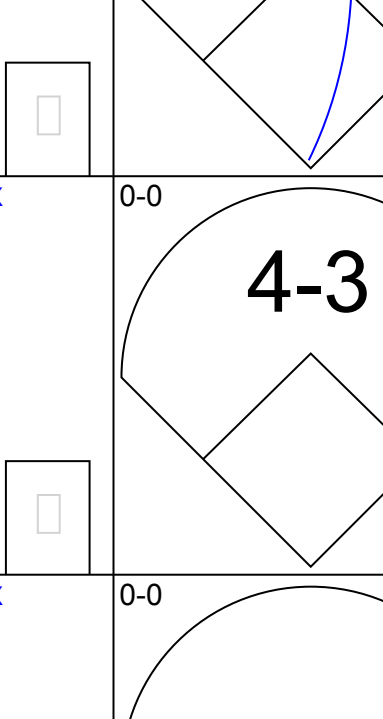
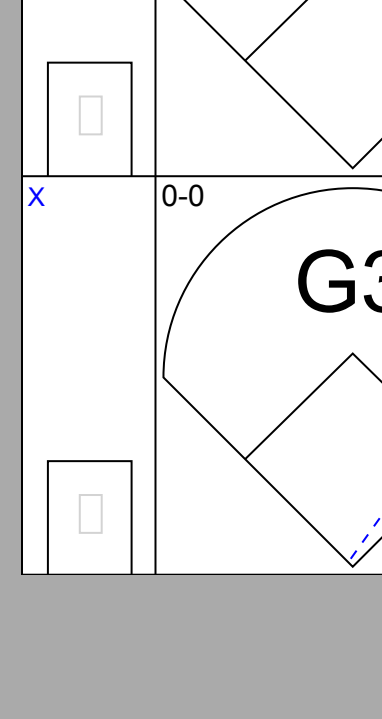
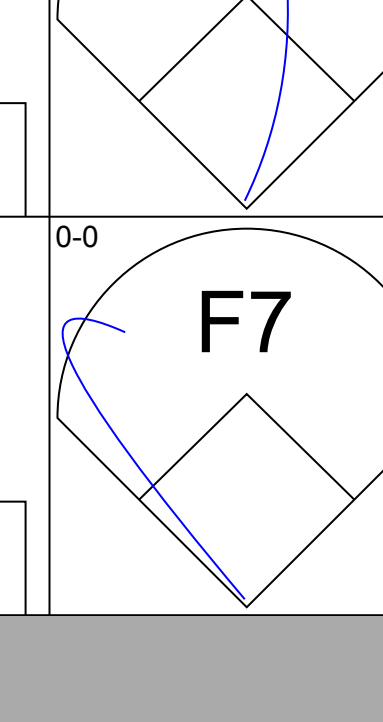
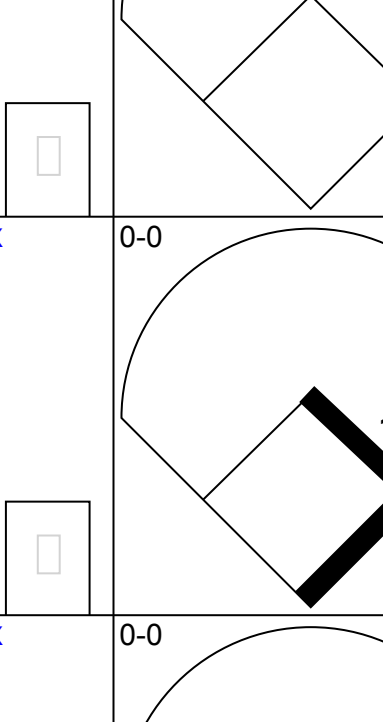
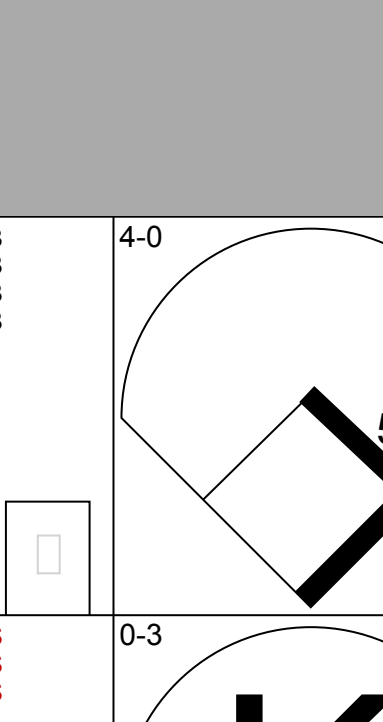
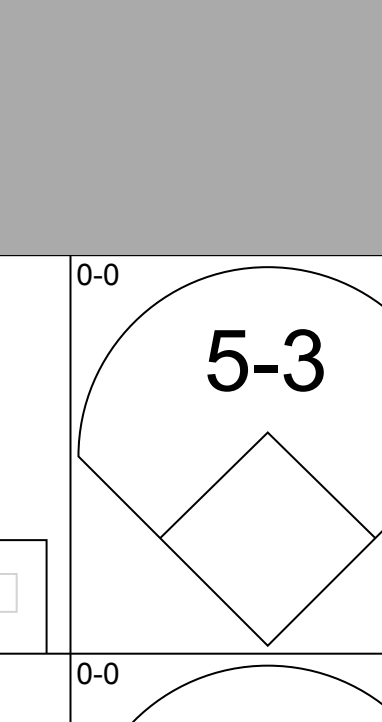
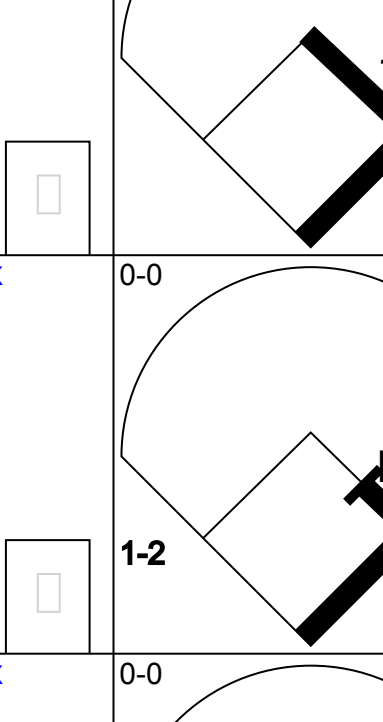
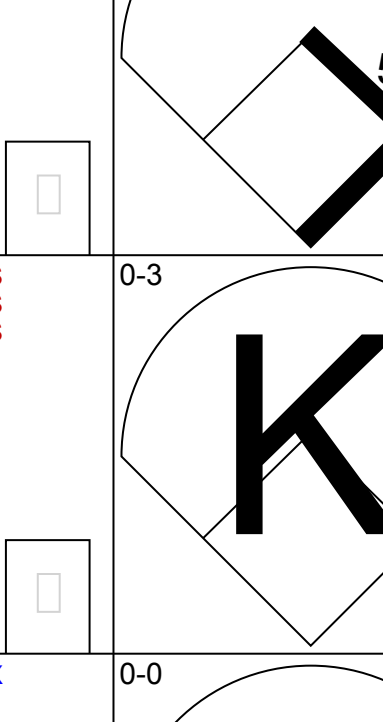
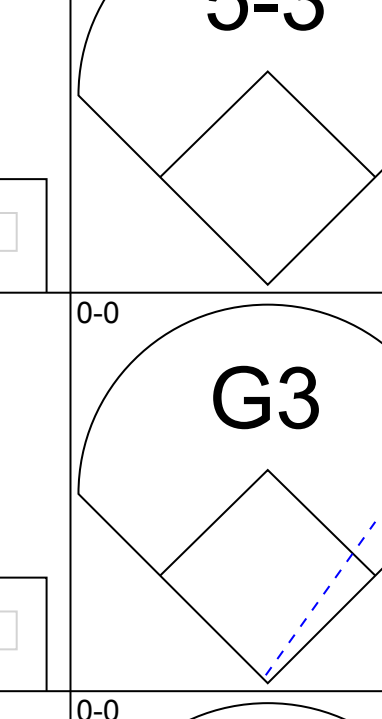
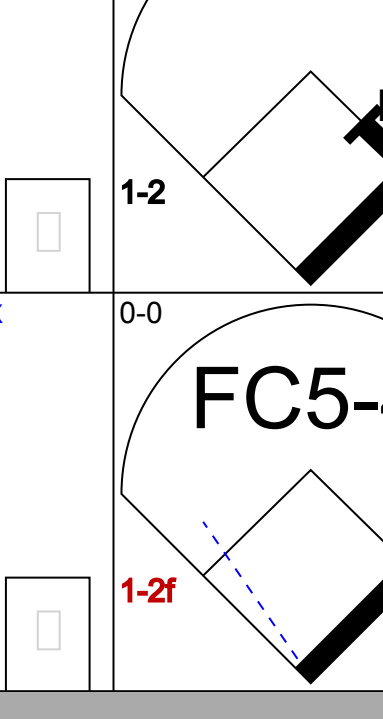
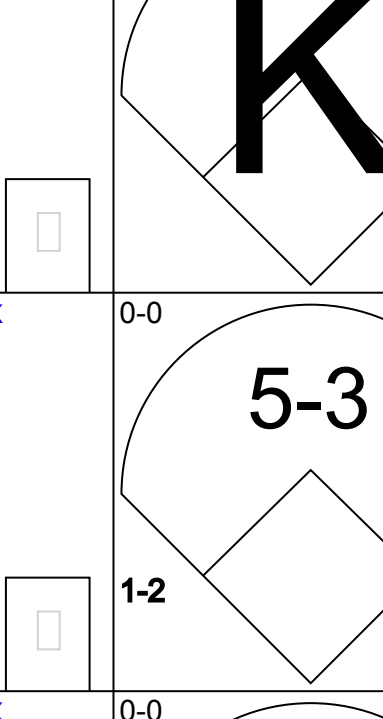
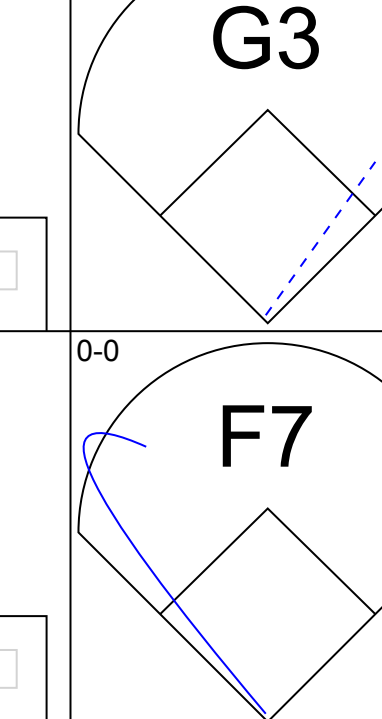
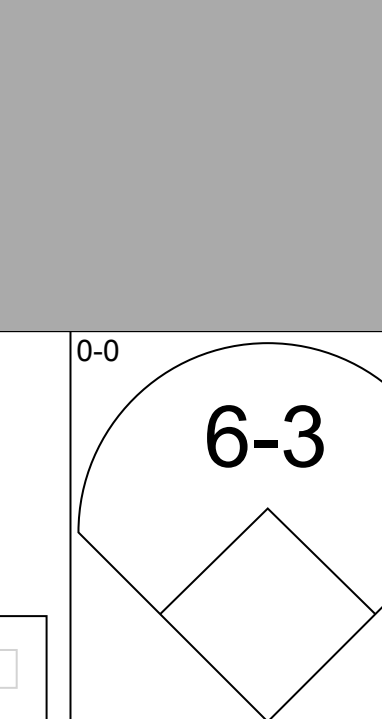
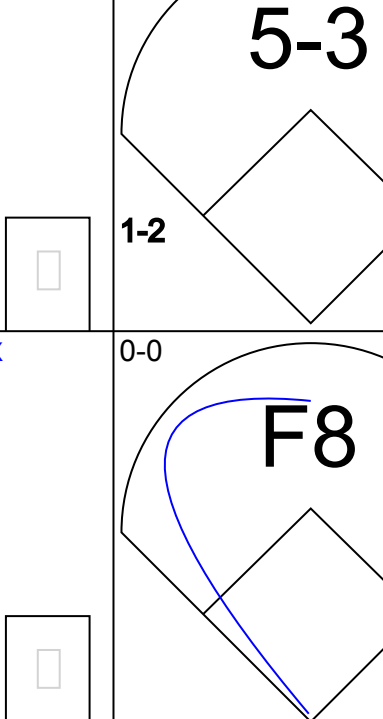


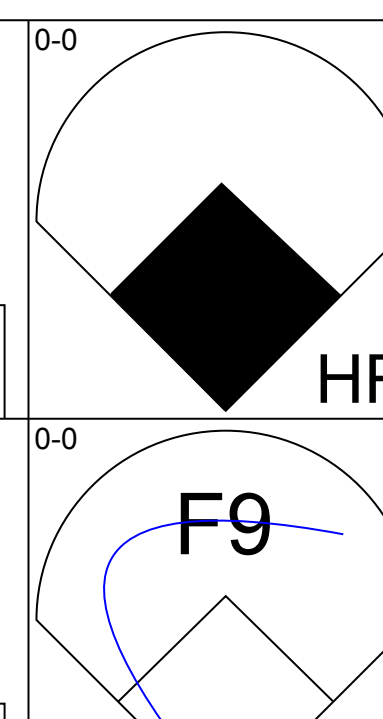
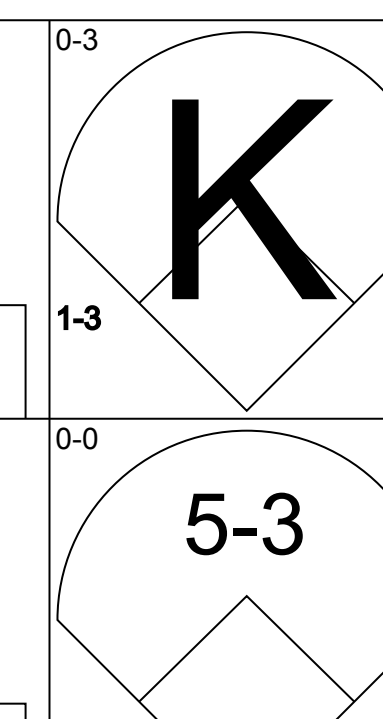
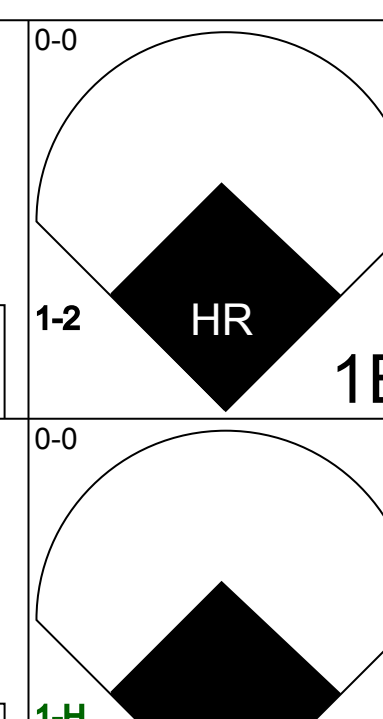
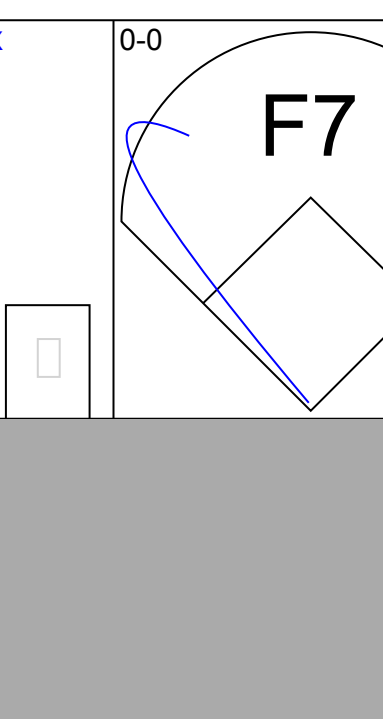
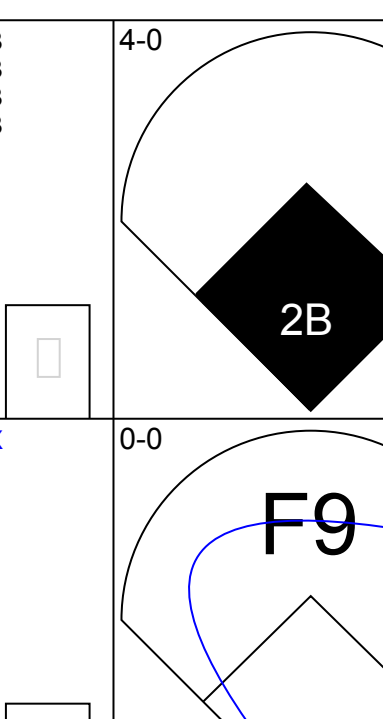
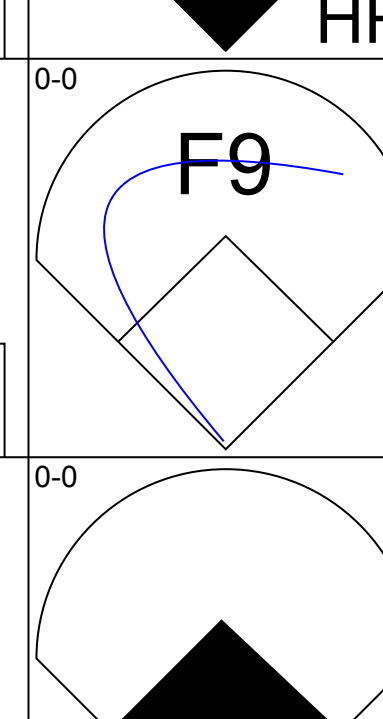
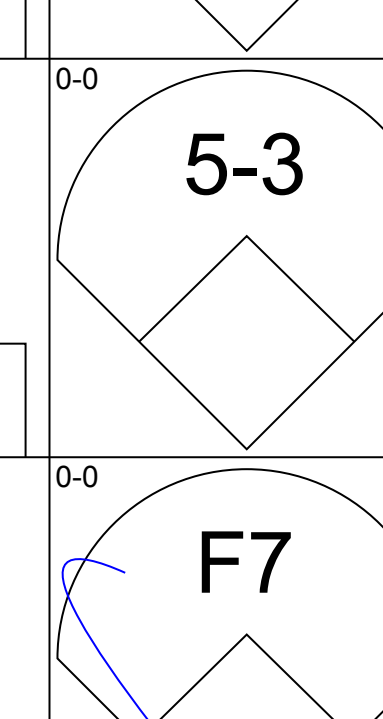
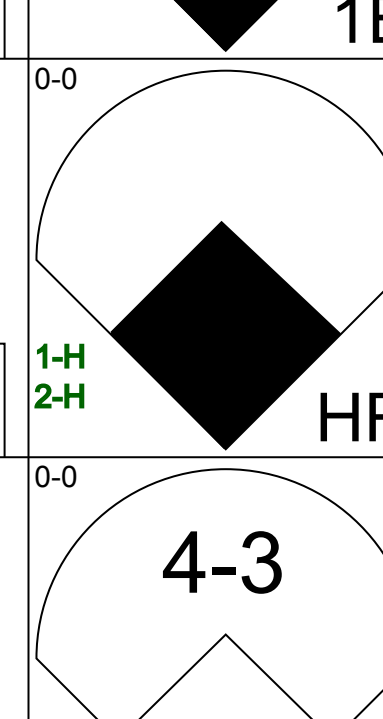
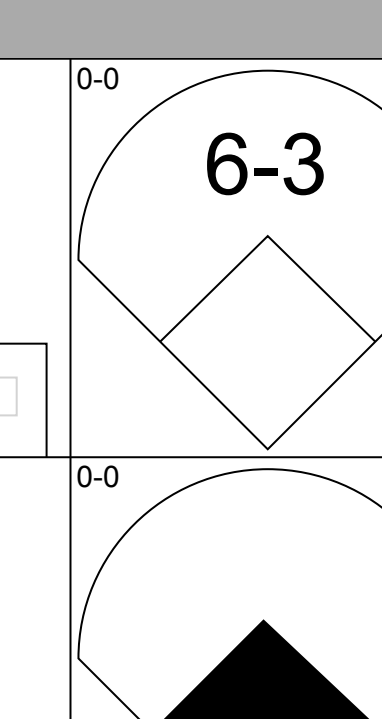
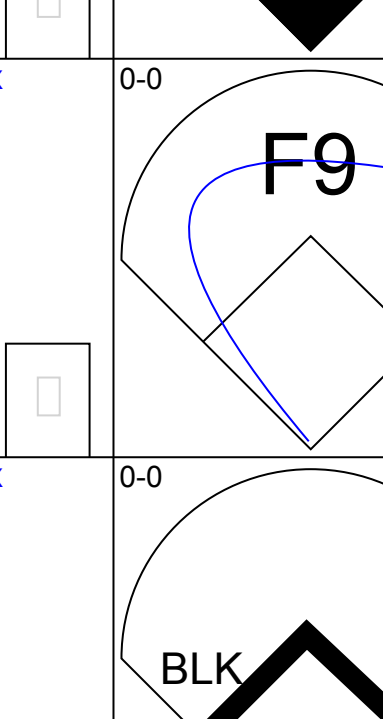
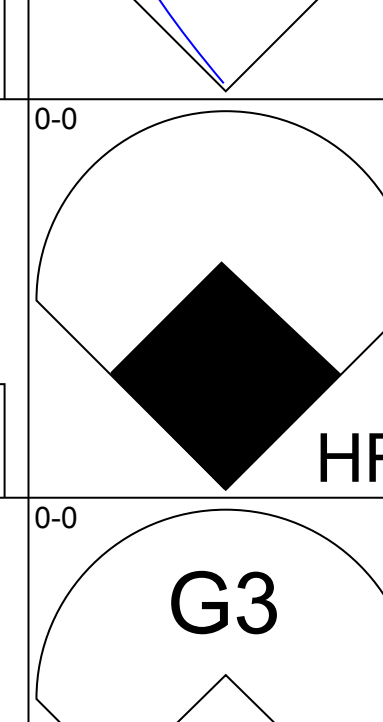
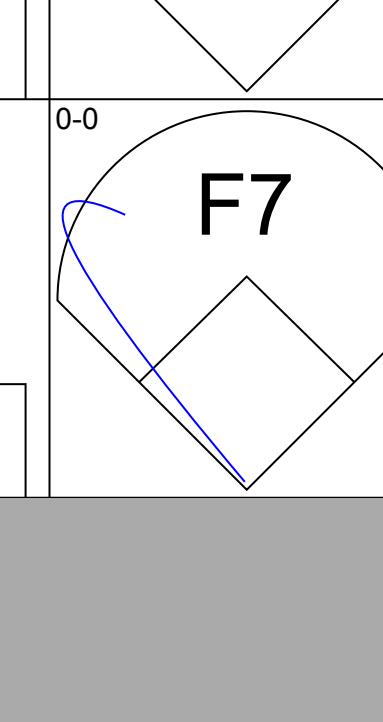
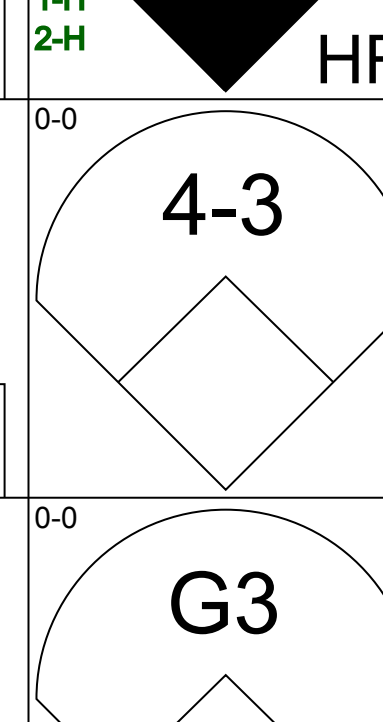
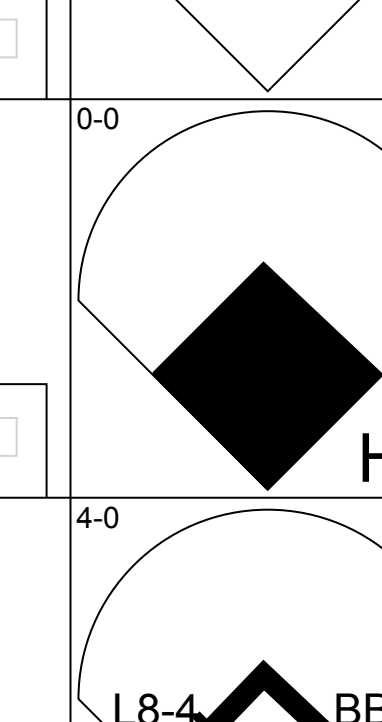
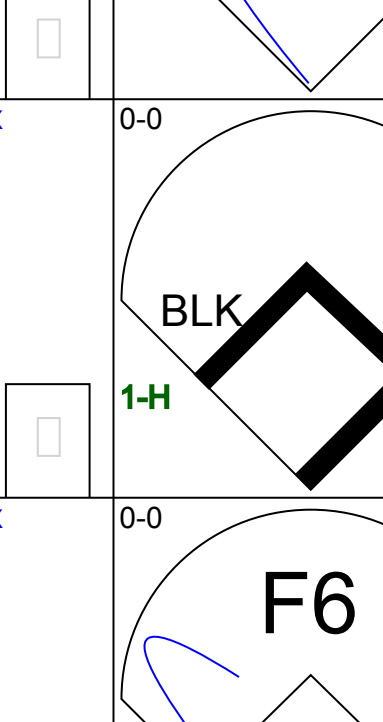
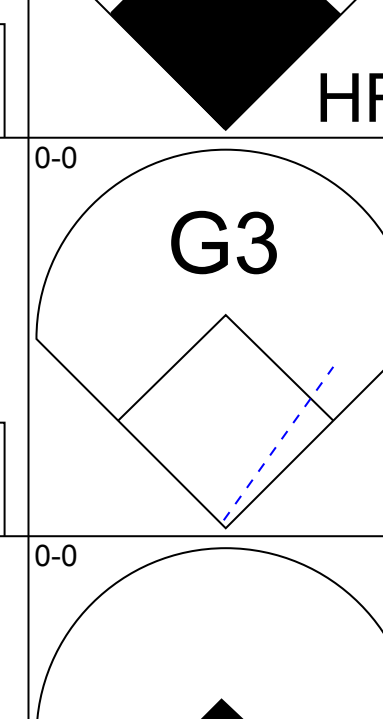
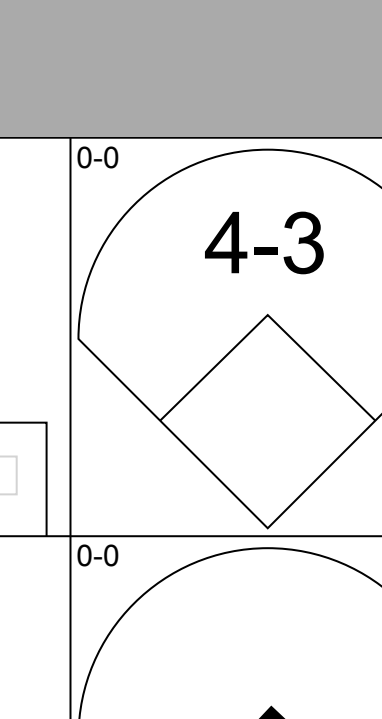
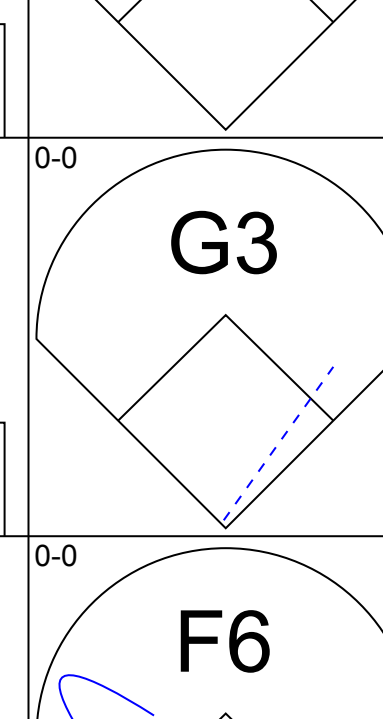
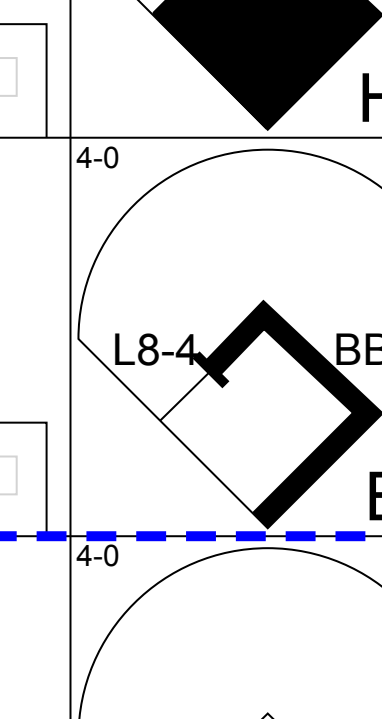
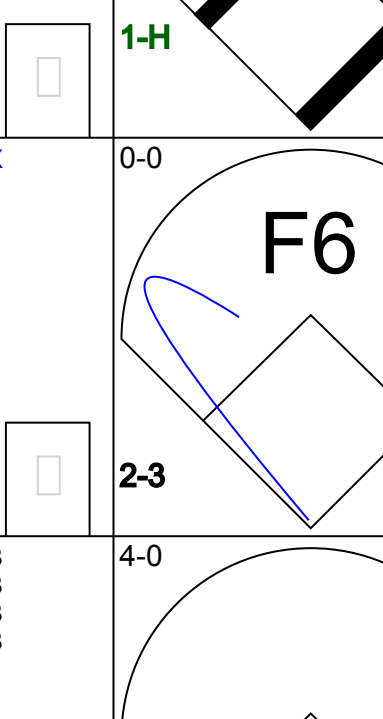
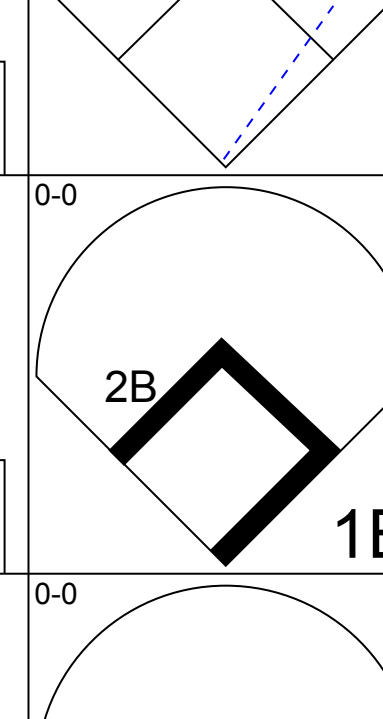
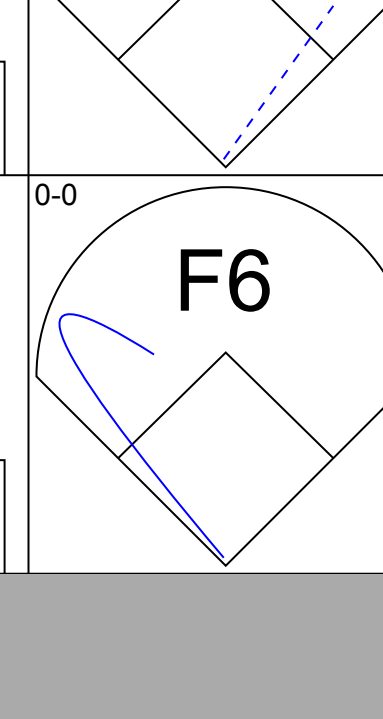
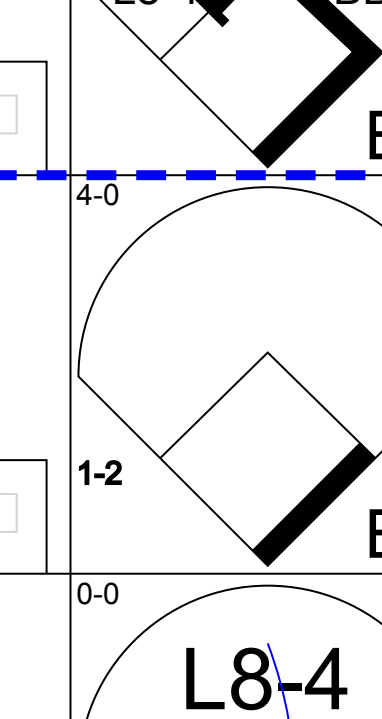
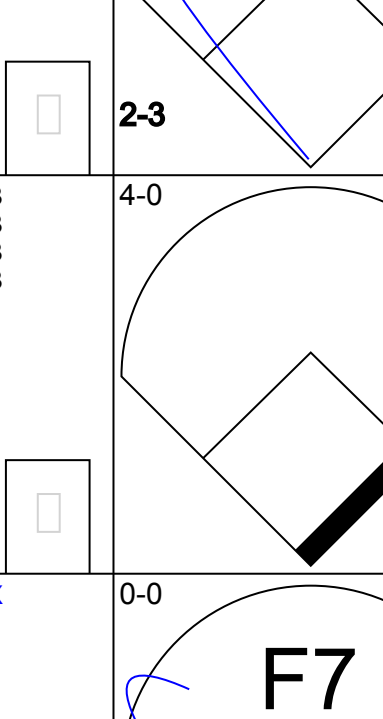
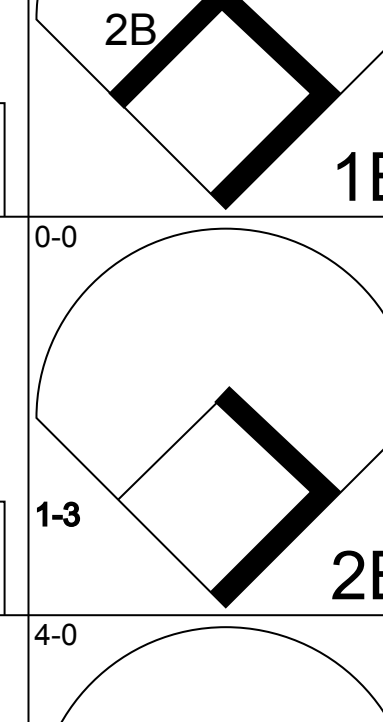
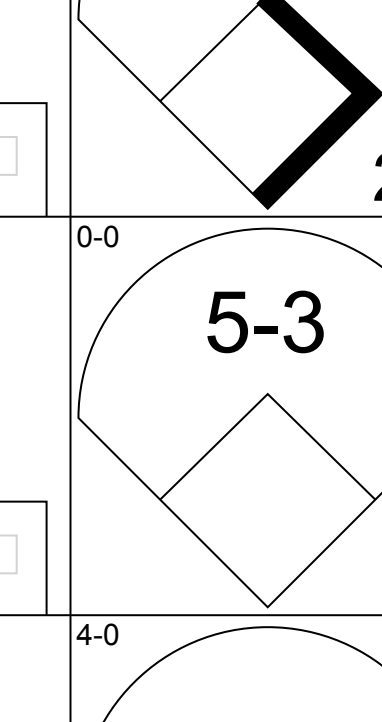
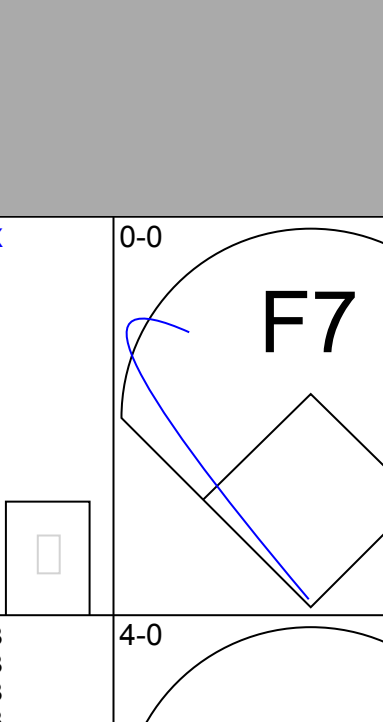
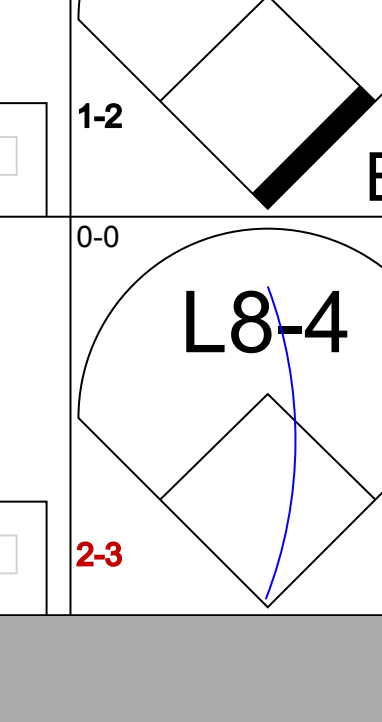
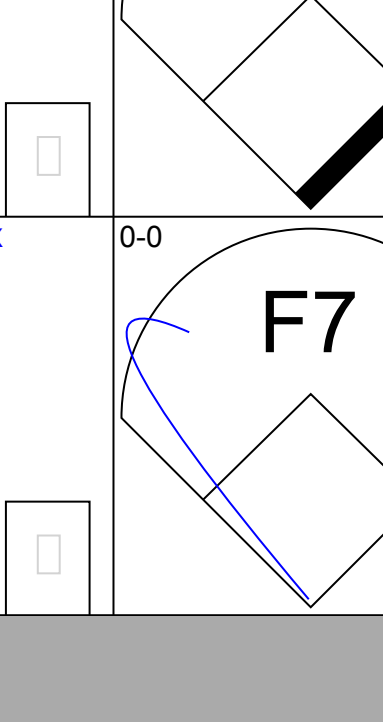
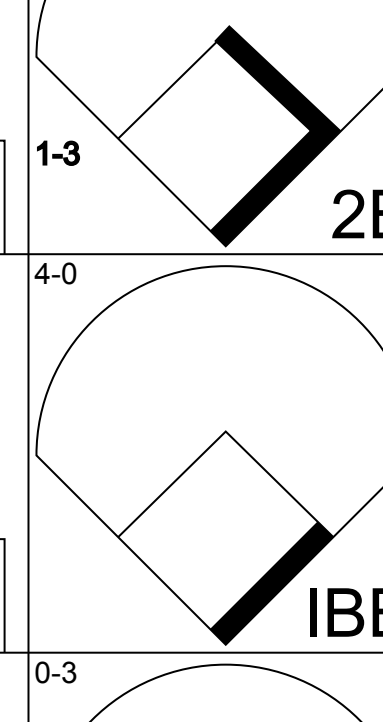
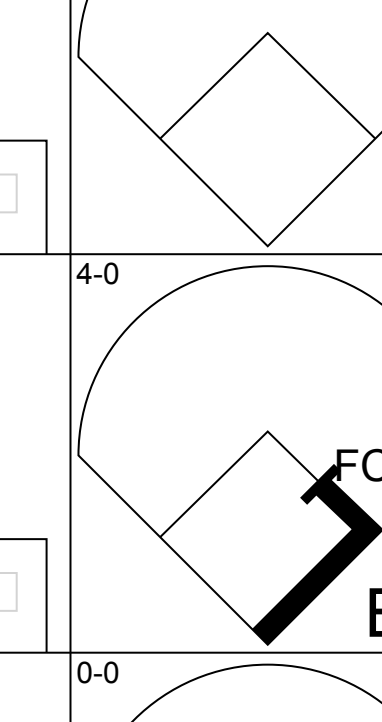
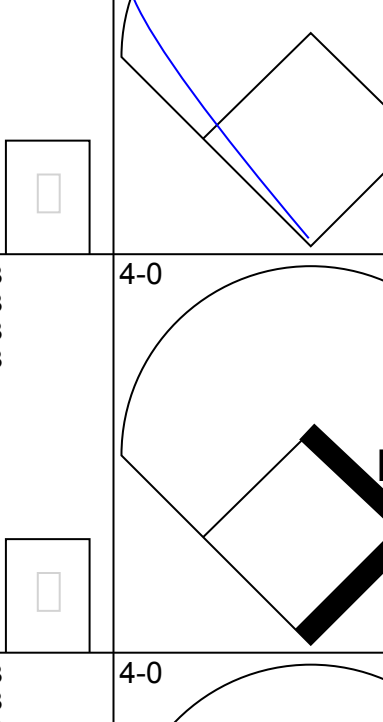
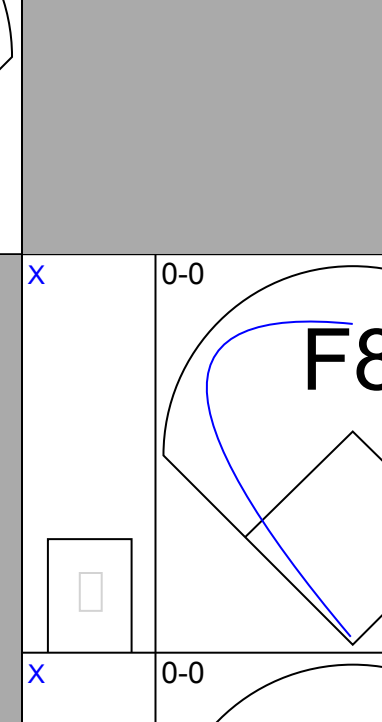
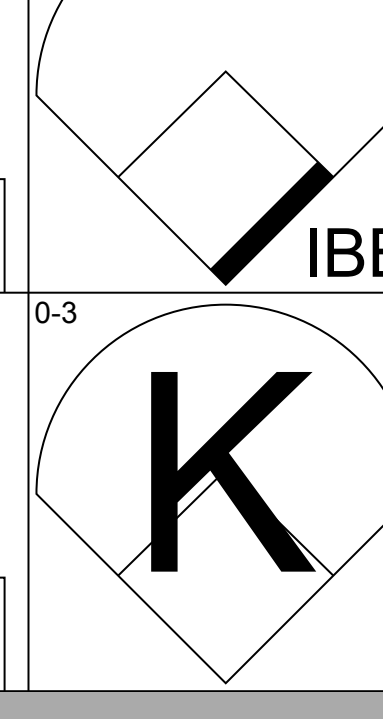
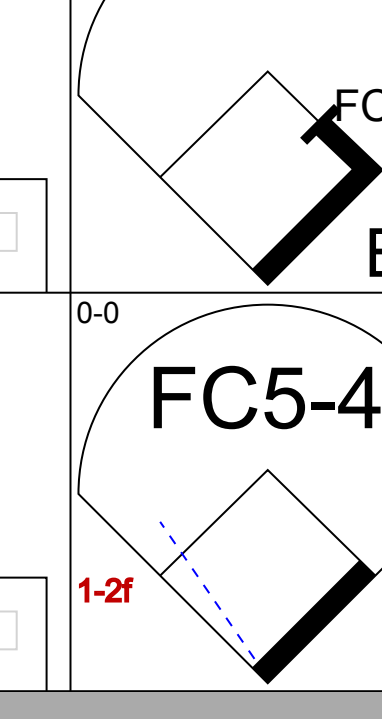
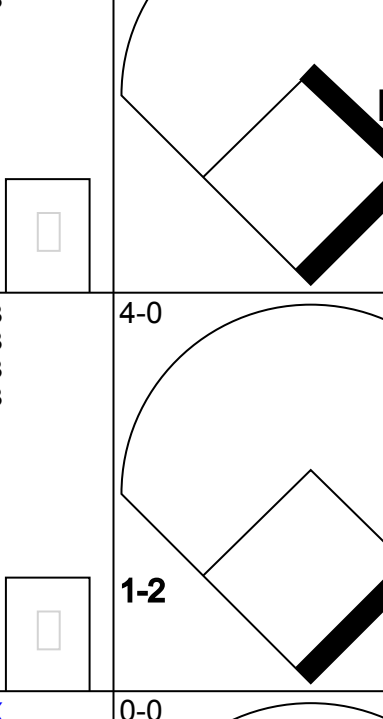
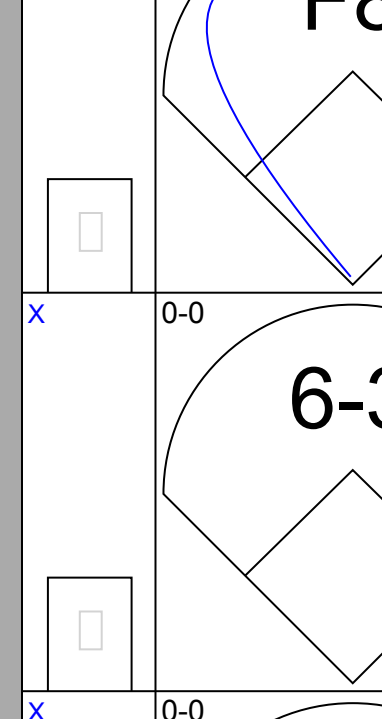
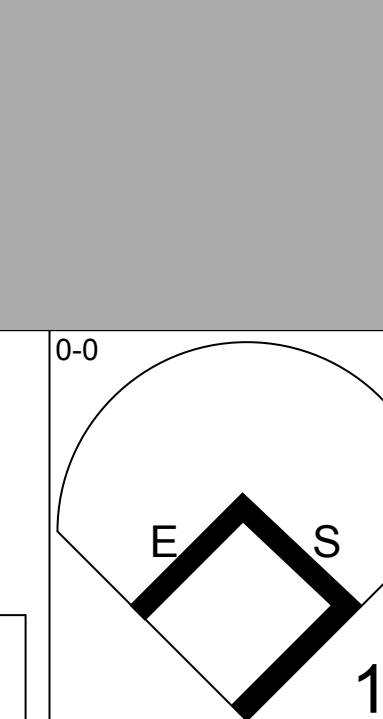
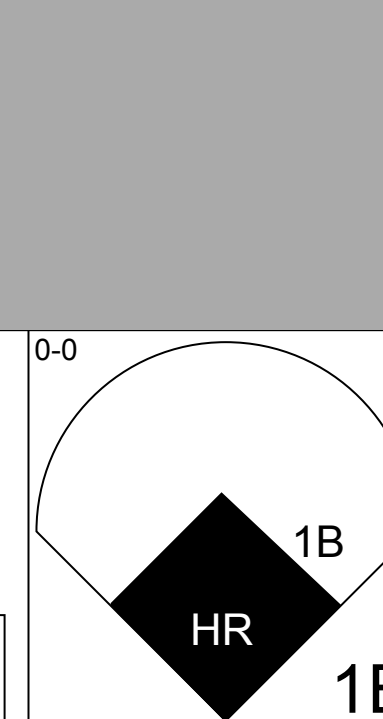
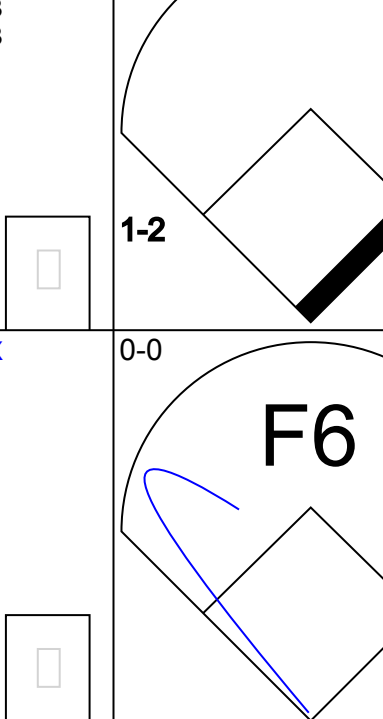
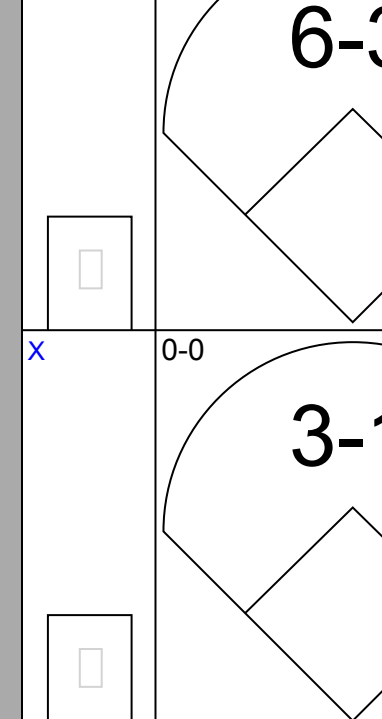
Batter	1	2	3	4	5	6	7	8	9	AB	R	H	RBI	BB	SO	LOB	TOP			
Paul Moltzer, R (1, 5) OBP: 0.366, SLG: 0.426	0-0 G1-4-3 1B		0-0 F6			0-0 6-3		0-0 L3		4	0	1	0	0	0	0	Milwaukee Brewers @ New York Yankees Yankee Stadium, Bronx, NY Thu Jul 01 1982, 7:05 PM EDT Att: 20,116 - Unknown - 76 F AB 33 R 3 H 7 RBI 3 BB 3 SO 5 LOB 13			
Robin Yount, R (1, 6) OBP: 0.350, SLG: 0.547	0-0 G1-4-3 1-2		0-3 K			0-0 4-3 1B		4-0 HR BB		3	2	1	0	1	1					
Cecil Cooper, L (1, 3) OBP: 0.363, SLG: 0.571	0-0 6-3			0-0 G3		0-0 4-3		0-0 F7		4	0	0	0	0	0	2				
Ted Simmons, S (1, 2)		0-0 BB 1B		0-0 3-1		0-0 1B		0-0 HR		4	1	3	3	0	0	0				
Ben Oglivie, L (1, 7)	0-0 F7		0-0 F9		0-0 F4		0-0 F8			4	0	0	0	0	0	2				
Gorman Thomas, R (1, 8) OBP: 0.347, SLG: 0.534			0-3 K		0-3 K				0-3 K	4	0	1	0	0	3	1				
Roy Howell, L (1, 10) OBP: 0.308, SLG: 0.367		4-0 BB		0-0 G3		0-0 5-3 1B		0-0 F7		3	0	0	0	1	0	1				
Ed Romero, R (1, 4) OBP: 0.291, SLG: 0.320		0-0 F8		4-0 BB		0-0 5-3		0-0 1B		2	0	0	0	1	0	3				
Marshall Edwards, L (9, PH) OBP: 0.256, SLG: 0.380										1	0	1	0	0	0	0				
Charlie Moore, R (1, 9) OBP: 0.276, SLG: 0.321			0-0 4-3		0-3 K		0-0 G3		0-0 F7	3	0	0	0	0	1	2				
Don Money, R (9, PH) OBP: 0.353, SLG: 0.576										1	0	0	0	0	0	1				
Inning Stats	R: 0 E: 0 K: 0 S: 3	H: 1 LOB: 0 BB: 0 P: 3	R: 0 E: 0 K: 1 S: 6	H: 1 LOB: 2 BB: 1 P: 10	R: 0 E: 0 K: 1 S: 5	H: 0 LOB: 0 BB: 0 P: 5	R: 0 E: 0 K: 0 S: 3	H: 0 LOB: 1 BB: 1 P: 3	R: 1 E: 0 K: 0 S: 5	H: 2 LOB: 1 BB: 0 P: 5	R: 0 E: 0 K: 0 S: 4	H: 1 LOB: 0 BB: 0 P: 4	R: 2 E: 0 K: 0 S: 4	H: 1 LOB: 0 BB: 1 P: 8	R: 0 E: 0 K: 1 S: 6	H: 1 LOB: 1 BB: 0 P: 6	1B: 6 2B: 0 3B: 0 HR: 1	SF: 0 SAC: 0 DP: 1 HBP: 0	WP: 0 PB: 0 CS: 0	PA: 36
PITCHER	IP WLS BF H R ER SO BB IBB HBP BLK WP HR S P ERA WHIP																			
Mike Morgan, R (1, 1) ERA: 4.11	9.0 W 36 7 3 3 5 3 0 0 0 0 1 43 55 3.00 1.111																			

Batter	1	2	3	4	5	6	7	8	9	AB	R	H	RBI	BB	SO	LOB	BOTTOM			
Willie Randolph, R (1, 4) OBP: 0.370, SLG: 0.366	0-0 3B 1B	0-0 6-3		0-0 F8		0-0 G5-4-3				4	1	1	0	0	0	1	Milwaukee Brewers @ New York Yankees Yankee Stadium, Bronx, NY Thu Jul 01 1982, 7:05 PM EDT Att: 20,116 - Unknown - 76 F AB 31 R 5 H 11 RBI 5 BB 2 SO 2 LOB 10			
Ken Griffey, L (1, 9) OBP: 0.330, SLG: 0.418	0-0 1B	0-0 3B		0-0 FC6-4 1B		0-0 F5				4	1	3	1	0	0	0				
Jerry Mumphrey, S (1, 8) OBP: 0.377, SLG: 0.367	0-0 2B 1B	4-0 BB		0-0 FC6-4		0-0 L5				3	1	1	1	1	0	1				
Oscar Gamble, L (1, 10) OBP: 0.365, SLG: 0.481	0-0 F8 1B	0-0 F6			1-0 HBP		0-0 L5			2	1	1	1	0	0	2				
Lou Piniella, R (7, PH) OBP: 0.397, SLG: 0.456	1-0 1B 2B									1	0	0	0	0	0	0				
Dave Winfield, R (1, 7) OBP: 0.340, SLG: 0.486	0-0 F8		0-0 F9		0-0 G4-6-3		0-0 F7			4	0	0	0	0	0	2				
Graig Nettles, L (1, 5) OBP: 0.309, SLG: 0.351	0-0 WP 1B		0-0 4-3		0-0 FC5-4 1B		0-0 CS 1B			4	1	3	1	0	0	0				
Roy Smalley, S (1, 6) OBP: 0.357, SLG: 0.490	0-0 G4-6-3 1B		4-0 BB		0-0 FC5-4		0-3 K			3	0	1	1	1	1	2				
Dave Collins, S (1, 3) OBP: 0.303, SLG: 0.319	0-0 G4-6-3		0-0 F9			0-0 F9				3	0	0	0	0	0	2				
Butch Wynegar, S (1, 2) OBP: 0.370, SLG: 0.364		0-0 6-3		0-3 K		0-0 G5-4-3 1B				3	0	1	0	0	1	0				
Inning Stats	R: 5 E: 0 K: 0 S: 8	H: 6 LOB: 0 BB: 0 P: 8	R: 0 E: 0 K: 0 S: 4	H: 1 LOB: 1 BB: 1 P: 8	R: 0 E: 0 K: 1 S: 3	H: 0 LOB: 1 BB: 1 P: 7	R: 0 E: 0 K: 1 S: 6	H: 1 LOB: 0 BB: 0 P: 6	R: 0 E: 0 K: 0 S: 3	H: 1 LOB: 0 BB: 0 P: 3	R: 0 E: 0 K: 0 S: 3	H: 0 LOB: 0 BB: 0 P: 3	R: 0 E: 0 K: 1 S: 5	H: 1 LOB: 0 BB: 0 P: 5	R: 0 E: 0 K: 0 S: 5	H: 1 LOB: 0 BB: 0 P: 5	1B: 8 2B: 1 3B: 2 HR: 0	SF: 0 SAC: 0 DP: 3 HBP: 1	WP: 1 PB: 0 SB: 1 CS: 1	PA: 34
PITCHER	IP WLS BF H R ER SO BB IBB HBP BLK WP HR S P ERA WHIP																			
Moose Haas, R (1, 1) ERA: 5.15	0.1 L 7 6 5 5 0 0 0 0 0 0 0 7 7 0.00 0.900																			
Jerry Augustine, L (1, 1) ERA: 4.07	6.2 24 4 0 0 1 2 0 1 0 0 0 23 32 0.00 0.900																			
Jim Slaton, R (8, 1) ERA: 3.45	1.0 3 1 0 0 0 1 0 0 0 0 0 5 5 0.00 1.000																			

Batter	1	2	3	4	5	6	7	8	9	AB	R	H	RBI	BB	SO	LOB	TOP			
Wade Boggs, L (1,3) OBP: 0.380, SLG: 0.446										4	1	1	0	0	1	0	Boston Red Sox @ Milwaukee Brewers Milwaukee County Stadium, Milwaukee, WI Fri Jul 02 1982, 8:05 PM EDT Att: 28,957 - Unknown - 69 F			
Dwight Evans, R (1,9) OBP: 0.392, SLG: 0.456										2	2	2	3	2	0	0				
Jim Rice, R (1,7) OBP: 0.383, SLG: 0.485										4	0	1	0	0	0	2				
Tony Perez, R (1,10) OBP: 0.362, SLG: 0.451										4	0	1	0	0	2	0				
Dave Stapleton, R (1,4) OBP: 0.292, SLG: 0.388										3	1	1	2	0	0	0				
Ed Jurak, R (1,5) OBP: 0.300, SLG: 0.222										3	0	0	0	1	1	2				
Glenn Hoffman, R (1,6) OBP: 0.297, SLG: 0.348										4	0	1	0	0	0	1				
Gary Allenson, R (1,2) OBP: 0.273, SLG: 0.292										3	0	0	0	1	0	2				
Reid Nichols, R (1,8) OBP: 0.325, SLG: 0.421										4	1	1	0	0	0	2				
Inning Stats	R: 0 E: 0 K: 1 S: 5	H: 1 LOB: 0 BB: 0 P: 5	R: 1 E: 1 K: 0 S: 4	H: 1 LOB: 1 BB: 1 P: 8	R: 3 E: 0 K: 1 S: 8	H: 3 LOB: 0 BB: 0 P: 8	R: 0 E: 0 K: 0 S: 3	H: 0 LOB: 1 BB: 1 P: 7	R: 1 E: 0 K: 1 S: 7	H: 2 LOB: 2 BB: 1 P: 11	R: 0 E: 0 K: 0 S: 2	H: 0 LOB: 0 BB: 1 P: 6	R: 0 E: 0 K: 1 S: 5	H: 0 LOB: 0 BB: 0 P: 5	R: 0 E: 0 K: 0 S: 3	H: 1 LOB: 0 BB: 0 P: 3		1B: 6 2B: 0 3B: 0 HR: 2	SF: 1 SAC: 0 DP: 3 HBP: 0	WP: 0 PB: 0 SB: 0 CS: 0
PITCHER Bob McClure, L (1,1) ERA: 4.37	IP: 9.0 WLS: W BF: 36	H: 8 R: 5 ER: 5 SO: 4	BB: 4 IBB: 0 HBP: 0 BLK: 0	WP: 0 HR: 2 S: 40 P: 56	ERA: 5.00 WHIP: 1.333	PITCHER										IP: 9.0 WLS: W BF: 36	H: 8 R: 5 ER: 5 SO: 4	BB: 4 IBB: 0 HBP: 0 BLK: 0	WP: 0 HR: 2 S: 40 P: 56	ERA: 5.00 WHIP: 1.333

Batter	1	2	3	4	5	6	7	8	9	AB	R	H	RBI	BB	SO	LOB	BOTTOM			
Paul Molitor, R (1,5) OBP: 0.369, SLG: 0.429										5	2	3	1	0	0	2	Boston Red Sox @ Milwaukee Brewers Milwaukee County Stadium, Milwaukee, WI Fri Jul 02 1982, 8:05 PM EDT Att: 28,957 - Unknown - 69 F			
Robin Yount, R (1,6) OBP: 0.360, SLG: 0.558										5	3	5	1	0	0	0				
Cecil Cooper, L (1,3) OBP: 0.364, SLG: 0.577										4	1	1	4	1	0	5				
Ted Simmons, S (1,2) OBP: 0.290, SLG: 0.439										5	2	2	4	0	1	3				
Ben Oglivie, L (1,7) OBP: 0.330, SLG: 0.490										5	1	1	0	0	0	4				
Gorman Thomas, R (1,8) OBP: 0.348, SLG: 0.555										5	2	2	4	0	1	1				
Roy Howell, L (1,10) OBP: 0.304, SLG: 0.360										5	1	1	0	0	0	0				
Ed Romero, R (1,4) OBP: 0.286, SLG: 0.313										5	2	1	0	0	0	0				
Marshall Edwards, L (1,9) OBP: 0.256, SLG: 0.373										4	0	1	0	0	0	1				
Inning Stats	R: 2 E: 0 K: 1 S: 8	H: 3 LOB: 1 BB: 0 P: 8	R: 0 E: 0 K: 0 S: 3	H: 0 LOB: 0 BB: 0 P: 3	R: 5 E: 1 K: 0 S: 8	H: 4 LOB: 0 BB: 0 P: 8	R: 0 E: 0 K: 1 S: 7	H: 2 LOB: 3 BB: 1 P: 11	R: 2 E: 0 K: 0 S: 7	H: 4 LOB: 2 BB: 0 P: 7	R: 1 E: 0 K: 0 S: 4	H: 1 LOB: 0 BB: 0 P: 4	R: 4 E: 1 K: 0 S: 7	H: 3 LOB: 0 BB: 0 P: 7	R: 0 E: 0 K: 0 S: 3	H: 0 LOB: 0 BB: 0 P: 3		1B: 11 2B: 2 3B: 0 HR: 4	SF: 0 SAC: 0 DP: 0 HBP: 0	WP: 0 PB: 0 SB: 1 CS: 0
PITCHER Mike Torrez, R (1,1) ERA: 6.78	IP: 4.2 WLS: L BF: 29	H: 13 R: 9 ER: 8 SO: 2	BB: 0 IBB: 1 HBP: 0 BLK: 0	WP: 0 HR: 2 S: 32 P: 36	ERA: 15.43 WHIP: 2.786	PITCHER										IP: 3.1 WLS: L BF: 15	H: 4 R: 5 ER: 4 SO: 0	BB: 0 IBB: 0 HBP: 0 BLK: 0	WP: 0 HR: 2 S: 15 P: 15	ERA: 10.80 WHIP: 1.200

Batter	1	2	3	4	5	6	7	8	9	AB	R	H	RBI	BB	SO	LOB	TOP		
Jerry Remy, L (1,4) OBP: 0.347, SLG: 0.309										4	0	0	0	0	1	0	Boston Red Sox @ Milwaukee Brewers Milwaukee County Stadium, Milwaukee, WI Sat Jul 03 1982, 8:05 PM EDT Att: 55,716 - Unknown - 76 F livebaseballscorecards.com		
Dwight Evans, R (1,9) OBP: 0.394, SLG: 0.454										3	0	1	0	1	1	0			
Jim Rice, R (1,7) OBP: 0.378, SLG: 0.477										4	0	0	0	0	1	2			
Carl Yastrzemski, L (1,10) OBP: 0.375, SLG: 0.484										4	0	0	0	0	0	1			
Rich Gedman, L (1,2) OBP: 0.316, SLG: 0.425										3	0	0	0	0	0	0			
Wade Boggs, L (1,5) OBP: 0.392, SLG: 0.448										2	0	1	0	1	0	0			
Dave Stapleton, R (1,3) OBP: 0.293, SLG: 0.388										3	0	1	0	0	1	1			
Glenn Hoffman, R (1,6) OBP: 0.294, SLG: 0.345										3	0	0	0	0	0	3			
Rick Miller, L (1,8) OBP: 0.336, SLG: 0.325										3	0	0	0	0	0	1			
Inning Stats	R: 0 E: 0 K: 2 S: 7	H: 0 LOB: 0 BB: 0 P: 7	R: 0 E: 0 K: 0 S: 3	H: 0 LOB: 0 BB: 0 P: 3	R: 0 E: 0 K: 0 S: 3	H: 0 LOB: 0 BB: 0 P: 3	R: 0 E: 0 K: 0 S: 2	H: 2 LOB: 2 BB: 0 P: 6	R: 0 E: 0 K: 0 S: 5	H: 0 LOB: 0 BB: 0 P: 3	R: 0 E: 0 K: 0 S: 3	H: 0 LOB: 0 BB: 0 P: 3	R: 0 E: 0 K: 1 S: 5	H: 0 LOB: 1 BB: 1 P: 9	R: 0 E: 0 K: 1 S: 6	H: 1 LOB: 1 BB: 0 P: 6	1B: 3 2B: 0 3B: 0 HR: 0	SF: 0 SAC: 0 DP: 1 HBP: 0	WP: 1 PA: 31 PB: 0 SB: 0 CS: 0
PITCHER Pete Vuckovich, R (1,1) ERA: 3.1	IP: 9.0 WLS: W BF: 31 H: 3 R: 0 ER: 0 SO: 4 BB: 2 IBB: 0 HBP: 0 BLK: 0 WP: 1 HR: 0 S: 37 P: 45 ERA: 0.00 WHIP: 0.556															PITCHER			

Batter	1	2	3	4	5	6	7	8	9	AB	R	H	RBI	BB	SO	LOB	BOTTOM		
Paul Molitor, R (1,5) OBP: 0.373, SLG: 0.440										4	3	2	1	1	1	3	Boston Red Sox @ Milwaukee Brewers Milwaukee County Stadium, Milwaukee, WI Sat Jul 03 1982, 8:05 PM EDT Att: 55,716 - Unknown - 76 F livebaseballscorecards.com		
Robin Yount, R (1,6) OBP: 0.358, SLG: 0.563										5	1	1	3	0	0	2			
Cecil Cooper, L (1,3) OBP: 0.367, SLG: 0.601										5	2	3	3	0	0	1			
Ted Simmons, S (1,2) OBP: 0.288, SLG: 0.431										4	0	0	0	1	0	1			
Ben Oglivie, L (1,7) OBP: 0.337, SLG: 0.495										3	0	2	0	2	0	0			
Gorman Thomas, R (1,8) OBP: 0.346, SLG: 0.552										5	0	1	0	0	0	5			
Roy Howell, L (1,10) OBP: 0.318, SLG: 0.357										1	0	0	0	3	0	0			
Ed Romero, R (1,4) OBP: 0.284, SLG: 0.301										3	0	0	0	1	1	5			
Marshall Edwards, L (1,9) OBP: 0.267, SLG: 0.379										4	1	2	0	0	0	2			
Inning Stats	R: 2 E: 0 K: 1 S: 9	H: 4 LOB: 3 BB: 1 P: 13	R: 0 E: 0 K: 1 S: 6	H: 1 LOB: 1 BB: 0 P: 6	R: 0 E: 0 K: 0 S: 4	H: 1 LOB: 2 BB: 1 P: 8	R: 3 E: 0 K: 0 S: 6	H: 3 LOB: 0 BB: 0 P: 6	R: 0 E: 0 K: 0 S: 3	H: 0 LOB: 2 BB: 2 P: 11	R: 1 E: 0 K: 0 S: 3	H: 1 LOB: 1 BB: 2 P: 11	R: 0 E: 0 K: 0 S: 3	H: 0 LOB: 0 BB: 0 P: 3	R: 1 E: 0 K: 0 S: 4	H: 1 LOB: 2 BB: 2 P: 12	1B: 4 2B: 4 3B: 0 HR: 4	SF: 0 SAC: 0 DP: 1 HBP: 0	WP: 0 PA: 42 PB: 0 SB: 1 CS: 0
PITCHER Chuck Rainey, R (1,1) ERA: 5.1 Luis Aponte, R (6,1) ERA: 3.97	IP: 5.1 WLS: L BF: 31 H: 10 R: 6 ER: 6 SO: 2 BB: 4 IBB: 1 HBP: 0 BLK: 0 WP: 0 HR: 4 S: 30 P: 50 ERA: 10.12 WHIP: 2.625															PITCHER			

Batter	1	2	3	4	5	6	7	8	9	AB	R	H	RBI	BB	SO	LOB	TOP			
Willie Wilson, S OBP: 0.370, SLG: 0.447	0-0 SH1-3 1B		0-0 F9		0-0 1-3 2B		0-0 1-3		0-3 K	5	0	2	0	0	1	3	Kansas City Royals @ Milwaukee Brewers Milwaukee County Stadium, Milwaukee, WI Sat Jul 10 1982, 8:05 PM EDT Att: 33,641 - Unknown - 70 F livebaseballscorecards.com			
Don Slaught, R OBP: 0.286, SLG: 0.476	0-0 SH1-3 1-2		0-0 F4		0-3 K		0-3 K			3	0	0	0	0	2	4				
George Brett, L OBP: 0.390, SLG: 0.500	4-0 G4-6-3 BB			0-0 4-3		0-0 G5-4-3 1B		0-0 1-3		3	0	1	0	1	0	0				
Amos Otis, R OBP: 0.359, SLG: 0.472	0-0 G4-6-3 1-2			0-0 F8		0-0 G5-4-3 1-2		0-0 FC6-4 1B		4	0	1	0	0	0	3				
Hal McRae, R OBP: 0.387, SLG: 0.536		0-0 F8		0-0 1B		4-0 PB BB		0-3 K		3	0	1	0	1	1	1				
Jerry Martin, R OBP: 0.324, SLG: 0.380		0-0 L8		0-0 F7		4-0 1-2 BB		0-0 FC6-4 1-2		3	0	0	0	1	0	2				
Willie Aikens, L OBP: 0.321, SLG: 0.373			0-3 K		0-0 G3		0-0 L8		0-0 F5	4	0	0	0	0	1	2				
Frank White, R OBP: 0.326, SLG: 0.470			0-0 5-3		0-0 F4		0-0 2B		0-3 K	4	0	1	0	0	1	0				
U L Washington, S OBP: 0.338, SLG: 0.340			0-0 S 2B		0-0 2B 1B		0-0 F3		0-0 1B	4	0	3	0	0	0	1				
Inning Stats	R: 0 E: 0 K: 0 S: 3	H: 1 LOB: 1 BB: 1 P: 7	R: 0 E: 0 K: 1 S: 5	H: 0 LOB: 0 BB: 0 P: 5	R: 0 E: 0 K: 0 S: 4	H: 1 LOB: 1 BB: 0 P: 4	R: 0 E: 0 K: 0 S: 4	H: 1 LOB: 2 BB: 0 P: 7	R: 0 E: 0 K: 1 S: 7	H: 1 LOB: 2 BB: 0 P: 11	R: 0 E: 0 K: 1 S: 6	H: 1 LOB: 1 BB: 0 P: 6	R: 0 E: 0 K: 1 S: 6	H: 1 LOB: 1 BB: 0 P: 6	R: 0 E: 0 K: 2 S: 8	H: 1 LOB: 1 BB: 0 P: 8	1B: 6 2B: 3 3B: 0 HR: 0	SF: 0 SAC: 1 DP: 2 HBP: 0	WP: 0 PB: 1 SB: 0 CS: 1	PA: 37
PITCHER Randy Lerch, L ERA: 4.83	IP: 9.0 WLS: W BF: 37 H: 9 R: 0 ER: 0 SO: 6 BB: 3 IBB: 0 HBP: 0 BLK: 0 WP: 0 HR: 0 S: 46 P: 58 ERA: 0.00 WHIP: 1.333															PITCHER				


Batter	1	2	3	4	5	6	7	8	9	AB	R	H	RBI	BB	SO	LOB	BOTTOM			
Paul Molitor, R OBP: 0.376, SLG: 0.444	0-0 CS 1B	0-3 K		0-0 1-H 3-H HR	0-3 K		0-3 K		0-3 K	5	1	2	3	0	3	6	Kansas City Royals @ Milwaukee Brewers Milwaukee County Stadium, Milwaukee, WI Sat Jul 10 1982, 8:05 PM EDT Att: 33,641 - Unknown - 70 F livebaseballscorecards.com			
Robin Yount, R OBP: 0.362, SLG: 0.583	0-0 BB 1-2 1B		0-0 HR	0-0 5-3	0-0 F9		0-0 SF8			4	1	2	2	0	0	2				
Cecil Cooper, L OBP: 0.364, SLG: 0.584	0-0 F5		0-0 1B	0-3 K		0-0 2B		0-3 K		5	0	2	0	0	2	3				
Ted Simmons, S OBP: 0.301, SLG: 0.458	0-0 BB 1-2 1B		0-0 1B	0-0 1B	0-0 2B		0-0 L7		0-0 HR	5	1	4	1	0	0	1				
Gorman Thomas, R OBP: 0.326, SLG: 0.514	4-0 1-2 2-3 BB		0-3 K	0-0 5-3		0-3 K		0-0 6-3		4	0	0	0	1	2	4				
Ben Oglivie, L OBP: 0.341, SLG: 0.484	0-0 F8		0-3 K		4-0 1B 1B 4-3 BB		0-3 K		0-0 F7	4	1	0	0	1	2	6				
Don Money, R OBP: 0.363, SLG: 0.546		0-0 SH5-3 1B	0-0 F7		0-0 4-3		0-0 1B 1B SF8 1B		0-0 1B	5	1	3	0	0	0	3				
Ed Romero, R OBP: 0.309, SLG: 0.371	0-0 SH5-3 1-2		0-0 1B HR	0-0 2B	0-0 2-3 1B		0-0 SF8 1B		0-0 1-3	4	1	3	0	0	0	1				
Charlie Moore, R OBP: 0.296, SLG: 0.348	0-3 K		0-0 2-3 HR	0-0 1B	0-0 1-2 1B		0-0 1-2 2-3 1B			4	1	3	1	0	1	1				
Inning Stats	R: 0 E: 0 K: 0 S: 5	H: 3 LOB: 3 BB: 1 P: 9	R: 0 E: 0 K: 2 S: 8	H: 1 LOB: 1 BB: 0 P: 8	R: 1 E: 0 K: 2 S: 10	H: 3 LOB: 2 BB: 0 P: 10	R: 3 E: 0 K: 1 S: 9	H: 4 LOB: 1 BB: 0 P: 9	R: 1 E: 0 K: 1 S: 7	H: 2 LOB: 2 BB: 1 P: 11	R: 0 E: 0 K: 2 S: 8	H: 1 LOB: 1 BB: 0 P: 8	R: 1 E: 0 K: 2 S: 10	H: 3 LOB: 2 BB: 0 P: 10	R: 1 E: 0 K: 0 S: 5	H: 2 LOB: 1 BB: 0 P: 5	1B: 13 2B: 3 3B: 0 HR: 3	SF: 1 SAC: 1 DP: 0 HBP: 0	WP: 0 PB: 0 SB: 0 CS: 1	PA: 44
PITCHER Vida Blue, L ERA: 3.69 Mike Armstrong, R ERA: 2.53 Don Hood, L ERA: 3.12	IP: 3.0 WLS: L BF: 19 H: 10 R: 4 ER: 4 SO: 4 BB: 1 IBB: 0 HBP: 0 BLK: 0 WP: 0 HR: 2 S: 26 P: 30 ERA: 12.00 WHIP: 3.667															PITCHER				

Batter	1	2	3	4	5	6	7	8	9	AB	R	H	RBI	BB	SO	LOB	TOP																		
Willie Wilson, S OBP: 0.375, SLG: 0.448 (1, 7)	5-3		K														4 0 2 1 1 1 1																		
U L Washington, S OBP: 0.340, SLG: 0.352 (1, 6)			6-3														4 0 1 1 1 0 2																		
George Brett, L OBP: 0.387, SLG: 0.493 (1, 5)			K														4 0 0 0 1 2 3																		
Amos Otis, R OBP: 0.358, SLG: 0.469 (1, 8)																	4 1 1 0 0 0 2																		
Hal McRae, R OBP: 0.385, SLG: 0.542 (1, 10)			5-3														4 1 1 2 0 1 1																		
Willie Aikens, L OBP: 0.316, SLG: 0.367 (1, 3)			4-3														4 0 0 0 0 1 1																		
Steve Hammond, L OBP: 0.467, SLG: 0.643 (1, 9)																	4 1 2 0 0 0 1																		
Frank White, R OBP: 0.321, SLG: 0.463 (1, 4)																	4 0 0 0 0 0 2																		
Don Slaught, R OBP: 0.320, SLG: 0.600 (1, 2)																	4 2 2 1 0 0 1																		
Inning Stats	R: 0 E: 0 K: 1 S: 6	H: 1 LOB: 1 BB: 0 P: 6	R: 0 E: 0 K: 0 S: 4	H: 1 LOB: 1 BB: 0 P: 4	R: 1 E: 1 K: 2 S: 8	H: 1 LOB: 0 BB: 0 P: 8	R: 0 E: 0 K: 2 S: 7	H: 0 LOB: 0 BB: 0 P: 7	R: 1 E: 0 K: 0 S: 5	H: 2 LOB: 1 BB: 0 P: 5	R: 0 E: 0 K: 0 S: 3	H: 0 LOB: 1 BB: 1 P: 7	R: 1 E: 0 K: 0 S: 4	H: 1 LOB: 1 BB: 1 P: 8	R: 2 E: 1 K: 0 S: 5	H: 2 LOB: 0 BB: 0 P: 5	R: 0 E: 0 K: 0 S: 4	H: 1 LOB: 2 BB: 1 P: 8	1B: 5 2B: 0 3B: 2 HR: 2	SF: 0 SAC: 0 DP: 1 HBP: 0	WP: 1 PB: 0 SB: 1 CS: 0	PA: 39													
PITCHER	IP	WLS	BF	H	R	ER	SO	BB	IBB	HBP	BLK	WP	HR	S	P	ERA	WHIP	PITCHER	IP	WLS	BF	H	R	ER	SO	BB	IBB	HBP	BLK	WP	HR	S	P	ERA	WHIP
Moose Haas, R ERA: 4.99 (1, 1)	6.2	W	28	6	3	2	5	2	0	0	0	1	1	36	44	2.70	1.200																		
Rollie Fingers, R ERA: 2.93 (7, 1)	2.1	S	11	3	2	2	0	1	0	0	0	0	1	10	14	7.71	1.714																		

Kansas City Royals @ Milwaukee Brewers
 Milwaukee County Stadium, Milwaukee, WI
 Sun Jul 11 1982, 4:33 AM EDT
 Att: 26,357 - Unknown - 72 F

livebaseballscorecards.com

AB 36
R 5
H 9
RBI 5
BB 3
SO 5
LOB 14




Batter	1	2	3	4	5	6	7	8	9	AB	R	H	RBI	BB	SO	LOB	BOTTOM																			
Paul Molitor, R OBP: 0.374, SLG: 0.450 (1, 5)	5-3		F9														5 1 1 3 0 0 3																			
Robin Yount, R OBP: 0.363, SLG: 0.585 (1, 6)			K														4 0 2 0 0 1 1																			
Cecil Cooper, L OBP: 0.359, SLG: 0.576 (1, 3)			1-3														4 1 0 0 0 1 3																			
Ted Simmons, S OBP: 0.301, SLG: 0.466 (1, 2)			F7														4 1 1 2 0 1 2																			
Gorman Thomas, R OBP: 0.325, SLG: 0.521 (1, 8)			F5														4 1 1 1 0 2 1																			
Ben Oglivie, L OBP: 0.340, SLG: 0.480 (1, 7)			L8														3 0 0 0 1 0 0																			
Don Money, R OBP: 0.368, SLG: 0.548 (1, 10)			K														3 1 2 0 0 1 0																			
Ed Romero, R OBP: 0.319, SLG: 0.374 (1, 4)																	2 0 1 0 1 0 1																			
Roy Howell, L OBP: 0.324, SLG: 0.384 (8, PH)																	1 1 0 0 0 0 1																			
Rob Picciolo, R OBP: 0.246, SLG: 0.237 (9, 4)																	0 0 0 0 0 0 0																			
Charlie Moore, R OBP: 0.300, SLG: 0.368 (1, 9)			5-3														4 2 2 2 0 0 3																			
Inning Stats	R: 0 E: 0 K: 0 S: 4	H: 1 LOB: 1 BB: 0 P: 4	R: 0 E: 0 K: 1 S: 5	H: 0 LOB: 0 BB: 0 P: 5	R: 0 E: 0 K: 1 S: 6	H: 1 LOB: 1 BB: 0 P: 6	R: 1 E: 0 K: 0 S: 4	H: 1 LOB: 0 BB: 0 P: 4	R: 5 E: 1 K: 1 S: 10	H: 4 LOB: 0 BB: 0 P: 10	R: 0 E: 0 K: 0 S: 4	H: 1 LOB: 2 BB: 1 P: 8	R: 0 E: 0 K: 3 S: 10	H: 1 LOB: 1 BB: 0 P: 10	R: 2 E: 0 K: 0 S: 4	H: 1 LOB: 0 BB: 1 P: 8	1B: 4 2B: 2 3B: 0 HR: 4	SF: 0 SAC: 1 DP: 0 HBP: 0	WP: 0 PB: 0 SB: 0 CS: 0	PA: 37																
PITCHER	IP	WLS	BF	H	R	ER	SO	BB	IBB	HBP	BLK	WP	HR	S	P	ERA	WHIP	PITCHER	IP	WLS	BF	H	R	ER	SO	BB	IBB	HBP	BLK	WP	HR	S	P	ERA	WHIP	
Larry Gura, L ERA: 4.03 (1, 1)	5.1	L	26	8	6	4	3	1	0	0	0	0	0	31	35	6.75	1.688																			
Mike Armstrong, R ERA: 2.49 (6, 1)	0.2		2	0	0	0	0	0	0	0	0	0	0	2	2	0.00	0.000																			
Dan Quisenberry, R ERA: 2.31 (7, 1)	2.0		9	2	2	2	3	1	0	0	0	0	1	14	18	9.00	1.500																			

Kansas City Royals @ Milwaukee Brewers
 Milwaukee County Stadium, Milwaukee, WI
 Sun Jul 11 1982, 4:33 AM EDT
 Att: 26,357 - Unknown - 72 F

livebaseballscorecards.com

AB 34
R 8
H 10
RBI 8
BB 2
SO 6
LOB 15



Batter	1	2	3	4	5	6	7	8	9	AB	R	H	RBI	BB	SO	LOB	TOP										
Rudy Law, L OBP: 0.362, SLG: 0.427 (1, 8)										4	1	2	1	0	0	0	Chicago White Sox @ Milwaukee Brewers Milwaukee County Stadium, Milwaukee, WI Thu Jul 15 1982, 8:05 PM EDT Unknown - 81 F										
Tony Bernazard, S OBP: 0.332, SLG: 0.383 (1, 4)										4	0	0	0	0	1	1											
Steve Kemp, L OBP: 0.391, SLG: 0.414 (1, 7)										3	1	0	0	1	0	1											
Greg Luzinski, R OBP: 0.367, SLG: 0.466 (1, 10)										4	0	1	0	0	2	2											
Harold Baines, L OBP: 0.326, SLG: 0.470 (1, 9)										4	1	1	2	0	2	1											
Carlton Fisk, R OBP: 0.337, SLG: 0.376 (1, 2)										3	0	0	0	1	0	0											
Mike Squires, L OBP: 0.304, SLG: 0.270 (1, 3)										4	1	2	0	0	0	1											
Vance Law, R OBP: 0.360, SLG: 0.385 (1, 6) (8, 5)										3	0	0	0	0	0	2											
Aurelio Rodriguez, R OBP: 0.229, SLG: 0.161 (1, 5)										2	0	0	1	0	0	0											
Jerry Hairston, S OBP: 0.279, SLG: 0.542 (8, PH)										1	0	0	0	0	0	0											
Bill Almon, R OBP: 0.339, SLG: 0.387 (8, 6)										0	0	0	0	0	0	0											
Inning Stats	R: 1 E: 0 K: 1 S: 7	H: 2 LOB: 1 BB: 0 P: 7	R: 0 E: 0 K: 0 S: 3	H: 0 LOB: 0 BB: 0 P: 3	R: 0 E: 0 K: 0 S: 4	H: 1 LOB: 1 BB: 0 P: 4	R: 0 E: 0 K: 1 S: 5	H: 0 LOB: 0 BB: 0 P: 5	R: 0 E: 0 K: 0 S: 4	H: 1 LOB: 1 BB: 0 P: 4	R: 0 E: 0 K: 1 S: 5	H: 0 LOB: 0 BB: 0 P: 5	R: 0 E: 0 K: 1 S: 5	H: 0 LOB: 0 BB: 0 P: 5	R: 2 E: 0 K: 1 S: 5	H: 1 LOB: 0 BB: 2 P: 13	1B: 3 2B: 2 3B: 0 HR: 2	SF: 0 SAC: 0 DP: 2 HBP: 0	WP: 0 PB: 0 SB: 1 CS: 1	PA: 34							
PITCHER	IP	WLS	BF	H	R	ER	SO	BB	IBB	HBP	BLK	WP	HR	S	P	ERA	WHIP										
Pete Vuckovich, R ERA: 3.12 (1, 1)	1.2		7	2	1	1	1	0	0	0	0	0	1	9	9	5.40	1.200										
Jim Slaton, R ERA: 3.18 (2, 1)	7.1	W	27	4	3	3	4	2	0	0	0	0	1	33	41	3.68	0.818										

Batter	1	2	3	4	5	6	7	8	9	AB	R	H	RBI	BB	SO	LOB	BOTTOM										
Paul Moltor, R OBP: 0.371, SLG: 0.446 (1, 5)										5	0	1	0	0	1	2	Chicago White Sox @ Milwaukee Brewers Milwaukee County Stadium, Milwaukee, WI Thu Jul 15 1982, 8:05 PM EDT Unknown - 81 F										
Robin Yount, R OBP: 0.361, SLG: 0.582 (1, 6)										5	1	1	1	0	1	3											
Cecil Cooper, L OBP: 0.363, SLG: 0.577 (1, 3)										5	1	3	1	0	0	0											
Ted Simmons, S OBP: 0.303, SLG: 0.470 (1, 2)										4	1	2	1	0	1	1											
Ben Oglivie, L OBP: 0.336, SLG: 0.474 (1, 7)										4	0	0	0	0	0	3											
Gorman Thomas, R OBP: 0.330, SLG: 0.524 (1, 8)										2	2	1	0	2	0	0											
Roy Howell, L OBP: 0.324, SLG: 0.383 (1, 10)										3	0	1	1	0	0	2											
Marshall Edwards, L OBP: 0.284, SLG: 0.394 (1, 9)										3	1	2	1	0	1	0											
Charlie Moore, R OBP: 0.302, SLG: 0.375 (8, PH) (9, 9)										1	1	1	1	0	0	0											
Jim Gantner, L OBP: 0.374, SLG: 0.412 (1, 4)										4	1	3	2	0	0	1											
Inning Stats	R: 1 E: 0 K: 1 S: 7	H: 2 LOB: 1 BB: 0 P: 7	R: 0 E: 0 K: 0 S: 4	H: 1 LOB: 1 BB: 0 P: 4	R: 0 E: 0 K: 0 S: 3	H: 0 LOB: 0 BB: 0 P: 3	R: 3 E: 0 K: 0 S: 7	H: 5 LOB: 2 BB: 1 P: 11	R: 0 E: 0 K: 0 S: 4	H: 1 LOB: 2 BB: 1 P: 8	R: 0 E: 0 K: 2 S: 8	H: 1 LOB: 1 BB: 0 P: 8	R: 0 E: 0 K: 1 S: 5	H: 0 LOB: 0 BB: 0 P: 5	R: 4 E: 0 K: 0 S: 7	H: 5 LOB: 1 BB: 0 P: 7	1B: 10 2B: 5 3B: 0 HR: 0	SF: 0 SAC: 1 DP: 0 HBP: 0	WP: 0 PB: 0 SB: 0 CS: 0	PA: 39							
PITCHER	IP	WLS	BF	H	R	ER	SO	BB	IBB	HBP	BLK	WP	HR	S	P	ERA	WHIP										
Dennis Lamp, R ERA: 4.32 (1, 1)																											
Kevin Hickey, L ERA: 3.05 (5, 1)	3.1		13	2	1	1	3	1	0	0	0	0	0	18	22	2.70	0.900										
Richard Dotson, R ERA: 5.2 (8, 1)	0.2		5	4	3	3	0	0	0	0	0	0	0	5	5	40.50	6.000										

Batter	1	2	3	4	5	6	7	8	9	AB	R	H	RBI	BB	SO	LOB	TOP			
Ron LeFlore, R OBP: 0.331, SLG: 0.399	6-3	F9						F7									4 0 0 0 0 0 1			
Tony Bemazard, S OBP: 0.326, SLG: 0.378	F7		F8					F8									4 0 0 0 0 0 0			
Steve Kemp, L OBP: 0.389, SLG: 0.409	F8		F8					4-3									3 0 0 0 1 0 0			
Greg Luzinski, R OBP: 0.368, SLG: 0.466		F9	1-3														4 0 2 0 0 0 0			
Tom Paciorek, R OBP: 0.357, SLG: 0.481																	4 2 2 1 0 0 3			
Marc Hill, R OBP: 0.298, SLG: 0.366																	2 1 1 0 1 0 0			
Rudy Law, L OBP: 0.368, SLG: 0.427																	0 0 0 0 1 0 0			
Harold Baines, L OBP: 0.325, SLG: 0.466																	3 1 0 0 1 0 2			
Vance Law, R OBP: 0.359, SLG: 0.394																	3 0 1 3 0 0 1			
Jerry Hairston, S OBP: 0.273, SLG: 0.531																	1 0 0 0 0 0 1			
Aurelio Rodriguez, R OBP: 0.219, SLG: 0.154																	3 0 0 0 0 0 2			
Mike Squires, L OBP: 0.300, SLG: 0.266																	1 0 0 0 0 0 1			
Inning Stats	R: 0 E: 0 K: 0 S: 3	H: 0 LOB: 0 BB: 0 P: 3	R: 3 E: 0 K: 0 S: 5	H: 2 LOB: 1 BB: 2 P: 13	R: 0 E: 0 K: 0 S: 3	H: 0 LOB: 1 BB: 0 P: 3	R: 1 E: 0 K: 0 S: 5	H: 2 LOB: 1 BB: 0 P: 5	R: 0 E: 0 K: 0 S: 3	H: 0 LOB: 0 BB: 0 P: 3	R: 0 E: 0 K: 0 S: 3	H: 0 LOB: 0 BB: 0 P: 3	R: 0 E: 0 K: 0 S: 4	H: 1 LOB: 2 BB: 1 P: 8	R: 0 E: 0 K: 0 S: 3	H: 0 LOB: 1 BB: 1 P: 7	1B: 3 2B: 1 3B: 1 HR: 1	SF: 0 SAC: 0 DP: 1 HBP: 0	WP: 0 PB: 0 SB: 0 CS: 0	PA: 36
PITCHER	IP WLS BF H R ER SO BB IBB HBP BLK WP HR S P ERA WHIP																			
Mike Caldwell, L ERA: 4.76	(1, 1) 8.0 W 32 6 4 4 0 3 0 0 0 0 1 29 41 4.50 1.125																			
Rollie Fingers, R ERA: 2.85	(9, 1) 1.0 S 4 0 0 0 0 1 0 0 0 0 0 3 7 0.00 1.000																			

Chicago White Sox @ Milwaukee Brewers
Milwaukee County Stadium, Milwaukee, WI
Thu Jul 15 1982, 8:05 PM EDT
Att: 33,657 - Unknown - 76 F


AB 32
R 4
H 6
RBI 4
BB 4
SO 0
LOB 11



Batter	1	2	3	4	5	6	7	8	9	AB	R	H	RBI	BB	SO	LOB	BOTTOM			
Paul Moltor, R OBP: 0.370, SLG: 0.442	6-3		F8														3 1 0 0 1 0 2			
Robin Yount, R OBP: 0.360, SLG: 0.581	F7																4 1 1 2 0 0 1			
Cecil Cooper, L OBP: 0.362, SLG: 0.573	4-3		L4														4 0 1 1 0 0 1			
Ben Oglivie, L OBP: 0.338, SLG: 0.486																	4 1 2 2 0 1 1			
Gorman Thomas, R OBP: 0.327, SLG: 0.519																	3 0 0 0 0 2 1			
Roy Howell, L OBP: 0.317, SLG: 0.374																	3 0 0 0 0 0 0			
Charlie Moore, R OBP: 0.303, SLG: 0.374																	3 0 1 0 0 0 0			
Ed Romero, R OBP: 0.322, SLG: 0.376																	2 1 1 0 0 0 0			
Jim Gantner, L OBP: 0.373, SLG: 0.410																	1 0 0 0 0 0 1			
Ned Yost, R OBP: 0.362, SLG: 0.434																	3 1 1 0 0 0 0			
Inning Stats	R: 0 E: 0 K: 0 S: 3	H: 0 LOB: 0 BB: 0 P: 3	R: 1 E: 0 K: 1 S: 6	H: 1 LOB: 0 BB: 0 P: 6	R: 3 E: 0 K: 1 S: 9	H: 4 LOB: 1 BB: 0 P: 9	R: 0 E: 0 K: 0 S: 3	H: 0 LOB: 0 BB: 0 P: 3	R: 0 E: 0 K: 0 S: 3	H: 0 LOB: 0 BB: 0 P: 3	R: 0 E: 0 K: 0 S: 3	H: 1 LOB: 0 BB: 0 P: 3	R: 0 E: 0 K: 0 S: 6	H: 1 LOB: 1 BB: 1 P: 10	R: 1 E: 0 K: 1 S: 6	H: 1 LOB: 1 BB: 1 P: 10	1B: 4 2B: 2 3B: 0 HR: 1	SF: 0 SAC: 0 DP: 0 HBP: 0	WP: 0 PB: 0 SB: 0 CS: 1	PA: 31
PITCHER	IP WLS BF H R ER SO BB IBB HBP BLK WP HR S P ERA WHIP																			
LaMarr Hoyt, R ERA: 2.77	(1, 1) 7.2 L 30 7 5 5 2 1 0 0 0 0 1 33 37 5.87 1.043																			
Kevin Hickey, L ERA: 3.02	(8, 1) 0.1 1 0 0 0 0 1 0 0 0 0 0 3 3 0.00 0.000																			

Chicago White Sox @ Milwaukee Brewers
Milwaukee County Stadium, Milwaukee, WI
Thu Jul 15 1982, 8:05 PM EDT
Att: 33,657 - Unknown - 76 F

AB 30
R 5
H 7
RBI 5
BB 1
SO 3
LOB 7



Batter	1	2	3	4	5	6	7	8	9	AB	R	H	RBI	BB	SO	LOB	TOP								
Ron LeFlore, R OBP: 0.333, SLG: 0.404	0-0 CS 1B			0-0 F8		0-0 S 1B 2B		0-3 K		4	1	2	0	0	1	0	Chicago White Sox @ Milwaukee Brewers Milwaukee County Stadium, Milwaukee, WI Sat Jul 17 1982, 8:05 PM EDT Att: 52,959 - Unknown - 90 F livebaseballscorecards.com								
Tony Bernazard, S OBP: 0.333, SLG: 0.381	0-3 K			0-0 6-3		0-0 2H 1B		4-0 S BB		3	0	1	1	1	1										
Steve Kemp, L OBP: 0.393, SLG: 0.411	0-0 F4			4-0 BB		0-0 F8		4-0 1-2 IBB		2	0	0	0	2	0	1									
Greg Luzinski, R OBP: 0.366, SLG: 0.460		0-3 K		0-0 F8			0-0 2B SF9 1B	0-3 K		4	1	1	0	0	2	3									
Tom Paciorek, R OBP: 0.358, SLG: 0.489		0-0 F8			0-0 F9		0-0 SF9 1-3 2B		0-0 F4	4	0	1	0	0	0	0									
Carlton Fisk, R OBP: 0.335, SLG: 0.374		0-0 F7			0-0 5-3		4-0 G4-3 BB		0-0 1-3	3	0	0	0	1	0	0									
Harold Baines, L OBP: 0.321, SLG: 0.459			0-0 F2		0-3 K		0-0 SF9		0-3 K	3	0	0	1	0	2	0									
Vance Law, R OBP: 0.336, SLG: 0.366			0-0 1-3			0-0 F9	0-0 G4-3			3	0	0	0	0	0	2									
Aurelio Rodriguez, R OBP: 0.203, SLG: 0.141			0-0 F4			0-0 6-3		0-0 F7		3	0	0	0	0	0	0									
Inning Stats	R: 0 E: 0 K: 1 S: 5	H: 1 LOB: 0 BB: 0 P: 5	R: 0 E: 0 K: 1 S: 5	H: 0 LOB: 0 BB: 0 P: 5	R: 0 E: 0 K: 0 S: 3	H: 0 LOB: 0 BB: 0 P: 3	R: 0 E: 0 K: 0 S: 3	H: 0 LOB: 1 BB: 1 P: 7	R: 0 E: 0 K: 1 S: 5	H: 0 LOB: 0 BB: 0 P: 5	R: 1 E: 0 K: 0 S: 5	H: 2 LOB: 1 BB: 0 P: 5	R: 1 E: 0 K: 0 S: 4	H: 2 LOB: 1 BB: 1 P: 8	R: 0 E: 0 K: 2 S: 7	H: 0 LOB: 2 BB: 2 P: 15		R: 0 E: 0 K: 1 S: 5	H: 0 LOB: 0 BB: 0 P: 5	1B: 3 2B: 2 3B: 0 HR: 0	SF: 1 SAC: 0 DP: 1 HBP: 0	WP: 0 PB: 0 SB: 2 CS: 1	PA: 34		
PITCHER	IP	WLS	BF	H	R	ER	SO	BB	IBB	HBP	BLK	WP	HR	S	P	ERA	WHIP								
Bob McClure, L ERA: 4.8	(1, 1)	6.1	25	5	2	2	3	2	0	0	0	0	0	29	37	2.84	1.105								
Pete Ladd, R ERA:	(7, 1)	1.2	W	6	0	0	2	1	1	0	0	0	0	8	16	0.00	0.600								
Rollie Fingers, R ERA: 2.79	(9, 1)	1.0	S	3	0	0	1	0	0	0	0	0	0	5	5	0.00	0.000								

Batter	1	2	3	4	5	6	7	8	9	AB	R	H	RBI	BB	SO	LOB	BOTTOM								
Paul Molitor, R OBP: 0.372, SLG: 0.445	0-0 6-3	0-0 F8			0-0 4-3		0-0 E8 1B	0-3 K		5	0	1	0	0	1	5	Chicago White Sox @ Milwaukee Brewers Milwaukee County Stadium, Milwaukee, WI Sat Jul 17 1982, 8:05 PM EDT Att: 52,959 - Unknown - 90 F livebaseballscorecards.com								
Robin Yount, R OBP: 0.357, SLG: 0.571	4-0 1B BB		0-0 F6		0-0 F7		0-0 6-3			3	0	0	0	1	0	2									
Cecil Cooper, L OBP: 0.362, SLG: 0.568	0-0 F8		0-0 6-3			0-0 4-3		0-0 BLK 1B 2B 1B		4	1	1	0	0	1										
Ted Simmons, S OBP: 0.305, SLG: 0.471	0-0 1-3 1B		0-0 5-3			0-0 F9		0-0 BLK 2B 1B		4	1	2	0	0	0										
Gorman Thomas, R OBP: 0.326, SLG: 0.517	0-3 K			0-3 K		0-3 K		0-0 4-3 SF9 2B		4	1	1	2	0	3	2									
Ben Oglivie, L OBP: 0.333, SLG: 0.478		0-0 FC6-4 1B		0-0 F8		0-0 F7		0-0 4-3		4	0	1	0	0	1										
Don Money, R OBP: 0.371, SLG: 0.565		0-0 FC6-4 2B		0-3 K			0-0 1B 2B	4-0 2B BB		3	1	1	0	1	1										
Charlie Moore, R OBP: 0.295, SLG: 0.365		0-0 F8			0-3 K		0-0 F9	0-0 SF9		3	0	0	1	0	1	2									
Jim Gantner, L OBP: 0.388, SLG: 0.432		0-0 1-3 2B			4-0 4-3 BB		0-0 2H 1B E 1B	0-0 1-3 2B		3	1	3	1	1	0	0									
Inning Stats	R: 0 E: 0 K: 1 S: 6	H: 1 LOB: 2 BB: 1 P: 10	R: 0 E: 0 K: 0 S: 5	H: 2 LOB: 2 BB: 0 P: 5	R: 0 E: 0 K: 2 S: 7	H: 0 LOB: 0 BB: 0 P: 7	R: 0 E: 0 K: 1 S: 5	H: 0 LOB: 1 BB: 1 P: 9	R: 2 E: 1 K: 0 S: 6	H: 3 LOB: 1 BB: 0 P: 6	R: 3 E: 0 K: 1 S: 9	H: 4 LOB: 2 BB: 1 P: 13	R: 0 E: 0 K: 0 S: 6	H: 0 LOB: 0 BB: 0 P: 5	R: 2 E: 1 K: 0 S: 6	H: 3 LOB: 1 BB: 0 P: 6		R: 3 E: 0 K: 1 S: 9	H: 4 LOB: 2 BB: 1 P: 13	1B: 6 2B: 4 3B: 0 HR: 0	SF: 1 SAC: 0 DP: 0 HBP: 0	WP: 0 PB: 0 SB: 0 CS: 0	PA: 37		
PITCHER	IP	WLS	BF	H	R	ER	SO	BB	IBB	HBP	BLK	WP	HR	S	P	ERA	WHIP								
Britt Burns, L ERA: 3.71	(1, 1)	6.2	28	6	2	1	5	2	0	0	0	0	0	36	44	1.35	1.200								
Salome Barojas, R ERA: 4.03	(7, 1)	0.1	L	4	3	3	0	0	0	0	1	0	0	4	4	81.00	9.000								
Kevin Hickey, L ERA: 2.98	(8, 1)	0.2		4	1	0	0	1	0	0	0	0	0	3	7	0.00	3.000								
Chico Escarrega, R ERA: 2.8	(8, 1)	0.1		1	0	0	1	0	0	0	0	0	0	3	3	0.00	0.000								

Batter	1	2	3	4	5	6	7	8	9	AB	R	H	RBI	BB	SO	LOB	TOP								
Paul Moltor, R OBP: 0.365, SLG: 0.433 (1, 5)	L8		K		F9		F8		F3	5	0	0	0	0	1	3									
Robin Yount, R OBP: 0.364, SLG: 0.596 (1, 6)	FC4-6 1B		G5-4-3			HR	WP 1B		HR	5	2	4	3	0	0	1									
Cecil Cooper, L OBP: 0.358, SLG: 0.563 (1, 3)	FC4-6 1-2			F7		1B SF9 1B	F8		F8	5	1	1	0	0	0	2									
Ted Simmons, S OBP: 0.309, SLG: 0.468 (1, 2)	F7			BB		SF9 1B 1-2	F9			3	0	1	0	1	0	2									
Ben Oglivie, L OBP: 0.334, SLG: 0.474 (1, 7)		F5		F9		1-2 2-3 1B		F4		4	0	1	0	0	0	1									
Gorman Thomas, R OBP: 0.326, SLG: 0.506 (1, 8)	4-3 S BB			F9		SF9 K		F8		3	0	0	0	1	1	4									
Roy Howell, L OBP: 0.309, SLG: 0.366 (1, 10)	4-3 1-3				1-3	SF9		6-3		3	0	0	1	0	0	1									
Charlie Moore, R OBP: 0.297, SLG: 0.363 (1, 9)	L1				1-3	2-3 3-H 4-0			K	3	0	0	0	1	1	1									
Jim Gantner, L OBP: 0.400, SLG: 0.449 (1, 4)						F7			HR 1B	4	1	3	0	0	0	3									
Inning Stats	R: 0 E: 0 K: 0 S: 4	H: 1 LOB: 1 BB: 0 P: 4	R: 0 E: 0 K: 0 S: 3	H: 0 LOB: 1 BB: 1 P: 7	R: 0 E: 0 K: 1 S: 5	H: 1 LOB: 0 BB: 0 P: 5	R: 0 E: 0 K: 0 S: 3	H: 0 LOB: 1 BB: 1 P: 7	R: 0 E: 0 K: 0 S: 4	H: 1 LOB: 1 BB: 0 P: 4	R: 2 E: 0 K: 1 S: 9	H: 4 LOB: 3 BB: 1 P: 13	R: 0 E: 0 K: 0 S: 4	H: 1 LOB: 0 BB: 0 P: 4	R: 0 E: 0 K: 0 S: 3	H: 0 LOB: 0 BB: 0 P: 3	R: 2 E: 0 K: 1 S: 7	H: 2 LOB: 0 BB: 0 P: 7	1B: 7 2B: 1 3B: 0 HR: 2	SF: 1 SAC: 0 DP: 1 HBP: 0	WP: 1 PA: 39 PB: 0 SB: 1 CS: 0				
PITCHER	IP	WLS	BF	H	R	ER	SO	BB	IBB	HBP	BLK	WP	HR	S	P	ERA	WHIP								
Albert Williams, R ERA: 5.91 (1, 1)	5.0	W	23	7	2	2	1	2	0	0	0	0	1	23	31	3.60	1.800								
John Pacella, R ERA: 4.96 (6, 1)	4.0	S	16	3	2	2	2	1	0	0	0	1	1	19	23	4.50	1.000								

Milwaukee Brewers @ Minnesota Twins
Hubert H. Humphrey Metrodome, Minneapolis, MN

AB 35
R 4
H 10
RBI 4
BB 3
SO 3
LOB 18



Mon Jul 19 1982, 8:05 PM EDT
Att: 15,716 - Dome - 85 F

Batter	1	2	3	4	5	6	7	8	9	AB	R	H	RBI	BB	SO	LOB	BOTTOM								
Bobby Mitchell, L OBP: 0.316, SLG: 0.303 (1, 8)	F7		E IHR BB		FC6-4 1B		F7			3	1	1	0	1	0	0									
Dave Engle, R OBP: 0.287, SLG: 0.371 (1, 10)	4-3		E5 IHR		FC6-4 G5-4-3		F9			4	1	0	0	0	0	3									
Tom Brunansky, R OBP: 0.389, SLG: 0.500 (1, 9)	F9		IHR		G5-4-3				5-3	4	1	1	4	0	0	1									
Kent Hrbek, L OBP: 0.390, SLG: 0.560 (1, 3)		K	F8		G6-4-3 1B			WP 1B		4	0	2	0	0	1	0									
Gary Ward, R OBP: 0.307, SLG: 0.465 (1, 7)	F9			4-3	G6-4-3			F4		4	0	0	0	0	0	2									
Gary Gaetti, R OBP: 0.283, SLG: 0.458 (1, 5)	K							F2		4	0	2	0	0	1	1									
Tim Laudner, R OBP: 0.350, SLG: 0.415 (1, 2)			F4	F8		K				3	0	0	0	0	1	2									
Lenny Faedo, R OBP: 0.247, SLG: 0.263 (1, 6)			E5 IHR	6-3				HR		3	2	1	1	0	0	1									
John Castino, R OBP: 0.293, SLG: 0.316 (1, 4)			6-3				L6			3	1	1	1	0	0	1									
Inning Stats	R: 0 E: 0 K: 0 S: 3	H: 0 LOB: 0 BB: 0 P: 3	R: 0 E: 0 K: 2 S: 7	H: 0 LOB: 0 BB: 0 P: 7	R: 4 E: 2 K: 0 S: 6	H: 1 LOB: 0 BB: 1 P: 10	R: 0 E: 0 K: 0 S: 4	H: 1 LOB: 1 BB: 0 P: 4	R: 1 E: 0 K: 1 S: 6	H: 2 LOB: 1 BB: 0 P: 6	R: 1 E: 0 K: 0 S: 4	H: 1 LOB: 0 BB: 0 P: 4	R: 0 E: 0 K: 0 S: 4	H: 1 LOB: 1 BB: 0 P: 4	R: 0 E: 0 K: 0 S: 4	H: 1 LOB: 1 BB: 0 P: 4	1B: 3 2B: 2 3B: 0 HR: 3	SF: 0 SAC: 0 DP: 2 HBP: 0	WP: 1 PA: 33 PB: 0 SB: 0 CS: 0						
PITCHER	IP	WLS	BF	H	R	ER	SO	BB	IBB	HBP	BLK	WP	HR	S	P	ERA	WHIP								
Jerry Augustine, L ERA: 3.78 (1, 1)	8.0	L	33	8	6	2	3	1	0	0	0	1	2	38	42	2.25	1.125								

Milwaukee Brewers @ Minnesota Twins
Hubert H. Humphrey Metrodome, Minneapolis, MN

AB 32
R 6
H 8
RBI 6
BB 1
SO 3
LOB 11



Mon Jul 19 1982, 8:05 PM EDT
Att: 15,716 - Dome - 85 F

Batter	1	2	3	4	5	6	7	8	9	AB	R	H	RBI	BB	SO	LOB	TOP								
Paul Moltor, R OBP: 0.369, SLG: 0.432 (1, 5)	6-3		1B			E5		F8		4	0	1	0	0	0	0	Milwaukee Brewers @ Kansas City Royals Royals Stadium, Kansas City, MO Fri Jul 23 1982, 8:05 PM EDT Att: 39,526 - Unknown - 82 F livebaseballscorecards.com								
Robin Yount, R OBP: 0.371, SLG: 0.596 (1, 6)	6-3		1B			FC5-4				4	0	3	0	0	0	1									
Cecil Cooper, L OBP: 0.350, SLG: 0.551 (1, 3)	6-3		1B			F8		F7		4	0	0	0	0	0	5									
Ted Simmons, S OBP: 0.306, SLG: 0.459 (1, 2)	L8			6-3		K			HR	4	1	1	0	0	1	2									
Gorman Thomas, R OBP: 0.332, SLG: 0.511 (1, 8)		CS		K					HR	3	1	2	2	1	1	0									
Ben Oglivie, L OBP: 0.336, SLG: 0.494 (1, 7)		K		K					HR	4	1	1	1	0	3	2									
Don Money, R OBP: 0.366, SLG: 0.594 (1, 10)		K							HR	3	0	1	0	1	1	2									
Charlie Moore, R OBP: 0.301, SLG: 0.373 (1, 9)			L8						G1-4-3	4	0	0	0	0	1	3									
Jim Gantner, L OBP: 0.390, SLG: 0.436 (1, 4)			K			G1-6-3		P6	5-3	4	0	0	0	0	1	1									
Inning Stats	R: 0 E: 0 K: 0 S: 4	H: 1 LOB: 1 BB: 0 P: 4	R: 0 E: 0 K: 2 S: 7	H: 1 LOB: 0 BB: 0 P: 7	R: 0 E: 0 K: 1 S: 7	H: 2 LOB: 2 BB: 0 P: 7	R: 0 E: 0 K: 2 S: 7	H: 0 LOB: 0 BB: 0 P: 7	R: 0 E: 0 K: 1 S: 4	H: 0 LOB: 0 BB: 1 P: 8	R: 0 E: 1 K: 1 S: 6	H: 0 LOB: 1 BB: 0 P: 6	R: 0 E: 0 K: 1 S: 5	H: 0 LOB: 1 BB: 1 P: 9	R: 0 E: 0 K: 0 S: 4	H: 1 LOB: 1 BB: 0 P: 4	R: 3 E: 0 K: 0 S: 6	H: 4 LOB: 0 BB: 0 P: 6	1B: 6 2B: 1 3B: 0 HR: 2	SF: 0 SAC: 0 DP: 2 HBP: 0	WP: 0 PB: 0 CS: 1	PA: 36			
PITCHER	IP	WLS	BF	H	R	ER	SO	BB	IBB	HBP	BLK	WP	HR	S	P	ERA	WHIP								
Paul Splittorf, L ERA: 3.37 (1, 1)	8.0		31	6	1	1	8	2	0	0	0	0	0	45	53	1.12	1.000								
Dan Quisenberry, R ERA: 3.33 (9, 1)	1.0	W	5	3	2	2	0	0	0	0	0	0	2	5	5	18.00	3.000								

Batter	1	2	3	4	5	6	7	8	9	AB	R	H	RBI	BB	SO	LOB	BOTTOM								
Willie Wilson, S OBP: 0.373, SLG: 0.459 (1, 7)	4-3		K		FC4-6			5-3		4	0	0	0	0	1	3	Milwaukee Brewers @ Kansas City Royals Royals Stadium, Kansas City, MO Fri Jul 23 1982, 8:05 PM EDT Att: 39,526 - Unknown - 82 F livebaseballscorecards.com								
U L Washington, S OBP: 0.326, SLG: 0.354 (1, 6)	P5			F8		F9		HR	4	1	1	0	0	0	0	0									
George Brett, L OBP: 0.390, SLG: 0.509 (1, 5)	L9			G3		F7		HR	4	1	1	2	0	0	0	0									
Amos Otis, R OBP: 0.351, SLG: 0.456 (1, 8)		F3		WP		F8		5-3	4	1	2	0	0	0	0	0									
Hal McRae, R OBP: 0.378, SLG: 0.535 (1, 10)		K		4-3				5-3	4	0	0	0	0	0	1	2									
Jerry Martin, R OBP: 0.318, SLG: 0.392 (1, 9)		3-1			4-3		K	1B	4	1	1	1	0	1	0	0									
Willie Aikens, L OBP: 0.314, SLG: 0.375 (1, 3)			K		F7		F8	1B	4	0	1	0	0	0	1	0									
Dennis Werth, R OBP: 0.316, SLG: 0.133 (9, PR)								1B	0	0	0	0	0	0	0	0									
Frank White, R OBP: 0.327, SLG: 0.475 (1, 4)			6-3					P4	4	0	2	1	0	0	0	0									
Don Slaught, R OBP: 0.333, SLG: 0.400 (1, 2)						FC4-6		F5	1	0	0	0	2	0	0	0									
Inning Stats	R: 0 E: 0 K: 0 S: 3	H: 0 LOB: 0 BB: 0 P: 3	R: 0 E: 0 K: 1 S: 5	H: 0 LOB: 0 BB: 0 P: 5	R: 0 E: 0 K: 2 S: 7	H: 0 LOB: 1 BB: 1 P: 11	R: 0 E: 0 K: 0 S: 4	H: 1 LOB: 1 BB: 0 P: 4	R: 0 E: 0 K: 0 S: 4	H: 1 LOB: 2 BB: 1 P: 8	R: 0 E: 0 K: 0 S: 3	H: 0 LOB: 0 BB: 0 P: 3	R: 0 E: 0 K: 1 S: 5	H: 0 LOB: 0 BB: 0 P: 5	R: 0 E: 0 K: 0 S: 3	H: 0 LOB: 0 BB: 0 P: 3	R: 4 E: 0 K: 0 S: 7	H: 6 LOB: 2 BB: 0 P: 7	1B: 6 2B: 1 3B: 0 HR: 1	SF: 0 SAC: 0 DP: 0 HBP: 0	WP: 1 PB: 0 CS: 0	PA: 35			
PITCHER	IP	WLS	BF	H	R	ER	SO	BB	IBB	HBP	BLK	WP	HR	S	P	ERA	WHIP								
Bob McClure, L ERA: 4.59 (1, 1)	8.0		30	4	2	2	4	4	2	2	4	1	1	36	44	2.25	0.750								
Rollie Fingers, R ERA: 3.02 (9, 1)	0.1	L	5	4	2	2	0	0	0	0	0	0	0	5	5	54.00	12.000								

Batter	1	2	3	4	5	6	7	8	9	AB	R	H	RBI	BB	SO	LOB	TOP					
Paul Moltitor, R OBP: 0.369, SLG: 0.434 (1, 5)	1-3	L9			4-3 1B		5-3		SF7 2B	5	1	2	1	0	0	0	Milwaukee Brewers @ Kansas City Royals Royals Stadium, Kansas City, MO Sat Jul 24 1982, 8:05 PM EDT Att: 40,232 - Unknown - 86 F livebaseballscorecards.com					
Robin Yount, R OBP: 0.372, SLG: 0.601 (1, 6)	HR		WP BLK 3-1 1B		P4		K		SF7	4	2	2	1	0	1	1						
Cecil Cooper, L OBP: 0.351, SLG: 0.557 (1, 3)	HR		1-H		4-3				4-3	5	1	2	3	0	0	1						
Ted Simmons, S OBP: 0.305, SLG: 0.455 (1, 2)	F9		F8		4-0		G3			3	0	0	0	1	0	1						
Ben Oglivie, L OBP: 0.333, SLG: 0.489 (1, 7)	3-1		F7		4-3				4-3	4	0	0	0	0	0	2						
Gorman Thomas, R OBP: 0.333, SLG: 0.509 (1, 8)		1B WP			5-3				F7	3	1	1	0	0	0	0						
Roy Howell, L OBP: 0.318, SLG: 0.388 (1, 10)		1-3 WP SF7 1B			5-3 1B		FC1-6 HBP		G3	4	1	2	0	0	0	1						
Charlie Moore, R OBP: 0.297, SLG: 0.367 (1, 9)	1-3				5-3		FC5-4 FC4-6		5-3	4	0	0	0	0	0	3						
Jim Gantner, L OBP: 0.388, SLG: 0.435 (1, 4)	SF7				F9		FC4-6		2B 1B	3	1	1	1	0	0	2						
Inning Stats	R: 2 E: 0 K: 0 S: 5	H: 2 LOB: 0 BB: 0 P: 5	R: 2 E: 0 K: 0 S: 5	H: 2 LOB: 0 BB: 0 P: 5	R: 1 E: 0 K: 0 S: 4	H: 1 LOB: 0 BB: 0 P: 4	R: 0 E: 0 K: 0 S: 4	H: 1 LOB: 1 BB: 0 P: 4	R: 0 E: 0 K: 1 S: 6	H: 0 LOB: 1 BB: 0 P: 4	R: 0 E: 0 K: 0 S: 3	H: 1 LOB: 1 BB: 0 P: 6	R: 0 E: 0 K: 0 S: 3	H: 0 LOB: 0 BB: 0 P: 3	R: 2 E: 0 K: 0 S: 5	H: 2 LOB: 0 BB: 0 P: 5		1B: 7 2B: 1 3B: 1 HR: 1	SF: 2 SAC: 0 DP: 0 HBP: 1	WP: 2 PA: 39 SB: 0 CS: 0		
PITCHER	IP WLS BF H R ER SO BB IBB HBP BLK WP HR S P ERA WHIP	IP WLS BF H R ER SO BB IBB HBP BLK WP HR S P ERA WHIP	IP WLS BF H R ER SO BB IBB HBP BLK WP HR S P ERA WHIP	IP WLS BF H R ER SO BB IBB HBP BLK WP HR S P ERA WHIP	IP WLS BF H R ER SO BB IBB HBP BLK WP HR S P ERA WHIP	IP WLS BF H R ER SO BB IBB HBP BLK WP HR S P ERA WHIP	IP WLS BF H R ER SO BB IBB HBP BLK WP HR S P ERA WHIP	IP WLS BF H R ER SO BB IBB HBP BLK WP HR S P ERA WHIP	IP WLS BF H R ER SO BB IBB HBP BLK WP HR S P ERA WHIP	IP WLS BF H R ER SO BB IBB HBP BLK WP HR S P ERA WHIP	IP WLS BF H R ER SO BB IBB HBP BLK WP HR S P ERA WHIP	IP WLS BF H R ER SO BB IBB HBP BLK WP HR S P ERA WHIP	IP WLS BF H R ER SO BB IBB HBP BLK WP HR S P ERA WHIP	IP WLS BF H R ER SO BB IBB HBP BLK WP HR S P ERA WHIP	IP WLS BF H R ER SO BB IBB HBP BLK WP HR S P ERA WHIP	IP WLS BF H R ER SO BB IBB HBP BLK WP HR S P ERA WHIP	IP WLS BF H R ER SO BB IBB HBP BLK WP HR S P ERA WHIP					
Derek Botelho, R ERA: 5.0 (1, 1)	2.0	L	11	5	5	5	0	0	0	0	0	0	0	0	0	0	1	1	11	11	22.50	2.500
Bud Black, L ERA: 4.59 (3, 1)	4.0		16	2	0	0	0	0	1	1	1	1	1	0	14	19	0.00	0.500			0.00	0.500
Bill Castro, R ERA: 2.33 (7, 1)	3.0		12	3	2	2	1	0	0	0	0	0	0	0	14	14	6.00	1.000			6.00	1.000

Batter	1	2	3	4	5	6	7	8	9	AB	R	H	RBI	BB	SO	LOB	BOTTOM					
Willie Wilson, S OBP: 0.373, SLG: 0.465 (1, 7) (3, 8)	SF8	1B S 1B		G3			1-3		4-3	5	1	2	0	0	0	2	Milwaukee Brewers @ Kansas City Royals Royals Stadium, Kansas City, MO Sat Jul 24 1982, 8:05 PM EDT Att: 40,232 - Unknown - 86 F livebaseballscorecards.com					
U L Washington, S OBP: 0.332, SLG: 0.359 (1, 6)	SF8	1-3 1B			F7 S FC3-2 1B			B5-3		3	0	2	2	0	0	0						
George Brett, L OBP: 0.388, SLG: 0.506 (1, 5)	4-3	L6			F7			4-3 1B		4	0	1	0	0	0	3						
Amos Otis, R OBP: 0.350, SLG: 0.455 (1, 8)	K				F9			4-3		1	0	0	0	0	1	0						
Steve Hammond, L OBP: 0.337, SLG: 0.556 (3, 9)	K				FC3-2 CS			4-3		3	0	0	0	0	0	2						
Hal McRae, R OBP: 0.381, SLG: 0.535 (1, 10)		4-0 S 1B BB		6-3	CS		G6-3 1B		BB	2	1	1	0	2	0	0						
Willie Aikens, L OBP: 0.314, SLG: 0.374 (1, 3)		FC5 1B 1B		F8			G6-3		P3	4	0	1	1	0	0	3						
Jerry Martin, R OBP: 0.315, SLG: 0.387 (1, 9) (3, 7)		K			K		6-3		F9	4	0	0	0	0	2	1						
Frank White, R OBP: 0.329, SLG: 0.479 (1, 4)		E 1B						F8		4	1	2	0	0	0	0						
Don Slaught, R OBP: 0.327, SLG: 0.388 (1, 2)		FC5 1B 1B			P4			F8		4	1	1	0	0	0	2						
Inning Stats	R: 1 E: 0 K: 1 S: 6	H: 1 LOB: 0 BB: 0 P: 6	R: 3 E: 1 K: 1 S: 9	H: 4 LOB: 2 BB: 1 P: 13	R: 0 E: 0 K: 0 S: 3	H: 0 LOB: 0 BB: 0 P: 3	R: 0 E: 0 K: 1 S: 6	H: 1 LOB: 1 BB: 0 P: 6	R: 0 E: 0 K: 0 S: 3	H: 1 LOB: 0 BB: 0 P: 3	R: 0 E: 0 K: 0 S: 3	H: 0 LOB: 0 BB: 0 P: 3	R: 0 E: 0 K: 0 S: 4	H: 1 LOB: 2 BB: 1 P: 8	R: 0 E: 0 K: 0 S: 4	H: 1 LOB: 1 BB: 0 P: 4	1B: 8 2B: 1 3B: 1 HR: 0	SF: 1 SAC: 0 DP: 1 HBP: 0	WP: 0 PA: 38 SB: 0 CS: 1			
PITCHER	IP WLS BF H R ER SO BB IBB HBP BLK WP HR S P ERA WHIP	IP WLS BF H R ER SO BB IBB HBP BLK WP HR S P ERA WHIP	IP WLS BF H R ER SO BB IBB HBP BLK WP HR S P ERA WHIP	IP WLS BF H R ER SO BB IBB HBP BLK WP HR S P ERA WHIP	IP WLS BF H R ER SO BB IBB HBP BLK WP HR S P ERA WHIP	IP WLS BF H R ER SO BB IBB HBP BLK WP HR S P ERA WHIP	IP WLS BF H R ER SO BB IBB HBP BLK WP HR S P ERA WHIP	IP WLS BF H R ER SO BB IBB HBP BLK WP HR S P ERA WHIP	IP WLS BF H R ER SO BB IBB HBP BLK WP HR S P ERA WHIP	IP WLS BF H R ER SO BB IBB HBP BLK WP HR S P ERA WHIP	IP WLS BF H R ER SO BB IBB HBP BLK WP HR S P ERA WHIP	IP WLS BF H R ER SO BB IBB HBP BLK WP HR S P ERA WHIP	IP WLS BF H R ER SO BB IBB HBP BLK WP HR S P ERA WHIP	IP WLS BF H R ER SO BB IBB HBP BLK WP HR S P ERA WHIP	IP WLS BF H R ER SO BB IBB HBP BLK WP HR S P ERA WHIP	IP WLS BF H R ER SO BB IBB HBP BLK WP HR S P ERA WHIP						
Pete Vuckovich, R ERA: 3.12 (1, 1)	9.0	W	37	10	4	3	3	2	0	0	0	0	0	0	41	49	3.00	1.333			3.00	1.333

Batter	1	2	3	4	5	6	7	8	9	AB	R	H	RBI	BB	SO	LOB	TOP				
Paul Moltzer, R OBP: 0.366, SLG: 0.429 (1, 5)	F9		K			F7		F8		4	0	0	0	0	1	0					
Robin Yount, R OBP: 0.373, SLG: 0.616 (1, 6)	HR			HR		5-3		F9		4	2	2	2	0	0	0					
Cecil Cooper, L OBP: 0.347, SLG: 0.551 (1, 3)	F7			K			4-3	F6		4	0	0	0	0	1	0					
Ted Simmons, S OBP: 0.304, SLG: 0.455 (1, 2)	L8			K				BB 1B 2B		4	1	1	0	0	1	0					
Gorman Thomas, R OBP: 0.335, SLG: 0.508 (1, 8)		F8		F8				BB 1B BB		3	1	1	0	1	0	0					
Ben Oglivie, L OBP: 0.332, SLG: 0.485 (1, 7)		F8			F7			1B BB		3	0	0	0	1	0	1					
Don Money, R OBP: 0.365, SLG: 0.587 (1, 10)			K		P6			1-2 2-3 1B		4	0	1	2	0	2	1					
Charlie Moore, R OBP: 0.294, SLG: 0.363 (1, 9)			1-3		G3			P5		3	0	0	0	0	0	2					
Jim Gantner, L OBP: 0.383, SLG: 0.429 (1, 4)			5-3			P6		F8		3	0	0	0	0	0	2					
Inning Stats	R: 1 E: 0 K: 0 S: 4	H: 1 LOB: 0 BB: 4 P: 4	R: 0 E: 0 K: 1 S: 5	H: 0 LOB: 0 BB: 0 P: 5	R: 0 E: 0 K: 1 S: 5	H: 0 LOB: 0 BB: 0 P: 5	R: 1 E: 0 K: 2 S: 8	H: 1 LOB: 0 BB: 0 P: 8	R: 0 E: 0 K: 0 S: 3	H: 0 LOB: 0 BB: 0 P: 3	R: 2 E: 0 K: 0 S: 5	H: 2 LOB: 2 BB: 2 P: 13	R: 0 E: 0 K: 1 S: 6	H: 0 LOB: 0 BB: 0 P: 3	R: 0 E: 0 K: 1 S: 6	H: 1 LOB: 1 BB: 0 P: 6	1B: 2 2B: 1 3B: 0 HR: 2	SF: 0 SAC: 0 DP: 0 HBP: 0	WP: 0 PB: 0 CS: 0	PA: 34	
PITCHER	IP	WLS	BF	H	R	ER	SO	BB	IBB	HBP	BLK	WP	HR	S	P	ERA	WHIP				
Larry Gura, L ERA: 4.38 (1, 1)	6.1	W	25	4	4	4	4	2	0	0	0	0	2	31	39	5.68	0.947				
Mike Armstrong, R ERA: 2.22 (7, 1)	2.2	S	9	1	0	0	1	0	0	0	0	0	0	11	11	0.00	0.375				

Milwaukee Brewers @ Kansas City Royals
 Royals Stadium, Kansas City, MO
 Sun Jul 25 1982, 4:33 AM EDT
 Att: 38,629 - Unknown - 88 F

AB	32
R	4
H	5
RBI	4
BB	2
SO	5
LOB	6



Batter	1	2	3	4	5	6	7	8	9	AB	R	H	RBI	BB	SO	LOB	BOTTOM				
Willie Wilson, S OBP: 0.374, SLG: 0.464 (1, 8)	S SF7 1B	G3		K		F5		1-2 1B		5	1	2	0	0	1	2					
U L Washington, S OBP: 0.335, SLG: 0.382 (1, 6)	1-3			HR		L8 2B		F7		5	2	2	1	0	1	4					
George Brett, L OBP: 0.387, SLG: 0.501 (1, 7)	1B BB			K		L8		4-3		3	1	0	0	1	1	2					
Hal McRae, R OBP: 0.380, SLG: 0.536 (1, 10)	SF7			6-3		1B 2B		K		3	1	1	2	0	1	0					
Jerry Martin, R OBP: 0.317, SLG: 0.387 (1, 9)	1B 1B			K		1-3		G6-4-3 BB		3	0	1	1	1	1	1					
Lee May, R OBP: 0.444, SLG: 0.574 Willie Aikens, L OBP: 0.315, SLG: 0.375 (5, FH) (6, 3)	1-2 1B			E6 SH2-3 2B 1B		1B 1B		G6-4-3		2	1	2	0	0	0	0					
Frank White, R OBP: 0.332, SLG: 0.479 (1, 4)	P4			SH2-3		1B		CS BB		2	0	1	0	1	0	2					
Don Slaught, R OBP: 0.339, SLG: 0.415 (1, 2)		F9		1B 2B		F8		1B 1B		4	0	2	1	0	0	2					
Greg Pryor, R OBP: 0.337, SLG: 0.471 (1, 5)		6-3		1B		1B		F7		4	0	2	0	0	0	1					
Inning Stats	R: 2 E: 0 K: 0 S: 6	H: 3 LOB: 1 BB: 1 P: 10	R: 0 E: 0 K: 0 S: 3	H: 0 LOB: 0 BB: 0 P: 3	R: 1 E: 1 K: 2 S: 8	H: 1 LOB: 1 BB: 0 P: 8	R: 1 E: 1 K: 1 S: 7	H: 3 LOB: 1 BB: 0 P: 7	R: 2 E: 0 K: 0 S: 7	H: 4 LOB: 2 BB: 0 P: 7	R: 0 E: 0 K: 1 S: 6	H: 1 LOB: 1 BB: 0 P: 6	R: 0 E: 0 K: 1 S: 4	H: 0 LOB: 0 BB: 1 P: 8	R: 0 E: 0 K: 0 S: 4	H: 2 LOB: 2 BB: 1 P: 8	1B: 10 2B: 3 3B: 0 HR: 1	SF: 1 SAC: 1 DP: 1 HBP: 0	WP: 0 PB: 0 CS: 1	PA: 38	
PITCHER	IP	WLS	BF	H	R	ER	SO	BB	IBB	HBP	BLK	WP	HR	S	P	ERA	WHIP				
Randy Lerch, L ERA: 5.02 Jim Slaton, R ERA: 3.14 (5, 1)	4.1	L	21	6	1	1	2	2	0	0	0	0	0	19	27	2.46	2.182				

Milwaukee Brewers @ Kansas City Royals
 Royals Stadium, Kansas City, MO
 Sun Jul 25 1982, 4:33 AM EDT
 Att: 38,629 - Unknown - 88 F

AB	33
R	6
H	14
RBI	6
BB	3
SO	5
LOB	15



Batter	1	2	3	4	5	6	7	8	9	AB	R	H	RBI	BB	SO	LOB	TOP			
Paul Moltitor, R OBP: 0.362, SLG: 0.425 (1, 5)	F6 L5-3		K			F9		5-3		4	0	0	0	0	1	1				
Robin Yount, R OBP: 0.372, SLG: 0.612 (1, 6)	L5-3			CS 1B			F8		5-3	4	0	1	0	0	0	1				
Cecil Cooper, L OBP: 0.346, SLG: 0.547 (1, 3)	G3			F6-3 1-2			2B 1B		4-3	4	1	1	0	0	0	1				
Ted Simmons, S OBP: 0.304, SLG: 0.456 (1, 2)		F8		L7			G3 1-H 2B		E4	4	0	1	1	0	0	0				
Ben Oglivie, L OBP: 0.328, SLG: 0.480 (1, 7)		4-3			F4		G3		K2-3	4	0	0	0	0	1	2				
Gorman Thomas, R OBP: 0.335, SLG: 0.505 (1, 8)				BB	K		L7			2	0	0	0	1	1					
Roy Howell, L OBP: 0.312, SLG: 0.380 (1, 10)				K		5-3		F2		3	0	0	0	0	1	1				
Marshall Edwards, L OBP: 0.269, SLG: 0.371 (1, 9)			F4			F1-6-3		F7		3	0	0	0	0	0	0				
Jim Gantner, L OBP: 0.382, SLG: 0.428 (1, 4)			F8			F7				3	0	1	0	0	0	0				
Inning Stats	R: 0 E: 1 K: 0 S: 3	H: 0 LOB: 0 BB: 0 P: 3	R: 0 E: 0 K: 1 S: 5	H: 0 LOB: 1 BB: 1 P: 9	R: 0 E: 0 K: 1 S: 5	H: 0 LOB: 0 BB: 0 P: 5	R: 0 E: 0 K: 0 S: 3	H: 1 LOB: 0 BB: 0 P: 3	R: 0 E: 0 K: 1 S: 5	H: 0 LOB: 0 BB: 0 P: 5	R: 1 E: 0 K: 0 S: 5	H: 2 LOB: 1 BB: 0 P: 5	R: 0 E: 0 K: 0 S: 4	H: 1 LOB: 1 BB: 0 P: 4	R: 0 E: 1 K: 1 S: 6	H: 0 LOB: 1 BB: 0 P: 6	1B: 3 2B: 2 3B: 0 HR: 0	SF: 0 SAC: 0 DP: 1 HBP: 0	WP: 0 PB: 0 SB: 0 CS: 1	PA: 32
PITCHER Charlie Hough, R ERA: 3.27 (1, 1)	IP: 9.0 WLS: W BF: 32 H: 4 R: 1 ER: 1 SO: 4 BB: 1 IBB: 0 HBP: 0 BLK: 0 WP: 0 HR: 0 S: 39 P: 43 ERA: 1.00 WHIP: 0.556																			

Milwaukee Brewers @ Texas Rangers
Arlington Stadium, Arlington, TX
Mon Jul 26 1982, 8:05 PM EDT
Att: 18,277 - Unknown - 88 F

AB 31
R 1
H 4
RBI 1
BB 1
SO 4
LOB 7



Batter	1	2	3	4	5	6	7	8	9	AB	R	H	RBI	BB	SO	LOB	BOTTOM			
Bill Sample, R OBP: 0.350, SLG: 0.436 (1, 7)	G6-4-3 1B		L7		BB 1B		F3			3	0	1	0	1	0	1				
Lee Mazzilli, S OBP: 0.347, SLG: 0.360 (1, 8)	G6-4-3 1-2			BB 1B	L9			CS 1B		4	1	2	0	0	0	2				
Buddy Bell, R OBP: 0.363, SLG: 0.435 (1, 5)				F7		FC4-6 1B		L8 1-2		4	0	2	0	0	0	2				
Dave Hostetter, R OBP: 0.336, SLG: 0.533 (1, 3)			K	BB 1B	FC4-6 1-2	G5-4-3		F8		3	0	0	0	1	1	2				
Lamar Johnson, R OBP: 0.321, SLG: 0.360 (1, 10)				FC1-4 1B	1-3 2-H 1B	G5-4-3 1-2				3	0	2	1	0	0	1				
Jim Sundberg, R OBP: 0.316, SLG: 0.350 (1, 2)			K		F4		F6			3	0	0	0	0	1	2				
George Wright, S OBP: 0.276, SLG: 0.360 (1, 9)			FC1-4 CS			4-3 SH1-3 2B		F7		3	1	1	0	0	0	1				
Mike Richardt, R OBP: 0.259, SLG: 0.285 (1, 4)		CS			5-3					3	1	1	0	0	0	1				
Doug Flynn, R OBP: 0.222, SLG: 0.250 (1, 6)					F6-3					2	0	0	1	0	0	0				
Inning Stats	R: 0 E: 0 K: 1 S: 6	H: 2 LOB: 1 BB: 0 P: 6	R: 0 E: 0 K: 1 S: 5	H: 1 LOB: 0 BB: 0 P: 5	R: 0 E: 0 K: 0 S: 3	H: 0 LOB: 0 BB: 0 P: 3	R: 1 E: 0 K: 0 S: 4	H: 2 LOB: 1 BB: 1 P: 8	R: 1 E: 0 K: 0 S: 3	H: 1 LOB: 0 BB: 0 P: 3	R: 1 E: 1 K: 0 S: 5	H: 1 LOB: 1 BB: 0 P: 5	R: 0 E: 0 K: 0 S: 3	H: 1 LOB: 0 BB: 0 P: 3	R: 0 E: 1 K: 1 S: 6	H: 0 LOB: 1 BB: 0 P: 6	1B: 8 2B: 1 3B: 0 HR: 0	SF: 0 SAC: 1 DP: 2 HBP: 0	WP: 0 PB: 0 SB: 1 CS: 2	PA: 32
PITCHER Mike Caldwell, L ERA: 4.71 (1, 1)	IP: 8.0 WLS: L BF: 31 H: 9 R: 3 ER: 2 SO: 2 BB: 2 IBB: 0 HBP: 0 BLK: 0 WP: 0 HR: 0 S: 33 P: 41 ERA: 2.25 WHIP: 1.375																			

Milwaukee Brewers @ Texas Rangers
Arlington Stadium, Arlington, TX
Mon Jul 26 1982, 8:05 PM EDT
Att: 18,277 - Unknown - 88 F

AB 28
R 3
H 9
RBI 2
BB 2
SO 2
LOB 12



Batter	1	2	3	4	5	6	7	8	9	AB	R	H	RBI	BB	SO	LOB	TOP					
Paul Moltor, R OBP: 0.360, SLG: 0.422 (1, 5)										5	0	1	0	0	0	2	Milwaukee Brewers @ Texas Rangers Arlington Stadium, Arlington, TX Tue Jul 27 1982, 8:05 PM EDT Att: 12,821 - Unknown					
Robin Yount, R OBP: 0.375, SLG: 0.610 (1, 6)										3	2	1	1	2	1	1						
Cecil Cooper, L OBP: 0.349, SLG: 0.548 (1, 3)										5	1	3	0	0	0	1						
Ted Simmons, S OBP: 0.306, SLG: 0.459 (1, 2)										4	1	2	2	0	0	4						
Gorman Thomas, R OBP: 0.339, SLG: 0.524 (1, 8)										3	2	2	5	0	0	0						
Don Money, R OBP: 0.377, SLG: 0.574 (1, 10)										4	0	0	0	0	0	1						
Charlie Moore, R OBP: 0.293, SLG: 0.362 (1, 9)										4	0	1	0	0	0	1						
Mark Brouhard, R OBP: 0.346, SLG: 0.396 (1, 7)										3	1	1	0	1	0	1						
Jim Gantner, L OBP: 0.376, SLG: 0.421 (1, 4)										4	1	0	0	0	1	2						
Inning Stats	R: 0 E: 0 K: 0 S: 4	H: 2 LOB: 1 BB: 0 P: 4	R: 0 E: 0 K: 0 S: 3	H: 0 LOB: 0 BB: 0 P: 3	R: 0 E: 0 K: 0 S: 3	H: 0 LOB: 0 BB: 0 P: 3	R: 3 E: 0 K: 0 S: 6	H: 3 LOB: 1 BB: 1 P: 10	R: 0 E: 0 K: 2 S: 7	H: 0 LOB: 0 BB: 0 P: 7	R: 2 E: 0 K: 0 S: 5	H: 2 LOB: 0 BB: 0 P: 5	R: 2 E: 0 K: 0 S: 5	H: 3 LOB: 2 BB: 1 P: 9	R: 0 E: 0 K: 0 S: 2	H: 0 LOB: 0 BB: 0 P: 3		R: 1 E: 0 K: 0 S: 4	H: 1 LOB: 1 BB: 1 P: 8	1B: 8 2B: 1 3B: 0 HR: 2	SF: 0 SAC: 0 DP: 2 HBP: 1	WP: 1 PB: 0 SB: 0 CS: 0
PITCHER	IP WLS BF H R ER SO BB IBB HBP BLK WP HR S P ERA WHIP																					
Rick Honeycutt, L ERA: 4.97 (1, 1)	7.0 L 31 10 7 7 2 2 0 0 0 0 2 33 41 9.00 1.714																					
Dan Boitano, R ERA: 5.99 (8, 1)	2.0 8 1 1 1 0 1 0 1 0 1 0 6 11 4.50 1.000																					

AB	35
R	8
H	11
RBI	8
BB	3
SO	2
LOB	13



Batter	1	2	3	4	5	6	7	8	9	AB	R	H	RBI	BB	SO	LOB	BOTTOM			
Bill Sample, R OBP: 0.348, SLG: 0.432 (1, 7)										4	1	1	0	0	1	2	Milwaukee Brewers @ Texas Rangers Arlington Stadium, Arlington, TX Tue Jul 27 1982, 8:05 PM EDT Att: 12,821 - Unknown			
Lee Mazzilli, S OBP: 0.351, SLG: 0.369 (1, 8)										4	1	2	0	0	0	2				
Buddy Bell, R OBP: 0.365, SLG: 0.436 (1, 5)										4	0	2	2	0	0	1				
Dave Hostetter, R OBP: 0.335, SLG: 0.533 (1, 3)										4	0	1	0	0	1	2				
Mickey Rivers, L OBP: 0.235, SLG: 0.353 (1, 10)										4	0	0	0	0	0	2				
Jim Sundberg, R OBP: 0.312, SLG: 0.345 (1, 2)										4	0	0	0	0	1	1				
George Wright, S OBP: 0.275, SLG: 0.358 (1, 9)										4	0	1	0	0	0	0				
Mike Richardt, R OBP: 0.264, SLG: 0.291 (1, 4)										3	0	2	0	0	0	0				
Doug Flynn, R OBP: 0.221, SLG: 0.248 (1, 6)										2	0	0	0	0	0	1				
Inning Stats	R: 1 E: 0 K: 0 S: 5	H: 2 LOB: 1 BB: 0 P: 5	R: 0 E: 0 K: 0 S: 4	H: 1 LOB: 1 BB: 0 P: 4	R: 0 E: 0 K: 1 S: 5	H: 0 LOB: 0 BB: 0 P: 5	R: 0 E: 0 K: 1 S: 7	H: 2 LOB: 2 BB: 0 P: 7	R: 0 E: 0 K: 0 S: 4	H: 2 LOB: 1 BB: 0 P: 4	R: 0 E: 0 K: 0 S: 3	H: 0 LOB: 0 BB: 0 P: 3	R: 1 E: 0 K: 0 S: 4	H: 2 LOB: 0 BB: 0 P: 4	R: 0 E: 0 K: 1 S: 5	H: 0 LOB: 0 BB: 0 P: 5		1B: 7 2B: 2 3B: 0 HR: 0	SF: 0 SAC: 1 DP: 1 HBP: 0	WP: 1 PB: 0 SB: 2 CS: 0
PITCHER	IP WLS BF H R ER SO BB IBB HBP BLK WP HR S P ERA WHIP																			
Moose Haas, R ERA: 4.65 (1, 1)	7.0 W 27 7 1 1 2 0 0 0 0 0 1 0 4 4 9.00 2.000																			
Pete Ladd, R ERA: 2.25 (8, 1)	1.0 4 2 1 1 0 0 0 0 0 0 1 0 4 4 9.00 2.000																			
Rollie Fingers, R ERA: 2.97 (9, 1)	1.0 3 0 0 0 0 1 0 0 0 0 0 0 5 5 0.00 0.000																			



Batter	1	2	3	4	5	6	7	8	9	AB	R	H	RBI	BB	SO	LOB	TOP			
Paul Moltis, R OBP: 0.359, SLG: 0.420	F7	B2-6			F4			SH1-4 1B		4	1	1	0	0	0	1	Milwaukee Brewers @ Texas Rangers Arlington Stadium, Arlington, TX Wed Jul 28 1982, 8:05 PM EDT Att: 11,660 - Unknown			
Robin Yount, R OBP: 0.376, SLG: 0.611	F6-3	F6-3			F6-3			SF7 SH1-4 1B		4	1	2	0	0	0	0				
Cecil Cooper, L OBP: 0.347, SLG: 0.544	4-3		E3		K			SH1-4		3	0	0	0	0	1	1				
Ted Simmons, S OBP: 0.303, SLG: 0.455	E5		F3		L8			SF7		3	1	0	1	0	0	1				
Gorman Thomas, R OBP: 0.341, SLG: 0.526	F7		F7		K			IBB		3	0	1	0	1	1	1				
Ben Oglivie, L OBP: 0.325, SLG: 0.474	E3		4-3		F6			F2		4	0	0	0	0	0	4				
Don Money, R OBP: 0.375, SLG: 0.565				5-3			K		F7	3	0	0	0	1	1	0				
Charlie Moore, R OBP: 0.293, SLG: 0.358	F7			5-3			CS BB		F6-3	3	0	0	0	1	0	3				
Jim Gantner, L OBP: 0.375, SLG: 0.422		B2-6 2B		G3			L8		4-3	4	0	1	0	0	0	1				
Inning Stats	R: 2 E: 2 K: 0 S: 7	H: 2 LOB: 3 BB: 1 P: 11	R: 0 E: 0 K: 0 S: 3	H: 1 LOB: 0 BB: 0 P: 3	R: 0 E: 2 K: 0 S: 4	H: 0 LOB: 1 BB: 0 P: 4	R: 0 E: 0 K: 0 S: 3	H: 0 LOB: 0 BB: 0 P: 3	R: 0 E: 0 K: 1 S: 5	H: 0 LOB: 0 BB: 0 P: 5	R: 0 E: 0 K: 1 S: 4	H: 0 LOB: 0 BB: 1 P: 8	R: 1 E: 0 K: 0 S: 5	H: 2 LOB: 2 BB: 1 P: 9	R: 0 E: 0 K: 0 S: 3	H: 0 LOB: 0 BB: 0 P: 3		1B: 2 2B: 4 3B: 0 HR: 0	SF: 1 SAC: 1 DP: 1 HBP: 0	WP: 0 PB: 0 SB: 0 CS: 1
PITCHER Frank Tanana, L ERA: 3.51	IP: 9.0 WLS: L BF: 36	H: 5 R: 3 ER: 1 SO: 3	BB: 2 IBB: 1 HBP: 0 BLK: 0	WP: 0 HR: 0 S: 39 P: 51	ERA: 1.00 WHIP: 0.778	PITCHER										ERA: 1.00 WHIP: 0.778				

Batter	1	2	3	4	5	6	7	8	9	AB	R	H	RBI	BB	SO	LOB	BOTTOM			
George Wright, S OBP: 0.275, SLG: 0.357	L5	FC5-4			L7					4	0	1	0	0	0	1	Milwaukee Brewers @ Texas Rangers Arlington Stadium, Arlington, TX Wed Jul 28 1982, 8:05 PM EDT Att: 11,660 - Unknown			
Bill Stein, R OBP: 0.286, SLG: 0.299	6-3		6-3		L8			FC5		4	0	0	0	0	0	2				
Buddy Bell, R OBP: 0.366, SLG: 0.438				BB	6-3			F9		3	0	1	0	1	0	0				
Dave Hostetter, R OBP: 0.329, SLG: 0.522	K		K		5-3			4-3		4	0	0	0	0	2	2				
Larry Parrish, R OBP: 0.259, SLG: 0.323		4-3	6-3		K			6-3		4	0	0	0	0	1	1				
Lamar Johnson, R OBP: 0.329, SLG: 0.361		1B BB		G6-4-3 BB		CS 1B		L3		2	1	1	0	2	0	0				
Jim Sundberg, R OBP: 0.312, SLG: 0.344		WP 1B		G6-4-3 1-2		CS 1-2		K		4	1	1	0	0	2	1				
Mike Richardt, R OBP: 0.270, SLG: 0.289		K						FC5 1B		1	0	0	0	2	1	2				
Lee Mazzilli, S OBP: 0.349, SLG: 0.367		K						F7		1	0	0	0	0	0	0				
Doug Flynn, R OBP: 0.222, SLG: 0.249		FC5-4 1B		F9				F8		3	0	1	2	0	0	2				
Inning Stats	R: 0 E: 0 K: 1 S: 6	H: 1 LOB: 1 BB: 0 P: 6	R: 2 E: 0 K: 1 S: 7	H: 2 LOB: 1 BB: 1 P: 11	R: 0 E: 0 K: 1 S: 5	H: 0 LOB: 1 BB: 1 P: 9	R: 0 E: 0 K: 0 S: 2	H: 0 LOB: 2 BB: 2 P: 10	R: 0 E: 0 K: 0 S: 3	H: 1 LOB: 0 BB: 0 P: 3	R: 0 E: 0 K: 1 S: 5	H: 1 LOB: 2 BB: 1 P: 10	R: 0 E: 0 K: 0 S: 3	H: 0 LOB: 0 BB: 0 P: 3	R: 0 E: 0 K: 1 S: 5	H: 0 LOB: 0 BB: 0 P: 5	1B: 4 2B: 1 3B: 0 HR: 0	SF: 0 SAC: 0 DP: 1 HBP: 0	WP: 1 PB: 0 SB: 0 CS: 1	PA: 36
PITCHER Bob McClure, L ERA: 4.46	IP: 7.0 WLS: W BF: 29	H: 5 R: 2 ER: 2 SO: 5	BB: 5 IBB: 0 HBP: 0 BLK: 0	WP: 1 HR: 0 S: 34 P: 54	ERA: 2.57 WHIP: 1.429	PITCHER										ERA: 2.57 WHIP: 1.429				
PITCHER Rolie Fingers, R ERA: 2.66	IP: 2.0 WLS: S BF: 6	H: 0 R: 0 ER: 0 SO: 1	BB: 0 IBB: 0 HBP: 0 BLK: 0	WP: 0 HR: 0 S: 8 P: 8	ERA: 0.00 WHIP: 0.000	PITCHER										ERA: 0.00 WHIP: 0.000				

Batter	1	2	3	4	5	6	7	8	9	10	11	12	AB	R	H	RBI	BB	SO	LOB	TOP										
Miguel Dilone, S OBP: 0.270, SLG: 0.308 (1, 7)	F8			1B		5-3		4-3	FC6-2			SH3-4	4	1	0	0	1	0	3											
Toby Harrah, R OBP: 0.418, SLG: 0.537 (1, 5)	K			1-3		F7		1B	FC5-4			BB	5	1	1	0	1	1	4											
Mike Hargrove, L OBP: 0.379, SLG: 0.310 (1, 3)	K			F7				F7				BB	4	1	1	0	2	1	2											
Andre Thornton, R OBP: 0.417, SLG: 0.537 (1, 10)		1-3		1B		F9				G5-4-3		BB	6	1	3	5	0	0	2											
Von Hayes, L OBP: 0.288, SLG: 0.378 (1, 9)		F9		1B				F6	F9			F6	6	0	1	0	0	0	2											
Ron Hassey, L OBP: 0.285, SLG: 0.270 (1, 2)		F8		4-3				FC3-6				1B	6	0	3	0	0	0	2											
Rick Manning, L OBP: 0.335, SLG: 0.351 (1, 8)			K		4-3			FC3-6	FC3-6			1B	6	0	2	0	0	1	1											
Larry Milbourne, S OBP: 0.270, SLG: 0.317 (9, 6)			HBP		F7			FC3-6				1B	5	0	2	0	0	0	4											
Mike Fischlin, R OBP: 0.370, SLG: 0.324 Rod Craig, S OBP: 0.256, SLG: 0.222 Jack Perconte, L OBP: 0.295, SLG: 0.285 (1, 6)			F9		1-3			5-3				CS	3	0	0	0	0	0	3											
Inning Stats	R: 0 E: 0 K: 2 S: 7	H: 0 LOB: 0 BB: 0 P: 7	R: 0 E: 0 K: 0 S: 3	H: 0 LOB: 0 BB: 0 P: 3	R: 0 E: 0 K: 1 S: 4	H: 0 LOB: 2 BB: 0 P: 5	R: 1 E: 0 K: 0 S: 5	H: 2 LOB: 1 BB: 1 P: 7	R: 0 E: 0 K: 0 S: 3	H: 2 LOB: 2 BB: 0 P: 5	R: 0 E: 0 K: 0 S: 5	H: 2 LOB: 2 BB: 0 P: 5	R: 0 E: 0 K: 0 S: 3	H: 1 LOB: 0 BB: 0 P: 3	R: 0 E: 0 K: 0 S: 3	H: 1 LOB: 0 BB: 0 P: 3	R: 4 E: 0 K: 0 S: 7	H: 4 LOB: 2 BB: 2 P: 15	1B: 13 2B: 0 3B: 0 HR: 1	SF: 0 SAC: 1 DP: 1 HBP: 1	WP: 1 PB: 0 SB: 1 CS: 2	PA: 54								
PITCHER	IP WLS BF H R ER SO BB IBB HBP BLK WP HR S P ERA WHIP													IP WLS BF H R ER SO BB IBB HBP BLK WP HR S P ERA WHIP																
Pete Vuckovich, R ERA: 2.92 Jim Slaton, R ERA: 3.56 (1, 1)	11.0	44	10	4	4	4	0	2	0	0	0	0	1	1	7	15	36.00	6.000												

Cleveland Indians @ Milwaukee Brewers
Milwaukee County Stadium, Milwaukee, WI
Thu Jul 29 1982, 8:05 PM EDT
Att. 29,781 - Unknown - 74 F

AB	46
R	5
H	14
RBI	5
BB	5
SO	3
LOB	23



Batter	1	2	3	4	5	6	7	8	9	10	11	12	AB	R	H	RBI	BB	SO	LOB	BOTTOM											
Paul Molitor, R OBP: 0.397, SLG: 0.416 (1, 5)	K		2B		K		6-3			K	F9		6	0	1	0	0	3	3												
Robin Yount, R OBP: 0.375, SLG: 0.612 (1, 6)	F9		2B			4-3		F4		4-3		K	6	1	2	0	0	1	0												
Cecil Cooper, L OBP: 0.346, SLG: 0.540 (1, 3)	5-3		F5			4-3		1B				F8	6	0	2	0	0	0	3												
Ted Simmons, S OBP: 0.297, SLG: 0.447 (1, 2)		K	K			F6		F8		G3		4-3	6	0	0	0	0	2	5												
Ben Oglivie, L OBP: 0.326, SLG: 0.472 (1, 7)		K		L9		1B		F4			FC2-6		4	0	1	0	1	1	1												
Gorman Thomas, R OBP: 0.342, SLG: 0.527 (1, 8)		2B		K		1B				G3	FC2-6		5	0	2	1	0	1	1												
Roy Howell, L OBP: 0.311, SLG: 0.372 Don Money, R OBP: 0.373, SLG: 0.561 (1, 10)		2B		1-4-3		1B		F7		G3		F8	3	0	0	0	1	0	2												
Marshall Edwards, L OBP: 0.268, SLG: 0.367 Charlie Moore, R OBP: 0.295, SLG: 0.360 (11, PH)		BB											1	0	0	0	0	0	1												
Marshall Edwards, L OBP: 0.268, SLG: 0.367 Charlie Moore, R OBP: 0.295, SLG: 0.360 (12, 9)		L6				6-3						1B	4	0	1	0	0	0	2												
Jim Gantner, L OBP: 0.371, SLG: 0.417 (1, 4)			F8		F3			4-3		F4		1B	5	0	1	0	0	0	1												
Inning Stats	R: 0 E: 0 K: 1 S: 5	H: 0 LOB: 0 BB: 0 P: 7	R: 0 E: 0 K: 2 S: 8	H: 1 LOB: 2 BB: 1 P: 12	R: 0 E: 0 K: 1 S: 7	H: 2 LOB: 2 BB: 0 P: 7	R: 0 E: 0 K: 1 S: 5	H: 0 LOB: 0 BB: 0 P: 6	R: 0 E: 0 K: 0 S: 5	H: 0 LOB: 2 BB: 1 P: 9	R: 0 E: 0 K: 0 S: 4	H: 1 LOB: 0 BB: 0 P: 4	R: 0 E: 0 K: 0 S: 6	H: 1 LOB: 1 BB: 0 P: 6	R: 0 E: 0 K: 0 S: 6	H: 3 LOB: 3 BB: 0 P: 6	R: 0 E: 0 K: 1 S: 5	H: 0 LOB: 0 BB: 0 P: 6	1B: 8 2B: 3 3B: 0 HR: 0	SF: 0 SAC: 0 DP: 0 HBP: 0	WP: 0 PB: 0 SB: 1 CS: 0	PA: 49									
PITCHER	IP WLS BF H R ER SO BB IBB HBP BLK WP HR S P ERA WHIP													IP WLS BF H R ER SO BB IBB HBP BLK WP HR S P ERA WHIP																	
Len Barker, R ERA: 3.5 Ed Glynn, L ERA: 2.74 Dan Spillner, R ERA: 2.28 (1, 1)	10.0	40	8	1	1	7	2	0	0	0	0	0	0	0	0	0	0	0	0	0											
Ed Glynn, L ERA: 2.74 Dan Spillner, R ERA: 2.28 (11, 1)	0.2	5	3	0	0	0	0	0	0	0	0	0	0	0	0	5	5	0.00	4.500												
Ed Glynn, L ERA: 2.74 Dan Spillner, R ERA: 2.28 (11, 1)	1.1	W	4	0	0	0	1	0	0	0	0	0	0	0	0	6	6	0.00	0.000												

Cleveland Indians @ Milwaukee Brewers
Milwaukee County Stadium, Milwaukee, WI
Thu Jul 29 1982, 8:05 PM EDT
Att. 29,781 - Unknown - 74 F

AB	47
R	1
H	11
RBI	1
BB	2
SO	8
LOB	19



Batter	1	2	3	4	5	6	7	8	9	AB	R	H	RBI	BB	SO	LOB	TOP										
Larry Milbourne, S OBP: 0.273, SLG: 0.317 (1, 4)										3	1	1	1	1	0	1											
Toby Harrah, R OBP: 0.420, SLG: 0.546 (1, 5)										3	1	2	2	0	0	0											
Mike Hargrove, L OBP: 0.377, SLG: 0.309 (1, 3)										5	0	1	1	0	0	1											
Andre Thornton, R OBP: 0.421, SLG: 0.546 (1, 10)										3	1	2	1	2	0	0											
Chris Bando, S OBP: 0.307, SLG: 0.303 (1, 2)										5	0	0	0	0	1	6											
Rod Craig, S OBP: 0.282, SLG: 0.231 Miguel Dilone, S OBP: 0.268, SLG: 0.306 (7, PH) (7, 7)										3	1	1	0	0	0	6											
Rick Manning, L OBP: 0.337, SLG: 0.360 (1, 8)										3	2	1	2	1	0	3											
Carmen Castillo, R OBP: 0.414, SLG: 0.500 (1, 9)										2	1	1	0	2	0	0											
Mike Fischlin, R OBP: 0.367, SLG: 0.322 (1, 6)										4	0	1	0	0	0	4											
Inning Stats	R: 1 E: 0 K: 1 S: 6	H: 2 LOB: 2 BB: 1 P: 11	R: 1 E: 0 K: 0 S: 2	H: 0 LOB: 1 BB: 3 P: 14	R: 0 E: 2 K: 0 S: 5	H: 1 LOB: 2 BB: 0 P: 5	R: 1 E: 0 K: 0 S: 4	H: 1 LOB: 1 BB: 1 P: 8	R: 2 E: 0 K: 0 S: 6	H: 3 LOB: 1 BB: 0 P: 6	R: 2 E: 0 K: 0 S: 5	H: 2 LOB: 0 BB: 0 P: 5	R: 0 E: 0 K: 0 S: 3	H: 0 LOB: 0 BB: 0 P: 3	R: 0 E: 0 K: 0 S: 3	H: 1 LOB: 0 BB: 1 P: 7	1B: 6 2B: 3 3B: 0 HR: 3	SF: 2 SAC: 0 DP: 4 HBP: 1	WP: 0 PB: 1 CS: 1	PA: 42							
PITCHER	IP	WLS	BF	H	R	ER	SO	BB	IBB	HBP	BLK	WP	HR	S	P	ERA	WHIP										
Randy Lerch, L ERA: 5.15 (1, 1)	1.0	L	8	2	2	2	1	3	0	1	0	0	0	6	19	18.00	5.000										
Jerry Augustine, L ERA: 4.09 (2, 1)	5.0		24	7	5	4	0	2	0	0	0	0	3	22	30	7.20	1.800										
Dwight Bernard, R ERA: 3.1 (7, 1)	2.0		6	1	0	0	0	0	0	0	0	0	0	6	6	0.00	0.500										
Pete Ladd, R ERA: 1.8 (9, 1)	1.0		4	0	0	0	0	1	0	0	0	0	0	3	7	0.00	1.000										

Cleveland Indians @ Milwaukee Brewers
Milwaukee County Stadium, Milwaukee, WI

AB 33
R 7
H 10
RBI 7
BB 6
SO 1
LOB 22



WP: 0 PA: 42
PB: 1
CS: 1

Fri Jul 30 1982, 8:05 PM EDT
Att: 27,103 - Unknown - 77 F

livebaseballscores.com

Batter	1	2	3	4	5	6	7	8	9	AB	R	H	RBI	BB	SO	LOB	BOTTOM										
Paul Molitor, R OBP: 0.356, SLG: 0.415 (1, 5)										4	1	1	0	0	0	3											
Robin Yount, R OBP: 0.374, SLG: 0.608 (1, 6)										4	1	1	0	0	0	3											
Cecil Cooper, L OBP: 0.348, SLG: 0.543 (1, 3)										4	0	2	1	0	0	0											
Gorman Thomas, R OBP: 0.338, SLG: 0.522 (1, 8)										3	0	0	1	0	0	1											
Ben Oglivie, L OBP: 0.325, SLG: 0.470 (1, 7)										4	0	1	0	0	0	2											
Roy Howell, L OBP: 0.305, SLG: 0.369 (1, 10)										4	0	1	0	0	0	2											
Marshall Edwards, L OBP: 0.267, SLG: 0.363 (1, 9)										4	0	1	0	0	0	2											
Jim Gantner, L OBP: 0.369, SLG: 0.415 (1, 4)										4	0	1	0	0	0	1											
Ned Yost, R OBP: 0.338, SLG: 0.400 (1, 2)										4	0	1	0	0	0	1											
Inning Stats	R: 0 E: 0 K: 0 S: 3	H: 0 LOB: 0 BB: 0 P: 3	R: 0 E: 0 K: 0 S: 3	H: 0 LOB: 0 BB: 0 P: 3	R: 0 E: 0 K: 0 S: 3	H: 0 LOB: 0 BB: 0 P: 3	R: 2 E: 0 K: 0 S: 7	H: 4 LOB: 2 BB: 0 P: 7	R: 0 E: 0 K: 0 S: 4	H: 1 LOB: 1 BB: 0 P: 4	R: 0 E: 0 K: 0 S: 4	H: 1 LOB: 1 BB: 0 P: 4	R: 0 E: 0 K: 0 S: 5	H: 2 LOB: 2 BB: 0 P: 5	R: 0 E: 0 K: 0 S: 4	H: 1 LOB: 1 BB: 0 P: 4	R: 0 E: 0 K: 0 S: 3	H: 0 LOB: 0 BB: 0 P: 3	1B: 8 2B: 1 3B: 0 HR: 0	SF: 1 SAC: 0 DP: 0 HBP: 0	WP: 0 PB: 0 CS: 0	PA: 36					
PITCHER	IP	WLS	BF	H	R	ER	SO	BB	IBB	HBP	BLK	WP	HR	S	P	ERA	WHIP										
Lary Sorensen, R ERA: 4.66 (1, 1)	9.0	W	36	9	2	2	0	0	0	0	0	0	0	36	36	2.00	1.000										

Cleveland Indians @ Milwaukee Brewers
Milwaukee County Stadium, Milwaukee, WI

AB 35
R 2
H 9
RBI 2
BB 0
SO 0
LOB 15



WP: 0 PA: 36
PB: 0
CS: 0

Fri Jul 30 1982, 8:05 PM EDT
Att: 27,103 - Unknown - 77 F

livebaseballscores.com

Batter	1	2	3	4	5	6	7	8	9	AB	R	H	RBI	BB	SO	LOB	TOP										
Miguel Dilone, S OBP: 0.264, SLG: 0.301 (1, 7)	5-6-3	L5-4			5-3			F7		4	0	0	0	0	0	3											
Toby Harrah, R OBP: 0.419, SLG: 0.551 (1, 5)	HR		1-3			6-3		F8		4	1	1	1	0	0	1											
Mike Hargrove, L OBP: 0.376, SLG: 0.316 (1, 3)	HR		4-3			F7		1-3		4	1	1	1	0	0	1											
Andre Thornton, R OBP: 0.422, SLG: 0.551 (1, 10)	2B		K			2B			K	4	0	2	0	0	2	0											
Chris Bando, S OBP: 0.298, SLG: 0.293 (1, 2)	6-3			6-3		L6			K	4	0	0	0	0	1	2											
Carmen Castillo, R OBP: 0.375, SLG: 0.448 Von Hayes, L (9, PH) OBP: 0.287, SLG: 0.377 (1, 9)	F8			F9		6-3			3-1	3	0	0	0	0	0	1											
Rick Manning, L OBP: 0.337, SLG: 0.358 (1, 8)		G3		5-3		G6-3 BB				2	0	0	0	1	0	0											
Larry Milbourne, S OBP: 0.270, SLG: 0.313 (1, 4)	E5 L5-4 BB			5-3		G6-3 1-2				3	0	0	0	0	0	1											
Mike Fischlin, R OBP: 0.372, SLG: 0.324 (1, 6)				F9						2	0	1	0	1	0	0											
Inning Stats	R: 2 E: 0 K: 0 S: 6	H: 3 LOB: 1 BB: 0 P: 6	R: 0 E: 1 K: 0 S: 3	H: 0 LOB: 1 BB: 1 P: 7	R: 0 E: 0 K: 1 S: 5	H: 0 LOB: 0 BB: 0 P: 5	R: 0 E: 0 K: 0 S: 3	H: 0 LOB: 0 BB: 0 P: 3	R: 0 E: 0 K: 0 S: 4	H: 1 LOB: 1 BB: 0 P: 4	R: 0 E: 0 K: 0 S: 2	H: 0 LOB: 0 BB: 1 P: 6	R: 0 E: 0 K: 0 S: 4	H: 1 LOB: 1 BB: 0 P: 4	R: 0 E: 0 K: 2 S: 7	H: 0 LOB: 0 BB: 0 P: 7	1B: 1 2B: 3 3B: 0 HR: 2	SF: 0 SAC: 0 DP: 2 HBP: 0	WP: 0 PB: 0 SB: 0 CS: 0	PA: 33							
PITCHER	IP	WLS	BF	H	R	ER	SO	BB	IBB	HBP	BLK	WP	HR	S	P	ERA	WHIP										
Mike Caldwell, L ERA: 4.59 (1, 1)	8.0	W	30	5	2	2	1	2	0	0	0	0	2	30	38	2.25	0.875										
Rollie Fingers, R ERA: 2.64 (9, 1)	1.0	S	3	0	0	0	2	0	0	0	0	0	0	7	7	0.00	0.000										
Batter	1	2	3	4	5	6	7	8	9	AB	R	H	RBI	BB	SO	LOB	BOTTOM										
Paul Moltor, R OBP: 0.355, SLG: 0.415 (1, 5)	1B 1B 2B	F7			L1		6-3			4	1	1	0	0	0	1											
Robin Yount, R OBP: 0.375, SLG: 0.606 (1, 6)	E E 1B		1B G5-4-3 BB		F7		K			3	2	1	0	1	1	0											
Cecil Cooper, L OBP: 0.347, SLG: 0.540 (1, 3)	L5		G5-4-3 1B		F8		4-3			4	0	1	0	0	0	2											
Gorman Thomas, R OBP: 0.343, SLG: 0.522 (1, 8)	E 1B		G5-4-3 1B		SH3-4 BB		BB			2	1	1	1	2	0	1											
Ben Oglivie, L OBP: 0.325, SLG: 0.466 (1, 7)	L4		L3		SH3-4 BB		F2			3	0	0	0	1	0	1											
Don Money, R OBP: 0.366, SLG: 0.553 (1, 10)	5-3			K		SH3-4		F8		3	0	0	0	0	1	2											
Charlie Moore, R OBP: 0.299, SLG: 0.365 (1, 9)		4-3				G5-4-3 IBB				2	0	1	0	1	0	0											
Ned Yost, R OBP: 0.324, SLG: 0.381 (1, 2)		K		6-3		G5-4-3				3	0	0	0	0	1	4											
Jim Gantner, L OBP: 0.369, SLG: 0.414 (1, 4)				6-3				K		3	0	1	0	0	1	1											
Inning Stats	R: 3 E: 1 K: 0 S: 6	H: 3 LOB: 1 BB: 0 P: 6	R: 0 E: 0 K: 1 S: 6	H: 1 LOB: 0 BB: 0 P: 6	R: 1 E: 0 K: 0 S: 3	H: 1 LOB: 0 BB: 1 P: 7	R: 0 E: 0 K: 1 S: 6	H: 1 LOB: 1 BB: 0 P: 6	R: 0 E: 0 K: 0 S: 3	H: 0 LOB: 0 BB: 0 P: 3	R: 0 E: 0 K: 0 S: 2	H: 0 LOB: 2 BB: 3 P: 14	R: 0 E: 0 K: 2 S: 7	H: 0 LOB: 0 BB: 0 P: 7	R: 0 E: 0 K: 0 S: 3	H: 0 LOB: 1 BB: 1 P: 7	1B: 4 2B: 2 3B: 0 HR: 0	SF: 0 SAC: 1 DP: 2 HBP: 0	WP: 0 PB: 0 SB: 0 CS: 0	PA: 33							
PITCHER	IP	WLS	BF	H	R	ER	SO	BB	IBB	HBP	BLK	WP	HR	S	P	ERA	WHIP										
Rick Waits, L ERA: 5.63 (1, 1)	8.0	L	33	6	4	2	4	4	1	0	0	0	0	36	56	2.25	1.250										

Cleveland Indians @ Milwaukee Brewers
Milwaukee County Stadium, Milwaukee, WI
Sat Jul 31 1982, 4:33 AM EDT
Att: 41,421 - Unknown - 81 F

AB 31
R 2
H 5
RBI 2
BB 2
SO 3
LOB 9



Cleveland Indians @ Milwaukee Brewers
Milwaukee County Stadium, Milwaukee, WI
Sat Jul 31 1982, 4:33 AM EDT
Att: 41,421 - Unknown - 81 F

AB 27
R 4
H 6
RBI 1
BB 5
SO 4
LOB 12



Batter	1	2	3	4	5	6	7	8	9	AB	R	H	RBI	BB	SO	LOB	TOP					
Miguel Dilone, S OBP: 0.264, SLG: 0.300 Carmen Castillo, R OBP: 0.364, SLG: 0.433	G3		G3		4-3		1B		F8	4	0	1	1	0	0	0	Cleveland Indians @ Milwaukee Brewers Milwaukee County Stadium, Milwaukee, WI Sun Aug 01 1982, 4:33 AM EDT Unknown - 81 F					
Toby Harrah, R OBP: 0.419, SLG: 0.551	K			SF8	1B		K		F8	5	1	2	0	0	2	3						
Mike Hargrove, L OBP: 0.374, SLG: 0.316	K			4-3	F8					4	0	1	0	0	1	2						
Andre Thornton, R OBP: 0.420, SLG: 0.549		6-3		SF8			CS		F5	3	0	1	1	0	0	1						
Von Hayes, L OBP: 0.289, SLG: 0.377		F9		E	1B		F2		F9	3	1	1	0	1	0	2						
Ron Hassey, L OBP: 0.299, SLG: 0.275		F9		E7	2B		F5			4	1	2	0	0	0	2						
Rick Manning, L OBP: 0.339, SLG: 0.362		F7			1B		CS			4	1	2	2	0	1	1						
Jack Perconte, L OBP: 0.299, SLG: 0.290					F9					4	0	2	0	0	0	2						
Mike Fischlin, R OBP: 0.369, SLG: 0.322					F9					4	0	1	0	0	0	2						
Inning Stats	R: 0 E: 0 K: 2 S: 7	H: 0 LOB: 0 BB: 0 P: 7	R: 0 E: 0 K: 0 S: 4	H: 1 LOB: 1 BB: 0 P: 4	R: 0 E: 0 K: 0 S: 3	H: 1 LOB: 0 BB: 0 P: 3	R: 3 E: 1 K: 0 S: 6	H: 3 LOB: 1 BB: 1 P: 10	R: 0 E: 0 K: 0 S: 4	H: 1 LOB: 1 BB: 0 P: 4	R: 0 E: 0 K: 0 S: 3	H: 1 LOB: 0 BB: 0 P: 3	R: 1 E: 0 K: 1 S: 7	H: 2 LOB: 1 BB: 0 P: 7	R: 0 E: 0 K: 0 S: 4	H: 2 LOB: 2 BB: 0 P: 4		R: 0 E: 0 K: 1 S: 7	H: 2 LOB: 2 BB: 0 P: 7	1B: 11 2B: 2 3B: 0 HR: 0	SF: 1 SAC: 0 DP: 0 HBP: 0	WP: 0 PB: 0 SB: 3 CS: 2
PITCHER Moose Haas, R ERA: 4.6	IP: 9.0 WLS: L BF: 38	H: 13 R: 4 ER: 4 SO: 4	BB: 1 IBB: 0 HBP: 0 BLK: 0	WP: 0 HR: 0 S: 45 P: 49	ERA: 4.00 WHIP: 1.556																	

AB	36
R	4
H	13
RBI	4
BB	1
SO	4
LOB	17

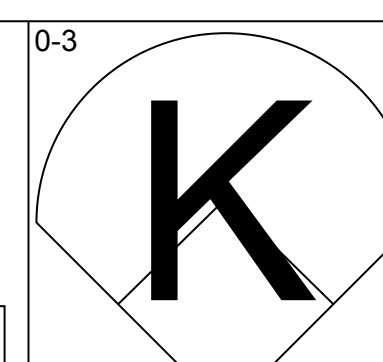
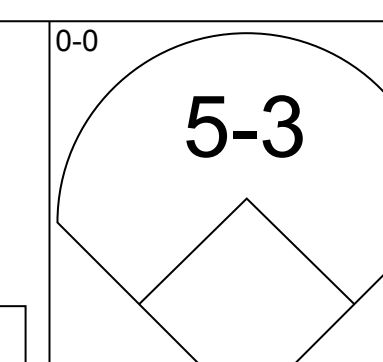
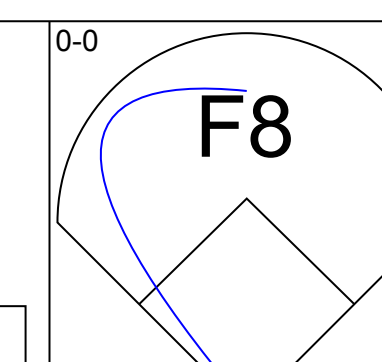
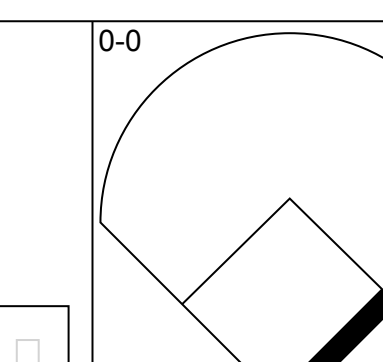
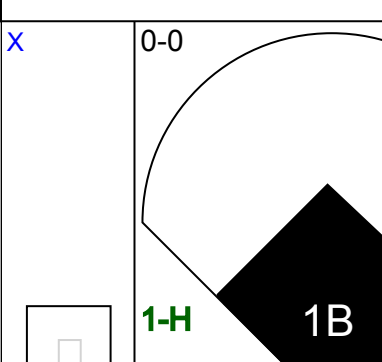
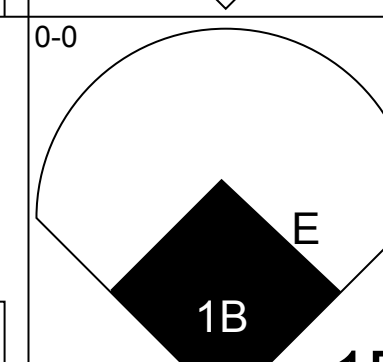
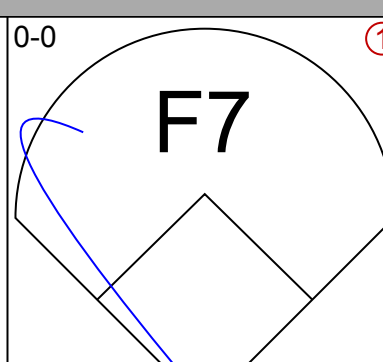
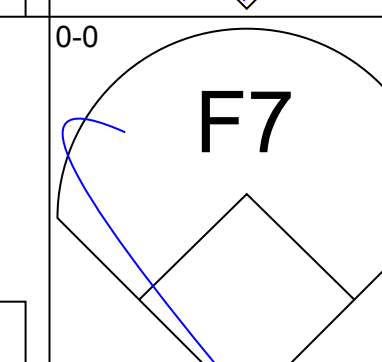
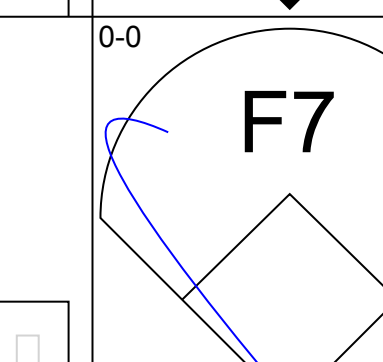
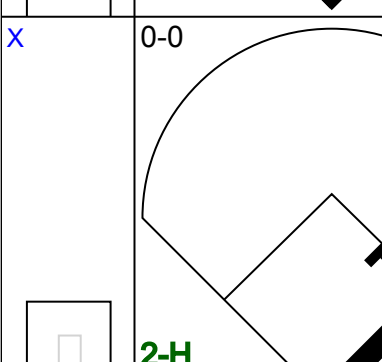
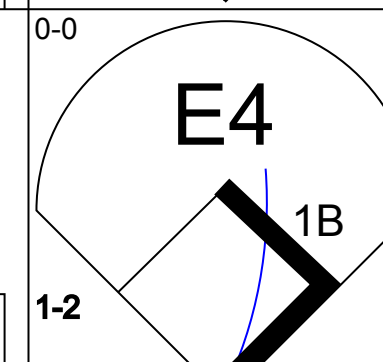
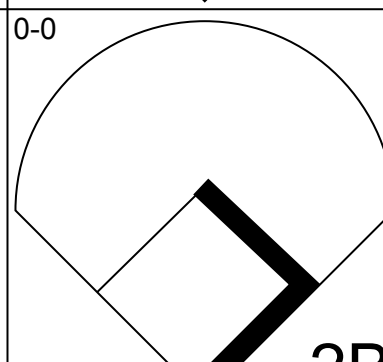
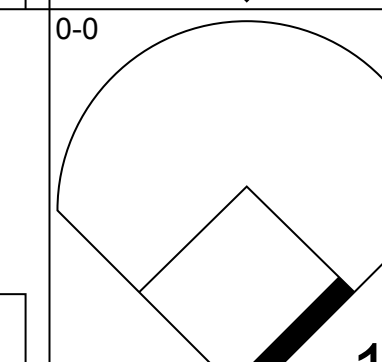
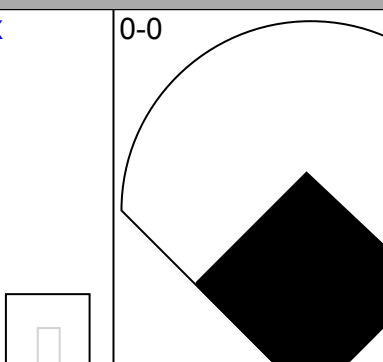
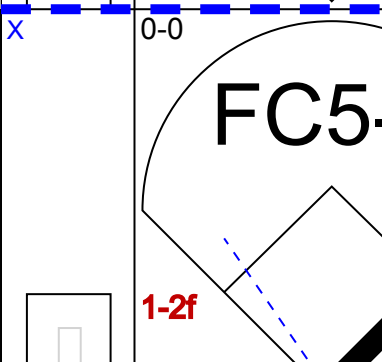
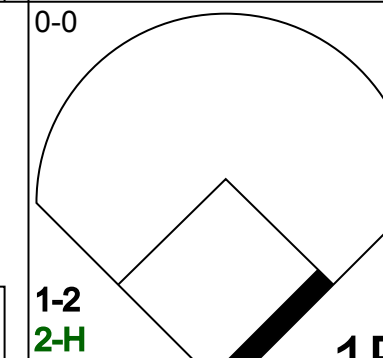
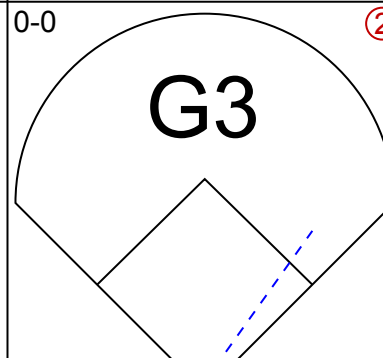
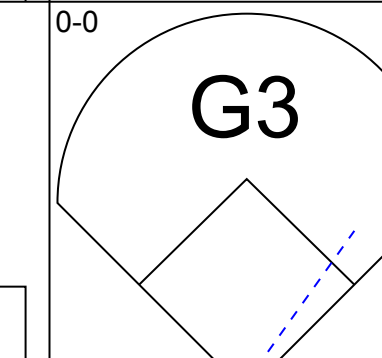
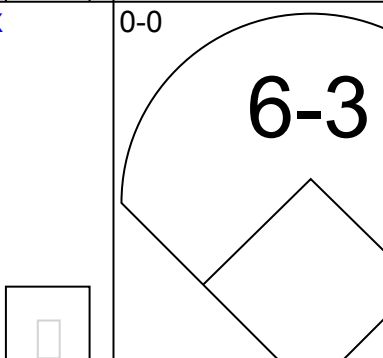
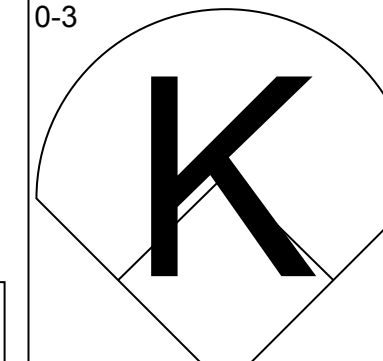
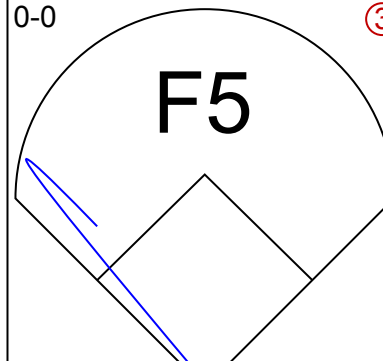
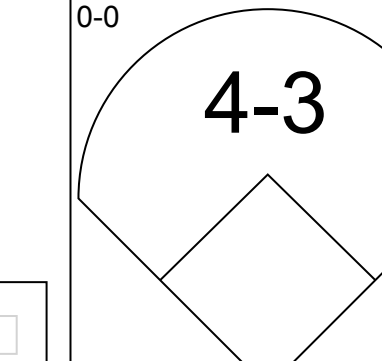
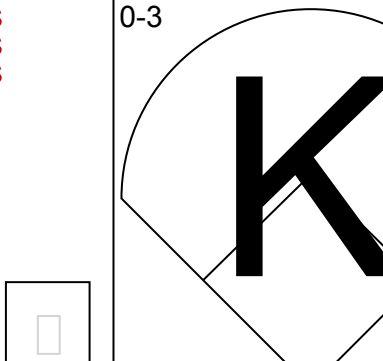
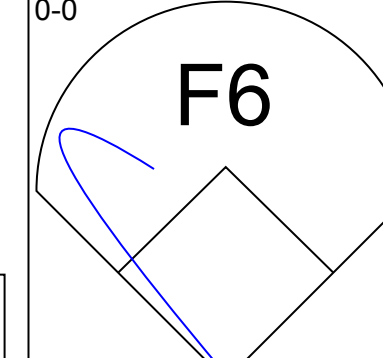
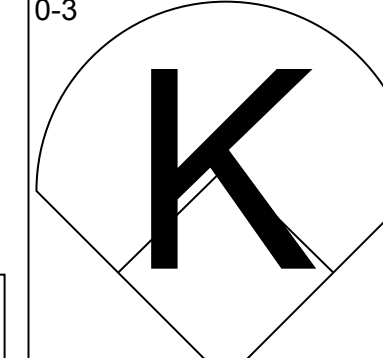
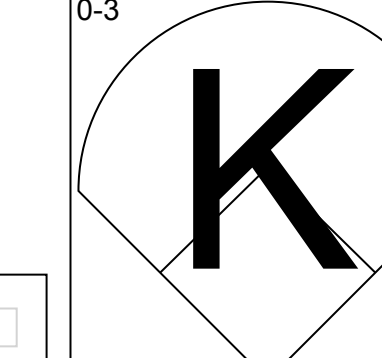
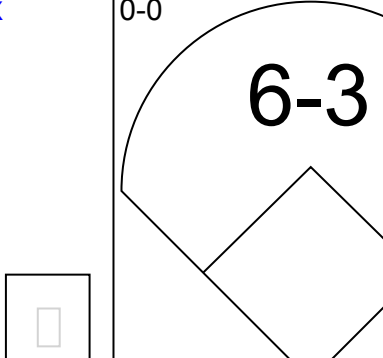
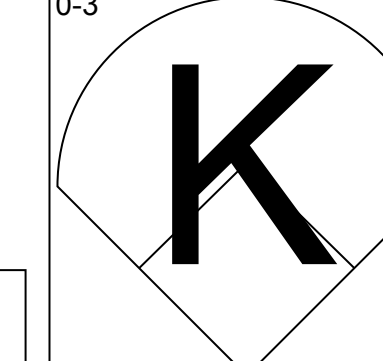
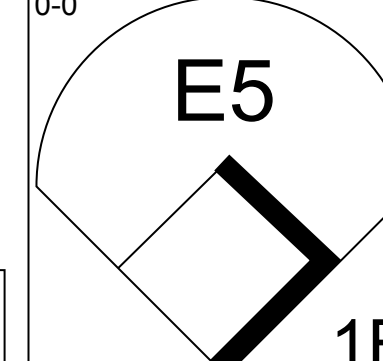
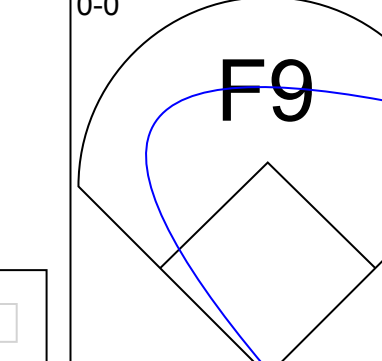
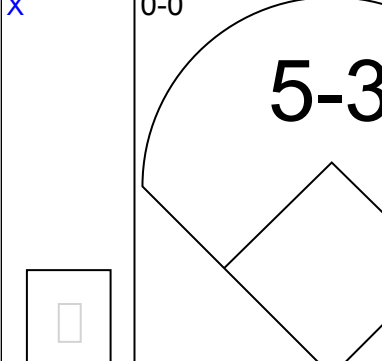
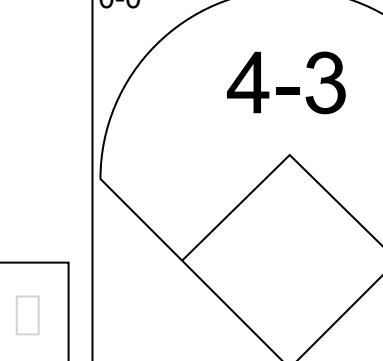
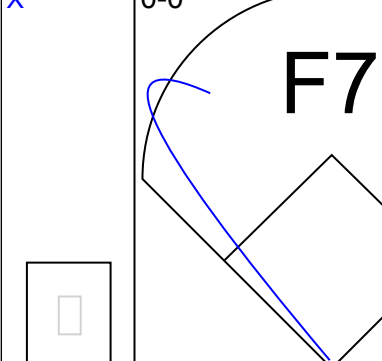
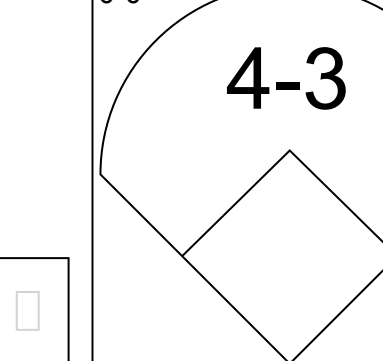
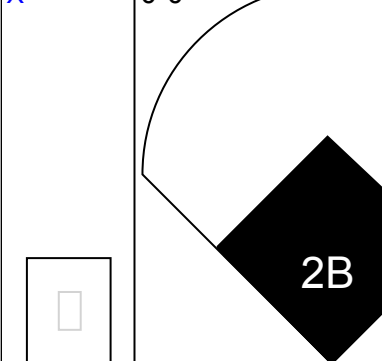


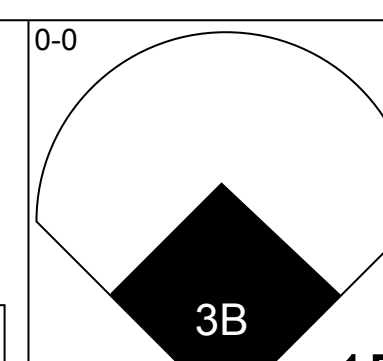
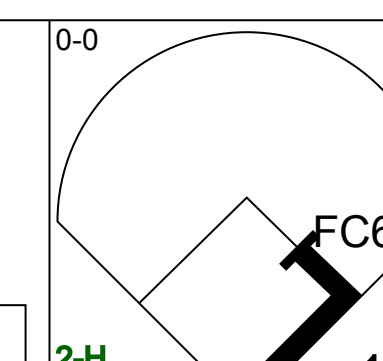
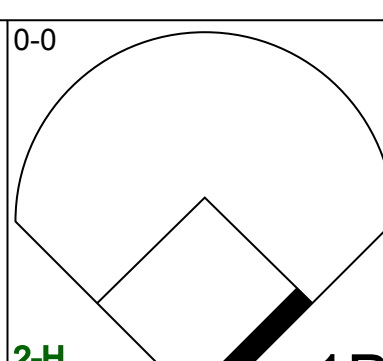
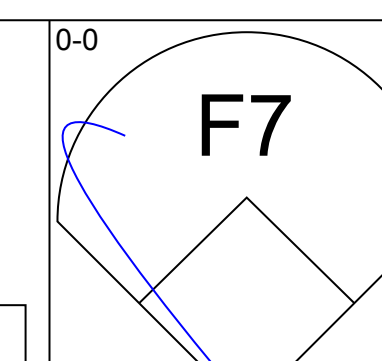
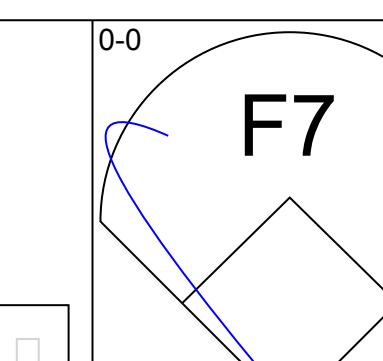
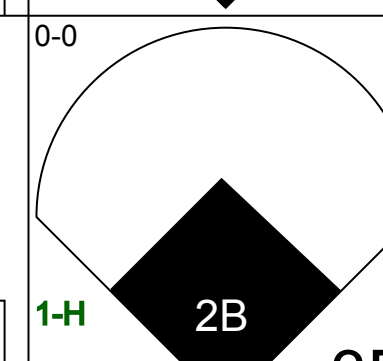
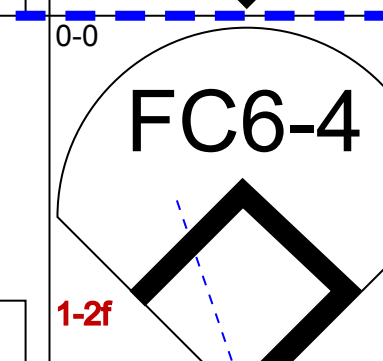
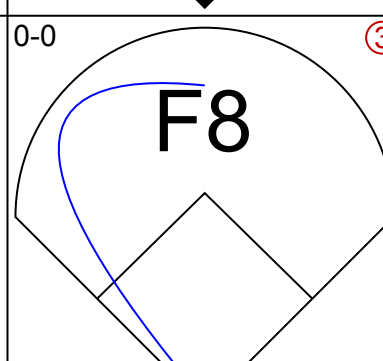
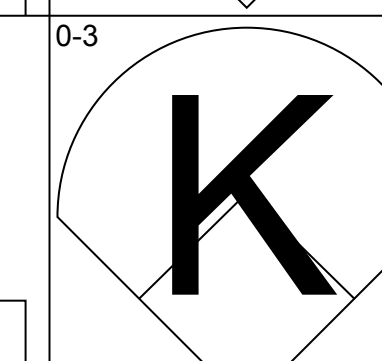
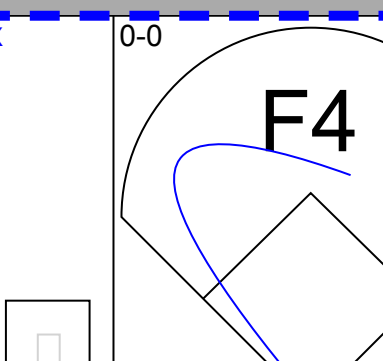
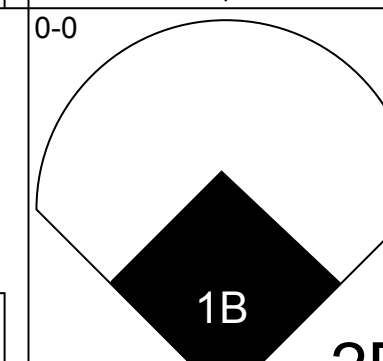
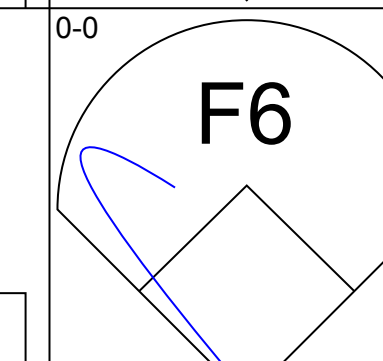
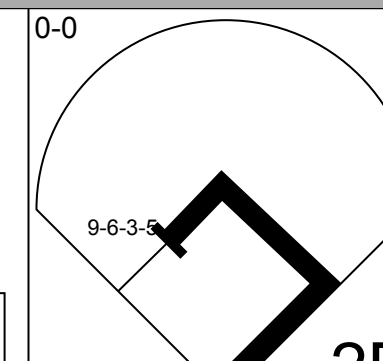
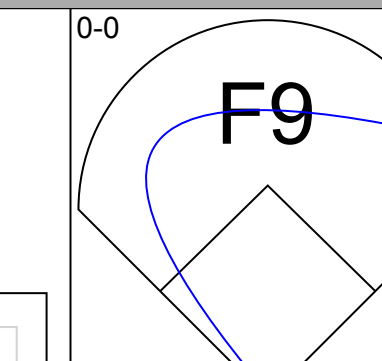
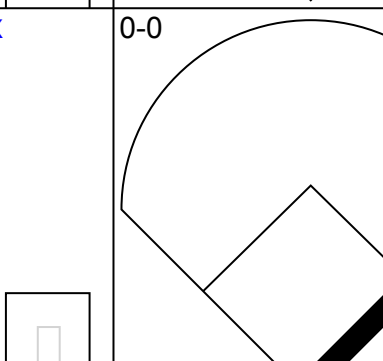
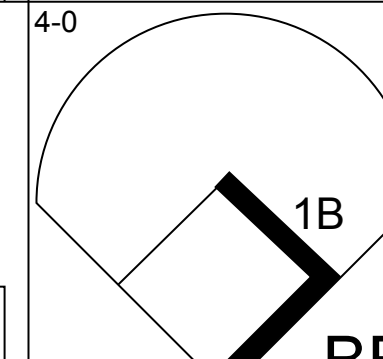
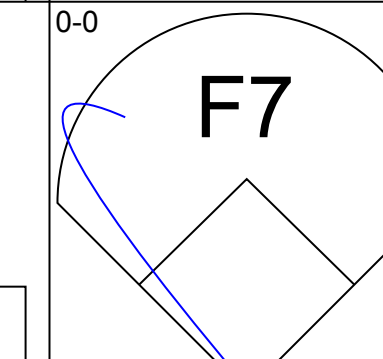
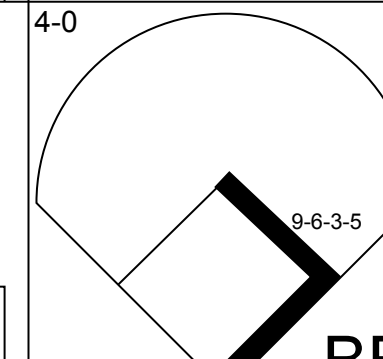
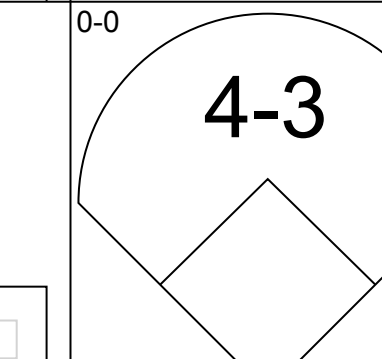
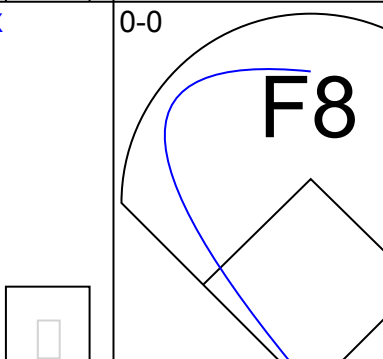
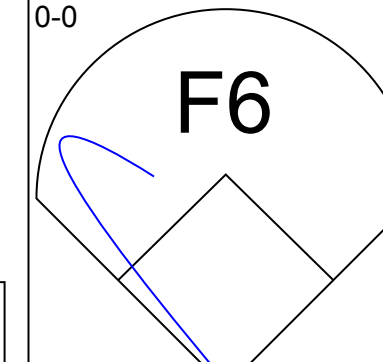
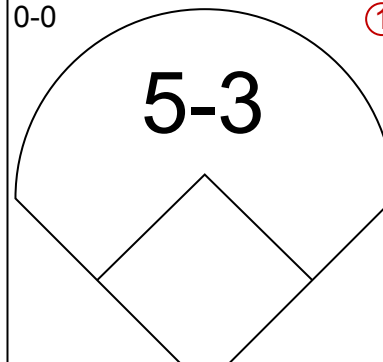
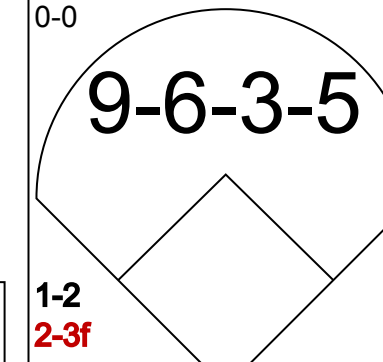
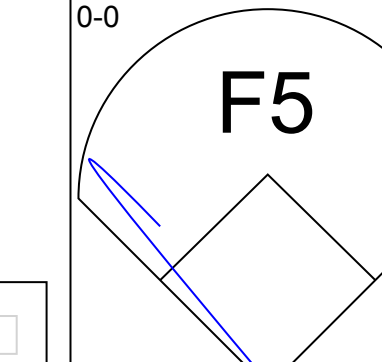
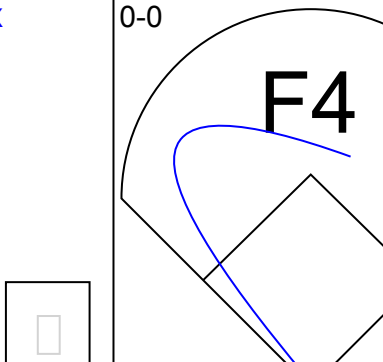
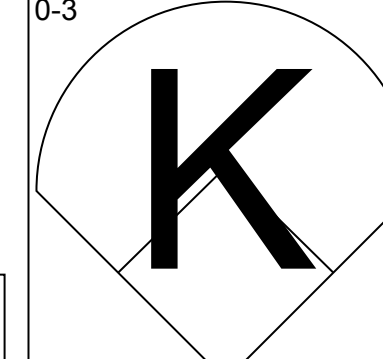
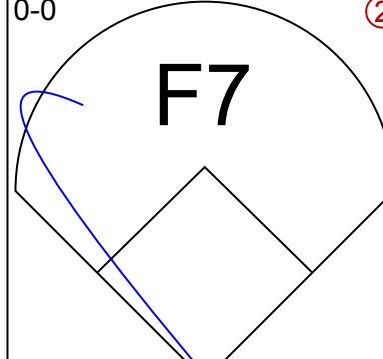
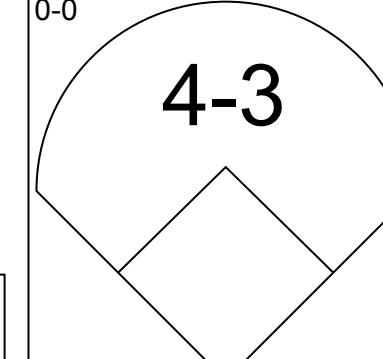
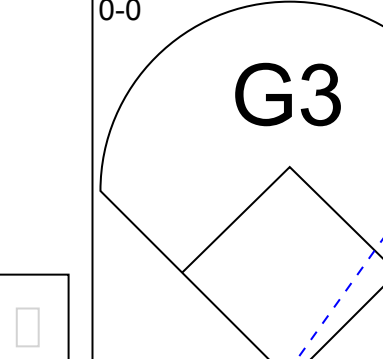
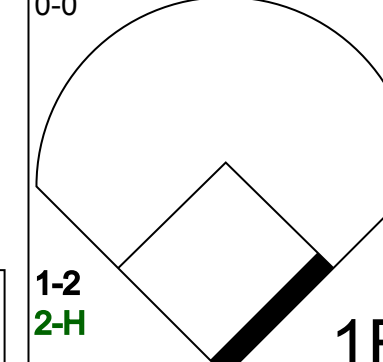
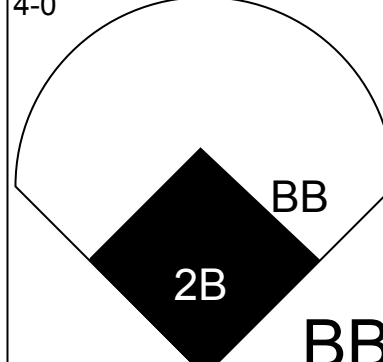
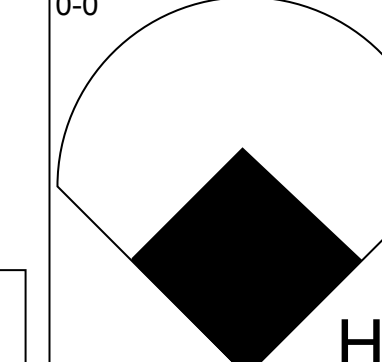
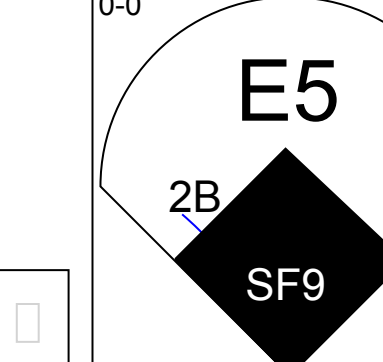
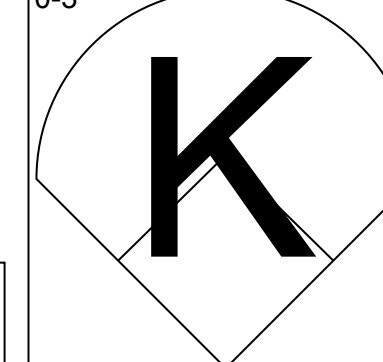
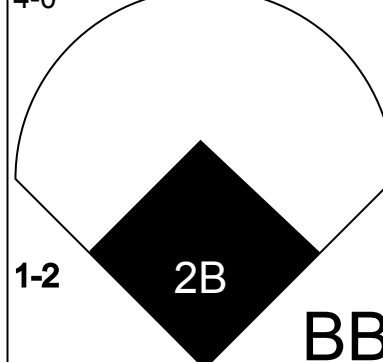
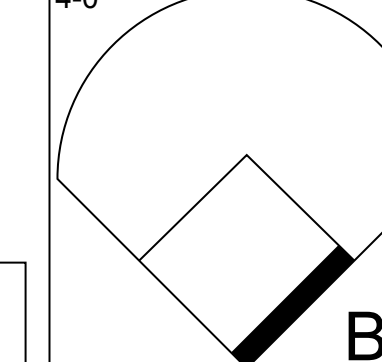
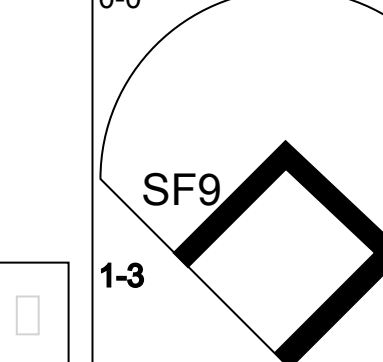
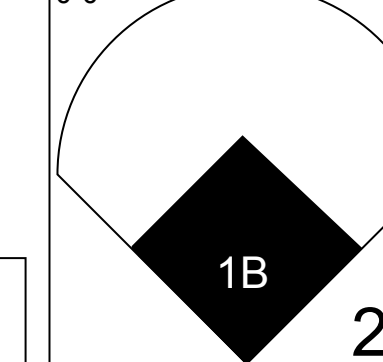
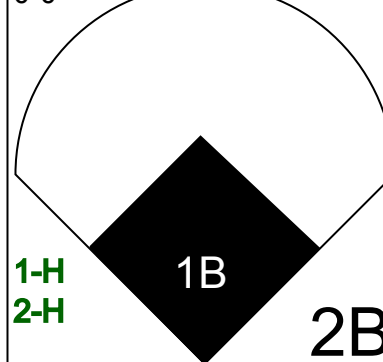
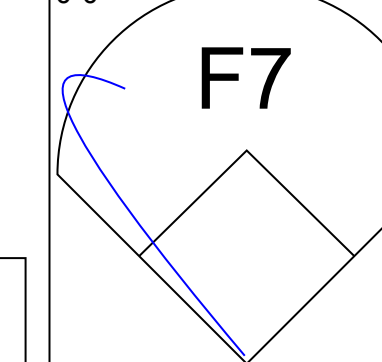
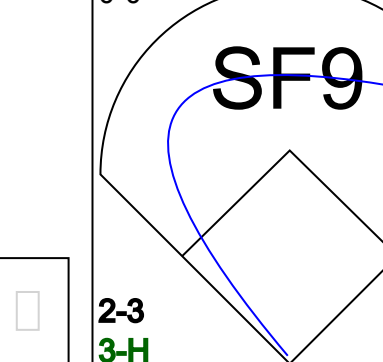
Batter	1	2	3	4	5	6	7	8	9	AB	R	H	RBI	BB	SO	LOB	BOTTOM					
Paul Moltor, R OBP: 0.354, SLG: 0.416	F7	4-3			K					4	0	1	0	0	1	1	Cleveland Indians @ Milwaukee Brewers Milwaukee County Stadium, Milwaukee, WI Sun Aug 01 1982, 4:33 AM EDT Unknown - 81 F					
Robin Yount, R OBP: 0.374, SLG: 0.602	BB		F8				F9		K	3	0	0	0	1	1	1						
Cecil Cooper, L OBP: 0.346, SLG: 0.537			K				F7		F9	4	0	1	0	0	1	1						
Ted Simmons, S OBP: 0.297, SLG: 0.453	F9		5-3				HR		F6	4	1	1	1	0	0	2						
Ben Oglivie, L OBP: 0.324, SLG: 0.462					F5		L6		G3	3	0	0	0	1	0	0						
Gorman Thomas, R OBP: 0.339, SLG: 0.516	6-3				F8		6-3		F2	4	0	0	0	0	0	3						
Roy Howell, L OBP: 0.304, SLG: 0.362			3-1		F8		K			3	0	0	0	0	1	0						
Marshall Edwards, L OBP: 0.269, SLG: 0.362					6-3		F2			3	0	1	0	0	0	0						
Jim Gantner, L OBP: 0.365, SLG: 0.409			FC4-6		F7				4-3	3	0	0	0	0	0	1						
Inning Stats	R: 0 E: 0 K: 0 S: 4	H: 1 LOB: 3 BB: 2 P: 12	R: 0 E: 0 K: 0 S: 4	H: 1 LOB: 0 BB: 0 P: 4	R: 0 E: 0 K: 1 S: 5	H: 0 LOB: 0 BB: 0 P: 5	R: 0 E: 0 K: 0 S: 3	H: 0 LOB: 0 BB: 0 P: 3	R: 0 E: 0 K: 1 S: 5	H: 0 LOB: 0 BB: 0 P: 5	R: 1 E: 0 K: 0 S: 4	H: 1 LOB: 0 BB: 0 P: 4	R: 0 E: 0 K: 1 S: 5	H: 0 LOB: 0 BB: 0 P: 5	R: 0 E: 0 K: 1 S: 6	H: 1 LOB: 1 BB: 0 P: 6		R: 0 E: 0 K: 0 S: 3	H: 0 LOB: 0 BB: 0 P: 3	1B: 2 2B: 1 3B: 0 HR: 1	SF: 0 SAC: 0 DP: 0 HBP: 0	WP: 0 PB: 0 SB: 1 CS: 0
PITCHER Ed Whitson, R ERA: 4.11 Dan Spillner, R ERA: 2.2	IP: 6.0 WLS: W BF: 23	H: 3 R: 1 ER: 1 SO: 2	BB: 2 IBB: 0 HBP: 0 BLK: 0	WP: 0 HR: 0 S: 25 P: 33	ERA: 1.50 WHIP: 0.833																	



Batter	1	2	3	4	5	6	7	8	9	AB	R	H	RBI	BB	SO	LOB	TOP			
Miguel Dilone, S OBP: 0.264, SLG: 0.300 (1, 7)										4	0	1	0	0	0	2	Cleveland Indians @ Milwaukee Brewers Milwaukee County Stadium, Milwaukee, WI Sun Aug 01 1982, 4:38 AM EDT Att: 41,891 - Unknown - 80 F			
Toby Harrah, R OBP: 0.418, SLG: 0.552 Mike Fischlin, R OBP: 0.367, SLG: 0.320 (6, 6)										3	0	1	1	0	0	1				
Mike Hargrove, L OBP: 0.372, SLG: 0.313 Karl Pagel, L OBP: 0.450, SLG: 0.214 (6, 3)										3	0	0	0	0	0	2				
Andre Thornton, R OBP: 0.422, SLG: 0.550 Carmen Castillo, R OBP: 0.392, SLG: 0.433 (9, PH)										3	0	2	1	0	0	1				
Von Hayes, L OBP: 0.286, SLG: 0.372 (1, 9)										4	0	0	0	0	0	4				
Larry Milbourne, S OBP: 0.269, SLG: 0.312 (6, 5)										4	0	1	0	0	0	1				
Rick Manning, L OBP: 0.337, SLG: 0.360 Rod Craig, S OBP: 0.273, SLG: 0.268 (6, 8)										2	0	0	0	0	0	1				
Chris Bando, S OBP: 0.292, SLG: 0.286 (1, 2)										3	0	0	0	0	1					
Jack Perconte, L OBP: 0.305, SLG: 0.292 (1, 4)										2	1	1	0	1	1					
Inning Stats	R: 0 E: 0 K: 0 S: 4	H: 1 LOB: 1 BB: 0 P: 4	R: 0 E: 0 K: 0 S: 3	H: 0 LOB: 0 BB: 0 P: 3	R: 0 E: 0 K: 1 S: 4	H: 0 LOB: 0 BB: 1 P: 8	R: 0 E: 0 K: 0 S: 4	H: 1 LOB: 1 BB: 0 P: 4	R: 0 E: 0 K: 0 S: 3	H: 1 LOB: 1 BB: 0 P: 3	R: 2 E: 0 K: 0 S: 6	H: 3 LOB: 2 BB: 0 P: 6	R: 0 E: 0 K: 1 S: 6	H: 1 LOB: 1 BB: 0 P: 6	R: 0 E: 0 K: 0 S: 3	H: 0 LOB: 1 BB: 0 P: 4		1B: 5 2B: 2 3B: 0 HR: 0	SF: 0 SAC: 0 DP: 2 HBP: 1	WP: 0 PB: 0 SB: 0 CS: 0
PITCHER	IP WLS BF H R ER SO BB IBB HBP BLK WP HR S P ERA WHIP																			
Jim Slaton, R ERA: 3.48 Dwight Bernard, R ERA: 3.0	(1, 1) (8, 1)	7.0 2.0	W 7	27 0	H 7	R 2	ER 2	SO 2	BB 1	IBB 0	HBP 0	BLK 0	WP 0	HR 0	S 30	P 34	ERA 2.57	WHIP 1.143		

Batter	1	2	3	4	5	6	7	8	9	AB	R	H	RBI	BB	SO	LOB	BOTTOM			
Paul Molitor, R OBP: 0.357, SLG: 0.418 (1, 5)										3	2	2	0	1	0	0	Cleveland Indians @ Milwaukee Brewers Milwaukee County Stadium, Milwaukee, WI Sun Aug 01 1982, 4:38 AM EDT Att: 41,891 - Unknown - 80 F			
Robin Yount, R OBP: 0.373, SLG: 0.601 (1, 6)										4	1	1	0	0	1	2				
Cecil Cooper, L OBP: 0.348, SLG: 0.536 (1, 3)										4	1	2	1	0	0	2				
Gorman Thomas, R OBP: 0.343, SLG: 0.521 (1, 8)										4	2	3	2	0	0	1				
Ben Oglivie, L OBP: 0.326, SLG: 0.461 (1, 7)										3	1	1	0	1	0	2				
Don Money, R OBP: 0.370, SLG: 0.557 (1, 10)										4	0	2	3	0	0	1				
Marshall Edwards, L OBP: 0.269, SLG: 0.356 (1, 9)										4	0	1	1	0	0	2				
Charlie Moore, R OBP: 0.295, SLG: 0.359 (1, 2)										4	0	0	0	0	0	2				
Jim Gantner, L OBP: 0.360, SLG: 0.402 (1, 4)										4	0	0	0	0	0	2				
Inning Stats	R: 0 E: 0 K: 0 S: 3	H: 0 LOB: 0 BB: 0 P: 3	R: 0 E: 0 K: 0 S: 3	H: 0 LOB: 0 BB: 0 P: 3	R: 4 E: 0 K: 0 S: 9	H: 6 LOB: 2 BB: 0 P: 9	R: 3 E: 0 K: 1 S: 8	H: 4 LOB: 1 BB: 1 P: 12	R: 0 E: 0 K: 0 S: 3	H: 0 LOB: 1 BB: 1 P: 7	R: 0 E: 0 K: 0 S: 4	H: 1 LOB: 1 BB: 0 P: 4	R: 0 E: 0 K: 0 S: 3	H: 0 LOB: 0 BB: 0 P: 3	1B: 9 2B: 4 3B: 0 HR: 0	SF: 0 SAC: 0 DP: 2 HBP: 0		WP: 0 PB: 0 SB: 1 CS: 0	PA: 36	
PITCHER	IP WLS BF H R ER SO BB IBB HBP BLK WP HR S P ERA WHIP																			
Bud Anderson, R ERA: 3.3 Tom Brennan, R ERA: 4.79	(1, 1) (4, 1)	3.1 4.2	L 20	16 5	H 7	R 4	ER 4	SO 4	BB 4	IBB 4	HBP 0	BLK 0	WP 0	HR 0	S 16	P 16	ERA 10.80	WHIP 2.100		

Batter	1	2	3	4	5	6	7	8	9	AB	R	H	RBI	BB	SO	LOB	TOP			
Paul Moltor, R OBP: 0.358, SLG: 0.420										5	1	2	1	0	1	1	Milwaukee Brewers @ Toronto Blue Jays Exhibition Stadium, Toronto, ON Mon Aug 02 1982, 3:33 AM EDT Att: 20,141 - Unknown - 67 F			
Jim Gantner, L OBP: 0.360, SLG: 0.402										5	1	2	1	0	0	1				
Cecil Cooper, L OBP: 0.297, SLG: 0.539 Don Money, R OBP: 0.374, SLG: 0.574										2	0	1	0	0	0	1				
Ted Simmons, S OBP: 0.297, SLG: 0.452 Ned Yost, R OBP: 0.319, SLG: 0.375										3	0	1	1	0	0	2				
Ben Oglivie, L OBP: 0.323, SLG: 0.458 Charlie Moore, R OBP: 0.294, SLG: 0.358										3	0	0	0	0	1	3				
Gorman Thomas, R OBP: 0.341, SLG: 0.517 Mark Brouhard, R OBP: 0.343, SLG: 0.392										3	0	0	0	0	2	2				
Roy Howell, L OBP: 0.302, SLG: 0.359										4	0	1	0	0	1	0				
Marshall Edwards, L OBP: 0.268, SLG: 0.355										4	0	1	0	0	0	1				
Rob Picciolo, R OBP: 0.246, SLG: 0.238										4	1	1	0	0	1	2				
Inning Stats	R: 1 E: 1 K: 2 S: 10	H: 2 LOB: 2 BB: 0 P: 10	R: 0 E: 0 K: 2 S: 8	H: 1 LOB: 1 BB: 0 P: 8	R: 0 E: 0 K: 0 S: 4	H: 1 LOB: 1 BB: 0 P: 4	R: 0 E: 1 K: 1 S: 6	H: 1 LOB: 1 BB: 0 P: 6	R: 0 E: 0 K: 1 S: 5	H: 0 LOB: 0 BB: 0 P: 5	R: 0 E: 0 K: 0 S: 4	H: 1 LOB: 1 BB: 0 P: 4	R: 1 E: 0 K: 1 S: 6	H: 1 LOB: 0 BB: 0 P: 6	R: 2 E: 0 K: 0 S: 6	H: 3 LOB: 1 BB: 0 P: 6		1B: 8 2B: 2 3B: 0 HR: 1	SF: 0 SAC: 0 DP: 0 HBP: 0	WP: 0 PB: 0 CS: 0
PITCHER	IP WLS BF H R ER SO BB IBB HBP BLK WP HR S P ERA WHIP																			
Dave Stieb, R ERA: 3.86	(1, 1)	8.2 W 38	11 4 3 7	0 0 0 0	0 0 0 0	0 0 1 1	52 52	3.12 1.269												
Joey McLaughlin, R ERA: 2.96	(9, 1)	0.1 1	0 0 0 0	0 0 0 0	0 0 0 0	0 0 1 1	0.00 0.000													

Batter	1	2	3	4	5	6	7	8	9	AB	R	H	RBI	BB	SO	LOB	BOTTOM			
Damaso Garcia, R OBP: 0.350, SLG: 0.418										5	1	3	2	0	0	2	Milwaukee Brewers @ Toronto Blue Jays Exhibition Stadium, Toronto, ON Mon Aug 02 1982, 3:33 AM EDT Att: 20,141 - Unknown - 67 F			
Garth Iorg, R OBP: 0.316, SLG: 0.391										5	1	1	1	0	1	3				
Barry Bonnell, R OBP: 0.350, SLG: 0.460										5	1	3	1	0	0	1				
Jesse Barfield, R OBP: 0.347, SLG: 0.463										3	0	0	0	2	0	2				
Leon Roberts, R OBP: 0.261, SLG: 0.297										5	0	0	0	0	0	5				
Willie Upshaw, L OBP: 0.353, SLG: 0.490										4	0	0	0	0	1	3				
Buck Martinez, R OBP: 0.326, SLG: 0.444										3	3	2	2	1	0	0				
Lloyd Moseby, L OBP: 0.299, SLG: 0.380										2	1	1	0	2	1	2				
Alfredo Griffin, S OBP: 0.268, SLG: 0.330										3	2	2	3	0	0	1				
Inning Stats	R: 3 E: 0 K: 2 S: 11	H: 4 LOB: 2 BB: 1 P: 15	R: 1 E: 1 K: 0 S: 5	H: 2 LOB: 1 BB: 0 P: 5	R: 3 E: 0 K: 0 S: 5	H: 2 LOB: 1 BB: 2 P: 13	R: 0 E: 0 K: 0 S: 3	H: 1 LOB: 1 BB: 1 P: 7	R: 1 E: 0 K: 1 S: 6	H: 1 LOB: 1 BB: 1 P: 10	R: 0 E: 0 K: 0 S: 3	H: 0 LOB: 0 BB: 0 P: 3	R: 1 E: 1 K: 0 S: 5	H: 1 LOB: 1 BB: 0 P: 5	R: 0 E: 0 K: 0 S: 4	H: 1 LOB: 1 BB: 0 P: 4		1B: 5 2B: 6 3B: 1 HR: 1	SF: 1 SAC: 0 DP: 1 HBP: 0	WP: 0 PB: 0 CS: 0
PITCHER	IP WLS BF H R ER SO BB IBB HBP BLK WP HR S P ERA WHIP																			
Bob McClure, L ERA: 4.75	(1, 1)	1.0 L 10	6 4 4 2	1 0 0 0	0 0 0 0	0 0 11	23	9.00 2.000												
Jerry Augustine, L ERA: 4.34	(2, 1)	3.0 14	3 3 3 0	3 0 0 0	0 0 14	18	3.00 1.000													
Randy Lerch, L ERA: 5.08	(5, 1)	3.0 13	2 2 1 1	1 0 0 0	0 0 4	4	0.00 1.000													
Pete Ladd, R ERA: 1.5	(8, 1)	1.0 4	1 0 0 0	0 0 0 0	0 0 0 0	0 0 4	0.00 1.000													

Batter	1	2	3	4	5	6	7	8	9	AB	R	H	RBI	BB	SO	LOB	TOP			
Paul Moltitor, R OBP: 0.359, SLG: 0.428 (1, 5)	E6 1B	5-3							SH5-3 1-2	4	2	2	2	0	0	1	Milwaukee Brewers @ Toronto Blue Jays Exhibition Stadium, Toronto, ON Tue Aug 03 1982, 7:05 PM EDT Att: 16,575 - Cloudy - 68 F			
Robin Yount, R OBP: 0.371, SLG: 0.595 (1, 6)	HR 2H 1B		F8	F6			F2		F8	5	1	1	1	0	0	2				
Cecil Cooper, L OBP: 0.347, SLG: 0.542 (1, 3)	HR 1H		6-3				G3		F7	5	1	1	2	0	0	1				
Ted Simmons, S OBP: 0.299, SLG: 0.460 (1, 2)	G3			HR			F3			3	1	1	1	1	0	0				
Ben Oglivie, L OBP: 0.323, SLG: 0.456 (1, 7)	F8		F8						F4	4	0	1	0	0	0	0				
Gorman Thomas, R OBP: 0.342, SLG: 0.520 (1, 8)	CS 1B			K			F8			4	0	2	0	0	1	1				
Don Money, R OBP: 0.372, SLG: 0.565 (1, 10)	CS 1-2	F7		L5			K		G5-4-3 IBB	3	0	0	0	1	1	0				
Marshall Edwards, L OBP: 0.277, SLG: 0.370 (1, 9)							5-3		G5-4-3 1-2	3	1	2	0	0	0	0				
Charlie Moore, R OBP: 0.293, SLG: 0.357 (8, 9)				1B						1	0	0	0	0	0	2				
Jim Gantner, L OBP: 0.362, SLG: 0.404 (1, 4)		F7					5-3			4	1	2	1	0	0	1				
Inning Stats	R: 3 E: 1 K: 0 S: 6	H: 3 LOB: 0 BB: 0 P: 6	R: 0 E: 0 K: 0 S: 4	H: 1 LOB: 1 BB: 0 P: 4	R: 1 E: 0 K: 0 S: 4	H: 1 LOB: 0 BB: 0 P: 4	R: 2 E: 1 K: 1 S: 8	H: 3 LOB: 1 BB: 0 P: 8	R: 0 E: 0 K: 1 S: 5	H: 0 LOB: 0 BB: 0 P: 5	R: 1 E: 0 K: 0 S: 4	H: 1 LOB: 0 BB: 0 P: 4	R: 0 E: 0 K: 0 S: 3	H: 1 LOB: 1 BB: 1 P: 7	R: 0 E: 0 K: 0 S: 4	H: 1 LOB: 1 BB: 0 P: 4	1B: 7 2B: 2 3B: 0 HR: 3	SF: 0 SAC: 1 DP: 1 HBP: 0	WP: 0 PB: 0 CS: 1	PA: 40
PITCHER	IP WLS BF H R ER SO BB IBB HBP BLK WP HR S P ERA WHIP	IP WLS BF H R ER SO BB IBB HBP BLK WP HR S P ERA WHIP																		
Jim Clancy, R ERA: 4.05 (1, 1)	3.2 L 19 8 6 4 1 0 0 0 0 0 2 21 21 9.82 2.182																			
Dave Geisel, L ERA: 1.5 (4, 1)	3.2 15 3 1 1 1 1 1 0 0 0 1 15 23 2.46 1.091																			
Dale Murray, R ERA: 3.15 (8, 1)	1.2 5 1 0 0 0 0 0 0 0 0 0 5 5 0.00 0.600																			

AB	36
R	7
H	12
RBI	7
BB	2
SO	2
LOB	8



Batter	1	2	3	4	5	6	7	8	9	AB	R	H	RBI	BB	SO	LOB	BOTTOM			
Damaso Garcia, R OBP: 0.348, SLG: 0.414 (1, 4)	G3		FC5-4 1-2	F7					F4	4	0	0	0	0	0	4	Milwaukee Brewers @ Toronto Blue Jays Exhibition Stadium, Toronto, ON Tue Aug 03 1982, 7:05 PM EDT Att: 16,575 - Cloudy - 68 F			
Rance Mulliniks, L OBP: 0.315, SLG: 0.320 (1, 5)	FC6-4 BB		5-3 1-2				F6		K	4	0	0	0	1	2	4				
Lloyd Moseby, L OBP: 0.295, SLG: 0.375 (1, 8)	FC6-4 1-2			4-3			G3		F5	4	0	0	0	0	0	3				
Willie Upshaw, L OBP: 0.352, SLG: 0.488 (1, 3)	G3 1-2						F2		4-3	4	1	1	0	0	0	3				
Barry Bonnell, R OBP: 0.349, SLG: 0.458 (1, 7)			K				1B 1-2 1B		K2-3	4	1	1	0	0	2	0				
Hosken Powell, L OBP: 0.289, SLG: 0.365 (1, 9)			3-1				1B 1-3 2H 1B		6-3	4	1	1	1	0	0	0				
Glenn Adams, L OBP: 0.294, SLG: 0.294 (1, 10)			F7				FC3-6 1-3 3H 1B		K	4	0	1	1	0	1	0				
Ernie Whitt, L OBP: 0.328, SLG: 0.462 (1, 2)							FC4-6 1-2 3H 1B			4	1	4	2	0	0	0				
Alfredo Griffin, S OBP: 0.268, SLG: 0.330 (1, 6)			FC4-6 1-2 FC5-4	FC3-6 1-2 2-3					HR	4	0	1	0	0	0	4				
Inning Stats	R: 0 E: 0 K: 0 S: 3	H: 0 LOB: 1 BB: 1 P: 7	R: 0 E: 0 K: 1 S: 5	H: 0 LOB: 0 BB: 0 P: 5	R: 0 E: 0 K: 0 S: 4	H: 1 LOB: 1 BB: 0 P: 4	R: 3 E: 0 K: 0 S: 8	H: 5 LOB: 2 BB: 0 P: 8	R: 0 E: 0 K: 2 S: 7	H: 0 LOB: 0 BB: 0 P: 7	R: 1 E: 0 K: 1 S: 7	H: 2 LOB: 2 BB: 0 P: 8	R: 0 E: 0 K: 0 S: 3	H: 0 LOB: 0 BB: 0 P: 3	R: 0 E: 0 K: 1 S: 6	H: 1 LOB: 1 BB: 0 P: 6		1B: 8 2B: 0 3B: 0 HR: 1	SF: 0 SAC: 0 DP: 0 HBP: 1	WP: 0 PB: 0 CS: 0
PITCHER	IP WLS BF H R ER SO BB IBB HBP BLK WP HR S P ERA WHIP	IP WLS BF H R ER SO BB IBB HBP BLK WP HR S P ERA WHIP																		
Pete Vuckovich, R ERA: 3.06 (1, 1)	6.0 W 27 8 4 4 3 1 0 0 0 0 1 32 36 6.00 1.500																			
Rollie Fingers, R ERA: 2.71 (7, 1)	3.0 S 11 1 0 0 2 0 0 1 0 0 0 14 15 0.00 0.333																			



Batter	1	2	3	4	5	6	7	8	9	AB	R	H	RBI	BB	SO	LOB	TOP					
Paul Moltzer, R OBP: 0.357, SLG: 0.433 (1, 5)	F9		F8		HR	F8		FC5-4		5	1	1	1	0	0	3	Milwaukee Brewers @ Toronto Blue Jays Exhibition Stadium, Toronto, ON Wed Aug 04 1982, 7:05 PM EDT Att: 17,521 - Unknown - 75 F					
Robin Yount, R OBP: 0.369, SLG: 0.591 (1, 6)	5-3		E6 2B		6-3		6-3		1B HR	5	2	1	0	0	0	1						
Cecil Cooper, L OBP: 0.352, SLG: 0.555 (1, 3)					HR		4-3		1B HR	5	2	4	3	0	0	0						
Ted Simmons, S OBP: 0.301, SLG: 0.468 (1, 2)	4-3		F6		FC5 1B		G3		1B HR	5	1	2	3	0	0	2						
Ben Oglivie, L OBP: 0.319, SLG: 0.450 (1, 7)		4-3			F6		K		4-3 F8	5	0	0	0	0	1	1						
Gorman Thomas, R OBP: 0.345, SLG: 0.528 (1, 8)	2-3				FC5-4 BB		FC5 1B		HR 5-3	4	1	2	1	1	0	0						
Don Money, R OBP: 0.373, SLG: 0.559 (1, 10)					FC5-4 BB		FC5 1B		HR F4	4	0	1	0	1	1	2						
Marshall Edwards, L OBP: 0.269, SLG: 0.359 (1, 9)			F8		FC5-4		F3		K	4	0	0	0	0	1	3						
Jim Gantner, L OBP: 0.364, SLG: 0.403 (1, 4)					G3		4-3		FC5-4 BB	3	1	1	0	1	0	2						
Inning Stats	R: 0 E: 0 K: 0 S: 4	H: 1 LOB: 1 BB: 0 P: 4	R: 0 E: 0 K: 1 S: 5	H: 0 LOB: 0 BB: 0 P: 5	R: 2 E: 1 K: 0 S: 6	H: 2 LOB: 1 BB: 0 P: 6	R: 0 E: 0 K: 0 S: 3	H: 0 LOB: 2 BB: 2 P: 11	R: 2 E: 0 K: 1 S: 9	H: 4 LOB: 2 BB: 0 P: 9	R: 0 E: 0 K: 0 S: 3	H: 0 LOB: 0 BB: 0 P: 3	R: 0 E: 0 K: 0 S: 3	H: 0 LOB: 0 BB: 0 P: 3	R: 1 E: 0 K: 1 S: 7	H: 2 LOB: 2 BB: 1 P: 11		R: 3 E: 0 K: 0 S: 6	H: 3 LOB: 0 BB: 0 P: 6	1B: 7 2B: 1 3B: 0 HR: 4	SF: 0 SAC: 0 DP: 0 HBP: 0	WP: 0 PB: 0 CS: 0
PITCHER	IP WLS BF H R ER SO BB IBB HBP BLK WP HR S P ERA WHIP	7.2 L 36 9 5 3 3 3 0 0 0 0 0 3 39 51 3.52 1.565	8.1 1.1 7 3 3 3 0 0 0 0 0 1 7 7 20.25 2.250	PITCHER										IP WLS BF H R ER SO BB IBB HBP BLK WP HR S P ERA WHIP								
Jim Gott, R ERA: 3.92																						
Jerry Garvin, L ERA: 7.36																						

AB	40
R	8
H	12
RBI	8
BB	3
SO	3
LOB	14



Batter	1	2	3	4	5	6	7	8	9	AB	R	H	RBI	BB	SO	LOB	BOTTOM					
Damaso Garcia, R OBP: 0.350, SLG: 0.415 (1, 4)	FC4-6 1B		FC6-4 1B			F8		5-3		4	0	2	0	0	0	0	Milwaukee Brewers @ Toronto Blue Jays Exhibition Stadium, Toronto, ON Wed Aug 04 1982, 7:05 PM EDT Att: 17,521 - Unknown - 75 F					
Garth Iorg, R OBP: 0.320, SLG: 0.393 (1, 5)	FC4-6 1-2		FC6-4 1-2			FC4-6 1B		G6-4-3 1B		4	0	2	0	0	0	2						
Barry Bonnell, R OBP: 0.348, SLG: 0.455 (1, 7)	F8				G4-6-3 1B	FC4-6 FC6-4 1-2		G6-4-3 1-2		4	0	1	0	0	0	3						
Jesse Barfield, R OBP: 0.342, SLG: 0.455 (1, 9)	G3				G4-6-3 1-2	FC6-4 1-2		5-3		4	0	0	0	0	0	3						
Leon Roberts, R OBP: 0.262, SLG: 0.298 (1, 10)		5-3				F9				3	0	1	0	0	0	0						
Willie Upshaw, L OBP: 0.352, SLG: 0.486 (1, 3)						F7		G6-4-3 1B		3	0	1	0	0	1	1						
Buck Martinez, R OBP: 0.320, SLG: 0.436 (1, 2)						F9		G6-4-3 1-2		3	0	0	0	0	0	1						
Lloyd Moseby, L OBP: 0.293, SLG: 0.372 (1, 8)			G3			3-1		B1-3		3	0	0	0	0	0	0						
Alfredo Griffin, S OBP: 0.266, SLG: 0.327 (1, 6)			6-3			4-3		5-3		3	0	0	0	0	0	0						
Inning Stats	R: 0 E: 0 K: 0 S: 4	H: 1 LOB: 1 BB: 0 P: 4	R: 0 E: 0 K: 1 S: 5	H: 0 LOB: 0 BB: 0 P: 5	R: 0 E: 0 K: 0 S: 4	H: 1 LOB: 1 BB: 0 P: 4	R: 0 E: 0 K: 0 S: 4	H: 2 LOB: 1 BB: 0 P: 4	R: 0 E: 0 K: 0 S: 3	H: 0 LOB: 0 BB: 0 P: 3	R: 0 E: 0 K: 0 S: 4	H: 1 LOB: 1 BB: 0 P: 4	R: 0 E: 0 K: 0 S: 3	H: 1 LOB: 0 BB: 0 P: 3	R: 0 E: 0 K: 0 S: 3	H: 0 LOB: 0 BB: 0 P: 3		R: 0 E: 0 K: 0 S: 3	H: 1 LOB: 0 BB: 0 P: 3	1B: 7 2B: 0 3B: 0 HR: 0	SF: 0 SAC: 0 DP: 3 HBP: 0	WP: 0 PB: 0 CS: 0
PITCHER	IP WLS BF H R ER SO BB IBB HBP BLK WP HR S P ERA WHIP	9.0 W 31 7 0 0 1 0 0 0 0 0 0 33 33 0.00 0.778	PITCHER										IP WLS BF H R ER SO BB IBB HBP BLK WP HR S P ERA WHIP									
Mike Caldwell, L ERA: 4.34																						





Batter	1	2	3	4	5	6	7	8	9	10	AB	R	H	RBI	BB	SO	LOB	TOP									
Paul Molitor, R OBP: 0.364, SLG: 0.437 (1,5)											3	1	3	0	2	0	0	Milwaukee Brewers @ Cleveland Indians Cleveland Municipal Stadium, Cleveland, OH Fri Aug 06 1982, 7:05 PM EDT Att: 18,243 - Unknown - 75 F AB 38 R 5 H 8 RBI 5 BB 4 SO 6 LOB 16									
Robin Yount, R OBP: 0.365, SLG: 0.583 (1,6)											5	1	0	0	0	1	5										
Cecil Cooper, L OBP: 0.352, SLG: 0.560 (1,3)											5	2	2	3	0	0	2										
Ted Simmons, S OBP: 0.302, SLG: 0.474 (1,2)											4	1	1	2	1	0	2										
Ben Oglivie, L OBP: 0.316, SLG: 0.444 (1,7)											5	0	0	0	0	1	1										
Gorman Thomas, R OBP: 0.344, SLG: 0.523 (1,8)											5	0	1	0	0	2	1										
Don Money, R OBP: 0.375, SLG: 0.556 (1,10)											3	0	1	0	1	2	0										
Marshall Edwards, L OBP: 0.263, SLG: 0.351 Charlie Moore, R OBP: 0.262, SLG: 0.356 (9, PH) (9, 9)											3	0	0	0	0	0	1										
Jim Gantner, L OBP: 0.359, SLG: 0.397 (1,4)											4	0	0	0	0	0	2										
Inning Stats	R: 0 E: 0 K: 0 S: 3	H: 0 LOB: 1 BB: 1 P: 7	R: 0 E: 0 K: 1 S: 5	H: 0 LOB: 0 BB: 0 P: 5	R: 0 E: 0 K: 0 S: 3	H: 0 LOB: 1 BB: 1 P: 7	R: 0 E: 0 K: 2 S: 7	H: 0 LOB: 1 BB: 1 P: 11	R: 0 E: 0 K: 1 S: 5	H: 0 LOB: 0 BB: 0 P: 5	R: 0 E: 0 K: 0 S: 4	H: 1 LOB: 1 BB: 0 P: 4	R: 0 E: 0 K: 0 S: 3	H: 0 LOB: 1 BB: 1 P: 7	R: 2 E: 0 K: 1 S: 7	H: 2 LOB: 0 BB: 0 P: 7	R: 0 E: 0 K: 0 S: 5		H: 2 LOB: 2 BB: 0 P: 5	R: 0 E: 0 K: 0 S: 8	H: 2 LOB: 0 BB: 0 P: 8	R: 3 E: 1 K: 1 S: 8	H: 3 LOB: 0 BB: 0 P: 8	1B: 6 2B: 0 3B: 0 HR: 2	SF: 0 SAC: 0 DP: 0 HBP: 0	WP: 0 PA: 42	
PITCHER	IP Ed Whitson, R ERA: 3.88 Ed Glynn, L ERA: 3.65	WLS 8.1 L	BF 34 8	H 5 3	R 2 3	ER 2 3	SO 5 1	BB 4 0	IBB 0 0	HBP 0 0	BLK 0 0	WP 0 0	HR 1 1	S 40 10	P 56 10	ERA 2.16 16.20	WHIP 1.080 1.800										

Batter	1	2	3	4	5	6	7	8	9	10	AB	R	H	RBI	BB	SO	LOB	BOTTOM									
Miguel Dilone, S OBP: 0.277, SLG: 0.311 (1,7)											5	0	0	0	0	1	2	Milwaukee Brewers @ Cleveland Indians Cleveland Municipal Stadium, Cleveland, OH Fri Aug 06 1982, 7:05 PM EDT Att: 18,243 - Unknown - 75 F AB 41 R 2 H 11 RBI 2 BB 3 SO 6 LOB 22									
Toby Harrah, R OBP: 0.422, SLG: 0.562 (1,5)											5	1	2	1	0	0	0										
Mike Hargrove, L OBP: 0.375, SLG: 0.321 (1,3)											4	0	0	0	1	1	1										
Andre Thornton, R OBP: 0.413, SLG: 0.530 (1,10)											5	0	0	0	0	1	2										
Von Hayes, L OBP: 0.290, SLG: 0.377 (1,9)											5	1	3	0	0	1	1										
Ron Hassey, L OBP: 0.310, SLG: 0.302 (1,2)											4	0	1	0	1	3											
Rick Manning, L OBP: 0.335, SLG: 0.355 (1,8)											4	0	3	1	1	0	1										
Larry Milbourne, S OBP: 0.288, SLG: 0.332 (1,4)											5	0	2	0	0	0	5										
Mike Fischlin, R OBP: 0.359, SLG: 0.311 (1,6)											4	0	0	0	0	1	7										
Inning Stats	R: 0 E: 0 K: 1 S: 5	H: 0 LOB: 1 BB: 1 P: 9	R: 1 E: 0 K: 1 S: 7	H: 2 LOB: 1 BB: 0 P: 7	R: 0 E: 0 K: 1 S: 6	H: 1 LOB: 1 BB: 0 P: 6	R: 0 E: 0 K: 1 S: 7	H: 2 LOB: 2 BB: 0 P: 7	R: 1 E: 1 K: 0 S: 5	H: 1 LOB: 1 BB: 0 P: 5	R: 0 E: 0 K: 0 S: 4	H: 1 LOB: 2 BB: 1 P: 8	R: 0 E: 0 K: 0 S: 3	H: 0 LOB: 0 BB: 0 P: 3	R: 0 E: 0 K: 1 S: 7	H: 3 LOB: 2 BB: 0 P: 7	R: 0 E: 0 K: 0 S: 3		H: 0 LOB: 0 BB: 0 P: 3	R: 0 E: 0 K: 1 S: 6	H: 1 LOB: 2 BB: 1 P: 10	1B: 8 2B: 2 3B: 0 HR: 1	SF: 0 SAC: 0 DP: 0 HBP: 0	WP: 1 PA: 44			
PITCHER	IP Moose Haas, R ERA: 4.44 Rollie Fingers, R ERA: 2.67	WLS 9.0 S	BF 39 5	H 10 1	R 2 0	ER 2 0	SO 5 1	BB 2 0	IBB 0 0	HBP 0 0	BLK 0 0	WP 0 1	HR 1 0	S 47 6	P 55 10	ERA 2.00 0.00	WHIP 1.333 2.000										

Batter	1	2	3	4	5	6	7	8	9	AB	R	H	RBI	BB	SO	LOB	TOP					
Paul Mollitor, R OBP: 0.367, SLG: 0.445 (1,5)	3-1		G6-4-3 1B		6-3		S 1B		1-H HR	5	1	3	2	0	0	0	Milwaukee Brewers @ Cleveland Indians Cleveland Municipal Stadium, Cleveland, OH Sun Aug 08 1982, 3:33 AM EDT Att: 32,337 - Unknown - 76 F					
Robin Yount, R OBP: 0.359, SLG: 0.572 (1,6)	G3 1B		G6-4-3 1-2		4-3		F8 1-2		4-3	5	0	1	0	0	0	2						
Cecil Cooper, L OBP: 0.350, SLG: 0.553 (1,3)	G3 1-2		F9			K	F8			4	0	0	0	0	1	2						
Ted Simmons, S OBP: 0.303, SLG: 0.468 (1,2)	3-1			L4		1B FC6 1B			F2	4	1	1	0	0	0	1						
Ben Oglivie, L OBP: 0.320, SLG: 0.444 (1,7)		4-0 1B SF7 BB		HR 1B		1-3 FC6 1B			K	3	3	2	0	1	1	0						
Gorman Thomas, R OBP: 0.347, SLG: 0.532 (1,8)										3	1	2	2	1	0	0						
Charlie Moore, R OBP: 0.291, SLG: 0.354 (9,9)									F7	0	0	0	0	0	0	0						
Roy Howell, L OBP: 0.295, SLG: 0.352 (1,10)			SF7		F7		FC6		K	3	0	0	3	0	1	1						
Marshall Edwards, L OBP: 0.257, SLG: 0.340 (1,9)			FC4-6 3-H		L4		G3		6-3	4	0	0	0	0	0	2						
Jim Gantner, L OBP: 0.355, SLG: 0.391 (9,8)			FC4-6 1-2							4	0	0	0	0	0	2						
Jim Gantner, L OBP: 0.355, SLG: 0.391 (1,4)			F8		F8		F8		HR 1B	4	1	1	0	0	0	1						
Inning Stats	R: 0 E: 0 K: 0 S: 4	H: 1 LOB: 1 BB: 0 P: 4	R: 1 E: 0 K: 0 S: 4	H: 1 LOB: 1 BB: 1 P: 8	R: 0 E: 0 K: 0 S: 3	H: 1 LOB: 0 BB: 0 P: 3	R: 2 E: 0 K: 0 S: 5	H: 2 LOB: 0 BB: 0 P: 5	R: 0 E: 0 K: 0 S: 3	H: 0 LOB: 0 BB: 0 P: 3	R: 2 E: 0 K: 1 S: 7	H: 2 LOB: 1 BB: 1 P: 11	R: 0 E: 0 K: 0 S: 4	H: 1 LOB: 1 BB: 0 P: 4	R: 0 E: 0 K: 1 S: 5	H: 0 LOB: 0 BB: 0 P: 5	R: 2 E: 0 K: 1 S: 7	H: 2 LOB: 0 BB: 0 P: 7	1B: 8 2B: 0 3B: 0 HR: 2	SF: 1 SAC: 0 DP: 1 HBP: 0	WP: 0 PB: 0 CS: 1	PA: 38
PITCHER Len Barker, R ERA: 3.53 (1,1)	IP: 9.0 WLS: L BF: 38	H: 10 R: 7 ER: 7 SO: 3	BB: 1 IBB: 1 HBP: 0 BLK: 0	WP: 0 HR: 2 S: 42 P: 50	ERA: 7.00 WHIP: 1.222	PITCHER																

Batter	1	2	3	4	5	6	7	8	9	AB	R	H	RBI	BB	SO	LOB	BOTTOM					
Miguel Dilone, S OBP: 0.282, SLG: 0.313 (1,7)	4-3		F7	4-3		1B 1-2 2-3 1B		4-3 5-3 1B BB		4	1	1	0	1	0	2	Milwaukee Brewers @ Cleveland Indians Cleveland Municipal Stadium, Cleveland, OH Sun Aug 08 1982, 3:33 AM EDT Att: 32,337 - Unknown - 76 F					
Toby Harrah, R OBP: 0.428, SLG: 0.571 (1,5)	HR		G3-6 1B		5-3 BB 1B		1-3 2-H 3-H 1B		5-3	5	1	4	3	0	0	1						
Mike Hargrove, L OBP: 0.372, SLG: 0.316 (1,3)	G3		G3-6 1-2		5-3 BB 1B		F5		4-3	4	0	0	0	1	0	4						
Andre Thornton, R OBP: 0.410, SLG: 0.532 (1,10)	S 1B			6-3		F6	L8			5	0	2	1	0	0	4						
Von Hayes, L OBP: 0.295, SLG: 0.389 (1,9)	K 1-2			HR		5-3		3-H 1B		5	1	3	1	0	1	3						
Ron Hassey, L OBP: 0.317, SLG: 0.301 (1,2)		4-0 CS 1B BB		1B BB		F9			F9	1	1	0	0	2	0	2						
Chris Bando, S OBP: 0.291, SLG: 0.283 (7,PH)				1B BB				1-2 1B		2	0	0	0	0	1	3						
Rick Manning, L OBP: 0.334, SLG: 0.352 (1,8)				F7					G3	4	0	1	0	1	0	1						
Larry Milbourne, S OBP: 0.291, SLG: 0.335 (1,4)									1-3	5	1	2	0	0	1	4						
Mike Fischlin, R OBP: 0.360, SLG: 0.310 (1,6)										3	1	1	1	1	0	3						
Karl Pagel, L OBP: 0.417, SLG: 0.176 (9,PH)				1-2 2-H 1B					K	1	0	0	0	0	1	0						
Inning Stats	R: 1 E: 0 K: 1 S: 7	H: 2 LOB: 1 BB: 0 P: 7	R: 0 E: 0 K: 1 S: 5	H: 1 LOB: 1 BB: 1 P: 9	R: 0 E: 0 K: 0 S: 3	H: 1 LOB: 0 BB: 0 P: 3	R: 2 E: 0 K: 0 S: 6	H: 3 LOB: 2 BB: 1 P: 10	R: 0 E: 0 K: 0 S: 4	H: 1 LOB: 2 BB: 1 P: 8	R: 2 E: 0 K: 0 S: 6	H: 3 LOB: 2 BB: 1 P: 10	R: 0 E: 0 K: 1 S: 6	H: 1 LOB: 2 BB: 1 P: 10	R: 1 E: 0 K: 0 S: 5	H: 2 LOB: 2 BB: 1 P: 9	R: 0 E: 0 K: 1 S: 5	H: 0 LOB: 0 BB: 0 P: 5	1B: 12 2B: 0 3B: 0 HR: 2	SF: 0 SAC: 0 DP: 1 HBP: 0	WP: 0 PB: 0 CS: 2	PA: 45
PITCHER Pete Vuckovich, R ERA: 3.24 (1,1)	IP: 6.0 WLS: 4 BF: 31	H: 11 R: 5 ER: 5 SO: 2	BB: 4 IBB: 0 HBP: 0 BLK: 0	WP: 0 HR: 2 S: 31 P: 47	ERA: 7.50 WHIP: 2.500	PITCHER																
Jerry Augustine, L ERA: 4.3 (7,1)	0.2	4	1	0	0	1	1	0	0	0	0	5	9	0.00	3.000							
Dwight Bernard, R ERA: 3.08 (7,1)	1.1	W	7	2	1	1	0	1	0	0	0	6	10	6.75	2.250							
Rollie Fingers, R ERA: 2.84 (9,1)	1.0	S	3	0	0	0	1	0	0	0	0	5	5	0.00	0.000							

Batter	1	2	3	4	5	6	7	8	9	AB	R	H	RBI	BB	SO	LOB	TOP
George Wright, S OBP: 0.282, SLG: 0.365 (1, 8)	4-0 FC5 SH1-3 BB		0-0 HR			0-0 5-3		0-0 1-2 1B		3	1	2	1	1	0	0	<p>Texas Rangers @ Milwaukee Brewers Milwaukee County Stadium, Milwaukee, WI Mon Aug 09 1982, 8:05 PM EDT Att: 17,654 - Unknown</p> <p>livebaseballscores.com</p> <p>AB 31 R 1 H 6 RBI 1 BB 2 SO 3 LOB 15</p> 
Johnny Grubb, L OBP: 0.397, SLG: 0.408 (1, 7)	0-0 SH1-3 1-2		0-0 4-3			0-0 3-1		0-3 K		3	0	0	0	0	1	2	
Buddy Bell, R OBP: 0.368, SLG: 0.424 (1, 5)	4-0 BB		0-0 5-3			0-0 6-3		0-0 F7		3	0	0	0	1	0	2	
Dave Hostetter, R OBP: 0.336, SLG: 0.545 (1, 3)	0-3 K			0-0 6-3			0-0 G3 1B	0-0 6-3 2B		4	0	2	0	0	1	2	
Larry Parrish, R OBP: 0.268, SLG: 0.343 (1, 9)	0-0 FC5 2-3f			0-0 6-3			0-0 G3 1-2	0-0 F7 2-3		4	0	0	0	0	0	4	
Lamar Johnson, R OBP: 0.314, SLG: 0.342 (1, 10)		0-0 3-1		0-0 6-3			0-3 K	0-0 6-3		4	0	0	0	0	1	2	
Jim Sundberg, R OBP: 0.312, SLG: 0.333 (1, 2)		0-0 G5-4-3 1B			0-0 5-3		0-0 F3	0-0 F8		4	0	1	0	0	0	2	
Mike Richardt, R OBP: 0.274, SLG: 0.284 (1, 4)		0-0 G5-4-3 1-2f			0-0 F8			0-0 5-3		3	0	0	0	0	0	1	
Wayne Tolleson, S OBP: 0.122, SLG: 0.079 Bill Stein, R OBP: 0.262, SLG: 0.280 (8, PH) (8, 6)			0-0 5-3			0-0 5-3		0-0 1B 1B		2	0	0	0	0	0	0	
Inning Stats	R: 0 E: 0 K: 1 S: 5	H: 0 LOB: 2 BB: 2 P: 13	R: 0 E: 0 K: 0 S: 3	H: 1 LOB: 0 BB: 0 P: 3	R: 1 E: 0 K: 0 S: 4	H: 1 LOB: 0 BB: 0 P: 4	R: 0 E: 0 K: 0 S: 3	H: 0 LOB: 0 BB: 0 P: 3	R: 0 E: 0 K: 1 S: 6	H: 1 LOB: 1 BB: 0 P: 6	R: 0 E: 0 K: 1 S: 7	H: 2 LOB: 2 BB: 0 P: 7	R: 0 E: 0 K: 0 S: 4	H: 1 LOB: 1 BB: 0 P: 4	1B: 4 2B: 1 3B: 0 HR: 1	SF: 0 SAC: 1 DP: 1 HBP: 0	WP: 0 PA: 34 PB: 0 SB: 0 CS: 0
PITCHER Mike Caldwell, L ERA: 4.17 (1, 1)	IP: 9.0 WLS: W BF: 34 H: 6 R: 1 ER: 1 SO: 3 BB: 2 IBB: 0 HBP: 0 BLK: 0 WP: 0 HR: 1 S: 38 P: 46 ERA: 1.00 WHIP: 0.889											PITCHER	IP: 9.0 WLS: W BF: 34 H: 6 R: 1 ER: 1 SO: 3 BB: 2 IBB: 0 HBP: 0 BLK: 0 WP: 0 HR: 1 S: 38 P: 46 ERA: 1.00 WHIP: 0.889				

Batter	1	2	3	4	5	6	7	8	9	AB	R	H	RBI	BB	SO	LOB	BOTTOM		
Paul Molitor, R OBP: 0.367, SLG: 0.448 (1, 5)	0-0 5-3		0-0 FC5-4 1-2f			4-0 2B 1B BB		0-0 FC6-4 FC4-6 1-2f 2-3		4	2	1	0	1	0	3	<p>Texas Rangers @ Milwaukee Brewers Milwaukee County Stadium, Milwaukee, WI Mon Aug 09 1982, 8:05 PM EDT Att: 17,654 - Unknown</p> <p>livebaseballscores.com</p> <p>AB 36 R 9 H 13 RBI 8 BB 3 SO 1 LOB 15</p> 		
Robin Yount, R OBP: 0.357, SLG: 0.571 (1, 6)	0-3 K		0-0 F8			0-0 1B 2B 1-3 2-H 3-H 4-0		0-0 FC4-6 1-2f 3-H		4	1	1	4	0	1	2			
Cecil Cooper, L OBP: 0.352, SLG: 0.552 (1, 3)	0-0 WP 1B			0-0 F8		0-0 1B IBB		0-0 G3		4	0	2	0	1	0	1			
Gorman Thomas, R OBP: 0.347, SLG: 0.529 (1, 8)	0-0 F7 1-2			0-0 4-3		0-0 1B 1-3 2-H 3-H 4-0		0-0 3-1 BB		4	0	1	2	1	0	2			
Ben Oglivie, L OBP: 0.317, SLG: 0.440 (1, 7)		0-0 4-3		0-0 F9		0-0 P3		0-0 F9		4	0	0	0	0	0	3			
Roy Howell, L OBP: 0.294, SLG: 0.350 (1, 10)		0-0 4-3			0-0 1-5-3		0-0 1B E 1B 1-2	0-0 3-1		4	1	1	0	0	0	1			
Marshall Edwards, L OBP: 0.264, SLG: 0.345 (1, 9)		0-0 4-3			0-0 1B 2B 1B		0-0 E S 1B 1-3	0-0 F8		4	2	2	0	0	0	1			
Jim Gantner, L OBP: 0.360, SLG: 0.407 (1, 4)			0-0 F7		0-0 2B 1B		0-0 FC6-4 1B 1-H FC4-6 1B		0-0 HR	4	3	3	2	0	0	0			
Ned Yost, R OBP: 0.329, SLG: 0.382 (1, 2)			0-0 FC5-4 1B		0-0 F7		0-0 FC4-6 1B 1-2		0-0 5-3	4	0	2	0	0	0	2			
Inning Stats	R: 0 E: 0 K: 1 S: 6	H: 1 LOB: 1 BB: 0 P: 6	R: 0 E: 0 K: 0 S: 3	H: 0 LOB: 0 BB: 0 P: 3	R: 0 E: 0 K: 0 S: 4	H: 1 LOB: 1 BB: 0 P: 4	R: 0 E: 0 K: 0 S: 3	H: 0 LOB: 0 BB: 0 P: 3	R: 4 E: 0 K: 0 S: 7	H: 4 LOB: 2 BB: 2 P: 15	R: 3 E: 0 K: 0 S: 7	H: 4 LOB: 1 BB: 0 P: 7	R: 0 E: 0 K: 0 S: 3	H: 0 LOB: 1 BB: 1 P: 7	R: 2 E: 0 K: 0 S: 6	H: 3 LOB: 1 BB: 0 P: 6	1B: 10 2B: 1 3B: 1 HR: 1	SF: 1 SAC: 0 DP: 0 HBP: 0	WP: 1 PA: 40 PB: 0 SB: 1 CS: 0
PITCHER Doc Medich, R ERA: 5.06 Steve Comer, R ERA: 4.01 (1, 1) (6, 1)	IP: 5.0 WLS: L BF: 25 H: 8 R: 6 ER: 6 SO: 1 BB: 1 IBB: 0 HBP: 0 BLK: 0 WP: 0 HR: 0 S: 25 P: 33 ERA: 10.80 WHIP: 1.800											PITCHER	IP: 3.0 WLS: 15 BF: 5 H: 3 R: 3 ER: 3 SO: 0 BB: 1 IBB: 0 HBP: 0 BLK: 0 WP: 0 HR: 1 S: 14 P: 18 ERA: 9.00 WHIP: 2.000						

Batter	1	2	3	4	5	6	7	8	9	AB	R	H	RBI	BB	SO	LOB	TOP								
George Wright, S OBP: 0.281, SLG: 0.364	G3		L3			L4		3B		4	1	1	0	0	0	1	Texas Rangers @ Milwaukee Brewers Milwaukee County Stadium, Milwaukee, WI Tue Aug 10 1982, 8:05 PM EDT Att: 23,262 - Unknown								
Johnny Grubb, L OBP: 0.381, SLG: 0.400	F8			1-3		L8		F8		4	0	0	0	0	0	1									
Buddy Bell, R OBP: 0.366, SLG: 0.423	F8			F7			HR	F8		3	0	1	0	0	0	0									
Bill Stein, R OBP: 0.259, SLG: 0.277	F8			K			HR	F8		1	1	0	0	0	0	1									
Dave Hostetter, R OBP: 0.338, SLG: 0.564		F8					HR			4	1	2	3	0	1	0									
Larry Parrish, R OBP: 0.268, SLG: 0.339		L7					K			3	0	0	0	1	1	2									
Lamar Johnson, R OBP: 0.321, SLG: 0.350										4	0	3	0	0	0	0									
Jim Sundberg, R OBP: 0.311, SLG: 0.332										4	0	1	0	0	1	3									
Mike Richardt, R OBP: 0.278, SLG: 0.285										3	0	1	0	1	0	4									
Bucky Dent, R OBP: 0.202, SLG: 0.183										4	0	0	0	0	1	4									
Inning Stats	R: 0 E: 0 K: 0 S: 3	H: 0 LOB: 0 BB: 0 P: 3	R: 0 E: 0 K: 0 S: 4	H: 1 LOB: 1 BB: 0 P: 4	R: 0 E: 0 K: 0 S: 2	H: 0 LOB: 0 BB: 1 P: 6	R: 0 E: 0 K: 1 S: 5	H: 0 LOB: 1 BB: 0 P: 5	R: 0 E: 0 K: 0 S: 3	H: 0 LOB: 0 BB: 0 P: 3	R: 2 E: 0 K: 2 S: 11	H: 4 LOB: 2 BB: 0 P: 11	R: 1 E: 0 K: 0 S: 5	H: 2 LOB: 1 BB: 0 P: 5	R: 0 E: 0 K: 1 S: 6	H: 1 LOB: 1 BB: 0 P: 6	1B: 7 2B: 1 3B: 1 HR: 1	SF: 0 SAC: 0 DP: 2 HBP: 0	WP: 0 PB: 0 SB: 0 CS: 0	PA: 36					
PITCHER	IP	WLS	BF	H	R	ER	SO	BB	IBB	HBP	BLK	WP	HR	S	P	ERA	WHIP								
Jim Slaton, R ERA: 3.38	7.0	W	27	6	2	2	3	2	0	0	0	0	1	31	39	2.57	1.143								
Dwight Bernard, R ERA: 3.18	1.0		5	2	1	1	0	0	0	0	0	0	0	5	5	9.00	2.000								
Pete Ladd, R ERA: 1.29	1.0		4	1	0	0	1	0	0	0	0	0	0	6	6	0.00	1.000								

Batter	1	2	3	4	5	6	7	8	9	AB	R	H	RBI	BB	SO	LOB	BOTTOM								
Paul Molitor, R OBP: 0.367, SLG: 0.448	F8			2-3		WP		E6		4	1	1	0	1	0	1	Texas Rangers @ Milwaukee Brewers Milwaukee County Stadium, Milwaukee, WI Tue Aug 10 1982, 8:05 PM EDT Att: 23,262 - Unknown								
Robin Yount, R OBP: 0.358, SLG: 0.571	1B			L7		WP		F8		5	2	2	0	0	0	3									
Cecil Cooper, L OBP: 0.353, SLG: 0.553	HR							4-3		5	2	2	3	0	0	2									
Ted Simmons, S OBP: 0.307, SLG: 0.466	HR			L3				F7		3	2	1	0	2	0	0									
Ben Oglivie, L OBP: 0.318, SLG: 0.447	HR			G3				4-3		5	3	2	4	0	0	1									
Gorman Thomas, R OBP: 0.352, SLG: 0.538	S							K		3	1	2	2	2	1	0									
Roy Howell, L OBP: 0.293, SLG: 0.347	K									4	0	1	2	0	2	2									
Marshall Edwards, L OBP: 0.257, SLG: 0.336	F7									4	0	0	0	0	0	3									
Jim Gantner, L OBP: 0.359, SLG: 0.405										4	0	1	0	0	0	0									
Inning Stats	R: 4 E: 0 K: 1 S: 9	H: 4 LOB: 1 BB: 1 P: 13	R: 0 E: 0 K: 0 S: 4	H: 1 LOB: 1 BB: 0 P: 4	R: 0 E: 0 K: 0 S: 3	H: 0 LOB: 1 BB: 1 P: 7	R: 0 E: 0 K: 0 S: 4	H: 1 LOB: 1 BB: 0 P: 4	R: 2 E: 0 K: 1 S: 7	H: 2 LOB: 0 BB: 0 P: 7	R: 5 E: 1 K: 0 S: 7	H: 4 LOB: 2 BB: 3 P: 19	R: 0 E: 1 K: 0 S: 4	H: 0 LOB: 1 BB: 0 P: 4	R: 0 E: 0 K: 1 S: 5	H: 0 LOB: 0 BB: 0 P: 5	1B: 7 2B: 3 3B: 0 HR: 2	SF: 0 SAC: 0 DP: 0 HBP: 0	WP: 1 PB: 0 SB: 1 CS: 0	PA: 42					
PITCHER	IP	WLS	BF	H	R	ER	SO	BB	IBB	HBP	BLK	WP	HR	S	P	ERA	WHIP								
Charlie Hough, R ERA: 3.58	5.2	L	29	9	8	8	2	3	0	0	0	0	2	30	42	12.71	2.118								
Paul Mitchell, L ERA: 4.75	1.1		10	3	3	3	0	0	2	0	0	1	0	8	16	20.25	2.250								
Danny Darwin, R ERA: 3.2	1.0		3	0	0	0	1	0	0	0	0	0	0	5	5	0.00	0.000								

Batter	1	2	3	4	5	6	7	8	9	AB	R	H	RBI	BB	SO	LOB	TOP										
George Wright, S OBP: 0.283, SLG: 0.364 (1, 8)										5	0	2	0	0	1	3											
Johnny Grubb, L OBP: 0.381, SLG: 0.397 (1, 7)										4	1	1	1	1	0	1											
Buddy Bell, R OBP: 0.370, SLG: 0.425 (1, 5)										5	1	3	1	0	0	2											
Dave Hostetter, R OBP: 0.336, SLG: 0.557 (1, 3)										5	0	1	1	0	1	3											
Larry Parrish, R OBP: 0.275, SLG: 0.349 (1, 9)										4	1	3	1	0	0	0											
Lamar Johnson, R OBP: 0.320, SLG: 0.352 (1, 10)										4	1	1	1	0	0	4											
Jim Sundberg, R OBP: 0.311, SLG: 0.331 (1, 2)										4	0	1	0	0	0	1											
Mike Richardt, R OBP: 0.281, SLG: 0.289 (1, 4)										4	1	2	1	0	1	0											
Bucky Dent, R OBP: 0.198, SLG: 0.179 (1, 6)										4	1	0	0	0	0	3											
Inning Stats	R: 0 E: 0 K: 1 S: 6	H: 2 LOB: 1 BB: 0 P: 6	R: 0 E: 0 K: 0 S: 3	H: 0 LOB: 0 BB: 0 P: 3	R: 0 E: 0 K: 0 S: 3	H: 0 LOB: 0 BB: 0 P: 3	R: 2 E: 0 K: 0 S: 6	H: 3 LOB: 1 BB: 0 P: 6	R: 0 E: 0 K: 0 S: 5	H: 2 LOB: 2 BB: 0 P: 5	R: 4 E: 0 K: 1 S: 11	H: 6 LOB: 2 BB: 0 P: 11	R: 0 E: 0 K: 1 S: 5	H: 0 LOB: 0 BB: 0 P: 5	R: 0 E: 1 K: 0 S: 3	H: 1 LOB: 1 BB: 1 P: 7	1B: 12 2B: 2 3B: 0 HR: 0	SF: 0 SAC: 0 DP: 2 HBP: 0	WP: 0 PB: 0 SB: 0 CS: 0	PA: 40							
PITCHER	IP	WLS	BF	H	R	ER	SO	BB	IBB	HBP	BLK	WP	HR	S	P	ERA	WHIP										
Moose Haas, R ERA: 4.6 (1, 1)	6.2	L	30	11	6	6	2	0	0	0	0	0	0	34	34	8.10	1.650										
Dwight Bernard, R ERA: 3.11 (7, 1)	1.1		6	2	0	0	1	0	0	0	0	0	0	8	8	0.00	1.500										
Rollie Fingers, R ERA: 2.6 (9, 1)	1.0		4	1	0	0	0	1	0	0	0	0	0	3	7	0.00	2.000										

Texas Rangers @ Milwaukee Brewers
Milwaukee County Stadium, Milwaukee, WI
Wed Aug 11 1982, 4:33 AM EDT
Att: 36,016 - Unknown

AB 39
R 6
H 14
RBI 6
BB 1
SO 3
LOB 17



Batter	1	2	3	4	5	6	7	8	9	AB	R	H	RBI	BB	SO	LOB	BOTTOM										
Paul Molitor, R OBP: 0.367, SLG: 0.446 (1, 5)										4	0	1	0	0	0	0											
Robin Yount, R OBP: 0.359, SLG: 0.570 (1, 6)										3	1	1	0	1	1	1											
Cecil Cooper, L OBP: 0.354, SLG: 0.555 (1, 3)										4	0	2	0	0	0	0											
Ted Simmons, S OBP: 0.304, SLG: 0.461 (1, 2)										4	1	0	0	0	0	3											
Gorman Thomas, R OBP: 0.354, SLG: 0.537 (1, 8)										3	1	1	0	1	0	1											
Ben Oglivie, L OBP: 0.320, SLG: 0.448 (1, 7)										3	0	1	3	1	1	0											
Don Money, R OBP: 0.378, SLG: 0.545 (1, 10)										3	0	0	0	1	0	1											
Charlie Moore, R OBP: 0.290, SLG: 0.353 (1, 9)										4	0	1	0	0	1	3											
Jim Gantner, L OBP: 0.356, SLG: 0.401 (1, 4)										3	0	0	0	0	0	1											
Inning Stats	R: 0 E: 0 K: 0 S: 3	H: 1 LOB: 0 BB: 2 P: 11	R: 0 E: 0 K: 0 S: 2	H: 0 LOB: 0 BB: 1 P: 6	R: 0 E: 0 K: 0 S: 3	H: 0 LOB: 0 BB: 0 P: 3	R: 0 E: 0 K: 0 S: 4	H: 1 LOB: 1 BB: 0 P: 4	R: 3 E: 0 K: 0 S: 6	H: 3 LOB: 1 BB: 1 P: 10	R: 0 E: 0 K: 0 S: 3	H: 0 LOB: 0 BB: 0 P: 3	R: 0 E: 0 K: 1 S: 6	H: 1 LOB: 1 BB: 0 P: 6	R: 0 E: 0 K: 2 S: 7	H: 0 LOB: 0 BB: 0 P: 7	1B: 5 2B: 2 3B: 0 HR: 0	SF: 0 SAC: 0 DP: 2 HBP: 0	WP: 0 PB: 0 SB: 0 CS: 1	PA: 36							
PITCHER	IP	WLS	BF	H	R	ER	SO	BB	IBB	HBP	BLK	WP	HR	S	P	ERA	WHIP										
Rick Honeycutt, L ERA: 4.93 (1, 1)	5.2		24	6	3	3	0	4	0	0	0	0	0	20	36	4.76	1.765										
Dave Schmidt, R ERA: 2.89 (6, 1)	3.1	W	11	1	0	0	3	0	0	0	0	0	0	17	17	0.00	0.300										

Texas Rangers @ Milwaukee Brewers
Milwaukee County Stadium, Milwaukee, WI
Wed Aug 11 1982, 4:33 AM EDT
Att: 36,016 - Unknown

AB 31
R 3
H 7
RBI 3
BB 4
SO 3
LOB 10



Batter	1	2	3	4	5	6	7	8	9	AB	R	H	RBI	BB	SO	LOB	TOP			
Damaso Garcia, R OBP: 0.349, SLG: 0.410										4	0	1	0	0	0	0				
Garth Iorg, R OBP: 0.319, SLG: 0.390										4	0	0	0	0	0	1				
Barry Bonnell, R OBP: 0.339, SLG: 0.432										4	0	1	0	0	0	0				
Jesse Barfield, R OBP: 0.342, SLG: 0.449										3	1	1	0	0	0	1				
Willie Upshaw, L OBP: 0.346, SLG: 0.474										3	0	0	0	0	0	1				
Buck Martinez, R OBP: 0.314, SLG: 0.417										3	0	1	1	0	1	0				
Leon Roberts, R OBP: 0.256, SLG: 0.288										3	0	1	0	0	1	0				
Tony Johnson, R OBP: 0.307, SLG: 0.368										3	0	0	0	0	1	1				
Alfredo Griffin, S OBP: 0.273, SLG: 0.329										3	0	0	0	0	1	0				
Inning Stats	R: 0 E: 0 K: 0 S: 4	H: 2 LOB: 1 BB: 0 P: 4	R: 0 E: 0 K: 1 S: 6	H: 1 LOB: 1 BB: 0 P: 6	R: 0 E: 0 K: 0 S: 3	H: 0 LOB: 0 BB: 0 P: 3	R: 1 E: 0 K: 0 S: 4	H: 2 LOB: 1 BB: 0 P: 4	R: 0 E: 0 K: 1 S: 5	H: 0 LOB: 0 BB: 0 P: 5	R: 0 E: 0 K: 0 S: 3	H: 0 LOB: 0 BB: 0 P: 3	R: 0 E: 0 K: 2 S: 7	H: 0 LOB: 0 BB: 0 P: 7	R: 0 E: 0 K: 0 S: 3	H: 0 LOB: 0 BB: 0 P: 3	1B: 3 2B: 2 3B: 0 HR: 0	SF: 0 SAC: 0 DP: 0 HBP: 0	WP: 0 PB: 0 SB: 0 CS: 0	PA: 30
PITCHER Bob McClure, L ERA: 4.43	IP: 9.0 WLS: W BF: 30 H: 5 R: 1 ER: 1 SO: 4 BB: 0 IBB: 0 HBP: 0 BLK: 0 WP: 0 HR: 0 S: 38 P: 38 ERA: 1.00 WHIP: 0.556															PITCHER				

Toronto Blue Jays @ Milwaukee Brewers
Milwaukee County Stadium, Milwaukee, WI
Thu Aug 12 1982, 8:05 PM EDT
Unknown - 70 F

AB	30
R	1
H	5
RBI	1
BB	0
SO	4
LOB	4



Batter	1	2	3	4	5	6	7	8	9	AB	R	H	RBI	BB	SO	LOB	BOTTOM			
Paul Molitor, R OBP: 0.366, SLG: 0.445										4	1	1	1	0	0	0				
Robin Yount, R OBP: 0.358, SLG: 0.567										4	0	1	1	0	2	0				
Cecil Cooper, L OBP: 0.351, SLG: 0.550										4	0	0	0	0	1	1				
Ted Simmons, S OBP: 0.301, SLG: 0.456										4	0	0	0	0	1	1				
Ben Oglivie, L OBP: 0.324, SLG: 0.451										2	2	1	0	2	0	0				
Gorman Thomas, R OBP: 0.353, SLG: 0.541										4	1	1	2	0	2	2				
Roy Howell, L OBP: 0.303, SLG: 0.357										4	1	3	1	0	0	0				
Marshall Edwards, L OBP: 0.256, SLG: 0.329										3	1	0	0	1	1	3				
Jim Gantner, L OBP: 0.355, SLG: 0.403										3	1	1	2	0	0	2				
Inning Stats	R: 0 E: 0 K: 1 S: 5	H: 0 LOB: 0 BB: 0 P: 5	R: 2 E: 0 K: 0 S: 4	H: 1 LOB: 0 BB: 1 P: 8	R: 0 E: 0 K: 1 S: 5	H: 0 LOB: 0 BB: 0 P: 5	R: 0 E: 0 K: 0 S: 3	H: 0 LOB: 0 BB: 0 P: 3	R: 4 E: 0 K: 1 S: 9	H: 4 LOB: 1 BB: 1 P: 13	R: 0 E: 0 K: 1 S: 6	H: 1 LOB: 2 BB: 1 P: 10	R: 0 E: 0 K: 1 S: 5	H: 0 LOB: 0 BB: 0 P: 5	R: 1 E: 0 K: 2 S: 9	H: 2 LOB: 1 BB: 0 P: 9	1B: 5 2B: 2 3B: 0 HR: 1	SF: 0 SAC: 0 DP: 0 HBP: 0	WP: 1 PB: 0 SB: 1 CS: 0	PA: 35
PITCHER Jim Gott, R ERA: 4.38 Ken Schrom, R ERA: 1.99 Jerry Garvin, L ERA: 7.39	IP: 4.1 WLS: L BF: 19 H: 4 R: 6 ER: 6 SO: 3 BB: 2 IBB: 0 HBP: 0 BLK: 0 WP: 1 HR: 1 S: 23 P: 31 ERA: 12.46 WHIP: 1.385															PITCHER				

Toronto Blue Jays @ Milwaukee Brewers
Milwaukee County Stadium, Milwaukee, WI
Thu Aug 12 1982, 8:05 PM EDT
Unknown - 70 F

AB	32
R	7
H	8
RBI	7
BB	3
SO	7
LOB	9



Batter	1	2	3	4	5	6	7	8	9	AB	R	H	RBI	BB	SO	LOB	TOP								
Damaso Garcia, R (1, 4) OBP: 0.349, SLG: 0.412	F9																								
Lloyd Moseby, L (1, 8) OBP: 0.296, SLG: 0.357	F9		F5																						
Garth Iorg, R (1, 5) OBP: 0.316, SLG: 0.387	6-3		SF8																						
Rance Mulliniks, L (7, PH) OBP: 0.315, SLG: 0.361	6-3																								
Barry Bonnell, R (1, 7) OBP: 0.343, SLG: 0.436			F9																						
Jesse Barfield, R (1, 9) OBP: 0.346, SLG: 0.451																									
Hosken Powell, L (8, PH) OBP: 0.285, SLG: 0.362																									
Willie Upshaw, L (1, 3) OBP: 0.346, SLG: 0.471																									
Leon Roberts, R (1, 10) OBP: 0.250, SLG: 0.281																									
Glenn Adams, L (8, PH) OBP: 0.343, SLG: 0.484																									
Ernie Whitt, L (1, 2) OBP: 0.331, SLG: 0.475																									
Alfredo Griffin, S (1, 6) OBP: 0.273, SLG: 0.328																									
Inning Stats	R: 0 E: 0 K: 0 S: 3	H: 0 LOB: 0 BB: 0 P: 3	R: 0 E: 0 K: 0 S: 4	H: 2 LOB: 1 BB: 0 P: 4	R: 2 E: 0 K: 0 S: 6	H: 3 LOB: 1 BB: 0 P: 6	R: 0 E: 1 K: 0 S: 4	H: 0 LOB: 1 BB: 0 P: 4	R: 0 E: 1 K: 0 S: 4	H: 0 LOB: 1 BB: 0 P: 4	R: 1 E: 1 K: 0 S: 5	H: 2 LOB: 1 BB: 0 P: 5	R: 0 E: 0 K: 0 S: 4	H: 1 LOB: 1 BB: 0 P: 4	R: 0 E: 0 K: 0 S: 4	H: 1 LOB: 2 BB: 1 P: 8	R: 0 E: 0 K: 0 S: 4	H: 1 LOB: 1 BB: 0 P: 4	1B: 8 2B: 2 3B: 0 HR: 0	SF: 1 SAC: 1 DP: 1 HBP: 0	WP: 0 PB: 0 SB: 2 CS: 0	PA: 39			
PITCHER	IP	WLS	BF	H	R	ER	SO	BB	IBB	HBP	BLK	WP	HR	S	P	ERA	WHIP								
Randy Lerch, L (1, 1) ERA: 4.97	6.0	W	26	7	3	2	0	0	0	0	0	0	0	26	26	3.00	1.167								
Pete Ladd, R (7, 1) ERA: 1.09	1.1		7	2	0	0	0	1	0	0	0	0	0	6	10	0.00	2.250								
Rollie Fingers, R (8, 1) ERA: 2.54	1.2	S	6	1	0	0	0	0	0	0	0	0	0	6	6	0.00	0.600								

Toronto Blue Jays @ Milwaukee Brewers
Milwaukee County Stadium, Milwaukee, WI

AB 36
R 3
H 10
RBI 3
BB 1
SO 0
LOB 20



Thu Aug 12 1982, 8:05 PM EDT
Att: 28,305 - Unknown - 62 F

Batter	1	2	3	4	5	6	7	8	9	AB	R	H	RBI	BB	SO	LOB	BOTTOM								
Paul Molitor, R (1, 5) OBP: 0.364, SLG: 0.441		L6																							
Robin Yount, R (1, 6) OBP: 0.355, SLG: 0.562	K	1-3																							
Cecil Cooper, L (1, 3) OBP: 0.355, SLG: 0.551																									
Gorman Thomas, R (1, 8) OBP: 0.354, SLG: 0.548																									
Ben Oglivie, L (1, 7) OBP: 0.323, SLG: 0.448	K																								
Don Money, R (1, 10) OBP: 0.371, SLG: 0.535	F3																								
Charlie Moore, R (1, 9) OBP: 0.293, SLG: 0.353																									
Jim Gantner, L (1, 4) OBP: 0.351, SLG: 0.398																									
Ned Yost, R (1, 2) OBP: 0.351, SLG: 0.431																									
Inning Stats	R: 0 E: 0 K: 2 S: 8	H: 1 LOB: 3 BB: 1 P: 13	R: 1 E: 1 K: 0 S: 4	H: 1 LOB: 1 BB: 1 P: 8	R: 2 E: 0 K: 2 S: 8	H: 1 LOB: 0 BB: 1 P: 12	R: 0 E: 0 K: 0 S: 3	H: 0 LOB: 0 BB: 0 P: 3	R: 0 E: 0 K: 0 S: 4	H: 1 LOB: 2 BB: 1 P: 8	R: 1 E: 1 K: 0 S: 6	H: 2 LOB: 2 BB: 0 P: 6	R: 0 E: 0 K: 0 S: 3	H: 0 LOB: 0 BB: 0 P: 3	R: 0 E: 0 K: 1 S: 6	H: 1 LOB: 1 BB: 0 P: 6	R: 0 E: 0 K: 0 S: 6	H: 1 LOB: 1 BB: 0 P: 6	1B: 4 2B: 2 3B: 0 HR: 1	SF: 0 SAC: 0 DP: 0 HBP: 1	WP: 0 PB: 0 SB: 0 CS: 1	PA: 37			
PITCHER	IP	WLS	BF	H	R	ER	SO	BB	IBB	HBP	BLK	WP	HR	S	P	ERA	WHIP								
Dave Geisel, L (1, 1) ERA: 2.57	4.2		23	4	3	2	4	4	0	1	0	0	0	16	43	3.86	1.714								
Dale Murray, R (5, 1) ERA: 2.85	3.1	L	14	3	1	0	1	0	0	0	0	0	0	16	16	0.00	0.900								

Toronto Blue Jays @ Milwaukee Brewers
Milwaukee County Stadium, Milwaukee, WI

AB 32
R 4
H 7
RBI 3
BB 4
SO 5
LOB 20



Thu Aug 12 1982, 8:05 PM EDT
Att: 28,305 - Unknown - 62 F

Batter	1	2	3	4	5	6	7	8	9	AB	R	H	RBI	BB	SO	LOB	TOP		
Damaso Garcia, R (1.4)										5	1	2	0	0	0	1	<p>Toronto Blue Jays @ Milwaukee Brewers Milwaukee County Stadium, Milwaukee, WI</p> <p>WP: 1 PA: 40 R: 1 H: 7 RBI: 1 BB: 8 SO: 5 LOB: 18</p>		
Rance Mulliniks, L (1.5)										4	0	1	0	1	0	1			
Ernie Whitt, L (1.2)										5	0	1	1	0	0	3			
Willie Upshaw, L (1.3)										2	0	0	0	3	1	2			
Lloyd Moseby, L (1.8)										2	0	0	0	2	1	1			
Barry Bonnell, R (1.7)										3	0	1	0	1	2	3			
Hosken Powell, L (1.9)										4	0	0	0	0	1	4			
Al Woods, L (1.10)										3	0	1	0	1	0	0			
Alfredo Griffin, S (1.6)										4	0	1	0	0	0	3			
Inning Stats	R: 1 E: 0 K: 0 S: 4	H: 1 LOB: 3 BB: 3 P: 16	R: 0 E: 0 K: 0 S: 3	H: 1 LOB: 0 BB: 0 P: 3	R: 0 E: 0 K: 0 S: 3	H: 0 LOB: 1 BB: 1 P: 7	R: 0 E: 0 K: 1 S: 6	H: 1 LOB: 1 BB: 1 P: 6	R: 0 E: 0 K: 1 S: 5	H: 1 LOB: 2 BB: 1 P: 9	R: 0 E: 0 K: 1 S: 6	H: 1 LOB: 3 BB: 2 P: 14	R: 0 E: 0 K: 1 S: 5	H: 0 LOB: 0 BB: 0 P: 5	R: 0 E: 0 K: 0 S: 4	H: 1 LOB: 1 BB: 4 P: 4	1B: 6 2B: 1 3B: 0 HR: 0	SF: 0 SAC: 0 DP: 0 HBP: 0	WP: 1 PB: 1 SB: 2 CS: 1
PITCHER Pete Vuckovich, R (1.1)	IP: 9.0 WLS: W BF: 40 H: 7 R: 1 ER: 1 SO: 5 BB: 8 IBB: 0 HBP: 0 BLK: 0 WP: 1 HR: 0 S: 42 P: 74 ERA: 1.00 WHIP: 1.667															PITCHER			

Batter	1	2	3	4	5	6	7	8	9	AB	R	H	RBI	BB	SO	LOB	BOTTOM		
Paul Moltor, R (1.5)										3	0	0	0	1	1	2	<p>Toronto Blue Jays @ Milwaukee Brewers Milwaukee County Stadium, Milwaukee, WI</p> <p>WP: 0 PA: 35 R: 3 H: 9 RBI: 3 BB: 4 SO: 4 LOB: 21</p>		
Robin Yount, R (1.6)										4	0	2	1	0	0	4			
Cecil Cooper, L (1.3)										4	0	0	0	0	1	2			
Ted Simmons, S (1.2)										4	1	2	0	0	0	1			
Ben Oglivie, L (1.7)										3	1	1	0	1	0	0			
Gorman Thomas, R (1.8)										3	0	1	0	1	1	4			
Roy Howell, L (1.10)										4	0	1	0	0	1	4			
Marshall Edwards, L (1.9)										3	1	0	1	1	0	3			
Jim Gantner, L (1.4)										3	0	2	1	0	0	1			
Inning Stats	R: 0 E: 0 K: 0 S: 4	H: 1 LOB: 1 BB: 0 P: 4	R: 0 E: 0 K: 1 S: 5	H: 0 LOB: 1 BB: 1 P: 9	R: 0 E: 0 K: 1 S: 4	H: 1 LOB: 1 BB: 0 P: 4	R: 2 E: 0 K: 1 S: 8	H: 3 LOB: 3 BB: 2 P: 16	R: 0 E: 0 K: 1 S: 7	H: 2 LOB: 2 BB: 0 P: 7	R: 1 E: 0 K: 1 S: 5	H: 1 LOB: 1 BB: 1 P: 9	R: 0 E: 0 K: 0 S: 3	H: 0 LOB: 0 BB: 0 P: 3	R: 0 E: 0 K: 0 S: 3	H: 1 LOB: 0 BB: 0 P: 3	1B: 9 2B: 0 3B: 0 HR: 0	SF: 0 SAC: 0 DP: 0 HBP: 0	WP: 0 PB: 0 SB: 1 CS: 0
PITCHER Luis Leal, R (1.1)	IP: 6.0 WLS: L BF: 29 H: 8 R: 3 ER: 3 SO: 4 BB: 4 IBB: 0 HBP: 0 BLK: 0 WP: 0 HR: 0 S: 33 P: 49 ERA: 4.50 WHIP: 2.000															PITCHER			
Roy Lee Jackson, R (7.1)	IP: 1.0 WLS: 3 BF: 0 H: 0 R: 0 ER: 0 SO: 0 BB: 0 IBB: 0 HBP: 0 BLK: 0 WP: 0 HR: 0 S: 3 P: 3 ERA: 0.00 WHIP: 0.000																		
Joey McLaughlin, R (8.1)	IP: 1.0 WLS: 3 BF: 1 H: 0 R: 0 ER: 0 SO: 0 BB: 0 IBB: 0 HBP: 0 BLK: 0 WP: 0 HR: 0 S: 3 P: 3 ERA: 0.00 WHIP: 1.000																		

Batter	1	2	3	4	5	6	7	8	9	AB	R	H	RBI	BB	SO	LOB	TOP					
Damaso Garcia, R OBP: 0.350, SLG: 0.412	F8		S BB 1B		4-3			2B 1B	F8	5	1	2	0	0	0	1						
Garth Iorg, R OBP: 0.315, SLG: 0.383	F9		BB BB BB 1-2 BB				F7	F9		3	0	0	0	1	0	1						
Barry Bonnell, R OBP: 0.347, SLG: 0.440										3	0	1	1	1	0	2						
Lloyd Moseby, L OBP: 0.288, SLG: 0.355			6-3				F8	1-H 2B		0	0	0	0	0	0	0						
Leon Roberts, R OBP: 0.250, SLG: 0.275	K		1-2 2-3		6-3			4-3		3	0	0	0	1	1	2						
Jesse Barfield, R OBP: 0.344, SLG: 0.449										4	1	1	0	0	2	1						
Willie Upshaw, L OBP: 0.347, SLG: 0.466										3	1	0	0	0	0	0						
Tony Johnson, R OBP: 0.316, SLG: 0.403										4	1	2	2	0	0	0						
Buck Martinez, R OBP: 0.307, SLG: 0.409										3	0	0	1	0	2	1						
Alfredo Griffin, S OBP: 0.270, SLG: 0.324										4	0	0	0	0	0	1						
Inning Stats	R: 0 E: 0 K: 1 S: 5	H: 0 LOB: 1 BB: 1 P: 9	R: 0 E: 0 K: 1 S: 5	H: 0 LOB: 0 BB: 0 P: 5	R: 0 E: 0 K: 0 S: 4	H: 1 LOB: 2 BB: 1 P: 8	R: 0 E: 0 K: 1 S: 5	H: 0 LOB: 0 BB: 0 P: 5	R: 0 E: 1 K: 1 S: 6	H: 1 LOB: 1 BB: 0 P: 6	R: 0 E: 0 K: 1 S: 3	H: 0 LOB: 1 BB: 1 P: 7	R: 0 E: 0 K: 1 S: 5	H: 0 LOB: 0 BB: 0 P: 5	R: 1 E: 0 K: 0 S: 5	H: 2 LOB: 1 BB: 0 P: 5	R: 3 E: 1 K: 0 S: 6	H: 2 LOB: 0 BB: 0 P: 6	1B: 4 2B: 1 3B: 1 HR: 0	SF: 1 SAC: 1 DP: 0 HBP: 0	WP: 0 PB: 0 SB: 2 CS: 1	PA: 37
PITCHER Mike Caldwell, L ERA: 4.11	IP: 9.0 WLS: L BF: 37	H: 6 R: 4 ER: 3 SO: 5	BB: 3 IBB: 0 HBP: 0 BLK: 0	WP: 0 HR: 0 S: 44 P: 56	ERA: 3.00 WHIP: 1.000	PITCHER	IP: 9.0 WLS: W BF: 34	H: 8 R: 2 ER: 2 SO: 2	BB: 0 IBB: 0 HBP: 0 BLK: 0	WP: 0 HR: 1 S: 38 P: 38	ERA: 2.00 WHIP: 0.889											

Toronto Blue Jays @ Milwaukee Brewers
Milwaukee County Stadium, Milwaukee, WI
Sat Aug 14 1982, 8:05 PM EDT
Att: 28,940 - Unknown - 74 F


AB	32
R	4
H	6
RBI	4
BB	3
SO	5
LOB	9



Batter	1	2	3	4	5	6	7	8	9	AB	R	H	RBI	BB	SO	LOB	BOTTOM					
Paul Molitor, R OBP: 0.364, SLG: 0.438	4-3 1B		S 2B 1B		1-3			P6		4	1	2	0	0	0	0						
Robin Yount, R OBP: 0.355, SLG: 0.561	F7		1-H 2B		6-3			F8		4	0	1	1	0	0	1						
Cecil Cooper, L OBP: 0.351, SLG: 0.543	4-3 1-2		4-1					4-3		4	0	1	0	0	0	2						
Ted Simmons, S OBP: 0.302, SLG: 0.455	G3									4	0	1	0	0	0	2						
Ben Oglivie, L OBP: 0.322, SLG: 0.443										4	0	0	0	0	0	1						
Gorman Thomas, R OBP: 0.356, SLG: 0.556										4	1	3	1	0	1	0						
Roy Howell, L OBP: 0.296, SLG: 0.346	F7									4	0	0	0	0	1	3						
Marshall Edwards, L OBP: 0.252, SLG: 0.316										3	0	0	0	0	0	2						
Jim Gantner, L OBP: 0.351, SLG: 0.397										3	0	0	0	0	0	0						
Inning Stats	R: 0 E: 0 K: 0 S: 4	H: 1 LOB: 0 BB: 0 P: 4	R: 0 E: 0 K: 1 S: 5	H: 0 LOB: 0 BB: 0 P: 5	R: 1 E: 0 K: 0 S: 5	H: 2 LOB: 1 BB: 0 P: 5	R: 0 E: 0 K: 0 S: 5	H: 2 LOB: 2 BB: 0 P: 5	R: 0 E: 0 K: 0 S: 3	H: 0 LOB: 0 BB: 0 P: 3	R: 0 E: 0 K: 0 S: 3	H: 1 LOB: 0 BB: 0 P: 3	R: 1 E: 0 K: 1 S: 6	H: 1 LOB: 0 BB: 0 P: 6	R: 0 E: 0 K: 0 S: 3	H: 0 LOB: 0 BB: 0 P: 3	R: 0 E: 0 K: 0 S: 4	H: 1 LOB: 1 BB: 0 P: 4	1B: 6 2B: 2 3B: 0 HR: 1	SF: 0 SAC: 0 DP: 1 HBP: 0	WP: 0 PB: 0 SB: 1 CS: 0	PA: 34
PITCHER Dave Stieb, R ERA: 3.73	IP: 9.0 WLS: W BF: 34	H: 8 R: 2 ER: 2 SO: 2	BB: 0 IBB: 0 HBP: 0 BLK: 0	WP: 0 HR: 1 S: 38 P: 38	ERA: 2.00 WHIP: 0.889	PITCHER	IP: 9.0 WLS: W BF: 34	H: 8 R: 2 ER: 2 SO: 2	BB: 0 IBB: 0 HBP: 0 BLK: 0	WP: 0 HR: 1 S: 38 P: 38	ERA: 2.00 WHIP: 0.889											

Toronto Blue Jays @ Milwaukee Brewers
Milwaukee County Stadium, Milwaukee, WI
Sat Aug 14 1982, 8:05 PM EDT
Att: 28,940 - Unknown - 74 F

AB	34
R	2
H	8
RBI	2
BB	0
SO	2
LOB	11



Batter	1	2	3	4	5	6	7	8	9	AB	R	H	RBI	BB	SO	LOB	TOP					
Damaso Garcia, R OBP: 0.350, SLG: 0.411 (1, 4)	6-3		FC6-4			FC3-6			SH1-4	4	1	1	0	0	0	4						
Rance Mulliniks, L OBP: 0.322, SLG: 0.356 (1, 5)					4-3	PO			F7	2	0	0	0	3	0	2						
Ernie Whitt, L OBP: 0.326, SLG: 0.466 (1, 2)			F9			SF8			E7	4	0	1	2	0	1	5						
Willie Upshaw, L OBP: 0.345, SLG: 0.461 (1, 3)			F9		F8				P6	4	0	0	0	1	0	5						
Barry Bonnell, R OBP: 0.351, SLG: 0.441 (1, 7)										2	1	1	0	2	0	1						
Lloyd Moseby, L OBP: 0.288, SLG: 0.353 (1, 8)										4	0	1	0	0	0	3						
Hosken Powell, L OBP: 0.274, SLG: 0.347 (1, 9)										4	0	0	1	0	0	2						
Jesse Barfield, R OBP: 0.344, SLG: 0.449 (8, 9)	6-3		FC6-4			4-3			F8	0	0	0	0	0	0	0						
Al Woods, L OBP: 0.279, SLG: 0.311 (1, 10)									F5	3	0	1	0	1	0	1						
Alfredo Griffin, S OBP: 0.274, SLG: 0.327 (1, 6)										3	1	2	0	1	0	1						
Inning Stats	R: 0 E: 0 K: 1 S: 4	H: 0 LOB: 1 BB: 1 P: 8	R: 0 E: 0 K: 0 S: 4	H: 1 LOB: 1 BB: 0 P: 4	R: 0 E: 0 K: 0 S: 5	H: 2 LOB: 3 BB: 1 P: 9	R: 1 E: 0 K: 0 S: 4	H: 1 LOB: 1 BB: 1 P: 8	R: 1 E: 0 K: 0 S: 4	H: 1 LOB: 2 BB: 2 P: 12	R: 0 E: 0 K: 0 S: 3	H: 1 LOB: 1 BB: 1 P: 7	R: 0 E: 0 K: 0 S: 3	H: 0 LOB: 1 BB: 1 P: 7	R: 0 E: 0 K: 0 S: 3	H: 0 LOB: 0 BB: 0 P: 3	R: 1 E: 1 K: 0 S: 4	H: 1 LOB: 1 BB: 1 P: 8	1B: 7 2B: 1 3B: 0 HR: 0	SF: 1 SAC: 1 DP: 1 HBP: 0	WP: 0 PB: 0 SB: 4 CS: 1	PA: 41
PITCHER	IP	WLS	BF	H	R	ER	SO	BB	IBB	HBP	BLK	WP	HR	S	P	ERA	WHIP					
Doc Medich, R ERA: 4.99 (1, 1)	5.1		27	6	2	2	1	6	0	0	0	0	0	23	47	3.38	2.250					
Jim Slaton, R ERA: 3.34 (6, 1)	3.2	L	13	1	1	1	0	2	0	0	0	0	0	11	19	2.46	0.818					

Toronto Blue Jays @ Milwaukee Brewers
Milwaukee County Stadium, Milwaukee, WI

AB 30
R 3
H 7
RBI 3
BB 8
SO 1
LOB 24



Sun Aug 15 1982, 4:33 AM EDT
Att: 26,180 - Unknown - 75 F

Batter	1	2	3	4	5	6	7	8	9	AB	R	H	RBI	BB	SO	LOB	BOTTOM					
Paul Molitor, R OBP: 0.363, SLG: 0.437 (1, 5)	F8		F9			G5-4-3				4	0	1	0	0	0	1						
Robin Yount, R OBP: 0.355, SLG: 0.564 (1, 6)										4	1	1	1	0	0	1						
Cecil Cooper, L OBP: 0.350, SLG: 0.540 (1, 3)										4	0	1	0	0	0	0						
Gorman Thomas, R OBP: 0.358, SLG: 0.560 (1, 8)										4	1	1	1	0	1	1						
Ben Oglivie, L OBP: 0.319, SLG: 0.439 (1, 7)										4	0	0	0	0	0	0						
Roy Howell, L OBP: 0.296, SLG: 0.346 (1, 10)										3	0	1	0	0	0	0						
Marshall Edwards, L OBP: 0.247, SLG: 0.311 (1, 9)										3	0	0	0	0	1	1						
Jim Gantner, L OBP: 0.347, SLG: 0.393 (1, 4)										3	0	0	0	0	1	1						
Ned Yost, R OBP: 0.350, SLG: 0.427 (1, 2)										3	0	1	0	0	0	0						
Inning Stats	R: 0 E: 0 K: 0 S: 3	H: 0 LOB: 0 BB: 0 P: 3	R: 1 E: 0 K: 0 S: 5	H: 2 LOB: 1 BB: 0 P: 5	R: 0 E: 0 K: 0 S: 3	H: 0 LOB: 0 BB: 0 P: 3	R: 0 E: 0 K: 0 S: 3	H: 0 LOB: 0 BB: 0 P: 3	R: 0 E: 0 K: 2 S: 7	H: 0 LOB: 0 BB: 0 P: 7	R: 1 E: 0 K: 1 S: 7	H: 3 LOB: 1 BB: 0 P: 7	R: 0 E: 0 K: 0 S: 3	H: 0 LOB: 0 BB: 0 P: 3	R: 0 E: 0 K: 0 S: 4	H: 1 LOB: 1 BB: 0 P: 4	R: 0 E: 0 K: 0 S: 3	H: 0 LOB: 0 BB: 0 P: 3	1B: 4 2B: 0 3B: 0 HR: 2	SF: 0 SAC: 0 DP: 1 HBP: 0	WP: 0 PB: 0 SB: 1 CS: 0	PA: 32
PITCHER	IP	WLS	BF	H	R	ER	SO	BB	IBB	HBP	BLK	WP	HR	S	P	ERA	WHIP					
Jim Clancy, R ERA: 4.03 (1, 1)	8.0	W	29	6	2	2	3	0	0	0	0	0	0	35	35	2.25	0.750					
Dale Murray, R ERA: 2.81 (9, 1)	1.0	S	3	0	0	0	0	0	0	0	0	0	0	3	3	0.00	0.000					

Toronto Blue Jays @ Milwaukee Brewers
Milwaukee County Stadium, Milwaukee, WI

AB 32
R 2
H 6
RBI 2
BB 0
SO 3
LOB 5



Sun Aug 15 1982, 4:33 AM EDT
Att: 26,180 - Unknown - 75 F

Batter	1	2	3	4	5	6	7	8	9	AB	R	H	RBI	BB	SO	LOB	TOP		
Paul Moltis, R OBP: 0.364, SLG: 0.435 (1, 5)	0-0 6-3		0-0 F5		4-0 1B BB		0-0 F9		0-0 HR 1B	4	1	1	0	1	0	0	Milwaukee Brewers @ Oakland Athletics Oakland-Alameda County Coliseum, Oakland, CA Tue Aug 17 1982, 7:05 PM PDT Att: 12,692 - Unknown livebaseballscorecards.com		
Robin Yount, R OBP: 0.357, SLG: 0.578 (1, 6)	0-0 BB 1B		0-0 HR		0-0 F5		0-0 5-3		0-0 HR 1B	5	2	3	3	0	0	2			
Cecil Cooper, L OBP: 0.254, SLG: 0.550 Don Money, R OBP: 0.372, SLG: 0.534 (1, 3) (6, 3)	0-0 BB 1B		0-0 HR		0-0 G4-6-3 1B		0-0 6-3		0-0 E 1B	3	1	3	1	0	0	0			
Ted Simmons, S OBP: 0.301, SLG: 0.451 (1, 2)	0-0 F8		0-0 6-3		0-0 G4-6-3 1B				0-0 E3 G3 1B	5	1	1	0	0	0	6			
Ben Oglivie, L OBP: 0.320, SLG: 0.437 (1, 7)	4-0 1-2 2-3 BB		0-0 F7				0-0 4-3		0-0 3-1 G3 1B	4	0	1	1	1	0	1			
Gorman Thomas, R OBP: 0.356, SLG: 0.560 (1, 8)	0-0 6-3			0-3 K			0-0 1B 1B		0-0 E 2B F2	5	0	2	1	0	1	5			
Roy Howell, L OBP: 0.266, SLG: 0.344 Ned Yost, R OBP: 0.346, SLG: 0.421 (1, 10) (9, PH)		0-0 4-3		0-0 4-3			0-0 1-2 1B		0-0 K G3	4	0	1	0	0	1	1			
Charlie Moore, R OBP: 0.288, SLG: 0.347 (1, 9)		0-0 F6		0-0 F9			0-0 F9		0-0 E6 F4	5	0	0	0	0	0	5			
Jim Gantner, L OBP: 0.346, SLG: 0.391 (1, 4)		0-0 4-3			0-0 1B BB 1B		0-0 G3		0-0 3-1	4	0	1	0	0	0	4			
Inning Stats	R: 0 E: 0 K: 0 S: 5	H: 2 LOB: 3 BB: 1 P: 9	R: 0 E: 0 K: 0 S: 3	H: 0 LOB: 0 BB: 0 P: 3	R: 2 E: 0 K: 0 S: 5	H: 2 LOB: 0 BB: 0 P: 5	R: 0 E: 0 K: 1 S: 5	H: 0 LOB: 2 BB: 1 P: 5	R: 0 E: 0 K: 0 S: 4	H: 2 LOB: 2 BB: 0 P: 8	R: 0 E: 0 K: 0 S: 3	H: 0 LOB: 0 BB: 0 P: 3	R: 1 E: 1 K: 1 S: 8	H: 2 LOB: 2 BB: 0 P: 8	R: 3 E: 1 K: 0 S: 8	H: 4 LOB: 2 BB: 0 P: 8		1B: 10 2B: 1 3B: 0 HR: 3	SF: 0 SAC: 0 DP: 1 HBP: 0
PITCHER	IP WLS BF H R ER SO BB IBB HBP BLK WP HR S P ERA WHIP	8.0 W 39 13 6 5 2 2 0 0 0 1 3 41 49 5.62 1.875	0.0 1 0 0 0 0 0 0 0 0 0 0 0 1 1 ∞ ∞	1.0 4 1 0 0 0 0 0 0 0 0 0 0 4 4 0.00 1.000	PITCHER										IP WLS BF H R ER SO BB IBB HBP BLK WP HR S P ERA WHIP				

Batter	1	2	3	4	5	6	7	8	9	AB	R	H	RBI	BB	SO	LOB	BOTTOM
Rickey Henderson, R OBP: 0.411, SLG: 0.385 Jeff Newman, R OBP: 0.239, SLG: 0.329 (1, 7) (7, PH) (8, 2)	0-0 G3 HR 1B	4-0 BB BB	0-0 F3	0-0 F4			0-0 1B 1B			3	1	1	0	1	0	3	Milwaukee Brewers @ Oakland Athletics Oakland-Alameda County Coliseum, Oakland, CA Tue Aug 17 1982, 7:05 PM PDT Att: 12,692 - Unknown livebaseballscorecards.com
Wayne Gross, L OBP: 0.340, SLG: 0.333 (1, 5)	0-0 G3	4-0 1-2 2-3 BB		4-0 BB FC4-6 BB	0-0 F2		0-0 F8			3	1	0	0	2	0	3	
Dwayne Murphy, L OBP: 0.352, SLG: 0.405 (1, 8)	0-3 K	0-0 F9		0-0 FC4-6 BB 1B	0-0 6-3		0-0 1-2 2-H 1B			5	1	2	1	0	1	4	
Tony Armas, R OBP: 0.279, SLG: 0.445 (1, 9)	0-0 HR		0-0 F3	4-0 FC4-6 BB 1B	0-0 5-3		0-0 F9			4	1	1	2	1	0	2	
Dan Meyer, L OBP: 0.287, SLG: 0.401 (1, 3)	0-0 1B		0-0 1B 1B	0-0 FC4-6 BB WP SF8		0-0 G6-4-3 1B		0-0 6-3		5	2	3	1	0	0	2	
Mike Heath, R OBP: 0.296, SLG: 0.327 (1, 2) (8, 7)	0-0 F9		0-0 1B 1B	1-2 2-3 3-H 1B	4-0 SF8 BB IBB	0-0 G6-4-3		0-0 F8		4	2	1	0	1	0	2	
Mitchell Page, L OBP: 0.293, SLG: 0.396 Jeff Burroughs, R OBP: 0.351, SLG: 0.527 (1, 10) (4, PH)		0-0 CS 1B	0-0 1B 2B	1-3 2-H 3-H BB	4-0 1B BB	0-3 K		0-3 K		2	1	2	1	0	0	0	
Dave McKay, S OBP: 0.232, SLG: 0.253 (1, 4)		0-0 BB BB 1B	0-0 FC5-4 1B	0-0 SF8		0-0 1B 1B				3	1	3	3	0	0	0	
Jimmy Sexton, R OBP: 0.253, SLG: 0.274 (1, 6)		0-3 K	0-0 FC5-4 S	1-2 3-H 1B	0-0 1B		0-0 F8			4	0	1	1	0	1	3	
Inning Stats	R: 2 E: 0 K: 1 S: 8	H: 3 LOB: 1 BB: 0 P: 8	R: 0 E: 0 K: 1 S: 6	H: 2 LOB: 2 BB: 2 P: 14	R: 3 E: 0 K: 0 S: 7	H: 4 LOB: 1 BB: 0 P: 7	R: 4 E: 0 K: 0 S: 5	H: 2 LOB: 2 BB: 4 P: 21	R: 0 E: 0 K: 1 S: 5	H: 1 LOB: 0 BB: 0 P: 5	R: 1 E: 0 K: 0 S: 6	H: 3 LOB: 2 BB: 0 P: 6	R: 0 E: 0 K: 1 S: 5	H: 0 LOB: 0 BB: 0 P: 5	1B: 13 2B: 1 3B: 0 HR: 1	SF: 1 SAC: 0 DP: 1 HBP: 0	
PITCHER	IP WLS BF H R ER SO BB IBB HBP BLK WP HR S P ERA WHIP	3.0 L 19 9 5 5 2 2 0 0 0 1 0 2 14 108.00 9.000	0.1 5 1 4 4 0 2 1 0 0 0 1 0 2 14 108.00 9.000	4.2 19 5 1 1 2 1 0 0 0 0 0 0 22 26 1.93 1.286	PITCHER										IP WLS BF H R ER SO BB IBB HBP BLK WP HR S P ERA WHIP		

Batter	1	2	3	4	5	6	7	8	9	AB	R	H	RBI	BB	SO	LOB	TOP							
Paul Moltzer, R OBP: 0.366, SLG: 0.441	0-0 BLK E 1B	0-0 2H 3H 2B			5-3		0-0 2B 2B		0-0 2B 1B	5	3	4	2	0	0	0	Milwaukee Brewers @ Oakland Athletics Oakland-Alameda County Coliseum, Oakland, CA Thu Aug 19 1982, 3:33 AM PDT Att. 15,461 - Cloudy							
Robin Yount, R OBP: 0.356, SLG: 0.575	0-0 F7	0-0 F3			4-0 E 1B BB		0-0 2B		0-0 1B 2B	4	2	2	1	1	0	2								
Cecil Cooper, L OBP: 0.349, SLG: 0.540	0-0 E3 2H		0-0 F8		0-0 E4 1B HR		0-0 F7		0-0 F5	5	1	0	0	0	0	4								
Ted Simmons, S OBP: 0.301, SLG: 0.447	0-0 F7		0-3 K		0-0 HR 1B		0-0 6-3		0-0	5	1	2	3	0	1	2								
Ben Oglivie, L OBP: 0.318, SLG: 0.437	0-0 F4		0-0 6-3		0-0 HR		0-0 F8		0-0 F7	5	1	1	3	0	0	3								
Gorman Thomas, R OBP: 0.356, SLG: 0.552		4-0 SH5-4 1B 2B BB			0-0 F8		0-0 F2		0-0 F9	3	1	0	0	1	0	0								
Roy Howell, L OBP: 0.303, SLG: 0.344		0-0 SH5-4 2B			0-0 1-5-3		0-0 F7		0-0 F8	3	1	1	0	0	0	0								
Don Money, R OBP: 0.371, SLG: 0.532		1-2 2B								1	0	0	0	0	0	0								
Marshall Edwards, L OBP: 0.244, SLG: 0.307		0-0 SH5-4			0-0 F5		0-0 F7		0-0 F7	2	0	0	0	0	0	0								
Charlie Moore, R OBP: 0.286, SLG: 0.343		1-2 2-3								1	0	0	0	0	0	0								
Jim Gantner, L OBP: 0.341, SLG: 0.391		0-0 F9			0-0 3-1		0-0 G3		0-0 4-3	4	0	0	0	0	0	2								
Inning Stats	R: 1 E: 1 K: 0 S: 5	H: 1 LOB: 1 BB: 0 P: 5	R: 2 E: 0 K: 0 S: 5	H: 2 LOB: 1 BB: 1 P: 9	R: 0 E: 0 K: 1 S: 5	H: 0 LOB: 0 BB: 0 P: 5	R: 0 E: 0 K: 0 S: 3	H: 0 LOB: 0 BB: 0 P: 3	R: 4 E: 1 K: 0 S: 6	H: 2 LOB: 0 BB: 1 P: 10	R: 0 E: 0 K: 0 S: 3	H: 0 LOB: 0 BB: 0 P: 3	R: 1 E: 0 K: 0 S: 5	H: 2 LOB: 1 BB: 0 P: 5	R: 0 E: 0 K: 0 S: 3	H: 0 LOB: 0 BB: 0 P: 3	R: 2 E: 0 K: 0 S: 6	H: 3 LOB: 1 BB: 0 P: 6	1B: 5 2B: 4 3B: 0 HR: 1	SF: 0 SAC: 1 DP: 0 HBP: 0	WP: 0 PB: 0 SB: 0 CS: 0	PA: 41		
PITCHER	IP WLS BF	H R ER SO	BB IBB HBP BLK	WP HR S P	ERA WHIP	PITCHER										IP WLS BF	H R ER SO	BB IBB HBP BLK	WP HR S P	ERA WHIP				
Matt Keough, R ERA: 5.22	(1, 1) 6.0 L 29	7 8 3 1	2 0 0 0	0 0 12 37	4.50 1.500											3.0 12 3 2	2 2 0 0	0 0 0 0	0 0 12 12	6.00 1.000				
Bob Ovwchinko, L ERA: 5.35	(7, 1)																							

AB	38
R	10
H	10
RBI	9
BB	2
SO	1
LOB	13



Batter	1	2	3	4	5	6	7	8	9	AB	R	H	RBI	BB	SO	LOB	BOTTOM							
Rickey Henderson, R OBP: 0.409, SLG: 0.384	0-0 4-3		0-0 F8				0-0 2B		0-3 K	4	1	1	1	1	1	0	Milwaukee Brewers @ Oakland Athletics Oakland-Alameda County Coliseum, Oakland, CA Thu Aug 19 1982, 3:33 AM PDT Att. 15,461 - Cloudy							
Wayne Gross, L OBP: 0.337, SLG: 0.335	0-0 4-3			0-0 3B 2B	0-0 4-3		0-0 6-3		0-0 4-1	5	1	1	0	0	0	2								
Dwayne Murphy, L OBP: 0.352, SLG: 0.404	0-0 3-1			0-0 1-3		0-0 HR 1B	0-0 2B		0-3 K	5	1	2	1	0	1	1								
Tony Armas, R OBP: 0.281, SLG: 0.449		0-0 6-3		0-3 K		0-0 HR 1B	0-3 K			4	1	1	2	0	2	2								
Dan Meyer, L OBP: 0.290, SLG: 0.407		0-0 F8		0-0 3B		0-0 F4	4-0 BB			3	0	1	1	1	0	0								
Jeff Burroughs, R OBP: 0.347, SLG: 0.511		4-0 CS BB		0-0 6-3		0-0 5-3 1B	0-0 F7			3	0	1	0	1	0	3								
Dave McKay, S OBP: 0.232, SLG: 0.249		0-0 CS	0-0 F8		0-0 F7	0-0 5-3 1B		0-0 G3		4	0	1	0	0	0	0								
Mike Heath, R OBP: 0.298, SLG: 0.338			0-0 6-3		0-0 2B 2B	0-0 5-3		0-0 F7		4	1	1	0	0	0	2								
Fred Stanley, R OBP: 0.282, SLG: 0.220					0-0 F9	0-0 F6		0-0 F9		3	1	1	1	0	0	3								
Joe Rudi, R OBP: 0.315, SLG: 0.331					0-0 HR					1	0	0	0	0	0	0								
Jimmy Sexton, R OBP: 0.250, SLG: 0.271										0	0	0	0	0	0	0								
Inning Stats	R: 0 E: 0 K: 0 S: 3	H: 0 LOB: 0 BB: 0 P: 3	R: 0 E: 0 K: 0 S: 2	H: 0 LOB: 0 BB: 1 P: 6	R: 1 E: 0 K: 0 S: 4	H: 1 LOB: 0 BB: 0 P: 4	R: 1 E: 0 K: 1 S: 7	H: 2 LOB: 1 BB: 0 P: 7	R: 1 E: 0 K: 0 S: 5	H: 2 LOB: 1 BB: 0 P: 5	R: 2 E: 0 K: 0 S: 7	H: 4 LOB: 2 BB: 0 P: 7	R: 1 E: 0 K: 1 S: 6	H: 1 LOB: 2 BB: 2 P: 14	R: 0 E: 0 K: 0 S: 3	H: 0 LOB: 0 BB: 0 P: 3	R: 0 E: 0 K: 2 S: 7	H: 0 LOB: 0 BB: 0 P: 7	1B: 3 2B: 4 3B: 1 HR: 2	SF: 0 SAC: 0 DP: 0 HBP: 0	WP: 0 PB: 0 SB: 1 CS: 1	PA: 40		
PITCHER	IP WLS BF	H R ER SO	BB IBB HBP BLK	WP HR S P	ERA WHIP	PITCHER										IP WLS BF	H R ER SO	BB IBB HBP BLK	WP HR S P	ERA WHIP				
Pete Vuckovich, R ERA: 3.28	(1, 1) 6.0 W 27	9 5 5 1	1 0 0 0	0 0 16 24	7.50 1.667											3.0 12 1 1	1 1 1 3	2 0 0 0	0 0 16 24	3.00 1.000				
Jim Slaton, R ERA: 3.53	(7, 1)																							



Batter	1	2	3	4	5	6	7	8	9	AB	R	H	RBI	BB	SO	LOB	TOP					
Paul Moltzer, R OBP: 0.365, SLG: 0.439	5-3	BB		F9		SH3		SF8		2	1	0	2	1	0	1	Milwaukee Brewers @ Seattle Mariners The Kingdome, Seattle, WA Fri Aug 20, 1982, 10:05 PM EDT Att: 13,029 - Unknown					
Robin Yount, R OBP: 0.356, SLG: 0.575	BB	BB		F4		1B		F8		4	1	2	2	1	0	2						
Cecil Cooper, L OBP: 0.347, SLG: 0.537	BB	BB		F9		G3		F7		5	1	1	0	0	0	2						
Ted Simmons, S OBP: 0.300, SLG: 0.444	K			1B		4-3		F8		5	0	1	0	0	1	2						
Ben Oglivie, L OBP: 0.318, SLG: 0.435	1B			F8		BB		F7		4	0	1	1	1	1	1						
Gorman Thomas, R OBP: 0.395, SLG: 0.551	1B			F7		K		CS		3	0	1	1	1	1	2						
Roy Howell, L OBP: 0.241, SLG: 0.344	FC5-4			F7		1B		F9		3	1	1	0	0	0	3						
Don Money, R OBP: 0.369, SLG: 0.529	FC5-4			F7		SH1-4		CS		1	0	0	0	0	0	0						
Marshall Edwards, L OBP: 0.289, SLG: 0.345	K			1-3		SH1-4		1B		2	0	0	0	0	1	0						
Charlie Moore, R OBP: 0.289, SLG: 0.345	K			1-3		SH1-4		1B		1	1	1	0	0	0	0						
Jim Gantner, L OBP: 0.346, SLG: 0.395	6-3			1B		SH3		1B		4	1	3	0	0	0	0						
Inning Stats	R: 2 E: 0 K: 1 S: 8	H: 3 LOB: 2 BB: 1 P: 12	R: 1 E: 0 K: 1 S: 6	H: 1 LOB: 1 BB: 1 P: 10	R: 0 E: 0 K: 0 S: 4	H: 1 LOB: 1 BB: 0 P: 4	R: 0 E: 0 K: 0 S: 4	H: 1 LOB: 1 BB: 0 P: 4	R: 0 E: 0 K: 1 S: 5	H: 0 LOB: 1 BB: 1 P: 9	R: 2 E: 0 K: 0 S: 6	H: 3 LOB: 1 BB: 0 P: 6	R: 0 E: 0 K: 0 S: 2	H: 0 LOB: 0 BB: 1 P: 6	R: 1 E: 0 K: 0 S: 5	H: 2 LOB: 1 BB: 0 P: 5	R: 0 E: 0 K: 1 S: 5	H: 0 LOB: 0 BB: 0 P: 5	1B: 11 2B: 0 3B: 0 HR: 0	SF: 1 SAC: 2 DP: 0 HBP: 0	WP: 0 PB: 0 SB: 2 CS: 1	PA: 42
PITCHER	IP	WLS	BF	H	R	ER	SO	BB	IBB	HBP	BLK	WP	HR	S	P	ERA	WHIP					
Mike Moore, R ERA: 5.35	(1, 1)	5.2	L	29	9	5	5	3	3	0	0	0	0	0	32	44	7.94	2.118				
Bryan Clark, L ERA: 2.92	(6, 1)	1.2		7	2	1	1	0	1	0	0	0	0	6	10	5.40	1.800					
Ron Musselman, R ERA:	(8, 1)	1.2		5	0	0	0	1	0	0	0	0	0	7	7	0.00	0.000					

Batter	1	2	3	4	5	6	7	8	9	AB	R	H	RBI	BB	SO	LOB	BOTTOM					
Julio Cruz, S OBP: 0.311, SLG: 0.307	G6-4-3		5-3		L5			SF8		3	1	1	0	1	0	2	Milwaukee Brewers @ Seattle Mariners The Kingdome, Seattle, WA Fri Aug 20, 1982, 10:05 PM EDT Att: 13,029 - Unknown					
Dave Edler, R OBP: 0.346, SLG: 0.413	G6-4-3		6-3			1-3		SF8		3	0	0	1	0	0	2						
Bruce Bochte, L OBP: 0.381, SLG: 0.392	F7			6-3		K		F7		4	1	1	0	0	1	0						
Richie Zisk, R OBP: 0.367, SLG: 0.500				F9		HR		2B		3	2	2	1	1	0	1						
Al Cowens, R OBP: 0.327, SLG: 0.473				6-3		6-3		2B		4	1	1	2	0	1	1						
Gary Gray, R OBP: 0.339, SLG: 0.381				6-3				2B		4	0	2	0	0	0	1						
Joe Simpson, L OBP: 0.322, SLG: 0.361				6-3				1B		0	0	0	0	0	0	0						
Dave Henderson, R OBP: 0.335, SLG: 0.448								1B		3	0	0	0	0	0	2						
Dave Revering, L OBP: 0.293, SLG: 0.338								K		1	0	0	0	0	1	2						
Bud Bulling, R OBP: 0.308, SLG: 0.287								SF8		3	0	1	0	0	0	1						
Rick Sweet, S OBP: 0.325, SLG: 0.342				1-3				G5-4-3		0	0	0	1	0	0	0						
Paul Serna, R OBP: 0.229, SLG: 0.284				1-3				1B		3	0	1	0	0	0	1						
Manny Castillo, S OBP: 0.311, SLG: 0.339				1-3				F7		1	0	0	0	0	0	1						
Inning Stats	R: 0 E: 0 K: 0 S: 2	H: 0 LOB: 0 BB: 1 P: 6	R: 0 E: 0 K: 1 S: 5	H: 0 LOB: 1 BB: 1 P: 9	R: 0 E: 0 K: 0 S: 4	H: 1 LOB: 1 BB: 0 P: 4	R: 1 E: 1 K: 0 S: 4	H: 1 LOB: 0 BB: 0 P: 4	R: 0 E: 0 K: 0 S: 3	H: 1 LOB: 0 BB: 0 P: 3	R: 1 E: 0 K: 0 S: 4	H: 1 LOB: 0 BB: 0 P: 4	R: 2 E: 0 K: 1 S: 8	H: 3 LOB: 1 BB: 0 P: 8	1B: 4 2B: 4 3B: 0 HR: 1	SF: 2 SAC: 0 DP: 2 HBP: 0	WP: 0 PB: 0 SB: 1 CS: 0	PA: 36				
PITCHER	IP	WLS	BF	H	R	ER	SO	BB	IBB	HBP	BLK	WP	HR	S	P	ERA	WHIP					
Mike Caldwell, L ERA: 4.13	(1, 1)	8.0	W	33	9	5	4	2	2	0	0	0	0	0	35	43	4.50	1.375				
Pete Ladd, R ERA: 0.96	(9, 1)	1.0	S	3	0	0	0	1	0	0	0	0	0	5	5	0.00	0.000					

Batter	1	2	3	4	5	6	7	8	9	AB	R	H	RBI	BB	SO	LOB	TOP							
Paul Moltis, R OBP: 0.366, SLG: 0.441 (1, 5)										5	0	2	0	0	1	1	Milwaukee Brewers @ Seattle Mariners The Kingdome, Seattle, WA Sat Aug 21 1982, 10:05 PM EDT Att: 20,749 - Unknown							
Robin Yount, R OBP: 0.357, SLG: 0.570 (1, 6)										4	1	0	0	1	0	2								
Cecil Cooper, L OBP: 0.348, SLG: 0.535 (1, 3)										5	1	2	0	0	1	5								
Ted Simmons, S OBP: 0.304, SLG: 0.446 (1, 2)										3	1	2	1	1	0	0								
Ben Oglivie, L OBP: 0.318, SLG: 0.434 (1, 7)										4	0	1	1	0	0	3								
Gorman Thomas, R OBP: 0.360, SLG: 0.549 (1, 8)										3	0	1	1	1	0	0								
Roy Howell, L OBP: 0.238, SLG: 0.345 Don Money, R OBP: 0.367, SLG: 0.525 (7, PH)										2	0	1	0	0	1	2								
Marshall Edwards, L OBP: 0.238, SLG: 0.299 Charlie Moore, R OBP: 0.287, SLG: 0.343 (7, PH)										2	0	0	0	0	0	3								
Jim Gantner, L OBP: 0.348, SLG: 0.396 (1, 4)										4	0	2	0	0	1	0								
Inning Stats	R: 0 E: 0 K: 1 S: 7	H: 2 LOB: 2 BB: 0 P: 7	R: 0 E: 0 K: 0 S: 3	H: 1 LOB: 0 BB: 0 P: 3	R: 0 E: 0 K: 1 S: 6	H: 1 LOB: 1 BB: 0 P: 6	R: 0 E: 0 K: 0 S: 5	H: 0 LOB: 2 BB: 0 P: 13	R: 0 E: 0 K: 0 S: 4	H: 1 LOB: 1 BB: 0 P: 4	R: 0 E: 0 K: 0 S: 3	H: 0 LOB: 0 BB: 0 P: 3	R: 0 E: 0 K: 2 S: 7	H: 0 LOB: 0 BB: 0 P: 7	R: 3 E: 1 K: 0 S: 7	H: 4 LOB: 1 BB: 0 P: 7		R: 0 E: 0 K: 1 S: 6	H: 2 LOB: 2 BB: 1 P: 10	1B: 10 2B: 2 3B: 0 HR: 0	SF: 0 SAC: 0 DP: 3 HBP: 0	WP: 1 PB: 0 CS: 1	PA: 39	
PITCHER	IP	WLS	BF	H	R	ER	SO	BB	IBB	HBP	BLK	WP	HR	S	P	ERA	WHIP							
Jim Beattie, R ERA: 3.04 Bryan Clark, L ERA: 2.99 Ron Musselman, R ERA: Ed Vande Berg, L ERA: 2.68	(1, 1)	(7, 1)	(8, 1)	(9, 1)	(1, 1)	(1, 10)	(7, 9)	(1, 4)	(1, 3)	(1, 2)	(1, 6)	(1, 6)	(1, 8)	(1, 6)	(1, 5)	(1, 3)	(1, 2)	(1, 8)	(1, 6)	(1, 5)	(9, 4)			

AB 36
R 3
H 11
RBI 3
BB 3
SO 6
LOB 18



Batter	1	2	3	4	5	6	7	8	9	AB	R	H	RBI	BB	SO	LOB	BOTTOM							
Joe Simpson, L OBP: 0.326, SLG: 0.364 (1, 7)										4	0	2	0	0	1	0	Milwaukee Brewers @ Seattle Mariners The Kingdome, Seattle, WA Sat Aug 21 1982, 10:05 PM EDT Att: 20,749 - Unknown							
Manny Castillo, S OBP: 0.310, SLG: 0.341 (1, 4)										4	0	1	0	0	0	1								
Al Cowens, R OBP: 0.328, SLG: 0.477 (1, 9)										4	1	2	0	0	0	1								
Richie Zisk, R OBP: 0.366, SLG: 0.496 (1, 10)										3	0	0	0	1	1	3								
Dave Revering, L OBP: 0.293, SLG: 0.350 (1, 3)										4	1	1	2	0	1	2								
Rick Sweet, S OBP: 0.318, SLG: 0.335 (1, 2)										4	0	0	0	0	1	1								
Dave Henderson, R OBP: 0.330, SLG: 0.441 (1, 8)										4	0	0	0	0	0	1								
Todd Cruz, R OBP: 0.247, SLG: 0.374 (1, 6)										3	0	0	0	0	1	0								
Dave Edler, R OBP: 0.327, SLG: 0.388 Paul Serna, R OBP: 0.229, SLG: 0.284 (9, 4)										3	0	0	0	0	1	0								
Inning Stats	R: 0 E: 0 K: 0 S: 4	H: 1 LOB: 1 BB: 0 P: 4	R: 0 E: 0 K: 1 S: 5	H: 0 LOB: 0 BB: 0 P: 5	R: 0 E: 0 K: 2 S: 7	H: 0 LOB: 0 BB: 0 P: 7	R: 0 E: 1 K: 0 S: 4	H: 0 LOB: 1 BB: 0 P: 4	R: 0 E: 0 K: 0 S: 5	H: 2 LOB: 1 BB: 0 P: 4	R: 0 E: 0 K: 1 S: 5	H: 0 LOB: 1 BB: 1 P: 9	R: 0 E: 0 K: 0 S: 4	H: 1 LOB: 1 BB: 0 P: 4	R: 2 E: 0 K: 1 S: 7	H: 2 LOB: 0 BB: 0 P: 7		1B: 2 2B: 3 3B: 0 HR: 1	SF: 0 SAC: 0 DP: 0 HBP: 0	WP: 0 PB: 0 CS: 1	PA: 34			
PITCHER	IP	WLS	BF	H	R	ER	SO	BB	IBB	HBP	BLK	WP	HR	S	P	ERA	WHIP							
Doc Medich, R ERA: 4.73 Rollie Fingers, R ERA: 2.71	(1, 1)	(8, 1)	(1, 1)	(8, 1)	(1, 1)	(8, 1)	(1, 1)	(8, 1)	(1, 1)	(8, 1)	(1, 1)	(8, 1)	(1, 1)	(8, 1)	(1, 1)	(8, 1)	(1, 1)	(8, 1)	(1, 1)	(8, 1)				

AB 33
R 2
H 6
RBI 2
BB 1
SO 6
LOB 9



Batter	1	2	3	4	5	6	7	8	9	AB R H RBI BB SO LOB	TOP									
Paul Moltitor, R (1, 5) OBP: 0.368, SLG: 0.442	0-3 K	0-0 E 1B		0-0 S 1B		0-3 K2-3			0-0 S 1B	5 2 3 2 0 2 1	Milwaukee Brewers @ Seattle Mariners The Kingdome, Seattle, WA Sun Aug 22 1982, 10:05 PM EDT Att: 9,290 - Unknown									
Robin Yount, R (1, 6) OBP: 0.359, SLG: 0.569	0-0 1B	0-0 E6 1B		4-0 1B			0-0 F7		0-0 S 1B	4 2 2 1 1 0 1										
Cecil Cooper, L (1, 3) OBP: 0.346, SLG: 0.532	0-3 K	0-0 1B		1-2 BB			0-0 6-3		0-3 K	5 0 1 2 0 2 4										
Gorman Thomas, R (1, 8) OBP: 0.358, SLG: 0.545	0-3 K	0-0 F5					0-0 F7		0-0 S 1B	5 0 1 1 0 2 2										
Don Money, R (1, 10) OBP: 0.361, SLG: 0.515		0-0 F4	0-0 F3					0-0 F6		4 0 0 0 0 1 0										
Charlie Moore, R (1, 9) OBP: 0.283, SLG: 0.339		0-0 6-3	0-0 F7					0-0 F7		4 0 0 0 0 0 0										
Ed Romero, R (1, 7) Ben Oglivie, L (8, 7) OBP: 0.318, SLG: 0.434		0-0 FC 1B	0-3 K			0-3 K		0-0 F3		4 1 1 0 0 2 0 0 0 0 0 0 0 0										
Ned Yost, R (1, 2) OBP: 0.353, SLG: 0.418		4-0 1B FC E BB		0-0 F8		0-0 3-1			0-0 SH1-4 1B	3 2 1 0 1 0 0										
Jim Gantner, L (1, 4) OBP: 0.347, SLG: 0.396		0-0 FC 1B E		0-0 4-3		0-0 S 1B			0-0 SH1-4	3 1 1 0 0 0 2										
Inning Stats	R: 0 E: 0 K: 3 S: 10	H: 1 LOB: 1 BB: 0 P: 10	R: 5 E: 1 K: 0 S: 8	H: 3 LOB: 1 BB: 1 P: 12	R: 0 E: 0 K: 1 S: 5	H: 0 LOB: 0 BB: 0 P: 5	R: 0 E: 0 K: 0 S: 4	H: 1 LOB: 2 BB: 1 P: 8	R: 0 E: 0 K: 2 S: 7	H: 0 LOB: 0 BB: 0 P: 7		R: 0 E: 0 K: 0 S: 3	H: 0 LOB: 0 BB: 0 P: 3	R: 0 E: 0 K: 0 S: 3	H: 0 LOB: 0 BB: 0 P: 3	R: 3 E: 0 K: 1 S: 8	H: 4 LOB: 1 BB: 0 P: 8	1B: 10 2B: 0 3B: 0 HR: 0	SF: 0 SAC: 1 DP: 0 HBP: 0	WP: 0 PB: 0 CS: 4
PITCHER	IP WLS BF H R ER SO BB IBB HBP BLK WP HR S P ERA WHIP											IP WLS BF H R ER SO BB IBB HBP BLK WP HR S P ERA WHIP								
Floyd Bannister, L (1, 1) ERA: 3.42	8.1 L 36 7 6 2 8 2 0 0 0 0 0 0 50 58 2.16 1.080																			
Bill Caudill, R (9, 1) ERA: 2.09	0.2 4 3 2 2 1 0 0 0 0 0 0 0 6 6 27.00 4.500																			

Batter	1	2	3	4	5	6	7	8	9	AB R H RBI BB SO LOB	BOTTOM									
Joe Simpson, L (1, 7) OBP: 0.324, SLG: 0.367	0-0 F6	0-0 4-3						0-0 F9		4 0 1 0 0 0 0	Milwaukee Brewers @ Seattle Mariners The Kingdome, Seattle, WA Sun Aug 22 1982, 10:05 PM EDT Att: 9,290 - Unknown									
Manny Castillo, S (1, 5) OBP: 0.307, SLG: 0.338	0-0 G3		0-3 K		0-0 L5			0-0 4-3		4 0 0 0 0 1 1										
Al Cowens, R (1, 9) OBP: 0.330, SLG: 0.484	0-0 BB HR 1B		0-0 F9		0-3 K			0-0 HR		4 2 2 1 0 1 1										
Richie Zisk, R (1, 10) OBP: 0.364, SLG: 0.492	4-0 BB HR BB		0-3 K				0-0 F9	0-0 F9		3 1 0 0 1 1 0										
Dave Revering, L (1, 3) OBP: 0.296, SLG: 0.355	4-0 HR BB			0-0 2B			0-0 F8		0-0 F7	3 1 1 0 1 0 0										
Dave Henderson, R (1, 8) OBP: 0.332, SLG: 0.454	0-0 HR			0-0 F3			0-0 6-3		0-0 1B	4 1 2 4 0 0 1										
Jim Essian, R (1, 2) Rick Sweet, S (9, PH) OBP: 0.292, SLG: 0.354 OBP: 0.318, SLG: 0.333	0-0 F8			0-0 5-3			0-0 5-3		0-0 F8	3 0 0 0 0 0 1 1 0 0 0 0 0 1										
Todd Cruz, R (1, 6) OBP: 0.245, SLG: 0.370		0-3 K		0-3 K			0-3 K		0-0 F4	4 0 0 0 0 3 2										
Paul Serna, R (1, 4) OBP: 0.224, SLG: 0.277		0-0 F9			0-0 F4		0-0 F4			3 0 0 0 0 0 0										
Inning Stats	R: 4 E: 0 K: 0 S: 5	H: 2 LOB: 0 BB: 2 P: 13	R: 0 E: 0 K: 1 S: 5	H: 0 LOB: 0 BB: 0 P: 5	R: 0 E: 0 K: 2 S: 7	H: 0 LOB: 0 BB: 0 P: 7	R: 0 E: 0 K: 1 S: 6	H: 1 LOB: 1 BB: 0 P: 6	R: 0 E: 0 K: 0 S: 3	H: 0 LOB: 0 BB: 0 P: 3		R: 0 E: 0 K: 1 S: 5	H: 0 LOB: 0 BB: 0 P: 5	R: 0 E: 0 K: 0 S: 4	H: 1 LOB: 0 BB: 0 P: 4	R: 0 E: 0 K: 0 S: 4	H: 1 LOB: 1 BB: 0 P: 4	1B: 2 2B: 2 3B: 0 HR: 2	SF: 0 SAC: 0 DP: 0 HBP: 0	WP: 1 PB: 0 CS: 0
PITCHER	IP WLS BF H R ER SO BB IBB HBP BLK WP HR S P ERA WHIP											IP WLS BF H R ER SO BB IBB HBP BLK WP HR S P ERA WHIP								
Moose Haas, R (1, 1) ERA: 4.82	7.0 4 4 4 4 0 2 0 0 0 0 0 1 37 45 5.14 0.857																			
Jim Slaton, R (8, 1) ERA: 3.55	2.0 W 8 2 1 1 0 0 0 0 0 0 0 1 8 8 4.50 1.000																			

Batter	1	2	3	4	5	6	7	8	9	AB	R	H	RBI	BB	SO	LOB	TOP			
Paul Moltzer, R OBP: 0.365, SLG: 0.439 (1, 5)	G3		6-3			F8		6-3		4	0	0	0	0	0	0				
Robin Yount, R OBP: 0.360, SLG: 0.569 (1, 6)	F7			1B G4-6-3		F9			2B 1B	4	2	2	0	0	0	0				
Cecil Cooper, L OBP: 0.346, SLG: 0.530 (1, 3)	6-3			1B G4-6-3		G3			F8	4	0	1	0	0	0	1				
Ted Simmons, S OBP: 0.303, SLG: 0.446 (1, 2)		4-3		G4-6-3		P4			1B 2B	4	1	1	0	0	0	1				
Ben Oglivie, L OBP: 0.319, SLG: 0.434 (1, 7)		1-3 1B		K		F7				4	0	2	2	0	1	0				
Gorman Thomas, R OBP: 0.356, SLG: 0.541 (1, 8)		1-3 1B				F7			K	3	0	0	0	1	1	2				
Roy Howell, L OBP: 0.305, SLG: 0.348 (1, 10)		G3							K	4	0	1	0	0	2	3				
Marshall Edwards, L OBP: 0.234, SLG: 0.294 (1, 9)			6-3			F8		4-3		3	0	0	0	0	0	1				
Jim Gantner, L OBP: 0.345, SLG: 0.392 (1, 4)			K			F5			K	3	0	0	0	0	2	1				
Inning Stats	R: 0 E: 0 K: 0 S: 3	H: 0 LOB: 0 BB: 0 P: 3	R: 0 E: 0 K: 0 S: 4	H: 1 LOB: 1 BB: 0 P: 4	R: 0 E: 0 K: 1 S: 5	H: 0 LOB: 0 BB: 0 P: 5	R: 1 E: 0 K: 1 S: 6	H: 2 LOB: 0 BB: 0 P: 6	R: 0 E: 0 K: 0 S: 4	H: 1 LOB: 1 BB: 0 P: 4	R: 0 E: 0 K: 0 S: 3	H: 0 LOB: 1 BB: 1 P: 9	R: 0 E: 0 K: 1 S: 5	H: 0 LOB: 0 BB: 0 P: 5	R: 2 E: 0 K: 2 S: 10	H: 3 LOB: 1 BB: 0 P: 10	1B: 5 2B: 2 3B: 0 HR: 0	SF: 0 SAC: 0 DP: 1 HBP: 0	WP: 0 PB: 0 CS: 0	PA: 34
PITCHER Mike Witt, R ERA: 3.1 (1, 1)	IP: 9.0 WLS: W BF: 34 H: 7 R: 3 ER: 3 SO: 6 BB: 1 IBB: 0 HBP: 0 BLK: 0 WP: 0 HR: 0 S: 45 P: 49 ERA: 3.00 WHIP: 0.889															PITCHER				

Milwaukee Brewers @ California Angels
Anaheim Stadium, Anaheim, CA
Mon Aug 23 1982, 10:05 PM EDT
Att: 35,197 - Unknown

AB 33
R 3
H 7
RBI 2
BB 1
SO 6
LOB 9



Batter	1	2	3	4	5	6	7	8	9	AB	R	H	RBI	BB	SO	LOB	BOTTOM			
Brian Downing, R OBP: 0.369, SLG: 0.468 (1, 7)	F7		BB HBP	G5-4-3 1B		F9				3	0	1	1	0	0	1				
Rod Carew, L OBP: 0.396, SLG: 0.388 (1, 3)	1B 2B		P4	P4		4-3				4	1	1	0	0	0	4				
Doug DeCinces, R OBP: 0.363, SLG: 0.548 (1, 5)	CS 1B		BB	G5-4-3 1-2		P4				3	0	1	1	1	0	2				
Reggie Jackson, L OBP: 0.371, SLG: 0.519 (1, 9)	K		BB			4-3				3	1	1	1	1	1	1				
Bobby Clark, R OBP: 0.219, SLG: 0.301 (8, 9)			BB					HR		0	0	0	0	0	0	0				
Don Baylor, R OBP: 0.328, SLG: 0.426 (1, 10)	CS	F8	F9	FC5-4 BB		6-3 2B				3	0	1	0	1	0	3				
Juan Beniquez, R OBP: 0.339, SLG: 0.355 (1, 8)		4-3		1B BB		F9		6-3		4	1	1	0	0	0	2				
Bobby Grich, R OBP: 0.368, SLG: 0.433 (1, 4)		BLK BB		1B BB		FC5-4		CS SH5-3 BB		1	1	0	0	3	0	1				
Tim Foli, R OBP: 0.280, SLG: 0.318 (1, 6)	4-3			1B BB		K		SH5-3		3	1	1	0	0	1	1				
Bob Boone, R OBP: 0.317, SLG: 0.362 (1, 2)			6-3	1B		WP BB		K		3	0	1	2	1	1	1				
Inning Stats	R: 1 E: 0 K: 1 S: 6	H: 2 LOB: 0 BB: 0 P: 6	R: 0 E: 0 K: 0 S: 3	H: 0 LOB: 1 BB: 1 P: 7	R: 0 E: 0 K: 0 S: 3	H: 0 LOB: 2 BB: 2 P: 12	R: 3 E: 0 K: 0 S: 6	H: 4 LOB: 1 BB: 1 P: 10	R: 0 E: 0 K: 0 S: 3	H: 0 LOB: 1 BB: 1 P: 7	R: 0 E: 0 K: 1 S: 5	H: 0 LOB: 0 BB: 1 P: 9	R: 1 E: 0 K: 0 S: 4	H: 2 LOB: 0 BB: 0 P: 4	R: 0 E: 0 K: 1 S: 4	H: 0 LOB: 0 BB: 1 P: 8	1B: 5 2B: 2 3B: 0 HR: 1	SF: 0 SAC: 1 DP: 1 HBP: 1	WP: 1 PB: 0 CS: 2	PA: 37
PITCHER Bob McClure, L ERA: 4.33 (1, 1)	IP: 7.0 WLS: L BF: 33 H: 8 R: 5 ER: 5 SO: 2 BB: 6 IBB: 0 HBP: 1 BLK: 1 WP: 1 HR: 1 S: 30 P: 55 ERA: 6.43 WHIP: 2.000															PITCHER				
Dwight Bernard, R ERA: 2.99 (8, 1)	IP: 1.0 WLS: 3 BF: 0 H: 0 R: 0 ER: 0 SO: 1 BB: 1 IBB: 0 HBP: 0 BLK: 0 WP: 0 HR: 0 S: 4 P: 8 ERA: 0.00 WHIP: 1.000															PITCHER				

Milwaukee Brewers @ California Angels
Anaheim Stadium, Anaheim, CA
Mon Aug 23 1982, 10:05 PM EDT
Att: 35,197 - Unknown

AB 27
R 5
H 8
RBI 5
BB 7
SO 3
LOB 16




Batter	1	2	3	4	5	6	7	8	9	AB	R	H	RBI	BB	SO	LOB	TOP					
Paul Moltzer, R OBP: 0.367, SLG: 0.439 (1, 5)										4	2	2	0	1	0	0	Milwaukee Brewers @ California Angels Anaheim Stadium, Anaheim, CA Tue Aug 24 1982, 10:05 PM EDT Att: 41,921 - Unknown					
Robin Yount, R OBP: 0.364, SLG: 0.581 (1, 6)										5	2	4	3	0	0	0						
Cecil Cooper, L OBP: 0.344, SLG: 0.528 (1, 3)										5	1	1	0	0	0	4						
Ted Simmons, S OBP: 0.307, SLG: 0.456 (1, 2)										5	1	3	3	0	1	3						
Ben Oglivie, L OBP: 0.318, SLG: 0.431 (1, 7)										4	0	0	0	1	1	4						
Gorman Thomas, R OBP: 0.354, SLG: 0.535 (1, 8)										5	0	0	0	0	3	3						
Roy Howell, L OBP: 0.305, SLG: 0.363 (1, 10)										3	1	1	1	0	2	0		AB 39 R 7 H 12 RBI 7 BB 3 SO 8 LOB 17				
Don Money, R OBP: 0.363, SLG: 0.518 (6, PH)										1	0	1	0	0	0	0						
Charlie Moore, R OBP: 0.283, SLG: 0.335 (1, 9)										3	0	0	0	1	1	1						
Jim Gantner, L OBP: 0.341, SLG: 0.388 (1, 4)										4	0	0	0	0	0	2						
Inning Stats	R: 1 E: 0 K: 0 S: 5	H: 2 LOB: 2 BB: 1 P: 9	R: 0 E: 0 K: 1 S: 5	H: 0 LOB: 0 BB: 0 P: 5	R: 0 E: 0 K: 0 S: 4	H: 1 LOB: 1 BB: 1 P: 8	R: 0 E: 0 K: 2 S: 7	H: 0 LOB: 1 BB: 1 P: 11	R: 2 E: 0 K: 1 S: 7	H: 2 LOB: 0 BB: 0 P: 7	R: 1 E: 0 K: 1 S: 6	H: 1 LOB: 0 BB: 0 P: 6	R: 1 E: 0 K: 1 S: 7	H: 2 LOB: 1 BB: 0 P: 7	R: 0 E: 0 K: 1 S: 6	H: 1 LOB: 1 BB: 0 P: 6	R: 2 E: 0 K: 1 S: 8		H: 3 LOB: 1 BB: 0 P: 8	1B: 6 2B: 3 3B: 0 HR: 3	SF: 0 SAC: 0 DP: 0 HBP: 0	WP: 0 PB: 0 SB: 1 CS: 0
PITCHER	IP WLS BF H R ER SO BB IBB HBP BLK WP HR S P ERA WHIP																					
Steve Renko, R ERA: 4.14 (1, 1)	5.1 L 25 6 4 4 5 3 0 0 0 0 0 2 32 44 6.75 1.688																					
Dave Goltz, R ERA: 4.55 (6, 1)	0.2 4 2 1 1 0 0 0 0 0 0 0 0 4 4 13.50 3.000																					
Andy Hassler, L ERA: 2.11 (7, 1)	3.0 13 4 2 2 3 0 0 0 0 0 0 1 19 19 6.00 1.333																					

Batter	1	2	3	4	5	6	7	8	9	AB	R	H	RBI	BB	SO	LOB	BOTTOM					
Brian Downing, R OBP: 0.370, SLG: 0.469 (1, 7)										3	0	1	1	1	0	0	Milwaukee Brewers @ California Angels Anaheim Stadium, Anaheim, CA Tue Aug 24 1982, 10:05 PM EDT Att: 41,921 - Unknown					
Rod Carew, L OBP: 0.395, SLG: 0.386 (1, 3)										4	0	1	0	0	1	2						
Reggie Jackson, L OBP: 0.374, SLG: 0.527 (1, 9)										3	1	2	1	1	0	1						
Fred Lynn, L OBP: 0.368, SLG: 0.507 (1, 8)										4	0	1	0	0	2	2						
Doug DeCinces, R OBP: 0.363, SLG: 0.545 (1, 5)										4	0	1	0	0	0	1						
Don Baylor, R OBP: 0.330, SLG: 0.432 (1, 10)										3	1	1	1	1	0	1						
Bobby Grich, R OBP: 0.369, SLG: 0.431 (1, 4)										2	1	0	0	2	1	2		AB 29 R 3 H 7 RBI 3 BB 5 SO 5 LOB 13				
Tim Foli, R OBP: 0.278, SLG: 0.315 (1, 6)										3	0	0	0	0	2							
Bob Boone, R OBP: 0.315, SLG: 0.359 (1, 2)										3	0	0	0	0	1	2						
Inning Stats	R: 0 E: 0 K: 0 S: 4	H: 2 LOB: 2 BB: 0 P: 4	R: 0 E: 0 K: 1 S: 4	H: 0 LOB: 1 BB: 1 P: 8	R: 0 E: 0 K: 0 S: 3	H: 0 LOB: 1 BB: 1 P: 7	R: 0 E: 0 K: 1 S: 4	H: 0 LOB: 0 BB: 1 P: 8	R: 2 E: 0 K: 0 S: 5	H: 2 LOB: 1 BB: 1 P: 9	R: 1 E: 0 K: 1 S: 6	H: 1 LOB: 0 BB: 0 P: 6	R: 0 E: 0 K: 1 S: 4	H: 0 LOB: 1 BB: 1 P: 8	R: 0 E: 0 K: 1 S: 6	H: 1 LOB: 1 BB: 0 P: 6			R: 0 E: 0 K: 0 S: 3	H: 1 LOB: 0 BB: 0 P: 3	1B: 4 2B: 3 3B: 0 HR: 2	SF: 0 SAC: 0 DP: 3 HBP: 0
PITCHER	IP WLS BF H R ER SO BB IBB HBP BLK WP HR S P ERA WHIP																					
Pete Vuckovich, R ERA: 3.26 (1, 1)	9.0 W 34 7 3 3 5 5 0 0 0 0 0 2 39 59 3.00 1.333																					

Batter	1	2	3	4	5	6	7	8	9	AB	R	H	RBI	BB	SO	LOB	TOP					
Rickey Henderson, R OBP: 0.407, SLG: 0.380 (1, 7)	0-0 4-3 S 6-3 1B		0-0 F9			0-0 6-3		0-0 F8		4	1	1	0	0	0	0	Oakland Athletics @ Milwaukee Brewers Milwaukee County Stadium, Milwaukee, WI Thu Aug 26 1982, 8:05 PM EDT Att: 30,896 - Unknown livebaseballscorecards.com					
Dwayne Murphy, L OBP: 0.356, SLG: 0.411 Mickey Klutts, R OBP: 0.218, SLG: 0.243 (1, 8) (4, 5)	0-0 4-3 1-3		0-0 HR			0-0 WP 1B 1B		0-0 E 1B		2	1	1	1	0	0	1						
Davey Lopes, R OBP: 0.309, SLG: 0.382 (1, 4)	0-0 6-3		0-3 K			0-0 F8 1-2		0-0 E4 G5-4-3		4	0	0	1	0	1	2						
Tony Armas, R OBP: 0.275, SLG: 0.438 (1, 9) (4, 8)	4-0 FC4-6 BB			0-3 K		0-0 1B 2H 1B		0-0 G5-4-3 1-2		3	0	1	1	1	1	2						
Jeff Burroughs, R OBP: 0.345, SLG: 0.487 (1, 10)	0-0 FC4-6 1-2			0-3 K		0-0 1B 1-2 1B			0-0 5-3	4	0	1	0	0	1	1						
Joe Rudi, R OBP: 0.309, SLG: 0.324 (1, 3)		0-0 G5-4-3 1B		0-0 F9		0-0 F8			0-0 5-3	4	0	1	0	0	0	2						
Mike Heath, R OBP: 0.308, SLG: 0.358 (1, 5) (4, 9)		0-0 F4			0-0 F4		0-0 5-3		0-0 6-3	4	0	0	0	0	0	1						
Jeff Newman, R OBP: 0.237, SLG: 0.319 (1, 2)		0-0 G5-4-3 1-2			0-0 F9		0-0 F8			3	0	0	0	0	0	1						
Fred Stanley, R OBP: 0.293, SLG: 0.228 (1, 6)			0-0 F5			0-0 6-3		0-0 6-3		3	0	0	0	0	0	0						
Inning Stats	R: 1 E: 0 K: 0 S: 4	H: 1 LOB: 1 BB: 1 P: 8	R: 0 E: 0 K: 0 S: 3	H: 1 LOB: 0 BB: 0 P: 3	R: 1 E: 0 K: 1 S: 6	H: 1 LOB: 0 BB: 0 P: 6	R: 0 E: 0 K: 2 S: 7	H: 0 LOB: 0 BB: 0 P: 7	R: 0 E: 0 K: 0 S: 3	H: 0 LOB: 0 BB: 0 P: 3	R: 1 E: 0 K: 0 S: 6	H: 3 LOB: 2 BB: 0 P: 6	R: 0 E: 0 K: 0 S: 3	H: 0 LOB: 0 BB: 0 P: 3	R: 0 E: 0 K: 0 S: 4	H: 1 LOB: 1 BB: 0 P: 4	R: 0 E: 0 K: 0 S: 3	H: 0 LOB: 0 BB: 0 P: 3	1B: 6 2B: 0 3B: 0 HR: 1	SF: 0 SAC: 0 DP: 2 HBP: 0	WP: 1 PB: 0 SB: 1 CS: 0	PA: 34
PITCHER Mike Caldwell, L ERA: 4.07 (1, 1)	IP: 9.0 WLS: W BF: 34 H: 7 R: 3 ER: 3 SO: 3 BB: 1 IBB: 0 HBP: 0 BLK: 0 WP: 1 HR: 1 S: 39 P: 43 ERA: 3.00 WHIP: 0.889															PITCHER						

Batter	1	2	3	4	5	6	7	8	9	AB	R	H	RBI	BB	SO	LOB	BOTTOM					
Paul Moltzer, R OBP: 0.366, SLG: 0.436 (1, 5)	0-0 F8		0-3 K		0-0 F8		0-0 F4		4-0 2B 1-2 BB	4	0	0	0	1	1	2	Oakland Athletics @ Milwaukee Brewers Milwaukee County Stadium, Milwaukee, WI Thu Aug 26 1982, 8:05 PM EDT Att: 30,896 - Unknown livebaseballscorecards.com					
Robin Yount, R OBP: 0.368, SLG: 0.591 (1, 6)	0-0 F8		4-0 1B BB		0-0 3B		0-0 1B 2B		0-0 1-3 2H 2B	4	2	3	1	1	0	0						
Cecil Cooper, L OBP: 0.343, SLG: 0.525 (1, 3)	0-0 F8		0-0 F9 1B HR		0-3 K		0-0 F9		0-3 K	5	1	1	0	0	2	4						
Ted Simmons, S OBP: 0.308, SLG: 0.455 (1, 2)		0-0 F6		0-0 5-3		0-0 F3		0-0 F3		5	2	2	2	0	0	3						
Ben Oglivie, L OBP: 0.318, SLG: 0.433 (1, 7)		0-0 1B 3B		0-0 F9		0-0 F3		0-0 F3		4	1	1	0	0	0	3						
Gorman Thomas, R OBP: 0.397, SLG: 0.551 (1, 8)		0-0 BB 1B SF8		0-0 1B HR		0-0 F3		0-0 1B HR		4	3	3	6	0	0	0						
Roy Howell, L OBP: 0.308, SLG: 0.365 (1, 10)		0-0 SF8 BB 1-2 1B		0-0 1B		0-0 3-1		0-0 F6		4	0	2	0	0	0	0						
Charlie Moore, R OBP: 0.285, SLG: 0.335 (1, 9)		4-0 SF8 BB 1-2 2-3 3H		0-0 F3		0-0 F7		0-0 BB 2B 1B		3	1	1	0	1	0	1						
Jim Gantner, L OBP: 0.337, SLG: 0.384 (1, 4)		0-0 SF8		0-0 F5		0-0 F8		0-0 F8		3	0	0	1	0	0	2						
Inning Stats	R: 0 E: 0 K: 0 S: 3	H: 0 LOB: 0 BB: 0 P: 3	R: 2 E: 0 K: 1 S: 8	H: 3 LOB: 2 BB: 1 P: 12	R: 4 E: 0 K: 0 S: 7	H: 4 LOB: 1 BB: 1 P: 11	R: 0 E: 0 K: 1 S: 6	H: 1 LOB: 1 BB: 0 P: 6	R: 0 E: 0 K: 0 S: 3	H: 0 LOB: 0 BB: 0 P: 3	R: 0 E: 0 K: 0 S: 3	H: 0 LOB: 0 BB: 0 P: 3	R: 3 E: 0 K: 0 S: 6	H: 3 LOB: 0 BB: 0 P: 6	R: 1 E: 0 K: 1 S: 7	H: 2 LOB: 2 BB: 1 P: 11	R: 0 E: 0 K: 0 S: 3	H: 0 LOB: 0 BB: 0 P: 3	1B: 7 2B: 2 3B: 2 HR: 2	SF: 1 SAC: 0 DP: 0 HBP: 0	WP: 0 PB: 0 SB: 0 CS: 0	PA: 40
PITCHER Brian Kingman, R ERA: 4.5 Bob Ojwachko, L ERA: 5.16 Preston Hanna, R ERA: 4.76 (1, 1) (3, 1) (7, 1)	IP: 2.0 WLS: L BF: 13 H: 5 R: 5 ER: 5 SO: 1 BB: 2 IBB: 0 HBP: 0 BLK: 0 WP: 0 HR: 0 S: 13 P: 21 ERA: 22.50 WHIP: 3.500															PITCHER						



Batter	1	2	3	4	5	6	7	8	9	AB	R	H	RBI	BB	SO	LOB	TOP								
Dwayne Murphy, L (1, 8) OBP: 0.359, SLG: 0.419	F8			F7	1B 2 BB		1B BB		SH2-4 HR 1B	3	2	1	0	2	0	0	Oakland Athletics @ Milwaukee Brewers Milwaukee County Stadium, Milwaukee, WI Sat Aug 28 1982, 8:05 PM EDT Att: 43,099 - Unknown - 58 F livebaseballscorecards.com								
Mike Heath, R (1, 7) OBP: 0.307, SLG: 0.357	F8			G3 1B	SF8		E 1B 1B	SH2-4	3	1	2	1	0	0	0										
Wayne Gross, L (1, 5) OBP: 0.348, SLG: 0.356	F6			G3			E2 1B	HR	5	1	3	4	0	0	1										
Tony Armas, R (1, 9) OBP: 0.272, SLG: 0.431		F8		1B 1B	2	E5 FC3-6	F8	E7	5	0	1	1	0	0	2										
Dan Meyer, L (1, 3) OBP: 0.281, SLG: 0.398	F7			1B		FC3-6 1B	F3	F7	5	0	1	0	0	0	4										
Mitchell Page, L (1, 10) OBP: 0.311, SLG: 0.441	K			K		K		HR IBB	4	1	1	1	1	3	3										
Dave McKay, S (1, 4) OBP: 0.237, SLG: 0.253			3-1		BB SF8 1B	FC5-4 1B	F8	K	5	1	2	0	0	1	2										
Jeff Newman, R (1, 2) OBP: 0.233, SLG: 0.313			5-3		F5	FC5-4	F9		4	0	0	0	0	0	3										
Fred Stanley, R (1, 6) OBP: 0.288, SLG: 0.225			K				F4	4-3	4	1	1	0	0	1	0										
Inning Stats	R: 0 E: 0 K: 0 S: 3	H: 0 LOB: 0 BB: 0 P: 3	R: 0 E: 0 K: 1 S: 5	H: 0 LOB: 0 BB: 0 P: 5	R: 0 E: 0 K: 1 S: 5	H: 0 LOB: 0 BB: 0 P: 5	R: 1 E: 0 K: 1 S: 8	H: 3 LOB: 2 BB: 0 P: 8	R: 2 E: 0 K: 0 S: 5	H: 3 LOB: 2 BB: 1 P: 9	R: 0 E: 1 K: 1 S: 7	H: 1 LOB: 2 BB: 0 P: 7	R: 1 E: 0 K: 0 S: 4	H: 2 LOB: 2 BB: 1 P: 9	R: 1 E: 0 K: 0 S: 4	H: 1 LOB: 0 BB: 0 P: 4	R: 2 E: 1 K: 1 S: 8	H: 2 LOB: 2 BB: 1 P: 12	1B: 10 2B: 0 3B: 0 HR: 2	SF: 1 SAC: 1 DP: 0 HBP: 0	WP: 0 PB: 0 SB: 0 CS: 0	PA: 43			
PITCHER	IP	WLS	BF	H	R	ER	SO	BB	IBB	HBP	BLK	WP	HR	S	P	ERA	WHIP								
Moose Haas, R (1, 1) ERA: 4.85	6.1		30	8	4	4	4	2	0	0	0	0	0	35	43	5.68	1.579								
Pete Ladd, R (7, 1) ERA: 3.0	2.2	L	14	4	3	3	1	0	1	0	0	0	2	15	19	10.12	1.500								

Batter	1	2	3	4	5	6	7	8	9	AB	R	H	RBI	BB	SO	LOB	BOTTOM								
Paul Molitor, R (1, 5) OBP: 0.364, SLG: 0.433	4-3 S 2B 1B			F8		F8		F7	K	5	1	1	0	1	1	3	Oakland Athletics @ Milwaukee Brewers Milwaukee County Stadium, Milwaukee, WI Sat Aug 28 1982, 8:05 PM EDT Att: 43,099 - Unknown - 58 F livebaseballscorecards.com								
Robin Yount, R (1, 6) OBP: 0.367, SLG: 0.584	4-3 1-3	F9		F8	F8			1B		5	0	1	0	0	0	3									
Cecil Cooper, L (1, 3) OBP: 0.344, SLG: 0.529					F8		F7	F7		5	1	2	2	0	0	2									
Gorman Thomas, R (1, 8) OBP: 0.363, SLG: 0.552	K					1B 2B	FC4-5 BB 1B	1B 1B		4	2	3	0	1	1	1									
Ben Oglivie, L (1, 7) OBP: 0.325, SLG: 0.436				F9		1B BB	FC4-5 BB	E 1B 1B		2	2	1	0	3	0	1									
Charlie Moore, R (1, 9) OBP: 0.294, SLG: 0.330	FC4-6 1-2			F5		1B 1B	FC4-5 1-2 2-3	F9		5	0	1	1	0	0	7									
Roy Howell, L (1, 10) OBP: 0.315, SLG: 0.367			F5	5-3		1B WP 1B	6-3	E7 1B 1B		5	0	2	2	0	0	3									
Ned Yost, R (1, 2) OBP: 0.341, SLG: 0.402										3	0	0	0	0	2	2									
Marshall Edwards, L (8, PH) OBP: 0.239, SLG: 0.298	K			K	6-3			FC1-6 1B	FC4-2-5	1	0	1	0	0	0	0									
Ted Simmons, S (9, PH) OBP: 0.306, SLG: 0.453										1	0	1	1	0	0	0									
Rob Piccolo, R (9, PR) OBP: 0.246, SLG: 0.238										0	0	0	0	0	0	0									
Jim Gantner, L (1, 4) OBP: 0.340, SLG: 0.382				F2			F9	FC1-6 1B	FC4-2-5	5	0	1	0	0	0	3									
Inning Stats	R: 1 E: 0 K: 1 S: 7	H: 2 LOB: 2 BB: 1 P: 11	R: 0 E: 0 K: 1 S: 6	H: 1 LOB: 2 BB: 1 P: 10	R: 1 E: 0 K: 0 S: 4	H: 1 LOB: 1 BB: 1 P: 8	R: 0 E: 0 K: 1 S: 5	H: 0 LOB: 0 BB: 0 P: 5	R: 2 E: 0 K: 0 S: 6	H: 3 LOB: 2 BB: 1 P: 10	R: 0 E: 0 K: 0 S: 3	H: 0 LOB: 0 BB: 0 P: 3	R: 0 E: 0 K: 0 S: 4	H: 1 LOB: 2 BB: 1 P: 8	R: 0 E: 0 K: 0 S: 5	H: 2 LOB: 2 BB: 0 P: 5	R: 2 E: 1 K: 1 S: 9	H: 4 LOB: 2 BB: 0 P: 9	1B: 11 2B: 2 3B: 0 HR: 1	SF: 0 SAC: 0 DP: 0 HBP: 0	WP: 1 PB: 0 SB: 1 CS: 0	PA: 46			
PITCHER	IP	WLS	BF	H	R	ER	SO	BB	IBB	HBP	BLK	WP	HR	S	P	ERA	WHIP								
Rick Langford, R (1, 1) ERA: 4.23	8.1	W	44	14	6	6	3	4	1	0	0	0	0	45	65	6.48	2.160								
Bob Ovwchinko, L (9, 1) ERA: 5.06	0.2	S	2	0	0	0	1	0	0	0	0	0	0	4	4	0.00	0.000								

Batter	1	2	3	4	5	6	7	8	9	AB	R	H	RBI	BB	SO	LOB	TOP			
Mike Heath, R OBP: 0.306, SLG: 0.355 (1, 7)	G3		1B 2H		4-3			F7		4	0	1	1	0	0	1				
Dwayne Murphy, L OBP: 0.356, SLG: 0.417 (1, 8)	F7		1B			F4		K		4	0	1	0	0	1	0				
Joe Rudi, R OBP: 0.303, SLG: 0.317 (1, 3)	K		F3			K		F7		4	0	0	0	0	2	2				
Tony Armas, R OBP: 0.270, SLG: 0.427 (1, 9)		F8		K		F8		F9		4	0	0	0	0	1	0				
Jeff Burroughs, R OBP: 0.341, SLG: 0.479 (1, 10)	F8			6-3						3	0	0	0	0	0	0				
Mickey Klutts, R OBP: 0.213, SLG: 0.238 (1, 5)	F6			6-3				F7		3	0	0	0	0	0	0				
Dave McKay, S OBP: 0.233, SLG: 0.249 (1, 4)				5-3		F7		5-3		3	0	0	0	0	0	0				
Jeff Newman, R OBP: 0.230, SLG: 0.309 (1, 2)			K		F8			F6		3	0	0	0	0	1	0				
Fred Stanley, R OBP: 0.294, SLG: 0.233 (1, 6)			1B 2B					K		2	1	1	0	0	1	0				
Inning Stats	R: 0 E: 0 K: 1 S: 5	H: 0 LOB: 0 BB: 0 P: 5	R: 0 E: 0 K: 0 S: 3	H: 0 LOB: 0 BB: 0 P: 3	R: 1 E: 0 K: 1 S: 8	H: 3 LOB: 2 BB: 0 P: 8	R: 0 E: 0 K: 1 S: 5	H: 0 LOB: 1 BB: 0 P: 4	R: 0 E: 0 K: 1 S: 5	H: 0 LOB: 0 BB: 0 P: 3	R: 0 E: 0 K: 1 S: 5	H: 0 LOB: 0 BB: 0 P: 5	R: 0 E: 0 K: 1 S: 5	H: 0 LOB: 0 BB: 0 P: 5	R: 0 E: 0 K: 1 S: 5	H: 0 LOB: 0 BB: 0 P: 5	1B: 2 2B: 1 3B: 0 HR: 0	SF: 0 SAC: 0 DP: 0 HBP: 1	WP: 0 PB: 0 SB: 0 CS: 0	PA: 31
PITCHER Bob McClure, L ERA: 4.13 (1, 1)	IP: 9.0 WLS: W BF: 31 H: 3 R: 1 ER: 1 SO: 6 BB: 0 IBB: 0 HBP: 1 BLK: 0 WP: 0 HR: 0 S: 42 P: 43 ERA: 1.00 WHIP: 0.333																			

Oakland Athletics @ Milwaukee Brewers
 Milwaukee County Stadium, Milwaukee, WI
 Sun Aug 29 1982, 4:33 AM EDT
 Att. 34,563 - Cloudy

AB	30
R	1
H	3
RBI	1
BB	0
SO	6
LOB	3



Batter	1	2	3	4	5	6	7	8	9	AB	R	H	RBI	BB	SO	LOB	BOTTOM			
Paul Molitor, R OBP: 0.366, SLG: 0.434 (1, 5)	HR	1B		5-3		1B		F9		4	2	2	0	1	0	0				
Robin Yount, R OBP: 0.369, SLG: 0.584 (1, 6)	F6	FC6		S		1B		F3		5	1	3	0	0	0	1				
Cecil Cooper, L OBP: 0.346, SLG: 0.535 (1, 3)	HR	FC6		F7		1B		1B		5	2	3	3	0	0	4				
Ted Simmons, S OBP: 0.312, SLG: 0.457 (1, 2)	4-3		E	1B		FC3-6		1B		5	1	4	1	0	0	0				
Ben Oglivie, L OBP: 0.326, SLG: 0.435 (1, 7)	FC6-4		K		FC3-6	F5				4	1	1	1	1	1	4				
Gorman Thomas, R OBP: 0.359, SLG: 0.546 (1, 8)	FC6-4		6-3		K	F8		K		5	0	0	0	0	2	7				
Roy Howell, L OBP: 0.317, SLG: 0.368 (1, 10)		F8			2B	K		F8		5	1	2	2	0	1	4				
Charlie Moore, R OBP: 0.286, SLG: 0.338 (1, 9)		1B		4-3				6-3		4	0	2	1	0	0	1				
Jim Gantner, L OBP: 0.336, SLG: 0.378 (1, 4)	K			F7		4-3		F7		4	0	0	0	0	1	2				
Inning Stats	R: 2 E: 0 K: 0 S: 5	H: 2 LOB: 1 BB: 1 P: 9	R: 0 E: 0 K: 1 S: 7	H: 2 LOB: 3 BB: 1 P: 11	R: 1 E: 1 K: 1 S: 7	H: 2 LOB: 1 BB: 0 P: 7	R: 0 E: 0 K: 0 S: 4	H: 1 LOB: 1 BB: 0 P: 4	R: 2 E: 0 K: 1 S: 8	H: 3 LOB: 1 BB: 0 P: 8	R: 2 E: 0 K: 1 S: 9	H: 4 LOB: 2 BB: 0 P: 9	R: 0 E: 0 K: 1 S: 3	H: 0 LOB: 0 BB: 0 P: 3	R: 1 E: 0 K: 1 S: 8	H: 3 LOB: 2 BB: 0 P: 8	1B: 14 2B: 2 3B: 0 HR: 1	SF: 0 SAC: 0 DP: 0 HBP: 0	WP: 0 PB: 0 SB: 2 CS: 0	PA: 43
PITCHER Mike Norris, R ERA: 4.62 (1, 1)	IP: 5.0 WLS: L BF: 30 H: 13 R: 7 ER: 6 SO: 3 BB: 2 IBB: 0 HBP: 0 BLK: 0 WP: 0 HR: 1 S: 34 P: 42 ERA: 10.80 WHIP: 3.000																			
PITCHER Preston Hanna, R ERA: 4.64 (6, 1)	IP: 3.0 WLS: L BF: 13 H: 4 R: 1 ER: 1 SO: 2 BB: 0 IBB: 0 HBP: 0 BLK: 0 WP: 0 HR: 0 S: 17 P: 17 ERA: 3.00 WHIP: 1.333																			

Oakland Athletics @ Milwaukee Brewers
 Milwaukee County Stadium, Milwaukee, WI
 Sun Aug 29 1982, 4:33 AM EDT
 Att. 34,563 - Cloudy

AB	41
R	8
H	17
RBI	8
BB	2
SO	5
LOB	23



Batter	1	2	3	4	5	6	7	8	9	10	AB	R	H	RBI	BB	SO	LOB
Joe Simpson, L OBP: 0.324, SLG: 0.369 (1, 8)	0-0 3-1		0-0 9-2		4-0 BB		0-0 1-2 2-3 1B		0-3 K		4	0	1	0	1	1	2
Manny Castillo, S OBP: 0.298, SLG: 0.337 (1, 5)	0-0 4-3			0-0 6-3	0-0 F9		0-3 K		0-0 1B		5	0	1	0	0	1	5
Bruce Bochte, L OBP: 0.377, SLG: 0.388 Dave Henderson, R OBP: 0.339, SLG: 0.444 (1, 7) (9, 7)	0-0 4-3			0-0 G3 BB 1B		0-0 F6	0-0 4-3		0-0 F6		5	0	1	0	0	0	4
Richie Zisk, R OBP: 0.301, SLG: 0.485 Dave Edler, R OBP: 0.355, SLG: 0.400 (1, 10) (8, PR)		0-3 K		4-0 G3 BB		0-0 6-3		0-0 1B 5-3 2B		0-3 K	3	0	1	0	1	1	0
Al Cowens, R OBP: 0.323, SLG: 0.473 (1, 9)		0-3 K		0-0 G3		0-0 E6		0-0 3-1 2-3 1B		0-0 F9	5	1	1	0	0	1	2
Dave Reoring, L OBP: 0.311, SLG: 0.362 John Moses, S OBP: 0.500, SLG: 0.500 Gary Gray, R OBP: 0.337, SLG: 0.379 (1, 3) (10, PR) (10, 3)		0-3 K		0-0 4-3		0-0 K		0-0 5-3		4-0 1B E BB	4	0	0	1	1	2	5
Jim Essian, R OBP: 0.311, SLG: 0.405 Rick Sweet, S OBP: 0.313, SLG: 0.341 (1, 2) (8, PH) (8, 2)			0-0 SH5-4 1B 9-2 1B		0-0 1-3		0-0 F8	0-0 3-1		0-0 E8 1B	3	0	1	0	0	0	0
Todd Cruz, R OBP: 0.248, SLG: 0.368 (1, 6)			0-0 SH5-4 1B 1-2 1B		0-3 K		0-0 1B 1B	0-0 CS 1B		0-0 F7	5	0	3	1	0	1	2
Julio Cruz, S OBP: 0.305, SLG: 0.297 (1, 4)			0-0 SH5-4 1-2 2-3 1B		0-0 E S 1B		0-0 1B 1-2 1B	0-0 CS 1-2 1B	0-0 F8		3	0	2	0	0	0	0

Inning Stats	R: 0	H: 0	R: 0	H: 0	R: 0	H: 2	R: 0	H: 1	R: 0	H: 1	R: 0	H: 0	R: 0	H: 3	R: 2	H: 3	R: 0	H: 1	R: 1	H: 1	1B: 11	SF: 0	WP: 0	PA: 45
	E: 0	LOB: 0	E: 0	LOB: 0	E: 0	LOB: 1	E: 0	LOB: 2	E: 0	LOB: 1	E: 0	LOB: 0	E: 0	LOB: 3	E: 0	LOB: 1	E: 0	LOB: 1	E: 1	LOB: 2	2B: 2	SAC: 1	PB: 0	
	K: 0	BB: 0	K: 3	BB: 0	K: 0	BB: 0	K: 0	BB: 1	K: 1	BB: 1	K: 0	BB: 0	K: 1	BB: 0	K: 0	BB: 0	K: 1	BB: 1	K: 1	BB: 1	3B: 0	DP: 1	SB: 2	
	S: 3	P: 3	S: 9	P: 9	S: 4	P: 4	S: 4	P: 8	S: 6	P: 10	S: 6	P: 6	S: 8	P: 8	S: 5	P: 5	S: 6	P: 6	S: 6	P: 10	HR: 0	HBP: 0	CS: 1	

Batter	1	2	3	4	5	6	7	8	9	10	AB	R	H	RBI	BB	SO	LOB
Paul Molitor, R OBP: 0.365, SLG: 0.431 (1, 5)	0-0 S 1B		0-0 F2		0-0 F9			0-3 K		0-0 5-3	5	0	1	0	0	1	1
Robin Yount, R OBP: 0.368, SLG: 0.581 (1, 6)	0-0 F7		0-0 1-3		0-0 F8		0-0 1B BB				3	0	0	0	1	0	2
Cecil Cooper, L OBP: 0.347, SLG: 0.535 (1, 3)	0-0 F8			0-0 HR 1B		0-0 F7		0-0 1-3 1B			4	1	2	0	0	0	1
Ted Simmons, S OBP: 0.309, SLG: 0.453 (1, 2)	0-0 F3			0-0 F7		0-0 F8		0-0 F9			4	0	0	0	0	0	4
Ben Oglivie, L OBP: 0.325, SLG: 0.439 (1, 7)		0-0 F6		0-0 HR		0-0 L3			0-0 F4		4	1	1	2	0	0	0
Gorman Thomas, R OBP: 0.356, SLG: 0.541 (1, 8)		0-3 K		0-0 E3 1B			0-0 F8		0-0 F8		4	0	0	0	0	1	0
Roy Howell, L OBP: 0.317, SLG: 0.368 Don Money, R OBP: 0.362, SLG: 0.515 (1, 10) (9, PH)		0-0 F5		0-0 G4-6-3 1B			0-3 K		0-0 F4		3	0	1	0	0	1	0
Charlie Moore, R OBP: 0.283, SLG: 0.334 (1, 9)			0-0 1-3		0-0 G4-6-3		0-3 K			0-0 F9	4	0	0	0	0	1	2
Jim Gantner, L OBP: 0.336, SLG: 0.377 Mark Brouhard, R OBP: 0.339, SLG: 0.388 (1, 4) (10, PH)			0-0 WP 1B			0-3 K		0-0 L3		0-0 F8	3	0	1	0	0	1	0

Inning Stats	R: 0	H: 1	R: 0	H: 0	R: 0	H: 1	R: 2	H: 3	R: 0	H: 0	R: 0	H: 0	R: 0	H: 1	R: 0	H: 0	R: 0	H: 0	R: 0	H: 0	1B: 5	SF: 0	WP: 1	PA: 37
	E: 0	LOB: 1	E: 0	LOB: 0	E: 0	LOB: 1	E: 1	LOB: 1	E: 0	LOB: 0	E: 0	LOB: 0	E: 0	LOB: 2	E: 0	LOB: 0	E: 0	LOB: 0	E: 0	LOB: 0	2B: 0	SAC: 0	PB: 0	
	K: 0	BB: 0	K: 1	BB: 0	K: 0	BB: 0	K: 0	BB: 0	K: 1	BB: 0	K: 0	BB: 0	K: 0	BB: 0	K: 0	BB: 0	K: 0	BB: 0	K: 0	BB: 0	3B: 0	DP: 1	SB: 1	
	S: 4	P: 4	S: 5	P: 5	S: 4	P: 4	S: 6	P: 6	S: 5	P: 5	S: 3	P: 3	S: 7	P: 7	S: 6	P: 10	S: 3	P: 3	S: 3	P: 3	HR: 1	HBP: 0	CS: 0	


PITCHER	IP	WLS	BF	H	R	ER	SO	BB	IBB	HBP	BLK	WP	HR	S	P	ERA	WHIP
Bob Stoddard, R ERA: 2.55 (1, 1)	7.2	2	29	5	2	2	5	1	0	0	0	1	1	38	42	2.35	0.783
Ed Vande Berg, L ERA: 2.95 (8, 1)	2.1	W	8	1	0	0	0	0	0	0	0	0	0	8	8	0.00	0.429

TOP

Seattle Mariners @ Milwaukee Brewers
Milwaukee County Stadium, Milwaukee, WI

Mon Aug 30 1982, 8:05 PM EDT
Att: 13,008 - Unknown

AB 40
R 3
H 12
RBI 2
BB 3
SO 8
LOB 21




BOTTOM

Seattle Mariners @ Milwaukee Brewers
Milwaukee County Stadium, Milwaukee, WI

Mon Aug 30 1982, 8:05 PM EDT
Att: 13,008 - Unknown

AB 36
R 2
H 6
RBI 2
BB 1
SO 5
LOB 10




Batter	1	2	3	4	5	6	7	8	9	AB	R	H	RBI	BB	SO	LOB	TOP										
Julio Cruz, S OBP: 0.305, SLG: 0.297 (1, 4)	0-0 4-3	0-0 4-3					0-0 5-3			4	0	1	0	0	0	2	Seattle Mariners @ Milwaukee Brewers Milwaukee County Stadium, Milwaukee, WI Tue Aug 31 1982, 8:05 PM EDT Att: 8,631 - Unknown livebaseballscorecards.com										
Dave Edler, R OBP: 0.348, SLG: 0.390 (1, 5)	0-0 FC3-6 1B		0-0 4-3			0-0 L4		0-3 K		4	0	1	0	0	1	1											
Bruce Bochte, L OBP: 0.374, SLG: 0.384 (1, 7)	0-0 FC3-6 1-2		0-0 6-3			0-3 K		0-0 F7		4	0	0	0	0	1	1											
Richie Zisk, R OBP: 0.360, SLG: 0.481 (1, 10)	0-0 4-3		0-3 K			0-0 F7		0-0 F9		4	0	0	0	0	1	1											
Al Cowens, R OBP: 0.322, SLG: 0.473 (1, 9)		0-0 5-3			0-0 F4			0-0 F8		4	0	1	0	0	0	0											
Gary Gray, R OBP: 0.332, SLG: 0.373 (1, 3)		0-0 1-3			0-0 6-3		0-0 5-3		0-3 K	4	0	0	0	0	1	1											
Dave Henderson, R OBP: 0.341, SLG: 0.449 (1, 8)		0-0 1B 1B			0-0 F8			0-0 4-1		4	2	2	0	0	0	0											
Jim Essian, R OBP: 0.320, SLG: 0.412 (1, 2)		0-0 1B 1-2 1B			0-0 5-3			0-0 4-1		3	0	2	1	0	0	0											
Todd Cruz, R OBP: 0.249, SLG: 0.368 (1, 6)		0-0 1-3 2-H 1B			0-3 K			0-0 G6-4-3		3	0	1	1	0	1	1											
Inning Stats	R: 0 E: 0 K: 0 S: 4	H: 1 LOB: 1 BB: 0 P: 4	R: 1 E: 0 K: 0 S: 6	H: 3 LOB: 2 BB: 0 P: 6	R: 0 E: 0 K: 1 S: 5	H: 0 LOB: 0 BB: 0 P: 5	R: 0 E: 0 K: 0 S: 3	H: 0 LOB: 0 BB: 0 P: 3	R: 0 E: 0 K: 1 S: 6	H: 1 LOB: 1 BB: 0 P: 6	R: 1 E: 0 K: 0 S: 4	H: 2 LOB: 0 BB: 0 P: 4	R: 0 E: 0 K: 1 S: 5	H: 0 LOB: 0 BB: 0 P: 5	R: 0 E: 0 K: 1 S: 5	H: 0 LOB: 0 BB: 0 P: 5	1B: 6 2B: 2 3B: 0 HR: 0	SF: 0 SAC: 0 DP: 1 HBP: 0	WP: 0 PB: 0 SB: 0 CS: 0	PA: 34							
PITCHER	IP	WLS	BF	H	R	ER	SO	BB	IBB	HBP	BLK	WP	HR	S	P	ERA	WHIP										
Mike Caldwell, L ERA: 4.02 (1, 1)	7.0	W	28	8	2	2	3	0	0	0	0	0	0	34	34	2.57	1.143										
Rollie Fingers, R ERA: 2.94 (8, 1)	1.0		3	0	0	0	1	0	0	0	0	0	0	5	5	0.00	0.000										
Dwight Bernard, R ERA: 2.94 (9, 1)	1.0		3	0	0	0	1	0	0	0	0	0	0	5	5	0.00	0.000										

Batter	1	2	3	4	5	6	7	8	9	AB	R	H	RBI	BB	SO	LOB	BOTTOM										
Paul Molitor, R OBP: 0.363, SLG: 0.429 (1, 5)	0-0 4-3 1B 1B		0-0 F7	0-0 F9		0-0 5-3	0-0 F9			5	1	1	0	0	0	1	Seattle Mariners @ Milwaukee Brewers Milwaukee County Stadium, Milwaukee, WI Tue Aug 31 1982, 8:05 PM EDT Att: 8,631 - Unknown livebaseballscorecards.com										
Robin Yount, R OBP: 0.371, SLG: 0.582 (1, 6)	0-0 4-3 1-2		0-0 4-3 1B 2B	4-0 S BB		4-0 BB		0-0 F3		3	1	1	0	2	0	1											
Cecil Cooper, L OBP: 0.346, SLG: 0.531 (1, 3)	0-0 4-3		0-0 4-3 2-3	4-0 G6-4-3 BB		0-0 6-3		0-3 K		4	0	0	0	1	1	3											
Ted Simmons, S OBP: 0.312, SLG: 0.455 (1, 2)	0-0 FC6-4 2-H 1B		0-0 E BB E 1B	0-0 G6-4-3 1-2		0-0 3-4-1 HR 1B		0-0 F8		5	2	3	2	0	0	2											
Gorman Thomas, R OBP: 0.357, SLG: 0.539 (1, 8)	0-0 FC6-4 1-2		4-0 E E 1B BB		4-0 FC1-6 BB		0-3 K			2	1	0	0	2	1	2											
Ben Oglivie, L OBP: 0.323, SLG: 0.436 (1, 7)		0-0 F8	0-0 E3 1B		0-0 FC1-6 1-2		0-0 3-4-1		1-2	4	1	0	0	0	0	4											
Don Money, R OBP: 0.364, SLG: 0.528 (1, 10)		0-0 E7 1B	0-0 E6 1B		0-3 K		0-0 HR			4	1	2	2	0	1	3											
Charlie Moore, R OBP: 0.285, SLG: 0.339 (1, 9)		0-0 6-3	0-0 FC5-4 1B		0-0 4-3		0-0 2B 2B			4	1	2	2	0	0	2											
Jim Gantner, L OBP: 0.335, SLG: 0.379 (1, 4)		0-0 1-3	0-0 FC5-4 1-2		0-0 F6		0-0 2B			4	0	1	1	0	0	3											
Inning Stats	R: 1 E: 0 K: 0 S: 5	H: 2 LOB: 1 BB: 0 P: 5	R: 0 E: 1 K: 0 S: 4	H: 1 LOB: 1 BB: 0 P: 4	R: 4 E: 2 K: 0 S: 8	H: 3 LOB: 2 BB: 1 P: 12	R: 0 E: 0 K: 0 S: 2	H: 0 LOB: 1 BB: 2 P: 10	R: 0 E: 0 K: 1 S: 5	H: 0 LOB: 1 BB: 1 P: 9	R: 0 E: 0 K: 0 S: 3	H: 0 LOB: 1 BB: 1 P: 7	R: 3 E: 0 K: 1 S: 9	H: 4 LOB: 1 BB: 0 P: 9	R: 0 E: 0 K: 1 S: 5	H: 0 LOB: 0 BB: 0 P: 5	1B: 6 2B: 3 3B: 0 HR: 1	SF: 0 SAC: 0 DP: 1 HBP: 0	WP: 0 PB: 0 SB: 1 CS: 0	PA: 40							
PITCHER	IP	WLS	BF	H	R	ER	SO	BB	IBB	HBP	BLK	WP	HR	S	P	ERA	WHIP										
Bryan Clark, L ERA: 3.14 (1, 1)	6.2	L	34	8	7	4	2	5	0	0	0	0	0	33	53	5.40	1.950										
Ron Musselman, R ERA: 2.97 (7, 1)	1.1		6	2	1	1	1	0	0	0	0	0	0	8	8	6.75	1.500										

Batter	1	2	3	4	5	6	7	8	9	AB	R	H	RBI	BB	SO	LOB	TOP																				
Joe Simpson, L (1, 8) OBP: 0.325, SLG: 0.370	F8		F6		CS 1B		4-3		1-3 1B	5	0	2	1	0	0	1																					
Manny Castillo, S (1, 5) OBP: 0.296, SLG: 0.336	WP 3B 1B		F7		4-3				F7	4	1	1	0	0	0	1																					
Bruce Bochte, L (1, 7) OBP: 0.373, SLG: 0.382	4-3		BB						4-1	3	0	0	0	1	1																						
Richie Zisk, R (1, 10) OBP: 0.361, SLG: 0.478	2-3 3B BB		K						E4 BB	2	1	0	0	2	1																						
Al Cowens, R (1, 9) OBP: 0.324, SLG: 0.476	1-H 3-H 3B				K				BB	3	0	1	2	1	2	1																					
Dave Revering, L (1, 3) OBP: 0.297, SLG: 0.356	K				K				BB	4	0	0	0	0	2	4																					
Rick Sweet, S (1, 2) OBP: 0.312, SLG: 0.336			F7		L3				F9	3	0	0	0	1	0	0																					
Todd Cruz, R (1, 6) OBP: 0.246, SLG: 0.364			F9						L6	4	0	0	0	0	0	1																					
Julio Cruz, S (1, 4) OBP: 0.308, SLG: 0.305			K						1B	4	1	3	0	0	1	0																					
Inning Stats	R: 2 E: 0 K: 1 S: 7	H: 2 LOB: 1 BB: 1 P: 11	R: 0 E: 0 K: 1 S: 5	H: 0 LOB: 0 BB: 0 P: 5	R: 0 E: 0 K: 1 S: 5	H: 0 LOB: 1 BB: 1 P: 9	R: 0 E: 0 K: 2 S: 7	H: 0 LOB: 0 BB: 0 P: 7	R: 1 E: 0 K: 0 S: 4	H: 2 LOB: 0 BB: 0 P: 4	R: 0 E: 0 K: 0 S: 3	H: 1 LOB: 1 BB: 1 P: 7	R: 0 E: 1 K: 0 S: 4	H: 0 LOB: 2 BB: 1 P: 8	R: 0 E: 0 K: 0 S: 4	H: 2 LOB: 2 BB: 0 P: 4	1B: 5 2B: 0 3B: 2 HR: 0	SF: 0 SAC: 0 DP: 1 HBP: 0	WP: 1 PB: 0 SB: 0 CS: 1	PA: 37																	
PITCHER	IP	WLS	BF	H	R	ER	SO	BB	IBB	HBP	BLK	WP	HR	S	P	ERA	WHIP	PITCHER			IP	WLS	BF	H	R	ER	SO	BB	IBB	HBP	BLK	WP	HR	S	P	ERA	WHIP
Doc Medich, R (1, 1) ERA: 4.65	8.0	W	33	5	3	3	7	5	0	0	0	1	0	42	62	3.38	1.250																				
Jim Slaton, R (9, 1) ERA: 3.26	1.0		4	2	0	0	0	0	0	0	0	0	0	4	4	0.00	2.000																				

Seattle Mariners @ Milwaukee Brewers
Milwaukee County Stadium, Milwaukee, WI
Wed Sep 01 1982, 8:05 PM EDT
Att: 10,762 - Unknown


AB 32
R 3
H 7
RBI 3
BB 5
SO 7
LOB 10



Batter	1	2	3	4	5	6	7	8	9	AB	R	H	RBI	BB	SO	LOB	BOTTOM																				
Paul Molitor, R (1, 5) OBP: 0.367, SLG: 0.437	E3 1B BB				SF7-3 1B		CS BB			2	2	2	2	2	0	0																					
Robin Yount, R (1, 6) OBP: 0.370, SLG: 0.580	HR	3-H HR	6-3		SF7-3		K			3	1	1	2	0	1	1																					
Cecil Cooper, L (1, 3) OBP: 0.347, SLG: 0.535	1-H HR				3-H 4-0 BB		F9			3	1	1	2	1	1	1																					
Ted Simmons, S (1, 2) OBP: 0.310, SLG: 0.450	K		4-3		F7		CS	F5		4	0	0	0	0	1	1																					
Ben Oglivie, L (1, 7) OBP: 0.323, SLG: 0.433	4-3		4-3				2B HBP	F6		3	1	0	0	0	0	0																					
Gorman Thomas, R (1, 8) OBP: 0.395, SLG: 0.534	6-3				K		F9	K		4	0	0	0	0	2	1																					
Roy Howell, L (1, 10) OBP: 0.321, SLG: 0.381			F9 HR 2B		G4		1-H 2B			3	1	2	1	0	0	0																					
Charlie Moore, R (1, 9) OBP: 0.283, SLG: 0.336			F9		4-3		F7			3	0	0	0	0	2																						
Jim Gantner, L (1, 4) OBP: 0.335, SLG: 0.381			F6		1B SF7-3 2B		K			3	1	1	0	0	1	2																					
Inning Stats	R: 3 E: 1 K: 1 S: 7	H: 2 LOB: 0 BB: 1 P: 11	R: 2 E: 0 K: 0 S: 5	H: 2 LOB: 0 BB: 0 P: 5	R: 0 E: 0 K: 1 S: 5	H: 0 LOB: 0 BB: 0 P: 5	R: 0 E: 0 K: 1 S: 5	H: 0 LOB: 0 BB: 0 P: 5	R: 1 E: 0 K: 0 S: 4	H: 2 LOB: 1 BB: 1 P: 8	R: 1 E: 0 K: 1 S: 6	H: 1 LOB: 1 BB: 0 P: 7	R: 0 E: 0 K: 1 S: 4	H: 0 LOB: 0 BB: 1 P: 8	R: 0 E: 0 K: 1 S: 5	H: 0 LOB: 0 BB: 0 P: 5	1B: 2 2B: 4 3B: 0 HR: 2	SF: 1 SAC: 0 DP: 1 HBP: 1	WP: 0 PB: 0 SB: 0 CS: 1	PA: 34																	
PITCHER	IP	WLS	BF	H	R	ER	SO	BB	IBB	HBP	BLK	WP	HR	S	P	ERA	WHIP	PITCHER			IP	WLS	BF	H	R	ER	SO	BB	IBB	HBP	BLK	WP	HR	S	P	ERA	WHIP
Mike Stanton, R (1, 1) ERA: 3.39	4.2	L	21	6	6	6	3	2	0	0	0	0	0	25	33	11.57	1.714																				
Larry Andersen, R (5, 1) ERA: 5.77	1.0		5	1	1	1	0	0	0	1	0	0	0	4	5	9.00	1.000																				
Ed Vande Berg, L (6, 1) ERA: 2.89	1.1		4	0	0	0	2	1	0	0	0	0	0	7	11	0.00	0.750																				
Bill Caudill, R (8, 1) ERA: 2.09	1.0		3	0	0	0	1	0	0	0	0	0	0	5	5	0.00	0.000																				

Seattle Mariners @ Milwaukee Brewers
Milwaukee County Stadium, Milwaukee, WI
Wed Sep 01 1982, 8:05 PM EDT
Att: 10,762 - Unknown

AB 28
R 7
H 7
RBI 7
BB 3
SO 6
LOB 8



Batter	1	2	3	4	5	6	7	8	9	AB	R	H	RBI	BB	SO	LOB	TOP										
Miguel Dilone, S (1, 7) OBP: 0.292, SLG: 0.314	0-0 4-3			0-0 F6		0-0 G3		0-3 K		4	0	0	0	0	1	0											
Mike Hargrove, L (1, 3) Kevin Rhomberg, R (9, FR)	0-0 G3			0-0 F8		0-0 2B		4-0 SH3-4 BB		3	0	1	0	1	0	0											
Toby Harrah, R (1, 5) OBP: 0.418, SLG: 0.534	0-0 F8			0-0 1B		0-0 5-3		0-0 SH3-4		3	0	1	0	0	0	1											
Andre Thornton, R (1, 10) OBP: 0.398, SLG: 0.507		0-0 F5		0-0 F7		0-0 FC3-5 2B		0-3 K		4	0	1	0	0	1	3											
Von Hayes, L (1, 9) OBP: 0.296, SLG: 0.385		0-0 F8			0-0 HR	0-0 FC3-5 S		0-3 K2-3		4	1	1	1	0	1	3											
Alan Bannister, R (1, 4) OBP: 0.351, SLG: 0.364		0-3 K			0-0 G6-3 1B	0-0 F9				3	0	1	0	0	1	1											
Rick Manning, L (1, 8) OBP: 0.341, SLG: 0.363			0-0 F7		0-0 F7	0-0 F8				3	0	0	0	0	0	2											
Chris Bando, S (1, 2) Larry Milbourne, S (8, PH) OBP: 0.296, SLG: 0.309 OBP: 0.295, SLG: 0.349			0-3 K		0-0 G6-3	0-3 K				2	0	0	0	0	1	1											
Jerry Dybzinski, R (1, 6) Ron Hassey, L (8, PH) OBP: 0.297, SLG: 0.269 OBP: 0.332, SLG: 0.317			0-0 6-3		0-0 F8	0-3 K				2	0	0	0	0	0	0											
Inning Stats	R: 0 E: 0 K: 0 S: 3	H: 0 LOB: 0 BB: 0 P: 3	R: 0 E: 0 K: 1 S: 5	H: 0 LOB: 0 BB: 0 P: 5	R: 0 E: 0 K: 1 S: 5	H: 0 LOB: 0 BB: 0 P: 5	R: 0 E: 0 K: 0 S: 4	H: 1 LOB: 1 BB: 0 P: 4	R: 1 E: 0 K: 0 S: 4	H: 2 LOB: 0 BB: 0 P: 4	R: 0 E: 0 K: 0 S: 4	H: 1 LOB: 1 BB: 0 P: 4	R: 0 E: 0 K: 3 S: 9	H: 0 LOB: 0 BB: 0 P: 9	R: 0 E: 0 K: 2 S: 7	H: 0 LOB: 2 BB: 1 P: 11	1B: 2 2B: 2 3B: 0 HR: 1	SF: 0 SAC: 1 DP: 1 HBP: 0	WP: 0 PB: 0 SB: 1 CS: 1	PA: 32							
PITCHER	IP	WLS	BF	H	R	ER	SO	BB	IBB	HBP	BLK	WP	HR	S	P	ERA	WHIP										
Moose Haas, R (1, 1) ERA: 4.73	6.1	W	23	5	1	1	2	0	0	0	0	0	1	27	27	1.42	0.789										
Dwight Bernard, R (7, 1) ERA: 2.92	0.2		2	0	0	0	0	0	0	0	0	0	0	2	2	0.00	0.000										
Rollie Fingers, R (8, 1) ERA: 2.6	1.1	S	5	0	0	0	3	1	0	0	0	0	0	10	14	0.00	0.750										
Pete Ladd, R (9, 1) ERA: 2.84	0.2	S	2	0	0	0	2	0	0	0	0	0	0	6	6	0.00	0.000										

Cleveland Indians @ Milwaukee Brewers
Milwaukee County Stadium, Milwaukee, WI
Thu Sep 02 1982, 8:05 PM EDT
Unknown - 72 F

AB 30
R 1
H 5
RBI 1
BB 1
SO 7
LOB 11



Batter	1	2	3	4	5	6	7	8	9	AB	R	H	RBI	BB	SO	LOB	BOTTOM										
Paul Molitor, R (1, 5) OBP: 0.365, SLG: 0.434	0-0 E4 1B		0-0 F9		0-0 6-3		0-0 F9			4	1	0	0	0	0	1											
Robin Yount, R (1, 6) OBP: 0.371, SLG: 0.578	4-0 1B 1-2 BB		4-0 1B BB		0-0 F4		0-0 F6			2	1	0	0	2	0	1											
Cecil Cooper, L (1, 3) OBP: 0.346, SLG: 0.533	0-0 L6		0-0 1B 1-3		0-0 F2		0-0 F4			4	0	1	0	0	0	2											
Gorman Thomas, R (1, 8) OBP: 0.354, SLG: 0.532	0-0 L7		0-0 1B 1-2 3-H		0-0 6-3		0-0 F2			4	0	1	1	0	0	2											
Ben Oglivie, L (1, 7) OBP: 0.322, SLG: 0.432	0-0 1-3 2-H 1B		0-3 K		0-0 F9		0-0 3-1			4	0	1	1	0	1	2											
Roy Howell, L (1, 10) OBP: 0.321, SLG: 0.377	0-0 G3		0-3 K		0-0 BB		4-0 BB			2	0	0	0	1	1	4											
Charlie Moore, R (1, 9) OBP: 0.283, SLG: 0.334		4-0 CS BB		0-0 4-3		0-0 6-3				2	0	0	0	1	0	1											
Jim Gantner, L (1, 4) OBP: 0.335, SLG: 0.381		0-0 F2		0-0 4-3		0-0 SH3-4 1B				3	0	1	0	0	0	1											
Ned Yost, R (1, 2) OBP: 0.333, SLG: 0.393		0-3 K		0-3 K		0-0 SH3-4				2	0	0	0	0	2	1											
Inning Stats	R: 1 E: 1 K: 0 S: 5	H: 1 LOB: 2 BB: 1 P: 9	R: 0 E: 0 K: 1 S: 4	H: 0 LOB: 1 BB: 1 P: 8	R: 1 E: 0 K: 2 S: 9	H: 2 LOB: 2 BB: 1 P: 13	R: 0 E: 0 K: 1 S: 5	H: 0 LOB: 0 BB: 0 P: 5	R: 0 E: 0 K: 0 S: 3	H: 0 LOB: 1 BB: 1 P: 7	R: 0 E: 0 K: 0 S: 4	H: 1 LOB: 1 BB: 0 P: 4	R: 0 E: 0 K: 0 S: 3	R: 0 E: 0 K: 0 S: 3	R: 0 E: 0 K: 0 S: 3	R: 0 E: 0 K: 0 S: 3	1B: 4 2B: 0 3B: 0 HR: 0	SF: 0 SAC: 1 DP: 0 HBP: 0	WP: 0 PB: 0 SB: 1 CS: 1	PA: 32							
PITCHER	IP	WLS	BF	H	R	ER	SO	BB	IBB	HBP	BLK	WP	HR	S	P	ERA	WHIP										
Rick Sutcliffe, R (1, 1) ERA: 3.16	8.0	L	32	4	2	1	4	4	0	0	0	0	0	36	52	1.12	1.000										

Cleveland Indians @ Milwaukee Brewers
Milwaukee County Stadium, Milwaukee, WI
Thu Sep 02 1982, 8:05 PM EDT
Unknown - 72 F

AB 27
R 2
H 4
RBI 2
BB 4
SO 4
LOB 15



Batter	1	2	3	4	5	6	7	8	9	AB	R	H	RBI	BB	SO	LOB	TOP			
Alan Bannister, R (1, 7) OBP: 0.353, SLG: 0.364 Kevin Rhomberg, R (3, FH) (8, 7) Jack Perconte, L (8, FH) OBP: 0.293, SLG: 0.278 (8, 4)	4-0 L5-3 BB		0-3 K			0-0 6-3		0-0 1-3		0 0 0 0 1 0 0	2 0 0 0 0 1 1	1 0 0 0 0 0 2	4 1 1 1 0 0 4	4 0 1 0 0 0 0						
Mike Hargrove, L (1, 3) OBP: 0.383, SLG: 0.338	0-0 L5-3		0-0 L9			0-0 HR		0-0 F8												
Toby Harrah, R (1, 5) OBP: 0.417, SLG: 0.532	0-0 6-3			0-0 G5-4-3 1B		0-0 6-3		0-0 F2												
Andre Thornton, R (1, 10) OBP: 0.397, SLG: 0.505 Carmen Castillo, R (9, PR) OBP: 0.325, SLG: 0.347		0-3 K		0-0 G5-4-3		0-0 F4		0-0 1B HR		4 0 1 0 0 0 1 1	0 1 0 0 0 0 0	4 0 1 0 0 0 0	0 1 0 0 0 0 0	4 0 1 0 0 0 0	0 0 0 0 0 0 0	3 1 1 3 1 1 0				
Ron Hassey, L (1, 2) OBP: 0.331, SLG: 0.316 Mike Fischlin, R (9, PR) OBP: 0.357, SLG: 0.305 Chris Bando, S (9, 2) OBP: 0.296, SLG: 0.309		0-0 F8		0-0 F7		0-0 L4		0-0 1B HR		4 0 1 0 0 0 0 0	0 1 0 0 0 0 0 0	0 0 0 0 0 0 0 0	0 0 0 0 0 0 0 0	3 1 1 3 1 1 0						
Von Hayes, L (1, 9) OBP: 0.288, SLG: 0.392	4-0 S BB			0-0 4-3		0-0 K		0-0 1B HR		4 0 1 0 0 0 0 1										
Rick Manning, L (1, 8) OBP: 0.341, SLG: 0.362	0-0 4-3			0-0 3-1		0-0 3-1		0-0 1B CS		4 0 1 0 0 0 0 1										
Larry Milbourne, S (1, 4) OBP: 0.297, SLG: 0.351 (8, 6)			0-0 SH1-3 1B		0-0 F7		0-0 1B E	0-0 F9		4 0 2 0 0 0 0 1										
Jerry Dybzinski, R (1, 6) OBP: 0.296, SLG: 0.267 Miguel Dilone, S (8, FH) OBP: 0.292, SLG: 0.313 (8, 7)			0-0 SH1-3		0-0 L6		0-0 E6			1 0 0 0 0 0 0 0	1 0 0 0 0 0 0 1									
Inning Stats	R: 0 E: 0 K: 0 S: 2	H: 0 LOB: 0 BB: 1 P: 6	R: 0 E: 0 K: 1 S: 5	H: 0 LOB: 1 BB: 1 P: 9	R: 0 E: 0 K: 1 S: 6	H: 1 LOB: 0 BB: 0 P: 6	R: 0 E: 0 K: 0 S: 3	H: 1 LOB: 0 BB: 0 P: 3	R: 0 E: 0 K: 0 S: 4	H: 0 LOB: 0 BB: 0 P: 4	R: 0 E: 0 K: 1 S: 5	H: 0 LOB: 0 BB: 0 P: 5	R: 0 E: 1 K: 0 S: 5	H: 1 LOB: 2 BB: 0 P: 6	R: 3 E: 0 K: 0 S: 6	H: 4 LOB: 1 BB: 0 P: 6	1B: 6 2B: 1 3B: 0 HR: 2	SF: 0 SAC: 1 DP: 2 HBP: 0	WP: 0 PB: 0 SB: 1 CS: 1	PA: 35
PITCHER Don Sutton, R (1, 1) ERA: 3.04	IP: 9.0 WLS: L BF: 35 H: 8 R: 4 ER: 4 SO: 3	BB: 2 IBB: 0 HBP: 0 BLK: 0	WP: 0 HR: 2 S: 39 P: 47	ERA: 4.00 WHIP: 1.111																

Cleveland Indians @ Milwaukee Brewers
Milwaukee County Stadium, Milwaukee, WI
Thu Sep 02 1982, 8:05 PM EDT
Att: 18,056 - Unknown - 61 F


AB 32
R 4
H 8
RBI 4
BB 2
SO 3
LOB 11



Batter	1	2	3	4	5	6	7	8	9	AB	R	H	RBI	BB	SO	LOB	BOTTOM			
Paul Molitor, R (1, 5) OBP: 0.364, SLG: 0.433	0-0 6-3		0-0 5-3		0-0 1B		0-0 SF8			3 0 1 1 0 0 0										
Robin Yount, R (1, 6) OBP: 0.371, SLG: 0.579	0-0 2B		0-0 6-3		0-0 F9		0-0 S 1B			4 0 2 0 0 0 1										
Cecil Cooper, L (1, 3) OBP: 0.346, SLG: 0.531	0-0 F8		0-0 1B		0-0 L6		0-0 4-3			4 0 1 0 0 0 2										
Ted Simmons, S (1, 2) OBP: 0.307, SLG: 0.446	0-0 F2		0-0 F5		0-0 6-3		0-3 K			4 0 0 0 0 1 2										
Ben Oglivie, L (1, 7) OBP: 0.323, SLG: 0.432		0-0 G3 PB E 1B		0-0 F2		0-0 BB 1B		0-0 F8		4 1 2 0 0 0 0										
Gorman Thomas, R (1, 8) OBP: 0.353, SLG: 0.528		0-0 G3		0-0 F5		4-0 BB		0-0 F7		3 0 0 0 1 0 1										
Roy Howell, L (1, 10) OBP: 0.320, SLG: 0.375		0-0 E9		0-3 K		0-0 F5		0-0 F8		4 0 1 1 0 1 2										
Charlie Moore, R (1, 9) OBP: 0.283, SLG: 0.333		0-3 K		0-0 F7		0-0 E7 SF8 1B		0-0 F2		4 1 1 0 0 1 1										
Jim Gantner, L (1, 4) OBP: 0.332, SLG: 0.377		0-3 K		0-0 F8		0-0 4-3		0-0 G3		4 0 0 0 0 1 2										
Inning Stats	R: 0 E: 0 K: 0 S: 4	H: 1 LOB: 1 BB: 0 P: 4	R: 1 E: 1 K: 2 S: 9	H: 2 LOB: 1 BB: 0 P: 9	R: 0 E: 0 K: 1 S: 5	H: 1 LOB: 0 BB: 0 P: 4	R: 0 E: 0 K: 1 S: 5	H: 0 LOB: 0 BB: 0 P: 5	R: 0 E: 0 K: 0 S: 4	H: 1 LOB: 2 BB: 1 P: 8	R: 1 E: 1 K: 0 S: 5	H: 2 LOB: 1 BB: 0 P: 5	R: 0 E: 0 K: 1 S: 5	H: 0 LOB: 0 BB: 0 P: 5	R: 0 E: 0 K: 0 S: 3	H: 0 LOB: 0 BB: 0 P: 3	1B: 7 2B: 1 3B: 0 HR: 0	SF: 1 SAC: 0 DP: 0 HBP: 0	WP: 0 PB: 1 SB: 1 CS: 0	PA: 36
PITCHER Ed Whitson, R (1, 1) ERA: 3.83 Dan Spillner, R (6, 1) ERA: 2.71	IP: 5.2 WLS: W BF: 23 H: 6 R: 1 ER: 1 SO: 1	BB: 0 IBB: 0 HBP: 0 BLK: 0	WP: 0 HR: 0 S: 29 P: 29	ERA: 1.59 WHIP: 1.059																


Cleveland Indians @ Milwaukee Brewers
Milwaukee County Stadium, Milwaukee, WI
Thu Sep 02 1982, 8:05 PM EDT
Att: 18,056 - Unknown - 61 F


AB 34
R 2
H 8
RBI 2
BB 1
SO 4
LOB 11





Batter	1	2	3	4	5	6	7	8	9	AB	R	H	RBI	BB	SO	LOB	TOP								
Brian Downing, R OBP: 0.373, SLG: 0.484 (1, 7)										5	1	3	1	0	0	1	California Angels @ Milwaukee Brewers Milwaukee County Stadium, Milwaukee, WI Fri Sep 03 1982, 8:05 PM EDT Att: 35,217 - Unknown - 70 F livebaseballscorecards.com								
Rod Carew, L OBP: 0.391, SLG: 0.392 (1, 3)										4	1	1	0	1	1	1									
Doug DeCinces, R OBP: 0.368, SLG: 0.555 (1, 5)										5	0	0	0	0	1	3									
Reggie Jackson, L OBP: 0.378, SLG: 0.532 Bobby Clark, R OBP: 0.213, SLG: 0.288 (1, 9) (7, 9)										2	0	0	0	2	0	2									
Don Baylor, R OBP: 0.325, SLG: 0.422 (1, 10)										4	1	0	0	0	0	3									
Juan Beniquez, R OBP: 0.331, SLG: 0.357 (1, 8)										3	1	1	2	1	1	1									
Bobby Grich, R OBP: 0.375, SLG: 0.455 (1, 4)										3	1	1	2	1	0	0									
Tim Foli, R OBP: 0.279, SLG: 0.312 (1, 6)										3	0	0	0	1	0	0									
Bob Boone, R OBP: 0.310, SLG: 0.354 (1, 2)										4	0	1	0	0	0	3									
Inning Stats	R: 1 E: 0 K: 0 S: 4	H: 1 LOB: 0 BB: 0 P: 4	R: 0 E: 0 K: 0 S: 3	H: 0 LOB: 0 BB: 0 P: 3	R: 0 E: 0 K: 1 S: 6	H: 1 LOB: 1 BB: 0 P: 6	R: 0 E: 0 K: 1 S: 5	H: 0 LOB: 1 BB: 1 P: 9	R: 0 E: 0 K: 0 S: 4	H: 1 LOB: 0 BB: 0 P: 4	R: 4 E: 0 K: 0 S: 6	H: 3 LOB: 0 BB: 1 P: 10	R: 0 E: 0 K: 0 S: 4	H: 1 LOB: 2 BB: 3 P: 8	R: 0 E: 0 K: 0 S: 2	H: 0 LOB: 0 BB: 3 P: 14		R: 0 E: 0 K: 1 S: 5	H: 0 LOB: 0 BB: 0 P: 5	1B: 4 2B: 0 3B: 1 HR: 2	SF: 0 SAC: 0 DP: 1 HBP: 0	WP: 0 PB: 0 SB: 1 CS: 0	PA: 39		
PITCHER	IP	WLS	BF	H	R	ER	SO	BB	IBB	HBP	BLK	WP	HR	S	P	ERA	WHIP								
Bob McClure, L ERA: 4.22 (1, 1)	7.1	L	34	7	5	5	2	5	0	0	0	0	2	33	53	6.14	1.636								
Chuck Porter, R ERA: (8, 1)	1.2		5	0	0	0	1	1	0	0	0	0	0	6	10	0.00	0.600								

Batter	1	2	3	4	5	6	7	8	9	AB	R	H	RBI	BB	SO	LOB	BOTTOM								
Paul Molitor, R OBP: 0.382, SLG: 0.430 (1, 5)										4	0	0	0	0	0	5	California Angels @ Milwaukee Brewers Milwaukee County Stadium, Milwaukee, WI Fri Sep 03 1982, 8:05 PM EDT Att: 35,217 - Unknown - 70 F livebaseballscorecards.com								
Robin Yount, R OBP: 0.369, SLG: 0.575 (1, 6)										4	0	0	0	0	0	1									
Cecil Cooper, L OBP: 0.345, SLG: 0.529 (1, 3)										4	0	1	0	0	0	0									
Ted Simmons, S OBP: 0.309, SLG: 0.449 (1, 2)										4	1	2	0	0	0	0									
Gorman Thomas, R OBP: 0.352, SLG: 0.528 (1, 8)										4	1	1	0	0	1	1									
Don Money, R OBP: 0.356, SLG: 0.519 (1, 10)										4	0	0	0	0	0	1									
Mark Brouhard, R OBP: 0.336, SLG: 0.382 (1, 7)										4	0	1	0	0	2	1									
Charlie Moore, R OBP: 0.285, SLG: 0.336 (1, 9)										3	0	1	0	1	1	0									
Jim Gantner, L OBP: 0.334, SLG: 0.379 (1, 4)										3	0	2	1	0	0	2									
Inning Stats	R: 0 E: 0 K: 0 S: 3	H: 0 LOB: 0 BB: 0 P: 3	R: 2 E: 1 K: 0 S: 6	H: 3 LOB: 2 BB: 1 P: 10	R: 0 E: 0 K: 0 S: 4	H: 2 LOB: 1 BB: 0 P: 4	R: 0 E: 0 K: 0 S: 5	H: 2 LOB: 2 BB: 0 P: 5	R: 0 E: 0 K: 0 S: 3	H: 0 LOB: 0 BB: 0 P: 3	R: 0 E: 0 K: 1 S: 5	H: 0 LOB: 0 BB: 0 P: 5	R: 0 E: 0 K: 1 S: 6	H: 1 LOB: 1 BB: 0 P: 6	R: 0 E: 0 K: 1 S: 5	H: 0 LOB: 0 BB: 0 P: 5		R: 0 E: 0 K: 1 S: 5	H: 0 LOB: 0 BB: 0 P: 5	1B: 5 2B: 3 3B: 0 HR: 0	SF: 0 SAC: 0 DP: 0 HBP: 0	WP: 1 PB: 0 SB: 0 CS: 0	PA: 35		
PITCHER	IP	WLS	BF	H	R	ER	SO	BB	IBB	HBP	BLK	WP	HR	S	P	ERA	WHIP								
Tommy John, L ERA: 3.5 (1, 1)	9.0	W	35	8	2	0	4	1	0	0	0	1	0	42	46	0.00	1.000								

Batter	1	2	3	4	5	6	7	8	9	AB	R	H	RBI	BB	SO	LOB	TOP	
Bobby Grich, R OBP: 0.377, SLG: 0.457 (1, 4)	F7		G6-4-3 BB 1B HBP	6-3			1B BB		G3 2B	3	1	1	0	1	0	2	California Angels @ Milwaukee Brewers Milwaukee County Stadium, Milwaukee, WI Sat Sep 04 1982, 8:05 PM EDT Att: 30,391 - Unknown - 66 F livebaseballscores.com AB 31 R 2 H 7 RBI 1 BB 6 SO 4 LOB 21 	
Rod Carew, L OBP: 0.393, SLG: 0.393 (1, 3)	BB S WP 1B		G6-4-3 BB		FC3-6 1B		K		G3	4	1	2	0	1	1	2		
Brian Downing, R OBP: 0.372, SLG: 0.482 (1, 7)	F8		G6-4-3 1-2 2-3		FC3-6 FC3-6 1-2		1B		F7	5	0	1	0	0	0	5		
Reggie Jackson, L OBP: 0.379, SLG: 0.531 (1, 9)	WP BB BB 1-2 BB		1B		FC3-6 CS 1-2		L9			3	0	1	1	1	0	3		
Doug DeCinces, R OBP: 0.367, SLG: 0.552 (1, 5)	WP BB 1-2 2-3 BB		F4		CS	4-3	K			3	0	0	0	1	1	3		
Don Baylor, R OBP: 0.328, SLG: 0.424 (1, 10)	F8 1-2 2-3 3-H									4	0	2	0	0	0	2		
Juan Beniquez, R OBP: 0.322, SLG: 0.346 (1, 8)		L4		1-3			2-3 1B		F8	4	0	0	0	0	0	2		
Joe Ferguson, R OBP: 0.326, SLG: 0.325 (1, 2)		6-3		SH1-3 BB			BB		F4	2	0	0	0	2	0	0		
Mick Kelleher, R OBP: 0.240, SLG: 0.178 (6, PH) Rob Wilfong, L OBP: 0.254, SLG: 0.261 (6, 6)	F9		SH1-3		SH1-3		K		K	1	0	0	0	0	0	0		
Inning Stats	R: 1 E: 0 K: 0 S: 4	H: 1 LOB: 2 BB: 2 P: 12	R: 0 E: 0 K: 0 S: 3	H: 0 LOB: 0 BB: 0 P: 3	R: 1 E: 0 K: 0 S: 3	H: 1 LOB: 1 BB: 1 P: 8	R: 0 E: 0 K: 0 S: 4	H: 1 LOB: 2 BB: 1 P: 8	R: 0 E: 0 K: 1 S: 6	H: 1 LOB: 0 BB: 1 P: 10	R: 0 E: 0 K: 0 S: 8	H: 0 LOB: 0 BB: 0 P: 12	R: 0 E: 0 K: 0 S: 3	H: 1 LOB: 1 BB: 0 P: 6	1B: 5 2B: 2 3B: 0 HR: 0	SF: 0 SAC: 1 DP: 1 HBP: 1	WP: 1 PB: 0 CS: 1	PA: 40
PITCHER Pete Vuckovich, R ERA: 3.16 (1, 1)	IP: 9.0 WLS: W BF: 39 H: 7 R: 2 ER: 2 SO: 4 BB: 6 IBB: 0 HBP: 1 BLK: 0 WP: 1 HR: 0 S: 40 P: 65 ERA: 2.00 WHIP: 1.444															PITCHER		

Batter	1	2	3	4	5	6	7	8	9	AB	R	H	RBI	BB	SO	LOB	BOTTOM
Paul Molitor, R OBP: 0.361, SLG: 0.428 (1, 5)	K	F8			6-3	S 1B	K			5	1	1	1	0	2	3	California Angels @ Milwaukee Brewers Milwaukee County Stadium, Milwaukee, WI Sat Sep 04 1982, 8:05 PM EDT Att: 30,391 - Unknown - 66 F livebaseballscores.com AB 39 R 8 H 15 RBI 8 BB 1 SO 5 LOB 18 
Robin Yount, R OBP: 0.371, SLG: 0.574 (1, 6)	1B S BB E		K		1B 1B	FC4-6 1B	L5			4	2	2	1	1	1	0	
Cecil Cooper, L OBP: 0.346, SLG: 0.528 (1, 3)	E 1B		G3		1B 3B 1B	FC4-6 1-2	L8			5	1	2	0	0	0	1	
Ted Simmons, S OBP: 0.308, SLG: 0.446 (1, 2)	E4 1-2 3-H		4-3		3B 1B	1-3	4-3			5	1	1	2	0	0	2	
Gorman Thomas, R OBP: 0.353, SLG: 0.534 (1, 8)	G6-4-3 1-2				1B 2B	1-H 2-H 3B	6-3			4	0	2	2	0	0	2	
Roy Howell, L OBP: 0.316, SLG: 0.370 (1, 10) Don Money, R OBP: 0.361, SLG: 0.521 (7, PH)	L5				F8	L6	1B 2B 1B			3	0	0	0	0	0	2	
Charlie Moore, R OBP: 0.288, SLG: 0.344 (1, 9)					F5	K	2B 1B			4	1	2	0	0	1	2	
Marshall Edwards, L OBP: 0.246, SLG: 0.305 (1, 7) Rob Piccolo, R OBP: 0.258, SLG: 0.266 (7, PH) Ben Oglive, L OBP: 0.353, SLG: 0.432 (8, 7)	F3					E2 1B	1B 2B			3	1	2	0	0	0	1	
Jim Gantner, L OBP: 0.333, SLG: 0.378 (1, 4)						F7	5-3			4	0	1	1	0	1	5	
Inning Stats	R: 1 E: 1 K: 1 S: 6	H: 1 LOB: 1 BB: 1 P: 10	R: 1 E: 0 K: 0 S: 5	H: 2 LOB: 1 BB: 0 P: 5	R: 0 E: 0 K: 1 S: 5	H: 2 LOB: 2 BB: 0 P: 7	R: 3 E: 0 K: 1 S: 9	H: 3 LOB: 1 BB: 0 P: 6	R: 1 E: 0 K: 1 S: 8	H: 3 LOB: 2 BB: 0 P: 8	R: 0 E: 0 K: 0 S: 3	H: 0 LOB: 0 BB: 0 P: 3	1B: 11 2B: 2 3B: 2 HR: 0	SF: 0 SAC: 0 DP: 1 HBP: 0	WP: 0 PB: 0 CS: 0	PA: 40	
PITCHER Luis Tiant, R ERA: 5.76 (1, 1) John Curtis, L ERA: 4.18 (6, 1) Bruce Kison, R ERA: 3.65 (7, 1)	IP: 5.1 WLS: L BF: 29 H: 12 R: 7 ER: 7 SO: 4 BB: 1 IBB: 0 HBP: 0 BLK: 0 WP: 0 HR: 0 S: 36 P: 40 ERA: 11.81 WHIP: 2.438															PITCHER	

Batter	1	2	3	4	5	6	7	8	9	10	AB	R	H	RBI	BB	SO	LOB	TOP		
Lou Whitaker, L OBP: 0.332, SLG: 0.429 (1, 4)	6-3		F8			F9		FC1-6 1B S		G3	5	1	0	1	0	0	1	Detroit Tigers @ Milwaukee Brewers Milwaukee County Stadium, Milwaukee, WI Mon Sep 06 1982, 4:33 AM EDT Att: 15,090 - Unknown - 58 F livebaseballscorecards.com AB 37 R 6 H 8 RBI 4 BB 2 SO 7 LOB 8 		
Glenn Wilson, R OBP: 0.357, SLG: 0.500 (1, 8)	BB			K			FC4-6 1B	S 3B 1B		1B	4	1	3	0	1	1	0			
Larry Hemdon, R OBP: 0.328, SLG: 0.483 (1, 7)	F8			4-3			FC4-6 1B	S 3B 1B		4-3	5	1	1	1	0	0	3			
Lance Parrish, R OBP: 0.349, SLG: 0.543 (1, 2)	K			F5			2B E 1B	S 3B 6-3			4	1	1	0	0	1	3			
Jerry Turner, L OBP: 0.325, SLG: 0.403 (1, 10)		F9				F9		E9 9-2 2B		K	4	0	1	1	0	1	0			
Howard Johnson, S OBP: 0.351, SLG: 0.364 Lynn Jones, R OBP: 0.263, SLG: 0.262 (8, 9)		K				F4		9-2		1-3	3	0	0	0	0	1	1			
Mike Laga, L OBP: 0.368, SLG: 0.563 (1, 3)						F8					4	0	0	0	0	1	0			
Rick Leach, L OBP: 0.290, SLG: 0.328 Enos Cabell, R OBP: 0.295, SLG: 0.338 Tom Brookens, R OBP: 0.297, SLG: 0.381 (8, 5)				F9				4-3 1B FC1-6 BB			2	0	0	0	1	0	0			
Alan Trammell, R OBP: 0.319, SLG: 0.374 (1, 6)				K				F7 FC1-6 1B		K	4	0	1	0	0	2	0			
Inning Stats	R: 0 E: 0 K: 1 S: 5	H: 0 LOB: 1 BB: 1 P: 5	R: 0 E: 0 K: 1 S: 5	H: 0 LOB: 0 BB: 0 P: 5	R: 0 E: 0 K: 1 S: 5	H: 0 LOB: 0 BB: 0 P: 5	R: 0 E: 0 K: 0 S: 3	H: 0 LOB: 0 BB: 0 P: 3	R: 2 E: 1 K: 0 S: 5	H: 3 LOB: 0 BB: 0 P: 5	R: 3 E: 0 K: 0 S: 6	H: 3 LOB: 2 BB: 1 P: 10	R: 0 E: 0 K: 1 S: 5	H: 0 LOB: 0 BB: 0 P: 5	R: 1 E: 0 K: 1 S: 7	H: 2 LOB: 1 BB: 0 P: 7	1B: 5 2B: 2 3B: 1 HR: 1		SF: 0 SAC: 0 DP: 1 HBP: 0	WP: 0 PB: 0 SB: 2 CS: 0
PITCHER Doc Medich, R ERA: 4.64 (1, 1)	IP 10.0 WLS L BF 39 H 8 R 6 ER 5 SO 7 BB 2 IBB 0 HBP 0 BLK 0 WP 0 HR 1 S 51 P 59 ERA 4.50 WHIP 1.000																			

Batter	1	2	3	4	5	6	7	8	9	10	AB	R	H	RBI	BB	SO	LOB	BOTTOM		
Paul Molitor, R OBP: 0.360, SLG: 0.430 (1, 5)	K		5-3					G3		E1 BB FC6-2	5	0	0	0	2	2	Detroit Tigers @ Milwaukee Brewers Milwaukee County Stadium, Milwaukee, WI Mon Sep 06 1982, 4:33 AM EDT Att: 15,090 - Unknown - 58 F livebaseballscorecards.com AB 39 R 5 H 11 RBI 5 BB 4 SO 6 LOB 22 			
Robin Yount, R OBP: 0.373, SLG: 0.571 (1, 6)	WP 4-3 1B		E 1B BB				1-3		FC6-2 BB	4	2	1	0	1	0	2				
Cecil Cooper, L OBP: 0.344, SLG: 0.523 (1, 3)	4-3		E4 1B SF7					HR 1B	BB	4	2	1	1	1	1	1				
Ted Simmons, S OBP: 0.311, SLG: 0.448 (1, 2)								K	3-1	5	0	3	1	0	1	4				
Ben Oglivie, L OBP: 0.324, SLG: 0.439 (1, 7)	F9		SF7				G4-6-3 1B			4	1	2	3	0	0	2				
Roy Howell, L OBP: 0.319, SLG: 0.374 Don Money, R OBP: 0.362, SLG: 0.527 (10, PH)		FC4-6 BB	1-3				F7		HR 2B	3	0	1	0	1	0	1				
Charlie Moore, R OBP: 0.286, SLG: 0.341 (1, 9)		FC4-6 G5-3 1B						1-3	6-3	5	0	0	0	0	0	3				
Marshall Edwards, L OBP: 0.262, SLG: 0.316 Gorman Thomas, R OBP: 0.362, SLG: 0.531 (10, PH)								E4 1B	FC1-6 BB	3	0	3	0	1	0	0				
Ed Romero, R OBP: 0.310, SLG: 0.347 (1, 4)		G5-3						E4	FC1-6 FC6-2	4	0	0	0	0	1	5				
Inning Stats	R: 1 E: 0 K: 1 S: 7	H: 2 LOB: 1 BB: 0 P: 7	R: 0 E: 0 K: 0 S: 3	H: 1 LOB: 1 BB: 1 P: 7	R: 2 E: 1 K: 0 S: 5	H: 1 LOB: 1 BB: 1 P: 9	R: 0 E: 0 K: 1 S: 5	H: 1 LOB: 0 BB: 0 P: 5	R: 0 E: 0 K: 2 S: 7	H: 1 LOB: 1 BB: 0 P: 4	R: 2 E: 0 K: 1 S: 8	H: 3 LOB: 1 BB: 0 P: 8	R: 0 E: 1 K: 0 S: 4	H: 0 LOB: 3 BB: 2 P: 12	R: 0 E: 0 K: 1 S: 6	H: 1 LOB: 1 BB: 0 P: 6		1B: 9 2B: 1 3B: 0 HR: 1	SF: 1 SAC: 0 DP: 2 HBP: 0	WP: 2 PB: 0 SB: 0 CS: 1
PITCHER Mitt Wilcox, R ERA: 3.8 Pat Underwood, L ERA: 4.74 Aurelio Lopez, R ERA: 5.29 (1, 1)	IP 9.0 WLS W BF 10 H 10 R 5 ER 4 SO 5 BB 4 IBB 0 HBP 0 BLK 0 WP 1 HR 1 S 46 P 62 ERA 4.00 WHIP 1.556																			

Batter	1	2	3	4	5	6	7	8	9	AB	R	H	RBI	BB	SO	LOB	TOP					
Howard Johnson, S (1.5) OBP: 0.359, SLG: 0.386										4	0	2	0	0	1	0	Detroit Tigers @ Milwaukee Brewers Milwaukee County Stadium, Milwaukee, WI Tue Sep 07 1982, 8:05 PM EDT Att: 11,709 - Unknown - 58 F					
Glenn Wilson, R (1.8) OBP: 0.360, SLG: 0.500										4	0	2	0	0	0	1						
Larry Hemdon, R (1.7) OBP: 0.326, SLG: 0.479										4	0	0	0	0	0	4						
Lance Parrish, R (1.2) OBP: 0.346, SLG: 0.538										4	0	0	0	0	3	1						
Jerry Turner, L (1.10) OBP: 0.324, SLG: 0.400										4	0	1	0	0	0	0						
Mike Laga, L (1.3) OBP: 0.391, SLG: 0.600										4	0	2	0	0	1	1						
Tom Brookens, R (1.4) OBP: 0.295, SLG: 0.378										3	0	0	0	0	2	2						
Rick Leach, L (1.9) OBP: 0.286, SLG: 0.322										3	0	0	0	0	0	1						
Alan Trammell, R (1.6) OBP: 0.317, SLG: 0.372										3	0	0	0	0	2	0						
Inning Stats	R: 0 E: 0 K: 0 S: 3	H: 1 LOB: 0 BB: 0 P: 3	R: 0 E: 0 K: 0 S: 4	H: 1 LOB: 1 BB: 0 P: 4	R: 0 E: 0 K: 1 S: 7	H: 2 LOB: 2 BB: 0 P: 7	R: 0 E: 0 K: 1 S: 5	H: 0 LOB: 0 BB: 0 P: 5	R: 0 E: 0 K: 1 S: 5	H: 0 LOB: 0 BB: 0 P: 5	R: 0 E: 0 K: 1 S: 6	H: 1 LOB: 1 BB: 0 P: 6	R: 0 E: 0 K: 1 S: 6	H: 1 LOB: 1 BB: 0 P: 6	R: 0 E: 0 K: 2 S: 7	H: 0 LOB: 0 BB: 0 P: 7	R: 0 E: 0 K: 2 S: 8	H: 1 LOB: 1 BB: 0 P: 8	1B: 5 2B: 2 3B: 0 HR: 0	SF: 0 SAC: 0 DP: 0 HBP: 0	WP: 0 PB: 0 SB: 0 CS: 1	PA: 33
PITCHER Don Sutton, R (1.1) ERA: 2.92	IP: 9.0 WLS: W BF: 33 H: 7 R: 0 ER: 0 SO: 9 BB: 0 IBB: 0 HBP: 0 BLK: 0 WP: 0 HR: 0 S: 51 P: 51 ERA: 0.00 WHIP: 0.778															PITCHER						

Batter	1	2	3	4	5	6	7	8	9	AB	R	H	RBI	BB	SO	LOB	BOTTOM			
Paul Moltzer, R (1.5) OBP: 0.359, SLG: 0.429										4	1	1	0	0	0	0	Detroit Tigers @ Milwaukee Brewers Milwaukee County Stadium, Milwaukee, WI Tue Sep 07 1982, 8:05 PM EDT Att: 11,709 - Unknown - 58 F			
Robin Yount, R (1.6) OBP: 0.375, SLG: 0.575										4	1	3	1	0	1	0				
Cecil Cooper, L (1.3) OBP: 0.343, SLG: 0.526										4	1	1	3	0	0	2				
Ted Simmons, S (1.2) OBP: 0.312, SLG: 0.447										3	0	1	0	1	0	1				
Ben Oglivie, L (1.7) OBP: 0.322, SLG: 0.435										4	0	0	0	0	0	3				
Gorman Thomas, R (1.8) OBP: 0.350, SLG: 0.526										4	0	0	0	0	3	1				
Roy Howell, L (1.10) OBP: 0.316, SLG: 0.369										3	0	0	0	0	0	0				
Charlie Moore, R (1.9) OBP: 0.286, SLG: 0.343										3	0	1	0	0	0	0				
Ed Romero, R (1.4) OBP: 0.311, SLG: 0.347										3	1	1	0	0	1	1				
Inning Stats	R: 0 E: 0 K: 0 S: 4	H: 1 LOB: 2 BB: 1 P: 8	R: 0 E: 0 K: 1 S: 5	H: 0 LOB: 0 BB: 0 P: 5	R: 0 E: 0 K: 2 S: 7	H: 0 LOB: 0 BB: 0 P: 7	R: 0 E: 0 K: 0 S: 3	H: 0 LOB: 0 BB: 0 P: 3	R: 0 E: 0 K: 0 S: 4	H: 1 LOB: 1 BB: 0 P: 4	R: 0 E: 0 K: 0 S: 4	H: 1 LOB: 1 BB: 0 P: 4	R: 0 E: 0 K: 1 S: 5	H: 0 LOB: 0 BB: 0 P: 5	R: 4 E: 0 K: 1 S: 10	H: 5 LOB: 1 BB: 0 P: 10	1B: 5 2B: 2 3B: 0 HR: 1	SF: 0 SAC: 0 DP: 0 HBP: 0	WP: 0 PB: 1 SB: 0 CS: 0	PA: 33
PITCHER Dan Petry, R (1.1) ERA: 3.05 Dave Rucker, L (8.1) ERA: 4.5	IP: 7.1 WLS: L BF: 30 H: 7 R: 4 ER: 4 SO: 4 BB: 1 IBB: 0 HBP: 0 BLK: 0 WP: 0 HR: 1 S: 37 P: 41 ERA: 4.91 WHIP: 1.091															PITCHER				

AB	33
R	0
H	7
RBI	0
BB	0
SO	9
LOB	10



AB	32
R	4
H	8
RBI	4
BB	1
SO	5
LOB	8



Batter	1	2	3	4	5	6	7	8	9	AB	R	H	RBI	BB	SO	LOB	TOP		
Chet Lemon, R OBP: 0.362, SLG: 0.414										5	2	4	0	0	0	0	Detroit Tigers @ Milwaukee Brewers Milwaukee County Stadium, Milwaukee, WI Wed Sep 08 1982, 8:05 PM EDT Att: 13,043 - Unknown - 67 F		
Glenn Wilson, R OBP: 0.353, SLG: 0.490										5	0	0	0	0	1	6			
Larry Hemdon, R OBP: 0.328, SLG: 0.486										5	2	3	1	0	0	0			
Lance Parrish, R OBP: 0.347, SLG: 0.540										4	2	2	2	0	0	1			
John Wockenfuss, R OBP: 0.370, SLG: 0.395										5	1	3	1	0	0	1			
Enos Cabell, R OBP: 0.296, SLG: 0.341										5	0	2	2	0	1	2			
Mike Ivie, R OBP: 0.289, SLG: 0.410										2	0	0	0	0	1	0			
Jerry Turner, L OBP: 0.324, SLG: 0.399										3	0	1	1	0	0	2			
Tom Brookens, R OBP: 0.294, SLG: 0.376										4	0	1	0	0	0	3			
Alan Trammell, R OBP: 0.317, SLG: 0.370										4	0	1	0	0	1	1			
Inning Stats	R: 2 E: 0 K: 1 S: 8	H: 3 LOB: 1 BB: 0 P: 8	R: 0 E: 0 K: 0 S: 5	H: 2 LOB: 2 BB: 0 P: 5	R: 1 E: 0 K: 0 S: 4	H: 2 LOB: 1 BB: 0 P: 4	R: 0 E: 0 K: 2 S: 9	H: 2 LOB: 2 BB: 0 P: 9	R: 2 E: 0 K: 0 S: 6	H: 3 LOB: 2 BB: 0 P: 6	R: 1 E: 0 K: 0 S: 6	H: 3 LOB: 2 BB: 0 P: 6	R: 1 E: 0 K: 1 S: 7	H: 2 LOB: 1 BB: 0 P: 7	R: 0 E: 0 K: 0 S: 3	H: 0 LOB: 0 BB: 0 P: 3	1B: 12 2B: 4 3B: 1 HR: 0	SF: 1 SAC: 0 DP: 0 HBP: 0	WP: 0 PA: 43 PB: 0 SB: 0 CS: 0
PITCHER	IP WLS BF H R ER SO BB IBB HBP BLK WP HR S P ERA WHIP	4.0 W 21 6 2 2 1 0 0 0 0 0 0 28 28 11.25 2.750	5.0 W 21 6 2 2 1 0 0 0 0 0 0 23 23 3.60 1.200	PITCHER														IP WLS BF H R ER SO BB IBB HBP BLK WP HR S P ERA WHIP	
Bob McClure, L ERA: 4.4																			
Moose Haas, R ERA: 4.7																			

Batter	1	2	3	4	5	6	7	8	9	AB	R	H	RBI	BB	SO	LOB	BOTTOM		
Paul Moltor, R OBP: 0.358, SLG: 0.426										4	1	0	0	1	0	0	Detroit Tigers @ Milwaukee Brewers Milwaukee County Stadium, Milwaukee, WI Wed Sep 08 1982, 8:05 PM EDT Att: 13,043 - Unknown - 67 F		
Robin Yount, R OBP: 0.374, SLG: 0.572										4	1	1	0	0	0	0			
Cecil Cooper, L OBP: 0.344, SLG: 0.532										4	2	2	3	0	0	0			
Ted Simmons, S OBP: 0.312, SLG: 0.445										4	1	1	0	0	1	0			
Ben Oglivie, L OBP: 0.326, SLG: 0.436										1	3	1	0	3	0	0			
Gorman Thomas, R OBP: 0.351, SLG: 0.528										4	1	2	1	0	1	4			
Roy Howell, L OBP: 0.311, SLG: 0.365										3	0	0	1	0	0	4			
Charlie Moore, R OBP: 0.289, SLG: 0.348										4	0	2	3	0	0	1			
Ed Romero, R OBP: 0.309, SLG: 0.344										4	0	1	1	0	2	1			
Inning Stats	R: 4 E: 0 K: 1 S: 8	H: 3 LOB: 1 BB: 2 P: 16	R: 0 E: 0 K: 0 S: 3	H: 0 LOB: 0 BB: 0 P: 3	R: 3 E: 0 K: 1 S: 9	H: 4 LOB: 1 BB: 0 P: 9	R: 0 E: 0 K: 0 S: 3	H: 0 LOB: 0 BB: 0 P: 3	R: 2 E: 0 K: 0 S: 5	H: 3 LOB: 2 BB: 1 P: 9	R: 0 E: 0 K: 0 S: 3	H: 0 LOB: 0 BB: 1 P: 9	R: 0 E: 0 K: 1 S: 5	H: 0 LOB: 0 BB: 0 P: 5	R: 0 E: 0 K: 1 S: 5	H: 0 LOB: 0 BB: 0 P: 5		1B: 7 2B: 2 3B: 0 HR: 1	SF: 1 SAC: 0 DP: 0 HBP: 0
PITCHER	IP WLS BF H R ER SO BB IBB HBP BLK WP HR S P ERA WHIP	2.2 L 17 7 7 7 1 1 0 0 0 0 0 11 15 7.71 1.714	3.0 L 10 3 2 2 1 1 0 0 0 1 0 13 17 0.00 0.333	PITCHER														IP WLS BF H R ER SO BB IBB HBP BLK WP HR S P ERA WHIP	
Jerry Ujdur, R ERA: 3.85																			
Larry Pashnick, R ERA: 4.06																			
Dave Tobik, R ERA: 2.65																			

Batter	1	2	3	4	5	6	7	8	9	10	AB	R	H	RBI	BB	SO	LOB	TOP			
Paul Molitor, R OBP: 0.358, SLG: 0.425 (1,5)											5	1	2	0	0	1	2				
Robin Yount, R OBP: 0.376, SLG: 0.571 (1,6)											3	0	1	0	2	1	2				
Cecil Cooper, L OBP: 0.346, SLG: 0.531 (1,3)												4	1	2	0	1	0	3			
Ted Simmons, S OBP: 0.308, SLG: 0.441 (1,2)												5	0	0	0	0	0	7			
Gorman Thomas, R OBP: 0.349, SLG: 0.325 (1,8)												5	1	1	1	0	0	5			
Ben Oglive, L OBP: 0.325, SLG: 0.440 (1,7)												5	1	1	3	0	2	1			
Don Money, R OBP: 0.356, SLG: 0.518 (1,10)												4	0	0	0	0	1	0			
Charlie Moore, R OBP: 0.293, SLG: 0.352 (1,9)												4	0	3	0	0	0	0			
Ed Romero, R OBP: 0.302, SLG: 0.336 (1,4)												3	0	0	0	0	0	2			
Inning Stats	R: 0 E: 0 K: 0 S: 4	H: 1 LOB: 2 BB: 1 P: 8	R: 0 E: 0 K: 1 S: 6	H: 1 LOB: 1 BB: 0 P: 6	R: 0 E: 0 K: 1 S: 5	H: 0 LOB: 0 BB: 0 P: 5	R: 0 E: 2 K: 0 S: 4	H: 1 LOB: 1 BB: 0 P: 4	R: 0 E: 0 K: 0 S: 3	H: 1 LOB: 0 BB: 0 P: 3	R: 4 E: 0 K: 0 S: 6	H: 3 LOB: 0 BB: 1 P: 10	R: 0 E: 0 K: 1 S: 4	H: 1 LOB: 1 BB: 0 P: 6	R: 0 E: 0 K: 0 S: 4	H: 1 LOB: 1 BB: 0 P: 4	1B: 9 2B: 0 3B: 0 HR: 1	SF: 0 SAC: 1 DP: 2 HBP: 0	WP: 0 PA: 42		
PITCHER	IP WLS BF H R ER SO BB IBB HBP BLK WP HR S P ERA WHIP	IP WLS BF H R ER SO BB IBB HBP BLK WP HR S P ERA WHIP																			
Shane Rawley, L ERA: 3.77 (1,1)	7.2	33	8	4	4	4	3	0	0	0	0	0	0	0	11	50	4.70	1.435			
Rudy May, L ERA: 2.61 (8,1)	2.1	9	2	0	0	1	0	0	0	0	0	0	0	11	11	0.00	0.857				
Batter	1	2	3	4	5	6	7	8	9	10	AB	R	H	RBI	BB	SO	LOB	BOTTOM			
Willie Randolph, R OBP: 0.360, SLG: 0.331 (1,4)												3	1	2	0	1	1	0			
Jerry Mumphrey, S OBP: 0.358, SLG: 0.419 (1,8)												5	1	2	1	0	0	4			
Ken Griffey, L OBP: 0.327, SLG: 0.417 (1,9)												4	1	2	2	0	0	2			
Dave Winfield, R OBP: 0.329, SLG: 0.557 (1,7)												4	1	2	2	0	0	1			
Oscar Gamble, L OBP: 0.388, SLG: 0.524 (1,10)												4	0	2	0	0	0	1			
Graig Nettles, L OBP: 0.319, SLG: 0.414 (1,5)												4	0	0	0	0	0	3			
Roy Smalley, S OBP: 0.349, SLG: 0.399 (1,6)											3	0	0	0	1	1	1				
John Mayberry, L OBP: 0.330, SLG: 0.372 (1,3)											4	0	0	0	0	1	3				
Butch Wynegar, S OBP: 0.381, SLG: 0.367 (1,2)											3	1	1	0	1	0	0				
Inning Stats	R: 0 E: 0 K: 0 S: 2	H: 0 LOB: 0 BB: 1 P: 6	R: 0 E: 0 K: 0 S: 4	H: 1 LOB: 2 BB: 1 P: 8	R: 4 E: 0 K: 0 S: 6	H: 3 LOB: 0 BB: 1 P: 10	R: 0 E: 0 K: 0 S: 3	H: 0 LOB: 0 BB: 0 P: 3	R: 0 E: 0 K: 2 S: 8	H: 1 LOB: 1 BB: 0 P: 8	R: 0 E: 0 K: 0 S: 4	H: 2 LOB: 1 BB: 0 P: 4	R: 0 E: 0 K: 0 S: 3	H: 1 LOB: 0 BB: 0 P: 3	R: 0 E: 0 K: 0 S: 3	H: 0 LOB: 0 BB: 0 P: 3	R: 1 E: 0 K: 1 S: 4	H: 1 LOB: 0 BB: 0 P: 4	1B: 6 2B: 4 3B: 0 HR: 2	SF: 0 SAC: 1 DP: 4 HBP: 0	WP: 0 PA: 38
PITCHER	IP WLS BF H R ER SO BB IBB HBP BLK WP HR S P ERA WHIP	IP WLS BF H R ER SO BB IBB HBP BLK WP HR S P ERA WHIP																			
Pete Vuckovich, R ERA: 3.2 (1,1)	9.0	36	10	4	4	2	3	0	0	0	0	0	0	1	37	4.00	1.444				
Pete Ladd, R ERA: 3.21 (10,1)	0.1	2	1	1	1	1	0	0	0	0	0	0	0	1	4	4	27.00	3.000			

Milwaukee Brewers @ New York Yankees
Yankee Stadium, Bronx, NY
Thu Sep 09 1982, 7:05 PM EDT
Att: 21,392 - Unknown - 70 F

AB	38
R	4
H	10
RBI	4
BB	3
SO	5
LOB	22



Milwaukee Brewers @ New York Yankees
Yankee Stadium, Bronx, NY
Thu Sep 09 1982, 7:05 PM EDT
Att: 21,392 - Unknown - 70 F

AB	34
R	5
H	11
RBI	5
BB	3
SO	3
LOB	15



Batter	1	2	3	4	5	6	7	8	9	AB	R	H	RBI	BB	SO	LOB	TOP					
Paul Molitor, R OBP: 0.359, SLG: 0.425 (1.5)										5	1	2	0	0	0	2	Milwaukee Brewers @ New York Yankees Yankee Stadium, Bronx, NY Fri Sep 10 1982, 7:05 PM EDT Att: 26,592 - Unknown - 80 F livebaseballscorecards.com					
Robin Yount, R OBP: 0.375, SLG: 0.568 (1.6)										5	0	1	0	0	0	2						
Cecil Cooper, L OBP: 0.345, SLG: 0.528 (1.3)										5	0	1	0	0	0	2						
Gorman Thomas, R OBP: 0.350, SLG: 0.522 (1.8)										4	1	1	0	1	0	2						
Don Money, R OBP: 0.358, SLG: 0.516 (1.10)										3	1	1	1	1	0	3						
Ben Oglivie, L OBP: 0.325, SLG: 0.438 (1.7)										4	1	1	0	0	1	4						
Charlie Moore, R OBP: 0.295, SLG: 0.363 (1.9)										3	1	2	3	0	0	0						
Ed Romero, R OBP: 0.303, SLG: 0.343 (8, PH)										3	0	1	0	0	0	0						
Jim Gantner, L OBP: 0.336, SLG: 0.377 (8, 4)										0	0	0	0	1	0	0						
Ned Yost, R OBP: 0.316, SLG: 0.380 (1.2)										4	0	0	1	0	1	4						
Inning Stats	R: 1 E: 0 K: 0 S: 5	H: 2 LOB: 2 BB: 1 P: 9	R: 0 E: 0 K: 0 S: 3	H: 0 LOB: 0 BB: 0 P: 3	R: 0 E: 0 K: 0 S: 5	H: 2 LOB: 2 BB: 0 P: 5	R: 1 E: 0 K: 1 S: 6	H: 1 LOB: 0 BB: 0 P: 6	R: 0 E: 0 K: 0 S: 3	H: 1 LOB: 0 BB: 0 P: 3	R: 0 E: 0 K: 0 S: 3	H: 0 LOB: 0 BB: 0 P: 3	R: 0 E: 0 K: 0 S: 3	H: 0 LOB: 0 BB: 0 P: 3	R: 2 E: 0 K: 0 S: 5	H: 2 LOB: 2 BB: 2 P: 13	R: 0 E: 0 K: 0 S: 3	H: 0 LOB: 0 BB: 0 P: 3	1B: 8 2B: 2 3B: 0 HR: 1	SF: 1 SAC: 0 DP: 1 HBP: 0	WP: 0 PB: 0 CS: 1	PA: 40
PITCHER	IP WLS BF H R ER SO BB IBB HBP BLK WP HR S P ERA WHIP																					
Ron Guidry, L ERA: 3.68 (1.1)	7.1 L 34 10 5 4 2 2 2 0 0 0 0 1 36 44 4.91 1.636																					
Curt Kaufman, R ERA: (8.1)	1.2 6 0 0 0 0 0 0 1 0 0 0 0 0 5 9 0.00 0.000																					

Batter	1	2	3	4	5	6	7	8	9	AB	R	H	RBI	BB	SO	LOB	BOTTOM			
Willie Randolph, R OBP: 0.361, SLG: 0.330 (1.4)										4	1	1	0	1	1	1	Milwaukee Brewers @ New York Yankees Yankee Stadium, Bronx, NY Fri Sep 10 1982, 7:05 PM EDT Att: 26,592 - Unknown - 80 F livebaseballscorecards.com			
Jerry Mumphrey, S OBP: 0.358, SLG: 0.423 (1.8)										4	1	2	1	0	1	1				
Ken Griffey, L OBP: 0.329, SLG: 0.417 (1.9)										4	0	2	0	0	0	2				
Dave Winfield, R OBP: 0.329, SLG: 0.555 (1.7)										4	0	1	0	0	0	6				
Lou Piniella, R OBP: 0.369, SLG: 0.466 (1.10)										4	0	0	1	0	0	2				
Roy Smalley, S OBP: 0.346, SLG: 0.395 (1.5)										4	0	0	0	0	0	3				
Lee Mazzilli, S OBP: 0.346, SLG: 0.360 (1.3)										4	0	1	0	0	1	2				
Rick Cerone, R OBP: 0.262, SLG: 0.288 (1.2)										4	1	1	0	0	0	0				
Andre Robertson, R OBP: 0.260, SLG: 0.288 (1.6)										3	0	1	0	0	1	1				
Dave Collins, S OBP: 0.315, SLG: 0.325 (8, PH)										1	0	0	0	0	0	0				
Inning Stats	R: 2 E: 1 K: 0 S: 5	H: 2 LOB: 1 BB: 1 P: 9	R: 0 E: 0 K: 1 S: 5	H: 0 LOB: 0 BB: 0 P: 5	R: 0 E: 0 K: 1 S: 5	H: 0 LOB: 0 BB: 0 P: 5	R: 0 E: 0 K: 0 S: 3	H: 1 LOB: 1 BB: 0 P: 3	R: 0 E: 0 K: 2 S: 8	H: 1 LOB: 1 BB: 0 P: 8	R: 0 E: 0 K: 0 S: 5	H: 1 LOB: 2 BB: 0 P: 5	R: 0 E: 0 K: 0 S: 3	H: 0 LOB: 0 BB: 0 P: 3	R: 0 E: 0 K: 0 S: 3	H: 0 LOB: 0 BB: 0 P: 3	1B: 7 2B: 2 3B: 0 HR: 0	SF: 0 SAC: 0 DP: 0 HBP: 0	WP: 0 PB: 0 CS: 0	PA: 37
PITCHER	IP WLS BF H R ER SO BB IBB HBP BLK WP HR S P ERA WHIP																			
Mike Caldwell, L ERA: 4.0 (1.1)	9.0 W 37 9 3 2 4 1 0 0 0 0 0 0 44 48 2.00 1.111																			


Batter	1	2	3	4	5	6	7	8	9	AB	R	H	RBI	BB	SO	LOB	TOP					
Paul Moltzer, R OBP: 0.357, SLG: 0.422 (1,5)	E5		F8		P4		L5			4	0	0	0	0	0	1	Milwaukee Brewers @ New York Yankees Yankee Stadium, Bronx, NY Sat Sep 11 1982, 7:05 PM EDT Att: 25,011 - Unknown - 80 F					
Robin Yount, R OBP: 0.374, SLG: 0.565 (1,6) Rob Picciolo, R OBP: 0.261, SLG: 0.269 (4,6)	K		F9			HR		K	2	0	0	0	0	1	1							
Cecil Cooper, L OBP: 0.348, SLG: 0.530 Mark Brouhard, R OBP: 0.336, SLG: 0.435 (5,7)	P4			2B		HR		F8	2	0	1	0	0	0	1							
Gorman Thomas, R OBP: 0.347, SLG: 0.518 (1,8)	K			F7		F8		F7	3	4	0	0	0	0	1							
Don Money, R OBP: 0.353, SLG: 0.508 (1,10)		F7		P4		G3			1	4	0	0	0	0	1							
Ben Oglivie, L OBP: 0.327, SLG: 0.438 Roy Howell, L OBP: 0.309, SLG: 0.362 (5,3)		FC4-6 BB		FC5-4 BB		K			2	0	0	0	2	0	0							
Charlie Moore, R OBP: 0.295, SLG: 0.361 (1,9)		FC4-6 1-2		FC5-4 1-2				F7	1	4	0	1	0	0	3							
Ed Romero, R OBP: 0.295, SLG: 0.333 (1,4)		P3						5-3	2	4	0	0	0	1	2							
Ned Yost, R OBP: 0.317, SLG: 0.400 (1,2)			K		6-3				2	3	0	1	0	0	1							
									3	0	1	0	0	1	0							
Inning Stats	R: 0 E: 1 K: 2 S: 8	H: 0 LOB: 1 BB: 0 P: 8	R: 0 E: 0 K: 0 S: 3	H: 0 LOB: 1 BB: 1 P: 7	R: 0 E: 0 K: 1 S: 5	H: 0 LOB: 0 BB: 0 P: 5	R: 0 E: 0 K: 0 S: 4	H: 1 LOB: 2 BB: 1 P: 8	R: 0 E: 0 K: 1 S: 5	H: 0 LOB: 0 BB: 0 P: 5	R: 2 E: 0 K: 1 S: 7	H: 2 LOB: 0 BB: 0 P: 7	R: 0 E: 0 K: 0 S: 4	H: 1 LOB: 1 BB: 0 P: 4	R: 0 E: 0 K: 1 S: 5	H: 0 LOB: 0 BB: 0 P: 5	R: 0 E: 0 K: 0 S: 4	H: 1 LOB: 1 BB: 0 P: 4	1B: 2 2B: 1 3B: 1 HR: 1	SF: 0 SAC: 0 DP: 0 HBP: 0	WP: 0 PB: 0 SB: 2 CS: 0	PA: 35
PITCHER Dave Righetti, L ERA: 3.93 (1,1)	IP: 9.0 WLS: W BF: 35 H: 5 R: 2 ER: 2 SO: 6 BB: 2 IBB: 0 HBP: 0 BLK: 0 WP: 0 HR: 1 S: 45 P: 53 ERA: 2.00 WHIP: 0.778															PITCHER						

Batter	1	2	3	4	5	6	7	8	9	AB	R	H	RBI	BB	SO	LOB	BOTTOM			
Willie Randolph, R OBP: 0.360, SLG: 0.328 (1,4) Don Mattingly, L (7,7)	6-3	1B HR BB	6-3		FC6-4 FC6-4		P5			3	1	0	0	1	0	3	Milwaukee Brewers @ New York Yankees Yankee Stadium, Bronx, NY Sat Sep 11 1982, 7:05 PM EDT Att: 25,011 - Unknown - 80 F			
Jerry Mumphrey, S OBP: 0.362, SLG: 0.431 (1,8) Dave Collins, S OBP: 0.317, SLG: 0.326 (5, FH) (6,9)	1B BB	HR 1B		SF9 3B	FC6-4 1-2 2-3					2	3	2	1	1	0	0				
Ken Griffey, L OBP: 0.328, SLG: 0.417 (1,9) (6,8)	1B 2B	K		SF9	K		L6			3	1	1	1	0	2	3				
Barry Evans, R OBP: 0.400, SLG: 0.333 (7,4)	1B 2B			SF9 3-H	K					1	0	0	0	0	1					
Dave Winfield, R OBP: 0.332, SLG: 0.563 (6, PR) (7,8) Mike Patterson, L OBP: 0.250, SLG: 0.583	2B 1B	HR		4-3		1B 1B		1B 2B		4	2	3	4	0	0	0				
Oscar Gamble, L OBP: 0.389, SLG: 0.531 (1,10)	K	5-3		HR		P3		1B BB		4	2	1	1	1	1	3				
Graig Nettles, L OBP: 0.319, SLG: 0.416 (1,5) Andre Robertson, R OBP: 0.267, SLG: 0.294 (6,5)	2B 2B	F8		P4		1B		P3		3	1	1	1	0	0	0				
Roy Smalley, S OBP: 0.350, SLG: 0.404 (1,6)	2B				1B 1B	K		1B 1B		5	1	4	3	0	1	2				
Lee Mazzilli, S OBP: 0.347, SLG: 0.361 (1,3)	P4		F9		FC6-4 FC6-4	F3		L6-4 1B		5	1	2	1	0	4					
Rick Cerone, R OBP: 0.264, SLG: 0.287 (1,2)		BB 1B HBP	F8		1-2 1B	5-3		L6-4		4	1	1	1	0	3					
Inning Stats	R: 4 E: 0 K: 1 S: 9	H: 4 LOB: 1 BB: 1 P: 13	R: 4 E: 0 K: 1 S: 7	H: 2 LOB: 0 BB: 1 P: 12	R: 0 E: 0 K: 0 S: 4	H: 1 LOB: 1 BB: 0 P: 4	R: 2 E: 0 K: 0 S: 5	H: 2 LOB: 0 BB: 0 P: 5	R: 2 E: 0 K: 1 S: 8	H: 3 LOB: 1 BB: 0 P: 8	R: 0 E: 0 K: 1 S: 7	H: 2 LOB: 2 BB: 0 P: 7	R: 0 E: 0 K: 0 S: 4	H: 1 LOB: 1 BB: 0 P: 4	R: 2 E: 0 K: 0 S: 5	H: 3 LOB: 1 BB: 1 P: 9	1B: 11 2B: 5 3B: 1 HR: 2	SF: 1 SAC: 0 DP: 1 HBP: 1	WP: 0 PB: 0 SB: 0 CS: 0	PA: 45
PITCHER Doc Medich, R ERA: 5.0 (1,1) Jerry Augustine, L ERA: 5.09 (2,1) Jamie Easterly, L ERA: 4.15 (5,1) Jim Slaton, R ERA: 3.23 (7,1) Dwight Bernard, R ERA: 3.13 (8,1)	IP: 1.0 WLS: L BF: 11 H: 4 R: 7 ER: 7 SO: 1 BB: 2 IBB: 0 HBP: 1 BLK: 0 WP: 0 HR: 0 S: 10 P: 19 ERA: 63.00 WHIP: 7.000															PITCHER				

AB 33
R 2
H 5
RBI 2
BB 2
SO 6
LOB 11



AB 40
R 14
H 18
RBI 14
BB 3
SO 4
LOB 22



Batter	1	2	3	4	5	6	7	8	9	10	11	AB	R	H	RBI	BB	SO	LOB	TOP					
Paul Molitor, R OBP: 0.357, SLG: 0.427	(1, 5) X F3		(1, 2) X 5-3			(1, 3) X HR	(1, 3) X F7		(1, 3) X F8			5	1	1	1	0	0	3						
Robin Yount, R OBP: 0.372, SLG: 0.562	(1, 6) X 2B		(1, 3) X 1B			(1, 3) X E6		(1, 3) X 1B		(1, 3) X F9		4	0	2	0	1	0	0						
Cecil Cooper, L OBP: 0.345, SLG: 0.535	(1, 3) X F7		(1, 3) X F6			(1, 3) X F8		(1, 3) X L8		(1, 3) X 1B		5	0	1	0	0	0	4						
Ted Simmons, S OBP: 0.311, SLG: 0.446	(1, 2) X 3-1			(1, 2) X 4-3		(1, 2) X K		(1, 2) X 1B		(1, 2) X F9		5	0	1	0	0	1	3						
Ben Oglivie, L OBP: 0.327, SLG: 0.447	(1, 7) X HR			(1, 7) X 6-3		(1, 7) X FC6-4 IBB		(1, 7) X F3		(1, 7) X G3		4	1	1	1	1	0	3						
Gorman Thomas, R OBP: 0.345, SLG: 0.516	(1, 8) X 6-3			(1, 8) X F6		(1, 8) X FC6-4		(1, 8) X F7			(1, 8) X HR	5	1	1	1	0	0	4						
Roy Howell, L OBP: 0.303, SLG: 0.358	(1, 10) X K				(1, 10) X L6						(1, 10) X B5-3	4	0	1	0	0	1	0						
Marshall Edwards, L OBP: 0.291, SLG: 0.315	(9, PR) X K										(9, PR) X SH3-4 2B	1	0	0	0	0	0	0						
Charlie Moore, R OBP: 0.296, SLG: 0.367	(1, 9) X F7				(1, 9) X L8					(1, 9) X SH3-4	(1, 9) X F9	4	0	1	0	0	0	0						
Jim Gantner, L OBP: 0.334, SLG: 0.372	(1, 4) X F5				(1, 4) X F9					(1, 4) X K	(1, 4) X F9	5	0	0	0	0	1	3						
Inning Stats	R: 0 E: 0 K: 0 S: 4	H: 1 LOB: 1 BB: 0 P: 4	R: 1 E: 0 K: 1 S: 6	H: 1 LOB: 0 BB: 0 P: 6	R: 0 E: 0 K: 0 S: 4	H: 1 LOB: 1 BB: 0 P: 4	R: 0 E: 0 K: 0 S: 3	H: 0 LOB: 0 BB: 0 P: 3	R: 0 E: 0 K: 0 S: 3	H: 1 LOB: 1 BB: 0 P: 3	R: 1 E: 0 K: 1 S: 7	H: 1 LOB: 2 BB: 1 P: 11	R: 0 E: 0 K: 0 S: 4	H: 1 LOB: 2 BB: 1 P: 8	R: 0 E: 0 K: 0 S: 4	H: 1 LOB: 1 BB: 0 P: 4	R: 0 E: 0 K: 0 S: 4	H: 1 LOB: 0 BB: 0 P: 4	R: 1 E: 0 K: 0 S: 4	H: 1 LOB: 0 BB: 0 P: 4	1B: 4 2B: 2 3B: 0 HR: 3	SF: 0 SAC: 1 DP: 0 HBP: 0	WP: 0 PB: 0 SB: 1 CS: 0	PA: 45
PITCHER	IP ERA WLS BF H R ER SO BB IBB HBP BLK WP HR S P ERA WHIP	IP ERA WLS BF H R ER SO BB IBB HBP BLK WP HR S P ERA WHIP																						
Jerry Ujdur, R ERA: 3.75	(1, 1)	7.1	31	6	2	2	2	1	0	0	0	0	0	0	0	0	0	0	0	2.46	0.955			
Aurelio Lopez, R ERA: 4.93	(8, 1)	3.2	14	3	1	1	1	0	0	0	0	0	0	0	0	0	0	0	0	2.46	0.818			

Milwaukee Brewers @ Detroit Tigers
Tiger Stadium, Detroit, MI
Mon Sep 13 1982, 7:05 PM EDT
Att: 9,708 - Unknown - 83 F

AB 42
R 3
H 9
RBI 3
BB 2
SO 3
LOB 20



Batter	1	2	3	4	5	6	7	8	9	10	11	AB	R	H	RBI	BB	SO	LOB	BOTTOM					
Lou Whitaker, L OBP: 0.331, SLG: 0.429	(1, 4) X F6		(1, 4) X F7			(1, 4) X 4-3				(1, 4) X L8		5	0	0	0	0	0	3						
Glenn Wilson, R OBP: 0.349, SLG: 0.491	(1, 8) X 1B		(1, 8) X HR			(1, 8) X L8				(1, 8) X L9		5	1	2	2	0	0	2						
Larry Hemdon, R OBP: 0.323, SLG: 0.474	(1, 7) X F9		(1, 7) X 4-3			(1, 7) X F9					(1, 7) X HR BB	4	1	0	0	1	0	1						
Lance Parrish, R OBP: 0.345, SLG: 0.534	(1, 2) X F9		(1, 2) X BB			(1, 2) X 5-4 HBP				(1, 2) X 5-3		3	1	1	2	1	0	1						
Jerry Turner, L OBP: 0.318, SLG: 0.391	(1, 10) X G3		(1, 10) X K			(1, 10) X 5-4				(1, 10) X 4-3		4	0	0	0	0	1	2						
Chet Lemon, R OBP: 0.360, SLG: 0.424	(1, 9) X K				(1, 9) X 4-3					(1, 9) X K		4	0	0	0	0	2	0						
Enos Cabell, R OBP: 0.296, SLG: 0.340	(1, 3) X 1B				(1, 3) X 6-3					(1, 3) X F7		4	0	1	0	0	0	0						
Howard Johnson, S OBP: 0.378, SLG: 0.427	(1, 5) X 4-3				(1, 5) X 2B 1B					(1, 5) X FC3-6 1B		4	0	3	0	0	0	1						
Alan Trammell, R OBP: 0.323, SLG: 0.386	(1, 6) X HR 1B				(1, 6) X HR 1B					(1, 6) X CS 1B		4	1	3	0	0	0	0						
Inning Stats	R: 0 E: 0 K: 0 S: 4	H: 1 LOB: 1 BB: 0 P: 4	R: 0 E: 0 K: 1 S: 6	H: 1 LOB: 1 BB: 0 P: 6	R: 2 E: 0 K: 1 S: 7	H: 2 LOB: 1 BB: 1 P: 11	R: 0 E: 0 K: 0 S: 4	H: 2 LOB: 2 BB: 0 P: 4	R: 0 E: 0 K: 0 S: 3	H: 0 LOB: 0 BB: 0 P: 3	R: 0 E: 0 K: 0 S: 2	H: 2 LOB: 2 BB: 0 P: 5	R: 0 E: 0 K: 0 S: 3	H: 0 LOB: 0 BB: 0 P: 3	R: 0 E: 0 K: 0 S: 3	H: 1 LOB: 0 BB: 0 P: 5	R: 0 E: 0 K: 0 S: 3	H: 0 LOB: 0 BB: 0 P: 3	R: 2 E: 0 K: 0 S: 1	H: 1 LOB: 0 BB: 1 P: 5	1B: 7 2B: 2 3B: 0 HR: 2	SF: 0 SAC: 0 DP: 1 HBP: 1	WP: 1 PB: 0 SB: 2 CS: 1	PA: 41
PITCHER	IP ERA WLS BF H R ER SO BB IBB HBP BLK WP HR S P ERA WHIP	IP ERA WLS BF H R ER SO BB IBB HBP BLK WP HR S P ERA WHIP																						
Moose Haas, R ERA: 4.56	(1, 1)	9.0	35	9	2	0	3	1	0	0	0	0	0	0	0	0	0	0	2.00	1.111				
Dwight Bernard, R ERA: 3.21	(10, 1)	1.0	4	0	1	1	0	0	0	0	0	0	0	0	0	0	0	0	9.00	1.000				
Pete Ladd, R ERA: 3.86	(11, 1)	0.0	L	1	1	1	0	0	0	0	0	0	0	0	0	0	0	0						

Milwaukee Brewers @ Detroit Tigers
Tiger Stadium, Detroit, MI
Mon Sep 13 1982, 7:05 PM EDT
Att: 9,708 - Unknown - 83 F

AB 37
R 4
H 10
RBI 4
BB 2
SO 3
LOB 10



Batter	1	2	3	4	5	6	7	8	9	AB R H RBI BB SO LOB	TOP												
Paul Molitor, R OBP: 0.357, SLG: 0.425 (1, 5)										5 0 1 0 1 1 3	Milwaukee Brewers @ Detroit Tigers Tiger Stadium, Detroit, MI Tue Sep 14 1982, 7:05 PM EDT Att: 8,516 - Unknown												
Robin Yount, R OBP: 0.373, SLG: 0.560 (1, 6)										5 1 2 0 0 1 4													
Cecil Cooper, L OBP: 0.345, SLG: 0.534 (1, 3)										4 1 1 0 1 0 2													
Ted Simmons, S OBP: 0.310, SLG: 0.443 (1, 2)										5 0 1 2 0 0 5													
Gorman Thomas, R OBP: 0.349, SLG: 0.517 (1, 8)										1 1 0 0 4 0 2													
Ben Oglivie, L OBP: 0.326, SLG: 0.445 (1, 7)										5 1 1 0 0 1 4													
Don Money, R OBP: 0.354, SLG: 0.525 (1, 10)										5 2 2 3 0 1 2													
Charlie Moore, R OBP: 0.298, SLG: 0.366 (1, 9)										4 0 1 0 1 1 1													
Jim Gantner, L OBP: 0.337, SLG: 0.375 (1, 4)										5 0 3 1 0 1 2													
Inning Stats	R: 0 E: 0 K: 0 S: 4	H: 1 LOB: 2 BB: 1 P: 8	R: 0 E: 0 K: 1 S: 6	H: 1 LOB: 1 BB: 0 P: 6	R: 2 E: 0 K: 1 S: 8	H: 3 LOB: 2 BB: 1 P: 12	R: 0 E: 0 K: 1 S: 6	H: 1 LOB: 1 BB: 0 P: 6	R: 0 E: 0 K: 0 S: 3	H: 0 LOB: 1 BB: 1 P: 7		R: 1 E: 0 K: 1 S: 7	H: 2 LOB: 3 BB: 2 P: 15	R: 3 E: 0 K: 1 S: 8	H: 3 LOB: 1 BB: 1 P: 12	R: 0 E: 0 K: 0 S: 3	H: 0 LOB: 1 BB: 1 P: 7	R: 0 E: 0 K: 1 S: 6	H: 1 LOB: 1 BB: 0 P: 6	1B: 9 2B: 1 3B: 1 HR: 1	SF: 0 SAC: 0 DP: 0 HBP: 0	WP: 0 PA: 46 PB: 0 SB: 1 CS: 0	
PITCHER	IP WLS BF H R ER SO BB IBB HBP BLK WP HR S P ERA WHIP											PITCHER	IP WLS BF H R ER SO BB IBB HBP BLK WP HR S P ERA WHIP										
Dave Rucker, L ERA: 5.02 (1, 1)	5.0 L 24 6 2 2 3 3 0 0 0 0 0 0 27 39 3.60 1.800																						
Elias Sosa, R ERA: 4.43 (6, 1)	1.0 9 3 3 3 1 3 0 0 0 0 0 1 8 20 27.00 6.000																						
Dave Tobik, R ERA: 3.24 (7, 1)	1.0 5 2 1 1 1 0 0 0 0 0 0 0 7 7 9.00 2.000																						
Howard Bailey, L ERA: (8, 1)	2.0 8 1 0 0 1 1 0 0 0 0 0 0 9 13 0.00 1.000																						


Batter	1	2	3	4	5	6	7	8	9	AB R H RBI BB SO LOB	BOTTOM												
Lou Whitaker, L OBP: 0.332, SLG: 0.429 (1, 4)										5 0 2 1 0 0 2	Milwaukee Brewers @ Detroit Tigers Tiger Stadium, Detroit, MI Tue Sep 14 1982, 7:05 PM EDT Att: 8,516 - Unknown												
Glenn Wilson, R OBP: 0.351, SLG: 0.506 (1, 8)										4 2 2 1 0 1 2													
Howard Johnson, S OBP: 0.394, SLG: 0.442 (1, 5)										4 0 3 0 0 0 1													
Lance Parrish, R OBP: 0.342, SLG: 0.529 (1, 2)										4 0 0 0 0 2 4													
Chet Lemon, R OBP: 0.363, SLG: 0.425 (1, 9)										2 0 1 1 2 0 0													
Enos Cabell, R OBP: 0.295, SLG: 0.338 (1, 3)										3 0 0 0 1 1 2													
Lynn Jones, R OBP: 0.263, SLG: 0.262 (9, 7)										0 0 0 0 0 0 0													
Mike Laga, L OBP: 0.308, SLG: 0.444 (1, 10)										4 0 1 0 0 0 2													
Rick Leach, L OBP: 0.293, SLG: 0.326 (9, 3)										3 1 1 0 1 1 1													
Alan Trammell, R OBP: 0.321, SLG: 0.382 (1, 6)										4 0 0 0 0 1 3													
Inning Stats	R: 0 E: 0 K: 0 S: 4	H: 2 LOB: 1 BB: 0 P: 4	R: 0 E: 0 K: 0 S: 3	H: 0 LOB: 0 BB: 0 P: 3	R: 1 E: 0 K: 2 S: 7	H: 1 LOB: 0 BB: 1 P: 11	R: 0 E: 0 K: 1 S: 5	H: 1 LOB: 1 BB: 1 P: 9	R: 0 E: 0 K: 0 S: 4	H: 1 LOB: 1 BB: 0 P: 4	R: 1 E: 0 K: 1 S: 7	H: 2 LOB: 2 BB: 1 P: 11	R: 0 E: 0 K: 1 S: 5	H: 0 LOB: 0 BB: 0 P: 5	R: 1 E: 0 K: 1 S: 6	H: 2 LOB: 1 BB: 1 P: 10	R: 0 E: 0 K: 0 S: 4	H: 1 LOB: 1 BB: 0 P: 4	1B: 8 2B: 1 3B: 0 HR: 1	SF: 0 SAC: 0 DP: 2 HBP: 0	WP: 1 PA: 37 PB: 1 SB: 1 CS: 2		
PITCHER	IP WLS BF H R ER SO BB IBB HBP BLK WP HR S P ERA WHIP											PITCHER	IP WLS BF H R ER SO BB IBB HBP BLK WP HR S P ERA WHIP										
Doc Medich, R ERA: 4.94 (1, 1)	5.2 W 24 7 2 2 4 7 0 0 0 0 0 1 29 41 3.18 1.765																						
Jim Slaton, R ERA: 3.2 (6, 1)	3.1 S 13 3 1 1 2 1 0 0 0 0 0 1 16 20 2.70 1.200																						


Batter	1	2	3	4	5	6	7	8	9	AB	R	H	RBI	BB	SO	LOB	TOP		
Paul Moltitor, R OBP: 0.356, SLG: 0.423 (1, 5)	F8		F8	F8		F2			K	5	1	1	0	0	1	1	Milwaukee Brewers @ Detroit Tigers Tiger Stadium, Detroit, MI Wed Sep 15 1982, 7:05 PM EDT Att: 9,324 - Unknown		
Robin Yount, R OBP: 0.373, SLG: 0.560 (1, 6)	K		F2		F2	F9				4	0	1	1	1	1	0			
Cecil Cooper, L OBP: 0.344, SLG: 0.532 (1, 3)	4-3		G3		WP 1B				6-3	5	1	1	0	0	0	2			
Ted Simmons, S OBP: 0.309, SLG: 0.442 (1, 2)		3-1	G3		WP 1B					4	1	1	0	0	0	1			
Ben Oglivie, L OBP: 0.326, SLG: 0.442 (1, 7)	F8				K				F9	3	0	0	0	1	1	2			
Gorman Thomas, R OBP: 0.350, SLG: 0.516 (1, 8)			F8		1B				K	3	1	1	0	1	1	2			
Roy Howell, L OBP: 0.306, SLG: 0.364 (1, 10)					K				F8	4	1	2	3	0	1	0			
Charlie Moore, R OBP: 0.297, SLG: 0.365 (1, 9)					F7				L7	4	0	1	1	0	0	2			
Jim Gantner, L OBP: 0.336, SLG: 0.377 (1, 4)		4-3							F8	4	0	1	0	0	0	1			
Inning Stats	R: 0 E: 0 K: 1 S: 5	H: 0 LOB: 0 BB: 0 P: 5	R: 2 E: 0 K: 0 S: 6	H: 3 LOB: 1 BB: 0 P: 6	R: 1 E: 0 K: 0 S: 5	H: 2 LOB: 2 BB: 1 P: 9	R: 0 E: 0 K: 1 S: 6	H: 1 LOB: 0 BB: 0 P: 6	R: 2 E: 0 K: 1 S: 8	H: 3 LOB: 2 BB: 0 P: 12	R: 0 E: 0 K: 0 S: 3	H: 0 LOB: 0 BB: 0 P: 3	R: 0 E: 0 K: 1 S: 5	H: 0 LOB: 0 BB: 0 P: 5	R: 0 E: 0 K: 1 S: 5	H: 0 LOB: 1 BB: 1 P: 9		1B: 6 2B: 3 3B: 0 HR: 0	SF: 0 SAC: 0 DP: 0 HBP: 0
PITCHER Jack Morris, R ERA: 4.18 (1, 1)	IP: 9.0 WLS: L BF: 39 H: 9 R: 5 ER: 5 SO: 5 BB: 2 IBB: 1 HBP: 0 BLK: 0 WP: 1 HR: 0 S: 46 P: 58 ERA: 5.00 WHIP: 1.222																		

Batter	1	2	3	4	5	6	7	8	9	AB	R	H	RBI	BB	SO	LOB	BOTTOM				
Lou Whitaker, L OBP: 0.336, SLG: 0.438 (1, 4)	G6-3	K		HR		1B				5	1	4	2	0	1	3	Milwaukee Brewers @ Detroit Tigers Tiger Stadium, Detroit, MI Wed Sep 15 1982, 7:05 PM EDT Att: 9,324 - Unknown				
Glenn Wilson, R OBP: 0.352, SLG: 0.505 (1, 8)	E5			K		K				4	0	1	0	1	2	3					
Howard Johnson, S OBP: 0.394, SLG: 0.440 (1, 5)	G6-3								F5	5	0	2	1	0	1	6					
Lance Parrish, R OBP: 0.338, SLG: 0.523 (1, 2)	6-3								F7	5	0	0	0	0	1	8					
Chet Lemon, R OBP: 0.366, SLG: 0.426 (1, 9)		F8		HBP						4	0	2	0	0	0	0					
Enos Cabell, R OBP: 0.292, SLG: 0.334 (1, 3)		6-3		F9					FC6-4	5	0	0	0	0	0	5					
Mike Laga, L OBP: 0.295, SLG: 0.415 (1, 10)									F7	5	0	1	0	0	0	3					
Rick Leach, L OBP: 0.300, SLG: 0.330 (1, 7)									F7	4	2	2	0	1	0	1					
Alan Trammell, R OBP: 0.322, SLG: 0.382 (1, 6)										3	0	1	0	1	2	2					
Inning Stats	R: 0 E: 1 K: 0 S: 4	H: 1 LOB: 1 BB: 0 P: 4	R: 0 E: 0 K: 1 S: 7	H: 2 LOB: 3 BB: 1 P: 11	R: 0 E: 0 K: 1 S: 6	H: 1 LOB: 0 BB: 0 P: 7	R: 2 E: 0 K: 2 S: 8	H: 1 LOB: 0 BB: 1 P: 12	R: 0 E: 0 K: 1 S: 7	H: 2 LOB: 2 BB: 0 P: 7	R: 1 E: 0 K: 2 S: 10	H: 3 LOB: 2 BB: 0 P: 10	R: 0 E: 0 K: 0 S: 3	H: 0 LOB: 0 BB: 0 P: 3	R: 0 E: 0 K: 0 S: 5	H: 2 LOB: 3 BB: 1 P: 9		R: 0 E: 0 K: 0 S: 4	H: 1 LOB: 1 BB: 0 P: 4	1B: 11 2B: 1 3B: 0 HR: 1	SF: 0 SAC: 0 DP: 1 HBP: 1
PITCHER Pete Vuckovich, R ERA: 3.21 (1, 1) Jamie Easterly, L ERA: 5.27 (8, 1) Dwight Bernard, R ERA: 3.13 (8, 1)	IP: 7.1 WLS: W BF: 36 H: 11 R: 3 ER: 3 SO: 7 BB: 2 IBB: 0 HBP: 1 BLK: 0 WP: 0 HR: 1 S: 47 P: 56 ERA: 3.68 WHIP: 1.773																				

Batter	1	2	3	4	5	6	7	8	9	AB	R	H	RBI	BB	SO	LOB	TOP			
Willie Randolph, R OBP: 0.364, SLG: 0.342 (1, 4)	0-0 6-3		0-3 K			0-0 F9		0-0 F9	4 0 0 0 0 1 0								New York Yankees @ Milwaukee Brewers Milwaukee County Stadium, Milwaukee, WI Fri Sep 17 1982, 8:05 PM EDT Att: 20,144 - Unknown - 62 F			
Jerry Mumphy, S OBP: 0.362, SLG: 0.422 (1, 8)	0-0 4-3		0-0 F3			0-0 3-1		0-3 K	4 0 0 0 0 1 0											
Ken Griffey, L OBP: 0.327, SLG: 0.408 (1, 9)	0-3 K			0-0 G5-4-3 1B			0-0 4-3	0-0 F8	4 0 1 0 0 1 0											
Dave Winfield, R OBP: 0.329, SLG: 0.564 (1, 7)		4-0 FC5-4 1B BB		0-0 G5-4-3 1-2			0-0 6-3		2 0 0 0 1 0 1											
Lou Piniella, R OBP: 0.364, SLG: 0.455 (1, 10)		0-0 L7		0-0 F7			0-0 F8		3 0 0 0 0 0 1											
Steve Balboni, R OBP: 0.283, SLG: 0.345 (1, 3)		0-0 FC5-4 1B			0-0 F8			0-0 F8	3 0 1 0 0 0 0											
Barry Evans, R OBP: 0.333, SLG: 0.240 (1, 5)		0-0 FC5-4 1-2 2-3			0-0 5-3			0-0 6-3	3 0 0 0 0 0 2											
Rick Cerone, R OBP: 0.256, SLG: 0.281 (1, 2)		0-0 F7			0-0 F6				3 0 1 0 0 0 2											
Andre Robertson, R OBP: 0.267, SLG: 0.337 (1, 6)			0-0 1-3			0-0 6-3		0-0 6-3	3 0 0 0 0 0 1											
Inning Stats	R: 0 E: 0 K: 1 S: 5	H: 0 LOB: 0 BB: 0 P: 5	R: 0 E: 0 K: 0 S: 4	H: 1 LOB: 2 BB: 1 P: 8	R: 0 E: 0 K: 1 S: 5	H: 0 LOB: 0 BB: 0 P: 5	R: 0 E: 0 K: 0 S: 3	H: 1 LOB: 0 BB: 0 P: 3	R: 0 E: 0 K: 0 S: 3	H: 0 LOB: 0 BB: 0 P: 3	R: 0 E: 0 K: 0 S: 3	H: 0 LOB: 0 BB: 0 P: 3	R: 0 E: 0 K: 0 S: 4	H: 1 LOB: 1 BB: 0 P: 4	R: 0 E: 0 K: 1 S: 5	H: 0 LOB: 0 BB: 0 P: 5	1B: 2 2B: 1 3B: 0 HR: 0	SF: 0 SAC: 0 DP: 1 HBP: 0	WP: 0 PB: 0 CS: 0	PA: 30
PITCHER Mike Caldwell, L ERA: 3.85 (1, 1)	IP: 9.0 WLS: W BF: 30 H: 3 R: 0 ER: 0 SO: 3 BB: 1 IBB: 0 HBP: 0 BLK: 0 WP: 0 HR: 0 S: 35 P: 39 ERA: 0.00 WHIP: 0.444																			

Batter	1	2	3	4	5	6	7	8	9	AB	R	H	RBI	BB	SO	LOB	BOTTOM			
Paul Molitor, R OBP: 0.359, SLG: 0.429 (1, 5)	0-0 2B	0-0 FC4-6 WP 1B SF9	4-0 1B			0-0 1B SF6	0-0 BLK		4 4 3 1 1 0 1								New York Yankees @ Milwaukee Brewers Milwaukee County Stadium, Milwaukee, WI Fri Sep 17 1982, 8:05 PM EDT Att: 20,144 - Unknown - 62 F			
Robin Yount, R OBP: 0.376, SLG: 0.569 (1, 6)	0-0 2B	0-0 SF9	0-0 1B			0-0 F8	0-0 3B		5 2 4 4 0 0 1											
Cecil Cooper, L OBP: 0.346, SLG: 0.535 (1, 3)	0-0 HR	0-0 SF9	0-0 F7			0-0 1B	0-0 HR		4 1 3 2 0 0 2											
Ted Simmons, S OBP: 0.306, SLG: 0.438 (1, 2)	0-0 E6 HR	0-0 F8		0-0 F4		0-0 SF6	0-0 G3-6-3		4 1 0 1 0 0 3											
Ben Oglivie, L OBP: 0.325, SLG: 0.439 (1, 7)	0-0 F7		0-3 K	0-0 4-3		0-0 1B		0-0 F7	4 0 0 0 1 1 2											
Gorman Thomas, R OBP: 0.351, SLG: 0.520 (1, 8)	0-0 HR		4-0 FC4-6 BB	0-0 F3		0-0 5-3		0-0 1-3	4 1 1 3 1 0 2											
Roy Howell, L OBP: 0.305, SLG: 0.363 Bob Skube, L OBP: 1.000, SLG: 1.000 (6, PH)	0-3 K		0-0 FC4-6 WP 1B		0-3 K		0-0 1B BLK	0-0 1B	4 2 1 0 0 2 1 1 0 1 0 0 0 0											
Charlie Moore, R OBP: 0.296, SLG: 0.363 (1, 9)	0-0 5-3		0-0 BB 1B		0-0 F2		0-0 F8	0-0 F7	5 1 1 1 0 0 2											
Jim Gantner, L OBP: 0.340, SLG: 0.377 (1, 4)		4-0 FC4-6 BB	4-0 BB 1B		0-0 F8		0-0 BLK 3B	0-0 1B	2 2 1 0 2 0 0											
Inning Stats	R: 5 E: 1 K: 1 S: 10	H: 4 LOB: 0 BB: 0 P: 10	R: 1 E: 0 K: 0 S: 4	H: 1 LOB: 1 BB: 1 P: 8	R: 3 E: 0 K: 1 S: 7	H: 2 LOB: 3 BB: 3 P: 19	R: 0 E: 0 K: 0 S: 3	H: 0 LOB: 0 BB: 0 P: 3	R: 0 E: 0 K: 1 S: 5	H: 0 LOB: 0 BB: 0 P: 5	R: 1 E: 0 K: 0 S: 5	H: 2 LOB: 2 BB: 1 P: 9	R: 4 E: 0 K: 0 S: 7	H: 5 LOB: 0 BB: 0 P: 7	R: 0 E: 0 K: 0 S: 4	H: 1 LOB: 1 BB: 0 P: 4	1B: 10 2B: 2 3B: 1 HR: 2	SF: 2 SAC: 0 DP: 1 HBP: 0	WP: 3 PB: 0 CS: 0	PA: 44
PITCHER Stefan Wever, R ERA: 27.0 George Frazier, R ERA: 3.59 Doyle Alexander, R ERA: 6.94 Lynn McGlothen, R ERA: 3.6 (1, 1) (3, 1) (4, 1) (8, 1)	IP: 2.2 WLS: L BF: 18 H: 6 R: 9 ER: 8 SO: 2 BB: 3 IBB: 0 HBP: 0 BLK: 0 WP: 2 HR: 1 S: 19 P: 31 ERA: 27.00 WHIP: 3.375																			

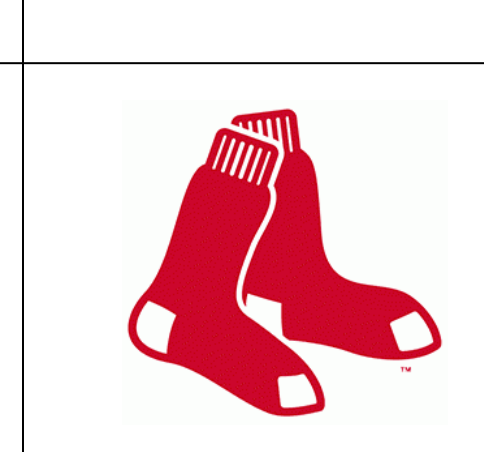
Batter	1	2	3	4	5	6	7	8	9	AB	R	H	RBI	BB	SO	LOB	TOP								
Willie Randolph, R OBP: 0.362, SLG: 0.340	F9		2B		6-3		K			4	1	1	0	0	1	1	New York Yankees @ Milwaukee Brewers Milwaukee County Stadium, Milwaukee, WI Sun Sep 19 1982, 4:33 AM EDT Att: 30,306 - Unknown - 68 F livebaseballscorecards.com								
Jerry Mumphrey, S OBP: 0.364, SLG: 0.428	F6		1B		F7					4	0	2	1	0	0	0									
Ken Griffey, L OBP: 0.324, SLG: 0.403	G3		1B		F9		K			4	0	1	0	0	1	2									
Dave Winfield, R OBP: 0.328, SLG: 0.564		F7	K			4-3		L7		4	0	0	0	0	1	2									
Oscar Gamble, L OBP: 0.391, SLG: 0.537		BB				1B		F7		3	0	2	0	1	0	0									
Graig Nettles, L OBP: 0.324, SLG: 0.415		BB				1B		4-3		3	0	1	0	1	1	3									
Roy Smalley, S OBP: 0.355, SLG: 0.431		K			G4-6-3					3	0	0	0	1	2	4									
Steve Balboni, R OBP: 0.265, SLG: 0.317	F7				F4		1B	F8		4	0	1	0	0	0	3									
Butch Wynegar, S OBP: 0.372, SLG: 0.357			3-4-1		G4-6-3		G3	G3		4	0	0	0	0	0	2									
Inning Stats	R: 0 E: 0 K: 0 S: 3	H: 0 LOB: 0 BB: 0 P: 3	R: 0 E: 0 K: 1 S: 6	H: 1 LOB: 2 BB: 1 P: 10	R: 1 E: 0 K: 2 S: 10	H: 3 LOB: 3 BB: 1 P: 14	R: 0 E: 0 K: 0 S: 2	H: 0 LOB: 0 BB: 1 P: 6	R: 0 E: 0 K: 0 S: 3	H: 0 LOB: 0 BB: 0 P: 3	R: 0 E: 0 K: 0 S: 4	H: 2 LOB: 1 BB: 0 P: 4	R: 0 E: 0 K: 2 S: 9	H: 2 LOB: 2 BB: 0 P: 9	R: 0 E: 0 K: 0 S: 3	H: 0 LOB: 0 BB: 0 P: 3		R: 0 E: 0 K: 1 S: 5	H: 0 LOB: 0 BB: 0 P: 5	1B: 7 2B: 1 3B: 0 HR: 0	SF: 0 SAC: 0 DP: 2 HBP: 0	WP: 0 PB: 0 SB: 1 CS: 0	PA: 36		
PITCHER	IP	WLS	BF	H	R	ER	SO	BB	IBB	HBP	BLK	WP	HR	S	P	ERA	WHIP								
Don Sutton, R ERA: 2.96	(1, 1)	8.0	W	33	8	1	1	5	3	0	0	0	0	40	52	1.12	1.375								
Jim Slaton, R ERA: 3.18	(9, 1)	1.0		3	0	0	0	1	0	0	0	0	0	5	5	0.00	0.000								

Batter	1	2	3	4	5	6	7	8	9	AB	R	H	RBI	BB	SO	LOB	BOTTOM								
Paul Moltor, R OBP: 0.364, SLG: 0.445	6-3			1B	3B		6-3	HR		5	3	3	3	0	0	0	New York Yankees @ Milwaukee Brewers Milwaukee County Stadium, Milwaukee, WI Sun Sep 19 1982, 4:33 AM EDT Att: 30,306 - Unknown - 68 F livebaseballscorecards.com								
Robin Yount, R OBP: 0.380, SLG: 0.572	F9			1B	SF8		E5	HR		4	3	2	2	1	0	0									
Cecil Cooper, L OBP: 0.344, SLG: 0.530	4-3			2B	SF8		F8	F9		4	0	1	2	0	0	2									
Ted Simmons, S OBP: 0.308, SLG: 0.438		K		SF9				2B	4-3	3	1	1	1	1	1	1									
Gorman Thomas, R OBP: 0.350, SLG: 0.525		6-3			F9			2B		5	2	3	3	0	0	1									
Ben Oglivie, L OBP: 0.324, SLG: 0.439		6-3		K			4-3	HR		5	1	1	1	0	1	2									
Don Money, R OBP: 0.353, SLG: 0.521			6-3	5-3		K		1B	2B	4	1	1	1	0	1	2									
Charlie Moore, R OBP: 0.297, SLG: 0.363			F8		F7		5-3	2B	HR	4	1	1	0	0	0	0									
Jim Gantner, L OBP: 0.346, SLG: 0.385			F9		1B		L7	HR		4	2	2	1	0	0	0									
Inning Stats	R: 0 E: 0 K: 0 S: 3	H: 0 LOB: 0 BB: 0 P: 3	R: 0 E: 0 K: 1 S: 5	H: 0 LOB: 0 BB: 0 P: 5	R: 0 E: 0 K: 0 S: 3	H: 0 LOB: 0 BB: 0 P: 3	R: 2 E: 0 K: 1 S: 9	H: 4 LOB: 2 BB: 0 P: 9	R: 3 E: 0 K: 0 S: 6	H: 3 LOB: 1 BB: 1 P: 10	R: 0 E: 0 K: 1 S: 5	H: 0 LOB: 0 BB: 0 P: 5	R: 0 E: 1 K: 0 S: 4	H: 0 LOB: 1 BB: 0 P: 4	R: 9 E: 0 K: 0 S: 11	H: 8 LOB: 0 BB: 1 P: 15		1B: 7 2B: 5 3B: 1 HR: 2	SF: 2 SAC: 0 DP: 0 HBP: 0	WP: 0 PB: 0 SB: 0 CS: 0	PA: 42				
PITCHER	IP	WLS	BF	H	R	ER	SO	BB	IBB	HBP	BLK	WP	HR	S	P	ERA	WHIP								
Shane Rawley, L ERA: 4.08	(1, 1)	4.2	L	22	7	5	2	1	0	0	0	0	0	25	29	9.64	1.714								
George Frazier, R ERA: 3.69	(5, 1)	2.1		10	2	2	2	1	0	0	0	0	0	12	12	7.71	0.857								
Lynn McGlothen, R ERA: 10.8	(8, 1)	0.0		4	4	2	2	0	0	0	0	0	0	4	4	∞	∞								
Curt Kaufman, R ERA: 6.14	(8, 1)	1.0		6	2	5	5	0	1	0	0	0	2	5	9	45.00	3.000								

Batter	1	2	3	4	5	6	7	8	9	10	AB	R	H	RBI	BB	SO	LOB	TOP			
Jerry Remy, L OBP: 0.339, SLG: 0.328 (1.4)	K		4-3					1-3		6-3	5	0	1	0	0	1	2				
Dwight Evans, R OBP: 0.399, SLG: 0.509 (1.9)	K			3B 1B	1-3			K		1B BB	4	1	1	0	1	2	1				
Jim Rice, R OBP: 0.376, SLG: 0.493 (1.7)	F7			4-3 3B		1B G5-4-3 BB		F4		1B	4	2	2	2	1	0	0				
Carl Yastrzemski, L OBP: 0.269, SLG: 0.427 (1.10)		4-3	4-3	4-3		G5-4-3 1B			F5	K	5	0	1	1	0	1	2				
Carney Lansford, R OBP: 0.354, SLG: 0.455 (1.5)		3-1		6-3 2B		G5-4-3 1B		F7			4	0	1	0	0	0	1				
Wade Boggs, L OBP: 0.328, SLG: 0.461 (1.3)		6-3		6-3		1-3				BB	3	0	0	0	1	0	1				
Rick Miller, L OBP: 0.313, SLG: 0.315 (1.8)			G3	G3				F7		F7	4	0	0	0	0	0	2				
Glenn Hoffman, R OBP: 0.273, SLG: 0.328 (1.6)			6-3		K			L5		6-3 1B 2B	4	1	1	0	0	1	0				
Gary Allenson, R OBP: 0.297, SLG: 0.299 (1.2)					F7			F7		F7	3	0	0	0	1	0	1				
Inning Stats	R: 0 E: 0 K: 2 S: 7	H: 0 LOB: 0 BB: 0 P: 7	R: 0 E: 0 K: 0 S: 3	H: 0 LOB: 0 BB: 0 P: 3	R: 0 E: 0 K: 1 S: 3	H: 0 LOB: 1 BB: 1 P: 7	R: 2 E: 0 K: 0 S: 6	H: 3 LOB: 1 BB: 0 P: 6	R: 0 E: 0 K: 1 S: 6	H: 1 LOB: 1 BB: 0 P: 6	R: 1 E: 0 K: 0 S: 3	H: 1 LOB: 0 BB: 0 P: 7	R: 0 E: 0 K: 1 S: 5	H: 0 LOB: 0 BB: 0 P: 5	R: 0 E: 0 K: 0 S: 3	H: 0 LOB: 1 BB: 1 P: 7	R: 1 E: 0 K: 1 S: 7	H: 2 LOB: 2 BB: 11 P: 11	1B: 4 2B: 2 3B: 1 HR: 0	SF: 0 SAC: 0 DP: 1 HBP: 0	WP: 0 PA: 40
PITCHER	IP WLS BF H R ER SO BB IBB HBP BLK WP HR S P ERA WHIP																				
Doc Medich, R ERA: 4.89 (1.1)	9.0	35	6	4	4	4	3	0	0	0	0	0	0	0	0	0	0	40	52	4.00	1.000
Dwight Bernard, R ERA: 3.09 (10.1)	0.2	4	1	0	0	0	1	0	0	0	0	0	0	0	3	7	0.00	3.000			
Bob McClure, L ERA: 4.27 (10.1)	0.1	1	0	0	0	1	0	0	0	0	0	0	0	3	3	0.00	0.000				

Boston Red Sox @ Milwaukee Brewers
 Milwaukee County Stadium, Milwaukee, WI
 Tue Sep 21 1982, 8:05 PM EDT
 Att: 19,864 - Unknown - 54 F

AB	36
R	4
H	7
RBI	3
BB	4
SO	5
LOB	10



Batter	1	2	3	4	5	6	7	8	9	10	AB	R	H	RBI	BB	SO	LOB	BOTTOM		
Paul Molitor, R OBP: 0.363, SLG: 0.450 (1.5)	F3		F9		K					FC6-4 BB	4	1	1	1	1	1	1			
Robin Yount, R OBP: 0.377, SLG: 0.565 (1.6)	1B 2B BB		K			F8		L9		FC6-4	4	1	0	0	1	1	1			
Cecil Cooper, L OBP: 0.347, SLG: 0.532 (1.3)	2B 1B		F3			L6-3 1B				1B 1B	4	1	3	0	0	0	0			
Ted Simmons, S OBP: 0.305, SLG: 0.435 (1.2)	4-3 2B			F8		L6-3		F8			4	0	1	2	0	0	2			
Ben Oglivie, L OBP: 0.323, SLG: 0.440 (1.7)	4-3			6-3				3-1		K	4	0	0	0	0	1	2			
Gorman Thomas, R OBP: 0.349, SLG: 0.527 (8.8)	K			K				K			3	0	0	0	0	3	1			
Marshall Edwards, L OBP: 0.291, SLG: 0.315 (9, PH)											0	0	0	0	0	0	0			
Rob Picciolo, R OBP: 0.271, SLG: 0.279 (10.8)											1	0	1	0	0	0	0			
Bob Skube, L OBP: 1.000, SLG: 1.000 (10.8)											0	0	0	0	0	0	0			
Roy Howell, L OBP: 0.304, SLG: 0.359 (1.10)					G3			F8		1B	3	0	1	0	0	0	0			
Don Money, R OBP: 0.352, SLG: 0.519 (9, PH)										K	1	0	0	0	0	1	2			
Charlie Moore, R OBP: 0.297, SLG: 0.361 (1.9)		FC5-4		L6				F7		F9	4	0	0	0	0	0	1			
Jim Gantner, L OBP: 0.344, SLG: 0.382 (1.4)		G4-6-3						F7		4-1	4	0	1	0	0	0	1			
Inning Stats	R: 2 E: 0 K: 1 S: 7	H: 2 LOB: 1 BB: 1 P: 11	R: 0 E: 0 K: 0 S: 3	H: 1 LOB: 0 BB: 0 P: 3	R: 0 E: 0 K: 1 S: 5	H: 0 LOB: 0 BB: 0 P: 5	R: 0 E: 0 K: 1 S: 5	H: 0 LOB: 0 BB: 0 P: 5	R: 0 E: 0 K: 1 S: 5	H: 1 LOB: 0 BB: 0 P: 5	R: 1 E: 0 K: 0 S: 4	H: 1 LOB: 0 BB: 4 P: 4	R: 0 E: 0 K: 2 S: 9	H: 2 LOB: 2 BB: 9 P: 9	R: 0 E: 0 K: 0 S: 3	H: 0 LOB: 1 BB: 7 P: 7	1B: 6 2B: 2 3B: 0 HR: 1	SF: 0 SAC: 0 DP: 2 HBP: 0	WP: 0 PA: 38	
PITCHER	IP WLS BF H R ER SO BB IBB HBP BLK WP HR S P ERA WHIP																			
Mike Torrez, R ERA: 5.49 (1.1)	8.1	31	7	3	3	5	1	0	0	0	0	0	0	0	0	0	0	44	3.24	0.960
Tom Burgmeier, L ERA: 2.41 (9.1)	0.1	2	1	0	0	1	0	0	0	0	0	0	0	4	4	0.00	3.000			
Mark Clear, R ERA: 2.85 (9.1)	1.1	5	0	0	0	1	1	0	0	0	0	0	0	6	10	0.00	0.750			

Boston Red Sox @ Milwaukee Brewers
 Milwaukee County Stadium, Milwaukee, WI
 Tue Sep 21 1982, 8:05 PM EDT
 Att: 19,864 - Unknown - 54 F

AB	36
R	3
H	8
RBI	3
BB	2
SO	7
LOB	11



Batter	1	2	3	4	5	6	7	8	9	AB	R	H	RBI	BB	SO	LOB	TOP		
Jerry Remy, L OBP: 0.339, SLG: 0.328 Marty Barrett, R OBP: 0.250, SLG: 0.250	0-0 6-3		0-0 G1-4-3 1B			0-0 1B		0-0 6-3		2	0	1	0	0	0	0	Boston Red Sox @ Milwaukee Brewers Milwaukee County Stadium, Milwaukee, WI Wed Sep 22 1982, 8:05 PM EDT Att: 24,150 - Unknown - 55 F		
Dwight Evans, R OBP: 0.398, SLG: 0.507	0-0 BB 1B		0-0 G1-4-3 1-2			0-0 F8		0-0 6-3	4	0	1	0	0	0	2				
Jim Rice, R OBP: 0.375, SLG: 0.491	4-0 FC5-4 BB			0-0 F4		0-0 F4		0-0 6-3	3	0	0	0	1	0	1				
Tony Perez, R OBP: 0.323, SLG: 0.424	0-3 K			0-3 K		0-0 5-3		0-3 K	4	0	0	0	0	3	3				
Wade Boggs, L OBP: 0.324, SLG: 0.457	0-0 FC5-4 1-2			0-0 4-3				0-0 4-3	3	0	0	0	0	0	2				
Dave Stapleton, R OBP: 0.301, SLG: 0.392		0-0 F6			0-0 HR			0-0 4-3	3	1	1	1	0	0	0				
Reid Nichols, R OBP: 0.352, SLG: 0.482		0-0 L5			0-0 F4			0-0 F8	3	0	0	0	0	0	0				
Glenn Hoffman, R OBP: 0.271, SLG: 0.326		0-0 5-3			0-0 6-3			0-0 F9	3	0	0	0	0	0	0				
Gary Allenson, R OBP: 0.293, SLG: 0.295			0-0 4-3		0-0 6-3			0-0 5-3	3	0	0	0	0	0	0				
Inning Stats	R: 0 E: 0 K: 1 S: 6	H: 1 LOB: 2 BB: 1 P: 10	R: 0 E: 0 K: 0 S: 3	H: 0 LOB: 0 BB: 0 P: 3	R: 0 E: 0 K: 1 S: 3	H: 1 LOB: 0 BB: 0 P: 3	R: 0 E: 0 K: 1 S: 5	H: 0 LOB: 0 BB: 0 P: 5	R: 1 E: 0 K: 0 S: 4	H: 1 LOB: 0 BB: 0 P: 4	R: 0 E: 0 K: 0 S: 3	H: 0 LOB: 0 BB: 0 P: 3	R: 0 E: 0 K: 1 S: 5	H: 0 LOB: 0 BB: 0 P: 5	R: 0 E: 0 K: 1 S: 5	H: 0 LOB: 0 BB: 0 P: 5	1B: 3 2B: 0 3B: 0 HR: 1	SF: 0 SAC: 0 DP: 1 HBP: 0	WP: 0 PA: 31 CS: 0
PITCHER Mike Caldwell, L ERA: 3.74	IP: 9.0 WLS: W BF: 31 H: 4 R: 1 ER: 1 SO: 3 BB: 1 IBB: 0 HBP: 0 BLK: 0 WP: 0 HR: 1 S: 36 P: 40 ERA: 1.00 WHIP: 0.556																		

Batter	1	2	3	4	5	6	7	8	9	AB	R	H	RBI	BB	SO	LOB	BOTTOM		
Paul Molitor, R OBP: 0.365, SLG: 0.451	4-0 G6-3 BB		0-0 4-3 SH5-3 1-2 1B	0-0 1B			0-0 F8			3	0	2	0	1	0	0	Boston Red Sox @ Milwaukee Brewers Milwaukee County Stadium, Milwaukee, WI Wed Sep 22 1982, 8:05 PM EDT Att: 24,150 - Unknown - 55 F		
Robin Yount, R OBP: 0.375, SLG: 0.562	0-0 G6-3 1-2		0-0 SH5-3 1-2 2-3	0-0 F8			0-0 F8			3	0	0	0	0	3				
Cecil Cooper, L OBP: 0.349, SLG: 0.534	0-0 2B		4-0 FC5-4 IBB		0-0 4-3			0-0 2B 1B	3	1	2	0	1	0	0				
Ted Simmons, S OBP: 0.303, SLG: 0.431	0-3 K		0-0 4-3 1-2 2-3 3-H		0-0 4-3			0-0 F7	4	0	0	1	0	1	4				
Ben Oglivie, L OBP: 0.325, SLG: 0.448		0-0 HR	4-0 IBB		0-0 F8			0-0 L6-5 2B	3	1	2	2	1	0	0				
Gorman Thomas, R OBP: 0.348, SLG: 0.524		4-0 CS BB	0-0 FC5			0-0 F8		0-0 L6-5 3-H	3	0	0	0	1	0	4				
Roy Howell, L OBP: 0.304, SLG: 0.359	0-0 F6			0-0 FC5-4 1B		0-0 4-3			3	0	1	0	0	0	1				
Charlie Moore, R OBP: 0.295, SLG: 0.358	0-0 6-3			0-0 FC5-4 1B		0-0 6-3			3	0	0	0	0	0	2				
Jim Gantner, L OBP: 0.342, SLG: 0.379			0-0 E4 SH5-3 1B 4-3		0-0 F8			0-0 3-1	3	1	0	0	0	0	1				
Inning Stats	R: 0 E: 0 K: 1 S: 5	H: 1 LOB: 1 BB: 1 P: 9	R: 1 E: 0 K: 0 S: 3	H: 1 LOB: 0 BB: 1 P: 7	R: 1 E: 1 K: 0 S: 5	H: 1 LOB: 3 BB: 2 P: 13	R: 0 E: 0 K: 0 S: 5	H: 2 LOB: 2 BB: 0 P: 5	R: 0 E: 0 K: 0 S: 3	H: 0 LOB: 0 BB: 0 P: 3	R: 0 E: 0 K: 0 S: 3	H: 0 LOB: 0 BB: 0 P: 3	R: 0 E: 0 K: 0 S: 4	H: 2 LOB: 0 BB: 0 P: 4	R: 1 E: 0 K: 0 S: 4	H: 2 LOB: 0 BB: 0 P: 4	1B: 4 2B: 3 3B: 0 HR: 1	SF: 0 SAC: 1 DP: 2 HBP: 0	WP: 0 PA: 33 CS: 1
PITCHER Brian Denman, R ERA: 5.49	IP: 8.0 WLS: L BF: 33 H: 7 R: 3 ER: 2 SO: 1 BB: 2 IBB: 2 HBP: 0 BLK: 0 WP: 0 HR: 1 S: 31 P: 47 ERA: 2.25 WHIP: 1.125																		

Batter	1	2	3	4	5	6	7	8	9	AB	R	H	RBI	BB	SO	LOB	TOP								
Al Bumby, L (1, 8) OBP: 0.308, SLG: 0.335 John Shelby, S (9, FH) OBP: 0.350, SLG: 0.450										4	1	2	0	0	0	0									
Glenn Gulliver, L (1, 5) OBP: 0.378, SLG: 0.264 Leo Hernandez, R (9, FH)										4	0	1	0	0	1	2									
Ken Singleton, S (1, 10) OBP: 0.349, SLG: 0.383 Mike Young, S (9, FH)										4	1	1	0	0	0	2									
Eddie Murray, S (1, 3) OBP: 0.392, SLG: 0.549										4	2	4	1	0	0	0									
Cal Ripken Jr., R (1, 6) OBP: 0.320, SLG: 0.470										4	0	0	0	0	1	5									
John Lowenstein, L (1, 7) OBP: 0.411, SLG: 0.613										2	2	2	4	2	0	0									
Gary Roenicke, R (1, 9) OBP: 0.386, SLG: 0.500										4	0	1	0	0	2	3									
Rick Dempsey, R (1, 2)										3	0	0	1	1	0	2									
Rich Dauer, R (1, 4) OBP: 0.328, SLG: 0.360										4	0	0	0	0	1	5									
Inning Stats	R: 4 E: 0 K: 1 S: 9	H: 4 LOB: 0 BB: 0 P: 9	R: 0 E: 0 K: 0 S: 3	H: 0 LOB: 0 BB: 0 P: 3	R: 0 E: 1 K: 1 S: 6	H: 2 LOB: 1 BB: 0 P: 6	R: 0 E: 0 K: 1 S: 5	H: 0 LOB: 1 BB: 1 P: 9	R: 0 E: 0 K: 1 S: 5	H: 1 LOB: 0 BB: 0 P: 5	R: 2 E: 1 K: 0 S: 6	H: 3 LOB: 1 BB: 0 P: 6	R: 0 E: 0 K: 0 S: 3	H: 0 LOB: 0 BB: 0 P: 3	R: 0 E: 0 K: 1 S: 6	H: 1 LOB: 3 BB: 2 P: 14	R: 0 E: 0 K: 1 S: 5	H: 0 LOB: 0 BB: 0 P: 5	1B: 7 2B: 4 3B: 0 HR: 1	SF: 0 SAC: 0 DP: 2 HBP: 0	WP: 0 PB: 0 SB: 1 CS: 0	PA: 39			
PITCHER	IP	WLS	BF	H	R	ER	SO	BB	IBB	HBP	BLK	WP	HR	S	P	ERA	WHIP								
Don Sutton, R (1, 1) ERA: 3.07 Jim Slaton, R (8, 1) ERA: 3.15 Pete Ladd, R (9, 1) ERA: 3.6	7.0	W	30	10	6	5	4	1	0	0	0	0	1	37	41	6.43	1.571								

Baltimore Orioles @ Milwaukee Brewers
 Milwaukee County Stadium, Milwaukee, WI

AB 36
 R 6
 H 11
 RBI 6
 BB 3
 SO 6
 LOB 19



WP: 0 PA: 39
 PB: 0
 SB: 1
 CS: 0

Batter	1	2	3	4	5	6	7	8	9	AB	R	H	RBI	BB	SO	LOB	BOTTOM								
Paul Moltzer, R (1, 5) OBP: 0.369, SLG: 0.455 Ed Romero, R (8, FH) OBP: 0.299, SLG: 0.338										5	3	4	1	0	0	0									
Robin Yount, R (1, 6) OBP: 0.377, SLG: 0.573 Rob Picciolo, R (8, FH) OBP: 0.268, SLG: 0.275										5	3	3	6	0	0	1									
Cecil Cooper, L (1, 3) OBP: 0.348, SLG: 0.532										5	1	1	0	0	0	0									
Ted Simmons, S (1, 2) OBP: 0.304, SLG: 0.433										5	2	2	1	0	0	1									
Gorman Thomas, R (1, 8) OBP: 0.350, SLG: 0.525										3	2	1	2	2	1	2									
Ben Oglivie, L (1, 7) OBP: 0.328, SLG: 0.449 Marshall Edwards, L (8, 7) OBP: 0.261, SLG: 0.315										4	2	2	1	1	0	2									
Don Money, R (1, 10) OBP: 0.356, SLG: 0.522										4	1	2	2	1	1	2									
Charlie Moore, R (1, 9) OBP: 0.296, SLG: 0.357										4	0	1	0	1	1	5									
Jim Gantner, L (1, 4) OBP: 0.340, SLG: 0.377										5	1	1	1	0	0	4									
Inning Stats	R: 2 E: 0 K: 1 S: 7	H: 2 LOB: 3 BB: 3 P: 19	R: 0 E: 0 K: 0 S: 3	H: 0 LOB: 0 BB: 0 P: 3	R: 2 E: 0 K: 0 S: 6	H: 3 LOB: 1 BB: 1 P: 10	R: 5 E: 2 K: 1 S: 11	H: 4 LOB: 1 BB: 0 P: 11	R: 0 E: 0 K: 0 S: 3	H: 1 LOB: 0 BB: 0 P: 3	R: 6 E: 0 K: 0 S: 8	H: 5 LOB: 0 BB: 1 P: 12	R: 0 E: 0 K: 1 S: 6	H: 1 LOB: 1 BB: 0 P: 6	R: 0 E: 0 K: 0 S: 4	H: 2 LOB: 1 BB: 0 P: 4	1B: 12 2B: 5 3B: 0 HR: 2	SF: 0 SAC: 0 DP: 2 HBP: 0	WP: 0 PB: 0 SB: 0 CS: 0	PA: 47					
PITCHER	IP	WLS	BF	H	R	ER	SO	BB	IBB	HBP	BLK	WP	HR	S	P	ERA	WHIP								
Mike Flanagan, L (1, 1) ERA: 3.81 Don Welch, R (4, 1) ERA: 8.31 Don Stanhouse, R (6, 1) ERA: 5.4 Ross Grimsley, L (6, 1) ERA: 5.25	3.0	L	21	8	7	7	1	4	0	0	0	0	0	19	35	21.00	4.000								

Baltimore Orioles @ Milwaukee Brewers
 Milwaukee County Stadium, Milwaukee, WI

AB 42
 R 15
 H 18
 RBI 14
 BB 5
 SO 3
 LOB 18



WP: 0 PA: 47
 PB: 0
 SB: 0
 CS: 0

Batter	1	2	3	4	5	6	7	8	9	AB	R	H	RBI	BB	SO	LOB	TOP								
John Shelby, S (1, 8) OBP: 0.269, SLG: 0.346										5	0	0	0	0	0	4	Baltimore Orioles @ Milwaukee Brewers Milwaukee County Stadium, Milwaukee, WI Sun Sep 26 1982, 4:33 AM EDT Att: 48,161 - Unknown								
Rich Dauer, R (1, 5) OBP: 0.331, SLG: 0.366										5	1	3	0	0	0	1									
Cal Ripken Jr., R (1, 6) OBP: 0.321, SLG: 0.472										4	1	1	1	1	0	3									
Eddie Murray, S (1, 3) OBP: 0.392, SLG: 0.557										4	1	1	2	0	0	5									
Benny Ayala, R (1, 10) OBP: 0.323, SLG: 0.496 Ken Singleton, S (9, PH) OBP: 0.349, SLG: 0.381										4	1	2	0	0	0	0									
Gary Roenicke, R (1, 7) OBP: 0.387, SLG: 0.496										3	0	1	0	2	0	1									
Dan Ford, R (1, 9) OBP: 0.284, SLG: 0.377										5	0	3	1	0	0	3									
Lenn Sakata, R (1, 4) OBP: 0.317, SLG: 0.355										4	0	0	0	1	0	6									
Rick Dempsey, R (1, 2) OBP: 0.338, SLG: 0.345										3	1	2	1	0	0	0									
Inning Stats	R: 0 E: 0 K: 0 S: 4	H: 1 LOB: 1 BB: 0 P: 4	R: 0 E: 0 K: 0 S: 3	H: 0 LOB: 1 BB: 1 P: 7	R: 0 E: 0 K: 0 S: 3	H: 0 LOB: 0 BB: 0 P: 3	R: 1 E: 0 K: 0 S: 6	H: 3 LOB: 2 BB: 0 P: 6	R: 1 E: 0 K: 0 S: 5	H: 3 LOB: 1 BB: 0 P: 5	R: 0 E: 0 K: 0 S: 4	H: 1 LOB: 1 BB: 0 P: 4	R: 0 E: 0 K: 0 S: 5	H: 1 LOB: 2 BB: 0 P: 5	R: 1 E: 0 K: 0 S: 5	H: 2 LOB: 2 BB: 1 P: 9		R: 2 E: 0 K: 0 S: 5	H: 2 LOB: 2 BB: 2 P: 13	1B: 10 2B: 1 3B: 1 HR: 1	SF: 2 SAC: 0 DP: 1 HBP: 0	WP: 0 PB: 0 SB: 0 CS: 0	PA: 44		
PITCHER	IP	WLS	BF	H	R	ER	SO	BB	IBB	HBP	BLK	WP	HR	S	P	ERA	WHIP								
Mike Caldwell, L (1, 1) ERA: 3.76	8.0	L	38	12	4	4	0	2	0	0	0	0	1	36	44	4.50	1.750								
Dwight Bernard, R (9, 1) ERA: 3.24	1.0		6	1	1	1	0	2	0	0	0	0	0	4	12	9.00	3.000								

Batter	1	2	3	4	5	6	7	8	9	AB	R	H	RBI	BB	SO	LOB	BOTTOM								
Paul Molitor, R (1, 5) OBP: 0.368, SLG: 0.452										2	0	0	0	1	0	0	Baltimore Orioles @ Milwaukee Brewers Milwaukee County Stadium, Milwaukee, WI Sun Sep 26 1982, 4:33 AM EDT Att: 48,161 - Unknown								
Robin Yount, R (1, 6) OBP: 0.375, SLG: 0.568										4	0	1	1	0	0	1									
Cecil Cooper, L (1, 3) OBP: 0.345, SLG: 0.528										4	0	1	0	0	1	2									
Ted Simmons, S (1, 2) OBP: 0.301, SLG: 0.430										4	0	1	0	0	0	1									
Ben Oglivie, L (1, 7) OBP: 0.328, SLG: 0.450										3	0	0	0	1	0	1									
Gorman Thomas, R (1, 8) OBP: 0.348, SLG: 0.526										4	1	1	1	0	1	2									
Roy Howell, L (1, 10) OBP: 0.304, SLG: 0.357 Don Money, R (9, PH) OBP: 0.355, SLG: 0.520										3	0	0	0	0	0	0									
Charlie Moore, R (1, 9) OBP: 0.294, SLG: 0.354										3	1	1	0	0	0	0									
Jim Gantner, L (1, 4) OBP: 0.337, SLG: 0.374 Ed Romero, R (5, PH) OBP: 0.297, SLG: 0.336										1	0	0	0	0	0	0									
Bob Skube, L (8, PH) OBP: 1.000, SLG: 1.000 Rob Piccolo, R (9, 4) OBP: 0.288, SLG: 0.275										1	0	1	0	0	0	0									
Inning Stats	R: 0 E: 0 K: 0 S: 3	H: 0 LOB: 0 BB: 0 P: 3	R: 1 E: 0 K: 0 S: 4	H: 1 LOB: 0 BB: 0 P: 4	R: 0 E: 0 K: 0 S: 3	H: 0 LOB: 1 BB: 1 P: 7	R: 0 E: 0 K: 1 S: 6	H: 1 LOB: 1 BB: 0 P: 6	R: 0 E: 0 K: 0 S: 3	H: 0 LOB: 0 BB: 0 P: 3	R: 0 E: 0 K: 0 S: 4	H: 1 LOB: 1 BB: 0 P: 4	R: 0 E: 0 K: 0 S: 3	H: 0 LOB: 0 BB: 0 P: 3	R: 1 E: 1 K: 0 S: 5	H: 3 LOB: 1 BB: 0 P: 5	R: 0 E: 0 K: 2 S: 7	H: 0 LOB: 1 BB: 1 P: 11	1B: 3 2B: 3 3B: 0 HR: 1	SF: 0 SAC: 1 DP: 1 HBP: 0	WP: 0 PB: 0 SB: 1 CS: 0	PA: 34			
PITCHER	IP	WLS	BF	H	R	ER	SO	BB	IBB	HBP	BLK	WP	HR	S	P	ERA	WHIP								
Dennis Martinez, R (1, 1) ERA: 4.12	7.1	W	29	6	2	2	1	1	0	0	0	0	0	30	34	2.46	0.955								
Tippy Martinez, L (8, 1) ERA: 3.45	1.2	S	5	0	0	0	2	1	0	0	0	0	0	8	12	0.00	0.600								

Batter	1	2	3	4	5	6	7	8	9	AB	R	H	RBI	BB	SO	LOB	TOP					
Paul Mollitor, R OBP: 0.367, SLG: 0.451										6	1	2	0	0	0	5	Milwaukee Brewers @ Boston Red Sox Fenway Park, Boston, MA Tue Sep 28 1982, 7:05 PM EDT Att: 19,356 - Unknown - 64 F					
Robin Yount, R OBP: 0.376, SLG: 0.573										5	2	3	3	1	0	4						
Cecil Cooper, L OBP: 0.344, SLG: 0.527										5	1	1	1	0	0	3						
Ted Simmons, S OBP: 0.301, SLG: 0.434										5	1	1	3	0	0	2						
Ben Oglivie, L OBP: 0.330, SLG: 0.453										5	1	3	0	0	0	0						
Gorman Thomas, R OBP: 0.347, SLG: 0.522										4	0	0	0	1	3	2						
Roy Howell, L OBP: 0.309, SLG: 0.361										5	1	3	1	0	0	1						
Charlie Moore, R OBP: 0.295, SLG: 0.355										5	0	2	0	0	1	4						
Jim Gantner, L OBP: 0.338, SLG: 0.374										5	2	2	1	0	0	3						
Inning Stats	R: 3 E: 0 K: 1 S: 9	H: 4 LOB: 2 BB: 1 P: 13	R: 0 E: 0 K: 0 S: 3	H: 0 LOB: 1 BB: 1 P: 7	R: 0 E: 0 K: 1 S: 5	H: 0 LOB: 0 BB: 0 P: 5	R: 2 E: 0 K: 0 S: 7	H: 4 LOB: 2 BB: 0 P: 7	R: 0 E: 0 K: 1 S: 6	H: 1 LOB: 1 BB: 0 P: 6	R: 4 E: 0 K: 1 S: 10	H: 5 LOB: 1 BB: 0 P: 10	R: 0 E: 0 K: 0 S: 4	H: 1 LOB: 1 BB: 0 P: 4	R: 0 E: 0 K: 0 S: 4	H: 1 LOB: 1 BB: 0 P: 4		R: 0 E: 2 K: 0 S: 5	H: 1 LOB: 2 BB: 0 P: 5	1B: 13 2B: 3 3B: 0 HR: 2	SF: 0 SAC: 0 DP: 1 HBP: 0	WP: 1 PB: 0 SB: 0 CS: 0
PITCHER	IP WLS BF H R ER SO BB IBB HBP BLK WP HR S P ERA WHIP	IP WLS BF H R ER SO BB IBB HBP BLK WP HR S P ERA WHIP																				
Chuck Rainey, R ERA: 5.02	(1, 1)	3.1	L	20	8	5	5	2	2	0	0	0	0	0	1	1	22	30	13.50	3.000		
Bruce Hurst, L ERA: 5.92	(4, 1)	2.0		12	6	4	4	1	0	0	0	0	0	0	1	14	14	18.00	3.000			
Luis Aponte, R ERA: 3.14	(6, 1)	3.2		15	3	0	0	1	0	0	0	0	0	0	0	17	17	0.00	0.818			

Batter	1	2	3	4	5	6	7	8	9	AB	R	H	RBI	BB	SO	LOB	BOTTOM					
Jerry Remy, L OBP: 0.337, SLG: 0.324										5	0	1	0	0	1	0	Milwaukee Brewers @ Boston Red Sox Fenway Park, Boston, MA Tue Sep 28 1982, 7:05 PM EDT Att: 19,356 - Unknown - 64 F					
Dwight Evans, R OBP: 0.401, SLG: 0.519										3	1	1	1	1	0	2						
Jim Rice, R OBP: 0.375, SLG: 0.487										3	0	0	0	1	0	1						
Reid Nichols, R OBP: 0.350, SLG: 0.476										1	0	0	0	0	0	0						
Carl Yastrzemski, L OBP: 0.352, SLG: 0.425										2	0	0	0	2	1	1						
Carney Lansford, R OBP: 0.362, SLG: 0.449										4	0	1	0	0	0	4						
Dave Stapleton, R OBP: 0.304, SLG: 0.396										0	0	0	0	0	0	0						
Wade Boggs, L OBP: 0.406, SLG: 0.437										4	0	0	0	0	0	2						
Rick Miller, L OBP: 0.320, SLG: 0.323										3	1	2	0	1	0	0						
Glenn Hoffman, R OBP: 0.266, SLG: 0.319										4	0	1	1	0	1	3						
Gary Allenson, R OBP: 0.296, SLG: 0.305										4	1	1	1	0	1	4						
Inning Stats	R: 1 E: 0 K: 0 S: 4	H: 1 LOB: 1 BB: 1 P: 8	R: 0 E: 0 K: 0 S: 3	H: 0 LOB: 1 BB: 1 P: 7	R: 0 E: 0 K: 1 S: 5	H: 0 LOB: 2 BB: 2 P: 13	R: 1 E: 0 K: 0 S: 6	H: 3 LOB: 2 BB: 0 P: 6	R: 0 E: 0 K: 1 S: 5	H: 0 LOB: 1 BB: 1 P: 9	R: 1 E: 0 K: 0 S: 4	H: 1 LOB: 0 BB: 0 P: 4	R: 0 E: 0 K: 0 S: 3	H: 0 LOB: 0 BB: 0 P: 3	R: 0 E: 0 K: 2 S: 9	H: 2 LOB: 2 BB: 0 P: 9	R: 0 E: 0 K: 0 S: 3	H: 0 LOB: 0 BB: 0 P: 3	1B: 4 2B: 1 3B: 0 HR: 2	SF: 0 SAC: 0 DP: 0 HBP: 0	WP: 1 PB: 0 SB: 0 CS: 0	PA: 39
PITCHER	IP WLS BF H R ER SO BB IBB HBP BLK WP HR S P ERA WHIP	IP WLS BF H R ER SO BB IBB HBP BLK WP HR S P ERA WHIP																				
Doc Medich, R ERA: 4.88	(1, 1)	6.0	W	28	5	3	3	2	5	0	0	0	0	0	0	0	4.50	1.667				
Moose Haas, R ERA: 4.49	(7, 1)	3.0	S	11	2	0	0	2	0	0	0	0	0	0	15	15	0.00	0.667				



Batter	1	2	3	4	5	6	7	8	9	AB	R	H	RBI	BB	SO	LOB	TOP					
Paul Moltzer, R OBP: 0.369, SLG: 0.453 (1, 5)	G3		K														4 2 2 0 1 1 0					
Robin Yount, R OBP: 0.376, SLG: 0.571 (1, 6)																	2 1 0 1 2 1 2					
Cecil Cooper, L OBP: 0.345, SLG: 0.525 (1, 3)																	4 1 1 0 1 1 1					
Ted Simmons, S OBP: 0.304, SLG: 0.435 Marshall Edwards, L OBP: 0.261, SLG: 0.315 Ned Yost, R OBP: 0.324, SLG: 0.438 (1, 2)																	3 0 2 1 1 0 0					
Gorman Thomas, R OBP: 0.349, SLG: 0.521 (1, 8)																	0 0 0 0 0 0 0					
Ben Oglivie, L OBP: 0.326, SLG: 0.449 (1, 7)																	1 1 1 3 0 0 0					
Don Money, R OBP: 0.360, SLG: 0.531 (1, 10)																	3 0 1 0 2 2 3					
Charlie Moore, R OBP: 0.293, SLG: 0.352 (1, 9)																	3 0 1 0 2 2 3					
Jim Gantner, L OBP: 0.335, SLG: 0.370 (1, 4)																	3 0 1 0 2 2 3					
Inning Stats	R: 0 H: 0 E: 0 K: 2 S: 7	H: 0 LOB: 2 BB: 2 P: 15	R: 1 H: 1 E: 0 K: 1 S: 6	H: 0 LOB: 0 BB: 0 P: 6	R: 1 H: 2 E: 0 K: 2 S: 8	H: 1 LOB: 1 BB: 1 P: 12	R: 0 H: 0 E: 0 K: 0 S: 3	H: 0 LOB: 1 BB: 0 P: 7	R: 1 H: 1 E: 0 K: 0 S: 4	H: 1 LOB: 0 BB: 0 P: 4	R: 0 H: 1 E: 0 K: 1 S: 5	H: 1 LOB: 1 BB: 0 P: 5	R: 0 H: 1 E: 0 K: 0 S: 4	H: 1 LOB: 3 BB: 2 P: 4	R: 0 H: 1 E: 0 K: 1 S: 6	H: 1 LOB: 2 BB: 2 P: 14	R: 3 H: 1 E: 0 K: 1 S: 6	H: 1 LOB: 1 BB: 3 P: 18	1B: 5 2B: 1 3B: 0 HR: 2	SF: 1 SAC: 0 DP: 1 HBP: 0	WP: 0 PB: 0 SB: 3 CS: 0	PA: 42
PITCHER	IP	WLS	BF	H	R	ER	SO	BB	IBB	HBP	BLK	WP	HR	S	P	ERA	WHIP					
John Tudor, L ERA: 3.63 Mark Clear, R ERA: 3.06	(1, 1)	8.0	35	7	3	2	7	6	0	0	0	0	1	43	67	2.25	1.625					
(9, 1)	1.0	L	7	1	3	3	1	2	1	0	0	0	1	6	18	27.00	3.000					

Milwaukee Brewers @ Boston Red Sox
Fenway Park, Boston, MA
Wed Sep 29 1982, 7:05 PM EDT
Att: 18,390 - Unknown - 54 F

AB 32
R 6
H 8
RBI 6
BB 9
SO 8
LOB 16

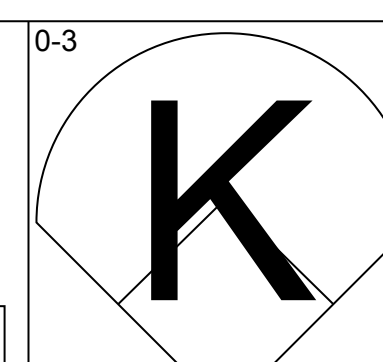
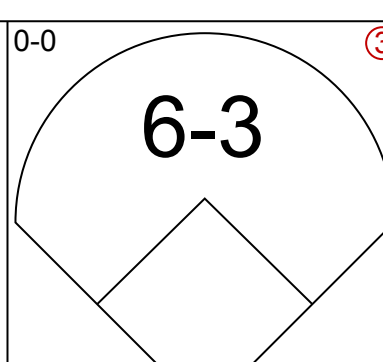
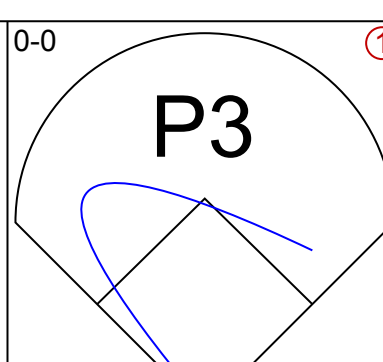
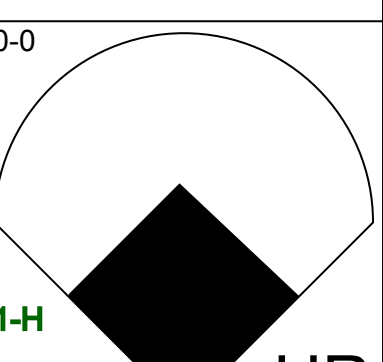
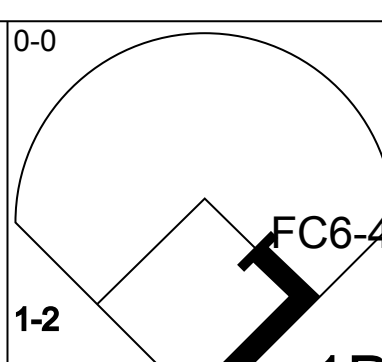
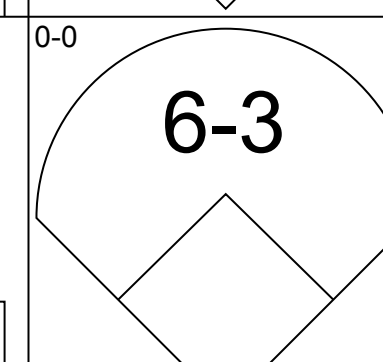
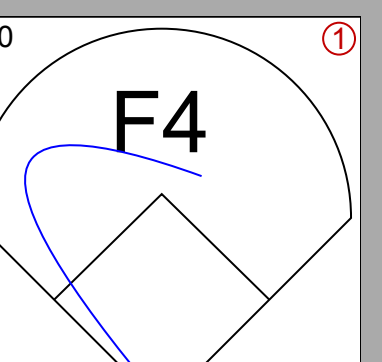
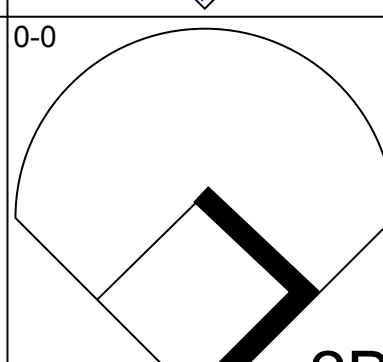
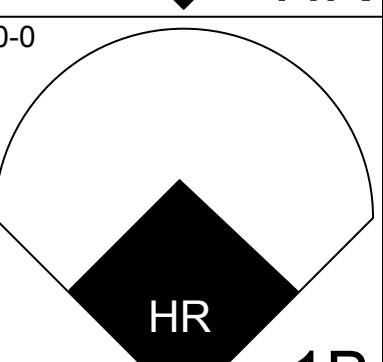
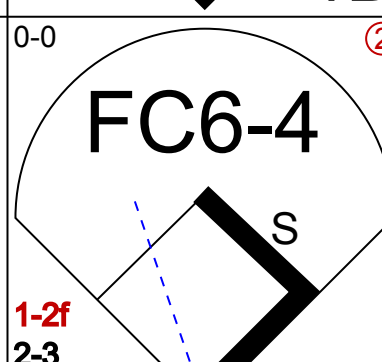
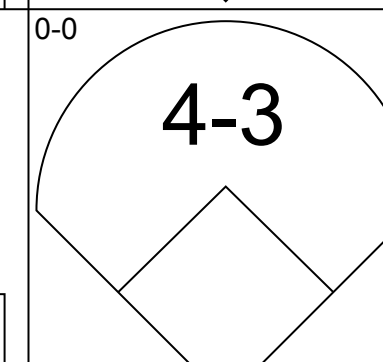
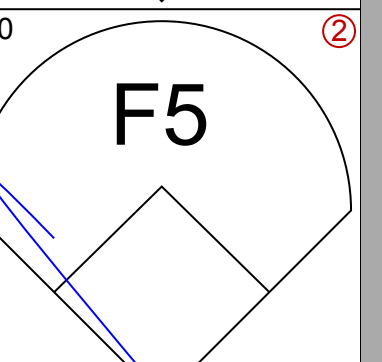
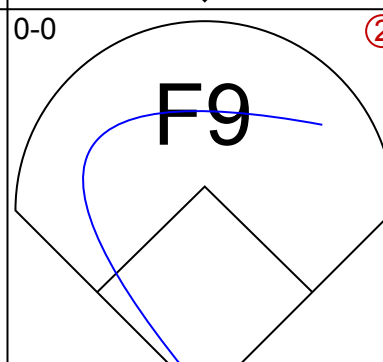
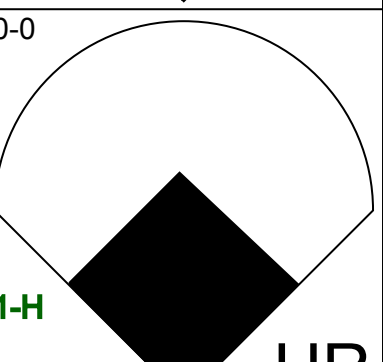
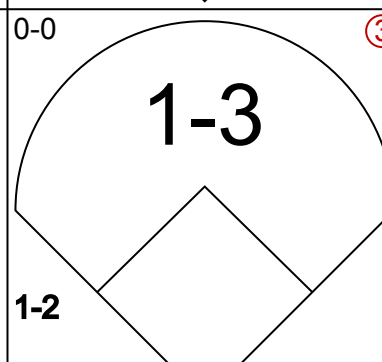
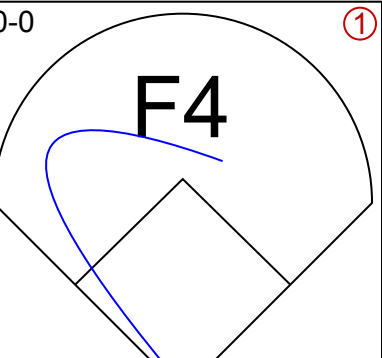
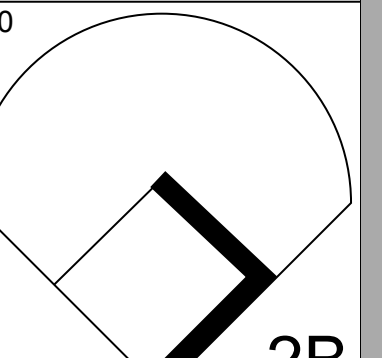
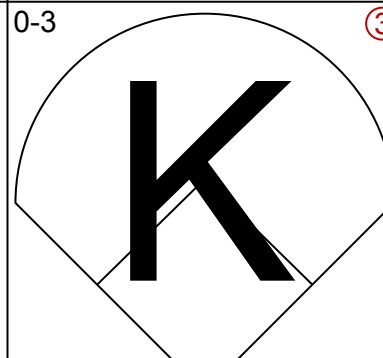
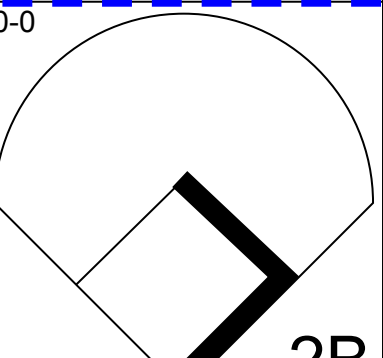
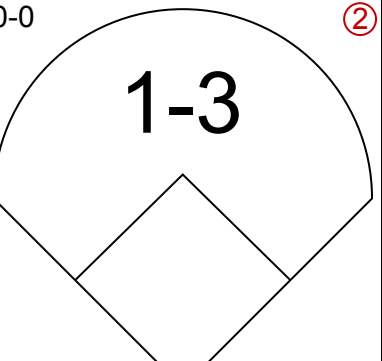
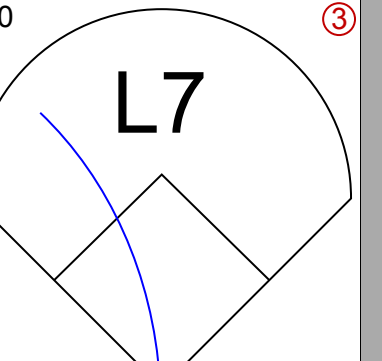
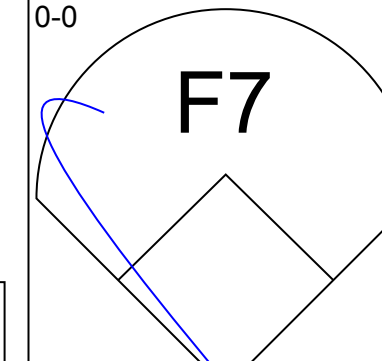
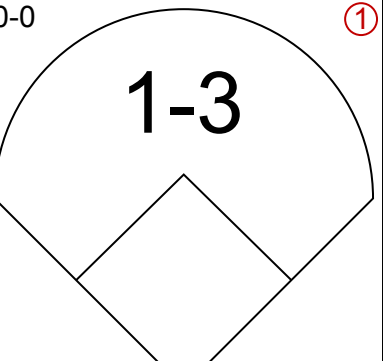
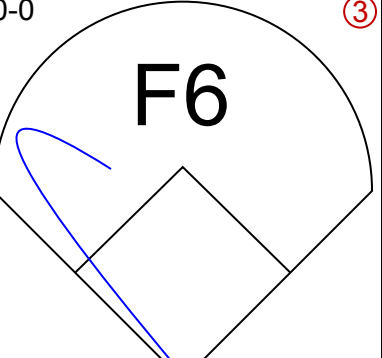
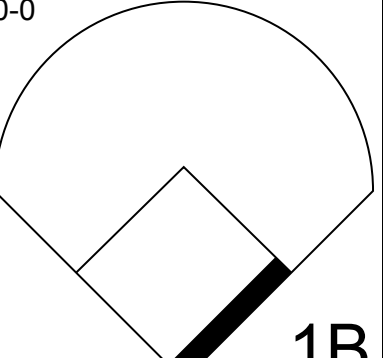
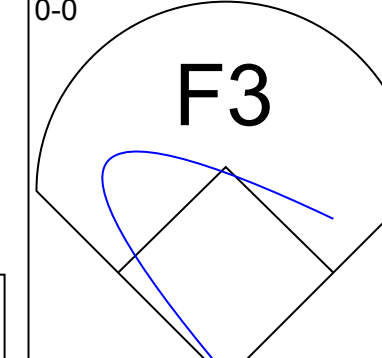
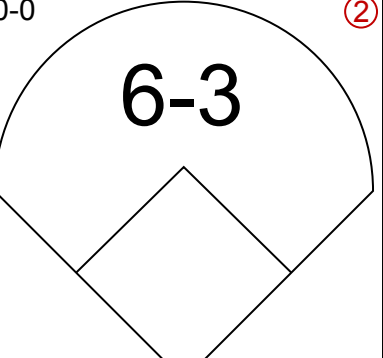
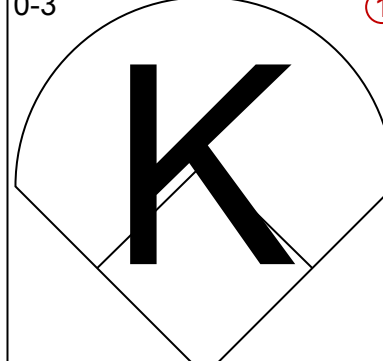
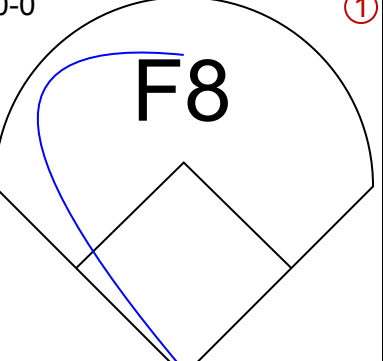
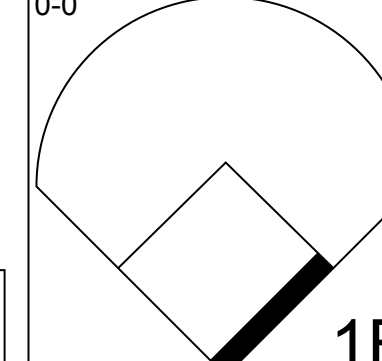
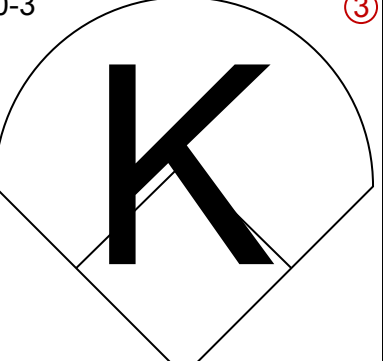
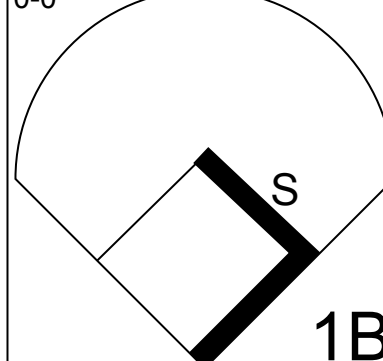
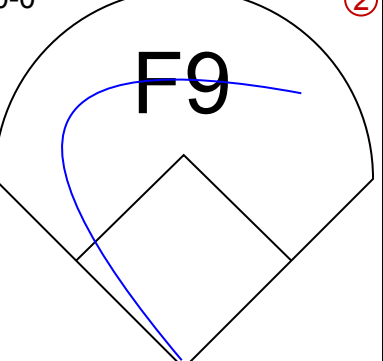
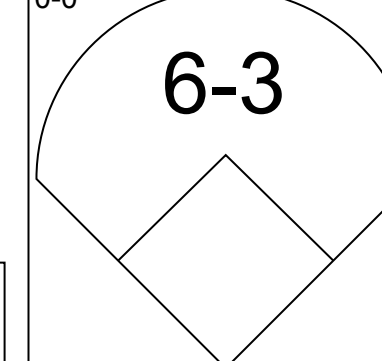
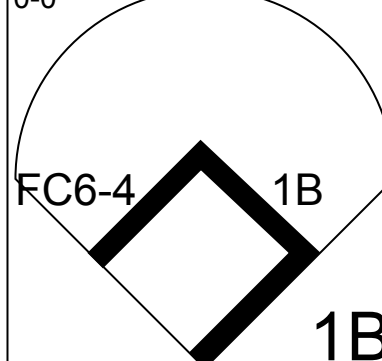
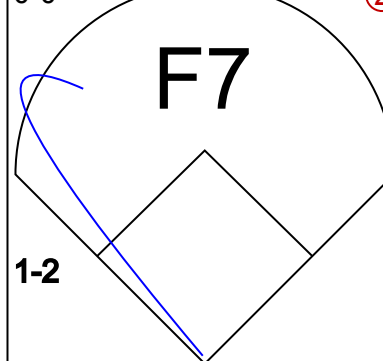
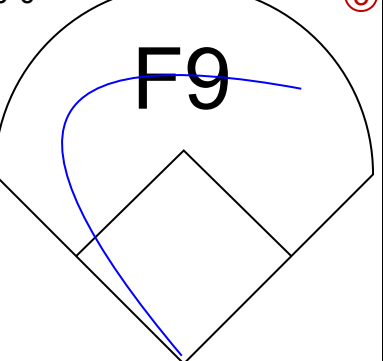
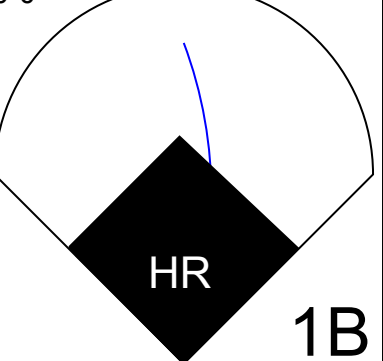
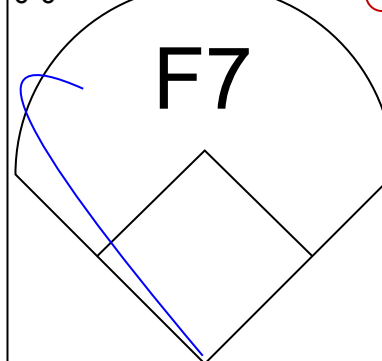


Batter	1	2	3	4	5	6	7	8	9	AB	R	H	RBI	BB	SO	LOB	BOTTOM					
Jerry Remy, L OBP: 0.337, SLG: 0.324 (1, 4)	5-3																4 0 1 0 0 1 0					
Dwight Evans, R OBP: 0.403, SLG: 0.521 (1, 9)																	3 1 2 0 1 1 0					
Jim Rice, R OBP: 0.374, SLG: 0.491 (1, 7)																	4 1 1 2 0 1 4					
Carl Yastrzemski, L OBP: 0.351, SLG: 0.424 (1, 10)																	4 0 1 0 0 1 4					
Carney Lansford, R OBP: 0.360, SLG: 0.446 (1, 5)																	4 0 0 0 0 0 2					
Wade Boggs, L OBP: 0.404, SLG: 0.433 (1, 3)																	3 0 0 0 1 1 0					
Rick Miller, L OBP: 0.317, SLG: 0.321 Reid Nichols, R OBP: 0.348, SLG: 0.474 (1, 8)																	3 0 0 0 0 1 2					
Glenn Hoffman, R OBP: 0.265, SLG: 0.317 Dave Stapleton, R OBP: 0.304, SLG: 0.395 (9, PH)																	1 0 0 0 0 0 0					
Gary Allenson, R OBP: 0.299, SLG: 0.317 (1, 2)																	3 0 0 0 0 1 0					
Inning Stats	R: 2 H: 2 E: 0 K: 0 S: 5	H: 2 LOB: 3 BB: 1 P: 13	R: 0 H: 2 E: 0 K: 1 S: 7	H: 2 LOB: 0 BB: 0 P: 11	R: 0 H: 0 E: 0 K: 2 S: 3	H: 0 LOB: 0 BB: 0 P: 3	R: 0 H: 0 E: 0 K: 2 S: 7	H: 0 LOB: 0 BB: 0 P: 7	R: 0 H: 1 E: 0 K: 0 S: 4	H: 1 LOB: 1 BB: 0 P: 4	R: 0 H: 0 E: 0 K: 3 S: 9	H: 0 LOB: 0 BB: 0 P: 9	R: 1 H: 1 E: 0 K: 1 S: 6	H: 1 LOB: 0 BB: 0 P: 6	R: 0 H: 0 E: 0 K: 1 S: 5	H: 0 LOB: 0 BB: 0 P: 5	R: 0 H: 0 E: 0 K: 0 S: 3	H: 0 LOB: 0 BB: 0 P: 3	1B: 3 2B: 1 3B: 0 HR: 2	SF: 0 SAC: 0 DP: 0 HBP: 0	WP: 0 PB: 0 SB: 0 CS: 0	PA: 36
PITCHER	IP	WLS	BF	H	R	ER	SO	BB	IBB	HBP	BLK	WP	HR	S	P	ERA	WHIP					
Don Sutton, R ERA: 3.09 Bob McClure, L ERA: 4.21	(1, 1)	7.0	30	6	3	3	7	3	0	0	0	0	0	8	53	3.86	1.286					
(8, 1)	2.0	W	6	0	0	0	1	0	0	0	0	0	0	8	8	0.00	0.000					

Milwaukee Brewers @ Boston Red Sox
Fenway Park, Boston, MA
Wed Sep 29 1982, 7:05 PM EDT
Att: 18,390 - Unknown - 54 F

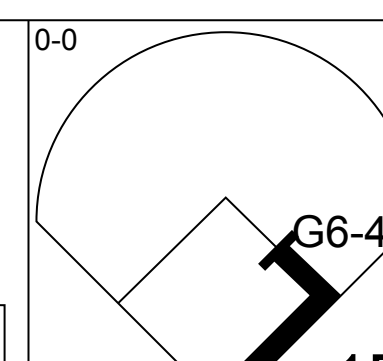
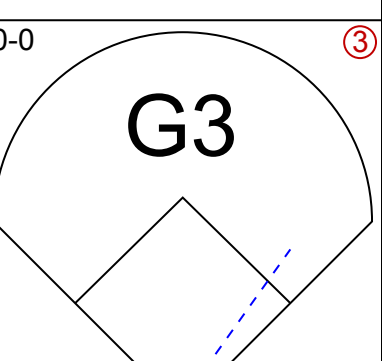
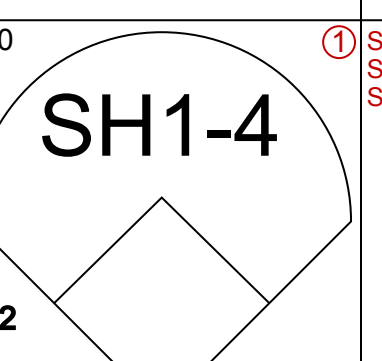
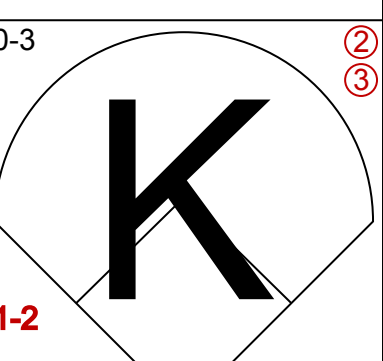
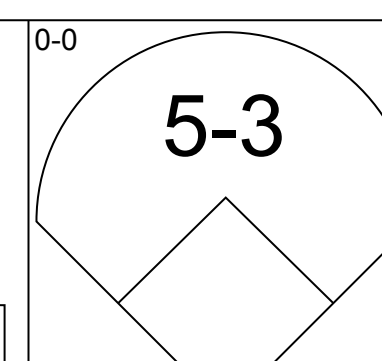
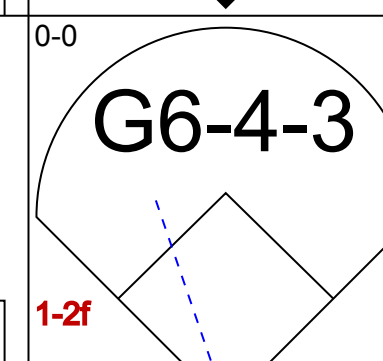
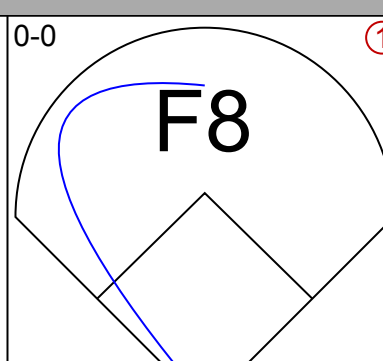
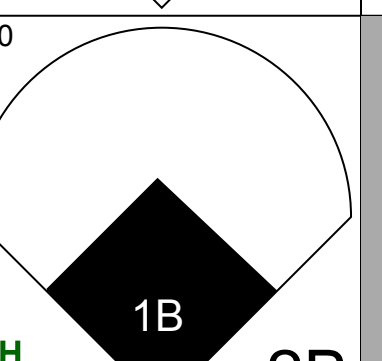
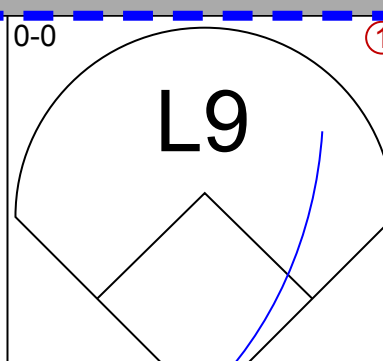
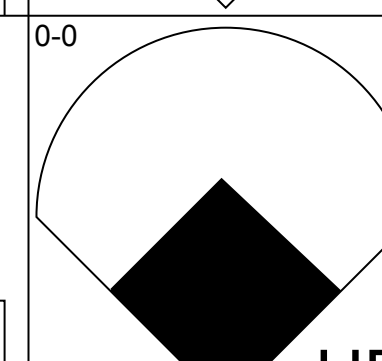
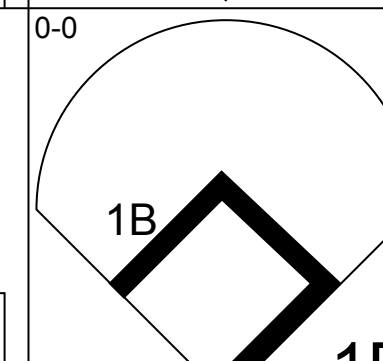
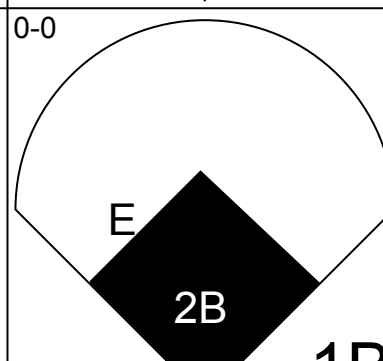
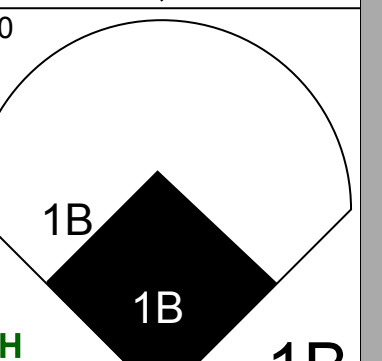

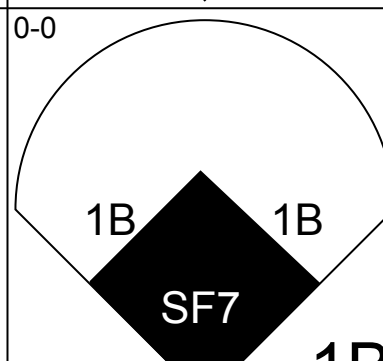
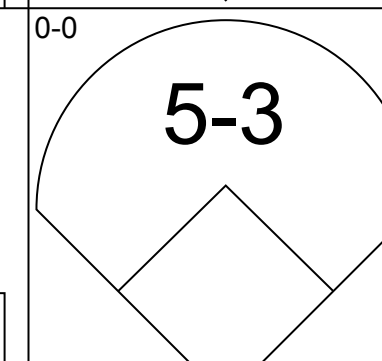
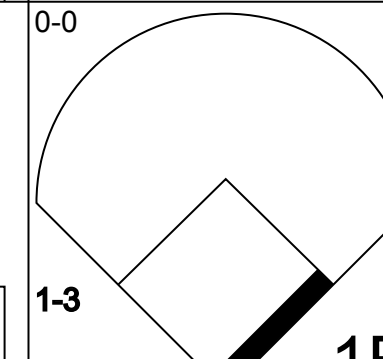
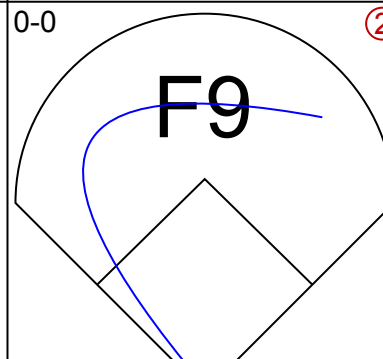
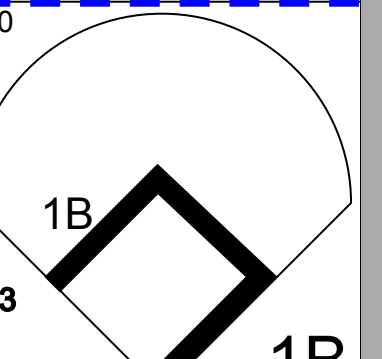

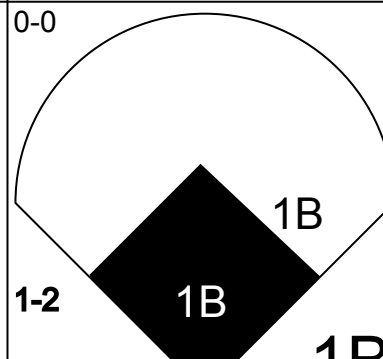

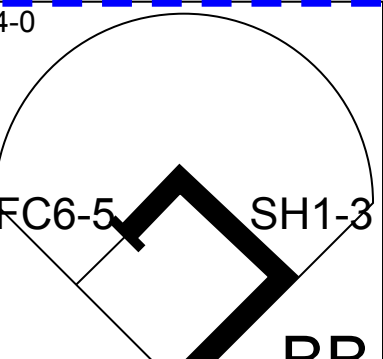
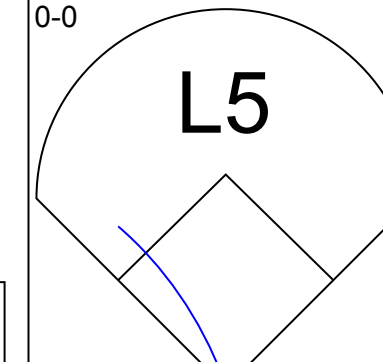
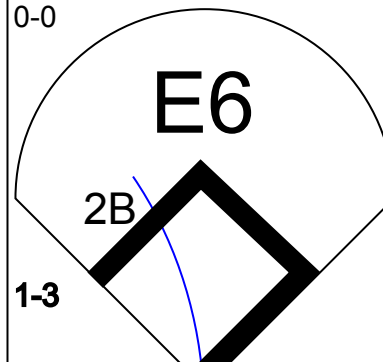

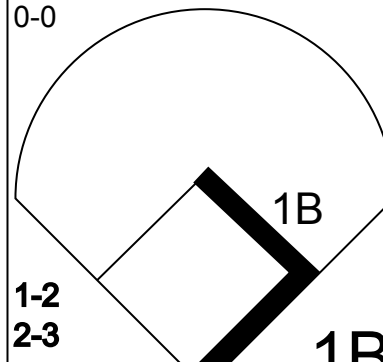

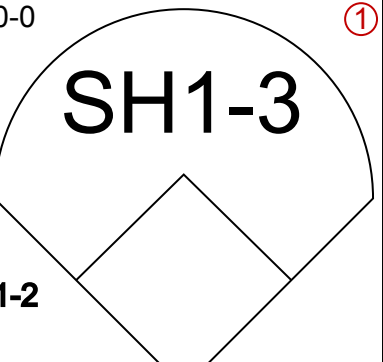
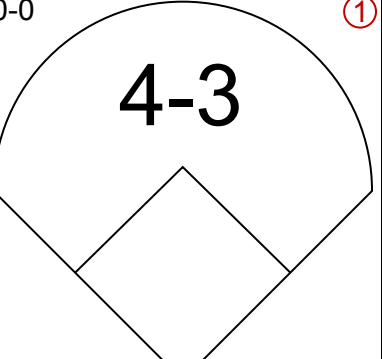
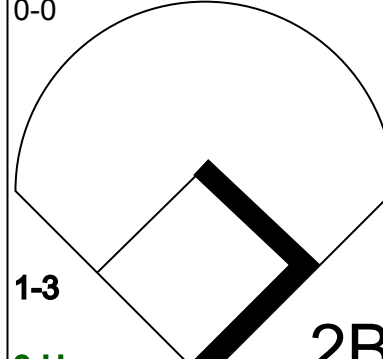
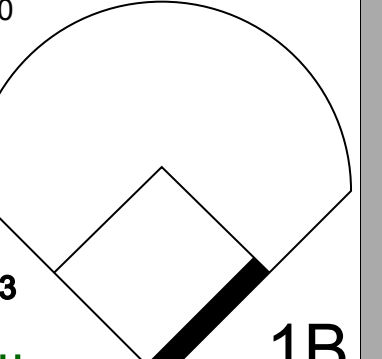
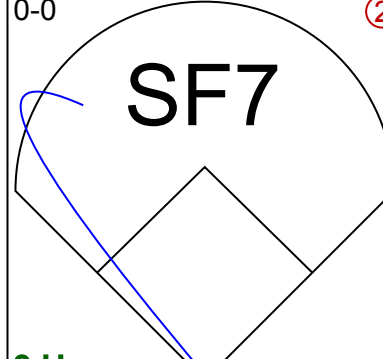
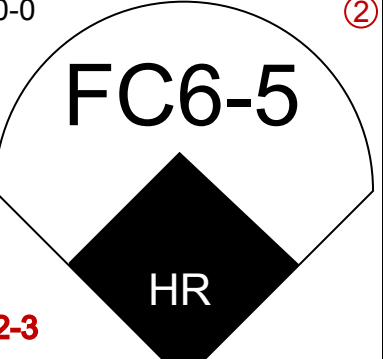
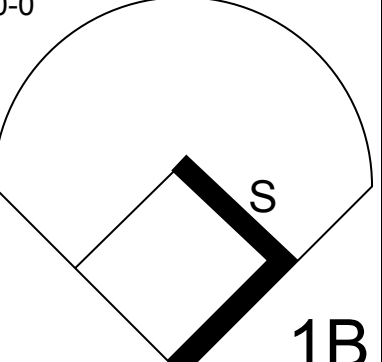
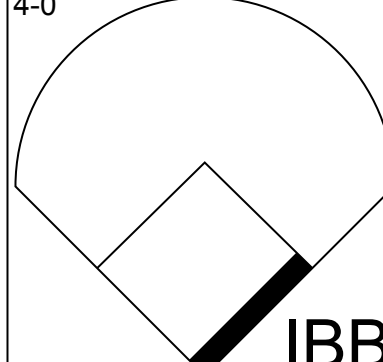
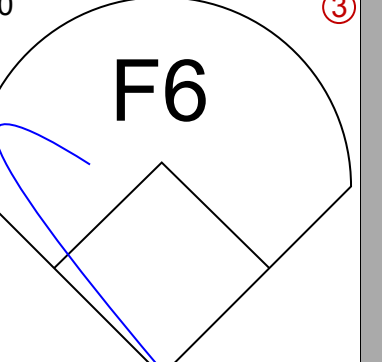
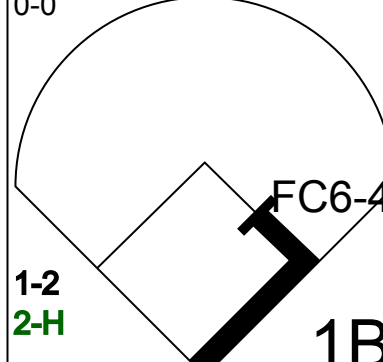

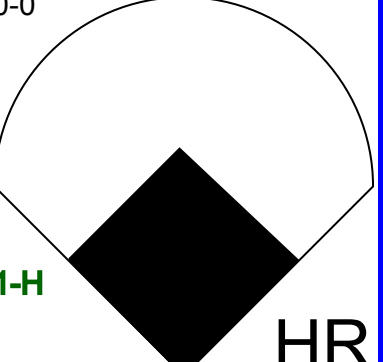
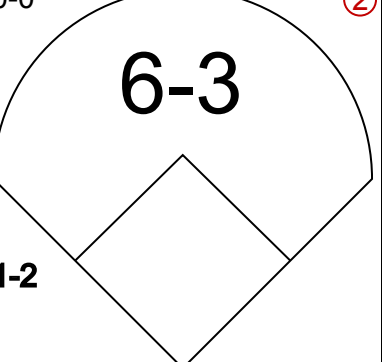
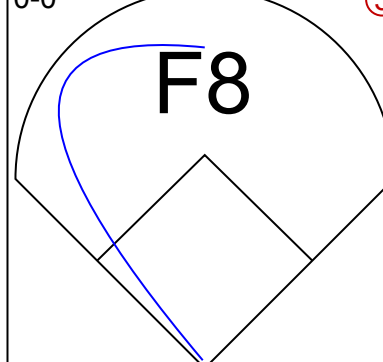

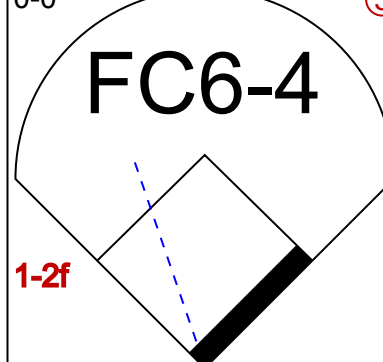

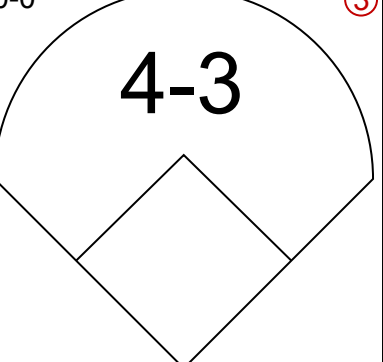
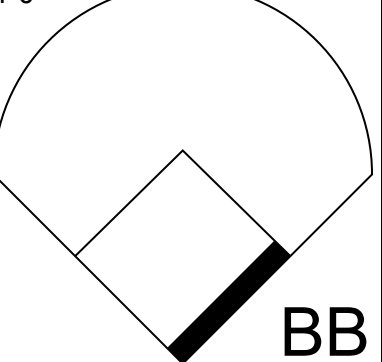

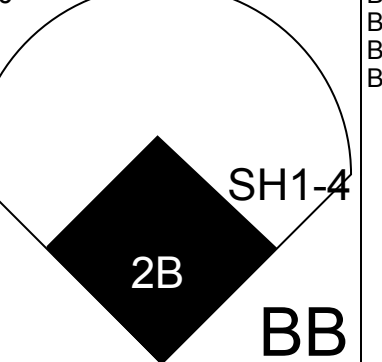

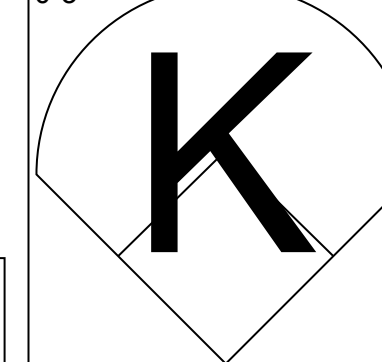

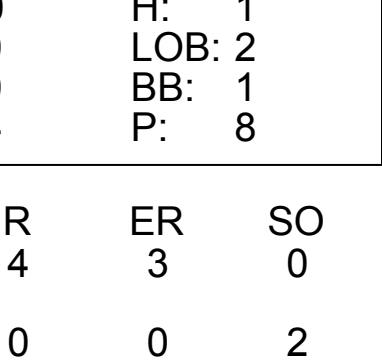
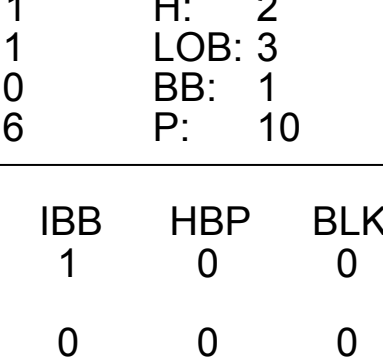
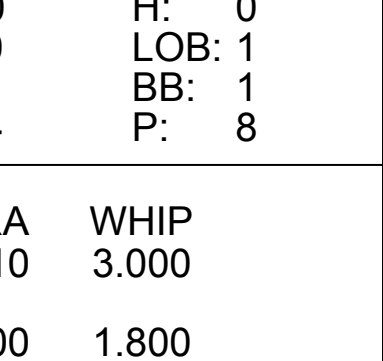
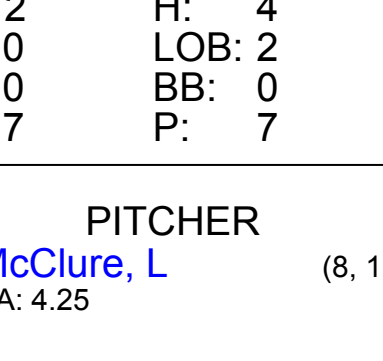
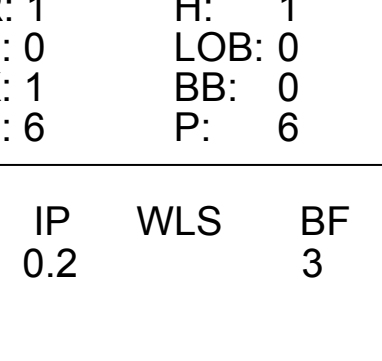
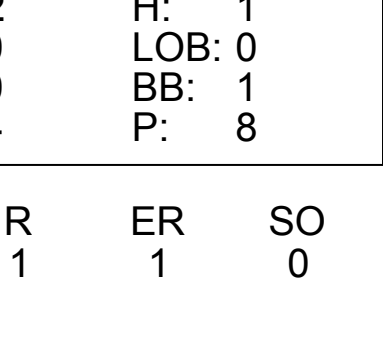


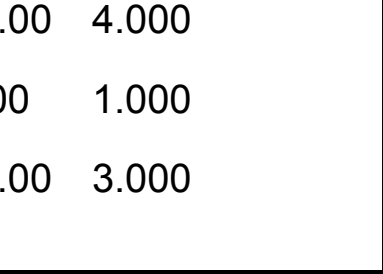

AB 33
R 3
H 6
RBI 3
BB 3
SO 8
LOB 12



Batter	1	2	3	4	5	6	7	8	9	AB	R	H	RBI	BB	SO	LOB	TOP								
Paul Moltitor, R OBP: 0.369, SLG: 0.457 (1, 5)										5	1	2	2	0	1	1	Milwaukee Brewers @ Boston Red Sox Fenway Park, Boston, MA Thu Sep 30 1982, 7:05 PM EDT Att: 21,268 - Unknown - 57 F								
Robin Yount, R OBP: 0.376, SLG: 0.571 (1, 6)										5	1	2	0	0	0	2									
Cecil Cooper, L OBP: 0.344, SLG: 0.527 (1, 3)										5	1	1	2	0	0	3									
Ted Simmons, S OBP: 0.305, SLG: 0.439 (1, 2)										4	0	2	0	0	1	1									
Ben Oglivie, L OBP: 0.326, SLG: 0.446 (1, 7)										4	0	0	0	0	0	2									
Gorman Thomas, R OBP: 0.346, SLG: 0.519 (1, 8)										4	0	1	0	0	0	1									
Roy Howell, L OBP: 0.308, SLG: 0.360 (1, 10)										4	0	1	0	0	2	2									
Charlie Moore, R OBP: 0.294, SLG: 0.353 (1, 9)										4	0	2	0	0	0	2									
Jim Gantner, L OBP: 0.334, SLG: 0.369 (1, 4)										4	1	1	0	0	0	3									
Inning Stats	R: 0 E: 0 K: 1 S: 5	H: 0 LOB: 0 BB: 0 P: 5	R: 0 E: 0 K: 0 S: 3	H: 0 LOB: 0 BB: 0 P: 3	R: 0 E: 0 K: 1 S: 6	H: 1 LOB: 1 BB: 0 P: 6	R: 0 E: 0 K: 0 S: 4	H: 1 LOB: 1 BB: 0 P: 4	R: 0 E: 0 K: 0 S: 4	H: 1 LOB: 1 BB: 0 P: 4	R: 0 E: 0 K: 1 S: 6	H: 1 LOB: 1 BB: 0 P: 6	R: 0 E: 0 K: 0 S: 4	H: 1 LOB: 1 BB: 0 P: 4	R: 4 E: 0 K: 1 S: 10	H: 5 LOB: 1 BB: 0 P: 10		R: 0 E: 0 K: 0 S: 5	H: 2 LOB: 2 BB: 0 P: 5	1B: 7 2B: 3 3B: 0 HR: 2	SF: 0 SAC: 0 DP: 0 HBP: 0	WP: 0 PB: 0 SB: 2 CS: 0	PA: 39		
PITCHER	IP	WLS	BF	H	R	ER	SO	BB	IBB	HBP	BLK	WP	HR	S	P	ERA	WHIP								
Dennis Eckersley, R ERA: 3.73 Bob Stanley, R ERA: 3.1	(1, 1) (8, 1)	7.0 2.0	W S	30 9	4 3	4 0	3 1	0 0	0 0	0 0	0 0	0 0	2 0	36 11	36 11	5.14 0.00	1.286 1.500								

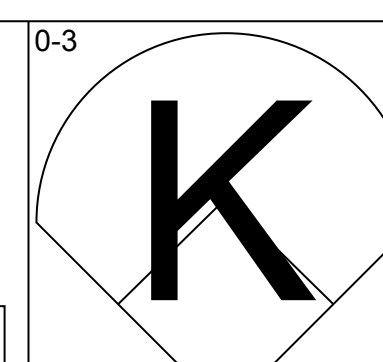
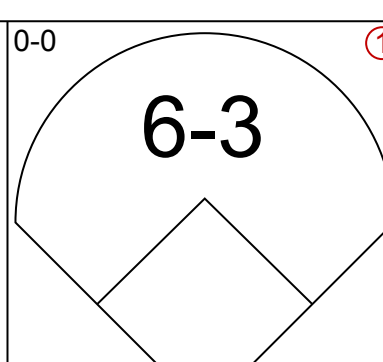
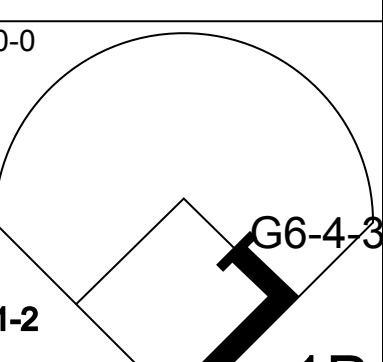
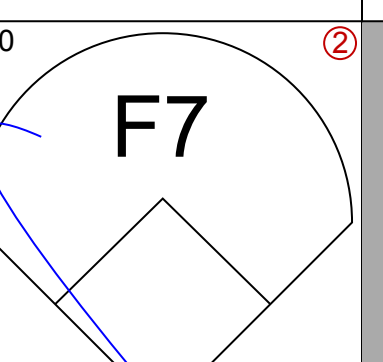
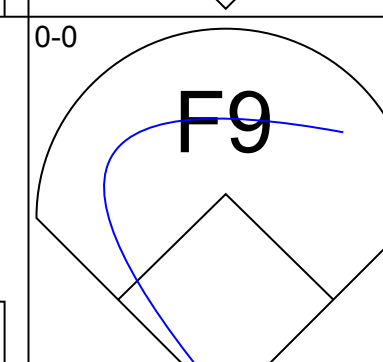
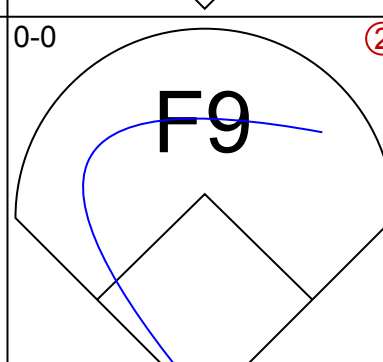
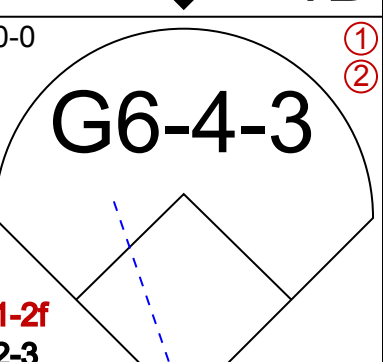
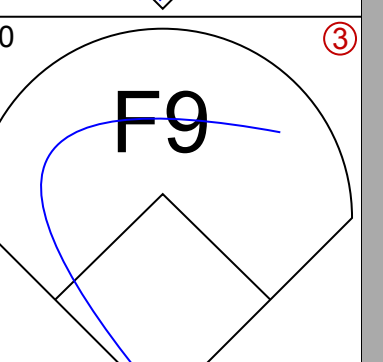
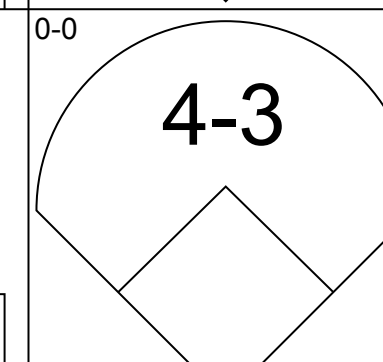
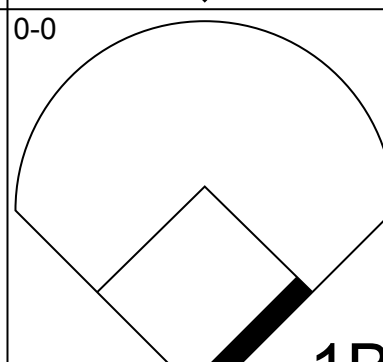
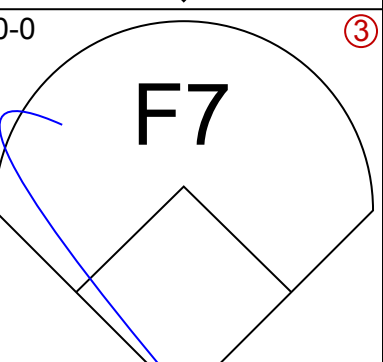

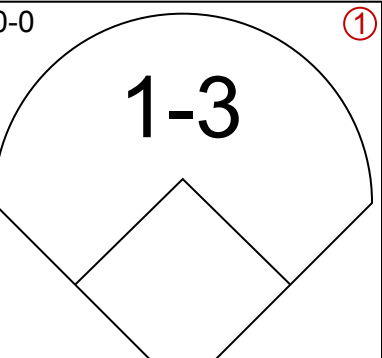
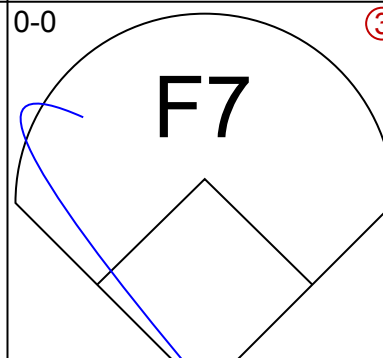
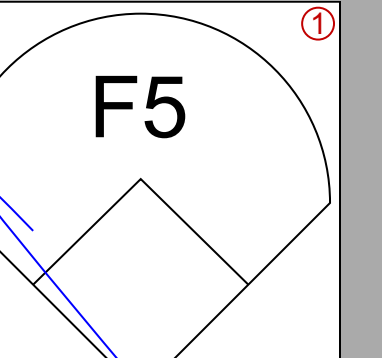

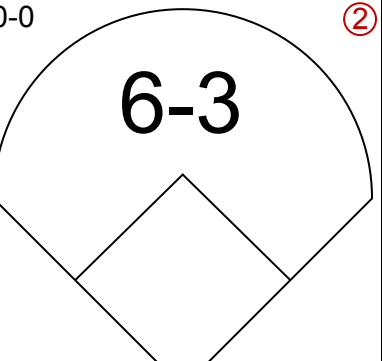
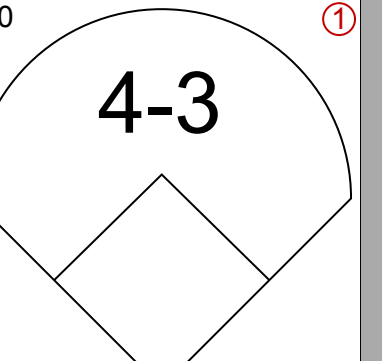
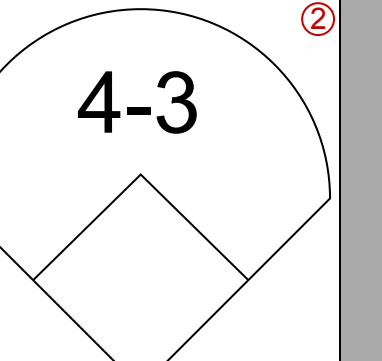

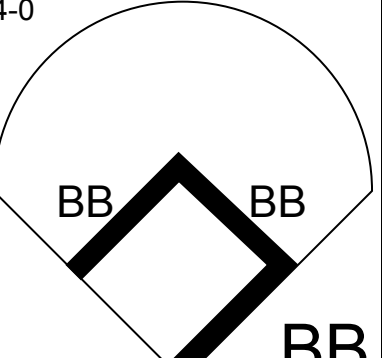
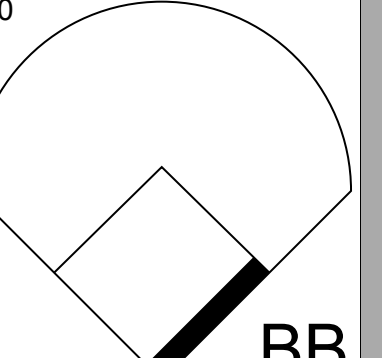
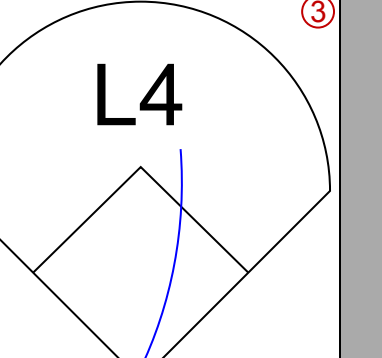

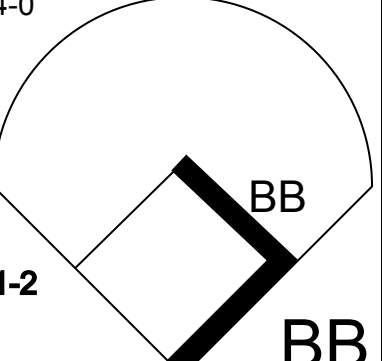

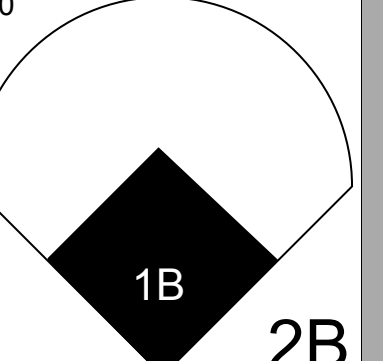

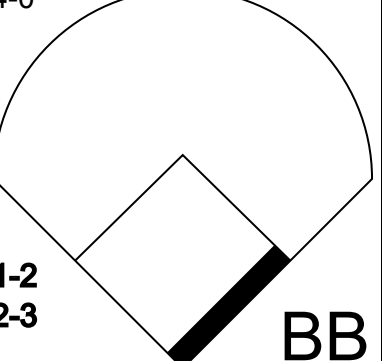
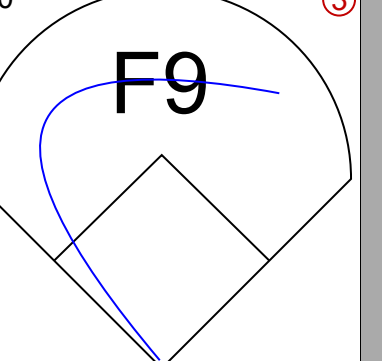

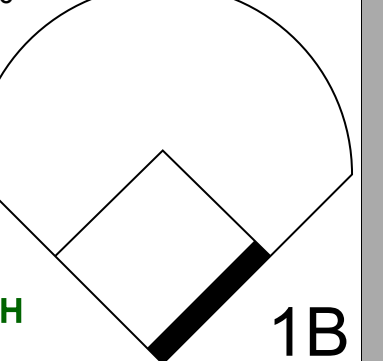
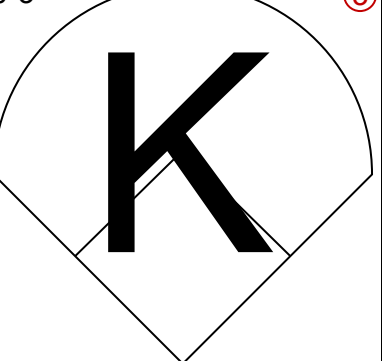

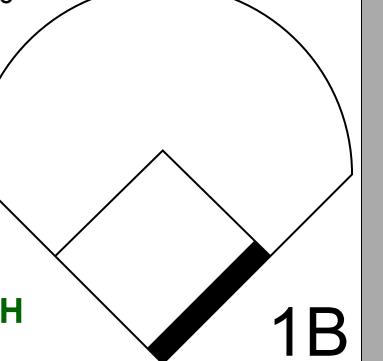
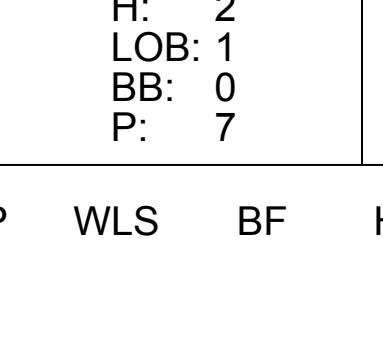
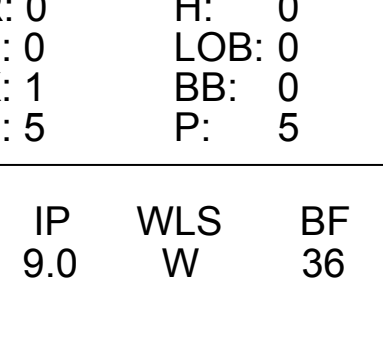
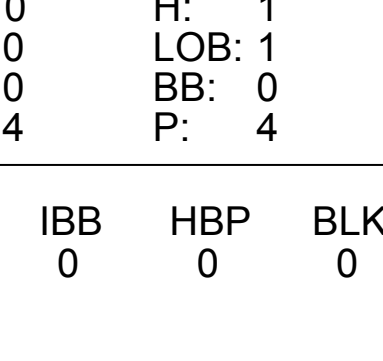
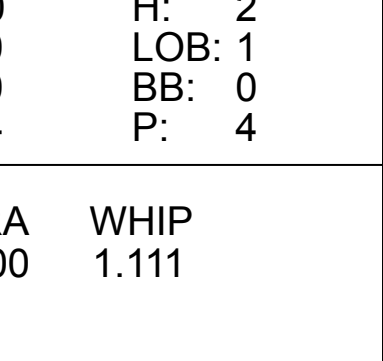
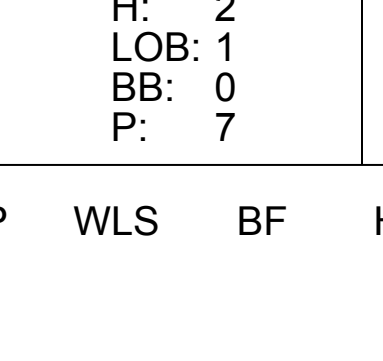

AB	39
R	4
H	12
RBI	4
BB	0
SO	4
LOB	17

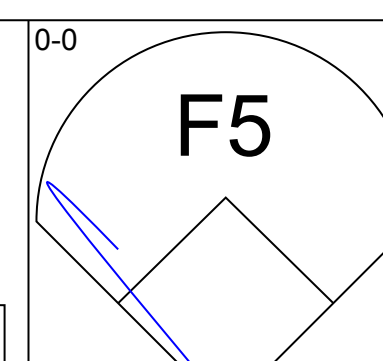
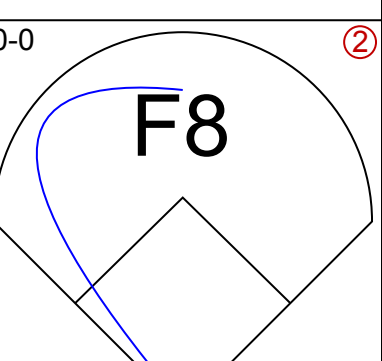
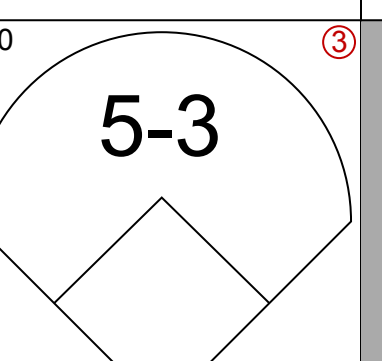
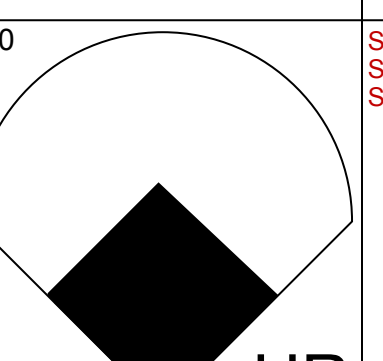
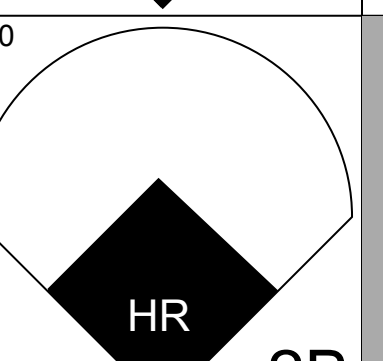
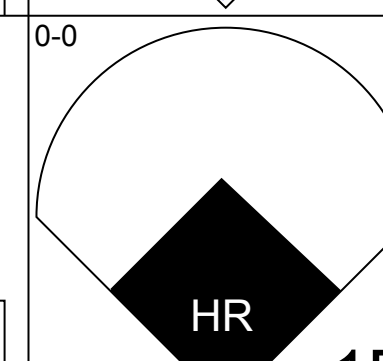
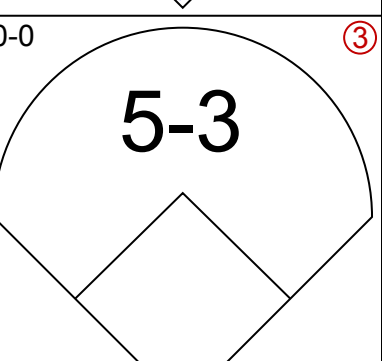
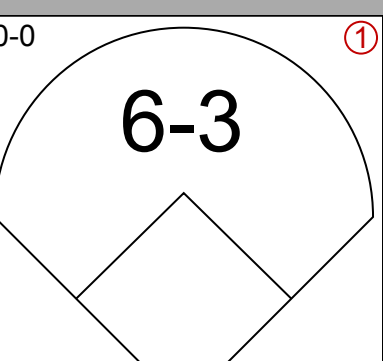
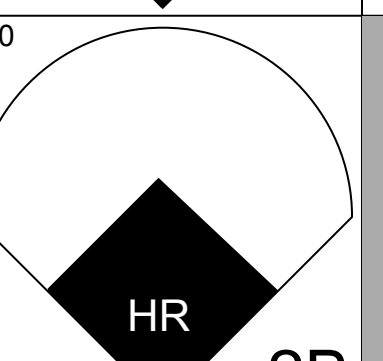
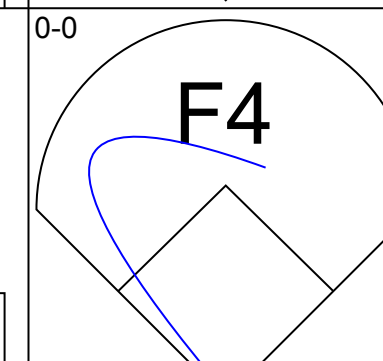
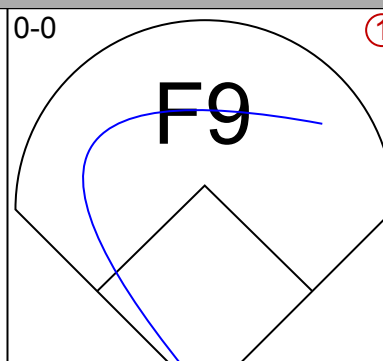
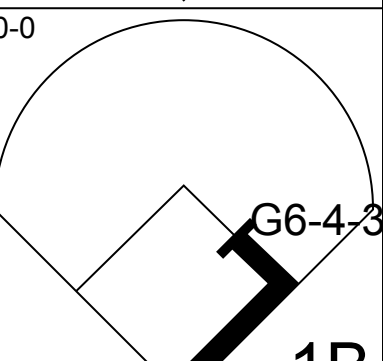
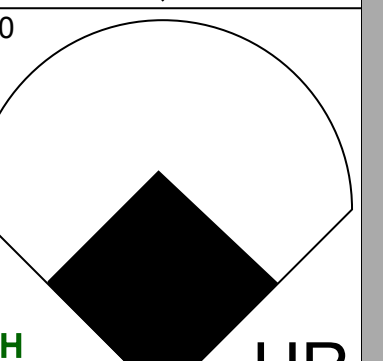
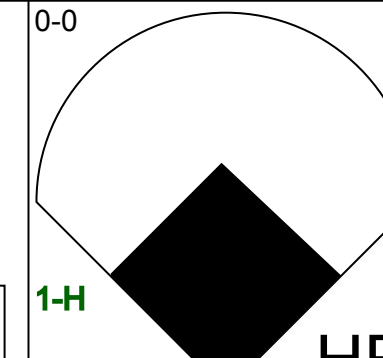
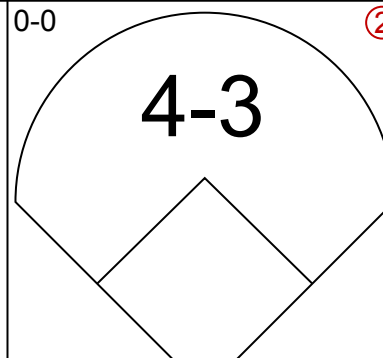
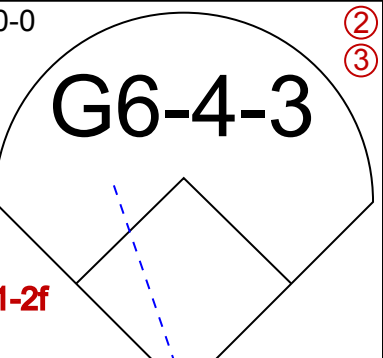
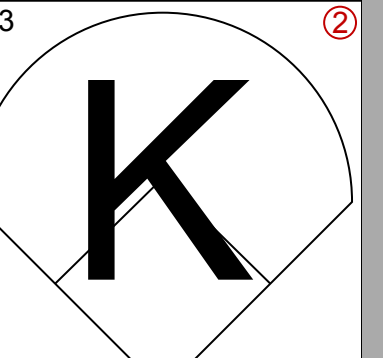
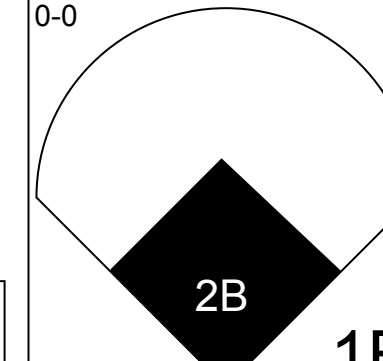
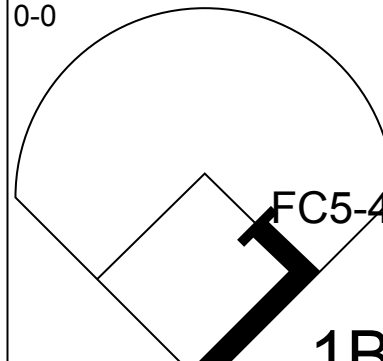
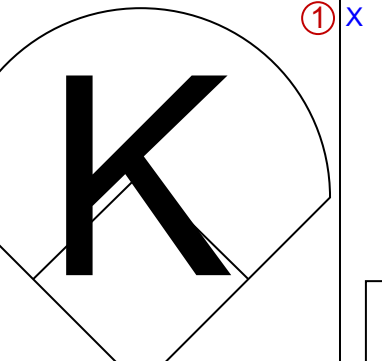
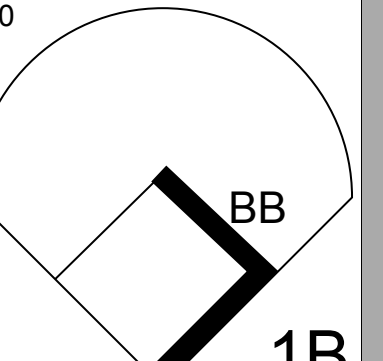
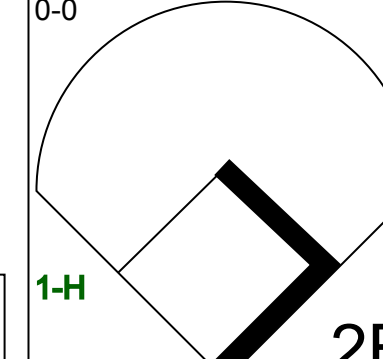
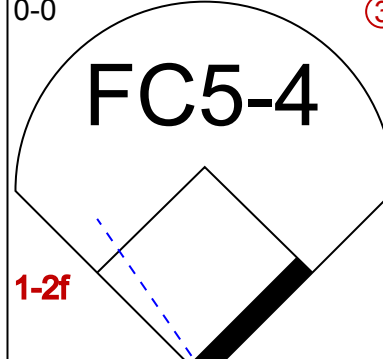

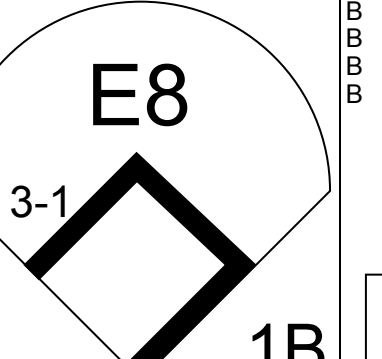
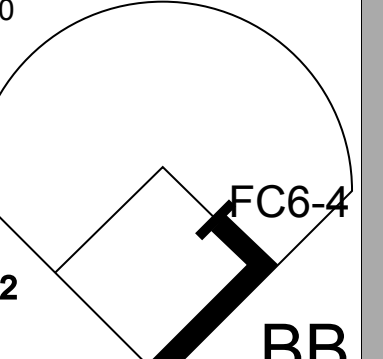
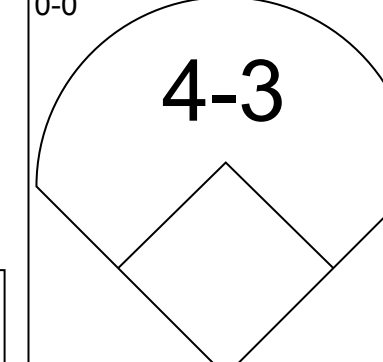
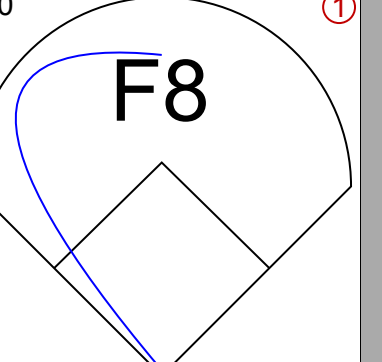
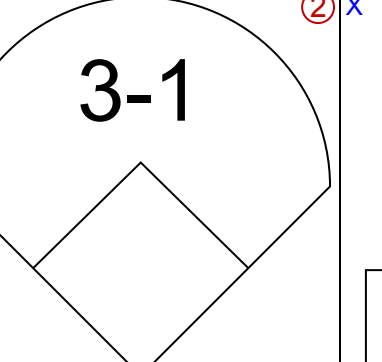
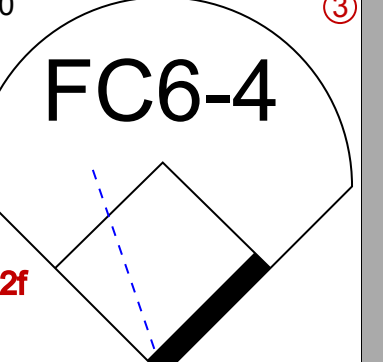
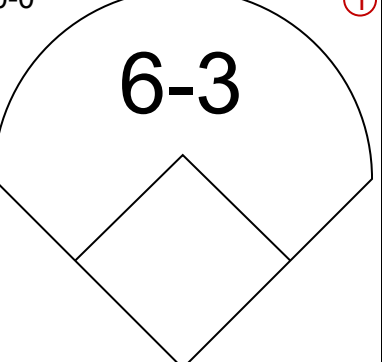
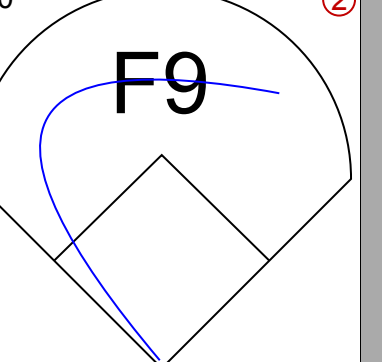
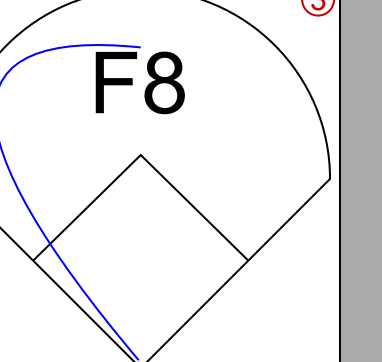

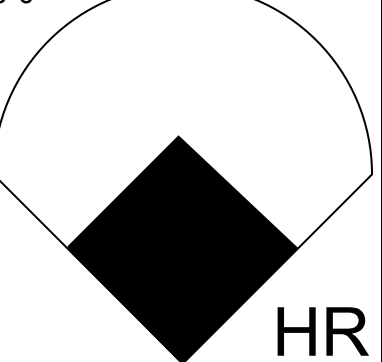
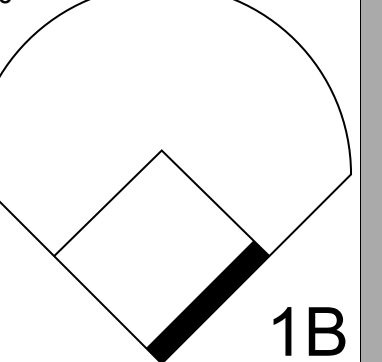
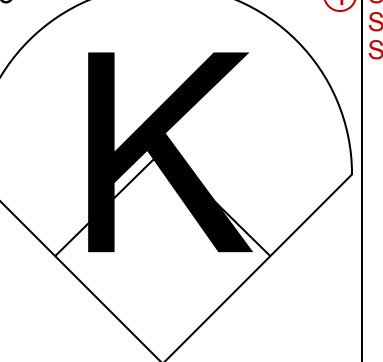
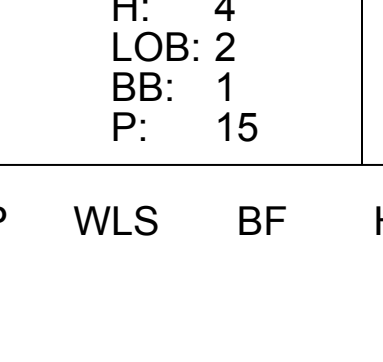


Batter	1	2	3	4	5	6	7	8	9	AB	R	H	RBI	BB	SO	LOB	BOTTOM								
Jerry Remy, L OBP: 0.336, SLG: 0.323 (1, 4)										4	0	1	0	0	1	3	Milwaukee Brewers @ Boston Red Sox Fenway Park, Boston, MA Thu Sep 30 1982, 7:05 PM EDT Att: 21,268 - Unknown - 57 F								
Dwight Evans, R OBP: 0.403, SLG: 0.527 (1, 9)										5	2	2	2	0	0	1									
Jim Rice, R OBP: 0.378, SLG: 0.494 (1, 7)										5	3	4	1	0	0	0									
Carl Yastrzemski, L OBP: 0.355, SLG: 0.427 (1, 10)										4	1	3	0	1	0	1									
Carney Lansford, R OBP: 0.359, SLG: 0.444 (1, 5)										4	0	1	0	0	1	5									
Wade Boggs, L OBP: 0.404, SLG: 0.437 (1, 3)										4	1	2	3	0	0	1									
Rick Miller, L OBP: 0.321, SLG: 0.323 (1, 8)										3	0	2	1	1	0	2									
Tony Perez, R OBP: 0.322, SLG: 0.434 (6, PH)										1	1	1	2	0	0	0									
Reid Nichols, R OBP: 0.348, SLG: 0.474 (9, 8)										0	0	0	0	0	0	0									
Glenn Hoffman, R OBP: 0.262, SLG: 0.313 (1, 6)										5	0	0	0	0	0	6									
Gary Allenson, R OBP: 0.305, SLG: 0.316 (1, 2)										1	1	0	0	3	1	0									
Inning Stats	R: 0 E: 0 K: 0 S: 5	H: 3 LOB: 2 BB: 0 P: 5	R: 0 E: 0 K: 0 S: 4	H: 1 LOB: 1 BB: 1 P: 8	R: 1 E: 1 K: 0 S: 6	H: 2 LOB: 3 BB: 1 P: 10	R: 3 E: 0 K: 1 S: 9	H: 4 LOB: 2 BB: 1 P: 13	R: 0 E: 0 K: 1 S: 4	H: 0 LOB: 1 BB: 1 P: 8	R: 2 E: 0 K: 0 S: 7	H: 4 LOB: 2 BB: 0 P: 7	R: 1 E: 0 K: 1 S: 6	H: 1 LOB: 0 BB: 0 P: 6	R: 2 E: 0 K: 0 S: 4	H: 1 LOB: 0 BB: 1 P: 8	1B: 12 2B: 3 3B: 0 HR: 2	SF: 1 SAC: 2 DP: 2 HBP: 0	WP: 0 PB: 0 SB: 1 CS: 1	PA: 44					
PITCHER	IP	WLS	BF	H	R	ER	SO	BB	IBB	HBP	BLK	WP	HR	S	P	ERA	WHIP								
Jim Slaton, R ERA: 3.29 Jamie Easterly, L ERA: 4.5 Moose Haas, R ERA: 4.56 Pete Ladd, R ERA: 3.94 Dwight Bernard, R ERA: 3.35	(1, 1) (4, 1) (6, 1) (7, 1) (8, 1)	3.1 1.2 1.0 1.0 0.1	L	21 7 7 4 2	0 2 2 1 1	3 0 2 1 1	0 2 0 1 0	0 1 0 0 0	2 1 0 0 1	0 0 0 0 0	0 0 0 1 0	0 0 0 0 0	0 0 0 1 0	0 10 7 6 1	14 7 7 6 5	8.10 0.00 18.00 9.00 27.00	3.000 1.800 4.000 1.000 3.000								
PITCHER	IP	WLS	BF	H	R	ER	SO	BB	IBB	HBP	BLK	WP	HR	S	P	ERA	WHIP								
Bob McClure, L ERA: 4.25	(8, 1)	0.2		1	1	1	0	0	0	0	0	0	0	1	3	13.50	1.500								

AB	36
R	9
H	16
RBI	9
BB	5
SO	3
LOB	19



Batter	1	2	3	4	5	6	7	8	9	AB	R	H	RBI	BB	SO	LOB	TOP				
Paul Moltis, R OBP: 0.369, SLG: 0.455 (1, 5)										4	0	1	0	0	1	1	Milwaukee Brewers @ Baltimore Orioles Memorial Stadium, Baltimore, MD Fri Oct 01 1982, 7:05 PM EDT Att: 51,863 - Unknown				
Robin Yount, R OBP: 0.376, SLG: 0.568 (1, 6)										4	0	0	0	0	0	3					
Cecil Cooper, L OBP: 0.343, SLG: 0.524 (1, 3)										4	0	1	0	0	0	1					
Gorman Thomas, R OBP: 0.345, SLG: 0.512 (1, 8)										4	0	0	0	0	0	1					
Ben Oglivie, L OBP: 0.326, SLG: 0.450 (1, 7)										4	0	0	0	0	0	0					
Roy Howell, L OBP: 0.307, SLG: 0.354 (1, 10)										2	0	0	0	2	0	0					
Charlie Moore, R OBP: 0.300, SLG: 0.363 (1, 9)										3	1	2	0	1	1	1					
Ned Yost, R OBP: 0.324, SLG: 0.429 (9, PH)										2	0	0	0	1	1	2					
Bob Skube, L OBP: 0.667, SLG: 0.667 (9, PH)										1	0	0	0	0	0	1					
Jim Gantner, L OBP: 0.333, SLG: 0.367 (1, 4)										4	0	2	1	0	2	4					
Inning Stats	R: 0 E: 0 K: 1 S: 5	H: 0 LOB: 0 BB: 0 P: 5	R: 0 E: 0 K: 1 S: 5	H: 0 LOB: 3 BB: 3 P: 17	R: 0 E: 0 K: 0 S: 4	H: 1 LOB: 1 BB: 0 P: 4	R: 0 E: 0 K: 1 S: 5	H: 0 LOB: 1 BB: 1 P: 9	R: 0 E: 0 K: 0 S: 4	H: 2 LOB: 1 BB: 0 P: 4	R: 0 E: 0 K: 0 S: 3	H: 0 LOB: 0 BB: 0 P: 3	R: 1 E: 0 K: 1 S: 7	H: 2 LOB: 1 BB: 0 P: 7	R: 0 E: 0 K: 0 S: 3	H: 0 LOB: 0 BB: 0 P: 3	R: 0 E: 0 K: 1 S: 6	H: 1 LOB: 1 BB: 0 P: 6	1B: 5 2B: 1 3B: 0 HR: 0	SF: 0 SAC: 0 DP: 1 HBP: 0	WP: 0 PA: 36 PB: 0 SB: 0 CS: 0
PITCHER Storm Davis, R ERA: 3.49 (1, 1)	IP: 9.0 WLS: W BF: 36 H: 6 R: 1 ER: 1 SO: 5 BB: 4 IBB: 0 HBP: 0 BLK: 0 WP: 0 HR: 0 S: 42 P: 58 ERA: 1.00 WHIP: 1.111															PITCHER					

Batter	1	2	3	4	5	6	7	8	9	AB	R	H	RBI	BB	SO	LOB	BOTTOM
John Shelby, S OBP: 0.273, SLG: 0.455 (1, 8)										5	1	1	1	0	1	1	Milwaukee Brewers @ Baltimore Orioles Memorial Stadium, Baltimore, MD Fri Oct 01 1982, 7:05 PM EDT Att: 51,863 - Unknown
Rich Dauer, R OBP: 0.338, SLG: 0.375 (1, 5)										4	2	2	0	0	0	0	
Cal Ripken Jr., R OBP: 0.321, SLG: 0.482 (1, 6)										4	1	2	2	0	0	1	
Eddie Murray, S OBP: 0.387, SLG: 0.549 (1, 3)										4	1	1	2	0	1	1	
Benny Ayala, R OBP: 0.333, SLG: 0.496 (1, 10)										4	1	3	0	0	1	0	
Gary Roenicke, R OBP: 0.391, SLG: 0.499 (1, 7)										3	0	2	1	1	0	1	
Dan Ford, R OBP: 0.280, SLG: 0.371 (1, 9)										4	0	0	0	0	0	4	
Rick Dempsey, R OBP: 0.332, SLG: 0.338 (1, 2)										4	0	0	0	0	0	1	
Lenn Sakata, R OBP: 0.323, SLG: 0.370 (1, 4)										4	1	2	1	0	2	0	
Inning Stats	R: 3 E: 0 K: 0 S: 7	H: 4 LOB: 1 BB: 0 P: 7	R: 1 E: 0 K: 0 S: 4	H: 1 LOB: 0 BB: 0 P: 4	R: 0 E: 0 K: 0 S: 4	H: 1 LOB: 1 BB: 0 P: 4	R: 0 E: 0 K: 0 S: 3	H: 1 LOB: 0 BB: 0 P: 3	R: 0 E: 1 K: 1 S: 6	H: 1 LOB: 1 BB: 0 P: 6	R: 3 E: 0 K: 2 S: 11	H: 4 LOB: 2 BB: 1 P: 15	R: 0 E: 0 K: 2 S: 7	H: 0 LOB: 0 BB: 0 P: 7	1B: 7 2B: 2 3B: 0 HR: 4	SF: 0 SAC: 0 DP: 1 HBP: 0	
PITCHER Mike Caldwell, L ERA: 3.91 Chuck Porter, R ERA: 4.91 (8, 1)	IP: 7.0 WLS: L BF: 34 H: 13 R: 7 ER: 7 SO: 3 BB: 1 IBB: 0 HBP: 0 BLK: 0 WP: 0 HR: 4 S: 43 P: 43 ERA: 9.00 WHIP: 2.000															PITCHER	

Batter	1	2	3	4	5	6	7	8	9	AB	R	H	RBI	BB	SO	LOB	TOP		
Paul Mollitor, R OBP: 0.367, SLG: 0.452	F7	F3		FC5-4			5-3			4	0	0	0	0	0	4	Milwaukee Brewers @ Baltimore Orioles Memorial Stadium, Baltimore, MD Sat Oct 02 1982, 3:33 AM EDT Att: 47,235 - Unknown		
Robin Yount, R OBP: 0.376, SLG: 0.564	5-3		F8		K		6-3			4	0	0	0	0	1				
Cecil Cooper, L OBP: 0.342, SLG: 0.522	F8		F5		G3-6-3 1B			4-3		4	0	1	0	0	0				
Ted Simmons, S OBP: 0.304, SLG: 0.444		F9			G3-6-3 1-2			F8		4	0	1	0	0	1				
Gorman Thomas, R OBP: 0.344, SLG: 0.509		BB 1B BB	F8			K		K		3	1	0	0	1	2				
Ben Oglivie, L OBP: 0.327, SLG: 0.456		BB 1-2 1B		HR		F8		L5		4	2	2	1	0	0				
Don Money, R OBP: 0.359, SLG: 0.527		BB BB	1B		5-3		5-3		6-3	2	0	0	0	1	0				
Roy Howell, L OBP: 0.307, SLG: 0.352		1-2 2-3 BB								1	0	0	0	0	0				
Charlie Moore, R OBP: 0.300, SLG: 0.361		F4		FC5-4 BB			G3		F7	3	0	0	0	1	0				
Jim Gantner, L OBP: 0.335, SLG: 0.369		1-2 2-H 3-H 1B		F8						3	0	2	2	0	1				
Inning Stats	R: 0 E: 0 K: 0 S: 3	H: 0 LOB: 0 BB: 0 P: 3	R: 2 E: 0 K: 0 S: 5	H: 2 LOB: 2 BB: 2 P: 13	R: 0 E: 0 K: 0 S: 4	H: 1 LOB: 1 BB: 0 P: 4	R: 1 E: 0 K: 0 S: 4	H: 1 LOB: 1 BB: 1 P: 8	R: 0 E: 0 K: 1 S: 5	H: 0 LOB: 0 BB: 0 P: 5	R: 0 E: 0 K: 1 S: 4	H: 1 LOB: 1 BB: 0 P: 4	R: 0 E: 0 K: 1 S: 5	H: 0 LOB: 0 BB: 0 P: 5	R: 0 E: 0 K: 0 S: 3	H: 0 LOB: 0 BB: 0 P: 3	1B: 4 2B: 1 3B: 0 HR: 1	SF: 0 SAC: 0 DP: 1 HBP: 0	WP: 0 PA: 35 CS: 0
PITCHER	IP	WLS	BF	H	R	ER	SO	BB	IBB	HBP	BLK	WP	HR	S	P	ERA	WHIP		
Scott McGregor, L ERA: 4.61	3.1		17	4	3	3	0	3	0	0	0	0	1	14	26	8.10	2.100		
Sammy Stewart, R ERA: 4.14	5.2	W	18	2	0	0	3	0	0	0	0	0	0	24	24	0.00	0.353		

Batter	1	2	3	4	5	6	7	8	9	AB	R	H	RBI	BB	SO	LOB	BOTTOM		
Al Bumbry, L OBP: 0.313, SLG: 0.338	S 2B 1B									3	2	2	1	2	0	0	Milwaukee Brewers @ Baltimore Orioles Memorial Stadium, Baltimore, MD Sat Oct 02 1982, 3:33 AM EDT Att: 47,235 - Unknown		
John Shelby, S OBP: 0.294, SLG: 0.471		4-3		SH 1B	IBB			1-3 2-H 1B		1	0	1	1	0	0				
Glenn Culliver, L OBP: 0.360, SLG: 0.241	K	3-1		SH 1-1 2-H	K		F6	K		5	0	0	0	0	3				
Ken Singleton, S OBP: 0.350, SLG: 0.384	2B 1B		FC3-6 9-2 1B	1-3	F7			K		5	1	2	0	0	1				
Eddie Murray, S OBP: 0.391, SLG: 0.551	1B BLK 2B		FC3-6 BB	IBB		4-3		3-1 1B 1B		3	2	2	1	2	0				
John Lowenstein, L OBP: 0.414, SLG: 0.605	BLK S 1B		FC3-6 S	L9		CS 1B		3-1 1B 1B		5	1	3	1	0	4				
Cal Ripken Jr., R OBP: 0.319, SLG: 0.478	6-3		9-2	K		K		3-1		5	0	0	0	0	2				
Jim Dwyer, L OBP: 0.405, SLG: 0.497				1B 1B	2B			SH1-4 BB 1B		2	1	2	0	2	0				
Gary Roenicke, R OBP: 0.393, SLG: 0.500				1B 1B	2B			2-H 3-H 1B		1	1	1	2	0	0				
Rick Dempsey, R OBP: 0.337, SLG: 0.346	G3			1B 1B	2B		SH1-4	1B 1B		4	2	3	0	0	2				
Rich Dauer, R OBP: 0.338, SLG: 0.375		F9		1-3 3-H 1B	F8		K	1-2 2-H 1B		5	1	2	2	0	1				
Inning Stats	R: 3 E: 0 K: 1 S: 9	H: 4 LOB: 2 BB: 1 P: 13	R: 0 E: 0 K: 0 S: 3	H: 0 LOB: 0 BB: 0 P: 3	R: 0 E: 0 K: 0 S: 3	H: 1 LOB: 1 BB: 1 P: 7	R: 4 E: 1 K: 1 S: 10	H: 4 LOB: 2 BB: 1 P: 14	R: 0 E: 0 K: 1 S: 7	H: 2 LOB: 3 BB: 1 P: 11	R: 0 E: 0 K: 1 S: 5	H: 1 LOB: 0 BB: 0 P: 5	R: 0 E: 0 K: 1 S: 5	H: 0 LOB: 2 BB: 2 P: 13	R: 4 E: 0 K: 2 S: 13	H: 6 LOB: 2 BB: 0 P: 13	1B: 15 2B: 4 3B: 0 HR: 0	SF: 0 SAC: 2 DP: 1 HBP: 0	WP: 1 PA: 47 CS: 1
PITCHER	IP	WLS	BF	H	R	ER	SO	BB	IBB	HBP	BLK	WP	HR	S	P	ERA	WHIP		
Doc Medich, R ERA: 5.04	3.0	L	18	8	6	5	1	1	1	0	1	1	0	18	26	15.00	3.000		
Moose Haas, R ERA: 4.47	4.0		20	4	1	0	4	1	3	0	0	0	0	24	40	0.00	1.250		
Dwight Bernard, R ERA: 3.76	1.0		9	6	4	4	2	0	0	0	0	0	0	13	13	36.00	6.000		

Batter	1	2	3	4	5	6	7	8	9	AB	R	H	RBI	BB	SO	LOB	TOP																					
Paul Moltzer, R OBP: 0.366, SLG: 0.450 (1, 5)	F9		F8		5-3		K		HBP 2B 1B	5	1	1	1	0	1	1																						
Robin Yount, R OBP: 0.379, SLG: 0.578 (1, 6)	HR		HR		F8			1B	3B 1-2 2B HBP	4	4	3	2	0	0	0																						
Cecil Cooper, L OBP: 0.342, SLG: 0.528 (1, 3)	P6		L3			HR		P6	1-2 HR 2B	5	2	2	3	0	0	1																						
Ted Simmons, S OBP: 0.309, SLG: 0.451 (1, 2)	FC6-4 1B		BB		G4-6-3 BB			5-3	2H HR 2B	3	1	2	2	2	0	1																						
Ben Oglvie, L OBP: 0.326, SLG: 0.453 (1, 7)	FC6-4 1-2		P3		G4-6-3 1-2			1B	K	5	0	1	1	0	1	4																						
Gorman Thomas, R OBP: 0.343, SLG: 0.506 (1, 8)		F G3 BB		F8		5-3		K		3	1	0	0	1	1	1																						
Roy Howell, L OBP: 0.363, SLG: 0.350 Don Money, R OBP: 0.360, SLG: 0.531 Marshall Edwards, L OBP: 0.261, SLG: 0.315 (7, PH) (9, PR)	G3 1-H		G3		G3			6-3		2	0	0	1	0	0	0																						
Charlie Moore, R OBP: 0.299, SLG: 0.360 (1, 9)	6-3		6-3		F7			5-3 1B		4	0	1	0	0	0	1																						
Ed Romero, R OBP: 0.289, SLG: 0.326 (1, 4)	F8		F8		6-3			5-3	L8	4	0	0	0	0	0	2																						
Inning Stats	R: 1 E: 0 K: 0 S: 5	H: 2 LOB: 1 BB: 0 P: 5	R: 1 E: 1 K: 0 S: 3	H: 0 LOB: 0 BB: 1 P: 7	R: 1 E: 0 K: 0 S: 4	H: 1 LOB: 1 BB: 1 P: 8	R: 0 E: 0 K: 0 S: 3	H: 0 LOB: 0 BB: 0 P: 3	R: 0 E: 0 K: 0 S: 3	H: 1 LOB: 0 BB: 0 P: 7	R: 0 E: 0 K: 1 S: 6	H: 1 LOB: 1 BB: 0 P: 6	R: 1 E: 0 K: 1 S: 7	H: 2 LOB: 1 BB: 0 P: 7	R: 5 E: 0 K: 1 S: 9	H: 4 LOB: 1 BB: 0 P: 10	1B: 4 2B: 2 3B: 1 HR: 4	SF: 0 SAC: 0 DP: 1 HBP: 1	WP: 0 PB: 0 SB: 0 CS: 0	PA: 41																		
PITCHER	IP	WLS	BF	H	R	ER	SO	BB	IBB	HBP	BLK	WP	HR	S	P	ERA	WHIP	PITCHER				IP	WLS	BF	H	R	ER	SO	BB	IBB	HBP	BLK	WP	HR	S	P	ERA	WHIP
Jim Palmer, R ERA: 3.13 (1, 1)	5.0	L	22	4	4	3	0	3	0	0	0	0	3	19	31	5.40	1.400																					
Tippy Martinez, R ERA: 3.41 (6, 1)	2.2		10	3	1	1	1	0	0	0	0	0	0	12	12	3.38	1.125																					
Dennis Martinez, R ERA: 4.21 (8, 1)	1.0		6	2	3	3	1	0	0	1	0	0	0	7	8	27.00	2.000																					
Mike Flanagan, L ERA: 3.97 (9, 1)	0.1		3	2	2	2	1	0	0	0	0	0	1	5	5	54.00	6.000																					

Milwaukee Brewers @ Baltimore Orioles
Memorial Stadium, Baltimore, MD
Sun Oct 03 1982, 3:33 AM EDT
Att: 51,642 - Unknown

AB 37
R 10
H 11
RBI 10
BB 3
SO 3
LOB 11



Batter	1	2	3	4	5	6	7	8	9	AB	R	H	RBI	BB	SO	LOB	BOTTOM																					
Al Bumbry, L OBP: 0.314, SLG: 0.338 John Shelby, S OBP: 0.314, SLG: 0.486 (9, PH)	P4		3-1		G3 1B				1B 1B	3	0	1	0	1	0	0																						
Glenn Culliver, L OBP: 0.363, SLG: 0.269 Dan Ford, R OBP: 0.279, SLG: 0.371 (9, PH)	E5 1B		HR		G3		K		P6	4	1	2	1	0	1	3																						
Ken Singleton, S OBP: 0.349, SLG: 0.381 Benny Ayala, R OBP: 0.331, SLG: 0.492 (9, PH)	F8		F8		F8		F9		F8	3	0	0	0	1	0	2																						
Eddie Murray, S OBP: 0.391, SLG: 0.549 (1, 3)	1B BB		3-1		G3			K	1-2 1B	4	0	1	0	1	1	3																						
John Lowenstein, L OBP: 0.415, SLG: 0.602 Gary Roenicke, R OBP: 0.392, SLG: 0.499 (9, PH)	1-2 2-H 1B				K		F6	FC5-4 1B BB	F7	3	1	1	0	1	1	0																						
Jim Dwyer, L OBP: 0.407, SLG: 0.493 (1, 9)		1-3			P3		FC4-6 1B		FC5-4 BB	3	0	1	0	1	0	0																						
Cal Ripken Jr., R OBP: 0.317, SLG: 0.475 (1, 6)		F9			F7		F8		FC5-4 1B	4	0	0	0	0	0	3																						
Rick Dempsey, R OBP: 0.339, SLG: 0.349 Terry Crowley, L OBP: 0.377, SLG: 0.355 Mike Young, S (8, PR)							1B			3	0	2	0	0	0	1																						
Lenn Sakata, R OBP: 0.323, SLG: 0.370 (9, 4)		1B			1B		1-2		1-3 3-H 1B	0	0	0	0	0	0	0																						
Rich Dauer, R OBP: 0.337, SLG: 0.373 Joe Nolan, L OBP: 0.278, SLG: 0.356 (8, PH) (9, 2)		F8			F8		F7		F7	3	0	0	0	0	0	2																						
Inning Stats	R: 0 E: 1 K: 0 S: 4	H: 2 LOB: 2 BB: 1 P: 8	R: 0 E: 0 K: 0 S: 4	H: 1 LOB: 0 BB: 0 P: 4	R: 1 E: 0 K: 0 S: 4	H: 1 LOB: 0 BB: 0 P: 4	R: 0 E: 0 K: 1 S: 5	H: 0 LOB: 0 BB: 0 P: 5	R: 0 E: 0 K: 0 S: 5	H: 2 LOB: 3 BB: 1 P: 9	R: 0 E: 0 K: 0 S: 4	H: 1 LOB: 1 BB: 0 P: 4	R: 0 E: 0 K: 1 S: 5	H: 0 LOB: 1 BB: 1 P: 9	R: 1 E: 0 K: 1 S: 6	H: 1 LOB: 2 BB: 2 P: 14	R: 0 E: 0 K: 0 S: 5	H: 2 LOB: 2 BB: 0 P: 5	1B: 9 2B: 0 3B: 0 HR: 1	SF: 0 SAC: 0 DP: 0 HBP: 0	WP: 0 PB: 0 SB: 0 CS: 0	PA: 41																
PITCHER	IP	WLS	BF	H	R	ER	SO	BB	IBB	HBP	BLK	WP	HR	S	P	ERA	WHIP	PITCHER				IP	WLS	BF	H	R	ER	SO	BB	IBB	HBP	BLK	WP	HR	S	P	ERA	WHIP
Don Sutton, R ERA: 3.06 (1, 1)	8.0	W	36	8	2	2	3	5	0	0	0	0	1	37	57	2.25	1.625																					
Bob McClure, L ERA: 4.22 (9, 1)	1.0		5	2	0	0	0	0	0	0	0	0	0	5	5	0.00	2.000																					

Milwaukee Brewers @ Baltimore Orioles
Memorial Stadium, Baltimore, MD
Sun Oct 03 1982, 3:33 AM EDT
Att: 51,642 - Unknown

AB 36
R 2
H 10
RBI 2
BB 5
SO 3
LOB 20



Batter	1	2	3	4	5	6	7	8	9	AB	R	H	RBI	BB	SO	LOB	TOP		
Paul Moltzer, R OBP: 0.250, SLG: 0.250	1-1 5-3		1-1 1B FC4-6		2-3 K		0-3 K			4	1	1	0	0	2	0			
Robin Yount, R OBP: 0.250, SLG: 0.250	0-2 6-3		3-2 1B FC4-6		0-0 5-3			1-1 5-3		4	0	1	0	0	0	0			
Cecil Cooper, L OBP: 0.250, SLG: 0.500	2-0 4-3		0-0 1B FC4-6		1-0 2B			1-1 F8		4	0	1	1	0	0	1			
Ted Simmons, S OBP: 0.500, SLG: 0.500		1-0 1B HR	1-2 4-3		3-3 K			0-0 1B		4	1	2	0	0	1	2			
Gorman Thomas, R OBP: 0.250, SLG: 1.000		1-0 1B HR		3-2 F8		2-3 K		1-1 F9		4	1	1	2	0	1	1			
Ben Oglivie, L (1, 7)	0-1 1-3		1-1 F8		1-1 3-1			1-3 K		4	0	0	0	0	1	0			
Don Money, R (1, 10)	3-2 P5		4-2 1B BB		2-2 5-3			2-2 F8		3	0	0	0	1	0	0			
Charlie Moore, R OBP: 0.500, SLG: 0.333	0-0 P5		1-2 1B FC5-4		0-0 F7			2-2 HBP		3	0	1	0	0	0	0			
Jim Gantner, L (1, 4)			1-2 3-1	1-2 FC5-4		2-0 L1		0-0 F7		4	0	0	0	0	0	3			
Inning Stats	R: 0 E: 0 K: 0 S: 6	H: 0 LOB: 0 BB: 0 P: 9	R: 2 E: 0 K: 0 S: 9	H: 2 LOB: 0 BB: 0 P: 14	R: 1 E: 0 K: 0 S: 16	H: 2 LOB: 1 BB: 0 P: 21	R: 0 E: 0 K: 0 S: 14	H: 1 LOB: 2 BB: 1 P: 24	R: 0 E: 0 K: 1 S: 9	H: 0 LOB: 0 BB: 0 P: 14	R: 0 E: 0 K: 1 S: 5	H: 0 LOB: 0 BB: 0 P: 7	R: 0 E: 0 K: 0 S: 7	H: 1 LOB: 1 BB: 0 P: 10	R: 0 E: 0 K: 1 S: 10	H: 0 LOB: 1 BB: 0 P: 15	1B: 5 2B: 1 3B: 0 HR: 1	SF: 0 SAC: 0 DP: 0 HBP: 1	WP: 0 PA: 36 ERA: 3.0
PITCHER Tommy John, L ERA: 3.0	IP: 9.0 WLS: W BF: 36 H: 7 R: 3 ER: 3 SO: 5 BB: 1 IBB: 0 HBP: 1 BLK: 0 WP: 0 HR: 1 S: 84 P: 128 ERA: 3.00 WHIP: 0.889															PITCHER			

Milwaukee Brewers @ California Angels
Anaheim Stadium, Anaheim, CA
Tue Oct 05 1982, 6:33 AM EDT
Att: 64,406 - Unknown

AB 34
R 3
H 7
RBI 3
BB 1
SO 5
LOB 7



Batter	1	2	3	4	5	6	7	8	9	AB	R	H	RBI	BB	SO	LOB	BOTTOM		
Brian Downing, R OBP: 0.400, SLG: 0.250	1-1 WP SF8 E 1B		4-1 1B BB	3-1 F9		1-0 F8		1-1 F7		4	2	1	0	1	0	1			
Juan Beniquez, R (9, 7)										0	0	0	0	0	0	0			
Doug DeCinces, R OBP: 0.250, SLG: 0.250	1-2 E1 SF8 WP 1B		1-2 1B 3B	0-0 E5 BB 1B		1-3 K				4	2	1	0	0	1	2			
Bobby Grich, R OBP: 0.750, SLG: 1.000	3-3 K		0-1 1B 3B	4-2 L6 1B BB		0-0 2B				3	1	2	1	1	1	2			
Don Baylor, R OBP: 0.500, SLG: 1.333	0-0 SF8		1-0 1B 4-3	2-0 1B 1B		1-1 L1				3	1	2	5	0	0	1			
Reggie Jackson, L (1, 9)	2-3 3-H 1-0 4-3		1-0 3B 4-3	1-0 1B L6		1-3 K				4	0	0	1	0	1	3			
Bobby Clark, R (8, 9)										0	0	0	0	0	0	0			
Fred Lynn, L OBP: 0.750, SLG: 1.500		1-1 1B 1-3	2-1 1B 1-3		1-2 HR		2-3 K			4	1	3	1	0	1	0			
Rod Carew, L (1, 3)		2-3 K	0-0 1B 1-3		1-3 K		2-3 K			4	0	0	0	0	3	2			
Tim Foli, R (1, 6)		1-0 1B 1-3	1-1 1B 6-3		0-0 P6			0-1 4-3		4	0	0	0	0	0	2			
Bob Boone, R OBP: 0.250, SLG: 0.250		1-0 F7		2-2 E 1B 1B		0-0 F8		1-1 L6		4	1	1	0	0	0	1			
Inning Stats	R: 1 E: 1 K: 1 S: 10	H: 1 LOB: 1 BB: 0 P: 16	R: 0 E: 0 K: 1 S: 7	H: 1 LOB: 1 BB: 0 P: 12	R: 4 E: 0 K: 0 S: 13	H: 4 LOB: 1 BB: 1 P: 23	R: 2 E: 1 K: 0 S: 13	H: 2 LOB: 1 BB: 1 P: 22	R: 1 E: 0 K: 1 S: 9	H: 1 LOB: 0 BB: 0 P: 11	R: 0 E: 0 K: 1 S: 7	H: 1 LOB: 1 BB: 0 P: 10	R: 0 E: 0 K: 3 S: 11	H: 0 LOB: 0 BB: 0 P: 16	R: 0 E: 0 K: 0 S: 6	H: 0 LOB: 0 BB: 0 P: 8	1B: 7 2B: 2 3B: 1 HR: 1	SF: 1 SAC: 0 DP: 1 HBP: 0	WP: 1 PA: 37 ERA: 15.0
PITCHER Mike Caldwell, L ERA: 15.0	IP: 3.0 WLS: L BF: 18 H: 7 R: 6 ER: 5 SO: 2 BB: 1 IBB: 0 HBP: 0 BLK: 0 WP: 0 HR: 0 S: 33 P: 56 ERA: 15.00 WHIP: 2.667															PITCHER			
Jim Slaton, R ERA: 3.0	IP: 4.1 WLS: L BF: 13 H: 3 R: 2 ER: 1 SO: 2 BB: 1 IBB: 0 HBP: 0 BLK: 0 WP: 0 HR: 1 S: 26 P: 38 ERA: 3.00 WHIP: 1.333															PITCHER			
Pete Ladd, R ERA: 1.0	IP: 7.1 WLS: L BF: 3 H: 0 R: 0 ER: 0 SO: 3 BB: 0 IBB: 0 HBP: 0 BLK: 0 WP: 0 HR: 0 S: 11 P: 16 ERA: 0.00 WHIP: 0.000															PITCHER			
Dwight Bernard, R ERA: 1.0	IP: 8.1 WLS: L BF: 3 H: 0 R: 0 ER: 0 SO: 0 BB: 0 IBB: 0 HBP: 0 BLK: 0 WP: 0 HR: 0 S: 6 P: 8 ERA: 0.00 WHIP: 0.000															PITCHER			

Milwaukee Brewers @ California Angels
Anaheim Stadium, Anaheim, CA
Tue Oct 05 1982, 6:33 AM EDT
Att: 64,406 - Unknown

AB 34
R 8
H 10
RBI 8
BB 2
SO 7
LOB 14



Batter	1	2	3	4	5	6	7	8	9	AB	R	H	RBI	BB	SO	LOB	TOP					
Paul Moltor, R OBP: 0.375, SLG: 0.750	0-1 6-3		0-2 SAFE 2-3		0-1 2H IHR			0-3 K		4	1	2	2	0	1	0	Milwaukee Brewers @ California Angels Anaheim Stadium, Anaheim, CA Wed Oct 06 1982, 6:33 AM EDT Att: 64,179 - Unknown					
Robin Yount, R OBP: 0.250, SLG: 0.250	2-1 1B		0-1 F7		0-0 P4			0-0 6-3		4	0	1	0	0	0	2						
Cecil Cooper, L OBP: 0.125, SLG: 0.250	1-3 K		0-0 G3			0-0 F9			1-0 4-3	4	0	0	0	0	1	3						
Ted Simmons, S OBP: 0.250, SLG: 0.250	1-0 2-3			2-3 K			3-1 4-3		2-1 P6	4	0	0	0	0	1	1						
Ben Oglivie, L (1, 7)		1-3 K		2-1 4-3			3-1 G3		0-0 4-3	4	0	0	0	0	1	0						
Gorman Thomas, R OBP: 0.143, SLG: 0.571		1-3 K		1-1 5-3			1-3 K			3	0	0	0	0	2	0						
Roy Howell, L (1, 10)		0-3 K			1-1 4-3		1-0 G3			3	0	0	0	0	1	0						
Charlie Moore, R OBP: 0.571, SLG: 0.500			0-0 1B G3 1B		1-2 IHR 1B		0-3 K			3	1	2	0	0	1	0						
Jim Gantner, L (1, 4)			1-0 G3		0-1 G3			0-0 F8		3	0	0	0	0	0	2						
Inning Stats	R: 0 E: 0 K: 1 S: 8	H: 1 LOB: 1 BB: 0 P: 12	R: 0 E: 0 K: 3 S: 10	H: 0 LOB: 0 BB: 0 P: 12	R: 0 E: 0 K: 0 S: 8	H: 2 LOB: 2 BB: 0 P: 9	R: 0 E: 0 K: 1 S: 7	H: 0 LOB: 0 BB: 0 P: 12	R: 2 E: 0 K: 0 S: 11	H: 2 LOB: 0 BB: 0 P: 13	R: 0 E: 0 K: 0 S: 5	H: 0 LOB: 0 BB: 0 P: 11	R: 0 E: 0 K: 2 S: 7	H: 0 LOB: 0 BB: 0 P: 9	R: 0 E: 0 K: 1 S: 5	H: 0 LOB: 0 BB: 0 P: 5	R: 0 E: 0 K: 0 S: 4	H: 0 LOB: 0 BB: 0 P: 7	1B: 4 2B: 0 3B: 0 HR: 1	SF: 0 SAC: 0 DP: 0 HBP: 0	WP: 0 PB: 0 SB: 0 CS: 0	PA: 32
PITCHER Bruce Kison, R ERA: 2.0	IP: 9.0 WLS: W BF: 32	H: 5 R: 2 ER: 2 SO: 8	BB: 0 IBB: 0 HBP: 0 BLK: 0	WP: 0 HR: 0 S: 65 P: 90	ERA: 2.00 WHIP: 0.556	PITCHER										ERA: 2.00 WHIP: 0.556						

Batter	1	2	3	4	5	6	7	8	9	AB	R	H	RBI	BB	SO	LOB	BOTTOM			
Brian Downing, R OBP: 0.333, SLG: 0.143	0-1 F8			3-3 K			4-0 BB			3	0	0	0	1	1	3	Milwaukee Brewers @ California Angels Anaheim Stadium, Anaheim, CA Wed Oct 06 1982, 6:33 AM EDT Att: 64,179 - Unknown			
Juan Beniquez, R (9, 7)		0-1 F2								0	0	0	0	0	0	0				
Rod Carew, L (1, 3)	1-3 K		0-0 F7		3-2 F8		1-1 P4			4	0	0	0	0	1	1				
Reggie Jackson, L OBP: 0.250, SLG: 0.571	3-2 G3		0-0 HR		4-0 G4-6-3 BB		3-2 P6			3	1	1	1	1	0	0				
Bobby Clark, R (9, 9)								0-0 F5		0	0	0	0	0	0	0				
Fred Lynn, L OBP: 0.625, SLG: 1.000		1-0 2B 1B	3-0 G6-4-3 1B		0-2 G4-6-3		0-0 F5			4	1	2	0	0	0	1				
Don Baylor, R OBP: 0.375, SLG: 0.667		1-0 F8	0-1 G6-4-3		1-2 F9		4-0 FC6-4 BB			3	0	0	0	1	0	2				
Doug DeCinces, R OBP: 0.375, SLG: 0.429	1-0 1B SH3-4 2B			4-1 SH1-3 1B SF9 BB		3-3 K		1-1 FC6-4		3	2	1	0	1	1	1				
Bobby Grich, R OBP: 0.714, SLG: 0.800	2-1 SH3-4 1B HBP			0-1 SH1-3 1B		3-3 K				2	0	1	0	0	1	0				
Tim Foli, R OBP: 0.167, SLG: 0.167	1-1 SH3-4 1B			0-0 SH1-3			0-1 F9			2	0	1	1	0	0	0				
Bob Boone, R OBP: 0.167, SLG: 0.200	1-2 2-3 3-H SH3-4			2-1 SF9			1-0 5-3			1	0	0	2	0	0	0				
Inning Stats	R: 0 E: 0 K: 1 S: 8	H: 0 LOB: 0 BB: 0 P: 12	R: 2 E: 0 K: 0 S: 10	H: 3 LOB: 2 BB: 0 P: 17	R: 1 E: 0 K: 0 S: 5	H: 2 LOB: 0 BB: 0 P: 8	R: 1 E: 0 K: 1 S: 9	H: 1 LOB: 1 BB: 1 P: 18	R: 0 E: 0 K: 0 S: 6	H: 0 LOB: 0 BB: 1 P: 13	R: 0 E: 0 K: 2 S: 10	H: 0 LOB: 0 BB: 0 P: 17	R: 0 E: 0 K: 0 S: 5	H: 0 LOB: 1 BB: 1 P: 11	R: 0 E: 0 K: 0 S: 7	H: 0 LOB: 1 BB: 1 P: 15	1B: 4 2B: 1 3B: 0 HR: 1	SF: 1 SAC: 2 DP: 2 HBP: 1	WP: 0 PB: 0 SB: 0 CS: 0	PA: 33
PITCHER Pete Vuckovich, R ERA: 4.5	IP: 8.0 WLS: L BF: 33	H: 6 R: 4 ER: 4 SO: 4	BB: 4 IBB: 0 HBP: 1 BLK: 0	WP: 0 HR: 1 S: 60 P: 111	ERA: 4.50 WHIP: 1.250	PITCHER										ERA: 4.50 WHIP: 1.250				

Batter	1	2	3	4	5	6	7	8	9	AB	R	H	RBI	BB	SO	LOB	TOP									
Brian Downing, R OBP: 0.231, SLG: 0.091	F3		5-3			F3		F8		4	0	0	0	0	0	0	California Angels @ Milwaukee Brewers Milwaukee County Stadium, Milwaukee, WI Fri Oct 08 1982, 4:33 AM EDT Att: 50,135 - Unknown									
Rod Carew, L OBP: 0.167, SLG: 0.167	1B		F8			G3		2B	1B	4	1	2	0	0	0											
Reggie Jackson, L OBP: 0.250, SLG: 0.455	K					1B		K		4	0	1	0	0	3											
Fred Lynn, L OBP: 0.667, SLG: 1.000	BB					K		2B		3	1	2	1	1	1											
Don Baylor, R OBP: 0.417, SLG: 0.667	6-3					1B		2B		3	0	1	1	1	0											
Doug DeCinces, R OBP: 0.333, SLG: 0.364		6-3				1B		5-3		4	0	1	0	0	1											
Bobby Grich, R OBP: 0.455, SLG: 0.444		K				K			4-3	4	0	0	0	0	3											
Tim Foli, R OBP: 0.111, SLG: 0.111 Rob Wilfong, L (9, PH)	6-3					K			K	3	0	0	0	0	1											
Bob Boone, R OBP: 0.200, SLG: 0.556			5-3			FC6-4		HR	K	4	1	1	1	0	1											
Inning Stats	R: 0 E: 0 K: 1 S: 9	H: 1 LOB: 2 BB: 1 P: 16	R: 0 E: 0 K: 1 S: 7	H: 0 LOB: 0 BB: 0 P: 12	R: 0 E: 0 K: 0 S: 8	H: 0 LOB: 0 BB: 0 P: 12	R: 0 E: 0 K: 1 S: 6	H: 1 LOB: 0 BB: 0 P: 11	R: 0 E: 0 K: 2 S: 12	H: 1 LOB: 1 BB: 0 P: 14	R: 0 E: 0 K: 1 S: 9	H: 0 LOB: 1 BB: 1 P: 17	R: 0 E: 0 K: 2 S: 12	H: 0 LOB: 1 BB: 1 P: 21	R: 3 E: 0 K: 1 S: 12	H: 4 LOB: 1 BB: 0 P: 16		R: 0 E: 0 K: 2 S: 10	H: 0 LOB: 0 BB: 0 P: 11	1B: 5 2B: 3 3B: 0 HR: 1	SF: 0 SAC: 0 DP: 1 HBP: 0	WP: 0 PB: 0 SB: 1 CS: 0	PA: 36			
PITCHER	IP	WLS	BF	H	R	ER	SO	BB	IBB	HBP	BLK	WP	HR	S	P	ERA	WHIP									
Don Sutton, R ERA: 3.52	(1, 1)	7.2	W	32	8	3	3	9	2	0	0	0	0	1	72	114	3.52	1.304								
Pete Ladd, R ERA:	(8, 1)	1.1	S	4	0	0	0	2	0	0	0	0	0	0	13	16	0.00	0.000								

Batter	1	2	3	4	5	6	7	8	9	AB	R	H	RBI	BB	SO	LOB	BOTTOM									
Paul Molitor, R OBP: 0.333, SLG: 0.833	F7		G5-4-3		4-3			HR		4	1	1	2	0	0	1	California Angels @ Milwaukee Brewers Milwaukee County Stadium, Milwaukee, WI Fri Oct 08 1982, 4:33 AM EDT Att: 50,135 - Unknown									
Robin Yount, R OBP: 0.417, SLG: 0.300	P3				1B			BB		2	1	1	0	2	0											
Cecil Cooper, L OBP: 0.167, SLG: 0.333	K				K			BB		4	1	1	1	0	3											
Ted Simmons, S OBP: 0.250, SLG: 0.250	F5				1B			P6		4	1	1	0	0	0											
Gorman Thomas, R OBP: 0.091, SLG: 0.400	K				SF8			F8		3	0	0	1	0	1											
Ben Oglivie, L OBP: 0.167, SLG: 0.091	HBP				1B			F5		3	0	1	0	0	0											
Don Money, R Marshall Edwards, L (7, PR)	P5				SF7			HR	BB	1	0	0	1	0	1											
Charlie Moore, R OBP: 0.556, SLG: 0.500			G5-4-3		K			SH1-4		2	0	1	0	0	1											
Jim Gantner, L (1, 4)	P6				K			F8		3	0	0	0	0	1											
Inning Stats	R: 0 E: 0 K: 1 S: 5	H: 0 LOB: 0 BB: 0 P: 7	R: 0 E: 0 K: 1 S: 8	H: 0 LOB: 0 BB: 0 P: 12	R: 0 E: 0 K: 0 S: 7	H: 1 LOB: 0 BB: 0 P: 8	R: 3 E: 0 K: 1 S: 14	H: 3 LOB: 1 BB: 1 P: 25	R: 0 E: 0 K: 2 S: 10	H: 1 LOB: 1 BB: 0 P: 14	R: 0 E: 0 K: 0 S: 6	H: 0 LOB: 0 BB: 0 P: 12	R: 2 E: 0 K: 1 S: 12	H: 1 LOB: 2 BB: 2 P: 24	R: 0 E: 0 K: 0 S: 8	H: 0 LOB: 0 BB: 0 P: 9		1B: 4 2B: 1 3B: 0 HR: 1	SF: 2 SAC: 1 DP: 1 HBP: 1	WP: 0 PB: 0 SB: 0 CS: 0	PA: 33					
PITCHER	IP	WLS	BF	H	R	ER	SO	BB	IBB	HBP	BLK	WP	HR	S	P	ERA	WHIP									
Geoff Zahn, L ERA: 7.36	(1, 1)	3.2	L	16	4	3	3	2	1	0	0	0	0	1	31	47	7.36	1.364								
Mike Witt, R ERA: 6.0	(4, 1)	3.0		13	2	2	2	3	2	0	0	0	0	1	28	50	6.00	1.333								
Andy Hassler, L ERA:	(7, 1)	1.1		4	0	0	0	1	0	0	0	0	0	0	11	14	0.00	0.000								

Batter	1	2	3	4	5	6	7	8	9	AB	R	H	RBI	BB	SO	LOB	TOP					
Brian Downing, R OBP: 0.278, SLG: 0.133 (1, 7)										4	1	1	0	1	1	0	California Angels @ Milwaukee Brewers Milwaukee County Stadium, Milwaukee, WI Sat Oct 09 1982, 4:33 AM EDT Att: 51,003 - Unknown livebaseballscorecards.com					
Rod Carew, L OBP: 0.313, SLG: 0.286 (1, 3)										2	1	1	0	2	0	1						
Reggie Jackson, L OBP: 0.188, SLG: 0.333 (1, 9)										4	1	0	0	0	2	5						
Fred Lynn, L OBP: 0.625, SLG: 0.929 (1, 8)										3	1	1	1	1	1	1						
Don Baylor, R OBP: 0.375, SLG: 0.769 (1, 10)										4	1	1	4	0	0	1						
Doug DeCinces, R OBP: 0.250, SLG: 0.267 (1, 5)										4	0	0	0	0	1	0						
Bobby Grich, R OBP: 0.400, SLG: 0.333 (1, 4)										3	0	0	0	1	1	0						
Tim Foli, R OBP: 0.154, SLG: 0.154 (1, 6)										4	0	1	0	0	1	2						
Bob Boone, R OBP: 0.143, SLG: 0.385 (1, 2)										4	0	0	0	0	1	3						
Inning Stats	R: 0 E: 0 K: 1 S: 12	H: 0 LOB: 0 BB: 1 P: 20	R: 0 E: 0 K: 2 S: 7	H: 0 LOB: 0 BB: 0 P: 13	R: 0 E: 0 K: 0 S: 7	H: 0 LOB: 0 BB: 0 P: 14	R: 0 E: 0 K: 1 S: 10	H: 0 LOB: 1 BB: 1 P: 16	R: 0 E: 1 K: 2 S: 11	H: 0 LOB: 2 BB: 1 P: 19	R: 1 E: 1 K: 0 S: 13	H: 1 LOB: 1 BB: 0 P: 21	R: 0 E: 0 K: 0 S: 9	H: 1 LOB: 1 BB: 0 P: 13	R: 4 E: 0 K: 2 S: 17	H: 3 LOB: 0 BB: 1 P: 29	R: 0 E: 0 K: 0 S: 4	H: 0 LOB: 0 BB: 0 P: 5	1B: 2 2B: 2 3B: 0 HR: 1	SF: 0 SAC: 0 DP: 0 HBP: 0	WP: 0 PB: 0 SB: 0 CS: 1	PA: 38
PITCHER	IP	WLS	BF	H	R	ER	SO	BB	IBB	HBP	BLK	WP	HR	S	P	ERA	WHIP					
Moose Haas, R ERA: 4.91 (1, 1)	7.1	W	32	5	5	4	7	5	0	0	0	0	1	81	137	4.91	1.364					
Jim Slaton, R ERA: 1.93 (8, 1)	1.2	S	5	0	0	0	1	0	0	0	0	0	0	9	13	0.00	0.000					

Batter	1	2	3	4	5	6	7	8	9	AB	R	H	RBI	BB	SO	LOB	BOTTOM				
Paul Molitor, R OBP: 0.294, SLG: 0.625 (1, 5)										4	0	0	1	1	0	4	California Angels @ Milwaukee Brewers Milwaukee County Stadium, Milwaukee, WI Sat Oct 09 1982, 4:33 AM EDT Att: 51,003 - Unknown livebaseballscorecards.com				
Robin Yount, R OBP: 0.412, SLG: 0.286 (1, 6)										4	0	1	0	1	0	4					
Cecil Cooper, L OBP: 0.125, SLG: 0.250 (1, 3)										4	0	0	0	0	0	3					
Ted Simmons, S OBP: 0.250, SLG: 0.200 (1, 2)										3	1	0	0	1	1	1					
Gorman Thomas, R OBP: 0.200, SLG: 0.333 (1, 8)										2	0	0	0	2	2	1					
Don Money, R OBP: 0.455, SLG: 0.286 (1, 10)										3	2	0	1	0	1	1					
Marshall Edwards, L (8, PR)										0	1	0	0	0	0	0					
Mark Brouhard, R OBP: 0.750, SLG: 1.750 (1, 7)										4	4	3	3	0	0	2					
Charlie Moore, R OBP: 0.583, SLG: 0.500 (1, 9)										2	1	1	0	1	0	0					
Jim Gantner, L OBP: 0.143, SLG: 0.143 (1, 4)										4	0	2	2	0	0	1					
Inning Stats	R: 0 E: 0 K: 0 S: 6	H: 0 LOB: 0 BB: 1 P: 12	R: 3 E: 1 K: 1 S: 13	H: 1 LOB: 0 BB: 2 P: 24	R: 0 E: 1 K: 0 S: 10	H: 1 LOB: 1 BB: 0 P: 12	R: 3 E: 0 K: 0 S: 8	H: 2 LOB: 2 BB: 3 P: 25	R: 0 E: 0 K: 0 S: 5	H: 0 LOB: 0 BB: 1 P: 11	R: 1 E: 0 K: 0 S: 13	H: 2 LOB: 1 BB: 0 P: 19	R: 0 E: 0 K: 2 S: 9	H: 0 LOB: 0 BB: 0 P: 11	R: 2 E: 0 K: 0 S: 13	H: 3 LOB: 2 BB: 0 P: 19	1B: 7 2B: 1 3B: 0 HR: 1	SF: 0 SAC: 1 DP: 1 HBP: 0	WP: 3 PB: 1 SB: 1 CS: 2	PA: 38	
PITCHER	IP	WLS	BF	H	R	ER	SO	BB	IBB	HBP	BLK	WP	HR	S	P	ERA	WHIP				
Tommy John, L ERA: 5.11 (1, 1)	3.1	L	18	4	6	4	1	4	1	0	0	0	0	35	66	10.80	2.400				
Dave Goltz, R ERA: 7.36 (4, 1)	3.2		16	4	3	3	2	2	0	0	0	0	1	35	57	7.36	1.636				
Luis Sanchez, R ERA: (8, 1)	1.0		4	1	0	0	0	0	0	0	0	0	0	7	10	0.00	1.000				

Batter	1	2	3	4	5	6	7	8	9	AB	R	H	RBI	BB	SO	LOB	TOP					
Brian Downing, R OBP: 0.273, SLG: 0.211	1-2 E 2B		0-0 SH3-4	0-2 G5-4-3			0-0 1-3		1-2 5-3	4	1	1	0	0	0	4	California Angels @ Milwaukee Brewers Milwaukee County Stadium, Milwaukee, WI Sun Oct 10 1982, 4:33 AM EDT Att: 54,968 - Unknown					
Rod Carew, L OBP: 0.333, SLG: 0.235	1-0 F7		4-0 E BB				4-1 G4-6-3 BB		1-2 6-3	3	0	0	0	2	0	3						
Reggie Jackson, L OBP: 0.200, SLG: 0.278	2-0 L5		1-3 K				0-0 G4-6-3			3	0	0	0	1	1	4						
Fred Lynn, L OBP: 0.650, SLG: 0.889	3-1 E7 1B		0-2 E7 1B				2-2 1B 1B		1-2 F7	4	0	3	2	0	0	0						
Don Baylor, R OBP: 0.350, SLG: 0.647	2-3 2-3		1-1 P6				3-1 1B		2-2 F8	4	0	1	0	0	0	3						
Doug DeCinces, R OBP: 0.350, SLG: 0.421							1-3 K		0-0 1B	4	1	3	0	0	1	2						
Bobby Grich, R OBP: 0.333, SLG: 0.267							0-1 SH 1B		2-0 F8	3	0	0	0	0	1	2						
Tim Foli, R OBP: 0.125, SLG: 0.125							2-2 F3		0-0 SH1-4 1B	3	0	0	0	0	1	2						
Ron Jackson, R OBP: 1.000, SLG: 1.000							1-0 P6			1	0	1	0	0	0	0						
Rob Wilfong, L OBP: 0.235, SLG: 0.438							0-0 F9			3	1	2	1	0	0	0						
Inning Stats	R: 1 E: 2 K: 0 S: 9	H: 2 LOB: 1 BB: 0 P: 17	R: 0 E: 0 K: 2 S: 8	H: 1 LOB: 0 BB: 0 P: 14	R: 1 E: 1 K: 1 S: 10	H: 2 LOB: 2 BB: 1 P: 17	R: 1 E: 1 K: 0 S: 12	H: 2 LOB: 1 BB: 0 P: 17	R: 0 E: 0 K: 1 S: 11	H: 0 LOB: 0 BB: 2 P: 22	R: 0 E: 0 K: 0 S: 4	H: 0 LOB: 0 BB: 1 P: 8	R: 0 E: 0 K: 0 S: 3	H: 1 LOB: 1 BB: 0 P: 7	R: 0 E: 0 K: 0 S: 10	H: 1 LOB: 2 BB: 0 P: 15	R: 0 E: 0 K: 0 S: 8	H: 1 LOB: 2 BB: 0 P: 10	1B: 9 2B: 2 HR: 0	SF: 0 SAC: 3 DP: 2 HBP: 0	WP: 0 PB: 0 SB: 0 CS: 1	PA: 38
PITCHER	IP WLS BF H R ER SO BB IBB HBP BLK WP HR S P ERA WHIP	6.1 W 29 9 3 3 4 3 0 0 0 0 0 56 101 4.26 1.895	1.2 L 6 2 0 0 0 0 0 0 0 0 0 12 17 0.00 1.200	1.0 S 3 0 0 0 0 0 0 0 0 0 7 9 0.00 0.000	PITCHER										IP WLS BF H R ER SO BB IBB HBP BLK WP HR S P ERA WHIP							
Pete Vuckovich, R ERA: 4.4											6.1 W 29 9 3 3 4 3 0 0 0 0 0 56 101 4.26 1.895											
Bob McClure, L ERA:											1.2 L 6 2 0 0 0 0 0 0 0 0 12 17 0.00 1.200											
Pete Ladd, R ERA:											1.0 S 3 0 0 0 0 0 0 0 0 0 7 9 0.00 0.000											

Batter	1	2	3	4	5	6	7	8	9	AB	R	H	RBI	BB	SO	LOB	BOTTOM				
Paul Molitor, R OBP: 0.381, SLG: 0.684	2-1 4-3 SF9 2B		0-2 FC5-4 1B				4-2 S BB		1-1 F7	3	1	2	0	1	0	2	California Angels @ Milwaukee Brewers Milwaukee County Stadium, Milwaukee, WI Sun Oct 10 1982, 4:33 AM EDT Att: 54,968 - Unknown				
Robin Yount, R OBP: 0.429, SLG: 0.250	1-1 4-3		1-0 FC5-4				4-2 1B BB		4-2 1B BB	2	0	0	0	2	0	3					
Cecil Cooper, L OBP: 0.150, SLG: 0.250	1-0 E5		2-3 K				1-3 K		1-2 2-H 3-H 1B	4	0	1	2	0	2	4					
Ted Simmons, S OBP: 0.200, SLG: 0.167	0-0 SF9						0-0 G3		3-1 F7	3	0	0	1	0	1	2					
Ben Oglivie, L OBP: 0.188, SLG: 0.333	1-1 G3						0-1 HR		2-3 K	4	1	1	1	0	1	1					
Gorman Thomas, R OBP: 0.167, SLG: 0.267							1-3 K		1-1 5-3	3	0	0	0	0	1	0					
Marshall Edwards, L OBP: 0.333, SLG: 0.182							2-0 F5		2-2 P3	4	0	0	0	0	1	0					
Charlie Moore, R OBP: 0.533, SLG: 0.462							0-0 F8		1-0 BB 1B 1B	3	1	1	0	0	0	0					
Jim Gantner, L OBP: 0.235, SLG: 0.188							4-0 FC5-4 1B BB		0-0 P4 1B	2	1	1	0	1	0	0					
Inning Stats	R: 1 E: 1 K: 0 S: 8	H: 1 LOB: 1 BB: 0 P: 13	R: 0 E: 0 K: 1 S: 7	H: 0 LOB: 0 BB: 0 P: 9	R: 0 E: 0 K: 1 S: 9	H: 1 LOB: 1 BB: 1 P: 16	R: 1 E: 0 K: 1 S: 7	H: 1 LOB: 0 BB: 0 P: 10	R: 0 E: 0 K: 1 S: 17	H: 0 LOB: 2 BB: 2 P: 27	R: 0 E: 0 K: 1 S: 10	H: 0 LOB: 0 BB: 0 P: 16	R: 2 E: 0 K: 1 S: 18	H: 3 LOB: 2 BB: 1 P: 28	R: 0 E: 0 K: 0 S: 6	H: 0 LOB: 0 BB: 0 P: 10		1B: 4 2B: 1 3B: 0 HR: 1	SF: 1 SAC: 0 DP: 1 HBP: 0	WP: 0 PB: 0 SB: 1 CS: 0	PA: 34
PITCHER	IP WLS BF H R ER SO BB IBB HBP BLK WP HR S P ERA WHIP	5.0 L 21 3 2 1 4 3 0 0 0 0 0 23 38 10.80 2.400	1.2 L 9 3 2 2 1 1 0 0 0 0 0 11 16 0.00 0.000	PITCHER										IP WLS BF H R ER SO BB IBB HBP BLK WP HR S P ERA WHIP							
Bruce Kison, R ERA: 1.93											5.0 L 21 3 2 1 4 3 0 0 0 0 0 23 38 10.80 2.400										
Luis Sanchez, R ERA: 6.75											1.2 L 9 3 2 2 1 1 0 0 0 0 0 11 16 0.00 0.000										
Andy Hassler, L ERA:											1.1 L 4 0 0 0 0 1 0 0 0 0 0 11 16 0.00 0.000										

Batter	1	2	3	4	5	6	7	8	9	AB R H RBI BB SO LOB	TOP											
Paul Moltitor, R OBP: 0.481, SLG: 0.720	1-2 4-3	0-0 1B		2-1 1B		0-1 2B 1B		2-2 1B	0-1 1B	6 1 5 2 0 0 0	Milwaukee Brewers @ St. Louis Cardinals Busch Stadium, St. Louis, MO Tue Oct 12 1982, 7:05 PM CDT Att: 53,723 - Unknown											
Robin Yount, R OBP: 0.481, SLG: 0.409	3-2 BB E 1B	1-0 1B		1-0 1B		1-2 1B		1-1 1B	0-3 1B	6 1 4 2 0 1 1												
Cecil Cooper, L OBP: 0.160, SLG: 0.208	4-0 E 1B BB	1-1 P6			0-0 F7			1-1 FC4-6 1B		4 1 0 0 1 1 5												
Ted Simmons, S OBP: 0.240, SLG: 0.348	2-3 K 1B	1-0 P4			1-1 HR		1-0 G3-6-3 1B		0-1 F8	5 1 2 1 0 1 4												
Ben Oglivie, L OBP: 0.190, SLG: 0.263	2-2 E3 HBP 1B		1-2 4-3		1-1 4-3		0-2 G3-6-3 1B		4-0 5-3 1B BB	4 1 0 0 1 0 2												
Gorman Thomas, R OBP: 0.217, SLG: 0.263	1-2 HBP 1B		0-1 5-3		1-2 G3		4-0 BB		0-1 5-3	4 0 1 1 1 0 1												
Roy Howell, L OBP: 0.353, SLG: 0.231	2-1 HBP 1B		1-0 4-3			0-0 G3		1-1 F9		2 0 0 0 0 0 0												
Don Money, R OBP: 0.353, SLG: 0.231	1-2 HBP 1B								0-2 3B 1B	2 1 1 1 1 0 0 1												
Charlie Moore, R OBP: 0.500, SLG: 0.500	0-2 F3			1-0 SH3 1B 2B		0-2 6-3		2-2 F7	0-0 3B 1B	5 2 2 0 0 0 3												
Jim Gantner, L OBP: 0.286, SLG: 0.350		2-0 F8		0-0 SH3 2-3		0-0 1B 2B 1B		0-1 5-3	1-2 1B 3B	4 2 2 2 0 0 0												
Inning Stats	R: 2 E: 1 K: 1 S: 24	H: 2 LOB: 3 BB: 1 P: 39	R: 0 E: 0 K: 0 S: 6	H: 2 LOB: 2 BB: 0 P: 11	R: 0 E: 0 K: 0 S: 6	H: 0 LOB: 0 BB: 0 P: 8	R: 1 E: 0 K: 0 S: 5	H: 2 LOB: 0 BB: 0 P: 9	R: 1 E: 0 K: 0 S: 8	H: 1 LOB: 0 BB: 0 P: 11	R: 2 E: 0 K: 1 S: 12	H: 3 LOB: 1 BB: 0 P: 15	R: 0 E: 0 K: 0 S: 6	H: 1 LOB: 1 BB: 1 P: 12	R: 0 E: 0 K: 0 S: 12	H: 2 LOB: 2 BB: 0 P: 18	R: 4 E: 0 K: 1 S: 19	H: 4 LOB: 1 BB: 1 P: 24	1B: 13 2B: 2 3B: 1 HR: 1	SF: 0 SAC: 1 DP: 1 HBP: 1	WP: 0 PB: 0 SB: 0 CS: 0	PA: 47
PITCHER	IP WLS BF H R ER SO BB IBB HBP BLK WP HR S P ERA WHIP																					
Bob Forsch, R ERA: 2.45	(1, 1) 5.2 L 29 10 6 4 1 1 0 0 0 0 0 1 58 89 6.35 1.941																					
Jim Kaat, L ERA:	(6, 1) 1.1 5 1 0 0 1 1 0 0 0 0 0 9 16 0.00 1.500																					
Dave LaPoint, L ERA: 10.8	(8, 1) 1.2 9 3 2 2 1 0 0 0 0 0 0 19 29 10.80 2.400																					
Jeff Lahti, R ERA: 54.0	(9, 1) 0.1 4 3 2 2 1 0 0 0 0 0 0 0 12 13 54.00 9.000																					

AB	42
R	10
H	17
RBI	9
BB	3
SO	3
LOB	17



Batter	1	2	3	4	5	6	7	8	9	AB R H RBI BB SO LOB	BOTTOM									
Tom Herr, S OBP: 0.278, SLG: 0.250	0-0 6-3		0-0 P6			4-2 BB		1-1 F9		3 0 0 0 1 0 2	Milwaukee Brewers @ St. Louis Cardinals Busch Stadium, St. Louis, MO Tue Oct 12 1982, 7:05 PM CDT Att: 53,723 - Unknown									
Lonnie Smith, R OBP: 0.235, SLG: 0.200	1-1 5-3			3-3 K		1-3 K			2-1 F9	4 0 0 0 0 2 1										
Keith Hernandez, L OBP: 0.333, SLG: 0.250	2-2 4-3			0-0 4-3		2-1 3-1			0-0 4-3	4 0 0 0 0 0 0										
George Hendrick, R OBP: 0.278, SLG: 0.235		2-2 F8		0-1 3-1		0-0 4-3			2-2 F3	4 0 0 0 0 0 0										
Gene Tenace, R OBP: 0.278, SLG: 0.235		2-2 P3			0-1 1-3		3-3 K			3 0 0 0 0 1 0										
Darrell Porter, L OBP: 0.706, SLG: 0.917		2-0 2B			0-1 3-1			0-2 1B 1B		3 0 2 0 0 0 0										
David Green, R OBP: 0.250, SLG: 0.250		2-1 L3			2-2 5-3			1-1 F9		3 0 0 0 0 0 2										
Ken Oberkfell, L OBP: 0.222, SLG: 0.222			1-2 4-3			0-1 4-3			0-0 1B	3 0 1 0 0 0 0										
Ozzie Smith, S OBP: 0.500, SLG: 0.417			0-1 4-3			1-0 F8			0-1 F9	3 0 0 0 0 0 2										
Inning Stats	R: 0 E: 0 K: 0 S: 6	H: 0 LOB: 0 BB: 0 P: 9	R: 0 E: 0 K: 0 S: 9	H: 1 LOB: 0 BB: 0 P: 17	R: 0 E: 0 K: 1 S: 6	H: 0 LOB: 0 BB: 0 P: 7	R: 0 E: 0 K: 1 S: 6	H: 0 LOB: 0 BB: 0 P: 9	R: 0 E: 0 K: 1 S: 8	H: 0 LOB: 1 BB: 1 P: 14		R: 0 E: 0 K: 1 S: 6	H: 0 LOB: 0 BB: 0 P: 11	R: 0 E: 0 K: 0 S: 12	H: 2 LOB: 2 BB: 0 P: 14	R: 0 E: 0 K: 0 S: 6	H: 0 LOB: 0 BB: 0 P: 10	1B: 2 2B: 1 3B: 0 HR: 0	SF: 0 SAC: 0 DP: 0 HBP: 0	WP: 0 PB: 0 SB: 0 CS: 0
PITCHER	IP WLS BF H R ER SO BB IBB HBP BLK WP HR S P ERA WHIP																			
Mike Caldwell, L ERA: 3.75	(1, 1) 9.0 W 31 3 0 0 3 1 0 0 0 0 0 0 66 100 0.00 0.444																			



Batter	1	2	3	4	5	6	7	8	9	AB	R	H	RBI	BB	SO	LOB	TOP										
Paul Moltzer, R OBP: 0.469, SLG: 0.667 (1, 5)	0-0 5-3		0-1 WP 4-3 1B	1-3 K			3-3 K		0-0 CS 1B	5	1	2	0	0	2	1											
Robin Yount, R OBP: 0.469, SLG: 0.423 (1, 6)	4-1 1B BB		2-2 4-3 1-H		0-1 1B 2B		1-1 F7		1-2 6-3 1-2	4	1	1	1	1	0	1											
Cecil Cooper, L OBP: 0.233, SLG: 0.310 (1, 3)	2-1 G3-6-3 1B		2-2 P6		0-1 2-H 1B		2-2 2B		2-2 F8	5	0	3	1	0	0	0											
Ted Simmons, S OBP: 0.276, SLG: 0.462 (1, 2)	0-1 G3-6-3 1-2		3-1 HR		3-1 F8		4-0 2B			3	1	1	1	1	0	3											
Ben Oglivie, L OBP: 0.200, SLG: 0.261 (1, 7)		1-3 K	0-1 FC5-4 1B		1-1 P6		1-1 6-3			4	0	1	0	0	1	3											
Gorman Thomas, R OBP: 0.222, SLG: 0.227 (1, 8)		4-0 FC3-6 BB	2-2 FC5-4 1-2		3-3 K				0-1 F2	3	0	0	0	1	1	2											
Roy Howell, L (1, 10)	0-0 FC3-6 1-2 2B			1-3 K		0-3 K		1-3 K		4	1	0	0	0	3	1											
Charlie Moore, R OBP: 0.500, SLG: 0.545 (1, 9)	3-2 1-H 2B		3-2 5-3		0-2 F8		0-0 1B			4	0	2	1	0	0	0											
Jim Gantner, L OBP: 0.280, SLG: 0.304 (1, 4)	0-0 F8		4-0 BB		1-2 P6		0-1 G3			3	0	0	0	1	0	2											
Inning Stats	R: 0 E: 0 K: 0 S: 6	H: 1 LOB: 1 BB: 1 P: 12	R: 1 E: 0 K: 1 S: 9	H: 1 LOB: 1 BB: 1 P: 17	R: 2 E: 0 K: 0 S: 16	H: 3 LOB: 1 BB: 0 P: 25	R: 0 E: 0 K: 2 S: 9	H: 0 LOB: 1 BB: 1 P: 18	R: 1 E: 0 K: 1 S: 11	H: 2 LOB: 1 BB: 0 P: 18	R: 0 E: 0 K: 1 S: 9	H: 0 LOB: 0 BB: 0 P: 10	R: 0 E: 0 K: 1 S: 11	H: 1 LOB: 2 BB: 1 P: 22	R: 0 E: 0 K: 1 S: 8	H: 1 LOB: 1 BB: 0 P: 9	R: 0 E: 0 K: 0 S: 10	H: 1 LOB: 0 BB: 0 P: 13	1B: 6 2B: 3 3B: 0 HR: 1	SF: 0 SAC: 0 DP: 1 HBP: 0	WP: 2 PA: 39 PB: 0 SB: 1 CS: 1						
PITCHER	IP	WLS	BF	H	R	ER	SO	BB	IBB	HBP	BLK	WP	HR	S	P	ERA	WHIP										
John Stuper, R ERA: 5.4 (1, 1)	4.0		20	6	4	4	3	3	0	0	0	2	1	42	74	9.00	2.250										
Jim Kaat, L ERA: (5, 1)	0.2		3	1	0	0	0	0	0	0	0	0	0	6	10	0.00	1.500										
Doug Bair, R ERA: (5, 1)	2.0		7	1	0	0	3	0	0	0	0	0	0	21	31	0.00	0.500										
Bruce Sutter, R ERA: (7, 1)	2.1	W	9	2	0	0	1	0	1	0	0	0	0	20	29	0.00	0.857										

Milwaukee Brewers @ St. Louis Cardinals
 Busch Stadium, St. Louis, MO
 Wed Oct 13 1982, 7:05 PM CDT
 Att: 53,723 - Unknown

AB	35
R	4
H	10
RBI	4
BB	4
SO	7
LOB	13



Batter	1	2	3	4	5	6	7	8	9	AB	R	H	RBI	BB	SO	LOB	BOTTOM										
Tom Herr, S OBP: 0.318, SLG: 0.316 (1, 4)	0-1 F7		0-0 1B 2B			1-3 K	1-2 BB			3	1	1	1	1	1	0											
Ken Oberkfell, L OBP: 0.286, SLG: 0.286 (1, 5)	1-2 F9		3-1 3-H 2B			2-2 F9 E 1B	2-2 F8			3	1	2	1	0	0	0											
Gene Tenace, R OBP: 0.286, SLG: 0.286 (7, PH)										1	0	0	0	0	0	2											
Mike Ramsey, S OBP: 0.286, SLG: 0.286 (8, 5)										0	0	0	0	0	0	0											
Keith Hernandez, L OBP: 0.318, SLG: 0.211 (1, 3)	1-2 F9		1-0 F7			1-2 F9		4-0 FC3-6 BB		3	0	0	0	1	0	2											
George Hendrick, R OBP: 0.273, SLG: 0.200 (1, 9)		2-3 K		2-1 P3		4-2 E BB		1-2 FC3-6 1B BB		3	2	0	0	1	1	1											
Darrell Porter, L OBP: 0.667, SLG: 0.875 (1, 2)		1-2 4-3		3-2 4-3		1-2 E7 1-H 3-H 2B		2-2 BB BB 1B		4	0	2	2	0	0	0											
Lonnie Smith, R OBP: 0.238, SLG: 0.167 (1, 7)		0-1 6-3		2-1 5-3		2-3 K		4-2 BB BB		3	0	0	0	1	1	1											
Dane Iorg, L OBP: 0.500, SLG: 0.500 (1, 10)			1-1 FC3-6 1B			0-1 4-3		4-0 K BB		2	0	1	0	0	0	0											
David Green, R OBP: 0.200, SLG: 0.200 (7, PH)										1	0	0	0	0	1	0											
Steve Braun, L OBP: 0.200, SLG: 0.200 (8, PH)										0	0	0	1	1	0	0											
Willie McGee, S OBP: 0.235, SLG: 0.647 (1, 8)			0-1 FC3-6 2B		1-0 F6		1-3 K		0-1 L6	4	1	0	0	0	1	4											
Ozzie Smith, S OBP: 0.500, SLG: 0.438 (1, 6)			2-0 6-3 1-3		2-1 6-3		2-1 6-3		1-0 1B	4	0	2	0	0	0	1											
Inning Stats	R: 0 E: 0 K: 0 S: 9	H: 0 LOB: 0 BB: 0 P: 11	R: 0 E: 0 K: 1 S: 8	H: 0 LOB: 0 BB: 0 P: 11	R: 2 E: 0 K: 0 S: 9	H: 3 LOB: 1 BB: 0 P: 16	R: 0 E: 0 K: 0 S: 7	H: 0 LOB: 0 BB: 0 P: 14	R: 0 E: 0 K: 2 S: 18	H: 2 LOB: 1 BB: 1 P: 29	R: 0 E: 0 K: 2 S: 14	H: 1 LOB: 2 BB: 1 P: 23	R: 0 E: 0 K: 0 S: 12	H: 2 LOB: 3 BB: 3 P: 28	R: 1 E: 0 K: 0 S: 10	H: 2 LOB: 0 BB: 0 P: 14	1B: 6 2B: 2 3B: 0 HR: 0	SF: 0 SAC: 0 DP: 0 HBP: 0	WP: 0 PA: 36 PB: 0 SB: 3 CS: 0								
PITCHER	IP	WLS	BF	H	R	ER	SO	BB	IBB	HBP	BLK	WP	HR	S	P	ERA	WHIP										
Don Sutton, R ERA: 4.61 (1, 1)	6.0		24	5	4	4	3	1	0	0	0	0	0	56	89	6.00	1.000										
Bob McClure, L ERA: 3.0 (7, 1)	1.1	L	8	2	1	1	2	2	0	0	0	0	0	21	37	6.75	3.000										
Pete Ladd, R ERA: (8, 1)	0.2		4	1	0	0	0	2	0	0	0	0	0	5	14	0.00	4.500										

Milwaukee Brewers @ St. Louis Cardinals
 Busch Stadium, St. Louis, MO
 Wed Oct 13 1982, 7:05 PM CDT
 Att: 53,723 - Unknown

AB	31
R	5
H	8
RBI	5
BB	5
SO	5
LOB	11



Batter	1	2	3	4	5	6	7	8	9	AB	R	H	RBI	BB	SO	LOB	TOP					
Tom Herr, S OBP: 0.259, SLG: 0.250 (1, 4)	P6		4-3		4-3			4-3	4-3	5	0	0	0	0	0	3						
Ken Oberkfell, L OBP: 0.240, SLG: 0.240 (1, 5)	F7				F5		P6	F7		4	0	0	0	0	0	0						
Keith Hernandez, L OBP: 0.269, SLG: 0.174 (1, 3)	4-3				F7		4-3	6-3		4	0	0	0	0	0	0						
George Hendrick, R OBP: 0.320, SLG: 0.227 (1, 9)		6-3 G1-3 1B			4-1 CS BB		6-3		CI 2B BB	2	1	1	0	1	0	0						
Darrell Porter, L OBP: 0.560, SLG: 0.700 (1, 2)	G1-3				CS		K	P6	F3	4	0	0	0	0	1	2						
Lonnie Smith, R OBP: 0.280, SLG: 0.364 David Green, R OBP: 0.200, SLG: 0.200 (1, 7) (9, 7)	6-3				HR		E4 2B	E4 3B	F7	4	2	2	0	0	0	2						
Dane Iorg, L OBP: 0.333, SLG: 0.500 (1, 10)	1-3				E3 HR		F8	F8	BB 2B	4	1	1	0	0	0	2						
Willie McGee, S OBP: 0.333, SLG: 0.950 (1, 8)			6-3		HR		HR	HR	BB IBB	3	2	2	4	1	0	0						
Ozzie Smith, S OBP: 0.458, SLG: 0.368 (1, 6)			6-3		F8		P6	P6	BB	3	0	0	1	1	0	0						
Inning Stats	R: 0 E: 0 K: 0 S: 7	H: 0 LOB: 0 BB: 0 P: 13	R: 0 E: 0 K: 0 S: 9	H: 1 LOB: 1 BB: 0 P: 13	R: 0 E: 0 K: 0 S: 8	H: 0 LOB: 0 BB: 0 P: 10	R: 0 E: 0 K: 0 S: 6	H: 0 LOB: 0 BB: 1 P: 15	R: 3 E: 1 K: 1 S: 11	H: 2 LOB: 0 BB: 0 P: 18	R: 0 E: 0 K: 0 S: 7	H: 0 LOB: 0 BB: 0 P: 11	R: 2 E: 1 K: 0 S: 6	H: 2 LOB: 0 BB: 0 P: 9	R: 0 E: 0 K: 0 S: 4	H: 0 LOB: 0 BB: 0 P: 8	R: 1 E: 1 K: 0 S: 14	H: 1 LOB: 3 BB: 2 P: 27	1B: 1 2B: 2 3B: 1 HR: 2	SF: 0 SAC: 0 DP: 0 HBP: 0	WP: 0 PB: 0 SB: 0 CS: 1	PA: 38
PITCHER	IP	WLS	BF	H	R	ER	SO	BB	IBB	HBP	BLK	WP	HR	S	P	ERA	WHIP					
Pete Vuckovich, R ERA: 4.3 (1, 1)	8.2	L	36	6	6	4	1	2	1	0	0	0	2	70	122	4.15	0.923					
Bob McClure, L ERA: 2.7 (9, 1)	0.1		1	0	0	0	0	0	0	0	0	0	0	2	2	0.00	0.000					

St. Louis Cardinals @ Milwaukee Brewers
Milwaukee County Stadium, Milwaukee, WI
Fri Oct 15 1982, 4:33 AM EDT
Att: 56,556 - Unknown

AB 33
R 6
H 6
RBI 5
BB 3
SO 1
LOB 9



Batter	1	2	3	4	5	6	7	8	9	AB	R	H	RBI	BB	SO	LOB	BOTTOM					
Paul Molitor, R OBP: 0.417, SLG: 0.588 (1, 5)	F8		K			F8		F2		4	0	0	0	0	1	3						
Robin Yount, R OBP: 0.444, SLG: 0.379 (1, 6)	F9		4-3			G4-6-3		HR BB		3	1	0	0	1	0	3						
Cecil Cooper, L OBP: 0.235, SLG: 0.394 (1, 3)	4-3				F8		F8	HR		4	1	1	2	0	0	0						
Ted Simmons, S OBP: 0.273, SLG: 0.433 (1, 2)		1-3			F9		BB 1B	G3		4	0	1	0	0	0	0						
Ben Oglivie, L OBP: 0.172, SLG: 0.222 (1, 7)		L9			K		K		E3	4	0	0	0	0	2	1						
Gorman Thomas, R OBP: 0.226, SLG: 0.231 (1, 8)		K			P4		BB 1B	F8		4	0	1	0	0	1	1						
Roy Howell, L (1, 10)			6-3		5-3		BB 1B	K		2	0	0	0	0	0	0						
Don Money, R OBP: 0.368, SLG: 0.214 (7, PH)					6-3		BB	K		1	0	0	0	1	1	1						
Charlie Moore, R OBP: 0.464, SLG: 0.480 (1, 9)			2B BB		6-3		F5	F8		3	0	0	0	1	0	4						
Jim Gantner, L OBP: 0.321, SLG: 0.385 (1, 4)			BB		1-3 2B		G4-6-3 1B	F7		3	0	2	0	0	0	0						
Inning Stats	R: 0 E: 0 K: 0 S: 8	H: 0 LOB: 0 BB: 0 P: 11	R: 0 E: 0 K: 1 S: 12	H: 0 LOB: 0 BB: 0 P: 17	R: 0 E: 0 K: 1 S: 9	H: 1 LOB: 2 BB: 1 P: 19	R: 0 E: 0 K: 1 S: 7	H: 0 LOB: 0 BB: 0 P: 12	R: 0 E: 0 K: 0 S: 4	H: 0 LOB: 0 BB: 0 P: 7	R: 0 E: 0 K: 0 S: 5	H: 1 LOB: 0 BB: 0 P: 6	R: 0 E: 0 K: 1 S: 15	H: 2 LOB: 3 BB: 1 P: 25	R: 2 E: 0 K: 0 S: 13	H: 1 LOB: 1 BB: 1 P: 21	R: 0 E: 1 K: 1 S: 12	H: 0 LOB: 1 BB: 0 P: 16	1B: 3 2B: 1 3B: 0 HR: 1	SF: 0 SAC: 0 DP: 1 HBP: 0	WP: 0 PB: 0 SB: 0 CS: 0	PA: 35
PITCHER	IP	WLS	BF	H	R	ER	SO	BB	IBB	HBP	BLK	WP	HR	S	P	ERA	WHIP					
Joaquin Andujar, R ERA: 1.38 (7, 1)	6.1	W	22	3	0	0	3	1	0	0	0	0	0	6	11	0.00	3.000					
Jim Kaat, L ERA: (7, 1)	0.1		2	1	0	0	1	0	0	0	0	0	0	2	6	∞	∞					
Doug Bair, R ERA: (7, 1)	0.0		1	0	0	0	0	1	0	0	0	0	0	2	6	∞	∞					
Bruce Sutter, R ERA: 2.0 (7, 1)	2.1	S	10	1	2	2	1	1	0	0	0	0	1	26	38	7.71	0.857					

St. Louis Cardinals @ Milwaukee Brewers
Milwaukee County Stadium, Milwaukee, WI
Fri Oct 15 1982, 4:33 AM EDT
Att: 56,556 - Unknown

AB 32
R 2
H 5
RBI 2
BB 3
SO 5
LOB 13



Batter	1	2	3	4	5	6	7	8	9	AB	R	H	RBI	BB	SO	LOB	TOP									
Lonnie Smith, R OBP: 0.294, SLG: 0.387 (1, 10)	0-0 CS 1B		3-2 6-3		3-2 L9		1-1 FC3-6 1B		0-0 5-3	5	0	2	0	0	0	0	St. Louis Cardinals @ Milwaukee Brewers Milwaukee County Stadium, Milwaukee, WI Sun Oct 17 1982, 8:05 PM EDT Att: 56,562 - Unknown livebaseballscorecards.com									
David Green, R OBP: 0.300, SLG: 0.600 (1, 7)	1-3 K		0-0 2B		2-2 F8		1-0 F8		0-0 2B	5	2	2	0	0	1	3										
Keith Hernandez, L OBP: 0.314, SLG: 0.290 (1, 3)	2-1 FC5-4 1B		0-1 1B		4-1 BB		0-0 FC3-6 1B		3-2 1B	4	1	3	2	1	0	2										
George Hendrick, R OBP: 0.353, SLG: 0.290 (1, 9)	2-0 FC5-4 1-2		3-H 1-2 1B		1-2 F8		2-1 1B		0-1 1B	5	0	3	2	0	0	2										
Darrell Porter, L OBP: 0.500, SLG: 0.571 Mike Ramsey, S (9, PR)		0-0 4-3	2-1 4-3			2-3 K	1-1 3-1		0-0 1B	5	0	1	0	0	1	4										
Willie McGee, S OBP: 0.300, SLG: 0.724 (1, 8)		1-0 5-3		0-0 5-3		0-1 FC4-6 1B		1-3 K	0-3 K	5	0	1	0	0	2	2										
Ken Oberkfell, L OBP: 0.364, SLG: 0.355 Gene Tenace, R (9, PH)		1-0 FC6-4 1B		1-1 G5-3 1B		1-2 FC4-6 FC6 1-2		0-0 FC6-4 1B	0-0 F7	4	0	3	0	0	0	1										
Tom Herr, S OBP: 0.194, SLG: 0.188 (1, 4)		0-0 FC6-4 1-2		1-1 E4		0-0 FC6 1-2		0-1 FC6-4 FC4		4	0	0	0	0	0	4										
Ozzie Smith, S OBP: 0.438, SLG: 0.320 (1, 6)			2-2 1-4-3	3-1 G5-3			4-2 FC3-6 1B BB		0-0 FC4	3	1	0	0	1	0	3										
Inning Stats	R: 0 E: 0 K: 1 S: 7	H: 2 LOB: 1 BB: 0 P: 12	R: 0 E: 0 K: 0 S: 4	H: 1 LOB: 1 BB: 0 P: 6	R: 1 E: 0 K: 0 S: 16	H: 3 LOB: 2 BB: 0 P: 24	R: 0 E: 1 K: 0 S: 7	H: 1 LOB: 1 BB: 0 P: 12	R: 0 E: 0 K: 1 S: 9	H: 0 LOB: 1 BB: 0 P: 23	R: 0 E: 0 K: 1 S: 9	H: 1 LOB: 1 BB: 0 P: 12	R: 1 E: 0 K: 0 S: 10	H: 2 LOB: 2 BB: 1 P: 19	R: 0 E: 0 K: 1 S: 7	H: 1 LOB: 1 BB: 0 P: 8		R: 2 E: 0 K: 1 S: 13	H: 4 LOB: 2 BB: 0 P: 16	1B: 11 2B: 3 3B: 1 HR: 0	SF: 0 SAC: 0 DP: 1 HBP: 0	WP: 0 PB: 0 SB: 1 CS: 1	PA: 43			
PITCHER	IP	WLS	BF	H	R	ER	SO	BB	IBB	HBP	BLK	WP	HR	S	P	ERA	WHIP									
Mike Caldwell, L ERA: 3.98 Bob McClure, L ERA: 1.99	(1, 1)	8.1	W	40	14	4	4	3	2	0	0	0	0	0	81	127	4.32	1.920								

Batter	1	2	3	4	5	6	7	8	9	AB	R	H	RBI	BB	SO	LOB	BOTTOM									
Paul Molitor, R OBP: 0.391, SLG: 0.500 (1, 5)	1-2 F8		4-0 2B 3-1 BB		0-1 BB 1B		1-1 F7	0-0 FC6-4		4	1	1	1	1	0	2	St. Louis Cardinals @ Milwaukee Brewers Milwaukee County Stadium, Milwaukee, WI Sun Oct 17 1982, 8:05 PM EDT Att: 56,562 - Unknown livebaseballscorecards.com									
Robin Yount, R OBP: 0.500, SLG: 0.568 (1, 6)	2-2 E 1B G3		1-1 3-1 2B		2-0 BB 1B		2-1 HR			4	2	4	1	0	0	0										
Cecil Cooper, L OBP: 0.262, SLG: 0.390 (1, 3)	0-1 G3 1B		1-1 3-1		0-0 F9		1-1 F8			4	0	1	1	0	0	3										
Ted Simmons, S OBP: 0.293, SLG: 0.371 (1, 2)	1-2 G3		2-3 3-H 2-1 F7		4-0 BB			1-3 K		3	0	0	1	1	1	2										
Ben Oglivie, L OBP: 0.243, SLG: 0.324 (1, 7)	3-0 F8			0-2 CS 1B	2-3 K			1-1 BB 1B		4	1	2	0	0	1	4										
Gorman Thomas, R OBP: 0.205, SLG: 0.206 (1, 8)		1-1 F8		3-3 K		0-2 E4		1-3 K		4	0	0	0	0	2	2										
Don Money, R OBP: 0.370, SLG: 0.286 (1, 10)		3-1 6-3		1-3 K		1-2 G5-4-3		4-0 1B BB		3	1	0	0	1	1	1										
Charlie Moore, R OBP: 0.444, SLG: 0.485 (1, 9)		1-0 L6			2-2 4-3 1B 2B		0-2 5-3		1-1 1B	4	1	2	1	0	0	0										
Jim Gantner, L OBP: 0.306, SLG: 0.382 (1, 4)			0-0 P6		2-0 4-3		2-1 P6	1-2 FC6-4		4	0	1	1	0	0	1										
Inning Stats	R: 1 E: 1 K: 0 S: 14	H: 2 LOB: 1 BB: 0 P: 21	R: 0 E: 0 K: 0 S: 5	H: 0 LOB: 0 BB: 0 P: 10	R: 1 E: 0 K: 0 S: 7	H: 1 LOB: 1 BB: 1 P: 15	R: 0 E: 0 K: 2 S: 9	H: 1 LOB: 0 BB: 0 P: 13	R: 1 E: 0 K: 0 S: 15	H: 3 LOB: 3 BB: 1 P: 27	R: 0 E: 1 K: 0 S: 10	H: 0 LOB: 0 BB: 0 P: 11	R: 1 E: 0 K: 0 S: 8	H: 1 LOB: 0 BB: 0 P: 14	R: 2 E: 0 K: 2 S: 15	H: 3 LOB: 2 BB: 1 P: 24		1B: 8 2B: 3 3B: 0 HR: 1	SF: 0 SAC: 0 DP: 2 HBP: 0	WP: 0 PB: 0 SB: 0 CS: 1	PA: 37					
PITCHER	IP	WLS	BF	H	R	ER	SO	BB	IBB	HBP	BLK	WP	HR	S	P	ERA	WHIP									
Bob Forsch, R ERA: 2.91 Bruce Sutter, R ERA: 3.6	(1, 1)	7.0	L	30	8	4	3	3	2	0	0	0	0	0	68	111	3.86	1.429								

Batter	1	2	3	4	5	6	7	8	9	AB	R	H	RBI	BB	SO	LOB	TOP					
Paul Moltzer, R OBP: 0.380, SLG: 0.478 (1, 5)	P6		G4-6-3			5-3			WP 1B	4	0	1	0	0	0	1	Milwaukee Brewers @ St. Louis Cardinals Busch Stadium, St. Louis, MO Tue Oct 19 1982, 7:05 PM CDT Att: 53,723 - Unknown livebaseballscorecards.com					
Robin Yount, R OBP: 0.456, SLG: 0.512 (1, 6)	L1			F9		6-3		5-3	4	0	0	0	0	0	1							
Cecil Cooper, L OBP: 0.239, SLG: 0.356 (1, 3)	F7			P6		6-3		F8	4	0	0	0	0	0	1							
Ted Simmons, S OBP: 0.295, SLG: 0.351 (1, 2)				F9		G1-3			2	0	0	0	1	0	0							
Ned Yost, R (7, 2)								BB	0	0	0	0	1	0	0							
Ben Oglivie, L OBP: 0.244, SLG: 0.316 (1, 7)								BB	4	0	1	0	0	0	2							
Gorman Thomas, R OBP: 0.150, SLG: 0.189 (8, PR)																						
Marshall Edwards, L (8, 8)																						
Don Money, R OBP: 0.333, SLG: 0.250 (1, 10)																						
Charlie Moore, R OBP: 0.436, SLG: 0.472 (1, 9)																						
Jim Gantner, L OBP: 0.308, SLG: 0.405 (1, 4)																						
Inning Stats	R: 0 E: 0 K: 0 S: 8	H: 0 LOB: 0 BB: 0 P: 13	R: 0 E: 0 K: 0 S: 10	H: 1 LOB: 1 BB: 1 P: 17	R: 0 E: 0 K: 1 S: 7	H: 1 LOB: 0 BB: 0 P: 9	R: 0 E: 0 K: 0 S: 5	H: 0 LOB: 0 BB: 0 P: 7	R: 0 E: 0 K: 1 S: 8	H: 0 LOB: 0 BB: 0 P: 13	R: 0 E: 0 K: 0 S: 6	H: 0 LOB: 0 BB: 0 P: 9	R: 0 E: 0 K: 0 S: 5	H: 0 LOB: 0 BB: 0 P: 7	R: 0 E: 1 K: 0 S: 7	H: 0 LOB: 1 BB: 0 P: 11	R: 1 E: 0 K: 0 S: 11	H: 2 LOB: 2 BB: 1 P: 18	1B: 3 2B: 1 3B: 0 HR: 0	SF: 0 SAC: 0 DP: 2 HBP: 0	WP: 1 PB: 0 SB: 0 CS: 0	PA: 32
PITCHER John Stuper, R ERA: 3.32 (1, 1)	IP: 9.0 WLS: W BF: 32 H: 4 R: 1 ER: 1 SO: 2 BB: 2 IBB: 0 HBP: 0 BLK: 0 WP: 1 HR: 0 S: 67 P: 104 ERA: 1.00 WHIP: 0.667																					

Batter	1	2	3	4	5	6	7	8	9	AB	R	H	RBI	BB	SO	LOB	BOTTOM					
Lonnie Smith, R OBP: 0.297, SLG: 0.382 (1, 7)	K		E4			G1-3		K		3	1	1	0	0	1	0	Milwaukee Brewers @ St. Louis Cardinals Busch Stadium, St. Louis, MO Tue Oct 19 1982, 7:05 PM CDT Att: 53,723 - Unknown livebaseballscorecards.com					
David Green, R OBP: 0.333, SLG: 0.545 (6, 7)			CS			HR				1	1	0	0	1	1	0						
Ken Oberkfell, L OBP: 0.316, SLG: 0.306 (1, 5)	F9		P4			G1-3		E6		5	1	0	0	0	5							
Keith Hernandez, L OBP: 0.325, SLG: 0.389 (1, 3)	3-1		4-3			HR		F9		5	2	2	4	0	2							
George Hendrick, R OBP: 0.359, SLG: 0.306 (1, 9)			CS			HR		FC6-4		5	2	2	1	0	1							
Darrell Porter, L OBP: 0.474, SLG: 0.625 (1, 2)						HR				4	1	1	2	0	0							
Glenn Brummer, R (9, 2)										0	0	0	0	0	0							
Dane Iorg, L OBP: 0.500, SLG: 0.929 (1, 10)										4	3	3	0	0	1							
Willie McGee, S OBP: 0.294, SLG: 0.667 (1, 8)										4	1	1	1	0	1							
Tom Herr, S OBP: 0.231, SLG: 0.257 (1, 4)										3	1	2	2	0	0							
Ozzie Smith, S OBP: 0.389, SLG: 0.276 (1, 6)										4	0	0	0	0	3							
Inning Stats	R: 0 E: 0 K: 1 S: 7	H: 0 LOB: 0 BB: 0 P: 12	R: 2 E: 1 K: 1 S: 11	H: 2 LOB: 1 BB: 0 P: 19	R: 0 E: 1 K: 0 S: 6	H: 0 LOB: 0 BB: 0 P: 10	R: 3 E: 0 K: 0 S: 10	H: 3 LOB: 0 BB: 0 P: 12	R: 2 E: 0 K: 0 S: 14	H: 2 LOB: 0 BB: 0 P: 17	R: 6 E: 1 K: 0 S: 16	H: 5 LOB: 1 BB: 1 P: 30	R: 0 E: 0 K: 0 S: 5	H: 0 LOB: 0 BB: 0 P: 9	R: 0 E: 1 K: 1 S: 10	H: 0 LOB: 1 BB: 0 P: 13	R: 0 E: 0 K: 1 S: 10	H: 0 LOB: 0 BB: 0 P: 13	1B: 6 2B: 3 3B: 1 HR: 2	SF: 0 SAC: 1 DP: 0 HBP: 0	WP: 2 PB: 0 SB: 1 CS: 1	PA: 41
PITCHER Don Sutton, R ERA: 6.0 (1, 1)	IP: 4.1 WLS: L BF: 21 H: 7 R: 0 ER: 5 SO: 2 BB: 0 IBB: 0 HBP: 0 BLK: 0 WP: 0 HR: 2 S: 45 P: 67 ERA: 10.38 WHIP: 1.615																					
Jim Staton, R ERA: 1.23 (5, 1)	IP: 0.2 WLS: L BF: 2 H: 0 R: 0 ER: 0 SO: 0 BB: 0 IBB: 0 HBP: 0 BLK: 0 WP: 0 HR: 0 S: 3 P: 3 ERA: 0.00 WHIP: 0.000																					
Doc Medich, R ERA: 18.0 (6, 1)	IP: 2.0 WLS: L BF: 13 H: 5 R: 6 ER: 4 SO: 0 BB: 1 IBB: 0 HBP: 0 BLK: 0 WP: 2 HR: 0 S: 21 P: 39 ERA: 18.00 WHIP: 3.000																					
Dwight Bernard, R ERA: (8, 1)	IP: 1.0 WLS: L BF: 4 H: 0 R: 0 ER: 0 SO: 1 BB: 0 IBB: 0 HBP: 0 BLK: 0 WP: 0 HR: 0 S: 10 P: 13 ERA: 0.00 WHIP: 0.000																					

