Milwaukee Brewers - 1983

Batter	1	2	3	4	5	6	7	8	9	AB	R	H	RBI	BB	SO	LOB
Paul Molitor, R (1, 5) OBP: 0.400, SLG: 0.500	F5		FC4-6 1B 1-2		6-3		1B 1-3		SF9 3-H	4	0	2	1	0	0	0
Robin Yount, R (1, 6) OBP: 0.400, SLG: 0.250	5-3		FC4-6 2B 1-2f 2-3			S BB	F8		WP 1B 1-2	4	0	1	0	1	0	4
Cecil Cooper, L (1, 3) OBP: 0.200, SLG: 0.400	K		2B 1-3 3-H			F9		1-3	4-3 1-2 2-3	5	0	1	1	0	1	3
Ted Simmons, S (1, 2) OBP: 0.250, SLG: 0.250		5-3	4-3			K 1-2		1B		4	0	1	0	0	1	3
Ben Oglivie, L (1, 7)		BB		F3		BB		F7		2	0	0	0	2	0	1
Gorman Thomas, R (1, 8)		P3		G1-6-3 BB		5-3		1-3		3	0	0	0	1	0	4
Roy Howell, L (1, 10)		F6		G1-6-3 1-2f			K		5-3	4	0	0	0	0	1	2
Charlie Moore, R (1, 9) OBP: 0.500, SLG: 0.333			1-3		F2		1B		SF9 1B BB	3	1	1	0	1	0	0
Jim Gantner, L (1, 4) OBP: 0.500, SLG: 0.500			FC4-6 1B 2B		G3		K		WP 1B 1-3	4	1	2	0	0	1	1
Inning Stats	R: 0 E: 0 K: 1 S: 5 H: 0 LOB: 0 BB: 0 P: 5	R: 0 E: 0 K: 0 S: 3 H: 0 LOB: 1 BB: 1 P: 7	R: 1 E: 0 K: 0 S: 6 H: 3 LOB: 2 BB: 0 P: 6	R: 0 E: 0 K: 0 S: 2 H: 0 LOB: 0 BB: 1 P: 6	R: 0 E: 0 K: 0 S: 3 H: 0 LOB: 0 BB: 0 P: 3	R: 0 E: 0 K: 1 S: 5 H: 0 LOB: 2 BB: 2 P: 13	R: 0 E: 0 K: 2 S: 9 H: 2 LOB: 2 BB: 0 P: 9	R: 0 E: 0 K: 0 S: 4 H: 1 LOB: 1 BB: 0 P: 4	R: 1 E: 0 K: 0 S: 5 H: 2 LOB: 2 BB: 1 P: 9	1B: 7 2B: 1 3B: 0 HR: 0 SF: 1 SAC: 0 DP: 1 HBP: 0	WP: 1 PB: 0 SB: 1 CS: 0 PA: 39					

PITCHER		IP	WLS	BF	H	R	ER	SO	BB	IBB	HBP	BLK	WP	HR	S	P	ERA	WHIP
Bruce Kison, R ERA: 1.35	(1, 1)	6.2	W	28	5	1	1	4	4	0	0	0	0	0	32	48	1.35	1.350
Luis Sanchez, R ERA: 4.5	(7, 1)	2.0		10	3	1	1	0	1	0	0	0	0	0	9	13	4.50	2.000
Andy Hassler, L ERA:	(9, 1)	0.1	S	1	0	0	0	0	0	0	0	0	1	0	1	1	0.00	0.000

PITCHER	IP	WLS	BF	H	R	ER	SO	BB	IBB	HBP	BLK	WP	HR	S	P	ERA	WHIP

TOP

Milwaukee Brewers @ California Angels

Anaheim Stadium, Anaheim, CA

Tue Apr 05 1983, 9:05 PM EST

Att. 34,177 - Unknown

livebaseballscorecards.com

AB	33
R	2
H	8
RBI	2
BB	5
SO	4
LOB	18

Milwaukee Brewers @ California Angels

Anaheim Stadium, Anaheim, CA

Tue Apr 05 1983, 9:05 PM EST

Att. 34,177 - Unknown

BOTTOM

Batter	1	2	3	4	5	6	7	8	9	AB	R	H	RBI	BB	SO	LOB
Brian Downing, R (1, 7) Juan Beniquez, R (8, 7)	F4		6-3		F8 SH1-3 PB BB		6-3			3 0	1 0	0 0	0 0	1 0	0 0	0 0
Bobby Clark, R (1, 9) OBP: 0.333, SLG: 0.667	5-3		2B		SH1-3 1-2		F2			3	0	1	0	0	0	0
Daryl Sconiers, L (1, 3) OBP: 0.250, SLG: 1.000	HR		K		F8 2-3			F8		4	1	1	1	0	1	2
Reggie Jackson, L (1, 10) OBP: 0.500, SLG: 0.333	K			1B 1B 1B	BB 3-H			K		3	1	1	0	1	2	0
Fred Lynn, L (1, 8)		F7		F6	F6			1-3		4	0	0	0	0	0	2
Doug DeCinces, R (1, 5) OBP: 0.667, SLG: 0.667		BB 1B		1B 1-2 1B		6-3				3	0	2	0	0	0	0
Bobby Grich, R (1, 4) OBP: 0.667, SLG: 0.500		G6-4-3 1-2 BB		1-2 2-H 1B		K				2	0	1	1	1	1	0
Tim Foli, R (1, 6)		G6-4-3 1-2f		F7		4-3				3	0	0	0	0	0	4
Bob Boone, R (1, 2)			F8	1-3			6-3			3	0	0	0	0	0	2

Inning Stats										
	R: 1 H: 1 E: 0 LOB: 0 K: 1 BB: 0 S: 6 P: 6	R: 0 H: 1 E: 0 LOB: 1 K: 0 BB: 1 S: 3 P: 7	R: 0 H: 1 E: 0 LOB: 1 K: 1 BB: 0 S: 6 P: 6	R: 1 H: 3 E: 0 LOB: 2 K: 0 BB: 0 S: 6 P: 6	R: 1 H: 0 E: 0 LOB: 1 K: 0 BB: 2 S: 3 P: 11	R: 0 H: 0 E: 0 LOB: 0 K: 1 BB: 0 S: 5 P: 5	R: 0 H: 0 E: 0 LOB: 0 K: 0 BB: 0 S: 3 P: 3	R: 0 H: 0 E: 0 LOB: 0 K: 1 BB: 0 S: 5 P: 5		1B: 4 SF: 0 2B: 1 SAC: 1 3B: 0 DP: 1 HR: 1 HBP: 0	WP: 0 PA: 32 PB: 1 SB: 0 CS: 0

PITCHER	IP	WLS	BF	H	R	ER	SO	BB	IBB	HBP	BLK	WP	HR	S	P	ERA	WHIP
Don Sutton, R (1, 1) ERA: 2.25	8.0	L	32	6	3	2	4	3	0	0	0	0	1	37	49	2.25	1.125

PITCHER	IP	WLS	BF	H	R	ER	SO	BB	IBB	HBP	BLK	WP	HR	S	P	ERA	WHIP

livebaseballscorecards.com

AB	28
R	3
H	6
RBI	2
BB	3
SO	4
LOB	10

Batter	1	2	3	4	5	6	7	8	9	AB	R	H	RBI	BB	SO	LOB
Paul Molitor, R (1, 5) OBP: 0.222, SLG: 0.250	F4	FC6-4 1-2f			5-3			F2		4	0	0	0	0	0	2
Robin Yount, R (1, 6) OBP: 0.333, SLG: 0.250	2B 1B		E5 CS			6-3		F7		4	1	1	0	0	0	1
Cecil Cooper, L (1, 3) OBP: 0.333, SLG: 0.556	1-H HR 2B		S S S K 1-2			WP 1B		L4		4	1	2	1	0	1	2
Ted Simmons, S (1, 2) OBP: 0.250, SLG: 0.625	2-H HR		5-3			6-3 1-2			1-3	4	1	1	2	0	0	1
Gorman Thomas, R (1, 8)	6-3			F8		6-3			F7	4	0	0	0	0	0	1
Ben Oglivie, L (1, 7)	G3			L3			5-3		F9	4	0	0	0	0	0	0
Don Money, R (1, 10) OBP: 0.333, SLG: 0.333		FC6-4 1B		F9			6-3			3	0	1	0	0	0	0
Charlie Moore, R (1, 9) OBP: 0.286, SLG: 0.167		F2			6-3		L5			3	0	0	0	0	0	1
Jim Gantner, L (1, 4) OBP: 0.429, SLG: 0.429		FC6-4 FC6-4 1-2f			S S S K			1B		3	0	1	0	0	1	1
Inning Stats	R: 3 H: 3 E: 0 LOB: 0 K: 0 BB: 0 S: 6 P: 6	R: 0 H: 1 E: 0 LOB: 1 K: 0 BB: 0 S: 4 P: 4	R: 0 H: 0 E: 1 LOB: 0 K: 1 BB: 0 S: 5 P: 5	R: 0 H: 0 E: 0 LOB: 0 K: 0 BB: 0 S: 3 P: 3	R: 0 H: 0 E: 0 LOB: 0 K: 1 BB: 0 S: 5 P: 5	R: 0 H: 1 E: 0 LOB: 1 K: 0 BB: 0 S: 4 P: 4	R: 0 H: 0 E: 0 LOB: 0 K: 0 BB: 0 S: 3 P: 3	R: 0 H: 1 E: 0 LOB: 1 K: 0 BB: 0 S: 4 P: 4	R: 0 H: 0 E: 0 LOB: 0 K: 0 BB: 0 S: 3 P: 3	1B: 4 SF: 0 2B: 2 SAC: 0 3B: 0 DP: 1 HR: 1 HBP: 0						WP: 1 PA: 33 PB: 0 SB: 0 CS: 1

PITCHER	IP	WLS	BF	H	R	ER	SO	BB	IBB	HBP	BLK	WP	HR	S	P	ERA	WHIP
Tommy John, L (1, 1) ERA: 3.0	9.0	W	33	6	3	3	2	0	0	0	0	1	1	37	37	3.00	0.667

PITCHER	IP	WLS	BF	H	R	ER	SO	BB	IBB	HBP	BLK	WP	HR	S	P	ERA	WHIP

TOP

Milwaukee Brewers @ California Angels

Anaheim Stadium, Anaheim, CA

Wed Apr 06 1983, 9:05 PM EST

Att. 28,162 - Unknown

livebaseballscorecards.com

AB	33
R	3
H	6
RBI	3
BB	0
SO	2
LOB	9

BOTTOM

Milwaukee Brewers @ California Angels

Anaheim Stadium, Anaheim, CA

Wed Apr 06 1983, 9:05 PM EST

Att. 28,162 - Unknown

livebaseballscorecards.com

Batter	1	2	3	4	5	6	7	8	9	AB	R	H	RBI	BB	SO	LOB
Brian Downing, R (1, 7) OBP: 0.375, SLG: 0.667	HR	F8			BB	F9				3	2	1	1	1	0	2
Juan Beniquez, R (7, 7)										0	0	0	0	0	0	0
Bobby Clark, R (1, 9) OBP: 0.286, SLG: 0.571	5-3		6-3		F9 1-H 2B		6-3			4	0	1	1	0	0	0
Fred Lynn, L (1, 8) OBP: 0.125, SLG: 0.500	6-3		HR		P3		K			4	1	1	1	0	1	1
Doug DeCinces, R (1, 5) OBP: 0.571, SLG: 1.000	HR		F4		F9 2-3		1B			4	1	2	1	0	0	1
Reggie Jackson, L (1, 10) OBP: 0.500, SLG: 0.571	1B		2B		K		K			4	0	2	0	0	2	2
Ron Jackson, R (1, 3) OBP: 0.500, SLG: 0.500	1-2 1B		F7			BB		4-3		4	0	2	0	0	0	1
Bobby Grich, R (1, 4) OBP: 0.429, SLG: 0.200	F8			6-3		1-2 BB		F9		3	0	0	0	1	0	2
Tim Foli, R (1, 6)		F8		5-3		F7		G3		4	0	0	0	0	0	2
Bob Boone, R (1, 2)		6-3		F9		F7				3	0	0	0	0	0	2
Inning Stats	R: 2 E: 0 K: 0 S: 7	H: 4 LOB: 2 BB: 0 P: 7	R: 0 E: 0 K: 0 S: 3	H: 0 LOB: 0 BB: 0 P: 3	R: 1 E: 0 K: 0 S: 5	H: 2 LOB: 1 BB: 0 P: 5	R: 0 E: 0 K: 0 S: 3	H: 0 LOB: 0 BB: 0 P: 3	R: 1 E: 0 K: 1 S: 6	H: 1 LOB: 1 BB: 1 P: 10	R: 0 E: 0 K: 0 S: 4	H: 1 LOB: 2 BB: 1 P: 8	R: 0 E: 0 K: 2 S: 8	H: 1 LOB: 1 BB: 0 P: 8	R: 0 E: 0 K: 0 S: 3	H: 0 LOB: 0 BB: 0 P: 3	

	AB	33
	R	4
	H	9
	RBI	4
	BB	2
	SO	3
	LOB	13

	1B: 4	SF: 0	WP: 0	PA: 35
	2B: 2	SAC: 0	PB: 0	
	3B: 0	DP: 0	SB: 0	
	HR: 3	HBP: 0	CS: 0	

PITCHER	IP	WLS	BF	H	R	ER	SO	BB	IBB	HBP	BLK	WP	HR	S	P	ERA	WHIP
Mike Caldwell, L (1, 1) ERA: 4.5	8.0	L	35	9	4	4	3	2	0	0	0	0	3	39	47	4.50	1.375

PITCHER	IP	WLS	BF	H	R	ER	SO	BB	IBB	HBP	BLK	WP	HR	S	P	ERA	WHIP

Batter	1	2	3	4	5	6	7	8	9	AB	R	H	RBI	BB	SO	LOB
Paul Molitor, R (1, 5) OBP: 0.357, SLG: 0.385	6-3		5-3 1B			HR 1B		BB BB G1-2-3 1B	F6	5	1	3	0	0	0	1
Robin Yount, R (1, 6) OBP: 0.429, SLG: 0.545	5-3		5-3 1-2			1-H HR		BBBB G1-2-3 BB 1-2 BB BB	BBBB FC6-4 1-2 BB	3	2	1	2	2	0	1
Cecil Cooper, L (1, 3) OBP: 0.286, SLG: 0.385	4-3		F7			F7		BBBB BB G1-2-3 1-2 2-3 BB	FC6-4 1-2f	4	0	0	0	1	0	3
Ted Simmons, S (1, 10) OBP: 0.250, SLG: 0.500		WP 1B 1B		L5		4-3		G1-2-3 1-2 2-3 3-Hf		4	1	1	0	0	0	3
Ben Oglivie, L (1, 7)		F6 1-3		F9		S S S K		IIII BB IBB		3	0	0	0	1	1	1
Gorman Thomas, R (1, 8) OBP: 0.250, SLG: 0.400		S S S K		F8				BBBB FC5-4 1-2 2-3 3-H BB		3	1	1	2	1	1	1
Charlie Moore, R (1, 9) OBP: 0.273, SLG: 0.200		3-H 1B			6-3		5-3	FC5-4 1-2f		4	0	1	1	0	0	3
Jim Gantner, L (1, 4) OBP: 0.273, SLG: 0.273		F7			F8		5-3		1-3	4	0	0	0	0	0	1
Ned Yost, R (1, 2) OBP: 0.250, SLG: 0.250			5-3		6-3		F5		BB 1B	4	0	1	0	0	0	0
Inning Stats	R: 0 E: 0 K: 0 S: 3 H: 0 LOB: 0 BB: 0 P: 3	R: 1 E: 0 K: 1 S: 7 H: 2 LOB: 1 BB: 0 P: 7	R: 0 E: 0 K: 0 S: 4 H: 1 LOB: 1 BB: 0 P: 4	R: 0 E: 0 K: 0 S: 3 H: 0 LOB: 0 BB: 0 P: 3	R: 0 E: 0 K: 0 S: 3 H: 0 LOB: 0 BB: 0 P: 3	R: 2 E: 0 K: 1 S: 7 H: 2 LOB: 0 BB: 0 P: 7	R: 1 E: 0 K: 0 S: 4 H: 1 LOB: 0 BB: 0 P: 4	R: 1 E: 0 K: 0 S: 3 H: 1 LOB: 3 BB: 4 P: 19	R: 0 E: 0 K: 0 S: 4 H: 1 LOB: 2 BB: 1 P: 8	1B: 6 2B: 0 3B: 0 HR: 2 SF: 0 SAC: 0 DP: 1 HBP: 0						

PITCHER		IP	WLS	BF	H	R	ER	SO	BB	IBB	HBP	BLK	WP	HR	S	P	ERA	WHIP
Mike Witt, R ERA: 5.14	(1, 1)	7.0	L	27	6	4	4	2	0	0	0	0	1	2	31	31	5.14	0.857
Dave Goltz, R ERA: 4.5	(8, 1)	2.0		12	2	1	1	0	4	1	0	0	0	0	7	27	4.50	3.000

PITCHER	IP	WLS	BF	H	R	ER	SO	BB	IBB	HBP	BLK	WP	HR	S	P	ERA	WHIP

TOP

Milwaukee Brewers @ California Angels

Anaheim Stadium, Anaheim, CA

Thu Apr 07 1983, 9:05 PM EST

Att. 30,145 - Unknown

livebaseballscorecards.com

AB	34
R	5
H	8
RBI	5
BB	5
SO	2
LOB	14

WP: 2	PA: 39		
PB: 0			
SB: 0			
CS: 0			

Milwaukee Brewers @ California Angels

Anaheim Stadium, Anaheim, CA

Thu Apr 07 1983, 9:05 PM EST

Att. 30,145 - Unknown

BOTTOM

Batter	1	2	3	4	5	6	7	8	9	AB	R	H	RBI	BB	SO	LOB
Brian Downing, R (1, 7) OBP: 0.333, SLG: 0.444	4-3		6-3 1-2			4-3		BB		3	0	0	0	1	0	1
Bobby Clark, R (1, 9) OBP: 0.273, SLG: 0.455	F9		5-3			E 1B 1B		K		4	0	1	0	0	1	2
Fred Lynn, L (1, 8) OBP: 0.333, SLG: 0.545	WP BB			F5		E9 G4-6-3 1-3 1B			FC3-6 1B	3	0	2	0	1	0	0
Doug DeCinces, R (1, 5) OBP: 0.400, SLG: 0.700	F4 1-2			F9		G4-6-3 1-2f			F9	3	0	0	0	0	0	3
Ricky Adams, R (9, 5)										1	0	0	0	0	0	1
Reggie Jackson, L (1, 10) OBP: 0.417, SLG: 0.400		G6-4-3 BB		3-1			K		FC3-6 1B 1-2f HR	3	1	0	0	1	1	1
Ron Jackson, R (1, 3) OBP: 0.500, SLG: 0.500		F9			1B 1B		F9		1-2 HR 1B	4	1	2	0	0	0	1
Bobby Grich, R (1, 4) OBP: 0.364, SLG: 0.556		G6-4-3 1-2f			F8		K		1-H 2-H HR	4	1	1	3	0	1	2
Tim Foli, R (1, 6) OBP: 0.100, SLG: 0.100			5-3		G5-4-3 1-3 1B			5-3	FC6-4 1B	3	0	1	0	0	0	0
Rod Carew, L (9, PH) OBP: 1.000, SLG: 1.000										1	0	1	0	0	0	0
Rob Wilfong, L (9, PR)										0	0	0	0	0	0	0
Bob Boone, R (1, 2)			BB 6-3		G5-4-3 1-2f			K	FC6-4 1-2f	3	0	0	0	1	1	3

Inning Stats	1	2	3	4	5	6	7	8	9
	R: 0 E: 0 K: 0 S: 3	H: 0 LOB: 1 BB: 1 P: 7	R: 0 E: 0 K: 0 S: 2	H: 0 LOB: 0 BB: 1 P: 6	R: 0 E: 0 K: 0 S: 3	H: 0 LOB: 1 BB: 1 P: 7	R: 0 E: 0 K: 0 S: 3	H: 0 LOB: 0 BB: 0 P: 3	R: 0 E: 0 K: 0 S: 4	H: 2 LOB: 1 BB: 0 P: 4	R: 0 E: 1 K: 0 S: 4	H: 2 LOB: 1 BB: 0 P: 4	R: 0 E: 0 K: 2 S: 7	H: 0 LOB: 0 BB: 0 P: 7	R: 0 E: 0 K: 2 S: 7	H: 0 LOB: 1 BB: 1 P: 11	R: 3 E: 0 K: 0 S: 7	H: 4 LOB: 1 BB: 0 P: 7

	AB	R	H	RBI	BB	SO	LOB
	32	3	8	3	4	4	14

	1B	SF	WP	PA
	7	0	1	36
	2B: 0	SAC: 0	PB: 0	
	3B: 0	DP: 3	SB: 0	
	HR: 1	HBP: 0	CS: 0	

livebaseballscorecards.com

PITCHER	IP	WLS	BF	H	R	ER	SO	BB	IBB	HBP	BLK	WP	HR	S	P	ERA	WHIP
Jerry Augustine, L (1, 1) ERA: 3.0	9.0	W	36	8	3	3	4	4	0	0	0	1	1	40	56	3.00	1.333

PITCHER	IP	WLS	BF	H	R	ER	SO	BB	IBB	HBP	BLK	WP	HR	S	P	ERA	WHIP

Batter	1	2	3	4	5	6	7	8	9	AB	R	H	RBI	BB	SO	LOB
Paul Molitor, R (1, 5) OBP: 0.421, SLG: 0.412	S 3B 1B	F9			BBB 4-3 S BB		1-2 1B		S S S 0-3 K	4	1	2	0	1	1	0
Robin Yount, R (1, 6) OBP: 0.444, SLG: 0.643	1-H 4-3 3B		5-3		BBB 1-2 4-3 BB		F4			3	1	1	1	1	0	2
Cecil Cooper, L (1, 3) OBP: 0.222, SLG: 0.294	4-3 3-H		F8		1-2 2-3 4-3		6-3			4	0	0	1	0	0	4
Ted Simmons, S (1, 2) OBP: 0.188, SLG: 0.375	1-3		6-3		F9			5-3		4	0	0	0	0	0	2
Gorman Thomas, R (1, 8) OBP: 0.313, SLG: 0.385	BBB HBP BB			6-3		F7		1B		3	0	1	0	1	0	0
Ben Oglivie, L (1, 7) OBP: 0.375, SLG: 0.273	H 1-2 FC6 HBP			BBB FC6-4 BB		8-2 3B		S S S K		2	0	1	0	1	1	1
Don Money, R (1, 10) OBP: 0.143, SLG: 0.143	FC6 1-2f			L8		8-2 3-Hf		F7		4	0	0	0	0	0	5
Charlie Moore, R (1, 9) OBP: 0.200, SLG: 0.143		F9		FC6-4 1-2f			1-3		F7	4	0	0	0	0	0	1
Jim Gantner, L (1, 4) OBP: 0.267, SLG: 0.267		G3			F9		1B 1B		L8	4	0	1	0	0	0	0
Inning Stats	R: 2 E: 0 K: 0 S: 5 H: 2 LOB: 2 BB: 1 P: 10	R: 0 E: 0 K: 0 S: 3 H: 0 LOB: 0 BB: 0 P: 3	R: 0 E: 0 K: 0 S: 3 H: 0 LOB: 0 BB: 0 P: 3	R: 0 E: 0 K: 0 S: 3 H: 0 LOB: 1 BB: 1 P: 7	R: 0 E: 0 K: 0 S: 3 H: 0 LOB: 2 BB: 2 P: 11	R: 0 E: 0 K: 0 S: 3 H: 1 LOB: 0 BB: 0 P: 3	R: 0 E: 0 K: 0 S: 5 H: 2 LOB: 2 BB: 0 P: 5	R: 0 E: 0 K: 1 S: 6 H: 1 LOB: 1 BB: 0 P: 6	R: 0 E: 0 K: 1 S: 5 H: 0 LOB: 0 BB: 0 P: 5	1B: 4 2B: 1 3B: 2 HR: 0 SF: 0 SAC: 0 DP: 1 HBP: 1						

PITCHER	IP	WLS	BF	H	R	ER	SO	BB	IBB	HBP	BLK	WP	HR	S	P	ERA	WHIP
Larry Gura, L (1, 1) ERA: 1.8	8.0	W	34	6	2	2	1	4	0	1	0	0	0	31	48	2.25	1.250
Dan Quisenberry, R (9, 1) ERA:	1.0	S	3	0	0	0	1	0	0	0	0	0	0	5	5	0.00	0.000

PITCHER	IP	WLS	BF	H	R	ER	SO	BB	IBB	HBP	BLK	WP	HR	S	P	ERA	WHIP

TOP

Milwaukee Brewers @ Kansas City Royals

Royals Stadium, Kansas City, MO

Sat Apr 09 1983, 4:33 AM EST
Att. 17,078 - Unknown - 42 F

livebaseballscorecards.com

AB	32
R	2
H	6
RBI	2
BB	4
SO	2
LOB	15

WP: 0	PB: 0	SB: 2	CS: 0	PA:	37

Milwaukee Brewers @ Kansas City Royals

Royals Stadium, Kansas City, MO

Sat Apr 09 1983, 4:33 AM EST

Att. 17,078 - Unknown - 42 F

livebaseballscorecards.com

BOTTOM

Batter	1	2	3	4	5	6	7	8	9	AB	R	H	RBI	BB	SO	LOB
Willie Wilson, S (1, 7) OBP: 0.357, SLG: 0.500	4-3	4-3		F3		S FC1-5 2B 1-H		K		5	0	1	1	0	1	0
U L Washington, S (1, 6) OBP: 0.214, SLG: 0.083	2B 1B	1B BB B B B		5-3		FC1-5 2-H		4-3		4	1	1	0	1	0	1
George Brett, L (1, 5) OBP: 0.500, SLG: 0.833	F9 2B 1-H	 1-2		 B B B		P6		4-3		4	1	2	1	1	0	1
Amos Otis, R (1, 8) OBP: 0.154, SLG: 0.083	2B BB B B B	L8		L6			F3			3	0	0	0	1	0	3
Hal McRae, R (1, 10) OBP: 0.385, SLG: 0.636	F9 2-3		1B 1B		K		BB 1B BB B B B			3	1	1	0	1	1	2
Frank White, R (1, 4) OBP: 0.308, SLG: 0.462	2B 1-3 3-H		K		P6		K			4	0	1	1	0	2	2
Willie Aikens, L (1, 3) OBP: 0.308, SLG: 0.455	1-3		K		K		1B BB B B B 1-2			3	0	0	0	1	2	3
Joe Simpson, L (7, PR)										0	0	0	0	0	0	0
(8, 3)																
Jerry Martin, R (1, 9) OBP: 0.455, SLG: 1.091		IHR	1B 1-3			1-3	1B 1-3 2-H			4	1	3	2	0	0	0
John Wathan, R (1, 2) OBP: 0.273, SLG: 0.273		5-3	P4			2B 1B	F9			4	1	1	0	0	0	4
Inning Stats	R: 2 E: 0 K: 0 S: 6 H: 3 LOB: 2 BB: 1 P: 10	R: 1 E: 0 K: 0 S: 5 H: 2 LOB: 2 BB: 1 P: 9	R: 0 E: 0 K: 2 S: 9 H: 2 LOB: 2 BB: 0 P: 9	R: 0 E: 0 K: 0 S: 3 H: 0 LOB: 1 BB: 1 P: 7	R: 0 E: 0 K: 2 S: 7 H: 0 LOB: 0 BB: 0 P: 7	R: 1 E: 0 K: 0 S: 5 H: 2 LOB: 1 BB: 0 P: 5	R: 1 E: 0 K: 1 S: 6 H: 1 LOB: 2 BB: 2 P: 14	R: 0 E: 0 K: 1 S: 5 H: 0 LOB: 0 BB: 0 P: 5		1B: 6 2B: 3 3B: 0 HR: 1	SF: 0 SAC: 0 DP: 0 HBP: 0					

	AB	34
	R	5
	H	10
	RBI	5
	BB	5
	SO	6
	LOB	16

WP: 0 PB: 0 SB: 1 CS: 0 PA: 39

PITCHER		IP	WLS	BF	H	R	ER	SO	BB	IBB	HBP	BLK	WP	HR	S	P	ERA	WHIP
Bob McClure, L ERA: 6.0	(1, 1)	6.0	L	30	9	4	4	4	3	0	0	0	0	0	35	47	6.00	2.000
Jim Slaton, R ERA: 4.5	(7, 1)	2.0		9	1	1	1	2	2	0	0	0	0	0	11	19	4.50	1.500

PITCHER	IP	WLS	BF	H	R	ER	SO	BB	IBB	HBP	BLK	WP	HR	S	P	ERA	WHIP

Batter	1	2	3	4	5	6	7	8	9	AB	R	H	RBI	BB	SO	LOB
Paul Molitor, R (1, 5) OBP: 0.417, SLG: 0.455	L8 4-1 2B		CS 1B		P6	6-3		5-3		5	1	2	0	0	0	2
Robin Yount, R (1, 6) OBP: 0.435, SLG: 0.789	L8 2-3		F8 1-2			WP BB 2B	L7		HR	5	2	2	1	0	0	2
Cecil Cooper, L (1, 3) OBP: 0.217, SLG: 0.409	4-1 3-H			F7		F7	HR		L7	5	1	1	2	0	0	1
Ted Simmons, S (1, 2) OBP: 0.238, SLG: 0.350	K			6-3		BB BB WP E BB	E7 1B		4-3	4	1	1	0	1	1	0
Gorman Thomas, R (1, 8) OBP: 0.333, SLG: 0.529		BB 6-3 F9		HR		K	F7		K	4	1	1	1	1	2	3
Ben Oglivie, L (1, 7) OBP: 0.400, SLG: 0.231		F9 1-2		K		E BB 3B 1-2 2-3 BB	BB			2	1	0	0	2	1	1
Don Money, R (1, 10) OBP: 0.222, SLG: 0.125		6-3 2-3			FC1-6 BB	E 3B 1-2 2-3 3-H BB	F9			1	0	0	0	1	0	1
Bob Skube, L (6, PH)										1	1	0	1	1	0	2
Charlie Moore, R (1, 9) OBP: 0.158, SLG: 0.111		K			FC1-6 4-3 1-2f	E4 3B 1-2 2-3 3-H		1-3		4	1	0	0	0	1	4
Jim Gantner, L (1, 4) OBP: 0.263, SLG: 0.368			4-3		4-3 1-2	1-H 2-H 3-H 3B		F7		4	0	1	3	0	0	1
Inning Stats	R: 1 E: 0 K: 1 S: 6 H: 1 LOB: 0 BB: 0 P: 6	R: 0 E: 0 K: 1 S: 5 H: 0 LOB: 1 BB: 1 P: 9	R: 0 E: 0 K: 0 S: 3 H: 1 LOB: 0 BB: 0 P: 3	R: 1 E: 0 K: 1 S: 6 H: 1 LOB: 0 BB: 0 P: 6	R: 0 E: 0 K: 0 S: 3 H: 0 LOB: 1 BB: 1 P: 7	R: 5 E: 1 K: 1 S: 8 H: 2 LOB: 3 BB: 3 P: 20	R: 1 E: 1 K: 0 S: 5 H: 2 LOB: 2 BB: 1 P: 9	R: 0 E: 0 K: 0 S: 3 H: 0 LOB: 0 BB: 0 P: 3	R: 1 E: 0 K: 1 S: 6 H: 1 LOB: 0 BB: 0 P: 6	1B: 2 2B: 2 3B: 1 HR: 3 SF: 0 SAC: 0 DP: 0 HBP: 0							

TOP

Milwaukee Brewers @ Kansas City Royals

Royals Stadium, Kansas City, MO

Sun Apr 10 1983, 4:33 AM EST
Att. 18,047 - Unknown - 47 F

livebaseballscorecards.com

AB	35
R	9
H	8
RBI	8
BB	6
SO	5
LOB	17

WP: 1 PB: 0 SB: 0 CS: 1 PA: 41

PITCHER		IP	WLS	BF	H	R	ER	SO	BB	IBB	HBP	BLK	WP	HR	S	P	ERA	WHIP
Vida Blue, L ERA: 4.5	(1, 1)	4.0		15	3	2	2	3	1	0	0	0	0	1	20	24	4.50	1.000
Mike Armstrong, R ERA: 5.4	(5, 1)	1.2	L	11	1	5	1	1	4	0	0	0	1	0	9	25	5.40	3.000
Bob Tufts, L ERA: 6.75	(6, 1)	1.1		8	3	1	1	0	1	0	0	0	0	1	7	11	6.75	3.000
Bill Castro, R ERA: 11.25	(8, 1)	2.0		7	1	1	1	1	0	0	0	0	0	1	9	9	4.50	0.500

PITCHER	IP	WLS	BF	H	R	ER	SO	BB	IBB	HBP	BLK	WP	HR	S	P	ERA	WHIP

Batter	1	2	3	4	5	6	7	8	9	AB	R	H	RBI	BB	SO	LOB
Willie Wilson, S (1, 7) OBP: 0.316, SLG: 0.421	4-3		1-3		S, 1B, 1-H, 3-H, 1B		L5		F9	5	1	1	2	0	0	0
U L Washington, S (1, 6) OBP: 0.222, SLG: 0.067	BBBB, S, 1B, BB		5-3		6-3, 1-2		5-3			3	1	0	0	1	0	1
George Brett, L (1, 5) OBP: 0.611, SLG: 0.929	BBBB, 1B, 1-2, BB		2B		G5-4-3, 2-H, 1B		BBBB, BB			2	0	2	1	2	0	0
Amos Otis, R (1, 8) OBP: 0.176, SLG: 0.125	G5-4-3, 1-3, 2-H, 1B		F8		G5-4-3, 1-2f		SSS, K			4	0	1	1	0	1	3
Hal McRae, R (1, 10) OBP: 0.294, SLG: 0.467	G5-4-3, 1-2f			1-3		6-3		5-3		4	0	0	0	0	0	2
Willie Aikens, L (1, 3) OBP: 0.353, SLG: 0.467		G4-6-3, 1B		SSS, K		2B, 4-3, 1B		SSS, K		4	1	2	0	0	2	0
Frank White, R (1, 4) OBP: 0.294, SLG: 0.471		G4-6-3, 1-2f		F9		4-3, 1-3, 2B		F8		4	0	1	0	0	0	1
Jerry Martin, R (1, 9) OBP: 0.467, SLG: 0.929		BBBB, FC5-4, BB			1B, 1B	4-3, 2-3, 3-H			F9	3	1	1	1	1	0	1
John Wathan, R (1, 2) OBP: 0.267, SLG: 0.267		FC5-4, 1-2f			S, 1-3, 1B	SSS, K			SSS, K	4	1	1	0	0	2	2
Inning Stats	R: 1 E: 0 K: 0 S: 3 H: 1 LOB: 1 BB: 2 P: 11	R: 0 E: 0 K: 0 S: 3 H: 1 LOB: 1 BB: 1 P: 7	R: 0 E: 0 K: 0 S: 4 H: 1 LOB: 1 BB: 0 P: 4	R: 0 E: 0 K: 1 S: 5 H: 0 LOB: 0 BB: 0 P: 5	R: 3 E: 0 K: 0 S: 6 H: 4 LOB: 0 BB: 0 P: 6	R: 1 E: 0 K: 1 S: 7 H: 2 LOB: 1 BB: 0 P: 7	R: 0 E: 0 K: 1 S: 5 H: 0 LOB: 1 BB: 1 P: 9	R: 0 E: 0 K: 1 S: 5 H: 0 LOB: 0 BB: 0 P: 5	R: 0 E: 0 K: 1 S: 5 H: 0 LOB: 0 BB: 0 P: 5	1B: 7 2B: 2 3B: 0 HR: 0	SF: 0 SAC: 0 DP: 3 HBP: 0						

PITCHER		IP	WLS	BF	H	R	ER	SO	BB	IBB	HBP	BLK	WP	HR	S	P	ERA	WHIP
Moose Haas, R ERA: 8.31	(1, 1)	4.1		21	7	4	4	1	3	0	0	0	0	0	20	32	8.31	2.308
Tom Tellmann, R ERA: 1.93	(5, 1)	4.2	W	16	2	1	1	4	1	0	0	0	0	0	23	27	1.93	0.643

PITCHER	IP	WLS	BF	H	R	ER	SO	BB	IBB	HBP	BLK	WP	HR	S	P	ERA	WHIP

BOTTOM

Milwaukee Brewers @ Kansas City Royals

Royals Stadium, Kansas City, MO

Sun Apr 10 1983, 4:33 AM EST
Att. 18,047 - Unknown - 47 F

livebaseballscorecards.com

AB	33
R	5
H	9
RBI	5
BB	4
SO	5
LOB	10

WP: 0 PB: 0 SB: 3 CS: 0 PA: 37

Batter	1	2	3	4	5	6	7	8	9	AB	R	H	RBI	BB	SO	LOB
Paul Molitor, R (1, 5) OBP: 0.464, SLG: 0.538	HR 1B		2B 1B		G6-4-3 1-2f			1B 2B		4	2	3	1	0	0	1
Robin Yount, R (1, 6) OBP: 0.444, SLG: 0.870	1-H HR		F4		6-3			FC3-6 2-3 1B		4	1	2	2	0	0	2
Cecil Cooper, L (1, 3) OBP: 0.222, SLG: 0.423	F7		1B 1-H 2-H 2B			6-3		FC3-6 FC6-4 1-2f		4	1	1	2	0	0	1
Ted Simmons, S (1, 2) OBP: 0.240, SLG: 0.333	F9		2-H 1B			6-3		FC6-4 1-2f		4	0	1	1	0	0	1
Ben Oglivie, L (1, 7) OBP: 0.375, SLG: 0.188	F8		1-3			4-3			BB	3	0	0	0	1	0	0
Gorman Thomas, R (1, 8) OBP: 0.280, SLG: 0.429		K		K			K		K	4	0	0	0	0	4	1
Roy Howell, L (1, 10)		G3		4-3			F7		F8	4	0	0	0	0	0	1
Charlie Moore, R (1, 9) OBP: 0.130, SLG: 0.091		K		5-3			F8		5-3	4	0	0	0	0	1	1
Jim Gantner, L (1, 4) OBP: 0.364, SLG: 0.500			1B 2B 1B		G6-4-3 1B			2B		3	2	3	0	0	0	0
Inning Stats	R: 2 E: 0 K: 0 S: 5 H: 2 LOB: 0 BB: 0 P: 5	R: 0 E: 0 K: 2 S: 7 H: 0 LOB: 0 BB: 0 P: 7	R: 3 E: 0 K: 0 S: 6 H: 4 LOB: 0 BB: 0 P: 6	R: 0 E: 0 K: 1 S: 5 H: 0 LOB: 0 BB: 0 P: 5	R: 0 E: 0 K: 0 S: 3 H: 1 LOB: 0 BB: 0 P: 3	R: 0 E: 0 K: 0 S: 3 H: 0 LOB: 0 BB: 0 P: 3	R: 0 E: 0 K: 1 S: 5 H: 0 LOB: 0 BB: 0 P: 5	R: 1 E: 0 K: 0 S: 5 H: 3 LOB: 1 BB: 0 P: 5	R: 0 E: 0 K: 1 S: 5 H: 0 LOB: 1 BB: 1 P: 9	1B: 6 2B: 3 3B: 0 HR: 1 SF: 0 SAC: 0 DP: 1 HBP: 0						

PITCHER		IP	WLS	BF	H	R	ER	SO	BB	IBB	HBP	BLK	WP	HR	S	P	ERA	WHIP
Luis Leal, R ERA: 16.5	(1, 1)	3.0		14	6	5	5	2	0	0	0	0	0	1	18	18	15.00	2.000
Mike Morgan, R ERA: 2.84	(4, 1)	4.1	L	15	4	1	1	2	0	0	0	0	0	0	19	19	2.08	0.923
Dave Geisel, L ERA:	(8, 1)	0.2		3	0	0	0	0	1	0	0	0	0	0	2	6	0.00	1.500
Roy Lee Jackson, R ERA:	(9, 1)	1.0		3	0	0	0	1	0	0	0	0	0	0	5	5	0.00	0.000

PITCHER	IP	WLS	BF	H	R	ER	SO	BB	IBB	HBP	BLK	WP	HR	S	P	ERA	WHIP

TOP

Milwaukee Brewers @ Toronto Blue Jays

Exhibition Stadium, Toronto, ON

Tue Apr 12 1983, 3:33 AM EST
Att. 11,413 - Unknown - 46 F

livebaseballscorecards.com

AB	34
R	6
H	10
RBI	6
BB	1
SO	5
LOB	8

WP: 0 PA: 35
PB: 0
SB: 0
CS: 0

Batter	1	2	3	4	5	6	7	8	9	AB	R	H	RBI	BB	SO	LOB
Damaso Garcia, R (1, 4) OBP: 0.190, SLG: 0.167	F8		SF8 3-H		SF7 3-H		L1-6 2-3			2	0	0	2	0	0	1
Dave Collins, S (1, 7) OBP: 0.143, SLG: 0.100	F8		4-3 1-2		F6			F8		4	0	0	0	0	0	1
Willie Upshaw, L (1, 3) OBP: 0.211, SLG: 0.368	3-1		4-3			4-3		6-3		4	0	0	0	0	0	1
Cliff Johnson, R (1, 10) OBP: 0.368, SLG: 0.438		F6		K		5-3		F4		4	0	0	0	0	1	0
Ernie Whitt, L (1, 2) OBP: 0.429, SLG: 0.385		4-3		E3 1-3		HR BB			L4-3 1B	2	1	0	0	1	0	0
Garth Iorg, R (9, PH) OBP: 0.571, SLG: 0.571										1	0	1	0	0	0	0
Hosken Powell, L (1, 9) OBP: 0.143, SLG: 0.571		F7		1-3 1-2		HR 1-H			L4-3 1-2	3	1	1	2	0	0	1
Barry Bonnell, R (9, PH)										1	0	0	0	0	0	1
Rance Mulliniks, L (1, 5) OBP: 0.385, SLG: 0.583			1B E 1B	K		K			L3	3	1	1	0	0	2	1
Jesse Barfield, R (9, PH) OBP: 0.286, SLG: 0.786										1	0	0	0	0	0	0
Lloyd Moseby, L (1, 8) OBP: 0.417, SLG: 0.364			E 1-2 SF8 1B		K		L1-6 SH3 1B			3	1	2	0	0	1	0
Alfredo Griffin, S (1, 6) OBP: 0.400, SLG: 0.571			E5 4-3 1-3 2-H		SF7 3B		SH3 1-2			2	1	1	0	0	0	1
Inning Stats	R: 0 E: 0 K: 0 S: 3 H: 0 LOB: 0 BB: 0 P: 3	R: 0 E: 0 K: 0 S: 3 H: 0 LOB: 0 BB: 0 P: 3	R: 2 E: 1 K: 0 S: 6 H: 2 LOB: 1 BB: 0 P: 6	R: 0 E: 1 K: 2 S: 8 H: 0 LOB: 1 BB: 0 P: 8	R: 1 E: 0 K: 1 S: 6 H: 1 LOB: 0 BB: 0 P: 6	R: 2 E: 0 K: 1 S: 6 H: 1 LOB: 0 BB: 1 P: 10	R: 0 E: 0 K: 0 S: 3 H: 1 LOB: 0 BB: 0 P: 3	R: 0 E: 0 K: 0 S: 3 H: 0 LOB: 0 BB: 0 P: 3	R: 0 E: 0 K: 0 S: 3 H: 1 LOB: 0 BB: 0 P: 3	1B: 4 2B: 2 3B: 1 HR: 1 SF: 2 SAC: 1 DP: 2 HBP: 0						

PITCHER		IP	WLS	BF	H	R	ER	SO	BB	IBB	HBP	BLK	WP	HR	S	P	ERA	WHIP
Don Sutton, R ERA: 3.38	(1, 1)	8.0	W	31	5	5	4	4	1	0	0	0	0	1	38	42	4.50	0.750
Jamie Easterly, L ERA:	(9, 1)	1.0	S	3	1	0	0	0	0	0	0	0	0	0	3	3	0.00	1.000

PITCHER	IP	WLS	BF	H	R	ER	SO	BB	IBB	HBP	BLK	WP	HR	S	P	ERA	WHIP

BOTTOM

Milwaukee Brewers @ Toronto Blue Jays

Exhibition Stadium, Toronto, ON

Tue Apr 12 1983, 3:33 AM EST

Att. 11,413 - Unknown - 46 F

livebaseballscorecards.com

AB	30
R	5
H	6
RBI	4
BB	1
SO	4
LOB	7

PA: 34

WP: 0
PB: 0
SB: 0
CS: 0

Batter	1	2	3	4	5	6	7	8	9	AB	R	H	RBI	BB	SO	LOB
Paul Molitor, R (1, 5) OBP: 0.406, SLG: 0.467	P3		F8			5-3		5-3		4	0	0	0	0	0	1
Robin Yount, R (1, 6) OBP: 0.452, SLG: 0.808	F7		4-3			BB		2-H 1B		3	0	1	1	1	0	0
Cecil Cooper, L (1, 3) OBP: 0.226, SLG: 0.433	2B 2B		4-3			F6		K		4	1	1	0	0	1	2
Ted Simmons, S (1, 2) OBP: 0.241, SLG: 0.357	2-H 2B			L6		6-3			K	4	0	1	1	0	1	1
Ben Oglivie, L (1, 7) OBP: 0.393, SLG: 0.211	BB			F7			F9		BB 1B	3	0	1	0	1	0	0
Gorman Thomas, R (1, 8) OBP: 0.276, SLG: 0.375	4-3			K			F7		1-2 BB	3	0	0	0	1	1	2
Roy Howell, L (1, 10)		F8			K		6-3		K	4	0	0	0	0	2	2
Charlie Moore, R (1, 9) OBP: 0.111, SLG: 0.077		F8			5-3			K	K	4	0	0	0	0	2	2
Jim Gantner, L (1, 4) OBP: 0.360, SLG: 0.520		G3			F8			1B 2B		3	1	1	0	0	0	0
Inning Stats	R: 1 E: 0 K: 0 S: 5 H: 2 LOB: 2 BB: 1 P: 9	R: 0 E: 0 K: 0 S: 3 H: 0 LOB: 0 BB: 0 P: 3	R: 0 E: 0 K: 0 S: 3 H: 0 LOB: 0 BB: 0 P: 3	R: 0 E: 0 K: 1 S: 5 H: 0 LOB: 0 BB: 0 P: 5	R: 0 E: 0 K: 1 S: 5 H: 0 LOB: 0 BB: 0 P: 5	R: 0 E: 0 K: 0 S: 3 H: 0 LOB: 1 BB: 1 P: 7	R: 0 E: 0 K: 0 S: 3 H: 0 LOB: 0 BB: 0 P: 3	R: 1 E: 0 K: 2 S: 9 H: 2 LOB: 1 BB: 0 P: 9	R: 0 E: 0 K: 3 S: 10 H: 1 LOB: 2 BB: 1 P: 14	1B: 2 2B: 3 3B: 0 HR: 0	SF: 0 SAC: 0 DP: 0 HBP: 0						

TOP

Milwaukee Brewers @ Toronto Blue Jays

Exhibition Stadium, Toronto, ON

Wed Apr 13 1983, 3:33 AM EST

Att. 10,809 - Unknown - 44 F

livebaseballscorecards.com

AB	32
R	2
H	5
RBI	2
BB	3
SO	7
LOB	10

PITCHER		IP	WLS	BF	H	R	ER	SO	BB	IBB	HBP	BLK	WP	HR	S	P	ERA	WHIP
Jim Clancy, R ERA: 2.25	(1, 1)	8.0	W	30	4	2	2	4	2	0	0	0	0	0	36	44	2.25	0.750
Joey McLaughlin, R ERA:	(9, 1)	1.0		5	1	0	0	3	1	0	0	0	0	0	10	14	0.00	2.000

PITCHER		IP	WLS	BF	H	R	ER	SO	BB	IBB	HBP	BLK	WP	HR	S	P	ERA	WHIP

Batter	1	2	3	4	5	6	7	8	9	AB	R	H	RBI	BB	SO	LOB
Dave Collins, S (1, 7) OBP: 0.231, SLG: 0.167	5-3	FC5-4 1B		CS 1B		6-3		BB		4	0	2	0	1	0	0
Damaso Garcia, R (1, 4) OBP: 0.269, SLG: 0.190	S BB 2B 1B	FC5-4 E S 1-2f 1B		K 1-2		BB		1-2 BB		3	2	1	0	2	1	2
Barry Bonnell, R (1, 8) OBP: 0.333, SLG: 0.200 Lloyd Moseby, L (8, PH) OBP: 0.385, SLG: 0.333 (9, 8)	BB 1-2 2B BB	FC5-4 1-H 1B			3B 1B	F9		F8		3 1	2 0	2 0	1 0	1 0	0 0	1 2
Cliff Johnson, R (1, 10) OBP: 0.348, SLG: 0.500 Jorge Orta, L (8, PH)	K 2-3	FC5-4 1-2f			1-H HR 3B	K		K2-3		4 1	1 0	1 0	1 0	0 0	2 1	4 2
Jesse Barfield, R (1, 9) OBP: 0.333, SLG: 0.882	2B 1-2 WP BB	6-3			3-H HR	F7				3	2	1	2	1	0	0
Garth Iorg, R (1, 5) OBP: 0.545, SLG: 0.636	WP 1-3 2-H 3-H 2B	6-3		F9		BB 1B				4	0	2	2	0	0	0
Willie Upshaw, L (1, 3) OBP: 0.304, SLG: 0.381	FC6-4 2-3 3-H BB	S 1B		K		G6-4-3 1-2 BB				2	0	1	0	2	1	0
Buck Martinez, R (1, 2) OBP: 0.375, SLG: 0.500	FC6-4 1-2f	K 1-2			1B	G6-4-3 1-2f				4	0	1	0	0	1	5
Alfredo Griffin, S (1, 6) OBP: 0.316, SLG: 0.444		F8		4-3	5-3			F9		4	0	0	0	0	0	1
Inning Stats	R: 3 H: 2 E: 0 LOB: 2 K: 1 BB: 3 S: 7 P: 19	R: 1 H: 2 E: 0 LOB: 1 K: 0 BB: 0 S: 5 P: 5	R: 0 H: 1 E: 0 LOB: 1 K: 1 BB: 0 S: 6 P: 6	R: 0 H: 1 E: 0 LOB: 0 K: 1 BB: 0 S: 5 P: 5	R: 3 H: 4 E: 0 LOB: 1 K: 1 BB: 0 S: 9 P: 9	R: 0 H: 0 E: 0 LOB: 1 K: 1 BB: 1 S: 5 P: 9	R: 0 H: 1 E: 0 LOB: 1 K: 0 BB: 1 S: 3 P: 7	R: 0 H: 0 E: 0 LOB: 2 K: 1 BB: 2 S: 5 P: 13		1B: 8 SF: 0 2B: 1 SAC: 0 3B: 1 DP: 1 HR: 1 HBP: 0						WP: 1 PA: 40 PB: 0 SB: 4 CS: 1	

PITCHER		IP	WLS	BF	H	R	ER	SO	BB	IBB	HBP	BLK	WP	HR	S	P	ERA	WHIP
Mike Caldwell, L ERA: 7.62	(1, 1)	5.0	L	27	10	7	7	4	3	0	0	0	1	1	32	44	12.60	2.600
Bob Gibson, R ERA:	(6, 1)	2.0		8	1	0	0	1	2	0	0	0	0	0	8	16	0.00	1.500
Pete Ladd, R ERA:	(8, 1)	1.0		5	0	0	0	1	2	0	0	0	0	0	5	13	0.00	2.000

PITCHER	IP	WLS	BF	H	R	ER	SO	BB	IBB	HBP	BLK	WP	HR	S	P	ERA	WHIP

BOTTOM

Milwaukee Brewers @ Toronto Blue Jays

Exhibition Stadium, Toronto, ON

Wed Apr 13 1983, 3:33 AM EST
Att. 10,809 - Unknown - 44 F

livebaseballscorecards.com

AB	33
R	7
H	11
RBI	6
BB	7
SO	6
LOB	17

Milwaukee Brewers @ Toronto Blue Jays

Exhibition Stadium, Toronto, ON

Thu Apr 14 1983, 3:33 AM EST

Att. 10,127 - Unknown - 48 F

TOP

livebaseballscorecards.com

Batter	1	2	3	4	5	6	7	8	9	AB	R	H	RBI	BB	SO	LOB
Paul Molitor, R (1, 5) OBP: 0.405, SLG: 0.441	K2-3		F9			G6-4-3 1B BB	F9		CS 1B	4	0	1	0	1	1	2
Robin Yount, R (1, 6) OBP: 0.457, SLG: 0.767	F9		6-3			G6-4-3 1B		3B 1B	CS	4	1	2	0	0	0	1
Cecil Cooper, L (1, 3) OBP: 0.229, SLG: 0.471	1-3			5-3		G6-4-3		1B 3B		4	1	1	1	0	0	2
Ted Simmons, S (1, 10) OBP: 0.273, SLG: 0.375		G6-4-3 BB 1B		L4		6-3		1B		4	0	2	1	0	0	1
Ben Oglivie, L (1, 7) OBP: 0.469, SLG: 0.333		BBBB G6-4-3 BB		2B			BBBB BB 1B BB	G5-4-3 1B		2	1	2	0	2	0	0
Gorman Thomas, R (1, 8) OBP: 0.273, SLG: 0.333		G6-4-3		F8			SH1-4 1B 4-3 BB	G5-4-3		3	1	0	0	1	0	4
Bob Skube, L (1, 9) OBP: 0.333, SLG: 0.200		K			4-3		4-3 SH1-4 1B		F9	4	0	1	1	0	1	1
Ned Yost, R (1, 2) OBP: 0.143, SLG: 0.143			K		6-3		SH1-4		F9	3	0	0	0	0	1	0
Jim Gantner, L (1, 4) OBP: 0.379, SLG: 0.621			E S 1B		F9		4-3		HR	4	1	2	2	0	0	1
Inning Stats	R: 0 E: 0 K: 1 S: 5 H: 0 LOB: 0 BB: 0 P: 5	R: 0 E: 0 K: 1 S: 5 H: 1 LOB: 1 BB: 1 P: 9	R: 0 E: 0 K: 1 S: 6 H: 1 LOB: 1 BB: 0 P: 6	R: 0 E: 0 K: 0 S: 4 H: 1 LOB: 1 BB: 0 P: 4	R: 0 E: 0 K: 0 S: 3 H: 0 LOB: 0 BB: 0 P: 3	R: 0 E: 0 K: 0 S: 3 H: 1 LOB: 1 BB: 1 P: 7	R: 2 E: 0 K: 0 S: 4 H: 1 LOB: 1 BB: 2 P: 12	R: 2 E: 0 K: 0 S: 5 H: 4 LOB: 0 BB: 0 P: 5	R: 1 E: 0 K: 0 S: 4 H: 2 LOB: 0 BB: 0 P: 4	1B: 8 2B: 1 3B: 1 HR: 1	SF: 0 SAC: 1 DP: 3 HBP: 0						

AB	32
R	5
H	11
RBI	5
BB	4
SO	3
LOB	12

WP: 0 PB: 0 SB: 1 CS: 1 PA: 38

PITCHER		IP	WLS	BF	H	R	ER	SO	BB	IBB	HBP	BLK	WP	HR	S	P	ERA	WHIP
Jim Gott, R ERA: 3.0	(1, 1)	6.0		23	4	1	1	3	3	0	0	0	0	0	26	38	1.50	1.167
Roy Lee Jackson, R ERA: 2.45	(7, 1)	1.0		7	3	3	3	0	1	0	0	0	0	0	6	10	27.00	4.000
Dave Geisel, L ERA:	(8, 1)	0.1		2	2	0	0	0	0	0	0	0	0	0	2	2	0.00	6.000
Joey McLaughlin, R ERA: 2.45	(8, 1)	1.2	L	5	2	1	1	0	0	0	0	0	0	1	5	5	5.40	1.200

PITCHER	IP	WLS	BF	H	R	ER	SO	BB	IBB	HBP	BLK	WP	HR	S	P	ERA	WHIP

Batter	1	2	3	4	5	6	7	8	9	AB	R	H	RBI	BB	SO	LOB
Dave Collins, S (1, 7) OBP: 0.233, SLG: 0.148	H 1-0 S HBP		x 0-0 ② G3		x 0-0 ① F9 2-3		x 0-0 ① 4-3	B B B B 4-0 1-2 BB		3	0	0	0	0	0	1
Lloyd Moseby, L (8, 8) OBP: 0.429, SLG: 0.333										0	0	0	0	1	0	0
Damaso Garcia, R (1, 4) OBP: 0.323, SLG: 0.308	x 0-0 ① F4 1-2		x 0-0 S 2B		x 0-0 S 3-H 1B		x 0-0 ② F5	0-0 ③ CS 2-3	x 0-0 SH3-4 1B	5	0	3	1	0	0	1
Barry Bonnell, R (1, 8) (8, 7) OBP: 0.313, SLG: 0.214	x 0-0 ② 1-3		x 0-0 ③ 5-3 2-3		x 0-0 ② F9 1-2		x 0-0 WP S 1B 1B		x 0-0 ① SH3-4 1-2	4	1	1	0	0	0	3
Cliff Johnson, R (1, 10) OBP: 0.393, SLG: 0.522	x 0-0 ③ 6-3			x 0-0 2B 2B	B B B B 4-0 BB		B B B B 4-0 1B 1-3 BB		x 0-0 ② L5	3	1	1	0	2	0	2
Jesse Barfield, R (1, 9) OBP: 0.304, SLG: 0.727		x 0-0 ① F9		S S S 0-3 ① K	x 0-0 ③ F4		x 0-0 1-3 3-H 1B		x 0-0 ③ F6	5	0	1	1	0	1	4
Garth Iorg, R (1, 5) OBP: 0.571, SLG: 0.714		x 0-0 ② G3		x 0-0 2-H 2B		x 0-0 SH1-3 1B	x 0-0 ③ 4-3			3	0	2	1	0	0	0
Rance Mulliniks, L (7, PH) (8, 5) OBP: 0.357, SLG: 0.538										1	0	0	0	0	0	2
Willie Upshaw, L (1, 3) OBP: 0.308, SLG: 0.500		x 0-0 IHR		S S S 0-3 ② K		x 0-0 ① SH1-3 1-2		x 0-0 ① F8		3	1	1	1	0	1	1
Buck Martinez, R (1, 2) OBP: 0.273, SLG: 0.364		x 0-0 ③ F8		x 0-0 ③ F2		x 0-0 ② F2		x 0-0 ② 4-3		3	0	0	0	0	0	2
Ernie Whitt, L (8, PH) (9, 2) OBP: 0.400, SLG: 0.357										1	0	0	0	0	0	0
Alfredo Griffin, S (1, 6) OBP: 0.348, SLG: 0.476			x 0-0 ① F9		x 0-0 F9 1B 2B	x 0-0 ③ G3		B B B B 4-0 CS S BB		3	1	1	0	1	0	1
Inning Stats	R: 0 H: 0 E: 0 LOB: 1 K: 0 BB: 0 S: 3 P: 4	R: 1 H: 1 E: 0 LOB: 0 K: 0 BB: 0 S: 4 P: 4	R: 0 H: 1 E: 0 LOB: 1 K: 0 BB: 0 S: 4 P: 4	R: 1 H: 2 E: 0 LOB: 1 K: 2 BB: 0 S: 9 P: 9	R: 1 H: 2 E: 0 LOB: 2 K: 0 BB: 1 S: 5 P: 9	R: 0 H: 1 E: 0 LOB: 1 K: 0 BB: 0 S: 4 P: 4	R: 1 H: 2 E: 0 LOB: 2 K: 0 BB: 1 S: 5 P: 9	R: 0 H: 0 E: 0 LOB: 1 K: 0 BB: 2 S: 2 P: 10	R: 0 H: 1 E: 0 LOB: 1 K: 0 BB: 0 S: 4 P: 4	1B: 5 2B: 4 3B: 0 HR: 1	SF: 0 SAC: 2 DP: 0 HBP: 1						

PITCHER		IP	WLS	BF	H	R	ER	SO	BB	IBB	HBP	BLK	WP	HR	S	P	ERA	WHIP
Jerry Augustine, L ERA: 3.77	(1, 1)	5.1		25	7	3	3	2	1	0	1	0	0	0	27	32	5.06	1.500
Jim Slaton, R ERA: 3.18	(6, 1)	3.2	W	16	3	1	1	0	3	0	0	0	1	0	13	25	2.46	1.636

PITCHER	IP	WLS	BF	H	R	ER	SO	BB	IBB	HBP	BLK	WP	HR	S	P	ERA	WHIP

BOTTOM

Milwaukee Brewers @ Toronto Blue Jays

Exhibition Stadium, Toronto, ON

Thu Apr 14 1983, 3:33 AM EST
Att. 10,127 - Unknown - 48 F

livebaseballscorecards.com

AB	34
R	4
H	10
RBI	4
BB	4
SO	2
LOB	17

1B: 5	SF: 0	WP: 1	PA: 42
2B: 4	SAC: 2	PB: 0	
3B: 0	DP: 0	SB: 5	
HR: 1	HBP: 1	CS: 1	

Batter	1	2	3	4	5	6	7	8	9	AB	R	H	RBI	BB	SO	LOB
Willie Wilson, S (1, 7) OBP: 0.410, SLG: 0.472	6-3		F8		5-3	K			K	5	0	0	0	0	2	3
U L Washington, S (1, 6) OBP: 0.316, SLG: 0.281	1-3			FC1-4 1B	F3		CS 1B		F7	5	0	2	0	0	0	1
George Brett, L (1, 5) OBP: 0.486, SLG: 0.667	FC6-4 1B			FC1-4 BB 4-3 1B	K		F7			4	1	1	0	0	1	3
Amos Otis, R (1, 8) OBP: 0.219, SLG: 0.226	FC6-4			4-3		5-3	5-3			4	0	0	0	0	0	3
Hal McRae, R (1, 10) OBP: 0.424, SLG: 0.517		5-3		BB 1B BB		3B 1B		1B		3	2	2	0	1	0	0
Frank White, R (1, 4) OBP: 0.333, SLG: 0.516		F6		1B BB		SF8 3B		F7		3	1	1	1	1	0	1
Jerry Martin, R (1, 9) OBP: 0.387, SLG: 0.621		5-3		1B		SF8		F7		3	0	1	3	0	0	1
Don Slaught, R (1, 2) OBP: 0.333, SLG: 0.375			K	F9		2B		P4		4	0	1	0	0	1	3
John Wathan, R (1, 3) OBP: 0.308, SLG: 0.280			5-3		S BLK 1B	BB			K	3	0	1	0	1	1	0
Inning Stats	R: 0 E: 0 K: 0 S: 4 H: 1 LOB: 1 BB: 0 P: 4	R: 0 E: 0 K: 0 S: 3 H: 0 LOB: 0 BB: 0 P: 3	R: 0 E: 0 K: 1 S: 5 H: 0 LOB: 0 BB: 0 P: 5	R: 2 E: 0 K: 0 S: 5 H: 2 LOB: 2 BB: 2 P: 13	R: 0 E: 0 K: 1 S: 6 H: 1 LOB: 1 BB: 0 P: 6	R: 2 E: 0 K: 1 S: 8 H: 3 LOB: 2 BB: 1 P: 12	R: 0 E: 0 K: 0 S: 3 H: 1 LOB: 0 BB: 0 P: 3	R: 0 E: 0 K: 0 S: 4 H: 1 LOB: 1 BB: 0 P: 4	R: 0 E: 0 K: 2 S: 7 H: 0 LOB: 0 BB: 0 P: 7	1B: 7 2B: 1 3B: 1 HR: 0	SF: 1 SAC: 0 DP: 0 HBP: 0						

Kansas City Royals @ Milwaukee Brewers

Milwaukee County Stadium, Milwaukee, WI

Fri Apr 15 1983, 4:33 AM EST
Att. 54,049 - Unknown - 37 F

TOP

livebaseballscorecards.com

AB	34
R	4
H	9
RBI	4
BB	3
SO	5
LOB	15

WP: 0 PB: 0 SB: 1 CS: 1 PA: 38

PITCHER		IP	WLS	BF	H	R	ER	SO	BB	IBB	HBP	BLK	WP	HR	S	P	ERA	WHIP
Bob McClure, L ERA: 6.17	(1, 1)	5.2	L	27	7	4	4	2	3	0	0	1	0	0	28	40	6.35	1.765
Tom Tellmann, R ERA: 1.13	(6, 1)	3.1		11	2	0	0	3	0	0	0	0	0	0	17	17	0.00	0.600

PITCHER	IP	WLS	BF	H	R	ER	SO	BB	IBB	HBP	BLK	WP	HR	S	P	ERA	WHIP

Kansas City Royals @ Milwaukee Brewers

Milwaukee County Stadium, Milwaukee, WI

Fri Apr 15 1983, 4:33 AM EST

Att. 54,049 - Unknown - 37 F

livebaseballscorecards.com

BOTTOM

Batter	1	2	3	4	5	6	7	8	9	AB	R	H	RBI	BB	SO	LOB
Paul Molitor, R (1, 5) OBP: 0.357, SLG: 0.395	K		SF9 3-H		P6		K		K	4	0	0	1	0	3	2
Robin Yount, R (1, 6) OBP: 0.436, SLG: 0.697	1-3		5-3		F8		BB 1-2			3	0	0	0	1	0	1
Cecil Cooper, L (1, 3) OBP: 0.256, SLG: 0.500	F7			4-3 SF9 2B	FC5-4 1-3 1B		1-3			4	1	2	0	0	0	2
Ted Simmons, S (1, 2) OBP: 0.243, SLG: 0.333		6-3		4-3 2-3	FC5-4 1-2f			3-1		4	0	0	0	0	0	3
Gorman Thomas, R (1, 8) OBP: 0.297, SLG: 0.333		K		BB 1B		6-3		1B 1B		3	0	1	0	1	1	0
Ben Oglivie, L (1, 7) OBP: 0.444, SLG: 0.333		F9		SF9 3-H		F3		G4-6-3 1-3 1B		3	0	1	1	0	0	0
Don Money, R (1, 10) OBP: 0.250, SLG: 0.182			E5 2B 6-3	1-2 1B		5-3		G4-6-3 1-2f		3	1	1	0	0	0	0
Bob Skube, L (8, PH) OBP: 0.286, SLG: 0.167										1	0	0	0	0	0	2
Charlie Moore, R (1, 9) OBP: 0.167, SLG: 0.172			6-3 2-3 SF9 2B	P3			BB 1B		1-3	3	1	2	0	0	0	2
Marshall Edwards, L (9, PH)										1	0	0	0	0	0	0
Jim Gantner, L (1, 4) OBP: 0.333, SLG: 0.545			6-3 2-3 3-H		E3 1B		B2		6-3	4	0	0	1	0	0	2
Inning Stats	R: 0 E: 0 K: 1 S: 5 H: 0 LOB: 0 BB: 0 P: 5	R: 0 E: 0 K: 1 S: 5 H: 0 LOB: 0 BB: 0 P: 5	R: 2 E: 1 K: 0 S: 5 H: 1 LOB: 0 BB: 0 P: 5	R: 1 E: 0 K: 0 S: 5 H: 2 LOB: 2 BB: 1 P: 9	R: 0 E: 1 K: 0 S: 5 H: 1 LOB: 2 BB: 0 P: 5	R: 0 E: 0 K: 0 S: 3 H: 0 LOB: 0 BB: 0 P: 3	R: 0 E: 0 K: 1 S: 6 H: 1 LOB: 2 BB: 1 P: 10	R: 0 E: 0 K: 0 S: 4 H: 2 LOB: 1 BB: 0 P: 4	R: 0 E: 0 K: 1 S: 5 H: 0 LOB: 0 BB: 0 P: 5	1B: 5 2B: 2 3B: 0 HR: 0	SF: 2 SAC: 0 DP: 1 HBP: 0						

	AB	33
	R	3
	H	7
	RBI	3
	BB	2
	SO	4
	LOB	14

PITCHER		IP	WLS	BF	H	R	ER	SO	BB	IBB	HBP	BLK	WP	HR	S	P	ERA	WHIP
Larry Gura, L ERA: 1.64	(1, 1)	7.0	W	30	5	3	1	3	2	0	0	0	0	0	34	42	1.29	1.000
Dan Quisenberry, R ERA:	(8, 1)	2.0	S	7	2	0	0	1	0	0	0	0	0	0	9	9	0.00	1.000

PITCHER	IP	WLS	BF	H	R	ER	SO	BB	IBB	HBP	BLK	WP	HR	S	P	ERA	WHIP

WP: 0 PB: 0 SB: 0 CS: 0 PA: 37

Batter	1	2	3	4	5	6	7	8	9	AB	R	H	RBI	BB	SO	LOB
Willie Wilson, S (1, 7) OBP: 0.364, SLG: 0.415	S S S 0-3 ① K		x 0-0 E1 1-3		x 0-0 ② 5-3		x 0-0 ② FC6-4 1-2f 2-3		x 0-0 ① FC6-4 1B 1-2f 2-3	5	0	0	0	0	1	5
U L Washington, S (1, 6) OBP: 0.326, SLG: 0.297	x 0-0 CS 1B		x 0-0 ③ 6-3		x 0-0 ③ P4		x 0-0 ③ 4-3		x 0-0 1-2 1B	5	0	2	0	0	0	4
George Brett, L (1, 5) OBP: 0.500, SLG: 0.743	x 0-0 ② F9			x 0-0 1B 1B 2B		x 0-0 2B		x 0-0 F8 SF8 2B	S S S 0-3 ② K	5	2	3	0	0	1	4
Amos Otis, R (1, 8) OBP: 0.216, SLG: 0.222	0-0 ③ CS 1-2	x 0-0 ① F8		x 0-0 1B 2-3 1B		x 0-0 ① L7		x 0-0 ① F8 2-3	S S S 0-3 ③ K	5	0	1	0	0	1	5
Hal McRae, R (1, 10) OBP: 0.405, SLG: 0.500		x 0-0 ② F8		x 0-0 1-2 3-H 1B		x 0-0 ② L7		x 0-0 ② SF8 3-H		3	0	1	2	0	0	1
Frank White, R (1, 4) OBP: 0.297, SLG: 0.457		x 0-0 ③ 5-3		x 0-0 ① F2		x 0-0 ③ 4-3		x 0-0 ③ 4-3		4	0	0	0	0	0	3
Jerry Martin, R (1, 9) OBP: 0.371, SLG: 0.576			x 0-0 ① F8	x 0-0 ② F8			x 0-0 ① 5-3		x 0-0 1B 1B	4	1	1	0	0	0	2
Don Slaught, R (1, 2) OBP: 0.385, SLG: 0.417			S S S 0-3 ② K	x 0-0 ③ F8			x 0-0 FC6-4 1B		x 0-0 FC6-4 1B 1-3	4	0	2	0	0	1	2
John Wathan, R (1, 3) OBP: 0.345, SLG: 0.321 Willie Aikens, L (9, PH) OBP: 0.276, SLG: 0.444 Joe Simpson, L (9, PR) OBP: 1.000, SLG: 1.000			x 0-0 E 1B		x 0-0 ① 5-3		x 0-0 FC6-4 1-2 1B		x 0-0 FC6-4 1-2 3-H 1B	3 1 0	0 0 0	2 1 0	0 1 0	0 0 0	0 0 0	0 0 0
Inning Stats	R: 0 H: 1 E: 0 LOB: 0 K: 1 BB: 0 S: 5 P: 5	R: 0 H: 0 E: 0 LOB: 0 K: 0 BB: 0 S: 3 P: 3	R: 0 H: 1 E: 1 LOB: 2 K: 1 BB: 0 S: 7 P: 7	R: 1 H: 3 E: 0 LOB: 2 K: 0 BB: 0 S: 6 P: 6	R: 0 H: 0 E: 0 LOB: 0 K: 0 BB: 0 S: 3 P: 3	R: 0 H: 1 E: 0 LOB: 1 K: 0 BB: 0 S: 4 P: 4	R: 0 H: 2 E: 0 LOB: 2 K: 0 BB: 0 S: 5 P: 5	R: 1 H: 1 E: 0 LOB: 0 K: 0 BB: 0 S: 4 P: 4	R: 1 H: 4 E: 0 LOB: 3 K: 2 BB: 0 S: 11 P: 11	1B: 10 SF: 1 2B: 3 SAC: 0 3B: 0 DP: 0 HR: 0 HBP: 0						

PITCHER		IP	WLS	BF	H	R	ER	SO	BB	IBB	HBP	BLK	WP	HR	S	P	ERA	WHIP
Mike Caldwell, L ERA: 5.4	(1, 1)	7.0	W	29	8	1	1	2	0	0	0	0	0	0	33	33	1.29	1.143
Jim Slaton, R ERA: 5.14	(8, 1)	1.1		9	5	2	2	0	0	0	0	0	0	0	9	9	13.50	3.750
Jamie Easterly, L ERA:	(9, 1)	0.1		1	0	0	0	1	0	0	0	0	0	0	3	3	0.00	0.000
Pete Ladd, R ERA:	(9, 1)	0.1	S	1	0	0	0	1	0	0	0	0	0	0	3	3	0.00	0.000

PITCHER	IP	WLS	BF	H	R	ER	SO	BB	IBB	HBP	BLK	WP	HR	S	P	ERA	WHIP

TOP

Kansas City Royals @ Milwaukee Brewers

Milwaukee County Stadium, Milwaukee, WI

Sun Apr 17 1983, 4:33 AM EST
Att. 22,128 - Unknown - 36 F

livebaseballscorecards.com

AB	39
R	3
H	13
RBI	3
BB	0
SO	4
LOB	26

WP: 0	PA: 41		
PB: 0			
SB: 0			
CS: 1			

Batter	1	2	3	4	5	6	7	8	9	AB	R	H	RBI	BB	SO	LOB
Paul Molitor, R (1, 5) OBP: 0.362, SLG: 0.381	4-3	F2		6-3		BB		FC5 FC5-2 1B 1-3 3-H		4	0	1	1	1	0	1
Robin Yount, R (1, 6) OBP: 0.432, SLG: 0.658	6-3		SH4-3 S 2B 1B	1B		F9		FC5-2 1-2 3-H		5	1	2	0	0	0	3
Cecil Cooper, L (1, 3) OBP: 0.256, SLG: 0.476	2B 1B		SH4-3 1-3	F9		F8		FC5 2-3f		4	0	1	0	0	0	4
Ted Simmons, S (1, 10) OBP: 0.244, SLG: 0.350	1-3 2B		F8		F8		K			4	0	1	0	0	1	1
Ben Oglivie, L (1, 7) OBP: 0.425, SLG: 0.357	P6		3-H 2B		3-1		K			4	0	1	1	0	1	2
Gorman Thomas, R (1, 8) OBP: 0.317, SLG: 0.382		SH1-3 1B SF8 1B	6-3		2B 2B		K			4	2	2	0	0	1	1
Charlie Moore, R (1, 9) OBP: 0.235, SLG: 0.273		SF8 SH1-3 1-2 1B		L8	WP 2-H 2B			FC6-5 S 1B		4	0	3	1	0	0	0
Ned Yost, R (1, 2) OBP: 0.200, SLG: 0.111		SH1-3 1-2 2-3		HR BB	6-3 2-3			FC6-5 1B 1-3 1B		2	2	0	0	1	0	2
Jim Gantner, L (1, 4) OBP: 0.351, SLG: 0.639		SF8 2-3 3-H		1-H HR		F9		1B 1-3 FC5-2 1B		3	1	2	3	0	0	0
Inning Stats	R: 0 H: 2 E: 0 LOB: 2 K: 0 BB: 0 S: 5 P: 5	R: 1 H: 2 E: 0 LOB: 1 K: 0 BB: 0 S: 5 P: 5	R: 1 H: 2 E: 0 LOB: 1 K: 0 BB: 0 S: 5 P: 5	R: 2 H: 2 E: 0 LOB: 1 K: 0 BB: 1 S: 5 P: 9	R: 1 H: 2 E: 0 LOB: 1 K: 0 BB: 0 S: 5 P: 5	R: 0 H: 0 E: 0 LOB: 1 K: 0 BB: 1 S: 3 P: 7	R: 0 H: 0 E: 0 LOB: 0 K: 3 BB: 0 S: 9 P: 9	R: 1 H: 3 E: 0 LOB: 2 K: 0 BB: 0 S: 6 P: 6		1B: 8 SF: 1 2B: 4 SAC: 2 3B: 0 DP: 0 HR: 1 HBP: 0						

PITCHER		IP	WLS	BF	H	R	ER	SO	BB	IBB	HBP	BLK	WP	HR	S	P	ERA	WHIP
Steve Renko, R ERA: 4.91	(1, 1)	5.0	L	26	10	5	5	0	1	0	0	0	1	1	25	29	9.00	2.200
Mike Armstrong, R ERA: 1.59	(6, 1)	2.0		7	0	0	0	3	1	0	0	0	0	0	12	16	0.00	0.500
Bob Tufts, L ERA: 7.2	(8, 1)	0.1		4	3	1	1	0	0	0	0	0	0	0	4	4	27.00	9.000
Bill Castro, R ERA: 12.38	(8, 1)	0.2		2	0	0	0	0	0	0	0	0	0	0	2	2	0.00	0.000

PITCHER	IP	WLS	BF	H	R	ER	SO	BB	IBB	HBP	BLK	WP	HR	S	P	ERA	WHIP

BOTTOM

Kansas City Royals @ Milwaukee Brewers

Milwaukee County Stadium, Milwaukee, WI

Sun Apr 17 1983, 4:33 AM EST
Att. 22,128 - Unknown - 36 F

livebaseballscorecards.com

AB	34
R	6
H	13
RBI	6
BB	2
SO	3
LOB	14

WP: 1 PA: 39
PB: 0
SB: 2
CS: 0

Batter	1	2	3	4	5	6	7	8	9	AB	R	H	RBI	BB	SO	LOB
Paul Molitor, R (1, 5) OBP: 0.377, SLG: 0.396	FC1-6 1B	FC4-6 WP 1-2 3-H 1B		6-3			F6	F8	1B 1B 2-H 1B	6	1	3	2	0	0	1
Ed Romero, R (9, 5)										0	0	0	0	0	0	0
Robin Yount, R (1, 6) OBP: 0.460, SLG: 0.698	FC1-6 S BB 1-2f 4-3	B B B B FC4-6 1-2 2-3 BB			3B		1B 1B	F8	1B 1B 1-2 1B	5	1	3	0	1	0	2
Cecil Cooper, L (1, 3) OBP: 0.306, SLG: 0.489	B B B B 4-3 S 1-2 BB	FC4-6 1-2f 2-3 3-H			G3		G4-6-3 1-2 1B		1B 1B 1B 1B 1-2 2-3 1B	5	1	3	1	1	0	3
Ted Simmons, S (1, 2) OBP: 0.255, SLG: 0.348	4-3 1-3 2-H	F8			G3		G4-6-3 1-2f		1B 2B 1B 1-2 1B	6	1	2	2	0	0	6
Ben Oglivie, L (1, 7) OBP: 0.413, SLG: 0.333	4-1		F7		B B B B FC5-4 BB		S S S	K	2B 1B 1-3 2-H 1B K	5	1	1	1	1	2	4
Gorman Thomas, R (1, 8) OBP: 0.319, SLG: 0.400		1B 1B	F9		FC5-4 1-2f			E5 2B 2B	1B 1-3 3-H 2B F2	6	3	2	1	0	0	5
Roy Howell, L (1, 10) OBP: 0.176, SLG: 0.235		F8 1B 1-3 1B	F8			4-1		2B 1-3 1B 2B	2-H 3-H 2B 1B	5	3	3	2	0	0	0
Charlie Moore, R (1, 9) OBP: 0.308, SLG: 0.395		WP 1B 1-2 FC4-6 3-H 1B		5-3		G4-6-3 1B		1B 2-3 3-H 2B	1-H 1B 2B	5	3	4	3	0	0	0
Jim Gantner, L (1, 4) OBP: 0.333, SLG: 0.585		F8 2-3		F8		G4-6-3 1-2f		1B 2-H 3-H 1B	F7	5	0	1	2	0	0	4
Inning Stats	R: 1 H: 1 E: 0 LOB: 1 K: 0 BB: 1 S: 4 P: 8	R: 3 H: 4 E: 0 LOB: 2 K: 0 BB: 1 S: 7 P: 11	R: 0 H: 0 E: 0 LOB: 0 K: 0 BB: 0 S: 3 P: 3	R: 0 H: 0 E: 0 LOB: 0 K: 0 BB: 0 S: 3 P: 3	R: 0 H: 1 E: 0 LOB: 2 K: 0 BB: 1 S: 4 P: 8	R: 0 H: 1 E: 0 LOB: 0 K: 0 BB: 0 S: 3 P: 3	R: 0 H: 2 E: 0 LOB: 1 K: 0 BB: 0 S: 4 P: 4	R: 3 H: 3 E: 1 LOB: 1 K: 1 BB: 0 S: 9 P: 9	R: 7 H: 10 E: 0 LOB: 3 K: 1 BB: 0 S: 15 P: 15	1B: 17 SF: 0 2B: 4 SAC: 0 3B: 1 DP: 2 HR: 0 HBP: 0						

PITCHER	IP	WLS	BF	H	R	ER	SO	BB	IBB	HBP	BLK	WP	HR	S	P	ERA	WHIP
Mike Brown, R (1, 1) ERA: 4.15	6.0	L	27	7	4	4	0	3	0	0	0	1	0	24	36	6.00	1.667
Doug Bird, R (7, 1) ERA: 16.5	2.0		17	11	9	8	1	0	0	0	0	0	0	19	19	36.00	5.500
Luis Aponte, R (9, 1) ERA: 3.0	1.0		7	4	1	1	1	0	0	0	0	0	0	9	9	9.00	4.000

PITCHER	IP	WLS	BF	H	R	ER	SO	BB	IBB	HBP	BLK	WP	HR	S	P	ERA	WHIP

TOP

Milwaukee Brewers @ Boston Red Sox

Fenway Park, Boston, MA

Mon Apr 18 1983, 3:33 AM EST
Att. 31,644 - Unknown - 58 F

livebaseballscorecards.com

AB	48
R	14
H	22
RBI	14
BB	3
SO	2
LOB	25

WP: 1	PA: 51		
PB: 0			
SB: 2			
CS: 0			

Batter	1	2	3	4	5	6	7	8	9	AB	R	H	RBI	BB	SO	LOB
Wade Boggs, L (1, 5) OBP: 0.466, SLG: 0.529	1B	1-3			L4		BB			3	0	1	0	1	0	1
Dwight Evans, R (1, 9) OBP: 0.404, SLG: 0.480	K		F7		FC6-4 1B		P3			4	0	1	0	0	1	2
Jim Rice, R (1, 7) OBP: 0.382, SLG: 0.500	BB 1B 2-3		F7		FC6-4 1-2f			4-3		4	0	1	0	0	0	1
Carl Yastrzemski, L (1, 10) OBP: 0.314, SLG: 0.281	F2		1B		F7			6-3		4	0	1	0	0	0	3
Dave Stapleton, R (1, 3) OBP: 0.286, SLG: 0.400	BB 1-2		K			F2		4-3		3	0	0	0	1	1	1
Rich Gedman, L (1, 2) OBP: 0.324, SLG: 0.406	4-3			F5		F7			L7	4	0	0	0	0	0	3
Reid Nichols, R (1, 8) OBP: 0.313, SLG: 0.276		F7		6-3		5-3			F8	4	0	0	0	0	0	0
Glenn Hoffman, R (1, 6) OBP: 0.408, SLG: 0.386		5-3		1B			6-3		BB	3	0	1	0	1	0	0
Jerry Remy, L (1, 4) OBP: 0.235, SLG: 0.188		1B		F8			F8		F8	4	0	1	0	0	0	2
Inning Stats	R: 0 H: 2 E: 0 LOB: 3 K: 1 BB: 1 S: 7 P: 11	R: 0 H: 1 E: 0 LOB: 1 K: 0 BB: 0 S: 4 P: 4	R: 0 H: 1 E: 0 LOB: 1 K: 1 BB: 0 S: 6 P: 6	R: 0 H: 1 E: 0 LOB: 1 K: 0 BB: 0 S: 4 P: 4	R: 0 H: 1 E: 0 LOB: 1 K: 0 BB: 0 S: 4 P: 4	R: 0 H: 0 E: 0 LOB: 0 K: 0 BB: 0 S: 3 P: 3	R: 0 H: 0 E: 0 LOB: 1 K: 0 BB: 1 S: 3 P: 7	R: 0 H: 0 E: 0 LOB: 0 K: 0 BB: 0 S: 3 P: 3	R: 0 H: 0 E: 0 LOB: 1 K: 0 BB: 1 S: 3 P: 7	1B: 5 SF: 0 2B: 1 SAC: 0 3B: 0 DP: 0 HR: 0 HBP: 0						

PITCHER	IP	WLS	BF	H	R	ER	SO	BB	IBB	HBP	BLK	WP	HR	S	P	ERA	WHIP
Don Sutton, R (1, 1) ERA: 2.35	7.0	W	29	6	0	0	2	2	0	0	0	0	0	31	39	0.00	1.143
Tom Tellmann, R (8, 1) ERA: 0.9	2.0		7	0	0	0	0	1	0	0	0	0	0	6	10	0.00	0.500

PITCHER	IP	WLS	BF	H	R	ER	SO	BB	IBB	HBP	BLK	WP	HR	S	P	ERA	WHIP

BOTTOM

Milwaukee Brewers @ Boston Red Sox

Fenway Park, Boston, MA

Mon Apr 18 1983, 3:33 AM EST

Att. 31,644 - Unknown - 58 F

livebaseballscorecards.com

AB	33
R	0
H	6
RBI	0
BB	3
SO	2
LOB	13

Milwaukee Brewers @ Boston Red Sox

Fenway Park, Boston, MA

Wed Apr 20 1983, 6:05 PM EST

Att. 17,302 - Unknown - 45 F

livebaseballscorecards.com

TOP

Batter	1	2	3	4	5	6	7	8	9	AB	R	H	RBI	BB	SO	LOB
Paul Molitor, R (1, 5) OBP: 0.368, SLG: 0.442	F7		K 1-2			HR 2-H	K 1-2			4	1	1	2	0	2	2
Robin Yount, R (1, 6) OBP: 0.444, SLG: 0.660	6-3			F7		1B 2B 3-1		K		4	1	1	0	0	1	0
Cecil Cooper, L (1, 3) OBP: 0.321, SLG: 0.569	F9			F7		2B 3-1 1-3		HR		4	1	2	1	0	0	0
Ted Simmons, S (1, 10) OBP: 0.235, SLG: 0.320		F6		F8		3-1 2-3 3-H		F6		4	0	0	1	0	0	1
Ben Oglivie, L (1, 7) OBP: 0.420, SLG: 0.333		F7			1B	F4		BB		3	0	1	0	1	0	1
Gorman Thomas, R (1, 8) OBP: 0.294, SLG: 0.364		F3			F7	L7		F7		4	0	0	0	0	0	3
Charlie Moore, R (1, 9) OBP: 0.326, SLG: 0.405			S 1B		F6		5-3		1B	4	0	2	0	0	0	1
Ned Yost, R (1, 2) OBP: 0.143, SLG: 0.077			F2		K		5-3		K	4	0	0	0	0	2	2
Jim Gantner, L (1, 4) OBP: 0.348, SLG: 0.600			F9			HR 2B	S 1B		F8	4	1	2	0	0	0	1

	AB	R	H	RBI	BB	SO	LOB
	35	4	9	4	1	5	11

Inning Stats	1	2	3	4	5	6	7	8	9
	R: 0 E: 0 K: 0 S: 3	H: 0 LOB: 0 BB: 0 P: 3	R: 0 E: 0 K: 0 S: 3	H: 0 LOB: 0 BB: 0 P: 3	R: 0 E: 0 K: 1 S: 6	H: 1 LOB: 1 BB: 0 P: 6	R: 0 E: 0 K: 0 S: 3	H: 0 LOB: 0 BB: 0 P: 3	R: 0 E: 0 K: 1 S: 6	H: 1 LOB: 1 BB: 0 P: 6	R: 3 E: 0 K: 0 S: 7	H: 4 LOB: 1 BB: 0 P: 7	R: 0 E: 0 K: 1 S: 6	H: 1 LOB: 1 BB: 0 P: 6	R: 1 E: 0 K: 1 S: 6	H: 1 LOB: 1 BB: 1 P: 10	R: 0 E: 0 K: 1 S: 5	H: 1 LOB: 0 BB: 0 P: 5

	1B: 5	SF: 0	WP: 0	PA: 36
	2B: 2	SAC: 0	PB: 0	
	3B: 0	DP: 0	SB: 2	
	HR: 2	HBP: 0	CS: 0	

PITCHER		IP	WLS	BF	H	R	ER	SO	BB	IBB	HBP	BLK	WP	HR	S	P	ERA	WHIP
Dennis Eckersley, R ERA: 4.68	(1, 1)	8.0		33	8	4	4	4	1	0	0	0	0	2	40	44	4.50	1.125
Mark Clear, R ERA: 6.75	(9, 1)	1.0	W	3	1	0	0	1	0	0	0	0	0	0	5	5	0.00	1.000

PITCHER		IP	WLS	BF	H	R	ER	SO	BB	IBB	HBP	BLK	WP	HR	S	P	ERA	WHIP

Milwaukee Brewers @ Boston Red Sox

Fenway Park, Boston, MA

Wed Apr 20 1983, 6:05 PM EST

Att. 17,302 - Unknown - 45 F

BOTTOM

livebaseballscorecards.com

Batter	1	2	3	4	5	6	7	8	9	AB	R	H	RBI	BB	SO	LOB
Wade Boggs, L (1, 5) OBP: 0.468, SLG: 0.509	BBBB 4-0 G5-4-3 BB			x 0-0 ① F7		x 0-0 ① F7			BBBB 4-0 HR BB	2	1	0	0	2	0	0
Dwight Evans, R (1, 9) OBP: 0.377, SLG: 0.444	x 0-0 ① F8			x 0-0 ② 4-3		x 0-0 ② 5-3			SSS 0-3 ① K	4	0	0	0	0	1	2
Jim Rice, R (1, 7) OBP: 0.373, SLG: 0.542	x 0-0 ②③ G5-4-3 1-2f			x 0-0 ③ F3		x 0-0 ③ 5-3			x 0-0 1-H HR	4	1	1	2	0	0	1
Carl Yastrzemski, L (1, 10) OBP: 0.359, SLG: 0.343 Julio Valdez, S (9, PR) OBP: 0.192, SLG: 0.125		BBBB 4-0 G4-6-3 BB			x 0-0 FC6-5-6 2B		x 0-0 ① L6		x 0-0 2B BB 1B	3 0	0 1	2 0	0 0	1 0	0 0	0 0
Dave Stapleton, R (1, 3) OBP: 0.283, SLG: 0.408		x 0-0 ①② G4-6-3 1-2f			x 0-0 ① FC6-5-6 4-3 2B 2-3		x 0-0 ② 4-3		x 0-0 BB 1-3 2B	4	1	1	0	0	0	2
Rich Gedman, L (1, 2) OBP: 0.316, SLG: 0.371		SSS 0-3 ③ K			x 0-0 ② 4-3 2-3		x 0-0 ③ G3		4-0 BB IBB	3	0	0	0	1	1	1
Reid Nichols, R (1, 8) OBP: 0.306, SLG: 0.303			x 0-0 ① F3		x 0-0 1B 2B 3-H			SSS 0-3 ① K	x 0-0 ② F3	4	1	1	1	0	1	3
Glenn Hoffman, R (1, 6) OBP: 0.404, SLG: 0.383 Rick Miller, L (9, PH) OBP: 0.429, SLG: 0.333 Tony Armas, R (9, PH) OBP: 0.262, SLG: 0.162			SSS 0-3 ② K		x 0-0 2-H 1B			SSS 0-3 ② K	BBBB 4-0 1-2 2-3 3-H BB	3 0 0	0 0 0	1 0 0	1 0 1	0 0 1	2 0 0	0 0 0
Jerry Remy, L (1, 4) OBP: 0.200, SLG: 0.158			x 0-0 ③ 4-3		x 0-0 ③ 4-3			x 0-0 ③ L7		3	0	0	0	0	0	1
Inning Stats	R: 0 E: 0 K: 0 S: 2 H: 0 LOB: 0 BB: 1 P: 6	R: 0 E: 0 K: 1 S: 4 H: 0 LOB: 0 BB: 1 P: 8	R: 0 E: 0 K: 1 S: 5 H: 0 LOB: 0 BB: 0 P: 5	R: 0 E: 0 K: 0 S: 3 H: 0 LOB: 0 BB: 0 P: 3	R: 2 E: 0 K: 0 S: 6 H: 3 LOB: 1 BB: 0 P: 6	R: 0 E: 0 K: 0 S: 3 H: 0 LOB: 0 BB: 0 P: 3	R: 0 E: 0 K: 0 S: 3 H: 0 LOB: 0 BB: 0 P: 3	R: 0 E: 0 K: 2 S: 7 H: 0 LOB: 0 BB: 0 P: 7	R: 3 E: 0 K: 1 S: 7 H: 3 LOB: 3 BB: 3 P: 19	1B: 2 2B: 3 3B: 0 HR: 1	SF: 0 SAC: 0 DP: 2 HBP: 0						

	AB	30
	R	5
	H	6
	RBI	5
	BB	5
	SO	5
	LOB	10

WP: 0 PB: 0 SB: 0 CS: 0 PA: 35

PITCHER		IP	WLS	BF	H	R	ER	SO	BB	IBB	HBP	BLK	WP	HR	S	P	ERA	WHIP
Moose Haas, R ERA: 4.76	(1, 1)	7.0		24	3	2	2	2	2	0	0	0	0	0	26	34	2.57	0.714
Pete Ladd, R ERA: 9.0	(8, 1)	1.2	L	10	3	3	3	3	1	1	0	0	0	1	14	22	16.20	2.400
Jamie Easterly, L ERA:	(9, 1)	0.0		1	0	0	0	0	1	0	0	0	0	0	0	4	∞	∞

PITCHER	IP	WLS	BF	H	R	ER	SO	BB	IBB	HBP	BLK	WP	HR	S	P	ERA	WHIP

Milwaukee Brewers @ Texas Rangers

Arlington Stadium, Arlington, TX

Fri Apr 22 1983, 7:05 PM EST

Att. 14,008 - Unknown

livebaseballscorecards.com

TOP

Batter	1	2	3	4	5	6	7	8	9	AB	R	H	RBI	BB	SO	LOB
Paul Molitor, R (1, 5) OBP: 0.361, SLG: 0.429	6-3		F6		1-5-3			1B		4	0	1	0	0	0	0
Robin Yount, R (1, 6) OBP: 0.431, SLG: 0.627	4-3		1B		6-3			F3		4	0	1	0	0	0	1
Cecil Cooper, L (1, 3) OBP: 0.316, SLG: 0.545	1-3		G3			3-1		1-2 1B		4	0	1	0	0	0	1
Ted Simmons, S (1, 2) OBP: 0.255, SLG: 0.321		BBBB 1B FC4-6 BB		G4-6-3 BB 1B 1B		F7		F3		3	2	1	0	1	0	2
Ben Oglivie, L (1, 7) OBP: 0.444, SLG: 0.359		FC4-6 1-3 1B		BBBB G4-6-3 1-2 BB		F4			SH1-3 1B	3	0	2	0	1	0	0
Roy Howell, L (1, 10) OBP: 0.150, SLG: 0.200		SSS K		G4-6-3 1-2f 2-3			F7		SH1-3 1-2	3	0	0	0	0	1	4
Bob Skube, L (1, 8) OBP: 0.364, SLG: 0.222		FC4-6 1-2f 3-H		1B 3-H			F8		BBBB BB	3	0	1	2	1	0	1
Charlie Moore, R (1, 9) OBP: 0.298, SLG: 0.370		G3		F9			4-3		F8	4	0	0	0	0	0	4
Jim Gantner, L (1, 4) OBP: 0.320, SLG: 0.551			SSS K		4-3			SSS K	F7	4	0	0	0	0	2	2
Inning Stats	R: 0 E: 0 K: 0 S: 3 H: 0 LOB: 0 BB: 0 P: 3	R: 1 E: 0 K: 1 S: 6 H: 1 LOB: 1 BB: 1 P: 10	R: 0 E: 0 K: 1 S: 6 H: 1 LOB: 1 BB: 0 P: 6	R: 1 E: 0 K: 0 S: 4 H: 2 LOB: 1 BB: 1 P: 8	R: 0 E: 0 K: 0 S: 3 H: 0 LOB: 0 BB: 0 P: 3	R: 0 E: 0 K: 0 S: 3 H: 0 LOB: 0 BB: 0 P: 3	R: 0 E: 0 K: 0 S: 3 H: 0 LOB: 0 BB: 0 P: 3	R: 0 E: 0 K: 1 S: 7 H: 2 LOB: 2 BB: 0 P: 7	R: 0 E: 0 K: 0 S: 4 H: 1 LOB: 2 BB: 1 P: 8	1B: 7 2B: 0 3B: 0 HR: 0 SF: 0 SAC: 1 DP: 1 HBP: 0							WP: 0 PB: 0 SB: 0 CS: 0 PA: 36

PITCHER	IP	WLS	BF	H	R	ER	SO	BB	IBB	HBP	BLK	WP	HR	S	P	ERA	WHIP
Danny Darwin, R (1, 1) ERA: 2.04	9.0	W	36	7	2	2	3	3	0	0	0	0	0	39	51	2.00	1.111

PITCHER	IP	WLS	BF	H	R	ER	SO	BB	IBB	HBP	BLK	WP	HR	S	P	ERA	WHIP

AB	32
R	2
H	7
RBI	2
BB	3
SO	3
LOB	15

BOTTOM

Milwaukee Brewers @ Texas Rangers

Arlington Stadium, Arlington, TX

Fri Apr 22 1983, 7:05 PM EST

Att. 14,008 - Unknown

livebaseballscorecards.com

Batter	1	2	3	4	5	6	7	8	9	AB	R	H	RBI	BB	SO	LOB
Bill Sample, R (1, 7) OBP: 0.304, SLG: 0.429	x 0-0 ① L5		x 0-0 ① F8		H 1-0 FC6-4 HBP		x 0-0 ① F9	x 0-0 ③ G3		4	0	0	0	0	0	2
Wayne Tolleson, S (1, 4) OBP: 0.231, SLG: 0.167	B B B B 4-0 1B BB		x 0-0 ② F8		x 0-0 ② F7		x 0-0 1B 1-2 1B 1B			3	1	1	0	1	0	1
Buddy Bell, R (1, 5) OBP: 0.227, SLG: 0.292	x 0-0 G4-6-3 1-3 1B		x 0-0 ③ 6-3		x 0-0 ③ FC6-4 1-2f		x 0-0 ② F2			4	0	1	0	0	0	3
Dave Hostetler, R (1, 10) OBP: 0.367, SLG: 0.385 Larry Biittner, L (7, PH) OBP: 0.375, SLG: 0.455	x 0-0 ② ③ G4-6-3 1-2f			B B B B 4-0 3-1 5-3 BB		B B B B 4-0 FC1-5 1B BB	x 0-0 1B 1-3 2-H 1B			1 1	0 0	0 1	0 1	2 0	0 0	2 0
George Wright, S (1, 8) OBP: 0.339, SLG: 0.357		B B B B 4-0 CS BB		x 0-0 ① 5-3 1-2		x 0-0 FC1-5 1-2 1B	x 0-0 1-2 3-H 1B			3	0	2	1	1	0	1
Pete O'Brien, L (1, 9) OBP: 0.240, SLG: 0.239		x 0-0 ① ② F2 1-2		x 0-0 ② 3-1 2-3		x 0-0 ① FC1-5 1-2 2-3f	x 0-0 ③ G3			4	0	0	0	0	0	6
Jim Sundberg, R (1, 2) OBP: 0.264, SLG: 0.265		B B B B 4-0 1B WP BB		B B B B 4-0 FC5-4 BB		S S S 0-3 ② K	x 0-0 ① F3			2	1	0	0	2	1	2
Bob Johnson, R (1, 3) OBP: 0.333, SLG: 0.278		x 0-0 WP 1-3 1B		x 0-0 ③ FC5-4 1-2f		S S S 0-3 ③ K		S S S x 0-3 ② K		4	0	1	0	0	2	4
Bucky Dent, R (1, 6) OBP: 0.300, SLG: 0.342		x 0-0 ③ G3 1-2 3-H			x 0-0 ① 5-3		B B B B 4-0 1B 1B BB	x 0-0 1B		3	1	1	0	1	0	1
Inning Stats	R: 0 H: 1 E: 0 LOB: 1 K: 0 BB: 1 S: 3 P: 7	R: 1 H: 1 E: 0 LOB: 1 K: 0 BB: 2 S: 3 P: 11	R: 0 H: 0 E: 0 LOB: 0 K: 0 BB: 0 S: 3 P: 3	R: 0 H: 0 E: 0 LOB: 2 K: 0 BB: 2 S: 3 P: 11	R: 0 H: 0 E: 0 LOB: 1 K: 0 BB: 0 S: 3 P: 4	R: 0 H: 1 E: 0 LOB: 2 K: 2 BB: 1 S: 8 P: 12	R: 2 H: 3 E: 0 LOB: 2 K: 0 BB: 1 S: 6 P: 10	R: 0 H: 1 E: 0 LOB: 1 K: 1 BB: 0 S: 6 P: 6		1B: 7 SF: 0 2B: 0 SAC: 0 3B: 0 DP: 1 HR: 0 HBP: 1				WP: 1 PA: 37 PB: 0 SB: 0 CS: 1		

	AB	29
	R	3
	H	7
	RBI	2
	BB	7
	SO	3
	LOB	22

PITCHER		IP	WLS	BF	H	R	ER	SO	BB	IBB	HBP	BLK	WP	HR	S	P	ERA	WHIP
Bob McClure, L ERA: 5.5	(1, 1)	6.1	L	29	4	3	3	2	7	0	1	0	1	0	25	54	4.26	1.737
Bob Gibson, R ERA:	(7, 1)	1.2		8	3	0	0	1	0	0	0	0	0	0	10	10	0.00	1.800

PITCHER	IP	WLS	BF	H	R	ER	SO	BB	IBB	HBP	BLK	WP	HR	S	P	ERA	WHIP

Batter	1	2	3	4	5	6	7	8	9	AB	R	H	RBI	BB	SO	LOB
Paul Molitor, R (1, 5) OBP: 0.364, SLG: 0.417	6-3		4-3			F8		BB E SF7 1B	1-2 2-H 1B	4	1	1	1	1	0	0
Robin Yount, R (1, 6) OBP: 0.444, SLG: 0.625	1-6-3		1B			HBP 1B		E7 1-3 1B	F8	5	0	3	0	0	0	2
Cecil Cooper, L (1, 3) OBP: 0.328, SLG: 0.544	E1 1B			G6-4-3 1B		1-2 HBP		SF7 3-H		2	0	1	1	0	0	0
Ted Simmons, S (1, 2) OBP: 0.254, SLG: 0.316	1-2 1B			G6-4-3 1-2f		F9		F9		4	0	1	0	0	0	4
Gorman Thomas, R (1, 8) OBP: 0.291, SLG: 0.354	F8			5-3			2B E 1B	K		4	1	1	0	0	1	3
Ben Oglivie, L (1, 7) OBP: 0.448, SLG: 0.381		K			G3		E9 SH1-4 2B 1-H		CS BB	3	0	1	0	1	1	0
Don Money, R (1, 10) OBP: 0.333, SLG: 0.357 Marshall Edwards, L (9, PR)		G6-4-3 1B			5-3		SH1-4 2-3		1-2 1B 2B	3 0	0 1	2 0	0 0	0 0	0 0	0 0
Charlie Moore, R (1, 9) OBP: 0.275, SLG: 0.340		G6-4-3 1-2f			6-3		G3		F8	4	0	0	0	0	0	3
Jim Gantner, L (1, 4) OBP: 0.315, SLG: 0.519			4-3			G3	F7		1B BB	3	0	0	0	1	0	1
Inning Stats	R: 0 H: 1 E: 1 LOB: 2 K: 0 BB: 0 S: 5 P: 5	R: 0 H: 1 E: 0 LOB: 0 K: 1 BB: 0 S: 5 P: 5	R: 0 H: 1 E: 0 LOB: 1 K: 0 BB: 0 S: 3 P: 3	R: 0 H: 1 E: 0 LOB: 0 K: 0 BB: 0 S: 3 P: 3	R: 0 H: 0 E: 0 LOB: 0 K: 0 BB: 0 S: 3 P: 3	R: 0 H: 1 E: 0 LOB: 2 K: 0 BB: 0 S: 4 P: 5	R: 1 H: 2 E: 1 LOB: 1 K: 0 BB: 0 S: 5 P: 5	R: 1 H: 1 E: 1 LOB: 1 K: 1 BB: 1 S: 6 P: 10	R: 1 H: 2 E: 0 LOB: 2 K: 0 BB: 2 S: 4 P: 12	1B: 8 SF: 1 2B: 2 SAC: 1 3B: 0 DP: 2 HR: 0 HBP: 1						

PITCHER		IP	WLS	BF	H	R	ER	SO	BB	IBB	HBP	BLK	WP	HR	S	P	ERA	WHIP
Rick Honeycutt, L ERA: 0.59	(1, 1)	7.2	L	31	8	2	0	1	1	0	1	0	0	0	31	36	0.00	1.174
John Butcher, R ERA: 3.86	(8, 1)	1.0		4	1	1	1	1	1	0	0	0	0	0	5	9	9.00	2.000
Frank Tanana, L ERA:	(9, 1)	0.0		2	1	0	0	0	1	0	0	0	0	0	1	5	∞	∞
Dave Tobik, R ERA: 2.16	(9, 1)	0.1		1	0	0	0	0	0	0	0	0	0	0	1	1	0.00	0.000

PITCHER	IP	WLS	BF	H	R	ER	SO	BB	IBB	HBP	BLK	WP	HR	S	P	ERA	WHIP

TOP

Milwaukee Brewers @ Texas Rangers

Arlington Stadium, Arlington, TX

Sat Apr 23 1983, 7:05 PM EST

Att. 20,142 - Unknown

livebaseballscorecards.com

AB	32
R	3
H	10
RBI	2
BB	3
SO	2
LOB	13

WP: 0 PA: 38
PB: 0
SB: 0
CS: 1

Milwaukee Brewers @ Texas Rangers

Arlington Stadium, Arlington, TX

Sat Apr 23 1983, 7:05 PM EST

Att. 20,142 - Unknown

BOTTOM

Batter	1	2	3	4	5	6	7	8	9	AB	R	H	RBI	BB	SO	LOB
Bill Sample, R (1, 7) OBP: 0.288, SLG: 0.403	F7		F8			5-3		1-3		4	0	0	0	0	0	3
Wayne Tolleson, S (1, 4) OBP: 0.176, SLG: 0.125	6-3			6-3		G3			5-3	4	0	0	0	0	0	0
Buddy Bell, R (1, 5) OBP: 0.229, SLG: 0.290	F9			G3			F4		FC6-4 1B	4	0	1	0	0	0	0
Dave Hostetler, R (1, 10) OBP: 0.340, SLG: 0.349		1-3		G3			4-3		K	4	0	0	0	0	1	1
George Wright, S (1, 8) OBP: 0.317, SLG: 0.333		F7			5-3		F7		FC6-4 1-2f	4	0	0	0	0	0	1
Pete O'Brien, L (1, 9) OBP: 0.264, SLG: 0.265		K			FC6-4 1B			1B 5-3 1B		3	0	2	0	0	1	0
Bob Johnson, R (1, 3) OBP: 0.292, SLG: 0.238			F8		F8			5-3 1-2		3	0	0	0	0	0	2
Jim Sundberg, R (1, 2) OBP: 0.268, SLG: 0.269			5-3		FC6-4 1-2f			2-3 1B		3	0	1	0	0	0	1
Bucky Dent, R (1, 6) OBP: 0.310, SLG: 0.350			1B			F8		F4		2	0	1	0	0	0	0
Bill Stein, R (8, PH) OBP: 0.250, SLG: 0.250										1	0	0	0	0	0	2
Jim Anderson, R (9, 6)										0	0	0	0	0	0	0
Inning Stats	R: 0 E: 0 K: 0 S: 3 H: 0 LOB: 0 BB: 0 P: 3	R: 0 E: 0 K: 1 S: 5 H: 0 LOB: 0 BB: 0 P: 5	R: 0 E: 0 K: 0 S: 4 H: 1 LOB: 1 BB: 0 P: 4	R: 0 E: 0 K: 0 S: 3 H: 0 LOB: 0 BB: 0 P: 3	R: 0 E: 0 K: 0 S: 4 H: 1 LOB: 1 BB: 0 P: 4	R: 0 E: 0 K: 0 S: 3 H: 0 LOB: 0 BB: 0 P: 3	R: 0 E: 0 K: 0 S: 3 H: 0 LOB: 0 BB: 0 P: 3	R: 0 E: 0 K: 0 S: 5 H: 2 LOB: 2 BB: 0 P: 5	R: 0 E: 0 K: 1 S: 6 H: 1 LOB: 1 BB: 0 P: 6	1B: 5 2B: 0 3B: 0 HR: 0 SF: 0 SAC: 0 DP: 0 HBP: 0						

livebaseballscorecards.com

AB	32
R	0
H	5
RBI	0
BB	0
SO	2
LOB	10

PITCHER	IP	WLS	BF	H	R	ER	SO	BB	IBB	HBP	BLK	WP	HR	S	P	ERA	WHIP
Mike Caldwell, L (1, 1) ERA: 3.72	9.0	W	32	5	0	0	2	0	0	0	0	0	0	36	36	0.00	0.556

PITCHER	IP	WLS	BF	H	R	ER	SO	BB	IBB	HBP	BLK	WP	HR	S	P	ERA	WHIP

Batter	1	2	3	4	5	6	7	8	9	AB	R	H	RBI	BB	SO	LOB
Paul Molitor, R (1, 5) OBP: 0.357, SLG: 0.406	FC5-4 1B		F8		K			K		4	0	1	0	0	2	0
Robin Yount, R (1, 6) OBP: 0.433, SLG: 0.617	F4		1B 2B		5-3			5-3		4	1	1	0	0	0	1
Cecil Cooper, L (1, 3) OBP: 0.354, SLG: 0.550	FC5-4 1-2f		2-H 1B			G4-6-3 1B			BBBB 1B 1B BB	3	1	2	1	1	0	1
Ted Simmons, S (1, 2) OBP: 0.254, SLG: 0.311	F8		1-3			G4-6-3 1-2f			1-3 1B	4	0	1	0	0	0	3
Ben Oglivie, L (1, 7) OBP: 0.452, SLG: 0.413		F8		SH3-4 2B		F4			1-2 3-H 1B	4	0	2	1	0	0	0
Gorman Thomas, R (1, 8) OBP: 0.293, SLG: 0.340		F7		SH3-4 2-3			BBBB CS BB		SSS K	2	0	0	0	1	1	2
Roy Howell, L (1, 10) OBP: 0.208, SLG: 0.348		HR	BBBB G6-4-3 BB				SSS K 1-2		F9	3	1	1	1	1	1	3
Charlie Moore, R (1, 9) OBP: 0.255, SLG: 0.315		5-3		G6-4-3 1-2f			F8		F5	4	0	0	0	0	0	4
Jim Gantner, L (1, 4) OBP: 0.298, SLG: 0.491			4-3		G3			G3		3	0	0	0	0	0	0
Inning Stats	R: 0 E: 0 K: 0 S: 4 H: 1 LOB: 1 BB: 0 P: 4	R: 1 E: 0 K: 0 S: 4 H: 1 LOB: 0 BB: 0 P: 4	R: 1 E: 0 K: 0 S: 5 H: 2 LOB: 1 BB: 0 P: 5	R: 0 E: 0 K: 0 S: 3 H: 1 LOB: 1 BB: 1 P: 7	R: 0 E: 0 K: 1 S: 5 H: 0 LOB: 0 BB: 0 P: 5	R: 0 E: 0 K: 0 S: 3 H: 1 LOB: 0 BB: 0 P: 3	R: 0 E: 0 K: 1 S: 4 H: 0 LOB: 0 BB: 1 P: 8	R: 0 E: 0 K: 1 S: 5 H: 0 LOB: 0 BB: 0 P: 5	R: 1 E: 0 K: 1 S: 7 H: 2 LOB: 2 BB: 1 P: 11	1B: 5 2B: 3 3B: 0 HR: 1 SF: 0 SAC: 1 DP: 3 HBP: 0							

PITCHER		IP	WLS	BF	H	R	ER	SO	BB	IBB	HBP	BLK	WP	HR	S	P	ERA	WHIP
Charlie Hough, R ERA: 3.12	(1, 1)	8.0	L	32	8	3	3	3	3	0	0	0	0	1	35	47	3.38	1.375
Odell Jones, R ERA: 2.0	(9, 1)	1.0		3	0	0	0	1	0	0	0	0	0	0	5	5	0.00	0.000

PITCHER	IP	WLS	BF	H	R	ER	SO	BB	IBB	HBP	BLK	WP	HR	S	P	ERA	WHIP

TOP

Milwaukee Brewers @ Texas Rangers

Arlington Stadium, Arlington, TX

Sun Apr 24 1983, 4:33 AM EDT

Att. 19,133 - Unknown

livebaseballscorecards.com

AB	31
R	3
H	8
RBI	3
BB	3
SO	4
LOB	14

Batter	1	2	3	4	5	6	7	8	9	AB	R	H	RBI	BB	SO	LOB
Mickey Rivers, L (1, 10) OBP: 0.375, SLG: 0.375	F7		CS 1B		5-3			F6		4	0	1	0	0	0	1
Wayne Tolleson, S (1, 4) OBP: 0.190, SLG: 0.105	E6 (E S, 2B)		K (1-2)			4-3			BBBBB 4-0 K 1B BB	3	1	0	0	1	1	1
Bill Sample, R (1, 7) OBP: 0.299, SLG: 0.423	4-3 (1-H) 2B			F7		F3			0-0 BB (1-2) 1B	4	0	2	1	0	0	0
Larry Biittner, L (1, 3) OBP: 0.370, SLG: 0.440 Bill Stein, R (9, PH) OBP: 0.200, SLG: 0.200	4-3 (2-3)			1B		K			SSS 0-3 K (2-3)	3 1	0 0	1 0	0 0	0 0	1 1	1 2
Pete O'Brien, L (1, 9) OBP: 0.263, SLG: 0.250	3-1			F8			F9		BBBBB 4-0 (1-2) BB	3	0	0	0	1	0	2
Buddy Bell, R (1, 5) OBP: 0.216, SLG: 0.274		F8		F9			6-3		0-0 F4	4	0	0	0	0	0	3
Jim Sundberg, R (1, 2) OBP: 0.271, SLG: 0.259		F7			BBBB 4-0 G6-4-3 1B BB		5-3			2	0	0	0	1	0	0
George Wright, S (1, 8) OBP: 0.318, SLG: 0.333		1-3			0-0 G6-4-3 (1-2) 1B			F8		3	0	1	0	0	0	0
Bucky Dent, R (1, 6) OBP: 0.289, SLG: 0.326			F4		0-0 G6-4-3 (1-2f, 2-3)			P3		3	0	0	0	0	0	2
Inning Stats	R: 1 E: 1 K: 0 S: 5 / H: 1 LOB: 1 BB: 0 P: 5	R: 0 E: 0 K: 0 S: 3 / H: 0 LOB: 0 BB: 0 P: 3	R: 0 E: 0 K: 1 S: 5 / H: 1 LOB: 0 BB: 0 P: 5	R: 0 E: 0 K: 0 S: 4 / H: 1 LOB: 1 BB: 0 P: 4	R: 0 E: 0 K: 0 S: 3 / H: 1 LOB: 1 BB: 1 P: 7	R: 0 E: 0 K: 1 S: 5 / H: 0 LOB: 0 BB: 0 P: 5	R: 0 E: 0 K: 0 S: 3 / H: 0 LOB: 0 BB: 0 P: 3	R: 0 E: 0 K: 0 S: 3 / H: 0 LOB: 0 BB: 0 P: 3	R: 0 E: 0 K: 1 S: 5 / H: 1 LOB: 2 BB: 2 P: 13	1B: 4 2B: 1 3B: 0 HR: 0 / SF: 0 SAC: 0 DP: 1 HBP: 0							

PITCHER		IP	WLS	BF	H	R	ER	SO	BB	IBB	HBP	BLK	WP	HR	S	P	ERA	WHIP
Don Sutton, R ERA: 1.74	(1, 1)	8.0	W	28	4	1	0	2	1	0	0	0	0	0	31	35	0.00	0.625
Jamie Easterly, L ERA:	(9, 1)	0.2		4	1	0	0	1	2	0	0	0	0	0	4	12	0.00	4.500
Pete Ladd, R ERA: 8.1	(9, 1)	0.1	S	1	0	0	0	0	0	0	0	0	0	0	1	1	0.00	0.000

PITCHER	IP	WLS	BF	H	R	ER	SO	BB	IBB	HBP	BLK	WP	HR	S	P	ERA	WHIP

BOTTOM

Milwaukee Brewers @ Texas Rangers

Arlington Stadium, Arlington, TX

Sun Apr 24 1983, 4:33 AM EDT

Att. 19,133 - Unknown

livebaseballscorecards.com

AB	30
R	1
H	5
RBI	1
BB	3
SO	3
LOB	12

1B: 4	SF: 0	WP: 0	PA: 33
2B: 1	SAC: 0	PB: 0	
3B: 0	DP: 1	SB: 1	
HR: 0	HBP: 0	CS: 1	

Batter	1	2	3	4	5	6	7	8	9	AB	R	H	RBI	BB	SO	LOB
Rudy Law, L (1, 8) OBP: 0.231, SLG: 0.188	1B		G3		4-3		FC1-2 2B 3-H		5-3	5	1	1	0	0	0	2
Tony Bernazard, S (1, 4) OBP: 0.352, SLG: 0.446	F7		P6			1-3 2B 1B	1-H 2B			4	1	2	1	0	0	1
Harold Baines, L (1, 9) OBP: 0.338, SLG: 0.367	K			P6		1-3 1-2	F7			4	0	0	0	0	1	3
Greg Luzinski, R (1, 10) OBP: 0.406, SLG: 0.490 Lorenzo Gray, R (8, PR) OBP: 0.429, SLG: 0.200	5-3			K		1B 2-H 2B		SH1-3 1B		4 0	1 0	2 0	1 0	0 0	1 0	1 0
Tom Paciorek, R (1, 3) OBP: 0.371, SLG: 0.594 Mike Squires, L (8, 3) OBP: 0.192, SLG: 0.045		2-3		WP 2B		L9		SH1-3 1-2		3 0	0 0	1 0	0 0	0 0	0 0	1 0
Ron Kittle, R (1, 7) OBP: 0.254, SLG: 0.474		S 1B		K 2-3		1B 2-H		P4		4	0	2	1	0	1	3
Carlton Fisk, R (1, 2) OBP: 0.260, SLG: 0.273		F5 1-2			F5	K		P4		4	0	0	0	0	1	4
Vance Law, R (1, 5) OBP: 0.208, SLG: 0.255		6-3			2B	4-3 FC1-2 2B			6-3	4	0	2	0	0	0	1
Scott Fletcher, R (1, 6) OBP: 0.372, SLG: 0.389 Greg Walker, L (9, PH) OBP: 0.333, SLG: 0.600 Jerry Dybzinski, R (9, 6)			K		F3	4-3 2-3			6-3	3 1 0	0 0 0	0 0 0	0 0 0	0 0 0	1 0 0	2 0 0
Inning Stats	R: 0 E: 0 K: 1 S: 6 H: 1 LOB: 1 BB: 0 P: 6	R: 0 E: 0 K: 0 S: 4 H: 1 LOB: 1 BB: 0 P: 4	R: 0 E: 0 K: 1 S: 5 H: 0 LOB: 0 BB: 0 P: 5	R: 0 E: 0 K: 2 S: 8 H: 1 LOB: 1 BB: 0 P: 8	R: 0 E: 0 K: 0 S: 4 H: 1 LOB: 1 BB: 0 P: 4	R: 2 E: 0 K: 1 S: 8 H: 3 LOB: 1 BB: 0 P: 8	R: 1 E: 0 K: 0 S: 5 H: 2 LOB: 1 BB: 0 P: 5	R: 0 E: 0 K: 0 S: 4 H: 1 LOB: 2 BB: 0 P: 4	R: 0 E: 0 K: 0 S: 3 H: 0 LOB: 0 BB: 0 P: 3	1B: 5 2B: 5 3B: 0 HR: 0 SF: 0 SAC: 1 DP: 0 HBP: 0						

PITCHER	IP	WLS	BF	H	R	ER	SO	BB	IBB	HBP	BLK	WP	HR	S	P	ERA	WHIP
Moose Haas, R (1, 1) ERA: 4.42	7.0		30	9	3	3	5	0	0	0	0	1	0	40	40	3.86	1.286
Jim Slaton, R (8, 1) ERA: 4.0	2.0	W	7	1	0	0	0	0	0	0	0	0	0	7	7	0.00	0.500

PITCHER	IP	WLS	BF	H	R	ER	SO	BB	IBB	HBP	BLK	WP	HR	S	P	ERA	WHIP

TOP

Chicago White Sox @ Milwaukee Brewers

Milwaukee County Stadium, Milwaukee, WI

Tue Apr 26 1983, 8:05 PM EDT
Att. 19,558 - Unknown - 65 F

livebaseballscorecards.com

AB	36
R	3
H	10
RBI	3
BB	0
SO	5
LOB	18

WP: 1	PA: 37		
PB: 0			
SB: 1			
CS: 0			

BOTTOM

Chicago White Sox @ Milwaukee Brewers

Milwaukee County Stadium, Milwaukee, WI

Tue Apr 26 1983, 8:05 PM EDT

Att. 19,558 - Unknown - 65 F

livebaseballscorecards.com

Batter	1	2	3	4	5	6	7	8	9	AB	R	H	RBI	BB	SO	LOB
Paul Molitor, R (1, 5) OBP: 0.365, SLG: 0.426	K		5-3		1-3 2B			2B 1B 1B		4	1	2	0	0	1	0
Robin Yount, R (1, 6) OBP: 0.423, SLG: 0.609	6-3		5-3		F9			1-3 1B 2B		4	1	1	0	0	0	2
Cecil Cooper, L (1, 3) OBP: 0.348, SLG: 0.531	4-3		4-1			L8		G4-6-3 2-H 3-H 1B		4	0	1	2	0	0	0
Ted Simmons, S (1, 10) OBP: 0.254, SLG: 0.308		G3		6-3		1B		G4-6-3 1-2f		4	0	1	0	0	0	1
Ben Oglivie, L (1, 7) OBP: 0.455, SLG: 0.480		1B E 1B		L7		F8			HR	4	2	2	1	0	0	0
Gorman Thomas, R (1, 8) OBP: 0.295, SLG: 0.340		E 1-2 1B		5-3			F7			3	0	1	0	0	0	0
Charlie Moore, R (1, 9) OBP: 0.259, SLG: 0.316		E6 1-2 2-H			2B 1B		L3			3	0	1	0	0	0	1
Ned Yost, R (1, 2) OBP: 0.118, SLG: 0.063		F8			P5		F7			3	0	0	0	0	0	3
Jim Gantner, L (1, 4) OBP: 0.283, SLG: 0.466		1-3			F7			F8		3	0	0	0	0	0	3
Inning Stats	R: 0 E: 0 K: 1 S: 5 H: 0 LOB: 0 BB: 0 P: 5	R: 1 E: 1 K: 0 S: 6 H: 2 LOB: 2 BB: 0 P: 6	R: 0 E: 0 K: 0 S: 3 H: 0 LOB: 0 BB: 0 P: 3	R: 0 E: 0 K: 0 S: 3 H: 0 LOB: 0 BB: 0 P: 3	R: 0 E: 0 K: 0 S: 5 H: 2 LOB: 2 BB: 0 P: 5	R: 0 E: 0 K: 0 S: 3 H: 1 LOB: 0 BB: 0 P: 3	R: 0 E: 0 K: 0 S: 3 H: 0 LOB: 0 BB: 0 P: 3	R: 2 E: 0 K: 0 S: 5 H: 3 LOB: 0 BB: 0 P: 5	R: 1 E: 0 K: 0 S: 1 H: 1 LOB: 0 BB: 0 P: 1	1B: 6 2B: 2 3B: 0 HR: 1 SF: 0 SAC: 0 DP: 1 HBP: 0						

	AB	32
	R	4
	H	9
	RBI	3
	BB	0
	SO	1
	LOB	10

PITCHER		IP	WLS	BF	H	R	ER	SO	BB	IBB	HBP	BLK	WP	HR	S	P	ERA	WHIP
LaMarr Hoyt, R ERA: 4.58	(1, 1)	7.1		29	7	3	2	1	0	0	0	0	0	0	31	31	2.46	0.955
Kevin Hickey, L ERA: 2.08	(8, 1)	0.2	L	3	2	1	1	0	0	0	0	0	0	1	3	3	13.50	3.000

PITCHER	IP	WLS	BF	H	R	ER	SO	BB	IBB	HBP	BLK	WP	HR	S	P	ERA	WHIP

Batter	1	2	3	4	5	6	7	8	9	AB	R	H	RBI	BB	SO	LOB
Tony Bernazard, S (1, 4) OBP: 0.333, SLG: 0.420	F9		F9			F7	3-1			4	0	0	0	0	0	3
Tom Paciorek, R (1, 3) OBP: 0.359, SLG: 0.556	4-1		F8			G6-4-3 1B		F9		4	0	1	0	0	0	0
Harold Baines, L (1, 9) OBP: 0.319, SLG: 0.344	3-1		G3			G6-4-3 1-2f		K		4	0	0	0	0	1	1
Greg Luzinski, R (1, 10) OBP: 0.397, SLG: 0.491		2B 2B		K			K	K		4	1	1	0	0	3	0
Ron Kittle, R (1, 7) OBP: 0.270, SLG: 0.492		1-3 2B 2-H		K			BLK 1B 1B		F8	4	1	2	1	0	1	0
Carlton Fisk, R (1, 2) OBP: 0.241, SLG: 0.250		1-3 2-3		5-3			K 1-2		6-3	4	0	0	0	0	1	2
Vance Law, R (1, 5) OBP: 0.220, SLG: 0.250		BBBB 4-0 CS BB			F8		BB 1B 1B 2-H		E1	1	0	0	0	1	0	0
Greg Walker, L (7, PH) OBP: 0.364, SLG: 0.619										1	0	1	1	0	0	0
Jerry Dybzinski, R (7, PR) (7, 6)										0	0	0	0	0	0	0
Mike Squires, L (9, PH) OBP: 0.185, SLG: 0.043										1	0	0	0	0	0	0
Rusty Kuntz, R (1, 8) OBP: 0.471, SLG: 0.357		BBBB 4-0 FC6-4 BB 1-2			4-3		BB 1B 1-2		F7	0	0	0	0	1	0	0
Rudy Law, L (5, PH) OBP: 0.236, SLG: 0.196										3	0	1	0	0	0	1
(5, 8)																
Scott Fletcher, R (1, 6) OBP: 0.356, SLG: 0.368		FC6-4 1-2f			F8		BBBB 4-0 BB 1-2 2-3			2	0	0	0	0	0	2
Jerry Hairston, S (7, PH) OBP: 0.267, SLG: 0.154										0	0	0	0	1	0	0
Lorenzo Gray, R (7, 5) OBP: 0.429, SLG: 0.200										0	0	0	0	0	0	0
Inning Stats	R: 0 E: 0 K: 0 S: 3 H: 0 LOB: 0 BB: 0 P: 3	R: 1 E: 0 K: 0 S: 4 H: 2 LOB: 2 BB: 2 P: 12	R: 0 E: 0 K: 0 S: 3 H: 0 LOB: 0 BB: 0 P: 3	R: 0 E: 0 K: 2 S: 7 H: 0 LOB: 0 BB: 0 P: 7	R: 0 E: 0 K: 0 S: 3 H: 0 LOB: 0 BB: 0 P: 3	R: 0 E: 0 K: 0 S: 3 H: 1 LOB: 0 BB: 0 P: 3	R: 1 E: 0 K: 2 S: 10 H: 3 LOB: 3 BB: 1 P: 14	R: 0 E: 0 K: 2 S: 7 H: 0 LOB: 0 BB: 0 P: 7	R: 0 E: 1 K: 0 S: 4 H: 0 LOB: 1 BB: 0 P: 4	1B: 4 2B: 2 3B: 0 HR: 0	SF: 0 SAC: 0 DP: 1 HBP: 0						

TOP

Chicago White Sox @ Milwaukee Brewers

Milwaukee County Stadium, Milwaukee, WI

Wed Apr 27 1983, 8:05 PM EDT

Att. 16,375 - Unknown - 68 F

livebaseballscorecards.com

AB	32
R	2
H	6
RBI	2
BB	3
SO	6
LOB	9

WP: 0 PB: 0 SB: 0 CS: 1 PA: 35

PITCHER		IP	WLS	BF	H	R	ER	SO	BB	IBB	HBP	BLK	WP	HR	S	P	ERA	WHIP
Jerry Augustine, L ERA: 4.02	(1, 1)	1.1		6	2	1	1	0	0	0	0	0	0	0	6	6	6.75	1.500
Tom Tellmann, R ERA: 1.17	(2, 1)	5.1	W	20	4	1	1	4	2	0	0	1	0	0	26	34	1.69	1.125
Bob Gibson, R ERA:	(7, 1)	2.1	S	9	0	0	0	2	1	0	0	0	0	0	12	16	0.00	0.429

PITCHER	IP	WLS	BF	H	R	ER	SO	BB	IBB	HBP	BLK	WP	HR	S	P	ERA	WHIP

BOTTOM

Batter	1	2	3	4	5	6	7	8	9	AB	R	H	RBI	BB	SO	LOB
Paul Molitor, R (1, 5) OBP: 0.367, SLG: 0.425	F7	5-3		FC6-4, 1B		G6-4-3, 1-3, 1B		5-3, 1-2		5	0	2	0	0	0	1
Robin Yount, R (1, 6) OBP: 0.421, SLG: 0.609	1B, 2B	FC6-4, 1B		FC6-4, WP, 1-2f		G6-4-3, 1-2f, 3-H		4-3		5	1	2	0	0	0	3
Cecil Cooper, L (1, 3) OBP: 0.342, SLG: 0.507	F8	FC6-4, 1-2f		BBBB, 1-2, BB		F8				3	0	0	0	1	0	2
Ted Simmons, S (1, 2) OBP: 0.254, SLG: 0.304	BB, 1B, 2-H, 1B		L7	1-3			F9			4	1	1	1	0	0	2
Gorman Thomas, R (1, 8) OBP: 0.308, SLG: 0.327	BBBB, 1B, 1-2, BB		BBBB	BB	SSS	K	SSS			2	0	0	0	2	2	0
Ben Oglivie, L (1, 7) OBP: 0.457, SLG: 0.537	BB, 1-3, 2-H, 1B		P6		P4		HR			4	1	2	2	0	0	1
Don Money, R (1, 10) OBP: 0.316, SLG: 0.294	BBBB, 1-2, BB		F8		5-3		6-3			3	0	0	0	1	0	1
Charlie Moore, R (1, 9) OBP: 0.290, SLG: 0.356	L7			WP, 3B		BBBB, E, S, 1B, BB		BBBB, 5-3, BB		2	2	1	0	2	0	3
Jim Gantner, L (1, 4) OBP: 0.281, SLG: 0.452		4-3		F8, 3-H		1B, 1-H, G6-4-3, 1B		F8		4	1	1	1	0	0	1
Inning Stats	R: 2 E: 0 K: 0 S: 6 H: 3 LOB: 3 BB: 2 P: 14	R: 0 E: 0 K: 0 S: 4 H: 1 LOB: 1 BB: 0 P: 4	R: 0 E: 0 K: 0 S: 3 H: 0 LOB: 1 BB: 1 P: 7	R: 1 E: 0 K: 0 S: 5 H: 2 LOB: 2 BB: 1 P: 9	R: 0 E: 0 K: 1 S: 5 H: 0 LOB: 0 BB: 0 P: 5	R: 2 E: 0 K: 0 S: 4 H: 2 LOB: 0 BB: 1 P: 8	R: 1 E: 0 K: 1 S: 6 H: 1 LOB: 0 BB: 0 P: 6	R: 0 E: 0 K: 0 S: 3 H: 0 LOB: 1 BB: 1 P: 7		1B: 6 2B: 1 3B: 1 HR: 1 SF: 0 SAC: 0 DP: 1 HBP: 0						

PITCHER		IP	WLS	BF	H	R	ER	SO	BB	IBB	HBP	BLK	WP	HR	S	P	ERA	WHIP
Floyd Bannister, L ERA: 5.64	(1, 1)	3.2	L	21	6	3	3	0	4	0	0	0	2	0	17	33	7.36	2.727
Steve Mura, R ERA: 2.45	(4, 1)	2.1		9	2	2	2	1	1	0	0	0	0	0	10	14	7.71	1.286
Dick Tidrow, R ERA: 3.38	(7, 1)	1.0		4	1	1	1	1	0	0	0	0	0	1	6	6	9.00	1.000
Salome Barojas, R ERA: 4.05	(8, 1)	1.0		4	0	0	0	0	1	0	0	0	0	0	3	7	0.00	1.000

PITCHER	IP	WLS	BF	H	R	ER	SO	BB	IBB	HBP	BLK	WP	HR	S	P	ERA	WHIP

Chicago White Sox @ Milwaukee Brewers

Milwaukee County Stadium, Milwaukee, WI

Wed Apr 27 1983, 8:05 PM EDT

Att. 16,375 - Unknown - 68 F

livebaseballscorecards.com

AB	32
R	6
H	9
RBI	4
BB	6
SO	2
LOB	14

WP: 2 PB: 0 SB: 1 CS: 0 PA: 38

Milwaukee Brewers @ Minnesota Twins

Hubert H. Humphrey Metrodome, Minneapolis, MN

Fri Apr 29 1983, 8:05 PM EDT

Att. 18,896 - Dome - 60 F

TOP

livebaseballscorecards.com

Batter	1	2	3	4	5	6	7	8	9	AB	R	H	RBI	BB	SO	LOB
Paul Molitor, R (1, 5) OBP: 0.357, SLG: 0.403	5-3		L7		BB		P4		L8	4	0	0	0	1	0	1
Robin Yount, R (1, 6) OBP: 0.432, SLG: 0.603	F8			E G3 1B	1-2 BB			G5-3 1B	F7	4	1	2	0	1	0	1
Cecil Cooper, L (1, 3) OBP: 0.325, SLG: 0.479	G3			E3 G3 1-3	K2-3			F8		4	0	0	0	0	1	4
Gorman Thomas, R (1, 8) OBP: 0.304, SLG: 0.322		K		K		6-3		1-2 1B		4	0	1	0	0	2	2
Ben Oglivie, L (1, 7) OBP: 0.459, SLG: 0.603		2B		G3 2-3 3-H		HR		G5-3 2-3f		4	1	2	2	0	0	3
Don Money, R (1, 10) OBP: 0.304, SLG: 0.250		L7		BB		6-3			5-3	3	0	0	0	1	0	1
Charlie Moore, R (1, 9) OBP: 0.288, SLG: 0.339		5-3		L9		P5			HR BB	3	1	0	0	1	0	3
Ned Yost, R (1, 2) OBP: 0.190, SLG: 0.300			P3		0-3 1B		F7		1-H HR	4	1	2	2	0	0	0
Jim Gantner, L (1, 4) OBP: 0.279, SLG: 0.439			G3		9-3 1-2f		F7		1B	4	0	1	0	0	0	1
Inning Stats	R: 0 E: 0 K: 0 S: 3 H: 0 LOB: 0 BB: 0 P: 3	R: 0 E: 0 K: 1 S: 6 H: 1 LOB: 1 BB: 0 P: 6	R: 0 E: 0 K: 0 S: 3 H: 0 LOB: 0 BB: 0 P: 3	R: 1 E: 1 K: 1 S: 7 H: 1 LOB: 2 BB: 1 P: 11	R: 0 E: 0 K: 1 S: 5 H: 1 LOB: 2 BB: 2 P: 13	R: 1 E: 0 K: 0 S: 4 H: 1 LOB: 0 BB: 0 P: 4	R: 0 E: 0 K: 0 S: 3 H: 0 LOB: 0 BB: 0 P: 3	R: 0 E: 0 K: 0 S: 4 H: 2 LOB: 1 BB: 0 P: 4	R: 2 E: 0 K: 0 S: 5 H: 2 LOB: 1 BB: 1 P: 9	1B: 5 2B: 2 3B: 0 HR: 2	SF: 0 SAC: 0 DP: 2 HBP: 0						

	AB	34
	R	4
	H	8
	RBI	4
	BB	4
	SO	3
	LOB	16

WP: 0 PB: 0 SB: 1 CS: 0 PA: 38

PITCHER	IP	WLS	BF	H	R	ER	SO	BB	IBB	HBP	BLK	WP	HR	S	P	ERA	WHIP
Brad Havens, L (1, 1) ERA: 6.67	7.1	W	31	6	2	1	3	3	0	0	0	0	1	34	46	1.23	1.227
Len Whitehouse, L (8, 1) ERA: 3.52	1.0		5	2	2	2	0	1	0	0	0	0	1	4	8	18.00	3.000
Albert Williams, R (9, 1) ERA: 4.03	0.2	S	2	0	0	0	0	0	0	0	0	0	0	2	2	0.00	0.000

PITCHER	IP	WLS	BF	H	R	ER	SO	BB	IBB	HBP	BLK	WP	HR	S	P	ERA	WHIP

Batter	1	2	3	4	5	6	7	8	9	AB	R	H	RBI	BB	SO	LOB
Darrell Brown, S (1, 8) OBP: 0.281, SLG: 0.323	6-3		FC5-4 1B		1B 1-2 E 1B	P5		E4 1-2 3B		5	2	2	0	0	0	2
John Castino, R (1, 4) OBP: 0.337, SLG: 0.604	F7		P2		1-3 2-H E 1B		1-3	1-H 2-H 3B		5	1	2	3	0	0	1
Gary Ward, R (1, 7) OBP: 0.242, SLG: 0.333	K		FC5-4 1-2f		E2 1-H 3-H 2B		K	F9		5	0	1	2	0	2	2
Gary Gaetti, R (1, 5) OBP: 0.322, SLG: 0.432		HR 2B		K	F9		3B			4	1	2	0	0	1	1
Kent Hrbek, L (1, 3) OBP: 0.368, SLG: 0.544		K		4-3	BB		FC5-4 BB			2	0	0	0	2	1	1
Tom Brunansky, R (1, 9) OBP: 0.287, SLG: 0.222		F7		1B	F7		FC5-4 1-2f			4	0	1	0	0	0	5
Mickey Hatcher, R (1, 10) OBP: 0.382, SLG: 0.452		2-H HR		F7		F7		F9		4	1	1	2	0	0	1
Dave Engle, R (1, 2) OBP: 0.277, SLG: 0.413		G3			K	4-3		6-3		4	0	0	0	0	1	0
Lenny Faedo, R (1, 6) OBP: 0.306, SLG: 0.317			1-3		1B 1B	1B		E 3B 1B		4	2	3	0	0	0	0
Inning Stats	R: 0 E: 0 K: 1 S: 5 H: 0 LOB: 0 BB: 0 P: 5	R: 2 E: 0 K: 1 S: 7 H: 2 LOB: 0 BB: 0 P: 7	R: 0 E: 0 K: 0 S: 4 H: 1 LOB: 1 BB: 0 P: 4	R: 0 E: 0 K: 1 S: 6 H: 1 LOB: 1 BB: 0 P: 6	R: 3 E: 1 K: 1 S: 9 H: 4 LOB: 2 BB: 1 P: 13	R: 0 E: 0 K: 0 S: 4 H: 1 LOB: 1 BB: 0 P: 4	R: 0 E: 0 K: 1 S: 6 H: 1 LOB: 2 BB: 1 P: 10	R: 2 E: 1 K: 0 S: 6 H: 2 LOB: 1 BB: 0 P: 6		1B: 7 2B: 2 3B: 2 HR: 1	SF: 0 SAC: 0 DP: 0 HBP: 0					

PITCHER		IP	WLS	BF	H	R	ER	SO	BB	IBB	HBP	BLK	WP	HR	S	P	ERA	WHIP
Bob McClure, L ERA: 6.35	(1, 1)	4.2	L	23	8	5	5	4	1	0	0	0	0	1	30	34	9.64	1.929
Jim Slaton, R ERA: 3.27	(5, 1)	2.0		8	2	0	0	1	0	0	0	0	0	0	10	10	0.00	1.000
Jamie Easterly, L ERA:	(7, 1)	1.1		8	2	2	0	0	1	0	0	0	0	0	7	11	0.00	2.250

PITCHER		IP	WLS	BF	H	R	ER	SO	BB	IBB	HBP	BLK	WP	HR	S	P	ERA	WHIP

BOTTOM

Milwaukee Brewers @ Minnesota Twins

Hubert H. Humphrey Metrodome, Minneapolis, MN

Fri Apr 29 1983, 8:05 PM EDT

Att. 18,896 - Dome - 60 F

livebaseballscorecards.com

AB	37
R	7
H	12
RBI	7
BB	2
SO	5
LOB	13

1B: 7	SF: 0	WP: 0	PA: 39
2B: 2	SAC: 0	PB: 0	
3B: 2	DP: 0	SB: 0	
HR: 1	HBP: 0	CS: 0	

Batter	1	2	3	4	5	6	7	8	9	AB	R	H	RBI	BB	SO	LOB
Paul Molitor, R (1, 5) OBP: 0.360, SLG: 0.395	5-3	F8		5-3		BBBB 4-0 1B 1-2 BB		0-0 1B 2-H 1B		4	1	1	1	1	0	2
Robin Yount, R (1, 6) OBP: 0.442, SLG: 0.597	F8	BBBB 4-0 1-2 2-3 BB		P2		0-0 FC6 1-2 2-3 3-H 1B		0-0 4-3 1B 2-H 1B		4	1	2	2	1	0	0
Cecil Cooper, L (1, 3) OBP: 0.305, SLG: 0.447	4-3	F8			SSS 0-3 K	0-0 FC6 1-2f		0-0 4-3 2-3		5	0	0	0	0	1	7
Ted Simmons, S (1, 2) OBP: 0.263, SLG: 0.311		0-0 3B 1B	0-0 6-3		SSS 0-3 K		0-0 P6	0-0 1B 3-H 1B		5	1	2	1	0	1	0
Gorman Thomas, R (1, 8) OBP: 0.297, SLG: 0.344		0-0 2B 1-H 3B	SSS 0-3 K		0-0 5-3		0-0 5-3	SSS 0-3 K		5	1	1	1	0	2	1
Ben Oglivie, L (1, 7) OBP: 0.468, SLG: 0.613		0-0 1B SF7 3-H 2B	0-0 E4 BB			0-0 P2	BBBB 4-0 S BB		0-0 FC5-4 1B	4	1	2	1	1	0	0
Don Money, R (1, 10) OBP: 0.321, SLG: 0.250		0-0 BB 1B 2-3 1B	BBBB 4-0 1-2 BB			SSS 0-0 P6	0-3 K 1-2		0-0 FC5-4 1B 1-2f CS	4	0	1	0	1	1	2
Marshall Edwards, L (9, PR)										0	0	0	0	0	0	0
Charlie Moore, R (1, 9) OBP: 0.296, SLG: 0.348		0-0 SF7 3-H	0-0 P4			0-0 1B 1B 1B		0-0 4-3	0-0 CS 1-3 1B	4	1	2	1	0	0	2
Jim Gantner, L (1, 4) OBP: 0.301, SLG: 0.465		0-0 BB 1-2 1B		0-0 F7		0-0 1B BB 1-3 1B		0-0 1B 2B	0-0 6-3 1-2 3-H	5	1	3	0	0	0	2
Inning Stats	R: 0 E: 0 K: 0 S: 3 H: 0 LOB: 0 BB: 0 P: 3	R: 3 E: 0 K: 0 S: 8 H: 5 LOB: 3 BB: 1 P: 12	R: 0 E: 1 K: 1 S: 6 H: 0 LOB: 2 BB: 1 P: 10	R: 0 E: 0 K: 0 S: 3 H: 0 LOB: 0 BB: 0 P: 3	R: 0 E: 0 K: 2 S: 7 H: 0 LOB: 0 BB: 0 P: 7	R: 1 E: 0 K: 0 S: 6 H: 3 LOB: 3 BB: 1 P: 10	R: 0 E: 0 K: 1 S: 5 H: 0 LOB: 1 BB: 1 P: 9	R: 3 E: 0 K: 1 S: 9 H: 4 LOB: 1 BB: 0 P: 9	R: 0 E: 0 K: 0 S: 4 H: 2 LOB: 2 BB: 0 P: 4	1B: 11 2B: 2 3B: 1 HR: 0	SF: 1 SAC: 0 DP: 0 HBP: 0						

PITCHER	IP	WLS	BF	H	R	ER	SO	BB	IBB	HBP	BLK	WP	HR	S	P	ERA	WHIP
Jack O'Connor, L (1, 1) ERA: 5.27	5.2		28	7	4	4	3	3	0	0	0	0	0	31	43	6.35	1.765
Rick Lysander, R (6, 1) ERA: 3.6	1.2		9	3	2	2	1	1	0	0	0	0	0	10	14	10.80	2.400
Ron Davis, R (8, 1) ERA: 3.52	1.2	W	8	4	1	1	1	0	0	0	0	0	0	10	10	5.40	2.400

PITCHER	IP	WLS	BF	H	R	ER	SO	BB	IBB	HBP	BLK	WP	HR	S	P	ERA	WHIP

TOP

Milwaukee Brewers @ Minnesota Twins

Hubert H. Humphrey Metrodome, Minneapolis, MN

Sat Apr 30 1983, 8:05 PM EDT

Att. 23,267 - Dome - 65 F

livebaseballscorecards.com

AB	40
R	7
H	14
RBI	7
BB	4
SO	5
LOB	16

WP: 0 PB: 0 SB: 1 CS: 2 PA: 45

Milwaukee Brewers @ Minnesota Twins

Hubert H. Humphrey Metrodome, Minneapolis, MN

Sat Apr 30 1983, 8:05 PM EDT

Att. 23,267 - Dome - 65 F

BOTTOM

Batter	1	2	3	4	5	6	7	8	9	AB	R	H	RBI	BB	SO	LOB
Darrell Brown, S (1, 8) OBP: 0.297, SLG: 0.333	1-3		1B FC5-4 1B 1-2 2-H	S S S K		4-3			2B 1B	5	2	2	1	0	1	3
John Castino, R (1, 4) OBP: 0.340, SLG: 0.604	F9		FC5-4 1B 1-3 2-H		6-3		F8		1B SF7 2B 1-H	5	1	2	2	0	0	0
Gary Ward, R (1, 7) OBP: 0.260, SLG: 0.348	FC5-4 1B		FC5-4 FC6-4 1-2f 3-H		3B 1B		F8		HR 1B 2-3	5	2	3	1	0	0	1
Gary Gaetti, R (1, 5) OBP: 0.316, SLG: 0.419	FC5-4 1-2f		FC6-4 1-2f		F8		E S 1B 1B		S S S K	5	1	1	0	0	1	5
Kent Hrbek, L (1, 3) OBP: 0.370, SLG: 0.569		F8	4-3		1-H 3B		1-H FC5-4 1B		3-H SF7	4	0	2	3	0	0	1
Tom Brunansky, R (1, 9) OBP: 0.293, SLG: 0.273		5-3		CS 1B	5-3		1-2f FC5-4		1-H HR	5	1	2	2	0	0	2
Mickey Hatcher, R (1, 10) OBP: 0.368, SLG: 0.486		F9		L8		3B		F9		4	0	1	0	0	0	1
Dave Engle, R (1, 2) OBP: 0.314, SLG: 0.440			1B 1B 1B	2B 1-2 1B		F7		G4-6-3 1B		4	1	3	0	0	0	1
Lenny Faedo, R (1, 6) OBP: 0.318, SLG: 0.344			1B 1B 1B 1-2	1-3 2B		5-3		1-2f G4-6-3		4	1	2	0	0	0	2
Inning Stats	R: 0 E: 0 K: 0 S: 4 H: 1 LOB: 1 BB: 0 P: 4	R: 0 E: 0 K: 0 S: 3 H: 0 LOB: 0 BB: 0 P: 3	R: 3 E: 0 K: 0 S: 7 H: 4 LOB: 1 BB: 0 P: 7	R: 0 E: 0 K: 1 S: 7 H: 3 LOB: 2 BB: 0 P: 7	R: 1 E: 0 K: 0 S: 5 H: 2 LOB: 1 BB: 0 P: 5	R: 0 E: 0 K: 0 S: 4 H: 1 LOB: 1 BB: 0 P: 4	R: 1 E: 0 K: 0 S: 5 H: 2 LOB: 1 BB: 0 P: 5	R: 0 E: 0 K: 0 S: 3 H: 1 LOB: 0 BB: 0 P: 3	R: 4 E: 0 K: 1 S: 8 H: 4 LOB: 0 BB: 0 P: 8	1B: 13 2B: 2 3B: 2 HR: 1 SF: 1 SAC: 0 DP: 1 HBP: 0							

livebaseballscorecards.com

AB	41
R	9
H	18
RBI	9
BB	0
SO	2
LOB	16

PITCHER		IP	WLS	BF	H	R	ER	SO	BB	IBB	HBP	BLK	WP	HR	S	P	ERA	WHIP
Mike Caldwell, L ERA: 4.62	(1, 1)	8.0		38	16	7	7	1	0	0	0	0	0	0	40	40	7.88	2.000
Pete Ladd, R ERA: 9.82	(9, 1)	0.1	L	2	1	0	0	1	0	0	0	0	0	0	4	4	0.00	3.000
Jamie Easterly, L ERA:	(9, 1)	0.1		1	0	0	0	0	0	0	0	0	0	0	1	1	0.00	0.000
Bob Gibson, R ERA: 1.5	(9, 1)	0.0		1	1	2	2	0	0	0	0	0	0	1	1	1	∞	∞

PITCHER	IP	WLS	BF	H	R	ER	SO	BB	IBB	HBP	BLK	WP	HR	S	P	ERA	WHIP

Batter	1	2	3	4	5	6	7	8	9	AB	R	H	RBI	BB	SO	LOB
Paul Molitor, R (1, 5) OBP: 0.372, SLG: 0.424	S S S 0-3 ① K		x 0-0 ① 5-3		x 0-0 ① 1-H 3B			B B B B 4-0 2B BB	x 0-0 1-3 2-H HR 1B	4	1	2	2	1	1	0
Robin Yount, R (1, 6) OBP: 0.440, SLG: 0.634	x 0-0 ② F9		x 0-0 ② 6-3		x 0-0 ② F4			x 0-0 1-3 2B	x 0-0 1-H 3-H HR	5	1	2	3	0	0	1
Cecil Cooper, L (1, 3) OBP: 0.299, SLG: 0.432	S S S 0-3 ③ K		S S S 0-3 ③ K		x 0-0 ③ F9			x 0-0 ① F4	x 0-0 1B 2B 1B	5	1	1	0	0	2	3
Ted Simmons, S (1, 2) OBP: 0.296, SLG: 0.333		x 0-0 2B 1B		x 0-0 WP 1B		x 0-0 ① 5-3		I I I I 4-0 G5-4-3 IBB	x 0-0 1-2 2B 1B	4	2	3	0	1	0	0
Gorman Thomas, R (1, 8) OBP: 0.291, SLG: 0.348		x 0-0 ① F7		x 0-0 ① F5		x 0-0 ② F7		x 0-0 ② ③ G5-4-3 1-2f	x 0-0 1-H 2-H 2B	5	0	1	2	0	0	5
Ben Oglivie, L (1, 7) OBP: 0.452, SLG: 0.597		x 0-0 1-H 2B		x 0-0 ② F9		S S S 0-3 ③ K			x 0-0 ① 4-3 x 0-0 ③ 4-3	5	0	1	1	0	1	2
Don Money, R (1, 10) OBP: 0.290, SLG: 0.222 Roy Howell, L (9, PH) OBP: 0.240, SLG: 0.348		x 0-0 ② F8		x 0-0 ③ 6-3 1-2			x 0-0 ① F7	B B B B 4-0 1B BB		3 0	0	0	0	0	0	2 0
Charlie Moore, R (1, 9) OBP: 0.307, SLG: 0.348		H 1-0 HBP			x 0-0 ① F8		x 0-0 ② F9	x 0-0 1-3 1B 1B	x 0-0 ② 1-3 1B 1B	3	1	1	0	0	0	0
Jim Gantner, L (1, 4) OBP: 0.312, SLG: 0.459		x 0-0 ③ L7			x 0-0 3B 1B		x 0-0 ③ 4-3	I I I I 4-0 1B HR IBB		3	2	1	0	1	0	2
Inning Stats	R: 0 H: 0 E: 0 LOB: 0 K: 2 BB: 0 S: 7 P: 7	R: 1 H: 2 E: 0 LOB: 2 K: 0 BB: 0 S: 5 P: 6	R: 0 H: 0 E: 0 LOB: 0 K: 1 BB: 0 S: 5 P: 5	R: 0 H: 1 E: 0 LOB: 1 K: 0 BB: 0 S: 4 P: 4	R: 1 H: 2 E: 0 LOB: 1 K: 0 BB: 0 S: 5 P: 5	R: 0 H: 0 E: 0 LOB: 0 K: 1 BB: 0 S: 5 P: 5	R: 0 H: 0 E: 0 LOB: 0 K: 0 BB: 0 S: 3 P: 3	R: 0 H: 1 E: 0 LOB: 2 K: 0 BB: 2 S: 3 P: 11	R: 6 H: 6 E: 0 LOB: 1 K: 0 BB: 2 S: 8 P: 16	1B: 7 SF: 0 2B: 3 SAC: 0 3B: 1 DP: 1 HR: 1 HBP: 1						WP: 1 PA: 42 PB: 0 SB: 0 CS: 0	

PITCHER		IP	WLS	BF	H	R	ER	SO	BB	IBB	HBP	BLK	WP	HR	S	P	ERA	WHIP
Frank Viola, L ERA: 4.88	(1, 1)	7.1		31	6	2	2	4	1	1	1	0	1	0	36	45	2.46	0.955
Albert Williams, R ERA: 6.0	(8, 1)	1.2	L	11	6	6	6	0	1	1	0	0	0	1	9	17	32.40	4.200

PITCHER	IP	WLS	BF	H	R	ER	SO	BB	IBB	HBP	BLK	WP	HR	S	P	ERA	WHIP

TOP

Milwaukee Brewers @ Minnesota Twins

Hubert H. Humphrey Metrodome, Minneapolis, MN

Sun May 01 1983, 4:33 AM EDT

Att. 24,703 - Unknown - 65 F

livebaseballscorecards.com

AB	37
R	8
H	12
RBI	8
BB	4
SO	4
LOB	15

Milwaukee Brewers @ Minnesota Twins

Hubert H. Humphrey Metrodome, Minneapolis, MN

Sun May 01 1983, 4:33 AM EDT
Att. 24,703 - Unknown - 65 F

livebaseballscorecards.com

Batter	1	2	3	4	5	6	7	8	9	AB	R	H	RBI	BB	SO	LOB
Darrell Brown, S (1, 8) OBP: 0.293, SLG: 0.325	0-0 1B 2B 1B		0-0 F7		0-0 4-3			0-0 F5		4	1	1	0	0	0	0
John Castino, R (1, 4) OBP: 0.346, SLG: 0.596	0-0 1-3 2B 1B		0-0 F8			0-0 5-3			BBBB 4-0 BB 1B 1B BB	3	2	1	0	1	0	0
Gary Ward, R (1, 7) OBP: 0.260, SLG: 0.344	SSS 0-3 K		0-0 6-3			0-0 F6			0-0 1-2 BB 1B 1B	4	1	1	0	0	1	2
Kent Hrbek, L (1, 3) OBP: 0.376, SLG: 0.579	0-0 1-H 3-H 2B			0-0 1B		0-0 F4			SSS 0-3 K	4	0	2	2	0	1	2
Gary Gaetti, R (1, 5) OBP: 0.313, SLG: 0.404	0-0 F6			SSS 0-3 K			0-0 F4		BBBB 4-0 1B 1-2 2-3 BB	3	0	0	0	1	1	2
Tom Brunansky, R (1, 9) OBP: 0.281, SLG: 0.259	0-0 F8			SSS 0-3 K			0-0 L5		SSS 0-3 K	4	0	0	0	0	2	5
Randy Bush, L (1, 10) OBP: 0.364, SLG: 0.541		SSS 0-3 K		SSS 0-3 K			0-0 G3		0-0 1-3 2-H 3-H FC6-4 1B	4	0	1	2	0	2	1
Dave Engle, R (1, 2) OBP: 0.291, SLG: 0.407		0-0 F3			0-0 F4			0-0 6-3	0-0 1-2f FC6-4	4	0	0	0	0	0	2
Lenny Faedo, R (1, 6) OBP: 0.304, SLG: 0.328		0-0 F4			SSS 0-3 K			SSS 0-3 K		3	0	0	0	0	2	0

Inning Stats	1	2	3	4	5	6	7	8	9	1B	SF	WP	PA
	R: 2 H: 3 E: 0 LOB: 1 K: 1 BB: 0 S: 8 P: 8	R: 0 H: 0 E: 0 LOB: 0 K: 1 BB: 0 S: 5 P: 5	R: 0 H: 0 E: 0 LOB: 0 K: 0 BB: 0 S: 3 P: 3	R: 0 H: 1 E: 0 LOB: 1 K: 3 BB: 0 S: 10 P: 10	R: 0 H: 0 E: 0 LOB: 0 K: 1 BB: 0 S: 5 P: 5	R: 0 H: 0 E: 0 LOB: 0 K: 0 BB: 0 S: 3 P: 3	R: 0 H: 0 E: 0 LOB: 0 K: 0 BB: 0 S: 3 P: 3	R: 0 H: 0 E: 0 LOB: 0 K: 1 BB: 0 S: 5 P: 5	R: 2 H: 2 E: 0 LOB: 2 K: 2 BB: 2 S: 9 P: 17	1B: 5 2B: 1 3B: 0 HR: 0	SF: 0 SAC: 0 DP: 0 HBP: 0	WP: 0 PB: 0 SB: 0 CS: 0	PA: 35

PITCHER		IP	WLS	BF	H	R	ER	SO	BB	IBB	HBP	BLK	WP	HR	S	P	ERA	WHIP
Don Sutton, R ERA: 2.31	(1, 1)	8.0	W	30	5	4	4	7	1	0	0	0	0	0	43	47	4.50	0.750
Pete Ladd, R ERA: 7.71	(9, 1)	1.0		5	1	0	0	2	1	0	0	0	0	0	8	12	0.00	2.000

PITCHER	IP	WLS	BF	H	R	ER	SO	BB	IBB	HBP	BLK	WP	HR	S	P	ERA	WHIP

Batter	1	2	3	4	5	6	7	8	9	AB	R	H	RBI	BB	SO	LOB
Paul Molitor, R (1, 5) OBP: 0.384, SLG: 0.432	S S S 0-3 ① K		B B B B 4-0 E HR BB	x 0-0 1-3 2-H 1B 2B			B B B B 4-0 1B BB 1B BB	S S S 0-3 ② K		3	3	1	1	2	2	1
Robin Yount, R (1, 6) OBP: 0.438, SLG: 0.616	x 0-0 ② 6-3		x 0-0 ② 5-3 1-2	x 0-0 2-H 3-H 1B			B B B B B 4-0 1B 1-2 1B BB	x 0-0 ③ F3		4	1	1	2	1	0	2
Cecil Cooper, L (1, 3) OBP: 0.304, SLG: 0.465	x 0-0 ③ F7		x 0-0 ③ 2-H HR	x 0-0 ③ L3			x 0-0 WP 1B 1-2 2-3 1B		x 0-0 ① 5-3	5	1	2	2	0	0	1
Ted Simmons, S (1, 2) OBP: 0.302, SLG: 0.349		x 0-0 PB SF8 2B	x 0-0 1B		x 0-0 ① 1-3		S S S 0-3 ① K		x 0-0 ② F6	5	1	2	0	0	1	3
Ben Oglivie, L (1, 7) OBP: 0.438, SLG: 0.577		x 0-0 ① SF8 2-H	x 0-0 ③ F3		x 0-0 ② F8		x 0-0 WP 1-2 2-H 3-H 1B		x 0-0 ③ F7	4	0	1	3	0	0	1
Gorman Thomas, R (1, 8) OBP: 0.277, SLG: 0.329		S S S 0-3 ② K		S S S 0-3 ① K	x 0-0 ③ F7		x 0-0 ② F9 1-2 2-3			4	0	0	0	0	2	2
Roy Howell, L (1, 10) OBP: 0.259, SLG: 0.333		B B B 4-0 BB		S S S 0-3 ② K		x 0-0 ① L5	S S S 0-3 ③ K			1	0	0	0	1	1	0
Don Money, R (6, PH) OBP: 0.273, SLG: 0.207										2	0	0	0	0	1	2
Charlie Moore, R (1, 9) OBP: 0.304, SLG: 0.342		S S S 0-3 ③ K		x 0-0 1B 2B 1B		x 0-0 ② F7		x 0-0 ① 6-3		4	1	1	0	0	1	1
Jim Gantner, L (1, 4) OBP: 0.321, SLG: 0.455			x 0-0 ① F4	x 0-0 2B 1-2 1B 1B		x 0-0 ③ 5-3		B B B B 4-0 BB		3	1	1	0	1	0	0
Inning Stats	R: 0 E: 0 K: 1 S: 5 H: 0 LOB: 0 BB: 0 P: 5	R: 1 E: 0 K: 2 S: 8 H: 1 LOB: 1 BB: 1 P: 12	R: 2 E: 1 K: 0 S: 5 H: 2 LOB: 1 BB: 1 P: 9	R: 3 E: 0 K: 2 S: 11 H: 4 LOB: 1 BB: 0 P: 11	R: 0 E: 0 K: 0 S: 3 H: 0 LOB: 0 BB: 0 P: 3	R: 0 E: 0 K: 0 S: 3 H: 0 LOB: 0 BB: 0 P: 3	R: 2 E: 0 K: 2 S: 9 H: 2 LOB: 2 BB: 2 P: 17	R: 0 E: 0 K: 1 S: 5 H: 0 LOB: 1 BB: 1 P: 9	R: 0 E: 0 K: 0 S: 3 H: 0 LOB: 0 BB: 0 P: 3	1B: 6 2B: 2 3B: 0 HR: 1	SF: 1 SAC: 0 DP: 0 HBP: 0						

PITCHER	IP	WLS	BF	H	R	ER	SO	BB	IBB	HBP	BLK	WP	HR	S	P	ERA	WHIP
LaMarr Hoyt, R (1, 1) ERA: 5.31	3.2	L	20	7	6	5	5	2	0	0	0	0	1	28	36	12.27	2.455
Jerry Koosman, L (4, 1) ERA: 4.5	2.2		12	2	2	2	1	2	0	0	0	0	0	12	20	6.75	1.500
Salome Barojas, R (7, 1) ERA: 3.24	1.2		6	0	0	0	2	1	0	0	0	1	0	9	13	0.00	0.600
Steve Mura, R (9, 1) ERA: 2.16	1.0		3	0	0	0	0	0	0	0	0	0	0	3	3	0.00	0.000

PITCHER	IP	WLS	BF	H	R	ER	SO	BB	IBB	HBP	BLK	WP	HR	S	P	ERA	WHIP

TOP

Milwaukee Brewers @ Chicago White Sox

Comiskey Park, Chicago, IL

Mon May 02 1983, 8:05 PM EDT

Att. 12,568 - Cloudy - 46 F

livebaseballscorecards.com

AB	35
R	8
H	9
RBI	8
BB	5
SO	8
LOB	13

WP: 1	PB: 1	SB: 0	CS: 0
PA: 41			

Batter	1	2	3	4	5	6	7	8	9	AB	R	H	RBI	BB	SO	LOB
Rudy Law, L (1, 8) OBP: 0.261, SLG: 0.234	0-0 1B FC6-4 1B	0-0 ③ F8		0-0 ① FC4-6 BB 1-2f		0-0 1B			0-0 ① FC6-4 HBP 1B 1-2f	5	1	2	0	0	0	3
Tony Bernazard, S (1, 4) OBP: 0.337, SLG: 0.434	0-0 FC6-4 1B 1-2 1B		0-0 1B SF7 1B	0-0 ② F7		0-0 ③ 4-3			0-0 HBP 1-2 1B	5	1	3	0	0	0	2
Harold Baines, L (1, 9) OBP: 0.349, SLG: 0.368	0-0 FC6-4 1-2 2-3 1B		0-0 1B 4-3 1-3 1B	B B B 4-0 1-2 BB			0-0 ① F7		0-0 ② F8	4	1	2	0	1	0	2
Greg Luzinski, R (1, 10) OBP: 0.392, SLG: 0.443 S S S Rusty Kuntz, R (9, PR) OBP: 0.471, SLG: 0.357	0-3 ① K		0-0 ① SF7 3-H	0-0 ③ F8			0-0 ② 4-3		H 1-0 1-2 2-3 HBP	3	0	0	1	0	1	5
										0	0	0	0	0	0	0
Ron Kittle, R (1, 7) OBP: 0.263, SLG: 0.479	0-0 ② FC6-4 1-2f 2-3 3-H		0-0 4-3 1-3 1B		0-0 ① 5-3		0-0 ③ F7		0-0 ③ 1-3	5	0	1	1	0	0	5
Mike Squires, L (1, 3) OBP: 0.256, SLG: 0.176	0-0 ③ F8		0-0 ② 4-3 2-3 3-H		0-0 ② 3-1			0-0 G6-4-3 1B		4	0	1	1	0	0	3
Carlton Fisk, R (1, 2) OBP: 0.215, SLG: 0.220		0-0 ① F5	0-0 ③ F6		0-0 ③ F6			0-0 ① ② G6-4-3 1-2f		4	0	0	0	0	0	2
Lorenzo Gray, R (1, 5) OBP: 0.364, SLG: 0.333		0-0 ② 4-3		0-0 1B 2B		0-0 ① 1-3		0-0 ③ 5-3		4	1	1	0	0	0	0
Jerry Dybzinski, R (1, 6) OBP: 0.200, SLG: 0.200 Jerry Hairston, S (9, PH) OBP: 0.353, SLG: 0.214		0-0 1B		0-0 FC4-6 2-H 1B		0-0 ② 4-3			0-0 FC6-4 1B	3	0	2	1	0	0	0
										1	0	1	0	0	0	0
Inning Stats	R: 1 E: 0 K: 1 S: 8 H: 3 LOB: 2 BB: 0 P: 8	R: 0 E: 0 K: 0 S: 4 H: 1 LOB: 1 BB: 0 P: 4	R: 2 E: 0 K: 0 S: 6 H: 3 LOB: 1 BB: 0 P: 6	R: 1 E: 0 K: 0 S: 5 H: 2 LOB: 2 BB: 1 P: 9	R: 0 E: 0 K: 0 S: 3 H: 0 LOB: 0 BB: 0 P: 3	R: 0 E: 0 K: 0 S: 4 H: 1 LOB: 1 BB: 0 P: 4	R: 0 E: 0 K: 0 S: 3 H: 0 LOB: 0 BB: 0 P: 3	R: 0 E: 0 K: 0 S: 3 H: 1 LOB: 0 BB: 0 P: 3	R: 0 E: 0 K: 0 S: 5 H: 2 LOB: 3 BB: 0 P: 6	1B: 12 2B: 1 3B: 0 HR: 0	SF: 1 SAC: 0 DP: 1 HBP: 1						

PITCHER	IP	WLS	BF	H	R	ER	SO	BB	IBB	HBP	BLK	WP	HR	S	P	ERA	WHIP
Moose Haas, R (1, 1) ERA: 5.32	3.2		21	9	4	4	1	1	0	0	0	0	0	22	26	9.82	2.727
Jim Slaton, R (4, 1) ERA: 2.2	5.1	W	20	4	0	0	0	0	0	1	0	0	0	19	20	0.00	0.750

PITCHER	IP	WLS	BF	H	R	ER	SO	BB	IBB	HBP	BLK	WP	HR	S	P	ERA	WHIP

BOTTOM

Milwaukee Brewers @ Chicago White Sox

Comiskey Park, Chicago, IL

Mon May 02 1983, 8:05 PM EDT

Att. 12,568 - Cloudy - 46 F

livebaseballscorecards.com

AB	38
R	4
H	13
RBI	4
BB	1
SO	1
LOB	22

Batter	1	2	3	4	5	6	7	8	9	AB	R	H	RBI	BB	SO	LOB
Paul Molitor, R (1, 5) OBP: 0.385, SLG: 0.418	BBBB 4-0 S 1B BB		x 0-0 ① 3-1 1-2		SSS 0-3 ① K		BBB 4-0 HR BB	SSS 0-3 ① K		3	1	0	0	2	2	4
Robin Yount, R (1, 6) OBP: 0.446, SLG: 0.648	BBBBB 4-0 1B 1-2 BB		BBBB 4-0 E 1B BB		x 0-0 ② 3-1 1-2		x 0-0 1-H HR	x 0-0 ② SF8 3-H		2	1	1	3	2	0	1
Cecil Cooper, L (1, 3) OBP: 0.299, SLG: 0.451	x 0-0 ① L6		x 0-0 E2 G4-6-3 1-3 2-H 1B		x 0-0 ③ 4-3		x 0-0 ① 4-3	x 0-0 ③ FC4-6 1-2f		5	0	1	1	0	0	4
Ted Simmons, S (1, 2) OBP: 0.319, SLG: 0.375 Marshall Edwards, L (9, PR)	x 0-0 ② 1-3 2-H 1B		x 0-0 ② ③ G4-6-3 1-2f			SSS 0-3 ① K	x 0-0 1B		x 0-0 F9 2B	5 0	0 0	3 0	0 0	0 0	1 0	2 0
Ben Oglivie, L (1, 7) OBP: 0.436, SLG: 0.560	x 0-0 ③ F6			H 1-0 1B HBP		x 0-0 ① BB BB SF7 1B	x 0-0 ② F3		x 0-0 ① F9 2-3	4	1	1	0	0	0	4
Gorman Thomas, R (1, 8) OBP: 0.273, SLG: 0.312		SSS 0-3 ① K		x 0-0 ① F7		BBBB 4-0 BB 1-2 BB	SSS 0-3 ③ K		SSS 0-3 ② K	4	0	0	0	1	3	4
Roy Howell, L (1, 10) OBP: 0.323, SLG: 0.370 Don Money, R (9, PH) OBP: 0.265, SLG: 0.200		x 0-0 ② 1-3		x 0-0 G6-3 1-2 1B		BBBB 4-0 1-2 2-3 BB		x 0-0 1B 1B	SSS 0-3 ③ K	3 1	1 0	2 0	0 0	1 0	0 1	0 2
Charlie Moore, R (1, 9) OBP: 0.313, SLG: 0.347		BBB 4-0 CS BB		x 0-0 ② ③ G6-3 1-2f		x 0-0 ② SF7 3-H		x 0-0 1B 1-2 SF8 1B		2	1	1	1	1	0	2
Jim Gantner, L (1, 4) OBP: 0.341, SLG: 0.469		0-0 ③ CS 1-2	x 0-0 3-1 1B		x 0-0 3-1 1B	x 0-0 ③ F9		x 0-0 1-3 2-H FC4-6 1B		4	1	3	1	0	0	2
Inning Stats	R: 0 E: 0 K: 0 S: 3 H: 1 LOB: 2 BB: 2 P: 11	R: 0 E: 0 K: 1 S: 4 H: 0 LOB: 0 BB: 1 P: 8	R: 1 E: 1 K: 0 S: 4 H: 2 LOB: 1 BB: 1 P: 8	R: 0 E: 0 K: 0 S: 3 H: 1 LOB: 1 BB: 0 P: 4	R: 0 E: 0 K: 1 S: 6 H: 1 LOB: 1 BB: 0 P: 6	R: 1 E: 0 K: 1 S: 6 H: 1 LOB: 2 BB: 2 P: 14	R: 2 E: 0 K: 1 S: 7 H: 2 LOB: 1 BB: 1 P: 11	R: 2 E: 0 K: 1 S: 8 H: 3 LOB: 1 BB: 0 P: 8	R: 0 E: 0 K: 2 S: 8 H: 1 LOB: 2 BB: 0 P: 8	1B: 10 2B: 1 3B: 0 HR: 1	SF: 2 SAC: 0 DP: 2 HBP: 1			WP: 0 PB: 0 SB: 1 CS: 1	PA: 44		

PITCHER		IP	WLS	BF	H	R	ER	SO	BB	IBB	HBP	BLK	WP	HR	S	P	ERA	WHIP
Richard Dotson, R ERA: 4.06	(1, 1)	5.2	W	26	6	2	2	3	6	0	1	0	0	0	25	50	3.18	2.118
Jerry Koosman, L ERA: 5.4	(6, 1)	1.0		6	2	2	2	0	1	0	0	0	0	1	5	9	18.00	3.000
Dick Tidrow, R ERA: 7.5	(7, 1)	0.1		3	2	2	2	1	0	0	0	0	0	0	5	5	54.00	6.000
Salome Barojas, R ERA: 3.0	(8, 1)	0.2		3	1	0	0	1	0	0	0	0	0	0	5	5	0.00	1.500
Kevin Hickey, L ERA: 1.35	(8, 1)	1.1	S	5	1	0	0	2	0	0	0	0	0	0	9	9	0.00	0.750

PITCHER	IP	WLS	BF	H	R	ER	SO	BB	IBB	HBP	BLK	WP	HR	S	P	ERA	WHIP

TOP

Milwaukee Brewers @ Chicago White Sox

Comiskey Park, Chicago, IL

Tue May 03 1983, 8:05 PM EDT
Att. 13,113 - Cloudy - 46 F

livebaseballscorecards.com

AB	33
R	6
H	12
RBI	6
BB	7
SO	7
LOB	25

Batter	1	2	3	4	5	6	7	8	9	AB	R	H	RBI	BB	SO	LOB
Rudy Law, L (1, 8) OBP: 0.278, SLG: 0.269 Rusty Kuntz, R (6, PH) OBP: 0.474, SLG: 0.375 (7, 8)	0-0 2B S 4-3 1B		0-0 E3 S 1-3 1B	0-0 2B		0-0 2B 2-3 1B	0-0 F9 ③			3 2	2 1	2 1	0 0	0 0	0 0	1 0
Tony Bernazard, S (1, 4) OBP: 0.351, SLG: 0.460	0-0 1-3 2B		0-0 ① F9 1-2	4-0 BB		0-0 1B 2-H 3-H 2B		0-0 ① 6-3		4	1	2	2	1	0	2
Harold Baines, L (1, 9) OBP: 0.363, SLG: 0.395	0-0 ① 4-3 3-H		0-0 FC1-4 2-H 3-H 1B	0-0 ③ F7		0-0 S 1B 2-H 1B		0-0 2B		5	1	3	4	0	0	3
Greg Luzinski, R (1, 10) OBP: 0.386, SLG: 0.422 Tom Paciorek, R (6, PR) OBP: 0.350, SLG: 0.541	0-3 ② K		0-0 ② FC1-4 1B 1-2f		0-3 ① K	4-0 WP 1B 1-2 BB		0-3 ② K		3 1	0 0	0 0	0 0	1 0	2 1	2 1
Ron Kittle, R (1, 7) OBP: 0.272, SLG: 0.474	0-0 ③ 6-3		0-0 S 1-3 1B		0-3 ② K	0-0 WP 1-2 2-H 1B		0-0 ③ F9		5	0	2	1	0	1	2
Mike Squires, L (1, 3) OBP: 0.302, SLG: 0.194		0-0 ① F9	4-0 FC6-4 1-2 IBB		0-0 E2 1B	4-0 G6-4-3 1-2 2-3 IBB				2	0	1	0	2	0	0
Marc Hill, R (1, 2) OBP: 0.188, SLG: 0.133	0-3 ② K		0-0 ③ FC6-4 1-2f		0-0 ③ F8	0-0 ②③ G6-4-3 1-2f				4	0	0	0	0	1	7
Lorenzo Gray, R (1, 5) OBP: 0.333, SLG: 0.308		0-0 ③ F9		0-0 ① F2		0-0 1B SH1-4 2B 1B	0-3 ① K			4	1	1	0	0	1	0
Jerry Dybzinski, R (1, 6) OBP: 0.231, SLG: 0.231			0-0 E 1B 1B	0-0 ② 1-3		0-0 ① SH1-4 1-2	0-0 ② F3			3	1	1	0	0	0	0
Inning Stats	R: 1 H: 2 E: 0 LOB: 1 K: 1 BB: 0 S: 7 P: 7	R: 0 H: 0 E: 0 LOB: 0 K: 1 BB: 0 S: 5 P: 5	R: 2 H: 3 E: 1 LOB: 3 K: 0 BB: 1 S: 7 P: 11	R: 0 H: 1 E: 0 LOB: 2 K: 0 BB: 1 S: 4 P: 8	R: 0 H: 1 E: 1 LOB: 1 K: 2 BB: 0 S: 8 P: 8	R: 4 H: 5 E: 0 LOB: 3 K: 0 BB: 2 S: 7 P: 15	R: 0 H: 0 E: 0 LOB: 0 K: 1 BB: 0 S: 5 P: 5	R: 0 H: 1 E: 0 LOB: 1 K: 1 BB: 0 S: 6 P: 6		1B: 9 SF: 0 2B: 4 SAC: 1 3B: 0 DP: 1 HR: 0 HBP: 0						

BOTTOM

Milwaukee Brewers @ Chicago White Sox

Comiskey Park, Chicago, IL

Tue May 03 1983, 8:05 PM EDT

Att. 13,113 - Cloudy - 46 F

livebaseballscorecards.com

AB	36
R	7
H	13
RBI	7
BB	4
SO	6
LOB	18

WP: 1 PA: 41
PB: 0
SB: 4
CS: 0

PITCHER		IP	WLS	BF	H	R	ER	SO	BB	IBB	HBP	BLK	WP	HR	S	P	ERA	WHIP
Chuck Porter, R ERA: 5.06	(1, 1)	5.1	L	27	8	4	3	4	1	1	0	0	0	0	33	41	5.06	1.688
Jamie Easterly, L ERA: 7.36	(6, 1)	0.0		3	3	2	2	0	0	0	0	0	0	0	3	3	∞	∞
Bob Gibson, R ERA: 1.04	(6, 1)	2.2		11	2	1	1	2	1	1	0	0	1	0	13	21	3.38	1.125

PITCHER	IP	WLS	BF	H	R	ER	SO	BB	IBB	HBP	BLK	WP	HR	S	P	ERA	WHIP

Milwaukee Brewers @ Chicago White Sox

Comiskey Park, Chicago, IL

Wed May 04 1983, 8:05 PM EDT

Att. 17,097 - Unknown - 49 F

TOP

livebaseballscorecards.com

Batter	1	2	3	4	5	6	7	8	9	AB	R	H	RBI	BB	SO	LOB
Paul Molitor, R (1, 5) OBP: 0.380, SLG: 0.404	6-3		G5-4-3 1-2f			5-3		BBB 4-0 FC4-6 1-2 2-3 3-H BB		3	0	0	1	1	0	1
Robin Yount, R (1, 6) OBP: 0.438, SLG: 0.637	5-3		4-3			G4-6-3 1B		0-0 SF8 3-H		3	0	1	1	0	0	0
Cecil Cooper, L (1, 3) OBP: 0.307, SLG: 0.453	FC4-6 1B			G3-6-3 1B		G4-6-3 1-2f		0-0 FC4-6 1-2f 2-3		4	0	2	0	0	0	3
Ben Oglivie, L (1, 7) OBP: 0.418, SLG: 0.532	FC4-6 1-2f			G3-6-3 1-2f			4-3	G3		4	0	0	0	0	0	4
Gorman Thomas, R (1, 8) OBP: 0.261, SLG: 0.296		3-1		K			K		F7	4	0	0	0	0	2	0
Roy Howell, L (1, 10) OBP: 0.324, SLG: 0.367		F8			FC1-6 1B		5-3		F7	3	0	1	0	0	0	0
Don Money, R (9, PH) OBP: 0.257, SLG: 0.194										1	0	0	0	0	0	0
Charlie Moore, R (1, 9) OBP: 0.333, SLG: 0.364		BBB 4-0 FC6-4 BB			F9			0-0 1B BB 2B	BBB 4-0 FC4-6 BB	2	1	1	0	2	0	1
(8, 2)																
Jim Gantner, L (1, 4) OBP: 0.337, SLG: 0.459		FC6-4 1-2f			FC1-6 1-2f			BB BB SF8 2-3 1B	FC4-6 1-2f	4	1	1	0	0	0	3
Ned Yost, R (1, 2) OBP: 0.217, SLG: 0.318			G5-4-3 1B		K			BBB 4-0 FC4-6 BB 1-2 BB		2	0	1	0	0	1	1
Bob Skube, L (8, PH) OBP: 0.417, SLG: 0.222										0	0	0	0	1	0	0
(8, 9)																

Inning Stats	1	2	3	4	5	6	7	8	9
	R: 0 H: 1 E: 0 LOB: 1 K: 0 BB: 0 S: 4 P: 4	R: 0 H: 0 E: 0 LOB: 1 K: 0 BB: 1 S: 3 P: 7	R: 0 H: 1 E: 0 LOB: 0 K: 0 BB: 0 S: 3 P: 3	R: 0 H: 1 E: 0 LOB: 0 K: 1 BB: 0 S: 5 P: 5	R: 0 H: 1 E: 0 LOB: 1 K: 1 BB: 0 S: 6 P: 6	R: 0 H: 1 E: 0 LOB: 0 K: 0 BB: 0 S: 3 P: 3	R: 0 H: 0 E: 0 LOB: 0 K: 1 BB: 0 S: 5 P: 5	R: 2 H: 2 E: 0 LOB: 2 K: 0 BB: 2 S: 5 P: 13	R: 0 H: 0 E: 0 LOB: 1 K: 0 BB: 1 S: 3 P: 7

AB	30	
R	2	
H	7	
RBI	2	
BB	4	
SO	3	
LOB	13	

1B: 6	SF: 1	WP: 0	PA: 35
2B: 1	SAC: 0	PB: 0	
3B: 0	DP: 3	SB: 0	
HR: 0	HBP: 0	CS: 0	

PITCHER		IP	WLS	BF	H	R	ER	SO	BB	IBB	HBP	BLK	WP	HR	S	P	ERA	WHIP
Dennis Lamp, R ERA: 2.9	(1, 1)	7.0	W	27	7	2	2	3	2	0	0	0	0	0	31	39	2.57	1.286
Salome Barojas, R ERA: 2.89	(8, 1)	0.1		2	0	0	0	0	1	0	0	0	0	0	1	5	0.00	3.000
Kevin Hickey, L ERA: 1.08	(8, 1)	1.2	S	6	0	0	0	0	1	0	0	0	0	0	5	9	0.00	0.600

PITCHER	IP	WLS	BF	H	R	ER	SO	BB	IBB	HBP	BLK	WP	HR	S	P	ERA	WHIP

Batter	1	2	3	4	5	6	7	8	9	AB	R	H	RBI	BB	SO	LOB
Lorenzo Gray, R (1, 5) OBP: 0.316, SLG: 0.294	6-3	1B 1-2 2-H 3-H		K			K			4	0	1	2	0	2	2
Tony Bernazard, S (1, 4) OBP: 0.337, SLG: 0.440	K	F7			F7		F7			4	0	0	0	0	1	2
Harold Baines, L (1, 9) OBP: 0.358, SLG: 0.388	4-3		4-3		1B S			4-3		4	0	1	0	0	0	0
Greg Luzinski, R (1, 10) OBP: 0.368, SLG: 0.397		F7	F3		F7 1-2			F8		4	0	0	0	0	0	1
Tom Paciorek, R (1, 7) OBP: 0.341, SLG: 0.537		1B 1B 2B	4-3		K			K2-3		4	1	1	0	0	2	1
Carlton Fisk, R (1, 2) OBP: 0.235, SLG: 0.242		1B 1B 1B 2-3		FC5-4		F7				3	1	2	0	0	0	0
Rusty Kuntz, R (1, 8) OBP: 0.455, SLG: 0.368		1B 1B 1-2 3-H		FC5-4 E S 1-2f		L5				3	1	1	1	0	0	1
Mike Squires, L (1, 3) OBP: 0.304, SLG: 0.205		1B 1-2 2-3		F8 1-3		K				3	0	1	0	0	1	1
Jerry Dybzinski, R (1, 6) OBP: 0.250, SLG: 0.200		F6		BB			5-3			2	0	0	0	1	0	3
Inning Stats	R: 0 E: 0 K: 1 S: 5 H: 0 LOB: 0 BB: 0 P: 5	R: 3 E: 0 K: 0 S: 8 H: 5 LOB: 2 BB: 0 P: 8	R: 0 E: 0 K: 0 S: 3 H: 0 LOB: 0 BB: 0 P: 3	R: 0 E: 0 K: 1 S: 6 H: 1 LOB: 2 BB: 1 P: 10	R: 0 E: 0 K: 1 S: 6 H: 1 LOB: 1 BB: 0 P: 6	R: 0 E: 0 K: 1 S: 5 H: 0 LOB: 0 BB: 0 P: 5	R: 0 E: 0 K: 1 S: 5 H: 0 LOB: 0 BB: 0 P: 5	R: 0 E: 0 K: 1 S: 5 H: 0 LOB: 0 BB: 0 P: 5		1B: 6 2B: 1 3B: 0 HR: 0 SF: 0 SAC: 0 DP: 0 HBP: 0						

PITCHER	IP	WLS	BF	H	R	ER	SO	BB	IBB	HBP	BLK	WP	HR	S	P	ERA	WHIP
Bob McClure, L (1, 1) ERA: 5.58	8.0	L	32	7	3	3	6	1	0	0	0	0	0	43	47	3.38	1.000

PITCHER	IP	WLS	BF	H	R	ER	SO	BB	IBB	HBP	BLK	WP	HR	S	P	ERA	WHIP

BOTTOM

Milwaukee Brewers @ Chicago White Sox

Comiskey Park, Chicago, IL

Wed May 04 1983, 8:05 PM EDT

Att. 17,097 - Unknown - 49 F

livebaseballscorecards.com

AB	31
R	3
H	7
RBI	3
BB	1
SO	6
LOB	11

Texas Rangers @ Milwaukee Brewers

Milwaukee County Stadium, Milwaukee, WI

Fri May 06 1983, 8:05 PM EDT

Att. 18,042 - Unknown

TOP

livebaseballscorecards.com

Batter	1	2	3	4	5	6	7	8	9	AB	R	H	RBI	BB	SO	LOB
Bill Sample, R (1, 7) OBP: 0.294, SLG: 0.376	K		BB, 1B		E, CS, 2B, 1B	4-3			E6, 2B, 1B	5	2	2	0	0	1	1
Buddy Bell, R (1, 5) OBP: 0.310, SLG: 0.410	1B		BB		SF9, 1-2, 3-H		BB, CS		1B, 1-3, 2-H, 2B	2	1	2	2	2	0	0
Larry Parrish, R (1, 9) OBP: 0.303, SLG: 0.544	F9		6-3		F8		K, 1-2		IBB, 1B	4	0	0	0	1	1	5
Dave Hostetler, R (1, 10) OBP: 0.373, SLG: 0.391	K			5-3	E6, 2B, 2-3		1-3		K	5	1	0	0	0	2	5
Bob Johnson, R (1, 2) OBP: 0.275, SLG: 0.378		5-3		F7	E, 1-H, 3-H, 2B			K	BB, 1-3, 2-H, 3-H, 1B	4	1	1	2	0	1	0
Larry Biittner, L (9, PH) OBP: 0.400, SLG: 0.464										1	0	1	2	0	0	0
Jim Sundberg, R (9, 2) OBP: 0.276, SLG: 0.314										0	0	0	0	0	0	0
Pete O'Brien, L (1, 3) OBP: 0.240, SLG: 0.278		K		4-3	E2, 2-H, 1B			4-3	BB, 1-2	4	0	1	1	1	1	0
George Wright, S (1, 8) OBP: 0.269, SLG: 0.270		K			3B, 1B; F8			K	F9	5	1	1	0	0	2	4
Bucky Dent, R (1, 6) OBP: 0.289, SLG: 0.347			P4		1B, 1-H, 3B	L8			5-3, 2B, BB	3	2	1	1	1	0	0
Wayne Tolleson, S (1, 4) OBP: 0.259, SLG: 0.294			6-3		1B, S, SF9, 3-H, 1B	5-3			5-3, 1-2	4	1	1	1	0	0	1

	AB	37
	R	9
	H	10
	RBI	9
	BB	5
	SO	8
	LOB	16

Inning Stats										
	R: 0 E: 0 K: 2 S: 8	H: 1 LOB: 1 BB: 0 P: 8	R: 0 E: 0 K: 2 S: 7	H: 0 LOB: 0 BB: 0 P: 7	R: 0 E: 0 K: 0 S: 4	H: 1 LOB: 2 BB: 1 P: 8	R: 0 E: 0 K: 0 S: 3	H: 0 LOB: 0 BB: 0 P: 3	R: 6 E: 2 K: 0 S: 10	H: 6 LOB: 1 BB: 0 P: 10
	R: 0 E: 0 K: 2 S: 3	H: 0 LOB: 0 BB: 0 P: 3	R: 0 E: 0 K: 1 S: 4	H: 0 LOB: 0 BB: 1 P: 8	R: 0 E: 0 K: 2 S: 7	H: 0 LOB: 0 BB: 0 P: 7	R: 3 E: 1 K: 1 S: 8	H: 2 LOB: 3 BB: 3 P: 20	1B: 7 2B: 3 3B: 1 HR: 0	SF: 1 SAC: 0 DP: 1 HBP: 0
	WP: 0 PB: 0 SB: 1 CS: 2	PA: 43								

PITCHER		IP	WLS	BF	H	R	ER	SO	BB	IBB	HBP	BLK	WP	HR	S	P	ERA	WHIP
Mike Caldwell, L	(1, 1)	8.1	L	36	8	7	4	7	3	0	0	0	0	0	47	59	4.32	1.320
ERA: 4.57																		
Pete Ladd, R	(9, 1)	0.2		7	2	2	0	1	1	1	0	0	0	0	7	15	0.00	4.500
ERA: 6.75																		

PITCHER	IP	WLS	BF	H	R	ER	SO	BB	IBB	HBP	BLK	WP	HR	S	P	ERA	WHIP

BOTTOM

Texas Rangers @ Milwaukee Brewers

Milwaukee County Stadium, Milwaukee, WI

Fri May 06 1983, 8:05 PM EDT

Att. 18,042 - Unknown

livebaseballscorecards.com

Batter	1	2	3	4	5	6	7	8	9	AB	R	H	RBI	BB	SO	LOB
Paul Molitor, R (1, 5) OBP: 0.381, SLG: 0.429	F7		HR	L1		FC5-4 1-2f		BB 1-2 2-3		4	1	1	1	1	0	2
Robin Yount, R (1, 6) OBP: 0.418, SLG: 0.604	6-3		F3		F8		5-3	K		5	0	0	0	0	1	3
Cecil Cooper, L (1, 3) OBP: 0.302, SLG: 0.434	4-3		F5		2B BB		4-3		5-3	4	0	0	0	1	0	0
Ted Simmons, S (1, 2) OBP: 0.333, SLG: 0.398		G3		1B HR 1B	1-3 2B		1B		F9	5	1	3	0	0	0	0
Ben Oglivie, L (1, 7) OBP: 0.408, SLG: 0.512		P5		1-3 HR 1B	K		F9		4-3	5	1	1	0	0	1	3
Gorman Thomas, R (1, 8) OBP: 0.271, SLG: 0.333		S BB		1-H 3-H HR	K			K		3	1	1	3	1	2	2
Roy Howell, L (1, 10) OBP: 0.316, SLG: 0.333		FC6-4 1-2 BB		F9	1-3			K		3	0	0	0	1	1	0
Charlie Moore, R (1, 9) OBP: 0.352, SLG: 0.388		FC6-4 1-2f		2B	FC5-4 BB			BB 1B		3	0	2	0	1	0	2
Jim Gantner, L (1, 4) OBP: 0.333, SLG: 0.449			F8	K		K		BB 1-2 1B		4	0	1	0	0	2	2
Inning Stats	R: 0 E: 0 K: 0 S: 3 H: 0 LOB: 0 BB: 0 P: 3	R: 0 E: 0 K: 0 S: 3 H: 0 LOB: 2 BB: 2 P: 11	R: 1 E: 0 K: 0 S: 4 H: 1 LOB: 0 BB: 0 P: 4	R: 3 E: 0 K: 1 S: 9 H: 4 LOB: 1 BB: 0 P: 9	R: 0 E: 0 K: 2 S: 8 H: 1 LOB: 2 BB: 1 P: 12	R: 0 E: 0 K: 1 S: 5 H: 0 LOB: 1 BB: 1 P: 9	R: 0 E: 0 K: 0 S: 4 H: 1 LOB: 1 BB: 0 P: 4	R: 0 E: 0 K: 3 S: 11 H: 2 LOB: 3 BB: 1 P: 15	R: 0 E: 0 K: 0 S: 3 H: 0 LOB: 0 BB: 0 P: 3	1B: 5 2B: 2 3B: 0 HR: 2	SF: 0 SAC: 0 DP: 0 HBP: 0						

	AB	36
	R	4
	H	9
	RBI	4
	BB	5
	SO	7
	LOB	14

PITCHER		IP	WLS	BF	H	R	ER	SO	BB	IBB	HBP	BLK	WP	HR	S	P	ERA	WHIP
Charlie Hough, R ERA: 4.04	(1, 1)	4.0		19	5	4	4	1	2	0	0	0	0	2	19	27	9.00	1.750
John Butcher, R ERA: 2.66	(5, 1)	3.2	W	17	4	0	0	5	2	0	0	0	0	0	25	33	0.00	1.636
Odell Jones, R ERA: 2.77	(8, 1)	1.1	S	5	0	0	0	1	1	0	0	0	0	0	6	10	0.00	0.750

PITCHER	IP	WLS	BF	H	R	ER	SO	BB	IBB	HBP	BLK	WP	HR	S	P	ERA	WHIP

Batter	1	2	3	4	5	6	7	8	9	AB	R	H	RBI	BB	SO	LOB
Mickey Rivers, L (1, 7) OBP: 0.333, SLG: 0.368	4-3		SF9 2-H		1B 2-H		4-3 1-3		F7	4	0	1	2	0	0	2
Jim Anderson, R (9, 6)										0	0	0	0	0	0	0
Buddy Bell, R (1, 5) OBP: 0.299, SLG: 0.394	F7		6-3		5-3		5-3			4	0	0	0	0	0	2
Larry Parrish, R (1, 9) OBP: 0.325, SLG: 0.563	BB			F7		1B		1B		3	1	2	0	1	0	0
Dave Hostetler, R (1, 10) OBP: 0.356, SLG: 0.370	P4			K		F8		K		4	0	0	0	0	2	3
Pete O'Brien, L (1, 3) OBP: 0.250, SLG: 0.280		P6		BB		FC5-4 1-3		F7		3	0	1	0	1	0	1
George Wright, S (1, 8) OBP: 0.269, SLG: 0.269		K		K		F9		S 2-H		4	0	1	1	0	2	3
Jim Sundberg, R (1, 2) OBP: 0.263, SLG: 0.297		K			K	FC5-4 1-2f		K 1-2		4	0	0	0	0	3	3
Bucky Dent, R (1, 6) OBP: 0.291, SLG: 0.347			F8		4-3 1B		P4		L5-3-5	3	1	1	0	0	0	0
Larry Biittner, L (9, PH) OBP: 0.419, SLG: 0.483										1	0	1	0	0	0	0
Bill Sample, R (9, PR) OBP: 0.294, SLG: 0.376										0	0	0	0	0	0	0
(9, 7)																
Wayne Tolleson, S (1, 4) OBP: 0.276, SLG: 0.327			S SF9 2B		4-3 1-2		4-3 S 1B		L5-3-5 1-2	4	1	2	0	0	0	2
Inning Stats	R: 0 E: 0 K: 0 S: 3 H: 0 LOB: 1 BB: 1 P: 7	R: 0 E: 0 K: 2 S: 7 H: 0 LOB: 0 BB: 0 P: 7	R: 1 E: 0 K: 0 S: 4 H: 1 LOB: 0 BB: 0 P: 4	R: 0 E: 0 K: 2 S: 7 H: 0 LOB: 1 BB: 1 P: 11	R: 1 E: 0 K: 1 S: 7 H: 2 LOB: 1 BB: 0 P: 7	R: 0 E: 0 K: 0 S: 5 H: 2 LOB: 2 BB: 0 P: 5	R: 0 E: 0 K: 0 S: 4 H: 1 LOB: 1 BB: 0 P: 4	R: 1 E: 0 K: 2 S: 9 H: 2 LOB: 1 BB: 0 P: 9	R: 0 E: 0 K: 0 S: 3 H: 1 LOB: 1 BB: 0 P: 3	1B: 7 2B: 3 3B: 0 HR: 0	SF: 1 SAC: 0 DP: 1 HBP: 0						

TOP

Texas Rangers @ Milwaukee Brewers

Milwaukee County Stadium, Milwaukee, WI

Sun May 08 1983, 4:33 AM EDT

Att. 14,763 - Unknown

livebaseballscorecards.com

AB	34
R	3
H	9
RBI	3
BB	2
SO	7
LOB	16

PITCHER	IP	WLS	BF	H	R	ER	SO	BB	IBB	HBP	BLK	WP	HR	S	P	ERA	WHIP
Don Sutton, R (1, 1) ERA: 2.49	8.0		34	8	3	3	7	2	0	0	0	0	0	46	54	3.38	1.250
Jim Slaton, R (9, 1) ERA: 2.08	1.0	W	3	1	0	0	0	0	0	0	0	0	0	3	3	0.00	1.000

PITCHER	IP	WLS	BF	H	R	ER	SO	BB	IBB	HBP	BLK	WP	HR	S	P	ERA	WHIP

Texas Rangers @ Milwaukee Brewers

Milwaukee County Stadium, Milwaukee, WI

Sun May 08 1983, 4:33 AM EDT

Att. 14,763 - Unknown

livebaseballscorecards.com

BOTTOM

Batter	1	2	3	4	5	6	7	8	9	AB	R	H	RBI	BB	SO	LOB
Paul Molitor, R (1, 5) OBP: 0.364, SLG: 0.408	F8		E3 S		F8		K		FC6-4 HR 1-2f 2-3	5	1	0	0	0	1	4
Robin Yount, R (1, 6) OBP: 0.417, SLG: 0.624	K		K 1-2			F9	1B		HR 1-H 3-H	5	1	2	3	0	2	1
Cecil Cooper, L (1, 3) OBP: 0.300, SLG: 0.422	BB			1-3		F7	1-3			3	0	0	0	1	0	1
Ted Simmons, S (1, 10) OBP: 0.330, SLG: 0.392	G3			F2		2B 3B 1B		G3		4	1	1	0	0	0	1
Ben Oglivie, L (1, 7) OBP: 0.421, SLG: 0.534		G4-6-3 1B		1-3		1-3 3B 2B		1B		4	1	3	0	0	0	0
Gorman Thomas, R (1, 8) OBP: 0.280, SLG: 0.345		G4-6-3 1-2f			SH1-3 2B	BB		F8		3	1	1	0	1	0	2
Bob Skube, L (1, 9) OBP: 0.375, SLG: 0.385		3-1			K	1-H 2-H 3-H 3B		4-3		4	0	1	3	0	1	2
Jim Gantner, L (1, 4) OBP: 0.340, SLG: 0.446			F9		SH1-3 BB	F8			FC6-4 1B HR 1B	3	1	1	0	1	0	1
Ned Yost, R (1, 2) OBP: 0.231, SLG: 0.320			F7		SH1-3 1-2 2-3		F8		FC6-4 1-2 1B	3	0	1	0	0	0	0
Inning Stats	R: 0 H: 0 E: 0 LOB: 1 K: 1 BB: 1 S: 5 P: 9	R: 0 H: 1 E: 0 LOB: 0 K: 0 BB: 0 S: 3 P: 3	R: 0 H: 0 E: 1 LOB: 1 K: 1 BB: 0 S: 6 P: 6	R: 0 H: 0 E: 0 LOB: 0 K: 0 BB: 0 S: 3 P: 3	R: 0 H: 1 E: 0 LOB: 2 K: 1 BB: 1 S: 6 P: 10	R: 3 H: 3 E: 0 LOB: 1 K: 0 BB: 1 S: 6 P: 10	R: 0 H: 1 E: 0 LOB: 1 K: 1 BB: 0 S: 6 P: 6	R: 0 H: 1 E: 0 LOB: 1 K: 0 BB: 0 S: 4 P: 4	R: 3 H: 3 E: 0 LOB: 0 K: 0 BB: 0 S: 4 P: 4	1B: 6 SF: 0 2B: 2 SAC: 1 3B: 1 DP: 1 HR: 1 HBP: 0						WP: 0 PA: 38 PB: 0 SB: 1 CS: 0	

	AB	34
	R	6
	H	10
	RBI	6
	BB	3
	SO	4
	LOB	12

PITCHER		IP	WLS	BF	H	R	ER	SO	BB	IBB	HBP	BLK	WP	HR	S	P	ERA	WHIP
Mike Smithson, R ERA: 2.98	(1, 1)	8.0		34	7	3	3	4	3	0	0	0	0	0	39	51	3.38	1.250
Odell Jones, R ERA: 4.73	(9, 1)	0.1	L	4	3	3	3	0	0	0	0	0	0	1	4	4	81.00	9.000

PITCHER	IP	WLS	BF	H	R	ER	SO	BB	IBB	HBP	BLK	WP	HR	S	P	ERA	WHIP

Batter	1	2	3	4	5	6	7	8	9	AB	R	H	RBI	BB	SO	LOB
Bobby Mitchell, L (1, 8) OBP: 0.326, SLG: 0.205	0-0 ① 1-3			0-3 ① K		4-0 FC5-4 BB		0-0 ② 1-3		3	0	0	0	1	1	0
John Castino, R (1, 4) OBP: 0.366, SLG: 0.556	0-0 ② 5-3			4-0 G5-4-3 BB		0-0 ② FC5-4 1B 1-2f 2-3		0-0 ③ F8		3	0	0	0	1	0	2
Gary Ward, R (1, 7) OBP: 0.261, SLG: 0.371	0-3 ③ K			0-0 ②③ G5-4-3 1-2f		0-0 ① 1-2 3-H 1B			0-0 ① 4-3	4	0	1	1	0	1	1
Kent Hrbek, L (1, 3) OBP: 0.400, SLG: 0.569		0-0 E6 G4-6-3			0-0 ① 4-3	0-0 ③ 4-3			4-0 BB	3	0	0	0	1	0	2
Gary Gaetti, R (1, 5) OBP: 0.293, SLG: 0.384		0-0 ① F8			0-0 S 1B		0-3 ① K		0-3 ② K	4	0	1	0	0	2	2
Tom Brunansky, R (1, 9) OBP: 0.256, SLG: 0.238		0-0 ②③ G4-6-3 1-2f			0-0 ② F3		0-0 ② 6-3		0-3 ③ K	4	0	0	0	0	1	3
Randy Bush, L (1, 10) OBP: 0.378, SLG: 0.527			0-0 ① G3		0-0 ③ F9 1-2		0-0 2B			3	0	1	0	0	0	1
Ron Washington, R (1, 6) OBP: 0.292, SLG: 0.190			0-0 ② 4-3			0-0 FC5-4 S 1B 1B	0-0 ③ 6-3			3	1	1	0	0	0	1
Tim Laudner, R (1, 2) OBP: 0.275, SLG: 0.206			0-3 ③ K			0-0 ① 5-3 1-2		0-0 ① 5-3		2	0	0	0	0	1	1
Mickey Hatcher, R (8, PH) OBP: 0.339, SLG: 0.377										1	0	0	0	0	0	0
Ray Smith, R (8, 2) OBP: 0.345, SLG: 0.208										0	0	0	0	0	0	0
Inning Stats	R: 0 E: 0 K: 1 S: 5 H: 0 LOB: 0 BB: 0 P: 5	R: 0 E: 1 K: 0 S: 3 H: 0 LOB: 0 BB: 0 P: 3	R: 0 E: 0 K: 1 S: 5 H: 0 LOB: 0 BB: 0 P: 5	R: 0 E: 0 K: 1 S: 4 H: 0 LOB: 0 BB: 1 P: 8	R: 0 E: 0 K: 0 S: 4 H: 1 LOB: 1 BB: 0 P: 4	R: 1 E: 0 K: 0 S: 5 H: 2 LOB: 2 BB: 1 P: 9	R: 0 E: 0 K: 1 S: 6 H: 1 LOB: 1 BB: 0 P: 6	R: 0 E: 0 K: 0 S: 3 H: 0 LOB: 0 BB: 0 P: 3	R: 0 E: 0 K: 2 S: 7 H: 0 LOB: 1 BB: 1 P: 11	1B: 3 2B: 1 3B: 0 HR: 0 SF: 0 SAC: 0 DP: 2 HBP: 0	WP: 0 PB: 0 SB: 2 CS: 0 PA: 33					

PITCHER	IP	WLS	BF	H	R	ER	SO	BB	IBB	HBP	BLK	WP	HR	S	P	ERA	WHIP
Moose Haas, R (1, 1) ERA: 4.34	7.0	W	26	4	1	1	4	2	0	0	0	0	0	32	40	1.29	0.857
Tom Tellmann, R (8, 1) ERA: 1.04	2.0	S	7	0	0	0	2	1	0	0	0	0	0	10	14	0.00	0.500

PITCHER IP WLS BF H R ER SO BB IBB HBP BLK WP HR S P ERA WHIP

Minnesota Twins @ Milwaukee Brewers

Milwaukee County Stadium, Milwaukee, WI

Tue May 10 1983, 8:05 PM EDT

Att. 10,195 - Unknown - 53 F

TOP

livebaseballscorecards.com

AB	30
R	1
H	4
RBI	1
BB	3
SO	6
LOB	13

Batter	1	2	3	4	5	6	7	8	9	AB	R	H	RBI	BB	SO	LOB
Paul Molitor, R (1, 5) OBP: 0.361, SLG: 0.421	6-3		1B 3B			F8	3-1			4	1	1	0	0	0	2
Robin Yount, R (1, 6) OBP: 0.420, SLG: 0.619	F9		3-H 1B			L8		G4-6-3 1B		4	0	2	1	0	0	0
Cecil Cooper, L (1, 3) OBP: 0.289, SLG: 0.406	K		L9			K		G4-6-3 1-2f		4	0	0	0	0	2	2
Ted Simmons, S (1, 2) OBP: 0.317, SLG: 0.376		F3		F7			F5	4-3		4	0	0	0	0	0	0
Gorman Thomas, R (1, 8) OBP: 0.272, SLG: 0.333		5-3		F8			K			3	0	0	0	0	1	0
Ben Oglivie, L (1, 7) OBP: 0.427, SLG: 0.533		B B B 4-0 FC6-4 BB		S S S 0-3 K			2B 1B			2	1	1	0	1	1	0
Don Money, R (1, 10) OBP: 0.263, SLG: 0.235 Marshall Edwards, L (7, PR)		FC6-4 1-2f		5-3			1-H 3B 2B			3 0	0 1	1 0	1 0	0 0	0 0	1 0
Charlie Moore, R (1, 9) OBP: 0.351, SLG: 0.378			4-3	4-3			3B IBB			2	1	0	0	1	0	0
Jim Gantner, L (1, 4) OBP: 0.340, SLG: 0.463			F8	4-3			1-H 2-H 3B			3	0	1	2	0	0	0
Inning Stats	R: 0 E: 0 K: 1 S: 5 H: 0 LOB: 0 BB: 0 P: 5	R: 0 E: 0 K: 0 S: 3 H: 0 LOB: 1 BB: 1 P: 7	R: 1 E: 0 K: 0 S: 5 H: 2 LOB: 1 BB: 0 P: 5	R: 0 E: 0 K: 1 S: 5 H: 0 LOB: 0 BB: 0 P: 5	R: 0 E: 0 K: 0 S: 3 H: 0 LOB: 0 BB: 0 P: 3	R: 0 E: 0 K: 1 S: 5 H: 0 LOB: 0 BB: 0 P: 5	R: 3 E: 0 K: 1 S: 8 H: 3 LOB: 2 BB: 1 P: 12	R: 0 E: 0 K: 0 S: 3 H: 1 LOB: 0 BB: 0 P: 3		1B: 3 2B: 1 3B: 2 HR: 0 SF: 0 SAC: 0 DP: 1 HBP: 0						

PITCHER		IP	WLS	BF	H	R	ER	SO	BB	IBB	HBP	BLK	WP	HR	S	P	ERA	WHIP
Brad Havens, L ERA: 6.92	(1, 1)	6.2	L	27	5	4	4	4	1	1	0	0	0	0	33	41	5.40	0.900
Rick Lysander, R ERA: 3.0	(7, 1)	1.1		4	1	0	0	0	0	0	0	0	0	0	4	4	0.00	0.750

PITCHER	IP	WLS	BF	H	R	ER	SO	BB	IBB	HBP	BLK	WP	HR	S	P	ERA	WHIP

BOTTOM

Minnesota Twins @ Milwaukee Brewers

Milwaukee County Stadium, Milwaukee, WI

Tue May 10 1983, 8:05 PM EDT

Att. 10,195 - Unknown - 53 F

livebaseballscorecards.com

AB	29
R	4
H	6
RBI	4
BB	2
SO	4
LOB	5

Batter	1	2	3	4	5	6	7	8	9	AB	R	H	RBI	BB	SO	LOB
Darrell Brown, S (1, 8) OBP: 0.310, SLG: 0.339	5-3		F8			6-3		L6		4	0	0	0	0	0	0
John Castino, R (1, 4) OBP: 0.370, SLG: 0.551	L5-3 1B		6-3			BBBB G6-4-3 BB		F8		3	0	1	0	1	0	0
Gary Ward, R (1, 7) OBP: 0.261, SLG: 0.375	L5-3 1-2		F8			G6-4-3 1-2f			2B	4	0	1	0	0	0	2
Gary Gaetti, R (1, 5) OBP: 0.291, SLG: 0.379		5-3		SSS K			1B 1B		F7	4	0	1	0	0	1	1
Tom Brunansky, R (1, 9) OBP: 0.256, SLG: 0.238		F7 BLK 1B 1B		5-3			F8		F8	4	1	1	0	0	0	2
Mickey Hatcher, R (1, 10) OBP: 0.333, SLG: 0.368		F7 1-3		4-3			FC6-4 1-2 1B		1-3	4	0	1	0	0	0	2
Dave Engle, R (1, 2) OBP: 0.310, SLG: 0.420		1B 1B 3-H			F6		F6			3	0	1	1	0	0	2
Ron Washington, R (1, 6) OBP: 0.296, SLG: 0.208		1B 1-2			1-6-3		FC6-4 1-2f			3	0	1	0	0	0	2
Scott Ullger, R (1, 3)		F9			SSS K			SSS K		3	0	0	0	0	2	2
Inning Stats	R: 0 E: 0 K: 0 S: 3 H: 1 LOB: 0 BB: 0 P: 3	R: 1 E: 0 K: 0 S: 6 H: 3 LOB: 2 BB: 0 P: 6	R: 0 E: 0 K: 0 S: 3 H: 0 LOB: 0 BB: 0 P: 3	R: 0 E: 0 K: 1 S: 5 H: 0 LOB: 0 BB: 0 P: 5	R: 0 E: 0 K: 1 S: 5 H: 0 LOB: 0 BB: 0 P: 5	R: 0 E: 0 K: 0 S: 2 H: 0 LOB: 0 BB: 1 P: 6	R: 0 E: 0 K: 0 S: 5 H: 2 LOB: 2 BB: 0 P: 5	R: 0 E: 0 K: 1 S: 5 H: 0 LOB: 0 BB: 0 P: 5	R: 0 E: 0 K: 0 S: 4 H: 1 LOB: 1 BB: 0 P: 4	1B: 6 2B: 2 3B: 0 HR: 0	SF: 0 SAC: 0 DP: 2 HBP: 0						

TOP

Minnesota Twins @ Milwaukee Brewers

Milwaukee County Stadium, Milwaukee, WI

Wed May 11 1983, 4:33 AM EDT

Att. 14,549 - Unknown - 66 F

livebaseballscorecards.com

AB	32
R	1
H	7
RBI	1
BB	1
SO	3
LOB	13

PITCHER		IP	WLS	BF	H	R	ER	SO	BB	IBB	HBP	BLK	WP	HR	S	P	ERA	WHIP
Bob McClure, L ERA: 4.54	(1, 1)	9.0	W	33	7	1	1	3	1	0	0	1	0	0	38	42	1.00	0.889

PITCHER		IP	WLS	BF	H	R	ER	SO	BB	IBB	HBP	BLK	WP	HR	S	P	ERA	WHIP

Batter	1	2	3	4	5	6	7	8	9	AB	R	H	RBI	BB	SO	LOB
Paul Molitor, R (1, 5) OBP: 0.349, SLG: 0.405	1-3	K			6-3			F8		4	0	0	0	0	1	2
Robin Yount, R (1, 6) OBP: 0.415, SLG: 0.615	L8		6-3		2B			K		4	0	1	1	0	1	0
Cecil Cooper, L (1, 3) OBP: 0.297, SLG: 0.431	HR		BB G3-6		K			1-3		3	1	1	1	1	1	1
Ted Simmons, S (1, 10) OBP: 0.308, SLG: 0.365	G3		G3-6 1-2f			F7				3	0	0	0	0	0	1
Ben Oglivie, L (1, 7) OBP: 0.425, SLG: 0.522		BB 3B		K		K				2	1	0	0	1	2	0
Charlie Moore, R (1, 9) OBP: 0.361, SLG: 0.412		1-H 1B 3B		G4-6-3 1B		F6				3	1	2	1	0	0	0
Bob Skube, L (1, 8) OBP: 0.316, SLG: 0.313		K		G4-6-3 1-2f			G3			3	0	0	0	0	1	2
Ned Yost, R (1, 2) OBP: 0.276, SLG: 0.393		WP 3-H 1B			G3 2B 2B		5-3			3	1	2	1	0	0	0
Jim Gantner, L (1, 4) OBP: 0.330, SLG: 0.449		F9 1-2			G3 2-3		G3			3	0	0	0	0	0	2
Inning Stats	R: 1 H: 1 E: 0 LOB: 0 K: 0 BB: 0 S: 4 P: 4	R: 2 H: 2 E: 0 LOB: 1 K: 2 BB: 1 S: 9 P: 13	R: 0 H: 0 E: 0 LOB: 0 K: 0 BB: 1 S: 2 P: 6	R: 0 H: 1 E: 0 LOB: 0 K: 1 BB: 0 S: 5 P: 5	R: 1 H: 2 E: 0 LOB: 1 K: 1 BB: 0 S: 7 P: 7	R: 0 H: 0 E: 0 LOB: 0 K: 1 BB: 0 S: 5 P: 5	R: 0 H: 0 E: 0 LOB: 0 K: 0 BB: 0 S: 3 P: 3	R: 0 H: 0 E: 0 LOB: 0 K: 1 BB: 0 S: 5 P: 5		1B: 2 SF: 0 2B: 2 SAC: 0 3B: 1 DP: 2 HR: 1 HBP: 0						

PITCHER		IP	WLS	BF	H	R	ER	SO	BB	IBB	HBP	BLK	WP	HR	S	P	ERA	WHIP
Albert Williams, R ERA: 6.23	(1, 1)	4.2	L	20	6	4	4	3	2	0	0	0	1	1	24	32	7.71	1.714
Pete Filson, L ERA: 3.48	(5, 1)	3.1		10	0	0	0	3	0	0	0	0	0	0	16	16	0.00	0.000

PITCHER	IP	WLS	BF	H	R	ER	SO	BB	IBB	HBP	BLK	WP	HR	S	P	ERA	WHIP

BOTTOM

Minnesota Twins @ Milwaukee Brewers

Milwaukee County Stadium, Milwaukee, WI

Wed May 11 1983, 4:33 AM EDT

Att. 14,549 - Unknown - 66 F

livebaseballscorecards.com

AB	28
R	4
H	6
RBI	4
BB	2
SO	6
LOB	8

Batter	1	2	3	4	5	6	7	8	9	AB	R	H	RBI	BB	SO	LOB
Jerry Remy, L (1, 4) OBP: 0.306, SLG: 0.323	4-3		K	1-H 3-H 3B		4-3			F7	5	0	1	2	0	1	0
Dwight Evans, R (1, 9) OBP: 0.338, SLG: 0.447	6-3		2B BB	5-3			6-3		4-3	4	1	0	0	1	0	1
Jim Rice, R (1, 7) OBP: 0.375, SLG: 0.541	FC5-4 1B		1-H 2B		1B		F9			4	0	3	1	0	0	0
Tony Armas, R (1, 10) OBP: 0.231, SLG: 0.396	FC5-4 1-2f		L8		F7		5-3			4	0	0	0	0	0	3
Wade Boggs, L (1, 5) OBP: 0.438, SLG: 0.427		4-3 SF9 2B	F7		K			1-3		4	1	1	0	0	1	2
Reid Nichols, R (1, 8) OBP: 0.329, SLG: 0.438		4-3 2-3		1-3	K			1B		4	0	1	0	0	1	2
Dave Stapleton, R (1, 3) OBP: 0.266, SLG: 0.271		SF9 3-H		E 3B 1B		6-3		F8		3	1	1	1	0	0	1
Jeff Newman, R (1, 2) OBP: 0.222, SLG: 0.343		1B		F3		HR		1-3		4	1	2	1	0	0	2
Glenn Hoffman, R (1, 6) OBP: 0.361, SLG: 0.319		F6		E4 1-3 3B		F9			F9	4	1	0	0	0	0	2
Inning Stats	R: 0 E: 0 K: 0 S: 4 H: 1 LOB: 1 BB: 0 P: 4	R: 1 E: 0 K: 0 S: 5 H: 2 LOB: 1 BB: 0 P: 5	R: 1 E: 0 K: 1 S: 6 H: 1 LOB: 1 BB: 1 P: 10	R: 2 E: 1 K: 0 S: 6 H: 2 LOB: 1 BB: 0 P: 6	R: 0 E: 0 K: 2 S: 8 H: 1 LOB: 1 BB: 0 P: 8	R: 1 E: 0 K: 0 S: 4 H: 1 LOB: 0 BB: 0 P: 4	R: 0 E: 0 K: 0 S: 3 H: 0 LOB: 0 BB: 0 P: 3	R: 0 E: 0 K: 0 S: 4 H: 1 LOB: 1 BB: 0 P: 4	R: 0 E: 0 K: 0 S: 3 H: 0 LOB: 0 BB: 0 P: 3	1B: 5 2B: 2 3B: 1 HR: 1	SF: 1 SAC: 0 DP: 0 HBP: 0						

PITCHER	IP	WLS	BF	H	R	ER	SO	BB	IBB	HBP	BLK	WP	HR	S	P	ERA	WHIP
Mike Caldwell, L (1, 1) ERA: 4.31	9.0	L	38	9	5	3	3	1	0	0	0	0	1	43	47	3.00	1.111

PITCHER	IP	WLS	BF	H	R	ER	SO	BB	IBB	HBP	BLK	WP	HR	S	P	ERA	WHIP

TOP

Boston Red Sox @ Milwaukee Brewers

Milwaukee County Stadium, Milwaukee, WI

Thu May 12 1983, 8:05 PM EDT

Att. 12,369 - Unknown - 62 F

livebaseballscorecards.com

AB	36
R	5
H	9
RBI	5
BB	1
SO	3
LOB	13

WP: 0 PB: 0 SB: 0 CS: 0 PA: 38

BOTTOM

Boston Red Sox @ Milwaukee Brewers

Milwaukee County Stadium, Milwaukee, WI

Thu May 12 1983, 8:05 PM EDT

Att. 12,369 - Unknown - 62 F

livebaseballscorecards.com

Batter	1	2	3	4	5	6	7	8	9	AB	R	H	RBI	BB	SO	LOB
Paul Molitor, R (1, 5) OBP: 0.346, SLG: 0.395	BBBB 4-0 G4-6-3 BB HR BB		x 0-0 ① 6-3		x 0-0 ③ F8			x 0-0 ① 5-3		3	1	0	0	1	0	0
Robin Yount, R (1, 6) OBP: 0.425, SLG: 0.643	BBBB 4-0 G4-6-3 1-2 BB		x 0-0 ② 6-3			x 0-0 HR		x 0-0 WP 1B		3	1	2	1	1	0	0
Cecil Cooper, L (1, 3) OBP: 0.287, SLG: 0.416	x 0-0 ①② G4-6-3 1-2f 2-3		x 0-0 ③ 6-3			x 0-0 ① G3		SSS 0-3 ② K		4	0	0	0	0	1	3
Ted Simmons, S (1, 10) OBP: 0.315, SLG: 0.398	x 0-0 HR 3-H			x 0-0 S 1B		x 0-0 ② 5-3		x 0-0 ③ 4-3 1-2		4	1	2	2	0	0	1
Ben Oglivie, L (1, 7) OBP: 0.427, SLG: 0.521	x 0-0 S 1B			SSS 0-3 ① K 1-2		x 0-0 1B			x 0-0 ① F9	4	0	2	0	0	1	1
Charlie Moore, R (1, 9) OBP: 0.356, SLG: 0.404	x 0-0 ③ 2-3 1-2			x 0-0 ② 5-3		x 0-0 ③ F8			x 0-0 DI 1B	4	0	1	0	0	0	3
Bob Skube, L (1, 8) OBP: 0.261, SLG: 0.250		SSS 0-3 ① K		x 0-0 ③ F5			x 0-0 ① F8		SSS 0-3 ② K 1-2	4	0	0	0	0	2	2
Ned Yost, R (1, 2) OBP: 0.250, SLG: 0.355 Roy Howell, L (9, PH) OBP: 0.308, SLG: 0.324		SSS 0-3 ② K			SSS 0-3 ① K		x 0-0 ② F7		SSS 0-3 ③ K	3 1	0 0	0 0	0 0	0 0	2 1	0 1
Jim Gantner, L (1, 4) OBP: 0.321, SLG: 0.436		x 0-0 ③ G3			x 0-0 ② F7		x 0-0 ③ 4-3			3	0	0	0	0	0	0
Inning Stats	R: 2 E: 0 K: 0 S: 4 H: 2 LOB: 1 BB: 2 P: 12	R: 0 E: 0 K: 2 S: 7 H: 0 LOB: 0 BB: 0 P: 7	R: 0 E: 0 K: 0 S: 3 H: 0 LOB: 0 BB: 0 P: 3	R: 0 E: 0 K: 1 S: 6 H: 1 LOB: 1 BB: 0 P: 6	R: 0 E: 0 K: 1 S: 5 H: 0 LOB: 0 BB: 0 P: 5	R: 1 E: 0 K: 0 S: 5 H: 2 LOB: 1 BB: 0 P: 5	R: 0 E: 0 K: 0 S: 3 H: 0 LOB: 0 BB: 0 P: 3	R: 0 E: 0 K: 1 S: 6 H: 1 LOB: 1 BB: 0 P: 6	R: 0 E: 0 K: 2 S: 8 H: 1 LOB: 1 BB: 0 P: 8	1B: 5 2B: 0 3B: 0 HR: 2	SF: 0 SAC: 0 DP: 1 HBP: 0						

	AB	33
	R	3
	H	7
	RBI	3
	BB	2
	SO	7
	LOB	11

	WP: 1	PA: 35
	PB: 0	
	SB: 2	
	CS: 0	

PITCHER		IP	WLS	BF	H	R	ER	SO	BB	IBB	HBP	BLK	WP	HR	S	P	ERA	WHIP
Mike Brown, R ERA: 4.28	(1, 1)	7.0	W	27	5	3	3	4	2	0	0	0	0	2	33	41	3.86	1.000
Bob Stanley, R ERA: 1.05	(8, 1)	2.0	S	8	2	0	0	3	0	0	0	0	1	0	14	14	0.00	1.000

PITCHER	IP	WLS	BF	H	R	ER	SO	BB	IBB	HBP	BLK	WP	HR	S	P	ERA	WHIP

Batter	1	2	3	4	5	6	7	8	9	10	AB	R	H	RBI	BB	SO	LOB
Jerry Remy, L (1, 4) OBP: 0.295, SLG: 0.310	5-3	4-3		6-3		BB 1B		4-3 1-2 3-H		4-3 1-2 3-H	6	0	1	1	0	0	3
Dwight Evans, R (1, 9) OBP: 0.331, SLG: 0.429	K	F9		F7		G6-3 1-2 BB		K		F9	5	0	0	0	1	2	3
Jim Rice, R (1, 7) OBP: 0.368, SLG: 0.526	F9	4-3		K		F5			1B		5	0	1	0	0	1	4
Wade Boggs, L (1, 5) OBP: 0.429, SLG: 0.417		BB BB BB 1B	F7		1-3	G6-3 1-2f			F7		5	1	1	0	0	0	3
Carl Yastrzemski, L (1, 10) OBP: 0.404, SLG: 0.350 Ed Jurak, R (7, PR) OBP: 0.333, SLG: 0.375 Tony Armas, R (9, PH) OBP: 0.229, SLG: 0.392		BB BB 1B 1-2 BB	1B 1B SF8 1B		2B FC6-2 BB		SH1-3 BB		L5		1 0 1	2 0 0	1 0 0	0 0 0	3 0 0	0 0 0	0 0 1
Rich Gedman, L (1, 2) OBP: 0.360, SLG: 0.441		BB 1B 1-2 2-3 BB	1B 1-2 1B		FC6-2 1-3 1B 2B		SH1-3 1-2		5-3		3	2	2	0	1	0	1
Rick Miller, L (1, 8) OBP: 0.415, SLG: 0.447		1B 2B 1-2 2-3 3-H BB	1-2 2-3 1B		FC6-2 2-3 3-H 1B		4-3			1B 4-3 1B	4	2	2	1	1	0	4
Dave Stapleton, R (1, 3) OBP: 0.272, SLG: 0.280		2B 1-3 2-H 3-H 1B	SF8 3-H		1-2 3-H 1B		F7			K	4	0	2	4	0	1	3
Glenn Hoffman, R (1, 6) OBP: 0.363, SLG: 0.333		1-3 3-H 2B	F3		4-3			4-3		4-3 1-3 1B	5	0	2	1	0	0	4
Inning Stats	R: 0 E: 0 K: 1 S: 5 H: 0 LOB: 0 BB: 0 P: 5	R: 4 E: 0 K: 0 S: 6 H: 3 LOB: 2 BB: 3 P: 18	R: 1 E: 0 K: 0 S: 6 H: 3 LOB: 2 BB: 0 P: 6	R: 0 E: 0 K: 1 S: 5 H: 0 LOB: 0 BB: 0 P: 5	R: 1 E: 0 K: 0 S: 5 H: 2 LOB: 2 BB: 1 P: 9	R: 0 E: 0 K: 0 S: 3 H: 1 LOB: 1 BB: 1 P: 7	R: 0 E: 0 K: 0 S: 3 H: 0 LOB: 2 BB: 1 P: 7	R: 0 E: 0 K: 1 S: 5 H: 0 LOB: 0 BB: 0 P: 5	R: 0 E: 0 K: 0 S: 4 H: 1 LOB: 1 BB: 0 P: 4	R: 1 E: 0 K: 1 S: 7 H: 2 LOB: 1 BB: 0 P: 7	1B: 10 2B: 2 3B: 0 HR: 0 SF: 1 SAC: 1 DP: 1 HBP: 0						

PITCHER		IP	WLS	BF	H	R	ER	SO	BB	IBB	HBP	BLK	WP	HR	S	P	ERA	WHIP
Chuck Porter, R ERA: 9.95	(1, 1)	1.0		9	3	4	4	1	3	0	0	0	0	0	8	20	36.00	6.000
Jim Slaton, R ERA: 2.49	(2, 1)	4.1		21	6	2	2	1	2	0	0	0	0	0	21	29	4.15	1.846
Jamie Easterly, L ERA: 5.4	(6, 1)	1.1		4	0	0	0	0	1	0	0	0	0	0	3	7	0.00	0.750
Bob Gibson, R ERA: 1.5	(7, 1)	3.1	W	13	3	1	1	2	0	0	0	0	0	0	17	17	2.70	0.900

PITCHER	IP	WLS	BF	H	R	ER	SO	BB	IBB	HBP	BLK	WP	HR	S	P	ERA	WHIP

TOP

Boston Red Sox @ Milwaukee Brewers

Milwaukee County Stadium, Milwaukee, WI

Sat May 14 1983, 8:05 PM EDT
Att. 26,180 - Unknown - 53 F

livebaseballscorecards.com

AB	39
R	7
H	12
RBI	7
BB	6
SO	4
LOB	26

WP: 0	PA: 47		
PB: 0			
SB: 0			
CS: 0			

Batter	1	2	3	4	5	6	7	8	9	10	AB	R	H	RBI	BB	SO	LOB
Paul Molitor, R (1, 5) OBP: 0.333, SLG: 0.378	6-3		4-3		K		F9		F6		5	0	0	0	0	1	3
Robin Yount, R (1, 6) OBP: 0.409, SLG: 0.615	F9		5-3		4-3			6-3	FC6-4 1-2f		5	0	0	0	0	0	3
Cecil Cooper, L (1, 3) OBP: 0.283, SLG: 0.407	4-3			FC3-6 1B		L5		F8		G3	5	0	1	0	0	0	0
Ted Simmons, S (1, 2) OBP: 0.310, SLG: 0.389 Marshall Edwards, L (10, PR)		F7		FC3-6 FC1-6 1B 1-2f BLK		F6		G3		BB BB BB 1B	5 0	1 1	1 0	0 0	0 0	0 0	1 0
Gorman Thomas, R (1, 8) OBP: 0.296, SLG: 0.351		6-3		FC1-6 1-2 1B		HR 1B			HR 1B	BB BB 1-2 1B BB	4	3	3	0	1	0	0
Ben Oglivie, L (1, 7) OBP: 0.443, SLG: 0.620		HR		FC1-6 BLK 1-2f 2-3		HR 1-H			HR 1-H	1B BB 1-2 2-3 BB	4	3	3	5	1	0	2
Don Money, R (1, 10) OBP: 0.279, SLG: 0.237		FC6-4 1B		L5 1-2 3-H		F7			F8 1	1B 1-2 2-3 3-H BB	4	0	1	1	1	0	1
Charlie Moore, R (1, 9) OBP: 0.368, SLG: 0.436		FC6-4 1-2f			2B		6-3		2B	1B 1-2 2-3 3-H	5	0	3	1	0	0	1
Jim Gantner, L (1, 4) OBP: 0.318, SLG: 0.423			4-3		6-3		G3 2			FC6-4 BB	3	0	0	0	1	0	1
Inning Stats	R: 0 E: 0 K: 0 S: 3 H: 0 LOB: 0 BB: 0 P: 3	R: 1 E: 0 K: 0 S: 5 H: 2 LOB: 1 BB: 0 P: 5	R: 0 E: 0 K: 0 S: 3 H: 0 LOB: 0 BB: 0 P: 3	R: 1 E: 0 K: 0 S: 5 H: 2 LOB: 1 BB: 0 P: 5	R: 0 E: 0 K: 1 S: 6 H: 1 LOB: 1 BB: 0 P: 6	R: 2 E: 0 K: 0 S: 5 H: 2 LOB: 0 BB: 0 P: 5	R: 0 E: 0 K: 0 S: 3 H: 0 LOB: 0 BB: 0 P: 3	R: 0 E: 0 K: 0 S: 3 H: 0 LOB: 0 BB: 0 P: 3	R: 2 E: 0 K: 0 S: 6 H: 3 LOB: 2 BB: 1 P: 10	R: 2 E: 0 K: 0 S: 3 H: 2 LOB: 3 BB: 3 P: 15	1B: 7 2B: 2 3B: 0 HR: 3 SF: 0 SAC: 0 DP: 0 HBP: 0						

PITCHER		IP	WLS	BF	H	R	ER	SO	BB	IBB	HBP	BLK	WP	HR	S	P	ERA	WHIP
Bruce Hurst, L ERA: 3.45	(1, 1)	6.0		25	7	4	4	1	0	0	0	1	0	2	27	27	6.00	1.167
Bob Stanley, R ERA: 1.47	(7, 1)	2.1		10	3	2	2	0	0	0	0	0	0	1	10	10	7.71	1.286
Mark Clear, R ERA: 7.82	(9, 1)	1.0	L	8	1	2	2	0	4	0	0	0	0	0	4	20	18.00	5.000
Luis Aponte, R ERA: 1.17	(10, 1)	0.0		1	1	0	0	0	0	0	0	0	0	0	1	1	∞	∞

PITCHER	IP	WLS	BF	H	R	ER	SO	BB	IBB	HBP	BLK	WP	HR	S	P	ERA	WHIP

BOTTOM

Boston Red Sox @ Milwaukee Brewers

Milwaukee County Stadium, Milwaukee, WI

Sat May 14 1983, 8:05 PM EDT
Att. 26,180 - Unknown - 53 F

livebaseballscorecards.com

AB	40
R	8
H	12
RBI	7
BB	4
SO	1
LOB	12

WP: 0 PA: 44
PB: 0
SB: 0
CS: 0

Batter	1	2	3	4	5	6	7	8	9	AB	R	H	RBI	BB	SO	LOB
Jerry Remy, L (1, 4) OBP: 0.289, SLG: 0.303	5-3	1-3 3-H 1B		1-2f 2-3 FC6-4		F8		4-3		5	0	1	1	0	0	2
Dwight Evans, R (1, 9) OBP: 0.333, SLG: 0.431	K	K		F3		2B			2B SF8 BB	4	1	1	0	1	2	4
Jim Rice, R (1, 7) OBP: 0.362, SLG: 0.521	K		4-3	F7		K			1-3 2B	5	0	1	0	0	2	3
Tony Armas, R (1, 8) OBP: 0.219, SLG: 0.377		5-3	K		K		K		SF8 3-H	4	0	0	1	0	3	0
Wade Boggs, L (1, 5) OBP: 0.435, SLG: 0.420		1B BB 1B 1B	1B 1B		4-3		1B BB		F8	4	1	2	0	1	0	1
Carl Yastrzemski, L (1, 10) OBP: 0.442, SLG: 0.386		1B 1B 1-2 FC4-6 BB	1-2 1B		HR 1B		G6-4-3 1-2 1B		K	4	2	3	0	1	1	1
Dave Stapleton, R (1, 3) OBP: 0.280, SLG: 0.317		FC4-6 1B 1-2 2-3 1B	K2-3		1-H HR		G6-4-3 1-2f			4	2	2	2	0	1	4
Rich Gedman, L (1, 2) OBP: 0.367, SLG: 0.444		FC4-6 1-2 2-3 3-H 1B		FC6-4 1B	4-3			F9		4	0	2	1	0	0	0
Glenn Hoffman, R (1, 6) OBP: 0.359, SLG: 0.330		FC4-6 1B 1-2f 2-3 3-H		1-2 FC6-4 1B		6-3		1-3		4	0	1	1	0	0	2
Inning Stats	R: 0 E: 0 K: 2 S: 7 H: 0 LOB: 0 BB: 0 P: 7	R: 3 E: 0 K: 1 S: 9 H: 4 LOB: 2 BB: 1 P: 13	R: 0 E: 0 K: 2 S: 9 H: 2 LOB: 2 BB: 0 P: 9	R: 0 E: 0 K: 0 S: 5 H: 2 LOB: 2 BB: 0 P: 5	R: 2 E: 0 K: 1 S: 7 H: 2 LOB: 0 BB: 0 P: 7	R: 0 E: 0 K: 1 S: 6 H: 1 LOB: 1 BB: 0 P: 6	R: 0 E: 0 K: 1 S: 5 H: 1 LOB: 1 BB: 1 P: 9	R: 0 E: 0 K: 0 S: 3 H: 0 LOB: 0 BB: 0 P: 3	R: 1 E: 0 K: 1 S: 6 H: 1 LOB: 1 BB: 1 P: 10	1B: 10 2B: 2 3B: 0 HR: 1 SF: 1 SAC: 0 DP: 1 HBP: 0						

PITCHER	IP	WLS	BF	H	R	ER	SO	BB	IBB	HBP	BLK	WP	HR	S	P	ERA	WHIP
Moose Haas, R (1, 1) ERA: 5.03	5.0	L	26	10	5	5	6	1	0	0	0	0	1	37	41	9.00	2.200
Tom Tellmann, R (6, 1) ERA: 0.89	3.0		11	2	0	0	2	1	0	0	0	0	0	14	18	0.00	1.000
Pete Ladd, R (9, 1) ERA: 7.11	1.0		5	1	1	1	1	1	0	0	0	0	0	6	10	9.00	2.000

PITCHER	IP	WLS	BF	H	R	ER	SO	BB	IBB	HBP	BLK	WP	HR	S	P	ERA	WHIP

TOP

Boston Red Sox @ Milwaukee Brewers

Milwaukee County Stadium, Milwaukee, WI

Sun May 15 1983, 8:05 PM EDT

Att. 46,055 - Unknown - 50 F

livebaseballscorecards.com

AB	38
R	6
H	13
RBI	6
BB	3
SO	9
LOB	17

WP: 0 PB: 0 SB: 0 CS: 0

PA: 42

BOTTOM

Batter	1	2	3	4	5	6	7	8	9	AB	R	H	RBI	BB	SO	LOB
Paul Molitor, R (1, 5) OBP: 0.336, SLG: 0.369	0-0 6-3		4-0 6-3 1-2 BB			4-0 BB BB 1-2 BB	0-0 F8		0-3 K	3	0	0	0	2	1	3
Robin Yount, R (1, 6) OBP: 0.419, SLG: 0.613	0-0 1B		0-0 6-3 1-2			4-0 BB 1-2 2-3 BB	4-0 1-2 2-3 BB			2	0	1	0	2	0	2
Cecil Cooper, L (1, 3) OBP: 0.275, SLG: 0.393	0-0 F8			0-0 4-3		0-3 K	0-0 4-3			4	0	0	0	0	1	7
Ted Simmons, S (1, 10) OBP: 0.308, SLG: 0.388	0-0 4-3			0-0 F9		0-0 SF8 3-H		0-0 G5-4-3 1B		3	0	1	1	0	0	1
Gorman Thomas, R (1, 8) OBP: 0.295, SLG: 0.340		0-0 F9		0-0 F3		4-0 1-2 2-3 BB		0-0 G5-4-3 1-2f		3	0	0	0	1	0	1
Ben Oglivie, L (1, 7) OBP: 0.429, SLG: 0.596		0-3 K			0-0 F9	0-0 F5		0-0 3-1		4	0	0	0	0	1	3
Charlie Moore, R (1, 9) OBP: 0.355, SLG: 0.418		0-0 F9			0-0 E6 L1-3		0-0 F9		0-0 F2	4	0	0	0	0	0	0
Ned Yost, R (1, 2) OBP: 0.286, SLG: 0.382 Roy Howell, L (9, PH) OBP: 0.300, SLG: 0.314			0-0 BB 1B		0-0 L1-3 1-2		0-0 BB BB 1B		0-0 4-3	3 1	0 0	2 0	0 0	0 0	0 0	1 0
Jim Gantner, L (1, 4) OBP: 0.333, SLG: 0.430			0-3 K			0-0 BB SF8 BB 1B	4-0 1-2 BB		0-0 1B	3	1	2	0	1	1	1
Inning Stats	R: 0 E: 0 K: 0 S: 4 H: 1 LOB: 1 BB: 0 P: 4	R: 0 E: 0 K: 1 S: 5 H: 0 LOB: 0 BB: 0 P: 5	R: 0 E: 0 K: 1 S: 5 H: 1 LOB: 1 BB: 1 P: 9	R: 0 E: 0 K: 0 S: 3 H: 0 LOB: 0 BB: 0 P: 3	R: 0 E: 1 K: 0 S: 3 H: 0 LOB: 0 BB: 0 P: 3	R: 1 E: 0 K: 1 S: 6 H: 1 LOB: 3 BB: 3 P: 18	R: 0 E: 0 K: 0 S: 4 H: 1 LOB: 3 BB: 2 P: 12	R: 0 E: 0 K: 0 S: 3 H: 1 LOB: 0 BB: 0 P: 3	R: 0 E: 0 K: 1 S: 6 H: 1 LOB: 1 BB: 0 P: 6	1B: 6 2B: 1 3B: 0 HR: 0	SF: 1 SAC: 0 DP: 2 HBP: 0						

PITCHER	IP	WLS	BF	H	R	ER	SO	BB	IBB	HBP	BLK	WP	HR	S	P	ERA	WHIP
Bob Ojeda, L (1, 1) ERA: 6.6	6.1	W	27	4	1	1	3	5	0	0	0	0	0	28	48	1.42	1.421
Luis Aponte, R (7, 1) ERA: 1.0	2.2	S	10	2	0	0	1	1	0	0	0	0	0	11	15	0.00	1.125

PITCHER	IP	WLS	BF	H	R	ER	SO	BB	IBB	HBP	BLK	WP	HR	S	P	ERA	WHIP

Boston Red Sox @ Milwaukee Brewers

Milwaukee County Stadium, Milwaukee, WI

Sun May 15 1983, 8:05 PM EDT

Att. 46,055 - Unknown - 50 F

livebaseballscorecards.com

AB	30
R	1
H	6
RBI	1
BB	6
SO	4
LOB	19

PA: 37

WP: 0 PB: 0 SB: 0 CS: 0

Batter	1	2	3	4	5	6	7	8	9	10	11	AB	R	H	RBI	BB	SO	LOB
Lloyd Moseby, L (1, 8) OBP: 0.303, SLG: 0.402	FC4-6, 1B		F6		K			BB		L6		3	0	1	0	1	1	1
Damaso Garcia, R (10, PH) OBP: 0.288, SLG: 0.303												1	0	0	0	0	0	2
Hosken Powell, L (10, 7) OBP: 0.212, SLG: 0.313												0	0	0	0	0	0	0
Garth Iorg, R (1, 4) OBP: 0.333, SLG: 0.388	FC4-6, 6-3, 1-2f		F7			6-3		F9			F8	5	0	0	0	0	0	3
Barry Bonnell, R (1, 7) (10, 8) OBP: 0.385, SLG: 0.443	6-3, 1-2			FC5, E, 1B		F8			5-3		BB, E, 2B	5	1	2	0	0	0	1
Cliff Johnson, R (1, 10) OBP: 0.359, SLG: 0.429	K			F4		F9			F7		E, BB, IBB	4	0	0	0	1	1	2
Jorge Orta, L (11, PR) OBP: 0.267, SLG: 0.357												0	0	0	0	0	0	0
Jesse Barfield, R (1, 9) OBP: 0.242, SLG: 0.436		6-3		E1, 1-2, E			F9		F3		1-2, 2-3, BB	4	1	0	0	1	0	1
Mickey Klutts, R (1, 5) OBP: 0.294, SLG: 0.438		L8		FC5, 1-H, 2-3f			CS, 1B			F2	FC6, G6-3, 1-2, 2-3, 3-H	5	0	1	0	0	0	3
Buck Martinez, R (1, 2) OBP: 0.348, SLG: 0.357		F2		6-3			4-3, 1-2			6-3	G6-3, 1-2f	5	0	0	0	0	0	5
Willie Upshaw, L (1, 3) OBP: 0.368, SLG: 0.553			BLK, 1B		F8			4-3		1B, BB		3	0	1	0	1	0	0
Alfredo Griffin, S (1, 6) OBP: 0.276, SLG: 0.366			K, 1-2		F8			K		1-3, 1B		4	0	1	0	0	2	1
Inning Stats	R: 0 E: 0 K: 1 S: 6 / H: 1 LOB: 1 BB: 0 P: 6	R: 0 E: 0 K: 0 S: 3 / H: 0 LOB: 0 BB: 0 P: 3	R: 0 E: 0 K: 1 S: 6 / H: 1 LOB: 1 BB: 0 P: 6	R: 1 E: 2 K: 0 S: 5 / H: 1 LOB: 1 BB: 0 P: 5	R: 0 E: 0 K: 1 S: 5 / H: 0 LOB: 0 BB: 0 P: 5	R: 0 E: 0 K: 0 S: 3 / H: 0 LOB: 0 BB: 0 P: 3	R: 0 E: 0 K: 0 S: 3 / H: 1 LOB: 0 BB: 0 P: 3	R: 0 E: 0 K: 1 S: 5 / H: 0 LOB: 1 BB: 1 P: 9	R: 0 E: 0 K: 0 S: 3 / H: 0 LOB: 0 BB: 0 P: 3	R: 0 E: 0 K: 0 S: 4 / H: 1 LOB: 2 BB: 1 P: 8	R: 1 E: 1 K: 0 S: 4 / H: 1 LOB: 2 BB: 2 P: 12							

PITCHER	IP	WLS	BF	H	R	ER	SO	BB	IBB	HBP	BLK	WP	HR	S	P	ERA	WHIP
Bob McClure, L (1, 1) ERA: 3.55	11.0	L	43	6	2	0	4	3	1	0	1	0	0	47	63	0.00	0.818

PITCHER	IP	WLS	BF	H	R	ER	SO	BB	IBB	HBP	BLK	WP	HR	S	P	ERA	WHIP

TOP

Toronto Blue Jays @ Milwaukee Brewers

Milwaukee County Stadium, Milwaukee, WI

Mon May 16 1983, 8:05 PM EDT

Att. 8,298 - Unknown - 44 F

livebaseballscorecards.com

AB	39
R	2
H	6
RBI	0
BB	4
SO	4
LOB	19

1B: 5	SF: 0	WP: 0	PA: 43
2B: 1	SAC: 0	PB: 0	
3B: 0	DP: 1	SB: 0	
HR: 0	HBP: 0	CS: 1	

Batter	1	2	3	4	5	6	7	8	9	10	11	AB	R	H	RBI	BB	SO	LOB
Paul Molitor, R (1, 5) OBP: 0.329, SLG: 0.354	BBBB 4-0 L5-3 BB		SSS 0-3 K		x 0-0 1-3 1-2f		x 0-0 5-3		x 0-0 F9		x 0-0 F9	5	0	0	0	1	1	6
Robin Yount, R (1, 6) OBP: 0.411, SLG: 0.597	x 0-0 L5-3 1-2			SSS 0-3 K		SSS 0-3 K	SSS 0-3 K			x 0-0 4-3 1B		5	0	1	0	0	3	2
Cecil Cooper, L (1, 3) OBP: 0.272, SLG: 0.386	x 0-0 F6			x 0-0 F9		x 0-0 2B 1B		x 0-0 1-3		x 0-0 F2		5	0	1	0	0	0	1
Ted Simmons, S (1, 2) OBP: 0.312, SLG: 0.405		x 0-0 6-3		x 0-0 BB 1B 2B		x 0-0 1-3 2B		SSS 0-3 K		x 0-0 4-3 1-2		5	1	2	0	0	1	1
Ben Oglivie, L (1, 7) OBP: 0.450, SLG: 0.600		BBBBB 4-0 CS BB		BBBBB 4-0 BB 1B BB		IIII 4-0 FC4-6 IBB		x 0-0 1B		IIII 4-0 IBB		1	0	1	0	4	0	0
Gorman Thomas, R (1, 8) OBP: 0.291, SLG: 0.327		SSS 0-3 K 1-2		BBBBB 4-0 1B 1-2 2-3 BB		SSS 0-3 K		x 0-0 F4		SSS 0-3 K		4	0	0	0	1	3	7
Roy Howell, L (1, 10) OBP: 0.333, SLG: 0.375 Marshall Edwards, L (11, PR)			x 0-0 CS 2B	x 0-0 1B 1-2 2-H 3-H		x 0-0 FC4-6 1-2f			x 0-0 F7		x 0-0 SH3-4 1B	5 0	0 0	3 0	1 0	0 0	0 0	3 0
Charlie Moore, R (1, 9) OBP: 0.368, SLG: 0.446			SSS 0-3 K 2-3		x 0-0 1-3 1B		x 0-0 3B		BBBB 4-0 FC4-6 BB		x 0-0 SH3-4 1-2	3	0	2	0	1	1	1
Jim Gantner, L (1, 4) OBP: 0.328, SLG: 0.414			BBBB 4-0 BB		x 0-0 F8		x 0-0 F2		x 0-0 FC4-6 1-2f		x 0-0 4-3	4	0	0	0	1	0	5
Inning Stats	R: 0 E: 0 K: 0 S: 2 H: 0 LOB: 0 BB: 1 P: 6	R: 0 E: 0 K: 1 S: 4 H: 0 LOB: 0 BB: 1 P: 8	R: 0 E: 0 K: 2 S: 7 H: 1 LOB: 1 BB: 1 P: 11	R: 1 E: 0 K: 1 S: 6 H: 2 LOB: 2 BB: 2 P: 14	R: 0 E: 0 K: 0 S: 3 H: 1 LOB: 0 BB: 0 P: 3	R: 0 E: 0 K: 2 S: 9 H: 2 LOB: 3 BB: 1 P: 13	R: 0 E: 0 K: 1 S: 6 H: 1 LOB: 1 BB: 0 P: 6	R: 0 E: 0 K: 1 S: 6 H: 1 LOB: 1 BB: 0 P: 6	R: 0 E: 0 K: 0 S: 3 H: 0 LOB: 1 BB: 1 P: 7	R: 0 E: 0 K: 1 S: 6 H: 1 LOB: 2 BB: 1 P: 10	R: 0 E: 0 K: 0 S: 4 H: 1 LOB: 2 BB: 0 P: 4	1B: 6 2B: 5 3B: 1 HR: 0		SF: 0 SAC: 1 DP: 2 HBP: 0		WP: 0 PB: 0 SB: 0 CS: 2		PA: 46

PITCHER		IP	WLS	BF	H	R	ER	SO	BB	IBB	HBP	BLK	WP	HR	S	P	ERA	WHIP
Dave Stieb, R ERA: 1.16	(1, 1)	10.0	W	42	9	1	1	9	6	2	0	0	0	0	52	84	0.90	1.500
Randy Moffitt, R ERA:	(11, 1)	1.0	S	4	1	0	0	0	0	0	0	0	0	0	4	4	0.00	1.000

PITCHER	IP	WLS	BF	H	R	ER	SO	BB	IBB	HBP	BLK	WP	HR	S	P	ERA	WHIP

BOTTOM

Toronto Blue Jays @ Milwaukee Brewers

Milwaukee County Stadium, Milwaukee, WI

Mon May 16 1983, 8:05 PM EDT

Att. 8,298 - Unknown - 44 F

livebaseballscorecards.com

AB	37
R	1
H	10
RBI	1
BB	8
SO	9
LOB	26

Batter	1	2	3	4	5	6	7	8	9	AB	R	H	RBI	BB	SO	LOB
Lloyd Moseby, L (1, 8) OBP: 0.298, SLG: 0.384	4-3		6-3		4-3			BBB FC6-4 1B BB	1-3	4	1	0	0	1	0	0
Garth Iorg, R (1, 4) OBP: 0.365, SLG: 0.408	BBBB 4-0 1B BB		0-0 S 2B 1B			0-0 FC5-4 1B		0-0 FC6-4 1-2 1B	1-3	4	1	3	0	1	0	0
Barry Bonnell, R (1, 7) OBP: 0.357, SLG: 0.409	0-0 F9		SSS 0-3 K 1-2			0-0 FC5-4 FC5-4 1-2f		0-0 FC6-4 1B HR 1-2f 2-3	0-0 F6	5	1	0	0	0	1	5
Cliff Johnson, R (1, 10) OBP: 0.374, SLG: 0.455	0-0 1-2 1B		0-0 2-H 2B			0-0 F9		0-0 HR 1-2 3-H 1B		4	1	3	2	0	0	1
Jesse Barfield, R (1, 9) OBP: 0.243, SLG: 0.459	0-0 F8			0-0 6-3		0-0 FC5-4 1-2f		0-0 1-H 2-H HR		4	1	1	3	0	0	3
Mickey Klutts, R (1, 5) OBP: 0.238, SLG: 0.350		0-0 F8		0-0 5-3			0-0 5-3	0-0 F7		4	0	0	0	0	0	0
Buck Martinez, R (1, 2) OBP: 0.380, SLG: 0.457 Ernie Whitt, L (8, PR) OBP: 0.333, SLG: 0.348 (8, 2)		0-0 HR		0-0 4-3			0-0 FC4-6 1B	0-0 BB 1B		4 1 3 1 0 0 0 0 0 0 0 0 0 0						
Willie Upshaw, L (1, 3) OBP: 0.372, SLG: 0.547		0-0 CS 1B			0-0 6-3		0-0 FC4-6 1-2f	BBBB 4-0 1-2 BB		3	0	1	0	1	0	1
Alfredo Griffin, S (1, 6) OBP: 0.269, SLG: 0.356 Rance Mulliniks, L (8, PH) OBP: 0.359, SLG: 0.450 (8, 6)		0-0 1-2 6-3			0-0 F3		0-0 5-3	0-0 F7		3 0 0 0 0 0 2 1 0 0 0 0 0 2						
Inning Stats	R: 0 E: 0 K: 0 S: 4 H: 1 LOB: 2 BB: 1 P: 8	R: 1 E: 0 K: 0 S: 4 H: 2 LOB: 0 BB: 0 P: 4	R: 1 E: 0 K: 1 S: 6 H: 2 LOB: 1 BB: 0 P: 6	R: 0 E: 0 K: 0 S: 3 H: 0 LOB: 0 BB: 0 P: 3	R: 0 E: 0 K: 0 S: 3 H: 0 LOB: 0 BB: 0 P: 3	R: 0 E: 0 K: 0 S: 4 H: 1 LOB: 1 BB: 0 P: 4	R: 0 E: 0 K: 0 S: 4 H: 1 LOB: 1 BB: 0 P: 4	R: 4 E: 0 K: 0 S: 7 H: 4 LOB: 2 BB: 2 P: 15	R: 0 E: 0 K: 0 S: 3 H: 0 LOB: 0 BB: 0 P: 3	1B: 8 2B: 1 3B: 0 HR: 2 SF: 0 SAC: 0 DP: 0 HBP: 0							

TOP

Toronto Blue Jays @ Milwaukee Brewers

Milwaukee County Stadium, Milwaukee, WI

Tue May 17 1983, 8:05 PM EDT
Att. 9,304 - Unknown - 50 F

livebaseballscorecards.com

AB	36
R	6
H	11
RBI	6
BB	3
SO	1
LOB	14

WP: 0 PB: 0 SB: 1 CS: 1 PA: 39

PITCHER		IP	WLS	BF	H	R	ER	SO	BB	IBB	HBP	BLK	WP	HR	S	P	ERA	WHIP
Mike Caldwell, L ERA: 4.65	(1, 1)	7.2	W	35	11	6	6	1	3	0	0	0	0	2	34	46	7.04	1.826
Tom Tellmann, R ERA: 0.83	(8, 1)	1.1	S	4	0	0	0	0	0	0	0	0	0	0	4	4	0.00	0.000

PITCHER		IP	WLS	BF	H	R	ER	SO	BB	IBB	HBP	BLK	WP	HR	S	P	ERA	WHIP

Batter	1	2	3	4	5	6	7	8	9	AB	R	H	RBI	BB	SO	LOB
Jim Gantner, L (1, 4) OBP: 0.339, SLG: 0.440	G3		1B 2B 3-H	4-3		1B 1-3 1B	2B			5	2	3	1	0	0	2
Cecil Cooper, L (1, 3) OBP: 0.284, SLG: 0.412	F8		F8 SF7 2-H 1B		HR	1-3 1-2	BB			4	2	2	2	1	0	1
Robin Yount, R (1, 6) OBP: 0.411, SLG: 0.589	1B		F8 2-3		6-3	FC3-6 BB 2-H 1B	4-3			5	1	2	1	0	0	3
Ted Simmons, S (1, 2) OBP: 0.315, SLG: 0.411	F4		SF7 3-H		1B 2B 2B	FC3-6 1-2 BB		3-1		3	1	1	1	1	0	1
Ben Oglivie, L (1, 7) OBP: 0.449, SLG: 0.600		6-3 2B	F4		2B FC5 2-3 1B	FC3-6 1B 1-2f 2-3		K		5	1	2	0	0	1	2
Don Money, R (1, 5) OBP: 0.333, SLG: 0.381		6-3 2-3		SH1-3 1B BB	FC5 1-3 3-H 2B	1-2 3-H 1B		HR		4	1	3	3	1	0	1
Roy Howell, L (1, 10) OBP: 0.340, SLG: 0.364	K			SH1-3 1-2 1B	FC5 BB	F8		K		4	0	1	0	1	2	3
Gorman Thomas, R (1, 8) OBP: 0.283, SLG: 0.317	K			SH1-3 1-2 2-3	FC5 1-2 2-3f 3-H	F6				3	0	0	1	0	1	3
Charlie Moore, R (1, 9) OBP: 0.364, SLG: 0.457			2B 3B	F4	5-3		4-3			4	1	1	0	0	0	4
Inning Stats	R: 0 E: 0 K: 0 S: 4 H: 1 LOB: 1 BB: 0 P: 4	R: 0 E: 0 K: 2 S: 8 H: 1 LOB: 1 BB: 0 P: 8	R: 3 E: 0 K: 0 S: 6 H: 3 LOB: 0 BB: 0 P: 6	R: 0 E: 0 K: 0 S: 4 H: 1 LOB: 2 BB: 1 P: 8	R: 3 E: 0 K: 0 S: 7 H: 4 LOB: 2 BB: 1 P: 11	R: 2 E: 0 K: 0 S: 6 H: 3 LOB: 2 BB: 1 P: 10	R: 0 E: 0 K: 0 S: 4 H: 1 LOB: 2 BB: 1 P: 8	R: 1 E: 0 K: 2 S: 8 H: 1 LOB: 0 BB: 0 P: 8		1B: 7 2B: 5 3B: 1 HR: 2 SF: 1 SAC: 1 DP: 0 HBP: 0				WP: 0 PB: 0 SB: 0 CS: 0 PA: 43	

PITCHER		IP	WLS	BF	H	R	ER	SO	BB	IBB	HBP	BLK	WP	HR	S	P	ERA	WHIP
Jim Clancy, R ERA: 5.3	(1, 1)	4.1	L	24	10	6	6	2	1	0	0	0	0	1	27	31	12.46	2.538
Jim Acker, R ERA: 3.55	(5, 1)	1.2		10	3	2	2	0	2	0	0	0	0	0	8	16	10.80	3.000
Jim Gott, R ERA: 7.5	(7, 1)	1.0		5	1	0	0	0	1	0	0	0	0	0	4	8	0.00	2.000
Joey McLaughlin, R ERA: 3.27	(8, 1)	1.0		4	1	1	1	2	0	0	0	0	0	1	8	8	9.00	1.000

PITCHER	IP	WLS	BF	H	R	ER	SO	BB	IBB	HBP	BLK	WP	HR	S	P	ERA	WHIP

BOTTOM

Toronto Blue Jays @ Milwaukee Brewers

Milwaukee County Stadium, Milwaukee, WI

Tue May 17 1983, 8:05 PM EDT

Att. 9,304 - Unknown - 50 F

livebaseballscorecards.com

AB	37
R	9
H	15
RBI	9
BB	4
SO	4
LOB	20

Batter	1	2	3	4	5	6	7	8	9	AB	R	H	RBI	BB	SO	LOB
Rance Mulliniks, L (1, 5) OBP: 0.377, SLG: 0.469	F7			2B		E E 1B	F6		BB CS 1-2	4	1	2	0	1	0	0
Garth Iorg, R (1, 4) OBP: 0.346, SLG: 0.387	F9			6-3		E4 BB S 1-3 FC6-2	K		CS 1-2	4	0	0	0	0	1	2
Willie Upshaw, L (1, 3) OBP: 0.376, SLG: 0.537	K			F7		FC6-2 BB 1B 1-2 3-H BB	BB			2	1	0	0	2	1	1
Jorge Orta, L (1, 10) OBP: 0.265, SLG: 0.323		F8		F6		FC6-2 1B 1-2 2-3 BB	F8			3	1	0	0	1	0	2
Lloyd Moseby, L (1, 8) OBP: 0.296, SLG: 0.378		K			4-3 S 6-3 1B	FC6-2 1B SF7 1-2 2-3 3-Hf		4-3		4	2	1	0	0	1	3
Ernie Whitt, L (1, 2) OBP: 0.329, SLG: 0.342		G3			4-3 1-3	SF7 1-3 2-H 3-H 1B		G3		4	0	1	2	0	0	1
Barry Bonnell, R (1, 7) OBP: 0.338, SLG: 0.391			6-3		6-3 3-H	SF7 1-2 3-H		F2		3	0	0	2	0	0	0
Hosken Powell, L (1, 9) OBP: 0.216, SLG: 0.286			F7		F9	BB			F7	3	0	0	0	1	0	0
Alfredo Griffin, S (1, 6) OBP: 0.277, SLG: 0.383			5-3			HR 1-3			CS BB	3	1	1	1	1	0	2
Inning Stats	R: 0 E: 0 K: 1 S: 5 H: 0 LOB: 0 BB: 0 P: 5	R: 0 E: 0 K: 1 S: 5 H: 0 LOB: 0 BB: 0 P: 5	R: 0 E: 0 K: 0 S: 3 H: 0 LOB: 0 BB: 0 P: 3	R: 0 E: 0 K: 0 S: 4 H: 1 LOB: 1 BB: 0 P: 4	R: 1 E: 0 K: 0 S: 4 H: 1 LOB: 0 BB: 0 P: 4	R: 5 E: 1 K: 0 S: 7 H: 3 LOB: 2 BB: 3 P: 19	R: 0 E: 0 K: 1 S: 5 H: 0 LOB: 1 BB: 1 P: 9	R: 0 E: 0 K: 0 S: 3 H: 0 LOB: 0 BB: 0 P: 3	R: 0 E: 0 K: 0 S: 1 H: 0 LOB: 0 BB: 2 P: 9	1B: 3 2B: 1 3B: 0 HR: 1 SF: 1 SAC: 0 DP: 0 HBP: 0	WP: 0 PB: 0 SB: 2 CS: 2 PA: 38					

PITCHER	IP	WLS	BF	H	R	ER	SO	BB	IBB	HBP	BLK	WP	HR	S	P	ERA	WHIP
Don Sutton, R (1, 1) ERA: 2.92	5.1		24	5	6	4	2	2	0	0	0	0	1	26	34	6.75	1.312
Jim Slaton, R (6, 1) ERA: 2.13	3.2	W	13	0	0	0	1	4	0	0	0	0	0	11	27	0.00	1.091

PITCHER	IP	WLS	BF	H	R	ER	SO	BB	IBB	HBP	BLK	WP	HR	S	P	ERA	WHIP

TOP

Toronto Blue Jays @ Milwaukee Brewers

Milwaukee County Stadium, Milwaukee, WI

Wed May 18 1983, 4:33 AM EDT
Att. 16,485 - Unknown - 55 F

livebaseballscorecards.com

AB	30
R	6
H	5
RBI	5
BB	6
SO	3
LOB	11

Batter	1	2	3	4	5	6	7	8	9	AB	R	H	RBI	BB	SO	LOB
Jim Gantner, L (1, 4) OBP: 0.333, SLG: 0.425	L4		3-1	6-3			F9		BB	4	1	0	0	1	0	0
Cecil Cooper, L (1, 3) OBP: 0.288, SLG: 0.407	L9		1B		F9		L8		BB	4	1	1	0	1	0	0
Robin Yount, R (1, 6) OBP: 0.417, SLG: 0.597	2B		SF7		F9		HR		F3	5	3	3	0	0	0	3
Ted Simmons, S (1, 2) OBP: 0.341, SLG: 0.453	1B		1B		BB		HR		1B	4	1	4	6	1	0	0
Ben Oglivie, L (1, 7) OBP: 0.450, SLG: 0.593	1B		IBB		K		G3			3	0	1	0	1	1	1
Don Money, R (1, 5) OBP: 0.308, SLG: 0.356	6-3		SF7			F8		K		3	0	0	1	0	1	2
Roy Howell, L (1, 10) OBP: 0.333, SLG: 0.396		F7	K			3B		4-3		4	0	1	0	0	1	2
Gorman Thomas, R (1, 8) OBP: 0.282, SLG: 0.308		5-3		K		HBP		F6		3	0	0	0	0	1	0
Charlie Moore, R (1, 9) OBP: 0.361, SLG: 0.444		F9		F8		G6-4-3			HBP	3	1	0	0	0	0	2
Inning Stats	R: 1 H: 3 E: 0 LOB: 2 K: 0 BB: 0 S: 6 P: 6	R: 0 H: 0 E: 0 LOB: 0 K: 0 BB: 0 S: 3 P: 3	R: 2 H: 3 E: 0 LOB: 2 K: 1 BB: 1 S: 8 P: 12	R: 0 H: 0 E: 0 LOB: 0 K: 1 BB: 0 S: 5 P: 5	R: 0 H: 0 E: 0 LOB: 1 K: 1 BB: 1 S: 5 P: 9	R: 0 H: 1 E: 0 LOB: 1 K: 0 BB: 0 S: 3 P: 4	R: 2 H: 2 E: 0 LOB: 0 K: 0 BB: 0 S: 5 P: 5	R: 0 H: 0 E: 0 LOB: 0 K: 1 BB: 0 S: 5 P: 5	R: 2 H: 1 E: 0 LOB: 2 K: 0 BB: 2 S: 2 P: 11	1B: 7 SF: 1 2B: 1 SAC: 0 3B: 1 DP: 1 HR: 1 HBP: 2						

PITCHER		IP	WLS	BF	H	R	ER	SO	BB	IBB	HBP	BLK	WP	HR	S	P	ERA	WHIP
Luis Leal, R ERA: 3.78	(1, 1)	5.1		25	7	3	3	3	1	1	0	0	0	0	29	37	5.06	1.500
Roy Lee Jackson, R ERA: 4.94	(6, 1)	2.2		11	2	3	3	1	0	0	2	0	0	1	11	13	10.12	0.750
Dave Geisel, L ERA: 4.5	(9, 1)	0.0	L	2	0	0	0	0	2	0	0	0	0	0	0	8	∞	∞
Randy Moffitt, R ERA:	(9, 1)	0.1		2	1	1	1	0	0	0	0	0	0	0	2	2	27.00	3.000

PITCHER	IP	WLS	BF	H	R	ER	SO	BB	IBB	HBP	BLK	WP	HR	S	P	ERA	WHIP

BOTTOM

Toronto Blue Jays @ Milwaukee Brewers

Milwaukee County Stadium, Milwaukee, WI

Wed May 18 1983, 4:33 AM EDT

Att. 16,485 - Unknown - 55 F

livebaseballscorecards.com

AB	33
R	7
H	10
RBI	7
BB	4
SO	4
LOB	10

Batter	1	2	3	4	5	6	7	8	9	AB	R	H	RBI	BB	SO	LOB
Jim Gantner, L (1, 4) OBP: 0.336, SLG: 0.419	F7		4-3		F7		1B	BB 1-2 2-3 3-H		4	0	1	1	1	0	1
Cecil Cooper, L (1, 3) OBP: 0.298, SLG: 0.417	2B		CS BB			F9	1B 1-3	F8		4	0	2	0	1	0	3
Robin Yount, R (1, 6) OBP: 0.423, SLG: 0.599	BB	CS 1-2		F7		F9 2B	K		SH 2B BB	3	1	1	0	2	1	2
Ted Simmons, S (1, 2) OBP: 0.345, SLG: 0.450 Marshall Edwards, L (8, PR) Ned Yost, R (8, 2) OBP: 0.286, SLG: 0.382	K			E3		BB BB		FC5-2 2B 1B	SH 1-2 2B	3 0 0	0 0 0	1 0 0	0 0 0	1 0 0	1 0 0	2 0 0
Ben Oglivie, L (1, 7) OBP: 0.448, SLG: 0.602	4-3			F7		F9 2-3		FC5-2 1-3 BB 2B	WP 1-H 2-H SF7 2B	5	2	2	1	0	0	5
Don Money, R (1, 5) OBP: 0.298, SLG: 0.333		5-3		F8		BB 1-2		5-3	SF7 2-H	3	0	0	1	1	0	4
Roy Howell, L (1, 10) OBP: 0.316, SLG: 0.373 Paul Molitor, R (8, PH) OBP: 0.331, SLG: 0.352		4-3	F4		6-3			BB BB FC5-2 IBB	F9	3 1	0 1	0 0	0 0	0 1	0 0	3 0
Gorman Thomas, R (1, 8) OBP: 0.273, SLG: 0.297	K				K		F8	FC5-2 BB BB 1-2 2-3 3-Hf		4	0	0	0	0	2	3
Charlie Moore, R (1, 9) OBP: 0.365, SLG: 0.441			4-3		1B		F9	BB 1-2 2-3 3-H BB		3	0	1	1	1	0	0
Inning Stats	R: 0 E: 0 K: 1 S: 6 H: 1 LOB: 2 BB: 1 P: 10	R: 0 E: 0 K: 1 S: 5 H: 0 LOB: 0 BB: 0 P: 5	R: 0 E: 0 K: 0 S: 2 H: 0 LOB: 0 BB: 1 P: 6	R: 0 E: 1 K: 0 S: 4 H: 0 LOB: 1 BB: 0 P: 4	R: 0 E: 0 K: 1 S: 6 H: 1 LOB: 1 BB: 0 P: 6	R: 0 E: 0 K: 0 S: 4 H: 1 LOB: 3 BB: 2 P: 12	R: 0 E: 0 K: 1 S: 7 H: 2 LOB: 2 BB: 0 P: 7	R: 2 E: 0 K: 0 S: 5 H: 2 LOB: 3 BB: 3 P: 17	R: 2 E: 1 K: 0 S: 4 H: 1 LOB: 0 BB: 1 P: 8	1B: 4 2B: 4 3B: 0 HR: 0 SF: 1 SAC: 1 DP: 0 HBP: 0						

PITCHER		IP	WLS	BF	H	R	ER	SO	BB	IBB	HBP	BLK	WP	HR	S	P	ERA	WHIP
Jim Beattie, R ERA: 3.77	(1, 1)	7.0		32	7	2	2	4	4	0	0	0	0	0	36	52	2.57	1.571
Mike Stanton, R ERA: 3.18	(8, 1)	0.1		1	0	0	0	0	0	0	0	0	0	0	1	1	0.00	0.000
Ed Vande Berg, L ERA: 3.86	(8, 1)	0.0		1	0	0	0	0	0	1	0	0	0	0	0	4	∞	∞
Roy Thomas, R ERA: 4.44	(8, 1)	0.1		2	0	0	0	0	1	0	0	0	0	0	1	5	0.00	3.000
Bryan Clark, L ERA: 2.88	(8, 1)	0.2	L	5	1	2	2	0	2	0	0	0	0	0	3	11	27.00	4.500

PITCHER		IP	WLS	BF	H	R	ER	SO	BB	IBB	HBP	BLK	WP	HR	S	P	ERA	WHIP
Bill Caudill, R ERA: 3.97	(9, 1)	0.2		2	0	0	0	0	0	0	0	0	1	0	2	2	0.00	0.000

TOP

Milwaukee Brewers @ Seattle Mariners

The Kingdome, Seattle, WA

Fri May 20 1983, 10:05 PM EDT

Att. 7,536 - Dome

livebaseballscorecards.com

AB	33
R	4
H	8
RBI	4
BB	8
SO	4
LOB	23

WP: 1	PA: 44		
PB: 0			
SB: 0			
CS: 1			

Batter	1	2	3	4	5	6	7	8	9	AB	R	H	RBI	BB	SO	LOB
Julio Cruz, S (1, 4) OBP: 0.360, SLG: 0.395	6-3		B1-3			K		BB 1-3	F7	4	1	0	0	1	1	0
Jamie Allen, R (1, 5) OBP: 0.348, SLG: 0.367	BB F8 S		6-3			5-3		L5 1-2		3	0	0	0	1	0	2
Dave Henderson, R (1, 8) OBP: 0.309, SLG: 0.403	F8 1-3			F8		5-3		K		4	0	0	0	0	1	3
Pat Putnam, L (1, 3) OBP: 0.308, SLG: 0.403	4-3			K			K	IBB 1B		3	0	0	0	1	2	1
Dave Edler, R (8, PR) OBP: 0.293, SLG: 0.333										0	0	0	0	0	0	0
(9, 3)																
Ken Phelps, L (1, 10) OBP: 0.270, SLG: 0.413		F5		F2			FC5 1B	FC5-4 1-2 2-H 3-H 1B		3	0	1	0	0	0	0
John Moses, S (7, PR) OBP: 0.200, SLG: 0.040										0	0	0	0	0	0	0
Manny Castillo, S (8, PH) OBP: 0.283, SLG: 0.286										1	0	1	2	0	0	0
Al Cowens, R (1, 9) OBP: 0.224, SLG: 0.257		5-3			L6		1-2 1B	FC5-4 1-2f		4	0	1	0	0	0	2
Ricky Nelson, L (1, 7) OBP: 0.133, SLG: 0.333		S 1B			L6		F8		HR	4	1	2	1	0	0	2
Rick Sweet, S (1, 2) OBP: 0.297, SLG: 0.319		3-1 1-2					FC5 2-3f		F7	4	0	1	0	0	0	3
Todd Cruz, R (1, 6) OBP: 0.269, SLG: 0.380			K		F9			PB WP 1B	5-3	4	1	1	0	0	1	1
Inning Stats	R: 0 H: 0 E: 0 LOB: 1 K: 0 BB: 1 S: 3 P: 7	R: 0 H: 1 E: 0 LOB: 1 K: 0 BB: 0 S: 4 P: 4	R: 0 H: 0 E: 0 LOB: 0 K: 1 BB: 0 S: 5 P: 5	R: 0 H: 0 E: 0 LOB: 0 K: 1 BB: 0 S: 5 P: 5	R: 0 H: 1 E: 0 LOB: 1 K: 0 BB: 0 S: 4 P: 4	R: 0 H: 0 E: 0 LOB: 0 K: 1 BB: 0 S: 5 P: 5	R: 0 H: 2 E: 0 LOB: 2 K: 1 BB: 0 S: 7 P: 7	R: 2 H: 2 E: 0 LOB: 2 K: 1 BB: 2 S: 7 P: 15	R: 1 H: 1 E: 0 LOB: 0 K: 0 BB: 0 S: 4 P: 4	1B: 6 SF: 0 2B: 0 SAC: 0 3B: 0 DP: 0 HR: 1 HBP: 0						

PITCHER		IP	WLS	BF	H	R	ER	SO	BB	IBB	HBP	BLK	WP	HR	S	P	ERA	WHIP
Moose Haas, R ERA: 4.39	(1, 1)	7.0		27	5	1	1	4	1	0	0	0	0	0	34	38	1.29	0.857
Tom Tellmann, R ERA: 1.52	(8, 1)	2.0	W	10	2	2	2	1	1	1	0	0	1	1	10	18	9.00	1.500

PITCHER	IP	WLS	BF	H	R	ER	SO	BB	IBB	HBP	BLK	WP	HR	S	P	ERA	WHIP

BOTTOM

Milwaukee Brewers @ Seattle Mariners

The Kingdome, Seattle, WA

Fri May 20 1983, 10:05 PM EDT

Att. 7,536 - Dome

livebaseballscorecards.com

AB	34
R	3
H	7
RBI	3
BB	3
SO	5
LOB	14

WP: 1	PA: 37		
PB: 1			
SB: 3			
CS: 0			

Batter	1	2	3	4	5	6	7	8	9	AB	R	H	RBI	BB	SO	LOB
Jim Gantner, L (1, 4) OBP: 0.324, SLG: 0.403	S S S 0-3 ① K		0-0 ① G3	0-0 ② G3 2-3		0-0 ① FC1-6 FC1-6 1-2f		S S S 0-3 ③ K		5	0	0	0	0	2	3
Charlie Moore, R (1, 9) OBP: 0.366, SLG: 0.448	0-0 ② 4-3		0-0 2B	0-0 3-H 1B		0-0 ② FC1-6 1-2f			0-0 ① 5-3	5	0	2	1	0	0	1
Robin Yount, R (1, 6) OBP: 0.416, SLG: 0.582	B B B B 4-0 1B BB		S S S 0-3 ② K	0-0 ③ F7		0-0 ③ 1-3			0-0 ② 6-3	4	0	0	0	1	1	3
Ted Simmons, S (1, 2) OBP: 0.347, SLG: 0.444	0-0 1-3 1B		B B B B 4-0 BB		0-0 ① 6-3		S S S 0-3 ① K		0-0 ③ 6-3	4	0	1	0	1	1	0
Ben Oglivie, L (1, 7) OBP: 0.443, SLG: 0.590	S S S 0-3 ③ K		0-0 ③ 3-1		0-0 3B 1B		0-0 ② 1-3			4	1	1	0	0	1	4
Don Money, R (1, 5) (8, 3) OBP: 0.279, SLG: 0.308		0-0 ① 5-3		0-0 ① G1	S S S 0-3 ② K		0-0 ③ F8			4	0	0	0	0	1	1
Roy Howell, L (1, 10) OBP: 0.350, SLG: 0.434 Ed Romero, R (8, PH)		0-0 1B	B B B B 4-0 2B 2B BB		0-0 1-H 3B			0-0 ① 5-3		2 1	1 0	2 0	1 0	1 0	0 0	0 0
Gorman Thomas, R (1, 8) OBP: 0.280, SLG: 0.313	S S S 0-3 ② K		0-0 1-3 2B 2B	0-0 ③ 5-3				0-0 1B		4	1	2	0	0	1	2
Bob Skube, L (1, 3) OBP: 0.308, SLG: 0.318 Rob Picciolo, R (8, PH) (8, 5)	0-0 ③ G3		0-0 G3 2-H 3-H 1B 2B		B B B B 4-0 FC1-6 BB			S S S 0-3 ② K		2 1	1 0	1 0	2 0	1 0	0 1	1 1
Inning Stats	R: 0 E: 0 K: 2 S: 8 H: 1 LOB: 2 BB: 1 P: 12	R: 0 E: 0 K: 1 S: 6 H: 1 LOB: 1 BB: 0 P: 6	R: 0 E: 0 K: 1 S: 6 H: 1 LOB: 2 BB: 1 P: 10	R: 3 E: 0 K: 0 S: 6 H: 3 LOB: 1 BB: 1 P: 10	R: 1 E: 0 K: 1 S: 7 H: 2 LOB: 1 BB: 0 P: 7	R: 0 E: 0 K: 0 S: 3 H: 0 LOB: 1 BB: 1 P: 7	R: 0 E: 0 K: 1 S: 5 H: 0 LOB: 0 BB: 0 P: 5	R: 0 E: 0 K: 2 S: 8 H: 1 LOB: 1 BB: 0 P: 8	R: 0 E: 0 K: 0 S: 3 H: 0 LOB: 0 BB: 0 P: 3	1B: 5 2B: 3 3B: 1 HR: 0	SF: 0 SAC: 0 DP: 0 HBP: 0						

PITCHER	IP	WLS	BF	H	R	ER	SO	BB	IBB	HBP	BLK	WP	HR	S	P	ERA	WHIP
Gene Nelson, R (1, 1) ERA: 7.2	5.0		27	8	4	4	5	4	0	0	0	0	0	33	49	7.20	2.400
Bryan Clark, L (6, 1) ERA: 2.58	4.0	W	13	1	0	0	3	0	0	0	0	0	0	19	19	0.00	0.250

PITCHER	IP	WLS	BF	H	R	ER	SO	BB	IBB	HBP	BLK	WP	HR	S	P	ERA	WHIP

TOP

Milwaukee Brewers @ Seattle Mariners

The Kingdome, Seattle, WA

Sat May 21 1983, 10:05 PM EDT

Att. 21,280 - Dome

livebaseballscorecards.com

AB	36
R	4
H	9
RBI	4
BB	4
SO	8
LOB	16

1B: 5	SF: 0	WP: 0	PA: 40
2B: 3	SAC: 0	PB: 0	
3B: 1	DP: 0	SB: 0	
HR: 0	HBP: 0	CS: 0	

BOTTOM

Milwaukee Brewers @ Seattle Mariners

The Kingdome, Seattle, WA

Sat May 21 1983, 10:05 PM EDT

Att. 21,280 - Dome

livebaseballscorecards.com

Batter	1	2	3	4	5	6	7	8	9	AB	R	H	RBI	BB	SO	LOB
Julio Cruz, S (1, 4) OBP: 0.355, SLG: 0.387	F4	FC5-2 S 1B 1-2 3-H		K		F5		F8		5	0	1	1	0	1	3
Jamie Allen, R (1, 5) OBP: 0.338, SLG: 0.344	1B 1B BB	FC5-2 1-3 2-H			6-3	F8		5-3		4	0	0	0	1	0	4
Dave Henderson, R (1, 8) OBP: 0.315, SLG: 0.406	1B 1-2	K			BB 1B		F4			4	1	2	0	0	1	2
Richie Zisk, R (1, 10) OBP: 0.260, SLG: 0.338	1-2 2-H		F9		E 1B SF8 1-2		HR			3	2	2	1	1	0	0
Al Cowens, R (1, 9) OBP: 0.225, SLG: 0.257	4-3		G3		E8 1-3 2-H		F7			4	0	1	1	0	0	2
Pat Putnam, L (1, 3) OBP: 0.314, SLG: 0.400		2B 1B BB	4-3		SF8 3-H		BB			1	1	0	1	2	0	0
Orlando Mercado, R (1, 2) OBP: 0.233, SLG: 0.345		1B 1B 2B 1-3		F4	K		F8			4	1	1	0	0	1	2
Domingo Ramos, R (1, 6) OBP: 0.391, SLG: 0.591		S 1B FC5-2 1B 2-3 3-H		WP		5-3		SH1-4		3	0	2	1	0	0	0
Todd Cruz, R (8, 6) OBP: 0.274, SLG: 0.384										1	0	1	0	0	0	0
Ricky Nelson, L (1, 7) OBP: 0.167, SLG: 0.333		K		K 1-2		1B		SH1-4 1-2		3	0	1	0	0	2	3
Inning Stats	R: 0 E: 0 K: 0 S: 4 H: 2 LOB: 2 BB: 1 P: 8	R: 2 E: 0 K: 2 S: 10 H: 3 LOB: 2 BB: 1 P: 14	R: 0 E: 0 K: 0 S: 3 H: 0 LOB: 0 BB: 0 P: 3	R: 0 E: 0 K: 2 S: 8 H: 1 LOB: 1 BB: 0 P: 8	R: 2 E: 1 K: 1 S: 7 H: 2 LOB: 1 BB: 1 P: 11	R: 0 E: 0 K: 0 S: 4 H: 1 LOB: 1 BB: 0 P: 4	R: 1 E: 0 K: 0 S: 4 H: 1 LOB: 1 BB: 1 P: 8	R: 0 E: 0 K: 0 S: 4 H: 1 LOB: 1 BB: 0 P: 4		1B: 9 2B: 1 3B: 0 HR: 1	SF: 1 SAC: 1 DP: 0 HBP: 0						

	AB	32
	R	5
	H	11
	RBI	5
	BB	4
	SO	5
	LOB	16

WP: 1 PB: 0 SB: 2 CS: 0 PA: 38

PITCHER		IP	WLS	BF	H	R	ER	SO	BB	IBB	HBP	BLK	WP	HR	S	P	ERA	WHIP
Bob McClure, L ERA: 3.77	(1, 1)	6.2	L	33	10	5	4	5	4	0	0	0	1	1	39	55	5.40	2.100
Bob Gibson, R ERA: 1.35	(7, 1)	1.1		5	1	0	0	0	0	0	0	0	0	0	5	5	0.00	0.750

PITCHER	IP	WLS	BF	H	R	ER	SO	BB	IBB	HBP	BLK	WP	HR	S	P	ERA	WHIP

Batter	1	2	3	4	5	6	7	8	9	AB	R	H	RBI	BB	SO	LOB
Jim Gantner, L (1, 4) OBP: 0.319, SLG: 0.418	K		F6		F6		3-1		HR	5	1	1	1	0	1	2
Cecil Cooper, L (1, 3) OBP: 0.295, SLG: 0.431	1-3		1-H HR		F9		F8		F4	5	1	1	2	0	0	1
Robin Yount, R (1, 6) OBP: 0.412, SLG: 0.572	4-3		F8		F8			1B	1B	4	0	1	0	0	0	1
Ted Simmons, S (1, 2) OBP: 0.351, SLG: 0.475		5-3		2B		HR		F7		4	1	2	1	0	0	1
Ben Oglivie, L (1, 7) OBP: 0.451, SLG: 0.603		B3 2B		K		1B		1-3 1B		4	0	3	0	0	1	1
Don Money, R (1, 5) OBP: 0.262, SLG: 0.286		B3 2-3		F5		K		F9		4	0	0	0	0	1	4
Roy Howell, L (1, 10) OBP: 0.339, SLG: 0.418		K		F8		F9			HR	2	0	0	0	0	1	2
Ed Romero, R (6, PH) OBP: 0.333, SLG: 1.333										2	1	1	1	0	0	1
Gorman Thomas, R (1, 8) OBP: 0.279, SLG: 0.336			5-3		HR	K			6-3	4	1	1	1	0	1	1
Charlie Moore, R (1, 9) OBP: 0.370, SLG: 0.445			HR HBP		1B	6-3			5-3	3	1	1	0	0	0	0
Inning Stats	R: 0 E: 0 K: 1 S: 5 H: 0 LOB: 0 BB: 0 P: 5	R: 0 E: 0 K: 1 S: 6 H: 1 LOB: 1 BB: 0 P: 6	R: 2 E: 0 K: 0 S: 4 H: 1 LOB: 0 BB: 0 P: 5	R: 0 E: 0 K: 1 S: 6 H: 1 LOB: 1 BB: 0 P: 6	R: 1 E: 0 K: 0 S: 5 H: 2 LOB: 1 BB: 0 P: 5	R: 1 E: 0 K: 2 S: 9 H: 2 LOB: 1 BB: 0 P: 9	R: 0 E: 0 K: 0 S: 3 H: 0 LOB: 0 BB: 0 P: 3	R: 0 E: 0 K: 0 S: 4 H: 2 LOB: 1 BB: 0 P: 4	R: 2 E: 0 K: 0 S: 5 H: 2 LOB: 0 BB: 0 P: 5	1B: 4 2B: 2 3B: 0 HR: 5 SF: 0 SAC: 0 DP: 0 HBP: 1						

TOP

Milwaukee Brewers @ Seattle Mariners

The Kingdome, Seattle, WA

Sun May 22 1983, 10:05 PM EDT

Att. 37,807 - Dome

livebaseballscorecards.com

AB	37
R	6
H	11
RBI	6
BB	0
SO	5
LOB	14

PITCHER		IP	WLS	BF	H	R	ER	SO	BB	IBB	HBP	BLK	WP	HR	S	P	ERA	WHIP
Gaylord Perry, R ERA: 5.58	(1, 1)	5.0	L	23	7	4	4	3	0	0	1	0	0	3	28	29	7.20	1.400
Ed Vande Berg, L ERA: 4.05	(6, 1)	4.0		15	4	2	2	2	0	0	0	0	0	2	19	19	4.50	1.000

PITCHER		IP	WLS	BF	H	R	ER	SO	BB	IBB	HBP	BLK	WP	HR	S	P	ERA	WHIP

Milwaukee Brewers @ Seattle Mariners

The Kingdome, Seattle, WA

Sun May 22 1983, 10:05 PM EDT

Att. 37,807 - Dome

livebaseballscorecards.com

BOTTOM

Batter	1	2	3	4	5	6	7	8	9	AB	R	H	RBI	BB	SO	LOB
Julio Cruz, S (1, 4) OBP: 0.352, SLG: 0.383	FC1-4 1B		5-3 ②			4-3 ①		G6-4-3 ①② 1-2f		4	0	1	0	0	0	2
Jamie Allen, R (1, 5) OBP: 0.321, SLG: 0.324	FC1-4 ① FC5-4 1-2f		5-3 ③			6-3 ②		5-3 ③		4	0	0	0	0	0	2
Dave Henderson, R (1, 8) OBP: 0.306, SLG: 0.394	FC5-4 ② 1-2f			F8 ①		F7 ③			6-3 ①	4	0	0	0	0	0	1
Richie Zisk, R (1, 10) OBP: 0.259, SLG: 0.347	4-3 ③			2B			F8 ①		G3 ②	4	0	1	0	0	0	1
Al Cowens, R (1, 9) OBP: 0.232, SLG: 0.258		F4 ①		1-3 ②			1B 1B		BBBBB 4-0 1B BB	3	0	1	0	1	0	1
Pat Putnam, L (1, 3) OBP: 0.319, SLG: 0.403		F9 ②		6-3 ③			1-2 1B		1-2 1B	4	0	2	0	0	0	1
Orlando Mercado, R (1, 2) OBP: 0.219, SLG: 0.323		5-3 ③			F4 ①		F8 ②		F7 ③	4	0	0	0	0	0	4
Todd Cruz, R (1, 6) OBP: 0.268, SLG: 0.376			5-3 ①		6-3 ②		L8 ③			3	0	0	0	0	0	2
Ricky Nelson, L (1, 7) OBP: 0.238, SLG: 0.429			2B		F5 ③			G6-4-3 1B		3	0	2	0	0	0	0
Inning Stats	R: 0 H: 1 E: 0 LOB: 1 K: 0 BB: 0 S: 4 P: 4	R: 0 H: 0 E: 0 LOB: 0 K: 0 BB: 0 S: 3 P: 3	R: 0 H: 1 E: 0 LOB: 1 K: 0 BB: 0 S: 4 P: 4	R: 0 H: 1 E: 0 LOB: 1 K: 0 BB: 0 S: 4 P: 4	R: 0 H: 0 E: 0 LOB: 0 K: 0 BB: 0 S: 3 P: 3	R: 0 H: 0 E: 0 LOB: 0 K: 0 BB: 0 S: 3 P: 3	R: 0 H: 2 E: 0 LOB: 2 K: 0 BB: 0 S: 5 P: 5	R: 0 H: 1 E: 0 LOB: 0 K: 0 BB: 0 S: 3 P: 3	R: 0 H: 1 E: 0 LOB: 2 K: 0 BB: 1 S: 4 P: 8	1B: 5 SF: 0 2B: 2 SAC: 0 3B: 0 DP: 1 HR: 0 HBP: 0						

	AB	33
	R	0
	H	7
	RBI	0
	BB	1
	SO	0
	LOB	14

WP: 0 PA: 34
PB: 0
SB: 0
CS: 0

PITCHER	IP	WLS	BF	H	R	ER	SO	BB	IBB	HBP	BLK	WP	HR	S	P	ERA	WHIP
Mike Caldwell, L (1, 1) ERA: 4.06	9.0	W	34	7	0	0	0	1	0	0	0	0	0	33	37	0.00	0.889

PITCHER	IP	WLS	BF	H	R	ER	SO	BB	IBB	HBP	BLK	WP	HR	S	P	ERA	WHIP

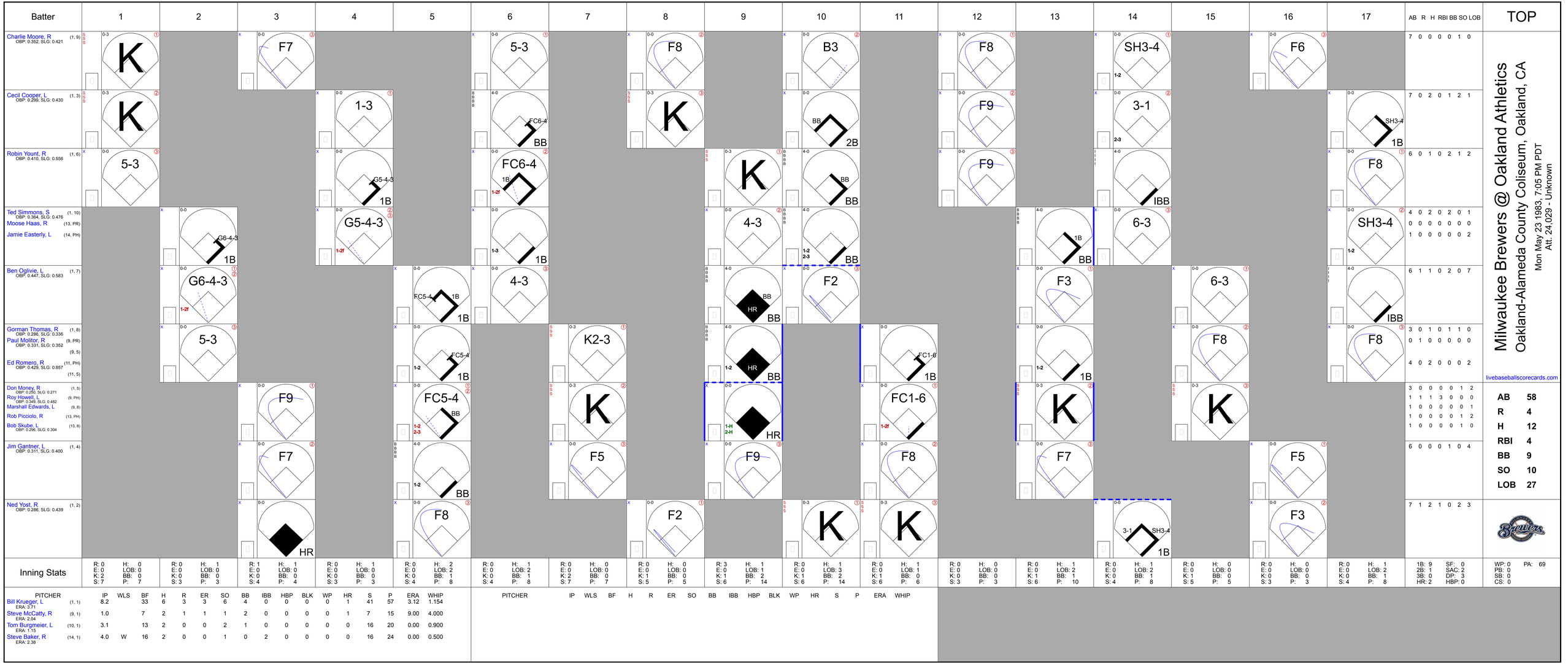
Batter
1
2
3
4
5
6
7
8
9
10
11
12
13
14
15
16
17
AB R H RBI BB SO LOB
TOP
Charlie Moore, R (1, 9) OBP: 0.352, SLG: 0.421
K
F7
5-3
F8
B3
F8
SH3-4
F6
7 0 0 0 0 1 0
Cecil Cooper, L (1, 3) OBP: 0.299, SLG: 0.430
K
1-3
FC6-4 BB
K
BB 2B
F9
3-1
SH3-4 1B
7 0 2 0 1 2 1
Robin Yount, R (1, 6) OBP: 0.410, SLG: 0.556
5-3
G5-4-3 1B
FC6-4 1B
K
BB
F9
IBB
F8
6 0 1 0 2 1 2
Ted Simmons, S (1, 10) OBP: 0.364, SLG: 0.476
Moose Haas, R (13, PR)
Jamie Easterly, L (14, PH)
G6-4-3 1B
G5-4-3
4-3
BB
6-3
SH3-4
4 0 2 0 2 0 1
0 0 0 0 0 0 0
1 0 0 0 0 0 2
Ben Oglivie, L (1, 7) OBP: 0.447, SLG: 0.583
G6-4-3
FC5-4 1B
4-3
HR BB
F2
F3
IBB
6 1 1 0 2 0 7
Gorman Thomas, R (1, 8) OBP: 0.286, SLG: 0.336
Paul Molitor, R (9, PR) OBP: 0.331, SLG: 0.352
(9, 5)
Ed Romero, R (11, PH) OBP: 0.429, SLG: 0.857
(11, 5)
5-3
FC5-4 1B
K2-3
HR BB
FC1-6 1B
F8
F8
3 0 1 0 1 1 0
0 1 0 0 0 0 0
4 0 2 0 0 0 2
Don Money, R (1, 5) OBP: 0.250, SLG: 0.271
Roy Howell, L (9, PH) OBP: 0.349, SLG: 0.482
Marshall Edwards, L (9, 8)
Rob Picciolo, R (13, PH)
Bob Skube, L (13, 8) OBP: 0.296, SLG: 0.304
F9
FC5-4 BB
K
HR
FC1-6
K
K
3 0 0 0 0 1 2
1 1 1 3 0 0 0
1 0 0 0 0 0 1
1 0 0 0 0 1 2
1 0 0 0 0 1 0
Jim Gantner, L (1, 4) OBP: 0.311, SLG: 0.400
F7
BB
F5
F9
F8
F7
F5
6 0 0 0 1 0 4
Ned Yost, R (1, 2) OBP: 0.286, SLG: 0.439
HR
F8
F2
K
K
3-1 SH3-4 1B
F3
7 1 2 1 0 2 3
Inning Stats
R: 0 E: 0 K: 2 S: 7 H: 0 LOB: 0 BB: 0 P: 7
R: 0 E: 0 K: 0 S: 3 H: 1 LOB: 0 BB: 0 P: 3
R: 1 E: 0 K: 0 S: 4 H: 1 LOB: 0 BB: 0 P: 4
R: 0 E: 0 K: 0 S: 3 H: 1 LOB: 0 BB: 0 P: 3
R: 0 E: 0 K: 0 S: 4 H: 2 LOB: 2 BB: 1 P: 8
R: 0 E: 0 K: 0 S: 4 H: 1 LOB: 2 BB: 1 P: 8
R: 0 E: 0 K: 2 S: 7 H: 0 LOB: 0 BB: 0 P: 7
R: 0 E: 0 K: 1 S: 5 H: 0 LOB: 0 BB: 0 P: 5
R: 3 E: 0 K: 1 S: 6 H: 1 LOB: 1 BB: 2 P: 14
R: 0 E: 0 K: 1 S: 6 H: 1 LOB: 3 BB: 2 P: 14
R: 0 E: 0 K: 1 S: 6 H: 1 LOB: 1 BB: 0 P: 6
R: 0 E: 0 K: 0 S: 3 H: 0 LOB: 0 BB: 0 P: 3
R: 0 E: 0 K: 1 S: 6 H: 1 LOB: 2 BB: 1 P: 10
R: 0 E: 0 K: 0 S: 4 H: 1 LOB: 2 BB: 1 P: 8
R: 0 E: 0 K: 1 S: 5 H: 0 LOB: 0 BB: 0 P: 5
R: 0 E: 0 K: 0 S: 3 H: 0 LOB: 0 BB: 0 P: 3
R: 0 E: 0 K: 0 S: 4 H: 1 LOB: 2 BB: 1 P: 8
1B: 9 2B: 1 3B: 0 HR: 2
SF: 0 SAC: 2 DP: 3 HBP: 0
WP: 0 PB: 0 SB: 0 CS: 0
PA: 69
PITCHER IP WLS BF H R ER SO BB IBB HBP BLK WP HR S P ERA WHIP
Bill Krueger, L (1, 1) ERA: 3.71 8.2 33 6 3 3 6 4 0 0 0 0 1 41 57 3.12 1.154
Steve McCatty, R (9, 1) ERA: 2.04 1.0 7 2 1 1 1 2 0 0 0 0 1 7 15 9.00 4.000
Tom Burgmeier, L (10, 1) ERA: 1.15 3.1 13 2 0 0 2 1 0 0 0 0 0 16 20 0.00 0.900
Steve Baker, R (14, 1) ERA: 2.38 4.0 W 16 2 0 0 1 0 2 0 0 0 0 16 24 0.00 0.500
PITCHER IP WLS BF H R ER SO BB IBB HBP BLK WP HR S P ERA WHIP
Milwaukee Brewers @ Oakland Athletics
Oakland-Alameda County Coliseum, Oakland, CA
Mon May 23 1983, 7:05 PM PDT
Att: 24,029 - Unknown
livebaseballscorecards.com
AB 58
R 4
H 12
RBI 4
BB 9
SO 10
LOB 27

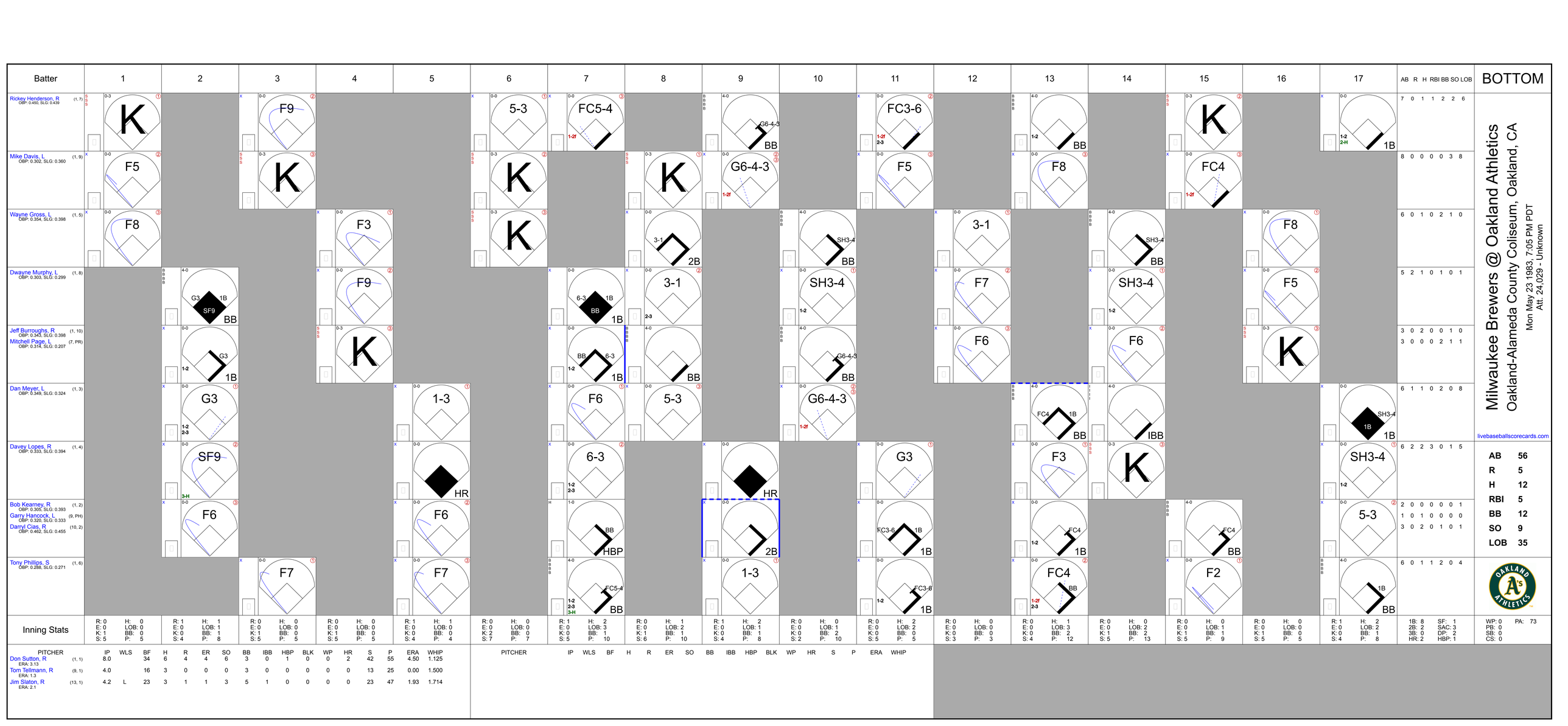
Batter
1
2
3
4
5
6
7
8
9
10
11
12
13
14
15
16
17
AB R H RBI BB SO LOB
BOTTOM
Rickey Henderson, R (1, 7) OBP: 0.450, SLG: 0.439
7 0 1 1 2 2 6
Mike Davis, L (1, 9) OBP: 0.302, SLG: 0.360
8 0 0 0 0 3 8
Wayne Gross, L (1, 5) OBP: 0.354, SLG: 0.398
6 0 1 0 2 1 0
Dwayne Murphy, L (1, 8) OBP: 0.303, SLG: 0.299
5 2 1 0 1 0 1
Jeff Burroughs, R (1, 10) OBP: 0.343, SLG: 0.398
Mitchell Page, L (7, PR) OBP: 0.314, SLG: 0.207
3 0 2 0 0 1 0
3 0 0 0 2 1 1
Dan Meyer, L (1, 3) OBP: 0.349, SLG: 0.324
6 1 1 0 2 0 8
Davey Lopes, R (1, 4) OBP: 0.333, SLG: 0.394
6 2 2 3 0 1 5
Bob Kearney, R (1, 2) OBP: 0.305, SLG: 0.393
Garry Hancock, L (9, PH) OBP: 0.320, SLG: 0.333
Darryl Cias, R (10, 2) OBP: 0.462, SLG: 0.455
2 0 0 0 0 0 1
1 0 1 0 0 0 0
3 0 2 0 1 0 1
Tony Phillips, S (1, 6) OBP: 0.288, SLG: 0.271
6 0 1 1 2 0 4
Milwaukee Brewers @ Oakland Athletics
Oakland-Alameda County Coliseum, Oakland, CA
Mon May 23 1983, 7:05 PM PDT
Att. 24,029 - Unknown
livebaseballscorecards.com
AB 56
R 5
H 12
RBI 5
BB 12
SO 9
LOB 35
Inning Stats
1B: 8 2B: 2 3B: 0 HR: 2
SF: 1 SAC: 3 DP: 2 HBP: 1
WP: 0 PB: 0 SB: 0 CS: 0
PA: 73
PITCHER IP WLS BF H R ER SO BB IBB HBP BLK WP HR S P ERA WHIP
Don Sutton, R (1, 1) ERA: 3.13 8.0 34 6 4 4 6 3 0 1 0 0 2 42 55 4.50 1.125
Tom Tellmann, R (9, 1) ERA: 1.3 4.0 16 3 0 0 0 3 0 0 0 0 0 13 25 0.00 1.500
Jim Slaton, R (13, 1) ERA: 2.1 4.2 L 23 3 1 1 3 5 1 0 0 0 0 23 47 1.93 1.714

Milwaukee Brewers @ Oakland Athletics

Oakland-Alameda County Coliseum, Oakland, CA

Tue May 24 1983, 7:05 PM PDT

Att. 12,198 - Unknown

TOP

livebaseballscorecards.com

Batter	1	2	3	4	5	6	7	8	9	AB	R	H	RBI	BB	SO	LOB
Charlie Moore, R (1, 9) OBP: 0.358, SLG: 0.427	BB SF9 BB BB	4-3 3-H		G3 1B 2B	1-2 FC6-4 1B 3-H		1-4-3		F6	5	2	2	2	1	0	3
Cecil Cooper, L (1, 3) OBP: 0.300, SLG: 0.423	E BB 1-2 BB	K		G3 2-3	F9			1B 1B	6-3	5	0	1	0	1	1	5
Robin Yount, R (1, 6) OBP: 0.416, SLG: 0.555	E 1-2 2-3 BB	F8		CS 1B 1B 3-H	FC6-4 1-2f			S 1-3 1B		4	1	2	1	1	0	2
Ted Simmons, S (1, 10) OBP: 0.365, SLG: 0.476	SF9 3-H	E 1B		1-H 1B	4-3	F8 1-2				4	0	2	2	0	0	2
Ben Oglivie, L (1, 7) OBP: 0.440, SLG: 0.566	E7 G5-4-3 1-2 2-3	K		5-3	F5			IBB		4	0	0	0	1	1	4
Gorman Thomas, R (1, 8) OBP: 0.283, SLG: 0.325	G5-4-3 1-2f	E5 1-2		G3 1B 1B BB	K			K		4	1	0	0	1	2	7
Don Money, R (1, 5) OBP: 0.250, SLG: 0.270		E6 SH1-4 1B 4-3	F3	1B G3 1B 1-2			6-3	K		4	2	1	0	0	0	2
Roy Howell, L (8, PH) OBP: 0.344, SLG: 0.474										1	0	0	0	0	1	3
Ed Romero, R (8, 5) OBP: 0.429, SLG: 0.857										0	0	0	0	0	0	0
Jim Gantner, L (1, 4) OBP: 0.321, SLG: 0.410		SH1-4 1-2 1B		6-3	G3 1-2 2-3		2B		BB	4	0	2	0	1	0	2
Ned Yost, R (1, 2) OBP: 0.304, SLG: 0.511		SH1-4 1-2 2-3		HR	1B 2-3 3-H 1B		F9		K	4	1	2	2	0	1	2

| | | | | | | | | | |

Batter	1	2	3	4	5	6	7	8	9	AB	R	H	RBI	BB	SO	LOB
Davey Lopes, R (1, 4) OBP: 0.342, SLG: 0.420	1B 1B BB 1B	1-H HR	5-3		S S S K 1-2		I I I IBB			4	2	2	2	1	1	2
Dan Meyer, L (1, 3) OBP: 0.354, SLG: 0.317	F7	B B B 1B 1B BB		F8		1B				4	1	1	0	1	0	3
Bill Almon, R (1, 9) (8, 7) OBP: 0.327, SLG: 0.350	B B B 1B 1B 1-2 BB	1B 1-2 SF7 1B		F1		1-2 1B		SH5-4 1B S 1B		4	2	3	0	1	0	0
Jeff Burroughs, R (1, 10) OBP: 0.352, SLG: 0.406 Mitchell Page, L (8, PR) OBP: 0.314, SLG: 0.207	1B 1-2 2-3 1B	1-3 2-H 1B		S S S K		F5		CS SH5-4 1-2 1B		5 0	0 0	3 0	1 0	0 0	1 0	2 0
Dwayne Murphy, L (1, 8) OBP: 0.308, SLG: 0.307	1-2 2-3 3-H 1B	SF7 3-H			F9 1B SF6 1B	F8		SH5-4 1-2 2-3		3	1	2	2	0	0	2
Garry Hancock, L (1, 7) OBP: 0.321, SLG: 0.333 Rickey Henderson, R (6, PH) OBP: 0.447, SLG: 0.435 (7, 7) Mike Davis, L (8, 9) OBP: 0.306, SLG: 0.360	F5	F7			E F9 1B 1-2 1B	S S S K	B B B S BB			3 1 0	1 0 0	1 0 0	0 0 0	0 0 1	0 1 0	4 2 0
Wayne Gross, L (1, 5) OBP: 0.347, SLG: 0.379	F9		F2		F9 1-2 2-3		H SH3-4 HBP	3-1 1-2 2-3 3-H		4	0	0	0	0	0	7
Bob Kearney, R (1, 2) OBP: 0.305, SLG: 0.395		5-3	6-3 1B		SF6 2-3 3-H		SH3-4 1-2			2	0	1	1	0	0	0
Tony Phillips, S (1, 6) OBP: 0.294, SLG: 0.279		HR 1B	6-3 1-2		S 3-H 1B		S S S K			4	1	2	1	0	1	2
Inning Stats	R: 1 E: 0 K: 0 S: 6 H: 3 LOB: 3 BB: 1 P: 10	R: 4 E: 0 K: 0 S: 7 H: 4 LOB: 1 BB: 1 P: 11	R: 0 E: 0 K: 0 S: 4 H: 1 LOB: 1 BB: 0 P: 4	R: 0 E: 0 K: 1 S: 5 H: 0 LOB: 0 BB: 0 P: 5	R: 2 E: 1 K: 1 S: 8 H: 3 LOB: 1 BB: 0 P: 8	R: 0 E: 0 K: 1 S: 7 H: 2 LOB: 2 BB: 0 P: 7	R: 0 E: 0 K: 1 S: 5 H: 0 LOB: 2 BB: 1 P: 10	R: 1 E: 0 K: 0 S: 4 H: 2 LOB: 2 BB: 1 P: 8		1B: 14 2B: 0 3B: 0 HR: 1 SF: 2 SAC: 2 DP: 0 HBP: 1						

PITCHER		IP	WLS	BF	H	R	ER	SO	BB	IBB	HBP	BLK	WP	HR	S	P	ERA	WHIP
Jerry Augustine, L ERA: 6.35	(1, 1)	1.1		13	7	5	5	0	2	0	0	0	0	1	11	19	33.75	6.750
Chuck Porter, R ERA: 7.84	(2, 1)	4.0		18	6	2	2	2	0	0	0	0	0	0	22	22	4.50	1.500
Jamie Easterly, L ERA: 4.7	(6, 1)	2.2	L	12	2	1	1	2	1	1	1	0	0	0	13	22	3.38	1.125

PITCHER	IP	WLS	BF	H	R	ER	SO	BB	IBB	HBP	BLK	WP	HR	S	P	ERA	WHIP

BOTTOM

Milwaukee Brewers @ Oakland Athletics

Oakland-Alameda County Coliseum, Oakland, CA

Tue May 24 1983, 7:05 PM PDT

Att. 12,198 - Unknown

livebaseballscorecards.com

AB	34
R	8
H	15
RBI	7
BB	4
SO	4
LOB	24

Batter	1	2	3	4	5	6	7	8	9	AB	R	H	RBI	BB	SO	LOB
Charlie Moore, R (1, 9) OBP: 0.362, SLG: 0.448	6-3		FC5-4 1-2f HR		HR		FC4-6 IBB		1B	3	2	1	1	1	0	1
Bob Skube, L (8, 9) OBP: 0.321, SLG: 0.333										1	0	1	0	0	0	0
Cecil Cooper, L (1, 3) OBP: 0.297, SLG: 0.435	F8		1-H HR		G3		FC4-6 1-2f 2-3 3-H 3B		F8	5	2	1	3	0	0	3
Robin Yount, R (1, 6) OBP: 0.410, SLG: 0.556	6-3		F9		6-3		1-H 3-H 3B		F9	5	0	1	2	0	0	1
Ted Simmons, S (1, 10) OBP: 0.354, SLG: 0.461		F6		4-3		K	4-3		5-3	5	0	0	0	0	1	2
Ben Oglivie, L (1, 7) OBP: 0.441, SLG: 0.561		K		BB 1B G1-2-3 1B		F5		5-3 BB		3	0	1	0	1	1	0
Don Money, R (1, 5) OBP: 0.250, SLG: 0.269		F7		BB 1-2 1B		5-3		5-3 1-2		4	0	1	0	0	0	1
Gorman Thomas, R (1, 8) OBP: 0.295, SLG: 0.328			1-3	1-2 2-3 BB			SH1-4 FC FC4-6 1B		BB	2	1	1	0	2	0	0
Jim Gantner, L (1, 4) OBP: 0.319, SLG: 0.419			1B 3B	G1-2-3 3-Hf			FC FC4-6 SH1-4 1-2 3B		F8	4	2	1	0	0	0	6
Ned Yost, R (1, 2) OBP: 0.306, SLG: 0.500			FC5-4 3-H 1B		G3		SH1-4 1-2 2-3		6-3	3	0	1	1	0	0	2

| Inning Stats | | | | | | | | | |

Batter	1	2	3	4	5	6	7	8	9	AB	R	H	RBI	BB	SO	LOB
Bill Almon, R (1, 6) OBP: 0.322, SLG: 0.343	F7		1-3		1B 2B 1B 1-2 2-H	E5 1-2		5-3		5	1	1	1	0	0	2
Mike Davis, L (1, 9) OBP: 0.314, SLG: 0.364	6-3			G3 1B HBP	2B 1B 1-2 2-3	1-3			HR 1B	4	2	2	0	0	0	2
Wayne Gross, L (1, 5) OBP: 0.358, SLG: 0.435	4-3			G3 1-2	2B 1-3 2-H 3-H		5-3 1B		1-H HR	5	1	3	4	0	0	1
Dwayne Murphy, L (1, 8) OBP: 0.311, SLG: 0.300		F5		F7	IBB		F8		BBBB 3-1 BB	3	0	0	0	2	0	2
Jeff Burroughs, R (1, 10) OBP: 0.347, SLG: 0.398		F8		FC6-4 2-H 1B	F6		5-3 1-2		F8	5	0	1	1	0	0	5
Dan Meyer, L (1, 3) OBP: 0.340, SLG: 0.289		F7		FC6-4 1-2f	F5		BBBB BB		3-1 1-2	4	0	0	0	1	0	5
Garry Hancock, L (1, 7) OBP: 0.333, SLG: 0.323			6-3		1B 1B 1B	F8	F7		IBB	4	1	1	0	1	0	2
Darryl Cias, R (1, 2) OBP: 0.375, SLG: 0.357 Mitchell Page, L (8, PH) OBP: 0.306, SLG: 0.200 Mike Heath, R (9, 2) OBP: 0.500, SLG: 0.571 Davey Lopes, R (9, PH) OBP: 0.340, SLG: 0.417			5-3		SSS K	F6		SSS K	6-3	3 1 0 1	0 0 0 0	0 0 0 0	0 0 0 0	1 1 0 0	1 0 0 0	1 0 0 2
Tony Phillips, S (1, 4) OBP: 0.307, SLG: 0.288			BBBB BB		1B 1B 2B 1B 1-2	E 1B		SSS K		3	1	2	0	1	1	0
Inning Stats	R: 0 E: 0 K: 0 S: 3 H: 0 LOB: 0 BB: 0 P: 3	R: 0 E: 0 K: 0 S: 3 H: 0 LOB: 0 BB: 0 P: 3	R: 0 E: 0 K: 0 S: 3 H: 0 LOB: 1 BB: 1 P: 7	R: 1 E: 0 K: 0 S: 4 H: 1 LOB: 1 BB: 0 P: 5	R: 3 E: 0 K: 1 S: 10 H: 5 LOB: 3 BB: 1 P: 14	R: 0 E: 1 K: 0 S: 5 H: 1 LOB: 2 BB: 0 P: 5	R: 0 E: 0 K: 0 S: 4 H: 1 LOB: 2 BB: 1 P: 8	R: 0 E: 0 K: 2 S: 7 H: 0 LOB: 0 BB: 0 P: 7	R: 2 E: 0 K: 0 S: 5 H: 2 LOB: 2 BB: 2 P: 13	1B: 8 2B: 1 3B: 0 HR: 1 SF: 0 SAC: 0 DP: 0 HBP: 1							

BOTTOM

Milwaukee Brewers @ Oakland Athletics

Oakland-Alameda County Coliseum, Oakland, CA

Wed May 25 1983, 3:33 AM PDT

Att. 18,375 - Sunny

livebaseballscorecards.com

AB	38
R	6
H	10
RBI	6
BB	5
SO	3
LOB	22

WP: 0 PA: 44
PB: 0
SB: 0
CS: 0

PITCHER		IP	WLS	BF	H	R	ER	SO	BB	IBB	HBP	BLK	WP	HR	S	P	ERA	WHIP
Moose Haas, R ERA: 4.59	(1, 1)	8.0	W	38	9	5	5	3	2	1	1	0	0	0	40	53	5.62	1.375
Bob Gibson, R ERA: 2.03	(9, 1)	0.0		2	1	1	1	0	1	0	0	0	0	1	1	5	∞	∞
Tom Tellmann, R ERA: 1.26	(9, 1)	1.0	S	4	0	0	0	0	0	1	0	0	0	0	3	7	0.00	0.000

PITCHER		IP	WLS	BF	H	R	ER	SO	BB	IBB	HBP	BLK	WP	HR	S	P	ERA	WHIP

Batter	1	2	3	4	5	6	7	8	9	AB	R	H	RBI	BB	SO	LOB
Steve Henderson, R (1, 7) OBP: 0.412, SLG: 0.445	S S S 0-3 ① K		x 0-0 1-H 2B			x 0-0 ② L5		x 0-0 1-H 2B	x 0-0 1-H 2-H 2B	5	0	3	4	0	1	0
Gaylord Perry, R (9, 1)										0	0	0	0	0	0	0
Bill Caudill, R (9, 1)										0	0	0	0	0	0	0
Jamie Allen, R (1, 5)	x 0-0 ② 5-3		S S S 0-3 ③ K			x 0-0 ③ 5-3		x 0-0 ② F3	x 0-0 ③ F8	3	0	0	0	0	1	1
Manny Castillo, S (8, PH) OBP: 0.258, SLG: 0.263										2	0	0	0	0	0	3
(8, 5)																
Dave Henderson, R (1, 8) OBP: 0.309, SLG: 0.408	S S S 0-3 ③ K			S S S 0-3 ① K			x 0-0 2B 1B	x 0-0 ③ 6-3		4	1	1	0	0	2	1
Richie Zisk, R (1, 10) OBP: 0.268, SLG: 0.337		B B B 4-0 G4-6-3 BB		S S S 0-3 ② K			x 0-0 1-H 2B		x 0-0 SH1-3 E 1B 1B	3	0	2	1	1	1	0
Ricky Nelson, L (9, PR) OBP: 0.273, SLG: 0.424										0	1	0	0	0	0	0
(9, 7)																
Al Cowens, R (1, 9) OBP: 0.227, SLG: 0.247		x 0-0 ① ② G4-6-3 1-2f		x 0-0 ③ F9			x 0-0 ① F9		x 0-0 E4 1B SH1-3 1B 1-2	4	1	0	0	0	0	3
Pat Putnam, L (1, 3) OBP: 0.316, SLG: 0.431		x 0-0 ③ F8			x 0-0 ① F5		x 0-0 ② F7		x 0-0 ① SH1-3 1-2 2-3	3	0	0	0	0	0	1
Orlando Mercado, R (1, 2) OBP: 0.209, SLG: 0.308			x 0-0 ① F9		x 0-0 ② F6		x 0-0 ③ 1-4-3		x 0-0 FC6-4 1B 2-3 3-H	3	0	0	0	0	0	1
Rick Sweet, S (9, PH) OBP: 0.286, SLG: 0.316										1	0	1	1	0	0	0
(9, 2)																
Todd Cruz, R (1, 6) OBP: 0.258, SLG: 0.355			x 0-0 ② F3		x 0-0 ③ F8			x 0-0 ① F8	x 0-0 ② FC6-4 1B 1-2f 2B	4	1	0	0	0	0	2
Julio Cruz, S (1, 4) OBP: 0.353, SLG: 0.387			x 0-0 E4 S 2B			S S S 0-3 ① K		B B B 4-0 S 2B BB	x 0-0 1-2 2B 3-H 1B	3	3	1	1	1	1	0
Inning Stats	R: 0 E: 0 K: 2 S: 7 H: 0 LOB: 0 BB: 0 P: 7	R: 0 E: 0 K: 0 S: 2 H: 0 LOB: 0 BB: 1 P: 6	R: 1 E: 1 K: 1 S: 7 H: 1 LOB: 1 BB: 0 P: 7	R: 0 E: 0 K: 2 S: 7 H: 0 LOB: 0 BB: 0 P: 7	R: 0 E: 0 K: 0 S: 3 H: 0 LOB: 0 BB: 0 P: 3	R: 0 E: 0 K: 1 S: 5 H: 0 LOB: 0 BB: 0 P: 5	R: 1 E: 0 K: 0 S: 5 H: 2 LOB: 1 BB: 0 P: 5	R: 1 E: 0 K: 0 S: 4 H: 1 LOB: 1 BB: 1 P: 8	R: 4 E: 1 K: 0 S: 8 H: 4 LOB: 2 BB: 0 P: 8	1B: 4 2B: 4 3B: 0 HR: 0	SF: 0 SAC: 1 DP: 1 HBP: 0						

PITCHER		IP	WLS	BF	H	R	ER	SO	BB	IBB	HBP	BLK	WP	HR	S	P	ERA	WHIP
Bob McClure, L ERA: 3.62	(1, 1)	7.1		27	3	3	2	6	2	0	0	0	0	0	37	45	2.46	0.682
Tom Tellmann, R ERA: 1.48	(8, 1)	1.2	L	11	5	4	1	0	0	0	0	0	0	0	11	11	5.40	3.000

PITCHER	IP	WLS	BF	H	R	ER	SO	BB	IBB	HBP	BLK	WP	HR	S	P	ERA	WHIP

Seattle Mariners @ Milwaukee Brewers

Milwaukee County Stadium, Milwaukee, WI

Fri May 27 1983, 8:05 PM EDT
Att. 14,762 - Unknown

TOP

livebaseballscorecards.com

AB	35
R	7
H	8
RBI	7
BB	2
SO	6
LOB	12

1B: 4	SF: 0	WP: 0	PA: 38
2B: 4	SAC: 1	PB: 0	
3B: 0	DP: 1	SB: 3	
HR: 0	HBP: 0	CS: 0	

BOTTOM

Seattle Mariners @ Milwaukee Brewers

Milwaukee County Stadium, Milwaukee, WI

Fri May 27 1983, 8:05 PM EDT

Att. 14,762 - Unknown

livebaseballscorecards.com

Batter	1	2	3	4	5	6	7	8	9	AB	R	H	RBI	BB	SO	LOB
Jim Gantner, L (1, 4) OBP: 0.321, SLG: 0.438	HR		1-3			F7		G4-6-3 1B	1-3	5	1	2	1	0	0	2
Cecil Cooper, L (1, 3) OBP: 0.296, SLG: 0.430	E 1B 1B		1-3			5-3		G4-6-3 1-2f		4	1	1	0	0	0	1
Robin Yount, R (1, 6) OBP: 0.412, SLG: 0.555	E6 1B 1-3 SF7		5-3			1B		1B		4	1	2	0	0	0	1
Ted Simmons, S (1, 2) OBP: 0.357, SLG: 0.458	G5-4-3 1-3 3-H 1B			FC4-6 BB		4-3		F8		3	0	1	1	1	0	2
Ben Oglivie, L (1, 7) OBP: 0.443, SLG: 0.585	SF7 3-H			FC4-6 CS 1-2f			E 3B		2B 2B	3	2	2	1	0	0	1
Don Money, R (1, 5) OBP: 0.238, SLG: 0.254	G5-4-3 1-2f			K			6-3		F7	4	0	0	0	0	1	4
Roy Howell, L (1, 10) OBP: 0.338, SLG: 0.475		4-3	CS 1-2		6-3		1-3		1B 2-H 2B	4	0	1	1	0	0	1
Gorman Thomas, R (1, 8) OBP: 0.294, SLG: 0.326 Marshall Edwards, L (9, PR)		F8			K		E6 3-H		2-3 1B	4 0	0 0	1 0	0 0	0 0	1 0	0 0
Charlie Moore, R (1, 9) OBP: 0.353, SLG: 0.435		5-3			4-3		6-3		K	4	0	0	0	0	1	3

	AB	35
	R	5
	H	10
	RBI	4
	BB	1
	SO	3
	LOB	15

Inning Stats	1	2	3	4	5	6	7	8	9
	R: 3 E: 1 K: 0 S: 6	H: 3 LOB: 0 BB: 0 P: 6	R: 0 E: 0 K: 0 S: 3	H: 0 LOB: 0 BB: 0 P: 3	R: 0 E: 0 K: 0 S: 3	H: 0 LOB: 0 BB: 0 P: 3	R: 0 E: 0 K: 1 S: 4	H: 0 LOB: 0 BB: 1 P: 8	R: 0 E: 0 K: 1 S: 5	H: 0 LOB: 0 BB: 0 P: 5	R: 0 E: 0 K: 0 S: 4	H: 1 LOB: 1 BB: 0 P: 4	R: 1 E: 1 K: 0 S: 5	H: 1 LOB: 1 BB: 0 P: 5	R: 0 E: 0 K: 0 S: 4	H: 2 LOB: 1 BB: 0 P: 4	R: 1 E: 0 K: 1 S: 8	H: 3 LOB: 2 BB: 0 P: 8

	1B: 6	SF: 1
	2B: 2	SAC: 0
	3B: 1	DP: 2
	HR: 1	HBP: 0

	WP: 0	PA: 38
	PB: 0	
	SB: 0	
	CS: 1	

PITCHER		IP	WLS	BF	H	R	ER	SO	BB	IBB	HBP	BLK	WP	HR	S	P	ERA	WHIP
Gaylord Perry, R ERA: 5.32	(1, 1)	8.0	W	32	8	5	3	2	1	0	0	0	0	1	35	39	3.38	1.125
Gaylord Perry, R ERA: 5.32	(9, 1)	8.0	W	32	8	5	3	2	1	0	0	0	0	1	35	39	3.38	1.125
Bill Caudill, R ERA: 4.67	(9, 1)	1.0	S	5	2	0	0	1	0	0	0	0	0	0	7	7	0.00	2.000

PITCHER		IP	WLS	BF	H	R	ER	SO	BB	IBB	HBP	BLK	WP	HR	S	P	ERA	WHIP

Batter	1	2	3	4	5	6	7	8	9	AB	R	H	RBI	BB	SO	LOB
Steve Henderson, R (1, 7) OBP: 0.420, SLG: 0.453	0-0 S SH1-3 1B		0-0 1B		4-3 ②			0-0 3B 1B		4	1	3	0	0	0	0
Ricky Nelson, L (8, 7) OBP: 0.273, SLG: 0.424										0	0	0	0	0	0	0
Jamie Allen, R (1, 5) OBP: 0.319, SLG: 0.295	0-0 ① SH1-3 1-2		S S S 0-3 ③ K		0-0 ③ 1-3			0-0 1-H SF9 3B		2	0	0	0	0	1	1
Manny Castillo, S (8, PH) OBP: 0.270, SLG: 0.310 (8, 5)										1	1	1	1	0	0	0
Dave Henderson, R (1, 8) OBP: 0.313, SLG: 0.410	S S S 0-3 ② K 2-3			0-0 G4-6-3 1B 1B		0-0 G6-4-3 1B		0-0 ① F4		4	0	2	0	0	1	2
Richie Zisk, R (1, 10) OBP: 0.267, SLG: 0.337	0-0 ③ 6-3			0-0 G4-6-3 1-2 1B		0-0 ① G6-4-3 ② 1-2f		0-0 ② SF9 3-H		3	0	1	1	0	0	2
Al Cowens, R (1, 9) OBP: 0.222, SLG: 0.241		0-0 ① F8		0-0 ① G4-6-3 ② 1-2f 2-3		0-0 ③ 6-3		0-0 ③ 6-3		4	0	0	0	0	0	2
Pat Putnam, L (1, 3) OBP: 0.308, SLG: 0.418		0-0 ② F8		0-0 ③ 5-3			0-0 ① 4-3		0-0 ① F5	4	0	0	0	0	0	1
Orlando Mercado, R (1, 2) OBP: 0.225, SLG: 0.333		0-0 ③ 6-3			0-0 HR 2B		0-0 4-3 1B		0-0 ② F9	4	1	2	0	0	0	0
Todd Cruz, R (1, 6) OBP: 0.257, SLG: 0.371			0-0 ① 6-3		0-0 2-H HR		0-0 ② 4-3 1-2		0-0 ③ F7	4	1	1	2	0	0	1
Julio Cruz, S (1, 4) OBP: 0.346, SLG: 0.379			0-0 ② F9		0-0 ① 1-3		0-0 ③ F9			3	0	0	0	0	0	1
Inning Stats	R: 0 H: 1 E: 0 LOB: 1 K: 1 BB: 0 S: 6 P: 6	R: 0 H: 0 E: 0 LOB: 0 K: 0 BB: 0 S: 3 P: 3	R: 0 H: 1 E: 0 LOB: 1 K: 1 BB: 0 S: 6 P: 6	R: 0 H: 2 E: 0 LOB: 1 K: 0 BB: 0 S: 4 P: 4	R: 2 H: 2 E: 0 LOB: 0 K: 0 BB: 0 S: 5 P: 5	R: 0 H: 1 E: 0 LOB: 0 K: 0 BB: 0 S: 3 P: 3	R: 0 H: 1 E: 0 LOB: 1 K: 0 BB: 0 S: 4 P: 4	R: 2 H: 2 E: 0 LOB: 0 K: 0 BB: 0 S: 5 P: 5	R: 0 H: 0 E: 0 LOB: 0 K: 0 BB: 0 S: 3 P: 3	1B: 7 SF: 1 2B: 1 SAC: 1 3B: 1 DP: 2 HR: 1 HBP: 0						

PITCHER		IP	WLS	BF	H	R	ER	SO	BB	IBB	HBP	BLK	WP	HR	S	P	ERA	WHIP
Mike Caldwell, L ERA: 4.04	(1, 1)	7.0		28	9	3	3	2	0	0	0	0	0	1	32	32	3.86	1.286
Jim Slaton, R ERA: 2.25	(8, 1)	2.0	L	7	1	1	1	0	0	0	0	0	0	0	7	7	4.50	0.500

PITCHER	IP	WLS	BF	H	R	ER	SO	BB	IBB	HBP	BLK	WP	HR	S	P	ERA	WHIP

TOP

Seattle Mariners @ Milwaukee Brewers

Milwaukee County Stadium, Milwaukee, WI

Sat May 28 1983, 8:05 PM EDT
Att. 28,880 - Unknown

livebaseballscorecards.com

AB	33
R	4
H	10
RBI	4
BB	0
SO	2
LOB	10

PA: 35

WP: 0
PB: 0
SB: 1
CS: 0

BOTTOM

Batter	1	2	3	4	5	6	7	8	9	AB	R	H	RBI	BB	SO	LOB
Jim Gantner, L (1, 4) OBP: 0.314, SLG: 0.427	4-3		4-3		SH3-4 (1-2)		4-3 (2-3)		FC4-6 (1-2f)	4	0	0	0	0	0	2
Robin Yount, R (1, 6) OBP: 0.419, SLG: 0.554	5-3		HR (S)		BB (2-3)		BB			2	1	1	0	2	0	0
Cecil Cooper, L (1, 3) OBP: 0.295, SLG: 0.423	F4		HR (1-2)		3-4-3		4-3			3	1	0	0	1	0	3
Gorman Thomas, R (1, 8) OBP: 0.293, SLG: 0.346		F7	HR (1-H, 2-H)			K		F7		4	1	1	3	0	1	0
Ben Oglivie, L (1, 7) OBP: 0.438, SLG: 0.572		6-3	F9			F2		G6-4-3 BB		3	0	0	0	1	0	0
Ted Simmons, S (1, 2) OBP: 0.366, SLG: 0.462		S BB		7-6-3 1B		1B		G6-4-3 (1-2f)		3	0	2	0	1	0	1
Roy Howell, L (1, 10) OBP: 0.338, SLG: 0.460 Paul Molitor, R (9, PH) OBP: 0.329, SLG: 0.349		FC6-4 (1-2) BB		K		G3			F3	2 1	0 0	0 0	0 0	1 0	1 0	2 0
Don Money, R (1, 5) OBP: 0.226, SLG: 0.240		FC6-4 (1-2f)		7-6-3 (1-2f)			F8		F8	4	0	0	0	0	0	3
Charlie Moore, R (1, 9) OBP: 0.363, SLG: 0.451			F3		BB SH3-4 1B		4-3 2B		FC4-6 1B	4	0	3	0	0	0	0
Inning Stats	R: 0 E: 0 K: 0 S: 3 H: 0 LOB: 0 BB: 0 P: 3	R: 0 E: 0 K: 0 S: 3 H: 0 LOB: 2 BB: 2 P: 11	R: 3 E: 0 K: 0 S: 5 H: 2 LOB: 0 BB: 1 P: 9	R: 0 E: 0 K: 1 S: 5 H: 1 LOB: 0 BB: 0 P: 5	R: 0 E: 0 K: 0 S: 3 H: 1 LOB: 1 BB: 1 P: 7	R: 0 E: 0 K: 1 S: 6 H: 1 LOB: 1 BB: 0 P: 6	R: 0 E: 0 K: 0 S: 4 H: 1 LOB: 2 BB: 1 P: 8	R: 0 E: 0 K: 0 S: 2 H: 0 LOB: 0 BB: 1 P: 6	R: 0 E: 0 K: 0 S: 4 H: 1 LOB: 1 BB: 0 P: 4	1B: 5 2B: 2 3B: 0 HR: 1	SF: 0 SAC: 1 DP: 2 HBP: 0			WP: 0 PB: 0 SB: 2 CS: 0	PA: 37		

PITCHER		IP	WLS	BF	H	R	ER	SO	BB	IBB	HBP	BLK	WP	HR	S	P	ERA	WHIP
Bob Stoddard, R ERA: 4.45	(1, 1)	6.2		29	6	3	3	2	5	0	0	0	0	1	28	48	4.05	1.650
Ed Vande Berg, L ERA: 3.38	(7, 1)	2.1	W	8	1	0	0	0	1	0	0	0	0	0	7	11	0.00	0.857

PITCHER	IP	WLS	BF	H	R	ER	SO	BB	IBB	HBP	BLK	WP	HR	S	P	ERA	WHIP

Seattle Mariners @ Milwaukee Brewers

Milwaukee County Stadium, Milwaukee, WI

Sat May 28 1983, 8:05 PM EDT

Att. 28,880 - Unknown

livebaseballscorecards.com

AB	30
R	3
H	7
RBI	3
BB	6
SO	2
LOB	11

Batter	1	2	3	4	5	6	7	8	9	AB	R	H	RBI	BB	SO	LOB
Steve Henderson, R (1, 7) OBP: 0.408, SLG: 0.439 Al Cowens, R (8, 9) OBP: 0.222, SLG: 0.241	SSS 0-3 ① K		x 0-0 ② F9		SSS 0-3 ② K 1-2	x 0-0 ② 6-3 1-2 3-H		SSS 0-3 ② K 1-3		5 0	0 0	0 0	1 0	0 0	3 0	3 0
Manny Castillo, S (1, 5) OBP: 0.265, SLG: 0.302	x 0-0 ② F6		x 0-0 1B 1B		SSS 0-3 ③ K	x 0-0 ③ 4-3		x 0-0 ③ F6		5	0	1	0	0	1	3
Ricky Nelson, L (1, 9) OBP: 0.316, SLG: 0.514 (8, 7)	x 0-0 ③ 1-3		x 0-0 1-2 1B			x 0-0 HR	BBB 4-0 G5-4-3 BB		SSS 0-3 ① K	4	1	2	1	1	1	0
Richie Zisk, R (1, 10) OBP: 0.264, SLG: 0.330		SSS 0-3 ① K	x 0-0 ③ 1-3			x 0-0 1B E 1B	x 0-0 ① ② G5-4-3 1-2f		SSS 0-3 ② K	5	1	1	0	0	2	3
Pat Putnam, L (1, 3) OBP: 0.311, SLG: 0.414		x 0-0 ② 5-3		x 0-0 ① F6		x 0-0 E 1-3 SH 1B	BBB 4-0 1B BB		SSS 0-3 ③ K	4	1	1	0	1	1	0
Dave Henderson, R (1, 8) OBP: 0.324, SLG: 0.419		x 0-0 S 1B 1B		x 0-0 ② 6-3		x 0-0 E9 SH 1-3 3-H SF8 1B	x 0-0 FC5-4 1-2 1B			4	2	3	1	0	0	0
Rick Sweet, S (1, 2) OBP: 0.295, SLG: 0.317		x 0-0 1-H 1B		SSS 0-3 ③ K		4-0 SF8 SH 6-3 IBB	x 0-0 ③ FC5-4 1-2f			3	1	1	1	1	1	2
Todd Cruz, R (1, 6) OBP: 0.253, SLG: 0.364		x 0-0 ③ F7			x 0-0 ① 5-3	x 0-0 SH 6-3 1-2 2-3 3-H		x 0-0 ① F7		3	0	0	1	0	0	1
Julio Cruz, S (1, 4) OBP: 0.350, SLG: 0.380			x 0-0 ① 1-3		x 0-0 S 1B	x 0-0 ① SF8 2-3 3-H		BBB 4-0 E S BB		2	0	1	1	1	0	0
Inning Stats	R: 0 E: 0 K: 1 S: 5 H: 0 LOB: 0 BB: 0 P: 5	R: 1 E: 0 K: 1 S: 7 H: 2 LOB: 1 BB: 0 P: 7	R: 0 E: 0 K: 0 S: 5 H: 2 LOB: 2 BB: 0 P: 5	R: 0 E: 0 K: 1 S: 5 H: 0 LOB: 0 BB: 0 P: 5	R: 0 E: 0 K: 2 S: 8 H: 1 LOB: 1 BB: 0 P: 8	R: 5 E: 1 K: 0 S: 8 H: 4 LOB: 1 BB: 1 P: 12	R: 0 E: 0 K: 0 S: 3 H: 1 LOB: 2 BB: 2 P: 11	R: 0 E: 1 K: 1 S: 5 H: 0 LOB: 1 BB: 1 P: 9	R: 0 E: 0 K: 3 S: 9 H: 0 LOB: 0 BB: 0 P: 9	1B: 9 2B: 0 3B: 0 HR: 1 SF: 1 SAC: 1 DP: 1 HBP: 0						

PITCHER		IP	WLS	BF	H	R	ER	SO	BB	IBB	HBP	BLK	WP	HR	S	P	ERA	WHIP
Don Sutton, R ERA: 3.66	(1, 1)	6.0	L	29	9	6	6	5	0	1	0	0	0	1	38	42	9.00	1.500
Jamie Easterly, L ERA: 4.15	(7, 1)	1.0		5	1	0	0	0	2	0	0	0	0	0	3	11	0.00	3.000
Bob Gibson, R ERA: 1.76	(8, 1)	2.0		7	0	0	0	4	1	0	0	0	0	0	14	18	0.00	0.500

PITCHER	IP	WLS	BF	H	R	ER	SO	BB	IBB	HBP	BLK	WP	HR	S	P	ERA	WHIP

TOP

Seattle Mariners @ Milwaukee Brewers

Milwaukee County Stadium, Milwaukee, WI

Sun May 29 1983, 4:33 AM EDT

Att. 25,301 - Unknown

livebaseballscorecards.com

AB	35
R	6
H	10
RBI	6
BB	4
SO	9
LOB	12

Seattle Mariners @ Milwaukee Brewers

Milwaukee County Stadium, Milwaukee, WI

Sun May 29 1983, 4:33 AM EDT

Att. 25,301 - Unknown

livebaseballscorecards.com

BOTTOM

Batter	1	2	3	4	5	6	7	8	9	AB	R	H	RBI	BB	SO	LOB
Charlie Moore, R (1, 9) OBP: 0.360, SLG: 0.441	BBBB 4-0 1B SF8 BB		x 0-0 ② 1-3		x 0-0 ③ 6-3			x 0-0 ② 6-3		3	1	0	0	1	0	1
Robin Yount, R (1, 6) OBP: 0.426, SLG: 0.562	x 0-0 1-3 1B		BBBB 4-0 BB			x 0-0 ① 6-3		x 0-0 HR 2B		3	1	2	0	1	0	0
Cecil Cooper, L (1, 3) OBP: 0.294, SLG: 0.436	x 0-0 ① F4		x 0-0 ③ 1-3			x 0-0 ② 4-3		x 0-0 2-H HR		4	1	1	2	0	0	3
Gorman Thomas, R (1, 8) OBP: 0.292, SLG: 0.345	x 0-0 ② SF8 3-H			SSS 0-3 ① K		x 0-0 ③ 3-1		x 0-0 2B 1B		3	1	1	1	0	1	0
Ted Simmons, S (1, 10) OBP: 0.369, SLG: 0.466	x 0-0 ③ 1-3			SSS 0-3 ② K			BBBB 4-0 BLK BB	x 0-0 1-H 2B		3	0	1	1	1	1	1
Ben Oglivie, L (1, 7) OBP: 0.429, SLG: 0.557		x 0-0 ① 4-3		x 0-0 ③ 3-1			x 0-0 ① F5 1-2	x 0-0 ③ F8		4	0	0	0	0	0	2
Paul Molitor, R (1, 5) OBP: 0.333, SLG: 0.356		x 0-0 ② 5-3			x 0-0 2B		BBBB 4-0 G6-4-3 BB		x 0-0 ① 6-3	3	0	1	0	1	0	0
Ned Yost, R (1, 2) OBP: 0.288, SLG: 0.471 Jim Gantner, L (9, PH) OBP: 0.312, SLG: 0.424	SSS 0-3 ③ K				x 0-0 ① 6-3		x 0-0 ② ③ G6-4-3 1-2f		SSS 0-3 ② K	3 1	0 0	0 0	0 0	0 0	1 1	3 0
Ed Romero, R (1, 4) OBP: 0.300, SLG: 0.600 Bob Skube, L (9, PH) OBP: 0.310, SLG: 0.320			x 0-0 ① F8		x 0-0 ② F8			x 0-0 ① F9	SSS 0-3 ③ K	3 1	0 0	0 0	0 0	0 0	0 1	1 0
Inning Stats	R: 1 H: 1 E: 0 LOB: 1 K: 0 BB: 1 S: 4 P: 8	R: 0 H: 0 E: 0 LOB: 0 K: 1 BB: 0 S: 5 P: 5	R: 0 H: 0 E: 0 LOB: 1 K: 0 BB: 1 S: 3 P: 7	R: 0 H: 0 E: 0 LOB: 0 K: 2 BB: 0 S: 7 P: 7	R: 0 H: 1 E: 0 LOB: 1 K: 0 BB: 0 S: 4 P: 4	R: 0 H: 0 E: 0 LOB: 0 K: 0 BB: 0 S: 3 P: 3	R: 0 H: 0 E: 0 LOB: 1 K: 0 BB: 2 S: 2 P: 10	R: 3 H: 4 E: 0 LOB: 1 K: 0 BB: 0 S: 7 P: 7	R: 0 H: 0 E: 0 LOB: 0 K: 2 BB: 0 S: 7 P: 7	1B: 2 2B: 3 3B: 0 HR: 1	SF: 1 SAC: 0 DP: 1 HBP: 0			WP: 0 PB: 0 SB: 0 CS: 0		PA: 36	

	AB	31
	R	4
	H	6
	RBI	4
	BB	4
	SO	5
	LOB	11

PITCHER		IP	WLS	BF	H	R	ER	SO	BB	IBB	HBP	BLK	WP	HR	S	P	ERA	WHIP
Matt Young, L ERA: 2.53	(1, 1)	7.2	W	32	6	4	4	3	4	0	0	1	0	1	34	50	4.70	1.304
Ed Vande Berg, L ERA: 3.31	(8, 1)	0.1		1	0	0	0	0	0	0	0	0	0	0	1	1	0.00	0.000
Bill Caudill, R ERA: 4.5	(9, 1)	1.0	S	3	0	0	0	2	0	0	0	0	0	0	7	7	0.00	0.000

PITCHER	IP	WLS	BF	H	R	ER	SO	BB	IBB	HBP	BLK	WP	HR	S	P	ERA	WHIP

Batter	1	2	3	4	5	6	7	8	9	AB	R	H	RBI	BB	SO	LOB
Steve Henderson, R (1, 7) OBP: 0.404, SLG: 0.440	4-3		G3		L1			HR 2B		4	1	1	1	0	0	0
Jamie Allen, R (1, 5) OBP: 0.326, SLG: 0.333	4-3			BBBB 2B SH5-3 BB		F6		HR		3	1	1	2	1	0	0
Ricky Nelson, L (1, 9) OBP: 0.317, SLG: 0.500	L5			SH5-3 1-2		G6-4-3 1B		F6		3	0	1	0	0	0	0
Richie Zisk, R (1, 10) OBP: 0.273, SLG: 0.347		FC6-4 1B		2B 2-3		G6-4-3 1-2f		4-3		4	0	2	0	0	0	1
Dave Henderson, R (1, 8) OBP: 0.322, SLG: 0.411		K		BBBB FC6-4 BB			F8	F9		3	0	0	0	1	1	1
Pat Putnam, L (1, 3) OBP: 0.310, SLG: 0.409		K		F6			1B		3-1	4	0	1	0	0	1	4
Orlando Mercado, R (1, 2) OBP: 0.216, SLG: 0.319 Rick Sweet, S (9, PH) OBP: 0.292, SLG: 0.313	FC6-4 1-2f		FC6-4 1-2f			F8		E6		3 1	0 0	0 0	0 0	0 0	0 0	5 0
Todd Cruz, R (1, 6) OBP: 0.247, SLG: 0.355		5-3			F8		F2		K	4	0	0	0	0	1	2
Julio Cruz, S (1, 4) OBP: 0.347, SLG: 0.384		F9			1-3			2B	3-1	4	1	1	0	0	0	1
Inning Stats	R: 0 E: 0 K: 0 S: 3 H: 0 LOB: 0 BB: 0 P: 3	R: 0 E: 0 K: 2 S: 8 H: 1 LOB: 1 BB: 0 P: 8	R: 0 E: 0 K: 0 S: 3 H: 0 LOB: 0 BB: 0 P: 3	R: 0 E: 0 K: 0 S: 4 H: 1 LOB: 3 BB: 2 P: 12	R: 0 E: 0 K: 0 S: 3 H: 0 LOB: 0 BB: 0 P: 3	R: 0 E: 0 K: 0 S: 3 H: 1 LOB: 0 BB: 0 P: 3	R: 0 E: 0 K: 0 S: 4 H: 1 LOB: 1 BB: 0 P: 4	R: 3 E: 0 K: 0 S: 6 H: 3 LOB: 0 BB: 0 P: 6	R: 0 E: 1 K: 1 S: 6 H: 0 LOB: 1 BB: 0 P: 6	1B: 3 2B: 3 3B: 0 HR: 1	SF: 0 SAC: 1 DP: 1 HBP: 0						

TOP

Seattle Mariners @ Milwaukee Brewers

Milwaukee County Stadium, Milwaukee, WI

Mon May 30 1983, 4:33 AM EDT

Att. 18,673 - Unknown

livebaseballscorecards.com

AB	33
R	3
H	7
RBI	3
BB	2
SO	3
LOB	14

WP: 0 PB: 0 SB: 0 CS: 0 PA: 36

PITCHER		IP	WLS	BF	H	R	ER	SO	BB	IBB	HBP	BLK	WP	HR	S	P	ERA	WHIP
Jerry Augustine, L ERA: 5.4	(1, 1)	8.0	W	32	7	3	3	2	2	0	0	0	0	1	34	42	3.38	1.125
Tom Tellmann, R ERA: 1.44	(9, 1)	1.0	S	4	0	0	0	1	0	0	0	0	0	0	6	6	0.00	0.000

PITCHER		IP	WLS	BF	H	R	ER	SO	BB	IBB	HBP	BLK	WP	HR	S	P	ERA	WHIP

Batter	1	2	3	4	5	6	7	8	9	AB	R	H	RBI	BB	SO	LOB
Jim Gantner, L (1, 4) OBP: 0.316, SLG: 0.444	4-3		1-H HR		1-3 2-H FC6-4 1B		F6			4	1	2	3	0	0	1
Robin Yount, R (1, 6) OBP: 0.417, SLG: 0.549	5-3		4-3		1-2f 3-H FC6-4		1-3			4	0	0	1	0	0	2
Cecil Cooper, L (1, 3) OBP: 0.293, SLG: 0.432	K			L6	F7			3B 1B		4	1	1	0	0	1	1
Gorman Thomas, R (1, 8) OBP: 0.291, SLG: 0.343		G4-6-3 1B		K		K		F8		4	0	1	0	0	2	1
Ben Oglivie, L (1, 7) OBP: 0.425, SLG: 0.562		F7		F9		L3		1-H 2 3B		4	0	1	1	0	0	1
Ted Simmons, S (1, 2) OBP: 0.372, SLG: 0.463		G4-6-3 1-2f			6-3	FC6-4 1B		IBB		3	0	1	0	1	0	1
Roy Howell, L (1, 10) OBP: 0.338, SLG: 0.455 Don Money, R (8, PH) OBP: 0.224, SLG: 0.237			4-3		1B 1B	FC6-4 1-2f		2 3-Hf		3 1	1 0	1 0	0 0	0 0	0 0	1 2
Paul Molitor, R (1, 5) OBP: 0.340, SLG: 0.363			CS 1B		1B 1-2 1B		K			3	1	2	0	0	1	0
Charlie Moore, R (1, 9) OBP: 0.371, SLG: 0.453			1-2 HR 1B		1B 1-2 2-H FC6-4 1B		1B			3	2	3	1	0	0	0
Inning Stats	R: 0 E: 0 K: 1 S: 5 H: 0 LOB: 0 BB: 0 P: 5	R: 0 E: 0 K: 0 S: 3 H: 1 LOB: 0 BB: 0 P: 3	R: 2 E: 0 K: 0 S: 5 H: 3 LOB: 0 BB: 0 P: 5	R: 0 E: 0 K: 1 S: 5 H: 0 LOB: 0 BB: 0 P: 5	R: 3 E: 0 K: 0 S: 7 H: 4 LOB: 1 BB: 0 P: 7	R: 0 E: 0 K: 1 S: 6 H: 1 LOB: 1 BB: 0 P: 6	R: 0 E: 0 K: 1 S: 6 H: 1 LOB: 1 BB: 0 P: 6	R: 1 E: 0 K: 0 S: 4 H: 2 LOB: 1 BB: 1 P: 8		1B: 10 2B: 1 3B: 1 HR: 1	SF: 0 SAC: 0 DP: 2 HBP: 0						

PITCHER		IP	WLS	BF	H	R	ER	SO	BB	IBB	HBP	BLK	WP	HR	S	P	ERA	WHIP
Jim Beattie, R ERA: 3.8	(1, 1)	6.1	L	27	10	5	5	4	0	0	0	0	0	1	35	35	7.11	1.579
Bryan Clark, L ERA: 2.75	(7, 1)	1.0		6	2	1	1	0	0	1	0	0	0	0	5	9	9.00	2.000
Roy Thomas, R ERA: 4.33	(8, 1)	0.2		1	0	0	0	0	0	0	0	0	0	0	1	1	0.00	0.000

PITCHER	IP	WLS	BF	H	R	ER	SO	BB	IBB	HBP	BLK	WP	HR	S	P	ERA	WHIP

BOTTOM

Seattle Mariners @ Milwaukee Brewers

Milwaukee County Stadium, Milwaukee, WI

Mon May 30 1983, 4:33 AM EDT

Att. 18,673 - Unknown

livebaseballscorecards.com

AB	33
R	6
H	12
RBI	6
BB	1
SO	4
LOB	10

Batter	1	2	3	4	5	6	7	8	9	AB	R	H	RBI	BB	SO	LOB
Rickey Henderson, R (1, 7) OBP: 0.440, SLG: 0.426	F9 ①		F4 ③			1B 2B		F8 ②		4	1	1	0	0	0	0
Mike Davis, L (1, 8) OBP: 0.309, SLG: 0.350	G3 ②			SSS 0-3 K ①		2B 2-H 1B		1B 1B		4	1	2	1	0	1	0
Wayne Gross, L (1, 5) OBP: 0.368, SLG: 0.436	F8 ③			SSS 0-3 K ②		2B 1-H		1B 1-2		4	0	2	1	0	1	0
Jeff Burroughs, R (1, 10) OBP: 0.335, SLG: 0.408		2B		F6 ③		1-3		F8 ③		4	0	1	0	0	0	3
Davey Lopes, R (1, 4) OBP: 0.327, SLG: 0.408		F5 ①			F3 ①		F5 ①		5-3 ①	4	0	0	0	0	0	1
Dan Meyer, L (1, 3) OBP: 0.295, SLG: 0.245		F7 ②			F6 ②		F9 ②		F9 ②	4	0	0	0	0	0	1
Mike Heath, R (1, 2) OBP: 0.421, SLG: 0.556		F9 ③			1-3 ③		1B		1B	4	0	2	0	0	0	1
Kelvin Moore, R (9, PR) OBP: 0.254, SLG: 0.353										0	0	0	0	0	0	0
Tony Phillips, S (1, 6) OBP: 0.308, SLG: 0.281			F9 ①			G3 ①	4-3 ③		F8 ③	4	0	0	0	0	0	2
Luis Quinones, S (1, 9) OBP: 0.167, SLG: 0.333			SSS 0-3 K ②			F6 ②		F6 ①		3	0	0	0	0	1	0
Inning Stats	R: 0 E: 0 K: 0 S: 3 H: 0 LOB: 0 BB: 0 P: 3	R: 0 E: 0 K: 0 S: 4 H: 1 LOB: 1 BB: 0 P: 4	R: 0 E: 0 K: 1 S: 5 H: 0 LOB: 0 BB: 0 P: 5	R: 0 E: 0 K: 2 S: 7 H: 0 LOB: 0 BB: 0 P: 7	R: 0 E: 0 K: 0 S: 3 H: 0 LOB: 0 BB: 0 P: 3	R: 2 E: 0 K: 0 S: 6 H: 3 LOB: 1 BB: 0 P: 6	R: 0 E: 0 K: 0 S: 4 H: 1 LOB: 1 BB: 0 P: 4	R: 0 E: 0 K: 0 S: 5 H: 2 LOB: 2 BB: 0 P: 5	R: 0 E: 0 K: 0 S: 4 H: 1 LOB: 1 BB: 0 P: 4	1B: 5 2B: 3 3B: 0 HR: 0	SF: 0 SAC: 0 DP: 0 HBP: 0						

PITCHER	IP	WLS	BF	H	R	ER	SO	BB	IBB	HBP	BLK	WP	HR	S	P	ERA	WHIP
Moose Haas, R (1, 1) ERA: 4.19	9.0	W	35	8	2	2	3	0	0	0	0	0	0	41	41	2.00	0.889

PITCHER	IP	WLS	BF	H	R	ER	SO	BB	IBB	HBP	BLK	WP	HR	S	P	ERA	WHIP

TOP

Oakland Athletics @ Milwaukee Brewers

Milwaukee County Stadium, Milwaukee, WI

Tue May 31 1983, 8:05 PM EDT

Att. 8,525 - Unknown - 53 F

livebaseballscorecards.com

AB	35
R	2
H	8
RBI	2
BB	0
SO	3
LOB	8

WP: 0 PB: 0 SB: 0 CS: 0 PA: 35

Oakland Athletics @ Milwaukee Brewers

Milwaukee County Stadium, Milwaukee, WI

Tue May 31 1983, 8:05 PM EDT

Att. 8,525 - Unknown - 53 F

BOTTOM

livebaseballscorecards.com

Batter	1	2	3	4	5	6	7	8	9	AB	R	H	RBI	BB	SO	LOB
Charlie Moore, R (1, 9) OBP: 0.374, SLG: 0.454	K		2B SF8 1-2 2-3 1B	G4-6-3 1-2f			E WP 1B			4	1	2	0	0	1	1
Robin Yount, R (1, 6) OBP: 0.418, SLG: 0.554	F7		SF8 SF7 1-3 2-H 3-H 2B		4-3 1B		F3 1-2			2	1	1	2	0	0	0
Rob Picciolo, R (4, 6) OBP: 0.250, SLG: 0.250										2	0	1	0	0	0	1
Cecil Cooper, L (1, 3) OBP: 0.292, SLG: 0.430	1B		SF8 2-3 3-H		4-3 1-2		F8			3	0	1	1	0	0	2
Gorman Thomas, R (1, 8) OBP: 0.284, SLG: 0.336	K		SF7 3-H		F7		E6 2-3			3	0	0	1	0	1	3
Ted Simmons, S (1, 10) OBP: 0.370, SLG: 0.464		F8	2B		F9		F4			4	0	1	0	0	0	3
Ben Oglivie, L (1, 7) OBP: 0.421, SLG: 0.551		BBBB 4-3 BB	3-1			F4		K		3	0	0	0	1	1	1
Paul Molitor, R (1, 5) OBP: 0.338, SLG: 0.360		4-3 1-2f		6-3		WP 6-3 1B		F4		4	0	1	0	0	0	1
Ned Yost, R (1, 2) OBP: 0.304, SLG: 0.509			1B BB 2B 1B	1B 3B		6-3 1-2		F8		4	2	2	0	0	0	1
Jim Gantner, L (1, 4) OBP: 0.322, SLG: 0.445			BBBB 1B 1-2 2B BB	G4-6-3 3-H 1B		6-3 2-3				2	1	1	1	1	0	1
Inning Stats	R: 0 H: 1 E: 0 LOB: 1 K: 2 BB: 0 S: 8 P: 8	R: 0 H: 0 E: 0 LOB: 0 K: 0 BB: 1 S: 2 P: 6	R: 4 H: 4 E: 0 LOB: 1 K: 0 BB: 1 S: 7 P: 11	R: 1 H: 2 E: 0 LOB: 0 K: 0 BB: 0 S: 4 P: 4	R: 0 H: 1 E: 0 LOB: 1 K: 0 BB: 0 S: 4 P: 4	R: 0 H: 1 E: 0 LOB: 1 K: 0 BB: 0 S: 4 P: 4	R: 0 H: 1 E: 1 LOB: 2 K: 0 BB: 0 S: 5 P: 5	R: 0 H: 0 E: 0 LOB: 0 K: 1 BB: 0 S: 5 P: 5		1B: 7 SF: 2 2B: 3 SAC: 0 3B: 1 DP: 2 HR: 0 HBP: 0						

PITCHER		IP	WLS	BF	H	R	ER	SO	BB	IBB	HBP	BLK	WP	HR	S	P	ERA	WHIP
Tim Conroy, L ERA: 3.45	(1, 1)	3.0	L	15	5	4	4	2	2	0	0	0	0	0	17	25	12.00	2.333
Steve Baker, R ERA: 2.1	(4, 1)	5.0		20	5	1	1	1	0	0	0	0	2	0	22	22	1.80	1.000

PITCHER	IP	WLS	BF	H	R	ER	SO	BB	IBB	HBP	BLK	WP	HR	S	P	ERA	WHIP

AB	31
R	5
H	10
RBI	5
BB	2
SO	3
LOB	14

WP: 2 PA: 35
PB: 0
SB: 0
CS: 0

Batter	1	2	3	4	5	6	7	8	9	AB	R	H	RBI	BB	SO	LOB
Rickey Henderson, R (1, 7) OBP: 0.439, SLG: 0.432	F7		F8		1B 2B	K		1-2 2-H 1B		5	1	2	1	0	1	1
Bill Almon, R (1, 5) OBP: 0.313, SLG: 0.347	2B 2B		F4		1B 2-H 1B		4-3	6-3 2-3		5	1	2	1	0	0	2
Dwayne Murphy, L (1, 8) OBP: 0.311, SLG: 0.329	F8 2-H 2B		F8		S 1-3 1B		S 1B 1B		4-3 SH1-3 2B	5	2	4	1	0	0	0
Jeff Burroughs, R (1, 10) OBP: 0.331, SLG: 0.408	F8 2-3			1B 2B 2B	K 1-2	K	K 1-2		4-3 2-3	5	1	1	0	0	2	5
Davey Lopes, R (1, 4) OBP: 0.331, SLG: 0.411	5-3			2B SF7 2-3 1B	K	K	S 2-H 1B		SH1-3 3-H	4	1	2	2	0	1	3
Bob Kearney, R (1, 2) OBP: 0.315, SLG: 0.414		FC5 1B 1B		SF7 1-3 3-H 2B	K	K	K 1-2		1-6-3	5	0	2	1	0	2	3
Kelvin Moore, R (1, 3) OBP: 0.258, SLG: 0.355			K			4-3 2B		G3		2	0	1	0	0	1	2
Wayne Gross, L (6, PH) OBP: 0.370, SLG: 0.447 (6, 3)		FC5 1-2 1B								2	0	1	0	0	0	0
Tony Phillips, S (1, 6) OBP: 0.306, SLG: 0.277		FC5 1-3 1-2 2-3f		SF7 2-3 3-H		4-3 2-3		HBP 1B BB		2	1	0	1	1	0	3
Luis Quinones, S (1, 9) OBP: 0.133, SLG: 0.267		1-3 1-2f		5-3		G3		6-3 1B 1-2 HBP		3	0	0	0	0	0	4
Mike Davis, L (8, PH) OBP: 0.312, SLG: 0.350 (8, 9)										0	0	0	0	0	0	0
Inning Stats	R: 1 E: 0 K: 0 S: 5 H: 2 LOB: 1 BB: 0 P: 5	R: 0 E: 0 K: 0 S: 4 H: 2 LOB: 1 BB: 0 P: 4	R: 0 E: 0 K: 0 S: 3 H: 0 LOB: 0 BB: 0 P: 3	R: 2 E: 0 K: 1 S: 8 H: 3 LOB: 1 BB: 0 P: 8	R: 1 E: 0 K: 3 S: 12 H: 3 LOB: 2 BB: 0 P: 12	R: 0 E: 0 K: 1 S: 6 H: 1 LOB: 1 BB: 0 P: 6	R: 1 E: 0 K: 2 S: 9 H: 2 LOB: 1 BB: 0 P: 9	R: 1 E: 0 K: 3 S: 3 H: 1 LOB: 1 BB: 1 P: 8	R: 1 E: 0 K: 0 S: 4 H: 1 LOB: 0 BB: 0 P: 4	1B: 8 2B: 8 3B: 0 HR: 0	SF: 1 SAC: 1 DP: 1 HBP: 1			WP: 0 PB: 0 SB: 3 CS: 0	PA: 42		

PITCHER		IP	WLS	BF	H	R	ER	SO	BB	IBB	HBP	BLK	WP	HR	S	P	ERA	WHIP
Bob McClure, L ERA: 3.93	(1, 1)	4.0		21	10	4	4	1	0	0	0	0	0	0	23	23	9.00	2.500
Chuck Porter, R ERA: 7.24	(5, 1)	3.1	L	14	3	2	2	6	1	0	0	0	0	0	25	29	5.40	1.200
Jamie Easterly, L ERA: 4.15	(8, 1)	0.0		1	0	0	0	0	0	0	1	0	0	0	0	1	∞	∞
Tom Tellmann, R ERA: 1.64	(8, 1)	1.2		6	2	1	1	0	0	0	0	0	0	0	6	6	5.40	1.200

PITCHER	IP	WLS	BF	H	R	ER	SO	BB	IBB	HBP	BLK	WP	HR	S	P	ERA	WHIP

TOP

Oakland Athletics @ Milwaukee Brewers

Milwaukee County Stadium, Milwaukee, WI

Wed Jun 01 1983, 8:05 PM EDT
Att. 12,513 - Unknown - 65 F

livebaseballscorecards.com

AB	38
R	7
H	15
RBI	7
BB	1
SO	7
LOB	23

Batter	1	2	3	4	5	6	7	8	9	AB	R	H	RBI	BB	SO	LOB
Jim Gantner, L (1, 4) OBP: 0.326, SLG: 0.446	SH1-3 1B	4-3 2-3			FC3-6 BB 1-3 G3 1B	4-3		SH1-3 1-2		4	1	2	0	0	0	2
Charlie Moore, R (1, 9) OBP: 0.375, SLG: 0.449	K		F4		FC3-6 1-2 BB	F4		G4-6-3 2-3 1B		4	0	1	0	1	1	1
Cecil Cooper, L (1, 3) OBP: 0.291, SLG: 0.426	SH1-3 1-2		K		FC3-6 1-2f G3 2-3 1B 3-H	BB 1B		G4-6-3 1-2f		4	1	1	1	0	1	4
Ted Simmons, S (1, 2) OBP: 0.365, SLG: 0.453	G3		4-3		G3 1-2 3-H	BB 1-2			K	4	0	0	1	1	1	2
Ben Oglivie, L (1, 7) OBP: 0.426, SLG: 0.553		F9 FC 1B 1B		CS BB 1B	BB 2B 1B 2-H	F6			F5	5	2	3	1	0	0	2
Gorman Thomas, R (1, 8) OBP: 0.287, SLG: 0.329		FC S 1B 1-2		4-0 CS 1-2 BB	4-0 2B 1-2 BB		1-3		5-3	3	0	0	0	2	0	1
Roy Howell, L (1, 10) OBP: 0.338, SLG: 0.464 Don Money, R (7, PH) OBP: 0.221, SLG: 0.234		F9 2-3		0-3 K 1-2 2-3	0-0 1-3 2-H 2B		F7			3 1	0 0	1 0	1 0	0 0	1 0	4 0
Paul Molitor, R (1, 5) OBP: 0.341, SLG: 0.359		1-2 3-H 1B		0-3 K	4-0 IBB		1-3			3	0	1	1	1	1	1
Ed Romero, R (1, 6) OBP: 0.308, SLG: 0.538 Robin Yount, R (8, PH) OBP: 0.421, SLG: 0.557 Rob Picciolo, R (8, PR) OBP: 0.250, SLG: 0.250 (9, 6)		F4			1B FC3-6 1B 0-3 K			1B SH1-3 1B		3 1 0	1 0 0	1 1 0	0 0 0	0 0 0	1 0 0	5 0 0
Inning Stats	R: 0 H: 1 E: 0 LOB: 1 K: 1 BB: 0 S: 6 P: 6	R: 1 H: 2 E: 0 LOB: 2 K: 0 BB: 0 S: 6 P: 6	R: 0 H: 0 E: 0 LOB: 0 K: 1 BB: 0 S: 5 P: 5	R: 0 H: 1 E: 0 LOB: 1 K: 2 BB: 1 S: 7 P: 11	R: 4 H: 4 E: 0 LOB: 3 K: 1 BB: 3 S: 9 P: 21	R: 0 H: 1 E: 0 LOB: 2 K: 0 BB: 1 S: 4 P: 8	R: 0 H: 0 E: 0 LOB: 0 K: 0 BB: 0 S: 3 P: 3	R: 0 H: 2 E: 0 LOB: 2 K: 0 BB: 0 S: 4 P: 4	R: 0 H: 0 E: 0 LOB: 0 K: 1 BB: 0 S: 5 P: 5	1B: 10 SF: 0 2B: 1 SAC: 2 3B: 0 DP: 1 HR: 0 HBP: 0						

PITCHER		IP	WLS	BF	H	R	ER	SO	BB	IBB	HBP	BLK	WP	HR	S	P	ERA	WHIP
Mike Norris, R ERA: 3.7	(1, 1)	4.2		25	8	5	5	4	3	0	0	0	0	0	30	42	9.64	2.357
Tom Burgmeier, L ERA: 2.19	(5, 1)	2.2	W	13	3	0	0	1	1	1	0	0	0	0	13	21	0.00	1.500
Tom Underwood, L ERA: 4.47	(8, 1)	1.2	S	4	0	0	0	1	0	0	0	0	0	0	6	6	0.00	0.000

PITCHER		IP	WLS	BF	H	R	ER	SO	BB	IBB	HBP	BLK	WP	HR	S	P	ERA	WHIP

BOTTOM

Oakland Athletics @ Milwaukee Brewers

Milwaukee County Stadium, Milwaukee, WI

Wed Jun 01 1983, 8:05 PM EDT

Att. 12,513 - Unknown - 65 F

livebaseballscorecards.com

AB	35
R	5
H	11
RBI	5
BB	5
SO	6
LOB	22

Batter	1	2	3	4	5	6	7	8	9	AB	R	H	RBI	BB	SO	LOB
Rickey Henderson, R (1, 7) OBP: 0.429, SLG: 0.420	F7	FC4-6 1-2f			F8			6-3		4	0	0	0	0	0	2
Bill Almon, R (1, 5) OBP: 0.311, SLG: 0.344	1B 1B		5-3			F8		5-3		4	0	1	0	0	0	0
Dwayne Murphy, L (1, 8) OBP: 0.316, SLG: 0.325	F8		G3			BBBB 4-0 G5-4-3 BB		BBBB 4-0 BB		2	0	0	0	2	0	1
Jeff Burroughs, R (1, 10) OBP: 0.330, SLG: 0.404	FC6-4 1-2 1B		F9			G5-4-3 1-2f		6-3		4	0	1	0	0	0	2
Davey Lopes, R (1, 4) OBP: 0.324, SLG: 0.400	FC6-4 1-2f			F6			F7		6-3	4	0	0	0	0	0	2
Mike Heath, R (1, 2) OBP: 0.391, SLG: 0.545		6-3		F8			PB 1B 2B		F8	4	1	1	0	0	0	0
Mike Davis, L (1, 9) OBP: 0.311, SLG: 0.348		F9		S S S 0-3 K			F6 2-3		E 1B	4	0	1	0	0	1	1
Kelvin Moore, R (1, 3) OBP: 0.272, SLG: 0.363		BBBB 4-0 BB BB			F8		3-H 1B		1-3 E5 1B	3	0	2	1	1	0	0
Tony Phillips, S (1, 6) OBP: 0.305, SLG: 0.271		BBBB 4-0 FC4-6 1-2 BB			2-3		G3		5-3	3	0	0	0	1	0	3
Inning Stats	R: 0 E: 0 K: 0 S: 5 H: 2 LOB: 2 BB: 0 P: 5	R: 0 E: 0 K: 0 S: 3 H: 0 LOB: 2 BB: 2 P: 11	R: 0 E: 0 K: 0 S: 3 H: 0 LOB: 0 BB: 0 P: 3	R: 0 E: 0 K: 1 S: 5 H: 0 LOB: 0 BB: 0 P: 5	R: 0 E: 0 K: 0 S: 3 H: 0 LOB: 0 BB: 0 P: 3	R: 0 E: 0 K: 0 S: 2 H: 0 LOB: 0 BB: 1 P: 6	R: 1 E: 0 K: 0 S: 5 H: 2 LOB: 1 BB: 0 P: 5	R: 0 E: 0 K: 0 S: 3 H: 0 LOB: 1 BB: 1 P: 7	R: 0 E: 1 K: 0 S: 5 H: 2 LOB: 2 BB: 0 P: 5	1B: 5 2B: 1 3B: 0 HR: 0 SF: 0 SAC: 0 DP: 1 HBP: 0						

PITCHER	IP	WLS	BF	H	R	ER	SO	BB	IBB	HBP	BLK	WP	HR	S	P	ERA	WHIP
Mike Caldwell, L (1, 1) ERA: 3.72	9.0	W	36	6	1	1	1	4	0	0	0	0	0	34	50	1.00	1.111

PITCHER	IP	WLS	BF	H	R	ER	SO	BB	IBB	HBP	BLK	WP	HR	S	P	ERA	WHIP

TOP

Oakland Athletics @ Milwaukee Brewers

Milwaukee County Stadium, Milwaukee, WI

Thu Jun 02 1983, 4:33 AM EDT

Att. 16,722 - Sunny - 69 F

livebaseballscorecards.com

AB	32
R	1
H	6
RBI	1
BB	4
SO	1
LOB	11

WP: 0 PB: 1 SB: 0 CS: 0 PA: 36

Batter	1	2	3	4	5	6	7	8	9	AB	R	H	RBI	BB	SO	LOB
Jim Gantner, L (1, 4) OBP: 0.324, SLG: 0.442	4-3		F7		G3		SH2-4 1-2	1B		4	0	1	0	0	0	0
Robin Yount, R (1, 6) OBP: 0.420, SLG: 0.575	HR 2B		F9		5-3		2-H HR	F7		5	2	2	2	0	0	1
Cecil Cooper, L (1, 3) OBP: 0.305, SLG: 0.457	2-H HR		2B		1B		BBBB 2B BB			3	1	3	2	1	0	0
Ben Oglivie, L (1, 7) OBP: 0.422, SLG: 0.545	G4-6-3 1B		4-3		F6		F9			4	0	1	0	0	0	3
Roy Howell, L (1, 10) OBP: 0.338, SLG: 0.451 Don Money, R (7, PH) OBP: 0.230, SLG: 0.256	G4-6-3 1-2f			BBBB 4-0 SH5-3 BB		F7	1-3 2B			2 1	0 0	0 1	0 0	1 0	0 0	1 0
Gorman Thomas, R (1, 8) OBP: 0.281, SLG: 0.320		6-3		SSS 0-3 K		SSS 0-3 K	0-3 K			4	0	0	0	0	3	3
Paul Molitor, R (1, 5) OBP: 0.353, SLG: 0.414		SH1-3 3B		SH5-3 1-2		2B		HR		3	2	3	1	0	0	0
Charlie Moore, R (1, 9) OBP: 0.374, SLG: 0.443		SH1-3 3-H		IBB		5-3		F7		2	0	0	1	1	0	1
Ned Yost, R (1, 2) OBP: 0.300, SLG: 0.483		F7		F8			BBBB SH2-4 HR BB	F7		3	1	0	0	1	0	2
Inning Stats	R: 2 E: 0 K: 0 S: 5 H: 3 LOB: 0 BB: 0 P: 5	R: 1 E: 0 K: 0 S: 4 H: 1 LOB: 0 BB: 0 P: 4	R: 0 E: 0 K: 0 S: 4 H: 1 LOB: 1 BB: 0 P: 4	R: 0 E: 0 K: 1 S: 5 H: 0 LOB: 2 BB: 2 P: 13	R: 0 E: 0 K: 0 S: 4 H: 1 LOB: 1 BB: 0 P: 4	R: 0 E: 0 K: 1 S: 6 H: 1 LOB: 1 BB: 0 P: 6	R: 2 E: 0 K: 1 S: 7 H: 2 LOB: 2 BB: 2 P: 15	R: 1 E: 0 K: 0 S: 5 H: 2 LOB: 1 BB: 0 P: 5		1B: 3 2B: 4 3B: 1 HR: 3 SF: 0 SAC: 3 DP: 1 HBP: 0						

PITCHER		IP	WLS	BF	H	R	ER	SO	BB	IBB	HBP	BLK	WP	HR	S	P	ERA	WHIP
Chris Codiroli, R ERA: 4.5	(1, 1)	6.1	L	29	8	5	5	2	2	1	0	0	0	2	30	42	7.11	1.579
Tim Conroy, L ERA: 3.41	(7, 1)	0.1		3	1	0	0	0	1	0	0	0	0	0	2	6	0.00	6.000
Matt Keough, R ERA: 6.62	(7, 1)	1.1		6	2	1	1	1	0	0	0	0	0	1	8	8	6.75	1.500

PITCHER	IP	WLS	BF	H	R	ER	SO	BB	IBB	HBP	BLK	WP	HR	S	P	ERA	WHIP

BOTTOM

Oakland Athletics @ Milwaukee Brewers

Milwaukee County Stadium, Milwaukee, WI

Thu Jun 02 1983, 4:33 AM EDT
Att. 16,722 - Sunny - 69 F

livebaseballscorecards.com

AB	31
R	6
H	11
RBI	6
BB	4
SO	3
LOB	11

Batter	1	2	3	4	5	6	7	8	9	AB	R	H	RBI	BB	SO	LOB
Juan Beniquez, R (1, 8) OBP: 0.327, SLG: 0.372	S S S 0-3 ① K		x 0-0 ② 6-3		S S S 0-3 ③ K			x 0-0 SH 1B 1B	x 0-0 ③ F8	5	1	1	0	0	2	0
Daryl Sconiers, L (1, 3) OBP: 0.296, SLG: 0.533	x 0-0 ② F8		x 0-0 ③ 6-3			x 0-0 S 1B		x 0-0 SH 1B 1-3		3	1	1	0	0	0	0
Reggie Jackson, L (1, 9) OBP: 0.322, SLG: 0.392 Bobby Clark, R (8, 7) OBP: 0.267, SLG: 0.320	x 0-0 ③ 4-3			x 0-0 4-3 2B		S S S 0-3 ① K 1-2		x 0-0 FC6-4 1B 1B 2-H 3-H		4 0	0 0	2 0	2 0	0 0	1 0	1 0
Doug DeCinces, R (1, 5) OBP: 0.353, SLG: 0.599		x 0-0 ① 6-3		x 0-0 ① 4-3 2-3		B B B 4-0 BB		x 0-0 FC6-4 1B 1-2		3	0	1	0	1	0	1
Fred Lynn, L (1, 10) OBP: 0.390, SLG: 0.560		x 0-0 HR		B B B B 4-0 BB		S S S 0-3 ② K		S S S 0-3 ① K		3	1	1	1	1	2	4
Ellis Valentine, R (1, 7) (8, 9) OBP: 0.260, SLG: 0.417		x 0-0 S 1B		x 0-0 ② F9		x 0-0 ③ 6-3		x 0-0 ② FC6-4 1-2f 2-3		4	0	1	0	0	0	6
Rob Wilfong, L (1, 4) OBP: 0.200, SLG: 0.450		x 0-0 ② F9		x 0-0 ③ F9			S S S 0-3 ① K	x 0-0 ③ F9		4	0	0	0	0	1	5
Bob Boone, R (1, 2) OBP: 0.282, SLG: 0.308	S S S 0-3 ③ K 1-2				x 0-0 ① 6-3		x 0-0 ② 5-3		x 0-0 ① F7	4	0	0	0	0	1	1
Ricky Adams, R (1, 6) OBP: 0.216, SLG: 0.191			x 0-0 ① F7		x 0-0 ② F9		S S S 0-3 ③ K		S S S 0-3 ② K	4	0	0	0	0	2	0
Inning Stats	R: 0 E: 0 K: 1 S: 5 H: 0 LOB: 0 BB: 0 P: 5	R: 1 E: 0 K: 1 S: 7 H: 2 LOB: 1 BB: 0 P: 7	R: 0 E: 0 K: 0 S: 3 H: 0 LOB: 0 BB: 0 P: 3	R: 0 E: 0 K: 0 S: 4 H: 1 LOB: 2 BB: 1 P: 8	R: 0 E: 0 K: 1 S: 5 H: 0 LOB: 0 BB: 0 P: 5	R: 0 E: 0 K: 2 S: 8 H: 1 LOB: 2 BB: 1 P: 12	R: 0 E: 0 K: 2 S: 7 H: 0 LOB: 0 BB: 0 P: 7	R: 2 E: 1 K: 1 S: 9 H: 3 LOB: 2 BB: 0 P: 9	R: 0 E: 0 K: 1 S: 5 H: 0 LOB: 0 BB: 0 P: 5	1B: 5 2B: 1 3B: 0 HR: 1	SF: 0 SAC: 1 DP: 0 HBP: 0						

TOP

California Angels @ Milwaukee Brewers

Milwaukee County Stadium, Milwaukee, WI

Fri Jun 03 1983, 8:05 PM EDT
Att. 26,612 - Unknown

livebaseballscorecards.com

AB	34
R	3
H	7
RBI	3
BB	2
SO	9
LOB	18

PITCHER		IP	WLS	BF	H	R	ER	SO	BB	IBB	HBP	BLK	WP	HR	S	P	ERA	WHIP
Don Sutton, R ERA: 3.63	(1, 1)	8.0	L	34	7	3	3	8	2	0	0	0	0	1	48	56	3.38	1.125
Jim Slaton, R ERA: 2.18	(9, 1)	1.0		3	0	0	0	1	0	0	0	0	0	0	5	5	0.00	0.000

PITCHER		IP	WLS	BF	H	R	ER	SO	BB	IBB	HBP	BLK	WP	HR	S	P	ERA	WHIP

WP: 0	PB: 0	SB: 2	CS: 0
PA: 37			

Batter	1	2	3	4	5	6	7	8	9	AB	R	H	RBI	BB	SO	LOB
Paul Molitor, R (1, 5) OBP: 0.351, SLG: 0.409	F4		S 1B		F9			F9		4	0	1	0	0	0	0
Robin Yount, R (1, 6) OBP: 0.412, SLG: 0.562	6-3		F6		K			F4		4	0	0	0	0	1	1
Cecil Cooper, L (1, 3) OBP: 0.304, SLG: 0.453	E 1B		F8			F9		F8		4	0	1	0	0	0	1
Ted Simmons, S (1, 2) OBP: 0.358, SLG: 0.443	E3 FC6-4 1-2		F7 1-2			F5			L3	4	0	0	0	0	0	2
Ben Oglivie, L (1, 7) OBP: 0.414, SLG: 0.533	FC6-4 1-2f			K		F8			F9	4	0	0	0	0	1	2
Roy Howell, L (1, 10) OBP: 0.345, SLG: 0.453		4-3		1B			6-3		1B	4	0	2	0	0	0	0
Gorman Thomas, R (1, 8) OBP: 0.280, SLG: 0.314		BBBB 1B BB		F7			6-3		5-3	3	0	0	0	1	0	2
Jim Gantner, L (1, 4) OBP: 0.330, SLG: 0.446		G4-6-3 1-2 1B		4-3			1B			3	0	2	0	0	0	1
Charlie Moore, R (1, 9) OBP: 0.368, SLG: 0.435		G4-6-3 1-2f			F2		1-3			3	0	0	0	0	0	3
Inning Stats	R: 0 H: 1 E: 1 LOB: 2 K: 0 BB: 0 S: 5 P: 5	R: 0 H: 1 E: 0 LOB: 1 K: 0 BB: 1 S: 3 P: 7	R: 0 H: 1 E: 0 LOB: 1 K: 0 BB: 0 S: 4 P: 4	R: 0 H: 1 E: 0 LOB: 1 K: 1 BB: 0 S: 6 P: 6	R: 0 H: 0 E: 0 LOB: 0 K: 1 BB: 0 S: 5 P: 5	R: 0 H: 0 E: 0 LOB: 0 K: 0 BB: 0 S: 3 P: 3	R: 0 H: 1 E: 0 LOB: 1 K: 0 BB: 0 S: 4 P: 4	R: 0 H: 0 E: 0 LOB: 0 K: 0 BB: 0 S: 3 P: 3	R: 0 H: 1 E: 0 LOB: 1 K: 0 BB: 0 S: 4 P: 4	1B: 6 SF: 0 2B: 0 SAC: 0 3B: 0 DP: 1 HR: 0 HBP: 0						

PITCHER		IP	WLS	BF	H	R	ER	SO	BB	IBB	HBP	BLK	WP	HR	S	P	ERA	WHIP
Ken Forsch, R ERA: 3.29	(1, 1)	9.0	W	34	6	0	0	2	1	0	0	0	0	0	37	41	0.00	0.778

PITCHER	IP	WLS	BF	H	R	ER	SO	BB	IBB	HBP	BLK	WP	HR	S	P	ERA	WHIP

BOTTOM

California Angels @ Milwaukee Brewers

Milwaukee County Stadium, Milwaukee, WI

Fri Jun 03 1983, 8:05 PM EDT

Att. 26,612 - Unknown

livebaseballscorecards.com

AB	33
R	0
H	6
RBI	0
BB	1
SO	2
LOB	12

PA: 34

Batter	1	2	3	4	5	6	7	8	9	AB	R	H	RBI	BB	SO	LOB
Juan Beniquez, R (1, 8) OBP: 0.329, SLG: 0.380	x 0-0 ① F8	x 0-0 ③ F8			x 0-0 1B SF9 2B	x 0-0 ① FC1-5 HR 1-2 2-3f		x 0-0 1B 1-2 1B		5	2	2	0	0	0	4
Tim Foli, R (1, 6) OBP: 0.312, SLG: 0.359	x 0-0 ② F7		x 0-0 ① F7		x 0-0 ① F8	x 0-0 HR 1-H 2-H		x 0-0 1-3 2-H 1B		5	1	2	4	0	0	1
Reggie Jackson, L (1, 9) OBP: 0.330, SLG: 0.395 Bobby Clark, R (8, 7) OBP: 0.267, SLG: 0.320	x 0-0 1B	S S S 0-3 ② K			x 0-0 2-3 1B	B B B 4-0 G4-6-3 BB		S S S 0-3 ② K		4 0	0 0	2 0	0 0	1 0	2 0	2 0
Doug DeCinces, R (1, 5) OBP: 0.349, SLG: 0.591	x 0-0 ③ L6	x 0-0 1B			x 0-0 ② SF9 3-H	x 0-0 ② ③ G4-6-3 1-2f		S S S 0-3 ③ K		4	0	1	1	0	1	4
Fred Lynn, L (1, 10) OBP: 0.390, SLG: 0.576		x 0-0 HR	x 0-0 ③ 4-3		x 0-0 ③ G3		x 0-0 G6-4-3 1B		x 0-0 ① F6	5	1	2	1	0	0	2
Ron Jackson, R (1, 3) OBP: 0.312, SLG: 0.314		x 0-0 ① F9		x 0-0 ① 1B		x 0-0 1B BB 1B 1B	x 0-0 ① F9		x 0-0 ② 5-3	5	1	2	0	0	0	1
Bobby Grich, R (1, 4) OBP: 0.408, SLG: 0.387		S S S 0-3 ② K		B B B 4-0 BB		B B B 4-0 1-2 1B BB	x 0-0 ② ③ G6-4-3 1-2f		B B B 4-0 BB	2	1	0	0	3	1	1
Ellis Valentine, R (1, 7) (8, 9) OBP: 0.268, SLG: 0.416		x 0-0 BB 1B		x 0-0 ② F7		x 0-0 FC1-5 1B 1-2 2-3 1B		x 0-0 ① 4-3	x 0-0 ③ F8	5	0	2	0	0	0	2
Bob Boone, R (1, 2) OBP: 0.293, SLG: 0.315		B B B 4-0 1-2 BB		x 0-0 ③ F9		x 0-0 FC1-5 1-2 2-H 3-H HR 1B		x 0-0 1B 1B		3	2	2	2	1	0	1
Inning Stats	R: 0 H: 1 E: 0 LOB: 1 K: 0 BB: 0 S: 4 P: 4	R: 1 H: 2 E: 0 LOB: 2 K: 1 BB: 1 S: 7 P: 11	R: 0 H: 1 E: 0 LOB: 1 K: 1 BB: 0 S: 6 P: 6	R: 0 H: 1 E: 0 LOB: 1 K: 0 BB: 1 S: 3 P: 7	R: 1 H: 2 E: 0 LOB: 1 K: 0 BB: 0 S: 5 P: 5	R: 5 H: 4 E: 0 LOB: 0 K: 0 BB: 2 S: 6 P: 14	R: 0 H: 1 E: 0 LOB: 0 K: 0 BB: 0 S: 3 P: 3	R: 1 H: 3 E: 0 LOB: 2 K: 2 BB: 0 S: 10 P: 10	R: 0 H: 0 E: 0 LOB: 1 K: 0 BB: 1 S: 3 P: 7	1B: 12 SF: 1 2B: 1 SAC: 0 3B: 0 DP: 2 HR: 2 HBP: 0						

TOP

California Angels @ Milwaukee Brewers

Milwaukee County Stadium, Milwaukee, WI

Sat Jun 04 1983, 4:33 AM EDT

Att. 51,703 - Unknown

livebaseballscorecards.com

AB	38
R	8
H	15
RBI	8
BB	5
SO	4
LOB	18

WP: 0 PA: 44
PB: 0
SB: 0
CS: 0

PITCHER		IP	WLS	BF	H	R	ER	SO	BB	IBB	HBP	BLK	WP	HR	S	P	ERA	WHIP
Jerry Augustine, L ERA: 6.0	(1, 1)	5.0	L	26	9	5	5	2	3	0	0	0	0	1	27	39	9.00	2.400
Jim Slaton, R ERA: 2.65	(6, 1)	1.0		5	2	2	2	0	1	0	0	0	0	1	4	8	18.00	3.000
Jamie Easterly, L ERA: 3.86	(7, 1)	3.0		13	4	1	1	2	1	0	0	0	0	0	16	20	3.00	1.667

PITCHER	IP	WLS	BF	H	R	ER	SO	BB	IBB	HBP	BLK	WP	HR	S	P	ERA	WHIP

Batter	1	2	3	4	5	6	7	8	9	AB	R	H	RBI	BB	SO	LOB
Paul Molitor, R (1, 5) OBP: 0.343, SLG: 0.399	F8		4-3		4-3 2-3			F9		4	0	0	0	0	0	1
Robin Yount, R (1, 6) OBP: 0.405, SLG: 0.550	E6 HR		6-3		F8			6-3		4	1	0	0	0	0	1
Cecil Cooper, L (1, 3) OBP: 0.308, SLG: 0.474	1-H HR			4-3 1B 2B		F8		3-1		4	2	2	2	0	0	0
Ted Simmons, S (1, 2) OBP: 0.355, SLG: 0.439	6-3			4-3 2-3		5-3			1B 1B	4	0	1	0	0	0	1
Gorman Thomas, R (1, 8) OBP: 0.285, SLG: 0.325	S S S K			1B 3-H 1B		WP 2B			F7	4	0	2	1	0	1	1
Ben Oglivie, L (1, 7) OBP: 0.420, SLG: 0.538		G4-6-3 1B		1-3 1B		6-3 2-3			1-2 1B	4	0	3	0	0	0	1
Don Money, R (1, 10) OBP: 0.220, SLG: 0.244		L6		F7			6-3		F8	4	0	0	0	0	0	4
Charlie Moore, R (1, 9) OBP: 0.366, SLG: 0.430		G4-6-3 1-2f			4-3 6-3 1B		6-3		F8	4	0	1	0	0	0	3
Jim Gantner, L (1, 4) OBP: 0.325, SLG: 0.438			2-3		6-3 1-2		4-3			3	0	0	0	0	0	1
Inning Stats	R: 2 E: 1 K: 1 S: 7 H: 1 LOB: 0 BB: 0 P: 7	R: 0 E: 0 K: 0 S: 3 H: 1 LOB: 0 BB: 0 P: 3	R: 0 E: 0 K: 0 S: 3 H: 0 LOB: 0 BB: 0 P: 3	R: 1 E: 0 K: 0 S: 5 H: 3 LOB: 1 BB: 0 P: 5	R: 0 E: 0 K: 0 S: 4 H: 1 LOB: 1 BB: 0 P: 4	R: 0 E: 0 K: 0 S: 4 H: 1 LOB: 1 BB: 0 P: 4	R: 0 E: 0 K: 0 S: 3 H: 0 LOB: 0 BB: 0 P: 3	R: 0 E: 0 K: 0 S: 3 H: 0 LOB: 0 BB: 0 P: 3	R: 0 E: 0 K: 0 S: 5 H: 2 LOB: 2 BB: 0 P: 5	1B: 6 2B: 2 3B: 0 HR: 1 SF: 0 SAC: 0 DP: 1 HBP: 0						

PITCHER	IP	WLS	BF	H	R	ER	SO	BB	IBB	HBP	BLK	WP	HR	S	P	ERA	WHIP
Tommy John, L (1, 1) ERA: 3.84	9.0	W	35	9	3	2	1	0	0	0	0	1	1	37	37	2.00	1.000

PITCHER	IP	WLS	BF	H	R	ER	SO	BB	IBB	HBP	BLK	WP	HR	S	P	ERA	WHIP

BOTTOM

California Angels @ Milwaukee Brewers

Milwaukee County Stadium, Milwaukee, WI

Sat Jun 04 1983, 4:33 AM EDT

Att. 51,703 - Unknown

livebaseballscorecards.com

AB	35
R	3
H	9
RBI	3
BB	0
SO	1
LOB	13

PA: 35

WP: 1
PB: 0
SB: 0
CS: 0

Batter	1	2	3	4	5	6	7	8	9	AB	R	H	RBI	BB	SO	LOB
Rod Carew, L (1, 10) OBP: 0.477, SLG: 0.548	SH2-3 HR 1B		F7		K			2B BB	FC6-4 IBB	3	1	1	0	2	1	0
Tim Foli, R (1, 6) OBP: 0.311, SLG: 0.363	SH2-3 1-2		2B			F9		F2	FC6-4 1-2f	4	0	1	0	0	0	3
Reggie Jackson, L (1, 9) OBP: 0.328, SLG: 0.410 Juan Beniquez, R (9, 7) OBP: 0.329, SLG: 0.380	HR 2-H		F7			F8		F4		4 0	1 0	1 0	2 0	0 0	0 0	2 0
Doug DeCinces, R (1, 5) OBP: 0.347, SLG: 0.589	6-3			F9		F7		2B 1-3		4	0	1	0	0	0	0
Fred Lynn, L (1, 8) OBP: 0.399, SLG: 0.599	6-3			HR			1B 4-1 PB	IBB		3	2	2	1	1	0	0
Daryl Sconiers, L (1, 3) OBP: 0.284, SLG: 0.510		E2 6-3		F6			4-1 1-3	F7		4	0	0	0	0	0	4
Bobby Grich, R (1, 4) OBP: 0.404, SLG: 0.384		F9		K			FC6-4 3-H		F9	4	0	1	1	0	1	1
Bobby Clark, R (1, 7) OBP: 0.267, SLG: 0.337 (9, 9)		6-3 1-2			K		F8		3B	4	0	1	0	0	1	2
Joe Ferguson, R (1, 2)			K		K		FC6-4 1-2f		F9	4	0	0	0	0	2	2
Inning Stats	R: 2 E: 0 K: 0 S: 5 H: 2 LOB: 0 BB: 0 P: 5	R: 0 E: 1 K: 0 S: 3 H: 0 LOB: 0 BB: 0 P: 3	R: 0 E: 0 K: 1 S: 6 H: 1 LOB: 1 BB: 0 P: 6	R: 1 E: 0 K: 1 S: 6 H: 1 LOB: 0 BB: 0 P: 6	R: 0 E: 0 K: 3 S: 9 H: 0 LOB: 0 BB: 0 P: 9	R: 0 E: 0 K: 0 S: 3 H: 0 LOB: 0 BB: 0 P: 3	R: 1 E: 0 K: 0 S: 5 H: 2 LOB: 1 BB: 0 P: 5	R: 0 E: 0 K: 0 S: 4 H: 1 LOB: 3 BB: 2 P: 12	R: 0 E: 0 K: 0 S: 4 H: 1 LOB: 2 BB: 1 P: 8	1B: 3 2B: 2 3B: 1 HR: 2 SF: 0 SAC: 1 DP: 0 HBP: 0						

PITCHER	IP	WLS	BF	H	R	ER	SO	BB	IBB	HBP	BLK	WP	HR	S	P	ERA	WHIP
Moose Haas, R (1, 1) ERA: 4.16	9.0	W	38	8	4	4	5	1	2	0	0	0	2	45	57	4.00	1.000

PITCHER	IP	WLS	BF	H	R	ER	SO	BB	IBB	HBP	BLK	WP	HR	S	P	ERA	WHIP

TOP

California Angels @ Milwaukee Brewers

Milwaukee County Stadium, Milwaukee, WI

Sun Jun 05 1983, 4:33 AM EDT

Att. 45,835 - Unknown

livebaseballscorecards.com

AB	34
R	4
H	8
RBI	4
BB	3
SO	5
LOB	14

WP: 0 PA: 38
PB: 1
SB: 0
CS: 0

BOTTOM

California Angels @ Milwaukee Brewers

Milwaukee County Stadium, Milwaukee, WI

Sun Jun 05 1983, 4:33 AM EDT

Att. 45,835 - Unknown

livebaseballscorecards.com

Batter	1	2	3	4	5	6	7	8	9	AB	R	H	RBI	BB	SO	LOB
Paul Molitor, R (1, 5) OBP: 0.350, SLG: 0.405	S BB 1B	1-2 1B		E S 1B		F9		F9		5	0	3	0	0	0	2
Robin Yount, R (1, 6) OBP: 0.405, SLG: 0.544	1-2 S BB	F7		F4 1-3			G3		SH1-3 HR 1B	4	1	1	0	1	0	3
Cecil Cooper, L (1, 3) OBP: 0.312, SLG: 0.480	F7 1-2 2-3		6-3 1B		F9		E 2B		SH1-3 1-2	4	1	2	0	0	0	2
Ted Simmons, S (1, 10) OBP: 0.356, SLG: 0.459	F3		6-3 1-2		F8		E6 9-5 2B 2-H		HR 2-H	5	1	2	3	0	0	3
Gorman Thomas, R (1, 8) OBP: 0.284, SLG: 0.323	F7		F4		1B		FC			4	0	1	0	0	0	4
Ben Oglivie, L (1, 7) OBP: 0.412, SLG: 0.525		4-3	K		F3		9-5 3-Hf			4	0	0	0	0	1	4
Charlie Moore, R (1, 9) OBP: 0.374, SLG: 0.450		1B 3B		F6		SH1-3 1B		SH2-4 1B		4	1	3	0	0	0	0
Jim Gantner, L (1, 4) OBP: 0.326, SLG: 0.439		FC4 1B 3-H		1-3		SH1-3 1-2		SH2-4 1-2		2	0	1	1	0	0	0
Ned Yost, R (1, 2) OBP: 0.297, SLG: 0.516		FC4 1B 1-2		HR		6-3		5-3		4	1	1	1	0	0	3
Inning Stats	R: 0 E: 0 K: 0 S: 4 H: 1 LOB: 2 BB: 1 P: 8	R: 1 E: 0 K: 0 S: 6 H: 3 LOB: 2 BB: 0 P: 6	R: 0 E: 0 K: 1 S: 6 H: 1 LOB: 1 BB: 0 P: 6	R: 1 E: 0 K: 0 S: 5 H: 2 LOB: 1 BB: 0 P: 5	R: 0 E: 0 K: 0 S: 4 H: 1 LOB: 1 BB: 0 P: 4	R: 0 E: 0 K: 0 S: 4 H: 1 LOB: 1 BB: 0 P: 4	R: 1 E: 1 K: 0 S: 5 H: 2 LOB: 1 BB: 0 P: 5	R: 0 E: 0 K: 0 S: 4 H: 1 LOB: 1 BB: 0 P: 4	R: 2 E: 0 K: 0 S: 3 H: 2 LOB: 0 BB: 0 P: 3	1B: 9 2B: 3 3B: 1 HR: 2	SF: 0 SAC: 3 DP: 1 HBP: 0						

	AB	36
	R	5
	H	14
	RBI	5
	BB	1
	SO	1
	LOB	21

WP: 0 PB: 0 SB: 3 CS: 0 PA: 40

PITCHER		IP	WLS	BF	H	R	ER	SO	BB	IBB	HBP	BLK	WP	HR	S	P	ERA	WHIP
Bill Travers, L ERA: 4.91	(1, 1)	5.1		26	9	2	2	1	1	0	0	0	0	1	27	31	3.38	1.875
Luis Sanchez, R ERA: 2.7	(6, 1)	2.2		12	4	2	2	0	0	0	0	0	0	0	12	12	6.75	1.500
Andy Hassler, L ERA: 5.65	(9, 1)	0.1	L	2	1	1	1	0	0	0	0	0	0	1	2	2	27.00	3.000

PITCHER		IP	WLS	BF	H	R	ER	SO	BB	IBB	HBP	BLK	WP	HR	S	P	ERA	WHIP

Batter	1	2	3	4	5	6	7	8	9	AB	R	H	RBI	BB	SO	LOB
Rod Carew, L (1, 3) OBP: 0.475, SLG: 0.541	B B B B 4-0 F8 WP BB		x 0-0 ① 1B		x 0-0 ③ F7			x 0-0 ① F8	S S S 0-3 ① K	4	0	1	0	1	1	0
Tim Foli, R (1, 6) Ricky Adams, R (8, 6) OBP: 0.216, SLG: 0.191 Daryl Sconiers, L (9, PH) OBP: 0.291, SLG: 0.515	x 0-0 ① F8 1-3		x 0-0 ② F8			x 0-0 ① 1-3		x 0-0 1B 1B BB 1B	x 0-0 1B	4 0 1	1 0 0	1 0 1	0 0 0	0 0 0	0 0 0	1 0 0
Reggie Jackson, L (1, 9) OBP: 0.330, SLG: 0.406	x 0-0 ② F6		S S S 0-3 ③ K			B B B B 4-0 FC4-6 BB		x 0-0 BB 1B 1-2 HR 1B	x 0-0 ② F6	4	1	1	0	1	1	2
Doug DeCinces, R (1, 5) OBP: 0.348, SLG: 0.582	B B B B 4-0 BB			x 0-0 ① F2		x 0-0 ② FC4-6 1-2f		x 0-0 BB 1-2 HR 2-3 1B	S S S 0-3 ③ K	4	1	1	0	1	1	2
Fred Lynn, L (1, 8) OBP: 0.401, SLG: 0.600	x 0-0 ③ 4-3			x 0-0 2B		x 0-0 F9		B B B B 4-0 1-2 HR 2-3 3-H BB		3	1	1	1	1	0	3
Ron Jackson, R (1, 10) OBP: 0.321, SLG: 0.356		x 0-0 ① F9		x 0-0 ② 5-3			B B B B 4-0 BB	x 0-0 1-H 2-H 3-H HR		3	1	1	4	1	0	1
Bobby Grich, R (1, 4) OBP: 0.401, SLG: 0.400		x 0-0 ② 6-3		x 0-0 ③ F9			x 0-0 ① F8	x 0-0 HR		4	1	1	1	0	0	2
Juan Beniquez, R (1, 7) OBP: 0.327, SLG: 0.377		x 0-0 ③ F9			x 0-0 ① F6		x 0-0 ② F9	x 0-0 G5-4-3 1B		4	0	1	0	0	0	1
Bob Boone, R (1, 2) OBP: 0.292, SLG: 0.331			x 0-0 HR		x 0-0 ② F8		x 0-0 ③ 4-3	x 0-0 ② ③ G5-4-3 1-2f		4	1	1	1	0	0	2
Inning Stats	R: 0 H: 0 E: 0 LOB: 2 K: 0 BB: 2 S: 3 P: 11	R: 0 H: 0 E: 0 LOB: 0 K: 0 BB: 0 S: 3 P: 3	R: 1 H: 2 E: 0 LOB: 0 K: 1 BB: 0 S: 6 P: 6	R: 0 H: 1 E: 0 LOB: 1 K: 0 BB: 0 S: 4 P: 4	R: 0 H: 0 E: 0 LOB: 0 K: 0 BB: 0 S: 3 P: 3	R: 0 H: 0 E: 0 LOB: 1 K: 0 BB: 1 S: 3 P: 7	R: 0 H: 0 E: 0 LOB: 1 K: 0 BB: 1 S: 3 P: 7	R: 6 H: 6 E: 0 LOB: 0 K: 0 BB: 1 S: 8 P: 12	R: 0 H: 1 E: 0 LOB: 1 K: 2 BB: 0 S: 8 P: 8	1B: 6 SF: 0 2B: 1 SAC: 0 3B: 0 DP: 1 HR: 3 HBP: 0						WP: 1 PA: 40 PB: 0 SB: 0 CS: 0	

PITCHER		IP	WLS	BF	H	R	ER	SO	BB	IBB	HBP	BLK	WP	HR	S	P	ERA	WHIP
Bob McClure, L ERA: 4.26	(1, 1)	7.1	W	33	7	6	6	1	5	0	0	0	1	2	30	50	7.36	1.636
Tom Tellmann, R ERA: 1.82	(8, 1)	1.2	S	7	3	1	1	2	0	0	0	0	0	1	11	11	5.40	1.800

PITCHER	IP	WLS	BF	H	R	ER	SO	BB	IBB	HBP	BLK	WP	HR	S	P	ERA	WHIP

TOP

California Angels @ Milwaukee Brewers

Milwaukee County Stadium, Milwaukee, WI

Mon Jun 06 1983, 8:05 PM EDT

Att. 17,183 - Unknown

livebaseballscorecards.com

AB	35
R	7
H	10
RBI	7
BB	5
SO	3
LOB	14

Batter	1	2	3	4	5	6	7	8	9	AB	R	H	RBI	BB	SO	LOB
Paul Molitor, R (1, 5) OBP: 0.368, SLG: 0.451	0-0 S 2B 1B	4-0 BB		0-0 1-H 2-H 2B		0-0 1-3 2B 2B	0-0 HR			4	3	4	3	1	0	0
Robin Yount, R (1, 6) OBP: 0.404, SLG: 0.543	0-0 ① 5-3 1-2	0-3 ② K		4-0 G3-6-3 BB		0-0 1B 2-H 3-H 1B 2B	0-0 ② F8			4	1	1	2	1	1	4
Cecil Cooper, L (1, 3) OBP: 0.314, SLG: 0.483	0-0 E 2-H 2B	0-0 ③ F8		0-0 ① F7		0-0 1B 3B 2-3 1B	0-0 ③ 4-3			5	1	2	1	0	0	5
Ted Simmons, S (1, 10) OBP: 0.357, SLG: 0.463 Mark Brouhard, R (8, PR)	0-0 E4 S 2-3		0-0 ① 1-3	0-0 ② ③ G3-6-3 1-2f		0-0 1-2 3B 3-H 1B		0-0 2B		5 0	1 0	2 0	1 0	0 0	0 0	3 0
Ben Oglivie, L (1, 7) OBP: 0.403, SLG: 0.511	0-3 ② K	0-0 ② F8			0-0 ① F8	0-3 ① K		0-0 ① F8		5	0	0	0	0	2	5
Charlie Moore, R (1, 9) OBP: 0.374, SLG: 0.451	0-0 ③ 5-3 1-2	0-0 2B			4-0 G3 BB	0-0 ② F7		0-3 ② K		4	0	1	0	1	1	5
Jim Gantner, L (1, 4) OBP: 0.333, SLG: 0.451		0-0 SH5-4 1B 1B	0-0 ③ 4-3		0-0 ② G3 1-2	0-0 1-H 2-H 3B		4-0 IBB		4	0	2	2	1	0	2
Ned Yost, R (1, 2) OBP: 0.304, SLG: 0.507		0-0 SH5-4 1-2 1B		0-0 S 1B 2B 1B	0-0 ③ F7	0-3 ③ K		0-0 ③ 5-3		5	1	2	0	0	1	4
Marshall Edwards, L (1, 8) OBP: 0.400, SLG: 0.400		0-0 ① SH5-4 1-2 2-3		0-0 S 1-2 2B 1B		0-0 2B 2B 1B	0-0 ① F8			3	2	2	0	0	0	0
Inning Stats	R: 1 H: 2 E: 1 LOB: 2 K: 1 BB: 0 S: 8 P: 8	R: 0 H: 2 E: 0 LOB: 3 K: 1 BB: 1 S: 7 P: 11	R: 0 H: 1 E: 0 LOB: 1 K: 0 BB: 0 S: 4 P: 4	R: 2 H: 3 E: 0 LOB: 1 K: 0 BB: 1 S: 5 P: 9	R: 0 H: 0 E: 0 LOB: 1 K: 0 BB: 1 S: 3 P: 7	R: 5 H: 6 E: 0 LOB: 1 K: 2 BB: 0 S: 13 P: 13	R: 1 H: 1 E: 0 LOB: 0 K: 0 BB: 0 S: 4 P: 4	R: 0 H: 1 E: 0 LOB: 2 K: 1 BB: 1 S: 6 P: 10		1B: 8 SF: 0 2B: 6 SAC: 1 3B: 1 DP: 1 HR: 1 HBP: 0						

PITCHER		IP	WLS	BF	H	R	ER	SO	BB	IBB	HBP	BLK	WP	HR	S	P	ERA	WHIP
Dave Goltz, R ERA: 6.8	(1, 1)	5.0	L	29	11	6	6	2	3	0	0	0	0	0	30	42	10.80	2.800
John Curtis, L ERA: 4.09	(6, 1)	2.0		10	4	3	3	2	0	0	0	0	0	1	14	14	13.50	2.000
Luis Sanchez, R ERA: 2.64	(8, 1)	1.0		5	1	0	0	1	0	1	0	0	0	0	6	10	0.00	1.000

PITCHER	IP	WLS	BF	H	R	ER	SO	BB	IBB	HBP	BLK	WP	HR	S	P	ERA	WHIP

BOTTOM

California Angels @ Milwaukee Brewers

Milwaukee County Stadium, Milwaukee, WI

Mon Jun 06 1983, 8:05 PM EDT

Att. 17,183 - Unknown

livebaseballscorecards.com

AB	39
R	9
H	16
RBI	9
BB	4
SO	5
LOB	28

Batter	1	2	3	4	5	6	7	8	9	AB	R	H	RBI	BB	SO	LOB
Paul Molitor, R (1, 5) OBP: 0.363, SLG: 0.443	FC6-4 1B		F9		F9		1-3		F7	5	0	1	0	0	0	2
Rick Manning, L (1, 8) OBP: 0.313, SLG: 0.318	FC6-4 S 1B 1-2f		K		L5		4-3		FC5 2-3f	4	1	0	0	0	1	1
Don Money, R (9, PH) OBP: 0.217, SLG: 0.241										1	0	0	0	0	0	2
Robin Yount, R (1, 6) OBP: 0.402, SLG: 0.537	F8 1-2		4-3			1B		F8		4	0	1	0	0	0	1
Cecil Cooper, L (1, 3) OBP: 0.317, SLG: 0.483	1B 2-H			P3		P5		1B		4	0	2	1	0	0	1
Ted Simmons, S (1, 10) OBP: 0.355, SLG: 0.464	5-3			1B 2B		K		K		4	1	1	0	0	2	3
Ben Oglivie, L (1, 7) OBP: 0.400, SLG: 0.505		P6		3-1 1B 2-H		5-3		F9		4	0	1	1	0	0	2
Charlie Moore, R (1, 9) OBP: 0.372, SLG: 0.443		K		3-1 2-3			K		FC5 BB BB	3	0	0	0	1	2	1
Jim Gantner, L (1, 4) OBP: 0.337, SLG: 0.449		1B		4-3			E6 HR		BB 1-2	3	1	1	0	1	0	1
Ned Yost, R (1, 2) OBP: 0.301, SLG: 0.535		6-3			F8		HR 1-H		K	4	1	1	2	0	1	3
Inning Stats	R: 1 E: 0 K: 0 S: 5 H: 2 LOB: 1 BB: 0 P: 5	R: 0 E: 0 K: 1 S: 6 H: 1 LOB: 1 BB: 0 P: 6	R: 0 E: 0 K: 1 S: 5 H: 0 LOB: 0 BB: 0 P: 5	R: 1 E: 0 K: 0 S: 5 H: 2 LOB: 1 BB: 0 P: 5	R: 0 E: 0 K: 0 S: 3 H: 0 LOB: 0 BB: 0 P: 3	R: 0 E: 0 K: 1 S: 6 H: 1 LOB: 1 BB: 0 P: 6	R: 2 E: 1 K: 1 S: 7 H: 1 LOB: 0 BB: 0 P: 7	R: 0 E: 0 K: 1 S: 6 H: 1 LOB: 1 BB: 0 P: 6	R: 0 E: 0 K: 1 S: 5 H: 0 LOB: 2 BB: 2 P: 13	1B: 6 2B: 1 3B: 0 HR: 1	SF: 0 SAC: 0 DP: 0 HBP: 0						

TOP

Milwaukee Brewers @ Baltimore Orioles

Memorial Stadium, Baltimore, MD

Tue Jun 07 1983, 7:05 PM EDT

Att. 18,476 - Unknown

livebaseballscorecards.com

AB	36
R	4
H	8
RBI	4
BB	2
SO	6
LOB	17

PITCHER		IP	WLS	BF	H	R	ER	SO	BB	IBB	HBP	BLK	WP	HR	S	P	ERA	WHIP
Dennis Martinez, R ERA: 4.63	(1, 1)	7.1	W	31	8	4	3	4	0	0	0	0	0	1	39	39	3.68	1.091
Tippy Martinez, L ERA: 3.86	(8, 1)	1.2	S	7	0	0	0	2	2	0	0	0	0	0	9	17	0.00	1.200

PITCHER	IP	WLS	BF	H	R	ER	SO	BB	IBB	HBP	BLK	WP	HR	S	P	ERA	WHIP

Batter	1	2	3	4	5	6	7	8	9	AB	R	H	RBI	BB	SO	LOB
John Shelby, S (1, 8) OBP: 0.322, SLG: 0.436	F8	6-3		F3		F7				4	0	0	0	0	0	4
Rich Dauer, R (1, 4) OBP: 0.275, SLG: 0.274	F7		6-3		1B		HR			4	1	2	1	0	0	0
Cal Ripken Jr., R (1, 6) OBP: 0.369, SLG: 0.469	HR BB		6-3		F8		CS 1B			3	1	1	0	1	0	1
Eddie Murray, S (1, 3) OBP: 0.383, SLG: 0.463	1-H HR		5-3		F8		F7			4	1	1	2	0	0	2
Gary Roenicke, R (1, 9) (9, 7) OBP: 0.381, SLG: 0.571	HR			E4 F9 FC6-2	1-3		F8 1-2			4	1	1	1	0	0	2
Ken Singleton, S (1, 10) OBP: 0.389, SLG: 0.463	6-3			F9 2-3		6-3		K		4	0	0	0	0	1	1
Benny Ayala, R (1, 7) OBP: 0.357, SLG: 0.583		3-1		FC6-2 1B 1B 3-H		HR		F8		3	2	1	1	0	0	1
Jim Dwyer, L (8, PH) (9, 9) OBP: 0.345, SLG: 0.423										1	0	0	0	0	0	0
Leo Hernandez, R (1, 5) OBP: 0.288, SLG: 0.388		F7		1B 1-2 1B		2B		5-3		3	0	2	0	0	0	0
Aurelio Rodriguez, R (7, 5) OBP: 0.147, SLG: 0.152										1	0	0	0	0	0	0
Rick Dempsey, R (1, 2) OBP: 0.309, SLG: 0.311	1B			1B 1-2 2-H		F3				3	0	2	1	0	0	1
Inning Stats	R: 3 E: 0 K: 0 S: 5 H: 2 LOB: 0 BB: 1 P: 9	R: 0 E: 0 K: 0 S: 4 H: 1 LOB: 1 BB: 0 P: 4	R: 0 E: 0 K: 0 S: 3 H: 0 LOB: 0 BB: 0 P: 3	R: 1 E: 1 K: 0 S: 6 H: 2 LOB: 2 BB: 0 P: 6	R: 0 E: 0 K: 0 S: 4 H: 1 LOB: 1 BB: 0 P: 4	R: 1 E: 0 K: 0 S: 5 H: 2 LOB: 1 BB: 0 P: 5	R: 1 E: 0 K: 0 S: 4 H: 2 LOB: 0 BB: 0 P: 4	R: 0 E: 0 K: 1 S: 5 H: 0 LOB: 0 BB: 0 P: 5		1B: 5 2B: 1 3B: 0 HR: 4 SF: 0 SAC: 0 DP: 0 HBP: 0						

PITCHER		IP	WLS	BF	H	R	ER	SO	BB	IBB	HBP	BLK	WP	HR	S	P	ERA	WHIP
Mike Caldwell, L ERA: 3.9	(1, 1)	5.1	L	26	8	5	4	0	1	0	0	0	0	3	25	29	6.75	1.688
Bob Gibson, R ERA: 2.0	(6, 1)	2.2		9	2	1	1	1	0	0	0	0	0	1	11	11	3.38	0.750

PITCHER	IP	WLS	BF	H	R	ER	SO	BB	IBB	HBP	BLK	WP	HR	S	P	ERA	WHIP

BOTTOM

Milwaukee Brewers @ Baltimore Orioles

Memorial Stadium, Baltimore, MD

Tue Jun 07 1983, 7:05 PM EDT

Att. 18,476 - Unknown

livebaseballscorecards.com

AB	34
R	6
H	10
RBI	6
BB	1
SO	1
LOB	12

Milwaukee Brewers @ Baltimore Orioles

Memorial Stadium, Baltimore, MD

Wed Jun 08 1983, 7:05 PM EDT

Att. 22,341 - Unknown

TOP

livebaseballscorecards.com

Batter	1	2	3	4	5	6	7	8	9	AB	R	H	RBI	BB	SO	LOB
Paul Molitor, R (1, 5) OBP: 0.369, SLG: 0.465	0-0 BB S 1B 1B	0-0 L9 1-2			0-0 2B		0-0 3B		0-0 4-3	5	1	3	0	0	0	1
Rick Manning, L (1, 8) OBP: 0.307, SLG: 0.312	0-0 L7		0-0 F6		0-0 F8		0-0 G3			4	0	0	0	0	0	3
Robin Yount, R (1, 6) OBP: 0.399, SLG: 0.529	4-0 BBBB 1-2 BB 1B BB		0-0 F9		0-0 F9			0-0 F3		3	1	0	0	1	0	1
Cecil Cooper, L (1, 3) OBP: 0.320, SLG: 0.486	4-0 BBBB 1-2 2-3 BB 1B		0-0 F7			0-0 F4		0-0 1B 2B		3	1	1	0	1	0	0
Ted Simmons, S (1, 2) OBP: 0.358, SLG: 0.470	0-0 1-3 2-H 3-H 1B			0-0 F7		0-0 2B		SSS 0-3 K		4	0	2	2	0	1	1
Ben Oglivie, L (1, 7) OBP: 0.397, SLG: 0.500	0-0 4-3			0-0 1-3		0-0 F8		0-0 2-H 1B		4	0	1	1	0	0	2
Roy Howell, L (1, 10) OBP: 0.356, SLG: 0.447 Don Money, R (8, PH) OBP: 0.215, SLG: 0.238	BBBB 4-0 CS BB			BBBB 4-0 FC5-6 BB		0-0 F7		SSS 0-3 K		1 1	0 0	0 0	0 0	2 0	0 1	1 1
Charlie Moore, R (1, 9) OBP: 0.365, SLG: 0.433	0-0 F8			0-0 FC5-6 1-2f			SSS 0-3 K		0-0 F9	4	0	0	0	0	1	2
Jim Gantner, L (1, 4) OBP: 0.335, SLG: 0.442	BBBB 4-0 WP 1-2 BB				SSS 0-3 K		0-0 4-3		0-0 1-3	3	0	0	0	1	1	0
Inning Stats	R: 2 E: 0 K: 0 S: 4 H: 2 LOB: 1 BB: 2 P: 12	R: 0 E: 0 K: 0 S: 2 H: 0 LOB: 1 BB: 2 P: 10	R: 0 E: 0 K: 0 S: 3 H: 0 LOB: 0 BB: 0 P: 3	R: 0 E: 0 K: 0 S: 3 H: 0 LOB: 1 BB: 1 P: 7	R: 0 E: 0 K: 1 S: 6 H: 1 LOB: 1 BB: 0 P: 6	R: 0 E: 0 K: 0 S: 4 H: 1 LOB: 1 BB: 0 P: 4	R: 0 E: 0 K: 1 S: 6 H: 1 LOB: 1 BB: 0 P: 6	R: 1 E: 0 K: 2 S: 9 H: 2 LOB: 1 BB: 0 P: 9	R: 0 E: 0 K: 0 S: 3 H: 0 LOB: 0 BB: 0 P: 3							

	AB	32
	R	3
	H	7
	RBI	3
	BB	5
	SO	4
	LOB	12

	1B: 3	SF: 0	WP: 1	PA: 37
	2B: 3	SAC: 0	PB: 0	
	3B: 1	DP: 0	SB: 1	
	HR: 0	HBP: 0	CS: 1	

PITCHER		IP	WLS	BF	H	R	ER	SO	BB	IBB	HBP	BLK	WP	HR	S	P	ERA	WHIP
Allan Ramirez, R ERA: 2.57	(1, 1)	7.0		29	5	2	2	2	5	0	0	0	1	0	28	48	2.57	1.429
Sammy Stewart, R ERA: 4.22	(8, 1)	0.1		2	1	1	1	0	0	0	0	0	0	0	2	2	27.00	3.000
Tippy Martinez, L ERA: 3.82	(8, 1)	0.1		2	1	0	0	1	0	0	0	0	0	0	4	4	0.00	3.000
Tim Stoddard, R ERA: 3.91	(8, 1)	1.1	W	4	0	0	0	1	0	0	0	0	0	0	6	6	0.00	0.000

PITCHER		IP	WLS	BF	H	R	ER	SO	BB	IBB	HBP	BLK	WP	HR	S	P	ERA	WHIP

BOTTOM

Milwaukee Brewers @ Baltimore Orioles

Memorial Stadium, Baltimore, MD

Wed Jun 08 1983, 7:05 PM EDT

Att. 22,341 - Unknown

Batter	1	2	3	4	5	6	7	8	9	AB	R	H	RBI	BB	SO	LOB
Al Bumbry, L (1, 8) OBP: 0.316, SLG: 0.336	K		1B			P6		L7 1-2		4	0	1	0	0	1	1
Rich Dauer, R (1, 4) OBP: 0.280, SLG: 0.280	1B		5-3			5-3		HR 2-H		4	1	2	1	0	0	1
Cal Ripken Jr., R (1, 6) OBP: 0.367, SLG: 0.479	K			K			K	HR 1-H		4	1	1	2	0	3	1
Eddie Murray, S (1, 3) OBP: 0.385, SLG: 0.461	G3			K			HR 1B	HR BB		3	2	1	0	1	1	1
John Lowenstein, L (1, 7) OBP: 0.376, SLG: 0.543 Aurelio Rodriguez, R (9, 5) OBP: 0.147, SLG: 0.152		K		F5			F7	HR 1-H		4 0	1 0	1 0	2 0	0 0	1 0	1 0
Ken Singleton, S (1, 10) OBP: 0.386, SLG: 0.477		L9			4-3		HR 1-H	4-3		4	1	1	2	0	0	1
Gary Roenicke, R (1, 9) OBP: 0.370, SLG: 0.552		P4			6-3		F7			3	0	0	0	0	0	0
Leo Hernandez, R (1, 5) OBP: 0.285, SLG: 0.383 Jim Dwyer, L (8, PH) OBP: 0.339, SLG: 0.415 Rick Dempsey, R (9, 2) OBP: 0.309, SLG: 0.311			6-3		F7			F5		2 1 0	0 0 0	0 0 0	0 0 0	0 0 0	0 0 0	0 0 0
Joe Nolan, L (1, 2) OBP: 0.328, SLG: 0.424 John Shelby, S (8, PR) OBP: 0.322, SLG: 0.436 (9, 7)			K			6-3		S 1B 1B		3 0	0 1	1 0	0 0	0 0	1 0	0 0
Inning Stats	R: 0 H: 1 E: 0 LOB: 1 K: 2 BB: 0 S: 8 P: 8	R: 0 H: 0 E: 0 LOB: 0 K: 1 BB: 0 S: 5 P: 5	R: 0 H: 1 E: 0 LOB: 1 K: 1 BB: 0 S: 6 P: 6	R: 0 H: 0 E: 0 LOB: 0 K: 2 BB: 0 S: 7 P: 7	R: 0 H: 0 E: 0 LOB: 0 K: 0 BB: 0 S: 3 P: 3	R: 0 H: 0 E: 0 LOB: 0 K: 0 BB: 0 S: 3 P: 3	R: 2 H: 2 E: 0 LOB: 0 K: 1 BB: 0 S: 7 P: 7	R: 5 H: 4 E: 0 LOB: 1 K: 0 BB: 1 S: 7 P: 11		1B: 5 SF: 0 2B: 0 SAC: 0 3B: 0 DP: 0 HR: 3 HBP: 0						

livebaseballscorecards.com

	AB	32
	R	7
	H	8
	RBI	7
	BB	1
	SO	7
	LOB	6

WP: 0 PA: 33
PB: 0
SB: 1
CS: 0

PITCHER		IP	WLS	BF	H	R	ER	SO	BB	IBB	HBP	BLK	WP	HR	S	P	ERA	WHIP
Don Sutton, R ERA: 3.54	(1, 1)	7.0		25	4	2	2	7	0	0	0	0	0	1	39	39	2.57	0.571
Tom Tellmann, R ERA: 3.03	(8, 1)	1.0	L	8	4	5	5	0	1	0	0	0	0	2	7	11	45.00	5.000

PITCHER	IP	WLS	BF	H	R	ER	SO	BB	IBB	HBP	BLK	WP	HR	S	P	ERA	WHIP

Batter	1	2	3	4	5	6	7	8	9	AB	R	H	RBI	BB	SO	LOB
Paul Molitor, R (1, 5) OBP: 0.360, SLG: 0.452	0-0 ① 5-3		0-3 ① K		0-3 ① K	0-0 ③ FC6-4 1-2f		0-3 ③ K		5	0	0	0	0	3	2
Rick Manning, L (1, 8) OBP: 0.311, SLG: 0.317	0-0 ② 6-3		0-0 6-3 2B		0-0 E4 E 3B		4-0 1-3 1B BB		0-0 ① F3	3	2	1	0	1	0	0
Mark Brouhard, R (9, PH)										1	0	0	0	0	0	0
Robin Yount, R (1, 6) OBP: 0.395, SLG: 0.531	0-0 ③ G3		0-0 ② 6-3 2-3		0-0 2B 1-H 3B		0-3 ① K		0-0 ② 6-3	5	1	1	1	0	1	2
Cecil Cooper, L (1, 3) OBP: 0.318, SLG: 0.484		0-0 ① L8	0-0 ③ 4-3		0-0 E 2B 3-H		0-0 ② 1-3 1-2		0-0 ③ 1-3	5	0	1	1	0	0	2
Ted Simmons, S (1, 10) OBP: 0.356, SLG: 0.465		0-0 ② 3-1		0-0 ① F6	0-0 ② L3 2-3		0-0 FC6 2-H 1B			4	0	1	1	0	0	1
Ben Oglivie, L (1, 7) OBP: 0.399, SLG: 0.497		B B B B 4-0 E HR BB		0-0 E SF9 1B	0-0 ③ F3		0-0 ③ FC6 1-2f			3	2	1	0	1	0	2
Charlie Moore, R (1, 9) OBP: 0.357, SLG: 0.424		0-0 E5 1-2 HR		0-0 E5 1-3		0-0 ① 6-3		0-0 ① 5-3		4	1	0	0	0	0	2
Jim Gantner, L (1, 4) OBP: 0.338, SLG: 0.461		0-0 1-H 2-H HR		0-0 ② SF9 3-H		0-0 FC6-4 1B		0-0 ② 1-3		3	1	2	4	0	0	0
Ned Yost, R (1, 2) OBP: 0.299, SLG: 0.514		S S S 0-3 ③ K		0-0 ③ F6		S S S 0-3 ② K		B B B B 4-0 BB		3	0	0	0	1	2	2
Inning Stats	R: 0 E: 0 K: 0 S: 3 H: 0 LOB: 0 BB: 0 P: 3	R: 3 E: 1 K: 1 S: 7 H: 1 LOB: 0 BB: 1 P: 11	R: 0 E: 0 K: 1 S: 6 H: 1 LOB: 1 BB: 0 P: 6	R: 1 E: 1 K: 0 S: 5 H: 1 LOB: 1 BB: 0 P: 5	R: 2 E: 3 K: 1 S: 8 H: 2 LOB: 1 BB: 0 P: 8	R: 0 E: 0 K: 1 S: 6 H: 1 LOB: 1 BB: 0 P: 6	R: 1 E: 0 K: 1 S: 6 H: 1 LOB: 1 BB: 1 P: 10	R: 0 E: 0 K: 1 S: 5 H: 0 LOB: 1 BB: 1 P: 9	R: 0 E: 0 K: 0 S: 3 H: 0 LOB: 0 BB: 0 P: 3	1B: 3 2B: 2 3B: 1 HR: 1	SF: 1 SAC: 0 DP: 0 HBP: 0						

PITCHER	IP	WLS	BF	H	R	ER	SO	BB	IBB	HBP	BLK	WP	HR	S	P	ERA	WHIP
Mike Boddicker, R (1, 1) ERA: 3.13	5.0	W	24	5	6	1	3	1	0	0	0	0	1	29	33	1.80	1.200
Sammy Stewart, R (6, 1) ERA: 4.25	1.2		8	2	1	1	2	1	0	0	0	0	0	11	15	5.40	1.800
Tippy Martinez, L (7, 1) ERA: 3.57	2.1	S	8	0	0	0	1	1	0	0	0	0	0	9	13	0.00	0.429

PITCHER	IP	WLS	BF	H	R	ER	SO	BB	IBB	HBP	BLK	WP	HR	S	P	ERA	WHIP

TOP

Milwaukee Brewers @ Baltimore Orioles

Memorial Stadium, Baltimore, MD

Thu Jun 09 1983, 7:05 PM EDT
Att. 23,399 - Unknown - 71 F

livebaseballscorecards.com

AB	36
R	7
H	7
RBI	7
BB	3
SO	6
LOB	13

1B: 3	SF: 1	WP: 0	PA: 40
2B: 2	SAC: 0	PB: 0	
3B: 1	DP: 0	SB: 0	
HR: 1	HBP: 0	CS: 0	

Batter	1	2	3	4	5	6	7	8	9	AB	R	H	RBI	BB	SO	LOB
John Shelby, S (1, 8) OBP: 0.333, SLG: 0.447	2B 1B		BBBB 4-0 WP BB			X 0-0 6-3 ①		SSS 0-3 K ①		4	1	2	0	1	1	0
Dan Ford, R (1, 9) OBP: 0.341, SLG: 0.479	S 1B 2B 24		X 0-0 F3 ③ 1-2			X 0-0 F9 ②		X 0-0 F8 ②		4	1	1	1	0	0	2
Jim Dwyer, L (7, 9) OBP: 0.333, SLG: 0.407	F9 ③									1	0	0	0	0	0	0
Cal Ripken Jr., R (1, 6) OBP: 0.372, SLG: 0.484	BBBB 4-0 1B 1B BB 2-3	X 0-0 F8 ①		X 0-0 G6-3 1B		X 0-0 4-3 ③		X 0-0 FC5 2B		4	1	2	0	1	0	0
Eddie Murray, S (1, 3) OBP: 0.385, SLG: 0.457	X 0-0 1B 1B 1-2 3-H 1B	X 0-0 F8 ②		X 0-0 ① ② G6-3 1-2f			SSS 0-3 K ①	4-0 IBB		4	1	1	1	1	1	1
Gary Roenicke, R (1, 7) OBP: 0.381, SLG: 0.565	X 0-0 1B HR 1-2 2-H 1B	X 0-0 HR 2B		X 0-0 F3 ③			X 0-0 1B 1B 1B	X 0-0 FC5 ③ 2-3f		5	3	3	1	0	0	2
Benny Ayala, R (1, 10) OBP: 0.345, SLG: 0.560	SSS 0-3 K ①	X 0-0 HR 2-H			SSS 0-3 K ①		SSS 0-3 K ②			1	0	0	0	0	1	2
Ken Singleton, S (2, PH) OBP: 0.385, SLG: 0.494										3	1	1	2	0	2	1
Rich Dauer, R (1, 4) OBP: 0.284, SLG: 0.285	X 0-0 HR 1-3 2-H 1B	X 0-0 ③ 5-3			X 0-0 ② 6-3		X 0-0 1B 1B 1-2 1B			4	1	2	1	0	0	0
Leo Hernandez, R (1, 5) OBP: 0.295, SLG: 0.410	X 0-0 HR 1-H 3-H		X 0-0 ① F2		X 0-0 FC6-4 1B		X 0-0 1B 1-3 2-H			4	1	3	4	0	0	0
Aurelio Rodriguez, R (8, 5) OBP: 0.147, SLG: 0.152										0	0	0	0	0	0	0
Rick Dempsey, R (1, 2) OBP: 0.300, SLG: 0.301	SSS 0-3 K ②		SSS 0-3 K ②		X 0-0 FC6-4 ③ 1-2f		X 0-0 F3 ③			4	0	0	0	0	2	3
Inning Stats	R: 7 E: 0 K: 2 S: 14 H: 7 LOB: 1 BB: 1 P: 18	R: 2 E: 0 K: 0 S: 5 H: 2 LOB: 0 BB: 0 P: 5	R: 0 E: 0 K: 1 S: 5 H: 0 LOB: 1 BB: 1 P: 9	R: 0 E: 0 K: 0 S: 3 H: 1 LOB: 0 BB: 0 P: 3	R: 0 E: 0 K: 1 S: 6 H: 1 LOB: 1 BB: 0 P: 6	R: 0 E: 0 K: 0 S: 3 H: 0 LOB: 0 BB: 0 P: 3	R: 1 E: 0 K: 2 S: 10 H: 3 LOB: 2 BB: 0 P: 10	R: 0 E: 0 K: 1 S: 6 H: 1 LOB: 2 BB: 1 P: 10		1B: 9 2B: 4 3B: 0 HR: 2	SF: 0 SAC: 0 DP: 1 HBP: 0					

PITCHER		IP	WLS	BF	H	R	ER	SO	BB	IBB	HBP	BLK	WP	HR	S	P	ERA	WHIP
Jerry Augustine, L ERA: 7.71	(1, 1)	0.1	L	7	5	6	6	1	1	0	0	0	0	0	8	12	162.00	18.000
Jim Slaton, R ERA: 3.19	(1, 1)	2.2		13	4	3	3	2	1	0	0	0	1	2	16	20	10.12	1.875
Rick Waits, L ERA: 4.24	(4, 1)	3.2		15	5	1	1	3	0	0	0	0	0	0	21	21	2.46	1.364
Bob Gibson, R ERA: 1.86	(7, 1)	1.1		6	1	0	0	1	0	1	0	0	0	0	7	11	0.00	0.750

PITCHER	IP	WLS	BF	H	R	ER	SO	BB	IBB	HBP	BLK	WP	HR	S	P	ERA	WHIP

BOTTOM

Milwaukee Brewers @ Baltimore Orioles

Memorial Stadium, Baltimore, MD

Thu Jun 09 1983, 7:05 PM EDT
Att. 23,399 - Unknown - 71 F

livebaseballscorecards.com

AB	38
R	10
H	15
RBI	10
BB	3
SO	7
LOB	11

1B: 9	SF: 0	WP: 1	PA: 41
2B: 4	SAC: 0	PB: 0	
3B: 0	DP: 1	SB: 1	
HR: 2	HBP: 0	CS: 0	

Batter	1	2	3	4	5	6	7	8	9	AB	R	H	RBI	BB	SO	LOB
Willie Randolph, R (1, 4) OBP: 0.341, SLG: 0.317	E6 (S, BB) G3		1B 3B (1-H)	1B 1B (1-3, 2-H)		F9 ②		BB 1B (1-2)		4	2	2	2	1	0	0
Ken Griffey, L (1, 8) OBP: 0.381, SLG: 0.465	BB (G3, S) (1-2)		6-3 ①	1B (1-2, 3-H)		F8 ③		FC6-4 1B (1-2, 2-3)		4	0	2	1	1	0	1
Dave Winfield, R (1, 7) OBP: 0.328, SLG: 0.512	K ① (1-2, 2-3)		G6-4-3 1B (3-H)	4-3 ③			F7 ①	FC6-4 ③ (1-2f)		5	0	1	1	0	1	7
Graig Nettles, L (1, 5) OBP: 0.359, SLG: 0.478	G3 ② (2-3, 3-H)		G6-4-3 ② ③ (1-2f)		HR		F8 ②		F7 ①	5	1	1	2	0	0	2
Don Baylor, R (1, 10) OBP: 0.347, SLG: 0.435	F9 ③			1B (4-3, 4-1) 1B	6-3 ①		E6		F7 ②	5	1	1	0	0	0	1
Steve Kemp, L (1, 9) OBP: 0.311, SLG: 0.418		3-1 ①		4-1 ① (1-2)	2-3 ②		F7 ③		F7 ③	5	0	0	0	0	0	2
Butch Wynegar, S (1, 2) OBP: 0.394, SLG: 0.451		6-3 ②		4-3 ② (2-3)	1B			K ①		4	0	1	0	0	1	1
Roy Smalley, S (1, 3) OBP: 0.379, SLG: 0.451		6-3 ③		1B 1B 1B (3-H)	K ③			1B BB 1B		4	1	2	1	0	1	1
Andre Robertson, R (1, 6) OBP: 0.246, SLG: 0.303			3B 1B	1B 1B 1B (1-2)		F9 ①		F7 ②		4	2	2	0	0	0	1
Inning Stats	R: 1 E: 1 K: 1 S: 6 H: 0 LOB: 1 BB: 1 P: 10	R: 0 E: 0 K: 0 S: 3 H: 0 LOB: 0 BB: 0 P: 3	R: 2 E: 0 K: 0 S: 5 H: 3 LOB: 0 BB: 0 P: 5	R: 3 E: 0 K: 0 S: 8 H: 5 LOB: 2 BB: 0 P: 8	R: 1 E: 0 K: 1 S: 7 H: 2 LOB: 1 BB: 0 P: 7	R: 0 E: 0 K: 0 S: 3 H: 0 LOB: 0 BB: 0 P: 3	R: 0 E: 1 K: 0 S: 4 H: 0 LOB: 1 BB: 0 P: 4	R: 0 E: 0 K: 1 S: 7 H: 2 LOB: 3 BB: 1 P: 11	R: 0 E: 0 K: 0 S: 3 H: 0 LOB: 0 BB: 0 P: 3	1B: 10 2B: 0 3B: 1 HR: 1 SF: 0 SAC: 0 DP: 1 HBP: 0						

PITCHER	IP	WLS	BF	H	R	ER	SO	BB	IBB	HBP	BLK	WP	HR	S	P	ERA	WHIP
Moose Haas, R (1, 1) ERA: 4.58	3.2	L	18	6	6	5	1	1	0	0	0	0	0	19	23	12.27	1.909
Chuck Porter, R (4, 1) ERA: 6.0	4.1		21	6	1	1	2	1	0	0	0	0	1	24	28	2.08	1.615
Jerry Augustine, L (9, 1) ERA: 7.47	1.0		3	0	0	0	0	0	0	0	0	0	0	3	3	0.00	0.000

PITCHER	IP	WLS	BF	H	R	ER	SO	BB	IBB	HBP	BLK	WP	HR	S	P	ERA	WHIP

TOP

New York Yankees @ Milwaukee Brewers

Milwaukee County Stadium, Milwaukee, WI

Fri Jun 10 1983, 8:05 PM EDT
Att. 39,025 - Unknown - 60 F

livebaseballscorecards.com

AB	40
R	7
H	12
RBI	7
BB	2
SO	3
LOB	16

WP: 0 PB: 0 SB: 2 CS: 0 PA: 42

Batter	1	2	3	4	5	6	7	8	9	AB	R	H	RBI	BB	SO	LOB
Paul Molitor, R (1, 5) OBP: 0.353, SLG: 0.442	G3			F5		4-3		F9		4	0	0	0	0	0	0
Rick Manning, L (1, 8) OBP: 0.318, SLG: 0.325	P6			FC4-6, 1B		5-3, 1B			4-3, 1B	4	1	3	0	0	0	0
Robin Yount, R (1, 6) OBP: 0.388, SLG: 0.521	K			F9		5-3 1-2			F8	4	0	0	0	0	1	3
Cecil Cooper, L (1, 3) OBP: 0.312, SLG: 0.475		L5		FC4-6 1-2f		F9			4-3 1-2	4	0	0	0	0	0	3
Ted Simmons, S (1, 10) OBP: 0.354, SLG: 0.461		F4			F8		F7		1B 2-H 1B	4	0	1	1	0	0	0
Ben Oglivie, L (1, 7) OBP: 0.396, SLG: 0.492 Mark Brouhard, R (6, 7) OBP: 0.333, SLG: 0.333		6-3			4-3		F7		1B 1-2 1B	2 2	0 0	0 1	0 0	0 0	0 0	0 0
Charlie Moore, R (1, 9) OBP: 0.355, SLG: 0.417			F8	BB WP 1B			F5		F9	3	0	0	0	1	0	2
Jim Gantner, L (1, 4) OBP: 0.338, SLG: 0.459			K	WP 1-2 1B				F9		3	0	1	0	0	1	0
Ned Yost, R (1, 2) OBP: 0.288, SLG: 0.494			3-1	F8 1-2 2-3				F9		3	0	0	0	0	0	2
Inning Stats	R: 0 E: 0 K: 1 S: 5 H: 0 LOB: 0 BB: 0 P: 5	R: 0 E: 0 K: 0 S: 3 H: 0 LOB: 0 BB: 0 P: 3	R: 0 E: 0 K: 1 S: 5 H: 0 LOB: 0 BB: 0 P: 5	R: 0 E: 0 K: 0 S: 4 H: 1 LOB: 1 BB: 0 P: 4	R: 0 E: 0 K: 0 S: 4 H: 1 LOB: 2 BB: 1 P: 8	R: 0 E: 0 K: 0 S: 4 H: 1 LOB: 1 BB: 0 P: 4	R: 0 E: 0 K: 0 S: 3 H: 0 LOB: 0 BB: 0 P: 3	R: 0 E: 0 K: 0 S: 3 H: 0 LOB: 0 BB: 0 P: 3	R: 1 E: 0 K: 0 S: 6 H: 3 LOB: 2 BB: 0 P: 6	1B: 6 2B: 0 3B: 0 HR: 0 SF: 0 SAC: 0 DP: 0 HBP: 0						

PITCHER	IP	WLS	BF	H	R	ER	SO	BB	IBB	HBP	BLK	WP	HR	S	P	ERA	WHIP
Shane Rawley, L (1, 1) ERA: 3.77	9.0	W	34	6	1	1	2	1	0	0	0	1	0	37	41	1.00	0.778

PITCHER	IP	WLS	BF	H	R	ER	SO	BB	IBB	HBP	BLK	WP	HR	S	P	ERA	WHIP

BOTTOM

New York Yankees @ Milwaukee Brewers

Milwaukee County Stadium, Milwaukee, WI

Fri Jun 10 1983, 8:05 PM EDT
Att. 39,025 - Unknown - 60 F

livebaseballscorecards.com

AB	33
R	1
H	6
RBI	1
BB	1
SO	2
LOB	10

1B: 6 SF: 0
2B: 0 SAC: 0
3B: 0 DP: 0
HR: 0 HBP: 0

WP: 1 PA: 34
PB: 0
SB: 0
CS: 0

Batter	1	2	3	4	5	6	7	8	9	AB	R	H	RBI	BB	SO	LOB
Willie Randolph, R (1, 4) OBP: 0.337, SLG: 0.310	5-3		F9		6-3		FC3-6 1-2f 2-3 3-H		BBBB FC6-4 BB	4	0	0	1	1	0	3
Ken Griffey, L (1, 8) OBP: 0.372, SLG: 0.454	1-3		5-3			F7	4-3		FC6-4 1-2f	5	0	0	0	0	0	3
Dave Winfield, R (1, 7) OBP: 0.322, SLG: 0.502	5-3			5-3		L7		F7		4	0	0	0	0	0	0
Graig Nettles, L (1, 5) OBP: 0.356, SLG: 0.470		3-1		F8		F6		BBBB 1B BB		3	0	0	0	1	0	0
Don Baylor, R (1, 10) OBP: 0.345, SLG: 0.436		F8		2B			F3	F8		4	0	1	0	0	0	1
Steve Kemp, L (1, 9) OBP: 0.320, SLG: 0.425		BB 1B		4-3			BB BB 1B 1B	1-2 1B		4	1	3	0	0	0	1
Roy Smalley, S (1, 3) OBP: 0.381, SLG: 0.446		BBBB 1-2 BB			F8		BBBB 1B BB 1-2 FC3-6 BB		F9	2	1	0	0	2	0	2
Rick Cerone, R (1, 2) OBP: 0.245, SLG: 0.237 Oscar Gamble, L (9, PH) OBP: 0.435, SLG: 0.589		F9		F8			BBBB FC3-6 1B 1-2 2-3 BB		4-3	2 1	0 0	0 0	0 0	1 0	0 0	2 0
Andre Robertson, R (1, 6) OBP: 0.256, SLG: 0.321 Bobby Murcer, L (9, PH) OBP: 0.217, SLG: 0.409			SSS K		2B		FC3-6 1-2 2-3 3-H 1B		4-3	3 1	0 0	2 0	1 0	0 0	1 0	0 0
Inning Stats	R: 0 E: 0 K: 0 S: 3 H: 0 LOB: 0 BB: 0 P: 3	R: 0 E: 0 K: 0 S: 4 H: 1 LOB: 2 BB: 1 P: 8	R: 0 E: 0 K: 1 S: 5 H: 0 LOB: 0 BB: 0 P: 5	R: 0 E: 0 K: 0 S: 4 H: 1 LOB: 1 BB: 0 P: 4	R: 0 E: 0 K: 0 S: 4 H: 1 LOB: 1 BB: 0 P: 4	R: 0 E: 0 K: 0 S: 3 H: 0 LOB: 0 BB: 0 P: 3	R: 2 E: 0 K: 0 S: 5 H: 2 LOB: 2 BB: 2 P: 13	R: 0 E: 0 K: 0 S: 4 H: 1 LOB: 2 BB: 1 P: 8	R: 0 E: 0 K: 0 S: 3 H: 0 LOB: 1 BB: 1 P: 7	1B: 4 2B: 2 3B: 0 HR: 0 SF: 0 SAC: 0 DP: 0 HBP: 0						

WP: 0 PB: 0 SB: 0 CS: 0 PA: 38

PITCHER	IP	WLS	BF	H	R	ER	SO	BB	IBB	HBP	BLK	WP	HR	S	P	ERA	WHIP
Bob McClure, L (1, 1) ERA: 4.15	6.1	W	27	5	2	2	1	3	0	0	0	0	0	26	38	2.84	1.263
Bob Gibson, R (7, 1) ERA: 1.64	2.2	S	11	1	0	0	0	2	0	0	0	0	0	9	17	0.00	1.125

PITCHER	IP	WLS	BF	H	R	ER	SO	BB	IBB	HBP	BLK	WP	HR	S	P	ERA	WHIP

TOP

New York Yankees @ Milwaukee Brewers

Milwaukee County Stadium, Milwaukee, WI

Sat Jun 11 1983, 8:05 PM EDT
Att. 23,926 - Unknown - 78 F

livebaseballscorecards.com

AB	33
R	2
H	6
RBI	2
BB	5
SO	1
LOB	12

Batter	1	2	3	4	5	6	7	8	9	AB	R	H	RBI	BB	SO	LOB
Paul Molitor, R (1, 5) OBP: 0.351, SLG: 0.438	F8			6-3	F7		S 1B			4	0	1	0	0	0	0
Rick Manning, L (1, 8) OBP: 0.313, SLG: 0.319	K			E6 WP 2B	3-1		K 1-2			4	1	0	0	0	2	1
Robin Yount, R (1, 6) OBP: 0.386, SLG: 0.521	F9			2B 2B 1-H		6-3	6-3			4	1	1	1	0	0	1
Cecil Cooper, L (1, 3) OBP: 0.315, SLG: 0.480		F8		3B 2B 2-H		2B 1B		K		4	2	2	1	0	1	0
Ted Simmons, S (1, 10) OBP: 0.352, SLG: 0.467		1-3		1B 3B 2-H		F6		6-3		4	1	1	1	0	0	1
Mark Brouhard, R (1, 7) OBP: 0.571, SLG: 0.714		K		FC5-4 1B 3-H		1B 2B 1-H		1B		4	1	3	2	0	1	0
Charlie Moore, R (1, 9) OBP: 0.353, SLG: 0.414			5-3	FC5-4 1-2f		1B 2-H		K		4	0	1	1	0	1	2
Jim Gantner, L (1, 4) OBP: 0.333, SLG: 0.452			F5	G3		1-3				3	0	0	0	0	0	2
Ned Yost, R (1, 2) OBP: 0.277, SLG: 0.475			K		F6		G3			3	0	0	0	0	1	0
Inning Stats	R: 0 H: 0 E: 0 LOB: 0 K: 1 BB: 0 S: 5 P: 5	R: 0 H: 0 E: 0 LOB: 0 K: 1 BB: 0 S: 5 P: 5	R: 0 H: 0 E: 0 LOB: 0 K: 1 BB: 0 S: 5 P: 5	R: 4 H: 4 E: 1 LOB: 1 K: 0 BB: 0 S: 8 P: 8	R: 0 H: 0 E: 0 LOB: 0 K: 0 BB: 0 S: 3 P: 3	R: 2 H: 3 E: 0 LOB: 1 K: 0 BB: 0 S: 6 P: 6	R: 0 H: 1 E: 0 LOB: 1 K: 1 BB: 0 S: 6 P: 6	R: 0 H: 1 E: 0 LOB: 1 K: 2 BB: 0 S: 8 P: 8		1B: 5 SF: 0 2B: 3 SAC: 0 3B: 1 DP: 0 HR: 0 HBP: 0						

PITCHER		IP	WLS	BF	H	R	ER	SO	BB	IBB	HBP	BLK	WP	HR	S	P	ERA	WHIP
Ron Guidry, L ERA: 3.23	(1, 1)	6.0	L	26	7	6	5	3	0	0	0	0	1	0	32	32	7.50	1.167
George Frazier, R ERA: 3.16	(7, 1)	2.0		8	2	0	0	3	0	0	0	0	0	0	14	14	0.00	1.000

PITCHER	IP	WLS	BF	H	R	ER	SO	BB	IBB	HBP	BLK	WP	HR	S	P	ERA	WHIP

BOTTOM

New York Yankees @ Milwaukee Brewers

Milwaukee County Stadium, Milwaukee, WI

Sat Jun 11 1983, 8:05 PM EDT

Att. 23,926 - Unknown - 78 F

livebaseballscorecards.com

AB	34
R	6
H	9
RBI	6
BB	0
SO	6
LOB	7

WP: 1 PA: 34
PB: 0
SB: 1
CS: 0

Batter	1	2	3	4	5	6	7	8	9	10	11	12	AB	R	H	RBI	BB	SO	LOB
Willie Randolph, R (1, 4) OBP: 0.342, SLG: 0.318	F9		S 1B 2-H		1B 2B 1-3 2-H		F9		5-3			BBBB S BB	5	1	2	2	1	0	2
Roy Smalley, S (1, 5) OBP: 0.375, SLG: 0.437 (9, 3)	4-3		P4 1B 1-2		1B 2-H 3-H		F8			5-3		F7 1-2	6	0	1	2	0	0	3
Dave Winfield, R (1, 8) OBP: 0.314, SLG: 0.488	4-3			6-3	F8		4-3			F3		F6	6	0	0	0	0	0	3
Don Baylor, R (1, 10) OBP: 0.345, SLG: 0.449		F4		HR	L8			F3		1B		F5	6	1	2	1	0	0	2
Lou Piniella, R (1, 7) OBP: 0.371, SLG: 0.381		5-3		G4-6-3 1B		F8		F8		F9			5	0	1	0	0	0	1
Steve Kemp, L (1, 9) OBP: 0.312, SLG: 0.414		4-3		G4-6-3 1-2f		F8		4-3			G3		5	0	0	0	0	0	1
Butch Wynegar, S (1, 2) OBP: 0.404, SLG: 0.463			1B 2B		F4	BBBB FC5-4 BB			SH1-4 1B		F9		4	1	2	0	1	0	0
Steve Balboni, R (1, 3) OBP: 0.250, SLG: 0.100			SSS K	BBBB 1B 2B BB		FC5-4 1-2f			SH1-4 1-2			1B	2	1	0	0	1	1	2
Bert Campaneris, R (9, PH) OBP: 0.425, SLG: 0.486 (9, 5)													1	0	1	0	0	0	0
Andre Robertson, R (1, 6) OBP: 0.262, SLG: 0.325			SSS K		2B 1B 1-2		1B		5-3			F6	5	1	2	0	0	1	3
Inning Stats	R: 0 H: 0 E: 0 LOB: 0 K: 0 BB: 0 S: 3 P: 3	R: 0 H: 0 E: 0 LOB: 0 K: 0 BB: 0 S: 3 P: 3	R: 1 H: 2 E: 0 LOB: 1 K: 2 BB: 0 S: 9 P: 9	R: 1 H: 2 E: 0 LOB: 0 K: 0 BB: 0 S: 4 P: 4	R: 3 H: 3 E: 0 LOB: 1 K: 0 BB: 1 S: 6 P: 10	R: 0 H: 0 E: 0 LOB: 1 K: 0 BB: 1 S: 3 P: 7	R: 0 H: 1 E: 0 LOB: 1 K: 0 BB: 0 S: 4 P: 4	R: 0 H: 0 E: 0 LOB: 0 K: 0 BB: 0 S: 3 P: 3	R: 0 H: 1 E: 0 LOB: 1 K: 0 BB: 0 S: 4 P: 4	R: 0 H: 1 E: 0 LOB: 1 K: 0 BB: 0 S: 4 P: 4	R: 0 H: 1 E: 0 LOB: 1 K: 0 BB: 0 S: 4 P: 4	R: 0 H: 0 E: 0 LOB: 1 K: 0 BB: 1 S: 3 P: 7	1B: 8 2B: 2 3B: 0 HR: 1	SF: 0 SAC: 1 DP: 1 HBP: 0	WP: 0 PB: 0 SB: 2 CS: 0	PA: 49			

PITCHER		IP	WLS	BF	H	R	ER	SO	BB	IBB	HBP	BLK	WP	HR	S	P	ERA	WHIP
Mike Caldwell, L ERA: 3.92	(1, 1)	11.0		45	11	5	5	2	2	0	0	0	0	1	47	55	4.09	1.182
Tom Tellmann, R ERA: 2.95	(12, 1)	1.0	W	4	0	0	0	0	1	0	0	0	0	0	3	7	0.00	1.000

PITCHER	IP	WLS	BF	H	R	ER	SO	BB	IBB	HBP	BLK	WP	HR	S	P	ERA	WHIP

TOP

New York Yankees @ Milwaukee Brewers

Milwaukee County Stadium, Milwaukee, WI

Sun Jun 12 1983, 4:33 AM EDT

Att. 45,364 - Unknown - 86 F

livebaseballscorecards.com

AB	45
R	5
H	11
RBI	5
BB	3
SO	2
LOB	17

Batter	1	2	3	4	5	6	7	8	9	10	11	12	AB	R	H	RBI	BB	SO	LOB
Paul Molitor, R (1, 5) OBP: 0.355, SLG: 0.437	5-3		BB, 1B, 1B	S, 1B 2-H		K			5-3		BB 1-2		5	0	2	1	1	1	0
Rick Manning, L (1, 8) OBP: 0.309, SLG: 0.315	F7		BB, 1B 1-2	K 1-2			F8		F5		FC6-4 1-2f		6	0	1	0	0	1	3
Robin Yount, R (1, 6) OBP: 0.385, SLG: 0.514	6-3		BB 1-2 2-3		F9		K			CS, 1B		F4	5	0	1	0	1	1	0
Cecil Cooper, L (1, 3) OBP: 0.316, SLG: 0.480		K	F9		6-3		1B			K 1-2		BB, 1B, 2B	6	1	2	0	0	2	4
Ted Simmons, S (1, 10) OBP: 0.358, SLG: 0.474 Marshall Edwards, L (10, PR) OBP: 0.400, SLG: 0.400 Don Money, R (12, PH) OBP: 0.223, SLG: 0.238		1B		1B, 2B, 1B	F8		F9			2B		1B, BB, IBB	5 0 0	1 0 0	3 0 0	0 0 0	0 0 1	0 0 0	1 0 0
Mark Brouhard, R (1, 7) OBP: 0.462, SLG: 0.538	F5			2B, 1B 1-3		2B, WP, 1B	4-3			K		F5	6	2	2	0	0	1	4
Charlie Moore, R (1, 9) OBP: 0.353, SLG: 0.413	4-3			F4		WP, SF9 1-3	6-3				K	1B, BB 1-2 2-3	5	1	1	0	1	1	3
Jim Gantner, L (1, 4) OBP: 0.338, SLG: 0.448			G6-4-3, BB	K		5-3 2-3 3-H	F8				BB	1B 1-2 2-3 3-H	4	0	1	1	2	1	3
Ned Yost, R (1, 2) OBP: 0.273, SLG: 0.476			G6-4-3 1-2f	1B, 2B 2-H 3-H		SF9 3-H			1-3		K		4	1	1	3	0	1	2
Inning Stats	R: 0 H: 0 E: 0 LOB: 0 K: 0 BB: 0 S: 3 P: 3	R: 0 H: 1 E: 0 LOB: 1 K: 1 BB: 0 S: 6 P: 6	R: 0 H: 2 E: 0 LOB: 3 K: 0 BB: 2 S: 4 P: 12	R: 3 H: 4 E: 0 LOB: 1 K: 2 BB: 0 S: 11 P: 11	R: 0 H: 0 E: 0 LOB: 0 K: 0 BB: 0 S: 3 P: 3	R: 2 H: 2 E: 0 LOB: 0 K: 1 BB: 0 S: 7 P: 7	R: 0 H: 1 E: 0 LOB: 1 K: 1 BB: 0 S: 6 P: 6	R: 0 H: 0 E: 0 LOB: 0 K: 0 BB: 0 S: 3 P: 3	R: 0 H: 0 E: 0 LOB: 0 K: 0 BB: 0 S: 3 P: 3	R: 0 H: 2 E: 0 LOB: 1 K: 2 BB: 0 S: 8 P: 8	R: 0 H: 0 E: 0 LOB: 2 K: 2 BB: 2 S: 7 P: 15	R: 1 H: 2 E: 0 LOB: 3 K: 0 BB: 2 S: 4 P: 12	1B: 10 SF: 1 2B: 4 SAC: 0 3B: 0 DP: 1 HR: 0 HBP: 0					WP: 1 PA: 53 PB: 0 SB: 1 CS: 1	

PITCHER		IP	WLS	BF	H	R	ER	SO	BB	IBB	HBP	BLK	WP	HR	S	P	ERA	WHIP
Dave Righetti, L ERA: 3.83	(1, 1)	5.1		26	9	5	5	3	2	0	0	0	1	0	30	38	8.44	2.062
George Frazier, R ERA: 2.83	(6, 1)	4.1		15	3	0	0	3	0	0	0	0	0	0	21	21	0.00	0.692
Rich Gossage, R ERA: 3.0	(10, 1)	1.1		6	0	0	0	3	2	0	0	0	0	0	10	18	0.00	1.500
Rudy May, L ERA: 6.6	(12, 1)	0.2	L	6	2	1	1	0	1	1	0	0	0	0	4	12	13.50	4.500

PITCHER	IP	WLS	BF	H	R	ER	SO	BB	IBB	HBP	BLK	WP	HR	S	P	ERA	WHIP

BOTTOM

New York Yankees @ Milwaukee Brewers

Milwaukee County Stadium, Milwaukee, WI

Sun Jun 12 1983, 4:33 AM EDT

Att. 45,364 - Unknown - 86 F

livebaseballscorecards.com

AB	46
R	6
H	14
RBI	5
BB	6
SO	9
LOB	20

Baltimore Orioles @ Milwaukee Brewers

Milwaukee County Stadium, Milwaukee, WI

Mon Jun 13 1983, 8:05 PM EDT

Att. 21,532 - Unknown

TOP

livebaseballscorecards.com

Batter	1	2	3	4	5	6	7	8	9	AB	R	H	RBI	BB	SO	LOB
Al Bumbry, L (1, 8) (9, 7) OBP: 0.318, SLG: 0.345	1-3		G3 1-3		2B		BB S 1B		4-3	5	0	2	0	0	0	1
Dan Ford, R (1, 9) OBP: 0.343, SLG: 0.480	F7 2B		BBBB HR BB		F2		5-3 1-2		F8	4	1	1	0	1	0	2
Cal Ripken Jr., R (1, 6) OBP: 0.369, SLG: 0.491	F7 2-3		1-H 3-H HR		F7		BBBB BB BB			3	1	1	3	1	0	2
Eddie Murray, S (1, 3) OBP: 0.387, SLG: 0.446	F2		3-1		1-3		BBBB 1-2 2-3 BB			3	0	0	0	1	0	2
John Lowenstein, L (1, 7) OBP: 0.385, SLG: 0.538 John Shelby, S (9, 8) OBP: 0.331, SLG: 0.452		F8 BBBB BB	BBBB BB		SSS K		F9			3 0	0 0	0 0	0 0	1 0	1 0	3 0
Ken Singleton, S (1, 10) OBP: 0.392, SLG: 0.500		SSS K	SSS K		F7			F7		4	0	0	0	0	2	1
Joe Nolan, L (1, 2) OBP: 0.338, SLG: 0.419		BBBB FC5-4 BB	F5		1B			SSS K		3	0	1	0	1	1	0
Leo Hernandez, R (1, 5) OBP: 0.290, SLG: 0.393 Aurelio Rodriguez, R (8, 5) OBP: 0.147, SLG: 0.152		FC5-4 1-2f	6-3		5-3			F9		4 0	0 0	0 0	0 0	0 0	0 0	2 0
Lenn Sakata, R (1, 4) OBP: 0.250, SLG: 0.286			G3 S HR 1B	SSS K		P3			F2	4	1	1	0	0	1	0

	AB	33
	R	3
	H	6
	RBI	3
	BB	5
	SO	5
	LOB	13

Inning Stats	1	2	3	4	5	6	7	8	9
	R: 0 E: 0 K: 0 S: 4	H: 1 LOB: 1 BB: 0 P: 4	R: 0 E: 0 K: 1 S: 5	H: 0 LOB: 1 BB: 1 P: 9	R: 3 E: 0 K: 1 S: 7	H: 2 LOB: 1 BB: 2 P: 15	R: 0 E: 0 K: 1 S: 5	H: 0 LOB: 0 BB: 0 P: 5	R: 0 E: 0 K: 0 S: 4	H: 1 LOB: 1 BB: 0 P: 4	R: 0 E: 0 K: 1 S: 6	H: 1 LOB: 1 BB: 0 P: 6	R: 0 E: 0 K: 0 S: 4	H: 1 LOB: 3 BB: 2 P: 12	R: 0 E: 0 K: 1 S: 5	H: 0 LOB: 0 BB: 0 P: 5	R: 0 E: 0 K: 0 S: 3	H: 0 LOB: 0 BB: 0 P: 3

	1B: 3	SF: 0	WP: 0	PA: 38
	2B: 2	SAC: 0	PB: 0	
	3B: 0	DP: 0	SB: 2	
	HR: 1	HBP: 0	CS: 0	

PITCHER	IP	WLS	BF	H	R	ER	SO	BB	IBB	HBP	BLK	WP	HR	S	P	ERA	WHIP
Don Sutton, R (1, 1) ERA: 3.49	9.0	L	38	6	3	3	5	5	0	0	0	0	1	43	63	3.00	1.222

PITCHER	IP	WLS	BF	H	R	ER	SO	BB	IBB	HBP	BLK	WP	HR	S	P	ERA	WHIP

BOTTOM

Batter	1	2	3	4	5	6	7	8	9	AB	R	H	RBI	BB	SO	LOB
Paul Molitor, R (1, 5) OBP: 0.356, SLG: 0.448	P6		F8 S BB		F9		4-3	CS 1-2	HR	4	1	1	1	1	0	0
Rick Manning, L (1, 8) OBP: 0.316, SLG: 0.320	S BB		F9		1B 1B		1B		6-3	3	1	2	0	1	0	1
Rob Picciolo, R (9, PH) OBP: 0.200, SLG: 0.200										1	0	0	0	0	0	0
Robin Yount, R (1, 6) OBP: 0.389, SLG: 0.513	F8 1-2		F8 1-2 BB		FC6-4 1B 1-3		F3		1B	4	0	2	0	1	0	2
Cecil Cooper, L (1, 3) OBP: 0.321, SLG: 0.483	P6		F8 1-2 2-3		FC6-4 1-2 3-H		1-3		G6-4-3 1-3	5	0	3	1	0	0	3
Ted Simmons, S (1, 2) OBP: 0.350, SLG: 0.464		G3	K		FC6-4 1-2f 2-3		K		G6-4-3 1-2f	5	0	0	0	0	2	8
Roy Howell, L (1, 10) OBP: 0.363, SLG: 0.443		1B FC1-2-5 BB		3-1	F8			FC5-6 1B		3	0	1	0	1	0	2
Mark Brouhard, R (1, 7) OBP: 0.529, SLG: 0.647 (9, 9)		FC1-2-5 1-3		1-4-3	F7			FC5-6 1-2		4	0	3	0	0	0	0
Jim Gantner, L (1, 4) OBP: 0.332, SLG: 0.440		FC1-2-5 FC4 1-2 3-H		1-4-3 2-3	F9			FC5-6 CS 1-2f 2-3		4	0	0	0	0	0	5
Marshall Edwards, L (1, 9) OBP: 0.250, SLG: 0.250		FC4 1-2f		G3	F9			K		3	0	0	0	0	0	3
Don Money, R (8, PH) OBP: 0.221, SLG: 0.235										1	0	0	0	0	1	2
Ed Romero, R (9, 7) OBP: 0.308, SLG: 0.538										0	0	0	0	0	0	0
Inning Stats	R: 0 E: 0 K: 0 S: 3 H: 0 LOB: 1 BB: 1 P: 7	R: 0 E: 0 K: 0 S: 4 H: 1 LOB: 2 BB: 1 P: 8	R: 0 E: 0 K: 1 S: 5 H: 0 LOB: 2 BB: 2 P: 13	R: 0 E: 0 K: 0 S: 4 H: 1 LOB: 1 BB: 0 P: 4	R: 1 E: 0 K: 0 S: 6 H: 3 LOB: 2 BB: 0 P: 6	R: 0 E: 0 K: 0 S: 3 H: 0 LOB: 0 BB: 0 P: 3	R: 0 E: 0 K: 1 S: 7 H: 2 LOB: 2 BB: 0 P: 7	R: 0 E: 0 K: 1 S: 6 H: 2 LOB: 1 BB: 0 P: 6	R: 1 E: 0 K: 0 S: 5 H: 3 LOB: 1 BB: 0 P: 5	1B: 10 2B: 1 3B: 0 HR: 1	SF: 0 SAC: 0 DP: 1 HBP: 0					

PITCHER	IP	WLS	BF	H	R	ER	SO	BB	IBB	HBP	BLK	WP	HR	S	P	ERA	WHIP
Allan Ramirez, R (1, 1) ERA: 2.25	5.0	W	24	5	1	1	1	4	0	0	0	0	0	22	38	1.80	1.800
Sammy Stewart, R (6, 1) ERA: 4.48	2.0		10	4	0	0	1	0	0	0	0	0	0	12	12	0.00	2.000
Tippy Martinez, L (8, 1) ERA: 3.69	2.0	S	7	3	1	1	1	0	0	0	0	0	1	9	9	4.50	1.500

PITCHER	IP	WLS	BF	H	R	ER	SO	BB	IBB	HBP	BLK	WP	HR	S	P	ERA	WHIP

Baltimore Orioles @ Milwaukee Brewers

Milwaukee County Stadium, Milwaukee, WI

Mon Jun 13 1983, 8:05 PM EDT

Att. 21,532 - Unknown

livebaseballscorecards.com

AB	37
R	2
H	12
RBI	2
BB	4
SO	3
LOB	26

WP: 0 PB: 0 SB: 2 CS: 1 PA: 42

Batter	1	2	3	4	5	6	7	8	9	10	AB	R	H	RBI	BB	SO	LOB
John Shelby, S (1, 8) OBP: 0.353, SLG: 0.462	6-3		E1 1-3 1B			FC6-4 BB	HR BB	WP 1-3 3-H 1B		S E 3-H 1B	4	2	3	2	2	0	0
Dan Ford, R (1, 9) OBP: 0.347, SLG: 0.477	PO 1B		K			FC6-4 4-3 1-2f	SF8 2-3 3-H	1-2 BB		E 1-2 BB	3	1	1	1	2	1	3
Cal Ripken Jr., R (1, 6) OBP: 0.369, SLG: 0.504	F9			F2		4-3 1-2	1-H HR 3-H	F8		E4 1-H 2-H SF8 2B	6	2	2	5	0	0	5
Eddie Murray, S (1, 3) OBP: 0.382, SLG: 0.438	PO 1-2	P4		5-3		BB	K		F5	SF8 3-H	4	0	0	1	1	1	0
Gary Roenicke, R (1, 7) OBP: 0.363, SLG: 0.550		L4-3 1B		K		K		6-3	6-3	F7	6	0	1	0	0	2	2
Benny Ayala, R (1, 10) OBP: 0.286, SLG: 0.421 Al Bumbry, L (8, PH) OBP: 0.321, SLG: 0.347		L4-3 1-2			F8		F5	4-3	S 1B		3 2	0 0	0 1	0 0	0 0	0 0	1 0
Leo Hernandez, R (1, 5) OBP: 0.298, SLG: 0.399			K		1B		1B 2B	BB 1B		1-2	5	2	3	0	0	2	1
Lenn Sakata, R (1, 4) OBP: 0.255, SLG: 0.289 John Lowenstein, L (8, PH) OBP: 0.389, SLG: 0.538 Joe Nolan, L (8, 2) OBP: 0.333, SLG: 0.413			4-3		P3		2B SF8 1-2 1B	1B 1B 1-2 BB		E3 SH1-3 1B	3 0 1	1 1 1	1 0 0	0 0 0	0 1 0	0 0 0	1 0 0
Rick Dempsey, R (1, 2) OBP: 0.310, SLG: 0.321 Ken Singleton, S (8, PH) OBP: 0.395, SLG: 0.503 Rich Dauer, R (8, PR) OBP: 0.284, SLG: 0.280 (8, 4)			E BB		F7		SF8 1-3 2-H HR 2B	1B 1-3 2-H 1B		SH1-3 2-3	2 1 0	1 0 0	1 1 0	1 1 0	1 0 0	0 0 0	1 0 0
Inning Stats	R: 0 E: 0 K: 0 S: 3 H: 1 LOB: 0 BB: 0 P: 3	R: 0 E: 0 K: 0 S: 3 H: 1 LOB: 0 BB: 0 P: 3	R: 0 E: 1 K: 2 S: 8 H: 1 LOB: 2 BB: 1 P: 12	R: 0 E: 0 K: 1 S: 5 H: 0 LOB: 0 BB: 0 P: 5	R: 0 E: 0 K: 0 S: 4 H: 1 LOB: 1 BB: 0 P: 4	R: 0 E: 0 K: 1 S: 5 H: 0 LOB: 2 BB: 2 P: 13	R: 5 E: 0 K: 1 S: 9 H: 4 LOB: 0 BB: 1 P: 13	R: 2 E: 0 K: 0 S: 6 H: 3 LOB: 3 BB: 2 P: 14	R: 0 E: 0 K: 1 S: 6 H: 1 LOB: 1 BB: 0 P: 6	R: 4 E: 2 K: 0 S: 6 H: 2 LOB: 0 BB: 1 P: 10	1B: 11 2B: 3 3B: 0 HR: 1 SF: 2 SAC: 1 DP: 1 HBP: 0						

PITCHER		IP	WLS	BF	H	R	ER	SO	BB	IBB	HBP	BLK	WP	HR	S	P	ERA	WHIP
Rick Waits, L ERA: 4.25	(1, 1)	6.1		27	7	3	3	4	3	0	0	0	0	0	32	44	4.26	1.579
Tom Tellmann, R ERA: 3.79	(7, 1)	1.1		8	2	4	4	1	2	0	0	0	0	1	8	16	27.00	3.000
Bob Gibson, R ERA: 2.22	(8, 1)	2.1	L	15	5	4	2	1	2	0	0	0	1	0	15	23	7.71	3.000

PITCHER	IP	WLS	BF	H	R	ER	SO	BB	IBB	HBP	BLK	WP	HR	S	P	ERA	WHIP

TOP

Baltimore Orioles @ Milwaukee Brewers

Milwaukee County Stadium, Milwaukee, WI

Wed Jun 15 1983, 4:33 AM EDT
Att. 38,368 - Unknown

livebaseballscorecards.com

AB	40
R	11
H	14
RBI	11
BB	7
SO	6
LOB	14

WP: 1 PB: 0 SB: 2 CS: 0 PA: 51

Batter	1	2	3	4	5	6	7	8	9	10	AB	R	H	RBI	BB	SO	LOB
Paul Molitor, R (1, 5) OBP: 0.357, SLG: 0.447	1B SF9 1B	6-3 1-2			WP 1B SF8 1B	G4-6-3 1-2f			K		5	2	2	0	0	1	2
Rick Manning, L (1, 8) OBP: 0.314, SLG: 0.317	FC4-6 1-3 1B	5-3			P6		F8		K		5	0	1	0	0	1	1
Robin Yount, R (1, 6) OBP: 0.393, SLG: 0.522	SF9 3-H		FC6-4 1B		SF8 WP 1-2 1B		F8			1B WP 2B	4	1	3	1	0	0	0
Cecil Cooper, L (1, 3) OBP: 0.319, SLG: 0.479	K		F2		SF8 1-3 2-H		6-3			4-3 WP 2-3 1B	4	0	1	1	0	1	2
Ted Simmons, S (1, 2) OBP: 0.349, SLG: 0.460	FC4-6 1-2f		FC6-4 FC6-4 1-2f		G3			FC5-6 1B		4-3 1-3 3-H	4	0	1	0	0	0	3
Ned Yost, R (8, PR) (9, 2) OBP: 0.270, SLG: 0.471											1	0	0	0	0	0	1
Roy Howell, L (1, 10) OBP: 0.368, SLG: 0.446		2B 1B 1B	FC6-4 1-2f			HR 1B		FC5-6 1-2f		F6	4	2	2	0	0	0	2
Don Money, R (10, PH) OBP: 0.219, SLG: 0.233											1	0	0	0	0	0	1
Mark Brouhard, R (1, 7) OBP: 0.500, SLG: 0.773		1-3 1B 2B		5-3		1-H HR		F8		G3	5	2	2	2	0	0	2
Jim Gantner, L (1, 4) OBP: 0.330, SLG: 0.436		2-H 3-H 1B		F7		3-1		F9			4	1	1	2	0	0	1
Marshall Edwards, L (1, 9) OBP: 0.333, SLG: 0.333		2-H CS 1B		G3		G4-6-3 1B			5-3		4	0	2	1	0	0	0
Inning Stats	R: 1 H: 2 E: 0 LOB: 1 K: 1 BB: 0 S: 7 P: 7	R: 3 H: 4 E: 0 LOB: 0 K: 0 BB: 0 S: 6 P: 6	R: 0 H: 1 E: 0 LOB: 1 K: 0 BB: 0 S: 4 P: 4	R: 0 H: 0 E: 0 LOB: 0 K: 0 BB: 0 S: 3 P: 3	R: 1 H: 2 E: 0 LOB: 1 K: 0 BB: 0 S: 5 P: 5	R: 2 H: 3 E: 0 LOB: 0 K: 0 BB: 0 S: 5 P: 5	R: 0 H: 0 E: 0 LOB: 0 K: 0 BB: 0 S: 3 P: 3	R: 0 H: 1 E: 0 LOB: 1 K: 0 BB: 0 S: 4 P: 4	R: 0 H: 0 E: 0 LOB: 0 K: 2 BB: 0 S: 7 P: 7	R: 1 H: 2 E: 0 LOB: 1 K: 0 BB: 0 S: 5 P: 5	1B: 12 SF: 2 2B: 2 SAC: 0 3B: 0 DP: 1 HR: 1 HBP: 0						

PITCHER		IP	WLS	BF	H	R	ER	SO	BB	IBB	HBP	BLK	WP	HR	S	P	ERA	WHIP
Storm Davis, R	(1, 1)	5.0		23	9	5	5	1	0	0	0	0	1	0	25	25	9.00	1.800
ERA: 3.33																		
Jim Palmer, R	(6, 1)	3.0		12	4	2	2	0	0	0	0	0	0	1	12	12	6.00	1.333
ERA: 2.75																		
Tippy Martinez, L	(9, 1)	2.0	W	8	2	1	1	2	0	0	0	0	1	0	12	12	4.50	1.000
ERA: 3.73																		

PITCHER	IP	WLS	BF	H	R	ER	SO	BB	IBB	HBP	BLK	WP	HR	S	P	ERA	WHIP

BOTTOM

Baltimore Orioles @ Milwaukee Brewers

Milwaukee County Stadium, Milwaukee, WI

Wed Jun 15 1983, 4:33 AM EDT
Att. 38,368 - Unknown

livebaseballscorecards.com

AB	41
R	8
H	15
RBI	7
BB	0
SO	3
LOB	15

WP: 2 PA: 43
PB: 0
SB: 0
CS: 1

Baltimore Orioles @ Milwaukee Brewers

Milwaukee County Stadium, Milwaukee, WI

Thu Jun 16 1983, 8:05 PM EDT

Att. 22,728 - Unknown

TOP

livebaseballscorecards.com

Batter	1	2	3	4	5	6	7	8	9	10	11	AB	R	H	RBI	BB	SO	LOB
Al Bumbry, L (1, 8) (8, 7) OBP: 0.321, SLG: 0.346	F7	FC4-6 1-2f			F7	G3 1-2		F7 S 1B		6-3 1B		6	0	2	0	0	0	3
Dan Ford, R (1, 9) OBP: 0.338, SLG: 0.463	6-3		F9		P6	F8			F7 1-3		6-3 1-2	6	0	0	0	0	0	3
Cal Ripken Jr., R (1, 6) OBP: 0.373, SLG: 0.504	2B BB		F7			FC4-6 1B 4-3 1B		FC3-6 1B	6-3			4	1	2	0	1	0	1
Eddie Murray, S (1, 3) OBP: 0.386, SLG: 0.443	1-3 2B		K			FC4-6 1-2 1B		FC3-6 BB 1B 1-2f		FC5 SH5-4 BB		4	0	2	0	1	1	1
John Lowenstein, L (1, 7) OBP: 0.385, SLG: 0.529 John Shelby, S (8, PR) (8, 8) OBP: 0.353, SLG: 0.462	G3			G3		FC4-6 4-3 1-2f 2-3		BB 1-2 1B		SH5-4 1-2		4 0	0 0	1 0	0 0	0 0	0 0	4 0
Ken Singleton, S (1, 10) OBP: 0.390, SLG: 0.491		F8		K		4-3 1-2 3-H		F7		IBB		4	0	0	1	1	1	3
Joe Nolan, L (1, 2) OBP: 0.356, SLG: 0.424 Gary Roenicke, R (10, PH) OBP: 0.360, SLG: 0.545 Rick Dempsey, R (10, 2) OBP: 0.310, SLG: 0.321	BB 1B			1B		K		BB 1-2 2-3		F5		3 1 0	0 0 0	2 0 0	0 0 0	1 0 0	1 0 0	1 2 0
Leo Hernandez, R (1, 5) OBP: 0.299, SLG: 0.395 Jim Dwyer, L (8, PH) OBP: 0.339, SLG: 0.429 Aurelio Rodriguez, R (8, 5) OBP: 0.143, SLG: 0.147	FC4-6 1-2 BB		F7				K	K		FC5 2-3f		2 1 1	0 0 0	0 0 0	0 0 0	1 0 0	1 1 0	1 3 2
Rich Dauer, R (1, 4) OBP: 0.281, SLG: 0.278	F7				F8		G3 1B		F9		K	5	0	1	0	0	1	2

Inning Stats												
	R: 0 E: 0 K: 0 S: 4	H: 1 LOB: 2 BB: 1 P: 8	R: 0 E: 0 K: 0 S: 4	H: 1 LOB: 2 BB: 1 P: 8	R: 0 E: 0 K: 1 S: 5	H: 0 LOB: 0 BB: 0 P: 5	R: 0 E: 0 K: 1 S: 6	H: 1 LOB: 1 BB: 0 P: 6	R: 0 E: 0 K: 0 S: 3	H: 0 LOB: 0 BB: 0 P: 3	R: 1 E: 0 K: 1 S: 7	H: 2 LOB: 1 BB: 0 P: 7
	R: 0 E: 0 K: 1 S: 6	H: 1 LOB: 1 BB: 0 P: 6	R: 0 E: 0 K: 1 S: 7	H: 2 LOB: 3 BB: 1 P: 11	R: 0 E: 0 K: 0 S: 4	H: 1 LOB: 1 BB: 0 P: 4	R: 0 E: 0 K: 0 S: 3	H: 0 LOB: 2 BB: 2 P: 11	R: 0 E: 0 K: 1 S: 5	H: 1 LOB: 0 BB: 0 P: 5	1B: 9 2B: 1 3B: 0 HR: 0	SF: 0 SAC: 1 DP: 0 HBP: 0

	AB	41
	R	1
	H	10
	RBI	1
	BB	5
	SO	6
	LOB	26

WP: 0 PB: 0 SB: 1 CS: 0 PA: 47

PITCHER		IP	WLS	BF	H	R	ER	SO	BB	IBB	HBP	BLK	WP	HR	S	P	ERA	WHIP
Moose Haas, R ERA: 4.18	(1, 1)	9.0		39	9	1	1	5	3	0	0	0	0	0	46	58	1.00	1.333
Jerry Augustine, L ERA: 7.39	(10, 1)	0.1		3	0	0	0	0	1	1	0	0	0	0	1	9	0.00	3.000
Jim Slaton, R ERA: 3.05	(10, 1)	1.2	W	5	1	0	0	1	0	0	0	0	0	0	7	7	0.00	0.600

PITCHER	IP	WLS	BF	H	R	ER	SO	BB	IBB	HBP	BLK	WP	HR	S	P	ERA	WHIP

Baltimore Orioles @ Milwaukee Brewers

Milwaukee County Stadium, Milwaukee, WI

Thu Jun 16 1983, 8:05 PM EDT

Att. 22,728 - Unknown

livebaseballscorecards.com

BOTTOM

Batter	1	2	3	4	5	6	7	8	9	10	11	AB	R	H	RBI	BB	SO	LOB
Paul Molitor, R (1, 5) OBP: 0.349, SLG: 0.436	K		F7			B1-3		F8			F9	5	0	0	0	0	1	0
Rick Manning, L (1, 8) OBP: 0.312, SLG: 0.328	F8		F8			5-3			4-3		HR	5	1	1	1	0	0	0
Robin Yount, R (1, 6) OBP: 0.391, SLG: 0.517	1B			F9		F9			K			4	0	1	0	0	1	0
Cecil Cooper, L (1, 3) OBP: 0.318, SLG: 0.479	P5			F8			P4		1B			4	1	1	0	0	0	1
Ted Simmons, S (1, 10) OBP: 0.351, SLG: 0.461		F3		K			1B		2-H 1B			4	0	2	1	0	1	0
Mark Brouhard, R (1, 7) OBP: 0.423, SLG: 0.654		F9			3-1		F8		L6			4	0	0	0	0	0	2
Charlie Moore, R (1, 9) OBP: 0.356, SLG: 0.412		1B			BB 4-3		F6			F7		3	0	1	0	1	0	1
Jim Gantner, L (1, 4) OBP: 0.325, SLG: 0.428		F7			4-3 1-2			F7		F3		4	0	0	0	0	0	2
Ned Yost, R (1, 2) OBP: 0.258, SLG: 0.449			F8		K			F9		6-3		4	0	0	0	0	1	1

Inning Stats																						
	R: 0	H: 1	R: 0	H: 1	R: 0	H: 0	R: 0	H: 0	R: 0	H: 0	R: 0	H: 1	R: 0	H: 0	R: 1	H: 2	R: 0	H: 0	R: 1	H: 1	1B: 4	SF: 0	WP: 0	PA: 38
	E: 0	LOB: 1	E: 0	LOB: 1	E: 0	LOB: 0	E: 0	LOB: 0	E: 0	LOB: 1	E: 0	LOB: 1	E: 0	LOB: 0	E: 0	LOB: 1	E: 0	LOB: 0	E: 0	LOB: 0	2B: 1	SAC: 0	PB: 0	
	K: 1	BB: 0	K: 0	BB: 0	K: 0	BB: 0	K: 1	BB: 0	K: 0	BB: 1	K: 0	BB: 0	K: 0	BB: 0	K: 1	BB: 0	K: 0	BB: 0	K: 0	BB: 0	3B: 0	DP: 0	SB: 0	
	S: 6	P: 6	S: 4	P: 4	S: 3	P: 3	S: 5	P: 5	S: 5	P: 9	S: 3	P: 3	S: 4	P: 4	S: 3	P: 3	S: 7	P: 7	S: 3	P: 3	HR: 1	HBP: 0	CS: 0	

PITCHER		IP	WLS	BF	H	R	ER	SO	BB	IBB	HBP	BLK	WP	HR	S	P	ERA	WHIP
Scott McGregor, L ERA: 3.74	(1, 1)	10.0		36	5	1	1	4	1	0	0	0	0	0	43	47	0.90	0.600
Tim Stoddard, R ERA: 4.38	(11, 1)	0.1	L	2	1	1	1	0	0	0	0	0	0	1	2	2	27.00	3.000

PITCHER		IP	WLS	BF	H	R	ER	SO	BB	IBB	HBP	BLK	WP	HR	S	P	ERA	WHIP

AB	37
R	2
H	6
RBI	2
BB	1
SO	4
LOB	7

Batter	1	2	3	4	5	6	7	8	9	AB	R	H	RBI	BB	SO	LOB
Paul Molitor, R (1, 5) OBP: 0.355, SLG: 0.442	0-0 ① 5-3			0-0 E 2B		0-0 ① 4-3	4-0 BBBBB 1-2 2-3 BB		0-0 1B 1B	4	0	2	0	1	0	0
Rick Manning, L (1, 8) OBP: 0.313, SLG: 0.326	0-3 ② K			0-3 ① K		4-0 BBBBB BB	0-0 ③ F7		0-0 FC6 1-2 1B	4	0	1	0	1	2	4
Robin Yount, R (1, 6) OBP: 0.391, SLG: 0.525	0-3 ③ K			4-0 BBBBB E BB		0-3 ② K		0-0 HR	0-0 ② F7	4	1	1	1	1	2	3
Cecil Cooper, L (1, 3) OBP: 0.316, SLG: 0.474		0-0 G6-4-3 1B		0-0 E6 1-2 2-3		0-0 ③ 5-3		0-0 ① F9	0-0 ③ FC6 1-2f	5	0	1	0	0	0	5
Ted Simmons, S (1, 10) OBP: 0.349, SLG: 0.457		0-0 ①② G6-4-3 1-2f		0-3 ② K			0-0 ① F4	0-0 1B 1B		4	0	1	0	0	1	4
Mark Brouhard, R (1, 7) OBP: 0.433, SLG: 0.733		0-0 CS 1B		0-0 ③ F8			0-0 HR	0-0 ② F8		4	1	2	1	0	0	4
Charlie Moore, R (1, 9) OBP: 0.358, SLG: 0.419 Marshall Edwards, L (8, PR) OBP: 0.333, SLG: 0.333 (8, 9)	0-0 ③ CS 1-2	0-0 ① 6-3	0-0 ① F8				0-0 BB 2B	0-0 1-3 1B		4 0	0 0	2 0	0 0	0 0	0 0	0 0
Jim Gantner, L (1, 4) OBP: 0.328, SLG: 0.427		0-0 ② 4-3	0-0 G4-6-3 1B				4-0 BBBBB BB BB	0-3 ③ K		3	0	1	0	1	1	2
Ned Yost, R (1, 2) OBP: 0.247, SLG: 0.430		0-0 ③ 1-3	0-0 ②③ G4-6-3 1-2f				0-3 ② K		0-0 ① F4	4	0	0	0	0	1	3
Inning Stats	R: 0 E: 0 K: 2 S: 7 H: 0 LOB: 0 BB: 0 P: 7	R: 0 E: 0 K: 0 S: 3 H: 2 LOB: 0 BB: 0 P: 3	R: 0 E: 0 K: 0 S: 3 H: 0 LOB: 0 BB: 0 P: 3	R: 0 E: 1 K: 2 S: 9 H: 1 LOB: 3 BB: 1 P: 13	R: 0 E: 0 K: 0 S: 3 H: 1 LOB: 0 BB: 0 P: 3	R: 0 E: 0 K: 1 S: 5 H: 0 LOB: 1 BB: 1 P: 9	R: 1 E: 0 K: 1 S: 7 H: 2 LOB: 3 BB: 2 P: 15	R: 1 E: 0 K: 1 S: 8 H: 3 LOB: 2 BB: 0 P: 8	R: 0 E: 0 K: 0 S: 5 H: 2 LOB: 2 BB: 0 P: 5	1B: 7 2B: 2 3B: 0 HR: 2 SF: 0 SAC: 0 DP: 2 HBP: 0						

TOP

Milwaukee Brewers @ New York Yankees

Yankee Stadium, Bronx, NY

Fri Jun 17 1983, 7:05 PM EDT

Att. 35,288 - Unknown - 65 F

livebaseballscorecards.com

AB	36
R	2
H	11
RBI	2
BB	4
SO	7
LOB	25

WP: 0 PB: 0 SB: 0 CS: 1 PA: 41

PITCHER		IP	WLS	BF	H	R	ER	SO	BB	IBB	HBP	BLK	WP	HR	S	P	ERA	WHIP
Dave Righetti, L ERA: 3.68	(1, 1)	8.1	W	38	11	2	2	7	4	0	0	0	0	2	48	64	2.16	1.800
George Frazier, R ERA: 2.79	(9, 1)	0.2		2	0	0	0	0	0	0	0	0	0	0	2	2	0.00	0.000

PITCHER	IP	WLS	BF	H	R	ER	SO	BB	IBB	HBP	BLK	WP	HR	S	P	ERA	WHIP

Batter	1	2	3	4	5	6	7	8	9	AB	R	H	RBI	BB	SO	LOB
Willie Randolph, R (1, 4) OBP: 0.335, SLG: 0.309	5-3		BBB SF7 1B BB	SH1-3 1-2 3-H		SH1-3 3-H		4-3		2	0	0	2	1	0	0
Bert Campaneris, R (9, 4) OBP: 0.415, SLG: 0.474										0	0	0	0	0	0	0
Ken Griffey, L (1, 3) OBP: 0.377, SLG: 0.463	6-3		SF7 1-2 2-3 1B	1-3		1B 1B		6-3		5	0	2	0	0	0	1
Dave Winfield, R (1, 7) OBP: 0.320, SLG: 0.489	2B		SF7 1-2 2-3 3-H		BBB FC4-6 BB	1-2 1B				2	0	2	1	1	0	0
Don Baylor, R (1, 10) OBP: 0.348, SLG: 0.452	5-3		IIII IBB		FC4-6 G1-6-3 1-2f	1-3				3	0	0	0	1	0	4
Steve Kemp, L (1, 9) OBP: 0.322, SLG: 0.434		F8	4-3		G1-6-3 1-2f		F6			4	0	0	0	0	0	4
Roy Smalley, S (1, 5) OBP: 0.373, SLG: 0.451		G1-4-3 1B		1B 1B		F9	HR			4	2	3	1	0	0	0
Jerry Mumphrey, S (1, 8) OBP: 0.306, SLG: 0.392		G1-4-3 1-2f		1B 1-3 SH1-3 1B		2B E 1B	S S S K			4	2	2	0	0	1	1
Andre Robertson, R (1, 6) OBP: 0.284, SLG: 0.360			5-3	F4		1-3 E 2B	4-3			4	1	1	0	0	0	2
Rick Cerone, R (1, 2) OBP: 0.264, SLG: 0.268			1B SF7 2B	SH1-3 1-3 3-H 1B		E8 SH1-3 2-H 3-H 1B		F9		4	2	3	3	0	0	0
Inning Stats	R: 0 E: 0 K: 0 S: 4 H: 1 LOB: 1 BB: 0 P: 4	R: 0 E: 0 K: 0 S: 3 H: 1 LOB: 0 BB: 0 P: 3	R: 1 E: 0 K: 0 S: 5 H: 2 LOB: 3 BB: 2 P: 13	R: 2 E: 0 K: 0 S: 6 H: 3 LOB: 1 BB: 0 P: 6	R: 0 E: 0 K: 0 S: 2 H: 0 LOB: 0 BB: 1 P: 6	R: 3 E: 1 K: 0 S: 8 H: 5 LOB: 2 BB: 0 P: 8	R: 1 E: 0 K: 1 S: 6 H: 1 LOB: 0 BB: 0 P: 6	R: 0 E: 0 K: 0 S: 3 H: 0 LOB: 0 BB: 0 P: 3		1B: 9 2B: 3 3B: 0 HR: 1	SF: 1 SAC: 2 DP: 2 HBP: 0					

PITCHER		IP	WLS	BF	H	R	ER	SO	BB	IBB	HBP	BLK	WP	HR	S	P	ERA	WHIP
Mike Caldwell, L ERA: 4.22	(1, 1)	5.1	L	27	10	6	6	0	2	1	0	0	0	0	24	36	10.12	2.250
Tom Tellmann, R ERA: 3.72	(6, 1)	0.2		4	2	0	0	0	0	0	0	0	0	0	4	4	0.00	3.000
Jerry Augustine, L ERA: 7.44	(7, 1)	1.0		4	1	1	1	1	0	0	0	0	0	1	6	6	9.00	1.000
Chuck Porter, R ERA: 5.68	(8, 1)	1.0		3	0	0	0	0	0	0	0	0	0	0	3	3	0.00	0.000

PITCHER	IP	WLS	BF	H	R	ER	SO	BB	IBB	HBP	BLK	WP	HR	S	P	ERA	WHIP

BOTTOM

Milwaukee Brewers @ New York Yankees

Yankee Stadium, Bronx, NY

Fri Jun 17 1983, 7:05 PM EDT
Att. 35,288 - Unknown - 65 F

livebaseballscorecards.com

AB	32
R	7
H	13
RBI	7
BB	3
SO	1
LOB	12

WP: 0 PA: 38
PB: 0
SB: 0
CS: 0

Milwaukee Brewers @ New York Yankees

Yankee Stadium, Bronx, NY

Sat Jun 18 1983, 7:05 PM EDT

Att. 31,207 - Unknown

TOP

livebaseballscorecards.com

Batter	1	2	3	4	5	6	7	8	9	AB	R	H	RBI	BB	SO	LOB
Paul Molitor, R (1, 5) OBP: 0.347, SLG: 0.432	F9		F6			L4	F7		P3	5	0	0	0	0	0	6
Rick Manning, L (1, 8) OBP: 0.307, SLG: 0.321	G3		SF8 3-H			F8		F7	G3	4	0	0	1	0	0	3
Robin Yount, R (1, 6) OBP: 0.393, SLG: 0.529	1B		K			2B		5-3		4	1	2	0	0	1	0
Cecil Cooper, L (1, 3) OBP: 0.315, SLG: 0.474	4-3			K		2-H		F8		4	0	1	1	0	1	1
Ted Simmons, S (1, 2) OBP: 0.352, SLG: 0.458		G3-6 1B		F8		K			SH3-4 2B 1B	4	1	2	0	0	1	1
Ben Oglivie, L (1, 10) OBP: 0.395, SLG: 0.487 Marshall Edwards, L (7, PR) OBP: 0.333, SLG: 0.333		G3-6 1-2f		F5			FC6-4 1B HBP		SH3-4 1-2	2 0	0 0	0 0	0 0	0 0	0 0	1 0
Mark Brouhard, R (1, 7) OBP: 0.441, SLG: 0.735		K	K				FC6-4 1-2 1B		1B 2-H 2B	4	0	2	1	0	2	0
Charlie Moore, R (1, 9) OBP: 0.365, SLG: 0.417			1B E BB	G3-6-3 BB		FC6-4 1-2f 2-3			1B BB	1	1	0	0	3	0	2
Jim Gantner, L (1, 4) OBP: 0.331, SLG: 0.428			E9 1-H SF8 1B	G3-6-3 1-2f		K			1-2 2-3 1B	4	1	2	0	0	1	3

	AB	32
	R	4
	H	9
	RBI	3
	BB	3
	SO	6
	LOB	17

Inning Stats	1	2	3	4	5	6	7	8	9	1B: 6	SF: 1	WP: 0	PA: 38
	R: 0 E: 0 K: 0 S: 4	R: 0 E: 0 K: 1 S: 5	R: 2 E: 1 K: 1 S: 6	R: 0 E: 0 K: 1 S: 5	R: 0 E: 0 K: 1 S: 4	R: 1 E: 0 K: 1 S: 7	R: 0 E: 0 K: 1 S: 6	R: 0 E: 0 K: 0 S: 3	R: 1 E: 0 K: 0 S: 6	2B: 3 3B: 0 HR: 0	SAC: 1 DP: 2 HBP: 1	PB: 0 SB: 0 CS: 0	
	H: 1 LOB: 1 BB: 0 P: 4	H: 1 LOB: 0 BB: 0 P: 5	H: 1 LOB: 0 BB: 1 P: 10	H: 0 LOB: 0 BB: 0 P: 5	H: 0 LOB: 0 BB: 1 P: 8	H: 2 LOB: 1 BB: 0 P: 7	H: 1 LOB: 2 BB: 0 P: 7	H: 0 LOB: 0 BB: 0 P: 3	H: 3 LOB: 3 BB: 1 P: 10				

PITCHER		IP	WLS	BF	H	R	ER	SO	BB	IBB	HBP	BLK	WP	HR	S	P	ERA	WHIP
Jay Howell, R ERA: 4.78	(1, 1)	8.1		34	8	4	3	6	2	0	1	0	0	0	43	52	3.24	1.200
George Frazier, R ERA: 2.74	(9, 1)	0.2	W	4	1	0	0	0	1	0	0	0	0	0	3	7	0.00	3.000

PITCHER	IP	WLS	BF	H	R	ER	SO	BB	IBB	HBP	BLK	WP	HR	S	P	ERA	WHIP

Batter	1	2	3	4	5	6	7	8	9	AB	R	H	RBI	BB	SO	LOB
Ken Griffey, L (1, 3) OBP: 0.377, SLG: 0.462	F8		K 1-2 2-3		1B		F7		1B SF8 1-2 3-H 1B	5	1	2	1	0	1	2
Roy Smalley, S (1, 6) OBP: 0.373, SLG: 0.447	F7		F8		F8		BB		1-3 2-H 1B	4	0	1	1	1	0	3
Dave Winfield, R (1, 7) OBP: 0.322, SLG: 0.489	L5		S 2-H 3-H 1B		1-2 1B		6-3		SF8 3-H	4	0	2	3	0	0	1
Steve Kemp, L (1, 9) OBP: 0.325, SLG: 0.433		G5-4-3 1B	FC5-4 1-2 BB		4-3			F8		3	0	1	0	1	0	2
Butch Wynegar, S (1, 2) OBP: 0.397, SLG: 0.434		G5-4-3 1-2f	FC5-4 1-2f			G3		5-3		4	0	0	0	0	0	3
Graig Nettles, L (1, 5) OBP: 0.357, SLG: 0.464		FC5-4 BB		L4		K		F9		3	0	0	0	1	1	0
Don Baylor, R (1, 10) OBP: 0.351, SLG: 0.453		FC5-4 1-2f		5-3		1B			FC4-6 1B	4	0	2	0	0	0	1
Jerry Mumphrey, S (1, 8) OBP: 0.305, SLG: 0.388			S 1B 1B	5-3		F7			FC4-6 1-2f 1B 1B	4	2	1	0	0	0	2
Andre Robertson, R (1, 4) OBP: 0.285, SLG: 0.360 Oscar Gamble, L (9, PH) OBP: 0.443, SLG: 0.591 Bert Campaneris, R (9, PR) OBP: 0.415, SLG: 0.474			S 1-2 1B 1B		K		6-3		1B 1-3 1B 1B	3 1 0	1 0 1	1 1 0	0 0 0	0 0 0	1 0 0	0 0 0
Inning Stats	R: 0 E: 0 K: 0 S: 3 H: 0 LOB: 0 BB: 0 P: 3	R: 0 E: 0 K: 0 S: 3 H: 1 LOB: 1 BB: 1 P: 7	R: 2 E: 0 K: 1 S: 8 H: 3 LOB: 2 BB: 1 P: 12	R: 0 E: 0 K: 0 S: 3 H: 0 LOB: 0 BB: 0 P: 3	R: 0 E: 0 K: 1 S: 7 H: 2 LOB: 2 BB: 0 P: 7	R: 0 E: 0 K: 1 S: 6 H: 1 LOB: 1 BB: 0 P: 6	R: 0 E: 0 K: 0 S: 3 H: 0 LOB: 1 BB: 1 P: 7	R: 0 E: 0 K: 0 S: 3 H: 0 LOB: 0 BB: 0 P: 3	R: 3 E: 0 K: 0 S: 6 H: 4 LOB: 1 BB: 0 P: 6	1B: 11 2B: 0 3B: 0 HR: 0	SF: 1 SAC: 0 DP: 1 HBP: 0					

PITCHER	IP	WLS	BF	H	R	ER	SO	BB	IBB	HBP	BLK	WP	HR	S	P	ERA	WHIP
Don Sutton, R (1, 1) ERA: 3.39	8.0		33	7	2	2	3	3	0	0	0	0	0	36	48	2.25	1.250
Bob Gibson, R (9, 1) ERA: 3.24	0.2	L	6	4	3	3	0	0	0	0	0	0	0	6	6	40.50	6.000

PITCHER	IP	WLS	BF	H	R	ER	SO	BB	IBB	HBP	BLK	WP	HR	S	P	ERA	WHIP

BOTTOM

Milwaukee Brewers @ New York Yankees

Yankee Stadium, Bronx, NY

Sat Jun 18 1983, 7:05 PM EDT

Att. 31,207 - Unknown

livebaseballscorecards.com

AB	35
R	5
H	11
RBI	5
BB	3
SO	3
LOB	14

Milwaukee Brewers @ New York Yankees

Yankee Stadium, Bronx, NY

Sun Jun 19 1983, 3:33 AM EDT

Att. 40,630 - Unknown

TOP

livebaseballscorecards.com

Batter	1	2	3	4	5	6	7	8	9	AB	R	H	RBI	BB	SO	LOB
Paul Molitor, R (1, 5) OBP: 0.346, SLG: 0.430	K		6-3		6-3		K			1	0	0	0	0	1	0
Don Money, R (1, 5) OBP: 0.212, SLG: 0.225										3	0	0	0	0	1	2
Rick Manning, L (1, 8) OBP: 0.307, SLG: 0.320	F6			F9 1B, 1B	F8		4-3			4	1	1	0	0	0	2
Robin Yount, R (1, 6) OBP: 0.394, SLG: 0.528	1B			BB, 1B; 1-2		F4		F8		4	1	2	0	0	0	0
Cecil Cooper, L (1, 3) OBP: 0.314, SLG: 0.471	L7			F9; 2-3		E, 1B		K		4	0	1	0	0	1	3
Ted Simmons, S (1, 2) OBP: 0.354, SLG: 0.456		G1		B B B B, 4-0; 1B, FC5-4; 1-2; BB		E1, G4-6-3; 1-2		1B		3	1	1	0	1	0	1
Ben Oglivie, L (1, 10) OBP: 0.392, SLG: 0.483		4-3		FC5-4; 1-3, 2-H, 3-H; 1B		G4-6-3; 1-2f		K		4	0	1	2	0	1	3
Mark Brouhard, R (1, 7) OBP: 0.429, SLG: 0.714		5-3		FC5-4, S; 1-2f, 3-H			5-3		4-3	1	0	0	0	0	0	0
Marshall Edwards, L (2, 7) OBP: 0.308, SLG: 0.308										1	0	0	1	0	0	1
Ed Romero, R (7, PH) OBP: 0.286, SLG: 0.500										1	0	0	0	0	0	0
(7, 7)																
Roy Howell, L (9, PH) OBP: 0.365, SLG: 0.440										1	0	0	0	0	0	0
Charlie Moore, R (1, 9) OBP: 0.363, SLG: 0.413			3-1	4-1; 1-2			1B		5-3	4	0	1	0	0	0	1
Jim Gantner, L (1, 4) OBP: 0.329, SLG: 0.425			F7		F5		1-2, 1B		4-3	4	0	1	0	0	0	0
Inning Stats	R: 0 E: 0 K: 1 S: 6 H: 1 LOB: 1 BB: 0 P: 6	R: 0 E: 0 K: 0 S: 3 H: 0 LOB: 0 BB: 0 P: 3	R: 0 E: 0 K: 0 S: 3 H: 0 LOB: 0 BB: 0 P: 3	R: 3 E: 0 K: 0 S: 6 H: 3 LOB: 1 BB: 1 P: 10	R: 0 E: 0 K: 0 S: 3 H: 0 LOB: 0 BB: 0 P: 3	R: 0 E: 1 K: 0 S: 4 H: 1 LOB: 1 BB: 0 P: 4	R: 0 E: 0 K: 1 S: 7 H: 2 LOB: 2 BB: 0 P: 7	R: 0 E: 0 K: 2 S: 8 H: 1 LOB: 1 BB: 0 P: 8	R: 0 E: 0 K: 0 S: 3 H: 0 LOB: 0 BB: 0 P: 3	1B: 8 2B: 0 3B: 0 HR: 0 SF: 0 SAC: 0 DP: 1 HBP: 0							

AB	35
R	3
H	8
RBI	3
BB	1
SO	4
LOB	13

WP: 0 PB: 0 SB: 1 CS: 0 PA: 36

PITCHER	IP	WLS	BF	H	R	ER	SO	BB	IBB	HBP	BLK	WP	HR	S	P	ERA	WHIP
Matt Keough, R (1, 1) ERA: 5.47	5.1	W	23	5	3	3	1	1	0	0	0	0	0	24	28	5.06	1.125
Bob Shirley, L (6, 1) ERA: 5.4	1.0		4	2	0	0	0	0	0	0	0	0	0	4	4	0.00	2.000
George Frazier, R (7, 1) ERA: 2.58	2.2	S	9	1	0	0	3	0	0	0	0	0	0	15	15	0.00	0.375

PITCHER	IP	WLS	BF	H	R	ER	SO	BB	IBB	HBP	BLK	WP	HR	S	P	ERA	WHIP

Batter	1	2	3	4	5	6	7	8	9	AB	R	H	RBI	BB	SO	LOB
Ken Griffey, L (1, 3) OBP: 0.385, SLG: 0.464 Bert Campaneris, R (8, PR) (9, 4) OBP: 0.415, SLG: 0.474	BBBB 4-0 E 1B G4-6-3 BB		x 0-0 ① 4-3		x 0-0 F7 1B 1B 1B	BBB 4-0 1B BB		x 0-0 L3 1B		3 0	2 0	2 0	0 0	2 0	0 0	0 0
Roy Smalley, S (1, 6) (9, 3) OBP: 0.382, SLG: 0.453	x 0-0 E7 G4-6-3 1-3 1B		BBBB 4-0 1B 2B BB		x 0-0 F7 1-2 1B 1B	x 0-0 1-3 1B		x 0-0 ② ③ L3 1-2		4	2	3	0	1	0	1
Dave Winfield, R (1, 7) OBP: 0.321, SLG: 0.485	x 0-0 ① ② G4-6-3 1-2f 3-H		x 0-0 2B 1-2 1B		x 0-0 ① F7 1-2 2-3	x 0-0 ③ F3				4	1	1	0	0	0	5
Don Baylor, R (1, 10) OBP: 0.353, SLG: 0.456	x 0-0 2B		x 0-0 ② F3		4-0 1B E IBB		x 0-0 E7 1B			3	2	1	0	1	0	2
Lou Piniella, R (1, 9) OBP: 0.387, SLG: 0.412	x 0-0 ③ 5-3		x 0-0 1-H 2-H 2B		x 0-0 E8 1-H 2-H 3-H 4-3 1B		x 0-0 FC1-6 2-H 1B			4	1	3	5	0	0	1
Graig Nettles, L (1, 5) OBP: 0.355, SLG: 0.465		x 0-0 WP FC5-6-2 2B	SSS 0-3 ③ K2-3		x 0-0 ② 4-3 3-H		x 0-0 ① F8			4	0	1	1	0	1	2
Jerry Mumphrey, S (1, 8) OBP: 0.297, SLG: 0.377		x 0-0 ① FC5-6-2 FC6-4 2-H	x 0-0 ① 6-3	SSS 0-3 ③ K		x 0-0 ② FC1-6 1-2f				4	0	0	0	0	1	2
Rick Cerone, R (1, 2) OBP: 0.255, SLG: 0.257		x 0-0 ② FC6-4 1-2f	x 0-0 ② L5			x 0-0 ① F7	x 0-0 ③ F7			4	0	0	0	0	0	2
Andre Robertson, R (1, 4) (9, 6) OBP: 0.277, SLG: 0.350		x 0-0 ③ 6-3	x 0-0 ③ 5-3			x 0-0 ② F8		x 0-0 ① F9		4	0	0	0	0	0	1
Inning Stats	R: 1 E: 1 K: 0 S: 4 H: 2 LOB: 1 BB: 1 P: 8	R: 0 E: 0 K: 0 S: 4 H: 1 LOB: 1 BB: 0 P: 4	R: 2 E: 0 K: 1 S: 7 H: 2 LOB: 1 BB: 1 P: 11	R: 0 E: 0 K: 0 S: 3 H: 0 LOB: 0 BB: 0 P: 3	R: 4 E: 1 K: 1 S: 8 H: 3 LOB: 0 BB: 1 P: 12	R: 0 E: 0 K: 0 S: 4 H: 1 LOB: 2 BB: 1 P: 8	R: 1 E: 1 K: 0 S: 5 H: 1 LOB: 1 BB: 0 P: 5	R: 0 E: 0 K: 0 S: 3 H: 1 LOB: 1 BB: 0 P: 3		1B: 8 2B: 4 3B: 0 HR: 0 SF: 0 SAC: 0 DP: 2 HBP: 0						

PITCHER		IP	WLS	BF	H	R	ER	SO	BB	IBB	HBP	BLK	WP	HR	S	P	ERA	WHIP
Rick Waits, L ERA: 5.19	(1, 1)	5.0	L	25	8	7	6	2	2	1	0	0	1	0	26	38	10.80	2.000
Jim Slaton, R ERA: 2.83	(6, 1)	3.0		13	3	1	0	0	1	0	0	0	0	0	12	16	0.00	1.333

PITCHER	IP	WLS	BF	H	R	ER	SO	BB	IBB	HBP	BLK	WP	HR	S	P	ERA	WHIP

BOTTOM

Milwaukee Brewers @ New York Yankees

Yankee Stadium, Bronx, NY

Sun Jun 19 1983, 3:33 AM EDT

Att. 40,630 - Unknown

livebaseballscorecards.com

AB	34
R	8
H	11
RBI	6
BB	4
SO	2
LOB	16

WP: 1	PA: 38		
PB: 0			
SB: 0			
CS: 0			

Batter	1	2	3	4	5	6	7	8	9	AB	R	H	RBI	BB	SO	LOB
Paul Molitor, R (1, 5) OBP: 0.340, SLG: 0.422	S S S 0-3 ① K		S S S 0-3 ② K			S S S 0-3 ② K			S S S 0-3 ① 1-2 K	4	0	0	0	0	4	2
Robin Yount, R (1, 6) OBP: 0.389, SLG: 0.520	X 0-0 ② F8		S S S 0-3 ③ K			S S S 0-3 ③ K			S S S 0-3 ② K	4	0	0	0	0	3	2
Cecil Cooper, L (1, 3) OBP: 0.309, SLG: 0.463	S S S 0-3 ③ K2-3			X 0-0 ① F8			X 0-0 ① 4-3		S S S 0-3 ③ K	4	0	0	0	0	2	1
Ted Simmons, S (1, 2) OBP: 0.350, SLG: 0.450		X 0-0 ① G3		X 0-0 ② 6-3			X 0-0 ② L9			3	0	0	0	0	0	0
Ben Oglivie, L (1, 7) OBP: 0.388, SLG: 0.475		X 0-0 ② F8		X 0-0 ③ F7			X 0-0 ③ G3			3	0	0	0	0	0	0
Roy Howell, L (1, 10) OBP: 0.354, SLG: 0.425		X 0-0 ③ 6-3			X 0-0 ① 4-3			X 0-0 ① F4		3	0	0	0	0	0	0
Charlie Moore, R (1, 9) OBP: 0.358, SLG: 0.408			X 0-0 ① 5-3		S S S 0-3 ② K			S S S 0-3 ② K		3	0	0	0	0	2	0
Rick Manning, L (1, 8) OBP: 0.307, SLG: 0.320			X 0-0 ① 2B 1B		X 0-0 ③ 4-3			S S S 0-3 ③ K		3	1	1	0	0	1	0
Jim Gantner, L (1, 4) OBP: 0.333, SLG: 0.432			X 0-0 ① 1-H 2B			X 0-0 ① G3			X 0-0 BLK 1B	3	0	2	1	0	0	0
Inning Stats	R: 0 E: 0 K: 2 S: 7 H: 0 LOB: 0 BB: 0 P: 7	R: 0 E: 0 K: 0 S: 3 H: 0 LOB: 0 BB: 0 P: 3	R: 1 E: 0 K: 2 S: 9 H: 2 LOB: 1 BB: 0 P: 9	R: 0 E: 0 K: 0 S: 3 H: 0 LOB: 0 BB: 0 P: 3	R: 0 E: 0 K: 1 S: 5 H: 0 LOB: 0 BB: 0 P: 5	R: 0 E: 0 K: 2 S: 7 H: 0 LOB: 0 BB: 0 P: 7	R: 0 E: 0 K: 0 S: 3 H: 0 LOB: 0 BB: 0 P: 3	R: 0 E: 0 K: 2 S: 7 H: 0 LOB: 0 BB: 0 P: 7	R: 0 E: 0 K: 3 S: 10 H: 1 LOB: 1 BB: 0 P: 10	1B: 2 2B: 1 3B: 0 HR: 0	SF: 0 SAC: 0 DP: 0 HBP: 0						

TOP

Milwaukee Brewers @ Detroit Tigers

Tiger Stadium, Detroit, MI

Mon Jun 20 1983, 7:05 PM EDT

Att. 2,232 - Unknown

livebaseballscorecards.com

AB	30
R	1
H	3
RBI	1
BB	0
SO	12
LOB	5

PITCHER		IP	WLS	BF	H	R	ER	SO	BB	IBB	HBP	BLK	WP	HR	S	P	ERA	WHIP
Dave Rozema, R ERA: 2.15	(1, 1)	7.1	W	24	2	1	1	7	0	0	0	0	0	0	38	38	1.23	0.273
Aurelio Lopez, R ERA: 1.37	(8, 1)	1.2	S	6	1	0	0	5	0	0	0	1	0	0	16	16	0.00	0.600

PITCHER	IP	WLS	BF	H	R	ER	SO	BB	IBB	HBP	BLK	WP	HR	S	P	ERA	WHIP

Milwaukee Brewers @ Detroit Tigers

Tiger Stadium, Detroit, MI

Mon Jun 20 1983, 7:05 PM EDT

Att. 2,232 - Unknown

BOTTOM

Batter	1	2	3	4	5	6	7	8	9	AB	R	H	RBI	BB	SO	LOB
Lou Whitaker, L (1, 4) OBP: 0.365, SLG: 0.459	0-0 FC4-6 1B	0-0 1B 1-3 2-H 1B		0-0 CS 1-2	0-0 4-3		0-0 G3			4	1	2	1	0	0	0
Enos Cabell, R (1, 5) OBP: 0.366, SLG: 0.456	0-0 FC4-6 1-3 1B	0-0 1-3 3-H 1B			0-3 K			0-0 1-3		4	0	2	1	0	1	0
Kirk Gibson, L (1, 7) OBP: 0.324, SLG: 0.464	0-0 FC4-6 FC6-4 1-2f 3-H	0-0 4-3			0-0 HR			0-0 G3		4	1	1	2	0	0	3
Lance Parrish, R (1, 2) OBP: 0.329, SLG: 0.479	0-0 L6		0-3 K		0-3 K			0-0 2B		4	0	1	0	0	2	1
Glenn Wilson, R (1, 9) OBP: 0.298, SLG: 0.458	0-0 FC6-4 1-2f		0-0 F7			0-0 F4		0-0 1-3		4	0	0	0	0	0	2
Larry Herndon, R (1, 10) OBP: 0.303, SLG: 0.406		0-3 K	0-0 1-3			0-0 5-3				3	0	0	0	0	1	0
Chet Lemon, R (1, 8) OBP: 0.373, SLG: 0.421		0-0 5-3		0-0 F8		0-0 4-3				3	0	0	0	0	0	0
Rick Leach, L (1, 3) OBP: 0.312, SLG: 0.293		4-0 E 1B BB		0-0 F7			0-0 G3			2	1	0	0	1	0	0
Tom Brookens, R (1, 6) OBP: 0.306, SLG: 0.329		0-0 E5 1B 1-2 1B		1-0 CS HBP			0-0 5-3			2	1	0	0	0	0	1
Inning Stats	R: 1 E: 0 K: 0 S: 5 H: 2 LOB: 1 BB: 0 P: 5	R: 2 E: 1 K: 1 S: 8 H: 2 LOB: 2 BB: 1 P: 12	R: 0 E: 0 K: 1 S: 5 H: 0 LOB: 0 BB: 0 P: 5	R: 0 E: 0 K: 0 S: 2 H: 0 LOB: 0 BB: 0 P: 3	R: 1 E: 0 K: 2 S: 8 H: 1 LOB: 0 BB: 0 P: 8	R: 0 E: 0 K: 0 S: 3 H: 0 LOB: 0 BB: 0 P: 3	R: 0 E: 0 K: 0 S: 3 H: 0 LOB: 0 BB: 0 P: 3	R: 0 E: 0 K: 0 S: 4 H: 1 LOB: 1 BB: 0 P: 4		1B: 4 2B: 1 3B: 0 HR: 1 SF: 0 SAC: 0 DP: 0 HBP: 1						

PITCHER	IP	WLS	BF	H	R	ER	SO	BB	IBB	HBP	BLK	WP	HR	S	P	ERA	WHIP
Chuck Porter, R (1, 1) ERA: 4.67	8.0	L	32	6	4	2	4	1	0	1	0	0	1	38	43	2.25	0.875

PITCHER	IP	WLS	BF	H	R	ER	SO	BB	IBB	HBP	BLK	WP	HR	S	P	ERA	WHIP

livebaseballscorecards.com

AB	30
R	4
H	6
RBI	4
BB	1
SO	4
LOB	7

PA: 33

WP: 0
PB: 0
SB: 0
CS: 1

Batter	1	2	3	4	5	6	7	8	9	AB	R	H	RBI	BB	SO	LOB
Paul Molitor, R (1, 5) OBP: 0.337, SLG: 0.417	K		6-3		F4	1B 3-H		F9		5	0	1	1	0	1	1
Robin Yount, R (1, 6) OBP: 0.392, SLG: 0.522	BB WP		6-3		E 2B	L6			HR BB	3	2	1	0	2	0	1
Cecil Cooper, L (1, 3) OBP: 0.314, SLG: 0.473	BB 1-2			F8	F6		L5-3 BB		1-H HR	3	1	1	2	2	0	1
Ted Simmons, S (1, 10) OBP: 0.355, SLG: 0.451	F6			1B BB	E6 2-H 1B		L5-3 1-2		PB 1B BB	4	2	2	1	1	0	3
Ben Oglivie, L (1, 7) OBP: 0.388, SLG: 0.469	K			FC6 1B 1-2 BB BB	F9		4-3		G3 1B 1-2 SF7 BB	3	2	0	0	2	1	3
Charlie Moore, R (1, 9) OBP: 0.367, SLG: 0.414		K		BB E 1-2 2-H 1B		SH5-4 1B 6-3 BB		3-1 S 1B 1B	G3 1-2 2-H 1B	4	2	3	2	1	1	0
Rick Manning, L (1, 8) OBP: 0.309, SLG: 0.319		K BB		FC6 BB 1-2 2-3		6-3 SH5-4 1-2 1B 1B		K	G3 1-2 2-3	4	1	1	0	1	1	5
Jim Gantner, L (1, 4) OBP: 0.332, SLG: 0.429		K 1-2		G6-4-3 1-2 2-3 3-H BB		SH5-4 1-2 2-3		3-1 1-3	SF7 3-H	2	0	0	2	1	1	2
Ned Yost, R (1, 2) OBP: 0.245, SLG: 0.418			K	G6-4-3 1-2f		6-3 2-3 3-H		3-H 1B	K	5	0	1	2	0	2	5
Inning Stats	R: 0 H: 0 E: 0 LOB: 2 K: 2 BB: 2 S: 7 P: 15	R: 0 H: 0 E: 0 LOB: 0 K: 2 BB: 1 S: 6 P: 10	R: 0 H: 0 E: 0 LOB: 0 K: 1 BB: 0 S: 5 P: 5	R: 2 H: 2 E: 1 LOB: 2 K: 0 BB: 2 S: 5 P: 13	R: 1 H: 2 E: 1 LOB: 1 K: 0 BB: 0 S: 5 P: 5	R: 2 H: 2 E: 0 LOB: 1 K: 0 BB: 1 S: 5 P: 9	R: 0 H: 0 E: 0 LOB: 0 K: 0 BB: 1 S: 2 P: 6	R: 1 H: 2 E: 0 LOB: 1 K: 1 BB: 0 S: 7 P: 7	R: 4 H: 2 E: 0 LOB: 1 K: 1 BB: 3 S: 7 P: 19	1B: 8 SF: 1 2B: 2 SAC: 1 3B: 0 DP: 2 HR: 1 HBP: 0						

PITCHER	IP	WLS	BF	H	R	ER	SO	BB	IBB	HBP	BLK	WP	HR	S	P	ERA	WHIP
Juan Berenguer, R (1, 1) ERA: 3.27	4.2	L	22	4	3	2	5	5	0	0	0	1	0	27	47	3.86	1.929
Howard Bailey, L (5, 1) ERA: 3.75	1.1		7	2	2	2	0	1	0	0	0	0	0	6	10	13.50	2.250
Pat Underwood, L (7, 1) ERA: 8.71	2.0		12	3	5	5	1	4	0	0	0	0	1	10	26	22.50	3.500
Dave Gumpert, R (9, 1) ERA: 3.72	1.0		4	1	0	0	1	0	0	0	0	0	0	6	6	0.00	1.000

PITCHER	IP	WLS	BF	H	R	ER	SO	BB	IBB	HBP	BLK	WP	HR	S	P	ERA	WHIP

TOP

Milwaukee Brewers @ Detroit Tigers

Tiger Stadium, Detroit, MI

Tue Jun 21 1983, 7:05 PM EDT

Att. 2,507 - Unknown

livebaseballscorecards.com

AB	33
R	10
H	10
RBI	10
BB	10
SO	7
LOB	21

WP: 1	PA: 45		
PB: 1			
SB: 1			
CS: 0			

Milwaukee Brewers @ Detroit Tigers

Tiger Stadium, Detroit, MI

Tue Jun 21 1983, 7:05 PM EDT

Att. 2,507 - Unknown

Batter	1	2	3	4	5	6	7	8	9	AB	R	H	RBI	BB	SO	LOB
Lou Whitaker, L (1, 4) OBP: 0.363, SLG: 0.456	G5-4-3 1B			F7		L8		F9		4	0	1	0	0	0	1
Enos Cabell, R (1, 3) OBP: 0.363, SLG: 0.450	G5-4-3 1-2f			L6		4-3			HR 1B	4	1	1	0	0	0	2
Kirk Gibson, L (1, 7) OBP: 0.318, SLG: 0.453	4-3			K			F7		F4	4	0	0	0	0	1	1
Lance Parrish, R (1, 2) OBP: 0.328, SLG: 0.475		K			2B 7-2 1B		F6		F8	4	0	1	0	0	1	1
Johnny Grubb, L (1, 9) OBP: 0.379, SLG: 0.429		G3			L9		1B		1-H HR	4	1	2	2	0	0	1
Larry Herndon, R (1, 10) OBP: 0.302, SLG: 0.408		F5			1-3 2B		F8		F3	4	0	1	0	0	0	1
Chet Lemon, R (1, 8) OBP: 0.373, SLG: 0.435			K		7-2 3-Hf			HR		3	1	1	1	0	1	2
Tom Brookens, R (1, 6) OBP: 0.306, SLG: 0.329			F4			1B		K		3	0	1	0	0	1	0
Marty Castillo, R (1, 5)			F8			F5		1-3		3	0	0	0	0	0	1

BOTTOM

AB	33
R	3
H	8
RBI	3
BB	0
SO	4
LOB	10

livebaseballscorecards.com

Inning Stats	1	2	3	4	5	6	7	8	9			
	R: 0 H: 1	R: 0 H: 0	R: 0 H: 0	R: 0 H: 0	R: 0 H: 2	R: 0 H: 1	R: 0 H: 1	R: 1 H: 1	R: 2 H: 2	1B: 5 SF: 0	WP: 0 PA: 33
	E: 0 LOB: 0	E: 0 LOB: 0	E: 0 LOB: 0	E: 0 LOB: 0	E: 0 LOB: 1	E: 0 LOB: 1	E: 0 LOB: 1	E: 0 LOB: 0	E: 0 LOB: 0	2B: 2 SAC: 0	PB: 0
	K: 0 BB: 0	K: 1 BB: 0	K: 1 BB: 0	K: 1 BB: 0	K: 0 BB: 0	K: 0 BB: 0	K: 0 BB: 0	K: 1 BB: 0	K: 0 BB: 0	3B: 0 DP: 2	SB: 0
	S: 3 P: 3	S: 5 P: 5	S: 5 P: 5	S: 5 P: 5	S: 4 P: 4	S: 4 P: 4	S: 4 P: 4	S: 6 P: 6	S: 5 P: 5	HR: 2 HBP: 0	CS: 0

PITCHER	IP	WLS	BF	H	R	ER	SO	BB	IBB	HBP	BLK	WP	HR	S	P	ERA	WHIP
Moose Haas, R (1, 1) ERA: 4.06	9.0	W	33	8	3	3	4	0	0	0	0	0	2	41	41	3.00	0.889

PITCHER	IP	WLS	BF	H	R	ER	SO	BB	IBB	HBP	BLK	WP	HR	S	P	ERA	WHIP

Milwaukee Brewers @ Detroit Tigers

Tiger Stadium, Detroit, MI

Wed Jun 22 1983, 7:05 PM EDT

Att. 26,221 - Unknown

livebaseballscorecards.com

Batter	1	2	3	4	5	6	7	8	9	AB	R	H	RBI	BB	SO	LOB
Paul Molitor, R (1, 5) OBP: 0.336, SLG: 0.414	F2		5-3			F8			F8 1B 1B 1B	4	1	1	0	0	0	0
Robin Yount, R (1, 6) OBP: 0.394, SLG: 0.533	HR			L5		K			1B 1-2 1B	4	1	2	1	0	1	0
Cecil Cooper, L (1, 3) OBP: 0.310, SLG: 0.466	K			G3			F5		F8 2-3	4	0	0	0	0	1	2
Ted Simmons, S (1, 10) OBP: 0.357, SLG: 0.450	6-3			BB			F3		FC6-4 1-2 3-H 1B	3	0	1	1	1	0	0
Charlie Moore, R (1, 9) OBP: 0.361, SLG: 0.406		K		4-3			6-3		FC6-4 1-2f	4	0	0	0	0	1	3
Jim Gantner, L (1, 4) OBP: 0.328, SLG: 0.423		F7			F8			F8		3	0	0	0	0	0	0
Rick Manning, L (1, 8) OBP: 0.305, SLG: 0.315		F8			F6			6-3		3	0	0	0	0	0	0
Marshall Edwards, L (1, 7) OBP: 0.250, SLG: 0.250			G3		K			K		3	0	0	0	0	2	0
Ned Yost, R (1, 2) OBP: 0.240, SLG: 0.410			4-3			F9			K	2	0	0	0	0	0	0
Roy Howell, L (9, PH) OBP: 0.350, SLG: 0.420										1	0	0	0	0	1	0

Inning Stats	1	2	3	4	5	6	7	8	9			
	R: 1 H: 1 E: 0 LOB: 0 K: 1 BB: 0 S: 6 P: 6	R: 0 H: 0 E: 0 LOB: 0 K: 1 BB: 0 S: 5 P: 5	R: 0 H: 0 E: 0 LOB: 0 K: 0 BB: 0 S: 3 P: 3	R: 0 H: 0 E: 0 LOB: 1 K: 0 BB: 1 S: 3 P: 7	R: 0 H: 0 E: 0 LOB: 0 K: 1 BB: 0 S: 5 P: 5	R: 0 H: 0 E: 0 LOB: 0 K: 1 BB: 0 S: 5 P: 5	R: 0 H: 0 E: 0 LOB: 0 K: 0 BB: 0 S: 3 P: 3	R: 0 H: 0 E: 0 LOB: 0 K: 1 BB: 0 S: 5 P: 5	R: 1 H: 3 E: 0 LOB: 2 K: 1 BB: 0 S: 8 P: 8	1B: 3 SF: 0 2B: 0 SAC: 0 3B: 0 DP: 0 HR: 1 HBP: 0	WP: 0 PA: 32 PB: 0 SB: 0 CS: 0	

PITCHER	IP	WLS	BF	H	R	ER	SO	BB	IBB	HBP	BLK	WP	HR	S	P	ERA	WHIP
Jack Morris, R (1, 1) ERA: 4.35	9.0	W	32	4	2	2	6	1	0	0	0	0	1	43	47	2.00	0.556

PITCHER	IP	WLS	BF	H	R	ER	SO	BB	IBB	HBP	BLK	WP	HR	S	P	ERA	WHIP

AB	31
R	2
H	4
RBI	2
BB	1
SO	6
LOB	5

Batter	1	2	3	4	5	6	7	8	9	AB	R	H	RBI	BB	SO	LOB
Lou Whitaker, L (1, 4) OBP: 0.361, SLG: 0.459	L7	FC6-4 1-2f		F9	G3		3B			5	0	1	0	0	0	3
Enos Cabell, R (1, 3) OBP: 0.357, SLG: 0.448	5-3		K	HR 2B		F7	4-3			5	1	1	0	0	1	1
Larry Herndon, R (1, 7) OBP: 0.304, SLG: 0.420	2B 1B		F9	2-H HR		1-3		K		5	2	2	2	0	1	0
Lance Parrish, R (1, 2) OBP: 0.333, SLG: 0.486	1-H 2B		E3 HR	1B 1B		E 2B		F7		5	2	3	1	0	0	0
Glenn Wilson, R (1, 9) OBP: 0.309, SLG: 0.476	F9		1-H HR	1-3 1B		E2 2-H 1B		BB		4	1	3	3	1	0	1
John Wockenfuss, R (1, 10) OBP: 0.281, SLG: 0.364 Kirk Gibson, L (4, PH) OBP: 0.318, SLG: 0.448		BB BB	HBP 1B	4-3		IBB		4-3		1 2	0 0	1 0	0 0	1 1	0 0	0 3
Chet Lemon, R (1, 8) OBP: 0.371, SLG: 0.429	F8	1-2 HBP		F6	F7					3	0	0	0	0	0	3
Tom Brookens, R (1, 6) OBP: 0.305, SLG: 0.333	L6	F9		2B			F9			4	0	1	0	0	0	3
Marty Castillo, R (1, 5)	FC6-4 1-2 BB			F3	F9		5-3			3	0	0	0	1	0	1
Inning Stats	R: 1 E: 0 K: 0 S: 5 H: 2 LOB: 1 BB: 0 P: 5	R: 0 E: 0 K: 0 S: 3 H: 0 LOB: 2 BB: 2 P: 11	R: 2 E: 1 K: 1 S: 8 H: 2 LOB: 2 BB: 0 P: 9	R: 2 E: 0 K: 0 S: 7 H: 4 LOB: 2 BB: 0 P: 7	R: 0 E: 0 K: 0 S: 4 H: 1 LOB: 1 BB: 0 P: 4	R: 1 E: 1 K: 0 S: 5 H: 2 LOB: 2 BB: 1 P: 9	R: 0 E: 0 K: 0 S: 4 H: 1 LOB: 1 BB: 0 P: 4	R: 0 E: 0 K: 1 S: 5 H: 0 LOB: 1 BB: 1 P: 9								

PITCHER		IP	WLS	BF	H	R	ER	SO	BB	IBB	HBP	BLK	WP	HR	S	P	ERA	WHIP
Mike Caldwell, L ERA: 4.33	(1, 1)	3.2	L	22	7	5	3	1	2	0	1	0	0	2	21	30	7.36	2.455
Jim Slaton, R ERA: 2.89	(4, 1)	2.1		12	4	1	1	0	0	1	0	0	0	0	11	15	3.86	1.714
Bob Gibson, R ERA: 3.12	(7, 1)	1.0		4	1	0	0	0	0	0	0	0	0	0	4	4	0.00	1.000
Pete Ladd, R ERA: 6.14	(8, 1)	1.0		4	0	0	0	1	1	0	0	0	0	0	5	9	0.00	1.000

PITCHER	IP	WLS	BF	H	R	ER	SO	BB	IBB	HBP	BLK	WP	HR	S	P	ERA	WHIP

BOTTOM

Milwaukee Brewers @ Detroit Tigers

Tiger Stadium, Detroit, MI

Wed Jun 22 1983, 7:05 PM EDT

Att. 26,221 - Unknown

livebaseballscorecards.com

AB	37
R	6
H	12
RBI	6
BB	4
SO	2
LOB	15

1B: 5	SF: 0	WP: 0	PA: 42
2B: 4	SAC: 0	PB: 0	
3B: 1	DP: 0	SB: 0	
HR: 2	HBP: 1	CS: 0	

Batter	1	2	3	4	5	6	7	8	9	AB	R	H	RBI	BB	SO	LOB
Alan Bannister, R (1, 7) OBP: 0.323, SLG: 0.394	F9		F8			P6		K		4	0	0	0	0	1	1
Manny Trillo, R (1, 4) OBP: 0.311, SLG: 0.294	F7			4-3		F8			6-3	4	0	0	0	0	0	1
Broderick Perkins, L (1, 3) OBP: 0.290, SLG: 0.337	P4			K		K			F7	4	0	0	0	0	2	1
Andre Thornton, R (1, 10) OBP: 0.457, SLG: 0.522		K		BB			HR		HR	3	2	2	2	1	1	0
Gorman Thomas, R (1, 8) OBP: 0.281, SLG: 0.319		BB		K			K		K	3	0	0	0	1	3	1
Toby Harrah, R (1, 5) OBP: 0.368, SLG: 0.335		P6 1-2			F9		4-3			3	0	0	0	0	0	1
George Vukovich, L (1, 9) OBP: 0.250, SLG: 0.318		6-3			3-1		F9			3	0	0	0	0	0	1
Julio Franco, R (1, 6) OBP: 0.314, SLG: 0.420			K		P4			G4-6-3 1B		3	0	1	0	0	1	0
Ron Hassey, L (1, 2) OBP: 0.331, SLG: 0.304			4-1			E4		G4-6-3 1-2f		3	0	0	0	0	0	1
Inning Stats	R: 0 E: 0 K: 0 S: 3	R: 0 E: 0 K: 1 S: 5	R: 0 E: 0 K: 1 S: 5	R: 0 E: 0 K: 2 S: 7	R: 0 E: 0 K: 0 S: 3	R: 0 E: 1 K: 1 S: 6	R: 1 E: 0 K: 1 S: 6	R: 0 E: 0 K: 1 S: 5	R: 1 E: 0 K: 1 S: 6	1B: 1 2B: 0 3B: 0 HR: 2	SF: 0 SAC: 0 DP: 1 HBP: 0			WP: 0 PB: 0 SB: 1 CS: 0	PA: 32		
	H: 0 LOB: 0 BB: 0 P: 3	H: 0 LOB: 1 BB: 1 P: 9	H: 0 LOB: 0 BB: 0 P: 5	H: 0 LOB: 1 BB: 1 P: 11	H: 0 LOB: 0 BB: 0 P: 3	H: 0 LOB: 1 BB: 0 P: 6	H: 1 LOB: 0 BB: 0 P: 6	H: 1 LOB: 0 BB: 0 P: 5	H: 1 LOB: 0 BB: 0 P: 6							

PITCHER		IP	WLS	BF	H	R	ER	SO	BB	IBB	HBP	BLK	WP	HR	S	P	ERA	WHIP
Don Sutton, R ERA: 3.27	(1, 1)	9.0	W	32	3	2	2	8	2	0	0	0	0	2	46	54	2.00	0.556

PITCHER	IP	WLS	BF	H	R	ER	SO	BB	IBB	HBP	BLK	WP	HR	S	P	ERA	WHIP

TOP

Cleveland Indians @ Milwaukee Brewers

Milwaukee County Stadium, Milwaukee, WI

Fri Jun 24 1983, 8:05 PM EDT
Att. 46,037 - Unknown

livebaseballscorecards.com

AB	30
R	2
H	3
RBI	2
BB	2
SO	8
LOB	7

Batter	1	2	3	4	5	6	7	8	9	AB	R	H	RBI	BB	SO	LOB
Paul Molitor, R (1, 5) OBP: 0.333, SLG: 0.409	HR 1B	G5-4-3 1-2f		F8			F8	F6		5	1	1	0	0	0	3
Robin Yount, R (1, 6) OBP: 0.395, SLG: 0.531	F7		3B 1B	BBBB BB			F3			3	1	1	0	1	0	1
Cecil Cooper, L (1, 3) OBP: 0.313, SLG: 0.485	1-H HR		1-H 2B 3B	F7			G3			4	2	2	3	0	0	1
Ted Simmons, S (1, 2) OBP: 0.355, SLG: 0.447	F9		1-3		F9			1B SF7 1B		4	1	1	0	0	0	1
Ben Oglivie, L (1, 7) OBP: 0.394, SLG: 0.476	BBBB 1B BB		3-H 2B		SSS K			1B 1-3 1B 1B		3	1	2	1	1	1	0
Roy Howell, L (1, 10) OBP: 0.350, SLG: 0.418	1-3 1B	F7			F7			SSS K		3	0	1	0	0	0	1
Don Money, R (8, PH) OBP: 0.210, SLG: 0.222										1	0	0	0	0	1	2
Rick Manning, L (1, 8) OBP: 0.304, SLG: 0.313	P5		IIII IBB			F7		SF7 3-H		2	0	0	1	1	0	2
Charlie Moore, R (1, 9) OBP: 0.360, SLG: 0.404		F2	F7			5-3		1B 1-2 1B		4	0	1	0	0	0	2
Jim Gantner, L (1, 4) OBP: 0.331, SLG: 0.424		G5-4-3 1B		F8		G3		1-3 2-H 1B		4	0	2	1	0	0	0
Inning Stats	R: 2 E: 0 K: 0 S: 6 H: 3 LOB: 2 BB: 1 P: 10	R: 0 E: 0 K: 0 S: 3 H: 1 LOB: 0 BB: 0 P: 3	R: 2 E: 0 K: 0 S: 6 H: 3 LOB: 2 BB: 1 P: 10	R: 0 E: 0 K: 0 S: 3 H: 0 LOB: 1 BB: 1 P: 7	R: 0 E: 0 K: 1 S: 5 H: 0 LOB: 0 BB: 0 P: 5	R: 0 E: 0 K: 0 S: 3 H: 0 LOB: 0 BB: 0 P: 3	R: 0 E: 0 K: 0 S: 3 H: 0 LOB: 0 BB: 0 P: 3	R: 2 E: 0 K: 1 S: 9 H: 4 LOB: 2 BB: 0 P: 9		1B: 8 2B: 1 3B: 1 HR: 1 SF: 1 SAC: 0 DP: 1 HBP: 0						

PITCHER		IP	WLS	BF	H	R	ER	SO	BB	IBB	HBP	BLK	WP	HR	S	P	ERA	WHIP
Lary Sorensen, R ERA: 4.33	(1, 1)	7.0	L	32	9	6	6	1	2	1	0	0	0	1	31	43	7.71	1.571
Jamie Easterly, L ERA: 3.05	(8, 1)	0.2		4	2	0	0	1	0	0	0	0	0	0	6	6	0.00	3.000
Bud Anderson, R ERA: 3.86	(8, 1)	0.1		1	0	0	0	0	0	0	0	0	0	0	1	1	0.00	0.000

PITCHER	IP	WLS	BF	H	R	ER	SO	BB	IBB	HBP	BLK	WP	HR	S	P	ERA	WHIP

BOTTOM

Cleveland Indians @ Milwaukee Brewers

Milwaukee County Stadium, Milwaukee, WI

Fri Jun 24 1983, 8:05 PM EDT

Att. 46,037 - Unknown

livebaseballscorecards.com

AB	33
R	6
H	11
RBI	6
BB	3
SO	2
LOB	13

WP: 0 PB: 0 SB: 0 CS: 0 PA: 37

Batter	1	2	3	4	5	6	7	8	9	AB	R	H	RBI	BB	SO	LOB
Mike Hargrove, L (1, 3) OBP: 0.394, SLG: 0.388	BBBB 4-0 G6-4-3 BB		x 0-0 1B 1-3 2-H 1B		H 1-0 1B HBP		BBBB 4-0 SH1-3 1-2 BB		x 0-0 L7 ③	2	0	1	1	2	0	0
Manny Trillo, R (1, 4) OBP: 0.315, SLG: 0.299	x 0-0 G6-4-3 ①② 1-2f		x 0-0 1-2 3-H 1B		x 0-0 1-2 1B		x 0-0 SH1-3 ① 1-2 2-3			3	0	2	1	0	0	1
Gorman Thomas, R (1, 8) OBP: 0.277, SLG: 0.313	SSS 0-3 K ③		SSS 0-3 K ②		x 0-0 L5 ③		SSS 0-3 K ②			4	0	0	0	0	3	6
Andre Thornton, R (1, 10) OBP: 0.454, SLG: 0.521		x 0-0 5-3 ①	x 0-0 F8 ③			x 0-0 S 2B	x 0-0 5-3 ③			4	0	1	0	0	0	4
Toby Harrah, R (1, 5) OBP: 0.371, SLG: 0.335		SSS 0-3 K ②		x 0-0 G4-6-3 1B		BBBB 4-0 S BB		x 0-0 5-3 ①		3	0	1	0	1	1	0
Pat Tabler, R (1, 7) OBP: 0.413, SLG: 0.472		x 0-0 4-3 ③		x 0-0 G4-6-3 ①② 1-2f		x 0-0 F2 ① 1-2 2-3		BBBB 4-0 G1-6-3 BB		3	0	0	0	1	0	3
Julio Franco, R (1, 6) OBP: 0.309, SLG: 0.414			x 0-0 6-3 ①	SSS 0-3 K ③		SSS 0-3 K ②		x 0-0 G1-6-3 ②③ 1-2f		4	0	0	0	0	2	3
George Vukovich, L (1, 9) OBP: 0.250, SLG: 0.316			x 0-0 PB 1B 1B		x 0-0 4-3 ①	x 0-0 5-3 ③			x 0-0 F5 ①	4	1	1	0	0	0	2
Chris Bando, S (1, 2) OBP: 0.323, SLG: 0.333			BBBB 4-0 1B 1-2 1B BB		x 0-0 1-3 ②		BBBB 4-0 SH1-3 BB BB		x 0-0 L3 ②	2	1	0	0	2	0	0
Inning Stats	R: 0 E: 0 K: 1 S: 4 H: 0 LOB: 0 BB: 1 P: 8	R: 0 E: 0 K: 1 S: 5 H: 0 LOB: 0 BB: 0 P: 5	R: 2 E: 0 K: 1 S: 8 H: 3 LOB: 2 BB: 1 P: 12	R: 0 E: 0 K: 1 S: 5 H: 1 LOB: 0 BB: 0 P: 5	R: 0 E: 0 K: 0 S: 4 H: 1 LOB: 2 BB: 0 P: 5	R: 0 E: 0 K: 1 S: 6 H: 1 LOB: 2 BB: 1 P: 10	R: 0 E: 0 K: 1 S: 5 H: 0 LOB: 2 BB: 2 P: 13	R: 0 E: 0 K: 0 S: 2 H: 0 LOB: 0 BB: 1 P: 6	R: 0 E: 0 K: 0 S: 3 H: 0 LOB: 0 BB: 0 P: 3	1B: 5 2B: 1 3B: 0 HR: 0	SF: 0 SAC: 1 DP: 3 HBP: 1						

PITCHER		IP	WLS	BF	H	R	ER	SO	BB	IBB	HBP	BLK	WP	HR	S	P	ERA	WHIP
Bob McClure, L ERA: 4.12	(1, 1)	5.0		23	6	2	2	4	3	0	1	0	0	0	27	40	3.60	1.800
Jim Slaton, R ERA: 2.64	(6, 1)	4.0	W	14	0	0	0	2	3	0	0	0	0	0	15	27	0.00	0.750

PITCHER	IP	WLS	BF	H	R	ER	SO	BB	IBB	HBP	BLK	WP	HR	S	P	ERA	WHIP

Cleveland Indians @ Milwaukee Brewers

Milwaukee County Stadium, Milwaukee, WI

Sat Jun 25 1983, 8:05 PM EDT

Att. 53,852 - Unknown

TOP

livebaseballscorecards.com

AB	29
R	2
H	6
RBI	2
BB	6
SO	6
LOB	19

WP: 0	PA: 37		
PB: 1			
SB: 2			
CS: 0			

Cleveland Indians @ Milwaukee Brewers

Milwaukee County Stadium, Milwaukee, WI

Sat Jun 25 1983, 8:05 PM EDT

Att. 53,852 - Unknown

livebaseballscorecards.com

BOTTOM

Batter	1	2	3	4	5	6	7	8	9	AB	R	H	RBI	BB	SO	LOB
Paul Molitor, R (1, 5) OBP: 0.332, SLG: 0.407	5-3			F8		G3		4-3 1-2 3-H		4	1	1	1	0	0	0
Jim Gantner, L (1, 4) OBP: 0.326, SLG: 0.417	K			4-3			F2	4-3 1-2 2-3		4	0	0	0	0	1	2
Cecil Cooper, L (1, 3) OBP: 0.312, SLG: 0.480	3-1			4-3			3-1	1B E IBB		3	1	0	0	1	0	0
Ted Simmons, S (1, 2) OBP: 0.351, SLG: 0.441 Ned Yost, R (8, PH) OBP: 0.248, SLG: 0.416 (9, 2)		5-3			G3		G3	E7 1-H 2-H 3-H		3 1	0 1	0 1	0 2	0 0	0 0	0 0
Robin Yount, R (1, 6) OBP: 0.397, SLG: 0.534		L6			F3			2B 1B		4	1	2	1	0	0	0
Roy Howell, L (1, 10) OBP: 0.355, SLG: 0.432		1-3			2B			BB 1B	F8	4	1	2	1	0	0	1
Rick Manning, L (1, 8) OBP: 0.301, SLG: 0.309			4-3		F9			G2		3	0	0	0	0	0	2
Charlie Moore, R (1, 9) OBP: 0.359, SLG: 0.400			5-3			P6		1B 1-2 BB		2	1	0	0	1	0	0
Marshall Edwards, L (1, 7) OBP: 0.222, SLG: 0.222 Ben Oglivie, L (8, PH) OBP: 0.396, SLG: 0.479 (9, 7)			1-3			L4		4-3 1B 1-3 2-H		2 1	0 1	0 1	0 1	0 0	0 0	0 0
Inning Stats	R: 0 E: 0 K: 1 S: 5 H: 0 LOB: 0 BB: 0 P: 5	R: 0 E: 0 K: 0 S: 3 H: 0 LOB: 0 BB: 0 P: 3	R: 0 E: 0 K: 0 S: 3 H: 0 LOB: 0 BB: 0 P: 3	R: 0 E: 0 K: 0 S: 3 H: 0 LOB: 0 BB: 0 P: 3	R: 0 E: 0 K: 0 S: 4 H: 1 LOB: 1 BB: 0 P: 4	R: 0 E: 0 K: 0 S: 3 H: 0 LOB: 0 BB: 0 P: 3	R: 0 E: 0 K: 0 S: 3 H: 0 LOB: 0 BB: 0 P: 3	R: 7 E: 1 K: 0 S: 9 H: 6 LOB: 1 BB: 2 P: 17		1B: 5 2B: 2 3B: 0 HR: 0 SF: 0 SAC: 0 DP: 0 HBP: 0						

| | | | | | |

Batter	1	2	3	4	5	6	7	8	9	AB	R	H	RBI	BB	SO	LOB
Mike Hargrove, L (1, 3) OBP: 0.395, SLG: 0.396	BBBB 4-0 BB		x 0-0 ② F7			x 0-0 WP 3B	x 0-0 ③ 1-3			3	1	1	0	1	0	1
Manny Trillo, R (1, 4) OBP: 0.310, SLG: 0.294	x 0-0 ① F3		x 0-0 ③ 6-3			x 0-0 ① F9		x 0-0 ① 5-3		4	0	0	0	0	0	2
Gorman Thomas, R (1, 8) OBP: 0.280, SLG: 0.326	BBBB 4-0 1-2 BB			x 0-0 ① F7		x 0-0 ② F5 3-H		x 0-0 HR		3	1	1	1	1	0	0
Andre Thornton, R (1, 10) OBP: 0.451, SLG: 0.530	x 0-0 ② F8			SSS 0-3 ② K		x 0-0 HR		x 0-0 ② 6-3		4	1	1	1	0	1	2
Toby Harrah, R (1, 5) OBP: 0.368, SLG: 0.333	x 0-0 ③ 6-3			x 0-0 ③ F4		x 0-0 E S 1B		x 0-0 ③ 6-3		4	0	1	0	0	0	2
Pat Tabler, R (1, 7) OBP: 0.408, SLG: 0.465		x 0-0 ① 6-3			x 0-0 G4-3 1B 1B	x 0-0 ③ 5-3 1-3			x 0-0 ① F9	4	0	1	0	0	0	1
Julio Franco, R (1, 6) OBP: 0.308, SLG: 0.411		x 0-0 ② 1-3			x 0-0 G4-3 1-2 1B		x 0-0 ① 4-3		x 0-0 ② 5-3	4	0	1	0	0	0	0
George Vukovich, L (1, 9) OBP: 0.250, SLG: 0.309		x 0-0 ③ 6-3			x 0-0 ① ② G4-3 1-2f 2-3		x 0-0 ② L8		BBBB 4-0 BB	3	0	0	0	1	0	2
Chris Bando, S (1, 2) OBP: 0.323, SLG: 0.333 Broderick Perkins, L (9, PH) OBP: 0.287, SLG: 0.333			x 0-0 ① 6-3		x 0-0 ③ 5-3		x 0-0 1B		x 0-0 ③ F9	3 1	0 0	1 0	0 0	0 0	0 0	1 1
Inning Stats	R: 0 E: 0 K: 0 S: 3 H: 0 LOB: 2 BB: 2 P: 11	R: 0 E: 0 K: 0 S: 3 H: 0 LOB: 0 BB: 0 P: 3	R: 0 E: 0 K: 0 S: 3 H: 0 LOB: 0 BB: 0 P: 3	R: 0 E: 0 K: 1 S: 5 H: 0 LOB: 0 BB: 0 P: 5	R: 0 E: 0 K: 0 S: 4 H: 2 LOB: 1 BB: 0 P: 4	R: 2 E: 0 K: 0 S: 6 H: 3 LOB: 1 BB: 0 P: 6	R: 0 E: 0 K: 0 S: 4 H: 1 LOB: 1 BB: 0 P: 4	R: 1 E: 0 K: 0 S: 4 H: 1 LOB: 0 BB: 0 P: 4	R: 0 E: 0 K: 0 S: 3 H: 0 LOB: 1 BB: 1 P: 7	1B: 4 2B: 0 3B: 1 HR: 2	SF: 0 SAC: 0 DP: 1 HBP: 0						

Cleveland Indians @ Milwaukee Brewers

Milwaukee County Stadium, Milwaukee, WI

Sun Jun 26 1983, 4:33 AM EDT

Att. 34,456 - Unknown

TOP

livebaseballscorecards.com

AB	33
R	3
H	7
RBI	2
BB	3
SO	1
LOB	12

WP: 1 PB: 0 SB: 1 CS: 0 PA: 36

PITCHER		IP	WLS	BF	H	R	ER	SO	BB	IBB	HBP	BLK	WP	HR	S	P	ERA	WHIP
Mike Caldwell, L ERA: 4.26	(1, 1)	6.0		24	5	2	2	1	2	0	0	0	1	1	24	32	3.00	1.167
Tom Tellmann, R ERA: 3.76	(7, 1)	2.0	W	8	2	1	1	0	0	0	0	0	0	1	8	8	4.50	1.000
Pete Ladd, R ERA: 5.4	(9, 1)	1.0	S	4	0	0	0	0	1	0	0	0	0	0	3	7	0.00	1.000

PITCHER	IP	WLS	BF	H	R	ER	SO	BB	IBB	HBP	BLK	WP	HR	S	P	ERA	WHIP

Batter	1	2	3	4	5	6	7	8	9	AB	R	H	RBI	BB	SO	LOB
Paul Molitor, R (1, 5) OBP: 0.331, SLG: 0.404	FC1-4 1B		6-3		F9		K 1-2			4	0	1	0	0	1	1
Jim Gantner, L (1, 4) OBP: 0.325, SLG: 0.415	FC1-4 HR 1-2f		1-3		G3			2B 1B		4	2	1	0	0	0	1
Cecil Cooper, L (1, 3) OBP: 0.314, SLG: 0.502	HR 1-H		HR		3-1			F8		4	2	2	3	0	0	1
Robin Yount, R (1, 6) OBP: 0.395, SLG: 0.534	K		L8			1-3		2B 1-H		4	0	1	1	0	1	0
Roy Howell, L (1, 10) OBP: 0.351, SLG: 0.424	5-3			G1-5 HBP 1B		4-3		F7		4	0	1	0	0	0	1
Charlie Moore, R (1, 9) OBP: 0.360, SLG: 0.398		3-1		G1-5 HBP 1-2		BB		IBB		1	0	0	0	0	0	0
Ben Oglivie, L (4, PR) OBP: 0.401, SLG: 0.479 (5, 7)										0	0	0	0	2	0	0
Rick Manning, L (1, 8) OBP: 0.297, SLG: 0.304		1-3		G1-5 1-2 2-3f		F8		4-3		4	0	0	0	0	0	5
Ned Yost, R (1, 2) OBP: 0.241, SLG: 0.404		E7		K			K			3	0	0	0	0	2	2
Marshall Edwards, L (1, 7) (5, 9) OBP: 0.238, SLG: 0.238		K		K			CS 1B			3	0	1	0	0	2	3
Inning Stats	R: 2 E: 0 K: 1 S: 7 H: 2 LOB: 0 BB: 0 P: 7	R: 0 E: 1 K: 1 S: 6 H: 0 LOB: 1 BB: 0 P: 6	R: 1 E: 0 K: 0 S: 4 H: 1 LOB: 0 BB: 0 P: 4	R: 0 E: 0 K: 2 S: 8 H: 1 LOB: 2 BB: 0 P: 9	R: 0 E: 0 K: 0 S: 3 H: 0 LOB: 0 BB: 0 P: 3	R: 0 E: 0 K: 0 S: 3 H: 0 LOB: 1 BB: 1 P: 7	R: 0 E: 0 K: 2 S: 7 H: 1 LOB: 1 BB: 0 P: 7	R: 1 E: 0 K: 0 S: 5 H: 2 LOB: 2 BB: 1 P: 9		1B: 4 2B: 2 3B: 0 HR: 2	SF: 0 SAC: 0 DP: 1 HBP: 1						

BOTTOM

Cleveland Indians @ Milwaukee Brewers

Milwaukee County Stadium, Milwaukee, WI

Sun Jun 26 1983, 4:33 AM EDT

Att. 34,456 - Unknown

livebaseballscorecards.com

AB	31
R	4
H	7
RBI	4
BB	2
SO	6
LOB	14

WP: 0 PB: 0 SB: 0 CS: 1 PA: 34

PITCHER		IP	WLS	BF	H	R	ER	SO	BB	IBB	HBP	BLK	WP	HR	S	P	ERA	WHIP
Bert Blyleven, R ERA: 3.92	(1, 1)	8.0	L	34	7	4	4	6	1	1	1	0	0	2	43	52	4.50	1.000

PITCHER	IP	WLS	BF	H	R	ER	SO	BB	IBB	HBP	BLK	WP	HR	S	P	ERA	WHIP

Batter	1	2	3	4	5	6	7	8	9	AB	R	H	RBI	BB	SO	LOB
Lou Whitaker, L (1, 4) OBP: 0.352, SLG: 0.453	6-3		FC4-6 1B 1-2	F8			SF7 3B		F7	5	1	2	0	0	0	0
Enos Cabell, R (1, 3) OBP: 0.346, SLG: 0.453	6-3		K		K		SF7 3-H			3	0	0	1	0	2	2
Kirk Gibson, L (1, 10) OBP: 0.303, SLG: 0.414	6-3		FC4-6 2B 1-2f 2-3		G5-4-3 BB		4-3			3	1	0	0	1	0	2
Lance Parrish, R (1, 2) OBP: 0.339, SLG: 0.486		4-3 1B 1B	1B 2B 1-H 3-H		G5-4-3 1-2f			F7		4	1	2	2	0	0	1
Johnny Grubb, L (1, 9) OBP: 0.380, SLG: 0.420 Glenn Wilson, R (8, 9) OBP: 0.309, SLG: 0.469		K	E 1B 2-H			4-3		F7		4 0	0 0	1 0	1 0	0 0	1 0	1 0
Larry Herndon, R (1, 7) OBP: 0.311, SLG: 0.438		4-3 1B 1-2	E6 FC5-4 1-2			F9		K		4	0	1	0	0	1	1
Chet Lemon, R (1, 8) OBP: 0.366, SLG: 0.457		4-3 1-2 2-3	FC5-4 1-2f			FC5-4 1B			F7	4	0	1	0	0	0	4
Tom Brookens, R (1, 6) OBP: 0.299, SLG: 0.332		1-3		F9		FC5-4 1-2f			F9	4	0	0	0	0	0	3
Marty Castillo, R (1, 5) OBP: 0.250, SLG: 0.368			FC4-6 1B 2B 1B	K			1-3		HR	4	2	2	1	0	1	0

TOP

Detroit Tigers @ Milwaukee Brewers

Milwaukee County Stadium, Milwaukee, WI

Tue Jun 28 1983, 8:05 PM EDT
Att. 22,793 - Unknown - 64 F

livebaseballscorecards.com

AB	35
R	5
H	9
RBI	5
BB	1
SO	5
LOB	14

Inning Stats	1	2	3	4	5	6	7	8	9
	R: 0 E: 0 K: 0 S: 3	R: 0 E: 0 K: 1 S: 7	R: 3 E: 1 K: 1 S: 10	R: 0 E: 0 K: 1 S: 5	R: 0 E: 0 K: 1 S: 4	R: 0 E: 0 K: 0 S: 4	R: 1 E: 0 K: 0 S: 4	R: 0 E: 0 K: 1 S: 5	R: 1 E: 0 K: 0 S: 4
	H: 0 LOB: 0 BB: 0 P: 3	H: 2 LOB: 2 BB: 0 P: 7	H: 4 LOB: 2 BB: 0 P: 10	H: 0 LOB: 0 BB: 0 P: 5	H: 0 LOB: 0 BB: 1 P: 8	H: 1 LOB: 1 BB: 0 P: 4	H: 1 LOB: 0 BB: 0 P: 4	H: 0 LOB: 0 BB: 0 P: 5	H: 1 LOB: 0 BB: 0 P: 4

| | | |

BOTTOM

Detroit Tigers @ Milwaukee Brewers

Milwaukee County Stadium, Milwaukee, WI

Tue Jun 28 1983, 8:05 PM EDT

Att. 22,793 - Unknown - 64 F

livebaseballscorecards.com

Batter	1	2	3	4	5	6	7	8	9	AB	R	H	RBI	BB	SO	LOB
Paul Molitor, R (1, 5) OBP: 0.325, SLG: 0.396	G3		1-3			6-3	F9		5-3	5	0	0	0	0	0	1
Jim Gantner, L (1, 4) OBP: 0.326, SLG: 0.414	L6		E4			F8		BB BB 1B 1B	1B	5	1	2	0	0	0	0
Robin Yount, R (1, 6) OBP: 0.398, SLG: 0.535	1B 2B		SSS K			BBBB 1B BB		BBBB 1-2 BB 1B BB	F9	3	2	1	0	2	1	2
Cecil Cooper, L (1, 3) OBP: 0.317, SLG: 0.502	2-H 1B			4-3		1-3 1B		F8		4	0	2	1	0	0	2
Ben Oglivie, L (1, 7) OBP: 0.395, SLG: 0.470	G3			F9		4-3		F8		4	0	0	0	0	0	5
Roy Howell, L (1, 10) OBP: 0.348, SLG: 0.412		1-3		6-3			G3	BBB 1B 1-2 2-3 BB		3	0	0	0	1	0	0
Rick Manning, L (1, 8) OBP: 0.300, SLG: 0.307		1-3			4-3		2B 6-3 1B	S 1-3 2-H 3-H 1B		4	1	2	2	0	0	0
Ned Yost, R (1, 2) OBP: 0.241, SLG: 0.407		5-3			F8		1-3 2B	SSS 1-2 K		4	0	1	0	0	1	2
Marshall Edwards, L (1, 9) OBP: 0.217, SLG: 0.217 Ted Simmons, S (7, PH) OBP: 0.350, SLG: 0.440 Charlie Moore, R (8, 9) OBP: 0.359, SLG: 0.396			F7		1-3		3-H 6-3		6-3	2 1 1	0 0 0	0 0 0	0 1 0	0 0 0	0 0 0	0 1 0

Inning Stats																																			
1	R: 1	H: 2	E: 0	LOB: 1	K: 0	BB: 0	S: 5	P: 5
2	R: 0	H: 0	E: 0	LOB: 0	K: 0	BB: 0	S: 3	P: 3
3	R: 0	H: 0	E: 1	LOB: 1	K: 1	BB: 0	S: 6	P: 6
4	R: 0	H: 0	E: 0	LOB: 0	K: 0	BB: 0	S: 3	P: 3
5	R: 0	H: 0	E: 0	LOB: 0	K: 0	BB: 0	S: 3	P: 3
6	R: 0	H: 1	E: 0	LOB: 2	K: 0	BB: 1	S: 4	P: 8
7	R: 1	H: 2	E: 0	LOB: 1	K: 0	BB: 0	S: 5	P: 5
8	R: 2	H: 2	E: 0	LOB: 2	K: 1	BB: 2	S: 7	P: 15
9	R: 0	H: 1	E: 0	LOB: 1	K: 0	BB: 0	S: 4	P: 4

1B: 6 SF: 0 WP: 0 PA: 39
2B: 2 SAC: 0 PB: 0
3B: 0 DP: 0 SB: 1
HR: 0 HBP: 0 CS: 0

	AB	36
	R	4
	H	8
	RBI	4
	BB	3
	SO	2
	LOB	13

PITCHER		IP	WLS	BF	H	R	ER	SO	BB	IBB	HBP	BLK	WP	HR	S	P	ERA	WHIP
Dan Petry, R ERA: 3.82	(1, 1)	7.0		28	5	2	2	1	1	0	0	0	0	0	29	33	2.57	0.857
Aurelio Lopez, R ERA: 1.56	(8, 1)	2.0	W	11	3	2	2	1	2	0	0	0	0	0	11	19	9.00	2.500

PITCHER	IP	WLS	BF	H	R	ER	SO	BB	IBB	HBP	BLK	WP	HR	S	P	ERA	WHIP

Batter	1	2	3	4	5	6	7	8	9	AB	R	H	RBI	BB	SO	LOB
Lou Whitaker, L (1, 4) OBP: 0.362, SLG: 0.460	0-0 6-3 1B		0-0 S 6-3 2B	4-0 IBB			4-0 1B BB 1-2	4-0 BB 1-2		2	1	2	0	3	0	0
Kirk Gibson, L (1, 10) OBP: 0.301, SLG: 0.408	0-0 ① F9		0-0 ② 6-3 2-H	0-0 ③ 4-3			0-0 1B 1-2 2-3	0-3 ③ K		5	0	1	1	0	1	7
Larry Herndon, R (1, 7) OBP: 0.305, SLG: 0.430	0-0 ② 6-3 1-2		0-3 ③ K		0-0 ① L7		0-0 ① F3		0-0 ① F8	5	0	0	0	0	1	4
Lance Parrish, R (1, 2) OBP: 0.333, SLG: 0.477	0-0 ③ 6-3			0-3 ① K	0-0 ② F7		0-3 ② K		0-0 ② F8	5	0	0	0	0	2	4
Johnny Grubb, L (1, 9) OBP: 0.375, SLG: 0.405 Glenn Wilson, R (7, 9) OBP: 0.307, SLG: 0.467		0-0 ① 4-3		1-0 2B E HBP	0-0 ③ F7		0-0 ③ F7		0-3 ③ K	3 1	1 0	0 0	0 0	0 0	0 1	3 0
Rick Leach, L (1, 3) OBP: 0.322, SLG: 0.343		0-0 FC5-4 1B		0-0 1-3 E 2B	0-0 ① G3			0-0 ① F9		4	1	2	0	0	0	0
Chet Lemon, R (1, 8) OBP: 0.368, SLG: 0.455		0-0 ② F7		4-0 E BB	0-0 ② 4-3			0-0 FC5-4 1B		3	0	1	0	1	0	1
Tom Brookens, R (1, 6) OBP: 0.294, SLG: 0.325		0-0 ③ FC5-4 1-2f		0-3 ② K	0-0 ③ F7			0-0 ② FC5-4 1B 1-2f		4	0	0	0	0	1	5
Marty Castillo, R (1, 5) OBP: 0.333, SLG: 0.435			0-3 ① K	0-0 E8 1B 1-3 2-H 3-H			0-0 1B BB	0-0 BB 1-3		4	0	3	2	0	1	0
Inning Stats	R: 0 E: 0 K: 0 S: 4 H: 1 LOB: 1 BB: 0 P: 4	R: 0 E: 0 K: 0 S: 4 H: 1 LOB: 1 BB: 0 P: 4	R: 1 E: 0 K: 2 S: 8 H: 1 LOB: 0 BB: 0 P: 8	R: 2 E: 1 K: 2 S: 9 H: 2 LOB: 3 BB: 2 P: 18	R: 0 E: 0 K: 0 S: 3 H: 0 LOB: 0 BB: 0 P: 3	R: 0 E: 0 K: 0 S: 3 H: 0 LOB: 0 BB: 0 P: 3	R: 0 E: 0 K: 1 S: 7 H: 2 LOB: 3 BB: 1 P: 11	R: 0 E: 0 K: 1 S: 7 H: 2 LOB: 3 BB: 1 P: 11	R: 0 E: 0 K: 1 S: 5 H: 0 LOB: 0 BB: 0 P: 5	1B: 7 2B: 2 3B: 0 HR: 0	SF: 0 SAC: 0 DP: 0 HBP: 1					

PITCHER		IP	WLS	BF	H	R	ER	SO	BB	IBB	HBP	BLK	WP	HR	S	P	ERA	WHIP
Don Sutton, R ERA: 3.28	(1, 1)	8.0		38	9	3	3	6	3	1	1	0	0	0	45	62	3.38	1.500
Pete Ladd, R ERA: 4.82	(9, 1)	1.0	W	3	0	0	0	1	0	0	0	0	0	0	5	5	0.00	0.000

PITCHER	IP	WLS	BF	H	R	ER	SO	BB	IBB	HBP	BLK	WP	HR	S	P	ERA	WHIP

TOP

Detroit Tigers @ Milwaukee Brewers

Milwaukee County Stadium, Milwaukee, WI

Wed Jun 29 1983, 8:05 PM EDT
Att. 18,934 - Unknown - 69 F

livebaseballscorecards.com

AB	36
R	3
H	9
RBI	3
BB	4
SO	7
LOB	24

WP: 0 PA: 41
PB: 0
SB: 1
CS: 0

BOTTOM

Detroit Tigers @ Milwaukee Brewers

Milwaukee County Stadium, Milwaukee, WI

Wed Jun 29 1983, 8:05 PM EDT

Att. 18,934 - Unknown - 69 F

livebaseballscorecards.com

Batter	1	2	3	4	5	6	7	8	9	AB	R	H	RBI	BB	SO	LOB
Paul Molitor, R (1, 5) OBP: 0.324, SLG: 0.394	0-0 BLK 1B		0-0 F6 ③		0-0 FC6 ② 1-2f 2-3			0-0 FC1-6 ① G4-6-3 1-2f		4	0	1	0	0	0	3
Jim Gantner, L (1, 4) OBP: 0.321, SLG: 0.408	0-0 F8 ① 1-2			0-0 4-3 ①	0-0 4-3 ③			0-0 G4-6-3 ②③ 1-2f		4	0	0	0	0	0	4
Robin Yount, R (1, 6) OBP: 0.396, SLG: 0.529	0-3 K ② S S S			0-0 F6 ②		0-0 F7 ①			B B B B 4-0 1B 3B BB	3	1	0	0	1	1	1
Cecil Cooper, L (1, 3) OBP: 0.316, SLG: 0.498	0-0 F5 ③			0-0 HR 1B		0-0 G3 ②			0-0 L8 ①	4	1	1	0	0	0	2
Ted Simmons, S (1, 10) OBP: 0.349, SLG: 0.448		S S S 0-3 K ①		0-0 HR 1-H		0-0 L7 ③			0-0 F8 ②	4	1	1	2	0	1	1
Ben Oglivie, L (1, 7) OBP: 0.392, SLG: 0.466		S S S 0-3 K ②		0-0 F9 ③			0-0 F8 ①		0-0 1-3 3B 1B	4	1	1	0	0	1	0
Rick Manning, L (1, 8) OBP: 0.302, SLG: 0.317		0-0 4-3 ③			0-0 FC2-6 1B		0-0 L6 ②		0-0 1-H 3-H 3B	4	0	2	2	0	0	0
Charlie Moore, R (1, 9) OBP: 0.355, SLG: 0.391			0-0 F3 ①		0-0 FC2-6 ① FC6 BB 1-2f		0-0 6-3 ③			3	0	0	0	0	0	1
Ned Yost, R (1, 2) OBP: 0.252, SLG: 0.409			S S S 0-3 K ②		B B B B 4-0 FC6 BB 1-2			0-0 FC1-6 1B		2	0	1	0	1	1	0
Inning Stats	R: 0 H: 1 E: 0 LOB: 1 K: 1 BB: 0 S: 6 P: 6	R: 0 H: 0 E: 0 LOB: 0 K: 2 BB: 0 S: 7 P: 7	R: 0 H: 0 E: 0 LOB: 0 K: 1 BB: 0 S: 5 P: 5	R: 2 H: 2 E: 0 LOB: 0 K: 0 BB: 0 S: 5 P: 5	R: 0 H: 1 E: 0 LOB: 2 K: 0 BB: 1 S: 4 P: 8	R: 0 H: 0 E: 0 LOB: 0 K: 0 BB: 0 S: 3 P: 3	R: 0 H: 0 E: 0 LOB: 0 K: 0 BB: 0 S: 3 P: 3	R: 0 H: 1 E: 0 LOB: 0 K: 0 BB: 0 S: 3 P: 3	R: 2 H: 2 E: 0 LOB: 1 K: 0 BB: 1 S: 4 P: 8	1B: 5 SF: 0 2B: 0 SAC: 0 3B: 1 DP: 1 HR: 1 HBP: 0						

	AB	32
	R	4
	H	7
	RBI	4
	BB	2
	SO	4
	LOB	12

PITCHER		IP	WLS	BF	H	R	ER	SO	BB	IBB	HBP	BLK	WP	HR	S	P	ERA	WHIP
Juan Berenguer, R ERA: 3.34	(1, 1)	4.1		18	4	2	2	4	1	0	0	1	0	1	25	29	4.15	1.154
Doug Bair, R ERA: 2.52	(5, 1)	3.2		11	1	0	0	0	0	0	0	0	0	0	11	11	0.00	0.273
Aurelio Lopez, R ERA: 1.83	(9, 1)	0.2	L	5	2	2	2	0	1	0	0	0	0	0	4	8	27.00	4.500

PITCHER	IP	WLS	BF	H	R	ER	SO	BB	IBB	HBP	BLK	WP	HR	S	P	ERA	WHIP

Detroit Tigers @ Milwaukee Brewers

Milwaukee County Stadium, Milwaukee, WI

Thu Jun 30 1983, 4:33 AM EDT

Att. 36,494 - Unknown - 81 F

TOP

Batter	1	2	3	4	5	6	7	8	9	AB	R	H	RBI	BB	SO	LOB
Lou Whitaker, L (1, 4) OBP: 0.368, SLG: 0.460	BBBB 4-0 G6-4-3 BB		BBBB 4-0 FC6-4 BB		BBBB 4-0 1B 1B BB		SSS 0-3 ① K		x 0-0 FC6-4 1B	2	1	1	0	3	1	0
Enos Cabell, R (1, 3) (8, 6) OBP: 0.342, SLG: 0.444	x 0-0 ① F8		x 0-0 ② FC6-4 1-2f		x 0-0 ① F8		x 0-0 1B		x 0-0 ② FC6-4 1-2f	5	0	1	0	0	0	4
Larry Herndon, R (1, 7) OBP: 0.303, SLG: 0.426	x 0-0 ② ③ G6-4-3 1-2f		x 0-0 ③ F5		x 0-0 1B 1-2 1B		SSS 0-3 ② K		x 0-0 ③ 1-3	5	0	1	0	0	1	4
Lance Parrish, R (1, 2) OBP: 0.329, SLG: 0.470		x 0-0 ① F8		SSS 0-3 ① K	x 0-0 ② F8		x 0-0 ③ F8			4	0	0	0	0	1	3
Glenn Wilson, R (1, 9) OBP: 0.307, SLG: 0.464		x 0-0 ② F8		SSS 0-3 ② K	x 0-0 ③ 1-3 2-H 1B			x 0-0 ① 5-3		4	0	1	1	0	1	0
John Wockenfuss, R (1, 10) OBP: 0.284, SLG: 0.372		x 0-0 WP 1B		x 0-0 BB 2B		x 0-0 ① 6-3		x 0-0 ② 6-3		4	0	2	0	0	0	0
Chet Lemon, R (1, 8) OBP: 0.377, SLG: 0.457		BBBB 4-0 1-2 BB		BBBB 4-0 BB BB		x 0-0 1B		BBBB 4-0 FC4-6 BB		1	0	1	0	3	0	0
Tom Brookens, R (1, 6) OBP: 0.294, SLG: 0.321		x 0-0 ③ L3		BBB 4-0 FC6-4 1-2 2-3 BB		x 0-0 ② F9		x 0-0 ③ FC4-6 1-2f		2	0	0	0	1	0	3
Rick Leach, L (8, PH) (8, 3) OBP: 0.319, SLG: 0.340										1	0	0	0	0	0	1
Marty Castillo, R (1, 5) OBP: 0.296, SLG: 0.385		x 0-0 ① F8		x 0-0 ③ FC6-4 1-2f		x 0-0 ③ F4			x 0-0 ① 4-3	3	0	0	0	0	0	4
Johnny Grubb, L (9, PH) OBP: 0.371, SLG: 0.400										1	0	0	0	0	0	0
Inning Stats	R: 0 E: 0 K: 0 S: 2 H: 0 LOB: 0 BB: 1 P: 6	R: 0 E: 0 K: 0 S: 4 H: 1 LOB: 2 BB: 1 P: 8	R: 0 E: 0 K: 0 S: 3 H: 0 LOB: 1 BB: 1 P: 7	R: 0 E: 0 K: 2 S: 8 H: 1 LOB: 3 BB: 2 P: 16	R: 1 E: 0 K: 0 S: 4 H: 2 LOB: 2 BB: 1 P: 8	R: 0 E: 0 K: 0 S: 4 H: 1 LOB: 1 BB: 0 P: 4	R: 0 E: 0 K: 2 S: 8 H: 1 LOB: 1 BB: 0 P: 8	R: 0 E: 0 K: 0 S: 3 H: 0 LOB: 1 BB: 1 P: 7	R: 0 E: 0 K: 0 S: 4 H: 1 LOB: 1 BB: 0 P: 4	1B: 6 2B: 1 3B: 0 HR: 0	SF: 0 SAC: 0 DP: 1 HBP: 0						

livebaseballscorecards.com

AB	32
R	1
H	7
RBI	1
BB	7
SO	4
LOB	19

WP: 1 PB: 0 SB: 0 CS: 0 PA: 39

PITCHER	IP	WLS	BF	H	R	ER	SO	BB	IBB	HBP	BLK	WP	HR	S	P	ERA	WHIP
Bob McClure, L (1, 1) ERA: 3.91	7.0	W	31	6	1	1	4	6	0	0	0	1	0	33	57	1.29	1.714
Tom Tellmann, R (8, 1) ERA: 3.59	2.0	S	8	1	0	0	0	1	0	0	0	0	0	7	11	0.00	1.000

PITCHER	IP	WLS	BF	H	R	ER	SO	BB	IBB	HBP	BLK	WP	HR	S	P	ERA	WHIP

Detroit Tigers @ Milwaukee Brewers

Milwaukee County Stadium, Milwaukee, WI

Thu Jun 30 1983, 4:33 AM EDT

Att. 36,494 - Unknown - 81 F

livebaseballscorecards.com

Batter	1	2	3	4	5	6	7	8	9	AB	R	H	RBI	BB	SO	LOB
Paul Molitor, R (1, 5) OBP: 0.323, SLG: 0.391	F7	K		1B			L5			4	0	1	2	0	1	1
Jim Gantner, L (1, 4) OBP: 0.324, SLG: 0.409	S 2B 1B		F9	K			CS 1B			4	1	2	0	0	1	1
Robin Yount, R (1, 6) OBP: 0.397, SLG: 0.525	F9		6-3		G3 BB		S BB			2	0	0	0	2	0	1
Cecil Cooper, L (1, 3) OBP: 0.318, SLG: 0.502	2B		1B		F8		4-3			4	0	2	1	0	0	2
Ted Simmons, S (1, 10) OBP: 0.344, SLG: 0.442	K		G3		G3			G3		4	0	0	0	0	1	3
Rick Manning, L (1, 8) OBP: 0.302, SLG: 0.316		E7 S E		SH5-4 S 1B 1B	F7			4-3		4	2	1	0	0	0	1
Charlie Moore, R (1, 9) OBP: 0.353, SLG: 0.386		K		SH5-4 1B BB		5-3		F9		3	1	0	0	1	1	1
Ned Yost, R (1, 2) OBP: 0.256, SLG: 0.411		E8 4-3 1B		SH5-4		6-3				2	0	1	1	0	0	0
Marshall Edwards, L (1, 7) OBP: 0.192, SLG: 0.192		4-3		F8		K				3	0	0	0	0	1	3
Inning Stats	R: 1 H: 2 E: 0 LOB: 1 K: 1 BB: 0 S: 7 P: 7	R: 1 H: 1 E: 2 LOB: 1 K: 2 BB: 0 S: 9 P: 9	R: 0 H: 1 E: 0 LOB: 1 K: 0 BB: 0 S: 4 P: 4	R: 2 H: 2 E: 0 LOB: 1 K: 1 BB: 1 S: 7 P: 11	R: 0 H: 0 E: 0 LOB: 1 K: 0 BB: 1 S: 3 P: 7	R: 0 H: 0 E: 0 LOB: 0 K: 1 BB: 0 S: 5 P: 5	R: 0 H: 1 E: 0 LOB: 1 K: 0 BB: 1 S: 3 P: 7	R: 0 H: 0 E: 0 LOB: 0 K: 0 BB: 0 S: 3 P: 3		1B: 6 SF: 0 2B: 1 SAC: 1 3B: 0 DP: 0 HR: 0 HBP: 0						

	AB	30
	R	4
	H	7
	RBI	4
	BB	3
	SO	5
	LOB	13

WP: 0 PA: 34
PB: 0
SB: 4
CS: 1

PITCHER	IP	WLS	BF	H	R	ER	SO	BB	IBB	HBP	BLK	WP	HR	S	P	ERA	WHIP
Jack Morris, R (1, 1) ERA: 4.23	8.0	L	34	7	4	3	5	3	0	0	0	0	0	41	53	3.38	1.250

PITCHER	IP	WLS	BF	H	R	ER	SO	BB	IBB	HBP	BLK	WP	HR	S	P	ERA	WHIP

Milwaukee Brewers @ Cleveland Indians

Cleveland Municipal Stadium, Cleveland, OH

Fri Jul 01 1983, 7:05 PM EDT

Att. 14,784 - Overcast - 84 F

livebaseballscorecards.com

TOP

Batter	1	2	3	4	5	6	7	8	9	AB	R	H	RBI	BB	SO	LOB
Paul Molitor, R (1, 5) OBP: 0.324, SLG: 0.407	K	4-3		HR	2B			6-3		5	1	2	2	0	1	0
Jim Gantner, L (1, 4) OBP: 0.322, SLG: 0.403	E 1B HBP	F7		1-3	4-3			4-3		4	1	0	0	0	0	1
Robin Yount, R (1, 6) OBP: 0.404, SLG: 0.538	E 2B 1B	HR BB		F7		G5-4-3 BB		HR		3	3	2	1	2	0	0
Cecil Cooper, L (1, 3) OBP: 0.320, SLG: 0.510	E5	HR		2B 1B		F8		4-3		5	3	2	2	0	0	2
Ted Simmons, S (1, 10) OBP: 0.348, SLG: 0.452	1B 2B	1B		2B		G5-4-3			6-3	5	1	3	2	0	0	1
Rick Manning, L (1, 8) OBP: 0.300, SLG: 0.314	1B	G3		K			K		F7	0	1	0	0	0	0	0
Charlie Moore, R (1, 9) OBP: 0.362, SLG: 0.391	1B BB		6-3		1-3 2B BB		2B		BB	2	1	1	0	3	0	0
Ned Yost, R (1, 2) OBP: 0.254, SLG: 0.402	G6-4-3 1B		4-3		F8		5-3		1-3	5	0	1	1	0	0	3
Marshall Edwards, L (1, 7) OBP: 0.167, SLG: 0.167	G6-4-3		1-3		1-3		4-3			4	0	0	0	0	0	4

AB	33
R	11
H	11
RBI	8
BB	5
SO	1
LOB	11

Inning Stats	1	2	3	4	5	6	7	8	9
	R: 5 E: 1 K: 1 S: 9	H: 4 LOB: 1 BB: 1 P: 14	R: 2 E: 0 K: 0 S: 5	H: 2 LOB: 1 BB: 1 P: 9	R: 0 E: 0 K: 0 S: 3	H: 0 LOB: 0 BB: 0 P: 3	R: 2 E: 0 K: 1 S: 8	H: 3 LOB: 1 BB: 0 P: 8	R: 1 E: 0 K: 0 S: 4	H: 1 LOB: 1 BB: 1 P: 8	R: 0 E: 0 K: 0 S: 2	H: 0 LOB: 0 BB: 1 P: 6	R: 0 E: 0 K: 1 S: 6	H: 1 LOB: 1 BB: 0 P: 6	R: 1 E: 0 K: 0 S: 4	H: 1 LOB: 0 BB: 0 P: 4	R: 0 E: 0 K: 0 S: 3	H: 0 LOB: 1 BB: 1 P: 7

1B: 5	SF: 0	WP: 1	PA: 44
2B: 4	SAC: 0	PB: 1	
3B: 0	DP: 2	SB: 0	
HR: 3	HBP: 1	CS: 0	

PITCHER		IP	WLS	BF	H	R	ER	SO	BB	IBB	HBP	BLK	WP	HR	S	P	ERA	WHIP
Juan Eichelberger, R ERA: 4.33	(1, 1)	0.1	L	8	4	5	4	1	1	0	1	0	1	0	8	13	108.00	15.000
Jerry Reed, R ERA: 8.74	(1, 1)	3.1		15	5	4	4	0	1	0	0	0	0	2	14	18	10.80	1.800
Jamie Easterly, L ERA: 3.71	(4, 1)	3.1		13	2	1	1	2	2	0	0	0	0	0	15	23	2.70	1.200
Lary Sorensen, R ERA: 4.68	(8, 1)	2.0		8	1	1	1	0	1	0	0	0	0	1	7	11	4.50	1.000

PITCHER		IP	WLS	BF	H	R	ER	SO	BB	IBB	HBP	BLK	WP	HR	S	P	ERA	WHIP

Batter	1	2	3	4	5	6	7	8	9	AB	R	H	RBI	BB	SO	LOB
Alan Bannister, R (1, 9) OBP: 0.330, SLG: 0.390	5-3	E5		G3		BB 1-2 2-3 1B	F8		F7	6	0	1	0	0	0	1
Manny Trillo, R (1, 4) OBP: 0.310, SLG: 0.297	1B 2B	F8			K	SF3 3-H		6-3		4	1	1	1	0	1	1
Mike Hargrove, L (1, 3) OBP: 0.399, SLG: 0.397	2B 2B 2-H 1B		K		WP 2B	1-2 2-3 BB		F8		4	1	2	1	1	1	0
Andre Thornton, R (1, 10) OBP: 0.435, SLG: 0.515	1-3 2B 2B		2B 2B		F8	K		L4		5	2	2	0	0	1	4
Gorman Thomas, R (1, 8) OBP: 0.292, SLG: 0.343	F8		L6-4 2-H 2B		2-3 BB		BB 1B SF8 BB		3-1	3	1	1	1	2	0	2
Toby Harrah, R (1, 5) OBP: 0.382, SLG: 0.374	2-H 3-H 2B		BB		F7		SF8 BB 1-2 SF8 1B		F8	4	1	2	2	1	0	2
Pat Tabler, R (1, 7) OBP: 0.409, SLG: 0.453	5-3		L6-4 2-3			1B 1B SF3 1B	1-2 2-3 SF8 BB		BB HR BB	3	2	1	0	2	0	3
Julio Franco, R (1, 6) OBP: 0.311, SLG: 0.418		F7		F5		BB 1-2 1B	2-3 3-H SF8		1-2 HR BB	3	1	1	1	1	0	0
Chris Bando, S (1, 2) OBP: 0.337, SLG: 0.385 Jim Essian, R (4, 2) OBP: 0.125, SLG: 0.050 Broderick Perkins, L (7, PH) OBP: 0.288, SLG: 0.337 Ron Hassey, L (8, 2) OBP: 0.325, SLG: 0.322		K		G3		F3	1-2 3-H SF8		1-H 2-H HR	1 2 0 1	0 0 0 1	0 0 0 1	0 0 1 3	0 0 0 0	1 0 0 0	0 2 0 0
Inning Stats	R: 3 E: 0 K: 0 S: 7 H: 4 LOB: 1 BB: 0 P: 7	R: 0 E: 1 K: 1 S: 6 H: 0 LOB: 1 BB: 0 P: 6	R: 1 E: 0 K: 1 S: 6 H: 2 LOB: 1 BB: 1 P: 10	R: 0 E: 0 K: 0 S: 3 H: 0 LOB: 0 BB: 0 P: 3	R: 0 E: 0 K: 1 S: 6 H: 1 LOB: 2 BB: 1 P: 10	R: 1 E: 0 K: 1 S: 8 H: 3 LOB: 3 BB: 1 P: 12	R: 2 E: 0 K: 0 S: 4 H: 1 LOB: 1 BB: 2 P: 12	R: 0 E: 0 K: 0 S: 3 H: 0 LOB: 0 BB: 0 P: 3	R: 3 E: 0 K: 0 S: 4 H: 1 LOB: 0 BB: 2 P: 12	1B: 5 2B: 7 3B: 0 HR: 1 SF: 3 SAC: 0 DP: 1 HBP: 0						

PITCHER		IP	WLS	BF	H	R	ER	SO	BB	IBB	HBP	BLK	WP	HR	S	P	ERA	WHIP
Mike Caldwell, L ERA: 4.44	(1, 1)	5.1	W	28	10	5	5	3	2	0	0	0	1	0	32	40	8.44	2.250
Jim Slaton, R ERA: 3.38	(6, 1)	3.2	S	18	2	5	5	1	5	0	0	0	0	1	15	35	12.27	1.909

PITCHER	IP	WLS	BF	H	R	ER	SO	BB	IBB	HBP	BLK	WP	HR	S	P	ERA	WHIP

BOTTOM

Milwaukee Brewers @ Cleveland Indians

Cleveland Municipal Stadium, Cleveland, OH

Fri Jul 01 1983, 7:05 PM EDT
Att. 14,784 - Overcast - 84 F

livebaseballscorecards.com

AB	36
R	10
H	12
RBI	10
BB	7
SO	4
LOB	15

WP: 1 PA: 46
PB: 0
SB: 0
CS: 0

Batter	1	2	3	4	5	6	7	8	9	AB	R	H	RBI	BB	SO	LOB
Paul Molitor, R (1, 5) OBP: 0.325, SLG: 0.411	0-0 1B 1B 2B		0-0 ① F6	0-0 ③ L3			0-0 ① F9		0-0 E8 1-H 1B	5	1	2	0	0	0	2
Jim Gantner, L (1, 4) OBP: 0.320, SLG: 0.399	0-0 5-3 1B 2-3 1B		0-0 ② 4-3		SSS 0-3 ① K		0-0 ② 4-3		0-0 ② 4-3	5	0	1	0	0	1	1
Robin Yount, R (1, 6) OBP: 0.401, SLG: 0.532	0-0 5-3 1-2 3-H 1B		0-0 ③ F4		0-0 ② F9		0-0 ③ F7		0-0 ③ L7	5	0	1	1	0	0	1
Cecil Cooper, L (1, 3) OBP: 0.319, SLG: 0.517	SSS 0-3 ① K			SSS 0-3 ① K	SSS 0-3 ③ K			0-0 HR		4	1	1	1	0	3	2
Ted Simmons, S (1, 10) OBP: 0.347, SLG: 0.453	0-0 ② 5-3 1-2 2-3			0-0 1B 6-3 2B		0-0 ① G3		SSS 0-3 ① K		4	1	1	0	0	1	2
Rick Manning, L (1, 8) OBP: 0.303, SLG: 0.314	0-0 ③ F5			0-0 2-3 1B		BBBB 4-0 BB		0-0 ② G3		0	2	0	0	0	0	0
Charlie Moore, R (1, 9) OBP: 0.356, SLG: 0.385 (1, 2)		0-0 ① F5		0-0 ② 6-3 1-2 3-H	SSS 0-3 ② K 1-2			0-0 ③ F3		4	0	0	1	0	1	2
Ned Yost, R (1, 2) OBP: 0.254, SLG: 0.402 Ed Romero, R (1, 7) OBP: 0.333, SLG: 0.471		0-0 ② F4		BBBB 4-0 1B BB		0-0 2-H 1B			0-0 ① F5	0 3	0 0	0 1	0 1	0 1	0 0	0 0
Marshall Edwards, L (1, 7) OBP: 0.206, SLG: 0.206 (1, 9)		0-0 ③ F8		0-0 1-3 2-H 1B		0-0 ③ 4-3			0-0 1B E 1B	4	1	2	1	0	0	1
Inning Stats	R: 1 E: 0 K: 1 S: 8 H: 3 LOB: 2 BB: 0 P: 8	R: 0 E: 0 K: 0 S: 3 H: 0 LOB: 0 BB: 0 P: 3	R: 0 E: 0 K: 0 S: 3 H: 0 LOB: 0 BB: 0 P: 3	R: 2 E: 0 K: 1 S: 8 H: 3 LOB: 2 BB: 1 P: 12	R: 0 E: 0 K: 2 S: 7 H: 0 LOB: 0 BB: 0 P: 7	R: 1 E: 0 K: 1 S: 6 H: 1 LOB: 1 BB: 1 P: 10	R: 0 E: 0 K: 0 S: 3 H: 0 LOB: 0 BB: 0 P: 3	R: 1 E: 0 K: 1 S: 6 H: 1 LOB: 0 BB: 0 P: 6	R: 1 E: 1 K: 0 S: 5 H: 2 LOB: 1 BB: 0 P: 5	1B: 7 2B: 2 3B: 0 HR: 1 SF: 0 SAC: 0 DP: 0 HBP: 0							

PITCHER		IP	WLS	BF	H	R	ER	SO	BB	IBB	HBP	BLK	WP	HR	S	P	ERA	WHIP
Bert Blyleven, R ERA: 4.03	(1, 1)	8.1	L	37	10	6	5	6	2	0	0	0	1	1	47	55	5.40	1.440
Neal Heaton, L ERA: 3.61	(9, 1)	0.2		2	0	0	0	0	0	0	0	0	0	0	2	2	0.00	0.000

PITCHER	IP	WLS	BF	H	R	ER	SO	BB	IBB	HBP	BLK	WP	HR	S	P	ERA	WHIP

TOP

Milwaukee Brewers @ Cleveland Indians

Cleveland Municipal Stadium, Cleveland, OH

Sat Jul 02 1983, 7:05 PM EDT

Att. 14,467 - Unknown - 82 F

livebaseballscorecards.com

AB	34
R	6
H	9
RBI	5
BB	1
SO	6
LOB	11

1B: 7	SF: 0	WP: 1	PA: 39
2B: 2	SAC: 0	PB: 0	
3B: 0	DP: 0	SB: 1	
HR: 1	HBP: 0	CS: 0	

Batter	1	2	3	4	5	6	7	8	9	AB	R	H	RBI	BB	SO	LOB
Miguel Dilone, S (1, 7) OBP: 0.295, SLG: 0.265	BBBB 4-0 1B FC3-2 BB		x 0-0 ① F8	x 0-0 ③ F8			x 0-0 ① F4		x 0-0 1B 2B	2	0	0	0	1	0	1
Alan Bannister, R (7, PH) OBP: 0.332, SLG: 0.397 (8, 7) (9, 9)										2	1	1	0	0	0	1
Manny Trillo, R (1, 4) OBP: 0.315, SLG: 0.303	x 0-0 FC3-2 1-3 1B		x 0-0 ② F8		x 0-0 1B		x 0-0 ② 1-2 1B		x 0-0 E6 1B HR	5	1	3	0	0	0	1
Mike Hargrove, L (1, 3) OBP: 0.399, SLG: 0.397	x 0-0 ① FC3-2 G6-4-3 1-3 3-H		x 0-0 1B 1B		x 0-0 ① F9		x 0-0 ③ F8		x 0-0 1-2 2-H HR 1B	5	1	2	1	0	0	4
Andre Thornton, R (1, 10) OBP: 0.434, SLG: 0.525	x 0-0 ②③ G6-4-3 1-2f		x 0-0 FC5-4 1-2 1B		x 0-0 ② F9			x 0-0 ① F8	x 0-0 1-H 2-H HR	5	1	2	3	0	0	3
Gorman Thomas, R (1, 8) OBP: 0.287, SLG: 0.336		SSS 0-3 ① K	x 0-0 ③ FC5-4 1-2f		x 0-0 ③ F8			x 0-0 ② F9	x 0-0 ② F2	5	0	0	0	0	1	3
Toby Harrah, R (1, 5) OBP: 0.382, SLG: 0.371		BBBB 4-0 1B BB	SSS 0-3 ① K			x 0-0 ① F2		x 0-0 2B 1B	x 0-0 ③ 5-3	4	0	1	0	1	1	0
George Vukovich, L (1, 9) OBP: 0.251, SLG: 0.303		x 0-0 ② F4	x 0-0 ② 4-3			x 0-0 ② 6-3		x 0-0 1-3 2B		3	0	0	0	0	0	1
Pat Tabler, R (8, PH) OBP: 0.413, SLG: 0.464 (9, 7)										1	0	1	0	0	0	0
Julio Franco, R (1, 6) OBP: 0.314, SLG: 0.430		x 0-0 S 1-3 1B	x 0-0 HR			x 0-0 ③ 4-3		x 0-0 ③ F8		4	1	2	1	0	0	2
Ron Hassey, L (1, 2) OBP: 0.329, SLG: 0.322		x 0-0 ③ F7 1-2	BBBB 4-0 BB				x 0-0 1B 1B		x 0-0 ① F8	3	0	1	0	1	0	2
Inning Stats	R: 0 H: 1 E: 0 LOB: 1 K: 0 BB: 1 S: 3 P: 7	R: 0 H: 1 E: 0 LOB: 2 K: 1 BB: 1 S: 6 P: 10	R: 0 H: 2 E: 0 LOB: 2 K: 0 BB: 0 S: 5 P: 5	R: 1 H: 1 E: 0 LOB: 1 K: 1 BB: 1 S: 6 P: 10	R: 0 H: 1 E: 0 LOB: 1 K: 0 BB: 0 S: 4 P: 4	R: 0 H: 0 E: 0 LOB: 0 K: 0 BB: 0 S: 3 P: 3	R: 0 H: 2 E: 0 LOB: 1 K: 0 BB: 0 S: 4 P: 4	R: 0 H: 2 E: 0 LOB: 2 K: 0 BB: 0 S: 5 P: 5	R: 4 H: 3 E: 1 LOB: 0 K: 0 BB: 0 S: 7 P: 7	1B: 9 SF: 0 2B: 2 SAC: 0 3B: 0 DP: 1 HR: 2 HBP: 0						

PITCHER		IP	WLS	BF	H	R	ER	SO	BB	IBB	HBP	BLK	WP	HR	S	P	ERA	WHIP
Moose Haas, R ERA: 3.94	(1, 1)	5.0	W	23	6	1	1	2	3	0	0	0	0	1	24	36	1.80	1.800
Jerry Augustine, L ERA: 7.5	(6, 1)	3.1		17	7	4	3	0	0	0	0	0	0	1	17	17	8.10	2.100
Pete Ladd, R ERA: 4.5	(9, 1)	0.2	S	2	0	0	0	0	0	0	0	0	0	0	2	2	0.00	0.000

PITCHER	IP	WLS	BF	H	R	ER	SO	BB	IBB	HBP	BLK	WP	HR	S	P	ERA	WHIP

BOTTOM

Milwaukee Brewers @ Cleveland Indians

Cleveland Municipal Stadium, Cleveland, OH

Sat Jul 02 1983, 7:05 PM EDT
Att. 14,467 - Unknown - 82 F

livebaseballscorecards.com

AB	39
R	5
H	13
RBI	5
BB	3
SO	2
LOB	18

WP: 0 PA: 42
PB: 0
SB: 1
CS: 0

Batter	1	2	3	4	5	6	7	8	9	AB	R	H	RBI	BB	SO	LOB
Paul Molitor, R (1, 5) OBP: 0.323, SLG: 0.404	K	F3			1-3		BB		F8	4	0	0	0	1	1	3
Jim Gantner, L (1, 4) OBP: 0.321, SLG: 0.410	HR		K		3-1		K 1-2		1B 1-2	5	1	2	1	0	2	1
Robin Yount, R (1, 6) OBP: 0.395, SLG: 0.522	F7		4-3		5-3			K	F9	5	0	0	0	0	1	2
Cecil Cooper, L (1, 3) OBP: 0.321, SLG: 0.515	BB		1B			K		4-3		3	0	1	0	1	1	0
Ted Simmons, S (1, 2) OBP: 0.346, SLG: 0.448	F4		F5			E5 FC3-6		FC6-4 BB		3	0	0	0	1	0	2
Roy Howell, L (1, 10) OBP: 0.345, SLG: 0.415		4-3		2B		FC3-6 S 1-2f		FC6-4 1-2f		4	0	1	0	0	0	2
Rick Manning, L (1, 8) OBP: 0.302, SLG: 0.324		L6		F9		K 1-2			HR	0	1	0	0	0	0	0
Charlie Moore, R (1, 9) OBP: 0.355, SLG: 0.380		1B BB		F5			4-3		L5	3	0	0	0	1	0	1
Marshall Edwards, L (1, 7) OBP: 0.237, SLG: 0.237		1-3 1B		F8			F9		1B 1B	4	0	2	0	0	0	1
Inning Stats	R: 1 E: 0 K: 1 S: 6 H: 1 LOB: 1 BB: 1 P: 10	R: 0 E: 0 K: 0 S: 4 H: 1 LOB: 2 BB: 1 P: 8	R: 0 E: 0 K: 1 S: 6 H: 1 LOB: 1 BB: 0 P: 6	R: 0 E: 0 K: 0 S: 4 H: 1 LOB: 1 BB: 0 P: 4	R: 0 E: 0 K: 0 S: 3 H: 0 LOB: 0 BB: 0 P: 3	R: 0 E: 1 K: 2 S: 8 H: 0 LOB: 1 BB: 0 P: 8	R: 0 E: 0 K: 1 S: 5 H: 0 LOB: 1 BB: 1 P: 9	R: 0 E: 0 K: 1 S: 5 H: 0 LOB: 1 BB: 1 P: 9	R: 1 E: 0 K: 0 S: 6 H: 3 LOB: 2 BB: 0 P: 6	1B: 4 2B: 1 3B: 0 HR: 2	SF: 0 SAC: 0 DP: 0 HBP: 0			WP: 0 PB: 0 SB: 2 CS: 0	PA: 39		

Milwaukee Brewers @ Cleveland Indians

Cleveland Municipal Stadium, Cleveland, OH

Sun Jul 03 1983, 7:05 PM EDT

Att. 50,008 - Unknown - 88 F

TOP

livebaseballscorecards.com

AB	31
R	2
H	6
RBI	1
BB	4
SO	5
LOB	12

PITCHER		IP	WLS	BF	H	R	ER	SO	BB	IBB	HBP	BLK	WP	HR	S	P	ERA	WHIP
Rick Sutcliffe, R ERA: 3.92	(1, 1)	8.2	W	38	7	2	2	6	4	0	0	0	0	2	46	62	2.08	1.269
Bud Anderson, R ERA: 3.46	(9, 1)	0.1	S	1	0	0	0	0	0	0	0	0	0	0	1	1	0.00	0.000

PITCHER	IP	WLS	BF	H	R	ER	SO	BB	IBB	HBP	BLK	WP	HR	S	P	ERA	WHIP

Batter	1	2	3	4	5	6	7	8	9	AB	R	H	RBI	BB	SO	LOB
Mike Hargrove, L (1, 3) OBP: 0.401, SLG: 0.400	5-3	1-3 1B		CS 1B			SH5-3 1-2			3	0	2	0	0	0	0
Manny Trillo, R (1, 4) OBP: 0.318, SLG: 0.306	BB BB 1B	4-3		K 1-2			HR 2-H 1B			4	1	2	1	0	1	3
Toby Harrah, R (1, 5) OBP: 0.384, SLG: 0.389	K		SH3 1B SF8 1B		F7		1-H HR			4	2	2	2	0	1	1
Andre Thornton, R (1, 10) OBP: 0.435, SLG: 0.523	BB 1-2 BB		1B 1-2 SH3 1B		F3		F3			3	1	1	0	1	0	0
Gorman Thomas, R (1, 8) OBP: 0.287, SLG: 0.333	BB 1-2 2-3		SH3 1-2 2-3		K		F7			2	0	0	0	1	1	0
Broderick Perkins, L (1, 9) OBP: 0.290, SLG: 0.350	F8		SF8 3-H			FC7-4 2B		F8		2	0	1	1	0	0	3
George Vukovich, L (8, PH) OBP: 0.250, SLG: 0.301										1	0	0	0	0	0	0
(9, 9)																
Pat Tabler, R (1, 7) OBP: 0.415, SLG: 0.465		G4-3 1B	2-H 1B			G3		F9		4	0	2	1	0	0	1
Julio Franco, R (1, 6) OBP: 0.309, SLG: 0.424		G4-3 1-2f	G3			FC7-4 2-3		5-3		4	0	0	0	0	0	3
Ron Hassey, L (1, 2) OBP: 0.335, SLG: 0.324		1B BB		L8			SH5-3 1B 1B			2	1	1	0	1	0	0
Inning Stats	R: 0 E: 0 K: 1 S: 6 H: 1 LOB: 3 BB: 2 P: 14	R: 0 E: 0 K: 0 S: 4 H: 2 LOB: 2 BB: 1 P: 8	R: 2 E: 0 K: 0 S: 6 H: 3 LOB: 1 BB: 0 P: 6	R: 0 E: 0 K: 1 S: 5 H: 1 LOB: 1 BB: 0 P: 5	R: 0 E: 0 K: 1 S: 5 H: 0 LOB: 0 BB: 0 P: 5	R: 0 E: 0 K: 0 S: 3 H: 1 LOB: 0 BB: 0 P: 3	R: 3 E: 0 K: 0 S: 6 H: 3 LOB: 0 BB: 0 P: 6	R: 0 E: 0 K: 0 S: 3 H: 0 LOB: 0 BB: 0 P: 3		1B: 9 2B: 3 3B: 0 HR: 1 SF: 1 SAC: 2 DP: 3 HBP: 0						

PITCHER		IP	WLS	BF	H	R	ER	SO	BB	IBB	HBP	BLK	WP	HR	S	P	ERA	WHIP
Chuck Porter, R ERA: 4.91	(1, 1)	6.1	L	29	10	4	4	3	3	0	0	0	0	0	32	44	5.68	2.053
Bob Gibson, R ERA: 3.25	(7, 1)	1.2		6	1	1	1	0	0	0	0	0	0	1	6	6	5.40	0.600

PITCHER	IP	WLS	BF	H	R	ER	SO	BB	IBB	HBP	BLK	WP	HR	S	P	ERA	WHIP

BOTTOM

Milwaukee Brewers @ Cleveland Indians

Cleveland Municipal Stadium, Cleveland, OH

Sun Jul 03 1983, 7:05 PM EDT

Att. 50,008 - Unknown - 88 F

livebaseballscorecards.com

AB	29
R	5
H	11
RBI	5
BB	3
SO	3
LOB	11

Batter	1	2	3	4	5	6	7	8	9	AB	R	H	RBI	BB	SO	LOB
Paul Molitor, R (1, 5) OBP: 0.327, SLG: 0.417	HR	1-3	CS 1-2	FC5-4 1B 1B		G3 1B		6-3		5	1	3	1	0	0	1
Jim Gantner, L (1, 4) OBP: 0.324, SLG: 0.411	HR 2B	F8		FC5-4 1-2 1B		G3 1-2			CS 1B	5	1	3	0	0	0	1
Robin Yount, R (1, 6) OBP: 0.393, SLG: 0.525	1-3	HR		FC5-4 S 1-2 2-3		F9			5-3 1-2	5	1	1	1	0	0	5
Cecil Cooper, L (1, 3) OBP: 0.327, SLG: 0.528	HR 2-H	1B BB B B B		4-3 1-2			F8		2B	4	1	2	2	1	0	1
Ted Simmons, S (1, 10) OBP: 0.349, SLG: 0.446	1B 1B	FC4-6 1-3 1B			4-3		F7		F7	5	0	2	0	0	0	1
Rick Manning, L (1, 8) OBP: 0.297, SLG: 0.319	BB 1-3 1B	FC4-6 1-2f			5-3		4-3			4	0	1	0	0	0	2
Charlie Moore, R (1, 9) OBP: 0.355, SLG: 0.375	1-2 BB B B B		L4 1B		1B			5-3		3	0	1	0	1	0	0
Ned Yost, R (1, 2) OBP: 0.254, SLG: 0.405	F4	F4			5-3			2B		4	0	1	0	0	0	4
Marshall Edwards, L (1, 7) OBP: 0.238, SLG: 0.238	G3	CS 1B				4-3		G3		4	0	1	0	0	0	4
Inning Stats	R: 3 E: 0 K: 0 S: 8 H: 5 LOB: 3 BB: 1 P: 12	R: 1 E: 0 K: 0 S: 5 H: 2 LOB: 2 BB: 1 P: 9	R: 0 E: 0 K: 0 S: 3 H: 1 LOB: 0 BB: 0 P: 3	R: 0 E: 0 K: 0 S: 4 H: 2 LOB: 1 BB: 0 P: 4	R: 0 E: 0 K: 0 S: 4 H: 1 LOB: 1 BB: 0 P: 4	R: 0 E: 0 K: 0 S: 4 H: 1 LOB: 1 BB: 0 P: 4	R: 0 E: 0 K: 0 S: 3 H: 0 LOB: 0 BB: 0 P: 3	R: 0 E: 0 K: 0 S: 4 H: 1 LOB: 1 BB: 0 P: 4	R: 0 E: 0 K: 0 S: 4 H: 2 LOB: 1 BB: 0 P: 4	1B: 9 2B: 3 3B: 0 HR: 3 SF: 0 SAC: 0 DP: 1 HBP: 0	WP: 0 PB: 0 SB: 1 CS: 2 PA: 42					

PITCHER	IP	WLS	BF	H	R	ER	SO	BB	IBB	HBP	BLK	WP	HR	S	P	ERA	WHIP
LaMarr Hoyt, R (1, 1) ERA: 4.35	1.2	L	14	7	4	4	0	2	0	0	0	0	3	12	20	21.60	5.400
Dennis Lamp, R (2, 1) ERA: 3.49	7.1		27	8	0	0	0	0	0	0	0	0	0	27	27	0.00	1.091

PITCHER	IP	WLS	BF	H	R	ER	SO	BB	IBB	HBP	BLK	WP	HR	S	P	ERA	WHIP

TOP

Milwaukee Brewers @ Chicago White Sox

Comiskey Park, Chicago, IL

Fri Jul 08 1983, 8:05 PM EDT

Att. 36,415 - Unknown - 82 F

livebaseballscorecards.com

AB	39
R	4
H	15
RBI	4
BB	2
SO	0
LOB	19

BOTTOM

Milwaukee Brewers @ Chicago White Sox

Comiskey Park, Chicago, IL

Fri Jul 08 1983, 8:05 PM EDT

Att. 36,415 - Unknown - 82 F

livebaseballscorecards.com

Batter	1	2	3	4	5	6	7	8	9	AB	R	H	RBI	BB	SO	LOB
Julio Cruz, S (1, 4) OBP: 0.307, SLG: 0.320	6-3	FC6-4 1-2f		F8			F7		SH1-3 1-2	4	0	0	0	0	0	4
Carlton Fisk, R (1, 2) OBP: 0.322, SLG: 0.472	HR		BB S		5-3		F3		K	4	1	1	1	1	1	1
Greg Walker, L (1, 3) OBP: 0.362, SLG: 0.551	F2		K 1-2		F8		BB		K	4	0	0	0	1	2	2
Greg Luzinski, R (1, 10) OBP: 0.338, SLG: 0.427	5-3		K		F8		F8			4	0	0	0	0	1	2
Ron Kittle, R (1, 7) OBP: 0.300, SLG: 0.511		K	5-3			2B BB		6-3		3	0	0	0	1	1	1
Tom Paciorek, R (1, 9) OBP: 0.303, SLG: 0.402		BB 1B 1B		F7		1B 1-2 FC6-4 2B		1B		4	2	3	0	0	0	0
Harold Baines, L (1, 8) OBP: 0.337, SLG: 0.394		F1		F9		FC6-4 2-3 1B		K		4	0	1	0	0	1	2
Vance Law, R (1, 5) OBP: 0.302, SLG: 0.353		1B 1-2 BB		1B BB		FC6-4 1-2f 3-H		G3		1	0	0	1	2	0	1
Jerry Hairston, S (8, PH) OBP: 0.394, SLG: 0.500										1	0	0	0	0	0	1
Lorenzo Gray, R (9, 5) OBP: 0.268, SLG: 0.270										0	0	0	0	0	0	0
Jerry Dybzinski, R (1, 6) OBP: 0.303, SLG: 0.298		FC6-4 1-3 2-H 1B		1-2 1B		1-3			SH1-3 1B	3	0	2	1	0	0	1
Rudy Law, L (9, PH) OBP: 0.347, SLG: 0.330										1	0	1	0	0	0	0

	AB	33
	R	3
	H	8
	RBI	3
	BB	5
	SO	6
	LOB	15

Inning Stats	1	2	3	4	5	6	7	8	9
	R: 1 E: 0 K: 0 S: 4	H: 1 LOB: 0 BB: 0 P: 4	R: 1 E: 0 K: 1 S: 7	H: 2 LOB: 2 BB: 1 P: 11	R: 0 E: 0 K: 2 S: 7	H: 0 LOB: 1 BB: 1 P: 11	R: 0 E: 0 K: 0 S: 4	H: 1 LOB: 2 BB: 1 P: 8	R: 0 E: 0 K: 0 S: 3	H: 0 LOB: 0 BB: 0 P: 3
	R: 1 E: 0 K: 0 S: 4	H: 2 LOB: 1 BB: 1 P: 8	R: 0 E: 0 K: 0 S: 3	H: 0 LOB: 1 BB: 1 P: 7	R: 0 E: 0 K: 1 S: 6	H: 1 LOB: 1 BB: 0 P: 6	R: 0 E: 0 K: 2 S: 8	H: 1 LOB: 1 BB: 0 P: 8		

	1B: 6	SF: 0	WP: 0	PA: 39
	2B: 1	SAC: 1	PB: 0	
	3B: 0	DP: 0	SB: 1	
	HR: 1	HBP: 0	CS: 0	

PITCHER		IP	WLS	BF	H	R	ER	SO	BB	IBB	HBP	BLK	WP	HR	S	P	ERA	WHIP
Bob McClure, L ERA: 3.92	(1, 1)	6.2	W	30	6	3	3	3	5	0	0	0	0	1	31	51	4.05	1.650
Jim Slaton, R ERA: 3.25	(7, 1)	2.0		8	2	0	0	2	0	0	0	0	0	0	12	12	0.00	1.000
Jerry Augustine, L ERA: 7.43	(9, 1)	0.1	S	1	0	0	0	1	0	0	0	0	0	0	3	3	0.00	0.000

PITCHER	IP	WLS	BF	H	R	ER	SO	BB	IBB	HBP	BLK	WP	HR	S	P	ERA	WHIP

Batter	1	2	3	4	5	6	7	8	9	AB	R	H	RBI	BB	SO	LOB
Paul Molitor, R (1, 5) OBP: 0.326, SLG: 0.414	G3 1B	6-3			K	G5-4-3 1-2f				4	0	1	0	0	1	3
Charlie Moore, R (1, 9) OBP: 0.354, SLG: 0.377	G3 1-2		K 2B			F3		K		4	0	1	0	0	1	1
Robin Yount, R (1, 6) OBP: 0.391, SLG: 0.522	K		K 2-3			1B		F8		4	0	1	0	0	2	2
Cecil Cooper, L (1, 3) OBP: 0.323, SLG: 0.521	F7		3-1			K		F8		4	0	0	0	0	1	2
Don Money, R (1, 10) OBP: 0.212, SLG: 0.234		1B 2B		K		F4			1-3	4	1	1	0	0	1	1
Ed Romero, R (1, 7) OBP: 0.333, SLG: 0.500 Roy Howell, L (9, PH) OBP: 0.333, SLG: 0.400	6-3		5-3				4-3 1B 2B		K	3 1	1 0	1 0	0 0	0 0	0 1	1 0
Rick Manning, L (1, 8) OBP: 0.294, SLG: 0.314	G3		4-3				4-3 2-3		G3	4	0	0	0	0	0	2
Ned Yost, R (1, 2) OBP: 0.264, SLG: 0.411	3B 2-H 1B				6-3		1B 3-H 1B			3	1	2	2	0	0	0
Jim Gantner, L (1, 4) OBP: 0.327, SLG: 0.421	3B 1-H				4-3		G5-4-3 1-2 1B			3	0	2	1	0	0	0
Inning Stats	R: 0 E: 0 K: 1 S: 6 H: 1 LOB: 1 BB: 0 P: 6	R: 2 E: 0 K: 0 S: 6 H: 3 LOB: 1 BB: 0 P: 6	R: 0 E: 0 K: 1 S: 5 H: 1 LOB: 0 BB: 0 P: 5	R: 0 E: 0 K: 1 S: 5 H: 0 LOB: 0 BB: 0 P: 5	R: 0 E: 0 K: 1 S: 5 H: 0 LOB: 0 BB: 0 P: 5	R: 0 E: 0 K: 1 S: 6 H: 1 LOB: 1 BB: 0 P: 6	R: 1 E: 0 K: 0 S: 5 H: 3 LOB: 1 BB: 0 P: 5	R: 0 E: 0 K: 1 S: 5 H: 0 LOB: 0 BB: 0 P: 5	R: 0 E: 0 K: 1 S: 5 H: 0 LOB: 0 BB: 0 P: 5	1B: 5 2B: 3 3B: 1 HR: 0 SF: 0 SAC: 0 DP: 1 HBP: 0						

PITCHER		IP	WLS	BF	H	R	ER	SO	BB	IBB	HBP	BLK	WP	HR	S	P	ERA	WHIP
Jerry Koosman, L ERA: 3.95	(1, 1)	6.1	W	27	9	3	3	5	0	0	0	0	0	0	37	37	4.26	1.421
Dick Tidrow, R ERA: 3.61	(7, 1)	2.2	S	7	0	0	0	2	0	0	0	0	0	0	11	11	0.00	0.000

PITCHER	IP	WLS	BF	H	R	ER	SO	BB	IBB	HBP	BLK	WP	HR	S	P	ERA	WHIP

TOP

Milwaukee Brewers @ Chicago White Sox

Comiskey Park, Chicago, IL

Sat Jul 09 1983, 4:33 AM EDT

Att. 27,770 - Sunny - 76 F

livebaseballscorecards.com

AB	34
R	3
H	9
RBI	3
BB	0
SO	7
LOB	12

Batter	1	2	3	4	5	6	7	8	9	AB	R	H	RBI	BB	SO	LOB
Rudy Law, L (1, 8) OBP: 0.349, SLG: 0.338	S 1B 1B		4-3 ①		1B 1B 1-3 2B		F7 ①			4	2	2	0	0	0	0
Harold Baines, L (9, 8) OBP: 0.337, SLG: 0.394										0	0	0	0	0	0	0
Julio Cruz, S (1, 4) OBP: 0.309, SLG: 0.323	SSS 0-3 ① K 1-2		0-0 ② F7		S 1B 2-3 3-H 1B		S 1-3 1B			4	1	2	1	0	1	1
Greg Walker, L (1, 3) OBP: 0.359, SLG: 0.542	1B 2-H 1B		0-0 ③ 2-3		0-0 ① F6 1-2		0-0 ② 1-3 1-2			4	0	1	1	0	0	3
Mike Squires, L (8, 3) OBP: 0.328, SLG: 0.257										0	0	0	0	0	0	0
Greg Luzinski, R (1, 10) OBP: 0.344, SLG: 0.436	1-2 1B			HR 2B	2-H 3-H 1B		0-0 ③ F9 2-3			4	1	3	2	0	0	1
Ron Kittle, R (1, 7) OBP: 0.302, SLG: 0.526	0-0 ② F4			2-H HR	0-0 ② F4			1B 2B		4	2	2	2	0	0	3
Tom Paciorek, R (1, 9) OBP: 0.302, SLG: 0.399	0-0 ③ F2			0-0 ① L6	SSS 0-3 ③ K			0-0 S E 2-H 1B		4	1	1	1	0	1	3
Marc Hill, R (1, 2) OBP: 0.268, SLG: 0.295		SSS 0-3 ① K		0-0 ② F2		0-0 ① F7		0-0 ① F7 1-2		4	0	0	0	0	1	1
Vance Law, R (1, 5) OBP: 0.295, SLG: 0.345		0-0 ② F6		0-0 ③ F9		0-0 ② 6-3		0-0 ② E6 2-H		4	0	0	0	0	0	0
Jerry Dybzinski, R (1, 6) OBP: 0.296, SLG: 0.291		0-0 ③ F2			0-0 E3 2B 1B	SSS 0-3 ③ K		SSS 0-3 ③ K		4	1	0	0	0	2	0
Inning Stats	R: 1 E: 0 K: 1 S: 8 H: 3 LOB: 2 BB: 0 P: 8	R: 0 E: 0 K: 1 S: 5 H: 0 LOB: 0 BB: 0 P: 5	R: 0 E: 0 K: 0 S: 3 H: 0 LOB: 0 BB: 0 P: 3	R: 2 E: 0 K: 0 S: 5 H: 2 LOB: 0 BB: 0 P: 5	R: 3 E: 1 K: 1 S: 9 H: 3 LOB: 1 BB: 0 P: 9	R: 0 E: 0 K: 1 S: 5 H: 0 LOB: 0 BB: 0 P: 5	R: 0 E: 0 K: 0 S: 4 H: 1 LOB: 1 BB: 0 P: 4	R: 2 E: 1 K: 1 S: 7 H: 2 LOB: 0 BB: 0 P: 7		1B: 7 2B: 3 3B: 0 HR: 1 SF: 0 SAC: 0 DP: 0 HBP: 0						

PITCHER		IP	WLS	BF	H	R	ER	SO	BB	IBB	HBP	BLK	WP	HR	S	P	ERA	WHIP
Don Sutton, R ERA: 3.55	(1, 1)	4.1	L	22	8	6	5	2	0	0	0	0	0	1	26	26	10.38	1.846
Tom Tellmann, R ERA: 3.23	(5, 1)	2.2		9	1	0	0	2	0	0	0	0	0	0	13	13	0.00	0.375
Pete Ladd, R ERA: 4.91	(8, 1)	1.0		5	2	2	1	1	0	0	0	0	0	0	7	7	9.00	2.000

PITCHER	IP	WLS	BF	H	R	ER	SO	BB	IBB	HBP	BLK	WP	HR	S	P	ERA	WHIP

BOTTOM

Milwaukee Brewers @ Chicago White Sox

Comiskey Park, Chicago, IL

Sat Jul 09 1983, 4:33 AM EDT
Att. 27,770 - Sunny - 76 F

livebaseballscorecards.com

AB	36
R	8
H	11
RBI	7
BB	0
SO	5
LOB	12

WP: 0 PB: 0 SB: 4 CS: 0
PA: 36

Batter	1	2	3	4	5	6	7	8	9	AB	R	H	RBI	BB	SO	LOB
Paul Molitor, R (1, 5) OBP: 0.332, SLG: 0.421	0-0 1B FC 2B	0-0 1B		0-0 S 1-3 1B		0-0 ② F9		1-0 FC1-6 HBP	0-3 ② K	5	1	3	0	0	1	1
Jim Gantner, L (1, 4) OBP: 0.330, SLG: 0.421	0-0 1-3 E 1B 2-3 1B	0-0 ③ G3		BBBB 4-0 1-2 BB		0-0 ③ 4-3		0-0 ① FC1-6 BB BB 1-2f 1B	0-0 3B 2-H 1B	5	3	2	1	1	0	2
Robin Yount, R (1, 6) OBP: 0.393, SLG: 0.529	0-0 FC 1-3 1B 1-2 3-H	0-0 ① F8	SSS 0-3 ③ K				0-0 E FC 2B	BBBB 4-0 BB 1B 1-2 BB	0-0 1-H 3B	5	3	2	2	1	1	4
Cecil Cooper, L (1, 3) OBP: 0.321, SLG: 0.513	0-0 ① 1-3 1-2 2-3	SSS 0-3 ② K			0-0 ① 1-3		0-0 E9 FC 1B 2-3	BBBB 4-0 1B SF8 1-2 2-3 BB	0-0 ③ F8	5	2	0	0	1	1	4
Ted Simmons, S (1, 10) OBP: 0.353, SLG: 0.448	0-0 FC4-6 1B 2-H 3-H	0-0 ③ G3			0-0 BB 1B		0-0 FC 1B 1B G6-4-3 1-2 3-H	0-0 1B 1-3 2-H 3-H		5	1	3	5	0	0	1
Ben Oglivie, L (1, 7) OBP: 0.398, SLG: 0.493 Ed Romero, R (8, 7) OBP: 0.333, SLG: 0.500	0-0 ② FC4-6 1-2f			0-0 HR	BBBB 4-0 1-2 BB		0-0 G6-4-3 1B 1-2 2-H 1B	0-0 ② SF8 3-H		3 0	1 0	2 0	3 0	1 0	0 0	1 0
Rick Manning, L (1, 8) OBP: 0.292, SLG: 0.313	0-0 ③ F8			0-0 ① 1-3	SSS 0-3 ② K		0-0 G6-4-3 1-2 2-3 1B	0-0 ③ G3		5	0	1	0	0	1	4
Ned Yost, R (1, 2) OBP: 0.256, SLG: 0.398 Marshall Edwards, L (8, 9) OBP: 0.256, SLG: 0.256		0-0 ① F3		0-0 ② F4	0-0 ③ F9		0-0 ① G6-4-3 ② 1-2f 2-3 3-H		0-0 SH1-3 1B 1B 1-2	4 1	0 1	0 1	0 1	0 0	0 0	4 0
Charlie Moore, R (1, 9) OBP: 0.353, SLG: 0.375 (8, 2)		0-0 ② 4-3		0-0 1B S 1B		0-0 ① F8	0-0 ③ 6-3		0-0 ① SH1-3 1-2	4	0	1	0	0	0	1
Inning Stats	R: 3 E: 1 K: 0 S: 7 H: 3 LOB: 1 BB: 0 P: 7	R: 0 E: 0 K: 0 S: 4 H: 1 LOB: 1 BB: 0 P: 4	R: 0 E: 0 K: 1 S: 5 H: 0 LOB: 0 BB: 0 P: 5	R: 1 E: 0 K: 1 S: 8 H: 3 LOB: 3 BB: 1 P: 12	R: 0 E: 0 K: 1 S: 6 H: 1 LOB: 2 BB: 1 P: 10	R: 0 E: 0 K: 0 S: 3 H: 0 LOB: 0 BB: 0 P: 3	R: 3 E: 1 K: 0 S: 7 H: 3 LOB: 1 BB: 0 P: 7	R: 3 E: 0 K: 0 S: 4 H: 1 LOB: 1 BB: 2 P: 13	R: 2 E: 0 K: 1 S: 8 H: 3 LOB: 1 BB: 0 P: 8	1B: 11 2B: 2 3B: 1 HR: 1 SF: 1 SAC: 1 DP: 1 HBP: 1						WP: 0 PB: 0 SB: 2 CS: 0	PA: 49	

PITCHER		IP	WLS	BF	H	R	ER	SO	BB	IBB	HBP	BLK	WP	HR	S	P	ERA	WHIP
Richard Dotson, R ERA: 4.6	(1, 1)	3.2		19	7	4	3	1	0	0	0	0	0	1	21	21	7.36	1.909
Kevin Hickey, L ERA: 5.52	(4, 1)	2.1		15	4	3	1	2	2	0	0	0	0	0	17	25	3.86	2.571
Salome Barojas, R ERA: 3.25	(7, 1)	1.0	L	3	0	1	1	0	0	0	1	0	0	0	2	3	9.00	0.000
Juan Agosto, L ERA: 2.37	(8, 1)	1.0		7	2	3	3	0	2	0	0	0	0	0	5	13	27.00	4.000
Dick Tidrow, R ERA: 3.71	(9, 1)	1.0		5	2	1	1	1	0	0	0	0	0	0	7	7	9.00	2.000

PITCHER	IP	WLS	BF	H	R	ER	SO	BB	IBB	HBP	BLK	WP	HR	S	P	ERA	WHIP

TOP

Milwaukee Brewers @ Chicago White Sox

Comiskey Park, Chicago, IL

Sun Jul 10 1983, 4:33 AM EDT

Att. 28,988 - Sunny - 73 F

livebaseballscorecards.com

AB	42
R	12
H	15
RBI	11
BB	4
SO	4
LOB	22

Batter	1	2	3	4	5	6	7	8	9	AB	R	H	RBI	BB	SO	LOB
Rudy Law, L (1, 8) OBP: 0.345, SLG: 0.333	0-0 1B		0-0 3-1 ③		0-0 L6 ①	0-0 6-3 ③		0-3 K ① 1-2	0-0 F4 ③	6	0	1	0	0	1	5
Carlton Fisk, R (1, 2) OBP: 0.324, SLG: 0.480	0-0 F8 ①			0-0 5-3 ①	0-0 1-3 2B		0-0 HR 2B	0-0 5-3 ② 2-3		5	1	2	0	0	0	2
Tom Paciorek, R (1, 9) OBP: 0.304, SLG: 0.401	0-0 F9 ②			0-0 1B 2B	0-0 L6 ②		BBBB 4-0 HR BB	0-0 F7 ③		4	2	1	0	1	0	4
Greg Luzinski, R (1, 10) OBP: 0.348, SLG: 0.457	0-0 L6 ③			BBBB 4-0 1B 1B BB	0-0 F4 ③		0-0 1-H 2-H HR		0-0 HR 3B	4	3	2	3	1	0	3
Ron Kittle, R (1, 7) OBP: 0.307, SLG: 0.536		SSSS 0-3 K ①		0-0 F8 ②		0-0 4-3 1B 1B	BBBB 4-0 PB 5-3 BB		0-0 HR 3-H	4	2	2	2	1	1	2
Greg Walker, L (1, 3) OBP: 0.356, SLG: 0.533		0-0 4-3 ②		0-0 1B 1-2 2-H 1B		0-0 4-3 ① 1-2	SSS 0-3 K ①		BBBB 4-0 1B BB	4	0	1	1	0	1	2
Mike Squires, L (8, 3) OBP: 0.333, SLG: 0.257										0	0	0	0	1	0	0
Vance Law, R (1, 5) OBP: 0.299, SLG: 0.349		0-0 6-3 ③		0-0 1-2 2-H 1B		0-0 E 4-3 1B 2-H	0-0 5-3 ② 1-2		0-0 F9 ①	4	1	2	2	0	0	1
Jerry Hairston, S (9, PH) OBP: 0.388, SLG: 0.491										1	0	0	0	0	0	1
Jerry Dybzinski, R (1, 6) OBP: 0.295, SLG: 0.290			0-0 5-3 ①	0-0 F7 ③		0-0 E9 4-3 2-3 1B	SSS 0-3 K ③ 2-3		0-0 1-2 1B	4	0	1	0	0	1	3
Harold Baines, L (9, PH) OBP: 0.340, SLG: 0.396										1	0	1	0	0	0	0
Julio Cruz, S (1, 4) OBP: 0.311, SLG: 0.324			SSS 0-3 K ②		0-0 2B 1B	0-0 4-3 ② 2-3 3-H		0-0 5-3 S 1B	0-0 F4 ②	5	0	2	1	0	1	3
Inning Stats	R: 0 E: 0 K: 0 S: 4 H: 1 LOB: 1 BB: 0 P: 4	R: 0 E: 0 K: 1 S: 5 H: 0 LOB: 0 BB: 0 P: 5	R: 0 E: 0 K: 1 S: 5 H: 0 LOB: 0 BB: 0 P: 5	R: 2 E: 0 K: 0 S: 6 H: 3 LOB: 2 BB: 1 P: 10	R: 0 E: 0 K: 0 S: 5 H: 2 LOB: 2 BB: 0 P: 5	R: 2 E: 1 K: 0 S: 6 H: 3 LOB: 1 BB: 0 P: 6	R: 3 E: 0 K: 2 S: 9 H: 2 LOB: 1 BB: 2 P: 17	R: 0 E: 0 K: 1 S: 6 H: 1 LOB: 1 BB: 0 P: 6	R: 2 E: 0 K: 0 S: 6 H: 3 LOB: 2 BB: 1 P: 10	1B: 9 2B: 3 3B: 1 HR: 2	SF: 0 SAC: 0 DP: 0 HBP: 0						

BOTTOM

Milwaukee Brewers @ Chicago White Sox

Comiskey Park, Chicago, IL

Sun Jul 10 1983, 4:33 AM EDT

Att. 28,988 - Sunny - 73 F

livebaseballscorecards.com

AB	42
R	9
H	15
RBI	9
BB	4
SO	5
LOB	26

WP: 0 PB: 1 SB: 1 CS: 0 PA: 46

PITCHER		IP	WLS	BF	H	R	ER	SO	BB	IBB	HBP	BLK	WP	HR	S	P	ERA	WHIP
Mike Caldwell, L ERA: 4.53	(1, 1)	5.1		25	8	4	4	2	1	0	0	0	0	0	28	32	6.75	1.688
Jim Slaton, R ERA: 3.88	(6, 1)	2.2	W	16	6	5	5	3	2	0	0	0	0	2	20	28	16.88	3.000
Pete Ladd, R ERA: 4.5	(9, 1)	1.0	S	5	1	0	0	0	1	0	0	0	0	0	4	8	0.00	2.000

PITCHER	IP	WLS	BF	H	R	ER	SO	BB	IBB	HBP	BLK	WP	HR	S	P	ERA	WHIP

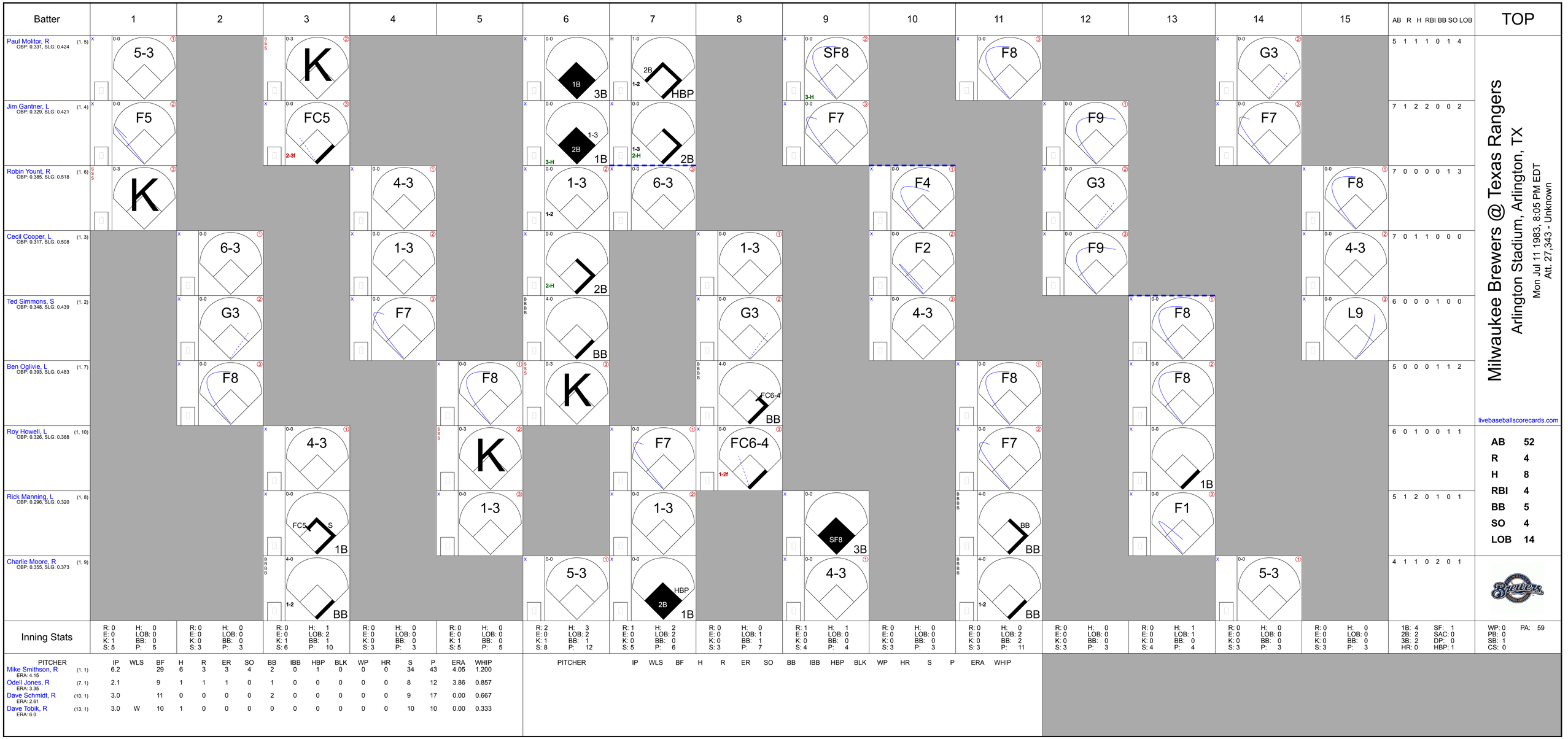
Batter
1
2
3
4
5
6
7
8
9
10
11
12
13
14
15
AB R H RBI BB SO LOB
TOP
Paul Molitor, R (1, 5)
OBP: 0.331, SLG: 0.424
5-3
K
1B 3B
HBP
SF8
F8
G3
5 1 1 1 0 1 4
Jim Gantner, L (1, 4)
OBP: 0.329, SLG: 0.421
F5
FC5
2-3f
1-3
3-H
1B
2B
F7
F9
7 1 2 2 0 0 2
Robin Yount, R (1, 6)
OBP: 0.385, SLG: 0.518
K
4-3
1-3
6-3
F4
G3
F8
7 0 0 0 0 1 3
Cecil Cooper, L (1, 3)
OBP: 0.317, SLG: 0.508
6-3
1-3
2-H
2B
F2
F9
4-3
7 0 1 1 0 0 0
Ted Simmons, S (1, 2)
OBP: 0.348, SLG: 0.439
G3
F7
BB
G3
4-3
F8
L9
6 0 0 0 1 0 0
Milwaukee Brewers @ Texas Rangers
Arlington Stadium, Arlington, TX
Mon Jul 11 1983, 8:05 PM EDT
Att. 27,343 - Unknown
Ben Oglivie, L (1, 7)
OBP: 0.393, SLG: 0.483
F8
K
FC6-4
F8
F8
5 0 0 0 1 1 2
livebaseballscorecards.com
Roy Howell, L (1, 10)
OBP: 0.326, SLG: 0.388
4-3
K
F7
FC6-4
1-2f
F7
F8
1B
6 0 1 0 0 1 1
Rick Manning, L (1, 8)
OBP: 0.296, SLG: 0.320
FC5
S
1B
1-3
SF8
3B
BB
F1
5 1 2 0 1 0 1
AB 52
R 4
H 8
RBI 4
BB 5
SO 4
LOB 14
Charlie Moore, R (1, 9)
OBP: 0.355, SLG: 0.373
BB
5-3
HBP
2B
1B
4-3
BB
5-3
4 1 1 0 2 0 1
Inning Stats
R: 0 H: 0 E: 0 LOB: 0 K: 1 BB: 0 S: 5 P: 5
R: 0 H: 0 E: 0 LOB: 0 K: 0 BB: 0 S: 3 P: 3
R: 0 H: 1 E: 0 LOB: 2 K: 1 BB: 1 S: 6 P: 10
R: 0 H: 0 E: 0 LOB: 0 K: 0 BB: 0 S: 3 P: 3
R: 0 H: 0 E: 0 LOB: 0 K: 1 BB: 0 S: 5 P: 5
R: 2 H: 3 E: 0 LOB: 2 K: 1 BB: 1 S: 8 P: 12
R: 1 H: 2 E: 0 LOB: 2 K: 0 BB: 0 S: 5 P: 6
R: 0 H: 0 E: 0 LOB: 1 K: 0 BB: 1 S: 3 P: 7
R: 1 H: 1 E: 0 LOB: 0 K: 0 BB: 0 S: 4 P: 4
R: 0 H: 0 E: 0 LOB: 0 K: 0 BB: 0 S: 3 P: 3
R: 0 H: 0 E: 0 LOB: 0 K: 0 BB: 2 S: 3 P: 11
R: 0 H: 0 E: 0 LOB: 0 K: 0 BB: 0 S: 3 P: 3
R: 0 H: 1 E: 0 LOB: 1 K: 0 BB: 0 S: 4 P: 4
R: 0 H: 0 E: 0 LOB: 0 K: 0 BB: 0 S: 3 P: 3
R: 0 H: 0 E: 0 LOB: 0 K: 0 BB: 0 S: 3 P: 3
1B: 4 SF: 1
2B: 2 SAC: 0
3B: 2 DP: 0
HR: 0 HBP: 1
WP: 0 PA: 59
PB: 0
SB: 1
CS: 0
PITCHER IP WLS BF H R ER SO BB IBB HBP BLK WP HR S P ERA WHIP
Mike Smithson, R (1, 1) ERA: 4.15 6.2 29 6 3 3 4 2 0 1 0 0 0 0 34 43 4.05 1.200
Odell Jones, R (7, 1) ERA: 3.35 2.1 9 1 1 1 0 1 0 0 0 0 0 0 8 12 3.86 0.857
Dave Schmidt, R (10, 1) ERA: 2.61 3.0 11 0 0 0 0 2 0 0 0 0 0 0 9 17 0.00 0.667
Dave Tobik, R (13, 1) ERA: 6.0 3.0 W 10 1 0 0 0 0 0 0 0 0 0 0 10 10 0.00 0.333
PITCHER IP WLS BF H R ER SO BB IBB HBP BLK WP HR S P ERA WHIP

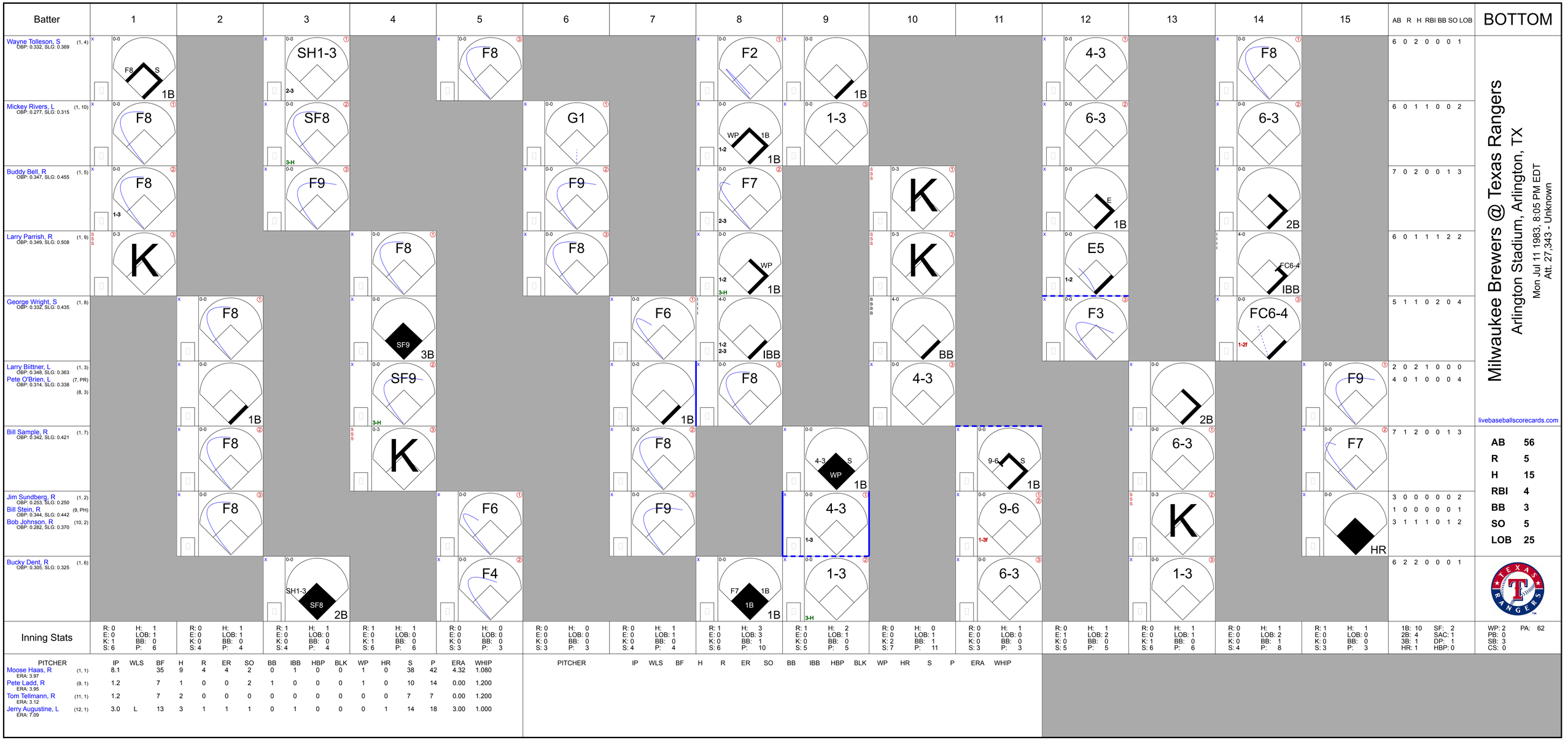
Batter
1
2
3
4
5
6
7
8
9
10
11
12
13
14
15
AB R H RBI BB SO LOB
BOTTOM
Wayne Tolleson, S (1, 4)
OBP: 0.332, SLG: 0.369
F8 S 1B
SH1-3 2-3
F8
F2 1B
4-3
F8
6 0 2 0 0 0 1
Mickey Rivers, L (1, 10)
OBP: 0.277, SLG: 0.315
F8
SF8 3-H
G1
WP 1B 1-2 1B
1-3
6-3
6-3
6 0 1 1 0 0 2
Buddy Bell, R (1, 5)
OBP: 0.347, SLG: 0.455
F8 1-3
F9
F9
F7 2-3
K
E 1B
2B
7 0 2 0 0 1 3
Larry Parrish, R (1, 9)
OBP: 0.349, SLG: 0.508
K
F8
F8
WP 1B 1-2 3-H
K
E5 1-2
FC6-4 IBB
6 0 1 1 1 2 2
George Wright, S (1, 8)
OBP: 0.332, SLG: 0.435
F8
SF9 3B
F6
IBB 1-2 2-3
BB
F3
FC6-4 1-2f
5 1 1 0 2 0 4
Larry Bittner, L (1, 3)
OBP: 0.348, SLG: 0.363
Pete O'Brien, L (7, PR) (8, 3)
OBP: 0.314, SLG: 0.338
1B
SF9 3-H
1B
F8
4-3
2B
F9
2 0 2 1 0 0 0
4 0 1 0 0 0 4
Bill Sample, R (1, 7)
OBP: 0.342, SLG: 0.421
F8
K
F8
4-3 WP 1B
9-6 1B
6-3
F7
HR
7 1 2 0 0 1 3
Jim Sundberg, R (1, 2)
OBP: 0.253, SLG: 0.250
Bill Stein, R (9, PH)
OBP: 0.344, SLG: 0.442
Bob Johnson, R (10, 2)
OBP: 0.282, SLG: 0.370
F8
F6
F9
4-3 1-3
9-6 1-3f
K
3 0 0 0 0 0 2
1 0 0 0 0 0 1
3 1 1 1 0 1 2
Bucky Dent, R (1, 6)
OBP: 0.305, SLG: 0.325
SH1-3 SF8 2B
F4
F7 1B 1B 1B
1-3 3-H
6-3
1-3
6 2 2 0 0 0 1
Milwaukee Brewers @ Texas Rangers
Arlington Stadium, Arlington, TX
Mon Jul 11 1983, 8:05 PM EDT
Att. 27,343 - Unknown
livebaseballscorecards.com
AB 56
R 5
H 15
RBI 4
BB 3
SO 5
LOB 25
Inning Stats
R: 0 H: 1 E: 0 LOB: 1 K: 1 BB: 0 S: 6 P: 6
R: 0 H: 1 E: 0 LOB: 1 K: 0 BB: 0 S: 4 P: 4
R: 1 H: 1 E: 0 LOB: 0 K: 0 BB: 0 S: 4 P: 4
R: 1 H: 1 E: 0 LOB: 0 K: 1 BB: 0 S: 6 P: 6
R: 0 H: 0 E: 0 LOB: 0 K: 0 BB: 0 S: 3 P: 3
R: 0 H: 0 E: 0 LOB: 0 K: 0 BB: 0 S: 3 P: 3
R: 0 H: 1 E: 0 LOB: 1 K: 0 BB: 0 S: 4 P: 4
R: 1 H: 3 E: 0 LOB: 3 K: 0 BB: 1 S: 6 P: 10
R: 1 H: 2 E: 0 LOB: 1 K: 0 BB: 0 S: 5 P: 5
R: 0 H: 0 E: 0 LOB: 1 K: 2 BB: 1 S: 7 P: 11
R: 0 H: 1 E: 0 LOB: 0 K: 0 BB: 0 S: 3 P: 3
R: 0 H: 1 E: 1 LOB: 2 K: 0 BB: 0 S: 5 P: 5
R: 0 H: 1 E: 0 LOB: 1 K: 1 BB: 0 S: 6 P: 6
R: 0 H: 1 E: 0 LOB: 2 K: 0 BB: 1 S: 4 P: 8
R: 1 H: 1 E: 0 LOB: 0 K: 0 BB: 0 S: 3 P: 3
1B: 10 SF: 2
2B: 4 SAC: 1
3B: 1 DP: 1
HR: 1 HBP: 0
WP: 2 PA: 62
PB: 0
SB: 3
CS: 0
PITCHER IP WLS BF H R ER SO BB IBB HBP BLK WP HR S P ERA WHIP
Moose Haas, R (1, 1) ERA: 3.97 8.1 35 9 4 4 2 0 1 0 0 1 0 38 42 4.32 1.080
Pete Ladd, R (9, 1) ERA: 3.95 1.2 7 1 0 0 2 1 0 0 0 1 0 10 14 0.00 1.200
Tom Tellmann, R (11, 1) ERA: 3.12 1.2 7 2 0 0 0 0 0 0 0 0 0 7 7 0.00 1.200
Jerry Augustine, L (12, 1) ERA: 7.09 3.0 L 13 3 1 1 1 0 1 0 0 0 1 14 18 3.00 1.000
PITCHER IP WLS BF H R ER SO BB IBB HBP BLK WP HR S P ERA WHIP

Batter	1	2	3	4	5	6	7	8	9	AB	R	H	RBI	BB	SO	LOB
Paul Molitor, R (1, 5) OBP: 0.331, SLG: 0.426	F9		5-3		E3 2-3	F9		1B 2B	2-H 1B	6	2	2	0	0	0	2
Ed Romero, R (1, 9) OBP: 0.423, SLG: 0.600	1B 2B		F8		1-3 3-H 2B 1B	BB 1-3 1B		2-H 1B		5	2	4	2	0	0	0
Don Money, R (1, 10) OBP: 0.220, SLG: 0.235	1B 1B		F6		S S S K	B B B B 1-2 BB		6-3		4	0	1	0	1	1	3
Cecil Cooper, L (1, 3) OBP: 0.321, SLG: 0.512	1-2 2-H 1B			L1	1-H 3-H 2B	S S S K			3B 1B	5	1	3	3	0	1	3
Ted Simmons, S (1, 2) OBP: 0.352, SLG: 0.447	S S S K			1B	IBB		L8		1-H 1B 3B	4	1	2	1	1	1	2
Ben Oglivie, L (1, 7) OBP: 0.393, SLG: 0.481	S S S K			S S S K	S S S K		L5-3 1B		E 1B 3-H 4-3 1B	5	1	2	1	0	3	5
Rob Picciolo, R (1, 6) OBP: 0.300, SLG: 0.400		F7		F7		G3 1B 2B	1-2 L5-3		E5 1-3 4-3 1B 1B	5	1	2	0	0	0	2
Rick Manning, L (1, 8) OBP: 0.292, SLG: 0.315		B1			6-3	G3 2-3		F7	1-2 3-H 4-3	5	0	0	1	0	0	2
Jim Gantner, L (1, 4) OBP: 0.330, SLG: 0.424		6-3			E 1B 2B	1B 3-H 1B		F5	F7	5	1	2	1	0	0	1
Inning Stats	R: 1 E: 0 K: 2 S: 10 H: 3 LOB: 2 BB: 0 P: 10	R: 0 E: 0 K: 0 S: 3 H: 0 LOB: 0 BB: 0 P: 3	R: 0 E: 0 K: 0 S: 3 H: 0 LOB: 0 BB: 0 P: 3	R: 0 E: 0 K: 1 S: 6 H: 1 LOB: 1 BB: 0 P: 6	R: 3 E: 1 K: 2 S: 11 H: 3 LOB: 2 BB: 1 P: 15	R: 1 E: 0 K: 1 S: 8 H: 3 LOB: 3 BB: 1 P: 12	R: 0 E: 0 K: 0 S: 3 H: 1 LOB: 0 BB: 0 P: 3	R: 1 E: 0 K: 0 S: 5 H: 2 LOB: 1 BB: 0 P: 5	R: 3 E: 1 K: 0 S: 7 H: 5 LOB: 2 BB: 0 P: 7	1B: 12 2B: 6 3B: 1 HR: 0 SF: 0 SAC: 0 DP: 1 HBP: 0							

TOP

Milwaukee Brewers @ Texas Rangers

Arlington Stadium, Arlington, TX

Tue Jul 12 1983, 8:05 PM EDT

Att. 23,171 - Unknown

livebaseballscorecards.com

AB	44
R	9
H	18
RBI	9
BB	2
SO	6
LOB	20

WP: 0 PB: 0 SB: 1 CS: 0 PA: 46

PITCHER		IP	WLS	BF	H	R	ER	SO	BB	IBB	HBP	BLK	WP	HR	S	P	ERA	WHIP
Frank Tanana, L ERA: 1.99	(1, 1)	5.0	L	24	7	4	2	5	0	1	0	0	0	0	33	37	3.60	1.400
John Butcher, R ERA: 3.52	(6, 1)	3.0		15	6	2	2	1	1	0	0	0	0	0	16	20	6.00	2.333
Jon Matlack, L ERA: 4.47	(9, 1)	1.0		7	5	3	3	0	0	0	0	0	0	0	7	7	27.00	5.000

PITCHER	IP	WLS	BF	H	R	ER	SO	BB	IBB	HBP	BLK	WP	HR	S	P	ERA	WHIP

Batter	1	2	3	4	5	6	7	8	9	AB	R	H	RBI	BB	SO	LOB
Wayne Tolleson, S (1, 4) OBP: 0.335, SLG: 0.371	SH1-3 S 1B 1B	G3 ①	1-3 ② 1-2	S 1B						4	1	2	0	0	0	1
Mickey Rivers, L (1, 10) OBP: 0.272, SLG: 0.309	SH1-3 ① 1-3	F6 ②	4-3 ③	F4 ③ 1-2						3	0	0	0	0	0	2
Buddy Bell, R (1, 5) OBP: 0.346, SLG: 0.453	1B CS 1B 3-H	5-3 ③	F8 ①	F7 ①						4	0	1	1	0	0	0
Larry Parrish, R (1, 9) OBP: 0.351, SLG: 0.511	1-3 1B	K ①	F8 ①	6-3 ②						4	0	2	0	0	1	0
George Wright, S (1, 8) OBP: 0.329, SLG: 0.429	K ② ③ 3-H	F5 ②	F9 ②	3-1 ③						4	0	0	0	0	1	3
Pete O'Brien, L (1, 3) OBP: 0.317, SLG: 0.336		FC6-4 BB	G3 ③	BB					3-1 ①	2	0	0	0	2	0	0
Bill Sample, R (1, 7) OBP: 0.341, SLG: 0.425		FC6-4 ① CS BB 1-2f	1B 3B	K ③					1-3 ②	4	1	1	0	0	1	3
Jim Sundberg, R (1, 2) OBP: 0.257, SLG: 0.251		CS 1-2 BB	1-3 3-H 1B			F3 ①		F3 ③		3	0	1	1	1	0	0
Jim Anderson, R (1, 6) OBP: 0.241, SLG: 0.216		K ② ③ 1-2 2-3	F3 ①			5-3 ②				3	0	0	0	0	1	3
Inning Stats	R: 1 H: 3 E: 0 LOB: 2 K: 1 BB: 0 S: 7 P: 7	R: 0 H: 0 E: 0 LOB: 1 K: 1 BB: 2 S: 4 P: 12	R: 0 H: 0 E: 0 LOB: 0 K: 0 BB: 0 S: 3 P: 3	R: 0 H: 0 E: 0 LOB: 0 K: 1 BB: 0 S: 5 P: 5	R: 1 H: 2 E: 0 LOB: 1 K: 0 BB: 0 S: 5 P: 5	R: 0 H: 1 E: 0 LOB: 2 K: 1 BB: 1 S: 6 P: 10	R: 0 H: 1 E: 0 LOB: 1 K: 0 BB: 0 S: 4 P: 4	R: 0 H: 0 E: 0 LOB: 0 K: 0 BB: 0 S: 3 P: 3	R: 0 H: 0 E: 0 LOB: 0 K: 0 BB: 0 S: 3 P: 3	1B: 5 SF: 0 2B: 2 SAC: 1 3B: 1 DP: 1 HR: 0 HBP: 0						

PITCHER	IP	WLS	BF	H	R	ER	SO	BB	IBB	HBP	BLK	WP	HR	S	P	ERA	WHIP
Chuck Porter, R (1, 1) ERA: 4.38	9.0	W	35	7	2	2	4	3	0	0	0	0	0	40	52	2.00	1.111

PITCHER	IP	WLS	BF	H	R	ER	SO	BB	IBB	HBP	BLK	WP	HR	S	P	ERA	WHIP

BOTTOM

Milwaukee Brewers @ Texas Rangers

Arlington Stadium, Arlington, TX

Tue Jul 12 1983, 8:05 PM EDT

Att. 23,171 - Unknown

livebaseballscorecards.com

AB	31
R	2
H	7
RBI	2
BB	3
SO	4
LOB	12

Batter	1	2	3	4	5	6	7	8	9	AB	R	H	RBI	BB	SO	LOB
Marshall Edwards, L (1, 9) OBP: 0.250, SLG: 0.250	1-3		E4 F9 S 1B	L3 1-2		S 2-H 1B		4-3		5	1	1	1	0	0	2
Jim Gantner, L (1, 4) OBP: 0.328, SLG: 0.420	K		F8		SH5-3 1B	K 1-2		F8		5	1	1	0	0	2	2
Paul Molitor, R (1, 5) OBP: 0.330, SLG: 0.423	BB 1B 1B		F9 1-3		SH5-3 1-2		E6 S 3B		K	4	1	1	0	0	1	1
Cecil Cooper, L (1, 3) OBP: 0.325, SLG: 0.516	BB 1-2 1B		2B 3-H 1B		F8		F5 1-2		2B	5	1	3	1	0	0	2
Ted Simmons, S (1, 10) OBP: 0.356, SLG: 0.451	1-2 2-3 BB		1-H 2B		2-H 1B		F7		P3	4	0	2	2	1	0	2
Bill Schroeder, R (1, 2) OBP: 0.200, SLG: 0.600	K		P6		F8		2-H 1B 3B		K	5	1	1	1	0	2	6
Rick Manning, L (1, 8) OBP: 0.294, SLG: 0.318		6-3		F8		SH3-4 1B 1B	3-H			4	1	2	1	0	0	0
Rob Picciolo, R (1, 6) OBP: 0.308, SLG: 0.462		6-3		1B 2B		SH3-4 1-2	K			3	0	1	0	0	1	1
Ed Romero, R (1, 7) OBP: 0.400, SLG: 0.552		5-3		L3 2-3 1B		F7		K		4	0	1	0	0	1	1
Inning Stats	R: 0 E: 0 K: 2 S: 9 H: 2 LOB: 3 BB: 1 P: 13	R: 0 E: 0 K: 0 S: 3 H: 0 LOB: 0 BB: 0 P: 3	R: 2 E: 1 K: 0 S: 6 H: 2 LOB: 1 BB: 0 P: 6	R: 0 E: 0 K: 0 S: 4 H: 2 LOB: 1 BB: 0 P: 4	R: 1 E: 0 K: 0 S: 5 H: 2 LOB: 1 BB: 0 P: 5	R: 1 E: 0 K: 1 S: 7 H: 2 LOB: 1 BB: 0 P: 7	R: 2 E: 1 K: 1 S: 8 H: 2 LOB: 1 BB: 0 P: 8	R: 0 E: 0 K: 1 S: 5 H: 0 LOB: 0 BB: 0 P: 5	R: 0 E: 0 K: 2 S: 8 H: 1 LOB: 1 BB: 0 P: 8	1B: 9 2B: 4 3B: 1 HR: 0	SF: 0 SAC: 2 DP: 1 HBP: 0						

TOP

Milwaukee Brewers @ Texas Rangers

Arlington Stadium, Arlington, TX

Wed Jul 13 1983, 8:05 PM EDT

Att. 28,540 - Unknown

livebaseballscorecards.com

AB	39
R	6
H	13
RBI	6
BB	1
SO	7
LOB	17

WP: 0 PB: 0 SB: 3 CS: 0 PA: 42

PITCHER		IP	WLS	BF	H	R	ER	SO	BB	IBB	HBP	BLK	WP	HR	S	P	ERA	WHIP
Danny Darwin, R ERA: 3.05	(1, 1)	6.2	L	34	12	6	2	3	1	0	0	0	0	0	39	43	2.70	1.950
Odell Jones, R ERA: 3.19	(7, 1)	2.1		8	1	0	0	4	0	0	0	0	0	0	16	16	0.00	0.429

PITCHER	IP	WLS	BF	H	R	ER	SO	BB	IBB	HBP	BLK	WP	HR	S	P	ERA	WHIP

Milwaukee Brewers @ Texas Rangers

Arlington Stadium, Arlington, TX

Wed Jul 13 1983, 8:05 PM EDT

Att. 28,540 - Unknown

BOTTOM

Batter	1	2	3	4	5	6	7	8	9	AB	R	H	RBI	BB	SO	LOB
Wayne Tolleson, S (1, 4) OBP: 0.336, SLG: 0.369	6-3		BB			1B	F9		4-3	4	0	1	0	1	0	3
Bill Stein, R (1, 3) OBP: 0.351, SLG: 0.444	F9		K			1B	1B			4	0	2	0	0	1	1
Buddy Bell, R (1, 5) OBP: 0.345, SLG: 0.450	F7			6-3		G6-4-3	K			4	0	1	0	0	1	3
Larry Parrish, R (1, 9) OBP: 0.350, SLG: 0.505		HBP		F8		G6-4-3		K		3	0	0	0	0	1	2
George Wright, S (1, 8) OBP: 0.328, SLG: 0.427		1B		F8			F7	F7		4	0	1	0	0	0	0
Bill Sample, R (1, 7) OBP: 0.346, SLG: 0.427		G6-3			FC6-4 BB		HR	5-3		3	1	2	0	1	0	0
Dave Hostetler, R (1, 10) OBP: 0.292, SLG: 0.296		G6-3			FC6-4		HR		G4-6-3 BB	2	1	1	2	2	0	2
Bob Johnson, R (1, 2) OBP: 0.283, SLG: 0.363 Mickey Rivers, L (9, PH) OBP: 0.277, SLG: 0.313			F8		FC6-4 G6-4-3		1B 1B		G4-6-3	2 1	0 0	0 1	0 0	1 0	0 0	2 0
Jim Anderson, R (1, 6) OBP: 0.246, SLG: 0.222 Bob Jones, L (9, PH) OBP: 0.476, SLG: 0.579			F9		G6-4-3		1B		G4-6-3	3 1	0 0	1 0	0 0	0 0	0 0	2 2
Inning Stats	R: 0 H: 0 E: 0 LOB: 0 K: 0 BB: 0 S: 3 P: 3	R: 0 H: 2 E: 0 LOB: 1 K: 0 BB: 0 S: 3 P: 4	R: 0 H: 0 E: 0 LOB: 1 K: 1 BB: 1 S: 5 P: 9	R: 0 H: 0 E: 0 LOB: 0 K: 0 BB: 0 S: 3 P: 3	R: 0 H: 0 E: 0 LOB: 1 K: 0 BB: 2 S: 2 P: 10	R: 0 H: 3 E: 0 LOB: 1 K: 0 BB: 0 S: 4 P: 4	R: 2 H: 4 E: 0 LOB: 3 K: 1 BB: 1 S: 9 P: 13	R: 0 H: 0 E: 0 LOB: 0 K: 1 BB: 0 S: 5 P: 5	R: 0 H: 1 E: 0 LOB: 1 K: 0 BB: 1 S: 3 P: 7	1B: 9 SF: 0 2B: 0 SAC: 0 3B: 0 DP: 4 HR: 1 HBP: 1						WP: 0 PA: 37 PB: 0 SB: 0 CS: 0	

livebaseballscorecards.com

	AB	31
	R	2
	H	10
	RBI	2
	BB	5
	SO	3
	LOB	17

PITCHER		IP	WLS	BF	H	R	ER	SO	BB	IBB	HBP	BLK	WP	HR	S	P	ERA	WHIP
Bob McClure, L ERA: 3.86	(1, 1)	6.1	W	27	8	2	2	1	4	0	1	0	0	1	24	41	2.84	1.895
Jim Slaton, R ERA: 3.71	(7, 1)	2.2	S	10	2	0	0	2	1	0	0	0	0	0	13	17	0.00	1.125

PITCHER	IP	WLS	BF	H	R	ER	SO	BB	IBB	HBP	BLK	WP	HR	S	P	ERA	WHIP

Batter	1	2	3	4	5	6	7	8	9	AB	R	H	RBI	BB	SO	LOB
Rusty Kuntz, R (1, 8) OBP: 0.308, SLG: 0.320	K		F7			G4-6-3 1B		F5		4	0	1	0	0	1	1
John Castino, R (1, 4) OBP: 0.357, SLG: 0.450	E1		F9			G4-6-3 1-2f		1B		4	0	1	0	0	0	2
Gary Ward, R (1, 7) OBP: 0.325, SLG: 0.475	F8			K		S 1B 1B		F9		4	1	1	0	0	1	2
Kent Hrbek, L (1, 3) OBP: 0.367, SLG: 0.485	4-3			F8		1-H 1B			4-3 2B	4	0	2	1	0	0	1
Randy Bush, L (1, 10) OBP: 0.358, SLG: 0.495		F4		4-3		K			4-3 2-3	4	0	0	0	0	1	2
Gary Gaetti, R (1, 5) OBP: 0.307, SLG: 0.401		5-3			6-3		F8		K	4	0	0	0	0	1	1
Tom Brunansky, R (1, 9) OBP: 0.287, SLG: 0.382		F8			K		F6		K	4	0	0	0	0	2	1
Ron Washington, R (1, 6) OBP: 0.282, SLG: 0.327			FC3-6 1B		1B		1-3			3	0	2	0	0	0	0
Ray Smith, R (1, 2) OBP: 0.321, SLG: 0.304			FC3-6 1-2f		5-3			K		2	0	0	0	0	0	2
Darrell Brown, S (8, PH) OBP: 0.294, SLG: 0.295										1	0	0	0	0	1	0
Dave Engle, R (8, 2) OBP: 0.333, SLG: 0.455										0	0	0	0	0	0	0
Inning Stats	R: 0 E: 1 K: 1 S: 6 H: 0 LOB: 1 BB: 0 P: 6	R: 0 E: 0 K: 0 S: 3 H: 0 LOB: 0 BB: 0 P: 3	R: 0 E: 0 K: 0 S: 4 H: 1 LOB: 1 BB: 0 P: 4	R: 0 E: 0 K: 1 S: 5 H: 0 LOB: 0 BB: 0 P: 5	R: 0 E: 0 K: 1 S: 6 H: 1 LOB: 1 BB: 0 P: 6	R: 1 E: 0 K: 1 S: 7 H: 3 LOB: 1 BB: 0 P: 7	R: 0 E: 0 K: 0 S: 3 H: 0 LOB: 0 BB: 0 P: 3	R: 0 E: 0 K: 1 S: 6 H: 1 LOB: 1 BB: 0 P: 6	R: 0 E: 0 K: 2 S: 8 H: 1 LOB: 1 BB: 0 P: 8	1B: 6 2B: 1 3B: 0 HR: 0 SF: 0 SAC: 0 DP: 1 HBP: 0						

PITCHER	IP	WLS	BF	H	R	ER	SO	BB	IBB	HBP	BLK	WP	HR	S	P	ERA	WHIP
Don Sutton, R (1, 1) ERA: 3.41	8.0	W	30	6	1	1	5	0	0	0	0	0	0	40	40	1.12	0.750
Tom Tellmann, R (9, 1) ERA: 3.06	1.0		4	1	0	0	2	0	0	0	0	0	0	8	8	0.00	1.000

PITCHER	IP	WLS	BF	H	R	ER	SO	BB	IBB	HBP	BLK	WP	HR	S	P	ERA	WHIP

TOP

Minnesota Twins @ Milwaukee Brewers

Milwaukee County Stadium, Milwaukee, WI

Thu Jul 14 1983, 8:05 PM EDT
Att. 20,316 - Unknown - 91 F

livebaseballscorecards.com

AB	34
R	1
H	7
RBI	1
BB	0
SO	7
LOB	12

WP: 0 PB: 0 SB: 1 CS: 0 PA: 34

BOTTOM

Minnesota Twins @ Milwaukee Brewers

Milwaukee County Stadium, Milwaukee, WI

Thu Jul 14 1983, 8:05 PM EDT

Att. 20,316 - Unknown - 91 F

livebaseballscorecards.com

Batter	1	2	3	4	5	6	7	8	9	AB	R	H	RBI	BB	SO	LOB
Paul Molitor, R (1, 5) OBP: 0.332, SLG: 0.422	1B G1-6-3 1B	FC6-4 1-2f			F9		SF9 BB IBB			3	1	1	0	1	0	2
Jim Gantner, L (1, 4) OBP: 0.330, SLG: 0.419	G1-6-3 1-3 1B		3-1		F9		BB 1-2 2-3 BB			3	0	1	0	1	0	0
Robin Yount, R (1, 6) OBP: 0.387, SLG: 0.517	G1-6-3 1-2f 3-H		G4-6-3 1B			2B BB	SF9 2-3 3-H			2	1	1	1	1	0	1
Cecil Cooper, L (1, 3) OBP: 0.321, SLG: 0.510	5-3		G4-6-3 1-2f			K	4-3			4	0	0	0	0	1	4
Ted Simmons, S (1, 10) OBP: 0.357, SLG: 0.453		FC6-4 1B 1B BB		1-3		1-H 2B		1-3		3	1	1	1	1	0	0
Rick Manning, L (1, 8) OBP: 0.297, SLG: 0.318		FC6-4 1-2 1B		F9		F9		S BB		3	0	1	0	1	0	1
Bill Schroeder, R (1, 2) OBP: 0.222, SLG: 0.778		FC6-4 FC3-6 1B 1-2f 2-3		HR		K		5-3 1-2		4	1	1	1	0	1	4
Ed Romero, R (1, 7) OBP: 0.412, SLG: 0.531		FC3-6 1-2 1B 3-H		F7			BB SH2-3 SF9 BB	F2		3	1	1	1	1	0	1
Marshall Edwards, L (1, 9) OBP: 0.240, SLG: 0.240		FC3-6 FC6-4 1-2f 2-3			F7		SH2-3 1-2			2	0	0	0	0	0	2
Inning Stats	R: 1 H: 2 E: 0 LOB: 0 K: 0 BB: 0 S: 4 P: 4	R: 1 H: 2 E: 0 LOB: 2 K: 0 BB: 1 S: 5 P: 9	R: 0 H: 1 E: 0 LOB: 0 K: 0 BB: 0 S: 3 P: 3	R: 1 H: 1 E: 0 LOB: 0 K: 0 BB: 0 S: 4 P: 4	R: 0 H: 0 E: 0 LOB: 0 K: 0 BB: 0 S: 3 P: 3	R: 1 H: 1 E: 0 LOB: 1 K: 2 BB: 1 S: 8 P: 12	R: 1 H: 0 E: 0 LOB: 2 K: 0 BB: 3 S: 3 P: 15	R: 0 H: 0 E: 0 LOB: 1 K: 0 BB: 1 S: 3 P: 7		1B: 5 SF: 1 2B: 1 SAC: 1 3B: 0 DP: 2 HR: 1 HBP: 0						

	AB	27
	R	5
	H	7
	RBI	4
	BB	6
	SO	2
	LOB	15

PITCHER		IP	WLS	BF	H	R	ER	SO	BB	IBB	HBP	BLK	WP	HR	S	P	ERA	WHIP
Albert Williams, R ERA: 5.17	(1, 1)	5.1	L	23	7	4	4	1	2	0	0	0	0	1	23	31	6.75	1.688
Len Whitehouse, L ERA: 2.62	(6, 1)	1.0		6	0	1	1	1	2	1	0	0	0	0	5	17	9.00	2.000
Mike Walters, R ERA:	(7, 1)	1.2		6	0	0	0	0	1	0	0	0	0	0	5	9	0.00	0.600

PITCHER	IP	WLS	BF	H	R	ER	SO	BB	IBB	HBP	BLK	WP	HR	S	P	ERA	WHIP

TOP

Minnesota Twins @ Milwaukee Brewers

Milwaukee County Stadium, Milwaukee, WI

Fri Jul 15 1983, 8:05 PM EDT
Att. 28,343 - Unknown - 85 F

livebaseballscorecards.com

Batter	1	2	3	4	5	6	7	8	9	AB	R	H	RBI	BB	SO	LOB
Rusty Kuntz, R (1, 8) OBP: 0.297, SLG: 0.307	F8		L6			6-3		L9		4	0	0	0	0	0	0
John Castino, R (1, 4) OBP: 0.353, SLG: 0.444	4-3		6-3			F4		SSS K		4	0	0	0	0	1	0
Gary Ward, R (1, 7) OBP: 0.324, SLG: 0.475	6-3			5-3		1B 2B		SSS K		4	1	1	0	0	1	0
Gary Gaetti, R (1, 5) OBP: 0.310, SLG: 0.405		L7		SSS K		2-H 1B			F8 4-3 2B	4	1	2	1	0	1	0
Kent Hrbek, L (1, 3) OBP: 0.365, SLG: 0.480		BBBB 1B BB		1-3		F8			2-3 F8	3	0	0	0	1	0	2
Mickey Hatcher, R (1, 10) OBP: 0.365, SLG: 0.466		L4			1B 1B		HR		3-H 4-3	4	1	2	2	0	0	1
Tom Brunansky, R (1, 9) OBP: 0.287, SLG: 0.381		1-2 FC6-4 1B			F9		6-3		F9	4	0	1	0	0	0	1
Ron Washington, R (1, 6) OBP: 0.283, SLG: 0.327		1-2f FC6-4			1-3 1B		F8			3	0	1	0	0	0	2
Ray Smith, R (1, 2) OBP: 0.313, SLG: 0.295			6-3		5-3		F8			3	0	0	0	0	0	1

	AB	33
	R	3
	H	7
	RBI	3
	BB	1
	SO	3
	LOB	7

Inning Stats	1	2	3	4	5	6	7	8	9
	R: 0 E: 0 K: 0 S: 3	H: 0 LOB: 0 BB: 0 P: 3	R: 0 E: 0 K: 0 S: 4	H: 1 LOB: 2 BB: 1 P: 8	R: 0 E: 0 K: 0 S: 3	H: 0 LOB: 0 BB: 0 P: 3	R: 0 E: 0 K: 1 S: 5	H: 0 LOB: 0 BB: 0 P: 5	R: 0 E: 0 K: 0 S: 4	H: 2 LOB: 1 BB: 0 P: 4	R: 1 E: 0 K: 0 S: 5	H: 2 LOB: 1 BB: 0 P: 5	R: 1 E: 0 K: 0 S: 4	H: 1 LOB: 0 BB: 0 P: 4	R: 0 E: 0 K: 2 S: 7	H: 0 LOB: 0 BB: 0 P: 7	R: 1 E: 0 K: 0 S: 4	H: 1 LOB: 0 BB: 0 P: 4

	1B: 4	SF: 0	WP: 0	PA: 34
	2B: 2	SAC: 0	PB: 0	
	3B: 0	DP: 0	SB: 0	
	HR: 1	HBP: 0	CS: 0	

PITCHER	IP	WLS	BF	H	R	ER	SO	BB	IBB	HBP	BLK	WP	HR	S	P	ERA	WHIP
Mike Caldwell, L (1, 1) ERA: 4.43	9.0	W	34	7	3	3	3	1	0	0	0	0	1	39	43	3.00	0.889

PITCHER	IP	WLS	BF	H	R	ER	SO	BB	IBB	HBP	BLK	WP	HR	S	P	ERA	WHIP

Batter	1	2	3	4	5	6	7	8	9	AB	R	H	RBI	BB	SO	LOB
Paul Molitor, R (1, 5) OBP: 0.332, SLG: 0.425	K			2B		F8		SH1-3		3	1	1	0	0	1	0
Jim Gantner, L (1, 4) OBP: 0.332, SLG: 0.422	4-3			1B 2B		HR BB		E3		3	3	1	1	1	0	0
Robin Yount, R (1, 6) OBP: 0.383, SLG: 0.511	F9			F8		F7		F7		4	0	0	0	0	0	3
Cecil Cooper, L (1, 3) OBP: 0.326, SLG: 0.528		K		1B		HR		3B		4	1	3	4	0	1	0
Ted Simmons, S (1, 10) OBP: 0.353, SLG: 0.447		K		F6		K		K		4	0	0	0	0	3	2
Rick Manning, L (1, 8) OBP: 0.294, SLG: 0.315		K		1-3			F5			3	0	0	0	0	1	1
Bill Schroeder, R (1, 2) OBP: 0.167, SLG: 0.583			K		K		K			3	0	0	0	0	3	0
Ed Romero, R (1, 7) OBP: 0.378, SLG: 0.486			F6		1-4-3		F2			3	0	0	0	0	0	0
Marshall Edwards, L (1, 9) OBP: 0.245, SLG: 0.245			4-3		G3			SH1-3 E 1B		3	1	1	0	0	0	0
Inning Stats	R: 0 E: 0 K: 1 S: 5 H: 0 LOB: 0 BB: 0 P: 5	R: 0 E: 0 K: 3 S: 9 H: 0 LOB: 0 BB: 0 P: 9	R: 0 E: 0 K: 1 S: 5 H: 0 LOB: 0 BB: 0 P: 5	R: 2 E: 0 K: 0 S: 6 H: 3 LOB: 1 BB: 0 P: 6	R: 0 E: 0 K: 1 S: 5 H: 0 LOB: 0 BB: 0 P: 5	R: 2 E: 0 K: 1 S: 6 H: 1 LOB: 0 BB: 1 P: 10	R: 0 E: 0 K: 1 S: 5 H: 0 LOB: 0 BB: 0 P: 5	R: 2 E: 1 K: 1 S: 8 H: 2 LOB: 1 BB: 0 P: 8		1B: 2 2B: 2 3B: 1 HR: 1 SF: 0 SAC: 1 DP: 0 HBP: 0						

PITCHER	IP	WLS	BF	H	R	ER	SO	BB	IBB	HBP	BLK	WP	HR	S	P	ERA	WHIP
Bobby Castillo, R (1, 1) ERA: 4.66	7.2	L	31	6	6	4	8	1	0	0	0	0	1	46	50	4.70	0.913
Len Whitehouse, L (8, 1) ERA: 2.6	0.1		1	0	0	0	1	0	0	0	0	0	0	3	3	0.00	0.000

PITCHER	IP	WLS	BF	H	R	ER	SO	BB	IBB	HBP	BLK	WP	HR	S	P	ERA	WHIP

BOTTOM

Minnesota Twins @ Milwaukee Brewers

Milwaukee County Stadium, Milwaukee, WI

Fri Jul 15 1983, 8:05 PM EDT

Att. 28,343 - Unknown - 85 F

livebaseballscorecards.com

AB	30
R	6
H	6
RBI	5
BB	1
SO	9
LOB	6

Minnesota Twins @ Milwaukee Brewers

Milwaukee County Stadium, Milwaukee, WI

Sat Jul 16 1983, 8:05 PM EDT

Att. 46,519 - Unknown - 82 F

TOP

livebaseballscorecards.com

Batter	1	2	3	4	5	6	7	8	9	AB	R	H	RBI	BB	SO	LOB
Mickey Hatcher, R (1, 9) OBP: 0.358, SLG: 0.456	S S S 0-3 ① K			x 0-0 ① 5-3		x 0-0 ② P4			x 0-0 E5 BB	4	0	0	0	0	1	0
John Castino, R (1, 4) OBP: 0.352, SLG: 0.440	x 0-0 ② L8			x 0-0 ② 4-3		x 0-0 ③ F9			B B B B 4-0 G5-4-3 1-2 BB	3	0	0	0	1	0	0
Kent Hrbek, L (1, 3) OBP: 0.360, SLG: 0.473	x 0-0 ③ 6-3			x 0-0 ③ 5-3			x 0-0 ① F7		x 0-0 ① 1-3	4	0	0	0	0	0	2
Gary Ward, R (1, 7) OBP: 0.323, SLG: 0.473		x 0-0 ① P4			x 0-0 E S 1B		x 0-0 ② 6-3		x 0-0 ② ③ G5-4-3 1-2f	4	0	1	0	0	0	2
Randy Bush, L (1, 10) OBP: 0.358, SLG: 0.493		x 0-0 ② F9			x 0-0 ① F8 1-3		x 0-0 1B			3	0	1	0	0	0	1
Gary Gaetti, R (1, 5) OBP: 0.307, SLG: 0.402		x 0-0 ③ L4			x 0-0 ② P6		x 0-0 ③ F5			3	0	0	0	0	0	2
Dave Engle, R (1, 2) OBP: 0.338, SLG: 0.455			x 0-0 G6-4-3 1B	B B B B 4-0 BB				x 0-0 ① F8		2	0	1	0	1	0	0
Tom Brunansky, R (1, 8) OBP: 0.284, SLG: 0.377			x 0-0 ① ② G6-4-3 1-2f	x 0-0 ③ F9				x 0-0 ② F8		3	0	0	0	0	0	3
Ron Washington, R (1, 6) OBP: 0.278, SLG: 0.322			x 0-0 ③ F7			x 0-0 ① 4-3		x 0-0 ③ P6		3	0	0	0	0	0	0

	AB	29
	R	0
	H	3
	RBI	0
	BB	2
	SO	1
	LOB	10

Inning Stats	1	2	3	4	5	6	7	8	9
	R: 0 E: 0 K: 1 S: 5	R: 0 E: 0 K: 0 S: 3	R: 0 E: 0 K: 0 S: 3	R: 0 E: 0 K: 0 S: 3	R: 0 E: 0 K: 0 S: 4	R: 0 E: 0 K: 0 S: 3	R: 0 E: 0 K: 0 S: 4	R: 0 E: 0 K: 0 S: 3	R: 0 E: 1 K: 0 S: 3
	H: 0 LOB: 0 BB: 0 P: 5	H: 0 LOB: 0 BB: 0 P: 3	H: 1 LOB: 0 BB: 0 P: 3	H: 0 LOB: 0 BB: 0 P: 3	H: 1 LOB: 2 BB: 1 P: 8	H: 0 LOB: 0 BB: 0 P: 3	H: 1 LOB: 1 BB: 0 P: 4	H: 0 LOB: 0 BB: 0 P: 3	H: 0 LOB: 1 BB: 1 P: 7

	1B	3	SF	0	WP	0	PA	31
	2B	0	SAC	0	PB	0		
	3B	0	DP	2	SB	1		
	HR	0	HBP	0	CS	0		

PITCHER	IP	WLS	BF	H	R	ER	SO	BB	IBB	HBP	BLK	WP	HR	S	P	ERA	WHIP
Moose Haas, R (1, 1) ERA: 3.65	9.0	W	31	3	0	0	1	2	0	0	0	0	0	31	39	0.00	0.556

PITCHER	IP	WLS	BF	H	R	ER	SO	BB	IBB	HBP	BLK	WP	HR	S	P	ERA	WHIP

Batter	1	2	3	4	5	6	7	8	9	AB	R	H	RBI	BB	SO	LOB
Charlie Moore, R (1, 10) OBP: 0.351, SLG: 0.367	F2	5-3			F8		F8			4	0	0	0	0	0	0
Ed Romero, R (1, 7) OBP: 0.366, SLG: 0.462	BB, 1B, FC5-6-4 1B		F7		K		4-3			4	1	1	0	0	1	0
Paul Molitor, R (1, 5) OBP: 0.334, SLG: 0.435	FC5-6-4, BB 1-2 1B		F7		F8			HR		4	1	2	1	0	0	0
Robin Yount, R (1, 6) OBP: 0.386, SLG: 0.522	B B B B 4-0 FC5-6-4 1-2 2-3 BB		1B			L4		HR		3	1	2	1	1	0	0
Mark Brouhard, R (1, 9) OBP: 0.410, SLG: 0.692	FC5-6-4 FC5-4 1-2f 2-3 3-H		F9			2B		S S S K		4	0	1	1	0	1	3
Don Money, R (1, 3) OBP: 0.221, SLG: 0.235	FC5-4 1-2f			FC5-4 1B		F7		E6 BB		4	0	1	0	0	0	3
Rick Manning, L (1, 8) OBP: 0.291, SLG: 0.311		F8		FC5-4 BB 1-2f		S S S K		F8		4	0	0	0	0	1	3
Bill Schroeder, R (1, 2) OBP: 0.313, SLG: 0.786		HR		B B B B 4-0 G4-6-3 1-2 BB		S S S K		1-2 BB		2	1	1	1	2	1	0
Jim Gantner, L (1, 4) OBP: 0.331, SLG: 0.429		6-3		G4-6-3 1-2f				L9		4	1	1	1	0	0	4
Inning Stats	R: 1 E: 0 K: 0 S: 5 H: 2 LOB: 2 BB: 1 P: 9	R: 1 E: 0 K: 0 S: 4 H: 1 LOB: 0 BB: 0 P: 4	R: 0 E: 0 K: 0 S: 4 H: 1 LOB: 1 BB: 0 P: 4	R: 0 E: 0 K: 0 S: 3 H: 1 LOB: 1 BB: 1 P: 7	R: 0 E: 0 K: 1 S: 5 H: 0 LOB: 0 BB: 0 P: 5	R: 0 E: 0 K: 1 S: 6 H: 1 LOB: 1 BB: 0 P: 6	R: 1 E: 0 K: 1 S: 6 H: 1 LOB: 0 BB: 0 P: 6	R: 2 E: 1 K: 1 S: 8 H: 2 LOB: 2 BB: 1 P: 12		1B: 4 2B: 1 3B: 0 HR: 4	SF: 0 SAC: 0 DP: 1 HBP: 0						

PITCHER		IP	WLS	BF	H	R	ER	SO	BB	IBB	HBP	BLK	WP	HR	S	P	ERA	WHIP
Frank Viola, L ERA: 5.37	(1, 1)	7.0	L	31	9	5	5	3	2	0	0	0	0	4	35	43	6.43	1.571
Rick Lysander, R ERA: 3.29	(8, 1)	1.0		5	0	0	0	1	1	0	0	0	0	0	6	10	0.00	1.000

PITCHER	IP	WLS	BF	H	R	ER	SO	BB	IBB	HBP	BLK	WP	HR	S	P	ERA	WHIP

BOTTOM

Minnesota Twins @ Milwaukee Brewers

Milwaukee County Stadium, Milwaukee, WI

Sat Jul 16 1983, 8:05 PM EDT

Att. 46,519 - Unknown - 82 F

livebaseballscorecards.com

AB	33
R	5
H	9
RBI	5
BB	3
SO	4
LOB	13

1B: 4	SF: 0	WP: 0	PA: 36
2B: 1	SAC: 0	PB: 0	
3B: 0	DP: 1	SB: 0	
HR: 4	HBP: 0	CS: 0	

TOP

Minnesota Twins @ Milwaukee Brewers

Milwaukee County Stadium, Milwaukee, WI

Sun Jul 17 1983, 4:33 AM EDT
Att. 41,021 - Unknown - 89 F

livebaseballscorecards.com

Batter	1	2	3	4	5	6	7	8	9	AB	R	H	RBI	BB	SO	LOB
Mickey Hatcher, R (1, 9) OBP: 0.354, SLG: 0.449	5-3		L9	F3			F9		1B 2B 1B	5	1	1	0	0	0	4
John Castino, R (1, 4) OBP: 0.353, SLG: 0.447	L8		1-H 2-H HR		5-3		BBBB 4-0 1B BB		L4	4	1	1	3	1	0	1
Kent Hrbek, L (1, 3) OBP: 0.364, SLG: 0.475	1B		F9		6-3		1-2 1B		1-2 2B 1B	5	1	3	0	0	0	0
Gary Ward, R (1, 7) OBP: 0.324, SLG: 0.475	F8		F9		1B		L8		1-H 2-H 2B	5	0	2	2	0	0	3
Randy Bush, L (1, 10) OBP: 0.355, SLG: 0.487		F7		L9 E 1B 1B	4-3		L9		F6	5	1	1	0	0	0	4
Gary Gaetti, R (1, 5) OBP: 0.304, SLG: 0.397		F7		E6 1B 1-2		F8		SSS K		4	0	0	0	0	1	1
Tom Brunansky, R (1, 8) OBP: 0.287, SLG: 0.377		F7		L9 2-3		BBBB 4-0 BB		L5-3 1B		3	0	1	0	1	0	2
Ron Washington, R (1, 6) OBP: 0.283, SLG: 0.326			FC HR 1B	1-2 3-H 1B		F9		L5-3 1-2		4	1	2	1	0	0	2
Ray Smith, R (1, 2) OBP: 0.305, SLG: 0.287			FC 1-2 HR	F2		5-3			5-3	3	1	0	0	0	0	4
Tim Laudner, R (8, 2) OBP: 0.262, SLG: 0.277										1	0	0	0	0	0	0
Inning Stats	R: 0 E: 0 K: 0 S: 4 H: 1 LOB: 1 BB: 0 P: 4	R: 0 E: 0 K: 0 S: 3 H: 0 LOB: 0 BB: 0 P: 3	R: 3 E: 0 K: 0 S: 6 H: 2 LOB: 0 BB: 0 P: 6	R: 1 E: 1 K: 0 S: 6 H: 2 LOB: 2 BB: 0 P: 6	R: 0 E: 0 K: 0 S: 4 H: 1 LOB: 1 BB: 0 P: 4	R: 0 E: 0 K: 0 S: 3 H: 0 LOB: 1 BB: 1 P: 7	R: 0 E: 0 K: 0 S: 4 H: 1 LOB: 2 BB: 1 P: 8	R: 0 E: 0 K: 1 S: 5 H: 1 LOB: 0 BB: 0 P: 5	R: 2 E: 0 K: 0 S: 6 H: 3 LOB: 1 BB: 0 P: 6	1B: 9 2B: 2 3B: 0 HR: 1 SF: 0 SAC: 0 DP: 1 HBP: 0	WP: 0 PB: 0 SB: 0 CS: 0 PA: 41					

	AB	39
	R	6
	H	11
	RBI	6
	BB	2
	SO	1
	LOB	21

PITCHER		IP	WLS	BF	H	R	ER	SO	BB	IBB	HBP	BLK	WP	HR	S	P	ERA	WHIP
Chuck Porter, R ERA: 4.39	(1, 1)	6.0	W	27	6	4	3	0	1	0	0	0	0	1	26	30	4.50	1.167
Jim Slaton, R ERA: 3.82	(7, 1)	3.0	S	14	5	2	2	1	1	0	0	0	0	0	15	19	6.00	2.000

PITCHER		IP	WLS	BF	H	R	ER	SO	BB	IBB	HBP	BLK	WP	HR	S	P	ERA	WHIP

Batter	1	2	3	4	5	6	7	8	9	AB	R	H	RBI	BB	SO	LOB
Paul Molitor, R (1, 5) OBP: 0.341, SLG: 0.449	x 0-0 CS 1B		x 0-0 HR 1B	BBB 4-0 S SH4-3 BB		x 0-0 HR		x 0-0 ① F3		4	2	3	1	1	0	0
Jim Gantner, L (1, 4) OBP: 0.333, SLG: 0.439	x 0-0 ① F7		x 0-0 1-H HR	x 0-0 ① SH4-3 1-2		x 0-0 ① L4		x 0-0 HR 1B		4	2	2	2	0	0	1
Robin Yount, R (1, 6) OBP: 0.389, SLG: 0.525	BBB 4-0 ② 1-2 BB		x 0-0 1B 1B 1B	x 0-0 ② L6		x 0-0 HR 2B		x 0-0 ② F9		4	2	2	0	1	0	2
Cecil Cooper, L (1, 3) OBP: 0.330, SLG: 0.546	x 0-0 ③ G3		x 0-0 1B 1-3 2B 1B	SSS 0-3 ③ K 2-3		x 0-0 2-H HR		x 0-0 1-H HR		5	3	3	4	0	1	2
Ted Simmons, S (1, 10) OBP: 0.354, SLG: 0.444		x 0-0 G3 1B 1B	SSS 0-3 ① K		x 0-0 ① 5-3	x 0-0 ② F6		BBBB 4-0 HBP BB		4	1	1	0	1	1	2
Ben Oglivie, L (1, 7) OBP: 0.393, SLG: 0.477		x 0-0 ① G3 1-2	x 0-0 2B 1-2 3-H 1B		x 0-0 ② F5	SSS 0-3 ③ K		H 1-0 1-2 HBP		4	0	1	1	0	1	1
Charlie Moore, R (1, 9) OBP: 0.355, SLG: 0.373		x 0-0 2-H 1B	x 0-0 1-3 2-H 2B	BBBB 4-0 FC5-6 1B BB		x 0-0 ① F5		x 0-0 ③ L8		4	0	2	2	1	0	2
Rick Manning, L (1, 8) OBP: 0.290, SLG: 0.310		SSS 0-3 ② K	x 0-0 ② F4		x 0-0 1-2 1B		SSS 0-3 ② K			4	0	1	0	0	2	3
Bill Schroeder, R (1, 2) OBP: 0.250, SLG: 0.611		x 0-0 ③ F8	x 0-0 ③ 5-3		x 0-0 ③ FC5-6 2-3f		x 0-0 ③ L1			4	0	0	0	0	0	5
Inning Stats	R: 0 H: 1 E: 0 LOB: 1 K: 0 BB: 1 S: 3 P: 7	R: 1 H: 2 E: 0 LOB: 1 K: 1 BB: 0 S: 7 P: 7	R: 4 H: 6 E: 0 LOB: 2 K: 1 BB: 0 S: 11 P: 11	R: 0 H: 0 E: 0 LOB: 1 K: 1 BB: 1 S: 5 P: 9	R: 0 H: 1 E: 0 LOB: 2 K: 0 BB: 1 S: 4 P: 8	R: 3 H: 3 E: 0 LOB: 0 K: 1 BB: 0 S: 8 P: 8	R: 0 H: 0 E: 0 LOB: 0 K: 1 BB: 0 S: 5 P: 5	R: 2 H: 2 E: 0 LOB: 2 K: 0 BB: 1 S: 5 P: 10		1B: 9 SF: 0 2B: 2 SAC: 1 3B: 0 DP: 0 HR: 4 HBP: 1						

PITCHER		IP	WLS	BF	H	R	ER	SO	BB	IBB	HBP	BLK	WP	HR	S	P	ERA	WHIP
Ken Schrom, R ERA: 4.19	(1, 1)	2.1	L	16	9	5	5	2	1	0	0	0	0	1	19	23	19.29	4.286
Brad Havens, L ERA: 7.71	(3, 1)	3.2		17	4	3	3	2	2	0	0	0	0	2	19	27	7.36	1.636
Mike Walters, R ERA: 2.16	(7, 1)	2.0		10	2	2	2	1	1	0	1	0	0	1	10	15	9.00	1.500

PITCHER	IP	WLS	BF	H	R	ER	SO	BB	IBB	HBP	BLK	WP	HR	S	P	ERA	WHIP

BOTTOM

Minnesota Twins @ Milwaukee Brewers

Milwaukee County Stadium, Milwaukee, WI

Sun Jul 17 1983, 4:33 AM EDT

Att. 41,021 - Unknown - 89 F

livebaseballscorecards.com

AB	37
R	10
H	15
RBI	10
BB	4
SO	5
LOB	18

Texas Rangers @ Milwaukee Brewers

Milwaukee County Stadium, Milwaukee, WI

Mon Jul 18 1983, 8:05 PM EDT

Unknown - 80 F

TOP

livebaseballscorecards.com

Batter	1	2	3	4	5	6	7	8	9	AB	R	H	RBI	BB	SO	LOB
Wayne Tolleson, S (1, 6) OBP: 0.340, SLG: 0.366	F8			WP S SF8 HBP	4-3		1-2 1B			3	1	1	0	0	0	1
Bob Jones, L (1, 7) OBP: 0.393, SLG: 0.520	E3 G5-4-3			SF8 1-H		2B 2B	F6			2	1	1	1	0	0	0
Bill Sample, R (7, PH) OBP: 0.344, SLG: 0.425 (7, 7)										1	0	0	0	0	0	2
Buddy Bell, R (1, 5) OBP: 0.333, SLG: 0.433	G5-4-3 1-2f			6-3		2-H 2B		F9		4	0	1	1	0	0	1
Larry Parrish, R (1, 9) OBP: 0.352, SLG: 0.539		F8		HR		6-3		F5		4	1	1	1	0	0	1
George Wright, S (1, 8) OBP: 0.330, SLG: 0.438		F9		1B		F6		K		4	0	1	0	0	1	1
Larry Biittner, L (1, 10) OBP: 0.351, SLG: 0.365		6-3		F8		K			FC3-6 1B	4	0	1	0	0	1	2
Jim Anderson, R (9, PR) OBP: 0.246, SLG: 0.222										0	0	0	0	0	0	0
Pete O'Brien, L (1, 3) OBP: 0.315, SLG: 0.329			K		2B		4-3		F8	4	0	1	0	0	1	1
Bill Stein, R (1, 4) OBP: 0.319, SLG: 0.407			F8		1-3		5-3		FC3-6 1-2f	4	0	0	0	0	0	2
Bob Johnson, R (1, 2) OBP: 0.284, SLG: 0.362			K		K		1B 1B		P6	3	0	1	0	0	2	1
Mickey Rivers, L (9, PH) OBP: 0.276, SLG: 0.312										1	0	0	0	0	0	1

Inning Stats	1	2	3	4	5	6	7	8	9
R	0	0	0	2	0	1	0	0	0
E	1	0	0	0	0	0	0	0	0
K	0	0	2	0	1	1	0	1	0
S	3	3	7	5	6	7	5	5	4
H	0	0	0	2	1	2	2	0	1
LOB	0	0	0	1	1	1	2	0	1
BB	0	0	0	0	0	0	0	0	0
P	3	3	7	6	6	7	5	5	4

1B	4
2B	3
3B	0
HR	1
SF	1
SAC	0
DP	1
HBP	1

WP	1
PB	0
SB	1
CS	0
PA	36

AB	34
R	3
H	8
RBI	3
BB	0
SO	5
LOB	13

PITCHER		IP	WLS	BF	H	R	ER	SO	BB	IBB	HBP	BLK	WP	HR	S	P	ERA	WHIP
Bob Gibson, R ERA: 3.55	(1, 1)	5.1		22	5	3	3	3	0	0	1	0	1	1	27	28	5.06	0.938
Jerry Augustine, L ERA: 6.8	(6, 1)	1.2	W	7	2	0	0	1	0	0	0	0	0	0	9	9	0.00	1.200
Pete Ladd, R ERA: 3.45	(8, 1)	2.0	S	7	1	0	0	1	0	0	0	0	0	0	9	9	0.00	0.500

PITCHER		IP	WLS	BF	H	R	ER	SO	BB	IBB	HBP	BLK	WP	HR	S	P	ERA	WHIP

Batter	1	2	3	4	5	6	7	8	9	AB	R	H	RBI	BB	SO	LOB
Paul Molitor, R (1, 5) OBP: 0.340, SLG: 0.453	G3		2B 3B		L4		F9			4	1	1	0	0	0	0
Jim Gantner, L (1, 4) OBP: 0.332, SLG: 0.435	G3		K		1B BB		1-4-3			3	0	0	0	1	1	1
Robin Yount, R (1, 6) OBP: 0.396, SLG: 0.535	1B 2B		3-H 2B		1-2 1B		1B E BB			3	2	3	1	1	0	0
Cecil Cooper, L (1, 3) OBP: 0.332, SLG: 0.545	2-H 1B		K		3-1		E8 1B 1-H 1B			4	1	2	1	0	1	3
Ted Simmons, S (1, 10) OBP: 0.353, SLG: 0.442	4-3		F8			F4	2-H 1B			4	0	1	1	0	0	2
Ben Oglivie, L (1, 7) OBP: 0.391, SLG: 0.473		4-3		G6-4-3 1B		4-3	K			4	0	1	0	0	1	1
Charlie Moore, R (1, 9) OBP: 0.360, SLG: 0.376		1-3 1B		G6-4-3 1-2f		1B BB		G4-6-3 1B		3	0	2	0	1	0	1
Rick Manning, L (1, 8) OBP: 0.290, SLG: 0.310		1-3 1-2		F8		1-2 1B		G4-6-3 1-2f		4	0	1	0	0	0	2
Bill Schroeder, R (1, 2) OBP: 0.208, SLG: 0.500		5-3			K	K		K		4	0	0	0	0	3	3
Inning Stats	R: 1 H: 2 E: 0 LOB: 1 K: 0 BB: 0 S: 5 P: 5	R: 0 H: 1 E: 0 LOB: 1 K: 0 BB: 0 S: 4 P: 4	R: 1 H: 2 E: 0 LOB: 1 K: 2 BB: 0 S: 9 P: 9	R: 0 H: 1 E: 0 LOB: 0 K: 0 BB: 0 S: 3 P: 3	R: 0 H: 1 E: 0 LOB: 2 K: 1 BB: 1 S: 6 P: 10	R: 0 H: 1 E: 0 LOB: 2 K: 1 BB: 1 S: 6 P: 10	R: 2 H: 2 E: 1 LOB: 1 K: 1 BB: 1 S: 7 P: 11	R: 0 H: 1 E: 0 LOB: 0 K: 1 BB: 0 S: 5 P: 5		1B: 8 SF: 0 2B: 2 SAC: 0 3B: 1 DP: 2 HR: 0 HBP: 0						

PITCHER	IP	WLS	BF	H	R	ER	SO	BB	IBB	HBP	BLK	WP	HR	S	P	ERA	WHIP
Danny Darwin, R (1, 1) ERA: 3.07	8.0	L	36	11	4	3	6	3	0	0	0	0	0	45	57	3.38	1.750

PITCHER	IP	WLS	BF	H	R	ER	SO	BB	IBB	HBP	BLK	WP	HR	S	P	ERA	WHIP

BOTTOM

Texas Rangers @ Milwaukee Brewers

Milwaukee County Stadium, Milwaukee, WI

Mon Jul 18 1983, 8:05 PM EDT

Unknown - 80 F

livebaseballscorecards.com

AB	33
R	4
H	11
RBI	3
BB	3
SO	6
LOB	13

Batter	1	2	3	4	5	6	7	8	9	AB	R	H	RBI	BB	SO	LOB
Wayne Tolleson, S (1, 6) OBP: 0.338, SLG: 0.361	F9		K		HBP		4-3		FC1-6 1-2f 2B	4	1	0	0	0	1	2
Mike Richardt, R (1, 4) OBP: 0.208, SLG: 0.290 Larry Biittner, L (9, PH) OBP: 0.358, SLG: 0.384 Jim Anderson, R (9, PR) OBP: 0.246, SLG: 0.222	F8			4-3 HR BLK BB	F9 2-3		1B		1-H 2B	3 1 0	1 0 0	1 1 0	0 1 0	1 0 0	0 0 0	2 0 0
Buddy Bell, R (1, 5) OBP: 0.328, SLG: 0.427	5-3			4-3 1-3	K		F7		K	5	0	0	0	0	2	5
Larry Parrish, R (1, 9) OBP: 0.353, SLG: 0.547		F3		HR 3-H		BB BB FC3-2 1B	F9		K	5	1	2	2	0	1	2
George Wright, S (1, 8) OBP: 0.329, SLG: 0.434		K		5-3		FC3-2 BB 1-2		4-3		3	0	0	0	1	1	0
Bill Sample, R (1, 7) OBP: 0.343, SLG: 0.423		4-3		F8		K		1B S		4	0	1	0	0	1	2
Dave Hostetler, R (1, 10) OBP: 0.300, SLG: 0.319			6-3		HR	FC3-2 BB 1-2 2-3		6-3 1-2		3	1	1	1	1	0	1
Pete O'Brien, L (1, 3) OBP: 0.314, SLG: 0.328			6-3 1B	F8	FC3-2 FC6-4 1-2 2-3 3-Hf			F7		4	0	1	0	0	0	4
Jim Sundberg, R (1, 2) OBP: 0.265, SLG: 0.261 Bob Jones, L (9, PH) OBP: 0.414, SLG: 0.538			6-3 1-2		F9 2B	FC6-4 1-2f			FC1-6 1B	3 1	0 0	1 1	0 0	0 0	0 0	4 0

TOP

Texas Rangers @ Milwaukee Brewers

Milwaukee County Stadium, Milwaukee, WI

Mon Jul 18 1983, 8:05 PM EDT

Att. 28,076 - Unknown

livebaseballscorecards.com

AB	36
R	4
H	9
RBI	4
BB	3
SO	6
LOB	22

Inning Stats	1	2	3	4	5	6	7	8	9	1B	SF	WP	PA
R	0	0	0	2	1	0	0	0	1	5	0	0	40
E	0	0	0	0	0	0	0	0	0	2B	SAC	PB	
K	0	1	1	0	1	1	0	0	2	2	0	0	
S	3	5	6	4	7	6	4	4	9	3B	DP	SB	
H	0	0	1	1	2	1	1	1	2	0	0	1	
LOB	0	0	1	0	2	3	0	1	1	HR	HBP	CS	
BB	0	0	0	1	0	2	0	0	0	2	1	0	
P	3	5	6	8	8	14	4	4	9				

PITCHER		IP	WLS	BF	H	R	ER	SO	BB	IBB	HBP	BLK	WP	HR	S	P	ERA	WHIP
Bob McClure, L ERA: 3.93	(1, 1)	5.0		23	5	3	3	3	2	0	1	1	0	2	26	35	5.40	1.400
Tom Tellmann, R ERA: 3.04	(6, 1)	3.1	W	15	4	1	1	1	1	0	0	0	0	0	16	20	2.70	1.500
Pete Ladd, R ERA: 3.31	(9, 1)	0.2	S	2	0	0	0	2	0	0	0	0	0	0	6	6	0.00	0.000

PITCHER	IP	WLS	BF	H	R	ER	SO	BB	IBB	HBP	BLK	WP	HR	S	P	ERA	WHIP

Batter	1	2	3	4	5	6	7	8	9	AB	R	H	RBI	BB	SO	LOB
Paul Molitor, R (1, 5) OBP: 0.339, SLG: 0.449	6-3		5-3 1-2			5-3		BB 1B SF9 1-2 2-3 BB		3	1	0	0	1	0	1
Jim Gantner, L (1, 4) OBP: 0.334, SLG: 0.434	F7		4-3 2-3			G6-4-3 HBP		BB 1B 1-2 2-H 3-H 1B		3	1	1	2	0	0	1
Robin Yount, R (1, 6) OBP: 0.394, SLG: 0.530	F4		K2-3			G6-4-3 1-2f		1B 1-2 2-3 BB		3	0	0	0	1	1	2
Cecil Cooper, L (1, 3) OBP: 0.331, SLG: 0.546		2B 2B		F9			4-3	SF9 3-H		3	1	1	1	0	0	0
Ted Simmons, S (1, 2) OBP: 0.351, SLG: 0.440		L4		F4			6-3	1-3 2-H 1B		4	0	1	1	0	0	1
Roy Howell, L (1, 10) OBP: 0.323, SLG: 0.392		PB 2-H 2B		K			F5	L3		4	0	1	1	0	1	2
Mark Brouhard, R (1, 9) OBP: 0.381, SLG: 0.643 Charlie Moore, R (9, 9) OBP: 0.360, SLG: 0.376		K 2-3			K			K		3 0	0 0	0 0	0 0	0 0	3 0	1 0
Rick Manning, L (1, 8) OBP: 0.293, SLG: 0.311		3-1			G5-4-3 BB			BB BB 1B 1B		2	1	1	0	1	0	1
Ed Romero, R (1, 7) OBP: 0.372, SLG: 0.463 Ben Oglivie, L (8, PH) (9, 7) OBP: 0.393, SLG: 0.473			4-3 5-3 1B		G5-4-3 1-2f			BB 1-2 1B BB		2 0	0 1	1 0	0 0	0 1	0 0	1 0
Inning Stats	R: 0 H: 0 E: 0 LOB: 0 K: 0 BB: 0 S: 3 P: 3	R: 1 H: 2 E: 0 LOB: 1 K: 1 BB: 0 S: 7 P: 7	R: 0 H: 1 E: 0 LOB: 1 K: 1 BB: 0 S: 6 P: 6	R: 0 H: 0 E: 0 LOB: 0 K: 1 BB: 0 S: 5 P: 5	R: 0 H: 0 E: 0 LOB: 0 K: 1 BB: 1 S: 4 P: 8	R: 0 H: 0 E: 0 LOB: 0 K: 0 BB: 0 S: 2 P: 3	R: 0 H: 0 E: 0 LOB: 0 K: 0 BB: 0 S: 3 P: 3	R: 4 H: 3 E: 0 LOB: 2 K: 1 BB: 3 S: 8 P: 20		1B: 4 SF: 1 2B: 2 SAC: 0 3B: 0 DP: 2 HR: 0 HBP: 1						

PITCHER		IP	WLS	BF	H	R	ER	SO	BB	IBB	HBP	BLK	WP	HR	S	P	ERA	WHIP
Charlie Hough, R ERA: 3.34	(1, 1)	7.1	L	28	4	4	4	5	3	0	1	0	0	0	34	47	4.91	0.955
Dave Schmidt, R ERA: 2.74	(8, 1)	0.2		5	2	1	1	0	1	0	0	0	0	0	4	8	13.50	4.500

PITCHER	IP	WLS	BF	H	R	ER	SO	BB	IBB	HBP	BLK	WP	HR	S	P	ERA	WHIP

BOTTOM

Texas Rangers @ Milwaukee Brewers

Milwaukee County Stadium, Milwaukee, WI

Mon Jul 18 1983, 8:05 PM EDT

Att. 28,076 - Unknown

livebaseballscorecards.com

AB	27
R	5
H	6
RBI	5
BB	4
SO	5
LOB	10

Texas Rangers @ Milwaukee Brewers

Milwaukee County Stadium, Milwaukee, WI

Tue Jul 19 1983, 8:05 PM EDT

Att. 21,236 - Overcast

TOP

livebaseballscorecards.com

Batter	1	2	3	4	5	6	7	8	9	AB	R	H	RBI	BB	SO	LOB
Wayne Tolleson, S (1, 6) OBP: 0.336, SLG: 0.358	F7		1B (CS)		4-3		6-3		F7	5	0	1	0	0	0	0
Bob Jones, L (1, 10) OBP: 0.382, SLG: 0.467	K		K (1-2)		BB		K		4-3	4	0	0	0	1	3	1
Buddy Bell, R (1, 5) OBP: 0.330, SLG: 0.430	1B			1B 2B	F8			F7		4	1	2	0	0	0	1
Larry Parrish, R (1, 9) OBP: 0.352, SLG: 0.546	F7			F9		1B 2B		F7		4	1	1	0	0	0	2
George Wright, S (1, 8) OBP: 0.331, SLG: 0.433		4-3		F7		FC6-4 (2-H) 1B		E S 1B BB		3	1	1	1	1	0	1
Larry Biittner, L (1, 3) OBP: 0.374, SLG: 0.400		FC6-4 1B		BB (2-H) 1B		K		1B (1-H) 1B		4	0	3	2	0	1	1
Bill Sample, R (1, 7) OBP: 0.345, SLG: 0.422		FC6-4 (1-2f)		4-0 (1-2) BB		FC6-4 (1-2f)		1B (1-2)		3	0	1	0	1	0	2
Bill Stein, R (1, 4) OBP: 0.308, SLG: 0.393		K		F8		5-3		F8		4	0	0	0	0	1	6
Bob Johnson, R (1, 2) OBP: 0.275, SLG: 0.349			K		K		6-3		5-3	4	0	0	0	0	2	0

AB	35
R	3
H	9
RBI	3
BB	3
SO	7
LOB	14

Inning Stats	1	2	3	4	5	6	7	8	9	1B: 7	SF: 0	WP: 0	PA: 38
R	0	0	0	1	0	1	0	1	0	2B: 2	SAC: 0	PB: 0	
E	0	0	0	0	0	0	0	0	0	3B: 0	DP: 0	SB: 1	
K	1	1	2	0	1	1	1	0	0	HR: 0	HBP: 0	CS: 1	
S	6	6	7	5	5	7	5	5	3				
H	1	1	1	2	0	2	0	2	0				
LOB	1	1	0	2	1	1	0	2	0				
BB	0	0	0	1	1	0	0	1	0				
P	6	6	7	9	9	7	5	9	3				

PITCHER		IP	WLS	BF	H	R	ER	SO	BB	IBB	HBP	BLK	WP	HR	S	P	ERA	WHIP
Don Sutton, R ERA: 3.41	(1, 1)	8.0	L	35	9	3	3	7	3	0	0	0	0	0	46	58	3.38	1.500
Jim Slaton, R ERA: 3.76	(9, 1)	1.0		3	0	0	0	0	0	0	0	0	0	0	3	3	0.00	0.000

PITCHER	IP	WLS	BF	H	R	ER	SO	BB	IBB	HBP	BLK	WP	HR	S	P	ERA	WHIP

Texas Rangers @ Milwaukee Brewers

Milwaukee County Stadium, Milwaukee, WI

Tue Jul 19 1983, 8:05 PM EDT

Att. 21,236 - Overcast

livebaseballscorecards.com

BOTTOM

Batter	1	2	3	4	5	6	7	8	9	AB	R	H	RBI	BB	SO	LOB
Paul Molitor, R (1, 5) OBP: 0.341, SLG: 0.449	0-0 F9 S 1B 1B		0-3 K			0-0 SH1-4 1B	0-0 FC6-4 1-2f			4	1	2	0	0	1	2
Charlie Moore, R (1, 9) OBP: 0.356, SLG: 0.372	0-0 F8 1-2		0-0 F6			0-0 SH1-4 1-2		0-0 5-3		3	0	0	0	0	0	1
Robin Yount, R (1, 6) OBP: 0.390, SLG: 0.524	0-0 F9 2-3			0-0 F8		0-3 K		0-0 5-3		4	0	0	0	0	1	2
Cecil Cooper, L (1, 3) OBP: 0.335, SLG: 0.547	0-0 3-H 1B			0-0 4-3		4-0 FC6-4 IBB		0-0 1B 1B		3	0	2	1	1	0	0
Mark Brouhard, R (1, 7) OBP: 0.370, SLG: 0.609	0-0 1-3			0-0 5-3		0-0 FC6-4 1-2f		0-0 1-3 1B		4	0	1	0	0	0	3
Don Money, R (1, 10) OBP: 0.216, SLG: 0.229 Roy Howell, L (8, PH) OBP: 0.321, SLG: 0.388		0-0 5-3			0-0 F7		0-0 F4	0-0 L3		3 1	0 0	0 0	0 0	0 0	0 0	0 2
Ed Romero, R (1, 4) OBP: 0.391, SLG: 0.465 Jim Gantner, L (9, PH) OBP: 0.333, SLG: 0.433		0-0 F7			0-0 FC8-4 1B		4-0 1B BB		0-3 K	2 1	0 0	1 0	0 0	1 0	0 1	0 0
Rick Manning, L (1, 8) OBP: 0.295, SLG: 0.313		0-0 F9			0-0 FC8-4 1-2f		0-0 FC6-4 1-3 1B		0-0 G6-3 1B	4	0	2	0	0	0	1
Bill Schroeder, R (1, 2) OBP: 0.192, SLG: 0.458 Ted Simmons, S (7, PH) OBP: 0.349, SLG: 0.437 (8, 2)			0-0 F9		0-3 K		0-3 K		0-0 G6-3 1-2f	2 2	0 0	0 0	0 0	1 1	1 3	1 3

Inning Stats									
	R: 1 H: 2 E: 0 LOB: 1 K: 0 BB: 0 S: 5 P: 5	R: 0 H: 0 E: 0 LOB: 0 K: 0 BB: 0 S: 3 P: 3	R: 0 H: 0 E: 0 LOB: 0 K: 1 BB: 0 S: 5 P: 5	R: 0 H: 0 E: 0 LOB: 0 K: 0 BB: 0 S: 3 P: 3	R: 0 H: 1 E: 0 LOB: 1 K: 1 BB: 0 S: 6 P: 6	R: 0 H: 1 E: 0 LOB: 2 K: 1 BB: 1 S: 6 P: 10	R: 0 H: 1 E: 0 LOB: 2 K: 1 BB: 1 S: 6 P: 10	R: 0 H: 2 E: 0 LOB: 2 K: 0 BB: 0 S: 5 P: 5	R: 0 H: 1 E: 0 LOB: 0 K: 1 BB: 0 S: 5 P: 5

1B: 8	SF: 0	WP: 0	PA: 36
2B: 0	SAC: 1	PB: 0	
3B: 0	DP: 1	SB: 1	
HR: 0	HBP: 0	CS: 0	

AB	33
R	1
H	8
RBI	1
BB	2
SO	5
LOB	15

PITCHER		IP	WLS	BF	H	R	ER	SO	BB	IBB	HBP	BLK	WP	HR	S	P	ERA	WHIP
Rick Honeycutt, L ERA: 2.19	(1, 1)	5.0	W	18	3	1	1	2	0	0	0	0	0	0	22	22	1.80	0.600
John Butcher, R ERA: 3.21	(6, 1)	4.0	S	18	5	0	0	3	1	1	0	0	0	0	22	30	0.00	1.500

PITCHER	IP	WLS	BF	H	R	ER	SO	BB	IBB	HBP	BLK	WP	HR	S	P	ERA	WHIP

Texas Rangers @ Milwaukee Brewers

Milwaukee County Stadium, Milwaukee, WI

Wed Jul 20 1983, 4:33 AM EDT

Att. 35,645 - Unknown

TOP

livebaseballscorecards.com

Batter	1	2	3	4	5	6	7	8	9	AB	R	H	RBI	BB	SO	LOB
Wayne Tolleson, S (1, 6) OBP: 0.334, SLG: 0.357	5-3		F7			G6-4-3 1-2f		1B FC5-2 1B		4	0	1	0	0	0	1
Pete O'Brien, L (1, 3) OBP: 0.316, SLG: 0.330	G5-4-3 1B		B1-3			6-3		1-3 FC5-2 1B		4	0	2	0	0	0	0
Buddy Bell, R (1, 5) OBP: 0.329, SLG: 0.429	G5-4-3 1-2f			5-3			G6-4-3 1B	FC5-2 1-2 3-H		4	0	1	0	0	0	3
Larry Parrish, R (1, 9) OBP: 0.351, SLG: 0.542		5-3		G1-4-3 1B			G6-4-3 1-2f	1-3		4	0	1	0	0	0	3
George Wright, S (1, 8) OBP: 0.330, SLG: 0.439		5-3		G1-4-3 1-2f			HR		F6	4	1	1	1	0	0	1
Bill Sample, R (1, 7) OBP: 0.346, SLG: 0.423		1B 1B			K		HR 1B		F7	4	1	2	0	0	1	0
Dave Hostetler, R (1, 10) OBP: 0.304, SLG: 0.339		1-2 1B			5-3		1-H HR		L5	4	1	2	2	0	0	0
Mike Richardt, R (1, 4) OBP: 0.200, SLG: 0.278		K			L6		F8			3	0	0	0	0	1	2
Bob Johnson, R (1, 2) OBP: 0.276, SLG: 0.348			6-3			G6-4-3 1B		F8		3	0	1	0	0	0	0
Inning Stats	R: 0 E: 0 K: 0 S: 3 H: 1 LOB: 0 BB: 0 P: 3	R: 0 E: 0 K: 1 S: 7 H: 2 LOB: 2 BB: 0 P: 7	R: 0 E: 0 K: 0 S: 3 H: 0 LOB: 0 BB: 0 P: 3	R: 0 E: 0 K: 0 S: 3 H: 1 LOB: 0 BB: 0 P: 3	R: 0 E: 0 K: 1 S: 5 H: 0 LOB: 0 BB: 0 P: 5	R: 0 E: 0 K: 0 S: 3 H: 1 LOB: 0 BB: 0 P: 3	R: 3 E: 0 K: 0 S: 6 H: 4 LOB: 0 BB: 0 P: 6	R: 0 E: 0 K: 0 S: 5 H: 2 LOB: 2 BB: 0 P: 5	R: 0 E: 0 K: 0 S: 3 H: 0 LOB: 0 BB: 0 P: 3	1B: 9 2B: 0 3B: 0 HR: 2 SF: 0 SAC: 0 DP: 4 HBP: 0						

	AB	34
	R	3
	H	11
	RBI	3
	BB	0
	SO	2
	LOB	10

WP: 0 PB: 0 SB: 0 CS: 0 PA: 34

PITCHER		IP	WLS	BF	H	R	ER	SO	BB	IBB	HBP	BLK	WP	HR	S	P	ERA	WHIP
Mike Caldwell, L ERA: 4.4	(1, 1)	7.1		29	11	3	3	2	0	0	0	0	0	2	33	33	3.68	1.500
Tom Tellmann, R ERA: 3.0	(8, 1)	0.2	W	2	0	0	0	0	0	0	0	0	0	0	2	2	0.00	0.000
Pete Ladd, R ERA: 3.12	(9, 1)	1.0	S	3	0	0	0	0	0	0	0	0	0	0	3	3	0.00	0.000

PITCHER		IP	WLS	BF	H	R	ER	SO	BB	IBB	HBP	BLK	WP	HR	S	P	ERA	WHIP

Texas Rangers @ Milwaukee Brewers

Milwaukee County Stadium, Milwaukee, WI

Wed Jul 20 1983, 4:33 AM EDT

Att. 35,645 - Unknown

livebaseballscorecards.com

Batter	1	2	3	4	5	6	7	8	9	AB	R	H	RBI	BB	SO	LOB
Paul Molitor, R (1, 5) OBP: 0.340, SLG: 0.447	K		4-3 1-2 2-3		4-3		1B 1B			4	0	1	0	0	1	2
Jim Gantner, L (1, 4) OBP: 0.338, SLG: 0.435	K		1B 2-H 3-H		1B BB		1B 1-2			3	0	2	2	1	1	0
Robin Yount, R (1, 6) OBP: 0.389, SLG: 0.521	6-3		L6		1B 1-2		L7			4	0	1	0	0	0	3
Cecil Cooper, L (1, 3) OBP: 0.337, SLG: 0.555		4-3	1B 2B		4-3			HR		4	2	2	1	0	0	2
Ted Simmons, S (1, 10) OBP: 0.348, SLG: 0.435		F7	F8			1B G4-6-3		F4		4	0	1	0	0	0	1
Mark Brouhard, R (1, 7) OBP: 0.340, SLG: 0.560		K	F9			K		5-3		4	0	0	0	0	2	2
Rick Manning, L (1, 8) OBP: 0.295, SLG: 0.315			F8	2B 1-H		G4-6-3 1-2f		3-1		4	0	1	1	0	0	1
Charlie Moore, R (1, 9) OBP: 0.356, SLG: 0.370			BB 4-3 1B	5-3			5-3			2	1	0	0	1	0	1
Bill Schroeder, R (1, 2) OBP: 0.207, SLG: 0.423			BB 4-3 1-2 1B		F9		F7			2	1	0	0	1	0	0
Inning Stats	R: 0 E: 0 K: 2 S: 7 H: 0 LOB: 0 BB: 0 P: 7	R: 0 E: 0 K: 1 S: 5 H: 0 LOB: 0 BB: 0 P: 5	R: 2 E: 0 K: 0 S: 4 H: 1 LOB: 1 BB: 2 P: 12	R: 1 E: 0 K: 0 S: 5 H: 2 LOB: 1 BB: 0 P: 5	R: 0 E: 0 K: 0 S: 4 H: 1 LOB: 2 BB: 1 P: 8	R: 0 E: 0 K: 1 S: 5 H: 1 LOB: 0 BB: 0 P: 5	R: 0 E: 0 K: 0 S: 5 H: 2 LOB: 2 BB: 0 P: 5	R: 1 E: 0 K: 0 S: 4 H: 1 LOB: 0 BB: 0 P: 4		1B: 6 2B: 1 3B: 0 HR: 1 SF: 0 SAC: 0 DP: 1 HBP: 0						

	AB	31
	R	4
	H	8
	RBI	4
	BB	3
	SO	4
	LOB	12

WP: 0 PB: 0 SB: 0 CS: 0 PA: 34

PITCHER	IP	WLS	BF	H	R	ER	SO	BB	IBB	HBP	BLK	WP	HR	S	P	ERA	WHIP
Mike Smithson, R (1, 1) ERA: 4.18	8.0	L	34	8	4	4	4	3	0	0	0	0	1	39	51	4.50	1.375

PITCHER	IP	WLS	BF	H	R	ER	SO	BB	IBB	HBP	BLK	WP	HR	S	P	ERA	WHIP

Batter	1	2	3	4	5	6	7	8	9	AB	R	H	RBI	BB	SO	LOB
Rudy Law, L (1, 8) OBP: 0.341, SLG: 0.331	S 1B		F6			K		S 1B (1-H)		4	1	2	1	0	1	0
Carlton Fisk, R (1, 2) OBP: 0.338, SLG: 0.536	F7 (1-2)			HR		FC3-6 1B		S SF9 (1-H) 1B		4	2	3	2	0	0	1
Greg Walker, L (1, 3) OBP: 0.326, SLG: 0.464	K			FC3-6 1B		FC3-6 HR (1-2f)		K (2-3)		4	1	1	0	0	2	3
Mike Squires, L (8, 3) OBP: 0.359, SLG: 0.300										0	0	0	0	0	0	0
Greg Luzinski, R (1, 10) OBP: 0.342, SLG: 0.467	F4			F7		HR (1-H)		SF9 (3-H)		3	1	1	3	0	0	2
Harold Baines, L (1, 9) OBP: 0.341, SLG: 0.407		K		FC3-6 (1-2f)		F6		F7		4	0	0	0	0	1	1
Ron Kittle, R (1, 7) OBP: 0.310, SLG: 0.516		F8		K			F3		F4	4	0	0	0	0	1	1
Vance Law, R (1, 5) OBP: 0.289, SLG: 0.333		5-3			G6-3 1B		F6		1B	3	0	1	0	0	0	0
Jerry Hairston, S (9, PH) OBP: 0.400, SLG: 0.523										1	0	1	0	0	0	0
Lorenzo Gray, R (9, PR) OBP: 0.265, SLG: 0.267										0	0	0	0	0	0	0
Jerry Dybzinski, R (1, 6) OBP: 0.285, SLG: 0.273			L6		F7		F3		F6	3	0	0	0	0	0	1
Tom Paciorek, R (9, PH) OBP: 0.314, SLG: 0.423										1	0	0	0	0	0	1
Julio Cruz, S (1, 4) OBP: 0.312, SLG: 0.318			4-3		G6-3 (1-2f)			S 1B 1B	F8	4	1	1	0	0	0	2
Inning Stats	R: 0 E: 0 K: 1 S: 6 H: 1 LOB: 1 BB: 0 P: 6	R: 0 E: 0 K: 1 S: 5 H: 0 LOB: 0 BB: 0 P: 5	R: 0 E: 0 K: 0 S: 3 H: 0 LOB: 0 BB: 0 P: 3	R: 1 E: 0 K: 1 S: 7 H: 2 LOB: 1 BB: 0 P: 7	R: 0 E: 0 K: 0 S: 3 H: 1 LOB: 0 BB: 0 P: 3	R: 2 E: 0 K: 1 S: 7 H: 2 LOB: 0 BB: 0 P: 7	R: 0 E: 0 K: 0 S: 3 H: 0 LOB: 0 BB: 0 P: 3	R: 3 E: 0 K: 1 S: 8 H: 3 LOB: 0 BB: 0 P: 8	R: 0 E: 0 K: 0 S: 4 H: 1 LOB: 1 BB: 0 P: 4	1B: 8 2B: 0 3B: 0 HR: 2	SF: 1 SAC: 0 DP: 1 HBP: 0						

TOP

Chicago White Sox @ Milwaukee Brewers

Milwaukee County Stadium, Milwaukee, WI

Thu Jul 21 1983, 8:05 PM EDT

Att. 29,609 - Cloudy - 93 F

livebaseballscorecards.com

AB	35
R	6
H	10
RBI	6
BB	0
SO	5
LOB	12

PITCHER		IP	WLS	BF	H	R	ER	SO	BB	IBB	HBP	BLK	WP	HR	S	P	ERA	WHIP
Moose Haas, R ERA: 3.74	(1, 1)	7.0		27	7	4	4	4	0	0	0	0	0	2	35	35	5.14	1.000
Pete Ladd, R ERA: 3.93	(8, 1)	1.0	W	5	2	2	2	1	0	0	0	0	0	0	7	7	18.00	2.000
Jim Slaton, R ERA: 3.7	(9, 1)	1.0	S	4	1	0	0	0	0	0	0	0	0	0	4	4	0.00	1.000

PITCHER		IP	WLS	BF	H	R	ER	SO	BB	IBB	HBP	BLK	WP	HR	S	P	ERA	WHIP

WP: 0 PB: 0 SB: 4 CS: 0 PA: 36

Batter	1	2	3	4	5	6	7	8	9	AB	R	H	RBI	BB	SO	LOB
Paul Molitor, R (1, 5) OBP: 0.338, SLG: 0.446	K	K			G6-3 1-2f		K	1-3 3-H 2B		5	0	1	1	0	3	5
Charlie Moore, R (1, 9) OBP: 0.360, SLG: 0.374	2B 1B		1-6-3 9-1-5 1B		1-3		1-2 2B 1B	FC6-5-2 3-H		5	2	3	0	0	0	2
Robin Yount, R (1, 6) OBP: 0.394, SLG: 0.533 Rob Picciolo, R (9, 6) OBP: 0.308, SLG: 0.462	1-H 2B		1-2 1-6-3 1B			F8 2B 2B	1-H 2-H 2B	G3		5 0	1 0	4 0	3 0	0 0	0 0	2 0
Cecil Cooper, L (1, 3) OBP: 0.333, SLG: 0.549	K		1-6-3 1-2 2-3			F8 2-3	K			4	0	0	0	0	2	4
Ted Simmons, S (1, 10) OBP: 0.350, SLG: 0.438		5-3	9-1-5 3-Hf			3-H 2B		1B 1B		4	1	2	1	0	0	2
Ben Oglivie, L (1, 7) OBP: 0.395, SLG: 0.478		BB 2B	K			L5		1B WP 1-3 1B		4	1	2	0	0	1	1
Rick Manning, L (1, 8) OBP: 0.297, SLG: 0.315		BB BB	L4			F7		SH1-4 WP 2B 1-3 3-H 1B		3	1	1	1	1	0	1
Bill Schroeder, R (1, 2) OBP: 0.188, SLG: 0.379		F3	F6				F1	SH1-4 1-3 3-H		3	0	0	0	0	0	2
Jim Gantner, L (1, 4) OBP: 0.345, SLG: 0.435		1-2 2-3 BB			G6-3 BB		1B 2B HBP	2B FC6-5-2 HBP		0	1	0	0	2	0	0
Inning Stats	R: 1 H: 2 E: 0 LOB: 0 K: 2 BB: 0 S: 8 P: 8	R: 0 H: 1 E: 0 LOB: 3 K: 1 BB: 2 S: 6 P: 14	R: 0 H: 2 E: 0 LOB: 1 K: 0 BB: 0 S: 4 P: 4	R: 0 H: 0 E: 0 LOB: 0 K: 1 BB: 0 S: 5 P: 5	R: 0 H: 0 E: 0 LOB: 0 K: 0 BB: 1 S: 2 P: 6	R: 1 H: 2 E: 0 LOB: 1 K: 0 BB: 0 S: 5 P: 5	R: 2 H: 2 E: 0 LOB: 1 K: 2 BB: 0 S: 9 P: 10	R: 3 H: 4 E: 0 LOB: 2 K: 0 BB: 0 S: 7 P: 8		1B: 7 SF: 0 2B: 7 SAC: 1 3B: 0 DP: 2 HR: 0 HBP: 2				WP: 1 PA: 39 PB: 0 SB: 0 CS: 0		

PITCHER		IP	WLS	BF	H	R	ER	SO	BB	IBB	HBP	BLK	WP	HR	S	P	ERA	WHIP
Britt Burns, L ERA: 3.83	(1, 1)	5.1		23	7	2	2	4	3	0	0	0	0	0	28	40	3.38	1.875
Kevin Hickey, L ERA: 4.96	(6, 1)	0.2		2	0	0	0	0	0	0	0	0	0	0	2	2	0.00	0.000
Salome Barojas, R ERA: 3.57	(7, 1)	0.2		5	2	2	2	1	0	0	1	0	0	0	6	7	27.00	3.000
Juan Agosto, L ERA: 4.71	(7, 1)	0.2	L	5	3	3	3	1	0	0	0	0	1	0	7	7	40.50	4.500
Dennis Lamp, R ERA: 3.43	(8, 1)	0.2		4	1	0	0	0	0	0	1	0	0	0	3	4	0.00	1.500

PITCHER	IP	WLS	BF	H	R	ER	SO	BB	IBB	HBP	BLK	WP	HR	S	P	ERA	WHIP

BOTTOM

Chicago White Sox @ Milwaukee Brewers

Milwaukee County Stadium, Milwaukee, WI

Thu Jul 21 1983, 8:05 PM EDT
Att. 29,609 - Cloudy - 93 F

livebaseballscorecards.com

AB	33
R	7
H	13
RBI	6
BB	3
SO	6
LOB	19

Batter	1	2	3	4	5	6	7	8	9	AB	R	H	RBI	BB	SO	LOB
Rudy Law, L (1, 8) OBP: 0.343, SLG: 0.337	G3		1B		4-3		2B			4	1	2	0	0	0	0
Carlton Fisk, R (1, 2) OBP: 0.337, SLG: 0.532	K		K 1-2		1B		K			4	0	1	0	0	3	3
Harold Baines, L (1, 9) OBP: 0.340, SLG: 0.405	5-3		2-H 1B		4-3		F9			4	0	1	1	0	0	3
Greg Luzinski, R (1, 10) OBP: 0.341, SLG: 0.474		K	F9			HR		6-3		4	1	1	1	0	1	1
Greg Walker, L (1, 3) OBP: 0.324, SLG: 0.456 Mike Squires, L (8, 3) OBP: 0.359, SLG: 0.300	BB	1-3		K		K				3 0	0 0	0 0	0 0	1 0	2 0	0 0
Ron Kittle, R (1, 7) OBP: 0.309, SLG: 0.516	K	F9		K		K		F7		4	0	1	0	0	2	1
Vance Law, R (1, 5) OBP: 0.289, SLG: 0.329	1-2 BB	F9 2-3		5-3				K		3	0	0	0	1	1	1
Jerry Dybzinski, R (1, 6) OBP: 0.284, SLG: 0.272	F8	K		2B 1B				F7		4	0	1	0	0	1	3
Julio Cruz, S (1, 4) OBP: 0.308, SLG: 0.314		1-3		K			F7		F8	4	0	0	0	0	1	1
Inning Stats	R: 0 E: 0 K: 1 S: 5 H: 0 LOB: 0 BB: 0 P: 5	R: 0 E: 0 K: 2 S: 7 H: 0 LOB: 2 BB: 2 P: 15	R: 1 E: 0 K: 1 S: 7 H: 2 LOB: 1 BB: 0 P: 7	R: 0 E: 0 K: 1 S: 6 H: 1 LOB: 1 BB: 0 P: 6	R: 0 E: 0 K: 1 S: 6 H: 1 LOB: 1 BB: 0 P: 6	R: 1 E: 0 K: 2 S: 8 H: 1 LOB: 0 BB: 0 P: 8	R: 0 E: 0 K: 1 S: 7 H: 2 LOB: 2 BB: 0 P: 7	R: 0 E: 0 K: 1 S: 5 H: 0 LOB: 0 BB: 0 P: 5	R: 0 E: 0 K: 1 S: 5 H: 0 LOB: 0 BB: 0 P: 5	1B: 4 2B: 2 3B: 0 HR: 1 SF: 0 SAC: 0 DP: 0 HBP: 0						

PITCHER	IP	WLS	BF	H	R	ER	SO	BB	IBB	HBP	BLK	WP	HR	S	P	ERA	WHIP
Chuck Porter, R (1, 1) ERA: 4.06	9.0	L	36	7	2	2	11	2	0	0	0	0	1	56	64	2.00	1.000

PITCHER	IP	WLS	BF	H	R	ER	SO	BB	IBB	HBP	BLK	WP	HR	S	P	ERA	WHIP

TOP

Chicago White Sox @ Milwaukee Brewers

Milwaukee County Stadium, Milwaukee, WI

Fri Jul 22 1983, 8:05 PM EDT
Att. 44,167 - Cloudy - 79 F

livebaseballscorecards.com

AB	34
R	2
H	7
RBI	2
BB	2
SO	11
LOB	13

WP: 0	PA: 36								
PB: 0									
SB: 1									
CS: 0									

Batter	1	2	3	4	5	6	7	8	9	AB	R	H	RBI	BB	SO	LOB
Paul Molitor, R (1, 5) OBP: 0.339, SLG: 0.447	2B		BB		5-3 1-2		FC5 2-3		5-3	4	0	1	0	1	0	4
Charlie Moore, R (1, 9) OBP: 0.359, SLG: 0.370	BB		G5-4-3 1-2f		K 2-3			4-3		3	0	0	0	1	1	2
Mark Brouhard, R (1, 10) OBP: 0.321, SLG: 0.528	K		K			4-3		4-3		3	0	0	0	0	2	2
Roy Howell, L (8, PH) OBP: 0.319, SLG: 0.385										1	0	0	0	0	0	0
Cecil Cooper, L (1, 3) OBP: 0.332, SLG: 0.546	G4-6-3 1-2f			L6		1-3		1B		4	0	1	0	0	0	2
Ted Simmons, S (1, 2) OBP: 0.346, SLG: 0.433		5-3		F8		K		G3		4	0	0	0	0	1	1
Ben Oglivie, L (1, 7) OBP: 0.403, SLG: 0.484		1B		1B			1B SH4-3		BB FC6-4	3	1	3	0	1	0	0
Rick Manning, L (1, 8) OBP: 0.294, SLG: 0.312		K		K			G3 1-2		FC6-4 F9 1-2f	4	0	0	0	0	2	4
Ed Romero, R (1, 6) OBP: 0.408, SLG: 0.478		1-2 1B			K		FC5 SH4-3 2-3		1-2 1B	3	0	2	0	0	1	0
Robin Yount, R (9, PH) OBP: 0.395, SLG: 0.535										1	0	1	0	0	0	0
Jim Gantner, L (1, 4) OBP: 0.345, SLG: 0.434		4-3			WP 5-3 1B		SH4-3 1-2 3-H		F9 2-3	3	0	1	1	0	0	4
Inning Stats	R: 0 E: 0 K: 1 S: 5 H: 1 LOB: 1 BB: 1 P: 9	R: 0 E: 0 K: 1 S: 7 H: 2 LOB: 2 BB: 0 P: 7	R: 0 E: 0 K: 1 S: 4 H: 0 LOB: 0 BB: 1 P: 8	R: 0 E: 0 K: 1 S: 6 H: 1 LOB: 1 BB: 0 P: 6	R: 0 E: 0 K: 2 S: 8 H: 1 LOB: 1 BB: 0 P: 8	R: 0 E: 0 K: 1 S: 5 H: 0 LOB: 0 BB: 0 P: 5	R: 1 E: 0 K: 0 S: 5 H: 2 LOB: 1 BB: 0 P: 5	R: 0 E: 0 K: 0 S: 4 H: 1 LOB: 1 BB: 0 P: 4	R: 0 E: 0 K: 0 S: 4 H: 1 LOB: 2 BB: 1 P: 8	1B: 8 2B: 1 3B: 0 HR: 0 SF: 0 SAC: 1 DP: 2 HBP: 0	WP: 1 PB: 0 SB: 0 CS: 0 PA: 37					

PITCHER	IP	WLS	BF	H	R	ER	SO	BB	IBB	HBP	BLK	WP	HR	S	P	ERA	WHIP
Floyd Bannister, L (1, 1) ERA: 4.07	5.0	W	20	5	0	0	6	2	0	0	0	1	0	30	38	0.00	1.400
Juan Agosto, L (6, 1) ERA: 4.76	1.2		7	2	1	1	1	0	0	0	0	0	0	9	9	5.40	1.200
Dennis Lamp, R (7, 1) ERA: 3.34	2.1	S	10	2	0	0	0	1	0	0	0	0	0	9	13	0.00	1.286

PITCHER	IP	WLS	BF	H	R	ER	SO	BB	IBB	HBP	BLK	WP	HR	S	P	ERA	WHIP

BOTTOM

Chicago White Sox @ Milwaukee Brewers

Milwaukee County Stadium, Milwaukee, WI

Fri Jul 22 1983, 8:05 PM EDT
Att. 44,167 - Cloudy - 79 F

livebaseballscorecards.com

AB	33
R	1
H	9
RBI	1
BB	3
SO	7
LOB	19

Batter	1	2	3	4	5	6	7	8	9	AB	R	H	RBI	BB	SO	LOB
Rudy Law, L (1, 8) OBP: 0.351, SLG: 0.338	BBBB 4-0 FC6-4 BB		x 0-0 ② ③ F4 1-3			BBBB 4-0 3B BB	x 0-0 S 2B 2-3 1B		BBBB 4-0 1B 1-2 BB	2	2	1	0	3	0	1
Carlton Fisk, R (1, 2) OBP: 0.338, SLG: 0.533	x 0-0 ① FC6-4 G5-4-3 1-2f			x 0-0 ① F8		x 0-0 ① F4	x 0-0 1-H 3-H 2B		x 0-0 1-2 2-H 1B	5	0	2	3	0	0	2
Tom Paciorek, R (1, 3) OBP: 0.311, SLG: 0.427	x 0-0 ② ③ G5-4-3 1-2f			x 0-0 ② F7		x 0-0 1-H SF8 3B	x 0-0 ③ 6-3		x 0-0 ③ F7	5	1	1	1	0	0	4
Greg Luzinski, R (1, 10) OBP: 0.340, SLG: 0.473		x 0-0 ① F9		x 0-0 1B		x 0-0 ② SF8 3-H		S S S 0-3 ① K		3	0	1	1	0	1	0
Ron Kittle, R (1, 7) OBP: 0.308, SLG: 0.522		x 0-0 HR		x 0-0 ③ F4		x 0-0 ③ F8		S S S 0-3 ② K		4	1	1	1	0	1	1
Harold Baines, L (1, 9) OBP: 0.339, SLG: 0.406		x 0-0 ② F7			x 0-0 G6-4-3 2B		x 0-0 ① F7	x 0-0 ③ F6		4	0	1	0	0	0	0
Vance Law, R (1, 5) OBP: 0.293, SLG: 0.330		x 0-0 ③ 5-3			BBBB 4-0 G6-4-3 BB		x 0-0 2B 1B		x 0-0 FC3-6 1B	2	1	1	0	1	0	0
Mike Squires, L (9, PH) OBP: 0.364, SLG: 0.306										1	0	1	0	0	0	0
Jerry Dybzinski, R (1, 6) OBP: 0.285, SLG: 0.278			x 0-0 ① 5-3		x 0-0 ① ② G6-4-3 1-2f 2-3		x 0-0 1B 1-H 2B 2B		x 0-0 ① FC3-6 BB 1-2f 1B	3	1	1	1	0	0	2
Jerry Hairston, S (9, PH) OBP: 0.395, SLG: 0.515										1	1	0	0	0	0	1
Julio Cruz, S (1, 4) OBP: 0.308, SLG: 0.314			x 0-0 ③ CS BLK 1B		x 0-0 ③ 4-3		x 0-0 ② 6-3		x 0-0 ② F7	3	0	1	0	0	0	2
Greg Walker, L (9, PH) OBP: 0.323, SLG: 0.453										1	0	0	0	0	0	1
Inning Stats	R: 0 E: 0 K: 0 S: 2 H: 0 LOB: 0 BB: 1 P: 6	R: 1 E: 0 K: 0 S: 4 H: 1 LOB: 0 BB: 0 P: 4	R: 0 E: 0 K: 0 S: 3 H: 1 LOB: 0 BB: 0 P: 3	R: 0 E: 0 K: 0 S: 4 H: 1 LOB: 1 BB: 0 P: 4	R: 0 E: 0 K: 0 S: 3 H: 1 LOB: 1 BB: 1 P: 7	R: 2 E: 0 K: 0 S: 4 H: 1 LOB: 0 BB: 1 P: 8	R: 3 E: 0 K: 0 S: 7 H: 4 LOB: 1 BB: 0 P: 7	R: 0 E: 0 K: 2 S: 7 H: 0 LOB: 0 BB: 0 P: 7	R: 1 E: 0 K: 0 S: 5 H: 2 LOB: 2 BB: 1 P: 9	1B: 6 2B: 3 3B: 1 HR: 1	SF: 1 SAC: 0 DP: 2 HBP: 0						

TOP

Chicago White Sox @ Milwaukee Brewers

Milwaukee County Stadium, Milwaukee, WI

Sat Jul 23 1983, 8:05 PM EDT

Att. 52,795 - Cloudy - 86 F

livebaseballscorecards.com

AB	34
R	7
H	11
RBI	7
BB	4
SO	2
LOB	14

WP: 0 PB: 0 SB: 1 CS: 1 PA: 39

PITCHER		IP	WLS	BF	H	R	ER	SO	BB	IBB	HBP	BLK	WP	HR	S	P	ERA	WHIP
Bob McClure, L ERA: 4.16	(1, 1)	6.2	W	28	8	6	6	0	3	0	0	1	0	1	25	37	8.10	1.650
Tom Tellmann, R ERA: 3.05	(7, 1)	2.0		10	3	1	1	2	1	0	0	0	0	0	13	17	4.50	2.000
Pete Ladd, R ERA: 3.86	(9, 1)	0.1	S	1	0	0	0	0	0	0	0	0	0	0	1	1	0.00	0.000

PITCHER	IP	WLS	BF	H	R	ER	SO	BB	IBB	HBP	BLK	WP	HR	S	P	ERA	WHIP

Batter	1	2	3	4	5	6	7	8	9	AB	R	H	RBI	BB	SO	LOB
Paul Molitor, R (1, 5) OBP: 0.342, SLG: 0.449	0-0 1B S HR 1B		0-0 FC4-6 1B		0-0 BB 1B FC3-2 1B	0-3 ② K		0-0 ② FC5-2 1-2 3-H		5	1	3	0	0	1	2
Jim Gantner, L (1, 4) OBP: 0.343, SLG: 0.431	0-0 ① F8 1-2		0-0 ① FC4-6 2B 1-2f 1B		0-0 BB 1-2 E 1B	0-0 ③ F8		0-3 ③ K		5	2	1	0	0	1	4
Ted Simmons, S (1, 10) OBP: 0.348, SLG: 0.435	0-3 ② K		0-0 1-3 1B 2B		4-0 E 1-2 2-3 1B BB		0-0 ① F2			3	2	1	0	1	1	1
Cecil Cooper, L (1, 3) OBP: 0.334, SLG: 0.545	0-0 HR 2-3 1B		0-0 G3-6-3 2-H 3-H 1B		0-0 ① FC3-2 1B IBB 1-3 2-H 3-Hf		0-0 ② F2			4	1	2	2	0	0	2
Ben Oglivie, L (1, 7) OBP: 0.401, SLG: 0.492	0-0 1-H 3-H HR		0-0 ②③ G3-6-3 1-2f		0-3 ② K		0-0 ③ G3			4	1	1	3	0	1	3
Charlie Moore, R (1, 9) OBP: 0.363, SLG: 0.383	0-0 CS 1B			0-0 ① 1-3	4-0 1B 1-2 IBB			0-0 HR		3	1	2	1	1	0	0
Rick Manning, L (1, 8) OBP: 0.296, SLG: 0.314	0-0 ③ CS 1-2	0-0 ① 4-3		0-0 ② 1-3	0-0 1-2 2-3 3-H 1B			0-0 PB SH1-4 FC5-2 1B		4	0	2	1	0	0	0
Bill Schroeder, R (1, 2) OBP: 0.200, SLG: 0.375		0-3 ② K		0-0 1B	0-0 ③ F3			0-0 ① SH1-4 1-2		3	0	1	0	0	1	3
Ed Romero, R (1, 6) OBP: 0.396, SLG: 0.449		0-0 ③ F7		0-0 ③ F7		0-0 ① F9		4-0 FC5-2 2-3 BB		3	0	0	0	1	0	1
Inning Stats	R: 3 H: 4 E: 0 LOB: 0 K: 1 BB: 0 S: 8 P: 8	R: 0 H: 0 E: 0 LOB: 0 K: 1 BB: 0 S: 5 P: 5	R: 2 H: 3 E: 0 LOB: 0 K: 0 BB: 0 S: 5 P: 5	R: 0 H: 1 E: 0 LOB: 1 K: 0 BB: 0 S: 4 P: 4	R: 2 H: 3 E: 1 LOB: 3 K: 1 BB: 2 S: 8 P: 16	R: 0 H: 0 E: 0 LOB: 0 K: 1 BB: 0 S: 5 P: 5	R: 0 H: 0 E: 0 LOB: 0 K: 0 BB: 0 S: 3 P: 3	R: 1 H: 2 E: 0 LOB: 2 K: 1 BB: 1 S: 7 P: 11		1B: 10 SF: 0 2B: 1 SAC: 1 3B: 0 DP: 1 HR: 2 HBP: 0				WP: 0 PA: 39 PB: 1 SB: 1 CS: 1		

BOTTOM

Chicago White Sox @ Milwaukee Brewers

Milwaukee County Stadium, Milwaukee, WI

Sat Jul 23 1983, 8:05 PM EDT

Att. 52,795 - Cloudy - 86 F

livebaseballscorecards.com

AB	34
R	8
H	13
RBI	7
BB	3
SO	5
LOB	16

PITCHER		IP	WLS	BF	H	R	ER	SO	BB	IBB	HBP	BLK	WP	HR	S	P	ERA	WHIP
LaMarr Hoyt, R ERA: 4.37	(1, 1)	4.0	L	20	10	7	7	2	0	0	0	0	0	1	24	24	15.75	2.500
Kevin Hickey, L ERA: 4.66	(5, 1)	3.0		14	3	1	1	2	1	1	0	0	0	1	16	24	3.00	1.333
Salome Barojas, R ERA: 3.48	(8, 1)	1.0		4	0	0	0	1	1	0	0	0	0	0	5	9	0.00	1.000

PITCHER	IP	WLS	BF	H	R	ER	SO	BB	IBB	HBP	BLK	WP	HR	S	P	ERA	WHIP

Batter	1	2	3	4	5	6	7	8	9	AB	R	H	RBI	BB	SO	LOB
Rudy Law, L (1, 8) OBP: 0.355, SLG: 0.343	E BB 1B	F2 ③		S 2B 1B 3-H		F8 ②		S 1B		5	3	3	1	0	0	0
Scott Fletcher, R (1, 6) OBP: 0.385, SLG: 0.455 Carlton Fisk, R (8, PH) OBP: 0.340, SLG: 0.533 (8, 2)	BBBB 4-0 FC4 1-2 BB	F8 ①	1B FC5-2 2B 1-H			BBBB 4-0 1B BB		BBBB 4-0 1B 1-2 1B BB		2 0	0 1	1 0	1 0	2 1	0 0	0 0
Harold Baines, L (1, 9) OBP: 0.342, SLG: 0.409	FC4 ① E 1-2f 2-H	F5 ②	FC5-2 2-3 1B			FC6 1-2 1B		1B 1-2 2-H 1B		5	0	3	1	0	0	1
Greg Luzinski, R (1, 10) OBP: 0.341, SLG: 0.470	F8 ②	BBBB 4-0 BB	FC5-2 ② 1-2 3-H			FC6 ③ 1-2f		1-3 2-H 1B		4	0	1	1	1	0	5
Greg Walker, L (1, 3) OBP: 0.320, SLG: 0.443	BBBB 4-0 E BB	F9 ③	F8 ③				L4 ①	3-4-1 ③		4	0	0	0	1	0	5
Ron Kittle, R (1, 7) OBP: 0.307, SLG: 0.515	E5 1-2 2-3		H 1-0 1B 2B HBP	4-3 ①			F7 ②		F7 ①	4	1	0	0	0	0	2
Marc Hill, R (1, 2) OBP: 0.278, SLG: 0.302 Lorenzo Gray, R (8, 5) OBP: 0.262, SLG: 0.263	SSS 0-3 K ③		1-3 2B 1B	6-3 ②			SSS 0-3 K ③		F9 ②	4 1	1 0	1 0	0 0	0 0	2 0	3 0
Vance Law, R (1, 5) OBP: 0.294, SLG: 0.335 Jerry Hairston, S (8, PH) OBP: 0.390, SLG: 0.507 Jerry Dybzinski, R (8, 6) OBP: 0.285, SLG: 0.278 Mike Squires, L (9, PH) OBP: 0.361, SLG: 0.304		4-3 ①	1-H 3-H 1B 2B	F7 ③				F3 ①	F3 ③	3 1 0 1	1 0 0 0	1 0 0 0	2 0 0 0	0 0 0 0	0 0 0 0	0 0 0 0
Julio Cruz, S (1, 4) OBP: 0.304, SLG: 0.310		SSS 0-3 K ②		F7 ①		4-3 ①		4-3 ②		4	0	0	0	0	1	1
Inning Stats	R: 1 H: 1 E: 2 LOB: 3 K: 1 BB: 2 S: 7 P: 15	R: 0 H: 0 E: 0 LOB: 0 K: 1 BB: 0 S: 5 P: 5	R: 0 H: 0 E: 0 LOB: 1 K: 0 BB: 1 S: 3 P: 7	R: 4 H: 5 E: 0 LOB: 2 K: 0 BB: 0 S: 8 P: 9	R: 0 H: 0 E: 0 LOB: 0 K: 0 BB: 0 S: 3 P: 3	R: 0 H: 1 E: 0 LOB: 2 K: 0 BB: 1 S: 4 P: 8	R: 0 H: 0 E: 0 LOB: 0 K: 1 BB: 0 S: 5 P: 5	R: 2 H: 3 E: 0 LOB: 2 K: 0 BB: 1 S: 6 P: 10	R: 0 H: 0 E: 0 LOB: 0 K: 0 BB: 0 S: 3 P: 3	1B: 8 SF: 0 2B: 2 SAC: 0 3B: 0 DP: 0 HR: 0 HBP: 1						

TOP

Chicago White Sox @ Milwaukee Brewers

Milwaukee County Stadium, Milwaukee, WI

Sun Jul 24 1983, 4:33 AM EDT

Att. 46,171 - Sunny - 75 F

livebaseballscorecards.com

AB	38
R	7
H	10
RBI	6
BB	5
SO	3
LOB	17

PITCHER	IP	WLS	BF	H	R	ER	SO	BB	IBB	HBP	BLK	WP	HR	S	P	ERA	WHIP
Don Sutton, R (1, 1) ERA: 3.58	3.1		20	5	5	4	2	3	0	1	0	0	0	20	33	10.80	2.400
Jim Slaton, R (4, 1) ERA: 3.73	4.1		19	4	2	2	1	2	0	0	0	0	0	19	27	4.15	1.385
Pete Ladd, R (8, 1) ERA: 3.6	1.1	W	5	1	0	0	0	0	0	0	0	0	0	5	5	0.00	0.750

PITCHER	IP	WLS	BF	H	R	ER	SO	BB	IBB	HBP	BLK	WP	HR	S	P	ERA	WHIP

WP: 0	PA: 44
PB: 0	
SB: 2	
CS: 0	

Batter	1	2	3	4	5	6	7	8	9	AB	R	H	RBI	BB	SO	LOB
Paul Molitor, R (1, 5) OBP: 0.343, SLG: 0.447	4-3		1B		BB	5-3		K		4	1	1	0	1	1	1
Charlie Moore, R (1, 9) OBP: 0.362, SLG: 0.381	4-3		6-3		1B	F8				4	1	1	1	0	0	0
Robin Yount, R (1, 10) OBP: 0.397, SLG: 0.536	BB		F9		2B	5-3				3	1	1	1	1	0	0
Cecil Cooper, L (1, 3) OBP: 0.333, SLG: 0.542	F8			F6	1B	F5				4	1	1	2	0	0	1
Ted Simmons, S (1, 2) OBP: 0.349, SLG: 0.439		G3		6-3	2B	G3				4	1	2	1	0	0	0
Ben Oglivie, L (1, 7) OBP: 0.399, SLG: 0.486		G3		K	F8			BB		3	1	0	0	1	1	2
Ed Romero, R (1, 6) OBP: 0.386, SLG: 0.434		F8			F2			F2		4	0	1	1	0	0	2
Rick Manning, L (1, 8) OBP: 0.301, SLG: 0.325		BB			HR			SH1-4		3	1	2	1	1	1	1
Jim Gantner, L (1, 4) OBP: 0.343, SLG: 0.430		F7			BB	G3		SH1-4		3	1	1	1	0	0	2
Inning Stats	R: 0 E: 0 K: 0 S: 3 H: 0 LOB: 1 BB: 1 P: 7	R: 0 E: 0 K: 0 S: 4 H: 1 LOB: 2 BB: 1 P: 8	R: 0 E: 0 K: 0 S: 3 H: 1 LOB: 0 BB: 0 P: 3	R: 0 E: 0 K: 1 S: 5 H: 0 LOB: 0 BB: 0 P: 5	R: 7 E: 0 K: 1 S: 12 H: 7 LOB: 1 BB: 1 P: 16	R: 0 E: 0 K: 0 S: 3 H: 0 LOB: 0 BB: 0 P: 3	R: 0 E: 0 K: 0 S: 3 H: 0 LOB: 0 BB: 0 P: 3	R: 1 E: 0 K: 1 S: 6 H: 1 LOB: 1 BB: 1 P: 10		1B: 7 2B: 2 3B: 0 HR: 1	SF: 0 SAC: 1 DP: 0 HBP: 0						

PITCHER		IP	WLS	BF	H	R	ER	SO	BB	IBB	HBP	BLK	WP	HR	S	P	ERA	WHIP
Jerry Koosman, L ERA: 4.57	(1, 1)	4.1		22	7	6	6	1	3	0	0	0	0	1	21	33	12.46	2.308
Juan Agosto, L ERA: 4.94	(5, 1)	1.0		5	2	1	1	1	0	0	0	0	0	0	7	7	9.00	2.000
Dick Tidrow, R ERA: 3.53	(6, 1)	2.2	L	10	1	1	1	1	1	0	0	0	0	0	11	15	3.38	0.750

PITCHER	IP	WLS	BF	H	R	ER	SO	BB	IBB	HBP	BLK	WP	HR	S	P	ERA	WHIP

BOTTOM

Chicago White Sox @ Milwaukee Brewers

Milwaukee County Stadium, Milwaukee, WI

Sun Jul 24 1983, 4:33 AM EDT
Att. 46,171 - Sunny - 75 F

livebaseballscorecards.com

AB	32
R	8
H	10
RBI	8
BB	4
SO	3
LOB	9

Milwaukee Brewers @ Minnesota Twins

Hubert H. Humphrey Metrodome, Minneapolis, MN

Mon Jul 25 1983, 8:05 PM EDT

Att. 24,527 - Dome - 73 F

livebaseballscorecards.com

TOP

Batter	1	2	3	4	5	6	7	8	9	AB	R	H	RBI	BB	SO	LOB
Paul Molitor, R (1, 5) OBP: 0.339, SLG: 0.440	4-3		F4		E1 1-2 2B		6-3		F6	5	1	0	0	0	0	3
Charlie Moore, R (1, 9) OBP: 0.361, SLG: 0.383	F9		K		L9-6 1-H 2-H 2B		5-3			4	0	1	2	0	1	1
Robin Yount, R (1, 10) OBP: 0.395, SLG: 0.531	K			F7	BB		5-3			3	0	0	0	1	1	0
Cecil Cooper, L (1, 3) OBP: 0.337, SLG: 0.543		WP 1B		1B 1B	L9-6 2-3			L5-3 BB		3	1	2	0	1	0	2
Ted Simmons, S (1, 2) OBP: 0.348, SLG: 0.437		6-3 1-2		1B 1B 1-2		F8		L5-3 1-2		4	0	1	0	0	0	2
Ben Oglivie, L (1, 7) OBP: 0.397, SLG: 0.483		K		1-3 2-H 1B		K		4-3		4	0	1	1	0	2	1
Ed Romero, R (1, 6) OBP: 0.377, SLG: 0.421		F4		F9		1B 1B			F6	4	0	1	0	0	0	2
Rick Manning, L (1, 8) OBP: 0.300, SLG: 0.324			K		4-3	1-2 1B			F9	4	0	1	0	0	1	0
Jim Gantner, L (1, 4) OBP: 0.347, SLG: 0.439			1B		E 2B 1B	F7			3B	4	1	3	0	0	0	2
Inning Stats	R: 0 E: 0 K: 1 S: 5 H: 0 LOB: 0 BB: 0 P: 5	R: 0 E: 0 K: 1 S: 6 H: 1 LOB: 1 BB: 0 P: 6	R: 0 E: 0 K: 2 S: 8 H: 1 LOB: 1 BB: 0 P: 8	R: 1 E: 0 K: 0 S: 5 H: 3 LOB: 1 BB: 0 P: 5	R: 2 E: 1 K: 0 S: 5 H: 2 LOB: 1 BB: 1 P: 9	R: 0 E: 0 K: 1 S: 7 H: 2 LOB: 2 BB: 0 P: 7	R: 0 E: 0 K: 0 S: 3 H: 0 LOB: 0 BB: 0 P: 3	R: 0 E: 0 K: 0 S: 2 H: 0 LOB: 0 BB: 1 P: 6	R: 0 E: 0 K: 0 S: 4 H: 1 LOB: 1 BB: 0 P: 4	1B: 8 2B: 3 3B: 1 HR: 0	SF: 0 SAC: 0 DP: 2 HBP: 0						

	AB	35
	R	3
	H	10
	RBI	3
	BB	2
	SO	5
	LOB	13

WP: 1 PB: 0 SB: 0 CS: 0 PA: 37

PITCHER	IP	WLS	BF	H	R	ER	SO	BB	IBB	HBP	BLK	WP	HR	S	P	ERA	WHIP
Frank Viola, L (1, 1) ERA: 5.12	9.0	W	37	10	3	2	5	2	0	0	0	1	0	45	53	2.00	1.333

PITCHER	IP	WLS	BF	H	R	ER	SO	BB	IBB	HBP	BLK	WP	HR	S	P	ERA	WHIP

Batter	1	2	3	4	5	6	7	8	9	AB	R	H	RBI	BB	SO	LOB
Rusty Kuntz, R (1, 8) OBP: 0.295, SLG: 0.305	4-3 1B 2B	G4-6-3 1-2f	K			6-3	1B SF9 1-2 BB	FC5-4 1-2f		5	2	1	0	1	1	2
John Castino, R (1, 4) OBP: 0.350, SLG: 0.429	4-3 2-3	F9		K		6-3	BB 1-3 2-H 1B			5	0	1	1	0	1	1
Houston Jimenez, R (8, 6) OBP: 0.245, SLG: 0.286										0	0	0	0	0	0	0
Gary Ward, R (1, 7) OBP: 0.329, SLG: 0.488	1B BB 2B BB		HR	K		1B	SF9 3-H			3	2	2	2	1	1	0
Darrell Brown, S (8, 7) OBP: 0.287, SLG: 0.288										0	0	0	0	0	0	0
Gary Gaetti, R (1, 5) OBP: 0.308, SLG: 0.406	1B 2B 1-2 BB		HR 1B	K		F7	BB 1-2			3	2	1	0	2	1	1
Kent Hrbek, L (1, 3) OBP: 0.361, SLG: 0.477	2B 1-2 2-3 3-H 1B		1-H HR		E3 5-3 E		K			4	3	2	3	0	1	0
Scott Ullger, R (7, PH) (8, 3) OBP: 0.204, SLG: 0.196							F8			1	0	0	0	0	0	2
Mickey Hatcher, R (1, 10) OBP: 0.351, SLG: 0.452	2B 1-H 2-H 3-H		4-3		5-3 1-2		WP 1B 2B	F3		5	1	2	3	0	0	1
Tom Brunansky, R (1, 9) OBP: 0.285, SLG: 0.388	HR		HR 1B		E6 2-H		BLK 1B 1B 2-3 BB	HR		4	4	3	2	1	0	0
Ron Washington, R (1, 6) (8, 4) OBP: 0.287, SLG: 0.348	L5		1-H HR		K		BLK 1B 1-2 3-H 1B	F8		5	2	2	3	0	1	1
Tim Laudner, R (1, 2) OBP: 0.271, SLG: 0.315		E5 G4-6-3	F9		K		BB 1B 1-H 2-H 1B	FC5-4 BB		4	1	1	2	1	1	1
Inning Stats	R: 5 H: 4 E: 0 LOB: 0 K: 0 BB: 2 S: 6 P: 14	R: 0 H: 0 E: 1 LOB: 0 K: 0 BB: 0 S: 3 P: 3	R: 5 H: 5 E: 0 LOB: 0 K: 1 BB: 0 S: 10 P: 10	R: 0 H: 0 E: 0 LOB: 0 K: 3 BB: 0 S: 9 P: 9	R: 1 H: 0 E: 2 LOB: 1 K: 2 BB: 0 S: 9 P: 9	R: 0 H: 1 E: 0 LOB: 1 K: 0 BB: 0 S: 4 P: 4	R: 5 H: 4 E: 0 LOB: 2 K: 1 BB: 3 S: 9 P: 21	R: 1 H: 1 E: 0 LOB: 1 K: 0 BB: 1 S: 4 P: 8		1B: 7 SF: 1 2B: 3 SAC: 0 3B: 0 DP: 1 HR: 5 HBP: 0						

PITCHER		IP	WLS	BF	H	R	ER	SO	BB	IBB	HBP	BLK	WP	HR	S	P	ERA	WHIP
Mike Caldwell, L ERA: 4.83	(1, 1)	2.0	L	14	7	8	8	0	2	0	0	0	0	3	12	20	36.00	4.500
Bob Gibson, R ERA: 4.82	(3, 1)	4.1		24	7	8	7	7	2	0	0	1	1	1	36	44	14.54	2.077
Jerry Augustine, L ERA: 6.75	(7, 1)	1.2		8	1	1	1	0	2	0	0	0	0	1	6	14	5.40	1.800

PITCHER	IP	WLS	BF	H	R	ER	SO	BB	IBB	HBP	BLK	WP	HR	S	P	ERA	WHIP

BOTTOM

Milwaukee Brewers @ Minnesota Twins

Hubert H. Humphrey Metrodome, Minneapolis, MN

Mon Jul 25 1983, 8:05 PM EDT

Att. 24,527 - Dome - 73 F

livebaseballscorecards.com

AB	39
R	17
H	15
RBI	16
BB	6
SO	7
LOB	9

WP: 1 PA: 46
PB: 0
SB: 0
CS: 0

Milwaukee Brewers @ Minnesota Twins

Hubert H. Humphrey Metrodome, Minneapolis, MN

Tue Jul 26 1983, 8:05 PM EDT
Att. 25,732 - Dome - 73 F

livebaseballscorecards.com

Batter	1	2	3	4	5	6	7	8	9	AB	R	H	RBI	BB	SO	LOB
Paul Molitor, R (1, 5) OBP: 0.338, SLG: 0.438	F9		L7			1B SF8 1B	L4-3 1-2			4	1	1	0	0	0	1
Jim Gantner, L (1, 4) OBP: 0.352, SLG: 0.446	2B		CS 1B			1-3 HR 1B		F8		4	1	3	0	0	0	0
Robin Yount, R (1, 10) OBP: 0.394, SLG: 0.528	G4-6-3 BB		K 1-2			SF8 3-H		3-1		2	0	0	1	1	1	1
Cecil Cooper, L (1, 3) OBP: 0.339, SLG: 0.551	G4-6-3 1-2f			F8		1-H HR		1B		4	1	2	2	0	0	2
Ted Simmons, S (1, 2) OBP: 0.347, SLG: 0.435		2B SF8 1B		F7		L6		F8		4	1	1	0	0	0	1
Ben Oglivie, L (1, 7) OBP: 0.395, SLG: 0.483		1-3 2B		6-3		L3			G3	4	0	1	0	0	0	0
Rick Manning, L (1, 8) OBP: 0.299, SLG: 0.326		F8			4-3		1B 2B		4-3	4	1	1	0	0	0	2
Ed Romero, R (1, 6) OBP: 0.369, SLG: 0.417		SF8 3-H			F7		L4-3 2-H 1B		F7	3	0	1	2	0	0	0
Charlie Moore, R (1, 9) OBP: 0.358, SLG: 0.379		F3			6-3		K			3	0	0	0	0	1	2

Inning Stats	1	2	3	4	5	6	7	8	9	AB	R	H	RBI	BB	SO	LOB
	R: 0 E: 0 K: 0 S: 3	R: 1 E: 0 K: 0 S: 5	R: 0 E: 0 K: 1 S: 5	R: 0 E: 0 K: 0 S: 3	R: 0 E: 0 K: 0 S: 3	R: 3 E: 0 K: 0 S: 6	R: 1 E: 0 K: 1 S: 6	R: 0 E: 0 K: 0 S: 4	R: 0 E: 0 K: 0 S: 3	1B: 6 2B: 5 3B: 0 HR: 1	SF: 2 SAC: 0 DP: 3 HBP: 0	WP: 0 PB: 0 SB: 0 CS: 1	PA: 35		

PITCHER		IP	WLS	BF	H	R	ER	SO	BB	IBB	HBP	BLK	WP	HR	S	P	ERA	WHIP
Ken Schrom, R ERA: 4.52	(1, 1)	6.0		25	8	5	5	1	1	0	0	0	0	1	26	30	7.50	1.500
Rick Lysander, R ERA: 3.21	(7, 1)	1.2		5	1	0	0	1	0	0	0	0	0	0	7	7	0.00	0.600
Len Whitehouse, L ERA: 2.75	(8, 1)	1.1	W	5	1	0	0	0	0	0	0	0	0	0	5	5	0.00	0.750

PITCHER	IP	WLS	BF	H	R	ER	SO	BB	IBB	HBP	BLK	WP	HR	S	P	ERA	WHIP

Batter	1	2	3	4	5	6	7	8	9	AB	R	H	RBI	BB	SO	LOB
Rusty Kuntz, R (1, 8) OBP: 0.299, SLG: 0.328	HR		BB		F8		5-3		6-3	4	2	1	1	1	0	1
John Castino, R (1, 4) OBP: 0.355, SLG: 0.438	2B		2B		BB		F4		1B	4	3	3	1	1	0	0
Kent Hrbek, L (1, 3) OBP: 0.363, SLG: 0.481	1B		G1		2B		F6			4	0	2	2	0	0	1
Gary Gaetti, R (1, 5) OBP: 0.307, SLG: 0.407	L7		SF8		SF7			1B		2	0	1	2	0	0	1
Randy Bush, L (1, 10) OBP: 0.347, SLG: 0.479	K		L9		IBB			L8		3	0	0	0	1	1	2
Mickey Hatcher, R (1, 7) OBP: 0.349, SLG: 0.448	F3			F8	F8			G6-4-3		4	0	1	0	0	0	3
Tom Brunansky, R (1, 9) OBP: 0.284, SLG: 0.384		F3		6-3		CS BB		G6-4-3		3	0	0	0	1	0	2
Ron Washington, R (1, 6) OBP: 0.292, SLG: 0.352 Gary Ward, R (9, PH) OBP: 0.328, SLG: 0.486		CS 1B		S 1B		3-1			K	3 1	0 0	2 0	0 0	0 0	0 1	1 0
Tim Laudner, R (1, 2) OBP: 0.264, SLG: 0.306 Dave Engle, R (9, PH) OBP: 0.357, SLG: 0.490 Darrell Brown, S (9, PR) OBP: 0.287, SLG: 0.288		K		K		F9			6-3 1B	3 1 0	0 0 1	0 1 0	0 0 0	0 0 0	2 0 0	2 0 0
Inning Stats	R: 2 E: 0 K: 1 S: 8 H: 3 LOB: 1 BB: 0 P: 8	R: 0 E: 0 K: 1 S: 5 H: 1 LOB: 0 BB: 0 P: 5	R: 2 E: 0 K: 0 S: 4 H: 1 LOB: 0 BB: 1 P: 8	R: 0 E: 0 K: 1 S: 6 H: 1 LOB: 1 BB: 0 P: 6	R: 1 E: 0 K: 0 S: 4 H: 1 LOB: 2 BB: 2 P: 12	R: 0 E: 0 K: 0 S: 2 H: 0 LOB: 0 BB: 1 P: 6	R: 0 E: 0 K: 0 S: 3 H: 0 LOB: 0 BB: 0 P: 3	R: 0 E: 0 K: 0 S: 4 H: 2 LOB: 1 BB: 0 P: 4	R: 1 E: 0 K: 1 S: 6 H: 2 LOB: 1 BB: 0 P: 6	1B: 7 2B: 3 3B: 0 HR: 1 SF: 2 SAC: 0 DP: 1 HBP: 0				WP: 0 PB: 0 SB: 2 CS: 2		PA: 38	

PITCHER		IP	WLS	BF	H	R	ER	SO	BB	IBB	HBP	BLK	WP	HR	S	P	ERA	WHIP
Moose Haas, R ERA: 3.95	(1, 1)	5.0		25	7	5	5	3	3	1	0	0	0	1	27	43	9.00	2.000
Tom Tellmann, R ERA: 3.02	(6, 1)	3.2	L	13	4	1	1	1	0	0	0	0	0	0	15	15	2.46	1.091

PITCHER	IP	WLS	BF	H	R	ER	SO	BB	IBB	HBP	BLK	WP	HR	S	P	ERA	WHIP

BOTTOM

Milwaukee Brewers @ Minnesota Twins

Hubert H. Humphrey Metrodome, Minneapolis, MN

Tue Jul 26 1983, 8:05 PM EDT

Att. 25,732 - Dome - 73 F

livebaseballscorecards.com

AB	32
R	6
H	11
RBI	6
BB	4
SO	4
LOB	13

Milwaukee Brewers @ Minnesota Twins

Hubert H. Humphrey Metrodome, Minneapolis, MN

Wed Jul 27 1983, 8:05 PM EDT

Att. 34,003 - Dome - 70 F

TOP

livebaseballscorecards.com

Batter	1	2	3	4	5	6	7	8	9	AB	R	H	RBI	BB	SO	LOB
Paul Molitor, R (1, 5) OBP: 0.346, SLG: 0.449	S 2B 1B		HR 2B		1B 1-2 SF7 1B		S 1B 1B	BB 1-2 1B 1B		5	4	5	0	0	0	0
Jim Gantner, L (1, 4) OBP: 0.360, SLG: 0.463	F7 1-H SF7 2B		2-H HR		1-3 2-H HR 1B		1 1-H 1B 1B	BBB 4-0 1B 1-2 2-3 BB		4	4	4	4	1	0	0
Ted Simmons, S (1, 10) OBP: 0.348, SLG: 0.434	1 F7 2-3		1 4-3		1 L5		1 HR 2-H 1B	1-3 2-H 3-H 1B		5	1	2	3	0	0	3
Cecil Cooper, L (1, 3) OBP: 0.337, SLG: 0.557	2 SF7 3-H		2 6-3		2 SF7 3-H		1-H HR	3 F5		3	1	1	4	0	0	2
Ben Oglivie, L (1, 7) OBP: 0.392, SLG: 0.489	E7		3 F8		1-H HR		2 4-3		1 4-3	5	1	1	2	0	0	0
Charlie Moore, R (1, 9) OBP: 0.352, SLG: 0.373	3 6-3			1 6-3	3 F8		3 F9		SSS 2 K	5	0	0	0	0	1	1
Ed Romero, R (1, 6) OBP: 0.357, SLG: 0.415		1 F8		2 F4		FC2-5-6-4 2B		1 F9	3 F3	5	0	1	0	0	0	0
Bill Schroeder, R (1, 2) OBP: 0.179, SLG: 0.333		2 6-3		3 5-3		1 2 FC2-5-6-4 2-3		SSS 2 K		4	0	0	0	0	1	1
Marshall Edwards, L (1, 8) OBP: 0.263, SLG: 0.263		3 F8			1B 1B 1B	3 G3		BB 1B 1B 1B		4	2	2	0	0	0	0
Inning Stats	R: 2 E: 1 K: 0 S: 6 H: 2 LOB: 1 BB: 0 P: 6	R: 0 E: 0 K: 0 S: 3 H: 0 LOB: 0 BB: 0 P: 3	R: 2 E: 0 K: 0 S: 5 H: 2 LOB: 0 BB: 0 P: 5	R: 0 E: 0 K: 0 S: 3 H: 0 LOB: 0 BB: 0 P: 3	R: 4 E: 0 K: 0 S: 7 H: 4 LOB: 0 BB: 0 P: 7	R: 0 E: 0 K: 0 S: 3 H: 1 LOB: 0 BB: 0 P: 3	R: 3 E: 0 K: 0 S: 6 H: 4 LOB: 0 BB: 0 P: 6	R: 2 E: 0 K: 1 S: 8 H: 3 LOB: 2 BB: 1 P: 12	R: 0 E: 0 K: 1 S: 5 H: 0 LOB: 0 BB: 0 P: 5	1B: 10 2B: 4 3B: 0 HR: 3	SF: 2 SAC: 0 DP: 1 HBP: 0						

	AB	40
	R	13
	H	16
	RBI	13
	BB	1
	SO	2
	LOB	7

WP: 0 PB: 0 SB: 2 CS: 0 PA: 43

PITCHER		IP	WLS	BF	H	R	ER	SO	BB	IBB	HBP	BLK	WP	HR	S	P	ERA	WHIP
Albert Williams, R ERA: 5.01	(1, 1)	3.0		14	4	4	4	0	0	0	0	0	0	1	14	14	12.00	1.333
Brad Havens, L ERA: 7.81	(4, 1)	3.1	L	16	8	6	6	0	0	0	0	0	0	1	16	16	16.20	2.400
Len Whitehouse, L ERA: 3.19	(7, 1)	1.1		8	3	3	3	1	1	0	0	0	0	1	9	13	20.25	3.000
Ron Davis, R ERA: 3.59	(8, 1)	1.1		5	1	0	0	1	0	0	0	0	0	0	7	7	0.00	0.750

PITCHER		IP	WLS	BF	H	R	ER	SO	BB	IBB	HBP	BLK	WP	HR	S	P	ERA	WHIP

Batter	1	2	3	4	5	6	7	8	9	AB	R	H	RBI	BB	SO	LOB
Mickey Hatcher, R (1, 9) (5, 7) OBP: 0.354, SLG: 0.449	BB 1B SF7 1B	K	1B			BBB FC1-6 BB		F4		4	1	2	0	1	1	0
John Castino, R (1, 4) OBP: 0.358, SLG: 0.439	SF7 BB 1-2 2B 1B	G4-6-3 1B	L7			FC1-6 1-2f		BBBB BB		4	1	2	0	1	0	2
Gary Ward, R (1, 7) OBP: 0.328, SLG: 0.484 Rusty Kuntz, R (5, 8) OBP: 0.295, SLG: 0.323	BBBB SF7 1-2 2-3 2B BB	G4-6-3 1-2f		4-3		F7		F8		2 2	1 0	0 0	0 0	1 0	0 0	1 2
Kent Hrbek, L (1, 3) OBP: 0.363, SLG: 0.481	SF7 1-2 2-3 3-H	HR 1B		G3		G3			FC6-4 1B	4	1	2	1	0	0	1
Gary Gaetti, R (1, 5) OBP: 0.311, SLG: 0.425	2B 2-H 3-H 2B	HR 1-H		6-3			SF8 3B		F7	5	3	3	4	0	0	1
Randy Bush, L (1, 10) OBP: 0.348, SLG: 0.484	1B 2-H 2B	3B 1B			4-3		SF8 3-H		SSS K	4	1	2	2	0	1	1
Tom Brunansky, R (1, 8) (5, 9) OBP: 0.283, SLG: 0.387	5-3	SF7 1-H 3B			6-3		SSS K		FC6-4 1-2f	5	1	1	1	0	1	2
Ron Washington, R (1, 6) OBP: 0.296, SLG: 0.352	2-3 1B	SSS K			BBBB BB		6-3			3	0	1	0	1	1	1
Tim Laudner, R (1, 2) OBP: 0.256, SLG: 0.298	F9	SF7 3-H			L9			1-3		3	0	0	1	0	0	3
Inning Stats	R: 4 E: 0 K: 0 S: 8 H: 5 LOB: 2 BB: 1 P: 12	R: 0 E: 0 K: 1 S: 5 H: 1 LOB: 0 BB: 0 P: 5	R: 4 E: 0 K: 1 S: 10 H: 5 LOB: 1 BB: 0 P: 10	R: 0 E: 0 K: 0 S: 3 H: 0 LOB: 0 BB: 0 P: 3	R: 0 E: 0 K: 0 S: 3 H: 0 LOB: 1 BB: 1 P: 7	R: 0 E: 0 K: 0 S: 3 H: 0 LOB: 1 BB: 1 P: 7	R: 1 E: 0 K: 1 S: 6 H: 1 LOB: 0 BB: 0 P: 6	R: 0 E: 0 K: 0 S: 3 H: 0 LOB: 1 BB: 1 P: 7	R: 0 E: 0 K: 1 S: 6 H: 1 LOB: 1 BB: 0 P: 6	1B: 8 2B: 2 3B: 2 HR: 1	SF: 3 SAC: 0 DP: 1 HBP: 0						

PITCHER		IP	WLS	BF	H	R	ER	SO	BB	IBB	HBP	BLK	WP	HR	S	P	ERA	WHIP
Chuck Porter, R ERA: 4.59	(1, 1)	0.1		6	4	4	4	0	1	0	0	0	0	0	5	9	108.00	15.000
Jim Slaton, R ERA: 4.04	(1, 1)	5.2	W	26	8	5	5	2	2	0	0	0	0	1	28	36	7.94	1.765
Jerry Augustine, L ERA: 6.6	(7, 1)	1.0		3	0	0	0	1	0	0	0	0	0	0	5	5	0.00	0.000
Pete Ladd, R ERA: 3.27	(8, 1)	2.0		8	1	0	0	1	1	0	0	0	0	0	9	13	0.00	1.000

PITCHER	IP	WLS	BF	H	R	ER	SO	BB	IBB	HBP	BLK	WP	HR	S	P	ERA	WHIP

BOTTOM

Milwaukee Brewers @ Minnesota Twins

Hubert H. Humphrey Metrodome, Minneapolis, MN

Wed Jul 27 1983, 8:05 PM EDT

Att. 34,003 - Dome - 70 F

livebaseballscorecards.com

AB	36
R	9
H	13
RBI	9
BB	4
SO	4
LOB	14

WP: 0 PA: 43
PB: 0
SB: 0
CS: 0

Batter	1	2	3	4	5	6	7	8	9	AB	R	H	RBI	BB	SO	LOB
Paul Molitor, R (1, 5) OBP: 0.351, SLG: 0.456	F9 E 2B		1B S 1B 1B	F4		BBB 5-3 1B 1B BB	2B 2B	FC5-4 1B 1-2f		5	4	3	0	1	0	1
Jim Gantner, L (1, 4) OBP: 0.365, SLG: 0.469	F9 2-3		1B 1-3 SF8 1B	6-3		5-3 1-2 1B 1B	2B 2-H 2B	FC5-4 1-2 1B		6	3	4	1	0	0	1
Robin Yount, R (1, 6) OBP: 0.393, SLG: 0.528	E6 BB 3-H		3-1 HBP 1-3 3-H 1B		HR 2B	5-3 1-2 2-3	5-3	FC5-4 1-2f		6	1	2	2	0	0	5
Cecil Cooper, L (1, 3) OBP: 0.340, SLG: 0.566	F2		SF8 3-H		2-H HR	1B 2B IBB	BB 2-H 2B		5-3	4	2	2	4	1	0	1
Ted Simmons, S (1, 10) OBP: 0.353, SLG: 0.433	BBBB 1-2 BB		1-0 3-1 1-2 HBP		L1	2B 1-2 2-H 3-H 1B	BB HBP		3-1	3	0	1	2	1	0	0
Ben Oglivie, L (1, 7) OBP: 0.394, SLG: 0.496	SSS K		3-1 1-2 2-3		HR	F8	1-2 2-3 BB		BBBB 1B BB	4	1	1	1	2	1	6
Rick Manning, L (1, 8) OBP: 0.301, SLG: 0.328		F7	IIII 4-3 IBB		4-3	SSS 1-3 2-H 2B	SSS K		FC4-6 1-3 1B	4	0	1	1	1	1	3
Marshall Edwards, L (7, 8) OBP: 0.276, SLG: 0.276										1	0	1	0	0	0	0
Bill Schroeder, R (1, 2) OBP: 0.178, SLG: 0.293		L5	SSS K		H 1-0 HBP	F9		SSS K	FC4-6 1-2f	5	0	0	0	0	2	7
Charlie Moore, R (1, 9) OBP: 0.350, SLG: 0.370		1-3		4-3	SSS K		F5	FC5-4 1B		5	0	1	0	0	1	1
Inning Stats	R: 1 E: 1 K: 1 S: 7 H: 1 LOB: 2 BB: 1 P: 11	R: 0 E: 0 K: 0 S: 3 H: 0 LOB: 0 BB: 0 P: 3	R: 2 E: 0 K: 1 S: 8 H: 3 LOB: 3 BB: 1 P: 13	R: 0 E: 0 K: 0 S: 3 H: 0 LOB: 0 BB: 0 P: 3	R: 3 E: 0 K: 1 S: 8 H: 3 LOB: 1 BB: 0 P: 9	R: 3 E: 0 K: 0 S: 6 H: 3 LOB: 2 BB: 2 P: 14	R: 2 E: 0 K: 1 S: 8 H: 3 LOB: 3 BB: 1 P: 13	R: 0 E: 0 K: 1 S: 7 H: 2 LOB: 2 BB: 0 P: 7	R: 0 E: 0 K: 0 S: 4 H: 1 LOB: 2 BB: 1 P: 8	1B: 8 2B: 6 3B: 0 HR: 2 SF: 1 SAC: 0 DP: 0 HBP: 3							

TOP

Milwaukee Brewers @ Boston Red Sox

Fenway Park, Boston, MA

Fri Jul 29 1983, 7:05 PM EDT

Att. 33,250 - Unknown

livebaseballscorecards.com

AB	43
R	11
H	16
RBI	11
BB	6
SO	5
LOB	25

WP: 0 PB: 0 SB: 1 CS: 0 PA: 53

PITCHER		IP	WLS	BF	H	R	ER	SO	BB	IBB	HBP	BLK	WP	HR	S	P	ERA	WHIP
Dennis Eckersley, R ERA: 5.9	(1, 1)	4.1	L	24	7	6	6	2	1	1	1	0	0	2	25	34	12.46	1.846
Mark Clear, R ERA: 7.15	(5, 1)	2.2		19	6	5	5	2	2	1	2	0	0	0	18	32	16.88	3.000
Luis Aponte, R ERA: 3.2	(8, 1)	2.0		10	3	0	0	1	1	0	0	0	0	0	11	15	0.00	2.000

PITCHER		IP	WLS	BF	H	R	ER	SO	BB	IBB	HBP	BLK	WP	HR	S	P	ERA	WHIP

BOTTOM

Batter	1	2	3	4	5	6	7	8	9	AB	R	H	RBI	BB	SO	LOB
Jerry Remy, L (1, 4) OBP: 0.300, SLG: 0.317	4-3		2B 1B		F7		1B BB 1B 1B 2-3	FC5-4 BB 1B		5	2	3	0	0	0	0
Wade Boggs, L (1, 5) OBP: 0.451, SLG: 0.519	PB 2B		K		1B		1B 1B BB 1-2	FC5-4 1-2		3	1	2	0	2	1	1
Jim Rice, R (1, 10) OBP: 0.361, SLG: 0.545	K 2-3		1-H 2B		F9		1B 1B BB 1B 1-2 2-3 3-H	FC5-4 G4-6-3 1-2f 2-3		5	1	2	2	0	1	4
Tony Armas, R (1, 8) OBP: 0.271, SLG: 0.462	6-3		5-3		5-3		BB 1B 1B 1-2 2-H 3-H	G4-6-3 1-2f		5	0	1	2	0	0	5
Dwight Evans, R (1, 9) OBP: 0.346, SLG: 0.445		4-3 BLK 1B		F8		G5-4-3 BB	K		6-3 6-3 1B	2	0	1	0	1	0	0
Rick Miller, L (7, 9) OBP: 0.432, SLG: 0.431										2	0	1	0	0	1	2
Dave Stapleton, R (1, 3) OBP: 0.296, SLG: 0.379		4-3 1-3		2B		G5-4-3 1-2f	BB 1B 1-2 2-3		6-3 1-2	5	0	2	0	0	0	3
Reid Nichols, R (1, 7) OBP: 0.354, SLG: 0.415		F4		L9		1B	K		6-3 2-3	5	0	1	0	0	1	6
Gary Allenson, R (1, 2) OBP: 0.303, SLG: 0.343		5-3		BB		5-3	BB 1-2 2-3 3-H		F7	2	0	0	0	1	0	2
Carl Yastrzemski, L (7, PH) OBP: 0.392, SLG: 0.461										0	0	0	1	1	0	0
Marty Barrett, R (7, PR) OBP: 0.368, SLG: 0.474										0	0	0	0	0	0	0
Jeff Newman, R (8, 2) OBP: 0.238, SLG: 0.312										1	0	0	0	0	0	1
Glenn Hoffman, R (1, 6) OBP: 0.298, SLG: 0.321			1-3	K			1B 2B L5			4	1	1	0	0	1	5
Ed Jurak, R (8, 6) OBP: 0.376, SLG: 0.368										0	0	0	0	0	0	0
Inning Stats	R: 0 E: 0 K: 1 S: 6 H: 1 LOB: 1 BB: 0 P: 6	R: 0 E: 0 K: 0 S: 4 H: 1 LOB: 1 BB: 0 P: 4	R: 1 E: 0 K: 1 S: 7 H: 2 LOB: 1 BB: 0 P: 7	R: 0 E: 0 K: 1 S: 6 H: 1 LOB: 2 BB: 1 P: 10	R: 0 E: 0 K: 0 S: 4 H: 1 LOB: 1 BB: 0 P: 4	R: 0 E: 0 K: 0 S: 3 H: 1 LOB: 1 BB: 1 P: 7	R: 4 E: 0 K: 2 S: 12 H: 5 LOB: 3 BB: 2 P: 20	R: 0 E: 0 K: 0 S: 3 H: 1 LOB: 1 BB: 1 P: 7	R: 0 E: 0 K: 0 S: 4 H: 1 LOB: 1 BB: 0 P: 4	1B: 10 2B: 4 3B: 0 HR: 0 SF: 0 SAC: 0 DP: 2 HBP: 0	WP: 0 PB: 1 SB: 0 CS: 0 PA: 44					

PITCHER	IP	WLS	BF	H	R	ER	SO	BB	IBB	HBP	BLK	WP	HR	S	P	ERA	WHIP
Bob McClure, L (1, 1) ERA: 4.32	6.0	W	30	10	5	5	3	3	0	0	1	0	0	33	45	7.50	2.167
Tom Tellmann, R (7, 1) ERA: 2.87	3.0	S	14	4	0	0	2	2	0	0	0	0	0	16	24	0.00	2.000

PITCHER	IP	WLS	BF	H	R	ER	SO	BB	IBB	HBP	BLK	WP	HR	S	P	ERA	WHIP

Milwaukee Brewers @ Boston Red Sox

Fenway Park, Boston, MA

Fri Jul 29 1983, 7:05 PM EDT

Att. 33,250 - Unknown

livebaseballscorecards.com

AB	39
R	5
H	14
RBI	5
BB	5
SO	5
LOB	29

Batter	1	2	3	4	5	6	7	8	9	AB	R	H	RBI	BB	SO	LOB
Paul Molitor, R (1, 5) OBP: 0.354, SLG: 0.466	HR		1B		F8		F8 1B 1B 1B	F8		5	3	3	1	0	0	2
Charlie Moore, R (1, 9) OBP: 0.354, SLG: 0.372 (8, 2)	BB		1-3 S 2B 1B		6-3		1B 1-2 1B 1B	S S S K		4	2	2	0	1	1	2
Robin Yount, R (1, 6) OBP: 0.390, SLG: 0.526	F8		F3		2B		F8 2-3		4-3	5	0	1	0	0	0	5
Cecil Cooper, L (1, 3) OBP: 0.340, SLG: 0.563	S S S K		S S S K		B B B BB		1B 1-3 3-H 1B		4-3	4	0	1	1	1	2	3
Ted Simmons, S (1, 10) OBP: 0.356, SLG: 0.437	B B B B BB		1-H 3-H 2B		S S S K		1-2 3-H 1B		F8	4	0	2	3	1	1	2
Ben Oglivie, L (1, 7) OBP: 0.389, SLG: 0.489	F9		F3			F2	G1			4	0	0	0	0	0	5
Rick Manning, L (1, 8) OBP: 0.298, SLG: 0.324		3-1		F8		L7		4-3		4	0	0	0	0	0	0
Bill Schroeder, R (1, 2) OBP: 0.167, SLG: 0.273 Roy Howell, L (8, PH) OBP: 0.324, SLG: 0.390 Marshall Edwards, L (8, 9) OBP: 0.276, SLG: 0.276	S S S K		F9			6-3		1B 1B		3 1 0	0 0 0	0 1 0	0 0 0	0 0 0	1 0 0	0 0 0
Jim Gantner, L (1, 4) OBP: 0.363, SLG: 0.467		F8		4-3			G3	1-2 1B		4	0	1	0	0	0	0

TOP

Milwaukee Brewers @ Boston Red Sox

Fenway Park, Boston, MA

Sat Jul 30 1983, 3:33 AM EDT

Att. 30,900 - Unknown

livebaseballscorecards.com

AB	38
R	5
H	11
RBI	5
BB	3
SO	5
LOB	19

Inning Stats	1	2	3	4	5	6	7	8	9
	R: 1 E: 0 K: 1 S: 6	R: 0 E: 0 K: 1 S: 5	R: 2 E: 0 K: 1 S: 8	R: 0 E: 0 K: 0 S: 3	R: 0 E: 0 K: 1 S: 6	R: 0 E: 0 K: 0 S: 3	R: 2 E: 0 K: 0 S: 7	R: 0 E: 0 K: 1 S: 7	R: 0 E: 0 K: 0 S: 3
	H: 1 LOB: 2 BB: 2 P: 14	H: 0 LOB: 0 BB: 0 P: 5	H: 3 LOB: 1 BB: 0 P: 8	H: 0 LOB: 0 BB: 0 P: 3	H: 1 LOB: 2 BB: 1 P: 10	H: 0 LOB: 0 BB: 0 P: 3	H: 4 LOB: 2 BB: 0 P: 7	H: 2 LOB: 2 BB: 0 P: 7	H: 0 LOB: 0 BB: 0 P: 3

| | | |

Batter	1	2	3	4	5	6	7	8	9	AB	R	H	RBI	BB	SO	LOB
Jerry Remy, L (1, 4) OBP: 0.302, SLG: 0.318	F7		4-3	S 1B 2-H		BB 1B	E6 BB			5	0	2	1	0	0	0
Wade Boggs, L (1, 5) OBP: 0.455, SLG: 0.522	2B BB		FC5 2B	F7 1-2		G6-4-3 BB 1-2	G6-4-3 BB 1-2			2	0	1	0	3	0	1
Jim Rice, R (1, 7) OBP: 0.359, SLG: 0.539	F9		E 2B HBP		4-3	F8	G6-4-3 1-2f			4	1	0	0	0	0	5
Tony Armas, R (1, 8) OBP: 0.273, SLG: 0.467	2B 1-3		FC5 2B 1-3 2-3f		1B HR 2B	G6-4-3 1-2f		K		5	2	2	0	0	1	4
Dwight Evans, R (1, 9) OBP: 0.351, SLG: 0.459	BB		2-H 2B 3-H		HR 1B 2-3		HR	K		4	2	3	3	1	1	0
Carl Yastrzemski, L (1, 10) OBP: 0.392, SLG: 0.474	4-3		F2		1-H HR 3-H		2B HR 1B	F4		5	2	2	3	0	0	4
Dave Stapleton, R (1, 3) OBP: 0.298, SLG: 0.382		6-3		1B 2B	FC6-4 BB					3	1	1	0	1	1	1
Rich Gedman, L (1, 2) OBP: 0.327, SLG: 0.382		1B		F8	F8		1-3 HR 2B			4	1	2	0	0	0	2
Glenn Hoffman, R (1, 6) OBP: 0.298, SLG: 0.329		1-3		F3	FC6-4 1-2f		2-H HR 3-H			4	1	1	3	0	0	2
Inning Stats	R: 0 H: 1 E: 0 LOB: 3 K: 0 BB: 2 S: 4 P: 12	R: 0 H: 1 E: 0 LOB: 0 K: 0 BB: 0 S: 3 P: 3	R: 2 H: 2 E: 1 LOB: 1 K: 0 BB: 0 S: 5 P: 6	R: 1 H: 2 E: 0 LOB: 1 K: 0 BB: 0 S: 5 P: 5	R: 3 H: 3 E: 0 LOB: 1 K: 0 BB: 1 S: 6 P: 10	R: 0 H: 1 E: 0 LOB: 1 K: 0 BB: 1 S: 3 P: 7	R: 4 H: 4 E: 1 LOB: 1 K: 1 BB: 1 S: 9 P: 13	R: 0 H: 0 E: 0 LOB: 0 K: 2 BB: 0 S: 7 P: 7		1B: 5 SF: 0 2B: 6 SAC: 0 3B: 0 DP: 2 HR: 3 HBP: 1						

PITCHER		IP	WLS	BF	H	R	ER	SO	BB	IBB	HBP	BLK	WP	HR	S	P	ERA	WHIP
Don Sutton, R ERA: 3.77	(1, 1)	4.1	L	25	9	6	5	0	3	0	1	0	0	1	21	34	10.38	2.769
Jerry Augustine, L ERA: 6.5	(5, 1)	0.2		4	1	0	0	0	1	0	0	0	0	0	3	7	0.00	3.000
Jim Slaton, R ERA: 4.4	(6, 1)	2.0		10	4	4	4	1	1	0	0	0	0	2	11	15	18.00	2.500
Pete Ladd, R ERA: 3.13	(8, 1)	1.0		3	0	0	0	2	0	0	0	0	0	0	7	7	0.00	0.000

PITCHER	IP	WLS	BF	H	R	ER	SO	BB	IBB	HBP	BLK	WP	HR	S	P	ERA	WHIP

BOTTOM

Milwaukee Brewers @ Boston Red Sox

Fenway Park, Boston, MA

Sat Jul 30 1983, 3:33 AM EDT

Att. 30,900 - Unknown

livebaseballscorecards.com

AB	36
R	10
H	14
RBI	10
BB	5
SO	3
LOB	19

Batter	1	2	3	4	5	6	7	8	9	AB	R	H	RBI	BB	SO	LOB
Paul Molitor, R (1, 5) OBP: 0.354, SLG: 0.464	B B B B 4-0 S 1B BB	S S S 0-3 ② ③ K 1-2			x 0-0 ① 5-3		x 0-0 ② ③ G5-4-3 1-2f		x 0-0 2B 1-2 1B 1B	4	2	1	0	1	1	2
Charlie Moore, R (1, 9) OBP: 0.357, SLG: 0.377	x 0-0 ① L9		x 0-0 ① 5-3		x 0-0 1B			B B B B 4-0 FC5-4 BB	x 0-0 1B 1-3 2-H 2B 2B	4	1	2	1	1	0	1
Robin Yount, R (1, 6) OBP: 0.391, SLG: 0.523	B B B B 4-0 E 1B 1-2 1B BB		x 0-0 ② 5-3		x 0-0 ② F9			x 0-0 ① L8	x 0-0 2B 2-3 3-H SF8 1B	4	2	1	1	1	0	2
Cecil Cooper, L (1, 3) OBP: 0.339, SLG: 0.561	S S S 0-3 ② K		S S S 0-3 ③ K		x 0-0 ③ F6			x 0-0 ② FC5-4 1B 1-2f 1B	x 0-0 1-3 3-H 2B	5	1	1	1	0	2	4
Ted Simmons, S (1, 2) OBP: 0.359, SLG: 0.438	x 0-0 ① E7 1B 1-3 2-H 1B			x 0-0 ① 6-3		x 0-0 ① F9		x 0-0 1B 1-2 1B	4-0 IBB	4	0	2	1	1	0	0
Ben Oglivie, L (1, 7) OBP: 0.389, SLG: 0.489	x 0-0 1-2 3-H 1B			x 0-0 ② 6-3		x 0-0 ② G3		x 0-0 1-3 2-H 1B	x 0-0 ② SF8 3-H	4	0	2	3	0	0	0
Don Money, R (1, 10) OBP: 0.218, SLG: 0.224 Roy Howell, L (8, PH) OBP: 0.321, SLG: 0.387 Mark Brouhard, R (9, PH) OBP: 0.315, SLG: 0.519	S S S 0-3 ③ K			B B B B 4-0 1B BB	x 0-0 ③ L6			S S S 0-3 ③ K	x 0-0 ③ F3	2 1 1	0 0 0	0 0 0	0 0 0	1 0 0	1 1 0	2 2 2
Rick Manning, L (1, 8) OBP: 0.302, SLG: 0.329		x 0-0 CS 1B		x 0-0 1-2 1B			x 0-0 G5-4-3 1B		x 0-0 ① F8	4	0	3	0	0	0	0
Jim Gantner, L (1, 4) OBP: 0.362, SLG: 0.465		x 0-0 ① F8		S S S 0-3 ③ K			x 0-0 ① F7		x 0-0 1B 2B 1B	4	1	1	0	0	1	4
Inning Stats	R: 2 H: 2 E: 1 LOB: 2 K: 2 BB: 2 S: 9 P: 17	R: 0 H: 1 E: 0 LOB: 1 K: 1 BB: 0 S: 5 P: 5	R: 0 H: 0 E: 0 LOB: 0 K: 1 BB: 0 S: 5 P: 5	R: 0 H: 1 E: 0 LOB: 2 K: 1 BB: 1 S: 6 P: 10	R: 0 H: 1 E: 0 LOB: 1 K: 0 BB: 0 S: 4 P: 4	R: 0 H: 0 E: 0 LOB: 0 K: 0 BB: 0 S: 3 P: 3	R: 0 H: 1 E: 0 LOB: 0 K: 0 BB: 0 S: 3 P: 3	R: 1 H: 2 E: 0 LOB: 2 K: 1 BB: 1 S: 7 P: 11	R: 4 H: 5 E: 0 LOB: 2 K: 0 BB: 1 S: 8 P: 12	1B: 11 SF: 1 2B: 3 SAC: 0 3B: 0 DP: 2 HR: 0 HBP: 0						WP: 0 PA: 43 PB: 0 SB: 1 CS: 1	

PITCHER		IP	WLS	BF	H	R	ER	SO	BB	IBB	HBP	BLK	WP	HR	S	P	ERA	WHIP
Bruce Hurst, L ERA: 4.33	(1, 1)	7.2		33	8	3	3	5	4	0	0	0	0	0	39	55	3.52	1.565
Bob Stanley, R ERA: 3.07	(8, 1)	0.2	L	6	4	4	4	1	0	0	0	0	0	0	8	8	54.00	6.000
John Henry Johnson, L ERA: 2.48	(9, 1)	0.2		4	1	0	0	0	0	1	0	0	0	0	3	7	0.00	1.500

PITCHER	IP	WLS	BF	H	R	ER	SO	BB	IBB	HBP	BLK	WP	HR	S	P	ERA	WHIP

TOP

Milwaukee Brewers @ Boston Red Sox

Fenway Park, Boston, MA

Sun Jul 31 1983, 3:33 AM EDT

Att. 29,800 - Unknown

livebaseballscorecards.com

AB	37
R	7
H	13
RBI	7
BB	5
SO	6
LOB	19

Batter	1	2	3	4	5	6	7	8	9	AB	R	H	RBI	BB	SO	LOB
Jerry Remy, L (1, 4) OBP: 0.304, SLG: 0.319	BBBB 4-0 2B 1B BB	x 0-0 ③ 5-3			x 0-0 ① SH1-3 1-2		x 0-0 G5-6-3 1B			2	1	1	0	1	0	1
Wade Boggs, L (1, 5) OBP: 0.453, SLG: 0.522	x 0-0 1-3 1B 2B	x 0-0 ① F7			x 0-0 ② 3-1 2-3		x 0-0 ②③ G5-6-3 1-2f			4	1	1	0	0	0	2
Jim Rice, R (1, 7) OBP: 0.358, SLG: 0.539	SSS 0-3 ① K	x 0-0 ② F6			x 0-0 ③ 6-3			x 0-0 F9 1B 2B		4	1	1	0	0	1	3
Tony Armas, R (1, 8) OBP: 0.275, SLG: 0.468 Rick Miller, L (3, 8) OBP: 0.437, SLG: 0.437	x 0-0 FC6-4 2-H 3-H 1B	x 0-0 CS 1B				x 0-0 E HR 1B		x 0-0 ① F9 2-3		1	0	1	2	0	0	0
										3	1	2	0	0	0	1
Dwight Evans, R (1, 9) OBP: 0.350, SLG: 0.456	SSS 0-3 ② K	0-0 ③ CS 1-2	x 0-0 ① F3			x 0-0 ① F7 1-3		x 0-0 G3-6-1 3-H 1B		4	0	1	1	0	1	2
Carl Yastrzemski, L (1, 10) OBP: 0.390, SLG: 0.484	x 0-0 ③ FC6-4 1-2f		x 0-0 ② F7			x 0-0 HR 3-H		x 0-0 ②③ G3-6-1 1-2f		4	1	1	2	0	0	2
Dave Stapleton, R (1, 3) OBP: 0.300, SLG: 0.383		SSS 0-3 ① K	x 0-0 1B			x 0-0 ② 4-3			x 0-0 G5-4-3 1B	4	0	2	0	0	1	0
Gary Allenson, R (1, 2) OBP: 0.296, SLG: 0.333 Rich Gedman, L (9, PH) OBP: 0.325, SLG: 0.379		SSS 0-3 ② K	SSS 0-3 ③ K			x 0-0 ③ F3			SSS 0-3 ① K	3	0	0	0	0	2	1
										1	0	0	0	0	1	1
Glenn Hoffman, R (1, 6) OBP: 0.300, SLG: 0.331		x 0-0 1B			x 0-0 3-1 SH1-3 1B		SSS 0-3 ① K		x 0-0 ②③ G5-4-3 1-2f	4	0	2	0	0	1	1
Inning Stats	R: 2 H: 2 E: 0 LOB: 1 K: 2 BB: 1 S: 9 P: 13	R: 0 H: 1 E: 0 LOB: 1 K: 2 BB: 0 S: 8 P: 8	R: 0 H: 1 E: 0 LOB: 0 K: 0 BB: 0 S: 3 P: 3	R: 0 H: 1 E: 0 LOB: 1 K: 1 BB: 0 S: 6 P: 6	R: 0 H: 1 E: 0 LOB: 1 K: 0 BB: 0 S: 4 P: 4	R: 2 H: 2 E: 1 LOB: 0 K: 0 BB: 0 S: 5 P: 5	R: 0 H: 1 E: 0 LOB: 0 K: 1 BB: 0 S: 5 P: 5	R: 1 H: 2 E: 0 LOB: 0 K: 0 BB: 0 S: 4 P: 4	R: 0 H: 1 E: 0 LOB: 0 K: 1 BB: 0 S: 5 P: 5	1B: 9 SF: 0 2B: 2 SAC: 1 3B: 0 DP: 3 HR: 1 HBP: 0						WP: 0 PA: 37 PB: 0 SB: 0 CS: 1	

PITCHER		IP	WLS	BF	H	R	ER	SO	BB	IBB	HBP	BLK	WP	HR	S	P	ERA	WHIP
Moose Haas, R ERA: 4.05	(1, 1)	8.0	W	33	11	5	5	6	1	0	0	0	0	1	44	48	5.62	1.500
Pete Ladd, R ERA: 3.0	(9, 1)	1.0	S	3	1	0	0	1	0	0	0	0	0	0	5	5	0.00	1.000

PITCHER	IP	WLS	BF	H	R	ER	SO	BB	IBB	HBP	BLK	WP	HR	S	P	ERA	WHIP

BOTTOM

Milwaukee Brewers @ Boston Red Sox

Fenway Park, Boston, MA

Sun Jul 31 1983, 3:33 AM EDT

Att. 29,800 - Unknown

livebaseballscorecards.com

AB	34
R	5
H	12
RBI	5
BB	1
SO	7
LOB	14

Batter	1	2	3	4	5	6	7	8	9	AB	R	H	RBI	BB	SO	LOB
Paul Molitor, R (1, 5) OBP: 0.356, SLG: 0.472	HR		CS 1B			B5		5-3		4	1	2	1	0	0	1
Charlie Moore, R (1, 9) OBP: 0.361, SLG: 0.381	L3 1B		CS 1-2	F4		1B 1B 1-3		FC5-4 1B		4	1	3	0	0	0	0
Robin Yount, R (1, 6) OBP: 0.387, SLG: 0.519	L3 1-2			5-3		SF9 3-H		FC5-4 1-2f		3	0	0	1	0	0	2
Cecil Cooper, L (1, 3) OBP: 0.338, SLG: 0.558	6-3			4-3		1B 1B 1-3		F7		4	1	1	0	0	0	1
Ted Simmons, S (1, 2) OBP: 0.363, SLG: 0.441		6-3			1B 1B 1B	1B 1B 1B 1-H 3-H			1B	4	2	3	2	0	0	0
Ben Oglivie, L (1, 7) OBP: 0.391, SLG: 0.490		4-3			CS 1B 1B 1-3	1B 2-H			F3	4	0	2	1	0	0	0
Don Money, R (1, 10) OBP: 0.228, SLG: 0.227		K			G4-6-3 1B 1-2 3-H		K		1B BB	3	0	1	1	1	2	0
Rick Manning, L (1, 8) OBP: 0.302, SLG: 0.328			F6		G4-6-3 1-2f 2-3		K		1-2 1B	4	0	1	0	0	1	2
Jim Gantner, L (1, 4) OBP: 0.361, SLG: 0.462			F8			1B SF9 1B	3-1		4-3	4	1	1	0	0	0	2
Inning Stats	R: 1 E: 0 K: 0 S: 4 H: 2 LOB: 0 BB: 0 P: 4	R: 0 E: 0 K: 1 S: 5 H: 0 LOB: 0 BB: 0 P: 5	R: 0 E: 0 K: 0 S: 3 H: 1 LOB: 0 BB: 0 P: 3	R: 0 E: 0 K: 0 S: 3 H: 0 LOB: 0 BB: 0 P: 3	R: 1 E: 0 K: 0 S: 4 H: 3 LOB: 0 BB: 0 P: 4	R: 4 E: 0 K: 0 S: 7 H: 5 LOB: 1 BB: 0 P: 7	R: 0 E: 0 K: 2 S: 7 H: 0 LOB: 0 BB: 0 P: 7	R: 0 E: 0 K: 0 S: 4 H: 1 LOB: 1 BB: 0 P: 4	R: 0 E: 0 K: 0 S: 4 H: 2 LOB: 2 BB: 1 P: 8	1B: 13 2B: 1 3B: 0 HR: 1	SF: 1 SAC: 0 DP: 2 HBP: 0					

PITCHER	IP	WLS	BF	H	R	ER	SO	BB	IBB	HBP	BLK	WP	HR	S	P	ERA	WHIP
Bob Ojeda, L (1, 1) ERA: 5.34	5.2	L	23	10	6	6	1	0	0	0	0	0	1	25	25	9.53	1.765
John Henry Johnson, L (6, 1) ERA: 2.23	3.1		13	4	0	0	2	1	0	0	0	0	0	16	20	0.00	1.500

PITCHER	IP	WLS	BF	H	R	ER	SO	BB	IBB	HBP	BLK	WP	HR	S	P	ERA	WHIP

TOP

Milwaukee Brewers @ Boston Red Sox

Fenway Park, Boston, MA

Mon Aug 01 1983, 3:33 AM EDT

Att. 29,620 - Unknown

livebaseballscorecards.com

AB	34
R	6
H	14
RBI	6
BB	1
SO	3
LOB	8

WP: 0	PB: 0	SB: 0	CS: 2
PA: 37			

BOTTOM

Batter	1	2	3	4	5	6	7	8	9	AB	R	H	RBI	BB	SO	LOB
Jerry Remy, L (1, 4) OBP: 0.306, SLG: 0.320	4-3		S 1B		CS 1B		K	F7		5	0	2	0	0	1	3
Dave Stapleton, R (1, 3) OBP: 0.299, SLG: 0.379	K		3-1 1-2		2B 1-2 BB		K		5-3	4	0	0	0	1	2	1
Wade Boggs, L (1, 5) OBP: 0.457, SLG: 0.531	1B			4-3	2B 1-3		2B		5-3 1B	5	0	4	0	0	0	0
Jim Rice, R (1, 7) OBP: 0.356, SLG: 0.535	K			1B	6-3		K		5-3 1-2	5	0	1	0	0	2	5
Dwight Evans, R (1, 9) OBP: 0.348, SLG: 0.452		F8		F8		FC6-4 BB BB		F7	L9	4	0	0	0	1	0	2
Carl Yastrzemski, L (1, 10) OBP: 0.391, SLG: 0.482		K		G3		FC6-4 1-2 BB		F8 1B 1B		3	0	1	0	1	1	1
Rick Miller, L (1, 8) OBP: 0.439, SLG: 0.439		K			HR 1B	F7		F8 1-2 1B		4	1	2	0	0	1	2
Gary Allenson, R (1, 2) OBP: 0.295, SLG: 0.357			5-3		1-H HR	FC6-4 1-2f 2-3		F8 1-2 2-3		4	1	1	2	0	0	4
Glenn Hoffman, R (1, 6) OBP: 0.299, SLG: 0.328			L6		6-3	K		BB		3	0	0	0	1	1	2
Inning Stats	R: 0 H: 1 E: 0 LOB: 1 K: 2 BB: 0 S: 8 P: 8	R: 0 H: 0 E: 0 LOB: 0 K: 2 BB: 0 S: 7 P: 7	R: 0 H: 1 E: 0 LOB: 1 K: 0 BB: 1 S: 4 P: 4	R: 0 H: 1 E: 0 LOB: 1 K: 0 BB: 0 S: 4 P: 4	R: 2 H: 4 E: 0 LOB: 2 K: 0 BB: 1 S: 6 P: 10	R: 0 H: 0 E: 0 LOB: 2 K: 1 BB: 2 S: 5 P: 13	R: 0 H: 1 E: 0 LOB: 1 K: 3 BB: 0 S: 10 P: 10	R: 0 H: 2 E: 0 LOB: 3 K: 0 BB: 1 S: 5 P: 9	R: 0 H: 1 E: 0 LOB: 1 K: 0 BB: 0 S: 4 P: 4	1B: 8 SF: 0 2B: 2 SAC: 0 3B: 0 DP: 0 HR: 1 HBP: 0						

PITCHER	IP	WLS	BF	H	R	ER	SO	BB	IBB	HBP	BLK	WP	HR	S	P	ERA	WHIP
Chuck Porter, R (1, 1) ERA: 4.52	5.0	W	22	7	2	2	4	1	0	0	0	0	1	29	33	3.60	1.600
Tom Tellmann, R (6, 1) ERA: 2.7	4.0	S	19	4	0	0	4	3	0	0	0	0	0	24	36	0.00	1.750

PITCHER	IP	WLS	BF	H	R	ER	SO	BB	IBB	HBP	BLK	WP	HR	S	P	ERA	WHIP

Milwaukee Brewers @ Boston Red Sox

Fenway Park, Boston, MA

Mon Aug 01 1983, 3:33 AM EDT

Att. 29,620 - Unknown

livebaseballscorecards.com

AB	37
R	2
H	11
RBI	2
BB	4
SO	8
LOB	20

Batter	1	2	3	4	5	6	7	8	9	AB	R	H	RBI	BB	SO	LOB
U L Washington, S (1, 6) OBP: 0.303, SLG: 0.326	1-3		BBBB 4-0 FC6-4 BB		x 0-0 S 1-H 1B			x 0-0 ② F8		3	0	1	1	1	0	0
Pat Sheridan, L (1, 8) (7, 9) OBP: 0.298, SLG: 0.405	BBBB 4-0 S BB		x 0-0 ② FC6-4 1-2f		SSS 0-3 ③ K 1-2			x 0-0 1B		3	0	1	0	1	1	2
George Brett, L (1, 5) OBP: 0.424, SLG: 0.668	x 0-0 ② F7 1-2		SSS 0-3 ③ K			x 0-0 ① L1		x 0-0 ③ 4-3		4	0	0	0	0	1	3
Hal McRae, R (1, 10) OBP: 0.391, SLG: 0.485	x 0-0 ③ P6			x 0-0 ① F9		x 0-0 ② F9			x 0-0 ① F9	4	0	0	0	0	0	1
Willie Aikens, L (1, 3) OBP: 0.385, SLG: 0.549		x 0-0 ① 4-3		x 0-0 ② 4-3		SSS 0-3 ③ K			x 0-0 ② 4-3	4	0	0	0	0	1	0
Leon Roberts, R (1, 7) OBP: 0.320, SLG: 0.409		SSS 0-3 ② K		x 0-0 ③ 5-3			x 0-0 ① F9		x 0-0 ③ 6-3	4	0	0	0	0	1	0
John Wathan, R (1, 2) OBP: 0.319, SLG: 0.334		x 0-0 2B			x 0-0 ① 4-3		x 0-0 ② 5-3			3	0	1	0	0	0	0
Joe Simpson, L (1, 9) OBP: 0.246, SLG: 0.227		SSS 0-3 ③ K			SSS 0-3 ② K		x 0-0 ③ 6-3			2	0	0	0	0	2	1
Willie Wilson, S (7, PH) (7, 8) OBP: 0.315, SLG: 0.343										1	0	0	0	0	0	0
Onix Concepcion, R (1, 4) OBP: 0.220, SLG: 0.267			x 0-0 ① F8		BBBB 4-0 S 1B BB			x 0-0 ① F9		1	1	0	0	1	0	0
Frank White, R (8, PH) (8, 4) OBP: 0.267, SLG: 0.381										1	0	0	0	0	0	0
Inning Stats	R: 0 E: 0 K: 0 S: 3 H: 0 LOB: 1 BB: 1 P: 7	R: 0 E: 0 K: 2 S: 8 H: 1 LOB: 1 BB: 0 P: 8	R: 0 E: 0 K: 1 S: 5 H: 0 LOB: 1 BB: 1 P: 9	R: 0 E: 0 K: 0 S: 3 H: 0 LOB: 0 BB: 0 P: 3	R: 1 E: 0 K: 2 S: 8 H: 1 LOB: 1 BB: 1 P: 12	R: 0 E: 0 K: 1 S: 5 H: 0 LOB: 0 BB: 0 P: 5	R: 0 E: 0 K: 0 S: 3 H: 0 LOB: 0 BB: 0 P: 3	R: 0 E: 0 K: 0 S: 4 H: 1 LOB: 1 BB: 0 P: 4	R: 0 E: 0 K: 0 S: 3 H: 0 LOB: 0 BB: 0 P: 3	1B: 2 2B: 1 3B: 0 HR: 0	SF: 0 SAC: 0 DP: 0 HBP: 0						

PITCHER		IP	WLS	BF	H	R	ER	SO	BB	IBB	HBP	BLK	WP	HR	S	P	ERA	WHIP
Bob Gibson, R ERA: 4.26	(1, 1)	7.0	W	26	2	1	1	6	3	0	0	0	0	0	35	47	1.29	0.714
Jim Slaton, R ERA: 4.29	(8, 1)	2.0		7	1	0	0	0	0	0	0	0	0	0	7	7	0.00	0.500

PITCHER		IP	WLS	BF	H	R	ER	SO	BB	IBB	HBP	BLK	WP	HR	S	P	ERA	WHIP

Kansas City Royals @ Milwaukee Brewers

Milwaukee County Stadium, Milwaukee, WI

Tue Aug 02 1983, 4:33 AM EDT

Unknown - 79 F

TOP

livebaseballscorecards.com

AB	30
R	1
H	3
RBI	1
BB	3
SO	6
LOB	7

WP: 0 PB: 0 SB: 3 CS: 0 PA: 33

BOTTOM

Kansas City Royals @ Milwaukee Brewers

Milwaukee County Stadium, Milwaukee, WI

Tue Aug 02 1983, 4:33 AM EDT

Unknown - 79 F

livebaseballscorecards.com

Batter	1	2	3	4	5	6	7	8	9	AB	R	H	RBI	BB	SO	LOB
Paul Molitor, R (1, 5) OBP: 0.360, SLG: 0.476	4-3 2B		BBB 4-0 E BB		SSS 0-3 ③ K		0-0 G4-3-6-3-6-1 2-3 1B			3	0	2	0	1	1	1
Jim Gantner, L (1, 4) OBP: 0.358, SLG: 0.457	0-0 ① 4-3 2-3		0-0 E4 G6-4-3 1-2			0-0 ① G3	0-0 ②③ G4-3-6-3-6-1 1-2f 3-H			4	0	0	0	0	0	3
Robin Yount, R (1, 6) OBP: 0.386, SLG: 0.515	0-0 ② 5-3		0-0 ②③ G6-4-3 1-2f			0-0 ② F9		BBB 4-0 FC4-6 BB		3	0	0	0	1	0	3
Cecil Cooper, L (1, 3) OBP: 0.339, SLG: 0.557	0-0 ③ F7			0-0 G4-6-3 1B		0-0 1B HR 1B		0-0 ① FC4-6 FC3-6 1B 1-2f		4	1	2	0	0	0	2
Ted Simmons, S (1, 10) OBP: 0.367, SLG: 0.447		0-0 WP SF7 2B		0-0 ①② G4-6-3 1-2f		0-0 1-3 HR 1B		0-0 FC3-6 1-2 1B		4	2	3	0	0	0	1
Ben Oglivie, L (1, 7) OBP: 0.389, SLG: 0.498		0-0 ① SF7 2-H		0-0 ③ F8		0-0 1-H 3-H HR		0-0 ② FC3-6 1-2f 2-3		3	1	1	4	0	0	2
Rick Manning, L (1, 8) OBP: 0.299, SLG: 0.325		0-0 ② L8			0-0 ① F7	0-0 ③ 1-3		0-0 ③ F9		4	0	0	0	0	0	2
Bill Schroeder, R (1, 2) OBP: 0.176, SLG: 0.277		0-0 ③ 6-3			0-0 CS 1B		0-0 E5 1B SH4-3 G4-3-6-3-6-1			3	1	1	0	0	0	0
Charlie Moore, R (1, 9) OBP: 0.359, SLG: 0.379			SSS 0-3 ① K		SSS 0-3 ② K 1-2		0-0 ① SH4-3 1-2			2	0	0	0	0	2	1
Inning Stats	R: 0 H: 1 E: 0 LOB: 1 K: 0 BB: 0 S: 4 P: 4	R: 1 H: 1 E: 0 LOB: 0 K: 0 BB: 0 S: 4 P: 4	R: 0 H: 0 E: 1 LOB: 1 K: 1 BB: 1 S: 5 P: 9	R: 0 H: 1 E: 0 LOB: 0 K: 0 BB: 0 S: 3 P: 3	R: 0 H: 1 E: 0 LOB: 1 K: 2 BB: 0 S: 8 P: 8	R: 3 H: 3 E: 0 LOB: 0 K: 0 BB: 0 S: 6 P: 6	R: 1 H: 1 E: 1 LOB: 0 K: 0 BB: 0 S: 4 P: 4	R: 0 H: 1 E: 0 LOB: 2 K: 0 BB: 1 S: 4 P: 8		1B: 6 SF: 1 2B: 2 SAC: 1 3B: 0 DP: 3 HR: 1 HBP: 0						

	AB	30
	R	5
	H	9
	RBI	4
	BB	2
	SO	3
	LOB	15

WP: 1 PA: 34
PB: 0
SB: 0
CS: 1

PITCHER		IP	WLS	BF	H	R	ER	SO	BB	IBB	HBP	BLK	WP	HR	S	P	ERA	WHIP
Gaylord Perry, R ERA: 5.18	(1, 1)	7.0	L	29	8	5	4	3	1	0	0	0	1	1	34	38	5.14	1.286
Don Hood, L ERA: 2.25	(8, 1)	1.0		5	1	0	0	0	1	0	0	0	0	0	4	8	0.00	2.000

PITCHER	IP	WLS	BF	H	R	ER	SO	BB	IBB	HBP	BLK	WP	HR	S	P	ERA	WHIP

Batter	1	2	3	4	5	6	7	8	9	AB	R	H	RBI	BB	SO	LOB
Willie Wilson, S (1, 8) OBP: 0.312, SLG: 0.340	E5		6-3		K			L4		4	0	0	0	0	1	1
U L Washington, S (1, 6) OBP: 0.300, SLG: 0.322	P5		F3		FC5-4 1-2f			5-3		4	0	0	0	0	0	2
Leon Roberts, R (1, 7) OBP: 0.333, SLG: 0.449	F5			5-3 1B 2B		HR		BB CS		3	2	2	1	1	0	1
Hal McRae, R (1, 10) OBP: 0.387, SLG: 0.480	F9			5-3		6-3		CS 1-2	1-3	4	0	0	0	0	0	2
Amos Otis, R (1, 9) OBP: 0.317, SLG: 0.353		BLK 1B		5-3 2-3		F9			1B	4	0	2	0	0	0	1
Frank White, R (1, 4) OBP: 0.267, SLG: 0.380		P6		1B 3-H		5-3			F8	4	0	1	1	0	0	2
John Wathan, R (1, 3) OBP: 0.315, SLG: 0.330		5-3 1-2		5-3			5-3		F7	4	0	0	0	0	0	3
Don Slaught, R (1, 2) OBP: 0.277, SLG: 0.319		K			F7		1B			3	0	1	0	0	1	1
Greg Pryor, R (1, 5) OBP: 0.294, SLG: 0.321			5-3		FC5-4 1B		6-3			3	0	1	0	0	0	0
Inning Stats	R: 0 E: 1 K: 0 S: 4 H: 0 LOB: 1 BB: 0 P: 4	R: 0 E: 0 K: 1 S: 6 H: 1 LOB: 1 BB: 0 P: 6	R: 0 E: 0 K: 0 S: 3 H: 0 LOB: 0 BB: 0 P: 3	R: 1 E: 0 K: 0 S: 5 H: 2 LOB: 1 BB: 0 P: 5	R: 0 E: 0 K: 1 S: 6 H: 1 LOB: 1 BB: 0 P: 6	R: 1 E: 0 K: 0 S: 4 H: 1 LOB: 0 BB: 0 P: 4	R: 0 E: 0 K: 0 S: 3 H: 1 LOB: 0 BB: 0 P: 3	R: 0 E: 0 K: 0 S: 2 H: 0 LOB: 0 BB: 1 P: 6	R: 0 E: 0 K: 0 S: 4 H: 1 LOB: 1 BB: 0 P: 4	1B: 5 2B: 1 3B: 0 HR: 1 SF: 0 SAC: 0 DP: 0 HBP: 0	WP: 0 PB: 0 SB: 0 CS: 1 PA: 35					

PITCHER	IP	WLS	BF	H	R	ER	SO	BB	IBB	HBP	BLK	WP	HR	S	P	ERA	WHIP
Mike Caldwell, L (1, 1) ERA: 4.66	9.0	W	34	7	2	2	2	1	0	0	1	0	1	37	41	2.00	0.889

PITCHER	IP	WLS	BF	H	R	ER	SO	BB	IBB	HBP	BLK	WP	HR	S	P	ERA	WHIP

TOP

Kansas City Royals @ Milwaukee Brewers

Milwaukee County Stadium, Milwaukee, WI

Tue Aug 02 1983, 8:05 PM EDT
Att. 40,808 - Unknown - 75 F

livebaseballscorecards.com

AB	33
R	2
H	7
RBI	2
BB	1
SO	2
LOB	13

Batter	1	2	3	4	5	6	7	8	9	AB	R	H	RBI	BB	SO	LOB
Paul Molitor, R (1, 5) OBP: 0.358, SLG: 0.473	6-3		K		F9			BB		3	0	0	0	1	1	1
Charlie Moore, R (1, 9) OBP: 0.361, SLG: 0.383	2B		2B, 3-H: 1B		F9			F8, 1-2		4	1	2	1	0	0	1
Robin Yount, R (1, 6) OBP: 0.387, SLG: 0.516	F8		2B, 1-H			5-3		IBB		3	0	1	1	1	0	1
Cecil Cooper, L (1, 3) OBP: 0.336, SLG: 0.552	P6		3-1			F9		K		4	0	0	0	0	1	4
Ted Simmons, S (1, 2) OBP: 0.368, SLG: 0.455		F7		G1-4-3, 1B		F8			HR	4	1	2	1	0	0	0
Don Money, R (1, 10) OBP: 0.222, SLG: 0.221		F9		G1-4-3, 1-2f			F3			3	0	0	0	0	0	1
Ed Romero, R (1, 7) OBP: 0.356, SLG: 0.403		4-3		BB			K			2	0	0	0	1	1	0
Marshall Edwards, L (1, 8) OBP: 0.279, SLG: 0.311			1B, 3B	4-3			F7			3	1	1	0	0	0	1
Rob Picciolo, R (1, 4) OBP: 0.250, SLG: 0.375			5-3		F9			4-3		3	0	0	0	0	0	1
Inning Stats	R: 0 E: 0 K: 0 S: 4 H: 1 LOB: 1 BB: 0 P: 4	R: 0 E: 0 K: 0 S: 3 H: 0 LOB: 0 BB: 0 P: 3	R: 2 E: 0 K: 1 S: 8 H: 3 LOB: 1 BB: 0 P: 8	R: 0 E: 0 K: 0 S: 3 H: 1 LOB: 1 BB: 1 P: 7	R: 0 E: 0 K: 0 S: 3 H: 0 LOB: 0 BB: 0 P: 3	R: 0 E: 0 K: 0 S: 3 H: 0 LOB: 0 BB: 0 P: 3	R: 0 E: 0 K: 1 S: 5 H: 0 LOB: 0 BB: 0 P: 5	R: 0 E: 0 K: 1 S: 5 H: 0 LOB: 2 BB: 2 P: 13	R: 1 E: 0 K: 0 S: 1 H: 1 LOB: 0 BB: 0 P: 1	1B: 2 2B: 2 3B: 1 HR: 1 SF: 0 SAC: 0 DP: 1 HBP: 0						

PITCHER	IP	WLS	BF	H	R	ER	SO	BB	IBB	HBP	BLK	WP	HR	S	P	ERA	WHIP
Larry Gura, L (1, 1) ERA: 5.33	8.0	L	32	6	3	3	3	2	1	0	0	0	1	35	47	3.38	1.000

PITCHER	IP	WLS	BF	H	R	ER	SO	BB	IBB	HBP	BLK	WP	HR	S	P	ERA	WHIP

BOTTOM

Kansas City Royals @ Milwaukee Brewers

Milwaukee County Stadium, Milwaukee, WI

Tue Aug 02 1983, 8:05 PM EDT

Att. 40,808 - Unknown - 75 F

livebaseballscorecards.com

AB	29
R	3
H	6
RBI	3
BB	3
SO	3
LOB	10

Kansas City Royals @ Milwaukee Brewers

Milwaukee County Stadium, Milwaukee, WI

Wed Aug 03 1983, 8:05 PM EDT

Att. 25,182 - Unknown - 86 F

TOP

livebaseballscorecards.com

Batter	1	2	3	4	5	6	7	8	9	AB	R	H	RBI	BB	SO	LOB
Willie Wilson, S (1, 8) OBP: 0.311, SLG: 0.338	0-0 L3 1B	0-0 P4	0-3 K			0-0 F9		0-0 4-3		5	0	1	0	0	1	5
John Wathan, R (8, 3) OBP: 0.315, SLG: 0.330										0	0	0	0	0	0	0
U L Washington, S (1, 6) OBP: 0.299, SLG: 0.319	0-0 L3 1-2	4-0 1-2 2-3 3-H BB		0-0 5-3		0-0 4-3			0-0 4-3	4	0	0	1	1	0	1
George Brett, L (1, 5) OBP: 0.417, SLG: 0.656	0-0 4-3	0-3 K		0-0 F9			0-0 F7		0-0 L4	5	0	0	0	0	1	3
Greg Pryor, R (9, 5) OBP: 0.294, SLG: 0.321										0	0	0	0	0	0	0
Hal McRae, R (1, 10) OBP: 0.390, SLG: 0.492		0-0 BB 1B 1B	0-3 K	0-0 F2			0-0 F9 2B		0-0 HR	5	2	3	1	0	1	0
Leon Roberts, R (1, 7) OBP: 0.331, SLG: 0.438		4-0 BB 1B 1-2 BB BB	0-0 F8		0-0 F7		0-0 F9 2-3		0-0 S 1B	3	1	0	0	1	0	1
Pat Sheridan, L (8, 7) OBP: 0.302, SLG: 0.409										1	0	1	0	0	0	0
Amos Otis, R (1, 9) OBP: 0.319, SLG: 0.354		0-0 BB BB BB 1-2 2-H 1B	0-0 E5 1B E		0-0 1B		0-0 F9		0-0 6-3 1-2	5	2	2	1	0	0	2
Frank White, R (1, 4) OBP: 0.269, SLG: 0.389		0-3 K	0-0 E 1-2 1B		0-3 K			0-0 HR		4	2	2	1	0	2	3
Willie Aikens, L (1, 3) OBP: 0.389, SLG: 0.554		4-0 BB BB 1-2 2-3 BB	0-0 E7 1B 1-H 2-H 2B		0-0 F8			0-0 G6-4-3 1B		3	1	2	2	1	0	1
Joe Simpson, L (8, PR) OBP: 0.246, SLG: 0.227										0	0	0	0	0	0	0
(8, 8)																
Don Slaught, R (1, 2) OBP: 0.283, SLG: 0.319		4-0 BB 1-2 2-3 3-H BB	0-0 3-H 1B			0-0 6-3		0-0 G6-4-3 1-2f		3	0	1	2	1	0	1

Inning Stats									
	R: 0 E: 0 K: 0 S: 3	H: 1 LOB: 0 BB: 0 P: 3	R: 3 E: 0 K: 2 S: 9	H: 2 LOB: 3 BB: 4 P: 25	R: 3 E: 2 K: 2 S: 11	H: 3 LOB: 1 BB: 0 P: 11	R: 0 E: 0 K: 0 S: 3	H: 0 LOB: 0 BB: 0 P: 3	R: 0 E: 0 K: 1 S: 6	H: 1 LOB: 1 BB: 0 P: 6
	R: 0 E: 0 K: 0 S: 3	H: 0 LOB: 0 BB: 0 P: 3	R: 0 E: 0 K: 0 S: 4	H: 1 LOB: 1 BB: 0 P: 4	R: 1 E: 0 K: 0 S: 4	H: 2 LOB: 1 BB: 0 P: 4	R: 1 E: 0 K: 0 S: 5	H: 2 LOB: 1 BB: 0 P: 5		

1B: 8	SF: 0	WP: 0	PA: 42
2B: 3	SAC: 0	PB: 0	
3B: 0	DP: 2	SB: 1	
HR: 2	HBP: 0	CS: 0	

PITCHER		IP	WLS	BF	H	R	ER	SO	BB	IBB	HBP	BLK	WP	HR	S	P	ERA	WHIP
Bob McClure, L ERA: 4.48	(1, 1)	1.2	L	11	3	3	3	1	4	0	0	0	0	0	9	25	16.20	4.200
Jerry Augustine, L ERA: 5.98	(2, 1)	5.1		24	7	4	1	4	0	0	0	0	0	1	32	32	1.69	1.312
Jim Slaton, R ERA: 4.3	(8, 1)	2.0		7	2	1	1	0	0	0	0	0	0	1	7	7	4.50	1.000

PITCHER	IP	WLS	BF	H	R	ER	SO	BB	IBB	HBP	BLK	WP	HR	S	P	ERA	WHIP

AB	38
R	8
H	12
RBI	8
BB	4
SO	5
LOB	17

BOTTOM

Kansas City Royals @ Milwaukee Brewers

Milwaukee County Stadium, Milwaukee, WI

Wed Aug 03 1983, 8:05 PM EDT

Att. 25,182 - Unknown - 86 F

livebaseballscorecards.com

Batter	1	2	3	4	5	6	7	8	9	AB	R	H	RBI	BB	SO	LOB
Paul Molitor, R (1, 5) OBP: 0.357, SLG: 0.469	G6-4-3 1B		6-3	4-3			6-3	L6		5	0	1	0	0	0	2
Jim Gantner, L (1, 4) OBP: 0.358, SLG: 0.457	F5		BB 1B 1B		F8		1B		P6	5	1	2	0	0	0	1
Robin Yount, R (1, 6) OBP: 0.386, SLG: 0.515 Mark Brouhard, R (3, PH) OBP: 0.327, SLG: 0.519 Ed Romero, R (4, 6) OBP: 0.342, SLG: 0.386	G6-4-3 1-2f		B B B B 1B 1-2 BB		P4		4-3		3-1	1 0 3	0 0 0	0 0 0	0 0 0	0 1 0	0 0 0	1 0 1
Cecil Cooper, L (1, 3) OBP: 0.335, SLG: 0.548		6-3	1-2 2-H 1B		P6			E3 1B 1B	F7	5	1	1	1	0	0	0
Ted Simmons, S (1, 10) OBP: 0.367, SLG: 0.453		4-3	1-4-3			6-3		1B 3B 2-3 1B		4	1	1	0	0	0	2
Ben Oglivie, L (1, 7) OBP: 0.393, SLG: 0.502		1B 1B		G3 1B 1B		FC6-4 1B		P5		4	0	3	0	0	0	2
Rick Manning, L (1, 8) OBP: 0.303, SLG: 0.329		1-2 1B		G3 1-2 1B		F8		3B 1-3 3-H 1B		4	1	3	1	0	0	1
Bill Schroeder, R (1, 2) OBP: 0.167, SLG: 0.260 Roy Howell, L (8, PH) OBP: 0.326, SLG: 0.408 Marshall Edwards, L (9, 9) OBP: 0.279, SLG: 0.311		L1		G3 1-2 2-3		FC6-4 1-2f		4-3 1-H 3-H 3B		3 1 0	0 1 0	0 1 0	0 2 0	0 0 0	0 0 0	5 0 0
Charlie Moore, R (1, 9) OBP: 0.357, SLG: 0.379 (9, 2)			F8 S S S	K			F7	4-3 3-H		4	0	0	1	0	1	2
Inning Stats	R: 0 H: 1 E: 0 LOB: 0 K: 0 BB: 0 S: 3 P: 3	R: 0 H: 2 E: 0 LOB: 2 K: 0 BB: 0 S: 5 P: 5	R: 1 H: 2 E: 0 LOB: 2 K: 0 BB: 1 S: 5 P: 9	R: 0 H: 2 E: 0 LOB: 2 K: 1 BB: 0 S: 7 P: 7	R: 0 H: 0 E: 0 LOB: 0 K: 0 BB: 0 S: 3 P: 3	R: 0 H: 1 E: 0 LOB: 1 K: 0 BB: 0 S: 4 P: 4	R: 0 H: 1 E: 0 LOB: 1 K: 0 BB: 0 S: 4 P: 4	R: 4 H: 3 E: 1 LOB: 0 K: 0 BB: 0 S: 7 P: 7	R: 0 H: 0 E: 0 LOB: 0 K: 0 BB: 0 S: 3 P: 3	1B: 11 2B: 0 3B: 1 HR: 0	SF: 0 SAC: 0 DP: 1 HBP: 0			WP: 0 PB: 0 SB: 0 CS: 0	PA: 40		

	AB	39
	R	5
	H	12
	RBI	5
	BB	1
	SO	1
	LOB	17

PITCHER		IP	WLS	BF	H	R	ER	SO	BB	IBB	HBP	BLK	WP	HR	S	P	ERA	WHIP
Keith Creel, R ERA: 5.8	(1, 1)	6.0	W	26	8	1	1	1	1	0	0	0	0	0	27	31	1.50	1.500
Mike Armstrong, R ERA: 3.55	(7, 1)	2.0		11	4	4	2	0	0	0	0	0	0	0	11	11	9.00	2.000
Dan Quisenberry, R ERA: 1.69	(9, 1)	1.0	S	3	0	0	0	0	0	0	0	0	0	0	3	3	0.00	0.000

PITCHER	IP	WLS	BF	H	R	ER	SO	BB	IBB	HBP	BLK	WP	HR	S	P	ERA	WHIP

Batter	1	2	3	4	5	6	7	8	9	AB	R	H	RBI	BB	SO	LOB
Willie Wilson, S (1, 8) OBP: 0.308, SLG: 0.334	P6	4-3			F2		4-3 1-2		4-3	5	0	0	0	0	0	1
U L Washington, S (1, 6) OBP: 0.301, SLG: 0.324	S 1B	4-3			K		2B			4	1	2	0	0	1	0
George Brett, L (1, 5) OBP: 0.421, SLG: 0.656	FC6-4 1-H		1B		3-1		BBBB FC5-4			3	0	2	1	1	0	0
Hal McRae, R (1, 10) OBP: 0.386, SLG: 0.487	FC6-4 1-2f		F9			F8	FC5-4 1-2f			4	1	0	0	0	0	4
Willie Aikens, L (1, 3) OBP: 0.388, SLG: 0.553	3B		K			P6		F7		4	1	1	1	0	1	1
Joe Simpson, L (8, 3) OBP: 0.246, SLG: 0.227	1-H 2B									0	0	0	0	0	0	0
Pat Sheridan, L (1, 7) OBP: 0.306, SLG: 0.423	E 2-H 3B		K			HR 1B		K		4	2	2	1	0	2	1
Amos Otis, R (1, 9) OBP: 0.318, SLG: 0.363	E6 FC5-4 3-H			K		1-H HR		F9		4	1	1	2	0	1	0
Frank White, R (1, 4) OBP: 0.267, SLG: 0.385	FC5-4 1-2f			F8		K			6-3	4	0	0	0	0	1	1
John Wathan, R (1, 2) OBP: 0.314, SLG: 0.329		L6		K			CS 1B		P4	4	0	1	0	0	1	0
Inning Stats	R: 4 E: 1 K: 0 S: 8 H: 4 LOB: 1 BB: 0 P: 8	R: 0 E: 0 K: 0 S: 3 H: 0 LOB: 0 BB: 0 P: 3	R: 0 E: 0 K: 2 S: 8 H: 1 LOB: 1 BB: 0 P: 8	R: 0 E: 0 K: 2 S: 7 H: 0 LOB: 0 BB: 0 P: 7	R: 0 E: 0 K: 1 S: 5 H: 0 LOB: 0 BB: 0 P: 5	R: 2 E: 0 K: 1 S: 7 H: 2 LOB: 0 BB: 0 P: 7	R: 0 E: 0 K: 0 S: 4 H: 2 LOB: 2 BB: 1 P: 8	R: 0 E: 0 K: 1 S: 5 H: 0 LOB: 0 BB: 0 P: 5	R: 0 E: 0 K: 0 S: 3 H: 0 LOB: 0 BB: 0 P: 3	1B: 5 2B: 2 3B: 1 HR: 1 SF: 0 SAC: 0 DP: 0 HBP: 0	WP: 0 PB: 0 SB: 1 CS: 1 PA: 37					

PITCHER		IP	WLS	BF	H	R	ER	SO	BB	IBB	HBP	BLK	WP	HR	S	P	ERA	WHIP
Don Sutton, R ERA: 3.87	(1, 1)	8.0	L	34	9	6	5	7	1	0	0	0	0	1	47	51	5.62	1.250
Pete Ladd, R ERA: 2.88	(9, 1)	1.0		3	0	0	0	0	0	0	0	0	0	0	3	3	0.00	0.000

PITCHER	IP	WLS	BF	H	R	ER	SO	BB	IBB	HBP	BLK	WP	HR	S	P	ERA	WHIP

TOP

Kansas City Royals @ Milwaukee Brewers

Milwaukee County Stadium, Milwaukee, WI

Thu Aug 04 1983, 4:33 AM EDT
Att. 37,191 - Unknown - 74 F

livebaseballscorecards.com

AB	36
R	6
H	9
RBI	5
BB	1
SO	7
LOB	8

Batter	1	2	3	4	5	6	7	8	9	AB	R	H	RBI	BB	SO	LOB
Paul Molitor, R (1, 5) OBP: 0.356, SLG: 0.475	1-3		B1-3			HR		K		4	1	1	1	0	1	1
Charlie Moore, R (1, 9) OBP: 0.353, SLG: 0.374	6-3		F3			1-3		G4-6-3 1-2f		4	0	0	0	0	0	1
Mark Brouhard, R (1, 10) OBP: 0.322, SLG: 0.491	BB 1B 1B		P3			K			F7	3	1	0	0	1	1	0
Cecil Cooper, L (1, 3) OBP: 0.334, SLG: 0.545	1B 1-3 1B			P6		4-3			P6	4	0	1	0	0	0	0
Ted Simmons, S (1, 2) OBP: 0.366, SLG: 0.451	1-2 3-H 1B			E5 G3-6-3			K		K	4	0	1	1	0	2	0
Ben Oglivie, L (1, 7) OBP: 0.390, SLG: 0.497	F7			G3-6-3 1-2f			P4			3	0	0	0	0	0	3
Ed Romero, R (1, 6) OBP: 0.342, SLG: 0.397		P4			F8		2B			3	0	1	0	0	0	0
Rick Manning, L (1, 8) OBP: 0.301, SLG: 0.327		F7			L8		6-3			3	0	0	0	0	0	1
Jim Gantner, L (1, 4) OBP: 0.358, SLG: 0.456		6-3			F7			G4-6-3 1B		3	0	1	0	0	0	0
Inning Stats	R: 1 E: 0 K: 0 S: 5 H: 2 LOB: 2 BB: 1 P: 9	R: 0 E: 0 K: 0 S: 3 H: 0 LOB: 0 BB: 0 P: 3	R: 0 E: 0 K: 0 S: 3 H: 0 LOB: 0 BB: 0 P: 3	R: 0 E: 1 K: 0 S: 3 H: 0 LOB: 0 BB: 0 P: 3	R: 0 E: 0 K: 0 S: 3 H: 0 LOB: 0 BB: 0 P: 3	R: 1 E: 0 K: 1 S: 6 H: 1 LOB: 0 BB: 0 P: 6	R: 0 E: 0 K: 1 S: 6 H: 1 LOB: 1 BB: 0 P: 6	R: 0 E: 0 K: 1 S: 5 H: 1 LOB: 0 BB: 0 P: 5	R: 0 E: 0 K: 1 S: 5 H: 0 LOB: 0 BB: 0 P: 5	1B: 3 2B: 1 3B: 0 HR: 1 SF: 0 SAC: 0 DP: 2 HBP: 0							

PITCHER	IP	WLS	BF	H	R	ER	SO	BB	IBB	HBP	BLK	WP	HR	S	P	ERA	WHIP
Bud Black, L (1, 1) ERA: 3.53	9.0	W	32	5	2	2	4	1	0	0	0	0	1	39	43	2.00	0.667

PITCHER	IP	WLS	BF	H	R	ER	SO	BB	IBB	HBP	BLK	WP	HR	S	P	ERA	WHIP

BOTTOM

Kansas City Royals @ Milwaukee Brewers

Milwaukee County Stadium, Milwaukee, WI

Thu Aug 04 1983, 4:33 AM EDT

Att. 37,191 - Unknown - 74 F

livebaseballscorecards.com

AB	31
R	2
H	5
RBI	2
BB	1
SO	4
LOB	6

1B: 3 SF: 0
2B: 1 SAC: 0
3B: 0 DP: 2
HR: 1 HBP: 0

WP: 0 PA: 32
PB: 0
SB: 0
CS: 0

Batter	1	2	3	4	5	6	7	8	9	AB	R	H	RBI	BB	SO	LOB
Damaso Garcia, R (1, 4) OBP: 0.331, SLG: 0.384	4-3		K			F9		FC5-4 1-2f		4	0	0	0	0	1	2
Rance Mulliniks, L (1, 5) OBP: 0.371, SLG: 0.474	1-3			F8		3-1		K		4	0	0	0	0	1	1
Lloyd Moseby, L (1, 8) OBP: 0.367, SLG: 0.516	K			4-3		S 1B			4-3	4	0	1	0	0	1	0
Willie Upshaw, L (1, 3) OBP: 0.366, SLG: 0.520		K		4-3		F7 1-2			F8	4	0	0	0	0	1	1
Cliff Johnson, R (1, 10) OBP: 0.399, SLG: 0.533		5-3	K				G4-6-3 1B		F9	4	0	1	0	0	1	0
Jorge Orta, L (1, 9) OBP: 0.335, SLG: 0.426		1-3			4-3		G4-6-3 1-2f			3	0	0	0	0	0	1
Ernie Whitt, L (1, 2) OBP: 0.344, SLG: 0.429			G3		1B 1B		F7			3	0	1	0	0	0	0
Dave Collins, S (1, 7) OBP: 0.303, SLG: 0.295			F6		1-2 1B			FC5-4 1B		3	0	2	0	0	0	0
Alfredo Griffin, S (1, 6) OBP: 0.294, SLG: 0.377			2B		F2			F9		3	0	1	0	0	0	3
Inning Stats	R: 0 E: 0 K: 1 S: 5 H: 0 LOB: 0 BB: 0 P: 5	R: 0 E: 0 K: 1 S: 5 H: 0 LOB: 0 BB: 0 P: 5	R: 0 E: 0 K: 1 S: 6 H: 1 LOB: 1 BB: 0 P: 6	R: 0 E: 0 K: 0 S: 3 H: 0 LOB: 0 BB: 0 P: 3	R: 0 E: 0 K: 1 S: 7 H: 2 LOB: 2 BB: 0 P: 7	R: 0 E: 0 K: 0 S: 4 H: 1 LOB: 1 BB: 0 P: 4	R: 0 E: 0 K: 0 S: 3 H: 1 LOB: 0 BB: 0 P: 3	R: 0 E: 0 K: 1 S: 6 H: 1 LOB: 1 BB: 0 P: 6	R: 0 E: 0 K: 0 S: 3 H: 0 LOB: 0 BB: 0 P: 3	1B: 5 2B: 1 3B: 0 HR: 0	SF: 0 SAC: 0 DP: 1 HBP: 0						

PITCHER	IP	WLS	BF	H	R	ER	SO	BB	IBB	HBP	BLK	WP	HR	S	P	ERA	WHIP
Moose Haas, R (1, 1) ERA: 3.79	9.0	W	32	6	0	0	5	0	0	0	0	0	0	42	42	0.00	0.667

PITCHER	IP	WLS	BF	H	R	ER	SO	BB	IBB	HBP	BLK	WP	HR	S	P	ERA	WHIP

TOP

Toronto Blue Jays @ Milwaukee Brewers

Milwaukee County Stadium, Milwaukee, WI

Fri Aug 05 1983, 8:05 PM EDT
Att. 29,559 - Unknown - 77 F

livebaseballscorecards.com

AB	32
R	0
H	6
RBI	0
BB	0
SO	5
LOB	8

WP: 0	PB: 0	SB: 1	CS: 0
PA: 32			

Batter	1	2	3	4	5	6	7	8	9	AB	R	H	RBI	BB	SO	LOB
Paul Molitor, R (1, 5) OBP: 0.356, SLG: 0.474	x 0-0 FC4-6 1B		BBBB 4-0 S 1B BB		x 0-0 ① 1-3		x 0-0 ① F7	x 0-0 ② SF7 3-H		3	1	1	1	1	0	1
Jim Gantner, L (1, 4) OBP: 0.356, SLG: 0.452	x 0-0 ① FC4-6 FC4-6 1-2f		x 0-0 ② L9 1-2		x 0-0 ② 4-3		x 0-0 FC6-4 1B 1-2	x 0-0 ③ G3		5	0	1	0	0	0	3
Ted Simmons, S (1, 2) OBP: 0.365, SLG: 0.449	x 0-0 ② F7		x 0-0 1B 2-H 1B		x 0-0 ③ F7		x 0-0 ② L9			4	1	1	1	0	0	3
Cecil Cooper, L (1, 3) OBP: 0.333, SLG: 0.542	x 0-0 ③ FC4-6 1-2f		x 0-0 2B 2-H 1B			SSS 0-3 ① K	x 0-0 ③ FC6-4 1-2f			4	1	1	1	0	1	3
Ben Oglivie, L (1, 7) OBP: 0.394, SLG: 0.502		SSS 0-3 ① K	x 0-0 2B 2-H			x 0-0 1B 1B 1B		BBBB 4-0 2B 1B BB		3	2	2	1	1	1	0
Roy Howell, L (1, 10) OBP: 0.338, SLG: 0.426		x 0-0 6-3 1B 1B	x 0-0 ③ L7			x 0-0 1B 1-2 1B		x 0-0 1B 1-3 2B		4	1	3	0	0	0	1
Rick Manning, L (1, 8) OBP: 0.303, SLG: 0.327		x 0-0 ② 6-3 1-2		x 0-0 ① F8		x 0-0 L1-3 1-3 2-H 1B		4-0 1B SF7 IBB		3	1	1	1	1	0	1
Ed Romero, R (1, 6) OBP: 0.337, SLG: 0.390		x 0-0 ③ 2-H 1B		x 0-0 ② 6-3		x 0-0 ② ③ L1-3 1-2		SSS 0-3 ① K		4	0	1	0	0	1	5
Charlie Moore, R (1, 9) OBP: 0.355, SLG: 0.374			SSS 0-3 ① K	x 0-0 ③ F7			BBBB 4-0 1B BB	x 0-0 1-3 2-H 3-H 1B		3	0	1	2	1	1	0
Inning Stats	R: 0 H: 1 E: 0 LOB: 1 K: 0 BB: 0 S: 4 P: 4	R: 0 H: 2 E: 0 LOB: 2 K: 1 BB: 0 S: 6 P: 6	R: 3 H: 3 E: 0 LOB: 1 K: 1 BB: 1 S: 8 P: 12	R: 0 H: 0 E: 0 LOB: 0 K: 0 BB: 0 S: 3 P: 3	R: 0 H: 0 E: 0 LOB: 0 K: 0 BB: 0 S: 3 P: 3	R: 1 H: 3 E: 0 LOB: 1 K: 1 BB: 0 S: 7 P: 7	R: 0 H: 1 E: 0 LOB: 2 K: 0 BB: 1 S: 4 P: 8	R: 3 H: 2 E: 0 LOB: 1 K: 1 BB: 2 S: 7 P: 15		1B: 10 SF: 1 2B: 3 SAC: 0 3B: 0 DP: 1 HR: 0 HBP: 0						WP: 0 PA: 38 PB: 0 SB: 1 CS: 0	

PITCHER		IP	WLS	BF	H	R	ER	SO	BB	IBB	HBP	BLK	WP	HR	S	P	ERA	WHIP
Jim Gott, R ERA: 4.51	(1, 1)	6.0	L	26	9	4	4	3	1	0	0	0	0	0	31	35	6.00	1.667
Jim Acker, R ERA: 4.15	(7, 1)	1.0		5	1	0	0	0	1	0	0	0	0	0	4	8	0.00	2.000
Randy Moffitt, R ERA: 3.88	(8, 1)	1.0		7	2	3	3	1	1	1	0	0	0	0	7	15	27.00	3.000

PITCHER	IP	WLS	BF	H	R	ER	SO	BB	IBB	HBP	BLK	WP	HR	S	P	ERA	WHIP

BOTTOM

Toronto Blue Jays @ Milwaukee Brewers

Milwaukee County Stadium, Milwaukee, WI

Fri Aug 05 1983, 8:05 PM EDT

Att. 29,559 - Unknown - 77 F

livebaseballscorecards.com

AB	33
R	7
H	12
RBI	7
BB	4
SO	4
LOB	17

Batter	1	2	3	4	5	6	7	8	9	AB	R	H	RBI	BB	SO	LOB
Damaso Garcia, R (1, 4) OBP: 0.333, SLG: 0.385	6-3		4-3			S 1B		1B		4	0	2	0	0	0	0
Rance Mulliniks, L (1, 5) OBP: 0.369, SLG: 0.468	4-3			L6		BBBB 1-2 BB		F8		3	0	0	0	1	0	1
Lloyd Moseby, L (1, 8) OBP: 0.366, SLG: 0.513	1B			4-3		SSS K		F2		4	0	1	0	0	1	3
Willie Upshaw, L (1, 3) OBP: 0.362, SLG: 0.515	L3			F5		SSS K			F7	4	0	0	0	0	1	3
Jorge Orta, L (1, 10) OBP: 0.333, SLG: 0.421		5-3			4-3		3-1		1B	4	0	1	0	0	0	0
Ernie Whitt, L (1, 2) OBP: 0.346, SLG: 0.428		F7			BBBB S BB		1B		F7	3	0	1	0	1	0	1
Dave Collins, S (1, 7) OBP: 0.302, SLG: 0.294		4-3			F5 1-2		F7		1-2 1B	4	0	1	0	0	0	2
Barry Bonnell, R (1, 9) OBP: 0.351, SLG: 0.450			1-3		SSS K		F3		6-3	3	0	0	0	0	1	2
Cliff Johnson, R (9, PH) OBP: 0.398, SLG: 0.531										1	0	0	0	0	0	2
Alfredo Griffin, S (1, 6) OBP: 0.292, SLG: 0.374			F5			F8		G3		3	0	0	0	0	0	0
Inning Stats	R: 0 H: 1 E: 0 LOB: 1 K: 0 BB: 0 S: 4 P: 4	R: 0 H: 0 E: 0 LOB: 0 K: 0 BB: 0 S: 3 P: 3	R: 0 H: 0 E: 0 LOB: 0 K: 0 BB: 0 S: 3 P: 3	R: 0 H: 0 E: 0 LOB: 0 K: 0 BB: 0 S: 3 P: 3	R: 0 H: 0 E: 0 LOB: 1 K: 1 BB: 1 S: 5 P: 9	R: 0 H: 1 E: 0 LOB: 2 K: 2 BB: 1 S: 8 P: 12	R: 0 H: 1 E: 0 LOB: 1 K: 0 BB: 0 S: 4 P: 4	R: 0 H: 1 E: 0 LOB: 1 K: 0 BB: 0 S: 4 P: 4	R: 0 H: 2 E: 0 LOB: 2 K: 0 BB: 0 S: 5 P: 5	1B: 6 SF: 0 2B: 0 SAC: 0 3B: 0 DP: 0 HR: 0 HBP: 0						WP: 0 PA: 35 PB: 0 SB: 2 CS: 0	

TOP

Toronto Blue Jays @ Milwaukee Brewers

Milwaukee County Stadium, Milwaukee, WI

Sat Aug 06 1983, 4:33 AM EDT
Att. 48,464 - Unknown - 84 F

livebaseballscorecards.com

AB	33
R	0
H	6
RBI	0
BB	2
SO	3
LOB	14

PITCHER		IP	WLS	BF	H	R	ER	SO	BB	IBB	HBP	BLK	WP	HR	S	P	ERA	WHIP
Chuck Porter, R ERA: 4.0	(1, 1)	9.0	W	35	6	0	0	3	2	0	0	0	0	0	39	47	0.00	0.889

PITCHER	IP	WLS	BF	H	R	ER	SO	BB	IBB	HBP	BLK	WP	HR	S	P	ERA	WHIP

Batter	1	2	3	4	5	6	7	8	9	AB	R	H	RBI	BB	SO	LOB
Paul Molitor, R (1, 5) OBP: 0.355, SLG: 0.479	1-3		F2		F9			HR		4	1	1	1	0	0	1
Jim Gantner, L (1, 4) OBP: 0.355, SLG: 0.453	K		F7			1-3		1B FC5-4 2B		4	1	1	0	0	1	0
Ted Simmons, S (1, 10) OBP: 0.366, SLG: 0.452	F7			G3 SF8 2B		F4		FC5-4 2-3 1B		4	1	2	0	0	0	0
Cecil Cooper, L (1, 3) OBP: 0.330, SLG: 0.537		3-1		G3 2-3		F8		FC5-4 1-2f 3-H		4	0	0	1	0	0	2
Ben Oglivie, L (1, 7) OBP: 0.392, SLG: 0.500		BB 1B		SF8 3-H			F7	K		3	0	1	1	0	1	1
Rick Manning, L (1, 8) OBP: 0.303, SLG: 0.329		F9		F4			F7 2B			3	0	1	0	0	0	1
Ed Romero, R (1, 6) OBP: 0.337, SLG: 0.380		1-2 BB			F7		F7 2-3			2	0	0	0	1	0	1
Bill Schroeder, R (1, 2) OBP: 0.158, SLG: 0.245		K			5-3		K			3	0	0	0	0	2	3
Charlie Moore, R (1, 9) OBP: 0.355, SLG: 0.374			6-3		1B			K		3	0	1	0	0	1	0
Inning Stats	R: 0 H: 0 E: 0 LOB: 0 K: 1 BB: 0 S: 5 P: 5	R: 0 H: 1 E: 0 LOB: 2 K: 1 BB: 1 S: 6 P: 10	R: 0 H: 0 E: 0 LOB: 0 K: 0 BB: 0 S: 3 P: 3	R: 1 H: 1 E: 0 LOB: 0 K: 0 BB: 0 S: 4 P: 4	R: 0 H: 1 E: 0 LOB: 1 K: 0 BB: 0 S: 4 P: 4	R: 0 H: 0 E: 0 LOB: 0 K: 0 BB: 0 S: 3 P: 3	R: 0 H: 1 E: 0 LOB: 1 K: 1 BB: 0 S: 6 P: 6	R: 2 H: 3 E: 0 LOB: 1 K: 2 BB: 0 S: 10 P: 10		1B: 3 SF: 1 2B: 3 SAC: 0 3B: 0 DP: 0 HR: 1 HBP: 0						

PITCHER		IP	WLS	BF	H	R	ER	SO	BB	IBB	HBP	BLK	WP	HR	S	P	ERA	WHIP
Doyle Alexander, R ERA: 5.45	(1, 1)	7.1	L	29	6	3	3	4	1	0	0	0	0	1	36	40	3.68	0.955
Dave Geisel, L ERA: 5.4	(8, 1)	0.2		3	1	0	0	1	0	0	0	0	0	0	5	5	0.00	1.500

PITCHER	IP	WLS	BF	H	R	ER	SO	BB	IBB	HBP	BLK	WP	HR	S	P	ERA	WHIP

BOTTOM

Toronto Blue Jays @ Milwaukee Brewers

Milwaukee County Stadium, Milwaukee, WI

Sat Aug 06 1983, 4:33 AM EDT

Att. 48,464 - Unknown - 84 F

livebaseballscorecards.com

AB	30
R	3
H	7
RBI	3
BB	1
SO	5
LOB	9

TOP

Toronto Blue Jays @ Milwaukee Brewers

Milwaukee County Stadium, Milwaukee, WI

Sun Aug 07 1983, 4:33 AM EDT
Att. 47,300 - Unknown - 85 F

livebaseballscorecards.com

Batter	1	2	3	4	5	6	7	8	9	AB	R	H	RBI	BB	SO	LOB
Damaso Garcia, R (1, 4) OBP: 0.336, SLG: 0.388	F7		F7		1B		G5-4-3, BB, HR		1B	5	3	3	0	0	0	0
Dave Collins, S (1, 3) (6, 7) OBP: 0.314, SLG: 0.302	BB		S		1B		G5-4-3		2B	3	2	3	0	2	0	0
Barry Bonnell, R (1, 8) (6, 5) OBP: 0.358, SLG: 0.456	1B		CS		1B		G5-4-3		2B	5	0	4	3	0	0	2
Cliff Johnson, R (1, 10) OBP: 0.398, SLG: 0.543	F9		F7		F8		HR		2B	5	1	2	3	0	0	5
Jesse Barfield, R (1, 9) OBP: 0.249, SLG: 0.436	4-3			F3		1B	2-3		2-3	2	0	0	0	0	0	2
Lloyd Moseby, L (6, PH) (6, 8) OBP: 0.366, SLG: 0.511										3	0	1	0	0	0	2
George Bell, R (1, 7) OBP: 0.304, SLG: 0.465		F9		G3		F5		5-3	K	2	0	0	0	0	0	0
Jorge Orta, L (6, PH) (6, 9) OBP: 0.328, SLG: 0.413										3	0	0	0	0	1	3
Garth Iorg, R (1, 5) OBP: 0.319, SLG: 0.377				5-3		1-3		K		2	0	1	0	0	0	0
Rance Mulliniks, L (6, PH) (6, 6) OBP: 0.370, SLG: 0.469		2B				1B				2	0	1	0	0	1	0
Buck Martinez, R (1, 2) OBP: 0.349, SLG: 0.500		F8			5-3	L4		K		2	0	0	0	0	0	1
Ernie Whitt, L (6, PH) (6, 2) OBP: 0.343, SLG: 0.424										2	0	0	0	0	1	2
Alfredo Griffin, S (1, 6) OBP: 0.291, SLG: 0.372		L7			1-3	4-3			K	2	0	0	0	0	0	1
Willie Upshaw, L (6, PH) (6, 3) OBP: 0.361, SLG: 0.512										2	0	0	0	0	1	2
Inning Stats	R: 0 E: 0 K: 0 S: 4 H: 1 LOB: 2 BB: 1 P: 8	R: 0 E: 0 K: 0 S: 4 H: 1 LOB: 1 BB: 0 P: 4	R: 1 E: 0 K: 0 S: 4 H: 2 LOB: 0 BB: 0 P: 4	R: 0 E: 0 K: 0 S: 3 H: 0 LOB: 0 BB: 0 P: 3	R: 1 E: 0 K: 0 S: 6 H: 3 LOB: 2 BB: 0 P: 6	R: 0 E: 0 K: 0 S: 5 H: 2 LOB: 2 BB: 0 P: 5	R: 2 E: 0 K: 0 S: 4 H: 2 LOB: 0 BB: 1 P: 8	R: 0 E: 0 K: 2 S: 7 H: 0 LOB: 0 BB: 0 P: 7	R: 2 E: 0 K: 2 S: 11 H: 4 LOB: 2 BB: 0 P: 11	1B: 12 2B: 2 3B: 0 HR: 1 SF: 0 SAC: 0 DP: 1 HBP: 0	WP: 0 PB: 0 SB: 1 CS: 1 PA: 42					

	AB	40
	R	6
	H	15
	RBI	6
	BB	2
	SO	4
	LOB	20

PITCHER		IP	WLS	BF	H	R	ER	SO	BB	IBB	HBP	BLK	WP	HR	S	P	ERA	WHIP
Mike Caldwell, L ERA: 4.63	(1, 1)	5.0	W	22	7	2	2	0	1	0	0	0	0	0	21	25	3.60	1.600
Tom Tellmann, R ERA: 2.88	(6, 1)	2.0		10	4	2	2	0	1	0	0	0	0	1	9	13	9.00	2.500
Jerry Augustine, L ERA: 6.18	(8, 1)	1.1		7	3	2	2	3	0	0	0	0	0	0	13	13	13.50	2.250
Pete Ladd, R ERA: 2.81	(9, 1)	0.2	S	3	1	0	0	1	0	0	0	0	0	0	5	5	0.00	1.500

PITCHER	IP	WLS	BF	H	R	ER	SO	BB	IBB	HBP	BLK	WP	HR	S	P	ERA	WHIP

BOTTOM

Toronto Blue Jays @ Milwaukee Brewers

Milwaukee County Stadium, Milwaukee, WI

Sun Aug 07 1983, 4:33 AM EDT

Att. 47,300 - Unknown - 85 F

livebaseballscorecards.com

Batter	1	2	3	4	5	6	7	8	9	AB	R	H	RBI	BB	SO	LOB
Paul Molitor, R (1, 5) OBP: 0.359, SLG: 0.480	G6-4-3 1B		SH1-3 1-2	BB 1-2 BB			SH1-4 2B 1B	G6-4-3 1-2f		3	1	2	0	1	0	1
Jim Gantner, L (1, 4) OBP: 0.357, SLG: 0.456	L9		1B 2-H 2B	1-2 2-3 3-H BB			SH1-4 1-2			2	1	1	2	1	0	1
Ted Simmons, S (1, 2) OBP: 0.367, SLG: 0.455	G6-4-3 1-2f		CS 2-H 1B	F7			1B 2-H 2B			4	1	2	2	0	0	4
Cecil Cooper, L (1, 3) OBP: 0.330, SLG: 0.535		K	CS 1-2	L7	1-3		BB 2-H 1B			4	0	1	1	0	1	0
Ben Oglivie, L (1, 7) OBP: 0.391, SLG: 0.495		F9		F9	F8		G6-4-3 1-2 BB			3	0	0	0	1	0	0
Roy Howell, L (1, 10) OBP: 0.338, SLG: 0.420 Mark Brouhard, R (7, PH) OBP: 0.317, SLG: 0.483		5-3		BB 1B BB	K		G6-4-3 1-2f			2 1	1 0	0 0	0 0	1 0	1 0	0 2
Rick Manning, L (1, 8) OBP: 0.305, SLG: 0.329			K 1B 1B 1-2 BB		L8			SH2-4 1B 1B		3	2	1	0	1	1	0
Ed Romero, R (1, 6) OBP: 0.348, SLG: 0.390			WP S 1B 1B	1B 1-2 2-H BB 1B	F7			SH2-4 1-2		3	2	2	1	0	0	0
Charlie Moore, R (1, 9) OBP: 0.359, SLG: 0.378			SH1-3 1-H 2B 1B	BB BB 1-3 2-H 1B	6-3			G6-4-3 2-H 1B		4	1	3	3	0	0	0
Inning Stats	R: 0 E: 0 K: 0 S: 3 H: 1 LOB: 0 BB: 0 P: 3	R: 0 E: 0 K: 1 S: 5 H: 0 LOB: 0 BB: 0 P: 5	R: 3 E: 0 K: 1 S: 8 H: 4 LOB: 0 BB: 0 P: 8	R: 3 E: 0 K: 0 S: 5 H: 2 LOB: 3 BB: 4 P: 21	R: 0 E: 0 K: 1 S: 5 H: 0 LOB: 0 BB: 0 P: 5	R: 0 E: 0 K: 0 S: 3 H: 0 LOB: 0 BB: 0 P: 3	R: 2 E: 0 K: 0 S: 5 H: 3 LOB: 1 BB: 1 P: 9	R: 1 E: 0 K: 0 S: 4 H: 2 LOB: 0 BB: 0 P: 4		1B: 10 2B: 2 3B: 0 HR: 0 SF: 0 SAC: 3 DP: 3 HBP: 0						

	AB	29
	R	9
	H	12
	RBI	9
	BB	5
	SO	3
	LOB	8

WP: 1 PA: 38
PB: 0
SB: 1
CS: 1

PITCHER		IP	WLS	BF	H	R	ER	SO	BB	IBB	HBP	BLK	WP	HR	S	P	ERA	WHIP
Luis Leal, R ERA: 4.15	(1, 1)	3.2	L	18	7	6	6	2	2	0	0	0	1	0	20	28	14.73	2.455
Roy Lee Jackson, R ERA: 4.32	(4, 1)	2.2		11	1	1	1	1	2	0	0	0	0	0	11	19	3.38	1.125
Dave Geisel, L ERA: 5.67	(7, 1)	0.0		3	2	1	1	0	1	0	0	0	0	0	2	6	∞	∞
Joey McLaughlin, R ERA: 3.83	(7, 1)	1.2		5	2	1	1	0	0	0	0	0	0	0	5	5	5.40	1.200

PITCHER	IP	WLS	BF	H	R	ER	SO	BB	IBB	HBP	BLK	WP	HR	S	P	ERA	WHIP

Milwaukee Brewers @ Kansas City Royals

Royals Stadium, Kansas City, MO

Mon Aug 08 1983, 8:05 PM EDT

Unknown - 96 F

TOP

livebaseballscorecards.com

Batter	1	2	3	4	5	6	7	8	9	AB	R	H	RBI	BB	SO	LOB
Paul Molitor, R (1, 5) OBP: 0.359, SLG: 0.479	1B	F8		S		F9			4-3	5	1	2	0	0	0	2
Charlie Moore, R (1, 9) OBP: 0.359, SLG: 0.378	1B SF8			5-3			1-3		6-3	5	1	2	0	0	0	1
Robin Yount, R (1, 10) OBP: 0.388, SLG: 0.521	1B	3-1			E8 FC6-5		K		1B	5	1	3	1	0	1	2
Cecil Cooper, L (1, 3) OBP: 0.328, SLG: 0.532	SF8		F7		FC6-5 FC5-4		5-3		BB	4	0	1	2	0	0	1
Mark Brouhard, R (1, 7) OBP: 0.313, SLG: 0.468	K		FC6-4		FC5-4			K		4	0	1	0	0	2	2
Ben Oglivie, L (9, PH) OBP: 0.392, SLG: 0.495			1B		1-2f				BB	0	0	0	0	1	0	0
Ed Romero, R (1, 6) OBP: 0.344, SLG: 0.384	F7	F3			K			1B	4-3	4	0	1	0	0	1	3
Jim Gantner, L (9, PH) OBP: 0.356, SLG: 0.455										1	0	0	0	0	0	2
Rob Picciolo, R (1, 4) OBP: 0.250, SLG: 0.350		E SF8	FC6-4			6-3		F5		4	1	1	0	0	0	2
Bill Schroeder, R (1, 2) OBP: 0.180, SLG: 0.281		E5		F9		6-3				4	0	2	0	0	0	1
Rick Manning, L (8, PR) OBP: 0.305, SLG: 0.329 (8, 8)		1B				2B		1-2 1B		0	0	0	0	0	0	0
Marshall Edwards, L (1, 8) OBP: 0.266, SLG: 0.302		SF8		4-3		6-3		F9		2	0	0	1	0	0	1
Ted Simmons, S (8, PH) OBP: 0.366, SLG: 0.454 (8, 2)		3-H				2-3				1	0	0	0	0	0	2
Inning Stats	R: 2 E: 0 K: 1 S: 8 H: 3 LOB: 1 BB: 0 P: 8	R: 1 E: 1 K: 0 S: 6 H: 2 LOB: 2 BB: 0 P: 6	R: 0 E: 0 K: 0 S: 4 H: 1 LOB: 1 BB: 0 P: 4	R: 0 E: 0 K: 0 S: 4 H: 1 LOB: 1 BB: 0 P: 4	R: 0 E: 1 K: 1 S: 6 H: 1 LOB: 1 BB: 0 P: 6	R: 0 E: 0 K: 0 S: 4 H: 1 LOB: 1 BB: 0 P: 4	R: 0 E: 0 K: 1 S: 5 H: 0 LOB: 0 BB: 0 P: 5	R: 0 E: 0 K: 1 S: 7 H: 2 LOB: 2 BB: 0 P: 7	R: 1 E: 0 K: 0 S: 5 H: 2 LOB: 2 BB: 1 P: 9	1B: 11 2B: 1 3B: 1 HR: 0	SF: 2 SAC: 0 DP: 0 HBP: 0						

AB	39
R	4
H	13
RBI	4
BB	1
SO	4
LOB	19

WP: 0 PB: 0 SB: 1 CS: 0 PA: 42

PITCHER		IP	WLS	BF	H	R	ER	SO	BB	IBB	HBP	BLK	WP	HR	S	P	ERA	WHIP
Larry Gura, L ERA: 5.18	(1, 1)	7.2	W	35	11	3	2	4	0	0	0	0	0	0	43	43	2.35	1.435
Dan Quisenberry, R ERA: 1.72	(8, 1)	1.1	S	7	2	1	1	0	1	0	0	0	0	0	6	10	6.75	2.250

PITCHER	IP	WLS	BF	H	R	ER	SO	BB	IBB	HBP	BLK	WP	HR	S	P	ERA	WHIP

Batter	1	2	3	4	5	6	7	8	9	AB	R	H	RBI	BB	SO	LOB
Willie Wilson, S (1, 8) OBP: 0.308, SLG: 0.336	F7		4-3		1B 1-2 2-H		2B 1B 2-H			4	1	2	2	0	0	0
U L Washington, S (1, 6) OBP: 0.296, SLG: 0.316	BB F7			F8	F4		1B 2-H			3	0	1	1	1	0	2
George Brett, L (1, 5) OBP: 0.414, SLG: 0.638	F7 1-2			F7	F7		F7			4	0	0	0	0	0	3
Hal McRae, R (1, 10) OBP: 0.391, SLG: 0.495		F9		1B		F9		BB 1B 1B E		3	1	1	0	1	0	0
Willie Aikens, L (1, 3) OBP: 0.379, SLG: 0.533 Leon Roberts, R (9, 7) OBP: 0.329, SLG: 0.426		F7		F8	K			L7		4 0	0 0	0 0	0 0	0 0	1 0	2 0
Pat Sheridan, L (1, 7) OBP: 0.330, SLG: 0.454 (9, 9)	BB				1B 1B	FC4-6		E 1-2		3	1	3	0	1	0	0
Frank White, R (1, 4) OBP: 0.269, SLG: 0.385		F8			F3	FC4-6 1-2f		K		4	0	0	0	0	1	5
John Wathan, R (1, 2) OBP: 0.321, SLG: 0.340			F9		1B 1B 1-3		SH3-4 2B 1B	E5 WP 1-3 2-H		4	2	3	0	0	0	0
Joe Simpson, L (1, 9) OBP: 0.248, SLG: 0.230 (9, 3)			K		1B 1-2 3-H		SH3-4 1-2	G3 1-2		3	0	1	1	0	1	2
Inning Stats	R: 0 E: 0 K: 0 S: 2 H: 0 LOB: 0 BB: 1 P: 6	R: 0 E: 0 K: 0 S: 3 H: 0 LOB: 1 BB: 1 P: 7	R: 0 E: 0 K: 1 S: 5 H: 0 LOB: 0 BB: 0 P: 5	R: 0 E: 0 K: 0 S: 4 H: 1 LOB: 1 BB: 0 P: 4	R: 2 E: 0 K: 0 S: 7 H: 4 LOB: 2 BB: 0 P: 7	R: 0 E: 0 K: 1 S: 6 H: 1 LOB: 1 BB: 0 P: 6	R: 2 E: 0 K: 0 S: 5 H: 3 LOB: 0 BB: 0 P: 5	R: 1 E: 1 K: 1 S: 7 H: 2 LOB: 2 BB: 1 P: 11		1B: 10 2B: 1 3B: 0 HR: 0 SF: 0 SAC: 1 DP: 0 HBP: 0						

PITCHER		IP	WLS	BF	H	R	ER	SO	BB	IBB	HBP	BLK	WP	HR	S	P	ERA	WHIP
Bob Gibson, R ERA: 4.2	(1, 1)	5.0		21	5	2	2	1	2	0	0	0	0	0	21	29	3.60	1.400
Jim Slaton, R ERA: 4.36	(6, 1)	3.0	L	15	6	3	2	2	1	0	0	0	1	0	18	22	6.00	2.333

PITCHER	IP	WLS	BF	H	R	ER	SO	BB	IBB	HBP	BLK	WP	HR	S	P	ERA	WHIP

BOTTOM

Milwaukee Brewers @ Kansas City Royals

Royals Stadium, Kansas City, MO

Mon Aug 08 1983, 8:05 PM EDT

Unknown - 96 F

livebaseballscorecards.com

AB	32
R	5
H	11
RBI	4
BB	3
SO	3
LOB	14

WP: 1 PB: 0 SB: 0 CS: 0 PA: 36

Milwaukee Brewers @ Kansas City Royals

Royals Stadium, Kansas City, MO

Mon Aug 08 1983, 8:05 PM EDT

Att. 42,039 - Unknown - 91 F

TOP

livebaseballscorecards.com

Batter	1	2	3	4	5	6	7	8	9	AB	R	H	RBI	BB	SO	LOB
Paul Molitor, R (1, 5) OBP: 0.360, SLG: 0.478	S 1B		E S 2B 1B	E6 S 2-H		6-3 ①		5-3-5 ①② 1-3f		5	1	2	0	0	0	1
Jim Gantner, L (1, 4) OBP: 0.352, SLG: 0.449	F7 ①		F4 ② 1-3	3-1 ③ 1-2		4-3 ②		G3 ③		5	0	0	0	0	0	3
Ted Simmons, S (1, 2) OBP: 0.369, SLG: 0.457	5-3 ② 1-2		2B 3-H		1B 1B G3 1B	BBBB WP 1B BB			6-3 ①	4	1	2	1	1	0	1
Cecil Cooper, L (1, 3) OBP: 0.329, SLG: 0.530	6-3 ③		F7 ③		F8 ①	WP 1-2 1B			G4-6-3 1B	5	0	2	0	0	0	3
Ben Oglivie, L (1, 7) OBP: 0.392, SLG: 0.494		S S S K ①		1B 1B 1B	G3 1B 1-2 2B 1B	G3 ③ 1-2 2-3			G4-6-3 ②③ 1-2f	5	2	2	0	0	1	3
Roy Howell, L (1, 10) OBP: 0.356, SLG: 0.452		1B	SH1-3 1B 1-3 SF9 1B		G3 1-2 2-3 2B 1B		8-2 3B			4	2	4	0	0	0	0
Rick Manning, L (1, 8) OBP: 0.304, SLG: 0.328		F9 ②	SH1-3 1-2 3-H E 1B	G3 ② 1-2 2-3 3-H		8-2 ①② 3-Hf				4	1	1	2	0	0	4
Ed Romero, R (1, 6) OBP: 0.344, SLG: 0.393		L6 ③		SH1-3 ① 1-2 2-3	1B 2-H 3-H 2B	F3 ③				3	1	1	2	0	0	1
Charlie Moore, R (1, 9) OBP: 0.361, SLG: 0.381			F3 ①	SF9 ② 3-H	2-H 1B			5-3-5 S 1B		3	0	2	2	0	0	0
Inning Stats	R: 0 H: 1 E: 0 LOB: 1 K: 0 BB: 0 S: 4 P: 4	R: 0 H: 1 E: 0 LOB: 1 K: 1 BB: 0 S: 6 P: 6	R: 1 H: 2 E: 0 LOB: 1 K: 0 BB: 0 S: 5 P: 5	R: 3 H: 3 E: 1 LOB: 1 K: 0 BB: 0 S: 7 P: 7	R: 4 H: 5 E: 0 LOB: 1 K: 0 BB: 0 S: 7 P: 7	R: 0 H: 1 E: 0 LOB: 2 K: 0 BB: 1 S: 4 P: 8	R: 0 H: 1 E: 0 LOB: 0 K: 0 BB: 0 S: 3 P: 3	R: 0 H: 1 E: 0 LOB: 0 K: 0 BB: 0 S: 3 P: 3	R: 0 H: 1 E: 0 LOB: 0 K: 0 BB: 0 S: 3 P: 3	1B: 13 SF: 1 2B: 4 SAC: 1 3B: 1 DP: 3 HR: 0 HBP: 0						

AB	38
R	8
H	16
RBI	7
BB	1
SO	1
LOB	16

WP: 1 PA: 41
PB: 0
SB: 4
CS: 0

PITCHER		IP	WLS	BF	H	R	ER	SO	BB	IBB	HBP	BLK	WP	HR	S	P	ERA	WHIP
Steve Renko, R ERA: 4.54	(1, 1)	4.1	L	23	9	6	5	1	0	0	0	0	0	0	25	25	10.38	2.077
Don Hood, L ERA: 2.59	(5, 1)	1.2		9	4	2	2	0	1	0	0	0	1	0	8	12	10.80	3.000
Keith Creel, R ERA: 5.49	(7, 1)	3.0		9	3	0	0	0	0	0	0	0	0	0	9	9	0.00	1.000

PITCHER	IP	WLS	BF	H	R	ER	SO	BB	IBB	HBP	BLK	WP	HR	S	P	ERA	WHIP

BOTTOM

Batter	1	2	3	4	5	6	7	8	9	AB	R	H	RBI	BB	SO	LOB
U L Washington, S (1, 6) OBP: 0.297, SLG: 0.315	F8		F4			K	BB			4	0	1	0	1	1	1
John Wathan, R (1, 3) OBP: 0.321, SLG: 0.340	F5			F3		1B			F7	3	1	1	0	0	0	0
George Brett, L (7, PH) OBP: 0.414, SLG: 0.637 (8, 3) (9, 5)							1B			2	0	1	2	0	0	2
Leon Roberts, R (1, 7) OBP: 0.322, SLG: 0.417	K			F7		F8	K		F8	3	0	0	0	0	1	1
Willie Wilson, S (7, PH) OBP: 0.307, SLG: 0.335 (8, 8)										2	0	0	0	0	1	3
Hal McRae, R (1, 10) OBP: 0.390, SLG: 0.493		K		F5		1B	F7			4	1	1	0	0	1	1
Amos Otis, R (1, 9) OBP: 0.315, SLG: 0.356		F8			BB	2B		F8		3	1	1	1	1	0	0
Frank White, R (1, 4) OBP: 0.267, SLG: 0.383		F6			F7	2B		F7		2	0	0	0	0	0	1
Onix Concepcion, R (6, 4) OBP: 0.240, SLG: 0.290										2	0	1	2	0	0	0
Greg Pryor, R (1, 5) OBP: 0.284, SLG: 0.309			F5		F7	F7		G3		3	0	0	0	0	0	2
Willie Aikens, L (8, PH) OBP: 0.378, SLG: 0.531 (9, 3)										1	0	0	0	0	0	0
Don Slaught, R (1, 2) OBP: 0.289, SLG: 0.331			2B		1B		1B		5-3	4	1	3	0	0	0	0
Pat Sheridan, L (1, 8) OBP: 0.333, SLG: 0.455 (8, 7)			K		F9		BB		F7 1B	4	1	2	0	0	1	3
Inning Stats	R: 0 H: 0 E: 0 LOB: 0 K: 1 BB: 0 S: 5 P: 5	R: 0 H: 0 E: 0 LOB: 0 K: 1 BB: 0 S: 5 P: 5	R: 0 H: 1 E: 0 LOB: 1 K: 1 BB: 0 S: 6 P: 6	R: 0 H: 0 E: 0 LOB: 0 K: 0 BB: 0 S: 3 P: 3	R: 0 H: 1 E: 0 LOB: 2 K: 0 BB: 1 S: 4 P: 8	R: 3 H: 4 E: 0 LOB: 1 K: 1 BB: 0 S: 9 P: 9	R: 2 H: 3 E: 0 LOB: 1 K: 1 BB: 1 S: 7 P: 11	R: 0 H: 0 E: 0 LOB: 0 K: 0 BB: 0 S: 3 P: 3	R: 0 H: 2 E: 0 LOB: 2 K: 0 BB: 0 S: 5 P: 5	1B: 9 SF: 0 2B: 2 SAC: 0 3B: 0 DP: 0 HR: 0 HBP: 0						WP: 0 PA: 39 PB: 0 SB: 0 CS: 0	

PITCHER		IP	WLS	BF	H	R	ER	SO	BB	IBB	HBP	BLK	WP	HR	S	P	ERA	WHIP
Bob McClure, L ERA: 4.61	(1, 1)	6.0	W	27	8	5	5	4	1	0	0	0	0	0	34	38	7.50	1.500
Tom Candiotti, R ERA:	(7, 1)	2.1		10	3	0	0	1	1	0	0	0	0	0	11	15	0.00	1.714
Pete Ladd, R ERA: 2.73	(9, 1)	0.2	S	2	0	0	0	0	0	0	0	0	0	0	2	2	0.00	0.000

PITCHER	IP	WLS	BF	H	R	ER	SO	BB	IBB	HBP	BLK	WP	HR	S	P	ERA	WHIP

Milwaukee Brewers @ Kansas City Royals

Royals Stadium, Kansas City, MO

Mon Aug 08 1983, 8:05 PM EDT

Att. 42,039 - Unknown - 91 F

livebaseballscorecards.com

AB	37
R	5
H	11
RBI	5
BB	2
SO	5
LOB	14

Batter	1	2	3	4	5	6	7	8	9	AB	R	H	RBI	BB	SO	LOB
Paul Molitor, R (1, 5) OBP: 0.358, SLG: 0.477	F9		F8		FC6-4 1B 1-2f FC4-6		F5		2B	5	1	1	0	0	0	2
Charlie Moore, R (1, 9) OBP: 0.359, SLG: 0.378	6-3		4-3 2-3		FC4-6 BB 1-3 1B		6-3		6-3	5	0	1	0	0	0	2
Robin Yount, R (1, 10) OBP: 0.388, SLG: 0.518	K		F8		BBBB FC4-6 1-2 BB		FC5 1B		6-3	4	0	1	0	1	1	2
Cecil Cooper, L (1, 3) OBP: 0.333, SLG: 0.532		S 1B FC1-5-2 1B		FC4-6 1B SF7 1B	FC4-6 FC6-4 1-2f 2-3 3-H		1-2 1B			4	1	3	1	0	0	2
Ted Simmons, S (1, 2) OBP: 0.370, SLG: 0.457		S 1-2 1B		FC4-6 1-2 1B	FC6-4 1-2f		FC5 2-3f			4	0	2	0	0	0	4
Ben Oglivie, L (1, 7) OBP: 0.391, SLG: 0.490		K 1-2 2-3		FC4-6 1-2f 2-3		4-3		G6-4-3 1B		4	0	1	0	0	1	4
Ed Romero, R (1, 6) OBP: 0.340, SLG: 0.402		FC1-5-2 3-H		SF7 3-H		FC1-6-3 2B		L5		3	0	1	1	0	0	3
Rick Manning, L (1, 8) OBP: 0.302, SLG: 0.325		L1		4-3		FC1-6-5 2-3		G6-4-3 1-2f		4	0	0	0	0	0	5
Jim Gantner, L (1, 4) OBP: 0.354, SLG: 0.452			4-3 2B		FC6-4 1B	4-3			4-3	4	0	2	0	0	0	1
Inning Stats	R: 0 E: 0 K: 1 S: 5 H: 0 LOB: 0 BB: 0 P: 5	R: 0 E: 0 K: 1 S: 7 H: 2 LOB: 2 BB: 0 P: 7	R: 0 E: 0 K: 0 S: 4 H: 1 LOB: 1 BB: 0 P: 4	R: 1 E: 0 K: 0 S: 5 H: 2 LOB: 1 BB: 0 P: 5	R: 1 E: 0 K: 0 S: 5 H: 2 LOB: 2 BB: 1 P: 9	R: 0 E: 0 K: 0 S: 4 H: 1 LOB: 1 BB: 0 P: 4	R: 0 E: 0 K: 0 S: 5 H: 2 LOB: 2 BB: 0 P: 5	R: 0 E: 0 K: 0 S: 3 H: 1 LOB: 0 BB: 0 P: 3	R: 0 E: 0 K: 0 S: 4 H: 1 LOB: 1 BB: 0 P: 4	1B: 9 2B: 3 3B: 0 HR: 0 SF: 1 SAC: 0 DP: 1 HBP: 0						

PITCHER	IP	WLS	BF	H	R	ER	SO	BB	IBB	HBP	BLK	WP	HR	S	P	ERA	WHIP
Bud Black, L (1, 1) ERA: 3.4	9.0	W	39	12	2	2	2	1	0	0	0	0	0	42	46	2.00	1.444

PITCHER	IP	WLS	BF	H	R	ER	SO	BB	IBB	HBP	BLK	WP	HR	S	P	ERA	WHIP

TOP

Milwaukee Brewers @ Kansas City Royals

Royals Stadium, Kansas City, MO

Tue Aug 09 1983, 8:05 PM EDT
Att. 26,635 - Unknown - 96 F

livebaseballscorecards.com

AB	37
R	2
H	12
RBI	2
BB	1
SO	2
LOB	25

Batter	1	2	3	4	5	6	7	8	9	AB	R	H	RBI	BB	SO	LOB
Willie Wilson, S (1, 8) OBP: 0.312, SLG: 0.349	F9 4-3 2B	1-H 1B		1B 1-2 2-3 1B			IHR	4-3		5	2	4	2	0	0	0
Pat Sheridan, L (1, 7) OBP: 0.337, SLG: 0.462	F9 2-3	G3		1-3 2-H 3-H 1B			1B 2B			4	1	2	2	0	0	2
George Brett, L (1, 5) OBP: 0.409, SLG: 0.629 Greg Pryor, R (8, 5) OBP: 0.284, SLG: 0.309	4-3 3-H		4-3	F7			K			4 0	0 0	0 0	1 0	0 0	1 0	3 0
Hal McRae, R (1, 10) OBP: 0.389, SLG: 0.490	5-3		L6		L6		1B 2-H 1B			4	0	1	1	0	0	0
Willie Aikens, L (1, 3) OBP: 0.376, SLG: 0.527 Joe Simpson, L (8, 3) OBP: 0.248, SLG: 0.230		2B 6-3 1B	F7		F7		K			4 0	1 0	1 0	0 0	0 0	1 0	1 0
Amos Otis, R (1, 9) OBP: 0.317, SLG: 0.362		1-3 1B 2B		K	F9		1-3 1B			4	1	2	0	0	1	0
Frank White, R (1, 4) OBP: 0.265, SLG: 0.379		6-3 3-H		F8		K	4-3			4	0	0	1	0	1	3
John Wathan, R (1, 2) OBP: 0.320, SLG: 0.339		5-3		1B 1B 1B 1B		6-3		5-3		4	1	1	0	0	0	1
Onix Concepcion, R (1, 6) OBP: 0.250, SLG: 0.299		S 1B 2-H 1B		1B 1B 1-2 1B		F8		K		4	2	2	1	0	1	0
Inning Stats	R: 1 H: 1 E: 0 LOB: 0 K: 0 BB: 0 S: 4 P: 4	R: 3 H: 4 E: 0 LOB: 1 K: 0 BB: 0 S: 7 P: 7	R: 0 H: 0 E: 0 LOB: 0 K: 0 BB: 0 S: 3 P: 3	R: 2 H: 4 E: 0 LOB: 2 K: 1 BB: 0 S: 9 P: 9	R: 0 H: 0 E: 0 LOB: 0 K: 0 BB: 0 S: 3 P: 3	R: 0 H: 0 E: 0 LOB: 0 K: 1 BB: 0 S: 5 P: 5	R: 2 H: 4 E: 0 LOB: 2 K: 2 BB: 0 S: 11 P: 11	R: 0 H: 0 E: 0 LOB: 0 K: 1 BB: 0 S: 5 P: 5		1B: 9 SF: 0 2B: 3 SAC: 0 3B: 0 DP: 0 HR: 1 HBP: 0						

PITCHER		IP	WLS	BF	H	R	ER	SO	BB	IBB	HBP	BLK	WP	HR	S	P	ERA	WHIP
Don Sutton, R ERA: 4.16	(1, 1)	6.0	L	29	11	8	8	2	0	0	0	0	0	0	33	33	12.00	1.833
Jerry Augustine, L ERA: 6.1	(7, 1)	0.2		4	2	0	0	2	0	0	0	0	0	0	8	8	0.00	3.000
Tom Candiotti, R ERA:	(7, 1)	1.1		4	0	0	0	1	0	0	0	0	0	0	6	6	0.00	0.000

PITCHER	IP	WLS	BF	H	R	ER	SO	BB	IBB	HBP	BLK	WP	HR	S	P	ERA	WHIP

BOTTOM

Milwaukee Brewers @ Kansas City Royals

Royals Stadium, Kansas City, MO

Tue Aug 09 1983, 8:05 PM EDT

Att. 26,635 - Unknown - 96 F

livebaseballscorecards.com

AB	37
R	8
H	13
RBI	8
BB	0
SO	5
LOB	10

WP: 0	PA: 37		
PB: 0			
SB: 1			
CS: 0			

Batter	1	2	3	4	5	6	7	8	9	AB	R	H	RBI	BB	SO	LOB
Paul Molitor, R (1, 5) OBP: 0.361, SLG: 0.487	B B B B 4-0 G5-4-3 BB		x 0-0 ② 5-3		x 0-0 HR		x 0-0 E5 1-2		x 0-0 1-H 2B	4	1	2	2	1	0	1
Charlie Moore, R (1, 9) OBP: 0.354, SLG: 0.373	x 0-0 ① ② G5-4-3 1-2f		x 0-0 ③ F8		x 0-0 ② F4		x 0-0 ② F6		x 0-0 ③ F5	5	0	0	0	0	0	4
Robin Yount, R (1, 10) OBP: 0.392, SLG: 0.522	B B B B 4-0 1B BB			x 0-0 1B 1B 1B	x 0-0 2B		x 0-0 ③ F8			3	1	2	0	1	0	2
Cecil Cooper, L (1, 3) OBP: 0.334, SLG: 0.532	x 0-0 1-3 1B			x 0-0 FC4-6 1B 1-3 5-3 1B	S S S 0-3 ③ K			x 0-0 ① G3		4	1	2	0	0	1	1
Ted Simmons, S (1, 2) OBP: 0.369, SLG: 0.455	x 0-0 ③ L8			x 0-0 FC4-6 1-2 3-H 1B		x 0-0 ① 6-3		x 0-0 ② 6-3		4	0	1	1	0	0	2
Ben Oglivie, L (1, 7) OBP: 0.387, SLG: 0.484		x 0-0 ① 4-3		x 0-0 ① FC4-6 5-3 1-2f 2-3		S S S 0-3 ② K		x 0-0 ③ 4-3		4	0	0	0	0	1	2
Ed Romero, R (1, 6) OBP: 0.337, SLG: 0.396		x 0-0 ② 6-3		x 0-0 ② 5-3 1-2 3-H		x 0-0 ③ 6-3			x 0-0 FC6-4 1B	4	0	1	1	0	0	1
Rick Manning, L (1, 8) OBP: 0.299, SLG: 0.322		x 0-0 ③ F6		x 0-0 ③ 4-3			x 0-0 ① F4		x 0-0 ① FC6-4 S 1-2f 2B	4	1	0	0	0	0	2
Jim Gantner, L (1, 4) OBP: 0.353, SLG: 0.450			x 0-0 ① F4		x 0-0 ① 4-3		x 0-0 E 1B		x 0-0 ② F9	4	0	1	0	0	0	1
Inning Stats	R: 0 H: 1 E: 0 LOB: 2 K: 0 BB: 2 S: 3 P: 11	R: 0 H: 0 E: 0 LOB: 0 K: 0 BB: 0 S: 3 P: 3	R: 0 H: 0 E: 0 LOB: 0 K: 0 BB: 0 S: 3 P: 3	R: 2 H: 3 E: 0 LOB: 1 K: 0 BB: 0 S: 6 P: 6	R: 1 H: 2 E: 0 LOB: 1 K: 1 BB: 0 S: 7 P: 7	R: 0 H: 0 E: 0 LOB: 0 K: 1 BB: 0 S: 5 P: 5	R: 0 H: 1 E: 1 LOB: 2 K: 0 BB: 0 S: 5 P: 5	R: 0 H: 0 E: 0 LOB: 0 K: 0 BB: 0 S: 3 P: 3	R: 1 H: 2 E: 0 LOB: 1 K: 0 BB: 0 S: 5 P: 5	1B: 6 SF: 0 2B: 2 SAC: 0 3B: 0 DP: 1 HR: 1 HBP: 0						

TOP

Milwaukee Brewers @ Kansas City Royals

Royals Stadium, Kansas City, MO

Wed Aug 10 1983, 8:05 PM EDT

Att. 25,211 - Unknown - 100 F

livebaseballscorecards.com

AB	36
R	4
H	9
RBI	4
BB	2
SO	2
LOB	16

PITCHER		IP	WLS	BF	H	R	ER	SO	BB	IBB	HBP	BLK	WP	HR	S	P	ERA	WHIP
Paul Splittorff, L ERA: 4.23	(1, 1)	9.0	L	38	9	4	4	2	2	0	0	0	0	1	40	48	4.00	1.222

PITCHER	IP	WLS	BF	H	R	ER	SO	BB	IBB	HBP	BLK	WP	HR	S	P	ERA	WHIP

Milwaukee Brewers @ Kansas City Royals

Royals Stadium, Kansas City, MO

Wed Aug 10 1983, 8:05 PM EDT

Att. 25,211 - Unknown - 100 F

livebaseballscorecards.com

BOTTOM

Batter	1	2	3	4	5	6	7	8	9	AB	R	H	RBI	BB	SO	LOB
Willie Wilson, S (1, 8) OBP: 0.309, SLG: 0.346	F9		F6			G3 2-3		6-3		4	0	0	0	0	0	2
Pat Sheridan, L (1, 7) OBP: 0.335, SLG: 0.454	L8			F6		BBBB FC6-4 BB			5-3	3	0	0	0	1	0	0
George Brett, L (1, 5) OBP: 0.408, SLG: 0.624	1B			F6		FC6-4 1-2f			6-3	4	0	1	0	0	0	2
Hal McRae, R (1, 10) OBP: 0.385, SLG: 0.486	F8			F7			F9		4-3	4	0	0	0	0	0	1
Willie Aikens, L (1, 3) OBP: 0.373, SLG: 0.522		4-3			1-3		1-3			3	0	0	0	0	0	0
Amos Otis, R (1, 9) OBP: 0.314, SLG: 0.358		F8			6-3		G3			3	0	0	0	0	0	0
Frank White, R (1, 4) OBP: 0.263, SLG: 0.377		F9			5-3			F8		3	0	0	0	0	0	0
John Wathan, R (1, 2) OBP: 0.320, SLG: 0.342			F9			1-3		4-3 2B		3	0	1	0	0	0	0
Onix Concepcion, R (1, 6) OBP: 0.252, SLG: 0.310			F9			G3 2B		4-3 2-3		3	0	1	0	0	0	1
Inning Stats	R: 0 E: 0 K: 0 S: 4 H: 1 LOB: 1 BB: 0 P: 4	R: 0 E: 0 K: 0 S: 3 H: 0 LOB: 0 BB: 0 P: 3	R: 0 E: 0 K: 0 S: 3 H: 0 LOB: 0 BB: 0 P: 3	R: 0 E: 0 K: 0 S: 3 H: 0 LOB: 0 BB: 0 P: 3	R: 0 E: 0 K: 0 S: 3 H: 0 LOB: 0 BB: 0 P: 3	R: 0 E: 0 K: 0 S: 4 H: 1 LOB: 2 BB: 1 P: 8	R: 0 E: 0 K: 0 S: 3 H: 0 LOB: 0 BB: 0 P: 3	R: 0 E: 0 K: 0 S: 4 H: 1 LOB: 1 BB: 0 P: 4	R: 0 E: 0 K: 0 S: 3 H: 0 LOB: 0 BB: 0 P: 3	1B: 1 2B: 2 3B: 0 HR: 0 SF: 0 SAC: 0 DP: 0 HBP: 0						

	AB	30
	R	0
	H	3
	RBI	0
	BB	1
	SO	0
	LOB	6

WP: 0 PA: 31
PB: 0
SB: 0
CS: 0

PITCHER	IP	WLS	BF	H	R	ER	SO	BB	IBB	HBP	BLK	WP	HR	S	P	ERA	WHIP
Moose Haas, R (1, 1) ERA: 3.56	9.0	W	31	3	0	0	0	1	0	0	0	0	0	30	34	0.00	0.444

PITCHER	IP	WLS	BF	H	R	ER	SO	BB	IBB	HBP	BLK	WP	HR	S	P	ERA	WHIP

Milwaukee Brewers @ Toronto Blue Jays

Exhibition Stadium, Toronto, ON

Thu Aug 11 1983, 7:05 PM EDT

Att. 27,620 - Unknown

TOP

livebaseballscorecards.com

Batter	1	2	3	4	5	6	7	8	9	AB	R	H	RBI	BB	SO	LOB
Paul Molitor, R (1, 5) OBP: 0.359, SLG: 0.482	F3		BBBB 4-0 3B BB		x 0-0 4-3 2-3		x 0-0 L7		x 0-0 1-3	4	1	0	0	1	0	1
Jim Gantner, L (1, 4) OBP: 0.354, SLG: 0.455	F6		x 0-0 1-H 1B 3B		x 0-0 3B 3-H 1B		x 0-0 F7			4	2	2	2	0	0	0
Robin Yount, R (1, 10) OBP: 0.393, SLG: 0.527	L8		x 0-0 1B 3-H 1B		x 0-0 1-H 1B 3B		SSS 0-3 K			4	1	2	2	0	1	0
Cecil Cooper, L (1, 3) OBP: 0.337, SLG: 0.541		x 0-0 HR	x 0-0 G6-3 1-2 1B		x 0-0 3-H 1B			x 0-0 5-3		4	1	3	2	0	0	0
Ted Simmons, S (1, 2) OBP: 0.366, SLG: 0.451		x 0-0 F6	x 0-0 G6-3 1-2f		x 0-0 F6			x 0-0 F7		4	0	0	0	0	0	3
Ben Oglivie, L (1, 7) OBP: 0.388, SLG: 0.489 Marshall Edwards, L (3, 7) OBP: 0.284, SLG: 0.333		x 0-0 2B		x 0-0 CS 1B	x 0-0 F8			x 0-0 2B		1 3	0 0	1 2	0 0	0 0	0 0	0 1
Rick Manning, L (1, 8) OBP: 0.296, SLG: 0.319		x 0-0 L9		x 0-0 4-3 1-2		x 0-0 1-3		SSS 0-3 K		4	0	0	0	0	1	3
Ed Romero, R (1, 6) OBP: 0.324, SLG: 0.380		x 0-0 F2		x 0-0 6-3		x 0-0 F7			x 0-0 5-3	4	0	0	0	0	0	1
Charlie Moore, R (1, 9) OBP: 0.353, SLG: 0.374			x 0-0 F3		x 0-0 4-3 1B 2B	x 0-0 6-3			x 0-0 5-3	4	1	1	0	0	0	0

	AB	36
	R	6
	H	11
	RBI	6
	BB	1
	SO	2
	LOB	9

Inning Stats	1	2	3	4	5	6	7	8	9
	R: 0 E: 0 K: 0 S: 3	H: 0 LOB: 0 BB: 0 P: 3	R: 1 E: 0 K: 0 S: 5	H: 2 LOB: 1 BB: 0 P: 5	R: 2 E: 0 K: 0 S: 5	H: 3 LOB: 1 BB: 1 P: 9	R: 0 E: 0 K: 0 S: 3	H: 1 LOB: 0 BB: 0 P: 3	R: 3 E: 0 K: 0 S: 7	H: 4 LOB: 1 BB: 0 P: 7	R: 0 E: 0 K: 0 S: 3	H: 0 LOB: 0 BB: 0 P: 3	R: 0 E: 0 K: 1 S: 5	H: 0 LOB: 0 BB: 0 P: 5	R: 0 E: 0 K: 1 S: 6	H: 1 LOB: 1 BB: 0 P: 6	R: 0 E: 0 K: 0 S: 3	H: 0 LOB: 0 BB: 0 P: 3

1B: 5	SF: 0
2B: 3	SAC: 0
3B: 2	DP: 1
HR: 1	HBP: 0

WP: 0	PA: 37
PB: 0	
SB: 0	
CS: 1	

PITCHER		IP	WLS	BF	H	R	ER	SO	BB	IBB	HBP	BLK	WP	HR	S	P	ERA	WHIP
Doyle Alexander, R ERA: 5.86	(1, 1)	4.1	L	21	9	6	6	0	1	0	0	0	0	1	20	24	12.46	2.308
Dave Geisel, L ERA: 4.65	(5, 1)	3.2		13	2	0	0	2	0	0	0	0	0	0	17	17	0.00	0.545
Joey McLaughlin, R ERA: 3.75	(9, 1)	1.0		3	0	0	0	0	0	0	0	0	0	0	3	3	0.00	0.000

PITCHER		IP	WLS	BF	H	R	ER	SO	BB	IBB	HBP	BLK	WP	HR	S	P	ERA	WHIP

Batter	1	2	3	4	5	6	7	8	9	AB	R	H	RBI	BB	SO	LOB
Dave Collins, S (1, 7) OBP: 0.316, SLG: 0.310	FC3-6 2B		G3 ①	F8 ③			S 1B 1-2 BB	FC6-4 1-2f ③		4	0	1	0	1	0	2
Rance Mulliniks, L (1, 5) OBP: 0.374, SLG: 0.470	FC3-6 BB		1B 2B		1B BB		K ①		K ①	1	1	1	0	2	0	0
Jesse Barfield, R (7, PH) OBP: 0.244, SLG: 0.418 (8, 9)										2	0	0	0	0	2	2
Lloyd Moseby, L (1, 8) OBP: 0.363, SLG: 0.509	F8 ①		5-3 ②		F8 ①		S 1B 1-2 2-H		F8 ②	5	0	1	1	0	0	4
Willie Upshaw, L (1, 3) OBP: 0.357, SLG: 0.500	FC3-6 1-2f 2-3 ②		1B 2-H		G4-6-3 1B 1-3		K ②		6-3 ③	5	0	2	1	0	1	4
Jorge Orta, L (1, 10) OBP: 0.320, SLG: 0.403	K ③		K ③		G4-6-3 ② ③ 1-2f		F4 ③ 1-2 2-3			3	0	0	0	0	2	5
Cliff Johnson, R (7, PH) OBP: 0.396, SLG: 0.546										1	0	0	0	0	0	2
Ernie Whitt, L (1, 2) OBP: 0.343, SLG: 0.435		K ①		1B 3B		K ①		G3 4-3 2B		4	2	2	0	0	2	0
Barry Bonnell, R (1, 9) OBP: 0.367, SLG: 0.471 (8, 5)		FC5-4 BB		L6 ①		5-3 ②		G3 ① 2-3		3	0	0	0	1	0	2
Garth Iorg, R (1, 4) OBP: 0.319, SLG: 0.375		FC5-4 ② 1-2f		FC5-4 1B 3-H		K ③		4-3 ② 3-H		4	0	1	2	0	1	1
Alfredo Griffin, S (1, 6) OBP: 0.297, SLG: 0.375		4-3 ③		FC5-4 ② 1-2f			BB 1B BB	FC6-4 1B		3	1	1	0	1	0	2
Inning Stats	R: 0 H: 1 E: 0 LOB: 2 K: 1 BB: 1 S: 6 P: 10	R: 0 H: 0 E: 0 LOB: 1 K: 1 BB: 1 S: 5 P: 9	R: 1 H: 2 E: 0 LOB: 1 K: 1 BB: 0 S: 7 P: 7	R: 1 H: 2 E: 0 LOB: 1 K: 0 BB: 0 S: 5 P: 5	R: 0 H: 1 E: 0 LOB: 1 K: 0 BB: 1 S: 3 P: 7	R: 0 H: 0 E: 0 LOB: 0 K: 2 BB: 0 S: 7 P: 7	R: 1 H: 1 E: 0 LOB: 2 K: 2 BB: 2 S: 8 P: 16	R: 1 H: 2 E: 0 LOB: 1 K: 0 BB: 0 S: 5 P: 5	R: 0 H: 0 E: 0 LOB: 0 K: 1 BB: 0 S: 5 P: 5	1B: 5 SF: 0 2B: 3 SAC: 0 3B: 1 DP: 1 HR: 0 HBP: 0						

PITCHER		IP	WLS	BF	H	R	ER	SO	BB	IBB	HBP	BLK	WP	HR	S	P	ERA	WHIP
Chuck Porter, R ERA: 4.04	(1, 1)	6.0	W	28	6	3	3	5	5	0	0	0	0	0	33	53	4.50	1.833
Jerry Augustine, L ERA: 6.02	(7, 1)	0.2		3	1	0	0	2	0	0	0	0	0	0	7	7	0.00	1.500
Tom Tellmann, R ERA: 2.96	(7, 1)	1.1		6	2	1	1	0	0	0	0	0	0	0	6	6	6.75	1.500
Pete Ladd, R ERA: 2.63	(9, 1)	1.0	S	3	0	0	0	1	0	0	0	0	0	0	5	5	0.00	0.000

PITCHER	IP	WLS	BF	H	R	ER	SO	BB	IBB	HBP	BLK	WP	HR	S	P	ERA	WHIP

BOTTOM

Milwaukee Brewers @ Toronto Blue Jays

Exhibition Stadium, Toronto, ON

Thu Aug 11 1983, 7:05 PM EDT

Att. 27,620 - Unknown

livebaseballscorecards.com

AB	35
R	4
H	9
RBI	4
BB	5
SO	8
LOB	24

WP: 0	PA: 40		
PB: 0			
SB: 2			
CS: 0			

Batter	1	2	3	4	5	6	7	8	9	AB	R	H	RBI	BB	SO	LOB
Paul Molitor, R (1, 5) OBP: 0.356, SLG: 0.478	F9		F8			G6-4-3 1-2f		K		4	0	0	0	0	1	1
Jim Gantner, L (1, 4) OBP: 0.358, SLG: 0.460	2B			F8			2B 1B	1B		4	1	3	0	0	0	0
Ted Simmons, S (1, 2) OBP: 0.365, SLG: 0.451	F8			K2-3			1-H 1B 2B	K		4	1	1	1	0	2	2
Cecil Cooper, L (1, 3) OBP: 0.339, SLG: 0.540	F8			F7			2-H 3B 1B		G3-6-3 1B	4	1	2	1	0	0	1
Ben Oglivie, L (1, 7) OBP: 0.387, SLG: 0.486		F9			G4-6-3 1B		F7		G3-6-3 1-2f	4	0	1	0	0	0	2
Roy Howell, L (1, 10) OBP: 0.353, SLG: 0.460		K			K		1-H 4-3 3B		P6	4	1	1	1	0	2	1
Rick Manning, L (1, 8) OBP: 0.294, SLG: 0.317		4-3			G4-6-3 1-2f		3-H 4-3			3	0	0	1	0	0	1
Ed Romero, R (1, 6) OBP: 0.324, SLG: 0.379			6-3			FC4-6 1B	6-3			3	0	1	0	0	0	0
Charlie Moore, R (1, 9) OBP: 0.353, SLG: 0.377			2B			FC4-6 1-2f G6-4-3		5-3		3	0	1	0	0	0	1
Inning Stats	R: 0 E: 0 K: 0 S: 4 H: 1 LOB: 1 BB: 0 P: 4	R: 0 E: 0 K: 1 S: 5 H: 0 LOB: 0 BB: 0 P: 5	R: 0 E: 0 K: 0 S: 3 H: 1 LOB: 0 BB: 0 P: 3	R: 0 E: 0 K: 1 S: 5 H: 0 LOB: 0 BB: 0 P: 5	R: 0 E: 0 K: 1 S: 5 H: 1 LOB: 0 BB: 0 P: 5	R: 0 E: 0 K: 0 S: 3 H: 1 LOB: 0 BB: 0 P: 3	R: 4 E: 0 K: 0 S: 7 H: 4 LOB: 0 BB: 0 P: 7	R: 0 E: 0 K: 2 S: 8 H: 1 LOB: 1 BB: 0 P: 8	R: 0 E: 0 K: 0 S: 3 H: 1 LOB: 0 BB: 0 P: 3	1B: 6 2B: 3 3B: 1 HR: 0 SF: 0 SAC: 0 DP: 3 HBP: 0						

TOP

Milwaukee Brewers @ Toronto Blue Jays

Exhibition Stadium, Toronto, ON

Fri Aug 12 1983, 7:05 PM EDT
Att. 30,130 - Unknown - 83 F

livebaseballscorecards.com

AB	33
R	4
H	10
RBI	4
BB	0
SO	5
LOB	9

WP: 0 PB: 0 SB: 0 CS: 0 PA: 33

PITCHER	IP	WLS	BF	H	R	ER	SO	BB	IBB	HBP	BLK	WP	HR	S	P	ERA	WHIP
Luis Leal, R (1, 1) ERA: 4.22	6.1		24	8	4	4	3	0	0	0	0	0	0	30	30	5.68	1.263
Joey McLaughlin, R (7, 1) ERA: 3.57	2.2	W	9	2	0	0	2	0	0	0	0	0	0	13	13	0.00	0.750

PITCHER	IP	WLS	BF	H	R	ER	SO	BB	IBB	HBP	BLK	WP	HR	S	P	ERA	WHIP

Batter	1	2	3	4	5	6	7	8	9	AB	R	H	RBI	BB	SO	LOB
Damaso Garcia, R (1, 4) OBP: 0.335, SLG: 0.387	HR 1B		F7		G5-4-3 1-2f		K			4	1	1	0	0	1	2
Lloyd Moseby, L (1, 8) OBP: 0.365, SLG: 0.517	1-H HR		G3-6 1B			L4	L4			4	1	2	2	0	0	1
Garth Iorg, R (1, 5) OBP: 0.318, SLG: 0.374	5-3		G3-6 1-2f			5-3	1B 1-2 1B			4	0	1	0	0	0	1
Cliff Johnson, R (1, 10) OBP: 0.400, SLG: 0.552	F7			1B 1B		1B 2B	1-3 2-H 1B			4	1	3	1	0	0	0
Barry Bonnell, R (1, 9) (9, 7) OBP: 0.369, SLG: 0.470	F7			F3		BB 1B 2-H 1B		B B B B 4-0 1B 2B BB		3	1	1	1	1	0	1
George Bell, R (1, 7) OBP: 0.328, SLG: 0.467 Dave Collins, S (8, PH) OBP: 0.319, SLG: 0.312 Ernie Whitt, L (9, 2) OBP: 0.343, SLG: 0.435		F7		G6-4-3 1-2 1B		BB 1-2 1B		0-0 2B 1-2 1B		3 1 0	0 0 0	2 1 0	0 0 0	0 0 0	0 0 0	0 0 0
Willie Upshaw, L (1, 3) OBP: 0.360, SLG: 0.504	1B			G6-4-3 1-2f		B B B 4-0 1-2 2-3 BB		FC6-5 1-H 2-H 2B		3	0	2	1	1	0	2
Buck Martinez, R (1, 2) OBP: 0.342, SLG: 0.471 Jorge Orta, L (8, PH) OBP: 0.320, SLG: 0.403 Jesse Barfield, R (8, PH) OBP: 0.243, SLG: 0.417 (9, 9)		L6			P5	F8		FC6-5 2-3		3 0 1	0 0 0	0 0 0	0 0 0	0 0 0	0 0 0	4 0 1
Alfredo Griffin, S (1, 6) OBP: 0.299, SLG: 0.377		G3			G5-4-3 1B		1B 1B 1B	1-3		4	1	2	0	0	0	2
Inning Stats	R: 2 H: 2 E: 0 LOB: 0 K: 0 BB: 0 S: 5 P: 5	R: 0 H: 1 E: 0 LOB: 1 K: 0 BB: 0 S: 4 P: 4	R: 0 H: 1 E: 0 LOB: 0 K: 0 BB: 0 S: 3 P: 3	R: 0 H: 2 E: 0 LOB: 1 K: 0 BB: 0 S: 4 P: 4	R: 0 H: 1 E: 0 LOB: 0 K: 0 BB: 0 S: 3 P: 3	R: 1 H: 3 E: 0 LOB: 3 K: 0 BB: 1 S: 6 P: 10	R: 1 H: 3 E: 0 LOB: 2 K: 1 BB: 0 S: 7 P: 7	R: 1 H: 2 E: 0 LOB: 1 K: 0 BB: 1 S: 4 P: 8		1B: 12 SF: 0 2B: 2 SAC: 0 3B: 0 DP: 3 HR: 1 HBP: 0						

PITCHER		IP	WLS	BF	H	R	ER	SO	BB	IBB	HBP	BLK	WP	HR	S	P	ERA	WHIP
Mike Caldwell, L ERA: 4.66	(1, 1)	6.2		30	12	4	4	1	1	0	0	0	0	1	31	35	5.40	1.950
Jim Slaton, R ERA: 4.43	(7, 1)	0.2	L	4	3	1	1	0	1	0	0	0	0	0	3	7	13.50	6.000
Jerry Augustine, L ERA: 5.94	(8, 1)	0.2		2	0	0	0	0	0	0	0	0	0	0	2	2	0.00	0.000

PITCHER	IP	WLS	BF	H	R	ER	SO	BB	IBB	HBP	BLK	WP	HR	S	P	ERA	WHIP

BOTTOM

Milwaukee Brewers @ Toronto Blue Jays

Exhibition Stadium, Toronto, ON

Fri Aug 12 1983, 7:05 PM EDT

Att. 30,130 - Unknown - 83 F

livebaseballscorecards.com

AB	34
R	5
H	15
RBI	5
BB	2
SO	1
LOB	14

WP: 0	PA: 36		
PB: 0			
SB: 0			
CS: 0			

Batter	1	2	3	4	5	6	7	8	9	AB	R	H	RBI	BB	SO	LOB
Paul Molitor, R (1, 5) OBP: 0.358, SLG: 0.482	F8 1B 1B 1B	FC5-4 1-2f			G1-6-3 1B		F4		WP 2B	5	1	3	0	0	0	2
Jim Gantner, L (1, 4) OBP: 0.356, SLG: 0.457	1B 1-2 1B		1-3		G1-6-3 1-2f		FC3-6 2B 1-2f		F6 2-3	5	0	1	0	0	0	3
Robin Yount, R (1, 10) OBP: 0.393, SLG: 0.529	F8 2-3		L4		1B		1-3 2B			4	0	2	0	0	0	2
Cecil Cooper, L (1, 3) OBP: 0.338, SLG: 0.538	1-2 3-H 1B		3-1		F8		F7			4	0	1	1	0	0	3
Ben Oglivie, L (1, 7) OBP: 0.383, SLG: 0.480	F8			4-3		F2		K		4	0	0	0	0	1	2
Rick Manning, L (1, 8) OBP: 0.296, SLG: 0.321	F7			1B 1B		2B		4-3		4	0	2	0	0	0	2
Ed Romero, R (1, 6) OBP: 0.322, SLG: 0.374		F7		1-2 1B		F8		L9		4	0	1	0	0	0	1
Bill Schroeder, R (1, 2) OBP: 0.188, SLG: 0.283 Ted Simmons, S (9, PH) OBP: 0.364, SLG: 0.450		FC5-4 1B		F9		F8			K	3 1	0 0	1 0	0 0	0 0	3 1	3 0
Charlie Moore, R (1, 9) OBP: 0.352, SLG: 0.375		F8		F8			FC3-6 1B		K	4	0	1	0	0	1	3
Inning Stats	R: 1 H: 3 E: 0 LOB: 2 K: 0 BB: 0 S: 6 P: 6	R: 0 H: 1 E: 0 LOB: 1 K: 0 BB: 0 S: 4 P: 4	R: 0 H: 0 E: 0 LOB: 0 K: 0 BB: 0 S: 3 P: 3	R: 0 H: 2 E: 0 LOB: 2 K: 0 BB: 0 S: 5 P: 5	R: 0 H: 2 E: 0 LOB: 1 K: 0 BB: 0 S: 4 P: 4	R: 0 H: 1 E: 0 LOB: 1 K: 0 BB: 0 S: 4 P: 4	R: 0 H: 2 E: 0 LOB: 2 K: 0 BB: 0 S: 5 P: 5	R: 0 H: 0 E: 0 LOB: 0 K: 1 BB: 0 S: 5 P: 5	R: 0 H: 1 E: 0 LOB: 1 K: 2 BB: 0 S: 8 P: 8	1B: 9 SF: 0 2B: 3 SAC: 0 3B: 0 DP: 1 HR: 0 HBP: 0						WP: 1 PA: 38 PB: 0 SB: 0 CS: 0

TOP

Milwaukee Brewers @ Toronto Blue Jays

Exhibition Stadium, Toronto, ON

Sat Aug 13 1983, 3:33 AM EDT
Att. 35,240 - Sunny - 70 F

livebaseballscorecards.com

AB	38
R	1
H	12
RBI	1
BB	0
SO	3
LOB	21

PITCHER		IP	WLS	BF	H	R	ER	SO	BB	IBB	HBP	BLK	WP	HR	S	P	ERA	WHIP
Jim Clancy, R ERA: 3.49	(1, 1)	6.2	W	30	11	1	1	0	0	0	0	0	0	0	30	30	1.35	1.650
Dave Geisel, L ERA: 4.4	(7, 1)	2.1	S	8	1	0	0	3	0	0	0	0	1	0	14	14	0.00	0.429

PITCHER	IP	WLS	BF	H	R	ER	SO	BB	IBB	HBP	BLK	WP	HR	S	P	ERA	WHIP

Batter	1	2	3	4	5	6	7	8	9	AB	R	H	RBI	BB	SO	LOB
Damaso Garcia, R (1, 4) OBP: 0.334, SLG: 0.385	K		0-0 CS HR 1B	F7			F9			4	1	1	0	0	1	1
Lloyd Moseby, L (1, 8) OBP: 0.366, SLG: 0.516	G3		K 1-2 2-3		1B		BB			3	0	1	0	1	1	2
Garth Iorg, R (1, 5) OBP: 0.317, SLG: 0.383	F7		HR		K		K			4	1	1	2	0	2	2
Cliff Johnson, R (1, 10) OBP: 0.398, SLG: 0.551		F8	1B 2B		F4			6-3		4	1	1	0	0	0	1
George Bell, R (1, 7) OBP: 0.338, SLG: 0.469		1B 1B	2-H 1B		K			F9		4	0	2	1	0	1	1
Jesse Barfield, R (1, 9) OBP: 0.247, SLG: 0.418		BB 1-3 1B	F7			G6-4-3 1B		F5		4	0	2	0	0	0	1
Willie Upshaw, L (1, 3) OBP: 0.362, SLG: 0.504		G5-4-3 1-2 BB		1B		K				2	0	1	0	1	1	1
Buck Martinez, R (1, 2) OBP: 0.337, SLG: 0.462		G5-4-3 1-2f		F7		G6-4-3 1-2f				3	0	0	0	0	0	5
Alfredo Griffin, S (1, 6) OBP: 0.299, SLG: 0.375			CS 1B HBP	F6			F9			2	0	0	0	0	0	1
Inning Stats	R: 0 H: 0 E: 0 LOB: 0 K: 1 BB: 0 S: 5 P: 5	R: 0 H: 2 E: 0 LOB: 2 K: 0 BB: 1 S: 4 P: 8	R: 3 H: 4 E: 0 LOB: 1 K: 1 BB: 0 S: 8 P: 9	R: 0 H: 1 E: 0 LOB: 1 K: 0 BB: 0 S: 4 P: 4	R: 0 H: 1 E: 0 LOB: 1 K: 2 BB: 0 S: 8 P: 8	R: 0 H: 1 E: 0 LOB: 0 K: 1 BB: 0 S: 5 P: 5	R: 0 H: 0 E: 0 LOB: 1 K: 1 BB: 1 S: 5 P: 9	R: 0 H: 0 E: 0 LOB: 0 K: 0 BB: 0 S: 3 P: 3		1B: 7 SF: 0 2B: 2 SAC: 0 3B: 0 DP: 3 HR: 1 HBP: 1						

PITCHER		IP	WLS	BF	H	R	ER	SO	BB	IBB	HBP	BLK	WP	HR	S	P	ERA	WHIP
Bob McClure, L ERA: 4.54	(1, 1)	8.0	L	33	9	3	3	6	2	0	1	0	0	1	42	51	3.38	1.375

PITCHER	IP	WLS	BF	H	R	ER	SO	BB	IBB	HBP	BLK	WP	HR	S	P	ERA	WHIP

BOTTOM

Milwaukee Brewers @ Toronto Blue Jays

Exhibition Stadium, Toronto, ON

Sat Aug 13 1983, 3:33 AM EDT
Att. 35,240 - Sunny - 70 F

livebaseballscorecards.com

AB	30
R	3
H	9
RBI	3
BB	2
SO	6
LOB	15

WP: 0 PA: 33
PB: 0
SB: 0
CS: 2

Batter	1	2	3	4	5	6	7	8	9	AB	R	H	RBI	BB	SO	LOB
Paul Molitor, R (1, 5) OBP: 0.360, SLG: 0.483	L7		1-3 2-H 2B		BBB 4-0 G3 BB		SSS 0-3 K			3	0	1	1	1	1	1
Jim Gantner, L (1, 4) OBP: 0.353, SLG: 0.453	F8		SSS 0-3 K		G3 1-2 2-3			F9		4	0	0	0	0	1	4
Robin Yount, R (1, 6) OBP: 0.390, SLG: 0.525	5-3		SF9 3-H		4-3			F8		3	0	0	1	0	0	2
Cecil Cooper, L (1, 3) OBP: 0.337, SLG: 0.537		F8 SF7 2B	F7			F4		SSS 0-3 K		4	1	1	0	0	1	1
Ted Simmons, S (1, 2) OBP: 0.361, SLG: 0.446		F8 2-3	SSS 0-3 K			F7			F7	4	0	0	0	0	1	1
Ben Oglivie, L (1, 7) OBP: 0.379, SLG: 0.476		SF7 3-H	F7			F4			F8	3	0	0	1	0	0	0
Roy Howell, L (1, 10) OBP: 0.350, SLG: 0.455		SSS 0-3 K	SSS 0-3 K				4-3 WP 1B		F9	4	0	1	0	0	2	0
Rick Manning, L (1, 8) OBP: 0.298, SLG: 0.324			2B 2B		BBB 4-0 G3 SH1-3 BB		F7 1-2			2	1	1	0	1	0	1
Charlie Moore, R (1, 9) OBP: 0.353, SLG: 0.374			BBB 4-0 2B SF9 BB		SH1-3 1-2		4-3 2-3			1	1	0	0	1	0	1
Inning Stats	R: 0 E: 0 K: 0 S: 3 H: 0 LOB: 0 BB: 0 P: 3	R: 1 E: 0 K: 1 S: 6 H: 1 LOB: 0 BB: 0 P: 6	R: 2 E: 0 K: 1 S: 7 H: 2 LOB: 1 BB: 1 P: 11	R: 0 E: 0 K: 2 S: 7 H: 0 LOB: 0 BB: 0 P: 7	R: 0 E: 0 K: 0 S: 3 H: 0 LOB: 2 BB: 2 P: 11	R: 0 E: 0 K: 0 S: 3 H: 0 LOB: 0 BB: 0 P: 3	R: 0 E: 0 K: 1 S: 6 H: 1 LOB: 1 BB: 0 P: 6	R: 0 E: 0 K: 1 S: 5 H: 0 LOB: 0 BB: 0 P: 5	R: 0 E: 0 K: 0 S: 3 H: 0 LOB: 0 BB: 0 P: 3	1B: 1 2B: 3 3B: 0 HR: 0 SF: 2 SAC: 1 DP: 0 HBP: 0						

TOP

Milwaukee Brewers @ Toronto Blue Jays

Exhibition Stadium, Toronto, ON

Sun Aug 14 1983, 3:33 AM EDT
Att. 42,240 - Unknown - 72 F

livebaseballscorecards.com

AB	28
R	3
H	4
RBI	3
BB	3
SO	6
LOB	11

WP: 1 PB: 0 SB: 0 CS: 0 PA: 34

PITCHER	IP	WLS	BF	H	R	ER	SO	BB	IBB	HBP	BLK	WP	HR	S	P	ERA	WHIP
Dave Stieb, R (1, 1) ERA: 2.79	8.0	W	31	4	3	3	6	3	0	0	0	1	0	40	52	3.38	0.875
Joey McLaughlin, R (9, 1) ERA: 3.5	1.0	S	3	0	0	0	0	0	0	0	0	0	0	3	3	0.00	0.000

PITCHER	IP	WLS	BF	H	R	ER	SO	BB	IBB	HBP	BLK	WP	HR	S	P	ERA	WHIP

Batter	1	2	3	4	5	6	7	8	9	AB	R	H	RBI	BB	SO	LOB
Damaso Garcia, R (1, 4) OBP: 0.335, SLG: 0.388	6-3		6-3		1B BB SF9 1B	4-3 (1-2)		F9 WP 2B		5	1	2	0	0	0	1
Garth Iorg, R (8, PR) (9, 4) OBP: 0.317, SLG: 0.383										0	1	0	0	0	0	0
Rance Mulliniks, L (1, 5) OBP: 0.378, SLG: 0.466	BB BB BB		BB BB		SF9 1B (1-2) BB	4-3		F9 (2-3)		2	0	0	0	3	0	2
Lloyd Moseby, L (1, 8) OBP: 0.371, SLG: 0.527	BB (1-2) BB		BB (1-2) BB		F5		1B 1B 2B	3-H HR		3	2	2	1	2	0	2
Willie Upshaw, L (1, 3) OBP: 0.362, SLG: 0.501	(1-2 2-3) BB		K		SF9 (1-2 2-3) 1B		6-3	K		4	0	1	0	1	2	4
Jorge Orta, L (1, 10) OBP: 0.315, SLG: 0.398	F7		F9		SF9 (1-2 2-3 3-H)		5-3	K2-3		2	0	0	1	0	0	5
Cliff Johnson, R (7, PH) OBP: 0.396, SLG: 0.548										2	0	0	0	0	1	2
Ernie Whitt, L (1, 2) OBP: 0.343, SLG: 0.431	K			K	BB		S 1B (2-3) 1B			2	0	0	0	1	2	3
Jesse Barfield, R (7, PH) OBP: 0.250, SLG: 0.420										1	0	1	0	0	0	0
Buck Martinez, R (8, 2) OBP: 0.337, SLG: 0.462										0	0	0	0	0	0	0
Dave Collins, S (1, 7) OBP: 0.321, SLG: 0.319		F8		2B	F7		BB (1-2 3-H) 1B			4	0	2	1	0	0	3
Barry Bonnell, R (1, 9) OBP: 0.367, SLG: 0.466		K		K		L3	(1-2 2-3) BB			3	0	0	0	1	2	1
Alfredo Griffin, S (1, 6) OBP: 0.299, SLG: 0.372		5-3		F8		4-3 BB	L6			3	0	0	0	1	0	4
Inning Stats	R: 0 E: 0 K: 1 S: 5 H: 0 LOB: 3 BB: 3 P: 17	R: 0 E: 0 K: 1 S: 5 H: 0 LOB: 0 BB: 0 P: 5	R: 0 E: 0 K: 1 S: 5 H: 0 LOB: 2 BB: 2 P: 13	R: 0 E: 0 K: 2 S: 8 H: 1 LOB: 1 BB: 0 P: 8	R: 1 E: 0 K: 0 S: 5 H: 2 LOB: 3 BB: 2 P: 13	R: 0 E: 0 K: 0 S: 3 H: 0 LOB: 1 BB: 1 P: 7	R: 1 E: 0 K: 0 S: 6 H: 3 LOB: 3 BB: 1 P: 10	R: 2 E: 0 K: 2 S: 9 H: 2 LOB: 1 BB: 0 P: 9		1B: 4 2B: 3 3B: 0 HR: 1 SF: 1 SAC: 0 DP: 0 HBP: 0						

PITCHER		IP	WLS	BF	H	R	ER	SO	BB	IBB	HBP	BLK	WP	HR	S	P	ERA	WHIP
Bob Gibson, R ERA: 3.9	(1, 1)	6.0		29	3	1	1	5	8	0	0	0	0	0	31	63	1.50	1.833
Jerry Augustine, L ERA: 6.04	(7, 1)	0.2		5	3	1	1	0	0	0	0	0	0	0	5	5	13.50	4.500
Tom Tellmann, R ERA: 3.07	(7, 1)	0.1		3	1	1	1	0	1	0	0	0	0	0	2	6	27.00	6.000
Pete Ladd, R ERA: 2.86	(8, 1)	1.0	L	4	1	1	1	2	0	0	0	0	1	1	8	8	9.00	1.000

PITCHER	IP	WLS	BF	H	R	ER	SO	BB	IBB	HBP	BLK	WP	HR	S	P	ERA	WHIP

BOTTOM

Milwaukee Brewers @ Toronto Blue Jays

Exhibition Stadium, Toronto, ON

Sun Aug 14 1983, 3:33 AM EDT

Att. 42,240 - Unknown - 72 F

livebaseballscorecards.com

AB	31
R	4
H	8
RBI	3
BB	9
SO	7
LOB	27

WP: 1 PB: 0 SB: 1 CS: 0 PA: 41

Batter	1	2	3	4	5	6	7	8	9	AB	R	H	RBI	BB	SO	LOB
Jerry Remy, L (1, 4) OBP: 0.308, SLG: 0.313	F8			G4-6-3 1B		L6-3 1-2		FC6-4 1-2f		4	0	1	0	0	0	3
Wade Boggs, L (1, 5) OBP: 0.450, SLG: 0.531	F7			G4-6-3 1-2f		L9			2B	4	0	1	0	0	0	1
Jim Rice, R (1, 7) OBP: 0.363, SLG: 0.529	K			BB			F9		1-3	3	0	0	0	1	1	1
Tony Armas, R (1, 8) OBP: 0.263, SLG: 0.446		F7		K			K		5-3	4	0	0	0	0	2	2
Carl Yastrzemski, L (1, 10) OBP: 0.389, SLG: 0.467		F2			G1		6-3		6-3	4	0	0	0	0	0	1
Reid Nichols, R (1, 9) OBP: 0.356, SLG: 0.408		6-3			L1			F5		3	0	0	0	0	0	0
Dave Stapleton, R (1, 3) OBP: 0.304, SLG: 0.368			G6-4-3 BB		1B			F8		2	0	1	0	1	0	0
Gary Allenson, R (1, 2) OBP: 0.310, SLG: 0.342 Rich Gedman, L (8, PH) OBP: 0.333, SLG: 0.392 (8, 2)			G6-4-3 1-2f		K			1B BB		2 0	0 0	0 0	0 0	0 1	1 0	2 0
Glenn Hoffman, R (1, 6) OBP: 0.299, SLG: 0.336			F8			L6-3 1B		FC6-4 1-2 1B		3	0	2	0	0	0	0
Inning Stats	R: 0 H: 0 E: 0 LOB: 0 K: 1 BB: 0 S: 5 P: 5	R: 0 H: 0 E: 0 LOB: 0 K: 0 BB: 0 S: 3 P: 3	R: 0 H: 0 E: 0 LOB: 0 K: 0 BB: 1 S: 2 P: 6	R: 0 H: 1 E: 0 LOB: 1 K: 1 BB: 1 S: 5 P: 9	R: 0 H: 1 E: 0 LOB: 1 K: 1 BB: 0 S: 6 P: 6	R: 0 H: 1 E: 0 LOB: 0 K: 0 BB: 0 S: 3 P: 3	R: 0 H: 0 E: 0 LOB: 0 K: 1 BB: 0 S: 5 P: 5	R: 0 H: 1 E: 0 LOB: 2 K: 0 BB: 1 S: 4 P: 8	R: 0 H: 1 E: 0 LOB: 1 K: 0 BB: 0 S: 4 P: 4	1B: 4 SF: 0 2B: 2 SAC: 0 3B: 0 DP: 3 HR: 0 HBP: 0						WP: 0 PA: 32 PB: 0 SB: 0 CS: 0

PITCHER	IP	WLS	BF	H	R	ER	SO	BB	IBB	HBP	BLK	WP	HR	S	P	ERA	WHIP
Moose Haas, R (1, 1) ERA: 3.38	8.0	W	29	5	0	0	4	3	0	0	0	0	0	34	46	0.00	1.000
Pete Ladd, R (9, 1) ERA: 2.76	1.0	S	3	0	0	0	0	0	0	0	0	0	0	3	3	0.00	0.000

PITCHER	IP	WLS	BF	H	R	ER	SO	BB	IBB	HBP	BLK	WP	HR	S	P	ERA	WHIP

TOP

Boston Red Sox @ Milwaukee Brewers

Milwaukee County Stadium, Milwaukee, WI

Mon Aug 15 1983, 8:05 PM EDT
Att. 32,000 - Unknown - 80 F

livebaseballscorecards.com

AB	29
R	0
H	5
RBI	0
BB	3
SO	4
LOB	10

Batter	1	2	3	4	5	6	7	8	9	AB	R	H	RBI	BB	SO	LOB
Paul Molitor, R (1, 5) OBP: 0.361, SLG: 0.482	1B	BB			6-3		F8			3	1	1	0	1	0	1
Charlie Moore, R (1, 9) OBP: 0.352, SLG: 0.373	F9	F9			G6-3		6-3			4	0	1	0	0	0	4
Robin Yount, R (1, 6) OBP: 0.389, SLG: 0.521	1B BB		F9		G6-3 1-2f			6-3		3	1	0	0	1	0	1
Cecil Cooper, L (1, 3) OBP: 0.337, SLG: 0.535	K		4-3			3-1 6-3 1B		4-3		4	0	1	0	0	1	2
Ted Simmons, S (1, 2) OBP: 0.362, SLG: 0.445	1B 1-2 2-3 IBB		1B			6-3 1-2		6-3		3	0	1	0	1	0	1
Ben Oglivie, L (1, 7) OBP: 0.379, SLG: 0.474	PO 1-3 2-H 3-H 1B		F9			3-1 2-3				3	0	1	2	0	0	2
Mark Brouhard, R (1, 10) OBP: 0.299, SLG: 0.446	PO 1-2	5-3		6-3		K				3	0	0	0	0	1	1
Rick Manning, L (1, 8) OBP: 0.299, SLG: 0.324		S 1B		G3			1-3			3	0	1	0	0	0	0
Jim Gantner, L (1, 4) OBP: 0.353, SLG: 0.452		F9		4-3			1B			3	0	1	0	0	0	1
Inning Stats	R: 2 E: 0 K: 1 S: 6 H: 2 LOB: 1 BB: 2 P: 14	R: 0 E: 0 K: 0 S: 4 H: 1 LOB: 2 BB: 1 P: 8	R: 0 E: 0 K: 0 S: 4 H: 1 LOB: 1 BB: 0 P: 4	R: 0 E: 0 K: 0 S: 3 H: 0 LOB: 0 BB: 0 P: 3	R: 0 E: 0 K: 0 S: 3 H: 1 LOB: 0 BB: 0 P: 3	R: 0 E: 0 K: 1 S: 6 H: 1 LOB: 1 BB: 0 P: 6	R: 0 E: 0 K: 0 S: 4 H: 1 LOB: 1 BB: 0 P: 4	R: 0 E: 0 K: 0 S: 3 H: 0 LOB: 0 BB: 0 P: 3		1B: 7 2B: 0 3B: 0 HR: 0 SF: 0 SAC: 0 DP: 1 HBP: 0						

PITCHER	IP	WLS	BF	H	R	ER	SO	BB	IBB	HBP	BLK	WP	HR	S	P	ERA	WHIP
Bruce Hurst, L (1, 1) ERA: 4.16	8.0	L	32	7	2	2	2	2	1	0	0	0	0	33	45	2.25	1.125

PITCHER	IP	WLS	BF	H	R	ER	SO	BB	IBB	HBP	BLK	WP	HR	S	P	ERA	WHIP

BOTTOM

Boston Red Sox @ Milwaukee Brewers

Milwaukee County Stadium, Milwaukee, WI

Mon Aug 15 1983, 8:05 PM EDT

Att. 32,000 - Unknown - 80 F

livebaseballscorecards.com

AB	29
R	2
H	7
RBI	2
BB	3
SO	2
LOB	13

PA: 33

WP: 0
PB: 0
SB: 4
CS: 0

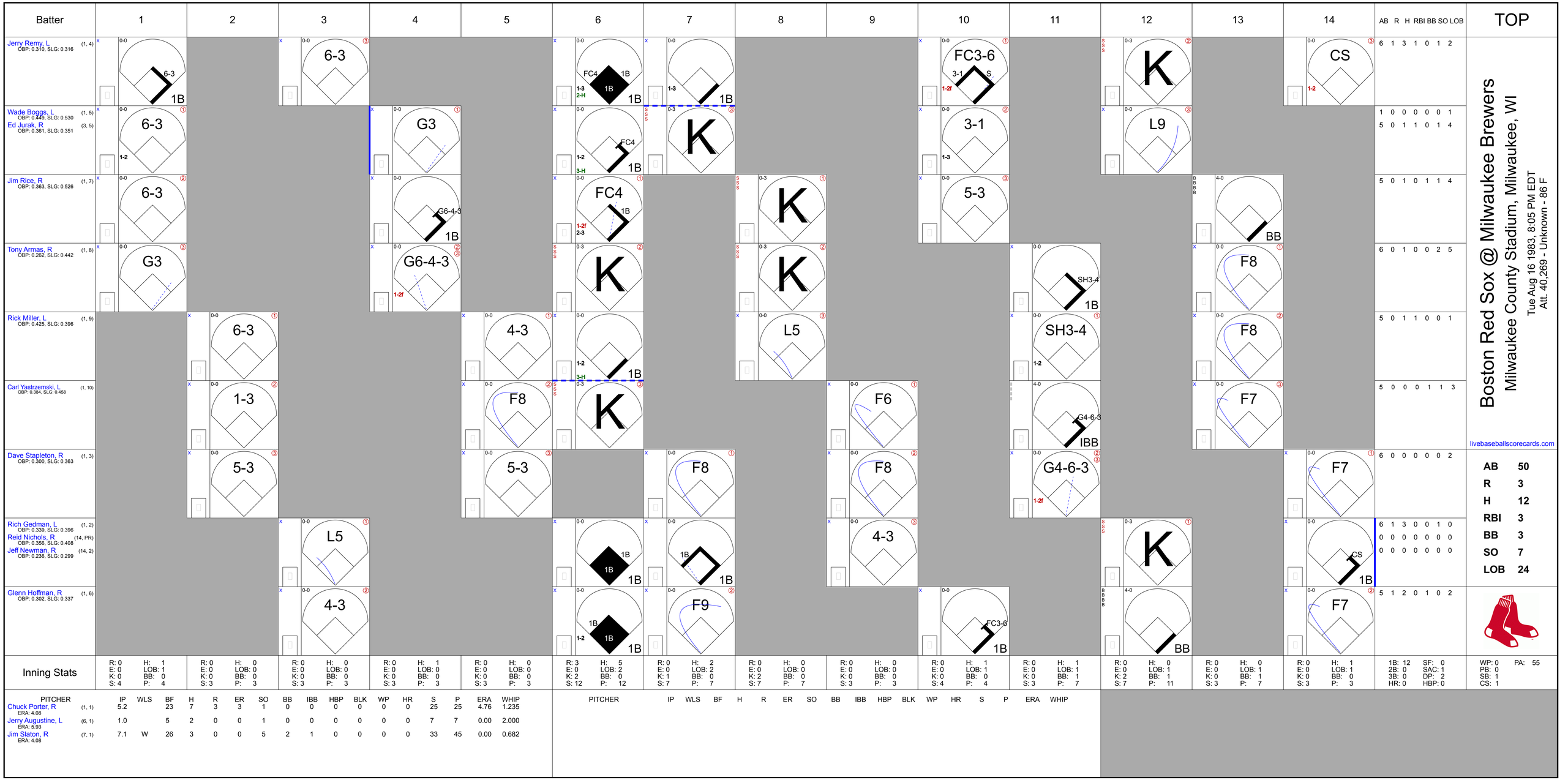
Batter
1
2
3
4
5
6
7
8
9
10
11
12
13
14
AB R H RBI BB SO LOB
TOP
Jerry Remy, L (1, 4) OBP: 0.310, SLG: 0.316
6 1 3 1 0 1 2
Wade Boggs, L (1, 5) OBP: 0.449, SLG: 0.530
Ed Jurak, R (3, 5) OBP: 0.361, SLG: 0.351
1 0 0 0 0 0 1
5 0 1 1 0 1 4
Jim Rice, R (1, 7) OBP: 0.363, SLG: 0.526
5 0 1 0 1 1 4
Tony Armas, R (1, 8) OBP: 0.262, SLG: 0.442
6 0 1 0 0 2 5
Rick Miller, L (1, 9) OBP: 0.425, SLG: 0.396
5 0 1 1 0 0 1
Carl Yastrzemski, L (1, 10) OBP: 0.384, SLG: 0.458
5 0 0 0 1 1 3
Dave Stapleton, R (1, 3) OBP: 0.300, SLG: 0.363
6 0 0 0 0 0 2
Rich Gedman, L (1, 2) OBP: 0.339, SLG: 0.396
Reid Nichols, R (14, PR) OBP: 0.358, SLG: 0.408
Jeff Newman, R (14, 2) OBP: 0.236, SLG: 0.299
6 1 3 0 0 1 0
0 0 0 0 0 0 0
0 0 0 0 0 0 0
Glenn Hoffman, R (1, 6) OBP: 0.302, SLG: 0.337
5 1 2 0 1 0 2
Boston Red Sox @ Milwaukee Brewers
Milwaukee County Stadium, Milwaukee, WI
Tue Aug 16 1983, 8:05 PM EDT
Att. 40,269 - Unknown - 86 F
livebaseballscorecards.com
AB 50
R 3
H 12
RBI 3
BB 3
SO 7
LOB 24
Inning Stats
1: R: 0 E: 0 K: 0 S: 4 | H: 1 LOB: 1 BB: 0 P: 4
2: R: 0 E: 0 K: 0 S: 3 | H: 0 LOB: 0 BB: 0 P: 3
3: R: 0 E: 0 K: 0 S: 3 | H: 0 LOB: 0 BB: 0 P: 3
4: R: 0 E: 0 K: 0 S: 3 | H: 1 LOB: 0 BB: 0 P: 3
5: R: 0 E: 0 K: 0 S: 3 | H: 0 LOB: 0 BB: 0 P: 3
6: R: 3 E: 0 K: 2 S: 12 | H: 5 LOB: 2 BB: 0 P: 12
7: R: 0 E: 0 K: 1 S: 7 | H: 2 LOB: 2 BB: 0 P: 7
8: R: 0 E: 0 K: 2 S: 7 | H: 0 LOB: 0 BB: 0 P: 7
9: R: 0 E: 0 K: 0 S: 3 | H: 0 LOB: 0 BB: 0 P: 3
10: R: 0 E: 0 K: 0 S: 4 | H: 1 LOB: 1 BB: 0 P: 4
11: R: 0 E: 0 K: 0 S: 3 | H: 1 LOB: 1 BB: 1 P: 7
12: R: 0 E: 0 K: 2 S: 7 | H: 0 LOB: 1 BB: 1 P: 11
13: R: 0 E: 0 K: 0 S: 3 | H: 0 LOB: 1 BB: 1 P: 7
14: R: 0 E: 0 K: 0 S: 3 | H: 1 LOB: 1 BB: 0 P: 3
1B: 12 2B: 0 3B: 0 HR: 0
SF: 0 SAC: 1 DP: 2 HBP: 0
WP: 0 PB: 0 SB: 1 CS: 1
PA: 55
PITCHER IP WLS BF H R ER SO BB IBB HBP BLK WP HR S P ERA WHIP
Chuck Porter, R (1, 1) ERA: 4.08 5.2 W 23 7 3 3 1 0 0 0 0 0 0 25 25 4.76 1.235
Jerry Augustine, L (6, 1) ERA: 5.93 1.0 5 2 0 0 1 0 0 0 0 0 0 7 7 0.00 2.000
Jim Slaton, R (7, 1) ERA: 4.08 7.1 26 3 0 0 5 2 1 0 0 0 0 33 45 0.00 0.682

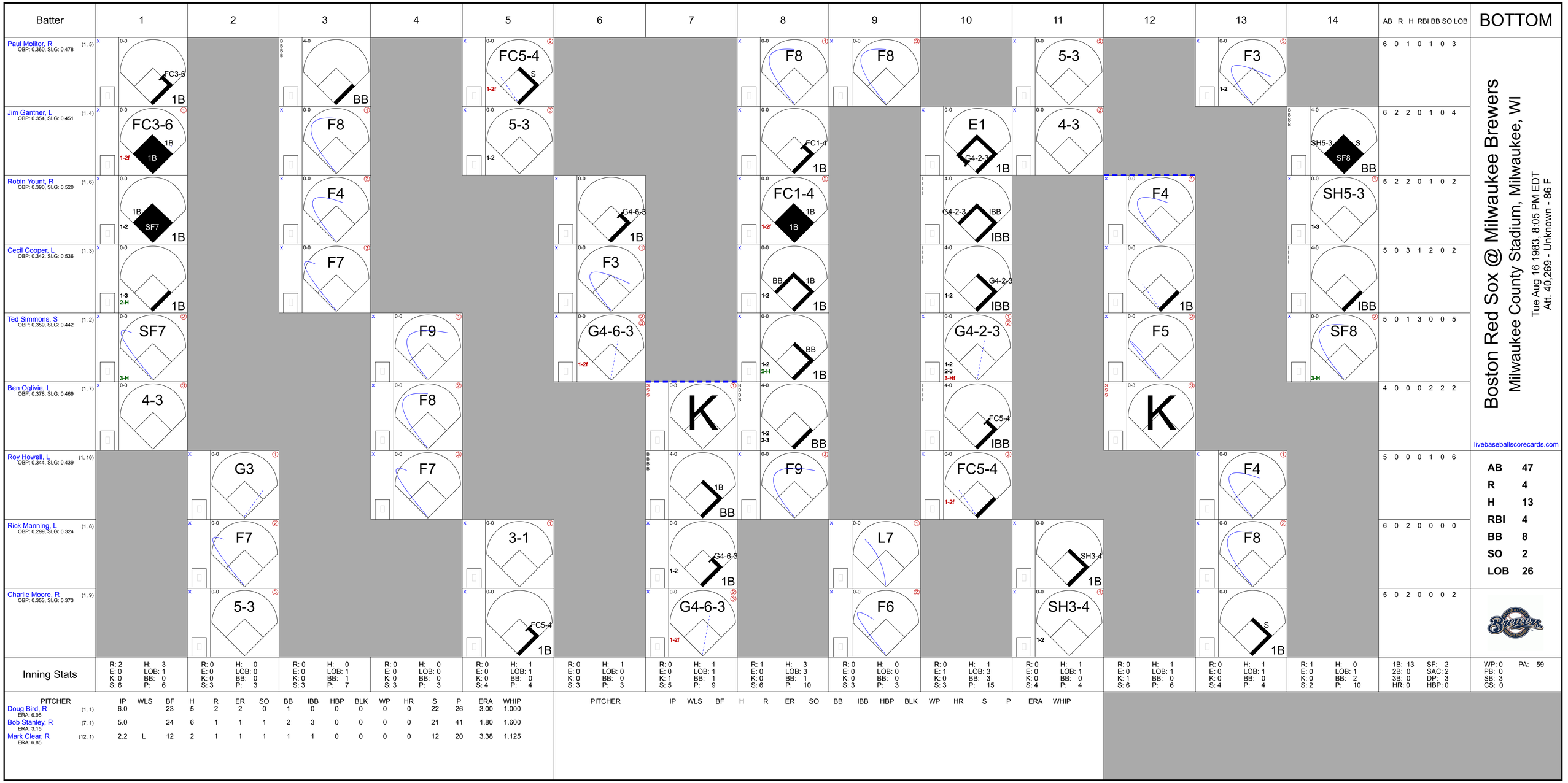

Boston Red Sox @ Milwaukee Brewers

Milwaukee County Stadium, Milwaukee, WI

Tue Aug 16 1983, 8:05 PM EDT
Att. 40,269 - Unknown - 86 F

livebaseballscorecards.com

Batter	1	2	3	4	5	6	7	8	9	10	11	12	13	14	AB	R	H	RBI	BB	SO	LOB
Paul Molitor, R (1, 5) OBP: 0.360, SLG: 0.478	FC3-6 1B		BB		FC5-4 S 1-2f			F8	F8		5-3		F3 1-2		6	0	1	0	1	0	3
Jim Gantner, L (1, 4) OBP: 0.354, SLG: 0.451	FC3-6 1B 1-2f		F8		5-3 1-2			FC1-4 1B		E1 G4-2-3 1B	4-3			SH5-3 S SF8 BB	6	2	2	0	1	0	4
Robin Yount, R (1, 6) OBP: 0.390, SLG: 0.520	1B SF7 1-2 1B		F4			G4-6-3 1B		FC1-4 1B 1-2f		G4-2-3 IBB IBB		F4		SH5-3 1-3	5	2	2	0	1	0	2
Cecil Cooper, L (1, 3) OBP: 0.342, SLG: 0.536	1-3 2-H 1B		F7			F3		BB 1B 1-2 1B		G4-2-3 1-2 IBB		1B		IBB	5	0	3	1	2	0	2
Ted Simmons, S (1, 2) OBP: 0.359, SLG: 0.442	SF7 3-H			F9		G4-6-3 1-2f		BB 1-2 2-H 1B		G4-2-3 1-2 2-3 3-Hf		F5		SF8 3-H	5	0	1	3	0	0	5
Ben Oglivie, L (1, 7) OBP: 0.378, SLG: 0.469	4-3			F8			K	1-2 2-3 BB		FC5-4 IBB		K			4	0	0	0	2	2	2
Roy Howell, L (1, 10) OBP: 0.344, SLG: 0.439		G3		F7			1B BB	F9		FC5-4 1-2f			F4		5	0	0	0	1	0	6
Rick Manning, L (1, 8) OBP: 0.299, SLG: 0.324		F7			3-1		G4-6-3 1-2 1B		L7		SH3-4 1B		F8		6	0	2	0	0	0	0
Charlie Moore, R (1, 9) OBP: 0.353, SLG: 0.373		5-3			FC5-4 1B		G4-6-3 1-2f		F6		SH3-4 1-2		S 1B		5	0	2	0	0	0	2

Inning Stats	1	2	3	4	5	6	7	8	9	10	11	12	13	14	AB	R	H	RBI	BB	SO	LOB
	R: 2 E: 0 K: 0 S: 6	H: 3 LOB: 1 BB: 0 P: 6	R: 0 E: 0 K: 0 S: 3	H: 0 LOB: 0 BB: 0 P: 3	R: 0 E: 0 K: 0 S: 3	H: 0 LOB: 1 BB: 1 P: 7	R: 0 E: 0 K: 0 S: 3	H: 0 LOB: 0 BB: 0 P: 3	R: 0 E: 0 K: 0 S: 4	H: 1 LOB: 1 BB: 0 P: 4	R: 0 E: 0 K: 0 S: 3	H: 1 LOB: 0 BB: 0 P: 3	R: 0 E: 0 K: 1 S: 5	H: 1 LOB: 1 BB: 1 P: 9	R: 1 E: 0 K: 0 S: 6	H: 3 LOB: 3 BB: 1 P: 10	R: 0 E: 0 K: 0 S: 3	H: 0 LOB: 0 BB: 0 P: 3	R: 0 E: 1 K: 0 S: 3	H: 1 LOB: 3 BB: 3 P: 15	R: 0 E: 0 K: 0 S: 4	H: 1 LOB: 1 BB: 0 P: 4	R: 0 E: 0 K: 1 S: 6	H: 1 LOB: 1 BB: 0 P: 6	R: 0 E: 0 K: 0 S: 4	H: 1 LOB: 1 BB: 0 P: 4	R: 1 E: 0 K: 0 S: 2	H: 0 LOB: 1 BB: 2 P: 10	1B: 13 2B: 0 3B: 0 HR: 0	SF: 2 SAC: 2 DP: 3 HBP: 0	WP: 0 PB: 0 SB: 3 CS: 0	PA: 59

PITCHER		IP	WLS	BF	H	R	ER	SO	BB	IBB	HBP	BLK	WP	HR	S	P	ERA	WHIP
Doug Bird, R ERA: 6.98	(1, 1)	6.0		23	5	2	2	0	1	0	0	0	0	0	22	26	3.00	1.000
Bob Stanley, R ERA: 3.15	(7, 1)	5.0		24	6	1	1	1	2	3	0	0	0	0	21	41	1.80	1.600
Mark Clear, R ERA: 6.85	(12, 1)	2.2	L	12	2	1	1	1	1	1	0	0	0	0	12	20	3.38	1.125

PITCHER	IP	WLS	BF	H	R	ER	SO	BB	IBB	HBP	BLK	WP	HR	S	P	ERA	WHIP

Batter	1	2	3	4	5	6	7	8	9	10	AB	R	H	RBI	BB	SO	LOB
Marty Barrett, R (1, 4) OBP: 0.379, SLG: 0.407	BBBB 4-0 FC6-4 BB		BBBB 4-0 1B FC6-4 1-2 BB		x 0-0 ①② G5-3 1-2 2-3f		x 0-0 ③ F7			x 0-0 ② 4-3	3	1	0	0	2	0	4
Dave Stapleton, R (1, 3) OBP: 0.299, SLG: 0.361	x 0-0 ① FC6-4 BB 1-2f		x 0-0 FC6-4 1-3 2-H 1B		x 0-0 ③ L4			x 0-0 ① F7		x 0-0 ③ 5-3	5	0	1	1	0	0	4
Jim Rice, R (1, 7) OBP: 0.362, SLG: 0.522	BBBB 4-0 G5-4-3 1-2 BB		x 0-0 ② FC6-4 FC5-4 1-2f 3-H			x 0-0 ① F7		x 0-0 ② F5			3	0	0	1	1	0	1
Tony Armas, R (1, 8) OBP: 0.260, SLG: 0.438	x 0-0 ②③ G5-4-3 1-2f		x 0-0 ③ FC5-4 1-2f			SSS 0-3 ② K		x 0-0 ③ F3			4	0	0	0	0	1	3
Reid Nichols, R (1, 9) OBP: 0.354, SLG: 0.421		x 0-0 ① 5-3		x 0-0 ① 4-3		x 0-0 HR			x 0-0 ① F8		4	1	1	1	0	0	0
Ed Jurak, R (1, 5) OBP: 0.357, SLG: 0.347		x 0-0 ② 6-3		x 0-0 ② 4-3		x 0-0 1B			x 0-0 ② F8		4	0	1	0	0	0	0
Jeff Newman, R (1, 10) OBP: 0.227, SLG: 0.287		x 0-0 ③ F8		x 0-0 ③ 5-3		SSS 0-3 ③ K			x 0-0 ③ F6		4	0	0	0	0	1	1
Gary Allenson, R (1, 2) OBP: 0.320, SLG: 0.349 Jerry Remy, L (10, PR) OBP: 0.310, SLG: 0.316 Rich Gedman, L (10, 2) OBP: 0.339, SLG: 0.396		x 0-0 FC6-4 1B		BBBB 4-0 G5-3 1B BB			x 0-0 ① F8			x 0-0 SH1-4 1B	3 0 0	0 0 0	2 0 0	0 0 0	1 0 0	0 0 0	0 0 0
Glenn Hoffman, R (1, 6) OBP: 0.302, SLG: 0.337		x 0-0 ① FC6-4 BB 1-2f 1B			x 0-0 G5-3 1-2 1B		x 0-0 ② 6-3			x 0-0 ① SH1-4 1-2	3	1	1	0	0	0	1
Inning Stats	R: 0 E: 0 K: 0 S: 2 H: 0 LOB: 1 BB: 2 P: 10	R: 0 E: 0 K: 0 S: 3 H: 0 LOB: 0 BB: 0 P: 3	R: 2 E: 0 K: 0 S: 5 H: 2 LOB: 1 BB: 1 P: 9	R: 0 E: 0 K: 0 S: 3 H: 0 LOB: 0 BB: 0 P: 3	R: 0 E: 0 K: 0 S: 3 H: 1 LOB: 1 BB: 1 P: 7	R: 1 E: 0 K: 2 S: 9 H: 2 LOB: 1 BB: 0 P: 9	R: 0 E: 0 K: 0 S: 3 H: 0 LOB: 0 BB: 0 P: 3	R: 0 E: 0 K: 0 S: 3 H: 0 LOB: 0 BB: 0 P: 3	R: 0 E: 0 K: 0 S: 3 H: 0 LOB: 0 BB: 0 P: 3	R: 0 E: 0 K: 0 S: 4 H: 1 LOB: 2 BB: 0 P: 4	1B: 5 2B: 0 3B: 0 HR: 1	SF: 0 SAC: 1 DP: 2 HBP: 0					

PITCHER	IP	WLS	BF	H	R	ER	SO	BB	IBB	HBP	BLK	WP	HR	S	P	ERA	WHIP
Mike Caldwell, L (1, 1) ERA: 4.58	9.0		34	5	3	3	2	4	0	0	0	0	1	34	50	3.00	1.000
Jerry Augustine, L (10, 1) ERA: 5.86	0.2		3	1	0	0	0	0	0	0	0	0	0	3	3	0.00	1.500
Tom Tellmann, R (10, 1) ERA: 3.06	0.1	W	1	0	0	0	0	0	0	0	0	0	0	1	1	0.00	0.000

PITCHER	IP	WLS	BF	H	R	ER	SO	BB	IBB	HBP	BLK	WP	HR	S	P	ERA	WHIP

TOP

Boston Red Sox @ Milwaukee Brewers

Milwaukee County Stadium, Milwaukee, WI

Wed Aug 17 1983, 8:05 PM EDT

Unknown - 85 F

livebaseballscorecards.com

AB	33
R	3
H	6
RBI	3
BB	4
SO	2
LOB	14

WP: 0	PA: 38							
PB: 0								
SB: 0								
CS: 0								

Batter	1	2	3	4	5	6	7	8	9	10	AB	R	H	RBI	BB	SO	LOB
Paul Molitor, R (1, 5) OBP: 0.363, SLG: 0.486	1-3		1-2 1B		HR		SH1-3 1-2			FC4-6 SH1-4 1B BB	3	2	2	1	1	0	0
Charlie Moore, R (1, 9) OBP: 0.352, SLG: 0.372	4-3		F9		5-3		FC5-4 2-H 1B			SH1-4 1-2	4	0	1	1	0	0	2
Robin Yount, R (1, 6) OBP: 0.392, SLG: 0.522	2B		L8		1B		FC5-4 CS 1-2f			FC4-6 IBB	4	0	2	0	1	0	3
Cecil Cooper, L (1, 3) OBP: 0.340, SLG: 0.534	G3			1B 2B	F9		CS 1-2	F7		FC4-6 1B 1-2f 2-3	5	1	1	0	0	0	4
Ted Simmons, S (1, 2) OBP: 0.357, SLG: 0.440		F7		6-3	1-3			F6		1-2 1B 3-H	5	0	1	1	0	0	2
Ben Oglivie, L (1, 7) OBP: 0.374, SLG: 0.463		K		K		K		F7			4	0	0	0	0	3	1
Mark Brouhard, R (1, 10) OBP: 0.310, SLG: 0.449		F9		1B 2-H 1B		CS 1B			6-3		4	0	2	1	0	0	0
Rick Manning, L (1, 8) OBP: 0.299, SLG: 0.324			5-3	FC4-6 1-2 1B		G3 1-2			6-3		4	0	1	0	0	0	1
Jim Gantner, L (1, 4) OBP: 0.355, SLG: 0.450			1B HBP	FC4-6 1-2f			SH1-3 1B 1B		K		3	1	1	0	0	1	2
Inning Stats	R: 0 H: 1 E: 0 LOB: 1 K: 0 BB: 0 S: 4 P: 4	R: 0 H: 0 E: 0 LOB: 0 K: 1 BB: 0 S: 5 P: 5	R: 0 H: 1 E: 0 LOB: 2 K: 0 BB: 0 S: 4 P: 5	R: 1 H: 3 E: 0 LOB: 2 K: 1 BB: 0 S: 8 P: 8	R: 1 H: 2 E: 0 LOB: 1 K: 0 BB: 0 S: 5 P: 5	R: 0 H: 1 E: 0 LOB: 0 K: 1 BB: 0 S: 5 P: 5	R: 1 H: 2 E: 0 LOB: 0 K: 0 BB: 0 S: 4 P: 4	R: 0 H: 0 E: 0 LOB: 0 K: 0 BB: 0 S: 3 P: 3	R: 0 H: 0 E: 0 LOB: 0 K: 1 BB: 0 S: 5 P: 5	R: 1 H: 1 E: 0 LOB: 2 K: 0 BB: 2 S: 3 P: 11	1B: 8 SF: 0 2B: 2 SAC: 2 3B: 0 DP: 0 HR: 1 HBP: 1						

PITCHER	IP	WLS	BF	H	R	ER	SO	BB	IBB	HBP	BLK	WP	HR	S	P	ERA	WHIP
Bob Ojeda, L (1, 1) ERA: 5.18	9.2	L	41	11	4	4	4	1	1	1	0	0	1	46	55	3.72	1.241

PITCHER	IP	WLS	BF	H	R	ER	SO	BB	IBB	HBP	BLK	WP	HR	S	P	ERA	WHIP

BOTTOM

Boston Red Sox @ Milwaukee Brewers

Milwaukee County Stadium, Milwaukee, WI

Wed Aug 17 1983, 8:05 PM EDT

Unknown - 85 F

livebaseballscorecards.com

AB	36
R	4
H	11
RBI	4
BB	2
SO	4
LOB	15

WP: 0	PA: 42		
PB: 0			
SB: 0			
CS: 2			

Batter	1	2	3	4	5	6	7	8	9	AB	R	H	RBI	BB	SO	LOB
Jerry Remy, L (1, 4) OBP: 0.312, SLG: 0.317	4-3		CS, 1B			G4-6-3, 1-2f		G6-3, 1B, 1-2		4	0	2	0	0	0	1
Dave Stapleton, R (1, 3) OBP: 0.298, SLG: 0.359	F3		CS, 1-2	5-3		1B		G6-3, 1-2f		4	0	1	0	0	0	2
Jim Rice, R (1, 7) OBP: 0.359, SLG: 0.518	F4			F3		F9			F9	4	0	0	0	0	0	1
Tony Armas, R (1, 8) OBP: 0.260, SLG: 0.436		F7		1B			E2, G3		6-3	4	0	1	0	0	0	0
Carl Yastrzemski, L (1, 10) OBP: 0.379, SLG: 0.451		4-3		G3			L3		F8	4	0	0	0	0	0	2
Rich Gedman, L (1, 2) OBP: 0.333, SLG: 0.389		S, S, S, K			4-3		G3, 2-3			3	0	0	0	0	1	1
Reid Nichols, R (1, 9) OBP: 0.358, SLG: 0.425			F8, S, 1-3, 1B		G6-4-3, 1B		5-3			3	1	2	0	0	0	1
Ed Jurak, R (1, 5) OBP: 0.357, SLG: 0.340			F8, 1-3		G6-4-3, 1-2f			1B, HBP		2	0	0	0	0	0	2
Glenn Hoffman, R (1, 6) OBP: 0.303, SLG: 0.337			1-3, 3-H			G4-6-3, 1B		F4		3	0	1	1	0	0	1
Inning Stats	R: 0 E: 0 K: 0 S: 3 H: 0 LOB: 0 BB: 0 P: 3	R: 0 E: 0 K: 1 S: 5 H: 0 LOB: 0 BB: 0 P: 5	R: 1 E: 0 K: 0 S: 4 H: 2 LOB: 0 BB: 0 P: 4	R: 0 E: 0 K: 0 S: 4 H: 1 LOB: 1 BB: 0 P: 4	R: 0 E: 0 K: 0 S: 3 H: 1 LOB: 0 BB: 0 P: 3	R: 0 E: 0 K: 0 S: 4 H: 2 LOB: 1 BB: 0 P: 4	R: 0 E: 1 K: 0 S: 4 H: 0 LOB: 1 BB: 0 P: 4	R: 0 E: 0 K: 0 S: 3 H: 1 LOB: 1 BB: 0 P: 4	R: 0 E: 0 K: 0 S: 3 H: 0 LOB: 0 BB: 0 P: 3	1B: 7 2B: 0 3B: 0 HR: 0	SF: 0 SAC: 0 DP: 3 HBP: 1						

TOP

Boston Red Sox @ Milwaukee Brewers

Milwaukee County Stadium, Milwaukee, WI

Wed Aug 17 1983, 8:05 PM EDT
Att. 34,038 - Unknown - 75 F

livebaseballscorecards.com

AB	31
R	1
H	7
RBI	1
BB	0
SO	1
LOB	11

PITCHER	IP	WLS	BF	H	R	ER	SO	BB	IBB	HBP	BLK	WP	HR	S	P	ERA	WHIP
Tom Candiotti, R (1, 1) ERA: 0.71	9.0	W	32	7	1	1	1	0	0	1	0	0	0	33	34	1.00	0.778

PITCHER	IP	WLS	BF	H	R	ER	SO	BB	IBB	HBP	BLK	WP	HR	S	P	ERA	WHIP

Batter	1	2	3	4	5	6	7	8	9	AB	R	H	RBI	BB	SO	LOB
Charlie Moore, R (1, 9) OBP: 0.351, SLG: 0.371	F7		CS 1B	F7			F4			4	0	1	0	0	0	1
Jim Gantner, L (1, 4) OBP: 0.352, SLG: 0.446	F7		CS 1-2	5-3	G3		6-3			4	0	0	0	0	0	0
Paul Molitor, R (1, 5) OBP: 0.364, SLG: 0.485	1B			BB 1B 1B	K SSS			F8		3	1	1	0	1	1	0
Cecil Cooper, L (1, 3) OBP: 0.340, SLG: 0.532	K SSS			1B 1B 1-3 1B	4-3			F5		4	1	1	0	0	1	1
Mark Brouhard, R (1, 10) OBP: 0.307, SLG: 0.438		2-3		1B 1B BLK 1-2 3-H 1B		F9		F7		4	1	1	1	0	0	0
Ned Yost, R (1, 2) OBP: 0.265, SLG: 0.405		6-3		BLK 1B SF9 1-2 2-H 1B						3	1	2	1	0	0	0
Marshall Edwards, L (1, 8) OBP: 0.286, SLG: 0.333		K SSS		SF9 BLK 1B 1-2 2-3 1B		K SSS				3	1	1	0	0	2	1
Rob Picciolo, R (1, 6) OBP: 0.217, SLG: 0.318			6-3	SF9 1-3 2-H 3-H		F9				2	0	0	1	0	0	1
Ed Romero, R (1, 7) OBP: 0.322, SLG: 0.373			1-3	1B 3-H			F9			3	0	1	1	0	0	0
Inning Stats	R: 0 H: 1 E: 0 LOB: 1 K: 1 BB: 0 S: 6 P: 6	R: 0 H: 0 E: 0 LOB: 0 K: 1 BB: 0 S: 5 P: 5	R: 0 H: 1 E: 0 LOB: 0 K: 0 BB: 0 S: 3 P: 3	R: 5 H: 5 E: 0 LOB: 1 K: 0 BB: 1 S: 8 P: 12	R: 0 H: 0 E: 0 LOB: 0 K: 1 BB: 0 S: 5 P: 5	R: 0 H: 1 E: 0 LOB: 1 K: 1 BB: 0 S: 6 P: 6	R: 0 H: 0 E: 0 LOB: 0 K: 0 BB: 0 S: 3 P: 3	R: 0 H: 0 E: 0 LOB: 0 K: 0 BB: 0 S: 3 P: 3		1B: 8 SF: 1 2B: 0 SAC: 0 3B: 0 DP: 0 HR: 0 HBP: 0						

BOTTOM

Boston Red Sox @ Milwaukee Brewers

Milwaukee County Stadium, Milwaukee, WI

Wed Aug 17 1983, 8:05 PM EDT

Att. 34,038 - Unknown - 75 F

livebaseballscorecards.com

AB	30
R	5
H	8
RBI	4
BB	1
SO	4
LOB	4

		WP: 0	PA: 33
		PB: 0	
		SB: 0	
		CS: 1	

PITCHER		IP	WLS	BF	H	R	ER	SO	BB	IBB	HBP	BLK	WP	HR	S	P	ERA	WHIP
John Henry Johnson, L ERA: 2.93	(1, 1)	3.1	L	16	6	5	5	2	1	0	0	0	0	0	19	23	13.50	2.100
Oil Can Boyd, R ERA: 3.18	(4, 1)	4.2		16	2	0	0	2	0	0	0	1	0	0	20	20	0.00	0.429

PITCHER	IP	WLS	BF	H	R	ER	SO	BB	IBB	HBP	BLK	WP	HR	S	P	ERA	WHIP

Oakland Athletics @ Milwaukee Brewers

Milwaukee County Stadium, Milwaukee, WI

Fri Aug 19 1983, 8:05 PM EDT
Att. 43,898 - Unknown - 92 F

livebaseballscorecards.com

Batter	1	2	3	4	5	6	7	8	9	AB	R	H	RBI	BB	SO	LOB
Rickey Henderson, R (1, 7) OBP: 0.411, SLG: 0.421	F9		S 1B 1B 3-H		2B 2B		S S 1B BB	1-3 2-H 1B		3	3	2	1	1	0	0
Wayne Gross, L (7, 3) OBP: 0.310, SLG: 0.385										1	0	1	1	0	0	0
Mike Davis, L (1, 9) OBP: 0.315, SLG: 0.403	K		FC3-6 1B 1-H		HR 2B 2-H		S 1B BB 1-2	F5		4	2	2	2	1	1	2
Dwayne Murphy, L (1, 8) OBP: 0.329, SLG: 0.390	K		FC3-6 S 1-2f		HR 2-H		1B 1-H 2-H		2B	5	1	3	4	0	1	1
Davey Lopes, R (1, 10) OBP: 0.342, SLG: 0.427		E 1B	K 1-2		6-3		F8		F3	5	0	1	0	0	1	3
Carney Lansford, R (1, 5) OBP: 0.351, SLG: 0.472		E1 G6-3 1-2	K		K		F8		F9	5	0	0	0	0	2	4
Garry Hancock, L (1, 3) (7, 7)		K		F9		K		F8	4-3	5	0	0	0	0	2	3
Mike Heath, R (1, 2) OBP: 0.338, SLG: 0.391		G6-3 1-2f		F9		F4		BB 1B BB		3	1	0	0	1	0	2
Donnie Hill, S (1, 6) OBP: 0.243, SLG: 0.264			WP 3B BB	F8		F8		F8		3	1	0	0	1	0	1
Tony Phillips, S (1, 4) OBP: 0.330, SLG: 0.325			1B 3B 1-H		G3		F7	1B BB 1-2		3	1	1	1	1	0	0

Inning Stats	1	2	3	4	5	6	7	8	9	AB	R	H	RBI	BB	SO	LOB
	R: 0 E: 0 K: 2 S: 7	R: 0 E: 1 K: 1 S: 6	R: 3 E: 0 K: 2 S: 10	R: 0 E: 0 K: 0 S: 3	R: 3 E: 0 K: 1 S: 8	R: 0 E: 0 K: 1 S: 5	R: 2 E: 0 K: 0 S: 4	R: 1 E: 0 K: 0 S: 4	R: 0 E: 0 K: 0 S: 4	1B: 5 2B: 3 3B: 1 HR: 1	SF: 0 SAC: 0 DP: 1 HBP: 0	WP: 1 PB: 0 SB: 6 CS: 0	PA: 42			

PITCHER		IP	WLS	BF	H	R	ER	SO	BB	IBB	HBP	BLK	WP	HR	S	P	ERA	WHIP
Don Sutton, R ERA: 4.38	(1, 1)	4.1	L	21	7	6	6	5	1	0	0	0	1	1	30	34	12.46	1.846
Bob Gibson, R ERA: 4.05	(5, 1)	4.2		21	3	3	3	2	4	0	0	0	0	0	21	37	5.79	1.500

PITCHER	IP	WLS	BF	H	R	ER	SO	BB	IBB	HBP	BLK	WP	HR	S	P	ERA	WHIP

Batter	1	2	3	4	5	6	7	8	9	AB	R	H	RBI	BB	SO	LOB
Paul Molitor, R (1, 5) OBP: 0.363, SLG: 0.481	5-3	BBBB FC6-4 1-2 BB			F8		F8			3	0	0	0	1	0	0
Charlie Moore, R (1, 9) OBP: 0.348, SLG: 0.367	F8	FC6-4 1-2f			F8		F6			4	0	0	0	0	0	2
Robin Yount, R (1, 6) OBP: 0.391, SLG: 0.518	BBBB 1B 1B BB		SSS K		E5 1B			6-3		3	1	0	0	1	1	0
Cecil Cooper, L (1, 3) OBP: 0.341, SLG: 0.532	1B 1-2 1B		F7		1B 1-3 1B			F5		4	0	2	0	0	0	0
Ted Simmons, S (1, 10) OBP: 0.356, SLG: 0.438	1-2 2-H 1B		5-3		F9			SSS K		4	0	1	1	0	1	2
Ben Oglivie, L (1, 7) OBP: 0.373, SLG: 0.459	SSS K	BBBB 6-3 BB			6-3		F6			3	0	0	0	1	1	2
Ned Yost, R (1, 2) OBP: 0.264, SLG: 0.400		F7	6-3 1-2		SSS K			FC6-4 1B		4	0	1	0	0	1	1
Rick Manning, L (1, 8) OBP: 0.296, SLG: 0.321		F6	6-3		SSS K			FC6-4 1-2f		4	0	0	0	0	1	2
Jim Gantner, L (1, 4) OBP: 0.351, SLG: 0.443		BBBB BB BB	4-3				F9	F9		3	0	0	0	1	0	2
Inning Stats	R: 1 E: 0 K: 1 S: 7 H: 2 LOB: 2 BB: 1 P: 11	R: 0 E: 0 K: 0 S: 3 H: 0 LOB: 2 BB: 2 P: 11	R: 0 E: 0 K: 1 S: 5 H: 0 LOB: 0 BB: 0 P: 5	R: 0 E: 0 K: 0 S: 3 H: 0 LOB: 1 BB: 1 P: 7	R: 0 E: 1 K: 0 S: 5 H: 1 LOB: 2 BB: 0 P: 5	R: 0 E: 0 K: 2 S: 7 H: 0 LOB: 0 BB: 0 P: 7	R: 0 E: 0 K: 0 S: 3 H: 0 LOB: 0 BB: 0 P: 3	R: 0 E: 0 K: 1 S: 5 H: 0 LOB: 0 BB: 0 P: 5	R: 0 E: 0 K: 0 S: 4 H: 1 LOB: 1 BB: 0 P: 4	1B: 4 2B: 0 3B: 0 HR: 0	SF: 0 SAC: 0 DP: 0 HBP: 0			WP: 0 PB: 0 SB: 0 CS: 0		PA: 36	

PITCHER		IP	WLS	BF	H	R	ER	SO	BB	IBB	HBP	BLK	WP	HR	S	P	ERA	WHIP
Tim Conroy, L ERA: 3.39	(1, 1)	7.0	W	29	3	1	1	4	4	0	0	0	0	0	33	49	1.29	1.000
Keith Atherton, R ERA: 2.41	(8, 1)	2.0		7	1	0	0	1	0	0	0	0	0	0	9	9	0.00	0.500

PITCHER	IP	WLS	BF	H	R	ER	SO	BB	IBB	HBP	BLK	WP	HR	S	P	ERA	WHIP

BOTTOM

Oakland Athletics @ Milwaukee Brewers

Milwaukee County Stadium, Milwaukee, WI

Fri Aug 19 1983, 8:05 PM EDT

Att. 43,898 - Unknown - 92 F

livebaseballscorecards.com

AB	32
R	1
H	4
RBI	1
BB	4
SO	5
LOB	11

Batter	1	2	3	4	5	6	7	8	9	AB	R	H	RBI	BB	SO	LOB
Rickey Henderson, R (1, 7) OBP: 0.410, SLG: 0.419	4-3			4-3		F3		S 1B		4	0	1	0	0	0	1
Mike Heath, R (1, 2) OBP: 0.336, SLG: 0.388	F8			K		2-H 1B		5-3 1-2		4	0	1	1	0	1	1
Bill Almon, R (1, 3) OBP: 0.325, SLG: 0.402	K			5-3		F7		F6		2	0	0	0	0	1	0
Garry Hancock, L (6, PH) OBP: 0.299, SLG: 0.478 (6, 3)										2	0	0	0	0	0	2
Davey Lopes, R (1, 9) OBP: 0.343, SLG: 0.428		FC6-4 1B			F8		SH2-3 1B		K	4	0	2	0	0	1	0
Carney Lansford, R (1, 5) OBP: 0.353, SLG: 0.473		FC6-4 G4-6-3 1-2f			1B		SH2-3 1-2		F8	4	0	2	0	0	0	1
Dwayne Murphy, L (1, 8) OBP: 0.326, SLG: 0.387		G4-6-3 1-2f			F8		SH2-3 1-2 2-3		K	3	0	0	0	0	1	2
Jeff Burroughs, R (1, 10) OBP: 0.339, SLG: 0.376			F4		F5		K			2	0	0	0	0	0	1
Mike Davis, L (7, PH) OBP: 0.315, SLG: 0.403										0	0	0	0	0	0	0
Bob Kearney, R (7, PH) OBP: 0.330, SLG: 0.411										1	0	0	0	0	1	2
Donnie Hill, S (1, 6) OBP: 0.247, SLG: 0.267			F6			SH1 1B	K			3	1	1	0	0	1	2
Tony Phillips, S (1, 4) OBP: 0.329, SLG: 0.323			4-3			SH1 1-2		K		2	0	0	0	0	1	0
Inning Stats	R: 0 E: 0 K: 1 S: 5 H: 0 LOB: 0 BB: 0 P: 5	R: 0 E: 0 K: 0 S: 3 H: 1 LOB: 0 BB: 0 P: 3	R: 0 E: 0 K: 0 S: 3 H: 0 LOB: 0 BB: 0 P: 3	R: 0 E: 0 K: 1 S: 5 H: 0 LOB: 0 BB: 0 P: 5	R: 0 E: 0 K: 0 S: 4 H: 1 LOB: 1 BB: 0 P: 4	R: 1 E: 0 K: 0 S: 5 H: 2 LOB: 1 BB: 0 P: 5	R: 0 E: 0 K: 2 S: 9 H: 2 LOB: 2 BB: 0 P: 9	R: 0 E: 0 K: 1 S: 6 H: 1 LOB: 1 BB: 0 P: 6	R: 0 E: 0 K: 2 S: 7 H: 0 LOB: 0 BB: 0 P: 7	1B: 7 2B: 0 3B: 0 HR: 0 SF: 0 SAC: 2 DP: 1 HBP: 0	WP: 0 PB: 0 SB: 1 CS: 0 PA: 33					

PITCHER		IP	WLS	BF	H	R	ER	SO	BB	IBB	HBP	BLK	WP	HR	S	P	ERA	WHIP
Bob McClure, L ERA: 4.52	(1, 1)	0.2		2	0	0	0	0	0	0	0	0	0	0	2	2	0.00	0.000
Tom Tellmann, R ERA: 2.95	(1, 1)	5.2	W	22	6	1	1	2	0	0	0	0	0	0	26	26	1.59	1.059
Jerry Augustine, L ERA: 5.75	(7, 1)	1.0		3	0	0	0	3	0	0	0	0	0	0	9	9	0.00	0.000
Pete Ladd, R ERA: 2.61	(8, 1)	1.2	S	6	1	0	0	2	0	0	0	0	0	0	10	10	0.00	0.600

PITCHER	IP	WLS	BF	H	R	ER	SO	BB	IBB	HBP	BLK	WP	HR	S	P	ERA	WHIP

TOP

Oakland Athletics @ Milwaukee Brewers

Milwaukee County Stadium, Milwaukee, WI

Sat Aug 20 1983, 8:05 PM EDT
Att. 51,722 - Unknown - 72 F

livebaseballscorecards.com

AB	31
R	1
H	7
RBI	1
BB	0
SO	7
LOB	12

Oakland Athletics @ Milwaukee Brewers

Milwaukee County Stadium, Milwaukee, WI

Sat Aug 20 1983, 8:05 PM EDT

Att. 51,722 - Unknown - 72 F

BOTTOM

livebaseballscorecards.com

Batter	1	2	3	4	5	6	7	8	9	AB	R	H	RBI	BB	SO	LOB
Paul Molitor, R (1, 5) OBP: 0.362, SLG: 0.479	F8		K		F9		1B			4	0	1	0	0	1	2
Jim Gantner, L (1, 4) OBP: 0.355, SLG: 0.449	4 1B 1B		2-H 3B		BB		G3			3	0	2	1	1	0	1
Robin Yount, R (1, 6) OBP: 0.392, SLG: 0.518	1-2 1B		K		F6			6-3 1B 1B		4	1	2	0	0	1	3
Cecil Cooper, L (1, 3) OBP: 0.338, SLG: 0.527	4 2-3f		3-1			F7		F7		4	0	0	0	0	0	4
Ted Simmons, S (1, 10) OBP: 0.355, SLG: 0.443	6-3		K			HR		6-3 1-2		4	1	1	1	0	1	1
Ben Oglivie, L (1, 7) OBP: 0.374, SLG: 0.458	1B		1-3			F8		1B IBB		3	0	1	0	1	0	0
Rick Manning, L (1, 8) OBP: 0.296, SLG: 0.320	F9		F7			F8		1-3 2-H 1B		4	0	1	1	0	0	1
Ned Yost, R (1, 2) OBP: 0.257, SLG: 0.388	F8				F9		6-3	F8		4	0	0	0	0	0	3
Charlie Moore, R (1, 9) OBP: 0.350, SLG: 0.372			3B 2B		S 1B		5-3			3	1	2	0	0	0	0
Inning Stats	R: 0 E: 0 K: 0 S: 4 H: 2 LOB: 1 BB: 0 P: 4	R: 0 E: 0 K: 0 S: 4 H: 1 LOB: 1 BB: 0 P: 4	R: 1 E: 0 K: 2 S: 9 H: 2 LOB: 1 BB: 0 P: 9	R: 0 E: 0 K: 1 S: 5 H: 0 LOB: 0 BB: 0 P: 5	R: 0 E: 0 K: 0 S: 4 H: 1 LOB: 2 BB: 1 P: 8	R: 1 E: 0 K: 0 S: 4 H: 1 LOB: 0 BB: 0 P: 4	R: 0 E: 0 K: 0 S: 4 H: 1 LOB: 1 BB: 0 P: 4	R: 1 E: 0 K: 0 S: 5 H: 2 LOB: 2 BB: 1 P: 9		1B: 7 2B: 2 3B: 1 HR: 1	SF: 0 SAC: 0 DP: 1 HBP: 0						

	AB	33
	R	3
	H	10
	RBI	3
	BB	2
	SO	3
	LOB	15

WP: 0 PB: 0 SB: 1 CS: 0 PA: 35

PITCHER	IP	WLS	BF	H	R	ER	SO	BB	IBB	HBP	BLK	WP	HR	S	P	ERA	WHIP
Steve McCatty, R (1, 1) ERA: 3.95	8.0	L	35	10	3	3	3	1	1	0	0	0	1	39	47	3.38	1.375

PITCHER	IP	WLS	BF	H	R	ER	SO	BB	IBB	HBP	BLK	WP	HR	S	P	ERA	WHIP

Batter	1	2	3	4	5	6	7	8	9	AB	R	H	RBI	BB	SO	LOB
Rickey Henderson, R (1, 7) OBP: 0.413, SLG: 0.420	x 0-0 G4-6-3 S 1B		x 0-0 ① SH1-3 1-3		BBBB 4-0 S BB			BBBB 4-0 F8 S BB		1	0	1	0	2	0	0
Mike Davis, L (1, 9) OBP: 0.317, SLG: 0.402	BBBB 4-0 G4-6-3 1-2 BB		x 0-0 3-H 1B		x 0-0 ③ F9 1-2			x 0-0 ① F8 1-3		3	0	1	1	1	0	2
Dwayne Murphy, L (1, 8) OBP: 0.324, SLG: 0.383	x 0-0 ①② G4-6-3 1-2f 2-3		x 0-0 ② F9			x 0-0 ① F6		x 0-0 ② F6		4	0	0	0	0	0	4
Garry Hancock, L (1, 10) OBP: 0.293, SLG: 0.468	x 0-0 ③ F6		x 0-0 ③ 4-3			x 0-0 ② F7		x 0-0 ③ F5		4	0	0	0	0	0	3
Carney Lansford, R (1, 5) OBP: 0.352, SLG: 0.470		x 0-0 ① 5-3		x 0-0 ① F4		x 0-0 1B			x 0-0 ① 4-3	4	0	1	0	0	0	0
Wayne Gross, L (1, 3) OBP: 0.306, SLG: 0.380		x 0-0 ② 6-3		x 0-0 ② F6		x 0-0 ③ F5			x 0-0 ② F2	4	0	0	0	0	0	1
Mike Heath, R (1, 2) OBP: 0.339, SLG: 0.390		x 0-0 1B		x 0-0 ③ 5-3			x 0-0 ① F8		x 0-0 1B	4	0	2	0	0	0	0
Donnie Hill, S (1, 6) OBP: 0.247, SLG: 0.266		SSS 0-3 ③ K			x 0-0 ① 6-3		x 0-0 ② F5		x 0-0 1-2 1B	4	0	1	0	0	1	1
Tony Phillips, S (1, 4) OBP: 0.328, SLG: 0.322			x 0-0 SH1-3 1B 1B		x 0-0 ② F7		x 0-0 ③ F7		SSS 0-3 ③ K	4	1	1	0	0	1	2
Inning Stats	R: 0 E: 0 K: 0 S: 3 H: 1 LOB: 1 BB: 1 P: 7	R: 0 E: 0 K: 1 S: 6 H: 1 LOB: 1 BB: 0 P: 6	R: 1 E: 0 K: 0 S: 5 H: 2 LOB: 1 BB: 0 P: 5	R: 0 E: 0 K: 0 S: 3 H: 0 LOB: 0 BB: 0 P: 3	R: 0 E: 0 K: 0 S: 3 H: 0 LOB: 1 BB: 1 P: 7	R: 0 E: 0 K: 0 S: 4 H: 1 LOB: 1 BB: 0 P: 4	R: 0 E: 0 K: 0 S: 3 H: 0 LOB: 0 BB: 0 P: 3	R: 0 E: 0 K: 0 S: 3 H: 0 LOB: 1 BB: 1 P: 7	R: 0 E: 0 K: 1 S: 7 H: 2 LOB: 2 BB: 0 P: 7	1B: 7 2B: 0 3B: 0 HR: 0	SF: 0 SAC: 1 DP: 1 HBP: 0						

TOP

Oakland Athletics @ Milwaukee Brewers

Milwaukee County Stadium, Milwaukee, WI

Sun Aug 21 1983, 4:33 AM EDT
Att. 43,609 - Sunny - 88 F

livebaseballscorecards.com

AB	32
R	1
H	7
RBI	1
BB	3
SO	2
LOB	13

WP: 0 PB: 0 SB: 3 CS: 0 PA: 36

PITCHER		IP	WLS	BF	H	R	ER	SO	BB	IBB	HBP	BLK	WP	HR	S	P	ERA	WHIP
Moose Haas, R ERA: 3.31	(1, 1)	6.0	W	24	5	1	1	1	2	0	0	0	0	0	24	32	1.50	1.167
Jim Slaton, R ERA: 3.95	(7, 1)	3.0	S	12	2	0	0	1	1	0	0	0	0	0	13	17	0.00	1.000

PITCHER		IP	WLS	BF	H	R	ER	SO	BB	IBB	HBP	BLK	WP	HR	S	P	ERA	WHIP

Batter	1	2	3	4	5	6	7	8	9	AB	R	H	RBI	BB	SO	LOB
Jim Gantner, L (1, 4) OBP: 0.354, SLG: 0.447	F8		F9		SH2-4 1-2 1B		F9			4	1	1	0	0	0	1
Charlie Moore, R (1, 9) OBP: 0.352, SLG: 0.374	G6-3 1B		BB 1-2 1B		SH2-4 1-2 2-3		5-3			3	1	2	0	0	0	0
Robin Yount, R (1, 6) OBP: 0.391, SLG: 0.514	G6-3 1-2f		1B 1-2 2-3 BB		5-3		6-3			3	0	0	0	1	0	3
Cecil Cooper, L (1, 3) OBP: 0.341, SLG: 0.531		K	1B 1-2 2-H 3-H		2B 2-H 3-H 1B			2B	2B	4	2	3	4	0	1	0
Ted Simmons, S (1, 10) OBP: 0.359, SLG: 0.447		BLK 1B	G3		1-H 2B			BB 2B		3	1	2	1	1	0	2
Ben Oglivie, L (1, 7) OBP: 0.370, SLG: 0.453		2-3 1-2		F3	K			F8		4	0	0	0	0	1	4
Rick Manning, L (1, 8) OBP: 0.298, SLG: 0.322		4-3		G4-3 BB		G3		1-H 2-H 2B		3	0	1	2	1	0	1
Ned Yost, R (1, 2) OBP: 0.250, SLG: 0.378			K	G4-3 1-2f		F2		6-3		4	0	0	0	0	1	2
Ed Romero, R (1, 5) OBP: 0.328, SLG: 0.377			BB 1B 1B		SH2-4 1B 1B	6-3		6-3		4	2	2	0	0	0	1
Inning Stats	R: 0 E: 0 K: 0 S: 3 H: 1 LOB: 0 BB: 0 P: 3	R: 0 E: 0 K: 1 S: 6 H: 1 LOB: 1 BB: 0 P: 6	R: 2 E: 0 K: 1 S: 8 H: 3 LOB: 2 BB: 1 P: 12	R: 0 E: 0 K: 0 S: 2 H: 0 LOB: 0 BB: 1 P: 6	R: 3 E: 0 K: 1 S: 9 H: 4 LOB: 1 BB: 0 P: 9	R: 0 E: 0 K: 0 S: 3 H: 0 LOB: 0 BB: 0 P: 3	R: 0 E: 0 K: 0 S: 3 H: 0 LOB: 0 BB: 0 P: 3	R: 2 E: 0 K: 0 S: 5 H: 2 LOB: 1 BB: 1 P: 9		1B: 8 2B: 3 3B: 0 HR: 0 SF: 0 SAC: 1 DP: 2 HBP: 0						

BOTTOM

Oakland Athletics @ Milwaukee Brewers

Milwaukee County Stadium, Milwaukee, WI

Sun Aug 21 1983, 4:33 AM EDT

Att. 43,609 - Sunny - 88 F

livebaseballscorecards.com

AB	32
R	7
H	11
RBI	7
BB	3
SO	3
LOB	14

WP: 0 PB: 0 SB: 0 CS: 0 PA: 36

PITCHER		IP	WLS	BF	H	R	ER	SO	BB	IBB	HBP	BLK	WP	HR	S	P	ERA	WHIP
Chris Codiroli, R ERA: 4.21	(1, 1)	4.2	L	22	8	5	5	2	2	0	0	1	0	0	24	32	9.64	2.143
Tom Underwood, L ERA: 4.3	(5, 1)	2.1		8	1	0	0	1	0	0	0	0	0	0	10	10	0.00	0.429
Tom Burgmeier, L ERA: 2.88	(8, 1)	1.0		6	2	2	2	0	1	0	0	0	0	0	5	9	18.00	3.000

PITCHER	IP	WLS	BF	H	R	ER	SO	BB	IBB	HBP	BLK	WP	HR	S	P	ERA	WHIP

Batter	1	2	3	4	5	6	7	8	9	10	AB	R	H	RBI	BB	SO	LOB
Spike Owen, S (1, 6) OBP: 0.258, SLG: 0.292	1-3		FC4-6 1B 1-2f 3-H		4-3 1-2			F8		B5-3	5	0	0	1	0	0	2
Tony Bernazard, S (1, 4) OBP: 0.337, SLG: 0.379	K		1-3 1B		K			K		F8	5	0	1	0	0	3	1
Ron Roenicke, S (1, 8) OBP: 0.326, SLG: 0.344	F7		F7			K		S 1B 1B			4	1	1	0	0	1	2
Pat Putnam, L (1, 3) OBP: 0.323, SLG: 0.458		6-3		F7		4-3 2B		1-H 1B			4	0	2	1	0	0	0
Al Cowens, R (1, 10) OBP: 0.243, SLG: 0.272		4-3		G3 1B		4-3 2-3		F8			4	0	1	0	0	0	2
Ricky Nelson, L (1, 7) OBP: 0.307, SLG: 0.395		3-1		G3 1-2		3-1			4-3		4	0	0	0	0	0	2
Dave Henderson, R (1, 9) OBP: 0.296, SLG: 0.424			K	F7			2-3		F3		4	0	0	0	0	1	1
Manny Castillo, S (1, 5) OBP: 0.246, SLG: 0.289			E3 1B FC4-6		4-3 1B		G4-6-3 1B		F9		4	1	2	0	0	0	0
Rick Sweet, S (1, 2) OBP: 0.266, SLG: 0.259			FC4-6 1-3 1B		F9		G4-6-3 1-2f			K	4	0	1	0	0	1	2
Inning Stats	R: 0 H: 0 E: 0 LOB: 0 K: 1 BB: 0 S: 5 P: 5	R: 0 H: 0 E: 0 LOB: 0 K: 0 BB: 0 S: 3 P: 3	R: 1 H: 2 E: 1 LOB: 2 K: 1 BB: 0 S: 8 P: 8	R: 0 H: 1 E: 0 LOB: 1 K: 0 BB: 0 S: 4 P: 4	R: 0 H: 1 E: 0 LOB: 1 K: 1 BB: 0 S: 6 P: 6	R: 0 H: 1 E: 0 LOB: 1 K: 1 BB: 0 S: 6 P: 6	R: 0 H: 1 E: 0 LOB: 0 K: 0 BB: 0 S: 3 P: 3	R: 1 H: 2 E: 0 LOB: 1 K: 1 BB: 0 S: 7 P: 7	R: 0 H: 0 E: 0 LOB: 0 K: 0 BB: 0 S: 3 P: 3	R: 0 H: 0 E: 0 LOB: 0 K: 1 BB: 0 S: 5 P: 5	1B: 7 SF: 0 2B: 1 SAC: 0 3B: 0 DP: 1 HR: 0 HBP: 0						

PITCHER	IP	WLS	BF	H	R	ER	SO	BB	IBB	HBP	BLK	WP	HR	S	P	ERA	WHIP
Chuck Porter, R (1, 1) ERA: 3.77	10.0	W	38	8	2	1	6	0	0	0	0	0	0	50	50	0.90	0.800

PITCHER	IP	WLS	BF	H	R	ER	SO	BB	IBB	HBP	BLK	WP	HR	S	P	ERA	WHIP

TOP

Seattle Mariners @ Milwaukee Brewers

Milwaukee County Stadium, Milwaukee, WI

Mon Aug 22 1983, 8:05 PM EDT

Att. 22,244 - Unknown

livebaseballscorecards.com

AB	38
R	2
H	8
RBI	2
BB	0
SO	6
LOB	12

PA: 38

WP: 0
PB: 0
SB: 1
CS: 0

Batter	1	2	3	4	5	6	7	8	9	10	AB	R	H	RBI	BB	SO	LOB
Charlie Moore, R (1, 9) OBP: 0.354, SLG: 0.374	G6-4-3 1B		BB			FC6-4 BB		F9 ①	K ②		3	0	1	0	2	1	2
Ed Romero, R (1, 5) OBP: 0.325, SLG: 0.373 Cecil Cooper, L (9, PH) OBP: 0.343, SLG: 0.532 (10, 3)	G6-4-3 ① ② 1-2f		L6 ③			FC6-4 ② 1-2f		BB 1B 1B	1-2 2-H 1B		4 1	1 0	1 1	0 0	0 0	0 0	3 0
Robin Yount, R (1, 6) OBP: 0.391, SLG: 0.519	5-3 ③			F7 ①		6-3 ③		BB 1B 1-2		HR	4	1	1	1	1	0	1
Ted Simmons, S (1, 10) OBP: 0.362, SLG: 0.448		4-3 ①		G5-4-3 BB			E 1B 1B	1-2 2-H 1B			3	1	2	1	1	0	0
Mark Brouhard, R (1, 7) OBP: 0.295, SLG: 0.421 Ben Oglivie, L (8, PH) OBP: 0.370, SLG: 0.452 (9, 7)		6-3 ② 2B		G5-4-3 ② ③ 1-2f			F9 ① 1B	F5 ② 1B			3 1	0 0	0 0	0 0	0 0	0 0	2 2
Rob Picciolo, R (1, 3) OBP: 0.222, SLG: 0.346 (10, 5)		5-3 ③		F4 ①			E1 F9 1B 1-2	F9 ③			4	0	1	0	0	0	3
Ned Yost, R (1, 2) OBP: 0.257, SLG: 0.388				1-3 ②			1-2 2-H 1B		FC5-6 2B		4	0	2	1	0	0	1
Rick Manning, L (1, 8) OBP: 0.296, SLG: 0.321 Paul Molitor, R (7, PH) OBP: 0.361, SLG: 0.478 Marshall Edwards, L (8, 8) OBP: 0.296, SLG: 0.333			K ①	1-3 ③			F9 ② 2-3		FC5-6 1B BB		2 1 0	0 0 0	0 0 0	0 0 0	1 0 1	0 0 0	0 2 0
Jim Gantner, L (1, 4) OBP: 0.351, SLG: 0.443			G3 ②			F8 ①	1-3 ③		FC5-6 ① 1B 1-2 2-3f		4	0	0	0	0	0	4
Inning Stats	R: 0 H: 1 E: 0 LOB: 0 K: 0 BB: 0 S: 3 P: 3	R: 0 H: 1 E: 0 LOB: 1 K: 0 BB: 0 S: 4 P: 4	R: 0 H: 0 E: 0 LOB: 1 K: 1 BB: 1 S: 5 P: 9	R: 0 H: 0 E: 0 LOB: 0 K: 0 BB: 1 S: 2 P: 6	R: 0 H: 0 E: 0 LOB: 0 K: 0 BB: 0 S: 3 P: 3	R: 0 H: 0 E: 0 LOB: 1 K: 0 BB: 1 S: 3 P: 7	R: 1 H: 2 E: 1 LOB: 2 K: 0 BB: 0 S: 6 P: 6	R: 1 H: 2 E: 0 LOB: 2 K: 0 BB: 1 S: 5 P: 9	R: 0 H: 2 E: 0 LOB: 2 K: 1 BB: 1 S: 6 P: 10	R: 1 H: 1 E: 0 LOB: 0 K: 0 BB: 0 S: 1 P: 1	1B: 6 2B: 2 3B: 0 HR: 1	SF: 0 SAC: 0 DP: 2 HBP: 0						

PITCHER		IP	WLS	BF	H	R	ER	SO	BB	IBB	HBP	BLK	WP	HR	S	P	ERA	WHIP
Matt Young, L ERA: 3.21	(1, 1)	7.0		27	4	1	0	1	3	0	0	0	0	0	26	38	0.00	1.000
Roy Thomas, R ERA: 3.36	(8, 1)	0.1		4	2	1	1	0	1	0	0	0	0	0	3	7	27.00	9.000
Ed Vande Berg, L ERA: 3.51	(8, 1)	1.0		5	1	0	0	0	1	0	0	0	0	0	4	8	0.00	2.000
Bob Stoddard, R ERA: 4.64	(9, 1)	0.2	L	3	2	1	1	1	0	0	0	0	0	1	5	5	13.50	3.000

PITCHER	IP	WLS	BF	H	R	ER	SO	BB	IBB	HBP	BLK	WP	HR	S	P	ERA	WHIP

BOTTOM

Seattle Mariners @ Milwaukee Brewers

Milwaukee County Stadium, Milwaukee, WI

Mon Aug 22 1983, 8:05 PM EDT
Att. 22,244 - Unknown

livebaseballscorecards.com

AB	34
R	3
H	9
RBI	3
BB	5
SO	2
LOB	20

Batter	1	2	3	4	5	6	7	8	9	AB	R	H	RBI	BB	SO	LOB
Spike Owen, S (1, 6) OBP: 0.263, SLG: 0.293	F7		BB		5-3 1-2			E SH1-3 L6-5 1B		3	0	1	0	1	0	1
Tony Bernazard, S (1, 4) OBP: 0.335, SLG: 0.377 Manny Castillo, S (9, 5) OBP: 0.246, SLG: 0.289	F9		F9		K			SH1-3 1-2		3 0	0 0	0 0	0 0	0 0	1 0	2 0
Ron Roenicke, S (1, 8) OBP: 0.328, SLG: 0.357	BB			6-3		HR		L6-5 2-H		3	1	1	1	1	0	1
Dave Henderson, R (1, 9) OBP: 0.296, SLG: 0.421	F3			HR BB		F4			6-3	3	1	0	0	1	0	1
Al Cowens, R (1, 10) OBP: 0.246, SLG: 0.300		F4		1-H HR		5-3			HR	4	2	2	3	0	0	0
Steve Henderson, R (1, 7) OBP: 0.359, SLG: 0.411 John Moses, S (9, 7) OBP: 0.290, SLG: 0.269		G6-4-3 1B		F8		F9			HR	4 0	1 0	2 0	1 0	0 0	0 0	0 0
Pat Putnam, L (1, 3) OBP: 0.320, SLG: 0.453		G6-4-3 1-2f		F7			F8		K	4	0	0	0	0	1	1
Jamie Nelson, R (1, 2) OBP: 0.314, SLG: 0.328			1-3		FC1-6 1B		F9		F8	4	0	1	0	0	0	0
Domingo Ramos, R (1, 5) OBP: 0.333, SLG: 0.367 (9, 4)			5-3		FC1-6 5-3 1-2f		F9			3	0	0	0	0	0	1

TOP

Seattle Mariners @ Milwaukee Brewers

Milwaukee County Stadium, Milwaukee, WI

Tue Aug 23 1983, 8:05 PM EDT

Att. 23,148 - Unknown

livebaseballscorecards.com

AB	31
R	5
H	7
RBI	5
BB	3
SO	2
LOB	7

Inning Stats	1	2	3	4	5	6	7	8	9
	R: 0 E: 0 K: 0 S: 3	R: 0 E: 0 K: 0 S: 3	R: 0 E: 0 K: 0 S: 3	R: 2 E: 0 K: 0 S: 4	R: 0 E: 0 K: 1 S: 6	R: 1 E: 0 K: 0 S: 4	R: 0 E: 0 K: 0 S: 3	R: 0 E: 1 K: 0 S: 3	R: 2 E: 0 K: 1 S: 7
	H: 0 LOB: 1 BB: 1 P: 7	H: 1 LOB: 0 BB: 0 P: 3	H: 0 LOB: 1 BB: 1 P: 7	H: 1 LOB: 0 BB: 1 P: 8	H: 1 LOB: 1 BB: 0 P: 6	H: 1 LOB: 0 BB: 0 P: 4	H: 0 LOB: 0 BB: 0 P: 3	H: 1 LOB: 0 BB: 0 P: 3	H: 2 LOB: 0 BB: 0 P: 7

| | | |

Batter	1	2	3	4	5	6	7	8	9	AB	R	H	RBI	BB	SO	LOB
Paul Molitor, R (1, 5) OBP: 0.359, SLG: 0.474	5-3		K 1-3			5-3		1-3		4	0	0	0	0	1	1
Jim Gantner, L (1, 4) OBP: 0.348, SLG: 0.439	L3		K			4-3			4-3	4	0	0	0	0	1	0
Robin Yount, R (1, 6) OBP: 0.390, SLG: 0.516	F9			1B		5-3			F8	4	0	1	0	0	0	0
Cecil Cooper, L (1, 3) OBP: 0.340, SLG: 0.528		5-3		F7			F7		K	4	0	0	0	0	1	1
Ted Simmons, S (1, 10) OBP: 0.364, SLG: 0.447		CS BB		4-3			BB FC1-4-6			1	0	0	0	2	0	1
Ben Oglivie, L (1, 7) OBP: 0.369, SLG: 0.449		4-3 1-2			S BB		FC1-4-6 FC6-4 1-2f			2	0	0	0	1	0	2
Rick Manning, L (1, 8) OBP: 0.294, SLG: 0.319			F7		F7 1-2		FC6-4 1-2f			3	0	0	0	0	0	2
Ned Yost, R (1, 2) OBP: 0.253, SLG: 0.383 Roy Howell, L (8, PH) OBP: 0.341, SLG: 0.436 Marshall Edwards, L (9, 9) OBP: 0.296, SLG: 0.333			K		K			F9		2 1 0	0 0 0	0 0 0	0 0 0	0 0 0	2 0 0	1 0 0
Charlie Moore, R (1, 9) OBP: 0.354, SLG: 0.373 (9, 2)			E S 1B		F9			6-3		3	0	1	0	0	0	1
Inning Stats	R: 0 E: 0 K: 0 S: 3 H: 0 LOB: 0 BB: 0 P: 3	R: 0 E: 0 K: 0 S: 2 H: 0 LOB: 0 BB: 1 P: 6	R: 0 E: 0 K: 2 S: 8 H: 1 LOB: 1 BB: 0 P: 8	R: 0 E: 0 K: 1 S: 6 H: 1 LOB: 1 BB: 0 P: 6	R: 0 E: 0 K: 1 S: 5 H: 0 LOB: 1 BB: 1 P: 9	R: 0 E: 0 K: 0 S: 3 H: 0 LOB: 0 BB: 0 P: 3	R: 0 E: 0 K: 0 S: 3 H: 0 LOB: 1 BB: 1 P: 7	R: 0 E: 0 K: 0 S: 3 H: 0 LOB: 0 BB: 0 P: 3	R: 0 E: 0 K: 1 S: 5 H: 0 LOB: 0 BB: 0 P: 5	1B: 2 2B: 0 3B: 0 HR: 0 SF: 0 SAC: 0 DP: 0 HBP: 0			WP: 0 PB: 0 SB: 2 CS: 1		PA: 31	

PITCHER	IP	WLS	BF	H	R	ER	SO	BB	IBB	HBP	BLK	WP	HR	S	P	ERA	WHIP
Mike Moore, R (1, 1) ERA: 4.64	9.0	W	31	2	0	0	5	3	0	0	0	0	0	38	50	0.00	0.556

PITCHER	IP	WLS	BF	H	R	ER	SO	BB	IBB	HBP	BLK	WP	HR	S	P	ERA	WHIP

BOTTOM

Seattle Mariners @ Milwaukee Brewers

Milwaukee County Stadium, Milwaukee, WI

Tue Aug 23 1983, 8:05 PM EDT

Att. 23,148 - Unknown

livebaseballscorecards.com

AB	28
R	0
H	2
RBI	0
BB	3
SO	5
LOB	9

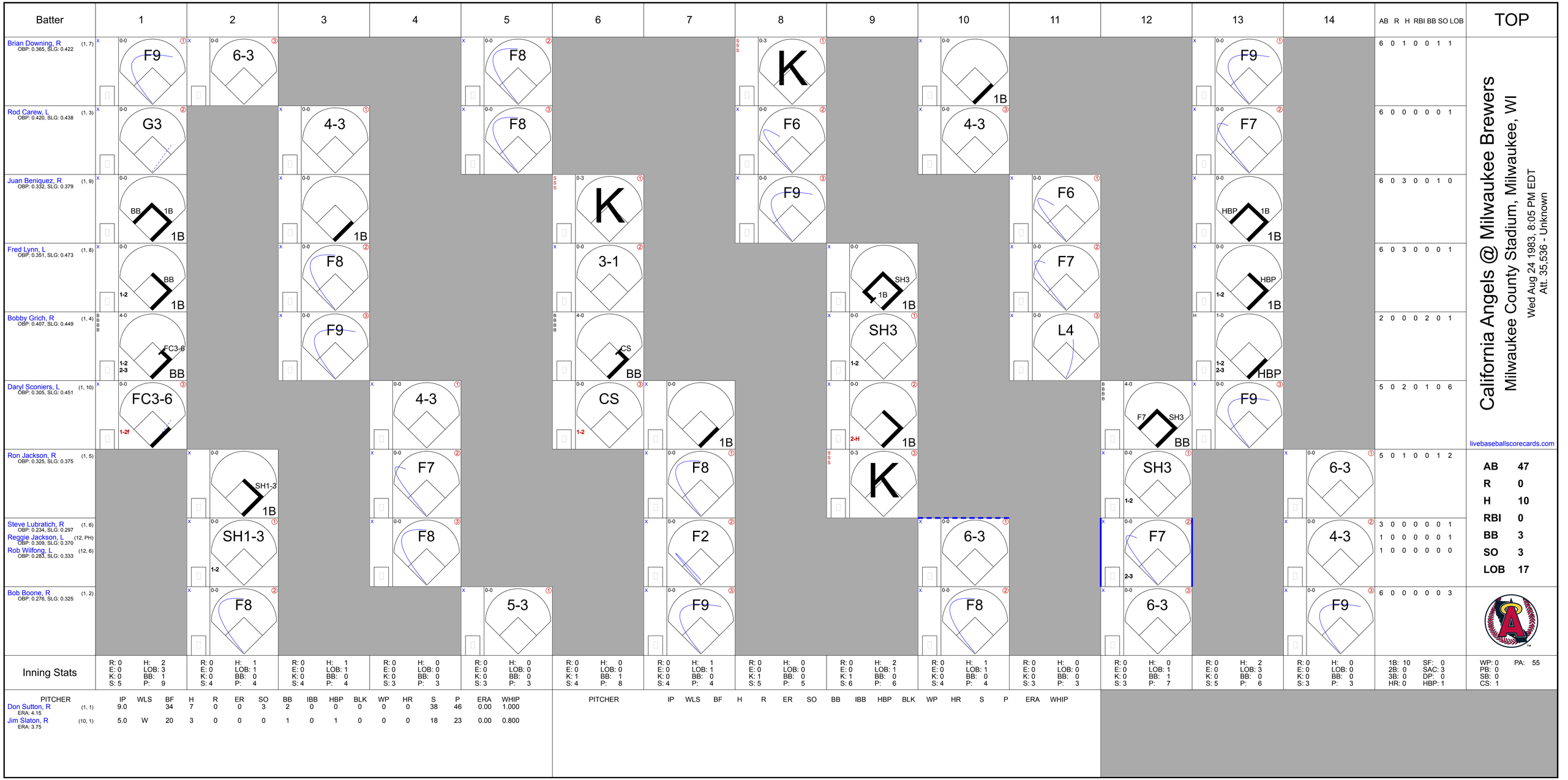
Batter
1
2
3
4
5
6
7
8
9
10
11
12
13
14
AB R H RBI BB SO LOB
TOP
Brian Downing, R (1, 7) OBP: 0.365, SLG: 0.422
F9
6-3
F8
K
1B
F9
6 0 1 0 0 1 1
Rod Carew, L (1, 3) OBP: 0.420, SLG: 0.438
G3
4-3
F8
F6
4-3
F7
6 0 0 0 0 0 1
Juan Beniquez, R (1, 9) OBP: 0.332, SLG: 0.379
BB 1B
1B
1B
K
F9
F6
HBP 1B
1B
6 0 3 0 0 1 0
Fred Lynn, L (1, 8) OBP: 0.351, SLG: 0.473
BB
1-2
1B
F8
3-1
SH3 1B
1B
F7
HBP
1-2
1B
6 0 3 0 0 0 1
Bobby Grich, R (1, 4) OBP: 0.407, SLG: 0.449
FC3-6
1-2
2-3
BB
F9
CS
BB
SH3
1-2
L4
1-0
1-2
2-3
HBP
2 0 0 0 2 0 1
Daryl Sconiers, L (1, 10) OBP: 0.305, SLG: 0.451
FC3-6
1-2f
4-3
CS
1-2
1B
2-H
1B
F7 SH3
BB
F9
5 0 2 0 1 0 6
Ron Jackson, R (1, 5) OBP: 0.325, SLG: 0.375
SH1-3
1B
F7
F8
K
SH3
1-2
6-3
5 0 1 0 0 1 2
Steve Lubratich, R (1, 6) OBP: 0.234, SLG: 0.297
Reggie Jackson, L (12, PH) OBP: 0.309, SLG: 0.370
Rob Wilfong, L (12, 6) OBP: 0.283, SLG: 0.333
SH1-3
1-2
F8
F2
6-3
F7
2-3
4-3
3 0 0 0 0 0 1
1 0 0 0 0 0 1
1 0 0 0 0 0 0
Bob Boone, R (1, 2) OBP: 0.276, SLG: 0.325
F8
5-3
F9
F8
6-3
F9
6 0 0 0 0 0 3
Inning Stats
R: 0 E: 0 K: 0 S: 5
H: 2 LOB: 3 BB: 1 P: 9
R: 0 E: 0 K: 0 S: 4
H: 1 LOB: 1 BB: 0 P: 4
R: 0 E: 0 K: 0 S: 4
H: 1 LOB: 1 BB: 0 P: 4
R: 0 E: 0 K: 0 S: 3
H: 0 LOB: 0 BB: 0 P: 3
R: 0 E: 0 K: 0 S: 3
H: 0 LOB: 0 BB: 0 P: 3
R: 0 E: 0 K: 1 S: 4
H: 0 LOB: 0 BB: 1 P: 8
R: 0 E: 0 K: 0 S: 4
H: 1 LOB: 1 BB: 0 P: 4
R: 0 E: 0 K: 1 S: 5
H: 0 LOB: 0 BB: 0 P: 5
R: 0 E: 0 K: 1 S: 6
H: 2 LOB: 1 BB: 0 P: 6
R: 0 E: 0 K: 0 S: 4
H: 1 LOB: 1 BB: 0 P: 4
R: 0 E: 0 K: 0 S: 3
H: 0 LOB: 0 BB: 0 P: 3
R: 0 E: 0 K: 0 S: 3
H: 0 LOB: 1 BB: 1 P: 7
R: 0 E: 0 K: 0 S: 5
H: 2 LOB: 3 BB: 0 P: 6
R: 0 E: 0 K: 0 S: 3
H: 0 LOB: 0 BB: 0 P: 3
1B: 10 2B: 0 3B: 0 HR: 0
SF: 0 SAC: 3 DP: 0 HBP: 1
WP: 0 PB: 0 SB: 0 CS: 1
PA: 55
PITCHER IP WLS BF H R ER SO BB IBB HBP BLK WP HR S P ERA WHIP
Don Sutton, R (1, 1) ERA: 4.15 9.0 34 7 0 0 3 2 0 0 0 0 0 38 46 0.00 1.000
Jim Slaton, R (10, 1) ERA: 3.75 5.0 W 20 3 0 0 0 1 0 1 0 0 0 18 23 0.00 0.800
PITCHER IP WLS BF H R ER SO BB IBB HBP BLK WP HR S P ERA WHIP
California Angels @ Milwaukee Brewers
Milwaukee County Stadium, Milwaukee, WI
Wed Aug 24 1983, 8:05 PM EDT
Att. 35,536 - Unknown
livebaseballscorecards.com
AB 47
R 0
H 10
RBI 0
BB 3
SO 3
LOB 17

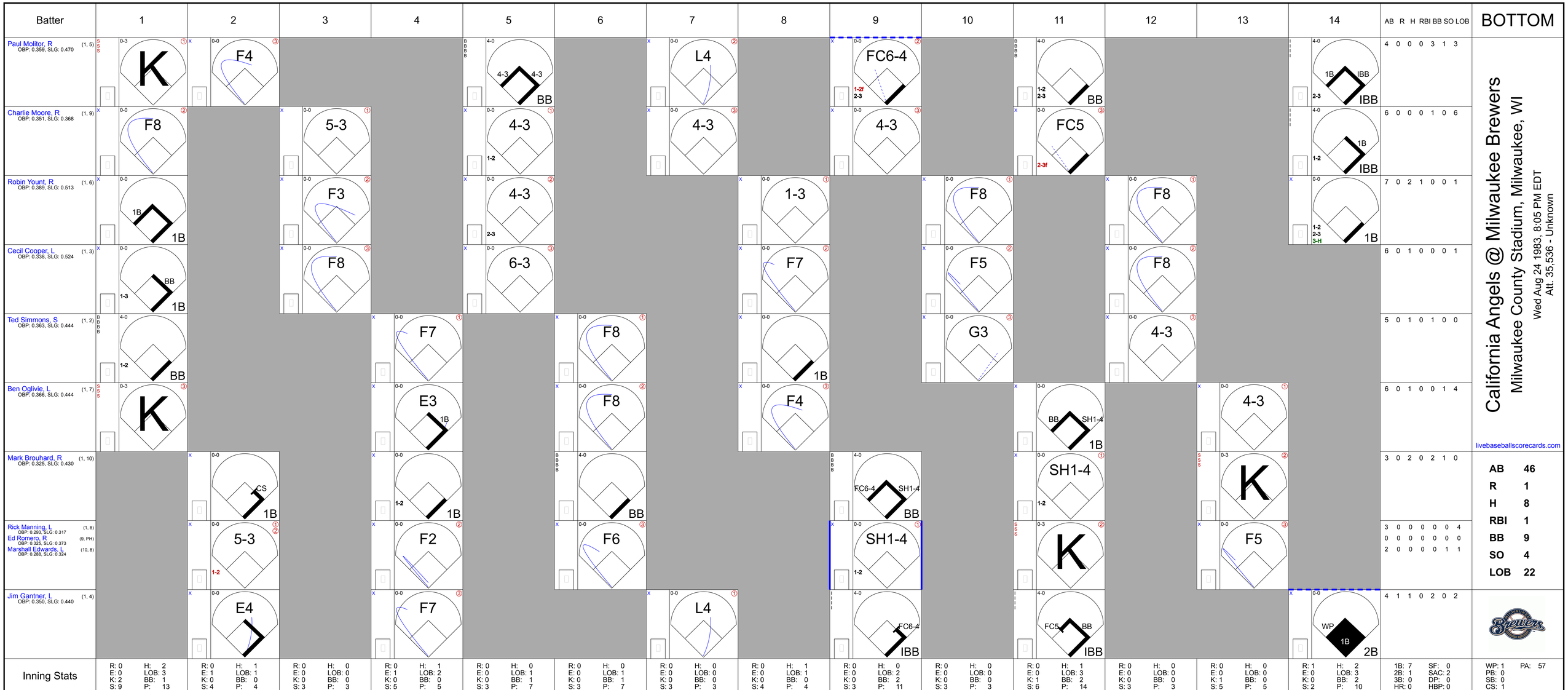
Batter
1
2
3
4
5
6
7
8
9
10
11
12
13
14
AB R H RBI BB SO LOB
BOTTOM
Paul Molitor, R (1, 5) OBP: 0.359, SLG: 0.470
4 0 0 0 3 1 3
Charlie Moore, R (1, 9) OBP: 0.351, SLG: 0.368
6 0 0 0 1 0 6
Robin Yount, R (1, 6) OBP: 0.389, SLG: 0.513
7 0 2 1 0 0 1
Cecil Cooper, L (1, 3) OBP: 0.338, SLG: 0.524
6 0 1 0 0 0 1
Ted Simmons, S (1, 2) OBP: 0.363, SLG: 0.444
5 0 1 0 1 0 0
Ben Oglivie, L (1, 7) OBP: 0.366, SLG: 0.444
6 0 1 0 0 1 4
Mark Brouhard, R (1, 10) OBP: 0.325, SLG: 0.430
3 0 2 0 2 1 0
Rick Manning, L (1, 8) OBP: 0.293, SLG: 0.317
Ed Romero, R (9, PH) OBP: 0.325, SLG: 0.373
Marshall Edwards, L (10, 8) OBP: 0.288, SLG: 0.324
3 0 0 0 0 0 4
0 0 0 0 0 0 0
2 0 0 0 0 1 1
Jim Gantner, L (1, 4) OBP: 0.350, SLG: 0.440
4 1 1 0 2 0 2
Inning Stats
PITCHER IP WLS BF H R ER SO BB IBB HBP BLK WP HR S P ERA WHIP
John Curtis, L (1, 1) ERA: 3.88 8.1 36 5 0 0 2 4 1 0 0 0 0 35 55 0.00 1.080
Bruce Kison, R (9, 1) ERA: 4.0 4.2 17 1 0 0 2 1 1 0 0 0 0 19 27 0.00 0.429
Andy Hassler, L (14, 1) ERA: 5.58 0.0 L 4 2 1 1 0 0 2 0 0 1 0 2 10 ∞ ∞
PITCHER IP WLS BF H R ER SO BB IBB HBP BLK WP HR S P ERA WHIP
California Angels @ Milwaukee Brewers
Milwaukee County Stadium, Milwaukee, WI
Wed Aug 24 1983, 8:05 PM EDT
Att. 35,536 - Unknown
livebaseballscorecards.com
AB 46
R 1
H 8
RBI 1
BB 9
SO 4
LOB 22
1B: 7 SF: 0
2B: 1 SAC: 2
3B: 0 DP: 0
HR: 0 HBP: 0
WP: 1 PA: 57
PB: 0
SB: 0
CS: 1

California Angels @ Milwaukee Brewers

Milwaukee County Stadium, Milwaukee, WI

Thu Aug 25 1983, 4:33 AM EDT
Att. 32,951 - Unknown

TOP

livebaseballscorecards.com

Batter	1	2	3	4	5	6	7	8	9	AB	R	H	RBI	BB	SO	LOB
Brian Downing, R (1, 7) OBP: 0.364, SLG: 0.418	BBBB 4-0 FC4-6 BB		x 0-0 ② F9		x 0-0 ③ 5-3			x 0-0 ② F6		3	0	0	0	1	0	3
Rob Wilfong, L (1, 5) OBP: 0.281, SLG: 0.330	x 0-0 ① FC4-6 FC6-4 1-2f		x 0-0 ③ 5-3			SSS 0-3 ① K		x 0-0 1B		4	0	1	0	0	1	2
Daryl Sconiers, L (1, 3) OBP: 0.300, SLG: 0.443	x 0-0 ② F8			x 0-0 ① F8		x 0-0 ② G3		x 0-0 ③ F7		4	0	0	0	0	0	2
Doug DeCinces, R (1, 10) OBP: 0.356, SLG: 0.557	x 0-0 ③ FC6-4 1-2f			x 0-0 G4-6-3 1B		x 0-0 F9			x 0-0 ① 5-3	4	0	1	0	0	0	1
Fred Lynn, L (1, 8) OBP: 0.354, SLG: 0.475		x 0-0 G1-6-3 1B		x 0-0 ②③ G4-6-3 1-2f			x 0-0 1B		x 0-0 2B 1B	4	0	3	0	0	0	1
Reggie Jackson, L (1, 9) OBP: 0.306, SLG: 0.366		x 0-0 ①② G1-6-3 1-2f			x 0-0 ① 4-1		SSS 0-3 ① K		SSS 0-3 ② K	4	0	0	0	0	2	3
Bobby Grich, R (1, 4) OBP: 0.408, SLG: 0.451		SSS 0-3 ③ K			BBBB 4-0 1B BB		x 0-0 ② F9		x 0-0 1-3 2B	3	0	1	0	1	1	1
Steve Lubratich, R (1, 6) OBP: 0.237, SLG: 0.298 Rod Carew, L (9, PH) OBP: 0.420, SLG: 0.437			x 0-0 ① 6-3		x 0-0 1-2 1B		x 0-0 ③ F9		x 0-0 ③ 4-3	3 1	0 0	1 0	0 0	0 0	0 0	1 2
Mike O'Berry, R (1, 2) OBP: 0.200, SLG: 0.188			x 0-0 1B		x 0-0 ② F8			x 0-0 ① F9		3	0	1	0	0	0	2
Inning Stats	R: 0 H: 0 E: 0 LOB: 1 K: 0 BB: 1 S: 3 P: 7	R: 0 H: 1 E: 0 LOB: 0 K: 1 BB: 0 S: 5 P: 5	R: 0 H: 1 E: 0 LOB: 1 K: 0 BB: 0 S: 4 P: 4	R: 0 H: 1 E: 0 LOB: 0 K: 0 BB: 0 S: 3 P: 3	R: 0 H: 1 E: 0 LOB: 2 K: 0 BB: 1 S: 4 P: 8	R: 0 H: 0 E: 0 LOB: 0 K: 1 BB: 0 S: 5 P: 5	R: 0 H: 1 E: 0 LOB: 1 K: 1 BB: 0 S: 6 P: 6	R: 0 H: 1 E: 0 LOB: 1 K: 0 BB: 0 S: 4 P: 4	R: 0 H: 2 E: 0 LOB: 2 K: 1 BB: 0 S: 7 P: 7	1B: 7 SF: 0 2B: 1 SAC: 0 3B: 0 DP: 2 HR: 0 HBP: 0						

	AB	33
	R	0
	H	8
	RBI	0
	BB	2
	SO	4
	LOB	18

WP: 0 PA: 35
PB: 0
SB: 0
CS: 0

PITCHER	IP	WLS	BF	H	R	ER	SO	BB	IBB	HBP	BLK	WP	HR	S	P	ERA	WHIP
Tom Candiotti, R (1, 1) ERA: 0.42	9.0	W	35	8	0	0	4	2	0	0	0	0	0	41	49	0.00	1.111

PITCHER	IP	WLS	BF	H	R	ER	SO	BB	IBB	HBP	BLK	WP	HR	S	P	ERA	WHIP

Batter	1	2	3	4	5	6	7	8	9	AB	R	H	RBI	BB	SO	LOB
Paul Molitor, R (1, 5) OBP: 0.362, SLG: 0.472	SH5-3 1B 1B	FC4 1-2 3-H 1B		2-H 1B		4-3		F7		5	1	3	1	0	0	0
Charlie Moore, R (1, 9) OBP: 0.351, SLG: 0.368	SH5-3 1-2	FC4 1-2f			2B 1B	4-3				3	1	1	0	0	0	2
Robin Yount, R (1, 6) OBP: 0.389, SLG: 0.514 Rob Picciolo, R (7, 6) OBP: 0.222, SLG: 0.346	1B HBP		F3		3-1 1-H 1B 2B	K				3 0	1 0	1 0	1 0	0 0	1 0	0 0
Cecil Cooper, L (1, 3) OBP: 0.338, SLG: 0.521	G6-4-3 1-2 2-H 1B		F8		3-1 2-3		6-3			4	0	1	1	0	0	1
Ted Simmons, S (1, 10) OBP: 0.366, SLG: 0.447	G6-4-3 1-2f		FC5-4 1B		HR 3-H 1B		FC4-6 1B			4	1	3	1	0	0	2
Mark Brouhard, R (1, 7) OBP: 0.322, SLG: 0.422		6-3	FC5-4 1-2f		HR 1-2 1B		FC4-6 1-2f			4	1	1	0	0	0	2
Ned Yost, R (1, 2) OBP: 0.266, SLG: 0.412		FC3-6 1B 1B		4-3 1B 1B	HR 1-H 2-H		K			4	2	3	3	0	1	1
Rick Manning, L (1, 8) OBP: 0.292, SLG: 0.316		FC3-6 1-2 1B		F7	F2			4-3		4	0	1	0	0	0	1
Jim Gantner, L (1, 4) OBP: 0.348, SLG: 0.437 Ed Romero, R (7, 4) OBP: 0.323, SLG: 0.370		FC3-6 1-2f 2-3 1B		4-3 1-2	5-3			F3		3 1	0 0	0 0	0 0	0 0	0 0	3 0
Inning Stats	R: 1 E: 0 K: 0 S: 4 H: 2 LOB: 1 BB: 0 P: 5	R: 1 E: 0 K: 0 S: 6 H: 3 LOB: 2 BB: 0 P: 6	R: 0 E: 0 K: 0 S: 4 H: 1 LOB: 1 BB: 0 P: 4	R: 0 E: 0 K: 0 S: 4 H: 2 LOB: 2 BB: 0 P: 4	R: 5 E: 0 K: 0 S: 8 H: 5 LOB: 0 BB: 0 P: 8	R: 0 E: 0 K: 1 S: 5 H: 0 LOB: 0 BB: 0 P: 5	R: 0 E: 0 K: 1 S: 6 H: 1 LOB: 1 BB: 0 P: 6	R: 0 E: 0 K: 0 S: 3 H: 0 LOB: 0 BB: 0 P: 3		1B: 12 2B: 1 3B: 0 HR: 1	SF: 0 SAC: 1 DP: 1 HBP: 1				WP: 0 PB: 0 SB: 0 CS: 0	PA: 37	

PITCHER		IP	WLS	BF	H	R	ER	SO	BB	IBB	HBP	BLK	WP	HR	S	P	ERA	WHIP
Tommy John, L ERA: 4.39	(1, 1)	5.0	L	27	13	7	7	0	0	0	1	0	0	1	26	27	12.60	2.600
Steve Brown, R ERA: 7.56	(6, 1)	3.0		10	1	0	0	2	0	0	0	0	0	0	14	14	0.00	0.333

PITCHER	IP	WLS	BF	H	R	ER	SO	BB	IBB	HBP	BLK	WP	HR	S	P	ERA	WHIP

BOTTOM

California Angels @ Milwaukee Brewers

Milwaukee County Stadium, Milwaukee, WI

Thu Aug 25 1983, 4:33 AM EDT

Att. 32,951 - Unknown

livebaseballscorecards.com

AB	35
R	7
H	14
RBI	7
BB	0
SO	2
LOB	12

Batter	1	2	3	4	5	6	7	8	9	AB	R	H	RBI	BB	SO	LOB
Paul Molitor, R (1, 5) OBP: 0.359, SLG: 0.468	6-3			F3		G5-4-3 1-2f 3-H		F8		4	0	0	0	0	0	1
Jim Gantner, L (1, 4) OBP: 0.349, SLG: 0.437	G5-4-3 1B			F9		2-3			1B FC6-4 1B	4	1	2	0	0	0	0
Robin Yount, R (1, 6) OBP: 0.386, SLG: 0.509	G5-4-3 1-2f			F7			6-3		F8	4	0	0	0	0	0	2
Cecil Cooper, L (1, 3) OBP: 0.341, SLG: 0.531		2-3			HR		4-3 2B		FC6-4 1-3 1B	4	1	3	1	0	0	0
Ted Simmons, S (1, 2) OBP: 0.363, SLG: 0.443 Marshall Edwards, L (9, PR) OBP: 0.288, SLG: 0.324		G3			4-3		4-3 2-3		FC6-4 1-2f 3-H 1B	4 0	0 0	0 0	1 0	0 0	0 0	2 0
Ben Oglivie, L (1, 7) OBP: 0.370, SLG: 0.446		F9			CS 1B		BBB BB		1-2 1B	3	0	2	0	1	0	0
Roy Howell, L (1, 10) OBP: 0.337, SLG: 0.430 Mark Brouhard, R (7, PH) OBP: 0.315, SLG: 0.412			F7		4-1 1-2		SSS K		F3	2 2	0 0	0 0	0 0	0 0	0 1	1 4
Rick Manning, L (1, 8) OBP: 0.293, SLG: 0.315			SSS K			BBBB 1B G5-4-3 BB		F7		2	1	0	0	1	1	0
Charlie Moore, R (1, 9) OBP: 0.351, SLG: 0.368			6-3			G5-4-3 1-3 1B		F9		3	0	1	0	0	0	0
Inning Stats	R: 0 E: 0 K: 0 S: 3 H: 1 LOB: 0 BB: 0 P: 3	R: 0 E: 0 K: 0 S: 3 H: 0 LOB: 0 BB: 0 P: 3	R: 0 E: 0 K: 1 S: 5 H: 0 LOB: 0 BB: 0 P: 5	R: 0 E: 0 K: 0 S: 3 H: 0 LOB: 0 BB: 0 P: 3	R: 1 E: 0 K: 0 S: 4 H: 2 LOB: 0 BB: 0 P: 4	R: 1 E: 0 K: 0 S: 3 H: 1 LOB: 0 BB: 1 P: 7	R: 0 E: 0 K: 1 S: 6 H: 1 LOB: 2 BB: 1 P: 10	R: 0 E: 0 K: 0 S: 3 H: 0 LOB: 0 BB: 0 P: 3	R: 1 E: 0 K: 0 S: 6 H: 3 LOB: 2 BB: 0 P: 6	1B: 6 2B: 1 3B: 0 HR: 1 SF: 0 SAC: 0 DP: 2 HBP: 0	WP: 0 PB: 0 SB: 0 CS: 1 PA: 34					

PITCHER	IP	WLS	BF	H	R	ER	SO	BB	IBB	HBP	BLK	WP	HR	S	P	ERA	WHIP
Chris Codiroli, R (1, 1) ERA: 4.15	6.2	W	23	5	2	2	1	1	0	0	0	0	1	24	28	2.70	0.900
Tom Underwood, L (7, 1) ERA: 4.27	0.0		1	0	0	0	0	1	0	0	0	0	0	0	4	∞	∞
Dave Beard, R (7, 1) ERA: 4.5	2.1	S	10	3	1	1	1	0	0	0	0	0	0	12	12	3.86	1.286

PITCHER	IP	WLS	BF	H	R	ER	SO	BB	IBB	HBP	BLK	WP	HR	S	P	ERA	WHIP

TOP

Milwaukee Brewers @ Oakland Athletics

Oakland-Alameda County Coliseum, Oakland, CA

Fri Aug 26 1983, 7:05 PM PDT
Att. 20,027 - Unknown

livebaseballscorecards.com

AB	32
R	3
H	8
RBI	2
BB	2
SO	2
LOB	10

Batter	1	2	3	4	5	6	7	8	9	AB	R	H	RBI	BB	SO	LOB
Rickey Henderson, R (1, 7) OBP: 0.421, SLG: 0.423	F8		6-3		BB, CS		FC6-4, CS, 1-2f			3	0	0	0	1	0	1
Mike Davis, L (1, 9) OBP: 0.313, SLG: 0.399	6-3 1B			F8	SF7, 3-H		CS, 2-3	F7		3	0	1	1	0	0	0
Mike Heath, R (1, 2) OBP: 0.343, SLG: 0.404	6-3, 1-2			FC6-4, BB 1B	FC5-4, 1-2 1B			HR		4	1	3	1	0	0	1
Davey Lopes, R (1, 5) OBP: 0.341, SLG: 0.428	1-3			BB, FC6-4, 1-2	FC5-4, 1-2f			5-3		3	0	0	0	1	0	2
Bill Almon, R (9, 3) OBP: 0.320, SLG: 0.392										0	0	0	0	0	0	0
Dwayne Murphy, L (1, 8) OBP: 0.320, SLG: 0.380		4-3		FC6-4, 1-2f 2-3		G3		F7		4	0	0	0	0	0	2
Wayne Gross, L (1, 3) OBP: 0.309, SLG: 0.378 (9, 5)		4-3		F3		F8				3	0	0	0	0	0	2
Garry Hancock, L (1, 10) OBP: 0.287, SLG: 0.449		4-3			1B 1B	F6				3	1	1	0	0	0	0
Donnie Hill, S (1, 6) OBP: 0.245, SLG: 0.271			F9		1B, 1-2, E		5-3			3	1	1	0	0	0	0
Tony Phillips, S (1, 4) OBP: 0.327, SLG: 0.315			F8		E9, 1-H 2-H, SF7		BB, FC6-4			2	1	1	1	1	0	0
Inning Stats	R: 0 E: 0 K: 0 S: 4 H: 1 LOB: 1 BB: 0 P: 4	R: 0 E: 0 K: 0 S: 3 H: 0 LOB: 0 BB: 0 P: 3	R: 0 E: 0 K: 0 S: 3 H: 0 LOB: 0 BB: 0 P: 3	R: 0 E: 0 K: 0 S: 4 H: 1 LOB: 2 BB: 1 P: 8	R: 3 E: 1 K: 0 S: 6 H: 4 LOB: 1 BB: 1 P: 10	R: 0 E: 0 K: 0 S: 3 H: 0 LOB: 0 BB: 0 P: 3	R: 0 E: 1 K: 0 S: 2 H: 0 LOB: 0 BB: 1 P: 6	R: 1 E: 0 K: 0 S: 4 H: 1 LOB: 0 BB: 0 P: 4		1B: 6 2B: 0 3B: 0 HR: 1 SF: 1 SAC: 0 DP: 0 HBP: 0						

PITCHER	IP	WLS	BF	H	R	ER	SO	BB	IBB	HBP	BLK	WP	HR	S	P	ERA	WHIP
Moose Haas, R (1, 1) ERA: 3.37	8.0	L	32	7	4	4	0	3	0	0	0	0	1	29	41	4.50	1.250

PITCHER	IP	WLS	BF	H	R	ER	SO	BB	IBB	HBP	BLK	WP	HR	S	P	ERA	WHIP

BOTTOM

Milwaukee Brewers @ Oakland Athletics

Oakland-Alameda County Coliseum, Oakland, CA

Fri Aug 26 1983, 7:05 PM PDT

Att. 20,027 - Unknown

livebaseballscorecards.com

AB	28
R	4
H	7
RBI	3
BB	3
SO	0
LOB	8

WP: 0 PB: 0 SB: 0 CS: 2 PA: 33

Batter	1	2	3	4	5	6	7	8	9	AB	R	H	RBI	BB	SO	LOB
Paul Molitor, R (1, 5) OBP: 0.360, SLG: 0.466	BBBB 4-0 CS BB		BBBB 4-0 S 1B BB		x 0-0 ③ F7			x 0-0 ② 6-3		2	1	0	0	2	0	2
Charlie Moore, R (1, 9) OBP: 0.352, SLG: 0.369	x 0-0 ①② F5 1-2		x 0-0 1-H 1B			x 0-0 G3-6-3 1B		x 0-0 ③ G3		4	0	2	1	0	0	3
Robin Yount, R (1, 6) OBP: 0.383, SLG: 0.504	x 0-0 ③ F4		x 0-0 ② F9			x 0-0 ① F8			x 0-0 ① 5-3	4	0	0	0	0	0	2
Cecil Cooper, L (1, 3) OBP: 0.340, SLG: 0.529		x 0-0 1-3 1B 1B	x 0-0 ③ F5			x 0-0 ②③ G3-6-3 1-2f			x 0-0 ② F6	4	1	1	0	0	0	2
Ted Simmons, S (1, 10) OBP: 0.361, SLG: 0.439		x 0-0 ① 1-3 1-2		x 0-0 ① 5-3			x 0-0 ① F8		SSS 0-3 ③ K	4	0	0	0	0	1	1
Ben Oglivie, L (1, 7) OBP: 0.370, SLG: 0.445		x 0-0 2-H 1B		x 0-0 ② F8			x 0-0 ② G3			3	0	1	1	0	0	0
Ned Yost, R (1, 2) OBP: 0.261, SLG: 0.404		x 0-0 ② F7	SSS 0-3 ③ K				x 0-0 ③ 1-3			3	0	0	0	0	1	1
Rick Manning, L (1, 8) OBP: 0.291, SLG: 0.313 Mark Brouhard, R (8, PH) OBP: 0.322, SLG: 0.419 Marshall Edwards, L (8, PR) OBP: 0.288, SLG: 0.324 (8, 8)		x 0-0 ③ F8			x 0-0 ① 5-3			x 0-0 SH3-4 1B		2 1 0	0 0 0	0 1 0	0 0 0	0 0 0	0 0 0	1 0 0
Jim Gantner, L (1, 4) OBP: 0.348, SLG: 0.436			x 0-0 ① G3		x 0-0 ② F7			x 0-0 ① SH3-4 1-2		2	0	0	0	0	0	0
Inning Stats	R: 0 E: 0 K: 0 S: 2 H: 0 LOB: 0 BB: 1 P: 6	R: 1 E: 0 K: 0 S: 5 H: 2 LOB: 1 BB: 0 P: 5	R: 1 E: 0 K: 0 S: 4 H: 1 LOB: 1 BB: 1 P: 8	R: 0 E: 0 K: 1 S: 5 H: 0 LOB: 0 BB: 0 P: 5	R: 0 E: 0 K: 0 S: 3 H: 0 LOB: 0 BB: 0 P: 3	R: 0 E: 0 K: 0 S: 3 H: 1 LOB: 0 BB: 0 P: 3	R: 0 E: 0 K: 0 S: 3 H: 0 LOB: 0 BB: 0 P: 3	R: 0 E: 0 K: 0 S: 4 H: 1 LOB: 2 BB: 0 P: 4	R: 0 E: 0 K: 1 S: 5 H: 0 LOB: 0 BB: 0 P: 5	1B: 5 2B: 0 3B: 0 HR: 0		SF: 0 SAC: 1 DP: 1 HBP: 0				

PITCHER		IP	WLS	BF	H	R	ER	SO	BB	IBB	HBP	BLK	WP	HR	S	P	ERA	WHIP
Gorman Heimueller, L ERA: 3.76	(1, 1)	9.0	W	32	5	2	2	2	2	0	0	0	0	0	34	42	2.00	0.778

PITCHER		IP	WLS	BF	H	R	ER	SO	BB	IBB	HBP	BLK	WP	HR	S	P	ERA	WHIP

TOP

Milwaukee Brewers @ Oakland Athletics

Oakland-Alameda County Coliseum, Oakland, CA

Sat Aug 27 1983, 3:33 AM PDT

Att. 26,110 - Sunny

livebaseballscorecards.com

AB	29
R	2
H	5
RBI	2
BB	2
SO	2
LOB	12

PA: 32

WP: 0 PB: 0 SB: 1 CS: 1

Batter	1	2	3	4	5	6	7	8	9	AB	R	H	RBI	BB	SO	LOB
Rickey Henderson, R (1, 7) OBP: 0.423, SLG: 0.425	S, BB, 4-3, 1B	S, 1B			F9 ①		G1-6-3, 1B	S S S, K ③		5	1	3	0	0	1	3
Mike Davis, L (1, 9) OBP: 0.313, SLG: 0.395	B B B B, 4-3, S, 1B, 1-2, BB	F9 ③, 1-2			3-1 ②		G1-6-3 ② ③, 1-2f			3	1	0	0	1	0	2
Mike Heath, R (1, 2) OBP: 0.349, SLG: 0.419	4-3 ①, 1-3, 2-H	B B B B, G1-4-3, BB			FC5-4, 1B			HR		3	1	2	2	1	0	1
Davey Lopes, R (1, 5) OBP: 0.340, SLG: 0.425	B B B B, S, 1B, BB	G1-4-3 ① ②, 1-2f			FC5-4 ③, 1-2f			F4 ①, 1B		3	1	0	0	1	0	2
Bill Almon, R (9, 3) OBP: 0.320, SLG: 0.392										0	0	0	0	0	0	0
Dwayne Murphy, L (1, 8) OBP: 0.320, SLG: 0.386	S S S, K ②, 1-2		S S S, K ③			G3 ①, 1B		HR		4	1	1	1	0	2	2
Garry Hancock, L (1, 10) OBP: 0.293, SLG: 0.452	2-H, 3-H, 1B			F5 ①, 1B		F5 ①, 1B		E, 1B, 1B		3	0	2	2	0	0	0
Jeff Burroughs, R (8, PH) OBP: 0.334, SLG: 0.380										1	0	1	0	0	0	0
Rick Peters, S (8, PR) OBP: 0.327, SLG: 0.309										0	0	0	0	0	0	0
Wayne Gross, L (1, 3) (9, 5) OBP: 0.308, SLG: 0.376	6-3 ③			F8 ②, 1B		F2 ②, 1B		E, 1-2, 1B		4	0	1	0	0	0	2
Donnie Hill, S (1, 6) OBP: 0.245, SLG: 0.270		F8 ①, 1B				F3 ③, 1B		E7, 1-2, 2-3		4	0	1	0	0	0	3
Tony Phillips, S (1, 4) OBP: 0.324, SLG: 0.311		S S S, K2-3 ②		F7 ③, 1B			S S S, K ①, 1B	S S S, K ②, 1B		4	0	0	0	0	3	4
Inning Stats	R: 3 H: 2 E: 0 LOB: 1 K: 1 BB: 2 S: 7 P: 15	R: 0 H: 1 E: 0 LOB: 1 K: 1 BB: 0 S: 6 P: 6	R: 0 H: 0 E: 0 LOB: 0 K: 1 BB: 1 S: 4 P: 8	R: 0 H: 1 E: 0 LOB: 1 K: 0 BB: 0 S: 4 P: 4	R: 0 H: 1 E: 0 LOB: 1 K: 0 BB: 0 S: 4 P: 4	R: 0 H: 1 E: 0 LOB: 1 K: 0 BB: 0 S: 4 P: 4	R: 0 H: 1 E: 0 LOB: 0 K: 1 BB: 0 S: 5 P: 5	R: 2 H: 4 E: 1 LOB: 3 K: 2 BB: 0 S: 12 P: 12		1B: 9 SF: 0 2B: 0 SAC: 0 3B: 0 DP: 2 HR: 2 HBP: 0						

PITCHER		IP	WLS	BF	H	R	ER	SO	BB	IBB	HBP	BLK	WP	HR	S	P	ERA	WHIP
Chuck Porter, R ERA: 3.93	(1, 1)	7.1	L	32	9	5	5	4	3	0	0	0	0	2	37	49	6.14	1.636
Jerry Augustine, L ERA: 5.68	(8, 1)	0.2		5	2	0	0	2	0	0	0	0	0	0	9	9	0.00	3.000

PITCHER	IP	WLS	BF	H	R	ER	SO	BB	IBB	HBP	BLK	WP	HR	S	P	ERA	WHIP

BOTTOM

Milwaukee Brewers @ Oakland Athletics

Oakland-Alameda County Coliseum, Oakland, CA

Sat Aug 27 1983, 3:33 AM PDT

Att. 26,110 - Sunny

livebaseballscorecards.com

AB	34
R	5
H	11
RBI	5
BB	3
SO	6
LOB	19

PA: 37

WP: 0 PB: 0 SB: 4 CS: 0

Batter	1	2	3	4	5	6	7	8	9	AB	R	H	RBI	BB	SO	LOB
Paul Molitor, R (1, 5) OBP: 0.357, SLG: 0.461	F3		F8	4-3			K		K	5	0	0	0	0	2	2
Jim Gantner, L (1, 4) OBP: 0.349, SLG: 0.438	F8			1B, 2B, 1B	F8		2B			4	1	2	0	0	0	0
Robin Yount, R (1, 6) OBP: 0.384, SLG: 0.504	6-3			2B, 4-3, 1B 1-2	G4-6-3, 1B		K			4	1	2	0	0	1	1
Cecil Cooper, L (1, 3) OBP: 0.339, SLG: 0.529		G3, 2B		F6	G4-6-3 1-2f			F6		4	0	1	0	0	0	3
Ted Simmons, S (1, 2) OBP: 0.362, SLG: 0.442		F3		4-3, 1B, 2B 1-3 2-H		F5		1B		4	1	2	1	0	0	1
Ben Oglivie, L (1, 7) OBP: 0.369, SLG: 0.442		G3 2-3		4-3 2-3 3-H		BBBB, 4-0, BB		K		3	0	0	1	1	1	3
Roy Howell, L (1, 10) OBP: 0.335, SLG: 0.426		3-1		BB, 1B, 1B 3-H		F8		F6		4	1	1	1	0	0	3
Rick Manning, L (1, 8) OBP: 0.291, SLG: 0.311			F9	BBBB, 1B, BB 1-2		1-3			4-3	3	0	0	0	1	0	1
Charlie Moore, R (1, 9) OBP: 0.351, SLG: 0.368			F8	1B 1-2 2-H			F9		G3	4	0	1	1	0	0	0
Inning Stats	R: 0 E: 0 K: 0 S: 3 H: 0 LOB: 0 BB: 0 P: 3	R: 0 E: 0 K: 0 S: 4 H: 1 LOB: 1 BB: 0 P: 4	R: 0 E: 0 K: 0 S: 3 H: 0 LOB: 0 BB: 0 P: 3	R: 4 E: 0 K: 0 S: 8 H: 5 LOB: 2 BB: 1 P: 12	R: 0 E: 0 K: 0 S: 3 H: 1 LOB: 0 BB: 0 P: 3	R: 0 E: 0 K: 0 S: 3 H: 0 LOB: 1 BB: 1 P: 7	R: 0 E: 0 K: 2 S: 8 H: 1 LOB: 1 BB: 0 P: 8	R: 0 E: 0 K: 1 S: 6 H: 1 LOB: 1 BB: 0 P: 6	R: 0 E: 0 K: 1 S: 5 H: 0 LOB: 0 BB: 0 P: 5	1B: 6 2B: 3 3B: 0 HR: 0 SF: 0 SAC: 0 DP: 1 HBP: 0	WP: 0 PB: 0 SB: 0 CS: 0 PA: 37					

PITCHER		IP	WLS	BF	H	R	ER	SO	BB	IBB	HBP	BLK	WP	HR	S	P	ERA	WHIP
Mike Warren, R ERA: 6.29	(1, 1)	3.2	L	18	6	4	4	0	1	0	0	0	0	0	17	21	9.82	1.909
Keith Atherton, R ERA: 2.13	(4, 1)	5.1		19	3	0	0	4	1	0	0	0	0	0	26	30	0.00	0.750

PITCHER	IP	WLS	BF	H	R	ER	SO	BB	IBB	HBP	BLK	WP	HR	S	P	ERA	WHIP

TOP

Milwaukee Brewers @ Oakland Athletics

Oakland-Alameda County Coliseum, Oakland, CA

Sun Aug 28 1983, 3:33 AM PDT

Att. 24,052 - Sunny

livebaseballscorecards.com

AB	35
R	4
H	9
RBI	4
BB	2
SO	4
LOB	14

Batter	1	2	3	4	5	6	7	8	9	AB	R	H	RBI	BB	SO	LOB
Rickey Henderson, R (1, 7) OBP: 0.424, SLG: 0.433	6-3		CS 1B 1-3			HR		F8		4	1	2	1	0	0	1
Bill Almon, R (1, 3) OBP: 0.317, SLG: 0.388	F5		F7 1-2			1-3		F6		4	0	0	0	0	0	3
Mike Heath, R (1, 9) OBP: 0.348, SLG: 0.414	K			K		F8			BB	3	0	0	0	1	2	0
Davey Lopes, R (1, 5) OBP: 0.337, SLG: 0.421		F7		1-5-3			4-3		F6	4	0	0	0	0	0	1
Jeff Burroughs, R (1, 10) OBP: 0.334, SLG: 0.378 Garry Hancock, L (9, PH) OBP: 0.293, SLG: 0.452 Rick Peters, S (9, PH) OBP: 0.325, SLG: 0.307		BB 3		5-3			6-3		K	2 0 1	0 0 0	0 0 0	0 0 0	1 0 1	0 0 1	0 0 1
Dwayne Murphy, L (1, 8) OBP: 0.319, SLG: 0.383		3 1-2f			F8		BB		K	3	0	0	0	1	1	2
Bob Kearney, R (1, 2) OBP: 0.322, SLG: 0.398			E7 1B FC6-4 1B		6-3		F7			3	1	1	0	0	0	1
Donnie Hill, S (1, 6) OBP: 0.248, SLG: 0.272			FC6-4 1B 2-3		F7			K		3	0	1	0	0	1	0
Tony Phillips, S (1, 4) OBP: 0.324, SLG: 0.311			FC6-4 1B 1-2f 3-H			F8		1B		3	0	1	1	0	0	1
Inning Stats	R: 0 E: 0 K: 1 S: 5 H: 0 LOB: 0 BB: 0 P: 5	R: 0 E: 0 K: 0 S: 2 H: 0 LOB: 0 BB: 1 P: 6	R: 1 E: 1 K: 0 S: 5 H: 3 LOB: 1 BB: 0 P: 5	R: 0 E: 0 K: 1 S: 5 H: 0 LOB: 0 BB: 0 P: 5	R: 0 E: 0 K: 0 S: 3 H: 0 LOB: 0 BB: 0 P: 3	R: 1 E: 0 K: 0 S: 4 H: 1 LOB: 0 BB: 0 P: 4	R: 0 E: 0 K: 0 S: 3 H: 0 LOB: 1 BB: 1 P: 7	R: 0 E: 0 K: 1 S: 6 H: 1 LOB: 1 BB: 0 P: 6	R: 0 E: 0 K: 2 S: 7 H: 0 LOB: 1 BB: 1 P: 11	1B: 4 2B: 1 3B: 0 HR: 1	SF: 0 SAC: 0 DP: 1 HBP: 0						

PITCHER		IP	WLS	BF	H	R	ER	SO	BB	IBB	HBP	BLK	WP	HR	S	P	ERA	WHIP
Mike Caldwell, L ERA: 4.52	(1, 1)	7.1	W	27	5	2	2	3	2	0	0	0	0	1	31	39	2.46	0.955
Jim Slaton, R ERA: 3.72	(8, 1)	1.0		4	0	0	0	0	1	0	0	0	0	0	3	7	0.00	1.000
Jerry Augustine, L ERA: 5.62	(9, 1)	0.2	S	2	0	0	0	2	0	0	0	0	0	0	6	6	0.00	0.000

PITCHER	IP	WLS	BF	H	R	ER	SO	BB	IBB	HBP	BLK	WP	HR	S	P	ERA	WHIP

BOTTOM

Milwaukee Brewers @ Oakland Athletics

Oakland-Alameda County Coliseum, Oakland, CA

Sun Aug 28 1983, 3:33 AM PDT
Att. 24,052 - Sunny

livebaseballscorecards.com

AB	30
R	2
H	5
RBI	2
BB	3
SO	5
LOB	10

Batter	1	2	3	4	5	6	7	8	9	AB	R	H	RBI	BB	SO	LOB
Paul Molitor, R (1, 5) OBP: 0.356, SLG: 0.459	F8		5-3		F7			S 1B		4	0	1	0	0	0	0
Charlie Moore, R (1, 9) OBP: 0.351, SLG: 0.365	BBBB FC3-6 1B 1B BB		4-3		F8			F3 1-2		3	1	0	0	1	0	1
Robin Yount, R (1, 6) OBP: 0.389, SLG: 0.508	FC3-6 1-2 1B		1B			G4-3 1B		IBB		3	0	3	0	1	0	0
Cecil Cooper, L (1, 3) OBP: 0.337, SLG: 0.525	FC3-6 1B 1-2f 2-3		F8			G4-3 1-2f		4-3		4	0	0	0	0	0	6
Ted Simmons, S (1, 2) OBP: 0.363, SLG: 0.443 Marshall Edwards, L (9, PR) OBP: 0.288, SLG: 0.324	FC4-6 1-2 3-H 1B			4-3 1B		G3			E5 1B	4 0	0 0	2 0	1 0	0 0	0 0	0 0
Ben Oglivie, L (1, 7) OBP: 0.365, SLG: 0.437	FC4-6 1-2f			4-3 1-2			4-3		F7	4	0	0	0	0	0	4
Mark Brouhard, R (1, 10) OBP: 0.309, SLG: 0.400		K		K			K		F8	4	0	0	0	0	3	2
Rick Manning, L (1, 8) OBP: 0.289, SLG: 0.309 Ed Romero, R (9, PH) OBP: 0.328, SLG: 0.375		F8		1-3			K		1-2 1B	3 1	0 0	0 1	0 0	0 0	1 0	1 0
Jim Gantner, L (1, 4) OBP: 0.346, SLG: 0.435		4-3			G3			1-3	G3	4	0	0	0	0	0	2
Inning Stats	R: 1 H: 2 E: 0 LOB: 2 K: 0 BB: 1 S: 5 P: 9	R: 0 H: 0 E: 0 LOB: 0 K: 1 BB: 0 S: 5 P: 5	R: 0 H: 1 E: 0 LOB: 1 K: 0 BB: 0 S: 4 P: 4	R: 0 H: 1 E: 0 LOB: 1 K: 1 BB: 0 S: 6 P: 6	R: 0 H: 0 E: 0 LOB: 0 K: 0 BB: 0 S: 3 P: 3	R: 0 H: 1 E: 0 LOB: 0 K: 0 BB: 0 S: 3 P: 3	R: 0 H: 0 E: 0 LOB: 0 K: 2 BB: 0 S: 7 P: 7	R: 0 H: 1 E: 0 LOB: 2 K: 0 BB: 1 S: 4 P: 8	R: 0 H: 1 E: 1 LOB: 2 K: 0 BB: 0 S: 5 P: 5	1B: 7 SF: 0 2B: 0 SAC: 0 3B: 0 DP: 1 HR: 0 HBP: 0						WP: 0 PA: 36 PB: 0 SB: 1 CS: 0	

TOP

Milwaukee Brewers @ Seattle Mariners

The Kingdome, Seattle, WA

Mon Aug 29 1983, 10:05 PM EDT

Att. 6,120 - Unknown

livebaseballscorecards.com

AB	34
R	1
H	7
RBI	1
BB	2
SO	4
LOB	16

PITCHER	IP	WLS	BF	H	R	ER	SO	BB	IBB	HBP	BLK	WP	HR	S	P	ERA	WHIP
Bryan Clark, L (1, 1) ERA: 3.85	9.0	W	36	7	1	1	4	1	1	0	0	0	0	42	50	1.00	0.889

PITCHER	IP	WLS	BF	H	R	ER	SO	BB	IBB	HBP	BLK	WP	HR	S	P	ERA	WHIP

Batter	1	2	3	4	5	6	7	8	9	AB	R	H	RBI	BB	SO	LOB
Spike Owen, S (1, 6) OBP: 0.265, SLG: 0.289	F7		4-3			4-3				3	0	0	0	0	0	0
Tony Bernazard, S (1, 4) OBP: 0.335, SLG: 0.377	4-3			L1		G3				3	0	0	0	0	0	0
Ron Roenicke, S (1, 8) OBP: 0.318, SLG: 0.344	6-3			6-3		F2				3	0	0	0	0	0	0
Pat Putnam, L (1, 3) OBP: 0.316, SLG: 0.440		F5		G3			G3			3	0	0	0	0	0	0
Al Cowens, R (1, 10) OBP: 0.254, SLG: 0.338		6-3			6-3 4-3 2B		5-3			3	1	1	0	0	0	0
Steve Henderson, R (1, 7) OBP: 0.363, SLG: 0.428 John Moses, S (9, 7) OBP: 0.291, SLG: 0.264	HR				6-3 2-3		F4			3 0	1 0	1 0	1 0	0 0	0 0	1 0
Ricky Nelson, L (1, 9) OBP: 0.297, SLG: 0.387	F4				4-3 3-H			4-3		3	0	0	1	0	0	0
Manny Castillo, S (1, 5) OBP: 0.250, SLG: 0.286			K2-3		1B			F5		3	0	1	0	0	1	0
Rick Sweet, S (1, 2) OBP: 0.264, SLG: 0.257			K		F9			F8		3	0	0	0	0	1	1
Inning Stats	R: 0 E: 0 K: 0 S: 3 H: 0 LOB: 0 BB: 0 P: 3	R: 1 E: 0 K: 0 S: 4 H: 1 LOB: 0 BB: 0 P: 4	R: 0 E: 0 K: 2 S: 7 H: 0 LOB: 0 BB: 0 P: 7	R: 0 E: 0 K: 0 S: 3 H: 0 LOB: 0 BB: 0 P: 3	R: 1 E: 0 K: 0 S: 5 H: 2 LOB: 1 BB: 0 P: 5	R: 0 E: 0 K: 0 S: 3 H: 0 LOB: 0 BB: 0 P: 3	R: 0 E: 0 K: 0 S: 3 H: 0 LOB: 0 BB: 0 P: 3	R: 0 E: 0 K: 0 S: 3 H: 0 LOB: 0 BB: 0 P: 3		1B: 1 2B: 1 3B: 0 HR: 1 SF: 0 SAC: 0 DP: 0 HBP: 0						

PITCHER	IP	WLS	BF	H	R	ER	SO	BB	IBB	HBP	BLK	WP	HR	S	P	ERA	WHIP
Don Sutton, R (1, 1) ERA: 4.07	8.0	L	27	3	2	2	2	0	0	0	0	0	1	31	31	2.25	0.375

PITCHER	IP	WLS	BF	H	R	ER	SO	BB	IBB	HBP	BLK	WP	HR	S	P	ERA	WHIP

BOTTOM

Milwaukee Brewers @ Seattle Mariners

The Kingdome, Seattle, WA

Mon Aug 29 1983, 10:05 PM EDT

Att. 6,120 - Unknown

livebaseballscorecards.com

AB	27
R	2
H	3
RBI	2
BB	0
SO	2
LOB	2

Batter	1	2	3	4	5	6	7	8	9	AB	R	H	RBI	BB	SO	LOB
Paul Molitor, R (1, 5) OBP: 0.357, SLG: 0.458	B B B B 4-0 1B S BB		x 0-0 5-3 1-2 1B		x 0-0 ② 5-3		x 0-0 ② F8			3	0	1	0	1	0	1
Jim Gantner, L (1, 4) OBP: 0.343, SLG: 0.431	S S S 0-3 ① K 1-2		x 0-0 ① F8 2-3		x 0-0 ③ F8		S S S 0-3 ③ K 1-2			4	0	0	0	0	2	4
Robin Yount, R (1, 6) OBP: 0.386, SLG: 0.503	S S S 0-3 ② K		x 0-0 ② 5-3 1-2 3-H			x 0-0 ① F9		x 0-0 ① F8		4	0	0	1	0	1	2
Cecil Cooper, L (1, 3) OBP: 0.336, SLG: 0.523	x 0-0 2-3 1B		x 0-0 ③ 1-3			S S S 0-3 ② K		x 0-0 ② F8		4	0	1	0	0	1	1
Ted Simmons, S (1, 2) OBP: 0.360, SLG: 0.439	S S S 0-3 ③ K			x 0-0 ① F2		x 0-0 ③ 5-3		x 0-0 ③ F8		4	0	0	0	0	1	2
Ben Oglivie, L (1, 7) OBP: 0.362, SLG: 0.432		x 0-0 ① G3		x 0-0 ② F9			x 0-0 ① F8		x 0-0 ① F6	4	0	0	0	0	0	0
Roy Howell, L (1, 10) OBP: 0.339, SLG: 0.428		S S S 0-3 ② K		x 0-0 1B			x 0-0 CS 3B 1B		x 0-0 ② 4-3	4	1	2	0	0	1	0
Rick Manning, L (1, 8) OBP: 0.289, SLG: 0.313		x 0-0 ③ 6-3		x 0-0 ③ 4-3			x 0-0 1-H 1B 3B		S S S 0-3 ③ K	4	1	1	1	0	1	1
Charlie Moore, R (1, 9) OBP: 0.352, SLG: 0.367			x 0-0 F8 1B 5-3 1B		x 0-0 ① F9		x 0-0 S 3-H 1B			3	1	2	1	0	0	0
Inning Stats	R: 0 H: 1 E: 0 LOB: 2 K: 3 BB: 1 S: 10 P: 14	R: 0 H: 0 E: 0 LOB: 0 K: 1 BB: 0 S: 5 P: 5	R: 1 H: 2 E: 0 LOB: 1 K: 0 BB: 0 S: 5 P: 5	R: 0 H: 1 E: 0 LOB: 1 K: 0 BB: 0 S: 4 P: 4	R: 0 H: 0 E: 0 LOB: 0 K: 0 BB: 0 S: 3 P: 3	R: 0 H: 0 E: 0 LOB: 0 K: 1 BB: 0 S: 5 P: 5	R: 2 H: 3 E: 0 LOB: 1 K: 1 BB: 0 S: 8 P: 8	R: 0 H: 0 E: 0 LOB: 0 K: 0 BB: 0 S: 3 P: 3	R: 0 H: 0 E: 0 LOB: 0 K: 1 BB: 0 S: 5 P: 5	1B: 6 SF: 0 2B: 0 SAC: 0 3B: 1 DP: 0 HR: 0 HBP: 0						

PITCHER	IP	WLS	BF	H	R	ER	SO	BB	IBB	HBP	BLK	WP	HR	S	P	ERA	WHIP
Jim Beattie, R (1, 1) ERA: 4.27	9.0	L	35	7	3	2	7	1	0	0	0	0	0	48	52	2.00	0.889

PITCHER	IP	WLS	BF	H	R	ER	SO	BB	IBB	HBP	BLK	WP	HR	S	P	ERA	WHIP

TOP

Milwaukee Brewers @ Seattle Mariners

The Kingdome, Seattle, WA

Tue Aug 30 1983, 10:05 PM EDT

Att. 15,218 - Dome

livebaseballscorecards.com

AB	34
R	3
H	7
RBI	3
BB	1
SO	7
LOB	11

PA: 35

WP: 0
PB: 0
SB: 2
CS: 1

Milwaukee Brewers @ Seattle Mariners

The Kingdome, Seattle, WA

Tue Aug 30 1983, 10:05 PM EDT

Att. 15,218 - Dome

livebaseballscorecards.com

Batter	1	2	3	4	5	6	7	8	9	AB	R	H	RBI	BB	SO	LOB
Spike Owen, S (1, 6) OBP: 0.260, SLG: 0.284	F8		K			E3		4-3 1-H		4	0	0	1	0	1	0
Tony Bernazard, S (1, 4) OBP: 0.334, SLG: 0.383	HR		G3			F9		F4		4	1	1	1	0	0	1
Ron Roenicke, S (1, 8) OBP: 0.321, SLG: 0.348	2B			B2		BBBB CS BB			K	3	0	1	0	1	1	0
Pat Putnam, L (1, 3) OBP: 0.320, SLG: 0.440	BBBB G4-6-3 BB			FC4 1B		CS 1-2	BBBB BB		4-3	2	0	1	0	2	0	0
Al Cowens, R (1, 10) OBP: 0.251, SLG: 0.333	G4-6-3 1-2f			K			F8		L5	4	0	0	0	0	1	4
Steve Henderson, R (1, 7) OBP: 0.360, SLG: 0.424		F7		FC4 1-2f			F9			3	0	0	0	0	0	2
Ricky Nelson, L (1, 9) OBP: 0.293, SLG: 0.382		4-3			F9		L1			3	0	0	0	0	0	1
Manny Castillo, S (1, 5) OBP: 0.246, SLG: 0.282		F5			F5			G3		3	0	0	0	0	0	0
Rick Sweet, S (1, 2) OBP: 0.269, SLG: 0.263			1B		4-3			E S 4-3 1B		3	0	2	0	0	0	0
John Moses, S (8, PR) OBP: 0.291, SLG: 0.264										0	1	0	0	0	0	0
Jamie Nelson, R (9, 2) OBP: 0.329, SLG: 0.313										0	0	0	0	0	0	0

	AB	29
	R	2
	H	5
	RBI	2
	BB	3
	SO	3
	LOB	8

Inning Stats	1	2	3	4	5	6	7	8	9
	R: 1 E: 0 K: 0 S: 4	H: 2 LOB: 1 BB: 1 P: 8	R: 0 E: 0 K: 0 S: 3	H: 0 LOB: 0 BB: 0 P: 3	R: 0 E: 0 K: 1 S: 5	H: 1 LOB: 0 BB: 0 P: 5	R: 0 E: 0 K: 1 S: 6	H: 1 LOB: 1 BB: 0 P: 6	R: 0 E: 0 K: 0 S: 3	H: 0 LOB: 0 BB: 0 P: 3	R: 0 E: 1 K: 0 S: 2	H: 0 LOB: 0 BB: 1 P: 6	R: 0 E: 0 K: 0 S: 3	H: 0 LOB: 1 BB: 1 P: 7	R: 1 E: 0 K: 0 S: 4	H: 1 LOB: 1 BB: 0 P: 4	R: 0 E: 0 K: 1 S: 5	H: 0 LOB: 0 BB: 0 P: 5

	1B: 3	SF: 0	WP: 0	PA: 33
	2B: 1	SAC: 0	PB: 0	
	3B: 0	DP: 1	SB: 1	
	HR: 1	HBP: 0	CS: 1	

PITCHER		IP	WLS	BF	H	R	ER	SO	BB	IBB	HBP	BLK	WP	HR	S	P	ERA	WHIP
Tom Candiotti, R ERA: 0.62	(1, 1)	7.1	W	27	5	2	1	2	3	0	0	0	0	1	28	40	1.23	1.091
Pete Ladd, R ERA: 2.48	(8, 1)	1.2	S	5	0	0	0	1	0	0	0	0	0	0	7	7	0.00	0.000

PITCHER	IP	WLS	BF	H	R	ER	SO	BB	IBB	HBP	BLK	WP	HR	S	P	ERA	WHIP

Milwaukee Brewers @ Seattle Mariners

The Kingdome, Seattle, WA

Wed Aug 31 1983, 10:05 PM EDT

Att. 6,307 - Dome

TOP

livebaseballscorecards.com

Batter	1	2	3	4	5	6	7	8	9	AB	R	H	RBI	BB	SO	LOB
Paul Molitor, R (1, 5) OBP: 0.358, SLG: 0.458	F3		FC6-4 1B		F6			BBBB 4-0 FC5-4 HBP BB		3	0	1	0	1	0	0
Jim Gantner, L (1, 4) OBP: 0.343, SLG: 0.428	1-3		FC6-4 1B 1-2f			6-3		H 1-0 1-2 FC5-4 HBP		3	0	0	0	0	0	1
Robin Yount, R (1, 6) OBP: 0.385, SLG: 0.501	F9		1-2 1B			5-3		0-0 FC5-4 1-2f 2-3		4	0	1	0	0	0	2
Cecil Cooper, L (1, 3) OBP: 0.334, SLG: 0.519		F7	5-3			F7		6-3		4	0	0	0	0	0	4
Ted Simmons, S (1, 2) OBP: 0.361, SLG: 0.446		BB 1B		F8			HR		6-3	4	1	2	1	0	0	0
Ben Oglivie, L (1, 7) OBP: 0.361, SLG: 0.429		BBBB 4-0 1-2 BB		3-1			6-3		SSS 0-3 K	3	0	0	0	1	1	0
Roy Howell, L (1, 10) OBP: 0.331, SLG: 0.417		F8		F8			F6		SSS 0-3 K	4	0	0	0	0	1	2
Rick Manning, L (1, 8) OBP: 0.287, SLG: 0.311		SSS 0-3 K			F4		3-1			3	0	0	0	0	1	2
Charlie Moore, R (1, 9) OBP: 0.350, SLG: 0.365			F8		F7			4-3		3	0	0	0	0	0	0
Inning Stats	R: 0 E: 0 K: 0 S: 3 H: 0 LOB: 0 BB: 0 P: 3	R: 0 E: 0 K: 1 S: 6 H: 1 LOB: 2 BB: 1 P: 10	R: 0 E: 0 K: 0 S: 5 H: 2 LOB: 2 BB: 0 P: 5	R: 0 E: 0 K: 0 S: 3 H: 0 LOB: 0 BB: 0 P: 3	R: 0 E: 0 K: 0 S: 3 H: 0 LOB: 0 BB: 0 P: 3	R: 0 E: 0 K: 0 S: 3 H: 0 LOB: 0 BB: 0 P: 3	R: 1 E: 0 K: 0 S: 4 H: 1 LOB: 0 BB: 0 P: 4	R: 0 E: 0 K: 0 S: 3 H: 0 LOB: 2 BB: 1 P: 8	R: 0 E: 0 K: 2 S: 7 H: 0 LOB: 0 BB: 0 P: 7	1B: 3 2B: 0 3B: 0 HR: 1	SF: 0 SAC: 0 DP: 0 HBP: 1			WP: 0 PB: 0 SB: 0 CS: 0	PA: 34		

	AB	31
	R	1
	H	4
	RBI	1
	BB	2
	SO	3
	LOB	11

PITCHER		IP	WLS	BF	H	R	ER	SO	BB	IBB	HBP	BLK	WP	HR	S	P	ERA	WHIP
Bob Stoddard, R ERA: 4.41	(1, 1)	7.1	W	29	4	1	1	1	2	0	1	0	0	1	28	37	1.23	0.818
Mike Stanton, R ERA: 3.29	(8, 1)	1.2	S	5	0	0	0	2	0	0	0	0	0	0	9	9	0.00	0.000

PITCHER		IP	WLS	BF	H	R	ER	SO	BB	IBB	HBP	BLK	WP	HR	S	P	ERA	WHIP

Batter	1	2	3	4	5	6	7	8	9	AB	R	H	RBI	BB	SO	LOB
Spike Owen, S (1, 6) OBP: 0.263, SLG: 0.283	F9		F7		S 2B 1B	HBP BB		K 1-2		4	1	1	0	1	1	2
Tony Bernazard, S (1, 4) OBP: 0.335, SLG: 0.382	6-3		1-2 1B		F2 1-2	1-2 HBP				3	0	1	0	0	0	1
Ron Roenicke, S (1, 8) OBP: 0.323, SLG: 0.345	BB		K		2B HBP	1-3				2	1	0	0	1	1	4
Pat Putnam, L (1, 3) OBP: 0.319, SLG: 0.441	L3		G3		1-H 2-H 2B		L4			4	0	1	2	0	0	3
Al Cowens, R (1, 10) OBP: 0.254, SLG: 0.339		E5		2B	K		1B			4	0	2	0	0	1	1
Steve Henderson, R (1, 7) OBP: 0.363, SLG: 0.426		K		1B	2B 1B		F7			3	1	2	0	0	1	1
John Moses, S (7, 7) OBP: 0.289, SLG: 0.262										1	0	0	0	0	0	1
Ricky Nelson, L (1, 9) OBP: 0.292, SLG: 0.384		F8		F2	1-H SF8 2B		1-3			4	1	1	1	0	0	3
Manny Castillo, S (1, 5) OBP: 0.241, SLG: 0.277		F9		K	SF8 3-H			F6		3	0	0	1	0	1	2
Jamie Nelson, R (1, 2) OBP: 0.338, SLG: 0.304			1B BB		5-3	F8		CS BB		2	0	0	0	2	0	0
Inning Stats	R: 0 E: 0 K: 0 S: 3 H: 0 LOB: 1 BB: 1 P: 7	R: 0 E: 1 K: 1 S: 6 H: 0 LOB: 1 BB: 0 P: 6	R: 0 E: 0 K: 1 S: 6 H: 1 LOB: 2 BB: 1 P: 10	R: 0 E: 0 K: 1 S: 6 H: 2 LOB: 1 BB: 0 P: 6	R: 2 E: 0 K: 1 S: 7 H: 2 LOB: 1 BB: 0 P: 8	R: 2 E: 0 K: 0 S: 5 H: 2 LOB: 2 BB: 1 P: 10	R: 0 E: 0 K: 0 S: 4 H: 1 LOB: 1 BB: 0 P: 4	R: 0 E: 0 K: 1 S: 4 H: 0 LOB: 0 BB: 1 P: 8		1B: 5 2B: 3 3B: 0 HR: 0		SF: 1 SAC: 0 DP: 0 HBP: 2			WP: 0 PB: 0 SB: 1 CS: 1		PA: 37	

PITCHER		IP	WLS	BF	H	R	ER	SO	BB	IBB	HBP	BLK	WP	HR	S	P	ERA	WHIP
Pete Vuckovich, R ERA: 3.6	(1, 1)	5.0	L	23	5	2	2	4	2	0	1	0	0	0	28	37	3.60	1.400
Tom Tellmann, R ERA: 3.1	(6, 1)	2.0		11	3	2	2	0	1	0	1	0	0	0	9	14	9.00	2.000
Bob Gibson, R ERA: 3.98	(8, 1)	1.0		3	0	0	0	1	1	0	0	0	0	0	4	8	0.00	1.000

PITCHER	IP	WLS	BF	H	R	ER	SO	BB	IBB	HBP	BLK	WP	HR	S	P	ERA	WHIP

BOTTOM

Milwaukee Brewers @ Seattle Mariners

The Kingdome, Seattle, WA

Wed Aug 31 1983, 10:05 PM EDT

Att. 6,307 - Dome

livebaseballscorecards.com

AB	30
R	4
H	8
RBI	4
BB	4
SO	5
LOB	18

Milwaukee Brewers @ California Angels

Anaheim Stadium, Anaheim, CA

Fri Sep 02 1983, 10:05 PM EDT

Att. 25,094 - Unknown

TOP

livebaseballscorecards.com

Batter	1	2	3	4	5	6	7	8	9	AB	R	H	RBI	BB	SO	LOB
Paul Molitor, R (1, 5) OBP: 0.357, SLG: 0.455	F9		F8		6-3		BBB 4-0 S 1B BB	SH1-3 2-3		3	1	0	0	1	0	0
Jim Gantner, L (1, 4) OBP: 0.347, SLG: 0.434	F7		L4-3 1B		2B		1-H 2B 1B	3-H 1B		5	1	4	2	0	0	0
Robin Yount, R (1, 6) OBP: 0.385, SLG: 0.502	1B		L4-3 1-2		F5		3-1 2-H 2B	F7		5	0	2	1	0	0	3
Cecil Cooper, L (1, 3) OBP: 0.334, SLG: 0.519	5-3			4-3 E 2B	F7		3-1 IBB		6-3	4	1	1	0	1	0	2
Ted Simmons, S (1, 10) OBP: 0.360, SLG: 0.445		1B 2B		4-3 2-3		F9	1-2 2-3 3-1		1-3	5	1	1	0	0	0	3
Ben Oglivie, L (1, 7) OBP: 0.361, SLG: 0.427		2-H FC5-4 1B		FC6 FC6-4 3-H	G3		FC4-6 IBB		F5	4	0	1	1	1	0	0
Rick Manning, L (1, 8) OBP: 0.289, SLG: 0.310		F9		BBB 4-0 FC6-4 BB	BBB 4-0 BB		FC4-6 1-2f			2	0	0	0	2	0	4
Ned Yost, R (1, 2) OBP: 0.256, SLG: 0.396 Marshall Edwards, L (8, PH) OBP: 0.297, SLG: 0.333 Bill Schroeder, R (8, 2) OBP: 0.188, SLG: 0.283	SSS K		FC6-4 1-2f 2-3		F6			SH1-3 4-3 1B 1B		3 1 0	0 1 0	0 1 0	0 0 0	0 0 0	1 0 0	4 0 0
Charlie Moore, R (1, 9) OBP: 0.347, SLG: 0.361		FC5-4 1-2f		F9			F9	4-3 1-2		4	0	0	0	0	0	4
Inning Stats	R: 0 E: 0 K: 0 S: 4 H: 1 LOB: 1 BB: 0 P: 4	R: 1 E: 0 K: 1 S: 7 H: 2 LOB: 1 BB: 0 P: 7	R: 0 E: 0 K: 0 S: 3 H: 1 LOB: 0 BB: 0 P: 3	R: 1 E: 1 K: 0 S: 5 H: 1 LOB: 2 BB: 1 P: 9	R: 0 E: 0 K: 0 S: 4 H: 1 LOB: 1 BB: 0 P: 4	R: 0 E: 0 K: 0 S: 3 H: 0 LOB: 1 BB: 1 P: 7	R: 2 E: 0 K: 0 S: 5 H: 2 LOB: 3 BB: 3 P: 17	R: 1 E: 0 K: 0 S: 5 H: 2 LOB: 1 BB: 0 P: 5	R: 0 E: 0 K: 0 S: 3 H: 0 LOB: 0 BB: 0 P: 3	1B: 6 2B: 5 3B: 0 HR: 0	SF: 0 SAC: 1 DP: 1 HBP: 0						

	AB	36
	R	5
	H	10
	RBI	4
	BB	5
	SO	1
	LOB	20

WP: 0 PB: 0 SB: 1 CS: 0 PA: 42

PITCHER	IP	WLS	BF	H	R	ER	SO	BB	IBB	HBP	BLK	WP	HR	S	P	ERA	WHIP
Ken Forsch, R (1, 1) ERA: 3.92	6.1		29	7	4	3	1	3	0	0	0	0	0	28	40	4.26	1.579
Rick Steirer, R (7, 1) ERA: 4.3	1.2	W	10	3	1	1	0	0	2	0	0	0	0	8	16	5.40	1.800
Andy Hassler, L (9, 1) ERA: 4.93	1.0	S	3	0	0	0	0	0	0	0	0	0	0	3	3	0.00	0.000

PITCHER	IP	WLS	BF	H	R	ER	SO	BB	IBB	HBP	BLK	WP	HR	S	P	ERA	WHIP

BOTTOM

Batter	1	2	3	4	5	6	7	8	9	AB	R	H	RBI	BB	SO	LOB
Brian Downing, R (1, 7) OBP: 0.368, SLG: 0.433 Ellis Valentine, R (4, PH) OBP: 0.282, SLG: 0.410 (5, 9)	G3		E BB	1-3 2-H 1B		BB	1-3 2-H 3-H 1B			1 2	0 0	0 2	0 3	1 1	0 0	0 0
Rod Carew, L (1, 3) OBP: 0.415, SLG: 0.429 Steve Lubratich, R (8, 6) OBP: 0.257, SLG: 0.311	G3 1B 1B		F7		1B SF7 2B	F8	F7			5 0	1 0	2 0	0 0	0 0	0 0	4 0
Juan Beniquez, R (1, 9) OBP: 0.335, SLG: 0.369 (5, 7)	G3 1-2 1B		F8		E 1B SF8 2-3 1B	4-3		6-3		5	1	2	0	0	0	2
Fred Lynn, L (1, 8) OBP: 0.352, SLG: 0.472	G3 1-2 2-3		E4 1-3		SF7 3-H		1B SF8 2B	K		4	1	1	1	0	1	3
Ron Jackson, R (1, 5) OBP: 0.318, SLG: 0.375	5-3		F8		E9 2B 1-3 1B		1B SF8 1B 2-3 1B	5-3		5	1	2	0	0	0	4
Reggie Jackson, L (1, 10) OBP: 0.298, SLG: 0.356		K		G3	SF8 3-H		K			3	0	0	1	0	2	2
Bob Boone, R (1, 2) OBP: 0.293, SLG: 0.359		F7		1B 1B 1B	1-3 2B		SF8 1-2 3-H			3	1	2	1	0	0	0
Rob Wilfong, L (1, 4) OBP: 0.284, SLG: 0.330		1B		F8	L4		1B 1B IBB			3	1	1	0	1	0	3
Ricky Adams, R (1, 6) OBP: 0.272, SLG: 0.271 Daryl Sconiers, L (7, PH) OBP: 0.312, SLG: 0.456 (8, 3)		F9		1B 1-2 1B		1-3	1B 1-2 2-3 1B			3 1	0 0	1 1	0 0	0 0	0 0	1 0
Inning Stats	R: 0 H: 2 E: 0 LOB: 2 K: 0 BB: 0 S: 5 P: 5	R: 0 H: 1 E: 0 LOB: 1 K: 1 BB: 0 S: 6 P: 6	R: 0 H: 0 E: 1 LOB: 2 K: 0 BB: 1 S: 4 P: 8	R: 1 H: 3 E: 0 LOB: 2 K: 0 BB: 0 S: 5 P: 5	R: 2 H: 4 E: 1 LOB: 2 K: 0 BB: 0 S: 7 P: 7	R: 0 H: 0 E: 0 LOB: 1 K: 0 BB: 1 S: 3 P: 7	R: 3 H: 4 E: 0 LOB: 2 K: 1 BB: 1 S: 9 P: 13	R: 0 H: 0 E: 0 LOB: 0 K: 1 BB: 0 S: 5 P: 5		1B: 11 SF: 3 2B: 3 SAC: 0 3B: 0 DP: 0 HR: 0 HBP: 0						

PITCHER		IP	WLS	BF	H	R	ER	SO	BB	IBB	HBP	BLK	WP	HR	S	P	ERA	WHIP
Chuck Porter, R ERA: 4.01	(1, 1)	4.2		25	10	3	3	1	1	0	0	0	0	0	26	30	5.79	2.357
Rick Waits, L ERA: 5.45	(5, 1)	1.2	L	8	2	2	2	1	1	0	0	0	0	0	9	13	10.80	1.800
Jim Slaton, R ERA: 3.79	(7, 1)	0.1		2	0	0	0	0	0	1	0	0	0	0	1	5	0.00	0.000
Jerry Augustine, L ERA: 5.62	(7, 1)	0.0		1	1	0	0	0	0	0	0	0	0	0	1	1	∞	∞
Tom Tellmann, R ERA: 3.05	(7, 1)	1.1		5	1	1	1	1	0	0	0	0	0	0	7	7	6.75	0.750

PITCHER	IP	WLS	BF	H	R	ER	SO	BB	IBB	HBP	BLK	WP	HR	S	P	ERA	WHIP

Milwaukee Brewers @ California Angels

Anaheim Stadium, Anaheim, CA

Fri Sep 02 1983, 10:05 PM EDT

Att. 25,094 - Unknown

livebaseballscorecards.com

AB	35
R	6
H	14
RBI	6
BB	3
SO	3
LOB	19

WP: 0 PA: 41
PB: 0
SB: 0
CS: 0

Milwaukee Brewers @ California Angels

Anaheim Stadium, Anaheim, CA

Sat Sep 03 1983, 10:05 PM EDT

Att. 34,312 - Unknown

TOP

livebaseballscorecards.com

Batter	1	2	3	4	5	6	7	8	9	AB	R	H	RBI	BB	SO	LOB
Paul Molitor, R (1, 5) OBP: 0.354, SLG: 0.450	5-3		F8		K 1-2			6-3	1-3	5	0	0	0	0	1	3
Jim Gantner, L (1, 4) OBP: 0.348, SLG: 0.435	1B			E8 F9 1B		F8		F7		4	1	2	0	0	0	0
Robin Yount, R (1, 6) OBP: 0.382, SLG: 0.498	F9			F9 2-3		F7		4-3		4	0	0	0	0	0	2
Cecil Cooper, L (1, 3) OBP: 0.337, SLG: 0.522	F7			BB 1B FC3-2-4-6 3-H		2B			1B WP	4	2	3	1	0	0	1
Ted Simmons, S (1, 2) OBP: 0.362, SLG: 0.446		F8		BB FC3-2-4-6 1-2		IBB			1B WP 1B 1-3	3	1	2	0	1	0	0
Ben Oglivie, L (1, 7) OBP: 0.365, SLG: 0.429		G4-6-3 1B		BB FC3-2-4-6 1-2 2-3		1-3			SH1-4 1B 1-3 3-H	3	0	2	0	1	0	2
Roy Howell, L (1, 10) OBP: 0.326, SLG: 0.410 Ed Romero, R (9, PH) OBP: 0.333, SLG: 0.380		G4-6-3 1-2f		FC3-2-4-6 1-2 2-H 3-H			3-1		SH1-4 1-2 3-H	3 1	0 0	0 1	1 1	0 0	0 0	3 0
Rick Manning, L (1, 8) OBP: 0.287, SLG: 0.308			4-3		5-3		F7		SH1-4 1-2 2-3	3	0	0	0	0	0	0
Charlie Moore, R (1, 9) OBP: 0.347, SLG: 0.360			K		CS 1B		5-3		6-3	4	0	1	0	0	1	2

	AB	34
	R	4
	H	11
	RBI	3
	BB	2
	SO	2
	LOB	13

Inning Stats										
	R: 0 E: 0 K: 0 S: 4	H: 1 LOB: 1 BB: 0 P: 4	R: 0 E: 0 K: 0 S: 3	H: 1 LOB: 0 BB: 0 P: 3	R: 0 E: 0 K: 1 S: 5	H: 0 LOB: 0 BB: 0 P: 5	R: 2 E: 1 K: 0 S: 5	H: 3 LOB: 1 BB: 1 P: 9	R: 0 E: 0 K: 1 S: 5	H: 1 LOB: 0 BB: 0 P: 5
	R: 0 E: 0 K: 0 S: 4	H: 1 LOB: 2 BB: 1 P: 8	R: 0 E: 0 K: 0 S: 3	H: 0 LOB: 0 BB: 0 P: 3	R: 0 E: 0 K: 0 S: 3	H: 0 LOB: 0 BB: 0 P: 3	R: 2 E: 0 K: 0 S: 7	H: 4 LOB: 2 BB: 0 P: 7	1B: 10 2B: 2 3B: 0 HR: 0	SF: 0 SAC: 1 DP: 2 HBP: 0
	WP: 1 PB: 0 SB: 0 CS: 1	PA: 37								

PITCHER		IP	WLS	BF	H	R	ER	SO	BB	IBB	HBP	BLK	WP	HR	S	P	ERA	WHIP
Mike Witt, R ERA: 4.74	(1, 1)	8.0	L	32	9	4	4	2	1	1	0	0	0	0	34	42	4.50	1.250
Andy Hassler, L ERA: 4.93	(9, 1)	0.0		1	1	0	0	0	0	0	0	0	1	0	1	1	∞	∞
Luis Sanchez, R ERA: 3.46	(9, 1)	1.0		4	1	0	0	0	0	0	0	0	0	0	4	4	0.00	1.000

PITCHER	IP	WLS	BF	H	R	ER	SO	BB	IBB	HBP	BLK	WP	HR	S	P	ERA	WHIP

BOTTOM

Milwaukee Brewers @ California Angels

Anaheim Stadium, Anaheim, CA

Sat Sep 03 1983, 10:05 PM EDT

Att. 34,312 - Unknown

Batter	1	2	3	4	5	6	7	8	9	AB	R	H	RBI	BB	SO	LOB
Rick Burleson, R (1, 6) OBP: 0.355, SLG: 0.357	L5			F9		2B 1B		FC6-4 1-2f		4	1	1	0	0	0	1
Ricky Adams, R (9, 6) OBP: 0.272, SLG: 0.271										0	0	0	0	0	0	0
Ellis Valentine, R (1, 9) OBP: 0.285, SLG: 0.416	F8			1B		1-H 2B		F5		4	0	2	1	0	0	1
Juan Beniquez, R (1, 7) OBP: 0.337, SLG: 0.368	1-3			F2		BBB 4-0 G6-4-3 BB			1B SF9 1B	3	1	1	0	1	0	1
Doug DeCinces, R (1, 5) OBP: 0.341, SLG: 0.536		F3		F8		G6-4-3 1-2f			SSS K	4	0	0	0	0	1	4
Ron Jackson, R (1, 3) OBP: 0.318, SLG: 0.373		F4			4-3		F4		1-3 1B	4	0	1	0	0	0	0
Fred Lynn, L (1, 8) OBP: 0.349, SLG: 0.469		4-3			F7		F7		SF9 3-H	3	0	0	1	0	0	0
Bob Boone, R (1, 2) OBP: 0.290, SLG: 0.355			SSS K		F8		6-3		L6	4	0	0	0	0	1	1
Bobby Clark, R (1, 10) OBP: 0.259, SLG: 0.365			F9			HR		F6		3	1	1	1	0	0	0
Steve Lubratich, R (1, 4) OBP: 0.259, SLG: 0.312			4-3			F7		FC6-4 1B		3	0	1	0	0	0	0
Inning Stats	R: 0 H: 0 E: 0 LOB: 0 K: 0 BB: 0 S: 3 P: 3	R: 0 H: 0 E: 0 LOB: 0 K: 0 BB: 0 S: 3 P: 3	R: 0 H: 0 E: 0 LOB: 0 K: 1 BB: 0 S: 5 P: 5	R: 0 H: 1 E: 0 LOB: 1 K: 0 BB: 0 S: 4 P: 4	R: 0 H: 0 E: 0 LOB: 0 K: 0 BB: 0 S: 3 P: 3	R: 2 H: 3 E: 0 LOB: 1 K: 0 BB: 1 S: 5 P: 9	R: 0 H: 0 E: 0 LOB: 0 K: 0 BB: 0 S: 3 P: 3	R: 0 H: 1 E: 0 LOB: 1 K: 0 BB: 0 S: 4 P: 4	R: 1 H: 2 E: 0 LOB: 1 K: 1 BB: 0 S: 7 P: 7	1B: 5 SF: 1 2B: 1 SAC: 0 3B: 0 DP: 1 HR: 1 HBP: 0						

livebaseballscorecards.com

	AB	32
	R	3
	H	7
	RBI	3
	BB	1
	SO	2
	LOB	8

PITCHER		IP	WLS	BF	H	R	ER	SO	BB	IBB	HBP	BLK	WP	HR	S	P	ERA	WHIP
Mike Caldwell, L ERA: 4.43	(1, 1)	8.0	W	29	5	2	2	1	1	0	0	0	0	1	30	34	2.25	0.750
Pete Ladd, R ERA: 2.67	(9, 1)	1.0	S	5	2	1	1	1	0	0	0	0	0	0	7	7	9.00	2.000

PITCHER	IP	WLS	BF	H	R	ER	SO	BB	IBB	HBP	BLK	WP	HR	S	P	ERA	WHIP

Milwaukee Brewers @ California Angels

Anaheim Stadium, Anaheim, CA

Sun Sep 04 1983, 6:33 AM EDT

Att. 23,970 - Unknown

TOP

livebaseballscorecards.com

Batter	1	2	3	4	5	6	7	8	9	AB	R	H	RBI	BB	SO	LOB
Paul Molitor, R (1, 5) OBP: 0.354, SLG: 0.453	CS 2B		FC6-4 1B		F9		SF8 1-2 3-H		F9	4	0	2	1	0	0	1
Charlie Moore, R (1, 9) OBP: 0.349, SLG: 0.363	6-3 2-3		FC6-4 FC6-4 1-2f		FC1-4 1B		G6-3 2-3 1B		BB BB PB 1-3 1B	5	1	3	0	0	0	2
Robin Yount, R (1, 6) OBP: 0.383, SLG: 0.495	BB		FC6-4 1-2f		FC1-4 1-2f		G6-3 1-2f		PB BB 1-2 BB	3	0	0	0	2	0	4
Cecil Cooper, L (1, 3) OBP: 0.338, SLG: 0.520	G3		4-3		G3			FC5-4 1B	PB 1-2 2-3 3-H BB	4	0	1	1	1	0	3
Ted Simmons, S (1, 10) OBP: 0.361, SLG: 0.446		1B 2B		K		K		F8	F8 1-2 2-3 3-H	5	0	1	0	0	2	3
Ed Romero, R (1, 7) OBP: 0.331, SLG: 0.376		6-3		1B 1B		6-3		FC5-4 1-2f		4	0	1	0	0	0	2
Rick Manning, L (1, 8) OBP: 0.288, SLG: 0.308		L5		FC6-4 1-2 1B		1-3		F9		3	0	1	0	0	0	1
Randy Ready, R (8, PH)										1	0	0	0	0	0	1
Marshall Edwards, L (8, 8) OBP: 0.297, SLG: 0.333										0	0	0	0	0	0	0
Ned Yost, R (1, 2) OBP: 0.268, SLG: 0.401		FC6-4 2-3 1B		F4			E SF8 BB		1B BB 1B	3	2	2	0	1	0	2
Jim Gantner, L (1, 4) OBP: 0.346, SLG: 0.431		FC6-4 1-2f		FC6-4 1-2f			E3 1B SF8 1-3		L6	4	0	0	0	0	0	6
Inning Stats	R: 0 H: 1 E: 0 LOB: 1 K: 0 BB: 1 S: 3 P: 7	R: 0 H: 2 E: 0 LOB: 2 K: 0 BB: 0 S: 5 P: 5	R: 0 H: 1 E: 0 LOB: 1 K: 0 BB: 0 S: 4 P: 4	R: 0 H: 2 E: 0 LOB: 2 K: 1 BB: 0 S: 7 P: 7	R: 0 H: 1 E: 0 LOB: 1 K: 0 BB: 0 S: 4 P: 4	R: 0 H: 0 E: 0 LOB: 0 K: 1 BB: 0 S: 5 P: 5	R: 1 H: 1 E: 1 LOB: 1 K: 0 BB: 1 S: 4 P: 8	R: 0 H: 1 E: 0 LOB: 1 K: 0 BB: 0 S: 4 P: 4	R: 2 H: 2 E: 0 LOB: 2 K: 0 BB: 2 S: 5 P: 13	1B: 9 SF: 1 2B: 2 SAC: 0 3B: 0 DP: 1 HR: 0 HBP: 0						

	AB	36
	R	3
	H	11
	RBI	2
	BB	4
	SO	2
	LOB	25

WP: 0 PA: 41
PB: 1
SB: 0
CS: 1

PITCHER		IP	WLS	BF	H	R	ER	SO	BB	IBB	HBP	BLK	WP	HR	S	P	ERA	WHIP
Tommy John, L ERA: 4.42	(1, 1)	8.2	W	39	11	3	1	2	3	0	0	0	0	0	40	52	1.04	1.615
Luis Sanchez, R ERA: 3.45	(9, 1)	0.1	S	2	0	0	0	0	1	0	0	0	0	0	1	5	0.00	3.000

PITCHER	IP	WLS	BF	H	R	ER	SO	BB	IBB	HBP	BLK	WP	HR	S	P	ERA	WHIP

Milwaukee Brewers @ California Angels

Anaheim Stadium, Anaheim, CA

Sun Sep 04 1983, 6:33 AM EDT

Att. 23,970 - Unknown

livebaseballscorecards.com

BOTTOM

Batter	1	2	3	4	5	6	7	8	9	AB	R	H	RBI	BB	SO	LOB
Rob Wilfong, L (1, 4) OBP: 0.292, SLG: 0.345	F8			K		HR 2B	G3 1B			4	1	2	0	0	1	0
Daryl Sconiers, L (1, 3) OBP: 0.307, SLG: 0.449	F8			L3		K	G3			4	0	0	1	0	1	2
Juan Beniquez, R (1, 7) OBP: 0.336, SLG: 0.364	F9			F9		HR HBP	5-3			3	1	0	0	0	0	1
Doug DeCinces, R (1, 5) OBP: 0.339, SLG: 0.542		F8			K	HR		F9		4	1	1	3	0	1	0
Fred Lynn, L (1, 8) OBP: 0.350, SLG: 0.469		F7			BB 1B	FC6 1B		F7		4	0	2	0	0	0	0
Reggie Jackson, L (1, 10) OBP: 0.300, SLG: 0.354		4-3			BB	FC6		BB		2	0	0	0	2	0	1
Ellis Valentine, R (1, 9) OBP: 0.289, SLG: 0.421			K SH1-3 1B		F3	E 2B		K		4	1	2	0	0	1	3
Ricky Adams, R (1, 6) OBP: 0.277, SLG: 0.276			SH1-3		F8	E3 1B SH1-3 G3 1B				2	1	1	0	0	0	2
Mike O'Berry, R (1, 2) OBP: 0.192, SLG: 0.180			K			F6	SH1-3			2	0	0	0	0	1	1
Inning Stats	R: 0 E: 0 K: 0 S: 3 H: 0 LOB: 0 BB: 0 P: 3	R: 0 E: 0 K: 0 S: 3 H: 0 LOB: 0 BB: 0 P: 3	R: 0 E: 0 K: 1 S: 5 H: 1 LOB: 0 BB: 0 P: 5	R: 0 E: 0 K: 1 S: 5 H: 0 LOB: 0 BB: 0 P: 5	R: 0 E: 0 K: 1 S: 6 H: 1 LOB: 2 BB: 1 P: 10	R: 3 E: 0 K: 1 S: 8 H: 3 LOB: 1 BB: 0 P: 9	R: 2 E: 1 K: 0 S: 6 H: 3 LOB: 1 BB: 0 P: 6	R: 0 E: 0 K: 1 S: 5 H: 0 LOB: 1 BB: 1 P: 9		1B: 5 2B: 2 3B: 0 HR: 1	SF: 0 SAC: 2 DP: 0 HBP: 1						

	AB	29
	R	5
	H	8
	RBI	4
	BB	2
	SO	5
	LOB	10

WP: 0 PB: 0 SB: 0 CS: 0 PA: 34

PITCHER		IP	WLS	BF	H	R	ER	SO	BB	IBB	HBP	BLK	WP	HR	S	P	ERA	WHIP
Don Sutton, R ERA: 4.16	(1, 1)	7.0	L	30	8	5	5	4	1	0	1	0	0	1	36	41	6.43	1.286
Jerry Augustine, L ERA: 5.52	(8, 1)	1.0		4	0	0	0	1	1	0	0	0	0	0	5	9	0.00	1.000

PITCHER	IP	WLS	BF	H	R	ER	SO	BB	IBB	HBP	BLK	WP	HR	S	P	ERA	WHIP

Batter	1	2	3	4	5	6	7	8	9	AB	R	H	RBI	BB	SO	LOB
Willie Randolph, R (1, 4) OBP: 0.362, SLG: 0.338	6-3		6-3			4-3	K			4	0	0	0	0	1	3
Ken Griffey, L (1, 3) OBP: 0.370, SLG: 0.448	K			4-3		G5-4-3 HBP		F8		3	0	0	0	0	1	0
Dave Winfield, R (1, 7) OBP: 0.337, SLG: 0.498	FC4-6 BB			F4		G5-4-3		E6		3	0	0	0	1	0	1
Graig Nettles, L (1, 5) OBP: 0.350, SLG: 0.443	FC4-6			1B			4-3	L4		4	0	1	0	0	0	2
Don Baylor, R (1, 10) OBP: 0.355, SLG: 0.492		F8		1B			HR	K		4	1	2	1	0	1	1
Don Mattingly, L (1, 9) OBP: 0.359, SLG: 0.466		K		K			G3		4-3	4	0	0	0	0	2	2
Roy Smalley, S (1, 6) OBP: 0.355, SLG: 0.446		P6			G4-3 1B		BB 1B		K	4	0	2	0	0	1	0
Omar Moreno, L (1, 8) OBP: 0.288, SLG: 0.342			5-3		G4-3		BB 1B		L8	3	0	1	0	0	0	1
Steve Kemp, L (9, PH) OBP: 0.316, SLG: 0.402										1	0	0	0	0	0	0
Rick Cerone, R (1, 2) OBP: 0.257, SLG: 0.265			K		F7		BB			2	0	0	0	0	1	0
Oscar Gamble, L (7, PH) OBP: 0.369, SLG: 0.506										0	0	0	0	1	0	0
Juan Espino, R (7, 2) OBP: 0.429, SLG: 0.429										0	0	0	0	0	0	0
Inning Stats	R: 0 E: 0 K: 1 S: 5 H: 0 LOB: 1 BB: 1 P: 9	R: 0 E: 0 K: 1 S: 5 H: 0 LOB: 0 BB: 0 P: 5	R: 0 E: 0 K: 1 S: 5 H: 0 LOB: 0 BB: 0 P: 5	R: 0 E: 0 K: 1 S: 7 H: 2 LOB: 2 BB: 0 P: 7	R: 0 E: 0 K: 0 S: 3 H: 1 LOB: 0 BB: 0 P: 3	R: 0 E: 0 K: 0 S: 2 H: 0 LOB: 0 BB: 0 P: 3	R: 1 E: 0 K: 1 S: 8 H: 3 LOB: 3 BB: 1 P: 12	R: 0 E: 1 K: 1 S: 6 H: 0 LOB: 1 BB: 0 P: 6	R: 0 E: 0 K: 1 S: 5 H: 0 LOB: 0 BB: 0 P: 5	1B: 5 2B: 0 3B: 0 HR: 1 SF: 0 SAC: 0 DP: 2 HBP: 1						

PITCHER		IP	WLS	BF	H	R	ER	SO	BB	IBB	HBP	BLK	WP	HR	S	P	ERA	WHIP
Tom Candiotti, R ERA: 0.76	(1, 1)	6.2	W	27	6	1	1	4	2	0	1	0	0	1	32	41	1.35	1.200
Pete Ladd, R ERA: 2.5	(7, 1)	2.1	S	8	0	0	0	3	0	0	0	0	0	0	14	14	0.00	0.000

PITCHER	IP	WLS	BF	H	R	ER	SO	BB	IBB	HBP	BLK	WP	HR	S	P	ERA	WHIP

TOP

New York Yankees @ Milwaukee Brewers

Milwaukee County Stadium, Milwaukee, WI

Mon Sep 05 1983, 4:33 AM EDT
Att. 31,115 - Unknown - 81 F

livebaseballscorecards.com

AB	32
R	1
H	6
RBI	1
BB	2
SO	7
LOB	10

Batter	1	2	3	4	5	6	7	8	9	AB	R	H	RBI	BB	SO	LOB
Paul Molitor, R (1, 5) OBP: 0.354, SLG: 0.451	F7		F7		F9		CS 1-2	SH3-4 1B		4	0	1	0	0	0	0
Charlie Moore, R (1, 9) OBP: 0.347, SLG: 0.361	F6		F9		F9			SH3-4 1-2		3	0	0	0	0	0	0
Robin Yount, R (1, 6) OBP: 0.383, SLG: 0.498	3B			1B HR HBP		K		1-6-3		3	1	1	0	0	1	1
Cecil Cooper, L (1, 3) OBP: 0.339, SLG: 0.520	K			HR 1-3 1B		1B		F7		4	1	2	0	0	1	2
Ted Simmons, S (1, 10) OBP: 0.359, SLG: 0.443		F8		F4		F5				3	0	0	0	0	0	3
Mark Brouhard, R (1, 7) OBP: 0.309, SLG: 0.430		6-3		HR 1-H 3-H		F2				3	1	1	3	0	0	1
Rick Manning, L (1, 8) OBP: 0.288, SLG: 0.310		2B		L8			G3			3	0	1	0	0	0	0
Ned Yost, R (1, 2) OBP: 0.263, SLG: 0.394		4-3		K			6-3			3	0	0	0	0	1	1
Jim Gantner, L (1, 4) OBP: 0.346, SLG: 0.431			F5		F7		CS 1B			3	0	1	0	0	0	0
Inning Stats	R: 0 E: 0 K: 1 S: 6 H: 1 LOB: 1 BB: 0 P: 6	R: 0 E: 0 K: 0 S: 4 H: 1 LOB: 1 BB: 0 P: 4	R: 0 E: 0 K: 0 S: 3 H: 0 LOB: 0 BB: 0 P: 3	R: 3 E: 0 K: 1 S: 7 H: 2 LOB: 0 BB: 0 P: 8	R: 0 E: 0 K: 0 S: 3 H: 0 LOB: 0 BB: 0 P: 3	R: 0 E: 0 K: 1 S: 6 H: 1 LOB: 1 BB: 0 P: 6	R: 0 E: 0 K: 0 S: 3 H: 1 LOB: 0 BB: 0 P: 3	R: 0 E: 0 K: 0 S: 4 H: 1 LOB: 1 BB: 0 P: 4		1B: 4 2B: 1 3B: 1 HR: 1	SF: 0 SAC: 1 DP: 0 HBP: 1						

PITCHER	IP	WLS	BF	H	R	ER	SO	BB	IBB	HBP	BLK	WP	HR	S	P	ERA	WHIP
Shane Rawley, L (1, 1) ERA: 3.74	8.0	L	31	7	3	3	3	0	0	1	0	0	1	36	37	3.38	0.875

PITCHER	IP	WLS	BF	H	R	ER	SO	BB	IBB	HBP	BLK	WP	HR	S	P	ERA	WHIP

BOTTOM

New York Yankees @ Milwaukee Brewers

Milwaukee County Stadium, Milwaukee, WI

Mon Sep 05 1983, 4:33 AM EDT

Att. 31,115 - Unknown - 81 F

livebaseballscorecards.com

AB	29
R	3
H	7
RBI	3
BB	0
SO	3
LOB	8

Batter	1	2	3	4	5	6	7	8	9	AB	R	H	RBI	BB	SO	LOB
Willie Randolph, R (1, 4) OBP: 0.361, SLG: 0.336	S S S 0-3 ① K		x 0-0 CS BB 6-3 1B		x 0-0 ① 4-3		x 0-0 ② 1-3		x 0-0 ③ F7	4	1	1	0	0	1	0
Don Mattingly, L (9, PH) OBP: 0.357, SLG: 0.463										1	0	0	0	0	0	0
Ken Griffey, L (1, 3) OBP: 0.372, SLG: 0.447	x 0-0 ② G3		B B B B 4-0 CS 1-2 BB		x 0-0 E3 S		x 0-0 FC6-4 1B			3	0	1	0	1	0	0
Dave Winfield, R (1, 7) OBP: 0.335, SLG: 0.494	x 0-0 ③ 6-3		x 0-0 ① ② 6-3 1-2 2-H		S S S 0-3 ② K 1-2		x 0-0 ③ FC6-4 1-2f			4	0	0	1	0	1	3
Graig Nettles, L (1, 5) OBP: 0.347, SLG: 0.439		S S S 0-3 ① K	x 0-0 ③ 4-1		x 0-0 ③ 4-3			x 0-0 ① F3		4	0	0	0	0	1	1
Don Baylor, R (1, 10) OBP: 0.354, SLG: 0.497		S S S 0-3 ② K		x 0-0 E6 4-3 G3		x 0-0 ① F7		x 0-0 HR		4	2	1	1	0	1	0
Steve Kemp, L (1, 9) OBP: 0.318, SLG: 0.399		B B B B 4-0 BB BB BB		x 0-0 ① 4-3 2-3		B B B B 4-0 1B BB		S S S 0-3 ② K		2	0	0	0	2	1	1
Roy Smalley, S (1, 6) OBP: 0.357, SLG: 0.446		B B B B 4-0 BB 1-2 BB		x 0-0 ② G3 3-H		x 0-0 G4-6-3 1-2 1B		x 0-0 ③ F7		2	0	1	1	1	0	0
Bobby Meacham, S (7, 6)										1	0	0	0	0	0	0
Omar Moreno, L (1, 8) OBP: 0.290, SLG: 0.340		B B B B 4-0 1-2 2-3 BB		B B B B 4-0 E S BB		x 0-0 ② ③ G4-6-3 1-2f			x 0-0 ① F8	2	0	0	0	2	0	2
Rick Cerone, R (1, 2) OBP: 0.253, SLG: 0.261		x 0-0 ③ L4		x 0-0 ③ 1-3 1-3			x 0-0 ① F8		x 0-0 ② F6	3	0	0	0	0	0	4
Oscar Gamble, L (9, PH) OBP: 0.367, SLG: 0.503										1	0	0	0	0	0	0
Inning Stats	R: 0 E: 0 K: 1 S: 5 H: 0 LOB: 0 BB: 0 P: 5	R: 0 E: 0 K: 2 S: 7 H: 0 LOB: 3 BB: 3 P: 19	R: 1 E: 0 K: 0 S: 3 H: 1 LOB: 0 BB: 1 P: 7	R: 1 E: 1 K: 0 S: 4 H: 0 LOB: 1 BB: 1 P: 8	R: 0 E: 1 K: 1 S: 6 H: 0 LOB: 1 BB: 0 P: 6	R: 0 E: 0 K: 0 S: 3 H: 1 LOB: 1 BB: 1 P: 7	R: 0 E: 0 K: 0 S: 4 H: 1 LOB: 1 BB: 0 P: 4	R: 1 E: 0 K: 1 S: 6 H: 1 LOB: 0 BB: 0 P: 6	R: 0 E: 0 K: 0 S: 3 H: 0 LOB: 0 BB: 0 P: 3	1B: 3 2B: 0 3B: 0 HR: 1 SF: 0 SAC: 0 DP: 1 HBP: 0						

PITCHER		IP	WLS	BF	H	R	ER	SO	BB	IBB	HBP	BLK	WP	HR	S	P	ERA	WHIP
Pete Vuckovich, R ERA: 2.7	(1, 1)	5.0		22	1	2	1	4	5	0	0	0	0	0	25	45	1.80	1.200
Jim Slaton, R ERA: 3.77	(6, 1)	3.0	W	12	3	1	1	1	1	0	0	0	0	1	13	17	3.00	1.333
Pete Ladd, R ERA: 2.43	(9, 1)	1.0	S	3	0	0	0	0	0	0	0	0	0	0	3	3	0.00	0.000

PITCHER	IP	WLS	BF	H	R	ER	SO	BB	IBB	HBP	BLK	WP	HR	S	P	ERA	WHIP

TOP

New York Yankees @ Milwaukee Brewers

Milwaukee County Stadium, Milwaukee, WI

Tue Sep 06 1983, 8:05 PM EDT
Att. 19,540 - Unknown - 71 F

livebaseballscorecards.com

AB	31
R	3
H	4
RBI	3
BB	6
SO	5
LOB	11

BOTTOM

New York Yankees @ Milwaukee Brewers

Milwaukee County Stadium, Milwaukee, WI

Tue Sep 06 1983, 8:05 PM EDT

Att. 19,540 - Unknown - 71 F

livebaseballscorecards.com

Batter	1	2	3	4	5	6	7	8	9	AB	R	H	RBI	BB	SO	LOB
Paul Molitor, R (1, 5) OBP: 0.351, SLG: 0.448	L4		FC1-6 FC6 S 1-2f			F5	CS 1-2	E4 FC6-4		4	0	0	0	0	0	1
Charlie Moore, R (1, 9) OBP: 0.344, SLG: 0.357	1-4-3		F4 1-2			4-3		P3		4	0	0	0	0	0	2
Robin Yount, R (1, 6) OBP: 0.382, SLG: 0.496	L3		FC6 2-3			1B		FC6-4 1B 1-2f 3B		4	1	1	0	0	0	2
Cecil Cooper, L (1, 3) OBP: 0.340, SLG: 0.522		WP SF8 2B		4-3		S S S K		3B 1-2 1B		4	2	2	0	0	1	1
Ted Simmons, S (1, 10) OBP: 0.360, SLG: 0.448		5-3 2-3		F7			HR 1B	WP 1-H 2-H 3B		4	2	2	2	0	0	1
Mark Brouhard, R (1, 7) OBP: 0.317, SLG: 0.458 Marshall Edwards, L (9, 7) OBP: 0.297, SLG: 0.333	HBP			S S S K			1-H HR	F9 3-H		3 0	1 0	1 0	2 0	0 0	1 0	0 0
Rick Manning, L (1, 8) OBP: 0.286, SLG: 0.309	SF8 3-H				4-3		S S S K			2	0	0	1	0	1	0
Ned Yost, R (1, 2) OBP: 0.259, SLG: 0.387	S S S K				3-1		F9			3	0	0	0	0	1	1
Jim Gantner, L (1, 4) OBP: 0.347, SLG: 0.432			FC1-6 1B		1-3		CS 1B			3	0	2	0	0	0	0

	AB	31
	R	6
	H	8
	RBI	5
	BB	0
	SO	4
	LOB	8

Inning Stats										
	R: 0 H: 0 E: 0 LOB: 0 K: 0 BB: 0 S: 3 P: 3	R: 1 H: 1 E: 0 LOB: 1 K: 1 BB: 0 S: 6 P: 7	R: 0 H: 1 E: 0 LOB: 1 K: 0 BB: 0 S: 4 P: 4	R: 0 H: 0 E: 0 LOB: 0 K: 1 BB: 0 S: 5 P: 5	R: 0 H: 0 E: 0 LOB: 0 K: 0 BB: 0 S: 3 P: 3	R: 0 H: 1 E: 0 LOB: 1 K: 1 BB: 0 S: 6 P: 6	R: 2 H: 3 E: 0 LOB: 0 K: 1 BB: 0 S: 7 P: 7	R: 3 H: 2 E: 1 LOB: 0 K: 0 BB: 0 S: 6 P: 6		1B: 5 SF: 1 2B: 1 SAC: 0 3B: 1 DP: 0 HR: 1 HBP: 1	WP: 2 PA: 34 PB: 0 SB: 1 CS: 1

PITCHER		IP	WLS	BF	H	R	ER	SO	BB	IBB	HBP	BLK	WP	HR	S	P	ERA	WHIP
Dave Righetti, L ERA: 3.13	(1, 1)	7.2	L	32	8	6	3	4	0	0	1	0	1	1	39	40	3.52	1.043
George Frazier, R ERA: 3.45	(8, 1)	0.1		1	0	0	0	0	0	0	0	0	1	0	1	1	0.00	0.000

PITCHER	IP	WLS	BF	H	R	ER	SO	BB	IBB	HBP	BLK	WP	HR	S	P	ERA	WHIP

Batter	1	2	3	4	5	6	7	8	9	AB	R	H	RBI	BB	SO	LOB
Willie Randolph, R (1, 4) OBP: 0.364, SLG: 0.341	1B	2-H: 1B		E: 4-3		4-3		6-3		5	3	3	1	0	0	0
Ken Griffey, L (1, 3) OBP: 0.372, SLG: 0.446	1-3: 1B	1-3: 1B		1-2: 4-3		4-3			4-3	5	1	2	0	0	0	1
Don Mattingly, L (1, 7) OBP: 0.354, SLG: 0.462 (9, 9)	K	1-H, 3-H: 2B		E4 (E) SF8 2-3		F7			K	5	1	1	2	0	2	3
Oscar Gamble, L (1, 9) OBP: 0.376, SLG: 0.506 Dave Winfield, R (9, PH) OBP: 0.336, SLG: 0.497 (9, 7)	F2	BBB BB		E5 2-3 3-H: 1B			G6-4-3 1B		HR 2B	3 1	0 1	2 1	0 1	1 0	0 0	2 0
Don Baylor, R (1, 10) OBP: 0.355, SLG: 0.496	1-3 3-H: 1B	F3		SF8 3-H			G6-4-3 1-2f		HR IBB	3	1	1	2	1	0	3
Graig Nettles, L (1, 5) OBP: 0.345, SLG: 0.443	G3		K	G3			F9		1-H, 2-H: HR	5	1	1	3	0	1	3
Omar Moreno, L (1, 8) OBP: 0.287, SLG: 0.337		F7	E3 S, WP PB		F6			F8	E5 FC6-4	5	1	0	0	0	0	0
Larry Milbourne, S (1, 6) OBP: 0.271, SLG: 0.260		6-3 1B: 1B	K 1-3		1-3			G3	FC6-4 1-2f	5	1	1	0	0	1	2
Juan Espino, R (1, 2) OBP: 0.364, SLG: 0.636		6-3 1-2	F8 3-H		4-3			HR		4	1	1	1	0	0	1
Inning Stats	R: 1 E: 0 K: 1 S: 8 H: 3 LOB: 2 BB: 0 P: 8	R: 3 E: 0 K: 0 S: 7 H: 4 LOB: 2 BB: 1 P: 11	R: 1 E: 1 K: 2 S: 8 H: 0 LOB: 0 BB: 0 P: 8	R: 2 E: 2 K: 0 S: 6 H: 2 LOB: 1 BB: 0 P: 6	R: 0 E: 0 K: 0 S: 3 H: 0 LOB: 0 BB: 0 P: 3	R: 0 E: 0 K: 0 S: 3 H: 0 LOB: 0 BB: 0 P: 3	R: 0 E: 0 K: 0 S: 3 H: 1 LOB: 0 BB: 0 P: 3	R: 1 E: 0 K: 0 S: 4 H: 1 LOB: 0 BB: 0 P: 4	R: 3 E: 1 K: 1 S: 8 H: 2 LOB: 1 BB: 1 P: 12	1B: 9 2B: 2 3B: 0 HR: 2 SF: 1 SAC: 0 DP: 1 HBP: 0						

PITCHER		IP	WLS	BF	H	R	ER	SO	BB	IBB	HBP	BLK	WP	HR	S	P	ERA	WHIP
Chuck Porter, R ERA: 4.26	(1, 1)	1.2	L	12	7	4	4	1	0	0	0	0	0	0	14	14	21.60	4.200
Rick Waits, L ERA: 5.35	(2, 1)	2.1		12	2	3	1	2	1	0	0	0	1	0	15	19	3.86	1.286
Jaime Cocanower, R ERA: 2.25	(5, 1)	4.0		13	2	1	1	0	0	0	0	0	0	1	13	13	2.25	0.500
Jerry Augustine, L ERA: 5.88	(9, 1)	1.0		7	2	3	3	1	0	1	0	0	0	1	8	12	27.00	2.000

PITCHER	IP	WLS	BF	H	R	ER	SO	BB	IBB	HBP	BLK	WP	HR	S	P	ERA	WHIP

TOP

New York Yankees @ Milwaukee Brewers

Milwaukee County Stadium, Milwaukee, WI

Wed Sep 07 1983, 8:05 PM EDT

Att. 30,812 - Unknown - 70 F

livebaseballscorecards.com

AB	41
R	11
H	13
RBI	9
BB	2
SO	4
LOB	15

PA: 44

WP: 1
PB: 1
SB: 1
CS: 0

BOTTOM

Batter	1	2	3	4	5	6	7	8	9	AB	R	H	RBI	BB	SO	LOB
Paul Molitor, R (1, 5) OBP: 0.350, SLG: 0.445	x 0-0 ① 4-3		x 0-0 ① L4		x 0-0 ③ 5-3		x 0-0 ③ FC6-4 1-2f		x 0-0 G3 S 1B	5	0	1	0	0	0	3
Charlie Moore, R (1, 9) (9, 2) OBP: 0.343, SLG: 0.354	x 0-0 ② 5-3		x 0-0 ② FC6-4 1-2f			x 0-0 ① 4-3		B B B B 4-0 1B 1B BB	x 0-0 ① F8	4	1	0	0	1	0	2
Robin Yount, R (1, 6) OBP: 0.384, SLG: 0.495	B B B B 4-0 BB		S S S 0-3 ③ K			B B B B 4-0 1B 6-3 BB		x 0-0 1B 1-3 HR 1B	x 0-0 ② G3 1-3	3	2	1	0	2	1	2
Cecil Cooper, L (1, 3) OBP: 0.341, SLG: 0.520	x 0-0 ③ 4-3			x 0-0 ① 3-1		x 0-0 6-3 1-3 1B		x 0-0 1-3 HR 1B 3-H	S S S 0-3 ③ K	5	1	2	1	0	1	2
Ted Simmons, S (1, 10) OBP: 0.361, SLG: 0.456		x 0-0 1B 2B		x 0-0 ② F9		x 0-0 ② 6-3 1-2 3-H		x 0-0 1-H HR 3-H		4	1	2	4	0	0	1
Mark Brouhard, R (1, 7) (9, 9) OBP: 0.324, SLG: 0.460		x 0-0 G1-6-3 2-3 1B		x 0-0 ③ F3		x 0-0 ③ F7		x 0-0 1B 1B		4	0	2	0	0	0	1
Rick Manning, L (1, 8) OBP: 0.285, SLG: 0.308 Ed Romero, R (7, PH) OBP: 0.328, SLG: 0.373 Marshall Edwards, L (8, 8) OBP: 0.307, SLG: 0.342		x 0-0 ① ② G1-6-3 1-2f			x 0-0 ① 6-3		x 0-0 ① 6-3	x 0-0 G4-6-3 1-2 1B		2 1 1	0 0 0	0 0 1	0 0 0	0 0 0	0 0 0	2 0 0
Ned Yost, R (1, 2) OBP: 0.260, SLG: 0.386 Ben Oglivie, L (8, PH) OBP: 0.364, SLG: 0.428 (9, 7)		x 0-0 ③ F4			x 0-0 ② 1-3		x 0-0 FC6-4 1B	S S S 0-3 ① K		3 1	0 0	1 0	0 0	0 0	0 1	1 2
Jim Gantner, L (1, 4) OBP: 0.348, SLG: 0.431			x 0-0 FC6-4 1B		B B B B 4-0 BB		x 0-0 ② F8	x 0-0 ② ③ G4-6-3 1-2f		3	0	1	0	1	0	3
Inning Stats	R: 0 H: 0 E: 0 LOB: 1 K: 0 BB: 1 S: 3 P: 7	R: 0 H: 2 E: 0 LOB: 1 K: 0 BB: 0 S: 4 P: 4	R: 0 H: 1 E: 0 LOB: 1 K: 1 BB: 0 S: 6 P: 6	R: 0 H: 0 E: 0 LOB: 0 K: 0 BB: 0 S: 3 P: 3	R: 0 H: 0 E: 0 LOB: 1 K: 0 BB: 1 S: 3 P: 7	R: 1 H: 1 E: 0 LOB: 1 K: 0 BB: 1 S: 4 P: 8	R: 0 H: 1 E: 0 LOB: 1 K: 0 BB: 0 S: 4 P: 4	R: 4 H: 5 E: 0 LOB: 1 K: 1 BB: 1 S: 9 P: 13	R: 0 H: 1 E: 0 LOB: 1 K: 1 BB: 0 S: 6 P: 6	1B: 9 SF: 0 2B: 1 SAC: 0 3B: 0 DP: 2 HR: 1 HBP: 0							WP: 0 PA: 40 PB: 0 SB: 1 CS: 0

PITCHER		IP	WLS	BF	H	R	ER	SO	BB	IBB	HBP	BLK	WP	HR	S	P	ERA	WHIP
Ray Fontenot, L ERA: 3.27	(1, 1)	7.0	W	31	7	4	4	1	4	0	0	0	0	0	29	45	5.14	1.571
George Frazier, R ERA: 3.54	(8, 1)	0.0		3	3	1	1	0	0	0	0	0	0	1	3	3	∞	∞
Rich Gossage, R ERA: 2.0	(8, 1)	2.0	S	6	1	0	0	2	0	0	0	0	0	0	10	10	0.00	0.500

PITCHER	IP	WLS	BF	H	R	ER	SO	BB	IBB	HBP	BLK	WP	HR	S	P	ERA	WHIP

New York Yankees @ Milwaukee Brewers

Milwaukee County Stadium, Milwaukee, WI

Wed Sep 07 1983, 8:05 PM EDT

Att. 30,812 - Unknown - 70 F

livebaseballscorecards.com

AB	36
R	5
H	11
RBI	5
BB	4
SO	3
LOB	19

New York Yankees @ Milwaukee Brewers

Milwaukee County Stadium, Milwaukee, WI

Thu Sep 08 1983, 8:05 PM EDT

Att. 30,682 - Unknown - 74 F

TOP

livebaseballscorecards.com

Batter	1	2	3	4	5	6	7	8	9	AB	R	H	RBI	BB	SO	LOB
Willie Randolph, R (1, 4) OBP: 0.361, SLG: 0.337	5-3	F4		FC1-6; 2B; 1-2f 2B	1B		G3; 1-2		4-3	6	1	1	0	0	0	4
Ken Griffey, L (1, 3) OBP: 0.372, SLG: 0.448	1B	4-3		1-3 2B	F8		G3			5	1	2	0	0	0	4
Dave Winfield, R (1, 7) OBP: 0.334, SLG: 0.494	F5		6-3	F6		F7		E6; 1B		5	0	1	0	0	0	3
Don Baylor, R (1, 10) OBP: 0.357, SLG: 0.498	F4		5-3	2-H 3-H 1B 2B		S; 1B		B B B; 4-0 FC3-6; BB		4	1	2	2	1	0	1
Roy Smalley, S (1, 6) OBP: 0.361, SLG: 0.449		B B B B; 4-0 3B; BB	1B; 1B	2-H 1B		B B B; 4-0 FC5-4; 1-2 BB		F8		2	2	2	1	1	0	0
Larry Milbourne, S (5, 6) OBP: 0.274, SLG: 0.258		1-H 1B 3B	1-2 1B	1-2 1B						1	0	0	0	1	0	2
Don Mattingly, L (1, 9) OBP: 0.359, SLG: 0.474						F7		FC3-6; 1-2f		5	1	3	1	0	0	4
Bert Campaneris, R (1, 5) OBP: 0.361, SLG: 0.362		FC1-6; 3-H 1B	1-3 2-H 1B	1-3		FC5-4; 1-2f		F9		5	0	2	2	0	0	6
Omar Moreno, L (1, 8) OBP: 0.284, SLG: 0.333		FC1-6; 1B; 1-2f	G3		F8		F7		F5	5	0	0	0	0	0	3
Juan Espino, R (1, 2) OBP: 0.438, SLG: 0.600		1-2 1B		FC1-6 1B	S S S; K		B B B; 4-0 G3; BB		4-3	4	0	2	0	1	1	0

Inning Stats	1	2	3	4	5	6	7	8	9
R	0	2	1	3	0	0	0	0	0
E	0	0	0	0	0	0	0	1	0
K	0	0	0	0	1	0	0	0	0
S	4	6	6	8	6	4	3	4	3
H	1	3	3	5	1	1	0	1	0
LOB	1	2	2	2	1	2	1	2	0
BB	0	1	0	0	0	1	1	0	0
P	4	10	6	8	6	8	7	8	3

1B	12
2B	2
3B	1
HR	0
SF	0
SAC	0
DP	0
HBP	0

WP	0
PB	0
SB	1
CS	0
PA	46

AB	42
R	6
H	15
RBI	6
BB	4
SO	1
LOB	27

PITCHER		IP	WLS	BF	H	R	ER	SO	BB	IBB	HBP	BLK	WP	HR	S	P	ERA	WHIP
Mike Caldwell, L (1, 1) ERA: 4.57		3.1	L	20	9	5	5	0	1	0	0	0	0	0	19	23	13.50	3.000
Tom Tellmann, R (4, 1) ERA: 3.06		2.2		14	5	1	1	1	1	0	0	0	0	0	15	19	3.38	2.250
Bob Gibson, R (7, 1) ERA: 3.8		3.0		12	1	0	0	0	2	0	0	0	0	0	10	18	0.00	1.000

PITCHER	IP	WLS	BF	H	R	ER	SO	BB	IBB	HBP	BLK	WP	HR	S	P	ERA	WHIP

Batter	1	2	3	4	5	6	7	8	9	AB	R	H	RBI	BB	SO	LOB
Paul Molitor, R (1, 5) OBP: 0.350, SLG: 0.443	F7	FC6-4 1-2f			G1-4-3 1-2f			BB 1B BB	1B BB	3	1	0	0	2	0	3
Charlie Moore, R (1, 9) OBP: 0.345, SLG: 0.354	F5		F8			BB BB BB		1B 1-2 1B BB	1-2 1B	3	1	1	0	2	0	0
Robin Yount, R (1, 6) OBP: 0.384, SLG: 0.493	F6		6-3			BB 1-2 BB		1B 1-3 2-H SF9 1B	F7	4	1	1	1	1	0	2
Cecil Cooper, L (1, 3) OBP: 0.341, SLG: 0.519		4-3	F8			G4-3 1-2 2-3 BB		FC6-4 1-3 3-H 1B	K	4	0	1	1	1	1	2
Ted Simmons, S (1, 2) OBP: 0.360, SLG: 0.455		1B BB 1B 1B		F7		K		SF9 3-H		3	1	1	1	0	1	3
Mark Brouhard, R (1, 7) OBP: 0.321, SLG: 0.447 Marshall Edwards, L (8, PR) OBP: 0.307, SLG: 0.342 (9, 7)		1B 1-2 1B BB		F5		G4-3 1-2f		FC6-4 1-2f 1B		3 0	1 0	0 0	0 0	1 0	0 0	4 0
Ed Romero, R (1, 10) OBP: 0.324, SLG: 0.367 Roy Howell, L (7, PH) OBP: 0.328, SLG: 0.411		F9		F3			4-3	1-2 1B		2 2	0 0	0 1	0 0	0 0	0 0	2 0
Rick Manning, L (1, 8) OBP: 0.287, SLG: 0.309		1B 1-2 2-3 1B			G1-4-3 1B		F8	F7		4	0	2	0	0	0	2
Jim Gantner, L (1, 4) OBP: 0.348, SLG: 0.430		FC6-4 1-3 2-H 3-H 1B			F9		F7		F6	4	0	1	2	0	0	1
Inning Stats	R: 0 H: 0 E: 0 LOB: 0 K: 0 BB: 0 S: 3 P: 3	R: 2 H: 3 E: 0 LOB: 2 K: 0 BB: 1 S: 6 P: 10	R: 0 H: 0 E: 0 LOB: 0 K: 0 BB: 0 S: 3 P: 3	R: 0 H: 0 E: 0 LOB: 0 K: 0 BB: 0 S: 3 P: 3	R: 0 H: 1 E: 0 LOB: 0 K: 0 BB: 0 S: 3 P: 3	R: 0 H: 0 E: 0 LOB: 2 K: 1 BB: 3 S: 4 P: 16	R: 0 H: 0 E: 0 LOB: 0 K: 0 BB: 0 S: 3 P: 3	R: 3 H: 3 E: 0 LOB: 2 K: 0 BB: 2 S: 6 P: 14	R: 0 H: 1 E: 0 LOB: 2 K: 1 BB: 1 S: 6 P: 10	1B: 8 2B: 0 3B: 0 HR: 0	SF: 1 SAC: 0 DP: 2 HBP: 0			WP: 0 PB: 0 SB: 0 CS: 0	PA: 40		

PITCHER		IP	WLS	BF	H	R	ER	SO	BB	IBB	HBP	BLK	WP	HR	S	P	ERA	WHIP
Bob Shirley, L ERA: 5.44	(1, 1)	5.0	W	21	4	2	2	0	3	0	0	0	0	0	18	30	3.60	1.400
Rudy May, L ERA: 5.82	(6, 1)	0.1		2	0	0	0	1	1	0	0	0	0	0	3	7	0.00	3.000
George Frazier, R ERA: 3.76	(6, 1)	1.2		7	1	3	3	0	2	0	0	0	0	0	5	13	16.20	1.800
Rich Gossage, R ERA: 1.95	(8, 1)	2.0	S	10	3	0	0	1	1	0	0	0	0	0	11	15	0.00	2.000

PITCHER	IP	WLS	BF	H	R	ER	SO	BB	IBB	HBP	BLK	WP	HR	S	P	ERA	WHIP

BOTTOM

New York Yankees @ Milwaukee Brewers

Milwaukee County Stadium, Milwaukee, WI

Thu Sep 08 1983, 8:05 PM EDT

Att. 30,682 - Unknown - 74 F

livebaseballscorecards.com

AB	32
R	5
H	8
RBI	5
BB	7
SO	2
LOB	19

Batter	1	2	3	4	5	6	7	8	9	AB	R	H	RBI	BB	SO	LOB
Lou Whitaker, L (1, 4) OBP: 0.377, SLG: 0.454	F9		K		F4			6-3		4	0	0	0	0	1	1
Alan Trammell, R (1, 6) OBP: 0.383, SLG: 0.492	F8		F9			6-3		4-3		4	0	0	0	0	0	0
Larry Herndon, R (1, 7) OBP: 0.337, SLG: 0.465	6-3			F8		6-3		HR		4	1	1	1	0	0	0
Lance Parrish, R (1, 2) OBP: 0.325, SLG: 0.511		1-3		1B 1B		2B		5-3		4	0	2	0	0	0	0
Kirk Gibson, L (1, 10) OBP: 0.291, SLG: 0.382		BB 1B		G5-4-3 1-2 1B		BB			F7	2	0	1	0	2	0	0
Enos Cabell, R (1, 3) OBP: 0.335, SLG: 0.430		1B 1-2		G5-4-3 1-2f		F8			4-3	4	0	1	0	0	0	4
Chet Lemon, R (1, 8) OBP: 0.365, SLG: 0.480		K			5-3		F7		5-3	4	0	0	0	0	1	2
Glenn Wilson, R (1, 9) OBP: 0.302, SLG: 0.414		5-3			K		4-3			3	0	0	0	0	1	2
Wayne Krenchicki, L (1, 5) OBP: 0.321, SLG: 0.311			3-1		1B		4-3			3	0	1	0	0	0	0
Inning Stats	R: 0 E: 0 K: 0 S: 3 H: 0 LOB: 0 BB: 0 P: 3	R: 0 E: 0 K: 1 S: 6 H: 1 LOB: 2 BB: 1 P: 10	R: 0 E: 0 K: 1 S: 5 H: 0 LOB: 0 BB: 0 P: 5	R: 0 E: 0 K: 0 S: 4 H: 2 LOB: 1 BB: 0 P: 4	R: 0 E: 0 K: 1 S: 6 H: 1 LOB: 1 BB: 0 P: 6	R: 0 E: 0 K: 0 S: 4 H: 1 LOB: 2 BB: 1 P: 8	R: 0 E: 0 K: 0 S: 3 H: 0 LOB: 0 BB: 0 P: 3	R: 1 E: 0 K: 0 S: 4 H: 1 LOB: 0 BB: 0 P: 4	R: 0 E: 0 K: 0 S: 3 H: 0 LOB: 0 BB: 0 P: 3	1B: 4 2B: 1 3B: 0 HR: 1 SF: 0 SAC: 0 DP: 1 HBP: 0	WP: 0 PB: 0 SB: 0 CS: 0 PA: 34					

TOP

Detroit Tigers @ Milwaukee Brewers

Milwaukee County Stadium, Milwaukee, WI

Fri Sep 09 1983, 8:05 PM EDT

Unknown - 90 F

livebaseballscorecards.com

AB	32
R	1
H	6
RBI	1
BB	2
SO	3
LOB	9

PITCHER		IP	WLS	BF	H	R	ER	SO	BB	IBB	HBP	BLK	WP	HR	S	P	ERA	WHIP
Moose Haas, R ERA: 3.27	(1, 1)	8.0	W	31	6	1	1	3	2	0	0	0	0	1	35	43	1.12	1.000
Pete Ladd, R ERA: 2.37	(9, 1)	1.0	S	3	0	0	0	0	0	0	0	0	0	0	3	3	0.00	0.000

PITCHER		IP	WLS	BF	H	R	ER	SO	BB	IBB	HBP	BLK	WP	HR	S	P	ERA	WHIP

Batter	1	2	3	4	5	6	7	8	9	AB	R	H	RBI	BB	SO	LOB
Paul Molitor, R (1, 5) OBP: 0.348, SLG: 0.439	K		6-3		G3			F3		4	0	0	0	0	1	1
Jim Gantner, L (1, 4) OBP: 0.349, SLG: 0.431	1B			HR E	F8			L3		4	1	2	0	0	0	1
Robin Yount, R (1, 6) OBP: 0.385, SLG: 0.493	G1-6-3			K		CS		F3		4	0	2	0	0	1	1
Cecil Cooper, L (1, 3) OBP: 0.341, SLG: 0.523	G1-6-3			HR		K				3	1	1	2	0	1	3
Ted Simmons, S (1, 2) OBP: 0.358, SLG: 0.453		4-3		G3		4-3				3	0	0	0	0	0	1
Roy Howell, L (1, 10) OBP: 0.328, SLG: 0.415		F7		2B			4-3			3	0	1	0	0	0	0
Mark Brouhard, R (1, 7) OBP: 0.321, SLG: 0.443		6-3		4-3			FC6-4			3	0	1	0	0	0	1
Rick Manning, L (1, 8) OBP: 0.285, SLG: 0.308			F7		F9		F8			3	0	0	0	0	0	1
Charlie Moore, R (1, 9) OBP: 0.345, SLG: 0.358			F7		3B		FC6-4			3	0	1	0	0	0	1
Inning Stats	R: 0 E: 0 K: 1 S: 6 H: 2 LOB: 1 BB: 0 P: 6	R: 0 E: 0 K: 0 S: 3 H: 0 LOB: 0 BB: 0 P: 3	R: 0 E: 0 K: 0 S: 3 H: 0 LOB: 0 BB: 0 P: 3	R: 2 E: 1 K: 1 S: 8 H: 3 LOB: 1 BB: 0 P: 8	R: 0 E: 0 K: 0 S: 4 H: 1 LOB: 1 BB: 0 P: 4	R: 0 E: 0 K: 1 S: 5 H: 1 LOB: 0 BB: 0 P: 5	R: 0 E: 0 K: 0 S: 4 H: 1 LOB: 1 BB: 0 P: 4	R: 0 E: 0 K: 0 S: 3 H: 0 LOB: 0 BB: 0 P: 3		1B: 5 2B: 1 3B: 1 HR: 1	SF: 0 SAC: 0 DP: 1 HBP: 0						

PITCHER	IP	WLS	BF	H	R	ER	SO	BB	IBB	HBP	BLK	WP	HR	S	P	ERA	WHIP
Jack Morris, R (1, 1) ERA: 3.2	8.0	L	30	8	2	2	3	0	0	0	0	0	1	36	36	2.25	1.000

PITCHER	IP	WLS	BF	H	R	ER	SO	BB	IBB	HBP	BLK	WP	HR	S	P	ERA	WHIP

BOTTOM

Detroit Tigers @ Milwaukee Brewers

Milwaukee County Stadium, Milwaukee, WI

Fri Sep 09 1983, 8:05 PM EDT

Unknown - 90 F

livebaseballscorecards.com

AB	30
R	2
H	8
RBI	2
BB	0
SO	3
LOB	10

Batter	1	2	3	4	5	6	7	8	9	AB	R	H	RBI	BB	SO	LOB
Lou Whitaker, L (1, 4) OBP: 0.374, SLG: 0.451	x 0-0 ① F9			x 0-0 ① F9		x 0-0 ① F8		x 0-0 E9 1-3 2-H		4	0	0	0	0	0	1
Alan Trammell, R (1, 6) OBP: 0.382, SLG: 0.489	S S S 0-3 ② K			x 0-0 2B 1B		x 0-0 ② 4-3		x 0-0 ② F3		4	1	1	0	0	1	3
Larry Herndon, R (1, 7) OBP: 0.335, SLG: 0.461	S S S 0-3 ③ K			x 0-0 ② F9		x 0-0 ③ F9		x 0-0 6-3		4	0	0	0	0	1	4
Lance Parrish, R (1, 2) OBP: 0.325, SLG: 0.510		x 0-0 ① F8		x 0-0 1-H 2B			x 0-0 ① F8		x 0-0 ① F9	4	0	1	1	0	0	0
Kirk Gibson, L (1, 10) OBP: 0.293, SLG: 0.380		x 0-0 ② F8		B B B B 4-0 BB			x 0-0 ② 4-3		B B B B 4-0 FC6-4 BB	2	0	0	0	2	0	0
Enos Cabell, R (1, 3) OBP: 0.331, SLG: 0.425		x 0-0 ③ F8		x 0-0 ③ L8			x 0-0 ③ F8		x 0-0 ② FC6-4 1-2f	4	0	0	0	0	0	3
Chet Lemon, R (1, 8) OBP: 0.364, SLG: 0.478		x 0-0 ① F4			x 0-0 ① F4			x 0-0 E 1B 1B	x 0-0 ③ F3	4	1	1	0	0	0	1
Rick Leach, L (1, 9) OBP: 0.302, SLG: 0.333 Lynn Jones, R (9, 9) OBP: 0.286, SLG: 0.344		x 0-0 ② L5			x 0-0 ② F7			x 0-0 ① F7		3 0	0 0	0 0	0 0	0 0	0 0	1 0
Wayne Krenchicki, L (1, 5) OBP: 0.321, SLG: 0.311 Tom Brookens, R (8, PR) (8, 5) OBP: 0.284, SLG: 0.339		S S S 0-3 ③ K			x 0-0 ③ 4-3			x 0-0 E 1-2 1B		3 0	0 0	1 0	0 0	0 0	1 0	0 0
Inning Stats	R: 0 H: 0 E: 0 LOB: 0 K: 2 BB: 0 S: 7 P: 7	R: 0 H: 0 E: 0 LOB: 0 K: 0 BB: 0 S: 3 P: 3	R: 0 H: 0 E: 0 LOB: 0 K: 1 BB: 0 S: 5 P: 5	R: 1 H: 2 E: 0 LOB: 2 K: 0 BB: 1 S: 5 P: 9	R: 0 H: 0 E: 0 LOB: 0 K: 0 BB: 0 S: 3 P: 3	R: 0 H: 0 E: 0 LOB: 0 K: 0 BB: 0 S: 3 P: 3	R: 0 H: 0 E: 0 LOB: 0 K: 0 BB: 0 S: 3 P: 3	R: 1 H: 2 E: 1 LOB: 3 K: 0 BB: 0 S: 6 P: 6	R: 0 H: 0 E: 0 LOB: 1 K: 0 BB: 1 S: 3 P: 7	1B: 3 2B: 1 3B: 0 HR: 0	SF: 0 SAC: 0 DP: 0 HBP: 0			WP: 0 PB: 0 SB: 0 CS: 0	PA: 34		

PITCHER		IP	WLS	BF	H	R	ER	SO	BB	IBB	HBP	BLK	WP	HR	S	P	ERA	WHIP
Don Sutton, R ERA: 4.06	(1, 1)	7.0		24	2	1	1	3	1	0	0	0	0	0	29	33	1.29	0.429
Jim Slaton, R ERA: 3.7	(8, 1)	2.0	L	10	2	1	0	0	1	0	0	0	0	0	9	13	0.00	1.500

PITCHER	IP	WLS	BF	H	R	ER	SO	BB	IBB	HBP	BLK	WP	HR	S	P	ERA	WHIP

TOP

Detroit Tigers @ Milwaukee Brewers

Milwaukee County Stadium, Milwaukee, WI

Fri Sep 09 1983, 8:05 PM EDT
Att. 2,137 - Unknown - 83 F

livebaseballscorecards.com

AB	32
R	2
H	4
RBI	1
BB	2
SO	3
LOB	13

Batter	1	2	3	4	5	6	7	8	9	AB	R	H	RBI	BB	SO	LOB
Paul Molitor, R (1, 5) OBP: 0.347, SLG: 0.438	F9		F9		1B		6-3			4	0	1	0	0	0	1
Jim Gantner, L (1, 4) OBP: 0.348, SLG: 0.429	6-3		1B		F6		F9			4	0	1	0	0	0	2
Robin Yount, R (1, 6) OBP: 0.384, SLG: 0.491	L7		F4		5-3			G3-6 1B		4	0	1	0	0	0	2
Cecil Cooper, L (1, 3) OBP: 0.340, SLG: 0.523		F7		4-3		4-3 1B 2B		G3-6 1-2f		4	1	1	0	0	0	1
Ted Simmons, S (1, 10) OBP: 0.358, SLG: 0.451		1B 1B		4-3		4-3 2-3		F8		4	0	1	0	0	0	1
Mark Brouhard, R (1, 7) OBP: 0.345, SLG: 0.473										4	0	4	1	0	0	0
Marshall Edwards, L (9, PR) OBP: 0.307, SLG: 0.342		1-2 1B		2B		CS 1B 3-H			1B	0	0	0	0	0	0	0
Rick Manning, L (1, 8) OBP: 0.285, SLG: 0.306		F6		IBB		F7 1-2			K	3	0	0	0	1	1	4
Ned Yost, R (1, 2) OBP: 0.261, SLG: 0.385		F5		F7			SH3 1B		K	3	0	1	0	0	0	4
Ben Oglivie, L (9, PH) OBP: 0.363, SLG: 0.427										1	0	0	0	0	1	1
Charlie Moore, R (1, 9) OBP: 0.343, SLG: 0.356			F7		5-3		SH3 1-2		K	3	0	0	0	0	1	1
Inning Stats	R: 0 E: 0 K: 0 S: 3 H: 0 LOB: 0 BB: 0 P: 3	R: 0 E: 0 K: 0 S: 5 H: 2 LOB: 2 BB: 0 P: 5	R: 0 E: 0 K: 0 S: 4 H: 1 LOB: 1 BB: 0 P: 4	R: 0 E: 0 K: 0 S: 4 H: 1 LOB: 2 BB: 1 P: 8	R: 0 E: 0 K: 0 S: 4 H: 1 LOB: 1 BB: 0 P: 4	R: 1 E: 0 K: 0 S: 4 H: 2 LOB: 0 BB: 0 P: 4	R: 0 E: 0 K: 0 S: 4 H: 1 LOB: 1 BB: 0 P: 4	R: 0 E: 0 K: 0 S: 3 H: 1 LOB: 0 BB: 0 P: 3	R: 0 E: 0 K: 3 S: 10 H: 1 LOB: 1 BB: 0 P: 10	1B: 8 2B: 2 3B: 0 HR: 0 SF: 0 SAC: 1 DP: 1 HBP: 0	WP: 0 PB: 0 SB: 0 CS: 1 PA: 36					

PITCHER		IP	WLS	BF	H	R	ER	SO	BB	IBB	HBP	BLK	WP	HR	S	P	ERA	WHIP
Glenn Abbott, R ERA: 4.1	(1, 1)	7.0	W	29	8	1	1	0	0	1	0	0	0	0	28	32	1.29	1.143
Dave Gumpert, R ERA: 2.17	(8, 1)	1.1		5	2	0	0	1	0	0	0	0	0	0	7	7	0.00	1.500
John Martin, L ERA: 4.18	(9, 1)	0.1		1	0	0	0	1	0	0	0	0	0	0	3	3	0.00	0.000
Dave Rozema, R ERA: 3.48	(9, 1)	0.1	S	1	0	0	0	1	0	0	0	0	0	0	3	3	0.00	0.000

PITCHER	IP	WLS	BF	H	R	ER	SO	BB	IBB	HBP	BLK	WP	HR	S	P	ERA	WHIP

BOTTOM

Detroit Tigers @ Milwaukee Brewers

Milwaukee County Stadium, Milwaukee, WI

Fri Sep 09 1983, 8:05 PM EDT

Att. 2,137 - Unknown - 83 F

livebaseballscorecards.com

AB	34
R	1
H	10
RBI	1
BB	1
SO	3
LOB	17

Batter	1	2	3	4	5	6	7	8	9	AB	R	H	RBI	BB	SO	LOB
Lou Whitaker, L (1, 4) OBP: 0.371, SLG: 0.447	F6		G3		K		K		F7	5	0	0	0	0	2	1
Alan Trammell, R (1, 6) OBP: 0.385, SLG: 0.488	CS BB		1B 4-3 BB		G3 S 1B		6-3		5-3	3	1	1	0	2	0	1
Larry Herndon, R (1, 7) OBP: 0.336, SLG: 0.462	1B 1-2 1B		4-3 1B 1-3 1B		G3 1-3		K			4	1	2	0	0	1	1
Lance Parrish, R (1, 2) OBP: 0.324, SLG: 0.509	1-2 1B		4-3 1-2 3-H		F8			L6		4	0	1	1	0	0	2
Kirk Gibson, L (1, 10) OBP: 0.298, SLG: 0.382	K		2-H 1B			1B SF8 1B		S BB		3	1	2	1	1	1	2
Enos Cabell, R (1, 3) OBP: 0.331, SLG: 0.423		F9	L7			F9 S 1-3 1B		F7 1-2		4	0	1	0	0	0	2
Chet Lemon, R (1, 8) OBP: 0.363, SLG: 0.484		HR	K			SF8 3-H		6-3		3	1	1	2	0	1	1
Rick Leach, L (1, 9) OBP: 0.306, SLG: 0.337		CS 1B	F8			F9 1-3			SH1-3 1B	4	0	2	0	0	0	1
Wayne Krenchicki, L (1, 5) OBP: 0.316, SLG: 0.306 Marty Castillo, R (6, 5) OBP: 0.244, SLG: 0.284	K 1-2		F7			4-3			SH1-3 1-2	3 0	0 0	0 0	0 0	0 0	1 0	2 0
Inning Stats	R: 0 E: 0 K: 1 S: 6 H: 2 LOB: 2 BB: 1 P: 10	R: 1 E: 0 K: 1 S: 6 H: 2 LOB: 1 BB: 0 P: 6	R: 2 E: 0 K: 0 S: 5 H: 2 LOB: 1 BB: 1 P: 9	R: 0 E: 0 K: 1 S: 5 H: 0 LOB: 0 BB: 0 P: 5	R: 0 E: 0 K: 1 S: 6 H: 1 LOB: 1 BB: 0 P: 6	R: 1 E: 0 K: 0 S: 5 H: 2 LOB: 1 BB: 0 P: 5	R: 0 E: 0 K: 2 S: 7 H: 0 LOB: 0 BB: 0 P: 7	R: 0 E: 0 K: 0 S: 3 H: 0 LOB: 1 BB: 1 P: 7	R: 0 E: 0 K: 0 S: 4 H: 1 LOB: 1 BB: 0 P: 4	1B: 9 2B: 1 3B: 0 HR: 1 SF: 1 SAC: 1 DP: 1 HBP: 0						

PITCHER	IP	WLS	BF	H	R	ER	SO	BB	IBB	HBP	BLK	WP	HR	S	P	ERA	WHIP
Tom Candiotti, R (1, 1) ERA: 1.51	6.0	L	27	9	4	4	4	2	0	0	0	0	1	33	41	6.00	1.833
Tom Tellmann, R (7, 1) ERA: 2.95	3.0		11	1	0	0	2	1	0	0	0	0	0	14	18	0.00	0.667

PITCHER	IP	WLS	BF	H	R	ER	SO	BB	IBB	HBP	BLK	WP	HR	S	P	ERA	WHIP

TOP

Detroit Tigers @ Milwaukee Brewers

Milwaukee County Stadium, Milwaukee, WI

Sat Sep 10 1983, 8:05 PM EDT
Att. 30,327 - Unknown - 71 F

livebaseballscorecards.com

AB	33
R	4
H	10
RBI	4
BB	3
SO	6
LOB	13

WP: 0 PA: 38
PB: 0
SB: 3
CS: 2

Detroit Tigers @ Milwaukee Brewers

Milwaukee County Stadium, Milwaukee, WI

Sat Sep 10 1983, 8:05 PM EDT

Att. 30,327 - Unknown - 71 F

livebaseballscorecards.com

Batter	1	2	3	4	5	6	7	8	9	AB	R	H	RBI	BB	SO	LOB
Jim Gantner, L (1, 4) OBP: 0.347, SLG: 0.427	F5		G1-6-3 1-2f		1-2 BB		4-3			3	0	0	0	1	0	3
Mark Brouhard, R (1, 7) OBP: 0.333, SLG: 0.456	K			F6	K			F9		4	0	0	0	0	2	3
Robin Yount, R (1, 6) OBP: 0.383, SLG: 0.488	5-3			BB		F3		L7		3	0	0	0	1	0	0
Cecil Cooper, L (1, 3) OBP: 0.340, SLG: 0.520		K		F8		BB		F5		3	0	0	0	1	1	1
Ted Simmons, S (1, 2) OBP: 0.355, SLG: 0.448		K		F8		F4			F9	4	0	0	0	0	1	2
Roy Howell, L (1, 10) OBP: 0.321, SLG: 0.406		L8			F7	F9			K	4	0	0	0	0	1	1
Paul Molitor, R (1, 5) OBP: 0.347, SLG: 0.437			F9		1-3		1B		1-3	4	0	1	0	0	0	0
Rick Manning, L (1, 8) OBP: 0.287, SLG: 0.306			1B BB		E 1B 1B		L9			2	0	1	0	1	0	1
Charlie Moore, R (1, 9) OBP: 0.345, SLG: 0.358			G1-6-3 1-3 1B		E9 1-3 BB 1B		F7			3	0	2	0	0	0	1
Inning Stats	R: 0 H: 0 E: 0 LOB: 0 K: 1 BB: 0 S: 5 P: 5	R: 0 H: 0 E: 0 LOB: 0 K: 2 BB: 0 S: 7 P: 7	R: 0 H: 1 E: 0 LOB: 1 K: 0 BB: 1 S: 3 P: 7	R: 0 H: 0 E: 0 LOB: 1 K: 0 BB: 1 S: 3 P: 7	R: 0 H: 2 E: 1 LOB: 3 K: 1 BB: 1 S: 7 P: 11	R: 0 H: 0 E: 0 LOB: 1 K: 0 BB: 1 S: 3 P: 7	R: 0 H: 1 E: 0 LOB: 1 K: 0 BB: 0 S: 4 P: 4	R: 0 H: 0 E: 0 LOB: 0 K: 0 BB: 0 S: 3 P: 3	R: 0 H: 0 E: 0 LOB: 0 K: 1 BB: 0 S: 5 P: 5	1B: 4 SF: 0 2B: 0 SAC: 0 3B: 0 DP: 1 HR: 0 HBP: 0						

	AB	30
	R	0
	H	4
	RBI	0
	BB	4
	SO	5
	LOB	12

WP: 0 PA: 34
PB: 0
SB: 0
CS: 0

PITCHER	IP	WLS	BF	H	R	ER	SO	BB	IBB	HBP	BLK	WP	HR	S	P	ERA	WHIP
Juan Berenguer, R (1, 1) ERA: 3.12	9.0	W	34	4	0	0	5	4	0	0	0	0	0	40	56	0.00	0.889

PITCHER	IP	WLS	BF	H	R	ER	SO	BB	IBB	HBP	BLK	WP	HR	S	P	ERA	WHIP

Detroit Tigers @ Milwaukee Brewers

Milwaukee County Stadium, Milwaukee, WI

Sun Sep 11 1983, 4:33 AM EDT

Att. 10,970 - Unknown - 66 F

TOP

livebaseballscorecards.com

Batter	1	2	3	4	5	6	7	8	9	AB	R	H	RBI	BB	SO	LOB
Lou Whitaker, L (1, 4) OBP: 0.370, SLG: 0.444	S S S 0-3 ① K	x 0-0 ③ F7			x 0-0 5-3 1B 1-3 1B 1B	x 0-0 ③ F7		x 0-0 ③ G3 1-2 2-3 3-H		5	1	1	0	0	1	3
Alan Trammell, R (1, 6) OBP: 0.385, SLG: 0.486	x 0-0 1B 1B		x 0-0 ① F6		x 0-0 ① F6		B B B B 4-0 CS BB		x 0-0 ① F8	4	0	1	0	1	0	2
Larry Herndon, R (1, 7) OBP: 0.338, SLG: 0.463	x 0-0 G4-3 1-3 1B		x 0-0 CS 1B		x 0-0 5-3 1-2 3-H 1B		x 0-0 ① ② F9 1-2		x 0-0 ② F8	5	1	3	1	0	0	1
Lance Parrish, R (1, 2) OBP: 0.321, SLG: 0.504	x 0-0 ② ③ G4-3 1-2f		S S S 0-3 ② ③ K 1-2		x 0-0 ② 5-3 1-2 2-3		S S S 0-3 ③ K		x 0-0 ③ F5	5	0	0	0	0	2	5
Kirk Gibson, L (1, 10) OBP: 0.302, SLG: 0.383		x 0-0 4-3 S 3B 1B		B B B B 4-0 FC5-4 BB	4-0 1B IBB			S S S 0-3 ① K		2	1	1	0	2	1	0
Enos Cabell, R (1, 3) OBP: 0.332, SLG: 0.424		x 0-0 ① 4-3 1-3		x 0-0 ① F7	x 0-0 FC6-4 1-3 2-H 3-H 1B			x 0-0 BB BB WP 1B		4	1	2	2	0	0	2
Chet Lemon, R (1, 8) OBP: 0.365, SLG: 0.488		x 0-0 1B 3-H 3B		x 0-0 ② FC5-4 FC3-6 1-2f	x 0-0 ③ FC6-4 1-2f			B B B B 4-0 WP BB 1-2 BB		3	1	1	1	1	0	3
Rick Leach, L (1, 9) OBP: 0.305, SLG: 0.335		x 0-0 G3 S 3-H 1B		x 0-0 ③ FC3-6 1-2f		x 0-0 ① 4-3		x 0-0 ② F5		4	0	1	1	0	0	3
Wayne Krenchicki, L (1, 5) OBP: 0.316, SLG: 0.302 Marty Castillo, R (6, 5) OBP: 0.244, SLG: 0.284 Bob Molinaro, L (8, PH) OBP: 0.150, SLG: 0.333 Tom Brookens, R (8, 5) OBP: 0.284, SLG: 0.339		x 0-0 ② G3 1-3			B B B B 4-0 1B 1B BB	x 0-0 ② 1-3		B B B B 4-0 WP 1-2 2-3 BB		2 0 0 0	1 0 0 0	0 0 0 0	0 0 0 0	1 0 1 0	0 0 0 0	1 0 0 0

Inning Stats																								
	R: 0	H: 2	R: 2	H: 3	R: 0	H: 1	R: 0	H: 0	R: 3	H: 3	R: 0	H: 0	R: 0	H: 0	R: 1	H: 1	R: 0	H: 0	1B: 9	SF: 0	WP: 1	PA: 40
	E: 0	LOB: 1	E: 0	LOB: 1	E: 0	LOB: 1	E: 0	LOB: 1	E: 0	LOB: 2	E: 0	LOB: 0	E: 0	LOB: 0	E: 0	LOB: 2	E: 0	LOB: 0	2B: 1	SAC: 0	PB: 0	
	K: 1	BB: 0	K: 0	BB: 0	K: 0	BB: 1	K: 0	BB: 1	K: 0	BB: 2	K: 0	BB: 0	K: 1	BB: 1	K: 1	BB: 2	K: 0	BB: 0	3B: 1	DP: 2	SB: 2	
	S: 6	P: 6	S: 6	P: 6	S: 5	P: 5	S: 3	P: 7	S: 6	P: 14	S: 3	P: 3	S: 4	P: 8	S: 6	P: 14	S: 3	P: 3	HR: 0	HBP: 0	CS: 2	

PITCHER		IP	WLS	BF	H	R	ER	SO	BB	IBB	HBP	BLK	WP	HR	S	P	ERA	WHIP
Pete Vuckovich, R ERA: 4.91	(1, 1)	4.2	L	24	9	5	5	2	2	1	0	0	0	0	25	37	9.64	2.357
Jaime Cocanower, R ERA: 2.7	(5, 1)	2.2		10	1	1	1	2	2	0	0	0	0	0	12	20	3.38	1.125
Pete Ladd, R ERA: 2.27	(8, 1)	1.2		6	0	0	0	0	1	0	0	0	1	0	5	9	0.00	0.600

PITCHER	IP	WLS	BF	H	R	ER	SO	BB	IBB	HBP	BLK	WP	HR	S	P	ERA	WHIP

AB	34
R	6
H	10
RBI	5
BB	6
SO	4
LOB	20

BOTTOM

Batter	1	2	3	4	5	6	7	8	9	AB	R	H	RBI	BB	SO	LOB
Randy Ready, R (1, 5) Ben Oglivie, L (9, PH) OBP: 0.365, SLG: 0.428 Paul Molitor, R (9, PR) OBP: 0.347, SLG: 0.437	5-3			L7	4-3		FC6-4 1-2 BB		1B 1-3	3 1 0	0 0 0	0 1 0	0 0 0	1 0 0	0 0 0	1 0 0
Jim Gantner, L (1, 4) OBP: 0.346, SLG: 0.423	F9			BB		G3	K		F8	4	0	0	0	1	1	4
Robin Yount, R (1, 6) OBP: 0.383, SLG: 0.486	F3			K		E BB SF8 1B	FC6-4 1-2f			4	1	1	0	0	1	3
Cecil Cooper, L (1, 3) OBP: 0.339, SLG: 0.517		F8		F7		E E 1-2 BB		F2		3	1	0	0	1	0	1
Ted Simmons, S (1, 10) OBP: 0.354, SLG: 0.452		6-3			HR	E1 E 1-2 2-3		K		4	1	1	1	0	1	2
Mark Brouhard, R (1, 7) OBP: 0.331, SLG: 0.479		4-3			HR	SF8 1-3 2-H 3-H		5-3		3	1	1	2	0	0	0
Rick Manning, L (1, 8) OBP: 0.287, SLG: 0.306			L1		FC1-6 1B	K			4-3	4	0	1	0	0	1	1
Ned Yost, R (1, 2) OBP: 0.257, SLG: 0.379 Marshall Edwards, L (9, PH) OBP: 0.303, SLG: 0.338			B5		K		F2		K	3 1	0 0	0 0	0 0	0 0	1 1	1 0
Charlie Moore, R (1, 9) OBP: 0.345, SLG: 0.358 Roy Howell, L (9, PH) OBP: 0.325, SLG: 0.409			K2-3		FC1-6 1-2f		BB 1B		1B 1B	3 1	0 0	1 1	0 0	0 0	1 0	1 0
Inning Stats	R: 0 E: 0 K: 0 S: 3 H: 0 LOB: 0 BB: 0 P: 3	R: 0 E: 0 K: 0 S: 3 H: 0 LOB: 0 BB: 0 P: 3	R: 0 E: 0 K: 1 S: 5 H: 0 LOB: 0 BB: 0 P: 5	R: 0 E: 0 K: 1 S: 5 H: 0 LOB: 1 BB: 1 P: 9	R: 2 E: 0 K: 1 S: 8 H: 3 LOB: 1 BB: 0 P: 8	R: 2 E: 2 K: 1 S: 7 H: 1 LOB: 1 BB: 1 P: 11	R: 0 E: 0 K: 1 S: 6 H: 1 LOB: 2 BB: 1 P: 10	R: 0 E: 0 K: 1 S: 5 H: 0 LOB: 0 BB: 0 P: 5	R: 0 E: 0 K: 1 S: 7 H: 2 LOB: 2 BB: 0 P: 7	1B: 5 2B: 0 3B: 0 HR: 2 SF: 1 SAC: 0 DP: 0 HBP: 0						

PITCHER		IP	WLS	BF	H	R	ER	SO	BB	IBB	HBP	BLK	WP	HR	S	P	ERA	WHIP
Dan Petry, R ERA: 3.64	(1, 1)	5.2	W	24	4	4	2	3	2	0	0	0	0	2	28	36	3.18	1.059
John Martin, L ERA: 4.16	(6, 1)	0.1		1	0	0	0	1	0	0	0	0	0	0	3	3	0.00	0.000
Doug Bair, R ERA: 3.94	(7, 1)	2.2		12	3	0	0	3	1	0	0	0	0	0	17	21	0.00	1.500
Aurelio Lopez, R ERA: 2.24	(9, 1)	0.1	S	1	0	0	0	0	0	0	0	0	0	0	1	1	0.00	0.000

PITCHER	IP	WLS	BF	H	R	ER	SO	BB	IBB	HBP	BLK	WP	HR	S	P	ERA	WHIP

Detroit Tigers @ Milwaukee Brewers

Milwaukee County Stadium, Milwaukee, WI

Sun Sep 11 1983, 4:33 AM EDT

Att. 10,970 - Unknown - 66 F

livebaseballscorecards.com

AB	34
R	4
H	7
RBI	3
BB	3
SO	7
LOB	14

WP: 0 PA: 38
PB: 0
SB: 0
CS: 0

Batter	1	2	3	4	5	6	7	8	9	AB	R	H	RBI	BB	SO	LOB
Randy Ready, R (1, 10) OBP: 0.250, SLG: 0.143	F6		2-3 1B		K 1-2			F8		3	0	1	0	0	1	1
Ben Oglivie, L (8, PH) OBP: 0.364, SLG: 0.427										1	0	0	0	0	0	0
Paul Molitor, R (1, 5) OBP: 0.344, SLG: 0.433	5-3		K			5-3		K		4	0	0	0	0	2	2
Robin Yount, R (1, 6) OBP: 0.382, SLG: 0.484	6-3			F8		1-3			G4-3 1B	4	0	1	0	0	0	0
Cecil Cooper, L (1, 3) OBP: 0.339, SLG: 0.515		F3		1B		E5 FC1-4			G4-3 1-2f	4	0	1	0	0	0	1
Ted Simmons, S (1, 2) OBP: 0.352, SLG: 0.448		5-3		F3		FC1-4 1-2f			F6	4	0	0	0	0	0	2
Mark Brouhard, R (1, 7) OBP: 0.323, SLG: 0.467		6-3		4-3			1-3			3	0	0	0	0	0	1
Rick Manning, L (1, 8) OBP: 0.287, SLG: 0.305			BB CS BB		K		F8			2	0	0	0	1	1	0
Charlie Moore, R (1, 9) OBP: 0.347, SLG: 0.358			1B 4-3 1-2 BB		FC3-6 1B		6-3			2	0	1	0	1	0	0
Jim Gantner, L (1, 4) OBP: 0.344, SLG: 0.421			4-3 1-2 2-3		FC3-6 S 1-2f			F9		3	0	0	0	0	0	3
Inning Stats	R: 0 E: 0 K: 0 S: 3 H: 0 LOB: 0 BB: 0 P: 3	R: 0 E: 0 K: 0 S: 3 H: 0 LOB: 0 BB: 0 P: 3	R: 0 E: 0 K: 1 S: 5 H: 1 LOB: 2 BB: 2 P: 13	R: 0 E: 0 K: 0 S: 4 H: 1 LOB: 1 BB: 0 P: 4	R: 0 E: 0 K: 2 S: 8 H: 1 LOB: 1 BB: 0 P: 8	R: 0 E: 1 K: 0 S: 4 H: 0 LOB: 1 BB: 0 P: 4	R: 0 E: 0 K: 0 S: 3 H: 0 LOB: 0 BB: 0 P: 3	R: 0 E: 0 K: 1 S: 5 H: 0 LOB: 0 BB: 0 P: 5	R: 0 E: 0 K: 0 S: 3 H: 1 LOB: 0 BB: 0 P: 3	1B: 4 2B: 0 3B: 0 HR: 0	SF: 0 SAC: 0 DP: 1 HBP: 0						

TOP

Milwaukee Brewers @ New York Yankees

Yankee Stadium, Bronx, NY

Mon Sep 12 1983, 7:05 PM EDT

Att. 20,382 - Unknown - 69 F

livebaseballscorecards.com

AB	30
R	0
H	4
RBI	0
BB	2
SO	4
LOB	10

WP: 0 PB: 0 SB: 1 CS: 1 PA: 32

PITCHER		IP	WLS	BF	H	R	ER	SO	BB	IBB	HBP	BLK	WP	HR	S	P	ERA	WHIP
Ray Fontenot, L ERA: 3.05	(1, 1)	6.0	W	23	3	0	0	3	2	0	0	0	0	0	27	35	0.00	0.833
George Frazier, R ERA: 3.55	(7, 1)	2.0		7	1	0	0	1	0	0	0	0	0	0	9	9	0.00	0.500
Rich Gossage, R ERA: 2.48	(9, 1)	1.0	S	2	0	0	0	0	0	0	0	0	0	0	2	2	0.00	0.000

PITCHER	IP	WLS	BF	H	R	ER	SO	BB	IBB	HBP	BLK	WP	HR	S	P	ERA	WHIP

Batter	1	2	3	4	5	6	7	8	9	AB	R	H	RBI	BB	SO	LOB
Willie Randolph, R (1, 4) OBP: 0.365, SLG: 0.347	F8		2B		1B 3-H 1B		4-3			4	0	2	1	0	0	0
Ken Griffey, L (1, 3) OBP: 0.368, SLG: 0.449	F8		F9		1B 1-2 1B		F8			4	0	1	0	0	0	1
Graig Nettles, L (1, 5) Bobby Meacham, S (5, 5)	K S S S		4-3		F8			FC5 S HBP		2 1	0 0	0 0	0 0	0 0	1 0	1 2
Oscar Gamble, L (1, 9) OBP: 0.359, SLG: 0.479		K S S S		F6		4-3		F7 1-2		4	0	0	0	0	1	1
Don Baylor, R (1, 10) OBP: 0.358, SLG: 0.502		G3 1B		5-3		F7		F8		4	0	1	0	0	0	1
Don Mattingly, L (1, 7) OBP: 0.360, SLG: 0.463		G3 1-2		F7		1B 1B		IBB		3	0	1	0	1	0	1
Butch Wynegar, S (1, 2) OBP: 0.390, SLG: 0.430		BB B B B B			4-3 PB 1B BB B B B	1B 1-3		FC5 2-3f		2	1	1	0	2	0	2
Roy Smalley, S (1, 6) OBP: 0.360, SLG: 0.444		F7			F7 1-2	G3				3	0	0	0	0	0	5
Omar Moreno, L (1, 8) OBP: 0.278, SLG: 0.327			4-3		4-3 2-3		4-3			3	0	0	0	0	0	1
Inning Stats	R: 0 E: 0 K: 1 S: 5 H: 0 LOB: 0 BB: 0 P: 5	R: 0 E: 0 K: 1 S: 6 H: 1 LOB: 2 BB: 1 P: 10	R: 0 E: 0 K: 0 S: 4 H: 1 LOB: 1 BB: 0 P: 4	R: 0 E: 0 K: 0 S: 3 H: 0 LOB: 0 BB: 0 P: 3	R: 1 E: 0 K: 0 S: 5 H: 2 LOB: 2 BB: 1 P: 9	R: 0 E: 0 K: 0 S: 5 H: 2 LOB: 2 BB: 0 P: 5	R: 0 E: 0 K: 0 S: 3 H: 0 LOB: 0 BB: 0 P: 3	R: 0 E: 0 K: 0 S: 3 H: 0 LOB: 2 BB: 1 P: 8		1B: 5 2B: 1 3B: 0 HR: 0 SF: 0 SAC: 0 DP: 0 HBP: 1						

PITCHER	IP	WLS	BF	H	R	ER	SO	BB	IBB	HBP	BLK	WP	HR	S	P	ERA	WHIP
Chuck Porter, R (1, 1) ERA: 4.06	8.0	L	34	6	1	1	2	2	1	1	0	0	0	34	47	1.12	1.000

PITCHER	IP	WLS	BF	H	R	ER	SO	BB	IBB	HBP	BLK	WP	HR	S	P	ERA	WHIP

BOTTOM

Milwaukee Brewers @ New York Yankees

Yankee Stadium, Bronx, NY

Mon Sep 12 1983, 7:05 PM EDT
Att. 20,382 - Unknown - 69 F

livebaseballscorecards.com

AB	30
R	1
H	6
RBI	1
BB	3
SO	2
LOB	15

WP: 0 PA: 34
PB: 1
SB: 1
CS: 0

Batter	1	2	3	4	5	6	7	8	9	AB	R	H	RBI	BB	SO	LOB
Randy Ready, R (1, 10) OBP: 0.250, SLG: 0.273	6-3		F7			F9		WP 2B		4	0	1	0	0	0	2
Paul Molitor, R (1, 5) OBP: 0.344, SLG: 0.434	4-3			6-3		2-H 2B		5-3 2-3		4	0	1	1	0	0	1
Robin Yount, R (1, 6) OBP: 0.382, SLG: 0.482	F9			SSS K		BBBB BB		IIII IBB		2	0	0	0	2	1	0
Cecil Cooper, L (1, 3) OBP: 0.338, SLG: 0.514		G6-4-3 1B		SSS K		F8		SSS K		4	0	1	0	0	2	4
Ted Simmons, S (1, 2) OBP: 0.351, SLG: 0.447		G6-4-3 1-2f			F5		E 1B 1B	4-3		4	0	1	0	0	0	3
Mark Brouhard, R (1, 7) OBP: 0.315, SLG: 0.455		5-3			6-3		F9		F7	3	0	0	0	0	0	1
Roy Howell, L (9, PH) OBP: 0.323, SLG: 0.407										1	0	0	0	0	0	0
Rick Manning, L (1, 8) OBP: 0.287, SLG: 0.304			4-3		F8		E 1B 1-2		L3	4	0	1	0	0	0	0
Charlie Moore, R (1, 9) OBP: 0.347, SLG: 0.358			F9			BLK 2B 1B	F9 1-2 2-3		SSS K	3	1	1	0	0	0	2
Ben Oglivie, L (9, PH) OBP: 0.363, SLG: 0.426										1	0	0	0	0	1	0
Jim Gantner, L (1, 4) OBP: 0.344, SLG: 0.422			2B			2-3 1-2	F5			3	0	1	0	0	0	3
Inning Stats	R: 0 E: 0 K: 0 S: 3 H: 0 LOB: 0 BB: 0 P: 3	R: 0 E: 0 K: 0 S: 3 H: 1 LOB: 0 BB: 0 P: 3	R: 0 E: 0 K: 0 S: 4 H: 1 LOB: 1 BB: 0 P: 4	R: 0 E: 0 K: 2 S: 7 H: 0 LOB: 0 BB: 0 P: 7	R: 0 E: 0 K: 0 S: 3 H: 0 LOB: 0 BB: 0 P: 3	R: 1 E: 0 K: 0 S: 5 H: 2 LOB: 2 BB: 1 P: 9	R: 0 E: 1 K: 0 S: 5 H: 2 LOB: 2 BB: 0 P: 5	R: 0 E: 0 K: 1 S: 6 H: 1 LOB: 2 BB: 1 P: 10	R: 0 E: 0 K: 1 S: 5 H: 0 LOB: 0 BB: 0 P: 5	1B: 4 2B: 3 3B: 0 HR: 0	SF: 0 SAC: 0 DP: 1 HBP: 0						

TOP

Milwaukee Brewers @ New York Yankees

Yankee Stadium, Bronx, NY

Tue Sep 13 1983, 7:05 PM EDT

Att. 18,482 - Unknown - 65 F

livebaseballscorecards.com

AB	33
R	1
H	7
RBI	1
BB	2
SO	4
LOB	16

WP: 1 PB: 0 SB: 0 CS: 0 PA: 35

PITCHER	IP	WLS	BF	H	R	ER	SO	BB	IBB	HBP	BLK	WP	HR	S	P	ERA	WHIP
Bob Shirley, L (1, 1) ERA: 5.09	7.2		31	7	1	1	3	1	1	0	1	1	0	35	43	1.17	1.043
Rich Gossage, R (8, 1) ERA: 2.43	1.1	W	4	0	0	0	1	0	0	0	0	0	0	6	6	0.00	0.000

PITCHER	IP	WLS	BF	H	R	ER	SO	BB	IBB	HBP	BLK	WP	HR	S	P	ERA	WHIP

Batter	1	2	3	4	5	6	7	8	9	AB	R	H	RBI	BB	SO	LOB
Willie Randolph, R (1, 4) OBP: 0.368, SLG: 0.352	0-0 2B 6-3 1B		0-0 ② G3			BBBB 4-0 1B BB		0-0 1B 2B		3	2	2	0	1	0	0
Ken Griffey, L (1, 3) OBP: 0.372, SLG: 0.455	0-0 1-3 2B		0-0 ③ F5			0-0 G6-4-3 1-3 1B		0-0 2-H 1B		4	0	3	1	0	0	0
Dave Winfield, R (1, 8) (9, 7) OBP: 0.331, SLG: 0.485	0-0 ① 6-3 3-H			0-0 ① L6		0-0 ②③ G6-4-3 1-2f		0-0 ③ F8		4	0	0	1	0	0	4
Don Baylor, R (1, 10) OBP: 0.358, SLG: 0.501	0-0 ② F7			0-0 G4-6-3 1B			0-0 ① F9			3	0	1	0	0	0	1
Don Mattingly, L (1, 7) (9, 9) OBP: 0.360, SLG: 0.461	0-0 ③ 4-3			0-0 ②③ G4-6-3 1-2f			0-0 FC1-6 1B			3	0	1	0	0	0	2
Oscar Gamble, L (1, 9) OBP: 0.359, SLG: 0.477 Omar Moreno, L (9, 8) OBP: 0.278, SLG: 0.327		0-0 ① 4-3			0-0 G5-4-3 1B		0-0 ② FC1-6 1-2f			3 0	0 0	1 0	0 0	0 0	0 0	1 0
Roy Smalley, S (1, 6) OBP: 0.358, SLG: 0.441		0-0 ② 5-3			0-0 ①② G5-4-3 1-2f		0-0 ③ F7			3	0	0	0	0	0	2
Rick Cerone, R (1, 2) OBP: 0.250, SLG: 0.257		0-0 ③ L6			0-0 ③ F7			0-0 ① F8		3	0	0	0	0	0	0
Bobby Meacham, S (1, 5)			0-0 ① F9			0-0 ① F7		0-0 ② 6-3		3	0	0	0	0	0	0
Inning Stats	R: 1 H: 2 E: 0 LOB: 1 K: 0 BB: 0 S: 5 P: 5	R: 0 H: 0 E: 0 LOB: 0 K: 0 BB: 0 S: 3 P: 3	R: 0 H: 0 E: 0 LOB: 0 K: 0 BB: 0 S: 3 P: 3	R: 0 H: 1 E: 0 LOB: 0 K: 0 BB: 0 S: 3 P: 3	R: 0 H: 1 E: 0 LOB: 0 K: 0 BB: 0 S: 3 P: 3	R: 0 H: 1 E: 0 LOB: 1 K: 0 BB: 1 S: 3 P: 7	R: 0 H: 1 E: 0 LOB: 1 K: 0 BB: 0 S: 4 P: 4	R: 1 H: 2 E: 0 LOB: 1 K: 0 BB: 0 S: 5 P: 5		1B: 6 2B: 2 3B: 0 HR: 0	SF: 0 SAC: 0 DP: 3 HBP: 0			WP: 0 PB: 0 SB: 0 CS: 0	PA: 30	

PITCHER	IP	WLS	BF	H	R	ER	SO	BB	IBB	HBP	BLK	WP	HR	S	P	ERA	WHIP
Mike Caldwell, L (1, 1) ERA: 4.49	8.0	L	30	8	2	2	0	1	0	0	0	0	0	29	33	2.25	1.125

PITCHER	IP	WLS	BF	H	R	ER	SO	BB	IBB	HBP	BLK	WP	HR	S	P	ERA	WHIP

BOTTOM

Milwaukee Brewers @ New York Yankees

Yankee Stadium, Bronx, NY

Tue Sep 13 1983, 7:05 PM EDT
Att. 18,482 - Unknown - 65 F

livebaseballscorecards.com

AB	29
R	2
H	8
RBI	2
BB	1
SO	0
LOB	10

Batter	1	2	3	4	5	6	7	8	9	AB	R	H	RBI	BB	SO	LOB
Randy Ready, R (1, 10) OBP: 0.250, SLG: 0.267	L4		K			BB 1B		5-3		4	1	1	0	0	1	0
Paul Molitor, R (1, 5) OBP: 0.345, SLG: 0.433	CS 1B			5-3		1B 1-2 BB		E9		3	0	1	0	1	0	0
Robin Yount, R (1, 6) OBP: 0.380, SLG: 0.479	K 1-2			6-3		K		5-3		4	0	0	0	0	2	4
Cecil Cooper, L (1, 3) OBP: 0.338, SLG: 0.512		6-3		6-3		FC5-4 1-3 2-H 1B			F7	4	0	1	1	0	0	0
Ted Simmons, S (1, 2) OBP: 0.352, SLG: 0.446		FC6-4 1B			5-3	FC5-4 1-2f			FC6-4 BB	3	0	1	0	1	0	2
Mark Brouhard, R (1, 7) OBP: 0.306, SLG: 0.441		FC6-4 1-2f			5-3		K		FC6-4 1-2f	4	0	0	0	0	1	2
Rick Manning, L (1, 8) OBP: 0.287, SLG: 0.307 Ed Romero, R (7, 8) OBP: 0.321, SLG: 0.364		K			2B		6-3		F7	3 1	0 0	1 0	0 0	0 0	1 0	1 1
Charlie Moore, R (1, 9) OBP: 0.345, SLG: 0.356			4-3		6-3		4-3			3	0	0	0	0	0	1
Jim Gantner, L (1, 4) OBP: 0.342, SLG: 0.420			1-3			F7		F8		3	0	0	0	0	0	0
Inning Stats	R: 0 E: 0 K: 1 S: 5 H: 1 LOB: 0 BB: 0 P: 5	R: 0 E: 0 K: 1 S: 6 H: 1 LOB: 1 BB: 0 P: 6	R: 0 E: 0 K: 1 S: 5 H: 0 LOB: 0 BB: 0 P: 5	R: 0 E: 0 K: 0 S: 3 H: 0 LOB: 0 BB: 0 P: 3	R: 0 E: 0 K: 0 S: 4 H: 1 LOB: 1 BB: 0 P: 4	R: 1 E: 0 K: 1 S: 7 H: 2 LOB: 2 BB: 1 P: 11	R: 0 E: 0 K: 1 S: 5 H: 0 LOB: 0 BB: 0 P: 5	R: 0 E: 1 K: 0 S: 4 H: 0 LOB: 1 BB: 0 P: 4	R: 0 E: 0 K: 0 S: 3 H: 0 LOB: 1 BB: 1 P: 7	1B: 4 2B: 1 3B: 0 HR: 0	SF: 0 SAC: 0 DP: 0 HBP: 0						

PITCHER	IP	WLS	BF	H	R	ER	SO	BB	IBB	HBP	BLK	WP	HR	S	P	ERA	WHIP
Ron Guidry, L (1, 1) ERA: 3.49	9.0	W	34	5	1	1	5	2	0	0	0	0	0	42	50	1.00	0.778

PITCHER	IP	WLS	BF	H	R	ER	SO	BB	IBB	HBP	BLK	WP	HR	S	P	ERA	WHIP

Milwaukee Brewers @ New York Yankees

Yankee Stadium, Bronx, NY

Wed Sep 14 1983, 7:05 PM EDT

Att. 24,319 - Unknown - 66 F

TOP

livebaseballscorecards.com

AB	32
R	1
H	5
RBI	1
BB	2
SO	5
LOB	11

1B: 4	SF: 0	WP: 0	PA: 34
2B: 1	SAC: 0	PB: 0	
3B: 0	DP: 0	SB: 0	
HR: 0	HBP: 0	CS: 1	

Batter	1	2	3	4	5	6	7	8	9	AB	R	H	RBI	BB	SO	LOB
Willie Randolph, R (1, 4) OBP: 0.367, SLG: 0.354	5-3		6-3		1B 2B		F8			4	1	1	0	0	0	0
Ken Griffey, L (1, 3) OBP: 0.375, SLG: 0.465	HR		F9 1B		5-3 2-H 1B		F9			4	1	3	2	0	0	0
Dave Winfield, R (1, 7) OBP: 0.334, SLG: 0.487	S 1B		1-2 1B		5-3 1-2		1B			4	1	3	0	0	0	1
Butch Wynegar, S (1, 2) OBP: 0.388, SLG: 0.427	1-H 1B		F9 2-3		S S S 0-3 K		S S S 0-3 K			4	0	1	1	0	2	4
Don Baylor, R (1, 10) OBP: 0.357, SLG: 0.501	F7		F7			WP 1B 2B		5-3		4	1	1	0	0	0	3
Don Mattingly, L (1, 9) OBP: 0.354, SLG: 0.453	L9			F9		F8 2-3		4-3		4	0	0	0	0	0	2
Roy Smalley, S (1, 6) OBP: 0.355, SLG: 0.437		F7		S S S K		F9		4-3		4	0	0	0	0	1	1
Omar Moreno, L (1, 8) OBP: 0.278, SLG: 0.328		3-1		G3		3-H 1B				3	0	1	1	0	0	0
Bobby Meacham, S (1, 5)		F6			4-3	S S S K				3	0	0	0	0	1	1
Inning Stats	R: 2 E: 0 K: 0 S: 6 H: 3 LOB: 1 BB: 0 P: 6	R: 0 E: 0 K: 0 S: 3 H: 0 LOB: 0 BB: 0 P: 3	R: 0 E: 0 K: 0 S: 5 H: 2 LOB: 2 BB: 0 P: 5	R: 0 E: 0 K: 1 S: 5 H: 0 LOB: 0 BB: 0 P: 5	R: 1 E: 0 K: 1 S: 7 H: 2 LOB: 1 BB: 0 P: 7	R: 1 E: 0 K: 1 S: 7 H: 2 LOB: 1 BB: 0 P: 7	R: 0 E: 0 K: 1 S: 6 H: 1 LOB: 1 BB: 0 P: 6	R: 0 E: 0 K: 0 S: 3 H: 0 LOB: 0 BB: 0 P: 3		1B: 7 2B: 2 3B: 0 HR: 1	SF: 0 SAC: 0 DP: 0 HBP: 0						

PITCHER	IP	WLS	BF	H	R	ER	SO	BB	IBB	HBP	BLK	WP	HR	S	P	ERA	WHIP
Don Sutton, R (1, 1) ERA: 4.11	6.0	L	27	9	4	4	3	0	0	0	0	1	1	33	33	6.00	1.500
Rick Waits, L (7, 1) ERA: 5.09	2.0		7	1	0	0	1	0	0	0	0	0	0	9	9	0.00	0.500

PITCHER	IP	WLS	BF	H	R	ER	SO	BB	IBB	HBP	BLK	WP	HR	S	P	ERA	WHIP

BOTTOM

Milwaukee Brewers @ New York Yankees

Yankee Stadium, Bronx, NY

Wed Sep 14 1983, 7:05 PM EDT
Att. 24,319 - Unknown - 66 F

livebaseballscorecards.com

AB	34
R	4
H	10
RBI	4
BB	0
SO	4
LOB	12

WP: 1 PB: 0 SB: 1 CS: 0 PA: 34

Batter	1	2	3	4	5	6	7	8	9	AB	R	H	RBI	BB	SO	LOB
Paul Molitor, R (1, 5) OBP: 0.346, SLG: 0.434	SSS 0-3 ① K			x 0-0 1B 1B		x 0-0 1B		SSS 0-3 ② K		4	0	2	0	0	2	1
Jim Gantner, L (1, 4) OBP: 0.344, SLG: 0.421	x 0-0 G1-6-3 1B			x 0-0 1-2 G1-6-3 1B		x 0-0 ③ F2		x 0-0 ③ F9		4	0	2	0	0	0	2
Robin Yount, R (1, 6) OBP: 0.379, SLG: 0.483	x 0-0 ②③ G1-6-3 1-2f			SSS 0-3 ① K			x 0-0 ① G3		x 0-0 HR	4	1	1	1	0	1	3
Cecil Cooper, L (1, 3) OBP: 0.335, SLG: 0.508		x 0-0 ① 1-3		x 0-0 ②③ G1-6-3 1-2f			x 0-0 ② F9		x 0-0 ① 1-3	4	0	0	0	0	0	2
Ted Simmons, S (1, 10) OBP: 0.351, SLG: 0.445		x 0-0 ② 4-1			x 0-0 ① 3-1		x 0-0 BB 1B		x 0-0 ② 3-1	4	0	1	0	0	0	0
Rick Manning, L (1, 8) OBP: 0.287, SLG: 0.305		x 0-0 ③ F9			x 0-0 ② 5-3		BBB 4-0 1-2 BB		x 0-0 ③ F2	3	0	0	0	1	0	0
Ned Yost, R (1, 2) OBP: 0.253, SLG: 0.372			x 0-0 ① F4		SSS 0-3 ③ K		x 0-0 ③ 5-3			3	0	0	0	0	1	2
Dion James, L (1, 7)		x 0-0 ② 4-3				SSS 0-3 ① K		x 0-0 ① G3		3	0	0	0	0	1	0
Charlie Moore, R (1, 9) OBP: 0.345, SLG: 0.356		x 0-0 ③ F6				x 0-0 ② 6-3		x 0-0 1B		3	0	1	0	0	0	0
Inning Stats	R: 0 E: 0 K: 1 S: 5 H: 1 LOB: 0 BB: 0 P: 5	R: 0 E: 0 K: 0 S: 3 H: 0 LOB: 0 BB: 0 P: 3	R: 0 E: 0 K: 0 S: 3 H: 0 LOB: 0 BB: 0 P: 3	R: 0 E: 0 K: 1 S: 6 H: 2 LOB: 1 BB: 0 P: 6	R: 0 E: 0 K: 1 S: 5 H: 0 LOB: 0 BB: 0 P: 5	R: 0 E: 0 K: 1 S: 6 H: 1 LOB: 1 BB: 0 P: 6	R: 0 E: 0 K: 0 S: 4 H: 1 LOB: 2 BB: 1 P: 8	R: 0 E: 0 K: 1 S: 6 H: 1 LOB: 1 BB: 0 P: 6	R: 1 E: 0 K: 0 S: 4 H: 1 LOB: 0 BB: 0 P: 4	1B: 6 2B: 0 3B: 0 HR: 1 SF: 0 SAC: 0 DP: 2 HBP: 0							

PITCHER	IP	WLS	BF	H	R	ER	SO	BB	IBB	HBP	BLK	WP	HR	S	P	ERA	WHIP
Mike Boddicker, R (1, 1) ERA: 2.72	9.0	W	33	7	1	1	5	1	0	0	0	0	1	42	46	1.00	0.889

PITCHER	IP	WLS	BF	H	R	ER	SO	BB	IBB	HBP	BLK	WP	HR	S	P	ERA	WHIP

TOP

Milwaukee Brewers @ Baltimore Orioles

Memorial Stadium, Baltimore, MD

Fri Sep 16 1983, 7:05 PM EDT

Att. 34,899 - Unknown

livebaseballscorecards.com

AB	32
R	1
H	7
RBI	1
BB	1
SO	5
LOB	10

1B: 6	SF: 0	WP: 0	PA: 33
2B: 0	SAC: 0	PB: 0	
3B: 0	DP: 2	SB: 0	
HR: 1	HBP: 0	CS: 0	

Batter	1	2	3	4	5	6	7	8	9	AB	R	H	RBI	BB	SO	LOB
Al Bumbry, L (1, 8) OBP: 0.321, SLG: 0.357	BBB 4-0 1B SF7 BB	x 0-0 1B 2-H 1B		x 0-0 2B 2B	x 0-0 ① F9		x 0-0 1B 3B			2	2	2	1	1	0	0
John Shelby, S (5, PH) OBP: 0.296, SLG: 0.369 (6, 8)										2	1	1	0	0	0	1
Jim Dwyer, L (1, 9) OBP: 0.393, SLG: 0.524	x 0-0 ① F9	x 0-0 G6-4-3 2-3 1B		x 0-0 2B 2-H 2B	SSS 0-3 ② K		x 0-0 3-H 1B			3	1	2	1	0	0	1
Tito Landrum, R (5, PH) OBP: 0.423, SLG: 0.625 (6, 9)										2	0	1	1	0	1	1
Cal Ripken Jr., R (1, 6) OBP: 0.363, SLG: 0.511	x 0-0 BB 1-3 1B	x 0-0 ②③ G6-4-3 1-2f		x 0-0 1B 2-H 2B	x 0-0 1-3 2B		SSS 0-3 ③ K			5	1	3	1	0	1	3
Eddie Murray, S (1, 3) OBP: 0.393, SLG: 0.521	x 0-0 ② SF7 3-H		x 0-0 1B G6-4-3 1B	BBB 4-0 BB 1B BB	x 0-0 ③ 6-3			x 0-0 G6-3 1B		3	1	2	1	1	0	2
John Lowenstein, L (1, 7) OBP: 0.370, SLG: 0.464	BBB 4-0 FC6 1-2 BB		x 0-0 G6-4-3 1-3 1B	x 0-0 BB 1-2 2-H 1B		BBB 4-0 G4-6-3 BB		x 0-0 ①② G6-3 1-2f		1	0	1	0	1	0	0
Gary Roenicke, R (4, PH) OBP: 0.335, SLG: 0.512 (5, 7)										2	0	1	1	1	0	1
Ken Singleton, S (1, 10) OBP: 0.403, SLG: 0.460	x 0-0 ③ FC6 1-2f		x 0-0 ①② G6-4-3 1-2f 3-H	BBB 4-0 G6-4-3 1-2 2-3 BB		x 0-0 ① F9		SSS 0-3 ③ K		4	0	0	0	1	1	4
Joe Nolan, L (1, 2) OBP: 0.349, SLG: 0.423		x 0-0 2B 1B	BBB 4-0 1B BB	SSS 0-3 ① K		x 0-0 ②③ G4-6-3 1-2f				1	1	1	0	1	0	0
Rick Dempsey, R (4, PH) OBP: 0.309, SLG: 0.324 (5, 2)										2	0	0	0	0	1	4
Glenn Gulliver, L (1, 5) OBP: 0.300, SLG: 0.389		x 0-0 ① L8	x 0-0 1-3 1B	x 0-0 ②③ G6-4-3 1-2f			x 0-0 ① F7			2	0	1	0	0	0	1
Todd Cruz, R (4, PH) OBP: 0.242, SLG: 0.316 (5, 5)										2	0	0	0	0	0	3
Rich Dauer, R (1, 4) OBP: 0.306, SLG: 0.313		x 0-0 1B 1-H 2B	x 0-0 ③ F9		x 0-0 2B 1B		x 0-0 ② F9			4	1	2	1	0	0	2
Inning Stats	R: 1 E: 0 K: 0 S: 4 H: 1 LOB: 2 BB: 2 P: 12	R: 2 E: 0 K: 0 S: 6 H: 4 LOB: 1 BB: 0 P: 6	R: 1 E: 0 K: 0 S: 5 H: 3 LOB: 2 BB: 1 P: 9	R: 3 E: 0 K: 1 S: 8 H: 4 LOB: 2 BB: 2 P: 16	R: 0 E: 0 K: 1 S: 7 H: 2 LOB: 2 BB: 0 P: 7	R: 0 E: 0 K: 0 S: 2 H: 0 LOB: 0 BB: 1 P: 6	R: 1 E: 0 K: 1 S: 7 H: 2 LOB: 1 BB: 0 P: 7	R: 0 E: 0 K: 1 S: 5 H: 1 LOB: 0 BB: 0 P: 5		1B: 11 2B: 5 3B: 1 HR: 0 SF: 1 SAC: 0 DP: 5 HBP: 0						

PITCHER		IP	WLS	BF	H	R	ER	SO	BB	IBB	HBP	BLK	WP	HR	S	P	ERA	WHIP
Tom Candiotti, R ERA: 2.27	(1, 1)	2.0	L	14	7	4	4	0	2	0	0	0	0	0	12	20	18.00	4.500
Bob McClure, L ERA: 4.5	(3, 1)	0.2		2	0	0	0	0	1	0	0	0	0	0	1	5	0.00	1.500
Jim Slaton, R ERA: 3.94	(3, 1)	0.1		6	4	3	3	0	1	0	0	0	0	0	5	9	81.00	15.000
Rick Waits, L ERA: 4.84	(4, 1)	4.0		17	5	1	1	3	2	0	0	0	0	0	21	29	2.25	1.750
Tom Tellmann, R ERA: 2.92	(8, 1)	1.0		3	1	0	0	1	0	0	0	0	0	0	5	5	0.00	1.000

PITCHER	IP	WLS	BF	H	R	ER	SO	BB	IBB	HBP	BLK	WP	HR	S	P	ERA	WHIP

BOTTOM

Milwaukee Brewers @ Baltimore Orioles

Memorial Stadium, Baltimore, MD

Fri Sep 16 1983, 7:05 PM EDT

Att. 34,899 - Unknown

livebaseballscorecards.com

AB	35
R	8
H	17
RBI	7
BB	6
SO	4
LOB	23

Milwaukee Brewers @ Baltimore Orioles

Memorial Stadium, Baltimore, MD

Sat Sep 17 1983, 7:05 PM EDT
Att. 41,137 - Unknown - 79 F

TOP

livebaseballscorecards.com

Batter	1	2	3	4	5	6	7	8	9	AB	R	H	RBI	BB	SO	LOB
Paul Molitor, R (1, 5) OBP: 0.343, SLG: 0.430	F9			F3		L8		5-3	F9	5	0	0	0	0	0	4
Randy Ready, R (1, 10) OBP: 0.316, SLG: 0.294	F7			FC5-4 BB		1-2 2-3 1B		G3		2	0	1	0	1	0	0
Ben Oglivie, L (8, PH) OBP: 0.362, SLG: 0.425										1	0	0	0	0	0	0
Robin Yount, R (1, 6) OBP: 0.376, SLG: 0.480	K			FC5-4 1-2f		SF9 2-3 3-H		5-3		3	0	0	1	0	1	1
Cecil Cooper, L (1, 3) OBP: 0.335, SLG: 0.506		4-3		L4		4-3			WP BB 1B BB	3	1	0	0	1	0	3
Ted Simmons, S (1, 2) OBP: 0.352, SLG: 0.444		5-3			1B		F8		1B WP E 1-2 BB	3	1	1	0	1	0	0
Mark Brouhard, R (1, 7) OBP: 0.307, SLG: 0.434		F9			G3-6-3 BB		K		F9 1-2 2-3	2	0	0	0	1	1	0
Roy Howell, L (9, PH) OBP: 0.323, SLG: 0.407										0	0	0	0	0	0	0
Don Money, R (9, PH) OBP: 0.220, SLG: 0.219										1	0	0	0	0	0	2
Rick Manning, L (1, 8) OBP: 0.287, SLG: 0.307			4-3		G3-6-3 1-2f		1B 2B		E 2-3 3-H 1B	3	1	1	0	0	0	1
Ed Romero, R (9, PH) OBP: 0.326, SLG: 0.369										1	0	1	1	0	0	0
Charlie Moore, R (1, 9) OBP: 0.348, SLG: 0.359			6-3 1B			1B SF9 1B	2-H 1B		E6 1-3 3-H	4	1	3	2	0	0	1
Jim Gantner, L (1, 4) OBP: 0.343, SLG: 0.420			6-3 1-2			SF9 1B 1-2 1B	1-3		K	3	0	1	0	0	0	2
Rob Picciolo, R (9, PH) OBP: 0.214, SLG: 0.333										1	0	0	0	0	1	2

	AB	32
	R	4
	H	8
	RBI	4
	BB	4
	SO	3
	LOB	16

Inning Stats	1	2	3	4	5	6	7	8	9	1B: 7	SF: 1	WP: 1	PA: 37
R:	0	0	0	0	0	1	1	0	2	2B: 1	SAC: 0	PB: 0	
E:	0	0	0	0	0	0	0	0	1	3B: 0	DP: 1	SB: 0	
K:	1	0	0	0	0	1	1	0	1	HR: 0	HBP: 0	CS: 0	
S:	5	3	3	3	2	6	7	3	7				
H:	0	0	1	0	1	3	2	0	1				
LOB:	0	0	0	1	0	2	1	0	2				
BB:	0	0	0	1	1	0	0	0	2				
P:	5	3	3	7	6	6	7	3	15				

PITCHER		IP	WLS	BF	H	R	ER	SO	BB	IBB	HBP	BLK	WP	HR	S	P	ERA	WHIP
Mike Flanagan, L ERA: 3.07	(1, 1)	7.0	W	27	7	2	2	2	2	0	0	0	0	0	29	37	2.57	1.286
Sammy Stewart, R ERA: 3.73	(8, 1)	1.0		5	0	2	2	0	2	0	0	0	0	0	3	11	18.00	2.000
Tippy Martinez, L ERA: 2.48	(9, 1)	1.0	S	5	1	0	0	1	0	0	0	0	1	0	7	7	0.00	1.000

PITCHER	IP	WLS	BF	H	R	ER	SO	BB	IBB	HBP	BLK	WP	HR	S	P	ERA	WHIP

Batter	1	2	3	4	5	6	7	8	9	AB	R	H	RBI	BB	SO	LOB
Al Bumbry, L (1, 8) OBP: 0.328, SLG: 0.363	x 0-0 L9 SF8 1B	BBBB 4-0 E S BB			x 0-0 SH1-3 1B 1B	x 0-0 S 1B 1-2 E 1B		BBBB 4-0 6-3 BB		3	3	3	0	1	0	0
John Shelby, S (8, PH) OBP: 0.298, SLG: 0.369 (9, 8)										0	0	0	0	1	0	0
Dan Ford, R (1, 9) OBP: 0.328, SLG: 0.443	BBBB 4-0 1B S 1-2 BB	x 0-0 ③ F7 1-3			x 0-0 ① SH1-3 1-2	x 0-0 S 1-2 2-H 1B		x 0-0 ② 6-3 1-2 2-3		2	0	1	1	1	0	1
Tito Landrum, R (8, PH) OBP: 0.407, SLG: 0.600 (9, 9)										1	0	0	0	0	0	2
Cal Ripken Jr., R (1, 6) OBP: 0.362, SLG: 0.508	x 0-0 ① L9 2-3		x 0-0 ① F4		x 0-0 E SF7 2-H 1B	SSS 0-3 ② K 1-2 2-H		x 0-0 ③ 4-3		5	1	1	1	0	1	5
Eddie Murray, S (1, 3) OBP: 0.390, SLG: 0.518	x 0-0 ② SF8 3-H		x 0-0 ② 4-3		x 0-0 E6 BB 1-3	SSS 0-3 ③ K				3	0	0	1	0	1	2
John Lowenstein, L (1, 7) OBP: 0.373, SLG: 0.464	x 0-0 BB 1-3 1B		x 0-0 ③ F9		BBBB 4-0 1-2 BB		x 0-0 ① F7			2	0	1	0	1	0	0
Gary Roenicke, R (7, PH) OBP: 0.334, SLG: 0.510 (8, 7)										1	0	0	0	0	0	0
Ken Singleton, S (1, 10) OBP: 0.402, SLG: 0.458	BBBB 4-0 1-2 BB			x 0-0 ① G3	x 0-0 ② SF7 3-H		x 0-0 ② 4-3			2	0	0	1	1	0	0
Joe Nolan, L (1, 2) OBP: 0.349, SLG: 0.421	x 0-0 ③ F4			x 0-0 G5-3 BB 1B	x 0-0 ③ 4-3		x 0-0 ③ 6-3			3	0	1	0	0	0	5
Rick Dempsey, R (7, PH) OBP: 0.309, SLG: 0.323 (8, 2)										1	0	0	0	0	0	0
Glenn Gulliver, L (1, 5) OBP: 0.304, SLG: 0.350		x 0-0 ① 4-3		BBBB 4-0 1-2 BB		x 0-0 ① F4		x 0-0 6-3 2B		2	0	0	0	1	0	0
Todd Cruz, R (7, 5) OBP: 0.244, SLG: 0.320										1	0	1	0	0	0	0
Rich Dauer, R (1, 4) OBP: 0.306, SLG: 0.311		x 0-0 ② P1		x 0-0 ② ③ G5-3 2-3f		BBBB 4-0 1B 1B BB		x 0-0 ① 5-3		3	1	0	0	1	0	3
Inning Stats	R: 1 H: 2 E: 0 LOB: 3 K: 0 BB: 2 S: 5 P: 13	R: 0 H: 0 E: 0 LOB: 1 K: 0 BB: 1 S: 3 P: 7	R: 0 H: 0 E: 0 LOB: 0 K: 0 BB: 0 S: 3 P: 3	R: 0 H: 1 E: 0 LOB: 1 K: 0 BB: 1 S: 3 P: 7	R: 2 H: 2 E: 1 LOB: 2 K: 0 BB: 1 S: 6 P: 10	R: 2 H: 2 E: 0 LOB: 1 K: 2 BB: 1 S: 9 P: 13	R: 0 H: 0 E: 0 LOB: 0 K: 0 BB: 0 S: 3 P: 3	R: 0 H: 1 E: 0 LOB: 2 K: 0 BB: 1 S: 4 P: 8		1B: 7 SF: 2 2B: 1 SAC: 1 3B: 0 DP: 1 HR: 0 HBP: 0						

PITCHER		IP	WLS	BF	H	R	ER	SO	BB	IBB	HBP	BLK	WP	HR	S	P	ERA	WHIP
Bob Gibson, R ERA: 3.86	(1, 1)	6.0	L	31	7	5	3	2	6	0	0	0	0	0	29	53	4.50	2.167
Jerry Augustine, L ERA: 5.75	(7, 1)	1.1		6	1	0	0	0	1	0	0	0	0	0	5	9	0.00	1.500
Pete Ladd, R ERA: 2.23	(8, 1)	0.2		2	0	0	0	0	0	0	0	0	0	0	2	2	0.00	0.000

PITCHER	IP	WLS	BF	H	R	ER	SO	BB	IBB	HBP	BLK	WP	HR	S	P	ERA	WHIP

BOTTOM

Milwaukee Brewers @ Baltimore Orioles

Memorial Stadium, Baltimore, MD

Sat Sep 17 1983, 7:05 PM EDT
Att. 41,137 - Unknown - 79 F

livebaseballscorecards.com

AB	29
R	5
H	8
RBI	4
BB	7
SO	2
LOB	18

Batter	1	2	3	4	5	6	7	8	9	AB	R	H	RBI	BB	SO	LOB
Paul Molitor, R (1, 5) OBP: 0.342, SLG: 0.430	F7	HR 1-3 2-H 2B	FC5-4 1-2f		F8			F8		5	1	1	1	0	0	3
Jim Gantner, L (1, 4) OBP: 0.342, SLG: 0.424	3-1	HR 2-H 3-H	F5			K		F7		5	1	1	3	0	1	2
Robin Yount, R (1, 6) OBP: 0.378, SLG: 0.483	1B	1B 2B	4-3			4-3			WP S SF7 1B	5	2	3	0	0	0	1
Cecil Cooper, L (1, 3) OBP: 0.334, SLG: 0.502	5-3	BBBB FC5 1B BB		F7		G3			K 1-2	4	0	0	0	1	1	2
Ted Simmons, S (1, 10) OBP: 0.353, SLG: 0.445	SH 1B 1B 1B FC5 1B 1-2 2-H			K			L6		SF7 2-H	4	1	2	2	0	1	0
Rick Manning, L (1, 8) Mark Brouhard, R (9, PH) (9, 7) OBP: 0.287, SLG: 0.306 OBP: 0.312, SLG: 0.462	SH 1-2 6-3 1B FC5 1B 1-2 2-3f			F5			F7		HR	4 1	1 1	1 1	0 1	0 0	0 0	2 0
Ned Yost, R (1, 2) OBP: 0.253, SLG: 0.370	SH 1-3 2-H 2B 1-2 2-3 1B				F9		2-3		F8	4	1	1	0	0	0	0
Dion James, L (1, 7) (9, 8) OBP: 0.143, SLG: 0.143	6-3 3-H F4				F8			1B		4	0	1	1	0	0	4
Charlie Moore, R (1, 9) OBP: 0.351, SLG: 0.361		BBBB 2B HR BB	FC5-4 1B		1B			F9		3	1	2	0	1	0	1
Inning Stats	R: 0 E: 0 K: 0 S: 4 H: 1 LOB: 1 BB: 0 P: 4	R: 7 E: 1 K: 0 S: 11 H: 7 LOB: 3 BB: 2 P: 19	R: 0 E: 0 K: 0 S: 4 H: 1 LOB: 1 BB: 0 P: 4	R: 0 E: 0 K: 1 S: 5 H: 0 LOB: 0 BB: 0 P: 5	R: 0 E: 0 K: 0 S: 4 H: 1 LOB: 1 BB: 0 P: 4	R: 0 E: 0 K: 1 S: 5 H: 0 LOB: 0 BB: 0 P: 5	R: 0 E: 0 K: 0 S: 3 H: 0 LOB: 0 BB: 0 P: 3	R: 0 E: 0 K: 0 S: 4 H: 1 LOB: 1 BB: 0 P: 4	R: 2 E: 0 K: 1 S: 7 H: 2 LOB: 0 BB: 0 P: 7	1B: 9 2B: 2 3B: 0 HR: 2 SF: 1 SAC: 1 DP: 0 HBP: 0	WP: 1 PB: 0 SB: 1 CS: 0 PA: 43					

PITCHER		IP	WLS	BF	H	R	ER	SO	BB	IBB	HBP	BLK	WP	HR	S	P	ERA	WHIP
Jim Palmer, R ERA: 4.11	(1, 1)	1.1		12	6	7	6	0	1	0	0	0	0	1	11	15	40.50	5.250
Dan Morogiello, L ERA: 2.65	(2, 1)	6.2		26	5	0	0	2	1	0	0	0	0	0	29	33	0.00	0.900
Tim Stoddard, R ERA: 5.66	(9, 1)	0.0		1	1	1	1	0	0	0	0	0	0	0	1	1	∞	∞
Tippy Martinez, L ERA: 2.55	(9, 1)	1.0	W	4	1	1	1	1	0	0	0	0	1	1	6	6	9.00	1.000

PITCHER	IP	WLS	BF	H	R	ER	SO	BB	IBB	HBP	BLK	WP	HR	S	P	ERA	WHIP

TOP

Milwaukee Brewers @ Baltimore Orioles

Memorial Stadium, Baltimore, MD

Sun Sep 18 1983, 3:33 AM EDT
Att. 35,804 - Unknown - 81 F

livebaseballscorecards.com

AB	39
R	9
H	13
RBI	8
BB	2
SO	3
LOB	15

Batter	1	2	3	4	5	6	7	8	9	AB	R	H	RBI	BB	SO	LOB
Al Bumbry, L (1, 8) OBP: 0.332, SLG: 0.364	5-3		FC4-6 1-2 1B		G6-4-3 1-2 BB		4-3 1-2	1B BB HR 1-2 3-H 1B		4	1	2	1	1	0	1
John Shelby, S (9, 8) OBP: 0.298, SLG: 0.369										0	0	0	0	0	0	0
Jim Dwyer, L (1, 9) OBP: 0.393, SLG: 0.515	G3		FC4-6 G6-3 1-2f 2-3		G6-4-3 1-2f 2-3		E SF8 BB	1B HR 1-2 2-3 BB		3	1	0	0	2	0	4
Tito Landrum, R (8, PR) OBP: 0.407, SLG: 0.600										0	1	0	0	0	0	0
(9, 9)																
Cal Ripken Jr., R (1, 6) OBP: 0.362, SLG: 0.507	K		G6-3 1-2f		4-3		E1 1-3 2-H 1B	HR 1-2 2-3 3-H 1B		5	1	2	1	0	1	3
Eddie Murray, S (1, 3) OBP: 0.390, SLG: 0.525		3-1		1B 2B		K	SF8 3-H	HR 1-H 2-H 3-H		4	2	2	5	0	1	0
John Lowenstein, L (1, 7) OBP: 0.373, SLG: 0.462		BB BB 1B		K		K	F8	K		3	0	1	0	0	2	1
Mike Young, S (7, 7) OBP: 0.243, SLG: 0.294										2	0	0	0	0	1	2
Ken Singleton, S (1, 10) OBP: 0.404, SLG: 0.458		BB 1-2 BB		FC4-6 2-H 1B		1B BB		L6	4-3	3	0	1	1	2	0	0
Glenn Gulliver, L (1, 5) OBP: 0.393, SLG: 0.391		G6-4-3 1-2 2-3 BB		FC4-6 FC5-4 1-2f		1-2 1B		1B 1B BB	BB 1B 1B	3	2	2	0	2	0	1
Rich Dauer, R (1, 4) OBP: 0.304, SLG: 0.309	G6-4-3 1-2f			FC5-4 1-2f		5-3		F8	1B 1-2 BB	3	0	0	0	0	0	6
Todd Cruz, R (7, 4) OBP: 0.244, SLG: 0.320										0	0	0	0	0	0	0
Joe Nolan, L (8, PH) OBP: 0.347, SLG: 0.419										1	0	0	0	0	0	1
Lenn Sakata, R (9, 4) OBP: 0.328, SLG: 0.358										0	0	0	0	1	0	0
Rick Dempsey, R (1, 2) OBP: 0.310, SLG: 0.323			FC4-6 1B HBP		G6-4-3 BB		E4 1B 4-3 E	BB 1B 1-3 1B 1B	1-2 2-H 1B	0	0	0	0	0	0	0
John Stefero, L (3, PR) OBP: 0.600, SLG: 0.625										3	2	2	1	1	0	0
(4, 2)																
Inning Stats	R: 0 E: 0 K: 1 S: 5 H: 0 LOB: 0 BB: 0 P: 5	R: 0 E: 0 K: 0 S: 3 H: 1 LOB: 2 BB: 2 P: 11	R: 0 E: 0 K: 0 S: 3 H: 1 LOB: 2 BB: 0 P: 4	R: 1 E: 0 K: 1 S: 7 H: 2 LOB: 1 BB: 0 P: 7	R: 0 E: 0 K: 0 S: 2 H: 0 LOB: 1 BB: 2 P: 10	R: 0 E: 0 K: 2 S: 8 H: 1 LOB: 2 BB: 1 P: 12	R: 2 E: 2 K: 0 S: 5 H: 1 LOB: 1 BB: 1 P: 9	R: 6 E: 0 K: 1 S: 9 H: 4 LOB: 1 BB: 2 P: 17	R: 1 E: 0 K: 0 S: 3 H: 2 LOB: 2 BB: 1 P: 7	1B: 10 2B: 1 3B: 0 HR: 1 SF: 1 SAC: 0 DP: 3 HBP: 1						

PITCHER		IP	WLS	BF	H	R	ER	SO	BB	IBB	HBP	BLK	WP	HR	S	P	ERA	WHIP
Jaime Cocanower, R ERA: 2.08	(1, 1)	6.1		30	6	3	1	4	6	0	1	0	0	0	31	56	1.42	1.895
Jim Slaton, R ERA: 4.14	(7, 1)	1.1		7	2	3	3	0	1	0	0	0	0	0	6	10	20.25	2.250
Pete Ladd, R ERA: 3.07	(8, 1)	0.2	L	8	4	4	4	1	2	0	0	0	0	1	8	16	54.00	9.000

PITCHER	IP	WLS	BF	H	R	ER	SO	BB	IBB	HBP	BLK	WP	HR	S	P	ERA	WHIP

BOTTOM

Milwaukee Brewers @ Baltimore Orioles

Memorial Stadium, Baltimore, MD

Sun Sep 18 1983, 3:33 AM EDT
Att. 35,804 - Unknown - 81 F

livebaseballscorecards.com

AB	34
R	10
H	12
RBI	9
BB	9
SO	5
LOB	19

WP: 0 PA: 45
PB: 0
SB: 0
CS: 0

Batter	1	2	3	4	5	6	7	8	9	10	11	AB	R	H	RBI	BB	SO	LOB
Paul Molitor, R (1, 5) OBP: 0.342, SLG: 0.428	4-3		5-3		BB E 1-2 E		FC6 1B	K			F6	5	1	1	0	1	1	1
Randy Ready, R (1, 10) OBP: 0.292, SLG: 0.273	F3		F7		E7 1-H 2-H 3-H 1B		K		F9		K	5	0	1	1	0	1	1
Ben Oglivie, L (11, PH) OBP: 0.361, SLG: 0.424												1	0	0	0	0	1	0
Robin Yount, R (1, 6) OBP: 0.379, SLG: 0.485	BB			3B	6-3		F8		F9		HBP S 1B	4	1	1	0	1	0	2
Cecil Cooper, L (1, 3) OBP: 0.332, SLG: 0.498	L9			F9	F7		FC6 1-2f		K		IBB 1-2 1B	5	0	0	0	1	1	4
Ted Simmons, S (1, 2) OBP: 0.354, SLG: 0.447		2B		K		6-3		1B 1B		F7	1B 1-2 2-H	6	1	3	1	0	1	1
Mark Brouhard, R (1, 7) OBP: 0.319, SLG: 0.485		F4		K		HR		SH1-4 1-2 4-3 1B		BB 1B	F4	6	2	3	1	0	1	4
Rick Manning, L (1, 8) OBP: 0.288, SLG: 0.310		F7			2B 1B 1B	L9		4-3 SH1-4 1-2 2-H 1B		BB 1-2		4	1	2	1	0	0	1
Ed Romero, R (10, PH) OBP: 0.331, SLG: 0.369												0	0	0	0	1	0	0
Dion James, L (10, 8) OBP: 0.143, SLG: 0.143												0	0	0	0	0	0	0
Charlie Moore, R (1, 9) OBP: 0.350, SLG: 0.362		5-3			P3	2B		SH1-4 1-2 2-3		K		4	0	1	0	0	1	4
Jim Gantner, L (1, 4) OBP: 0.341, SLG: 0.422			K		1B BB E 2-3 1B	F8		4-3 2-3 3-H		F7		5	1	1	1	0	1	4

Inning Stats	1	2	3	4	5	6	7	8	9	10	11
R	0	0	0	0	3	1	0	2	0	0	1
E	0	0	0	0	1	0	0	0	0	0	0
K	0	0	1	2	0	0	1	1	1	1	1
S	3	4	5	8	6	5	6	8	5	6	6
H	0	1	0	1	3	2	1	3	0	1	1
LOB	1	1	0	1	1	1	1	1	0	2	2
BB	1	0	0	0	1	0	0	0	0	1	1
P	7	4	5	8	10	5	6	8	5	10	11

PITCHER		IP	WLS	BF	H	R	ER	SO	BB	IBB	HBP	BLK	WP	HR	S	P	ERA	WHIP
Scott McGregor, L ERA: 3.07	(1, 1)	6.0		27	7	4	3	3	2	0	0	0	0	1	31	39	4.50	1.500
Sammy Stewart, R ERA: 3.83	(7, 1)	1.1		8	4	2	2	1	0	0	0	0	0	0	10	10	13.50	3.000
Tippy Martinez, L ERA: 2.48	(8, 1)	2.2		10	1	0	0	3	1	0	0	0	0	0	15	19	0.00	0.750
Tim Stoddard, R ERA: 5.72	(11, 1)	1.0	W	6	1	1	1	1	0	1	1	0	0	0	6	11	9.00	1.000

PITCHER	IP	WLS	BF	H	R	ER	SO	BB	IBB	HBP	BLK	WP	HR	S	P	ERA	WHIP

TOP

Milwaukee Brewers @ Baltimore Orioles

Memorial Stadium, Baltimore, MD

Mon Sep 19 1983, 7:05 PM EDT

Att. 39,462 - Unknown - 85 F

livebaseballscorecards.com

AB	45
R	7
H	13
RBI	5
BB	4
SO	8
LOB	22

1B: 8	2B: 3	3B: 1	HR: 1	SF: 0	SAC: 1	DP: 0	HBP: 1	WP: 0	PB: 0	SB: 1	CS: 0	PA: 51
---	---	---	---	---	---	---	---	---	---	---	---	---

Batter	1	2	3	4	5	6	7	8	9	10	11	AB	R	H	RBI	BB	SO	LOB
Al Bumbry, L (1, 8) OBP: 0.332, SLG: 0.365	F8	1-3 2-H 3-H 1B		K		3-1		4-3		5-3 2-3		2	0	1	2	0	0	0
Tito Landrum, R (4, PH) OBP: 0.379, SLG: 0.556 (5, 8)												2	0	0	0	0	1	1
Jim Dwyer, L (8, PH) OBP: 0.391, SLG: 0.512												1	0	0	0	0	0	0
Rich Dauer, R (9, 5) OBP: 0.303, SLG: 0.308												1	0	0	0	0	0	1
Dan Ford, R (1, 9) OBP: 0.328, SLG: 0.445	4-3		1B 3B		K	F8			BB FC3-6 1B		6-3	5	1	1	0	1	1	0
Cal Ripken Jr., R (1, 6) OBP: 0.365, SLG: 0.509	6-3		G6-4-3 3-H 1B		2B 1B 1B		1-3		1-2 FC3-6 1B		1B 1B 1B	6	2	4	1	0	0	0
Eddie Murray, S (1, 3) OBP: 0.391, SLG: 0.526		FC1-6 1B	G6-4-3 1-2f		1-3 1B 2B		WP BB		1-2f 2-3 FC3-6 IBB		F7	5	1	2	0	1	0	4
John Lowenstein, L (1, 7) OBP: 0.372, SLG: 0.461	FC1-6 1-2f 1B	BB			1B IBB		1-2 K		F8		1B 1-3 1B	1	1	0	0	0	0	1
Gary Roenicke, R (3, PH) OBP: 0.338, SLG: 0.508 (4, 7)												3	1	1	0	2	1	3
Ken Singleton, S (1, 10) OBP: 0.406, SLG: 0.458		K	F9		1-2 2-H 3-H 1B		IBB		IBB		1B 1-3 3-H 1B	4	0	2	3	2	1	2
Joe Nolan, L (1, 2) OBP: 0.350, SLG: 0.422	1B 1B 1B 2-H 1B			4-3	K		1-3		L7		1-2 3-H 1B	1	1	1	1	0	0	0
Rick Dempsey, R (4, PH) OBP: 0.308, SLG: 0.320 (5, 2)												3	0	0	0	0	1	4
John Stefero, L (9, PH) OBP: 0.583, SLG: 0.600 (10, 2)												2	0	1	1	0	0	3
Glenn Gulliver, L (1, 5) OBP: 0.414, SLG: 0.417												1	1	1	0	0	0	0
Todd Cruz, R (4, PH) OBP: 0.243, SLG: 0.319 (5, 5)		1B 1-2 1B		K	F8			K		CS SH1-3 1B		2	0	0	0	0	1	2
John Shelby, S (8, PH) OBP: 0.299, SLG: 0.370 (9, 8)												2	0	1	0	0	1	0
Lenn Sakata, R (1, 4) OBP: 0.333, SLG: 0.358		1B 1-2 2-3 1B		BB		F9		5-3		SH1-3 1-2		3	0	1	0	1	0	0
Bobby Bonner, R (11, 4)												0	0	0	0	0	0	0
Inning Stats	R: 0 E: 0 K: 0 S: 3 H: 0 LOB: 0 BB: 0 P: 3	R: 3 E: 1 K: 1 S: 9 H: 5 LOB: 2 BB: 0 P: 9	R: 1 E: 0 K: 0 S: 4 H: 2 LOB: 1 BB: 1 P: 8	R: 0 E: 0 K: 2 S: 7 H: 0 LOB: 1 BB: 1 P: 11	R: 2 E: 0 K: 2 S: 10 H: 3 LOB: 2 BB: 1 P: 14	R: 0 E: 0 K: 0 S: 3 H: 0 LOB: 0 BB: 0 P: 3	R: 0 E: 0 K: 1 S: 5 H: 0 LOB: 2 BB: 2 P: 13	R: 0 E: 0 K: 1 S: 5 H: 0 LOB: 0 BB: 0 P: 5	R: 0 E: 0 K: 0 S: 4 H: 1 LOB: 3 BB: 2 P: 12	R: 0 E: 0 K: 0 S: 3 H: 1 LOB: 0 BB: 0 P: 3	R: 2 E: 0 K: 0 S: 6 H: 4 LOB: 2 BB: 0 P: 6	1B: 14 2B: 1 3B: 1 HR: 0	SF: 0 SAC: 1 DP: 1 HBP: 0	WP: 1 PB: 0 SB: 0 CS: 1	PA: 52			

BOTTOM

Milwaukee Brewers @ Baltimore Orioles

Memorial Stadium, Baltimore, MD

Mon Sep 19 1983, 7:05 PM EDT

Att. 39,462 - Unknown - 85 F

livebaseballscorecards.com

AB	44
R	8
H	16
RBI	8
BB	7
SO	7
LOB	21

PITCHER		IP	WLS	BF	H	R	ER	SO	BB	IBB	HBP	BLK	WP	HR	S	P	ERA	WHIP
Chuck Porter, R ERA: 4.28	(1, 1)	2.0		12	7	4	4	1	0	0	0	0	0	0	14	14	18.00	3.500
Jerry Augustine, L ERA: 5.83	(3, 1)	2.1		12	3	2	2	3	2	1	0	0	0	0	15	27	7.71	2.143
Tom Tellmann, R ERA: 2.91	(5, 1)	6.1	L	28	6	2	2	3	2	2	0	0	1	0	30	46	2.84	1.263

PITCHER		IP	WLS	BF	H	R	ER	SO	BB	IBB	HBP	BLK	WP	HR	S	P	ERA	WHIP

Milwaukee Brewers @ Cleveland Indians

Cleveland Municipal Stadium, Cleveland, OH

Wed Sep 21 1983, 7:05 PM EDT

Att. 4,135 - Unknown - 56 F

livebaseballscorecards.com

TOP

Batter	1	2	3	4	5	6	7	8	9	AB	R	H	RBI	BB	SO	LOB
Paul Molitor, R (1, 5) OBP: 0.340, SLG: 0.424	0-0 2B 1B	0-0 F4		G4-6-3 BB 2B 1B		0-0 4-3	0-3 K		0-0 SF9 2-H	5	2	2	1	0	1	2
Robin Yount, R (1, 6) OBP: 0.380, SLG: 0.486	0-0 1-3 2B 2B	0-0 L3		4-0 G4-6-3 1-2 BB		0-0 F9		0-0 5-3	0-0 4-3	5	1	1	0	1	0	0
Cecil Cooper, L (1, 3) OBP: 0.337, SLG: 0.501	4-0 2B 1B BB	0-0 F8	0-0 G4-6-3 1-2f 2-3			4-0 BB		0-0 1B 3B 1B		3	2	1	0	2	0	2
Ted Simmons, S (1, 2) OBP: 0.356, SLG: 0.448	0-0 F2	0-0 F8	0-0 3-H 2B			0-0 4-3		0-0 F9		5	0	1	1	0	0	5
Mark Brouhard, R (1, 7) OBP: 0.338, SLG: 0.514	0-0 1B 1-3 2-H 3-H 2B	0-0 1B 2B 2B	0-3 K				0-3 K	0-0 1-2 3B 1B		5	2	3	2	0	2	1
Randy Ready, R (1, 10) OBP: 0.379, SLG: 0.400	0-0 2-3 3-H 1B	4-0 1B 2B IBB			0-0 F9		4-0 BB 1B SF7 BB	0-0 1-H 2-H 3B		3	2	2	3	2	0	0
Rick Manning, L (1, 8) OBP: 0.288, SLG: 0.308	0-3 K	0-0 1-2 2-3 1B			0-0 F7		0-0 1-2 1B	0-3 K		0	0	0	0	0	0	0
Charlie Moore, R (1, 9) OBP: 0.354, SLG: 0.368	0-0 5-3	0-0 1-3 2-H 3-H 2B			0-0 1B		4-0 1-2 2-3 BB		0-0 E7 WP SF9	4	1	2	2	1	0	2
Jim Gantner, L (1, 4) OBP: 0.339, SLG: 0.418		0-0 F9	0-0 6-3			0-0 F6	0-0 2-3 3-H SF7		0-0 5-3	4	0	0	1	0	0	4
Inning Stats	R: 3 E: 0 K: 1 S: 9 H: 4 LOB: 2 BB: 1 P: 13	R: 0 E: 0 K: 0 S: 3 H: 0 LOB: 0 BB: 0 P: 3	R: 2 E: 0 K: 0 S: 6 H: 3 LOB: 2 BB: 1 P: 10	R: 1 E: 0 K: 1 S: 6 H: 2 LOB: 1 BB: 1 P: 10	R: 0 E: 0 K: 0 S: 4 H: 1 LOB: 1 BB: 0 P: 4	R: 0 E: 0 K: 0 S: 3 H: 0 LOB: 1 BB: 1 P: 7	R: 1 E: 0 K: 2 S: 8 H: 1 LOB: 2 BB: 2 P: 16	R: 2 E: 0 K: 1 S: 8 H: 3 LOB: 1 BB: 0 P: 8	R: 1 E: 1 K: 0 S: 4 H: 0 LOB: 0 BB: 0 P: 4	1B: 8 2B: 5 3B: 1 HR: 0	SF: 2 SAC: 0 DP: 1 HBP: 0						

	AB	34
	R	10
	H	12
	RBI	10
	BB	6
	SO	3
	LOB	16

WP: 1 PB: 0 SB: 0 CS: 0 PA: 47

PITCHER		IP	WLS	BF	H	R	ER	SO	BB	IBB	HBP	BLK	WP	HR	S	P	ERA	WHIP
Neal Heaton, L ERA: 4.08	(1, 1)	3.2	L	22	9	6	6	1	2	1	0	0	0	0	21	33	14.73	3.000
Juan Eichelberger, R ERA: 4.99	(4, 1)	4.1		21	5	3	3	4	3	0	0	0	0	0	26	38	6.23	1.846
Rich Barnes, L ERA: 4.91	(9, 1)	1.0		4	0	1	0	0	0	0	0	0	1	0	4	4	0.00	0.000

PITCHER	IP	WLS	BF	H	R	ER	SO	BB	IBB	HBP	BLK	WP	HR	S	P	ERA	WHIP

BOTTOM

Milwaukee Brewers @ Cleveland Indians

Cleveland Municipal Stadium, Cleveland, OH

Wed Sep 21 1983, 7:05 PM EDT

Att. 4,135 - Unknown - 56 F

livebaseballscorecards.com

Batter	1	2	3	4	5	6	7	8	9	AB	R	H	RBI	BB	SO	LOB
Julio Franco, R (1, 6) OBP: 0.302, SLG: 0.384	F8		FC6-4 1B		1B		F9		F9	5	0	2	0	0	0	1
Toby Harrah, R (1, 5) OBP: 0.360, SLG: 0.362	BB 1B FC3-6 1B		FC6-4 1-2f		F8			BBBB 4-0 BB 1B BB	F6	4	2	1	0	1	0	2
Andre Thornton, R (1, 10) OBP: 0.386, SLG: 0.438	FC3-6 BB 1-2 1B		F6			SSS 0-3 K		F6	F7	5	0	1	0	0	1	2
Gorman Thomas, R (1, 8) OBP: 0.308, SLG: 0.376	BBBB 4-0 FC3-6 1-2 2-3 BB		SSS 0-3 K			F7		BBBB 4-0 BB 1B HR 1-2 BB		2	1	0	0	2	1	1
Ron Hassey, L (1, 2) OBP: 0.357, SLG: 0.390	FC3-6 1-2f 2-3 3-H			F6		4-3		BB 1-2 HR 2-H 1B		4	1	1	2	0	0	2
Pat Tabler, R (1, 7) OBP: 0.372, SLG: 0.406 Kevin Rhomberg, R (8, 7) OBP: 0.333, SLG: 0.500 Karl Pagel, L (8, PH) OBP: 0.250, SLG: 0.250 (9, 7)	SSS 0-3 K			SSS 0-3 K			BBBB 4-0 1B SF9 BB	F7		2 0 1	1 0 0	0 0 0	0 0 0	1 0 0	2 0 0	2 0 2
Mike Hargrove, L (1, 3) OBP: 0.383, SLG: 0.363		L8		4-3			1-3 1B	BBBB 4-0 HR 1-2 2-3 BB		3	1	1	0	1	0	0
George Vukovich, L (1, 9) OBP: 0.305, SLG: 0.338 Alan Bannister, R (8, PH) OBP: 0.331, SLG: 0.410 (9, 4)		L4			F9		SF9 3-H	1-H 2-H 3-H HR		2 1	0 1	0 1	1 4	0 0	0 0	0 0
Mike Fischlin, R (1, 4) OBP: 0.289, SLG: 0.280 Jack Perconte, L (5, PH) OBP: 0.400, SLG: 0.400 (6, 4) Carmen Castillo, R (8, PH) OBP: 0.435, SLG: 0.579 (9, 9)		F9			F7		1B	SSS K		1 2 1	0 0 0	0 1 0	0 0 0	0 0 0	0 0 1	0 0 0
Inning Stats	R: 1 H: 2 E: 0 LOB: 2 K: 1 BB: 1 S: 7 P: 11	R: 0 H: 0 E: 0 LOB: 0 K: 0 BB: 0 S: 3 P: 3	R: 0 H: 1 E: 0 LOB: 1 K: 1 BB: 0 S: 6 P: 6	R: 0 H: 0 E: 0 LOB: 0 K: 1 BB: 0 S: 5 P: 5	R: 0 H: 1 E: 0 LOB: 1 K: 0 BB: 0 S: 4 P: 4	R: 0 H: 0 E: 0 LOB: 0 K: 1 BB: 0 S: 5 P: 5	R: 1 H: 2 E: 0 LOB: 1 K: 0 BB: 1 S: 4 P: 8	R: 5 H: 2 E: 0 LOB: 0 K: 1 BB: 3 S: 7 P: 19	R: 0 H: 0 E: 0 LOB: 0 K: 0 BB: 0 S: 3 P: 3	1B: 7 SF: 1 2B: 0 SAC: 0 3B: 0 DP: 0 HR: 1 HBP: 0						WP: 0 PA: 39 PB: 0 SB: 0 CS: 0	

	AB	33
	R	7
	H	8
	RBI	7
	BB	5
	SO	5
	LOB	12

PITCHER		IP	WLS	BF	H	R	ER	SO	BB	IBB	HBP	BLK	WP	HR	S	P	ERA	WHIP
Don Sutton, R ERA: 4.07	(1, 1)	6.2	W	27	6	2	2	4	2	0	0	0	0	0	33	41	2.70	1.200
Jim Slaton, R ERA: 4.32	(7, 1)	1.0		6	1	3	3	0	2	0	0	0	0	0	4	12	27.00	3.000
Rick Waits, L ERA: 5.2	(8, 1)	0.1		3	1	2	2	1	1	0	0	0	0	1	4	8	54.00	6.000
Pete Ladd, R ERA: 2.89	(9, 1)	1.0	S	3	0	0	0	0	0	0	0	0	0	0	3	3	0.00	0.000

PITCHER	IP	WLS	BF	H	R	ER	SO	BB	IBB	HBP	BLK	WP	HR	S	P	ERA	WHIP

Milwaukee Brewers @ Cleveland Indians

Cleveland Municipal Stadium, Cleveland, OH

Thu Sep 22 1983, 7:05 PM EDT

Att. 5,456 - Unknown - 50 F

TOP

livebaseballscorecards.com

Batter	1	2	3	4	5	6	7	8	9	AB	R	H	RBI	BB	SO	LOB
Paul Molitor, R (1, 5) OBP: 0.340, SLG: 0.423	S S S 0-3 ① K	x 0-0 ② F7			x 0-0 ① 5-3			x 0-0 HR		1	0	0	0	0	1	0
Randy Ready, R (1, 5) OBP: 0.375, SLG: 0.500										3	1	1	1	0	0	0
Robin Yount, R (1, 6) OBP: 0.381, SLG: 0.486	x 0-0 FC6 1B	x 0-0 1B			x 0-0 ② F9			x 0-0 ① 5-3		4	0	2	0	0	0	0
Cecil Cooper, L (1, 3) OBP: 0.335, SLG: 0.498	x 0-0 ② FC6 BB 1B BB 1-2f	x 0-0 ③ F9			x 0-0 ③ L6			x 0-0 ② 6-3		4	1	0	0	0	0	2
Ted Simmons, S (1, 10) OBP: 0.357, SLG: 0.454	x 0-0 BB BB 1B 1-2 1B		x 0-0 ① 4-3			x 0-0 ① F8		x 0-0 HR		4	2	2	1	0	0	0
Mark Brouhard, R (1, 7) OBP: 0.335, SLG: 0.503	B B B B 4-0 BB 1B 1-2 2-3 BB		x 0-0 ② 5-3			x 0-0 ② F9		x 0-0 ③ F7		3	1	0	0	1	0	0
Rick Manning, L (1, 8) OBP: 0.289, SLG: 0.307	B B B B 4-0 1-2 2-3 3-H BB		x 0-0 ③ F7			x 0-0 ③ 6-3			x 0-0 1B	0	0	0	0	0	0	0
Ed Romero, R (9, PH) OBP: 0.333, SLG: 0.371										1	0	1	0	0	0	0
Ned Yost, R (1, 2) OBP: 0.253, SLG: 0.367	x 0-0 1-3 2-H 3-H 1B			x 0-0 ① 1-3			x 0-0 ① F8		S S S 0-3 ① K	4	0	1	2	0	1	1
Jim Gantner, L (1, 4) OBP: 0.337, SLG: 0.415	x 0-0 ③ G3			S S S 0-3 ② K			x 0-0 E6 G6-3		x 0-0 ② F5	4	0	0	0	0	1	3
Charlie Moore, R (1, 9) OBP: 0.354, SLG: 0.367		x 0-0 ① 1B		x 0-0 ③ G3			x 0-0 ② ③ G6-3 1-2f		x 0-0 ③ 6-3	4	0	1	0	0	0	2

	AB	32
	R	5
	H	8
	RBI	4
	BB	1
	SO	3
	LOB	8

Inning Stats																																		
	R: 3	E: 0	K: 1	S: 8	H: 3	LOB: 2	BB: 2	P: 16	R: 0	E: 0	K: 0	S: 4	H: 2	LOB: 1	BB: 0	P: 4	R: 0	E: 0	K: 0	S: 3	H: 0	LOB: 0	BB: 0	P: 3	R: 0	E: 0	K: 1	S: 5	H: 0	LOB: 0	BB: 0	P: 5	R: 0	E: 0	K: 0	S: 3	H: 0	LOB: 0	BB: 0	P: 3
	R: 0	E: 0	K: 0	S: 3	H: 0	LOB: 0	BB: 0	P: 3	R: 0	E: 1	K: 0	S: 3	H: 0	LOB: 0	BB: 0	P: 3	R: 2	E: 0	K: 0	S: 5	H: 2	LOB: 0	BB: 0	P: 5	R: 0	E: 0	K: 1	S: 6	H: 1	LOB: 1	BB: 0	P: 6	1B: 6	2B: 0	3B: 0	HR: 2	SF: 0	SAC: 0	DP: 1	HBP: 0	WP: 0	PB: 0	SB: 0	CS: 0	PA: 36

PITCHER		IP	WLS	BF	H	R	ER	SO	BB	IBB	HBP	BLK	WP	HR	S	P	ERA	WHIP
Lary Sorensen, R ERA: 4.15	(1, 1)	8.0	W	32	7	5	5	2	2	0	0	0	0	2	34	42	5.62	1.125
Jamie Easterly, L ERA: 2.88	(9, 1)	1.0		4	1	0	0	1	0	0	0	0	0	0	6	6	0.00	1.000

PITCHER	IP	WLS	BF	H	R	ER	SO	BB	IBB	HBP	BLK	WP	HR	S	P	ERA	WHIP

BOTTOM

Milwaukee Brewers @ Cleveland Indians

Cleveland Municipal Stadium, Cleveland, OH

Thu Sep 22 1983, 7:05 PM EDT

Att. 5,456 - Unknown - 50 F

livebaseballscorecards.com

Batter	1	2	3	4	5	6	7	8	9	AB	R	H	RBI	BB	SO	LOB
Julio Franco, R (1, 6) OBP: 0.305, SLG: 0.386	4-3 S 3-1 1B		F8		F6	BB BB 1-2 2-3 1B		E S 1-3 PB 1B		5	2	3	0	0	0	2
Toby Harrah, R (1, 5) OBP: 0.360, SLG: 0.361	4-3 1-3		1B		L7	BBBB BB 1-2 2-3 3-H BB		L6 1-3 3-H		4	0	1	1	1	0	4
Mike Hargrove, L (1, 3) OBP: 0.385, SLG: 0.363	3-1 3-H		G3			FC1-5 1B 1B BBBB 4-0 FC6-4 1-2 2-3 3-H BB		PB IBB		3	0	1	2	2	0	1
Gorman Thomas, R (1, 8) OBP: 0.307, SLG: 0.375	F6			SSS K	F5	FC1-5 1-2 2B 1B FC6-4 1-2f		F6 1-2 3-H		5	1	1	0	0	1	4
Ron Hassey, L (1, 2) OBP: 0.357, SLG: 0.391		BBBB 4-0 FC3-6 BB			1-3	FC1-5 1-2 2-3f 2B	G3 WP 2B	5-3		4	2	1	0	1	0	3
Pat Tabler, R (1, 7) OBP: 0.371, SLG: 0.407 Alan Bannister, R (9, 7) OBP: 0.331, SLG: 0.410		SSS K				1B 1-H 2-H 2B	G3 2-3			4 0	1 0	1 0	2 0	0 0	1 0	2 0
Karl Pagel, L (1, 10) OBP: 0.375, SLG: 0.375		FC3-6 FC4-6 1-2f			1B	1B 5-3 BB 2-H 1B	4-3 3-H			4	1	2	1	0	0	1
George Vukovich, L (1, 9) OBP: 0.302, SLG: 0.333		FC4-6 1-2f			F3	5-3 1-2	F7			4	0	0	0	0	0	3
Jack Perconte, L (1, 4) OBP: 0.500, SLG: 0.429 Mike Fischlin, R (7, 4) OBP: 0.292, SLG: 0.284			6-3		1-2	BBBB BB 1B BB		1B E		2 1	1 1	1 1	0 0	1 0	0 0	0 0
Inning Stats	R: 1 H: 1 E: 0 LOB: 0 K: 0 BB: 0 S: 4 P: 4	R: 0 H: 0 E: 0 LOB: 1 K: 1 BB: 1 S: 5 P: 9	R: 0 H: 1 E: 0 LOB: 1 K: 0 BB: 0 S: 4 P: 4	R: 0 H: 0 E: 0 LOB: 0 K: 1 BB: 0 S: 5 P: 5	R: 0 H: 2 E: 0 LOB: 2 K: 0 BB: 0 S: 5 P: 5	R: 5 H: 5 E: 0 LOB: 3 K: 0 BB: 3 S: 8 P: 20	R: 1 H: 1 E: 0 LOB: 0 K: 0 BB: 0 S: 4 P: 4	R: 2 H: 2 E: 0 LOB: 1 K: 0 BB: 1 S: 5 P: 9		1B: 10 SF: 0 2B: 2 SAC: 0 3B: 0 DP: 0 HR: 0 HBP: 0						

	AB	36
	R	9
	H	12
	RBI	6
	BB	5
	SO	2
	LOB	20

WP: 1 PA: 41
PB: 1
SB: 2
CS: 0

PITCHER		IP	WLS	BF	H	R	ER	SO	BB	IBB	HBP	BLK	WP	HR	S	P	ERA	WHIP
Tom Candiotti, R ERA: 3.1	(1, 1)	5.2	L	27	8	6	6	2	2	0	0	0	0	0	29	37	9.53	1.765
Tom Tellmann, R ERA: 2.9	(6, 1)	0.1		4	1	0	0	0	2	0	0	0	0	0	2	10	0.00	9.000
Andy Beene, R ERA: 4.5	(7, 1)	2.0		10	3	3	1	0	0	1	0	0	1	0	9	13	4.50	1.500

PITCHER	IP	WLS	BF	H	R	ER	SO	BB	IBB	HBP	BLK	WP	HR	S	P	ERA	WHIP

Baltimore Orioles @ Milwaukee Brewers

Milwaukee County Stadium, Milwaukee, WI

Fri Sep 23 1983, 8:05 PM EDT

Att. 38,096 - Unknown

TOP

livebaseballscorecards.com

Batter	1	2	3	4	5	6	7	8	9	AB	R	H	RBI	BB	SO	LOB
Al Bumbry, L (1, 8) OBP: 0.322, SLG: 0.354	L5				6-3		1B 1-3		P3	3	0	1	1	0	0	0
Tito Landrum, R (7, PH) OBP: 0.364, SLG: 0.516 (7, 9)		2-H 1B								2	0	1	0	0	0	0
Jim Dwyer, L (1, 9) OBP: 0.381, SLG: 0.486	P6	F8			1B 1B		K		1-3	3	0	1	0	0	0	1
John Shelby, S (7, PH) OBP: 0.300, SLG: 0.367 (7, 8)										2	0	0	0	0	1	2
Cal Ripken Jr., R (1, 6) OBP: 0.367, SLG: 0.512	1B		1-3		BB 1-3 1B		1B 1-2 3-H		1B 1B	5	0	4	1	0	0	0
Eddie Murray, S (1, 3) OBP: 0.397, SLG: 0.545	K		BB		G6-4-3 1-2 BB		L4		1-2 1B	3	0	1	0	2	1	3
John Lowenstein, L (1, 7) OBP: 0.373, SLG: 0.474		2B BB	F8		G6-4-3 1-2f		K		5-3	1	1	0	0	1	0	1
Gary Roenicke, R (5, PH) OBP: 0.332, SLG: 0.498 (5, 7)										3	0	0	0	0	1	7
Ken Singleton, S (1, 10) OBP: 0.402, SLG: 0.449		F7	4-3			L5		6-3		4	0	0	0	0	0	2
Glenn Gulliver, L (1, 5) OBP: 0.341, SLG: 0.297		F8		F9		CS 1B		1B		2	0	0	0	0	0	1
Todd Cruz, R (6, PH) OBP: 0.244, SLG: 0.320 (6, 5)										2	0	2	0	0	0	0
Rich Dauer, R (1, 4) OBP: 0.306, SLG: 0.309		1-H 2B 2B		5-3		K 1-2		F7		4	1	1	1	0	1	2
Rick Dempsey, R (1, 2) OBP: 0.309, SLG: 0.322		WP 2-H 1B 2B		F9		1B 1B 1B		F3		4	2	2	1	0	0	1

	AB	38
	R	4
	H	13
	RBI	4
	BB	3
	SO	4
	LOB	20

Inning Stats																				
	R: 0	H: 1	R: 3	H: 3	R: 0	H: 0	R: 0	H: 0	R: 0	H: 2	R: 0	H: 1	R: 1	H: 3	R: 0	H: 1	R: 0	H: 2	1B: 11	SF: 0	WP: 1	PA: 41
	E: 0	LOB: 1	E: 0	LOB: 1	E: 0	LOB: 1	E: 0	LOB: 0	E: 0	LOB: 2	E: 0	LOB: 0	E: 0	LOB: 2	E: 0	LOB: 1	E: 0	LOB: 2	2B: 2	SAC: 0	PB: 0	
	K: 1	BB: 0	K: 0	BB: 1	K: 0	BB: 1	K: 0	BB: 0	K: 0	BB: 1	K: 1	BB: 0	K: 2	BB: 0	K: 0	BB: 0	K: 0	BB: 0	3B: 0	DP: 1	SB: 0	
	S: 6	P: 6	S: 6	P: 10	S: 3	P: 7	S: 3	P: 3	S: 4	P: 8	S: 5	P: 5	S: 10	P: 10	S: 4	P: 4	S: 5	P: 5	HR: 0	HBP: 0	CS: 1	

PITCHER		IP	WLS	BF	H	R	ER	SO	BB	IBB	HBP	BLK	WP	HR	S	P	ERA	WHIP
Bob Gibson, R ERA: 4.0	(1, 1)	4.1	L	22	6	3	3	1	3	0	0	0	1	0	21	33	6.23	2.077
Rick Waits, L ERA: 4.89	(5, 1)	4.2		19	7	1	1	3	0	0	0	0	0	0	25	25	1.93	1.500

PITCHER	IP	WLS	BF	H	R	ER	SO	BB	IBB	HBP	BLK	WP	HR	S	P	ERA	WHIP

Batter	1	2	3	4	5	6	7	8	9	AB	R	H	RBI	BB	SO	LOB
Paul Molitor, R (1, 5) OBP: 0.337, SLG: 0.420	K			6-3		5-3		G6-4-3 1-2f 2-3 3-H		4	0	0	0	0	1	2
Robin Yount, R (1, 6) OBP: 0.380, SLG: 0.486	F9			F8			F9 E 2B	5-3		4	1	1	0	0	0	1
Cecil Cooper, L (1, 3) OBP: 0.333, SLG: 0.494	F3			G3			F9 2-3		6-3	4	0	0	0	0	0	1
Ted Simmons, S (1, 10) OBP: 0.358, SLG: 0.454		5-3			1B		E8 3-H 1B		P4	4	0	2	1	0	0	0
Mark Brouhard, R (1, 7) OBP: 0.327, SLG: 0.490		K			F8		1-3		5-3	4	0	0	0	0	1	2
Charlie Moore, R (1, 9) OBP: 0.352, SLG: 0.365		F9			P4		F2			3	0	0	0	0	0	2
Rick Manning, L (1, 8) OBP: 0.288, SLG: 0.306			5-3		K			BB BB G6-4-3 1B		2	0	0	0	0	1	1
Ed Romero, R (8, PH) OBP: 0.338, SLG: 0.376										1	1	1	0	0	0	0
Dion James, L (9, 8) OBP: 0.125, SLG: 0.125										0	0	0	0	0	0	0
Bill Schroeder, R (1, 2) OBP: 0.182, SLG: 0.274			K			5-3		G6-4-3 BB 1-2 BB		2	0	0	0	0	1	0
Randy Ready, R (8, PH) OBP: 0.394, SLG: 0.500										0	0	0	0	1	0	0
Ned Yost, R (9, 2) OBP: 0.253, SLG: 0.367										0	0	0	0	0	0	0
Jim Gantner, L (1, 4) OBP: 0.337, SLG: 0.414			F7			F9		G6-4-3 BB 1-2 2-3		2	0	0	0	1	0	0
Inning Stats	R: 0 H: 0 E: 0 LOB: 0 K: 1 BB: 0 S: 5 P: 5	R: 0 H: 0 E: 0 LOB: 0 K: 1 BB: 0 S: 5 P: 5	R: 0 H: 0 E: 0 LOB: 0 K: 1 BB: 0 S: 5 P: 5	R: 0 H: 0 E: 0 LOB: 0 K: 0 BB: 0 S: 3 P: 3	R: 0 H: 1 E: 0 LOB: 1 K: 1 BB: 0 S: 6 P: 6	R: 0 H: 0 E: 0 LOB: 0 K: 0 BB: 0 S: 3 P: 3	R: 1 H: 2 E: 1 LOB: 1 K: 0 BB: 0 S: 5 P: 5	R: 1 H: 1 E: 0 LOB: 1 K: 0 BB: 2 S: 3 P: 11	R: 0 H: 0 E: 0 LOB: 0 K: 0 BB: 0 S: 3 P: 3	1B: 3 SF: 0 2B: 1 SAC: 0 3B: 0 DP: 1 HR: 0 HBP: 0						

PITCHER		IP	WLS	BF	H	R	ER	SO	BB	IBB	HBP	BLK	WP	HR	S	P	ERA	WHIP
Scott McGregor, L ERA: 3.06	(1, 1)	7.0	W	27	4	2	2	4	2	0	0	0	0	0	33	41	2.57	0.857
Sammy Stewart, R ERA: 3.73	(8, 1)	2.0	S	5	0	0	0	0	0	0	0	0	0	0	5	5	0.00	0.000

PITCHER	IP	WLS	BF	H	R	ER	SO	BB	IBB	HBP	BLK	WP	HR	S	P	ERA	WHIP

BOTTOM

Baltimore Orioles @ Milwaukee Brewers

Milwaukee County Stadium, Milwaukee, WI

Fri Sep 23 1983, 8:05 PM EDT

Att. 38,096 - Unknown

livebaseballscorecards.com

AB	30
R	2
H	4
RBI	1
BB	2
SO	4
LOB	9

Batter	1	2	3	4	5	6	7	8	9	AB	R	H	RBI	BB	SO	LOB
Al Bumbry, L (1, 8) OBP: 0.322, SLG: 0.355	4-3		1-3		1-3 3-H 2B		4-3			4	0	1	1	0	0	0
Dan Ford, R (1, 9) OBP: 0.331, SLG: 0.443	6-3		L5		1-3			6-3		4	0	0	0	0	0	2
Cal Ripken Jr., R (1, 6) OBP: 0.368, SLG: 0.512	BB 1B			P4	K			1-3 1B 1B		4	1	2	0	0	1	2
Eddie Murray, S (1, 3) OBP: 0.396, SLG: 0.542	B B B B 1-2 BB			F5		L6		1-3 1-2		3	0	0	0	1	0	1
John Lowenstein, L (1, 7) OBP: 0.377, SLG: 0.476	4-3			FC4-6 1B		B B B B 4-3 BB		WP 2-H 1B		3	0	2	1	1	0	2
Ken Singleton, S (1, 10) OBP: 0.399, SLG: 0.445		4-3		FC4-6 1-2f		4-3 1-2		6-3 1-2		4	0	0	0	0	0	3
Glenn Gulliver, L (1, 5) OBP: 0.354, SLG: 0.282		B B B B 4-0 G6-4-3 BB			B B B B 4-0 F7 1B 2B BB	F8			F9	2	1	0	0	2	0	1
Rich Dauer, R (1, 4) OBP: 0.306, SLG: 0.309 Jim Dwyer, L (9, PH) OBP: 0.379, SLG: 0.483		G6-4-3 1-2f			2B 1-2 1B		4-3		F9	3 1	0 0	1 0	0 0	0 0	0 0	1 0
Rick Dempsey, R (1, 2) OBP: 0.307, SLG: 0.319 Joe Nolan, L (9, PH) OBP: 0.358, SLG: 0.436			5-3		F7 2-3		P6		K	3 1	0 0	0 0	0 0	0 1	0 0	2 0
Inning Stats	R: 0 E: 0 K: 0 S: 4 H: 1 LOB: 2 BB: 1 P: 8	R: 0 E: 0 K: 0 S: 2 H: 0 LOB: 0 BB: 1 P: 6	R: 0 E: 0 K: 0 S: 3 H: 0 LOB: 0 BB: 0 P: 3	R: 0 E: 0 K: 0 S: 4 H: 1 LOB: 1 BB: 0 P: 4	R: 1 E: 0 K: 1 S: 7 H: 2 LOB: 2 BB: 1 P: 11	R: 0 E: 0 K: 0 S: 3 H: 0 LOB: 1 BB: 1 P: 7	R: 0 E: 0 K: 0 S: 3 H: 0 LOB: 0 BB: 0 P: 3	R: 1 E: 0 K: 0 S: 5 H: 2 LOB: 1 BB: 0 P: 5	R: 0 E: 0 K: 1 S: 5 H: 0 LOB: 0 BB: 0 P: 5	1B: 5 2B: 1 3B: 0 HR: 0 SF: 0 SAC: 0 DP: 1 HBP: 0						

PITCHER	IP	WLS	BF	H	R	ER	SO	BB	IBB	HBP	BLK	WP	HR	S	P	ERA	WHIP
Jaime Cocanower, R (1, 1) ERA: 2.14	8.0	W	33	6	2	2	1	4	0	0	0	1	0	31	47	2.25	1.250
Pete Ladd, R (9, 1) ERA: 2.82	1.0	S	3	0	0	0	1	0	0	0	0	0	0	5	5	0.00	0.000

PITCHER	IP	WLS	BF	H	R	ER	SO	BB	IBB	HBP	BLK	WP	HR	S	P	ERA	WHIP

TOP

Baltimore Orioles @ Milwaukee Brewers

Milwaukee County Stadium, Milwaukee, WI

Sat Sep 24 1983, 8:05 PM EDT

Att. 48,659 - Unknown

livebaseballscorecards.com

AB	32
R	2
H	6
RBI	2
BB	4
SO	2
LOB	14

WP: 1 PA: 36
PB: 0
SB: 0
CS: 0

Batter	1	2	3	4	5	6	7	8	9	AB	R	H	RBI	BB	SO	LOB
Paul Molitor, R (1, 5) OBP: 0.338, SLG: 0.419	BBBB 4-0 2B BB	x 0-0 ② L4		x 0-0 1B 1B	x 0-0 ③ F9			x 0-0 ① 6-3		4	1	1	0	1	0	4
Robin Yount, R (1, 6) OBP: 0.382, SLG: 0.491	x 0-0 4-3 4-1 1-H 2B	x 0-0 ③ F8		x 0-0 FC4-6 1-2 1B		x 0-0 2B		x 0-0 ② 4-3		5	1	3	1	0	0	2
Cecil Cooper, L (1, 3) OBP: 0.332, SLG: 0.494	x 0-0 ① 4-3 2-3		x 0-0 2B 2B	x 0-0 ② FC4-6 1-2f		x 0-0 ① F3		x 0-0 ③ P6		5	1	1	0	0	0	4
Ted Simmons, S (1, 2) OBP: 0.357, SLG: 0.454	x 0-0 ② 4-1 3-H		x 0-0 F8 1B 2-H 2B	x 0-0 ③ F8		x 0-0 ② F9				4	1	1	2	0	0	3
Roy Howell, L (1, 10) OBP: 0.322, SLG: 0.413	x 0-0 3B		x 0-0 ① F8 2-3		x 0-0 ① 4-3	x 0-0 ③ 6-3				4	0	1	0	0	0	2
Mark Brouhard, R (1, 7) OBP: 0.325, SLG: 0.484	x 0-0 ③ F9		x 0-0 4-3 3-H 1B		x 0-0 ② F9		SSS 0-3 ① K			4	0	1	1	0	1	1
Rick Manning, L (1, 8) OBP: 0.287, SLG: 0.306		x 0-0 ① F5	x 0-0 ② 4-3 1-2		x 0-0 1B 2B 1B		x 0-0 ② G3			4	1	1	0	0	0	1
Jim Gantner, L (1, 4) OBP: 0.339, SLG: 0.416		x 0-0 1B 1B	SSS 0-3 ③ K		x 0-0 2B 1-2 1B		x 0-0 1B			4	0	3	0	0	1	1
Charlie Moore, R (1, 9) OBP: 0.353, SLG: 0.368		x 0-0 1-3 1B		x 0-0 ① F8	x 0-0 1-3 2-H 2B		x 0-0 ③ 1-3			4	0	2	1	0	0	1
Inning Stats	R: 2 H: 2 E: 0 LOB: 1 K: 0 BB: 1 S: 5 P: 9	R: 0 H: 2 E: 0 LOB: 2 K: 0 BB: 0 S: 5 P: 5	R: 2 H: 3 E: 0 LOB: 1 K: 1 BB: 0 S: 8 P: 8	R: 0 H: 2 E: 0 LOB: 2 K: 0 BB: 0 S: 5 P: 5	R: 1 H: 3 E: 0 LOB: 2 K: 0 BB: 0 S: 6 P: 6	R: 0 H: 1 E: 0 LOB: 1 K: 0 BB: 0 S: 4 P: 4	R: 0 H: 1 E: 0 LOB: 1 K: 1 BB: 0 S: 6 P: 6	R: 0 H: 0 E: 0 LOB: 0 K: 0 BB: 0 S: 3 P: 3		1B: 8 SF: 0 2B: 5 SAC: 0 3B: 1 DP: 0 HR: 0 HBP: 0						

PITCHER		IP	WLS	BF	H	R	ER	SO	BB	IBB	HBP	BLK	WP	HR	S	P	ERA	WHIP
Dennis Martinez, R ERA: 5.67	(1, 1)	2.1	L	15	7	4	4	0	1	0	0	0	0	0	14	18	15.43	3.429
Jim Palmer, R ERA: 4.52	(3, 1)	3.2		17	6	1	1	1	0	0	0	0	0	0	19	19	2.46	1.636
Bill Swaggerty, R ERA: 3.57	(7, 1)	2.0		7	1	0	0	1	0	0	0	0	0	0	9	9	0.00	0.500

PITCHER	IP	WLS	BF	H	R	ER	SO	BB	IBB	HBP	BLK	WP	HR	S	P	ERA	WHIP

BOTTOM

Baltimore Orioles @ Milwaukee Brewers

Milwaukee County Stadium, Milwaukee, WI

Sat Sep 24 1983, 8:05 PM EDT

Att. 48,659 - Unknown

livebaseballscorecards.com

AB	38
R	5
H	14
RBI	5
BB	1
SO	2
LOB	19

WP: 0 PB: 0 SB: 0 CS: 0 PA: 39

Baltimore Orioles @ Milwaukee Brewers

Milwaukee County Stadium, Milwaukee, WI

Sun Sep 25 1983, 4:33 AM EDT

Att. 45,181 - Unknown

TOP

livebaseballscorecards.com

Batter	1	2	3	4	5	6	7	8	9	AB	R	H	RBI	BB	SO	LOB
Al Bumbry, L (1, 8) OBP: 0.325, SLG: 0.359	FC6-4 1B		HR 1B (1-2)		G4-6-3 1B			L6		2	1	2	0	0	0	0
John Shelby, S (5, PH) OBP: 0.302, SLG: 0.368										2	0	1	0	0	0	0
(5, 8)																
Jim Dwyer, L (1, 9) OBP: 0.380, SLG: 0.500	FC6-4 G4-6-3 (1-2f)		HR (1-H 2-H)		F3			K (SSS)		2	1	1	3	0	0	1
Tito Landrum, R (5, PH) OBP: 0.343, SLG: 0.485										2	0	0	0	0	1	1
(5, 9)																
Cal Ripken Jr., R (1, 6) OBP: 0.368, SLG: 0.512	G4-6-3 (1-2f)		1B		G4-6-3 (1-2f)			1B		4	0	2	0	0	0	2
Eddie Murray, S (1, 3) OBP: 0.394, SLG: 0.538		F7	F9			3-1		F5		4	0	0	0	0	0	2
John Lowenstein, L (1, 7) OBP: 0.375, SLG: 0.473		3-1		4-3		F7			6-3	2	0	0	0	0	0	0
Gary Roenicke, R (4, 7) OBP: 0.330, SLG: 0.495										2	0	0	0	0	0	0
Ken Singleton, S (1, 10) OBP: 0.398, SLG: 0.448		K (SSS)		HR 3B		F8			F9	4	1	1	0	0	1	0
Joe Nolan, L (1, 2) OBP: 0.356, SLG: 0.449			F3	HR (3-H)			F7		F5	4	1	1	2	0	0	0
Glenn Gulliver, L (1, 5) OBP: 0.333, SLG: 0.262			K (SSS)	4-3			3-1			3	0	0	0	0	1	0
Todd Cruz, R (7, 5) OBP: 0.244, SLG: 0.320										0	0	0	0	0	0	0
Rich Dauer, R (1, 4) OBP: 0.306, SLG: 0.309			1B HR 1B	K (SSS)			1-3			3	1	1	0	0	1	0
Inning Stats	R: 0 E: 0 K: 0 S: 3 H: 1 LOB: 0 BB: 0 P: 3	R: 0 E: 0 K: 1 S: 5 H: 0 LOB: 0 BB: 0 P: 5	R: 3 E: 0 K: 1 S: 9 H: 4 LOB: 1 BB: 0 P: 9	R: 2 E: 0 K: 1 S: 7 H: 2 LOB: 0 BB: 0 P: 7	R: 0 E: 0 K: 0 S: 3 H: 1 LOB: 0 BB: 0 P: 3	R: 0 E: 0 K: 0 S: 3 H: 0 LOB: 0 BB: 0 P: 3	R: 0 E: 0 K: 0 S: 3 H: 0 LOB: 0 BB: 0 P: 3	R: 0 E: 0 K: 1 S: 6 H: 1 LOB: 1 BB: 0 P: 6	R: 0 E: 0 K: 0 S: 3 H: 0 LOB: 0 BB: 0 P: 3	1B: 6 2B: 0 3B: 1 HR: 2 SF: 0 SAC: 0 DP: 2 HBP: 0							

	AB	34
	R	5
	H	9
	RBI	5
	BB	0
	SO	4
	LOB	6

WP: 0 PB: 0 SB: 0 CS: 0 PA: 34

PITCHER		IP	WLS	BF	H	R	ER	SO	BB	IBB	HBP	BLK	WP	HR	S	P	ERA	WHIP
Chuck Porter, R (1, 1) ERA: 4.5		4.0	L	18	7	5	5	3	0	0	0	0	0	2	24	24	11.25	1.750
Jerry Augustine, L (5, 1) ERA: 5.74		1.0		3	1	0	0	0	0	0	0	0	0	0	3	3	0.00	1.000
Tom Tellmann, R (6, 1) ERA: 2.78		4.0		13	1	0	0	1	0	0	0	0	0	0	15	15	0.00	0.250

PITCHER	IP	WLS	BF	H	R	ER	SO	BB	IBB	HBP	BLK	WP	HR	S	P	ERA	WHIP

Baltimore Orioles @ Milwaukee Brewers

Milwaukee County Stadium, Milwaukee, WI

Sun Sep 25 1983, 4:33 AM EDT

Att. 45,181 - Unknown

livebaseballscorecards.com

BOTTOM

Batter	1	2	3	4	5	6	7	8	9	AB	R	H	RBI	BB	SO	LOB
Paul Molitor, R (1, 5) OBP: 0.337, SLG: 0.418	3-1		5-3			L4		1B		4	0	1	0	0	0	2
Robin Yount, R (1, 6) OBP: 0.381, SLG: 0.489	K			5-3		2-H 1B		1-3		4	0	1	1	0	1	1
Cecil Cooper, L (1, 3) OBP: 0.330, SLG: 0.491	F7			P4		4-3			F8	4	0	0	0	0	0	1
Ted Simmons, S (1, 10) OBP: 0.357, SLG: 0.452		BBBB G6-3 BB		F7			K		F8	3	0	0	0	1	1	0
Mark Brouhard, R (1, 7) (8, 9) OBP: 0.329, SLG: 0.484		G6-3 1-2f			5-3		1B		1B	4	0	2	0	0	0	1
Jim Gantner, L (1, 4) OBP: 0.337, SLG: 0.413		F7			F8		F5		F7	4	0	0	0	0	0	2
Rick Manning, L (1, 8) OBP: 0.286, SLG: 0.305			3-1		F8		P3			2	0	0	0	0	0	0
Ed Romero, R (7, PH) (8, 7) OBP: 0.336, SLG: 0.373										1	0	0	0	0	0	1
Bill Schroeder, R (1, 2) OBP: 0.203, SLG: 0.308			2B			PB 1B 1B		K		3	1	2	0	0	1	0
Charlie Moore, R (1, 9) OBP: 0.352, SLG: 0.367			K			F9 1-2		1-3		1	0	0	0	0	1	1
Dion James, L (4, 9) (8, 8) OBP: 0.100, SLG: 0.100										2	0	0	0	0	0	1
Inning Stats	R: 0 H: 0 E: 0 LOB: 0 K: 1 BB: 0 S: 5 P: 5	R: 0 H: 0 E: 0 LOB: 0 K: 0 BB: 1 S: 2 P: 6	R: 0 H: 1 E: 0 LOB: 1 K: 1 BB: 0 S: 6 P: 6	R: 0 H: 0 E: 0 LOB: 0 K: 0 BB: 0 S: 3 P: 3	R: 0 H: 0 E: 0 LOB: 0 K: 0 BB: 0 S: 3 P: 3	R: 1 H: 2 E: 0 LOB: 1 K: 0 BB: 0 S: 5 P: 5	R: 0 H: 1 E: 0 LOB: 1 K: 1 BB: 0 S: 6 P: 6	R: 0 H: 1 E: 0 LOB: 1 K: 1 BB: 0 S: 6 P: 6	R: 0 H: 1 E: 0 LOB: 1 K: 0 BB: 0 S: 4 P: 4	1B: 5 SF: 0 2B: 1 SAC: 0 3B: 0 DP: 1 HR: 0 HBP: 0						

	AB	32
	R	1
	H	6
	RBI	1
	BB	1
	SO	4
	LOB	10

WP: 0 PB: 1 SB: 0 CS: 0 PA: 33

PITCHER	IP	WLS	BF	H	R	ER	SO	BB	IBB	HBP	BLK	WP	HR	S	P	ERA	WHIP
Storm Davis, R (1, 1) ERA: 3.4	6.0	W	21	3	1	0	2	1	0	0	0	0	0	24	28	0.00	0.667
Tippy Martinez, L (7, 1) ERA: 2.4	3.0	S	12	3	0	0	2	0	0	0	0	0	0	16	16	0.00	1.000

PITCHER	IP	WLS	BF	H	R	ER	SO	BB	IBB	HBP	BLK	WP	HR	S	P	ERA	WHIP

Batter	1	2	3	4	5	6	7	8	9	AB	R	H	RBI	BB	SO	LOB
Bake McBride, L (1, 10) OBP: 0.318, SLG: 0.348	G5-3, 1B 1B		1B			HR		L3		4	1	3	1	0	0	0
Toby Harrah, R (1, 5) OBP: 0.361, SLG: 0.362	K		5-3			1-3			1B, E SF8 1B	4	1	1	0	0	1	2
Andre Thornton, R (1, 3) OBP: 0.389, SLG: 0.443	1-2 1B			FC5-4 1B		K			E2 1B, 1B 1-2 FC3-6	4	1	2	0	0	1	1
Gorman Thomas, R (1, 8) OBP: 0.307, SLG: 0.373	G5-3 2-3f			F4		5-3			FC3-6, 1B 1-2 2-3 1B	4	1	1	0	0	0	3
Pat Tabler, R (1, 7) OBP: 0.369, SLG: 0.409		5-3		F4			F9		SF8 3-H	3	0	0	1	0	0	1
Alan Bannister, R (1, 4) OBP: 0.329, SLG: 0.404		F8		FC5-4 1-2f			G1-6-3 1B		FC3-6 1-2 2-3 1B	4	0	2	0	0	0	1
Ron Hassey, L (1, 2) OBP: 0.354, SLG: 0.398		3-1			4-3		G1-6-3 1-2f		FC3-6 1B 1-2f 2-3 3-H	4	0	0	1	0	0	3
Carmen Castillo, R (1, 9) OBP: 0.368, SLG: 0.500			F3		5-3			F8	1-2 3-H 1B	4	0	1	1	0	0	0
Mike Fischlin, R (1, 6) OBP: 0.287, SLG: 0.276			5-3		6-3			L4	K	3	0	0	0	0	0	0
Chris Bando, S (9, PH) OBP: 0.341, SLG: 0.387										1	0	0	0	0	1	2
Inning Stats	R: 0 E: 0 K: 1 S: 6 H: 2 LOB: 1 BB: 0 P: 6	R: 0 E: 0 K: 0 S: 3 H: 0 LOB: 0 BB: 0 P: 3	R: 0 E: 0 K: 0 S: 4 H: 1 LOB: 1 BB: 0 P: 4	R: 0 E: 0 K: 0 S: 4 H: 1 LOB: 1 BB: 0 P: 4	R: 0 E: 0 K: 0 S: 3 H: 0 LOB: 0 BB: 0 P: 3	R: 1 E: 0 K: 1 S: 6 H: 1 LOB: 0 BB: 0 P: 6	R: 0 E: 0 K: 0 S: 3 H: 1 LOB: 0 BB: 0 P: 3	R: 0 E: 0 K: 0 S: 3 H: 0 LOB: 0 BB: 0 P: 3	R: 3 E: 1 K: 1 S: 10 H: 4 LOB: 2 BB: 0 P: 10	1B: 9 2B: 0 3B: 0 HR: 1 SF: 1 SAC: 0 DP: 2 HBP: 0							

PITCHER	IP	WLS	BF	H	R	ER	SO	BB	IBB	HBP	BLK	WP	HR	S	P	ERA	WHIP
Mike Caldwell, L (1, 1) ERA: 4.53	9.0	W	36	10	4	2	3	0	0	0	0	0	1	42	42	2.00	1.111

PITCHER	IP	WLS	BF	H	R	ER	SO	BB	IBB	HBP	BLK	WP	HR	S	P	ERA	WHIP

TOP

Cleveland Indians @ Milwaukee Brewers

Milwaukee County Stadium, Milwaukee, WI

Tue Sep 27 1983, 8:05 PM EDT

Att. 11,514 - Unknown

livebaseballscorecards.com

AB	35
R	4
H	10
RBI	4
BB	0
SO	3
LOB	13

WP: 0 PB: 0 SB: 0 CS: 0 PA: 36

Cleveland Indians @ Milwaukee Brewers

Milwaukee County Stadium, Milwaukee, WI

Tue Sep 27 1983, 8:05 PM EDT

Att. 11,514 - Unknown

livebaseballscorecards.com

BOTTOM

Batter	1	2	3	4	5	6	7	8	9	AB	R	H	RBI	BB	SO	LOB
Paul Molitor, R (1, 5) OBP: 0.338, SLG: 0.418	6-3	3B 1B	F9			1B WP 1B	F9			5	2	2	0	0	0	2
Robin Yount, R (1, 6) OBP: 0.383, SLG: 0.495	HR 1B	1-H 1B 3B	E4			1B 1-3 1B		4-3		4	2	3	1	0	0	0
Ed Romero, R (8, 6) OBP: 0.333, SLG: 0.370										1	0	0	0	0	0	0
Cecil Cooper, L (1, 3) OBP: 0.331, SLG: 0.495	1-H HR	G3	F8			G5-4-3 1-3 3-H 1B		F9		5	1	2	3	0	0	2
Ted Simmons, S (1, 10) OBP: 0.354, SLG: 0.448	F8	6-3	F5			F5		F3		5	0	0	0	0	0	4
Mark Brouhard, R (1, 7) OBP: 0.333, SLG: 0.482	1B E 1B	1B BB	S S S K			G5-4-3 1-2f				3	1	1	0	1	1	3
Jim Gantner, L (1, 4) OBP: 0.338, SLG: 0.414	E 1B 1-3 1B	1-2 3-H 1B	F7				F8			4	1	2	1	0	0	0
Rick Manning, L (1, 8) OBP: 0.290, SLG: 0.308	E9 1-2 1-3 3-H 1B	1-3	H HBP				2B			3	0	2	1	0	0	2
Bill Schroeder, R (1, 2) OBP: 0.219, SLG: 0.319	2-H 3-H 1B		5-3			G4-6-3 1-2 1B	S S S K			4	0	2	2	0	1	1
Charlie Moore, R (1, 9) OBP: 0.352, SLG: 0.365	F4		F9			G4-6-3 1-2f	B B B BB			3	0	0	0	1	0	3
Inning Stats	R: 5 E: 1 K: 0 S: 9 / H: 6 LOB: 1 BB: 0 P: 9	R: 2 E: 0 K: 0 S: 6 / H: 3 LOB: 2 BB: 1 P: 10	R: 0 E: 0 K: 0 S: 3 / H: 0 LOB: 0 BB: 0 P: 3	R: 0 E: 1 K: 1 S: 6 / H: 0 LOB: 1 BB: 0 P: 6	R: 0 E: 0 K: 0 S: 3 / H: 1 LOB: 1 BB: 0 P: 4	R: 1 E: 0 K: 0 S: 5 / H: 3 LOB: 1 BB: 0 P: 5	R: 0 E: 0 K: 1 S: 6 / H: 1 LOB: 2 BB: 1 P: 10	R: 0 E: 0 K: 0 S: 3 / H: 0 LOB: 0 BB: 0 P: 3		1B: 11 2B: 1 3B: 1 HR: 1	SF: 0 SAC: 0 DP: 2 HBP: 1						

AB	37
R	7
H	14
RBI	8
BB	2
SO	2
LOB	17

WP: 1 PB: 0 SB: 0 CS: 0 PA: 40

PITCHER		IP	WLS	BF	H	R	ER	SO	BB	IBB	HBP	BLK	WP	HR	S	P	ERA	WHIP
Lary Sorensen, R ERA: 4.38	(1, 1)	1.0	L	11	8	7	6	0	0	0	0	0	0	1	11	11	54.00	8.000
Mike Jeffcoat, L ERA: 3.45	(2, 1)	7.0		29	6	1	1	2	2	0	1	0	1	0	30	39	1.29	1.143

PITCHER	IP	WLS	BF	H	R	ER	SO	BB	IBB	HBP	BLK	WP	HR	S	P	ERA	WHIP

Cleveland Indians @ Milwaukee Brewers

Milwaukee County Stadium, Milwaukee, WI

Wed Sep 28 1983, 8:05 PM EDT

Att. 11,976 - Unknown

livebaseballscorecards.com

TOP

Batter	1	2	3	4	5	6	7	8	9	AB	R	H	RBI	BB	SO	LOB
Jack Perconte, L (1, 4) OBP: 0.333, SLG: 0.263	G3	FC5-4 S 1-2f		F6			L4	BB 1-2 1B		5	0	1	0	0	0	2
Toby Harrah, R (1, 5) OBP: 0.364, SLG: 0.365	BB 1B	FC5-4 1-2 BB			6-3		2B 2B	BB 1-2 2-3 BB		3	1	2	0	2	0	0
Andre Thornton, R (1, 10) OBP: 0.388, SLG: 0.443	K	FC5-4 1-2f			5-3		1B SF9 2-H 2B	F5		5	1	1	1	0	1	6
Gorman Thomas, R (1, 8) OBP: 0.309, SLG: 0.373	BB 1-2		5-3		S BB		1B 2-3		K	3	0	1	0	2	1	0
Ron Hassey, L (1, 2) OBP: 0.349, SLG: 0.393	K		4-1		F8 1-2		SF9 3-H		F7	4	0	0	1	0	1	3
Pat Tabler, R (1, 7) OBP: 0.370, SLG: 0.409 Bake McBride, L (4, 9) OBP: 0.315, SLG: 0.345 Kevin Rhomberg, R (7, 7) OBP: 0.455, SLG: 0.444		3B 1B	F7			K	F5		S 1B	2 2 1	1 0 0	1 0 1	0 0 0	0 0 0	0 1 0	0 1 0
Mike Hargrove, L (1, 3) OBP: 0.389, SLG: 0.371	4-3 1-H 3B		G3		1B			FC4-6 1B	IBB 1-2	4	1	3	1	1	0	0
George Vukovich, L (1, 9) (4, 7) (7, 9) OBP: 0.298, SLG: 0.328	4-3 3-H		1B		K			FC4-6 BB 1B 1-2f	F8	5	0	1	1	0	1	4
Mike Fischlin, R (1, 6) OBP: 0.286, SLG: 0.276	FC5-4 1B			F8		1-3		F7		4	0	1	0	0	0	3

Inning Stats	R: 0 E: 0 K: 2 S: 8	H: 1 LOB: 2 BB: 1 P: 12	R: 2 E: 0 K: 0 S: 6	H: 3 LOB: 2 BB: 1 P: 10	R: 0 E: 0 K: 0 S: 3	H: 0 LOB: 0 BB: 0 P: 3	R: 0 E: 0 K: 0 S: 4	H: 1 LOB: 1 BB: 0 P: 4	R: 0 E: 0 K: 0 S: 3	H: 0 LOB: 1 BB: 1 P: 7	R: 0 E: 0 K: 2 S: 8	H: 1 LOB: 1 BB: 0 P: 8	R: 2 E: 0 K: 0 S: 6	H: 3 LOB: 1 BB: 0 P: 6	R: 0 E: 0 K: 0 S: 5	H: 2 LOB: 3 BB: 1 P: 9	R: 0 E: 0 K: 1 S: 6	H: 1 LOB: 2 BB: 1 P: 10	1B: 9 2B: 2 3B: 1 HR: 0	SF: 1 SAC: 0 DP: 0 HBP: 0	WP: 0 PB: 0 SB: 3 CS: 0	PA: 44

PITCHER		IP	WLS	BF	H	R	ER	SO	BB	IBB	HBP	BLK	WP	HR	S	P	ERA	WHIP
Don Sutton, R ERA: 4.08	(1, 1)	8.0		39	11	4	4	4	4	0	0	0	0	0	43	59	4.50	1.875
Jim Slaton, R ERA: 4.28	(9, 1)	1.0	W	5	1	0	0	1	0	1	0	0	0	0	6	10	0.00	1.000

PITCHER		IP	WLS	BF	H	R	ER	SO	BB	IBB	HBP	BLK	WP	HR	S	P	ERA	WHIP

AB	38
R	4
H	12
RBI	4
BB	5
SO	5
LOB	19

Batter	1	2	3	4	5	6	7	8	9	AB	R	H	RBI	BB	SO	LOB
Paul Molitor, R (1, 5) OBP: 0.338, SLG: 0.416	4-3	BBBB S 2-3 BB		6-3		S 1B			FC5-4 1-2f HR	4	1	1	0	1	0	1
Robin Yount, R (1, 6) OBP: 0.382, SLG: 0.497	F8	F7 1-2		F7		L9 1-2			1-H HR	5	1	1	2	0	0	3
Cecil Cooper, L (1, 3) OBP: 0.333, SLG: 0.495	1B		L8		1-3		G6-4-3 1B		4-3 HR 1B	5	1	3	0	0	0	0
Ted Simmons, S (1, 2) OBP: 0.354, SLG: 0.448	F9		BBB HBP 1B BB		E G1-2-3 2B		G6-4-3 1-2f		4-3 1-2	4	0	1	0	1	0	3
Ben Oglivie, L (1, 10) OBP: 0.365, SLG: 0.436		SSS K	HBP 1-2 1B	E IBB			F8		HR 2-H	4	1	2	2	1	1	0
Mark Brouhard, R (1, 7) OBP: 0.337, SLG: 0.491		1B 3B	H 1-2 2-3 HBP	E5 1-2 2-3				F3		3	1	1	0	0	0	2
Rick Manning, L (1, 8) OBP: 0.290, SLG: 0.308 Ed Romero, R (8, PH) OBP: 0.331, SLG: 0.368 Dion James, L (9, 8) OBP: 0.100, SLG: 0.100		3-H 1B	L6	G1-2-3 3-Hf				SSS K		3 1 0	0 0 0	1 0 0	1 0 0	0 1 0	0 0 0	6 0 0
Jim Gantner, L (1, 4) OBP: 0.336, SLG: 0.411		4-3 1-2	F9			3-1		F7		4	0	0	0	0	0	4
Charlie Moore, R (1, 9) OBP: 0.353, SLG: 0.368		WP 2-H 2B		F9		4-3			FC5-4 1B	4	0	2	1	0	0	0
Inning Stats	R: 0 E: 0 K: 0 S: 4 H: 1 LOB: 1 BB: 0 P: 4	R: 2 E: 0 K: 1 S: 8 H: 3 LOB: 2 BB: 1 P: 12	R: 0 E: 0 K: 0 S: 4 H: 1 LOB: 3 BB: 1 P: 9	R: 0 E: 0 K: 0 S: 3 H: 0 LOB: 0 BB: 0 P: 3	R: 0 E: 1 K: 0 S: 4 H: 1 LOB: 2 BB: 1 P: 8	R: 0 E: 0 K: 0 S: 4 H: 1 LOB: 1 BB: 0 P: 4	R: 0 E: 0 K: 0 S: 3 H: 1 LOB: 0 BB: 0 P: 3	R: 0 E: 0 K: 1 S: 5 H: 0 LOB: 0 BB: 0 P: 5	R: 4 E: 0 K: 0 S: 6 H: 4 LOB: 0 BB: 0 P: 6	1B: 7 2B: 2 3B: 1 HR: 2	SF: 0 SAC: 0 DP: 2 HBP: 1	WP: 1 PB: 0 SB: 2 CS: 0	PA: 41				

PITCHER		IP	WLS	BF	H	R	ER	SO	BB	IBB	HBP	BLK	WP	HR	S	P	ERA	WHIP
Rick Behenna, R ERA: 4.41	(1, 1)	6.0		29	7	2	2	1	2	1	1	0	1	0	27	40	3.00	1.500
Jamie Easterly, L ERA: 3.67	(7, 1)	2.2	L	12	5	4	4	1	0	0	0	0	0	2	14	14	13.50	1.875

PITCHER	IP	WLS	BF	H	R	ER	SO	BB	IBB	HBP	BLK	WP	HR	S	P	ERA	WHIP

BOTTOM

Cleveland Indians @ Milwaukee Brewers

Milwaukee County Stadium, Milwaukee, WI

Wed Sep 28 1983, 8:05 PM EDT

Att. 11,976 - Unknown

livebaseballscorecards.com

AB	37
R	5
H	12
RBI	6
BB	3
SO	2
LOB	19

Batter	1	2	3	4	5	6	7	8	9	AB	R	H	RBI	BB	SO	LOB
Bake McBride, L (1, 9) OBP: 0.318, SLG: 0.348	S 1B 1B		1B 1B 1B	1-3 1-2			6-3		SF7 1B 1-2 HBP	4	1	2	0	0	0	1
Carmen Castillo, R (7, 9) OBP: 0.385, SLG: 0.500										0	0	0	0	0	0	0
Toby Harrah, R (1, 5) OBP: 0.366, SLG: 0.366	F8 1-2		F7	HR BB			S 1B 1B		SF7 1-2 2-3 1B	4	1	2	0	1	0	2
Mike Hargrove, L (1, 3) OBP: 0.389, SLG: 0.370	2-H 1B		F9		F3		1B 1-2 BB		SF7 1-2 2-3 3-H	3	0	1	2	1	0	2
Gorman Thomas, R (1, 8) OBP: 0.311, SLG: 0.381	F5		1B 1-2 1B		1-H HR		1-2 2-H 1B		K	5	1	3	2	0	1	3
Karl Pagel, L (1, 10) OBP: 0.294, SLG: 0.294	K		1-2 2-3 1B		K		L8		K	5	0	1	0	0	3	5
Ron Hassey, L (1, 2) OBP: 0.346, SLG: 0.389		6-3	4-3		F5			6-3		4	0	0	0	0	0	3
Alan Bannister, R (1, 4) OBP: 0.328, SLG: 0.402		FC4-6 1B		6-3		5-3		5-3		4	0	1	0	0	0	0
George Vukovich, L (1, 7) OBP: 0.297, SLG: 0.327		FC4-6 1-2f		FC4-6 1B		3-1		1-3		4	0	1	0	0	0	1
Mike Fischlin, R (1, 6) OBP: 0.286, SLG: 0.275		L9		FC4-6 S 1-2f		6-3			1B HBP SF7 1B	4	1	1	0	0	0	2
Inning Stats	R: 1 E: 0 K: 1 S: 7 H: 2 LOB: 1 BB: 0 P: 7	R: 0 E: 0 K: 0 S: 4 H: 1 LOB: 1 BB: 0 P: 4	R: 0 E: 0 K: 0 S: 6 H: 3 LOB: 3 BB: 0 P: 6	R: 0 E: 0 K: 0 S: 4 H: 1 LOB: 1 BB: 0 P: 4	R: 2 E: 0 K: 1 S: 6 H: 1 LOB: 0 BB: 1 P: 10	R: 0 E: 0 K: 0 S: 3 H: 0 LOB: 0 BB: 0 P: 3	R: 0 E: 0 K: 0 S: 4 H: 2 LOB: 2 BB: 1 P: 8	R: 0 E: 0 K: 0 S: 3 H: 0 LOB: 0 BB: 0 P: 3	R: 1 E: 0 K: 2 S: 9 H: 2 LOB: 2 BB: 0 P: 10	1B: 11 2B: 0 3B: 0 HR: 1 SF: 1 SAC: 0 DP: 0 HBP: 1						

PITCHER	IP	WLS	BF	H	R	ER	SO	BB	IBB	HBP	BLK	WP	HR	S	P	ERA	WHIP
Tom Candiotti, R (1, 1) ERA: 3.23	6.1	L	30	9	3	3	2	2	0	0	0	0	1	32	40	4.26	1.737
Tom Tellmann, R (7, 1) ERA: 2.8	2.2		11	3	1	1	2	0	0	1	0	0	0	14	15	3.38	1.125

PITCHER	IP	WLS	BF	H	R	ER	SO	BB	IBB	HBP	BLK	WP	HR	S	P	ERA	WHIP

TOP

Cleveland Indians @ Milwaukee Brewers

Milwaukee County Stadium, Milwaukee, WI

Thu Sep 29 1983, 8:05 PM EDT

Att. 15,331 - Unknown

livebaseballscorecards.com

AB	37
R	4
H	12
RBI	4
BB	2
SO	4
LOB	19

Batter	1	2	3	4	5	6	7	8	9	AB	R	H	RBI	BB	SO	LOB
Paul Molitor, R (1, 5) OBP: 0.336, SLG: 0.413	5-3		F6		F4		F7	F9		5	0	0	0	0	0	3
Robin Yount, R (1, 6) OBP: 0.382, SLG: 0.498	K		1-3 2B		F3		1B		L7	5	0	2	0	0	1	1
Cecil Cooper, L (1, 3) OBP: 0.336, SLG: 0.498	1B		F8		1-3 1B		1-2 1B		BLK 1B	5	1	4	0	0	0	2
Ted Simmons, S (1, 2) OBP: 0.351, SLG: 0.445	L4		4-3		4-3		F8		L4	5	0	0	0	0	0	8
Ben Oglivie, L (1, 10) OBP: 0.370, SLG: 0.439		S 1B		G6-4-3 1B		B B B B 4-0 1B BB	L7		1-H 1B	4	0	3	1	1	0	2
Dion James, L (9, PR) OBP: 0.100, SLG: 0.100										0	0	0	0	0	0	0
Mark Brouhard, R (1, 7) OBP: 0.328, SLG: 0.477		F3		1-2f G6-4-3		F3		S S S E2 2B 6-3	K	5	1	0	0	0	1	4
Rick Manning, L (1, 8) OBP: 0.291, SLG: 0.312		1-2 F9		1B		F8		1-3 2B		4	0	2	0	0	0	2
Jim Gantner, L (1, 4) OBP: 0.335, SLG: 0.410		S S S K		S S S 1-2 K		1-2 1B		S S S K		4	0	1	0	0	3	4
Charlie Moore, R (1, 9) OBP: 0.354, SLG: 0.369			2B 1B		1B 1B	S S S K		6-3 3-H		4	0	2	1	0	1	3
Inning Stats	R: 0 E: 0 K: 1 S: 6 H: 1 LOB: 1 BB: 0 P: 6	R: 0 E: 0 K: 1 S: 6 H: 1 LOB: 1 BB: 0 P: 6	R: 0 E: 0 K: 0 S: 5 H: 2 LOB: 2 BB: 0 P: 5	R: 0 E: 0 K: 1 S: 6 H: 2 LOB: 1 BB: 0 P: 6	R: 0 E: 0 K: 0 S: 5 H: 2 LOB: 2 BB: 0 P: 5	R: 0 E: 0 K: 1 S: 6 H: 1 LOB: 2 BB: 1 P: 10	R: 0 E: 0 K: 0 S: 5 H: 2 LOB: 2 BB: 0 P: 5	R: 1 E: 1 K: 1 S: 7 H: 1 LOB: 1 BB: 0 P: 7	R: 1 E: 0 K: 1 S: 7 H: 2 LOB: 1 BB: 0 P: 7	1B: 12 2B: 2 3B: 0 HR: 0	SF: 0 SAC: 0 DP: 1 HBP: 0						

PITCHER	IP	WLS	BF	H	R	ER	SO	BB	IBB	HBP	BLK	WP	HR	S	P	ERA	WHIP
Rick Sutcliffe, R (1, 1) ERA: 4.29	9.0	W	42	14	2	1	6	1	0	0	1	0	0	53	57	1.00	1.667

PITCHER	IP	WLS	BF	H	R	ER	SO	BB	IBB	HBP	BLK	WP	HR	S	P	ERA	WHIP

BOTTOM

Cleveland Indians @ Milwaukee Brewers

Milwaukee County Stadium, Milwaukee, WI

Thu Sep 29 1983, 8:05 PM EDT

Att. 15,331 - Unknown

livebaseballscorecards.com

AB	41
R	2
H	14
RBI	2
BB	1
SO	6
LOB	29

1B: 12	SF: 0	WP: 0	PA: 42
2B: 2	SAC: 0	PB: 0	
3B: 0	DP: 1	SB: 2	
HR: 0	HBP: 0	CS: 0	

Batter	1	2	3	4	5	6	7	8	9	AB	R	H	RBI	BB	SO	LOB
Paul Molitor, R (1, 5) OBP: 0.333, SLG: 0.410	F5	K			F7			6-3	K	5	0	0	0	0	2	2
Robin Yount, R (1, 6) OBP: 0.383, SLG: 0.503	HR 1B	K 1-2			K			HR		4	2	2	1	0	2	1
Cecil Cooper, L (1, 3) OBP: 0.336, SLG: 0.501	1-H HR		5-3			3-1		F7		4	1	1	2	0	0	0
Ted Simmons, S (1, 10) OBP: 0.351, SLG: 0.448	HR		F7			F4		F6		4	1	1	1	0	0	0
Ben Oglivie, L (1, 7) OBP: 0.371, SLG: 0.438	E 1B		4-3			BBBB FC6-4 BB			K	3	0	1	0	1	1	0
Rick Manning, L (9, 8) OBP: 0.291, SLG: 0.312										0	0	0	0	0	0	0
Mark Brouhard, R (1, 9) OBP: 0.326, SLG: 0.469	E4 G6-4-3 1-3			F8		FC6-4 1-2f			BBBB HR BB	3	1	0	0	1	0	2
Jim Gantner, L (1, 4) OBP: 0.333, SLG: 0.407	G6-4-3 1-2f			F7			6-3		F8	4	0	0	0	0	0	3
Bill Schroeder, R (1, 2) OBP: 0.221, SLG: 0.356		K		5-3			K		1-H HR	4	1	1	2	0	2	0
Dion James, L (1, 8) (9, 7) OBP: 0.143, SLG: 0.143		E4 S			F7		F7		1B	4	0	1	0	0	0	0
Inning Stats	R: 3 E: 1 K: 0 S: 7 H: 4 LOB: 1 BB: 0 P: 7	R: 0 E: 1 K: 3 S: 10 H: 0 LOB: 1 BB: 0 P: 10	R: 0 E: 0 K: 0 S: 3 H: 0 LOB: 0 BB: 0 P: 3	R: 0 E: 0 K: 0 S: 3 H: 0 LOB: 0 BB: 0 P: 3	R: 0 E: 0 K: 1 S: 5 H: 0 LOB: 0 BB: 0 P: 5	R: 0 E: 0 K: 0 S: 3 H: 0 LOB: 1 BB: 1 P: 7	R: 0 E: 0 K: 1 S: 5 H: 0 LOB: 0 BB: 0 P: 5	R: 1 E: 0 K: 0 S: 4 H: 1 LOB: 0 BB: 0 P: 4	R: 2 E: 0 K: 2 S: 9 H: 2 LOB: 1 BB: 1 P: 13	1B: 3 2B: 0 3B: 0 HR: 4 SF: 0 SAC: 0 DP: 1 HBP: 0						

PITCHER	IP	WLS	BF	H	R	ER	SO	BB	IBB	HBP	BLK	WP	HR	S	P	ERA	WHIP
Juan Berenguer, R (1, 1) ERA: 3.14	8.0	L	31	5	4	4	5	1	0	0	0	0	3	40	44	4.50	0.750
John Martin, L (9, 1) ERA: 4.22	1.0		6	2	2	2	2	1	0	0	0	0	1	9	13	18.00	3.000

PITCHER	IP	WLS	BF	H	R	ER	SO	BB	IBB	HBP	BLK	WP	HR	S	P	ERA	WHIP

Milwaukee Brewers @ Detroit Tigers

Tiger Stadium, Detroit, MI

Fri Sep 30 1983, 7:05 PM EDT

Att. 19,614 - Unknown

TOP

livebaseballscorecards.com

AB	35
R	6
H	7
RBI	6
BB	2
SO	7
LOB	8

Milwaukee Brewers @ Detroit Tigers

Tiger Stadium, Detroit, MI

Fri Sep 30 1983, 7:05 PM EDT

Att. 19,614 - Unknown

BOTTOM

Batter	1	2	3	4	5	6	7	8	9	AB	R	H	RBI	BB	SO	LOB
Lou Whitaker, L (1, 4) OBP: 0.384, SLG: 0.462	BBBB 4-0 1B BB BB BB		x 0-0 ① F7			x 0-0 SH1-3 2B		x 0-0 ① 4-3		3	1	1	0	1	0	0
Alan Trammell, R (1, 6) OBP: 0.385, SLG: 0.473	BBBBB 4-0 BB 1B 1-2 G4-6-3 BB		x 0-0 ② F8			x 0-0 ① SH1-3 2-3		x 0-0 HBP 1B		2	1	1	0	1	0	0
Johnny Grubb, L (1, 7) OBP: 0.392, SLG: 0.426	x 0-0 G4-6-3 BB 1-2 2-3 1B		x 0-0 ③ 3-1			SSS 0-3 ② K		x 0-0 ② F8		4	0	1	0	0	1	2
Lance Parrish, R (1, 2) OBP: 0.313, SLG: 0.484	BBBB 4-0 G4-6-3 1-2 2-3 3-H BB			x 0-0 ① F3		x 0-0 ③ L7		H 1-0 1-2 HBP		2	0	0	1	1	0	1
Glenn Wilson, R (1, 9) OBP: 0.308, SLG: 0.410	x 0-0 ①② G4-6-3 1-2f 2-3 3-H			SSS 0-3 ② K			x 0-0 FC3-6 1B	x 0-0 ③ F9		4	0	1	0	0	1	4
Rick Leach, L (1, 3) OBP: 0.301, SLG: 0.351 Tom Brookens, R (7, PR) OBP: 0.276, SLG: 0.325 (8, 5) Bob Molinaro, L (9, PH) OBP: 0.136, SLG: 0.300	x 0-0 ③ 4-1			x 0-0 ③ G3			x 0-0 ① FC3-6 S 1B 1-2f	SSS 0-3 ① K		3 0 1	0 0 0	0 0 0	0 0 0	0 0 1	0 0 0	2 0 0
Chet Lemon, R (1, 8) OBP: 0.354, SLG: 0.471		x 0-0 ① 6-3			x 0-0 CS 1B		x 0-0 1-2 1B		x 0-0 ② F3	4	0	2	0	0	0	0
Mike Laga, L (1, 10) OBP: 0.227, SLG: 0.190		SSS 0-3 ② K			x 0-0 ①② 3-1 1-2		SSS 0-3 ② K 2-3		SSS 0-3 ③ K	4	0	0	0	0	3	3
Wayne Krenchicki, L (1, 5) OBP: 0.329, SLG: 0.324 (8, 3)		x 0-0 ③ 4-3			x 0-0 ③ F9		x 0-0 ③ 4-3			3	0	0	0	0	0	2
Inning Stats	R: 2 H: 1 E: 0 LOB: 1 K: 0 BB: 3 S: 3 P: 15	R: 0 H: 0 E: 0 LOB: 0 K: 1 BB: 0 S: 5 P: 5	R: 0 H: 0 E: 0 LOB: 0 K: 0 BB: 0 S: 3 P: 3	R: 0 H: 0 E: 0 LOB: 0 K: 1 BB: 0 S: 5 P: 5	R: 0 H: 1 E: 0 LOB: 0 K: 0 BB: 0 S: 3 P: 3	R: 0 H: 1 E: 0 LOB: 1 K: 1 BB: 0 S: 6 P: 6	R: 0 H: 2 E: 0 LOB: 2 K: 1 BB: 0 S: 7 P: 7	R: 0 H: 1 E: 0 LOB: 2 K: 0 BB: 0 S: 4 P: 5	R: 0 H: 0 E: 0 LOB: 0 K: 2 BB: 0 S: 7 P: 7	1B: 5 SF: 0 2B: 1 SAC: 1 3B: 0 DP: 1 HR: 0 HBP: 1						WP: 0 PA: 35 PB: 0 SB: 1 CS: 1	

livebaseballscorecards.com

	AB	30
	R	2
	H	6
	RBI	1
	BB	3
	SO	6
	LOB	14

PITCHER		IP	WLS	BF	H	R	ER	SO	BB	IBB	HBP	BLK	WP	HR	S	P	ERA	WHIP
Bob Gibson, R ERA: 3.9	(1, 1)	6.1	W	25	5	2	2	3	3	0	0	0	0	0	28	40	2.84	1.263
Pete Ladd, R ERA: 2.66	(7, 1)	2.2	S	10	1	0	0	3	0	0	1	0	0	0	15	16	0.00	0.375

PITCHER	IP	WLS	BF	H	R	ER	SO	BB	IBB	HBP	BLK	WP	HR	S	P	ERA	WHIP

Milwaukee Brewers @ Detroit Tigers

Tiger Stadium, Detroit, MI

Sat Oct 01 1983, 3:33 AM EDT

Att. 14,788 - Unknown

TOP

livebaseballscorecards.com

Batter	1	2	3	4	5	6	7	8	9	AB	R	H	RBI	BB	SO	LOB
Randy Ready, R (1, 5) OBP: 0.474, SLG: 0.656	BBBB 4-0 2B 1B BB	x 0-0 1B		x 0-0 1-H 1B 2B			x 0-0 BB 1B 1B	x 0-0 1B 3B		4	3	4	1	1	0	0
Ed Romero, R (1, 6) OBP: 0.347, SLG: 0.386	x 0-0 1-3 1B 2B	x 0-0 ③ F8		x 0-0 2-H 1B			BBBB 4-0 1B 1-2 HR BB	x 0-0 3-H 1B		4	2	3	2	1	0	1
Cecil Cooper, L (1, 10) OBP: 0.338, SLG: 0.502	x 0-0 G3 1B 2-H 3-H 1B		x 0-0 G3 1B	x 0-0 ③ F7			x 0-0 ① 1-3 2-H HR 1B	x 0-0 ③ F8		5	2	3	2	0	0	2
Ben Oglivie, L (1, 7) OBP: 0.371, SLG: 0.437	x 0-0 ① G3 1-2		x 0-0 ① L8		x 0-0 G6-4-3 1B		4-0 HR IBB		x 0-0 ① 4-3	4	1	1	0	1	0	2
Roy Howell, L (1, 3) OBP: 0.328, SLG: 0.434	x 0-0 2-H 1B		x 0-0 ② G3 1-2		x 0-0 ① F9		x 0-0 1-H 2-H 3-H HR		x 0-0 FC4-6 1B	5	1	3	5	0	0	2
Mark Brouhard, R (1, 9) OBP: 0.318, SLG: 0.456	SSS 0-3 ② K		SSS 0-3 ③ K		x 0-0 ②③ G6-4-3 1-2f		x 0-0 ② 6-3		SSS 0-3 ② K	5	0	0	0	0	3	4
Jim Gantner, L (1, 4) OBP: 0.331, SLG: 0.404	x 0-0 ③ F6			x 0-0 ① 3-1		x 0-0 ① 4-3	x 0-0 ③ 6-3		x 0-0 ③ FC4-6 1-2f	5	0	0	0	0	0	2
Ned Yost, R (1, 2) OBP: 0.247, SLG: 0.359		x 0-0 ① 4-3		x 0-0 ② F5		x 0-0 ② 5-3		x 0-0 ① F3		4	0	0	0	0	0	0
Dion James, L (1, 8) OBP: 0.167, SLG: 0.118		x 0-0 ② F7		BBBB 4-0 2B BB		x 0-0 ③ G3		x 0-0 ② G3		3	1	0	0	1	0	0
Inning Stats	R: 3 E: 0 K: 1 S: 8 H: 3 LOB: 1 BB: 1 P: 12	R: 0 E: 0 K: 0 S: 4 H: 1 LOB: 1 BB: 0 P: 4	R: 0 E: 0 K: 1 S: 6 H: 1 LOB: 1 BB: 0 P: 6	R: 2 E: 0 K: 0 S: 5 H: 2 LOB: 1 BB: 1 P: 9	R: 0 E: 0 K: 0 S: 3 H: 1 LOB: 0 BB: 0 P: 3	R: 0 E: 0 K: 0 S: 3 H: 0 LOB: 0 BB: 0 P: 3	R: 4 E: 0 K: 0 S: 5 H: 3 LOB: 0 BB: 2 P: 13	R: 1 E: 0 K: 0 S: 5 H: 2 LOB: 1 BB: 0 P: 5	R: 0 E: 0 K: 1 S: 6 H: 1 LOB: 1 BB: 0 P: 6	1B: 10 2B: 2 3B: 1 HR: 1 SF: 0 SAC: 0 DP: 1 HBP: 0						

	AB	39
	R	10
	H	14
	RBI	10
	BB	4
	SO	3
	LOB	13

WP: 0 PB: 0 SB: 0 CS: 0 PA: 43

PITCHER	IP	WLS	BF	H	R	ER	SO	BB	IBB	HBP	BLK	WP	HR	S	P	ERA	WHIP
Jack Morris, R (1, 1) ERA: 3.34	4.0	L	21	7	5	5	2	2	0	0	0	0	0	23	31	11.25	2.250
Howard Bailey, L (5, 1) ERA: 4.88	3.0		13	4	4	4	0	1	1	0	0	0	1	11	19	12.00	1.667
Jerry Ujdur, R (8, 1) ERA: 7.15	2.0		9	3	1	1	1	0	0	0	0	0	0	11	11	4.50	1.500

PITCHER	IP	WLS	BF	H	R	ER	SO	BB	IBB	HBP	BLK	WP	HR	S	P	ERA	WHIP

Batter	1	2	3	4	5	6	7	8	9	AB	R	H	RBI	BB	SO	LOB
Lou Whitaker, L (1, 4) OBP: 0.381, SLG: 0.459	F7		G5-4-3 1-2f			4-3		F7		4	0	0	0	0	0	2
Tom Brookens, R (9, 6) OBP: 0.276, SLG: 0.325										0	0	0	0	0	0	0
Alan Trammell, R (1, 6) OBP: 0.387, SLG: 0.474	G6-4-3 1B			6-3			FC5-4 1-3 1B	F4		3	1	2	0	0	0	0
Marty Castillo, R (8, PH) OBP: 0.238, SLG: 0.277 (9, 5)										1	0	0	0	0	0	1
Larry Herndon, R (1, 7) OBP: 0.351, SLG: 0.477	G6-4-3 1-2f			3-1			FC5-4 1-2 1B		G3	2	0	0	0	0	0	1
Rick Leach, L (7, PH) OBP: 0.303, SLG: 0.353 (8, 7)										2	0	1	0	0	0	0
Lance Parrish, R (1, 2) OBP: 0.313, SLG: 0.483		E 1B		F8			FC5-4 E 1-3 1-2f 2-3		5-3	3	0	1	0	0	0	2
Sal Butera, R (9, 2) OBP: 0.200, SLG: 0.200										1	0	0	0	0	0	0
Johnny Grubb, L (1, 10) OBP: 0.383, SLG: 0.414	K				F7		1-3 1-2 3-H		3-1	4	0	0	1	0	1	2
Enos Cabell, R (1, 3) OBP: 0.337, SLG: 0.437	E3 G4-6-3 1-2				4-3		E6 FC6-4 2-3			3	0	0	0	0	0	2
Mike Laga, L (8, 3) OBP: 0.227, SLG: 0.190										0	0	0	0	0	0	0
Chet Lemon, R (1, 8) OBP: 0.352, SLG: 0.468	G4-6-3 1-2f				5-3		FC6-4 1-2f			3	0	0	0	0	0	4
Glenn Wilson, R (1, 9) OBP: 0.306, SLG: 0.408			4-3			L9		4-3		3	0	0	0	0	0	0
Wayne Krenchicki, L (1, 5) OBP: 0.333, SLG: 0.329 (9, 4)			G5-4-3 1B			3-1		1B		3	0	2	0	0	0	0
Inning Stats	R: 0 E: 0 K: 0 S: 3 H: 1 LOB: 0 BB: 0 P: 3	R: 0 E: 1 K: 1 S: 6 H: 1 LOB: 1 BB: 0 P: 6	R: 0 E: 0 K: 0 S: 3 H: 1 LOB: 0 BB: 0 P: 3	R: 0 E: 0 K: 0 S: 3 H: 0 LOB: 0 BB: 0 P: 3	R: 0 E: 0 K: 0 S: 3 H: 0 LOB: 0 BB: 0 P: 3	R: 0 E: 0 K: 0 S: 3 H: 0 LOB: 0 BB: 0 P: 3	R: 1 E: 1 K: 0 S: 6 H: 2 LOB: 2 BB: 0 P: 6	R: 0 E: 0 K: 0 S: 4 H: 1 LOB: 1 BB: 0 P: 4	R: 0 E: 0 K: 0 S: 3 H: 0 LOB: 0 BB: 0 P: 3	1B: 6 2B: 0 3B: 0 HR: 0 SF: 0 SAC: 0 DP: 3 HBP: 0						

PITCHER	IP	WLS	BF	H	R	ER	SO	BB	IBB	HBP	BLK	WP	HR	S	P	ERA	WHIP
Jaime Cocanower, R (1, 1) ERA: 1.8	9.0	W	32	6	1	1	1	0	0	0	0	0	0	34	34	1.00	0.667

PITCHER	IP	WLS	BF	H	R	ER	SO	BB	IBB	HBP	BLK	WP	HR	S	P	ERA	WHIP

Milwaukee Brewers @ Detroit Tigers

Tiger Stadium, Detroit, MI

Sat Oct 01 1983, 3:33 AM EDT

Att. 14,788 - Unknown

BOTTOM

livebaseballscorecards.com

AB	32
R	1
H	6
RBI	1
BB	0
SO	1
LOB	14

Milwaukee Brewers @ Detroit Tigers

Tiger Stadium, Detroit, MI

Sun Oct 02 1983, 3:33 AM EDT

Att. 18,815 - Unknown

TOP

Batter	1	2	3	4	5	6	7	8	9	AB	R	H	RBI	BB	SO	LOB
Randy Ready, R (1, 5) OBP: 0.488, SLG: 0.676	6-3		1B		2B		CS 1B	F8		5	1	3	0	0	0	1
Ed Romero, R (1, 6) OBP: 0.348, SLG: 0.386	5-3		1-2 1B		F8		1B 1-2 3B 1B	5-3		5	1	2	0	0	0	2
Cecil Cooper, L (1, 10) OBP: 0.341, SLG: 0.508	1B		4-3		2-H 1B 1B		1-3 3B 1B		HR	5	3	4	2	0	0	2
Ben Oglivie, L (1, 7) OBP: 0.371, SLG: 0.436	F8			4-3	1-2 1B		1-H 3-H 1-3 3B		4-3	1	0	0	0	0	0	1
Rick Manning, L (2, 8) OBP: 0.292, SLG: 0.316										4	1	2	2	0	0	0
Roy Howell, L (1, 3) OBP: 0.330, SLG: 0.448		4-3		HR	1-2 2-H 1B		3-H 1-3		4-3	5	1	2	3	0	0	0
Mark Brouhard, R (1, 9) OBP: 0.315, SLG: 0.454		5-3		L5	S S S K		2B		S S S K	5	0	1	0	0	2	2
Jim Gantner, L (1, 4) OBP: 0.329, SLG: 0.401		S S S K		S S S K		4-3	4-3			4	0	0	0	0	2	1
Ned Yost, R (1, 2) OBP: 0.243, SLG: 0.352			F8	4-3		F8		1-3		4	0	0	0	0	0	1
Dion James, L (1, 8) (2, 7) OBP: 0.182, SLG: 0.100			F8		F7	S S S K2-3		B B B BB		3	0	0	0	1	1	0
Inning Stats	R: 0 E: 0 K: 0 S: 4 H: 1 LOB: 1 BB: 0 P: 4	R: 0 E: 0 K: 1 S: 5 H: 0 LOB: 0 BB: 0 P: 5	R: 0 E: 0 K: 0 S: 5 H: 2 LOB: 2 BB: 0 P: 5	R: 1 E: 0 K: 1 S: 7 H: 1 LOB: 1 BB: 0 P: 7	R: 2 E: 0 K: 1 S: 9 H: 4 LOB: 2 BB: 0 P: 9	R: 0 E: 0 K: 1 S: 5 H: 0 LOB: 0 BB: 0 P: 5	R: 3 E: 0 K: 0 S: 7 H: 5 LOB: 1 BB: 0 P: 7	R: 0 E: 0 K: 0 S: 3 H: 0 LOB: 1 BB: 1 P: 7	R: 1 E: 0 K: 1 S: 6 H: 1 LOB: 0 BB: 0 P: 6	1B: 9 2B: 2 3B: 1 HR: 2	SF: 0 SAC: 0 DP: 0 HBP: 0						

AB	41
R	7
H	14
RBI	7
BB	1
SO	5
LOB	10

WP: 0 PB: 1 SB: 0 CS: 1 PA: 42

livebaseballscorecards.com

PITCHER	IP	WLS	BF	H	R	ER	SO	BB	IBB	HBP	BLK	WP	HR	S	P	ERA	WHIP
Dan Petry, R (1, 1) ERA: 3.92	6.1	L	31	12	6	6	4	0	0	0	0	0	1	39	39	8.53	1.895
John Martin, L (7, 1) ERA: 4.18	0.2		3	1	0	0	0	0	0	0	0	0	0	3	3	0.00	1.500
Dave Rozema, R (8, 1) ERA: 3.43	2.0		8	1	1	1	1	1	0	0	0	0	1	9	13	4.50	1.000

PITCHER	IP	WLS	BF	H	R	ER	SO	BB	IBB	HBP	BLK	WP	HR	S	P	ERA	WHIP

Milwaukee Brewers @ Detroit Tigers

Tiger Stadium, Detroit, MI

Sun Oct 02 1983, 3:33 AM EDT

Att. 18,815 - Unknown

livebaseballscorecards.com

BOTTOM

Batter	1	2	3	4	5	6	7	8	9	AB	R	H	RBI	BB	SO	LOB
Lou Whitaker, L (1, 4) OBP: 0.380, SLG: 0.457	F8	F7		K		1B		F8		5	0	1	0	0	1	4
Alan Trammell, R (1, 6) OBP: 0.385, SLG: 0.471	F8		FC6-4 1B S 1B		F7	K		F4		5	1	1	0	0	1	5
Larry Herndon, R (1, 7) OBP: 0.351, SLG: 0.478	4-3		K 1-2		2B		2B 1-4-3 HBP	K		4	1	1	0	0	2	4
Lance Parrish, R (1, 2) OBP: 0.314, SLG: 0.483		6-3	FC6-4 BB 2-3 1B		6-3		F7		G6-4-3 1B	5	0	2	0	0	0	2
Kirk Gibson, L (1, 10) OBP: 0.320, SLG: 0.414		1B 1B 1B	BBBB FC6-4 1-2 BB		BBBB BB		1-4-3 1-3 2B		F7	3	1	2	0	2	0	1
Enos Cabell, R (1, 3) OBP: 0.335, SLG: 0.434		BB 1B 1-3 1B	FC6-4 1-2f 2-3 3-H		G3		1-4-3 2-3 3-H		G6-4-3 1-2f	5	1	1	2	0	0	6
Chet Lemon, R (1, 8) OBP: 0.350, SLG: 0.464		K	F8			6-3	F8			4	0	0	0	0	1	5
Johnny Grubb, L (1, 9) OBP: 0.388, SLG: 0.410		BBBB 1B 1-2 BB		3-1		BBBB 1B BB		F8 1B 1B		1	0	0	0	2	0	0
Tom Brookens, R (6, PR) OBP: 0.276, SLG: 0.325 (7, 5)										0	0	0	0	0	0	0
Rick Leach, L (8, PH) OBP: 0.305, SLG: 0.355 (9, 9)										1	0	1	0	0	0	0
Wayne Krenchicki, L (1, 5) OBP: 0.338, SLG: 0.333										3	0	2	2	0	0	0
Lynn Jones, R (6, PR) OBP: 0.299, SLG: 0.344 (7, 9)										0	0	0	0	0	0	0
John Wockenfuss, R (8, PH) OBP: 0.349, SLG: 0.420										1	0	1	0	0	0	0
Bob Molinaro, L (8, PR) OBP: 0.136, SLG: 0.300										0	0	0	0	0	0	0
Marty Castillo, R (9, 5) OBP: 0.238, SLG: 0.277		1-3 2-H 3-H 1B		4-3		1-3 1B		1-2 F8 1B		0	0	0	0	0	0	0
Inning Stats	R: 0 E: 0 K: 0 S: 3 H: 0 LOB: 0 BB: 0 P: 3	R: 2 E: 0 K: 1 S: 8 H: 3 LOB: 2 BB: 1 P: 12	R: 1 E: 0 K: 1 S: 7 H: 2 LOB: 2 BB: 1 P: 11	R: 0 E: 0 K: 1 S: 5 H: 0 LOB: 0 BB: 0 P: 5	R: 0 E: 0 K: 0 S: 4 H: 1 LOB: 2 BB: 1 P: 8	R: 0 E: 0 K: 1 S: 6 H: 2 LOB: 2 BB: 1 P: 10	R: 1 E: 0 K: 0 S: 4 H: 1 LOB: 1 BB: 0 P: 5	R: 0 E: 0 K: 1 S: 7 H: 2 LOB: 3 BB: 0 P: 7	R: 0 E: 0 K: 0 S: 3 H: 1 LOB: 0 BB: 0 P: 3	1B: 10 2B: 2 3B: 0 HR: 0	SF: 0 SAC: 0 DP: 1 HBP: 1						

AB	37
R	4
H	12
RBI	4
BB	4
SO	5
LOB	27

PITCHER		IP	WLS	BF	H	R	ER	SO	BB	IBB	HBP	BLK	WP	HR	S	P	ERA	WHIP
Chuck Porter, R ERA: 4.5	(1, 1)	6.0	W	29	8	3	3	4	4	0	0	0	0	0	33	49	4.50	2.000
Jim Slaton, R ERA: 4.33	(7, 1)	1.0		7	3	1	1	0	0	0	1	0	0	0	6	7	9.00	3.000
Pete Ladd, R ERA: 2.55	(8, 1)	2.0	S	6	1	0	0	1	0	0	0	0	0	0	8	8	0.00	0.500

PITCHER	IP	WLS	BF	H	R	ER	SO	BB	IBB	HBP	BLK	WP	HR	S	P	ERA	WHIP