

# Milwaukee Brewers - 1985






Batter	1	2	3	4	5	6	7	8	9	AB	R	H	RBI	BB	SO	LOB	TOP
Ozzie Guillen, L OBP: 0.300, SLG: 0.400	F7		1B		4-3			4-3 E 2B	1-3	5	1	2	0	0	0	3	
Rudy Law, L OBP: 0.125, SLG: 0.125 Joseph DeSa, L (8, 7)	6-3		F5			F8		4-3		4	0	0	0	0	0	2	
Harold Baines, L OBP: 0.333, SLG: 0.143	6-3			F7		4-3		E6 FC4-6		4	0	0	1	0	0	0	
Greg Walker, L OBP: 0.111, SLG: 0.111		F7		F5		F7		FC4-6		4	0	0	0	0	0	1	
Ron Kittle, R OBP: 0.250, SLG: 0.375	E4 5-3 1B							K		4	0	2	0	0	1	1	
Luis Salazar, R OBP: 0.143, SLG: 0.143 Tim Hulett, R (9, PH) Jerry Hairston, S	5-3			F7			F4		F7	3	0	0	0	0	0	2	
Daryl Boston, L OBP: 0.500, SLG: 0.714	F7				F6		E3 BB			4	0	1	0	0	0	1	
Marc Hill, R Oscar Gamble, L (9, PH)			6-3		F9			F8		2	0	0	0	1	0	0	
Julio Cruz, S OBP: 0.250, SLG: 0.167			K			E3				3	0	0	0	1	2	2	
<b>Inning Stats</b>	R: 0 E: 0 K: 0 S: 3	H: 0 LOB: 0 BB: 0 P: 3	R: 0 E: 1 K: 0 S: 4	H: 1 LOB: 0 BB: 0 P: 4	R: 0 E: 0 K: 1 S: 6	H: 1 LOB: 1 BB: 0 P: 6	R: 0 E: 0 K: 0 S: 4	H: 0 LOB: 1 BB: 0 P: 4	R: 0 E: 1 K: 0 S: 3	H: 0 LOB: 2 BB: 1 P: 10	R: 1 E: 1 K: 1 S: 7	H: 1 LOB: 1 BB: 0 P: 7	R: 0 E: 0 K: 0 S: 4	H: 1 LOB: 2 BB: 1 P: 8	1B: 2 2B: 3 3B: 0 HR: 0	SF: 0 SAC: 0 DP: 0 HBP: 0	WP: 0 PA: 37
<b>PITCHER</b> Ray Burris, R ERA: 1.0	IP: 9.0 WLS: W BF: 37 H: 5 R: 1 ER: 1 SO: 3 BB: 2 IBB: 0 HBP: 0 BLK: 0 WP: 0 HR: 0 S: 41 P: 49 ERA: 1.00 WHIP: 0.778											<b>PITCHER</b>	IP: 9.0 WLS: W BF: 37 H: 5 R: 1 ER: 1 SO: 3 BB: 2 IBB: 0 HBP: 0 BLK: 0 WP: 0 HR: 0 S: 41 P: 49 ERA: 1.00 WHIP: 0.778				

Chicago White Sox @ Milwaukee Brewers  
Milwaukee County Stadium, Milwaukee, WI  
Thu Apr 11 1985, 7:05 PM EST  
Att: 9,695 - Unknown


AB 35  
R 1  
H 5  
RBI 1  
BB 2  
SO 3  
LOB 13



Batter	1	2	3	4	5	6	7	8	9	AB	R	H	RBI	BB	SO	LOB	BOTTOM
Paul Molitor, R OBP: 0.556, SLG: 0.500	2B 1B	CS BB		1-3 2H 1B		E 1B		4-3		4	2	3	1	1	0	0	
Robin Yount, R OBP: 0.333, SLG: 0.143	2B 1B	CS			E5 2B BB	E4 6-3 1B		5-3		4	2	1	0	1	0	1	
Cecil Cooper, L OBP: 0.111, SLG: 0.222	F7		F5		BB SF9 2B	F8		F4		5	1	1	0	0	0	5	
Mark Brouhard, R OBP: 0.500, SLG: 1.000 Doug Loman, L OBP: 0.333, SLG: 0.500	WP 2B		K		6-3	6-3 1B				2	1	1	2	0	1	1	
Ted Simmons, S OBP: 0.375, SLG: 0.429	F4		K2-3		BB IBB	6-3				3	0	0	0	1	1	4	
Paul Householder, S OBP: 0.750, SLG: 1.000	2B			BLK 1B BB	1-2 2-3 3H BB	K				2	1	1	2	2	1	2	
Bill Schroeder, R OBP: 0.286, SLG: 0.200	F8			K	SF9			5-3		3	0	0	1	0	1	2	
Jim Gantner, L		4-3		F8		4-3		F8		4	0	0	0	0	0	3	
Brian Giles, R OBP: 0.500, SLG: 0.250		6-3		1B BB		1B E BB		K		2	1	0	0	2	1	0	
<b>Inning Stats</b>	R: 3 E: 0 K: 0 S: 7	H: 4 LOB: 1 BB: 0 P: 7	R: 0 E: 0 K: 0 S: 2	H: 0 LOB: 0 BB: 1 P: 6	R: 0 E: 0 K: 2 S: 7	H: 0 LOB: 1 BB: 1 P: 11	R: 1 E: 0 K: 1 S: 5	H: 1 LOB: 2 BB: 2 P: 13	R: 2 E: 1 K: 1 S: 8	H: 2 LOB: 2 BB: 1 P: 12	R: 0 E: 0 K: 0 S: 3	H: 0 LOB: 0 BB: 0 P: 5	R: 0 E: 0 K: 0 S: 3	H: 0 LOB: 0 BB: 0 P: 3	1B: 5 2B: 3 3B: 0 HR: 0	SF: 1 SAC: 0 DP: 0 HBP: 0	WP: 1 PA: 40
<b>PITCHER</b> Tim Lollar, L ERA: 9.0 Dan Spillner, R Gene Nelson, R ERA: 9.0 Al Jones, R Juan Agosto, L ERA:	IP: 4.0 WLS: L BF: 21 H: 6 R: 4 ER: 4 SO: 3 BB: 4 IBB: 0 HBP: 0 BLK: 1 WP: 1 HR: 0 S: 23 P: 39 ERA: 9.00 WHIP: 2.500											<b>PITCHER</b>	IP: 4.0 WLS: L BF: 21 H: 6 R: 4 ER: 4 SO: 3 BB: 4 IBB: 0 HBP: 0 BLK: 1 WP: 1 HR: 0 S: 23 P: 39 ERA: 9.00 WHIP: 2.500				

Chicago White Sox @ Milwaukee Brewers  
Milwaukee County Stadium, Milwaukee, WI  
Thu Apr 11 1985, 7:05 PM EST  
Att: 9,695 - Unknown

AB 31  
R 8  
H 8  
RBI 7  
BB 7  
SO 5  
LOB 20









Batter	1	2	3	4	5	6	7	8	9	AB	R	H	RBI	BB	SO	LOB	TOP			
Paul Moltzer, R OBP: 0.474, SLG: 0.412 (1, 5)	1-3		FC3-6 1B	G6-4-3		6-3			E5 1B	5	1	1	0	0	0	1				
Robin Yount, R OBP: 0.368, SLG: 0.250 (1, 7)										4	1	2	0	1	1	1				
Brian Giles, R OBP: 0.333, SLG: 0.143 (9, 6)	PO BB		FC3-6 1B			PB 1B			K	0	0	0	0	0	0	0				
Cecil Cooper, L OBP: 0.263, SLG: 0.368 (1, 3)	K		FC3-6 BB			1-3 BB 1B				5	1	2	2	0	1	3				
Ben Oglivie, L (1, 9) (9, 7)	PO	3-1								1	1	0	0	4	0	0				
Ted Simmons, S OBP: 0.389, SLG: 0.412 (1, 10)			F8			1-3 BB				5	0	1	0	0	0	8				
Jim Gantner, L OBP: 0.154, SLG: 0.083 (1, 4)		F7				E6 2B 1B				4	1	1	1	0	0	1				
Rick Manning, L (1, 8)						6-3 1B				3	0	0	1	1	0	2				
Charlie Moore, R OBP: 0.250, SLG: 0.500 (1, 2)		5-3				F4				4	1	1	0	0	0	3				
Ed Romero, R OBP: 0.333, SLG: 0.333 (1, 6)										3	0	1	2	0	0	0				
Doug Loman, L OBP: 0.375, SLG: 0.500 (9, PH) (9, 9)			F8			G6-4-3 1B			F9	1	0	0	0	0	0	0				
<b>Inning Stats</b>	R: 0 E: 0 K: 1 S: 4	H: 0 LOB: 0 BB: 1 P: 8	R: 0 E: 0 K: 0 S: 4	H: 1 LOB: 2 BB: 1 P: 8	R: 0 E: 0 K: 0 S: 5	H: 2 LOB: 3 BB: 1 P: 9	R: 2 E: 1 K: 0 S: 5	H: 2 LOB: 0 BB: 0 P: 5	R: 3 E: 0 K: 0 S: 6	H: 3 LOB: 1 BB: 1 P: 10	R: 0 E: 0 K: 0 S: 3	H: 0 LOB: 0 BB: 1 P: 6	R: 0 E: 0 K: 0 S: 3	H: 0 LOB: 0 BB: 0 P: 3	R: 1 E: 1 K: 1 S: 7	H: 1 LOB: 2 BB: 1 P: 11	1B: 8 2B: 1 3B: 0 HR: 0	SF: 0 SAC: 0 DP: 2 HBP: 0	WP: 0 PB: 1 SB: 0 CS: 0	PA: 42
<b>PITCHER</b>	IP	WLS	BF	H	R	ER	SO	BB	IBB	HBP	BLK	WP	HR	S	P	ERA	WHIP			
Charlie Hough, R ERA: 4.35 (1, 1)	4.1		24	8	5	4	1	4	0	0	0	0	0	22	38	8.31	2.769			
Dickie Noles, R ERA: (5, 1)	4.2	L	17	1	1	0	1	2	0	0	0	0	0	17	25	0.00	0.643			

Milwaukee Brewers @ Texas Rangers  
Arlington Stadium, Arlington, TX  
Sat Apr 13 1985, 7:05 PM EST  
Att: 14,919 - Unknown

AB 35  
R 6  
H 9  
RBI 6  
BB 6  
SO 2  
LOB 19



Batter	1	2	3	4	5	6	7	8	9	AB	R	H	RBI	BB	SO	LOB	BOTTOM					
Toby Harrah, R OBP: 0.438, SLG: 0.250 (1, 4)	F9		5-3			E 1B BB			F6	3	1	0	0	1	0	1						
Gary Ward, R OBP: 0.313, SLG: 0.267 (1, 7)	F9					E5 1B			K	4	1	1	0	0	1	0						
Buddy Bell, R OBP: 0.188, SLG: 0.200 (1, 5)	F7					6-3 1B			6-3	4	0	0	0	0	0	2						
Cliff Johnson, R OBP: 0.500, SLG: 0.923 (1, 10)		1B G4-6-3 HBP								2	2	2	3	1	0	0						
Larry Parrish, R OBP: 0.417, SLG: 0.636 (1, 9)						F4			K	4	0	1	0	0	2	2						
Pete O'Brien, L OBP: 0.188, SLG: 0.133 (1, 3)			G4-6-3			G1-4-3			F5	3	0	0	0	1	0	2						
George Wright, S OBP: 0.200, SLG: 0.214 (1, 8)						F6			F9	3	0	1	0	0	0	0						
Curtis Wilkerson, S OBP: 0.500, SLG: 0.500 (1, 6) Tom Dunbar, L (9, PH)		CS				K			CS 1B	3	0	1	0	0	1	0						
Don Slaught, R OBP: 0.286, SLG: 0.286 (1, 2)						K			F2	4	1	2	0	0	1	1						
<b>Inning Stats</b>	R: 0 E: 0 K: 0 S: 3	H: 0 LOB: 0 BB: 0 P: 3	R: 1 E: 0 K: 0 S: 3	H: 2 LOB: 0 BB: 0 P: 4	R: 0 E: 0 K: 1 S: 5	H: 0 LOB: 0 BB: 0 P: 5	R: 1 E: 0 K: 0 S: 4	H: 1 LOB: 0 BB: 0 P: 4	R: 0 E: 0 K: 1 S: 5	H: 0 LOB: 0 BB: 0 P: 5	R: 3 E: 1 K: 1 S: 8	H: 3 LOB: 1 BB: 1 P: 12	R: 0 E: 0 K: 0 S: 4	H: 2 LOB: 1 BB: 0 P: 4	R: 0 E: 0 K: 2 S: 7	H: 0 LOB: 1 BB: 1 P: 11	R: 0 E: 0 K: 0 S: 3	H: 0 LOB: 1 BB: 1 P: 7	1B: 7 2B: 0 3B: 0 HR: 1	SF: 0 SAC: 1 DP: 1 HBP: 1	WP: 0 PB: 0 SB: 0 CS: 2	PA: 37
<b>PITCHER</b>	IP	WLS	BF	H	R	ER	SO	BB	IBB	HBP	BLK	WP	HR	S	P	ERA	WHIP					
Pete Vuckovich, R ERA: 7.2 (1, 1)	5.0		19	4	4	4	2	1	0	0	0	0	0	11	21	7.20	1.000					
Pete Ladd, R ERA: (6, 1)	2.0		9	4	1	0	1	0	0	0	0	0	0	11	11	0.00	2.000					
Bob Gibson, R ERA: (8, 1)	1.0	W	4	0	0	0	2	1	0	0	0	0	0	7	11	0.00	1.000					
Rollie Fingers, R ERA: (9, 1)	1.0	S	4	0	0	0	0	1	0	0	0	0	0	3	7	0.00	1.000					

Milwaukee Brewers @ Texas Rangers  
Arlington Stadium, Arlington, TX  
Sat Apr 13 1985, 7:05 PM EST  
Att: 14,919 - Unknown

AB 31  
R 5  
H 8  
RBI 3  
BB 3  
SO 5  
LOB 9





Batter	1	2	3	4	5	6	7	8	9	AB	R	H	RBI	BB	SO	LOB	TOP					
Paul Moltis, R OBP: 0.565, SLG: 0.571 Brian Giles, R OBP: 0.300, SLG: 0.125										4	1	4	0	0	0	0	<b>Milwaukee Brewers @ Texas Rangers</b> Arlington Stadium, Arlington, TX Sun Apr 14 1985, 4:33 AM EST Att: 17,494 - Unknown					
Robin Yount, R OBP: 0.375, SLG: 0.286										5	1	2	0	0	4							
Ted Simmons, S OBP: 0.391, SLG: 0.409										5	1	2	1	0	4							
Ben Oglivie, L OBP: 0.294, SLG: 0.077										5	0	1	1	0	14							
Doug Loman, L OBP: 0.385, SLG: 0.462										5	1	2	1	0	11							
Paul Householder, S OBP: 0.590, SLG: 0.700										5	2	2	3	0	11							
Bill Schroeder, R OBP: 0.353, SLG: 0.571										4	0	1	0	1	20							
Jim Gantner, L OBP: 0.222, SLG: 0.067										3	1	0	0	2	03							
Ed Romero, R OBP: 0.375, SLG: 0.286										4	1	1	2	1	02							
<b>Inning Stats</b>	R: 2 E: 0 K: 0 S: 6	H: 3 LOB: 1 BB: 0 P: 6	R: 2 E: 0 K: 2 S: 10	H: 3 LOB: 2 BB: 1 P: 14	R: 0 E: 0 K: 0 S: 3	H: 0 LOB: 0 BB: 0 P: 3	R: 0 E: 0 K: 0 S: 4	H: 1 LOB: 1 BB: 0 P: 4	R: 3 E: 0 K: 1 S: 8	H: 3 LOB: 0 BB: 0 P: 8	R: 0 E: 0 K: 0 S: 4	H: 1 LOB: 1 BB: 0 P: 4	R: 1 E: 0 K: 0 S: 5	H: 2 LOB: 3 BB: 2 P: 13	R: 0 E: 0 K: 0 S: 3	H: 1 LOB: 0 BB: 0 P: 3		R: 0 E: 0 K: 2 S: 8	H: 1 LOB: 2 BB: 1 P: 12	1B: 12 2B: 2 3B: 0 HR: 1	SF: 0 SAC: 0 DP: 1 HBP: 0	WP: 0 PB: 0 SB: 0 CS: 1
<b>PITCHER</b>	IP WLS BF H R ER SO BB IBB HBP BLK WP HR S P ERA WHIP	IP WLS BF H R ER SO BB IBB HBP BLK WP HR S P ERA WHIP																				
Dave Rozema, R ERA: 9.0	(1, 1)	5.0	L	26	10	7	5	3	1	0	0	0	0	0	1	31	35	9.00	2.200			
Tommy Boggs, R ERA: 4.5	(6, 1)	2.0		11	3	1	1	0	2	0	0	0	0	0	9	17	4.50	2.500				
Greg Harris, R ERA:	(8, 1)	2.0		8	2	0	0	2	1	0	0	0	0	0	11	15	0.00	1.500				

Batter	1	2	3	4	5	6	7	8	9	AB	R	H	RBI	BB	SO	LOB	BOTTOM			
Toby Harrah, R OBP: 0.500, SLG: 0.563										4	1	3	1	0	11	<b>Milwaukee Brewers @ Texas Rangers</b> Arlington Stadium, Arlington, TX Sun Apr 14 1985, 4:33 AM EST Att: 17,494 - Unknown				
Gary Ward, R OBP: 0.250, SLG: 0.211										4	0	0	0	0	3					
Buddy Bell, R OBP: 0.200, SLG: 0.211										4	0	1	0	0	2					
Cliff Johnson, R OBP: 0.450, SLG: 0.750										3	0	0	0	1	03					
Larry Parrish, R OBP: 0.375, SLG: 0.533										4	0	1	0	0	03					
Pete O'Brien, L OBP: 0.200, SLG: 0.111										3	0	0	0	1	12					
George Wright, S OBP: 0.156, SLG: 0.167										4	0	0	0	0	2					
Curtis Wilkerson, S OBP: 0.400, SLG: 0.385										3	0	0	0	0	1					
Don Slaught, R OBP: 0.294, SLG: 0.294										3	0	1	0	0	0					
<b>Inning Stats</b>	R: 0 E: 0 K: 0 S: 4	H: 1 LOB: 1 BB: 0 P: 4	R: 0 E: 0 K: 0 S: 3	H: 0 LOB: 1 BB: 1 P: 7	R: 0 E: 0 K: 1 S: 6	H: 1 LOB: 0 BB: 0 P: 6	R: 0 E: 0 K: 0 S: 3	H: 0 LOB: 0 BB: 0 P: 3	R: 0 E: 0 K: 0 S: 5	H: 2 LOB: 2 BB: 0 P: 5	R: 0 E: 0 K: 1 S: 5	H: 0 LOB: 0 BB: 0 P: 5	R: 1 E: 0 K: 0 S: 4	H: 1 LOB: 0 BB: 0 P: 4	R: 0 E: 0 K: 0 S: 3		H: 1 LOB: 1 BB: 1 P: 7	1B: 5 2B: 0 3B: 0 HR: 1	SF: 0 SAC: 0 DP: 2 HBP: 0	WP: 0 PB: 0 SB: 0 CS: 0
<b>PITCHER</b>	IP WLS BF H R ER SO BB IBB HBP BLK WP HR S P ERA WHIP	IP WLS BF H R ER SO BB IBB HBP BLK WP HR S P ERA WHIP																		
Moose Haas, R ERA: 1.06	(1, 1)	9.0	W	34	6	1	1	2	2	0	0	0	0	0	1	36	44	1.00	0.889	



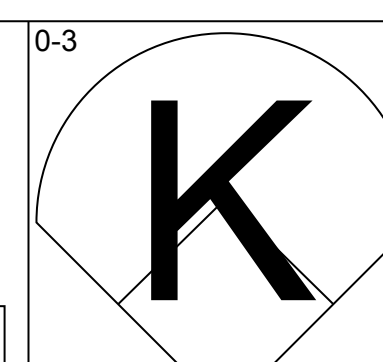
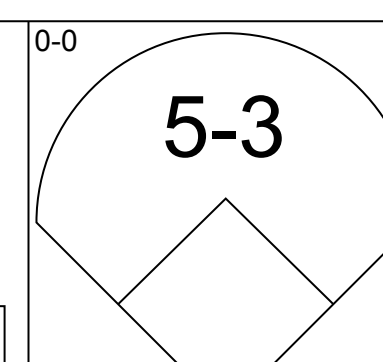
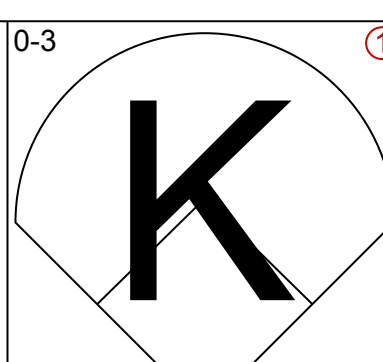
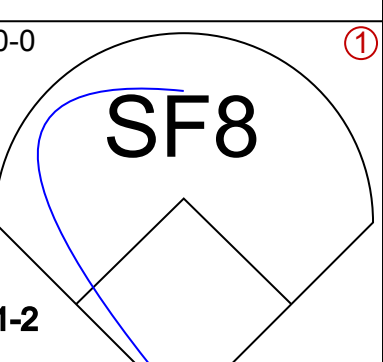
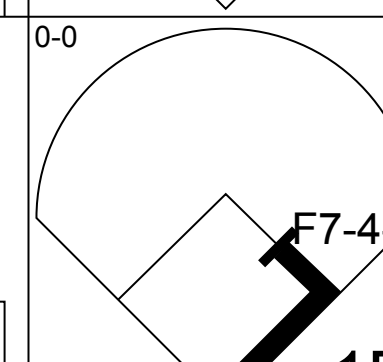
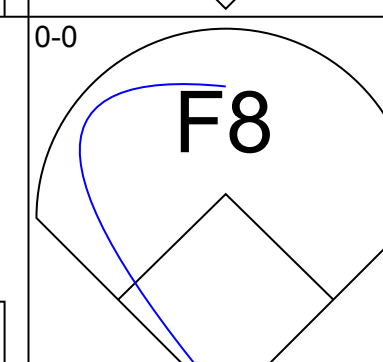
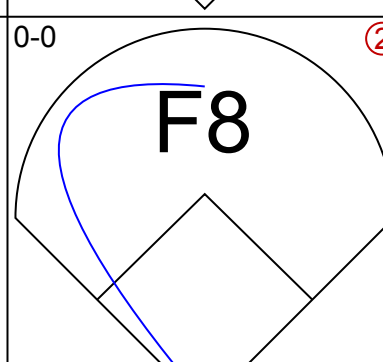
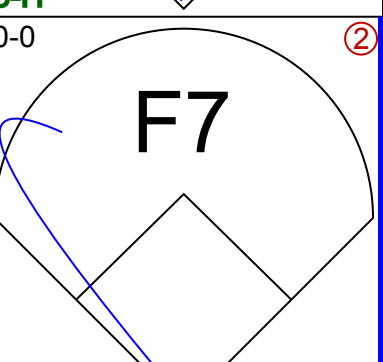
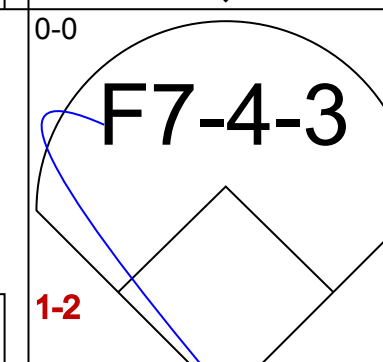
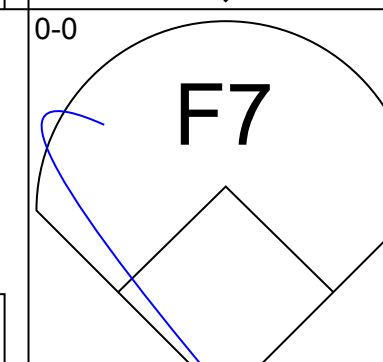
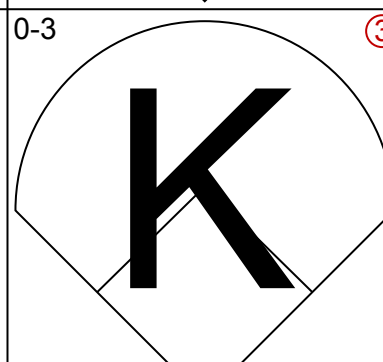
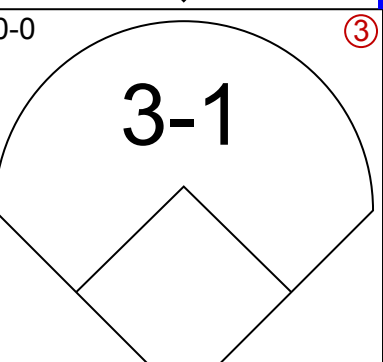
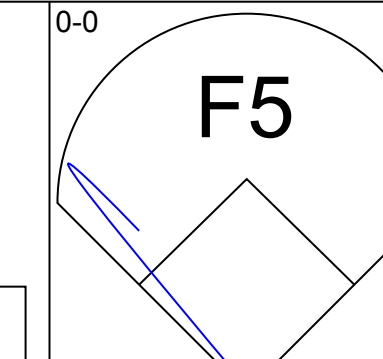
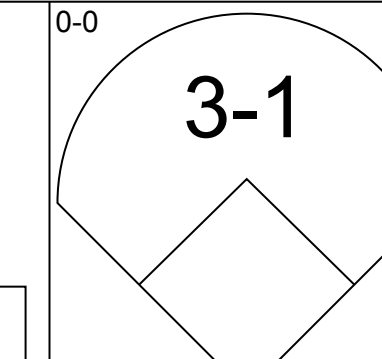
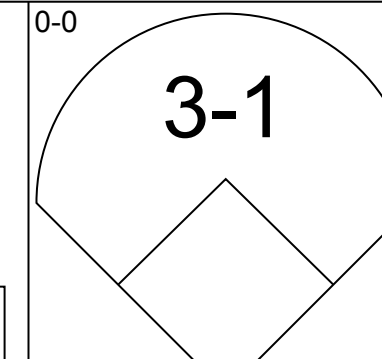
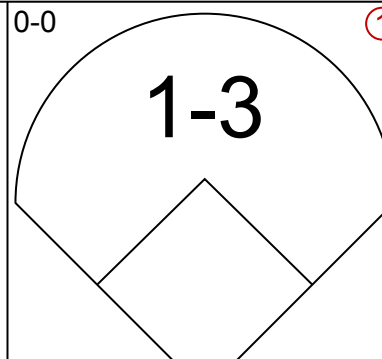
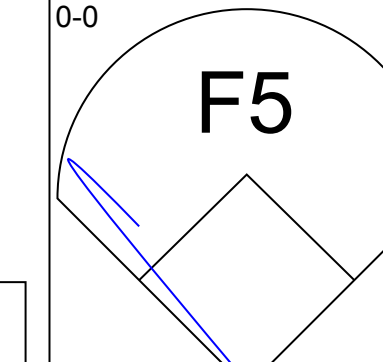
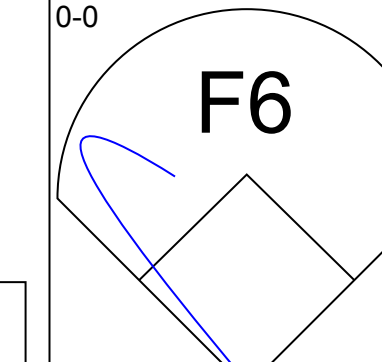
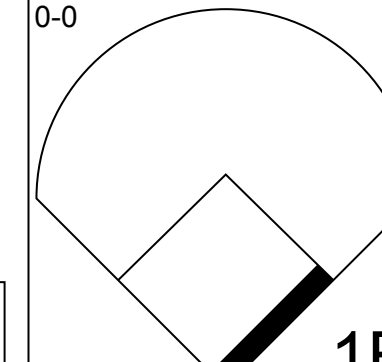
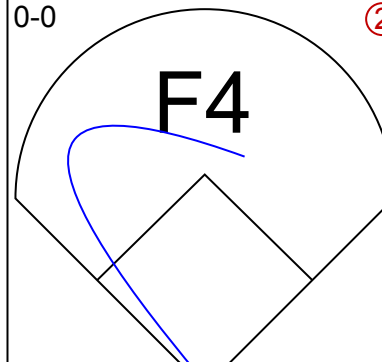
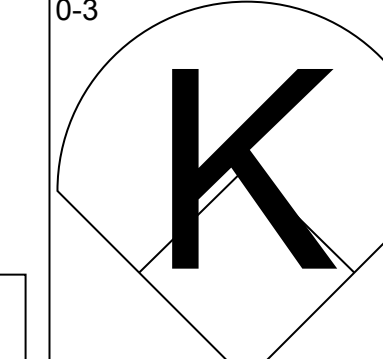
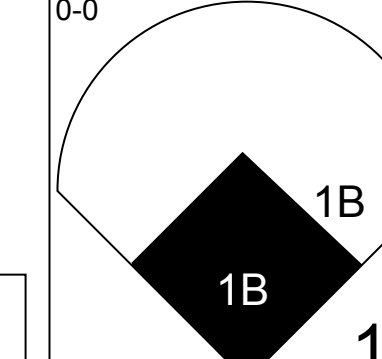
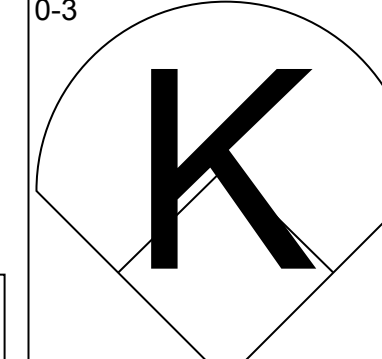
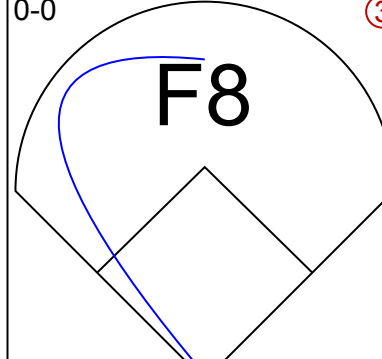
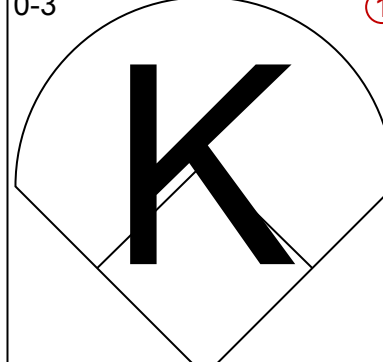
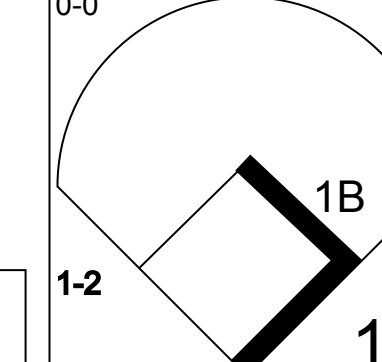
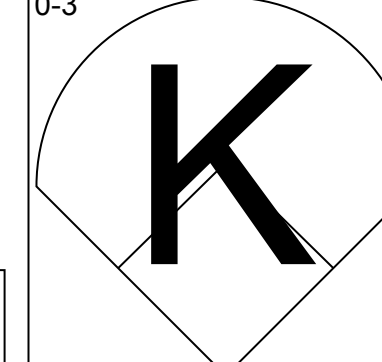
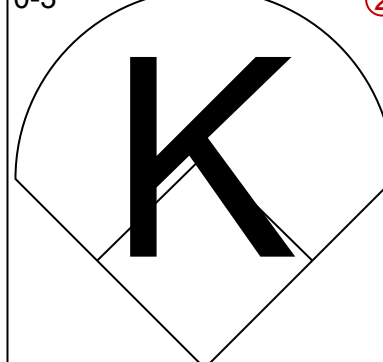
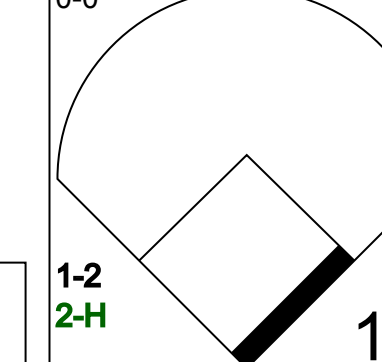
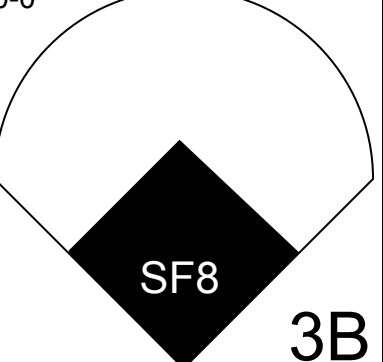
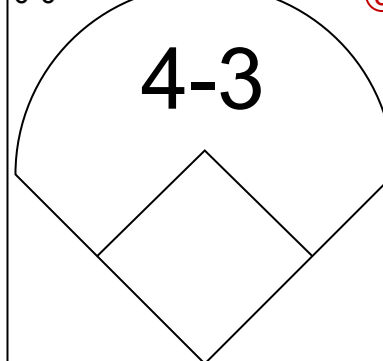
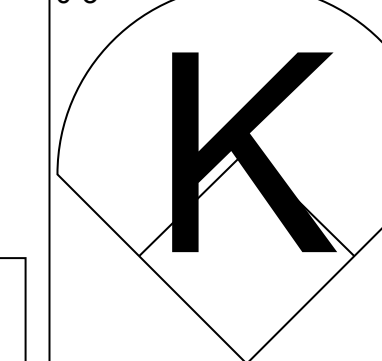
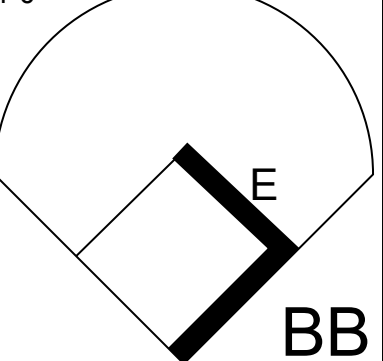
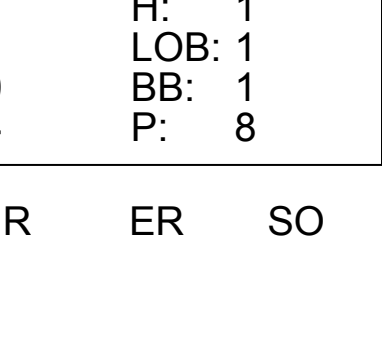
Batter	1	2	3	4	5	6	7	8	9	AB	R	H	RBI	BB	SO	LOB	TOP				
<b>Paul Moltis</b> , R (1.5) OBP: 0.593, SLG: 0.583	E5 F4		4-0 BB		0-0 1B		0-0 1B		0-0 FC6-4 1B	3	0	2	0	1	0	0	<b>Milwaukee Brewers @ Detroit Tigers</b> Tiger Stadium, Detroit, MI Tue Apr 16 1985, 6:05 PM EST Att: 23,869 - Unknown				
<b>Robin Yount</b> , R (1.7) OBP: 0.321, SLG: 0.240	F4		0-3 K		0-0 L6-4		0-0 FC6-4		0-0 FC6-4	4	0	0	0	0	1	7					
<b>Cecil Cooper</b> , L (1.3) OBP: 0.261, SLG: 0.318	K		0-0 F7			4-0 BB		0-0 F9	3	0	0	0	1	1	3						
<b>Ben Oglivie</b> , L (1.9) OBP: 0.238, SLG: 0.059	F6			0-0 F6		0-3 K		0-3 K	4	0	0	0	0	2	2						
<b>Ted Simmons</b> , S (1.10) OBP: 0.333, SLG: 0.346		0-0 1-3		0-0 4-3		0-0 F9		0-0 F8	4	0	0	0	0	0	1						
<b>Doug Loman</b> , L (1.8) OBP: 0.353, SLG: 0.529		0-0 4-3		0-0 PB 3B		0-3 K			0-3 K	4	1	1	0	0	2	1					
<b>Bill Schroeder</b> , R (1.2) OBP: 0.286, SLG: 0.444		0-3 K		0-3 K 3H			0-3 K		0-0 5-3	4	0	0	0	0	3	0					
<b>Jim Gantner</b> , L (1.4) OBP: 0.182, SLG: 0.053			0-0 4-3		0-0 1-3		0-0 F8		0-3 K	4	0	0	0	0	1	0					
<b>Ed Romero</b> , R (1.6) OBP: 0.545, SLG: 0.286			4-0 BB		4-0 L6-4 1B		4-0 1B			0	0	0	0	3	0	0					
<b>Inning Stats</b>	R: 0 E: 1 K: 1 S: 6	H: 0 LOB: 1 BB: 0 P: 6	R: 0 E: 0 K: 1 S: 5	H: 0 LOB: 0 BB: 0 P: 5	R: 0 E: 0 K: 1 S: 5	H: 0 LOB: 2 BB: 2 P: 13	R: 1 E: 0 K: 1 S: 6	H: 1 LOB: 0 BB: 0 P: 6	R: 0 E: 0 K: 2 S: 7	H: 0 LOB: 1 BB: 1 P: 11	R: 0 E: 0 K: 1 S: 6	H: 1 LOB: 2 BB: 1 P: 10	R: 0 E: 0 K: 1 S: 5	H: 0 LOB: 0 BB: 0 P: 7	R: 0 E: 0 K: 2 S: 7	H: 0 LOB: 0 BB: 0 P: 7	1B: 2 2B: 1 3B: 1 HR: 0	SF: 0 SAC: 0 DP: 1 HBP: 0	WP: 0 PB: 1 SB: 0 CS: 0	PA: 35	
<b>PITCHER</b>	IP	WLS	BF	H	R	ER	SO	BB	IBB	HBP	BLK	WP	HR	S	P	ERA	WHIP				
<b>Walt Terrell</b> , R (1.1) ERA: 3.72	6.2	W	28	3	1	0	7	5	0	0	0	0	0	37	57	0.00	1.200				
<b>Aurelio Lopez</b> , R (7.1) ERA: 2.45	2.1	S	7	0	0	0	3	0	0	0	0	0	0	13	13	0.00	0.000				

Batter	1	2	3	4	5	6	7	8	9	AB	R	H	RBI	BB	SO	LOB	BOTTOM				
<b>Lou Whitaker</b> , L (1.4) OBP: 0.435, SLG: 0.842	SF9 3B		0-0 F8		0-0 4-3			0-0 G3		4	1	1	0	0	0	0	<b>Milwaukee Brewers @ Detroit Tigers</b> Tiger Stadium, Detroit, MI Tue Apr 16 1985, 6:05 PM EST Att: 23,869 - Unknown				
<b>Alan Trammell</b> , R (1.6) OBP: 0.483, SLG: 0.750	SF9		0-0 F8		0-0 HR		0-0 BB 1B		0-0 BB 1B	3	1	2	2	0	0	0					
<b>Kirk Gibson</b> , L (1.9) OBP: 0.286, SLG: 0.458	K		0-3 K		0-0 F9		0-0 F7		0-0 BB 1B	4	0	1	0	0	1	0					
<b>Lance Parrish</b> , R (1.2) OBP: 0.385, SLG: 0.478	F7			0-0 BB 1B		0-0 F5		0-0 BB 1B	3	0	1	0	1	0	0	0					
<b>Johnny Grubb</b> , L (1.10) OBP: 0.313, SLG: 0.154		0-0 F9		0-0 F8		0-0 F9		0-3 K	3	0	0	0	0	0	1						
<b>Barbaro Garbey</b> , R (8. PH)								0-3 K	1	0	0	0	0	1	3						
<b>Darrell Evans</b> , L (1.3) OBP: 0.497, SLG: 0.417		4-0 1B BB		4-0 BB BB		0-3 K		0-3 K	1	0	0	0	2	1	0						
<b>Rusty Kuntz</b> , R (8. PH)									0-0 K	1	0	0	0	0	1	3					
<b>Dave Bergman</b> , L (9.3) OBP: 1.000, SLG: 1.000		0-0 1B BB		1-2 BB BB					0-0 G3	0	0	0	0	0	0	0					
<b>Larry Hemdon</b> , R (1.7) OBP: 0.375, SLG: 0.333		0-0 1-3 1B		1-2 2-3 BB				0-0 F8	2	0	1	0	1	0	0	0					
<b>Chet Lemon</b> , R (1.8) OBP: 0.333, SLG: 0.333		0-0 F3		0-0 F6				0-0 F8	3	0	0	0	0	0	4						
<b>Chris Pittaro</b> , S (1.5) OBP: 0.300, SLG: 0.350			0-0 4-3		0-0 3-1			0-0 F8	3	0	0	0	0	0	0	0					
<b>Tom Brookens</b> , R (8.5) OBP: 0.625, SLG: 1.143										0	0	0	0	0	0	0					
<b>Inning Stats</b>	R: 1 E: 0 K: 1 S: 6	H: 1 LOB: 0 BB: 0 P: 6	R: 0 E: 0 K: 0 S: 3	H: 1 LOB: 1 BB: 1 P: 7	R: 0 E: 0 K: 0 S: 3	H: 0 LOB: 0 BB: 0 P: 3	R: 0 E: 0 K: 0 S: 4	H: 1 LOB: 3 BB: 2 P: 12	R: 1 E: 0 K: 0 S: 4	H: 1 LOB: 0 BB: 0 P: 4	R: 0 E: 0 K: 1 S: 5	H: 0 LOB: 0 BB: 0 P: 5	R: 0 E: 0 K: 0 S: 3	H: 0 LOB: 0 BB: 0 P: 3	R: 0 E: 0 K: 2 S: 9	H: 2 LOB: 3 BB: 1 P: 13	1B: 4 2B: 0 3B: 1 HR: 1	SF: 1 SAC: 0 DP: 0 HBP: 0	WP: 0 PB: 0 SB: 0 CS: 0	PA: 33	
<b>PITCHER</b>	IP	WLS	BF	H	R	ER	SO	BB	IBB	HBP	BLK	WP	HR	S	P	ERA	WHIP				
<b>Ray Burris</b> , R (1.1) ERA: 1.65	7.1	L	31	6	2	2	2	4	0	0	0	0	1	31	47	2.46	1.364				
<b>Ray Seargeant</b> , L (8.1) ERA:	0.2		2	0	0	0	2	0	0	0	0	0	0	6	6	0.00	0.000				

AB	30
R	1
H	3
RBI	0
BB	5
SO	10
LOB	14

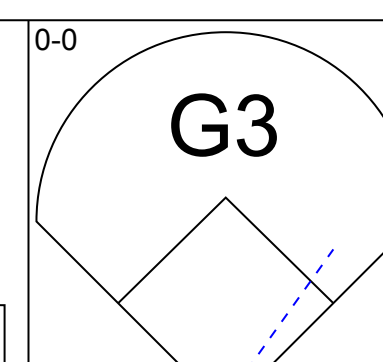
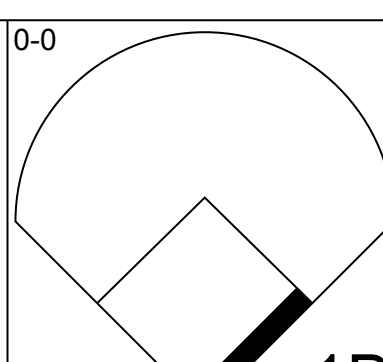
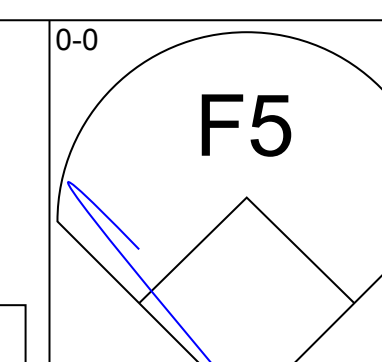
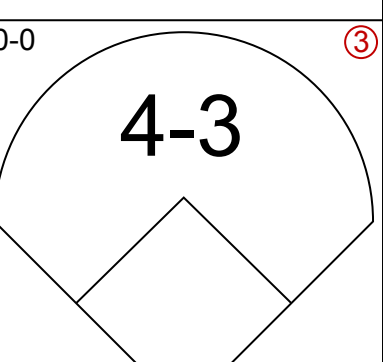
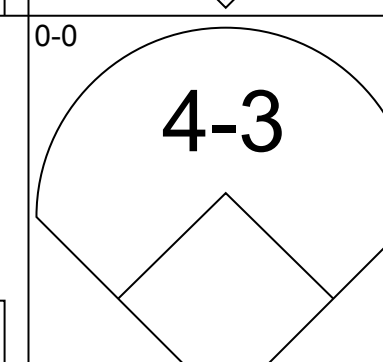
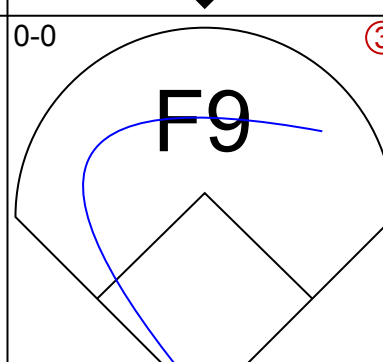
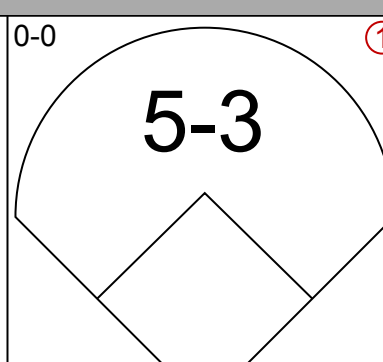
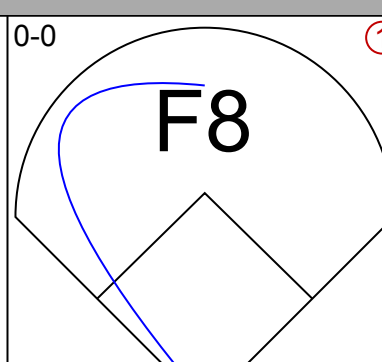
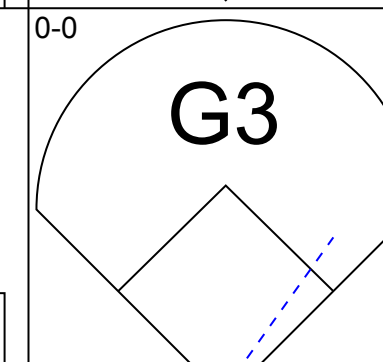
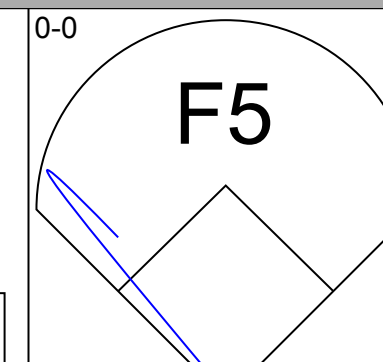
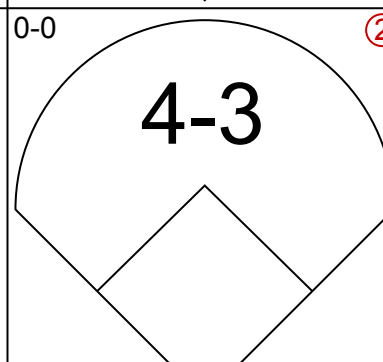
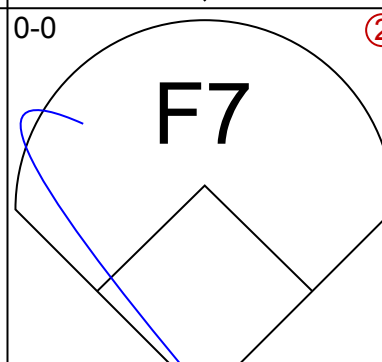
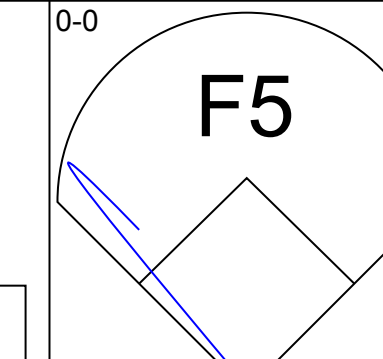
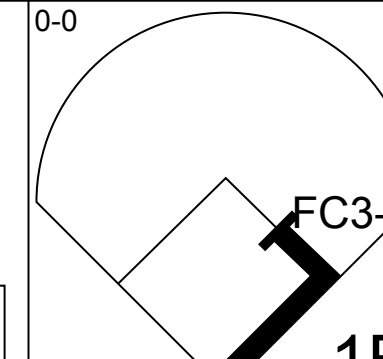
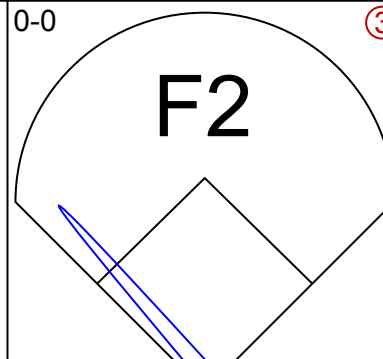
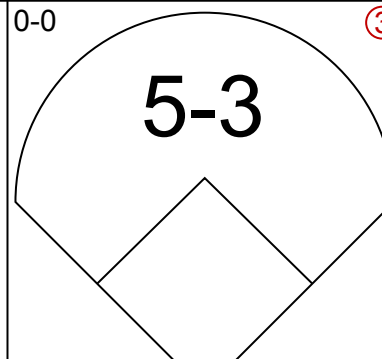
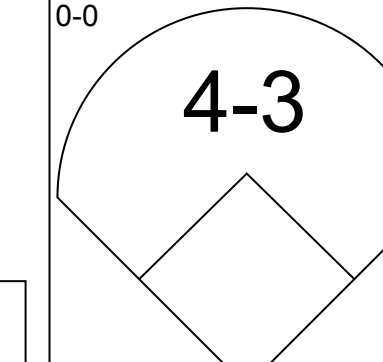
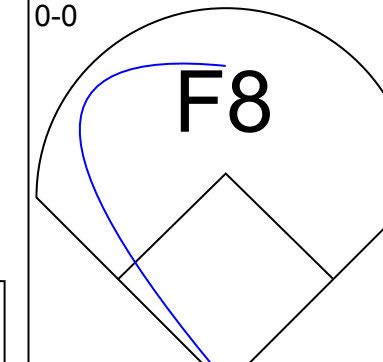
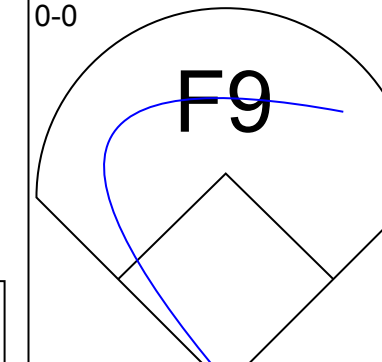
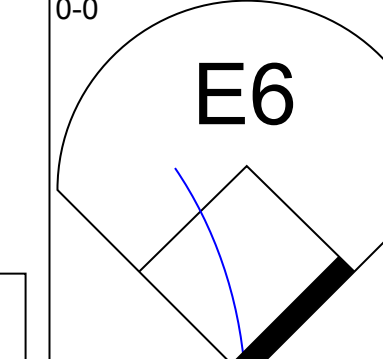
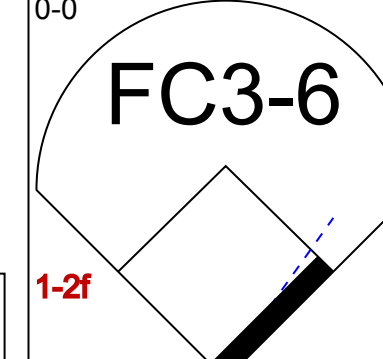
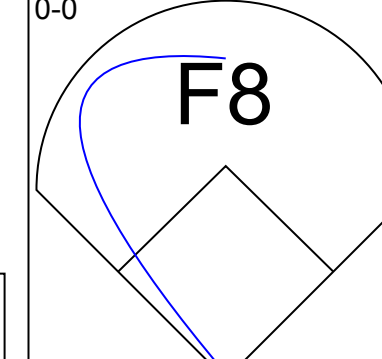
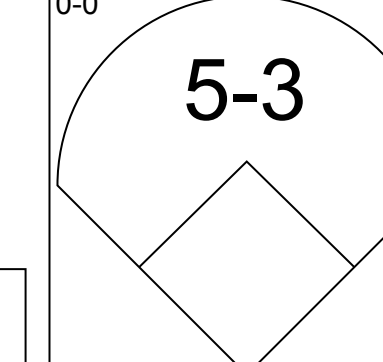
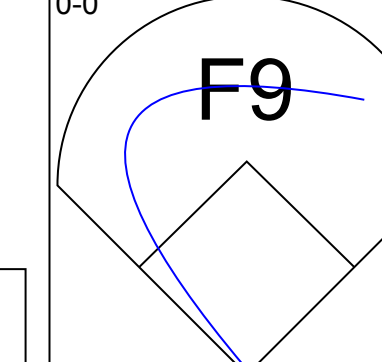
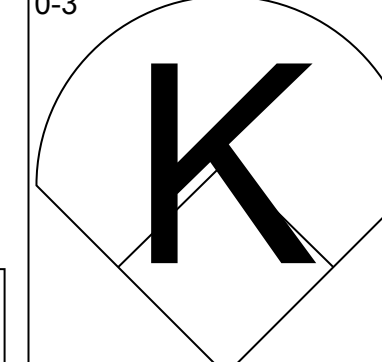
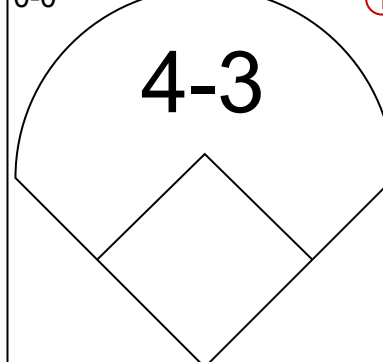
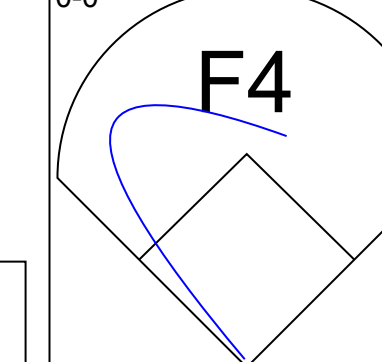
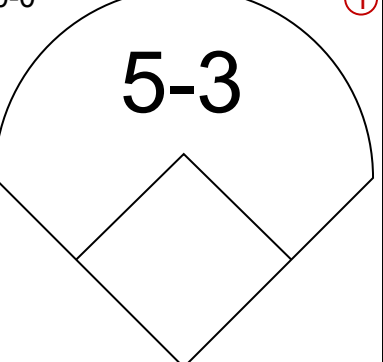
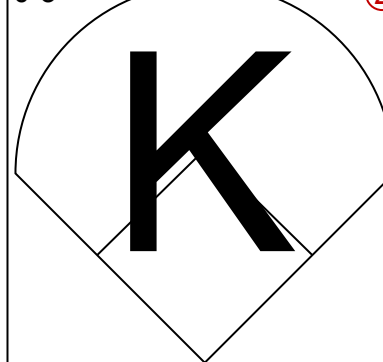
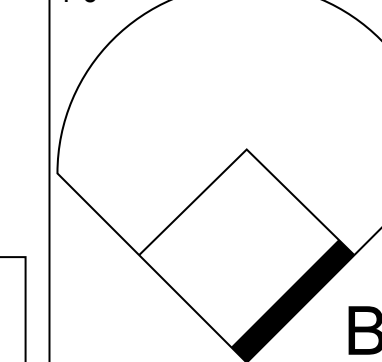
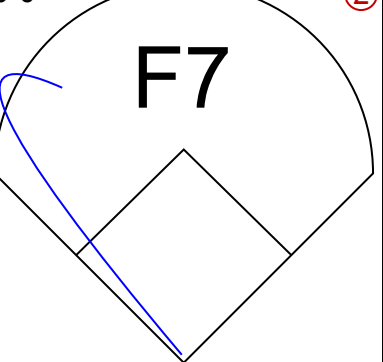




Batter	1	2	3	4	5	6	7	8	9	AB	R	H	RBI	BB	SO	LOB	TOP				
Paul Moltzer, R OBP: 0.516, SLG: 0.519 (1, 5)										3	0	1	0	2	0		<b>Milwaukee Brewers @ Detroit Tigers</b> Tiger Stadium, Detroit, MI Wed Apr 17 1985, 3:33 AM EST Att: 15,221 - Unknown				
Robin Yount, R OBP: 0.313, SLG: 0.241 Ed Romero, R OBP: 0.545, SLG: 0.286 (1, 7) (8, 6)										4	0	1	0	0	0	1					
Cecil Cooper, L OBP: 0.222, SLG: 0.269 (1, 3)										4	0	0	0	0	1	2					
Ted Simmons, S OBP: 0.290, SLG: 0.300 (1, 10)											4	0	0	0	0	0					
Doug Loman, L OBP: 0.333, SLG: 0.476 (1, 8) (8, 9)											4	0	1	0	0	0					
Ben Oglivie, L OBP: 0.240, SLG: 0.095 (1, 9) (8, 7)											4	1	1	0	0	2		1			
Bill Schroeder, R OBP: 0.292, SLG: 0.429 (1, 2)											3	0	1	0	0	2		1			
Jim Gantner, L OBP: 0.240, SLG: 0.227 (1, 4)										3	1	2	1	0	1	0					
Brian Giles, R OBP: 0.250, SLG: 0.100 Paul Householder, S OBP: 0.533, SLG: 0.700 (1, 6) (8, PH) (8, 8)										2	0	0	0	0	1	2					
										0	0	0	0	1	0	0					
<b>Inning Stats</b>	R: 0 E: 0 K: 1 S: 5	H: 1 LOB: 0 BB: 0 P: 5	R: 0 E: 0 K: 1 S: 5	H: 0 LOB: 0 BB: 0 P: 5	R: 0 E: 0 K: 2 S: 7	H: 0 LOB: 0 BB: 0 P: 7	R: 0 E: 0 K: 0 S: 3	H: 0 LOB: 0 BB: 0 P: 3	R: 1 E: 0 K: 1 S: 8	H: 3 LOB: 2 BB: 0 P: 8	R: 0 E: 0 K: 2 S: 7	H: 0 LOB: 0 BB: 0 P: 7	R: 0 E: 0 K: 2 S: 8	H: 1 LOB: 1 BB: 0 P: 8	R: 1 E: 1 K: 0 S: 4	H: 1 LOB: 1 BB: 1 P: 8	R: 0 E: 0 K: 0 S: 3	H: 0 LOB: 0 BB: 0 P: 3	1B: 5 2B: 1 3B: 1 HR: 0	SF: 1 SAC: 0 DP: 1 HBP: 0	WP: 0 PA: 33 PB: 0 SB: 0 CS: 0
<b>PITCHER</b> Jack Morris, R ERA: 2.42 (1, 1)	IP: 9.0 WLS: L BF: 33 H: 6 R: 2 ER: 2 SO: 9 BB: 1 IBB: 0 HBP: 0 BLK: 0 WP: 0 HR: 0 S: 50 P: 54 ERA: 2.00 WHIP: 0.778															<b>PITCHER</b> IP: 9.0 WLS: L BF: 33 H: 6 R: 2 ER: 2 SO: 9 BB: 1 IBB: 0 HBP: 0 BLK: 0 WP: 0 HR: 0 S: 50 P: 54 ERA: 2.00 WHIP: 0.778					

AB	31
R	2
H	6
RBI	2
BB	1
SO	9
LOB	7



Batter	1	2	3	4	5	6	7	8	9	AB	R	H	RBI	BB	SO	LOB	BOTTOM				
Lou Whitaker, L OBP: 0.407, SLG: 0.739 (1, 4)										4	0	1	0	0	0	1	<b>Milwaukee Brewers @ Detroit Tigers</b> Tiger Stadium, Detroit, MI Wed Apr 17 1985, 3:33 AM EST Att: 15,221 - Unknown				
Alan Trammell, R OBP: 0.424, SLG: 0.643 (1, 6)										4	0	0	0	0	0	1					
Kirk Gibson, L OBP: 0.250, SLG: 0.393 (1, 9)										4	0	0	0	0	0	0					
Lance Parrish, R OBP: 0.367, SLG: 0.444 (1, 2)										4	0	1	0	0	0	0					
Johnny Grubb, L OBP: 0.263, SLG: 0.125 (1, 10)										3	0	0	0	0	0	1					
Darrell Evans, L OBP: 0.389, SLG: 0.333 (1, 3)										3	0	0	0	0	0	1					
Larry Hemdon, R OBP: 0.333, SLG: 0.292 (1, 7)										3	0	0	0	0	1	1					
Chet Lemon, R OBP: 0.296, SLG: 0.292 (1, 8)										3	0	0	0	0	0	0					
Chris Pittaro, S OBP: 0.304, SLG: 0.318 (1, 5)										2	0	0	0	1	1	0					
<b>Inning Stats</b>	R: 0 E: 0 K: 0 S: 3	H: 0 LOB: 0 BB: 0 P: 3	R: 0 E: 1 K: 0 S: 4	H: 0 LOB: 1 BB: 0 P: 4	R: 0 E: 0 K: 1 S: 6	H: 1 LOB: 0 BB: 0 P: 6	R: 0 E: 0 K: 0 S: 4	H: 1 LOB: 1 BB: 0 P: 4	R: 0 E: 0 K: 0 S: 3	H: 0 LOB: 0 BB: 1 P: 7	R: 0 E: 0 K: 0 S: 3	H: 0 LOB: 0 BB: 0 P: 3	R: 0 E: 0 K: 1 S: 5	H: 0 LOB: 0 BB: 0 P: 5	R: 0 E: 0 K: 0 S: 3	H: 0 LOB: 0 BB: 0 P: 3	R: 0 E: 0 K: 0 S: 3	H: 0 LOB: 0 BB: 0 P: 3	1B: 2 2B: 0 3B: 0 HR: 0	SF: 0 SAC: 0 DP: 0 HBP: 0	WP: 0 PA: 31 PB: 0 SB: 0 CS: 0
<b>PITCHER</b> Danny Darwin, R ERA: 3.95 (1, 1)	IP: 9.0 WLS: W BF: 31 H: 2 R: 0 ER: 0 SO: 2 BB: 1 IBB: 0 HBP: 0 BLK: 0 WP: 0 HR: 0 S: 34 P: 38 ERA: 0.00 WHIP: 0.333															<b>PITCHER</b> IP: 9.0 WLS: W BF: 31 H: 2 R: 0 ER: 0 SO: 2 BB: 1 IBB: 0 HBP: 0 BLK: 0 WP: 0 HR: 0 S: 34 P: 38 ERA: 0.00 WHIP: 0.333					






Batter	1	2	3	4	5	6	7	8	9	AB	R	H	RBI	BB	SO	LOB	TOP										
<b>Toby Harrah, R</b> OBP: 0.525, SLG: 0.567 (1, 4)										4	1	3	1	0	1	1	<b>Texas Rangers @ Milwaukee Brewers</b> Milwaukee County Stadium, Milwaukee, WI Fri Apr 19 1985, 7:05 PM EST Att: 13,501 - Unknown										
<b>Gary Ward, R</b> OBP: 0.270, SLG: 0.257 (1, 7)										4	0	1	1	0	1	3											
<b>Buddy Bell, R</b> OBP: 0.263, SLG: 0.229 (1, 5)										4	0	2	1	0	0	2											
<b>Pete O'Brien, L</b> OBP: 0.211, SLG: 0.273 (1, 3)										4	0	0	0	0	0	3											
<b>Larry Parrish, R</b> OBP: 0.303, SLG: 0.355 (1, 9)										4	0	0	0	0	1	3											
<b>Cliff Johnson, R</b> OBP: 0.351, SLG: 0.515 (1, 10)										4	1	1	0	0	0	0											
<b>George Wright, S</b> OBP: 0.250, SLG: 0.242 (1, 8)										4	0	1	1	0	0	0											
<b>Don Slaught, R</b> OBP: 0.324, SLG: 0.344 (1, 2)										4	1	1	0	0	0	1											
<b>Curtis Wilkerson, S</b> OBP: 0.385, SLG: 0.391 (1, 6)										3	1	2	0	0	0	0											
<b>Inning Stats</b>	R: 0 E: 0 K: 1 S: 5	H: 1 LOB: 0 BB: 0 P: 5	R: 1 E: 0 K: 0 S: 5	H: 2 LOB: 1 BB: 0 P: 5	R: 0 E: 0 K: 0 S: 3	H: 1 LOB: 0 BB: 0 P: 3	R: 0 E: 0 K: 0 S: 3	H: 0 LOB: 0 BB: 0 P: 3	R: 0 E: 0 K: 1 S: 6	H: 1 LOB: 1 BB: 0 P: 6	R: 0 E: 0 K: 1 S: 5	H: 0 LOB: 0 BB: 0 P: 5	R: 3 E: 0 K: 0 S: 8	H: 5 LOB: 2 BB: 0 P: 8	R: 0 E: 0 K: 0 S: 3	H: 0 LOB: 0 BB: 0 P: 3	1B: 9 2B: 3 3B: 0 HR: 0	SF: 0 SAC: 0 DP: 2 HBP: 0	WP: 0 PB: 0 SB: 1 CS: 1	PA: 35							
<b>PITCHER</b>	IP	WLS	BF	H	R	ER	SO	BB	IBB	HBP	BLK	WP	HR	S	P	ERA	WHIP										
<b>Pete Vuckovich, R</b> ERA: 3.75 (1, 1)	7.0		24	6	1	1	3	0	0	0	0	0	0	30	30	1.29	0.857										
<b>Ray Searage, L</b> ERA: 13.5 (8, 1)	0.1	L	5	4	3	3	0	0	0	0	0	0	0	5	5	81.00	12.000										
<b>Pete Ladd, R</b> ERA: (8, 1)	0.2		3	1	0	0	0	0	0	0	0	0	0	3	3	0.00	1.500										
<b>Rollie Fingers, R</b> ERA: (9, 1)	1.0		3	0	0	0	0	0	0	0	0	0	0	3	3	0.00	0.000										


Batter	1	2	3	4	5	6	7	8	9	AB	R	H	RBI	BB	SO	LOB	BOTTOM										
<b>Paul Molitor, R</b> OBP: 0.486, SLG: 0.467 (1, 5)										3	0	0	0	1	0	1	<b>Texas Rangers @ Milwaukee Brewers</b> Milwaukee County Stadium, Milwaukee, WI Fri Apr 19 1985, 7:05 PM EST Att: 13,501 - Unknown										
<b>Robin Yount, R</b> OBP: 0.276, SLG: 0.212 (1, 7)										4	0	0	0	0	1	1											
<b>Cecil Cooper, L</b> OBP: 0.258, SLG: 0.300 (1, 3)										4	0	2	0	0	0	0											
<b>Ted Simmons, S</b> OBP: 0.257, SLG: 0.265 (1, 10)										4	0	0	0	0	0	3											
<b>Doug Loman, L</b> OBP: 0.280, SLG: 0.400 (1, 9)										4	0	0	0	0	0	2											
<b>Bill Schroeder, R</b> OBP: 0.296, SLG: 0.417 (1, 2)										3	0	1	0	0	0	0											
<b>Jim Gantner, L</b> OBP: 0.214, SLG: 0.200 (1, 4)										3	0	0	0	0	0	1											
<b>Rick Manning, L</b> OBP: 0.250, SLG: 0.143 (1, 8)										3	1	1	0	0	0	1											
<b>Ed Romero, R</b> OBP: 0.538, SLG: 0.333 (1, 6)										2	0	1	0	0	0	1											
<b>Ben Oglivie, L</b> OBP: 0.231, SLG: 0.091 (8, PH)										1	0	0	0	0	0	0											
<b>Brian Giles, R</b> OBP: 0.250, SLG: 0.100 (9, 6)										0	0	0	0	0	0	0											
<b>Inning Stats</b>	R: 0 E: 0 K: 0 S: 4	H: 1 LOB: 1 BB: 0 P: 4	R: 0 E: 0 K: 0 S: 3	H: 0 LOB: 0 BB: 0 P: 3	R: 1 E: 0 K: 0 S: 4	H: 2 LOB: 0 BB: 0 P: 4	R: 0 E: 0 K: 0 S: 3	H: 0 LOB: 0 BB: 0 P: 3	R: 0 E: 0 K: 0 S: 3	H: 0 LOB: 0 BB: 0 P: 3	R: 0 E: 0 K: 0 S: 3	H: 0 LOB: 0 BB: 0 P: 3	R: 0 E: 0 K: 0 S: 3	H: 0 LOB: 2 BB: 0 P: 3	R: 0 E: 0 K: 1 S: 6	H: 1 LOB: 1 BB: 1 P: 10	1B: 5 2B: 0 3B: 0 HR: 0	SF: 0 SAC: 0 DP: 1 HBP: 0	WP: 0 PB: 0 SB: 1 CS: 0	PA: 32							
<b>PITCHER</b>	IP	WLS	BF	H	R	ER	SO	BB	IBB	HBP	BLK	WP	HR	S	P	ERA	WHIP										
<b>Dave Rozema, R</b> ERA: 5.14 (1, 1)	7.0		24	4	1	1	0	0	0	0	0	0	0	24	24	1.29	0.571										
<b>Dave Stewart, R</b> ERA: 4.5 (8, 1)	2.0	S	8	1	0	0	1	1	0	0	0	0	0	9	13	0.00	1.000										

AB	35
R	4
H	11
RBI	4
BB	0
SO	3
LOB	13





Batter	1	2	3	4	5	6	7	8	9	AB	R	H	RBI	BB	SO	LOB	TOP								
<b>Toby Harrah, R</b> OBP: 0.533, SLG: 0.545 (1, 4)	0-0 5-3			0-0 FC6-4 1B		4-0 BB	1-0 HBP		0-0 F9	3	0	1	0	1	0	1	<b>Texas Rangers @ Milwaukee Brewers</b> Milwaukee County Stadium, Milwaukee, WI Sat Apr 20 1985, 4:33 AM EST Att: 18,286 - Unknown  <b>AB 34</b> <b>R 5</b> <b>H 7</b> <b>RBI 3</b> <b>BB 4</b> <b>SO 3</b> <b>LOB 14</b> 								
<b>Gary Ward, R</b> OBP: 0.238, SLG: 0.225 (1, 7)	0-3 K			0-0 FC6-4 FC4-6 1-2		0-3 K	0-0 F8		0-0 F4	5	0	0	0	0	2	7									
<b>Buddy Bell, R</b> OBP: 0.279, SLG: 0.300 (1, 5)	0-0 F4			0-0 FC4-6 1-2			0-0 6-3 3B	0-0 1B 1B	0-0 FC6-4 1-2	5	2	2	0	0	0	2									
<b>Pete O'Brien, L</b> OBP: 0.190, SLG: 0.243 (1, 3)		0-3 K		0-0 4-3			0-0 6-3	0-0 F6		4	0	0	1	0	1	2									
<b>Larry Parrish, R</b> OBP: 0.297, SLG: 0.343 (1, 9)		0-0 F8			0-0 F6		0-0 F4	0-0 1B 1B		4	1	1	0	0	0	0									
<b>Cliff Johnson, R</b> OBP: 0.350, SLG: 0.500 (7, PR)		0-0 5-3			0-0 F9		0-0 1B E	0-0 WP 1B		3	0	1	0	0	0	0									
<b>Wayne Tolleson, S</b> (8, PH)							0-0 1B E	2-H 3-H 4-0 1B		0	1	0	0	0	0	0									
<b>George Wright, S</b> OBP: 0.275, SLG: 0.250 (1, 8)			0-0 3-1		0-0 F6		0-0 1B E	0-0 G6-4-3 BB		3	1	1	0	1	0	0									
<b>Don Slaught, R</b> OBP: 0.289, SLG: 0.306 (1, 2)			0-0 5-3			0-0 6-3	0-0 E5 HBP	0-0 G6-4-3 1-2		4	0	0	0	0	0	2									
<b>Curtis Wilkerson, S</b> OBP: 0.400, SLG: 0.360 (1, 6)			0-0 6-3			0-0 E4 CS BB	4-0 HBP BB		4-0 FC6-4 BB	2	0	0	0	2	0	0									
<b>Inning Stats</b>	R: 0 E: 0 K: 1 S: 5	H: 0 LOB: 0 BB: 0 P: 5	R: 0 E: 0 K: 1 S: 5	H: 0 LOB: 0 BB: 0 P: 5	R: 0 E: 0 K: 0 S: 3	H: 0 LOB: 0 BB: 0 P: 3	R: 0 E: 0 K: 0 S: 4	H: 1 LOB: 1 BB: 0 P: 4	R: 0 E: 0 K: 0 S: 3	H: 0 LOB: 0 BB: 0 P: 3	R: 0 E: 1 K: 1 S: 5	H: 0 LOB: 2 BB: 1 P: 9	R: 3 E: 1 K: 0 S: 7	H: 3 LOB: 3 BB: 1 P: 12	R: 2 E: 0 K: 0 S: 5	H: 3 LOB: 1 BB: 1 P: 9	R: 0 E: 0 K: 0 S: 3	H: 0 LOB: 1 BB: 1 P: 7	1B: 6 2B: 1 3B: 1 HR: 0	SF: 0 SAC: 0 DP: 2 HBP: 1	WP: 1 PB: 0 SB: 0 CS: 1	PA: 39			
<b>PITCHER</b>	IP	WLS	BF	H	R	ER	SO	BB	IBB	HBP	BLK	WP	HR	S	P	ERA	WHIP								
<b>Moose Haas, R</b> ERA: 1.14 (1, 1)	6.2	L	27	4	3	1	3	2	0	0	0	0	0	31	39	1.35	0.900								
<b>Pete Ladd, R</b> ERA: 3.5 (7, 1)	1.1		8	3	2	2	0	1	0	1	0	1	0	6	11	13.50	3.000								
<b>Bob McClure, L</b> ERA: (9, 1)	1.0		4	0	0	0	0	1	0	0	0	0	0	3	7	0.00	1.000								

Batter	1	2	3	4	5	6	7	8	9	AB	R	H	RBI	BB	SO	LOB	BOTTOM								
<b>Paul Molitor, R</b> OBP: 0.436, SLG: 0.412 (1, 5)	0-0 1-3		0-0 4-3			0-3 K			0-0 6-3	4	0	0	0	0	1	1	<b>Texas Rangers @ Milwaukee Brewers</b> Milwaukee County Stadium, Milwaukee, WI Sat Apr 20 1985, 4:33 AM EST Att: 18,286 - Unknown  <b>AB 30</b> <b>R 1</b> <b>H 2</b> <b>RBI 1</b> <b>BB 0</b> <b>SO 4</b> <b>LOB 3</b> 								
<b>Robin Yount, R</b> OBP: 0.250, SLG: 0.189 (1, 7)	0-0 F4			0-0 5-3			0-0 F9		0-0 F5	4	0	0	0	0	0	0									
<b>Cecil Cooper, L</b> OBP: 0.229, SLG: 0.265 (1, 3)	0-0 F8			0-0 5-3			0-0 F8		0-0 F7	4	0	0	0	0	0	0									
<b>Doug Loman, L</b> OBP: 0.250, SLG: 0.357 (1, 8)		0-0 F3		0-0 6-3			0-0 3-1			3	0	0	0	0	0	0									
<b>Ted Simmons, S</b> OBP: 0.263, SLG: 0.297 (1, 10)		0-0 1-3			0-0 F7			0-0 F8 4-3 2B		3	1	1	0	0	0	0									
<b>Ben Oglivie, L</b> OBP: 0.207, SLG: 0.080 (1, 9)		0-0 F7			0-3 K			0-0 F8 2-3		3	0	0	0	0	1	1									
<b>Jim Gantner, L</b> OBP: 0.194, SLG: 0.179 (1, 4)			0-0 1-3		0-0 G3			0-0 4-3		3	0	0	1	0	0	0									
<b>Charlie Moore, R</b> OBP: 0.143, SLG: 0.286 (1, 2)			0-0 3-1			0-3 K		0-0 E6		3	0	0	0	0	1	0									
<b>Brian Giles, R</b> OBP: 0.286, SLG: 0.167 (1, 6)						0-0 5-3		0-3 K		2	0	1	0	0	0	0									
<b>Paul Householder, S</b> OBP: 0.500, SLG: 0.636 (8, PH)										1	0	0	0	0	1	1									
<b>Ed Romero, R</b> OBP: 0.538, SLG: 0.333 (9, 6)										0	0	0	0	0	0	0									
<b>Inning Stats</b>	R: 0 E: 0 K: 0 S: 3	H: 0 LOB: 0 BB: 0 P: 3	R: 0 E: 0 K: 0 S: 3	H: 0 LOB: 0 BB: 0 P: 3	R: 0 E: 0 K: 0 S: 4	H: 1 LOB: 1 BB: 0 P: 4	R: 0 E: 0 K: 0 S: 3	H: 0 LOB: 0 BB: 0 P: 3	R: 0 E: 0 K: 2 S: 7	H: 0 LOB: 0 BB: 0 P: 7	R: 0 E: 0 K: 0 S: 3	H: 0 LOB: 0 BB: 0 P: 3	R: 1 E: 1 K: 1 S: 7	H: 1 LOB: 1 BB: 0 P: 7	R: 0 E: 0 K: 0 S: 3	H: 0 LOB: 0 BB: 0 P: 3	1B: 1 2B: 1 3B: 0 HR: 0	SF: 0 SAC: 0 DP: 0 HBP: 0	WP: 0 PB: 0 SB: 0 CS: 0	PA: 30					
<b>PITCHER</b>	IP	WLS	BF	H	R	ER	SO	BB	IBB	HBP	BLK	WP	HR	S	P	ERA	WHIP								
<b>Dickie Noles, R</b> ERA: 0.56 (1, 1)	7.0	W	22	1	0	0	3	0	0	0	0	0	0	10	10	0.00	0.143								
<b>Dave Schmidt, R</b> ERA: 1.59 (8, 1)	2.0		8	1	1	1	1	0	0	0	0	0	0	10	10	4.50	0.500								







Batter	1	2	3	4	5	6	7	8	9	AB	R	H	RBI	BB	SO	LOB	TOP					
Paul Moltitor, R OBP: 0.449, SLG: 0.419 (1, 5)	F9		S 1B		1B FC4-6		6-3	PO	B2	5	1	2	0	0	0	0	<b>Milwaukee Brewers @ Chicago White Sox</b> Comiskey Park, Chicago, IL Mon Apr 22 1985, 7:05 PM EST Att: 13,455 - Unknown <a href="http://livebaseballscorecards.com">livebaseballscorecards.com</a>					
Robin Yount, R OBP: 0.286, SLG: 0.205 Rick Manning, L OBP: 0.222, SLG: 0.125 (1, 7) (8, 8)	1B		FC6 BB		F8		BB		F8	2	0	1	0	2	0	1						
Cecil Cooper, L OBP: 0.273, SLG: 0.286 (1, 3)	K		FC6		FC4-6 1B		K		1B	5	0	2	0	0	2	4						
Ben Oglivie, L OBP: 0.211, SLG: 0.118 (1, 9) (8, 7)	K				F4 FC4-6 BB		K		4-3	5	0	0	1	0	2	4						
Ted Simmons, S OBP: 0.302, SLG: 0.300 Randy Ready, R OBP: 0.286, SLG: 0.400 (1, 10) (8, PR)		F4		E 1B		BB		SH1 HR BB		2	1	1	0	2	0	0						
Doug Loman, L OBP: 0.219, SLG: 0.313 (1, 8) (8, 9)	K		E4 1B		4-3			SH1		3	0	0	0	0	1	3						
Bill Schroeder, R OBP: 0.257, SLG: 0.438 (1, 2)	6-3		K			B5		HR		4	1	1	2	0	1	2						
Jim Gantner, L OBP: 0.229, SLG: 0.219 (1, 4)			F9		1B		4-3		FC6-4 1B	4	0	2	1	0	0	0						
Brian Giles, R OBP: 0.222, SLG: 0.125 (1, 6)			F7		K		F3		FC6-4 PO	4	0	0	0	0	1	3						
<b>Inning Stats</b>	R: 0 E: 0 K: 2 S: 8	H: 1 LOB: 1 BB: 0 P: 8	R: 0 E: 0 K: 1 S: 5	H: 0 LOB: 0 BB: 0 P: 5	R: 0 E: 0 K: 0 S: 4	H: 1 LOB: 2 BB: 1 P: 8	R: 1 E: 1 K: 2 S: 10	H: 2 LOB: 2 BB: 0 P: 10	R: 1 E: 0 K: 0 S: 5	H: 2 LOB: 2 BB: 1 P: 9	R: 0 E: 0 K: 0 S: 3	H: 0 LOB: 0 BB: 0 P: 3	R: 0 E: 0 K: 2 S: 7	H: 0 LOB: 1 BB: 1 P: 11	R: 2 E: 0 K: 0 S: 4	H: 2 LOB: 1 BB: 0 P: 8		R: 0 E: 0 K: 0 S: 4	H: 1 LOB: 1 BB: 0 P: 4	1B: 8 2B: 0 3B: 0 HR: 1	SF: 0 SAC: 1 DP: 0 HBP: 0	WP: 0 PB: 0 CS: 1
<b>PITCHER</b>	IP	WLS	BF	H	R	ER	SO	BB	IBB	HBP	BLK	WP	HR	S	P	ERA	WHIP					
Richard Dotson, R ERA: 1.42 Juan Agosto, L ERA: 5.4 (1, 1) (7, 1)	6.1	L	29	6	2	1	5	3	0	0	0	0	0	36	48	1.42	1.421					
<b>PITCHER</b>	IP	WLS	BF	H	R	ER	SO	BB	IBB	HBP	BLK	WP	HR	S	P	ERA	WHIP					

Batter	1	2	3	4	5	6	7	8	9	AB	R	H	RBI	BB	SO	LOB	BOTTOM					
Rudy Law, L OBP: 0.300, SLG: 0.414 (1, 7)	F9		B5-3		4-3 1B		5-3			4	0	1	0	0	0	1	<b>Milwaukee Brewers @ Chicago White Sox</b> Comiskey Park, Chicago, IL Mon Apr 22 1985, 7:05 PM EST Att: 13,455 - Unknown <a href="http://livebaseballscorecards.com">livebaseballscorecards.com</a>					
Scott Fletcher, R OBP: 0.318, SLG: 0.222 (1, 5) (5, 4)	K		F4		4-3			4-3		3	0	0	1	0	1	1						
Joseph DeSa, L (8, PH) Tim Hulett, R OBP: 0.333, SLG: 0.333 (9, 4)										1	0	0	0	0	0	0						
Harold Baines, L OBP: 0.380, SLG: 0.478 (1, 9)	F8			1B	F6			1-3		4	0	1	0	0	0	1						
Greg Walker, L OBP: 0.300, SLG: 0.500 (1, 3)		2B 3B		1B		4-3		F7		4	1	2	0	0	0	0						
Carlton Fisk, R OBP: 0.441, SLG: 0.806 (1, 2)		2B		F6		F2		K		4	0	1	1	0	1	2						
Oscar Gamble, L OBP: 0.235, SLG: 0.133 (1, 10)	K		F6		F6		F7		5-3	4	0	0	0	0	1	3						
Daryl Boston, L OBP: 0.400, SLG: 0.545 (1, 8)	F7		F7		F7		K		4-3	4	0	0	0	0	1	3						
Julio Cruz, S OBP: 0.289, SLG: 0.184 Luis Salazar, R OBP: 0.194, SLG: 0.290 (1, 4) (5, 5)	B1-3				4-3					1	0	0	0	0	0	1						
Ozzie Guillen, L OBP: 0.350, SLG: 0.378 (1, 6)			4-3		1B 4-3 1B			F8		3	1	1	0	0	0	1						
<b>Inning Stats</b>	R: 0 E: 0 K: 1 S: 5	H: 0 LOB: 0 BB: 0 P: 5	R: 1 E: 0 K: 1 S: 7	H: 2 LOB: 1 BB: 0 P: 7	R: 0 E: 0 K: 0 S: 3	H: 0 LOB: 0 BB: 0 P: 3	R: 0 E: 0 K: 0 S: 5	H: 2 LOB: 2 BB: 0 P: 5	R: 1 E: 0 K: 0 S: 5	H: 2 LOB: 1 BB: 0 P: 5	R: 0 E: 0 K: 0 S: 3	H: 0 LOB: 0 BB: 0 P: 3	R: 0 E: 0 K: 1 S: 6	H: 1 LOB: 1 BB: 0 P: 6	R: 0 E: 0 K: 0 S: 3	H: 0 LOB: 0 BB: 0 P: 3	R: 0 E: 0 K: 1 S: 5	H: 0 LOB: 0 BB: 0 P: 5	1B: 5 2B: 1 3B: 1 HR: 0	SF: 0 SAC: 0 DP: 0 HBP: 0	WP: 0 PB: 0 CS: 0	PA: 34
<b>PITCHER</b>	IP	WLS	BF	H	R	ER	SO	BB	IBB	HBP	BLK	WP	HR	S	P	ERA	WHIP					
Danny Darwin, R ERA: 3.48 Rolie Fingers, R ERA: (1, 1) (8, 1)	7.0	S	28	7	2	2	3	0	0	0	0	0	0	34	34	0.00	0.000					
<b>PITCHER</b>	IP	WLS	BF	H	R	ER	SO	BB	IBB	HBP	BLK	WP	HR	S	P	ERA	WHIP					



Batter	1	2	3	4	5	6	7	8	9	10	AB	R	H	RBI	BB	SO	LOB						
Paul Molitor, R OBP: 0.426, SLG: 0.396 (1, 10)	1-3		F3		F6		1-3		CS	F8 1B	5	1	1	0	0	0	1						
Robin Yount, R OBP: 0.302, SLG: 0.229 Rick Manning, L OBP: 0.200, SLG: 0.111 (1, 7) (8, 8)	FC3-6 1B		K					F8		F8	4	0	2	0	0	1	0						
Cecil Cooper, L OBP: 0.277, SLG: 0.273 Ted Simmons, S OBP: 0.333, SLG: 0.317 (1, 3) (6, 3)	FC3-6 FC5-4			HBP	F3			WP BB		BB BB 1B	2	0	0	0	0	0	2						
Mark Brouhard, R OBP: 0.385, SLG: 0.417 (1, 9) (8, 7)	FC5-4		K		K			BB		F4	4	0	0	0	1	2	3						
Bill Schroeder, R OBP: 0.300, SLG: 0.611 (1, 2)		HR			F7			HR			4	2	2	2	1	1	3						
Paul Householder, S OBP: 0.360, SLG: 0.368 (1, 8) (8, 9)	K				5-3			6-3			4	0	0	0	1	2	3						
Randy Ready, R OBP: 0.400, SLG: 0.500 Brian Giles, R OBP: 0.200, SLG: 0.111 (1, 5) (6, 4)								1B 2B 1B		K	3	1	2	0	0	1	0						
Jim Gantner, L OBP: 0.256, SLG: 0.250 (1, 4) (6, 5)	G4-6-3 1B							1B 2B 1B			4	1	2	0	0	1	1						
Ed Romero, R OBP: 0.421, SLG: 0.333 (1, 6)			F3					F9		F8	4	0	1	2	0	0	1						
<b>Inning Stats</b>	R: 0 E: 0 K: 0 S: 4	H: 1 LOB: 1 BB: 0 P: 4	R: 1 E: 0 K: 1 S: 6	H: 2 LOB: 0 BB: 0 P: 6	R: 0 E: 0 K: 1 S: 5	H: 0 LOB: 0 BB: 0 P: 5	R: 0 E: 0 K: 1 S: 5	H: 0 LOB: 1 BB: 0 P: 6	R: 2 E: 0 K: 0 S: 6	H: 4 LOB: 1 BB: 0 P: 6	R: 1 E: 0 K: 2 S: 8	H: 1 LOB: 0 BB: 0 P: 8	R: 0 E: 0 K: 1 S: 5	H: 0 LOB: 0 BB: 2 P: 15	R: 0 E: 0 K: 1 S: 5	H: 1 LOB: 0 BB: 0 P: 5	R: 1 E: 0 K: 0 S: 5	H: 2 LOB: 3 BB: 2 P: 13	1B: 8 2B: 1 3B: 0 HR: 2	SF: 0 SAC: 0 DP: 1 HBP: 1	WP: 1 PB: 0 SB: 2 CS: 1	PA: 44	
<b>PITCHER</b>	IP WLS BF H R ER SO BB IBB HBP BLK WP HR S P ERA WHIP	Floyd Bannister, L ERA: 4.87 Bob James, R ERA: 5.59	(1, 1) (8, 1)	7.1 W 12 3 1 1 3 2 0 0 0 0 0 16 24 4.91 1.875																			

**Milwaukee Brewers @ Chicago White Sox**  
Comiskey Park, Chicago, IL  
Tue Apr 23 1986, 7:05 PM EST  
Att: 10,719 - Unknown

AB	38
R	5
H	11
RBI	5
BB	4
SO	9
LOB	18



Batter	1	2	3	4	5	6	7	8	9	10	AB	R	H	RBI	BB	SO	LOB							
Scott Fletcher, R OBP: 0.308, SLG: 0.227 Rudy Law, L OBP: 0.323, SLG: 0.467 (1, 5) (10, PH)	K				F3					SH1-3 1B 2B	4	0	1	0	0	2	1							
Luis Salazar, R OBP: 0.171, SLG: 0.257 (1, 8) (9, 7)	5-3		F7		F8			F3		SH1-3	4	0	0	0	0	0	2							
Harold Baines, L OBP: 0.362, SLG: 0.460 (1, 9)	F3				WP 1B BB			4-3		1B 1B	4	2	1	1	1	1	1							
Tom Paclorek, R OBP: 0.286, SLG: 0.250 Daryl Boston, L OBP: 0.417, SLG: 0.559 (1, 7) (9, 8)		K			K			F3		F9	4	0	0	0	0	2	1							
Carlton Fisk, R OBP: 0.410, SLG: 0.714 (1, 10)					6-3			F7		F7	4	0	0	0	1	0	1							
Marc Hill, R OBP: 0.333, SLG: 0.167 Oscar Gamble, L OBP: 0.278, SLG: 0.188 (1, 2) (10, PH)								2B 1B 1B		K	3	1	2	1	1	1	0							
Greg Walker, L OBP: 0.296, SLG: 0.500 (1, 3)								K			4	0	1	1	0	0	0							
Tim Hulett, R OBP: 0.400, SLG: 0.500 (1, 4)								1B 2B			4	1	1	0	0	2	2							
Ozzie Guillen, L OBP: 0.341, SLG: 0.366 (1, 6)								1B 2B 1B			4	1	2	2	0	1	0							
<b>Inning Stats</b>	R: 0 E: 0 K: 1 S: 5	H: 0 LOB: 0 BB: 0 P: 5	R: 0 E: 0 K: 1 S: 5	H: 0 LOB: 1 BB: 1 P: 9	R: 0 E: 0 K: 0 S: 4	H: 1 LOB: 0 BB: 0 P: 4	R: 1 E: 0 K: 2 S: 8	H: 1 LOB: 1 BB: 1 P: 12	R: 1 E: 0 K: 1 S: 7	H: 2 LOB: 1 BB: 0 P: 7	R: 2 E: 0 K: 0 S: 6	H: 3 LOB: 1 BB: 0 P: 6	R: 0 E: 0 K: 1 S: 5	H: 0 LOB: 0 BB: 0 P: 5	R: 0 E: 0 K: 1 S: 5	H: 0 LOB: 0 BB: 0 P: 5	R: 0 E: 0 K: 2 S: 7	H: 0 LOB: 0 BB: 0 P: 7	R: 2 E: 0 K: 0 S: 5	H: 4 LOB: 3 BB: 1 P: 9	1B: 8 2B: 3 3B: 0 HR: 0	SF: 0 SAC: 1 DP: 0 HBP: 0	WP: 1 PB: 0 SB: 0 CS: 0	PA: 42
<b>PITCHER</b>	IP WLS BF H R ER SO BB IBB HBP BLK WP HR S P ERA WHIP	Teddy Higuera, L ERA: 6.35 Bob McClure, L ERA: 0.00 Rollie Fingers, R ERA: 3.38	(1, 1) (6, 1) (10, 1)	5.2 L 6 4 2 2 0 0 1 0 0 0 0 5 9 6.35 12.000																				

**Milwaukee Brewers @ Chicago White Sox**  
Comiskey Park, Chicago, IL  
Tue Apr 23 1986, 7:05 PM EST  
Att: 10,719 - Unknown

AB	38
R	6
H	11
RBI	6
BB	3
SO	9
LOB	9





Batter	1	2	3	4	5	6	7	8	9	AB	R	H	RBI	BB	SO	LOB	TOP		
Paul Moltor, R OBP: 0.424, SLG: 0.385 (1, 5)	5-3	FC5		CS BB			F9		G1-6-3 1B	4	0	1	0	1	0	2			
Robin Yount, R OBP: 0.316, SLG: 0.269 Ben Oglivie, L OBP: 0.205, SLG: 0.114 (1, 7) (7, 7)	FC2-5 2B		5-3	CS	F8		CS 1B		G1-6-3 1B	4	0	2	0	0	0	0			
Ted Simmons, S OBP: 0.367, SLG: 0.326 (1, 10)	FC2-5 BB		1B 2B 1B		F3		FC6-4 BB			2	1	1	0	2	0	0			
Bill Schroeder, R OBP: 0.295, SLG: 0.575 (1, 3)	FC2-5 FC4 1-2 2-3f		2B 1B		F3		FC6-4 BB			4	1	1	0	0	0	3			
Mark Brouhard, R OBP: 0.375, SLG: 0.467 Doug Loman, L OBP: 0.212, SLG: 0.303 (1, 9) (7, 9)	FC4 1-2f		F3			G1-3 2B		K		3	1	1	0	0	0	4			
Charlie Moore, R OBP: 0.182, SLG: 0.364 (1, 2)		6-3		2B		G1-3 2H		5-3		4	0	1	3	0	0				
Jim Gantner, L OBP: 0.256, SLG: 0.231 (1, 4)		FC5 1B BB	F3			F7		4-3		3	0	0	0	1	0	1			
Ed Romero, R OBP: 0.391, SLG: 0.316 (1, 6)		F6			F7		1B		F9	4	0	1	0	0	0	1			
Rick Manning, L OBP: 0.286, SLG: 0.231 (1, 8)		1-2 1B		1-3		K		1B		4	0	2	0	0	1	1			
<b>Inning Stats</b>	R: 0 E: 0 K: 0 S: 4	H: 1 LOB: 2 BB: 1 P: 8	R: 0 E: 0 K: 0 S: 4	H: 1 LOB: 2 BB: 1 P: 8	R: 2 E: 0 K: 0 S: 6	H: 3 LOB: 1 BB: 0 P: 6	R: 0 E: 0 K: 0 S: 2	H: 0 LOB: 0 BB: 1 P: 6	R: 0 E: 0 K: 1 S: 3	H: 0 LOB: 1 BB: 0 P: 7	R: 0 E: 0 K: 0 S: 3	H: 1 LOB: 1 BB: 1 P: 7	R: 0 E: 0 K: 1 S: 5	H: 0 LOB: 0 BB: 0 P: 5	R: 0 E: 0 K: 0 S: 4	H: 2 LOB: 1 BB: 0 P: 4	1B: 7 2B: 3 3B: 0 HR: 0	SF: 0 SAC: 0 DP: 1 HBP: 0	WP: 0 PA: 39 CS: 2
<b>PITCHER</b>	IP	WLS	BF	H	R	ER	SO	BB	IBB	HBP	BLK	WP	HR	S	P	ERA	WHIP		
Britt Burns, L ERA: 3.43 (1, 1)	6.0	L	27	7	3	3	1	3	0	0	0	0	0	26	38	4.50	1.667		
Dan Spillner, R ERA: 2.25 (7, 1)	1.0		4	1	0	0	0	1	0	0	0	0	0	3	7	0.00	2.000		
Bob Fallon, L ERA: (8, 1)	2.0		7	2	0	0	1	0	0	0	0	0	0	9	9	0.00	1.000		

Milwaukee Brewers @ Chicago White Sox  
Comiskey Park, Chicago, IL  
Wed Apr 24 1985, 7:05 PM EST  
Att: 10,707 - Unknown

AB 34  
R 3  
H 10  
RBI 3  
BB 4  
SO 2  
LOB 14



Batter	1	2	3	4	5	6	7	8	9	AB	R	H	RBI	BB	SO	LOB	BOTTOM		
Rudy Law, L OBP: 0.343, SLG: 0.455 (1, 7)	E S HR BB	F8			F8		CS 1B			3	1	1	0	1	0	1			
Luis Salazar, R OBP: 0.179, SLG: 0.256 (1, 5)	K		K		1B		CS 1B	F5		4	0	1	0	0	2	1			
Harold Baines, L OBP: 0.390, SLG: 0.519 (1, 9)	1-H HR		4-3		1B		1-2 1B	K		4	1	2	2	0	1	0			
Greg Walker, L OBP: 0.293, SLG: 0.500 (1, 3)	F6		F1		F2			2B		4	0	1	0	0	0	2			
Carlton Fisk, R OBP: 0.395, SLG: 0.667 (1, 2)	S 1B			F9		F7		K		4	0	1	0	0	1	1			
Oscar Gamble, L OBP: 0.286, SLG: 0.167 Ron Kittle, R OBP: 0.233, SLG: 0.222 (1, 10) (9, PH)	F8			E BB		F9		K		2	0	0	0	1	0	1			
Daryl Boston, L OBP: 0.365, SLG: 0.514 Tom Paciorek, R OBP: 0.318, SLG: 0.250 (1, 8) (9, PH)		4-3		E6 G6-4-3		6-3		BB		3	0	0	0	0	0	1			
Tim Lulett, R OBP: 0.286, SLG: 0.357 (1, 4)		K		G6-4-3			F7		K	4	0	0	0	2	3				
Ozzie Guillen, L OBP: 0.333, SLG: 0.356 (1, 6)		E 1B			1-3		F9		F7	4	0	1	0	0	0	1			
<b>Inning Stats</b>	R: 2 E: 1 K: 1 S: 7	H: 2 LOB: 1 BB: 1 P: 11	R: 0 E: 1 K: 1 S: 6	H: 1 LOB: 0 BB: 0 P: 6	R: 0 E: 0 K: 0 S: 3	H: 0 LOB: 0 BB: 1 P: 7	R: 0 E: 0 K: 0 S: 5	H: 0 LOB: 2 BB: 0 P: 5	R: 0 E: 0 K: 0 S: 3	H: 0 LOB: 0 BB: 0 P: 3	R: 0 E: 0 K: 2 S: 8	H: 1 LOB: 1 BB: 0 P: 8	R: 0 E: 0 K: 2 S: 7	H: 0 LOB: 1 BB: 1 P: 11	1B: 5 2B: 1 3B: 0 HR: 1	SF: 0 SAC: 0 DP: 1 HBP: 0	WP: 0 PA: 37 CS: 1		
<b>PITCHER</b>	IP	WLS	BF	H	R	ER	SO	BB	IBB	HBP	BLK	WP	HR	S	P	ERA	WHIP		
Pete Vuckovich, R ERA: 3.32 (1, 1)	7.0	W	28	6	2	2	3	2	0	0	0	0	0	32	40	2.57	1.143		
Ray Seavage, L ERA: 5.4 (8, 1)	2.0	S	8	1	0	0	4	1	0	0	0	0	0	15	19	0.00	1.000		

Milwaukee Brewers @ Chicago White Sox  
Comiskey Park, Chicago, IL  
Wed Apr 24 1985, 7:05 PM EST  
Att: 10,707 - Unknown

AB 33  
R 2  
H 7  
RBI 2  
BB 3  
SO 7  
LOB 11





Batter	1	2	3	4	5	6	7	8	9	AB	R	H	RBI	BB	SO	LOB	TOP																			
Lou Whitaker, L (1.4) OBP: 0.436, SLG: 0.633	4-3		3B 1B		HR 1B	4-3		L5-4 2B		5	2	3	0	0	0	0	<b>Detroit Tigers @ Milwaukee Brewers</b> Milwaukee County Stadium, Milwaukee, WI Thu Apr 25 1985, 7:05 PM EST Att: 9,619 - Unknown																			
Alan Trammell, R (1.6) OBP: 0.382, SLG: 0.607	F6		3B		HR		3-1 3B	K		5	2	3	4	0	1	1																				
Kirk Gibson, L (1.9) OBP: 0.343, SLG: 0.379	K		K		4-3		3-1			4	0	0	1	1	2	1																				
Lance Parrish, R (1.2) Marty Castillo, R (7, PR) OBP: 0.290, SLG: 0.356 OBP: 0.167, SLG: 0.091		6-3 1B	F6		5-3		G4-6-3 1B	L5-4		4	0	2	0	0	0	1																				
Darrell Evans, L (1.3) OBP: 0.300, SLG: 0.361		6-3 1B		FC4-6 1B	F9		G4-6-3 1B			4	0	1	0	0	0	2																				
Lary Hemdon, R (1.7) OBP: 0.288, SLG: 0.345	L7			L8		K		K		4	0	0	0	0	2	2																				
Chet Lemon, R (1.8) OBP: 0.328, SLG: 0.415		5-3		FC4-6 1B		3B 2B				4	1	2	0	0	0	2																				
Alejandro Sanchez, R (1.10) OBP: 0.429, SLG: 0.714			6-3			SF8 3B		K		4	1	2	1	0	1	1																				
Chris Pittaro, S (1.5) Johanny Grubb, L (6, PH) Tom Brookens, R (6.5) OBP: 0.350, SLG: 0.378 OBP: 0.250, SLG: 0.219 OBP: 0.435, SLG: 0.571			E1 1B 3B	G3		SF8		L6		2	1	0	0	0	0	2																				
<b>Inning Stats</b>	R: 0 E: 0 K: 1 S: 5	H: 0 LOB: 0 BB: 0 P: 5	R: 0 E: 0 K: 0 S: 4	H: 1 LOB: 1 BB: 0 P: 4	R: 2 E: 1 K: 1 S: 8	H: 2 LOB: 1 BB: 0 P: 8	R: 0 E: 0 K: 0 S: 5	H: 2 LOB: 2 BB: 0 P: 5	R: 2 E: 0 K: 1 S: 7	H: 2 LOB: 0 BB: 0 P: 7	R: 1 E: 0 K: 0 S: 4	H: 2 LOB: 1 BB: 0 P: 4	R: 0 E: 0 K: 2 S: 8	H: 1 LOB: 1 BB: 0 P: 8	R: 0 E: 0 K: 1 S: 5	H: 1 LOB: 1 BB: 1 P: 9		1B: 6 2B: 4 3B: 3 HR: 1	SF: 1 SAC: 0 DP: 2 HBP: 0	WP: 0 PB: 0 SB: 0 CS: 0	PA: 40															
<b>PITCHER</b>	IP	WLS	BF	H	R	ER	SO	BB	IBB	HBP	BLK	WP	HR	S	P	ERA	WHIP	<b>PITCHER</b>		IP	WLS	BF	H	R	ER	SO	BB	IBB	HBP	BLK	WP	HR	S	P	ERA	WHIP
Moose Haas, R (1.1) ERA: 2.48	5.1		26	9	6	5	3	0	0	0	0	0	1	32	32	8.44	1.688																			
Bob Gibson, R (6.1) ERA: 3.35	3.2	W	14	4	1	1	3	0	1	0	0	0	0	19	23	2.46	1.091																			

AB	38
R	7
H	13
RBI	7
BB	1
SO	6
LOB	15



Batter	1	2	3	4	5	6	7	8	9	AB	R	H	RBI	BB	SO	LOB	BOTTOM																			
Paul Molitor, R (1.5) OBP: 0.422, SLG: 0.456	F7		K		F8			2B 2B	HR	5	2	3	0	1	2	<b>Detroit Tigers @ Milwaukee Brewers</b> Milwaukee County Stadium, Milwaukee, WI Thu Apr 25 1985, 7:05 PM EST Att: 9,619 - Unknown																				
Robin Yount, R (1.10) OBP: 0.323, SLG: 0.268	F9		F9		F7		2B 1B BB	HBP 1B	HR 1B	4	2	1	0	1	0		1																			
Doug Loman, L (1.9) Mark Brouhard, R (6, PH) Brian Giles, R (9.6) OBP: 0.194, SLG: 0.278 OBP: 0.353, SLG: 0.438 OBP: 0.238, SLG: 0.158		6-3		K		K		K		3	0	0	0	0	2		0																			
Ben Oglivie, L (1.7) OBP: 0.227, SLG: 0.154		K		F2		F2		1B SF8 2B	HR HBP	4	2	1	1	0	1		0																			
Ted Simmons, S (1.3) OBP: 0.389, SLG: 0.417		K				1-3 1B		FC4-6 1B	HR	5	1	3	5	0	1		0																			
Bill Schroeder, R (1.2) OBP: 0.271, SLG: 0.535		F8		K		K		SF8		3	0	0	1	0	2		1																			
Jim Gantner, L (1.4) OBP: 0.255, SLG: 0.256					6-3 1B 2B		F8	FC4-6		4	1	1	0	0	0		1																			
Ed Romero, R (1.6) Paul Householder, S (8, PH) OBP: 0.400, SLG: 0.333 OBP: 0.370, SLG: 0.381					F7			1B 2B 1B	K	2	0	1	1	0	0		0																			
Rick Manning, L (1.8) OBP: 0.333, SLG: 0.294					F7			2B 1B	3-1	4	1	2	0	0	0		1																			
<b>Inning Stats</b>	R: 0 E: 0 K: 0 S: 3	H: 0 LOB: 0 BB: 0 P: 3	R: 0 E: 0 K: 2 S: 7	H: 0 LOB: 0 BB: 0 P: 7	R: 1 E: 0 K: 1 S: 7	H: 2 LOB: 1 BB: 0 P: 7	R: 0 E: 0 K: 2 S: 8	H: 1 LOB: 1 BB: 0 P: 8	R: 0 E: 0 K: 0 S: 4	H: 1 LOB: 1 BB: 0 P: 4	R: 0 E: 0 K: 1 S: 5	H: 0 LOB: 0 BB: 0 P: 5	R: 0 E: 0 K: 1 S: 5	H: 0 LOB: 0 BB: 0 P: 5	R: 5 E: 0 K: 1 S: 10		H: 5 LOB: 1 BB: 1 P: 14	R: 5 E: 0 K: 1 S: 8	H: 4 LOB: 0 BB: 0 P: 9	1B: 8 2B: 3 3B: 0 HR: 2	SF: 1 SAC: 0 DP: 0 HBP: 1	WP: 0 PB: 0 SB: 0 CS: 0	PA: 41													
<b>PITCHER</b>	IP	WLS	BF	H	R	ER	SO	BB	IBB	HBP	BLK	WP	HR	S	P	ERA	WHIP	<b>PITCHER</b>		IP	WLS	BF	H	R	ER	SO	BB	IBB	HBP	BLK	WP	HR	S	P	ERA	WHIP
Milt Wilcox, R (1.1) ERA: 3.86	7.0		28	7	4	4	7	0	0	0	0	0	0	42	42	5.14	1.000																			
Willie Hernandez, L (8.1) ERA: 2.19	1.0		6	2	2	2	1	1	0	0	0	0	0	7	11	18.00	3.000																			
Bill Scherrer, L (9.1) ERA: 9.64	0.2	L	7	4	5	5	1	0	0	1	0	0	2	8	9	67.50	6.000																			





Batter	1	2	3	4	5	6	7	8	9	AB	R	H	RBI	BB	SO	LOB	TOP			
Lou Whitaker, L (1, 4) OBP: 0.414, SLG: 0.596	0-3 K		0-0 6-3		0-3 K			0-0 SH2-3		3	0	0	0	0	2	1	<b>Detroit Tigers @ Milwaukee Brewers</b> Milwaukee County Stadium, Milwaukee, WI Fri Apr 26 1985, 7:05 PM EST Att: 15,278 - Unknown			
Alan Trammell, R (1, 6) OBP: 0.375, SLG: 0.585	0-0 6-3		0-0 1B		0-0 L4			0-0 F4		4	0	1	0	0	0	1				
Kirk Gibson, L (1, 9) OBP: 0.338, SLG: 0.403	0-0 E4 3B		0-3 K		0-0 B1-3			0-0 F2		4	1	1	0	0	1	2				
Larry Hemdon, R (1, 7) OBP: 0.286, SLG: 0.373	0-0 F9			0-0 5-3		0-3 K			0-0 7-2 3B	4	0	1	0	0	1	0				
Darrell Evans, L (1, 3)		0-0 L9		0-0 1-3			0-0 1B 1B		0-0 7-2	4	0	1	0	0	0	1				
Chet Lemon, R (1, 8) OBP: 0.339, SLG: 0.421		0-0 4-3 1B		0-0 6-3			0-3 K		0-0 3-H 1B	4	0	2	0	0	1	1				
Alejandro Sanchez, R (1, 10) OBP: 0.364, SLG: 0.545		0-0 4-3 1-2			0-0 F8		0-0 G5-4-3 1B		0-0 L6	4	0	1	0	0	0	2				
Marty Castillo, R (1, 2) OBP: 0.133, SLG: 0.071		0-0 6-3			0-3 K		0-0 G5-4-3 1-2			3	0	0	0	0	1	3				
Chris Pittaro, S (1, 5) OBP: 0.357, SLG: 0.368			0-0 4-3		0-0 4-0 BB			0-0 SH2-3 1B		1	0	0	0	1	0	0	<b>AB 32</b> <b>R 1</b> <b>H 8</b> <b>RBI 0</b> <b>BB 1</b> <b>SO 6</b> <b>LOB 11</b>			
Tom Brookens, R (7, 5) OBP: 0.458, SLG: 0.591										1	0	1	0	0	0	0				
<b>Inning Stats</b>	R: 1 E: 1 K: 1 S: 6	H: 1 LOB: 0 BB: 0 P: 6	R: 0 E: 0 K: 0 S: 4	H: 1 LOB: 1 BB: 0 P: 4	R: 0 E: 0 K: 1 S: 6	H: 1 LOB: 1 BB: 0 P: 6	R: 0 E: 0 K: 0 S: 3	H: 0 LOB: 0 BB: 0 P: 3	R: 0 E: 0 K: 2 S: 7	H: 0 LOB: 1 BB: 1 P: 11	R: 0 E: 0 K: 1 S: 5	H: 2 LOB: 1 BB: 0 P: 6	R: 0 E: 0 K: 0 S: 4	H: 1 LOB: 1 BB: 0 P: 4	R: 0 E: 0 K: 0 S: 4	H: 2 LOB: 0 BB: 0 P: 4	1B: 6 2B: 1 3B: 2 HR: 0	SF: 0 SAC: 1 DP: 2 HBP: 0	WP: 0 PB: 0 SB: 0 CS: 0	PA: 34
<b>PITCHER</b>	IP WLS BF H R ER SO BB IBB HBP BLK WP HR S P ERA WHIP																			
Ray Burris, R (1, 1) ERA: 2.0	4.2 L 17 3 1 0 3 0 0 0 0 0 0 0 23 23 0.00 0.643																			
Bob McClure, L (5, 1) ERA:	4.1 17 5 0 0 3 1 0 0 0 0 0 0 22 26 0.00 1.385																			

Batter	1	2	3	4	5	6	7	8	9	AB	R	H	RBI	BB	SO	LOB	BOTTOM					
Paul Moltzer, R (1, 5) OBP: 0.412, SLG: 0.443	0-0 6-3		0-0 WP 1-3 1B		0-3 K			0-3 K		4	0	1	0	0	2	0	<b>Detroit Tigers @ Milwaukee Brewers</b> Milwaukee County Stadium, Milwaukee, WI Fri Apr 26 1985, 7:05 PM EST Att: 15,278 - Unknown					
Robin Yount, R (1, 7) OBP: 0.303, SLG: 0.250	0-0 F9		0-3 K		0-0 F9			0-0 F7		4	0	0	0	0	1	2						
Cecil Cooper, L (1, 3) OBP: 0.294, SLG: 0.313	0-0 4-3			0-0 G3-6-3 1B		0-3 K		0-0 4-3 2B		4	0	2	0	0	1	0						
Ben Oglivie, L (1, 9) OBP: 0.208, SLG: 0.140		0-3 K		0-0 G3-6-3 1-2		0-0 F4		0-0 4-3		4	0	0	0	0	1	2						
Ted Simmons, S (1, 10) OBP: 0.397, SLG: 0.400		0-3 K2-3		4-0 1B BB		0-0 F8		4-0 1B		2	0	0	0	2	1	0						
Paul Householder, S (9, PR) OBP: 0.370, SLG: 0.381										0	0	0	0	0	0	0						
Bill Schroeder, R (1, 2) OBP: 0.299, SLG: 0.511		0-3 K		0-0 1-3 1B		0-0 F4		0-0 5-3		4	0	1	0	0	1	2						
Jim Gantner, L (1, 4) OBP: 0.240, SLG: 0.239			0-3 K		0-3 K		0-0 4-3			3	0	0	0	0	2	2						
Ed Romero, R (1, 6) OBP: 0.370, SLG: 0.304			0-0 F4		0-0 F3			0-0 5-3		2	0	0	0	0	0	0						
Doug Loman, L (8, PH) OBP: 0.189, SLG: 0.270										1	0	0	0	0	0	0						
Brian Giles, R (9, 6) OBP: 0.238, SLG: 0.158										0	0	0	0	0	0	0						
Rick Manning, L (1, 8) OBP: 0.333, SLG: 0.300			0-0 1B		0-0 5-3			0-0 4-3		3	0	1	0	0	0	0						
<b>Inning Stats</b>	R: 0 E: 0 K: 0 S: 3	H: 0 LOB: 0 BB: 0 P: 3	R: 0 E: 0 K: 3 S: 9	H: 0 LOB: 0 BB: 0 P: 9	R: 0 E: 0 K: 2 S: 9	H: 2 LOB: 2 BB: 0 P: 9	R: 0 E: 0 K: 1 S: 6	H: 2 LOB: 2 BB: 1 P: 10	R: 0 E: 0 K: 1 S: 5	H: 0 LOB: 0 BB: 0 P: 5	R: 0 E: 0 K: 1 S: 5	H: 0 LOB: 0 BB: 0 P: 5	R: 0 E: 0 K: 0 S: 3	H: 0 LOB: 0 BB: 0 P: 3	R: 0 E: 0 K: 1 S: 5	H: 0 LOB: 0 BB: 0 P: 5	R: 0 E: 0 K: 0 S: 4	H: 1 LOB: 2 BB: 1 P: 8	1B: 4 2B: 1 3B: 0 HR: 0	SF: 0 SAC: 0 DP: 1 HBP: 0	WP: 1 PB: 0 SB: 0 CS: 0	PA: 33
<b>PITCHER</b>	IP WLS BF H R ER SO BB IBB HBP BLK WP HR S P ERA WHIP																					
Jack Morris, R (1, 1) ERA: 2.16	9.0 W 33 5 0 0 9 1 1 0 0 1 0 49 57 0.00 0.667																					



Batter	1	2	3	4	5	6	7	8	9	AB	R	H	RBI	BB	SO	LOB	TOP			
Lou Whitaker, L (1,4) OBP: 0.393, SLG: 0.564	0-0 4-3		0-0 SH1-3		0-0 F8		0-0 F9			3	0	0	0	0	0	1				
Alan Trammell, R (1,6) OBP: 0.355, SLG: 0.551	0-0 F9		0-0 4-3			0-0 5-3		0-0 5-3		4	0	0	0	0	0	1				
Kirk Gibson, L (1,9) OBP: 0.320, SLG: 0.379	0-0 4-3		0-0 4-3			0-3 K		0-0 4-3		4	0	0	0	0	1	1				
Larry Hemdon, R (1,7) OBP: 0.284, SLG: 0.381		0-0 F3		0-0 4-3		0-0 5-3		0-0 2B		4	0	1	0	0	0	0				
Darrell Evans, L (1,3) OBP: 0.271, SLG: 0.318		0-0 F8		0-0 F5			0-3 K	0-0 F5		4	0	0	0	0	1	1				
Chet Lemon, R (1,8) OBP: 0.333, SLG: 0.410		0-0 E5 3B		0-0 FC6-4 1B			0-0 E7 HR		0-0 F5	4	2	1	0	0	0	0				
Alejandro Sanchez, R (1,10) OBP: 0.450, SLG: 0.667		0-0 2H 3B		0-0 FC6-4 1-2			0-0 2H HR		0-0 F7	4	1	2	3	0	0	1				
Marty Castillo, R (1,2) OBP: 0.105, SLG: 0.056		0-3 K			0-0 4-3		0-0 5-3		0-0 F9	4	0	0	0	0	1	1				
Chris Pittaro, S (1,5) OBP: 0.378, SLG: 0.375			4-0 4-3 SH1-3 BB		0-0 F9					2	0	1	0	1	0	0				
Tom Brookens, R (7,5) OBP: 0.458, SLG: 0.591										0	0	0	0	0	0	0				
<b>Inning Stats</b>	R: 0 E: 0 K: 0 S: 3	H: 0 LOB: 0 BB: 0 P: 3	R: 1 E: 1 K: 1 S: 7	H: 1 LOB: 1 BB: 0 P: 7	R: 0 E: 0 K: 0 S: 3	H: 0 LOB: 1 BB: 1 P: 7	R: 0 E: 0 K: 0 S: 4	H: 1 LOB: 1 BB: 0 P: 4	R: 0 E: 0 K: 0 S: 5	H: 0 LOB: 0 BB: 0 P: 3	R: 2 E: 1 K: 1 S: 8	H: 2 LOB: 1 BB: 0 P: 8	R: 0 E: 0 K: 0 S: 4	H: 1 LOB: 1 BB: 0 P: 4	R: 0 E: 0 K: 0 S: 3	H: 0 LOB: 0 BB: 0 P: 3	1B: 2 2B: 1 3B: 1 HR: 1	SF: 0 SAC: 1 DP: 0 HBP: 0	WP: 0 PB: 0 SB: 0 CS: 0	PA: 35
<b>PITCHER</b> Danny Darwin, R (1,1) ERA: 2.73	IP: 9.0 WLS: L BF: 35 H: 5 R: 3 ER: 1 SO: 3 BB: 1 IBB: 0 HBP: 0 BLK: 0 WP: 0 HR: 1 S: 40 P: 44 ERA: 1.00 WHIP: 0.667															<b>PITCHER</b>				

Detroit Tigers @ Milwaukee Brewers  
Milwaukee County Stadium, Milwaukee, WI  
Sat Apr 27 1985, 4:33 AM EST  
Att: 16,468 - Unknown

AB 33  
R 3  
H 5  
RBI 3  
BB 1  
SO 3  
LOB 6



Batter	1	2	3	4	5	6	7	8	9	AB	R	H	RBI	BB	SO	LOB	BOTTOM					
Paul Molitor, R (1,5) OBP: 0.389, SLG: 0.415	0-3 K		0-0 F7			0-3 K			0-0 6-3	4	0	0	0	0	2	0						
Robin Yount, R (1,7) OBP: 0.329, SLG: 0.313	0-0 1B 2B		0-3 K			0-0 1B 2B			0-0 3-1 1B	4	2	3	0	0	1	0						
Cecil Cooper, L (1,3) OBP: 0.309, SLG: 0.327	0-0 5-3			0-0 G6-4-3 1B		0-0 2H 1B			0-0 3-1 1-2	4	0	2	1	0	0	2						
Ted Simmons, S (1,10) OBP: 0.387, SLG: 0.389	0-0 2H 1B			0-0 G6-4-3 1-2		0-0 1-2 CS 1B		0-0 1-3	0-0 F8	4	0	1	1	0	0	2						
Doug Loman, L (1,9) OBP: 0.175, SLG: 0.250	0-0 F9			0-0 6-3			0-0 F8			3	0	0	0	0	0	1						
Charlie Moore, R (1,2) OBP: 0.143, SLG: 0.286		0-3 K			0-0 5-3		0-0 5-3			3	0	0	0	0	1	0						
Jim Gantner, L (1,4) OBP: 0.226, SLG: 0.224		0-0 F7			0-0 G3			0-0 6-3		3	0	0	0	0	0	0						
Ed Romero, R (1,6) OBP: 0.345, SLG: 0.280		0-0 F4			0-3 K			0-0 4-3		2	0	0	0	0	1	0						
Ben Oglivie, L (8,PH) OBP: 0.204, SLG: 0.136										1	0	0	0	0	0	0						
Brian Giles, R (9,6) OBP: 0.238, SLG: 0.158										0	0	0	0	0	0	0						
Rick Manning, L (1,8) OBP: 0.292, SLG: 0.261			0-0 4-3			0-0 G3		0-0 F8		3	0	0	0	0	0	0						
<b>Inning Stats</b>	R: 1 E: 0 K: 1 S: 7	H: 2 LOB: 1 BB: 0 P: 7	R: 0 E: 0 K: 1 S: 5	H: 0 LOB: 0 BB: 0 P: 5	R: 0 E: 0 K: 1 S: 5	H: 0 LOB: 0 BB: 0 P: 5	R: 0 E: 0 K: 0 S: 3	H: 1 LOB: 0 BB: 0 P: 3	R: 0 E: 0 K: 1 S: 5	H: 0 LOB: 0 BB: 0 P: 5	R: 1 E: 0 K: 1 S: 6	H: 2 LOB: 0 BB: 0 P: 6	R: 0 E: 0 K: 0 S: 3	H: 0 LOB: 0 BB: 0 P: 3	R: 0 E: 0 K: 0 S: 3	H: 0 LOB: 0 BB: 0 P: 3	R: 0 E: 0 K: 0 S: 4	H: 1 LOB: 1 BB: 0 P: 4	1B: 4 2B: 2 3B: 0 HR: 0	SF: 0 SAC: 0 DP: 1 HBP: 0	WP: 0 PB: 0 SB: 0 CS: 1	PA: 32
<b>PITCHER</b> Dan Petry, R (1,1) ERA: 2.9	IP: 8.1 WLS: W BF: 29 H: 6 R: 2 ER: 2 SO: 5 BB: 0 IBB: 0 HBP: 0 BLK: 0 WP: 0 HR: 0 S: 39 P: 39 ERA: 2.16 WHIP: 0.720															<b>PITCHER</b>						
Willie Hernandez, L (9,1) ERA: 2.08	0.2 S: 2															<b>PITCHER</b>						

Detroit Tigers @ Milwaukee Brewers  
Milwaukee County Stadium, Milwaukee, WI  
Sat Apr 27 1985, 4:33 AM EST  
Att: 16,468 - Unknown

AB 31  
R 2  
H 6  
RBI 2  
BB 0  
SO 5  
LOB 5





Batter	1	2	3	4	5	6	7	8	9	AB	R	H	RBI	BB	SO	LOB	TOP				
<b>Lou Whitaker, L</b> OBP: 0.409, SLG: 0.552 (1, 4)	4-0 SH3 BB SF7 BB		0-0 WP SF8 1B		0-0 F9			0-3 K	4-0 BB	3	2	1	0	2	1	1					
<b>Alan Trammell, R</b> OBP: 0.370, SLG: 0.583 (1, 6)	4-0 SH3 BB		4-0 FC5-4 BB		0-0 F7			0-0 HR	0-0 F7	3	1	1	2	2	0	2					
<b>Kirk Gibson, L</b> OBP: 0.304, SLG: 0.362 (1, 9)	0-0 SH3		0-0 SF8		0-0 F6			0-0 F3	0-0 F2	3	0	0	1	0	0	2					
<b>Lance Parrish, R</b> OBP: 0.288, SLG: 0.403 (1, 2)	0-0 SF7		0-0 FC5-4		0-0 5-3			0-0 HR		3	1	1	2	0	0	1					
<b>Larry Herndon, R</b> OBP: 0.282, SLG: 0.373 (1, 7)	0-0 6-3			0-0 1-3				0-0 6-3	0-0 1B	4	0	1	0	0	0	1					
<b>Chet Lemon, R</b> OBP: 0.343, SLG: 0.415 (1, 8)		0-0 F9		0-3 K				0-0 1B	0-0 1B	4	0	2	0	0	1	0					
<b>Alejandro Sanchez, R</b> OBP: 0.316, SLG: 0.664 (1, 10)		0-0 F8		0-3 K				0-0 F8	0-0 1-3	4	0	0	0	0	1	3					
<b>Barbaro Garbey, R</b> OBP: 0.227, SLG: 0.190 (1, 3)		0-0 F4			0-0 4-3			0-0 F9	0-0 BB	4	0	1	0	0	0	1					
<b>Tom Brookens, R</b> OBP: 0.429, SLG: 0.538 (1, 5)			0-0 6-3		0-0 F8			0-0 HR	0-0 F8	4	1	1	0	0	0	1					
<b>Inning Stats</b>	R: 1 E: 0 K: 0 S: 3	H: 0 LOB: 1 BB: 2 P: 11	R: 0 E: 0 K: 0 S: 3	H: 0 LOB: 0 BB: 0 P: 3	R: 1 E: 0 K: 0 S: 4	H: 1 LOB: 1 BB: 1 P: 8	R: 0 E: 0 K: 2 S: 7	H: 0 LOB: 0 BB: 0 P: 7	R: 0 E: 0 K: 0 S: 3	H: 0 LOB: 0 BB: 0 P: 3	R: 0 E: 0 K: 0 S: 4	H: 1 LOB: 1 BB: 0 P: 4	R: 3 E: 0 K: 1 S: 10	H: 5 LOB: 2 BB: 1 P: 10	R: 0 E: 0 K: 0 S: 4	H: 1 LOB: 2 BB: 1 P: 8	1B: 6 2B: 0 3B: 0 HR: 2	SF: 2 SAC: 1 DP: 0 HBP: 0	WP: 2 PB: 0 SB: 0 CS: 0	PA: 39	
<b>PITCHER</b>	IP	WLS	BF	H	R	ER	SO	BB	IBB	HBP	BLK	WP	HR	S	P	ERA	WHIP				
<b>Teddy Higuera, L</b> ERA: 6.08 (1, 1)	7.2	L	31	5	5	5	3	3	0	0	0	1	2	34	46	5.87	1.043				
<b>Pete Ladd, R</b> ERA: 2.64 (8, 1)	1.1		8	3	0	0	0	1	0	0	0	0	0	7	11	0.00	3.000				

**Detroit Tigers @ Milwaukee Brewers**  
Milwaukee County Stadium, Milwaukee, WI  
Sun Apr 28 1985, 4:33 AM EDT  
Att: 19,140 - Unknown

AB 32  
R 5  
H 8  
RBI 5  
BB 4  
SO 3  
LOB 12



Batter	1	2	3	4	5	6	7	8	9	AB	R	H	RBI	BB	SO	LOB	BOTTOM					
<b>Paul Molitor, R</b> OBP: 0.395, SLG: 0.412 (1, 5)	0-0 G1-4-3 1B		0-0 6-3		0-0 F9			4-0 BB		3	0	1	0	1	0	3						
<b>Robin Yount, R</b> OBP: 0.311, SLG: 0.294 (1, 7)	0-0 G1-4-3 1-2			0-0 5-3		0-0 1-3		0-0 F7		4	0	0	0	0	0	2						
<b>Cecil Cooper, L</b> OBP: 0.305, SLG: 0.321 (1, 3)	0-0 F7			0-0 1B		0-0 F7		0-0 1-3		4	0	1	0	0	0	1						
<b>Ted Simmons, S</b> OBP: 0.364, SLG: 0.362 (1, 10)		0-0 1-3		0-0 F7		0-0 1-3			0-0 F8	4	0	0	0	0	0	1						
<b>Bill Schroeder, R</b> OBP: 0.268, SLG: 0.480 (1, 2)		0-3 K		0-3 K		4-0 BB		0-3 K		3	0	0	0	1	3	1						
<b>Doug Loman, L</b> OBP: 0.159, SLG: 0.227 (1, 8)		0-0 F5			0-0 F9		0-0 F6		0-0 F4	4	0	0	0	0	0	1						
<b>Ben Oglivie, L</b> OBP: 0.231, SLG: 0.191 (1, 9)			0-0 4-3 2B		0-0 E9 1B		0-0 4-3			3	0	2	0	0	0	1						
<b>Jim Gantner, L</b> OBP: 0.214, SLG: 0.212 (1, 4) (9, 6)			0-0 4-3 2-3		0-0 F8		0-0 F8			3	0	0	0	0	0	3						
<b>Brian Giles, R</b> OBP: 0.261, SLG: 0.150 <b>Randy Ready, R</b> OBP: 0.364, SLG: 0.444 (8, PH) (9, 4)			0-3 K		4-0 BB			0-0 G3		1	0	0	0	1	1	1						
<b>Inning Stats</b>	R: 0 E: 0 K: 0 S: 3	H: 1 LOB: 0 BB: 0 P: 3	R: 0 E: 0 K: 1 S: 5	H: 0 LOB: 0 BB: 0 P: 5	R: 0 E: 0 K: 1 S: 6	H: 1 LOB: 1 BB: 0 P: 6	R: 0 E: 0 K: 1 S: 6	H: 1 LOB: 1 BB: 0 P: 6	R: 0 E: 1 K: 0 S: 4	H: 1 LOB: 2 BB: 1 P: 8	R: 0 E: 0 K: 0 S: 3	H: 0 LOB: 0 BB: 0 P: 3	R: 0 E: 0 K: 0 S: 3	H: 0 LOB: 1 BB: 1 P: 7	R: 0 E: 0 K: 0 S: 3	H: 0 LOB: 0 BB: 1 P: 7	R: 0 E: 0 K: 1 S: 5	H: 0 LOB: 0 BB: 0 P: 5	1B: 3 2B: 1 3B: 0 HR: 0	SF: 0 SAC: 0 DP: 1 HBP: 0	WP: 0 PB: 0 SB: 0 CS: 0	PA: 33
<b>PITCHER</b>	IP	WLS	BF	H	R	ER	SO	BB	IBB	HBP	BLK	WP	HR	S	P	ERA	WHIP					
<b>Walt Terrell, R</b> ERA: 3.86 (1, 1)	9.0	W	33	4	0	0	4	3	0	0	0	0	0	38	50	0.00	0.778					

**Detroit Tigers @ Milwaukee Brewers**  
Milwaukee County Stadium, Milwaukee, WI  
Sun Apr 28 1985, 4:33 AM EDT  
Att: 19,140 - Unknown

AB 30  
R 0  
H 4  
RBI 0  
BB 3  
SO 4  
LOB 14





Batter	1	2	3	4	5	6	7	8	9	10	AB	R	H	RBI	BB	SO	LOB	TOP								
Randy Ready, R OBP: 0.375, SLG: 0.385 Paul Householder, S OBP: 0.357, SLG: 0.364	G3 1B WP BB		G3-6 1B	G3-6 1B		F7			K	K	4	2	1	0	1	1	2									
Dion James, L OBP: 0.400, SLG: 0.600	WP G3 SF9 1B		4-3	L9		F4				2B	5	1	2	0	0	0	2									
Cecil Cooper, L OBP: 0.328, SLG: 0.361	G3		1B			2B			K	1B	5	1	3	1	0	1	2									
Robin Yount, R OBP: 0.304, SLG: 0.292 Brian Giles, R OBP: 0.261, SLG: 0.150	SF9		1B			K			F4	K	4	1	1	1	0	2	3									
Ted Simmons, S OBP: 0.352, SLG: 0.339	F8		1B			F3			F3	G3	4	1	0	0	1	0	3									
Ben Oglive, L OBP: 0.263, SLG: 0.231			1B			4-3				K	5	0	3	1	0	1	1									
Bill Schroeder, R OBP: 0.300, SLG: 0.547 Charlie Moore, R OBP: 0.143, SLG: 0.286	G5-4-3 1B		1B			HR				4-3 1B BB	3	1	2	2	1	0	1									
Jim Gantner, L OBP: 0.197, SLG: 0.193	F8		4-3			G3			4-3	F8	5	0	0	0	0	0	4									
Ed Romero, R OBP: 0.424, SLG: 0.308 Paul Molitor, R OBP: 0.403, SLG: 0.412			CS BB			G3-6 BB				1B	1	0	1	0	3	0	0									
										IBB	0	0	0	0	1	0	0									
<b>Inning Stats</b>	R: 2 E: 0 K: 0 S: 4	H: 1 LOB: 0 BB: 1 P: 8	R: 0 E: 0 K: 0 S: 3	H: 1 LOB: 0 BB: 0 P: 3	R: 4 E: 0 K: 0 S: 7	H: 5 LOB: 2 BB: 2 P: 15	R: 0 E: 0 K: 0 S: 2	H: 0 LOB: 0 BB: 1 P: 6	R: 0 E: 0 K: 1 S: 6	H: 1 LOB: 1 BB: 0 P: 6	R: 1 E: 0 K: 0 S: 4	H: 1 LOB: 2 BB: 1 P: 8	R: 0 E: 0 K: 1 S: 5	H: 0 LOB: 0 BB: 0 P: 5	R: 0 E: 0 K: 1 S: 5	H: 1 LOB: 2 BB: 1 P: 9	R: 0 E: 0 K: 2 S: 9	H: 2 LOB: 2 BB: 0 P: 9	R: 0 E: 0 K: 1 S: 6	H: 1 LOB: 2 BB: 1 P: 10	1B: 10 2B: 2 3B: 0 HR: 1	SF: 1 SAC: 1 DP: 2 HBP: 0	WP: 1 PB: 2 SB: 0 CS: 1	PA: 46		
<b>PITCHER</b>	IP WLS BF H R ER SO BB IBB HBP BLK WP HR S P ERA WHIP	IP WLS BF H R ER SO BB IBB HBP BLK WP HR S P ERA WHIP	IP WLS BF H R ER SO BB IBB HBP BLK WP HR S P ERA WHIP	IP WLS BF H R ER SO BB IBB HBP BLK WP HR S P ERA WHIP	IP WLS BF H R ER SO BB IBB HBP BLK WP HR S P ERA WHIP	IP WLS BF H R ER SO BB IBB HBP BLK WP HR S P ERA WHIP	IP WLS BF H R ER SO BB IBB HBP BLK WP HR S P ERA WHIP	IP WLS BF H R ER SO BB IBB HBP BLK WP HR S P ERA WHIP	IP WLS BF H R ER SO BB IBB HBP BLK WP HR S P ERA WHIP	IP WLS BF H R ER SO BB IBB HBP BLK WP HR S P ERA WHIP	IP WLS BF H R ER SO BB IBB HBP BLK WP HR S P ERA WHIP	IP WLS BF H R ER SO BB IBB HBP BLK WP HR S P ERA WHIP	IP WLS BF H R ER SO BB IBB HBP BLK WP HR S P ERA WHIP	IP WLS BF H R ER SO BB IBB HBP BLK WP HR S P ERA WHIP	IP WLS BF H R ER SO BB IBB HBP BLK WP HR S P ERA WHIP	IP WLS BF H R ER SO BB IBB HBP BLK WP HR S P ERA WHIP	IP WLS BF H R ER SO BB IBB HBP BLK WP HR S P ERA WHIP	IP WLS BF H R ER SO BB IBB HBP BLK WP HR S P ERA WHIP	IP WLS BF H R ER SO BB IBB HBP BLK WP HR S P ERA WHIP	IP WLS BF H R ER SO BB IBB HBP BLK WP HR S P ERA WHIP	IP WLS BF H R ER SO BB IBB HBP BLK WP HR S P ERA WHIP	IP WLS BF H R ER SO BB IBB HBP BLK WP HR S P ERA WHIP	IP WLS BF H R ER SO BB IBB HBP BLK WP HR S P ERA WHIP	IP WLS BF H R ER SO BB IBB HBP BLK WP HR S P ERA WHIP	IP WLS BF H R ER SO BB IBB HBP BLK WP HR S P ERA WHIP	IP WLS BF H R ER SO BB IBB HBP BLK WP HR S P ERA WHIP
Jack Perconte, L OBP: 0.278, SLG: 0.308	K	G3				FC4-6 HR				1B	5	1	1	0	0	1	3									
Phil Bradley, R OBP: 0.360, SLG: 0.598	K		F7			HR			4-3	1B	4	1	1	2	1	1	0									
Alvin Davis, L OBP: 0.392, SLG: 0.300	BB 2B 1B		4-3			4-3			G3	BB	5	1	1	0	0	1	2									
Gorman Thomas, R OBP: 0.387, SLG: 0.581	2B BB		FC4-6 1B			F7			F3	F6	4	1	1	0	1	0	2									
Al Cowens, R OBP: 0.405, SLG: 0.648	2B		FC4-6			HR			F9	6-3	5	1	2	3	0	0	1									
Dave Henderson, R OBP: 0.257, SLG: 0.338	6-3					1B			6-3	HR 1B	5	2	3	0	0	0	1									
Jim Presley, R OBP: 0.295, SLG: 0.515		K	G6-4-3			1B			K	F9	5	0	1	0	0	2	2									
Donnie Scott, S OBP: 0.308, SLG: 0.833	4-3		4-3			SF9			HR	HR	4	2	2	4	0	0	0									
Spike Owen, S OBP: 0.233, SLG: 0.232	1B					F9			F8		4	0	2	0	0	0	1									
<b>Inning Stats</b>	R: 2 E: 0 K: 2 S: 9	H: 2 LOB: 1 BB: 1 P: 13	R: 0 E: 0 K: 1 S: 6	H: 1 LOB: 1 BB: 0 P: 6	R: 0 E: 0 K: 0 S: 4	H: 1 LOB: 1 BB: 0 P: 4	R: 2 E: 0 K: 0 S: 5	H: 2 LOB: 0 BB: 0 P: 5	R: 0 E: 0 K: 0 S: 5	H: 3 LOB: 3 BB: 0 P: 6	R: 0 E: 0 K: 0 S: 6	H: 0 LOB: 0 BB: 0 P: 3	R: 0 E: 0 K: 1 S: 5	H: 0 LOB: 0 BB: 0 P: 5	R: 1 E: 0 K: 1 S: 7	H: 2 LOB: 2 BB: 0 P: 11	R: 2 E: 0 K: 0 S: 4	H: 2 LOB: 0 BB: 0 P: 4	1B: 9 2B: 1 3B: 0 HR: 4	SF: 1 SAC: 0 DP: 1 HBP: 0	WP: 0 PB: 0 SB: 2 CS: 0	PA: 44				
<b>PITCHER</b>	IP WLS BF H R ER SO BB IBB HBP BLK WP HR S P ERA WHIP	IP WLS BF H R ER SO BB IBB HBP BLK WP HR S P ERA WHIP	IP WLS BF H R ER SO BB IBB HBP BLK WP HR S P ERA WHIP	IP WLS BF H R ER SO BB IBB HBP BLK WP HR S P ERA WHIP	IP WLS BF H R ER SO BB IBB HBP BLK WP HR S P ERA WHIP	IP WLS BF H R ER SO BB IBB HBP BLK WP HR S P ERA WHIP	IP WLS BF H R ER SO BB IBB HBP BLK WP HR S P ERA WHIP	IP WLS BF H R ER SO BB IBB HBP BLK WP HR S P ERA WHIP	IP WLS BF H R ER SO BB IBB HBP BLK WP HR S P ERA WHIP	IP WLS BF H R ER SO BB IBB HBP BLK WP HR S P ERA WHIP	IP WLS BF H R ER SO BB IBB HBP BLK WP HR S P ERA WHIP	IP WLS BF H R ER SO BB IBB HBP BLK WP HR S P ERA WHIP	IP WLS BF H R ER SO BB IBB HBP BLK WP HR S P ERA WHIP	IP WLS BF H R ER SO BB IBB HBP BLK WP HR S P ERA WHIP	IP WLS BF H R ER SO BB IBB HBP BLK WP HR S P ERA WHIP	IP WLS BF H R ER SO BB IBB HBP BLK WP HR S P ERA WHIP	IP WLS BF H R ER SO BB IBB HBP BLK WP HR S P ERA WHIP	IP WLS BF H R ER SO BB IBB HBP BLK WP HR S P ERA WHIP	IP WLS BF H R ER SO BB IBB HBP BLK WP HR S P ERA WHIP	IP WLS BF H R ER SO BB IBB HBP BLK WP HR S P ERA WHIP	IP WLS BF H R ER SO BB IBB HBP BLK WP HR S P ERA WHIP	IP WLS BF H R ER SO BB IBB HBP BLK WP HR S P ERA WHIP	IP WLS BF H R ER SO BB IBB HBP BLK WP HR S P ERA WHIP	IP WLS BF H R ER SO BB IBB HBP BLK WP HR S P ERA WHIP	IP WLS BF H R ER SO BB IBB HBP BLK WP HR S P ERA WHIP	IP WLS BF H R ER SO BB IBB HBP BLK WP HR S P ERA WHIP

Milwaukee Brewers @ Seattle Mariners  
The Kingdome, Seattle, WA  
Mon Apr 29 1985, 10:05 PM EDT  
Att: 9,187 - Unknown

AB 37  
R 7  
H 13  
RBI 5  
BB 7  
SO 6  
LOB 20



Milwaukee Brewers @ Seattle Mariners  
The Kingdome, Seattle, WA  
Mon Apr 29 1985, 10:05 PM EDT  
Att: 9,187 - Unknown

AB 41  
R 9  
H 14  
RBI 9  
BB 2  
SO 5  
LOB 12





Batter	1	2	3	4	5	6	7	8	9	AB	R	H	RBI	BB	SO	LOB	TOP										
Paul Moltor, R OBP: 0.402, SLG: 0.394 (1, 5)	5-3	K							K	3	0	0	0	2	2	2	<b>Milwaukee Brewers @ Seattle Mariners</b> The Kingdome, Seattle, WA Tue Apr 30 1985, 10:05 PM EDT Att: 6,963 - Unknown										
Robin Yount, R OBP: 0.296, SLG: 0.312 (1, 7)	1B	3B	K	1-3					F8	5	1	1	0	0	1	3											
Cecil Cooper, L OBP: 0.324, SLG: 0.354 (1, 3)	F5		F8						L5	4	0	1	0	0	0	1											
Mark Brouhard, R OBP: 0.381, SLG: 0.500 (1, 9)	1B		1B	2B					F9	4	1	2	1	0	0	1											
Ted Simmons, S OBP: 0.347, SLG: 0.333 (1, 10)	L6		1B						F7	4	0	1	1	0	0	2											
Charlie Moore, R OBP: 0.276, SLG: 0.353 (1, 2)			FC1-6	1B	BB				B5-3	3	0	2	0	1	0	0											
Dion James, L OBP: 0.222, SLG: 0.333 (1, 8)			FC1-6	1B	BB				K	4	0	0	0	0	2	5											
Ed Romero, R OBP: 0.376, SLG: 0.267 (1, 6)	F4								F8	4	0	0	0	0	0	1											
Brian Giles, R OBP: 0.308, SLG: 0.182 Ben Oglivie, L OBP: 0.259, SLG: 0.226 (9, PH)									F9	2	0	1	0	1	0	0											
<b>Inning Stats</b>	R: 1 E: 0 K: 0 S: 5	H: 2 LOB: 1 BB: 0 P: 5	R: 0 E: 0 K: 1 S: 7	H: 2 LOB: 2 BB: 0 P: 7	R: 1 E: 0 K: 1 S: 7	H: 2 LOB: 2 BB: 1 P: 11	R: 0 E: 0 K: 0 S: 2	H: 0 LOB: 1 BB: 2 P: 10	R: 0 E: 0 K: 1 S: 3	H: 0 LOB: 1 BB: 1 P: 7	R: 0 E: 0 K: 0 S: 3	H: 0 LOB: 0 BB: 0 P: 3	R: 0 E: 0 K: 1 S: 5	H: 0 LOB: 0 BB: 0 P: 5	R: 0 E: 0 K: 1 S: 5	H: 0 LOB: 0 BB: 0 P: 5	1B: 6 2B: 2 3B: 1 HR: 0	SF: 0 SAC: 0 DP: 1 HBP: 0	WP: 1 PB: 0 SB: 2 CS: 0	PA: 38							
<b>PITCHER</b>	IP	WLS	BF	H	R	ER	SO	BB	IBB	HBP	BLK	WP	HR	S	P	ERA	WHIP										
Mark Langston, L ERA: 2.75 (1, 1)	7.0	W	32	8	2	2	3	4	0	0	0	1	0	34	50	2.57	1.714										
Mike Stanton, R ERA: 5.4 (8, 1)	1.0		3	0	0	0	1	0	0	0	0	0	0	5	5	0.00	0.000										
Ed Nunez, R ERA: 1.08 (9, 1)	1.0	S	3	0	0	0	1	0	0	0	0	0	0	5	5	0.00	0.000										

AB	34
R	2
H	8
RBI	2
BB	4
SO	5
LOB	15



Batter	1	2	3	4	5	6	7	8	9	AB	R	H	RBI	BB	SO	LOB	BOTTOM										
Jack Perconte, L OBP: 0.259, SLG: 0.286 (1, 4)	4-3		F7	FC3-6					F9	4	0	0	0	0	0	3	<b>Milwaukee Brewers @ Seattle Mariners</b> The Kingdome, Seattle, WA Tue Apr 30 1985, 10:05 PM EDT Att: 6,963 - Unknown										
Phil Bradley, R OBP: 0.365, SLG: 0.600 (1, 7)	5-3		4-3	K					1B	3	0	1	0	1	1	1											
Alvin Davis, L OBP: 0.410, SLG: 0.375 (1, 3)	HR		4-3						G6-4-3	4	1	3	1	0	0	1											
Gorman Thomas, R OBP: 0.380, SLG: 0.561 (1, 10)	1B		K						F8	4	0	1	0	0	1	4											
Al Cowens, R OBP: 0.385, SLG: 0.613 (1, 9)	6-3								F4	4	0	0	0	0	0	4											
Dave Henderson, R OBP: 0.295, SLG: 0.392 (1, 8)									G6-4-3	3	1	3	0	1	0	0											
Jim Presley, R OBP: 0.293, SLG: 0.500 (1, 5)									G6-4-3	4	1	1	0	0	0	3											
Donnie Scott, S OBP: 0.438, SLG: 0.846 Bob Kearney, R OBP: 0.105, SLG: 0.029 (7, 2)									E2	1	1	1	1	2	0	0											
Spike Owen, S OBP: 0.250, SLG: 0.237 (1, 6)									BB	1	0	0	0	0	0	1											
<b>Inning Stats</b>	R: 1 E: 0 K: 0 S: 5	H: 2 LOB: 1 BB: 0 P: 5	R: 0 E: 0 K: 0 S: 3	H: 1 LOB: 1 BB: 1 P: 7	R: 0 E: 0 K: 1 S: 5	H: 0 LOB: 1 BB: 1 P: 9	R: 3 E: 1 K: 1 S: 8	H: 3 LOB: 1 BB: 1 P: 12	R: 0 E: 0 K: 0 S: 3	H: 1 LOB: 2 BB: 0 P: 3	R: 0 E: 0 K: 0 S: 3	H: 1 LOB: 2 BB: 2 P: 11	R: 0 E: 0 K: 0 S: 4	H: 2 LOB: 1 BB: 0 P: 4	R: 0 E: 0 K: 0 S: 4	H: 1 LOB: 1 BB: 0 P: 4	1B: 8 2B: 1 3B: 1 HR: 1	SF: 0 SAC: 0 DP: 4 HBP: 0	WP: 0 PB: 0 SB: 1 CS: 0	PA: 36							
<b>PITCHER</b>	IP	WLS	BF	H	R	ER	SO	BB	IBB	HBP	BLK	WP	HR	S	P	ERA	WHIP										
Bob Gibson, R ERA: 3.86 (1, 1)	6.0	L	29	9	4	3	2	5	0	0	0	0	0	28	48	4.50	2.333										
Pete Ladd, R ERA: 2.7 (7, 1)	2.0		7	2	0	0	0	0	0	0	0	0	0	7	7	0.00	1.000										

AB	31
R	4
H	11
RBI	2
BB	5
SO	2
LOB	19





Batter	1	2	3	4	5	6	7	8	9	AB	R	H	RBI	BB	SO	LOB	TOP			
Paul Moltor, R OBP: 0.391, SLG: 0.373 (1, 5)										4	0	0	0	1	0	5	<b>Milwaukee Brewers @ Oakland Athletics</b> <b>Oakland-Alameda County Coliseum, Oakland, CA</b> Wed May 01 1985, 7:05 PM PDT Att: 6,168 - Unknown <a href="http://livebaseballscorecards.com">livebaseballscorecards.com</a>			
Dion James, L OBP: 0.296, SLG: 0.308 (1, 8)										4	0	1	0	1	0	3				
Cecil Cooper, L OBP: 0.315, SLG: 0.343 (1, 3)										5	1	1	0	0	0	4				
Robin Yount, R OBP: 0.315, SLG: 0.358 Paul Householder, S OBP: 0.357, SLG: 0.364 (1, 7)										4	3	2	2	1	1	1				
Ted Simmons, S OBP: 0.375, SLG: 0.357 (1, 10)										4	2	3	0	1	0	0				
Ben Oglivie, L OBP: 0.254, SLG: 0.224 (1, 9)										5	0	1	1	0	0	4				
Charlie Moore, R OBP: 0.261, SLG: 0.318 (1, 2)										5	1	1	2	0	0	4				
Jim Gantner, L OBP: 0.212, SLG: 0.213 (1, 4)										4	0	1	1	1	0	4				
Brian Giles, R OBP: 0.300, SLG: 0.160 (1, 6)										3	0	0	0	1	1	2				
<b>Inning Stats</b>	R: 0 E: 0 K: 1 S: 5	H: 0 LOB: 1 BB: 1 P: 9	R: 0 E: 0 K: 0 S: 4	H: 1 LOB: 1 BB: 0 P: 4	R: 0 E: 0 K: 1 S: 5	H: 0 LOB: 1 BB: 1 P: 9	R: 2 E: 1 K: 0 S: 7	H: 3 LOB: 2 BB: 0 P: 7	R: 0 E: 0 K: 0 S: 3	H: 0 LOB: 0 BB: 0 P: 3	R: 0 E: 0 K: 0 S: 4	H: 1 LOB: 2 BB: 1 P: 8	R: 3 E: 0 K: 0 S: 5	H: 2 LOB: 3 BB: 3 P: 17	R: 2 E: 0 K: 0 S: 6	H: 3 LOB: 1 BB: 0 P: 6		1B: 8 2B: 1 3B: 0 HR: 1	SF: 0 SAC: 0 DP: 0 HBP: 0	WP: 0 PB: 0 SB: 1 CS: 0
<b>PITCHER</b>	IP WLS BF H R ER SO BB IBB HBP BLK WP HR S P ERA WHIP																			
Steve McCatty, R ERA: 5.29 (1, 1)	6.0 L 26 4 2 1 2 3 0 0 0 0 0 0 27 39 1.50 1.167																			
Keith Atherton, R ERA: 4.74 (7, 1)	0.2 3 1 0 0 0 0 0 0 0 0 0 0 3 3 0.00 1.500																			
Jeff Kaiser, L ERA: 9.35 (7, 1)	0.2 4 0 2 2 0 2 0 0 0 0 0 0 2 10 27.00 3.000																			
Tom Tellmann, R ERA: 9.53 (8, 1)	0.2 5 2 1 1 0 1 0 0 0 0 0 0 4 8 13.50 4.500																			
Tim Conroy, L ERA: 4.5 (9, 1)	1.0 6 3 2 2 0 0 0 0 0 0 0 1 6 6 18.00 3.000																			

Batter	1	2	3	4	5	6	7	8	9	AB	R	H	RBI	BB	SO	LOB	BOTTOM					
Dave Collins, S OBP: 0.323, SLG: 0.326 (1, 7)										4	0	0	0	0	0	0	<b>Milwaukee Brewers @ Oakland Athletics</b> <b>Oakland-Alameda County Coliseum, Oakland, CA</b> Wed May 01 1985, 7:05 PM PDT Att: 6,168 - Unknown <a href="http://livebaseballscorecards.com">livebaseballscorecards.com</a>					
Mike Davis, L OBP: 0.345, SLG: 0.716 (1, 9)										4	0	0	0	0	0	0						
Dwayne Murphy, L OBP: 0.372, SLG: 0.384 Rob Picciolo, R OBP: 0.600, SLG: 1.200 (1, 8)										4	0	2	0	0	0	0						
Dave Kingman, R OBP: 0.330, SLG: 0.423 (1, 10)										3	0	0	0	1	0	1						
Bruce Bochte, L OBP: 0.371, SLG: 0.373 (1, 3)										3	1	1	1	1	0	2						
Camey Lansford, R OBP: 0.289, SLG: 0.337 (1, 5)										4	2	2	2	0	1	1						
Mike Heath, R OBP: 0.321, SLG: 0.513 (1, 2)										4	0	1	0	0	1	1						
Donnie Hill, S OBP: 0.260, SLG: 0.311 (1, 4)										4	0	1	1	0	0	1						
Alfredo Griffin, S OBP: 0.346, SLG: 0.319 (1, 6)										3	0	0	0	0	0	2						
<b>Inning Stats</b>	R: 0 E: 0 K: 0 S: 3	H: 0 LOB: 0 BB: 0 P: 3	R: 1 E: 0 K: 0 S: 6	H: 3 LOB: 2 BB: 0 P: 6	R: 0 E: 0 K: 0 S: 3	H: 0 LOB: 0 BB: 0 P: 3	R: 0 E: 0 K: 0 S: 2	H: 0 LOB: 0 BB: 1 P: 6	R: 0 E: 0 K: 1 S: 5	H: 0 LOB: 0 BB: 0 P: 5	R: 0 E: 0 K: 0 S: 4	H: 1 LOB: 2 BB: 1 P: 8	R: 0 E: 0 K: 1 S: 5	H: 0 LOB: 0 BB: 0 P: 5	R: 0 E: 0 K: 0 S: 3	H: 0 LOB: 0 BB: 0 P: 3		R: 3 E: 0 K: 0 S: 6	H: 3 LOB: 1 BB: 0 P: 6	1B: 5 2B: 1 3B: 0 HR: 1	SF: 0 SAC: 0 DP: 1 HBP: 0	WP: 0 PB: 0 SB: 0 CS: 0
<b>PITCHER</b>	IP WLS BF H R ER SO BB IBB HBP BLK WP HR S P ERA WHIP																					
Danny Darwin, R ERA: 3.08 (1, 1)	8.1 W 33 7 4 4 4 2 0 0 0 0 0 0 2 43 4.32 1.080																					
Rollie Fingers, R ERA: 3.52 (9, 1)	0.2 2 0 0 0 0 0 0 0 0 0 0 0 2 2 0.00 0.000																					





Batter	1	2	3	4	5	6	7	8	9	AB	R	H	RBI	BB	SO	LOB	TOP								
Paul Moltzer, R (1, 5) OBP: 0.391, SLG: 0.375										5	1	2	0	0	0	2									
Dion James, L (1, 8) OBP: 0.263, SLG: 0.278										5	1	1	0	0	0	1									
Cecil Cooper, L (1, 3) OBP: 0.333, SLG: 0.373										5	1	3	1	0	1	1									
Robin Yount, R (1, 7) OBP: 0.298, SLG: 0.337										5	0	0	1	0	1	3									
Paul Householder, S (9, 9) OBP: 0.357, SLG: 0.364										0	0	0	0	0	0	0									
Ted Simmons, S (1, 10) OBP: 0.369, SLG: 0.351										4	0	1	1	0	1	1									
Ben Oglivie, L (1, 9) OBP: 0.269, SLG: 0.230										3	1	1	0	1	0	1									
Charlie Moore, R (1, 2) OBP: 0.296, SLG: 0.320										3	0	1	0	1	0	1									
Jim Gantner, L (1, 4) OBP: 0.229, SLG: 0.231										4	0	2	1	0	1	5									
Brian Giles, R (1, 6) OBP: 0.273, SLG: 0.143										3	0	0	0	0	1	2									
Doug Loman, L (8, PH) OBP: 0.156, SLG: 0.222										1	0	0	0	0	0	3									
Ed Romero, R (8, 6) OBP: 0.378, SLG: 0.267										0	0	0	0	0	0	0									
<b>Inning Stats</b>	R: 3 E: 0 K: 0 S: 6	H: 3 LOB: 0 BB: 0 P: 6	R: 0 E: 0 K: 1 S: 6	H: 1 LOB: 1 BB: 0 P: 6	R: 0 E: 0 K: 1 S: 6	H: 1 LOB: 1 BB: 0 P: 6	R: 1 E: 0 K: 0 S: 4	H: 1 LOB: 1 BB: 1 P: 8	R: 0 E: 0 K: 0 S: 3	H: 0 LOB: 0 BB: 0 P: 3	R: 0 E: 0 K: 0 S: 4	H: 2 LOB: 1 BB: 0 P: 4	R: 0 E: 0 K: 1 S: 6	H: 1 LOB: 1 BB: 0 P: 6	R: 0 E: 1 K: 1 S: 7	H: 1 LOB: 3 BB: 0 P: 11	R: 0 E: 0 K: 1 S: 6	H: 1 LOB: 1 BB: 0 P: 6	1B: 10 2B: 1 3B: 0 HR: 0	SF: 0 SAC: 0 DP: 1 HBP: 0	WP: 0 PB: 0 SB: 3 CS: 0	PA: 40			
<b>PITCHER</b>	IP	WLS	BF	H	R	ER	SO	BB	IBB	HBP	BLK	WP	HR	S	P	ERA	WHIP								
Don Sutton, R (1, 1) ERA: 6.03	7.1		33	10	4	4	3	1	0	0	0	0	0	38	42	4.91	1.500								
Keith Atherton, R (8, 1) ERA: 4.35	1.2	W	7	1	0	0	2	1	0	0	0	0	0	10	14	0.00	1.200								

Milwaukee Brewers @ Oakland Athletics  
Oakland-Alameda County Coliseum, Oakland, CA

AB 38  
R 4  
H 11  
RBI 4  
BB 2  
SO 5  
LOB 20



Thu May 02 1985, 3:33 AM PDT  
Att: 12,808 - Unknown

Batter	1	2	3	4	5	6	7	8	9	AB	R	H	RBI	BB	SO	LOB	BOTTOM								
Dave Collins, S (1, 7) OBP: 0.320, SLG: 0.333										4	0	1	0	0	1	0									
Camey Lansford, R (1, 5) OBP: 0.277, SLG: 0.323										4	0	0	0	0	0	0									
Dusty Baker Jr., R (1, 3) OBP: 0.421, SLG: 0.500										3	1	0	0	1	0	0									
Dave Kingman, R (1, 10) OBP: 0.326, SLG: 0.451										4	1	1	2	0	0	0									
Mike Heath, R (1, 2) OBP: 0.307, SLG: 0.488										4	0	0	0	0	1	0									
Steve Henderson, R (1, 9) OBP: 0.571, SLG: 0.500										2	1	1	0	0	0	0									
Bruce Bochte, L (7, 3) OBP: 0.391, SLG: 0.383										1	0	1	0	1	0	0									
Dan Meyer, L (9, PR)										0	1	0	0	0	0	0									
Mike Davis, L (1, 8) OBP: 0.341, SLG: 0.694										4	1	1	0	0	3	2									
Rob Picciolo, R (1, 4) OBP: 0.571, SLG: 1.000										2	0	1	0	0	0	0									
Dwayne Murphy, L (7, PH) OBP: 0.379, SLG: 0.384										0	0	0	0	1	0	0									
Donnie Hill, S (7, PR) OBP: 0.269, SLG: 0.320										1	0	1	1	0	0	0									
Alfredo Griffin, S (1, 6) OBP: 0.341, SLG: 0.316										4	0	1	2	0	0	3									
<b>Inning Stats</b>	R: 2 E: 0 K: 1 S: 6	H: 1 LOB: 1 BB: 1 P: 10	R: 0 E: 0 K: 1 S: 5	H: 0 LOB: 0 BB: 0 P: 5	R: 0 E: 0 K: 0 S: 3	H: 0 LOB: 0 BB: 0 P: 3	R: 0 E: 0 K: 0 S: 3	H: 0 LOB: 0 BB: 0 P: 3	R: 1 E: 0 K: 1 S: 7	H: 3 LOB: 2 BB: 0 P: 7	R: 0 E: 0 K: 0 S: 3	H: 0 LOB: 0 BB: 0 P: 3	R: 0 E: 0 K: 1 S: 5	H: 0 LOB: 2 BB: 2 P: 13	R: 0 E: 0 K: 1 S: 5	H: 0 LOB: 0 BB: 0 P: 5	R: 2 E: 0 K: 0 S: 6	H: 4 LOB: 2 BB: 0 P: 6	1B: 6 2B: 1 3B: 0 HR: 1	SF: 0 SAC: 0 DP: 0 HBP: 0	WP: 0 PB: 0 SB: 0 CS: 0	PA: 36			
<b>PITCHER</b>	IP	WLS	BF	H	R	ER	SO	BB	IBB	HBP	BLK	WP	HR	S	P	ERA	WHIP								
Bob McClure, L (1, 1) ERA: 1.84	5.0		19	4	3	3	3	1	0	0	0	0	0	24	28	5.40	1.000								
Jim Kern, R (6, 1) ERA:	3.0		11	0	0	0	2	2	0	0	0	0	0	13	21	0.00	0.667								
Rollie Fingers, R (9, 1) ERA: 4.32	0.2		3	1	1	1	0	0	0	0	0	0	0	3	3	13.50	1.500								
Ray Searge, L (9, 1) ERA: 8.53	0.0	L	3	3	1	1	0	0	0	0	0	0	0	3	3	∞	∞								

Milwaukee Brewers @ Oakland Athletics  
Oakland-Alameda County Coliseum, Oakland, CA

AB 33  
R 5  
H 8  
RBI 5  
BB 3  
SO 5  
LOB 5



Thu May 02 1985, 3:33 AM PDT  
Att: 12,808 - Unknown



Batter	1	2	3	4	5	6	7	8	9	AB	R	H	RBI	BB	SO	LOB	TOP										
Paul Moltis, R (1, 5) OBP: 0.402, SLG: 0.400	6-3		1B 2B		1-3		1B 2B 1B	G4-6-3		5	2	3	0	0	0	0											
Jim Gantner, L (1, 4) OBP: 0.227, SLG: 0.229	L6		K		4-3		2B 1B	F7		5	1	1	0	0	1	3											
Cecil Cooper, L (1, 3) OBP: 0.349, SLG: 0.400	K		1B				1B	G4-6-3		5	0	3	3	0	1	2											
Mark Brouhard, R (1, 7) OBP: 0.385, SLG: 0.480		1-3	FC6 1B		G6-4-3		1B 1B	G1-6-3		5	1	2	1	0	0	1											
Ted Simmons, S (1, 10) OBP: 0.382, SLG: 0.359		1B 1B	FC6				8-2	FC5-4		4	0	2	0	1	0	4											
Bill Schroeder, R (1, 2) OBP: 0.308, SLG: 0.534		1B			6-3		K	FC5-4		5	0	2	0	0	1	2											
Ben Oglivie, L (1, 9) OBP: 0.278, SLG: 0.242		F9			3-1			F7		5	1	2	1	0	0	3											
Paul Householder, S (1, 8) OBP: 0.344, SLG: 0.385		K			6-3					4	1	1	0	0	1	4											
Brian Giles, R (1, 6) OBP: 0.257, SLG: 0.133			5-3		6-3					2	0	0	0	0	0	0											
Doug Loman, L (7, PH) OBP: 0.174, SLG: 0.239										1	1	1	2	0	0	0											
Ed Romero, R (7, 6) OBP: 0.395, SLG: 0.290										1	0	1	0	0	0	0											
<b>Inning Stats</b>	R: 0 E: 0 K: 1 S: 5	H: 0 LOB: 0 BB: 0 P: 5	R: 0 E: 0 K: 1 S: 7	H: 2 LOB: 2 BB: 0 P: 7	R: 1 E: 0 K: 1 S: 8	H: 3 LOB: 2 BB: 0 P: 8	R: 0 E: 0 K: 0 S: 3	H: 0 LOB: 0 BB: 0 P: 3	R: 0 E: 0 K: 1 S: 5	H: 1 LOB: 1 BB: 1 P: 9	R: 6 E: 0 K: 0 S: 11	H: 9 LOB: 2 BB: 0 P: 11	R: 0 E: 0 K: 0 S: 4	H: 2 LOB: 1 BB: 0 P: 4	R: 0 E: 0 K: 0 S: 4	H: 1 LOB: 1 BB: 0 P: 4	1B: 15 2B: 4 3B: 0 HR: 0	SF: 0 SAC: 0 DP: 3 HBP: 0	WP: 0 PB: 0 SB: 0 CS: 0	PA: 43							
<b>PITCHER</b>	IP	WLS	BF	H	R	ER	SO	BB	IBB	HBP	BLK	WP	HR	S	P	ERA	WHIP										
Tommy John, L (1, 1) ERA: 4.66	6.0	L	26	8	3	3	4	1	0	0	0	0	0	33	37	4.50	1.500										
Doug Corbett, R (7, 1) ERA: 4.91	0.0		2	2	0	0	0	0	0	0	0	0	0	2	2	∞	∞										
Pat Clements, L (7, 1) ERA: 4.97	0.0		2	2	2	0	0	0	0	0	0	0	0	2	2	∞	∞										
Stu Cliburn, R (7, 1) ERA: 2.7	2.0		9	5	2	2	0	0	0	0	0	0	0	9	9	9.00	2.500										
Urbano Lugo, R (9, 1) ERA:	1.0		4	1	0	0	0	0	0	0	0	0	0	4	4	0.00	1.000										

Milwaukee Brewers @ California Angels  
Anaheim Stadium, Anaheim, CA  
Fri May 03 1985, 10:05 PM EDT  
Att: 41,923 - Unknown

AB 42  
R 7  
H 18  
RBI 7  
BB 1  
SO 4  
LOB 19



Batter	1	2	3	4	5	6	7	8	9	AB	R	H	RBI	BB	SO	LOB	BOTTOM										
Brian Downing, R (1, 7) OBP: 0.420, SLG: 0.346	F8		5-3			K		6-3		4	0	0	0	0	1	0											
Juan Beniquez, R (1, 3) OBP: 0.294, SLG: 0.397	K		5-3			4-3		F9		4	0	0	0	0	1	0											
Bobby Grich, R (1, 4) OBP: 0.448, SLG: 0.437	BLK 2B				3-1		F7		F8	4	0	1	0	0	0	0											
Doug DeCinces, R (1, 5) OBP: 0.314, SLG: 0.407	F3				F8		F7		L7	4	0	0	0	0	0	1											
Reggie Jackson, L (1, 9) OBP: 0.324, SLG: 0.431		F7			FC5-4 BB		1B 1B		K	3	0	1	0	1	1	0											
Mike Brown, R (1, 10) OBP: 0.256, SLG: 0.216		K			FC5-4		1B			3	0	1	0	0	1	1											
Dick Schofield, R (1, 6) OBP: 0.299, SLG: 0.418						F8		F2		3	0	1	0	0	0	2											
Bob Boone, R (1, 2) OBP: 0.217, SLG: 0.175		F8				5-3		6-3		3	0	0	0	0	0	3											
Gary Pettis, S (1, 8) OBP: 0.384, SLG: 0.354			G1-4-3			4-3				3	0	0	0	0	0	0											
<b>Inning Stats</b>	R: 0 E: 0 K: 1 S: 6	H: 1 LOB: 1 BB: 0 P: 6	R: 0 E: 0 K: 1 S: 6	H: 1 LOB: 0 BB: 0 P: 6	R: 0 E: 0 K: 0 S: 3	H: 0 LOB: 0 BB: 0 P: 3	R: 0 E: 0 K: 0 S: 3	H: 0 LOB: 0 BB: 1 P: 7	R: 0 E: 0 K: 0 S: 3	H: 0 LOB: 0 BB: 0 P: 3	R: 0 E: 0 K: 1 S: 5	H: 0 LOB: 0 BB: 0 P: 5	R: 0 E: 0 K: 0 S: 5	H: 2 LOB: 2 BB: 0 P: 5	R: 0 E: 0 K: 0 S: 3	H: 0 LOB: 0 BB: 0 P: 3	R: 0 E: 0 K: 1 S: 5	H: 0 LOB: 0 BB: 0 P: 5	1B: 3 2B: 1 3B: 0 HR: 0	SF: 0 SAC: 0 DP: 0 HBP: 0	WP: 0 PB: 0 SB: 0 CS: 0	PA: 32					
<b>PITCHER</b>	IP	WLS	BF	H	R	ER	SO	BB	IBB	HBP	BLK	WP	HR	S	P	ERA	WHIP										
Teddy Higuera, L (1, 1) ERA: 3.83	9.0	W	32	4	0	0	4	1	0	0	0	0	0	39	43	0.00	0.556										

Milwaukee Brewers @ California Angels  
Anaheim Stadium, Anaheim, CA  
Fri May 03 1985, 10:05 PM EDT  
Att: 41,923 - Unknown

AB 31  
R 0  
H 4  
RBI 0  
BB 1  
SO 4  
LOB 7





Batter	1	2	3	4	5	6	7	8	9	AB	R	H	RBI	BB	SO	LOB	TOP					
Paul Moltzer, R OBP: 0.402, SLG: 0.386	5-3		BB	BB																		
Dion James, L OBP: 0.304, SLG: 0.286	F6		L5																			
Cecil Cooper, L OBP: 0.356, SLG: 0.405	F7																					
Ben Oglivie, L OBP: 0.276, SLG: 0.257		4-3																				
Ted Simmons, S OBP: 0.366, SLG: 0.341	F6																					
Doug Loman, L OBP: 0.200, SLG: 0.265	K																					
Charlie Moore, R OBP: 0.323, SLG: 0.345																						
Jim Gantner, L OBP: 0.215, SLG: 0.219																						
Ed Romero, R OBP: 0.390, SLG: 0.294																						
Mark Brouhard, R OBP: 0.370, SLG: 0.462																						
<b>Inning Stats</b>	R: 0 E: 0 K: 0 S: 3	H: 0 LOB: 0 BB: 0 P: 3	R: 0 E: 0 K: 1 S: 5	H: 0 LOB: 0 BB: 0 P: 5	R: 0 E: 0 K: 0 S: 4	H: 2 LOB: 2 BB: 1 P: 8	R: 1 E: 0 K: 0 S: 5	H: 2 LOB: 1 BB: 0 P: 5	R: 0 E: 0 K: 0 S: 4	H: 1 LOB: 2 BB: 1 P: 8	R: 1 E: 0 K: 0 S: 4	H: 1 LOB: 0 BB: 0 P: 4	R: 0 E: 0 K: 0 S: 3	H: 0 LOB: 0 BB: 0 P: 3	R: 0 E: 0 K: 0 S: 3	H: 1 LOB: 1 BB: 0 P: 7	R: 1 E: 0 K: 1 S: 7	H: 2 LOB: 1 BB: 0 P: 7	1B: 8 2B: 1 3B: 0 HR: 0	SF: 2 SAC: 0 DP: 2 HBP: 0	WP: 0 PB: 1 SB: 0 CS: 0	PA: 37
<b>PITCHER</b>	IP	WLS	BF	H	R	ER	SO	BB	IBB	HBP	BLK	WP	HR	S	P	ERA	WHIP					
Ron Romanick, R ERA: 3.38	7.0	W	28	6	2	1	1	2	0	0	0	0	0	28	36	1.29	1.143					
Pat Clements, L ERA: 5.27	1.0		5	2	1	1	0	1	0	0	0	0	0	4	8	9.00	3.000					
Donnie Moore, R ERA: 1.13	1.0	S	4	1	0	0	1	0	0	0	0	0	0	6	6	0.00	1.000					

Milwaukee Brewers @ California Angels  
Anaheim Stadium, Anaheim, CA  
Sat May 04 1985, 6:33 AM EDT  
Att: 24,139 - Unknown

AB 32  
R 3  
H 9  
RBI 3  
BB 3  
SO 2  
LOB 14



Batter	1	2	3	4	5	6	7	8	9	AB	R	H	RBI	BB	SO	LOB	BOTTOM					
Gary Pettis, S OBP: 0.392, SLG: 0.369	4-3		3-1																			
Ruppert Jones, L OBP: 0.396, SLG: 0.581	4-3																					
Bobby Grich, R OBP: 0.440, SLG: 0.419	K																					
Reggie Jackson, L OBP: 0.321, SLG: 0.420																						
Darrell Miller, R OBP: 0.300, SLG: 0.222	1B																					
Doug DeCinces, R OBP: 0.321, SLG: 0.404																						
Brian Downing, R OBP: 0.423, SLG: 0.346	F7																					
Juan Beniquez, R OBP: 0.292, SLG: 0.388																						
Dick Schofield, R OBP: 0.300, SLG: 0.407																						
Bob Boone, R OBP: 0.250, SLG: 0.200																						
<b>Inning Stats</b>	R: 1 E: 0 K: 1 S: 8	H: 3 LOB: 2 BB: 0 P: 8	R: 1 E: 0 K: 0 S: 5	H: 2 LOB: 2 BB: 1 P: 9	R: 2 E: 0 K: 1 S: 7	H: 2 LOB: 2 BB: 1 P: 12	R: 0 E: 0 K: 0 S: 2	H: 0 LOB: 0 BB: 1 P: 6	R: 0 E: 0 K: 0 S: 3	H: 0 LOB: 0 BB: 1 P: 7	R: 0 E: 0 K: 0 S: 2	H: 0 LOB: 0 BB: 1 P: 6	R: 0 E: 0 K: 2 S: 7	H: 0 LOB: 0 BB: 0 P: 7	R: 0 E: 0 K: 2 S: 7	H: 0 LOB: 0 BB: 0 P: 7	1B: 6 2B: 1 3B: 0 HR: 0	SF: 1 SAC: 2 DP: 0 HBP: 1	WP: 0 PB: 0 SB: 1 CS: 2	PA: 36		
<b>PITCHER</b>	IP	WLS	BF	H	R	ER	SO	BB	IBB	HBP	BLK	WP	HR	S	P	ERA	WHIP					
Pete Vuckovich, R ERA: 5.4	2.2	L	18	7	4	4	2	2	0	1	0	0	0	19	28	13.50	3.375					
Bob Gibson, R ERA: 2.79	5.1		17	0	0	0	2	3	0	0	0	0	0	18	30	0.00	0.562					

Milwaukee Brewers @ California Angels  
Anaheim Stadium, Anaheim, CA  
Sat May 04 1985, 6:33 AM EDT  
Att: 24,139 - Unknown

AB 26  
R 4  
H 7  
RBI 3  
BB 5  
SO 4  
LOB 14





Batter	1	2	3	4	5	6	7	8	9	AB	R	H	RBI	BB	SO	LOB	TOP										
Paul Moltitor, R (1.5) OBP: 0.396, SLG: 0.374										3	0	0	0	1	1	4	<b>Milwaukee Brewers @ California Angels</b> Anaheim Stadium, Anaheim, CA Sun May 05 1985, 6:33 AM EDT Att: 30,723 - Unknown										
Dion James, L (1.8) OBP: 0.296, SLG: 0.280										4	0	1	0	0	1	1											
Cecil Cooper, L (1.3) OBP: 0.363, SLG: 0.432										4	0	2	0	0	0	1											
Ben Oglivie, L (1.7) OBP: 0.275, SLG: 0.247										3	0	0	0	1	1	3											
Ted Simmons, S (1.10) OBP: 0.361, SLG: 0.337										4	0	1	0	0	0	3											
Doug Loman, L (1.9) OBP: 0.204, SLG: 0.283										4	1	1	0	0	1	4											
Bill Schroeder, R (1.2) OBP: 0.319, SLG: 0.532										4	0	2	0	0	2	2											
Jim Gantner, L (1.4) OBP: 0.217, SLG: 0.221										4	0	1	1	0	0	3											
Ed Romero, R (1.6) OBP: 0.378, SLG: 0.270										3	0	0	0	1	1	2											
<b>Inning Stats</b>	R: 0 E: 0 K: 1 S: 4	H: 0 LOB: 0 BB: 1 P: 8	R: 0 E: 0 K: 2 S: 8	H: 1 LOB: 2 BB: 1 P: 12	R: 0 E: 0 K: 1 S: 5	H: 0 LOB: 0 BB: 0 P: 5	R: 0 E: 0 K: 0 S: 3	H: 0 LOB: 0 BB: 0 P: 3	R: 1 E: 0 K: 0 S: 4	H: 2 LOB: 1 BB: 1 P: 8	R: 0 E: 0 K: 0 S: 4	H: 1 LOB: 1 BB: 0 P: 4	R: 0 E: 0 K: 0 S: 5	H: 2 LOB: 2 BB: 0 P: 5	R: 0 E: 0 K: 1 S: 7	H: 2 LOB: 2 BB: 0 P: 7	R: 0 E: 0 K: 2 S: 7	H: 0 LOB: 0 BB: 0 P: 7	1B: 6 2B: 1 3B: 1 HR: 0	SF: 0 SAC: 0 DP: 2 HBP: 0	WP: 0 PB: 0 SB: 0 CS: 0	PA: 36					
<b>PITCHER</b>	IP	WLS	BF	H	R	ER	SO	BB	IBB	HBP	BLK	WP	HR	S	P	ERA	WHIP										
Mike Witt, R (1.1) ERA: 2.89	7.0	W	29	7	1	1	4	3	0	0	0	0	0	34	46	1.29	1.429										
Donnie Moore, R (8.1) ERA: 1.0	2.0	S	7	1	0	0	3	0	0	0	0	0	0	13	13	0.00	0.500										

Batter	1	2	3	4	5	6	7	8	9	AB	R	H	RBI	BB	SO	LOB	BOTTOM										
Gary Pettis, S (1.8) OBP: 0.387, SLG: 0.356										3	1	0	0	1	2	1	<b>Milwaukee Brewers @ California Angels</b> Anaheim Stadium, Anaheim, CA Sun May 05 1985, 6:33 AM EDT Att: 30,723 - Unknown										
Ruppert Jones, L (1.7) OBP: 0.404, SLG: 0.565										3	1	1	0	1	1	1											
Doug DeCinces, R (1.5) OBP: 0.327, SLG: 0.433										3	2	1	2	1	0	1											
Reggie Jackson, L (1.9) OBP: 0.329, SLG: 0.479										4	1	2	3	0	0	1											
Darrell Miller, R (9.9) OBP: 0.300, SLG: 0.222										0	0	0	0	0	0	0											
Juan Beniquez, R (1.3) OBP: 0.289, SLG: 0.380										4	0	1	0	0	0	1											
Bobby Grich, R (1.10) OBP: 0.436, SLG: 0.416										3	0	1	0	0	0	0											
Rob Wilfong, L (1.4) OBP: 0.269, SLG: 0.136										4	0	0	0	0	2	2											
Craig Gerber, L (1.6) OBP: 0.143, SLG: 0.214										3	0	1	0	0	0	2											
Bob Boone, R (1.2) OBP: 0.253, SLG: 0.206										3	0	1	0	0	0	1											
<b>Inning Stats</b>	R: 0 E: 1 K: 1 S: 6	H: 0 LOB: 1 BB: 0 P: 6	R: 0 E: 0 K: 0 S: 4	H: 1 LOB: 1 BB: 0 P: 4	R: 2 E: 0 K: 1 S: 6	H: 2 LOB: 0 BB: 1 P: 10	R: 0 E: 0 K: 1 S: 6	H: 1 LOB: 1 BB: 0 P: 6	R: 2 E: 0 K: 1 S: 6	H: 1 LOB: 1 BB: 2 P: 14	R: 0 E: 0 K: 1 S: 6	H: 1 LOB: 1 BB: 0 P: 6	R: 0 E: 0 K: 0 S: 3	H: 1 LOB: 0 BB: 0 P: 3	R: 1 E: 0 K: 0 S: 4	H: 1 LOB: 0 BB: 0 P: 4	1B: 4 2B: 2 3B: 0 HR: 2	SF: 0 SAC: 1 DP: 1 HBP: 0	WP: 0 PB: 0 SB: 3 CS: 2	PA: 34							
<b>PITCHER</b>	IP	WLS	BF	H	R	ER	SO	BB	IBB	HBP	BLK	WP	HR	S	P	ERA	WHIP										
Danny Darwin, R (1.1) ERA: 3.52	8.0	L	34	8	5	5	5	3	0	0	0	0	2	41	53	5.62	1.375										



Batter	1	2	3	4	5	6	7	8	9	AB	R	H	RBI	BB	SO	LOB	TOP					
Jack Perconte, L (1,4) OBP: 0.265, SLG: 0.300	F9		F8			4-3			K	4	0	0	0	0	1	0						
Phil Bradley, R (1,8) OBP: 0.394, SLG: 0.542	1B			6-3		K			FC1-6 1B	4	0	2	0	0	1	0						
Ken Phelps, L (1,3) OBP: 0.296, SLG: 0.381	F7			G5-4-3 BB			K		FC1-6 1-2	3	0	0	0	1	1	2						
Gorman Thomas, R (1,10) OBP: 0.354, SLG: 0.506	K			G5-4-3 1-2			F8		K	4	0	0	0	0	2	3						
Al Cowens, R (1,9) OBP: 0.360, SLG: 0.547		K			4-3		1-3			3	0	0	0	0	1	0						
Ivan Calderon, R (1,7) OBP: 0.346, SLG: 0.455	G3				1B 2B BB				4-3 3B	2	2	1	0	1	0	0						
Jim Prestley, R (1,5) OBP: 0.288, SLG: 0.495	5-3				1-3 2B 1B				4-3	3	0	1	1	0	0	0						
Bob Kearney, R (1,2) OBP: 0.152, SLG: 0.140			F8						K	2	0	1	1	0	0	0						
Donnie Scott, S (8,PH) OBP: 0.393, SLG: 0.625					1-H 3-H 2B				K	1	0	0	0	0	1	0						
Spike Owen, S (1,6) OBP: 0.253, SLG: 0.263			L6			6-3			F9	3	0	0	0	0	0	0						
<b>Inning Stats</b>	R: 0 E: 0 K: 1 S: 6	H: 1 LOB: 1 BB: 0 P: 6	R: 0 E: 0 K: 1 S: 5	H: 0 LOB: 0 BB: 0 P: 5	R: 0 E: 0 K: 0 S: 3	H: 0 LOB: 0 BB: 1 P: 3	R: 0 E: 0 K: 0 S: 2	H: 0 LOB: 0 BB: 1 P: 6	R: 1 E: 0 K: 0 S: 3	H: 2 LOB: 2 BB: 1 P: 7	R: 0 E: 0 K: 1 S: 5	H: 0 LOB: 0 BB: 0 P: 5	R: 0 E: 0 K: 1 S: 5	H: 0 LOB: 0 BB: 0 P: 5	R: 1 E: 0 K: 1 S: 6	H: 1 LOB: 0 BB: 0 P: 6	R: 0 E: 0 K: 2 S: 8	H: 1 LOB: 1 BB: 0 P: 8	1B: 3 2B: 1 3B: 1 HR: 0	SF: 0 SAC: 0 DP: 1 HBP: 0	WP: 0 PB: 0 SB: 0 CS: 0	PA: 31
<b>PITCHER</b> Moose Haas, R (1,1) ERA: 2.37	IP: 9.0 WLS: W BF: 31 H: 5 R: 2 ER: 2 SO: 7 BB: 2 IBB: 0 HBP: 0 BLK: 0 WP: 0 HR: 0 S: 43 P: 51 ERA: 2.00 WHIP: 0.778															<b>PITCHER</b>	IP: 9.0 WLS: W BF: 31 H: 5 R: 2 ER: 2 SO: 7 BB: 2 IBB: 0 HBP: 0 BLK: 0 WP: 0 HR: 0 S: 43 P: 51 ERA: 2.00 WHIP: 0.778					

Seattle Mariners @ Milwaukee Brewers  
Milwaukee County Stadium, Milwaukee, WI  
Tue May 07 1985, 8:05 PM EDT  
Att: 8,416 - Unknown


AB 29  
R 2  
H 5  
RBI 2  
BB 2  
SO 7  
LOB 5



Batter	1	2	3	4	5	6	7	8	9	AB	R	H	RBI	BB	SO	LOB	BOTTOM			
Paul Moltor, R (1,5) OBP: 0.409, SLG: 0.383	1B SF7 1B	1B 2H 1B			1B BB	G3				3	1	2	1	1	0	0				
Robin Yount, R (1,7) OBP: 0.390, SLG: 0.344					K					4	0	2	0	0	1	1				
Paul Householder, S (8,9) OBP: 0.344, SLG: 0.385	1-3 1B	1-2 1B			K		5-3			0	0	0	0	0	0	0				
Cecil Cooper, L (1,3) OBP: 0.358, SLG: 0.429	SF7	F8			1-2 1B		K			3	0	1	1	0	1	2				
Bill Schroeder, R (1,2) OBP: 0.301, SLG: 0.500	K		K		K		F7			4	0	0	0	0	3	3				
Ted Simmons, S (1,10) OBP: 0.347, SLG: 0.322	L3		F9		L4			F8		4	0	0	0	0	0	3				
Doug Loman, L (1,8) OBP: 0.241, SLG: 0.321		1B 2B	F8			HR 1B		1B BB		3	2	2	0	1	0	0				
Ben Oglvie, L (1,9) OBP: 0.298, SLG: 0.312		5-3 1B 1B			F8	HR		1B		4	2	3	3	0	0	0				
Jim Gantner, L (1,4) OBP: 0.221, SLG: 0.238										3	0	1	0	0	0	1				
Mark Brouhard, R (8,PH) OBP: 0.357, SLG: 0.444	F7				F7			F5		1	0	0	0	0	0	2				
Brian Giles, R (9,4) OBP: 0.257, SLG: 0.133				F2 2B						0	0	0	0	0	0	0				
Ed Romero, R (1,6) OBP: 0.347, SLG: 0.244	5-3			F2 2-3		F9		F7		4	0	0	0	0	0	4				
<b>Inning Stats</b>	R: 1 E: 0 K: 1 S: 7	H: 2 LOB: 1 BB: 0 P: 7	R: 2 E: 0 K: 0 S: 7	H: 4 LOB: 2 BB: 0 P: 7	R: 0 E: 0 K: 1 S: 5	H: 0 LOB: 0 BB: 0 P: 5	R: 0 E: 0 K: 0 S: 3	H: 1 LOB: 0 BB: 0 P: 3	R: 0 E: 0 K: 2 S: 8	H: 1 LOB: 2 BB: 1 P: 12	R: 2 E: 0 K: 0 S: 5	H: 2 LOB: 0 BB: 0 P: 5	R: 0 E: 0 K: 1 S: 5	H: 0 LOB: 0 BB: 0 P: 5	R: 0 E: 0 K: 0 S: 4	H: 1 LOB: 2 BB: 1 P: 8	1B: 8 2B: 2 3B: 0 HR: 1	SF: 1 SAC: 0 DP: 0 HBP: 0	WP: 0 PB: 0 SB: 0 CS: 0	PA: 36
<b>PITCHER</b> Jim Beattie, R (1,1) ERA: 7.11 Mike Stanton, R (7,1) ERA: 4.2 Ed Vande Berg, L (8,1) ERA: 0.71 Ed Nunez, R (8,1) ERA: 1.06	IP: 6.0 WLS: L BF: 28 H: 10 R: 5 ER: 5 SO: 4 BB: 1 IBB: 0 HBP: 0 BLK: 0 WP: 0 HR: 1 S: 35 P: 39 ERA: 7.50 WHIP: 1.833															<b>PITCHER</b>	IP: 6.0 WLS: L BF: 28 H: 10 R: 5 ER: 5 SO: 4 BB: 1 IBB: 0 HBP: 0 BLK: 0 WP: 0 HR: 1 S: 35 P: 39 ERA: 7.50 WHIP: 1.833			

Seattle Mariners @ Milwaukee Brewers  
Milwaukee County Stadium, Milwaukee, WI  
Tue May 07 1985, 8:05 PM EDT  
Att: 8,416 - Unknown

AB 33  
R 5  
H 11  
RBI 5  
BB 2  
SO 5  
LOB 16

















Batter	1	2	3	4	5	6	7	8	9	AB	R	H	RBI	BB	SO	LOB	TOP				
Gary Pettis, S OBP: 0.377, SLG: 0.346 (1, 8)										5	0	1	0	0	3	2	<b>California Angels @ Milwaukee Brewers</b> Milwaukee County Stadium, Milwaukee, WI Sun May 12 1985, 4:33 AM EDT Att: 12,078 - Unknown				
Rob Wilfong, L OBP: 0.279, SLG: 0.211 (1, 4)									4	0	0	0	0	1	1						
Brian Downing, R OBP: 0.435, SLG: 0.392 (1, 7)									4	1	2	0	0	0	0						
Reggie Jackson, L OBP: 0.337, SLG: 0.522 (1, 9)									4	0	2	0	0	1	2						
Juan Beniquez, R OBP: 0.300, SLG: 0.381 (1, 3)									4	0	1	1	0	0	3						
Bobby Grich, R OBP: 0.417, SLG: 0.394 (1, 5)									4	1	1	0	0	0	2						
Ruppert Jones, L OBP: 0.400, SLG: 0.561 (1, 10)									2	1	1	2	2	0	1						
Bob Boone, R OBP: 0.272, SLG: 0.217 (9, PH)									3	0	1	0	0	0	1						
Rod Carew, L OBP: 0.387, SLG: 0.348 (9, PH)									1	0	0	0	0	0	2						
Dick Schofield, R OBP: 0.298, SLG: 0.387 (9, PH)									3	1	1	0	0	0	1						
Jerry Narron, L OBP: 0.333, SLG: 0.469 (9, PH)									1	0	0	0	0	0	2						
<b>Inning Stats</b>	R: 0 E: 0 K: 1 S: 5	H: 0 LOB: 0 BB: 0 P: 5	R: 0 E: 0 K: 0 S: 4	H: 1 LOB: 1 BB: 0 P: 4	R: 0 E: 0 K: 0 S: 4	H: 1 LOB: 1 BB: 0 P: 4	R: 3 E: 0 K: 1 S: 9	H: 4 LOB: 1 BB: 0 P: 9	R: 0 E: 0 K: 0 S: 3	H: 1 LOB: 0 BB: 0 P: 3	R: 1 E: 1 K: 0 S: 3	H: 1 LOB: 0 BB: 1 P: 7	R: 0 E: 0 K: 1 S: 6	H: 1 LOB: 1 BB: 0 P: 6	R: 0 E: 0 K: 1 S: 6	H: 1 LOB: 2 BB: 1 P: 10	1B: 6 2B: 4 3B: 0 HR: 1	SF: 0 SAC: 0 DP: 2 HBP: 0	WP: 0 PB: 0 SB: 1 CS: 0	PA: 37	
<b>PITCHER</b>	IP WLS BF H R ER SO BB IBB HBP BLK WP HR S P ERA WHIP	5.0 W 22 7 3 3 3 0 0 0 0 0 1 28 28 5.40 1.400	3.0 12 3 1 0 1 2 0 0 0 0 0 12 20 0.00 1.667	1.0 S 3 0 0 0 1 0 0 0 0 0 0 5 5 0.00 0.000																	

Batter	1	2	3	4	5	6	7	8	9	AB	R	H	RBI	BB	SO	LOB	BOTTOM					
Paul Molitor, R OBP: 0.408, SLG: 0.398 (1, 5)										4	0	2	0	1	0	1	<b>California Angels @ Milwaukee Brewers</b> Milwaukee County Stadium, Milwaukee, WI Sun May 12 1985, 4:33 AM EDT Att: 12,078 - Unknown					
Dion James, L OBP: 0.350, SLG: 0.324 (1, 8)									5	1	1	1	0	0	6							
Cecil Cooper, L OBP: 0.339, SLG: 0.444 (1, 3)									5	1	2	3	0	1	2							
Robin Yount, R OBP: 0.322, SLG: 0.402 (8, 2)									4	1	1	1	0	0	0							
Bill Schroeder, R OBP: 0.291, SLG: 0.506 (8, 9)									1	0	0	0	0	1	2							
Ted Simmons, S OBP: 0.360, SLG: 0.320 (1, 10)									3	0	1	0	1	0	0							
Charlie Moore, R OBP: 0.343, SLG: 0.406 (8, 9)									3	1	1	0	1	1	1							
Paul Householder, S OBP: 0.389, SLG: 0.414 (8, 7)									3	1	2	1	1	0	2							
Jim Gantner, L OBP: 0.235, SLG: 0.242 (1, 4)									4	1	1	0	0	0	4							
Ed Romero, R OBP: 0.361, SLG: 0.288 (1, 6)									4	1	2	0	0	0	2							
<b>Inning Stats</b>	R: 0 E: 0 K: 0 S: 3	H: 0 LOB: 0 BB: 0 P: 3	R: 0 E: 0 K: 0 S: 3	H: 0 LOB: 2 BB: 2 P: 11	R: 0 E: 0 K: 0 S: 3	H: 0 LOB: 0 BB: 0 P: 3	R: 5 E: 1 K: 1 S: 10	H: 4 LOB: 1 BB: 1 P: 14	R: 0 E: 0 K: 0 S: 5	H: 2 LOB: 2 BB: 0 P: 5	R: 2 E: 0 K: 1 S: 8	H: 3 LOB: 1 BB: 0 P: 8	R: 0 E: 0 K: 1 S: 7	H: 3 LOB: 2 BB: 0 P: 7	1B: 10 2B: 0 3B: 1 HR: 2	SF: 0 SAC: 0 DP: 2 HBP: 0	WP: 0 PB: 0 SB: 0 CS: 0	PA: 40				
<b>PITCHER</b>	IP WLS BF H R ER SO BB IBB HBP BLK WP HR S P ERA WHIP	4.0 L 19 3 4 3 0 4 0 0 0 0 0 1 9 9 6.75 1.750	1.1 7 3 1 1 1 0 0 0 0 0 0 1 9 9 6.75 2.250	1.2 9 4 2 2 1 0 0 0 0 0 0 1 11 11 10.80 2.400	1.0 5 3 0 0 1 0 0 0 0 0 0 0 7 7 0.00 3.000																	



Batter	1	2	3	4	5	6	7	8	9	AB	R	H	RBI	BB	SO	LOB	TOP								
Dave Collins, S OBP: 0.292, SLG: 0.331 (1, 7)										5	0	0	0	0	1	3									
Camey Lansford, R OBP: 0.336, SLG: 0.448 (1, 5)										3	1	1	0	1	0	0									
Bruce Bochte, L OBP: 0.418, SLG: 0.398 Steve Henderson, R OBP: 0.429, SLG: 0.333 Jay Howell, R (9, 1)										4	0	1	0	0	1	1									
Dave Kingman, R OBP: 0.321, SLG: 0.483 (9, 3)										4	0	0	0	0	0	1									
Dwayne Murphy, L OBP: 0.351, SLG: 0.320 (1, 8)										2	2	0	0	2	0	0									
Mike Heath, R OBP: 0.311, SLG: 0.429 (1, 2)										3	1	1	0	0	0	3									
Mike Davis, L OBP: 0.376, SLG: 0.652 (1, 9)										3	1	1	1	1	1	1									
Donnie Hill, S OBP: 0.279, SLG: 0.340 Dusty Baker Jr., R OBP: 0.467, SLG: 0.688 Mike Gallego, R (9, 4)										3	0	0	0	0	1	1									
Alfredo Griffin, S OBP: 0.316, SLG: 0.318 (1, 6)										4	0	2	2	0	0	0									
<b>Inning Stats</b>	R: 0 E: 0 K: 1 S: 5	H: 0 LOB: 0 BB: 0 P: 5	R: 0 E: 0 K: 0 S: 3	H: 0 LOB: 0 BB: 0 P: 3	R: 0 E: 0 K: 2 S: 8	H: 1 LOB: 1 BB: 0 P: 8	R: 0 E: 0 K: 0 S: 3	H: 0 LOB: 0 BB: 0 P: 3	R: 1 E: 0 K: 0 S: 3	H: 1 LOB: 0 BB: 1 P: 7	R: 0 E: 0 K: 1 S: 6	H: 1 LOB: 1 BB: 0 P: 6	R: 0 E: 0 K: 0 S: 4	H: 1 LOB: 1 BB: 0 P: 4	R: 0 E: 0 K: 0 S: 3	H: 0 LOB: 0 BB: 0 P: 3	R: 5 E: 1 K: 0 S: 6	H: 3 LOB: 2 BB: 3 P: 18	1B: 6 2B: 1 3B: 0 HR: 0	SF: 0 SAC: 1 DP: 0 HBP: 0	WP: 0 PB: 0 SB: 1 CS: 0	PA: 37			
<b>PITCHER</b>	IP	WLS	BF	H	R	ER	SO	BB	IBB	HBP	BLK	WP	HR	S	P	ERA	WHIP								
Ray Burris, R ERA: 2.23 (1, 1)	8.0		28	4	1	1	4	1	0	0	0	0	0	35	39	1.12	0.625								
Rollie Fingers, R ERA: 7.15 (9, 1)	1.0	L	9	3	5	5	0	1	2	0	0	0	0	6	18	45.00	4.000								

Oakland Athletics @ Milwaukee Brewers  
Milwaukee County Stadium, Milwaukee, WI  
Tue May 14 1985, 8:05 PM EDT  
Att: 7,876 - Unknown

AB 32  
R 6  
H 7  
RBI 5  
BB 4  
SO 4  
LOB 10



Batter	1	2	3	4	5	6	7	8	9	AB	R	H	RBI	BB	SO	LOB	BOTTOM								
Paul Moltor, R OBP: 0.403, SLG: 0.393 (1, 5)										4	0	1	0	0	0	1									
Dion James, L OBP: 0.341, SLG: 0.300 (1, 8)										3	0	0	0	1	1	1									
Cecil Cooper, L OBP: 0.336, SLG: 0.455 (1, 3)										4	1	1	0	0	0	1									
Robin Yount, R OBP: 0.322, SLG: 0.400 Bobby Clark, R (9, 7)										3	0	1	1	0	0	0									
Ted Simmons, S OBP: 0.373, SLG: 0.346 (1, 10)										4	2	3	0	0	1	1									
Bill Schroeder, R OBP: 0.300, SLG: 0.512 (1, 2)										3	0	1	1	0	0	1									
Paul Householder, S OBP: 0.375, SLG: 0.424 (1, 9)										4	0	1	0	0	0	4									
Jim Gantner, L OBP: 0.236, SLG: 0.242 (1, 4)										4	0	1	1	0	1	4									
Ernest Riles, L (1, 6)										3	0	0	0	0	1	1									
<b>Inning Stats</b>	R: 0 E: 0 K: 1 S: 5	H: 1 LOB: 0 BB: 0 P: 5	R: 0 E: 0 K: 1 S: 6	H: 1 LOB: 2 BB: 0 P: 7	R: 0 E: 0 K: 0 S: 3	H: 0 LOB: 0 BB: 0 P: 3	R: 1 E: 0 K: 1 S: 6	H: 2 LOB: 0 BB: 0 P: 6	R: 0 E: 0 K: 0 S: 3	H: 0 LOB: 0 BB: 0 P: 3	R: 1 E: 0 K: 0 S: 4	H: 2 LOB: 1 BB: 0 P: 4	R: 0 E: 0 K: 0 S: 3	H: 0 LOB: 1 BB: 1 P: 7	R: 1 E: 0 K: 0 S: 5	H: 2 LOB: 1 BB: 0 P: 5	1B: 5 2B: 5 3B: 1 HR: 0	SF: 0 SAC: 0 DP: 2 HBP: 1	WP: 0 PB: 0 SB: 0 CS: 2	PA: 35					
<b>PITCHER</b>	IP	WLS	BF	H	R	ER	SO	BB	IBB	HBP	BLK	WP	HR	S	P	ERA	WHIP								
Chris Codiroli, R ERA: 3.0 (1, 1)	8.0	W	30	7	2	2	4	1	0	1	0	0	0	36	41	2.25	1.000								
Jay Howell, R ERA: 2.53 (9, 1)	1.0		5	2	1	1	0	0	0	0	0	0	0	5	5	9.00	2.000								

Oakland Athletics @ Milwaukee Brewers  
Milwaukee County Stadium, Milwaukee, WI  
Tue May 14 1985, 8:05 PM EDT  
Att: 7,876 - Unknown

AB 33  
R 3  
H 9  
RBI 3  
BB 1  
SO 4  
LOB 14





Batter	1	2	3	4	5	6	7	8	9	AB	R	H	RBI	BB	SO	LOB	TOP					
Steve Henderson, R OBP: 0.421, SLG: 0.412 Mickey Tettleton, S OBP: 0.333, SLG: 0.300	F8	E	BB		K		G3	F8	F8	5	1	2	2	0	1	1						
Carney Lansford, R OBP: 0.322, SLG: 0.431	F7	E6	SF8		L3		F8	6-3		5	0	0	1	0	0	2						
Dwayne Murphy, L OBP: 0.366, SLG: 0.374 Dan Meyer, L OBP: 0.322, SLG: 0.431	PB	L9						1B	BB	4	2	3	1	1	0	1						
Dave Kingman, R OBP: 0.329, SLG: 0.480		K	K					1B	BB	5	2	2	0	1	2	3						
Dusty Baker Jr., R OBP: 0.438, SLG: 0.635 Bruce Bochte, L OBP: 0.419, SLG: 0.400	K	FC5-4			F4		K	FC1-6	K	4	0	0	0	0	2	3						
Mike Heath, R OBP: 0.326, SLG: 0.435		BB	6-3		HR		5-3	FC1-6	1B	3	3	1	0	3	0	0						
Mike Davis, L OBP: 0.389, SLG: 0.701		BB	HR		HR		K	FC1-6	1B	5	4	3	6	1	1	2						
Donnie Hill, S OBP: 0.300, SLG: 0.352		E	1B		F8		F7	WP	1B	5	3	3	2	1	0	0						
Alfredo Griffin, S OBP: 0.331, SLG: 0.333 Mike Gallego, R OBP: 0.333, SLG: 0.333	E7	2B	1B		F9		G3	F9	F8	4	2	3	2	0	0	0						
<b>Inning Stats</b>	R: 0 E: 0 K: 1 S: 6	H: 1 LOB: 2 BB: 1 P: 10	R: 5 E: 2 K: 1 S: 8	H: 2 LOB: 1 BB: 3 P: 20	R: 3 E: 0 K: 1 S: 9	H: 4 LOB: 2 BB: 1 P: 13	R: 2 E: 0 K: 0 S: 5	H: 2 LOB: 0 BB: 0 P: 5	R: 1 E: 0 K: 1 S: 6	H: 1 LOB: 0 BB: 0 P: 6	R: 0 E: 0 K: 2 S: 7	H: 0 LOB: 0 BB: 0 P: 7	R: 0 E: 0 K: 0 S: 4	H: 1 LOB: 1 BB: 1 P: 4	R: 5 E: 0 K: 0 S: 8	H: 5 LOB: 1 BB: 1 P: 12	R: 3 E: 0 K: 1 S: 8	H: 3 LOB: 2 BB: 2 P: 16	1B: 12 2B: 4 3B: 0 HR: 3	SF: 1 SAC: 0 DP: 0 HBP: 0	WP: 2 PB: 1 SB: 0 CS: 0	PA: 55
<b>PITCHER</b>	IP	WLS	BF	H	R	ER	SO	BB	IBB	HBP	BLK	WP	HR	S	P	ERA	WHIP					
Teddy Higuera, L ERA: 4.55	1.0	L	10	3	5	5	1	4	0	0	0	0	0	8	24	45.00	7.000					
Bob Gibson, R ERA: 3.33	2.0		12	4	3	3	2	1	0	0	0	0	1	15	19	13.50	2.500					
Bob McClure, L ERA: 3.24	2.0		9	3	3	3	1	0	0	0	0	0	2	11	11	13.50	1.500					
Pete Ladd, R ERA: 2.45	1.0		3	0	0	0	2	0	0	0	0	0	0	7	7	0.00	0.000					
Jim Kern, R ERA: 7.0	2.0		13	6	5	5	0	1	0	0	0	2	0	12	16	22.50	3.500					
<b>PITCHER</b>	IP	WLS	BF	H	R	ER	SO	BB	IBB	HBP	BLK	WP	HR	S	P	ERA	WHIP					
Ray Searge, L ERA: 9.72	1.0		8	3	3	3	1	2	0	0	0	0	0	8	16	27.00	5.000					

Oakland Athletics @ Milwaukee Brewers  
Milwaukee County Stadium, Milwaukee, WI  
Wed May 15 1985, 4:33 AM EDT  
Att: 17,460 - Unknown


AB 46  
R 19  
H 19  
RBI 16  
BB 8  
SO 7  
LOB 19



Batter	1	2	3	4	5	6	7	8	9	AB	R	H	RBI	BB	SO	LOB	BOTTOM					
Paul Molitor, R OBP: 0.395, SLG: 0.384	1B		F9		F9		L6		K	5	1	1	0	0	1	1						
Charlie Moore, R OBP: 0.333, SLG: 0.389	BB		6-3		K		K			4	0	1	0	0	2	1						
Cecil Cooper, L OBP: 0.350, SLG: 0.474	BB				F9			5-3	1B	4	0	3	1	0	0	1						
Robin Yount, R OBP: 0.320, SLG: 0.394	L7		6-3				HR	F4		4	1	1	0	0	0	4						
Mark Brouhard, R OBP: 0.378, SLG: 0.514	G6-4-3				F9		HR	5-3	1B	3	1	2	2	1	0	0						
Bobby Clark, R OBP: 0.200, SLG: 0.200	G6-4-3				5-3		F9	5-3		4	0	1	0	0	0	5						
Paul Householder, S OBP: 0.364, SLG: 0.405					5-3		5-3	F6		4	0	1	0	0	0	3						
Ed Romero, R OBP: 0.338, SLG: 0.268					L7		5-3	F9		4	0	0	0	0	0	1						
Brian Giles, R OBP: 0.256, SLG: 0.147					F9		2-3	F8		4	0	1	0	0	0	0						
<b>Inning Stats</b>	R: 1 E: 0 K: 0 S: 5	H: 3 LOB: 2 BB: 1 P: 9	R: 0 E: 0 K: 0 S: 3	H: 1 LOB: 0 BB: 0 P: 3	R: 0 E: 0 K: 0 S: 4	H: 1 LOB: 1 BB: 0 P: 4	R: 0 E: 0 K: 0 S: 4	H: 1 LOB: 1 BB: 0 P: 4	R: 0 E: 0 K: 1 S: 6	H: 1 LOB: 0 BB: 0 P: 6	R: 2 E: 0 K: 0 S: 5	H: 2 LOB: 0 BB: 0 P: 5	R: 0 E: 0 K: 1 S: 5	H: 0 LOB: 0 BB: 0 P: 5	R: 0 E: 0 K: 0 S: 5	H: 2 LOB: 2 BB: 0 P: 5	R: 0 E: 0 K: 1 S: 5	H: 0 LOB: 0 BB: 0 P: 5	1B: 9 2B: 1 3B: 0 HR: 1	SF: 0 SAC: 0 DP: 1 HBP: 0	WP: 0 PB: 1 SB: 1 CS: 0	PA: 37
<b>PITCHER</b>	IP	WLS	BF	H	R	ER	SO	BB	IBB	HBP	BLK	WP	HR	S	P	ERA	WHIP					
Bill Krueger, L ERA: 3.36	8.0	W	34	11	3	3	2	1	0	0	0	0	0	37	41	3.38	1.500					
Mike Warren, R ERA: 8.41	1.0		3	0	0	0	1	0	0	0	0	0	0	5	5	0.00	0.000					

Oakland Athletics @ Milwaukee Brewers  
Milwaukee County Stadium, Milwaukee, WI  
Wed May 15 1985, 4:33 AM EDT  
Att: 17,460 - Unknown

AB 36  
R 3  
H 11  
RBI 3  
BB 1  
SO 3  
LOB 16





Batter	1	2	3	4	5	6	7	8	9	AB	R	H	RBI	BB	SO	LOB	TOP					
Willie Wilson, S OBP: 0.320, SLG: 0.431 (1, 8)										5	0	2	1	0	2	5	<b>Kansas City Royals @ Milwaukee Brewers</b> Milwaukee County Stadium, Milwaukee, WI Fri May 17 1985, 8:05 PM EDT Att: 10,587 - Unknown <a href="http://livebaseballscorecards.com">livebaseballscorecards.com</a>					
Pat Sheridan, L OBP: 0.330, SLG: 0.348 Darryl Motley, R OBP: 0.252, SLG: 0.365 (1, 9)										4	0	0	0	0	1	2						
George Brett, L OBP: 0.419, SLG: 0.508 (1, 5)										4	0	1	0	1	1	2						
Jorge Orta, L OBP: 0.330, SLG: 0.417 Hal McRae, R OBP: 0.302, SLG: 0.314 (1, 10)										3	0	0	0	1	0	4						
Steve Balboni, R OBP: 0.273, SLG: 0.437 (1, 3)										5	0	0	0	0	1	3						
Dane Iorg, L OBP: 0.250, SLG: 0.320 Lynn Jones, R OBP: 0.195, SLG: 0.189 (1, 7)										3	1	1	1	0	0	0						
Frank White, R OBP: 0.241, SLG: 0.429 (1, 4)										4	0	0	0	0	0	1						
Jim Sundberg, R OBP: 0.282, SLG: 0.356 (1, 2)										4	2	3	0	0	0	1						
Onix Conception, R OBP: 0.250, SLG: 0.275 (1, 6)										3	0	3	1	0	0	0						
<b>Inning Stats</b>	R: 0 E: 0 K: 1 S: 6	H: 1 LOB: 1 BB: 0 P: 6	R: 0 E: 0 K: 0 S: 3	H: 0 LOB: 0 BB: 0 P: 3	R: 1 E: 0 K: 1 S: 7	H: 2 LOB: 2 BB: 1 P: 11	R: 1 E: 0 K: 1 S: 8	H: 3 LOB: 2 BB: 0 P: 8	R: 0 E: 0 K: 0 S: 3	H: 0 LOB: 1 BB: 1 P: 7	R: 1 E: 0 K: 0 S: 5	H: 2 LOB: 1 BB: 0 P: 5	R: 0 E: 0 K: 0 S: 4	H: 1 LOB: 1 BB: 0 P: 4	R: 0 E: 0 K: 1 S: 6	H: 1 LOB: 2 BB: 1 P: 10		R: 0 E: 0 K: 1 S: 6	H: 1 LOB: 1 BB: 0 P: 6	1B: 5 2B: 5 3B: 0 HR: 1	SF: 0 SAC: 1 DP: 0 HBP: 0	WP: 0 PB: 0 SB: 0 CS: 0
<b>PITCHER</b>	IP WLS BF H R ER SO BB IBB HBP BLK WP HR S P ERA WHIP	7.0 L 32 9 3 3 3 2 0 0 0 0 1 36 44 3.86 1.571	2.0 L 9 2 0 0 2 1 0 0 0 0 0 12 16 0.00 1.500	<b>PITCHER</b>																ERA WHIP		
Danny Darwin, R ERA: 3.47 Ray Searge, L ERA: 7.54 (1, 1)																	ERA WHIP					

Batter	1	2	3	4	5	6	7	8	9	AB	R	H	RBI	BB	SO	LOB	BOTTOM			
Paul Molitor, R OBP: 0.386, SLG: 0.374 (1, 5)										3	0	0	0	0	0	0	<b>Kansas City Royals @ Milwaukee Brewers</b> Milwaukee County Stadium, Milwaukee, WI Fri May 17 1985, 8:05 PM EDT Att: 10,587 - Unknown <a href="http://livebaseballscorecards.com">livebaseballscorecards.com</a>			
Dion James, L OBP: 0.326, SLG: 0.286 Rick Manning, L OBP: 0.280, SLG: 0.250 (1, 8)										2	0	0	0	0	0	0				
Cecil Cooper, L OBP: 0.341, SLG: 0.462 (1, 10)										3	0	0	0	0	1	0				
Robin Yount, R OBP: 0.320, SLG: 0.393 (1, 7)										3	0	1	0	0	1	0				
Ted Simmons, S OBP: 0.364, SLG: 0.336 (1, 3)										3	0	0	0	0	1	1				
Paul Householder, S OBP: 0.340, SLG: 0.375 (1, 9)										3	0	0	0	0	0	0				
Charlie Moore, R OBP: 0.310, SLG: 0.359 (1, 2)										3	0	0	0	0	0	0				
Jim Gantner, L OBP: 0.239, SLG: 0.245 (1, 4)										3	0	1	0	0	0	0				
Ernest Riles, L (1, 6)										3	0	0	0	0	0	1				
<b>Inning Stats</b>	R: 0 E: 0 K: 0 S: 3	H: 0 LOB: 0 BB: 0 P: 3	R: 0 E: 0 K: 0 S: 3	H: 1 LOB: 0 BB: 0 P: 3	R: 0 E: 0 K: 0 S: 3	H: 0 LOB: 0 BB: 0 P: 3	R: 0 E: 0 K: 0 S: 3	H: 0 LOB: 0 BB: 0 P: 3	R: 0 E: 0 K: 2 S: 7	H: 0 LOB: 0 BB: 0 P: 7	R: 0 E: 0 K: 2 S: 7	H: 0 LOB: 0 BB: 0 P: 7	R: 0 E: 0 K: 0 S: 3	H: 0 LOB: 0 BB: 0 P: 3	R: 0 E: 0 K: 0 S: 3	H: 0 LOB: 0 BB: 0 P: 3		1B: 2 2B: 0 3B: 0 HR: 0	SF: 0 SAC: 0 DP: 2 HBP: 0	WP: 0 PB: 0 SB: 0 CS: 0
<b>PITCHER</b>	IP WLS BF H R ER SO BB IBB HBP BLK WP HR S P ERA WHIP	9.0 W 27 2 0 0 4 0 0 0 0 0 0 35 35 0.00 0.222	<b>PITCHER</b>																ERA WHIP	
Bret Saberhagen, R ERA: 3.72 (1, 1)																	ERA WHIP			



Batter	1	2	3	4	5	6	7	8	9	AB	R	H	RBI	BB	SO	LOB	TOP					
Willie Wilson, S (1, 8) OBP: 0.331, SLG: 0.446										4	0	3	0	0	0	0	<b>Kansas City Royals @ Milwaukee Brewers</b> Milwaukee County Stadium, Milwaukee, WI Sat May 18 1985, 4:33 AM EDT Att: 20,334 - Unknown <a href="http://livebaseballscorecards.com">livebaseballscorecards.com</a>					
Dane Iorg, L (1, 7) OBP: 0.250, SLG: 0.345										4	0	1	0	0	0	3						
George Brett, L (1, 5) OBP: 0.408, SLG: 0.492										4	0	0	0	0	2							
Jorge Orta, L (1, 10) OBP: 0.318, SLG: 0.400										4	0	0	0	0	2							
Steve Balboni, R (1, 3) OBP: 0.280, SLG: 0.460										4	1	2	1	0	2	0						
Frank White, R (1, 4) OBP: 0.235, SLG: 0.417										3	0	0	0	0	0	1						
Pat Sheridan, L (1, 9) OBP: 0.321, SLG: 0.337										3	1	0	0	0	1	1						
Jim Sundberg, R (1, 2) OBP: 0.283, SLG: 0.364										3	0	1	1	0	0	0						
Onix Conception, R (1, 6) OBP: 0.253, SLG: 0.278										3	0	1	0	0	0	0						
<b>Inning Stats</b>	R: 0 E: 0 K: 0 S: 3	H: 1 LOB: 0 BB: 0 P: 3	R: 0 E: 0 K: 1 S: 5	H: 0 LOB: 0 BB: 0 P: 5	R: 0 E: 0 K: 0 S: 3	H: 0 LOB: 0 BB: 0 P: 3	R: 0 E: 0 K: 0 S: 4	H: 1 LOB: 1 BB: 0 P: 4	R: 1 E: 0 K: 0 S: 5	H: 3 LOB: 2 BB: 0 P: 5	R: 0 E: 0 K: 0 S: 4	H: 1 LOB: 1 BB: 0 P: 4	R: 1 E: 0 K: 1 S: 6	H: 1 LOB: 0 BB: 0 P: 6	R: 0 E: 0 K: 0 S: 3	H: 1 LOB: 0 BB: 0 P: 3	R: 0 E: 0 K: 1 S: 5	H: 0 LOB: 0 BB: 0 P: 5	1B: 4 2B: 3 3B: 0 HR: 1	SF: 0 SAC: 0 DP: 2 HBP: 0	WP: 0 PB: 0 SB: 0 CS: 0	PA: 32
<b>PITCHER</b> Moose Haas, R (1, 1) ERA: 2.6	IP: 9.0 WLS: W BF: 32	H: 8 R: 2 ER: 2 SO: 3	BB: 0 IBB: 0 HBP: 0 BLK: 0	WP: 0 HR: 1 S: 38 P: 38	ERA: 2.00 WHIP: 0.889	<b>PITCHER</b>																

Batter	1	2	3	4	5	6	7	8	9	AB	R	H	RBI	BB	SO	LOB	BOTTOM			
Paul Molitor, R (1, 5) OBP: 0.380, SLG: 0.375										5	1	1	0	0	0	2	<b>Kansas City Royals @ Milwaukee Brewers</b> Milwaukee County Stadium, Milwaukee, WI Sat May 18 1985, 4:33 AM EDT Att: 20,334 - Unknown <a href="http://livebaseballscorecards.com">livebaseballscorecards.com</a>			
Charlie Moore, R (1, 2) OBP: 0.362, SLG: 0.419										4	2	3	0	1	0	0				
Cecil Cooper, L (1, 3) OBP: 0.344, SLG: 0.451										3	0	0	0	2	0	3				
Robin Yount, R (1, 7) OBP: 0.318, SLG: 0.383										3	1	0	0	1	2	4				
Rick Manning, L (8, 8) OBP: 0.269, SLG: 0.240										1	0	0	0	0	0	1				
Ted Simmons, S (1, 10) OBP: 0.376, SLG: 0.360										4	2	3	3	0	0	3				
Mark Brouhard, R (1, 9) OBP: 0.390, SLG: 0.538 (8, 7)										4	1	2	2	0	0	3				
Bobby Clark, R (1, 8) OBP: 0.333, SLG: 0.250 (8, 9)										3	0	1	1	1	0	1				
Jim Gantner, L (1, 4) OBP: 0.248, SLG: 0.255										4	0	2	1	0	0	1				
Brian Giles, R (1, 6) OBP: 0.233, SLG: 0.132										4	0	0	0	0	3	5				
<b>Inning Stats</b>	R: 0 E: 0 K: 0 S: 3	H: 0 LOB: 0 BB: 0 P: 3	R: 1 E: 0 K: 2 S: 9	H: 2 LOB: 2 BB: 1 P: 13	R: 0 E: 1 K: 0 S: 4	H: 1 LOB: 2 BB: 1 P: 8	R: 0 E: 0 K: 0 S: 4	H: 1 LOB: 1 BB: 0 P: 4	R: 1 E: 0 K: 1 S: 7	H: 2 LOB: 2 BB: 1 P: 11	R: 0 E: 0 K: 1 S: 5	H: 0 LOB: 0 BB: 0 P: 5	R: 5 E: 0 K: 1 S: 10	H: 5 LOB: 2 BB: 2 P: 18	R: 0 E: 0 K: 0 S: 3	H: 1 LOB: 0 BB: 0 P: 3	1B: 8 2B: 4 3B: 0 HR: 0	SF: 0 SAC: 0 DP: 2 HBP: 0	WP: 0 PB: 0 SB: 0 CS: 0	PA: 40
<b>PITCHER</b> Danny Jackson, L (1, 1) ERA: 3.86 Joe Beckwith, R (7, 1) ERA: 1.95 Dan Quisenberry, R (8, 1) ERA: 3.96	IP: 6.1 WLS: L BF: 31	H: 7 R: 5 ER: 5 SO: 4	BB: 5 IBB: 0 HBP: 0 BLK: 0	WP: 0 HR: 0 S: 34 P: 54	ERA: 7.11 WHIP: 1.895	<b>PITCHER</b>														







Batter	1	2	3	4	5	6	7	8	9	AB	R	H	RBI	BB	SO	LOB	TOP				
<b>Paul Moltzer, R</b> OBP: 0.385, SLG: 0.372 (1, 5)	F9	F9		E S 1-H 1B		G5-4-3			K	5	0	1	1	0	1	2					
<b>Charlie Moore, R</b> OBP: 0.379, SLG: 0.481 (1, 2)	1B SF9		1B	E3			K		F8	5	1	2	0	0	1	1					
<b>Cecil Cooper, L</b> OBP: 0.343, SLG: 0.454 (1, 3)	1B		F6	4-3			1B			4	0	2	0	0	0	3					
<b>Robin Yount, R</b> OBP: 0.333, SLG: 0.418 (1, 7)	SF9		1B	1-3	1-3	1B	1-3	K		3	0	1	1	0	1	1					
<b>Ted Simmons, S</b> OBP: 0.358, SLG: 0.350 (1, 10)	F9		F6	1B	5-3		6-3			4	0	0	0	0	0	4					
<b>Ben Oglivie, L</b> OBP: 0.276, SLG: 0.281 (1, 9)		4-3	4-3		L8			F7		4	0	0	0	0	0	2					
<b>Rick Manning, L</b> OBP: 0.278, SLG: 0.241 (1, 8)		3B 1B		F8		B5-3		4-3		4	1	1	0	0	0	0					
<b>Jim Gantner, L</b> OBP: 0.270, SLG: 0.289 (1, 4)		3B SF8		4-3		1B		4-3		4	1	2	1	0	0	0					
<b>Ernest Riles, L</b> OBP: 0.267, SLG: 0.286 (1, 6)		SF8		1B WP		G5-4-3 1B		K		3	1	2	1	0	1	0					
<b>Inning Stats</b>	R: 1 E: 0 K: 0 S: 5	H: 2 LOB: 1 BB: 0 P: 5	R: 2 E: 0 K: 0 S: 5	H: 2 LOB: 2 BB: 0 P: 5	R: 0 E: 0 K: 0 S: 5	H: 2 LOB: 2 BB: 0 P: 6	R: 0 E: 1 K: 0 S: 6	H: 0 LOB: 0 BB: 0 P: 3	R: 0 E: 0 K: 0 S: 4	H: 2 LOB: 1 BB: 0 P: 4	R: 0 E: 0 K: 2 S: 8	H: 1 LOB: 1 BB: 0 P: 8	R: 0 E: 0 K: 0 S: 3	H: 0 LOB: 0 BB: 0 P: 3	R: 0 E: 0 K: 2 S: 7	H: 0 LOB: 0 BB: 0 P: 7	1B: 10 2B: 0 3B: 1 HR: 0	SF: 2 SAC: 0 DP: 1 HBP: 0	WP: 1 PB: 0 SB: 2 CS: 0	PA: 38	
<b>PITCHER</b>	IP	WLS	BF	H	R	ER	SO	BB	IBB	HBP	BLK	WP	HR	S	P	ERA	WHIP				
<b>Keith Creel, R</b> ERA: 4.05 (1, 1)	2.1		13	6	3	3	0	0	0	0	0	0	0	13	13	11.57	2.571				
<b>Bryan Clark, L</b> ERA: 2.25 (3, 1)	3.0	W	14	4	1	1	0	0	0	0	0	1	0	14	14	3.00	1.333				
<b>Rich Thompson, R</b> ERA: 1.59 (6, 1)	3.2	S	11	1	0	0	4	0	0	0	0	0	0	19	19	0.00	0.273				

Milwaukee Brewers @ Cleveland Indians  
Cleveland Municipal Stadium, Cleveland, OH  
Tue May 21 1985, 7:05 PM EDT  
Att: 4,004 - Unknown

AB 36  
R 4  
H 11  
RBI 4  
BB 0  
SO 4  
LOB 13



Batter	1	2	3	4	5	6	7	8	9	AB	R	H	RBI	BB	SO	LOB	BOTTOM				
<b>Brett Butler, L</b> OBP: 0.325, SLG: 0.411 (1, 8)	6-3			B2-3		F6		CS BB		4	0	1	2	1	0	1					
<b>Julio Franco, R</b> OBP: 0.395, SLG: 0.410 (1, 6)	K	4-3			HR BB		6-3	CS		3	1	0	0	1	1	1					
<b>Brook Jacoby, R</b> OBP: 0.338, SLG: 0.385 (1, 5)	BB		G3		HR		K			3	1	1	2	1	1	0					
<b>Andre Thornton, R</b> OBP: 0.195, SLG: 0.143 (1, 10)	F6		K		F8		1B BB			3	0	0	0	1	1	1					
<b>Benny Ayala, R</b> OBP: 0.300, SLG: 0.400 <b>Otis Nixon, S</b> OBP: 0.250, SLG: 0.278 (6, 7)		1B 1B	E6		L3		1B			3	1	1	0	0	0	0					
<b>Pat Tabler, R</b> OBP: 0.348, SLG: 0.412 (1, 3)		F4 1B			F8		L9			4	1	2	0	0	0	2					
<b>Joe Carter, R</b> OBP: 0.247, SLG: 0.297 (1, 9)		K	K			F9		1B SF9		4	1	1	0	0	2	4					
<b>Tony Bernazard, S</b> OBP: 0.379, SLG: 0.530 (1, 4)		S 1B			K			CS 1B		4	1	3	1	0	1	0					
<b>Chris Bando, S</b> OBP: 0.158, SLG: 0.083 (1, 2)		F4			K		F7	SF9		3	0	0	1	0	1	3					
<b>Inning Stats</b>	R: 0 E: 0 K: 1 S: 5	H: 0 LOB: 1 BB: 1 P: 9	R: 3 E: 0 K: 1 S: 9	H: 4 LOB: 1 BB: 0 P: 9	R: 0 E: 1 K: 2 S: 9	H: 1 LOB: 2 BB: 0 P: 9	R: 0 E: 0 K: 2 S: 7	H: 0 LOB: 0 BB: 0 P: 7	R: 2 E: 0 K: 0 S: 4	H: 1 LOB: 1 BB: 1 P: 8	R: 0 E: 0 K: 0 S: 6	H: 1 LOB: 2 BB: 1 P: 10	R: 0 E: 0 K: 0 S: 3	H: 2 LOB: 0 BB: 1 P: 7	1B: 9 2B: 0 3B: 0 HR: 1	SF: 1 SAC: 0 DP: 0 HBP: 0	WP: 0 PB: 0 SB: 1 CS: 2	PA: 38			
<b>PITCHER</b>	IP	WLS	BF	H	R	ER	SO	BB	IBB	HBP	BLK	WP	HR	S	P	ERA	WHIP				
<b>Teddy Higuera, L</b> ERA: 5.19 (1, 1)	5.0	L	24	6	5	5	6	2	0	0	0	0	0	34	42	9.00	1.600				
<b>Jim Kern, R</b> ERA: 6.55 (6, 1)	2.0		11	4	1	1	1	1	0	0	0	0	0	12	16	4.50	2.500				
<b>Pete Ladd, R</b> ERA: 2.25 (8, 1)	1.0		2	0	0	0	0	1	0	0	0	0	0	1	5	0.00	1.000				

Milwaukee Brewers @ Cleveland Indians  
Cleveland Municipal Stadium, Cleveland, OH  
Tue May 21 1985, 7:05 PM EDT  
Att: 4,004 - Unknown

AB 32  
R 6  
H 10  
RBI 6  
BB 4  
SO 7  
LOB 12





Batter	1	2	3	4	5	6	7	8	9	AB	R	H	RBI	BB	SO	LOB	TOP					
<b>Paul Moltzer, R</b> OBP: 0.379, SLG: 0.373 (1, 5)										5	1	1	1	0	1	1	<b>Milwaukee Brewers @ Cleveland Indians</b> Cleveland Municipal Stadium, Cleveland, OH Wed May 22 1985, 7:05 PM EDT Att: 4,084 - Unknown					
<b>Charlie Moore, R</b> OBP: 0.349, SLG: 0.441 (1, 2)										5	0	0	0	0	1	2						
<b>Cecil Cooper, L</b> OBP: 0.348, SLG: 0.455 (1, 3)										4	1	2	0	0	1	1						
<b>Robin Yount, R</b> OBP: 0.338, SLG: 0.429 (1, 7)										4	2	2	1	0	0	0						
<b>Ted Simmons, S</b> OBP: 0.370, SLG: 0.363 (1, 10)										4	1	3	2	0	0	2						
<b>Ben Oglivie, L</b> OBP: 0.275, SLG: 0.290 (1, 9)										4	0	1	0	0	0	2						
<b>Rick Manning, L</b> OBP: 0.294, SLG: 0.303 (1, 8)										4	0	2	1	0	1	1						
<b>Jim Gantner, L</b> OBP: 0.262, SLG: 0.280 (1, 4)										4	0	0	0	0	1	3						
<b>Ernest Riles, L</b> OBP: 0.263, SLG: 0.278 (1, 6)										4	1	1	0	0	1	0						
<b>Inning Stats</b>	R: 0 E: 0 K: 0 S: 3	H: 0 LOB: 0 BB: 0 P: 3	R: 1 E: 1 K: 1 S: 7	H: 2 LOB: 1 BB: 0 P: 7	R: 0 E: 0 K: 2 S: 8	H: 1 LOB: 1 BB: 0 P: 8	R: 1 E: 0 K: 0 S: 5	H: 3 LOB: 1 BB: 0 P: 5	R: 4 E: 2 K: 1 S: 12	H: 4 LOB: 1 BB: 0 P: 12	R: 0 E: 0 K: 1 S: 5	H: 0 LOB: 0 BB: 0 P: 5	R: 0 E: 0 K: 0 S: 4	H: 2 LOB: 0 BB: 0 P: 4	R: 0 E: 0 K: 0 S: 3	H: 0 LOB: 0 BB: 0 P: 3	R: 0 E: 0 K: 0 S: 3	H: 0 LOB: 0 BB: 0 P: 3	1B: 8 2B: 4 3B: 0 HR: 0	SF: 0 SAC: 0 DP: 3 HBP: 0	WP: 0 PB: 0 CS: 1	PA: 38
<b>PITCHER</b>	IP	WLS	BF	H	R	ER	SO	BB	IBB	HBP	BLK	WP	HR	S	P	ERA	WHIP					
<b>Bert Blyleven, R</b> ERA: 4.32 (1, 1)	4.1	L	23	10	6	4	4	0	0	0	0	0	0	31	31	8.31	2.308					
<b>Jamie Easterly, L</b> ERA: 2.35 (5, 1)	4.2		15	2	0	0	2	0	0	0	0	0	0	19	19	0.00	0.429					

Batter	1	2	3	4	5	6	7	8	9	AB	R	H	RBI	BB	SO	LOB	BOTTOM					
<b>Brett Butler, L</b> OBP: 0.329, SLG: 0.416 (1, 8)										3	1	1	1	1	0	0	<b>Milwaukee Brewers @ Cleveland Indians</b> Cleveland Municipal Stadium, Cleveland, OH Wed May 22 1985, 7:05 PM EDT Att: 4,084 - Unknown					
<b>Julio Franco, R</b> OBP: 0.393, SLG: 0.406 (1, 6)										4	0	1	1	0	0	1						
<b>Brook Jacoby, R</b> OBP: 0.336, SLG: 0.381 (1, 5)										4	0	1	0	0	1	0						
<b>Otis Nixon, S</b> OBP: 0.250, SLG: 0.278 (6, PR) (9, 7)										0	0	0	0	0	0	0						
<b>Andre Thornton, R</b> OBP: 0.198, SLG: 0.185 (1, 10)										4	1	1	1	0	1	1						
<b>George Vukovich, L</b> OBP: 0.313, SLG: 0.299 (1, 9)										4	1	1	0	0	2	2						
<b>Mike Fischlin, R</b> OBP: 0.200, SLG: 0.214 (9, 5)										0	0	0	0	0	0	0						
<b>Pat Tabler, R</b> OBP: 0.352, SLG: 0.410 (1, 3)										3	1	1	0	1	0	2						
<b>Joe Carter, R</b> OBP: 0.238, SLG: 0.284 (1, 7) (9, 9)										4	0	0	0	0	0	3						
<b>Tony Bernazard, S</b> OBP: 0.374, SLG: 0.529 (1, 4)										4	1	1	2	0	1	0						
<b>Chris Bando, S</b> OBP: 0.150, SLG: 0.078 (1, 2)										3	0	0	0	0	0	2						
<b>Mike Hargrove, L</b> OBP: 0.333, SLG: 0.257 (9, PH)										1	0	0	0	0	1	0						
<b>Inning Stats</b>	R: 0 E: 0 K: 1 S: 5	H: 0 LOB: 0 BB: 0 P: 5	R: 1 E: 0 K: 1 S: 6	H: 1 LOB: 0 BB: 0 P: 6	R: 2 E: 1 K: 0 S: 5	H: 2 LOB: 0 BB: 0 P: 5	R: 2 E: 0 K: 0 S: 6	H: 3 LOB: 1 BB: 0 P: 6	R: 0 E: 0 K: 0 S: 3	H: 0 LOB: 0 BB: 0 P: 3	R: 0 E: 0 K: 1 S: 5	H: 0 LOB: 1 BB: 1 P: 9	R: 0 E: 0 K: 1 S: 5	H: 0 LOB: 1 BB: 1 P: 9	R: 0 E: 0 K: 1 S: 6	H: 1 LOB: 2 BB: 0 P: 6	R: 0 E: 0 K: 1 S: 5	H: 0 LOB: 0 BB: 0 P: 5	1B: 4 2B: 2 3B: 0 HR: 1	SF: 0 SAC: 0 DP: 0 HBP: 0	WP: 0 PB: 0 CS: 0	PA: 36
<b>PITCHER</b>	IP	WLS	BF	H	R	ER	SO	BB	IBB	HBP	BLK	WP	HR	S	P	ERA	WHIP					
<b>Danny Darwin, R</b> ERA: 3.84 (1, 1)	3.2		17	6	5	4	2	0	0	0	0	0	0	15	21	9.82	1.636					
<b>Bob Gibson, R</b> ERA: 2.07 (4, 1)	3.1	W	13	1	0	0	2	2	0	0	0	0	0	15	23	0.00	0.900					
<b>Rollie Fingers, R</b> ERA: 6.08 (8, 1)	2.0	S	6	0	0	0	2	0	0	0	0	0	0	10	10	0.00	0.000					

AB	38
R	6
H	12
RBI	5
BB	0
SO	6
LOB	12





Batter	1	2	3	4	5	6	7	8	9	AB	R	H	RBI	BB	SO	LOB	TOP					
Kirby Puckett, R OBP: 0.340, SLG: 0.389 (1, 8)	B1-3		6-3			K		F9		4	0	0	0	0	1	0	<b>Minnesota Twins @ Milwaukee Brewers</b> Milwaukee County Stadium, Milwaukee, WI Fri May 24 1985, 8:05 PM EDT Att: 13,425 - Unknown <a href="http://livebaseballscorecards.com">livebaseballscorecards.com</a>					
Mickey Hatcher, R OBP: 0.309, SLG: 0.400 (1, 7)	5-3		F9			5-3		E8		4	0	1	0	0	0	0						
Kent Hrbek, L OBP: 0.335, SLG: 0.439 (1, 3)				4-3				F9	F8	4	0	1	0	0	0	1						
Tom Brunansky, R OBP: 0.444, SLG: 0.655 (1, 9)	F6			L5				BB BB	HR	3	1	1	1	1	0	1						
Randy Bush, L OBP: 0.316, SLG: 0.596 (1, 10)		F4		K				BB BB	G3-6-1	3	0	1	0	1	1	0						
Roy Smalley, S OBP: 0.410, SLG: 0.444 (1, 6)	K							F9	G3-6-1	4	0	1	0	0	1	3						
Gary Gaetti, R OBP: 0.366, SLG: 0.477 (1, 5)				K					6-3	3	1	1	1	1	1	1						
Tim Teufel, R OBP: 0.342, SLG: 0.414 (7, PH)										2	0	0	0	0	1	1						
Mike Stenhouse, L OBP: 0.370, SLG: 0.419 (7, 4)										1	0	0	0	0	0	3						
Ron Washington, R OBP: 0.333, SLG: 0.200 (7, 4)										0	0	0	0	0	0	0						
Mark Salas, L OBP: 0.340, SLG: 0.455 (1, 2)			F9			1-3			F8	3	0	0	0	0	0	0						
<b>Inning Stats</b>	R: 0 E: 0 K: 0 S: 4	H: 1 LOB: 1 BB: 0 P: 4	R: 1 E: 0 K: 1 S: 6	H: 1 LOB: 0 BB: 0 P: 6	R: 0 E: 0 K: 0 S: 3	H: 0 LOB: 0 BB: 0 P: 3	R: 0 E: 0 K: 1 S: 5	H: 0 LOB: 0 BB: 0 P: 5	R: 0 E: 0 K: 2 S: 7	H: 1 LOB: 1 BB: 0 P: 7	R: 0 E: 0 K: 1 S: 5	H: 0 LOB: 0 BB: 0 P: 5	R: 0 E: 0 K: 0 S: 3	H: 0 LOB: 3 BB: 3 P: 15	R: 0 E: 1 K: 0 S: 4	H: 1 LOB: 1 BB: 0 P: 4	R: 1 E: 0 K: 0 S: 4	H: 2 LOB: 0 BB: 0 P: 4	1B: 4 2B: 1 3B: 0 HR: 2	SF: 0 SAC: 0 DP: 2 HBP: 0	WP: 0 PB: 0 SB: 0 CS: 1	PA: 34
<b>PITCHER</b>	IP WLS BF H R ER SO BB IBB HBP BLK WP HR S P ERA WHIP																					
Ray Burris, R ERA: 2.94 (1, 1)	6.2 W 25 3 1 1 5 3 0 0 0 0 1 32 44 1.35 0.900																					
Pete Ladd, R ERA: 2.7 (7, 1)	1.1 7 3 1 1 0 0 0 0 0 0 1 7 7 6.75 2.250																					
Rollie Fingers, R ERA: 5.65 (9, 1)	1.0 S 2 0 0 0 0 0 0 0 0 0 0 2 2 0.00 0.000																					

Batter	1	2	3	4	5	6	7	8	9	AB	R	H	RBI	BB	SO	LOB	BOTTOM					
Paul Molitor, R OBP: 0.376, SLG: 0.391 (1, 5)	F8		FC6-4			F8	CS			4	1	1	1	0	0	1	<b>Minnesota Twins @ Milwaukee Brewers</b> Milwaukee County Stadium, Milwaukee, WI Fri May 24 1985, 8:05 PM EDT Att: 13,425 - Unknown <a href="http://livebaseballscorecards.com">livebaseballscorecards.com</a>					
Charlie Moore, R OBP: 0.358, SLG: 0.452 (1, 2)	6-3		5-3			1B	1B	FC5-2	2B	3	1	1	0	1	0	1						
Cecil Cooper, L OBP: 0.352, SLG: 0.457 (1, 3)	4-3		6-3			1B	SF8	1B	1B	4	1	2	0	0	0	1						
Robin Yount, R OBP: 0.342, SLG: 0.426 (1, 7)		B2-3		1B			FC5-2			3	1	1	1	1	0	2						
Ted Simmons, S OBP: 0.366, SLG: 0.362 (1, 10)		3-1		1B		SF8		K		3	1	1	2	0	1	2						
Ben Oglivie, L OBP: 0.283, SLG: 0.291 (1, 9)		2B		1B		K				3	0	1	0	1	2	1						
Rick Manning, L OBP: 0.342, SLG: 0.405 (1, 8)						3-1				4	0	3	1	0	0	0						
Jim Gantner, L OBP: 0.254, SLG: 0.270 (1, 4)						4-3				4	0	0	0	0	0	4						
Ernest Riles, L OBP: 0.304, SLG: 0.318 (1, 6)						6-3				4	0	2	0	0	0	2						
<b>Inning Stats</b>	R: 0 E: 0 K: 0 S: 3	H: 0 LOB: 0 BB: 0 P: 3	R: 0 E: 0 K: 0 S: 4	H: 1 LOB: 2 BB: 1 P: 8	R: 0 E: 0 K: 0 S: 4	H: 1 LOB: 1 BB: 0 P: 4	R: 2 E: 0 K: 0 S: 5	H: 3 LOB: 1 BB: 1 P: 9	R: 2 E: 0 K: 1 S: 7	H: 2 LOB: 1 BB: 1 P: 11	R: 0 E: 0 K: 0 S: 3	H: 1 LOB: 0 BB: 0 P: 3	R: 1 E: 0 K: 1 S: 7	H: 3 LOB: 2 BB: 0 P: 7	R: 0 E: 0 K: 1 S: 6	H: 1 LOB: 1 BB: 0 P: 6		R: 0 E: 0 K: 1 S: 4	H: 1 LOB: 0 BB: 0 P: 4	1B: 8 2B: 4 3B: 0 HR: 1	SF: 1 SAC: 0 DP: 1 HBP: 0	WP: 0 PB: 0 SB: 2 CS: 2
<b>PITCHER</b>	IP WLS BF H R ER SO BB IBB HBP BLK WP HR S P ERA WHIP																					
Mike Smithson, R ERA: 4.89 (7, 1)	6.0 L 29 10 5 5 1 3 0 0 0 0 0 1 28 40 7.50 2.167																					
Curt Wardle, L ERA: 5.04 (7, 1)	2.0 7 2 0 0 2 0 0 0 0 0 0 0 11 11 0.00 1.000																					



Batter	1	2	3	4	5	6	7	8	9	AB	R	H	RBI	BB	SO	LOB	TOP								
Kirby Puckett, R OBP: 0.347, SLG: 0.397	3-1		G3-6-1 1B	BB		1-3		1B 2B		4	1	2	2	1	0	1	<b>Minnesota Twins @ Milwaukee Brewers</b> Milwaukee County Stadium, Milwaukee, WI Sat May 25 1985, 8:05 PM EDT Att: 17,804 - Unknown								
Mickey Hatcher, R OBP: 0.311, SLG: 0.397	F9		G3-6-1 1B	K			F8	1B BB		4	0	1	2	1	1	3									
Kent Hrbek, L OBP: 0.332, SLG: 0.432	4-3		G3-6-1 1B		1-3		K	1B		5	0	1	1	0	1	2									
Tom Brunansky, R OBP: 0.443, SLG: 0.642		6-3	BB		F4		BB	K		3	0	0	0	2	1	2									
Randy Bush, L OBP: 0.317, SLG: 0.636																									
Greg Gagne, R OBP: 0.389, SLG: 0.429			4-3		F3				4-3	3	1	1	1	0	0	2									
Mike Stenhouse, L OBP: 0.364, SLG: 0.409		HR					F8			1	0	0	0	0	0	1									
Roy Smalley, S OBP: 0.403, SLG: 0.443									4-3	1	0	0	0	0	0	0									
Roy Smalley, S OBP: 0.403, SLG: 0.443	4-3			G3		F8		FC6-4 2B	F7	5	1	1	0	0	0	0									
Gary Gaetti, R OBP: 0.375, SLG: 0.497																									
Tim Teufel, R OBP: 0.350, SLG: 0.417			1B 1B	1B	1B	K		FC6-4 BB	F8	4	1	2	0	1	1	1									
Mark Salas, L OBP: 0.349, SLG: 0.456										2	1	1	0	1	1	2									
Dave Meier, R OBP: 0.266, SLG: 0.167			1B		K			FC6-4 2B		1	1	0	0	0	0	2									
Tim Laudner, R OBP: 0.255, SLG: 0.422			1B	1B				1-2 2-3		0	0	0	0	0	0	0									
<b>Inning Stats</b>	R: 0 E: 0 K: 0 S: 3	H: 0 LOB: 0 BB: 0 P: 3	R: 1 E: 0 K: 0 S: 4	H: 1 LOB: 0 BB: 0 P: 4	R: 2 E: 0 K: 0 S: 6	H: 4 LOB: 2 BB: 1 P: 10	R: 0 E: 0 K: 2 S: 9	H: 2 LOB: 3 BB: 1 P: 13	R: 0 E: 0 K: 0 S: 3	H: 0 LOB: 0 BB: 0 P: 3	R: 1 E: 0 K: 1 S: 6	H: 1 LOB: 1 BB: 1 P: 10	R: 0 E: 0 K: 1 S: 5	H: 0 LOB: 1 BB: 1 P: 9	R: 3 E: 0 K: 1 S: 8	H: 3 LOB: 2 BB: 2 P: 16	R: 0 E: 0 K: 0 S: 3	H: 0 LOB: 1 BB: 1 P: 7	1B: 7 2B: 2 3B: 0 HR: 2	SF: 0 SAC: 0 DP: 1 HBP: 0	WP: 0 PB: 0 CS: 0	PA: 44			
<b>PITCHER</b>	IP	WLS	BF	H	R	ER	SO	BB	IBB	HBP	BLK	WP	HR	S	P	ERA	WHIP	<b>PITCHER</b>							
Moose Haas, R ERA: 2.93	3.1		17	7	3	3	0	1	0	0	0	0	1	16	20	8.10	2.400								
Bob McClure, L ERA: 4.97	4.1	W	20	3	4	4	4	4	0	0	0	0	1	24	40	8.31	1.615								
Ray Searage, L ERA: 7.84	0.0		2	1	0	0	0	1	0	0	0	0	0	1	5	∞	∞								
Rollie Fingers, R ERA: 5.17	1.1	S	5	0	0	0	1	1	0	0	0	0	0	6	10	0.00	0.750								

Batter	1	2	3	4	5	6	7	8	9	AB	R	H	RBI	BB	SO	LOB	BOTTOM								
Paul Molitor, R OBP: 0.385, SLG: 0.397	6-3				SH1-3 SF9		SH5-3	WP 1B		3	1	2	1	1	0	0	<b>Minnesota Twins @ Milwaukee Brewers</b> Milwaukee County Stadium, Milwaukee, WI Sat May 25 1985, 8:05 PM EDT Att: 17,804 - Unknown								
Charlie Moore, R OBP: 0.352, SLG: 0.439	HR	F7			SH1-3		FC	K		4	2	1	0	0	1	3									
Cecil Cooper, L OBP: 0.353, SLG: 0.468	F8			F2	SF9		1B 3B	1B IBB		3	1	1	3	1	0	1									
Robin Yount, R OBP: 0.344, SLG: 0.444	HR			4-3	F8		1B BB	F4		4	2	1	2	1	0	2									
Ted Simmons, S OBP: 0.377, SLG: 0.369	BB					F7	1B			3	0	2	1	1	0	0									
Mark Brouhard, R OBP: 0.386, SLG: 0.571							1-2 3H	1B		3	0	1	0	0	2	2									
Paul Householder, S OBP: 0.340, SLG: 0.378	K				K		F8			1	1	0	0	0	0	2									
Bobby Clark, R OBP: 0.385, SLG: 0.455				6-3		SF9		1-2 2H	1B	3	1	2	2	0	0	0									
Ed Romero, R OBP: 0.319, SLG: 0.250		F9			F9		F7	F5		4	0	0	0	0	0	4									
Brian Giles, R OBP: 0.234, SLG: 0.167					L5			SH5-3 3B	K	4	1	1	0	0	1	1									
<b>Inning Stats</b>	R: 2 E: 0 K: 1 S: 7	H: 2 LOB: 1 BB: 1 P: 11	R: 1 E: 0 K: 0 S: 5	H: 2 LOB: 0 BB: 0 P: 5	R: 0 E: 0 K: 1 S: 6	H: 1 LOB: 0 BB: 0 P: 6	R: 0 E: 0 K: 0 S: 3	H: 0 LOB: 0 BB: 0 P: 3	R: 1 E: 0 K: 0 S: 3	H: 0 LOB: 0 BB: 1 P: 7	R: 1 E: 0 K: 0 S: 4	H: 1 LOB: 1 BB: 0 P: 4	R: 4 E: 0 K: 0 S: 8	H: 4 LOB: 2 BB: 1 P: 12	R: 0 E: 0 K: 2 S: 8	H: 1 LOB: 2 BB: 1 P: 12	1B: 6 2B: 2 3B: 2 HR: 1	SF: 2 SAC: 2 DP: 0 HBP: 0	WP: 1 PB: 0 CS: 0	PA: 40					
<b>PITCHER</b>	IP	WLS	BF	H	R	ER	SO	BB	IBB	HBP	BLK	WP	HR	S	P	ERA	WHIP	<b>PITCHER</b>							
Pete Filson, L ERA: 3.65	6.0	L	26	6	5	5	2	2	0	0	0	0	0	5	9	108.00	12.000								
Rick Lyssander, R ERA: 7.52	0.1		6	3	4	4	0	1	0	0	0	0	0	3	3	0.00	1.500								
Frank Eufemia, R ERA:	0.2		3	1	0	0	0	0	0	0	0	0	0	3	3	0.00	1.500								
Ron Davis, R ERA: 5.4	1.0		5	1	0	0	2	0	1	0	0	1	0	8	12	0.00	1.000								



Batter	1	2	3	4	5	6	7	8	9	AB	R	H	RBI	BB	SO	LOB	TOP										
<b>Kirby Puckett, R</b> OBP: 0.338, SLG: 0.386 (1, 8)	G3		4-3		K		FC		6-3	5	0	0	1	0	1	3	<b>Minnesota Twins @ Milwaukee Brewers</b> Milwaukee County Stadium, Milwaukee, WI Sun May 26 1985, 4:33 AM EDT Att: 19,327 - Unknown <a href="http://livebaseballscorecards.com">livebaseballscorecards.com</a>										
<b>Mickey Hatcher, R</b> OBP: 0.316, SLG: 0.359 (1, 10)	K					F7				4	0	2	1	0	1	0											
<b>Kent Hrbek, L</b> OBP: 0.325, SLG: 0.422 (1, 3)	F8		L6			F5		G4-6-3		4	0	0	0	0	0	4											
<b>Tom Brunansky, R</b> OBP: 0.434, SLG: 0.625 (1, 9)		5-3			F3					4	0	0	0	0	0	0											
<b>Gary Gaetti, R</b> OBP: 0.383, SLG: 0.506 (1, 5)		FC5 WP 1B			F4					3	1	2	0	1	0	0											
<b>Tim Lincecum, R</b> OBP: 0.346, SLG: 0.408 (1, 4)					F9					3	0	0	0	1	0	2											
<b>Greg Gagne, R</b> OBP: 0.368, SLG: 0.425 (8, PH)					F8					3	1	1	0	0	1	2											
<b>Randy Bush, L</b> OBP: 0.311, SLG: 0.625 (8, PH)	K									1	0	0	0	0	0	1											
<b>Ron Washington, R</b> OBP: 0.333, SLG: 0.200 (8, 6)										0	0	0	0	0	0	0											
<b>Dave Meier, R</b> OBP: 0.300, SLG: 0.222 (1, 7)										3	1	1	1	0	0	2											
<b>Mike Stenhouse, L</b> OBP: 0.357, SLG: 0.400 (9, PH)	FC5				F7					1	0	0	0	0	1	0											
<b>Tim Lardner, R</b> OBP: 0.280, SLG: 0.426 (1, 2)										2	0	1	0	1	0	0											
<b>Roy Smalley, S</b> OBP: 0.400, SLG: 0.439 (9, PH)					F7					1	0	0	0	0	0	0											
<b>Inning Stats</b>	R: 0 E: 0 K: 1 S: 5	H: 0 LOB: 0 BB: 0 P: 5	R: 0 E: 0 K: 1 S: 6	H: 1 LOB: 2 BB: 1 P: 10	R: 0 E: 0 K: 0 S: 4	H: 1 LOB: 1 BB: 0 P: 4	R: 0 E: 0 K: 0 S: 3	H: 0 LOB: 0 BB: 0 P: 3	R: 0 E: 0 K: 0 S: 6	H: 1 LOB: 1 BB: 0 P: 6	R: 0 E: 0 K: 0 S: 3	H: 0 LOB: 0 BB: 0 P: 3	R: 3 E: 0 K: 0 S: 7	H: 4 LOB: 2 BB: 1 P: 11	R: 0 E: 0 K: 0 S: 3	H: 0 LOB: 0 BB: 1 P: 7	R: 0 E: 0 K: 1 S: 5	H: 0 LOB: 0 BB: 0 P: 5	1B: 6 2B: 1 3B: 0 HR: 0	SF: 0 SAC: 0 DP: 1 HBP: 0	WP: 1 PB: 1 CS: 0	PA: 37					
<b>PITCHER</b>	IP	WLS	BF	H	R	ER	SO	BB	IBB	HBP	BLK	WP	HR	S	P	ERA	WHIP										
<b>Teddy Higuera, L</b> ERA: 5.05 (1, 1)	6.1	W	27	6	3	3	3	2	0	0	0	1	0	31	39	4.26	1.263										
<b>Bob Gibson, R</b> ERA: 2.45 (7, 1)	2.2	S	10	1	0	0	1	1	0	0	0	0	0	11	15	0.00	0.750										


Batter	1	2	3	4	5	6	7	8	9	AB	R	H	RBI	BB	SO	LOB	BOTTOM										
<b>Paul Molitor, R</b> OBP: 0.388, SLG: 0.403 (1, 5)	1B BB									3	2	1	0	1	1	0	<b>Minnesota Twins @ Milwaukee Brewers</b> Milwaukee County Stadium, Milwaukee, WI Sun May 26 1985, 4:33 AM EDT Att: 19,327 - Unknown <a href="http://livebaseballscorecards.com">livebaseballscorecards.com</a>										
<b>Ernest Riles, L</b> OBP: 0.333, SLG: 0.346 (1, 6)										4	1	2	1	0	0	0											
<b>Cecil Cooper, L</b> OBP: 0.353, SLG: 0.479 (1, 3)										3	1	1	1	0	0	1											
<b>Robin Yount, R</b> OBP: 0.344, SLG: 0.463 (1, 7)										3	1	1	2	0	0	0											
<b>Ted Simmons, S</b> OBP: 0.369, SLG: 0.361 (1, 2)										3	0	0	0	0	0	0											
<b>Bobby Clark, R</b> OBP: 0.313, SLG: 0.357 (1, 9)										3	0	0	0	0	0	0											
<b>Ben Oglivie, L</b> OBP: 0.284, SLG: 0.292 (1, 10)										3	0	1	0	0	0	0											
<b>Jim Gantner, L</b> OBP: 0.248, SLG: 0.264 (1, 4)										3	0	0	0	0	0	1											
<b>Rick Manning, L</b> OBP: 0.317, SLG: 0.375 (1, 8)										3	0	0	0	0	0	0											
<b>Inning Stats</b>	R: 1 E: 0 K: 0 S: 3	H: 1 LOB: 0 BB: 1 P: 7	R: 0 E: 0 K: 0 S: 3	H: 0 LOB: 0 BB: 0 P: 3	R: 4 E: 0 K: 0 S: 7	H: 4 LOB: 0 BB: 0 P: 7	R: 0 E: 0 K: 0 S: 3	H: 0 LOB: 0 BB: 0 P: 3	R: 0 E: 0 K: 0 S: 3	H: 0 LOB: 0 BB: 0 P: 3	R: 0 E: 0 K: 0 S: 3	H: 1 LOB: 0 BB: 0 P: 3	R: 0 E: 0 K: 1 S: 5	H: 0 LOB: 0 BB: 0 P: 5	R: 0 E: 0 K: 0 S: 3	H: 0 LOB: 0 BB: 0 P: 5		1B: 3 2B: 1 3B: 1 HR: 1	SF: 0 SAC: 0 DP: 1 HBP: 0	WP: 0 PB: 0 CS: 1	PA: 30						
<b>PITCHER</b>	IP	WLS	BF	H	R	ER	SO	BB	IBB	HBP	BLK	WP	HR	S	P	ERA	WHIP										
<b>John Butcher, R</b> ERA: 3.61 (1, 1)	8.0	L	29	6	5	5	1	1	0	0	0	0	1	30	34	5.62	0.875										



Batter	1	2	3	4	5	6	7	8	9	AB R H RBI BB SO LOB	TOP									
<b>Brett Butler, L</b> OBP: 0.339, SLG: 0.404 (1, 8)	4-0 F8 S BB		0-0 1B 1B SF7 1B		0-0 B2-3		0-0 F6		0-0 FC4-6 HR BB	4 2 1 0 1 0 1	<b>Cleveland Indians @ Milwaukee Brewers</b> Milwaukee County Stadium, Milwaukee, WI Mon May 27 1985, 4:33 AM EDT Att: 11,612 - Unknown									
<b>Julio Franco, R</b> OBP: 0.372, SLG: 0.418 <b>Johnnie LeMaster, R</b> OBP: 0.109, SLG: 0.083 (1, 6) (9, 6)	0-3 K		0-0 FC5-4 1B 1-2 2-3 3-H 1B		0-3 K		0-0 5-3		4-0 HR BB	4 1 1 1 1 2 1 0 0 0 0 0 0 0										
<b>Brook Jacoby, R</b> OBP: 0.347, SLG: 0.404 (1, 5)	0-0 F8 2-3		0-0 FC5-4 1-2 2-3 3-H 1B		0-0 E5		4-0 BB		0-0 HR	4 1 2 4 1 0 1										
<b>Andre Thornton, R</b> OBP: 0.204, SLG: 0.188 (1, 10)	0-3 K		0-0 SF7		0-0 F7		0-0 F4		0-3 K	4 0 0 1 0 2 3										
<b>Pat Tabler, R</b> OBP: 0.344, SLG: 0.391 (1, 3)		0-0 L5	0-0 FC5-4 1-2 2-3		0-3 K		0-0 F8			4 0 0 0 0 1 2										
<b>George Vukovich, L</b> OBP: 0.331, SLG: 0.333 (1, 9)		0-0 F5	0-0 F9		4-0 HR BB		0-0 F8			3 1 0 0 1 0 2										
<b>Joe Carter, R</b> OBP: 0.254, SLG: 0.322 (1, 7)		0-0 F8		0-0 F9		0-0 HR		0-3 K		4 1 1 2 0 1 0										
<b>Tony Bernazard, S</b> OBP: 0.361, SLG: 0.481 (1, 4)			0-0 1B 1B 1B 1B		0-0 4-3		0-3 K		4-0 FC4-6 BB	3 1 1 0 1 1 0										
<b>Butch Benton, R</b> OBP: 0.242, SLG: 0.281 (1, 2)			0-0 1B 1B 1B 1B		0-0 F3		0-0 5-3		0-0 F3	4 1 1 0 0 0 1										
<b>Inning Stats</b>	R: 0 E: 0 K: 2 S: 7	H: 0 LOB: 1 BB: 1 P: 11	R: 0 E: 0 K: 0 S: 3	H: 0 LOB: 0 BB: 0 P: 3	R: 3 E: 0 K: 0 S: 8	H: 5 LOB: 2 BB: 0 P: 8	R: 0 E: 0 K: 0 S: 3	H: 0 LOB: 0 BB: 0 P: 3	R: 0 E: 1 K: 1 S: 6	H: 0 LOB: 1 BB: 0 P: 6		R: 0 E: 0 K: 0 S: 3	H: 0 LOB: 1 BB: 1 P: 7	R: 0 E: 0 K: 1 S: 5	H: 0 LOB: 0 BB: 0 P: 5	R: 3 E: 0 K: 1 S: 6	H: 1 LOB: 0 BB: 2 P: 14	1B: 5 2B: 0 3B: 0 HR: 2	SF: 1 SAC: 0 DP: 0 HBP: 0	WP: 0 PB: 0 SB: 1 CS: 0
<b>PITCHER</b>	IP WLS BF H R ER SO BB IBB HBP BLK WP HR S P ERA WHIP											<b>PITCHER</b>	IP WLS BF H R ER SO BB IBB HBP BLK WP HR S P ERA WHIP							
<b>Danny Darwin, R</b> ERA: 4.15 (1, 1)	6.0 L 27 6 5 5 5 2 0 0 0 0 0 1 35 43 7.50 1.333																			
<b>Ray Searage, L</b> ERA: 8.1 (7, 1)	3.0 13 1 3 3 2 3 0 0 0 0 0 1 14 26 9.00 1.333																			

Batter	1	2	3	4	5	6	7	8	9	AB R H RBI BB SO LOB	BOTTOM							
<b>Paul Molitor, R</b> OBP: 0.379, SLG: 0.392 (1, 5)	0-3 K			0-3 K		0-0 F9			0-0 F8	4 0 0 0 0 2 1	<b>Cleveland Indians @ Milwaukee Brewers</b> Milwaukee County Stadium, Milwaukee, WI Mon May 27 1985, 4:33 AM EDT Att: 11,612 - Unknown							
<b>Charlie Moore, R</b> OBP: 0.333, SLG: 0.414 (1, 2)	0-3 K			0-0 F3		0-3 K			0-3 K	4 0 0 0 0 3 1								
<b>Cecil Cooper, L</b> OBP: 0.350, SLG: 0.473 (1, 3)	0-3 K			0-0 1B		0-3 K			0-0 4-3	4 0 1 0 0 2 0								
<b>Robin Yount, R</b> OBP: 0.338, SLG: 0.453 (1, 7)		0-0 6-3		0-0 5-3		0-3 K			0-3 K	3 0 0 0 0 1 1								
<b>Ted Simmons, S</b> OBP: 0.362, SLG: 0.353 (1, 10)		0-0 F2			0-0 F7		0-0 3-1			3 0 0 0 0 0 0								
<b>Ben Oglivie, L</b> OBP: 0.277, SLG: 0.284 (1, 9)		0-0 6-3			0-0 1-3				0-0 F9	3 0 0 0 0 0 0								
<b>Ernest Riles, L</b> OBP: 0.300, SLG: 0.310 (1, 6)			0-0 6-3		0-0 F7				0-3 K	3 0 0 0 0 1 0								
<b>Jim Gantner, L</b> OBP: 0.250, SLG: 0.273 (1, 4)				0-0 1-3		0-0 4-3			0-0 2B	3 0 1 0 0 0 0								
<b>Rick Manning, L</b> OBP: 0.318, SLG: 0.372 (1, 8)				0-0 F8		0-0 1B			0-3 K	3 0 1 0 0 1 1								
<b>Inning Stats</b>	R: 0 E: 0 K: 3 S: 9	H: 0 LOB: 0 BB: 0 P: 9	R: 0 E: 0 K: 0 S: 3	H: 0 LOB: 0 BB: 0 P: 3	R: 0 E: 0 K: 1 S: 6	H: 1 LOB: 0 BB: 0 P: 6	R: 0 E: 0 K: 1 S: 6	H: 1 LOB: 0 BB: 0 P: 6	R: 0 E: 0 K: 2 S: 7	H: 0 LOB: 0 BB: 0 P: 7		R: 0 E: 0 K: 2 S: 8	H: 1 LOB: 1 BB: 0 P: 8	R: 0 E: 0 K: 1 S: 5	H: 0 LOB: 0 BB: 0 P: 5	1B: 2 2B: 1 3B: 0 HR: 0	SF: 0 SAC: 0 DP: 0 HBP: 0	WP: 0 PB: 0 SB: 0 CS: 0
<b>PITCHER</b>	IP WLS BF H R ER SO BB IBB HBP BLK WP HR S P ERA WHIP											<b>PITCHER</b>	IP WLS BF H R ER SO BB IBB HBP BLK WP HR S P ERA WHIP					
<b>Bert Blyleven, R</b> ERA: 3.81 (1, 1)	9.0 W 30 3 0 0 10 0 0 0 0 0 0 0 50 50 0.00 0.333																	

AB	34
R	8
H	7
RBI	8
BB	5
SO	7
LOB	11



AB	30
R	0
H	3
RBI	0
BB	0
SO	10
LOB	4





Batter	1	2	3	4	5	6	7	8	9	AB	R	H	RBI	BB	SO	LOB	TOP				
<b>Brett Butler, L</b> OBP: 0.332, SLG: 0.394 (1, 8)										4	0	0	0	0	0	0	<b>Cleveland Indians @ Milwaukee Brewers</b> Milwaukee County Stadium, Milwaukee, WI Tue May 28 1985, 8:05 PM EDT Att: 7,179 - Unknown				
<b>Julio Franco, R</b> OBP: 0.369, SLG: 0.414 (1, 6)										4	0	1	0	0	0	0					
<b>Brook Jacoby, R</b> OBP: 0.339, SLG: 0.394 (1, 5)										4	0	0	0	0	0	0					
<b>Andre Thornton, R</b> OBP: 0.206, SLG: 0.190 (1, 10)										4	0	1	0	0	0	0					
<b>Pat Tabler, R</b> OBP: 0.337, SLG: 0.383 (1, 3)										3	0	0	0	0	1	1					
<b>George Vukovich, L</b> OBP: 0.338, SLG: 0.341 (1, 9)										3	1	2	0	0	0	0					
<b>Joe Carter, R</b> OBP: 0.248, SLG: 0.314 (1, 7)										3	0	0	0	0	0	3					
<b>Tony Bernazard, S</b> OBP: 0.361, SLG: 0.486 (1, 4)										3	1	1	0	0	0	2					
<b>Butch Benton, R</b> OBP: 0.231, SLG: 0.267 (1, 2)										3	0	0	0	0	0	0					
<b>Inning Stats</b>	R: 0 E: 0 K: 0 S: 3	H: 0 LOB: 0 BB: 0 P: 3	R: 0 E: 0 K: 1 S: 7	H: 2 LOB: 2 BB: 0 P: 7	R: 0 E: 0 K: 0 S: 3	H: 0 LOB: 0 BB: 0 P: 3	R: 0 E: 0 K: 0 S: 3	H: 0 LOB: 0 BB: 0 P: 3	R: 0 E: 0 K: 0 S: 3	H: 1 LOB: 0 BB: 0 P: 3	R: 0 E: 0 K: 0 S: 3	H: 0 LOB: 0 BB: 0 P: 3	R: 2 E: 2 K: 0 S: 5	H: 2 LOB: 0 BB: 0 P: 5	R: 0 E: 0 K: 0 S: 3	H: 0 LOB: 0 BB: 0 P: 3		1B: 4 2B: 1 3B: 0 HR: 0	SF: 0 SAC: 0 DP: 0 HBP: 0	WP: 0 PB: 0 SB: 0 CS: 1	PA: 32
<b>PITCHER</b>	IP	WLS	BF	H	R	ER	SO	BB	IBB	HBP	BLK	WP	HR	S	P	ERA	WHIP				
<b>Moose Haas, R</b> ERA: 2.59 (1, 1)	7.1	W	26	5	2	0	1	0	0	0	0	0	0	28	28	0.00	0.682				
<b>Rollie Fingers, R</b> ERA: 4.67 (8, 1)	1.2	S	5	0	0	0	0	0	0	0	0	0	0	5	5	0.00	0.000				

Batter	1	2	3	4	5	6	7	8	9	AB	R	H	RBI	BB	SO	LOB	BOTTOM				
<b>Paul Molitor, R</b> OBP: 0.376, SLG: 0.397 (1, 5)										3	1	1	1	0	0	0	<b>Cleveland Indians @ Milwaukee Brewers</b> Milwaukee County Stadium, Milwaukee, WI Tue May 28 1985, 8:05 PM EDT Att: 7,179 - Unknown				
<b>Charlie Moore, R</b> OBP: 0.342, SLG: 0.425 (1, 2)										3	1	1	1	0	0	2					
<b>Cecil Cooper, L</b> OBP: 0.348, SLG: 0.474 (1, 3)										4	0	1	0	0	1	1					
<b>Robin Yount, R</b> OBP: 0.335, SLG: 0.465 (1, 7)										3	0	1	1	0	1	1					
<b>Ted Simmons, S</b> OBP: 0.353, SLG: 0.343 (1, 10)										4	0	0	0	0	0	3					
<b>Bobby Clark, R</b> OBP: 0.350, SLG: 0.389 (1, 8)										4	0	2	0	0	1	1					
<b>Paul Householder, S</b> OBP: 0.351, SLG: 0.375 (1, 9)										3	1	1	0	1	1	1					
<b>Ed Romero, R</b> OBP: 0.306, SLG: 0.238 (1, 6)										3	0	0	0	0	0	3					
<b>Brian Giles, R</b> OBP: 0.240, SLG: 0.159 (1, 4)										2	0	0	0	1	0	1					
<b>Inning Stats</b>	R: 1 E: 0 K: 1 S: 7	H: 2 LOB: 1 BB: 0 P: 7	R: 0 E: 0 K: 1 S: 5	H: 0 LOB: 1 BB: 1 P: 9	R: 1 E: 0 K: 0 S: 4	H: 1 LOB: 1 BB: 0 P: 5	R: 1 E: 0 K: 0 S: 5	H: 2 LOB: 2 BB: 1 P: 9	R: 0 E: 0 K: 1 S: 6	H: 1 LOB: 1 BB: 0 P: 6	R: 0 E: 0 K: 0 S: 3	H: 0 LOB: 0 BB: 0 P: 3	R: 0 E: 0 K: 1 S: 6	H: 1 LOB: 1 BB: 0 P: 6	R: 0 E: 0 K: 1 S: 6	H: 1 LOB: 1 BB: 0 P: 6		1B: 3 2B: 3 3B: 1 HR: 0	SF: 2 SAC: 0 DP: 0 HBP: 1	WP: 0 PB: 0 SB: 0 CS: 0	PA: 34
<b>PITCHER</b>	IP	WLS	BF	H	R	ER	SO	BB	IBB	HBP	BLK	WP	HR	S	P	ERA	WHIP				
<b>Neal Heaton, L</b> ERA: 2.88 (1, 1)	8.0	L	34	7	3	3	4	2	0	1	0	0	0	39	48	3.38	1.125				



Batter	1	2	3	4	5	6	7	8	9	AB	R	H	RBI	BB	SO	LOB	TOP								
<b>Brett Butler, L</b> OBP: 0.333, SLG: 0.400 (1, 8)										5	1	2	0	0	1	2									
<b>Julio Franco, R</b> OBP: 0.375, SLG: 0.422 (1, 6)										4	1	2	1	1	0	2									
<b>Brook Jacoby, R</b> OBP: 0.341, SLG: 0.394 (1, 5)										5	0	2	0	0	2	2									
<b>Pat Tabler, R</b> OBP: 0.329, SLG: 0.373 (1, 10)										4	0	0	0	0	1	4									
<b>Mike Hargrove, L</b> OBP: 0.357, SLG: 0.267 (1, 3)										3	0	0	0	1	1	1									
<b>George Vukovich, L</b> OBP: 0.350, SLG: 0.362 (1, 9)										4	0	3	1	0	0	0									
<b>Joe Carter, R</b> OBP: 0.248, SLG: 0.311 (1, 7)										4	0	1	0	0	0	3									
<b>Tony Bernazard, S</b> OBP: 0.365, SLG: 0.491 (1, 4)										3	0	1	0	1	2	2									
<b>Butch Benton, R</b> OBP: 0.221, SLG: 0.254 (1, 2)										3	0	0	0	0	0	3									
<b>Otis Nixon, S</b> OBP: 0.243, SLG: 0.270 (9, PH)										1	0	0	0	0	0	0									
<b>Inning Stats</b>	R: 2 E: 0 K: 1 S: 8	H: 3 LOB: 2 BB: 1 P: 12	R: 0 E: 1 K: 1 S: 6	H: 1 LOB: 1 BB: 0 P: 6	R: 0 E: 0 K: 0 S: 3	H: 1 LOB: 0 BB: 0 P: 3	R: 0 E: 0 K: 0 S: 4	H: 1 LOB: 2 BB: 1 P: 8	R: 0 E: 0 K: 1 S: 6	H: 2 LOB: 1 BB: 0 P: 6	R: 0 E: 0 K: 0 S: 4	H: 1 LOB: 1 BB: 0 P: 4	R: 0 E: 0 K: 1 S: 5	H: 0 LOB: 0 BB: 0 P: 5	R: 0 E: 0 K: 1 S: 7	H: 2 LOB: 2 BB: 1 P: 7	R: 0 E: 0 K: 2 S: 7	H: 0 LOB: 1 BB: 1 P: 11	1B: 7 2B: 4 3B: 0 HR: 0	SF: 0 SAC: 0 DP: 3 HBP: 0	WP: 0 PB: 0 SB: 0 CS: 0	PA: 39			
<b>PITCHER</b>	IP	WLS	BF	H	R	ER	SO	BB	IBB	HBP	BLK	WP	HR	S	P	ERA	WHIP								
<b>Ray Burris, R</b> ERA: 2.95 (1, 1)	6.0	W	27	9	2	2	3	2	0	0	0	0	0	31	39	3.00	1.833								
<b>Bob Gibson, R</b> ERA: 2.25 (7, 1)	3.0	S	12	2	0	0	4	1	0	0	0	0	0	19	23	0.00	1.000								

Cleveland Indians @ Milwaukee Brewers  
Milwaukee County Stadium, Milwaukee, WI  
Wed May 29 1985, 8:05 PM EDT  
Att: 7,779 - Unknown

AB	36
R	2
H	11
RBI	2
BB	3
SO	7
LOB	19



Batter	1	2	3	4	5	6	7	8	9	AB	R	H	RBI	BB	SO	LOB	BOTTOM								
<b>Paul Molitor, R</b> OBP: 0.371, SLG: 0.391 (1, 5)										5	0	1	1	0	2	1									
<b>Charlie Moore, R</b> OBP: 0.345, SLG: 0.408 (1, 2)										3	1	0	0	2	2	2									
<b>Cecil Cooper, L</b> OBP: 0.339, SLG: 0.462 (1, 3)										4	0	0	0	0	1	4									
<b>Robin Yount, R</b> OBP: 0.339, SLG: 0.466 (1, 7)										4	0	2	0	0	0	2									
<b>Ted Simmons, S</b> OBP: 0.350, SLG: 0.340 (1, 10)										4	0	1	1	0	0	2									
<b>Ben Oglivie, L</b> OBP: 0.276, SLG: 0.283 (1, 9)										4	1	1	0	0	0	2									
<b>Ernest Riles, L</b> OBP: 0.353, SLG: 0.485 (1, 6)										4	2	3	2	0	0	0									
<b>Jim Gantner, L</b> OBP: 0.264, SLG: 0.318 (1, 4)										4	2	3	2	0	0	1									
<b>Rick Manning, L</b> OBP: 0.333, SLG: 0.383 (1, 8)										4	1	2	0	0	0	0									
<b>Inning Stats</b>	R: 0 E: 0 K: 0 S: 4	H: 1 LOB: 2 BB: 1 P: 8	R: 2 E: 1 K: 1 S: 7	H: 2 LOB: 0 BB: 0 P: 7	R: 0 E: 0 K: 2 S: 7	H: 0 LOB: 0 BB: 0 P: 7	R: 3 E: 0 K: 0 S: 6	H: 4 LOB: 0 BB: 0 P: 6	R: 1 E: 0 K: 0 S: 5	H: 3 LOB: 2 BB: 1 P: 9	R: 1 E: 0 K: 0 S: 6	H: 3 LOB: 0 BB: 0 P: 6	R: 0 E: 1 K: 0 S: 4	H: 0 LOB: 1 BB: 0 P: 4	R: 0 E: 0 K: 2 S: 7	H: 0 LOB: 0 BB: 0 P: 7	1B: 9 2B: 2 3B: 0 HR: 2	SF: 0 SAC: 0 DP: 1 HBP: 0	WP: 1 PB: 0 SB: 0 CS: 0	PA: 38					
<b>PITCHER</b>	IP	WLS	BF	H	R	ER	SO	BB	IBB	HBP	BLK	WP	HR	S	P	ERA	WHIP								
<b>Don Schulze, R</b> ERA: 5.62 (1, 1)	3.1	L	17	6	5	4	3	1	0	0	0	0	0	5	9	9.00	4.000								
<b>Rich Thompson, R</b> ERA: 3.15 (4, 1)	1.0		6	3	1	1	0	1	0	0	0	0	0	7	7	6.75	3.000								
<b>Jamie Easterly, L</b> ERA: 2.81 (5, 1)	1.1		7	4	1	1	0	0	0	0	0	0	0	5	5	0.00	0.000								
<b>Jeff Barkley, R</b> ERA: 2.25 (6, 1)	1.1		5	0	0	0	0	0	0	0	0	0	0	7	7	0.00	0.000								
<b>Tom Waddell, R</b> ERA: 3.98 (8, 1)	1.0		3	0	0	0	2	0	0	0	0	0	0	7	7	0.00	0.000								

Cleveland Indians @ Milwaukee Brewers  
Milwaukee County Stadium, Milwaukee, WI  
Wed May 29 1985, 8:05 PM EDT  
Att: 7,779 - Unknown

AB	36
R	7
H	13
RBI	6
BB	2
SO	5
LOB	14

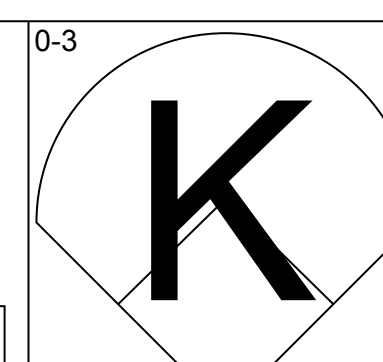
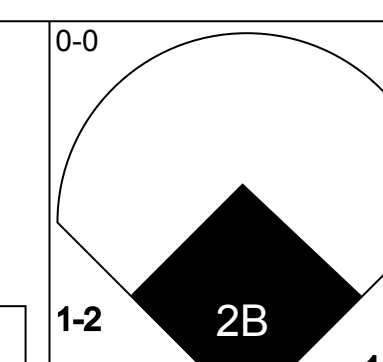
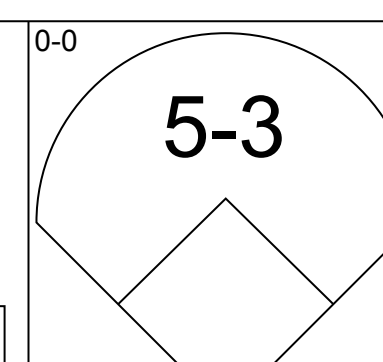
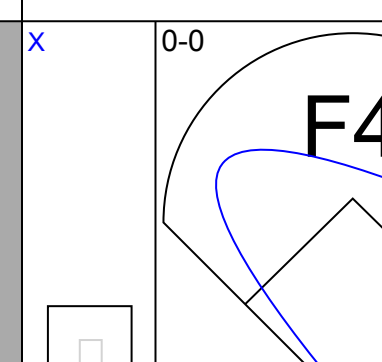
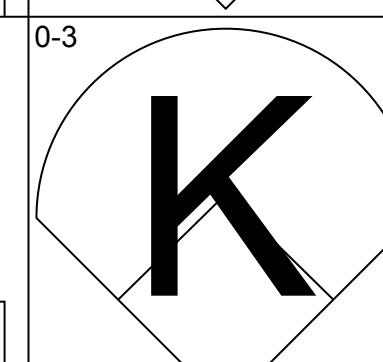
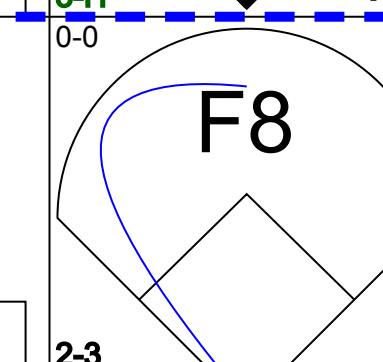
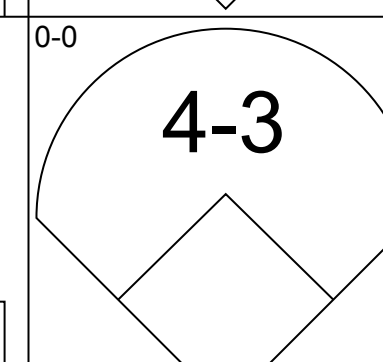
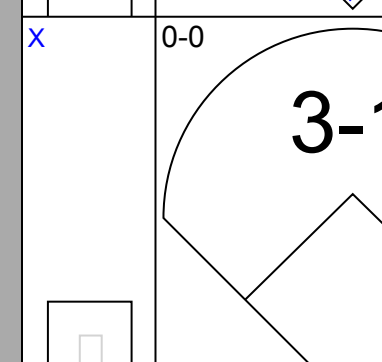
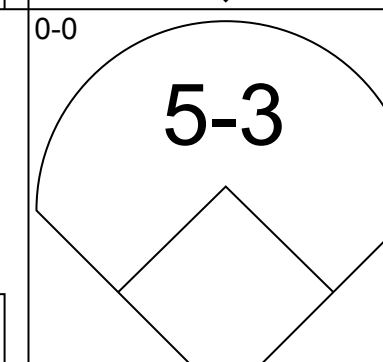
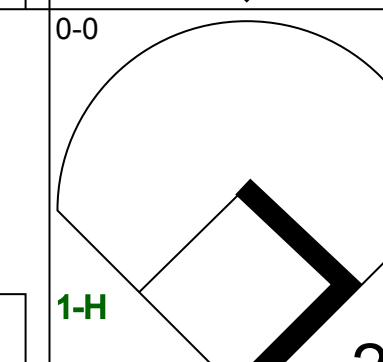
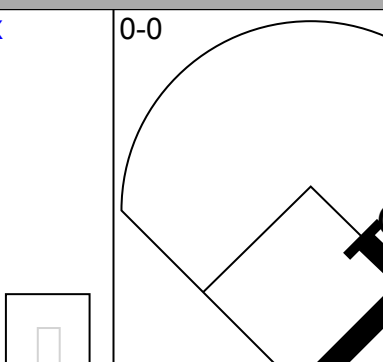
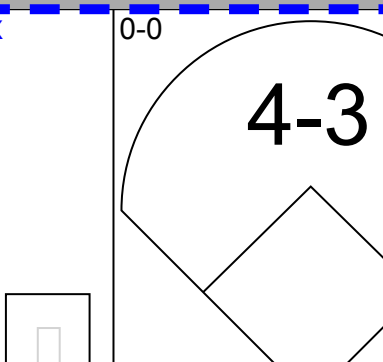
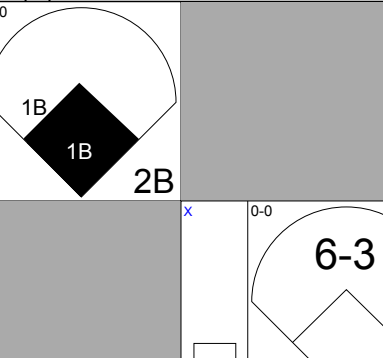
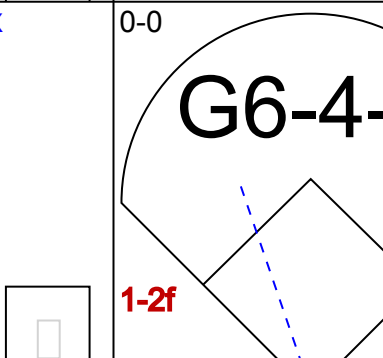
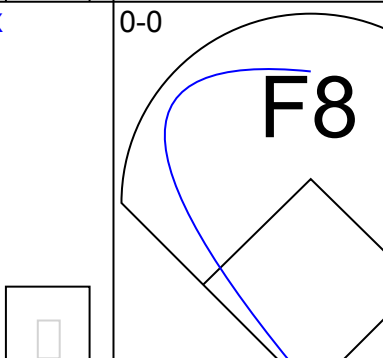
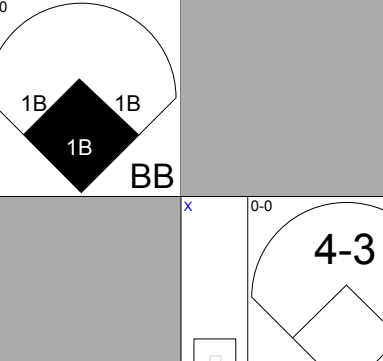
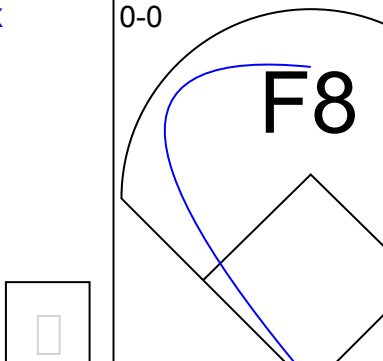
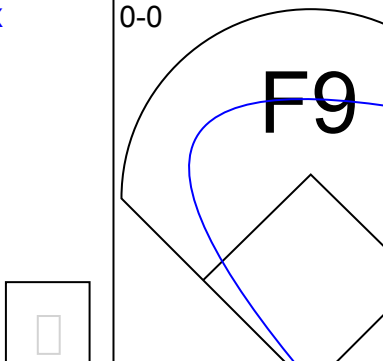
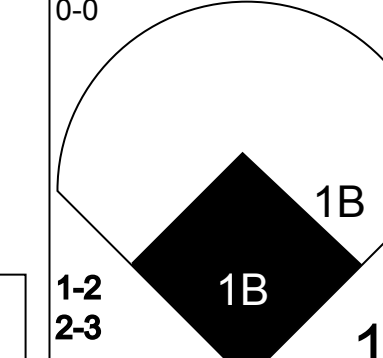
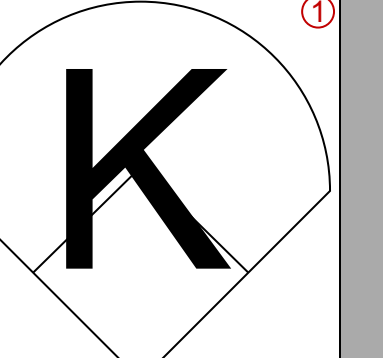
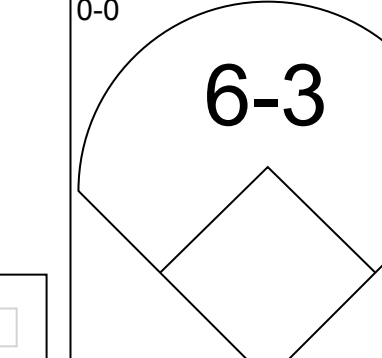
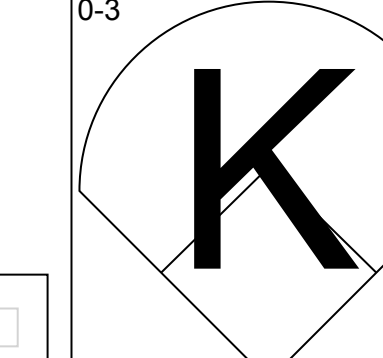
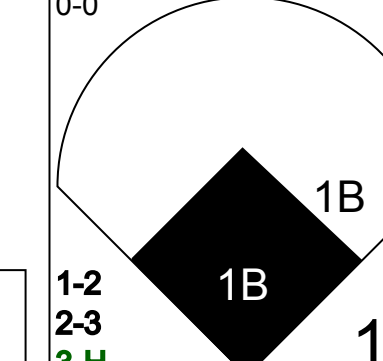
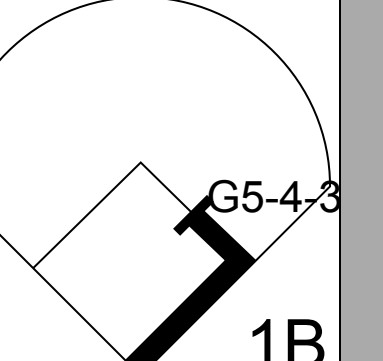
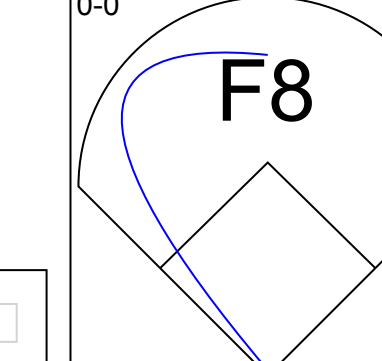
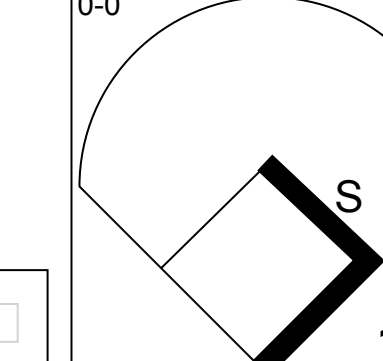
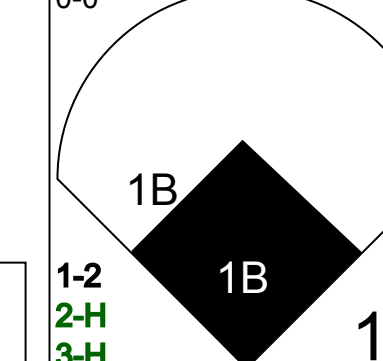
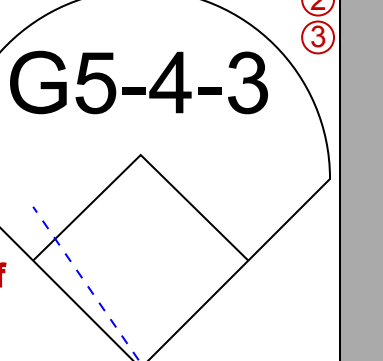
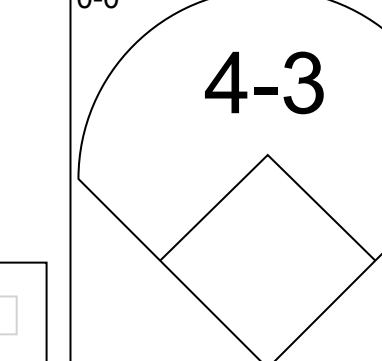
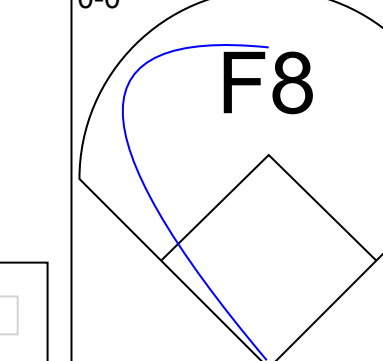
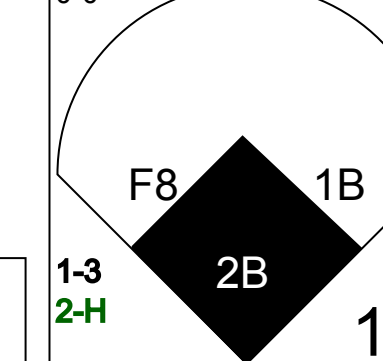
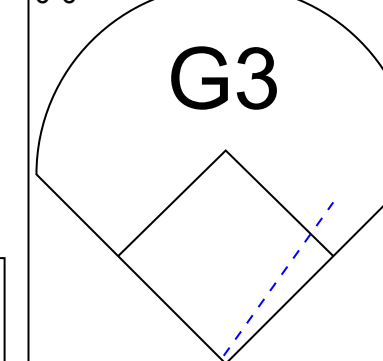
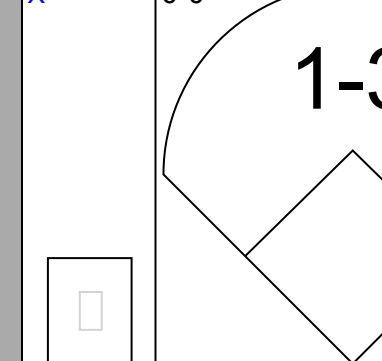
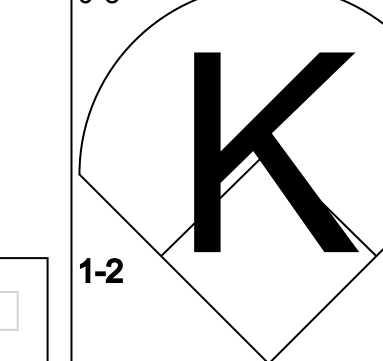


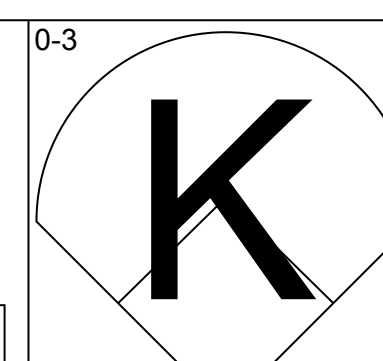
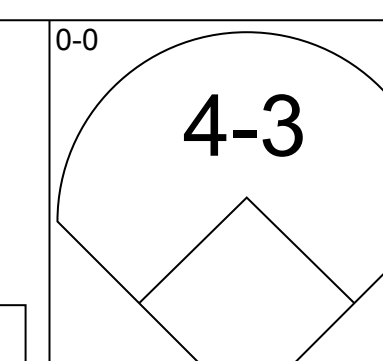
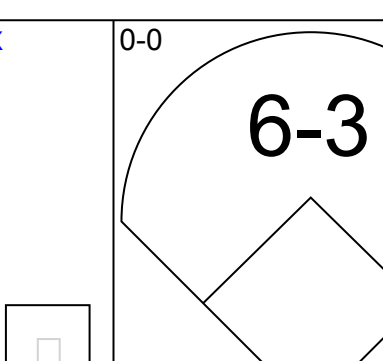
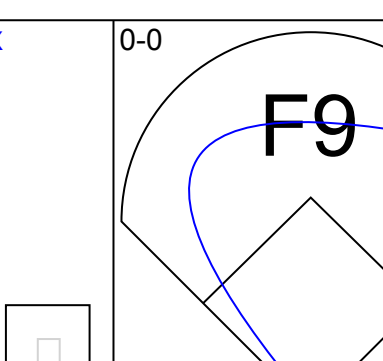
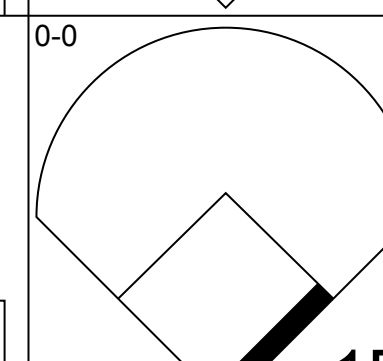
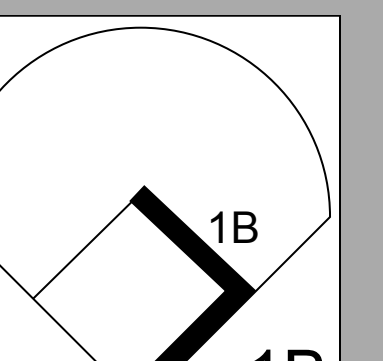
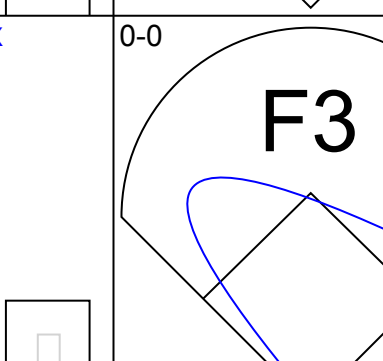
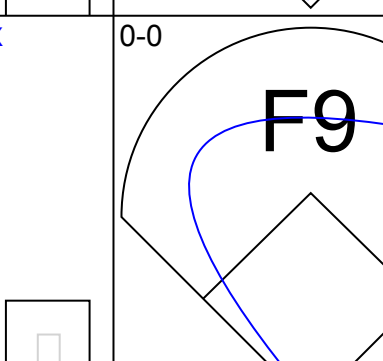
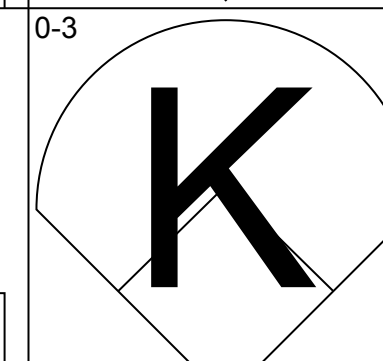
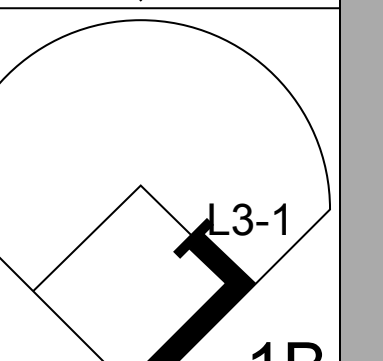

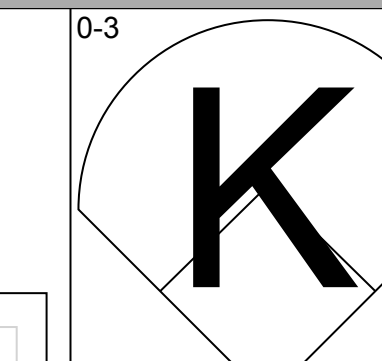
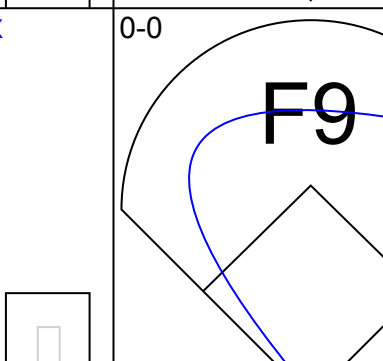
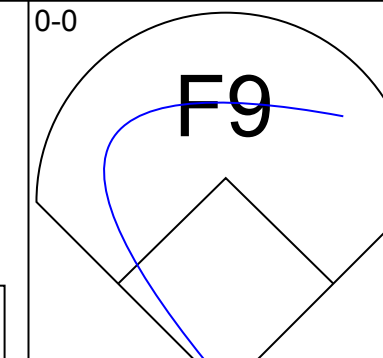
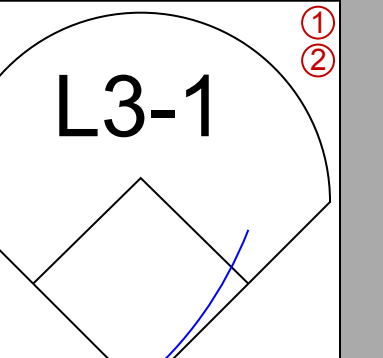
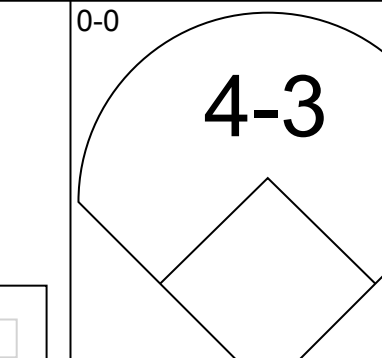

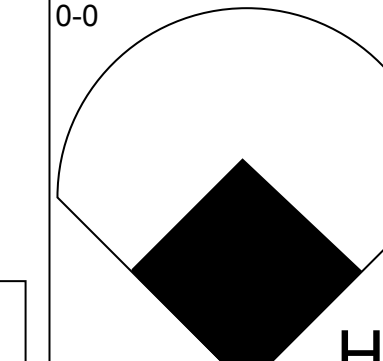
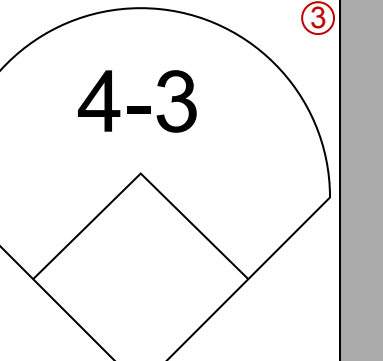
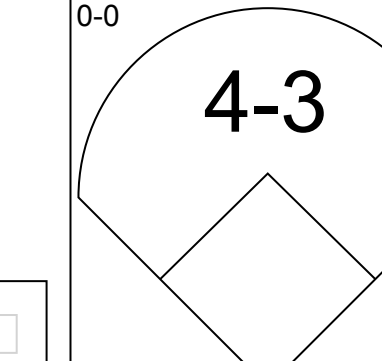

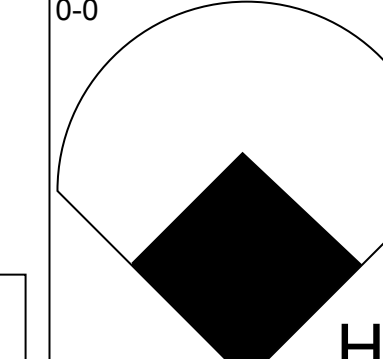
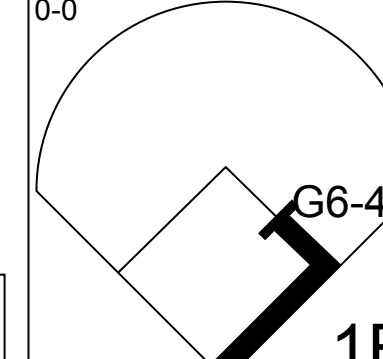

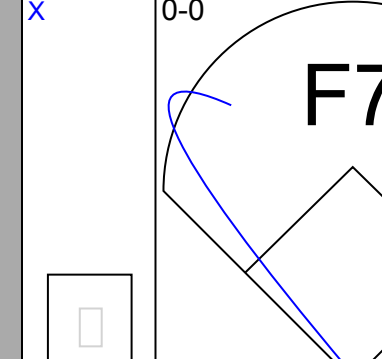
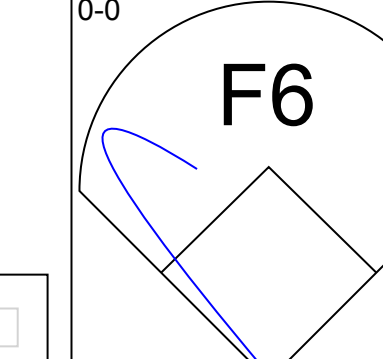
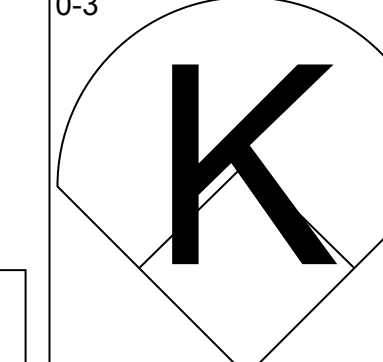
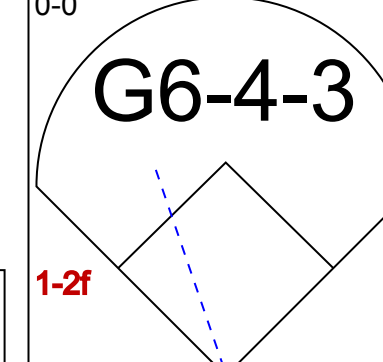

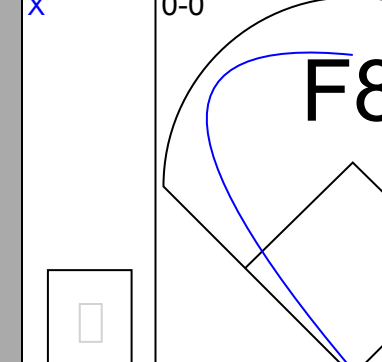
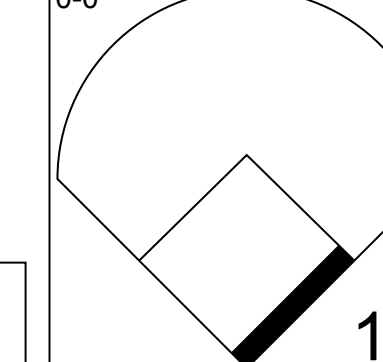
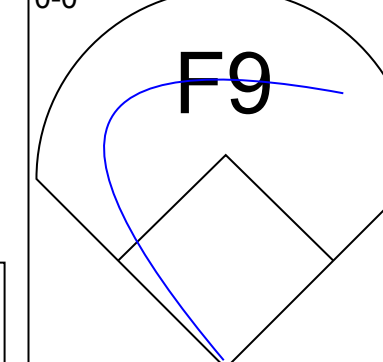
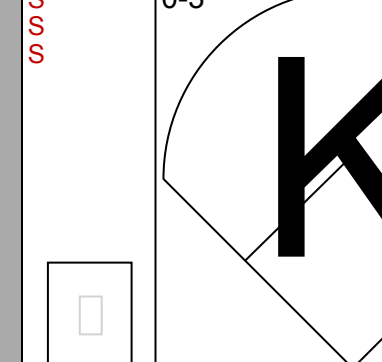
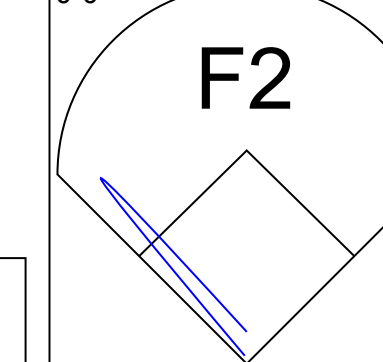
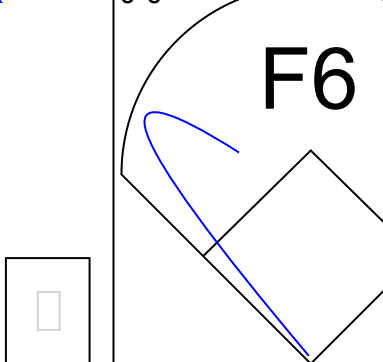
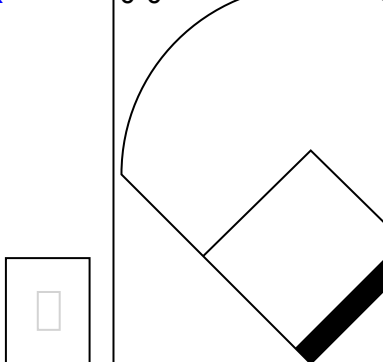


Batter	1	2	3	4	5	6	7	8	9	AB	R	H	RBI	BB	SO	LOB	TOP					
Paul Moltor, R OBP: 0.372, SLG: 0.391	(1, 5) X PB 1B		X 5-3		X F9		X BB 3B 1B	X F8		5	1	2	0	0	0	0	<b>Milwaukee Brewers @ Minnesota Twins</b> Hubert H. Humphrey Metrodome, Minneapolis, MN Fri May 31 1985, 8:05 PM EDT Att: 34,932 - Unknown <a href="http://livebaseballscorecards.com">livebaseballscorecards.com</a>					
Charlie Moore, R OBP: 0.348, SLG: 0.392	(1, 2) X F6		X K		X BB		X BB 3B BB	X 1-3		3	1	0	0	2	1	1						
Cecil Cooper, L OBP: 0.341, SLG: 0.469	(1, 3) B 1B 1-2 BB		X F7		X F4		X SF9 3B	X F8		4	2	1	3	1	0	1						
Robin Yount, R OBP: 0.343, SLG: 0.470	(1, 7) X 1B 1-2 2H 1B		X S 6-3 1B		X F6		X SF9			3	1	2	1	0	0	1						
Ted Simmons, S OBP: 0.354, SLG: 0.340	(1, 10) X 1-3 2H 1B		X 6-3		X F7		X BB			3	0	1	1	1	0	1						
Bobby Clark, R OBP: 0.333, SLG: 0.364	(1, 8) X K		X 1B		X 4-3		X F9			4	0	1	1	0	1	1						
Paul Householder, S OBP: 0.361, SLG: 0.385	(1, 9) X 1-3 1B		X 1-2 1B		X 5-3		X F7			4	0	2	0	0	0	0						
Jim Gantner, L OBP: 0.264, SLG: 0.316	(1, 4) X 1-3		X F8		X BB 3B 1B		X 4-3			4	1	1	0	0	0	3						
Ed Romero, R OBP: 0.289, SLG: 0.224	(1, 6) X F6		X F7		X F7		X F7	X F8		4	0	0	0	0	0	4						
<b>Inning Stats</b>	R: 1 E: 0 K: 0 S: 4	H: 3 LOB: 2 BB: 1 P: 8	R: 0 E: 0 K: 1 S: 6	H: 1 LOB: 1 BB: 0 P: 6	R: 0 E: 0 K: 1 S: 5	H: 0 LOB: 0 BB: 0 P: 5	R: 1 E: 0 K: 0 S: 6	H: 3 LOB: 2 BB: 0 P: 6	R: 0 E: 0 K: 0 S: 3	H: 0 LOB: 0 BB: 0 P: 3	R: 4 E: 0 K: 0 S: 6	H: 3 LOB: 1 BB: 2 P: 14	R: 0 E: 0 K: 0 S: 3	H: 0 LOB: 0 BB: 0 P: 3	R: 0 E: 0 K: 0 S: 3	H: 0 LOB: 0 BB: 0 P: 3	1B: 9 2B: 0 3B: 1 HR: 0	SF: 1 SAC: 0 DP: 0 HBP: 0	WP: 0 PB: 1 SB: 1 CS: 1	PA: 39		
<b>PITCHER</b>	IP WLS BF H R ER SO BB IBB HBP BLK WP HR S P ERA WHIP	IP WLS BF H R ER SO BB IBB HBP BLK WP HR S P ERA WHIP																				
Pete Filson, L ERA: 4.35	(1, 1)	6.1	L	29	9	5	5	2	3	0	0	0	0	0	0	0	0	0	30	42	7.11	1.895
Curt Wardle, L ERA: 5.14	(7, 1)	0.2		4	1	1	1	0	1	0	0	0	0	0	0	0	0	0	3	7	13.50	3.000
Frank Eufemia, R ERA:	(8, 1)	2.0		6	0	0	0	0	0	0	0	0	0	0	0	0	0	0	6	6	0.00	0.000

Batter	1	2	3	4	5	6	7	8	9	AB	R	H	RBI	BB	SO	LOB	BOTTOM					
Kirby Puckett, R OBP: 0.336, SLG: 0.404	(1, 8) X F9		X FC6-4 1B		X 1-2 3B		X E3 FC3-6 1B SF8	X F9		5	1	2	0	0	0	0	<b>Milwaukee Brewers @ Minnesota Twins</b> Hubert H. Humphrey Metrodome, Minneapolis, MN Fri May 31 1985, 8:05 PM EDT Att: 34,932 - Unknown <a href="http://livebaseballscorecards.com">livebaseballscorecards.com</a>					
Mickey Hatcher, R OBP: 0.325, SLG: 0.392	(1, 7) B FC BLK BB		X FC6-4 1-2		X BB		X FC3-6 1B	X F3		3	0	1	0	2	0	1						
Kent Hrbek, L OBP: 0.311, SLG: 0.403	(1, 3) X K		X F7		X 4-3		X FC3-6 2B			4	1	0	0	0	1	6						
Tom Brunansky, R OBP: 0.422, SLG: 0.605	(1, 9) X FC		X G5-4-3 1B		X F7		X SF8			3	0	1	1	0	0	1						
Roy Smalley, S OBP: 0.395, SLG: 0.433	(1, 10) X K		X G5-4-3 1-2		X BB		X 2B			3	1	1	1	1	1	3						
Gary Gaetti, R OBP: 0.376, SLG: 0.482	(1, 5) X F8		X BB		X G5-4-3 1-2		X 2B	X 1B 2B		3	1	1	1	1	0	1						
Tim Teufel, R OBP: 0.339, SLG: 0.391	(1, 4) X K		X K		X F7		X 2H 1B			4	0	1	1	0	2	1						
Greg Gagne, R OBP: 0.368, SLG: 0.400	(1, 6) X K		X F8		X F7		X 4-3			3	0	0	0	0	1	0						
Randy Bush, L OBP: 0.319, SLG: 0.635	(8, PH)				X F8		X F7			1	0	0	0	0	0	1						
Ron Washington, R OBP: 0.364, SLG: 0.300	(9, 6)				X F8		X 4-3			0	0	0	0	0	0	0						
Tim Laudner, R OBP: 0.293, SLG: 0.407	(1, 2) X F5		X CS BB		X F8		X 4-3			2	0	0	0	1	0	0						
Mike Stenhouse, L OBP: 0.351, SLG: 0.391	(9, PH)				X CS BB		X 4-3			1	0	0	0	0	0	0						
<b>Inning Stats</b>	R: 0 E: 0 K: 2 S: 8	H: 0 LOB: 2 BB: 1 P: 12	R: 0 E: 0 K: 2 S: 7	H: 0 LOB: 0 BB: 0 P: 7	R: 0 E: 0 K: 0 S: 4	H: 1 LOB: 1 BB: 0 P: 4	R: 0 E: 0 K: 1 S: 5	H: 1 LOB: 1 BB: 1 P: 9	R: 0 E: 0 K: 0 S: 3	H: 1 LOB: 2 BB: 2 P: 11	R: 0 E: 0 K: 0 S: 2	H: 0 LOB: 0 BB: 1 P: 6	R: 0 E: 0 K: 0 S: 3	H: 0 LOB: 0 BB: 0 P: 3	R: 4 E: 1 K: 0 S: 8	H: 4 LOB: 1 BB: 0 P: 8	R: 0 E: 0 K: 0 S: 3	H: 0 LOB: 0 BB: 0 P: 3	1B: 4 2B: 2 3B: 1 HR: 0	SF: 1 SAC: 0 DP: 2 HBP: 0	WP: 0 PB: 0 SB: 0 CS: 1	PA: 38
<b>PITCHER</b>	IP WLS BF H R ER SO BB IBB HBP BLK WP HR S P ERA WHIP	IP WLS BF H R ER SO BB IBB HBP BLK WP HR S P ERA WHIP																				
Teddy Figueroa, L ERA: 4.25	(1, 1)	7.2	W	32	5	3	1	5	5	0	0	1	0	0	0	0	0	37	57	1.17	1.304	
Pete Ladd, R ERA: 3.39	(8, 1)	0.0		2	2	1	0	0	0	0	0	0	0	0	0	0	0	2	2	∞	∞	
Rollie Fingers, R ERA: 4.34	(8, 1)	1.1	S	4	0	0	0	0	0	0	0	0	0	0	0	0	0	4	4	0.00	0.000	



Batter	1	2	3	4	5	6	7	8	9	AB	R	H	RBI	BB	SO	LOB	TOP										
Paul Moltor, R (1, 5) OBP: 0.369, SLG: 0.388										4	1	1	1	0	1	0	<b>Milwaukee Brewers @ Minnesota Twins</b> Hubert H. Humphrey Metrodome, Minneapolis, MN Sat Jun 01 1985, 8:05 PM EDT Att: 38,317 - Unknown										
Ernest Riles, L (1, 6) OBP: 0.316, SLG: 0.432										4	0	0	0	0	1	2											
Cecil Cooper, L (1, 3) OBP: 0.345, SLG: 0.476										4	0	2	2	0	0	0											
Robin Yount, R (1, 7) OBP: 0.341, SLG: 0.471										4	1	1	0	0	0	2											
Ben Oglivie, L (1, 10) OBP: 0.276, SLG: 0.276										3	1	0	0	1	0	1											
Paul Householder, S (1, 9) OBP: 0.354, SLG: 0.375										4	1	1	0	0	2	0											
Jim Gantner, L (1, 4) OBP: 0.277, SLG: 0.329										4	1	3	1	0	0	0											
Charlie Moore, R (1, 2) OBP: 0.344, SLG: 0.386										4	1	1	2	0	0	2											
Rick Manning, L (1, 8) OBP: 0.327, SLG: 0.373										4	1	1	1	0	1	1											
<b>Inning Stats</b>	R: 0 E: 0 K: 2 S: 7	H: 0 LOB: 0 BB: 0 P: 7	R: 7 E: 0 K: 0 S: 10	H: 7 LOB: 1 BB: 1 P: 14	R: 0 E: 0 K: 1 S: 5	H: 1 LOB: 0 BB: 0 P: 5	R: 0 E: 0 K: 0 S: 3	H: 0 LOB: 0 BB: 0 P: 3	R: 0 E: 0 K: 0 S: 3	H: 0 LOB: 0 BB: 0 P: 3	R: 0 E: 0 K: 0 S: 3	H: 0 LOB: 0 BB: 0 P: 3	R: 0 E: 0 K: 2 S: 8	H: 1 LOB: 1 BB: 0 P: 8	1B: 8 2B: 2 3B: 0 HR: 0	SF: 0 SAC: 0 DP: 2 HBP: 0	WP: 0 PB: 0 SB: 1 CS: 0	PA: 36									
<b>PITCHER</b>	IP	WLS	BF	H	R	ER	SO	BB	IBB	HBP	BLK	WP	HR	S	P	ERA	WHIP										
John Butcher, R (1, 1) ERA: 4.37	1.0	L	10	6	7	7	2	1	0	0	0	0	0	13	17	63.00	7.000										
Rick Lysander, R (2, 1) ERA: 5.06	6.0		19	3	0	0	1	0	0	0	0	0	0	21	21	0.00	0.500										
Len Whitehouse, L (8, 1) ERA:	2.0		7	1	0	0	2	0	0	0	0	0	0	11	11	0.00	0.500										

Batter	1	2	3	4	5	6	7	8	9	AB	R	H	RBI	BB	SO	LOB	BOTTOM										
Kirby Puckett, R (1, 8) OBP: 0.330, SLG: 0.396										4	0	0	0	0	1	2	<b>Milwaukee Brewers @ Minnesota Twins</b> Hubert H. Humphrey Metrodome, Minneapolis, MN Sat Jun 01 1985, 8:05 PM EDT Att: 38,317 - Unknown										
Mickey Hatcher, R (1, 7) OBP: 0.325, SLG: 0.394										4	0	2	0	0	0	1											
Tom Brunansky, R (1, 9) OBP: 0.419, SLG: 0.596										4	0	1	0	0	2	2											
Randy Bush, L (1, 10) OBP: 0.301, SLG: 0.597										4	0	0	0	0	0	3											
Kent Hrbek, L (1, 3) OBP: 0.310, SLG: 0.415										4	1	1	1	0	0	1											
Roy Smalley, S (1, 6) OBP: 0.386, SLG: 0.457										4	1	2	1	0	0	0											
Gary Gaetti, R (1, 5) OBP: 0.372, SLG: 0.474										3	0	0	0	0	1	1											
Tim Teufel, R (1, 4) OBP: 0.339, SLG: 0.390										3	0	1	0	0	1	0											
Mark Salas, L (1, 2) OBP: 0.339, SLG: 0.438										3	0	1	0	0	0	1											
<b>Inning Stats</b>	R: 0 E: 0 K: 2 S: 8	H: 1 LOB: 1 BB: 0 P: 8	R: 2 E: 0 K: 1 S: 8	H: 3 LOB: 1 BB: 0 P: 8	R: 0 E: 0 K: 0 S: 4	H: 2 LOB: 1 BB: 0 P: 4	R: 0 E: 0 K: 0 S: 3	H: 1 LOB: 0 BB: 0 P: 3	R: 0 E: 0 K: 1 S: 5	H: 0 LOB: 0 BB: 0 P: 5	R: 0 E: 0 K: 1 S: 5	H: 0 LOB: 0 BB: 0 P: 5	R: 0 E: 0 K: 0 S: 4	H: 1 LOB: 1 BB: 0 P: 4	R: 0 E: 0 K: 0 S: 3	1B: 6 2B: 1 3B: 0 HR: 2	SF: 0 SAC: 0 DP: 2 HBP: 0	WP: 0 PB: 0 SB: 0 CS: 0	PA: 33								
<b>PITCHER</b>	IP	WLS	BF	H	R	ER	SO	BB	IBB	HBP	BLK	WP	HR	S	P	ERA	WHIP										
Danny Darwin, R (1, 1) ERA: 3.91	9.0	W	33	8	2	2	5	0	0	0	0	0	2	43	43	2.00	0.889										



Batter	1	2	3	4	5	6	7	8	9	AB	R	H	RBI	BB	SO	LOB	TOP					
Paul Moltor, R OBP: 0.372, SLG: 0.408 (1,5)										4	2	2	2	0	1	1	<b>Milwaukee Brewers @ Minnesota Twins</b> Hubert H. Humphrey Metrodome, Minneapolis, MN Sun Jun 02 1985, 4:33 AM EDT Att: 25,966 - Unknown <a href="http://livebaseballscores.com">livebaseballscores.com</a>					
Ernest Riles, L OBP: 0.286, SLG: 0.390 (1,6)			4-3							4	0	0	0	0	0	0						
Cecil Cooper, L OBP: 0.343, SLG: 0.470 (1,3)										4	0	1	0	0	1	1						
Robin Yount, R OBP: 0.333, SLG: 0.459 (1,7)							6-3			4	0	0	0	0	0	1						
Ted Simmons, S OBP: 0.345, SLG: 0.331 (1,10)		3-1								4	0	0	0	0	0	0						
Ben Oglivie, L OBP: 0.275, SLG: 0.269 (1,9)							4-3			3	0	0	0	1	1	0						
Jim Gantner, L OBP: 0.283, SLG: 0.340 (1,4)										4	1	2	0	0	1	1						
Charlie Moore, R OBP: 0.347, SLG: 0.381 (1,2)										1	1	0	0	1	0	1						
Rick Manning, L OBP: 0.315, SLG: 0.358 (1,8)										2	0	0	0	0	0	1						
<b>Inning Stats</b>	R: 0 E: 0 K: 0 S: 4	H: 1 LOB: 1 BB: 0 P: 4	R: 0 E: 0 K: 0 S: 3	H: 0 LOB: 1 BB: 1 P: 7	R: 1 E: 0 K: 1 S: 6	H: 1 LOB: 0 BB: 0 P: 6	R: 0 E: 0 K: 1 S: 5	H: 0 LOB: 0 BB: 0 P: 5	R: 3 E: 2 K: 0 S: 5	H: 2 LOB: 0 BB: 1 P: 9	R: 0 E: 0 K: 0 S: 3	H: 0 LOB: 0 BB: 0 P: 3	R: 0 E: 0 K: 1 S: 6	H: 1 LOB: 1 BB: 0 P: 6	R: 0 E: 0 K: 0 S: 3	H: 0 LOB: 0 BB: 0 P: 5	R: 0 E: 0 K: 1 S: 5	H: 0 LOB: 0 BB: 0 P: 5	1B: 3 2B: 2 3B: 0 HR: 1	SF: 0 SAC: 2 DP: 1 HBP: 0	WP: 0 PB: 0 SB: 0 CS: 0	PA: 34
<b>PITCHER</b> Ken Schrom, R ERA: 5.88 (1,1)	IP: 9.0 WLS: W BF: 34 H: 5 R: 4 ER: 3 SO: 4 BB: 2 IBB: 0 HBP: 0 BLK: 0 WP: 0 HR: 1 S: 40 P: 48 ERA: 3.00 WHIP: 0.778															<b>PITCHER</b>						

Batter	1	2	3	4	5	6	7	8	9	AB	R	H	RBI	BB	SO	LOB	BOTTOM					
Kirby Puckett, R OBP: 0.329, SLG: 0.394 (1,8)										4	0	1	0	0	0	1	<b>Milwaukee Brewers @ Minnesota Twins</b> Hubert H. Humphrey Metrodome, Minneapolis, MN Sun Jun 02 1985, 4:33 AM EDT Att: 25,966 - Unknown <a href="http://livebaseballscores.com">livebaseballscores.com</a>					
Mickey Hatcher, R OBP: 0.327, SLG: 0.391 (1,7)					6-3					4	0	1	0	0	0	2						
Tom Brunansky, R OBP: 0.416, SLG: 0.606 (1,9)										4	1	1	1	0	0	2						
Roy Smalley, S OBP: 0.394, SLG: 0.451 (1,6)					4-3					4	0	1	0	0	0	1						
Kent Hrbek, L OBP: 0.318, SLG: 0.427 (1,3)			3-1							4	2	3	0	0	0	2						
Mike Stenhouse, L OBP: 0.344, SLG: 0.440 (1,10)										4	2	1	2	0	1	2						
Gary Gaetti, R OBP: 0.369, SLG: 0.474 (1,5)						6-3				4	0	1	1	0	0	0						
Ron Washington, R OBP: 0.357, SLG: 0.333 (1,4)										2	0	1	1	0	0	0						
Tim Laudner, R OBP: 0.283, SLG: 0.393 (1,2)										2	0	0	0	0	2	2						
<b>Inning Stats</b>	R: 0 E: 0 K: 0 S: 4	H: 1 LOB: 0 BB: 0 P: 4	R: 2 E: 1 K: 1 S: 7	H: 2 LOB: 0 BB: 0 P: 7	R: 0 E: 0 K: 0 S: 5	H: 2 LOB: 2 BB: 0 P: 5	R: 0 E: 0 K: 2 S: 8	H: 0 LOB: 0 BB: 0 P: 8	R: 1 E: 1 K: 0 S: 4	H: 1 LOB: 1 BB: 0 P: 4	R: 0 E: 0 K: 0 S: 3	H: 1 LOB: 0 BB: 0 P: 3	R: 0 E: 0 K: 0 S: 4	H: 1 LOB: 1 BB: 0 P: 4	R: 2 E: 0 K: 0 S: 5	H: 2 LOB: 2 BB: 0 P: 5	R: 0 E: 0 K: 1 S: 5	H: 0 LOB: 0 BB: 0 P: 5	1B: 6 2B: 2 3B: 0 HR: 2	SF: 1 SAC: 1 DP: 1 HBP: 0	WP: 0 PB: 0 SB: 0 CS: 1	PA: 34
<b>PITCHER</b> Moose Haas, R ERA: 2.62 (1,1) Bob Gibson, R ERA: 2.61 (7,1)	IP: 6.0 WLS: L BF: 26 H: 8 R: 3 ER: 2 SO: 3 BB: 0 IBB: 0 HBP: 0 BLK: 0 WP: 0 HR: 1 S: 32 P: 32 ERA: 3.00 WHIP: 1.333															<b>PITCHER</b>						



Batter	1	2	3	4	5	6	7	8	9	AB	R	H	RBI	BB	SO	LOB	TOP									
Paul Moltitor, R OBP: 0.369, SLG: 0.405										4	0	1	0	0	1	3	<b>Milwaukee Brewers @ Kansas City Royals</b> Royals Stadium, Kansas City, MO Tue Jun 04 1985, 8:05 PM EDT Att: 18,788 - Unknown									
Charlie Moore, R OBP: 0.343, SLG: 0.375										4	1	1	0	0	0	3										
Cecil Cooper, L OBP: 0.341, SLG: 0.471										4	1	1	0	0	1	1										
Robin Yount, R OBP: 0.326, SLG: 0.447										4	0	0	1	0	1	2										
Ted Simmons, S OBP: 0.337, SLG: 0.325										3	0	0	1	0	0	0										
Bobby Clark, R OBP: 0.321, SLG: 0.346										4	0	1	0	0	1	0										
Mark Brouhard, R OBP: 0.400, SLG: 0.591										1	1	1	0	0	0	0										
Paul Householder, S OBP: 0.353, SLG: 0.373										3	0	1	0	0	1	1										
Jim Gantner, L OBP: 0.295, SLG: 0.351										4	0	3	1	0	0	1										
Ed Romero, R OBP: 0.291, SLG: 0.229										3	0	1	0	0	0	2										
<b>Inning Stats</b>	R: 0 E: 0 K: 0 S: 4	H: 1 LOB: 1 BB: 0 P: 4	R: 1 E: 0 K: 0 S: 5	H: 2 LOB: 1 BB: 0 P: 5	R: 0 E: 0 K: 0 S: 3	H: 0 LOB: 0 BB: 0 P: 3	R: 0 E: 0 K: 0 S: 3	H: 0 LOB: 0 BB: 0 P: 3	R: 0 E: 0 K: 1 S: 6	H: 1 LOB: 1 BB: 0 P: 6	R: 2 E: 0 K: 1 S: 8	H: 3 LOB: 1 BB: 0 P: 8	R: 0 E: 0 K: 0 S: 4	H: 2 LOB: 1 BB: 0 P: 4	R: 0 E: 0 K: 2 S: 7	H: 0 LOB: 0 BB: 0 P: 7	R: 0 E: 0 K: 1 S: 5	H: 1 LOB: 0 BB: 0 P: 5	1B: 9 2B: 1 3B: 0 HR: 0	SF: 1 SAC: 0 DP: 2 HBP: 0	WP: 0 PB: 0 CS: 0	PA: 35				
<b>PITCHER</b>	IP	WLS	BF	H	R	ER	SO	BB	IBB	HBP	BLK	WP	HR	S	P	ERA	WHIP									
Charlie Leibrandt, L ERA: 2.81	(1, 1)	5.2	W	24	7	3	3	1	0	0	0	2	0	0	26	26	4.76	1.235								
Michael LaCoss, R ERA: 1.71	(6, 1)	3.1	S	11	3	0	0	4	0	0	0	0	0	0	19	19	0.00	0.900								

Batter	1	2	3	4	5	6	7	8	9	AB	R	H	RBI	BB	SO	LOB	BOTTOM									
Willie Wilson, S OBP: 0.319, SLG: 0.451										4	1	2	2	0	0	0	<b>Milwaukee Brewers @ Kansas City Royals</b> Royals Stadium, Kansas City, MO Tue Jun 04 1985, 8:05 PM EDT Att: 18,788 - Unknown									
Lonnie Smith, R OBP: 0.339, SLG: 0.272										3	0	0	0	1	2	1										
Lynn Jones, R OBP: 0.239, SLG: 0.286										0	0	0	0	0	0	0										
George Brett, L OBP: 0.415, SLG: 0.544										4	0	1	2	0	0	2										
Jorge Orta, L OBP: 0.329, SLG: 0.407										4	0	0	0	0	0	3										
Steve Balboni, R OBP: 0.291, SLG: 0.408										4	0	0	0	0	1	0										
Pat Sheridan, L OBP: 0.288, SLG: 0.298										3	0	1	0	0	0	0										
Frank White, R OBP: 0.267, SLG: 0.426										3	1	1	0	0	0	1										
Jim Sundberg, R OBP: 0.280, SLG: 0.405										3	0	0	0	0	1	2										
Onix Concepcion, R OBP: 0.222, SLG: 0.218										2	2	1	0	0	1	0										
<b>Inning Stats</b>	R: 0 E: 0 K: 0 S: 3	H: 0 LOB: 0 BB: 0 P: 3	R: 0 E: 0 K: 0 S: 3	H: 0 LOB: 0 BB: 0 P: 3	R: 2 E: 0 K: 1 S: 8	H: 3 LOB: 2 BB: 1 P: 12	R: 0 E: 0 K: 0 S: 3	H: 0 LOB: 0 BB: 0 P: 3	R: 2 E: 0 K: 1 S: 7	H: 2 LOB: 1 BB: 0 P: 8	R: 0 E: 0 K: 0 S: 4	H: 1 LOB: 1 BB: 0 P: 4	R: 0 E: 0 K: 2 S: 7	H: 0 LOB: 0 BB: 0 P: 7	R: 0 E: 0 K: 1 S: 5	H: 0 LOB: 0 BB: 0 P: 5	1B: 3 2B: 1 3B: 2 HR: 0	SF: 0 SAC: 0 DP: 0 HBP: 1	WP: 0 PB: 0 CS: 0	PA: 32						
<b>PITCHER</b>	IP	WLS	BF	H	R	ER	SO	BB	IBB	HBP	BLK	WP	HR	S	P	ERA	WHIP									
Pete Vuckovich, R ERA: 6.29	(1, 1)	5.0	L	22	5	4	4	2	1	0	1	0	0	0	24	29	7.20	1.200								
Jaime Coanower, R ERA:	(6, 1)	3.0		10	1	0	0	3	0	0	0	0	0	16	16	0.00	0.333									



Batter	1	2	3	4	5	6	7	8	9	AB	R	H	RBI	BB	SO	LOB	TOP										
<b>Paul Moltor, R</b> OBP: 0.368, SLG: 0.416 (1, 10)										5	2	1	1	1	1	4											
<b>Ernest Riles, L</b> OBP: 0.298, SLG: 0.435 (1, 6)										5	2	2	3	0	1	2											
<b>Cecil Cooper, L</b> OBP: 0.348, SLG: 0.486 (1, 3)										5	2	3	2	0	0	0											
<b>Robin Yount, R</b> OBP: 0.333, SLG: 0.448 (1, 7)										4	1	2	1	1	0	0											
<b>Bobby Clark, R</b> OBP: 0.303, SLG: 0.355 (1, 8)										5	0	1	1	0	0	3											
<b>Paul Householder, S</b> OBP: 0.342, SLG: 0.399 (1, 9)										5	1	1	0	0	1	3											
<b>Charlie Moore, R</b> OBP: 0.356, SLG: 0.374 (1, 2)										3	0	1	0	2	1	0											
<b>Jim Cantner, L</b> OBP: 0.298, SLG: 0.353 (1, 5)										5	1	2	1	0	0	4											
<b>Brian Giles, R</b> OBP: 0.255, SLG: 0.184 (1, 4)										5	1	2	0	0	0	2											
<b>Inning Stats</b>	R: 2 E: 1 K: 2 S: 11	H: 3 LOB: 3 BB: 1 P: 15	R: 1 E: 0 K: 0 S: 5	H: 2 LOB: 2 BB: 1 P: 9	R: 6 E: 0 K: 0 S: 9	H: 6 LOB: 1 BB: 1 P: 13	R: 0 E: 0 K: 0 S: 5	H: 2 LOB: 2 BB: 0 P: 5	R: 0 E: 0 K: 0 S: 3	H: 0 LOB: 0 BB: 0 P: 3	R: 1 E: 0 K: 0 S: 4	H: 2 LOB: 1 BB: 1 P: 8	R: 0 E: 0 K: 0 S: 3	H: 0 LOB: 0 BB: 0 P: 3	R: 0 E: 0 K: 1 S: 5	H: 0 LOB: 0 BB: 0 P: 5	R: 0 E: 0 K: 1 S: 5	H: 0 LOB: 0 BB: 0 P: 5	R: 0 E: 0 K: 1 S: 5	H: 0 LOB: 0 BB: 0 P: 5	1B: 11 2B: 1 3B: 2 HR: 1	SF: 0 SAC: 0 DP: 1 HBP: 0	WP: 0 PB: 0 SB: 0 CS: 0	PA: 46			
<b>PITCHER</b>	IP	WLS	BF	H	R	ER	SO	BB	IBB	HBP	BLK	WP	HR	S	P	ERA	WHIP										
<b>Bud Black, L</b> ERA: 3.33 (1, 1)	2.2	L	18	7	5	4	2	2	0	0	0	0	1	20	28	13.50	3.375										
<b>Mike Jones, L</b> ERA: 4.54 (3, 1)	3.1		19	8	5	5	0	1	1	0	0	0	0	17	25	13.50	2.700										
<b>Joe Beckwith, R</b> ERA: 3.58 (7, 1)	2.0		6	0	0	0	1	0	0	0	0	0	0	8	8	0.00	0.000										
<b>Dan Quisenberry, R</b> ERA: 3.41 (9, 1)	1.0		3	0	0	0	1	0	0	0	0	0	0	5	5	0.00	0.000										

**Milwaukee Brewers @ Kansas City Royals**  
Royals Stadium, Kansas City, MO  
Wed Jun 05 1985, 8:05 PM EDT  
Att: 18,666 - Unknown

AB 42  
R 10  
H 15  
RBI 9  
BB 4  
SO 4  
LOB 18



Batter	1	2	3	4	5	6	7	8	9	AB	R	H	RBI	BB	SO	LOB	BOTTOM										
<b>Willie Wilson, S</b> OBP: 0.314, SLG: 0.444 (1, 8)										3	0	0	0	0	0	1											
<b>Lynn Jones, R</b> OBP: 0.234, SLG: 0.279 (7, 8)										1	0	0	0	0	0	0											
<b>Lonnie Smith, R</b> OBP: 0.331, SLG: 0.265 (1, 7)										4	0	0	0	0	2	1											
<b>George Brett, L</b> OBP: 0.407, SLG: 0.532 (1, 5)										4	0	0	0	0	0	0											
<b>Frank White, R</b> OBP: 0.261, SLG: 0.416 (1, 4)										4	0	0	0	0	1	0											
<b>Steve Balboni, R</b> OBP: 0.290, SLG: 0.405 (1, 3)										4	1	1	0	0	0	0											
<b>Darryl Motley, R</b> OBP: 0.250, SLG: 0.385 (1, 9)										3	1	1	0	0	1	0											
<b>Hal McRae, R</b> OBP: 0.319, SLG: 0.328 (1, 10)										3	0	1	2	0	1	0											
<b>Jim Sundberg, R</b> OBP: 0.277, SLG: 0.400 (1, 2)										2	0	0	0	0	0	0											
<b>John Wathan, R</b> OBP: 0.462, SLG: 0.381 (7, 2)										1	0	0	0	0	0	1											
<b>Onix Concepcion, R</b> OBP: 0.225, SLG: 0.221 (1, 6)										3	0	1	0	0	0	0											
<b>Inning Stats</b>	R: 0 E: 0 K: 1 S: 5	H: 0 LOB: 0 BB: 0 P: 5	R: 0 E: 0 K: 1 S: 5	H: 0 LOB: 0 BB: 0 P: 5	R: 0 E: 0 K: 1 S: 6	H: 1 LOB: 0 BB: 0 P: 6	R: 0 E: 0 K: 0 S: 3	H: 0 LOB: 0 BB: 0 P: 3	R: 0 E: 0 K: 0 S: 3	H: 0 LOB: 0 BB: 0 P: 3	R: 1 E: 1 K: 1 S: 6	H: 0 LOB: 1 BB: 0 P: 6	R: 2 E: 0 K: 1 S: 8	H: 3 LOB: 1 BB: 0 P: 8	R: 0 E: 0 K: 0 S: 3	H: 0 LOB: 0 BB: 0 P: 3	R: 0 E: 0 K: 0 S: 3	H: 0 LOB: 0 BB: 0 P: 3	R: 0 E: 0 K: 0 S: 3	H: 0 LOB: 0 BB: 0 P: 3	1B: 3 2B: 1 3B: 0 HR: 0	SF: 0 SAC: 0 DP: 0 HBP: 0	WP: 0 PB: 0 SB: 0 CS: 0	PA: 32			
<b>PITCHER</b>	IP	WLS	BF	H	R	ER	SO	BB	IBB	HBP	BLK	WP	HR	S	P	ERA	WHIP										
<b>Teddy Higuera, L</b> ERA: 4.04 (1, 1)	7.0	W	26	4	2	2	0	0	0	0	0	0	0	3	3	0.00	0.000										
<b>Ray Seavage, L</b> ERA: 7.53 (8, 1)	1.0		3	0	0	0	0	0	0	0	0	0	0	3	3	0.00	0.000										
<b>Rollie Fingers, R</b> ERA: 4.12 (9, 1)	1.0		3	0	0	0	0	0	0	0	0	0	0	3	3	0.00	0.000										

**Milwaukee Brewers @ Kansas City Royals**  
Royals Stadium, Kansas City, MO  
Wed Jun 05 1985, 8:05 PM EDT  
Att: 18,666 - Unknown

AB 32  
R 2  
H 4  
RBI 2  
BB 0  
SO 5  
LOB 3





Batter	1	2	3	4	5	6	7	8	9	AB	R	H	RBI	BB	SO	LOB	TOP					
Rickey Henderson, R OBP: 0.420, SLG: 0.504	6-3			G4-6-3 BB		5-3		F8		3	0	0	0	1	0	0	<b>New York Yankees @ Milwaukee Brewers</b> Milwaukee County Stadium, Milwaukee, WI Thu Jun 06 1985, 8:05 PM EDT Att: 15,452 - Unknown <a href="http://livebaseballscorecards.com">livebaseballscorecards.com</a>					
Willie Randolph, R OBP: 0.390, SLG: 0.371	K		G4-6-3				FC5-4 1B	6-3		4	0	1	0	0	1	1						
Don Mattingly, L OBP: 0.340, SLG: 0.484	4-3		F8				FC5-4 1-2	E3 FC3-6		4	0	0	0	0	0	1						
Dave Winfield, R OBP: 0.313, SLG: 0.406		F4			F4		K	FC3-6		4	0	0	0	0	1	2						
Don Baylor, R OBP: 0.371, SLG: 0.506	K				HR		K			3	1	1	1	0	2	1						
Dan Pasqua, L OBP: 0.176, SLG: 0.267	K				4-3			F7		3	0	0	0	0	1	0						
Butch Wynegar, S OBP: 0.359, SLG: 0.348			F7		F8			F5		3	0	0	0	0	0	0						
Bobby Meacham, S OBP: 0.373, SLG: 0.312			F7			G3				3	0	1	0	0	0	0						
Mike Pagliarulo, L OBP: 0.311, SLG: 0.291			K			L3		G3		3	0	0	0	0	1	1						
<b>Inning Stats</b>	R: 0 E: 0 K: 1 S: 5	H: 0 LOB: 0 BB: 0 P: 5	R: 0 E: 0 K: 2 S: 7	H: 0 LOB: 0 BB: 0 P: 7	R: 0 E: 0 K: 1 S: 5	H: 0 LOB: 0 BB: 0 P: 5	R: 0 E: 0 K: 0 S: 2	H: 0 LOB: 0 BB: 1 P: 6	R: 1 E: 0 K: 0 S: 4	H: 1 LOB: 0 BB: 0 P: 4	R: 0 E: 0 K: 2 S: 3	H: 0 LOB: 0 BB: 0 P: 3	R: 0 E: 0 K: 2 S: 8	H: 1 LOB: 1 BB: 0 P: 8	R: 0 E: 0 K: 0 S: 4	H: 1 LOB: 1 BB: 0 P: 4	R: 0 E: 1 K: 0 S: 4	H: 0 LOB: 1 BB: 1 P: 4	1B: 2 2B: 0 3B: 0 HR: 1	SF: 0 SAC: 0 DP: 1 HBP: 0	WP: 0 PB: 0 SB: 0 CS: 0	PA: 31
<b>PITCHER</b> Danny Darwin, R ERA: 3.61	IP: 9.0 WLS: W BF: 31 H: 3 R: 1 ER: 1 SO: 6 BB: 1 IBB: 0 HBP: 0 BLK: 0 WP: 0 HR: 1 S: 42 P: 46 ERA: 1.00 WHIP: 0.444															<b>PITCHER</b>						

Batter	1	2	3	4	5	6	7	8	9	AB	R	H	RBI	BB	SO	LOB	BOTTOM					
Paul Molitor, R OBP: 0.369, SLG: 0.437	6-3		1-3			1B 2B		FC6-4		5	2	2	1	0	0	3	<b>New York Yankees @ Milwaukee Brewers</b> Milwaukee County Stadium, Milwaukee, WI Thu Jun 06 1985, 8:05 PM EDT Att: 15,452 - Unknown <a href="http://livebaseballscorecards.com">livebaseballscorecards.com</a>					
Ernest Riles, L OBP: 0.314, SLG: 0.440	K				2B 1B	HR		F7		4	1	2	1	0	1	0						
Cecil Cooper, L OBP: 0.346, SLG: 0.486	3-1		F7		2B 1B			F5		4	1	1	1	0	0	1						
Robin Yount, R OBP: 0.337, SLG: 0.456		1B 1B			F3	4-3 1B 2B		K		4	1	2	1	0	1	0						
Ted Simmons, S OBP: 0.330, SLG: 0.316		F8			G3	4-3		F8		4	0	0	0	0	0	2						
Ben Oglivie, L OBP: 0.289, SLG: 0.279								F5		3	0	2	1	1	0	0						
Jim Gantner, L OBP: 0.297, SLG: 0.350								F5		4	0	1	0	0	0	4						
Charlie Moore, R OBP: 0.352, SLG: 0.368								F5		4	0	1	0	0	0	4						
Rick Manning, L OBP: 0.310, SLG: 0.351								F3		4	0	1	0	0	0	2						
<b>Inning Stats</b>	R: 0 E: 0 K: 1 S: 5	H: 0 LOB: 0 BB: 0 P: 5	R: 0 E: 0 K: 0 S: 5	H: 2 LOB: 2 BB: 0 P: 5	R: 0 E: 0 K: 0 S: 4	H: 2 LOB: 1 BB: 0 P: 4	R: 0 E: 1 K: 0 S: 4	H: 0 LOB: 2 BB: 1 P: 8	R: 4 E: 0 K: 0 S: 8	H: 5 LOB: 1 BB: 0 P: 8	R: 1 E: 0 K: 0 S: 4	H: 1 LOB: 0 BB: 0 P: 4	R: 0 E: 0 K: 1 S: 5	H: 0 LOB: 0 BB: 0 P: 5	R: 0 E: 0 K: 0 S: 5	H: 2 LOB: 2 BB: 0 P: 5	R: 0 E: 0 K: 0 S: 5	H: 0 LOB: 0 BB: 0 P: 5	1B: 8 2B: 4 3B: 0 HR: 1	SF: 0 SAC: 0 DP: 1 HBP: 0	WP: 0 PB: 0 SB: 0 CS: 0	PA: 37
<b>PITCHER</b> Ed Whitson, R ERA: 6.23 Bob Shirley, L ERA: 4.11 Mike Armstrong, R ERA:	IP: 4.2 WLS: L BF: 24 H: 9 R: 4 ER: 4 SO: 4 BB: 1 IBB: 0 HBP: 0 BLK: 0 WP: 0 HR: 0 S: 25 P: 29 ERA: 7.71 WHIP: 2.143															<b>PITCHER</b>						







Batter	1	2	3	4	5	6	7	8	9	10	11	12	13	AB	R	H	RBI	BB	SO	LOB	TOP			
Rickey Henderson, R (1.7) (9, 8)	3-1		F7		F7			F8				G6-4-3		6	0	2	0	0	0	0	3			
Omar Moreno, L (1.8) Andre Robertson, R (9, 6) OBP: 0.467, SLG: 0.867	6-3		F8		K			K						4	0	0	0	0	2	2	2			
Don Mattingly, L (1.3) OBP: 0.336, SLG: 0.465	1B		1B		F7			4-3				F8		3	0	0	0	3	0	1	1			
Dave Winfield, R (1.5) OBP: 0.320, SLG: 0.438	1B		F3		5-3			F5						6	1	2	0	0	0	4	4			
Don Baylor, R (1.10) OBP: 0.366, SLG: 0.505	F8		K		F4			F2				F4		6	0	0	0	0	1	5	5			
Butch Wynegar, S (1.2) Victor Mata, R (9, PR) Dale Berra, R (9, 5) OBP: 0.289, SLG: 0.326		F7		L3				F3		BB	1B	K		3	0	0	0	1	0	0	0			
Willie Randolph, R (1.4) OBP: 0.382, SLG: 0.359	F7		F9		L8			L8		SF8	BB	1B		5	0	1	0	1	0	1	1			
Mike Pagliarulo, L (1.5) Ron Hassey, L (9, PH) OBP: 0.364, SLG: 0.450					K			F8		1B				2	0	0	0	1	1	0	0			
Bobby Meacham, S (1.6) Dan Pasqua, L (9, PH) OBP: 0.238, SLG: 0.294					K			F9		2-3	BB			3	0	0	0	0	1	1	1			
					L6			F9		SF8		G6-4-3		0	0	0	1	1	0	0	0			
<b>Inning Stats</b>	R: 0 E: 0 K: 0 S: 4	H: 1 LOB: 2 BB: 1 P: 8	R: 0 E: 0 K: 1 S: 5	H: 0 LOB: 1 BB: 1 P: 9	R: 0 E: 0 K: 1 S: 6	H: 1 LOB: 2 BB: 1 P: 10	R: 0 E: 0 K: 1 S: 5	H: 0 LOB: 0 BB: 0 P: 5	R: 0 E: 0 K: 1 S: 3	H: 0 LOB: 0 BB: 0 P: 3	R: 0 E: 0 K: 0 S: 3	H: 0 LOB: 0 BB: 0 P: 3	R: 0 E: 0 K: 1 S: 5	H: 0 LOB: 0 BB: 0 P: 5	R: 0 E: 0 K: 1 S: 5	H: 0 LOB: 1 BB: 1 P: 9	R: 0 E: 0 K: 0 S: 3	H: 1 LOB: 1 BB: 1 P: 7	R: 1 E: 0 K: 0 S: 4	H: 2 LOB: 0 BB: 0 P: 4	1B: 7 2B: 0 3B: 0 HR: 0	SF: 1 SAC: 0 DP: 2 HBP: 0	W/P: 0 PB: 0 SB: 3 CS: 0	PA: 52
<b>PITCHER</b>	IP WLS BF H R ER SO BB IBB HBP BLK WP HR S P ERA WHIP	8.1 35 4 1 1 5 6 0 0 0 0 0 0 39 63 1.08 1.200	2.2 9 0 0 0 2 1 0 0 0 0 0 12 16 0.00 0.375	2.0 L 8 3 1 1 0 1 0 0 0 0 0 7 11 4.50 2.000																				

New York Yankees @ Milwaukee Brewers  
Milwaukee County Stadium, Milwaukee, WI  
Sat Jun 08 1985, 4:35 AM EDT  
Att. 40,913 - Unknown


AB 43  
R 2  
H 7  
RBI 2  
BB 8  
SO 7  
LOB 18



Batter	1	2	3	4	5	6	7	8	9	10	11	12	13	AB	R	H	RBI	BB	SO	LOB	BOTTOM			
Paul Molitor, R (1.5) OBP: 0.376, SLG: 0.448	1B		CS		G6-4-3			1B						4	1	2	0	2	0	1	1			
Charlie Moore, R (1.2) OBP: 0.333, SLG: 0.355	K		F7		F7			F9		5-3		F2		6	0	0	0	0	1	5	5			
Cecil Cooper, L (1.3) OBP: 0.351, SLG: 0.495	F8		L9		L9			3-1				F7		5	0	1	1	1	0	3	3			
Robin Yount, R (1.7) OBP: 0.330, SLG: 0.447	1B		5-3		5-3			F9				F7		5	0	1	0	0	1	1	1			
Ted Simmons, S (1.10) Brian Giles, R (13, PR) OBP: 0.255, SLG: 0.184	1B		K		K			K				F5		4	0	1	0	1	2	0	0			
Bobby Clark, R (1.8) OBP: 0.295, SLG: 0.325	FC2		1B		2B			5-4				F3		5	0	1	0	1	1	6	6			
Mark Brouhard, R (1.9) Rick Manning, L (7, PR) OBP: 0.306, SLG: 0.344			G4-6-3		F2			1B				3-1		3	0	2	0	0	0	1	1			
Jim Gantner, L (1.4) OBP: 0.300, SLG: 0.352	F7							5-4				6-3		5	0	1	0	0	1	4	4			
Ernest Riles, L (1.6) OBP: 0.316, SLG: 0.436	G4-6-3		F7		F7			F9				6-3		5	0	1	0	0	0	2	2			
<b>Inning Stats</b>	R: 0 E: 0 K: 1 S: 7	H: 2 LOB: 3 BB: 1 P: 11	R: 0 E: 0 K: 0 S: 3	H: 1 LOB: 0 BB: 0 P: 3	R: 0 E: 0 K: 1 S: 6	H: 1 LOB: 1 BB: 0 P: 6	R: 0 E: 0 K: 1 S: 5	H: 0 LOB: 0 BB: 0 P: 5	R: 0 E: 0 K: 1 S: 5	H: 1 LOB: 1 BB: 1 P: 9	R: 1 E: 0 K: 0 S: 5	H: 2 LOB: 1 BB: 0 P: 5	R: 0 E: 0 K: 1 S: 6	H: 1 LOB: 0 BB: 0 P: 6	R: 0 E: 0 K: 0 S: 3	H: 0 LOB: 2 BB: 2 P: 11	R: 0 E: 0 K: 0 S: 4	H: 1 LOB: 2 BB: 1 P: 8	R: 0 E: 0 K: 1 S: 4	H: 0 LOB: 1 BB: 0 P: 5	1B: 9 2B: 3 3B: 0 HR: 0	SF: 0 SAC: 1 DP: 3 HBP: 1	W/P: 0 PB: 0 SB: 1 CS: 2	PA: 52
<b>PITCHER</b>	IP WLS BF H R ER SO BB IBB HBP BLK WP HR S P ERA WHIP	9.0 18 12 1 0 0 0 2 2 0 0 0 0 43 51 1.00 1.333	2.2 12 1 0 0 0 0 0 0 0 0 0 0 9 21 0.00 0.750	0.1 W 1 0 0 0 0 0 0 0 0 0 0 1 1 0.00 0.000	1.0 S 3 0 0 0 1 0 0 1 0 0 0 4 5 0.00 0.000																			

New York Yankees @ Milwaukee Brewers  
Milwaukee County Stadium, Milwaukee, WI  
Sat Jun 08 1985, 4:35 AM EDT  
Att. 40,913 - Unknown

AB 44  
R 1  
H 11  
RBI 1  
BB 5  
SO 6  
LOB 25



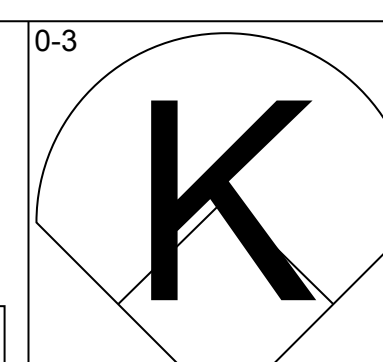
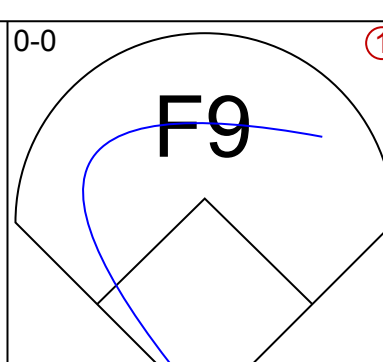
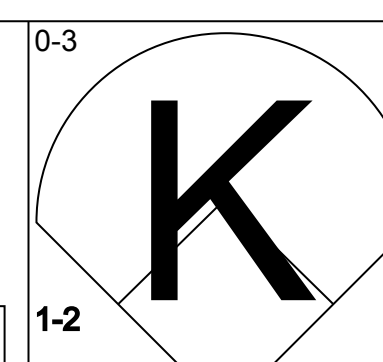
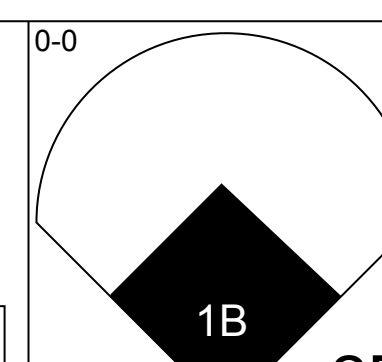
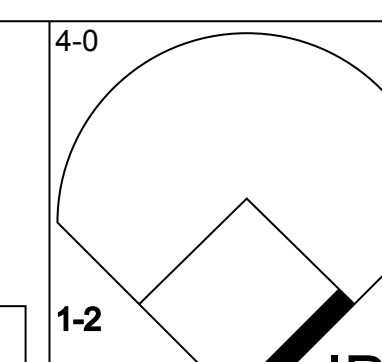
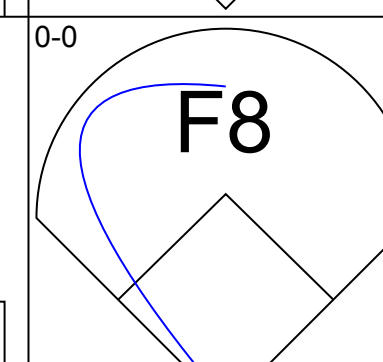
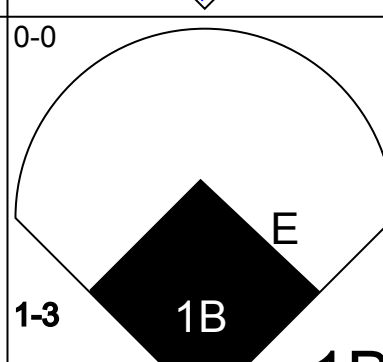
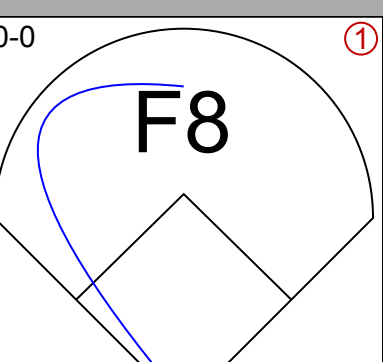
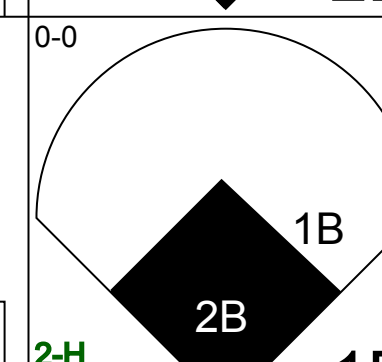
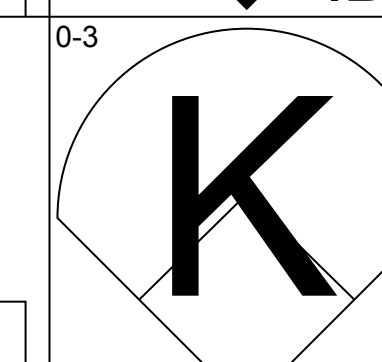
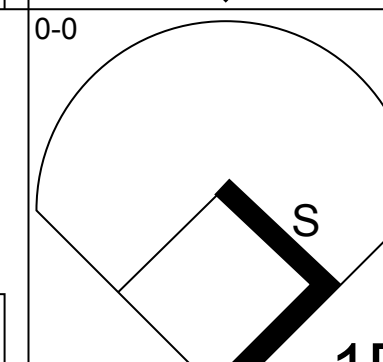
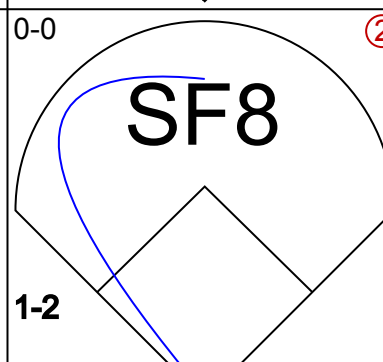
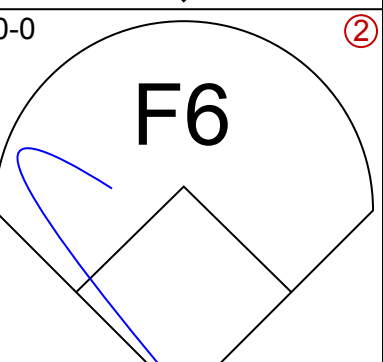
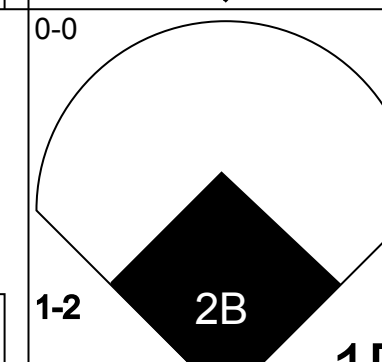
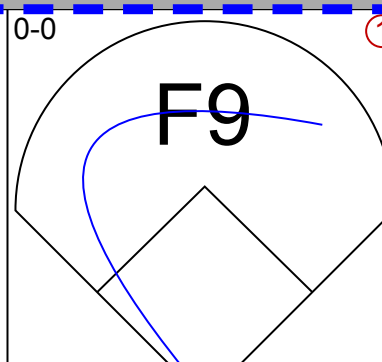
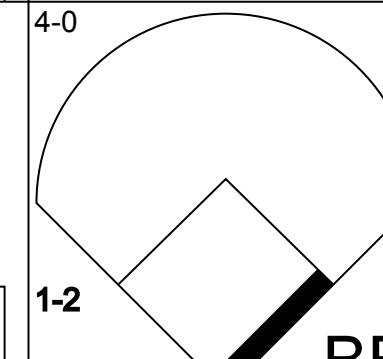
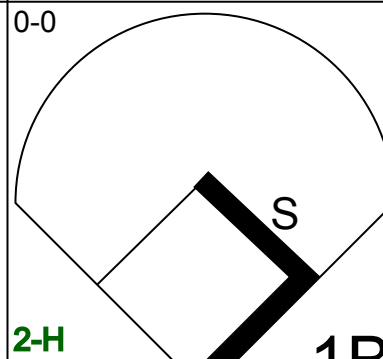
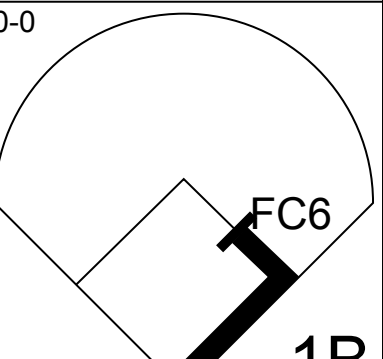
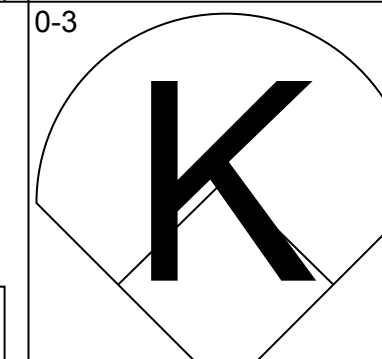
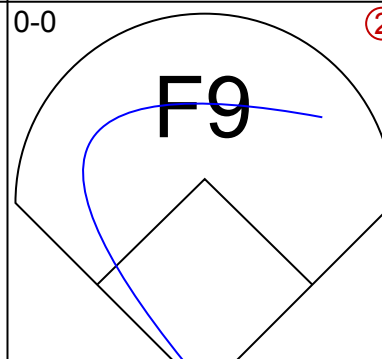
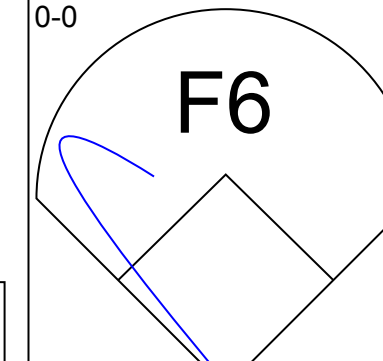
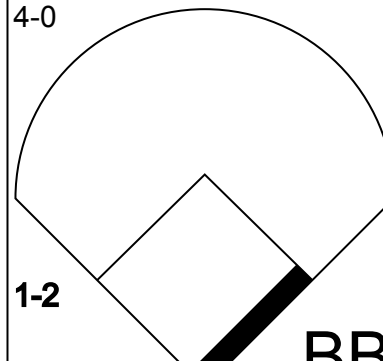
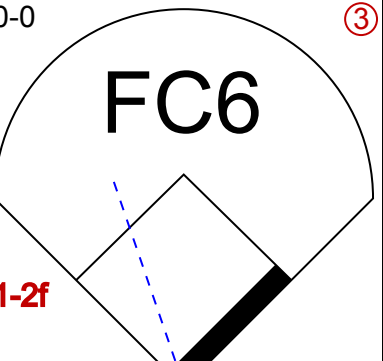
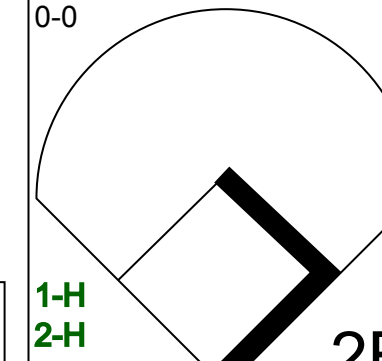
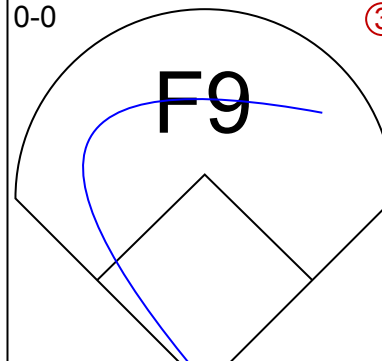
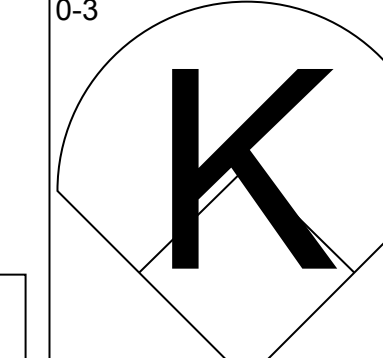
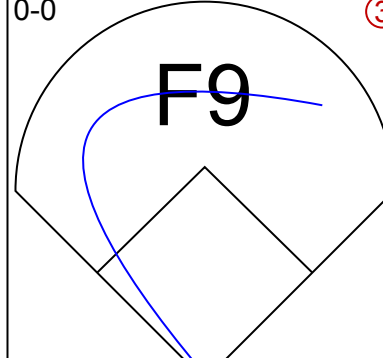
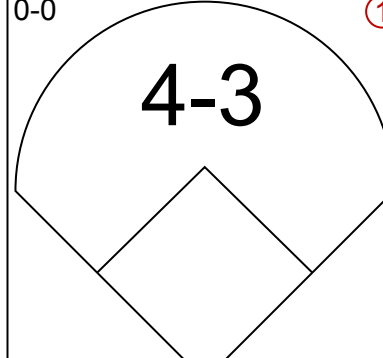
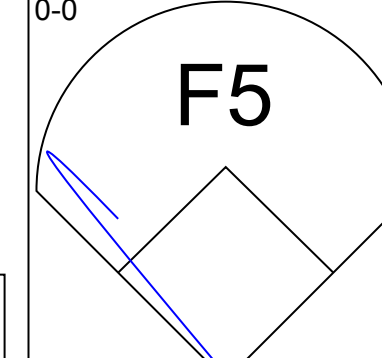
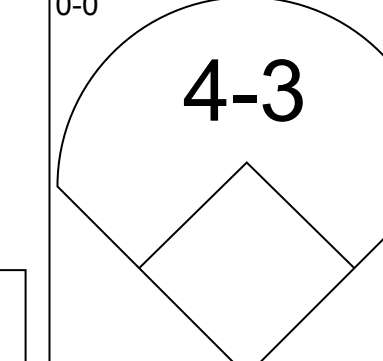
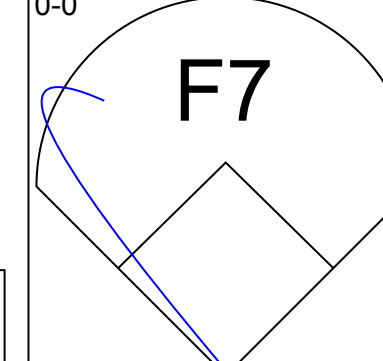
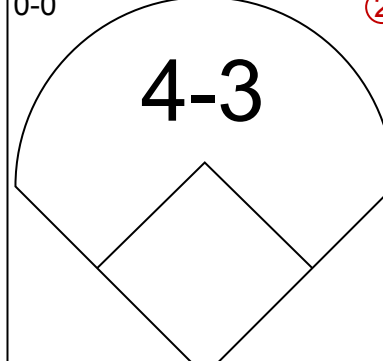
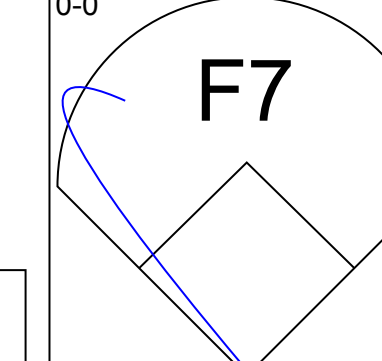
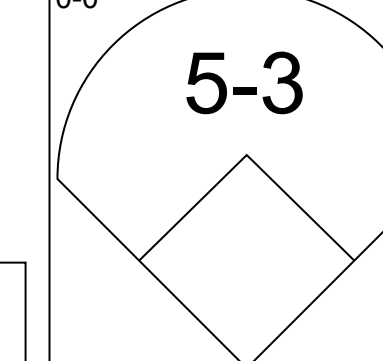
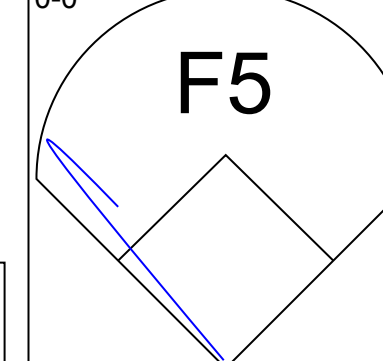
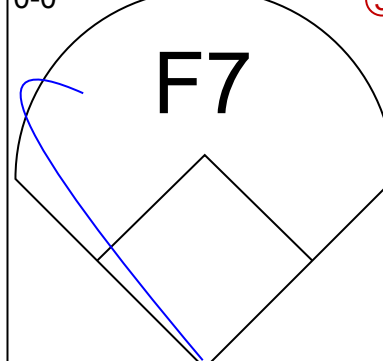
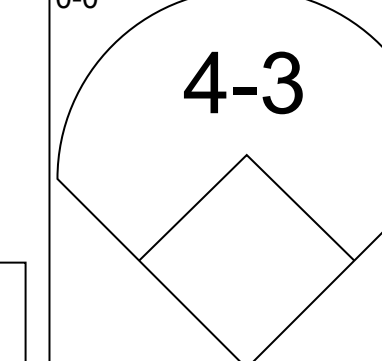
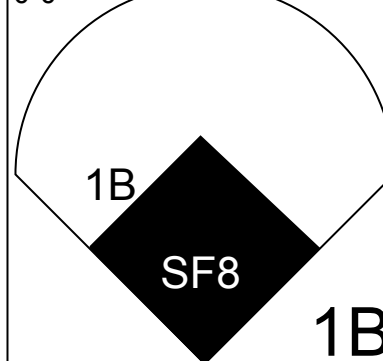
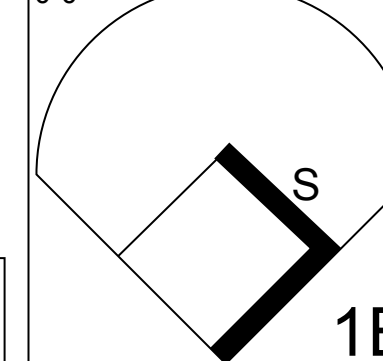
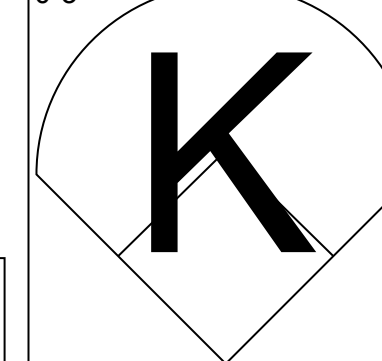
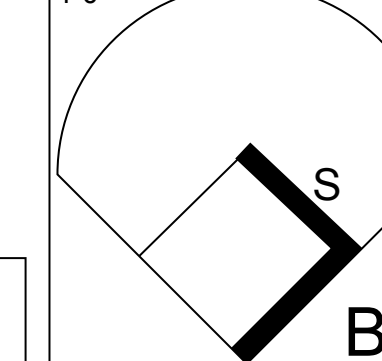



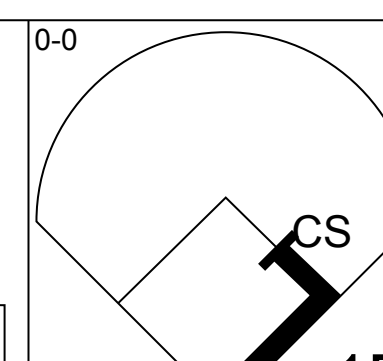
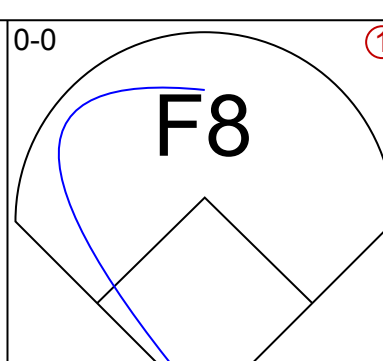
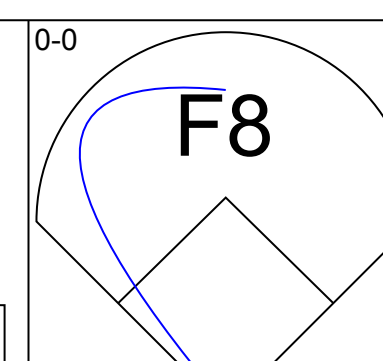
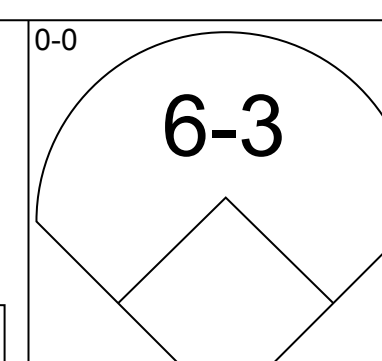
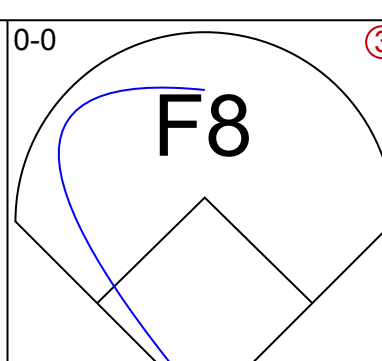
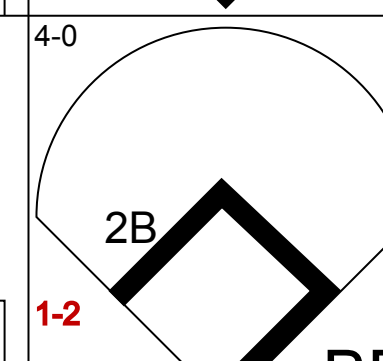
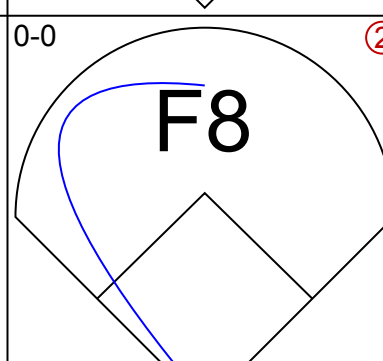
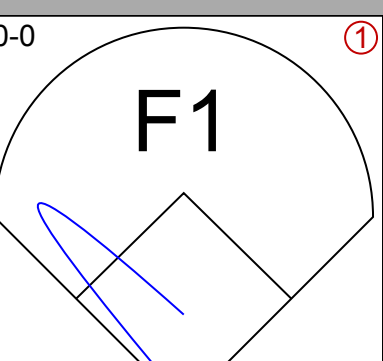
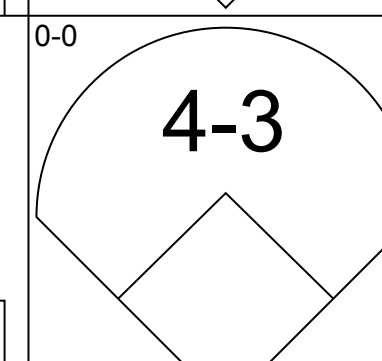
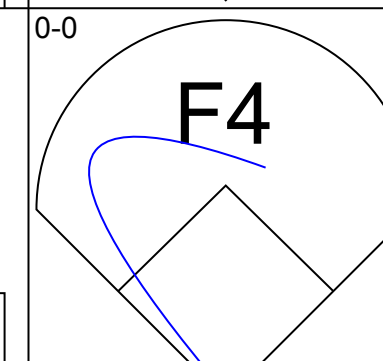
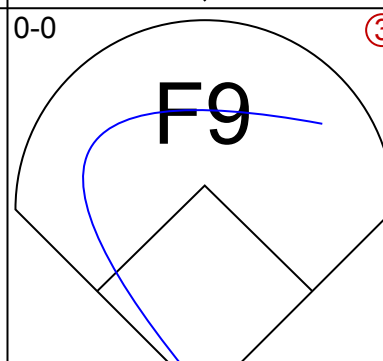
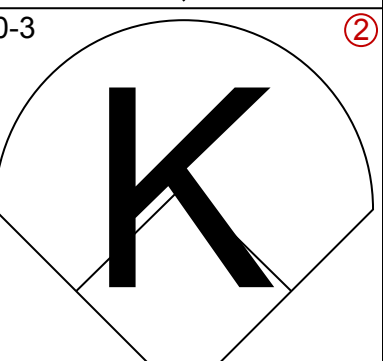
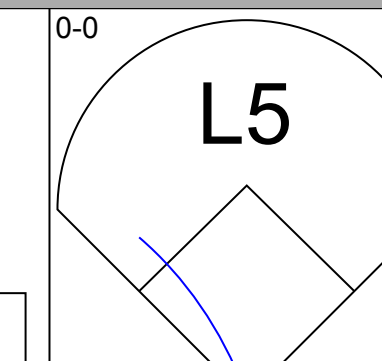
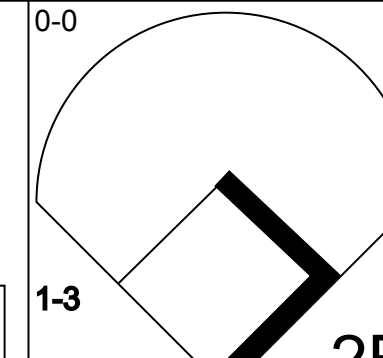
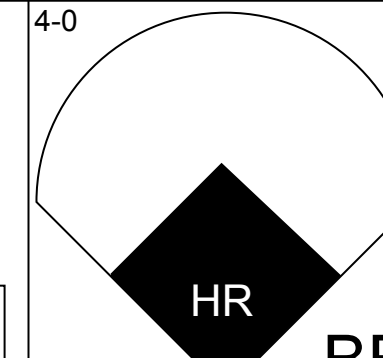
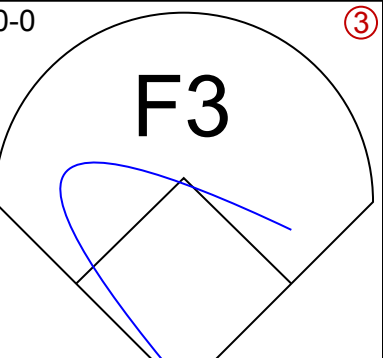
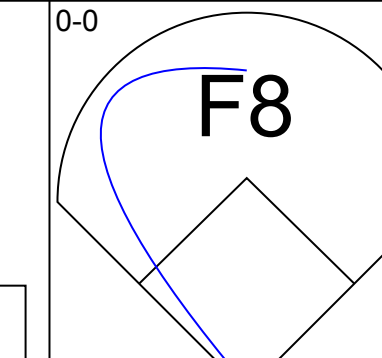
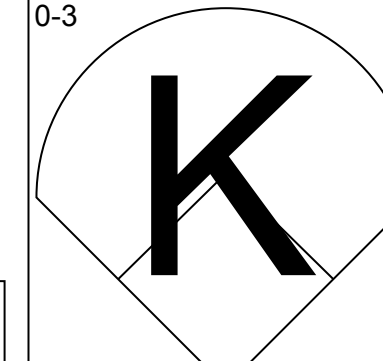
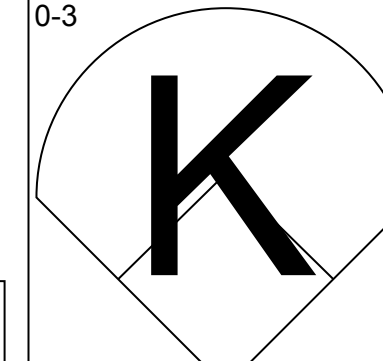
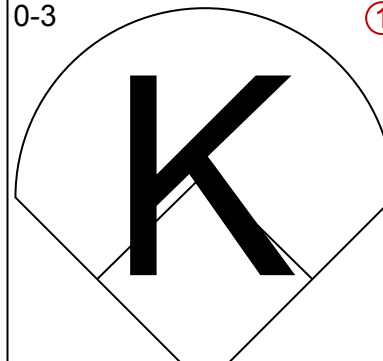
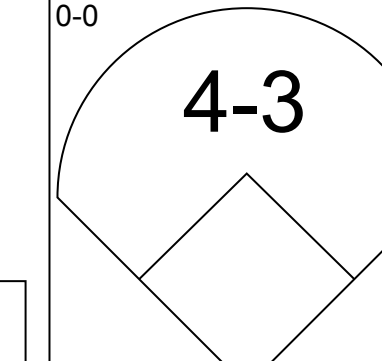
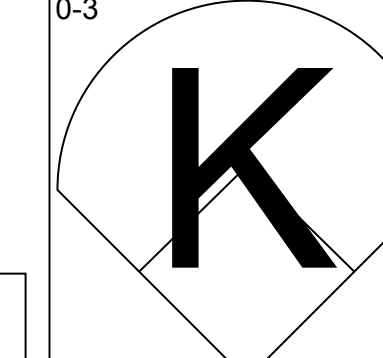
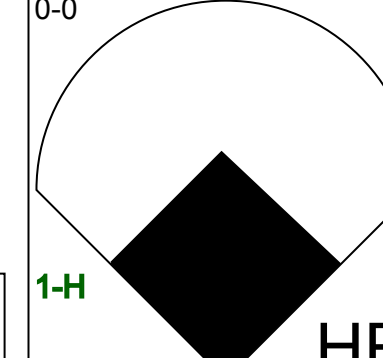
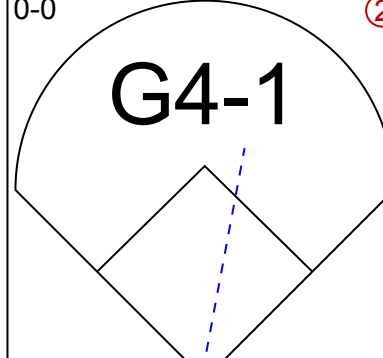
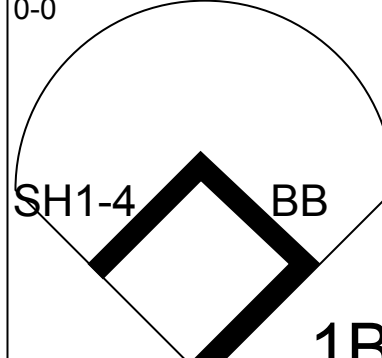
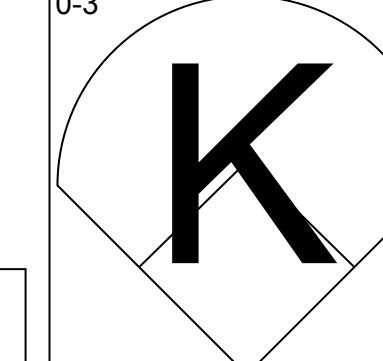
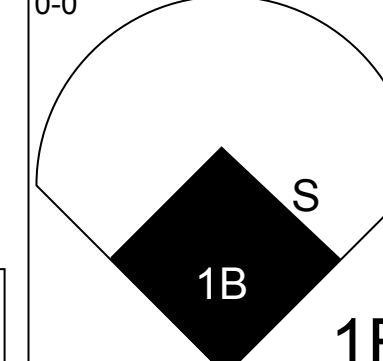
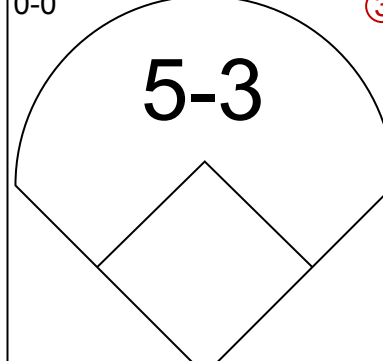
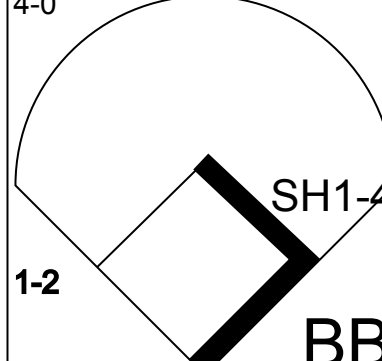
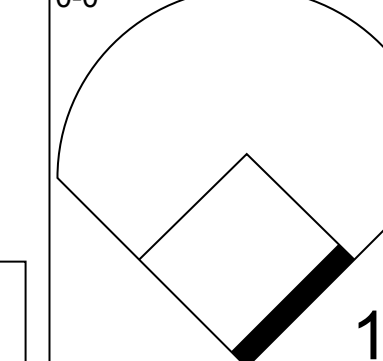
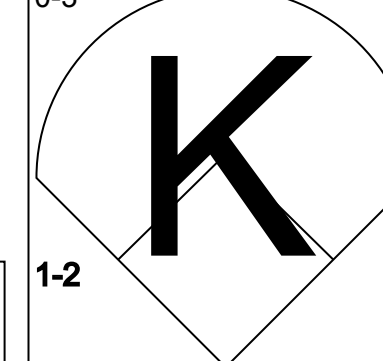
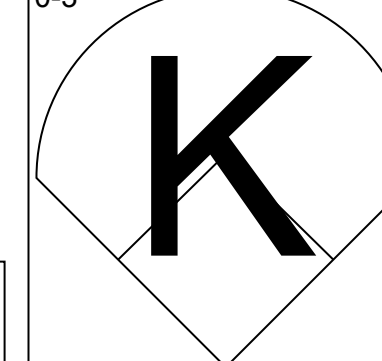
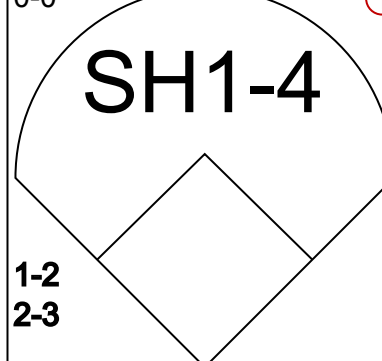

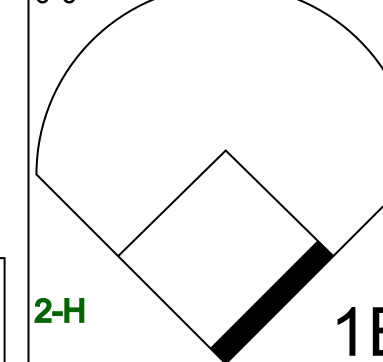
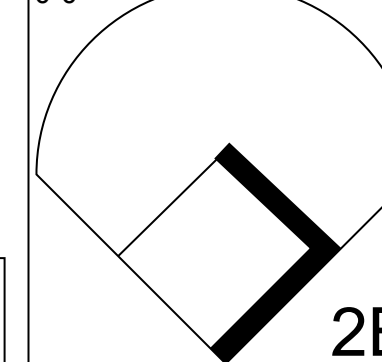


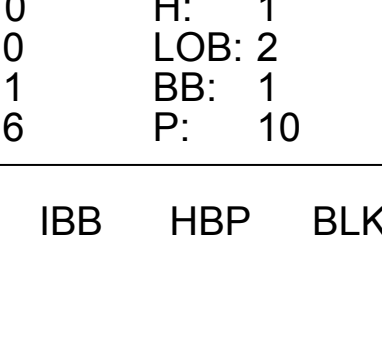








Batter	1	2	3	4	5	6	7	8	9	AB	R	H	RBI	BB	SO	LOB	TOP										
<b>Paul Moltis</b> , R OBP: 0.387, SLG: 0.455 (1, 5)										4	1	1	0	1	2	2	<b>Milwaukee Brewers @ Boston Red Sox</b> Fenway Park, Boston, MA Tue Jun 11 1985, 7:05 PM EDT Att: 22,243 - Unknown										
<b>Ernest Riles</b> , L OBP: 0.314, SLG: 0.412 (1, 6)										5	2	2	1	0	1	2											
<b>Cecil Cooper</b> , L OBP: 0.356, SLG: 0.520 (1, 3)										4	1	2	1	0	0	0											
<b>Robin Yount</b> , R OBP: 0.332, SLG: 0.443 (1, 7)										4	0	2	1	1	1	2											
<b>Ted Simmons</b> , S OBP: 0.335, SLG: 0.335 (1, 10)										4	0	1	2	1	0	3											
<b>Ben Oglivie</b> , L OBP: 0.294, SLG: 0.310 (1, 9)										4	0	0	0	0	1	3											
<b>Jim Gantner</b> , L OBP: 0.301, SLG: 0.358 (1, 4)										4	0	0	0	0	0	0		<b>AB 36</b> <b>R 5</b> <b>H 10</b> <b>RBI 5</b> <b>BB 4</b> <b>SO 6</b> <b>LOB 12</b>									
<b>Rick Manning</b> , L OBP: 0.286, SLG: 0.309 (1, 8)										4	0	0	0	0	0	0											
<b>Charlie Moore</b> , R OBP: 0.344, SLG: 0.360 (1, 2)										3	1	2	0	1	1	0											
<b>Inning Stats</b>	R: 0 E: 0 K: 1 S: 6	H: 1 LOB: 2 BB: 1 P: 10	R: 0 E: 0 K: 1 S: 5	H: 0 LOB: 0 BB: 0 P: 5	R: 2 E: 1 K: 0 S: 6	H: 3 LOB: 2 BB: 1 P: 10	R: 0 E: 0 K: 1 S: 6	H: 1 LOB: 1 BB: 0 P: 6	R: 0 E: 0 K: 0 S: 4	H: 0 LOB: 0 BB: 0 P: 3	R: 3 E: 0 K: 2 S: 11	H: 4 LOB: 1 BB: 0 P: 11	R: 0 E: 0 K: 1 S: 5	H: 0 LOB: 2 BB: 0 P: 13	R: 0 E: 0 K: 0 S: 3	H: 0 LOB: 0 BB: 0 P: 3		1B: 8 2B: 2 3B: 0 HR: 0	SF: 1 SAC: 0 DP: 0 HBP: 0	WP: 0 PB: 0 SB: 4 CS: 0	PA: 41						
<b>PITCHER</b>	IP	WLS	BF	H	R	ER	SO	BB	IBB	HBP	BLK	WP	HR	S	P	ERA	WHIP										
<b>Roger Clemens</b> , R ERA: 3.33 (1, 1)	5.0		23	6	2	1	3	2	0	0	0	0	0	27	35	1.80	1.600										
<b>Bruce Hurst</b> , L ERA: 8.11 (6, 1)	3.0	L	15	4	3	3	3	1	1	0	0	0	0	19	27	9.00	1.667										
<b>Bob Stanley</b> , R ERA: 2.15 (9, 1)	1.0		3	0	0	0	0	0	0	0	0	0	0	3	3	0.00	0.000										

Batter	1	2	3	4	5	6	7	8	9	AB	R	H	RBI	BB	SO	LOB	BOTTOM										
<b>Steve Lyons</b> , L OBP: 0.302, SLG: 0.400 (1, 8)										5	0	1	0	0	0	4	<b>Milwaukee Brewers @ Boston Red Sox</b> Fenway Park, Boston, MA Tue Jun 11 1985, 7:05 PM EDT Att: 22,243 - Unknown										
<b>Wade Boggs</b> , L OBP: 0.388, SLG: 0.369 (1, 5)										3	0	0	0	1	0	1											
<b>Jim Rice</b> , R OBP: 0.339, SLG: 0.473 (1, 7)										4	0	0	0	0	1	1											
<b>Bill Buckner</b> , L OBP: 0.354, SLG: 0.462 (1, 3)										3	1	1	0	1	0	0											
<b>Mike Easter</b> , L OBP: 0.310, SLG: 0.420 (1, 10)										4	0	0	0	0	3	3											
<b>Dwight Evans</b> , R OBP: 0.373, SLG: 0.342 (1, 9)										4	1	2	2	0	1	0											
<b>Marty Barrett</b> , R OBP: 0.370, SLG: 0.369 (1, 4)										3	1	1	0	1	1	0		<b>AB 33</b> <b>R 3</b> <b>H 8</b> <b>RBI 3</b> <b>BB 3</b> <b>SO 9</b> <b>LOB 13</b>									
<b>Glenn Hoffman</b> , R OBP: 0.348, SLG: 0.468 (1, 6)										3	0	1	0	0	2	1											
<b>Dave Sax</b> , R OBP: 0.357, SLG: 0.429 (1, 2)										3	0	2	1	0	0	1											
<b>Rick Miller</b> , L OBP: 0.438, SLG: 0.467 (9, PH)										1	0	0	0	0	1	2											
<b>Inning Stats</b>	R: 0 E: 0 K: 1 S: 6	H: 2 LOB: 1 BB: 1 P: 10	R: 0 E: 0 K: 2 S: 8	H: 1 LOB: 0 BB: 0 P: 8	R: 0 E: 0 K: 0 S: 3	H: 0 LOB: 0 BB: 0 P: 3	R: 3 E: 0 K: 2 S: 10	H: 3 LOB: 1 BB: 1 P: 14	R: 0 E: 0 K: 1 S: 5	H: 0 LOB: 0 BB: 0 P: 5	R: 0 E: 0 K: 1 S: 5	H: 0 LOB: 0 BB: 0 P: 5	R: 0 E: 0 K: 0 S: 3	H: 0 LOB: 0 BB: 0 P: 3	R: 0 E: 0 K: 1 S: 6	H: 1 LOB: 2 BB: 1 P: 10	1B: 5 2B: 2 3B: 0 HR: 1	SF: 0 SAC: 1 DP: 0 HBP: 0	WP: 0 PB: 0 SB: 1 CS: 1	PA: 37							
<b>PITCHER</b>	IP	WLS	BF	H	R	ER	SO	BB	IBB	HBP	BLK	WP	HR	S	P	ERA	WHIP										
<b>Danny Darwin</b> , R ERA: 3.59 (1, 1)	8.0		34	8	3	3	8	3	0	0	0	0	0	47	59	3.38	1.375										
<b>Bob Gibson</b> , R ERA: 2.74 (9, 1)	1.0	S	3	0	0	0	1	0	0	0	0	0	0	5	5	0.00	0.000										



Batter	1	2	3	4	5	6	7	8	9	AB	R	H	RBI	BB	SO	LOB	TOP					
Paul Moltzer, R (1.5) OBP: 0.391, SLG: 0.456										4	0	2	0	1	1	1	<b>Milwaukee Brewers @ Boston Red Sox</b> Fenway Park, Boston, MA Wed Jun 12 1985, 7:05 PM EDT Att: 15,155 - Unknown					
Ernest Riles, L (1.6) OBP: 0.324, SLG: 0.408										3	0	1	0	1	1	1						
Brian Giles, R (8.6) OBP: 0.268, SLG: 0.260										0	0	0	0	0	0	0						
Cecil Cooper, L (1.3) OBP: 0.359, SLG: 0.524										4	1	2	0	0	0	4						
Robin Yount, R (1.7) OBP: 0.330, SLG: 0.444										4	0	1	1	0	1	4						
Ted Simmons, S (1.10) OBP: 0.328, SLG: 0.328										4	0	0	0	0	0	3						
Ben Oglivie, L (1.9) OBP: 0.306, SLG: 0.323										4	0	3	0	0	0	0						
Jim Gantner, L (1.4) OBP: 0.295, SLG: 0.350										4	1	0	0	0	0	3						
Rick Manning, L (1.8) OBP: 0.284, SLG: 0.319										4	0	1	1	0	0	2						
Charlie Moore, R (1.2) OBP: 0.333, SLG: 0.347										4	0	0	0	0	2	2						
<b>Inning Stats</b>	R: 0 E: 0 K: 1 S: 6	H: 1 LOB: 2 BB: 1 P: 10	R: 0 E: 0 K: 1 S: 6	H: 1 LOB: 1 BB: 1 P: 6	R: 0 E: 0 K: 0 S: 3	H: 1 LOB: 1 BB: 1 P: 7	R: 0 E: 0 K: 0 S: 4	H: 1 LOB: 1 BB: 0 P: 4	R: 0 E: 0 K: 0 S: 3	H: 2 LOB: 1 BB: 0 P: 4	R: 0 E: 0 K: 0 S: 3	H: 0 LOB: 0 BB: 0 P: 3	R: 0 E: 0 K: 1 S: 5	H: 0 LOB: 1 BB: 0 P: 3	R: 1 E: 0 K: 2 S: 9	H: 2 LOB: 1 BB: 0 P: 9	R: 1 E: 1 K: 1 S: 7	H: 2 LOB: 1 BB: 0 P: 7	1B: 7 2B: 3 3B: 0 HR: 0	SF: 0 SAC: 0 DP: 2 HBP: 0	WP: 0 PB: 0 SB: 0 CS: 0	PA: 37
<b>PITCHER</b> Al Nipper, R (1.1) ERA: 4.73	IP: 9.0 WLS: W BF: 37 H: 10 R: 2 ER: 1 SO: 5 BB: 2 IBB: 0 HBP: 0 BLK: 0 WP: 0 HR: 0 S: 45 P: 53 ERA: 1.00 WHIP: 1.333															<b>PITCHER</b>						

Batter	1	2	3	4	5	6	7	8	9	AB	R	H	RBI	BB	SO	LOB	BOTTOM			
Steve Lyons, L (1.8) OBP: 0.316, SLG: 0.407										4	1	2	1	0	0	0	<b>Milwaukee Brewers @ Boston Red Sox</b> Fenway Park, Boston, MA Wed Jun 12 1985, 7:05 PM EDT Att: 15,155 - Unknown			
Wade Boggs, L (1.5) OBP: 0.395, SLG: 0.368										1	0	0	0	2	0	0				
Jim Rice, R (1.7) OBP: 0.337, SLG: 0.469										4	0	1	1	0	0	4				
Bill Buckner, L (1.3) OBP: 0.353, SLG: 0.458										4	2	1	0	0	1	2				
Mike Easter, L (1.10) OBP: 0.309, SLG: 0.416										4	1	1	1	0	2	3				
Dwight Evans, R (1.9) OBP: 0.375, SLG: 0.342										3	2	1	0	1	0	0				
Rich Gedman, L (1.2) OBP: 0.373, SLG: 0.521										3	1	0	0	1	1	2				
Marty Barrett, R (1.4) OBP: 0.367, SLG: 0.372										4	0	1	2	0	1	3				
Glenn Hoffman, R (1.6) OBP: 0.347, SLG: 0.462										3	0	1	2	0	1	0				
Jackie Gutierrez, R (8.6) OBP: 0.279, SLG: 0.315										1	0	0	0	0	0	1				
<b>Inning Stats</b>	R: 0 E: 0 K: 0 S: 3	H: 0 LOB: 0 BB: 0 P: 3	R: 4 E: 1 K: 1 S: 9	H: 4 LOB: 2 BB: 2 P: 17	R: 0 E: 0 K: 2 S: 7	H: 0 LOB: 0 BB: 0 P: 7	R: 0 E: 0 K: 0 S: 3	H: 0 LOB: 0 BB: 0 P: 3	R: 1 E: 1 K: 0 S: 4	H: 2 LOB: 1 BB: 1 P: 8	R: 0 E: 0 K: 0 S: 3	H: 0 LOB: 0 BB: 0 P: 3	R: 0 E: 0 K: 1 S: 5	H: 0 LOB: 1 BB: 0 P: 6	R: 2 E: 0 K: 2 S: 9	H: 2 LOB: 1 BB: 1 P: 13	1B: 7 2B: 1 3B: 0 HR: 0	SF: 0 SAC: 0 DP: 2 HBP: 1	WP: 0 PB: 0 SB: 1 CS: 0	PA: 36
<b>PITCHER</b> Moose Haas, R (1.1) ERA: 2.96	IP: 1.1 WLS: L BF: 11 H: 4 R: 4 ER: 3 SO: 1 BB: 1 IBB: 0 HBP: 0 BLK: 0 WP: 0 HR: 0 S: 11 P: 19 ERA: 20.25 WHIP: 3.750															<b>PITCHER</b>				
Jaime Cocanower, R (2.1) ERA: 3.27	4.2 WLS: 15 BF: 2 H: 1 R: 1 ER: 1 SO: 2 BB: 1 IBB: 0 HBP: 0 BLK: 0 WP: 0 HR: 0 S: 18 P: 22 ERA: 1.93 WHIP: 0.643																			
Bob McClure, L (7.1) ERA: 4.97	1.0 WLS: 4 BF: 0 H: 0 R: 0 ER: 0 SO: 1 BB: 0 IBB: 0 HBP: 0 BLK: 0 WP: 0 HR: 0 S: 5 P: 6 ERA: 0.00 WHIP: 0.000																			
Ray Searge, L (8.1) ERA: 8.66	1.0 WLS: 6 BF: 2 H: 2 R: 2 ER: 2 SO: 2 BB: 0 IBB: 1 HBP: 0 BLK: 0 WP: 0 HR: 0 S: 9 P: 13 ERA: 18.00 WHIP: 2.000																			

AB 35  
R 2  
H 10  
RBI 2  
BB 2  
SO 5  
LOB 20



AB 31  
R 7  
H 8  
RBI 7  
BB 4  
SO 6  
LOB 15





Batter	1	2	3	4	5	6	7	8	9	AB	R	H	RBI	BB	SO	LOB	TOP					
<b>Paul Moltzer, R</b> OBP: 0.388, SLG: 0.450 (1.5)										5	1	1	0	0	0	3	<b>Milwaukee Brewers @ Baltimore Orioles</b> Memorial Stadium, Baltimore, MD Thu Jun 13 1985, 7:05 PM EDT Att: 24,885 - Unknown					
<b>Ernest Riles, L</b> OBP: 0.329, SLG: 0.408 (1.6)										5	0	2	0	0	0	2						
<b>Cecil Cooper, L</b> OBP: 0.362, SLG: 0.538 (1.3)										4	1	2	2	0	0	2						
<b>Robin Yount, R</b> OBP: 0.333, SLG: 0.442 (1.7)										3	0	1	0	1	0	1						
<b>Ted Simmons, S</b> OBP: 0.322, SLG: 0.321 (1.10)										4	1	0	0	0	1	3						
<b>Mark Brouhard, R</b> OBP: 0.373, SLG: 0.500 (1.9)										4	0	0	0	0	1	2						
<b>Bobby Clark, R</b> OBP: 0.288, SLG: 0.313 (1.8)										4	0	2	0	0	0	0						
<b>Jim Gantner, L</b> OBP: 0.299, SLG: 0.353 (1.4)										4	0	2	1	0	0	2						
<b>Charlie Moore, R</b> OBP: 0.324, SLG: 0.336 (1.2)										4	0	0	0	0	1	5						
<b>Inning Stats</b>	R: 2 E: 0 K: 0 S: 6	H: 3 LOB: 1 BB: 0 P: 6	R: 0 E: 0 K: 0 S: 3	H: 1 LOB: 0 BB: 0 P: 3	R: 0 E: 0 K: 0 S: 4	H: 1 LOB: 2 BB: 1 P: 8	R: 0 E: 1 K: 2 S: 8	H: 0 LOB: 1 BB: 0 P: 8	R: 0 E: 0 K: 0 S: 4	H: 1 LOB: 1 BB: 0 P: 4	R: 1 E: 1 K: 0 S: 6	H: 2 LOB: 2 BB: 0 P: 6	R: 0 E: 0 K: 0 S: 3	H: 1 LOB: 0 BB: 0 P: 3	R: 0 E: 0 K: 1 S: 5	H: 0 LOB: 0 BB: 0 P: 5	R: 0 E: 0 K: 0 S: 4	H: 1 LOB: 1 BB: 0 P: 4	1B: 9 2B: 0 3B: 0 HR: 1	SF: 0 SAC: 0 DP: 1 HBP: 0	WP: 0 PB: 0 SB: 0 CS: 1	PA: 38
<b>PITCHER</b> <b>Scott McGregor, L</b> ERA: 4.14 (1.1)	IP: 9.0 WLS: W BF: 38	H: 10 R: 3 ER: 2 SO: 3	BB: 1 IBB: 0 HBP: 0 BLK: 0	WP: 0 HR: 1 S: 43 P: 47	ERA: 2.00 WHIP: 1.222											ERA: 2.00 WHIP: 1.222						

Batter	1	2	3	4	5	6	7	8	9	AB	R	H	RBI	BB	SO	LOB	BOTTOM								
<b>Lee Lacy, R</b> OBP: 0.292, SLG: 0.371 (1.9)										5	1	2	0	0	1	5	<b>Milwaukee Brewers @ Baltimore Orioles</b> Memorial Stadium, Baltimore, MD Thu Jun 13 1985, 7:05 PM EDT Att: 24,885 - Unknown								
<b>Jim Dwyer, L</b> OBP: 0.367, SLG: 0.407 (1.7)										2	1	0	0	0	0	1									
<b>Gary Roenicke, R</b> OBP: 0.330, SLG: 0.447 (8, FH) (9, 7)										0	1	0	0	1	0	0									
<b>Cal Ripken Jr., R</b> OBP: 0.360, SLG: 0.491 (1.6)										4	2	2	2	0	0	0									
<b>Eddie Murray, S</b> OBP: 0.371, SLG: 0.505 (1.3)										2	1	0	1	1	0	0									
<b>Fred Lynn, L</b> OBP: 0.343, SLG: 0.440 (1.8)										4	1	1	2	0	1	2									
<b>Larry Sheets, L</b> OBP: 0.346, SLG: 0.493 (1.10)										3	0	0	0	0	1	0									
<b>Mike Young, S</b> OBP: 0.315, SLG: 0.402 (8, FH)										1	0	1	2	0	0	0									
<b>Wayne Gross, L</b> OBP: 0.426 (7, PR) (8, 4)										3	0	2	0	0	0	0									
<b>Lenn Sakata, R</b> OBP: 0.250, SLG: 0.279 (8, 4)										1	1	0	0	0	0	1									
<b>Rich Dauer, R</b> OBP: 0.286, SLG: 0.269 (8, 5)										3	0	1	1	1	0	1									
<b>Rick Dempsey, R</b> OBP: 0.353, SLG: 0.338 (1.2)										3	0	0	0	1	2	2									
<b>Inning Stats</b>	R: 0 E: 0 K: 1 S: 5	H: 0 LOB: 0 BB: 0 P: 5	R: 0 E: 0 K: 1 S: 5	H: 0 LOB: 0 BB: 0 P: 5	R: 0 E: 0 K: 1 S: 5	H: 1 LOB: 0 BB: 0 P: 5	R: 4 E: 0 K: 0 S: 6	H: 3 LOB: 0 BB: 0 P: 7	R: 0 E: 0 K: 0 S: 4	H: 1 LOB: 1 BB: 0 P: 4	R: 0 E: 0 K: 0 S: 3	H: 0 LOB: 0 BB: 0 P: 3	R: 1 E: 0 K: 2 S: 9	H: 2 LOB: 2 BB: 0 P: 9	R: 3 E: 0 K: 0 S: 5	H: 2 LOB: 3 BB: 4 P: 21	R: 0 E: 0 K: 0 S: 4	H: 0 LOB: 0 BB: 0 P: 5	1B: 3 2B: 4 3B: 1 HR: 1	SF: 1 SAC: 0 DP: 1 HBP: 1	WP: 0 PB: 0 SB: 0 CS: 0	PA: 37			
<b>PITCHER</b> <b>Ray Burris, R</b> ERA: 3.07 (1.1)	IP: 7.0 WLS: L BF: 28	H: 7 R: 5 ER: 5 SO: 5	BB: 0 IBB: 0 HBP: 0 BLK: 0	WP: 0 HR: 1 S: 37 P: 38	ERA: 6.43 WHIP: 1.000											ERA: 6.43 WHIP: 1.000									
<b>Bob McClure, L</b> ERA: 5.75 (8, 1)	0.2	8	2	3	3	0	4	0	0	0	0	4	20	40.50	9.000										
<b>Pete Ladd, R</b> ERA: 3.0 (8, 1)	0.1	1	0	0	0	0	0	0	0	0	1	1	0.00	0.000											



Batter	1	2	3	4	5	6	7	8	9	AB	R	H	RBI	BB	SO	LOB	TOP		
<b>Paul Moltzer, R</b> OBP: 0.381, SLG: 0.442 (1, 5)	0-0 6-3	0-0 6-3			0-0 5-3		0-0 FC5-4			4	0	0	0	0	0	1	<b>Milwaukee Brewers @ Baltimore Orioles</b> Memorial Stadium, Baltimore, MD Fri Jun 14 1985, 7:05 PM EDT Att: 39,142 - Unknown		
<b>Ernest Riles, L</b> OBP: 0.325, SLG: 0.392 (1, 6)	4-0 1B 2B BB	0-3 K			0-0 E3 FC6-4		0-3 K			3	1	0	0	1	2	1			
<b>Cecil Cooper, L</b> OBP: 0.360, SLG: 0.533 (1, 3)	0-0 1-2 2B 1B	0-3 K			0-0 FC6-4 1-2		0-0 F8			4	1	1	0	0	1	1			
<b>Robin Yount, R</b> OBP: 0.327, SLG: 0.433 (1, 7)	0-0 F7		0-3 K		0-0 L4		0-0 1-3			4	0	0	0	0	1	3			
<b>Ted Simmons, S</b> OBP: 0.321, SLG: 0.325 (1, 2)	0-0 BB 1-H 2-H 2B		0-0 F7		0-0 F8		0-0 F5			4	1	1	2	0	0	0			
<b>Ben Oglivie, L</b> OBP: 0.305, SLG: 0.316 (1, 9)	4-0 BB BB BB		0-3 K		0-0 4-3		0-0 F7			3	0	0	0	1	1	0			
<b>Bill Schroeder, R</b> OBP: 0.309, SLG: 0.506 (1, 10)	4-0 1-2 2-3 BB			0-0 F8		0-0 6-3		0-0 1B		3	0	1	0	1	0	0			
<b>Jim Gantner, L</b> OBP: 0.298, SLG: 0.348 (1, 4)	4-0 1-2 2-3 3-H BB		0-0 F7		0-0 F8		0-0 F9			3	0	0	1	1	0	1			
<b>Rick Manning, L</b> OBP: 0.282, SLG: 0.316 (1, 8)	0-0 3-1		0-0 1-3		0-0 1B		0-0 4-3			4	0	1	0	0	0	4			
<b>Inning Stats</b>	R: 3 E: 0 K: 0 S: 5	H: 2 LOB: 3 BB: 4 P: 21	R: 0 E: 0 K: 2 S: 7	H: 0 LOB: 0 BB: 0 P: 7	R: 0 E: 0 K: 2 S: 7	H: 0 LOB: 0 BB: 0 P: 7	R: 0 E: 0 K: 0 S: 3	H: 0 LOB: 1 BB: 0 P: 3	R: 0 E: 0 K: 1 S: 6	H: 1 LOB: 1 BB: 0 P: 6	R: 0 E: 0 K: 0 S: 3	H: 0 LOB: 0 BB: 0 P: 3	R: 0 E: 0 K: 0 S: 4	H: 1 LOB: 1 BB: 0 P: 4	R: 0 E: 0 K: 0 S: 4	H: 1 LOB: 1 BB: 0 P: 4	1B: 3 2B: 1 3B: 0 HR: 0	SF: 0 SAC: 0 DP: 0 HBP: 0	WP: 0 PA: 36 PB: 0 SB: 0 CS: 0
<b>PITCHER</b> <b>Storm Davis, R</b> ERA: 4.82 (1, 1)	IP: 9.0 WLS: W BF: 36 H: 4 R: 3 ER: 3 SO: 5 BB: 4 IBB: 0 HBP: 0 BLK: 0 WP: 0 HR: 0 S: 42 P: 58 ERA: 3.00 WHIP: 0.889																		

Batter	1	2	3	4	5	6	7	8	9	AB	R	H	RBI	BB	SO	LOB	BOTTOM		
<b>Lee Lacy, R</b> OBP: 0.305, SLG: 0.373 (1, 9)	0-0 FC3-6 1B	0-3 K	4-0 2B BB		4-0 G5-4-3 BB		0-0 4-3			2	1	1	0	2	1	1	<b>Milwaukee Brewers @ Baltimore Orioles</b> Memorial Stadium, Baltimore, MD Fri Jun 14 1985, 7:05 PM EDT Att: 39,142 - Unknown		
<b>John Shelby, S</b> (7, FH) (8, 9)										1	0	0	0	0	0	0			
<b>Jim Dwyer, L</b> OBP: 0.368, SLG: 0.414 (1, 7)	0-0 F8	0-0 1B	0-0 1B 1-H 2-H 3-H		0-0 F7		0-0 F9			5	0	2	4	0	0	3			
<b>Cal Ripken Jr., R</b> OBP: 0.353, SLG: 0.480 (1, 6)	0-0 FC3-6 1B 1-2	0-0 F8	0-0 6-3		0-0 G5-4-3 1-2		0-0 F5			5	1	0	0	0	0	5			
<b>Eddie Murray, S</b> OBP: 0.376, SLG: 0.508 (1, 3)	0-0 1-3 1B 1B		0-0 6-3		0-0 FC4-6 1B		0-0 4-3		0-0 1B 1B	5	1	3	0	0	0	0			
<b>Fred Lynn, L</b> OBP: 0.349, SLG: 0.444 (1, 8)	0-0 1-H 3-H 1B		0-0 BB E 1B		0-0 FC4-6 WP 5-3 1-2		0-0 6-3		0-0 1-2 1B	5	1	3	2	0	0	1			
<b>Larry Sheets, L</b> OBP: 0.348, SLG: 0.486 (1, 10)	0-0 G3		0-0 E BB 1B		0-0 5-3		1-0 FC4-6 HBP		0-0 F8	4	1	1	0	0	0	4			
<b>Wayne Gross, L</b> OBP: 0.394, SLG: 0.427 (1, 5)		0-0 1-3 2B 1B	4-0 6-3 E BB		4-0 FC5-4 BB		0-0 FC4-6 1-2			2	2	1	0	2	0	1			
<b>Lenn Sakata, R</b> OBP: 0.250, SLG: 0.279 (8, 4)			1-2 2-3 3-H 1B		2-3 BB					0	0	0	0	0	0	0			
<b>Rich Dauer, R</b> OBP: 0.277, SLG: 0.260 (1, 4) (8, 5)	0-0 1-3	0-0 1-2	0-0 E5 6-3 2B		0-0 FC5-4 1-2		0-0 5-3			4	1	0	0	0	0	5			
<b>Rick Dempsey, R</b> OBP: 0.357, SLG: 0.357 (1, 2)	0-0 2-H 1B 2B	0-0 6-3	0-0 6-3 2B 1B		0-0 2B		0-0 F9			4	1	2	2	0	0	2			
<b>Inning Stats</b>	R: 2 E: 0 K: 0 S: 6	H: 3 LOB: 1 BB: 0 P: 6	R: 2 E: 0 K: 1 S: 8	H: 3 LOB: 1 BB: 0 P: 8	R: 5 E: 1 K: 0 S: 7	H: 3 LOB: 1 BB: 2 P: 15	R: 0 E: 0 K: 0 S: 4	H: 1 LOB: 2 BB: 1 P: 8	R: 0 E: 0 K: 0 S: 3	H: 0 LOB: 1 BB: 0 P: 4	R: 0 E: 0 K: 0 S: 3	H: 0 LOB: 0 BB: 0 P: 3	R: 0 E: 0 K: 0 S: 5	H: 2 LOB: 2 BB: 0 P: 5	R: 0 E: 0 K: 0 S: 5	H: 2 LOB: 2 BB: 0 P: 5	1B: 10 2B: 3 3B: 0 HR: 0	SF: 0 SAC: 0 DP: 1 HBP: 1	WP: 1 PA: 42 PB: 0 SB: 1 CS: 0
<b>PITCHER</b> <b>Pete Vuckovich, R</b> ERA: 6.02 (1, 1)	IP: 2.1 WLS: L BF: 15 H: 8 R: 6 ER: 4 SO: 1 BB: 0 IBB: 0 HBP: 0 BLK: 0 WP: 1 HR: 0 S: 17 P: 17 ERA: 15.43 WHIP: 3.429																		
<b>Jaime Cocanower, R</b> ERA: 2.45 (3, 1)	3.2 WLS: L BF: 19 H: 3 R: 3 ER: 0 SO: 0 BB: 4 IBB: 0 HBP: 1 BLK: 0 WP: 0 HR: 0 S: 14 P: 31 ERA: 0.00 WHIP: 1.909																		
<b>Pete Ladd, R</b> ERA: 2.81 (7, 1)	1.0 WLS: L BF: 3 H: 0 R: 0 ER: 0 SO: 0 BB: 0 IBB: 0 HBP: 0 BLK: 0 WP: 0 HR: 0 S: 3 P: 3 ERA: 0.00 WHIP: 0.000																		
<b>Rollie Fingers, R</b> ERA: 4.81 (8, 1)	1.0 WLS: L BF: 5 H: 2 R: 0 ER: 0 SO: 0 BB: 0 IBB: 0 HBP: 0 BLK: 0 WP: 0 HR: 0 S: 5 P: 5 ERA: 0.00 WHIP: 2.000																		



Batter	1	2	3	4	5	6	7	8	9	AB	R	H	RBI	BB	SO	LOB	TOP								
Paul Moltor, R OBP: 0.378, SLG: 0.436 (1, 5)	F3		F9		6-3		4-3		BB 2H 1B	5	0	1	1	0	0	0	<b>Milwaukee Brewers @ Baltimore Orioles</b> Memorial Stadium, Baltimore, MD Sat Jun 15 1985, 3:33 AM EDT Att: 25,650 - Unknown								
Ernest Riles, L OBP: 0.341, SLG: 0.434 (1, 6)	F8		F8		HR		1B		BB 1-2 BB	4	1	2	1	1	0	0									
Cecil Cooper, L OBP: 0.352, SLG: 0.521 (1, 3)	F7		F7		F8		F8		F8	5	0	0	0	0	0	3									
Robin Yount, R OBP: 0.326, SLG: 0.430 (1, 7)		F9		1B FC6 1B		F8		4-3		4	1	1	0	0	0	0									
Ted Simmons, S OBP: 0.319, SLG: 0.323 (1, 10)	F8		F8		FC6 1-3 1B	6-3		6-3		4	0	1	0	0	0	0									
Ben Oglivie, L OBP: 0.310, SLG: 0.336 (1, 9)		HR 2B		FC6 1B 1-2 3-H 0-0		2B		F7		4	1	2	1	0	0	1									
Bill Schroeder, R OBP: 0.316, SLG: 0.534 (1, 2)		HR		F9		BB		4-3		3	1	1	2	1	0	1									
Jim Gantner, L OBP: 0.307, SLG: 0.361 (1, 4)		2B		1-3 1B		3-1		6-3 1B 1B		4	1	3	0	0	0	2									
Rick Manning, L OBP: 0.268, SLG: 0.300 (1, 8)	K2-3				F7		F8		6-3 1-2	4	0	0	0	0	1	2									
<b>Inning Stats</b>	R: 0 E: 0 K: 0 S: 3	H: 0 LOB: 0 BB: 0 P: 3	R: 2 E: 0 K: 1 S: 8	H: 3 LOB: 1 BB: 0 P: 8	R: 0 E: 0 K: 0 S: 3	H: 0 LOB: 0 BB: 0 P: 3	R: 1 E: 0 K: 0 S: 5	H: 3 LOB: 2 BB: 0 P: 5	R: 1 E: 0 K: 0 S: 4	H: 1 LOB: 0 BB: 0 P: 4	R: 0 E: 0 K: 0 S: 4	H: 1 LOB: 1 BB: 1 P: 8	R: 0 E: 0 K: 0 S: 4	H: 1 LOB: 0 BB: 0 P: 4	R: 0 E: 0 K: 0 S: 3	H: 0 LOB: 0 BB: 0 P: 3	R: 1 E: 0 K: 0 S: 5	H: 2 LOB: 2 BB: 1 P: 9	1B: 6 2B: 3 3B: 0 HR: 2	SF: 0 SAC: 0 DP: 0 HBP: 0	WP: 0 PB: 0 SB: 0 CS: 0	PA: 39			
<b>PITCHER</b>	IP	WLS	BF	H	R	ER	SO	BB	IBB	HBP	BLK	WP	HR	S	P	ERA	WHIP								
Ken Dixon, R ERA: 4.96 (1, 1)	5.0		21	7	4	4	1	0	0	0	0	0	2	23	23	7.20	1.400								
Nate Snell, R ERA: 1.52 (6, 1)	3.2	W	16	4	1	1	0	1	0	0	0	0	0	15	19	2.46	1.364								
Tippy Martinez, L ERA: 4.45 (9, 1)	0.1	S	2	0	0	0	0	1	0	0	0	0	0	1	5	0.00	3.000								

Batter	1	2	3	4	5	6	7	8	9	AB	R	H	RBI	BB	SO	LOB	BOTTOM								
Lee Lacy, R OBP: 0.295, SLG: 0.360 (1, 9)	6-3		F8		4-3	4-3		F3		5	0	0	0	0	0	6	<b>Milwaukee Brewers @ Baltimore Orioles</b> Memorial Stadium, Baltimore, MD Sat Jun 15 1985, 3:33 AM EDT Att: 25,650 - Unknown								
Rich Dauer, R OBP: 0.270, SLG: 0.252 (1, 4) (9, 5)	F9		F6		F8		F4			4	0	0	0	0	0	2									
Fred Lynn, L OBP: 0.347, SLG: 0.440 (1, 8)	6-3				F4		F9			4	1	1	0	0	0	0									
Eddie Murray, S OBP: 0.378, SLG: 0.523 (1, 3)		1B			F3		G3			4	1	2	2	0	0	0									
Cal Ripken Jr., R OBP: 0.355, SLG: 0.491 (1, 6)	F3		F2		F2	SH1-3 1B BB		HR		3	2	1	1	1	0	1									
Gary Roenicke, R OBP: 0.340, SLG: 0.494 (1, 7)	F5				1-3 2B 1B	SH1-3		HR		3	2	2	1	0	0	1									
Fritzie Connally, R OBP: 0.359, SLG: 0.402 Wayne Gross, L OBP: 0.392, SLG: 0.427 (1, 5) (6, PH) (7, 5)	1-3				4-0 2B 1B	4-0 1-2		HR		1	1	0	0	1	0	1									
Lenn Sakata, R OBP: 0.250, SLG: 0.279 (6, PR) (9, 4)					1-2 2B BB	1B BB		BB		0	0	0	0	0	0	0									
Mike Young, S OBP: 0.378, SLG: 0.404 Larry Sheets, L OBP: 0.350, SLG: 0.486 (1, 10) (6, PH)					1-3 2B	1-3 2H 1B		K		2	0	1	0	0	0	2									
Rick Dempsey, R OBP: 0.354, SLG: 0.361 (1, 2)	F9				4-3 2B	F6		K		4	0	1	2	0	1	4									
<b>Inning Stats</b>	R: 0 E: 0 K: 0 S: 3	H: 0 LOB: 0 BB: 0 P: 3	R: 0 E: 0 K: 0 S: 4	H: 1 LOB: 1 BB: 0 P: 4	R: 0 E: 0 K: 0 S: 3	H: 0 LOB: 0 BB: 0 P: 3	R: 2 E: 0 K: 0 S: 5	H: 2 LOB: 1 BB: 1 P: 9	R: 3 E: 0 K: 0 S: 6	H: 3 LOB: 2 BB: 2 P: 14	R: 0 E: 0 K: 0 S: 3	H: 0 LOB: 0 BB: 0 P: 3	R: 2 E: 0 K: 2 S: 9	H: 2 LOB: 2 BB: 1 P: 13	1B: 5 2B: 1 3B: 0 HR: 3	SF: 0 SAC: 1 DP: 0 HBP: 0	WP: 0 PB: 0 SB: 1 CS: 0	PA: 37							
<b>PITCHER</b>	IP	WLS	BF	H	R	ER	SO	BB	IBB	HBP	BLK	WP	HR	S	P	ERA	WHIP								
Teddy Figueroa, L ERA: 4.19 (1, 1)	5.0		22	6	4	4	0	1	0	0	0	0	2	21	25	7.20	1.400								
Bob Gibson, R ERA: 3.15 (6, 1)	3.0	L	15	3	3	3	2	3	0	0	0	0	2	16	28	9.00	2.000								



Batter	1	2	3	4	5	6	7	8	9	AB	R	H	RBI	BB	SO	LOB	TOP					
Paul Moltzer, R OBP: 0.372, SLG: 0.429 (1, 5)										4	0	0	0	0	2	3						
Ernest Riles, L OBP: 0.326, SLG: 0.414 (1, 6)										4	0	0	0	0	0	2						
Cecil Cooper, L OBP: 0.346, SLG: 0.511 (1, 3)										4	0	0	0	0	1	0						
Robin Yount, R OBP: 0.333, SLG: 0.431 (8, 8)										2	1	1	0	2	0	0						
Ben Oglivie, L OBP: 0.308, SLG: 0.333 (8, 7)										4	0	1	0	0	0	2						
Bill Schroeder, R OBP: 0.314, SLG: 0.522 (1, 10)										4	0	1	0	0	1	3						
Jim Gantner, L OBP: 0.311, SLG: 0.361 (1, 4)										3	0	1	1	1	0	0						
Charlie Moore, R OBP: 0.321, SLG: 0.341 (1, 2)										4	0	1	0	0	0	4						
Rick Manning, L OBP: 0.271, SLG: 0.301 (8, 9)										3	0	1	0	0	0	1						
<b>Inning Stats</b>	R: 0 E: 0 K: 0 S: 3	H: 0 LOB: 0 BB: 0 P: 3	R: 0 E: 0 K: 0 S: 3	H: 0 LOB: 0 BB: 0 P: 3	R: 0 E: 0 K: 1 S: 6	H: 1 LOB: 1 BB: 0 P: 6	R: 0 E: 0 K: 1 S: 6	H: 1 LOB: 2 BB: 1 P: 10	R: 0 E: 0 K: 0 S: 2	H: 0 LOB: 0 BB: 1 P: 6	R: 0 E: 0 K: 0 S: 5	H: 0 LOB: 0 BB: 1 P: 5	R: 0 E: 0 K: 0 S: 2	H: 0 LOB: 0 BB: 1 P: 6	R: 0 E: 1 K: 1 S: 7	H: 1 LOB: 2 BB: 0 P: 7	R: 1 E: 0 K: 0 S: 6	H: 3 LOB: 2 BB: 0 P: 6	1B: 5 2B: 2 3B: 0 HR: 0	SF: 0 SAC: 0 DP: 2 HBP: 0	WP: 0 PB: 0 SB: 0 CS: 0	PA: 35
<b>PITCHER</b> Mike Boddicker, R ERA: 3.76 (1, 1)	IP: 9.0 WLS: W BF: 35 H: 6 R: 1 ER: 1 SO: 4 BB: 3 IBB: 0 HBP: 0 BLK: 0 WP: 0 HR: 0 S: 40 P: 52 ERA: 1.00 WHIP: 1.000															<b>PITCHER</b>						

Milwaukee Brewers @ Baltimore Orioles  
Memorial Stadium, Baltimore, MD  
Sun Jun 16 1985, 3:33 AM EDT  
Att: 31,324 - Unknown

AB 32  
R 1  
H 6  
RBI 1  
BB 3  
SO 4  
LOB 15



Batter	1	2	3	4	5	6	7	8	9	AB	R	H	RBI	BB	SO	LOB	BOTTOM					
Lee Lacy, R OBP: 0.298, SLG: 0.368 (1, 9)										5	1	2	1	0	1	2						
Jim Dwyer, L OBP: 0.385, SLG: 0.432 Rich Dauer, R OBP: 0.268, SLG: 0.250 (8, 5)										4	1	1	2	0	1	2						
Cal Ripken Jr., R OBP: 0.350, SLG: 0.483 (1, 6)										4	0	0	0	0	0	0						
Eddie Murray, S OBP: 0.380, SLG: 0.520 (1, 3)										3	1	1	0	1	0	0						
Fred Lynn, L OBP: 0.353, SLG: 0.457 Gary Roenicke, R OBP: 0.340, SLG: 0.494 (9, 7)										3	1	2	1	1	1	1						
Larry Sheets, L OBP: 0.348, SLG: 0.480 (1, 10)										4	1	1	0	0	0	3						
Wayne Gross, L OBP: 0.397, SLG: 0.483 John Shelby, S OBP: 0.500, SLG: 2.000 (9, 8)										3	2	2	2	0	0	2						
Lenn Sakata, R OBP: 0.250, SLG: 0.268 (1, 4)										3	0	0	0	0	2	0						
Rick Dempsey, R OBP: 0.352, SLG: 0.358 (1, 2)										4	1	1	0	0	1	1						
<b>Inning Stats</b>	R: 0 E: 0 K: 1 S: 5	H: 0 LOB: 0 BB: 0 P: 5	R: 0 E: 0 K: 1 S: 5	H: 1 LOB: 0 BB: 0 P: 5	R: 1 E: 0 K: 1 S: 7	H: 2 LOB: 1 BB: 0 P: 7	R: 0 E: 0 K: 0 S: 3	H: 0 LOB: 1 BB: 1 P: 7	R: 1 E: 0 K: 0 S: 4	H: 1 LOB: 1 BB: 0 P: 5	R: 1 E: 1 K: 0 S: 4	H: 1 LOB: 1 BB: 1 P: 8	R: 3 E: 1 K: 1 S: 8	H: 2 LOB: 0 BB: 0 P: 8	R: 3 E: 0 K: 2 S: 11	H: 4 LOB: 1 BB: 0 P: 11	R: 3 E: 0 K: 2 S: 11	H: 4 LOB: 1 BB: 0 P: 11	1B: 5 2B: 2 3B: 0 HR: 5	SF: 0 SAC: 0 DP: 1 HBP: 1	WP: 0 PB: 0 SB: 1 CS: 1	PA: 38
<b>PITCHER</b> Danny Darwin, R ERA: 3.72 Pete Ladd, R ERA: 4.09 (7, 1)	IP: 6.1 WLS: L BF: 29 H: 7 R: 6 ER: 4 SO: 4 BB: 2 IBB: 0 HBP: 1 BLK: 0 WP: 0 HR: 3 S: 34 P: 43 ERA: 5.68 WHIP: 1.421															<b>PITCHER</b>						

Milwaukee Brewers @ Baltimore Orioles  
Memorial Stadium, Baltimore, MD  
Sun Jun 16 1985, 3:33 AM EDT  
Att: 31,324 - Unknown

AB 35  
R 9  
H 11  
RBI 8  
BB 2  
SO 6  
LOB 12





Batter	1	2	3	4	5	6	7	8	9	AB	R	H	RBI	BB	SO	LOB	TOP			
Damaso Garcia, R OBP: 0.295, SLG: 0.339	F6		F7			1B		F9		4	0	1	0	0	0	0	<b>Toronto Blue Jays @ Milwaukee Brewers</b> Milwaukee County Stadium, Milwaukee, WI Mon Jun 17 1985, 8:05 PM EDT Att: 16,889 - Unknown <a href="http://livebaseballscorecards.com">livebaseballscorecards.com</a>			
Rance Mulliniks, L OBP: 0.407, SLG: 0.465	1B		F4			G3		6-3		4	0	1	0	0	0	1				
Lloyd Moseby, L OBP: 0.347, SLG: 0.403	K		F6			4-3		4-3		4	0	0	0	0	1	1				
Willie Upshaw, L OBP: 0.304, SLG: 0.386	F5		5-3			4-3		4-3		3	0	0	0	0	0	1				
George Bell, R OBP: 0.328, SLG: 0.512		6-3			K			6-3		3	0	0	0	0	1	0				
Len Matuszek, L OBP: 0.276, SLG: 0.366		4-3			6-3			E	1B	3	1	1	0	0	0	0				
Ernie Whitt, L OBP: 0.350, SLG: 0.534		F7			K			F7		3	0	0	0	0	1	1				
Lou Thornton, L OBP: 0.217, SLG: 0.273			2-3			K		1-3		3	0	0	0	0	1	0				
Tony Fernandez, S OBP: 0.336, SLG: 0.373			G3			F8		K		3	0	0	0	0	1	0				
<b>Inning Stats</b>	R: 0 E: 0 K: 1 S: 6	H: 1 LOB: 1 BB: 0 P: 6	R: 0 E: 0 K: 0 S: 3	H: 0 LOB: 0 BB: 0 P: 3	R: 0 E: 0 K: 0 S: 3	H: 0 LOB: 0 BB: 0 P: 3	R: 0 E: 0 K: 2 S: 7	H: 0 LOB: 0 BB: 0 P: 7	R: 0 E: 0 K: 1 S: 6	H: 1 LOB: 1 BB: 0 P: 6	R: 0 E: 0 K: 0 S: 3	H: 0 LOB: 0 BB: 0 P: 3	R: 1 E: 1 K: 1 S: 6	H: 1 LOB: 0 BB: 0 P: 6	R: 0 E: 0 K: 0 S: 3	H: 0 LOB: 0 BB: 0 P: 3	1B: 3 2B: 0 3B: 0 HR: 0	SF: 0 SAC: 0 DP: 0 HBP: 0	WP: 0 PB: 0 SB: 0 CS: 0	PA: 30
<b>PITCHER</b> Moose Haas, R ERA: 2.62	IP: 9.0 WLS: W BF: 30 H: 3 R: 1 ER: 0 SO: 5 BB: 0 IBB: 0 HBP: 0 BLK: 0 WP: 0 HR: 0 S: 40 P: 40 ERA: 0.00 WHIP: 0.333															<b>PITCHER</b> Moose Haas, R ERA: 2.62	IP: 9.0 WLS: W BF: 30 H: 3 R: 1 ER: 0 SO: 5 BB: 0 IBB: 0 HBP: 0 BLK: 0 WP: 0 HR: 0 S: 40 P: 40 ERA: 0.00 WHIP: 0.333			

Batter	1	2	3	4	5	6	7	8	9	AB	R	H	RBI	BB	SO	LOB	BOTTOM			
Ernest Riles, L OBP: 0.326, SLG: 0.404	K		1B			F5		SH1-4		2	1	0	0	1	1	0	<b>Toronto Blue Jays @ Milwaukee Brewers</b> Milwaukee County Stadium, Milwaukee, WI Mon Jun 17 1985, 8:05 PM EDT Att: 16,889 - Unknown <a href="http://livebaseballscorecards.com">livebaseballscorecards.com</a>			
Jim Gantner, L OBP: 0.314, SLG: 0.379	F8		BB			HR		3-4		4	1	2	1	0	0	1				
Cecil Cooper, L OBP: 0.342, SLG: 0.504	F7		F6			F7		2-3f		3	0	0	0	0	0	0				
Robin Yount, R OBP: 0.338, SLG: 0.431		2B	1B		K	S		BB		2	0	1	0	1	1	0				
Ted Simmons, S OBP: 0.320, SLG: 0.328		1-3	2B		4-3	F3				3	0	1	0	0	0	1				
Ben Oglivie, L OBP: 0.302, SLG: 0.327		K			F7			6-3		3	0	0	0	0	1	2				
Bill Schroeder, R OBP: 0.314, SLG: 0.511		K			G6-4-3	BB		K		2	0	0	0	1	2	2				
Rick Manning, L OBP: 0.261, SLG: 0.291		1-3			G6-4-3	1-2		F8		3	0	0	0	0	0	3				
Brian Giles, R OBP: 0.271, SLG: 0.250			F6		2-3			3-4	SH1-4	BB	2	0	0	1	0	0				
<b>Inning Stats</b>	R: 0 E: 0 K: 1 S: 5	H: 0 LOB: 0 BB: 0 P: 5	R: 0 E: 0 K: 2 S: 9	H: 2 LOB: 2 BB: 0 P: 9	R: 1 E: 0 K: 0 S: 3	H: 1 LOB: 0 BB: 1 P: 7	R: 0 E: 0 K: 1 S: 5	H: 0 LOB: 0 BB: 0 P: 5	R: 0 E: 0 K: 0 S: 2	H: 0 LOB: 0 BB: 1 P: 6	R: 1 E: 0 K: 0 S: 4	H: 1 LOB: 1 BB: 1 P: 8	R: 0 E: 0 K: 1 S: 5	H: 0 LOB: 0 BB: 0 P: 5	R: 0 E: 0 K: 0 S: 2	H: 0 LOB: 0 BB: 1 P: 6		1B: 2 2B: 2 3B: 0 HR: 1	SF: 0 SAC: 1 DP: 2 HBP: 0	WP: 0 PB: 0 SB: 1 CS: 0
<b>PITCHER</b> Dave Stieb, R ERA: 2.16	IP: 8.0 WLS: L BF: 29 H: 4 R: 2 ER: 2 SO: 5 BB: 4 IBB: 0 HBP: 0 BLK: 0 WP: 0 HR: 1 S: 35 P: 51 ERA: 2.25 WHIP: 1.000															<b>PITCHER</b> Dave Stieb, R ERA: 2.16	IP: 8.0 WLS: L BF: 29 H: 4 R: 2 ER: 2 SO: 5 BB: 4 IBB: 0 HBP: 0 BLK: 0 WP: 0 HR: 1 S: 35 P: 51 ERA: 2.25 WHIP: 1.000			



Batter	1	2	3	4	5	6	7	8	9	AB	R	H	RBI	BB	SO	LOB	TOP			
Damaso Garcia, R (1.4) OBP: 0.302, SLG: 0.345										4	1	3	0	0	0	1	<b>Toronto Blue Jays @ Milwaukee Brewers</b> Milwaukee County Stadium, Milwaukee, WI Tue Jun 18 1985, 8:05 PM EDT Att: 18,568 - Unknown			
Rance Mulliniks, L (1.5) OBP: 0.409, SLG: 0.462										3	0	1	1	1	0	1				
Lloyd Moseby, L (1.8) OBP: 0.345, SLG: 0.405										4	0	1	0	0	0	2				
Willie Upshaw, L (1.3) OBP: 0.299, SLG: 0.379										4	0	0	0	0	1	3				
George Bell, R (1.7) OBP: 0.323, SLG: 0.504										4	0	0	0	0	0	1				
Len Matuszek, L (1.10) OBP: 0.276, SLG: 0.371										4	0	1	0	0	3	1				
Ernie Whitt, L (1.2) OBP: 0.342, SLG: 0.520										4	0	0	0	0	0	1				
Jesse Barfield, R (1.9) OBP: 0.329, SLG: 0.472										3	0	0	0	0	2	1				
Tony Fernandez, S (1.6) OBP: 0.336, SLG: 0.372										3	0	1	0	0	0	0				
<b>Inning Stats</b>	R: 0 E: 0 K: 0 S: 3	H: 1 LOB: 1 BB: 1 P: 7	R: 0 E: 0 K: 1 S: 5	H: 0 LOB: 0 BB: 0 P: 5	R: 0 E: 0 K: 0 S: 4	H: 1 LOB: 1 BB: 0 P: 4	R: 0 E: 1 K: 1 S: 6	H: 1 LOB: 1 BB: 0 P: 6	R: 0 E: 0 K: 0 S: 6	H: 0 LOB: 0 BB: 0 P: 3	R: 0 E: 0 K: 1 S: 6	H: 1 LOB: 1 BB: 0 P: 6	R: 1 E: 0 K: 1 S: 7	H: 2 LOB: 1 BB: 0 P: 7	R: 0 E: 0 K: 1 S: 5	H: 0 LOB: 0 BB: 0 P: 5		1B: 5 2B: 2 3B: 0 HR: 0	SF: 0 SAC: 0 DP: 0 HBP: 0	WP: 1 PB: 0 SB: 2 CS: 1
<b>PITCHER</b> Ray Burris, R (1.1) ERA: 2.84	IP: 9.0 WLS: W BF: 34 H: 7 R: 1 ER: 1 SO: 6 BB: 1 IBB: 0 HBP: 0 BLK: 0 WP: 1 HR: 0 S: 45 P: 49 ERA: 1.00 WHIP: 0.889															<b>PITCHER</b>				

Batter	1	2	3	4	5	6	7	8	9	AB	R	H	RBI	BB	SO	LOB	BOTTOM			
Paul Molitor, R (1.5) OBP: 0.374, SLG: 0.441										3	1	1	1	1	1	0	<b>Toronto Blue Jays @ Milwaukee Brewers</b> Milwaukee County Stadium, Milwaukee, WI Tue Jun 18 1985, 8:05 PM EDT Att: 18,568 - Unknown			
Jim Gantner, L (1.4) OBP: 0.308, SLG: 0.371										4	0	0	0	0	0	2				
Cecil Cooper, L (1.3) OBP: 0.340, SLG: 0.500										4	1	1	0	0	0	3				
Robin Yount, R (1.7) OBP: 0.336, SLG: 0.428										4	1	1	0	0	0	1				
Ted Simmons, S (1.10) OBP: 0.323, SLG: 0.333										3	1	1	1	1	0	0				
Ernest Riles, L (1.6) OBP: 0.323, SLG: 0.402										3	0	1	2	0	0	0				
Ben Oglivie, L (1.9) OBP: 0.301, SLG: 0.325										4	0	1	0	0	0	2				
Charlie Moore, R (1.2) OBP: 0.319, SLG: 0.338										4	0	1	0	0	2	0				
Rick Manning, L (1.8) OBP: 0.250, SLG: 0.278										4	0	0	0	0	0	3				
<b>Inning Stats</b>	R: 0 E: 0 K: 0 S: 3	H: 0 LOB: 1 BB: 1 P: 7	R: 0 E: 0 K: 0 S: 3	H: 0 LOB: 0 BB: 0 P: 3	R: 0 E: 0 K: 1 S: 5	H: 0 LOB: 0 BB: 0 P: 5	R: 2 E: 1 K: 0 S: 8	H: 4 LOB: 3 BB: 0 P: 8	R: 2 E: 1 K: 0 S: 6	H: 3 LOB: 2 BB: 1 P: 10	R: 0 E: 2 K: 1 S: 7	H: 0 LOB: 2 BB: 0 P: 7	R: 0 E: 0 K: 0 S: 3	H: 0 LOB: 0 BB: 0 P: 3	R: 0 E: 0 K: 1 S: 5	H: 0 LOB: 0 BB: 0 P: 5		1B: 5 2B: 1 3B: 0 HR: 1	SF: 1 SAC: 0 DP: 0 HBP: 0	WP: 1 PB: 0 SB: 0 CS: 0
<b>PITCHER</b> Luis Leal, R (1.1) ERA: 5.6 Dennis Lamp, R (5.1) ERA: 3.24 Bill Caudill, R (8.1) ERA: 3.34	IP: 4.1 WLS: L BF: 23 H: 7 R: 4 ER: 2 SO: 1 BB: 0 IBB: 0 HBP: 0 BLK: 0 WP: 0 HR: 1 S: 23 P: 31 ERA: 4.15 WHIP: 1.846															<b>PITCHER</b>				



Batter	1	2	3	4	5	6	7	8	9	AB	R	H	RBI	BB	SO	LOB	TOP										
<b>Damaso Garcia, R</b> (1, 4) OBP: 0.297, SLG: 0.339	0-0 4-3		0-0 F5	0-0 G4-6-3		0-0 6-3		0-0 F9		5	0	0	0	0	0	7	<b>Toronto Blue Jays @ Milwaukee Brewers</b> Milwaukee County Stadium, Milwaukee, WI Wed Jun 19 1985, 4:33 AM EDT Att: 25,607 - Unknown <a href="http://livebaseballscorecards.com">livebaseballscorecards.com</a>										
<b>Willie Upshaw, L</b> (1, 10) OBP: 0.305, SLG: 0.379	0-0 F4		0-0 1B 2H 3B 1B	0-0 6-3		4-0 BB		4-0 BB		3	1	1	1	2	0	1											
<b>Lloyd Moseby, L</b> (1, 8) OBP: 0.343, SLG: 0.401	0-0 F6		0-0 1-3 3B 1B		0-0 G3	0-3 K		0-0 F8		5	1	1	0	0	1	6											
<b>George Bell, R</b> (1, 7) OBP: 0.321, SLG: 0.506		0-0 F8	0-0 1-H 3-H 3B		0-0 5-3			0-0 F3		5	0	1	2	0	0	0											
<b>Rance Mulliniks, L</b> (1, 5) OBP: 0.414, SLG: 0.463 <b>Garth Iorg, R</b> (7, PH) OBP: 0.373, SLG: 0.436 (7, 5)		0-0 1B	0-0 S BB		0-0 6-3			0-0 F7		2	0	1	0	1	0	0											
<b>Len Matuszek, L</b> (1, 3) OBP: 0.273, SLG: 0.358	0-0 F8		0-3 1-2 K			4-0 BB WP BB BB		0-0 G3		4	1	0	0	1	1	3											
<b>Ernie Whitt, L</b> (1, 2) OBP: 0.345, SLG: 0.516	0-3 K			0-0 1B G4-6-3 BB 1B		4-0 WP BB BB		0-0 3-1		3	1	1	0	1	1	1											
<b>Jesse Barfield, R</b> (1, 9) OBP: 0.340, SLG: 0.481			0-0 1B 2B	4-0 G4-6-3 1B 1-2 BB		4-0 WP BB		0-0 1B 1B		2	1	2	0	2	0	0											
<b>Tony Fernandez, S</b> (1, 6) OBP: 0.339, SLG: 0.374			0-0 1-6-3	0-0 1-2 2-3 1B		0-0 4-3		0-0 BB 1B		4	0	2	0	0	0	3											
<b>Inning Stats</b>	R: 0 E: 0 K: 0 S: 3	H: 0 LOB: 0 BB: 0 P: 3	R: 0 E: 0 K: 1 S: 6	H: 1 LOB: 1 BB: 0 P: 6	R: 3 E: 0 K: 1 S: 9	H: 4 LOB: 2 BB: 1 P: 13	R: 1 E: 0 K: 0 S: 4	H: 2 LOB: 1 BB: 1 P: 8	R: 0 E: 0 K: 0 S: 3	H: 0 LOB: 0 BB: 0 P: 3	R: 0 E: 0 K: 0 S: 3	H: 0 LOB: 0 BB: 0 P: 3	R: 0 E: 0 K: 0 S: 5	H: 2 LOB: 3 BB: 1 P: 9	R: 0 E: 0 K: 1 S: 5	H: 0 LOB: 0 BB: 0 P: 5	1B: 7 2B: 1 3B: 1 HR: 0	SF: 0 SAC: 0 DP: 1 HBP: 0	WP: 1 PB: 0 SB: 1 CS: 0	PA: 42							
<b>PITCHER</b>	IP	WLS	BF	H	R	ER	SO	BB	IBB	HBP	BLK	WP	HR	S	P	ERA	WHIP										
<b>Pete Vuckovich, R</b> (1, 1) ERA: 6.41	3.0	L	18	7	4	4	2	2	0	0	0	0	0	20	23	12.00	3.000										
<b>Jaime Cocanower, R</b> (4, 1) ERA: 2.5	2.2		11	0	1	1	0	4	0	0	0	1	0	7	23	3.38	1.500										
<b>Bob McClure, L</b> (6, 1) ERA: 5.34	2.1		10	2	0	0	1	1	0	0	0	0	0	11	15	0.00	1.286										
<b>Rollie Fingers, R</b> (9, 1) ERA: 4.62	1.0		3	0	0	0	1	0	0	0	0	0	0	5	5	0.00	0.000										

Batter	1	2	3	4	5	6	7	8	9	AB	R	H	RBI	BB	SO	LOB	BOTTOM										
<b>Paul Molitor, R</b> (1, 5) OBP: 0.374, SLG: 0.446	0-0 2B	0-3 K			0-0 BB 1B		0-0 SF8		0-0 F4	4	0	2	1	0	1	2	<b>Toronto Blue Jays @ Milwaukee Brewers</b> Milwaukee County Stadium, Milwaukee, WI Wed Jun 19 1985, 4:33 AM EDT Att: 25,607 - Unknown <a href="http://livebaseballscorecards.com">livebaseballscorecards.com</a>										
<b>Jim Gantner, L</b> (1, 4) OBP: 0.311, SLG: 0.369	0-3 K		0-0 F7		4-0 1-2 BB		0-0 3-H F8		0-0 1B 1B	4	0	1	0	1	1	1											
<b>Cecil Cooper, L</b> (1, 3) OBP: 0.341, SLG: 0.498	0-3 K		0-0 F6		0-0 F5		0-0 FC6-4 1B		0-0 1-2 1B	5	0	2	0	0	1	3											
<b>Robin Yount, R</b> (1, 7) OBP: 0.337, SLG: 0.422	4-0 BB		4-0 BB		0-3 K		0-0 FC6-4		0-0 F3	3	0	0	0	2	1	5											
<b>Ted Simmons, S</b> (1, 2) OBP: 0.322, SLG: 0.337	0-0 6-3		0-0 G3		0-0 F2				0-0 2B	4	0	1	0	0	0	5											
<b>Ernest Riles, L</b> (1, 6) OBP: 0.330, SLG: 0.400		0-0 FC3-6 1B		0-0 F7		0-0 F8		4-0 G6-4-3 BB		3	0	1	0	1	0	0											
<b>Ben Oglivie, L</b> (1, 10) OBP: 0.300, SLG: 0.318		0-3 K		4-0 BB		0-0 F7		0-0 F3		3	0	0	0	1	1	3											
<b>Paul Householder, S</b> (1, 9) OBP: 0.321, SLG: 0.324		0-0 FC3-6 1B		0-0 F4		0-0 F7		0-0 G6-4-3		4	0	0	0	0	0	4											
<b>Rick Manning, L</b> (1, 8) OBP: 0.263, SLG: 0.312 <b>Mark Brouhard, R</b> (9, PH) OBP: 0.367, SLG: 0.491		0-0 1-2 1B		0-0 F9			0-0 SF8 3B		0-3 K	3	1	2	0	0	0	1											
<b>Inning Stats</b>	R: 0 E: 0 K: 2 S: 8	H: 1 LOB: 2 BB: 1 P: 12	R: 0 E: 0 K: 2 S: 9	H: 2 LOB: 0 BB: 0 P: 9	R: 0 E: 0 K: 0 S: 3	H: 0 LOB: 1 BB: 1 P: 7	R: 0 E: 0 K: 0 S: 3	H: 0 LOB: 1 BB: 1 P: 7	R: 0 E: 0 K: 0 S: 6	H: 1 LOB: 2 BB: 1 P: 10	R: 0 E: 0 K: 0 S: 3	H: 0 LOB: 0 BB: 0 P: 3	R: 1 E: 0 K: 0 S: 5	H: 2 LOB: 1 BB: 0 P: 5	R: 0 E: 0 K: 0 S: 3	H: 1 LOB: 1 BB: 1 P: 7	R: 0 E: 0 K: 1 S: 7	H: 2 LOB: 2 BB: 0 P: 7	1B: 6 2B: 2 3B: 1 HR: 0	SF: 1 SAC: 0 DP: 1 HBP: 0	WP: 0 PB: 0 SB: 0 CS: 0	PA: 40					
<b>PITCHER</b>	IP	WLS	BF	H	R	ER	SO	BB	IBB	HBP	BLK	WP	HR	S	P	ERA	WHIP										
<b>Jim Clancy, R</b> (1, 1) ERA: 4.84	7.0	W	32	7	1	1	5	4	0	0	0	0	0	8	12	0.00	1.800										
<b>Gary Lavelle, L</b> (8, 1) ERA: 2.73	1.2		7	2	0	0	1	1	0	0	0	0	0	8	12	0.00	1.800										
<b>Bill Caudill, R</b> (9, 1) ERA: 3.31	0.1	S	1	0	0	0	0	0	0	0	0	0	0	1	1	0.00	0.000										



Batter	1	2	3	4	5	6	7	8	9	AB	R	H	RBI	BB	SO	LOB	TOP								
<b>John Shelby, S</b> OBP: 0.444, SLG: 1.111										5	2	2	0	0	2	3	<b>Baltimore Orioles @ Milwaukee Brewers</b> Milwaukee County Stadium, Milwaukee, WI Fri Jun 21 1985, 8:05 PM EDT Att: 26,542 - Unknown								
<b>Lee Lacy, R</b> OBP: 0.310, SLG: 0.369										5	1	2	0	0	1	3									
<b>Cal Ripken Jr., R</b> OBP: 0.350, SLG: 0.480										5	1	1	3	0	0	2									
<b>Eddie Murray, S</b> OBP: 0.367, SLG: 0.509										5	1	1	1	0	1	0									
<b>Gary Roenicke, R</b> OBP: 0.340, SLG: 0.483 <b>Fred Lynn, L</b> OBP: 0.340, SLG: 0.436										3	1	1	0	1	1	0									
<b>Fritzie Connally, R</b> OBP: 0.371, SLG: 0.385										4	1	1	1	0	0	1									
<b>Mike Young, S</b> OBP: 0.321, SLG: 0.434										4	2	2	2	0	0	1									
<b>Rick Dempsey, R</b> OBP: 0.347, SLG: 0.370										4	1	3	2	0	0	0									
<b>Lenn Sakata, R</b> OBP: 0.266, SLG: 0.274 <b>Joe Nolan, L</b> OBP: 0.244, SLG: 0.200										2	0	1	0	1	0	1									
<b>Inning Stats</b>	R: 6 E: 1 K: 1 S: 11	H: 6 LOB: 1 BB: 1 P: 15	R: 0 E: 0 K: 1 S: 5	H: 0 LOB: 0 BB: 0 P: 5	R: 1 E: 0 K: 0 S: 5	H: 2 LOB: 1 BB: 0 P: 5	R: 0 E: 0 K: 1 S: 5	H: 1 LOB: 0 BB: 0 P: 5	R: 0 E: 0 K: 1 S: 6	H: 1 LOB: 1 BB: 0 P: 6	R: 0 E: 0 K: 0 S: 3	H: 1 LOB: 0 BB: 1 P: 7	R: 0 E: 0 K: 1 S: 5	H: 0 LOB: 0 BB: 0 P: 5	R: 0 E: 0 K: 0 S: 3	H: 0 LOB: 0 BB: 0 P: 3	R: 3 E: 0 K: 2 S: 10	H: 3 LOB: 0 BB: 0 P: 10	1B: 7 2B: 4 3B: 0 HR: 3	SF: 0 SAC: 0 DP: 2 HBP: 0	WP: 1 PB: 0 SB: 0 CS: 0	PA: 41			
<b>PITCHER</b>	IP	WLS	BF	H	R	ER	SO	BB	IBB	HBP	BLK	WP	HR	S	P	ERA	WHIP								
<b>Teddy Higuera, L</b> ERA: 4.93	0.2		8	5	6	6	0	1	0	0	0	0	1	7	11	81.00	9.000								
<b>Jaime Cocanower, R</b> ERA: 2.39	5.1	W	21	6	1	1	4	1	0	0	0	1	1	28	32	1.69	1.312								
<b>Bob Gibson, R</b> ERA: 3.51	3.0	S	12	3	3	3	3	0	0	0	0	0	1	18	18	9.00	1.000								

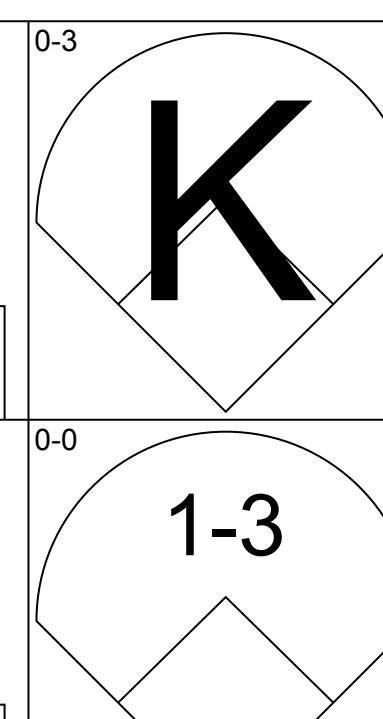
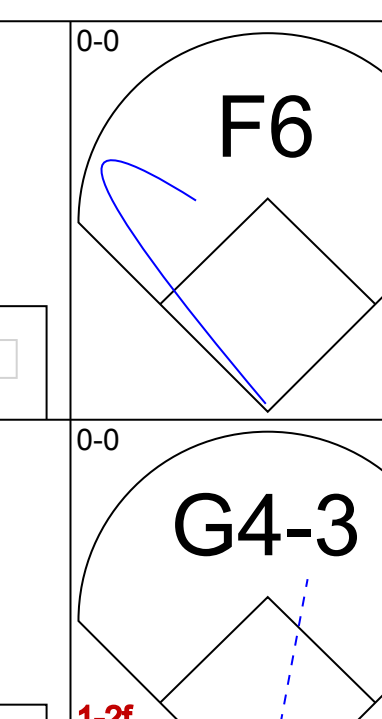
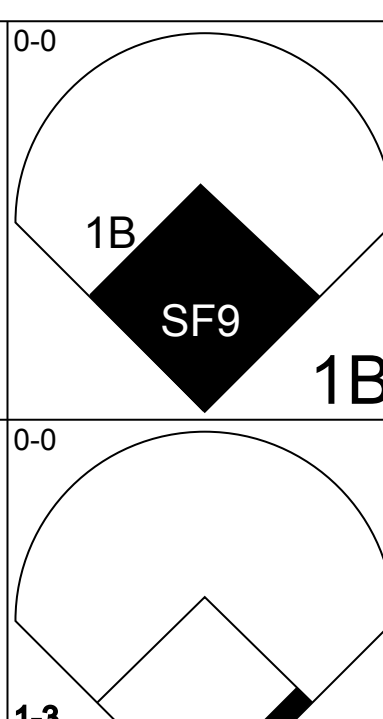

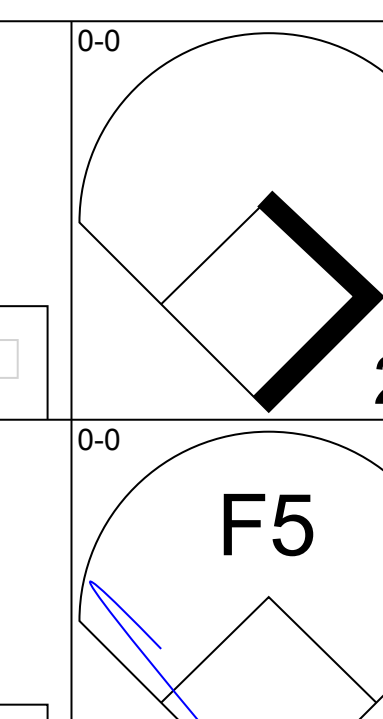
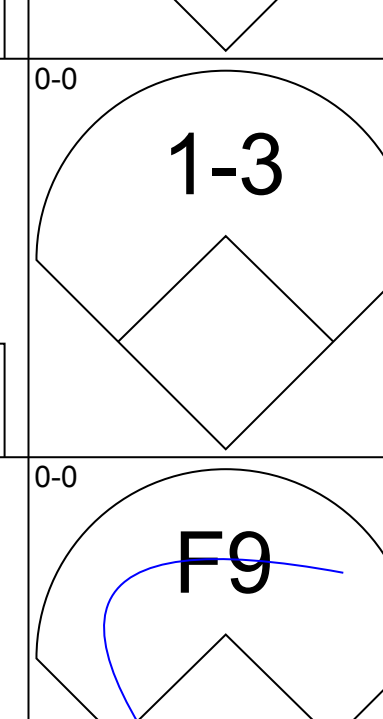
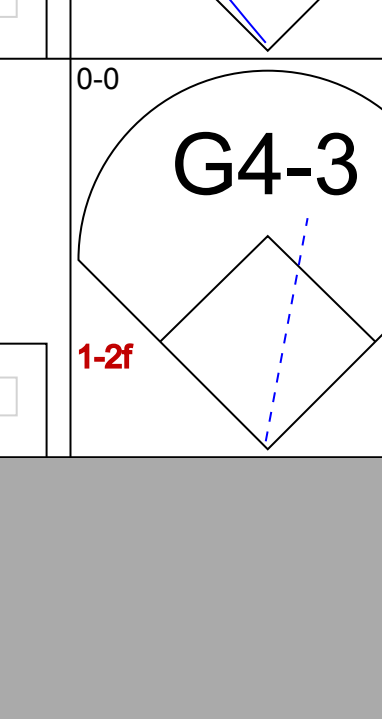
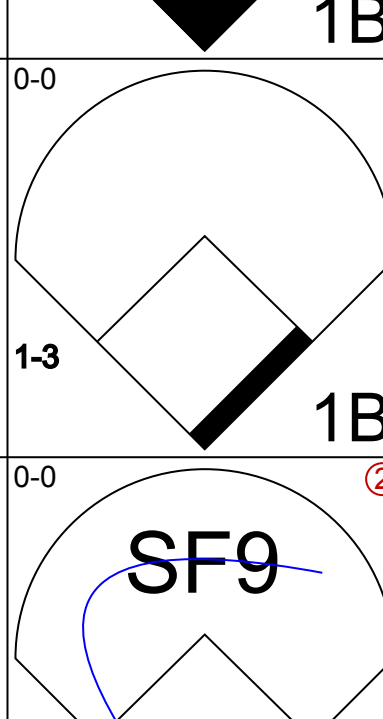
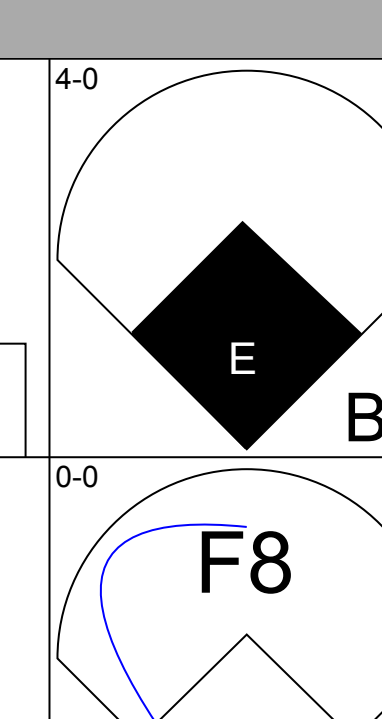
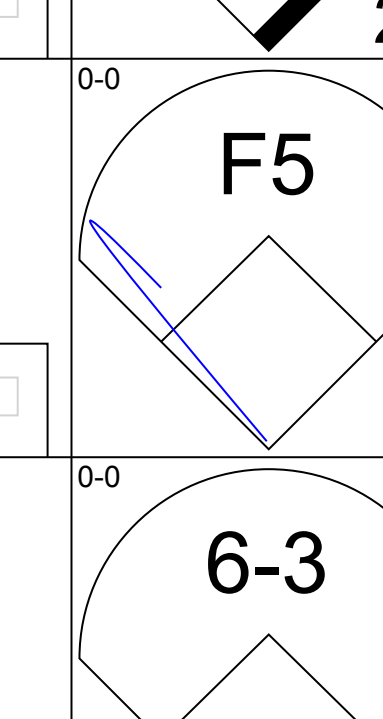
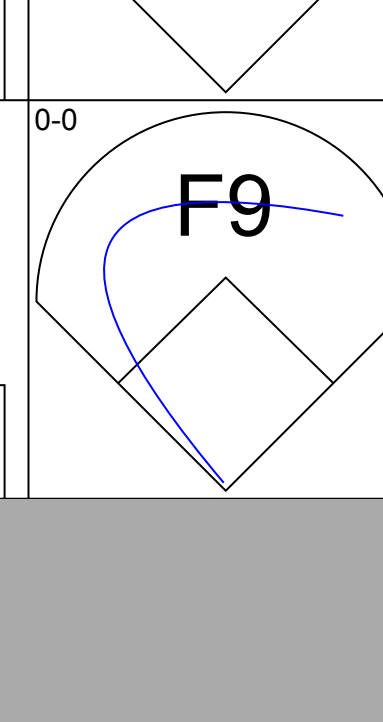
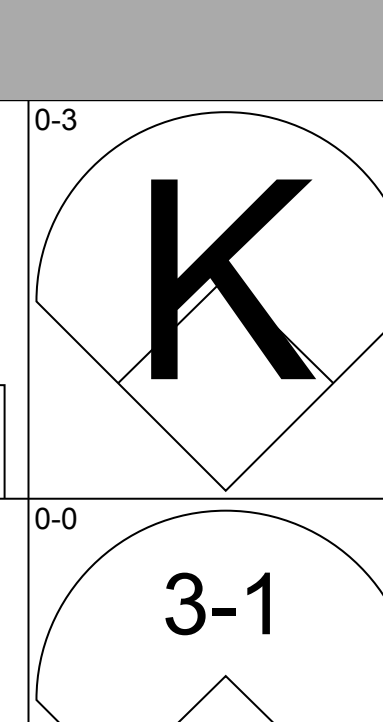
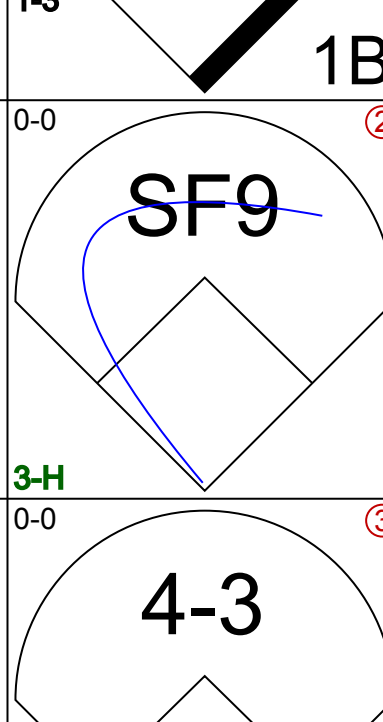
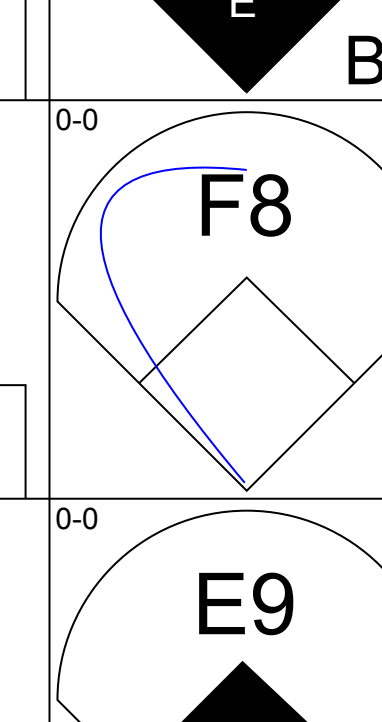
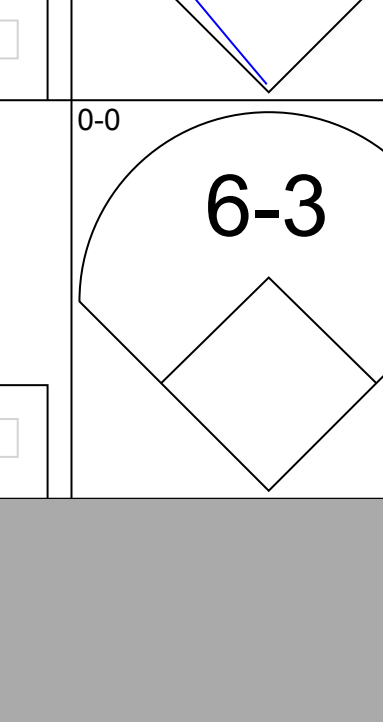
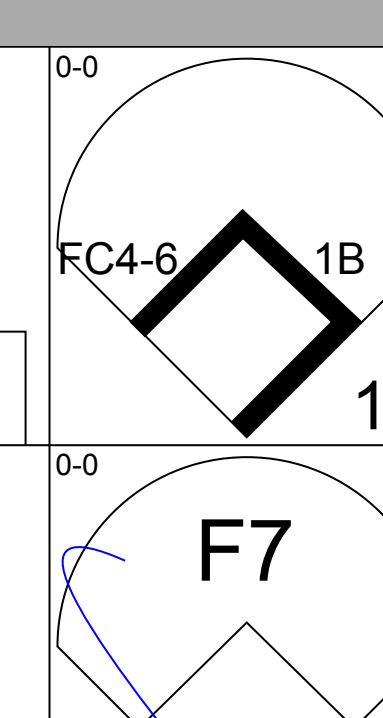
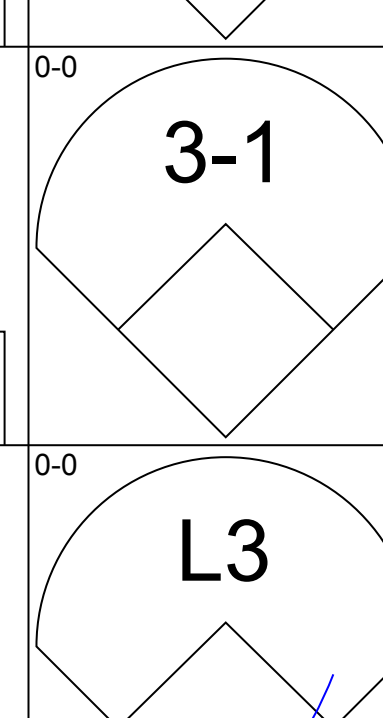
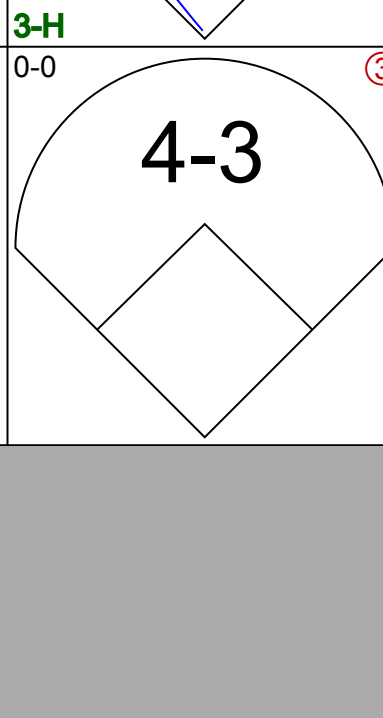
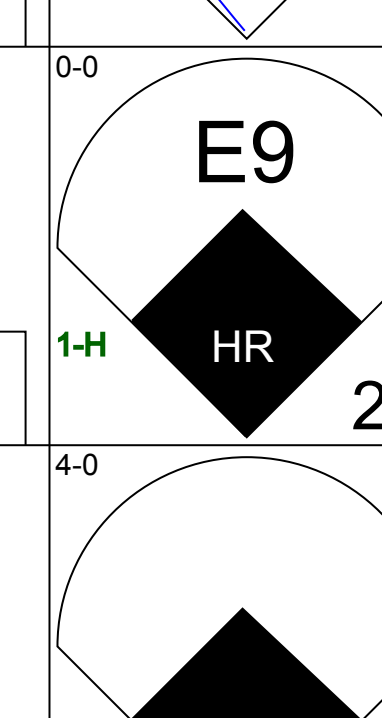
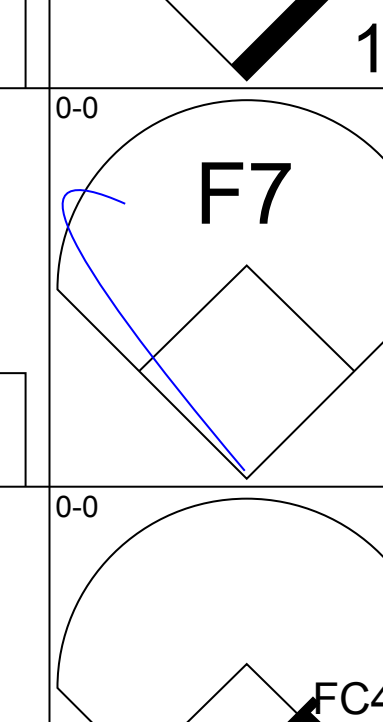
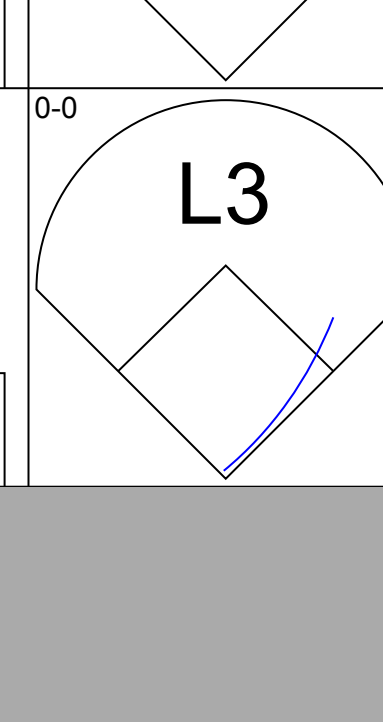
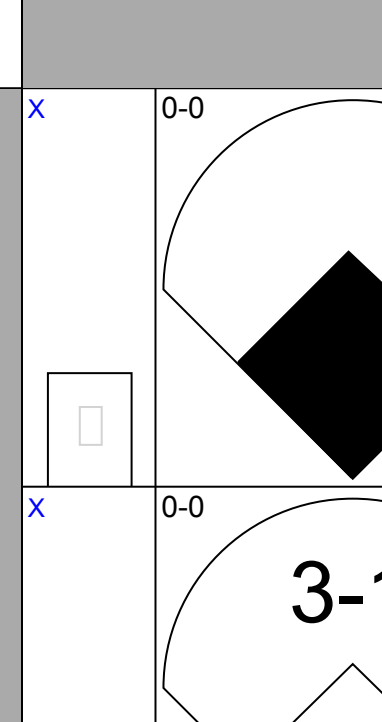
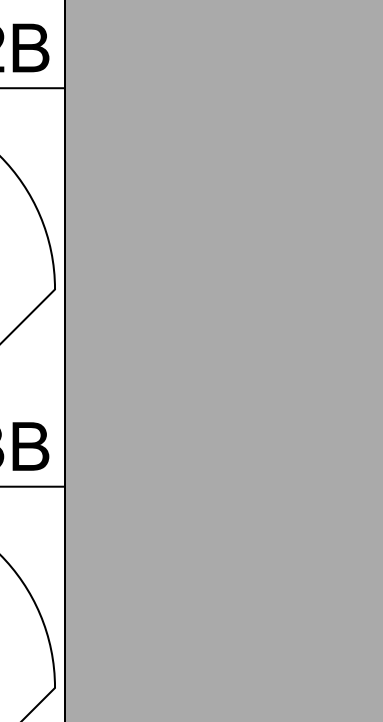
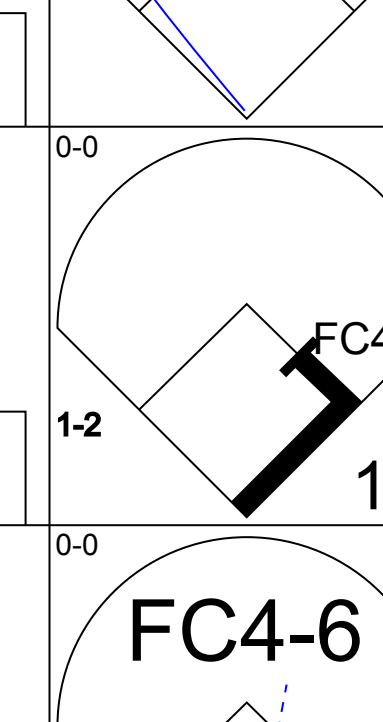
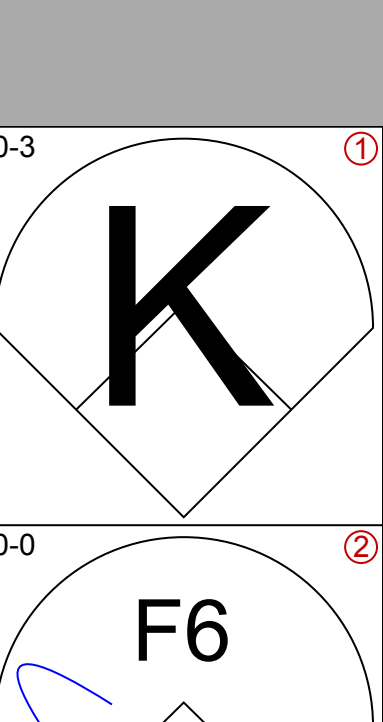
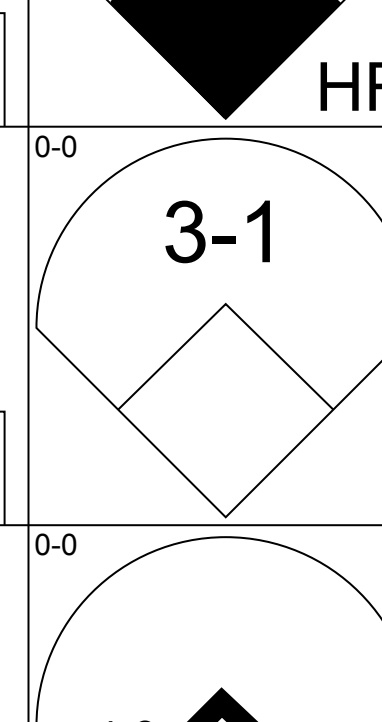

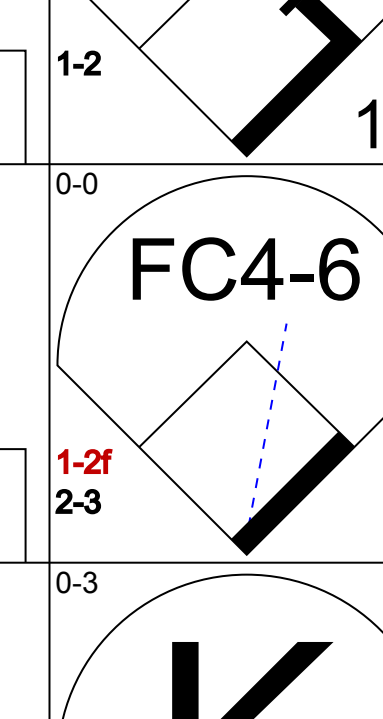
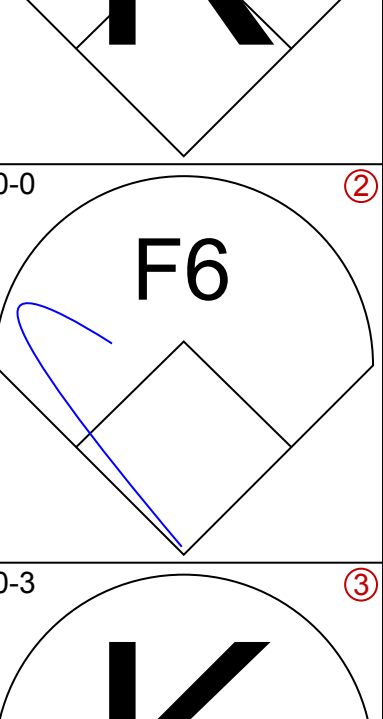
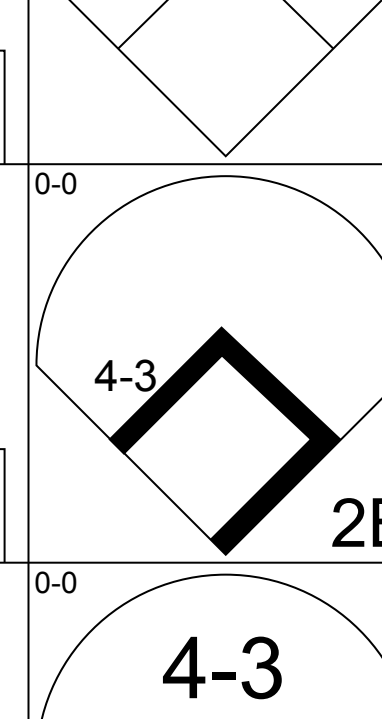

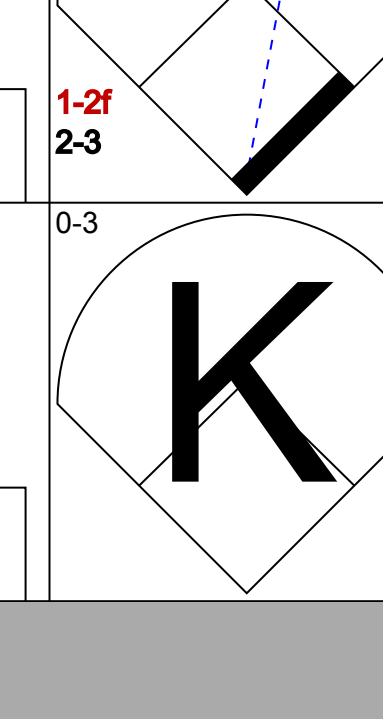
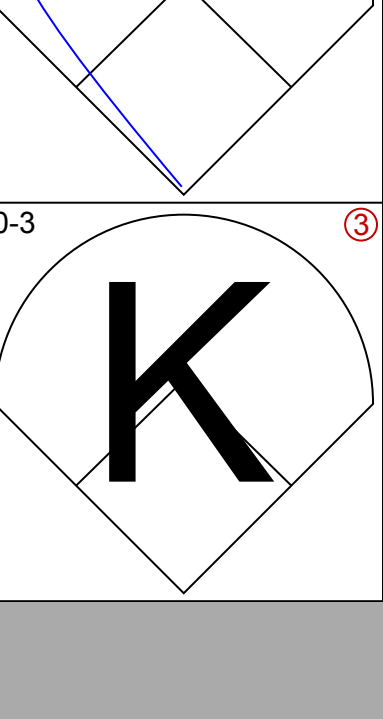
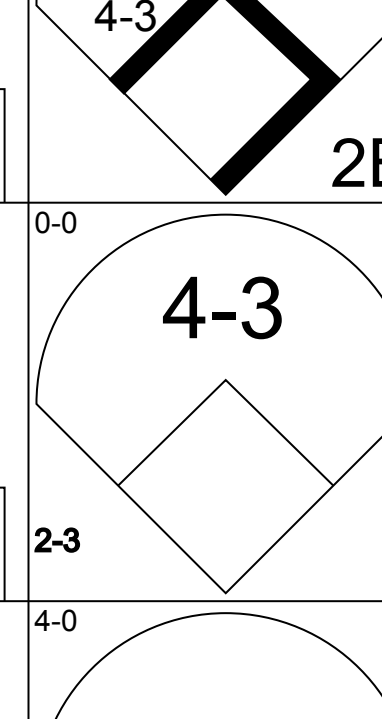

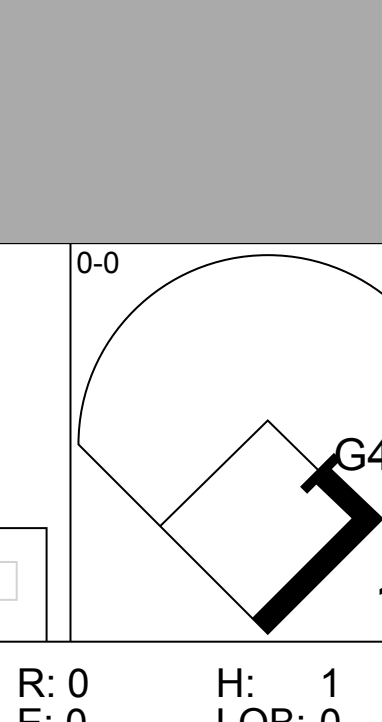
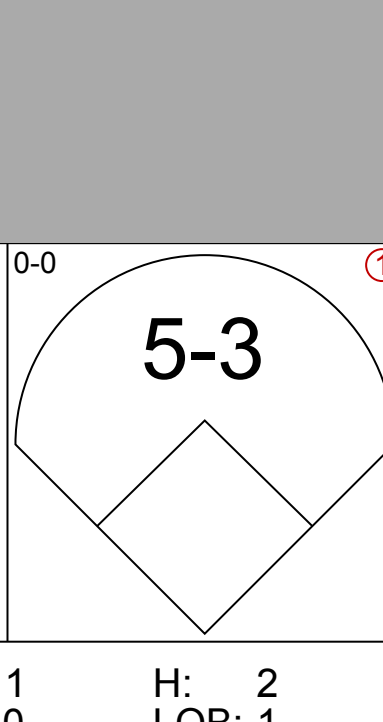
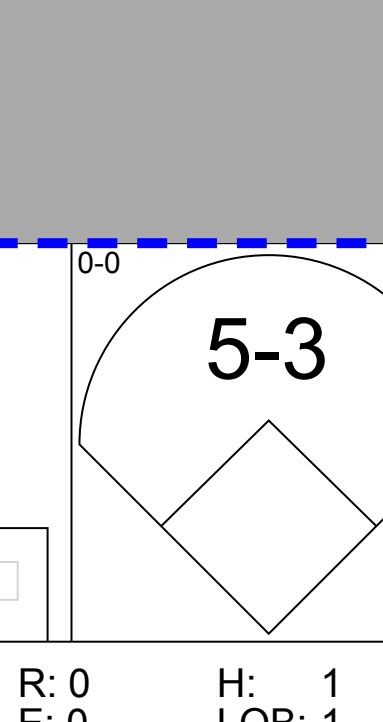
Batter	1	2	3	4	5	6	7	8	9	AB	R	H	RBI	BB	SO	LOB	BOTTOM								
<b>Paul Moltzer, R</b> OBP: 0.384, SLG: 0.455										4	3	3	2	2	0	1	<b>Baltimore Orioles @ Milwaukee Brewers</b> Milwaukee County Stadium, Milwaukee, WI Fri Jun 21 1985, 8:05 PM EDT Att: 26,542 - Unknown								
<b>Ernest Riles, L</b> OBP: 0.312, SLG: 0.376										6	1	0	0	0	0	9									
<b>Cecil Cooper, L</b> OBP: 0.346, SLG: 0.504										5	2	3	4	0	0	0									
<b>Robin Yount, R</b> OBP: 0.343, SLG: 0.423										4	1	2	2	1	0	1									
<b>Ben Oglivie, L</b> OBP: 0.309, SLG: 0.325										3	0	2	2	1	0	0									
<b>Bill Schroeder, R</b> OBP: 0.309, SLG: 0.490										4	1	0	0	1	2	6									
<b>Jim Gantner, L</b> OBP: 0.313, SLG: 0.367										4	2	1	1	1	0	2									
<b>Bobby Clark, R</b> OBP: 0.316, SLG: 0.327										4	2	2	1	1	2	0									
<b>Ed Romero, R</b> OBP: 0.322, SLG: 0.273										4	1	2	0	1	1	1									
<b>Inning Stats</b>	R: 1 E: 0 K: 0 S: 5	H: 2 LOB: 2 BB: 1 P: 9	R: 0 E: 0 K: 1 S: 6	H: 1 LOB: 0 BB: 0 P: 6	R: 0 E: 0 K: 0 S: 3	H: 0 LOB: 0 BB: 0 P: 3	R: 0 E: 0 K: 0 S: 3	H: 0 LOB: 0 BB: 0 P: 3	R: 3 E: 0 K: 2 S: 10	H: 3 LOB: 2 BB: 2 P: 18	R: 9 E: 1 K: 0 S: 10	H: 7 LOB: 2 BB: 4 P: 26	R: 0 E: 0 K: 1 S: 6	H: 1 LOB: 2 BB: 1 P: 10	R: 0 E: 0 K: 1 S: 6	H: 1 LOB: 1 BB: 0 P: 6	1B: 13 2B: 2 3B: 0 HR: 0	SF: 1 SAC: 0 DP: 0 HBP: 0	WP: 2 PB: 0 SB: 1 CS: 0	PA: 47					
<b>PITCHER</b>	IP	WLS	BF	H	R	ER	SO	BB	IBB	HBP	BLK	WP	HR	S	P	ERA	WHIP								
<b>Mike Boddicker, R</b> ERA: 4.21	5.0		27	8	7	7	3	4	0	0	0	0	0	29	45	12.60	2.400								
<b>Sammy Stewart, R</b> ERA: 3.74	0.0	L	1	0	0	0	0	1	0	0	0	0	0	0	4	∞	∞								
<b>Tippy Martinez, L</b> ERA: 5.45	0.2		6	3	3	3	0	0	1	0	0	0	0	5	9	40.50	4.500								
<b>Nate Snell, R</b> ERA: 2.05	1.1		9	3	3	3	1	2	0	0	0	0	0	9	17	20.25	3.750								
<b>Ken Dixon, R</b> ERA: 5.06	1.0		4	1	0	0	1	0	0	0	0	1	0	6	6	0.00	1.000								

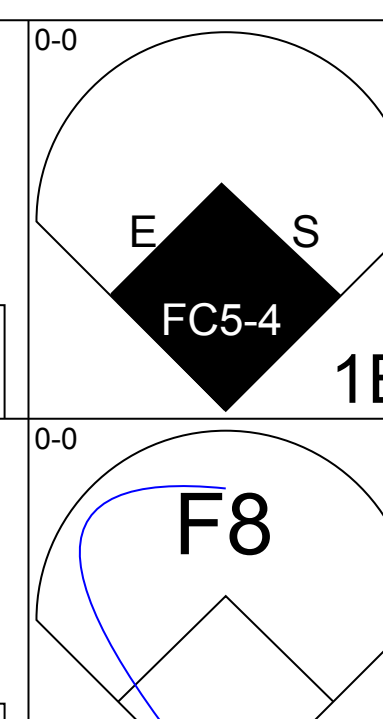
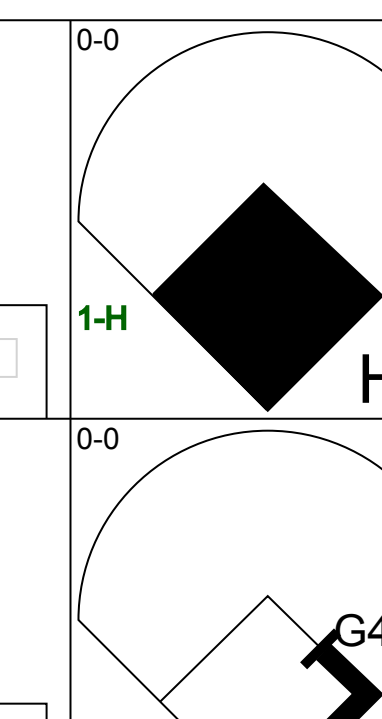
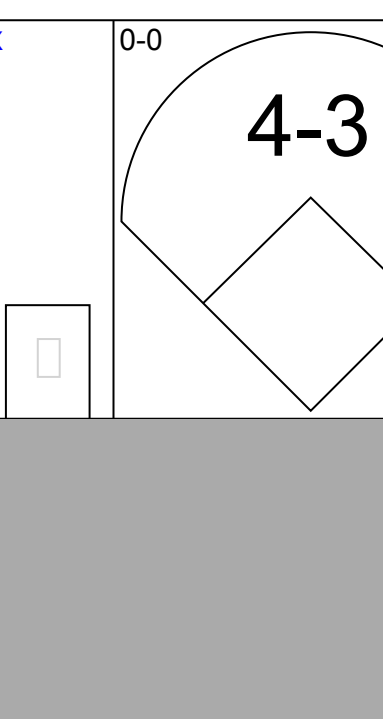
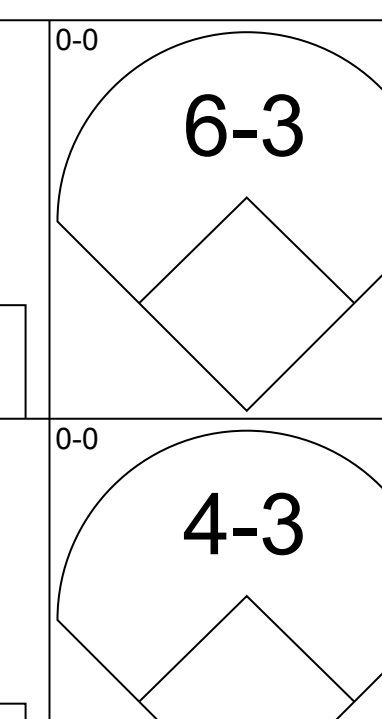
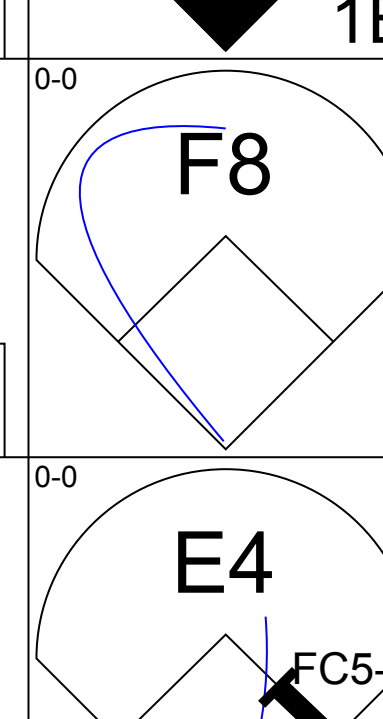
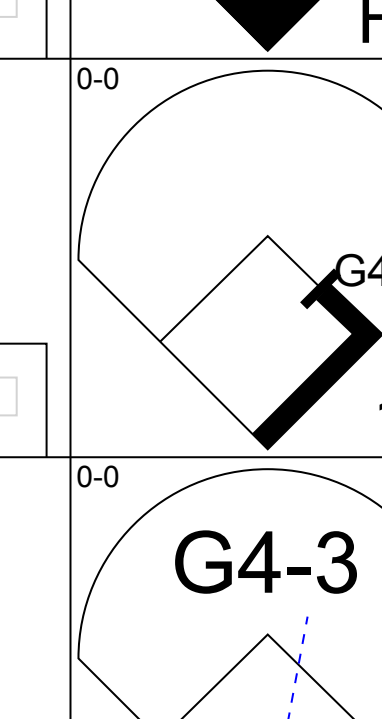
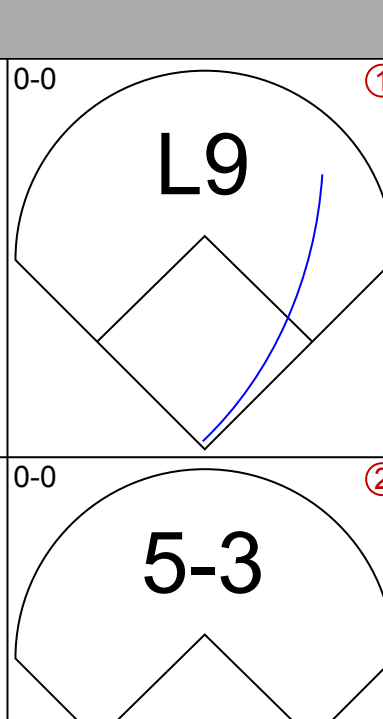
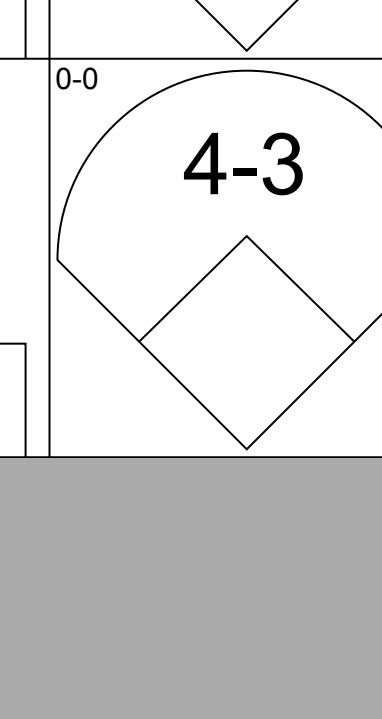
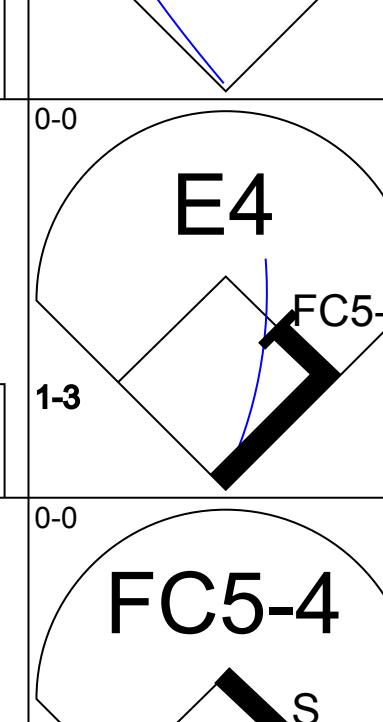
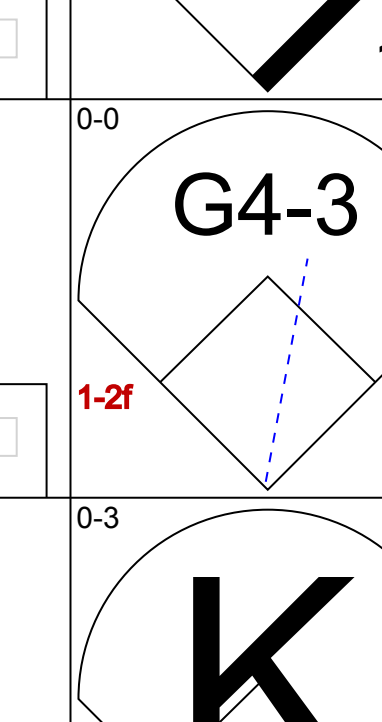
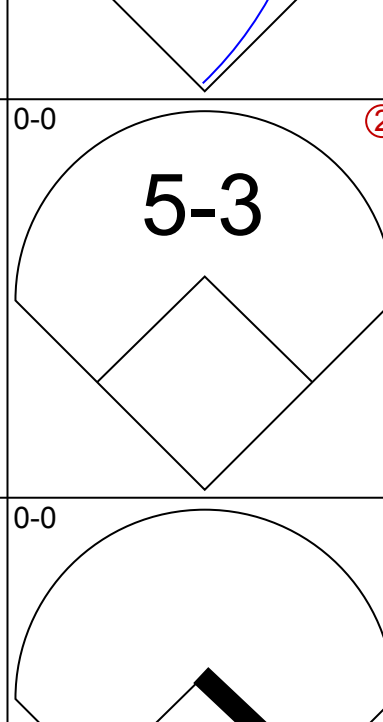
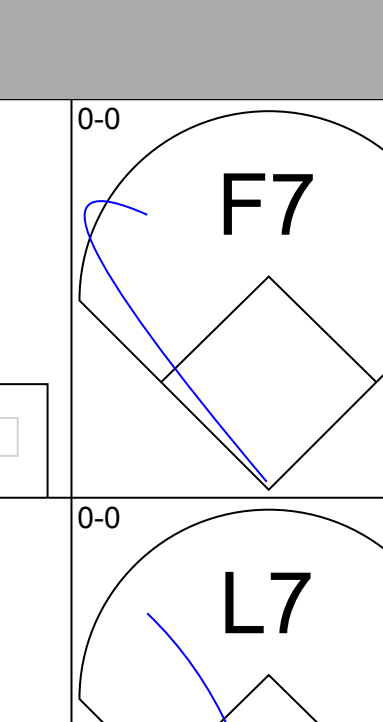
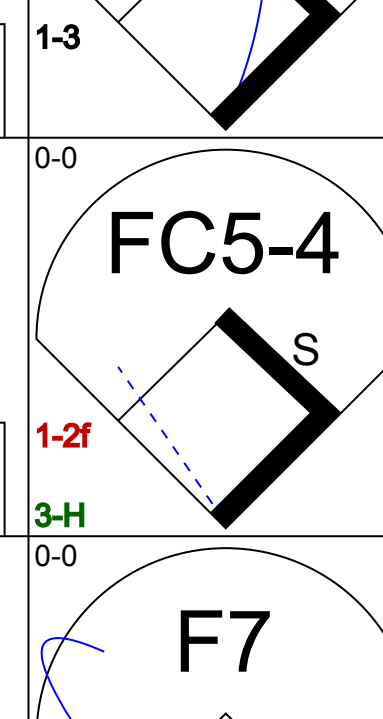
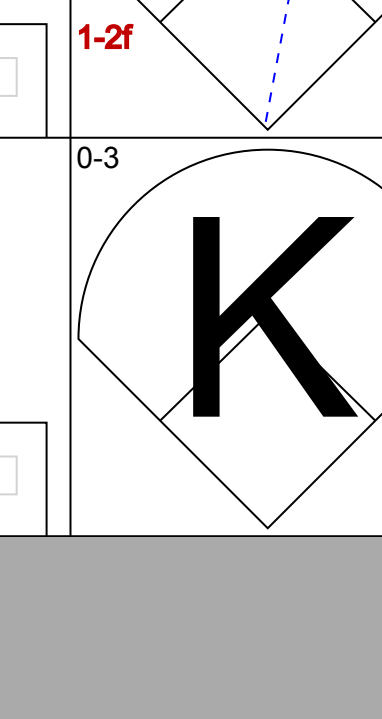
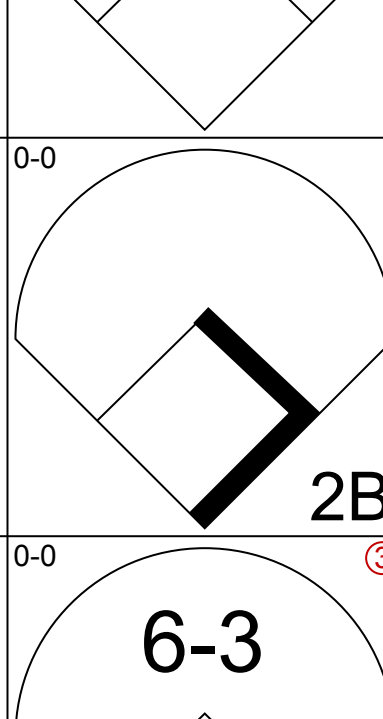
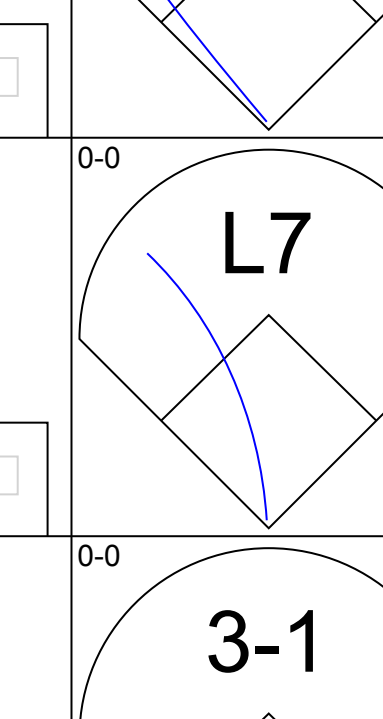
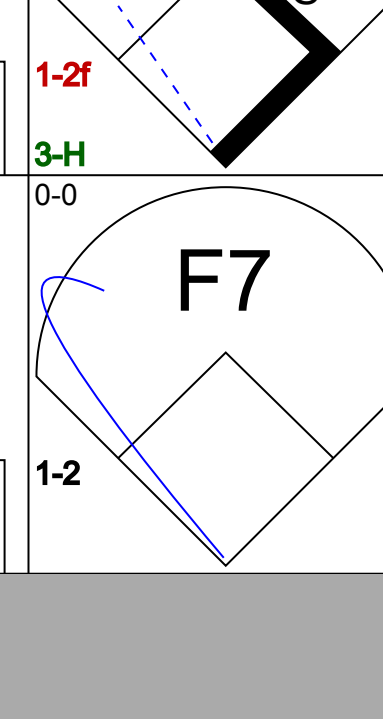
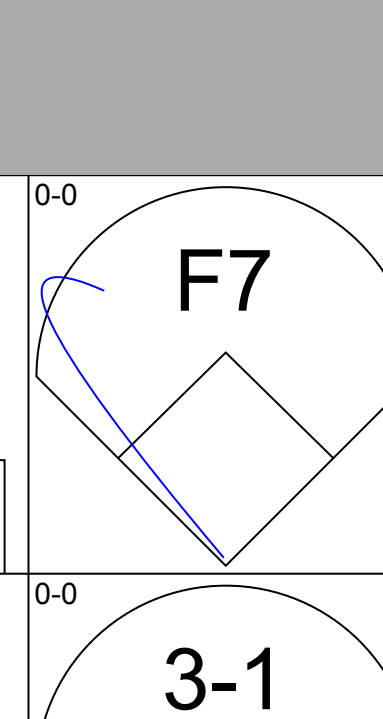
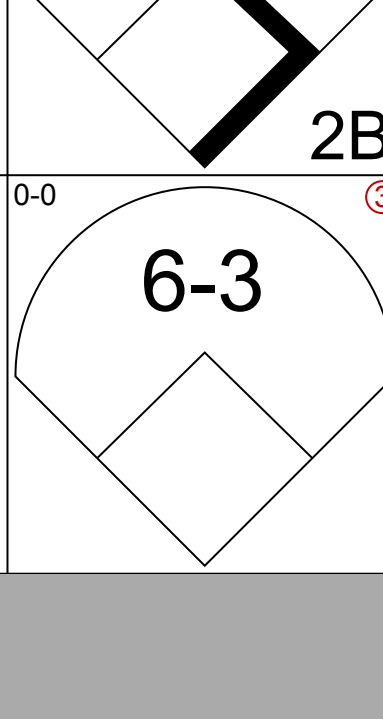
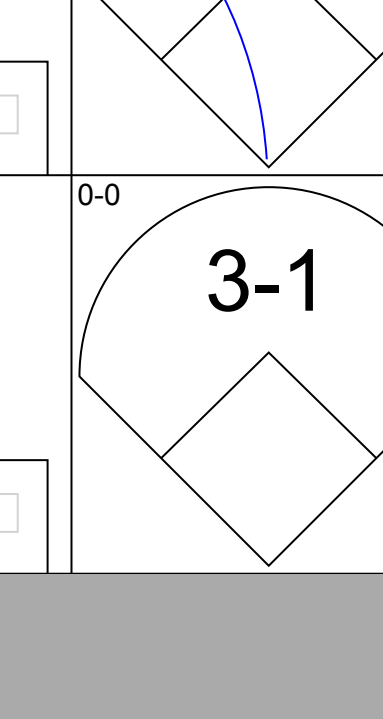
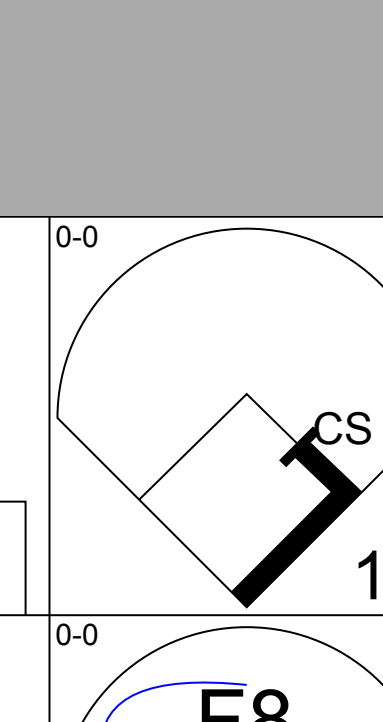
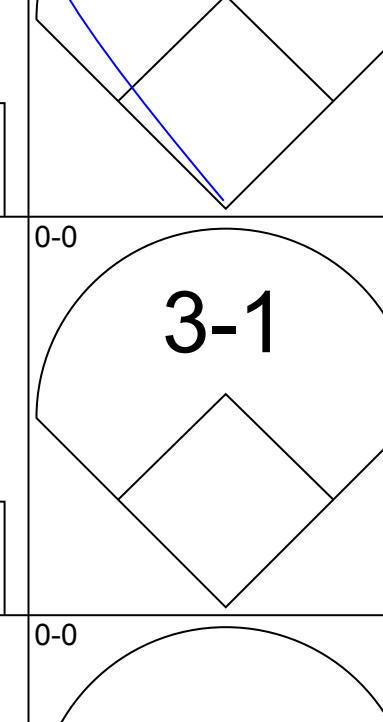
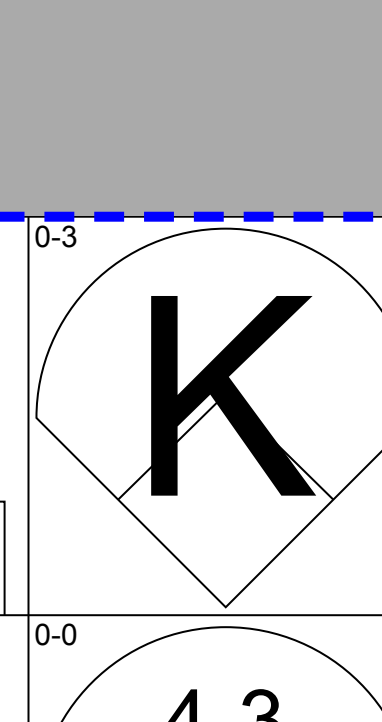
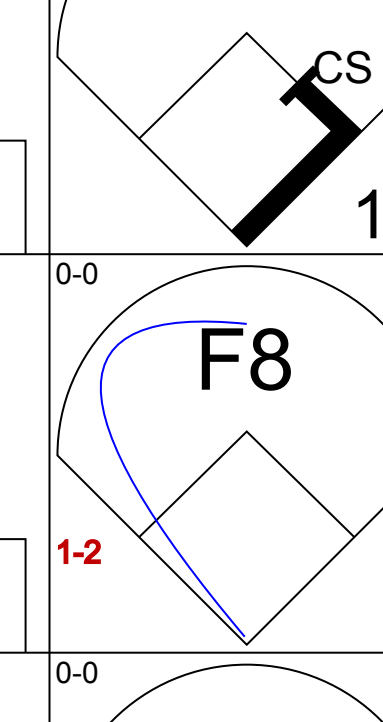
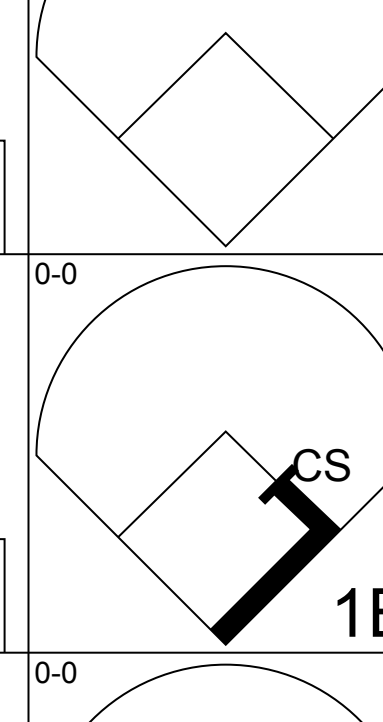
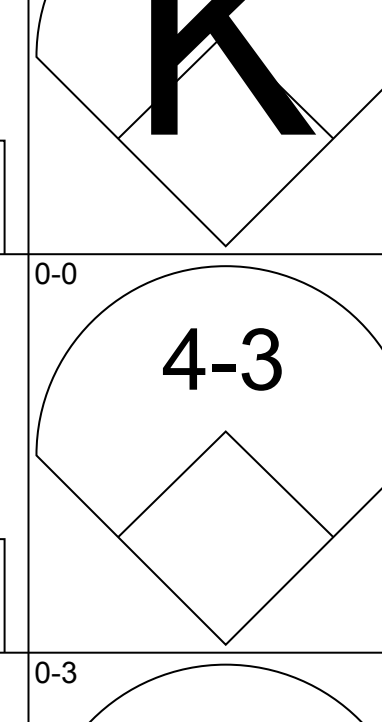
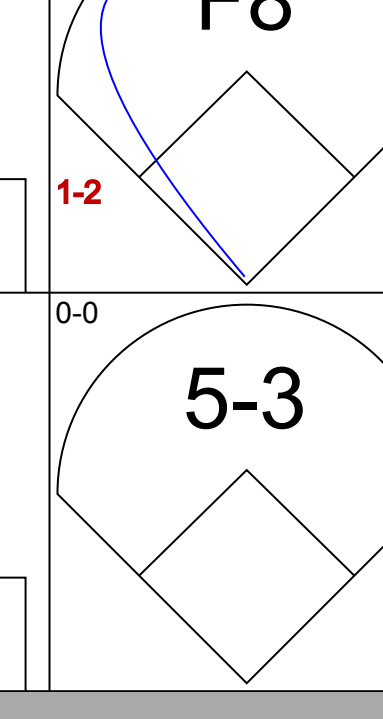
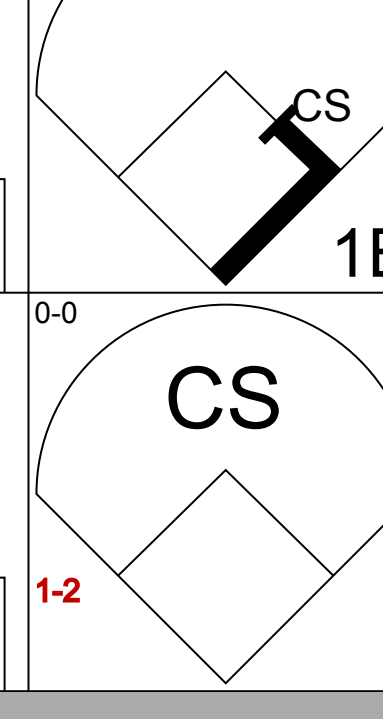
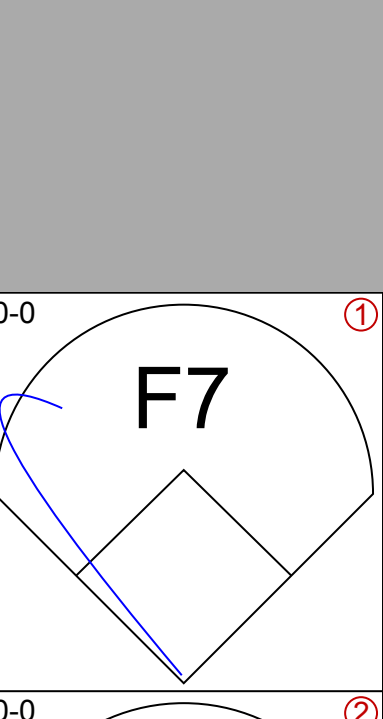
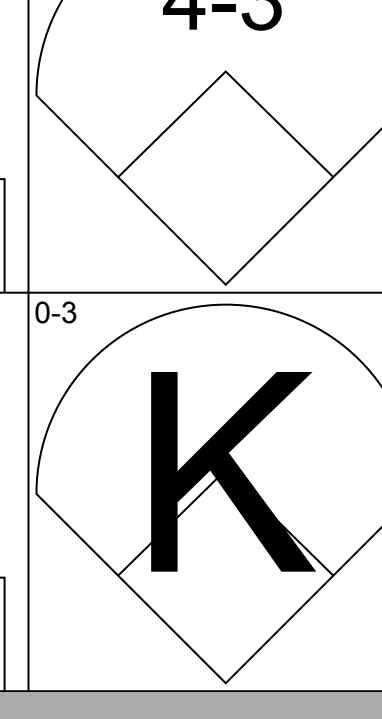
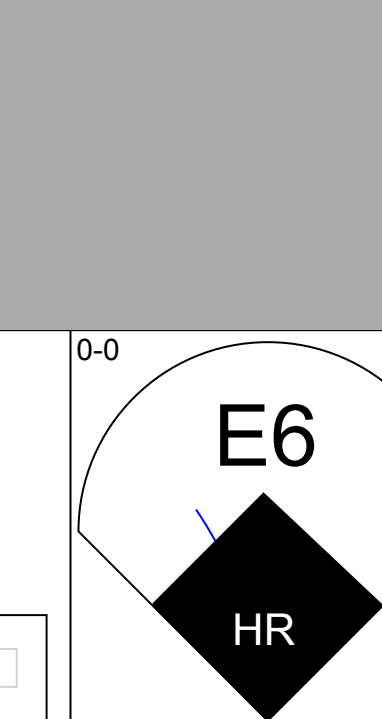
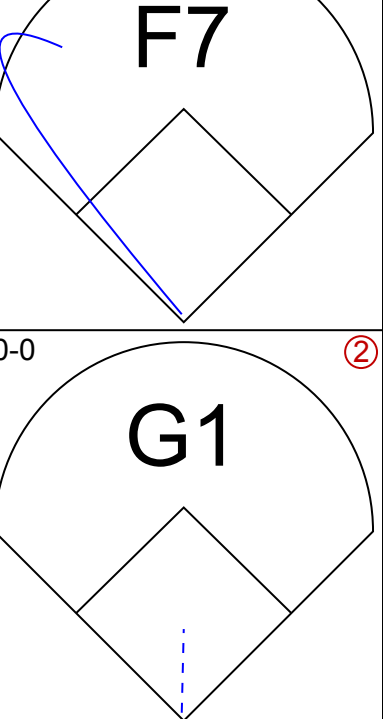
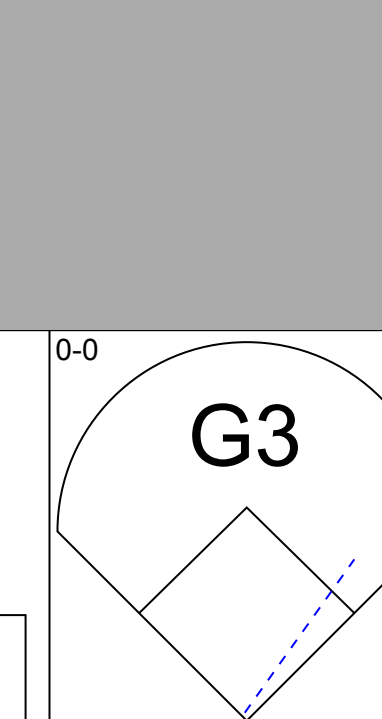


Batter	1	2	3	4	5	6	7	8	9	AB	R	H	RBI	BB	SO	LOB	TOP	
Lee Lacy, R OBP: 0.306, SLG: 0.364 (1, 9)										5	1	1	0	0	2	3	<b>Baltimore Orioles @ Milwaukee Brewers</b> Milwaukee County Stadium, Milwaukee, WI Sat Jun 22 1985, 8:05 PM EDT Att: 41,512 - Unknown <a href="http://livebaseballscorecards.com">livebaseballscorecards.com</a>	
Jim Dwyer, L OBP: 0.382, SLG: 0.420 Gary Roenicke, R OBP: 0.346, SLG: 0.483 (8, PH) (8, 7)										4	0	2	0	0	0	0		
Cal Ripken Jr., R OBP: 0.354, SLG: 0.480 (1, 6)										4	0	2	1	1	0	2		
Eddie Murray, S OBP: 0.363, SLG: 0.502 (1, 3)										5	0	1	0	0	0	4		
Fred Lynn, L OBP: 0.345, SLG: 0.437 (1, 8)										4	0	2	0	1	1	3		
Wayne Gross, L OBP: 0.406, SLG: 0.488 Rich Dauer, R OBP: 0.263, SLG: 0.241 (7, PH) (7, 5)										2	1	1	0	1	0	0		
Larry Sheets, L OBP: 0.353, SLG: 0.474 Mike Young, S OBP: 0.317, SLG: 0.427 (7, PH) (1, 10)										3	1	2	0	0	0	3		
Rick Dempsey, R OBP: 0.340, SLG: 0.361 (1, 2)										4	0	0	0	0	0	3		
Lenn Sakata, R OBP: 0.277, SLG: 0.276 (1, 4)										3	0	1	1	1	0	0		
<b>Inning Stats</b>	R: 0 E: 0 K: 1 S: 6	H: 1 LOB: 2 BB: 1 P: 10	R: 0 E: 0 K: 1 S: 6	H: 1 LOB: 1 BB: 0 P: 10	R: 0 E: 1 K: 0 S: 5	H: 3 LOB: 0 BB: 0 P: 5	R: 0 E: 0 K: 0 S: 4	H: 1 LOB: 3 BB: 0 P: 12	R: 0 E: 0 K: 0 S: 3	H: 0 LOB: 1 BB: 1 P: 7	R: 0 E: 0 K: 0 S: 4	H: 2 LOB: 1 BB: 0 P: 4	R: 0 E: 0 K: 0 S: 3	H: 1 LOB: 1 BB: 0 P: 4	1B: 11 2B: 2 3B: 0 HR: 0	SF: 0 SAC: 1 DP: 1 HBP: 0		WP: 1 PB: 0 SB: 1 CS: 1
<b>PITCHER</b>	IP WLS BF H R ER SO BB IBB HBP BLK WP HR S P ERA WHIP																	
Danny Darwin, R ERA: 3.69 Bob McClure, L ERA: 4.84 (1, 1) (6, 1)	5.2 L 30 10 3 2 3 4 0 0 0 1 0 32 48 3.18 2.471																	
<b>PITCHER</b>	IP WLS BF H R ER SO BB IBB HBP BLK WP HR S P ERA WHIP																	

Batter	1	2	3	4	5	6	7	8	9	AB	R	H	RBI	BB	SO	LOB	BOTTOM					
Paul Molitor, R OBP: 0.380, SLG: 0.450 (1, 5)										3	0	0	0	0	1	1	<b>Baltimore Orioles @ Milwaukee Brewers</b> Milwaukee County Stadium, Milwaukee, WI Sat Jun 22 1985, 8:05 PM EDT Att: 41,512 - Unknown <a href="http://livebaseballscorecards.com">livebaseballscorecards.com</a>					
Ernest Riles, L OBP: 0.310, SLG: 0.390 (1, 6)										4	1	1	0	0	0	3						
Cecil Cooper, L OBP: 0.353, SLG: 0.510 (1, 3)										3	0	2	1	1	0	0						
Robin Yount, R OBP: 0.341, SLG: 0.420 (1, 7)										4	0	1	0	0	0	2						
Ted Simmons, S OBP: 0.320, SLG: 0.349 (1, 10)										4	1	1	1	0	0	4						
Bobby Clark, R OBP: 0.300, SLG: 0.309 Ben Oglivie, L OBP: 0.307, SLG: 0.323 (1, 8) (9, PH)										3	0	0	0	0	1	3						
Jim Gantner, L OBP: 0.311, SLG: 0.364 (1, 4)										4	0	1	0	0	0	2						
Mark Brouhard, R OBP: 0.349, SLG: 0.467 Rick Manning, L OBP: 0.250, SLG: 0.309 (9, PH) (1, 9)										3	0	0	0	0	2	0						
Charlie Moore, R OBP: 0.324, SLG: 0.343 (1, 2)										4	0	2	0	0	0	1						
<b>Inning Stats</b>	R: 0 E: 0 K: 0 S: 3	H: 0 LOB: 0 BB: 0 P: 3	R: 1 E: 0 K: 0 S: 4	H: 1 LOB: 0 BB: 0 P: 4	R: 0 E: 0 K: 1 S: 5	H: 0 LOB: 0 BB: 0 P: 5	R: 1 E: 0 K: 1 S: 7	H: 2 LOB: 1 BB: 0 P: 7	R: 0 E: 1 K: 1 S: 7	H: 1 LOB: 2 BB: 0 P: 7	R: 0 E: 0 K: 0 S: 5	H: 2 LOB: 2 BB: 0 P: 5	R: 0 E: 0 K: 1 S: 6	H: 1 LOB: 1 BB: 0 P: 6	R: 0 E: 0 K: 0 S: 2	H: 0 LOB: 0 BB: 1 P: 6		R: 0 E: 0 K: 0 S: 4	H: 1 LOB: 1 BB: 0 P: 4	1B: 5 2B: 1 3B: 1 HR: 1	SF: 0 SAC: 1 DP: 1 HBP: 0	WP: 0 PB: 0 SB: 0 CS: 0
<b>PITCHER</b>	IP WLS BF H R ER SO BB IBB HBP BLK WP HR S P ERA WHIP																					
Scott McGregor, L ERA: 4.25 Don Aase, R ERA: 6.15 (1, 1) (8, 1)	7.0 W 30 7 2 2 4 1 0 0 0 0 0 6 6 0.00 0.500																					
<b>PITCHER</b>	IP WLS BF H R ER SO BB IBB HBP BLK WP HR S P ERA WHIP																					



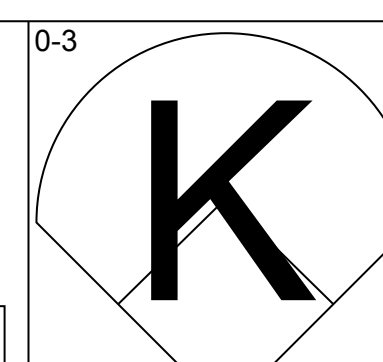
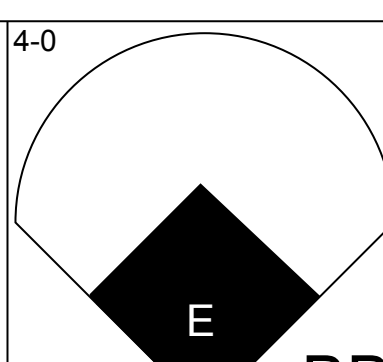
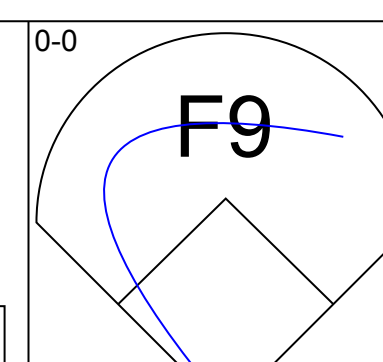
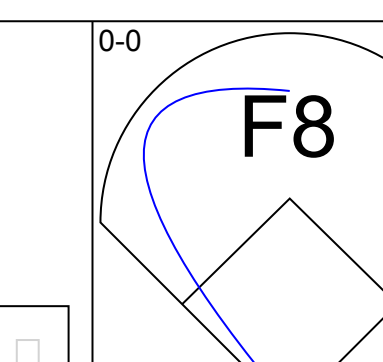
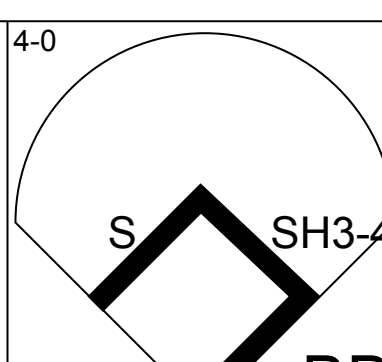
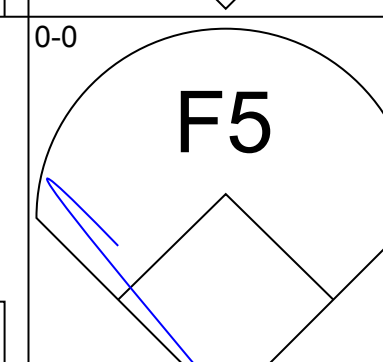
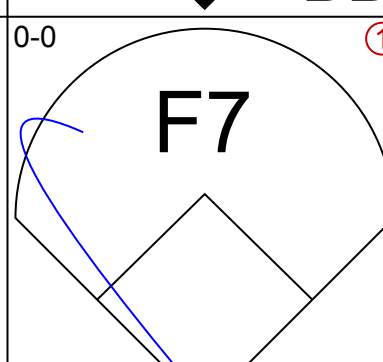
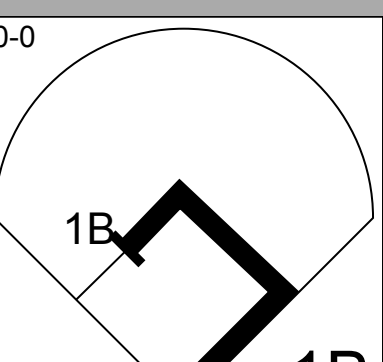
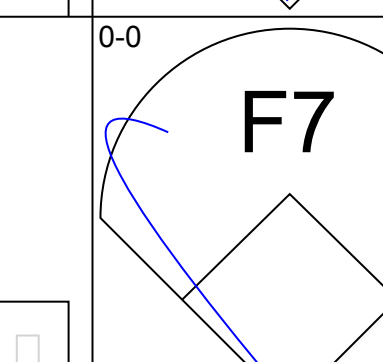
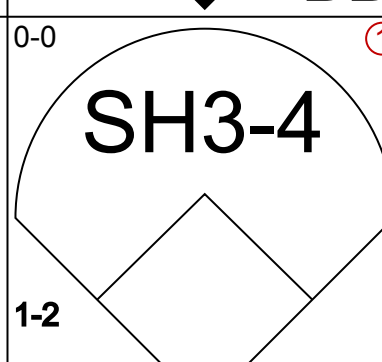
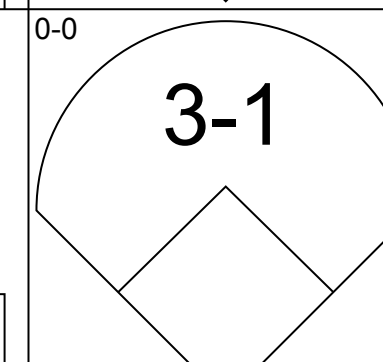
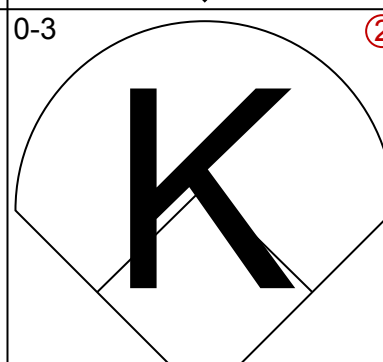
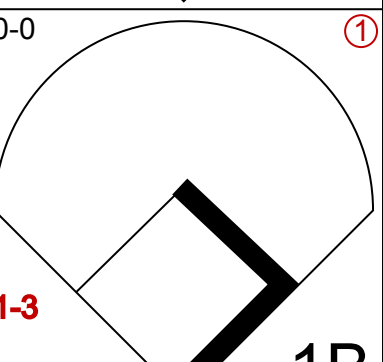
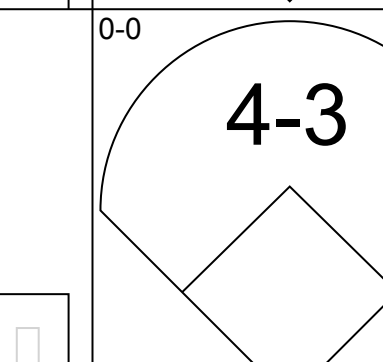
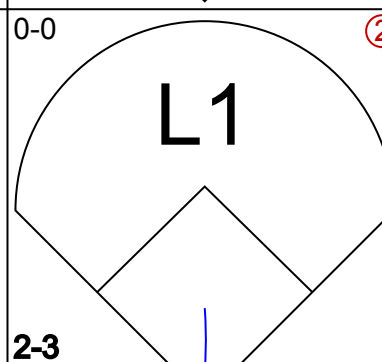
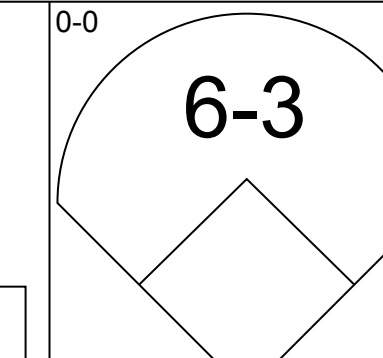
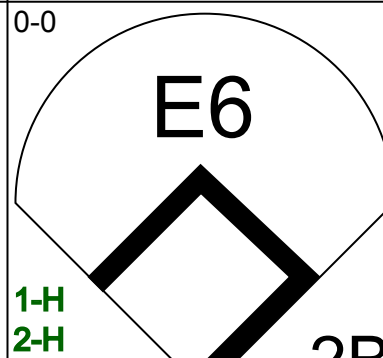
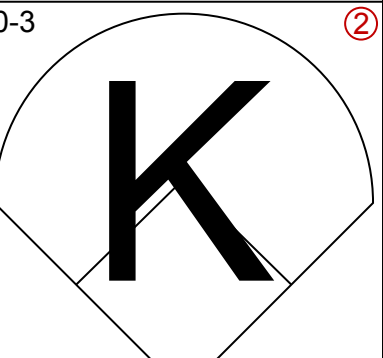
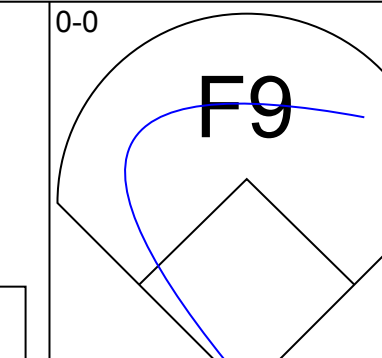
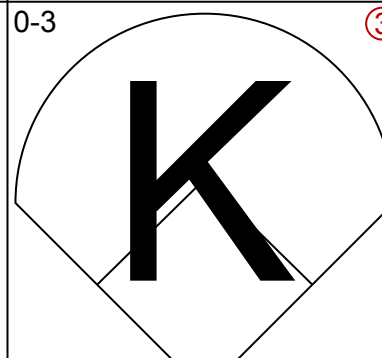
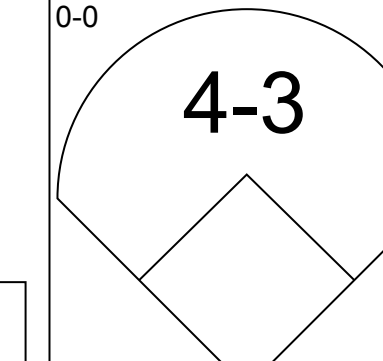
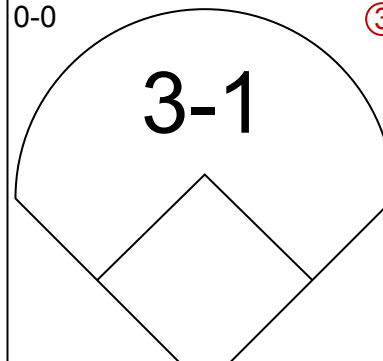
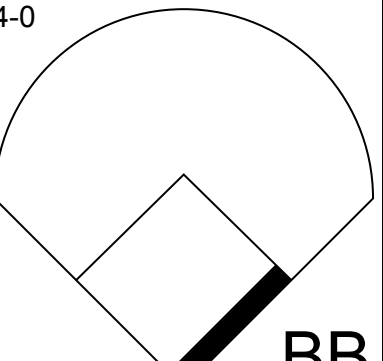
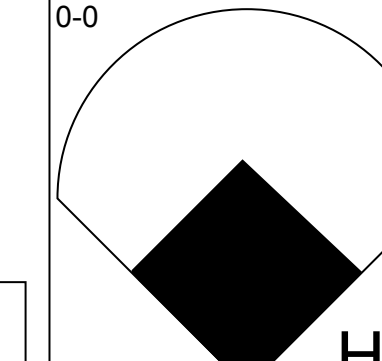
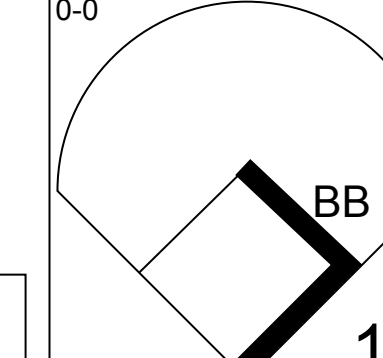
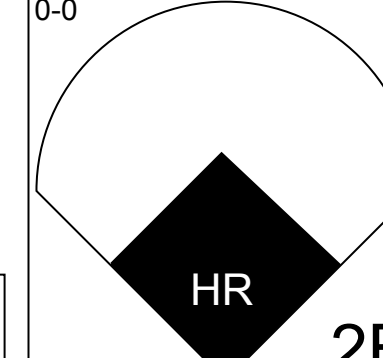
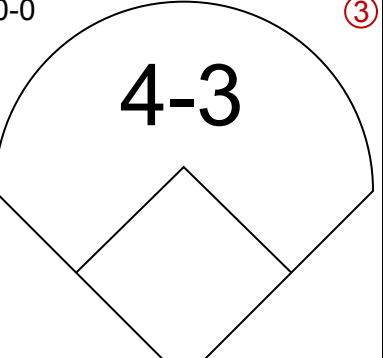
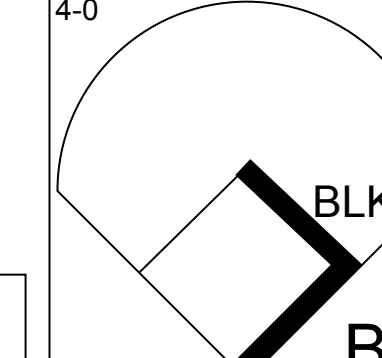
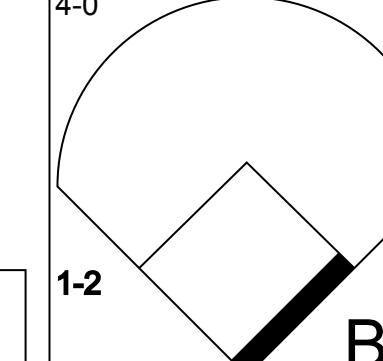
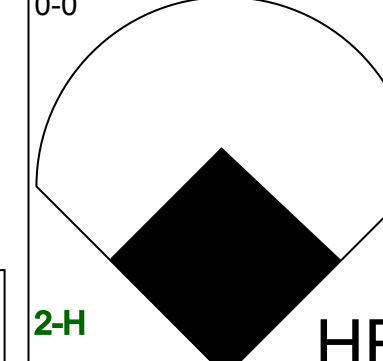
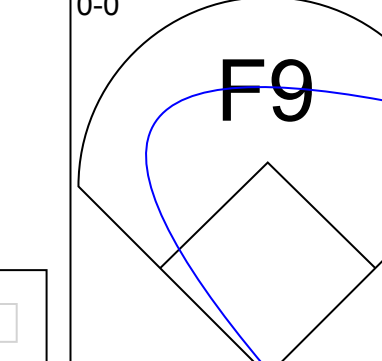
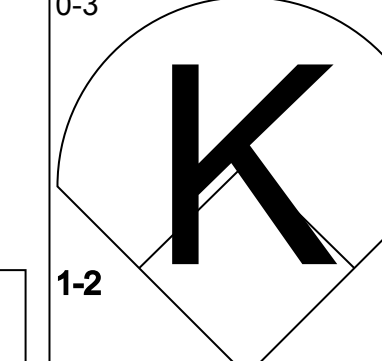
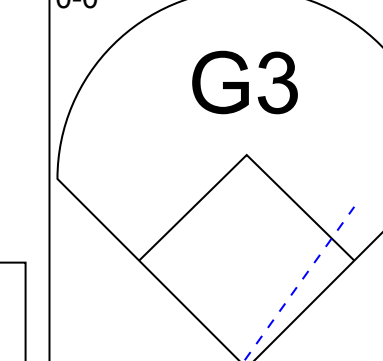
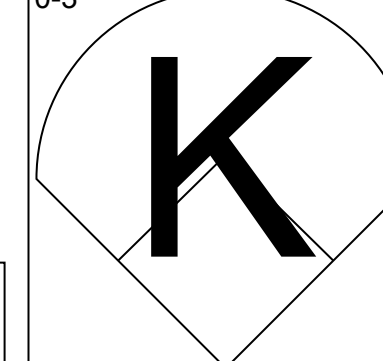
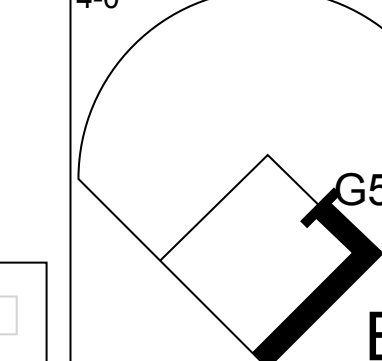
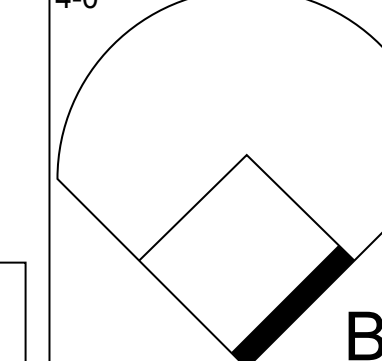
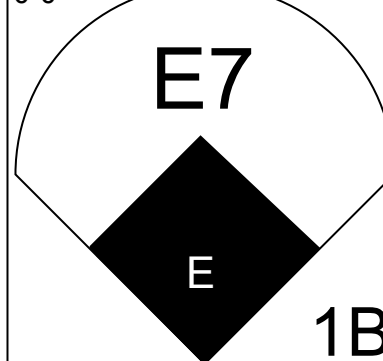
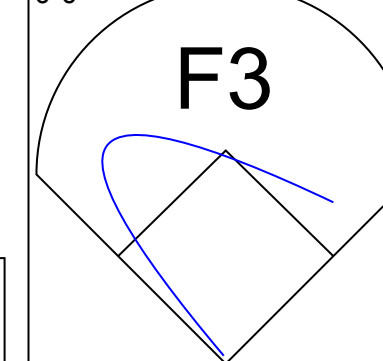
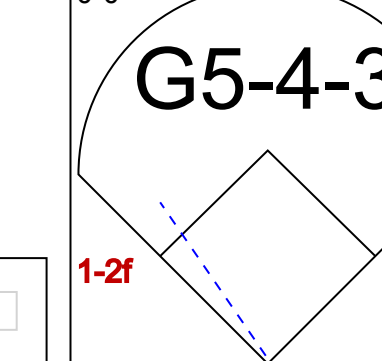
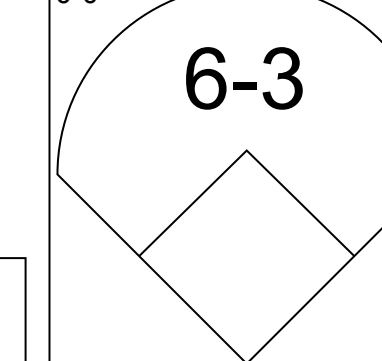
Batter	1	2	3	4	5	6	7	8	9	AB	R	H	RBI	BB	SO	LOB	TOP					
<b>John Shelby, S</b> OBP: 0.426, SLG: 0.929 (1, 9)										5	1	2	0	0	2	3	<b>Baltimore Orioles @ Milwaukee Brewers</b> Milwaukee County Stadium, Milwaukee, WI Sun Jun 23 1985, 4:33 AM EDT Att: 42,432 - Unknown					
<b>Jim Dwyer, L</b> OBP: 0.356, SLG: 0.418 <b>Gary Roenicke, R</b> OBP: 0.343, SLG: 0.477 (9, PH) (9, 7)										3	1	1	0	1	0	1						
<b>Cal Ripken Jr., R</b> OBP: 0.348, SLG: 0.473 (1, 6)										4	0	0	1	0	1	2						
<b>Eddie Murray, S</b> OBP: 0.365, SLG: 0.507 (1, 3)										4	1	2	0	0	0	1						
<b>Fred Lynn, L</b> OBP: 0.347, SLG: 0.448 (1, 8)										3	2	1	1	1	0	1						
<b>Larry Sheets, L</b> OBP: 0.356, SLG: 0.494 (1, 10)										4	1	2	3	0	1	0						
<b>Wayne Gross, L</b> OBP: 0.402, SLG: 0.489 <b>Fritzie Connally, R</b> OBP: 0.371, SLG: 0.385 (8, 5)										4	0	1	0	0	0	2						
<b>Floyd Rayford, R</b> OBP: 0.343, SLG: 0.500 <b>Joe Nolan, L</b> OBP: 0.238, SLG: 0.194 <b>Rick Dempsey, R</b> OBP: 0.338, SLG: 0.359 (7, PH) (7, 2)										2	0	0	0	0	2	2						
<b>Rich Dauer, R</b> OBP: 0.266, SLG: 0.245 <b>Mike Young, S</b> OBP: 0.321, SLG: 0.427 <b>Lenn Sakata, R</b> OBP: 0.274, SLG: 0.273 (7, PH) (7, 4)										2	0	1	0	0	0	0						
<b>Inning Stats</b>	R: 0 E: 0 K: 1 S: 5	H: 0 LOB: 0 BB: 0 P: 5	R: 0 E: 0 K: 1 S: 7	H: 2 LOB: 2 BB: 0 P: 7	R: 0 E: 0 K: 0 S: 3	H: 1 LOB: 0 BB: 0 P: 3	R: 0 E: 0 K: 1 S: 5	H: 0 LOB: 0 BB: 0 P: 5	R: 0 E: 0 K: 2 S: 7	H: 0 LOB: 0 BB: 0 P: 7	R: 1 E: 0 K: 0 S: 5	H: 2 LOB: 1 BB: 0 P: 5	R: 1 E: 0 K: 1 S: 7	H: 2 LOB: 2 BB: 1 P: 11	R: 4 E: 1 K: 0 S: 5	H: 2 LOB: 2 BB: 2 P: 13		R: 0 E: 0 K: 0 S: 4	H: 1 LOB: 1 BB: 0 P: 4	1B: 5 2B: 3 3B: 0 HR: 2	SF: 1 SAC: 0 DP: 1 HBP: 0	WP: 0 PB: 0 SB: 0 CS: 0
<b>PITCHER</b>	IP	WLS	BF	H	R	ER	SO	BB	IBB	HBP	BLK	WP	HR	S	P	ERA	WHIP					
<b>Moose Haas, R</b> ERA: 2.63 (1, 1)	6.2		27	7	2	2	5	1	0	0	0	0	1	36	40	2.70	1.200					
<b>Rollie Fingers, R</b> ERA: 5.74 (7, 1)	1.1	L	8	2	4	4	1	1	1	0	0	0	1	8	16	27.00	2.250					
<b>Teddy Higuera, L</b> ERA: 4.86 (9, 1)	1.0		4	1	0	0	0	0	0	0	0	0	0	4	4	0.00	1.000					

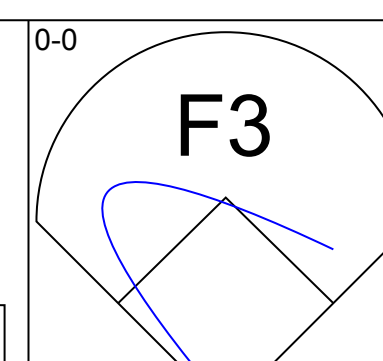
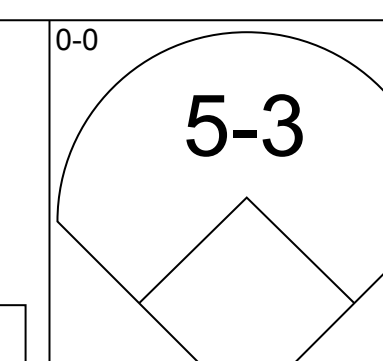
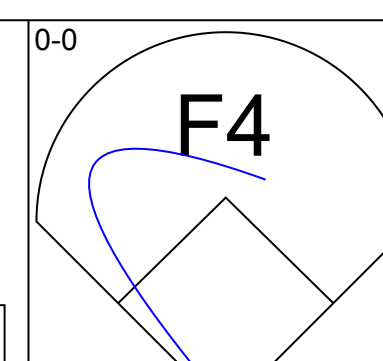
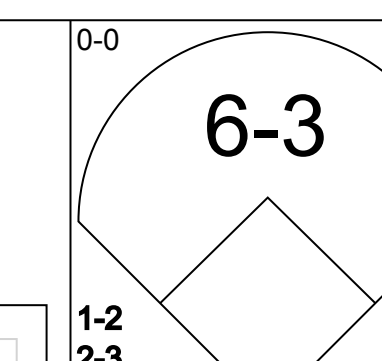
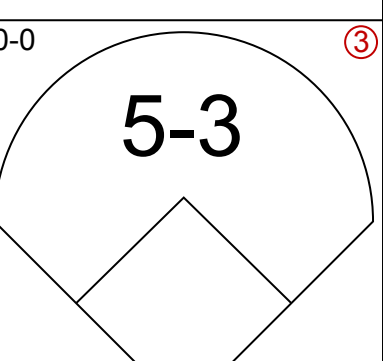
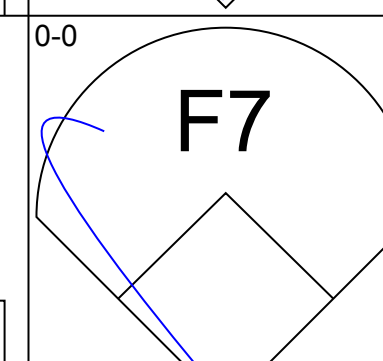
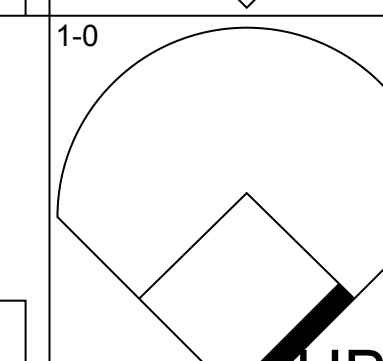
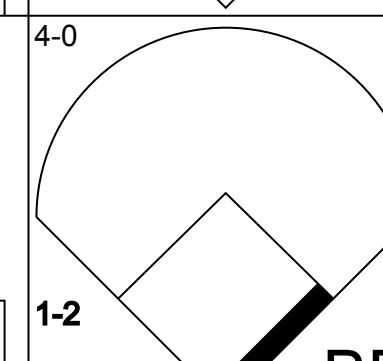
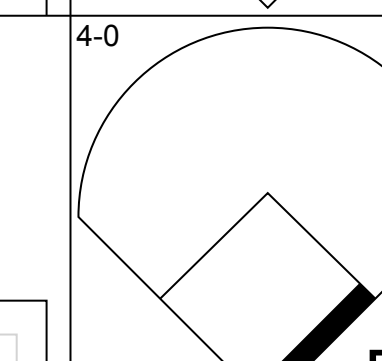
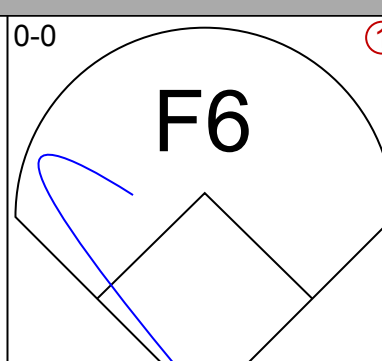
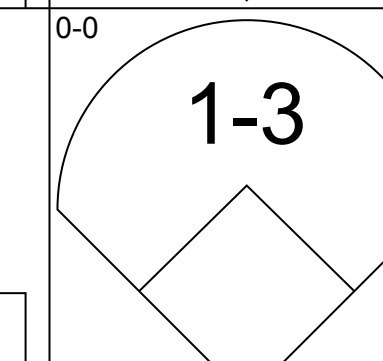

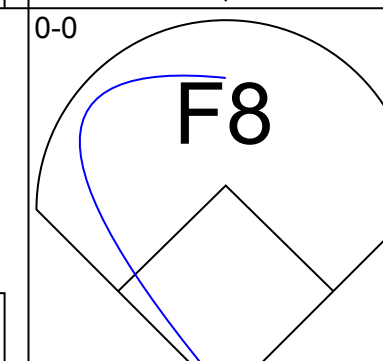
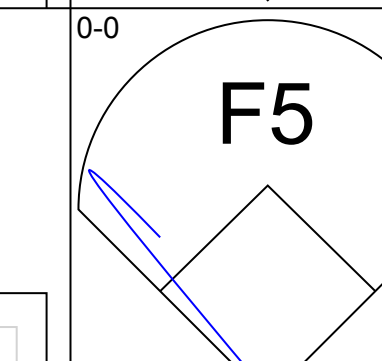
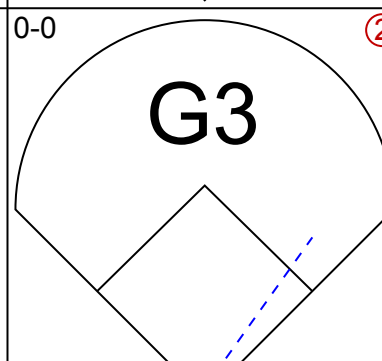
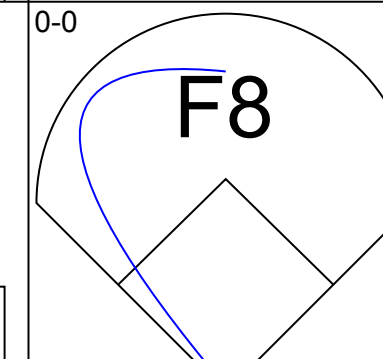
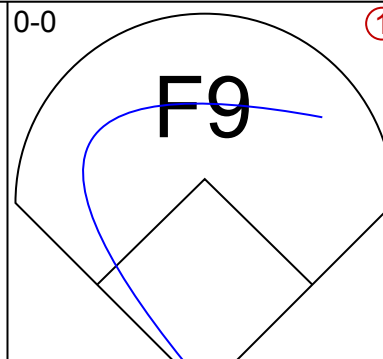
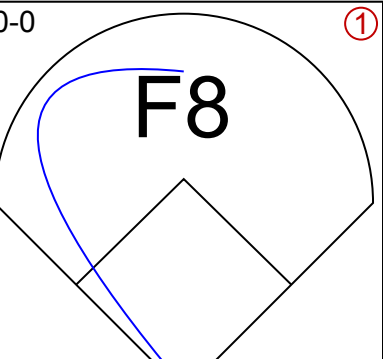
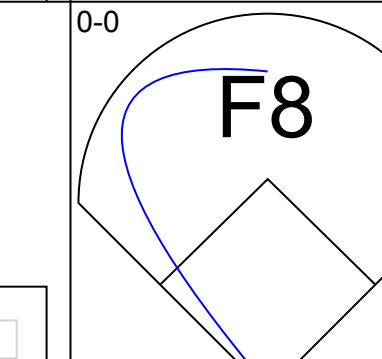
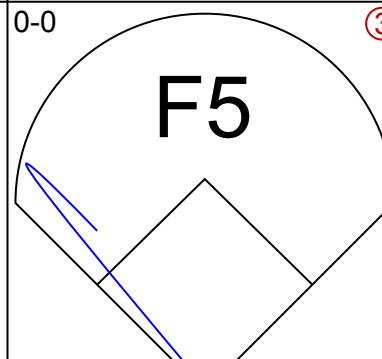
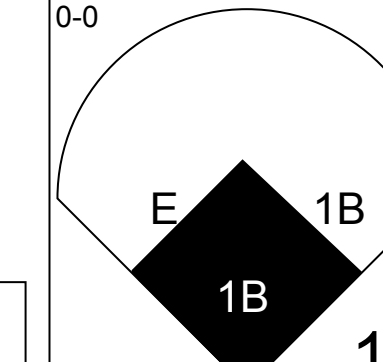
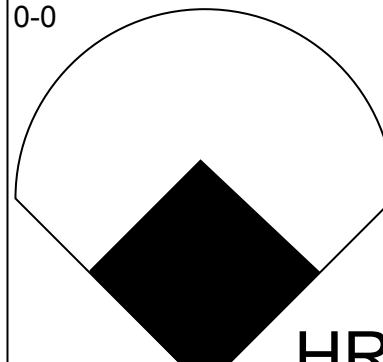
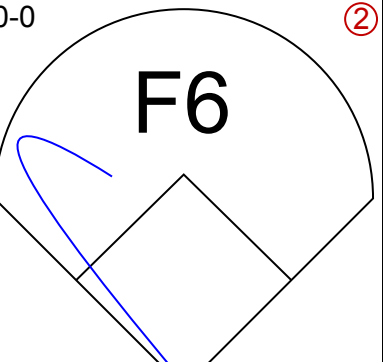
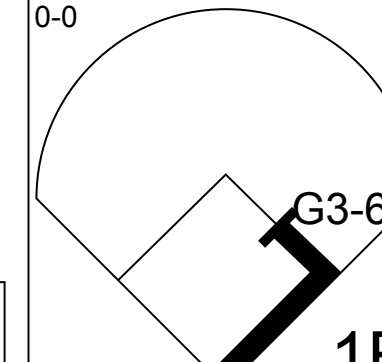
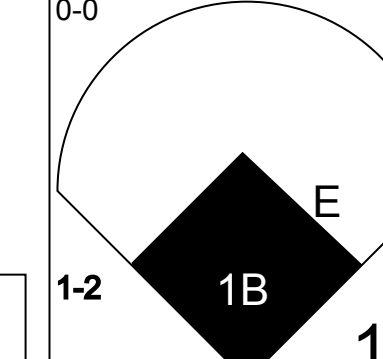
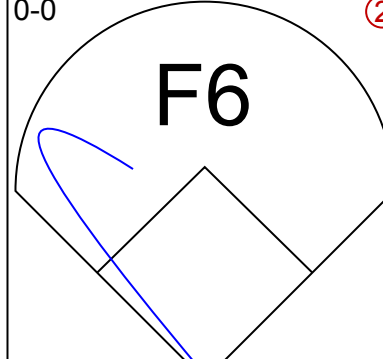
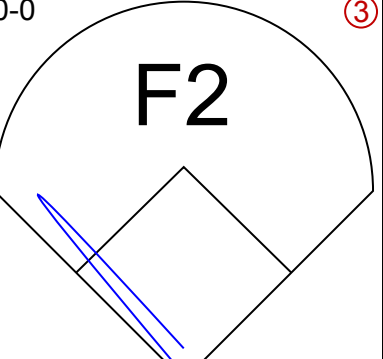
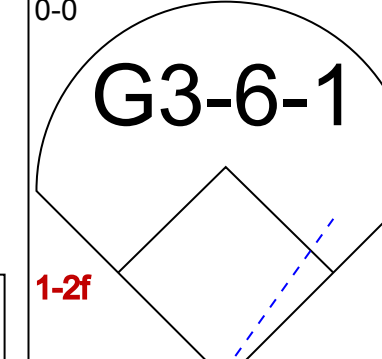
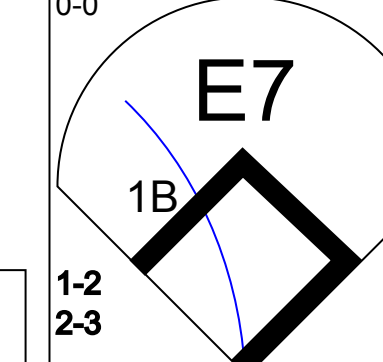
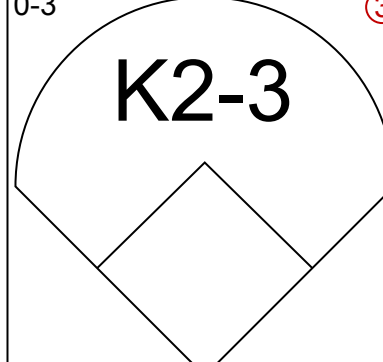
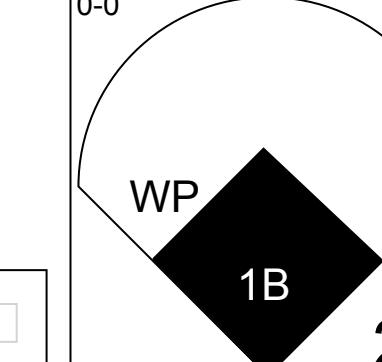
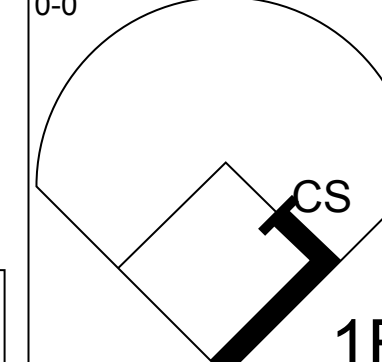
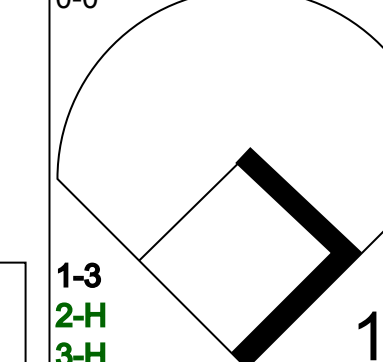
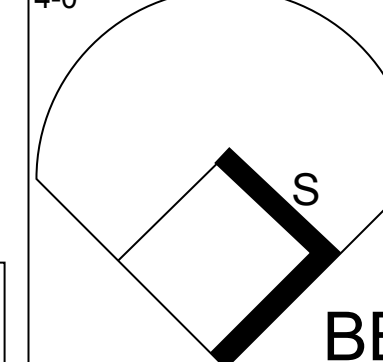
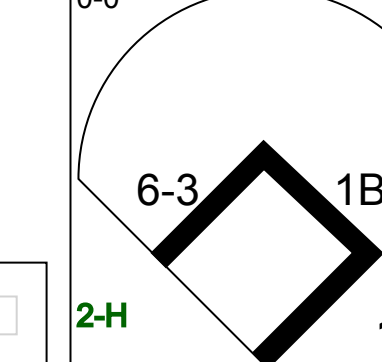
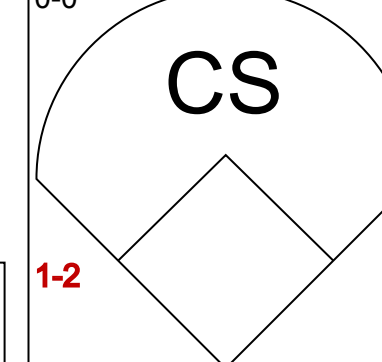
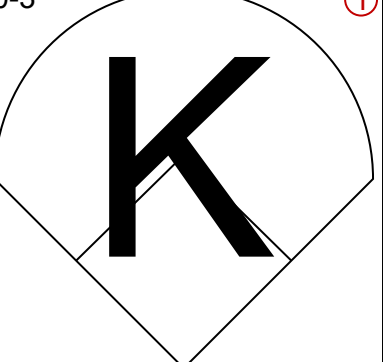
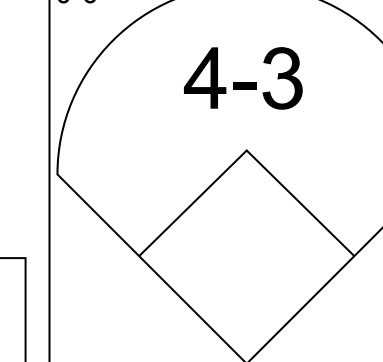
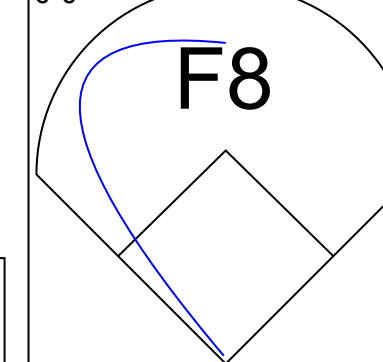
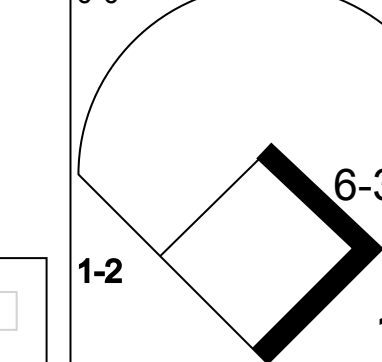
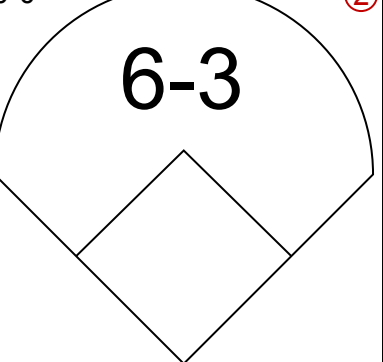
Batter	1	2	3	4	5	6	7	8	9	AB	R	H	RBI	BB	SO	LOB	BOTTOM					
<b>Paul Moltzer, R</b> OBP: 0.382, SLG: 0.463 (1, 5)										4	2	2	2	0	0	0	<b>Baltimore Orioles @ Milwaukee Brewers</b> Milwaukee County Stadium, Milwaukee, WI Sun Jun 23 1985, 4:33 AM EDT Att: 42,432 - Unknown					
<b>Ernest Riles, L</b> OBP: 0.308, SLG: 0.385 (1, 6)										4	0	1	0	0	0	1						
<b>Cecil Cooper, L</b> OBP: 0.347, SLG: 0.502 (1, 3)										4	0	0	0	0	0	2						
<b>Robin Yount, R</b> OBP: 0.340, SLG: 0.422 (1, 7)										4	0	1	1	0	1	1						
<b>Ted Simmons, S</b> OBP: 0.315, SLG: 0.343 (1, 10)										4	0	0	0	0	0	2						
<b>Ben Oglivie, L</b> OBP: 0.307, SLG: 0.323 (1, 9)										3	0	1	0	0	1	0						
<b>Jim Gantner, L</b> OBP: 0.312, SLG: 0.364 (1, 4)										3	0	1	0	0	0	1						
<b>Charlie Moore, R</b> OBP: 0.318, SLG: 0.336 (1, 2)										3	0	0	0	0	1	0						
<b>Rick Manning, L</b> OBP: 0.253, SLG: 0.299 (1, 8)										3	1	0	0	0	0	0						
<b>Inning Stats</b>	R: 1 E: 1 K: 0 S: 5	H: 1 LOB: 1 BB: 0 P: 5	R: 0 E: 0 K: 0 S: 3	H: 1 LOB: 0 BB: 0 P: 3	R: 2 E: 1 K: 1 S: 7	H: 2 LOB: 0 BB: 0 P: 7	R: 0 E: 0 K: 0 S: 3	H: 1 LOB: 1 BB: 0 P: 3	R: 0 E: 0 K: 2 S: 7	H: 0 LOB: 0 BB: 0 P: 7	R: 0 E: 0 K: 0 S: 3	H: 0 LOB: 0 BB: 0 P: 3	R: 0 E: 0 K: 0 S: 3	H: 0 LOB: 0 BB: 0 P: 3	R: 0 E: 0 K: 0 S: 3	H: 0 LOB: 0 BB: 0 P: 3		1B: 4 2B: 1 3B: 0 HR: 1	SF: 0 SAC: 0 DP: 1 HBP: 0	WP: 0 PB: 0 SB: 2 CS: 2	PA: 33	
<b>PITCHER</b>	IP	WLS	BF	H	R	ER	SO	BB	IBB	HBP	BLK	WP	HR	S	P	ERA	WHIP					
<b>Storm Davis, R</b> ERA: 4.68 (1, 1)	6.0		23	6	3	1	1	0	0	0	0	0	0	25	25	1.50	1.000					
<b>Nate Snell, R</b> ERA: 1.95 (7, 1)	3.0	W	9	0	0	0	2	0	0	0	0	0	0	13	13	0.00	0.000					







Batter	1	2	3	4	5	6	7	8	9	AB	R	H	RBI	BB	SO	LOB	TOP			
Paul Moltis, R (1, 5) OBP: 0.380, SLG: 0.454			 BB						 BB	3	1	0	0	2	1	0	<b>Milwaukee Brewers @ Toronto Blue Jays</b> Exhibition Stadium, Toronto, ON Wed Jun 26 1985, 7:05 PM EDT Att: 27,397 - Unknown			
Jim Gantner, L (1, 4) OBP: 0.315, SLG: 0.366									 1-2	4	0	1	0	0	0	2				
Cecil Cooper, L (1, 3) OBP: 0.339, SLG: 0.488					 1-3				 2-3	5	0	1	0	0	1	3				
Robin Yount, R (1, 7) OBP: 0.332, SLG: 0.414			 1-H 2-H 2B						 0-3	5	0	1	2	0	2	2				
Ted Simmons, S (1, 10) OBP: 0.313, SLG: 0.350										3	1	1	1	1	0	1				
Ernest Riles, L (1, 6) OBP: 0.320, SLG: 0.397	 1B			 2B				 BB		3	1	2	0	1	0	2				
Ben Oglivie, L (1, 9) Bobby Clark, R (8, 9) OBP: 0.300, SLG: 0.309	 1-2			 2-H				 1-2		3	1	1	2	1	1	1				
Rick Manning, L (1, 8) OBP: 0.264, SLG: 0.304						 G5-4-3				2	0	0	0	2	1	2				
Charlie Moore, R (1, 2) OBP: 0.316, SLG: 0.333			 1B			 1-2				4	1	1	0	0	0	3				
<b>Inning Stats</b>	R: 0 E: 0 K: 1 S: 5	H: 0 LOB: 0 BB: 0 P: 5	R: 0 E: 0 K: 0 S: 4	H: 1 LOB: 2 BB: 1 P: 8	R: 2 E: 2 K: 1 S: 7	H: 2 LOB: 1 BB: 1 P: 11	R: 2 E: 0 K: 1 S: 7	H: 2 LOB: 2 BB: 0 P: 7	R: 0 E: 0 K: 0 S: 2	H: 0 LOB: 0 BB: 1 P: 6	R: 0 E: 0 K: 0 S: 3	H: 0 LOB: 0 BB: 0 P: 3	R: 1 E: 0 K: 1 S: 6	H: 1 LOB: 2 BB: 2 P: 14	R: 0 E: 0 K: 1 S: 5	H: 0 LOB: 1 BB: 1 P: 9	1B: 4 2B: 2 3B: 0 HR: 2	SF: 0 SAC: 1 DP: 1 HBP: 0	WP: 0 PB: 0 CS: 1	PA: 40
<b>PITCHER</b>	IP	WLS	BF	H	R	ER	SO	BB	IBB	HBP	BLK	WP	HR	S	P	ERA	WHIP			
Doyle Alexander, R (1, 1) ERA: 4.54	7.1	L	32	8	5	5	4	4	0	0	0	0	2	36	52	6.14	1.636			
Gary Lavelle, L (8, 1) ERA: 2.51	0.1		3	0	0	0	1	2	0	0	1	0	0	3	11	0.00	6.000			
Jim Acker, R (8, 1) ERA: 3.18	1.1		5	0	0	0	1	1	0	0	0	0	0	6	10	0.00	0.750			

Batter	1	2	3	4	5	6	7	8	9	AB	R	H	RBI	BB	SO	LOB	BOTTOM					
Damaso Garcia, R (1, 4) OBP: 0.304, SLG: 0.355						 1-2 2-3				5	0	0	0	0	0	5	<b>Milwaukee Brewers @ Toronto Blue Jays</b> Exhibition Stadium, Toronto, ON Wed Jun 26 1985, 7:05 PM EDT Att: 27,397 - Unknown					
Tony Fernandez, S (1, 6) OBP: 0.383, SLG: 0.429				 1-2						2	0	0	0	2	0	0						
Lloyd Moseby, L (1, 8) OBP: 0.352, SLG: 0.405	 2B									5	0	1	0	0	0	8						
Willie Upshaw, L (1, 3) OBP: 0.298, SLG: 0.368										5	0	0	0	0	0	4						
George Bell, R (1, 7) OBP: 0.327, SLG: 0.502		 1B					 1B			4	2	3	1	0	0	0						
Ernie Whitt, L (1, 2) OBP: 0.343, SLG: 0.515		 1B					 1-2			4	1	1	0	0	0	1						
Len Matuszek, L (1, 10) Manuel Lee, S (7, PR) OBP: 0.167, SLG: 0.118		 1B				 1B	 1B			4	1	2	0	0	1	2						
Jesse Barfield, R (1, 9) OBP: 0.341, SLG: 0.470		 1-3 2-H 3-H		 BB		 2-H	 1-2			3	0	2	3	1	1	0						
Garth Iorg, R (1, 5) OBP: 0.381, SLG: 0.467						 1-2				4	0	1	0	0	0	3						
<b>Inning Stats</b>	R: 0 E: 0 K: 0 S: 4	H: 1 LOB: 1 BB: 0 P: 4	R: 2 E: 1 K: 0 S: 7	H: 3 LOB: 3 BB: 0 P: 8	R: 1 E: 0 K: 1 S: 6	H: 1 LOB: 0 BB: 0 P: 6	R: 0 E: 0 K: 0 S: 3	H: 0 LOB: 2 BB: 2 P: 11	R: 0 E: 0 K: 0 S: 3	H: 0 LOB: 0 BB: 0 P: 3	R: 1 E: 0 K: 0 S: 6	H: 3 LOB: 3 BB: 1 P: 10	R: 0 E: 0 K: 0 S: 3	H: 2 LOB: 1 BB: 0 P: 3	R: 0 E: 0 K: 1 S: 5	H: 0 LOB: 0 BB: 0 P: 5	R: 0 E: 0 K: 0 S: 3	H: 0 LOB: 0 BB: 0 P: 3	1B: 7 2B: 2 3B: 0 HR: 1	SF: 0 SAC: 0 DP: 1 HBP: 1	WP: 1 PB: 0 CS: 1	PA: 41
<b>PITCHER</b>	IP	WLS	BF	H	R	ER	SO	BB	IBB	HBP	BLK	WP	HR	S	P	ERA	WHIP					
Pete Vuckovich, R (1, 1) ERA: 6.31	5.0		26	7	4	3	1	2	0	1	0	0	1	25	34	5.40	1.800					
Bob Gibson, R (6, 1) ERA: 3.25	4.0	W	14	3	0	0	1	1	0	0	0	0	0	15	19	0.00	1.000					







Batter	1	2	3	4	5	6	7	8	9	AB	R	H	RBI	BB	SO	LOB	TOP										
Paul Molitor, R OBP: 0.378, SLG: 0.456 (1, 5)										5	1	2	0	0	2	2	<b>Milwaukee Brewers @ New York Yankees</b> Yankee Stadium, Bronx, NY Fri Jun 28 1985, 7:05 PM EDT Att: 21,649 - Unknown <a href="http://livebaseballscores.com">livebaseballscores.com</a>										
Charlie Moore, R OBP: 0.309, SLG: 0.320 (1, 2)										4	0	0	0	1	0	3											
Cecil Cooper, L OBP: 0.330, SLG: 0.473 (1, 3)										4	1	0	0	0	1	3											
Robin Yount, R OBP: 0.341, SLG: 0.423 (1, 7)										4	0	3	1	0	1	0											
Ted Simmons, S OBP: 0.315, SLG: 0.348 (1, 10)										4	0	1	1	0	0	4											
Mark Brouhard, R OBP: 0.343, SLG: 0.463 Ben Oglivie, L OBP: 0.309, SLG: 0.333 (8, PH) (8, 9)										3	0	1	0	0	1	2											
Bobby Clark, R OBP: 0.309, SLG: 0.306 (1, 8)										4	0	0	0	0	0	4											
Jim Gantner, L OBP: 0.312, SLG: 0.362 (1, 4)										3	0	0	0	1	0	2											
Ed Romero, R OBP: 0.319, SLG: 0.263 (1, 6)										3	0	0	0	1	0	2											
<b>Inning Stats</b>	R: 2 E: 0 K: 1 S: 8	H: 2 LOB: 2 BB: 1 P: 12	R: 0 E: 0 K: 1 S: 5	H: 0 LOB: 0 BB: 0 P: 5	R: 0 E: 0 K: 1 S: 5	H: 2 LOB: 2 BB: 0 P: 5	R: 0 E: 0 K: 0 S: 3	H: 0 LOB: 0 BB: 0 P: 3	R: 0 E: 0 K: 2 S: 8	H: 1 LOB: 1 BB: 0 P: 8	R: 0 E: 0 K: 1 S: 5	H: 0 LOB: 2 BB: 2 P: 13	1B: 5 2B: 2 3B: 0 HR: 0	SF: 0 SAC: 0 DP: 0 HBP: 0	WP: 0 PB: 0 CS: 1	PA: 38											
<b>PITCHER</b>	IP	WLS	BF	H	R	ER	SO	BB	IBB	HBP	BLK	WP	HR	S	P	ERA	WHIP										
Ron Guidry, L ERA: 2.78 (1, 1)	7.0	W	29	6	2	2	3	1	0	0	0	0	0	34	38	2.57	1.000										
Brian Fisher, R ERA: 2.82 (8, 1)	0.2		3	1	0	0	1	0	0	0	0	0	0	5	5	0.00	1.500										
Dave Righetti, L ERA: 3.44 (8, 1)	1.1	S	6	0	0	0	2	2	0	0	0	0	0	8	16	0.00	1.500										
Batter	1	2	3	4	5	6	7	8	9	AB	R	H	RBI	BB	SO	LOB	BOTTOM										
Rickey Henderson, R OBP: 0.442, SLG: 0.557 (1, 8)										4	1	1	0	0	1	2	<b>Milwaukee Brewers @ New York Yankees</b> Yankee Stadium, Bronx, NY Fri Jun 28 1985, 7:05 PM EDT Att: 21,649 - Unknown <a href="http://livebaseballscores.com">livebaseballscores.com</a>										
Ken Griffey, L OBP: 0.330, SLG: 0.429 (1, 7)										3	2	1	0	1	0	1											
Don Mattingly, L OBP: 0.342, SLG: 0.445 (1, 3)										4	0	2	1	0	0	1											
Dave Winfield, R OBP: 0.330, SLG: 0.443 (1, 9)										4	1	1	2	0	0	2											
Ron Hassey, L OBP: 0.395, SLG: 0.597 (1, 2)										2	0	1	0	2	0	0											
Scott Bradley, L OBP: 0.276, SLG: 0.259 (1, 10)										3	1	1	0	0	0	3											
Willie Randolph, R OBP: 0.376, SLG: 0.329 (1, 4)										4	0	0	0	0	1	3											
Mike Pagliarulo, L OBP: 0.335, SLG: 0.360 (1, 5)										4	0	2	1	0	0	0											
Bobby Meacham, S OBP: 0.349, SLG: 0.284 (1, 6)										3	0	0	0	1	1	2											
<b>Inning Stats</b>	R: 2 E: 0 K: 0 S: 5	H: 2 LOB: 1 BB: 1 P: 9	R: 0 E: 0 K: 2 S: 7	H: 0 LOB: 1 BB: 1 P: 11	R: 1 E: 0 K: 0 S: 4	H: 2 LOB: 2 BB: 1 P: 9	R: 0 E: 0 K: 0 S: 3	H: 0 LOB: 0 BB: 0 P: 3	R: 1 E: 0 K: 0 S: 4	H: 2 LOB: 1 BB: 1 P: 8	R: 0 E: 0 K: 1 S: 6	H: 1 LOB: 1 BB: 0 P: 6	R: 0 E: 0 K: 0 S: 3	R: 1 E: 0 K: 0 S: 5	H: 2 LOB: 1 BB: 0 P: 5	1B: 5 2B: 3 3B: 0 HR: 1		SF: 0 SAC: 0 DP: 2 HBP: 1	WP: 1 PB: 0 CS: 0	PA: 36							
<b>PITCHER</b>	IP	WLS	BF	H	R	ER	SO	BB	IBB	HBP	BLK	WP	HR	S	P	ERA	WHIP										
Danny Darwin, R ERA: 3.82 (1, 1)	8.0	L	36	9	5	5	3	4	0	1	0	1	1	37	54	5.62	1.625										







Batter	1	2	3	4	5	6	7	8	9	AB	R	H	RBI	BB	SO	LOB	TOP										
Paul Moltzer, R (1, 5) OBP: 0.388, SLG: 0.466	FC5 BB 1B	1-3 2-H 1B 1B		S E 1B	1-2 2-3 1B BB			WP 1B 1B		4	3	4	1	1	0	0	<b>Milwaukee Brewers @ New York Yankees</b> Yankee Stadium, Bronx, NY Sun Jun 30 1985, 3:33 AM EDT Att: 51,459 - Unknown										
Charlie Moore, R (1, 2) OBP: 0.316, SLG: 0.323	1-2 BB	1-2 1B		K	1-2 2-H 3-H 1B			K2-3 1-3		4	0	2	3	1	2	2											
Bobby Clark, R (1, 8) OBP: 0.310, SLG: 0.308 Ben Ogilvie, L (5, PH) OBP: 0.309, SLG: 0.331	F4	1-2 1B		K	F8					3	0	1	1	0	1	3											
Rick Manning, L (9, 8) OBP: 0.264, SLG: 0.304	1-2 2-H 1B			1-2 1B						0	0	0	0	0	0	0											
Robin Yount, R (1, 7) OBP: 0.337, SLG: 0.416	F9	F9		E9				3-H 1B		5	0	0	0	0	0	5											
Ted Simmons, S (1, 3) OBP: 0.315, SLG: 0.346	FC5 2-3f		G3	4-3				F9		5	0	0	0	0	0	4											
Ernest Riles, L (1, 6) OBP: 0.304, SLG: 0.383		F7	K		6-3			L4		5	0	0	0	0	2	0											
Mark Brouhard, R (1, 10) OBP: 0.333, SLG: 0.444	F9		1B	1B	K			K2-3		5	0	1	0	0	3	0											
Paul Householder, S (1, 9) (5, 9) (9, 9)		1B	1B	1-2 1B	BB 1B			K		5	2	4	0	0	1	0											
Brian Giles, R (1, 4) OBP: 0.279, SLG: 0.259 Jim Gantner, L (5, PH) OBP: 0.311, SLG: 0.357 (5, 4)	1B	1B	K		1-2 1B			G6-4-3		2	1	1	0	0	1	2											
										1	1	0	0	1	0	1											
<b>Inning Stats</b>	R: 0 E: 0 K: 0 S: 4	H: 1 LOB: 2 BB: 1 P: 8	R: 3 E: 0 K: 0 S: 8	H: 5 LOB: 2 BB: 0 P: 8	R: 0 E: 0 K: 2 S: 9	H: 2 LOB: 2 BB: 0 P: 9	R: 1 E: 1 K: 2 S: 9	H: 1 LOB: 1 BB: 0 P: 9	R: 2 E: 0 K: 1 S: 7	H: 2 LOB: 2 BB: 2 P: 15	R: 0 E: 0 K: 0 S: 3	H: 0 LOB: 0 BB: 0 P: 3	R: 0 E: 0 K: 1 S: 5	H: 1 LOB: 0 BB: 0 P: 5	R: 1 E: 0 K: 1 S: 7	H: 2 LOB: 1 BB: 0 P: 7	R: 0 E: 0 K: 3 S: 9	H: 0 LOB: 0 BB: 0 P: 9	1B: 14 2B: 0 3B: 0 HR: 0	SF: 0 SAC: 0 DP: 1 HBP: 0	WP: 2 PB: 0 CS: 1	PA: 44					
<b>PITCHER</b>	IP	WLS	BF	H	R	ER	SO	BB	IBB	HBP	BLK	WP	HR	S	P	ERA	WHIP										
Bob Shirley, L (1, 1) ERA: 3.35	1.2		12	6	3	3	0	1	0	0	0	0	0	11	15	16.20	4.200										
Brian Fisher, R (2, 1) ERA: 2.89	5.1	L	24	6	3	2	6	2	0	0	0	0	0	34	42	3.38	1.500										
Dave Righetti, L (8, 1) ERA: 3.48	2.0		8	2	1	1	4	0	0	0	0	1	0	16	16	4.50	1.000										

Batter	1	2	3	4	5	6	7	8	9	AB	R	H	RBI	BB	SO	LOB	BOTTOM										
Rickey Henderson, R (1, 8) OBP: 0.438, SLG: 0.550	5-3		4-3 BB		4-3 E 2B			F9		4	1	2	0	1	0	0	<b>Milwaukee Brewers @ New York Yankees</b> Yankee Stadium, Bronx, NY Sun Jun 30 1985, 3:33 AM EDT Att: 51,459 - Unknown										
Ken Griffey, L (1, 7) OBP: 0.315, SLG: 0.408	F8		4-3 1-2		4-3			5-3		5	0	0	0	0	3	3											
Don Mattingly, L (1, 3) OBP: 0.341, SLG: 0.444	L4		F9		E4 FC1-4			FC6-4 1B		4	0	1	1	0	0	1											
Dave Winfield, R (1, 9) OBP: 0.329, SLG: 0.439		1B SF9 1B		2B SF7 1B	FC1-4 1-2f			FC6-4 1-2f		4	2	2	0	0	0	2											
Ron Hassey, L (1, 2) OBP: 0.391, SLG: 0.590 Juan Espino, R (8, 2) OBP: 0.500, SLG: 0.500		1-3 1B		1-3 HR 2B	F1			F6		3	1	2	0	0	0	1											
Scott Bradley, L (1, 10) OBP: 0.250, SLG: 0.233 Don Baylor, R (6, PH) OBP: 0.332, SLG: 0.432		F4		F3				F4		2	0	0	0	0	0	4											
Willie Randolph, R (1, 4) OBP: 0.374, SLG: 0.328		SF9		SF7				K		2	0	1	2	0	1	0											
Mike Pagliarulo, L (1, 5) OBP: 0.328, SLG: 0.370	3-H G3			3-H HR				FC2-5 G1-6-3		4	1	1	2	0	0	3											
Bobby Meacham, S (1, 6) OBP: 0.341, SLG: 0.278 Omar Moreno, L (9, PH) OBP: 0.208, SLG: 0.308			B5-3		K			G1-6-3		3	0	0	0	0	1	2											
										1	0	0	0	0	0	0											
<b>Inning Stats</b>	R: 0 E: 0 K: 0 S: 3	H: 0 LOB: 0 BB: 0 P: 3	R: 1 E: 0 K: 0 S: 5	H: 2 LOB: 1 BB: 0 P: 5	R: 0 E: 0 K: 0 S: 3	H: 0 LOB: 1 BB: 1 P: 7	R: 3 E: 0 K: 1 S: 8	H: 3 LOB: 0 BB: 0 P: 8	R: 1 E: 1 K: 0 S: 5	H: 1 LOB: 1 BB: 0 P: 5	R: 0 E: 0 K: 0 S: 3	H: 1 LOB: 1 BB: 0 P: 4	R: 0 E: 0 K: 1 S: 4	H: 1 LOB: 1 BB: 0 P: 4	R: 0 E: 0 K: 1 S: 5	H: 0 LOB: 0 BB: 0 P: 5	R: 0 E: 0 K: 0 S: 4	H: 1 LOB: 1 BB: 0 P: 4	1B: 6 2B: 2 3B: 0 HR: 1	SF: 2 SAC: 0 DP: 1 HBP: 1	WP: 0 PB: 0 CS: 0	PA: 38					
<b>PITCHER</b>	IP	WLS	BF	H	R	ER	SO	BB	IBB	HBP	BLK	WP	HR	S	P	ERA	WHIP										
Ray Burris, R (1, 1) ERA: 3.48	3.2		17	5	4	4	0	1	0	0	0	0	0	16	20	9.82	1.636										
Bob McClure, L (4, 1) ERA: 4.66	3.1	W	14	3	1	1	1	0	0	1	0	0	0	15	16	2.70	0.900										
Rollie Fingers, R (8, 1) ERA: 4.99	2.0	S	7	1	0	0	1	0	0	0	0	0	0	9	9	0.00	0.500										





Batter	1	2	3	4	5	6	7	8	9	AB	R	H	RBI	BB	SO	LOB	TOP																			
Steve Lyons, L OBP: 0.318, SLG: 0.328 (1, 8)	F7		L5		3-1			F5		4	0	0	0	0	0	3	<b>Boston Red Sox @ Milwaukee Brewers</b> Milwaukee County Stadium, Milwaukee, WI Mon Jul 01 1985, 8:05 PM EDT Att: 15,418 - Unknown																			
Wade Boggs, L OBP: 0.426, SLG: 0.426 (1, 5)	F8			6-3		FC4-6 1B		4-3		4	0	1	0	0	0	0																				
Jim Rice, R OBP: 0.350, SLG: 0.486 (1, 7)	F9			HR		F9				3	1	1	1	1	0	1																				
Bill Buckner, L OBP: 0.321, SLG: 0.424 (1, 3)	F7			6-3		FC4-6 1B		G3		4	0	1	0	0	0	1																				
Mike Easter, L OBP: 0.321, SLG: 0.410 (1, 10)	G6-4-3 1B			6-3		FC4-6 1B		F5		4	0	1	0	0	0	2																				
Dwight Evans, R OBP: 0.377, SLG: 0.376 (1, 9)	G6-4-3 1-2				F2	K		K		4	0	0	0	0	2	3																				
Rich Gedman, L OBP: 0.351, SLG: 0.462 (1, 2)			F8		F8		K	F9		4	0	0	0	0	1	0																				
Marty Barrett, R OBP: 0.352, SLG: 0.348 (1, 4)			K		2B BB		5-3			2	0	0	0	1	1	0																				
Glenn Hoffman, R OBP: 0.321, SLG: 0.413 (1, 6)							K			2	0	1	0	1	1	0																				
<b>Inning Stats</b>	R: 0 E: 0 K: 0 S: 3	H: 0 LOB: 0 BB: 0 P: 3	R: 0 E: 0 K: 0 S: 3	H: 1 LOB: 0 BB: 0 P: 3	R: 0 E: 0 K: 1 S: 5	H: 0 LOB: 1 BB: 1 P: 9	R: 1 E: 0 K: 0 S: 4	H: 1 LOB: 0 BB: 0 P: 4	R: 0 E: 0 K: 0 S: 4	H: 1 LOB: 2 BB: 1 P: 8	R: 0 E: 0 K: 1 S: 7	H: 2 LOB: 2 BB: 0 P: 7	R: 0 E: 0 K: 2 S: 7	H: 0 LOB: 0 BB: 0 P: 7	R: 0 E: 0 K: 1 S: 5	H: 0 LOB: 1 BB: 0 P: 5	1B: 3 2B: 1 3B: 0 HR: 1	SF: 0 SAC: 0 DP: 1 HBP: 0	WP: 0 PB: 0 SB: 0 CS: 0	PA: 34																
<b>PITCHER</b>	IP	WLS	BF	H	R	ER	SO	BB	IBB	HBP	BLK	WP	HR	S	P	ERA	WHIP	<b>PITCHER</b>		IP	WLS	BF	H	R	ER	SO	BB	IBB	HBP	BLK	WP	HR	S	P	ERA	WHIP
Pete Vuckovich, R ERA: 5.81 (1, 1)	6.0	W	24	5	1	1	2	2	0	0	0	0	1	26	34	1.50	1.167			6.0	L	26	10	0	0	0	3	1	0	0	0	0	0	0	0.00	0.333
Bob Gibson, R ERA: 3.07 (7, 1)	3.0	S	10	0	0	0	3	1	0	0	0	0	0	15	19	0.00	0.333			3.0	S	10	0	0	0	3	1	0	0	0	0	0	0	0	0.00	0.333

AB	31
R	1
H	5
RBI	1
BB	3
SO	5
LOB	10



Batter	1	2	3	4	5	6	7	8	9	AB	R	H	RBI	BB	SO	LOB	BOTTOM																			
Paul Molitor, R OBP: 0.390, SLG: 0.467 (1, 5)	2B 1B	S 1B		5-3		6-3				4	1	2	0	0	0	2	<b>Boston Red Sox @ Milwaukee Brewers</b> Milwaukee County Stadium, Milwaukee, WI Mon Jul 01 1985, 8:05 PM EDT Att: 15,418 - Unknown																			
Jim Gantner, L OBP: 0.310, SLG: 0.355 (1, 4)	2B 1B	G3			4-3		1-3			4	1	1	0	0	0	1																				
Cecil Cooper, L OBP: 0.341, SLG: 0.493 (1, 3)	1B SF8 2B		F7		4-3 2B		G6-4-3 BB			3	1	2	2	1	0	0																				
Robin Yount, R OBP: 0.336, SLG: 0.413 (1, 7)	F3 1B		F9		4-3		G6-4-3			4	0	1	0	0	0	2																				
Ted Simmons, S OBP: 0.311, SLG: 0.342 (1, 10)	SF8		4-3		F2		F6			3	0	0	1	0	0	1																				
Ernest Riles, L OBP: 0.310, SLG: 0.402 (1, 6)	F3 1-2			4-3 3B		G3 1B		K		4	1	2	0	0	1	1																				
Ben Oglivie, L OBP: 0.303, SLG: 0.324 Rick Manning, L OBP: 0.264, SLG: 0.304 (1, 9) (9, 8)	F9			4-3		G3		K		4	0	0	1	0	1	2																				
Paul Householder, S OBP: 0.344, SLG: 0.358 (1, 8) (9, 9)		K			1B 2B					2	1	1	0	1	1	0																				
Charlie Moore, R OBP: 0.316, SLG: 0.323 (1, 2)		K				F4				3	0	1	1	0	1	2																				
<b>Inning Stats</b>	R: 3 E: 0 K: 0 S: 7	H: 4 LOB: 1 BB: 0 P: 7	R: 0 E: 0 K: 2 S: 8	H: 1 LOB: 1 BB: 0 P: 8	R: 0 E: 0 K: 0 S: 3	H: 0 LOB: 0 BB: 0 P: 3	R: 2 E: 0 K: 0 S: 5	H: 3 LOB: 0 BB: 0 P: 5	R: 0 E: 0 K: 0 S: 4	H: 1 LOB: 1 BB: 0 P: 4	R: 0 E: 0 K: 0 S: 2	H: 0 LOB: 0 BB: 1 P: 6	R: 0 E: 0 K: 2 S: 7	H: 0 LOB: 0 BB: 0 P: 7	R: 0 E: 0 K: 1 S: 5	H: 0 LOB: 0 BB: 0 P: 5	1B: 6 2B: 3 3B: 1 HR: 0	SF: 1 SAC: 0 DP: 1 HBP: 0	WP: 0 PB: 0 SB: 1 CS: 0	PA: 34																
<b>PITCHER</b>	IP	WLS	BF	H	R	ER	SO	BB	IBB	HBP	BLK	WP	HR	S	P	ERA	WHIP	<b>PITCHER</b>		IP	WLS	BF	H	R	ER	SO	BB	IBB	HBP	BLK	WP	HR	S	P	ERA	WHIP
Mike Trujillo, R ERA: 6.16 (1, 1)	5.1	L	26	10	5	5	2	1	0	0	0	0	0	29	33	8.44	2.062			5.1	L	26	8	0	0	0	2	1	0	0	0	0	0	0	0.00	0.375
Mark Clear, R ERA: 3.52 (6, 1)	2.2		8	0	0	0	2	1	0	0	0	0	0	11	15	0.00	0.375			2.2		8	0	0	0	2	1	0	0	0	0	0	0	0	0.00	0.375





Batter	1	2	3	4	5	6	7	8	9	10	AB	R	H	RBI	BB	SO	LOB		
Dwight Evans, R OBP: 0.377, SLG: 0.373 (1, 9)	5-3									G5-3	5	0	1	0	1	1	4		
Wade Boggs, L OBP: 0.429, SLG: 0.430 (1, 5)	HR	BB							F7		4	1	2	1	1	0	3		
Bill Buckner, L OBP: 0.325, SLG: 0.437 (1, 3)	HR								FC5-2		5	1	3	2	0	0	1		
Jim Rice, R OBP: 0.344, SLG: 0.478 (1, 7)	6-3								FC5-2		5	0	0	0	0	0	4		
Mike Easter, L OBP: 0.322, SLG: 0.408 (1, 10)	BB								1-3		4	0	1	0	1	0	4		
Reid Nichols, R OBP: 0.212, SLG: 0.200 (8, PH)	F9								F1		2	0	0	0	1	0	1		
Steve Lyons, L OBP: 0.313, SLG: 0.322 (8, 8)									F1		2	0	0	0	0	1	0		
Marty Barrett, R OBP: 0.352, SLG: 0.346 (1, 4)		F7							2B		4	0	1	0	1	1	2		
Glenn Hoffman, R OBP: 0.324, SLG: 0.427 (1, 6)		4-3							G5-3		5	0	2	0	0	0	3		
Marc Sullivan, R OBP: 0.229, SLG: 0.273 (10, PH)	4-3								2B		4	1	0	0	0	1	3		
Rich Gedman, L OBP: 0.353, SLG: 0.462 (10, 2)									IBB		0	0	0	0	1	0	0		
<b>Inning Stats</b>	R: 2 E: 0 K: 0 S: 5	H: 2 LOB: 1 BB: 1 P: 9	R: 0 E: 0 K: 0 S: 4	H: 1 LOB: 2 BB: 1 P: 8	R: 0 E: 0 K: 1 S: 6	H: 1 LOB: 1 BB: 0 P: 6	R: 0 E: 0 K: 1 S: 4	H: 0 LOB: 0 BB: 1 P: 8	R: 0 E: 0 K: 1 S: 6	H: 1 LOB: 2 BB: 1 P: 10	R: 1 E: 1 K: 0 S: 6	H: 2 LOB: 2 BB: 0 P: 6	R: 0 E: 0 K: 0 S: 5	H: 2 LOB: 2 BB: 0 P: 5	R: 0 E: 0 K: 0 S: 3	H: 1 LOB: 2 BB: 2 P: 11	1B: 6 2B: 4 3B: 0 HR: 1	SF: 0 SAC: 0 DP: 2 HBP: 0	WP: 0 PA: 46 PB: 1 SB: 1 CS: 0
<b>PITCHER</b>	IP	WLS	BF	H	R	ER	SO	BB	IBB	HBP	BLK	WP	HR	S	P	ERA	WHIP		
Teddy Higuera, L ERA: 5.11	(1, 1)	6.1	30	7	3	2	3	4	0	0	0	0	0	1	32	48	2.84	1.737	
Pete Ladd, R ERA: 3.04	(7, 1)	2.2	11	2	0	0	1	0	0	0	0	0	0	13	13	0.00	0.750		
Rollie Fingers, R ERA: 4.83	(10, 1)	1.0	5	1	0	0	0	1	1	0	0	0	0	3	11	0.00	2.000		

**Boston Red Sox @ Milwaukee Brewers**  
 Milwaukee County Stadium, Milwaukee, WI  
 Tue Jul 02 1985, 8:05 PM EDT  
 Att. 17,167 - Unknown

AB 40  
 R 3  
 H 10  
 RBI 3  
 BB 6  
 SO 4  
 LOB 25



Batter	1	2	3	4	5	6	7	8	9	10	AB	R	H	RBI	BB	SO	LOB				
Paul Molitor, R OBP: 0.396, SLG: 0.480 (1, 5)	G3-6-1									SH1-3	5	1	4	0	0	0	0				
Jim Gantner, L OBP: 0.308, SLG: 0.390 (1, 4)	G3-6-1								F8		4	0	0	1	1	0	2				
Cecil Cooper, L OBP: 0.337, SLG: 0.485 (1, 3)	L5								F6		4	0	0	0	0	0	1				
Ben Oglivie, L OBP: 0.305, SLG: 0.322 (1, 7)		F5							G3-4-1		4	1	1	0	1	0	1				
Ted Simmons, S OBP: 0.309, SLG: 0.340 (1, 10)		1B							3-1		4	0	1	1	0	1	1				
Ernest Riles, L OBP: 0.329, SLG: 0.419 (1, 6)		1B							K		4	1	4	0	0	0	0				
Paul Householder, S OBP: 0.340, SLG: 0.345 (1, 9)		1B							G1-6-3		3	0	0	0	1	1	4				
Charlie Moore, R OBP: 0.315, SLG: 0.329 (1, 2)		1B							4-3		3	0	1	2	0	0	2				
Rick Manning, L OBP: 0.264, SLG: 0.302 (1, 8)		L4							F7		3	0	1	2	0	0	2				
<b>Inning Stats</b>	R: 0 E: 0 K: 0 S: 3	H: 1 LOB: 0 BB: 0 P: 3	R: 0 E: 0 K: 1 S: 7	H: 2 LOB: 2 BB: 0 P: 7	R: 1 E: 0 K: 0 S: 4	H: 2 LOB: 0 BB: 0 P: 4	R: 1 E: 0 K: 0 S: 5	H: 2 LOB: 2 BB: 1 P: 9	R: 0 E: 0 K: 0 S: 4	H: 1 LOB: 1 BB: 0 P: 3	R: 0 E: 0 K: 1 S: 5	H: 0 LOB: 0 BB: 0 P: 5	R: 0 E: 0 K: 0 S: 3	H: 0 LOB: 0 BB: 0 P: 3	R: 1 E: 1 K: 1 S: 7	H: 2 LOB: 1 BB: 0 P: 7	R: 1 E: 0 K: 0 S: 3	H: 1 LOB: 2 BB: 2 P: 11	1B: 9 2B: 3 3B: 0 HR: 0	SF: 2 SAC: 1 DP: 2 HBP: 0	WP: 0 PA: 41 PB: 0 SB: 0 CS: 0
<b>PITCHER</b>	IP	WLS	BF	H	R	ER	SO	BB	IBB	HBP	BLK	WP	HR	S	P	ERA	WHIP				
Roger Clemens, R ERA: 3.5	(1, 1)	4.0	19	8	2	2	1	1	0	0	0	0	0	20	24	4.50	2.250				
Bruce Kison, R ERA: 4.25	(5, 1)	4.0	12	1	0	0	1	0	0	0	0	0	0	14	14	0.00	0.250				
Bob Stanley, R ERA: 2.64	(9, 1)	1.2	10	3	2	2	1	0	2	0	0	0	0	10	18	10.80	1.800				

**Boston Red Sox @ Milwaukee Brewers**  
 Milwaukee County Stadium, Milwaukee, WI  
 Tue Jul 02 1985, 8:05 PM EDT  
 Att. 17,167 - Unknown

AB 35  
 R 4  
 H 12  
 RBI 4  
 BB 3  
 SO 3  
 LOB 14





Batter	1	2	3	4	5	6	7	8	9	AB	R	H	RBI	BB	SO	LOB	TOP					
Dwight Evans, R OBP: 0.376, SLG: 0.372 (1, 9)	K		K	K		F4		1B BB WP		6	1	2	1	0	3	5	<b>Boston Red Sox @ Milwaukee Brewers</b> Milwaukee County Stadium, Milwaukee, WI Wed Jul 03 1985, 4:33 AM EDT Att: 20,673 - Unknown					
Wade Boggs, L OBP: 0.430, SLG: 0.431 (1, 5)	4-3		2B 1B BB 3H	FC5-4			4-3 1B 2B	WP 1B BB	F8	4	2	1	1	2	0	3						
Jim Rice, R OBP: 0.338, SLG: 0.472 (1, 7)	K		SF7		G3		4-3	SF8	FC6-4	4	0	0	2	0	1	3						
Bill Buckner, L OBP: 0.326, SLG: 0.439 (1, 3)		L3	1B 2B 3H		6-3		G3	WP 1B		5	1	2	1	0	0	1						
Mike Easter, L OBP: 0.330, SLG: 0.411 (1, 10)	K		1B				1B	1B		3	0	2	2	2	1	0						
Rich Gedman, L OBP: 0.354, SLG: 0.461 (1, 2)	F9		2H 3H	1B			BB	BB		5	0	2	1	0	0	4						
Glenn Hoffman, R OBP: 0.320, SLG: 0.415 (1, 6)			BB FC6-4			K				4	1	0	0	1	1	4						
Steve Lyons, L OBP: 0.316, SLG: 0.333 (1, 8)			BB SF7 2B		F7		4-3	F9	1B 1B	5	2	2	0	0	0	0						
Marty Barrett, R OBP: 0.361, SLG: 0.356 (1, 4)			E1 BB 2B					BB 1B SF8 1B	1B	5	2	4	0	0	0	2						
<b>Inning Stats</b>	R: 0 E: 0 K: 2 S: 7	H: 0 LOB: 0 BB: 0 P: 7	R: 0 E: 0 K: 1 S: 5	H: 0 LOB: 0 BB: 0 P: 5	R: 5 E: 1 K: 1 S: 10	H: 4 LOB: 2 BB: 2 P: 18	R: 0 E: 0 K: 1 S: 6	H: 1 LOB: 1 BB: 0 P: 6	R: 0 E: 0 K: 0 S: 4	H: 1 LOB: 1 BB: 0 P: 4	R: 0 E: 0 K: 1 S: 6	H: 1 LOB: 2 BB: 1 P: 6	R: 1 E: 0 K: 0 S: 5	H: 2 LOB: 2 BB: 1 P: 9	R: 2 E: 0 K: 0 S: 6	H: 3 LOB: 3 BB: 2 P: 14	R: 1 E: 0 K: 0 S: 6	H: 3 LOB: 2 BB: 0 P: 6	1B: 12 2B: 3 3B: 0 HR: 0	SF: 2 SAC: 0 DP: 0 HBP: 0	WP: 1 PB: 0 SB: 0 CS: 0	PA: 48
<b>PITCHER</b>	IP WLS BF H R ER SO BB IBB HBP BLK WP HR S P ERA WHIP	IP WLS BF H R ER SO BB IBB HBP BLK WP HR S P ERA WHIP																				
Danny Darwin, R ERA: 3.74 (1, 1)	2.2	L	15	4	5	0	4	2	0	0	0	0	0	0	0	0	0.00	2.250				
Jaime Cocanower, R ERA: 2.91 (3, 1)	5.1		27	8	3	3	2	3	0	0	0	1	0	28	40	5.06	2.062					
Bob McClure, L ERA: 4.76 (9, 1)	1.0		6	3	1	1	0	0	0	0	0	0	0	6	6	9.00	3.000					

Batter	1	2	3	4	5	6	7	8	9	AB	R	H	RBI	BB	SO	LOB	BOTTOM					
Paul Molitor, R OBP: 0.391, SLG: 0.473 (1, 10)	K		4-3			3-1		5-3		4	0	0	0	0	1	0	<b>Boston Red Sox @ Milwaukee Brewers</b> Milwaukee County Stadium, Milwaukee, WI Wed Jul 03 1985, 4:33 AM EDT Att: 20,673 - Unknown					
Charlie Moore, R OBP: 0.315, SLG: 0.329 Dave Huppert, R (9, 2)	K			F2		1B		F3		3	0	1	0	0	1	0						
Cecil Cooper, L OBP: 0.332, SLG: 0.478 (1, 3)	K			F7		3-1		F8		4	0	0	0	0	1	1						
Robin Yount, R OBP: 0.338, SLG: 0.418 (1, 7)		K		FC5-4 1B			F8		2B	4	0	2	0	0	1	0						
Bobby Clark, R OBP: 0.307, SLG: 0.304 (1, 8)		FC4 1B		FC5-4		K		K		4	0	1	0	0	2	2						
Mark Brouhard, R OBP: 0.346, SLG: 0.446 (1, 9)		K			6-3 BB		1B			2	0	1	0	1	1	1						
Jim Gantner, L OBP: 0.305, SLG: 0.345 (1, 5)		FC4			6-3		F7			3	0	0	0	0	0	3						
Ed Romero, R OBP: 0.309, SLG: 0.253 (1, 6)					6-3		F7		K	3	0	0	0	0	1	0						
Brian Giles, R OBP: 0.266, SLG: 0.246 (1, 4)					6-3		K		K	3	0	0	0	0	2	0						
<b>Inning Stats</b>	R: 0 E: 0 K: 3 S: 9	H: 0 LOB: 0 BB: 0 P: 9	R: 0 E: 0 K: 2 S: 8	H: 1 LOB: 1 BB: 0 P: 8	R: 0 E: 0 K: 0 S: 3	H: 0 LOB: 0 BB: 0 P: 3	R: 0 E: 0 K: 0 S: 4	H: 1 LOB: 1 BB: 0 P: 4	R: 0 E: 0 K: 0 S: 2	H: 0 LOB: 0 BB: 1 P: 6	R: 0 E: 0 K: 1 S: 6	H: 1 LOB: 1 BB: 0 P: 6	R: 0 E: 0 K: 1 S: 6	H: 1 LOB: 1 BB: 0 P: 6	R: 0 E: 0 K: 2 S: 7	H: 0 LOB: 0 BB: 0 P: 7	R: 0 E: 0 K: 1 S: 6	H: 1 LOB: 1 BB: 0 P: 6	1B: 4 2B: 1 3B: 0 HR: 0	SF: 0 SAC: 0 DP: 0 HBP: 0	WP: 0 PB: 0 SB: 0 CS: 0	PA: 32
<b>PITCHER</b>	IP WLS BF H R ER SO BB IBB HBP BLK WP HR S P ERA WHIP	IP WLS BF H R ER SO BB IBB HBP BLK WP HR S P ERA WHIP																				
Bruce Hurst, L ERA: 5.56 (1, 1)	9.0	W	32	5	0	0	10	1	0	0	0	0	0	51	55	0.00	0.667					



Batter	1	2	3	4	5	6	7	8	9	AB	R	H	RBI	BB	SO	LOB	TOP		
Paul Moltor, R OBP: 0.386, SLG: 0.467 (1, 5)	L7			5-3		6-3		F3		4	0	0	0	0	0	0	<b>Milwaukee Brewers @ Seattle Mariners</b> The Kingdome, Seattle, WA Thu Jul 04 1985, 6:33 AM EDT Att: 14,089 - Unknown		
Jim Gantner, L OBP: 0.304, SLG: 0.341 (1, 4)	G6-4-3 BB			F8			4-3	F7		3	0	0	0	1	0				
Cecil Cooper, L OBP: 0.331, SLG: 0.479 (1, 3)	G6-4-3 1-2			L3			1B 2B	4-3		4	1	1	0	0	0	1			
Robin Yount, R OBP: 0.333, SLG: 0.412 (1, 7)		F2			6-3		L7	5-3		4	0	0	0	0	0	1			
Ted Simmons, S OBP: 0.309, SLG: 0.340 (1, 10)		F3			G3		E 1B			3	0	1	1	0	0	0			
Ben Oglivie, L OBP: 0.306, SLG: 0.322 (1, 9)		F5					E3 1-2			3	0	1	0	0	0	1			
Charlie Moore, R OBP: 0.310, SLG: 0.324 (1, 2)				F9		K	5-3			3	0	0	0	0	1	3			
Rick Manning, L OBP: 0.265, SLG: 0.303 (1, 8)				3-1			G5-4-3 1B	4-3		3	0	1	0	0	0	0			
Ed Romero, R OBP: 0.299, SLG: 0.244 (1, 6)				F7		G5-4-3 1-2		5-3		3	0	0	0	0	0	1			
<b>Inning Stats</b>	R: 0 E: 0 K: 0 S: 2	H: 0 LOB: 0 BB: 1 P: 6	R: 0 E: 0 K: 0 S: 3	H: 0 LOB: 0 BB: 0 P: 3	R: 0 E: 0 K: 0 S: 3	H: 0 LOB: 0 BB: 0 P: 3	R: 0 E: 0 K: 1 S: 6	H: 1 LOB: 1 BB: 0 P: 6	R: 0 E: 0 K: 0 S: 3	H: 1 LOB: 0 BB: 0 P: 3	R: 1 E: 1 K: 0 S: 6	H: 2 LOB: 2 BB: 0 P: 6	R: 0 E: 0 K: 0 S: 3	H: 0 LOB: 0 BB: 0 P: 3	R: 0 E: 0 K: 0 S: 3	H: 0 LOB: 0 BB: 0 P: 3	1B: 3 2B: 1 3B: 0 HR: 0	SF: 0 SAC: 0 DP: 2 HBP: 0	WP: 0 PA: 31 CS: 0
<b>PITCHER</b> Mike Moore, R ERA: 3.69 (1, 1)	IP: 9.0 WLS: W BF: 31 H: 4 R: 1 ER: 1 SO: 1 BB: 1 IBB: 0 HBP: 0 BLK: 0 WP: 0 HR: 0 S: 32 P: 36 ERA: 1.00 WHIP: 0.556															<b>PITCHER</b>			

Batter	1	2	3	4	5	6	7	8	9	AB	R	H	RBI	BB	SO	LOB	BOTTOM		
Jack Perconte, L OBP: 0.285, SLG: 0.314 (1, 4)	B5-3	4-3	4-3		4-6			FC3-6 WP		5	0	0	1	0	0	4	<b>Milwaukee Brewers @ Seattle Mariners</b> The Kingdome, Seattle, WA Thu Jul 04 1985, 6:33 AM EDT Att: 14,089 - Unknown		
Ivan Calderon, R OBP: 0.367, SLG: 0.558 (1, 9)	1B HR	SF9		SF9		FC6-4 1B		K		4	2	3	1	0	1	1			
Alvin Davis, L OBP: 0.367, SLG: 0.385 (1, 3)	1-3 HR	BB 1B		1B BB		F8		K		4	1	2	0	1	1	2			
Gorman Thomas, R OBP: 0.369, SLG: 0.455 (1, 10)	F7	BB 1B		K		K		K		3	0	0	0	1	2	5			
Dave Henderson, R OBP: 0.320, SLG: 0.409 (1, 8)	1-H 3-H HR	5-3		SF9		FC6-4		F7		3	1	1	4	0	0	3			
Barry Bonnell, R OBP: 0.287, SLG: 0.301 (1, 7)	1B			1B SF7		FC5-4 1B		F7		4	1	3	0	0	0	0			
Jim Prestley, R OBP: 0.331, SLG: 0.518 (1, 5)	1-3			1-3		FC5-4		K		4	0	0	0	0	1	4			
Bob Kearney, R OBP: 0.256, SLG: 0.338 (1, 2)		E 4-3 1B		2-3 1B		4-6 2B		F7		4	1	3	0	0	0	0			
Spike Owen, S OBP: 0.312, SLG: 0.353 (1, 6)		E8 4-3 SF9 1B		SF7		F6		FC3-6 1B		3	1	2	1	0	0	1			
<b>Inning Stats</b>	R: 3 E: 0 K: 0 S: 7	H: 4 LOB: 1 BB: 0 P: 7	R: 2 E: 1 K: 0 S: 6	H: 3 LOB: 2 BB: 1 P: 10	R: 1 E: 0 K: 0 S: 5	H: 2 LOB: 1 BB: 0 P: 5	R: 1 E: 0 K: 1 S: 7	H: 2 LOB: 2 BB: 1 P: 11	R: 0 E: 0 K: 0 S: 3	H: 1 LOB: 0 BB: 0 P: 3	R: 0 E: 0 K: 1 S: 6	H: 1 LOB: 1 BB: 0 P: 6	R: 0 E: 0 K: 1 S: 5	H: 0 LOB: 0 BB: 0 P: 5	R: 0 E: 0 K: 2 S: 8	H: 1 LOB: 1 BB: 0 P: 8	1B: 11 2B: 2 3B: 1 HR: 1	SF: 3 SAC: 0 DP: 1 HBP: 0	WP: 1 PA: 39 CS: 0
<b>PITCHER</b> Moose Haas, R ERA: 2.71 Pete Ladd, R ERA: 3.33 Bob McClure, L ERA: 4.43	IP: 1.2 WLS: L BF: 16 H: 5 R: 2 ER: 2 SO: 1 BB: 2 IBB: 0 HBP: 0 BLK: 0 WP: 0 HR: 0 S: 16 P: 24 ERA: 5.40 WHIP: 2.100															<b>PITCHER</b>			



Batter	1	2	3	4	5	6	7	8	9	10	11	AB	R	H	RBI	BB	SO	LOB	TOP						
Paul Molitor, R OBP: 0.385, SLG: 0.464 (1.5)	6-3		1B BB		L7		1B		SF9		F4	4	1	1	1	1	0	0							
Charlie Moore, R OBP: 0.306, SLG: 0.318 (1.2)	5-3		F3		E5		G5-4-3 1B		F9		6-3	6	0	1	0	0	0	2							
Cecil Cooper, L OBP: 0.332, SLG: 0.481 (1.3)	6-3		HR 1B		K		G5-4-3 1B				1B FC5-2 2B	5	1	2	1	0	1	3							
Robin Yount, R OBP: 0.334, SLG: 0.410 (1.7)		F9	HR BB		F4							4	1	1	0	1	0	1							
Ted Simmons, S OBP: 0.310, SLG: 0.365 (1.10)		HR	HR		K						1-3 FC5-2 1B	5	2	2	4	0	1	2							
Bobby Clark, R OBP: 0.304, SLG: 0.292 (1.8)		HR	HR		K						1-2 2-3 FC5-2 1B	3	0	0	0	1	2	0							
Rick Manning, L OBP: 0.263, SLG: 0.300 (10. PH)		BB	K		K						1-3	1	0	0	0	0	0	2							
Jim Gantner, L OBP: 0.309, SLG: 0.344 (1.4)	L6				G3							4	1	2	0	1	0	1							
Paul Householder, S OBP: 0.324, SLG: 0.326 (1.9)	6-3				K						1B SF9 1B	5	0	0	0	0	1	6							
Ed Romero, R OBP: 0.290, SLG: 0.236 (1.6)												3	0	0	0	0	0	0							
Ben Oglivie, L OBP: 0.309, SLG: 0.326 (9. PH)					6-3							1	0	1	0	0	0	0							
Brian Giles, R OBP: 0.292, SLG: 0.241 (9.6)											K	1	0	0	0	0	1	0							
<b>Inning Stats</b>	R: 0 E: 0 K: 0 S: 3	H: 0 LOB: 0 BB: 0 P: 3	R: 1 E: 0 K: 0 S: 4	H: 1 LOB: 1 BB: 1 P: 8	R: 4 E: 0 K: 1 S: 7	H: 2 LOB: 0 BB: 2 P: 15	R: 0 E: 0 K: 1 S: 5	H: 0 LOB: 0 BB: 0 P: 5	R: 0 E: 1 K: 1 S: 6	H: 1 LOB: 1 BB: 0 P: 8	R: 0 E: 0 K: 2 S: 8	H: 1 LOB: 1 BB: 0 P: 8	R: 0 E: 0 K: 0 S: 3	H: 0 LOB: 0 BB: 0 P: 3	R: 1 E: 0 K: 0 S: 5	H: 2 LOB: 1 BB: 0 P: 5	R: 0 E: 0 K: 0 S: 5	H: 2 LOB: 3 BB: 1 P: 9	R: 0 E: 0 K: 1 S: 5	H: 0 LOB: 0 BB: 0 P: 5	1B: 7 2B: 1 3B: 0 HR: 2	SF: 1 SAC: 0 DP: 1 HBP: 0	WP: 0 PB: 0 SB: 2 CS: 0	PA: 47	
<b>PITCHER</b>	IP ERA	WLS BF	H R	ER 6	SO 5	BB 3	IBB 0	HBP 0	BLK 0	WP 0	HR 2	S 41	P 53	ERA 6.75	WHIP 1.250										
Matt Young, L ERA: 4.94 (1.1)	3.0	W	13	3	0	0	1	0	0	0	0	14	18	0.00	1.000										
Ed Nunez, R ERA: 2.25 (9.1)	3.0	W	13	3	0	0	1	0	0	0	0	14	18	0.00	1.000										

Milwaukee Brewers @ Seattle Mariners  
The Kingdom, Seattle, WA  
Fri Jul 05 1985, 10:05 PM EDT  
Att: 14,763 - Unknown

AB 42  
R 6  
H 10  
RBI 6  
BB 4  
SO 6  
LOB 17




Batter	1	2	3	4	5	6	7	8	9	10	11	AB	R	H	RBI	BB	SO	LOB	BOTTOM						
Jack Perconte, L OBP: 0.283, SLG: 0.312 (1.4)	F8			F8		FC4-6 1B	G3			5-3		5	1	1	1	0	0	3							
Al Cowens, R OBP: 0.295, SLG: 0.461 (10. PH)		1B										1	0	0	0	0	0	2							
Donnie Scott, S OBP: 0.223, SLG: 0.291 (11.2)		1B										0	0	0	0	0	0	0							
Phil Bradley, R OBP: 0.360, SLG: 0.516 (1.7)		5-3										5	2	3	1	1	1	2							
Alvin Davis, L OBP: 0.370, SLG: 0.385 (1.3)	F3											5	0	2	0	1	0	4							
Gorman Thomas, R OBP: 0.368, SLG: 0.453 (1.10)	5-3											5	1	1	1	1	1	4							
Ivan Calderon, R OBP: 0.379, SLG: 0.560 (1.9)		1B			B2-6-3							5	1	3	1	1	0	3							
Dave Henderson, R OBP: 0.313, SLG: 0.399 (1.8)		1B										6	0	0	0	0	1	8							
Jim Presley, R OBP: 0.341, SLG: 0.521 (1.5)		F7										4	2	3	0	2	0	1							
Bob Kearney, R OBP: 0.291, SLG: 0.331 (1.2)												4	2	3	0	2	0	1							
Ken Phelps, L OBP: 0.340, SLG: 0.481 (10. PH)												3	0	0	0	0	2	6							
Domingo Ramos, R OBP: 0.250, SLG: 0.288 (11.4)												1	0	1	0	0	0	0							
Spike Owen, S OBP: 0.319, SLG: 0.362 (1.6)												3	0	2	1	1	0	1							
<b>Inning Stats</b>	R: 0 E: 0 K: 0 S: 4	H: 1 LOB: 1 BB: 0 P: 4	R: 2 E: 0 K: 1 S: 9	H: 4 LOB: 2 BB: 0 P: 9	R: 0 E: 0 K: 1 S: 5	H: 1 LOB: 0 BB: 0 P: 5	R: 0 E: 0 K: 0 S: 5	H: 2 LOB: 2 BB: 0 P: 5	R: 1 E: 0 K: 1 S: 7	H: 2 LOB: 3 BB: 2 P: 15	R: 2 E: 1 K: 0 S: 6	H: 2 LOB: 2 BB: 1 P: 10	R: 1 E: 0 K: 0 S: 4	H: 1 LOB: 0 BB: 0 P: 8	R: 0 E: 0 K: 1 S: 4	H: 1 LOB: 0 BB: 0 P: 5	R: 0 E: 0 K: 0 S: 4	H: 1 LOB: 2 BB: 1 P: 8	R: 1 E: 0 K: 0 S: 3	H: 2 LOB: 3 BB: 2 P: 11	1B: 15 2B: 2 3B: 0 HR: 0	SF: 0 SAC: 2 DP: 2 HBP: 0	WP: 0 PB: 1 SB: 2 CS: 1	PA: 53	
<b>PITCHER</b>	IP ERA	WLS BF	H R	ER 3	SO 2	BB 1	IBB 0	HBP 0	BLK 0	WP 0	HR 0	S 26	P 30	ERA 6.23	WHIP 2.538										
Ray Burris, R ERA: 3.61 (5.1)	3.2	17	3	3	2	2	3	0	0	0	0	18	30	4.91	1.636										
Bob Gibson, R ERA: 3.19 (9.1)	2.0	8	2	0	0	1	1	0	0	0	0	9	13	0.00	1.500										
Rolife Fingers, R ERA: 4.54 (11.1)	0.1	L	5	2	1	1	0	0	0	0	0	3	11	27.00	6.000										
Rick Waits, L ERA: 27.0 (11.1)	0.1	L	5	2	1	1	0	0	0	0	0	3	11	27.00	6.000										

Milwaukee Brewers @ Seattle Mariners  
The Kingdom, Seattle, WA  
Fri Jul 05 1985, 10:05 PM EDT  
Att: 14,763 - Unknown

AB 44  
R 7  
H 17  
RBI 6  
BB 7  
SO 5  
LOB 34





Batter	1	2	3	4	5	6	7	8	9	AB	R	H	RBI	BB	SO	LOB	TOP								
Paul Moltzer, R OBP: 0.380, SLG: 0.456	F9		K		5-3		F7		6-3	5	0	0	0	0	1	3	<b>Milwaukee Brewers @ Seattle Mariners</b> The Kingdome, Seattle, WA Sat Jul 06 1985, 10:05 PM EDT Att: 21,014 - Unknown								
Ernest Riles, L OBP: 0.325, SLG: 0.407	4-3		L9		F7		4-3		BB	4	0	0	1	1	0	2									
Cecil Cooper, L OBP: 0.330, SLG: 0.476	E S 1B		6-3		4-3		L8		F8	5	0	1	0	0	0	3									
Robin Yount, R OBP: 0.333, SLG: 0.407	F9				L5		1B 1B		L9	4	1	1	0	0	0	1									
Ted Simmons, S OBP: 0.317, SLG: 0.383		4-3			FC4-2 3B		1B		1B	4	1	3	0	0	0	0									
Ben Oglivie, L OBP: 0.316, SLG: 0.332		1B BB			FC4-2 BB		1B		FC4-6 1B	3	0	2	2	1	0	1									
Jim Gantner, L OBP: 0.312, SLG: 0.344		1B BB			3-H 4-0		1B		FC4-6 1B	3	0	1	0	1	0	2									
Charlie Moore, R OBP: 0.305, SLG: 0.317	G6-4-3				4-3		1B 4-3		K	4	1	1	0	0	1	5									
Rick Manning, L OBP: 0.271, SLG: 0.301					4-3		1B 4-3		1-3	3	0	1	0	1	0	0									
<b>Inning Stats</b>	R: 0 E: 0 K: 0 S: 4	H: 1 LOB: 1 BB: 0 P: 4	R: 0 E: 0 K: 0 S: 3	H: 1 LOB: 1 BB: 1 P: 7	R: 0 E: 0 K: 1 S: 5	H: 0 LOB: 1 BB: 1 P: 9	R: 0 E: 0 K: 0 S: 4	H: 1 LOB: 2 BB: 1 P: 8	R: 0 E: 0 K: 0 S: 3	H: 0 LOB: 0 BB: 0 P: 3	R: 1 E: 0 K: 0 S: 5	H: 3 LOB: 1 BB: 0 P: 5	R: 1 E: 0 K: 0 S: 5	H: 2 LOB: 1 BB: 0 P: 5	R: 1 E: 0 K: 1 S: 7	H: 2 LOB: 1 BB: 0 P: 7		R: 0 E: 0 K: 0 S: 3	H: 0 LOB: 1 BB: 1 P: 7	1B: 8 2B: 1 3B: 1 HR: 0	SF: 0 SAC: 0 DP: 1 HBP: 0	WP: 0 PB: 0 SB: 2 CS: 0	PA: 39		
<b>PITCHER</b>	IP	WLS	BF	H	R	ER	SO	BB	IBB	HBP	BLK	WP	HR	S	P	ERA	WHIP								
Frank Wills, R ERA: 3.95	6.1		28	8	2	2	1	3	0	0	0	0	0	27	39	2.84	1.737								
Ed VanDe Berg, L ERA: 2.89	7.1	1.1	6	2	1	1	0	0	0	0	0	0	0	6	6	6.75	1.500								
Roy Thomas, R ERA: 4.03	8.1	1.0	W	4	0	0	0	1	0	0	0	0	0	5	9	0.00	1.000								
Brian Snyder, L ERA: 6.38	9.1	0.1	S	1	0	0	0	0	0	0	0	0	0	1	1	0.00	0.000								

Batter	1	2	3	4	5	6	7	8	9	AB	R	H	RBI	BB	SO	LOB	BOTTOM								
Jack Perconte, L OBP: 0.283, SLG: 0.308	BB		F8		K		3-1			3	0	0	0	1	1	2	<b>Milwaukee Brewers @ Seattle Mariners</b> The Kingdome, Seattle, WA Sat Jul 06 1985, 10:05 PM EDT Att: 21,014 - Unknown								
Phil Bradley, R OBP: 0.382, SLG: 0.526	F9		K				G5-3 BB HBP		HR	3	1	1	1	0	1	2									
Alvin Davis, L OBP: 0.368, SLG: 0.383	F8				3-1		F8		BB E 1B	4	1	1	0	0	0	2									
Gorman Thomas, R OBP: 0.370, SLG: 0.448	K				HR		BB		F7	2	1	0	0	2	1	2									
Al Cowens, R OBP: 0.294, SLG: 0.472		4-3			HR		G5-3		F8	4	1	1	2	0	0	3									
Ivan Calderon, R OBP: 0.376, SLG: 0.547		K			1-3				E BB	3	0	0	0	1	1	0									
Darnell Coles, R OBP: 0.350, SLG: 0.340	F8				F7		2B 1B		E9 FC6-4	4	1	1	0	0	0	1									
Donnie Scott, S OBP: 0.227, SLG: 0.303			4-3				F7		FC6-4	3	0	1	1	0	0	0									
Bob Kearney, R OBP: 0.250, SLG: 0.329							1-H 2B		1-2	1	0	0	0	0	0	2									
Spike Owen, S OBP: 0.322, SLG: 0.362										0	0	0	0	1	0	0									
Domingo Ramos, R OBP: 0.241, SLG: 0.278					K				F3	2	0	0	0	0	1	1									
<b>Inning Stats</b>	R: 0 E: 0 K: 1 S: 5	H: 0 LOB: 1 BB: 1 P: 9	R: 0 E: 0 K: 1 S: 5	H: 0 LOB: 0 BB: 0 P: 5	R: 0 E: 0 K: 1 S: 5	H: 0 LOB: 1 BB: 1 P: 9	R: 2 E: 0 K: 0 S: 4	H: 1 LOB: 0 BB: 1 P: 8	R: 0 E: 0 K: 2 S: 7	H: 0 LOB: 0 BB: 0 P: 7	R: 0 E: 0 K: 0 S: 2	H: 0 LOB: 1 BB: 1 P: 7	R: 1 E: 0 K: 0 S: 5	H: 2 LOB: 1 BB: 0 P: 5	R: 2 E: 1 K: 0 S: 6	H: 2 LOB: 2 BB: 1 P: 10	R: 2 E: 0 K: 0 S: 3	H: 2 LOB: 2 BB: 1 P: 10	1B: 2 2B: 1 3B: 0 HR: 2	SF: 0 SAC: 0 DP: 1 HBP: 1	WP: 0 PB: 0 SB: 0 CS: 0	PA: 35			
<b>PITCHER</b>	IP	WLS	BF	H	R	ER	SO	BB	IBB	HBP	BLK	WP	HR	S	P	ERA	WHIP								
Pete Vuckovich, R ERA: 5.65	8.0	L	35	5	5	4	5	5	0	1	0	0	2	39	60	4.50	1.250								





Batter	1	2	3	4	5	6	7	8	9	AB	R	H	RBI	BB	SO	LOB	TOP										
Paul Moltzer, R OBP: 0.381, SLG: 0.456 (1, 5)										4	1	2	0	0	0	3	<b>Milwaukee Brewers @ Seattle Mariners</b> The Kingdome, Seattle, WA Sun Jul 07 1985, 6:33 AM EDT Att: 11,574 - Unknown										
Ernest Riles, L OBP: 0.316, SLG: 0.396 (1, 6)										4	0	0	0	0	1	5											
Cecil Cooper, L OBP: 0.332, SLG: 0.475 (1, 3)										3	0	1	1	1	0	0											
Robin Yount, R OBP: 0.332, SLG: 0.409 (1, 7)										4	1	1	0	0	0	2											
Ted Simmons, S OBP: 0.316, SLG: 0.381 (1, 10)										4	0	1	1	0	0	1											
Ben Oglivie, L OBP: 0.316, SLG: 0.330 (1, 9)										4	0	1	0	0	1	2											
Jim Gantner, L OBP: 0.311, SLG: 0.342 (1, 4)										4	0	1	0	0	0	1											
Charlie Moore, R OBP: 0.308, SLG: 0.317 (1, 2)										3	0	1	0	1	1	0											
Rick Manning, L OBP: 0.279, SLG: 0.308 (1, 8)										4	0	2	0	0	0	3											
<b>Inning Stats</b>	R: 1 E: 0 K: 0 S: 4	H: 2 LOB: 0 BB: 0 P: 4	R: 0 E: 0 K: 0 S: 3	H: 0 LOB: 0 BB: 0 P: 3	R: 0 E: 0 K: 1 S: 6	H: 1 LOB: 1 BB: 0 P: 6	R: 1 E: 0 K: 1 S: 8	H: 3 LOB: 3 BB: 1 P: 12	R: 0 E: 0 K: 0 S: 3	H: 1 LOB: 0 BB: 0 P: 3	R: 0 E: 0 K: 0 S: 4	H: 2 LOB: 1 BB: 0 P: 4	R: 0 E: 1 K: 0 S: 4	H: 0 LOB: 1 BB: 1 P: 7	R: 0 E: 0 K: 1 S: 5	H: 0 LOB: 0 BB: 0 P: 5	1B: 9 2B: 1 3B: 0 HR: 0	SF: 0 SAC: 0 DP: 3 HBP: 0	WP: 0 PB: 0 CS: 0	PA: 36							
<b>PITCHER</b>	IP	WLS	BF	H	R	ER	SO	BB	IBB	HBP	BLK	WP	HR	S	P	ERA	WHIP										
Bill Swift, R ERA: 3.4 (1, 1)	6.1	L	28	10	2	2	2	1	0	0	0	0	0	31	35	2.84	1.737										
Ed Vande Berg, L ERA: 2.54 (7, 1)	0.2		2	0	0	0	0	1	0	0	0	0	0	1	5	0.00	1.500										
Roy Thomas, R ERA: 3.77 (8, 1)	2.0		6	0	0	0	1	0	0	0	0	0	0	8	8	0.00	0.000										

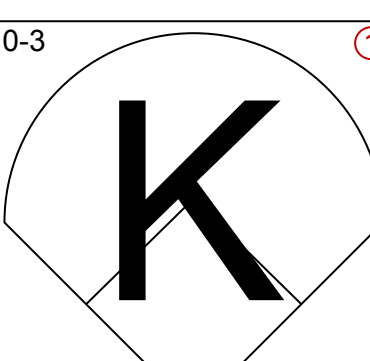
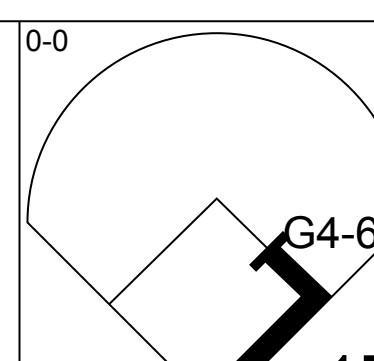
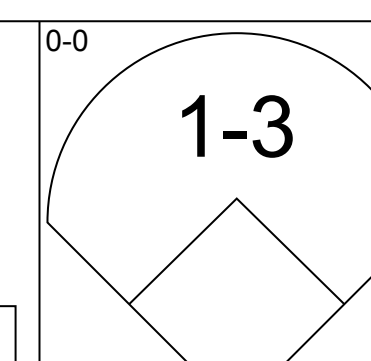
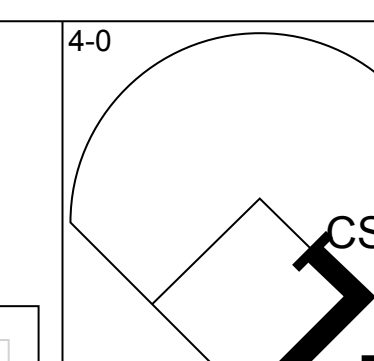
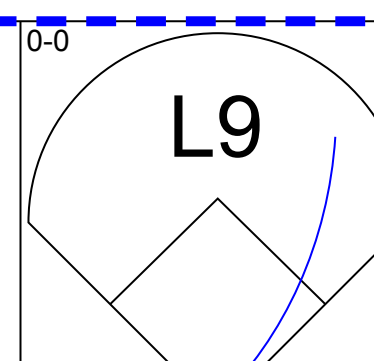
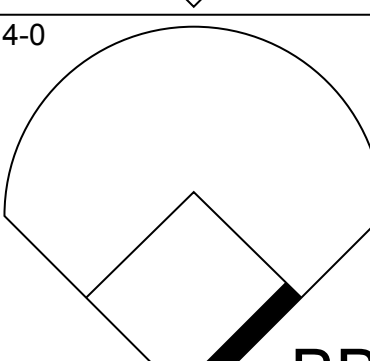
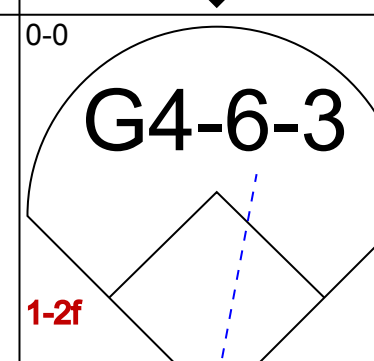
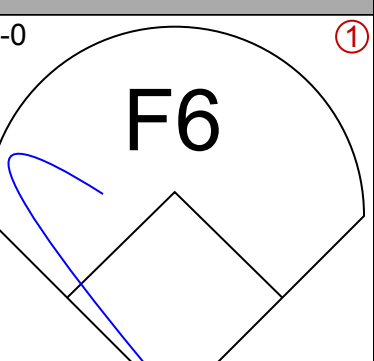
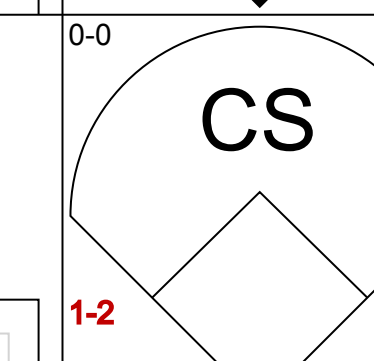
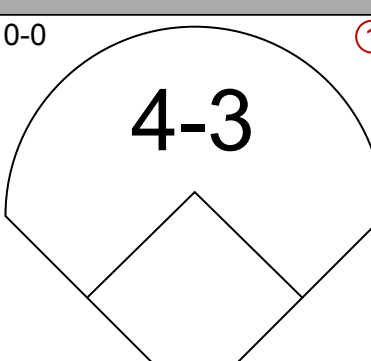
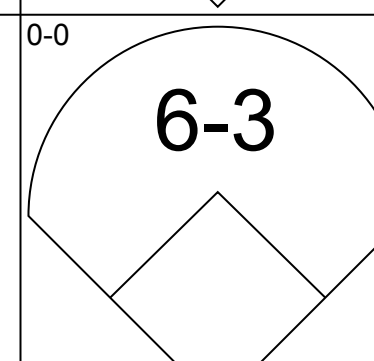
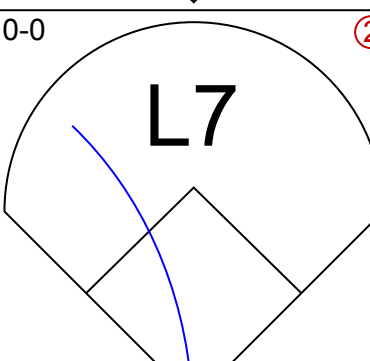
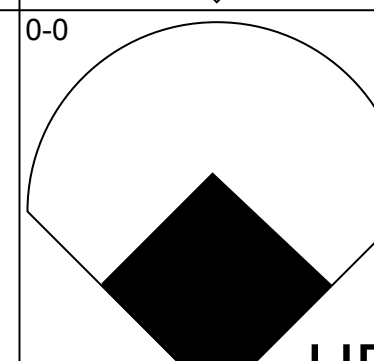
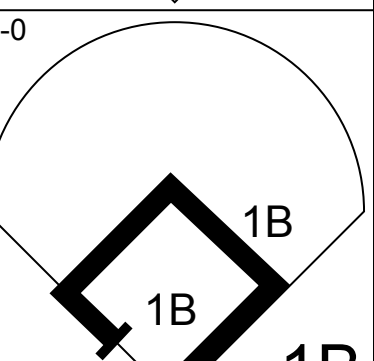
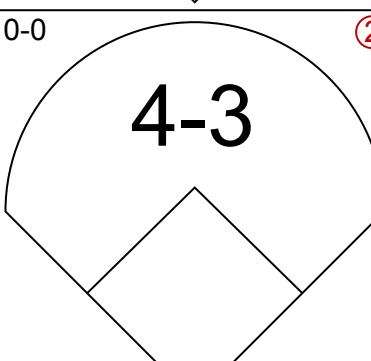
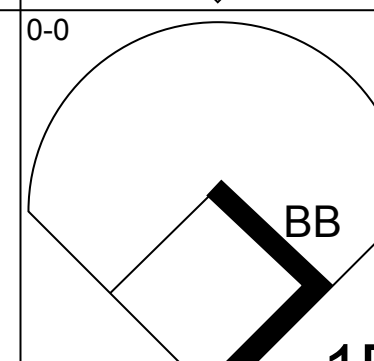
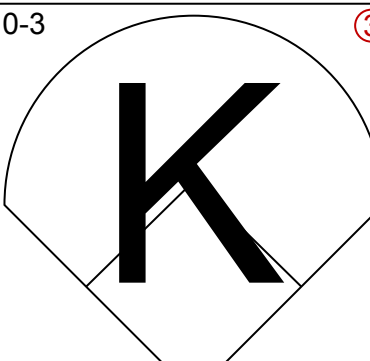
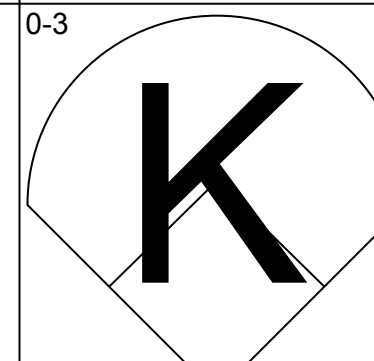
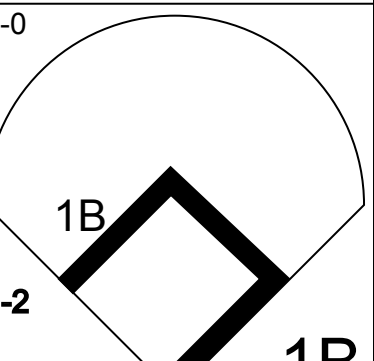
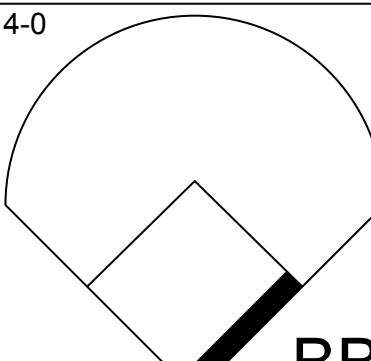
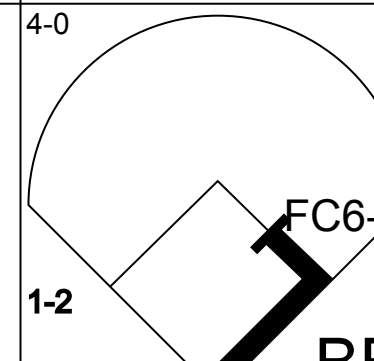
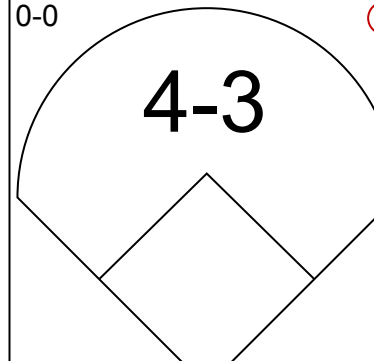
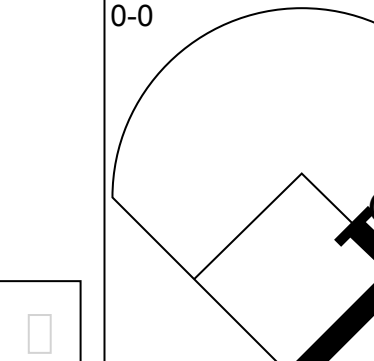
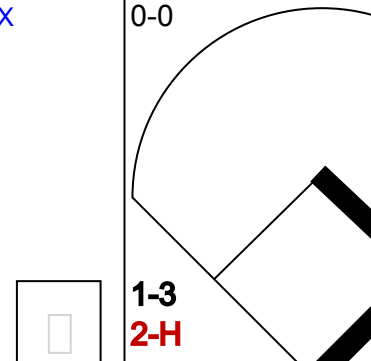
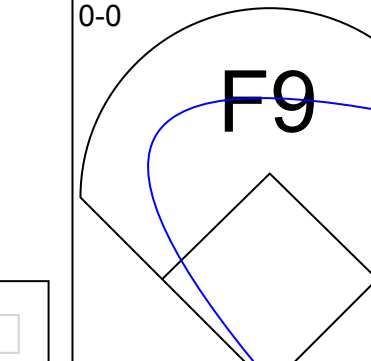
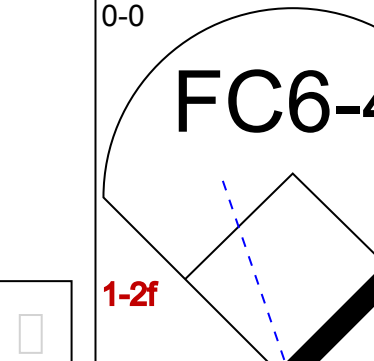
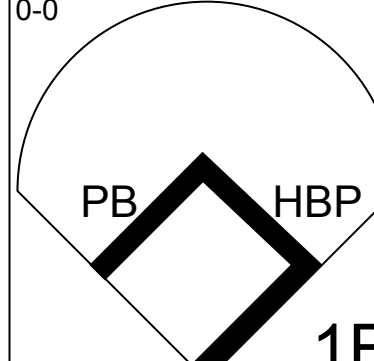
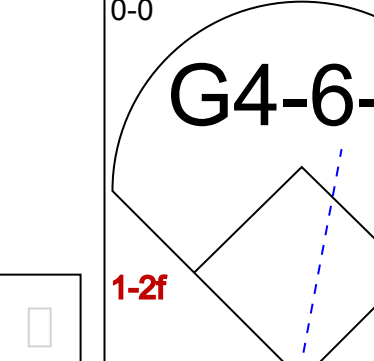
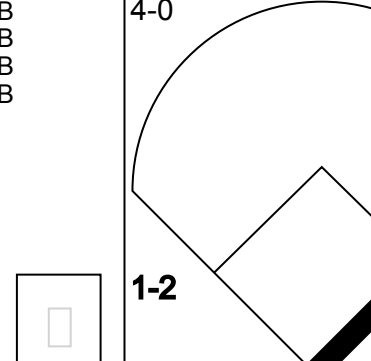
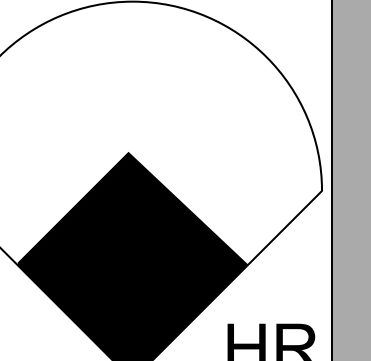
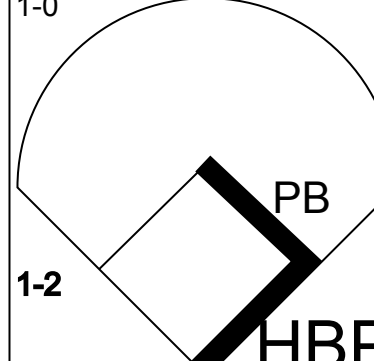
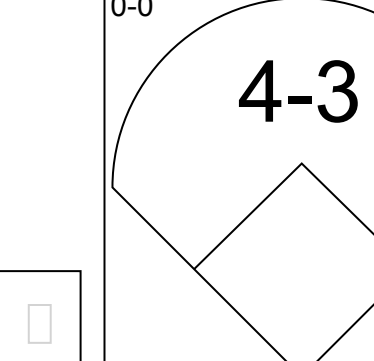
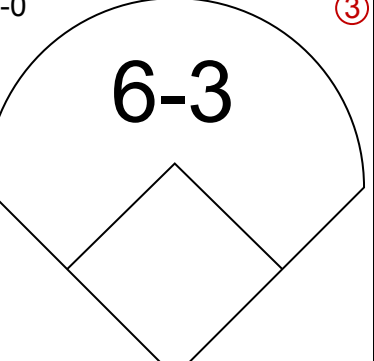
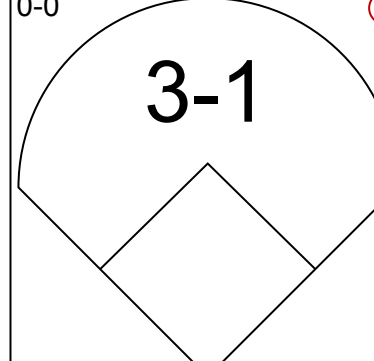
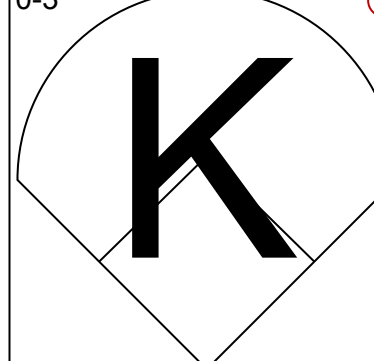
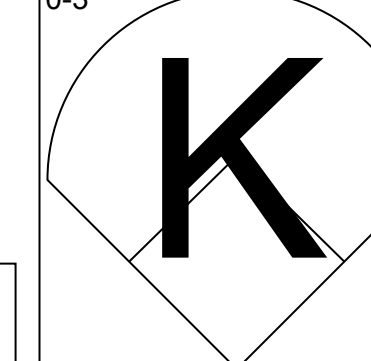
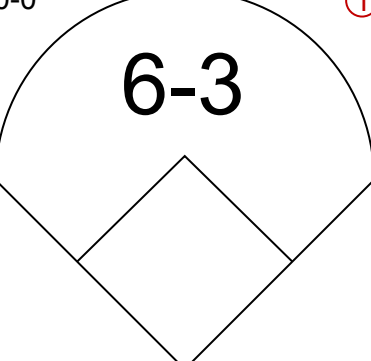
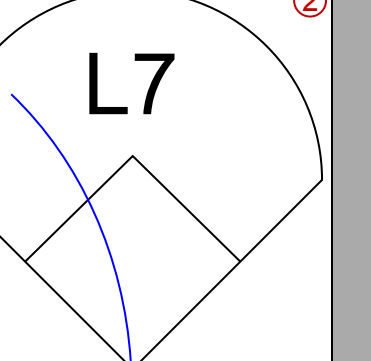
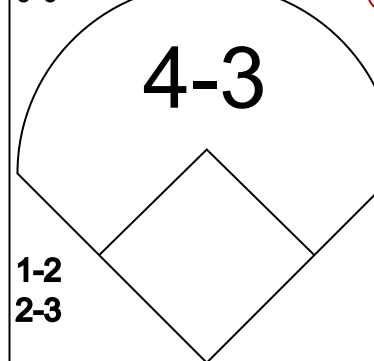
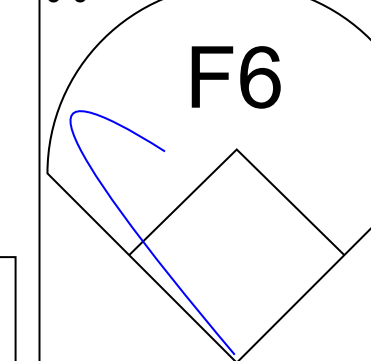
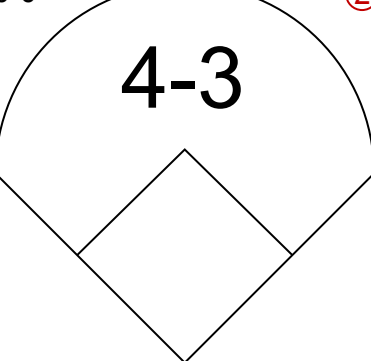
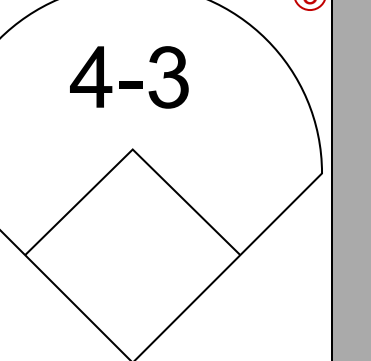
AB	34
R	2
H	10
RBI	2
BB	2
SO	3
LOB	17



Batter	1	2	3	4	5	6	7	8	9	AB	R	H	RBI	BB	SO	LOB	BOTTOM										
Jack Perconte, L OBP: 0.280, SLG: 0.305 (1, 4)										3	0	0	0	0	0	0	<b>Milwaukee Brewers @ Seattle Mariners</b> The Kingdome, Seattle, WA Sun Jul 07 1985, 6:33 AM EDT Att: 11,574 - Unknown										
Ivan Calderon, R OBP: 0.373, SLG: 0.543 (8, FH)										1	0	0	0	0	1	1											
Domingo Ramos, R OBP: 0.241, SLG: 0.278 (9, 4)										0	0	0	0	0	0	0											
Phil Bradley, R OBP: 0.380, SLG: 0.522 (1, 7)										4	0	1	0	0	0	1											
Al Cowens, R OBP: 0.294, SLG: 0.468 (1, 9)										3	0	1	0	1	0	2											
Gorman Thomas, R OBP: 0.372, SLG: 0.446 (1, 10)										3	0	0	0	1	0	3											
Alvin Davis, L OBP: 0.367, SLG: 0.379 (1, 3)										3	0	0	0	0	1	0											
Dave Henderson, R OBP: 0.309, SLG: 0.394 (1, 8)										3	0	0	0	0	0	2											
Ken Phelps, L OBP: 0.337, SLG: 0.475 (9, FH)										1	0	0	0	0	0	2											
Jim Prestley, R OBP: 0.340, SLG: 0.528 (1, 5)										4	1	1	1	0	0	4											
Darnell Coles, R OBP: 0.333, SLG: 0.321 (1, 6)										3	0	0	0	0	2	0											
Bob Kearney, R OBP: 0.251, SLG: 0.329 (1, 2)										3	0	1	0	0	1	0											
<b>Inning Stats</b>	R: 0 E: 0 K: 1 S: 5	H: 0 LOB: 0 BB: 0 P: 5	R: 0 E: 0 K: 0 S: 3	H: 0 LOB: 1 BB: 1 P: 7	R: 0 E: 0 K: 2 S: 7	H: 0 LOB: 0 BB: 0 P: 7	R: 0 E: 0 K: 0 S: 4	H: 1 LOB: 1 BB: 0 P: 4	R: 1 E: 0 K: 1 S: 6	H: 1 LOB: 0 BB: 0 P: 6	R: 0 E: 0 K: 0 S: 3	H: 0 LOB: 0 BB: 0 P: 3	R: 0 E: 1 K: 0 S: 4	H: 1 LOB: 1 BB: 0 P: 4	R: 0 E: 0 K: 1 S: 6	H: 1 LOB: 2 BB: 1 P: 8	1B: 4 2B: 0 3B: 0 HR: 1	SF: 0 SAC: 0 DP: 0 HBP: 0	WP: 1 PB: 0 CS: 0	PA: 34							
<b>PITCHER</b>	IP	WLS	BF	H	R	ER	SO	BB	IBB	HBP	BLK	WP	HR	S	P	ERA	WHIP										
Teddy Higuera, L ERA: 4.75 (1, 1)	8.0	W	30	5	1	1	5	1	0	0	0	1	0	39	43	1.12	0.750										
Rolie Fingers, R ERA: 4.41 (9, 1)	1.0	S	4	0	0	0	0	1	0	0	0	1	0	3	7	0.00	1.000										






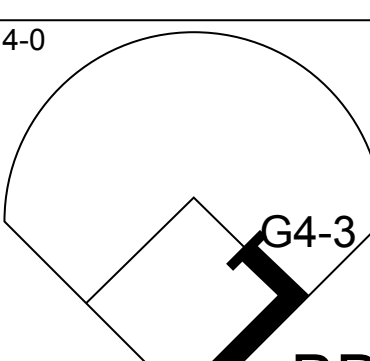
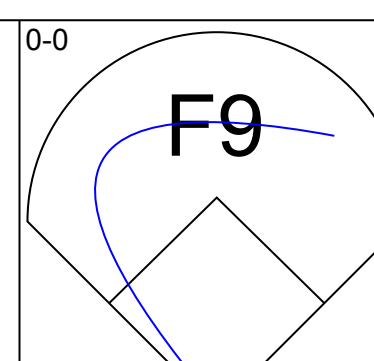
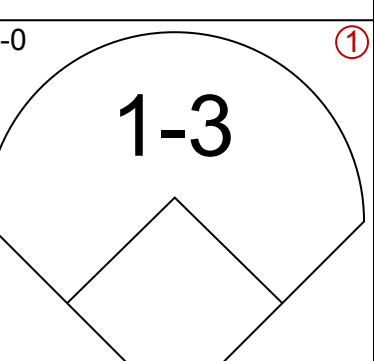
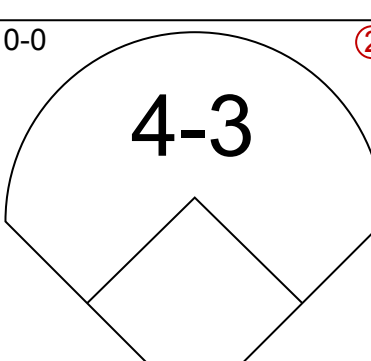
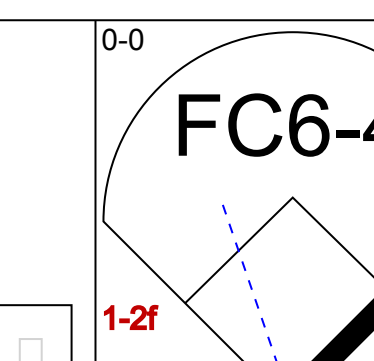
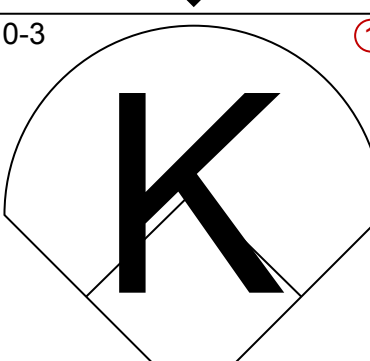
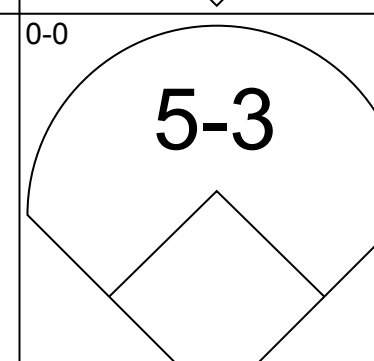
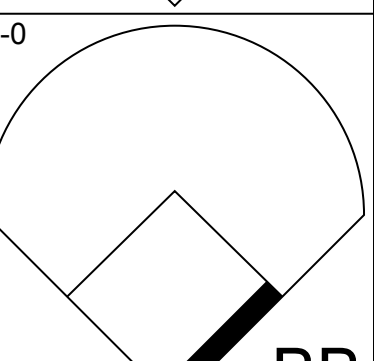
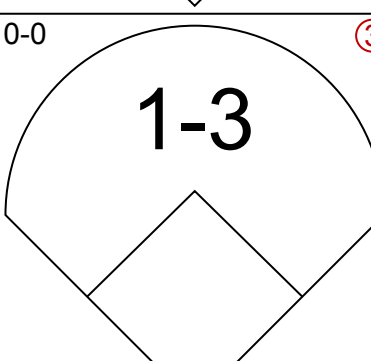
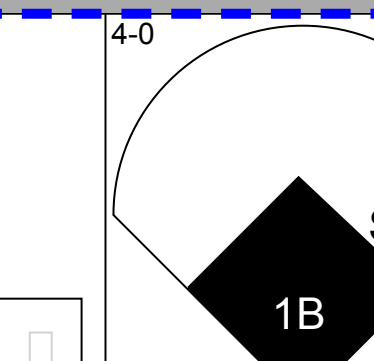
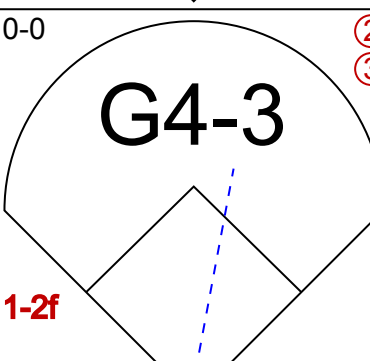
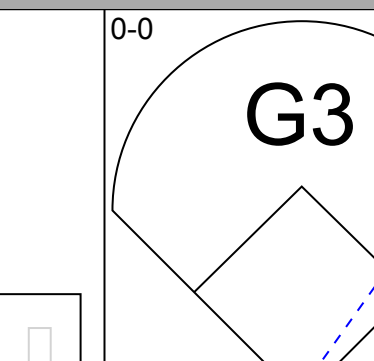
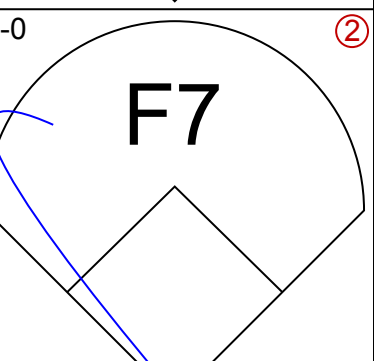
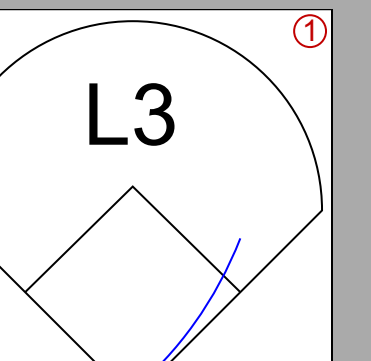
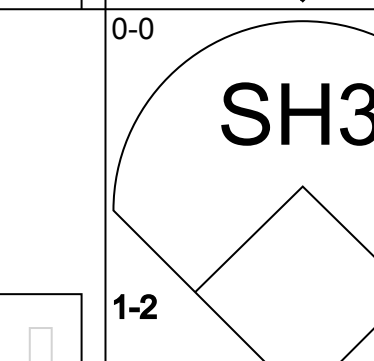
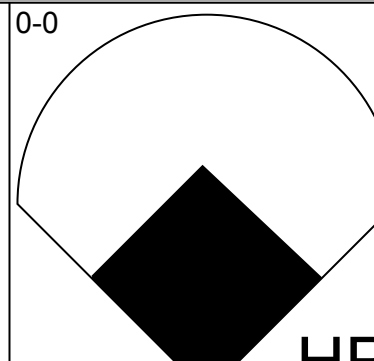
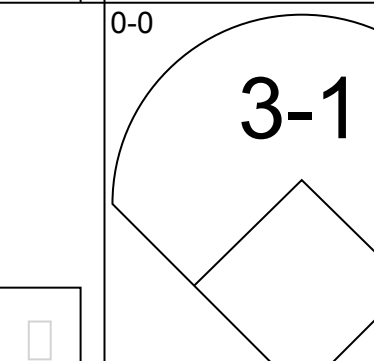
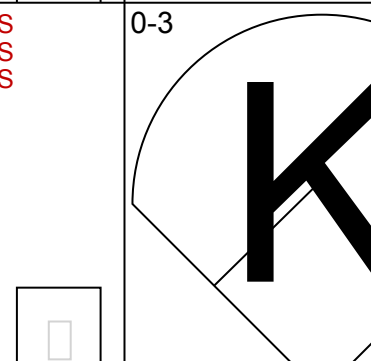

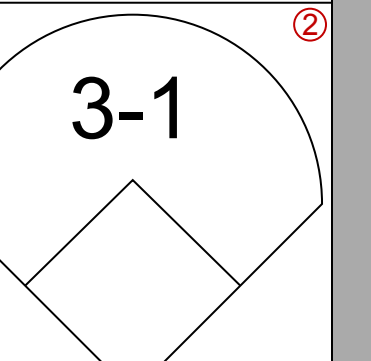
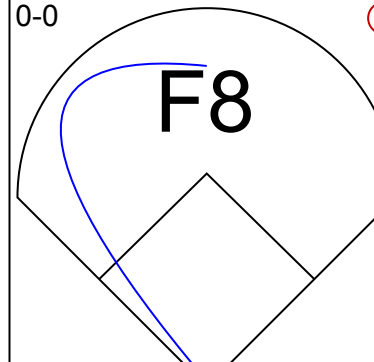
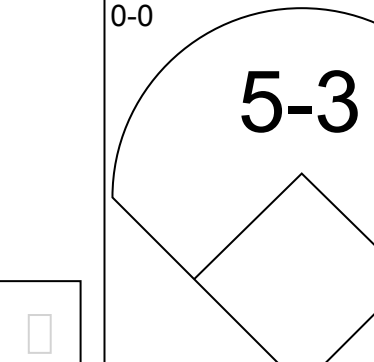


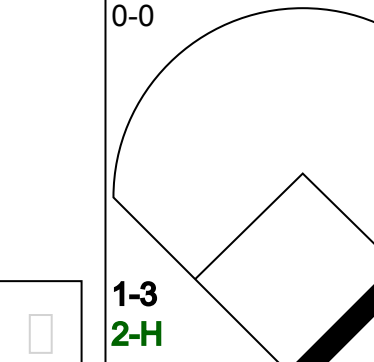
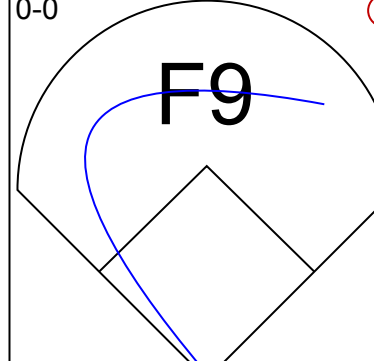
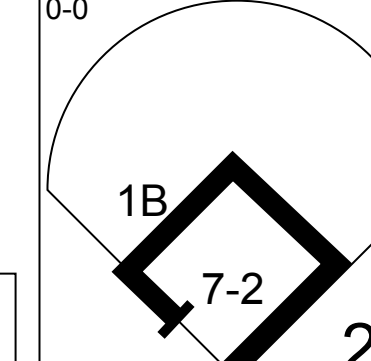
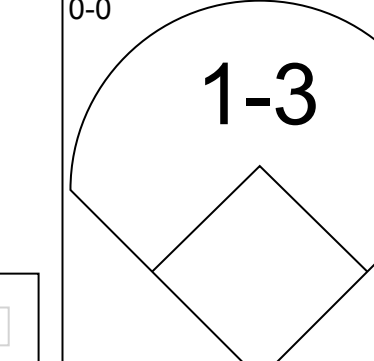
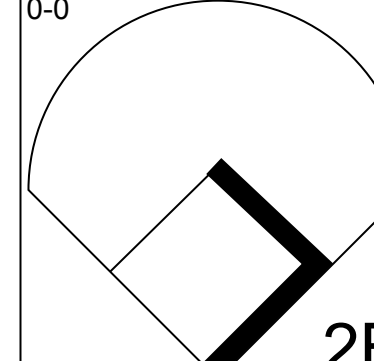
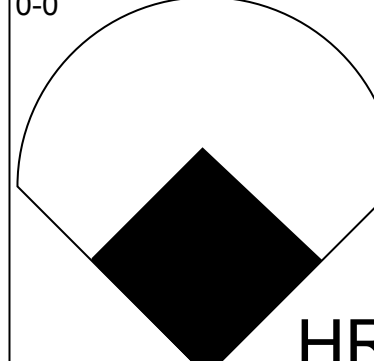
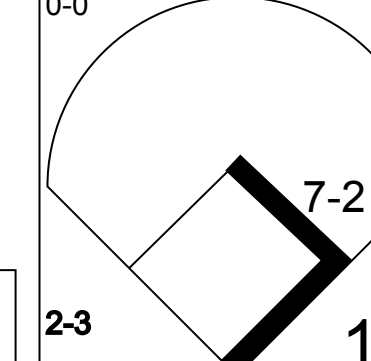
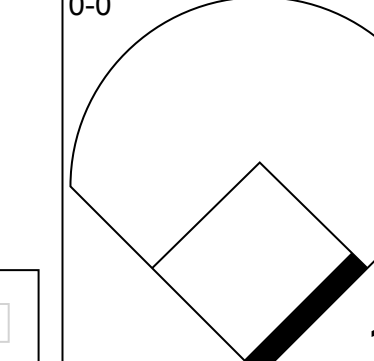

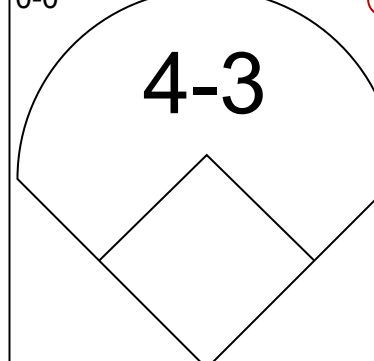
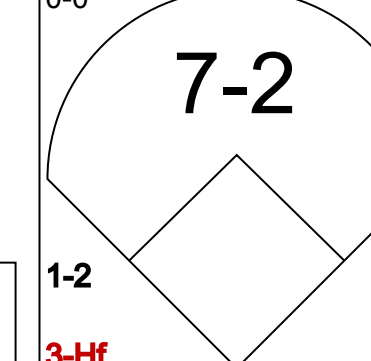
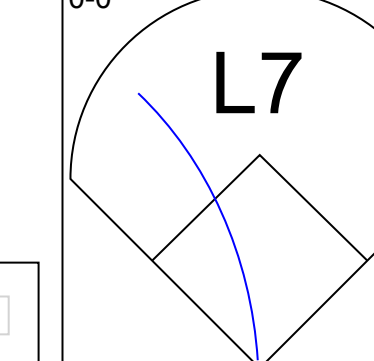

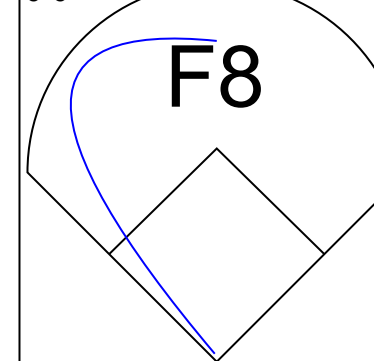
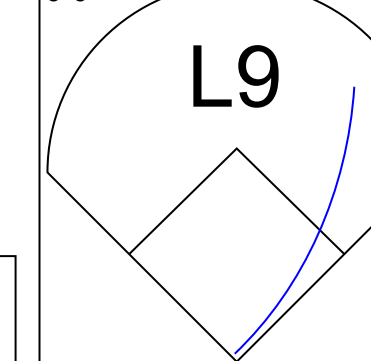
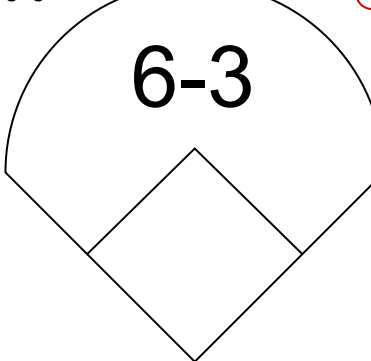
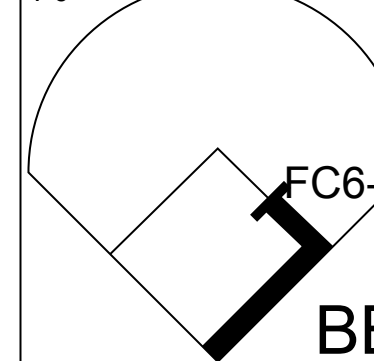
Batter	1	2	3	4	5	6	7	8	9	10	11	AB	R	H	RBI	BB	SO	LOB							
Paul Molitor, R OBP: 0.381, SLG: 0.454 (1, 5)												4	0	1	0	1	1	0							
Ernest Riles, L OBP: 0.313, SLG: 0.385 (1, 6)												4	0	0	0	1	0	1							
Cecil Cooper, L OBP: 0.336, SLG: 0.487 (1, 3)												5	1	3	1	0	0	1							
Robin Yount, R OBP: 0.337, SLG: 0.408 (1, 7)												3	0	1	0	2	2	1							
Ted Simmons, S OBP: 0.317, SLG: 0.382 (1, 10)												5	0	2	0	0	0	3							
Ben Oglivie, L OBP: 0.327, SLG: 0.351 (1, 9)												3	1	2	1	2	0	1							
Jim Gantner, L OBP: 0.310, SLG: 0.338 (1, 4)												3	0	0	0	0	0	3							
Charlie Moore, R OBP: 0.301, SLG: 0.309 (1, 2)												5	0	0	0	0	2	3							
Rick Manning, L OBP: 0.268, SLG: 0.295 (1, 8)												5	0	0	0	0	0	3							
<b>Inning Stats</b>	R: 0 E: 0 K: 2 S: 7	H: 0 LOB: 1 BB: 1 P: 11	R: 0 E: 0 K: 1 S: 6	H: 1 LOB: 2 BB: 0 P: 7	R: 1 E: 0 K: 1 S: 6	H: 2 LOB: 0 BB: 0 P: 6	R: 0 E: 0 K: 0 S: 3	H: 1 LOB: 0 BB: 0 P: 3	R: 0 E: 0 K: 1 S: 5	H: 0 LOB: 0 BB: 0 P: 5	R: 0 E: 0 K: 0 S: 2	H: 3 LOB: 3 BB: 1 P: 9	R: 0 E: 0 K: 0 S: 3	H: 0 LOB: 0 BB: 1 P: 7	R: 0 E: 0 K: 0 S: 4	H: 1 LOB: 0 BB: 0 P: 4	R: 0 E: 0 K: 0 S: 4	H: 1 LOB: 2 BB: 1 P: 8	R: 0 E: 0 K: 0 S: 3	H: 0 LOB: 1 BB: 1 P: 7	1B: 7 2B: 0 3B: 0 HR: 2	SF: 0 SAC: 1 DP: 2 HBP: 1	WP: 0 PB: 1 SB: 0 CS: 1	PA: 46	
<b>PITCHER</b>	IP ERA WLS BF H R ER SO BB IBB HBP BLK WP HR S P ERA WHIP	IP ERA WLS BF H R ER SO BB IBB HBP BLK WP HR S P ERA WHIP	IP ERA WLS BF H R ER SO BB IBB HBP BLK WP HR S P ERA WHIP	IP ERA WLS BF H R ER SO BB IBB HBP BLK WP HR S P ERA WHIP	IP ERA WLS BF H R ER SO BB IBB HBP BLK WP HR S P ERA WHIP	IP ERA WLS BF H R ER SO BB IBB HBP BLK WP HR S P ERA WHIP	IP ERA WLS BF H R ER SO BB IBB HBP BLK WP HR S P ERA WHIP	IP ERA WLS BF H R ER SO BB IBB HBP BLK WP HR S P ERA WHIP	IP ERA WLS BF H R ER SO BB IBB HBP BLK WP HR S P ERA WHIP	IP ERA WLS BF H R ER SO BB IBB HBP BLK WP HR S P ERA WHIP	IP ERA WLS BF H R ER SO BB IBB HBP BLK WP HR S P ERA WHIP	IP ERA WLS BF H R ER SO BB IBB HBP BLK WP HR S P ERA WHIP	IP ERA WLS BF H R ER SO BB IBB HBP BLK WP HR S P ERA WHIP	IP ERA WLS BF H R ER SO BB IBB HBP BLK WP HR S P ERA WHIP	IP ERA WLS BF H R ER SO BB IBB HBP BLK WP HR S P ERA WHIP	IP ERA WLS BF H R ER SO BB IBB HBP BLK WP HR S P ERA WHIP	IP ERA WLS BF H R ER SO BB IBB HBP BLK WP HR S P ERA WHIP	IP ERA WLS BF H R ER SO BB IBB HBP BLK WP HR S P ERA WHIP	IP ERA WLS BF H R ER SO BB IBB HBP BLK WP HR S P ERA WHIP	IP ERA WLS BF H R ER SO BB IBB HBP BLK WP HR S P ERA WHIP	IP ERA WLS BF H R ER SO BB IBB HBP BLK WP HR S P ERA WHIP	IP ERA WLS BF H R ER SO BB IBB HBP BLK WP HR S P ERA WHIP	IP ERA WLS BF H R ER SO BB IBB HBP BLK WP HR S P ERA WHIP	IP ERA WLS BF H R ER SO BB IBB HBP BLK WP HR S P ERA WHIP	IP ERA WLS BF H R ER SO BB IBB HBP BLK WP HR S P ERA WHIP

**Milwaukee Brewers @ California Angels**  
 Anaheim Stadium, Anaheim, CA  
 Mon Jul 08 1985, 10:05 PM EDT  
 Att: 21,273 - Unknown

livebaseballscorecards.com

AB 37  
 R 2  
 H 9  
 RBI 2  
 BB 6  
 SO 5  
 LOB 16




Batter	1	2	3	4	5	6	7	8	9	10	11	AB	R	H	RBI	BB	SO	LOB							
Rod Carew, L OBP: 0.370, SLG: 0.321 (1, 3)												4	0	0	0	1	0	2							
Brian Downing, R OBP: 0.342, SLG: 0.318 (1, 7)												3	1	0	0	2	1	1							
Reggie Jackson, L OBP: 0.367, SLG: 0.498 (1, 9)												3	0	0	0	0	0	2							
Mike Brown, R OBP: 0.289, SLG: 0.410 (9, 9)												1	0	0	0	0	0	0							
Ruppert Jones, L OBP: 0.402, SLG: 0.571 (1, 8)												4	1	1	1	1	1	1							
Doug DeCinces, R OBP: 0.331, SLG: 0.412 (1, 5)												5	0	1	1	0	0	0							
Bobby Grich, R OBP: 0.381, SLG: 0.367 (1, 10)												4	0	2	0	0	0	0							
Rob Wilfong, L OBP: 0.252, SLG: 0.286 (1, 4)												4	1	3	1	0	0	1							
Bob Boone, R OBP: 0.315, SLG: 0.311 (1, 2)												4	0	0	0	0	0	4							
Dick Schofield, R OBP: 0.260, SLG: 0.302 (1, 6)												3	0	0	0	1	0	1							
<b>Inning Stats</b>	R: 0 E: 0 K: 1 S: 4	H: 0 LOB: 0 BB: 1 P: 8	R: 2 E: 0 K: 0 S: 5	H: 2 LOB: 0 BB: 0 P: 5	R: 0 E: 0 K: 0 S: 3	H: 0 LOB: 0 BB: 0 P: 3	R: 0 E: 0 K: 0 S: 3	H: 0 LOB: 0 BB: 0 P: 3	R: 0 E: 0 K: 1 S: 4	H: 0 LOB: 1 BB: 1 P: 9	R: 0 E: 0 K: 0 S: 2	H: 1 LOB: 1 BB: 0 P: 4	R: 0 E: 0 K: 0 S: 3	H: 0 LOB: 0 BB: 0 P: 3	R: 0 E: 0 K: 0 S: 4	H: 0 LOB: 0 BB: 0 P: 3	R: 0 E: 0 K: 0 S: 4	H: 1 LOB: 2 BB: 1 P: 8	R: 1 E: 0 K: 0 S: 2	H: 1 LOB: 2 BB: 2 P: 10	1B: 3 2B: 3 3B: 0 HR: 2	SF: 0 SAC: 1 DP: 2 HBP: 0	WP: 0 PB: 0 SB: 0 CS: 0	PA: 41	
<b>PITCHER</b>	IP ERA WLS BF H R ER SO BB IBB HBP BLK WP HR S P ERA WHIP	IP ERA WLS BF H R ER SO BB IBB HBP BLK WP HR S P ERA WHIP	IP ERA WLS BF H R ER SO BB IBB HBP BLK WP HR S P ERA WHIP	IP ERA WLS BF H R ER SO BB IBB HBP BLK WP HR S P ERA WHIP	IP ERA WLS BF H R ER SO BB IBB HBP BLK WP HR S P ERA WHIP	IP ERA WLS BF H R ER SO BB IBB HBP BLK WP HR S P ERA WHIP	IP ERA WLS BF H R ER SO BB IBB HBP BLK WP HR S P ERA WHIP	IP ERA WLS BF H R ER SO BB IBB HBP BLK WP HR S P ERA WHIP	IP ERA WLS BF H R ER SO BB IBB HBP BLK WP HR S P ERA WHIP	IP ERA WLS BF H R ER SO BB IBB HBP BLK WP HR S P ERA WHIP	IP ERA WLS BF H R ER SO BB IBB HBP BLK WP HR S P ERA WHIP	IP ERA WLS BF H R ER SO BB IBB HBP BLK WP HR S P ERA WHIP	IP ERA WLS BF H R ER SO BB IBB HBP BLK WP HR S P ERA WHIP	IP ERA WLS BF H R ER SO BB IBB HBP BLK WP HR S P ERA WHIP	IP ERA WLS BF H R ER SO BB IBB HBP BLK WP HR S P ERA WHIP	IP ERA WLS BF H R ER SO BB IBB HBP BLK WP HR S P ERA WHIP	IP ERA WLS BF H R ER SO BB IBB HBP BLK WP HR S P ERA WHIP	IP ERA WLS BF H R ER SO BB IBB HBP BLK WP HR S P ERA WHIP	IP ERA WLS BF H R ER SO BB IBB HBP BLK WP HR S P ERA WHIP	IP ERA WLS BF H R ER SO BB IBB HBP BLK WP HR S P ERA WHIP	IP ERA WLS BF H R ER SO BB IBB HBP BLK WP HR S P ERA WHIP	IP ERA WLS BF H R ER SO BB IBB HBP BLK WP HR S P ERA WHIP	IP ERA WLS BF H R ER SO BB IBB HBP BLK WP HR S P ERA WHIP	IP ERA WLS BF H R ER SO BB IBB HBP BLK WP HR S P ERA WHIP	IP ERA WLS BF H R ER SO BB IBB HBP BLK WP HR S P ERA WHIP

**Milwaukee Brewers @ California Angels**  
 Anaheim Stadium, Anaheim, CA  
 Mon Jul 08 1985, 10:05 PM EDT  
 Att: 21,273 - Unknown

livebaseballscorecards.com

AB 35  
 R 3  
 H 7  
 RBI 3  
 BB 5  
 SO 2  
 LOB 12









Batter	1	2	3	4	5	6	7	8	9	AB	R	H	RBI	BB	SO	LOB	TOP					
Paul Moltis, R OBP: 0.380, SLG: 0.448 (1, 5)										4	0	0	0	0	0	2	<b>Milwaukee Brewers @ California Angels</b> Anaheim Stadium, Anaheim, CA Wed Jul 10 1985, 10:05 PM EDT Att: 28,179 - Unknown					
Jim Gantner, L OBP: 0.315, SLG: 0.344 (1, 4)			3-1			4-3				3	0	0	0	1	0	2						
Cecil Cooper, L OBP: 0.336, SLG: 0.481 (1, 3)						4-3		4-3		4	0	0	0	0	0	3						
Robin Yount, R OBP: 0.327, SLG: 0.395 (1, 7)		6-3		5-3		5-3				4	0	0	0	0	0	0						
Ted Simmons, S OBP: 0.324, SLG: 0.390 (1, 10)										4	0	1	0	0	0	0						
Ben Oglivie, L OBP: 0.336, SLG: 0.370 (1, 9)										3	0	1	0	1	0	1						
Ernest Riles, L OBP: 0.302, SLG: 0.365 (1, 6)										4	0	0	0	0	0	3						
Paul Householder, S OBP: 0.327, SLG: 0.361 (1, 8)			3-1							3	1	2	1	0	0	0						
Charlie Moore, R OBP: 0.294, SLG: 0.301 (1, 2)			1-2		5-3			6-3		3	0	1	0	0	0	0						
<b>Inning Stats</b>	R: 0 E: 0 K: 0 S: 3	H: 0 LOB: 0 BB: 0 P: 3	R: 0 E: 0 K: 0 S: 4	H: 1 LOB: 1 BB: 0 P: 4	R: 0 E: 0 K: 0 S: 5	H: 2 LOB: 2 BB: 0 P: 5	R: 0 E: 0 K: 0 S: 3	H: 0 LOB: 1 BB: 1 P: 7	R: 0 E: 0 K: 0 S: 3	H: 0 LOB: 0 BB: 0 P: 3	R: 0 E: 0 K: 0 S: 3	H: 0 LOB: 0 BB: 0 P: 3	R: 0 E: 0 K: 0 S: 3	H: 0 LOB: 0 BB: 0 P: 3	R: 1 E: 0 K: 0 S: 4	H: 1 LOB: 1 BB: 1 P: 8		R: 0 E: 0 K: 0 S: 4	H: 1 LOB: 1 BB: 0 P: 4	1B: 4 2B: 0 3B: 0 HR: 1	SF: 0 SAC: 0 DP: 0 HBP: 0	WP: 0 PB: 0 SB: 0 CS: 0
<b>PITCHER</b> Ron Romanick, R ERA: 3.06 (1, 1)	IP: 9.0 WLS: W BF: 34 H: 5 R: 1 ER: 1 SO: 0 BB: 2 IBB: 0 HBP: 0 BLK: 0 WP: 0 HR: 1 S: 32 P: 40 ERA: 1.00 WHIP: 0.778															<b>PITCHER</b>						

Batter	1	2	3	4	5	6	7	8	9	AB	R	H	RBI	BB	SO	LOB	BOTTOM			
Rod Carew, L OBP: 0.370, SLG: 0.328 (1, 3)										4	0	3	0	0	0	0	<b>Milwaukee Brewers @ California Angels</b> Anaheim Stadium, Anaheim, CA Wed Jul 10 1985, 10:05 PM EDT Att: 28,179 - Unknown			
Brian Downing, R OBP: 0.340, SLG: 0.328 (1, 7)										4	0	0	0	0	1	3				
Reggie Jackson, L OBP: 0.375, SLG: 0.526 (6, PR)			3-1							3	1	2	1	1	0	0				
Mike Brown, R OBP: 0.289, SLG: 0.410 (9, 9)										0	0	0	0	0	0	0				
Ruppert Jones, L OBP: 0.407, SLG: 0.593 (1, 8)										3	0	2	0	0	0	0				
Doug DeCinces, R OBP: 0.328, SLG: 0.401 (1, 5)	1-3							6-3		2	0	0	0	2	0	4				
Bobby Grich, R OBP: 0.377, SLG: 0.365 (1, 10)										3	0	0	0	1	1	4				
Rob Wilfong, L OBP: 0.295, SLG: 0.294 (1, 4)										2	0	0	0	0	0	1				
Bob Boone, R OBP: 0.308, SLG: 0.304 (1, 2)										3	0	0	0	0	0	1				
Dick Schofield, R OBP: 0.259, SLG: 0.313 (1, 6)										3	1	1	1	0	1	1				
<b>Inning Stats</b>	R: 0 E: 0 K: 0 S: 4	H: 2 LOB: 2 BB: 1 P: 8	R: 0 E: 0 K: 1 S: 5	H: 0 LOB: 1 BB: 1 P: 9	R: 0 E: 0 K: 0 S: 3	H: 0 LOB: 0 BB: 0 P: 3	R: 0 E: 0 K: 0 S: 3	H: 0 LOB: 1 BB: 1 P: 7	R: 0 E: 0 K: 0 S: 4	H: 1 LOB: 1 BB: 0 P: 4	R: 1 E: 0 K: 0 S: 3	H: 2 LOB: 0 BB: 1 P: 7	R: 1 E: 0 K: 1 S: 7	H: 2 LOB: 1 BB: 0 P: 7	R: 0 E: 0 K: 1 S: 6	H: 1 LOB: 2 BB: 0 P: 6	1B: 4 2B: 2 3B: 0 HR: 2	SF: 0 SAC: 2 DP: 2 HBP: 0	WP: 0 PB: 0 SB: 0 CS: 1	PA: 33
<b>PITCHER</b> Ray Burris, R ERA: 3.5 (1, 1)	IP: 8.0 WLS: L BF: 33 H: 8 R: 2 ER: 2 SO: 3 BB: 4 IBB: 0 HBP: 0 BLK: 0 WP: 0 HR: 2 S: 35 P: 51 ERA: 2.25 WHIP: 1.500															<b>PITCHER</b>				















Batter	1	2	3	4	5	6	7	8	9	AB	R	H	RBI	BB	SO	LOB	TOP					
Paul Moltzer, R OBP: 0.377, SLG: 0.442 (1, 5)										5	1	3	0	0	0	1	<b>Milwaukee Brewers @ Oakland Athletics</b> Oakland-Alameda County Coliseum, Oakland, CA Sun Jul 14 1985, 3:33 AM PDT Att: 14,572 - Unknown <a href="http://livebaseballscorecards.com">livebaseballscorecards.com</a>					
Robin Yount, R OBP: 0.327, SLG: 0.401 (1, 8)										5	1	2	0	0	0	2						
Cecil Cooper, L OBP: 0.339, SLG: 0.477 (1, 10)										3	0	1	1	0	0	2						
Rick Manning, L OBP: 0.266, SLG: 0.293 (9, FH)										1	0	0	0	0	0	2						
Ted Simmons, S OBP: 0.320, SLG: 0.380 (1, 3)										3	0	0	0	1	0	2						
Ben Oglivie, L OBP: 0.339, SLG: 0.368 (1, 7)										4	0	1	1	0	1	0						
Paul Householder, S OBP: 0.339, SLG: 0.355 (1, 9)										4	0	3	0	0	1	3						
Jim Gantner, L OBP: 0.312, SLG: 0.340 (1, 4)										4	0	0	0	0	1	6						
Charlie Moore, R OBP: 0.292, SLG: 0.291 (1, 2)										4	0	0	0	0	1	5						
Ed Romero, R OBP: 0.282, SLG: 0.224 (1, 6)										3	0	0	0	1	0	1						
<b>Inning Stats</b>	R: 0 E: 0 K: 0 S: 4	H: 1 LOB: 1 BB: 0 P: 4	R: 0 E: 0 K: 0 S: 4	H: 1 LOB: 1 BB: 0 P: 4	R: 0 E: 0 K: 0 S: 3	H: 0 LOB: 0 BB: 0 P: 3	R: 0 E: 0 K: 0 S: 2	H: 0 LOB: 0 BB: 0 P: 3	R: 0 E: 0 K: 0 S: 4	H: 1 LOB: 1 BB: 0 P: 4	R: 2 E: 0 K: 1 S: 9	H: 4 LOB: 3 BB: 1 P: 13	R: 0 E: 0 K: 0 S: 3	H: 0 LOB: 1 BB: 1 P: 7	R: 0 E: 0 K: 2 S: 8	H: 1 LOB: 1 BB: 0 P: 8	R: 0 E: 0 K: 1 S: 7	H: 2 LOB: 2 BB: 0 P: 7	1B: 8 2B: 2 3B: 0 HR: 0	SF: 0 SAC: 0 DP: 1 HBP: 1	WP: 0 PB: 0 SB: 0 CS: 0	PA: 39
<b>PITCHER</b>	IP WLS BF H R ER SO BB IBB HBP BLK WP HR S P ERA WHIP	5.0 W 23 7 2 2 0 1 0 1 0 0 0 0 21 26 3.60 1.600	4.0 S 16 3 0 0 4 1 0 0 0 0 0 23 27 0.00 1.000	<b>PITCHER</b>										IP WLS BF H R ER SO BB IBB HBP BLK WP HR S P ERA WHIP								
Bill Krueger, L ERA: 5.11 (1, 1)																						
Keith Atherton, R ERA: 3.92 (6, 1)																						

Batter	1	2	3	4	5	6	7	8	9	AB	R	H	RBI	BB	SO	LOB	BOTTOM	
Dwayne Murphy, L OBP: 0.345, SLG: 0.386 (1, 8)										5	1	1	0	0	0	0	<b>Milwaukee Brewers @ Oakland Athletics</b> Oakland-Alameda County Coliseum, Oakland, CA Sun Jul 14 1985, 3:33 AM PDT Att: 14,572 - Unknown <a href="http://livebaseballscorecards.com">livebaseballscorecards.com</a>	
Carney Lansford, R OBP: 0.314, SLG: 0.446 (1, 5)										5	3	3	2	0	0	0		
Bruce Bochte, L OBP: 0.387, SLG: 0.438 (1, 3)										4	2	1	2	1	1	0		
Dave Kingman, R OBP: 0.323, SLG: 0.476 (1, 10)										5	1	2	2	0	0	0		
Dusty Baker Jr., R OBP: 0.392, SLG: 0.549 (1, 7)									2	2	1	1	2	0	0	0		
Steve Henderson, R OBP: 0.381, SLG: 0.395 (8, 7)									0	0	0	0	0	0	0	0		
Mike Davis, L OBP: 0.378, SLG: 0.518 (1, 9)									3	1	2	3	1	0	2			
Mickey Tettleton, S OBP: 0.384, SLG: 0.383 (1, 2)									4	0	1	0	0	2	3			
Donnie Hill, S OBP: 0.291, SLG: 0.302 (1, 4)									4	0	1	1	0	0	3			
Alfredo Griffin, S OBP: 0.301, SLG: 0.341 (1, 6)									4	1	1	0	0	0	2			
<b>Inning Stats</b>	R: 4 E: 0 K: 0 S: 6	H: 3 LOB: 0 BB: 1 P: 10	R: 0 E: 0 K: 0 S: 3	H: 0 LOB: 0 BB: 0 P: 3	R: 0 E: 0 K: 1 S: 6	H: 1 LOB: 1 BB: 0 P: 6	R: 5 E: 0 K: 0 S: 9	H: 7 LOB: 2 BB: 1 P: 13	R: 0 E: 0 K: 1 S: 5	H: 0 LOB: 0 BB: 0 P: 5	R: 0 E: 0 K: 1 S: 5	H: 0 LOB: 2 BB: 2 P: 13	R: 0 E: 0 K: 0 S: 5	H: 2 LOB: 0 BB: 0 P: 5	1B: 7 2B: 3 3B: 0 HR: 3	SF: 0 SAC: 0 DP: 0 HBP: 0	WP: 0 PB: 0 SB: 0 CS: 2	PA: 40
<b>PITCHER</b>	IP WLS BF H R ER SO BB IBB HBP BLK WP HR S P ERA WHIP	4.0 L 21 7 8 8 1 0 0 0 0 0 0 6 6 9.00 4.000	2.0 8 0 0 2 2 0 0 0 0 0 0 10 18 0.00 1.000	1.0 5 2 2 2 0 0 0 0 0 0 1 5 5 18.00 2.000	<b>PITCHER</b>										IP WLS BF H R ER SO BB IBB HBP BLK WP HR S P ERA WHIP			
Moose Haas, R ERA: 3.32 (1, 1)																		
Bob Gibson, R ERA: 3.41 (5, 1)																		
Bob McClure, L ERA: 4.2 (6, 1)																		
Rollie Fingers, R ERA: 4.95 (8, 1)																		



Batter	1	2	3	4	5	6	7	8	9	AB	R	H	RBI	BB	SO	LOB	TOP					
<b>Harold Reynolds, S</b> OBP: 0.207, SLG: 0.082 (1,4)	F5		1-3		F7		4-3		1-2 1B	5	0	1	0	0	0	0						
<b>Phil Bradley, R</b> OBP: 0.370, SLG: 0.503 (1,7)	1B		F8			1B		F8	K	5	0	2	0	0	1	2						
<b>Alvin Davis, L</b> OBP: 0.365, SLG: 0.379 (1,3)	1B		3-1		F8			1B	F9	5	1	2	0	0	0	3						
<b>Gorman Thomas, R</b> OBP: 0.366, SLG: 0.456 (1,10)	F8			1-3		K		1B	1B	4	0	1	0	0	1	3						
<b>Al Cowens, R</b> OBP: 0.294, SLG: 0.455 (1,9)	FC6-4			F8		L8		1B	2B	4	0	1	1	0	0	3						
<b>Dave Henderson, R</b> OBP: 0.311, SLG: 0.386 (1,8)		F8						SF9	K	4	1	2	0	0	1	1						
<b>Jim Prestley, R</b> OBP: 0.329, SLG: 0.516 (1,5)				6-3				F9	HR	4	2	2	2	0	0	2						
<b>Domingo Ramos, R</b> OBP: 0.235, SLG: 0.286 (1,6)					F8			SF9	4-3	3	0	0	1	0	1	0						
<b>Bob Kearney, R</b> OBP: 0.280, SLG: 0.381 (1,2)					5-3			HR	1B	3	1	1	1	1	1	0						
<b>Inning Stats</b>	R: 0 E: 0 K: 0 S: 5	H: 2 LOB: 2 BB: 0 P: 5	R: 1 E: 0 K: 2 S: 8	H: 1 LOB: 0 BB: 0 P: 8	R: 0 E: 0 K: 0 S: 3	H: 0 LOB: 0 BB: 0 P: 3	R: 0 E: 0 K: 0 S: 4	H: 1 LOB: 1 BB: 0 P: 4	R: 0 E: 0 K: 0 S: 3	H: 0 LOB: 0 BB: 0 P: 3	R: 0 E: 0 K: 1 S: 6	H: 1 LOB: 1 BB: 0 P: 6	R: 2 E: 0 K: 0 S: 5	H: 2 LOB: 0 BB: 0 P: 5	R: 1 E: 0 K: 1 S: 7	H: 3 LOB: 1 BB: 0 P: 7	R: 1 E: 0 K: 1 S: 7	H: 2 LOB: 2 BB: 1 P: 11	1B: 8 2B: 1 3B: 0 HR: 3	SF: 1 SAC: 0 DP: 0 HBP: 0	WP: 0 PB: 0 SB: 1 CS: 0	PA: 39
<b>PITCHER</b>	IP	WLS	BF	H	R	ER	SO	BB	IBB	HBP	BLK	WP	HR	S	P	ERA	WHIP					
<b>Danny Darwin, R</b> ERA: 3.55 (1,1)	8.1	L	36	11	5	5	4	1	0	0	0	0	3	43	47	5.40	1.440					
<b>Pete Ladd, R</b> ERA: 3.34 (9,1)	0.2		3	1	0	0	1	0	0	0	0	0	0	5	5	0.00	1.500					

Seattle Mariners @ Milwaukee Brewers  
Milwaukee County Stadium, Milwaukee, WI  
Thu Jul 18 1985, 8:05 PM EDT  
Att: 13,378 - Unknown

AB 37  
R 5  
H 12  
RBI 5  
BB 1  
SO 5  
LOB 14



Batter	1	2	3	4	5	6	7	8	9	AB	R	H	RBI	BB	SO	LOB	BOTTOM					
<b>Paul Moltzer, R</b> OBP: 0.373, SLG: 0.437 (1,5)	5-3		F9			F8		6-3		4	0	0	0	0	0	1						
<b>Robin Yount, R</b> OBP: 0.332, SLG: 0.415 (1,8)	4-3			BB	1B	HR		G4-6-3	1B	4	2	3	1	0	0	0						
<b>Cecil Cooper, L</b> OBP: 0.338, SLG: 0.474 (1,3)	F5			G4-6-3	1B	4-3		G4-6-3	1B	4	0	1	0	0	0	1						
<b>Ted Simmons, S</b> OBP: 0.322, SLG: 0.387 (1,10)		3-1		G4-6-3	BB			K		3	0	1	0	1	1	0						
<b>Ben Oglivie, L</b> OBP: 0.333, SLG: 0.361 (1,7)	1-3			G4-6-3		F6		K		4	0	0	0	0	1	3						
<b>Ernest Riles, L</b> OBP: 0.303, SLG: 0.364 (1,6)	F7			4-3		B1-3		4-3		4	0	0	0	0	0	1						
<b>Jim Gantner, L</b> OBP: 0.312, SLG: 0.340 (1,4)				FC6-4	1B	F6		4-3		3	0	1	0	0	0	0						
<b>Paul Householder, S</b> OBP: 0.336, SLG: 0.355 (1,9)				K		4-3		1B		3	0	1	0	0	1	1						
<b>Charlie Moore, R</b> OBP: 0.288, SLG: 0.287 (1,2)				FC6-4		F4		L6		3	0	0	0	0	0	2						
<b>Inning Stats</b>	R: 0 E: 0 K: 0 S: 3	H: 0 LOB: 0 BB: 0 P: 3	R: 0 E: 0 K: 0 S: 3	H: 0 LOB: 0 BB: 0 P: 3	R: 0 E: 0 K: 1 S: 6	H: 1 LOB: 1 BB: 0 P: 6	R: 1 E: 0 K: 0 S: 4	H: 2 LOB: 1 BB: 1 P: 8	R: 0 E: 0 K: 0 S: 3	H: 0 LOB: 0 BB: 0 P: 3	R: 1 E: 0 K: 0 S: 5	H: 2 LOB: 1 BB: 0 P: 5	R: 0 E: 0 K: 0 S: 4	H: 1 LOB: 1 BB: 0 P: 4	R: 0 E: 0 K: 2 S: 3	H: 0 LOB: 0 BB: 0 P: 3	R: 0 E: 0 K: 2 S: 7	H: 0 LOB: 0 BB: 0 P: 7	1B: 5 2B: 0 3B: 1 HR: 1	SF: 0 SAC: 0 DP: 2 HBP: 0	WP: 0 PB: 0 SB: 0 CS: 0	PA: 33
<b>PITCHER</b>	IP	WLS	BF	H	R	ER	SO	BB	IBB	HBP	BLK	WP	HR	S	P	ERA	WHIP					
<b>Mike Moore, R</b> ERA: 3.47 (1,1)	9.0	W	33	7	2	2	3	1	0	0	0	0	1	38	42	2.00	0.889					

Seattle Mariners @ Milwaukee Brewers  
Milwaukee County Stadium, Milwaukee, WI  
Thu Jul 18 1985, 8:05 PM EDT  
Att: 13,378 - Unknown

AB 32  
R 2  
H 7  
RBI 1  
BB 1  
SO 3  
LOB 9





Batter	1	2	3	4	5	6	7	8	9	AB	R	H	RBI	BB	SO	LOB	TOP										
Harold Reynolds, S (1,4) OBP: 0.197, SLG: 0.077 Ivan Calderon, R (8, PH) OBP: 0.361, SLG: 0.516	K			F9		F7		SF8 1B 1-2 3-H 1B	K	3	0	0	0	0	1	0											
Phil Bradley, R (1,7) OBP: 0.372, SLG: 0.593	F8			F3		G5-4-3 1B		SF8 1B 1B		4	1	2	0	0	0	0											
Al Cowens, R (1,9) OBP: 0.290, SLG: 0.449	F3			F9		G5-4-3 1-2		SF8 1-2 2-3 3-H 1B		3	0	0	1	0	0	1											
Gorman Thomas, R (1,10) OBP: 0.364, SLG: 0.452		5-3			5-3		5-3	1B 2-H 3-H 1B		4	0	1	2	0	0	0											
Alvin Davis, L (1,3) OBP: 0.366, SLG: 0.381 Darnell Coles, R (8, PR) OBP: 0.333, SLG: 0.321	L8			1B HR		F9		1-3 1B		4	1	2	0	0	0	0											
Dave Henderson, R (1,8) OBP: 0.310, SLG: 0.384	K			1-2 HR		1-3		F3		4	1	1	0	0	1	2											
Jim Presley, R (1,5) OBP: 0.331, SLG: 0.528			6-3			1-2 2-H HR		1B 1B 2B	5-3	4	2	2	3	0	0	0											
Domingo Ramos, R (1,6) OBP: 0.236, SLG: 0.284			F4		F8		6-3	1B		4	0	1	0	0	0	1											
Bob Kearney, R (1,2) OBP: 0.281, SLG: 0.380 Ken Phelps, L (9, PH) OBP: 0.330, SLG: 0.459	6-3			6-3		F7		1B SF8 1B	L4	3	1	1	0	0	0	0											
<b>Inning Stats</b>	R: 0 E: 0 K: 1 S: 5	H: 0 LOB: 0 BB: 0 P: 5	R: 0 E: 0 K: 1 S: 5	H: 0 LOB: 0 BB: 0 P: 5	R: 0 E: 0 K: 0 S: 3	H: 0 LOB: 0 BB: 0 P: 3	R: 0 E: 0 K: 0 S: 3	H: 0 LOB: 0 BB: 0 P: 3	R: 3 E: 0 K: 0 S: 6	H: 3 LOB: 0 BB: 0 P: 6	R: 0 E: 0 K: 0 S: 3	H: 0 LOB: 0 BB: 0 P: 3	R: 0 E: 0 K: 0 S: 3	H: 0 LOB: 0 BB: 0 P: 3	R: 4 E: 0 K: 0 S: 9	H: 6 LOB: 2 BB: 0 P: 9	R: 0 E: 0 K: 1 S: 6	H: 1 LOB: 1 BB: 0 P: 6	1B: 9 2B: 1 3B: 0 HR: 1	SF: 1 SAC: 0 DP: 1 HBP: 0	WP: 0 PB: 0 SB: 0 CS: 0	PA: 37					
<b>PITCHER</b>	IP	WLS	BF	H	R	ER	SO	BB	IBB	HBP	BLK	WP	HR	S	P	ERA	WHIP										
Teddy Higuera, L (1,1) ERA: 4.6	7.2	W	30	8	7	7	2	0	0	0	0	0	1	34	34	8.22	1.043										
Rolie Fingers, R (8,1) ERA: 4.95	0.0		2	2	0	0	0	0	0	0	0	0	0	2	2	∞	∞										
Bob Gibson, R (8,1) ERA: 3.34	1.1	S	5	1	0	0	1	0	0	0	0	0	0	7	7	0.00	0.750										

Seattle Mariners @ Milwaukee Brewers  
Milwaukee County Stadium, Milwaukee, WI  
Fri Jul 19 1985, 8:05 PM EDT  
Att: 15,979 - Unknown

AB	36
R	7
H	11
RBI	7
BB	0
SO	3
LOB	6



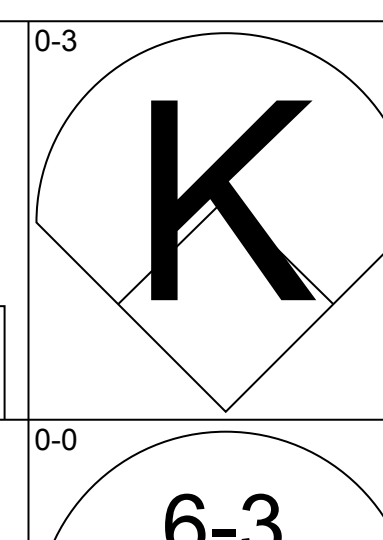
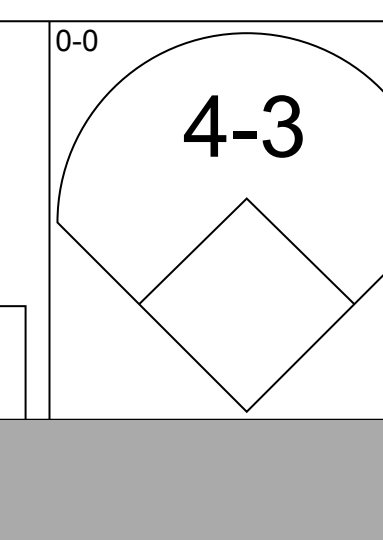
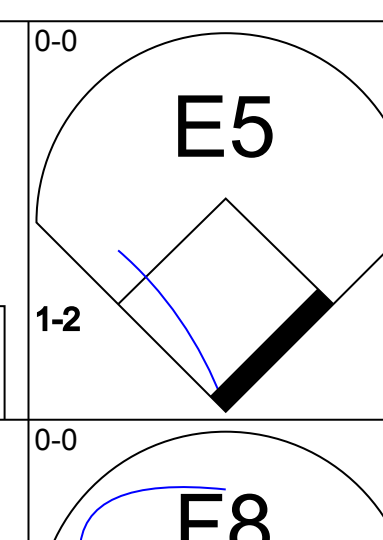
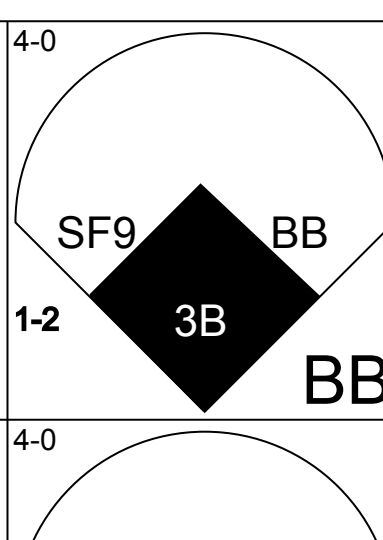
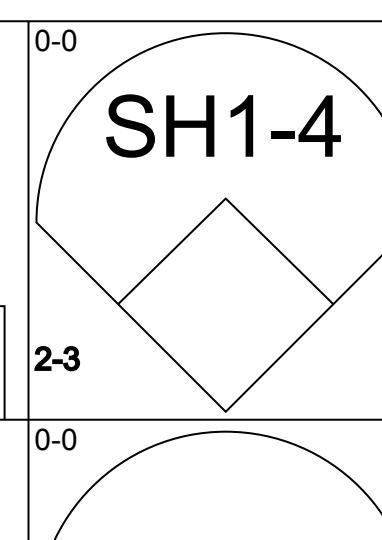
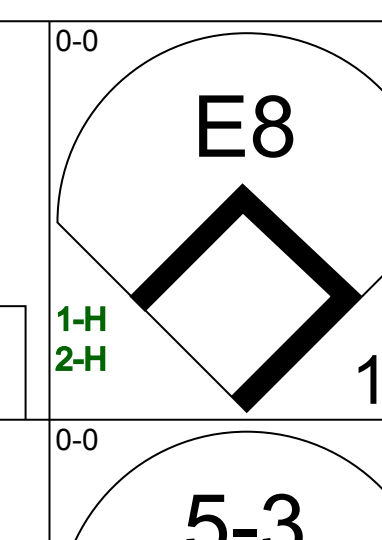
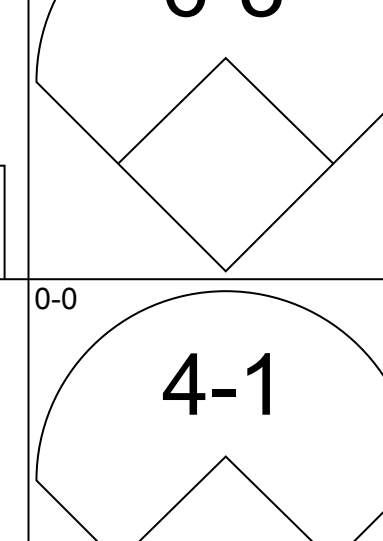
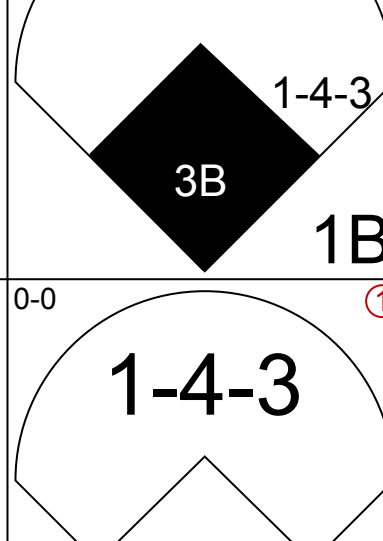
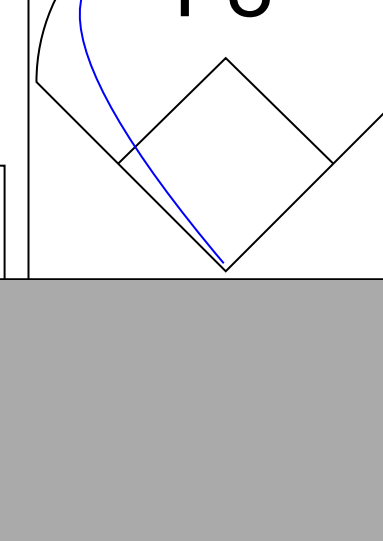
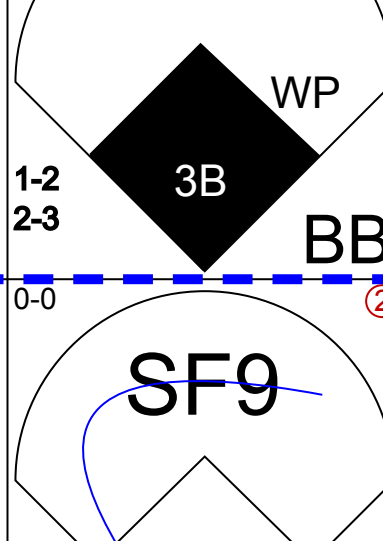
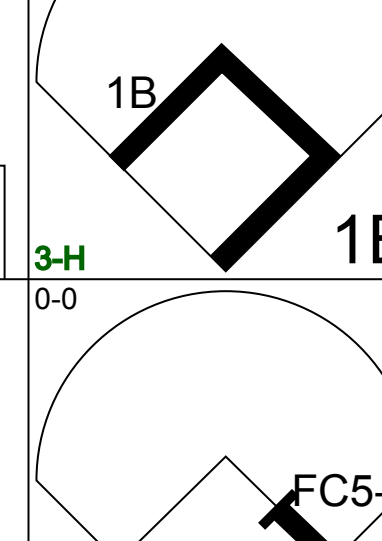
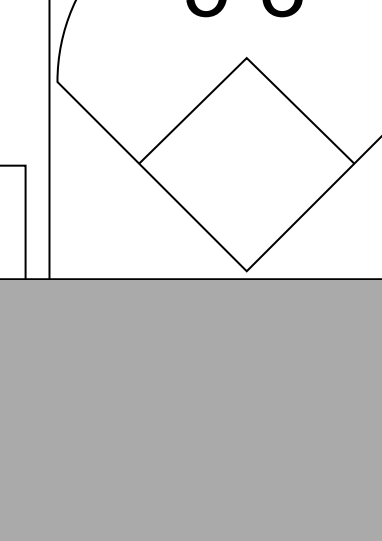
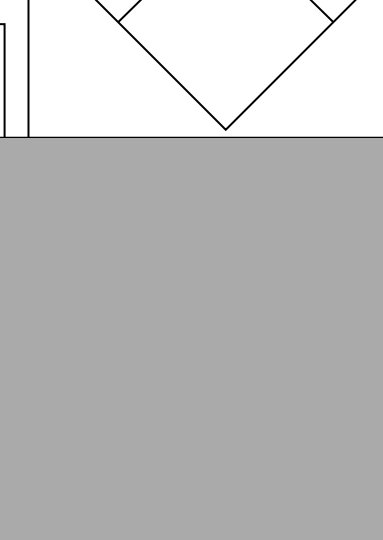
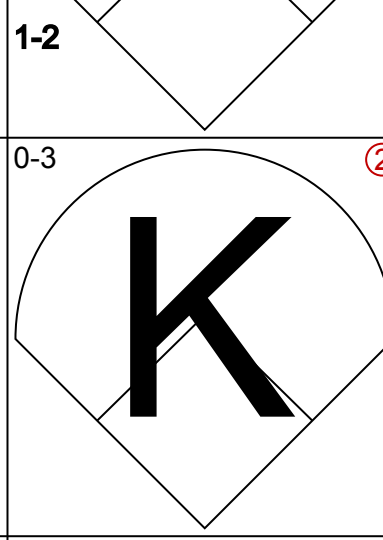
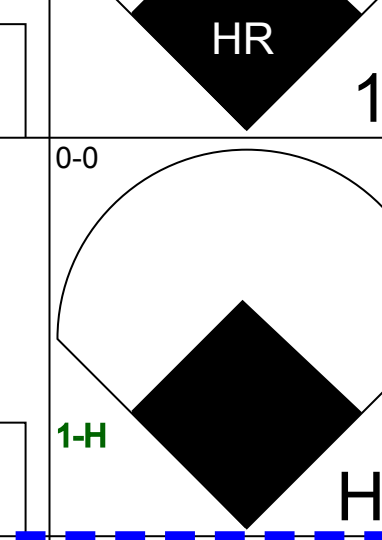
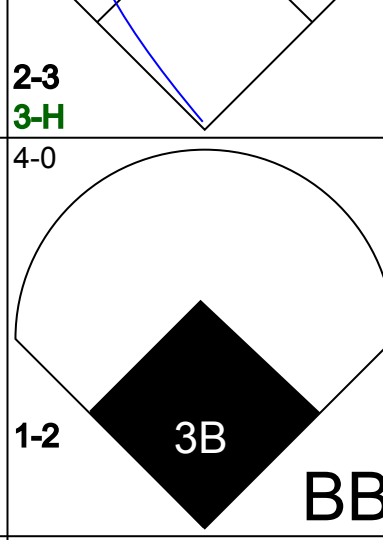
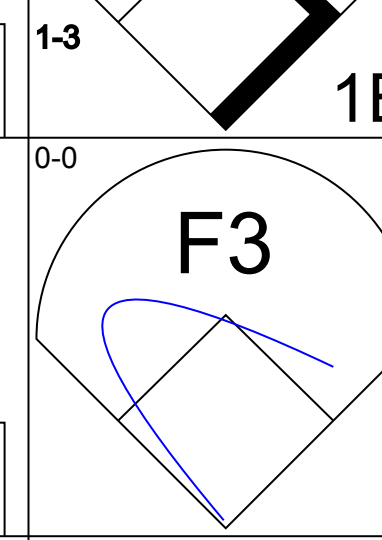
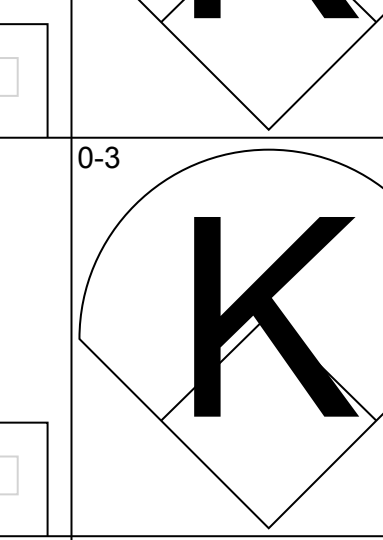
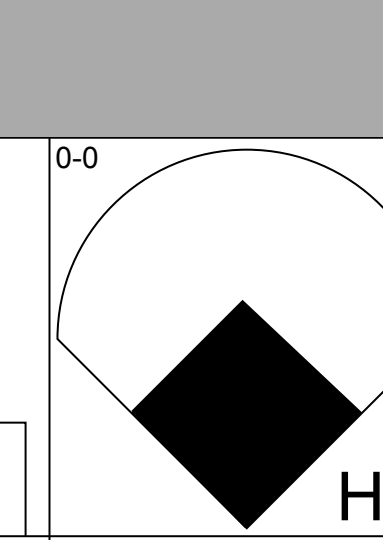
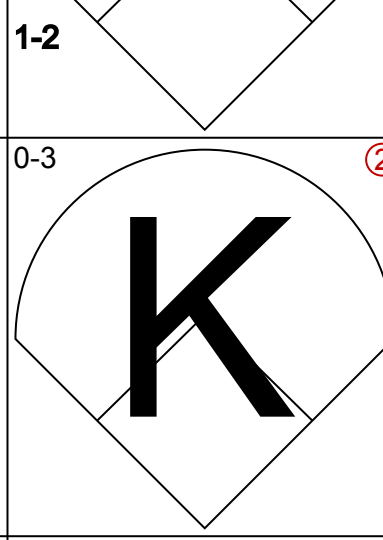
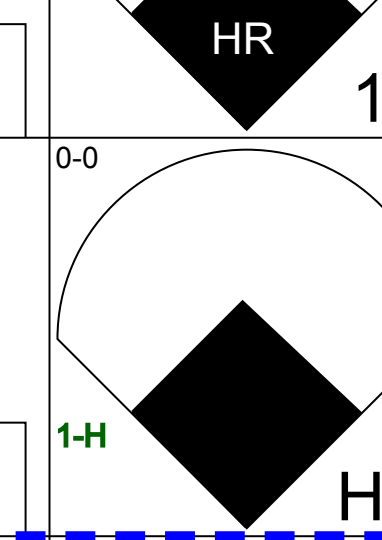
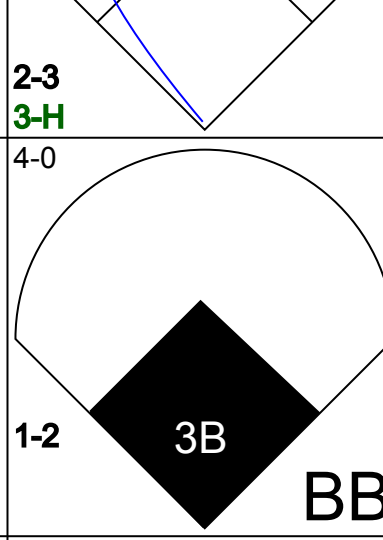
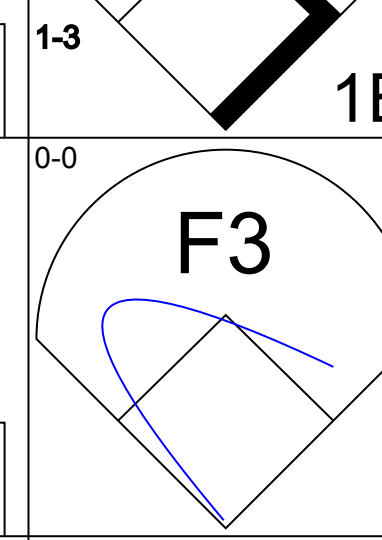
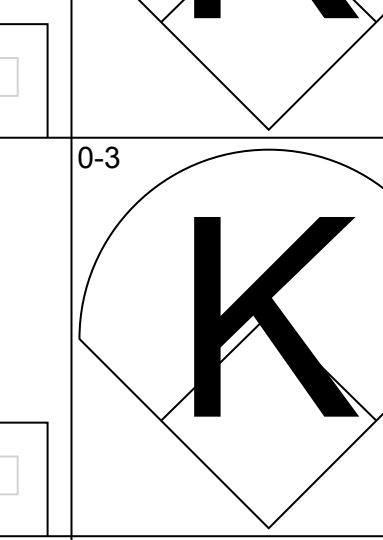

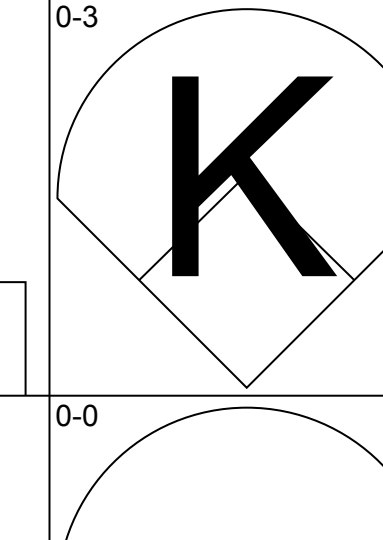
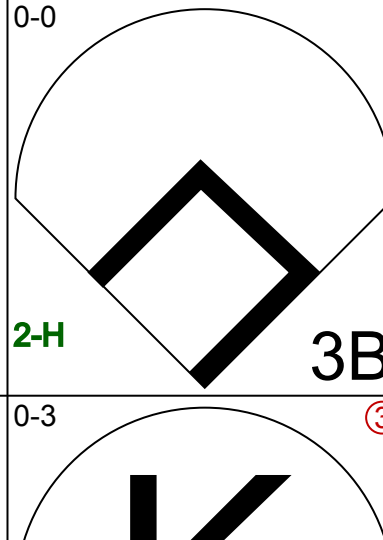
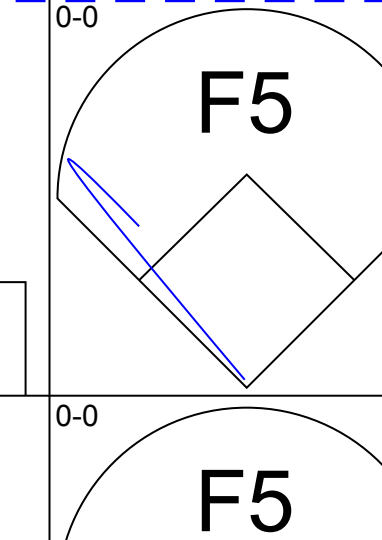
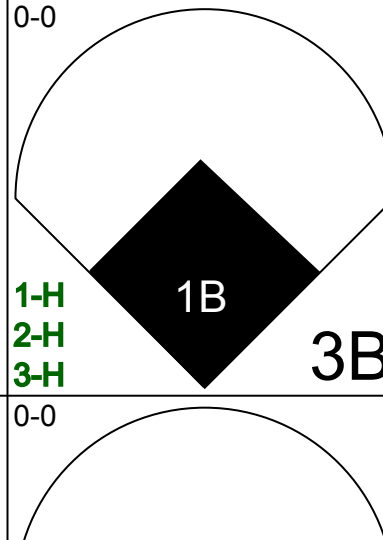
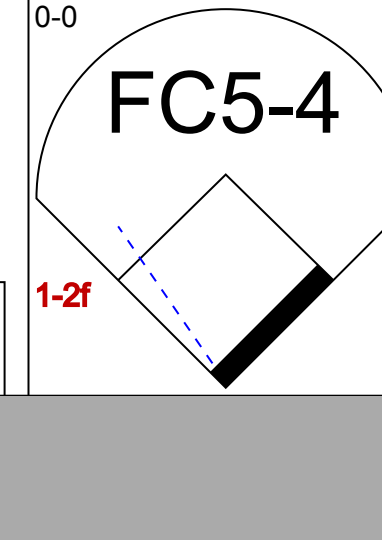
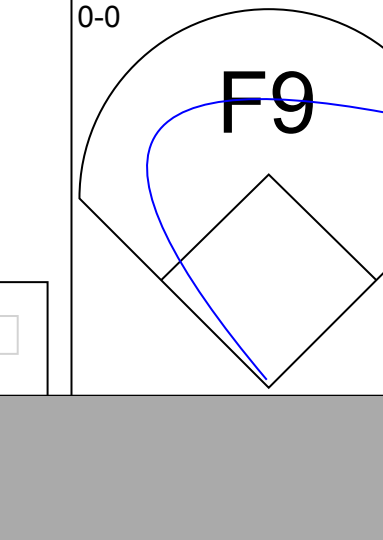

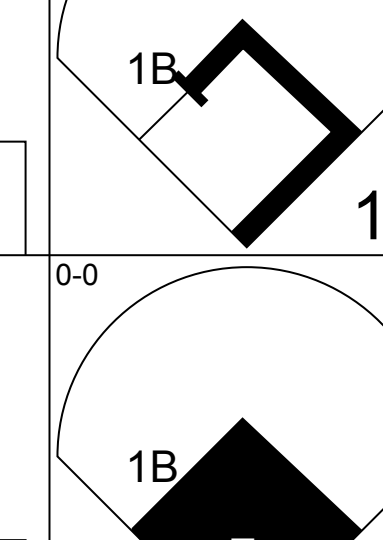
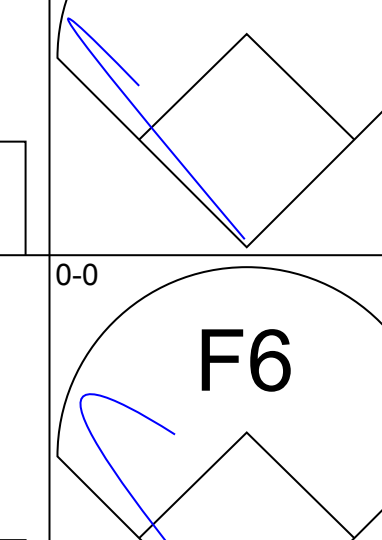
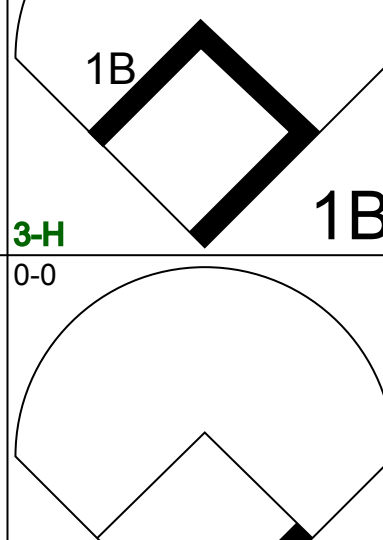
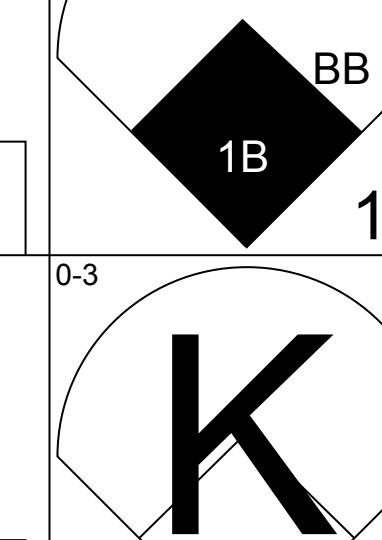
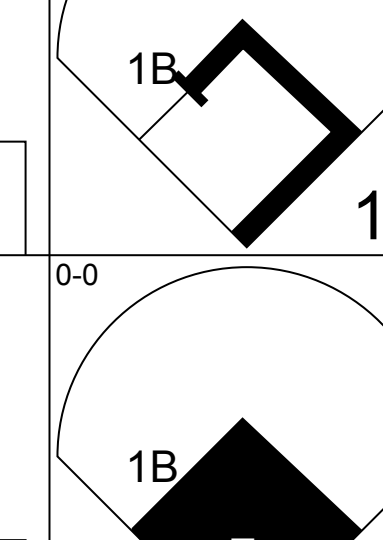
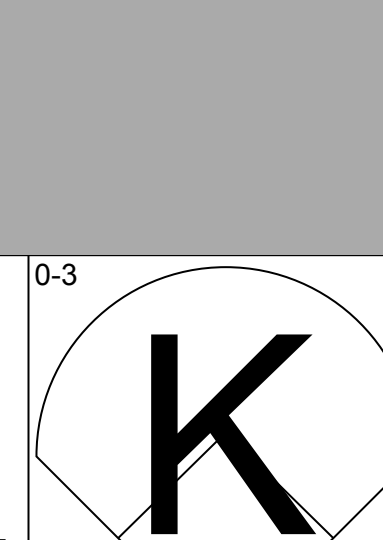
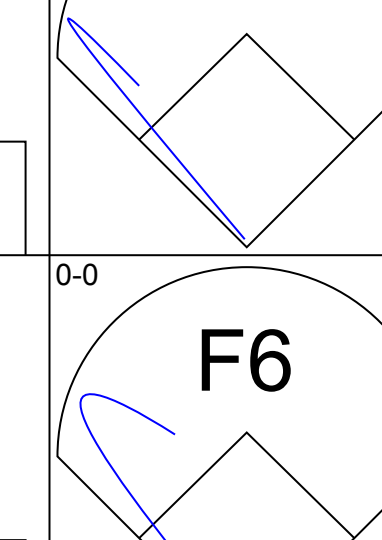
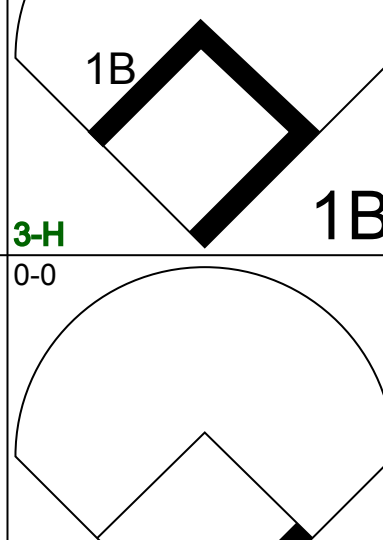
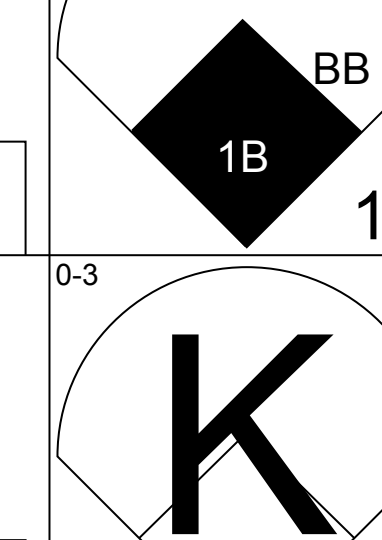
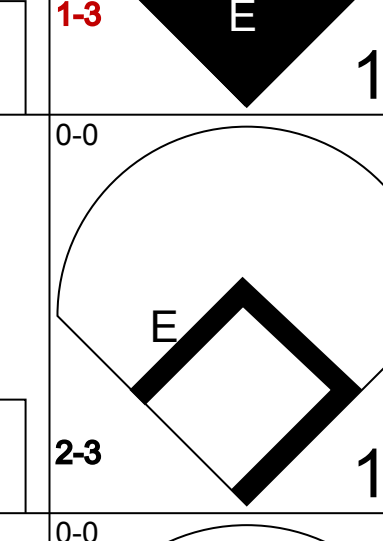
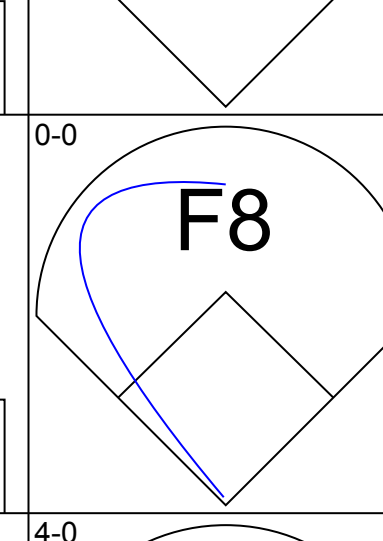
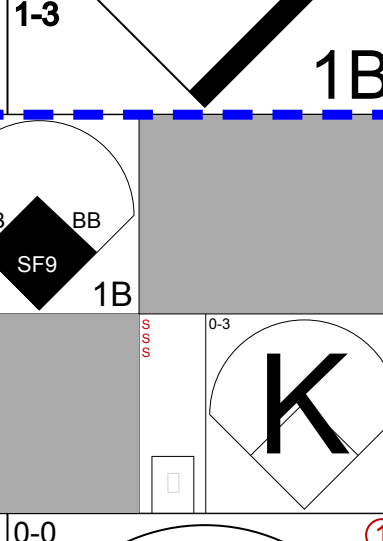
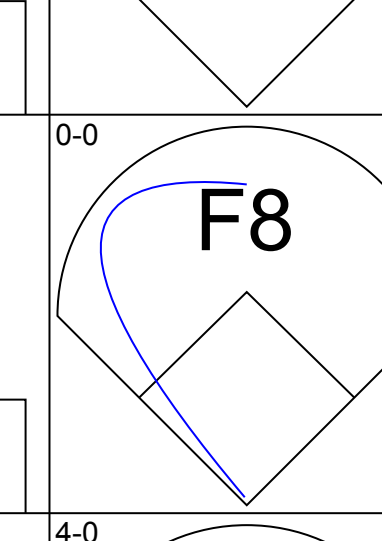
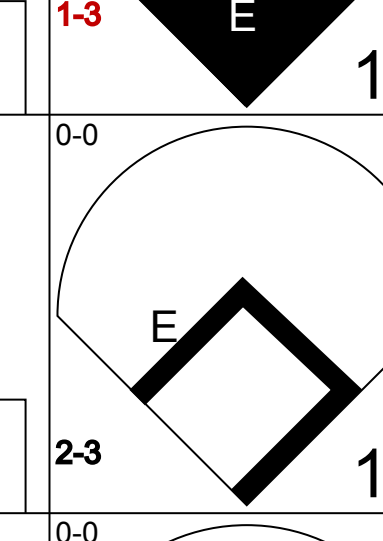
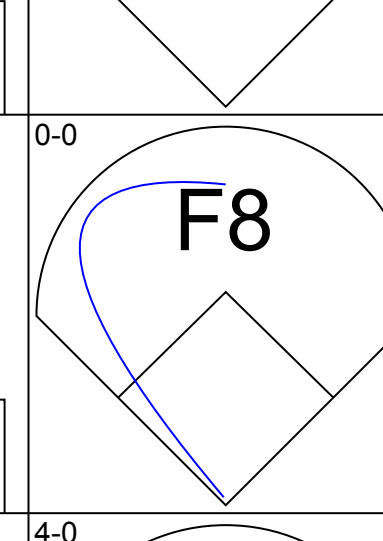
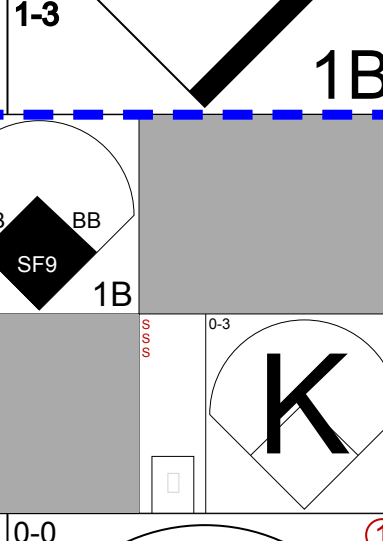

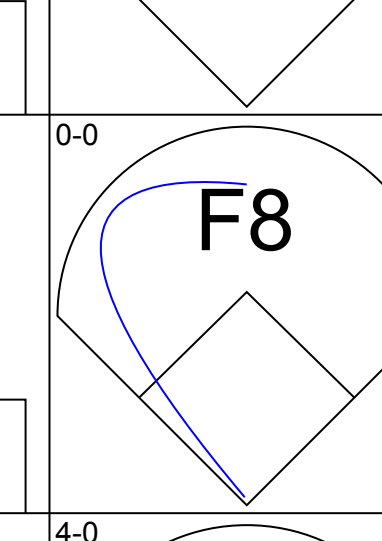
Batter	1	2	3	4	5	6	7	8	9	AB	R	H	RBI	BB	SO	LOB	BOTTOM										
Paul Moltor, R (1,5) OBP: 0.373, SLG: 0.448	L7		G3	6-3		1-1 2-H 2-H 1B 2B		HR		5	2	2	4	0	0	1											
Robin Yount, R (1,8) OBP: 0.336, SLG: 0.418	1B 1B		1-3 2B 1B	F8		S 2-H 1B		F4		5	2	3	1	0	0	1											
Cecil Cooper, L (1,3) OBP: 0.336, SLG: 0.470	5-3 1-2 1B 1B		1-3 1-2		K	F6		F8		5	0	1	0	0	1	2											
Ted Simmons, S (1,2) OBP: 0.327, SLG: 0.393	5-3 1-2 2-H 1B		2-H 2B	4-3		1-2 1B		1B		3	0	2	2	1	0	0											
Bill Schroeder, R (1,10) OBP: 0.298, SLG: 0.471	5-3 1-2 2-3		K	K		K		K		4	0	0	0	0	3	5											
Bobby Clark, R (1,9) OBP: 0.307, SLG: 0.288	L8			E 2B 1B		SH5-4 2B 1B		F9		4	2	2	0	0	0	2											
Jim Gantner, L (1,4) OBP: 0.311, SLG: 0.339		B2		E5 2B		SH5-4 2B 1B		K		4	2	1	0	0	1	1											
Mark Brouhard, R (1,7) OBP: 0.329, SLG: 0.432 Rick Manning, L (8,7) OBP: 0.266, SLG: 0.293	6-3		SH3-4 2-H 3-H 2B			SH5-4		K		3	0	1	2	0	1	0											
Ernest Riles, L (1,6) OBP: 0.298, SLG: 0.357	6-3			SH3-4		K 2B		F7		3	1	0	0	0	1	2											
<b>Inning Stats</b>	R: 1 E: 0 K: 0 S: 6	H: 3 LOB: 2 BB: 0 P: 6	R: 0 E: 0 K: 0 S: 3	H: 0 LOB: 0 BB: 0 P: 3	R: 1 E: 0 K: 1 S: 7	H: 2 LOB: 1 BB: 0 P: 7	R: 2 E: 1 K: 0 S: 6	H: 2 LOB: 1 BB: 0 P: 6	R: 0 E: 0 K: 2 S: 7	H: 0 LOB: 0 BB: 0 P: 7	R: 4 E: 0 K: 2 S: 12	H: 4 LOB: 2 BB: 1 P: 16	R: 0 E: 0 K: 2 S: 7	H: 0 LOB: 0 BB: 0 P: 7	R: 1 E: 0 K: 0 S: 4	H: 1 LOB: 0 BB: 0 P: 4	1B: 8 2B: 3 3B: 0 HR: 1	SF: 0 SAC: 2 DP: 0 HBP: 0	WP: 0 PB: 1 SB: 1 CS: 0	PA: 39							
<b>PITCHER</b>	IP	WLS	BF	H	R	ER	SO	BB	IBB	HBP	BLK	WP	HR	S	P	ERA	WHIP										
Matt Young, L (1,1) ERA: 5.06	5.1	L	27	9	7	6	4	0	0	0	0	0	0	35	35	10.12	1.688										
Roy Thomas, R (6,1) ERA: 3.89	1.2		8	2	1	0	3	0	1	0	0	0	0	13	17	0.00	1.200										
Ed Nunez, R (8,1) ERA: 2.66	1.0		4	1	1	1	0	0	0	0	0	0	1	4	4	9.00	1.000										

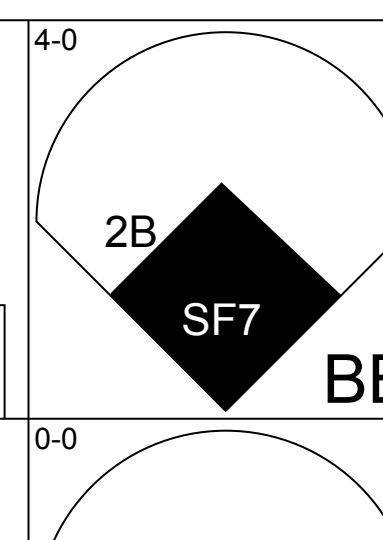
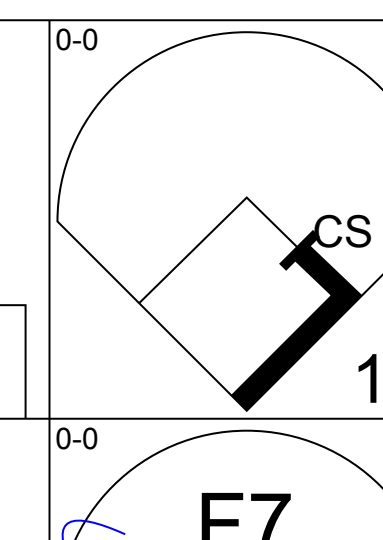
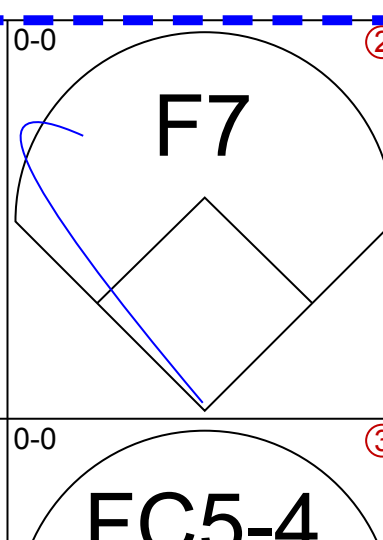
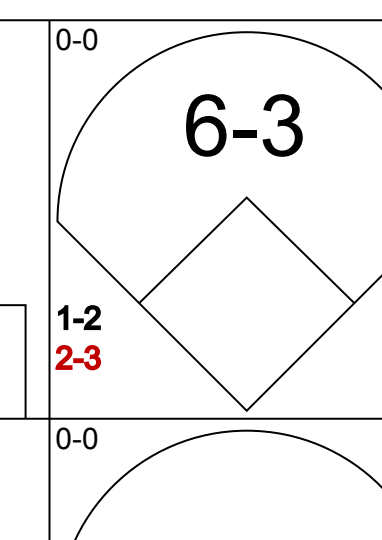
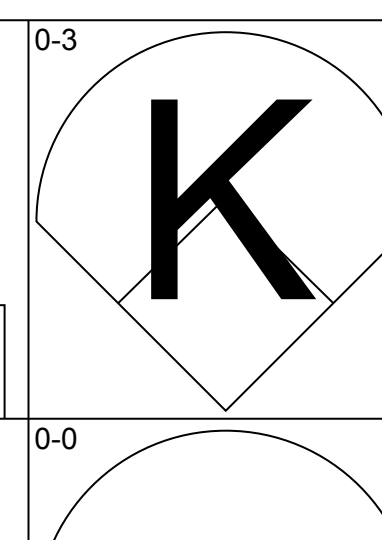
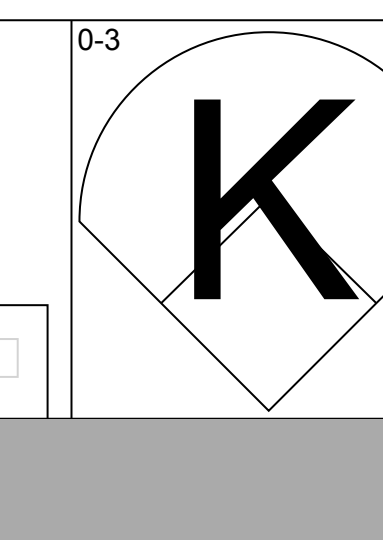
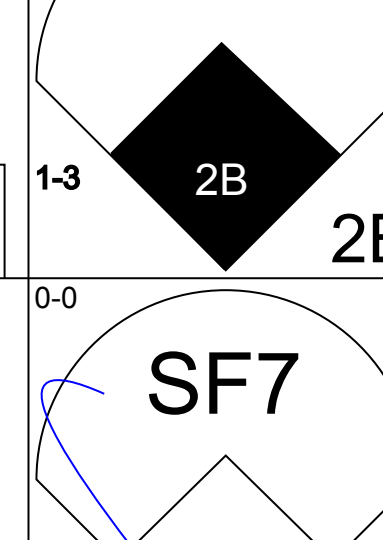
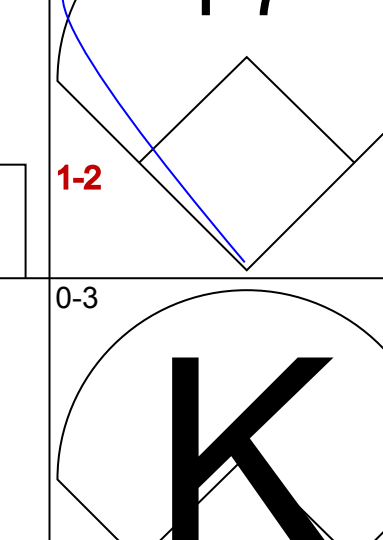
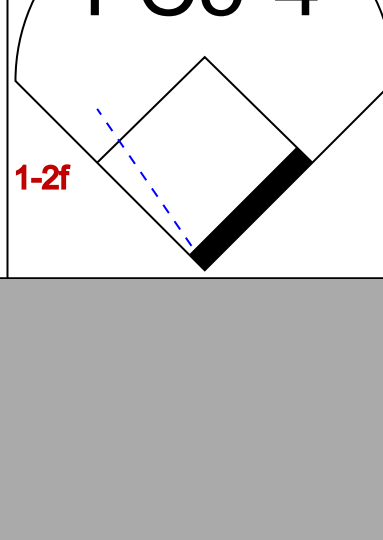
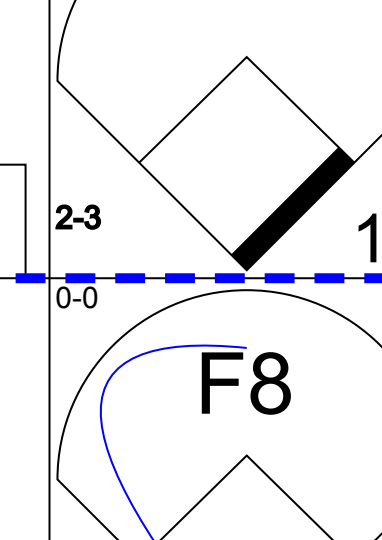
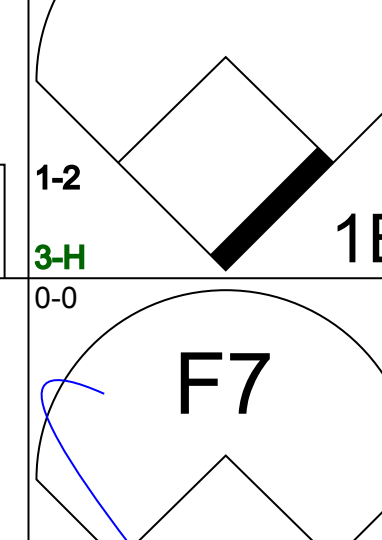
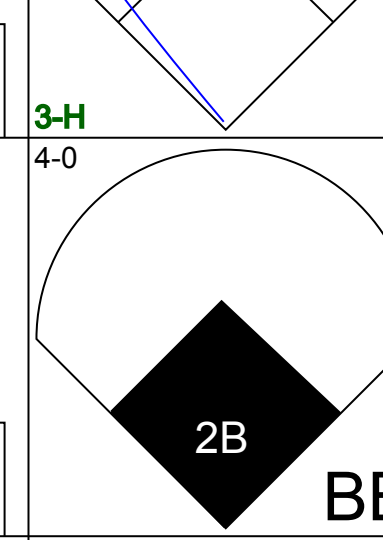
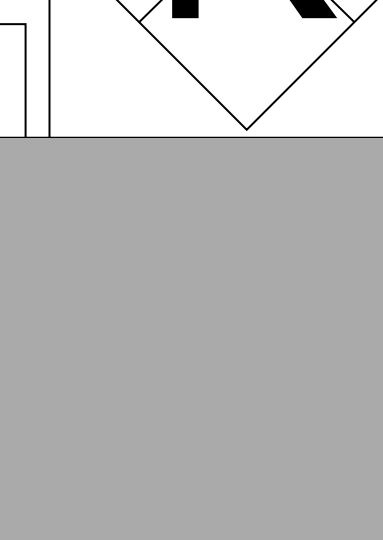
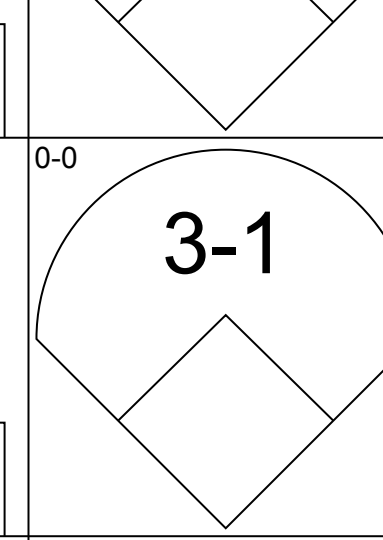
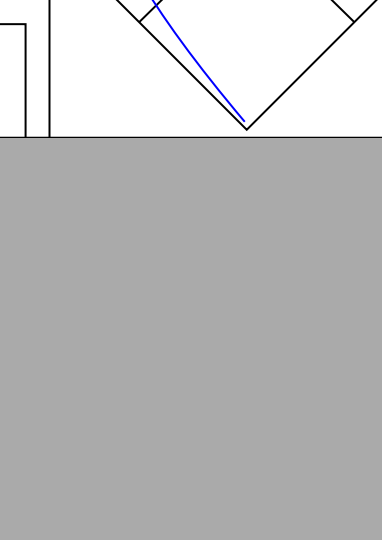
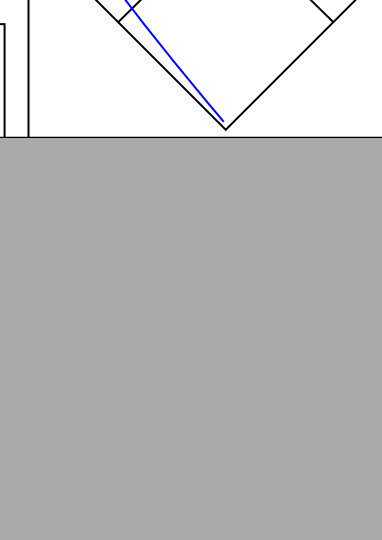
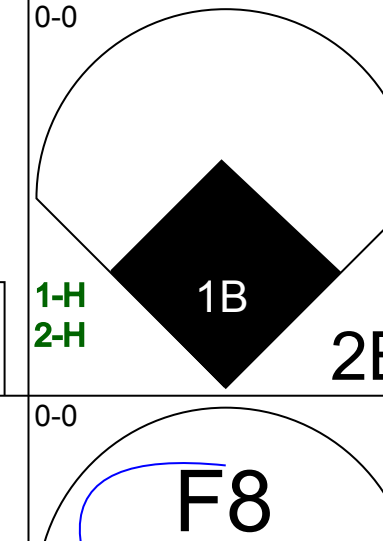
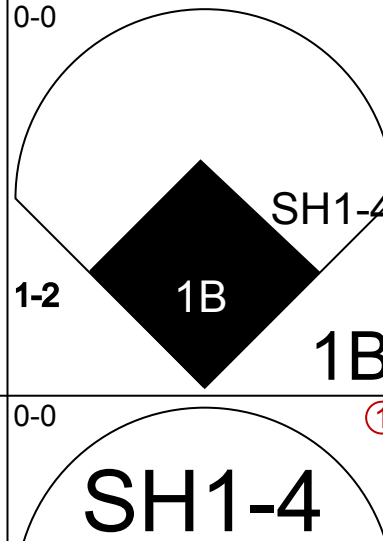
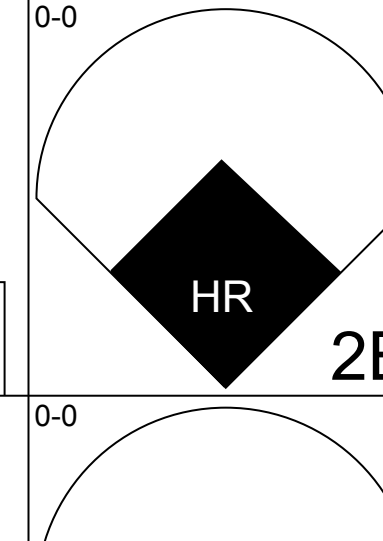
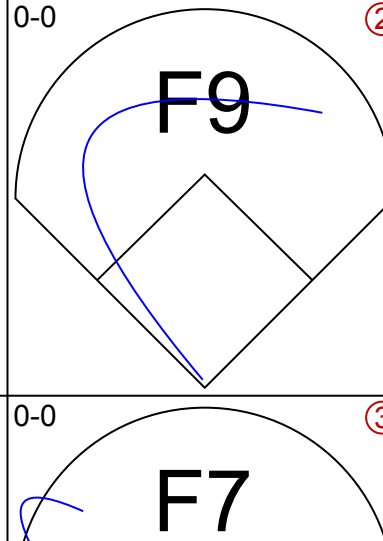
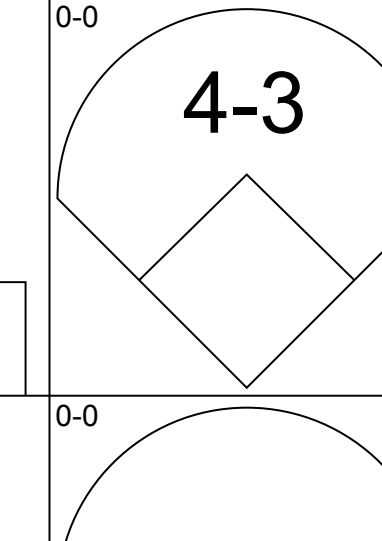
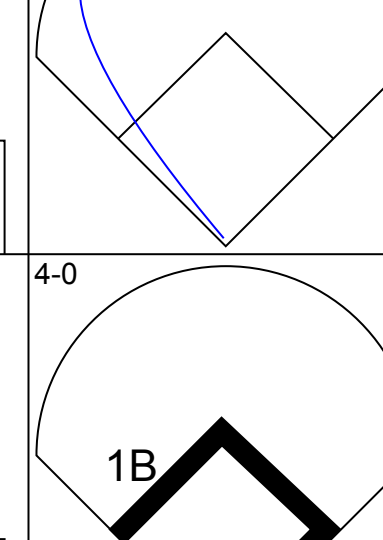
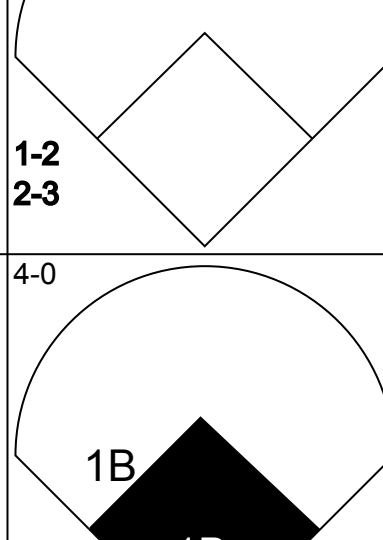
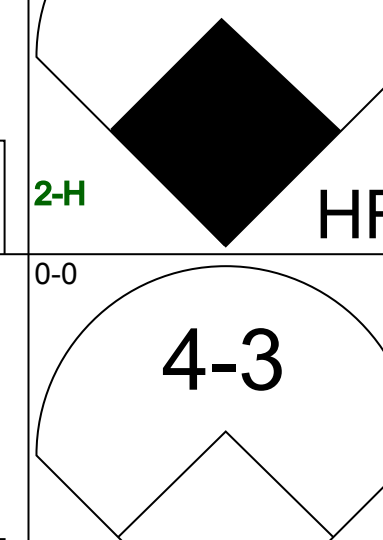
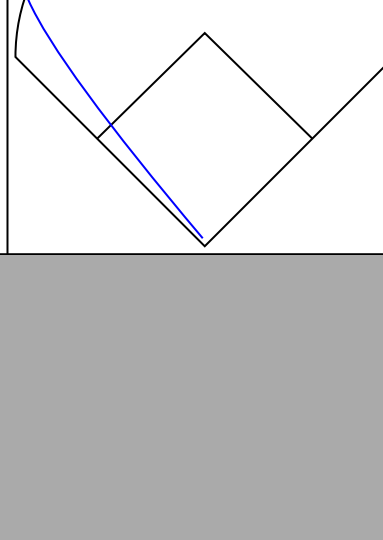
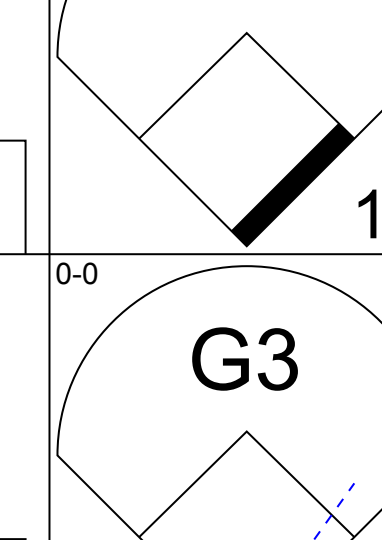
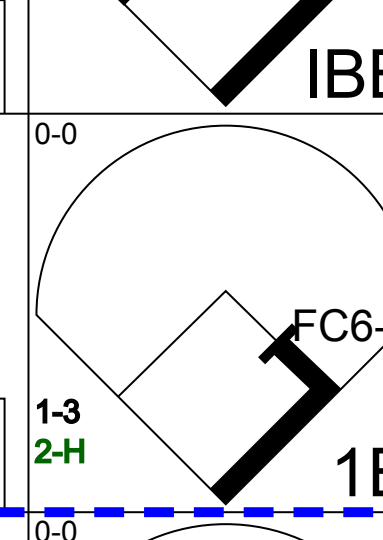
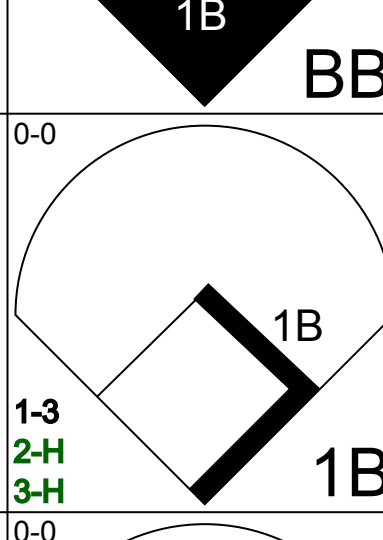


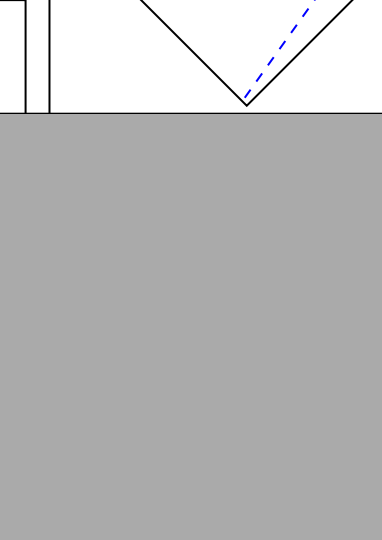
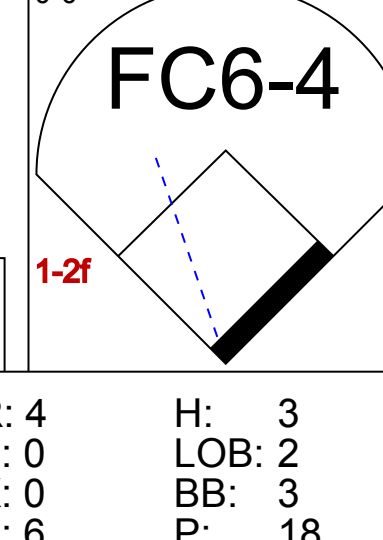
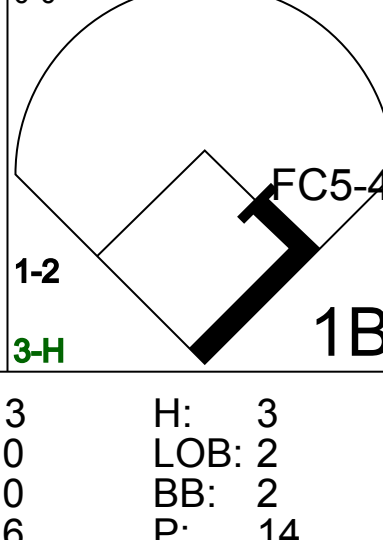
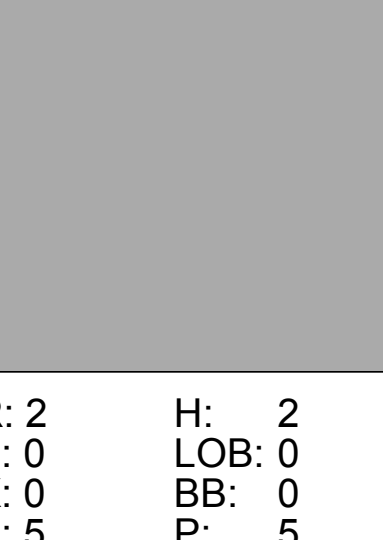
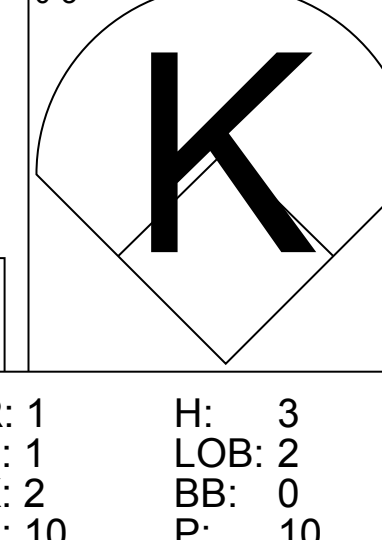
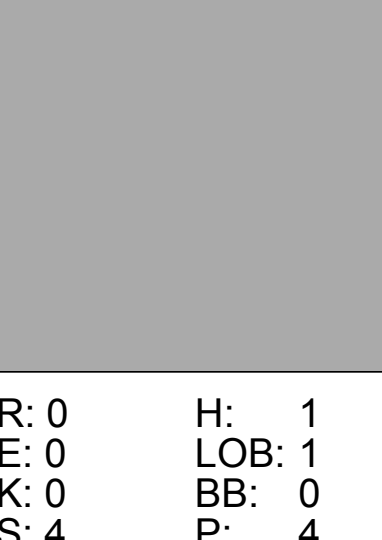

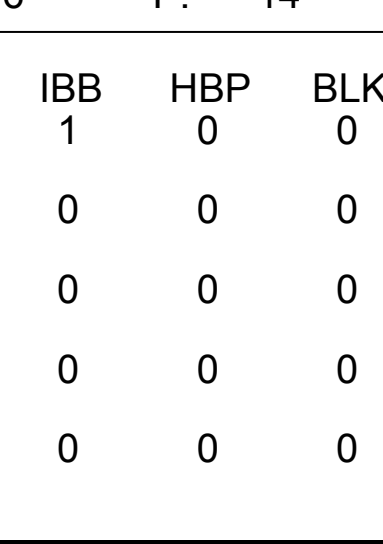
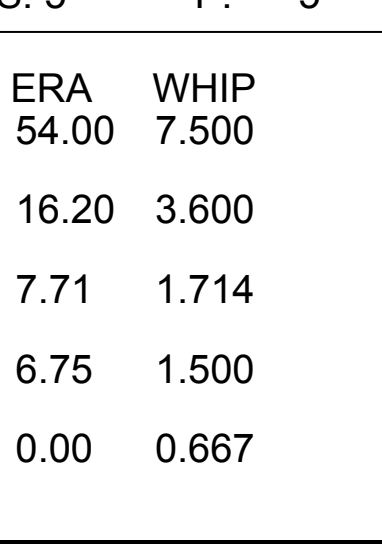


Seattle Mariners @ Milwaukee Brewers  
Milwaukee County Stadium, Milwaukee, WI  
Fri Jul 19 1985, 8:05 PM EDT  
Att: 15,979 - Unknown

AB	36
R	9
H	12
RBI	9
BB	1
SO	7
LOB	14






Batter	1	2	3	4	5	6	7	8	9	AB	R	H	RBI	BB	SO	LOB	TOP								
Domingo Ramos, R OBP: 0.247, SLG: 0.282 (1, 6)										4	1	1	1	1	1	3	Seattle Mariners @ Milwaukee Brewers Milwaukee County Stadium, Milwaukee, WI Sat Jul 20 1985, 8:05 PM EDT Att: 29,899 - Unknown								
Phil Bradley, R OBP: 0.374, SLG: 0.501 (1, 7)										5	2	2	1	1	0	3									
Alvin Davis, L OBP: 0.366, SLG: 0.381 (1, 3)										5	1	2	1	0	1	1									
Gorman Thomas, R OBP: 0.367, SLG: 0.478 (1, 10)										5	3	2	3	1	2	3									
Al Cowens, R OBP: 0.291, SLG: 0.463 (1, 9)										6	1	2	4	0	1	2									
Jim Prestley, R OBP: 0.335, SLG: 0.530 (1, 5)										5	1	3	1	0	1	1									
Dave Henderson, R OBP: 0.311, SLG: 0.384 (1, 8)										5	1	2	0	0	2	1									
Bob Kearney, R OBP: 0.284, SLG: 0.380 (1, 2)										5	1	2	0	0	1	3									
Harold Reynolds, S OBP: 0.227, SLG: 0.109 (1, 4)										3	2	1	0	2	0	2									
<b>Inning Stats</b>	R: 0 E: 0 K: 1 S: 5	H: 0 LOB: 0 BB: 0 P: 5	R: 2 E: 1 K: 1 S: 9	H: 4 LOB: 2 BB: 0 P: 9	R: 1 E: 0 K: 2 S: 9	H: 2 LOB: 1 BB: 1 P: 9	R: 0 E: 1 K: 1 S: 6	H: 0 LOB: 2 BB: 1 P: 10	R: 2 E: 0 K: 0 S: 5	H: 2 LOB: 0 BB: 0 P: 5	R: 5 E: 0 K: 1 S: 9	H: 4 LOB: 2 BB: 3 P: 21	R: 1 E: 0 K: 0 S: 6	H: 3 LOB: 0 BB: 0 P: 6	R: 2 E: 1 K: 1 S: 7	H: 2 LOB: 1 BB: 1 P: 11	R: 0 E: 0 K: 2 S: 7	H: 0 LOB: 0 BB: 0 P: 7	1B: 12 2B: 1 3B: 2 HR: 2	SF: 1 SAC: 1 DP: 0 HBP: 0	WP: 1 PB: 0 SB: 0 CS: 0	PA: 50			
<b>PITCHER</b>	IP	WLS	BF	H	R	ER	SO	BB	IBB	HBP	BLK	WP	HR	S	P	ERA	WHIP								
Moose Haas, R ERA: 3.53 (1, 1)	4.0		22	8	5	4	5	1	0	0	0	0	2	31	35	9.00	2.250								
Pete Ladd, R ERA: 4.06 (5, 1)	1.1	L	7	1	3	3	0	2	0	0	0	0	0	5	13	20.25	2.250								
Bob McClure, L ERA: 4.57 (6, 1)	0.1	L	5	3	2	2	0	1	0	0	0	1	0	4	8	54.00	12.000								
Rollie Fingers, R ERA: 5.12 (6, 1)	2.1		13	5	3	2	2	1	0	0	0	0	0	16	20	7.71	2.571								
Rick Watts, L ERA: 3.66 (9, 1)	1.0		3	0	0	0	2	0	0	0	0	0	0	7	7	0.00	0.000								

Batter	1	2	3	4	5	6	7	8	9	AB	R	H	RBI	BB	SO	LOB	BOTTOM								
Paul Moltzer, R OBP: 0.372, SLG: 0.444 (1, 5)										5	1	1	0	1	2	6	Seattle Mariners @ Milwaukee Brewers Milwaukee County Stadium, Milwaukee, WI Sat Jul 20 1985, 8:05 PM EDT Att: 29,899 - Unknown								
Robin Yount, R OBP: 0.340, SLG: 0.424 (1, 8)										5	1	3	1	0	0	3									
Cecil Cooper, L OBP: 0.331, SLG: 0.464 (1, 3)										4	0	0	1	0	1	4									
Ted Simmons, S OBP: 0.328, SLG: 0.389 (1, 2)										3	2	0	0	2	0	0									
Ben Oglivie, L OBP: 0.339, SLG: 0.376 (1, 7)										5	3	3	2	0	0	0									
Ernest Riles, L OBP: 0.303, SLG: 0.378 (1, 6)										4	1	2	2	0	0	1									
Jim Gantner, L OBP: 0.316, SLG: 0.339 (1, 4)										3	2	1	0	2	0	1									
Bill Schroeder, R OBP: 0.322, SLG: 0.491 Paul Householder, S OBP: 0.333, SLG: 0.351 (7, PH)										4	0	4	3	0	0	0		0							
Rick Manning, L OBP: 0.267, SLG: 0.294 Bobby Clark, R OBP: 0.300, SLG: 0.280 (7, PH)										3	0	1	1	0	0	3									
<b>Inning Stats</b>	R: 4 E: 0 K: 0 S: 6	H: 3 LOB: 2 BB: 3 P: 18	R: 0 E: 0 K: 1 S: 5	H: 1 LOB: 0 BB: 0 P: 5	R: 3 E: 0 K: 0 S: 6	H: 3 LOB: 2 BB: 2 P: 14	R: 2 E: 0 K: 0 S: 5	H: 2 LOB: 0 BB: 0 P: 5	R: 0 E: 0 K: 0 S: 3	H: 0 LOB: 0 BB: 0 P: 3	R: 1 E: 1 K: 2 S: 10	H: 3 LOB: 2 BB: 0 P: 10	R: 0 E: 0 K: 0 S: 4	H: 1 LOB: 1 BB: 0 P: 4	R: 0 E: 0 K: 1 S: 5	H: 0 LOB: 0 BB: 0 P: 5	1B: 11 2B: 3 3B: 0 HR: 1	SF: 1 SAC: 1 DP: 0 HBP: 0	WP: 0 PB: 0 SB: 0 CS: 1	PA: 46					
<b>PITCHER</b>	IP	WLS	BF	H	R	ER	SO	BB	IBB	HBP	BLK	WP	HR	S	P	ERA	WHIP								
Bill Swift, R ERA: 4.84 (1, 1)	0.2		8	3	4	4	0	2	1	0	0	0	0	5	17	54.00	7.500								
Brian Snyder, L ERA: 5.89 (3, 1)	1.2		10	4	3	3	1	2	0	0	0	0	0	10	18	16.20	3.600								
Salome Barojas, R ERA: 5.82 (5, 1)	2.1	W	11	4	2	2	0	0	0	0	0	0	1	11	11	7.71	1.714								
Ed Vande Berg, L ERA: 4.01 (7, 1)	1.1	S	6	2	1	1	0	0	0	0	0	0	0	6	6	6.75	1.500								
Roy Thomas, R ERA: 3.6 (7, 1)	3.0		11	2	0	0	3	0	0	0	0	0	0	17	17	0.00	0.667								



Batter	1	2	3	4	5	6	7	8	9	AB	R	H	RBI	BB	SO	LOB	TOP			
Domingo Ramos, R OBP: 0.244, SLG: 0.267 (1, 6)	0-3 K ①		0-0 6-3 ②		0-0 F8 ②		4-0 BB BB		0-0 L6 ③	4	0	0	0	1	1	0	<b>Seattle Mariners @ Milwaukee Brewers</b> Milwaukee County Stadium, Milwaukee, WI Sun Jul 21 1985, 4:33 AM EDT Att: 20,435 - Unknown <a href="http://livebaseballscores.com">livebaseballscores.com</a>			
Phil Bradley, R OBP: 0.373, SLG: 0.497 (1, 7)	0-3 K ②		0-0 L9 ③		0-0 F9 ③		4-0 G6-4-3 BB			3	0	0	0	1	1	0				
Alvin Davis, L OBP: 0.365, SLG: 0.389 (1, 3)	0-0 HR			0-0 4-3 ①		0-0 F7 ①		0-0 G6-4-3 ②		4	1	1	1	0	0	2				
Gorman Thomas, R OBP: 0.334, SLG: 0.493 (1, 10)	0-0 HR			4-0 2B BB		0-0 WP WP 1B		0-0 5-3 ①		3	2	2	1	1	0	0				
Ivan Calderon, R OBP: 0.364, SLG: 0.519 (1, 9)	0-3 K ③			0-0 1B FC3-2 2B		4-0 WP BB		0-3 K ②		3	0	1	1	1	2	0				
Jim Prestley, R OBP: 0.334, SLG: 0.526 (1, 5)		0-0 5-3 ①		0-0 FC3-2 1B		0-0 F4 ②		0-0 L7 ③		4	0	1	0	0	0	2				
Dave Henderson, R OBP: 0.314, SLG: 0.394 (1, 8)		0-0 F7 ②		0-0 FC3-2 ②		4-0 BB		0-0 HR		3	1	1	1	1	0	2				
Donnie Scott, S OBP: 0.239, SLG: 0.303 (6, PH)		0-0 G3 ③		0-0 3-1 ③		0-0 L4 ③		0-3 K ①		2	0	0	0	0	0	2				
Ken Phelps, L OBP: 0.327, SLG: 0.453 (6, PH)										1	0	0	0	0	0	3				
Bob Kearney, R OBP: 0.283, SLG: 0.378 (6, 2)										1	0	0	0	0	1	0				
Harold Reynolds, S OBP: 0.217, SLG: 0.103 (9, PH)			0-0 F9 ①		0-3 K2-3 ①			0-3 K ①		3	0	0	0	0	0	2				
Al Cowens, R OBP: 0.290, SLG: 0.461 (9, PH)									0-0 6-3 ②	1	0	0	0	0	0	0				
<b>Inning Stats</b>	R: 2 E: 0 K: 3 S: 11	H: 2 LOB: 0 BB: 0 P: 11	R: 0 E: 0 K: 0 S: 3	H: 0 LOB: 0 BB: 0 P: 3	R: 0 E: 0 K: 0 S: 3	H: 2 LOB: 2 BB: 1 P: 3	R: 1 E: 0 K: 0 S: 5	H: 2 LOB: 2 BB: 0 P: 9	R: 0 E: 0 K: 1 S: 4	H: 1 LOB: 1 BB: 2 P: 12	R: 0 E: 0 K: 1 S: 4	H: 0 LOB: 1 BB: 2 P: 12	R: 0 E: 0 K: 1 S: 5	H: 0 LOB: 0 BB: 0 P: 5	R: 1 E: 0 K: 1 S: 6	H: 1 LOB: 0 BB: 0 P: 6	1B: 2 2B: 1 3B: 0 HR: 3	SF: 0 SAC: 0 DP: 1 HBP: 0	WP: 2 PB: 0 SB: 0 CS: 0	PA: 37
<b>PITCHER</b>	IP WLS BF H R ER SO BB IBB HBP BLK WP HR S P ERA WHIP	IP WLS BF H R ER SO BB IBB HBP BLK WP HR S P ERA WHIP																		
Ray Burris, R ERA: 3.56 (1, 1)	6.0 W 26 5 3 3 4 3 0 0 0 2 2 31 43 4.50 1.333																			
Bob Gibson, R ERA: 3.32 (7, 1)	3.0 S 11 1 1 1 3 2 0 0 0 0 1 15 23 3.00 1.000																			

Batter	1	2	3	4	5	6	7	8	9	AB	R	H	RBI	BB	SO	LOB	BOTTOM			
Paul Moltzer, R OBP: 0.374, SLG: 0.443 (1, 5)	0-0 HR 1B	0-0 SH5-4 ①		0-0 L8 ③		4-0 IBB		0-0 6-3 ③		3	1	1	0	1	0	0	<b>Seattle Mariners @ Milwaukee Brewers</b> Milwaukee County Stadium, Milwaukee, WI Sun Jul 21 1985, 4:33 AM EDT Att: 20,435 - Unknown <a href="http://livebaseballscores.com">livebaseballscores.com</a>			
Robin Yount, R OBP: 0.339, SLG: 0.433 (1, 8)	0-0 HR 1H	0-3 K ②			0-0 L7 ①	0-0 SF8 ②				3	1	1	3	0	1	2				
Cecil Cooper, L OBP: 0.333, SLG: 0.468 (1, 10)	0-0 1B 2B	0-0 F7 ③			0-0 4-3 1B	0-0 F8 ③				4	1	2	0	0	0	4				
Ted Simmons, S OBP: 0.327, SLG: 0.397 (1, 3)	0-0 F8 ①		0-0 HR		0-0 4-3 ②		0-0 F1 ①			4	1	1	1	0	0	2				
Ben Oglivie, L OBP: 0.345, SLG: 0.384 (1, 7)	0-0 1B 2H		0-0 F7 ①		4-0 BB		0-0 2B			3	0	2	1	1	0	0				
Ernest Riles, L OBP: 0.296, SLG: 0.369 (1, 6)	0-0 F7 ②		0-0 4-3 ②		0-0 3-1 ③		0-0 FC6-5-4-5 ②			4	0	0	0	0	0	4				
Jim Gantner, L OBP: 0.315, SLG: 0.336 (1, 4)	0-0 4-3 ③		0-0 1-3 ③			4-0 SH1-4 BB SF8 BB		0-0 L1 ③		3	1	0	0	1	0	2				
Rick Manning, L OBP: 0.274, SLG: 0.289 (1, 9)		4-0 SH5-4 BB BB		0-0 L5 ①		4-0 SH1-4 BB		0-3 K ①		2	0	0	0	2	1	0				
Charlie Moore, R OBP: 0.289, SLG: 0.284 (1, 2)		4-0 SH5-4 1-2 BB		0-0 6-3 ②		0-0 SH1-4 ①		0-3 K ②		2	0	0	0	1	1	0				
<b>Inning Stats</b>	R: 3 E: 0 K: 0 S: 7	H: 4 LOB: 1 BB: 0 P: 7	R: 0 E: 0 K: 1 S: 5	H: 0 LOB: 2 BB: 2 P: 13	R: 1 E: 0 K: 0 S: 4	H: 1 LOB: 0 BB: 0 P: 4	R: 0 E: 0 K: 0 S: 3	H: 0 LOB: 0 BB: 0 P: 3	R: 0 E: 0 K: 0 S: 4	H: 1 LOB: 2 BB: 1 P: 8	R: 1 E: 0 K: 0 S: 3	H: 0 LOB: 3 BB: 3 P: 15	R: 0 E: 0 K: 0 S: 4	H: 1 LOB: 1 BB: 0 P: 4	R: 0 E: 0 K: 2 S: 7	H: 0 LOB: 0 BB: 0 P: 7		1B: 3 2B: 2 3B: 0 HR: 2	SF: 1 SAC: 2 DP: 0 HBP: 0	WP: 0 PB: 0 SB: 0 CS: 0
<b>PITCHER</b>	IP WLS BF H R ER SO BB IBB HBP BLK WP HR S P ERA WHIP	IP WLS BF H R ER SO BB IBB HBP BLK WP HR S P ERA WHIP																		
Frank Wilts, R ERA: 5.02 (1, 1)	5.2 L 29 6 5 5 1 0 0 0 0 0 0 8 8 0.00 0.600																			
Ed Yande Berg, L ERA: 3.86 (6, 1)	1.2 6 1 0 0 1 0 0 0 0 0 0 0 4 4 0.00 0.000																			
Bob Long, R ERA: 2.49 (8, 1)	0.2 2 0 0 0 1 0 0 0 0 0 0 0 4 4 0.00 0.000																			



Batter	1	2	3	4	5	6	7	8	9	AB	R	H	RBI	BB	SO	LOB	TOP					
Ruppert Jones, L (1, 8) OBP: 0.395, SLG: 0.552										4	0	3	1	0	0	0	<b>California Angels @ Milwaukee Brewers</b> Milwaukee County Stadium, Milwaukee, WI Mon Jul 22 1985, 8:05 PM EDT Att: 13,389 - Unknown					
Rufino Linares, R (9, PH) OBP: 0.333, SLG: 1.333										1	0	0	0	0	1	2						
Bobby Grich, R (1, 4) OBP: 0.360, SLG: 0.359										5	0	0	0	0	0	7						
Brian Downing, R (1, 7) OBP: 0.341, SLG: 0.344										2	0	0	0	2	2	1						
Reggie Jackson, L (1, 10)										4	1	1	0	0	2	2						
Doug DeCinces, R (1, 5) OBP: 0.336, SLG: 0.438										4	1	2	2	0	0	2						
Rod Carew, L (1, 3) OBP: 0.347, SLG: 0.310										4	0	1	0	0	0	2						
Mike Brown, R (1, 9) OBP: 0.301, SLG: 0.403										4	1	1	0	0	0	2						
Bob Boone, R (1, 2) OBP: 0.310, SLG: 0.311										4	0	1	0	0	0	2						
Dick Schofield, R (1, 6) OBP: 0.263, SLG: 0.319										3	0	1	0	1	0	1						
<b>Inning Stats</b>	R: 0 E: 0 K: 1 S: 5	H: 1 LOB: 1 BB: 0 P: 5	R: 0 E: 0 K: 0 S: 4	H: 1 LOB: 1 BB: 0 P: 4	R: 0 E: 0 K: 0 S: 3	H: 0 LOB: 0 BB: 0 P: 3	R: 0 E: 0 K: 1 S: 5	H: 0 LOB: 1 BB: 1 P: 9	R: 1 E: 0 K: 0 S: 5	H: 2 LOB: 2 BB: 1 P: 9	R: 0 E: 0 K: 1 S: 5	H: 0 LOB: 1 BB: 1 P: 9	R: 0 E: 0 K: 0 S: 5	H: 2 LOB: 2 BB: 0 P: 5	R: 2 E: 0 K: 1 S: 7	H: 2 LOB: 0 BB: 0 P: 7	R: 0 E: 0 K: 1 S: 6	H: 2 LOB: 1 BB: 0 P: 6	1B: 7 2B: 3 3B: 0 HR: 1	SF: 0 SAC: 0 DP: 2 HBP: 0	WP: 0 PB: 0 SB: 0 CS: 1	PA: 38
<b>PITCHER</b>	IP WLS BF H R ER SO BB IBB HBP BLK WP HR S P ERA WHIP																					
Pete Vuckovich, R (1, 1) ERA: 5.52	6.0 W 24 4 1 1 3 3 0 0 0 0 0 0 27 39 1.50 1.167																					
Rick Waits, L (7, 1) ERA: 4.7	3.0 S 14 6 2 2 2 0 0 0 0 0 0 1 18 18 6.00 2.000																					

Batter	1	2	3	4	5	6	7	8	9	AB	R	H	RBI	BB	SO	LOB	BOTTOM			
Paul Molitor, R (1, 5) OBP: 0.373, SLG: 0.442										6	2	2	1	0	0	3	<b>California Angels @ Milwaukee Brewers</b> Milwaukee County Stadium, Milwaukee, WI Mon Jul 22 1985, 8:05 PM EDT Att: 13,389 - Unknown			
Robin Yount, R (1, 8) OBP: 0.337, SLG: 0.432										5	1	1	1	0	0	1				
Cecil Cooper, L (1, 10) OBP: 0.340, SLG: 0.483										4	3	3	2	1	0	0				
Ted Simmons, S (1, 3) OBP: 0.334, SLG: 0.410										3	4	2	1	2	0	2				
Ben Oglivie, L (1, 7) OBP: 0.346, SLG: 0.406										5	3	2	5	0	0	3				
Jim Gantner, L (1, 4) OBP: 0.313, SLG: 0.333										5	1	1	1	0	0	0				
Ernest Riles, L (1, 6) OBP: 0.309, SLG: 0.383										4	0	3	0	1	0	1				
Rick Manning, L (1, 9) OBP: 0.279, SLG: 0.282										3	1	0	0	2	1	4				
Charlie Moore, R (1, 2) OBP: 0.287, SLG: 0.282										5	1	1	1	0	0	5				
<b>Inning Stats</b>	R: 3 E: 0 K: 0 S: 5	H: 2 LOB: 0 BB: 1 P: 9	R: 0 E: 0 K: 1 S: 5	H: 1 LOB: 0 BB: 0 P: 5	R: 0 E: 0 K: 0 S: 4	H: 1 LOB: 2 BB: 1 P: 8	R: 0 E: 0 K: 0 S: 4	H: 1 LOB: 1 BB: 0 P: 4	R: 3 E: 0 K: 0 S: 6	H: 3 LOB: 0 BB: 0 P: 6	R: 0 E: 0 K: 0 S: 3	H: 1 LOB: 1 BB: 1 P: 7	R: 2 E: 0 K: 0 S: 5	H: 2 LOB: 0 BB: 0 P: 5	R: 8 E: 3 K: 0 S: 10	H: 4 LOB: 2 BB: 3 P: 22	1B: 8 2B: 3 3B: 1 HR: 3	SF: 0 SAC: 0 DP: 1 HBP: 0	WP: 3 PB: 0 SB: 0 CS: 0	PA: 46
<b>PITCHER</b>	IP WLS BF H R ER SO BB IBB HBP BLK WP HR S P ERA WHIP																			
Jim Slaton, R (1, 1) ERA: 4.31	4.1 L 22 8 6 6 1 0 0 0 0 0 0 1 1 10 22 13.50 2.250																			
Pat Clements, L (5, 1) ERA: 3.93	2.2 13 3 4 4 0 3 0 0 0 0 1 1 10 22 13.50 2.250																			
Doug Corbett, R (8, 1) ERA: 3.93	1.0 11 4 6 0 0 0 0 1 0 0 0 0 0 10 14 0.00 4.000																			



Batter	1	2	3	4	5	6	7	8	9	AB	R	H	RBI	BB	SO	LOB	TOP			
Ruppert Jones, L (1.8) OBP: 0.388, SLG: 0.542			4-3		4-3		G1-6-3			4	0	0	0	0	1	3				
Rob Wilfong, L (1.4) OBP: 0.250, SLG: 0.281	F9		F9			1B		4-3		4	0	1	0	0	0	1				
Brian Downing, R (1.7) OBP: 0.346, SLG: 0.358	F5			HR		1B		BB		3	1	2	1	1	0	0				
Reggie Jackson, L (1.9) OBP: 0.374, SLG: 0.512		5-3		K		K		G4-6-3		4	0	0	0	0	2	3				
Darrell Miller, R (8.9) OBP: 0.391, SLG: 0.450										0	0	0	0	0	0	0				
Doug DeCinces, R (1.5) OBP: 0.334, SLG: 0.439	F8			1B	2B		FC5-2-3-5		F9	4	1	1	0	0	0	2				
Rod Carew, L (1.3) OBP: 0.353, SLG: 0.322	E7			2B	1B		L8		FC	4	0	3	1	0	0	2				
Bobby Grich, R (1.10) OBP: 0.359, SLG: 0.357	F8		G6-4-3					BB	FC	4	0	1	0	0	0	3				
Bob Boone, R (1.2) OBP: 0.309, SLG: 0.310			FC4-6		K		F1		G4-6-3	4	0	1	0	0	1	3				
Dick Schofield, R (1.6) OBP: 0.263, SLG: 0.316			FC4-6		K					2	0	0	0	1	1	1				
<b>Inning Stats</b>	R: 0 E: 0 K: 1 S: 5	H: 0 LOB: 0 BB: 0 P: 5	R: 0 E: 1 K: 0 S: 4	H: 1 LOB: 1 BB: 0 P: 4	R: 0 E: 0 K: 0 S: 4	H: 1 LOB: 1 BB: 0 P: 4	R: 2 E: 0 K: 1 S: 7	H: 3 LOB: 0 BB: 0 P: 7	R: 0 E: 0 K: 2 S: 7	H: 0 LOB: 0 BB: 0 P: 7	R: 0 E: 0 K: 1 S: 3	H: 1 LOB: 1 BB: 1 P: 7	R: 0 E: 0 K: 0 S: 2	H: 0 LOB: 0 BB: 1 P: 6	R: 0 E: 0 K: 0 S: 4	H: 1 LOB: 1 BB: 0 P: 4	1B: 6 2B: 2 3B: 0 HR: 1	SF: 0 SAC: 0 DP: 4 HBP: 0	WP: 0 PB: 0 CS: 0	PA: 35
<b>PITCHER</b> Danny Darwin, R (1.1) ERA: 3.46	IP: 9.0 WLS: L BF: 35	H: 9 R: 2 ER: 2 SO: 5	BB: 2 IBB: 0 HBP: 0 BLK: 0	WP: 0 HR: 1 S: 43 P: 51	ERA: 2.00 WHIP: 1.222	<b>PITCHER</b>	IP: 9.0 WLS: L BF: 35	H: 9 R: 2 ER: 2 SO: 5	BB: 2 IBB: 0 HBP: 0 BLK: 0	WP: 0 HR: 1 S: 43 P: 51	ERA: 2.00 WHIP: 1.222									

California Angels @ Milwaukee Brewers  
Milwaukee County Stadium, Milwaukee, WI  
Tue Jul 23 1985, 8:05 PM EDT  
Att: 14,666 - Unknown

AB 33  
R 2  
H 9  
RBI 2  
BB 2  
SO 5  
LOB 18



Batter	1	2	3	4	5	6	7	8	9	AB	R	H	RBI	BB	SO	LOB	BOTTOM			
Paul Molitor, R (1.5) OBP: 0.372, SLG: 0.439	F9		K		F4			HBP		4	0	1	0	0	1	2				
Robin Yount, R (1.8) OBP: 0.336, SLG: 0.428	F3			K		5-3		HBP		3	0	0	0	0	1	0				
Cecil Cooper, L (1.10) OBP: 0.336, SLG: 0.477	3-1			L9		4-3		L7		4	0	0	0	0	0	2				
Ted Simmons, S (1.3) OBP: 0.333, SLG: 0.406		F8		BB		F9		6-3		3	0	0	0	1	0	0				
Ben Oglivie, L (1.7) OBP: 0.348, SLG: 0.405		FC4-6		F3			G4-6-3	4-3		3	0	1	0	1	0	1				
Jim Gantner, L (1.4) OBP: 0.315, SLG: 0.335		F5		2B	WP		F9	1B		4	0	2	0	0	0	2				
Ernest Riles, L (1.6) OBP: 0.303, SLG: 0.375		FC4-6		K			G4-6-3	4-3		4	0	0	0	0	1	4				
Paul Householder, S (1.9) OBP: 0.333, SLG: 0.360			F9					K		3	0	1	0	0	1	0				
Charlie Moore, R (1.2) OBP: 0.283, SLG: 0.279			1-3		F4			F9		3	0	0	0	0	0	2				
<b>Inning Stats</b>	R: 0 E: 0 K: 0 S: 3	H: 0 LOB: 0 BB: 0 P: 3	R: 0 E: 0 K: 1 S: 5	H: 0 LOB: 1 BB: 1 P: 7	R: 0 E: 0 K: 1 S: 5	H: 0 LOB: 0 BB: 1 P: 9	R: 0 E: 0 K: 1 S: 7	H: 0 LOB: 2 BB: 0 P: 7	R: 0 E: 0 K: 0 S: 3	H: 0 LOB: 0 BB: 0 P: 3	R: 0 E: 0 K: 1 S: 3	H: 1 LOB: 0 BB: 0 P: 3	R: 0 E: 0 K: 1 S: 6	H: 1 LOB: 2 BB: 0 P: 7	R: 0 E: 0 K: 0 S: 4	H: 1 LOB: 1 BB: 0 P: 4	1B: 4 2B: 1 3B: 0 HR: 0	SF: 0 SAC: 0 DP: 1 HBP: 1	WP: 1 PB: 0 CS: 0	PA: 34
<b>PITCHER</b> Kirk McCaskill, R (1.1) ERA: 4.42	IP: 9.0 WLS: W BF: 34	H: 5 R: 0 ER: 0 SO: 4	BB: 2 IBB: 0 HBP: 1 BLK: 0	WP: 1 HR: 0 S: 39 P: 48	ERA: 0.00 WHIP: 0.778	<b>PITCHER</b>	IP: 9.0 WLS: W BF: 34	H: 5 R: 0 ER: 0 SO: 4	BB: 2 IBB: 0 HBP: 1 BLK: 0	WP: 1 HR: 0 S: 39 P: 48	ERA: 0.00 WHIP: 0.778									

California Angels @ Milwaukee Brewers  
Milwaukee County Stadium, Milwaukee, WI  
Tue Jul 23 1985, 8:05 PM EDT  
Att: 14,666 - Unknown

AB 31  
R 0  
H 5  
RBI 0  
BB 2  
SO 4  
LOB 13







Batter	1	2	3	4	5	6	7	8	9	AB	R	H	RBI	BB	SO	LOB	TOP					
Dick Schofield, R OBP: 0.266, SLG: 0.315 (1, 6)	F8		K		1B 2B	F4			1B BB	4	1	1	0	1	1	0	<b>California Angels @ Milwaukee Brewers</b> Milwaukee County Stadium, Milwaukee, WI Wed Jul 24 1985, 4:33 AM EDT Att: 24,380 - Unknown <a href="http://livebaseballscorecards.com">livebaseballscorecards.com</a>					
Juan Beniquez, R OBP: 0.339, SLG: 0.385 (1, 3)	F9		6-3		2B SF7		CS	1B	1B	5	1	3	0	0	0	0						
Brian Downing, R OBP: 0.347, SLG: 0.360 (1, 7)	BB			6-3	6-3 1B		K		F7	4	1	1	1	1	1	3						
Doug DeCinces, R OBP: 0.335, SLG: 0.441 (1, 5)	F7			FC3-6 HR	SF7		BB		F3	3	1	1	1	1	0	3						
Bobby Grich, R OBP: 0.356, SLG: 0.352 (1, 4)		L7		FC3-6 BB	6-3		K		6-3	4	0	0	0	1	1	4						
Mike Brown, R OBP: 0.313, SLG: 0.434 (1, 9)		HR		FC3-6 HR	1B				G1-6-3 1B	4	2	3	2	0	0	2						
Rufino Linares, R OBP: 0.286, SLG: 1.143 (1, 10)	L9			HR	K				G1-6-3	4	1	1	3	0	1	2						
Darrell Miller, R OBP: 0.360, SLG: 0.458 (1, 8)	4-3			F3			L6		2B	4	0	1	0	0	0	0						
Bob Boone, R OBP: 0.308, SLG: 0.321 (1, 2)			L7		HR		L5		6-3	4	1	1	1	0	0	1						
<b>Inning Stats</b>	R: 0 E: 0 K: 0 S: 3	H: 0 LOB: 1 BB: 1 P: 7	R: 1 E: 0 K: 0 S: 4	H: 1 LOB: 0 BB: 0 P: 4	R: 0 E: 0 K: 1 S: 5	H: 0 LOB: 0 BB: 0 P: 5	R: 3 E: 0 K: 0 S: 5	H: 2 LOB: 0 BB: 1 P: 9	R: 4 E: 0 K: 1 S: 10	H: 5 LOB: 1 BB: 0 P: 10	R: 0 E: 0 K: 0 S: 3	H: 0 LOB: 0 BB: 0 P: 3	R: 0 E: 0 K: 2 S: 7	H: 1 LOB: 1 BB: 1 P: 11	R: 0 E: 0 K: 0 S: 4	H: 2 LOB: 1 BB: 0 P: 4	R: 0 E: 0 K: 0 S: 4	H: 1 LOB: 2 BB: 1 P: 8	1B: 6 2B: 4 3B: 0 HR: 3	SF: 1 SAC: 0 DP: 2 HBP: 0	WP: 0 PB: 0 SB: 0 CS: 1	PA: 41
<b>PITCHER</b>	IP	WLS	BF	H	R	ER	SO	BB	IBB	HBP	BLK	WP	HR	S	P	ERA	WHIP					
Teddy Higuera, L ERA: 5.01 (1, 1)	4.0	L	20	6	7	7	1	2	0	0	0	0	3	20	28	15.75	2.000					
Pete Ladd, R ERA: 4.09 (5, 1)	2.0		8	2	1	1	1	0	0	0	0	0	0	10	10	4.50	1.000					
Bob McClure, L ERA: 4.37 (7, 1)	2.0		8	3	0	0	2	1	0	0	0	0	0	11	15	0.00	2.000					
Rollie Fingers, R ERA: 4.99 (9, 1)	1.0		5	1	0	0	0	1	0	0	0	0	0	4	8	0.00	2.000					

Batter	1	2	3	4	5	6	7	8	9	AB	R	H	RBI	BB	SO	LOB	BOTTOM					
Paul Moltitor, R OBP: 0.372, SLG: 0.437 (1, 10)	E6		1B		L8				F9	4	1	1	0	1	0	1	<b>California Angels @ Milwaukee Brewers</b> Milwaukee County Stadium, Milwaukee, WI Wed Jul 24 1985, 4:33 AM EDT Att: 24,380 - Unknown <a href="http://livebaseballscorecards.com">livebaseballscorecards.com</a>					
Robin Yount, R OBP: 0.340, SLG: 0.432 (1, 8)	E7		1B		L8		F9		BB	4	1	2	1	1	0	2						
Cecil Cooper, L OBP: 0.332, SLG: 0.470 (1, 3)	K		F6		F8		4-3		F9	5	0	0	0	0	1	4						
Ben Oglivie, L OBP: 0.351, SLG: 0.417 (1, 7)	SF8				F7					3	2	2	1	0	0	0						
Bill Schroeder, R OBP: 0.320, SLG: 0.491 (1, 2)	F5			1B	5-3				6-3	4	0	1	0	0	0	2						
Ernest Riles, L OBP: 0.317, SLG: 0.388 (1, 6)				1B	5-3				E6	4	0	4	1	0	0	0						
Jim Gantner, L OBP: 0.315, SLG: 0.333 (1, 4)				1B	G4-6-3				SF7	2	0	0	1	1	0	3						
Paul Householder, S OBP: 0.323, SLG: 0.347 (1, 9)					4-3		G3		6-3	4	0	0	0	0	0	3						
Ed Romero, R OBP: 0.283, SLG: 0.220 (1, 5)										2	0	0	0	1	0	0						
Ted Simmons, S OBP: 0.332, SLG: 0.405 (9, PH)							1-3		G3	1	0	0	0	0	0	0						
<b>Inning Stats</b>	R: 2 E: 2 K: 1 S: 7	H: 1 LOB: 0 BB: 0 P: 7	R: 0 E: 0 K: 0 S: 3	H: 1 LOB: 0 BB: 0 P: 3	R: 0 E: 0 K: 0 S: 4	H: 2 LOB: 1 BB: 0 P: 4	R: 0 E: 0 K: 0 S: 4	H: 2 LOB: 1 BB: 0 P: 4	R: 0 E: 0 K: 0 S: 3	H: 0 LOB: 1 BB: 1 P: 7	R: 1 E: 0 K: 0 S: 5	H: 2 LOB: 2 BB: 1 P: 9	R: 0 E: 0 K: 0 S: 3	H: 0 LOB: 1 BB: 1 P: 7	R: 1 E: 1 K: 0 S: 5	H: 2 LOB: 1 BB: 0 P: 5	R: 0 E: 0 K: 0 S: 3	H: 0 LOB: 1 BB: 1 P: 7	1B: 6 2B: 4 3B: 0 HR: 0	SF: 2 SAC: 0 DP: 2 HBP: 0	WP: 0 PB: 0 SB: 0 CS: 0	PA: 39
<b>PITCHER</b>	IP	WLS	BF	H	R	ER	SO	BB	IBB	HBP	BLK	WP	HR	S	P	ERA	WHIP					
Ron Romanick, R ERA: 2.94 (1, 1)	6.0	W	26	8	3	1	1	2	0	0	0	0	0	26	34	1.50	1.667					
Steve Criburn, R ERA: 2.09 (7, 1)	2.0		9	2	1	0	0	1	0	0	0	0	0	8	12	0.00	1.500					
Donnie Moore, R ERA: 1.38 (9, 1)	1.0		4	0	0	0	0	1	0	0	0	0	0	3	7	0.00	1.000					



Batter	1	2	3	4	5	6	7	8	9	AB R H RBI BB SO LOB	TOP												
Dwayne Murphy, L (1, 8) OBP: 0.342, SLG: 0.393	4-0 FC6-4 BB		0-0 F8	0-0 3B		4-0 1B HR BB	0-0 FC4 1B		0-3 K	4 1 2 2 2 1 3	<p>Oakland Athletics @ Milwaukee Brewers Milwaukee County Stadium, Milwaukee, WI</p> <p>Thu Jul 25 1985, 8:05 PM EDT Att: 10,745 - Unknown</p> <p>AB 36 R 11 H 12 RBI 11 BB 9 SO 3 LOB 23</p> 												
Carney Lansford, R (1, 5) OBP: 0.315, SLG: 0.439	0-0 FC6-4 BB		0-0 4-3	0-0 F9		0-0 HR 1B	0-0 FC4 1-2		1-0 HBP	5 1 1 3 0 0 4													
Rob Picciolo, R (9, 5) OBP: 0.301, SLG: 0.347										0 0 0 0 0 0 0													
Bruce Bochte, L (1, 3) OBP: 0.390, SLG: 0.439	4-0 G6-4-3 BB		0-0 5-3		4-0 G5-4-3 BB			0-0 F7	0-0 F8	4 1 1 3 2 0 3													
Dave Kingman, R (1, 10) OBP: 0.316, SLG: 0.460	0-0 G6-4-3 BB			4-0 BB 1B BB	0-0 G5-4-3 1-2	0-0 E6		0-3 K		4 1 0 0 1 1 3													
Mike Davis, L (1, 9) OBP: 0.364, SLG: 0.515		0-0 WP 2B		0-0 F7	0-0 F5	0-0 F5		0-0 F8		5 0 1 0 0 0 2													
Mike Heath, R (1, 7) OBP: 0.325, SLG: 0.444		0-0 F9		4-0 BB 1B BB		0-0 SH5-4 1B	0-0 5-3		0-0 BB 1B HBP	4 3 2 0 1 0 1													
Mickey Tettleton, S (1, 2) OBP: 0.390, SLG: 0.417		4-0 BB		4-0 WP 1B SF9 BB		0-0 SH5-4 1B	0-0 G3		0-3 K	3 2 1 0 2 1 1													
Donnie Hill, S (1, 4) OBP: 0.295, SLG: 0.314		0-0 F6		0-0 SF9 WP 3B 1B		0-0 SH5-4	0-0 1B 1B		0-0 HBP BB 1B	4 2 3 2 0 0 2													
Alfredo Griffin, S (1, 6) OBP: 0.293, SLG: 0.341		0-0 L6		0-0 SF9		0-0 F9	0-0 1B 1B		4-0 HBP BB	3 0 1 1 0 0 4													
Mike Gallego, R (7, 6)				1-3 2-H					1-2 2-3	0 0 0 0 1 0 0													
<b>Inning Stats</b>	R: 0 E: 0 K: 0 S: 2	H: 0 LOB: 1 BB: 2 P: 10	R: 0 E: 0 K: 0 S: 4	H: 1 LOB: 2 BB: 1 P: 8	R: 0 E: 0 K: 0 S: 3	H: 0 LOB: 0 BB: 0 P: 3	R: 4 E: 0 K: 0 S: 5	H: 2 LOB: 1 BB: 3 P: 17	R: 0 E: 0 K: 0 S: 2	H: 0 LOB: 0 BB: 1 P: 6	R: 5 E: 1 K: 0 S: 8	H: 4 LOB: 1 BB: 1 P: 12	R: 1 E: 0 K: 0 S: 6	H: 3 LOB: 2 BB: 0 P: 6	R: 0 E: 0 K: 1 S: 5	H: 0 LOB: 0 BB: 0 P: 5	R: 1 E: 0 K: 2 S: 9	H: 2 LOB: 2 BB: 1 P: 14	1B: 9 2B: 1 3B: 1 HR: 1	SF: 1 SAC: 1 DP: 2 HBP: 1	WP: 2 PB: 2 SB: 0 CS: 0	PA: 48	
<b>PITCHER</b>	IP WLS BF H R ER SO BB IBB HBP BLK WP HR S P ERA WHIP											<b>PITCHER</b>	IP WLS BF H R ER SO BB IBB HBP BLK WP HR S P ERA WHIP										
Jaime Cocanower, R (1, 1) ERA: 4.25	3.1 L 17 2 4 4 0 6 0 0 0 1 0 11 35 10.80 2.400																						
Rick Waits, L (4, 1) ERA: 7.54	2.2 15 5 5 5 0 2 0 0 0 1 1 13 21 16.88 2.625																						
Pete Ladd, R (7, 1) ERA: 4.25	3.0 16 5 2 2 3 1 0 1 0 0 0 20 25 6.00 2.000																						

Batter	1	2	3	4	5	6	7	8	9	AB R H RBI BB SO LOB	BOTTOM												
Paul Moltitor, R (1, 5) OBP: 0.375, SLG: 0.438	0-0 1B SF9 1B		4-0 2B BB	0-0 1-3 1B			0-0 F9		0-0 FC6-4	4 1 2 0 1 0 3	<p>Oakland Athletics @ Milwaukee Brewers Milwaukee County Stadium, Milwaukee, WI</p> <p>Thu Jul 25 1985, 8:05 PM EDT Att: 10,745 - Unknown</p> <p>AB 34 R 2 H 8 RBI 2 BB 3 SO 3 LOB 21</p> 												
Robin Yount, R (1, 8) OBP: 0.340, SLG: 0.434	0-0 SF9 G3 1B		0-0 2B	0-0 L8			0-0 FC5-4		0-0 F9	5 1 2 0 0 0 5													
Cecil Cooper, L (1, 3) OBP: 0.331, SLG: 0.468	0-0 SF9		4-0 BB		0-0 G3		0-0 F8			2 0 0 1 1 0 1													
Ted Simmons, S (1, 10) OBP: 0.329, SLG: 0.399	0-0 G3		0-3 K		0-0 F8			0-0 L7		4 0 0 1 0 1 3													
Mark Brouhard, R (1, 7) OBP: 0.326, SLG: 0.447	0-0 3B		0-3 K		0-0 L4			0-0 F9		4 0 1 0 0 1 3													
Bobby Clark, R (1, 9) OBP: 0.287, SLG: 0.267	0-0 F9		0-3 K			0-0 F8		0-0 F8		4 0 0 0 0 1 4													
Ernest Riles, L (1, 6) OBP: 0.316, SLG: 0.385		0-0 6-3		0-0 6-3		0-0 G3			0-0 FC6-4 1B	4 0 1 0 0 0 0													
Jim Gantner, L (1, 4) OBP: 0.314, SLG: 0.332		0-0 4-3		0-0 4-3		0-0 4-3			0-0 FC6-4 1B	4 0 1 0 0 0 0													
Charlie Moore, R (1, 2) OBP: 0.287, SLG: 0.279		0-0 F8		0-0 1B		4-0 FC5-4 BB			0-0 F6	3 0 1 0 1 0 2													
<b>Inning Stats</b>	R: 2 E: 0 K: 0 S: 6	H: 3 LOB: 1 BB: 0 P: 6	R: 0 E: 0 K: 3 S: 10	H: 0 LOB: 0 BB: 0 P: 3	R: 0 E: 0 K: 3 S: 10	H: 1 LOB: 3 BB: 2 P: 18	R: 0 E: 0 K: 0 S: 5	H: 2 LOB: 2 BB: 0 P: 5	R: 0 E: 0 K: 0 S: 3	H: 0 LOB: 0 BB: 0 P: 3	R: 0 E: 0 K: 0 S: 3	H: 0 LOB: 0 BB: 0 P: 3	R: 0 E: 0 K: 0 S: 3	H: 0 LOB: 1 BB: 1 P: 7	R: 0 E: 0 K: 0 S: 3	H: 0 LOB: 0 BB: 0 P: 3	R: 0 E: 0 K: 0 S: 5	H: 2 LOB: 2 BB: 0 P: 5	1B: 6 2B: 1 3B: 1 HR: 0	SF: 1 SAC: 0 DP: 0 HBP: 0	WP: 0 PB: 0 SB: 0 CS: 0	PA: 38	
<b>PITCHER</b>	IP WLS BF H R ER SO BB IBB HBP BLK WP HR S P ERA WHIP											<b>PITCHER</b>	IP WLS BF H R ER SO BB IBB HBP BLK WP HR S P ERA WHIP										
Tim Birtsas, L (1, 1) ERA: 3.12	9.0 W 38 8 2 2 3 3 0 0 0 0 0 41 53 2.00 1.222																						








Batter	1	2	3	4	5	6	7	8	9	AB	R	H	RBI	BB	SO	LOB	TOP					
Alfredo Griffin, S OBP: 0.290, SLG: 0.335	4-0 HR BB	0-0 FC4					0-0 G3		0-0 1-3		0-0 BB 1B	4	2	1	0	1	0	2				
Dwayne Murphy, L OBP: 0.352, SLG: 0.418	0-0 HR		0-3 K			4-0 BB		0-0 1B	4-0 BB 1B	3	1	2	2	2	1	0						
Bruce Bochte, L OBP: 0.386, SLG: 0.431 Steve Henderson, R OBP: 0.376, SLG: 0.381	0-0 F9		0-3 K			0-0 BB	4-3 BB		0-0 F8		0-0 FC6-4 BB 1B	5	0	1	1	0	1	2				
Dave Kingman, R OBP: 0.316, SLG: 0.457	0-0 6-3		0-0 1B			0-0 4-3			0-0 F9		0-0 FC6-4 BB 1B	5	0	1	0	0	0	4				
Dusty Baker Jr., R OBP: 0.379, SLG: 0.538	0-0 6-3		0-0 4-3			0-0 SH2-3 1B			0-0 5-3			4	0	1	0	0	0	1				
Mike Davis, L OBP: 0.384, SLG: 0.524		0-0 L4			0-0 4-3	0-0 SH2-3 1B			0-0 F9			4	0	1	0	0	0	0				
Mike Heath, R OBP: 0.324, SLG: 0.438		0-0 F5			0-0 1B	0-0 SH2-3			0-0 F3			3	0	1	0	0	0	0				
Donnie Hill, S OBP: 0.297, SLG: 0.314		0-0 BB 1B			0-0 L6	4-0 G4-3 IBB			0-0 G3-6 BB 1B			3	0	2	0	1	0	1				
Rob Picciolo, R OBP: 0.300, SLG: 0.346 Dave Collins, S OBP: 0.288, SLG: 0.336	4-0 BB	0-0 FC4 BB			0-0 F3	0-0 G4-3			0-0 G3-6		0-0 G3-6	2	0	0	0	1	0	4				
												1	0	0	0	0	0	1				
<b>Inning Stats</b>	R: 2 E: 0 K: 0 S: 4	H: 1 LOB: 0 BB: 1 P: 8	R: 0 E: 0 K: 0 S: 4	H: 1 LOB: 2 BB: 1 P: 8	R: 0 E: 0 K: 2 S: 8	H: 1 LOB: 1 BB: 0 P: 8	R: 0 E: 0 K: 0 S: 4	H: 1 LOB: 1 BB: 0 P: 4	R: 0 E: 0 K: 0 S: 3	H: 0 LOB: 1 BB: 1 P: 7	R: 0 E: 0 K: 0 S: 4	H: 2 LOB: 2 BB: 1 P: 8	R: 0 E: 0 K: 0 S: 3	H: 1 LOB: 1 BB: 0 P: 4	R: 0 E: 0 K: 0 S: 3	H: 0 LOB: 0 BB: 0 P: 3	R: 1 E: 0 K: 0 S: 5	H: 3 LOB: 2 BB: 1 P: 9	1B: 9 2B: 0 3B: 0 HR: 1	SF: 0 SAC: 1 DP: 2 HBP: 0	WP: 0 PB: 0 SB: 0 CS: 0	PA: 40
<b>PITCHER</b>	IP	WLS	BF	H	R	ER	SO	BB	IBB	HBP	BLK	WP	HR	S	P	ERA	WHIP					
Pete Vuckovich, R ERA: 5.2	8.0	W	35	8	3	3	2	3	1	0	0	0	1	35	51	3.38	1.375					
Rollie Fingers, R ERA: 4.97	1.0	S	5	2	0	0	0	1	0	0	0	0	0	4	8	0.00	3.000					

**Oakland Athletics @ Milwaukee Brewers**  
 Milwaukee County Stadium, Milwaukee, WI  
 Sat Jul 27 1985, 8:05 PM EDT  
 Att: 29,887 - Unknown

livebaseballscores.com

AB 34  
 R 3  
 H 10  
 RBI 3  
 BB 5  
 SO 2  
 LOB 15




Batter	1	2	3	4	5	6	7	8	9	AB	R	H	RBI	BB	SO	LOB	BOTTOM					
Paul Molitor, R OBP: 0.376, SLG: 0.439	0-0 4-3		0-3 K				0-0 FC6-4		0-0 F8			4	0	0	0	1	2					
Jim Gantner, L OBP: 0.310, SLG: 0.327	0-0 G6-4-3 1B			0-0 4-3			0-0 F8		0-0 5-3			4	0	1	0	0	0					
Cecil Cooper, L OBP: 0.328, SLG: 0.462	0-0 G6-4-3			0-0 6-3			0-0 F7		0-0 4-3			4	0	0	0	0	1					
Ted Simmons, S OBP: 0.324, SLG: 0.392		0-0 F9		0-0 F8			0-0 F4		0-0 FC6-4 BB 1B			4	0	1	0	0	0					
Bill Schroeder, R OBP: 0.323, SLG: 0.487		0-0 FC4-6 BB 1B			1-0 5-3 1B HBP		0-3 K		0-0 FC6-4			3	1	1	0	0	1					
Ernest Riles, L OBP: 0.324, SLG: 0.399		0-0 FC4-6			0-0 5-3		0-0 G3 E 2B					3	1	1	0	0	2					
Paul Householder, S OBP: 0.314, SLG: 0.336		0-0 6-3			0-3 K		0-0 K		0-0 G3			3	0	0	0	1	3					
Charlie Moore, R OBP: 0.287, SLG: 0.280			0-3 K			0-0 1B		0-0 E5 HR				3	1	1	1	0	1					
Rick Manning, L OBP: 0.287, SLG: 0.313			0-0 6-3			0-0 1B		0-0 HR				3	1	2	2	0	0					
<b>Inning Stats</b>	R: 0 E: 0 K: 0 S: 3	H: 1 LOB: 0 BB: 0 P: 3	R: 0 E: 0 K: 0 S: 4	H: 1 LOB: 1 BB: 0 P: 4	R: 0 E: 0 K: 2 S: 7	H: 0 LOB: 0 BB: 0 P: 7	R: 0 E: 0 K: 0 S: 3	H: 0 LOB: 0 BB: 0 P: 3	R: 1 E: 0 K: 1 S: 7	H: 2 LOB: 2 BB: 0 P: 8	R: 0 E: 0 K: 0 S: 3	H: 0 LOB: 0 BB: 0 P: 3	R: 3 E: 1 K: 1 S: 8	H: 2 LOB: 0 BB: 0 P: 8	R: 0 E: 0 K: 0 S: 4	H: 1 LOB: 1 BB: 0 P: 4	R: 0 E: 0 K: 0 S: 4	H: 1 LOB: 1 BB: 0 P: 4	1B: 5 2B: 1 3B: 0 HR: 1	SF: 0 SAC: 0 DP: 1 HBP: 1	WP: 0 PB: 0 SB: 0 CS: 0	PA: 32
<b>PITCHER</b>	IP	WLS	BF	H	R	ER	SO	BB	IBB	HBP	BLK	WP	HR	S	P	ERA	WHIP					
Chris Codiroli, R ERA: 4.23	8.0	L	32	7	4	1	4	0	0	1	0	0	1	39	40	1.12	0.875					

**Oakland Athletics @ Milwaukee Brewers**  
 Milwaukee County Stadium, Milwaukee, WI  
 Sat Jul 27 1985, 8:05 PM EDT  
 Att: 29,887 - Unknown

livebaseballscores.com

AB 31  
 R 4  
 H 7  
 RBI 3  
 BB 0  
 SO 4  
 LOB 9





Batter	1	2	3	4	5	6	7	8	9	AB	R	H	RBI	BB	SO	LOB	TOP									
Alfredo Griffin, S OBP: 0.294, SLG: 0.342										5	3	3	1	0	0	1	<p><b>Oakland Athletics @ Milwaukee Brewers</b> Milwaukee County Stadium, Milwaukee, WI</p> <p>Sun Jul 28 1985, 4:33 AM EDT Att: 25,886 - Unknown</p> <p>livebaseballscores.com</p> <p>AB 34 R 5 H 10 RBI 4 BB 6 SO 8 LOB 20</p>									
Dwayne Murphy, L OBP: 0.355, SLG: 0.420										3	1	1	1	2	0	2										
Bruce Bochte, L OBP: 0.390, SLG: 0.432										4	0	2	1	1	1	2										
Dave Kingman, R OBP: 0.315, SLG: 0.455										4	0	1	1	0	1	4										
Dusty Baker Jr., R OBP: 0.382, SLG: 0.535 Mike Gallego, R										3	0	1	0	1	2	1										
Mike Davis, L OBP: 0.363, SLG: 0.519										3	0	0	0	1	0	4										
Mike Heath, R OBP: 0.323, SLG: 0.433										3	0	0	0	1	1	2										
Mickey Tettleton, S OBP: 0.379, SLG: 0.403										4	0	0	0	0	1	3										
Donnie Hill, S OBP: 0.299, SLG: 0.317										4	1	2	0	0	1	0										
<b>Inning Stats</b>	R: 1 E: 0 K: 1 S: 6	H: 2 LOB: 1 BB: 1 P: 10	R: 0 E: 0 K: 0 S: 3	H: 0 LOB: 0 BB: 0 P: 3	R: 0 E: 0 K: 1 S: 6	H: 1 LOB: 1 BB: 0 P: 6	R: 0 E: 0 K: 1 S: 6	H: 2 LOB: 1 BB: 0 P: 6	R: 1 E: 0 K: 1 S: 7	H: 2 LOB: 1 BB: 1 P: 7	R: 0 E: 0 K: 1 S: 5	H: 0 LOB: 0 BB: 0 P: 9	R: 0 E: 0 K: 1 S: 5	H: 0 LOB: 0 BB: 0 P: 5	R: 1 E: 0 K: 1 S: 6	H: 1 LOB: 3 BB: 3 P: 18	R: 2 E: 0 K: 1 S: 7	H: 2 LOB: 1 BB: 1 P: 11	1B: 8 2B: 3 3B: 0 HR: 0	SF: 1 SAC: 0 DP: 2 HBP: 0	WP: 3 PB: 0 SB: 2 CS: 0	PA: 41				
<b>PITCHER</b>	IP	WLS	BF	H	R	ER	SO	BB	IBB	HBP	BLK	WP	HR	S	P	ERA	WHIP	<b>PITCHER</b>								
Danny Darwin, R ERA: 3.57	(1, 1)	8.0	L	37	10	5	5	7	5	0	0	0	3	0	46	66	5.62	1.875								
Rick Waits, L ERA: 7.59	(9, 1)	0.1		2	0	0	0	0	0	1	0	0	0	0	1	5	0.00	0.000								
Bob Gibson, R ERA: 3.29	(9, 1)	0.2		2	0	0	0	1	0	0	0	0	0	0	4	4	0.00	0.000								

Batter	1	2	3	4	5	6	7	8	9	AB	R	H	RBI	BB	SO	LOB	BOTTOM									
Paul Molitor, R OBP: 0.375, SLG: 0.436										3	0	0	0	1	0	0	<p><b>Oakland Athletics @ Milwaukee Brewers</b> Milwaukee County Stadium, Milwaukee, WI</p> <p>Sun Jul 28 1985, 4:33 AM EDT Att: 25,886 - Unknown</p> <p>livebaseballscores.com</p> <p>AB 33 R 2 H 6 RBI 2 BB 2 SO 3 LOB 12</p>									
Jim Gantner, L OBP: 0.306, SLG: 0.323										4	0	0	1	0	0	2										
Robin Yount, R OBP: 0.332, SLG: 0.425										3	0	0	1	0	0	0										
Ted Simmons, S OBP: 0.323, SLG: 0.391										4	0	1	0	0	1	2										
Mark Brouhard, R OBP: 0.299, SLG: 0.409										4	0	0	0	0	1	1										
Ernest Riles, L OBP: 0.327, SLG: 0.398										3	0	1	0	1	0	0										
Bobby Clark, R OBP: 0.280, SLG: 0.261										3	0	1	0	0	0	2										
Cecil Cooper, L OBP: 0.327, SLG: 0.460										1	0	0	0	0	1	0										
Paul Householder, S OBP: 0.326, SLG: 0.349										4	1	3	0	0	0	1										
Charlie Moore, R OBP: 0.284, SLG: 0.276										3	1	0	0	0	0	3										
Rick Manning, L OBP: 0.285, SLG: 0.311										1	0	0	0	0	0	1										
<b>Inning Stats</b>	R: 0 E: 1 K: 0 S: 4	H: 0 LOB: 1 BB: 0 P: 4	R: 0 E: 0 K: 0 S: 5	H: 2 LOB: 2 BB: 0 P: 5	R: 0 E: 0 K: 0 S: 3	H: 0 LOB: 0 BB: 0 P: 3	R: 0 E: 0 K: 0 S: 3	H: 1 LOB: 1 BB: 1 P: 7	R: 2 E: 1 K: 0 S: 5	H: 1 LOB: 1 BB: 1 P: 9	R: 0 E: 0 K: 1 S: 6	H: 1 LOB: 0 BB: 0 P: 6	R: 0 E: 0 K: 1 S: 3	H: 0 LOB: 0 BB: 0 P: 3	R: 0 E: 0 K: 1 S: 5	H: 1 LOB: 1 BB: 0 P: 6	R: 0 E: 0 K: 1 S: 6	H: 1 LOB: 0 BB: 0 P: 6	1B: 6 2B: 1 3B: 0 HR: 0	SF: 1 SAC: 0 DP: 1 HBP: 0	WP: 0 PB: 0 SB: 0 CS: 0	PA: 36				
<b>PITCHER</b>	IP	WLS	BF	H	R	ER	SO	BB	IBB	HBP	BLK	WP	HR	S	P	ERA	WHIP	<b>PITCHER</b>								
Bill Krueger, L ERA: 4.85	(1, 1)	7.0	W	29	5	2	0	1	2	0	0	0	0	0	11	11	0.00	1.000								
Jay Howell, R ERA: 2.0	(8, 1)	2.0	S	7	1	0	0	2	0	0	0	0	0	11	11	0.00	0.500									



Batter	1	2	3	4	5	6	7	8	9	AB	R	H	RBI	BB	SO	LOB	TOP			
<b>Oddibe McDowell, L</b> (1, 8) OBP: 0.283, SLG: 0.423	0-3 K			0-0 6-3 3B		0-0 E3		0-3 K		4	1	1	0	0	2	1	<b>Texas Rangers @ Milwaukee Brewers</b> Milwaukee County Stadium, Milwaukee, WI Mon Jul 29 1985, 8:05 PM EDT Att: 8,971 - Unknown			
<b>Toby Harrah, R</b> (1, 4) OBP: 0.464, SLG: 0.412	0-0 5-3			0-0 6-3		0-0 F7			0-3 K	4	0	0	1	0	1	1				
<b>Pete O'Brien, L</b> (1, 3) OBP: 0.321, SLG: 0.409	0-3 K			0-0 4-3					0-3 K	4	1	1	1	1	0	2				
<b>Gary Ward, R</b> (1, 7) OBP: 0.326, SLG: 0.407		0-3 K		0-3 K					0-0 K	4	0	1	0	0	3	0				
<b>Bill Stein, R</b> (1, 10) OBP: 0.288, SLG: 0.316 <b>Curtis Wilkerson, S</b> (9, PR) OBP: 0.291, SLG: 0.298		0-0 6-3			0-3 K				0-0 5-3	4	0	1	0	0	1	0				
<b>George Wright, S</b> (1, 9) OBP: 0.235, SLG: 0.208		0-0 F6			0-0 L4				0-0 E6	4	0	0	0	0	0	2				
<b>Steve Buechele, R</b> (1, 5) OBP: 0.300, SLG: 0.222			0-0 6-3		0-0 5-3				0-3 K	3	0	0	0	0	1	1				
<b>Glenn Brummer, R</b> (1, 2) OBP: 0.326, SLG: 0.256			0-0 CS 1B			0-3 K			0-0 L5	3	0	1	0	0	1	0				
<b>Wayne Tolleson, S</b> (1, 6) OBP: 0.388, SLG: 0.387			0-3 K			0-0 6-3			0-0 CS BB	2	0	0	0	1	1	1				
<b>Inning Stats</b>	R: 0 E: 0 K: 2 S: 7	H: 0 LOB: 0 BB: 0 P: 7	R: 0 E: 0 K: 1 S: 5	H: 0 LOB: 0 BB: 0 P: 5	R: 0 E: 0 K: 1 S: 5	H: 1 LOB: 1 BB: 0 P: 5	R: 1 E: 0 K: 1 S: 6	H: 1 LOB: 0 BB: 0 P: 6	R: 0 E: 0 K: 1 S: 5	H: 0 LOB: 0 BB: 0 P: 5	R: 1 E: 1 K: 2 S: 9	H: 1 LOB: 1 BB: 0 P: 9	R: 0 E: 0 K: 1 S: 4	H: 0 LOB: 0 BB: 1 P: 8	R: 0 E: 0 K: 2 S: 9	H: 2 LOB: 2 BB: 0 P: 9	1B: 3 2B: 1 3B: 1 HR: 1	SF: 0 SAC: 0 DP: 1 HBP: 0	WP: 0 PB: 0 SB: 0 CS: 2	PA: 33
<b>PITCHER</b> <b>Teddy Higuera, L</b> (1, 1) ERA: 4.78	IP: 9.0 WLS: W BF: 33 H: 5 R: 2 ER: 2 SO: 12 BB: 1 IBB: 0 HBP: 0 BLK: 0 WP: 0 HR: 1 S: 56 P: 60 ERA: 2.00 WHIP: 0.667															<b>PITCHER</b>				

Batter	1	2	3	4	5	6	7	8	9	AB	R	H	RBI	BB	SO	LOB	BOTTOM		
<b>Paul Molitor, R</b> (1, 5) OBP: 0.374, SLG: 0.434	0-0 5-3		0-0 F7			0-0 6-3				4	1	1	0	0	0	0	<b>Texas Rangers @ Milwaukee Brewers</b> Milwaukee County Stadium, Milwaukee, WI Mon Jul 29 1985, 8:05 PM EDT Att: 8,971 - Unknown		
<b>Robin Yount, R</b> (1, 8) OBP: 0.334, SLG: 0.432	0-0 HR			0-0 F7		0-0 F3		4-0 BB 1B		3	2	1	1	1	0	0			
<b>Cecil Cooper, L</b> (1, 3) OBP: 0.327, SLG: 0.458	0-0 4-3			0-0 5-3		0-0 1-3		0-0 BB 1B		4	0	1	1	0	0	0			
<b>Ted Simmons, S</b> (1, 10) OBP: 0.322, SLG: 0.389	0-3 K			0-0 F7			0-0 F5	0-0 BB 1B		4	0	1	1	0	1	0			
<b>Ben Oglivie, L</b> (1, 7) OBP: 0.353, SLG: 0.414		0-3 K			4-0 FC6-4 BB		0-0 F9	4-0 BB 1B		2	0	0	0	2	1	0			
<b>Bill Schroeder, R</b> (1, 2) OBP: 0.321, SLG: 0.479		0-0 6-3			0-0 FC6-4 FC4-6 BB		0-0 F9	0-0 BB		4	0	1	0	0	0	4			
<b>Ernest Riles, L</b> (1, 6) OBP: 0.327, SLG: 0.394		0-0 F7			4-0 FC4-6 BB		0-0 4-3			2	0	0	0	1	0	1			
<b>Paul Householder, S</b> (1, 9) OBP: 0.319, SLG: 0.341			0-0 F9		0-0 FC4-6			0-3 K		3	0	0	0	0	1	2			
<b>Jim Gantner, L</b> (1, 4) OBP: 0.304, SLG: 0.320			0-3 K		0-0 4-3			0-0 4-3		3	0	0	0	0	1	2			
<b>Inning Stats</b>	R: 1 E: 0 K: 1 S: 6	H: 1 LOB: 0 BB: 0 P: 6	R: 0 E: 0 K: 1 S: 5	H: 0 LOB: 0 BB: 0 P: 5	R: 0 E: 0 K: 0 S: 3	H: 0 LOB: 0 BB: 0 P: 3	R: 0 E: 0 K: 0 S: 3	H: 0 LOB: 2 BB: 2 P: 11	R: 0 E: 0 K: 0 S: 3	H: 0 LOB: 0 BB: 0 P: 3	R: 0 E: 0 K: 0 S: 4	H: 1 LOB: 1 BB: 0 P: 4	R: 2 E: 0 K: 1 S: 8	H: 3 LOB: 3 BB: 2 P: 16	R: 0 E: 0 K: 1 S: 9	H: 4 LOB: 0 BB: 0 HR: 1	SF: 0 SAC: 0 DP: 0 HBP: 0	WP: 0 PB: 0 SB: 0 CS: 0	PA: 33
<b>PITCHER</b> <b>Charlie Hough, R</b> (1, 1) ERA: 3.38 <b>Greg Harris, R</b> (8, 1) ERA: 2.4	IP: 7.2 WLS: L BF: 31 H: 5 R: 3 ER: 3 SO: 4 BB: 3 IBB: 0 HBP: 0 BLK: 0 WP: 0 HR: 1 S: 36 P: 48 ERA: 3.52 WHIP: 1.043															<b>PITCHER</b>			

AB	32
R	2
H	5
RBI	2
BB	1
SO	12
LOB	6



AB	29
R	3
H	5
RBI	3
BB	4
SO	4
LOB	9






Batter	1	2	3	4	5	6	7	8	9	AB	R	H	RBI	BB	SO	LOB	TOP										
<b>Oddibe McDowell, L</b> (1, 8) OBP: 0.283, SLG: 0.432										4	1	1	2	0	3	0	<b>Texas Rangers @ Milwaukee Brewers</b> Milwaukee County Stadium, Milwaukee, WI Tue Jul 30 1985, 8:05 PM EDT Att: 9,278 - Unknown										
<b>Toby Harrah, R</b> (1, 4) OBP: 0.462, SLG: 0.409										4	0	1	0	0	0	0											
<b>Pete O'Brien, L</b> (1, 3) OBP: 0.320, SLG: 0.416										4	1	1	1	0	2	1											
<b>Gary Ward, R</b> (1, 7) OBP: 0.323, SLG: 0.403										4	0	0	0	0	0	0											
<b>Duane Walker, L</b> (1, 10) OBP: 0.265, SLG: 0.342 <b>Cliff Johnson, R</b> (7, PH) OBP: 0.349, SLG: 0.466										2	0	0	0	0	0	0											
<b>George Wright, S</b> (1, 9) OBP: 0.232, SLG: 0.204										3	0	0	0	0	2	1											
<b>Geno Petralli, L</b> (1, 2) OBP: 0.350, SLG: 0.242 <b>Bill Stein, R</b> (7, PH) OBP: 0.283, SLG: 0.310 <b>Glenn Brummer, R</b> (7, 2) OBP: 0.326, SLG: 0.256										2	0	0	0	0	0	0											
<b>Steve Buechele, R</b> (1, 5) OBP: 0.302, SLG: 0.231										3	0	1	0	0	1	0											
<b>Wayne Tolleson, S</b> (1, 6) OBP: 0.387, SLG: 0.386										3	1	1	0	0	0	1											
<b>Inning Stats</b>	R: 1 E: 0 K: 1 S: 6	H: 1 LOB: 0 BB: 0 P: 6	R: 0 E: 0 K: 1 S: 5	H: 0 LOB: 0 BB: 0 P: 5	R: 2 E: 0 K: 1 S: 7	H: 2 LOB: 0 BB: 0 P: 7	R: 0 E: 0 K: 0 S: 3	H: 0 LOB: 0 BB: 0 P: 3	R: 0 E: 0 K: 1 S: 5	H: 1 LOB: 0 BB: 0 P: 5	R: 0 E: 0 K: 1 S: 6	H: 1 LOB: 0 BB: 0 P: 6	R: 0 E: 0 K: 1 S: 5	H: 1 LOB: 0 BB: 0 P: 5	R: 0 E: 1 K: 2 S: 8	H: 0 LOB: 1 BB: 0 P: 8		1B: 4 2B: 0 3B: 0 HR: 2	SF: 0 SAC: 0 DP: 2 HBP: 0	WP: 1 PB: 0 SB: 1 CS: 0	PA: 32						
<b>PITCHER</b>	IP	WLS	BF	H	R	ER	SO	BB	IBB	HBP	BLK	WP	HR	S	P	ERA	WHIP										
<b>Moose Haas, R</b> (1, 1) ERA: 3.61	5.0		18	3	3	3	4	0	0	0	0	0	2	26	26	5.40	0.600										
<b>Bob McClure, L</b> (6, 1) ERA: 4.15	4.0	W	14	3	0	0	5	0	0	0	0	1	0	24	24	0.00	0.750										


Batter	1	2	3	4	5	6	7	8	9	AB	R	H	RBI	BB	SO	LOB	BOTTOM										
<b>Paul Moltor, R</b> (1, 5) OBP: 0.372, SLG: 0.431										5	0	1	0	0	0	1	<b>Texas Rangers @ Milwaukee Brewers</b> Milwaukee County Stadium, Milwaukee, WI Tue Jul 30 1985, 8:05 PM EDT Att: 9,278 - Unknown										
<b>Robin Yount, R</b> (1, 8) OBP: 0.338, SLG: 0.444										4	1	3	0	0	0	1											
<b>Cecil Cooper, L</b> (1, 3) OBP: 0.323, SLG: 0.453										4	0	0	0	0	0	4											
<b>Ted Simmons, S</b> (1, 10) OBP: 0.324, SLG: 0.398										3	2	1	1	1	0	1											
<b>Ben Oglivie, L</b> (1, 7) OBP: 0.359, SLG: 0.423										4	1	3	2	0	0	0											
<b>Ernest Riles, L</b> (1, 6) OBP: 0.330, SLG: 0.396										4	1	2	0	0	0	2											
<b>Jim Gantner, L</b> (1, 4) OBP: 0.303, SLG: 0.319										4	0	1	0	0	0	4											
<b>Paul Householder, S</b> (1, 9) OBP: 0.318, SLG: 0.338										4	1	1	1	0	0	3											
<b>Charlie Moore, R</b> (1, 2) OBP: 0.283, SLG: 0.284										4	0	1	2	0	1	2											
<b>Inning Stats</b>	R: 0 E: 0 K: 0 S: 4	H: 1 LOB: 1 BB: 0 P: 4	R: 0 E: 0 K: 0 S: 4	H: 1 LOB: 1 BB: 0 P: 4	R: 0 E: 0 K: 0 S: 4	H: 1 LOB: 1 BB: 0 P: 4	R: 1 E: 0 K: 1 S: 8	H: 3 LOB: 2 BB: 0 P: 8	R: 0 E: 0 K: 0 S: 3	H: 1 LOB: 0 BB: 0 P: 3	R: 3 E: 0 K: 0 S: 7	H: 4 LOB: 1 BB: 0 P: 7	R: 2 E: 0 K: 0 S: 5	H: 2 LOB: 1 BB: 1 P: 9	R: 0 E: 0 K: 0 S: 3	H: 0 LOB: 0 BB: 0 P: 3		1B: 7 2B: 4 3B: 1 HR: 1	SF: 0 SAC: 0 DP: 1 HBP: 0	WP: 0 PB: 0 SB: 0 CS: 0	PA: 37						
<b>PITCHER</b>	IP	WLS	BF	H	R	ER	SO	BB	IBB	HBP	BLK	WP	HR	S	P	ERA	WHIP										
<b>Burt Hooton, R</b> (1, 1) ERA: 4.58	5.1		24	9	3	3	1	0	0	0	0	0	0	9	13	16.20	2.400										
<b>Dave Rozema, R</b> (6, 1) ERA: 4.62	1.2	L	10	4	3	3	0	0	1	0	0	0	0	9	13	16.20	2.400										
<b>Dave Schmidt, R</b> (8, 1) ERA: 2.05	1.0		3	0	0	0	0	0	0	0	0	0	0	3	3	0.00	0.000										

AB	32
R	3
H	6
RBI	3
BB	0
SO	9
LOB	5

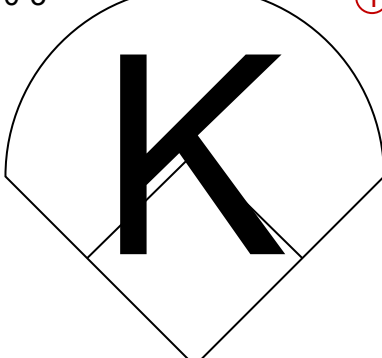
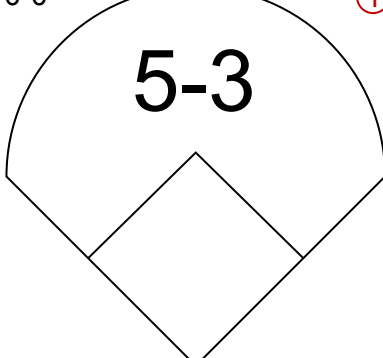
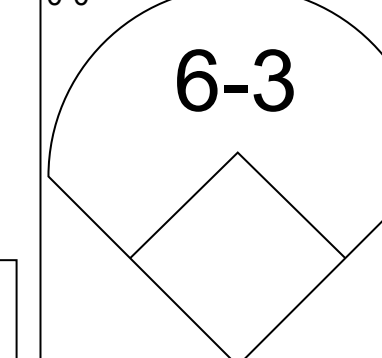
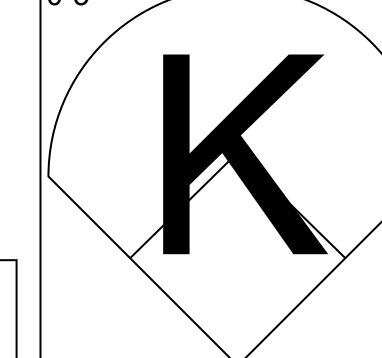
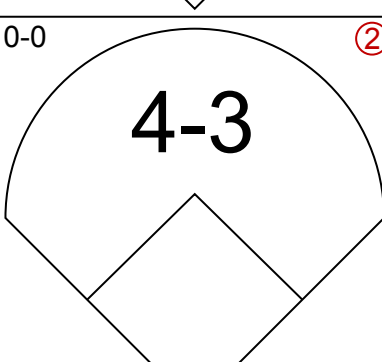
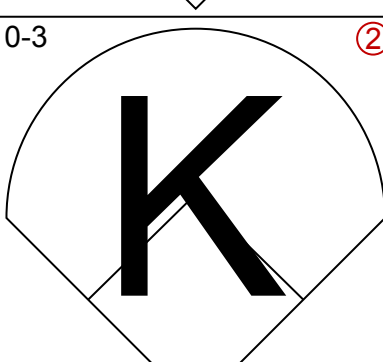
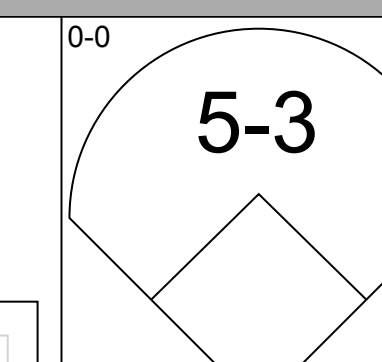
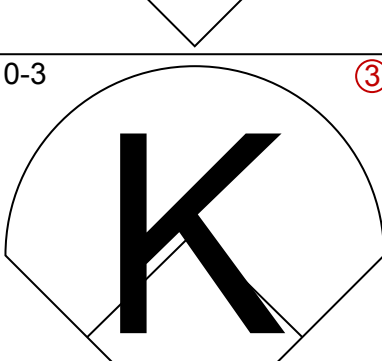
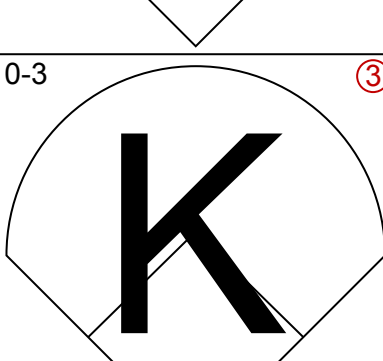
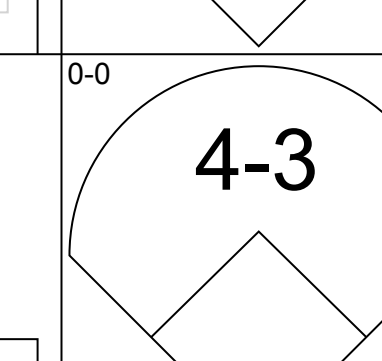
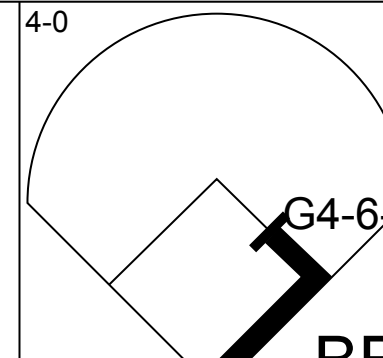
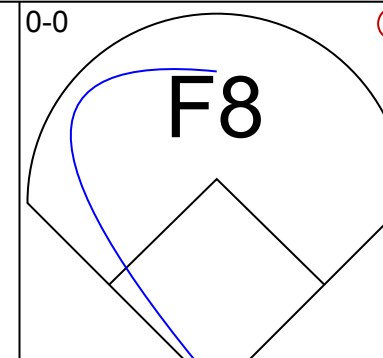
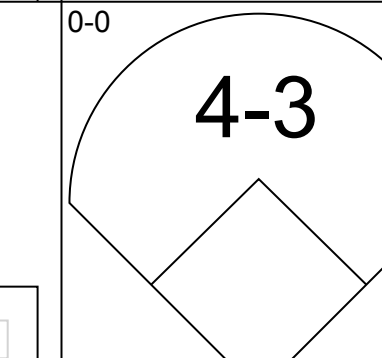
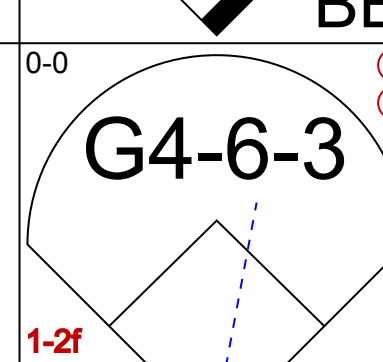
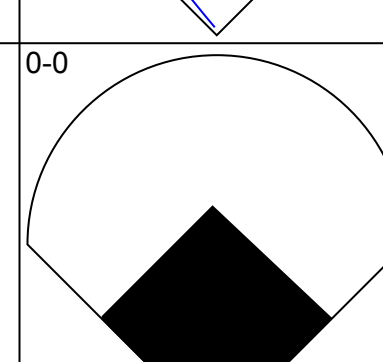
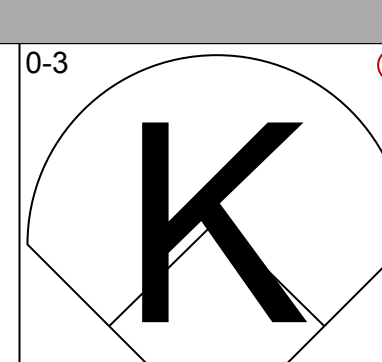
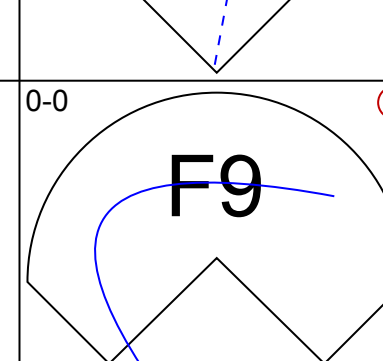
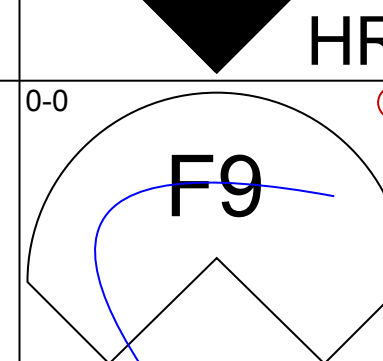
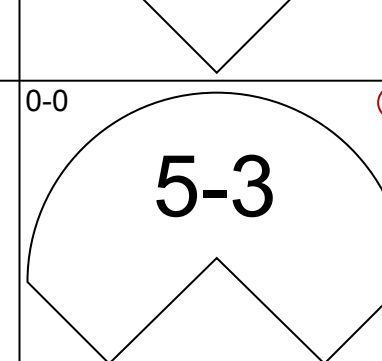
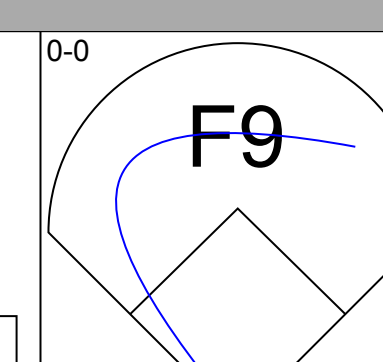
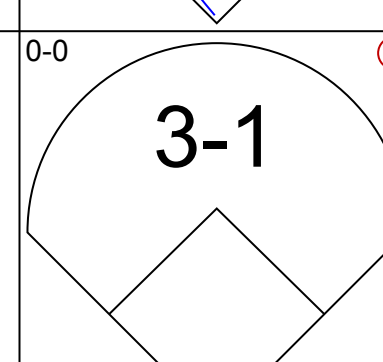
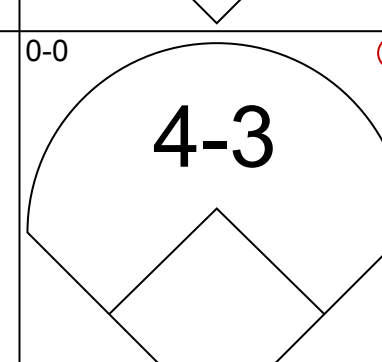
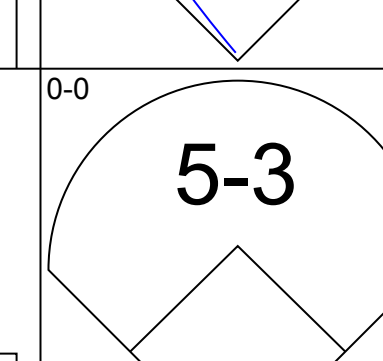
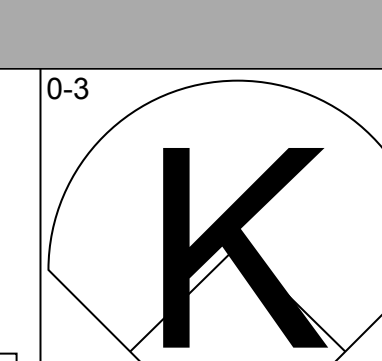
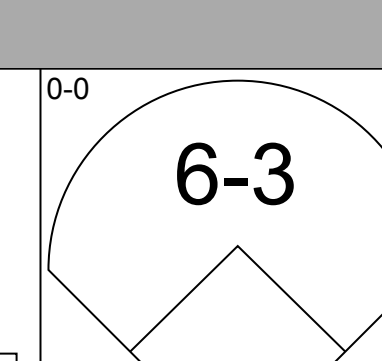
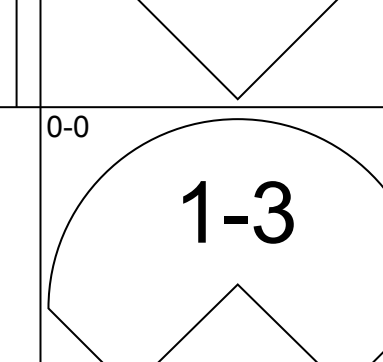
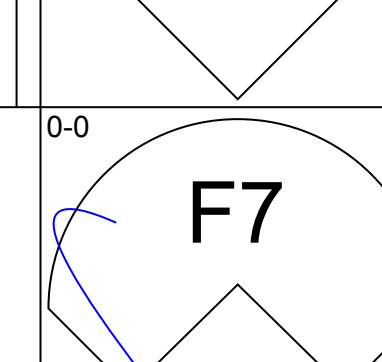
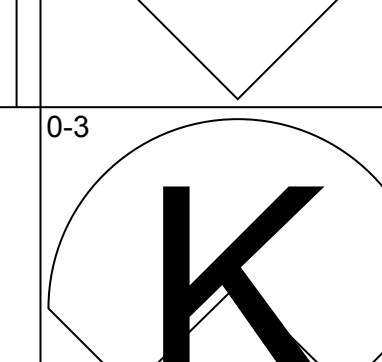
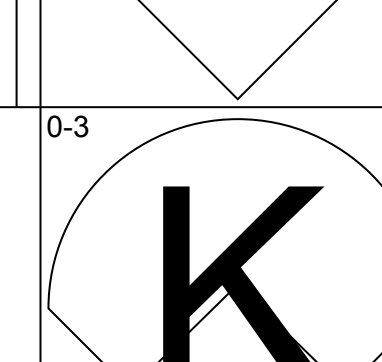




Batter	1	2	3	4	5	6	7	8	9	AB	R	H	RBI	BB	SO	LOB	TOP					
<b>Oddibe McDowell, L</b> OBP: 0.282, SLG: 0.433	0-0 4-3 1-3 2B	0-0 4-3			0-3 K		0-0 1-3			4	1	1	0	0	1	2	<b>Texas Rangers @ Milwaukee Brewers</b> Milwaukee County Stadium, Milwaukee, WI Wed Jul 31 1985, 4:33 AM EDT Att: 11,984 - Unknown  <b>AB 34</b> <b>R 2</b> <b>H 9</b> <b>RBI 2</b> <b>BB 0</b> <b>SO 4</b> <b>LOB 10</b> 					
<b>Toby Harrah, R</b> OBP: 0.460, SLG: 0.407	0-0 4-3 2-3		0-3 K		0-0 G6-4-3 1B		0-0 6-3			4	0	1	0	0	1							
<b>Pete O'Brien, L</b> OBP: 0.317, SLG: 0.411	0-0 1-3 3-H		0-0 4-3		0-0 G6-4-3 1-2		0-0 3-1			4	0	0	1	0	0							
<b>Cliff Johnson, R</b> OBP: 0.351, SLG: 0.472	0-0 2B		0-0 1B		0-0 5-3		0-0 6-3			4	0	2	0	0	0							
<b>Gary Ward, R</b> OBP: 0.319, SLG: 0.398	0-3 K		0-3 K		0-0 F9		0-0 4-3			4	0	0	0	0	2							
<b>Duane Walker, L</b> OBP: 0.264, SLG: 0.338		0-0 1-3		0-0 CS 1B		0-0 F7		0-0 F7		4	0	1	0	0	0							
<b>Geno Petralli, L</b> OBP: 0.341, SLG: 0.243		0-0 S 1B		0-0 E5 6-4 1-2 1B		0-0 5-3		0-0 L5		4	1	1	0	0	1							
<b>Curtis Wilkerson, S</b> OBP: 0.296, SLG: 0.303		0-0 6-3 1-H 1B		0-0 1-2 1B		0-0 F9				3	0	2	1	0	0							
<b>Wayne Tolleson, S</b> OBP: 0.386, SLG: 0.385		0-0 6-3 1-2		0-0 6-4 2-3 1B		0-0 1B				3	0	1	0	0	3							
<b>Inning Stats</b>	R: 1 E: 0 K: 1 S: 7	H: 2 LOB: 1 BB: 0 P: 7	R: 1 E: 0 K: 0 S: 5	H: 2 LOB: 1 BB: 0 P: 5	R: 0 E: 0 K: 2 S: 8	H: 1 LOB: 1 BB: 0 P: 8	R: 0 E: 1 K: 0 S: 4	H: 2 LOB: 1 BB: 0 P: 4	R: 0 E: 0 K: 1 S: 5	H: 1 LOB: 0 BB: 0 P: 5	R: 0 E: 0 K: 0 S: 3	H: 0 LOB: 0 BB: 0 P: 3	R: 0 E: 0 K: 0 S: 4	H: 1 LOB: 1 BB: 0 P: 4	R: 0 E: 0 K: 0 S: 3	H: 0 LOB: 0 BB: 0 P: 3	R: 0 E: 0 K: 0 S: 3	H: 0 LOB: 0 BB: 0 P: 3	1B: 7 2B: 3 3B: 0 HR: 0	SF: 0 SAC: 0 DP: 2 HBP: 0	WP: 0 PB: 0 SB: 1 CS: 1	PA: 34
<b>PITCHER</b> <b>Jaime Cocanower, R</b> ERA: 3.8	IP: 9.0 WLS: W BF: 34 H: 9 R: 2 ER: 2 SO: 4 BB: 0 IBB: 0 HBP: 0 BLK: 0 WP: 0 HR: 0 S: 42 P: 42 ERA: 2.00 WHIP: 1.000															<b>PITCHER</b>						

Batter	1	2	3	4	5	6	7	8	9	AB	R	H	RBI	BB	SO	LOB	BOTTOM			
<b>Paul Moltor, R</b> OBP: 0.368, SLG: 0.425	0-0 F9	0-0 FC5-2-6 1B		0-0 4-3		0-0 F9		0-0 6-3		5	0	0	0	0	0	2	<b>Texas Rangers @ Milwaukee Brewers</b> Milwaukee County Stadium, Milwaukee, WI Wed Jul 31 1985, 4:33 AM EDT Att: 11,984 - Unknown  <b>AB 32</b> <b>R 5</b> <b>H 10</b> <b>RBI 5</b> <b>BB 5</b> <b>SO 4</b> <b>LOB 11</b> 			
<b>Robin Yount, R</b> OBP: 0.339, SLG: 0.442	0-0 F9	0-0 3-H 1-3 2-H 1B		0-0 L8		0-0 S BB		0-0 4-3		4	0	1	1	1	0	0				
<b>Cecil Cooper, L</b> OBP: 0.323, SLG: 0.451	0-0 1B	0-0 4-3		0-3 K		0-0 6-3 1-2				4	1	1	0	0	1	3				
<b>Ted Simmons, S</b> OBP: 0.326, SLG: 0.399	0-0 1B		0-0 F8		0-0 BB 1B		0-0 L9			4	1	2	0	0	0	0				
<b>Ben Oglivie, L</b> OBP: 0.364, SLG: 0.430	0-0 1B		0-0 6-3 2B		0-0 F5		0-0 HR BB			3	1	2	1	1	0	1				
<b>Bill Schroeder, R</b> OBP: 0.326, SLG: 0.500	0-3 K		0-0 6-3 2-3		0-0 1B BB		0-0 HR 1-H			3	1	1	2	1	1	3				
<b>Ernest Riles, L</b> OBP: 0.338, SLG: 0.397		0-0 SH3-4 FC5-6 BB		0-0 BB		0-0 1B 1-2 2-H		0-3 K		2	0	1	1	2	1	0				
<b>Paul Householder, S</b> OBP: 0.322, SLG: 0.343		0-0 SH3-4 1B		0-0 5-3		0-0 1B 1-2 2-H		0-3 K		4	1	2	0	0	1	2				
<b>Ed Romero, R</b> OBP: 0.276, SLG: 0.214		0-0 SH3-4		0-0 F6		0-0 F9		0-0 6-3		3	0	0	0	0	0	0				
<b>Inning Stats</b>	R: 1 E: 0 K: 1 S: 8	H: 3 LOB: 2 BB: 0 P: 8	R: 1 E: 0 K: 0 S: 5	H: 2 LOB: 1 BB: 1 P: 9	R: 0 E: 0 K: 0 S: 4	H: 1 LOB: 2 BB: 1 P: 8	R: 0 E: 0 K: 0 S: 3	H: 0 LOB: 0 BB: 0 P: 3	R: 1 E: 0 K: 1 S: 7	H: 3 LOB: 2 BB: 1 P: 11	R: 0 E: 0 K: 0 S: 3	H: 0 LOB: 1 BB: 1 P: 7	R: 2 E: 0 K: 2 S: 8	H: 1 LOB: 0 BB: 1 P: 12	R: 0 E: 0 K: 0 S: 3	H: 0 LOB: 0 BB: 0 P: 3	1B: 8 2B: 1 3B: 0 HR: 1	SF: 0 SAC: 1 DP: 0 HBP: 0	WP: 0 PB: 0 SB: 1 CS: 0	PA: 38
<b>PITCHER</b> <b>Mike Mason, L</b> ERA: 5.02	IP: 5.0 WLS: L BF: 26 H: 9 R: 3 ER: 3 SO: 3 BB: 3 IBB: 0 HBP: 0 BLK: 0 WP: 0 HR: 0 S: 27 P: 39 ERA: 5.40 WHIP: 2.400															<b>PITCHER</b>				
<b>Dickie Noles, R</b> ERA: 3.9	IP: 2.0 WLS: L BF: 9 H: 1 R: 2 ER: 2 SO: 2 BB: 2 IBB: 0 HBP: 0 BLK: 0 WP: 0 HR: 1 S: 11 P: 19 ERA: 9.00 WHIP: 1.500															<b>PITCHER</b>				
<b>Greg Harris, R</b> ERA: 2.36	IP: 1.0 WLS: L BF: 3 H: 0 R: 0 ER: 0 SO: 0 BB: 0 IBB: 0 HBP: 0 BLK: 0 WP: 0 HR: 0 S: 3 P: 3 ERA: 0.00 WHIP: 0.000															<b>PITCHER</b>				

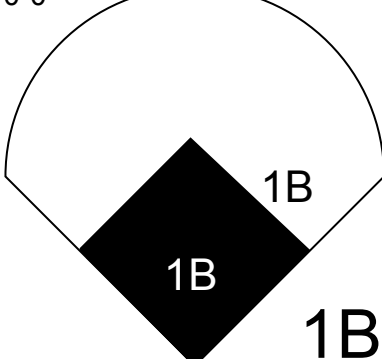
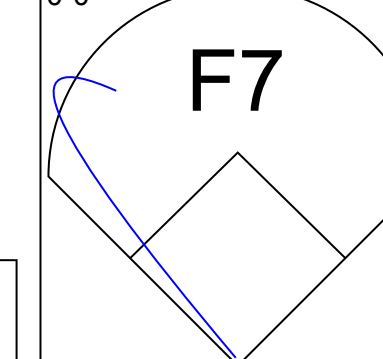
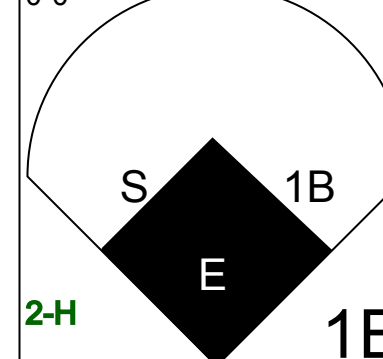
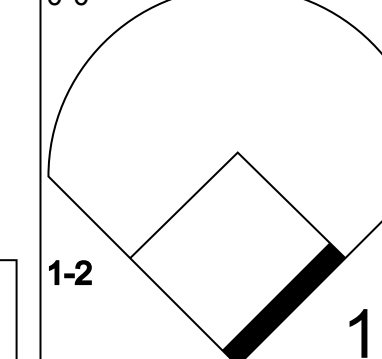
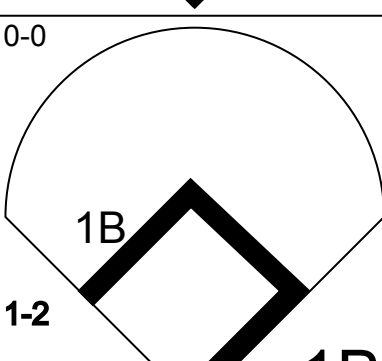
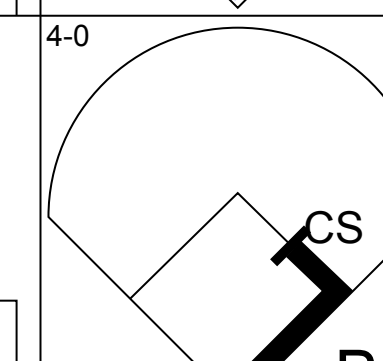
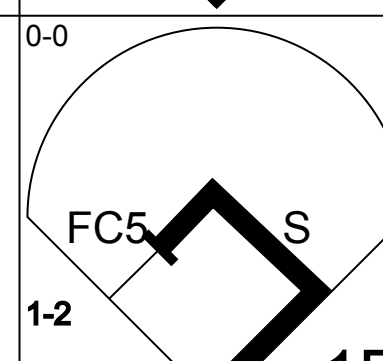
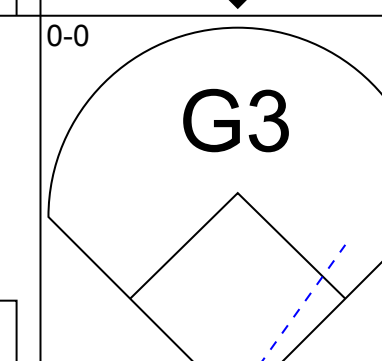

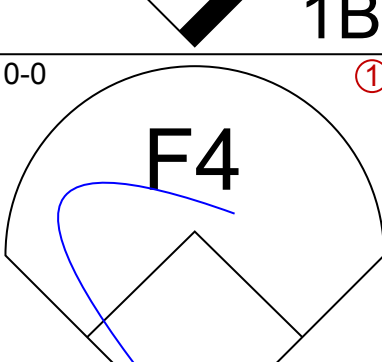
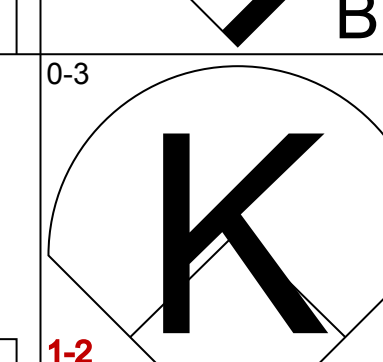
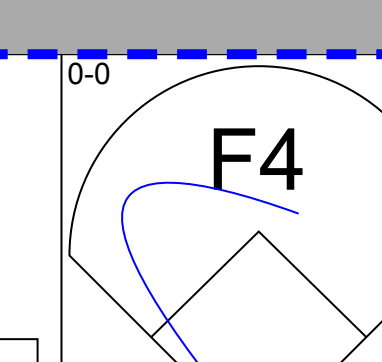
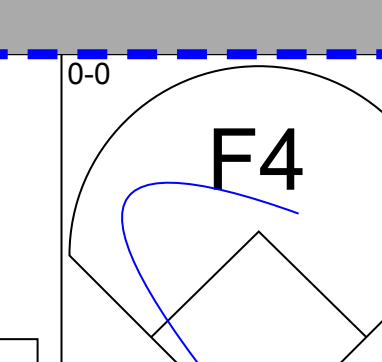
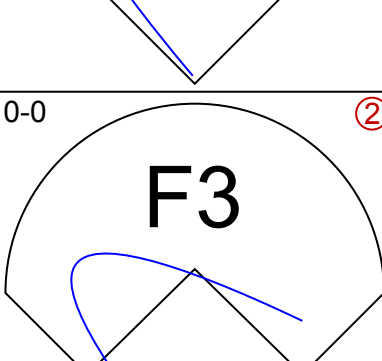
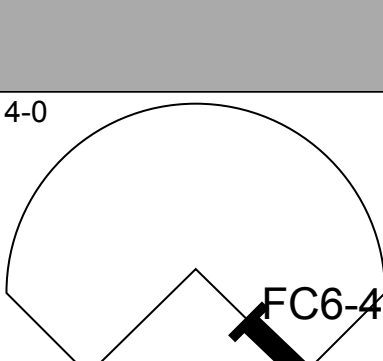
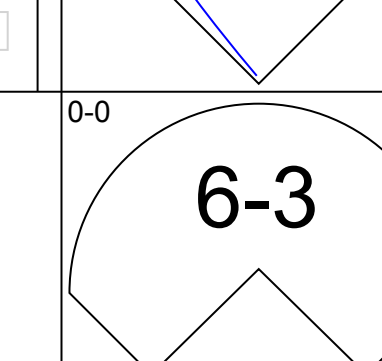
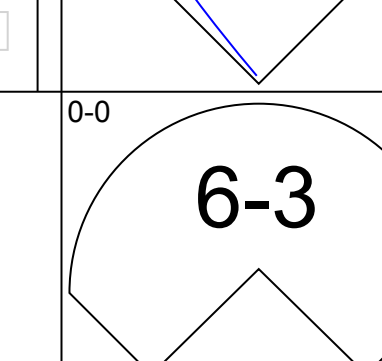
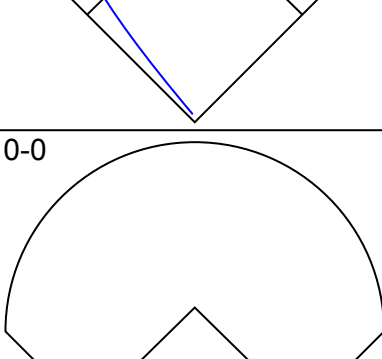
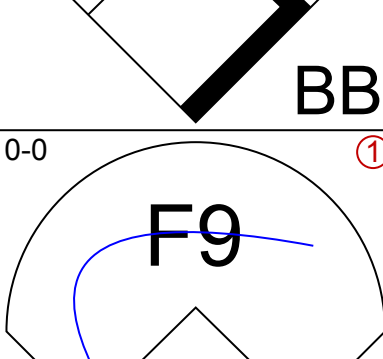
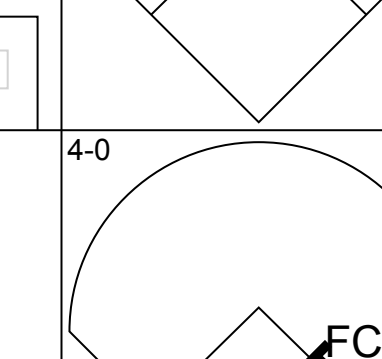
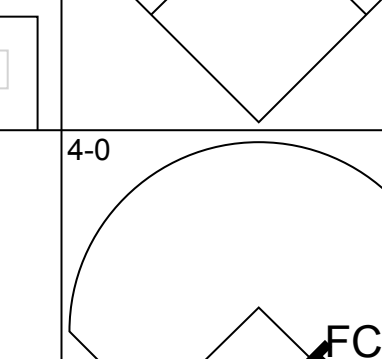
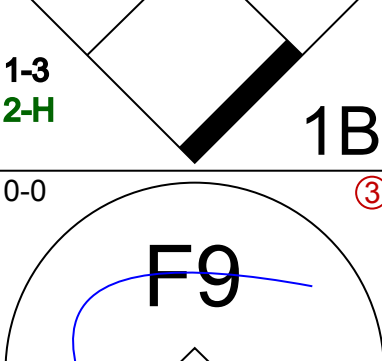
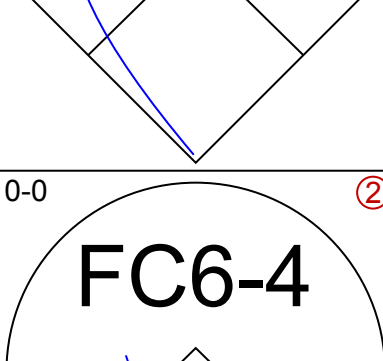
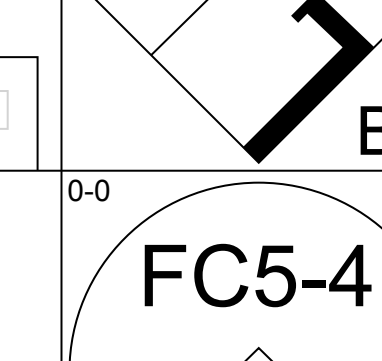
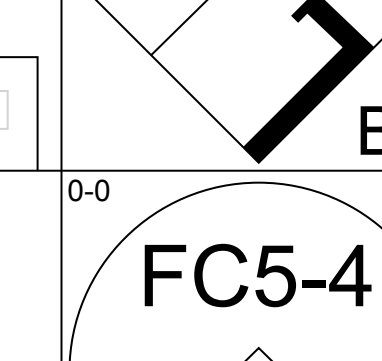
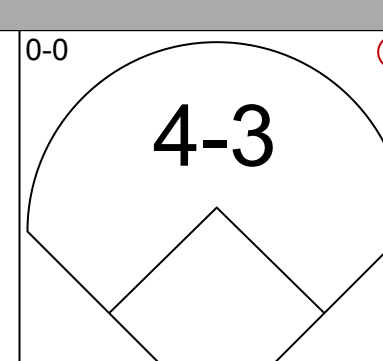
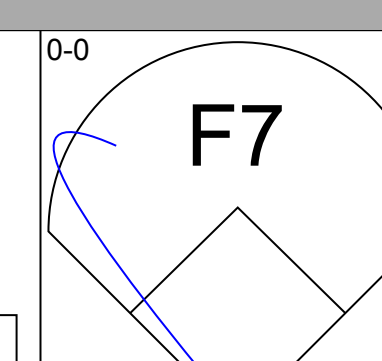
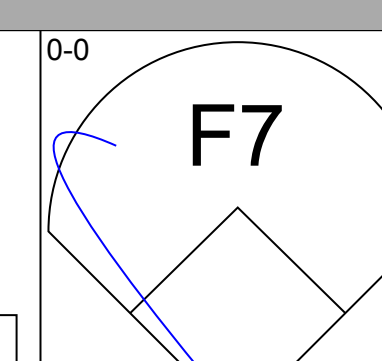
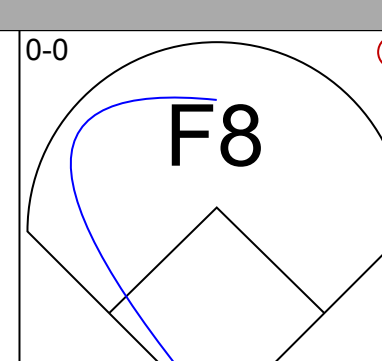
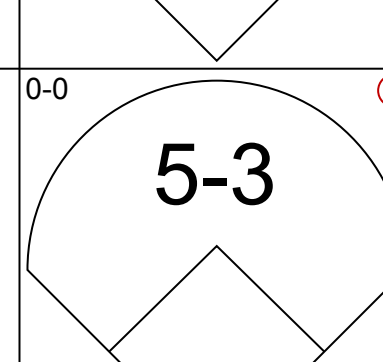
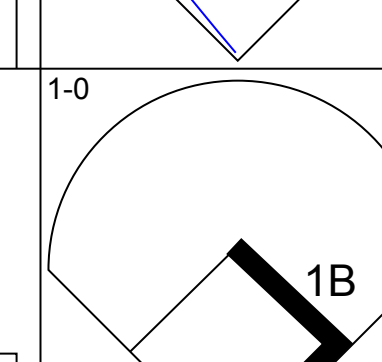
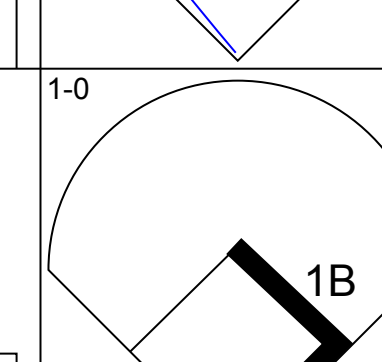
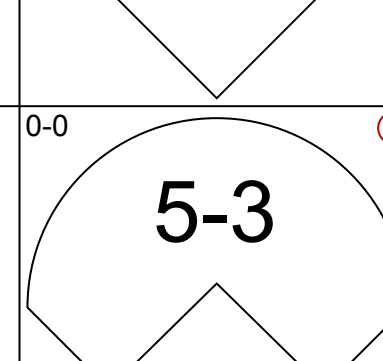
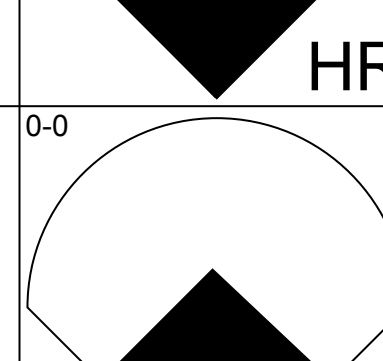
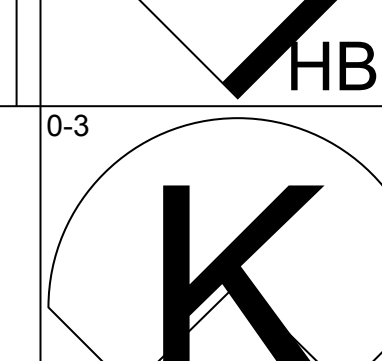
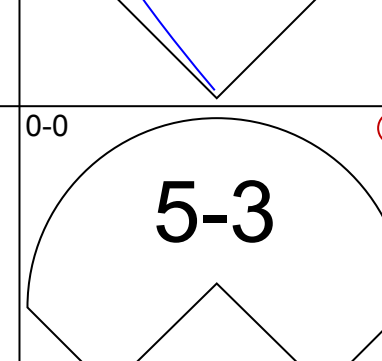


Batter	1	2	3	4	5	6	7	8	9	AB	R	H	RBI	BB	SO	LOB	TOP				
Paul Moltzer, R OBP: 0.364, SLG: 0.421										4	0	0	0	0	2	0					
Robin Yount, R OBP: 0.337, SLG: 0.438										3	0	0	0	0	1	0					
Cecil Cooper, L OBP: 0.320, SLG: 0.448										3	0	0	0	0	2	0					
Ted Simmons, S OBP: 0.326, SLG: 0.396										2	0	0	0	1	0	0					
Ben Oglivie, L OBP: 0.364, SLG: 0.441										3	1	1	1	0	1	1					
Bill Schroeder, R OBP: 0.319, SLG: 0.488										3	0	0	0	0	0	0					
Ernest Riles, L OBP: 0.333, SLG: 0.392										3	0	0	0	0	0	0					
Paul Householder, S OBP: 0.316, SLG: 0.336										3	0	0	0	0	1	0					
Ed Romero, R OBP: 0.271, SLG: 0.210										2	0	0	0	0	0	0					
Mark Brouhard, R OBP: 0.296, SLG: 0.404										1	0	0	0	0	1	0					
<b>Inning Stats</b>	R: 0 E: 0 K: 2 S: 7	H: 0 LOB: 0 BB: 7	R: 0 E: 0 K: 0 S: 2	H: 0 LOB: 0 BB: 1 P: 6	R: 0 E: 0 K: 0 S: 3	H: 0 LOB: 0 BB: 0 P: 3	R: 0 E: 0 K: 2 S: 7	H: 0 LOB: 0 BB: 0 P: 7	R: 1 E: 0 K: 0 S: 4	H: 1 LOB: 0 BB: 0 P: 4	R: 0 E: 0 K: 1 S: 5	H: 0 LOB: 0 BB: 0 P: 5	R: 0 E: 0 K: 0 S: 3	H: 0 LOB: 0 BB: 0 P: 3	R: 0 E: 0 K: 1 S: 5	H: 0 LOB: 0 BB: 0 P: 5	R: 0 E: 0 K: 2 S: 7	H: 0 LOB: 0 BB: 0 P: 7	1B: 0 2B: 0 3B: 0 HR: 1	SF: 0 SAC: 0 DP: 1 HBP: 0	WP: 0 PA: 28 CS: 0
<b>PITCHER</b> Frank Tanana, L ERA: 4.38	IP: 9.0 WLS: W BF: 28 H: 1 R: 1 ER: 1 SO: 8 BB: 1 IBB: 0 HBP: 0 BLK: 0 WP: 0 HR: 1 S: 43 P: 47 ERA: 1.00 WHIP: 0.222																				

Milwaukee Brewers @ Detroit Tigers  
Tiger Stadium, Detroit, MI  
Fri Aug 02 1985, 7:05 PM EDT  
Att: 37,702 - Unknown

AB 27  
R 1  
H 1  
RBI 1  
BB 1  
SO 8  
LOB 1



Batter	1	2	3	4	5	6	7	8	9	AB	R	H	RBI	BB	SO	LOB	BOTTOM				
Lou Whitaker, L OBP: 0.398, SLG: 0.512										4	2	3	1	0	0	0					
Alan Trammell, R OBP: 0.322, SLG: 0.393										3	0	2	0	1	0	2					
Kirk Gibson, L OBP: 0.359, SLG: 0.522										4	0	0	0	0	2	5					
Lance Parrish, R OBP: 0.307, SLG: 0.414										3	0	0	0	1	1	3					
Darrell Evans, L OBP: 0.362, SLG: 0.492										2	0	1	1	2	0	1					
Barbaro Garbey, R OBP: 0.309, SLG: 0.371										4	0	0	0	0	0	6					
Johnny Grubb, L OBP: 0.273, SLG: 0.247										3	0	0	0	0	0	1					
Alejandro Sanchez, R OBP: 0.247, SLG: 0.528										1	0	0	0	0	0	0					
Chet Lemon, R OBP: 0.327, SLG: 0.398										3	1	1	1	0	0	0					
Tom Brookens, R OBP: 0.295, SLG: 0.404										4	1	1	0	0	1	1					
<b>Inning Stats</b>	R: 1 E: 0 K: 0 S: 6	H: 3 LOB: 2 BB: 0 P: 6	R: 0 E: 0 K: 0 S: 3	H: 0 LOB: 0 BB: 0 P: 3	R: 0 E: 0 K: 1 S: 4	H: 0 LOB: 1 BB: 1 P: 8	R: 0 E: 0 K: 0 S: 3	H: 0 LOB: 1 BB: 1 P: 7	R: 3 E: 1 K: 2 S: 11	H: 4 LOB: 2 BB: 1 P: 15	R: 0 E: 0 K: 1 S: 6	H: 1 LOB: 2 BB: 0 P: 7	R: 0 E: 0 K: 0 S: 3	H: 0 LOB: 1 BB: 1 P: 7	R: 0 E: 0 K: 0 S: 3	H: 0 LOB: 0 BB: 0 P: 3	R: 0 E: 0 K: 2 S: 7	H: 0 LOB: 0 BB: 0 P: 7	1B: 6 2B: 1 3B: 0 HR: 1	SF: 0 SAC: 0 DP: 0 HBP: 1	WP: 0 PA: 36 CS: 1
<b>PITCHER</b> Pete Vuckovich, R ERA: 5.15	IP: 6.0 WLS: L BF: 29 H: 8 R: 4 ER: 3 SO: 4 BB: 2 IBB: 1 HBP: 1 BLK: 0 WP: 0 HR: 1 S: 33 P: 46 ERA: 4.50 WHIP: 1.667																				
<b>PITCHER</b> Rick Waits, L ERA: 6.39	IP: 2.0 WLS: L BF: 7 H: 0 R: 0 ER: 0 SO: 0 BB: 1 IBB: 0 HBP: 0 BLK: 0 WP: 0 HR: 0 S: 6 P: 10 ERA: 0.00 WHIP: 0.500																				

Milwaukee Brewers @ Detroit Tigers  
Tiger Stadium, Detroit, MI  
Fri Aug 02 1985, 7:05 PM EDT  
Att: 37,702 - Unknown

AB 31  
R 4  
H 8  
RBI 3  
BB 4  
SO 4  
LOB 19





Batter	1	2	3	4	5	6	7	8	9	AB	R	H	RBI	BB	SO	LOB	TOP
Paul Moltzer, R OBP: 0.366, SLG: 0.422										4	1	2	0	0	2	0	<b>Milwaukee Brewers @ Detroit Tigers</b> Tiger Stadium, Detroit, MI Sat Aug 03 1985, 3:33 AM EDT Att: 42,701 - Unknown
Robin Yount, R OBP: 0.333, SLG: 0.434										4	0	0	0	0	0	2	
Cecil Cooper, L OBP: 0.320, SLG: 0.446										4	1	1	0	0	0	0	
Ted Simmons, S OBP: 0.328, SLG: 0.401										4	1	2	1	0	0	1	
Ben Oglivie, L OBP: 0.362, SLG: 0.438										4	0	1	0	0	0	3	
Ernest Riles, L OBP: 0.332, SLG: 0.398										4	0	1	2	0	0	2	
Jim Gantner, L OBP: 0.302, SLG: 0.319										4	0	1	0	0	1	1	
Paul Householder, S OBP: 0.314, SLG: 0.329										3	0	0	0	1	0	1	
Charlie Moore, R OBP: 0.280, SLG: 0.281										3	0	0	0	0	0	1	
<b>Inning Stats</b>	R: 3 E: 0 K: 0 S: 7	H: 4 LOB: 1 BB: 0 P: 7	R: 0 E: 0 K: 0 S: 3	H: 1 LOB: 1 BB: 1 P: 7	R: 0 E: 0 K: 0 S: 4	H: 1 LOB: 0 BB: 0 P: 4	R: 0 E: 0 K: 1 S: 5	H: 0 LOB: 0 BB: 0 P: 5	R: 0 E: 0 K: 0 S: 3	H: 1 LOB: 0 BB: 0 P: 3	R: 0 E: 0 K: 0 S: 3	H: 0 LOB: 0 BB: 0 P: 3	R: 0 E: 0 K: 0 S: 4	H: 1 LOB: 1 BB: 0 P: 4	1B: 6 2B: 1 3B: 1 HR: 0	SF: 0 SAC: 0 DP: 1 HBP: 0	
<b>PITCHER</b> Dan Petry, R ERA: 3.43	IP: 9.0 WLS: W BF: 35 H: 8 R: 3 ER: 3 SO: 3 BB: 1 IBB: 0 HBP: 0 BLK: 0 WP: 0 HR: 0 S: 40 P: 44 ERA: 3.00 WHIP: 1.000																

Batter	1	2	3	4	5	6	7	8	9	AB	R	H	RBI	BB	SO	LOB	BOTTOM		
Lou Whitaker, L OBP: 0.393, SLG: 0.505										5	0	0	0	0	0	3	<b>Milwaukee Brewers @ Detroit Tigers</b> Tiger Stadium, Detroit, MI Sat Aug 03 1985, 3:33 AM EDT Att: 42,701 - Unknown		
Alan Trammell, R OBP: 0.323, SLG: 0.396										5	1	2	2	0	2	0			
Kirk Gibson, L OBP: 0.362, SLG: 0.533										4	2	2	1	1	0	0			
Lance Parrish, R OBP: 0.311, SLG: 0.432										4	3	2	3	1	2	3			
Darrell Evans, L OBP: 0.366, SLG: 0.503										3	1	2	2	1	0	0			
Barbaro Garbey, R OBP: 0.313, SLG: 0.374										4	0	2	0	0	0	0			
Dave Bergman, L OBP: 0.250, SLG: 0.244										1	0	0	0	0	0	0			
Larry Herndon, R OBP: 0.296, SLG: 0.389										3	0	0	0	0	1	2			
Chet Lemon, R OBP: 0.329, SLG: 0.399										4	1	2	0	0	0	0			
Tom Brookens, R OBP: 0.296, SLG: 0.403										3	1	1	0	0	1	1			
<b>Inning Stats</b>	R: 2 E: 0 K: 1 S: 7	H: 3 LOB: 2 BB: 1 P: 11	R: 0 E: 0 K: 1 S: 5	H: 0 LOB: 0 BB: 0 P: 5	R: 3 E: 0 K: 1 S: 8	H: 3 LOB: 0 BB: 0 P: 8	R: 0 E: 0 K: 0 S: 4	H: 1 LOB: 1 BB: 0 P: 4	R: 1 E: 0 K: 1 S: 7	H: 2 LOB: 2 BB: 1 P: 11	R: 1 E: 0 K: 1 S: 7	H: 2 LOB: 2 BB: 1 P: 11	R: 0 E: 0 K: 0 S: 3	H: 0 LOB: 0 BB: 0 P: 3	R: 2 E: 1 K: 1 S: 8	H: 2 LOB: 1 BB: 0 P: 8	1B: 7 2B: 2 3B: 0 HR: 4	SF: 0 SAC: 1 DP: 0 HBP: 0	WP: 0 PA: 40 PB: 1 SB: 0 CS: 0
<b>PITCHER</b> Danny Darwin, R ERA: 3.78 Bob McClure, L ERA: 4.29 Pete Ladd, R ERA: 4.23	IP: 3.0 WLS: L BF: 15 H: 6 R: 5 ER: 5 SO: 3 BB: 1 IBB: 0 HBP: 0 BLK: 0 WP: 0 HR: 3 S: 20 P: 24 ERA: 15.00 WHIP: 2.333																		



Batter	1	2	3	4	5	6	7	8	9	AB	R	H	RBI	BB	SO	LOB	TOP					
Paul Moltzer, R OBP: 0.362, SLG: 0.418 (1, 5)	F9		6-3		K		FC5-7-4-6-3			4	0	0	0	0	1	2						
Robin Yount, R OBP: 0.333, SLG: 0.434 (1, 8)	K		F9		1-3			1B 2B		4	1	1	0	0	1	0						
Cecil Cooper, L OBP: 0.321, SLG: 0.446 (1, 10)	1B			K	K			2H 1B		4	0	2	1	0	2	0						
Ted Simmons, S OBP: 0.330, SLG: 0.400 (1, 3)	5-3			HR BB		CS 1B		F2		3	1	1	0	1	0	1						
Ben Oglivie, L OBP: 0.361, SLG: 0.433 (1, 7)	5-3			HR BB		K		3-1		3	1	0	0	1	1	1						
Ernest Riles, L OBP: 0.331, SLG: 0.409 (1, 6)	3-1			HR		F8		6-3		4	1	1	3	0	0	0						
Jim Gantner, L OBP: 0.305, SLG: 0.321 (1, 4)	1B			1-3				G3		4	0	2	0	0	0	0						
Rick Manning, L OBP: 0.286, SLG: 0.307 (9, PH)	L1							K		2	0	0	0	1	1	2						
Bobby Clark, R OBP: 0.277, SLG: 0.258 (9, PH)								K		1	0	0	0	0	1	0						
Charlie Moore, R OBP: 0.281, SLG: 0.282 (1, 2)			6-3		F8			1B		3	0	1	0	0	0	1						
<b>Inning Stats</b>	R: 0 E: 0 K: 1 S: 6	H: 1 LOB: 1 P: 6	R: 0 E: 0 K: 0 S: 4	H: 1 LOB: 0 BB: 4	R: 0 E: 0 K: 0 S: 3	H: 0 LOB: 0 BB: 3	R: 3 E: 0 K: 1 S: 6	H: 1 LOB: 1 BB: 3 P: 18	R: 0 E: 0 K: 2 S: 7	H: 0 LOB: 0 BB: 0	R: 0 E: 0 K: 1 S: 5	H: 1 LOB: 0 BB: 5	R: 0 E: 0 K: 1 S: 6	H: 2 LOB: 1 BB: 6	R: 1 E: 0 K: 0 S: 4	H: 2 LOB: 0 BB: 4	R: 0 E: 0 K: 1 S: 5	H: 0 LOB: 0 BB: 5	1B: 6 2B: 3 3B: 0 HR: 1	SF: 0 SAC: 0 DP: 2 HBP: 0	WP: 0 PB: 0 SB: 0 CS: 1	PA: 35
<b>PITCHER</b>	IP	WLS	BF	H	R	ER	SO	BB	IBB	HBP	BLK	WP	HR	S	P	ERA	WHIP					
Jack Morris, R ERA: 3.14 (1, 1)	6.0	24	4	3	3	5	3	0	0	0	0	0	1	31	43	4.50	1.167					
Bill Scherrer, L ERA: 4.26 (7, 1)	0.1	3	2	0	0	1	0	0	0	0	0	0	0	5	5	0.00	6.000					
Aurelio Lopez, R ERA: 4.55 (7, 1)	1.0	3	2	1	1	0	0	0	0	0	0	0	0	3	3	9.00	2.000					
Willie Hernandez, L ERA: 1.88 (8, 1)	1.2	W	5	0	0	0	1	0	0	0	0	0	0	7	7	0.00	0.000					

Milwaukee Brewers @ Detroit Tigers  
Tiger Stadium, Detroit, MI  
Sun Aug 04 1985, 3:33 AM EDT  
Unknown

AB 32  
R 4  
H 8  
RBI 4  
BB 3  
SO 7  
LOB 7



Batter	1	2	3	4	5	6	7	8	9	AB	R	H	RBI	BB	SO	LOB	BOTTOM					
Lou Whitaker, L OBP: 0.391, SLG: 0.504 (1, 4)	4-3			K		3-1		F6		5	0	1	1	0	1	0						
Doug Flynn, R OBP: 0.152, SLG: 0.182 (9, 4)		1-H 2B								0	0	0	0	0	0	0						
Alan Trammell, R OBP: 0.326, SLG: 0.395 (1, 6)	HBP 1B	F7					SH1-3 HR BB	F9		3	1	1	0	2	0	1						
Kirk Gibson, L OBP: 0.365, SLG: 0.534 (1, 9)	1-2 HBP		S SF7 2B	5-3			SH1-3 HR BB	K		3	2	1	0	1	1	1						
Lance Parrish, R OBP: 0.311, SLG: 0.431 (1, 2)	F5		SF7				SH1-3			1	0	0	1	1	0	2						
Barbaro Garbey, R OBP: 0.311, SLG: 0.367 (1, 10)	F3		F8		F9		HR IBB			3	1	0	0	1	0	3						
Larry Hemdon, R OBP: 0.298, SLG: 0.396 (1, 7)		SF8 3B		BB 1B			F9	F4		4	1	2	0	0	0	4						
Darrell Evans, L OBP: 0.368, SLG: 0.511 (1, 3)		K		1-2 BB			F9			3	1	1	4	1	1	2						
Dave Bergman, L OBP: 0.250, SLG: 0.244 (8, 3)								HR		0	0	0	0	0	0	0						
Chet Lemon, R OBP: 0.328, SLG: 0.398 (1, 8)		SF8	F5				F8	1B		3	0	1	1	0	0	2						
Tom Brookens, R OBP: 0.295, SLG: 0.401 (1, 5)		2B 1B		K			F8	F8		4	1	1	0	0	1	1						
<b>Inning Stats</b>	R: 0 E: 0 K: 0 S: 4	H: 1 LOB: 2 P: 5	R: 2 E: 0 K: 1 S: 8	H: 3 LOB: 1 BB: 0 P: 8	R: 1 E: 0 K: 0 S: 5	H: 2 LOB: 1 BB: 1 P: 9	R: 0 E: 0 K: 2 S: 7	H: 0 LOB: 1 BB: 1 P: 11	R: 0 E: 0 K: 0 S: 3	H: 0 LOB: 0 BB: 0	R: 4 E: 0 K: 0 S: 5	H: 2 LOB: 1 BB: 3 P: 17	R: 0 E: 0 K: 1 S: 5	H: 0 LOB: 0 BB: 0	R: 0 E: 0 K: 1 S: 5	H: 0 LOB: 0 BB: 0	1B: 4 2B: 2 3B: 1 HR: 1	SF: 2 SAC: 1 DP: 0 HBP: 1	WP: 0 PB: 0 SB: 1 CS: 0	PA: 39		
<b>PITCHER</b>	IP	WLS	BF	H	R	ER	SO	BB	IBB	HBP	BLK	WP	HR	S	P	ERA	WHIP					
Teddy Higuera, L ERA: 4.9 (1, 1)	2.2	L	16	6	3	3	1	0	1	0	0	0	0	16	21	10.12	2.625					
Rick Waits, L ERA: 6.19 (3, 1)	3.1	L	14	0	2	2	2	4	0	0	0	0	0	14	30	5.40	1.200					
Bob Gibson, R ERA: 3.46 (7, 1)	2.0		9	2	2	2	1	0	1	0	0	0	1	10	14	9.00	1.000					

Milwaukee Brewers @ Detroit Tigers  
Tiger Stadium, Detroit, MI  
Sun Aug 04 1985, 3:33 AM EDT  
Unknown

AB 29  
R 7  
H 8  
RBI 7  
BB 6  
SO 4  
LOB 16





Batter	1	2	3	4	5	6	7	8	9	AB	R	H	RBI	BB	SO	LOB	TOP			
<b>Paul Moltzer, R</b> OBP: 0.364, SLG: 0.417 (1, 5)										5	2	2	1	1	0	0	<b>Milwaukee Brewers @ Detroit Tigers</b> Tiger Stadium, Detroit, MI Sun Aug 04 1985, 3:38 AM EDT Att: 43,796 - Unknown			
<b>Robin Yount, R</b> OBP: 0.335, SLG: 0.438 (1, 8)										4	3	1	1	2	0	0				
<b>Cecil Cooper, L</b> OBP: 0.322, SLG: 0.456 (1, 3)										5	3	2	2	0	0	3				
<b>Ted Simmons, S</b> OBP: 0.336, SLG: 0.406 (1, 10)										5	2	4	3	0	0	0				
<b>Ben Oglivie, L</b> OBP: 0.365, SLG: 0.444 (1, 7)										3	2	1	3	2	0	1				
<b>Ernest Riles, L</b> OBP: 0.332, SLG: 0.406 (1, 6)										4	0	1	0	1	0	3				
<b>Bill Schroeder, R</b> OBP: 0.315, SLG: 0.473 (1, 2)										4	0	0	1	1	1	1				
<b>Paul Householder, S</b> OBP: 0.305, SLG: 0.318 (1, 9)										5	0	0	1	0	2	2				
<b>Jim Gantner, L</b> OBP: 0.306, SLG: 0.325 (1, 4)										5	2	2	0	0	0	3				
<b>Inning Stats</b>	R: 1 E: 0 K: 0 S: 4	H: 2 LOB: 2 BB: 2 P: 12	R: 6 E: 1 K: 2 S: 12	H: 4 LOB: 1 BB: 2 P: 20	R: 6 E: 1 K: 0 S: 8	H: 5 LOB: 3 BB: 3 P: 20	R: 1 E: 0 K: 0 S: 4	H: 1 LOB: 0 BB: 0 P: 4	R: 0 E: 0 K: 0 S: 3	H: 0 LOB: 0 BB: 0 P: 3	R: 0 E: 1 K: 0 S: 4	H: 1 LOB: 1 BB: 0 P: 4	R: 0 E: 0 K: 1 S: 5	H: 0 LOB: 0 BB: 0 P: 5	R: 0 E: 0 K: 0 S: 3	H: 0 LOB: 0 BB: 0 P: 3	1B: 8 2B: 3 3B: 1 HR: 2	SF: 0 SAC: 0 DP: 2 HBP: 0	WP: 2 PB: 0 SB: 1 CS: 0	PA: 47
<b>PITCHER</b>	IP	WLS	BF	H	R	ER	SO	BB	IBB	HBP	BLK	WP	HR	S	P	ERA	WHIP			
<b>Randy O'Neal, R</b> ERA: 2.94 (1, 1)	1.2	L	13	4	6	2	1	3	1	0	0	1	0	11	27	10.80	4.200			
<b>Juan Berenguer, R</b> ERA: 7.19 (2, 1)	0.2		10	7	7	6	1	1	0	0	0	1	1	11	15	81.00	12.000			
<b>Doug Bair, R</b> ERA: 6.26 (3, 1)	4.2		18	2	1	1	0	2	0	0	0	0	1	16	24	1.93	0.857			
<b>Aurelio Lopez, R</b> ERA: 4.41 (8, 1)	2.0		6	0	0	0	1	0	0	0	0	0	0	8	8	0.00	0.000			

Batter	1	2	3	4	5	6	7	8	9	AB	R	H	RBI	BB	SO	LOB	BOTTOM			
<b>Lou Whitaker, L</b> OBP: 0.389, SLG: 0.500 (1, 4)										3	0	0	0	0	0	0	<b>Milwaukee Brewers @ Detroit Tigers</b> Tiger Stadium, Detroit, MI Sun Aug 04 1985, 3:38 AM EDT Att: 43,796 - Unknown			
<b>Tom Brookens, R</b> OBP: 0.293, SLG: 0.399 (6, 6)										2	0	0	0	0	0	1				
<b>Alan Trammell, R</b> OBP: 0.328, SLG: 0.404 (1, 6)										2	1	1	1	1	0	0				
<b>Doug Flynn, R</b> OBP: 0.171, SLG: 0.200 (6, 4)										2	1	1	0	0	0	1				
<b>Kirk Gibson, L</b> OBP: 0.363, SLG: 0.529 (1, 9)										5	1	1	0	0	1	2				
<b>Lance Parrish, R</b> OBP: 0.316, SLG: 0.438 (1, 10)										4	0	3	0	0	0	2				
<b>Darrell Evans, L</b> OBP: 0.369, SLG: 0.510 (1, 5)										3	0	1	1	1	0	2				
<b>Barbano Garbey, R</b> OBP: 0.310, SLG: 0.365 (1, 7)										4	0	1	1	0	1	6				
<b>Dave Bergman, L</b> OBP: 0.250, SLG: 0.244 (1, 3)										4	0	1	0	0	1	1				
<b>Chet Lemon, R</b> OBP: 0.325, SLG: 0.395 (1, 8)										3	0	0	0	0	1	0				
<b>Alejandro Sanchez, R</b> OBP: 0.244, SLG: 0.522 (8, 8)										1	0	0	0	0	0	2				
<b>Marty Castillo, R</b> OBP: 0.180, SLG: 0.241 (1, 2)										4	1	2	1	0	0	0				
<b>Inning Stats</b>	R: 0 E: 0 K: 1 S: 6	H: 1 LOB: 3 BB: 2 P: 14	R: 1 E: 0 K: 1 S: 6	H: 1 LOB: 0 BB: 0 P: 6	R: 1 E: 0 K: 1 S: 7	H: 3 LOB: 1 BB: 0 P: 7	R: 0 E: 0 K: 0 S: 3	H: 0 LOB: 0 BB: 0 P: 3	R: 0 E: 0 K: 0 S: 3	H: 0 LOB: 0 BB: 0 P: 3	R: 0 E: 0 K: 1 S: 5	H: 1 LOB: 1 BB: 0 P: 4	R: 0 E: 0 K: 0 S: 7	H: 4 LOB: 2 BB: 0 P: 7	R: 0 E: 0 K: 0 S: 4	H: 1 LOB: 1 BB: 0 P: 4	1B: 7 2B: 2 3B: 0 HR: 2	SF: 0 SAC: 0 DP: 1 HBP: 0	WP: 0 PB: 0 SB: 1 CS: 0	PA: 39
<b>PITCHER</b>	IP	WLS	BF	H	R	ER	SO	BB	IBB	HBP	BLK	WP	HR	S	P	ERA	WHIP			
<b>Ray Burris, R</b> ERA: 3.86 (1, 1)	8.0	W	35	10	4	4	4	2	0	0	0	0	2	41	49	4.50	1.500			
<b>Rollie Fingers, R</b> ERA: 4.65 (9, 1)	1.0		4	1	0	0	0	0	0	0	0	0	0	4	4	0.00	1.000			



Batter	1	2	3	4	5	6	7	8	9	AB	R	H	RBI	BB	SO	LOB	TOP										
<b>Paul Moltzer, R</b> OBP: 0.363, SLG: 0.416 (1, 5)										4	0	1	0	0	1	4	<b>Milwaukee Brewers @ Texas Rangers</b> Arlington Stadium, Arlington, TX Thu Aug 08 1985, 8:05 PM EDT Unknown										
<b>Robin Yount, R</b> OBP: 0.331, SLG: 0.432 (1, 8)										5	0	0	0	0	1	5											
<b>Cecil Cooper, L</b> OBP: 0.325, SLG: 0.461 (1, 3)										4	1	2	1	1	0	2											
<b>Ted Simmons, S</b> OBP: 0.337, SLG: 0.402 (1, 10)										3	1	0	0	2	0	3											
<b>Ben Oglivie, L</b> OBP: 0.369, SLG: 0.458 (1, 7)										5	1	3	3	0	0	0											
<b>Bill Schroeder, R</b> OBP: 0.318, SLG: 0.478 (1, 2)										5	1	2	0	0	2	3											
<b>Ernest Riles, L</b> OBP: 0.329, SLG: 0.402 (1, 6)										5	1	1	0	0	1	5											
<b>Paul Householder, S</b> OBP: 0.311, SLG: 0.325 (1, 9)										3	1	2	1	0	1	1											
<b>Ed Romero, R</b> OBP: 0.287, SLG: 0.231 (1, 4)										3	1	2	1	1	0	1											
<b>Inning Stats</b>	R: 0 E: 0 K: 0 S: 3	H: 1 LOB: 1 BB: 1 P: 7	R: 2 E: 0 K: 0 S: 6	H: 3 LOB: 1 BB: 0 P: 6	R: 1 E: 0 K: 1 S: 7	H: 2 LOB: 2 BB: 1 P: 11	R: 0 E: 0 K: 1 S: 7	H: 2 LOB: 2 BB: 0 P: 7	R: 0 E: 0 K: 1 S: 5	H: 0 LOB: 0 BB: 0 P: 5	R: 1 E: 1 K: 1 S: 7	H: 1 LOB: 1 BB: 0 P: 7	R: 2 E: 0 K: 2 S: 9	H: 2 LOB: 1 BB: 1 P: 13	R: 1 E: 0 K: 0 S: 4	H: 1 LOB: 1 BB: 0 P: 8	R: 0 E: 0 K: 0 S: 3	H: 1 LOB: 0 BB: 0 P: 3	1B: 8 2B: 4 3B: 0 HR: 1	SF: 0 SAC: 2 DP: 2 HBP: 0	WP: 2 PB: 0 SB: 1 CS: 0	PA: 43					
<b>PITCHER</b>	IP	WLS	BF	H	R	ER	SO	BB	IBB	HBP	BLK	WP	HR	S	P	ERA	WHIP										
<b>Jeff Russell, R</b> ERA: 5.4 (1, 1)	5.0	L	25	9	4	3	3	2	0	0	0	1	0	29	37	5.40	2.200										
<b>Greg Harris, R</b> ERA: 2.45 (6, 1)	2.0		10	2	2	2	3	1	0	0	0	0	1	15	19	9.00	1.500										
<b>Dave Stewart, R</b> ERA: 5.01 (8, 1)	2.0		8	2	1	1	0	1	0	0	0	0	0	7	11	4.50	1.500										

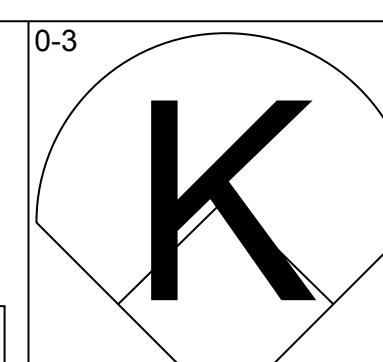
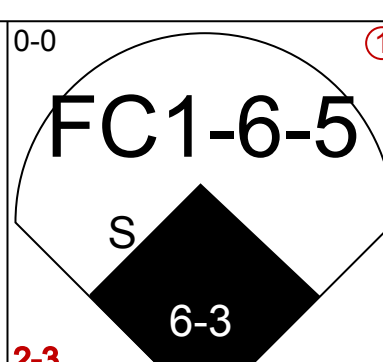
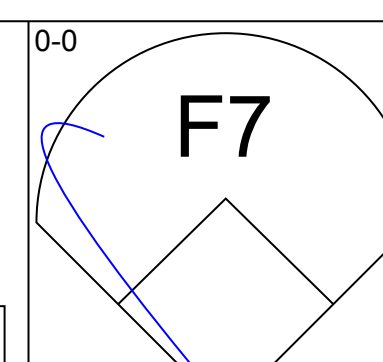
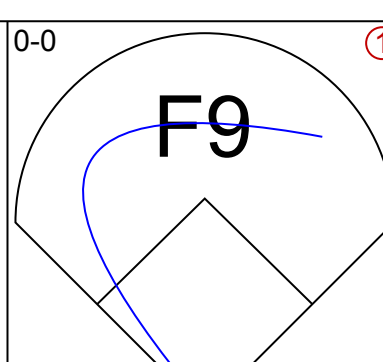
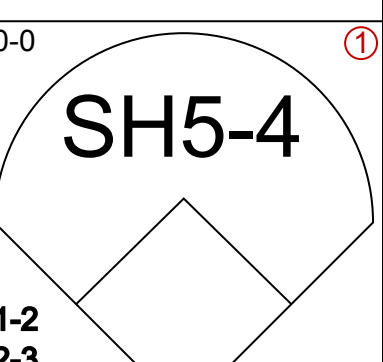
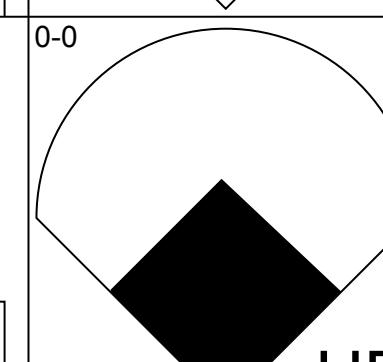
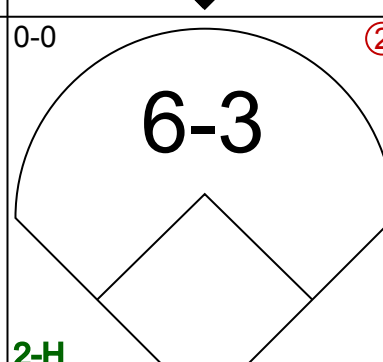
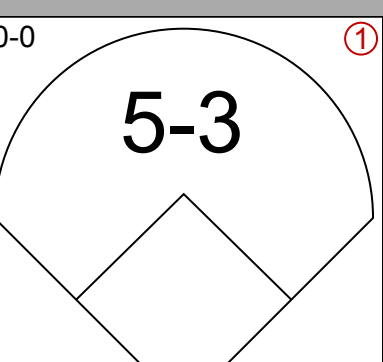
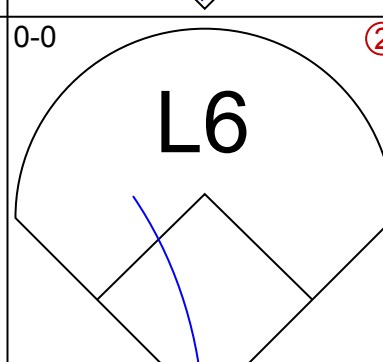
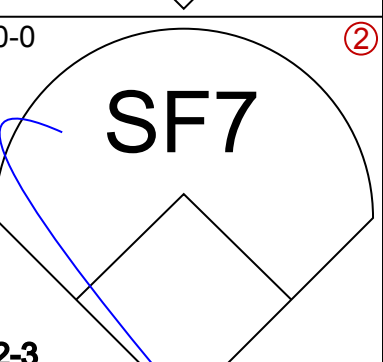
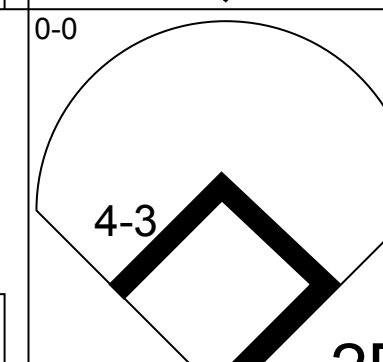
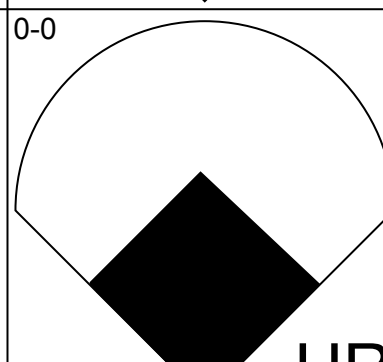
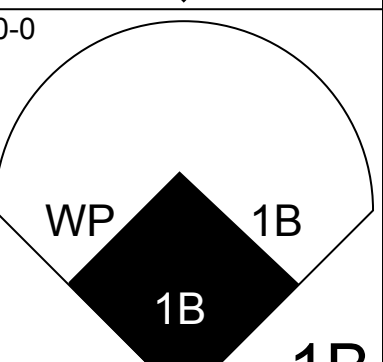
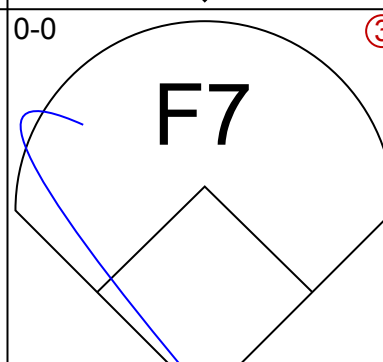
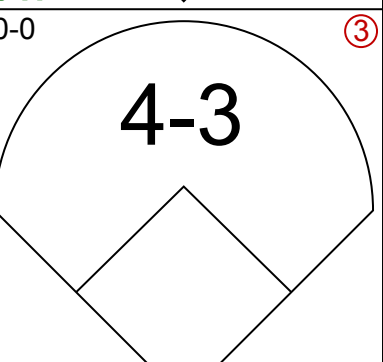
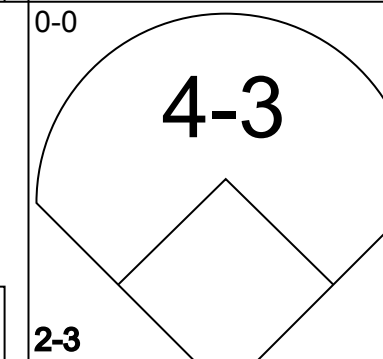
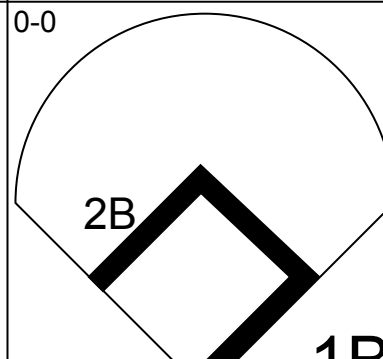
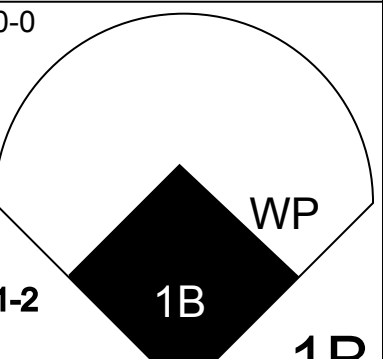
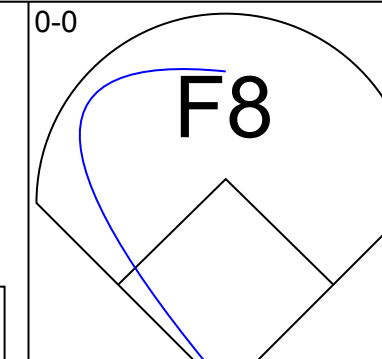
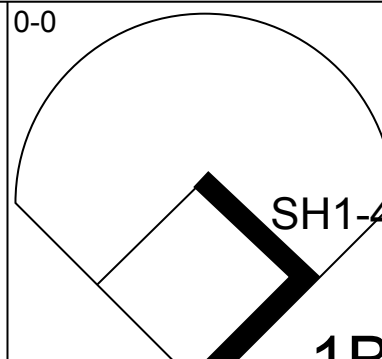
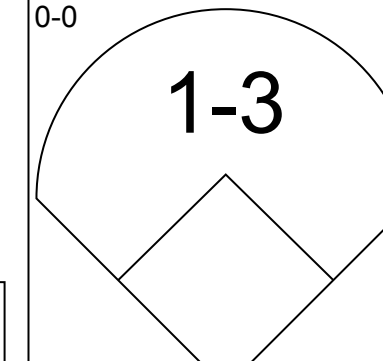
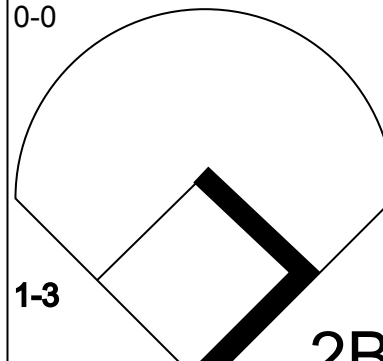
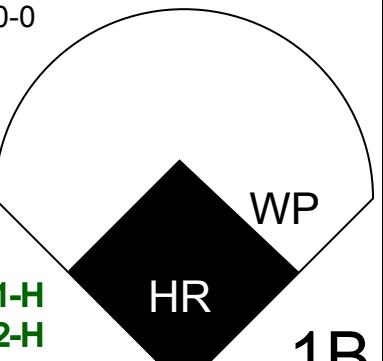
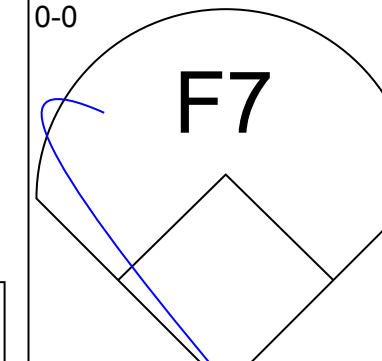
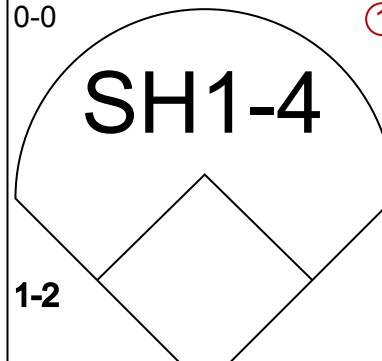
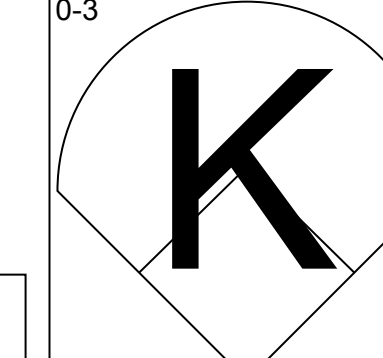
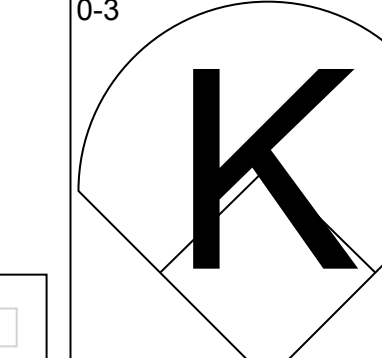
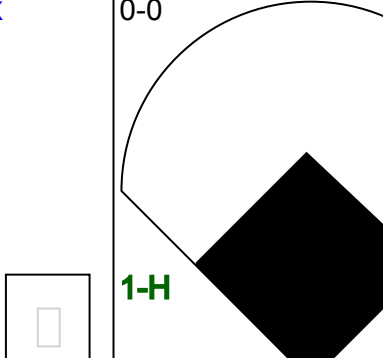
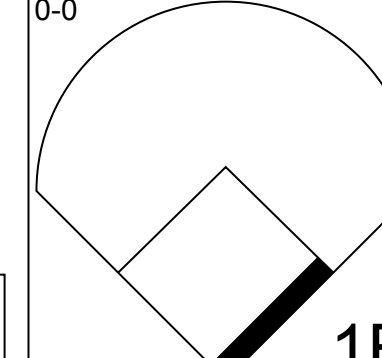
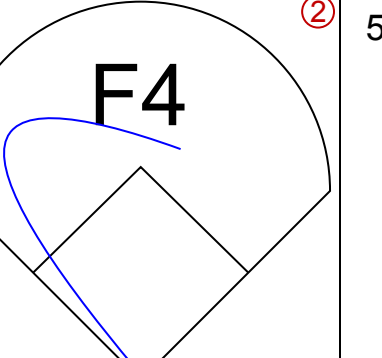
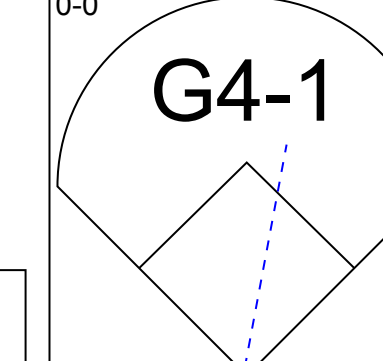
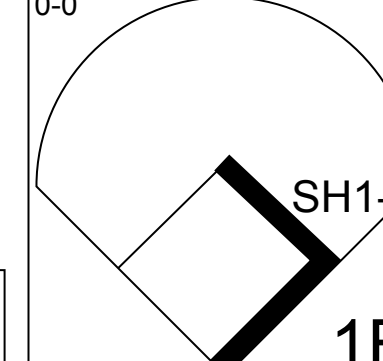
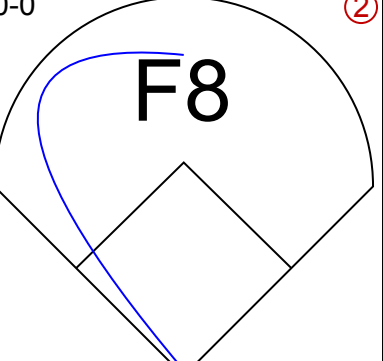
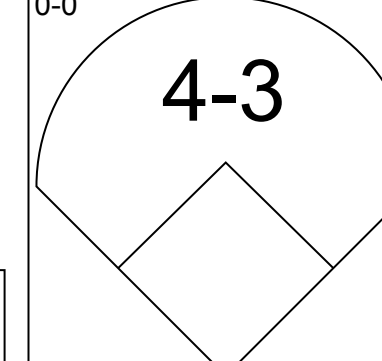
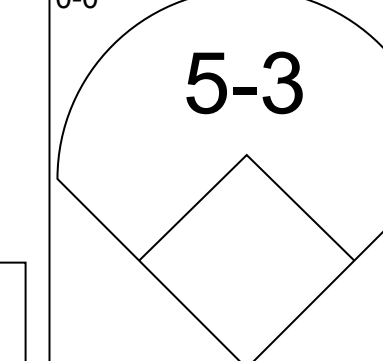
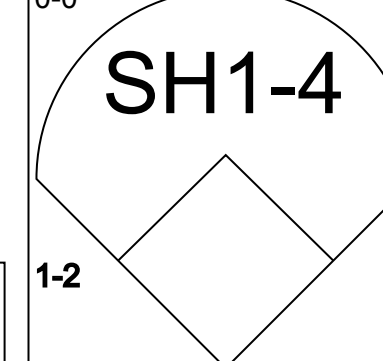
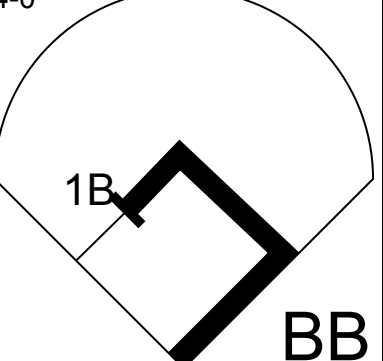
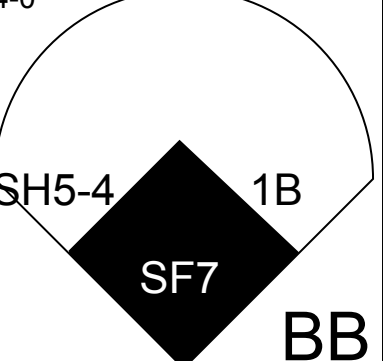
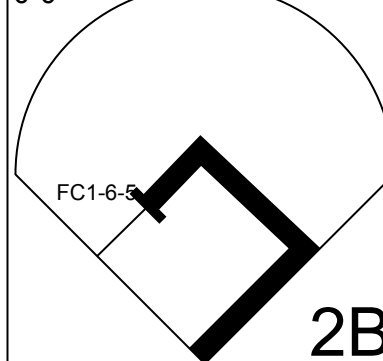
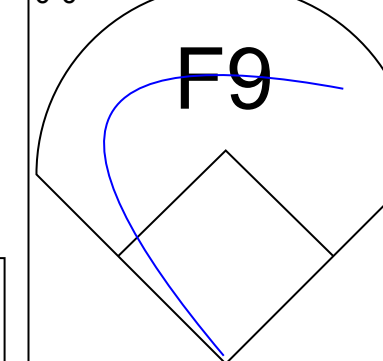
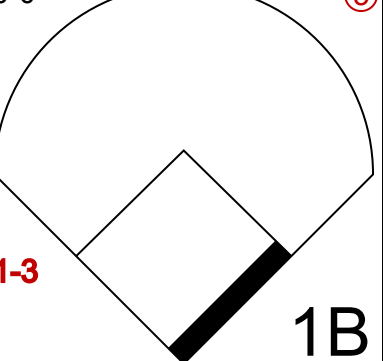
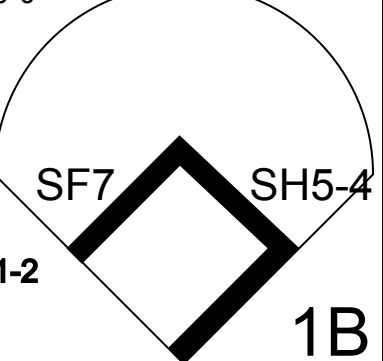
Batter	1	2	3	4	5	6	7	8	9	AB	R	H	RBI	BB	SO	LOB	BOTTOM										
<b>Oddibe McDowell, L</b> OBP: 0.288, SLG: 0.433 (1, 8)										4	0	2	0	1	1	3	<b>Milwaukee Brewers @ Texas Rangers</b> Arlington Stadium, Arlington, TX Thu Aug 08 1985, 8:05 PM EDT Unknown										
<b>Wayne Tolleson, S</b> OBP: 0.381, SLG: 0.391 (1, 6)										4	1	1	0	0	1	3											
<b>Pete O'Brien, L</b> OBP: 0.322, SLG: 0.424 (1, 3)										5	1	1	1	0	1	3											
<b>Cliff Johnson, R</b> OBP: 0.347, SLG: 0.472 (1, 10)										5	0	0	0	0	1	2											
<b>Gary Ward, R</b> OBP: 0.327, SLG: 0.406 (1, 7)										4	2	3	1	0	0	0											
<b>Toby Harrah, R</b> OBP: 0.481, SLG: 0.417 (1, 4)										2	0	2	1	3	0	0											
<b>Duane Walker, L</b> OBP: 0.284, SLG: 0.365 <b>George Wright, S</b> OBP: 0.225, SLG: 0.204 (5, PH) (6, 9)										2	0	0	0	0	0	3											
<b>Steve Buechele, R</b> OBP: 0.280, SLG: 0.217 (1, 5)										4	0	1	1	0	1	1											
<b>Geno Petralli, L</b> OBP: 0.345, SLG: 0.244 (1, 2)										2	0	0	0	2	1	0											
<b>Inning Stats</b>	R: 0 E: 1 K: 2 S: 8	H: 1 LOB: 1 BB: 0 P: 8	R: 0 E: 0 K: 1 S: 5	H: 0 LOB: 1 BB: 1 P: 9	R: 0 E: 0 K: 0 S: 2	H: 0 LOB: 2 BB: 2 P: 10	R: 1 E: 0 K: 1 S: 6	H: 1 LOB: 3 BB: 2 P: 15	R: 2 E: 0 K: 2 S: 10	H: 3 LOB: 1 BB: 0 P: 10	R: 0 E: 0 K: 0 S: 3	H: 0 LOB: 0 BB: 0 P: 3	R: 1 E: 0 K: 0 S: 6	H: 3 LOB: 2 BB: 0 P: 6	R: 0 E: 0 K: 1 S: 6	H: 1 LOB: 1 BB: 0 P: 6	R: 0 E: 0 K: 0 S: 4	H: 1 LOB: 2 BB: 1 P: 8	1B: 9 2B: 0 3B: 0 HR: 1	SF: 0 SAC: 1 DP: 0 HBP: 1	WP: 0 PB: 0 SB: 5 CS: 0	PA: 43					
<b>PITCHER</b>	IP	WLS	BF	H	R	ER	SO	BB	IBB	HBP	BLK	WP	HR	S	P	ERA	WHIP										
<b>Jaime Cocanower, R</b> ERA: 3.99 (1, 1)	4.2		24	5	3	3	5	5	0	0	0	0	0	11	28	4.50	1.500										
<b>Rick Waits, L</b> ERA: 6.0 (5, 1)	2.0	W	9	3	1	1	1	0	0	0	0	0	0	11	11	4.50	1.500										
<b>Bob Gibson, R</b> ERA: 3.34 (7, 1)	2.1	S	10	2	0	0	1	1	0	0	0	0	0	11	15	0.00	1.286										



Batter	1	2	3	4	5	6	7	8	9	AB	R	H	RBI	BB	SO	LOB	TOP					
<b>Paul Moltzer, R</b> OBP: 0.364, SLG: 0.415 (1, 5)	5-3	F8							K	5	2	2	0	0	1	2	<b>Milwaukee Brewers @ Texas Rangers</b> Arlington Stadium, Arlington, TX Thu Aug 08 1985, 8:05 PM EDT Att: 11,333 - Unknown <a href="http://livebaseballscorecards.com">livebaseballscorecards.com</a>					
<b>Ernest Riles, L</b> OBP: 0.331, SLG: 0.402 (1, 6)	K								K	5	1	2	0	0	2	1						
<b>Cecil Cooper, L</b> OBP: 0.329, SLG: 0.462 (1, 10)									4-3	4	0	2	1	1	0	1						
<b>Ted Simmons, S</b> OBP: 0.341, SLG: 0.407 (1, 3)										3	0	2	0	1	0	2						
<b>Robin Yount, R</b> OBP: 0.331, SLG: 0.432 (8, 3)										0	0	0	0	0	0	0						
<b>Ben Oglivie, L</b> OBP: 0.364, SLG: 0.455 (1, 7)	K									2	0	0	2	0	1	4						
<b>Paul Householder, S</b> OBP: 0.364, SLG: 0.316 (1, 9)										4	0	0	0	0	0	5						
<b>Rick Manning, L</b> OBP: 0.285, SLG: 0.300 (1, 8)										3	0	0	0	1	0	0						
<b>Charlie Moore, R</b> OBP: 0.284, SLG: 0.285 (2, PR)										1	0	1	0	0	0	0						
<b>Bill Schroeder, R</b> OBP: 0.316, SLG: 0.475 (2, 2)										3	0	1	0	0	1	0						
<b>Ed Romero, R</b> OBP: 0.278, SLG: 0.223 (1, 4)										4	0	0	0	0	1	3						
<b>Inning Stats</b>	R: 0 E: 0 K: 2 S: 7	H: 0 LOB: 2 P: 15	R: 0 E: 0 K: 1 S: 6	H: 1 LOB: 2 BB: 1 P: 10	R: 0 E: 0 K: 0 S: 5	H: 2 LOB: 2 BB: 0 P: 5	R: 0 E: 0 K: 0 S: 3	H: 0 LOB: 0 BB: 0 P: 3	R: 1 E: 0 K: 0 S: 6	H: 3 LOB: 2 BB: 0 P: 6	R: 0 E: 0 K: 0 S: 3	H: 1 LOB: 1 BB: 0 P: 3	R: 2 E: 0 K: 0 S: 6	H: 3 LOB: 1 BB: 0 P: 6	R: 0 E: 0 K: 1 S: 5	H: 0 LOB: 0 BB: 0 P: 5	R: 0 E: 0 K: 2 S: 7	H: 0 LOB: 0 BB: 0 P: 7	1B: 9 2B: 2 3B: 0 HR: 0	SF: 2 SAC: 0 DP: 1 HBP: 0	WP: 0 PB: 0 SB: 2 CS: 0	PA: 39
<b>PITCHER</b>	IP	WLS	BF	H	R	ER	SO	BB	IBB	HBP	BLK	WP	HR	S	P	ERA	WHIP					
<b>Burt Hooton, R</b> ERA: 4.57 (1, 1)	6.0	L	29	9	3	3	3	3	0	0	0	0	0	32	44	4.50	2.000					
<b>Dave Rozema, R</b> ERA: 4.44 (7, 1)	3.0		10	1	0	0	3	0	0	0	0	0	0	16	16	0.00	0.333					

Batter	1	2	3	4	5	6	7	8	9	AB	R	H	RBI	BB	SO	LOB	BOTTOM					
<b>Oddibe McDowell, L</b> OBP: 0.284, SLG: 0.427 (1, 8)	F3									4	0	0	0	0	0	4	<b>Milwaukee Brewers @ Texas Rangers</b> Arlington Stadium, Arlington, TX Thu Aug 08 1985, 8:05 PM EDT Att: 11,333 - Unknown <a href="http://livebaseballscorecards.com">livebaseballscorecards.com</a>					
<b>Curtis Wilkerson, S</b> OBP: 0.290, SLG: 0.300 (1, 6)										3	0	1	0	0	0	1						
<b>Bill Stein, R</b> OBP: 0.262, SLG: 0.286 (7, PH)	5-3									1	0	0	0	0	0	3						
<b>Pete O'Brien, L</b> OBP: 0.326, SLG: 0.424 (1, 3)										2	0	1	0	2	1	0						
<b>Cliff Johnson, R</b> OBP: 0.342, SLG: 0.464 (1, 10)										4	0	0	0	0	0	3						
<b>Gary Ward, R</b> OBP: 0.326, SLG: 0.405 (1, 7)										4	1	1	0	0	0	0						
<b>Toby Harrah, R</b> OBP: 0.458, SLG: 0.413 (1, 4)										3	0	0	0	1	0	0						
<b>George Wright, S</b> OBP: 0.225, SLG: 0.200 (1, 9)										4	0	0	0	0	1	2						
<b>Steve Buechele, R</b> OBP: 0.288, SLG: 0.213 (7, PH)										1	0	0	0	0	1	0						
<b>Duane Walker, L</b> OBP: 0.244, SLG: 0.372 (7, PH)										1	0	1	1	0	0	0						
<b>Geno Petralli, L</b> OBP: 0.339, SLG: 0.239 (8, 2)										1	0	0	0	0	0	0						
<b>Glenn Brummer, R</b> OBP: 0.333, SLG: 0.259 (1, 2)										2	0	1	0	0	0	1						
<b>Bob Jones, L</b> OBP: 0.244, SLG: 0.241 (7, PH)										0	0	0	0	1	0	0						
<b>Wayne Tolleson, S</b> OBP: 0.381, SLG: 0.391 (8, 6)										0	0	0	0	0	0	0						
<b>Inning Stats</b>	R: 0 E: 0 K: 0 S: 4	H: 1 LOB: 1 P: 4	R: 0 E: 0 K: 0 S: 3	H: 0 LOB: 0 BB: 0 P: 3	R: 0 E: 0 K: 1 S: 6	H: 1 LOB: 1 BB: 0 P: 6	R: 0 E: 0 K: 0 S: 2	H: 0 LOB: 0 BB: 1 P: 6	R: 0 E: 0 K: 0 S: 5	H: 0 LOB: 1 BB: 0 P: 6	R: 0 E: 0 K: 0 S: 3	H: 1 LOB: 1 BB: 1 P: 7	R: 1 E: 0 K: 0 S: 5	H: 2 LOB: 3 BB: 2 P: 13	R: 0 E: 0 K: 1 S: 5	H: 0 LOB: 0 BB: 0 P: 5	R: 0 E: 0 K: 0 S: 3	H: 0 LOB: 0 BB: 0 P: 3	1B: 5 2B: 0 3B: 0 HR: 0	SF: 0 SAC: 0 DP: 1 HBP: 1	WP: 0 PB: 0 SB: 2 CS: 1	PA: 35
<b>PITCHER</b>	IP	WLS	BF	H	R	ER	SO	BB	IBB	HBP	BLK	WP	HR	S	P	ERA	WHIP					
<b>Pete Vuckovich, R</b> ERA: 4.9 (1, 1)	6.1	W	26	5	1	1	2	3	0	0	0	0	0	26	39	1.42	1.263					
<b>Rollie Fingers, R</b> ERA: 4.57 (7, 1)	2.2	S	9	0	0	0	1	1	0	0	0	0	0	10	14	0.00	0.375					

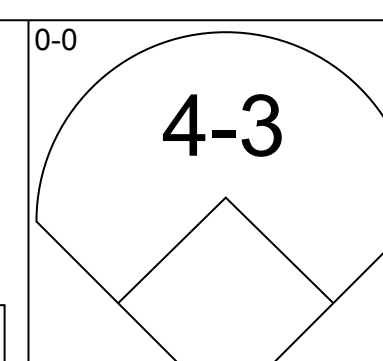
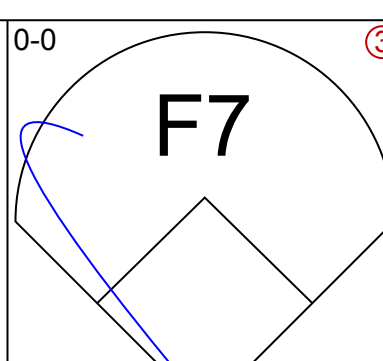
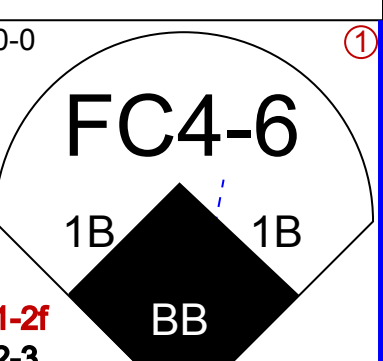
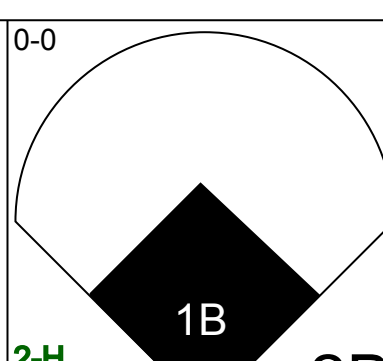
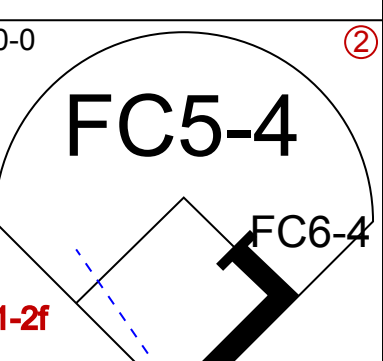
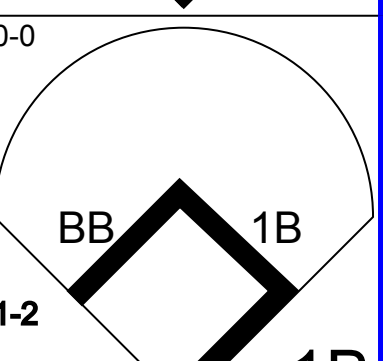
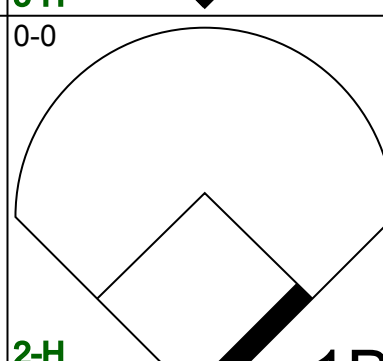
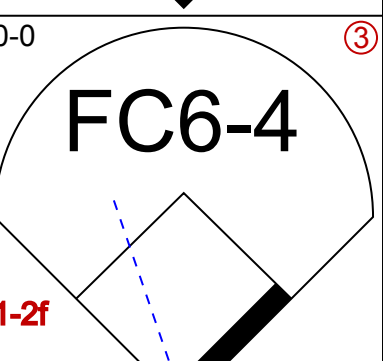
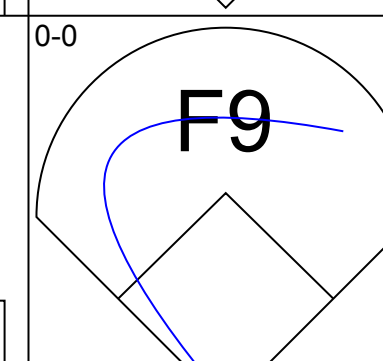
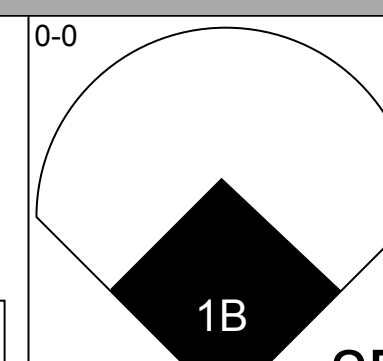
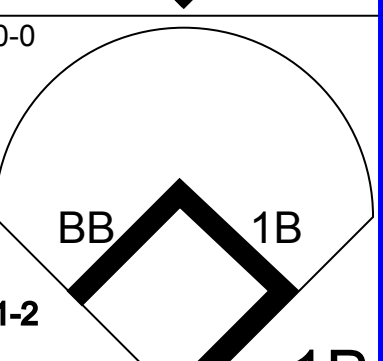
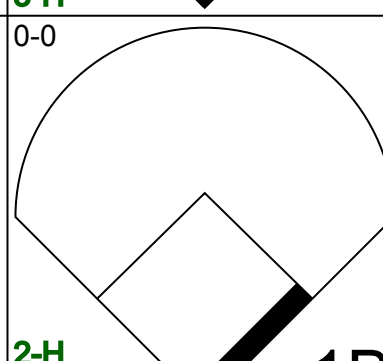
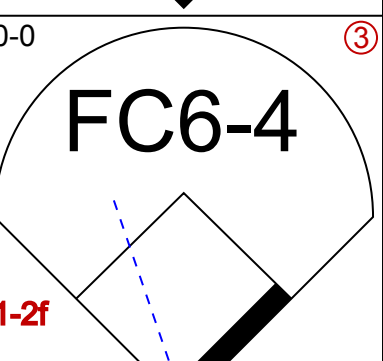
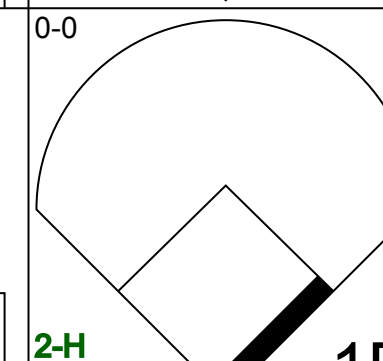
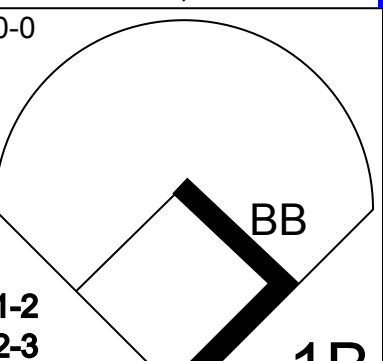
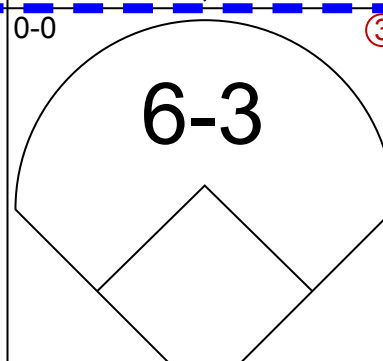
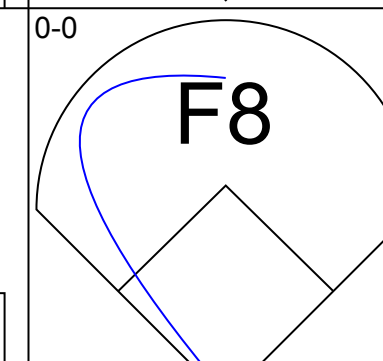
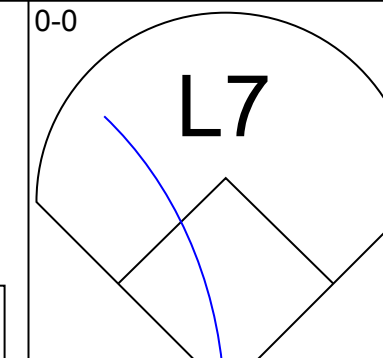
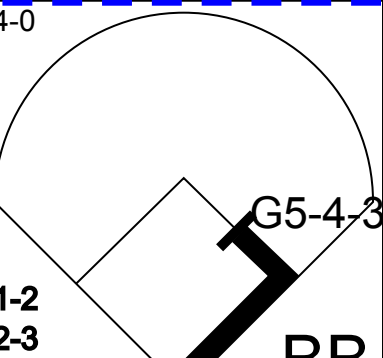

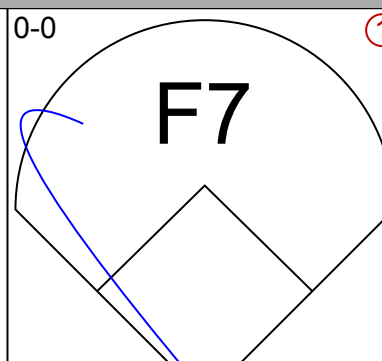
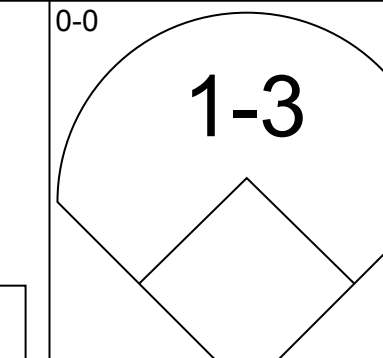
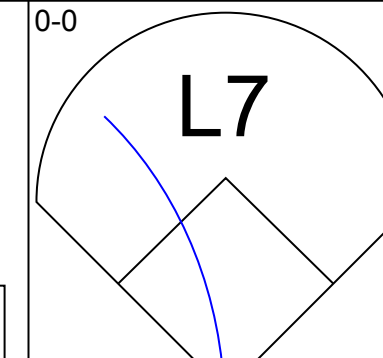
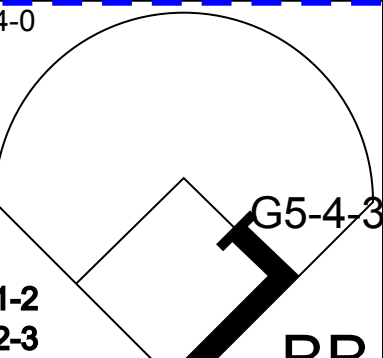

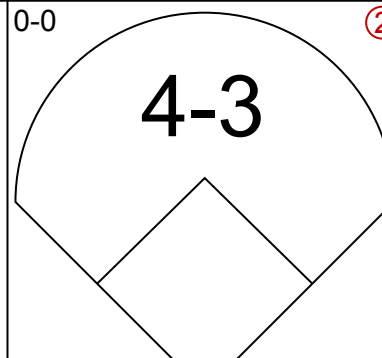
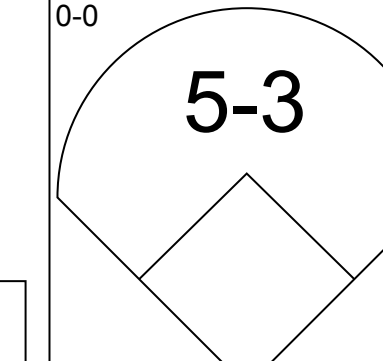
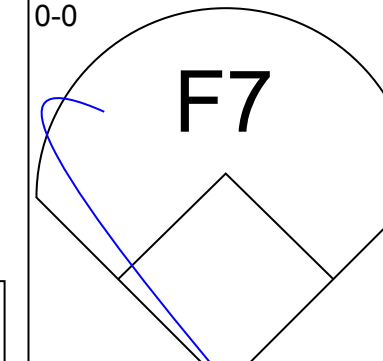
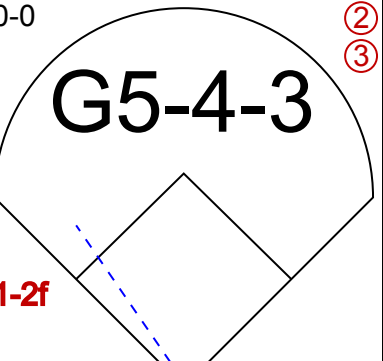
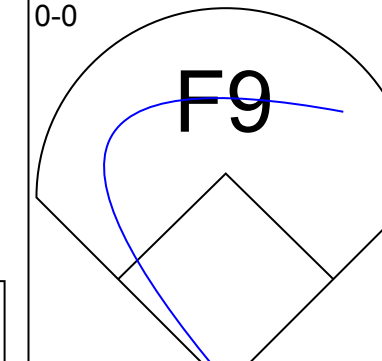
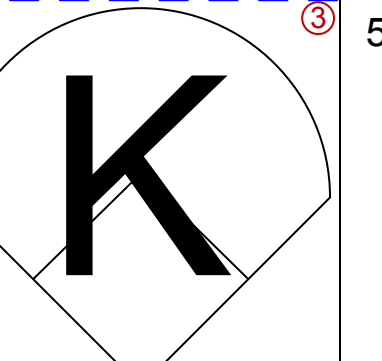
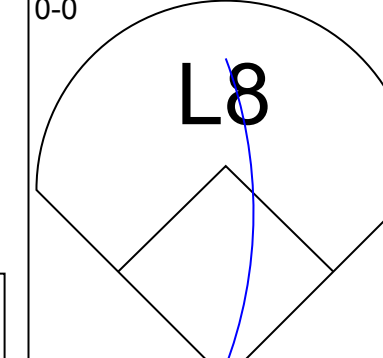
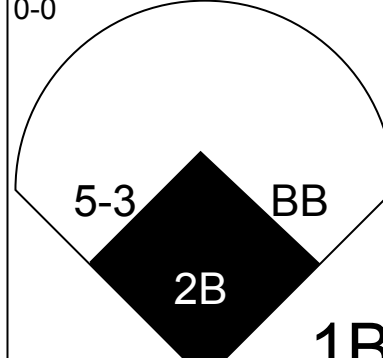
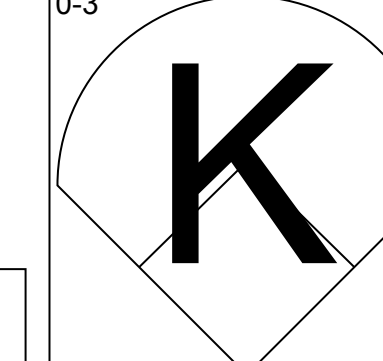
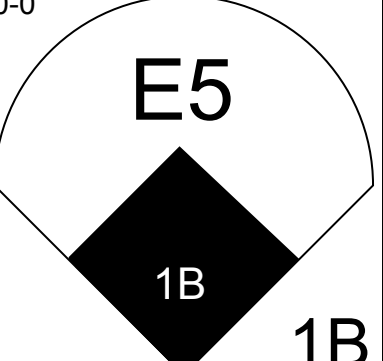
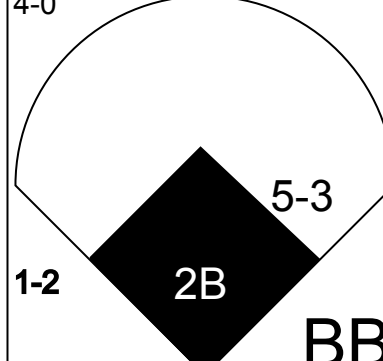
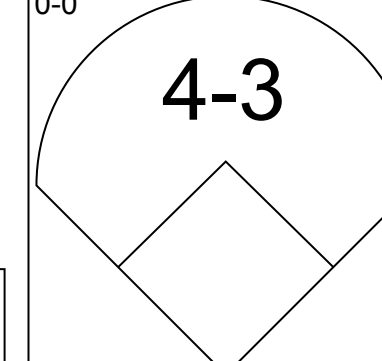
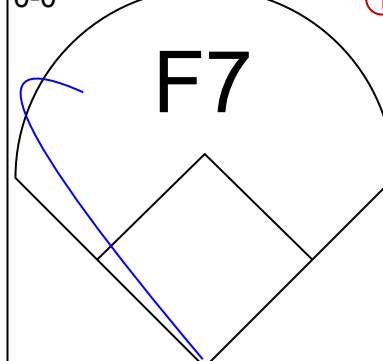
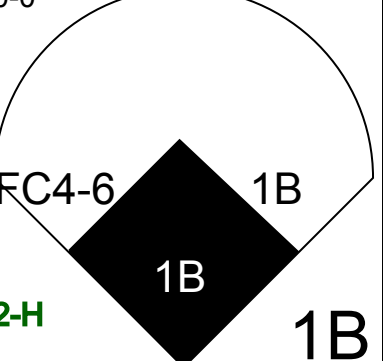
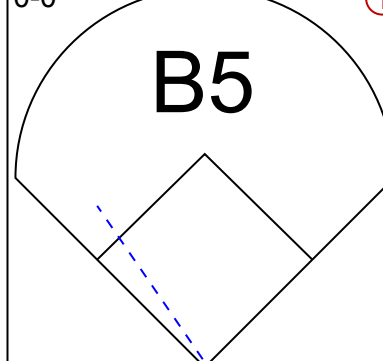
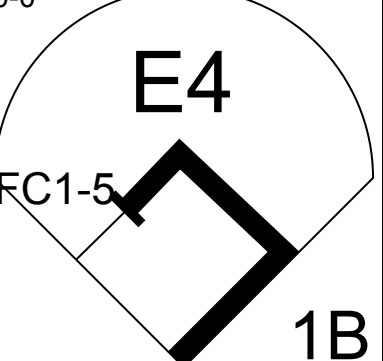
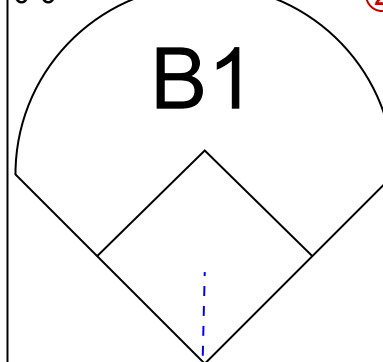
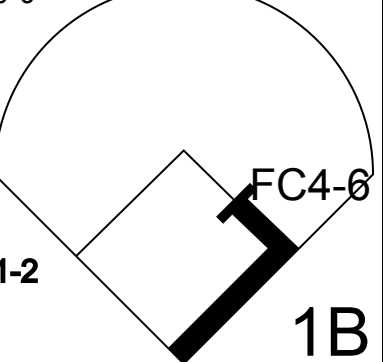
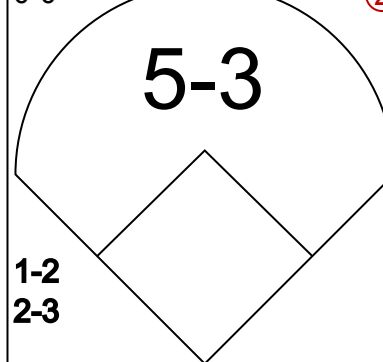
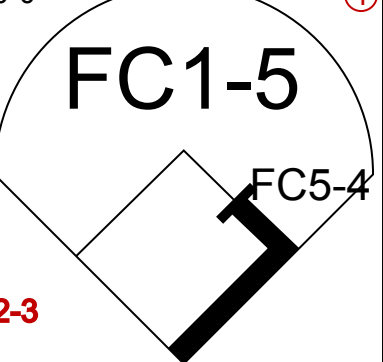


Batter	1	2	3	4	5	6	7	8	9	AB	R	H	RBI	BB	SO	LOB	TOP				
Paul Molitor, R OBP: 0.361, SLG: 0.411 (1, 5)										4	1	0	0	0	1	2					
Robin Yount, R OBP: 0.329, SLG: 0.438 (1, 10)										4	1	1	3	0	0	0					
Cecil Cooper, L OBP: 0.332, SLG: 0.473 (1, 3)										5	2	3	1	0	0	1					
Ben Oglivie, L OBP: 0.368, SLG: 0.457 (1, 7)										5	1	3	0	0	0	1					
Ernest Riles, L OBP: 0.333, SLG: 0.408 (1, 6)										4	1	2	2	0	0	1					
Paul Householder, S OBP: 0.397, SLG: 0.338 (1, 9)										5	1	2	2	0	2	3					
Rick Manning, L OBP: 0.282, SLG: 0.297 (1, 8)										5	0	1	0	0	0	2					
Charlie Moore, R OBP: 0.288, SLG: 0.283 (1, 2)										1	1	0	0	2	0	0					
Ed Romero, R OBP: 0.292, SLG: 0.250 (1, 4)										4	0	3	0	0	0	1					
<b>Inning Stats</b>	R: 1 E: 0 K: 1 S: 7	H: 2 LOB: 1 BB: 0 P: 7	R: 0 E: 0 K: 1 S: 5	H: 0 LOB: 0 BB: 0 P: 5	R: 2 E: 0 K: 1 S: 9	H: 4 LOB: 2 BB: 0 P: 9	R: 0 E: 0 K: 0 S: 4	H: 1 LOB: 1 BB: 0 P: 4	R: 4 E: 0 K: 0 S: 7	H: 5 LOB: 2 BB: 1 P: 11	R: 0 E: 0 K: 0 S: 3	H: 0 LOB: 0 BB: 0 P: 3	R: 0 E: 0 K: 0 S: 4	H: 1 LOB: 1 BB: 0 P: 4	R: 1 E: 0 K: 0 S: 4	H: 1 LOB: 1 BB: 1 P: 8	R: 0 E: 0 K: 0 S: 4	H: 1 LOB: 1 BB: 0 P: 4	1B: 9 2B: 3 3B: 0 HR: 3	SF: 1 SAC: 3 DP: 0 HBP: 0	WP: 2 PA: 43 PB: 0 CS: 1
<b>PITCHER</b>	IP WLS BF H R ER SO BB IBB HBP BLK WP HR S P ERA WHIP																				
Tom Seaver, R ERA: 3.15 (1, 1)	4.1 23 10 6 6 3 0 0 0 0 1 2 29 29 12.46 2.308																				
Jerry Don Gleason, L ERA: 4.97 (5, 1)	2.2 11 3 1 1 0 1 0 0 0 1 1 10 14 3.38 1.500																				
Bob James, R ERA: 2.05 (8, 1)	2.0 L 9 2 1 1 0 1 0 0 0 0 0 0 8 12 4.50 1.500																				

Milwaukee Brewers @ Chicago White Sox  
Comiskey Park, Chicago, IL  
Fri Aug 09 1985, 8:05 PM EDT  
Att: 21,330 - Unknown

AB 37  
R 8  
H 15  
RBI 8  
BB 2  
SO 3  
LOB 11



Batter	1	2	3	4	5	6	7	8	9	AB	R	H	RBI	BB	SO	LOB	BOTTOM				
Rudy Law, L OBP: 0.309, SLG: 0.368 (1, 7)										3	1	0	0	0	0	2					
Reid Nichols, R OBP: 0.307, SLG: 0.328 (6, FH) (7, 7)										2	1	1	2	0	0	1					
Bryan Little, S OBP: 0.383, SLG: 0.303 (1, 4)										3	1	2	1	0	0	0					
Scott Fletcher, R OBP: 0.298, SLG: 0.244 (6, FH) (7, 4)										2	0	1	1	0	0	1					
Harold Baines, L OBP: 0.351, SLG: 0.428 (1, 9)										5	0	2	1	0	0	1					
Greg Walker, L OBP: 0.333, SLG: 0.474 (1, 3)										4	0	0	1	1	0	1					
Carlton Fisk, R OBP: 0.313, SLG: 0.536 (1, 2)										5	0	0	0	0	1	4					
Ron Kittle, R OBP: 0.304, SLG: 0.415 (1, 10)										4	1	3	0	0	0	1					
Tim Hulett, R OBP: 0.322, SLG: 0.371 (1, 5)										3	2	1	0	1	1	2					
Ozzie Guillen, L OBP: 0.291, SLG: 0.333 (1, 6)										4	1	2	1	0	0	2					
Luis Salazar, R OBP: 0.233, SLG: 0.329 (1, 8)										4	0	1	0	0	0	3					
<b>Inning Stats</b>	R: 0 E: 0 K: 0 S: 3	H: 0 LOB: 0 BB: 0 P: 3	R: 0 E: 0 K: 1 S: 6	H: 1 LOB: 1 BB: 0 P: 6	R: 0 E: 0 K: 0 S: 3	H: 0 LOB: 0 BB: 0 P: 3	R: 1 E: 0 K: 0 S: 5	H: 2 LOB: 1 BB: 0 P: 5	R: 3 E: 0 K: 0 S: 7	H: 5 LOB: 2 BB: 1 P: 11	R: 3 E: 0 K: 0 S: 6	H: 3 LOB: 1 BB: 1 P: 10	R: 0 E: 0 K: 0 S: 4	H: 1 LOB: 1 BB: 0 P: 4	R: 0 E: 1 K: 0 S: 4	H: 1 LOB: 1 BB: 0 P: 4	R: 0 E: 0 K: 1 S: 5	H: 0 LOB: 0 BB: 0 P: 5	1B: 11 2B: 2 3B: 0 HR: 0	SF: 0 SAC: 0 DP: 1 HBP: 0	WP: 0 PA: 41 PB: 0 CS: 0
<b>PITCHER</b>	IP WLS BF H R ER SO BB IBB HBP BLK WP HR S P ERA WHIP																				
Danny Darwin, R ERA: 3.9 (1, 1)	4.1 21 8 4 4 1 0 0 0 0 0 0 6 14 8.31 1.846																				
Bob McClure, L ERA: 4.65 (5, 1)	1.1 8 3 3 3 0 2 0 0 0 0 0 0 6 14 20.25 3.750																				
Rick Waits, L ERA: 5.14 (6, 1)	3.0 W 11 2 0 0 0 0 0 0 0 0 0 0 11 11 0.00 0.667																				
Rollie Fingers, R ERA: 4.53 (9, 1)	0.1 S 1 0 0 0 1 0 0 0 0 0 0 0 3 3 0.00 0.000																				

Milwaukee Brewers @ Chicago White Sox  
Comiskey Park, Chicago, IL  
Fri Aug 09 1985, 8:05 PM EDT  
Att: 21,330 - Unknown

AB 39  
R 7  
H 13  
RBI 7  
BB 2  
SO 2  
LOB 18






Batter	1	2	3	4	5	6	7	8	9	10	11	AB	R	H	RBI	BB	SO	LOB									
Paul Molitor, R OBP: 0.358, SLG: 0.410 (1, 5)	L1-3		6-3		K		K				F9	6	0	1	0	0	2	2									
Robin Yount, R OBP: 0.330, SLG: 0.445 (1, 10)	HR		WP 1B		5-3			K		6-3		5	1	2	1	0	1	2									
Cecil Cooper, L OBP: 0.328, SLG: 0.467 (1, 3)	K		K			G3		6-3		1-3		5	0	0	0	0	2	2									
Ben Oglivie, L OBP: 0.365, SLG: 0.456 (1, 9)	2B				K		L5		3-1		K	5	0	1	0	0	2	0									
Ernest Riles, L OBP: 0.338, SLG: 0.417 (1, 6)	6-3				1-3			1B 3B		G4-6-3 1B	HR HBP	4	2	2	0	0	0	1									
Randy Ready, R OBP: 0.420, SLG: 0.611 (1, 7)		3-1								G4-6-3 1-2		5	1	3	3	0	0	1									
Paul Householder, S OBP: 0.304, SLG: 0.339 (1, 8)		5-3			1B					1-2	HR	5	0	1	0	0	1	2									
Charlie Moore, R OBP: 0.290, SLG: 0.280 (1, 2)		5-3								L7	S 1B BB	3	1	0	0	2	0	1									
Ed Romero, R OBP: 0.291, SLG: 0.250 (1, 4)			5-3			SH1-4 BB		F6				4	0	1	1	0	0	0									
								F3			H 1B																
<b>Inning Stats</b>	R: 1 E: 0 K: 1 S: 7	H: 2 LOB: 1 BB: 0 P: 7	R: 0 E: 0 K: 0 S: 3	H: 0 LOB: 0 BB: 0 P: 3	R: 0 E: 0 K: 1 S: 6	H: 1 LOB: 1 BB: 0 P: 6	R: 0 E: 0 K: 1 S: 6	H: 1 LOB: 1 BB: 0 P: 6	R: 0 E: 0 K: 1 S: 5	H: 2 LOB: 1 BB: 0 P: 5	R: 0 E: 0 K: 1 S: 5	H: 0 LOB: 0 BB: 0 P: 5	R: 0 E: 0 K: 1 S: 5	H: 0 LOB: 0 BB: 0 P: 5	R: 0 E: 0 K: 0 S: 4	H: 2 LOB: 1 BB: 0 P: 4	R: 0 E: 0 K: 0 S: 4	H: 1 LOB: 1 BB: 0 P: 4	R: 0 E: 0 K: 2 S: 9	H: 2 LOB: 1 BB: 1 P: 14	1B: 5 2B: 3 3B: 1 HR: 2	SF: 0 SAC: 1 DP: 1 HBP: 1	WP: 1 PB: 0 SB: 1 CS: 0	PA: 46			
<b>PITCHER</b>	IP 9.0	WLS 35	BF 8	H 2	R 2	ER 2	SO 6	BB 1	IBB 0	HBP 0	BLK 0	WP 1	HR 1	S 46	P 50	ERA 2.00	WHIP 1.000										
Floyd Bannister, L ERA: 4.52																											
Dave Wehmeister, R ERA:	10.1	0.2	3	1	0	0	0	0	0	0	0	0	0	3	3	0.00	1.500										
Juan Agosto, L ERA: 4.79	10.1	1.0	L 6	1	3	3	2	1	0	1	0	0	1	8	13	27.00	2.000										
Dan Spillner, R ERA: 3.26	11.1	0.1	2	1	0	0	0	0	0	0	0	0	0	2	2	0.00	3.000										

**Milwaukee Brewers @ Chicago White Sox**  
Comiskey Park, Chicago, IL  
Sat Aug 10 1985, 8:05 PM EDT  
Att: 25,381 - Unknown


AB 42  
R 5  
H 11  
RBI 5  
BB 2  
SO 8  
LOB 11



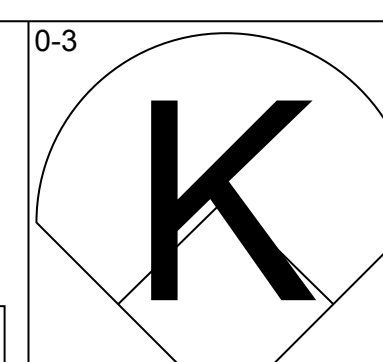
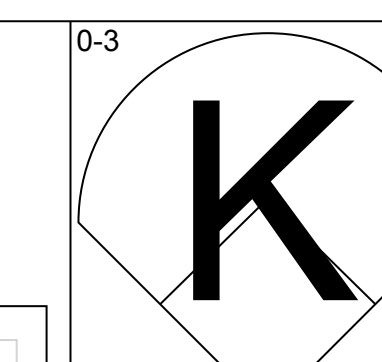
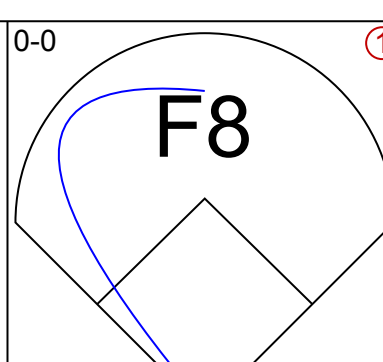
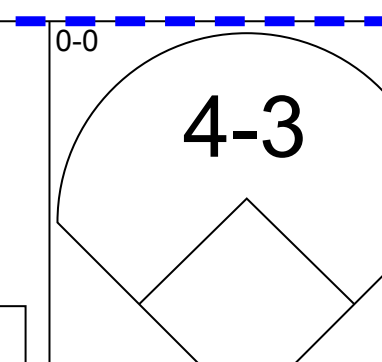
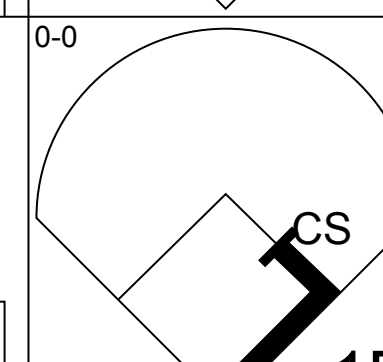
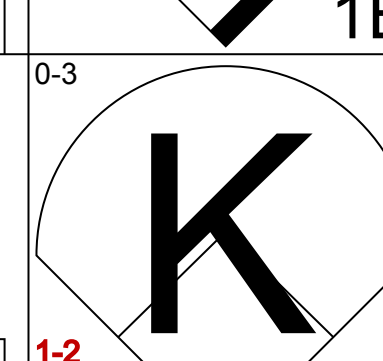
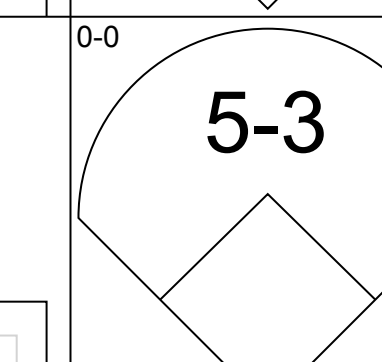
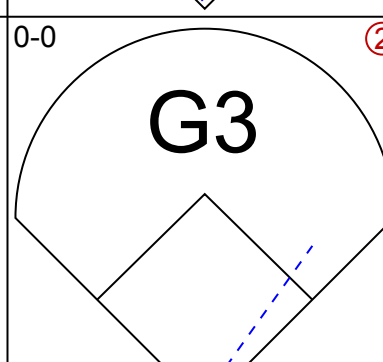
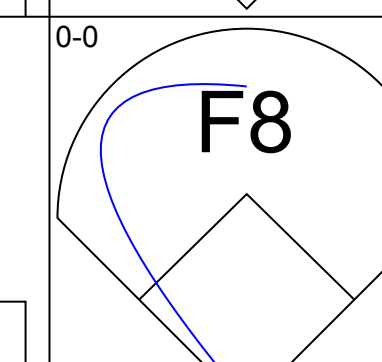
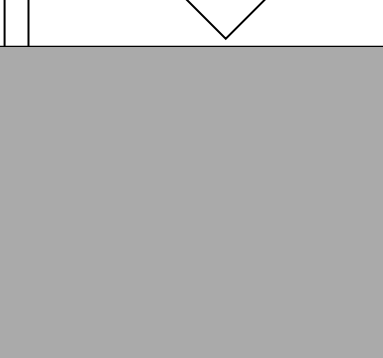
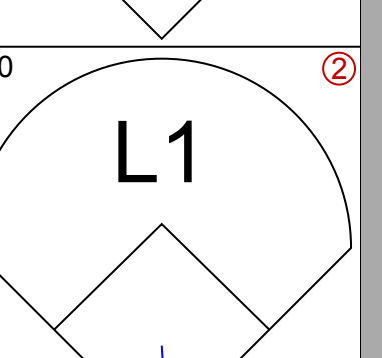
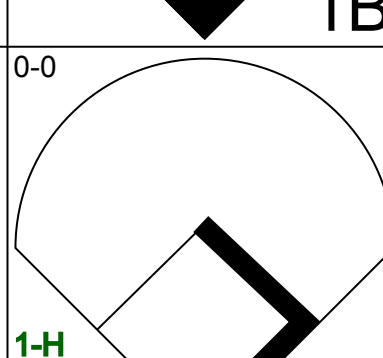
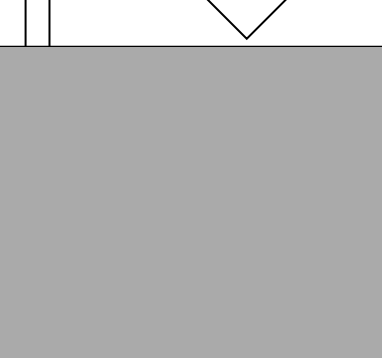
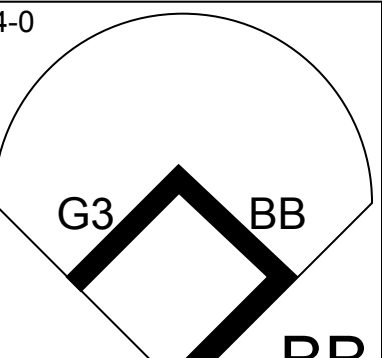
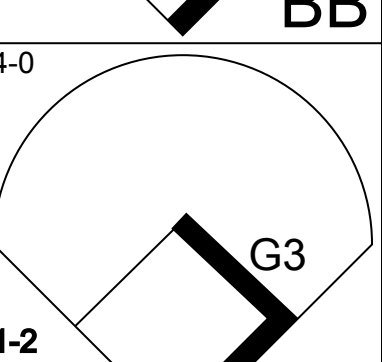
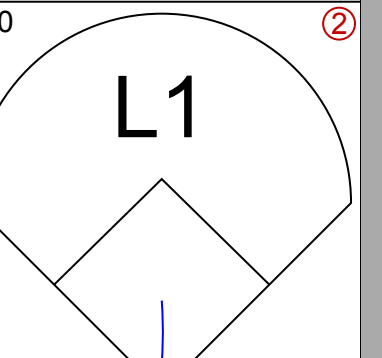
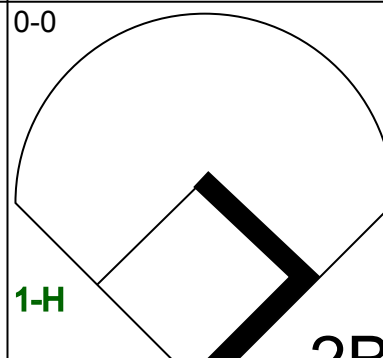

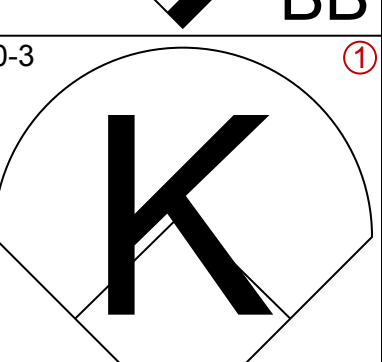




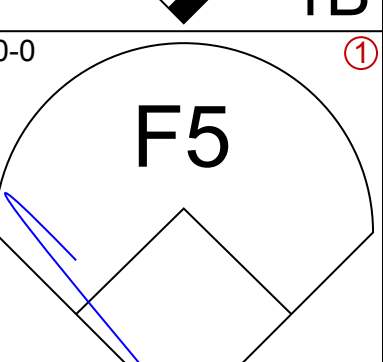
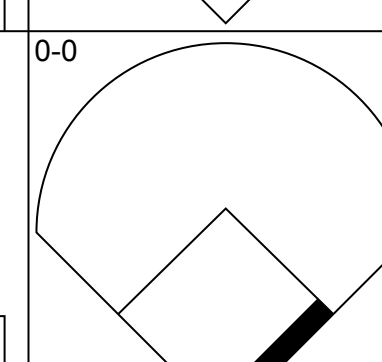
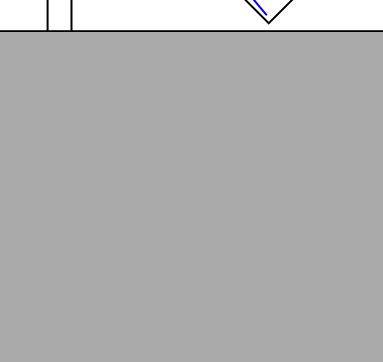

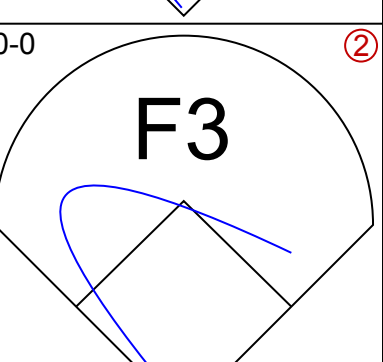
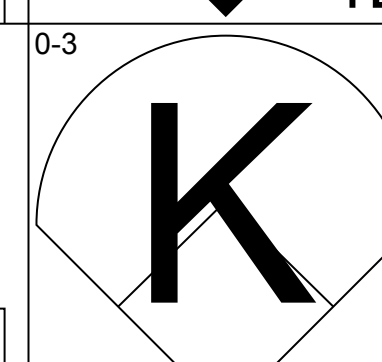

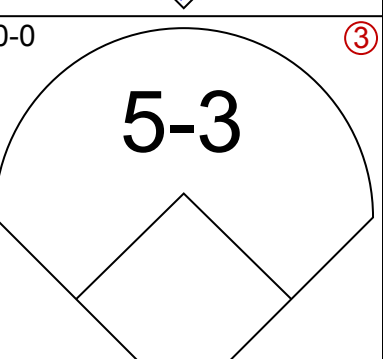
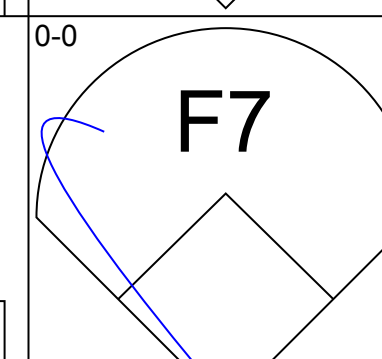
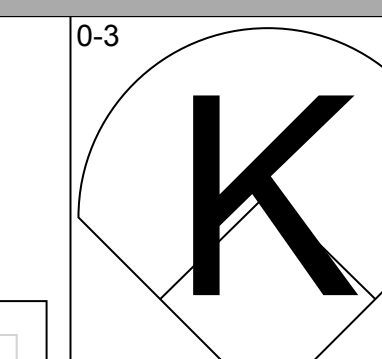
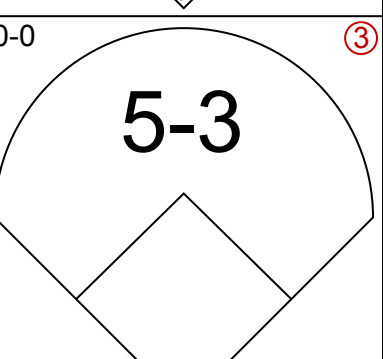
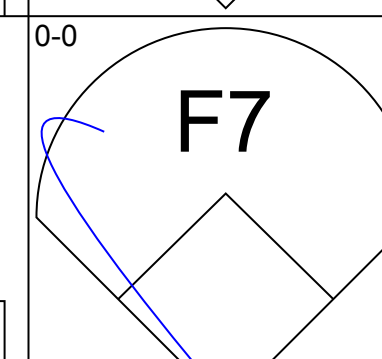
Batter	1	2	3	4	5	6	7	8	9	10	11	AB	R	H	RBI	BB	SO	LOB									
Luis Salazar, R OBP: 0.232, SLG: 0.325 (1, 3)	L8		K			F7		F9		4-3 1B		5	0	1	0	0	1	2									
Scott Fletcher, R OBP: 0.304, SLG: 0.252 (1, 6)	FC6-4 1B		6-3			FC6-4 1B		E 1-2 1B 1B		4-3 1-2		5	1	3	0	0	0	2									
Harold Baines, L OBP: 0.347, SLG: 0.422 (1, 9)	F5				G3	F7		K		F8		5	0	0	0	0	1	4									
Carlton Fisk, R OBP: 0.311, SLG: 0.531 (1, 10)	FC6-4 1-2				F8	FC6-4 1-2					F8	5	0	1	1	0	0	2									
Ron Kittle, R OBP: 0.297, SLG: 0.404 (1, 7)		K			K			K		L7		5	0	0	0	0	3	1									
Tim Lulett, R OBP: 0.321, SLG: 0.367 (1, 5)																											
Greg Walker, L OBP: 0.332, SLG: 0.473 (11, PH)		F4				FC5-4 BB		F8		F9		3	0	0	0	1	0	0									
Reid Nichols, R OBP: 0.304, SLG: 0.324 (1, 8)		L9				F7				4-3		4	0	1	0	0	0	1									
Marc Hill, R OBP: 0.247, SLG: 0.123 (1, 2)						F6		F8		F8		3	0	0	0	1	0	2									
Julio Cruz, S OBP: 0.296, SLG: 0.204 (1, 4)			L4					S E 1B BB		F8		3	1	0	0	1	0	2									
<b>Inning Stats</b>	R: 0 E: 0 K: 0 S: 4	H: 1 LOB: 1 BB: 0 P: 4	R: 0 E: 0 K: 1 S: 5	H: 0 LOB: 0 BB: 0 P: 5	R: 0 E: 0 K: 1 S: 5	H: 0 LOB: 0 BB: 1 P: 9	R: 0 E: 0 K: 1 S: 3	H: 0 LOB: 1 BB: 1 P: 7	R: 0 E: 0 K: 0 S: 4	H: 1 LOB: 1 BB: 0 P: 4	R: 2 E: 0 K: 1 S: 7	H: 2 LOB: 2 BB: 1 P: 11	R: 0 E: 0 K: 0 S: 3	H: 0 LOB: 0 BB: 0 P: 3	R: 0 E: 0 K: 0 S: 4	H: 1 LOB: 1 BB: 0 P: 4	R: 0 E: 0 K: 0 S: 3	H: 0 LOB: 0 BB: 0 P: 3	1B: 6 2B: 0 3B: 0 HR: 0	SF: 0 SAC: 0 DP: 0 HBP: 0	WP: 0 PB: 0 SB: 1 CS: 0	PA: 42					
<b>PITCHER</b>	IP 10.0	WLS W 39	BF 6	H 6	R 2	ER 1	SO 5	BB 3	IBB 0	HBP 0	BLK 0	WP 0	HR 0	S 46	P 58	ERA 0.90	WHIP 0.900										
Teddy Figueroa, L ERA: 4.59																											
Bob Gibson, R ERA: 3.3	11.1	1.0	S 3	0	0	0	0	0	0	0	0	0	0	3	3	0.00	0.000										

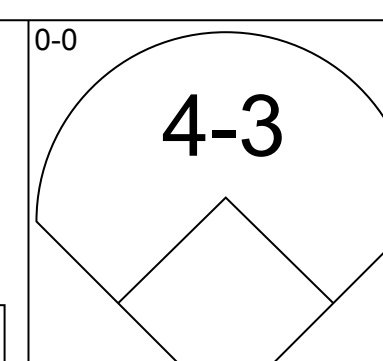
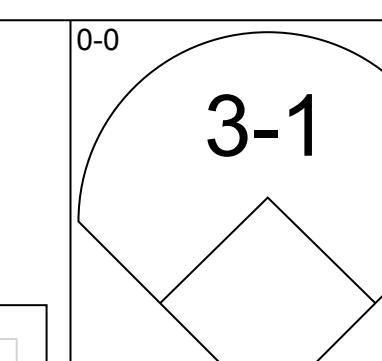
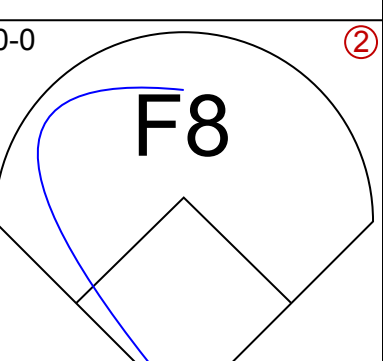
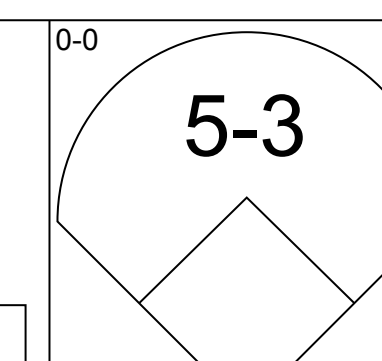
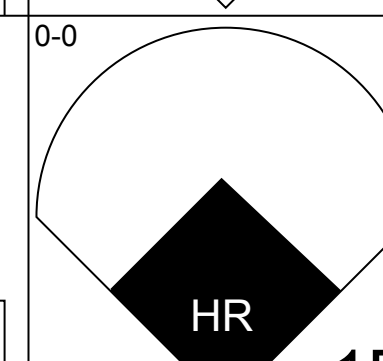
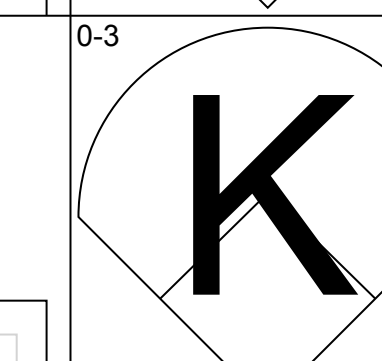
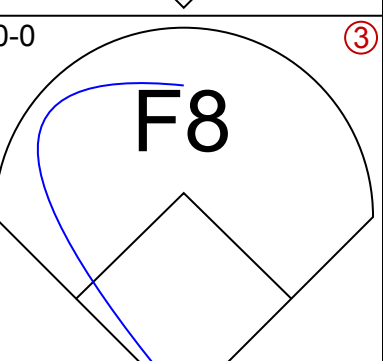
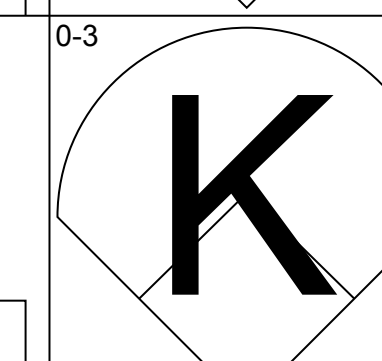
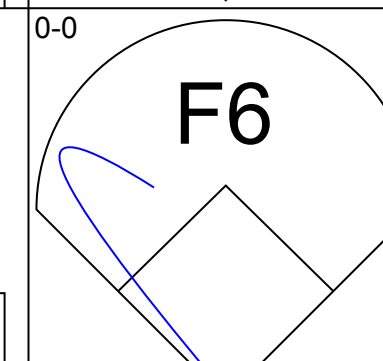
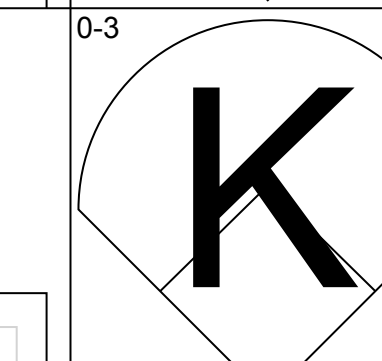
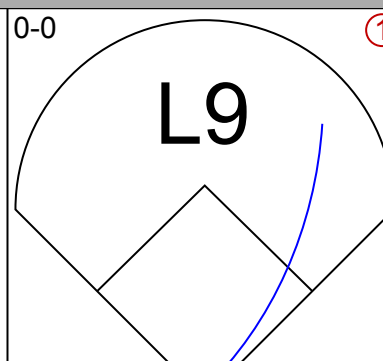
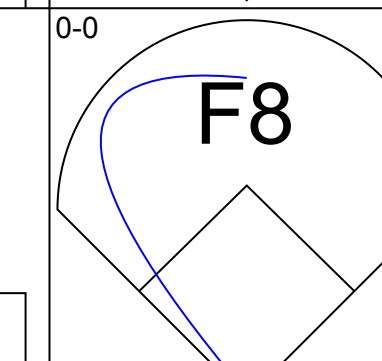
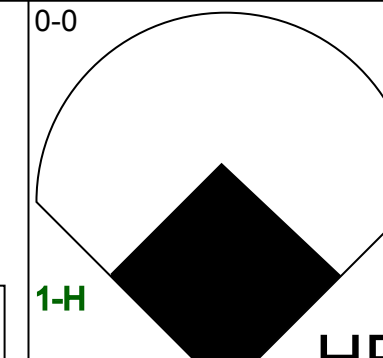
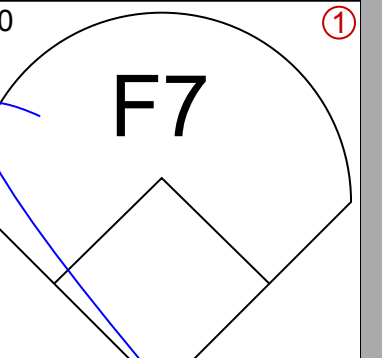
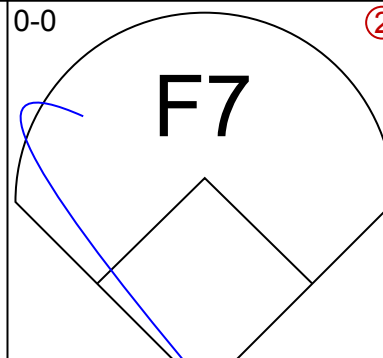
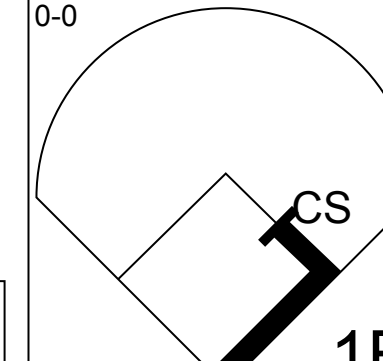
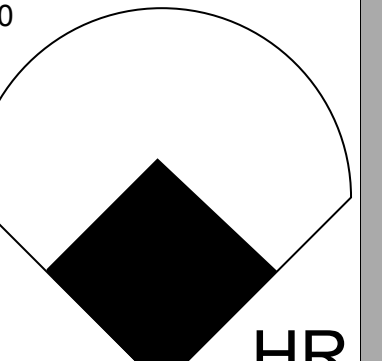
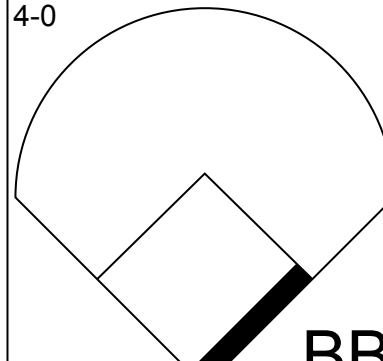
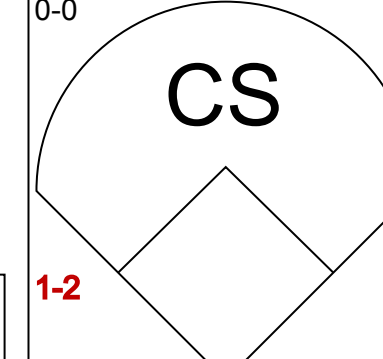
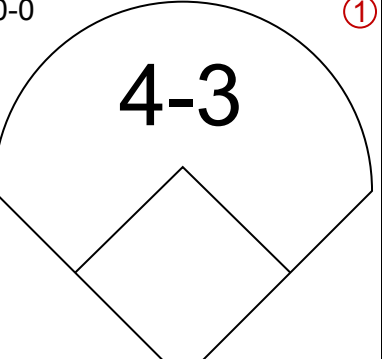
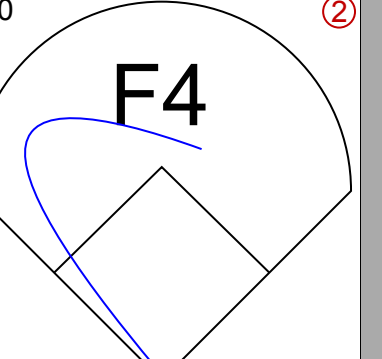
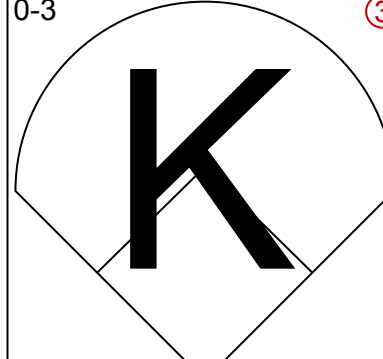
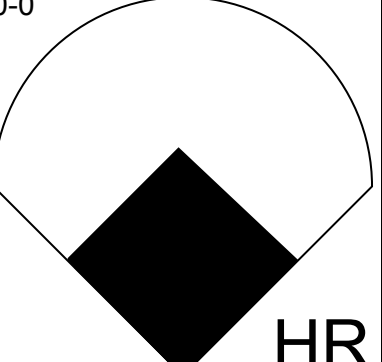
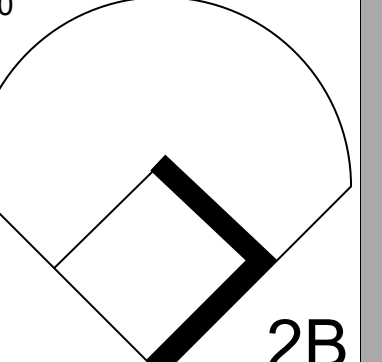
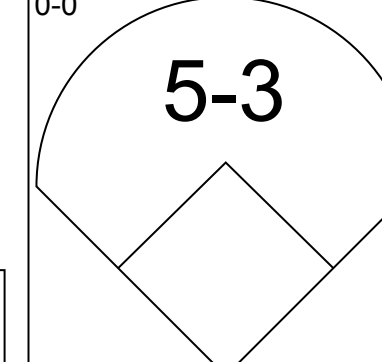
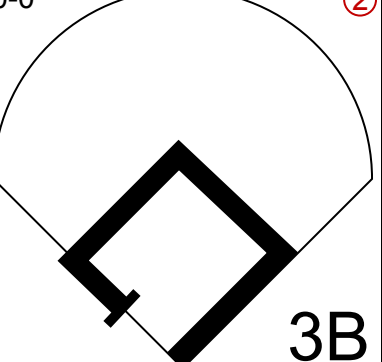

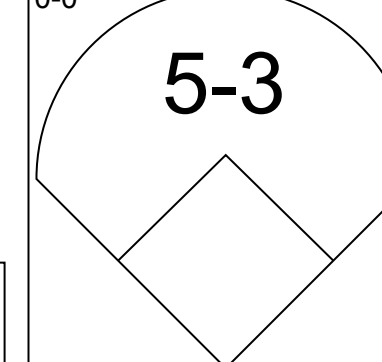
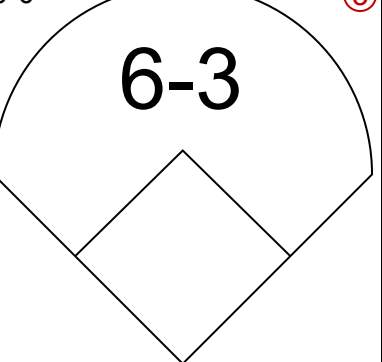
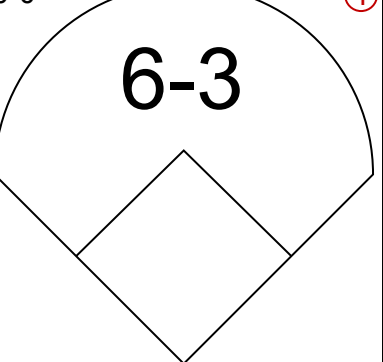
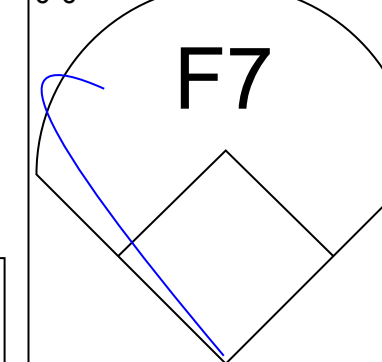
**Milwaukee Brewers @ Chicago White Sox**  
Comiskey Park, Chicago, IL  
Sat Aug 10 1985, 8:05 PM EDT  
Att: 25,381 - Unknown

AB 39  
R 2  
H 6  
RBI 1  
BB 3  
SO 5  
LOB 16





Batter	1	2	3	4	5	6	7	8	9	AB	R	H	RBI	BB	SO	LOB	TOP										
Paul Mollitor, R OBP: 0.355, SLG: 0.407 (1, 5)										4	0	0	0	0	2	0	<b>Milwaukee Brewers @ Chicago White Sox</b> Comiskey Park, Chicago, IL Sun Aug 11 1985, 4:33 AM EDT Att: 21,170 - Unknown <a href="http://livebaseballscorecards.com">livebaseballscorecards.com</a>										
Robin Yount, R OBP: 0.330, SLG: 0.443 (1, 3)	 									4	0	1	0	0	0	0											
Cecil Cooper, L OBP: 0.327, SLG: 0.465 (1, 10)	 1-2					 1B				4	1	1	0	0	2	1											
Ben Oglivie, L OBP: 0.367, SLG: 0.458 (1, 9)		 BB 				 2B				3	0	1	1	1	1	0											
Ernest Riles, L OBP: 0.337, SLG: 0.412 (1, 6)		 1-2 BB								3	0	0	0	1	0	1											
Randy Ready, R OBP: 0.400, SLG: 0.545 (1, 7)					 1B					4	0	1	0	0	1	2											
Paul Householder, S OBP: 0.354, SLG: 0.339 (1, 8)	 1-2 2-3									3	0	1	0	0	0	3											
Charlie Moore, R OBP: 0.287, SLG: 0.276 (1, 2)										3	0	0	0	0	1	4											
Ed Romero, R OBP: 0.285, SLG: 0.244 (1, 4)										3	0	0	0	0	1	2											
<b>Inning Stats</b>	R: 0 E: 0 K: 2 S: 7	H: 1 LOB: 0 BB: 0 P: 7	R: 0 E: 0 K: 1 S: 5	H: 0 LOB: 2 BB: 2 P: 13	R: 0 E: 0 K: 2 S: 7	H: 0 LOB: 0 BB: 0 P: 7	R: 0 E: 0 K: 0 S: 3	H: 0 LOB: 0 BB: 0 P: 3	R: 0 E: 1 K: 0 S: 4	H: 1 LOB: 1 BB: 0 P: 4	R: 1 E: 0 K: 0 S: 5	H: 2 LOB: 1 BB: 0 P: 5	R: 0 E: 0 K: 1 S: 6	H: 1 LOB: 1 BB: 0 P: 6	R: 0 E: 0 K: 1 S: 5	H: 0 LOB: 0 BB: 0 P: 5	1B: 4 2B: 1 3B: 0 HR: 0	SF: 0 SAC: 0 DP: 0 HBP: 0	WP: 0 PB: 0 SB: 0 CS: 1	PA: 33							
<b>PITCHER</b>	IP	WLS	BF	H	R	ER	SO	BB	IBB	HBP	BLK	WP	HR	S	P	ERA	WHIP										
Joel Davis, R ERA: 1.29 (1, 1)	7.0	W	27	5	1	1	6	2	0	0	0	0	0	37	45	1.29	1.000										
Dan Spillner, R ERA: 3.21 (8, 1)	1.0		3	0	0	0	1	0	0	0	0	0	0	5	5	0.00	0.000										
Bob James, R ERA: 2.01 (9, 1)	1.0	S	3	0	0	0	1	0	0	0	0	0	0	5	5	0.00	0.000										


Batter	1	2	3	4	5	6	7	8	9	AB	R	H	RBI	BB	SO	LOB	BOTTOM										
Rudy Law, L OBP: 0.305, SLG: 0.362 (1, 8)										4	0	0	0	0	0	0	<b>Milwaukee Brewers @ Chicago White Sox</b> Comiskey Park, Chicago, IL Sun Aug 11 1985, 4:33 AM EDT Att: 21,170 - Unknown <a href="http://livebaseballscorecards.com">livebaseballscorecards.com</a>										
Bryan Little, S OBP: 0.358, SLG: 0.300 (1, 4)	 1B									4	1	1	0	0	2	0											
Harold Baines, L OBP: 0.344, SLG: 0.418 (1, 9)										4	0	0	0	0	1	1											
Greg Walker, L OBP: 0.332, SLG: 0.480 (1, 10)	 HR									3	1	1	2	0	0	0											
Carlton Fisk, R OBP: 0.317, SLG: 0.542 (1, 2)	 1B									2	1	2	1	1	0	0											
Ron Kittle, R OBP: 0.293, SLG: 0.398 (1, 7)	 1-2									3	0	0	0	0	1	1											
Luis Salazar, R OBP: 0.232, SLG: 0.325 (9, 8)										0	0	0	0	0	0	0											
Joseph DeSa, L OBP: 0.400, SLG: 1.200 (1, 3)										3	1	2	1	0	0	0											
Ozzie Guillen, L OBP: 0.292, SLG: 0.340 (1, 6)										3	0	1	0	0	1	1											
Scott Fletcher, R OBP: 0.300, SLG: 0.249 (1, 5)										3	0	0	0	0	0	0											
<b>Inning Stats</b>	R: 2 E: 0 K: 0 S: 5	H: 3 LOB: 0 BB: 0 P: 5	R: 1 E: 0 K: 0 S: 4	H: 2 LOB: 0 BB: 0 P: 4	R: 0 E: 0 K: 2 S: 7	H: 0 LOB: 0 BB: 0 P: 7	R: 1 E: 0 K: 1 S: 7	H: 2 LOB: 1 BB: 0 P: 7	R: 0 E: 0 K: 0 S: 3	H: 0 LOB: 0 BB: 0 P: 3	R: 0 E: 0 K: 1 S: 5	H: 0 LOB: 1 BB: 1 P: 9	R: 0 E: 0 K: 0 S: 3	H: 0 LOB: 0 BB: 0 P: 3	R: 0 E: 0 K: 1 S: 5	H: 0 LOB: 0 BB: 0 P: 5	1B: 2 2B: 1 3B: 1 HR: 3	SF: 0 SAC: 0 DP: 0 HBP: 0	WP: 0 PB: 0 SB: 0 CS: 1	PA: 31							
<b>PITCHER</b>	IP	WLS	BF	H	R	ER	SO	BB	IBB	HBP	BLK	WP	HR	S	P	ERA	WHIP										
Ray Burris, R ERA: 3.9 (1, 1)	8.0	L	30	7	4	4	5	1	0	0	0	0	3	39	43	4.50	1.000										




Batter	1	2	3	4	5	6	7	8	9	AB	R	H	RBI	BB	SO	LOB	TOP					
Lou Whitaker, L (1,4) OBP: 0.390, SLG: 0.507										5	0	2	1	0	0	2	<b>Detroit Tigers @ Milwaukee Brewers</b> Milwaukee County Stadium, Milwaukee, WI Mon Aug 12 1985, 8:05 PM EDT Att: 13,778 - Unknown					
Darrell Evans, L (1,10) OBP: 0.366, SLG: 0.512										3	0	0	0	2	0	3						
Kirk Gibson, L (1,9) OBP: 0.361, SLG: 0.518										4	0	0	0	1	0	5						
Lance Parrish, R (1,2) OBP: 0.311, SLG: 0.447										4	1	1	0	1	0	4						
Dave Bergman, L (1,3) OBP: 0.269, SLG: 0.258										4	0	0	0	0	1	5						
Lary Hemdon, R (1,7) OBP: 0.302, SLG: 0.398										3	0	1	1	1	0	0						
Alan Trammell, R (1,6) OBP: 0.321, SLG: 0.388										4	1	2	0	0	0	4						
Chet Lemon, R (1,8) OBP: 0.325, SLG: 0.395										4	1	1	1	0	1	4						
Tom Brookens, R (1,5) OBP: 0.289, SLG: 0.385										3	0	1	0	0	2	1						
Johnny Grubb, L (9, PH) OBP: 0.259, SLG: 0.263										0	0	0	0	1	0	0						
Alejandro Sanchez, R (9, PR) OBP: 0.242, SLG: 0.516										0	0	0	0	0	0	0						
<b>Inning Stats</b>	R: 0 E: 0 K: 1 S: 6	H: 1 LOB: 2 BB: 1 P: 10	R: 0 E: 0 K: 0 S: 3	H: 1 LOB: 0 BB: 0 P: 3	R: 0 E: 0 K: 1 S: 5	H: 0 LOB: 1 BB: 1 P: 9	R: 0 E: 0 K: 0 S: 3	H: 0 LOB: 0 BB: 0 P: 3	R: 1 E: 0 K: 2 S: 9	H: 2 LOB: 1 BB: 0 P: 9	R: 1 E: 0 K: 0 S: 5	H: 2 LOB: 2 BB: 1 P: 9	R: 0 E: 0 K: 0 S: 4	H: 1 LOB: 1 BB: 0 P: 4	R: 0 E: 0 K: 0 S: 2	H: 0 LOB: 1 BB: 2 P: 10	R: 1 E: 1 K: 0 S: 5	H: 1 LOB: 2 BB: 1 P: 9	1B: 5 2B: 2 3B: 0 HR: 1	SF: 0 SAC: 0 DP: 1 HBP: 0	WP: 1 PB: 0 SB: 0 CS: 1	PA: 40
<b>PITCHER</b>	IP WLS BF H R ER SO BB IBB HBP BLK WP HR S P ERA WHIP																					
Jaime Cocanower, R (1,1) ERA: 3.75	8.0 W 34 7 2 2 4 4 1 0 0 1 0 37 57 2.25 1.375																					
Rollie Fingers, R (9,1) ERA: 4.63	1.0 S 6 1 1 1 0 1 0 0 0 0 1 5 9 9.00 2.000																					

Batter	1	2	3	4	5	6	7	8	9	AB	R	H	RBI	BB	SO	LOB	BOTTOM			
Paul Molitor, R (1,5) OBP: 0.356, SLG: 0.408										1	0	1	0	0	0	0	<b>Detroit Tigers @ Milwaukee Brewers</b> Milwaukee County Stadium, Milwaukee, WI Mon Aug 12 1985, 8:05 PM EDT Att: 13,778 - Unknown			
Jim Gantner, L (1, PR) OBP: 0.303, SLG: 0.322										4	1	2	0	0	0	2				
Robin Yount, R (1,10) OBP: 0.331, SLG: 0.446										4	1	1	1	0	1	3				
Cecil Cooper, L (1,3) OBP: 0.327, SLG: 0.463										4	0	1	1	0	1	1				
Ben Oglivie, L (1,9) OBP: 0.365, SLG: 0.456										4	0	1	1	0	1	1				
Randy Ready, R (1,7) OBP: 0.379, SLG: 0.500										4	1	1	0	0	0	3				
Ernest Riles, L (1,6) OBP: 0.343, SLG: 0.418										4	0	3	1	0	0	0				
Paul Householder, S (1,8) OBP: 0.299, SLG: 0.331										4	0	0	1	0	1	4				
Charlie Moore, R (1,2) OBP: 0.284, SLG: 0.273										3	0	0	0	0	1	2				
Ed Romero, R (1,4) OBP: 0.286, SLG: 0.246										3	0	1	0	0	0	0				
<b>Inning Stats</b>	R: 0 E: 0 K: 0 S: 3	H: 1 LOB: 1 BB: 0 P: 3	R: 0 E: 0 K: 2 S: 8	H: 1 LOB: 1 BB: 0 P: 8	R: 0 E: 0 K: 0 S: 3	H: 0 LOB: 0 BB: 0 P: 3	R: 0 E: 0 K: 1 S: 6	H: 1 LOB: 1 BB: 0 P: 6	R: 0 E: 0 K: 1 S: 5	H: 0 LOB: 0 BB: 0 P: 5	R: 0 E: 0 K: 0 S: 4	H: 1 LOB: 1 BB: 0 P: 4	R: 1 E: 1 K: 0 S: 5	H: 2 LOB: 1 BB: 0 P: 5	R: 3 E: 2 K: 0 S: 8	H: 4 LOB: 2 BB: 0 P: 8	1B: 9 2B: 1 3B: 0 HR: 0	SF: 0 SAC: 0 DP: 2 HBP: 0	WP: 0 PB: 0 SB: 0 CS: 0	PA: 34
<b>PITCHER</b>	IP WLS BF H R ER SO BB IBB HBP BLK WP HR S P ERA WHIP																			
Frank Tanana, L (1,1) ERA: 4.51	7.0 L 27 3 2 2 4 0 0 0 0 0 0 35 35 2.57 1.000																			
Willie Hernandez, L (8,1) ERA: 2.17	1.0 L 7 3 2 0 0 0 0 0 0 0 0 7 7 0.00 3.000																			



Batter	1	2	3	4	5	6	7	8	9	10	11	12	13	AB R H RBI BB SO LOB	TOP								
Lou Whitaker, L OBP: 0.389, SLG: 0.511 (1, 4)	4-3		F7		1B 1-2		G3			G3			HR	6 1 2 1 0 0 0	<b>Detroit Tigers @ Milwaukee Brewers</b> <b>Milwaukee County Stadium, Milwaukee, WI</b> Tue Aug 13 1985, 8:05 PM EDT Att. 15,504 - Unknown  <b>AB 47</b> <b>R 5</b> <b>H 12</b> <b>RBI 4</b> <b>BB 3</b> <b>SO 9</b> <b>LOB 13</b> 								
Darrell Evans, L OBP: 0.363, SLG: 0.504 (1, 3)	F8				K		3-1			F9			K	5 0 0 0 1 2 2									
Kirk Gibson, L OBP: 0.365, SLG: 0.523 (1, 9)	WP BB		F3		1B 1-3 2H					K			CS 1B	5 2 3 1 1 1 1									
Lance Parrish, R OBP: 0.314, SLG: 0.449 (1, 2)	1B BB		K		5-3								1B 2B	5 1 2 1 1 1 3									
Nelson Simmons, S OBP: 0.304, SLG: 0.392 Alejandro Sanchez, R OBP: 0.242, SLG: 0.516 (1, 10) (13, PR)	1B		F7				G3			FC1-6 1B			CS 1B	6 0 2 1 0 0 1 0 0 0 0 0 0 0									
Larry Herndon, R OBP: 0.296, SLG: 0.393 (1, 7)	1-3				4-3					G4-6-3 1B			CS 1B	5 0 0 0 0 2 3									
Alan Trammell, R OBP: 0.322, SLG: 0.390 (1, 6)					L9								F4	5 0 2 0 0 0 0									
Chet Lemon, R OBP: 0.321, SLG: 0.390 (1, 8)					FC6-4 1B								K	5 0 0 0 0 3 2									
Tom Brookins, R OBP: 0.287, SLG: 0.382 (1, 5)					G5-4-3								F3	5 1 1 0 0 0 1									
					1B 1B					F9													
										F8													
										K													
										K													
										F9													
										F9													
<b>Inning Stats</b>	R: 1 E: 0 K: 0 S: 4	H: 1 LOB: 2 BB: 2 P: 12	R: 0 E: 0 K: 0 S: 3	H: 1 LOB: 0 BB: 0 P: 3	R: 0 E: 0 K: 1 S: 5	H: 0 LOB: 1 BB: 0 P: 9	R: 0 E: 0 K: 0 S: 3	H: 0 LOB: 0 BB: 0 P: 3	R: 1 E: 0 K: 0 S: 4	H: 2 LOB: 0 BB: 0 P: 4	R: 0 E: 0 K: 1 S: 5	H: 0 LOB: 0 BB: 0 P: 5	R: 0 E: 0 K: 1 S: 5	H: 0 LOB: 0 BB: 0 P: 5	R: 0 E: 0 K: 1 S: 7	H: 4 LOB: 1 BB: 0 P: 7	1B: 8 2B: 2 3B: 1 HR: 1	SF: 0 SAC: 0 DP: 2 HBP: 0	WP: 1 PB: 0 SB: 1 CS: 2	PA: 51			
<b>PITCHER</b>	IP WLS BF H R ER SO BB IBB HBP BLK WP HR S P ERA WHIP																						
Pete Vuckovich, R ERA: 4.79 Rick Waits, L ERA: 5.32 Bob Gibson, R ERA: 3.27	(1, 1) (7, 1) (8, 1)	6.0 1.0 6.0	WLS 5 L	BF 26 5 19	H 6 2 4	R 2 1 2	ER 2 1 2	SO 4 0 5	BB 3 0 0	IBB 0 0 0	HBP 0 0 0	BLK 0 0 0	WP 1 0 0	HR 0 5 29	S 31 5 29	P 43 5 29	ERA 3.00 9.00 3.00	WHIP 1.500 2.000 0.667					

Batter	1	2	3	4	5	6	7	8	9	10	11	12	13	AB R H RBI BB SO LOB	BOTTOM								
Robin Yount, R OBP: 0.331, SLG: 0.442 (1, 8)	F9	6-3			4-3			F9						4 0 0 0 2 0 1	<b>Detroit Tigers @ Milwaukee Brewers</b> <b>Milwaukee County Stadium, Milwaukee, WI</b> Tue Aug 13 1985, 8:05 PM EDT Att. 15,504 - Unknown  <b>AB 47</b> <b>R 4</b> <b>H 9</b> <b>RBI 3</b> <b>BB 3</b> <b>SO 5</b> <b>LOB 16</b> 								
Randy Ready, R OBP: 0.314, SLG: 0.406 (1, 7)	E4 1B				5-3			4-3		5-3			F7	6 1 0 0 0 0 4									
Cecil Cooper, L OBP: 0.327, SLG: 0.461 (1, 3)	3-1 1B		4-3		L7			K					L5	6 1 2 0 0 1 1									
Ben Oglivie, L OBP: 0.363, SLG: 0.451 (1, 9)	3-1 E		3-1										F5	5 1 1 1 0 0 0									
Ted Simmons, S OBP: 0.343, SLG: 0.416 (1, 10)	3-1				G3-6-3 1B			F9		F6			HR	5 1 2 1 1 0 2									
Ernest Riles, L OBP: 0.343, SLG: 0.416 (1, 6)	E3 1B				G3-6-3 1B			K		F7			K	6 0 2 1 0 2 2									
Jim Gantner, L OBP: 0.299, SLG: 0.317 (1, 5)	G3				G3-6-3			4-3		F7			L4	5 0 0 0 0 0 5									
Charlie Moore, R OBP: 0.270, SLG: 0.268 (1, 2)					F9			6-3		K			F7	5 0 0 0 0 1 1									
Ed Romero, R OBP: 0.290, SLG: 0.267 (1, 4)					F9			6-3					K	5 0 2 0 0 1 0									
<b>Inning Stats</b>	R: 3 E: 2 K: 0 S: 7	H: 3 LOB: 1 BB: 0 P: 7	R: 0 E: 0 K: 0 S: 3	H: 0 LOB: 0 BB: 0 P: 3	R: 0 E: 0 K: 0 S: 4	H: 2 LOB: 1 BB: 0 P: 4	R: 0 E: 0 K: 0 S: 5	H: 0 LOB: 0 BB: 0 P: 3	R: 0 E: 0 K: 1 S: 5	H: 0 LOB: 0 BB: 0 P: 5	R: 0 E: 0 K: 0 S: 3	H: 0 LOB: 2 BB: 1 P: 10	R: 0 E: 0 K: 1 S: 5	H: 1 LOB: 2 BB: 1 P: 8	R: 0 E: 0 K: 1 S: 6	H: 0 LOB: 1 BB: 0 P: 9	R: 1 E: 0 K: 1 S: 6	H: 1 LOB: 0 BB: 0 P: 6	1B: 6 2B: 2 3B: 0 HR: 1	SF: 0 SAC: 1 DP: 1 HBP: 0	WP: 0 PB: 0 SB: 0 CS: 0	PA: 51	
<b>PITCHER</b>	IP WLS BF H R ER SO BB IBB HBP BLK WP HR S P ERA WHIP																						
Dan Petry, R ERA: 3.42 Bill Scherrer, L ERA: 3.82 Aurelio Lopez, R ERA: 4.06 Willie Hernandez, L ERA: 2.25	(1, 1) (8, 1) (12, 1) (13, 1)	8.0 3.0 1.0 1.0	WLS 13 W S	BF 30 4 4	H 6 0 1	R 3 0 1	ER 0 0 1	SO 2 0 1	BB 0 2 0	IBB 0 0 0	HBP 0 0 0	BLK 0 0 0	WP 0 0 0	HR 0 13 5 6	S 34 21 9 6	P 34 34 9 6	ERA 0.00 0.00 0.00 9.00	WHIP 0.750 0.667 1.000 1.000					



Batter	1	2	3	4	5	6	7	8	9	AB	R	H	RBI	BB	SO	LOB	TOP					
<b>Lou Whitaker, L</b> OBP: 0.388, SLG: 0.507										4	0	0	0	1	0	2						
<b>Darrell Evans, L</b> OBP: 0.363, SLG: 0.501										4	2	1	0	1	1	1						
<b>Kirk Gibson, L</b> OBP: 0.367, SLG: 0.523										4	0	2	0	0	2	3						
<b>Lance Parrish, R</b> OBP: 0.316, SLG: 0.452										4	1	2	2	0	0	3						
<b>Nelson Simmons, S</b> OBP: 0.310, SLG: 0.419										3	1	1	2	1	0	0						
<b>Larry Hemdon, R</b> OBP: 0.298, SLG: 0.393										0	0	0	0	0	0	0						
<b>Barbato Garbey, R</b> OBP: 0.312, SLG: 0.369										4	0	2	0	0	1	2						
<b>Alan Trammell, R</b> OBP: 0.320, SLG: 0.388										3	0	0	0	0	1	3						
<b>Chet Lemon, R</b> OBP: 0.320, SLG: 0.386										3	0	0	0	1	0	2						
<b>Tom Brookens, R</b> OBP: 0.287, SLG: 0.381										4	0	1	0	0	1	1						
<b>Inning Stats</b>	R: 3 E: 1 K: 1 S: 7	H: 2 LOB: 0 BB: 1 P: 11	R: 0 E: 0 K: 1 S: 5	H: 0 LOB: 1 BB: 1 P: 9	R: 1 E: 1 K: 2 S: 8	H: 2 LOB: 2 BB: 2 P: 16	R: 0 E: 0 K: 0 S: 3	H: 0 LOB: 0 BB: 0 P: 3	R: 0 E: 0 K: 1 S: 5	H: 1 LOB: 0 BB: 0 P: 5	R: 0 E: 0 K: 0 S: 4	H: 1 LOB: 1 BB: 0 P: 4	R: 0 E: 0 K: 1 S: 7	H: 2 LOB: 2 BB: 0 P: 7	R: 0 E: 0 K: 0 S: 4	H: 1 LOB: 1 BB: 0 P: 4	R: 0 E: 0 K: 0 S: 3	H: 0 LOB: 0 BB: 0 P: 3	1B: 6 2B: 2 3B: 0 HR: 1	SF: 0 SAC: 1 DP: 1 HBP: 0	WP: 0 PB: 0 SB: 0 CS: 1	PA: 38
<b>PITCHER</b> <b>Danny Darwin, R</b> ERA: 3.75	IP: 9.0 WLS: L BF: 38	H: 9 R: 4 ER: 1 SO: 6	BB: 3 IBB: 1 HBP: 0 BLK: 0	WP: 0 HR: 1 S: 46 P: 62	ERA: 1.00 WHIP: 1.333																	

**Detroit Tigers @ Milwaukee Brewers**  
Milwaukee County Stadium, Milwaukee, WI  
Wed Aug 14 1985, 8:05 PM EDT  
Att: 13,085 - Unknown

AB 33  
R 4  
H 9  
RBI 4  
BB 4  
SO 6  
LOB 17



Batter	1	2	3	4	5	6	7	8	9	AB	R	H	RBI	BB	SO	LOB	BOTTOM					
<b>Robin Yount, R</b> OBP: 0.333, SLG: 0.440										2	1	0	0	2	2	1						
<b>Ernest Riles, L</b> OBP: 0.342, SLG: 0.413										4	1	1	0	0	0	3						
<b>Cecil Cooper, L</b> OBP: 0.330, SLG: 0.469										4	1	3	1	0	0	0						
<b>Ben Oglivie, L</b> OBP: 0.360, SLG: 0.448										2	0	0	1	0	1	1						
<b>Ted Simmons, S</b> OBP: 0.342, SLG: 0.412										3	0	0	0	1	1	2						
<b>Randy Ready, R</b> OBP: 0.308, SLG: 0.382										2	0	0	1	1	1	1						
<b>Jim Gantner, L</b> OBP: 0.296, SLG: 0.314										4	0	0	0	0	0	3						
<b>Paul Householder, S</b> OBP: 0.297, SLG: 0.330										4	0	1	0	0	0	0						
<b>Ed Romero, R</b> OBP: 0.291, SLG: 0.269										3	0	1	0	0	1	1						
<b>Carlos Ponce, R</b> (9, PH)										1	0	0	0	0	0	0						
<b>Inning Stats</b>	R: 3 E: 0 K: 0 S: 5	H: 2 LOB: 1 BB: 2 P: 13	R: 0 E: 0 K: 2 S: 7	H: 0 LOB: 0 BB: 0 P: 7	R: 0 E: 0 K: 1 S: 5	H: 0 LOB: 0 BB: 0 P: 5	R: 0 E: 0 K: 0 S: 3	H: 0 LOB: 0 BB: 0 P: 3	R: 0 E: 0 K: 1 S: 6	H: 1 LOB: 1 BB: 0 P: 6	R: 0 E: 0 K: 1 S: 6	H: 1 LOB: 2 BB: 1 P: 10	R: 0 E: 0 K: 0 S: 3	H: 1 LOB: 1 BB: 1 P: 7	R: 0 E: 0 K: 1 S: 6	H: 1 LOB: 1 BB: 0 P: 6	R: 0 E: 0 K: 0 S: 3	H: 0 LOB: 0 BB: 0 P: 3	1B: 4 2B: 3 3B: 0 HR: 0	SF: 2 SAC: 1 DP: 1 HBP: 0	WP: 0 PB: 0 SB: 0 CS: 0	PA: 36
<b>PITCHER</b> <b>Jack Morris, R</b> ERA: 3.15	IP: 8.0 WLS: W BF: 33	H: 6 R: 3 ER: 3 SO: 6	BB: 4 IBB: 0 HBP: 0 BLK: 0	WP: 0 HR: 0 S: 41 P: 57	ERA: 3.38 WHIP: 1.250																	
<b>PITCHER</b> <b>Willie Hernandez, L</b> ERA: 2.22	IP: 1.0 WLS: S BF: 3	H: 0 R: 0 ER: 0 SO: 0	BB: 0 IBB: 0 HBP: 0 BLK: 0	WP: 0 HR: 0 S: 3 P: 3	ERA: 0.00 WHIP: 0.000																	

**Detroit Tigers @ Milwaukee Brewers**  
Milwaukee County Stadium, Milwaukee, WI  
Wed Aug 14 1985, 8:05 PM EDT  
Att: 13,085 - Unknown

AB 29  
R 3  
H 6  
RBI 3  
BB 4  
SO 6  
LOB 12






Batter	1	2	3	4	5	6	7	8	9	AB	R	H	RBI	BB	SO	LOB	TOP																					
Luis Salazar, R (1, 8) OBP: 0.231, SLG: 0.324 Joseph DeSa, L (9, PH) OBP: 0.182, SLG: 0.545	0-0 CS 1B		0-3 K		0-0 6-3		0-3 K2-3		0-0 F8	4	0	1	0	0	2	2																						
Scott Fletcher, R (1, 6) OBP: 0.307, SLG: 0.269	4-0 1B 2B BB		0-0 G4-6-3 1B			0-0 HR		0-0 1B	0-0 1B	4	2	3	1	1	0	1																						
Harold Baines, L (1, 9) OBP: 0.347, SLG: 0.420	0-0 2B 5-3 1B		0-0 G4-6-3 1-2			0-0 1B		0-0 1B	0-0 F9	5	2	3	0	0	0	2																						
Carlton Fisk, R (1, 10) OBP: 0.318, SLG: 0.551	0-0 5-3 1-3 2H 2B			0-3 K		0-0 F8		0-0 1B	0-0 F7	5	1	2	1	0	1	2																						
Ron Kittle, R (1, 7) OBP: 0.296, SLG: 0.435	0-0 5-3 2-3 3H 2B			0-0 F3		0-0 1B		0-0 F4		4	0	1	1	0	0	3																						
Greg Walker, L (1, 3) OBP: 0.329, SLG: 0.468	0-3 K			0-0 3-1		0-3 K		0-3 K		4	0	0	0	0	3	5																						
Tim Hulett, R (1, 5) OBP: 0.315, SLG: 0.357						0-0 F7		0-0 F4		3	0	0	0	1	0	2																						
Julio Cruz, S (1, 4) OBP: 0.302, SLG: 0.209										3	0	2	2	1	0	0																						
Marc Hill, R (1, 2) OBP: 0.241, SLG: 0.119 Jerry Hairston, S (8, PH) OBP: 0.408, SLG: 0.375 Floyd Bannister, L (8, 1)										2	0	0	0	0	0	1																						
<b>Inning Stats</b>	R: 2 E: 0 K: 1 S: 7	H: 3 LOB: 1 BB: 1 P: 11	R: 0 E: 0 K: 0 S: 3	H: 0 LOB: 0 BB: 0 P: 3	R: 0 E: 0 K: 1 S: 5	H: 1 LOB: 0 BB: 0 P: 5	R: 0 E: 0 K: 1 S: 5	H: 0 LOB: 0 BB: 0 P: 5	R: 0 E: 0 K: 0 S: 4	H: 1 LOB: 1 BB: 0 P: 4	R: 1 E: 0 K: 1 S: 8	H: 3 LOB: 2 BB: 0 P: 8	R: 0 E: 0 K: 1 S: 5	H: 0 LOB: 1 BB: 1 P: 9	R: 2 E: 0 K: 1 S: 8	H: 3 LOB: 2 BB: 1 P: 12	R: 0 E: 0 K: 0 S: 4	H: 1 LOB: 1 BB: 0 P: 4	1B: 10 2B: 1 3B: 0 HR: 1	SF: 0 SAC: 1 DP: 1 HBP: 0	WP: 0 PB: 0 SB: 2 CS: 1	PA: 40																
<b>PITCHER</b>	IP	WLS	BF	H	R	ER	SO	BB	IBB	HBP	BLK	WP	HR	S	P	ERA	WHIP	<b>PITCHER</b>				IP	WLS	BF	H	R	ER	SO	BB	IBB	HBP	BLK	WP	HR	S	P	ERA	WHIP
Teddy Higuera, L (1, 1) ERA: 4.66	7.2	W	35	11	5	5	6	3	0	0	0	0	1	44	56	5.87	1.826																					
Rollie Fingers, R (8, 1) ERA: 4.5	1.1	S	5	1	0	0	0	0	0	0	0	0	0	5	5	0.00	0.750																					

Chicago White Sox @ Milwaukee Brewers  
Milwaukee County Stadium, Milwaukee, WI  
Thu Aug 15 1985, 8:05 PM EDT  
Att: 12,734 - Unknown


AB 36  
R 5  
H 12  
RBI 5  
BB 3  
SO 6  
LOB 20



Batter	1	2	3	4	5	6	7	8	9	AB	R	H	RBI	BB	SO	LOB	BOTTOM																					
Robin Yount, R (1, 8) OBP: 0.336, SLG: 0.447	4-0 G5-4-3 BB		0-0 1-H HR		0-0 1-2		4-0 HR IBB			2	2	1	2	2	0	2																						
Carlos Ponce, R (1, 10)	0-0 G5-4-3 1-2		0-0 L7			0-0 6-3	0-3 K			4	0	0	0	0	1	4																						
Cecil Cooper, L (1, 3) OBP: 0.332, SLG: 0.476	0-0 4-3			0-0 4-3		0-0 3B 1B	0-0 1B HR			4	2	2	4	0	0	0																						
Ben Oglivie, L (1, 9) OBP: 0.358, SLG: 0.452		0-0 F7		0-0 4-3		0-0 1B 3B	0-0 F7			4	0	1	1	0	0	0																						
Ernest Riles, L (1, 6) OBP: 0.337, SLG: 0.407		0-0 4-3		0-0 4-3		0-0 6-3		0-3 K		4	0	0	0	0	1	1																						
Randy Ready, R (1, 7) OBP: 0.302, SLG: 0.368	0-3 K				0-0 L6	0-0 4-3		0-0 1B	0-0 G6-4-3 1B	4	0	1	0	0	1	1																						
Jim Gantner, L (1, 5) OBP: 0.293, SLG: 0.310			0-0 F7		0-0 4-3		0-0 F8	0-0 G6-4-3 1-2		4	0	0	0	0	0	1																						
Charlie Moore, R (1, 2) OBP: 0.286, SLG: 0.273			4-0 HR BB		0-0 1B 1B		0-0 1B HR			2	2	2	0	1	0	0																						
Ed Romero, R (1, 4) OBP: 0.298, SLG: 0.277			0-0 F6		0-0 FC4 1B		0-0 HR 1B			3	1	2	0	0	0	1																						
<b>Inning Stats</b>	R: 0 E: 0 K: 0 S: 2	H: 0 LOB: 0 BB: 1 P: 6	R: 0 E: 0 K: 1 S: 5	H: 0 LOB: 0 BB: 0 P: 5	R: 2 E: 0 K: 0 S: 4	H: 1 LOB: 1 BB: 1 P: 8	R: 0 E: 0 K: 0 S: 3	H: 0 LOB: 0 BB: 0 P: 3	R: 0 E: 0 K: 0 S: 5	H: 2 LOB: 2 BB: 0 P: 5	R: 1 E: 0 K: 0 S: 5	H: 2 LOB: 1 BB: 0 P: 5	R: 4 E: 0 K: 1 S: 8	H: 3 LOB: 0 BB: 1 P: 12	R: 0 E: 0 K: 1 S: 5	H: 1 LOB: 0 BB: 0 P: 5	1B: 6 2B: 0 3B: 1 HR: 2	SF: 0 SAC: 0 DP: 2 HBP: 0	WP: 0 PB: 0 SB: 0 CS: 0	PA: 34																		
<b>PITCHER</b>	IP	WLS	BF	H	R	ER	SO	BB	IBB	HBP	BLK	WP	HR	S	P	ERA	WHIP	<b>PITCHER</b>				IP	WLS	BF	H	R	ER	SO	BB	IBB	HBP	BLK	WP	HR	S	P	ERA	WHIP
Floyd Bannister, L (1, 1) ERA: 4.7	8.0	L	34	9	7	7	3	2	1	0	0	0	2	37	49	7.88	1.375																					
Floyd Bannister, L (8, 1) ERA: 4.7	8.0	L	34	9	7	7	3	2	1	0	0	0	2	37	49	7.88	1.375																					

Chicago White Sox @ Milwaukee Brewers  
Milwaukee County Stadium, Milwaukee, WI  
Thu Aug 15 1985, 8:05 PM EDT  
Att: 12,734 - Unknown

AB 31  
R 7  
H 9  
RBI 7  
BB 3  
SO 3  
LOB 10





Batter	1	2	3	4	5	6	7	8	9	AB	R	H	RBI	BB	SO	LOB	TOP					
Rudy Law, L OBP: 0.304, SLG: 0.363 (1, 8)	F9		FC6-4 1B		E BB		K			3	0	1	0	1	1	1	<b>Chicago White Sox @ Milwaukee Brewers</b> Milwaukee County Stadium, Milwaukee, WI Fri Aug 16 1985, 8:05 PM EDT Att: 23,390 - Unknown <a href="http://livebaseballscorecards.com">livebaseballscorecards.com</a>					
Scott Fletcher, R OBP: 0.306, SLG: 0.265 (1, 5)	K		FC6-4 1-2		BB		K			3	0	0	0	1	2	2						
Harold Baines, L OBP: 0.344, SLG: 0.416 (1, 9)	L7				K		K		L8	4	0	0	0	0	2	2						
Greg Walker, L OBP: 0.328, SLG: 0.466 (1, 10)		F4			F8		F9		1B	4	0	1	0	0	0	0						
Carlton Fisk, R OBP: 0.320, SLG: 0.550 (1, 2)		1B		5-3			HBP		F9	3	0	1	0	0	0	1						
Joseph DeSa, L OBP: 0.200, SLG: 0.429 (1, 3)		F8			HR BB		F3		F7	3	1	0	0	1	0	3						
Ron Kittle, R OBP: 0.295, SLG: 0.445 (1, 7)		F6			HR		K			4	1	1	2	0	2	2						
Ozzie Guillen, L OBP: 0.300, SLG: 0.358 (1, 6)			3-1		G4-3 1B		PB 2B		F5	4	0	2	0	0	0	0						
Julio Cruz, S OBP: 0.298, SLG: 0.206 (1, 4)			4-3		G4-3 1-2		G3 2-3		F5	3	0	0	0	0	0	2						
Jerry Hairston, S OBP: 0.405, SLG: 0.371 (9, PH)										1	0	0	0	0	0	0						
<b>Inning Stats</b>	R: 0 E: 0 K: 1 S: 5	H: 0 LOB: 0 BB: 0 P: 5	R: 0 E: 0 K: 0 S: 4	H: 1 LOB: 1 BB: 0 P: 4	R: 0 E: 0 K: 0 S: 4	H: 1 LOB: 1 BB: 0 P: 4	R: 0 E: 0 K: 1 S: 5	H: 0 LOB: 0 BB: 0 P: 5	R: 2 E: 1 K: 1 S: 6	H: 2 LOB: 2 BB: 3 P: 18	R: 0 E: 0 K: 1 S: 5	H: 0 LOB: 1 BB: 0 P: 6	R: 0 E: 0 K: 2 S: 8	H: 1 LOB: 1 BB: 0 P: 8	R: 0 E: 0 K: 0 S: 4	H: 1 LOB: 0 BB: 0 P: 4	R: 0 E: 0 K: 1 S: 5	H: 0 LOB: 0 BB: 0 P: 5	1B: 4 2B: 1 3B: 0 HR: 1	SF: 0 SAC: 0 DP: 1 HBP: 1	WP: 0 PB: 1 CS: 0	PA: 36
<b>PITCHER</b> Ray Burris, R ERA: 3.77 (1, 1)	IP: 9.0 WLS: W BF: 36 H: 6 R: 2 ER: 2 SO: 7 BB: 3 IBB: 0 HBP: 1 BLK: 0 WP: 0 HR: 1 S: 46 P: 59 ERA: 2.00 WHIP: 1.000															<b>PITCHER</b>	IP: 9.0 WLS: W BF: 36 H: 6 R: 2 ER: 2 SO: 7 BB: 3 IBB: 0 HBP: 1 BLK: 0 WP: 0 HR: 1 S: 46 P: 59 ERA: 2.00 WHIP: 1.000					

Batter	1	2	3	4	5	6	7	8	9	AB	R	H	RBI	BB	SO	LOB	BOTTOM					
Randy Ready, R OBP: 0.298, SLG: 0.341 (1, 10)	4-3		BB			K		B3		3	0	0	0	1	1	1	<b>Chicago White Sox @ Milwaukee Brewers</b> Milwaukee County Stadium, Milwaukee, WI Fri Aug 16 1985, 8:05 PM EDT Att: 23,390 - Unknown <a href="http://livebaseballscorecards.com">livebaseballscorecards.com</a>					
Robin Yount, R OBP: 0.340, SLG: 0.450 (1, 8)	G3 BB		F8		1B BB		1B BB	2B		2	2	1	0	2	0	1						
Ernest Riles, L OBP: 0.336, SLG: 0.404 (1, 6)	G3 1-2				K		1B	6-3		4	0	1	1	0	1	2						
Ben Oglivie, L OBP: 0.363, SLG: 0.459 (1, 7)	4-3				G6-3 1B		1B	3-H 2B		4	0	3	2	0	0	1						
Carlos Ponce, R (1, 3)		F4		G6-3 1-2		L5		4-3		4	0	0	0	0	0	4						
Paul Householder, S OBP: 0.282, SLG: 0.324 (1, 9)		6-3			F5		G3			3	0	0	0	0	0	0						
Jim Gantner, L OBP: 0.291, SLG: 0.308 (1, 5)			K			K		F7		3	0	0	0	0	2	0						
Charlie Moore, R OBP: 0.283, SLG: 0.270 (1, 2)			K			6-3		5-3		3	0	0	0	0	1	0						
Ed Romero, R OBP: 0.299, SLG: 0.273 (1, 4)			F3			6-3		2B 6-3 BB		2	1	0	0	1	0	0						
<b>Inning Stats</b>	R: 0 E: 0 K: 0 S: 3	H: 0 LOB: 1 BB: 1 P: 7	R: 0 E: 0 K: 1 S: 5	H: 0 LOB: 0 BB: 0 P: 5	R: 0 E: 0 K: 1 S: 5	H: 0 LOB: 1 BB: 1 P: 9	R: 0 E: 0 K: 1 S: 5	H: 1 LOB: 0 BB: 0 P: 5	R: 0 E: 0 K: 1 S: 7	H: 0 LOB: 2 BB: 1 P: 11	R: 0 E: 0 K: 0 S: 3	H: 0 LOB: 0 BB: 0 P: 3	R: 2 E: 0 K: 0 S: 5	H: 2 LOB: 1 BB: 1 P: 9	R: 0 E: 0 K: 0 S: 3	H: 0 LOB: 0 BB: 0 P: 3	R: 2 E: 0 K: 0 S: 5	H: 2 LOB: 1 BB: 1 P: 9	1B: 3 2B: 2 3B: 0 HR: 0	SF: 0 SAC: 0 DP: 1 HBP: 0	WP: 0 PB: 0 CS: 0	PA: 32
<b>PITCHER</b> Joel Davis, R ERA: 1.93 Dave Wehrmeister, R ERA: 2.7 Juan Agosto, L ERA: 4.29 (1, 1) (8, 1) (8, 1)	IP: 7.0 WLS: L BF: 27 H: 3 R: 2 ER: 2 SO: 5 BB: 4 IBB: 0 HBP: 0 BLK: 0 WP: 0 HR: 0 S: 33 P: 49 ERA: 2.57 WHIP: 1.000															<b>PITCHER</b>	IP: 7.0 WLS: L BF: 27 H: 3 R: 2 ER: 2 SO: 5 BB: 4 IBB: 0 HBP: 0 BLK: 0 WP: 0 HR: 0 S: 33 P: 49 ERA: 2.57 WHIP: 1.000					




Batter	1	2	3	4	5	6	7	8	9	AB	R	H	RBI	BB	SO	LOB	TOP										
Rudy Law, L OBP: 0.306, SLG: 0.363 Reid Nichols, R OBP: 0.310, SLG: 0.333 (7, PH)	4-0 E 1B BB	3-1 2-3	F8		WP 1B 1-2 1B		6-3		1B 2B 1B	3	1	1	0	1	0	1	Chicago White Sox @ Milwaukee Brewers Milwaukee County Stadium, Milwaukee, WI Sat Aug 17 1985, 4:33 AM EDT Att: 33,467 - Unknown										
Bryan Little, S OBP: 0.338, SLG: 0.298 Scott Fletcher, R OBP: 0.309, SLG: 0.268 (9, PH)	E6 FC6-4 1B 4-3	1B 2B 1B	5-3		K		K		2B E 1B	5	2	1	1	0	2	3											
Harold Baines, L OBP: 0.350, SLG: 0.427 (1, 9)	FC6-4 1-2 1B	2B BB 1B		F1	WP 1B 1-2 2-H			3-1 2B	E8 1-H 2B	6	2	5	3	0	0	0											
Greg Walker, L OBP: 0.328, SLG: 0.469 (1, 3)	FC6-4 1-2 2-3 1B	BB WP 2B			4-3			3-1 2B	G3	6	3	2	1	0	0	6											
Carlton Fisk, R OBP: 0.327, SLG: 0.549 (1, 2)	4-3 1-2 3-H 1B	WP BB IBB			2-H 1B		FC5-4 HBP	1B IBB	IBB	2	0	1	2	3	0	1											
Joseph DeSa, L OBP: 0.250, SLG: 0.467 Luis Salazar, R OBP: 0.231, SLG: 0.320 Jerry Hairston, S OBP: 0.402, SLG: 0.367 (9, PH)					K		FC5-4 1-2	K	F7	1	0	1	1	0	0	0											
Ron Kittle, R OBP: 0.297, SLG: 0.442 (1, 7)	F8				F9			FC4-6 1-2 3-H 1B		4	0	1	1	1	0	3											
Ozzie Guillen, L OBP: 0.299, SLG: 0.356 (1, 6)								FC4-6 1-2		5	1	1	0	0	0	6											
Tim Lincecum, R OBP: 0.314, SLG: 0.354 (1, 5)		SH2-4 1-2			F2				4-3	3	1	0	0	1	0	0											
<b>Inning Stats</b>	R: 3 E: 1 K: 0 S: 6	H: 2 LOB: 1 BB: 1 P: 10	R: 4 E: 0 K: 0 S: 7	H: 4 LOB: 3 BB: 3 P: 19	R: 0 E: 0 K: 0 S: 3	H: 0 LOB: 0 BB: 0 P: 3	R: 1 E: 0 K: 1 S: 7	H: 2 LOB: 1 BB: 0 P: 7	R: 1 E: 0 K: 1 S: 7	H: 2 LOB: 2 BB: 1 P: 11	R: 0 E: 0 K: 0 S: 3	H: 0 LOB: 1 BB: 0 P: 4	R: 0 E: 0 K: 1 S: 5	H: 0 LOB: 0 BB: 0 P: 5	R: 1 E: 0 K: 1 S: 7	H: 2 LOB: 2 BB: 1 P: 11		R: 2 E: 1 K: 0 S: 6	H: 3 LOB: 2 BB: 1 P: 10	1B: 11 2B: 4 3B: 0 HR: 0	SF: 0 SAC: 1 DP: 0 HBP: 1	WP: 2 PB: 0 SB: 0 CS: 0	PA: 51				
<b>PITCHER</b>	IP	WLS	BF	H	R	ER	SO	BB	IBB	HBP	BLK	WP	HR	S	P	ERA	WHIP										
Jaime Cocanower, R ERA: 4.25	1.2	L	12	5	6	4	0	1	0	0	0	0	0	11	15	21.60	3.600										
Bob McClure, L ERA: 4.79	0.1		5	1	1	1	0	2	1	0	0	1	0	2	14	27.00	9.000										
Moose Haas, R ERA: 3.63	4.0		18	4	2	2	2	1	0	1	0	1	0	20	25	4.50	1.250										
Rick Waits, L ERA: 5.25	2.0		9	2	1	1	2	0	1	0	0	0	0	12	16	4.50	1.000										
Ray Searage, L ERA: 8.69	1.0		7	3	2	1	0	0	1	0	0	0	0	6	10	9.00	3.000										
<b>Batter</b>	<b>1</b>	<b>2</b>	<b>3</b>	<b>4</b>	<b>5</b>	<b>6</b>	<b>7</b>	<b>8</b>	<b>9</b>	<b>AB</b>	<b>R</b>	<b>H</b>	<b>RBI</b>	<b>BB</b>	<b>SO</b>	<b>LOB</b>	<b>BOTTOM</b>										
Ernest Riles, L OBP: 0.340, SLG: 0.413 (1, 6)	4-3					F9			4-0 HR BB	4	2	2	2	1	0	0	Chicago White Sox @ Milwaukee Brewers Milwaukee County Stadium, Milwaukee, WI Sat Aug 17 1985, 4:33 AM EDT Att: 33,467 - Unknown										
Robin Yount, R OBP: 0.343, SLG: 0.465 (1, 8)					E5 G3				1-2 BB	4	2	2	4	1	0	0											
Cecil Cooper, L OBP: 0.328, SLG: 0.470 (1, 10)	K				G3				HR	5	0	0	0	0	2	4											
Ben Oglivie, L OBP: 0.360, SLG: 0.455 (1, 7)	G3				6-3					5	0	1	0	0	1	1											
Bill Schroeder, R OBP: 0.321, SLG: 0.472 (1, 2)						F9				5	1	2	0	0	2	1											
Carlos Ponce, R OBP: 0.154, SLG: 0.154 (1, 3)										4	0	2	0	0	0	2											
Rick Manning, L OBP: 0.281, SLG: 0.295 (1, 9)										4	1	1	0	0	0	4											
Jim Gantner, L OBP: 0.288, SLG: 0.305 (1, 5)										3	0	0	1	0	1	2											
Ed Romero, R OBP: 0.304, SLG: 0.280 (1, 4)										4	1	2	0	0	0	1											
<b>Inning Stats</b>	R: 1 E: 0 K: 1 S: 6	H: 1 LOB: 0 BB: 0 P: 6	R: 2 E: 0 K: 0 S: 7	H: 4 LOB: 3 BB: 1 P: 11	R: 0 E: 0 K: 1 S: 6	H: 1 LOB: 1 BB: 0 P: 6	R: 2 E: 1 K: 1 S: 8	H: 2 LOB: 1 BB: 0 P: 8	R: 0 E: 0 K: 0 S: 4	H: 0 LOB: 0 BB: 0 P: 3	R: 0 E: 0 K: 0 S: 4	H: 1 LOB: 1 BB: 0 P: 4	R: 0 E: 0 K: 0 S: 3	H: 1 LOB: 0 BB: 0 P: 3	R: 2 E: 0 K: 3 S: 10	H: 1 LOB: 0 BB: 1 P: 14		1B: 9 2B: 0 3B: 1 HR: 2	SF: 1 SAC: 0 DP: 1 HBP: 0	WP: 0 PB: 0 SB: 0 CS: 0	PA: 41						
<b>PITCHER</b>	IP	WLS	BF	H	R	ER	SO	BB	IBB	HBP	BLK	WP	HR	S	P	ERA	WHIP										
Gene Nelson, R ERA: 4.28	3.1		20	8	5	5	3	1	0	0	0	0	0	25	29	13.50	2.700										
Dan Spillner, R ERA: 3.59	4.2	W	18	4	2	2	0	1	0	0	0	0	1	17	21	3.86	1.071										
Jerry Don Gleaton, L ERA: 7.98	1.0		3	0	0	0	3	0	0	0	0	0	0	9	9	0.00	0.000										



Batter	1	2	3	4	5	6	7	8	9	AB	R	H	RBI	BB	SO	LOB	TOP								
Rudy Law, L OBP: 0.311, SLG: 0.375 (1, 8)	0-0 4-3		0-0 S 1B			0-0 S 2B 1B	0-0 FC 1B 1B	0-0 1-H 3-H 3B		5	1	3	2	0	0	2									
Bryan Little, S OBP: 0.339, SLG: 0.292 Jerry Hairston, S OBP: 0.406, SLG: 0.374 Luis Salazar, R OBP: 0.230, SLG: 0.319 (1, 4)	0-0 6-3		0-0 F2			4-0 2B BB	0-0 1B	0-0 F8		2	1	0	0	1	0	1									
Harold Baines, L OBP: 0.352, SLG: 0.430 (1, 9)	0-0 1B			0-3 K		0-0 F8 1B 2B	0-0 F8		4-0 BB BB	4	1	2	2	1	1	2									
Greg Walker, L OBP: 0.327, SLG: 0.466 (1, 3)	0-0 G3			0-0 F7		0-0 F8	0-0 1B		0-0 F7	5	0	1	0	0	0	3									
Carlton Fisk, R OBP: 0.326, SLG: 0.545 (1, 2)		0-3 K		0-0 5-3		0-0 1B 1B		0-0 F2	0-0 L7	5	0	1	1	0	1	1									
Joseph DeSa, L OBP: 0.316, SLG: 0.500 Reid Nichols, R OBP: 0.326, SLG: 0.342 (1, 10)	0-0 G1-4-3 1B				0-0 L3	0-0 1B		0-0 1B SH5-3	4-0 BB	3	0	2	0	0	0	0									
Ron Kittle, R OBP: 0.436, SLG: 0.355 Tim Hulett, R OBP: 0.315, SLG: 0.355 (1, 7)	0-0 G1-4-3			0-0 6-3			0-3 K	0-0 S SH5-3 3B 1B	0-3 K	3	0	0	0	0	1	1									
Ozzie Guillen, L OBP: 0.299, SLG: 0.356 (1, 6)			0-0 4-3		0-0 5-3		0-0 1B 1B	0-0 SH5-3		3	1	1	1	0	0	0									
Scott Fletcher, R OBP: 0.312, SLG: 0.269 (1, 5)			0-0 4-3		0-0 6-3		0-0 FC 1B 1B	4-0 3B BB		3	2	1	0	1	0	0									
<b>Inning Stats</b>	R: 0 E: 0 K: 0 S: 4	H: 1 LOB: 1 BB: 0 P: 4	R: 0 E: 0 K: 1 S: 5	H: 1 LOB: 0 BB: 0 P: 5	R: 0 E: 0 K: 1 S: 4	H: 0 LOB: 0 BB: 0 P: 4	R: 0 E: 0 K: 1 S: 5	H: 0 LOB: 0 BB: 0 P: 5	R: 0 E: 0 K: 0 S: 3	H: 0 LOB: 0 BB: 0 P: 3	R: 3 E: 0 K: 0 S: 6	H: 4 LOB: 2 BB: 1 P: 10	R: 2 E: 0 K: 1 S: 9	H: 4 LOB: 2 BB: 0 P: 9	R: 3 E: 0 K: 0 S: 6	H: 3 LOB: 1 BB: 2 P: 10	R: 0 E: 0 K: 1 S: 5	H: 0 LOB: 2 BB: 2 P: 13	1B: 12 2B: 1 3B: 1 HR: 0	SF: 0 SAC: 1 DP: 1 HBP: 0	WP: 0 PB: 0 SB: 3 CS: 0	PA: 43			
<b>PITCHER</b>	IP WLS BF H R ER SO BB IBB HBP BLK WP HR S P ERA WHIP	6.1 L 29 10 5 5 3 1 0 0 0 0 0 34 38 7.11 1.737	1.2 9 4 3 3 0 1 0 0 0 0 0 8 12 16.20 3.000	1.0 5 0 0 0 1 2 0 0 0 0 0 5 13 0.00 2.000																					

Chicago White Sox @ Milwaukee Brewers  
Milwaukee County Stadium, Milwaukee, WI  
Sun Aug 18 1985, 4:33 AM EDT  
Att: 27,658 - Unknown


AB	38
R	8
H	14
RBI	8
BB	4
SO	4
LOB	13



Batter	1	2	3	4	5	6	7	8	9	AB	R	H	RBI	BB	SO	LOB	BOTTOM							
Randy Ready, R OBP: 0.314, SLG: 0.378 (1, 5)	0-0 F9 2B		0-0 5-3		0-0 5-3		0-0 1B			4	0	2	0	0	0	1								
Robin Yount, R OBP: 0.342, SLG: 0.462 (1, 8)	0-0 F9		4-0 HR BB		0-0 5-3		0-0 F5			3	1	0	0	1	0	4								
Cecil Cooper, L OBP: 0.328, SLG: 0.475 (1, 3)	0-0 5-3		0-0 1-H 2-H HR		0-0 F6		0-0 F8			4	1	1	3	0	0	4								
Ben Oglivie, L OBP: 0.356, SLG: 0.449 (1, 7)	0-3 K		0-0 5-3		0-0 F8		0-0 6-3			4	0	0	0	0	1	1								
Ernest Riles, L OBP: 0.336, SLG: 0.407 (1, 6)		0-0 4-3		0-3 K		0-0 6-3		0-0 3-1		4	0	0	0	0	1	0								
Bill Schroeder, R OBP: 0.313, SLG: 0.459 (1, 2)		0-3 K		0-3 K		0-3 K		0-0 F2		4	0	0	0	0	3	0								
Carlos Ponce, R OBP: 0.235, SLG: 0.412 (1, 10)		0-0 F6			0-0 1B		0-0 HR			4	1	2	1	0	0	0								
Paul Householder, S OBP: 0.291, SLG: 0.319 (1, 9)			0-0 F4		0-0 5-3		4-0 1B 1B BB		0-3 K	3	0	0	0	1	1	1								
Ed Romero, R OBP: 0.309, SLG: 0.286 (1, 4)			0-0 S HR 1B		0-0 F4		0-0 1B			4	1	2	0	0	0	0								
<b>Inning Stats</b>	R: 0 E: 0 K: 1 S: 6	H: 1 LOB: 1 BB: 0 P: 6	R: 0 E: 0 K: 1 S: 5	H: 0 LOB: 0 BB: 0 P: 5	R: 3 E: 0 K: 0 S: 5	H: 2 LOB: 1 BB: 1 P: 9	R: 0 E: 0 K: 2 S: 8	H: 1 LOB: 1 BB: 0 P: 8	R: 0 E: 0 K: 0 S: 3	H: 0 LOB: 0 BB: 0 P: 3	R: 0 E: 0 K: 0 S: 3	H: 0 LOB: 0 BB: 0 P: 3	R: 1 E: 0 K: 1 S: 8	H: 3 LOB: 3 BB: 1 P: 12	R: 0 E: 0 K: 0 S: 3	H: 0 LOB: 0 BB: 0 P: 3	R: 0 E: 0 K: 1 S: 5	H: 0 LOB: 0 BB: 0 P: 5	1B: 4 2B: 1 3B: 0 HR: 2	SF: 0 SAC: 0 DP: 0 HBP: 0	WP: 0 PB: 0 SB: 1 CS: 0	PA: 36		
<b>PITCHER</b>	IP WLS BF H R ER SO BB IBB HBP BLK WP HR S P ERA WHIP	6.1 W 26 5 4 4 5 2 0 0 0 0 0 1 1 - -	0.0 1 1 0 0 0 0 0 0 0 0 0 0 1 1 - -	2.2 S 9 1 0 0 1 0 0 0 0 0 0 11 11 0.00 0.375																				

Chicago White Sox @ Milwaukee Brewers  
Milwaukee County Stadium, Milwaukee, WI  
Sun Aug 18 1985, 4:33 AM EDT  
Att: 27,658 - Unknown

AB	34
R	4
H	7
RBI	4
BB	2
SO	6
LOB	11





Batter	1	2	3	4	5	6	7	8	9	AB	R	H	RBI	BB	SO	LOB	TOP		
Kirby Puckett, R OBP: 0.312, SLG: 0.359	F9			1-3		F9			K	4	0	0	0	0	1	0	<b>Minnesota Twins @ Milwaukee Brewers</b> Milwaukee County Stadium, Milwaukee, WI Mon Aug 19 1985, 8:05 PM EDT Att: 11,870 - Unknown		
Mark Salas, L OBP: 0.338, SLG: 0.430	F3			FC3-6 HBP		F8			F9	3	0	0	0	0	0	0			
Kent Hrbek, L OBP: 0.333, SLG: 0.420	K			FC3-6 1-2						3	0	0	0	0	1	1			
Tom Brunansky, R OBP: 0.335, SLG: 0.463		F7		F7						3	0	0	0	0	0	1			
Roy Smalley, S OBP: 0.378, SLG: 0.436		4-3			HR				K	3	1	1	1	0	1	0			
Mickey Hatcher, R OBP: 0.314, SLG: 0.372		K			F3				6-3	3	0	0	0	0	1	0			
Gary Gaetti, R OBP: 0.311, SLG: 0.410			K		5-3				F8	3	0	0	0	0	1	0			
Tim Teufel, R OBP: 0.349, SLG: 0.377			F8		K				K	3	0	0	0	0	2	0			
Alvaro Espinoza, R OBP: 0.133, SLG: 0.133			F9						F9	2	0	0	0	0	1	0			
Mike Stenhouse, L (9, PH) OBP: 0.348, SLG: 0.367						K				1	0	0	0	0	0	0			
<b>Inning Stats</b>	R: 0 E: 0 K: 1 S: 5	H: 0 LOB: 0 BB: 0 P: 5	R: 0 E: 0 K: 1 S: 5	H: 0 LOB: 0 BB: 0 P: 5	R: 0 E: 0 K: 1 S: 5	H: 0 LOB: 0 BB: 0 P: 5	R: 0 E: 0 K: 0 S: 3	H: 0 LOB: 1 BB: 0 P: 4	R: 1 E: 0 K: 1 S: 6	H: 1 LOB: 0 BB: 0 P: 6	R: 0 E: 0 K: 1 S: 5	H: 0 LOB: 0 BB: 0 P: 5	R: 0 E: 0 K: 1 S: 5	H: 0 LOB: 0 BB: 0 P: 5	R: 0 E: 0 K: 1 S: 5	H: 0 LOB: 0 BB: 0 P: 5	1B: 0 2B: 0 3B: 0 HR: 1	SF: 0 SAC: 0 DP: 0 HBP: 1	WP: 0 PA: 29 CS: 0
<b>PITCHER</b> Danny Darwin, R ERA: 3.62	IP: 9.0 WLS: W BF: 29 H: 1 R: 1 ER: 1 SO: 8 BB: 0 IBB: 0 HBP: 1 BLK: 0 WP: 0 HR: 1 S: 44 P: 45 ERA: 1.00 WHIP: 0.111																		

Batter	1	2	3	4	5	6	7	8	9	AB	R	H	RBI	BB	SO	LOB	BOTTOM		
Ernest Riles, L OBP: 0.338, SLG: 0.409	3-1						G6-4-3			4	0	2	1	0	0	1	<b>Minnesota Twins @ Milwaukee Brewers</b> Milwaukee County Stadium, Milwaukee, WI Mon Aug 19 1985, 8:05 PM EDT Att: 11,870 - Unknown		
Robin Yount, R OBP: 0.343, SLG: 0.459	1B SF8 BB		1B		G6-3 1B				SH1-3 1B BB	2	1	0	0	2	1	3			
Cecil Cooper, L OBP: 0.329, SLG: 0.475	CS 1-3 1B		F7			F8			SH1-3 1-2 1B	4	0	2	0	0	0	1			
Ben Oglivie, L OBP: 0.356, SLG: 0.450	SF8		4-3						SH1-3	2	1	1	1	0	0	1			
Ted Simmons, S OBP: 0.344, SLG: 0.414	CS 1-2	F9		L9					IBB	3	0	1	1	1	0	0			
Rick Manning, L OBP: 0.282, SLG: 0.303				F4						3	1	1	0	0	0	1			
Carlos Ponce, R OBP: 0.222, SLG: 0.389		E 2B				F8			K	1	0	0	0	0	1	3			
Paul Householder, S OBP: 0.291, SLG: 0.319										0	0	0	0	0	0	0			
Jim Gantner, L OBP: 0.285, SLG: 0.302		E4 G1-6-3		K			F8		K	4	0	0	0	0	2	4			
Charlie Moore, R OBP: 0.280, SLG: 0.267		G1-6-3					F2		G3	3	0	0	0	0	0	1			
Ed Romero, R OBP: 0.321, SLG: 0.313				1B 3B					G6-4-3 1B	3	1	3	0	0	0	0			
<b>Inning Stats</b>	R: 1 E: 0 K: 0 S: 3	H: 1 LOB: 0 BB: 1 P: 7	R: 1 E: 1 K: 0 S: 4	H: 1 LOB: 0 BB: 0 P: 4	R: 1 E: 0 K: 1 S: 7	H: 2 LOB: 1 BB: 0 P: 7	R: 0 E: 0 K: 1 S: 5	H: 0 LOB: 0 BB: 0 P: 5	R: 0 E: 0 K: 0 S: 4	H: 2 LOB: 1 BB: 0 P: 4	R: 1 E: 0 K: 0 S: 5	H: 2 LOB: 1 BB: 0 P: 5	R: 0 E: 0 K: 0 S: 3	H: 1 LOB: 3 BB: 2 P: 16	R: 0 E: 0 K: 2 S: 8	H: 1 LOB: 3 BB: 2 P: 16	1B: 7 2B: 2 3B: 1 HR: 0	SF: 1 SAC: 1 DP: 3 HBP: 0	WP: 0 PA: 35 CS: 1
<b>PITCHER</b> Mike Smithson, R ERA: 4.69 Pete Filson, L ERA: 4.14	IP: 7.0 WLS: L BF: 30 H: 10 R: 4 ER: 3 SO: 2 BB: 2 IBB: 0 HBP: 0 BLK: 0 WP: 0 HR: 0 S: 32 P: 40 ERA: 3.86 WHIP: 1.714																		

AB 28  
R 1  
H 1  
RBI 1  
BB 0  
SO 8  
LOB 2



AB 29  
R 4  
H 10  
RBI 3  
BB 3  
SO 4  
LOB 15





Batter	1	2	3	4	5	6	7	8	9	AB	R	H	RBI	BB	SO	LOB	TOP
Kirby Puckett, R OBP: 0.313, SLG: 0.360										4	0	2	1	0	0	2	<b>Minnesota Twins @ Milwaukee Brewers</b> Milwaukee County Stadium, Milwaukee, WI Tue Aug 20 1985, 8:05 PM EDT Att: 9,959 - Unknown
Mickey Hatcher, R OBP: 0.311, SLG: 0.368										4	0	0	0	0	0	3	
Kent Hrbek, L OBP: 0.336, SLG: 0.426										4	0	3	0	0	1	0	
Tom Brunansky, R OBP: 0.332, SLG: 0.459										4	0	0	0	0	1	3	
Dave Engle, R OBP: 0.369, SLG: 0.478										2	0	0	0	2	0	2	
Gary Gaetti, R OBP: 0.306, SLG: 0.406										4	0	0	0	0	1	3	
Tim Laudner, R OBP: 0.291, SLG: 0.419										4	0	0	0	0	1	1	
Ron Washington, R OBP: 0.317, SLG: 0.425										4	2	3	0	0	0	0	
Alvaro Espinoza, R OBP: 0.263, SLG: 0.222										3	0	2	1	1	0	1	
<b>Inning Stats</b>	R: 0 E: 0 K: 1 S: 5	H: 1 LOB: 0 BB: 0 P: 5	R: 0 E: 0 K: 1 S: 5	H: 0 LOB: 1 BB: 1 P: 9	R: 0 E: 0 K: 0 S: 3	H: 1 LOB: 0 BB: 0 P: 3	R: 0 E: 0 K: 0 S: 4	H: 1 LOB: 1 BB: 0 P: 4	R: 1 E: 0 K: 1 S: 7	H: 2 LOB: 2 BB: 1 P: 11	R: 0 E: 0 K: 1 S: 5	H: 1 LOB: 1 BB: 1 P: 9	R: 0 E: 0 K: 0 S: 3	H: 1 LOB: 0 BB: 0 P: 3	1B: 8 2B: 1 3B: 1 HR: 0	SF: 0 SAC: 0 DP: 3 HBP: 0	WP: 0 PA: 37
<b>PITCHER</b> Teddy Higuera, L ERA: 4.5	IP: 9.0 WLS: W BF: 36 H: 10 R: 2 ER: 2 SO: 4 BB: 3 IBB: 0 HBP: 0 BLK: 0 WP: 0 HR: 0 S: 41 P: 53 ERA: 2.00 WHIP: 1.444																

Batter	1	2	3	4	5	6	7	8	9	AB	R	H	RBI	BB	SO	LOB	BOTTOM		
Ernest Riles, L OBP: 0.337, SLG: 0.406										4	0	1	0	0	1	0	<b>Minnesota Twins @ Milwaukee Brewers</b> Milwaukee County Stadium, Milwaukee, WI Tue Aug 20 1985, 8:05 PM EDT Att: 9,959 - Unknown		
Robin Yount, R OBP: 0.342, SLG: 0.457										4	1	1	0	0	1	1			
Cecil Cooper, L OBP: 0.331, SLG: 0.476										4	1	2	0	0	0	1			
Ben Oglivie, L OBP: 0.355, SLG: 0.447										4	1	1	0	0	0	0			
Ted Simmons, S OBP: 0.343, SLG: 0.411										3	0	0	0	1	0	2			
Bill Schroeder, R OBP: 0.311, SLG: 0.454										4	0	1	0	0	1	2			
Rick Manning, L OBP: 0.281, SLG: 0.301										4	0	1	1	0	0	1			
Jim Gantner, L OBP: 0.283, SLG: 0.300										3	0	0	0	0	0	0			
Ed Romero, R OBP: 0.315, SLG: 0.307										3	0	0	0	0	0	0			
<b>Inning Stats</b>	R: 0 E: 0 K: 0 S: 3	H: 0 LOB: 0 BB: 0 P: 3	R: 0 E: 0 K: 1 S: 5	H: 0 LOB: 0 BB: 0 P: 5	R: 0 E: 0 K: 0 S: 3	H: 0 LOB: 0 BB: 0 P: 3	R: 0 E: 0 K: 1 S: 7	H: 2 LOB: 2 BB: 0 P: 7	R: 0 E: 0 K: 0 S: 3	H: 0 LOB: 0 BB: 0 P: 3	R: 0 E: 0 K: 0 S: 4	H: 1 LOB: 1 BB: 0 P: 4	R: 0 E: 0 K: 0 S: 4	H: 1 LOB: 1 BB: 0 P: 4	R: 0 E: 0 K: 1 S: 5	H: 0 LOB: 0 BB: 0 P: 5	1B: 7 2B: 0 3B: 0 HR: 0	SF: 0 SAC: 0 DP: 1 HBP: 0	WP: 1 PA: 34
<b>PITCHER</b> John Butcher, R ERA: 4.6 Steve Howe, L ERA: 5.4 Ron Davis, R ERA: 3.42	IP: 8.0 WLS: L BF: 29 H: 5 R: 1 ER: 1 SO: 3 BB: 0 IBB: 1 HBP: 0 BLK: 0 WP: 0 HR: 0 S: 35 P: 35 ERA: 0.00 WHIP: 0.625																		



Batter	1	2	3	4	5	6	7	8	9	AB	R	H	RBI	BB	SO	LOB	TOP					
<b>Kirby Puckett, R</b> OBP: 0.314, SLG: 0.361										4	1	2	0	0	1	0	<b>Minnesota Twins @ Milwaukee Brewers</b> Milwaukee County Stadium, Milwaukee, WI Wed Aug 21 1985, 8:05 PM EDT Att: 15,136 - Unknown					
<b>Mark Salas, L</b> OBP: 0.333, SLG: 0.424										4	0	0	1	0	0	2						
<b>Kent Hrbek, L</b> OBP: 0.338, SLG: 0.426										4	0	2	0	0	0	2						
<b>Tom Brunansky, R</b> OBP: 0.333, SLG: 0.458										3	0	1	0	1	0	1						
<b>Randy Bush, L</b> OBP: 0.313, SLG: 0.465										4	0	0	0	0	0	4						
<b>Roy Smalley, S</b> OBP: 0.375, SLG: 0.430										4	0	0	0	0	2	1						
<b>Gary Gaetti, R</b> OBP: 0.305, SLG: 0.402										4	0	0	0	0	1	1						
<b>Tim Teufel, R</b> OBP: 0.348, SLG: 0.384										4	1	1	1	0	0	0						
<b>Alvaro Espinoza, R</b> OBP: 0.273, SLG: 0.238										3	0	1	0	0	0	0						
<b>Inning Stats</b>	R: 0 E: 0 K: 0 S: 4	H: 1 LOB: 2 BB: 1 P: 8	R: 0 E: 0 K: 0 S: 3	H: 0 LOB: 0 BB: 0 P: 3	R: 1 E: 0 K: 0 S: 4	H: 1 LOB: 0 BB: 0 P: 4	R: 0 E: 0 K: 2 S: 8	H: 1 LOB: 1 BB: 0 P: 8	R: 0 E: 0 K: 0 S: 5	H: 2 LOB: 2 BB: 0 P: 5	R: 0 E: 0 K: 1 S: 5	H: 0 LOB: 0 BB: 0 P: 5	R: 1 E: 0 K: 1 S: 6	H: 1 LOB: 0 BB: 0 P: 6	R: 0 E: 0 K: 0 S: 4	H: 1 LOB: 1 BB: 0 P: 4	R: 0 E: 0 K: 0 S: 3	H: 0 LOB: 0 BB: 0 P: 3	1B: 6 2B: 0 3B: 0 HR: 1	SF: 0 SAC: 0 DP: 0 HBP: 0	WP: 1 PB: 0 SB: 1 CS: 0	PA: 35
<b>PITCHER</b>	IP	WLS	BF	H	R	ER	SO	BB	IBB	HBP	BLK	WP	HR	S	P	ERA	WHIP					
<b>Ray Burris, R</b> ERA: 3.6	9.0	W	35	7	2	1	4	1	0	0	0	1	1	42	46	1.00	0.889					

Batter	1	2	3	4	5	6	7	8	9	AB	R	H	RBI	BB	SO	LOB	BOTTOM					
<b>Ernest Riles, L</b> OBP: 0.341, SLG: 0.411										4	1	3	1	0	0	1	<b>Minnesota Twins @ Milwaukee Brewers</b> Milwaukee County Stadium, Milwaukee, WI Wed Aug 21 1985, 8:05 PM EDT Att: 15,136 - Unknown					
<b>Robin Yount, R</b> OBP: 0.343, SLG: 0.457										5	0	2	1	0	0	2						
<b>Cecil Cooper, L</b> OBP: 0.328, SLG: 0.471										4	0	0	0	0	1	3						
<b>Ben Oglivie, L</b> OBP: 0.357, SLG: 0.448										4	0	2	0	0	1	1						
<b>Ted Simmons, S</b> OBP: 0.344, SLG: 0.412										4	0	2	0	0	0	1						
<b>Bill Schroeder, R</b> OBP: 0.304, SLG: 0.442										4	0	0	0	0	1	4						
<b>Rick Manning, L</b> OBP: 0.275, SLG: 0.294										4	0	0	0	0	1	2						
<b>Jim Gantner, L</b> OBP: 0.285, SLG: 0.300										3	2	1	0	1	2	0						
<b>Ed Romero, R</b> OBP: 0.320, SLG: 0.308										3	0	1	0	1	0	1						
<b>Inning Stats</b>	R: 0 E: 0 K: 0 S: 4	H: 1 LOB: 1 BB: 0 P: 4	R: 0 E: 0 K: 2 S: 7	H: 0 LOB: 0 BB: 0 P: 7	R: 1 E: 0 K: 1 S: 6	H: 1 LOB: 1 BB: 1 P: 10	R: 0 E: 0 K: 0 S: 4	H: 1 LOB: 0 BB: 0 P: 4	R: 1 E: 1 K: 1 S: 7	H: 1 LOB: 1 BB: 0 P: 7	R: 0 E: 0 K: 0 S: 4	H: 2 LOB: 1 BB: 0 P: 4	R: 0 E: 0 K: 1 S: 6	H: 1 LOB: 0 BB: 0 P: 6	R: 0 E: 0 K: 1 S: 6	H: 1 LOB: 1 BB: 0 P: 6	R: 0 E: 0 K: 0 S: 4	H: 3 LOB: 3 BB: 1 P: 8	1B: 11 2B: 0 3B: 0 HR: 0	SF: 1 SAC: 0 DP: 1 HBP: 0	WP: 0 PB: 0 SB: 2 CS: 0	PA: 38
<b>PITCHER</b>	IP	WLS	BF	H	R	ER	SO	BB	IBB	HBP	BLK	WP	HR	S	P	ERA	WHIP					
<b>Bert Blyleven, R</b> ERA: 3.09	8.0	L	33	8	2	1	6	1	0	0	0	0	0	3	7	27.00	9.000					
<b>Steve Howe, L</b> ERA: 5.64	0.1	L	4	2	1	1	0	1	0	0	0	0	0	3	7	27.00	9.000					
<b>Ron Davis, R</b> ERA: 3.42	0.0	L	1	1	0	0	0	0	0	0	0	0	0	1	1	∞	∞					

AB 34  
R 2  
H 7  
RBI 2  
BB 1  
SO 4  
LOB 11



AB 35  
R 3  
H 11  
RBI 2  
BB 2  
SO 6  
LOB 15





Batter	1	2	3	4	5	6	7	8	9	AB	R	H	RBI	BB	SO	LOB	TOP											
<b>Ernest Riles, L</b> OBP: 0.342, SLG: 0.407	4-0 BB WP BB		4-3		4-0 2B SF7 BB	F7		F8		3	1	0	0	2	0	3	<b>Milwaukee Brewers @ Cleveland Indians</b> Cleveland Municipal Stadium, Cleveland, OH Fri Aug 23 1985, 7:05 PM EDT Att: 6,292 - Unknown											
<b>Robin Yount, R</b> OBP: 0.344, SLG: 0.453	4-0 BB 1-2 BB		K		F7	F7		FC5-4		3	0	0	0	2	1	3												
<b>Cecil Cooper, L</b> OBP: 0.328, SLG: 0.473 <b>Carlos Ponce, R</b> OBP: 0.250, SLG: 0.450	0-3 K		F7		1-3 2-H 2B	2B		2B	5-3	3	0	1	1	0	1	2												
<b>Ben Oglivie, L</b> OBP: 0.354, SLG: 0.443	4-0 1-2 2-3 BB				F7	SF7		F8	F9	3	0	0	1	1	0	2												
<b>Ted Simmons, S</b> OBP: 0.340, SLG: 0.406	0-0 L6			K	6-3			L8	K	5	0	0	0	0	2	4												
<b>Bill Schroeder, R</b> OBP: 0.305, SLG: 0.440	0-0 F8			2B 1B		4-3 BB 1B		6-3		3	1	1	0	1	0	3												
<b>Paul Householder, S</b> OBP: 0.290, SLG: 0.324		0-0 5-3		1-3 2B		BB 4-3 2B		K		3	1	1	0	1	1	0												
<b>Jim Gantner, L</b> OBP: 0.283, SLG: 0.297	0-0 F8		0-0 F8	0-0 1-3 2B		0-0 4-3 BB		0-0 F4		4	0	0	0	0	0	4												
<b>Ed Romero, R</b> OBP: 0.330, SLG: 0.314	0-0 L4				4-0 BB 2B	0-0 BB 2B		0-0 FC5-4 1B		3	2	2	1	1	0	0												
<b>Inning Stats</b>	R: 0 E: 0 K: 1 S: 5	H: 0 LOB: 3 BB: 3 P: 17	R: 0 E: 0 K: 0 S: 3	H: 0 LOB: 0 BB: 0 P: 3	R: 0 E: 0 K: 1 S: 5	H: 0 LOB: 0 BB: 0 P: 5	R: 0 E: 0 K: 1 S: 7	H: 2 LOB: 2 BB: 0 P: 7	R: 0 E: 0 K: 0 S: 4	H: 1 LOB: 1 BB: 2 P: 12	R: 2 E: 0 K: 0 S: 4	H: 1 LOB: 1 BB: 2 P: 17	R: 0 E: 0 K: 1 S: 5	H: 0 LOB: 0 BB: 0 P: 5	R: 0 E: 0 K: 1 S: 4	H: 1 LOB: 1 BB: 0 P: 4		R: 0 E: 0 K: 1 S: 5	H: 0 LOB: 0 BB: 0 P: 5	1B: 3 2B: 3 3B: 0 HR: 0	SF: 1 SAC: 0 DP: 0 HBP: 0	WP: 1 PB: 0 SB: 0 CS: 0	PA: 41					
<b>PITCHER</b>	IP	WLS	BF	H	R	ER	SO	BB	IBB	HBP	BLK	WP	HR	S	P	ERA	WHIP											
<b>Curt Wardle, L</b> ERA: 6.14	(1, 1)	5.0	W	25	3	4	4	3	7	0	0	0	1	0	24	52	7.20	2.000										
<b>Vern Rühle, R</b> ERA: 4.67	(6, 1)	4.0	S	16	3	1	1	2	1	0	0	0	0	0	19	23	2.25	1.000										

Batter	1	2	3	4	5	6	7	8	9	AB	R	H	RBI	BB	SO	LOB	BOTTOM										
<b>Otis Nixon, S</b> OBP: 0.245, SLG: 0.264	E6 F8		4-3	1-2 1B		6-3				5	1	1	2	0	0	5	<b>Milwaukee Brewers @ Cleveland Indians</b> Cleveland Municipal Stadium, Cleveland, OH Fri Aug 23 1985, 7:05 PM EDT Att: 6,292 - Unknown										
<b>Tony Bemazzard, S</b> OBP: 0.356, SLG: 0.427	0-0 E3 1B 1B	4-0 6-3 BB	2-3 3-H L8	0-3 3-H K		0-0 G4-6-3 1B				4	1	1	0	1	1	3											
<b>Julio Franco, R</b> OBP: 0.346, SLG: 0.384	0-0 1B 1B	0-0 6-3	0-0 L8	0-0 K	0-0 F8	0-0 G4-6-3 1B		0-0 G4-6-3 1B		5	2	2	0	0	0	2											
<b>Brook Jacoby, R</b> OBP: 0.346, SLG: 0.420	0-0 1B FC3-6 1B	0-0 E5	0-0 L8	0-0 K	0-0 F8	0-0 G4-6-3 1B		0-0 1B		5	1	2	1	0	0	1											
<b>Mike Hargrove, L</b> OBP: 0.349, SLG: 0.321	0-0 FC3-6 1B	0-0 F8	0-0 L8	4-0 2B 1B	4-0 BB	4-0 BB		0-0 4-3		3	1	1	1	2	0	2											
<b>Pat Tabler, R</b> OBP: 0.315, SLG: 0.354	0-0 FC3-6 2B		0-0 L5	0-0 1B 2B	0-0 F9			0-0 L4		5	1	1	2	0	0	2											
<b>George Vukovich, L</b> OBP: 0.289, SLG: 0.326	0-0 1-3 2B		4-0 E 1B	0-0 F6		0-3 K		0-0 4-3		4	1	1	0	1	1	2											
<b>Joe Carter, R</b> OBP: 0.274, SLG: 0.345	0-0 G3		0-0 E6 1B	4-0 1B 1B	4-0 1B IBB	0-0 2B		0-0 F7		4	2	1	0	1	0	3											
<b>Jerry Willard, L</b> OBP: 0.335, SLG: 0.335	4-0 BB		0-0 4-3 1B	0-0 1B	0-0 1B	0-0 F4				3	0	2	3	1	0	1											
<b>Inning Stats</b>	R: 4 E: 2 K: 0 S: 9	H: 4 LOB: 3 BB: 1 P: 13	R: 0 E: 1 K: 0 S: 3	H: 0 LOB: 1 BB: 1 P: 7	R: 2 E: 1 K: 0 S: 5	H: 1 LOB: 1 BB: 1 P: 9	R: 4 E: 0 K: 1 S: 9	H: 4 LOB: 2 BB: 2 P: 17	R: 0 E: 0 K: 1 S: 6	H: 1 LOB: 0 BB: 0 P: 6	R: 0 E: 0 K: 0 S: 4	H: 2 LOB: 1 BB: 0 P: 4	R: 0 E: 0 K: 0 S: 3	H: 0 LOB: 0 BB: 0 P: 3	R: 0 E: 0 K: 1 S: 3	H: 0 LOB: 0 BB: 0 P: 3		1B: 8 2B: 4 3B: 0 HR: 0	SF: 0 SAC: 0 DP: 1 HBP: 0	WP: 0 PB: 0 SB: 1 CS: 0	PA: 44						
<b>PITCHER</b>	IP	WLS	BF	H	R	ER	SO	BB	IBB	HBP	BLK	WP	HR	S	P	ERA	WHIP										
<b>Jaime Coanower, R</b> ERA: 4.19	(1, 1)	3.0	L	20	5	6	1	0	3	0	0	0	0	17	29	3.00	2.667										
<b>Rick Waits, L</b> ERA: 5.79	(4, 1)	3.0		17	5	4	4	2	2	1	0	0	0	18	30	12.00	2.333										
<b>Bob McClure, L</b> ERA: 4.63	(7, 1)	2.0		7	2	0	0	0	0	0	0	0	0	7	7	0.00	1.000										



Batter	1	2	3	4	5	6	7	8	9	AB	R	H	RBI	BB	SO	LOB	TOP										
<b>Ernest Riles, L</b> OBP: 0.344, SLG: 0.408 (1, 6)	0-0 BB 1B		0-0 1B		0-0 F7		0-0 4-3			4	0	2	0	0	0	1	<b>Milwaukee Brewers @ Cleveland Indians</b> Cleveland Municipal Stadium, Cleveland, OH Sun Aug 25 1985, 3:33 AM EDT Unknown <a href="http://livebaseballscorecards.com">livebaseballscorecards.com</a>										
<b>Robin Yount, R</b> OBP: 0.341, SLG: 0.449 (1, 8)	0-0 F3		0-0 L7		0-0 L6			0-0 6-3		4	0	0	0	0	0	3											
<b>Cecil Cooper, L</b> OBP: 0.327, SLG: 0.473 (1, 3)	0-0 L8		0-0 F9		0-0 1B SF8 2B			0-0 4-3		4	1	1	0	0	0	2											
<b>Ben Oglivie, L</b> OBP: 0.359, SLG: 0.445 (1, 7)	4-0 1-2 BB		0-0 F8		0-0 1B			0-0 1B		3	0	2	0	1	0	1											
<b>Ted Simmons, S</b> OBP: 0.337, SLG: 0.403 (1, 10)	0-0 F5			0-0 F7		0-0 SF8		0-0 6-3		3	0	0	1	0	0	3											
<b>Bill Schroeder, R</b> OBP: 0.302, SLG: 0.429 (1, 2)		0-0 F7		0-0 F9		0-0 F7			0-3 K	4	0	0	0	0	1	1											
<b>Rick Manning, L</b> OBP: 0.274, SLG: 0.293 (1, 9)		0-0 L4		0-3 K		0-0 L8			0-0 G3-6-1 1B	4	0	1	0	0	1	1											
<b>Jim Gantner, L</b> OBP: 0.285, SLG: 0.307 (1, 5)		0-0 HR			0-0 FC5-4 1B		0-0 F8		0-0 G3-6-1 1-2	4	1	2	1	0	0	1											
<b>Ed Romero, R</b> OBP: 0.324, SLG: 0.309 (1, 4)		0-0 5-3			0-0 FC5-4 1-2		0-0 L7			3	0	0	0	0	0	1											
<b>Inning Stats</b>	R: 0 E: 0 K: 0 S: 4	H: 1 LOB: 2 BB: 1 P: 8	R: 1 E: 0 K: 0 S: 4	H: 1 LOB: 0 BB: 0 P: 4	R: 0 E: 0 K: 1 S: 4	H: 1 LOB: 1 BB: 0 P: 4	R: 0 E: 0 K: 1 S: 5	H: 0 LOB: 0 BB: 0 P: 5	R: 0 E: 0 K: 0 S: 4	H: 1 LOB: 1 BB: 0 P: 4	R: 1 E: 0 K: 0 S: 5	H: 2 LOB: 1 BB: 0 P: 5	R: 0 E: 0 K: 0 S: 3	H: 0 LOB: 0 BB: 0 P: 3	R: 0 E: 0 K: 0 S: 4	H: 1 LOB: 1 BB: 0 P: 4		R: 0 E: 0 K: 1 S: 5	H: 1 LOB: 0 BB: 0 P: 5	1B: 6 2B: 1 3B: 0 HR: 1	SF: 1 SAC: 0 DP: 1 HBP: 0	WP: 0 PB: 0 CS: 0	PA: 35				
<b>PITCHER</b>	IP	WLS	BF	H	R	ER	SO	BB	IBB	HBP	BLK	WP	HR	S	P	ERA	WHIP										
<b>Tom Waddell, R</b> ERA: 3.64 (1, 1)	7.0	W	28	6	2	2	1	1	0	0	0	0	1	29	33	2.57	1.000										
<b>Jerry Reed, R</b> ERA: 4.84 (8, 1)	2.0		7	2	0	0	1	0	0	0	0	0	0	9	9	0.00	1.000										

Batter	1	2	3	4	5	6	7	8	9	AB	R	H	RBI	BB	SO	LOB	BOTTOM										
<b>Otis Nixon, S</b> OBP: 0.263, SLG: 0.282 (1, 8)	0-0 4-3		0-0 1B		0-0 BB 1B 1B		0-0 E3 1B FC6-4 1B			4	2	3	0	0	0	0	<b>Milwaukee Brewers @ Cleveland Indians</b> Cleveland Municipal Stadium, Cleveland, OH Sun Aug 25 1985, 3:33 AM EDT Unknown <a href="http://livebaseballscorecards.com">livebaseballscorecards.com</a>										
<b>Tony Bemazzard, S</b> OBP: 0.397, SLG: 0.426 (1, 4)	0-0 F9		0-0 F4		4-0 1B BB BB		0-0 FC6-4 1B			3	1	1	0	1	0	2											
<b>Julio Franco, R</b> OBP: 0.346, SLG: 0.382 (1, 6)	0-0 F8		0-0 F6		4-0 1B BB		0-0 FC6-4 G4-6-3			3	1	0	1	1	0	3											
<b>Mike Fischlin, R</b> OBP: 0.294, SLG: 0.326 (7, PR) (8, 6)					1-2 2-3 1B BB		0-0 G4-6-3 1-2 3-H			0	0	0	0	0	0	0											
<b>Brook Jacoby, R</b> OBP: 0.345, SLG: 0.419 (1, 5)		0-0 5-3	0-0 6-3		0-0 1B 1B		0-0 G4-6-3 1-2			4	0	1	1	0	0	3											
<b>Mike Hargrove, L</b> OBP: 0.352, SLG: 0.325 (1, 3)		0-0 F8		0-0 G6-4-3 1B	0-0 1-3 2-H 3-H 1B		0-0 L9			4	0	2	2	0	0	0											
<b>Pat Tabler, R</b> OBP: 0.312, SLG: 0.351 (1, 10)		0-3 K		0-0 G6-4-3 1-2	0-0 1-3 2-H 3-H 1B		0-0 1-3 1B		0-0 1-3	4	0	0	0	0	1	3											
<b>George Vukovich, L</b> OBP: 0.292, SLG: 0.328 (1, 9)			0-0 2B 1B		0-0 3-1		0-0 3-1			4	1	2	0	0	0	0											
<b>Joe Carter, R</b> OBP: 0.274, SLG: 0.347 (1, 7)			0-0 1B 2B		0-0 F8		0-0 4-3		0-0 F8	4	1	1	0	0	0	1											
<b>Jerry Willard, L</b> OBP: 0.340, SLG: 0.341 (1, 2)			0-0 1B 1B		0-0 1B 1B		0-3 K			3	0	2	2	0	1	0											
<b>Inning Stats</b>	R: 0 E: 0 K: 0 S: 3	H: 0 LOB: 0 BB: 0 P: 3	R: 0 E: 0 K: 1 S: 5	H: 0 LOB: 0 BB: 0 P: 5	R: 2 E: 0 K: 0 S: 7	H: 4 LOB: 2 BB: 0 P: 7	R: 0 E: 0 K: 0 S: 3	H: 1 LOB: 0 BB: 0 P: 3	R: 3 E: 0 K: 0 S: 6	H: 4 LOB: 2 BB: 2 P: 14	R: 0 E: 0 K: 1 S: 5	H: 0 LOB: 0 BB: 0 P: 5	R: 1 E: 1 K: 0 S: 4	H: 2 LOB: 1 BB: 0 P: 4	R: 0 E: 0 K: 0 S: 4	H: 1 LOB: 1 BB: 0 P: 4	R: 0 E: 0 K: 0 S: 4	H: 1 LOB: 0 BB: 0 P: 4	1B: 11 2B: 1 3B: 0 HR: 0	SF: 0 SAC: 0 DP: 2 HBP: 0	WP: 0 PB: 0 CS: 0	PA: 35					
<b>PITCHER</b>	IP	WLS	BF	H	R	ER	SO	BB	IBB	HBP	BLK	WP	HR	S	P	ERA	WHIP										
<b>Moose Haas, R</b> ERA: 3.86 (1, 1)	4.2	L	23	9	5	5	1	2	0	0	0	0	0	10	10	0.00	0.857										
<b>Rick Waits, L</b> ERA: 5.34 (5, 1)	2.1		8	2	1	0	1	0	0	0	0	0	0	4	4	0.00	1.000										
<b>Rollie Fingers, R</b> ERA: 4.41 (8, 1)	1.0		4	1	0	0	0	0	0	0	0	0	0	4	4	0.00	1.000										



Batter	1	2	3	4	5	6	7	8	9	AB	R	H	RBI	BB	SO	LOB	TOP				
<b>Randy Ready, R</b> OBP: 0.309, SLG: 0.354	4-0 BB		0-0 4-3		0-0 F9		0-0 G5-4-3			3	0	0	0	1	0	2					
<b>Robin Yount, R</b> OBP: 0.340, SLG: 0.446	0-3 K		4-0 FC6-4 BB		0-0 L6			0-0 F8		3	0	0	0	1	1	1					
<b>Cecil Cooper, L</b> OBP: 0.327, SLG: 0.471	0-0 4-3		0-0 FC6-4		0-0 BB 1B			0-0 F9		4	0	1	0	0	0	2					
<b>Ted Simmons, S</b> OBP: 0.339, SLG: 0.403	0-0 L5			0-0 FC5-2 1B		4-0 G5-4-3 BB		0-0 4-3		3	0	1	0	1	0	1					
<b>Ernest Riles, L</b> OBP: 0.346, SLG: 0.409		0-0 5-3 1B		0-0 FC5-2 E G3-2-3 1B		0-3 K		0-0 4-3		4	0	2	0	0	1	2					
<b>Carlos Ponce, R</b> OBP: 0.208, SLG: 0.375		0-0 5-3		0-0 E5 FC5-2		0-0 G5-4-3		0-0 3-1		4	0	0	0	0	0	5					
<b>Paul Householder, S</b> OBP: 0.290, SLG: 0.317		0-3 K		0-0 FC5-2			0-0 6-3		0-0 F8	4	0	0	0	0	1	4					
<b>Charlie Moore, R</b> OBP: 0.281, SLG: 0.268		0-0 F8		0-0 G3-2-3			0-0 1B			3	0	1	0	0	0	4					
<b>Ed Romero, R</b> OBP: 0.324, SLG: 0.309			0-0 6-3		0-0 6-3		0-0 G5-4-3 1B			3	0	1	0	0	0	0					
<b>Inning Stats</b>	R: 0 E: 0 K: 1 S: 5	H: 0 LOB: 1 BB: 1 P: 9	R: 0 E: 0 K: 1 S: 6	H: 1 LOB: 1 BB: 0 P: 6	R: 0 E: 0 K: 0 S: 3	H: 0 LOB: 1 BB: 1 P: 7	R: 0 E: 0 K: 0 S: 5	H: 2 LOB: 2 BB: 0 P: 5	R: 0 E: 0 K: 1 S: 3	H: 0 LOB: 0 BB: 0 P: 3	R: 0 E: 0 K: 1 S: 5	H: 1 LOB: 1 BB: 1 P: 9	R: 0 E: 0 K: 0 S: 4	H: 2 LOB: 1 BB: 0 P: 4	R: 0 E: 0 K: 0 S: 3	H: 0 LOB: 0 BB: 0 P: 3	R: 0 E: 0 K: 0 S: 3	H: 0 LOB: 0 BB: 0 P: 3	1B: 6 2B: 0 3B: 0 HR: 0	SF: 0 SAC: 0 DP: 3 HBP: 0	WP: 0 PA: 34
<b>PITCHER</b>	IP	WLS	BF	H	R	ER	SO	BB	IBB	HBP	BLK	WP	HR	S	P	ERA	WHIP				
<b>Ramon Romero, L</b> ERA: 5.48	(1, 1)	5.0	W	22	4	0	0	2	3	0	0	0	0	23	35	0.00	1.400				
<b>Bryan Clark, L</b> ERA: 5.15	(6, 1)	4.0	S	12	2	0	0	1	0	0	0	0	0	14	14	0.00	0.500				

Milwaukee Brewers @ Cleveland Indians  
Cleveland Municipal Stadium, Cleveland, OH  
Sun Aug 25 1985, 3:38 AM EDT  
Att: 7,789 - Unknown

AB 31  
R 0  
H 6  
RBI 0  
BB 3  
SO 3  
LOB 21



Batter	1	2	3	4	5	6	7	8	9	AB	R	H	RBI	BB	SO	LOB	BOTTOM				
<b>Otis Nixon, S</b> OBP: 0.263, SLG: 0.281	0-3 K		0-3 K			0-0 4-3	0-0 1B			4	0	1	0	0	2	1					
<b>Tony Bemazzard, S</b> OBP: 0.356, SLG: 0.422	0-0 F8			0-0 L3		4-0 BB 1B	0-0 F8			3	0	0	0	1	0	2					
<b>Julio Franco, R</b> OBP: 0.345, SLG: 0.381	0-0 F8			0-0 F9		0-0 BB 1B		0-0 F8		4	0	1	0	0	0	0					
<b>Andre Thornton, R</b> OBP: 0.273, SLG: 0.313		0-3 K		0-0 F3		0-3 K		0-3 K		4	0	0	0	0	3	2					
<b>Mike Hargrove, L</b> OBP: 0.350, SLG: 0.320		0-0 4-3			0-3 K HR	4-0 1-2 2-3 BB		0-0 4-3		3	1	0	0	1	1	0					
<b>Brook Jacoby, R</b> OBP: 0.343, SLG: 0.416		0-0 L6			0-0 F7	0-0 F4				3	0	0	0	0	0	4					
<b>George Vukovich, L</b> OBP: 0.292, SLG: 0.337			0-0 F5		0-0 HR		0-3 K			3	1	1	2	0	1	0					
<b>Joe Carter, R</b> OBP: 0.274, SLG: 0.347				0-0 S 1B		0-0 F9		0-0 F9		3	0	1	0	0	0	0					
<b>Jerry Willard, L</b> OBP: 0.340, SLG: 0.341			0-0 F9		0-0 4-3		0-0 1B			3	0	1	0	0	0	1					
<b>Inning Stats</b>	R: 0 E: 0 K: 1 S: 5	H: 0 LOB: 0 BB: 0 P: 5	R: 0 E: 0 K: 1 S: 5	H: 0 LOB: 0 BB: 0 P: 5	R: 0 E: 0 K: 0 S: 3	H: 0 LOB: 0 BB: 0 P: 3	R: 2 E: 0 K: 1 S: 7	H: 1 LOB: 0 BB: 0 P: 7	R: 0 E: 0 K: 1 S: 6	H: 1 LOB: 3 BB: 2 P: 14	R: 0 E: 0 K: 1 S: 7	H: 2 LOB: 2 BB: 0 P: 7	R: 0 E: 0 K: 1 S: 5	H: 0 LOB: 0 BB: 0 P: 5	R: 0 E: 0 K: 1 S: 5	H: 0 LOB: 0 BB: 0 P: 5	1B: 4 2B: 0 3B: 0 HR: 1	SF: 0 SAC: 0 DP: 0 HBP: 0	WP: 0 PA: 32		
<b>PITCHER</b>	IP	WLS	BF	H	R	ER	SO	BB	IBB	HBP	BLK	WP	HR	S	P	ERA	WHIP				
<b>Danny Darwin, R</b> ERA: 3.51	(1, 1)	8.0	L	32	5	2	1	7	2	0	0	0	1	44	52	1.12	0.875				

Milwaukee Brewers @ Cleveland Indians  
Cleveland Municipal Stadium, Cleveland, OH  
Sun Aug 25 1985, 3:38 AM EDT  
Att: 7,789 - Unknown

AB 30  
R 2  
H 5  
RBI 2  
BB 2  
SO 7  
LOB 10





Batter	1	2	3	4	5	6	7	8	9	AB	R	H	RBI	BB	SO	LOB	TOP		
Randy Ready, R (1, 5) OBP: 0.322, SLG: 0.385										4	1	2	0	0	0	1	<b>Milwaukee Brewers @ Cleveland Indians</b> Cleveland Municipal Stadium, Cleveland, OH Mon Aug 26 1985, 7:05 PM EDT Unknown		
Robin Yount, R (1, 8) OBP: 0.337, SLG: 0.442										4	0	0	0	0	0	2			
Cecil Cooper, L (1, 3) OBP: 0.328, SLG: 0.472										3	1	2	1	0	0	0			
Ted Simmons, S (1, 10) OBP: 0.340, SLG: 0.411										4	1	2	2	0	1	1			
Bill Schroeder, R (1, 2) OBP: 0.306, SLG: 0.431 Charlie Moore, R (9, PR) OBP: 0.281, SLG: 0.268 (9, 2)										4	0	2	0	0	0	0		0	
Carlos Ponce, R (1, 7) OBP: 0.185, SLG: 0.333									3	0	0	0	0	0	0	2			
Paul Householder, S (1, 9) OBP: 0.284, SLG: 0.311										4	0	0	0	0	1	2			
Jim Gantner, L (1, 4) OBP: 0.287, SLG: 0.309										4	0	2	0	0	0	0			
Ed Romero, R (1, 6) OBP: 0.323, SLG: 0.308										4	0	1	0	0	0	3			
<b>Inning Stats</b>	R: 1 E: 0 K: 1 S: 6	H: 1 LOB: 0 BB: 0 P: 6	R: 0 E: 0 K: 0 S: 3	H: 0 LOB: 0 BB: 0 P: 3	R: 0 E: 0 K: 0 S: 4	H: 1 LOB: 1 BB: 0 P: 4	R: 2 E: 0 K: 0 S: 5	H: 2 LOB: 0 BB: 0 P: 5	R: 0 E: 0 K: 0 S: 5	H: 1 LOB: 0 BB: 0 P: 5	R: 0 E: 0 K: 0 S: 4	H: 1 LOB: 1 BB: 0 P: 4	R: 0 E: 0 K: 0 S: 5	H: 2 LOB: 2 BB: 0 P: 5	R: 0 E: 0 K: 0 S: 5	H: 2 LOB: 2 BB: 0 P: 5		1B: 9 2B: 1 3B: 0 HR: 1	SF: 1 SAC: 1 DP: 1 HBP: 0
<b>PITCHER</b> Neal Heaton, L (1, 1) ERA: 4.34	IP: 9.0 WLS: W BF: 36 H: 11 R: 3 ER: 3 SO: 2 BB: 0 IBB: 0 HBP: 0 BLK: 0 WP: 0 HR: 1 S: 40 P: 40 ERA: 3.00 WHIP: 1.222															<b>PITCHER</b>			

Batter	1	2	3	4	5	6	7	8	9	AB	R	H	RBI	BB	SO	LOB	BOTTOM		
Otis Nixon, S (1, 8) OBP: 0.254, SLG: 0.271										4	0	0	0	0	0	2	<b>Milwaukee Brewers @ Cleveland Indians</b> Cleveland Municipal Stadium, Cleveland, OH Mon Aug 26 1985, 7:05 PM EDT Unknown		
Tony Bemazzard, S (1, 4) OBP: 0.355, SLG: 0.420										4	0	1	0	0	0	0			
Julio Franco, R (1, 6) OBP: 0.344, SLG: 0.379										4	0	1	0	0	0	1			
Andre Thornton, R (1, 10) OBP: 0.278, SLG: 0.336										4	2	3	2	0	0	0			
Pat Tabler, R (1, 3) OBP: 0.316, SLG: 0.360										4	1	3	0	0	0	1			
Brook Jacoby, R (1, 5) OBP: 0.342, SLG: 0.413										3	1	0	0	1	2	3			
Joe Carter, R (1, 7) OBP: 0.274, SLG: 0.346										4	0	1	0	0	0	3			
Carmen Castillo, R (1, 9) OBP: 0.267, SLG: 0.411 George Vukovich, L (7, PH) OBP: 0.291, SLG: 0.336 (8, 9)										2	0	0	0	0	0	0		0	
Benny Ayala, R (9, PH) OBP: 0.286, SLG: 0.365										0	0	0	0	1	0	0			
Chris Bando, S (1, 2) OBP: 0.220, SLG: 0.157 Jerry Willard, L (7, PH) OBP: 0.337, SLG: 0.339 (8, 2)										2	0	0	0	0	0	0		0	
<b>Inning Stats</b>	R: 0 E: 0 K: 0 S: 3	H: 0 LOB: 0 BB: 0 P: 3	R: 0 E: 0 K: 1 S: 6	H: 1 LOB: 1 BB: 0 P: 6	R: 0 E: 0 K: 0 S: 3	H: 0 LOB: 0 BB: 0 P: 3	R: 1 E: 0 K: 0 S: 5	H: 3 LOB: 1 BB: 0 P: 5	R: 0 E: 0 K: 0 S: 3	H: 0 LOB: 0 BB: 0 P: 3	R: 2 E: 1 K: 0 S: 6	H: 2 LOB: 2 BB: 1 P: 10	R: 0 E: 0 K: 0 S: 3	H: 0 LOB: 0 BB: 0 P: 3	R: 0 E: 0 K: 1 S: 6	H: 2 LOB: 2 BB: 1 P: 10	1B: 5 2B: 2 3B: 0 HR: 2	SF: 1 SAC: 0 DP: 1 HBP: 0	WP: 0 PA: 36
<b>PITCHER</b> Teddy Higuera, L (1, 1) ERA: 4.44 Bob Gibson, R (7, 1) ERA: 3.29 Ray Seearge, L (9, 1) ERA: 9.15	IP: 6.0 WLS: L BF: 23 H: 7 R: 3 ER: 2 SO: 1 BB: 0 IBB: 0 HBP: 0 BLK: 0 WP: 0 HR: 0 S: 25 P: 25 ERA: 3.00 WHIP: 1.167															<b>PITCHER</b>			



Batter	1	2	3	4	5	6	7	8	9	AB	R	H	RBI	BB	SO	LOB	TOP								
Jim Gantner, L (1,4) OBP: 0.284, SLG: 0.306	F5	SF8			FC3-6 1B		SH1-4	F8		3	0	0	1	0	0	2	<b>Milwaukee Brewers @ Cleveland Indians</b> Cleveland Municipal Stadium, Cleveland, OH Mon Aug 26 1985, 7:05 PM EDT Att: 4,205 - Unknown <a href="http://livebaseballscorecards.com">livebaseballscorecards.com</a>								
Robin Yount, R (1,8) OBP: 0.340, SLG: 0.445	1B	K			1B		F8		HR	4	2	2	0	1	1	1									
Cecil Cooper, L (1,10) OBP: 0.329, SLG: 0.478	1B		4-3		F5		K		HR	5	2	2	3	0	1	3									
Ted Simmons, S (1,3) OBP: 0.345, SLG: 0.413	1B				F5			1B	BB	3	1	2	1	2	0	2									
Randy Ready, R (1,5) OBP: 0.313, SLG: 0.368	1B		G6-4-3					K	BB	5	0	1	0	0	1	4									
Carlos Ponce, R (1,7) Paul Householder, S (9,7) OBP: 0.188, SLG: 0.313 OBP: 0.284, SLG: 0.311	1B				K		F8	F8	G6-4-3	5	0	1	0	0	1	3									
Rick Manning, L (1,9) OBP: 0.274, SLG: 0.292	6-3				F5		F4			4	1	1	0	0	0	3									
Charlie Moore, R (1,2) OBP: 0.284, SLG: 0.275		4-3 SF8 2B			F3		K			4	2	2	1	0	1	1									
Ed Romero, R (1,6) OBP: 0.332, SLG: 0.318		4-3					SH1-4 1B			4	0	3	2	0	0	1									
<b>Inning Stats</b>	R: 2 E: 0 K: 0 S: 7	H: 4 LOB: 2 BB: 0 P: 7	R: 1 E: 0 K: 1 S: 6	H: 1 LOB: 0 BB: 0 P: 6	R: 0 E: 0 K: 0 S: 3	H: 1 LOB: 0 BB: 0 P: 3	R: 0 E: 0 K: 1 S: 5	H: 0 LOB: 0 BB: 0 P: 5	R: 0 E: 0 K: 0 S: 5	H: 2 LOB: 2 BB: 0 P: 5	R: 0 E: 0 K: 1 S: 6	H: 1 LOB: 1 BB: 0 P: 6	R: 0 E: 0 K: 1 S: 6	H: 1 LOB: 1 BB: 0 P: 6	R: 3 E: 0 K: 1 S: 8	H: 3 LOB: 1 BB: 1 P: 12		R: 2 E: 0 K: 0 S: 3	H: 1 LOB: 0 BB: 2 P: 11	1B: 11 2B: 2 3B: 0 HR: 1	SF: 1 SAC: 1 DP: 2 HBP: 0	WP: 0 PB: 0 CS: 0	PA: 42		
<b>PITCHER</b>	IP	WLS	BF	H	R	ER	SO	BB	IBB	HBP	BLK	WP	HR	S	P	ERA	WHIP								
Roy Smith, R (1,1) ERA: 3.86	7.0	L	31	10	4	4	4	1	0	0	0	0	0	38	42	5.14	1.571								
Jerry Reed, R (8,1) ERA: 5.12	1.0		6	3	2	2	1	0	0	0	0	0	0	8	8	18.00	3.000								
Rich Thompson, R (9,1) ERA: 5.05	1.0		5	1	2	2	0	2	0	0	0	0	1	3	11	18.00	3.000								

Batter	1	2	3	4	5	6	7	8	9	AB	R	H	RBI	BB	SO	LOB	BOTTOM								
Otis Nixon, S (1,8) OBP: 0.262, SLG: 0.303	HR	1B		K			SH 4-3		G1	4	1	2	1	0	1	1	<b>Milwaukee Brewers @ Cleveland Indians</b> Cleveland Municipal Stadium, Cleveland, OH Mon Aug 26 1985, 7:05 PM EDT Att: 4,205 - Unknown <a href="http://livebaseballscorecards.com">livebaseballscorecards.com</a>								
Tony Bemazzard, S (1,4) OBP: 0.355, SLG: 0.420	4-3	1B		1-3			F9			5	0	2	1	0	0	3									
Julio Franco, R (1,6) OBP: 0.343, SLG: 0.378	4-3	F9					4-3		K	5	0	1	1	0	1	4									
Andre Thornton, R (1,10) OBP: 0.278, SLG: 0.335	BB			5-3			F8		F4	4	0	1	0	0	0	2									
Mike Hargrove, L (1,3) OBP: 0.348, SLG: 0.314	FC6-4			F8			F9		F8	3	0	0	0	1	0	1									
Brook Jacoby, R (1,5) OBP: 0.343, SLG: 0.416	FC6-4						CS		6-3	4	0	2	0	0	0	2									
George Vukovich, L (1,9) OBP: 0.291, SLG: 0.333		1B		K			3-1		L4	3	1	0	0	1	1	2									
Joe Carter, R (1,7) OBP: 0.279, SLG: 0.349		1B					CS		F9	3	0	2	0	1	0	1									
Jerry Willard, L (1,2) OBP: 0.335, SLG: 0.337	4-3			F7			CS		F7	4	1	1	0	0	0	3									
<b>Inning Stats</b>	R: 1 E: 0 K: 0 S: 5	H: 2 LOB: 2 BB: 1 P: 9	R: 1 E: 0 K: 0 S: 5	H: 3 LOB: 2 BB: 1 P: 9	R: 0 E: 0 K: 1 S: 6	H: 1 LOB: 1 BB: 0 P: 6	R: 0 E: 0 K: 1 S: 6	H: 1 LOB: 1 BB: 0 P: 6	R: 0 E: 0 K: 0 S: 2	H: 0 LOB: 0 BB: 1 P: 6	R: 1 E: 0 K: 0 S: 5	H: 1 LOB: 1 BB: 0 P: 5	R: 0 E: 0 K: 0 S: 4	H: 1 LOB: 1 BB: 0 P: 4	R: 0 E: 0 K: 1 S: 6	H: 1 LOB: 1 BB: 0 P: 6		1B: 9 2B: 2 3B: 0 HR: 1	SF: 0 SAC: 1 DP: 1 HBP: 0	WP: 0 PB: 0 CS: 2	PA: 41				
<b>PITCHER</b>	IP	WLS	BF	H	R	ER	SO	BB	IBB	HBP	BLK	WP	HR	S	P	ERA	WHIP								
Ray Burris, R (1,1) ERA: 3.61	7.0	W	31	9	3	3	2	3	0	0	0	0	0	10	10	3.86	1.714								
Rollie Fingers, R (8,1) ERA: 4.24	2.0	S	8	2	0	0	1	0	0	0	0	0	0	10	10	0.00	1.000								



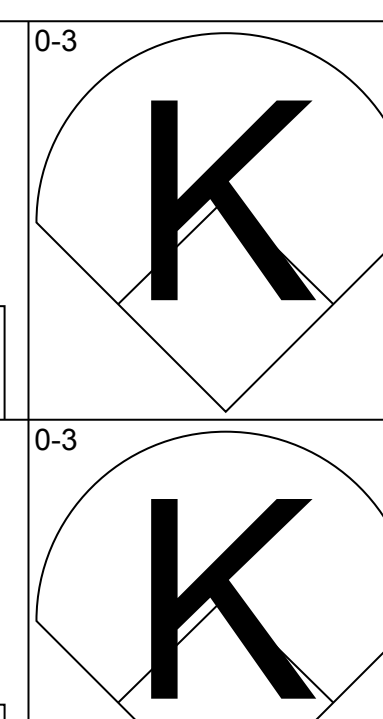
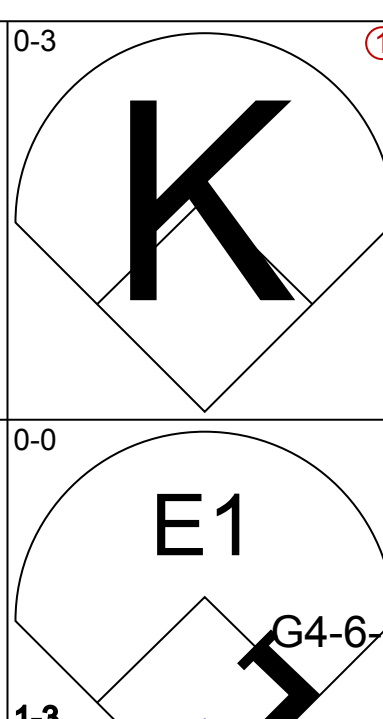
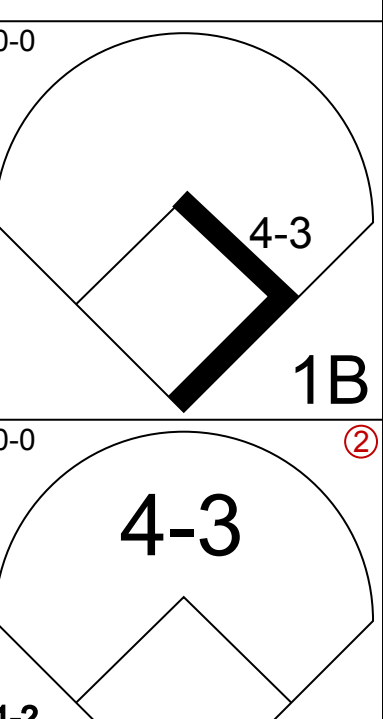
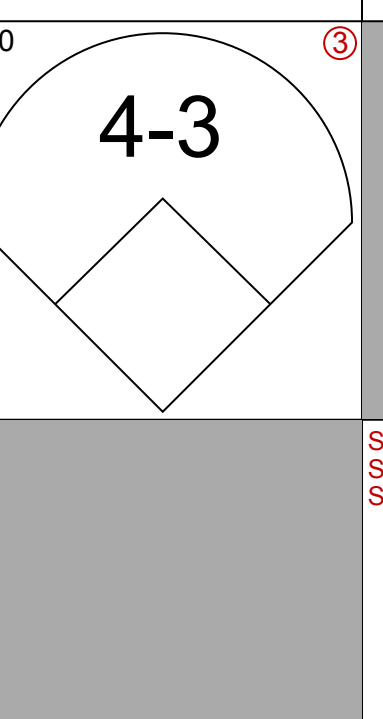
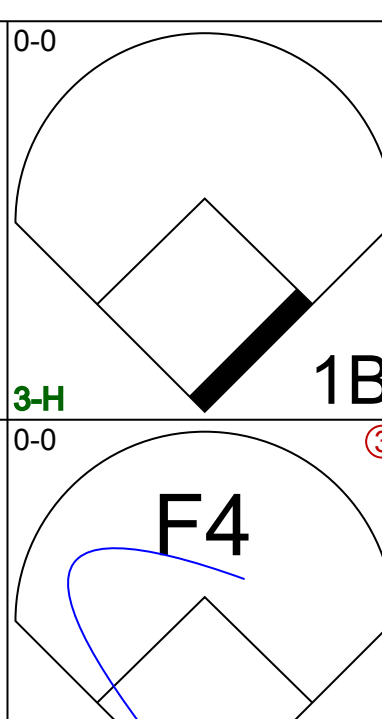
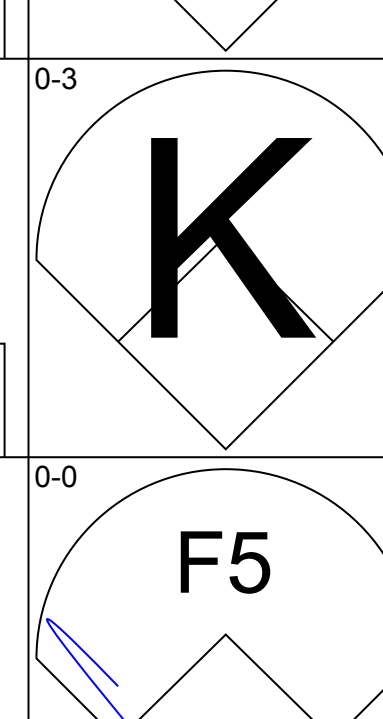
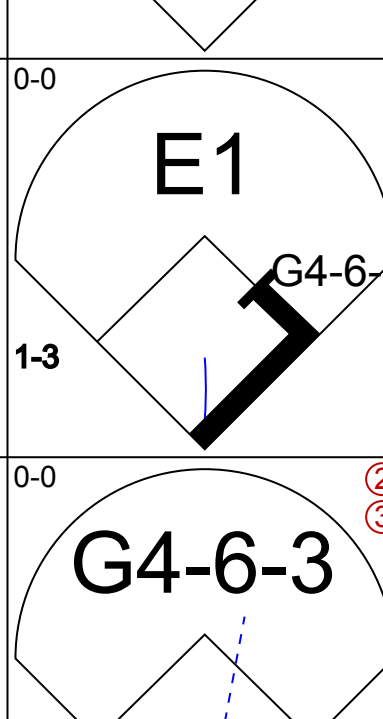
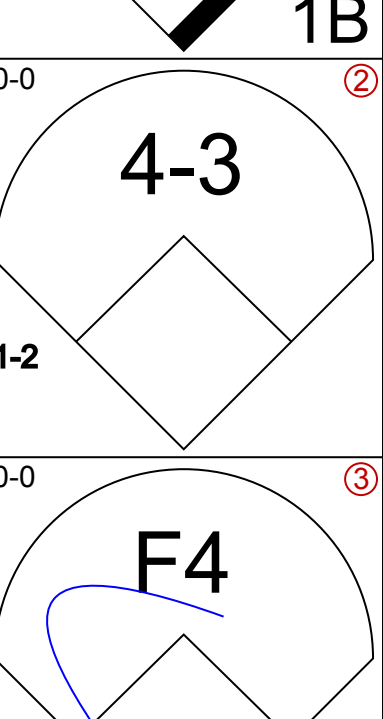
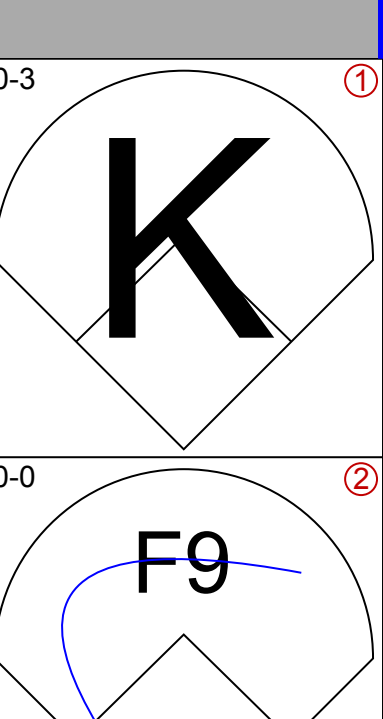
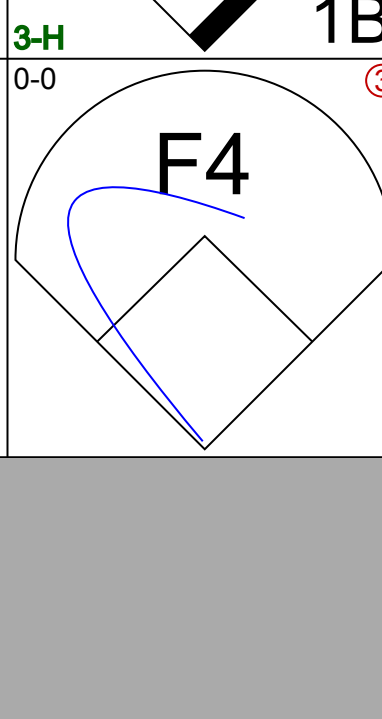
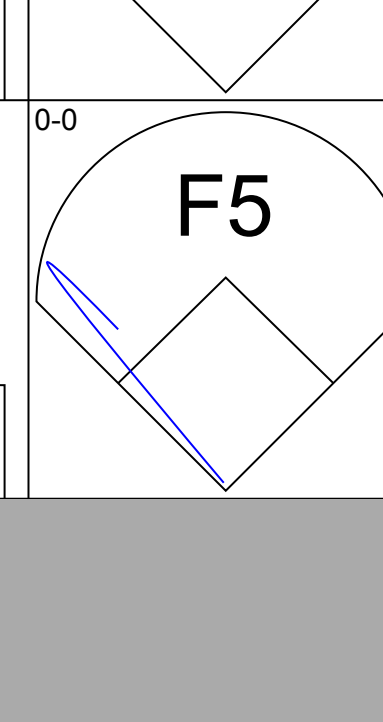
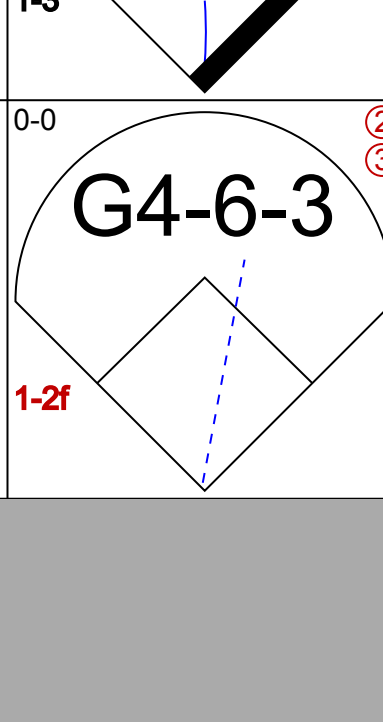
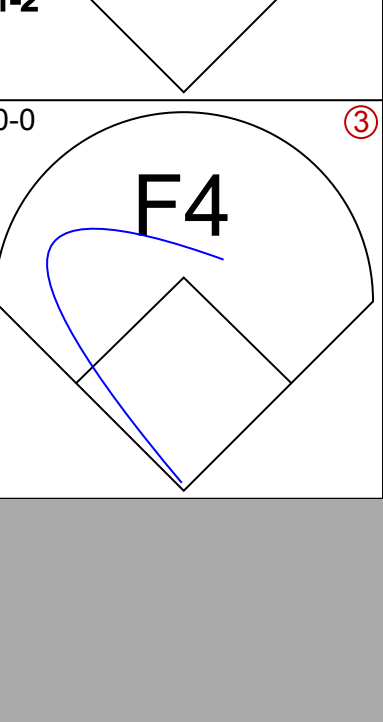
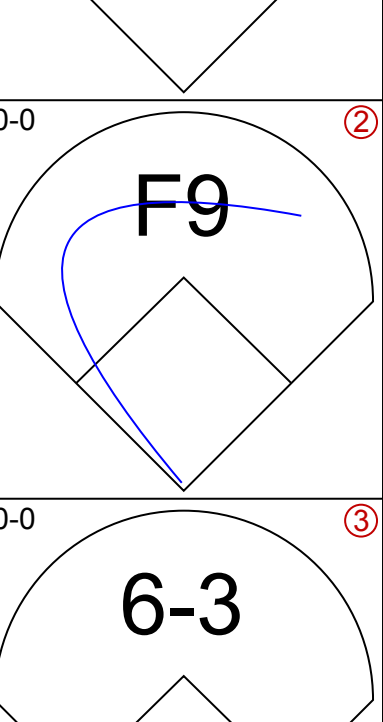
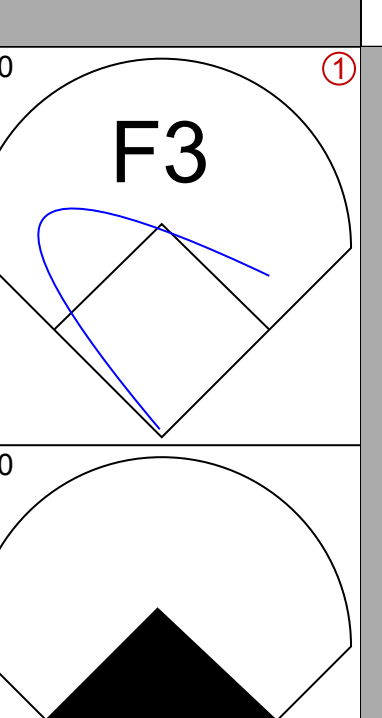
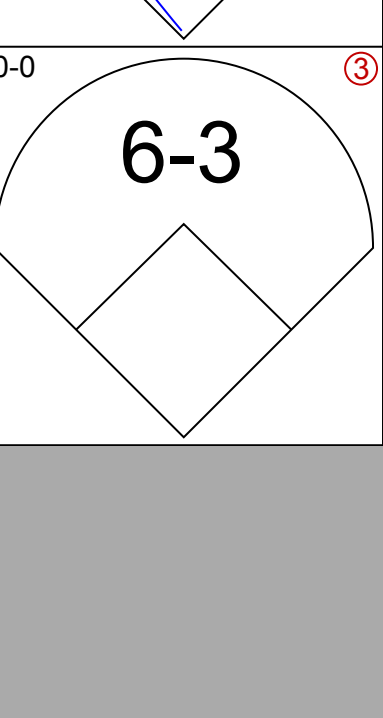
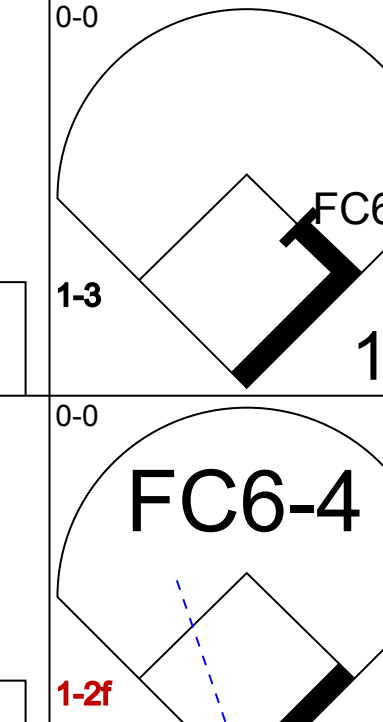
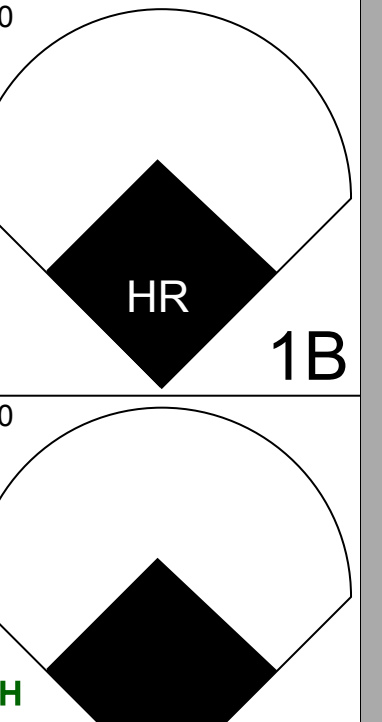

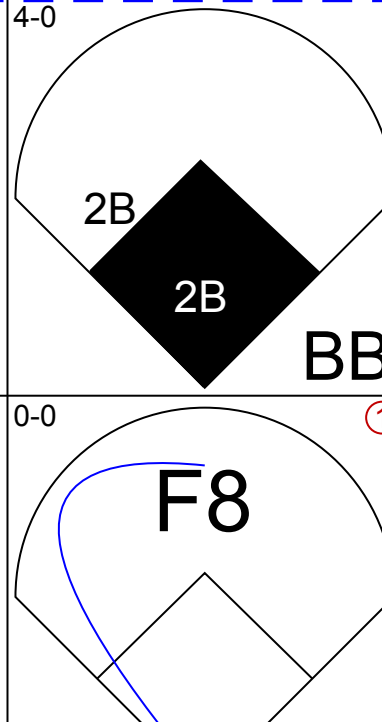
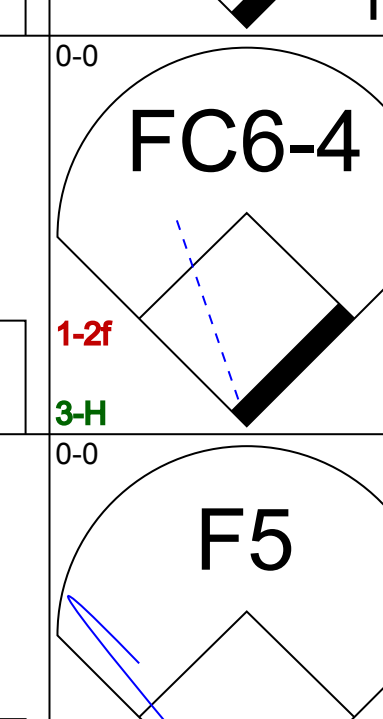

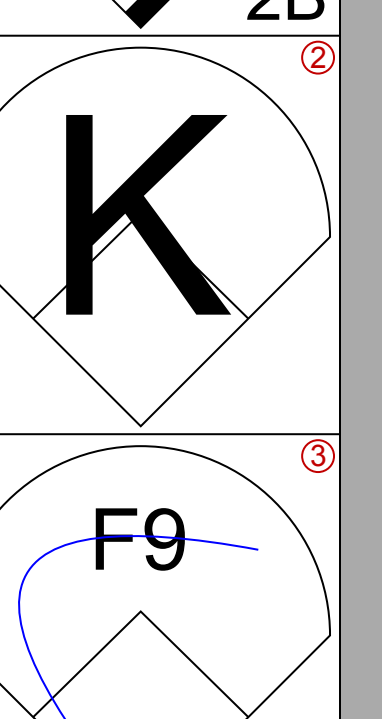
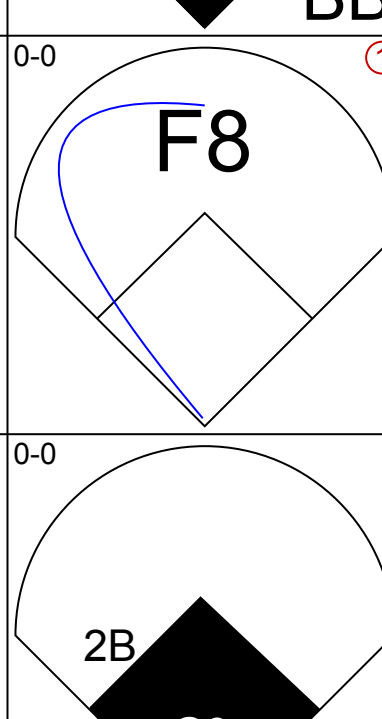
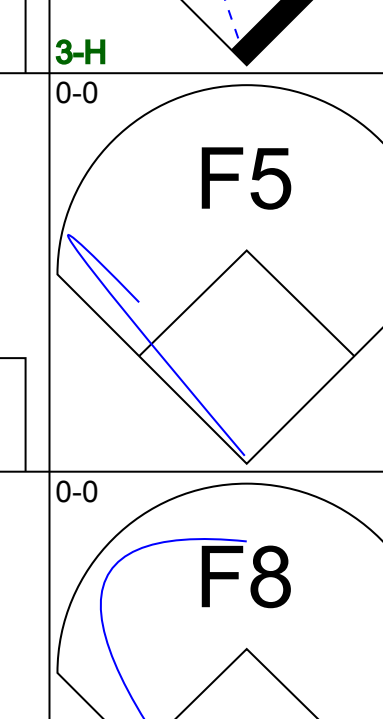
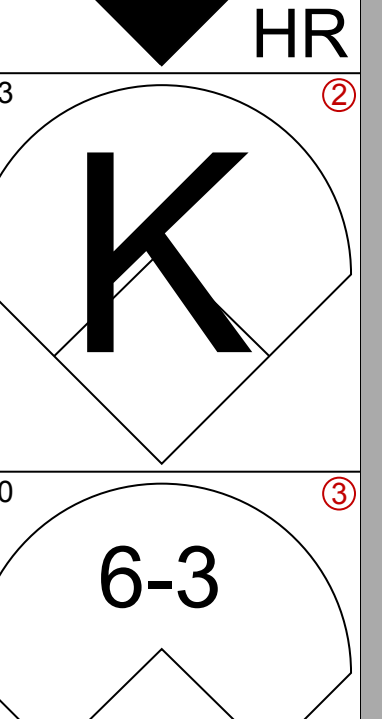
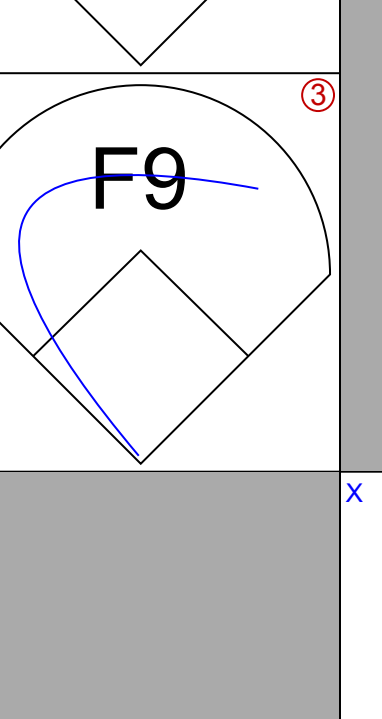
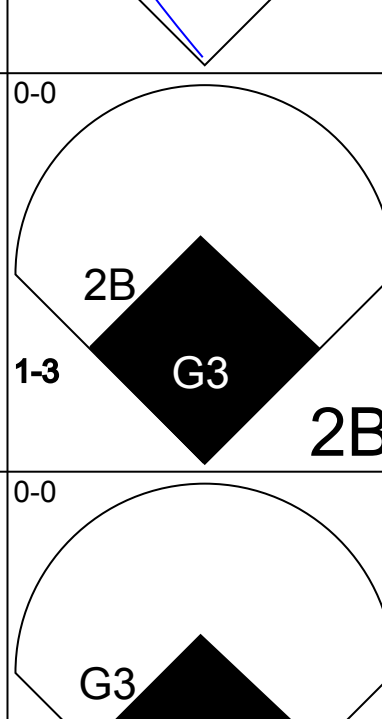
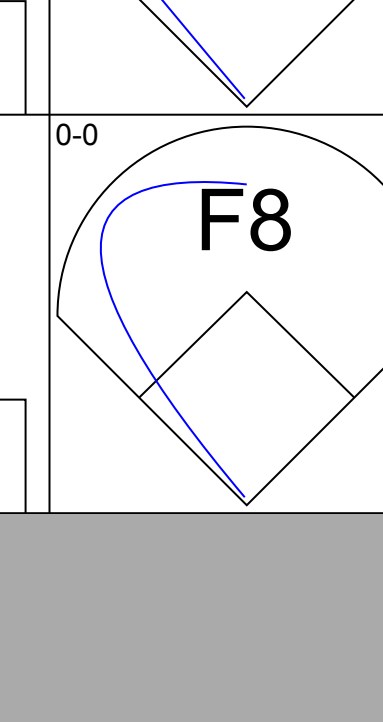
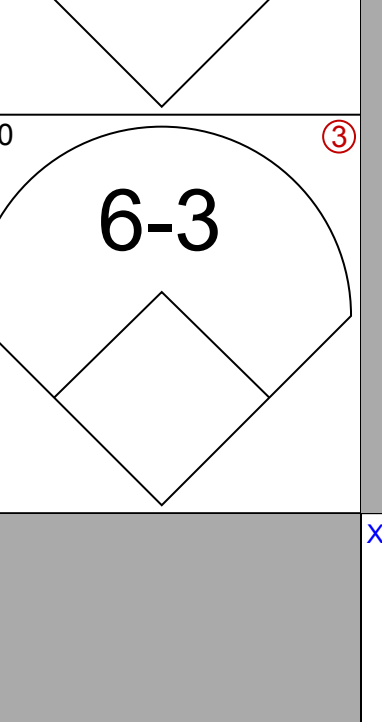
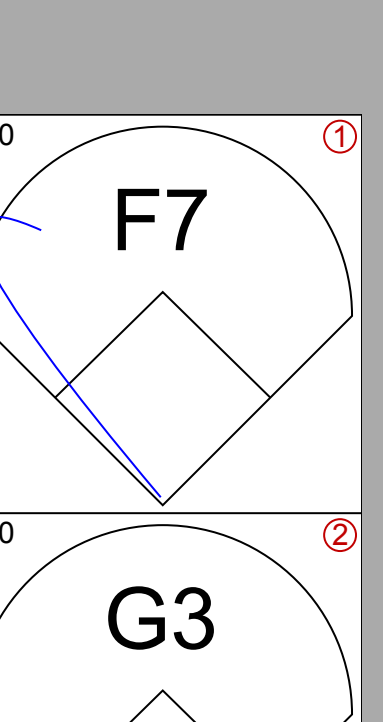
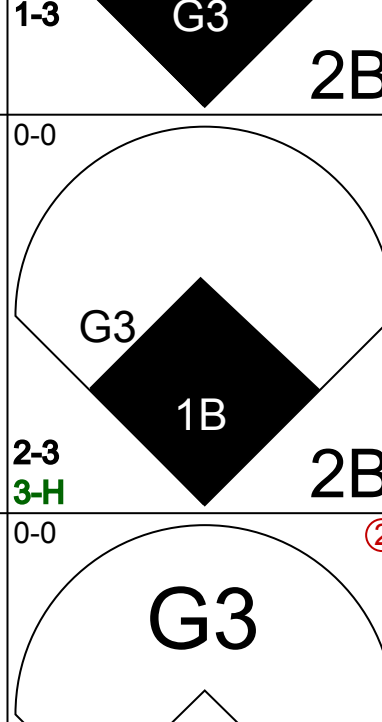
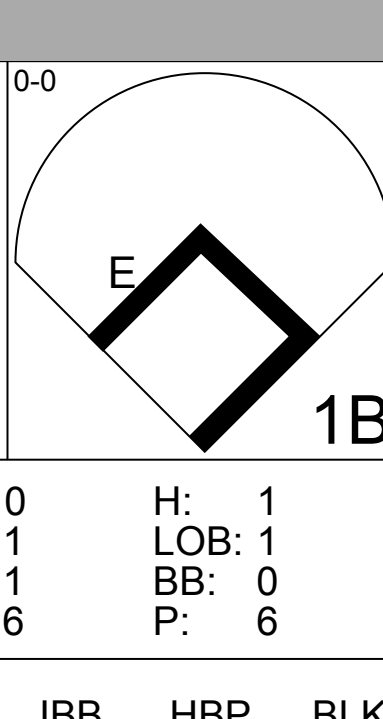
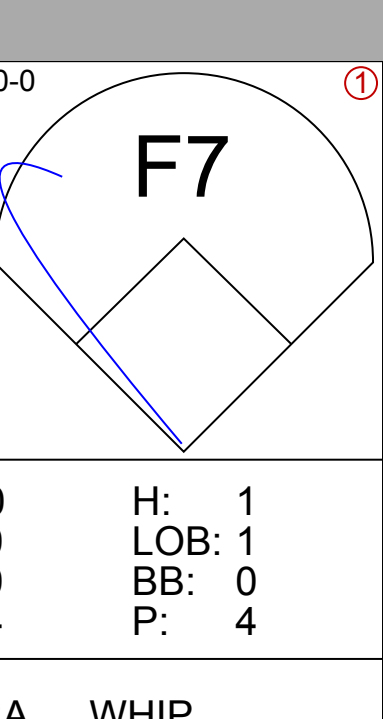
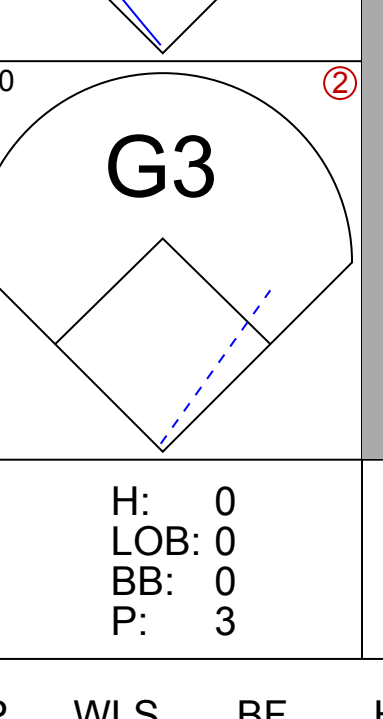
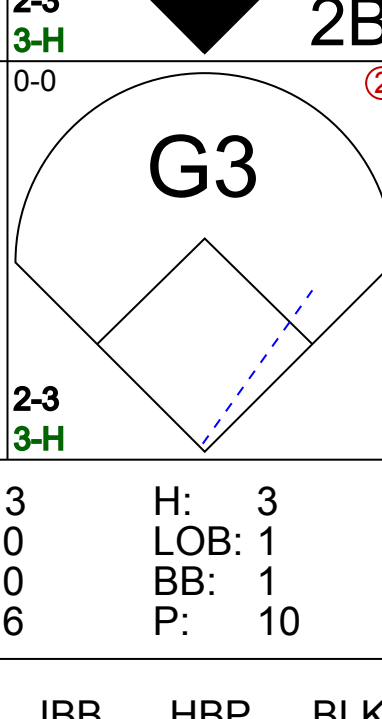
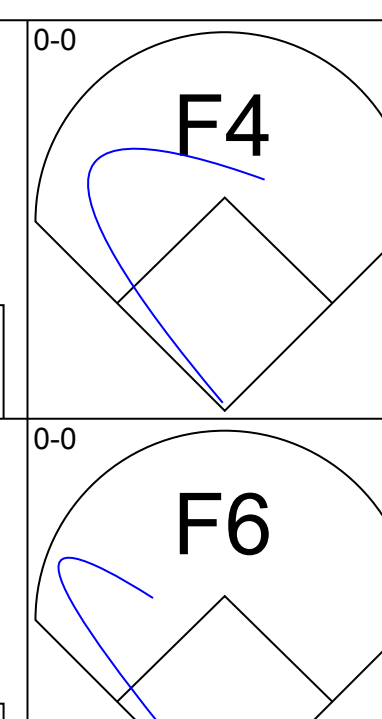
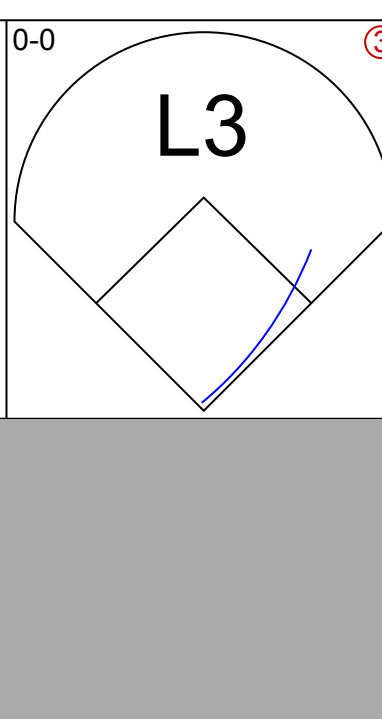
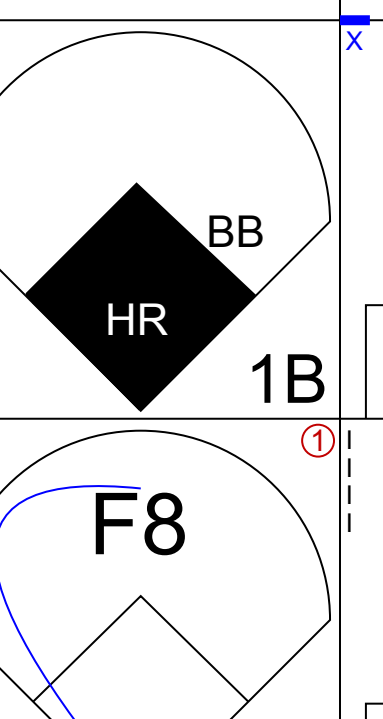
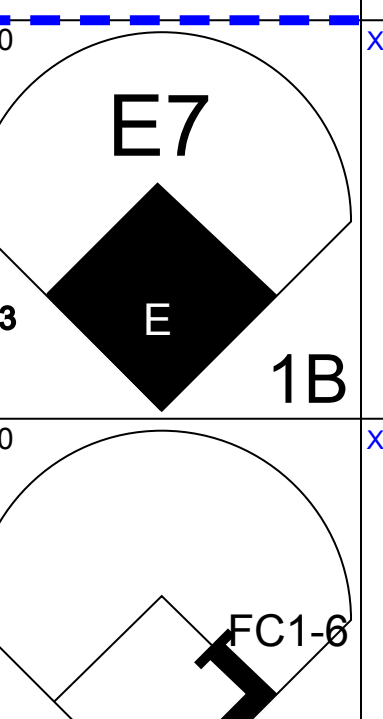

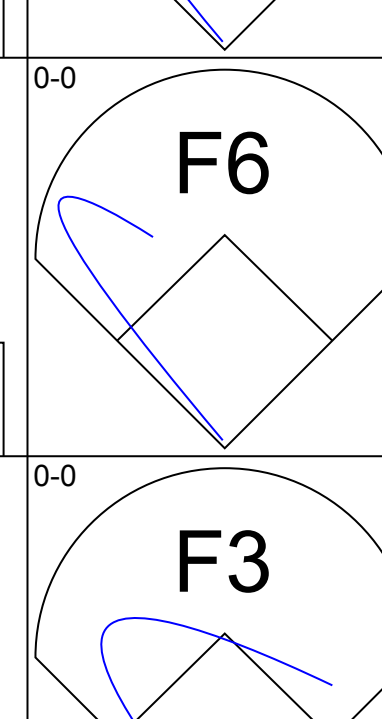

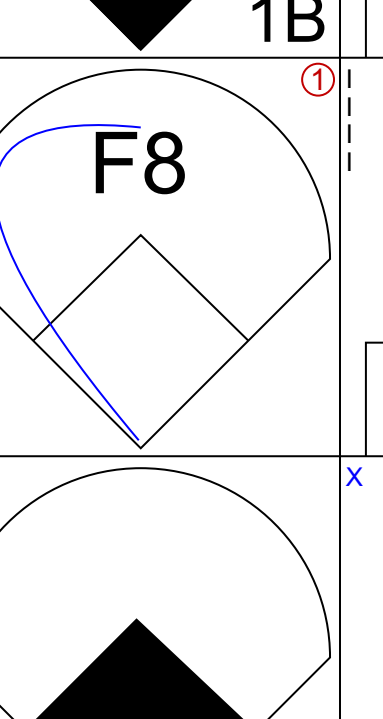
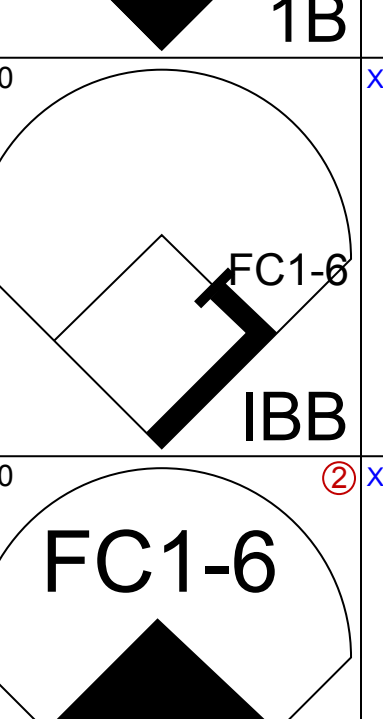

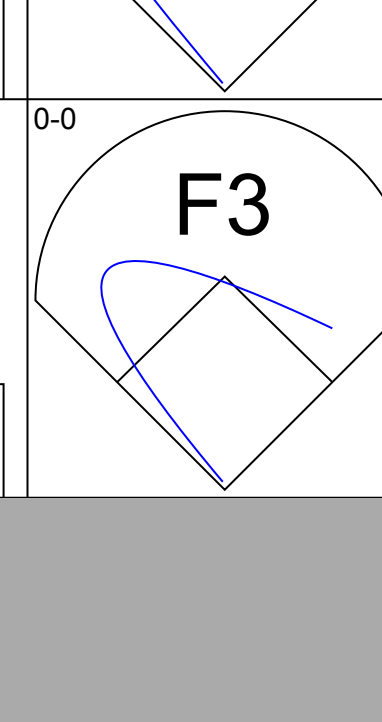
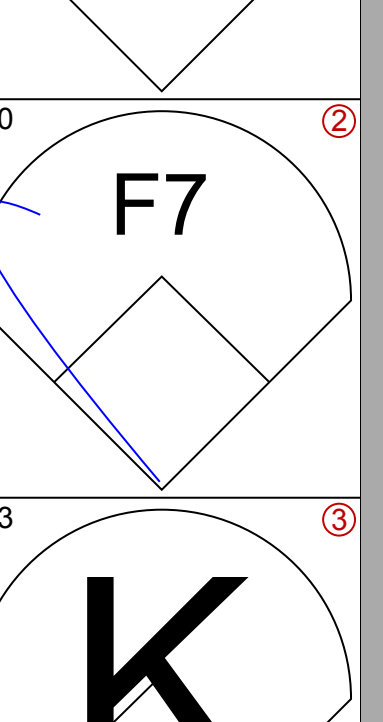
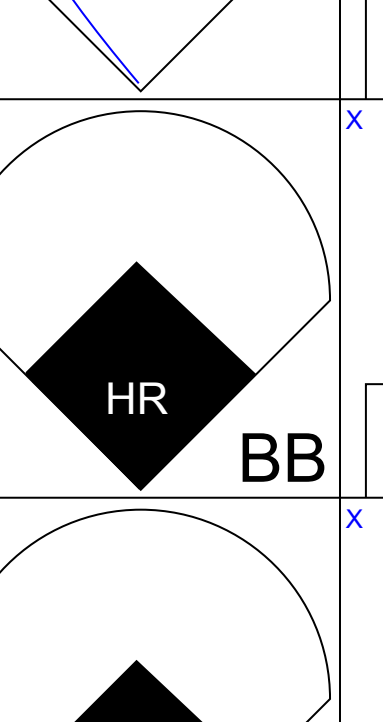
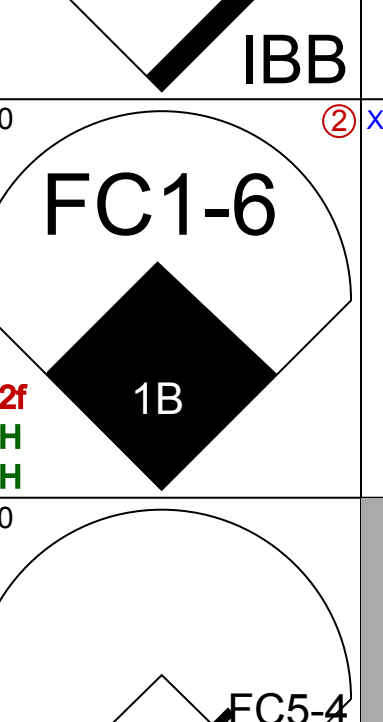

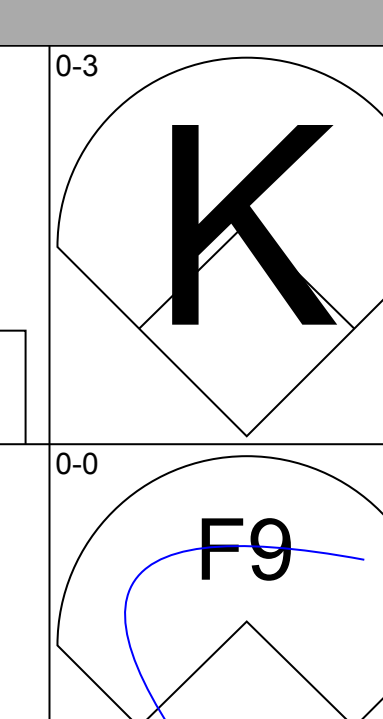
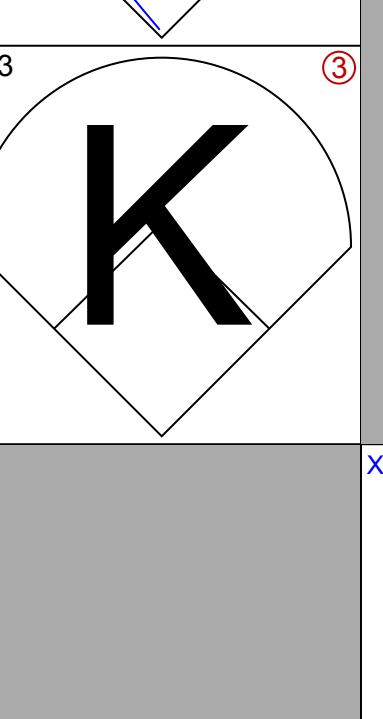
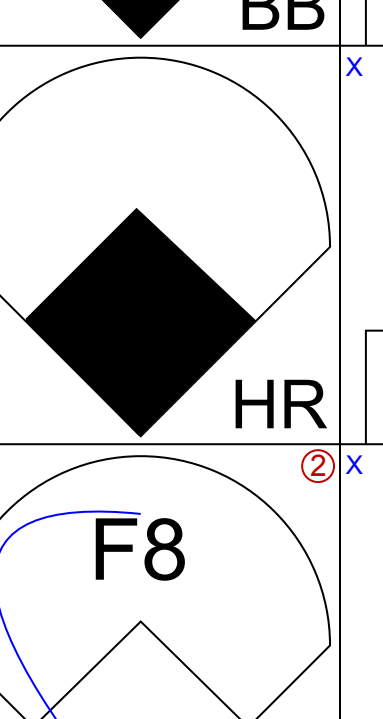
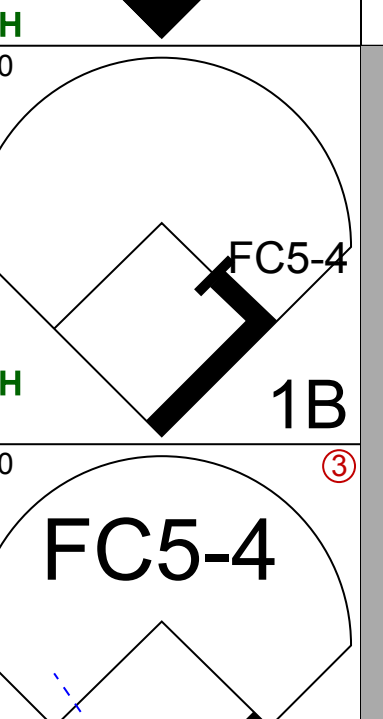

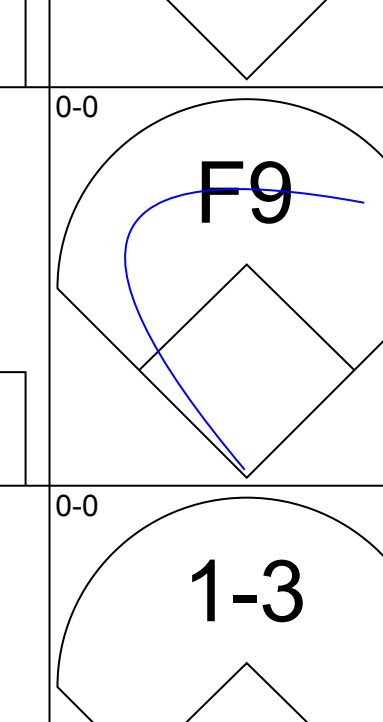
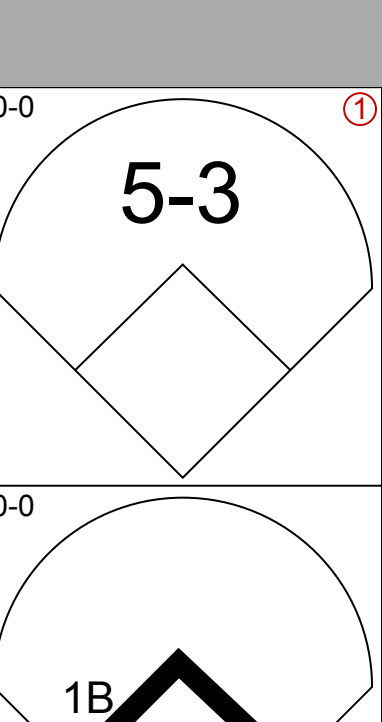
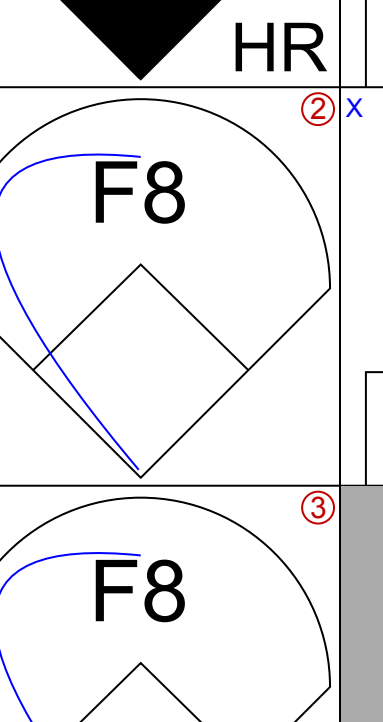
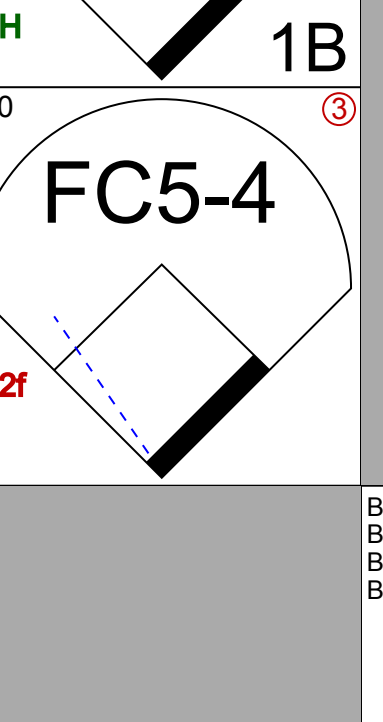
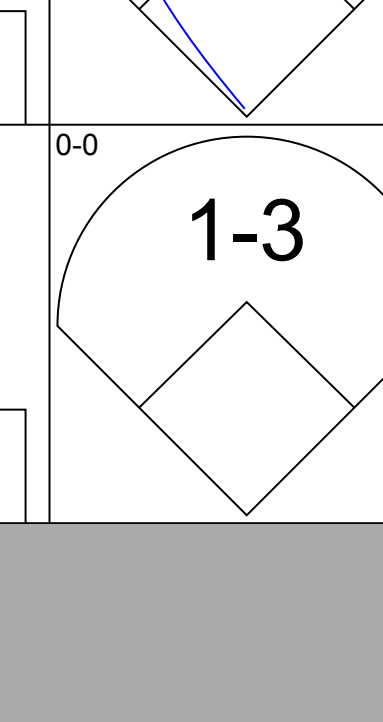
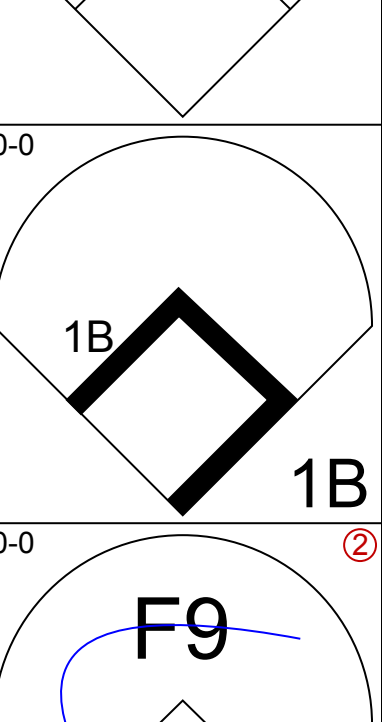
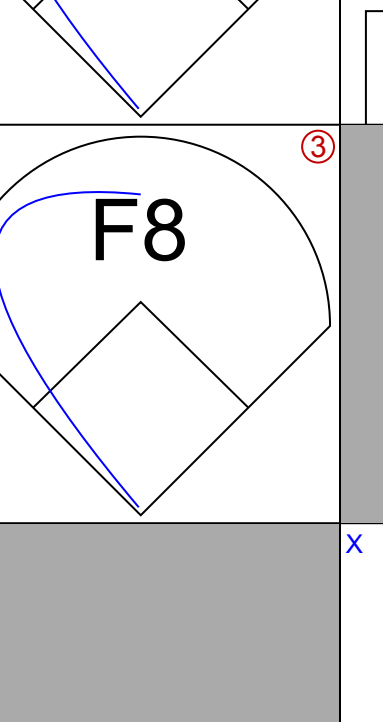

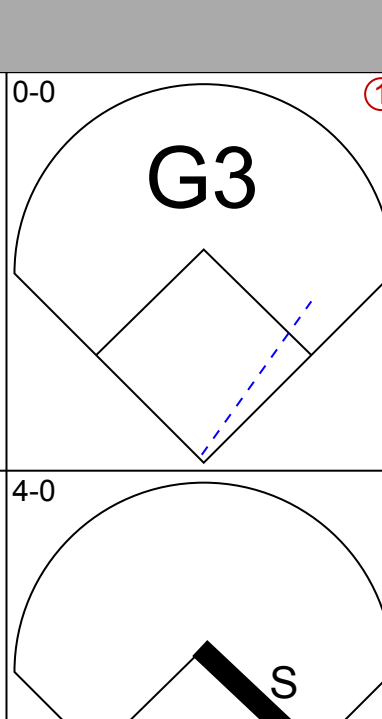
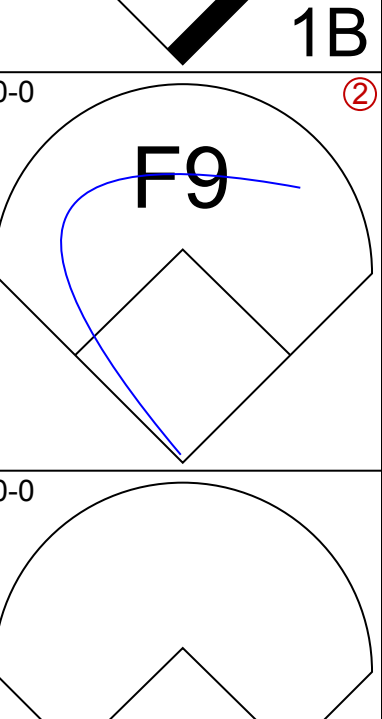
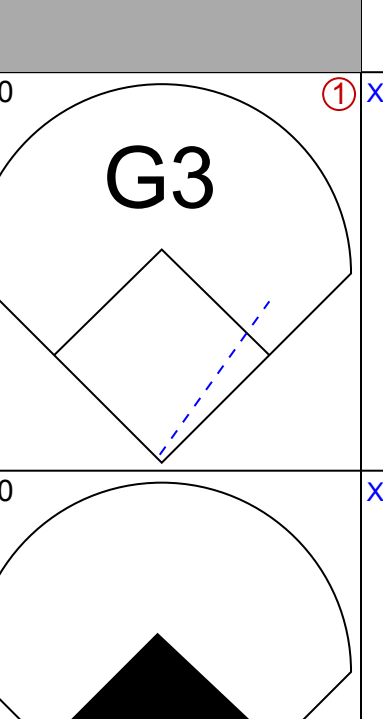

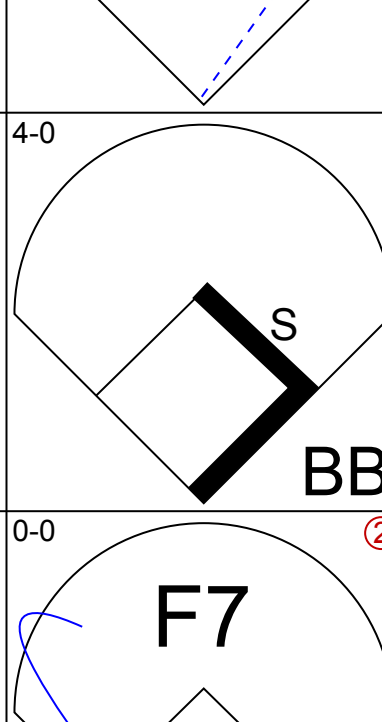
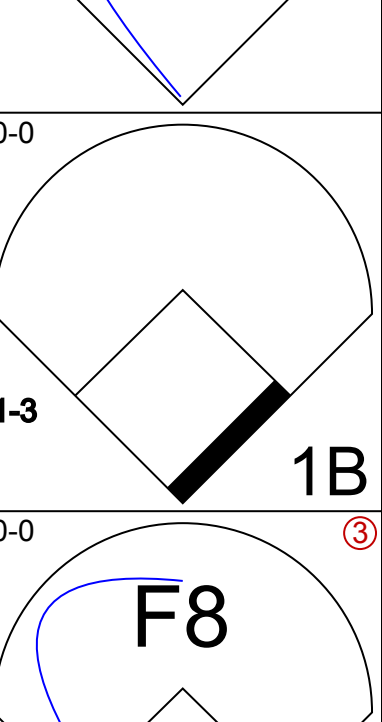
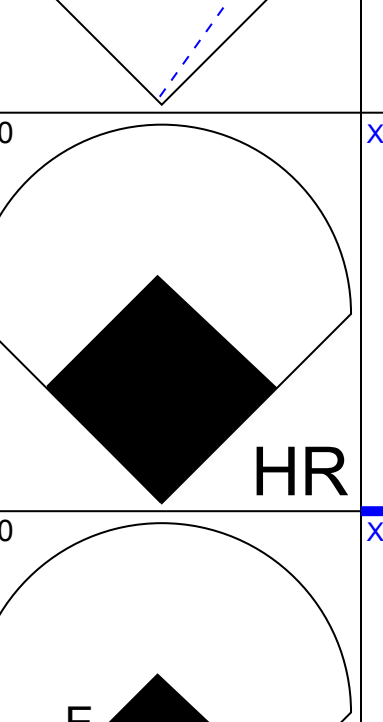

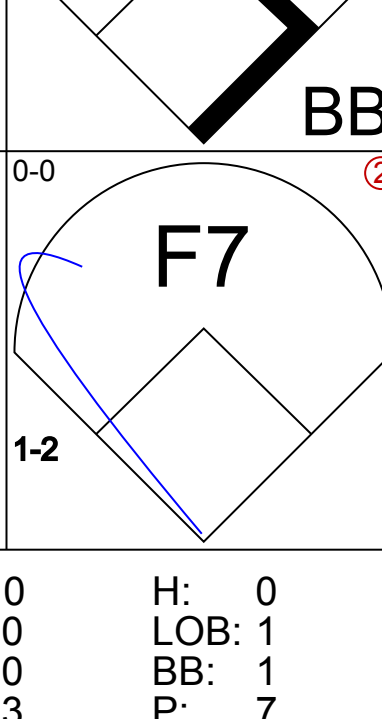
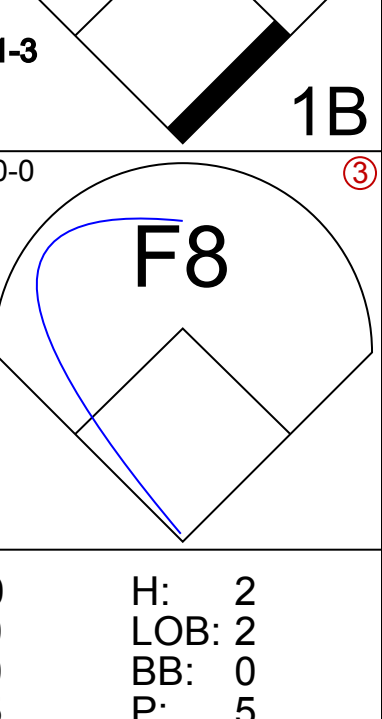
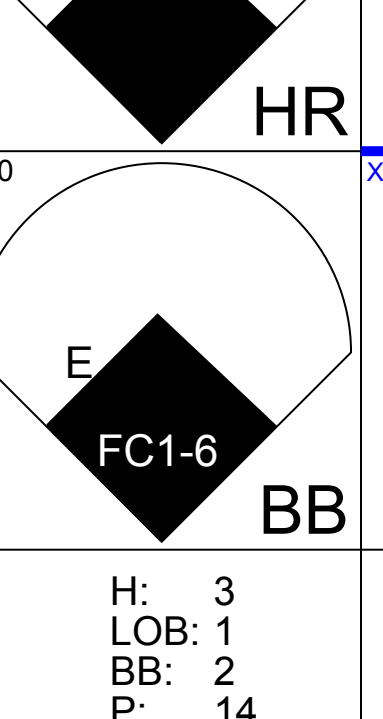

Batter	1	2	3	4	5	6	7	8	9	AB	R	H	RBI	BB	SO	LOB	TOP			
Willie Wilson, S (1,8) OBP: 0.327, SLG: 0.424										4	1	1	0	1	0	0	<b>Kansas City Royals @ Milwaukee Brewers</b> Milwaukee County Stadium, Milwaukee, WI Tue Aug 27 1985, 8:05 PM EDT Att: 8,034 - Unknown <a href="http://livebaseballscorecards.com">livebaseballscorecards.com</a>			
Lonnie Smith, R (1,7) OBP: 0.342, SLG: 0.349										4	1	1	0	1	1	1				
George Brett, L (1,5) OBP: 0.456, SLG: 0.605										5	0	1	1	0	0	3				
Hal McRae, R (1,10) OBP: 0.351, SLG: 0.454										4	2	2	1	1	0	3				
Frank White, R (1,4) OBP: 0.274, SLG: 0.402										4	1	1	1	1	2	5				
Steve Balboni, R (1,3) OBP: 0.301, SLG: 0.467										4	0	2	2	0	2					
Dave Leeper, L (1,9) OBP: 0.103, SLG: 0.071										4	0	0	0	0	0	3				
John Wathan, R (1,2) OBP: 0.350, SLG: 0.327										4	0	1	0	0	0	2				
Onix Concepcion, R (1,6) OBP: 0.251, SLG: 0.241										3	0	0	0	0	0	2	<b>AB 37</b> <b>R 5</b> <b>H 9</b> <b>RBI 5</b> <b>BB 4</b> <b>SO 3</b> <b>LOB 22</b> 			
Jorge Orta, L (8,PH) OBP: 0.317, SLG: 0.371										1	0	0	0	0	0	1				
Greg Pryor, R (8,6) OBP: 0.284, SLG: 0.273										0	0	0	0	0	0	0				
<b>Inning Stats</b>	R: 3 E: 0 K: 1 S: 9	H: 4 LOB: 1 BB: 0 P: 9	R: 0 E: 0 K: 0 S: 3	H: 0 LOB: 0 BB: 0 P: 3	R: 0 E: 1 K: 1 S: 6	H: 0 LOB: 2 BB: 1 P: 10	R: 0 E: 0 K: 0 S: 3	H: 0 LOB: 0 BB: 0 P: 3	R: 1 E: 0 K: 0 S: 5	H: 2 LOB: 2 BB: 1 P: 9	R: 0 E: 0 K: 0 S: 3	H: 0 LOB: 2 BB: 2 P: 11	R: 0 E: 0 K: 0 S: 4	H: 1 LOB: 1 BB: 0 P: 4	R: 1 E: 0 K: 1 S: 7	H: 2 LOB: 1 BB: 0 P: 7	1B: 6 2B: 3 3B: 0 HR: 0	SF: 0 SAC: 0 DP: 0 HBP: 0	WP: 1 PB: 0 SB: 1 CS: 0	PA: 41
<b>PITCHER</b>	IP WLS BF H R ER SO BB IBB HBP BLK WP HR S P ERA WHIP																			
Jaime Cocanower, R (1,1) ERA: 4.35	6.0 W 28 6 4 4 2 3 0 0 0 0 1 0 29 41 6.00 1.500																			
Bob Gibson, R (7,1) ERA: 3.28	3.0 S 13 3 1 1 1 1 0 0 0 0 0 0 14 18 3.00 1.333																			

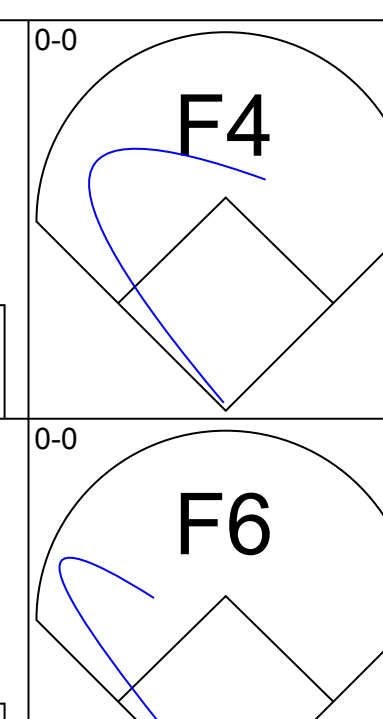
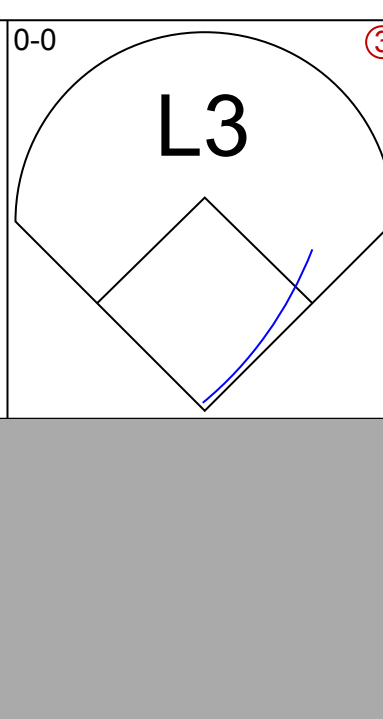
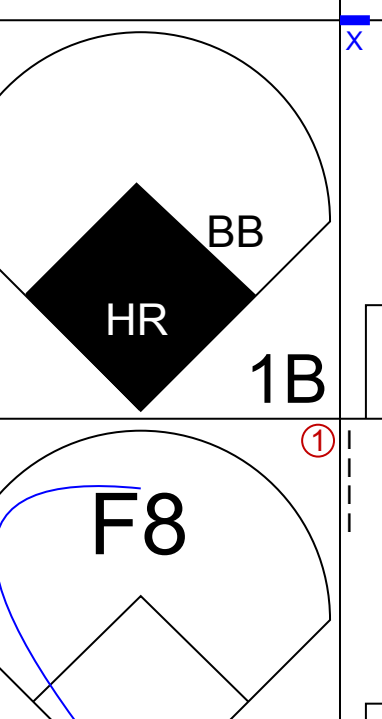
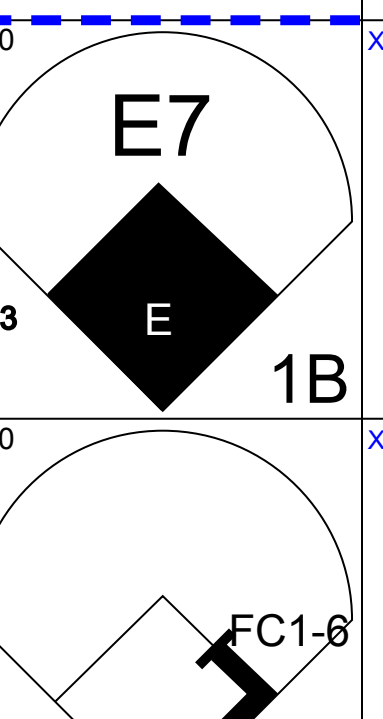

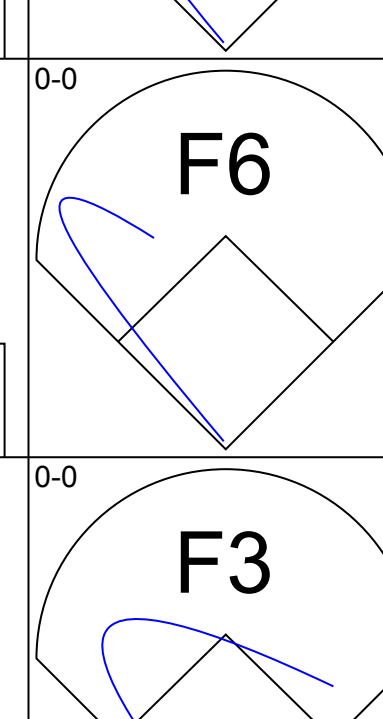

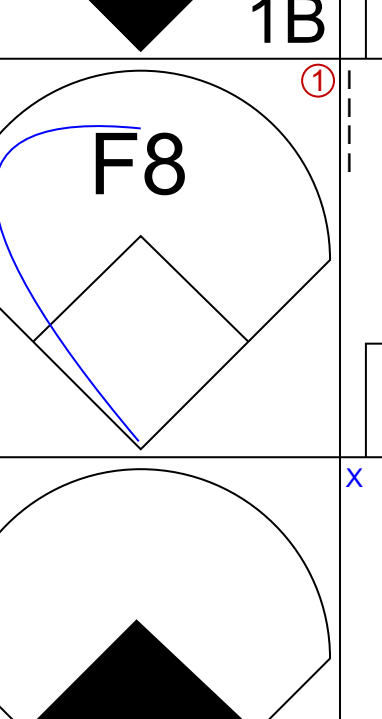
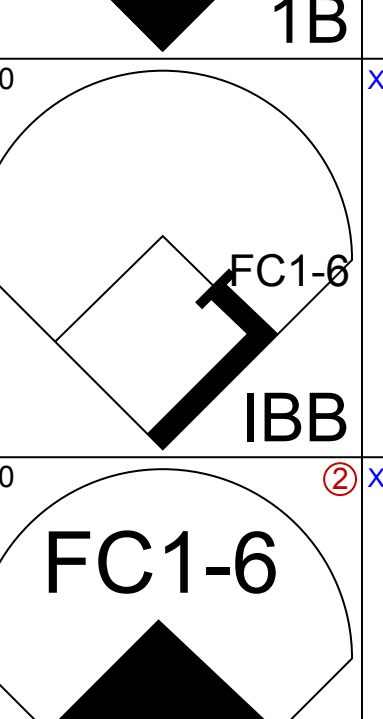

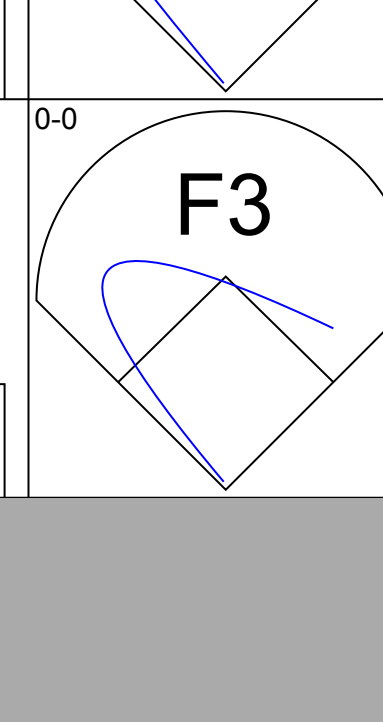
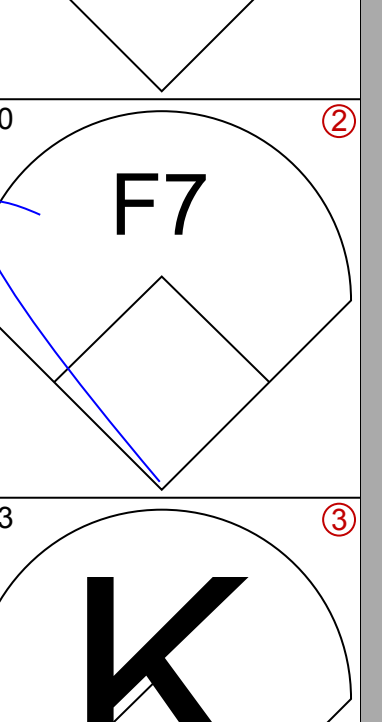
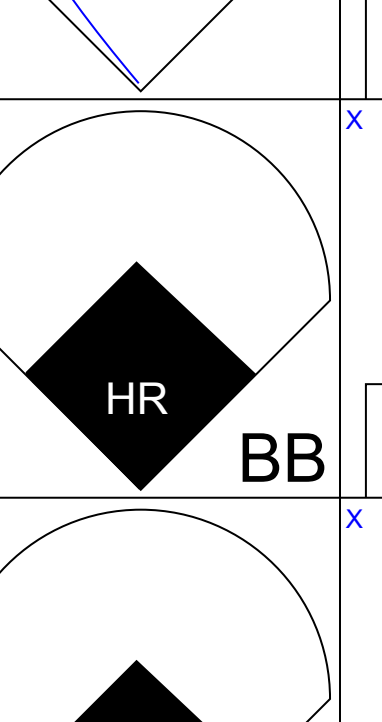
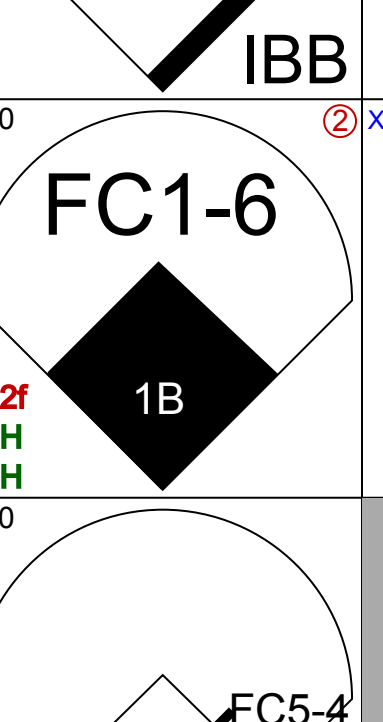

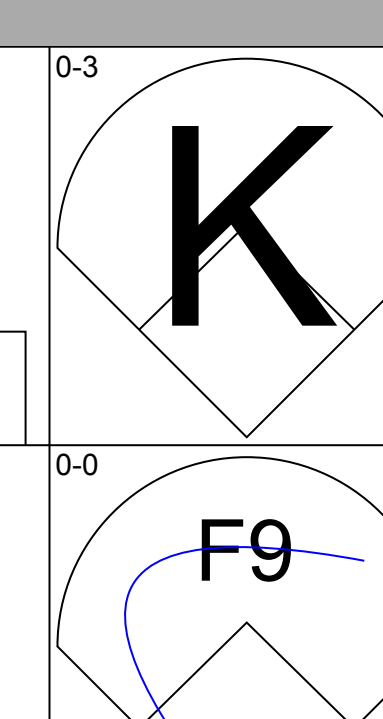
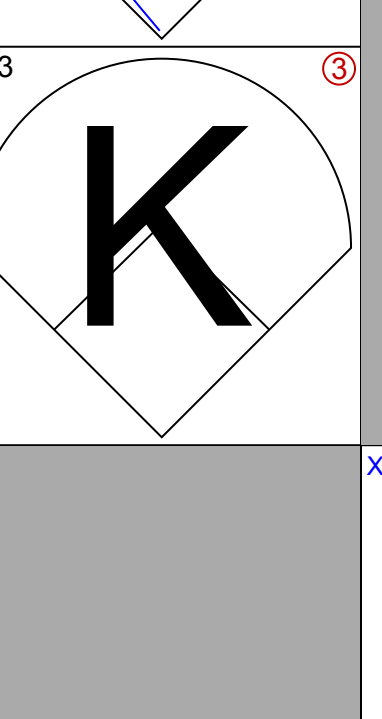
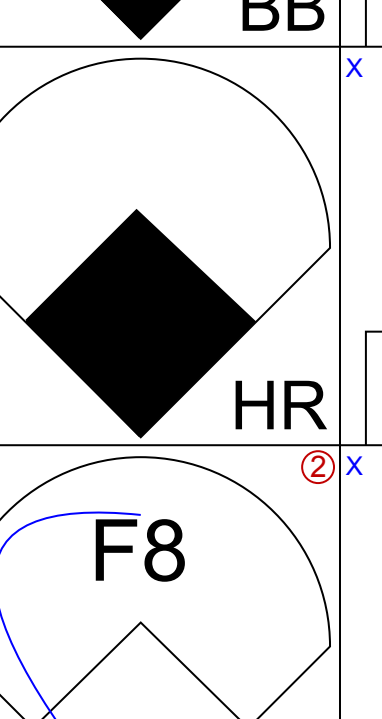
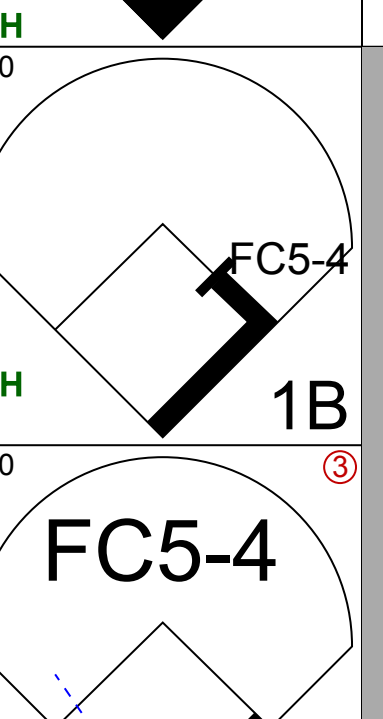

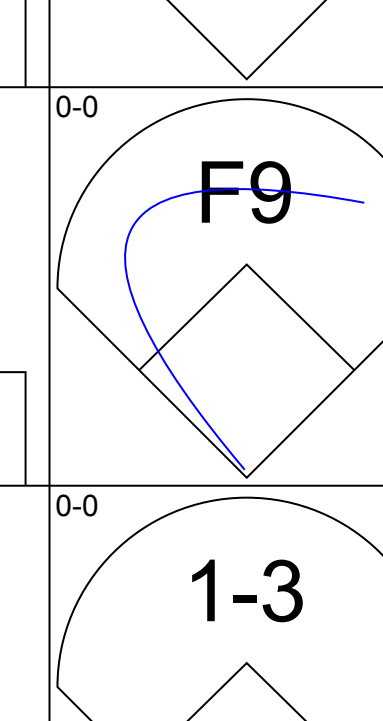
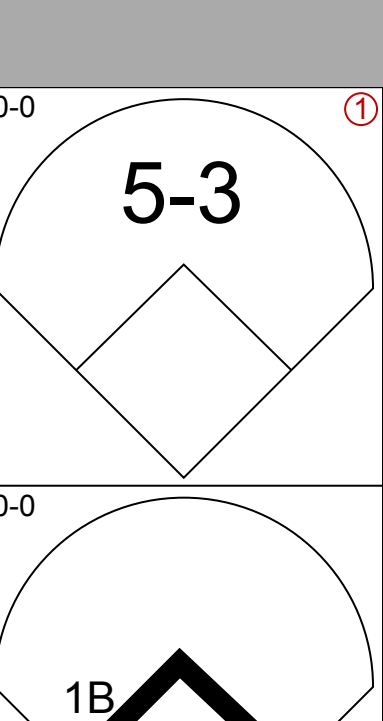
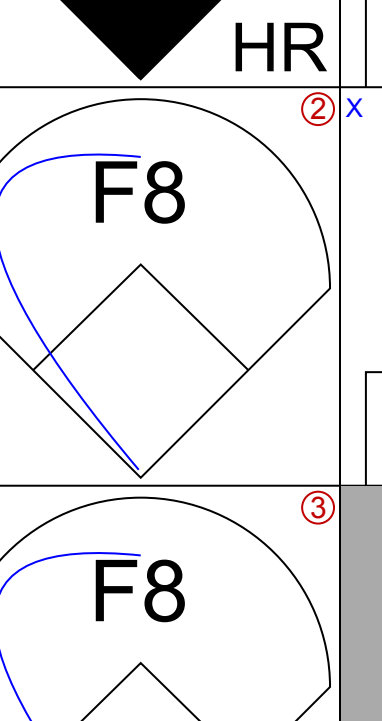
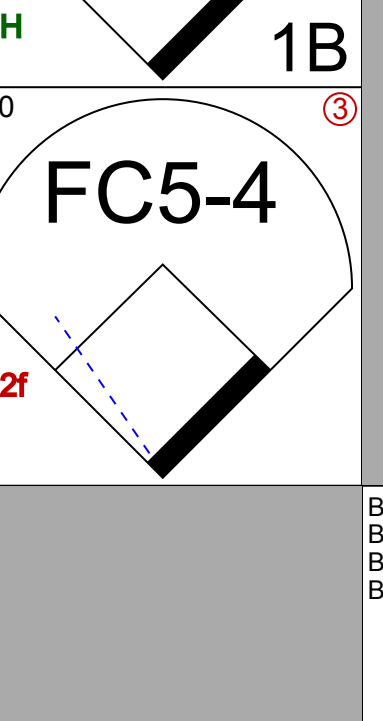
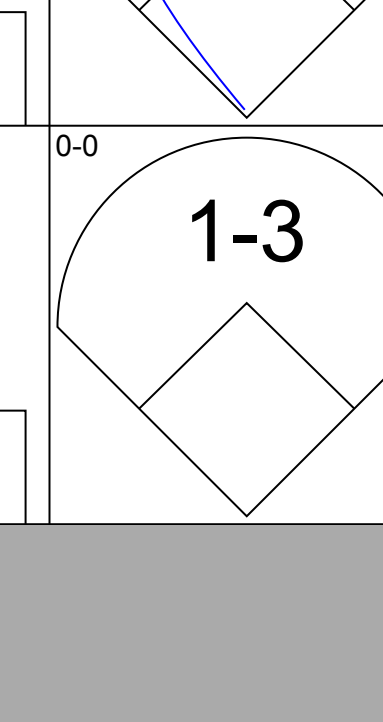
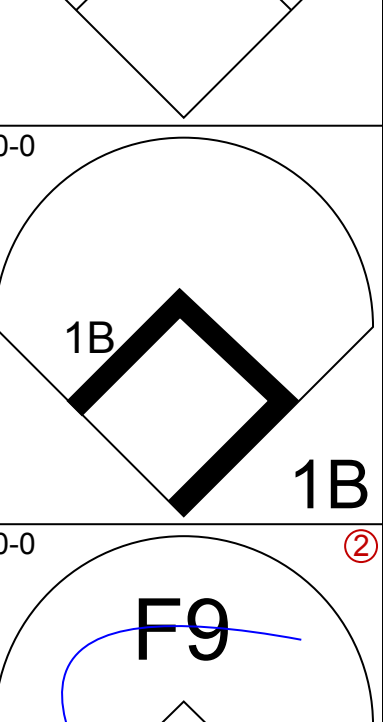
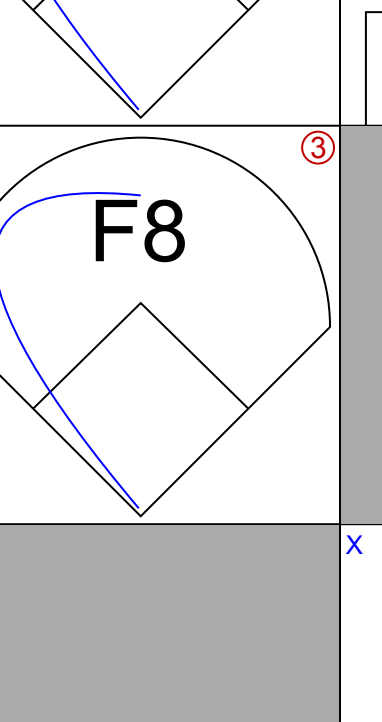

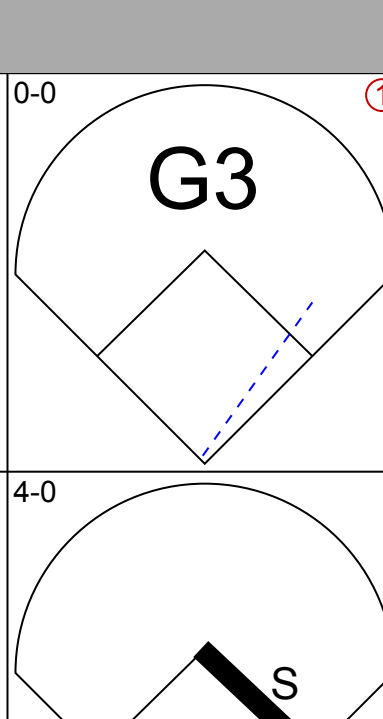
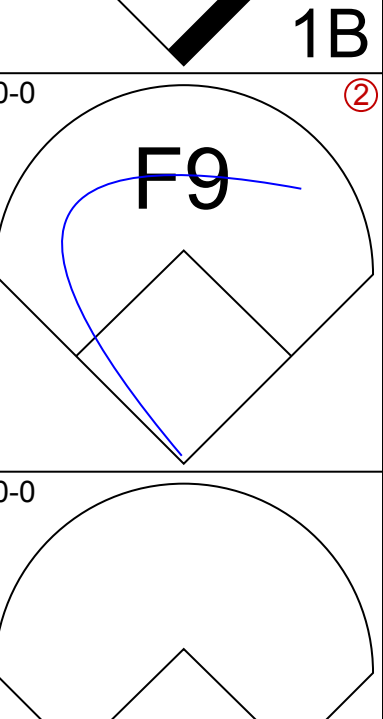
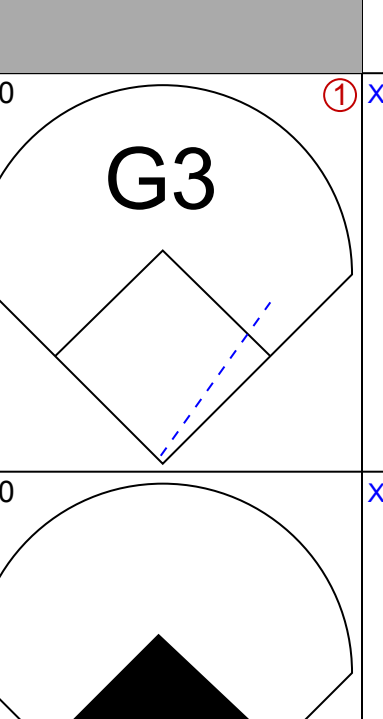

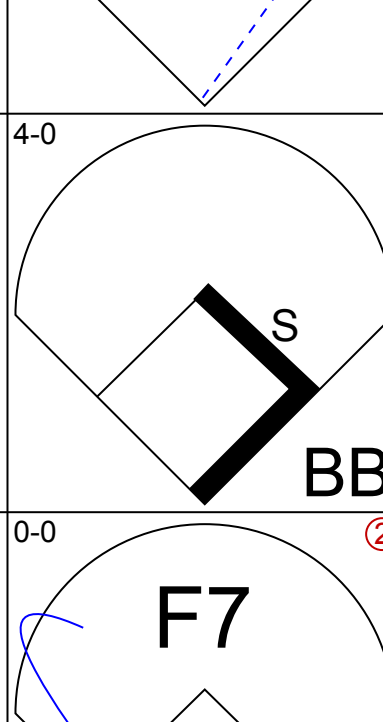
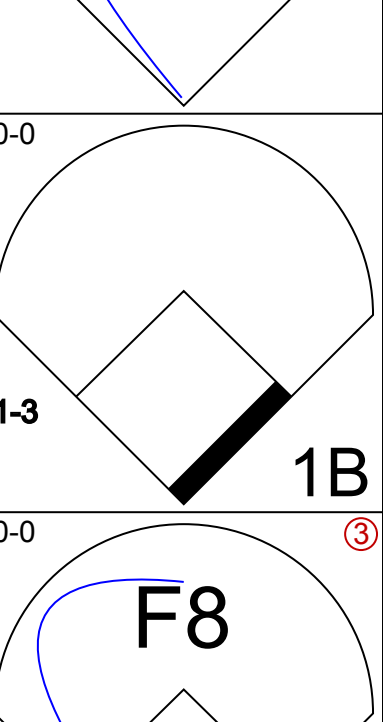
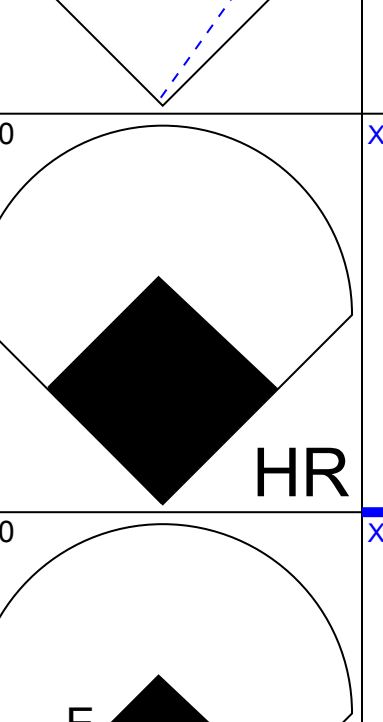

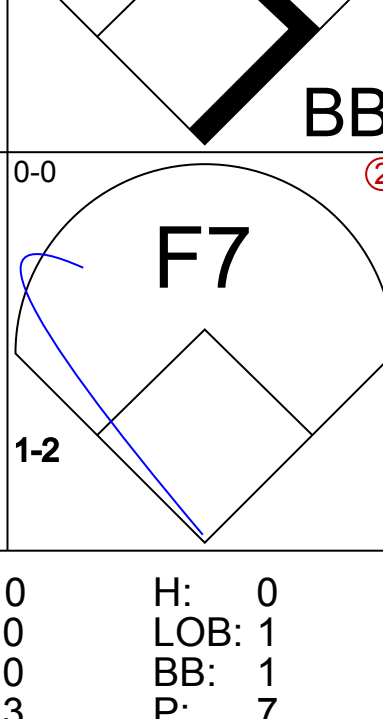
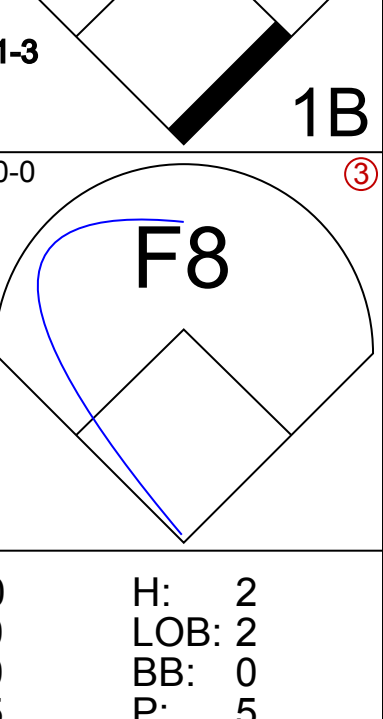
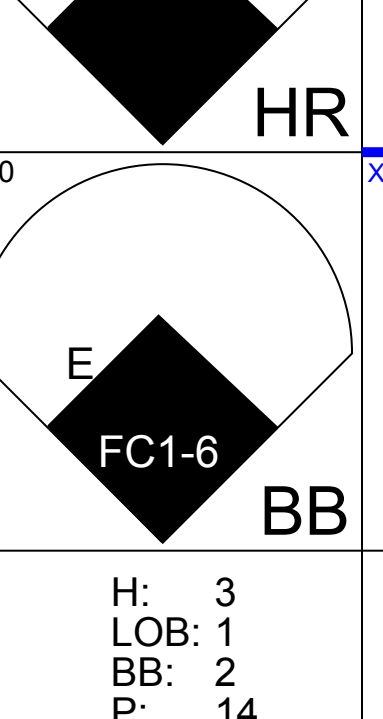

Batter	1	2	3	4	5	6	7	8	9	AB	R	H	RBI	BB	SO	LOB	BOTTOM			
Randy Ready, R (1,7) OBP: 0.308, SLG: 0.361										4	2	1	0	0	1	3	<b>Kansas City Royals @ Milwaukee Brewers</b> Milwaukee County Stadium, Milwaukee, WI Tue Aug 27 1985, 8:05 PM EDT Att: 8,034 - Unknown <a href="http://livebaseballscorecards.com">livebaseballscorecards.com</a>			
Robin Yount, R (1,8) OBP: 0.341, SLG: 0.447										5	2	2	2	0	0	1				
Cecil Cooper, L (1,10) OBP: 0.329, SLG: 0.477										5	0	2	1	0	1	3				
Ted Simmons, S (1,3) OBP: 0.345, SLG: 0.412										4	0	1	0	0	1	4				
Ernest Riles, L (1,6) OBP: 0.351, SLG: 0.414										4	0	3	2	0	1	2				
Carlos Ponce, R (1,9) OBP: 0.167, SLG: 0.286										3	0	0	1	0	1	3				
Rick Manning, L (9,9) OBP: 0.274, SLG: 0.292										0	0	0	0	0	0	0				
Jim Gantner, L (1,5) OBP: 0.284, SLG: 0.306										4	1	1	0	0	1	2				
Charlie Moore, R (1,2) OBP: 0.287, SLG: 0.282										4	2	2	0	0	0	0				
Ed Romero, R (1,4) OBP: 0.337, SLG: 0.320										2	1	1	0	1	0	0				
<b>Inning Stats</b>	R: 2 E: 0 K: 0 S: 7	H: 4 LOB: 2 BB: 0 P: 7	R: 4 E: 2 K: 0 S: 7	H: 2 LOB: 1 BB: 1 P: 11	R: 0 E: 0 K: 1 S: 6	H: 1 LOB: 1 BB: 0 P: 6	R: 0 E: 0 K: 1 S: 7	H: 2 LOB: 2 BB: 0 P: 7	R: 2 E: 0 K: 1 S: 8	H: 3 LOB: 1 BB: 0 P: 8	R: 0 E: 0 K: 2 S: 7	H: 1 LOB: 0 BB: 0 P: 7	R: 0 E: 0 K: 1 S: 5	H: 0 LOB: 0 BB: 0 P: 5	R: 0 E: 0 K: 0 S: 3	H: 0 LOB: 0 BB: 0 P: 3	1B: 11 2B: 2 3B: 0 HR: 0	SF: 1 SAC: 2 DP: 0 HBP: 0	WP: 0 PB: 0 SB: 0 CS: 0	PA: 39
<b>PITCHER</b>	IP WLS BF H R ER SO BB IBB HBP BLK WP HR S P ERA WHIP																			
Danny Jackson, L (1,1) ERA: 3.18	4.2 L 29 12 8 4 2 1 0 0 0 0 0 0 32 36 7.71 2.786																			
Joe Beckwith, R (5,1) ERA: 4.77	3.1 10 1 0 0 4 0 0 0 0 0 0 0 18 18 0.00 0.300																			







Batter	1	2	3	4	5	6	7	8	9	AB	R	H	RBI	BB	SO	LOB	TOP			
<b>Otis Nixon, S</b> (1, 7) OBP: 0.259, SLG: 0.302 <b>Pat Tabler, R</b> (9, FH) OBP: 0.323, SLG: 0.370										4	0	1	0	0	2	1	<b>Cleveland Indians @ Milwaukee Brewers</b> Milwaukee County Stadium, Milwaukee, WI Fri Aug 30 1985, 8:05 PM EDT Att: 10,562 - Unknown			
<b>Brett Butler, L</b> (1, 8) OBP: 0.359, SLG: 0.434										5	0	0	0	0	2	3				
<b>Julio Franco, R</b> (1, 6) OBP: 0.340, SLG: 0.378										4	0	0	0	0	0	3				
<b>Andre Thornton, R</b> (1, 10) OBP: 0.276, SLG: 0.329										4	1	1	0	0	0	0				
<b>Mike Hargrove, L</b> (1, 3) OBP: 0.361, SLG: 0.331										3	2	3	0	1	0	0				
<b>Brook Jacoby, R</b> (1, 5) OBP: 0.342, SLG: 0.425										4	1	1	3	0	1	3				
<b>George Vukovich, L</b> (1, 9) OBP: 0.295, SLG: 0.340										4	1	1	0	0	1	2				
<b>Tony Bernazard, S</b> (1, 4) OBP: 0.355, SLG: 0.417										4	1	1	1	0	0	1				
<b>Jerry Willard, L</b> (1, 2) OBP: 0.333, SLG: 0.335										4	0	1	1	0	0	1				
<b>Inning Stats</b>	R: 0 E: 0 K: 2 S: 7	H: 0 LOB: 0 BB: 0 P: 7	R: 1 E: 0 K: 0 S: 5	H: 2 LOB: 1 BB: 0 P: 5	R: 0 E: 1 K: 1 S: 6	H: 1 LOB: 1 BB: 0 P: 6	R: 2 E: 0 K: 1 S: 7	H: 2 LOB: 0 BB: 0 P: 7	R: 0 E: 0 K: 0 S: 4	H: 1 LOB: 1 BB: 0 P: 4	R: 0 E: 0 K: 1 S: 6	H: 0 LOB: 0 BB: 0 P: 3	R: 0 E: 0 K: 1 S: 5	H: 0 LOB: 0 BB: 0 P: 5	R: 3 E: 0 K: 0 S: 6	H: 3 LOB: 1 BB: 1 P: 10		1B: 6 2B: 3 3B: 0 HR: 1	SF: 0 SAC: 0 DP: 1 HBP: 0	WP: 0 PB: 0 SB: 0 CS: 0
<b>PITCHER</b>	IP WLS BF H R ER SO BB IBB HBP BLK WP HR S P ERA WHIP																			
<b>Moose Haas, R</b> (1, 1) ERA: 3.83 <b>Bob Gibson, R</b> (9, 1) ERA: 3.95	8.0 W 31 7 3 3 6 0 0 0 0 0 1 43 43 3.38 0.875																			
<b>Ernest Riles, L</b> (1, 6) OBP: 0.353, SLG: 0.413										5	2	2	0	0	0	2	<b>Cleveland Indians @ Milwaukee Brewers</b> Milwaukee County Stadium, Milwaukee, WI Fri Aug 30 1985, 8:05 PM EDT Att: 10,562 - Unknown			
<b>Robin Yount, R</b> (1, 8) OBP: 0.340, SLG: 0.442										4	0	1	0	1	0	1				
<b>Cecil Cooper, L</b> (1, 3) OBP: 0.328, SLG: 0.471										4	2	0	1	1	0	3				
<b>Ted Simmons, S</b> (1, 10) OBP: 0.347, SLG: 0.421										4	1	2	4	0	2	0				
<b>Bill Schroeder, R</b> (1, 2) OBP: 0.299, SLG: 0.421										4	0	0	0	0	0	1				
<b>Randy Ready, R</b> (1, 7) OBP: 0.319, SLG: 0.359 <b>Paul Householder, S</b> (9, 7) OBP: 0.284, SLG: 0.311										3	1	1	0	1	0	0				
<b>Rick Manning, L</b> (1, 9) OBP: 0.267, SLG: 0.284										4	1	1	0	0	0	1				
<b>Jim Gantner, L</b> (1, 5) OBP: 0.286, SLG: 0.314										2	1	2	1	1	0	0				
<b>Ed Romero, R</b> (1, 4) OBP: 0.333, SLG: 0.313										3	1	1	2	1	0	3				
<b>Inning Stats</b>	R: 0 E: 0 K: 0 S: 3	H: 0 LOB: 0 BB: 0 P: 3	R: 0 E: 0 K: 1 S: 5	H: 0 LOB: 0 BB: 0 P: 5	R: 0 E: 0 K: 1 S: 5	H: 0 LOB: 1 BB: 1 P: 7	R: 0 E: 0 K: 1 S: 5	H: 0 LOB: 0 BB: 0 P: 5	R: 3 E: 0 K: 0 S: 5	H: 2 LOB: 2 BB: 1 P: 9	R: 4 E: 2 K: 0 S: 6	H: 3 LOB: 1 BB: 2 P: 14	R: 2 E: 0 K: 0 S: 6	H: 3 LOB: 2 BB: 1 P: 10	1B: 8 2B: 0 3B: 0 HR: 2	SF: 0 SAC: 1 DP: 0 HBP: 0		WP: 0 PB: 0 SB: 1 CS: 0	PA: 39	
<b>PITCHER</b>	IP WLS BF H R ER SO BB IBB HBP BLK WP HR S P ERA WHIP																			
<b>Tom Waddell, R</b> (1, 1) ERA: 3.87 <b>Bryan Clark, L</b> (7, 1) ERA: 5.95 <b>Vern Ruhle, R</b> (8, 1) ERA: 4.61	6.1 L 27 5 5 5 2 3 0 0 0 0 0 0 6 14 7.11 1.263																			

Batter	1	2	3	4	5	6	7	8	9	AB	R	H	RBI	BB	SO	LOB	BOTTOM	
<b>Ernest Riles, L</b> (1, 6) OBP: 0.353, SLG: 0.413										5	2	2	0	0	0	2	<b>Cleveland Indians @ Milwaukee Brewers</b> Milwaukee County Stadium, Milwaukee, WI Fri Aug 30 1985, 8:05 PM EDT Att: 10,562 - Unknown	
<b>Robin Yount, R</b> (1, 8) OBP: 0.340, SLG: 0.442										4	0	1	0	1	0	1		
<b>Cecil Cooper, L</b> (1, 3) OBP: 0.328, SLG: 0.471										4	2	0	1	1	0	3		
<b>Ted Simmons, S</b> (1, 10) OBP: 0.347, SLG: 0.421										4	1	2	4	0	2	0		
<b>Bill Schroeder, R</b> (1, 2) OBP: 0.299, SLG: 0.421										4	0	0	0	0	0	1		
<b>Randy Ready, R</b> (1, 7) OBP: 0.319, SLG: 0.359 <b>Paul Householder, S</b> (9, 7) OBP: 0.284, SLG: 0.311										3	1	1	0	1	0	0		
<b>Rick Manning, L</b> (1, 9) OBP: 0.267, SLG: 0.284										4	1	1	0	0	0	1		
<b>Jim Gantner, L</b> (1, 5) OBP: 0.286, SLG: 0.314										2	1	2	1	1	0	0		
<b>Ed Romero, R</b> (1, 4) OBP: 0.333, SLG: 0.313										3	1	1	2	1	0	3		
<b>Inning Stats</b>	R: 0 E: 0 K: 0 S: 3	H: 0 LOB: 0 BB: 0 P: 3	R: 0 E: 0 K: 1 S: 5	H: 0 LOB: 0 BB: 0 P: 5	R: 0 E: 0 K: 1 S: 5	H: 0 LOB: 1 BB: 1 P: 7	R: 0 E: 0 K: 1 S: 5	H: 0 LOB: 0 BB: 0 P: 5	R: 3 E: 0 K: 0 S: 5	H: 2 LOB: 2 BB: 1 P: 9	R: 4 E: 2 K: 0 S: 6	H: 3 LOB: 1 BB: 2 P: 14	R: 2 E: 0 K: 0 S: 6	H: 3 LOB: 2 BB: 1 P: 10	1B: 8 2B: 0 3B: 0 HR: 2	SF: 0 SAC: 1 DP: 0 HBP: 0		WP: 0 PB: 0 SB: 1 CS: 0
<b>PITCHER</b>	IP WLS BF H R ER SO BB IBB HBP BLK WP HR S P ERA WHIP																	
<b>Tom Waddell, R</b> (1, 1) ERA: 3.87 <b>Bryan Clark, L</b> (7, 1) ERA: 5.95 <b>Vern Ruhle, R</b> (8, 1) ERA: 4.61	6.1 L 27 5 5 5 2 3 0 0 0 0 0 0 6 14 7.11 1.263																	



Batter	1	2	3	4	5	6	7	8	9	AB	R	H	RBI	BB	SO	LOB	TOP				
<b>Brett Butler, L</b> OBP: 0.362, SLG: 0.436 (1, 8)										3	3	2	1	1	0	1	<b>Cleveland Indians @ Milwaukee Brewers</b> Milwaukee County Stadium, Milwaukee, WI Sat Aug 31 1985, 8:05 PM EDT Att: 10,780 - Unknown				
<b>Tony Bemazard, S</b> OBP: 0.354, SLG: 0.414 (1, 4)										5	0	1	1	0	0	6					
<b>Julio Franco, R</b> OBP: 0.341, SLG: 0.379 (1, 6)										4	1	1	3	1	1	1					
<b>Andre Thornton, R</b> OBP: 0.279, SLG: 0.331 <b>Mike Fischlin, R</b> OBP: 0.298, SLG: 0.319 <b>Mike Hargrove, L</b> OBP: 0.364, SLG: 0.335 (1, 10)										4	0	2	0	0	0	1					
<b>Pat Tabler, R</b> OBP: 0.321, SLG: 0.371 (1, 3)										4	1	1	1	0	1	3					
<b>Benny Avila, R</b> OBP: 0.287, SLG: 0.339 <b>Otis Nixon, S</b> OBP: 0.259, SLG: 0.302 <b>Joe Carter, R</b> OBP: 0.275, SLG: 0.345 (1, 7)										3	0	0	0	0	0	1					
<b>Brook Jacoby, R</b> OBP: 0.340, SLG: 0.422 (1, 5)										4	0	0	1	0	1	0					
<b>Carmen Castillo, R</b> OBP: 0.278, SLG: 0.412 <b>George Vukovich, L</b> OBP: 0.297, SLG: 0.342 (1, 9)										2	0	0	0	1	1	0					
<b>Chris Bando, S</b> OBP: 0.225, SLG: 0.171 <b>Jerry Willard, L</b> OBP: 0.336, SLG: 0.338 (1, 2)										3	1	2	0	0	0	1					
<b>Inning Stats</b>	R: 1 E: 0 K: 0 S: 4	H: 1 LOB: 0 BB: 0 P: 4	R: 0 E: 0 K: 1 S: 6	H: 1 LOB: 0 BB: 0 P: 6	R: 0 E: 0 K: 0 S: 3	H: 1 LOB: 0 BB: 0 P: 3	R: 0 E: 0 K: 0 S: 5	H: 0 LOB: 2 BB: 0 P: 11	R: 0 E: 0 K: 1 S: 5	H: 0 LOB: 2 BB: 0 P: 5	R: 0 E: 0 K: 0 S: 3	H: 0 LOB: 1 BB: 0 P: 3	R: 3 E: 1 K: 0 S: 7	H: 3 LOB: 1 BB: 0 P: 7	R: 3 E: 0 K: 1 S: 9	H: 5 LOB: 2 BB: 1 P: 13		1B: 9 2B: 3 3B: 0 HR: 0	SF: 1 SAC: 1 DP: 2 HBP: 0	WP: 0 PB: 0 SB: 1 CS: 1	PA: 41
<b>PITCHER</b>	IP WLS BF H R ER SO BB IBB HBP BLK WP HR S P ERA WHIP																				
<b>Teddy Higuera, L</b> ERA: 4.34 (1, 1)	7.2 W 32 7 5 2 3 2 0 0 0 0 0 0 36 44 2.35 1.174																				
<b>Rolie Fingers, R</b> ERA: 4.7 (8, 1)	0.2 S 6 4 3 3 1 0 0 0 0 0 0 0 8 8 40.50 6.000																				
<b>Bob Gibson, R</b> ERA: 3.54 (9, 1)	0.2 S 3 1 0 0 0 1 0 0 0 0 0 0 2 6 0.00 3.000																				

Batter	1	2	3	4	5	6	7	8	9	AB	R	H	RBI	BB	SO	LOB	BOTTOM				
<b>Paul Molitor, R</b> OBP: 0.361, SLG: 0.411 <b>Paul Householder, S</b> OBP: 0.294, SLG: 0.311 (1, 5)										4	1	3	3	1	0	0	<b>Cleveland Indians @ Milwaukee Brewers</b> Milwaukee County Stadium, Milwaukee, WI Sat Aug 31 1985, 8:05 PM EDT Att: 10,780 - Unknown				
<b>Robin Yount, R</b> OBP: 0.343, SLG: 0.444 (1, 8)									5	1	3	3	0	0	2						
<b>Cecil Cooper, L</b> OBP: 0.330, SLG: 0.472 (1, 3)									4	0	2	2	1	1	0						
<b>Ted Simmons, S</b> OBP: 0.346, SLG: 0.418 (1, 10)									5	0	1	0	0	0	6						
<b>Ernest Riles, L</b> OBP: 0.351, SLG: 0.410 (1, 6)										5	0	1	0	0	4						
<b>Bill Schroeder, R</b> OBP: 0.302, SLG: 0.426 (1, 2)										5	1	2	0	0	2						
<b>Randy Ready, R</b> OBP: 0.303, SLG: 0.338 (1, 7)									4	1	0	0	0	0	2						
<b>Jim Gantner, L</b> OBP: 0.293, SLG: 0.321 (1, 4)									3	3	3	1	1	0	0						
<b>Ed Romero, R</b> OBP: 0.341, SLG: 0.324 (1, 9)									3	3	2	1	1	1	1						
<b>Inning Stats</b>	R: 0 E: 0 K: 1 S: 4	H: 0 LOB: 0 BB: 1 P: 8	R: 0 E: 0 K: 0 S: 3	H: 1 LOB: 0 BB: 0 P: 3	R: 3 E: 1 K: 0 S: 7	H: 4 LOB: 2 BB: 1 P: 11	R: 0 E: 0 K: 1 S: 6	H: 2 LOB: 1 BB: 0 P: 6	R: 1 E: 1 K: 0 S: 5	H: 2 LOB: 1 BB: 0 P: 5	R: 3 E: 1 K: 0 S: 7	H: 4 LOB: 2 BB: 1 P: 11	R: 3 E: 0 K: 0 S: 6	H: 3 LOB: 1 BB: 1 P: 10	R: 0 E: 0 K: 0 S: 4	H: 1 LOB: 1 BB: 0 P: 4		1B: 14 2B: 3 3B: 0 HR: 0	SF: 0 SAC: 0 DP: 3 HBP: 0	WP: 0 PB: 0 SB: 0 CS: 1	PA: 42
<b>PITCHER</b>	IP WLS BF H R ER SO BB IBB HBP BLK WP HR S P ERA WHIP																				
<b>Neal Heaton, L</b> ERA: 4.47 (1, 1)	5.1 L 26 10 6 5 2 2 0 0 0 0 0 0 28 36 8.44 2.250																				
<b>Jerry Reed, R</b> ERA: 4.99 (6, 1)	0.0 3 3 1 1 0 0 0 0 0 0 0 0 3 3 ∞ ∞																				
<b>Ramon Romero, L</b> ERA: 6.28 (6, 1)	2.2 13 4 3 3 0 2 0 0 0 0 0 0 11 19 10.12 2.250																				







Batter	1	2	3	4	5	6	7	8	9	AB	R	H	RBI	BB	SO	LOB	TOP								
Paul Moltor, R OBP: 0.360, SLG: 0.410 (1, 5)	5-3		K			K				4	0	1	0	0	2	0	<b>Milwaukee Brewers @ Minnesota Twins</b> Hubert H. Humphrey Metrodome, Minneapolis, MN Mon Sep 02 1985, 4:33 AM EDT Att: 11,239 - Unknown <a href="http://livebaseballscorecards.com">livebaseballscorecards.com</a>								
Ernest Riles, L OBP: 0.348, SLG: 0.401 (1, 6)	G3-6-3 BB			6-3		G3		6-3		3	0	0	0	1	0	2									
Cecil Cooper, L OBP: 0.331, SLG: 0.474 (1, 3)	G3-6-3 1-2			4-3			F7		2B	4	1	1	0	0	0	1									
Ted Simmons, S OBP: 0.344, SLG: 0.415 (1, 10)		F8		F8			4-3		F9	4	0	0	0	0	0	1									
Rick Manning, L OBP: 0.283, SLG: 0.311 (1, 8)		1B			E S	1B				4	0	4	1	0	0	0									
Randy Ready, R OBP: 0.296, SLG: 0.320 (1, 7)		1B			1-3	BB		6-3		3	0	1	0	1	1	2									
Jim Gantner, L OBP: 0.292, SLG: 0.320 (1, 4)					3	1-2			F7	4	0	0	0	0	1	4									
Charlie Moore, R OBP: 0.293, SLG: 0.287 (1, 2)			K		6-3					2	0	0	0	1	1	1									
Ed Romero, R OBP: 0.330, SLG: 0.313 (1, 9)		5-3					F7		F9	3	0	0	0	0	0	1									
<b>Inning Stats</b>	R: 0 E: 0 K: 0 S: 2	H: 0 LOB: 0 BB: 1 P: 6	R: 0 E: 0 K: 0 S: 4	H: 2 LOB: 1 BB: 0 P: 4	R: 0 E: 0 K: 2 S: 7	H: 0 LOB: 0 BB: 0 P: 7	R: 0 E: 0 K: 0 S: 3	H: 0 LOB: 0 BB: 0 P: 3	R: 0 E: 0 K: 1 S: 5	H: 1 LOB: 1 BB: 0 P: 7	R: 0 E: 0 K: 1 S: 5	H: 0 LOB: 0 BB: 0 P: 5	R: 0 E: 0 K: 0 S: 4	H: 1 LOB: 1 BB: 0 P: 4	R: 0 E: 0 K: 0 S: 4	H: 1 LOB: 2 BB: 1 P: 8	R: 1 E: 0 K: 2 S: 9	H: 2 LOB: 1 BB: 0 P: 9	1B: 4 2B: 4 3B: 0 HR: 0	SF: 0 SAC: 0 DP: 2 HBP: 0	WP: 0 PB: 0 SB: 1 CS: 0	PA: 34			
<b>PITCHER</b>	IP	WLS	BF	H	R	ER	SO	BB	IBB	HBP	BLK	WP	HR	S	P	ERA	WHIP								
Mike Smithson, R ERA: 4.36 (1, 1)	7.0	W	24	4	0	0	3	2	0	0	0	0	0	28	36	0.00	0.857								
Ron Davis, R ERA: 3.61 (8, 1)	2.0	S	10	3	1	1	2	1	0	0	0	0	0	13	17	4.50	2.000								

Batter	1	2	3	4	5	6	7	8	9	AB	R	H	RBI	BB	SO	LOB	BOTTOM								
Kirby Puckett, R OBP: 0.319, SLG: 0.369 (1, 8)	S BB		1-3		4-3		G3 S 1B	1-3 2-H 1B		4	0	2	1	1	0	0	<b>Milwaukee Brewers @ Minnesota Twins</b> Hubert H. Humphrey Metrodome, Minneapolis, MN Mon Sep 02 1985, 4:33 AM EDT Att: 11,239 - Unknown <a href="http://livebaseballscorecards.com">livebaseballscorecards.com</a>								
Mike Stenhouse, L OBP: 0.331, SLG: 0.331 (1, 9)	F8				F5		G3	F9		3	0	0	0	1	0	2									
Greg Gagne, R OBP: 0.291, SLG: 0.351 (8, 6)			G3 1B BB							1	0	0	0	0	0	2									
Roy Smalley, S OBP: 0.362, SLG: 0.411 (1, 10)	F9		G3				F8			4	0	0	0	0	1	3									
Kent Hrbek, L OBP: 0.349, SLG: 0.430 (1, 3)						F8		BB FC6-2 2B		3	0	2	0	1	0	0									
Randy Bush, L OBP: 0.318, SLG: 0.467 (1, 7)	F6				4-3		G3	FC6-2 1B BB		3	1	0	0	1	0	2									
Gary Gaetti, R OBP: 0.311, SLG: 0.409 (1, 5)		5-3				K		FC6-2 1B BB		3	1	1	0	1	1	0									
Mark Salas, L OBP: 0.336, SLG: 0.434 (1, 2)								1-2 2-3 3-H 1B BB		3	1	2	0	0	0	0									
Mickey Hatcher, R OBP: 0.306, SLG: 0.360 (8, PH)		6-3					SH3-4 HR 1B	FC6-2 1B		1	1	0	0	0	0	3									
Tim Laudner, R OBP: 0.309, SLG: 0.428 (9, 2)										0	0	0	0	0	0	0									
Tim Teufel, R OBP: 0.347, SLG: 0.398 (1, 4)			HR		K		SH3-4	1B		3	1	2	3	0	1	2									
Alvaro Espinoza, R OBP: 0.265, SLG: 0.255 (1, 6)								1-2 2-H 3-H 1B		2	0	0	0	0	0	2									
Tom Brunansky, R OBP: 0.326, SLG: 0.451 (7, PH)		6-3						F8		1	1	1	2	0	0	0									
Dave Meier, R OBP: 0.348, SLG: 0.264 (8, 9)										1	0	0	0	0	0	2									
<b>Inning Stats</b>	R: 0 E: 0 K: 0 S: 3	H: 0 LOB: 2 BB: 2 P: 11	R: 1 E: 0 K: 0 S: 4	H: 1 LOB: 0 BB: 0 P: 4	R: 0 E: 0 K: 0 S: 3	H: 1 LOB: 2 BB: 1 P: 7	R: 0 E: 0 K: 1 S: 7	H: 2 LOB: 2 BB: 0 P: 7	R: 0 E: 0 K: 1 S: 5	H: 0 LOB: 0 BB: 0 P: 5	R: 0 E: 0 K: 1 S: 5	H: 0 LOB: 0 BB: 0 P: 5	R: 2 E: 0 K: 0 S: 6	H: 3 LOB: 1 BB: 0 P: 6	R: 3 E: 0 K: 0 S: 6	H: 3 LOB: 2 BB: 2 P: 14	R: 1 E: 0 K: 2 S: 9	H: 2 LOB: 1 BB: 0 P: 9	1B: 6 2B: 2 3B: 0 HR: 2	SF: 0 SAC: 1 DP: 0 HBP: 0	WP: 0 PB: 0 SB: 2 CS: 0	PA: 38			
<b>PITCHER</b>	IP	WLS	BF	H	R	ER	SO	BB	IBB	HBP	BLK	WP	HR	S	P	ERA	WHIP								
Jaime Cocanower, R ERA: 4.66 (1, 1)	7.0	L	33	8	6	6	3	5	0	0	0	0	0	5	5	0.00	2.000								
Bob McClure, L ERA: 4.66 (8, 1)	1.0		5	2	0	0	0	0	0	0	0	0	0	5	5	0.00	2.000								



Batter	1	2	3	4	5	6	7	8	9	AB	R	H	RBI	BB	SO	LOB	TOP										
<b>Paul Mollitor, R</b> OBP: 0.363, SLG: 0.412 (1, 5)										5	1	3	0	0	0	0	<b>Milwaukee Brewers @ Minnesota Twins</b> Hubert H. Humphrey Metrodome, Minneapolis, MN Tue Sep 03 1985, 8:05 PM EDT Att: 10,869 - Unknown										
<b>Ernest Riles, L</b> OBP: 0.351, SLG: 0.414 (1, 6)										4	1	2	1	1	0	2											
<b>Cecil Cooper, L</b> OBP: 0.331, SLG: 0.479 (1, 3)										3	1	1	2	1	1	2											
<b>Ted Simmons, S</b> OBP: 0.345, SLG: 0.412 (1, 10)										3	0	0	0	2	0	4											
<b>Ben Oglivie, L</b> OBP: 0.363, SLG: 0.454 (1, 9)											4	0	1	0	1	0											
<b>Rick Manning, L</b> OBP: 0.282, SLG: 0.306 (1, 8)											3	0	0	0	1	0											
<b>Bill Schroeder, R</b> OBP: 0.295, SLG: 0.418 (1, 2)											4	0	0	0	0	1											
<b>Jim Gantner, L</b> OBP: 0.291, SLG: 0.319 (1, 4)										4	0	1	0	0	0	1											
<b>Randy Ready, R</b> OBP: 0.284, SLG: 0.304 (1, 7)										4	0	0	0	0	0	1											
<b>Inning Stats</b>	R: 1 E: 0 K: 0 S: 5	H: 2 LOB: 1 BB: 0 P: 5	R: 0 E: 0 K: 0 S: 3	H: 0 LOB: 0 BB: 0 P: 3	R: 2 E: 0 K: 0 S: 6	H: 3 LOB: 3 BB: 2 P: 14	R: 0 E: 0 K: 1 S: 5	H: 2 LOB: 3 BB: 1 P: 9	R: 0 E: 0 K: 1 S: 6	H: 1 LOB: 3 BB: 2 P: 14	R: 0 E: 0 K: 0 S: 3	H: 0 LOB: 0 BB: 0 P: 3	R: 0 E: 0 K: 0 S: 3	H: 0 LOB: 0 BB: 0 P: 3	R: 0 E: 0 K: 0 S: 3	H: 0 LOB: 0 BB: 0 P: 3	1B: 5 2B: 1 3B: 0 HR: 2	SF: 1 SAC: 0 DP: 0 HBP: 0	WP: 1 PB: 0 CS: 0	PA: 41							
<b>PITCHER</b>	IP	WLS	BF	H	R	ER	SO	BB	IBB	HBP	BLK	WP	HR	S	P	ERA	WHIP										
<b>Ken Schrom, R</b> ERA: 5.18 (1, 1)	2.2		15	5	3	3	0	2	0	0	0	0	2	13	21	10.12	2.625										
<b>Pete Filson, L</b> ERA: 3.53 (3, 1)	1.1		7	2	0	0	0	1	0	0	0	0	0	6	10	0.00	2.250										
<b>Mark Portugal, R</b> ERA: 4.05 (5, 1)	1.1		7	1	0	0	1	2	0	0	0	1	0	7	15	0.00	2.250										
<b>Steve Howe, L</b> ERA: 5.26 (6, 1)	3.2	W	12	0	0	0	1	1	0	0	0	0	0	13	17	0.00	0.273										

Batter	1	2	3	4	5	6	7	8	9	AB	R	H	RBI	BB	SO	LOB	BOTTOM										
<b>Kirby Puckett, R</b> OBP: 0.318, SLG: 0.369 (1, 8)											3	0	1	2	0	0	<b>Milwaukee Brewers @ Minnesota Twins</b> Hubert H. Humphrey Metrodome, Minneapolis, MN Tue Sep 03 1985, 8:05 PM EDT Att: 10,869 - Unknown										
<b>Mickey Hatcher, R</b> OBP: 0.304, SLG: 0.357 (1, 10)											3	0	0	0	0	1											
<b>Dave Engle, R</b> OBP: 0.340, SLG: 0.433 (7, PH)											1	0	1	1	0	0											
<b>Roy Smalley, S</b> OBP: 0.362, SLG: 0.420 (1, 5)											3	1	1	1	0	0											
<b>Tom Brunansky, R</b> OBP: 0.326, SLG: 0.450 (7, PH) (8, 9)											1	0	0	0	0	1											
<b>Kent Hrbek, L</b> OBP: 0.348, SLG: 0.428 (1, 3)											3	0	0	0	1	0											
<b>Randy Bush, L</b> OBP: 0.322, SLG: 0.469 (1, 9) (8, 7)											3	0	2	0	0	0											
<b>Mark Funderburk, R</b> OBP: 1.000, SLG: 1.000 (8, PH)											1	0	1	0	0	0											
<b>Dave Meier, R</b> OBP: 0.349, SLG: 0.264 (8, PR) (9, 7)											0	0	0	0	0	0											
<b>Gary Gaetti, R</b> OBP: 0.306, SLG: 0.405 (1, 7) (8, 5)											4	0	0	0	0	4											
<b>Mark Salas, L</b> OBP: 0.338, SLG: 0.438 (1, 2)											4	2	2	0	0	1											
<b>Tim Teufel, R</b> OBP: 0.346, SLG: 0.396 (1, 4)											2	1	0	0	0	1											
<b>Alvaro Espinoza, R</b> OBP: 0.255, SLG: 0.245 (1, 6)											2	0	0	0	0	1											
<b>Mike Stenhouse, L</b> OBP: 0.335, SLG: 0.331 (7, PH)											0	0	0	0	1	0											
<b>Greg Gagne, R</b> OBP: 0.291, SLG: 0.351 (7, PR) (8, 6)											0	0	0	0	0	0											
<b>Inning Stats</b>	R: 1 E: 0 K: 0 S: 5	H: 2 LOB: 2 BB: 1 P: 9	R: 1 E: 0 K: 1 S: 7	H: 2 LOB: 1 BB: 0 P: 7	R: 0 E: 0 K: 0 S: 4	H: 1 LOB: 1 BB: 0 P: 4	R: 0 E: 0 K: 1 S: 5	H: 0 LOB: 0 BB: 0 P: 5	R: 0 E: 0 K: 0 S: 3	H: 0 LOB: 0 BB: 0 P: 3	R: 0 E: 0 K: 0 S: 3	H: 0 LOB: 0 BB: 0 P: 3	R: 2 E: 1 K: 1 S: 8	H: 2 LOB: 2 BB: 1 P: 12	R: 0 E: 0 K: 1 S: 5	H: 1 LOB: 1 BB: 0 P: 5	1B: 6 2B: 2 3B: 0 HR: 1	SF: 1 SAC: 1 DP: 1 HBP: 0	WP: 0 PB: 0 CS: 1	PA: 34							
<b>PITCHER</b>	IP	WLS	BF	H	R	ER	SO	BB	IBB	HBP	BLK	WP	HR	S	P	ERA	WHIP										
<b>Danny Darwin, R</b> ERA: 3.58 (1, 1)	6.1	L	29	7	4	4	2	2	0	0	0	0	1	31	39	5.68	1.421										
<b>Ray Seavage, L</b> ERA: 7.40 (7, 1)	1.2		5	1	0	0	2	0	0	0	0	0	0	9	9	0.00	0.600										

AB	34
R	3
H	8
RBI	3
BB	6
SO	2
LOB	19



AB	30
R	4
H	8
RBI	4
BB	2
SO	4
LOB	12



Batter	1	2	3	4	5	6	7	8	9	AB	R	H	RBI	BB	SO	LOB	TOP					
<b>Paul Moltzer, R</b> OBP: 0.363, SLG: 0.415 (1, 5) X	0-0 HR 3B	0-0 G6-4-3		0-0 4-3		0-0 1B BB	0-0 F9			4	2	1	0	1	0	2	<b>Milwaukee Brewers @ Minnesota Twins</b> Hubert H. Humphrey Metrodome, Minneapolis, MN Wed Sep 04 1985, 8:05 PM EDT Att: 14,216 - Unknown <a href="http://livebaseballscorecards.com">livebaseballscorecards.com</a>					
<b>Ernest Riles, L</b> OBP: 0.357, SLG: 0.420 (1, 6) X	0-0 G3	0-0 BB 1B		0-0 2B 6-3 1B		0-0 1B HR 1B	0-0 FC6 1B			5	3	4	1	0	0	1						
<b>Cecil Cooper, L</b> OBP: 0.334, SLG: 0.487 (1, 3) X	0-0 HR	0-0 1B BB		0-0 6-3 2B		0-0 F7	0-0 FC6			4	1	2	2	1	0	4						
<b>Ted Simmons, S</b> OBP: 0.347, SLG: 0.413 (1, 2) X	0-0 FC4-6 1B	0-0 1B BB		0-0 6-3		0-0 HR 1B		0-0 F7		4	1	2	3	1	0	1						
<b>Rick Manning, L</b> OBP: 0.285, SLG: 0.324 (1, 8) X	0-0 FC4-6	0-0 1B		0-0 G3		0-0 HR		0-3 K		5	1	2	4	0	1	2						
<b>Dion James, L</b> OBP: 0.333, SLG: 0.267 (1, 10) X	0-0 F5	0-0 6-3			0-0 G1-6-3 BB	0-0 1B BB		0-0 F8		3	0	0	0	2	0	4						
<b>Paul Householder, S</b> OBP: 0.287, SLG: 0.310 (7, 7) X		0-0 BB 1B G6-4-3 BB		0-0 F4		0-0 G1-6-3	0-0 G4-6-3 1B		0-3 K	4	1	1	0	1	1	1						
<b>Jim Gantner, L</b> OBP: 0.290, SLG: 0.318 (1, 4) X		0-0 G6-4-3 BB 1B		0-0 F8		0-0 F7	0-0 G4-6-3		0-0 F8	5	1	1	0	0	0	2						
<b>Randy Ready, R</b> OBP: 0.293, SLG: 0.317 (1, 7) X		0-0 G6-4-3 BB		0-0 5-3		0-0 1B 2B		0-0 F7		3	1	1	0	1	0	0						
<b>Ed Romero, R</b> OBP: 0.329, SLG: 0.311 (7, 9) X		0-0 G6-4-3 BB						0-0 F7		1	0	0	0	0	0	0						
<b>Inning Stats</b>	R: 2 E: 0 K: 0 S: 6	H: 3 LOB: 1 BB: 0 P: 6	R: 3 E: 0 K: 0 S: 5	H: 3 LOB: 3 BB: 4 P: 21	R: 0 E: 0 K: 0 S: 3	H: 0 LOB: 0 BB: 0 P: 3	R: 1 E: 0 K: 0 S: 5	H: 2 LOB: 1 BB: 0 P: 5	R: 0 E: 0 K: 0 S: 2	H: 0 LOB: 0 BB: 1 P: 6	R: 5 E: 0 K: 0 S: 7	H: 5 LOB: 1 BB: 2 P: 15	R: 0 E: 0 K: 1 S: 4	H: 1 LOB: 0 BB: 0 P: 4	R: 0 E: 0 K: 1 S: 5	H: 0 LOB: 0 BB: 0 P: 5	R: 0 E: 0 K: 1 S: 5	H: 0 LOB: 0 BB: 0 P: 5	1B: 9 2B: 2 3B: 1 HR: 2	SF: 0 SAC: 0 DP: 3 HBP: 0	WP: 0 PB: 0 SB: 0 CS: 0	PA: 45
<b>PITCHER</b>	IP WLS BF H R ER SO BB IBB HBP BLK WP HR S P ERA WHIP																					
<b>John Butcher, R</b> ERA: 4.8 (1, 1)	1.2	12	5	5	5	0	3	0	0	0	0	0	0	0	1	9	21	27.00	4.800			
<b>Rick Lysander, R</b> ERA: 8.11 (2, 1)	2.1	11	3	1	1	0	1	0	0	0	0	0	0	0	0	10	14	3.86	1.714			
<b>Dennis Burt, R</b> ERA: 27.0 (5, 1)	1.0	L	6	2	3	3	0	2	0	0	0	0	0	0	0	4	12	27.00	4.000			
<b>Pete Filson, L</b> ERA: 4.03 (6, 1)	0.1		4	2	2	2	0	1	0	0	0	0	0	1	3	7	54.00	9.000				
<b>Frank Eufemia, R</b> ERA: 3.39 (6, 1)	3.2	12	2	0	0	2	0	0	0	0	0	0	0	0	16	16	0.00	0.545				


Batter	1	2	3	4	5	6	7	8	9	AB	R	H	RBI	BB	SO	LOB	BOTTOM					
<b>Kirby Puckett, R</b> OBP: 0.319, SLG: 0.369 (1, 8) X	0-3 K	0-0 SH5-3		0-0 1B		0-3 K	0-0 BB			3	0	1	0	1	2	2	<b>Milwaukee Brewers @ Minnesota Twins</b> Hubert H. Humphrey Metrodome, Minneapolis, MN Wed Sep 04 1985, 8:05 PM EDT Att: 14,216 - Unknown <a href="http://livebaseballscorecards.com">livebaseballscorecards.com</a>					
<b>Roy Smalley, S</b> OBP: 0.383, SLG: 0.418 (1, 10) X	0-3 K	0-0 FC3-6 BB		0-0 4-3		0-0 1B 2B	0-0 F9			1	0	0	0	1	1	0						
<b>Mark Funderburk, R</b> OBP: 0.500, SLG: 0.750 (4, PH) X		0-0 FC3-6 BB		0-0 4-3		0-0 1B 2B		0-0 4-3		3	1	1	2	0	0	3						
<b>Kent Hrbek, L</b> OBP: 0.351, SLG: 0.432 (1, 3) X	0-0 BB 1B	0-0 FC3-6 2B		0-0 2B		0-0 1B		0-0 4-3		5	2	3	2	0	0	2						
<b>Tom Brunansky, R</b> OBP: 0.326, SLG: 0.450 (1, 9) X	0-0 1B HR BB	0-0 2B		0-0 6-3		0-0 F8		0-0 F7		4	1	1	2	1	0	2						
<b>Randy Bush, L</b> OBP: 0.321, SLG: 0.465 (8, PH) X	0-0 HR 1B	0-0 3-1			0-0 4-3	0-0 F7		0-0 F8		4	1	1	1	0	0	2						
<b>Dave Engle, R</b> OBP: 0.338, SLG: 0.430 (8, PH) X					0-0 4-3	0-0 F7		0-0 F8		1	0	0	0	0	0	0						
<b>Dave Meier, R</b> OBP: 0.348, SLG: 0.264 (9, 7) X	0-0 HR 1B							0-0 F8		0	0	0	0	0	0	0						
<b>Mark Salas, L</b> OBP: 0.340, SLG: 0.449 (1, 2) X	0-0 HR		0-0 3-1		0-0 CS 1B		0-0 5-3		0-0 6-3	4	1	2	3	0	0	0						
<b>Tim Laudner, R</b> OBP: 0.307, SLG: 0.424 (9, PH) X									0-0 6-3	1	0	0	0	0	0	0						
<b>Gary Gaetti, R</b> OBP: 0.307, SLG: 0.403 (1, 5) X	0-0 S 1B		0-0 4-3		0-0 F8		0-0 5-3		0-0 F7	5	0	1	0	0	0	1						
<b>Tim Teufel, R</b> OBP: 0.346, SLG: 0.397 (1, 4) X	0-0 5-3		0-0 5-3			0-0 2B 2B	0-0 BB HBP		0-3 K	4	1	1	0	0	1	1						
<b>Alvaro Espinoza, R</b> OBP: 0.283, SLG: 0.275 (1, 6) X		0-0 FC3-6 2B SH5-3 1B		0-0 1B 4-3 1B						2	2	2	0	0	0	0						
<b>Mike Stenhouse, L</b> OBP: 0.339, SLG: 0.331 (6, PH) X										0	1	0	0	1	0	0						
<b>Greg Gagne, R</b> OBP: 0.294, SLG: 0.351 (7, 6) X										0	0	0	0	1	0	0						
<b>Inning Stats</b>	R: 4 E: 0 K: 2 S: 11	H: 4 LOB: 1 BB: 1 P: 15	R: 2 E: 0 K: 0 S: 5	H: 2 LOB: 1 BB: 1 P: 9	R: 0 E: 0 K: 0 S: 3	H: 0 LOB: 0 BB: 0 P: 3	R: 1 E: 0 K: 0 S: 5	H: 3 LOB: 1 BB: 0 P: 5	R: 0 E: 0 K: 0 S: 3	H: 1 LOB: 0 BB: 0 P: 3	R: 3 E: 0 K: 1 S: 8	H: 3 LOB: 1 BB: 1 P: 12	R: 0 E: 0 K: 0 S: 3	H: 0 LOB: 3 BB: 2 P: 12	R: 0 E: 0 K: 0 S: 3	H: 0 LOB: 0 BB: 0 P: 3	R: 0 E: 0 K: 1 S: 5	H: 0 LOB: 0 BB: 0 P: 5	1B: 8 2B: 4 3B: 0 HR: 1	SF: 0 SAC: 1 DP: 0 HBP: 1	WP: 0 PB: 0 SB: 1 CS: 1	PA: 44
<b>PITCHER</b>	IP WLS BF H R ER SO BB IBB HBP BLK WP HR S P ERA WHIP																					
<b>Pete Vuckovich, R</b> ERA: 5.51 (1, 1)	1.2	13	6	6	6	2	0	0	0	0	0	0	0	0	1	15	23	32.40	4.800			
<b>Rick Waits, L</b> ERA: 5.29 (2, 1)	3.1	W	12	4	1	1	0	0	0	0	0	0	0	0	12	12	2.70	1.200				
<b>Bob Gibson, R</b> ERA: 3.77 (6, 1)	2.0		13	3	3	3	1	3	0	1	0	0	0	0	11	24	13.50	3.000				
<b>Ray Searge, L</b> ERA: 7.18 (8, 1)	1.0		3	0	0	0	0	0	0	0	0	0	0	3	3	0.00	0.000					
<b>Rollie Fingers, R</b> ERA: 4.61 (9, 1)	1.0	S	3	0	0	0	1	0	0	0	0	0	0	5	5	0.00	0.000					



Batter	1	2	3	4	5	6	7	8	9	AB	R	H	RBI	BB	SO	LOB	TOP			
<b>Paul Moltzer, R</b> OBP: 0.364, SLG: 0.414 (1, 5)	0-0 4-3 1B		0-0 1-3			0-0 E6 4-3		4-0 SH1-4 1B BB		3	1	1	0	1	0	0				
<b>Ernest Riles, L</b> OBP: 0.354, SLG: 0.416 (1, 6)	0-0 4-3 1-2		0-3 K			0-0 4-3 1-2		0-0 SH1-4 1-2		3	0	0	0	0	1	2				
<b>Cecil Cooper, L</b> OBP: 0.333, SLG: 0.485 (1, 3)	0-0 4-3 2-3			0-0 4-3		0-0 L7		0-0 G6-4-3 1B 2-H		4	0	1	1	0	0	2				
<b>Ted Simmons, S</b> OBP: 0.344, SLG: 0.409 (1, 10)	0-0 6-3			0-0 F4		0-0 L7		0-0 G6-4-3 1-2		4	0	0	0	0	0	3				
<b>Bill Schroeder, R</b> OBP: 0.294, SLG: 0.415 (1, 2)		0-3 K		0-0 1B			0-0 5-3		0-3 K	4	0	1	0	0	2	0				
<b>Ed Romero, R</b> OBP: 0.327, SLG: 0.315 (1, 7)		0-0 F8		0-0 L4			0-0 F4		0-0 2B	4	0	1	0	0	0	1				
<b>Jim Gantner, L</b> OBP: 0.294, SLG: 0.324 (1, 4)		0-0 1B			0-0 G5-4-3 1B		0-0 E 2B		0-3 K	4	0	3	0	0	1	1				
<b>Charlie Moore, R</b> OBP: 0.289, SLG: 0.283 (1, 9)		0-0 1-3			0-0 G5-4-3 1-2		0-0 E6 2-3		0-0 F9	4	0	0	0	0	0	4				
<b>Rick Manning, L</b> OBP: 0.281, SLG: 0.319 (1, 8)			0-0 F4			0-0 F7		0-0 4-3		3	0	0	0	0	0	2				
<b>Inning Stats</b>	R: 0 E: 0 K: 0 S: 4	H: 1 LOB: 1 BB: 0 P: 4	R: 0 E: 0 K: 1 S: 6	H: 1 LOB: 1 BB: 0 P: 6	R: 0 E: 0 K: 1 S: 5	H: 0 LOB: 0 BB: 0 P: 5	R: 0 E: 0 K: 0 S: 4	H: 1 LOB: 1 BB: 0 P: 4	R: 0 E: 1 K: 0 S: 5	H: 0 LOB: 0 BB: 0 P: 4	R: 0 E: 0 K: 0 S: 3	H: 1 LOB: 2 BB: 0 P: 5	R: 1 E: 0 K: 0 S: 3	H: 1 LOB: 0 BB: 1 P: 7	R: 0 E: 0 K: 2 S: 8	H: 1 LOB: 1 BB: 0 P: 8	1B: 5 2B: 2 3B: 0 HR: 0	SF: 0 SAC: 1 DP: 2 HBP: 0	WP: 0 PB: 0 CS: 0	PA: 35
<b>PITCHER</b> <b>Charlie Leibrandt, L</b> ERA: 2.89 (1, 1)	IP: 9.0 WLS: W BF: 35 H: 7 R: 1 ER: 1 SO: 4 BB: 1 IBB: 0 HBP: 0 BLK: 0 WP: 0 HR: 0 S: 42 P: 46 ERA: 1.00 WHIP: 0.889															<b>PITCHER</b>				

**Milwaukee Brewers @ Kansas City Royals**  
Royals Stadium, Kansas City, MO  
Thu Sep 05 1985, 8:05 PM EDT  
Att: 2,527 - Unknown


AB 33  
R 1  
H 7  
RBI 1  
BB 1  
SO 4  
LOB 15



Batter	1	2	3	4	5	6	7	8	9	AB	R	H	RBI	BB	SO	LOB	BOTTOM			
<b>Omar Moreno, L</b> OBP: 0.236, SLG: 0.423 (1, 8)	0-0 HR		0-0 G4-6-3 1-2 1B			0-0 F6		0-0 1-H 2-H 3B		4	1	3	3	0	0	0				
<b>Pat Sheridan, L</b> OBP: 0.303, SLG: 0.321 (1, 9)	0-0 F8		0-0 G4-6-3 1-2			0-0 G3		0-0 4-3		4	0	0	0	0	0	3				
<b>George Brett, L</b> OBP: 0.457, SLG: 0.599 (1, 5)	0-0 F8			0-0 G3			0-0 F7	4-0 IBB		3	0	0	0	1	0	0				
<b>Hal McRae, R</b> OBP: 0.342, SLG: 0.456 (1, 10)	0-3 K			0-0 6-3			0-0 F9	0-0 L7		4	0	0	0	0	1	2				
<b>Darryl Motley, R</b> OBP: 0.259, SLG: 0.418 (1, 7)		0-0 CS 1-3 1B			0-0 F6		0-3 K			3	0	1	0	0	1	0				
<b>Steve Balboni, R</b> OBP: 0.302, SLG: 0.475 (1, 3)		0-0 1-3			0-3 K			0-0 1B 2B		3	0	1	0	0	1	1				
<b>Buddy Biancalana, S</b> OBP: 0.272, SLG: 0.257 (8, PR) (9, 6)		0-0 1-2						0-0 1B 2B		0	1	0	0	0	0	0				
<b>Frank White, R</b> OBP: 0.277, SLG: 0.411 (1, 4)		0-0 F9 2-3			0-0 5-3			0-0 L3		3	0	0	0	0	0	2				
<b>John Wathan, R</b> OBP: 0.355, SLG: 0.364 (1, 2)			0-0 1B 1B			0-0 L9		0-0 1B 3B 1B		3	1	2	0	0	0	0				
<b>Onix Concepcion, R</b> OBP: 0.256, SLG: 0.247 (1, 6)			0-0 F9					0-0 1B 3B 1B		2	0	0	0	0	0	1				
<b>Jorge Orta, L</b> OBP: 0.316, SLG: 0.369 (8, PH)								0-0 1-2 3-H		1	1	1	1	0	0	0				
<b>Greg Pryor, R</b> OBP: 0.273, SLG: 0.272 (9, 3)										0	0	0	0	0	0	0				
<b>Inning Stats</b>	R: 1 E: 0 K: 1 S: 6	H: 1 LOB: 0 BB: 0 P: 6	R: 0 E: 0 K: 0 S: 3	H: 1 LOB: 0 BB: 0 P: 3	R: 0 E: 0 K: 0 S: 4	H: 2 LOB: 1 BB: 0 P: 4	R: 0 E: 0 K: 0 S: 3	H: 0 LOB: 0 BB: 0 P: 3	R: 0 E: 0 K: 0 S: 3	H: 0 LOB: 0 BB: 0 P: 3	R: 0 E: 0 K: 0 S: 5	H: 0 LOB: 0 BB: 0 P: 5	R: 0 E: 0 K: 1 S: 5	H: 0 LOB: 0 BB: 0 P: 5	R: 3 E: 0 K: 0 S: 7	H: 4 LOB: 2 BB: 1 P: 11	1B: 5 2B: 1 3B: 1 HR: 1	SF: 0 SAC: 0 DP: 1 HBP: 0	WP: 0 PB: 0 CS: 1	PA: 31
<b>PITCHER</b> <b>Moose Haas, R</b> ERA: 3.87 (1, 1)	IP: 8.0 WLS: L BF: 31 H: 8 R: 4 ER: 4 SO: 3 BB: 0 IBB: 1 HBP: 0 BLK: 0 WP: 0 HR: 1 S: 36 P: 40 ERA: 4.50 WHIP: 1.000															<b>PITCHER</b>				

**Milwaukee Brewers @ Kansas City Royals**  
Royals Stadium, Kansas City, MO  
Thu Sep 05 1985, 8:05 PM EDT  
Att: 2,527 - Unknown

AB 30  
R 4  
H 8  
RBI 4  
BB 1  
SO 3  
LOB 9





Batter	1	2	3	4	5	6	7	8	9	10	11	AB	R	H	RBI	BB	SO	LOB	TOP											
Paul Molitor, R OBP: 0.362, SLG: 0.412	F9		K					L7		G3		5	0	1	0	0	1	0												
Randy Ready, R OBP: 0.299, SLG: 0.314	6-3			6-3						4-3		4	1	1	1	1	0	0												
Cecil Cooper, L OBP: 0.334, SLG: 0.483		BB		5-3				2-3				4	0	1	0	1	0	3												
Ted Simmons, S OBP: 0.344, SLG: 0.410	5-3			4-3								4	0	1	1	0	0	3												
Rick Manning, L OBP: 0.279, SLG: 0.318											FC2-6 1B	1	1	0	0	0	0	1												
Ernest Riles, L OBP: 0.350, SLG: 0.410		1-3						K			5-3	5	0	0	0	0	1	2												
Bill Schroeder, R OBP: 0.292, SLG: 0.409		K						4-3			1B	5	0	1	1	0	2	0												
Paul Householder, S OBP: 0.285, SLG: 0.307		K						6-3		5-3		5	0	1	0	0	1	1												
Jim Gantner, L OBP: 0.296, SLG: 0.326								6-3		L3		4	0	2	0	0	0	0												
Ed Romero, R OBP: 0.326, SLG: 0.313				5-3				1B		6-3		4	1	1	0	0	0	3												
<b>Inning Stats</b>	R: 0 E: 0 K: 0 S: 3	H: 0 LOB: 1 BB: 1 P: 7	R: 0 E: 0 K: 2 S: 7	H: 0 LOB: 0 BB: 0 P: 7	R: 0 E: 0 K: 1 S: 5	H: 1 LOB: 0 BB: 0 P: 5	R: 0 E: 0 K: 0 S: 3	H: 0 LOB: 0 BB: 0 P: 3	R: 0 E: 0 K: 1 S: 5	H: 0 LOB: 0 BB: 0 P: 5	R: 1 E: 0 K: 0 S: 6	H: 3 LOB: 2 BB: 0 P: 6	R: 1 E: 0 K: 1 S: 6	H: 1 LOB: 1 BB: 1 P: 10	R: 0 E: 0 K: 0 S: 3	H: 0 LOB: 0 BB: 0 P: 3	R: 0 E: 0 K: 0 S: 3	H: 0 LOB: 0 BB: 0 P: 3	R: 1 E: 0 K: 0 S: 5	H: 2 LOB: 1 BB: 0 P: 5	1B: 8 2B: 1 3B: 0 HR: 0	SF: 0 SAC: 0 DP: 0 HBP: 0	WP: 0 PB: 0 SB: 0 CS: 1	PA: 43						
<b>PITCHER</b>	IP WLS BF H R ER SO BB IBB HBP BLK WP HR S P ERA WHIP																													
Danny Jackson, L ERA: 3.3	(1, 1)	8.0	32	7	2	1	0	0	0	0	0	0	0	0	11	11	3.00	0.667												
Dan Quisenberry, R ERA: 2.37	(9, 1)	3.0	W	11	2	1	1	0	0	0	0	0	0	0	0	0	0	0	0											

Milwaukee Brewers @ Kansas City Royals  
 Royals Stadium, Kansas City, MO  
 Fri Sep 06 1985, 8:05 PM EDT  
 Unknown

AB 41  
 R 3  
 H 9  
 RBI 3  
 BB 2  
 SO 5  
 LOB 13



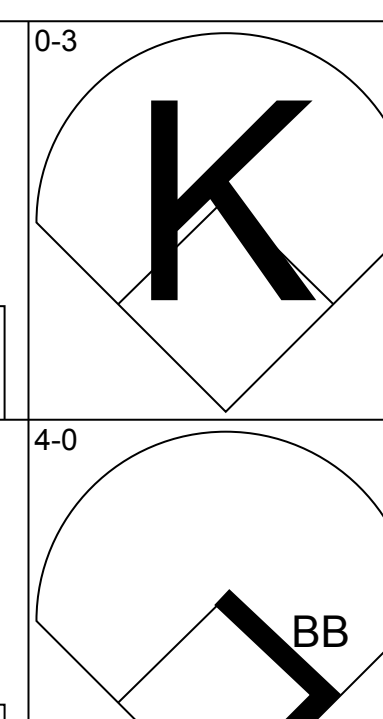
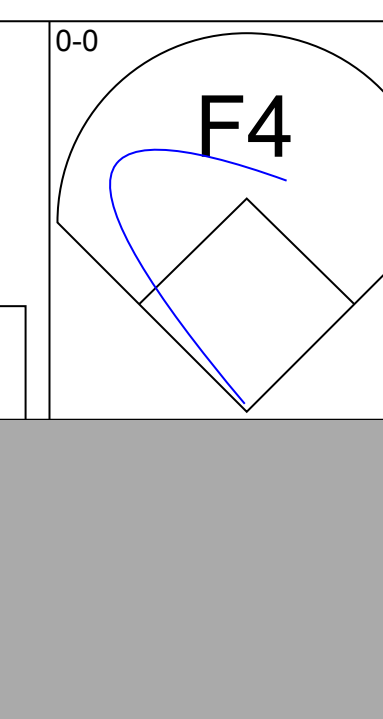
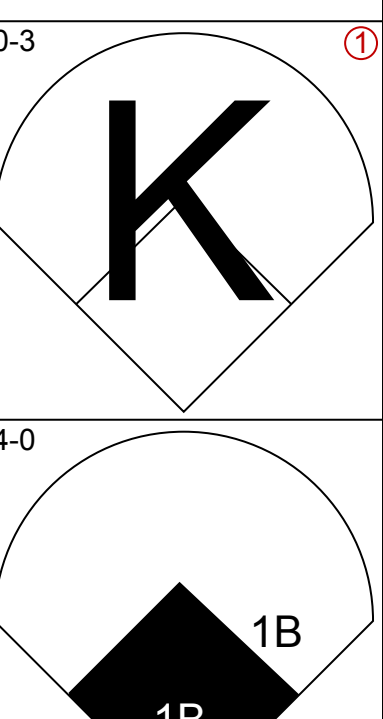
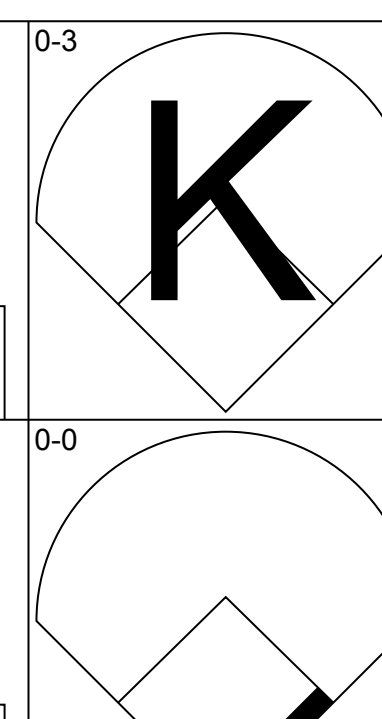
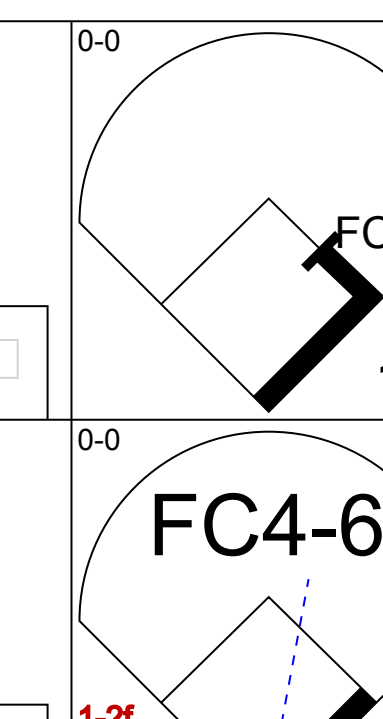
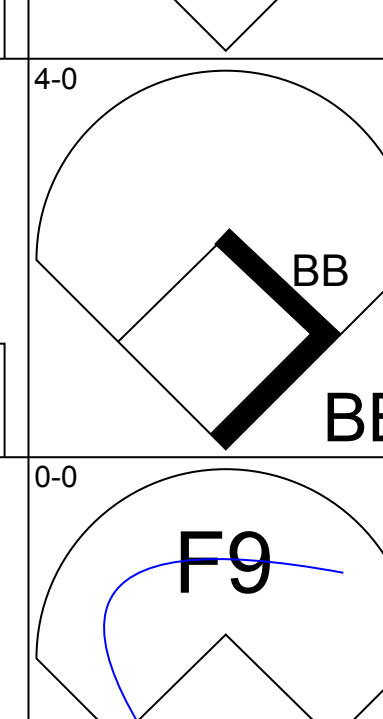
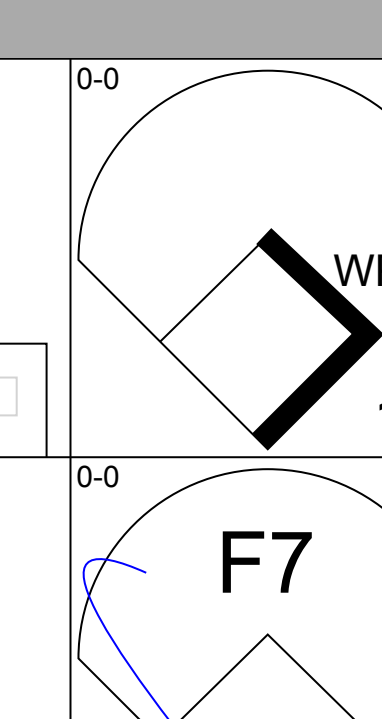
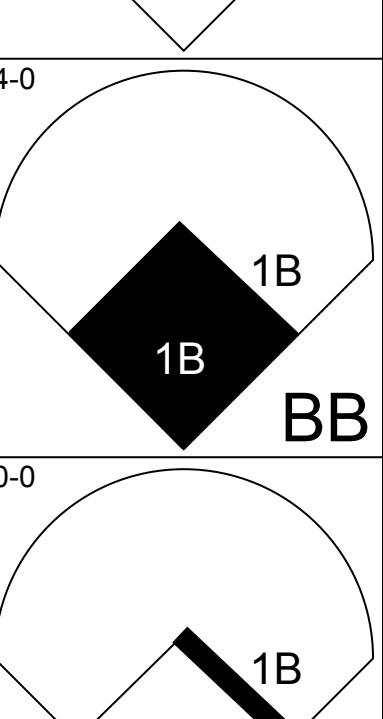
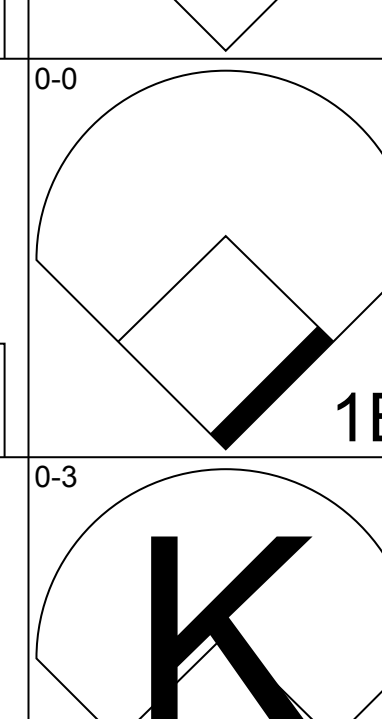
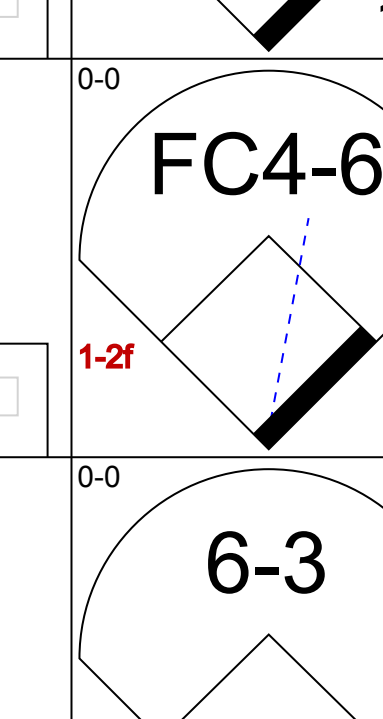
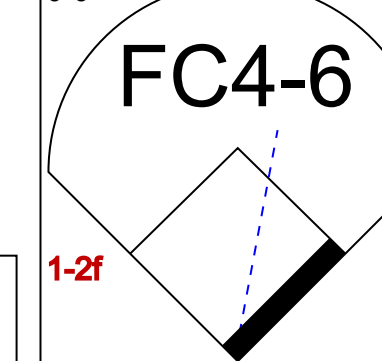
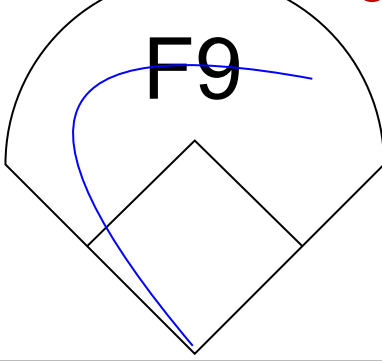
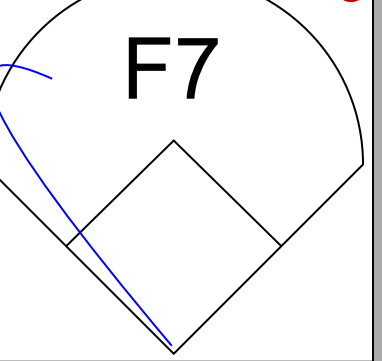
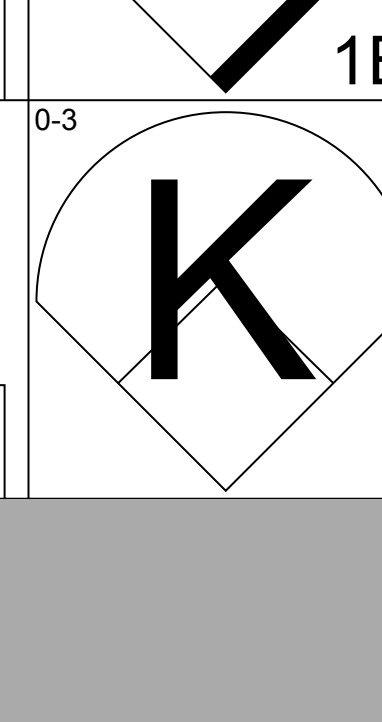
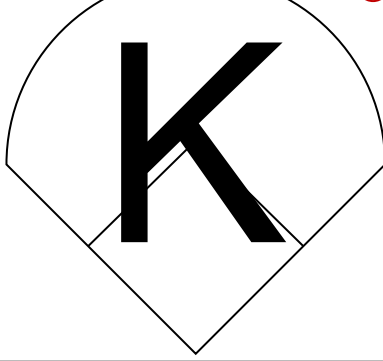
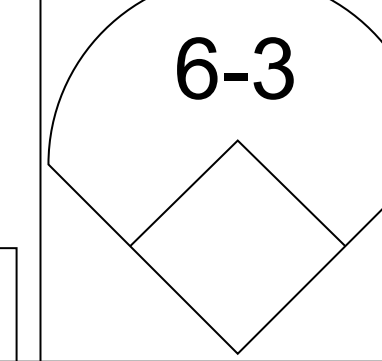
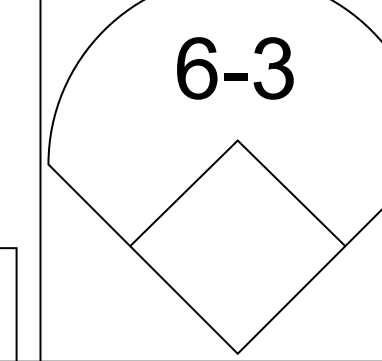
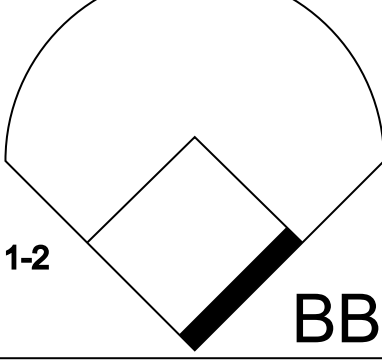
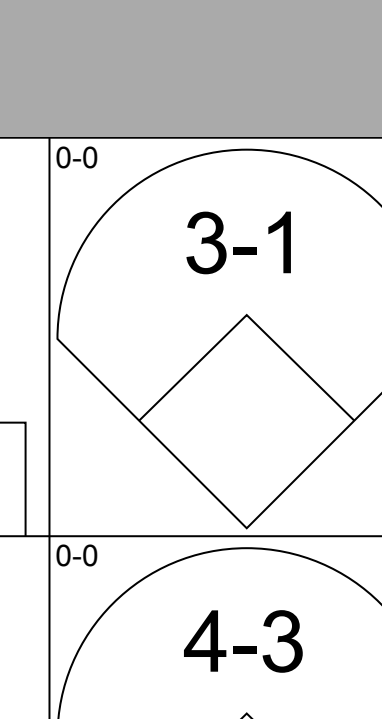
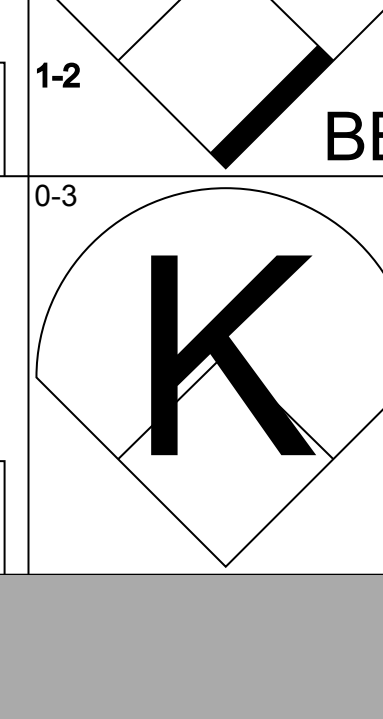


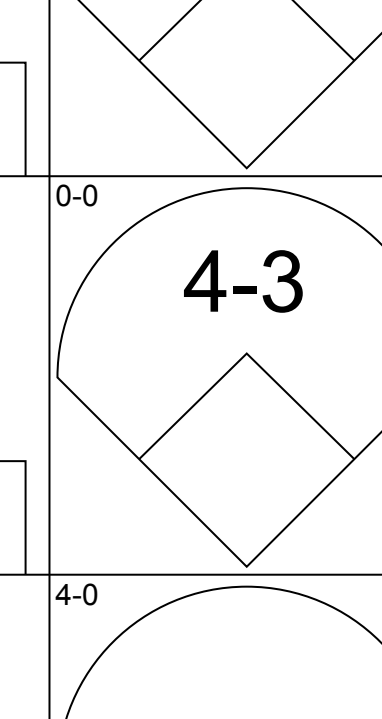
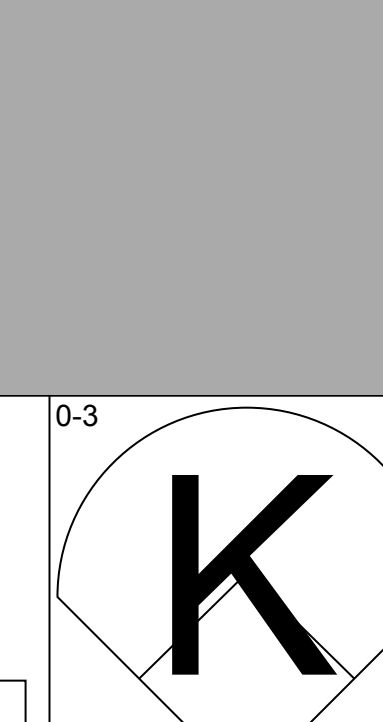
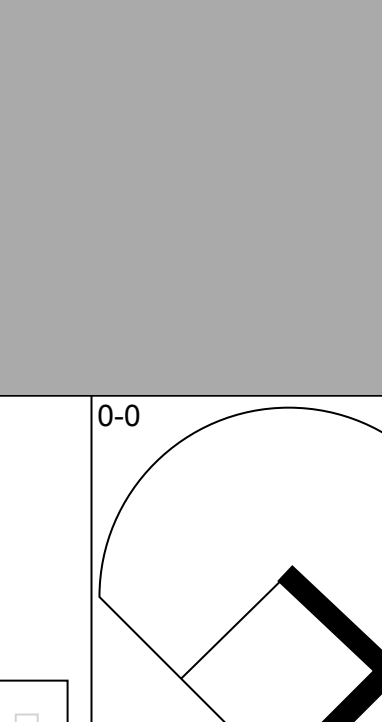
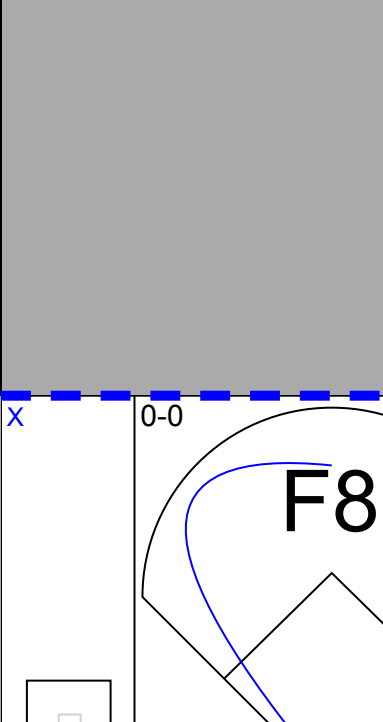
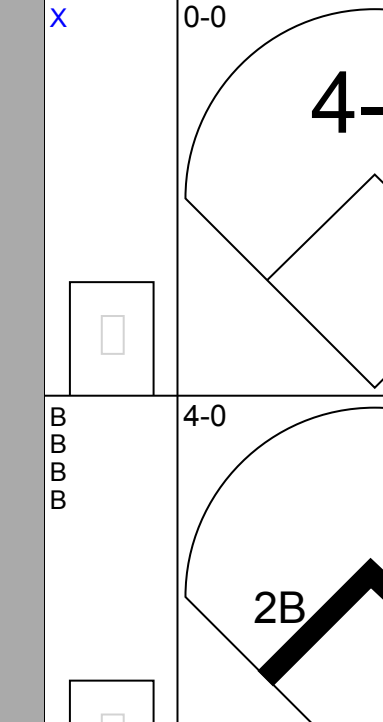
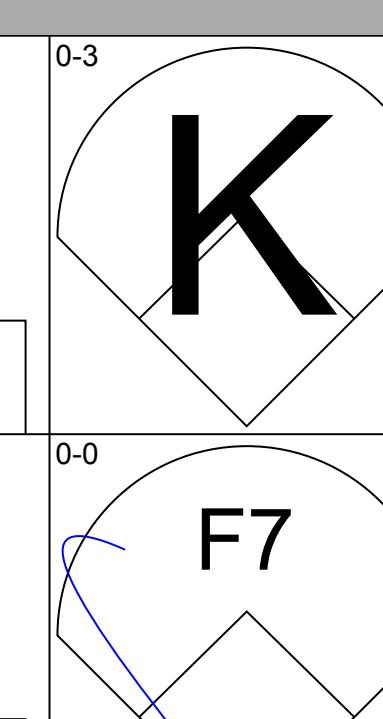
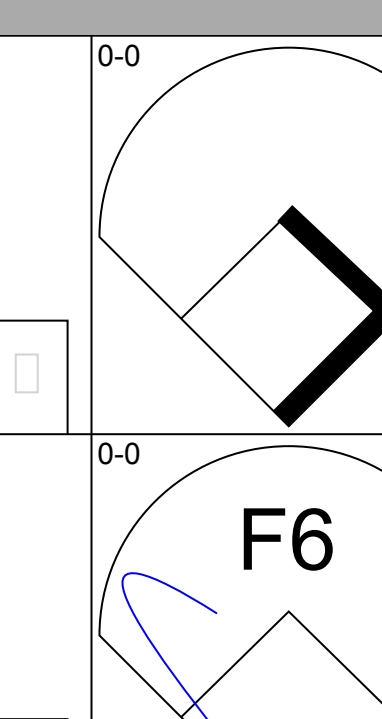
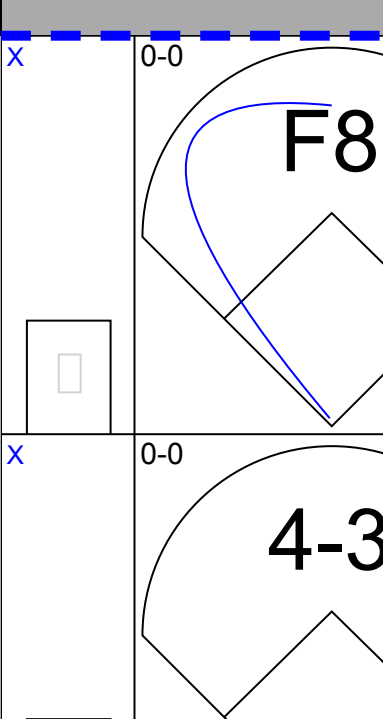
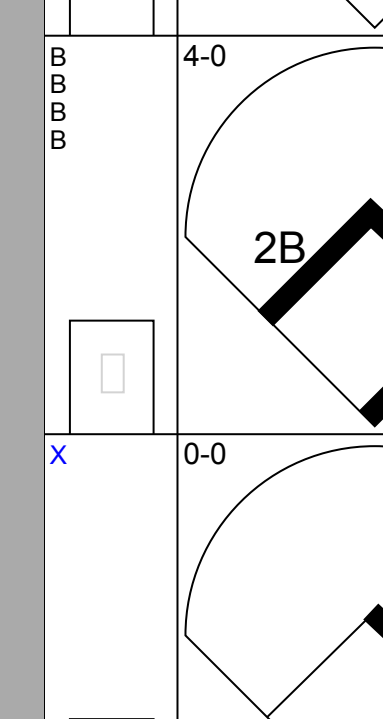
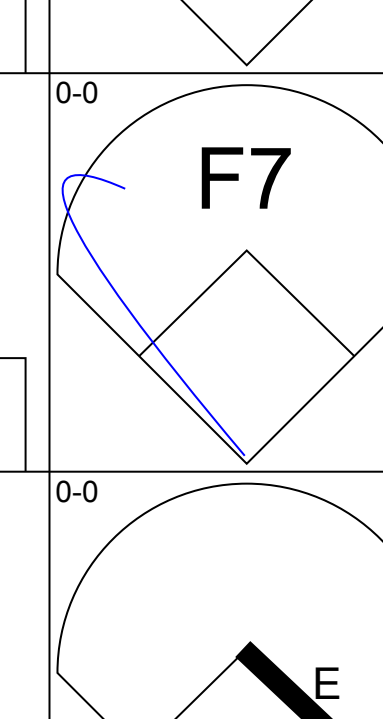
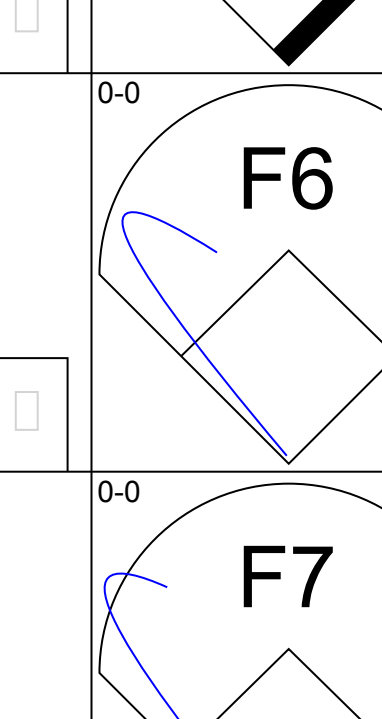
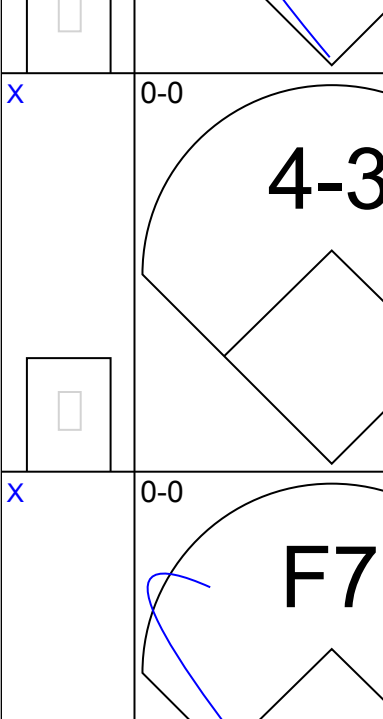
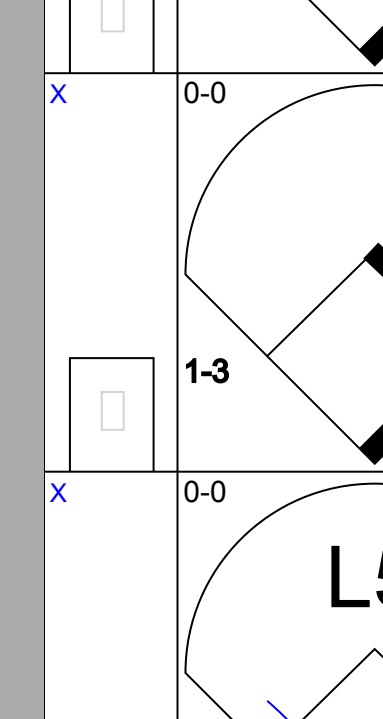
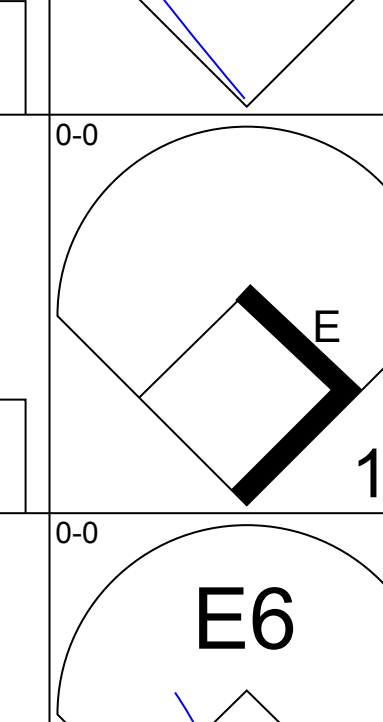
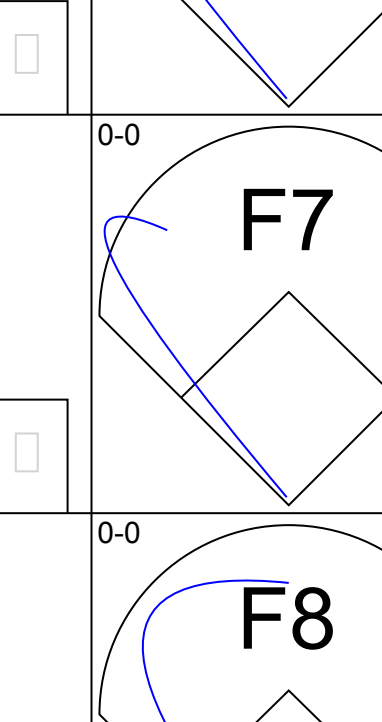
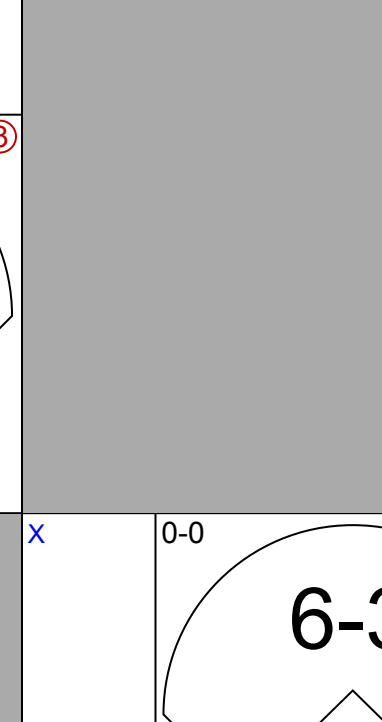
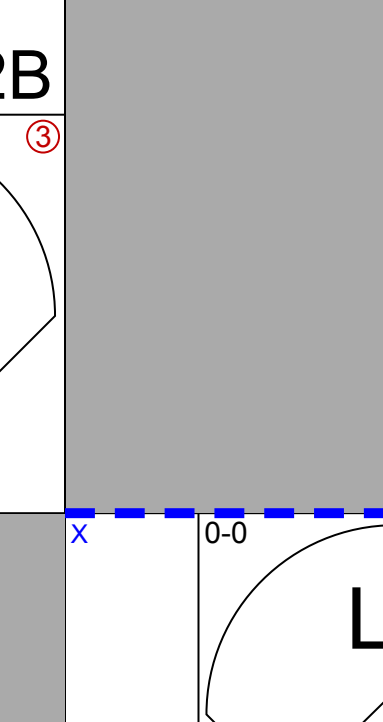
Batter	1	2	3	4	5	6	7	8	9	10	11	AB	R	H	RBI	BB	SO	LOB	BOTTOM											
Lonnie Smith, R OBP: 0.341, SLG: 0.351	G3		SF8 FC1 HBP 1B		6-3			F8		CS	G3	4	0	1	0	0	0	1												
Omar Moreno, L OBP: 0.233, SLG: 0.417												1	0	0	0	0	0	0												
Lynn Jones, R OBP: 0.299, SLG: 0.296	4-3		FC1 HBP		K			F8				4	0	1	0	0	1	0												
George Brett, L OBP: 0.453, SLG: 0.593	F8		SF8					F9		F7		4	0	0	1	0	0	1												
Hal McRae, R OBP: 0.344, SLG: 0.455												3	0	1	0	1	1	2												
Pat Sheridan, L OBP: 0.302, SLG: 0.319		1B	FC1		K			K		1B	1-3	1	0	0	0	0	0	1												
Frank White, R OBP: 0.278, SLG: 0.411		1B	1-3		F4					1B		5	0	2	0	0	0	2												
Steve Balboni, R OBP: 0.303, SLG: 0.486		F7			K					6-3		5	2	2	2	0	1	4												
Darryl Motley, R OBP: 0.285, SLG: 0.412		F8						F7				5	1	0	0	0	0	2												
John Wathan, R OBP: 0.350, SLG: 0.365		4-3			K			F7		4-3		5	0	1	1	0	1	2												
Onix Concepcion, R OBP: 0.262, SLG: 0.249			HBP 1B SF8 BB									2	1	1	0	2	0	0												
<b>Inning Stats</b>	R: 0 E: 0 K: 0 S: 3	H: 0 LOB: 0 BB: 0 P: 3	R: 0 E: 0 K: 0 S: 5	H: 2 LOB: 2 BB: 0 P: 5	R: 1 E: 0 K: 0 S: 4	H: 1 LOB: 2 BB: 1 P: 9	R: 0 E: 0 K: 2 S: 7	H: 0 LOB: 0 BB: 0 P: 7	R: 0 E: 0 K: 1 S: 5	H: 0 LOB: 0 BB: 0 P: 5	R: 1 E: 0 K: 0 S: 5	H: 2 LOB: 1 BB: 0 P: 5	R: 0 E: 0 K: 0 S: 4	H: 1 LOB: 2 BB: 1 P: 8	R: 0 E: 0 K: 0 S: 4	H: 0 LOB: 0 BB: 1 P: 6	R: 0 E: 0 K: 0 S: 4	H: 1 LOB: 1 BB: 0 P: 4	R: 2 E: 1 K: 0 S: 4	H: 2 LOB: 1 BB: 0 P: 4	1B: 6 2B: 1 3B: 0 HR: 2	SF: 1 SAC: 0 DP: 0 HBP: 1	WP: 0 PB: 0 SB: 0 CS: 1	PA: 45						
<b>PITCHER</b>	IP WLS BF H R ER SO BB IBB HBP BLK WP HR S P ERA WHIP																													
Teddy Figueroa, L ERA: 4.19	(1, 1)	10.0	40	7	2	2	0	0	0	0	0	0	0	1	4	4	1.80	1.000												
Rollie Fingers, R ERA: 4.75	(11, 1)	0.1	L	4	2	1	0	0	0	0	0	0	0	0	0	0	0	0	0											

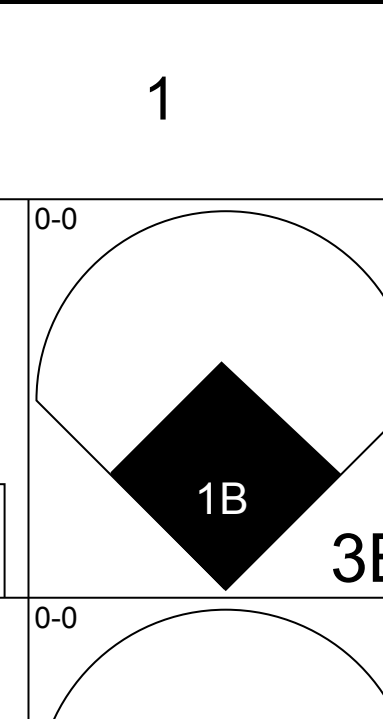
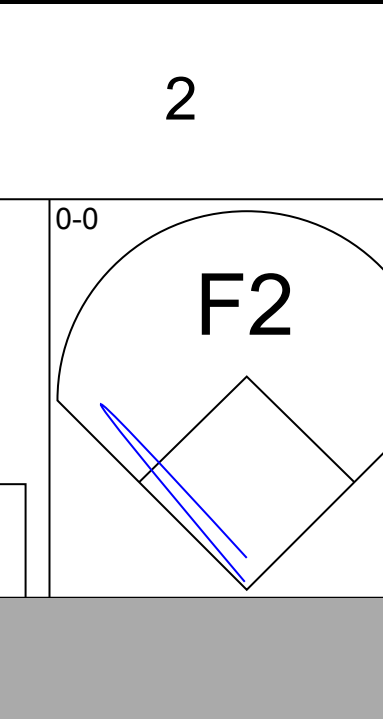
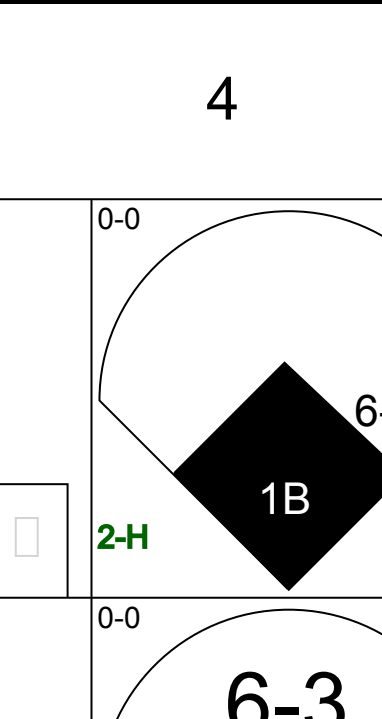
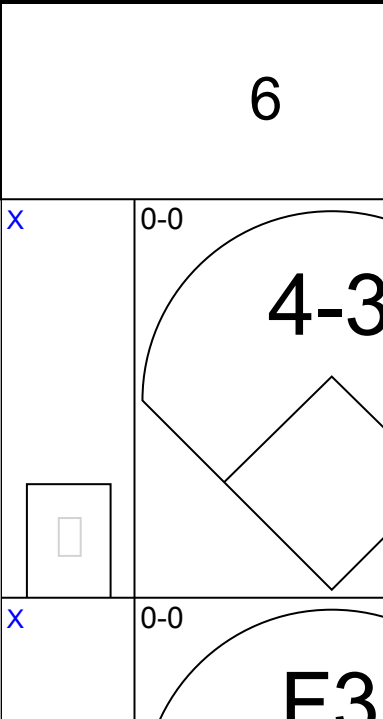
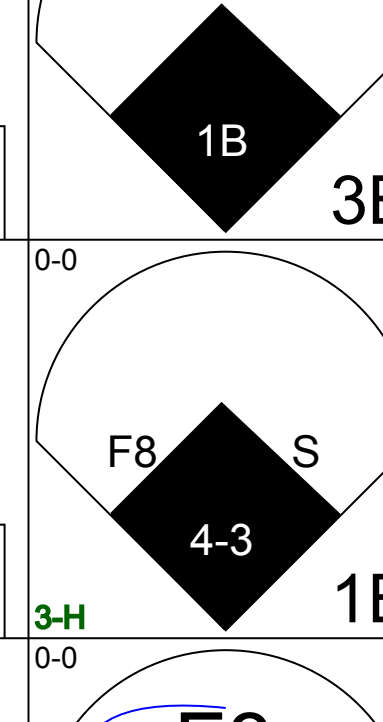
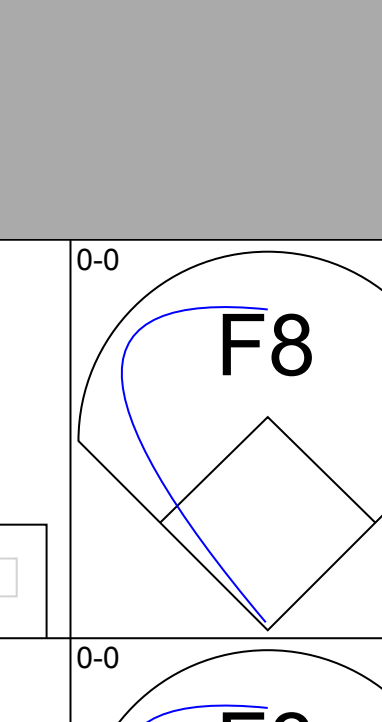
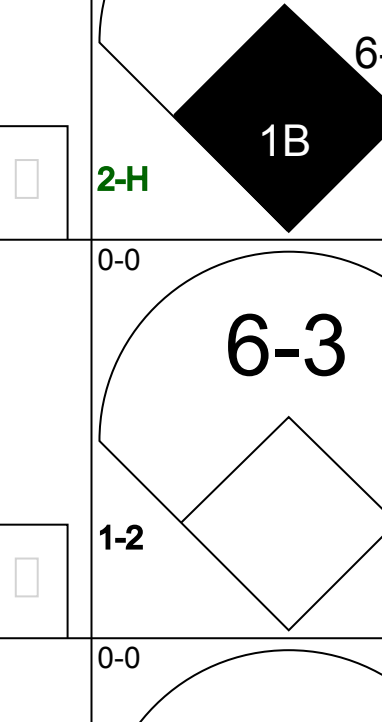
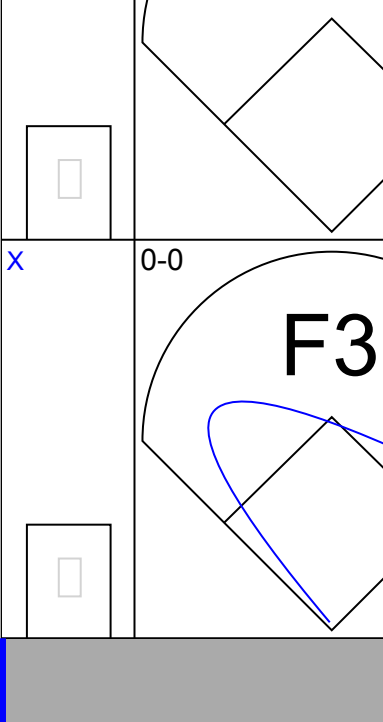

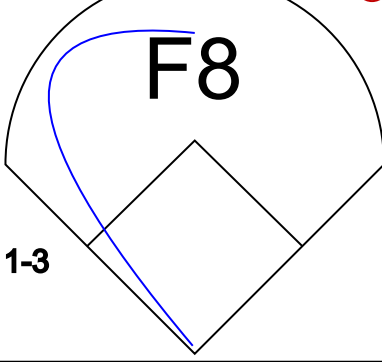
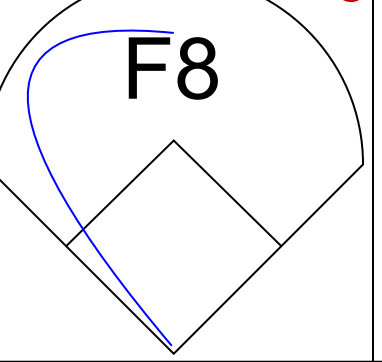
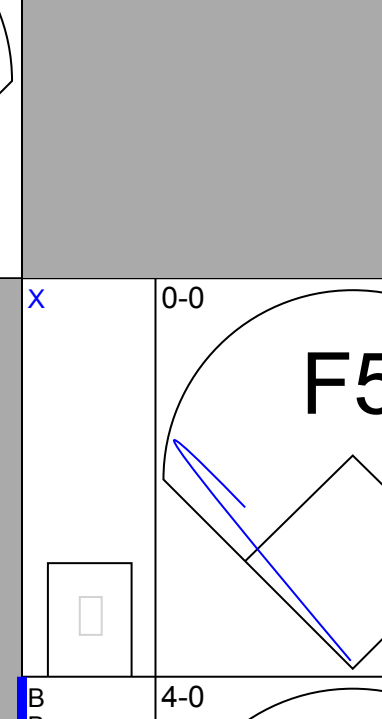
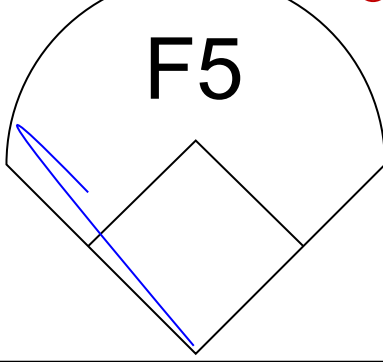
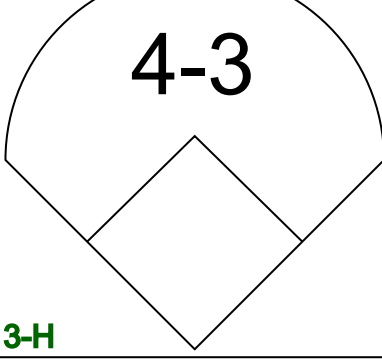
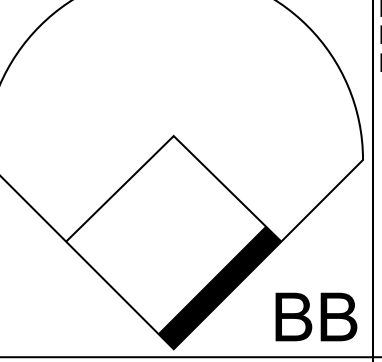
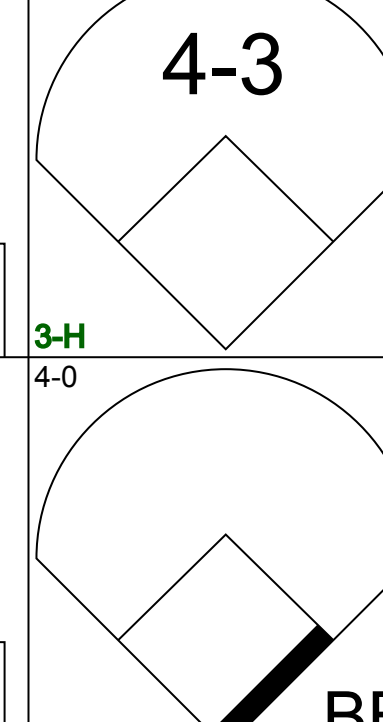
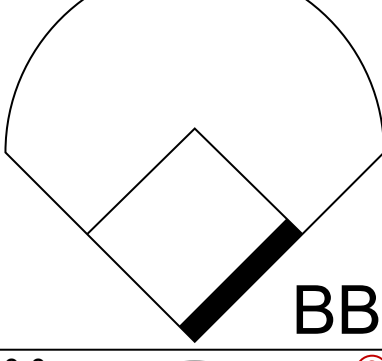
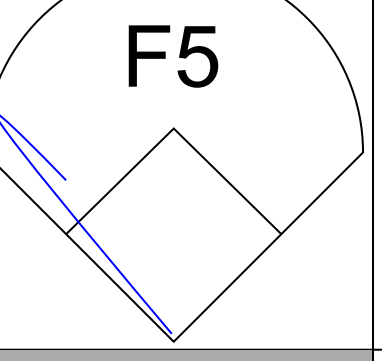
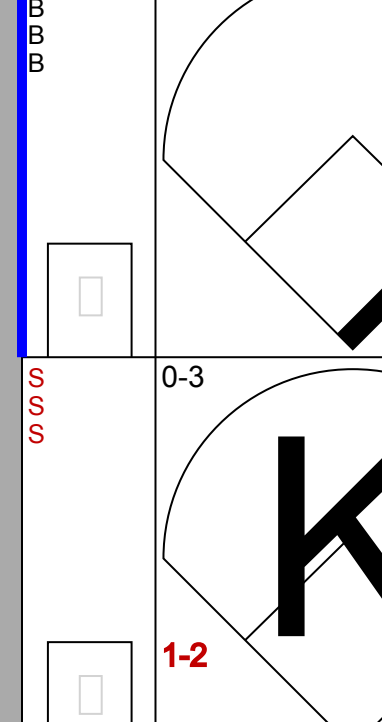
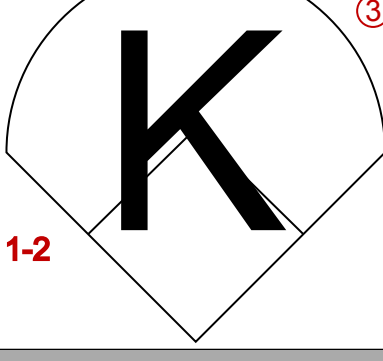
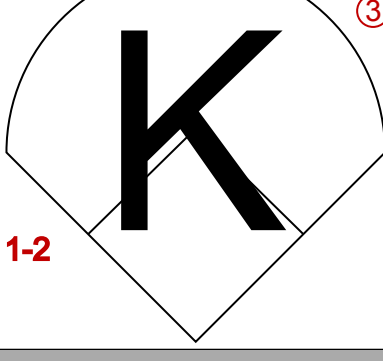
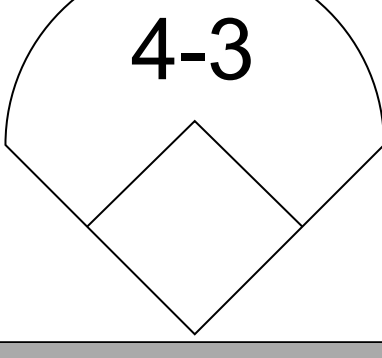
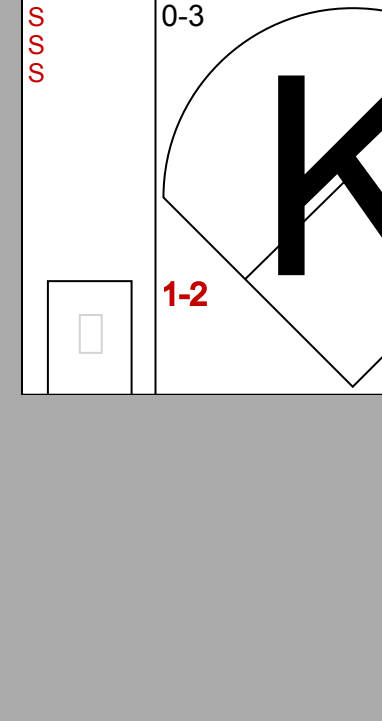
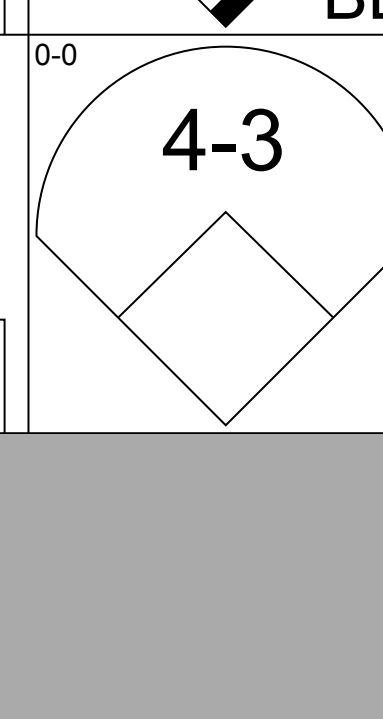










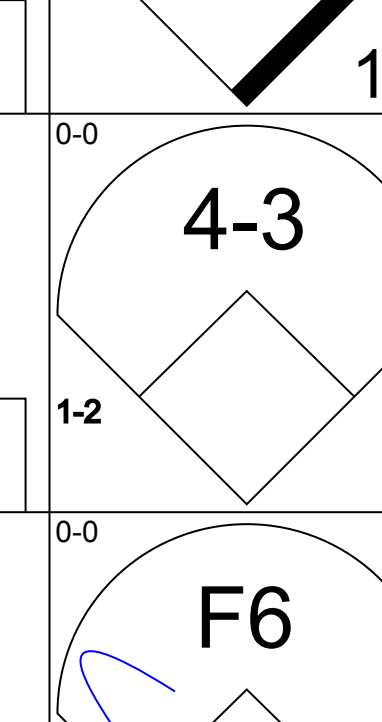
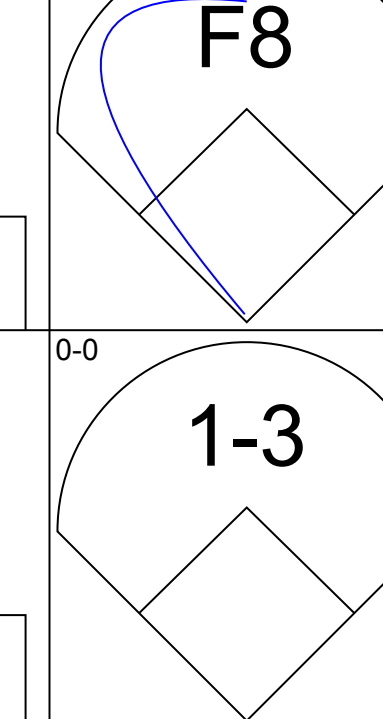


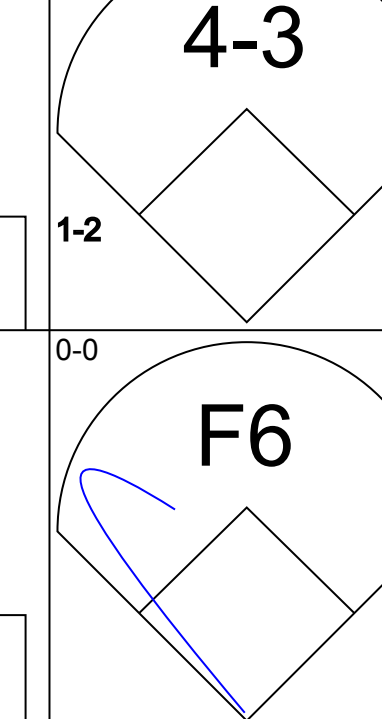
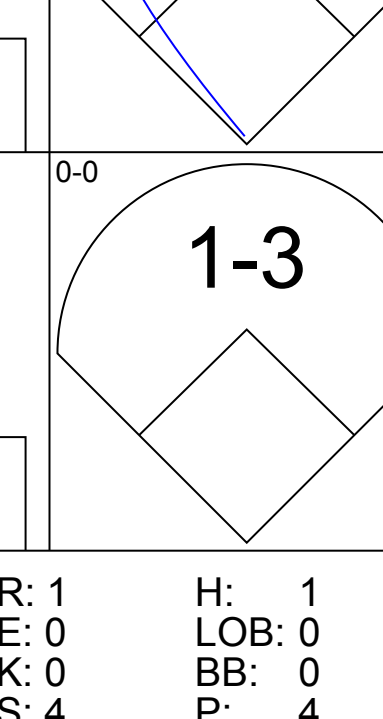
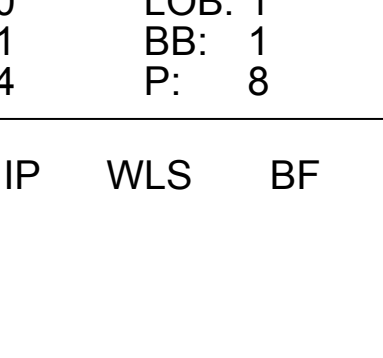

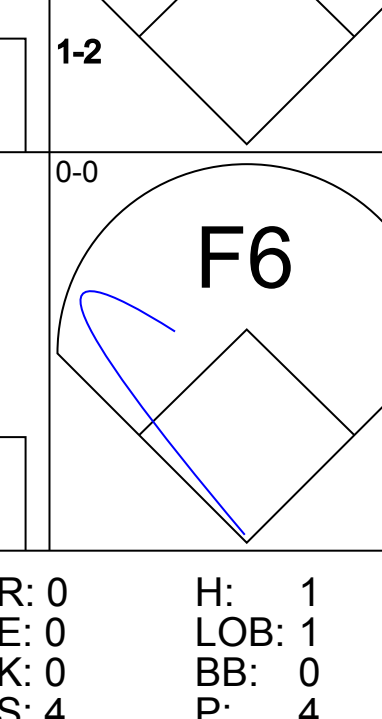
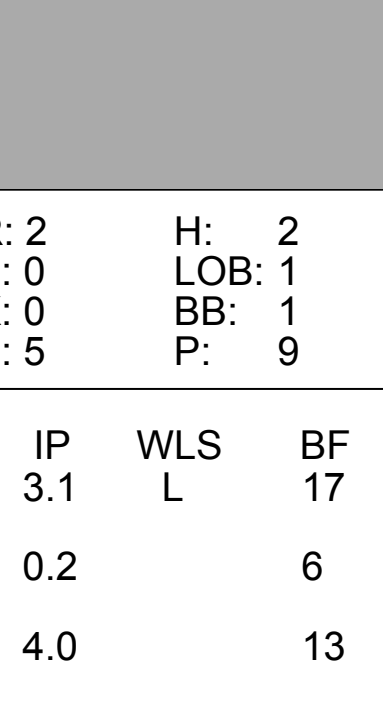


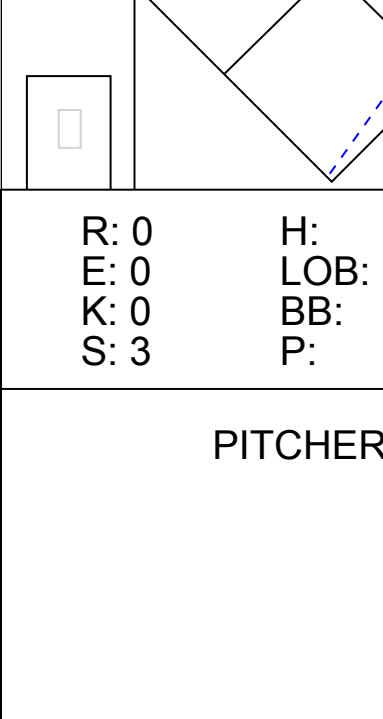
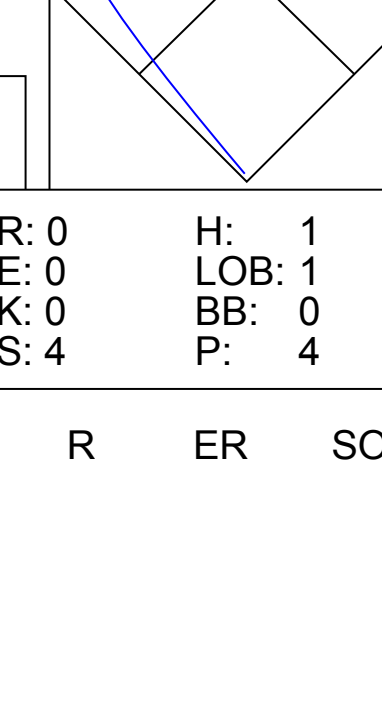
Milwaukee Brewers @ Kansas City Royals  
 Royals Stadium, Kansas City, MO  
 Fri Sep 06 1985, 8:05 PM EDT  
 Unknown

AB 39  
 R 4  
 H 9  
 RBI 4  
 BB 3  
 SO 4  
 LOB 15





Batter	1	2	3	4	5	6	7	8	9	AB	R	H	RBI	BB	SO	LOB	TOP					
<b>Paul Moltzer, R</b> OBP: 0.361, SLG: 0.410 (1, 5)										5	0	1	0	0	3	2	<b>Milwaukee Brewers @ Kansas City Royals</b> Royals Stadium, Kansas City, MO Fri Sep 06 1985, 8:05 PM EDT Att: 26,403 - Unknown <a href="http://livebaseballscorecards.com">livebaseballscorecards.com</a>					
<b>Ernest Riles, L</b> OBP: 0.356, SLG: 0.412 (1, 6)										3	1	2	0	2	0	1						
<b>Cecil Cooper, L</b> OBP: 0.333, SLG: 0.481 (1, 10)										5	0	1	0	0	1	4						
<b>Ted Simmons, S</b> OBP: 0.345, SLG: 0.409 (1, 3)										3	0	1	1	1	0	1						
<b>Ben Oglivie, L</b> OBP: 0.360, SLG: 0.449 (1, 7)										4	0	0	0	0	1	5						
<b>Rick Manning, L</b> OBP: 0.284, SLG: 0.323 (1, 8)										3	0	1	0	1	1	0						
<b>Paul Householder, S</b> OBP: 0.284, SLG: 0.311 (1, 9)										4	0	1	0	0	0	1						
<b>Jim Gantner, L</b> OBP: 0.296, SLG: 0.325 (1, 4)										4	0	1	0	0	0	3						
<b>Charlie Moore, R</b> OBP: 0.286, SLG: 0.279 (1, 2)										4	0	0	0	0	0	2						
<b>Inning Stats</b>	R: 0 E: 0 K: 2 S: 7	H: 0 LOB: 2 BB: 2 P: 15	R: 0 E: 1 K: 1 S: 7	H: 1 LOB: 2 BB: 0 P: 7	R: 0 E: 0 K: 0 S: 4	H: 1 LOB: 1 BB: 0 P: 4	R: 0 E: 0 K: 0 S: 4	H: 1 LOB: 1 BB: 0 P: 4	R: 1 E: 0 K: 1 S: 6	H: 2 LOB: 1 BB: 1 P: 10	R: 0 E: 0 K: 0 S: 3	H: 0 LOB: 0 BB: 0 P: 3	R: 0 E: 0 K: 2 S: 8	H: 1 LOB: 1 BB: 0 P: 8	R: 0 E: 0 K: 0 S: 4	H: 1 LOB: 2 BB: 1 P: 8	R: 0 E: 0 K: 0 S: 4	H: 1 LOB: 1 BB: 0 P: 4	1B: 6 2B: 2 3B: 0 HR: 0	SF: 0 SAC: 0 DP: 1 HBP: 0	WP: 1 PB: 0 CS: 0	PA: 39
<b>PITCHER</b>	IP	WLS	BF	H	R	ER	SO	BB	IBB	HBP	BLK	WP	HR	S	P	ERA	WHIP					
<b>Steve Farr, R</b> ERA: 3.54 (1, 1)	5.0	W	23	5	1	1	4	3	0	0	0	1	0	28	40	1.80	1.600					
<b>Joe Beckwith, R</b> ERA: 4.15 (6, 1)	3.0		12	2	0	0	2	1	0	0	0	0	0	15	19	0.00	1.000					
<b>Dennis Leonard, R</b> ERA: (9, 1)	1.0		4	1	0	0	0	0	0	0	0	0	0	4	4	0.00	1.000					

Batter	1	2	3	4	5	6	7	8	9	AB	R	H	RBI	BB	SO	LOB	BOTTOM					
<b>Omar Moreno, L</b> OBP: 0.247, SLG: 0.447 (1, 8)										4	2	2	1	0	0	0	<b>Milwaukee Brewers @ Kansas City Royals</b> Royals Stadium, Kansas City, MO Fri Sep 06 1985, 8:05 PM EDT Att: 26,403 - Unknown <a href="http://livebaseballscorecards.com">livebaseballscorecards.com</a>					
<b>Lonnie Smith, R</b> OBP: 0.340, SLG: 0.350 (1, 7)										4	1	1	1	0	0	1						
<b>George Brett, L</b> OBP: 0.452, SLG: 0.592 (1, 5)										3	0	1	1	0	0	1						
<b>Greg Pryor, R</b> OBP: 0.270, SLG: 0.269 (6, 5)										1	0	0	0	0	0	0						
<b>Hal McRae, R</b> OBP: 0.348, SLG: 0.453 (1, 10)										1	0	0	1	2	0	0						
<b>Jorge Orta, L</b> OBP: 0.316, SLG: 0.369 (7, PH)										0	0	0	0	1	0	0						
<b>Frank White, R</b> OBP: 0.278, SLG: 0.408 (1, 4)										3	0	0	0	1	1	4						
<b>Onix Concepcion, R</b> OBP: 0.262, SLG: 0.249 (8, 4)										0	0	0	0	0	0	0						
<b>Steve Balboni, R</b> OBP: 0.302, SLG: 0.486 (1, 3)										4	1	1	0	0	1	1						
<b>Darryl Motley, R</b> OBP: 0.258, SLG: 0.422 (1, 9)										4	1	2	1	0	0	1						
<b>Jamie Quirk, L</b> OBP: 0.278, SLG: 0.412 (1, 2)										4	1	1	1	0	0	1						
<b>Buddy Biancalana, S</b> OBP: 0.271, SLG: 0.287 (1, 6)										4	1	1	1	0	0	1						
<b>Inning Stats</b>	R: 2 E: 0 K: 0 S: 5	H: 2 LOB: 1 BB: 1 P: 9	R: 1 E: 0 K: 0 S: 4	H: 1 LOB: 0 BB: 0 P: 4	R: 0 E: 0 K: 0 S: 3	H: 0 LOB: 1 BB: 1 P: 7	R: 4 E: 0 K: 0 S: 8	H: 5 LOB: 2 BB: 1 P: 12	R: 0 E: 0 K: 1 S: 5	H: 0 LOB: 0 BB: 0 P: 5	R: 0 E: 0 K: 0 S: 3	H: 0 LOB: 0 BB: 0 P: 3	R: 0 E: 0 K: 1 S: 4	H: 0 LOB: 1 BB: 1 P: 8	R: 0 E: 0 K: 0 S: 4	H: 1 LOB: 1 BB: 0 P: 4	R: 0 E: 0 K: 0 S: 4	H: 1 LOB: 1 BB: 0 P: 4	1B: 4 2B: 3 3B: 2 HR: 1	SF: 0 SAC: 0 DP: 1 HBP: 0	WP: 0 PB: 0 SB: 1 CS: 1	PA: 36
<b>PITCHER</b>	IP	WLS	BF	H	R	ER	SO	BB	IBB	HBP	BLK	WP	HR	S	P	ERA	WHIP					
<b>Ray Burris, R</b> ERA: 4.13 (1, 1)	3.1	L	17	5	5	5	0	2	0	0	0	0	1	15	23	13.50	2.100					
<b>Bob McClure, L</b> ERA: 4.9 (4, 1)	0.2		6	3	2	2	0	1	0	0	0	0	0	5	9	27.00	6.000					
<b>Chuck Porter, R</b> ERA: (5, 1)	4.0		13	1	0	0	2	1	0	0	0	0	0	16	20	0.00	0.500					



Batter	1	2	3	4	5	6	7	8	9	AB	R	H	RBI	BB	SO	LOB	TOP			
Paul Moltzer, R OBP: 0.361, SLG: 0.412 (1, 5)										5	1	2	0	0	1	1	<b>Milwaukee Brewers @ Kansas City Royals</b> Royals Stadium, Kansas City, MO Sat Sep 07 1985, 8:05 PM EDT Att: 29,510 - Unknown			
Jim Gantner, L OBP: 0.293, SLG: 0.321 (1, 4)										5	0	0	0	0	0	3				
Cecil Cooper, L OBP: 0.332, SLG: 0.485 (1, 3)										4	1	1	2	0	0	0				
Ted Simmons, S OBP: 0.344, SLG: 0.408 (1, 10)										4	1	1	0	0	1	0				
Ernest Riles, L OBP: 0.354, SLG: 0.410 (1, 6)										4	0	1	0	0	0	1				
Bill Schroeder, R OBP: 0.290, SLG: 0.407 (1, 2)										1	0	0	0	0	1	0				
Charlie Moore, R OBP: 0.283, SLG: 0.276 (3, 2)										3	0	0	0	0	1	2				
Randy Ready, R OBP: 0.317, SLG: 0.389 (1, 7)										4	1	3	1	0	0	0				
Paul Householder, S OBP: 0.293, SLG: 0.316 (1, 9)										3	0	2	0	0	0	1				
Rick Manning, L OBP: 0.278, SLG: 0.317 (1, 8)										4	0	0	1	0	1	4				
<b>Inning Stats</b>	R: 1 E: 0 K: 1 S: 6	H: 1 LOB: 0 BB: 0 P: 6	R: 0 E: 0 K: 2 S: 8	H: 1 LOB: 2 BB: 0 P: 9	R: 0 E: 0 K: 0 S: 3	H: 0 LOB: 0 BB: 0 P: 3	R: 1 E: 0 K: 1 S: 7	H: 2 LOB: 1 BB: 0 P: 7	R: 0 E: 0 K: 0 S: 5	H: 0 LOB: 0 BB: 0 P: 5	R: 0 E: 0 K: 0 S: 4	H: 1 LOB: 1 BB: 0 P: 4	R: 0 E: 0 K: 0 S: 4	H: 1 LOB: 1 BB: 0 P: 4	R: 1 E: 0 K: 0 S: 6	H: 3 LOB: 2 BB: 0 P: 6	1B: 5 2B: 2 3B: 2 HR: 1	SF: 0 SAC: 0 DP: 0 HBP: 1	WP: 0 PB: 0 SB: 0 CS: 0	PA: 38
<b>PITCHER</b>	IP WLS BF H R ER SO BB IBB HBP BLK WP HR S P ERA WHIP																			
Mark Gubicza, R ERA: 3.81 (1, 1)	8.1 W 35 9 4 4 5 0 0 0 0 0 0 1 44 45 4.32 1.080																			
Dan Quisenberry, R ERA: 2.35 (9, 1)	0.2 S 3 1 0 0 0 0 0 0 0 0 0 0 3 3 0.00 1.500																			

Batter	1	2	3	4	5	6	7	8	9	AB	R	H	RBI	BB	SO	LOB	BOTTOM			
Omar Moreno, L OBP: 0.284, SLG: 0.506 (1, 8)										3	1	3	4	1	0	0	<b>Milwaukee Brewers @ Kansas City Royals</b> Royals Stadium, Kansas City, MO Sat Sep 07 1985, 8:05 PM EDT Att: 29,510 - Unknown			
Lonnie Smith, R OBP: 0.337, SLG: 0.348 (1, 7)										3	0	0	1	0	0	3				
Lynn Jones, R OBP: 0.289, SLG: 0.296 (7, 7)										0	0	0	0	0	0	0				
George Brett, L OBP: 0.449, SLG: 0.586 (1, 5)										4	0	0	0	0	0	2				
Hal McRae, R OBP: 0.346, SLG: 0.448 (1, 10)										3	1	0	0	1	1	1				
Frank White, R OBP: 0.280, SLG: 0.407 (1, 4)										3	0	1	0	1	0	0				
Steve Balboni, R OBP: 0.302, SLG: 0.484 (1, 3)										2	0	0	1	0	1	1				
Darryl Motley, R OBP: 0.264, SLG: 0.428 (1, 9)										3	1	2	0	1	0	1				
John Wathan, R OBP: 0.347, SLG: 0.362 (1, 2)										4	2	1	0	0	0	4				
Onix Conception, R OBP: 0.264, SLG: 0.248 (1, 6)										1	1	0	0	0	0	1				
Jorge Orta, L ERA: 3.66 (6, PH)										1	0	1	1	0	0	0				
Buddy Biancalana, S OBP: 0.269, SLG: 0.264 (7, 6)										1	1	0	0	0	0	1				
<b>Inning Stats</b>	R: 0 E: 1 K: 1 S: 6	H: 1 LOB: 1 BB: 0 P: 6	R: 0 E: 0 K: 0 S: 2	H: 0 LOB: 0 BB: 0 P: 3	R: 0 E: 0 K: 0 S: 3	H: 1 LOB: 1 BB: 1 P: 7	R: 0 E: 0 K: 0 S: 3	H: 0 LOB: 1 BB: 1 P: 7	R: 2 E: 0 K: 0 S: 4	H: 1 LOB: 1 BB: 1 P: 9	R: 5 E: 0 K: 0 S: 7	H: 4 LOB: 1 BB: 1 P: 11	R: 0 E: 0 K: 0 S: 3	H: 0 LOB: 0 BB: 0 P: 3	R: 0 E: 0 K: 1 S: 6	H: 1 LOB: 1 BB: 0 P: 6	1B: 6 2B: 1 3B: 0 HR: 1	SF: 2 SAC: 0 DP: 2 HBP: 2	WP: 0 PB: 0 SB: 1 CS: 0	PA: 36
<b>PITCHER</b>	IP WLS BF H R ER SO BB IBB HBP BLK WP HR S P ERA WHIP																			
Jaime Coanower, R ERA: 5.0 (1, 1)	5.2 L 27 6 6 6 1 4 0 0 0 0 0 1 23 41 9.53 1.765																			
Bob Gibson, R ERA: 3.66 (6, 1)	0.1 2 1 1 1 0 0 0 0 0 0 0 1 2 2 27.00 3.000																			
Rick Waits, L ERA: 4.99 (7, 1)	2.0 7 1 0 0 1 0 0 0 0 0 0 0 9 9 0.00 0.500																			







Batter	1	2	3	4	5	6	7	8	9	10	AB	R	H	RBI	BB	SO	LOB	TOP						
Rickey Henderson, R OBP: 0.429, SLG: 0.524	F9		K						4-3	SF8 2B WP	4	2	1	0	2	1	0	<b>New York Yankees @ Milwaukee Brewers</b> Milwaukee County Stadium, Milwaukee, WI Mon Sep 09 1985, 8:05 PM EDT Att: 7,176 - Unknown						
Ken Griffey, L OBP: 0.323, SLG: 0.387	4-3		F8							SF8	4	1	1	1	1	0	1							
Don Mattingly, L OBP: 0.378, SLG: 0.567			F7						F4		6	0	4	2	0	0	1							
Dave Winfield, R OBP: 0.334, SLG: 0.485	F8								F4	F9	6	1	1	1	0	1	6							
Ron Hassey, L OBP: 0.304, SLG: 0.502											4	0	1	0	0	0	2							
Butch Wynegar, S OBP: 0.361, SLG: 0.335										2B 1B	1	1	1	0	0	0	0							
Dan Pasqua, L OBP: 0.307, SLG: 0.455										1B	3	0	0	0	0	2	1							
Don Baylor, R OBP: 0.342, SLG: 0.455										1B	2	1	2	0	0	0	0							
Mike Pagliarulo, L OBP: 0.331, SLG: 0.462										2B	5	2	4	3	0	1	1							
Willie Randolph, R OBP: 0.377, SLG: 0.358										SH3-4 SH	3	0	1	0	0	1	3							
Rex Hudler, R OBP: 0.429, SLG: 0.429										SH3-4	1	0	0	0	0	1	1							
Bobby Meacham, S OBP: 0.306, SLG: 0.271										SH WP SF8	4	1	0	1	0	1	5							
<b>Inning Stats</b>	R: 0 E: 0 K: 0 S: 4	H: 1 LOB: 1 BB: 0 P: 4	R: 0 E: 0 K: 2 S: 9	H: 2 LOB: 2 BB: 0 P: 9	R: 0 E: 0 K: 1 S: 5	H: 0 LOB: 0 BB: 0 P: 5	R: 2 E: 0 K: 0 S: 6	H: 3 LOB: 1 BB: 0 P: 6	R: 0 E: 0 K: 1 S: 7	H: 2 LOB: 2 BB: 0 P: 7	R: 0 E: 0 K: 1 S: 6	H: 1 LOB: 1 BB: 0 P: 6	R: 2 E: 0 K: 0 S: 3	H: 1 LOB: 0 BB: 2 P: 11	R: 0 E: 0 K: 3 S: 10	H: 1 LOB: 1 BB: 0 P: 10	R: 0 E: 0 K: 0 S: 4	H: 1 LOB: 1 BB: 0 P: 4	R: 5 E: 1 K: 0 S: 8	H: 4 LOB: 1 BB: 1 P: 12	1B: 11 2B: 3 3B: 0 HR: 2	SF: 1 SAC: 2 DP: 1 HBP: 0	WP: 2 PB: 0 SB: 2 CS: 0	PA: 49
<b>PITCHER</b>	IP WLS BF H R ER SO	IP WLS BF H R ER SO	IP WLS BF H R ER SO	IP WLS BF H R ER SO	IP WLS BF H R ER SO	IP WLS BF H R ER SO	IP WLS BF H R ER SO	IP WLS BF H R ER SO	IP WLS BF H R ER SO	IP WLS BF H R ER SO	IP WLS BF H R ER SO	IP WLS BF H R ER SO	IP WLS BF H R ER SO	IP WLS BF H R ER SO	IP WLS BF H R ER SO	IP WLS BF H R ER SO	IP WLS BF H R ER SO	IP WLS BF H R ER SO	IP WLS BF H R ER SO	IP WLS BF H R ER SO	ERA WHIP	ERA WHIP	ERA WHIP	
Moose Haas, R ERA: 3.95	6.0	3.1	0.2	4.0	3.1	0.2	4.0	3.1	0.2	4.0	3.95	1.833												
Ray Searage, L ERA: 6.75	7.1	3.1	0.2	4.0	3.1	0.2	4.0	3.1	0.2	4.0	6.75	1.800												
Bob Gibson, R ERA: 3.93	10.1	0.2	4.0	3.1	0.2	4.0	3.1	0.2	4.0	3.93	3.000													

Batter	1	2	3	4	5	6	7	8	9	10	AB	R	H	RBI	BB	SO	LOB	BOTTOM						
Paul Molitor, R OBP: 0.363, SLG: 0.412	BB 1B	1B BB						G1-6-3			4	0	2	0	1	0	1	<b>New York Yankees @ Milwaukee Brewers</b> Milwaukee County Stadium, Milwaukee, WI Mon Sep 09 1985, 8:05 PM EDT Att: 7,176 - Unknown						
Randy Ready, R OBP: 0.327, SLG: 0.402	F9										5	1	2	1	0	1	2							
Cecil Cooper, L OBP: 0.331, SLG: 0.479	F8	F7									4	1	0	0	1	1	4							
Ted Simmons, S OBP: 0.345, SLG: 0.404											4	0	1	0	1	0	2							
Dion James, L OBP: 0.333, SLG: 0.267											0	0	0	0	0	0	0							
Ernest Riles, L OBP: 0.355, SLG: 0.402											2	0	0	0	3	1	0							
Paul Householder, S OBP: 0.300, SLG: 0.333											4	0	0	1	1	1	5							
Jim Gantner, L OBP: 0.297, SLG: 0.326											5	1	3	1	0	0	0							
Ed Romero, R OBP: 0.325, SLG: 0.318											4	0	0	0	0	0	4							
Charlie Moore, R OBP: 0.286, SLG: 0.282											5	1	2	1	0	1	0							
<b>Inning Stats</b>	R: 0 E: 0 K: 0 S: 4	H: 1 LOB: 3 BB: 2 P: 12	R: 1 E: 0 K: 0 S: 5	H: 2 LOB: 2 BB: 1 P: 9	R: 0 E: 0 K: 0 S: 3	H: 0 LOB: 0 BB: 0 P: 3	R: 0 E: 0 K: 1 S: 5	H: 1 LOB: 0 BB: 0 P: 5	R: 2 E: 0 K: 0 S: 5	H: 2 LOB: 3 BB: 1 P: 17	R: 0 E: 0 K: 1 S: 6	H: 1 LOB: 1 BB: 0 P: 6	R: 0 E: 0 K: 2 S: 7	H: 0 LOB: 0 BB: 0 P: 7	R: 1 E: 0 K: 0 S: 4	H: 2 LOB: 0 BB: 0 P: 4	R: 0 E: 0 K: 1 S: 6	H: 1 LOB: 2 BB: 1 P: 10	R: 0 E: 0 K: 0 S: 3	H: 0 LOB: 0 BB: 0 P: 3	1B: 8 2B: 2 3B: 0 HR: 0	SF: 0 SAC: 1 DP: 1 HBP: 0	WP: 0 PB: 0 SB: 0 CS: 1	PA: 45
<b>PITCHER</b>	IP WLS BF H R ER SO	IP WLS BF H R ER SO	IP WLS BF H R ER SO	IP WLS BF H R ER SO	IP WLS BF H R ER SO	IP WLS BF H R ER SO	IP WLS BF H R ER SO	IP WLS BF H R ER SO	IP WLS BF H R ER SO	IP WLS BF H R ER SO	IP WLS BF H R ER SO	IP WLS BF H R ER SO	IP WLS BF H R ER SO	IP WLS BF H R ER SO	IP WLS BF H R ER SO	IP WLS BF H R ER SO	IP WLS BF H R ER SO	IP WLS BF H R ER SO	IP WLS BF H R ER SO	IP WLS BF H R ER SO	ERA WHIP	ERA WHIP	ERA WHIP	
Marty Bystrom, R ERA: 5.71	4.2	2.1	0.2	4.0	3.1	0.2	4.0	3.1	0.2	4.0	5.71	2.357												
Bob Shirley, L ERA: 2.69	5.1	0.0	4.0	3.1	0.2	4.0	3.1	0.2	4.0	2.69	∞	∞												
Brian Fisher, R ERA: 2.04	5.1	2.1	0.2	4.0	3.1	0.2	4.0	3.1	0.2	4.0	2.04	0.429												
Dave Righetti, L ERA: 2.65	8.1	3.0	0.2	4.0	3.1	0.2	4.0	3.1	0.2	4.0	2.65	1.333												









Batter	1	2	3	4	5	6	7	8	9	AB	R	H	RBI	BB	SO	LOB	TOP			
Rickey Henderson, R OBP: 0.425, SLG: 0.518	F2		F9	4-3			6-3		K	5	0	0	0	0	1	5				
Don Mattingly, L OBP: 0.375, SLG: 0.561	K			E3 1B	4-3		4-3			4	1	0	0	0	1	1				
Dave Winfield, R OBP: 0.334, SLG: 0.485	5-3			F8			F2			4	0	1	0	0	0	2				
Don Baylor, R OBP: 0.343, SLG: 0.453		F9		1B E			K			3	1	1	0	1	1	1				
Bill Sample, R OBP: 0.333, SLG: 0.333	F4			1B S			K		F8	4	1	1	1	0	1	2				
Andre Robertson, R OBP: 0.402, SLG: 0.478										4	0	1	1	0	1	1				
Mike Pagliarulo, L OBP: 0.329, SLG: 0.461	K			1B BB			F7		1-3	0	0	0	0	0	0	0				
Butch Wynegar, S OBP: 0.363, SLG: 0.332			FC4-6 BB	1B BB			L1		K	2	0	0	0	2	1	1				
Rex Hudler, R OBP: 0.267, SLG: 0.267			FC4-6 FC5-4	K			4-3		F3	4	0	0	0	0	1	3				
Bobby Meacham, S OBP: 0.309, SLG: 0.274			FC5-4						F5	4	0	2	0	0	0	1				
Inning Stats	R: 0 E: 0 K: 1 S: 5	H: 0 LOB: 0 BB: 0 P: 5	R: 0 E: 0 K: 1 S: 5	H: 0 LOB: 0 BB: 0 P: 5	R: 0 E: 0 K: 0 S: 3	H: 0 LOB: 1 BB: 1 P: 7	R: 3 E: 1 K: 1 S: 9	H: 3 LOB: 3 BB: 2 P: 17	R: 0 E: 0 K: 0 S: 3	H: 0 LOB: 0 BB: 0 P: 3	R: 0 E: 0 K: 0 S: 4	H: 1 LOB: 1 BB: 0 P: 4	R: 0 E: 0 K: 1 S: 6	H: 1 LOB: 1 BB: 0 P: 6	R: 0 E: 0 K: 1 S: 5	H: 0 LOB: 0 BB: 0 P: 5	1B: 5 2B: 0 3B: 1 HR: 0	SF: 0 SAC: 0 DP: 0 HBP: 0	WP: 0 PB: 0 CS: 1	PA: 37
PITCHER Teddy Higuera, L ERA: 4.08	IP: 9.0 WLS: W BF: 37 H: 6 R: 3 ER: 2 SO: 7 BB: 3 IBB: 0 HBP: 0 BLK: 0 WP: 0 HR: 0 S: 48 P: 60 ERA: 2.00 WHIP: 1.000															PITCHER				

New York Yankees @ Milwaukee Brewers  
Milwaukee County Stadium, Milwaukee, WI  
Wed Sep 11, 1985, 8:05 PM EDT  
Att: 8,540 - Unknown


AB 34  
R 3  
H 6  
RBI 2  
BB 3  
SO 7  
LOB 17



Batter	1	2	3	4	5	6	7	8	9	AB	R	H	RBI	BB	SO	LOB	BOTTOM												
Paul Molitor, R OBP: 0.362, SLG: 0.409	4-3		F8				K		1B SH5-4	5	0	1	0	0	2	1													
Randy Ready, R OBP: 0.352, SLG: 0.432	E 2B		K				F4		SH5-4	4	1	1	0	0	2	1													
Cecil Cooper, L OBP: 0.332, SLG: 0.483	E6 WP 1B						F8			4	2	2	2	1	0	0													
Ted Simmons, S OBP: 0.348, SLG: 0.407			F8							4	0	3	1	0	0	2													
Dion James, L OBP: 0.333, SLG: 0.267										0	0	0	0	0	0	0													
Ernest Riles, L OBP: 0.354, SLG: 0.402	G4-6-3						F7		K	4	0	0	0	0	1	3													
Jim Gantner, L OBP: 0.296, SLG: 0.324		F8		F7			F7		K	4	0	0	0	0	1	1													
Paul Householder, S OBP: 0.305, SLG: 0.351		K					1-3			4	0	2	0	0	1	0													
Charlie Moore, R OBP: 0.288, SLG: 0.288										3	0	2	0	0	1	0													
Billy Jo Robidoux, L OBP: 0.315		K							F4	1	0	0	0	0	0	2													
Dave Huppert, R										0	0	0	0	0	0	0													
Ed Romero, R OBP: 0.322, SLG: 0.312										3	0	1	0	0	0	3													
Mike Felder, S OBP: 1.000, SLG: 1.000									SH5-4 1B	1	1	1	0	0	0	0													
Inning Stats	R: 2 E: 1 K: 0 S: 5	H: 2 LOB: 0 BB: 0 P: 5	R: 0 E: 0 K: 2 S: 7	H: 0 LOB: 0 BB: 0 P: 7	R: 0 E: 0 K: 1 S: 6	H: 1 LOB: 2 BB: 1 P: 10	R: 0 E: 0 K: 0 S: 5	H: 2 LOB: 2 BB: 0 P: 5	R: 1 E: 0 K: 1 S: 7	H: 2 LOB: 1 BB: 0 P: 7	R: 0 E: 0 K: 0 S: 4	H: 1 LOB: 1 BB: 0 P: 4	R: 0 E: 0 K: 2 S: 7	H: 0 LOB: 0 BB: 0 P: 7	R: 0 E: 0 K: 2 S: 9	H: 2 LOB: 2 BB: 0 P: 9	R: 1 E: 0 K: 0 S: 4	H: 3 LOB: 2 BB: 0 P: 4	1B: 11 2B: 1 3B: 0 HR: 1	SF: 0 SAC: 1 DP: 1 HBP: 0	WP: 1 PB: 0 CS: 0	PA: 39							
PITCHER Joe Cowley, R ERA: 4.08	IP: 7.0 WLS: 3 BF: 31 H: 9 R: 3 ER: 2 SO: 6 BB: 1 IBB: 0 HBP: 0 BLK: 0 WP: 1 HR: 1 S: 42 P: 46 ERA: 2.57 WHIP: 1.429															PITCHER													
Bob Shirley, L ERA: 2.63	0.2	3	1	0	0	2	0	0	0	0	0	7	7	0.00	1.500														
Rich Bardi, R ERA: 3.15	0.2	L	4	2	1	1	0	0	0	0	0	4	4	13.50	3.000														
Dave Righetti, L ERA: 2.65	0.0	1	1	0	0	0	0	0	0	0	0	1	1	∞	∞														

New York Yankees @ Milwaukee Brewers  
Milwaukee County Stadium, Milwaukee, WI  
Wed Sep 11, 1985, 8:05 PM EDT  
Att: 8,540 - Unknown

AB 37  
R 4  
H 13  
RBI 3  
BB 1  
SO 8  
LOB 13





Batter	1	2	3	4	5	6	7	8	9	AB	R	H	RBI	BB	SO	LOB	TOP									
Dwight Evans, R OBP: 0.379, SLG: 0.438 (1, 9)	4-0 2B BB		0-0 F9		0-0 F8			0-3 K	0-0 F2	4	1	0	0	1	1	3	<b>Boston Red Sox @ Milwaukee Brewers</b> Milwaukee County Stadium, Milwaukee, WI Fri Sep 13 1985, 8:05 PM EDT Att: 16,931 - Unknown <a href="http://livebaseballscorecards.com">livebaseballscorecards.com</a>									
Wade Boggs, L OBP: 0.448, SLG: 0.486 (1, 5)	0-0 1-H 2B		0-0 1-2 1B		0-0 4-3			0-0 6-3	0-0 F7	5	0	2	1	0	0	2										
Bill Buckner, L OBP: 0.315, SLG: 0.432 (1, 3)	0-0 1-3		0-0 F7			0-0 F6		4-0 1B BB		3	1	0	0	1	0	2										
Rich Gedman, L OBP: 0.371, SLG: 0.496 (1, 2)	4-0 BB		0-0 6-3			0-0 F5		0-0 1B BB	0-0 1B 1B	3	0	1	0	1	0	2										
Tony Armas, R OBP: 0.292, SLG: 0.543 Steve Lyons, L OBP: 0.331, SLG: 0.359 (8, PR) (8, 8)	0-3 K				0-0 3B			0-0 1B BB	0-0 1-2 2-H 1B	4	0	2	1	0	2	1										
Mike Easler, L OBP: 0.320, SLG: 0.414 (1, 10)		0-0 F7		0-0 5-3				0-0 HR	0-3 K	4	1	1	1	0	1	3										
Marty Barrett, R OBP: 0.342, SLG: 0.357 (1, 4)		0-3 K		0-0 F4				0-0 F8	0-0 2B	4	0	1	0	0	1	1										
Mike Greenwell, L OBP: 0.200, SLG: 0.200 (9, PH) (9, PH)		0-0 F7		0-3 K				0-3 K	0-3 K	3	0	0	0	0	2	1										
Glenn Hoffman, R OBP: 0.330, SLG: 0.417 Jim Rice, R OBP: 0.341, SLG: 0.468 Jackie Gutierrez, R OBP: 0.268, SLG: 0.290 (9, PR) (9, PR)			0-0 1B 1B		0-0 6-3			0-0 4-3	4-0 BB	3	0	1	0	0	0	0										
<b>Inning Stats</b>	R: 1 E: 0 K: 1 S: 5	H: 1 LOB: 1 BB: 2 P: 13	R: 0 E: 0 K: 1 S: 5	H: 0 LOB: 0 BB: 0 P: 5	R: 0 E: 0 K: 1 S: 5	H: 2 LOB: 2 BB: 0 P: 5	R: 0 E: 0 K: 1 S: 6	H: 1 LOB: 1 BB: 0 P: 6	R: 0 E: 0 K: 1 S: 3	H: 0 LOB: 0 BB: 0 P: 3	R: 0 E: 0 K: 1 S: 5	H: 0 LOB: 0 BB: 0 P: 5	R: 1 E: 0 K: 1 S: 6	H: 1 LOB: 0 BB: 0 P: 6	R: 1 E: 0 K: 2 S: 9	H: 2 LOB: 2 BB: 1 P: 13		R: 0 E: 0 K: 1 S: 6	H: 1 LOB: 2 BB: 1 P: 10	1B: 4 2B: 2 3B: 1 HR: 1	SF: 0 SAC: 0 DP: 0 HBP: 0	WP: 0 PB: 0 SB: 0 CS: 0	PA: 38			
<b>PITCHER</b>	IP	WLS	BF	H	R	ER	SO	BB	IBB	HBP	BLK	WP	HR	S	P	ERA	WHIP									
Tim Leary, R ERA: 3.52 Ray Searage, L ERA: 6.61 Danny Darwin, R ERA: 3.83	(1, 1)	7.2	W	32	7	3	3	6	3	0	0	0	0	1	41	53	3.52	1.304								

Batter	1	2	3	4	5	6	7	8	9	AB	R	H	RBI	BB	SO	LOB	BOTTOM									
Mike Felder, S OBP: 0.500, SLG: 0.400 (1, 8)	0-0 4-3	0-0 2B 1B 1B		0-0 6-3	4-0 BB		0-0 F7			4	1	1	0	1	0	1	<b>Boston Red Sox @ Milwaukee Brewers</b> Milwaukee County Stadium, Milwaukee, WI Fri Sep 13 1985, 8:05 PM EDT Att: 16,931 - Unknown <a href="http://livebaseballscorecards.com">livebaseballscorecards.com</a>									
Paul Molitor, R OBP: 0.382, SLG: 0.411 (1, 5)	0-0 F8	0-0 1B 2B		0-0 S 1B	0-0 6-3			0-0 L9		5	1	2	1	0	0	3										
Billy Jo Robidoux, L (1, 10)	4-0 BB	4-0 1B BB		0-0 F9		0-3 K		0-0 F7		3	0	0	0	2	1	1										
Cecil Cooper, L OBP: 0.333, SLG: 0.481 (1, 3)	0-0 F6	0-0 1B		0-0 F7	1-2			0-0 F7	4-0 BB	4	0	1	2	1	0	2										
Randy Ready, R OBP: 0.354, SLG: 0.421 Ed Romero, R OBP: 0.322, SLG: 0.312 (1, 7) (9, 7)		F8 F9			4-0 1B 2B BB			0-0 6-3		3	1	0	0	2	0	3										
Ernest Riles, L OBP: 0.353, SLG: 0.400 (1, 6)		0-3 K	0-0 4-3		0-0 2B 1B			0-0 4-3		4	0	1	0	0	1	1										
Paul Householder, S OBP: 0.312, SLG: 0.364 (1, 9)		0-0 1B 2B		0-0 F6	1-3 2B		4-0 SH5-3 BB			3	1	2	1	1	0	0										
Jim Gantner, L OBP: 0.298, SLG: 0.330 (1, 4)		0-0 2H 1B 1B		0-0 1B 3B	0-3 K		0-0 SH5-3			3	1	2	1	0	1	2										
Charlie Moore, R OBP: 0.287, SLG: 0.288 (1, 2)		0-0 1B 2B 1B		0-0 5-3			0-0 F4		0-0 F8	4	1	1	1	0	0	4										
<b>Inning Stats</b>	R: 0 E: 0 K: 0 S: 3	H: 0 LOB: 1 BB: 1 P: 7	R: 5 E: 0 K: 1 S: 11	H: 6 LOB: 2 BB: 1 P: 15	R: 0 E: 0 K: 0 S: 4	H: 1 LOB: 1 BB: 0 P: 4	R: 0 E: 0 K: 0 S: 4	H: 1 LOB: 1 BB: 0 P: 4	R: 1 E: 0 K: 1 S: 7	H: 2 LOB: 3 BB: 2 P: 15	R: 0 E: 0 K: 1 S: 5	H: 0 LOB: 1 BB: 1 P: 9	R: 0 E: 0 K: 0 S: 3	H: 0 LOB: 1 BB: 1 P: 7	R: 0 E: 0 K: 0 S: 3	H: 0 LOB: 1 BB: 1 P: 7		1B: 6 2B: 3 3B: 1 HR: 0	SF: 0 SAC: 1 DP: 0 HBP: 0	WP: 0 PB: 0 SB: 1 CS: 0	PA: 41					
<b>PITCHER</b>	IP	WLS	BF	H	R	ER	SO	BB	IBB	HBP	BLK	WP	HR	S	P	ERA	WHIP									
Tim Lollar, L ERA: 4.49 Bob Woodward, R ERA: 1.09	(1, 1)	1.2	L	13	4	1	1	2	5	0	0	0	0	0	27	47	1.42	1.421								







Batter	1	2	3	4	5	6	7	8	9	AB	R	H	RBI	BB	SO	LOB	TOP					
Dwight Evans, R OBP: 0.380, SLG: 0.443 (1, 9)										5	0	3	0	0	1	2	<b>Boston Red Sox @ Milwaukee Brewers</b> Milwaukee County Stadium, Milwaukee, WI Sun Sep 15 1985, 4:33 AM EDT Att: 11,124 - Unknown					
Wade Boggs, L OBP: 0.447, SLG: 0.485 (1, 5)										5	1	1	1	0	0	4						
Bill Buckner, L OBP: 0.311, SLG: 0.425 (1, 3)										3	0	0	1	1	0	1						
Jim Rice, R OBP: 0.342, SLG: 0.473 (1, 10)										5	0	1	0	0	0	3						
Tony Armas, R OBP: 0.294, SLG: 0.538 Steve Lyons, L OBP: 0.330, SLG: 0.361 (6, PR) (6, 8)										2	0	1	0	1	1	0						
Rich Gedman, L OBP: 0.373, SLG: 0.502 (1, 2)										4	0	1	0	0	0	2						
Mike Easter, L OBP: 0.320, SLG: 0.411 Kevin Romine, R OBP: 0.357, SLG: 0.462 (6, 7)										2	0	1	0	1	0	1						
Marty Barrett, R OBP: 0.340, SLG: 0.354 (1, 4)										4	0	0	0	0	1	5						
Glenn Hoffman, R OBP: 0.335, SLG: 0.417 (1, 6)										3	2	2	1	0	1	1						
<b>Inning Stats</b>	R: 0 E: 0 K: 0 S: 3	H: 1 LOB: 0 BB: 0 P: 3	R: 0 E: 0 K: 1 S: 6	H: 1 LOB: 1 BB: 0 P: 6	R: 1 E: 0 K: 0 S: 4	H: 1 LOB: 1 BB: 0 P: 5	R: 0 E: 0 K: 0 S: 4	H: 1 LOB: 2 BB: 0 P: 8	R: 1 E: 0 K: 0 S: 5	H: 2 LOB: 1 BB: 0 P: 5	R: 1 E: 0 K: 1 S: 7	H: 2 LOB: 2 BB: 1 P: 11	R: 0 E: 0 K: 0 S: 4	H: 1 LOB: 1 BB: 0 P: 4	R: 0 E: 0 K: 1 S: 5	H: 0 LOB: 1 BB: 1 P: 9		R: 1 E: 0 K: 1 S: 6	H: 2 LOB: 2 BB: 1 P: 10	1B: 9 2B: 2 3B: 0 HR: 0	SF: 1 SAC: 0 DP: 1 HBP: 1	WP: 0 PB: 0 SB: 0 CS: 0
<b>PITCHER</b> Jaime Cocanower, R ERA: 4.9 (1, 1)	IP: 9.0 WLS: L BF: 41	H: 11 R: 4 ER: 4 SO: 4	BB: 3 IBB: 1 HBP: 1 BLK: 0	WP: 0 HR: 0 S: 44 P: 61	ERA: 4.00 WHIP: 1.556	<b>PITCHER</b>										IP: 9.0 WLS: L BF: 41	H: 11 R: 4 ER: 4 SO: 4	BB: 3 IBB: 1 HBP: 1 BLK: 0	WP: 0 HR: 0 S: 44 P: 61	ERA: 4.00 WHIP: 1.556		

Batter	1	2	3	4	5	6	7	8	9	AB	R	H	RBI	BB	SO	LOB	BOTTOM			
Mike Felder, S OBP: 0.294, SLG: 0.200 (1, 8)										5	1	1	0	0	1	2	<b>Boston Red Sox @ Milwaukee Brewers</b> Milwaukee County Stadium, Milwaukee, WI Sun Sep 15 1985, 4:33 AM EDT Att: 11,124 - Unknown			
Paul Molitor, R OBP: 0.393, SLG: 0.411 (1, 5)										5	0	3	0	0	0	0				
Billy Jo Robitoux, L OBP: 0.231, SLG: 0.091 (1, 7)										5	0	1	1	0	0	2				
Cecil Cooper, L OBP: 0.336, SLG: 0.484 (1, 10)										4	0	1	0	1	1	2				
Ted Simmons, S OBP: 0.346, SLG: 0.402 (1, 3)										3	1	0	0	1	0	4				
Ernest Riles, L OBP: 0.355, SLG: 0.404 (1, 6)										4	0	1	0	0	0	4				
Paul Householder, S OBP: 0.309, SLG: 0.356 (1, 9)										3	0	0	0	1	0	1				
Jim Gantner, L OBP: 0.298, SLG: 0.330 (1, 4)										4	0	1	0	0	0	2				
Charlie Moore, R OBP: 0.287, SLG: 0.285 (1, 2)										4	0	1	0	0	0	4				
<b>Inning Stats</b>	R: 0 E: 0 K: 1 S: 6	H: 2 LOB: 1 BB: 0 P: 4	R: 0 E: 0 K: 0 S: 3	H: 0 LOB: 0 BB: 0 P: 3	R: 1 E: 2 K: 0 S: 5	H: 0 LOB: 2 BB: 1 P: 9	R: 1 E: 0 K: 0 S: 4	H: 3 LOB: 2 BB: 1 P: 9	R: 0 E: 1 K: 0 S: 4	H: 0 LOB: 1 BB: 0 P: 4	R: 0 E: 0 K: 0 S: 5	H: 2 LOB: 2 BB: 0 P: 5	R: 0 E: 0 K: 0 S: 4	H: 1 LOB: 1 BB: 0 P: 4	R: 0 E: 0 K: 1 S: 5	H: 0 LOB: 0 BB: 0 P: 5		1B: 9 2B: 0 3B: 0 HR: 0	SF: 0 SAC: 0 DP: 2 HBP: 0	WP: 1 PB: 0 SB: 1 CS: 0
<b>PITCHER</b> Jeff Sellers, R ERA: 1.42 Mike Trujillo, R ERA: 4.81 (7, 1)	IP: 6.1 WLS: W BF: 31	H: 8 R: 2 ER: 1 SO: 1	BB: 3 IBB: 0 HBP: 0 BLK: 0	WP: 0 HR: 0 S: 30 P: 42	ERA: 1.42 WHIP: 1.737	<b>PITCHER</b>										IP: 2.2 WLS: S BF: 9	H: 1 R: 0 ER: 0 SO: 1	BB: 0 IBB: 0 HBP: 0 BLK: 0	WP: 0 HR: 0 S: 11 P: 11	ERA: 0.00 WHIP: 0.375







Batter	1	2	3	4	5	6	7	8	9	AB	R	H	RBI	BB	SO	LOB	TOP					
Mike Felder, S OBP: 0.231, SLG: 0.208 (1, 8)	F8	6-3			K			E3 BB 1B		4	0	0	0	0	1	2	<b>Milwaukee Brewers @ Baltimore Orioles</b> Memorial Stadium, Baltimore, MD Tue Sep 17 1985, 7:05 PM EDT Att: 22,889 - Unknown <a href="http://livebaseballscorecards.com">livebaseballscorecards.com</a>					
Paul Molitor, R OBP: 0.360, SLG: 0.408 (1, 5)	G3		F8			F9		BB 1-2 1B		4	0	1	0	0	0	0						
Billy Jo Robitoux, L OBP: 0.294, SLG: 0.077 Dave Huppert, R (8, 2)	1B BB		4-3		K			BB 1-2 2-3 BB		2	0	0	0	2	1	0						
Cecil Cooper, L OBP: 0.337, SLG: 0.483 (1, 3)	1-3 1B		4-3		F6			BB 1-3		4	0	1	0	0	0	3						
Ted Simmons, S OBP: 0.345, SLG: 0.400 (1, 10)	G3			G3		F9			3-1	4	0	0	0	0	2							
Ben Oglivie, L OBP: 0.356, SLG: 0.443 (8, 7)		F9		F5		K			E3 4-3	4	0	0	0	0	1	0						
Ernest Riles, L OBP: 0.356, SLG: 0.404 (1, 6)		2B 1B		4-3		4-3			4-3 2-3	4	0	1	0	0	0	1						
Jim Gantner, L OBP: 0.297, SLG: 0.331 (1, 4)		1-3 2B			F8			F6	3-1	4	0	1	0	0	0	1						
Charlie Moore, R OBP: 0.288, SLG: 0.292 Rick Manning, L OBP: 0.277, SLG: 0.315 (8, PH) (8, 9)	F2				K			F8		2	0	0	0	0	1	2						
<b>Inning Stats</b>	R: 0 E: 0 K: 0 S: 4	H: 1 LOB: 2 BB: 1 P: 8	R: 0 E: 0 K: 0 S: 5	H: 2 LOB: 2 BB: 0 P: 5	R: 0 E: 0 K: 0 S: 3	H: 0 LOB: 0 BB: 0 P: 3	R: 0 E: 0 K: 0 S: 3	H: 0 LOB: 0 BB: 0 P: 3	R: 0 E: 0 K: 2 S: 7	H: 0 LOB: 0 BB: 0 P: 7	R: 0 E: 0 K: 1 S: 5	H: 0 LOB: 0 BB: 0 P: 5	R: 0 E: 0 K: 1 S: 5	H: 0 LOB: 0 BB: 0 P: 5	R: 0 E: 1 K: 0 S: 5	H: 1 LOB: 3 BB: 1 P: 9	R: 0 E: 1 K: 0 S: 4	H: 0 LOB: 1 BB: 0 P: 4	1B: 3 2B: 1 3B: 0 HR: 0	SF: 0 SAC: 0 DP: 0 HBP: 0	WP: 0 PB: 0 SB: 0 CS: 0	PA: 35
<b>PITCHER</b> Ken Dixon, R ERA: 3.56 (1, 1)	IP: 9.0 WLS: W BF: 35 H: 4 R: 0 ER: 0 SO: 4 BB: 2 IBB: 0 HBP: 0 BLK: 0 WP: 0 HR: 0 S: 41 P: 49 ERA: 0.00 WHIP: 0.667															<b>PITCHER</b>						

Batter	1	2	3	4	5	6	7	8	9	AB	R	H	RBI	BB	SO	LOB	BOTTOM					
John Shelby, S OBP: 0.325, SLG: 0.454 (1, 8)	1B		CS 1B		K			K		4	0	2	0	0	2	0	<b>Milwaukee Brewers @ Baltimore Orioles</b> Memorial Stadium, Baltimore, MD Tue Sep 17 1985, 7:05 PM EDT Att: 22,889 - Unknown <a href="http://livebaseballscorecards.com">livebaseballscorecards.com</a>					
Lee Lacy, R OBP: 0.346, SLG: 0.414 (1, 9)	F9		K			BB		K		3	0	0	0	1	2	2						
Cal Ripken Jr., R OBP: 0.349, SLG: 0.476 (1, 6)	F3			E 2B	F9			1B 1B		4	2	2	0	0	2							
Eddie Murray, S OBP: 0.374, SLG: 0.524 (1, 3)	K			F4		FC4 BB		1B BLK 1B		3	1	1	0	1	1	2						
Mike Young, S OBP: 0.349, SLG: 0.541 (1, 7)		F4		E 1B		FC4 L1-3		1B BLK 1B		4	1	2	1	0	0	1						
Floyd Rayford, R OBP: 0.336, SLG: 0.522 (1, 5)	F8			F9		L1-3		HR 1B		4	1	1	1	0	0	3						
Gary Roenicke, R OBP: 0.333, SLG: 0.443 (1, 10)	BB			E5 1-3 2-H				F6 HR		3	1	1	2	1	0	1						
Rick Dempsey, R OBP: 0.342, SLG: 0.409 (1, 2)	K			5-3				F7		4	0	0	0	0	2	3						
Rich Dauer, R OBP: 0.280, SLG: 0.270 (1, 4)			6-3		F8			F9		3	0	0	0	0	0	0						
<b>Inning Stats</b>	R: 0 E: 0 K: 1 S: 6	H: 1 LOB: 1 BB: 0 P: 6	R: 0 E: 0 K: 1 S: 5	H: 0 LOB: 1 BB: 1 P: 9	R: 0 E: 0 K: 1 S: 5	H: 1 LOB: 2 BB: 0 P: 5	R: 1 E: 1 K: 0 S: 6	H: 2 LOB: 2 BB: 0 P: 6	R: 0 E: 0 K: 1 S: 5	H: 0 LOB: 1 BB: 1 P: 9	R: 0 E: 0 K: 0 S: 2	H: 0 LOB: 0 BB: 1 P: 6	R: 0 E: 0 K: 0 S: 3	H: 0 LOB: 0 BB: 0 P: 3	R: 5 E: 0 K: 3 S: 14	H: 5 LOB: 0 BB: 0 P: 14	R: 0 E: 0 K: 0 S: 0	H: 0 LOB: 0 BB: 0 P: 0	1B: 7 2B: 2 3B: 0 HR: 1	SF: 0 SAC: 0 DP: 1 HBP: 0	WP: 0 PB: 0 SB: 0 CS: 1	PA: 35
<b>PITCHER</b> Teddy Figueroa, L ERA: 4.11 Rolie Fingers, R ERA: 5.04 (8, 1)	IP: 7.2 WLS: L BF: 33 H: 8 R: 5 ER: 4 SO: 6 BB: 3 IBB: 0 HBP: 0 BLK: 1 WP: 0 HR: 0 S: 42 P: 54 ERA: 4.70 WHIP: 1.435															<b>PITCHER</b>						



Batter	1	2	3	4	5	6	7	8	9	AB	R	H	RBI	BB	SO	LOB	TOP					
<b>Mike Felder, S</b> OBP: 0.233, SLG: 0.214 (1, 8)	5-3		FC5-4 1B		K			2-3		4	0	1	0	0	1	1	<b>Milwaukee Brewers @ Baltimore Orioles</b> Memorial Stadium, Baltimore, MD Wed Sep 18 1985, 7:05 PM EDT Att: 15,060 - Unknown <a href="http://livebaseballscorecards.com">livebaseballscorecards.com</a>					
<b>Paul Molitor, R</b> OBP: 0.360, SLG: 0.412 (1, 5)	K		FC5-4 1-2			HR		5-3		4	1	1	1	0	1	1						
<b>Cecil Cooper, L</b> OBP: 0.335, SLG: 0.480 (1, 10)	F8				F9		K	4-3		4	0	0	0	0	1	0						
<b>Ted Simmons, S</b> OBP: 0.344, SLG: 0.398 (1, 3)		F4					1-3		F3	4	0	1	0	0	0	0						
<b>Randy Ready, R</b> OBP: 0.341, SLG: 0.408 (1, 7)		6-3			F9		F9		F9	4	0	0	0	0	0	1						
<b>Ernest Riles, L</b> OBP: 0.352, SLG: 0.400 (1, 6)		5-3			F8				G3	4	0	0	0	0	0	1						
<b>Paul Householder, S</b> OBP: 0.320, SLG: 0.392 (1, 9)					HR		K			3	1	2	1	0	1	0						
<b>Ed Romero, R</b> OBP: 0.317, SLG: 0.307 (1, 4)			F9		F8		1-3			3	0	0	0	0	0	1						
<b>Charlie Moore, R</b> OBP: 0.289, SLG: 0.293 (1, 2)			5-3				6-3			3	0	1	0	0	0	1						
<b>Inning Stats</b>	R: 0 E: 0 K: 1 S: 5	H: 0 LOB: 0 BB: 0 P: 5	R: 0 E: 0 K: 0 S: 3	H: 0 LOB: 0 BB: 0 P: 3	R: 1 E: 0 K: 0 S: 5	H: 2 LOB: 1 BB: 0 P: 5	R: 0 E: 0 K: 0 S: 4	H: 1 LOB: 1 BB: 0 P: 4	R: 0 E: 0 K: 2 S: 8	H: 1 LOB: 0 BB: 0 P: 8	R: 1 E: 0 K: 1 S: 6	H: 1 LOB: 0 BB: 0 P: 6	R: 0 E: 0 K: 0 S: 4	H: 1 LOB: 0 BB: 0 P: 4	R: 0 E: 0 K: 0 S: 3	H: 0 LOB: 0 BB: 0 P: 3	R: 0 E: 0 K: 0 S: 3	H: 0 LOB: 0 BB: 0 P: 3	1B: 3 2B: 1 3B: 0 HR: 2	SF: 0 SAC: 0 DP: 0 HBP: 0	WP: 0 PB: 0 SB: 0 CS: 0	PA: 33
<b>PITCHER</b> <b>Scott McGregor, L</b> ERA: 4.82 (1, 1)	IP: 9.0 WLS: W BF: 33 H: 6 R: 2 ER: 2 SO: 4 BB: 0 IBB: 0 HBP: 0 BLK: 0 WP: 0 HR: 2 S: 41 P: 41 ERA: 2.00 WHIP: 0.667																					

Batter	1	2	3	4	5	6	7	8	9	AB	R	H	RBI	BB	SO	LOB	BOTTOM					
<b>John Shelby, S</b> OBP: 0.325, SLG: 0.468 (1, 9)	HR		F8		K		SH2-3 1-2			3	1	1	1	0	1	1	<b>Milwaukee Brewers @ Baltimore Orioles</b> Memorial Stadium, Baltimore, MD Wed Sep 18 1985, 7:05 PM EDT Att: 15,060 - Unknown <a href="http://livebaseballscorecards.com">livebaseballscorecards.com</a>					
<b>Floyd Rayford, R</b> OBP: 0.331, SLG: 0.515 (1, 5)	L6		K		5-3		K			4	0	0	0	0	2	2						
<b>Cal Ripken Jr., R</b> OBP: 0.350, SLG: 0.478 (1, 6)	5-3					PB 4-3 2B	K			4	1	2	0	0	1	1						
<b>Eddie Murray, S</b> OBP: 0.375, SLG: 0.524 (1, 3)			4-3			4-3		BB BB SF9 1B		4	1	2	1	0	0	2						
<b>Fred Lynn, L</b> OBP: 0.335, SLG: 0.445 (1, 8)	1-3				G3		HR	BB BB 1-2 BB		3	1	1	1	1	0	1						
<b>Mike Young, S</b> OBP: 0.350, SLG: 0.539 (1, 7)			K		FC5-4 BB		1-3	BB BB BB BB 1-2 2-3 BB		2	0	0	0	2	1	0						
<b>Larry Sheets, L</b> OBP: 0.328, SLG: 0.446 (1, 10)			K		FC5-4 1-2					2	0	0	0	0	1	1						
<b>Gary Roenicke, R</b> OBP: 0.333, SLG: 0.443 (8, PH)			K							0	0	0	0	0	0	0						
<b>Jim Dwyer, L</b> OBP: 0.355, SLG: 0.412 (8, PH)			K							0	0	0	1	0	0	0						
<b>Kelly Paris, R</b> OBP: 0.371, SLG: 0.423 (8, PH)			K							3	0	0	0	0	1	2						
<b>Wayne Gross, L</b> OBP: 0.280, SLG: 0.270 (9, 4)			K							1	0	0	0	0	1	2						
<b>Al Pardo, S</b> OBP: 0.159, SLG: 0.148 (1, 2)							4-3			4	0	2	0	0	0	2						
<b>Inning Stats</b>	R: 1 E: 0 K: 0 S: 5	H: 2 LOB: 1 BB: 0 P: 5	R: 0 E: 0 K: 3 S: 9	H: 0 LOB: 0 BB: 0 P: 9	R: 0 E: 0 K: 1 S: 7	H: 2 LOB: 2 BB: 0 P: 7	R: 0 E: 0 K: 0 S: 3	H: 0 LOB: 1 BB: 1 P: 7	R: 0 E: 0 K: 1 S: 5	H: 0 LOB: 0 BB: 0 P: 5	R: 2 E: 0 K: 0 S: 5	H: 2 LOB: 1 BB: 0 P: 6	R: 0 E: 0 K: 2 S: 8	H: 1 LOB: 0 BB: 0 P: 8	R: 1 E: 0 K: 1 S: 6	H: 1 LOB: 2 BB: 2 P: 14	R: 1 E: 0 K: 0 S: 6	H: 1 LOB: 2 BB: 2 P: 14	1B: 5 2B: 1 3B: 0 HR: 2	SF: 1 SAC: 1 DP: 0 HBP: 1	WP: 0 PB: 1 SB: 0 CS: 0	PA: 36
<b>PITCHER</b> <b>Tim Leary, R</b> ERA: 4.3 (1, 1)	IP: 7.0 WLS: L BF: 32 H: 8 R: 4 ER: 4 SO: 7 BB: 2 IBB: 0 HBP: 1 BLK: 0 WP: 0 HR: 2 S: 43 P: 52 ERA: 5.14 WHIP: 1.429																					
<b>Ray Searge, L</b> ERA: 6.61 (8, 1)	0.0	1	0	0	0	0	1	0	0	0	0	0	0	0	4	∞						
<b>Danny Darwin, R</b> ERA: 3.86 (8, 1)	1.0	3	0	0	0	1	0	0	0	0	0	5	5	0.00	0.000							



Batter	1	2	3	4	5	6	7	8	9	AB	R	H	RBI	BB	SO	LOB	TOP																						
Paul Moltzer, R OBP: 0.360, SLG: 0.411 (1, 5)	F9	F9						4-3		4	1	1	1	1	0	2	<b>Milwaukee Brewers @ Baltimore Orioles</b> Memorial Stadium, Baltimore, MD Thu Sep 19 1985, 7:05 PM EDT Att: 14,258 - Unknown																						
Ernest Riles, L OBP: 0.353, SLG: 0.400 (1, 6)	4-3		F7	L6						5	0	2	1	0	0	3																							
Cecil Cooper, L OBP: 0.337, SLG: 0.485 (1, 3)										4	1	2	1	1	1	2																							
Ted Simmons, S OBP: 0.341, SLG: 0.394 (1, 10)	F8		F7		K					5	0	0	0	0	2	4																							
Ben Oglivie, L OBP: 0.354, SLG: 0.440 (5, 7)		4-3								5	0	1	0	0	0	2																							
Billy Jo Robidoux, L OBP: 0.350, SLG: 0.375 Mike Felder, S OBP: 0.219, SLG: 0.200 (5, 8)										3	2	2	1	0	0	1																							
Paul Householder, S OBP: 0.321, SLG: 0.396 (5, 9)										2	0	0	0	0	2	0																							
Jim Gantner, L OBP: 0.301, SLG: 0.333 (1, 4)										5	0	2	0	0	1	1																							
Dave Huppert, R (1, 2)										3	1	2	0	1	1	0																							
Inning Stats	R: 0 E: 0 K: 0 S: 4	H: 1 LOB: 1 BB: 0 P: 4	R: 1 E: 0 K: 1 S: 8	H: 3 LOB: 2 BB: 0 P: 8	R: 0 E: 0 K: 1 S: 5	H: 0 LOB: 0 BB: 0 P: 5	R: 1 E: 0 K: 0 S: 5	H: 2 LOB: 3 BB: 2 P: 13	R: 1 E: 0 K: 2 S: 9	H: 2 LOB: 1 BB: 0 P: 9	R: 2 E: 1 K: 0 S: 7	H: 3 LOB: 2 BB: 0 P: 7	R: 0 E: 0 K: 2 S: 7	H: 0 LOB: 0 BB: 0 P: 7	R: 0 E: 0 K: 2 S: 8	H: 1 LOB: 2 BB: 1 P: 12		R: 0 E: 0 K: 1 S: 5	H: 0 LOB: 0 BB: 0 P: 5	1B: 9 2B: 1 3B: 0 HR: 2	SF: 0 SAC: 1 DP: 0 HBP: 0	WP: 0 PB: 0 SB: 0 CS: 0	PA: 43																
PITCHER	IP	WLS	BF	H	R	ER	SO	BB	IBB	HBP	BLK	WP	HR	S	P	ERA	WHIP	PITCHER				IP	WLS	BF	H	R	ER	SO	BB	IBB	HBP	BLK	WP	HR	S	P	ERA	WHIP	
Mike Boddicker, R ERA: 4.07 (1, 1)	4.1	L	23	8	3	3	3	1	1	0	0	0	2	27	35	6.23	2.077					4.1	L	23	8	3	3	3	1	1	0	0	0	0	2	27	35	6.23	2.077
Nate Snell, R ERA: 2.59 (5, 1)	1.1		8	3	2	1	1	0	0	0	0	0	0	10	10	6.75	2.250					1.1		8	3	2	1	1	0	0	0	0	0	10	10	6.75	2.250		
Brad Havens, L ERA: 6.75 (6, 1)	3.1		12	1	0	0	5	1	0	0	0	0	0	21	25	0.00	0.600					3.1		12	1	0	0	5	1	0	0	0	0	21	25	0.00	0.600		

AB	39
R	5
H	12
RBI	4
BB	3
SO	9
LOB	20



Batter	1	2	3	4	5	6	7	8	9	AB	R	H	RBI	BB	SO	LOB	BOTTOM																					
John Shelby, S OBP: 0.317, SLG: 0.456 (1, 8)	G3		6-3							5	0	0	0	0	2	1	<b>Milwaukee Brewers @ Baltimore Orioles</b> Memorial Stadium, Baltimore, MD Thu Sep 19 1985, 7:05 PM EDT Att: 14,258 - Unknown																					
Lee Lacy, R OBP: 0.348, SLG: 0.415 (1, 9)										4	0	2	0	1	1	0																						
Cal Ripken Jr., R OBP: 0.348, SLG: 0.474 (1, 6)										4	0	0	0	0	0	4																						
Eddie Murray, S OBP: 0.375, SLG: 0.530 (1, 3)										4	1	2	1	0	0	0																						
Mike Young, S OBP: 0.349, SLG: 0.535 (1, 7)										3	0	0	0	1	0	2																						
Larry Sheets, L OBP: 0.334, SLG: 0.455 Gary Roenicke, R OBP: 0.332, SLG: 0.441 (8, PH) (1, 10)										3	1	3	0	0	0	0																						
Floyd Rayford, R OBP: 0.333, SLG: 0.515 (1, 5)										4	0	2	1	0	0	3																						
Kelly Paris, R (1, 4)										2	0	0	0	0	0	0																						
Wayne Gross, L OBP: 0.373, SLG: 0.423 Rich Dauer, R OBP: 0.279, SLG: 0.268 (6, PH) (7, 4)										0	0	0	0	1	0	0																						
Al Pardo, S OBP: 0.169, SLG: 0.159 Jim Dwyer, L OBP: 0.355, SLG: 0.412 Rick Dempsey, R OBP: 0.340, SLG: 0.406 (6, PH) (7, 2)										2	0	1	0	0	0	0																						
Inning Stats	R: 0 E: 0 K: 0 S: 3	H: 1 LOB: 0 BB: 0 P: 3	R: 0 E: 0 K: 0 S: 3	H: 1 LOB: 1 BB: 0 P: 4	R: 0 E: 0 K: 0 S: 3	H: 0 LOB: 0 BB: 0 P: 3	R: 1 E: 0 K: 0 S: 5	H: 2 LOB: 2 BB: 1 P: 9	R: 0 E: 0 K: 0 S: 4	H: 1 LOB: 2 BB: 1 P: 8	R: 1 E: 0 K: 0 S: 5	H: 2 LOB: 2 BB: 1 P: 9	R: 0 E: 0 K: 1 S: 7	H: 2 LOB: 2 BB: 0 P: 7	R: 0 E: 0 K: 0 S: 3	H: 1 LOB: 0 BB: 0 P: 3	R: 0 E: 0 K: 2 S: 7	H: 0 LOB: 0 BB: 0 P: 7	1B: 8 2B: 1 3B: 0 HR: 1	SF: 0 SAC: 0 DP: 1 HBP: 0	WP: 0 PB: 0 SB: 0 CS: 0	PA: 38																
PITCHER	IP	WLS	BF	H	R	ER	SO	BB	IBB	HBP	BLK	WP	HR	S	P	ERA	WHIP	PITCHER				IP	WLS	BF	H	R	ER	SO	BB	IBB	HBP	BLK	WP	HR	S	P	ERA	WHIP
Bill Wegman, R ERA: 2.84 Bob McClure, L ERA: 4.42 (1, 1)	5.2	W	26	7	2	2	0	3	0	0	0	0	1	23	35	3.18	1.765					5.2	W	26	7	2	2	0	3	0	0	0	1	23	35	3.18	1.765	
Bob McClure, L ERA: 4.42 (6, 1)	3.1	S	12	3	0	0	3	0	0	0	0	0	0	18	18	0.00	0.900					3.1	S	12	3	0	0	3	0	0	0	0	18	18	0.00	0.900		

AB	35
R	2
H	10
RBI	2
BB	3
SO	3
LOB	12





Batter	1	2	3	4	5	6	7	8	9	AB	R	H	RBI	BB	SO	LOB	TOP		
Paul Moltis, R OBP: 0.361, SLG: 0.417 (1, 5)	5-3			HR		F9		1B		4	1	2	1	0	0	0	<b>Milwaukee Brewers @ Toronto Blue Jays</b> Exhibition Stadium, Toronto, ON Fri Sep 20 1985, 7:05 PM EDT Att: 31,442 - Unknown		
Randy Ready, R OBP: 0.338, SLG: 0.403 Charlie Moore, R OBP: 0.289, SLG: 0.293 (1, 7) (8, 2)	5-3			F9		1-3		1B		4	0	1	1	0	0	0			
Cecil Cooper, L OBP: 0.335, SLG: 0.482 (1, 3)	3-1			4-3			K	L5		4	0	0	0	0	1	2			
Ted Simmons, S OBP: 0.342, SLG: 0.394 (1, 10)		F8		6-3			BB		HR	3	1	1	0	1	0	0			
Ernest Riles, L OBP: 0.352, SLG: 0.398 (1, 6)	1-3				6-3		F7		HR	4	1	1	0	0	0	1			
Mark Brouhard, R OBP: 0.287, SLG: 0.392 Dion James, L OBP: 0.321, SLG: 0.255 (1, 9) (9, PH)	1-3				6-3		K		F5	3	0	0	0	0	1	1			
Paul Householder, S OBP: 0.320, SLG: 0.406 (1, 8)			K		E6			E5		4	1	1	3	0	1	0			
Jim Gantner, L OBP: 0.301, SLG: 0.331 (1, 4)	1-3			1-3				HR	K	3	1	0	0	1	1	1			
Dave Huppert, R OBP: 0.290, SLG: 0.296 Carlos Ponce, R OBP: 0.319, SLG: 0.333 Billy Jo Robidoux, L OBP: 0.319, SLG: 0.333 (1, 2) (8, PH) (8, PH) (8, 7)	5-3					F9		K	K	2	0	0	0	0	0	0			
<b>Inning Stats</b>	R: 0 E: 0 K: 0 S: 3	H: 0 LOB: 0 BB: 0 P: 3	R: 0 E: 0 K: 0 S: 3	H: 0 LOB: 0 BB: 0 P: 3	R: 0 E: 0 K: 1 S: 5	H: 1 LOB: 0 BB: 0 P: 4	R: 0 E: 1 K: 0 S: 4	H: 0 LOB: 1 BB: 0 P: 4	R: 0 E: 0 K: 0 S: 3	H: 0 LOB: 0 BB: 1 P: 11	R: 0 E: 1 K: 2 S: 7	H: 2 LOB: 2 BB: 1 P: 11	R: 3 E: 0 K: 2 S: 10	H: 3 LOB: 0 BB: 0 P: 10	1B: 4 2B: 0 3B: 0 HR: 2	SF: 0 SAC: 0 DP: 0 HBP: 0		WP: 0 PB: 0 CS: 0	PA: 36
<b>PITCHER</b>	IP	WLS	BF	H	R	ER	SO	BB	IBB	HBP	BLK	WP	HR	S	P	ERA	WHIP		
Jimmy Key, L ERA: 3.03 (1, 1)	7.0	W	26	1	2	2	3	2	0	0	0	0	1	30	38	2.57	0.429		
Tom Henke, R ERA: 2.3 (8, 1)	1.1		8	5	3	3	1	0	0	0	0	0	1	10	10	20.25	3.750		
Gary Lavelle, L ERA: 3.34 (9, 1)	0.2	S	2	0	0	0	2	0	0	0	0	0	0	6	6	0.00	0.000		

Batter	1	2	3	4	5	6	7	8	9	AB	R	H	RBI	BB	SO	LOB	BOTTOM		
Tony Fernandez, S OBP: 0.339, SLG: 0.393 (1, 6)	5-3	1B			BB		BB			4	1	3	0	0	0	0	<b>Milwaukee Brewers @ Toronto Blue Jays</b> Exhibition Stadium, Toronto, ON Fri Sep 20 1985, 7:05 PM EDT Att: 31,442 - Unknown		
Lloyd Moseby, L OBP: 0.346, SLG: 0.428 Ron Shepherd, R OBP: 0.182, SLG: 0.194 (1, 8) (9, 8)	5-3	F8			G3-6-1		BB			2	1	0	0	2	0	2			
Rance Mulliniks, L OBP: 0.387, SLG: 0.467 (1, 5)	6-3		6-3		G3-6-1		BB			4	1	1	2	0	0	2			
Willie Upshaw, L OBP: 0.340, SLG: 0.442 (1, 3)		4-3		4-3			SF9			3	0	1	1	1	0	0			
Al Oliver, L OBP: 0.283, SLG: 0.361 Cliff Johnson, R OBP: 0.333, SLG: 0.425 (1, 10) (7, PH)	5-3			F7			F6		SF9	3	0	0	0	0	0	1			
George Bell, R OBP: 0.330, SLG: 0.492 (1, 7)		1B			G4-6-3		F9		F6	2	1	0	0	2	0	2			
Ernie Whitt, L OBP: 0.335, SLG: 0.455 (1, 2)		BB			G4-6-3		4-3		F3	4	1	1	0	0	0	2			
Jesse Barfield, R OBP: 0.362, SLG: 0.530 (1, 9)		E6			5-3				K	4	1	0	0	0	1	1			
Garth Iorg, R OBP: 0.364, SLG: 0.466 (1, 4)		1B			6-3				5-3	4	1	2	2	0	0	0			
<b>Inning Stats</b>	R: 0 E: 0 K: 0 S: 3	H: 3 LOB: 2 BB: 1 P: 11	R: 0 E: 0 K: 0 S: 3	H: 0 LOB: 0 BB: 0 P: 3	R: 0 E: 0 K: 0 S: 2	H: 0 LOB: 0 BB: 1 P: 6	R: 0 E: 0 K: 0 S: 3	H: 1 LOB: 1 BB: 1 P: 7	R: 0 E: 0 K: 0 S: 3	H: 0 LOB: 1 BB: 1 P: 7	R: 4 E: 0 K: 0 S: 7	H: 4 LOB: 1 BB: 1 P: 11	R: 0 E: 0 K: 1 S: 5	H: 0 LOB: 0 BB: 0 P: 5	1B: 7 2B: 1 3B: 0 HR: 0	SF: 1 SAC: 0 DP: 2 HBP: 0		WP: 0 PB: 0 CS: 0	PA: 36
<b>PITCHER</b>	IP	WLS	BF	H	R	ER	SO	BB	IBB	HBP	BLK	WP	HR	S	P	ERA	WHIP		
Jaime Cocanower, R ERA: 4.95 (1, 1)	6.1	L	30	7	7	4	0	5	0	0	0	0	0	25	45	5.68	1.895		
Rick Waits, L ERA: 5.15 (7, 1)	0.0		1	1	0	0	0	0	0	0	0	0	0	1	1	∞	∞		
Pete Ladd, R ERA: 4.05 (7, 1)	1.2		5	0	0	0	1	0	0	0	0	0	0	7	7	0.00	0.000		



Batter	1	2	3	4	5	6	7	8	9	10	11	12	13	14	AB	R	H	RBI	BB	SO	LOB	TOP			
Mike Felder, S OBP: 0.231, SLG: 0.171															5	0	0	0	2	1	3				
Paul Molitor, R OBP: 0.360, SLG: 0.415															6	0	1	0	1	1	6				
Ernest Riles, L OBP: 0.349, SLG: 0.395															6	0	1	1	0	0	3				
Cecil Cooper, L OBP: 0.335, SLG: 0.479														5	0	1	0	1	2	3					
Ted Simmons, S OBP: 0.342, SLG: 0.394														5	0	2	0	0	0	2					
Randy Ready, R OBP: 0.324, SLG: 0.385															6	0	0	0	0	1	3				
Billy Jo Robidoux, L OBP: 0.346, SLG: 0.300															2	0	0	0	2	0	1				
Ed Romero, R OBP: 0.319, SLG: 0.305															3	1	0	0	1	0	3				
Jim Gantner, L OBP: 0.302, SLG: 0.329															3	1	0	0	1	0	3				
Charlie Moore, R OBP: 0.289, SLG: 0.293															3	0	1	0	0	0	2				
Dion James, L OBP: 0.315, SLG: 0.250															1	0	0	0	0	1					
Dave Huppert, R OBP: 0.196, SLG: 0.279															1	0	0	0	0	1					
Carlos Ponce, R OBP: 0.196, SLG: 0.279															1	0	0	0	0	1					
<b>Inning Stats</b>	R: 0 E: 0 K: 1 S: 5	H: 0 LOB: 1 BB: 1 P: 9	R: 0 E: 0 K: 0 S: 3	H: 1 LOB: 0 BB: 0 P: 3	R: 1 E: 0 K: 1 S: 6	H: 1 LOB: 2 BB: 1 P: 11	R: 0 E: 0 K: 0 S: 3	H: 0 LOB: 0 BB: 0 P: 3	R: 0 E: 0 K: 0 S: 4	H: 1 LOB: 1 BB: 0 P: 4	R: 0 E: 0 K: 0 S: 3	H: 0 LOB: 0 BB: 0 P: 3	R: 0 E: 0 K: 1 S: 5	H: 0 LOB: 1 BB: 1 P: 9	R: 0 E: 0 K: 1 S: 8	H: 0 LOB: 0 BB: 0 P: 5	R: 0 E: 0 K: 1 S: 5	H: 0 LOB: 0 BB: 0 P: 5	R: 0 E: 0 K: 2 S: 8	H: 0 LOB: 1 BB: 1 P: 12	R: 0 E: 0 K: 2 S: 8	H: 0 LOB: 0 BB: 0 P: 10	1B: 6 2B: 0 3B: 0 HR: 0	SF: 0 SAC: 2 DP: 2 HBP: 1	WP: 1 PA: 56

PITCHER															PITCHER																				
IP	WLS	BF	H	R	ER	SO	BB	IBB	HBP	BLK	WP	HR	S	P	ERA	WHIP	IP	WLS	BF	H	R	ER	SO	BB	IBB	HBP	BLK	WP	HR	S	P	ERA	WHIP		
Doyle Alexander, R	9.0	36	6	1	1	4	4	0	0	0	0	0	4	8	0.00	0.750	Doyle Alexander, R	9.0	36	6	1	1	4	4	0	0	0	0	0	4	8	0.00	0.750		
Gary Lavelle, L	1.1	5	0	0	0	0	1	0	0	0	0	0	4	8	0.00	0.750	Gary Lavelle, L	1.1	5	0	0	0	0	1	0	0	0	0	0	4	8	0.00	0.750		
Bill Caudill, R	1.1	6	0	0	0	1	2	0	0	0	0	0	6	14	0.00	1.500	Bill Caudill, R	1.1	6	0	0	0	1	2	0	0	0	0	0	6	14	0.00	1.500		
Stan Clarke, L	1.0	3	0	0	0	1	0	0	0	0	0	0	5	5	0.00	0.000	Stan Clarke, L	1.0	3	0	0	0	1	0	0	0	0	0	0	5	5	0.00	0.000		
Dennis Lamp, R	1.1	W	6	0	0	0	2	1	0	0	0	1	0	9	13	0.00	0.750	Dennis Lamp, R	1.1	W	6	0	0	0	2	1	0	0	0	1	0	9	13	0.00	0.750

Batter	1	2	3	4	5	6	7	8	9	10	11	12	13	14	AB	R	H	RBI	BB	SO	LOB	BOTTOM							
Tony Fernandez, S OBP: 0.338, SLG: 0.390															6	0	1	0	0	1	0								
Lloyd Moseby, L OBP: 0.346, SLG: 0.426															5	1	1	0	1	0	3								
Rance Mulliniks, L OBP: 0.389, SLG: 0.469															3	0	2	1	0	1	0								
Damaso Garcia, R OBP: 0.311, SLG: 0.383															1	0	0	0	0	0	3								
Manuel Lee, S OBP: 0.162, SLG: 0.139															1	0	0	0	0	1	0								
Jeff Burroughs, R OBP: 0.368, SLG: 0.413															0	0	0	0	0	0	0								
Lou Thornton, L OBP: 0.274, SLG: 0.322															3	0	0	0	0	0	2								
Al Oliver, L OBP: 0.280, SLG: 0.357															3	0	0	0	0	0	2								
Cliff Johnson, R OBP: 0.331, SLG: 0.421															3	0	0	0	0	0	1								
Ernie Whitt, L OBP: 0.330, SLG: 0.448															6	0	0	0	0	2	0								
George Bell, R OBP: 0.332, SLG: 0.492															6	1	3	0	0	0	0								
Jesse Barfield, R OBP: 0.361, SLG: 0.526															5	0	1	0	1	1	1								
Rick Leach, L OBP: 0.288, SLG: 0.350															5	0	1	0	1	1	3								
Garth Iorg, R OBP: 0.363, SLG: 0.465															3	0	1	0	0	1	0								
Ron Shepherd, R OBP: 0.182, SLG: 0.194															0	0	0	0	0	0	0								
Kelly Gruber, R OBP: 0.222, SLG: 0.222															3	0	1	1	0	1	1								
<b>Inning Stats</b>	R: 0 E: 0 K: 1 S: 5	H: 0 LOB: 0 BB: 0 P: 5	R: 0 E: 0 K: 0 S: 3	H: 0 LOB: 0 BB: 0 P: 3	R: 1 E: 0 K: 1 S: 5	H: 0 LOB: 0 BB: 0 P: 5	R: 0 E: 0 K: 0 S: 4	H: 1 LOB: 1 BB: 0 P: 4	R: 0 E: 0 K: 0 S: 4	H: 0 LOB: 0 BB: 0 P: 4	R: 0 E: 0 K: 0 S: 3	H: 0 LOB: 0 BB: 0 P: 3	R: 0 E: 0 K: 1 S: 5	H: 0 LOB: 1 BB: 1 P: 7	R: 0 E: 0 K: 1 S: 8	H: 1 LOB: 1 BB: 0 P: 8	R: 0 E: 0 K: 2 S: 7	H: 1 LOB: 2 BB: 1 P: 7	R: 0 E: 0 K: 1 S: 5	H: 0 LOB: 0 BB: 0 P: 5	R: 0 E: 0 K: 1 S: 6	H: 1 LOB: 1 BB: 0 P: 6	R: 0 E: 0 K: 1 S: 8	H: 1 LOB: 1 BB: 0 P: 8	R: 1 E: 0 K: 1 S: 6	H: 3 LOB: 3 BB: 1 P: 10	1B: 10 2B: 0 3B: 1 HR: 0	SF: 0 SAC: 0 DP: 0 HBP: 0	WP: 0 PA: 54

PITCHER															PITCHER																		
IP	WLS	BF	H	R	ER	SO	BB	IBB	HBP	BLK	WP	HR	S	P	ERA	WHIP	IP	WLS	BF	H	R	ER	SO	BB	IBB	HBP	BLK	WP	HR	S	P	ERA	WHIP
Moose Haas, R	7.1	28	5	1	0	3	1	0	0	0	0	0	2	2	0.00	0.618	Moose Haas, R	7.1	28	5	1	0	3	1	0	0	0	0	0	2	2	0.00	0.618
Ray Searage, L	0.2	2	0	0	0	0	0	0	0	0	0	0	2	2	0.00	0.000	Ray Searage, L	0.2	2	0	0	0	0	0	0	0	0	0	0	2	2	0.00	0.000
Brad Lesley, R	3.0	11	1	0	0	3	1	0	0	0	0	0	16	20	0.00	0.667	Brad Lesley, R	3.0	11	1	0	0	3	1	0	0	0	0	0	16	20	0.00	0.667
Danny Darwin, R	2.1	L	13	5	1	1	4	1	0	0	0	0	20	24	3.86	2.571	Danny Darwin, R	2.1	L	13	5	1	1	4	1	0	0	0	0	20	24	3.86	2.571

Milwaukee Brewers @ Toronto Blue Jays  
Exhibition Stadium, Toronto, ON  
Sat Sep 21 1985, 3:33 AM EDT  
Att. 33,502 - Unknown

AB 45  
R 1  
H 6  
RBI 1  
BB 8  
SO 8  
LOB 28

Milwaukee Brewers @ Toronto Blue Jays  
Exhibition Stadium, Toronto, ON  
Sat Sep 21 1985, 3:33 AM EDT  
Att. 33,502 - Unknown



Batter	1	2	3	4	5	6	7	8	9	AB	R	H	RBI	BB	SO	LOB	TOP			
<b>Mike Felder, S</b> OBP: 0.256, SLG: 0.205 (1, 8)	F7		SH BB		FC6-4 1B		E 2B 1B		F8	4	1	2	0	0	0	3	<b>Milwaukee Brewers @ Toronto Blue Jays</b> Exhibition Stadium, Toronto, ON Sun Sep 22 1985, 3:33 AM EDT Att: 38,155 - Unknown <a href="http://livebaseballscorecards.com">livebaseballscorecards.com</a>			
<b>Paul Molitor, R</b> OBP: 0.359, SLG: 0.414 (1, 5)	6-3		F9		K		1-H 2B		F9	5	0	1	1	0	1	7				
<b>Cecil Cooper, L</b> OBP: 0.334, SLG: 0.477 (1, 3)	4-3		G4-6-3 BB		FC6-4 1-2		K			3	0	0	0	1	1	3				
<b>Ted Simmons, S</b> OBP: 0.344, SLG: 0.397 (1, 10)		1B G6-4-3 2B	G4-6-3 1-2			FC3-6 1B		L6		4	1	2	0	0	0	3				
<b>Ernest Riles, L</b> OBP: 0.351, SLG: 0.396 (1, 6)		G6-4-3 1B		CS 1B		FC3-6 1-2		6-3		4	0	2	0	0	0	1				
<b>Randy Ready, R</b> OBP: 0.316, SLG: 0.374 (1, 9) (9, 7)	G6-4-3 1-2		5-3 1-2			F4		F2		4	0	0	0	0	0	3				
<b>Billy Jo Robitoux, L</b> OBP: 0.307, SLG: 0.273 (9, PR) <b>Ed Romero, R</b> OBP: 0.319, SLG: 0.305 (9, 9)		BB BB BB			K		K		SH5-3 SH BB	2	0	0	0	2	2	1				
<b>Jim Gantner, L</b> OBP: 0.300, SLG: 0.327 (1, 4)	F7					F6		4-3		3	0	0	0	0	0	1				
<b>Charlie Moore, R</b> OBP: 0.292, SLG: 0.296 (1, 2)			BB SH 1B			1B		6-3		3	0	2	0	0	0	0				
<b>Inning Stats</b>	R: 0 E: 0 K: 0 S: 3	H: 0 LOB: 0 BB: 0 P: 3	R: 1 E: 0 K: 0 S: 4	H: 2 LOB: 1 BB: 1 P: 8	R: 0 E: 1 K: 0 S: 4	H: 1 LOB: 2 BB: 1 P: 8	R: 0 E: 0 K: 1 S: 5	H: 1 LOB: 0 BB: 0 P: 5	R: 0 E: 0 K: 1 S: 7	H: 2 LOB: 2 BB: 0 P: 7	R: 1 E: 1 K: 1 S: 7	H: 2 LOB: 1 BB: 0 P: 7	R: 0 E: 0 K: 0 S: 3	H: 0 LOB: 0 BB: 0 P: 3	R: 0 E: 1 K: 0 S: 4	H: 0 LOB: 3 BB: 1 P: 8		1B: 7 2B: 2 3B: 0 HR: 0	SF: 0 SAC: 0 DP: 2 HBP: 0	WP: 0 PB: 0 CS: 1
<b>PITCHER</b> <b>Dave Stieb, R</b> ERA: 2.46 (1, 1)	IP: 9.0 WLS: L BF: 38	H: 9 R: 2 ER: 1 SO: 4	BB: 3 IBB: 0 HBP: 0 BLK: 0	WP: 0 HR: 0 S: 43 P: 55	ERA: 1.00 WHIP: 1.333															

Batter	1	2	3	4	5	6	7	8	9	AB	R	H	RBI	BB	SO	LOB	BOTTOM			
<b>Damaso Garcia, R</b> OBP: 0.310, SLG: 0.382 (1, 4)	BB 1B		6-3		4-3			F8		4	0	1	0	0	0	1	<b>Milwaukee Brewers @ Toronto Blue Jays</b> Exhibition Stadium, Toronto, ON Sun Sep 22 1985, 3:33 AM EDT Att: 38,155 - Unknown <a href="http://livebaseballscorecards.com">livebaseballscorecards.com</a>			
<b>Lloyd Moseby, L</b> OBP: 0.344, SLG: 0.423 (1, 8)	F7		4-3			G3		K		4	0	0	0	0	1	2				
<b>Cliff Johnson, R</b> OBP: 0.332, SLG: 0.429 (1, 10)	FC6-4 BB			HR		F8		F4		3	1	1	1	1	0	0				
<b>George Bell, R</b> OBP: 0.331, SLG: 0.490 (1, 7)	F9		1-3			F3		1B		4	0	1	0	0	0	2				
<b>Jesse Barfield, R</b> OBP: 0.361, SLG: 0.523 (1, 9)	FC6-4 1-2			BB		F9		F8		3	0	0	0	1	0	3				
<b>Cecil Fielder, R</b> OBP: 0.328, SLG: 0.484 (1, 3)		6-3			K		K		F7	4	0	0	0	0	2	2				
<b>Garth Iorg, R</b> OBP: 0.359, SLG: 0.459 (1, 5)		F8			9-3 1-2		F4			3	0	0	0	0	0	1				
<b>Steve Nicosia, R</b> OBP: 0.256, SLG: 0.215 (8, PR) <b>Ron Shepherd, R</b> OBP: 0.192, SLG: 0.194 <b>Ernie Whitt, L</b> OBP: 0.330, SLG: 0.448 (9, 2)						F9		FC3-6 1B		3	0	2	0	0	0	0				
<b>Tony Fernandez, S</b> OBP: 0.336, SLG: 0.388 (1, 6)		F3				F9		FC3-6 1-2		3	0	0	0	0	0	2				
<b>Inning Stats</b>	R: 0 E: 0 K: 0 S: 4	H: 1 LOB: 2 BB: 1 P: 8	R: 0 E: 0 K: 0 S: 4	H: 1 LOB: 0 BB: 0 P: 4	R: 1 E: 0 K: 0 S: 4	H: 1 LOB: 0 BB: 0 P: 4	R: 0 E: 0 K: 1 S: 4	H: 0 LOB: 0 BB: 1 P: 8	R: 0 E: 0 K: 0 S: 3	H: 0 LOB: 0 BB: 0 P: 3	R: 0 E: 0 K: 1 S: 5	H: 0 LOB: 0 BB: 0 P: 5	R: 0 E: 0 K: 1 S: 6	H: 1 LOB: 1 BB: 0 P: 6	R: 0 E: 0 K: 0 S: 4	H: 1 LOB: 1 BB: 0 P: 4		1B: 4 2B: 1 3B: 0 HR: 1	SF: 0 SAC: 0 DP: 1 HBP: 0	WP: 0 PB: 0 CS: 0
<b>PITCHER</b> <b>Teddy Higuera, L</b> ERA: 3.97 (1, 1)	IP: 9.0 WLS: W BF: 33	H: 5 R: 1 ER: 1 SO: 3	BB: 2 IBB: 0 HBP: 0 BLK: 0	WP: 0 HR: 1 S: 37 P: 45	ERA: 1.00 WHIP: 0.778															



Batter	1	2	3	4	5	6	7	8	9	AB	R	H	RBI	BB	SO	LOB	TOP		
Mike Felder, S (1, 8) OBP: 0.239, SLG: 0.190 Paul Householder, S (8, PH) OBP: 0.319, SLG: 0.404	0-0 4-3		0-0 G1-6-3			0-0 F2		0-3 K		3	0	0	0	0	0	0	<b>Milwaukee Brewers @ Toronto Blue Jays</b> Exhibition Stadium, Toronto, ON Mon Sep 23 1985, 7:05 PM EDT Att: 26,282 - Unknown		
Paul Molitor, R (1, 5) OBP: 0.358, SLG: 0.413	0-0 L5		0-0 1-3			0-0 1B		0-3 K		4	0	1	0	0	1	2			
Ernest Riles, L (1, 6) OBP: 0.350, SLG: 0.395	0-0 6-3			0-0 3-1			0-0 1B G3-6-3		0-0 4-3	4	1	1	0	0	0	0			
Cecil Cooper, L (1, 10) OBP: 0.335, SLG: 0.479		0-0 4-3 2B		0-3 K			0-0 1-3 1B G3-6-3		0-0 4-3	4	0	2	0	0	1	0			
Ted Simmons, S (1, 3) OBP: 0.341, SLG: 0.394		0-0 4-3		0-0 F8			0-0 G3-6-3		0-0 F8	4	0	0	0	0	0	2			
Randy Ready, R (1, 9) OBP: 0.316, SLG: 0.369		4-0 BB			0-0 G3			0-0 6-3		2	0	0	0	1	0	0			
Billy Jo Robitoux, L (1, 7) OBP: 0.364, SLG: 0.290		0-3 K			0-0 6-3			0-0 E 1B		3	0	1	0	0	1	2			
Jim Cantner, L (1, 4) OBP: 0.298, SLG: 0.325		0-0 4-3			0-0 4-3			0-0 E3		3	0	0	0	0	0	3			
Charlie Moore, R (1, 2) OBP: 0.290, SLG: 0.295 Dion James, L (8, PH) OBP: 0.309, SLG: 0.245 Dave Huppert, R (8, 2)			0-0 6-3			0-3 K		0-3 K		2	0	0	0	0	1	0			
<b>Inning Stats</b>	R: 0 E: 0 K: 0 S: 3	H: 0 LOB: 0 BB: 0 P: 3	R: 0 E: 0 K: 1 S: 6	H: 1 LOB: 2 BB: 1 P: 10	R: 0 E: 0 K: 0 S: 3	H: 0 LOB: 0 BB: 0 P: 3	R: 0 E: 0 K: 1 S: 5	H: 0 LOB: 0 BB: 0 P: 5	R: 0 E: 0 K: 0 S: 3	H: 0 LOB: 0 BB: 0 P: 3	R: 1 E: 0 K: 0 S: 4	H: 2 LOB: 0 BB: 0 P: 4	R: 0 E: 1 K: 3 S: 11	H: 1 LOB: 2 BB: 0 P: 11	R: 0 E: 0 K: 0 S: 3	H: 0 LOB: 0 BB: 0 P: 3	1B: 4 2B: 1 3B: 0 HR: 0	SF: 0 SAC: 0 DP: 1 HBP: 0	WP: 0 PA: 32
<b>PITCHER</b>	IP WLS BF H R ER SO BB IBB HBP BLK WP HR S P ERA WHIP																		
Jim Clancy, R (1, 1) ERA: 3.89 Tom Henke, R (7, 1) ERA: 2.1	6.0 W 22 4 1 1 3 1 0 0 0 0 0 0 27 31 1.50 0.833																		
7.1 3.0 S 10 1 0 0 3 0 0 0 0 0 0 0 16 16 0.00 0.333																			

Batter	1	2	3	4	5	6	7	8	9	AB	R	H	RBI	BB	SO	LOB	BOTTOM		
Damaso Garcia, R (1, 4) OBP: 0.308, SLG: 0.379	0-0 5-3		0-0 6-3			0-0 L3		0-0 F7		5	0	0	0	0	0	2	<b>Milwaukee Brewers @ Toronto Blue Jays</b> Exhibition Stadium, Toronto, ON Mon Sep 23 1985, 7:05 PM EDT Att: 26,282 - Unknown		
Lloyd Moseby, L (1, 8) OBP: 0.343, SLG: 0.420	0-0 4-3		0-0 F8		0-3 K		0-0 WP 2B 1B		0-0 G3	5	1	1	0	0	1	0			
Rance Mulliniks, L (1, 5) OBP: 0.395, SLG: 0.479 Ron Shepherd, R (7, PR) OBP: 0.182, SLG: 0.194 Garth Iorg, R (8, 5) OBP: 0.359, SLG: 0.459	0-0 1B		0-0 2B		4-0 BB		0-0 1H 2B		0-0 2B	3	0	3	1	1	0	0			
Cliff Johnson, R (1, 10) OBP: 0.334, SLG: 0.428	0-0 1B		4-0 BB		0-3 K		0-3 K		0-3 K	3	0	1	0	1	2	2			
George Bell, R (1, 7) OBP: 0.332, SLG: 0.496	0-3 K		0-0 1-3			0-0 1B 3B		0-0 G3 1B 2B		4	2	2	1	0	1	4			
Ernie Whitt, L (1, 2) OBP: 0.328, SLG: 0.446		0-0 3-1			0-0 G3		0-0 1B		0-0 G3	4	0	1	1	0	0	1			
Jesse Barfield, R (1, 9) OBP: 0.362, SLG: 0.529		0-0 HR		0-3 K		0-3 K		0-0 E S 1B		4	1	2	2	0	2	1			
Rick Leach, L (1, 3) OBP: 0.320, SLG: 0.375		0-0 F8		0-0 1B		0-0 G3 1B		0-0 F9		4	0	2	0	0	0	2			
Tony Fernandez, S (1, 6) OBP: 0.333, SLG: 0.385		0-0 5-3		0-0 F6		0-0 G3		0-0 L7		4	0	0	0	0	0	3			
<b>Inning Stats</b>	R: 0 E: 0 K: 1 S: 7	H: 2 LOB: 2 BB: 0 P: 7	R: 1 E: 0 K: 0 S: 4	H: 1 LOB: 0 BB: 0 P: 4	R: 0 E: 0 K: 0 S: 4	H: 1 LOB: 2 BB: 1 P: 8	R: 0 E: 0 K: 1 S: 6	H: 1 LOB: 0 BB: 0 P: 6	R: 0 E: 0 K: 2 S: 7	H: 0 LOB: 1 BB: 1 P: 11	R: 1 E: 0 K: 1 S: 8	H: 3 LOB: 2 BB: 0 P: 8	R: 3 E: 0 K: 1 S: 9	H: 4 LOB: 2 BB: 0 P: 9	R: 0 E: 0 K: 0 S: 3	H: 0 LOB: 0 BB: 0 P: 3	1B: 7 2B: 3 3B: 1 HR: 1	SF: 0 SAC: 0 DP: 0 HBP: 0	WP: 2 PA: 38
<b>PITCHER</b>	IP WLS BF H R ER SO BB IBB HBP BLK WP HR S P ERA WHIP																		
Tim Leary, R (1, 1) ERA: 4.79 Pete Ladd, R (7, 1) ERA: 4.17 Bob Gibson, R (8, 1) ERA: 3.89	6.0 L 30 10 4 4 5 2 0 0 0 0 0 0 7 7 9.00 2.000																		
7.1 1.0 5 2 1 1 1 0 0 0 0 0 0 7 7 9.00 2.000																			
8.1 1.0 3 0 0 0 0 0 0 0 0 0 0 3 3 0.00 0.000																			



Batter	1	2	3	4	5	6	7	8	9	AB	R	H	RBI	BB	SO	LOB	TOP					
Alan Wiggins, S OBP: 0.313, SLG: 0.299 (1, 4)										4	0	1	0	0	0	0	<b>Baltimore Orioles @ Milwaukee Brewers</b> Milwaukee County Stadium, Milwaukee, WI Tue Sep 24 1985, 8:05 PM EDT Att: 6,007 - Unknown					
Lee Lacy, R OBP: 0.346, SLG: 0.409 (1, 9) (5, 8) (6, 9)										4	0	1	1	0	0	1						
Cal Ripken Jr., R OBP: 0.348, SLG: 0.470 (1, 6)										4	1	0	0	0	1	2						
Eddie Murray, S OBP: 0.380, SLG: 0.535 Wayne Gross, L OBP: 0.372, SLG: 0.421 (1, 3) (8, 3)										4	1	2	0	0	1	0						
Fred Lynn, L OBP: 0.335, SLG: 0.453 Jim Dwyer, L OBP: 0.357, SLG: 0.411 Gary Roenicke, R OBP: 0.328, SLG: 0.430 (1, 8) (5, 9) (6, PH) (6, 8)										1	1	1	3	0	0	0						
Larry Sheets, L OBP: 0.330, SLG: 0.448 Leo Hernandez, R OBP: 0.091, SLG: 0.091 (1, 10) (9, PH)										3	0	0	0	0	0	2						
Mike Young, S OBP: 0.348, SLG: 0.530 (1, 7)										4	1	1	0	0	1	3						
Floyd Rayford, R OBP: 0.333, SLG: 0.538 (1, 5)										4	2	2	2	0	1	1						
Al Pardo, S OBP: 0.169, SLG: 0.159 Rick Dempsey, R OBP: 0.339, SLG: 0.401 (1, 2) (9, PH)										3	0	0	0	0	0	1						
<b>Inning Stats</b>	R: 0 E: 0 K: 1 S: 5	H: 0 LOB: 0 BB: 0 P: 5	R: 2 E: 1 K: 1 S: 7	H: 2 LOB: 0 BB: 0 P: 7	R: 0 E: 0 K: 0 S: 3	H: 0 LOB: 0 BB: 0 P: 3	R: 1 E: 1 K: 0 S: 5	H: 1 LOB: 1 BB: 0 P: 5	R: 1 E: 0 K: 0 S: 5	H: 2 LOB: 1 BB: 0 P: 5	R: 0 E: 0 K: 0 S: 3	H: 0 LOB: 1 BB: 1 P: 7	R: 0 E: 0 K: 1 S: 5	H: 0 LOB: 0 BB: 0 P: 5	R: 0 E: 0 K: 1 S: 5	H: 1 LOB: 0 BB: 0 P: 5		R: 2 E: 0 K: 0 S: 5	H: 2 LOB: 0 BB: 0 P: 5	1B: 5 2B: 1 3B: 0 HR: 2	SF: 1 SAC: 0 DP: 2 HBP: 0	WP: 0 PB: 0 SB: 1 CS: 0
<b>PITCHER</b>	IP WLS BF H R ER SO BB IBB HBP BLK WP HR S P ERA WHIP																					
Bill Wegman, R ERA: 3.57 (1, 1)	5.0 W 21 5 4 3 2 0 0 0 0 0 1 25 25 5.40 1.000																					
Bob McClure, L ERA: 4.42 (6, 1)	4.0 S 15 3 2 2 2 1 0 0 0 0 0 1 18 22 4.50 1.000																					

Batter	1	2	3	4	5	6	7	8	9	AB	R	H	RBI	BB	SO	LOB	BOTTOM					
Mike Felder, S OBP: 0.255, SLG: 0.213 (1, 8)										5	2	2	0	0	0	4	<b>Baltimore Orioles @ Milwaukee Brewers</b> Milwaukee County Stadium, Milwaukee, WI Tue Sep 24 1985, 8:05 PM EDT Att: 6,007 - Unknown					
Randy Ready, R OBP: 0.325, SLG: 0.386 (1, 7)										4	1	2	2	1	1	3						
Cecil Cooper, L OBP: 0.336, SLG: 0.479 (1, 10)										4	0	1	2	1	1	1						
Ted Simmons, S OBP: 0.342, SLG: 0.394 (1, 3)										5	0	2	0	0	0	2						
Ernest Riles, L OBP: 0.348, SLG: 0.392 (1, 6)										5	1	1	0	0	3	6						
Paul Householder, S OBP: 0.327, SLG: 0.419 (1, 9)										3	3	2	1	2	1	0						
Jim Gantner, L OBP: 0.301, SLG: 0.332 (1, 5)										5	2	3	2	0	0	1						
Charlie Moore, R OBP: 0.290, SLG: 0.294 (1, 2)										4	0	1	1	0	1	2						
Ed Romero, R OBP: 0.321, SLG: 0.303 (1, 4)										2	1	0	0	2	0	2						
<b>Inning Stats</b>	R: 0 E: 0 K: 1 S: 6	H: 1 LOB: 2 BB: 1 P: 10	R: 1 E: 0 K: 0 S: 4	H: 2 LOB: 1 BB: 1 P: 8	R: 0 E: 0 K: 0 S: 3	H: 0 LOB: 0 BB: 0 P: 3	R: 5 E: 0 K: 1 S: 10	H: 6 LOB: 2 BB: 2 P: 18	R: 4 E: 1 K: 1 S: 10	H: 4 LOB: 2 BB: 1 P: 14	R: 0 E: 1 K: 1 S: 7	H: 1 LOB: 3 BB: 1 P: 11	R: 0 E: 0 K: 1 S: 5	H: 0 LOB: 0 BB: 0 P: 5	R: 0 E: 0 K: 2 S: 7	H: 0 LOB: 0 BB: 0 P: 7		R: 0 E: 0 K: 2 S: 7	H: 0 LOB: 0 BB: 0 P: 7	1B: 10 2B: 2 3B: 2 HR: 1	SF: 0 SAC: 1 DP: 2 HBP: 0	WP: 1 PB: 0 SB: 0 CS: 0
<b>PITCHER</b>	IP WLS BF H R ER SO BB IBB HBP BLK WP HR S P ERA WHIP																					
Scott McGregor, L ERA: 4.94 (1, 1)	3.0 L 17 6 5 5 1 3 0 0 0 0 1 0 4 8 13.50 6.000																					
Nate Snell, R ERA: 2.77 (4, 1)	0.2 5 3 1 1 0 1 0 0 0 0 1 0 4 8 13.50 6.000																					
Tippy Martinez, L ERA: 5.83 (4, 1)	0.1 3 2 2 2 1 0 0 0 0 0 0 0 5 5 54.00 6.000																					
Sammy Stewart, R ERA: 3.08 (5, 1)	3.0 16 3 2 1 3 2 0 0 0 0 0 0 20 28 3.00 1.667																					
Eric Bell, L ERA: (8, 1)	1.0 3 0 0 0 2 0 0 0 0 0 0 0 7 7 0.00 0.000																					



Batter	1	2	3	4	5	6	7	8	9	AB	R	H	RBI	BB	SO	LOB	TOP					
Alan Wiggins, S OBP: 0.315, SLG: 0.300	0-0 CS 1B		4-0 BB		0-0 F8		0-0 6-3			3	0	1	0	1	0	1						
Lee Lacy, R OBP: 0.346, SLG: 0.407	4-0 G6-3 BB		0-0 G3		0-0 F9			0-0 6-3		3	0	0	0	1	0	2						
Cal Ripken Jr., R OBP: 0.349, SLG: 0.470	0-0 G6-3			0-0 6-4 1B		0-0 F7		0-0 1B		4	0	2	0	0	0	1						
Eddie Murray, S OBP: 0.383, SLG: 0.537		0-0 F7		0-0 PB E 1B		0-0 BB 1B		0-0 G4-6-3 1B		4	0	3	0	0	0	0						
Fred Lynn, L OBP: 0.335, SLG: 0.451		0-0 FC6-4 1B		0-0 6-4		0-0 F5		0-0 G4-6-3		4	0	1	0	0	0	5						
Mike Young, S OBP: 0.349, SLG: 0.527		0-0 FC6-4 1B		4-0 PB BB		4-0 BB			0-0 4-3	2	0	0	0	2	0	1						
Larry Sheets, L OBP: 0.329, SLG: 0.446		0-0 6-3		0-0 G3		0-0 L7			0-0 G6-4-3 1B	4	0	1	0	0	0	5						
Floyd Rayford, R OBP: 0.329, SLG: 0.531			0-3 K		0-0 F7		0-3 K		0-0 G6-4-3	4	0	0	0	0	2	1						
Rick Dempsey, R OBP: 0.339, SLG: 0.398			0-0 1-3		4-0 BB		0-0 F7			2	0	0	0	1	0	0						
<b>Inning Stats</b>	R: 0 E: 0 K: 0 S: 2	H: 1 LOB: 0 BB: 1 P: 6	R: 0 E: 0 K: 0 S: 4	H: 1 LOB: 1 BB: 0 P: 4	R: 0 E: 0 K: 1 S: 5	H: 0 LOB: 1 BB: 1 P: 9	R: 0 E: 1 K: 0 S: 4	H: 2 LOB: 2 BB: 1 P: 8	R: 0 E: 0 K: 0 S: 3	H: 0 LOB: 1 BB: 1 P: 7	R: 0 E: 0 K: 0 S: 4	H: 1 LOB: 2 BB: 1 P: 8	R: 0 E: 0 K: 1 S: 5	H: 0 LOB: 0 BB: 0 P: 5	R: 0 E: 0 K: 0 S: 4	H: 2 LOB: 1 BB: 0 P: 4	R: 0 E: 0 K: 0 S: 3	H: 1 LOB: 0 BB: 0 P: 3	1B: 8 2B: 1 3B: 0 HR: 0	SF: 0 SAC: 0 DP: 4 HBP: 0	WP: 0 PB: 1 SB: 0 CS: 1	PA: 35
<b>PITCHER</b> Jaime Cocanower, R ERA: 4.53	IP: 9.0 WLS: W BF: 35 H: 8 R: 0 ER: 0 SO: 2 BB: 5 IBB: 0 HBP: 0 BLK: 0 WP: 0 HR: 0 S: 34 P: 54 ERA: 0.00 WHIP: 1.444															<b>PITCHER</b>						

Baltimore Orioles @ Milwaukee Brewers  
 Milwaukee County Stadium, Milwaukee, WI  
 Wed Sep 25 1985, 8:05 PM EDT  
 Att: 6,372 - Unknown

AB 30  
 R 0  
 H 8  
 RBI 0  
 BB 5  
 SO 2  
 LOB 16



Batter	1	2	3	4	5	6	7	8	9	AB	R	H	RBI	BB	SO	LOB	BOTTOM			
Mike Felder, S OBP: 0.236, SLG: 0.196	0-0 B1-3		0-0 F8		0-0 1-3		0-0 G6-4-3			4	0	0	0	0	0	2				
Randy Ready, R OBP: 0.329, SLG: 0.396	0-0 WP 1B		0-0 1B		0-0 F3			0-3 K		4	2	2	0	0	1	1				
Paul Moltzer, R OBP: 0.357, SLG: 0.412	0-0 L9		0-0 2H 1B			0-0 F8		0-0 F8		4	0	1	1	0	0	1				
Ted Simmons, S OBP: 0.343, SLG: 0.394	0-0 2H 1B		0-0 F8			0-0 F8		0-0 1B		4	0	2	1	0	0	1				
Carlos Ponce, R OBP: 0.200, SLG: 0.298	0-0 F4			0-3 K2-3		0-0 2B		0-0 F9		4	0	1	0	0	1	2				
Paul Householder, S OBP: 0.324, SLG: 0.414		0-0 6-3		0-0 6-3		0-3 K				3	0	0	0	0	1	1				
Jim Gantner, L OBP: 0.301, SLG: 0.332		0-0 F6		0-0 4-3			0-0 SH2-3 1B			3	1	1	0	0	0	0				
Charlie Moore, R OBP: 0.288, SLG: 0.292		0-0 L7			0-0 1-3		0-0 SH2-3			2	0	0	0	0	0	0				
Ed Romero, R OBP: 0.322, SLG: 0.303			0-0 6-3		0-0 E7		0-0 G6-4-3 1B			3	0	1	1	0	0	0				
<b>Inning Stats</b>	R: 1 E: 0 K: 0 S: 5	H: 2 LOB: 1 BB: 0 P: 5	R: 0 E: 0 K: 0 S: 3	H: 0 LOB: 0 BB: 0 P: 3	R: 1 E: 0 K: 0 S: 5	H: 2 LOB: 1 BB: 0 P: 5	R: 0 E: 0 K: 1 S: 5	H: 0 LOB: 0 BB: 0 P: 5	R: 0 E: 1 K: 0 S: 4	H: 0 LOB: 1 BB: 0 P: 4	R: 0 E: 0 K: 1 S: 6	H: 1 LOB: 1 BB: 0 P: 6	R: 1 E: 0 K: 0 S: 4	H: 2 LOB: 0 BB: 0 P: 4	R: 0 E: 0 K: 1 S: 6	H: 1 LOB: 1 BB: 0 P: 6	1B: 6 2B: 2 3B: 0 HR: 0	SF: 0 SAC: 1 DP: 1 HBP: 0	WP: 1 PB: 0 SB: 0 CS: 0	PA: 32
<b>PITCHER</b> Mike Flanagan, L ERA: 4.91	IP: 8.0 WLS: L BF: 32 H: 8 R: 3 ER: 3 SO: 3 BB: 0 IBB: 0 HBP: 0 BLK: 0 WP: 1 HR: 0 S: 38 P: 38 ERA: 3.38 WHIP: 1.000															<b>PITCHER</b>				

Baltimore Orioles @ Milwaukee Brewers  
 Milwaukee County Stadium, Milwaukee, WI  
 Wed Sep 25 1985, 8:05 PM EDT  
 Att: 6,372 - Unknown

AB 31  
 R 3  
 H 8  
 RBI 3  
 BB 0  
 SO 3  
 LOB 8









Batter	1	2	3	4	5	6	7	8	9	AB	R	H	RBI	BB	SO	LOB	TOP					
Damaso Garcia, R OBP: 0.308, SLG: 0.384 Manuel Lee, S OBP: 0.184, SLG: 0.162	0-3 K		0-0 HR		0-0 F8		0-3 K		0-0 WP 1B	4	1	1	1	0	2	2	<p>Toronto Blue Jays @ Milwaukee Brewers Milwaukee County Stadium, Milwaukee, WI</p> <p>Fri Sep 27 1985, 8:05 PM EDT Att: 17,050 - Unknown</p> <p>livebaseballscorecards.com</p>					
Lloyd Moseby, L OBP: 0.344, SLG: 0.424	0-0 4-3		4-0 CS BB			0-0 HR		4-0 1B 5-3 BB	3	1	1	1	2	1	1							
Cliff Johnson, R OBP: 0.333, SLG: 0.419	4-0 BB		0-0 CS	0-0 F8		0-0 F8		0-0 5-3	3	0	0	0	1	0	1							
George Bell, R OBP: 0.328, SLG: 0.486	0-0 F8			0-0 5-3		0-3 K		0-0 2-3 1B	4	0	1	0	0	1	1							
Jesse Barfield, R OBP: 0.365, SLG: 0.538		4-0 G4-6-3 BB		0-0 HR		0-0 F9		0-0 L5	3	1	1	1	1	0	2							
Cecil Fielder, R OBP: 0.342, SLG: 0.544 Rick Leach, L OBP: 0.300, SLG: 0.321	0-0 F9		0-0 HR				0-0 4-3 1B	4-0 IBB	3	1	2	1	0	0	1							
Garth Iorg, R OBP: 0.393, SLG: 0.470 Rance Mulliniks, L OBP: 0.393, SLG: 0.470	0-0 G4-6-3		0-0 HR	0-0 5-3		0-0 4-3	0-0 F7		3	0	0	0	0	0	2							
Steve Nicosia, R OBP: 0.247, SLG: 0.209			0-0 F9		0-0 F9		0-0 1B	0-0 5-3	4	0	1	1	0	0	0							
Tony Fernandez, S OBP: 0.332, SLG: 0.378			0-0 4-3		0-0 4-3		0-3 K	0-0 F7	4	0	0	0	0	1	2							
<b>Inning Stats</b>	R: 0 E: 0 K: 1 S: 5	H: 0 LOB: 1 BB: 1 P: 9	R: 0 E: 0 K: 0 S: 2	H: 0 LOB: 0 BB: 1 P: 6	R: 1 E: 0 K: 0 S: 3	H: 1 LOB: 0 BB: 1 P: 7	R: 2 E: 0 K: 0 S: 5	H: 2 LOB: 0 BB: 0 P: 5	R: 0 E: 0 K: 0 S: 3	H: 0 LOB: 0 BB: 0 P: 3	R: 1 E: 0 K: 1 S: 6	H: 1 LOB: 0 BB: 0 P: 6	R: 1 E: 0 K: 2 S: 9	H: 2 LOB: 2 BB: 0 P: 9	R: 0 E: 0 K: 0 S: 4	H: 1 LOB: 3 BB: 2 P: 12		R: 0 E: 0 K: 1 S: 6	H: 1 LOB: 1 BB: 0 P: 6	1B: 3 2B: 1 3B: 0 HR: 4	SF: 0 SAC: 0 DP: 1 HBP: 0	WP: 1 PB: 0 SB: 0 CS: 0
<b>PITCHER</b>	IP WLS BF H R ER SO BB IBB HBP BLK WP HR S P ERA WHIP	IP WLS BF H R ER SO BB IBB HBP BLK WP HR S P ERA WHIP																				
Teddy Higuera, L ERA: 4.07 Pete Ladd, R ERA: 4.04 Danny Darwin, R ERA: 3.83	(1, 1) 6.0 L 24 5 5 5 2 3 0 0 0 0 4 25 37 7.50 1.333	(7, 1) 1.1 7 2 0 0 2 1 0 0 0 0 0 10 14 0.00 2.250	(8, 1) 1.2 7 1 0 0 1 0 1 0 0 1 0 8 12 0.00 0.600																			

Batter	1	2	3	4	5	6	7	8	9	AB	R	H	RBI	BB	SO	LOB	BOTTOM			
Paul Molitor, R OBP: 0.353, SLG: 0.407	0-0 4-3		0-0 FC6-4 BB		0-0 F9		0-0 FC6-4		0-3 K	5	0	0	0	0	1	5	<p>Toronto Blue Jays @ Milwaukee Brewers Milwaukee County Stadium, Milwaukee, WI</p> <p>Fri Sep 27 1985, 8:05 PM EDT Att: 17,050 - Unknown</p> <p>livebaseballscorecards.com</p>			
Ernest Riles, L OBP: 0.348, SLG: 0.388	0-0 6-3		4-0 BB			0-0 F8		0-0 FC6-4 1B	3	0	1	0	1	0	0					
Cecil Cooper, L OBP: 0.336, SLG: 0.478	0-0 1B		0-3 K			0-0 BLK 1B		0-0 F7	4	0	2	0	0	1	3					
Ted Simmons, S OBP: 0.340, SLG: 0.391 Carlos Ponce, R OBP: 0.199, SLG: 0.280	0-0 F7			0-0 5-3		0-0 4-3		0-0 FC6-4	3	0	0	0	0	0	2					
Rick Manning, L OBP: 0.271, SLG: 0.307		0-0 1-3		0-0 4-3		0-0 F7		0-0 F8	4	0	0	0	0	0	2					
Paul Householder, S OBP: 0.322, SLG: 0.407		0-3 K		0-3 K			4-0 FC4-6 1B FC5-4 BB	0-0 F8 BB 1B	3	1	1	0	1	2	0					
Billy Jo Robitoux, L OBP: 0.415, SLG: 0.333		0-3 K			0-0 F9		0-0 FC4-6 1B	4-0 F8 BB 1B	3	0	1	0	1	1	0					
Jim Gantner, L OBP: 0.299, SLG: 0.329			0-0 L4		0-0 F9		0-0 FC4-6 FC5-4	0-0 F8	4	0	0	0	0	0	4					
Charlie Moore, R OBP: 0.291, SLG: 0.295			0-0 FC6-4 1B		0-0 1B		0-0 FC5-4	0-0 F9	4	0	2	1	0	0	3					
<b>Inning Stats</b>	R: 0 E: 0 K: 0 S: 4	H: 1 LOB: 1 BB: 0 P: 4	R: 0 E: 0 K: 2 S: 7	H: 0 LOB: 0 BB: 0 P: 7	R: 0 E: 0 K: 1 S: 6	H: 1 LOB: 2 BB: 1 P: 10	R: 0 E: 0 K: 1 S: 5	H: 0 LOB: 0 BB: 0 P: 5	R: 0 E: 0 K: 0 S: 4	H: 1 LOB: 1 BB: 0 P: 4	R: 1 E: 0 K: 0 S: 4	H: 1 LOB: 1 BB: 1 P: 8	R: 0 E: 0 K: 0 S: 4	H: 1 LOB: 1 BB: 0 P: 4	R: 0 E: 0 K: 1 S: 6	H: 1 LOB: 2 BB: 1 P: 10		1B: 7 2B: 0 3B: 0 HR: 0	SF: 0 SAC: 0 DP: 0 HBP: 0	WP: 0 PB: 0 SB: 0 CS: 0
<b>PITCHER</b>	IP WLS BF H R ER SO BB IBB HBP BLK WP HR S P ERA WHIP	IP WLS BF H R ER SO BB IBB HBP BLK WP HR S P ERA WHIP																		
Dave Stieb, R ERA: 2.42 Dennis Lamp, R ERA: 3.41	(1, 1) 8.0 W 34 7 1 1 4 3 0 0 0 0 0 5 5 0.00 0.000	(9, 1) 1.0 S 3 0 0 0 1 0 0 0 0 0 0 5 5 0.00 0.000																		



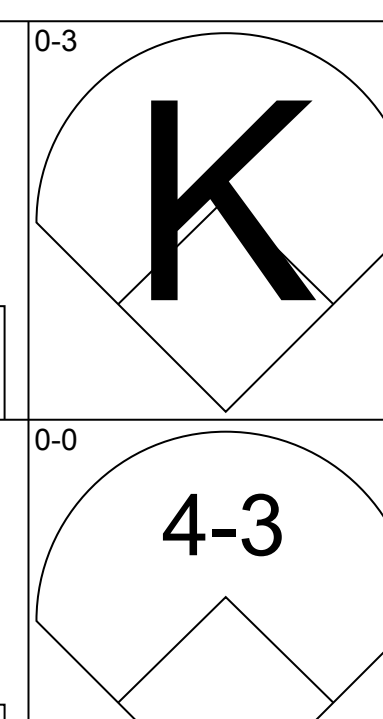
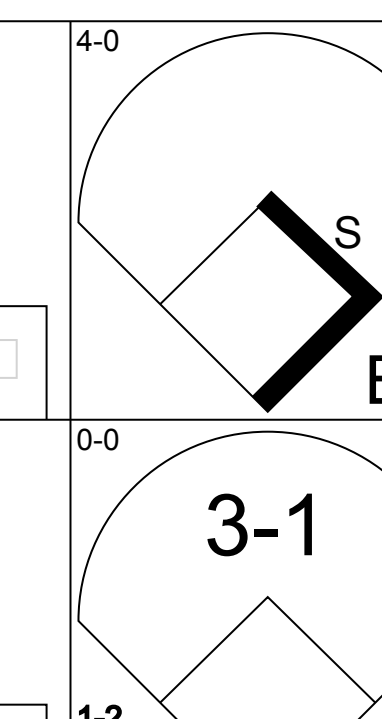
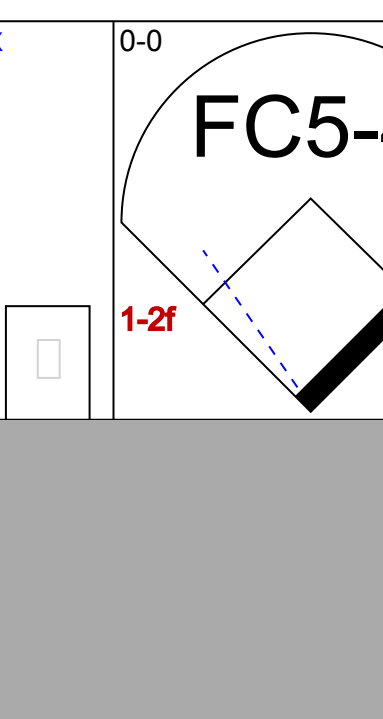
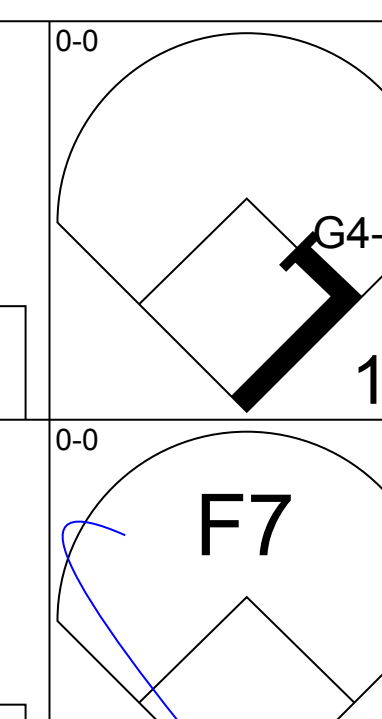
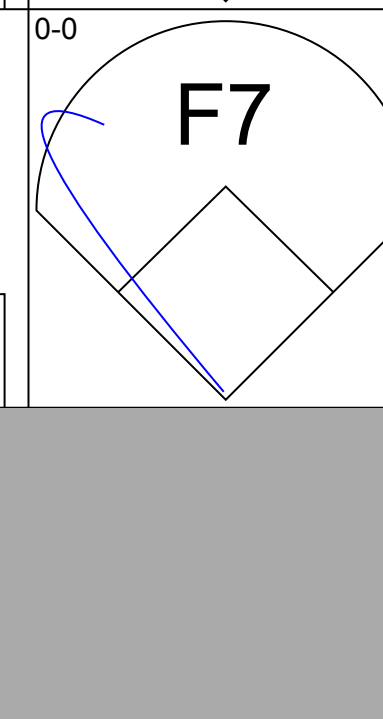

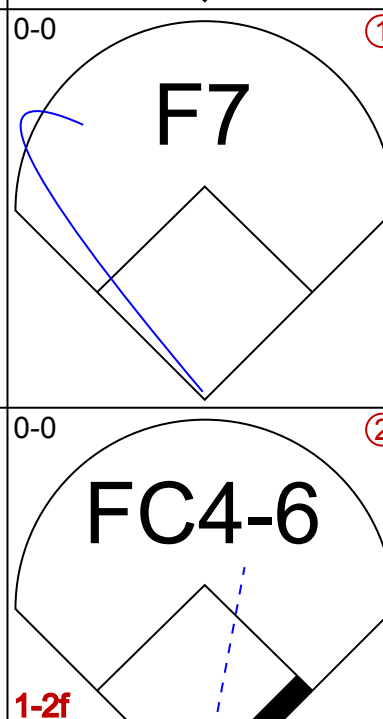
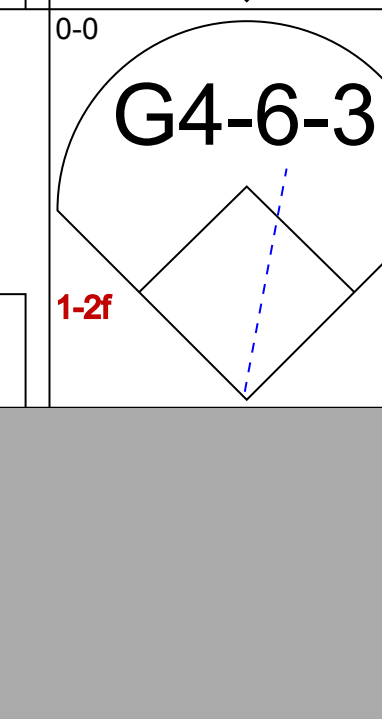

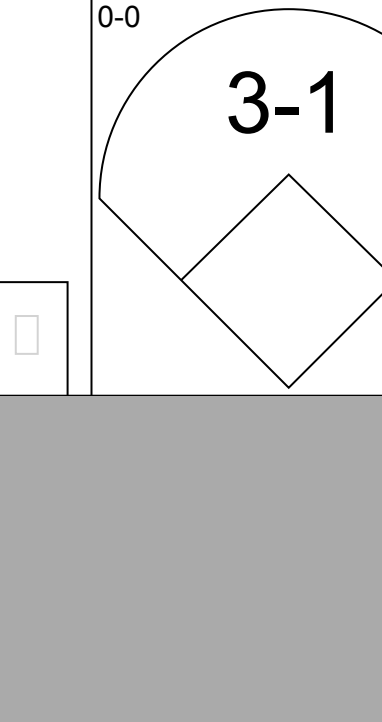
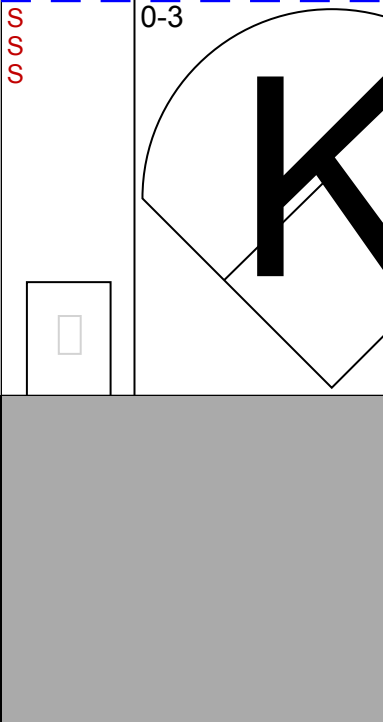

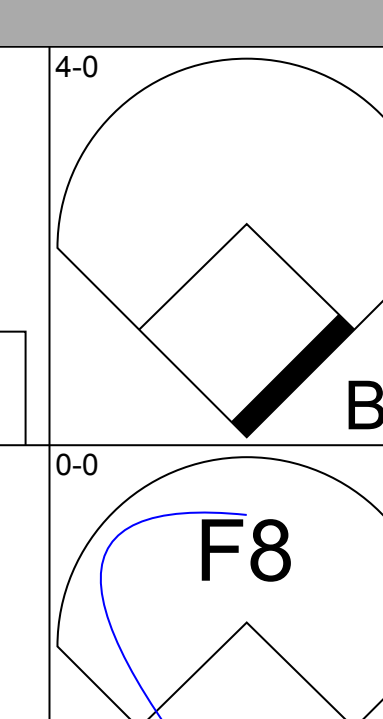
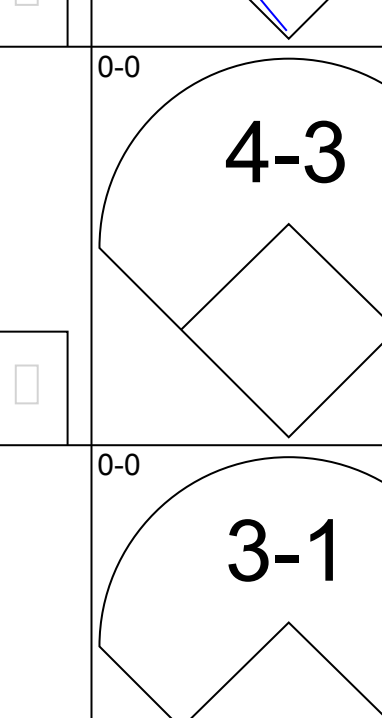
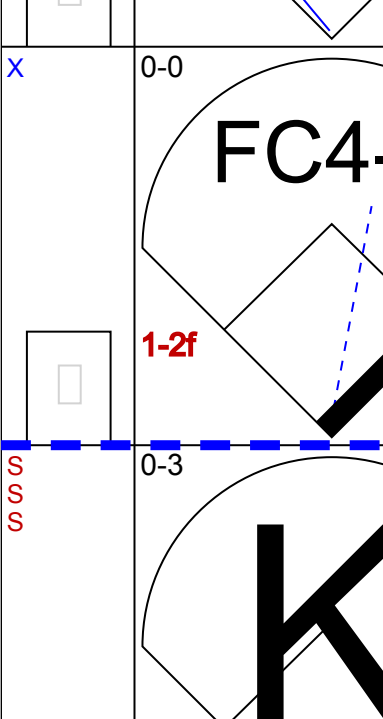
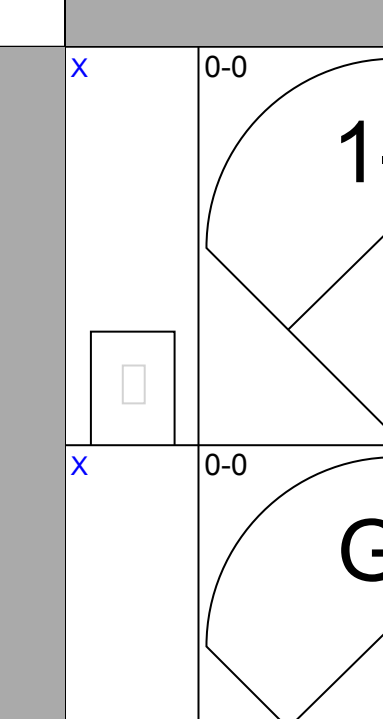
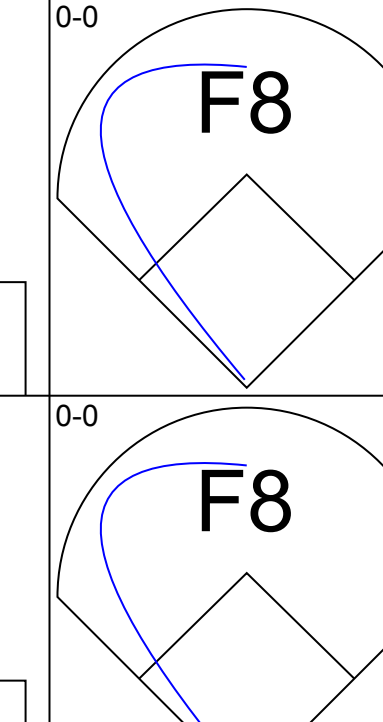
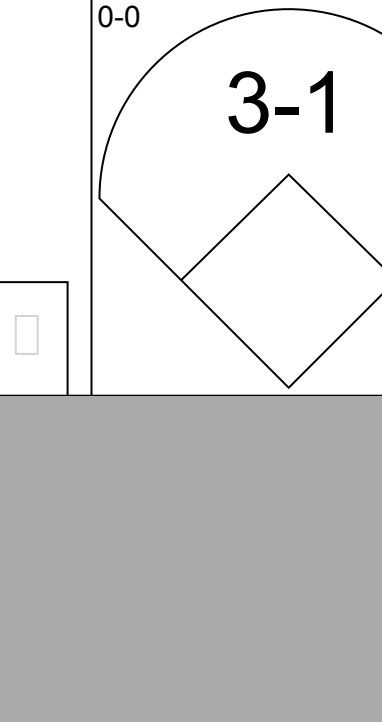
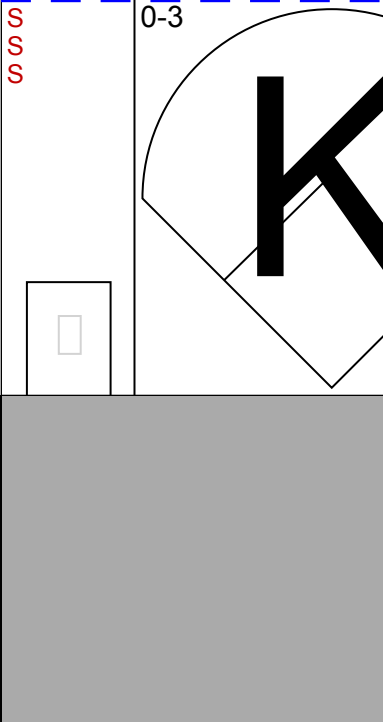
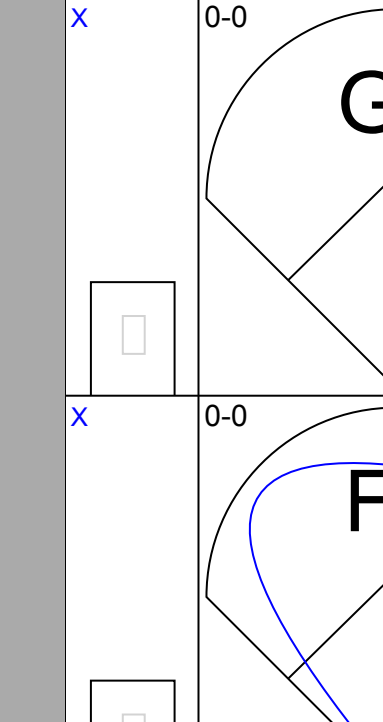
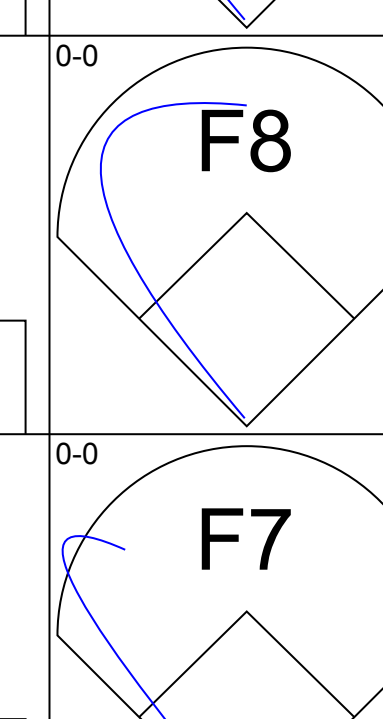
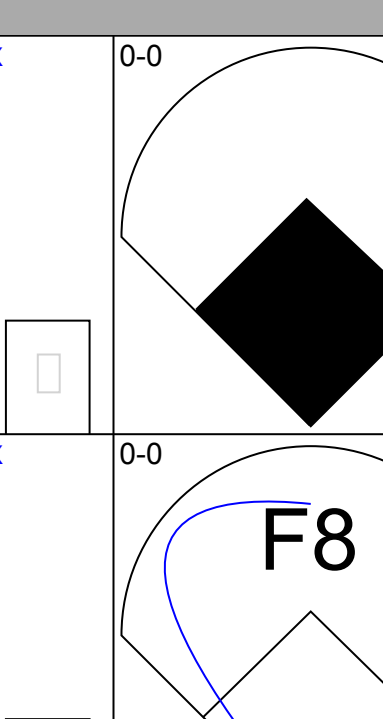
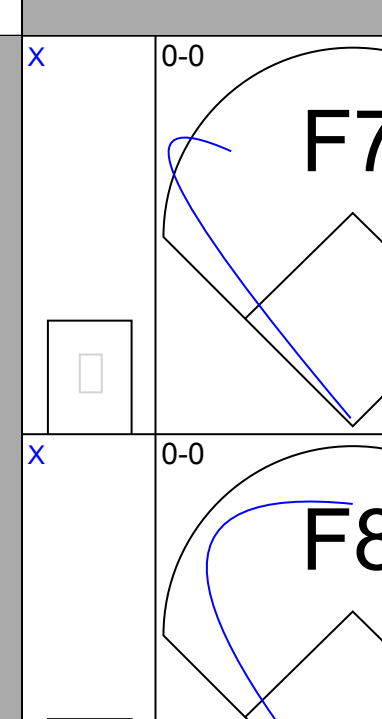
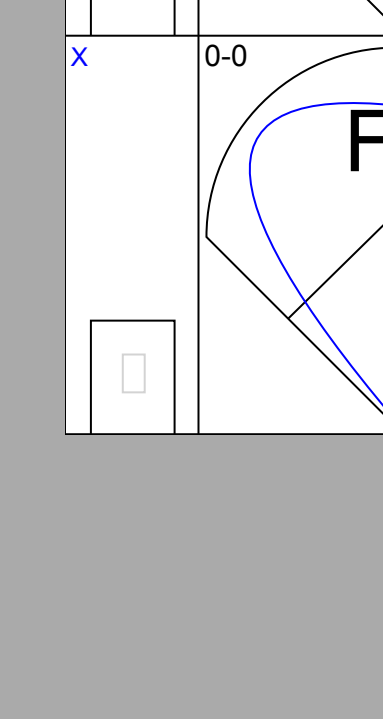
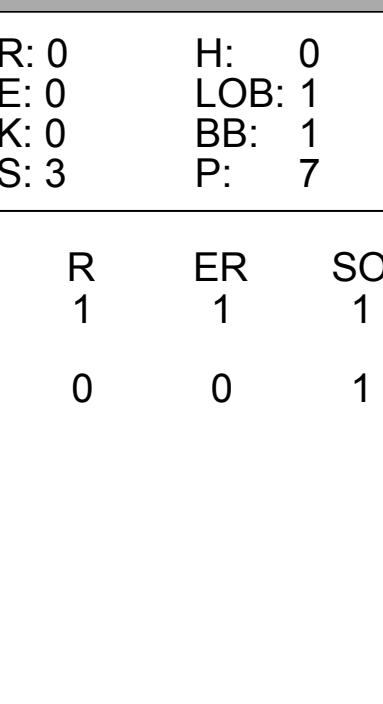
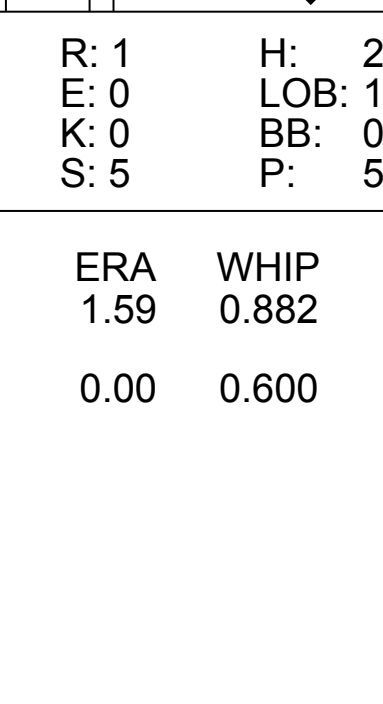
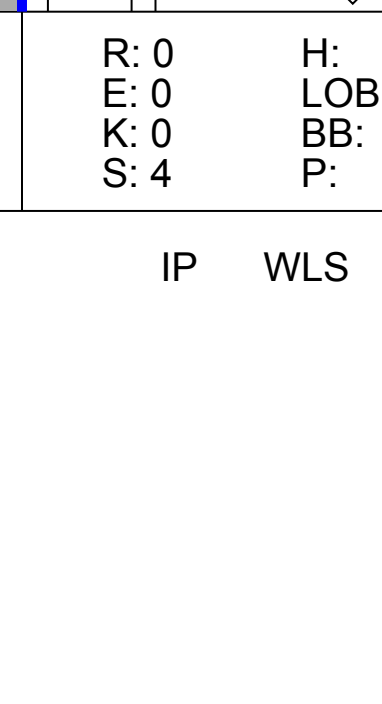


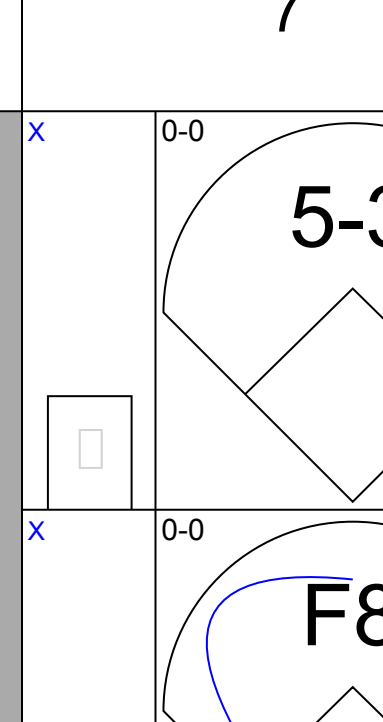
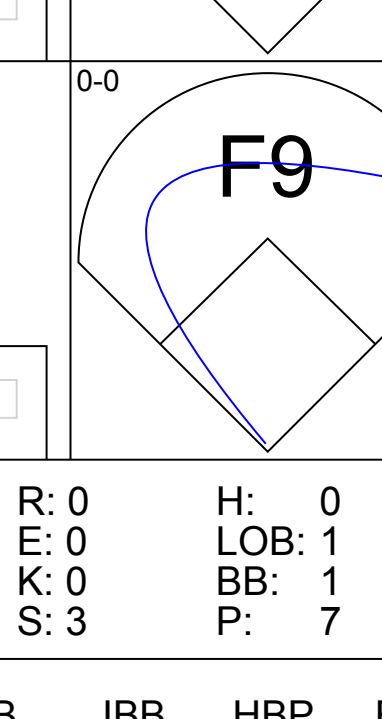
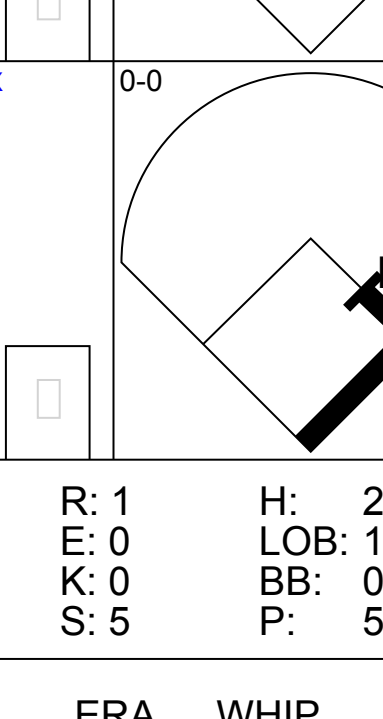
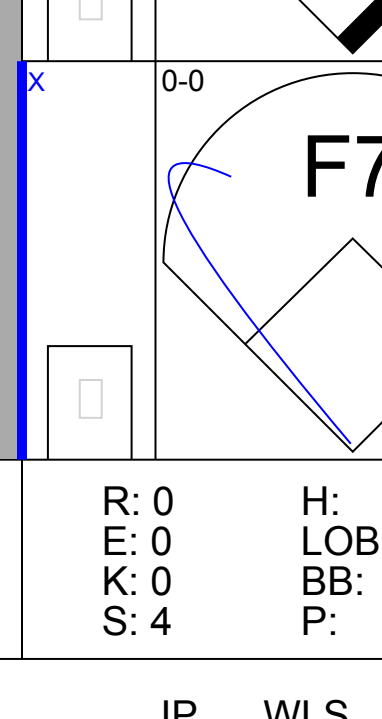
Batter	1	2	3	4	5	6	7	8	9	AB	R	H	RBI	BB	SO	LOB	TOP					
Tony Fernandez, S (1, 6) OBP: 0.333, SLG: 0.378										4	0	2	0	0	0	1	<p><b>Toronto Blue Jays @ Milwaukee Brewers</b> Milwaukee County Stadium, Milwaukee, WI</p> <p>Sat Sep 28 1985, 4:33 AM EDT Att: 9,542 - Unknown</p> <p>livebaseballscorecards.com</p> <p>AB 40 R 6 H 16 RBI 4 BB 2 SO 2 LOB 19</p>					
Lloyd Moseby, L (1, 8) OBP: 0.343, SLG: 0.421									4	1	0	0	1	0	2							
Rance Mulliniks, L (1, 5) OBP: 0.388, SLG: 0.463									5	0	0	0	0	1	2							
Willie Upshaw, L (1, 3) OBP: 0.343, SLG: 0.444										5	1	3	1	0	0							
Al Oliver, L (1, 10) OBP: 0.285, SLG: 0.355										4	1	2	0	0	0	1						
Ron Shepherd, R (7, PR) OBP: 0.162, SLG: 0.194										0	0	0	0	0	0	0						
Cliff Johnson, R (9, PH) OBP: 0.334, SLG: 0.421										1	0	1	0	0	0	0						
George Bell, R (1, 7) OBP: 0.332, SLG: 0.489										5	2	4	1	0	0	2						
Ernie Whitt, L (1, 2) OBP: 0.325, SLG: 0.435										4	0	1	1	1	0	4						
Jesse Barfield, R (1, 9) OBP: 0.366, SLG: 0.539										4	0	2	1	0	1	4						
Garth Iorg, R (1, 4) OBP: 0.356, SLG: 0.467										4	1	1	0	0	3							
<b>Inning Stats</b>	R: 0 E: 0 K: 1 S: 5	H: 1 LOB: 0 BB: 0 P: 5	R: 1 E: 0 K: 0 S: 6	H: 3 LOB: 2 BB: 0 P: 6	R: 0 E: 0 K: 0 S: 3	H: 0 LOB: 0 BB: 0 P: 3	R: 1 E: 1 K: 1 S: 7	H: 2 LOB: 1 BB: 0 P: 7	R: 2 E: 1 K: 0 S: 6	H: 2 LOB: 1 BB: 0 P: 6	R: 1 E: 0 K: 0 S: 5	H: 2 LOB: 1 BB: 0 P: 5	R: 1 E: 0 K: 0 S: 5	H: 3 LOB: 3 BB: 2 P: 13	R: 0 E: 0 K: 0 S: 3	H: 1 LOB: 0 BB: 0 P: 3	R: 0 E: 0 K: 0 S: 5	H: 2 LOB: 2 BB: 0 P: 5	1B: 15 2B: 1 3B: 0 HR: 0	SF: 0 SAC: 1 DP: 3 HBP: 0	WP: 0 PB: 1 SB: 2 CS: 0	PA: 43
<b>PITCHER</b>	IP WLS BF H R ER SO BB IBB HBP BLK WP HR S P ERA WHIP																					
Tim Leary, R (1, 1) ERA: 4.21	5.0 L 23 8 4 1 2 0 0 0 0 0 0 0 27 27 1.80 1.600																					
Bob Gibson, R (6, 1) ERA: 3.93	1.2 10 5 2 2 0 1 0 0 0 0 0 0 9 13 10.80 3.600																					
Rick Waits, L (7, 1) ERA: 5.87	2.1 10 3 0 0 0 1 0 0 0 0 0 0 9 13 0.00 1.714																					

Batter	1	2	3	4	5	6	7	8	9	AB	R	H	RBI	BB	SO	LOB	BOTTOM			
Mike Felder, S (1, 8) OBP: 0.262, SLG: 0.214										2	0	0	0	0	0	1	<p><b>Toronto Blue Jays @ Milwaukee Brewers</b> Milwaukee County Stadium, Milwaukee, WI</p> <p>Sat Sep 28 1985, 4:33 AM EDT Att: 9,542 - Unknown</p> <p>livebaseballscorecards.com</p> <p>AB 32 R 1 H 5 RBI 1 BB 0 SO 6 LOB 9</p>			
Rick Manning, L (5, PH) OBP: 0.268, SLG: 0.304										2	0	0	0	0	1	0				
Paul Molitor, R (1, 5) OBP: 0.353, SLG: 0.408										4	0	1	0	0	0	1				
Ernest Riles, L (1, 6) OBP: 0.346, SLG: 0.389										4	0	1	0	0	2	1				
Cecil Cooper, L (1, 10) OBP: 0.334, SLG: 0.475										4	0	0	0	0	2	2				
Randy Ready, R (1, 7) OBP: 0.321, SLG: 0.386										4	0	0	0	0	0	1				
Billy Jo Robidoux, L (1, 3) OBP: 0.389, SLG: 0.503										3	0	0	0	0	1	1				
Paul Householder, S (1, 9) OBP: 0.322, SLG: 0.410										3	1	1	0	0	0	0				
Jim Gantner, L (1, 4) OBP: 0.301, SLG: 0.331										3	0	2	1	0	0	0				
Charlie Moore, R (1, 2) OBP: 0.288, SLG: 0.292										3	0	0	0	0	0	2				
<b>Inning Stats</b>	R: 0 E: 0 K: 1 S: 6	H: 1 LOB: 0 BB: 0 P: 6	R: 0 E: 0 K: 0 S: 3	H: 0 LOB: 0 BB: 0 P: 3	R: 0 E: 0 K: 2 S: 8	H: 0 LOB: 1 BB: 0 P: 8	R: 1 E: 0 K: 0 S: 4	H: 2 LOB: 0 BB: 0 P: 4	R: 0 E: 0 K: 0 S: 4	H: 1 LOB: 1 BB: 0 P: 4	R: 0 E: 0 K: 1 S: 5	H: 0 LOB: 0 BB: 0 P: 5	R: 0 E: 0 K: 1 S: 5	H: 0 LOB: 0 BB: 0 P: 5	R: 0 E: 0 K: 1 S: 5	H: 0 LOB: 0 BB: 0 P: 5	1B: 2 2B: 3 3B: 0 HR: 0	SF: 0 SAC: 0 DP: 1 HBP: 0	WP: 0 PB: 0 SB: 1 CS: 0	PA: 32
<b>PITCHER</b>	IP WLS BF H R ER SO BB IBB HBP BLK WP HR S P ERA WHIP																			
Jim Clancy, R (1, 1) ERA: 3.77	6.0 W 23 5 1 1 3 0 0 0 0 0 0 0 15 29 1.50 0.833																			
Gary Lavelle, L (7, 1) ERA: 3.14	3.0 S 9 0 0 0 3 0 0 0 0 0 0 0 15 15 0.00 0.000																			





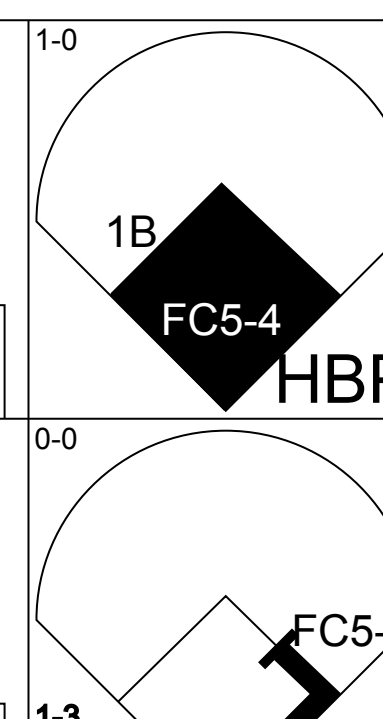
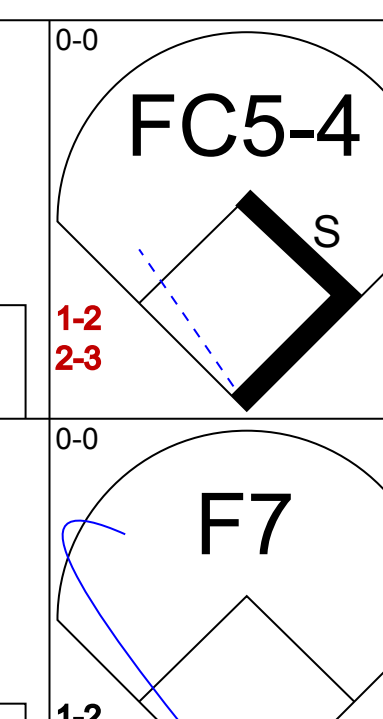
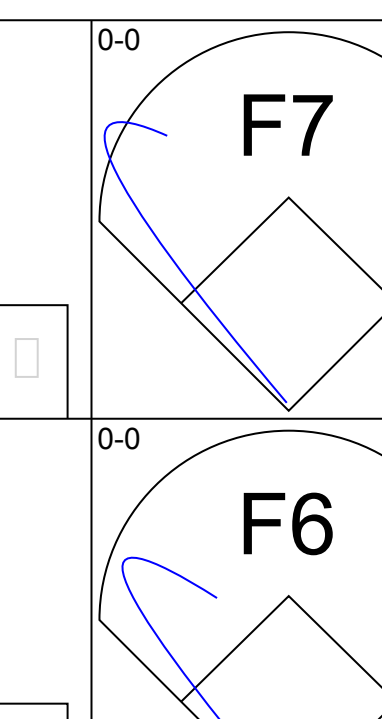
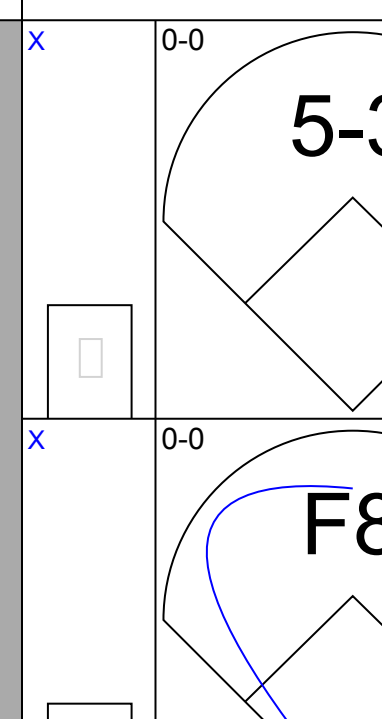
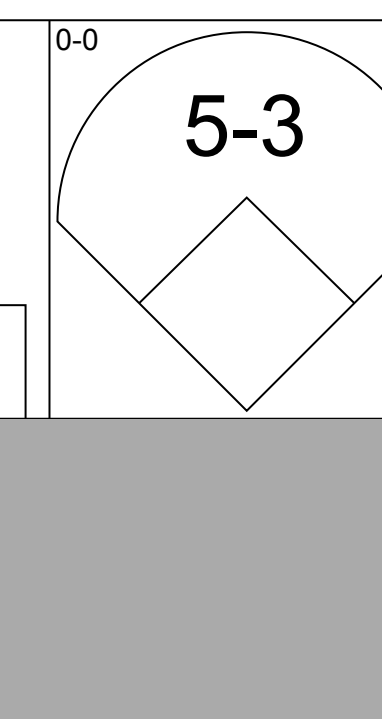
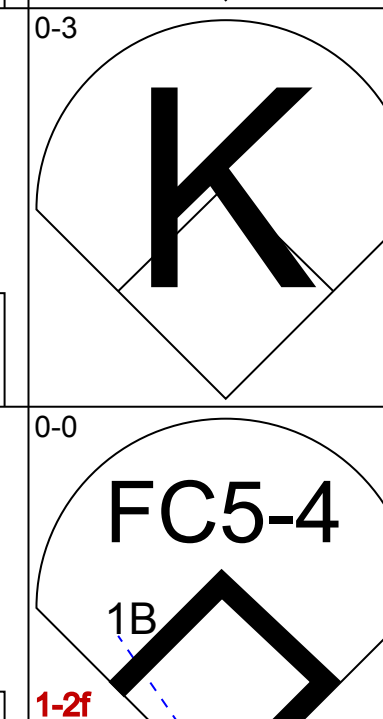


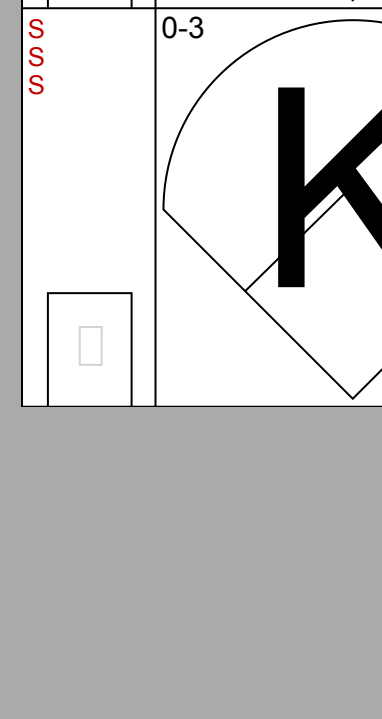
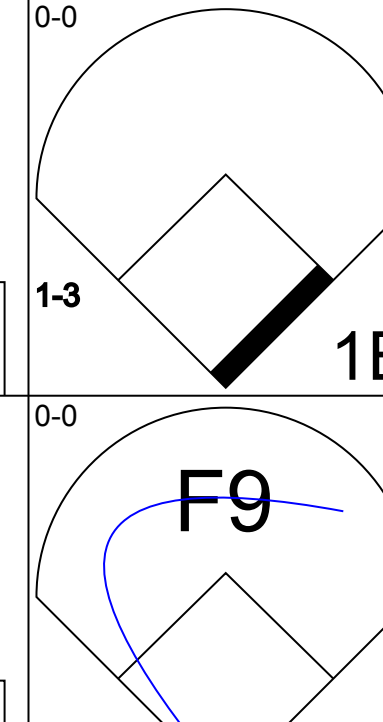
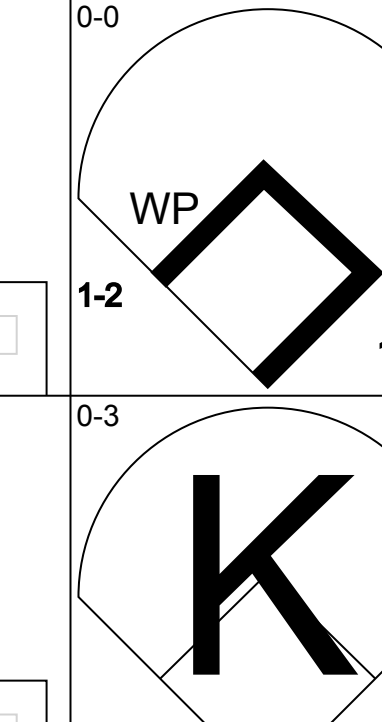
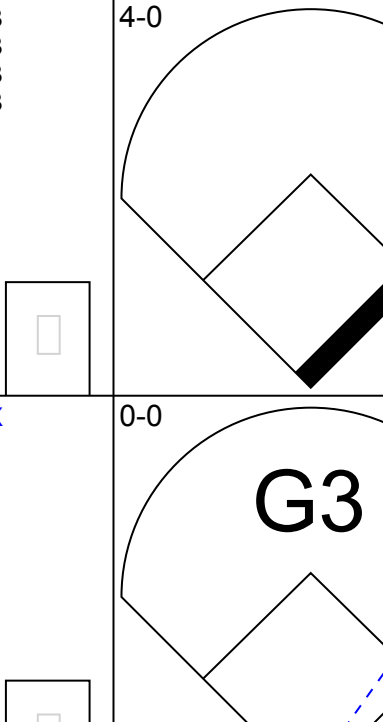


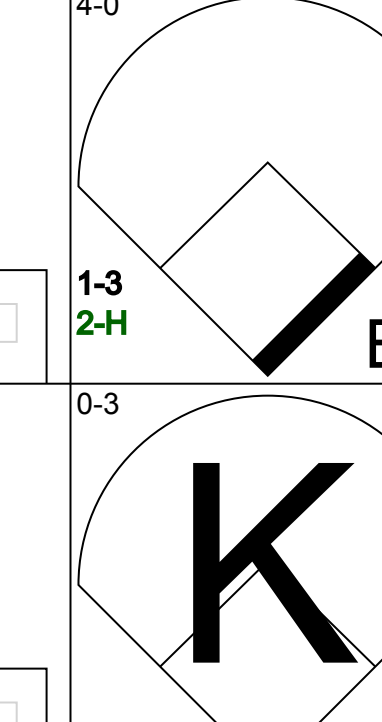


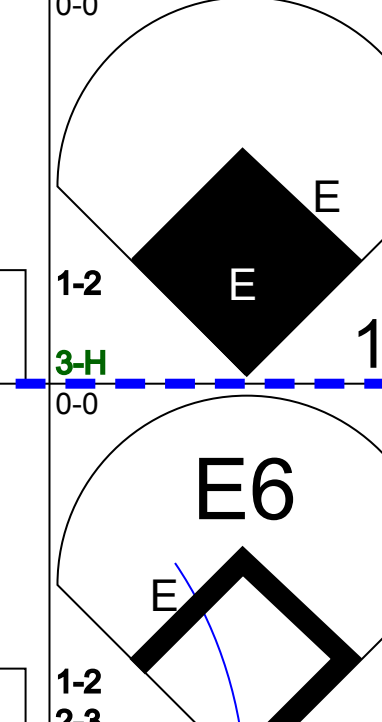
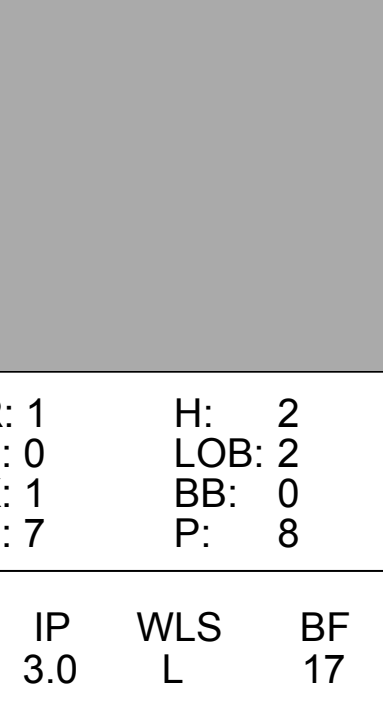
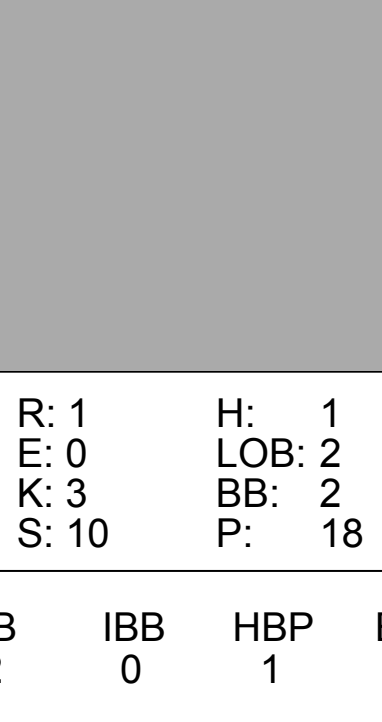
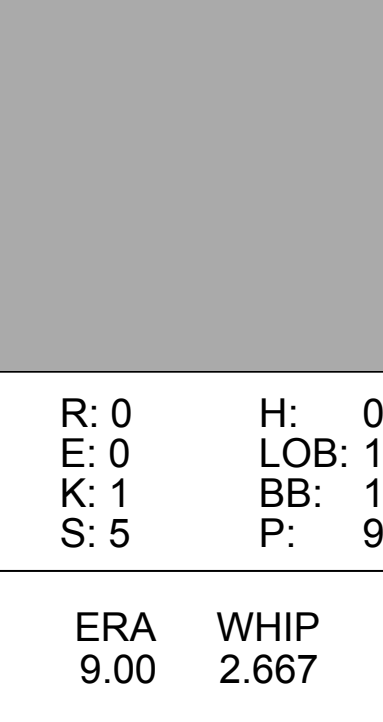
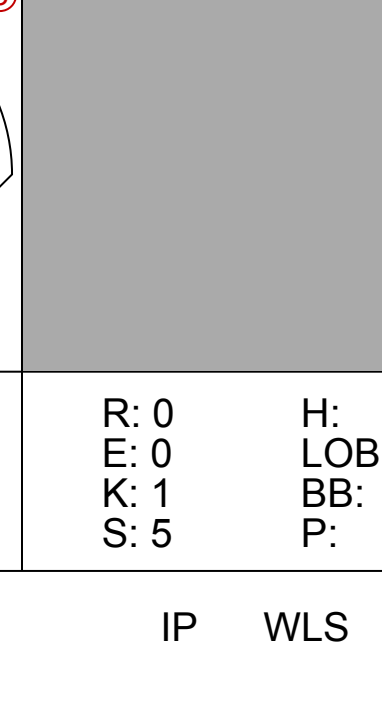
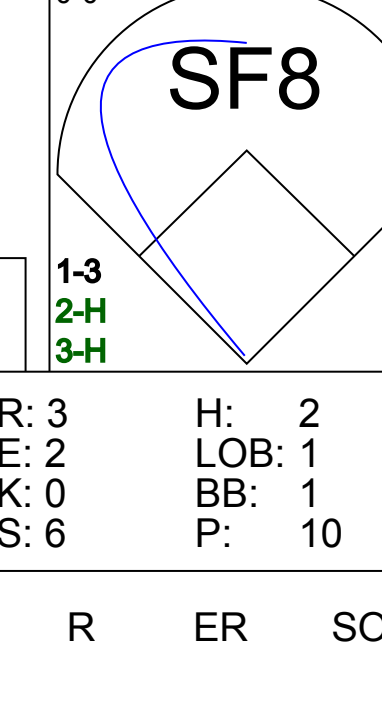







Batter	1	2	3	4	5	6	7	8	9	AB	R	H	RBI	BB	SO	LOB	TOP			
Paul Moltzer, R OBP: 0.354, SLG: 0.408 (1, 5)			 BB		 1-2			 1B		3	0	1	0	1	1	1				
Ernest Riles, L OBP: 0.348, SLG: 0.387 (1, 6)			 1-2			 1B				4	0	1	0	0	0	2				
Cecil Cooper, L OBP: 0.331, SLG: 0.470 (1, 10)								 1-2		4	0	0	0	0	0	2				
Ted Simmons, S OBP: 0.343, SLG: 0.399 (7, 2)						 1-2				3	0	0	0	1	0	1				
Billy Jo Robidoux, L OBP: 0.347, SLG: 0.263 (7, 3)										4	0	0	0	0	1	2				
Paul Householder, S OBP: 0.330, SLG: 0.416 (1, 9)										4	1	1	1	0	0	1				
Rick Manning, L OBP: 0.265, SLG: 0.300 (1, 8)										3	0	0	0	0	0	1				
Jim Gantner, L OBP: 0.301, SLG: 0.331 (1, 4)										3	0	1	0	0	0	0				
Dave Huppert, R OBP: 0.118, SLG: 0.063 Randy Ready, R OBP: 0.316, SLG: 0.390 (7, PH) (7, 7)					 1B					2	0	1	0	0	0	0				
										1	0	0	0	0	0	1				
<b>Inning Stats</b>	R: 0 E: 0 K: 1 S: 5	H: 0 LOB: 0 BB: 0 P: 5	R: 0 E: 0 K: 0 S: 3	H: 0 LOB: 1 BB: 1 P: 7	R: 0 E: 0 K: 0 S: 3	H: 0 LOB: 0 BB: 0 P: 3	R: 1 E: 0 K: 0 S: 5	H: 2 LOB: 1 BB: 0 P: 5	R: 0 E: 0 K: 1 S: 6	H: 1 LOB: 1 BB: 0 P: 6	R: 0 E: 0 K: 0 S: 4	H: 1 LOB: 1 BB: 0 P: 4	R: 0 E: 0 K: 0 S: 3	H: 1 LOB: 0 BB: 0 P: 3	R: 0 E: 0 K: 0 S: 3	H: 0 LOB: 0 BB: 0 P: 3	1B: 4 2B: 0 3B: 0 HR: 1	SF: 0 SAC: 0 DP: 1 HBP: 0	WP: 0 PB: 0 SB: 1 CS: 0	PA: 33
<b>PITCHER</b>	IP WLS BF H R ER SO BB IBB HBP BLK WP HR S P ERA WHIP																			
Joe Niekro, R ERA: 3.83 Dave Righetti, L ERA: 2.6	(1, 1) (6, 1)	5.2 3.1	W S	22 11	3 2	1 0	1 0	1 1	2 0	0 0	0 0	0 0	0 0	0 0	13 13	30 13	1.59 0.00	0.882 0.600		

Milwaukee Brewers @ New York Yankees  
Yankee Stadium, Bronx, NY  
Tue Oct 01 1985, 7:05 PM EDT  
Att: 15,101 - Unknown

AB 31  
R 1  
H 5  
RBI 1  
BB 2  
SO 2  
LOB 11



Batter	1	2	3	4	5	6	7	8	9	AB	R	H	RBI	BB	SO	LOB	BOTTOM			
Rickey Henderson, R OBP: 0.423, SLG: 0.522 (1, 8)	 FC5-4 HBP	 S 1-2 2-3								4	1	0	0	0	0	3				
Dan Pasqua, L OBP: 0.294, SLG: 0.434 (1, 7)	 1-3 1B	 1-2								4	0	1	0	0	0	1				
Don Mattingly, L OBP: 0.373, SLG: 0.571 (1, 3)			 WP BB							3	1	0	0	1	2	2				
Dave Winfield, R OBP: 0.336, SLG: 0.483 (1, 9)	 1-2 3-H							 1B 2B		4	1	1	1	0	2	2				
Ron Hassey, L OBP: 0.371, SLG: 0.515 (1, 2)	 1-3		 1-2 1B					 2-3		3	0	2	0	1	0	1				
Don Baylor, R OBP: 0.333, SLG: 0.440 (1, 10)								 1B SF8 IBB		3	1	0	0	1	1	5				
Mike Pagliarulo, L OBP: 0.327, SLG: 0.441 (1, 5)		1B	1-3 2-H BB					1-2 3-H 1B		3	2	2	1	1	0	0				
Willie Randolph, R OBP: 0.378, SLG: 0.353 (1, 4)		1B						1-2 2-3		4	0	1	0	0	1	4				
Bobby Meacham, S OBP: 0.304, SLG: 0.266 (1, 6)		1-2 1B						1-3 2-H 3-H		3	0	1	2	0	1	0				
<b>Inning Stats</b>	R: 1 E: 0 K: 1 S: 7	H: 2 LOB: 2 BB: 0 P: 8	R: 1 E: 0 K: 0 S: 5	H: 3 LOB: 1 BB: 0 P: 5	R: 1 E: 0 K: 3 S: 10	H: 1 LOB: 2 BB: 2 P: 18	R: 0 E: 0 K: 0 S: 3	H: 0 LOB: 0 BB: 0 P: 3	R: 0 E: 0 K: 1 S: 5	H: 0 LOB: 0 BB: 1 P: 9	R: 0 E: 0 K: 1 S: 5	H: 0 LOB: 0 BB: 0 P: 5	R: 0 E: 0 K: 0 S: 5	R: 3 E: 2 K: 0 S: 6	H: 2 LOB: 1 BB: 1 P: 10	1B: 7 2B: 1 3B: 0 HR: 0	SF: 1 SAC: 0 DP: 1 HBP: 1	WP: 2 PB: 0 SB: 1 CS: 0	PA: 37	
<b>PITCHER</b>	IP WLS BF H R ER SO BB IBB HBP BLK WP HR S P ERA WHIP																			
Jaime Coanower, R ERA: 4.65 Bob McClure, L ERA: 4.35 Danny Darwin, R ERA: 3.8	(1, 1) (4, 1) (8, 1)	3.0 4.1 0.2	L	17 17 3	6 2 0	3 3 0	3 1 0	3 3 0	2 1 0	0 1 0	0 0 0	0 0 0	0 0 0	0 0 0	21 29 3	29 3	2.08 0.00	0.692 0.000		

Milwaukee Brewers @ New York Yankees  
Yankee Stadium, Bronx, NY  
Tue Oct 01 1985, 7:05 PM EDT  
Att: 15,101 - Unknown

AB 31  
R 6  
H 8  
RBI 4  
BB 4  
SO 7  
LOB 18





Batter	1	2	3	4	5	6	7	8	9	AB	R	H	RBI	BB	SO	LOB	TOP			
Paul Moltis, R OBP: 0.357, SLG: 0.408 (1, 5)	4-0 L6-3 BB		4-0 3B BB			0-0 FC4-6 1B		0-0 G3		2	1	1	0	2	0	0				
Randy Ready, R OBP: 0.315, SLG: 0.399 (1, 7)	0-0 F7		0-0 1-H 3B			0-0 F9		0-0 F7		4	0	1	1	0	0	2				
Cecil Cooper, L OBP: 0.329, SLG: 0.467 (1, 10)	0-0 L6-3 1-2		0-0 6-3			0-0 FC4-6 1-2		0-3 K		4	0	0	0	0	1	3				
Ted Simmons, S OBP: 0.343, SLG: 0.400 (1, 2)		0-0 2B		0-0 F7		0-0 4-3		0-0 6-3		4	0	1	0	0	0	1				
Paul Householder, S OBP: 0.320, SLG: 0.413 (1, 8)		0-3 K		4-0 G4-6-3 BB		0-0 5-3				2	0	0	0	1	1	1				
Ernest Riles, L OBP: 0.344, SLG: 0.385 (1, 6)		0-3 K		0-0 G4-6-3 1-2		0-0 F8				3	0	0	0	0	1	2				
Carlos Ponce, R OBP: 0.179, SLG: 0.264 (1, 3)		0-0 F7			0-0 5-3		0-0 6-3			3	0	0	0	0	0	1				
Jim Cantner, L OBP: 0.301, SLG: 0.331 (1, 4)			0-0 4-3		0-0 CS 1B		0-0 6-3			3	0	1	0	0	0	0				
Ed Romero, R OBP: 0.316, SLG: 0.298 (1, 9)			0-0 6-3		0-0 F9 1-2		0-0 F7			3	0	0	0	0	0	1				
<b>Inning Stats</b>	R: 0 E: 0 K: 0 S: 2	H: 0 LOB: 0 BB: 1 P: 6	R: 0 E: 0 K: 2 S: 8	H: 1 LOB: 1 BB: 0 P: 8	R: 1 E: 0 K: 0 S: 4	H: 1 LOB: 1 BB: 1 P: 8	R: 0 E: 0 K: 0 S: 2	H: 0 LOB: 0 BB: 1 P: 6	R: 0 E: 0 K: 0 S: 3	H: 1 LOB: 0 BB: 0 P: 3	R: 0 E: 0 K: 0 S: 3	H: 0 LOB: 0 BB: 0 P: 3	R: 0 E: 0 K: 1 S: 5	H: 0 LOB: 0 BB: 0 P: 5	R: 0 E: 0 K: 1 S: 5	H: 0 LOB: 0 BB: 0 P: 5	1B: 2 2B: 2 3B: 1 HR: 0	SF: 0 SAC: 0 DP: 2 HBP: 0	WP: 0 PB: 0 CS: 1	PA: 31
<b>PITCHER</b> Bob Shirley, L ERA: 2.56 (1, 1)	IP: 9.0 WLS: L BF: 31 H: 4 R: 1 ER: 1 SO: 3 BB: 3 IBB: 0 HBP: 0 BLK: 0 WP: 0 HR: 0 S: 34 P: 46 ERA: 1.00 WHIP: 0.778																			

Milwaukee Brewers @ New York Yankees  
Yankee Stadium, Bronx, NY  
Wed Oct 02 1985, 7:05 PM EDT  
Att: 11,879 - Unknown

AB 28  
R 1  
H 4  
RBI 1  
BB 3  
SO 3  
LOB 11



Batter	1	2	3	4	5	6	7	8	9	AB	R	H	RBI	BB	SO	LOB	BOTTOM			
Rickey Henderson, R OBP: 0.420, SLG: 0.518 (1, 8)	0-0 5-3		0-0 FC4 1-2		0-0 6-3 1-2			0-0 1-3		4	0	0	0	0	0	2				
Don Mattingly, L OBP: 0.371, SLG: 0.568 (1, 3)	0-0 6-3		0-3 K			0-3 K		0-0 F9		4	0	0	0	0	2	1				
Dave Winfield, R OBP: 0.335, SLG: 0.483 (1, 9)	0-0 2B			0-3 K		0-0 F3		0-0 F2		4	0	1	0	0	1	0				
Don Baylor, R OBP: 0.332, SLG: 0.438 (1, 10)	0-0 6-3			0-0 F8		1-0 HBP			0-0 4-3	3	0	0	0	0	0	1				
Andre Robertson, R OBP: 0.372, SLG: 0.433 Rex Hudler, R OBP: 0.173, SLG: 0.196 (9, PR)		0-3 K		0-0 1B		0-0 6-3			0-0 1B 1B	4	0	2	0	0	1	1				
Willie Randolph, R OBP: 0.375, SLG: 0.350 (1, 4)		0-3 K		0-0 L5			0-0 1-3		0-0 F4	4	0	0	0	0	1	2				
Henry Cotto, R OBP: 0.346, SLG: 0.327 (1, 7)		0-0 5-3			0-3 K		0-0 F9		0-0 1-2 1B	4	0	1	0	0	1	0				
Butch Wynegar, S OBP: 0.358, SLG: 0.315 (1, 2)			0-3 K		0-0 6-3		0-0 1B		0-0 4-3	4	0	1	0	0	1	2				
Bobby Meacham, S OBP: 0.306, SLG: 0.267 (1, 6)			0-0 FC4 1B		4-0 S BB		0-3 K			2	0	1	0	1	1	1				
<b>Inning Stats</b>	R: 0 E: 0 K: 0 S: 4	H: 1 LOB: 1 BB: 0 P: 4	R: 0 E: 0 K: 2 S: 7	H: 0 LOB: 0 BB: 0 P: 7	R: 0 E: 0 K: 1 S: 6	H: 1 LOB: 1 BB: 0 P: 6	R: 0 E: 0 K: 1 S: 5	H: 0 LOB: 1 BB: 0 P: 6	R: 0 E: 0 K: 0 S: 3	H: 1 LOB: 1 BB: 0 P: 3	R: 0 E: 0 K: 0 S: 5	H: 2 LOB: 2 BB: 0 P: 5	R: 0 E: 0 K: 0 S: 5	H: 0 LOB: 0 BB: 0 P: 5	R: 0 E: 0 K: 0 S: 5	H: 0 LOB: 0 BB: 0 P: 5	1B: 5 2B: 1 3B: 0 HR: 0	SF: 0 SAC: 0 DP: 0 HBP: 1	WP: 0 PB: 0 CS: 0	PA: 35
<b>PITCHER</b> Teddy Higuera, L ERA: 3.9 (1, 1)	IP: 9.0 WLS: W BF: 35 H: 6 R: 0 ER: 0 SO: 8 BB: 1 IBB: 0 HBP: 1 BLK: 0 WP: 0 HR: 0 S: 49 P: 54 ERA: 0.00 WHIP: 0.778																			

Milwaukee Brewers @ New York Yankees  
Yankee Stadium, Bronx, NY  
Wed Oct 02 1985, 7:05 PM EDT  
Att: 11,879 - Unknown

AB 33  
R 0  
H 6  
RBI 0  
BB 1  
SO 8  
LOB 10





Batter	1	2	3	4	5	6	7	8	9	AB	R	H	RBI	BB	SO	LOB	TOP										
Paul Molitor, R OBP: 0.356, SLG: 0.407 (1, 5)										4	0	1	0	0	2	2	<b>Milwaukee Brewers @ New York Yankees</b> Yankee Stadium, Bronx, NY Thu Oct 03 1985, 7:05 PM EDT Att: 15,226 - Unknown										
Randy Ready, R OBP: 0.313, SLG: 0.395 (1, 7)										4	0	1	0	0	0	1											
Cecil Cooper, L OBP: 0.327, SLG: 0.464 (1, 10)										4	0	0	0	0	2	2											
Ted Simmons, S OBP: 0.344, SLG: 0.404 (1, 2)										4	0	2	0	0	0	0											
Paul Householder, S OBP: 0.319, SLG: 0.411 (1, 8)										4	0	1	0	0	1	2											
Ernest Riles, L OBP: 0.341, SLG: 0.381 (1, 6)										4	0	0	0	0	3	3											
Carlos Ponce, R OBP: 0.183, SLG: 0.263 (1, 3)										4	0	1	0	0	1	2											
Jim Gantner, L OBP: 0.300, SLG: 0.330 (1, 4)										2	0	0	0	0	0	0											
Ed Romero, R OBP: 0.316, SLG: 0.295 (1, 9)										2	0	0	0	1	2	1											
<b>Inning Stats</b>	R: 0 E: 0 K: 1 S: 5	H: 0 LOB: 0 BB: 0 P: 5	R: 0 E: 0 K: 3 S: 10	H: 1 LOB: 1 BB: 0 P: 10	R: 0 E: 0 K: 1 S: 7	H: 2 LOB: 2 BB: 0 P: 7	R: 0 E: 0 K: 1 S: 6	H: 1 LOB: 1 BB: 0 P: 6	R: 0 E: 0 K: 0 S: 3	H: 0 LOB: 1 BB: 1 P: 7	R: 0 E: 0 K: 2 S: 8	H: 1 LOB: 1 BB: 0 P: 8	R: 0 E: 0 K: 1 S: 8	H: 1 LOB: 1 BB: 0 P: 8	R: 0 E: 0 K: 1 S: 5	H: 0 LOB: 0 BB: 0 P: 5	R: 0 E: 0 K: 0 S: 3	H: 0 LOB: 0 BB: 0 P: 3	1B: 4 2B: 2 3B: 0 HR: 0	SF: 0 SAC: 1 DP: 0 HBP: 0	WP: 0 PB: 0 CS: 0	PA: 34					
<b>PITCHER</b>	IP	WLS	BF	H	R	ER	SO	BB	IBB	HBP	BLK	WP	HR	S	P	ERA	WHIP										
Ron Guidry, L ERA: 3.27 (1, 1)	7.0	W	28	6	0	0	10	1	0	0	0	0	0	47	51	0.00	1.000										
Brian Fisher, R ERA: 2.35 (8, 1)	2.0	S	6	0	0	0	1	0	0	0	0	0	0	8	8	0.00	0.000										

Batter	1	2	3	4	5	6	7	8	9	AB	R	H	RBI	BB	SO	LOB	BOTTOM										
Rickey Henderson, R OBP: 0.421, SLG: 0.522 (1, 8)										3	2	1	1	1	1	0	<b>Milwaukee Brewers @ New York Yankees</b> Yankee Stadium, Bronx, NY Thu Oct 03 1985, 7:05 PM EDT Att: 15,226 - Unknown										
Ken Griffey, L OBP: 0.332, SLG: 0.425 (1, 7)										4	0	1	0	0	3	2											
Don Mattingly, L OBP: 0.371, SLG: 0.567 (1, 3)										4	0	2	2	0	0	0											
Dave Winfield, R OBP: 0.333, SLG: 0.480 (1, 9)										4	0	0	0	0	1	2											
Ron Hassey, L OBP: 0.374, SLG: 0.517 (1, 2)										3	0	2	0	0	0	0											
Don Baylor, R OBP: 0.330, SLG: 0.435 (1, 10)										3	0	0	0	0	1	3											
Mike Pagliarulo, L OBP: 0.327, SLG: 0.440 (1, 5)										3	0	1	0	0	1	3											
Willie Randolph, R OBP: 0.375, SLG: 0.352 (1, 4)										3	1	1	0	0	0	2											
Bobby Meacham, S OBP: 0.304, SLG: 0.265 (1, 6)										3	0	0	0	0	2	1											
<b>Inning Stats</b>	R: 1 E: 0 K: 1 S: 6	H: 1 LOB: 0 BB: 0 P: 6	R: 0 E: 0 K: 0 S: 4	H: 1 LOB: 1 BB: 0 P: 4	R: 0 E: 0 K: 1 S: 5	H: 0 LOB: 0 BB: 0 P: 5	R: 0 E: 0 K: 1 S: 5	H: 0 LOB: 0 BB: 0 P: 5	R: 0 E: 0 K: 2 S: 7	H: 1 LOB: 0 BB: 0 P: 7	R: 0 E: 0 K: 1 S: 7	H: 2 LOB: 2 BB: 0 P: 7	R: 0 E: 0 K: 2 S: 9	H: 2 LOB: 1 BB: 1 P: 13	R: 2 E: 0 K: 2 S: 9	H: 2 LOB: 1 BB: 1 P: 13	1B: 5 2B: 2 3B: 0 HR: 1	SF: 0 SAC: 0 DP: 1 HBP: 0	WP: 0 PB: 0 CS: 0	PA: 32							
<b>PITCHER</b>	IP	WLS	BF	H	R	ER	SO	BB	IBB	HBP	BLK	WP	HR	S	P	ERA	WHIP										
Tim Leary, R ERA: 4.05 (1, 1)	7.2	L	29	7	3	3	9	1	0	0	0	0	0	46	50	3.52	1.043										
Ray Searge, L ERA: 6.05 (8, 1)	0.1		2	1	0	0	0	0	0	0	0	0	0	2	2	0.00	3.000										







Batter	1	2	3	4	5	6	7	8	9	AB	R	H	RBI	BB	SO	LOB	TOP								
Paul Moltor, R OBP: 0.357, SLG: 0.410 (1, 5)	6-3			E6		1B FC3-6		F9	FC5-4 IBB	4	1	1	0	1	0	0									
Randy Ready, R OBP: 0.311, SLG: 0.384 (1, 7)	K			6-3		FC3-6		5-3	FC5-4 1-2	5	0	1	0	0	0	1									
Billy Jo Robitoux, L OBP: 0.322, SLG: 0.255 (1, 3)	F9			K		FC3-6		L9		4	0	0	1	0	1	2									
Cecil Cooper, L OBP: 0.322, SLG: 0.456 (1, 10)		F9		L4		4-3			F8	4	0	0	0	0	0	2									
Paul Householder, S OBP: 0.316, SLG: 0.407 (1, 8)		F4				G3			F9	4	1	1	0	0	0	0									
Mark Brouhard, R OBP: 0.303, SLG: 0.404 (1, 9)									2B	4	1	3	0	0	1	0									
Charlie Moore, R OBP: 0.288, SLG: 0.292 (9, 2)	K					FC1-6 1B			2B	0	0	0	0	0	0	0									
Jim Gantner, L OBP: 0.300, SLG: 0.327 (1, 4)						FC1-6 1B			2B	3	0	0	0	1	0	2									
Ed Romero, R OBP: 0.319, SLG: 0.302 (1, 6)						5-3			IBB	4	0	2	2	0	0	1									
Dave Huppert, R OBP: 0.100, SLG: 0.053 (1, 2)									2B	3	0	0	0	0	0	2									
Rick Manning, L OBP: 0.265, SLG: 0.296 (9, PH)	F8								2B	1	0	0	0	0	0	2									
<b>Inning Stats</b>	R: 0 E: 0 K: 1 S: 5	H: 0 LOB: 0 BB: 0 P: 5	R: 0 E: 0 K: 1 S: 5	H: 0 LOB: 0 BB: 0 P: 5	R: 0 E: 0 K: 0 S: 3	H: 0 LOB: 0 BB: 0 P: 3	R: 0 E: 2 K: 1 S: 6	H: 0 LOB: 1 BB: 0 P: 6	R: 0 E: 0 K: 0 S: 4	H: 1 LOB: 1 BB: 0 P: 4	R: 1 E: 1 K: 0 S: 5	H: 2 LOB: 1 BB: 0 P: 5	R: 0 E: 0 K: 0 S: 5	H: 2 LOB: 2 BB: 0 P: 5	R: 0 E: 0 K: 0 S: 3	H: 0 LOB: 0 BB: 0 P: 3	R: 2 E: 0 K: 0 S: 6	H: 3 LOB: 3 BB: 2 P: 14	1B: 4 2B: 4 3B: 0 HR: 0	SF: 0 SAC: 0 DP: 0 HBP: 0	WP: 0 PB: 0 SB: 1 CS: 0	PA: 38			
<b>PITCHER</b>	IP	WLS	BF	H	R	ER	SO	BB	IBB	HBP	BLK	WP	HR	S	P	ERA	WHIP								
Oil Can Boyd, R ERA: 3.7 (1, 1)	8.1	L	35	8	3	3	3	0	1	0	0	0	0	40	44	3.24	0.960								
Bruce Kison, R ERA: 4.11 (9, 1)	0.2		3	0	0	0	0	0	1	0	0	0	0	2	6	0.00	0.000								

Milwaukee Brewers @ Boston Red Sox  
Fenway Park, Boston, MA  
Sat Oct 05 1985, 3:33 AM EDT  
Att: 12,754 - Unknown

AB 36  
R 3  
H 8  
RBI 3  
BB 2  
SO 3  
LOB 15



Batter	1	2	3	4	5	6	7	8	9	AB	R	H	RBI	BB	SO	LOB	BOTTOM								
Bill Buckner, L OBP: 0.325, SLG: 0.448 (1, 3)	4-3		4-3			G6-4-3 1B		F2	F9	5	0	1	0	0	0	1									
Wade Boggs, L OBP: 0.448, SLG: 0.475 (1, 5)	F7		1-3			G6-4-3 1-2		WP BB	F7	4	1	0	0	1	0	3									
Dwight Evans, R OBP: 0.380, SLG: 0.457 (1, 9)	1B		1B HBP			1B		F4	F3	4	0	2	0	0	0	3									
Rich Gedman, L OBP: 0.361, SLG: 0.486 (1, 2)	1B		1B			6-3		6-3		4	0	2	0	0	0	1									
Tony Armas, R OBP: 0.299, SLG: 0.517 (1, 10)	F2		F6			HBP 1B		6-3		4	0	1	0	0	0	4									
Mike Greenwell, L OBP: 0.400, SLG: 0.778 (1, 7)		S 1B		3-1 SH3 1B		F8		F9		4	0	2	0	0	0	1									
Marty Barrett, R OBP: 0.333, SLG: 0.340 (1, 4)	F4		SH3			HBP		L5		2	0	0	0	0	0	1									
Steve Lyons, L OBP: 0.323, SLG: 0.351 (1, 8)	1-3		3-1			F7		1B WP BB		3	1	0	0	1	0	4									
Jackie Gutierrez, R OBP: 0.250, SLG: 0.273 (1, 6)	4-3		4-3			4-3		1B		3	0	0	0	0	0	4									
Mike Easter, L OBP: 0.355, SLG: 0.413 (9, PH)									WP	1	0	1	0	0	0	0									
Ed Jurak, R OBP: 0.231, SLG: 0.167 (9, PR)									1B	0	0	0	0	0	0	0									
<b>Inning Stats</b>	R: 0 E: 0 K: 0 S: 5	H: 2 LOB: 2 BB: 0 P: 5	R: 0 E: 0 K: 0 S: 4	H: 1 LOB: 1 BB: 0 P: 4	R: 0 E: 0 K: 0 S: 4	H: 1 LOB: 2 BB: 0 P: 5	R: 0 E: 0 K: 0 S: 4	H: 1 LOB: 1 BB: 0 P: 4	R: 0 E: 0 K: 0 S: 4	H: 2 LOB: 2 BB: 0 P: 5	R: 1 E: 1 K: 0 S: 3	H: 0 LOB: 0 BB: 1 P: 7	R: 0 E: 0 K: 0 S: 3	H: 0 LOB: 0 BB: 0 P: 3	R: 0 E: 0 K: 0 S: 4	H: 1 LOB: 2 BB: 1 P: 8	1B: 9 2B: 0 3B: 0 HR: 0	SF: 0 SAC: 1 DP: 1 HBP: 2	WP: 2 PB: 0 SB: 1 CS: 0	PA: 39					
<b>PITCHER</b>	IP	WLS	BF	H	R	ER	SO	BB	IBB	HBP	BLK	WP	HR	S	P	ERA	WHIP								
Jaime Coanower, R ERA: 4.33 (1, 1)	8.0	W	34	8	1	0	0	1	0	0	0	0	0	31	37	0.00	1.125								
Ray Seavage, L ERA: 5.92 (9, 1)	0.0		2	1	1	1	0	1	0	0	0	0	0	1	5	∞	∞								
Bob McClure, L ERA: 4.31 (9, 1)	0.2		2	0	0	0	0	0	0	0	0	1	0	2	2	0.00	0.000								
Danny Darwin, R ERA: 3.84 (9, 1)	0.1	S	1	0	0	0	0	0	0	0	0	0	0	1	1	0.00	0.000								

Milwaukee Brewers @ Boston Red Sox  
Fenway Park, Boston, MA  
Sat Oct 05 1985, 3:33 AM EDT  
Att: 12,754 - Unknown

AB 34  
R 2  
H 9  
RBI 0  
BB 2  
SO 0  
LOB 22





