

Milwaukee Brewers - 1986

Batter	1	2	3	4	5	6	7	8	9	AB	R	H	RBI	BB	SO	LOB	TOP										
Mike Felder, S OBP: 0.250, SLG: 0.250 (1, 7)	0-0 4-3		0-0 S 1B		0-0 3-1		0-0 G5-4-3			4	0	1	0	0	0	1											
Robin Yount, R OBP: 0.250, SLG: 0.250 (1, 8)	0-0 G6-4-3 1B		0-3 K 1-2			0-0 F7	0-0 6-3			4	0	1	0	0	0	1											
Paul Molitor, R OBP: 0.250, SLG: 0.500 (1, 5)	0-0 G6-4-3 1-2			0-0 F8	0-0 HR 1B	0-0 2B		0-3 K		4	1	1	0	0	1	1											
Billy Jo Robidoux, L OBP: 0.500, SLG: 0.500 (1, 3)		0-0 F8		0-0 HR 1B	0-0 FC4-6 1B	0-0 FC4-6 1B		0-3 K		4	1	2	1	0	1	0											
Ernest Riles, L OBP: 0.250, SLG: 1.000 (1, 6)		0-0 F7		0-0 HR 1B	0-0 FC4-6 1B	0-0 FC4-6 1B		0-3 K		4	2	1	2	0	1	1											
Rob Deer, R OBP: 0.500, SLG: 1.250 (1, 9)		0-0 HR		0-3 K	0-3 K	0-0 1B	0-0 1B		0-3 K	4	1	2	1	0	2	0											
Paul Householder, S OBP: 0.250, SLG: 0.250 (1, 10)		0-0 6-3		0-3 K	0-3 K	0-0 1B	0-0 1B		0-0 F7	4	0	1	1	0	1	0											
Jim Gantner, L (1, 4)			0-0 4-3		0-0 G3	0-0 F7		0-0 3-1		4	0	0	0	0	0	2											
Rick Cerone, R OBP: 0.333, SLG: 0.333 (1, 2)			0-0 F7		0-0 F9		0-0 G5-4-3 1B			3	0	1	0	0	0	0											
Inning Stats	R: 0 E: 0 K: 0 S: 3	H: 1 LOB: 0 BB: 0 P: 3	R: 1 E: 0 K: 0 S: 4	H: 1 LOB: 0 BB: 0 P: 4	R: 0 E: 0 K: 1 S: 6	H: 1 LOB: 1 BB: 0 P: 6	R: 2 E: 0 K: 2 S: 9	H: 2 LOB: 0 BB: 0 P: 9	R: 0 E: 0 K: 0 S: 3	H: 0 LOB: 0 BB: 0 P: 3	R: 2 E: 0 K: 0 S: 7	H: 4 LOB: 2 BB: 0 P: 7	R: 0 E: 0 K: 0 S: 3	H: 1 LOB: 0 BB: 0 P: 3	R: 0 E: 0 K: 3 S: 9	H: 0 LOB: 0 BB: 0 P: 9	R: 0 E: 0 K: 1 S: 5	H: 0 LOB: 0 BB: 0 P: 5	1B: 7 2B: 1 3B: 0 HR: 2	SF: 0 SAC: 0 DP: 2 HBP: 0	WP: 0 PB: 0 CS: 1	PA: 35					
PITCHER	IP	WLS	BF	H	R	ER	SO	BB	IBB	HBP	BLK	WP	HR	S	P	ERA	WHIP	PITCHER									
Tom Seaver, R ERA: 8.44 (1, 1)	5.1	L	22	7	5	5	3	0	0	0	0	0	2	28	10	8.44	1.312										
Dave Schmidt, R ERA: (6, 1)	2.0		8	3	0	0	1	0	0	0	0	0	0	10	10	0.00	1.500										
Juan Agosto, L ERA: (8, 1)	0.2		2	0	0	0	2	0	0	0	0	0	0	6	6	0.00	0.000										
Neil Allen, R ERA: (9, 1)	1.0		3	0	0	0	1	0	0	0	0	0	0	5	5	0.00	0.000										

Milwaukee Brewers @ Chicago White Sox
Comiskey Park, Chicago, IL
Mon Apr 07 1986, 4:33 AM EST
Att: 42,265 - Unknown

AB 35
R 5
H 10
RBI 5
BB 0
SO 7
LOB 6



Batter	1	2	3	4	5	6	7	8	9	AB	R	H	RBI	BB	SO	LOB	BOTTOM										
John Cangelosi, S (1, 8)	0-0 6-3		0-0 5-3	0-0 6-3		4-0 S BB			4-0 1B SF7 BB	3	1	0	0	2	0	2											
Wayne Tolleson, S (1, 5) (9, 6)	0-3 K		4-0 F9 1B BB		4-0 1B SF7 BB	0-0 F8 1-2		0-3 K		3	1	0	0	2	2	2											
Harold Baines, L OBP: 0.800, SLG: 0.800 (1, 9)	0-0 1B		0-0 1-2 1B		0-0 1-3 1B		0-3 K		0-0 FC6-4 1B	5	0	4	0	0	1	0											
Carlton Fisk, R (1, 7)	0-0 F5		0-0 F9 2-3		0-0 SF7	0-0 G3		0-0 K		3	0	0	2	0	0	3											
Ron Kittle, R OBP: 0.400, SLG: 0.600 (1, 10)		0-0 1B 2B	0-0 L5		0-0 1-2 1B		0-3 K		0-0 FC6-4	5	1	2	0	0	0	3											
Greg Walker, L OBP: 0.250, SLG: 0.500 (1, 3)	0-3 K		0-0 G3	0-0 F7		0-0 F8 2B		0-0 F8 2B		4	0	1	0	0	1	3											
Tim Lincecum, R OBP: 0.500, SLG: 0.333 (1, 4) (9, 5)		0-0 2H 1B	0-0 1B BB	4-0 1B BB	0-0 F9		0-0 F8		0-0 F8	3	0	1	1	1	0	3											
Joel Skinner, R Reid Nichols, R (8, PH) (9, 4)		0-3 K		0-3 K		0-0 1-3		0-0 1-3		3	0	0	0	0	2	2											
Ozzie Guillen, L OBP: 0.333, SLG: 0.333 Jerry Hairston, S (8, PH) Marc Hill, R (9, 2)		0-0 4-3		0-0 1-3 1B		0-0 4-3		0-0 F4		3	0	1	0	0	0	1											
Inning Stats	R: 0 E: 0 K: 1 S: 6	H: 1 LOB: 1 BB: 0 P: 6	R: 1 E: 0 K: 2 S: 9	H: 2 LOB: 1 BB: 0 P: 9	R: 0 E: 0 K: 0 S: 4	H: 1 LOB: 2 BB: 1 P: 8	R: 0 E: 0 K: 1 S: 6	H: 1 LOB: 2 BB: 1 P: 10	R: 1 E: 0 K: 0 S: 5	H: 2 LOB: 2 BB: 1 P: 9	R: 0 E: 0 K: 0 S: 3	H: 0 LOB: 1 BB: 1 P: 7	R: 0 E: 0 K: 1 S: 5	H: 0 LOB: 0 BB: 0 P: 5	R: 0 E: 0 K: 0 S: 4	H: 1 LOB: 1 BB: 0 P: 4	R: 1 E: 0 K: 1 S: 6	H: 1 LOB: 1 BB: 1 P: 10	1B: 7 2B: 2 3B: 0 HR: 0	SF: 2 SAC: 0 DP: 0 HBP: 0	WP: 0 PB: 0 CS: 0	PA: 41					
PITCHER	IP	WLS	BF	H	R	ER	SO	BB	IBB	HBP	BLK	WP	HR	S	P	ERA	WHIP	PITCHER									
Teddy Higuera, L ERA: 2.57 (1, 1)	7.0	W	32	7	2	2	5	4	0	0	0	0	0	38	54	2.57	1.571										
Ray Seavrage, L ERA: 6.75 (8, 1)	1.1		7	2	1	1	1	1	0	0	0	0	0	8	12	6.75	2.250										
Mark Clear, R ERA: (9, 1)	0.2	S	2	0	0	0	0	0	0	0	0	0	0	2	2	0.00	0.000										

Milwaukee Brewers @ Chicago White Sox
Comiskey Park, Chicago, IL
Mon Apr 07 1986, 4:33 AM EST
Att: 42,265 - Unknown

AB 34
R 3
H 9
RBI 3
BB 5
SO 6
LOB 21



Batter	1	2	3	4	5	6	7	8	9	AB	R	H	RBI	BB	SO	LOB	TOP																					
Mike Felder, S OBP: 0.333, SLG: 0.444 (1, 7)	5-3		4-3						K	5	0	2	0	0	1	1	Milwaukee Brewers @ Chicago White Sox Comiskey Park, Chicago, IL Wed Apr 09 1986, 4:33 AM EST Att: 9,007 - Unknown livebaseballscorecards.com																					
Robin Yount, R OBP: 0.556, SLG: 0.556 (1, 8)				BB WP 5-3	5-3					5	1	4	1	0	0	1																						
Paul Molitor, R OBP: 0.222, SLG: 0.250 (1, 5)	5-3			5-3 BB 2B BB	5-3				K	4	1	0	0	1	1	6																						
Billy Jo Rodiboux, L OBP: 0.375, SLG: 0.286 (1, 3)	4-3			5-3 2B BB					4-3	3	1	0	0	1	1	3																						
Ernest Riles, L OBP: 0.125, SLG: 0.500 (1, 6)					K					4	0	0	0	0	1	3																						
Rob Deer, R OBP: 0.375, SLG: 0.714 (1, 9)					5-3					3	0	0	1	1	2	2																						
Paul Householder, S OBP: 0.250, SLG: 0.375 (1, 10)	6-3									4	0	1	2	0	0	1																						
Jim Gantner, L OBP: 0.125, SLG: 0.125 (1, 4)										4	1	1	0	0	1	1																						
Rick Cerone, R OBP: 0.333, SLG: 0.200 (1, 2)										2	0	0	0	1	1	0																						
Inning Stats	R: 0 E: 0 K: 0 S: 4	H: 1 LOB: 1 BB: 0 P: 4	R: 0 E: 0 K: 1 S: 5	H: 0 LOB: 0 BB: 0 P: 5	R: 0 E: 0 K: 1 S: 5	H: 0 LOB: 0 BB: 0 P: 5	R: 3 E: 0 K: 1 S: 7	H: 2 LOB: 1 BB: 2 P: 15	R: 0 E: 0 K: 1 S: 6	H: 1 LOB: 1 BB: 1 P: 6	R: 0 E: 0 K: 1 S: 5	H: 0 LOB: 1 BB: 1 P: 9	R: 1 E: 0 K: 1 S: 8	H: 3 LOB: 2 BB: 0 P: 8	R: 0 E: 0 K: 1 S: 5	H: 0 LOB: 0 BB: 0 P: 5	R: 0 E: 0 K: 1 S: 6	H: 1 LOB: 2 BB: 1 P: 10	1B: 6 2B: 2 3B: 0 HR: 0	SF: 0 SAC: 1 DP: 0 HBP: 0	WP: 1 PB: 0 CS: 1	PA: 39																
PITCHER	IP	WLS	BF	H	R	ER	SO	BB	IBB	HBP	BLK	WP	HR	S	P	ERA	WHIP	PITCHER				IP	WLS	BF	H	R	ER	SO	BB	IBB	HBP	BLK	WP	HR	S	P	ERA	WHIP
Richard Dotson, R ERA: 6.0 (1, 1)	6.0	L	26	5	4	4	5	3	0	0	0	1	0	33	45	6.00	1.333					6.00	1.333															
Gene Nelson, R ERA: (7, 1)	0.2		4	2	0	0	1	0	0	0	0	0	0	6	6	0.00	3.000					0.00	3.000															
Juan Agosto, L ERA: (7, 1)	0.2		2	0	0	0	1	0	0	0	0	0	0	2	2	0.00	0.000					0.00	0.000															
Neil Allen, R ERA: (8, 1)	0.2		2	0	0	0	1	0	0	0	0	0	0	4	4	0.00	0.000					0.00	0.000															
Bob James, R ERA: (9, 1)	1.0		5	1	0	0	1	1	0	0	0	0	0	6	10	0.00	2.000					0.00	2.000															

Batter	1	2	3	4	5	6	7	8	9	AB	R	H	RBI	BB	SO	LOB	BOTTOM																					
John Cangelosi, S OBP: 0.400, SLG: 0.571 (1, 8)	5-3		F3							4	2	1	1	1	0	1	Milwaukee Brewers @ Chicago White Sox Comiskey Park, Chicago, IL Wed Apr 09 1986, 4:33 AM EST Att: 9,007 - Unknown livebaseballscorecards.com																					
Wayne Tolleson, S OBP: 0.400, SLG: 0.286 (1, 5)	1-3		G4-6-3 BB							4	0	1	1	1	0	0																						
Harold Baines, L OBP: 0.556, SLG: 0.500 (1, 9)	5-3		G4-6-3 1-2							3	0	0	0	1	1	3																						
Carlton Fisk, R OBP: 0.222, SLG: 0.167 (1, 7)										3	0	1	0	0	0	2																						
Greg Walker, L OBP: 0.500, SLG: 0.857 (1, 3)										3	1	2	0	1	0	1																						
Ron Kittle, R OBP: 0.333, SLG: 0.444 (1, 10)										4	0	1	0	0	2	4																						
Tim Hulett, R OBP: 0.250, SLG: 0.143 (1, 4)										4	0	0	0	0	2	5																						
Ozzie Guillen, L OBP: 0.333, SLG: 0.333 (9, PH) Reid Nichols, R OBP: 0.500, SLG: 0.500	4-3									3	0	1	1	0	0	4																						
Joel Skinner, R Bobby Bonilla, S (9, PH)										1	0	0	0	0	0	0																						
Inning Stats	R: 0 E: 0 K: 0 S: 3	H: 0 LOB: 0 BB: 0 P: 3	R: 0 E: 0 K: 1 S: 6	H: 1 LOB: 2 BB: 1 P: 10	R: 0 E: 0 K: 0 S: 2	H: 0 LOB: 1 BB: 1 P: 7	R: 0 E: 0 K: 0 S: 4	H: 1 LOB: 2 BB: 0 P: 5	R: 1 E: 0 K: 2 S: 8	H: 1 LOB: 1 BB: 1 P: 12	R: 1 E: 0 K: 2 S: 9	H: 2 LOB: 1 BB: 0 P: 9	R: 0 E: 0 K: 0 S: 3	H: 0 LOB: 1 BB: 1 P: 7	R: 0 E: 0 K: 1 S: 5	H: 1 LOB: 0 BB: 0 P: 5	R: 1 E: 0 K: 0 S: 4	H: 2 LOB: 0 BB: 0 P: 4	1B: 5 2B: 1 3B: 1 HR: 1	SF: 0 SAC: 0 DP: 2 HBP: 2	WP: 0 PB: 0 CS: 0	PA: 38																
PITCHER	IP	WLS	BF	H	R	ER	SO	BB	IBB	HBP	BLK	WP	HR	S	P	ERA	WHIP	PITCHER				IP	WLS	BF	H	R	ER	SO	BB	IBB	HBP	BLK	WP	HR	S	P	ERA	WHIP
Tim Leary, R ERA: 2.57 (1, 1)	7.0	W	31	5	2	2	5	4	0	0	0	0	0	35	53	2.57	1.286					2.57	1.286															
Ray Seavage, L ERA: 5.4 (8, 1)	2.0	S	7	3	1	1	1	0	0	0	0	0	1	9	9	4.50	1.500					4.50	1.500															

AB 34
R 4
H 8
RBI 4
BB 4
SO 8
LOB 18

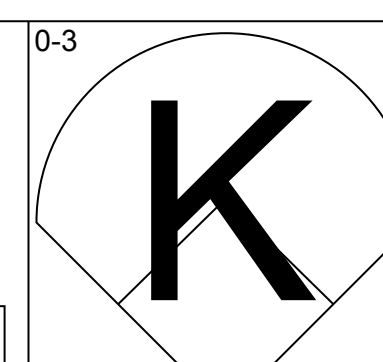
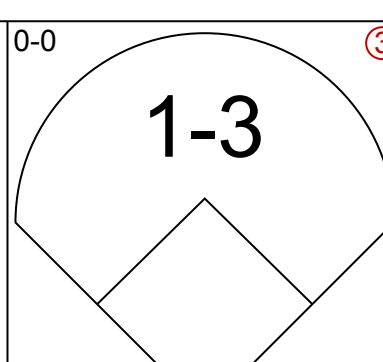
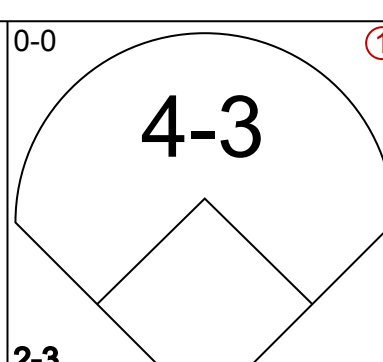
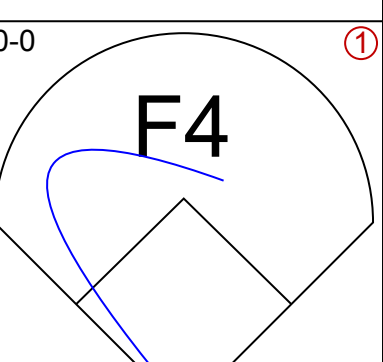
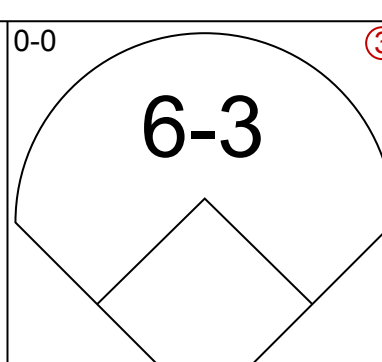
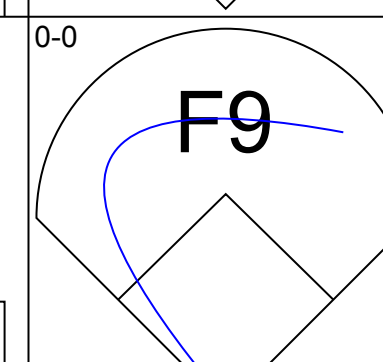
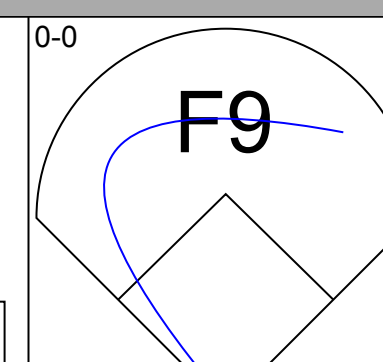
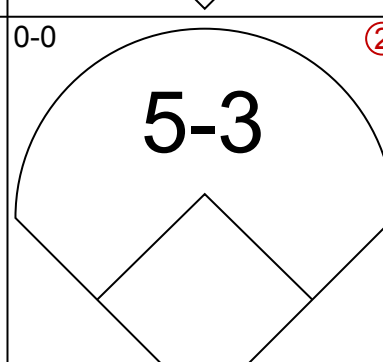
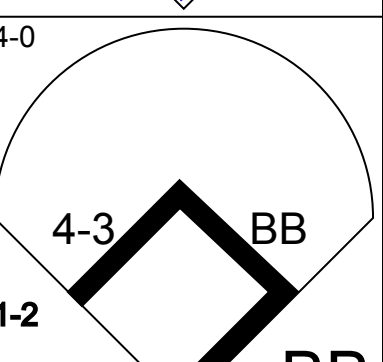
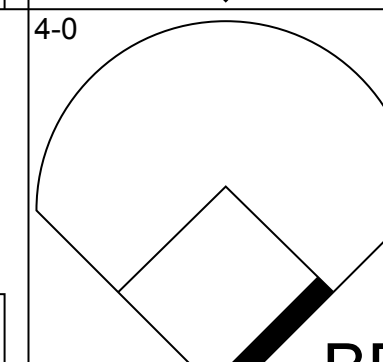
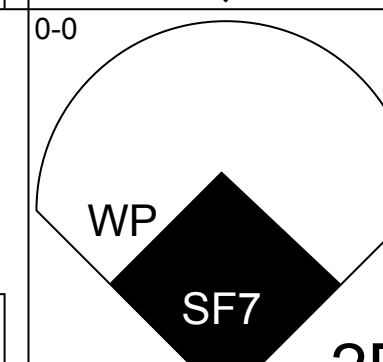
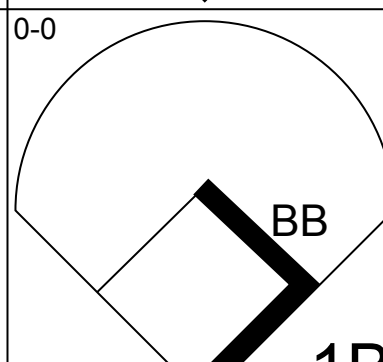
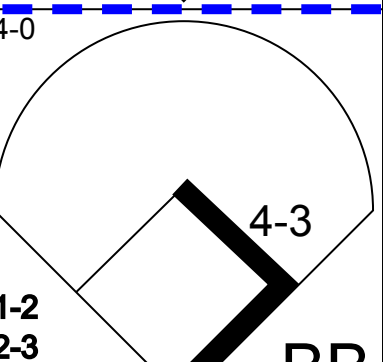
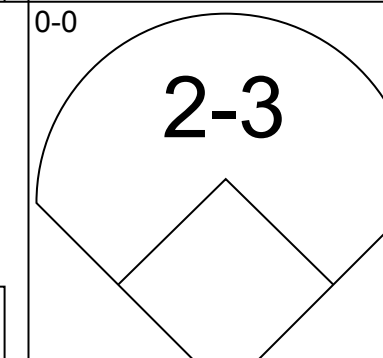
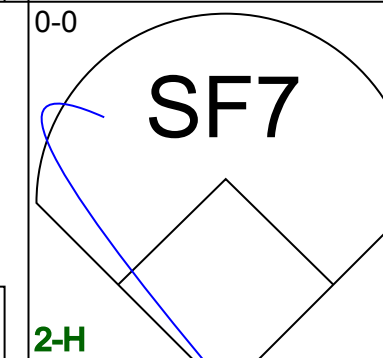
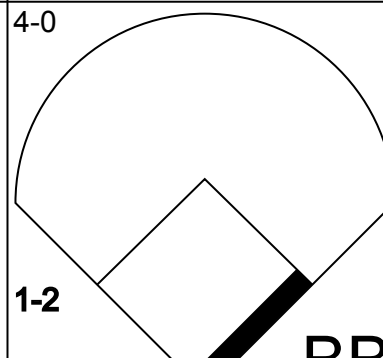
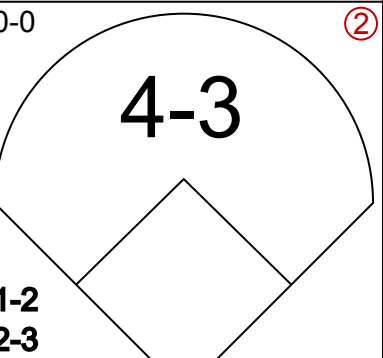
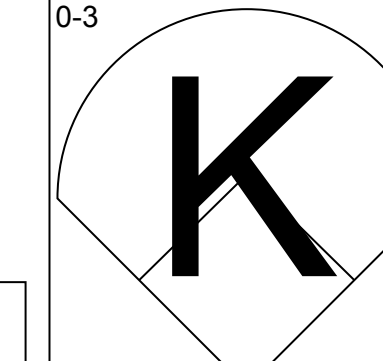
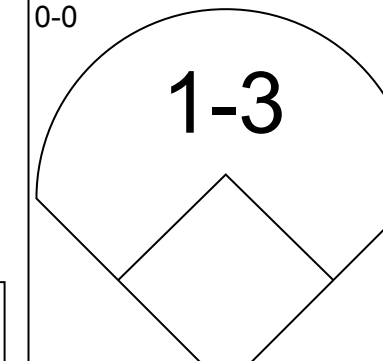
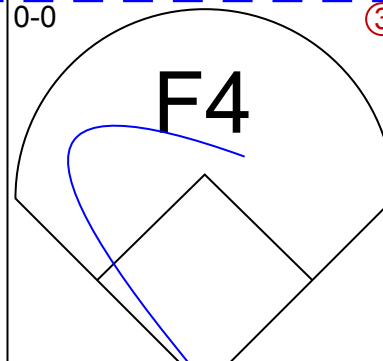
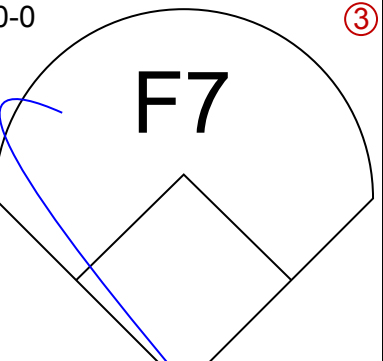
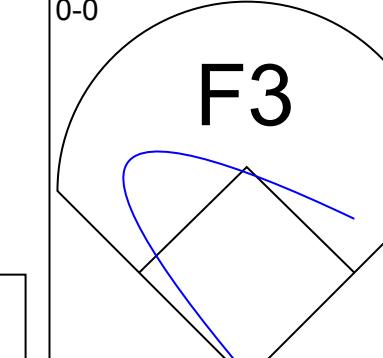
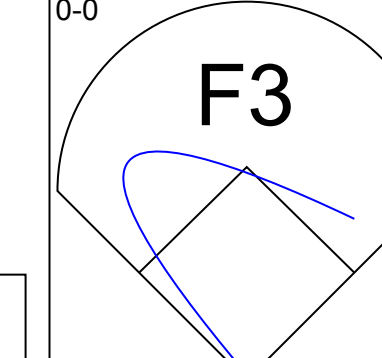
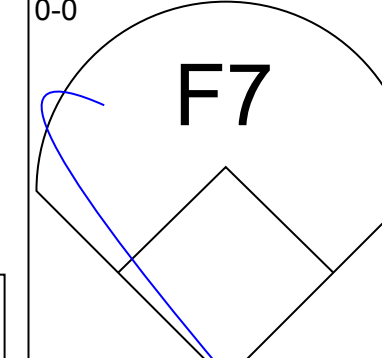
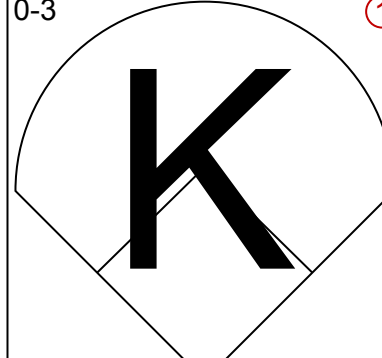
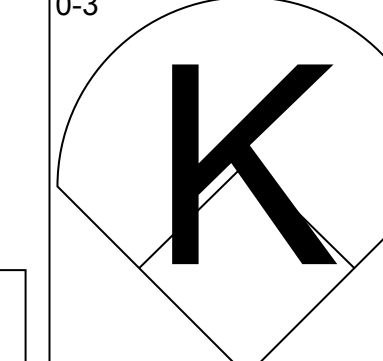
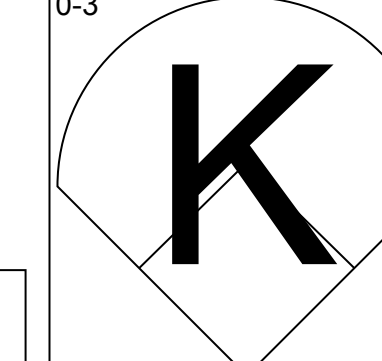
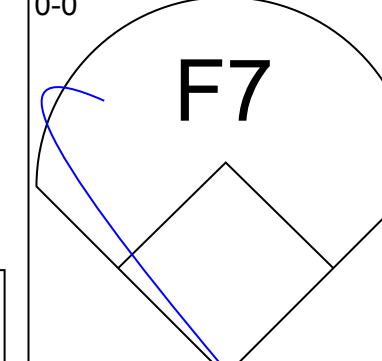
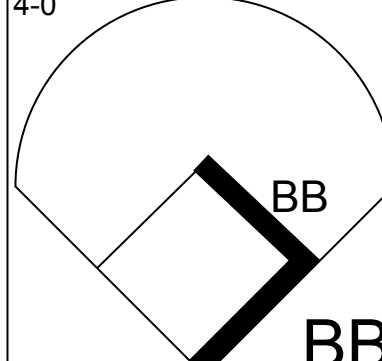
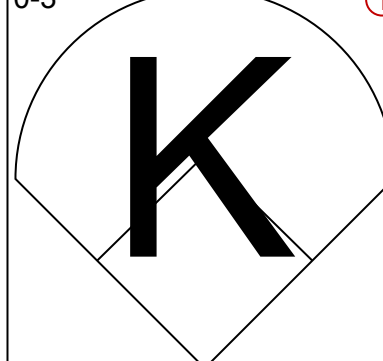
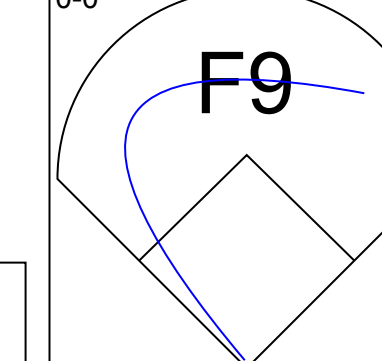
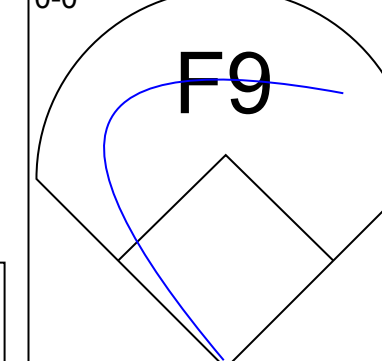
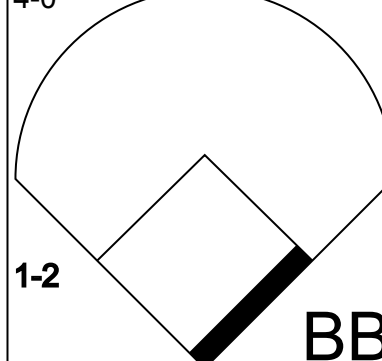

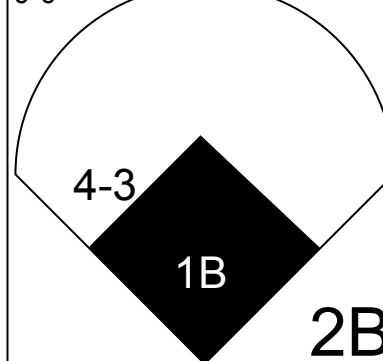
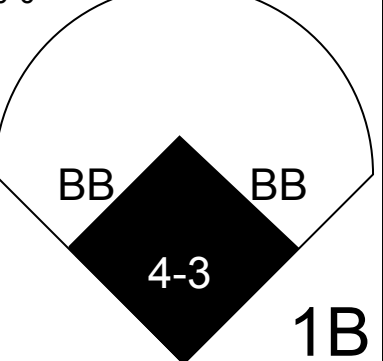
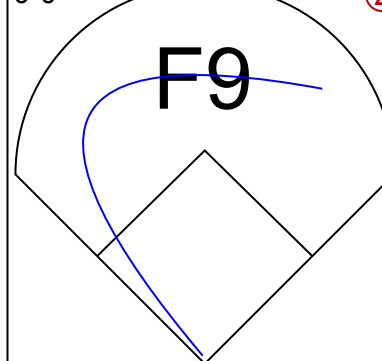


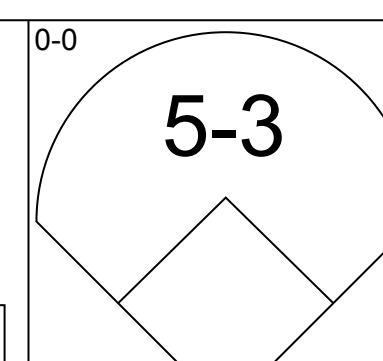
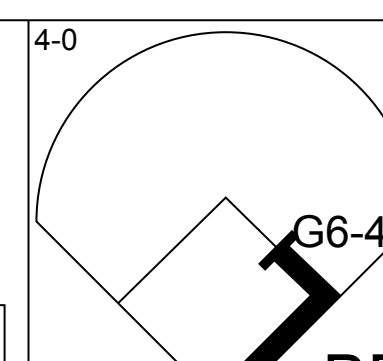
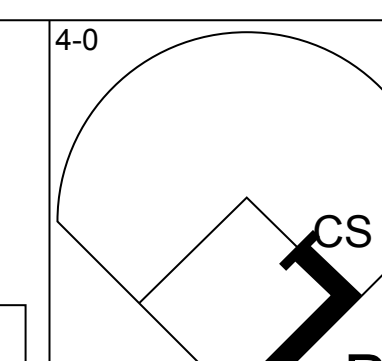
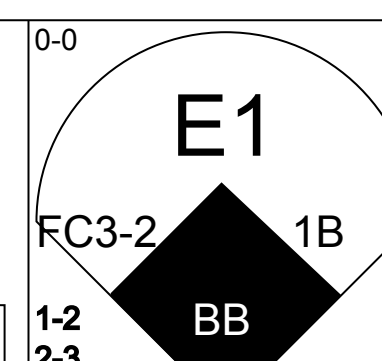
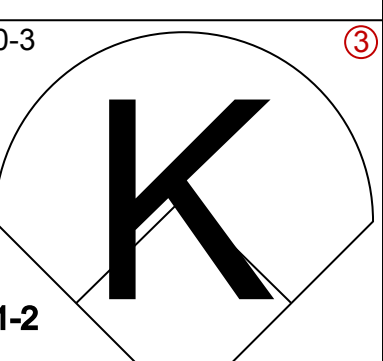
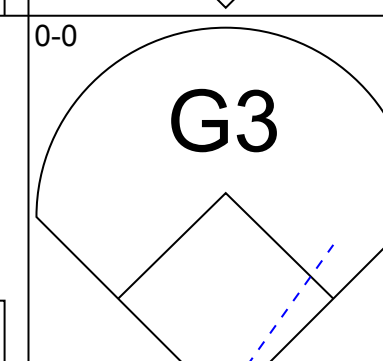
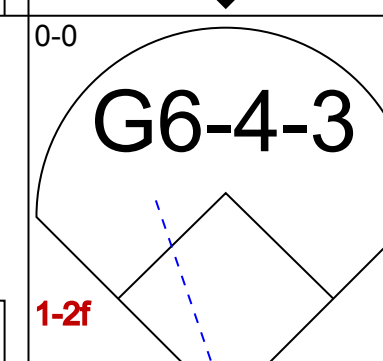
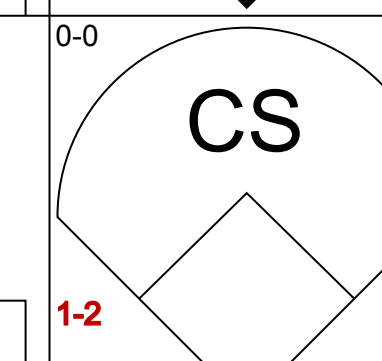
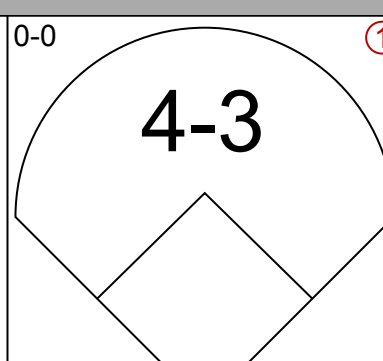
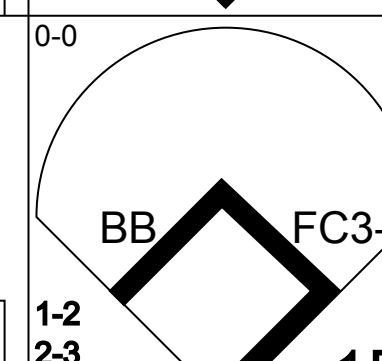
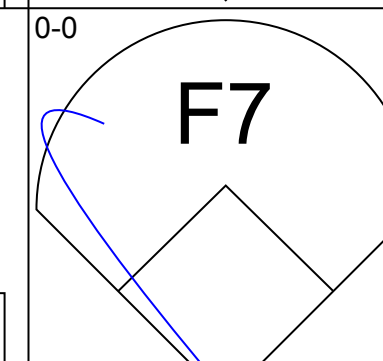
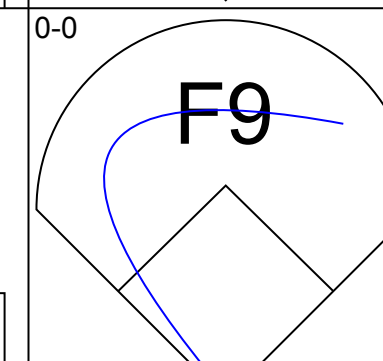
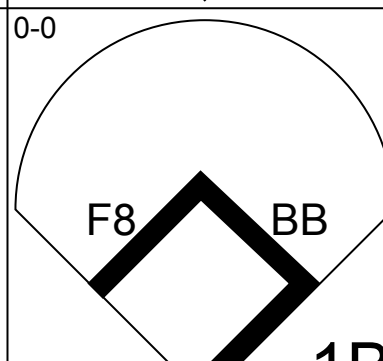
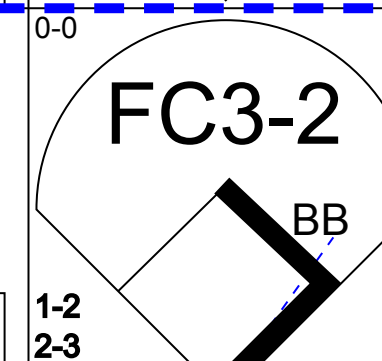
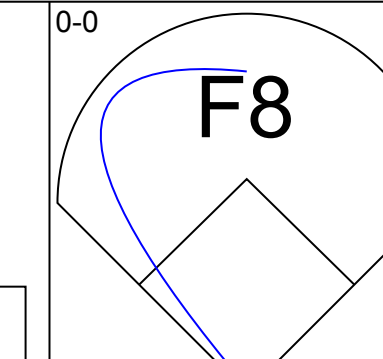
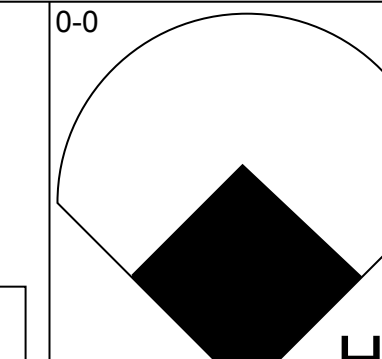
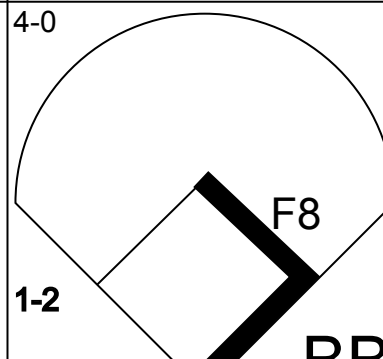
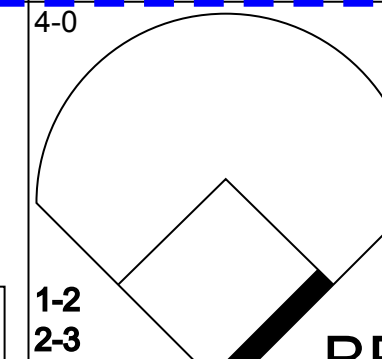

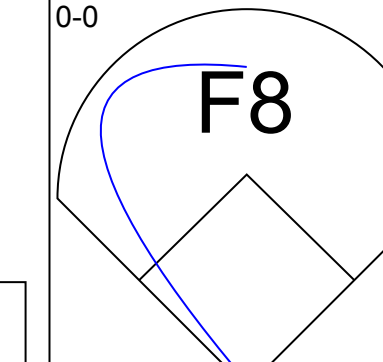
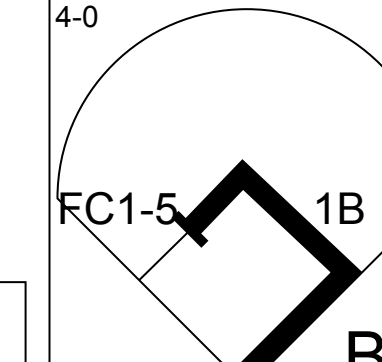
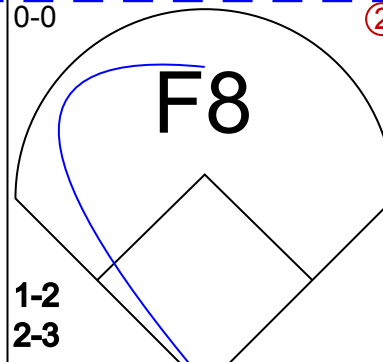
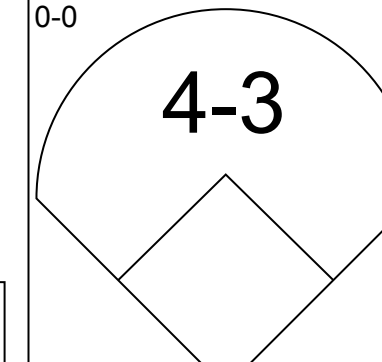
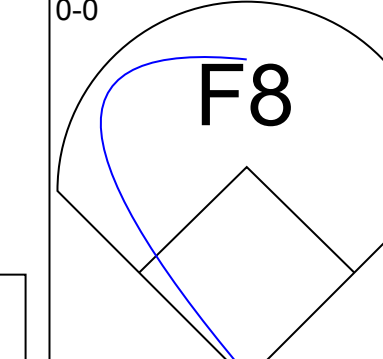
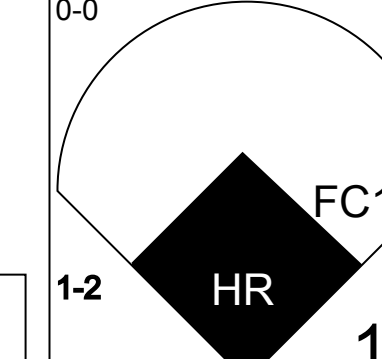
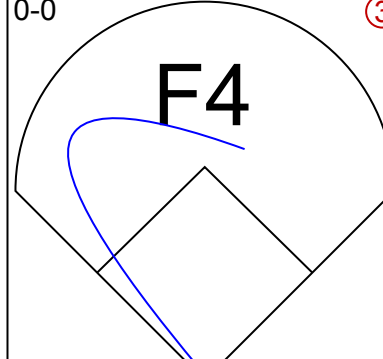


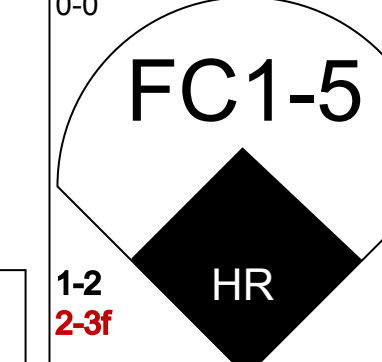

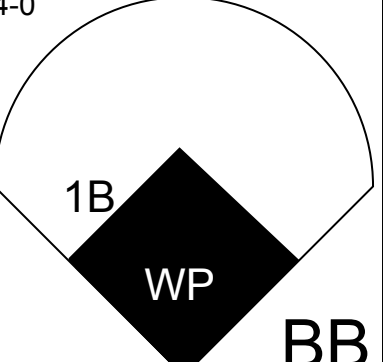
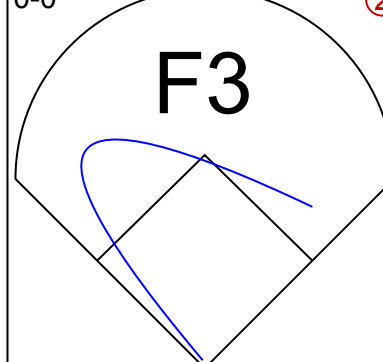
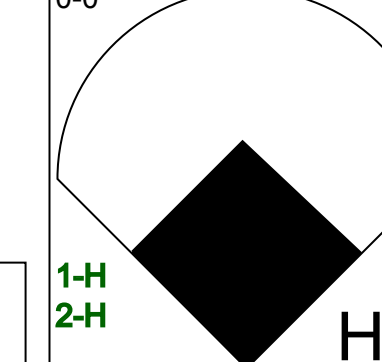
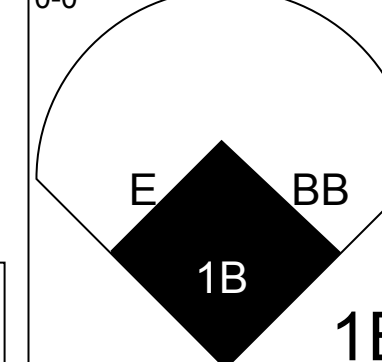
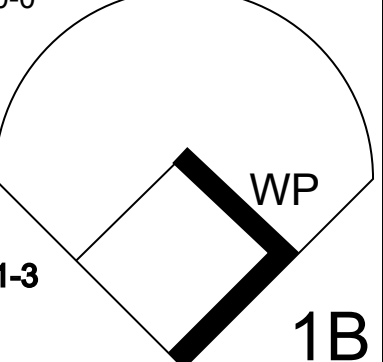
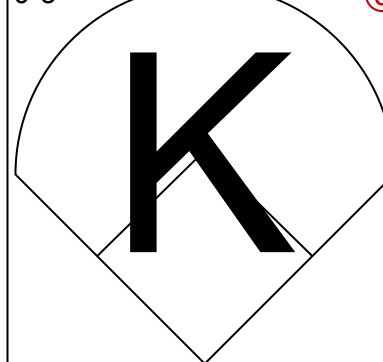
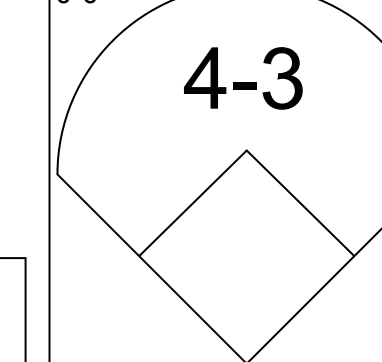
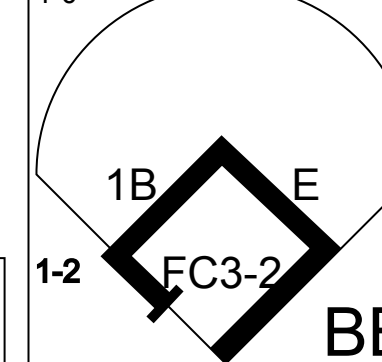
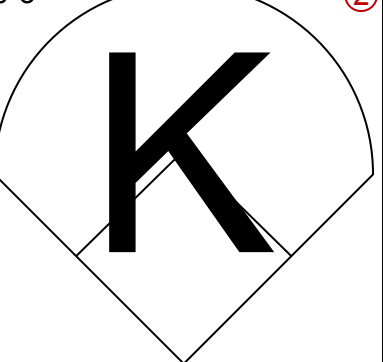
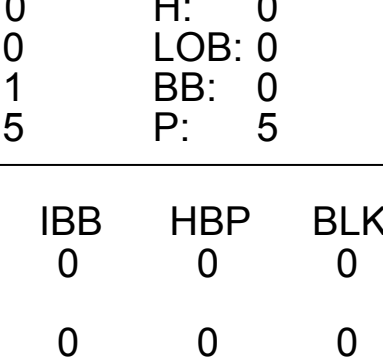
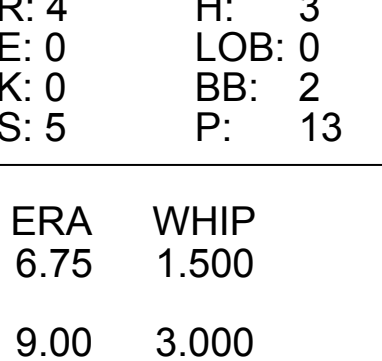
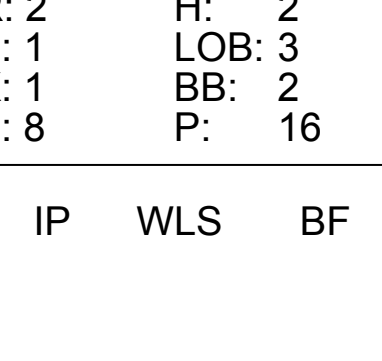
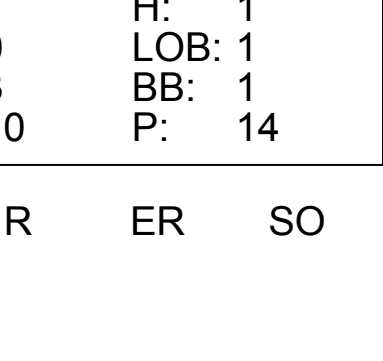

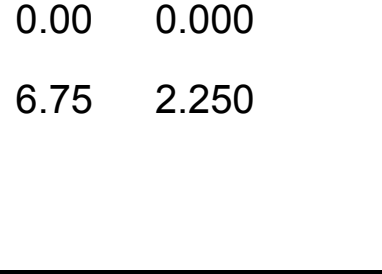


AB 32
R 3
H 8
RBI 3
BB 4
SO 6
LOB 21



Batter	1	2	3	4	5	6	7	8	9	AB	R	H	RBI	BB	SO	LOB	TOP										
Mike Felder, S OBP: 0.278, SLG: 0.444 (1, 7)	1-3		K		E8		1-3			4	1	1	0	0	1	1	Milwaukee Brewers @ New York Yankees Yankee Stadium, Bronx, NY Fri Apr 11 1986, 6:05 PM EST Att: 17,042 - Unknown livebaseballscores.com										
Robin Yount, R OBP: 0.611, SLG: 0.722 (1, 8)	6-3		2B		CS		F9			4	1	3	0	0	0	1											
Paul Molitor, R OBP: 0.389, SLG: 0.533 (1, 5)	6-3		BB		2B			6-3		3	0	1	0	1	0	1											
Billy Jo Robidoux, L OBP: 0.353, SLG: 0.267 (1, 3)	2H		G3		F8			K		4	0	1	1	0	1	3											
Ben Oglivie, L OBP: 0.200, SLG: 0.200 (1, 10)		E9			F6		F2		4-3	4	0	1	0	0	0	0											
Ernest Riles, L OBP: 0.353, SLG: 0.706 (1, 6)		L4			FC1-6		F8		K	4	0	1	0	0	1	1											
Jim Gantner, L OBP: 0.125, SLG: 0.067 (1, 4)		4-3			FC1-6		F7		6-3	4	0	0	0	0	0	2											
Rick Manning, L OBP: 0.333, SLG: 0.333 (9, PH)		4-3			5-3				F4	3	0	1	0	0	0	2											
Randy Ready, R							1-3			1	0	0	0	0	0	0											
Rick Cerone, R OBP: 0.167, SLG: 0.091 (1, 2)					F7		1-3			3	0	0	0	0	1	1											
Inning Stats	R: 1 E: 0 K: 0 S: 4	H: 2 LOB: 1 BB: 0 P: 4	R: 0 E: 1 K: 0 S: 4	H: 1 LOB: 1 BB: 0 P: 4	R: 0 E: 0 K: 1 S: 6	H: 1 LOB: 2 BB: 1 P: 10	R: 0 E: 0 K: 0 S: 4	H: 1 LOB: 1 BB: 0 P: 4	R: 1 E: 1 K: 1 S: 7	H: 3 LOB: 1 BB: 0 P: 7	R: 0 E: 0 K: 0 S: 3	H: 0 LOB: 0 BB: 0 P: 3	R: 0 E: 0 K: 0 S: 4	H: 1 LOB: 1 BB: 0 P: 4	R: 0 E: 0 K: 1 S: 5	H: 0 LOB: 0 BB: 0 P: 5	R: 0 E: 0 K: 1 S: 5	H: 0 LOB: 0 BB: 0 P: 5	1B: 6 2B: 2 3B: 1 HR: 0	SF: 0 SAC: 0 DP: 0 HBP: 0	WP: 0 PB: 0 CS: 1	PA: 35					
PITCHER	IP	WLS	BF	H	R	ER	SO	BB	IBB	HBP	BLK	WP	HR	S	P	ERA	WHIP										
Bob Tewksbury, R ERA: 2.45 (1, 1)	7.1	W	30	9	2	2	2	1	0	0	0	0	0	33	37	2.46	1.364										
Rod Scurry, L ERA: (8, 1)	1.2	S	5	0	0	0	2	0	0	0	0	0	0	9	9	0.00	0.000										

Batter	1	2	3	4	5	6	7	8	9	AB	R	H	RBI	BB	SO	LOB	BOTTOM											
Rickey Henderson, R OBP: 0.278, SLG: 0.071 (1, 8)	F9		F7		F7		F9			4	0	0	0	0	0	2	Milwaukee Brewers @ New York Yankees Yankee Stadium, Bronx, NY Fri Apr 11 1986, 6:05 PM EST Att: 17,042 - Unknown livebaseballscores.com											
Willie Randolph, R OBP: 0.444, SLG: 0.400 (1, 4)	F8		5-3		5-3		FC6			4	0	1	0	0	0	2												
Don Mattingly, L OBP: 0.333, SLG: 0.294 (1, 3)	F5		F7		F8		FC6			4	0	0	0	0	0	3												
Dave Winfield, R OBP: 0.167, SLG: 0.188 (1, 9)		F9			6-3		5-3			4	0	0	0	0	0	0												
Mike Easter, L OBP: 0.333, SLG: 0.583 (1, 10)		4-3			1B		L3			4	1	2	0	0	0	0												
Ken Griffey, L OBP: 0.384, SLG: 0.300 (1, 7)		4-3			6-3		BB			3	1	1	1	1	0	1												
Ron Hassey, L OBP: 0.400, SLG: 0.250 (1, 2)		6-3			6-3		BB			2	0	0	0	1	0	2												
Mike Pagliarulo, L OBP: 0.500, SLG: 1.143 (1, 5)			F7		HR		K			2	1	1	2	1	1	2												
Bobby Meacham, S OBP: 0.250, SLG: 0.182 (1, 6)			F7		4-3		5-3			2	0	0	0	1	0	0												
Inning Stats	R: 0 E: 0 K: 0 S: 3	H: 0 LOB: 0 BB: 0 P: 3	R: 0 E: 0 K: 0 S: 4	H: 1 LOB: 1 BB: 0 P: 4	R: 0 E: 0 K: 0 S: 3	H: 0 LOB: 2 BB: 2 P: 11	R: 3 E: 0 K: 0 S: 6	H: 3 LOB: 0 BB: 0 P: 6	R: 0 E: 0 K: 1 S: 5	H: 0 LOB: 2 BB: 2 P: 13	R: 0 E: 0 K: 0 S: 4	H: 1 LOB: 1 BB: 0 P: 4	R: 0 E: 0 K: 0 S: 3	H: 0 LOB: 0 BB: 0 P: 3	R: 0 E: 0 K: 1 S: 5	H: 0 LOB: 0 BB: 0 P: 3		1B: 2 2B: 2 3B: 0 HR: 1	SF: 0 SAC: 0 DP: 0 HBP: 0	WP: 0 PB: 1 CS: 0	PA: 33							
PITCHER	IP	WLS	BF	H	R	ER	SO	BB	IBB	HBP	BLK	WP	HR	S	P	ERA	WHIP											
Bill Wegman, R ERA: 4.76 (1, 1)	5.2	L	25	4	3	3	0	4	0	0	0	0	0	1	21	37	4.76	1.412										
Dan Plesac, L ERA: (6, 1)	2.1		8	1	0	0	1	0	0	0	0	0	0	10	10	0.00	0.429											

Batter	1	2	3	4	5	6	7	8	9	AB	R	H	RBI	BB	SO	LOB	TOP					
Mike Felder, S OBP: 0.217, SLG: 0.348										5	0	0	0	0	1	4	<p>Milwaukee Brewers @ New York Yankees Yankee Stadium, Bronx, NY</p> <p>Sat Apr 12 1986, 3:33 AM EST Att: 21,343 - Unknown</p> <p>livebaseballscores.com</p>					
Robin Yount, R OBP: 0.545, SLG: 0.619										3	0	0	0	1	0	1						
Paul Molitor, R OBP: 0.500, SLG: 0.647										2	1	2	1	2	0	0						
Billy Jo Robidoux, L OBP: 0.333, SLG: 0.235										2	0	0	2	1	0	3						
Randy Ready, R (1, 10)										4	0	0	0	0	1	4						
Rob Deer, R OBP: 0.235, SLG: 0.333										4	0	0	0	0	1	0						
Ernest Riles, L OBP: 0.333, SLG: 0.600										3	0	0	0	1	2	0						
Juan Castillo, S (1, 4)										3	0	0	0	1	1	0						
Rick Cerone, R OBP: 0.250, SLG: 0.267										4	2	2	0	0	1	2						
Inning Stats	R: 0 E: 0 K: 1 S: 5	H: 0 LOB: 1 BB: 1 P: 9	R: 0 E: 0 K: 2 S: 7	H: 0 LOB: 0 BB: 0 P: 7	R: 0 E: 0 K: 2 S: 7	H: 0 LOB: 0 BB: 0 P: 7	R: 1 E: 0 K: 0 S: 4	H: 1 LOB: 0 BB: 0 P: 4	R: 0 E: 0 K: 1 S: 5	H: 0 LOB: 0 BB: 0 P: 5	R: 1 E: 0 K: 0 S: 5	H: 2 LOB: 2 BB: 1 P: 9	R: 0 E: 0 K: 0 S: 3	H: 0 LOB: 0 BB: 0 P: 3	R: 1 E: 0 K: 0 S: 4	H: 1 LOB: 2 BB: 2 P: 12	R: 0 E: 0 K: 1 S: 5	H: 0 LOB: 2 BB: 2 P: 13	1B: 2 2B: 2 HR: 0	SF: 1 SAC: 0 DP: 0 HBP: 0	WP: 1 PB: 0 CS: 0	PA: 37
PITCHER	IP WLS BF H R ER SO BB IBB HBP BLK WP HR S P ERA WHIP																					
Dennis Rasmussen, L ERA: 3.18	(1, 1) 5.2 W 22 3 2 2 6 2 0 0 0 0 1 0 32 40 3.18 0.882																					
Brian Fisher, R ERA: 1.8	(6, 1) 1.2 7 1 1 1 0 1 0 0 0 0 0 0 6 10 5.40 1.200																					
John Montefusco, R ERA: 2.25	(8, 1) 1.0 6 0 0 0 1 3 0 0 0 0 0 0 5 17 0.00 3.000																					
Dave Righetti, L ERA:	(9, 1) 0.2 S 2 0 0 0 0 0 0 0 0 0 0 0 2 2 0.00 0.000																					

Batter	1	2	3	4	5	6	7	8	9	AB	R	H	RBI	BB	SO	LOB	BOTTOM			
Rickey Henderson, R OBP: 0.304, SLG: 0.059										3	1	0	0	2	1	3	<p>Milwaukee Brewers @ New York Yankees Yankee Stadium, Bronx, NY</p> <p>Sat Apr 12 1986, 3:33 AM EST Att: 21,343 - Unknown</p> <p>livebaseballscores.com</p>			
Willie Randolph, R OBP: 0.409, SLG: 0.368									4	0	1	1	0	0	1					
Don Mattingly, L OBP: 0.318, SLG: 0.286									4	0	1	0	0	0	3					
Dave Winfield, R OBP: 0.273, SLG: 0.389										2	1	1	2	2	0	0				
Gary Roenicke, R (1, 7)									1	0	0	0	1	0	0	0				
Ken Griffey, L OBP: 0.308, SLG: 0.250 (6, PH) (7, 7)									2	0	0	0	0	0	0	5				
Henry Cotto, R OBP: 0.333, SLG: 0.333										4	1	1	0	0	1	2				
Dale Berra, R OBP: 0.375, SLG: 0.286										2	1	0	0	0	2					
Mike Pagliarulo, L OBP: 0.500, SLG: 1.000										1	1	0	0	1	1	0				
Butch Wynegar, S OBP: 0.375, SLG: 0.714										4	2	3	3	0	0	0				
Bobby Meacham, S OBP: 0.250, SLG: 0.143										3	0	0	0	1	2	2				
Inning Stats	R: 0 E: 0 K: 0 S: 3	H: 0 LOB: 0 BB: 0 P: 3	R: 0 E: 0 K: 0 S: 3	H: 0 LOB: 0 BB: 0 P: 3	R: 0 E: 0 K: 1 S: 5	H: 0 LOB: 0 BB: 0 P: 5	R: 0 E: 0 K: 0 S: 2	H: 0 LOB: 1 BB: 1 P: 6	R: 4 E: 0 K: 0 S: 5	H: 3 LOB: 2 BB: 2 P: 13	R: 0 E: 0 K: 0 S: 4	H: 1 LOB: 2 BB: 1 P: 8	R: 2 E: 1 K: 1 S: 8	H: 2 LOB: 3 BB: 2 P: 16	R: 1 E: 0 K: 3 S: 10	H: 1 LOB: 1 BB: 1 P: 14	1B: 5 2B: 0 3B: 0 HR: 2	SF: 0 SAC: 0 DP: 1 HBP: 0	WP: 1 PB: 0 CS: 1	PA: 38
PITCHER	IP WLS BF H R ER SO BB IBB HBP BLK WP HR S P ERA WHIP																			
Teddy Higuera, L ERA: 4.38	(1, 1) 5.1 L 22 4 4 4 1 4 0 0 0 0 0 0 2 20 36 6.75 1.500																			
Danny Darwin, R ERA: 3.39	(6, 1) 1.0 7 2 2 1 1 1 0 0 0 0 0 0 8 12 9.00 3.000																			
Bob McClure, L ERA:	(7, 1) 0.1 1 0 0 0 0 0 0 0 0 0 0 0 1 1 0.00 0.000																			
Mark Clear, R ERA: 4.5	(7, 1) 1.1 7 1 1 1 3 2 0 0 0 0 1 0 11 19 6.75 2.250																			


Batter	1	2	3	4	5	6	7	8	9	AB	R	H	RBI	BB	SO	LOB	TOP								
Oddibe McDowell, L (1, 8) OBP: 0.469, SLG: 0.680										3	3	2	1	2	0	2	Texas Rangers @ Milwaukee Brewers Milwaukee County Stadium, Milwaukee, WI Mon Apr 14 1986, 4:33 AM EST Att: 52,478 - Unknown								
Scott Fletcher, R (1, 4) OBP: 0.353, SLG: 0.471									5	2	3	1	0	1	1										
Pete O'Brien, L (1, 3) OBP: 0.462, SLG: 0.880									5	1	3	1	0	0	2										
Pete Incaviglia, R (1, 9) OBP: 0.103, SLG: 0.286									4	0	0	1	0	1	4										
Gary Ward, R (1, 7) OBP: 0.345, SLG: 0.333									5	1	1	1	0	2	3										
Larry Parrish, R (1, 10) OBP: 0.286, SLG: 0.538									5	1	1	3	0	2	1										
Darrell Porter, L (1, 2) OBP: 0.417, SLG: 0.727									5	1	2	1	0	1	0										
Geno Petralli, L (1, 5) OBP: 0.500, SLG: 0.333									2	0	1	0	1	0	0										
Steve Buechele, R (8, PH) OBP: 0.316, SLG: 0.556									2	1	2	1	0	0	0										
Curtis Wilkerson, S (1, 6) OBP: 0.158, SLG: 0.059										5	0	0	0	0	2	4									
Inning Stats	R: 0 E: 0 K: 1 S: 6	H: 1 LOB: 1 BB: 0 P: 6	R: 1 E: 0 K: 3 S: 11	H: 2 LOB: 1 BB: 0 P: 11	R: 2 E: 1 K: 1 S: 7	H: 2 LOB: 1 BB: 1 P: 11	R: 0 E: 0 K: 0 S: 3	H: 0 LOB: 0 BB: 0 P: 3	R: 1 E: 0 K: 0 S: 5	H: 2 LOB: 1 BB: 1 P: 5	R: 0 E: 0 K: 1 S: 6	H: 1 LOB: 2 BB: 1 P: 10	R: 0 E: 0 K: 0 S: 6	H: 1 LOB: 1 BB: 0 P: 6	R: 1 E: 0 K: 0 S: 4	H: 1 LOB: 0 BB: 0 P: 4	R: 5 E: 0 K: 2 S: 12	H: 5 LOB: 1 BB: 1 P: 16	1B: 6 2B: 4 3B: 1 HR: 4	SF: 1 SAC: 0 DP: 0 HBP: 0	WP: 0 PB: 0 SB: 2 CS: 0	PA: 45			
PITCHER	IP	WLS	BF	H	R	ER	SO	BB	IBB	HBP	BLK	WP	HR	S	P	ERA	WHIP								
Tim Leary, R (1, 1) ERA: 4.76	4.1	L	21	7	4	4	5	1	0	0	0	0	2	30	34	8.31	1.846								
Danny Darwin, R (5, 1) ERA: 1.59	2.2		11	2	0	0	2	1	0	0	0	0	0	14	18	0.00	1.125								
Dan Plesac, L (8, 1) ERA: 10.8	1.0		7	3	4	4	0	1	0	0	0	0	1	6	10	36.00	4.000								
Ray Seearge, L (9, 1) ERA: 6.75	1.0		6	3	2	2	2	0	0	0	0	0	1	10	10	18.00	3.000								

AB	41
R	10
H	15
RBI	10
BB	3
SO	9
LOB	17



Batter	1	2	3	4	5	6	7	8	9	AB	R	H	RBI	BB	SO	LOB	BOTTOM								
Mike Felder, S (1, 8) OBP: 0.250, SLG: 0.323										4	0	0	0	1	0	1	Texas Rangers @ Milwaukee Brewers Milwaukee County Stadium, Milwaukee, WI Mon Apr 14 1986, 4:33 AM EST Att: 52,478 - Unknown								
Robin Yount, R (1, 10) OBP: 0.500, SLG: 0.655										4	0	1	0	0	1	0									
Paul Molitor, R (1, 5) OBP: 0.467, SLG: 0.522									2	1	0	0	2	1	3										
Billy Jo Roidoux, L (1, 3) OBP: 0.414, SLG: 0.458									3	0	2	1	1	0	1										
Ernest Riles, L (1, 6) OBP: 0.280, SLG: 0.500									4	0	0	0	0	1	3										
Paul Householder, S (1, 7) OBP: 0.238, SLG: 0.300									3	0	0	0	1	0	2										
Rob Deer, R (1, 9) OBP: 0.240, SLG: 0.273									3	0	0	0	1	2	3										
Juan Castillo, S (1, 4) OBP: 0.364, SLG: 0.125									2	0	0	0	1	0	2										
Rick Cerone, R (1, 2) OBP: 0.200, SLG: 0.211									4	0	0	0	0	0	2										
Inning Stats	R: 0 E: 0 K: 1 S: 5	H: 0 LOB: 1 BB: 1 P: 9	R: 0 E: 0 K: 0 S: 3	H: 0 LOB: 0 BB: 0 P: 3	R: 0 E: 0 K: 0 S: 3	H: 1 LOB: 2 BB: 2 P: 11	R: 0 E: 0 K: 1 S: 5	H: 0 LOB: 2 BB: 2 P: 13	R: 0 E: 0 K: 1 S: 6	H: 0 LOB: 1 BB: 0 P: 6	R: 0 E: 0 K: 1 S: 6	H: 1 LOB: 0 BB: 0 P: 6	R: 0 E: 0 K: 0 S: 3	H: 0 LOB: 0 BB: 0 P: 3	R: 1 E: 0 K: 1 S: 6	H: 1 LOB: 2 BB: 2 P: 14		R: 0 E: 0 K: 0 S: 2	H: 0 LOB: 0 BB: 0 P: 3	1B: 1 2B: 2 3B: 0 HR: 0	SF: 0 SAC: 0 DP: 2 HBP: 1	WP: 2 PB: 0 SB: 0 CS: 0	PA: 37		
PITCHER	IP	WLS	BF	H	R	ER	SO	BB	IBB	HBP	BLK	WP	HR	S	P	ERA	WHIP								
Ed Correa, R (1, 1) ERA: 2.08	8.0	W	34	3	1	1	5	7	0	0	0	0	0	37	65	1.12	1.250								
Mitch Williams, L (9, 1) ERA:	1.0		3	0	0	0	0	0	0	1	0	0	0	2	3	0.00	0.000								

AB	29
R	1
H	3
RBI	1
BB	7
SO	5
LOB	17



Batter	1	2	3	4	5	6	7	8	9	AB	R	H	RBI	BB	SO	LOB	TOP								
Oddibe McDowell, L OBP: 0.459, SLG: 0.607 (1, 8)	F8		F7		F6		1B BB		BB S FC3-6 BB	3	1	0	0	2	0	1	Texas Rangers @ Milwaukee Brewers Milwaukee County Stadium, Milwaukee, WI Thu Apr 17 1986, 4:33 AM EST Att: 5,823 - Unknown AB 35 R 7 H 7 RBI 6 BB 10 SO 10 LOB 23								
Toby Harrah, R OBP: 0.240, SLG: 0.217 (1, 4)	F7		F8		E5		BB 1B		K	5	0	1	1	0	1	2									
Pete O'Brien, L OBP: 0.516, SLG: 0.852 (1, 3)	4-3					6-3 BB 1B			FC3-6 BB WP BB	2	2	1	0	3	0	0									
Pete Incaviglia, R OBP: 0.118, SLG: 0.250 (1, 9)		K			F8				FC3-6 BB	4	0	0	0	1	3	6									
Gary Ward, R OBP: 0.353, SLG: 0.300 (1, 7)		K			1B 6-3 BB		CS BB		FC3-6 WP 1B	3	1	0	1	2	1	5									
Larry Parrish, R OBP: 0.273, SLG: 0.467 (1, 10)		K			6-3				BB 1B BB	4	0	0	0	1	2	3									
Don Slaught, R OBP: 0.522, SLG: 0.850 (1, 2)			F2		F8				BB 1B	5	1	3	3	0	0	0									
Steve Buechele, R OBP: 0.375, SLG: 0.682 (1, 5)			HR		K			WP 1B 1B	K	4	2	2	1	1	2	2									
Curtis Wilkerson, S OBP: 0.125, SLG: 0.045 (1, 6)			E6		6-3			F9	F8	5	0	0	0	0	1	4									
Inning Stats	R: 0 E: 0 K: 0 S: 3	H: 0 LOB: 0 BB: 0 P: 3	R: 0 E: 0 K: 3 S: 9	H: 0 LOB: 0 BB: 0 P: 9	R: 1 E: 1 K: 0 S: 5	H: 1 LOB: 1 BB: 0 P: 5	R: 1 E: 0 K: 1 S: 7	H: 2 LOB: 2 BB: 1 P: 11	R: 0 E: 0 K: 1 S: 6	H: 0 LOB: 0 BB: 1 P: 10	R: 0 E: 0 K: 1 S: 4	H: 0 LOB: 0 BB: 1 P: 8	R: 1 E: 0 K: 1 S: 7	H: 2 LOB: 2 BB: 2 P: 15	R: 1 E: 0 K: 1 S: 6	H: 1 LOB: 0 BB: 0 P: 6	R: 3 E: 0 K: 2 S: 8	H: 1 LOB: 3 BB: 5 P: 28	1B: 5 2B: 1 3B: 0 HR: 2	SF: 0 SAC: 0 DP: 1 HBP: 0	WP: 2 PB: 0 SB: 1 CS: 1	PA: 45			
PITCHER	IP	WLS	BF	H	R	ER	SO	BB	IBB	HBP	BLK	WP	HR	S	P	ERA	WHIP								
Juan Nieves, L ERA: 6.1 (1, 1)	6.1		28	4	3	3	6	4	0	0	0	1	1	36	52	4.26	1.263								
Danny Darwin, R ERA: 3.59 (7, 1)	2.0		10	2	2	2	3	2	0	0	0	0	0	14	22	9.00	2.000								
Ray Searage, L ERA: 9.53 (9, 1)	0.1	L	4	0	1	1	0	3	0	0	0	1	0	1	13	27.00	9.000								
Mark Clear, R ERA: 3.86 (9, 1)	0.1		3	1	1	1	1	1	0	0	0	0	0	4	8	27.00	6.000								

Batter	1	2	3	4	5	6	7	8	9	AB	R	H	RBI	BB	SO	LOB	BOTTOM								
Mike Felder, S OBP: 0.297, SLG: 0.333 (1, 8)	G5-4-3 WP BB		K		WP BB		CS 1B		SF9-1-6	2	1	1	1	2	1	1	Texas Rangers @ Milwaukee Brewers Milwaukee County Stadium, Milwaukee, WI Thu Apr 17 1986, 4:33 AM EST Att: 5,823 - Unknown AB 29 R 5 H 5 RBI 3 BB 11 SO 11 LOB 20								
Robin Yount, R OBP: 0.486, SLG: 0.594 (1, 10)	G5-4-3 BB		K		WP BB		F9		6-3	3	0	0	0	2	1	2									
Paul Molitor, R OBP: 0.429, SLG: 0.444 (1, 5)	G5-4-3				K		F2		B1-3	4	0	0	0	1	1	6									
Billy Jo Roidoux, L OBP: 0.441, SLG: 0.423 (1, 3)	E6		K			1-2 2-3 3-H	CS		1B 2B BB	2	1	0	0	3	1	2									
Paul Householder, S OBP: 0.192, SLG: 0.240 (1, 7)	K				F5				F5	5	0	0	0	0	2	6									
Ernest Riles, L OBP: 0.276, SLG: 0.464 (1, 6)		K			4-3		F7		2B 1B	4	1	1	0	0	1	0									
Jim Gantner, L OBP: 0.200, SLG: 0.211 (1, 4)		K			K				1B FC5-4 1B	4	1	2	1	0	2	0									
Rob Deer, R OBP: 0.250, SLG: 0.250 (1, 9)									1B 2B	2	1	0	0	1	2	1									
Ben Oglive, L OBP: 0.333, SLG: 0.200 (8, PH)									1B	0	0	0	0	1	0	0									
Rick Manning, L OBP: 0.333, SLG: 0.333 (8, FR) (9, 9)									1B IBB	0	0	0	0	0	0	0									
Charlie Moore, R OBP: 0.429, SLG: 0.333 (1, 2)					WP WP BB		F3		FC5-4	3	0	1	1	1	0	2									
Inning Stats	R: 1 E: 1 K: 1 S: 5	H: 0 LOB: 1 BB: 2 P: 13	R: 0 E: 0 K: 3 S: 9	H: 0 LOB: 0 BB: 0 P: 9	R: 0 E: 0 K: 3 S: 9	H: 0 LOB: 2 BB: 2 P: 17	R: 0 E: 0 K: 1 S: 5	H: 0 LOB: 0 BB: 0 P: 5	R: 1 E: 0 K: 2 S: 7	H: 0 LOB: 3 BB: 4 P: 23	R: 0 E: 0 K: 1 S: 6	H: 1 LOB: 1 BB: 0 P: 6	R: 0 E: 0 K: 0 S: 3	H: 1 LOB: 0 BB: 0 P: 3	R: 3 E: 0 K: 0 S: 5	H: 3 LOB: 2 BB: 2 P: 13	R: 0 E: 0 K: 0 S: 3	H: 0 LOB: 1 BB: 1 P: 7	1B: 4 2B: 2 3B: 0 HR: 0	SF: 1 SAC: 0 DP: 2 HBP: 0	WP: 4 PB: 0 SB: 1 CS: 1	PA: 42			
PITCHER	IP	WLS	BF	H	R	ER	SO	BB	IBB	HBP	BLK	WP	HR	S	P	ERA	WHIP								
Bobby Witt, R ERA: 7.56 (1, 1)	5.0		23	4	3	3	1	1	0	0	0	0	0	12	16	11.57	2.143								
Ricky Wright, L ERA: 4.7 (6, 1)	2.1		11	4	3	3	1	1	0	0	0	0	0	5	13	0.00	1.200								
Greg Harris, R ERA: 5.14 (8, 1)	1.2	W	7	1	0	0	0	1	1	0	0	0	0	5	13	0.00	1.200								


Batter	1	2	3	4	5	6	7	8	9	AB	R	H	RBI	BB	SO	LOB	TOP																	
Rickey Henderson, R OBP: 0.317, SLG: 0.182	0-0 5-3 1B		0-0 3-H 2B		0-0 F4		0-3 K			4	0	2	1	0	1	1	New York Yankees @ Milwaukee Brewers Milwaukee County Stadium, Milwaukee, WI Fri Apr 18 1986, 7:05 PM EST Att: 9,862 - Unknown livebaseballscorecards.com																	
Willie Randolph, R OBP: 0.375, SLG: 0.389	0-0 5-3 1-2		0-0 4-3		0-0 E 1B		0-0 F7			4	1	1	0	0	0	2																		
Don Mattingly, L OBP: 0.325, SLG: 0.250	0-0 G3			0-0 F7	0-0 F8			0-0 F7		4	0	0	0	0	0	2																		
Dave Winfield, R OBP: 0.359, SLG: 0.469		0-0 5-3		4-0 FC4-6 BB	0-0 E7 BLK 2B			0-3 K		3	1	1	2	1	1	0																		
Mike Easter, L OBP: 0.286, SLG: 0.370 Gary Roenicke, R (8, PH)	0-0 L3		0-0 FC4-6 BB 1B	0-0 F8	0-0 F8			0-0 F7		3	1	0	0	0	0	1																		
Ken Griffey, L OBP: 0.400, SLG: 0.280	0-0 4-3		4-0 1B 1-2 BB		0-0 F8				0-0 4-3	3	0	0	0	1	0	0																		
Ron Hassey, L OBP: 0.556, SLG: 0.750 Henry Cotto, R (9, PH)			0-0 4-3 2B	0-0 1-3 2-H 1B		0-3 K		0-0 F7		3	1	2	1	0	1	0																		
Mike Pagliarulo, L OBP: 0.357, SLG: 0.545 Butch Wynegar, S (9, PH)			0-0 F3	0-0 G3		0-0 F9		0-3 K2-3		3	0	0	0	0	0	3																		
Bobby Meacham, S OBP: 0.310, SLG: 0.200			0-0 4-3 2-3		0-0 1B E 1B					3	1	1	0	0	0	1																		
Inning Stats	R: 0 E: 0 K: 0 S: 3	H: 1 LOB: 0 BB: 0 P: 3	R: 0 E: 0 K: 0 S: 3	H: 0 LOB: 0 BB: 0 P: 3	R: 1 E: 0 K: 0 S: 5	H: 2 LOB: 1 BB: 0 P: 5	R: 1 E: 0 K: 0 S: 4	H: 1 LOB: 2 BB: 2 P: 12	R: 3 E: 1 K: 0 S: 6	H: 3 LOB: 0 BB: 0 P: 6	R: 0 E: 0 K: 1 S: 5	H: 0 LOB: 0 BB: 0 P: 5	R: 0 E: 0 K: 1 S: 5	H: 0 LOB: 0 BB: 0 P: 5	R: 0 E: 0 K: 1 S: 5	H: 0 LOB: 0 BB: 0 P: 5		1B: 4 2B: 3 3B: 0 HR: 0	SF: 0 SAC: 0 DP: 0 HBP: 0	WP: 0 PB: 0 SB: 0 CS: 0	PA: 35													
PITCHER	IP WLS BF H R ER SO BB IBB HBP BLK WP HR S P ERA WHIP																																	
Bill Wegman, R ERA: 5.91	(1, 1)	5.0	23	7	5	4	0	2	0	0	0	1	0	0	21	29	7.20	1.800																
Dan Plesac, L ERA: 4.91	(6, 1)	4.0	W	12	0	0	0	4	0	0	0	0	0	0	20	20	0.00	0.000																

Batter	1	2	3	4	5	6	7	8	9	AB	R	H	RBI	BB	SO	LOB	BOTTOM																	
Paul Molitor, R OBP: 0.436, SLG: 0.484	0-0 F5		0-3 K		0-0 1-3 1B		0-0 1-H 2B			4	1	2	1	0	1	0	New York Yankees @ Milwaukee Brewers Milwaukee County Stadium, Milwaukee, WI Fri Apr 18 1986, 7:05 PM EST Att: 9,862 - Unknown livebaseballscorecards.com																	
Randy Ready, R OBP: 0.194, SLG: 0.083	4-0 BB BB		0-0 F8		0-0 L4		0-0 2-H 1B			3	0	1	1	1	0	1																		
Cecil Cooper, L (1, 10)	4-0 FC6-4 BB		0-3 K		0-0 F7		0-3 K			3	0	0	0	1	2	1																		
Robin Yount, R OBP: 0.462, SLG: 0.556	0-3 K		0-0 F4		0-0 6-3		0-0 1B 1B			4	1	1	0	0	1	2																		
Billy Jo Roidoux, L OBP: 0.447, SLG: 0.433	0-0 FC6-4 1-2		0-0 HR 1B		0-0 F6		0-0 1-3 1B			4	0	2	0	0	0	2																		
Rob Deer, R OBP: 0.313, SLG: 0.407		0-0 E7 1B G4-6-3 1B		0-0 1-2 HR		4-0 E FC1-2 BB		0-0 F3		3	2	2	1	1	0	2																		
Ernest Riles, L OBP: 0.333, SLG: 0.500		0-0 G4-6-3 2-3 1B		0-0 F7		0-0 E9 FC1-2 FC5-4 1B		0-0 1-2 FC4-6 1B		4	1	3	1	0	0	0																		
Jim Gantner, L OBP: 0.167, SLG: 0.174		0-0 G4-6-3 1-2		0-0 F7		0-0 FC1-2 FC5-4		0-0 F7		4	0	0	0	0	0	5																		
Rick Cerone, R OBP: 0.208, SLG: 0.217		0-0 F8		0-0 1B 1B		0-0 FC5-4 2B		0-0 FC4-6		4	1	1	1	0	0	3																		
Inning Stats	R: 0 E: 0 K: 1 S: 5	H: 0 LOB: 2 BB: 2 P: 13	R: 1 E: 1 K: 0 S: 4	H: 2 LOB: 0 BB: 0 P: 4	R: 0 E: 0 K: 2 S: 7	H: 0 LOB: 0 BB: 0 P: 7	R: 1 E: 0 K: 0 S: 4	H: 2 LOB: 0 BB: 0 P: 4	R: 0 E: 0 K: 0 S: 4	H: 2 LOB: 1 BB: 0 P: 4	R: 0 E: 0 K: 0 S: 3	H: 0 LOB: 0 BB: 0 P: 3	R: 3 E: 1 K: 1 S: 8	H: 3 LOB: 1 BB: 1 P: 12	R: 1 E: 0 K: 0 S: 6	H: 3 LOB: 2 BB: 0 P: 6		1B: 10 2B: 1 3B: 0 HR: 1	SF: 0 SAC: 0 DP: 1 HBP: 0	WP: 0 PB: 0 SB: 0 CS: 0	PA: 36													
PITCHER	IP WLS BF H R ER SO BB IBB HBP BLK WP HR S P ERA WHIP																																	
Dennis Rasmussen, L ERA: 3.09	(1, 1)	6.0	24	6	3	2	3	3	0	0	0	0	0	0	27	39	3.00	1.500																
Rod Scurry, L ERA: 1.59	(7, 1)	0.2	3	1	0	0	0	0	0	0	0	0	0	0	3	3	0.00	1.500																
Brian Fisher, R ERA: 4.91	(7, 1)	0.2	L	6	4	3	3	1	0	0	0	0	0	0	8	8	40.50	6.000																
Bob Shirley, L ERA: 5.4	(8, 1)	0.2	3	1	0	0	0	0	0	0	0	0	0	0	3	3	0.00	1.500																

Batter	1	2	3	4	5	6	7	8	9	10	11	AB	R	H	RBI	BB	SO	LOB	TOP				
Rickey Henderson, R OBP: 0.319, SLG: 0.282	F9		HR	K			G3 1B		K		FC5-4	6	1	2	2	0	2	3					
Willie Randolph, R OBP: 0.366, SLG: 0.366	F4		6-3				K					5	0	1	0	0	2	2					
Don Mattingly, L OBP: 0.333, SLG: 0.268	FC6-4 1B		2B 1B				G4-6-3 1B		G3		6-3	5	0	2	1	0	0	2					
Dave Winfield, R OBP: 0.364, SLG: 0.472	FC6-4 1-2r		1-3 2B				K		K			4	0	1	0	1	2	2					
Gary Roenicke, R (1, 10)		K	4-3						F6		F8	4	0	0	0	1	1	2					
Henry Cotto, R OBP: 0.267, SLG: 0.267		K					1B 1B		K		6-3	5	0	1	0	0	2	2					
Dale Berra, R OBP: 0.333, SLG: 0.200	F8						F7					3	0	0	0	1	0	1					
Mike Pagliarulo, L OBP: 0.379, SLG: 0.545												0	0	0	0	1	0	0					
Butch Wynegar, S OBP: 0.236, SLG: 0.333			5-3				F6					5	0	0	0	0	2	3					
Bobby Meacham, S OBP: 0.353, SLG: 0.267			E9 HR 1B				1-3 1B		E5 1B G3		B5-3	5	2	3	0	0	0	0					
Inning Stats	R: 0 E: 0 K: 0 S: 4	H: 1 LOB: 1 BB: 0 P: 4	R: 0 E: 0 K: 2 S: 7	H: 0 LOB: 0 BB: 0 P: 7	R: 2 E: 1 K: 0 S: 7	H: 4 LOB: 2 BB: 0 P: 7	R: 0 E: 0 K: 1 S: 7	H: 2 LOB: 2 BB: 0 P: 7	R: 0 E: 0 K: 1 S: 5	H: 0 LOB: 0 BB: 1 P: 5	R: 1 E: 1 K: 2 S: 9	H: 1 LOB: 1 BB: 0 P: 9	R: 0 E: 0 K: 0 S: 3	H: 0 LOB: 0 BB: 0 P: 3	R: 0 E: 0 K: 1 S: 5	H: 0 LOB: 2 BB: 2 P: 13	R: 0 E: 0 K: 0 S: 3	H: 1 LOB: 1 BB: 1 P: 7	1B: 8 2B: 1 3B: 0 HR: 1	SF: 0 SAC: 0 DP: 2 HBP: 0	WP: 0 PB: 0 SB: 1 CS: 0	PA: 46	
PITCHER	IP 10.0	WLS 10.0	BF 42	H 9	R 3	ER 2	SO 11	BB 3	IBB 0	HBP 0	BLK 0	WP 0	HR 1	S 61	P 73	ERA 1.80	WHIP 1.200						
Teddy Figueroa, L ERA: 3.22	(1, 1)																						
Bob McClure, L ERA:	(11, 1)	1.0	W	4	1	0	0	0	1	0	0	0	0	0	3	7	0.00	2.000					

New York Yankees @ Milwaukee Brewers
Milwaukee County Stadium, Milwaukee, WI
Sat Apr 19 1986, 4:33 AM EST
Att: 13,922 - Unknown


AB 42
R 3
H 10
RBI 3
BB 4
SO 11
LOB 17



Batter	1	2	3	4	5	6	7	8	9	10	11	AB	R	H	RBI	BB	SO	LOB	BOTTOM			
Paul Molitor, R OBP: 0.386, SLG: 0.417	K	FC1-6-5			F9		K		G4-6-3			5	0	0	0	0	2	4				
Randy Ready, R OBP: 0.222, SLG: 0.125		6-3										4	1	1	0	1	0	3				
Mike Felder, S OBP: 0.297, SLG: 0.333	1B E						G5-4-3				5-3	0	0	0	0	0	0	0				
Cecil Cooper, L OBP: 0.333, SLG: 0.143	K				F7		F6		G6-4-3 1B			4	0	1	0	1	1	2				
Robin Yount, R OBP: 0.455, SLG: 0.537	E BB 1B				6-3				G6-4-3			5	0	2	0	0	0	1				
Billy Jo Robidoux, L OBP: 0.465, SLG: 0.424	E BB				K				HR 1B			3	1	1	0	2	2	1				
Rob Deer, R OBP: 0.297, SLG: 0.469	E6				5-3				HR			5	1	1	2	0	1	5				
Ernest Riles, L OBP: 0.289, SLG: 0.432	3-1				K				F8			5	0	0	0	0	1	4				
Jim Gantner, L OBP: 0.207, SLG: 0.185					F8		F7					4	1	1	0	1	0	0				
Charlie Moore, R OBP: 0.563, SLG: 0.800							4-3					4	0	3	1	1	0	0				
Inning Stats	R: 1 E: 1 K: 2 S: 10	H: 2 LOB: 3 BB: 1 P: 14	R: 0 E: 0 K: 0 S: 4	H: 1 LOB: 1 BB: 0 P: 4	R: 0 E: 0 K: 1 S: 5	H: 0 LOB: 0 BB: 0 P: 5	R: 0 E: 0 K: 1 S: 5	H: 0 LOB: 0 BB: 0 P: 5	R: 0 E: 0 K: 0 S: 3	H: 0 LOB: 1 BB: 1 P: 7	R: 2 E: 1 K: 2 S: 8	H: 3 LOB: 0 BB: 1 P: 5	R: 0 E: 0 K: 0 S: 2	H: 0 LOB: 0 BB: 1 P: 6	R: 0 E: 0 K: 0 S: 3	H: 1 LOB: 2 BB: 2 P: 11	R: 1 E: 0 K: 0 S: 2	H: 1 LOB: 1 BB: 1 P: 6	1B: 7 2B: 1 3B: 1 HR: 1	SF: 0 SAC: 0 DP: 3 HBP: 0	WP: 0 PB: 0 SB: 0 CS: 1	PA: 45
PITCHER	IP 7.0	WLS 3.0	BF 29	H 4	R 2	ER 2	SO 7	BB 2	IBB 0	HBP 0	BLK 0	WP 0	HR 1	S 41	P 49	ERA 0.00	WHIP 1.000					
Ron Guidry, L ERA: 1.42	(1, 1)																					
Dave Righetti, L ERA: 2.45	(8, 1)	3.0	L	13	4	2	2	0	3	0	0	0	1	10	22	6.00	2.333					
Rod Scurry, L ERA: 3.0	(11, 1)	0.1	L	3	1	1	1	0	1	0	0	0	0	2	6	27.00	6.000					

New York Yankees @ Milwaukee Brewers
Milwaukee County Stadium, Milwaukee, WI
Sat Apr 19 1986, 4:33 AM EST
Att: 13,922 - Unknown

AB 39
R 4
H 10
RBI 3
BB 6
SO 7
LOB 20



Batter	1	2	3	4	5	6	7	8	9	AB	R	H	RBI	BB	SO	LOB	TOP								
John Cangelosi, S (1, 8) OBP: 0.334, SLG: 0.324	0-3 K		0-0 6-3		4-0 CS FC5 BB		0-0 HR 1B		4-0 CS BB	3	1	0	2	1	0		Chicago White Sox @ Milwaukee Brewers Milwaukee County Stadium, Milwaukee, WI Tue Apr 22 1986, 7:05 PM EST Att: 5,561 - Unknown livebaseballscorecards.com								
Wayne Tolleson, S (1, 5) OBP: 0.417, SLG: 0.460	0-0 2B		0-3 K		0-0 FC5 CS 1-2 2-3 3-H		0-0 F7		0-0 4-3 1-2	5	0	1	1	0	1	5									
Harold Baines, L (1, 9) OBP: 0.250, SLG: 0.340	0-3 K		0-3 K		0-0 K		0-0 HR		0-0 1B	5	1	2	3	0	3	3									
Carlton Fisk, R (1, 7) OBP: 0.189, SLG: 0.292	0-0 4-3			0-0 6-3		0-3 K		0-0 F3	0-3 K	5	0	0	0	0	2	2									
Ron Kittle, R (1, 10) OBP: 0.220, SLG: 0.375 Reid Nichols, R (8, PR) OBP: 0.357, SLG: 0.308		0-3 K		0-3 K		0-0 F2		0-0 E5		4	0	0	0	0	2	0									
Bobby Bonilla, S (1, 3) OBP: 0.300, SLG: 0.296		0-0 1B		0-0 1B		0-0 F3		0-0 F4		4	0	2	0	0	0	1									
Tim Lulett, R (1, 4) OBP: 0.364, SLG: 0.286		0-0 1B		0-0 F8			0-0 4-3 E 2B		0-0 F9	4	1	2	0	0	0	2									
Ozzie Guillen, L (1, 6) OBP: 0.294, SLG: 0.313 Rod Craig, S (7, PH) Bryan Little, S (7, 6) OBP: 0.320, SLG: 0.273		0-0 B3			4-0 BB FC5 BB		0-0 4-3		4-0 1-2 BB	1	1	0	0	1	0	2									
Joel Skinner, R (1, 2) OBP: 0.235, SLG: 0.258		0-0 L7			4-0 FC5 BB 1-2		0-0 E5 HR 1B		0-0 F4	3	1	0	1	1	0	4									
Inning Stats	R: 0 E: 0 K: 2 S: 8	H: 1 LOB: 1 BB: 0 P: 8	R: 0 E: 0 K: 1 S: 7	H: 2 LOB: 2 BB: 0 P: 7	R: 0 E: 0 K: 1 S: 7	H: 0 LOB: 0 BB: 0 P: 7	R: 0 E: 0 K: 1 S: 6	H: 1 LOB: 1 BB: 0 P: 6	R: 1 E: 0 K: 1 S: 4	H: 0 LOB: 1 BB: 3 P: 16	R: 0 E: 0 K: 1 S: 5	H: 0 LOB: 0 BB: 0 P: 5	R: 4 E: 1 K: 0 S: 7	H: 3 LOB: 0 BB: 0 P: 7	R: 0 E: 1 K: 0 S: 4	H: 0 LOB: 2 BB: 1 P: 8		R: 0 E: 0 K: 1 S: 5	H: 1 LOB: 1 BB: 1 P: 9	1B: 5 2B: 2 3B: 0 HR: 1	SF: 0 SAC: 0 DP: 0 HBP: 0	WP: 0 PB: 0 SB: 1 CS: 3	PA: 40		
PITCHER	IP	WLS	BF	H	R	ER	SO	BB	IBB	HBP	BLK	WP	HR	S	P	ERA	WHIP								
Juan Nieves, L (1, 1) ERA: 4.86	6.1		28	6	4	3	8	3	0	0	0	0	0	41	53	4.26	1.421								
Danny Darwin, R (7, 1) ERA: 4.0	1.2	L	8	1	1	0	0	1	0	0	0	0	1	7	11	0.00	1.200								
Mark Clear, R (9, 1) ERA: 1.69	1.0		4	1	0	0	1	1	0	0	0	0	0	5	9	0.00	2.000								

Batter	1	2	3	4	5	6	7	8	9	AB	R	H	RBI	BB	SO	LOB	BOTTOM								
Paul Molitor, R (1, 5) OBP: 0.358, SLG: 0.364	4-0 HR BB		0-0 5-3		0-0 F8				0-0 G4-6-3 1-2	3	1	0	0	1	0	3	Chicago White Sox @ Milwaukee Brewers Milwaukee County Stadium, Milwaukee, WI Tue Apr 22 1986, 7:05 PM EST Att: 5,561 - Unknown livebaseballscorecards.com								
Randy Ready, R (1, 7) OBP: 0.192, SLG: 0.125	0-0 L9		0-0 5-3		0-0 L8			0-0 F8		4	0	0	0	0	0	1									
Cecil Cooper, L (1, 10) OBP: 0.235, SLG: 0.333	0-0 1-H HR		0-3 K		0-0 F7			0-3 K		4	1	1	2	0	2	0									
Robin Yount, R (1, 8) OBP: 0.385, SLG: 0.449	0-0 6-3		0-0 F9		0-0 6-3			0-0 L8		4	0	0	0	0	0	0									
Billy Jo Roubidoux, L (1, 3) OBP: 0.490, SLG: 0.475 Mike Felder, S (9, PR) OBP: 0.297, SLG: 0.333	0-0 2B			4-0 BB 1B BB			0-0 6-3		0-0 E 1B	3	1	2	0	1	0	0									
Ernest Riles, L (1, 6) OBP: 0.304, SLG: 0.409	0-0 L7			4-0 1B 5-3 BB 1-2			0-0 3-1		0-0 F7 1-3	3	1	0	0	1	0	2									
Rob Deer, R (1, 9) OBP: 0.250, SLG: 0.385 Paul Householder, S (9, PH) OBP: 0.179, SLG: 0.222		0-0 F4		0-0 F7			0-3 K		0-3 K	3	0	0	0	0	1	2									
Jim Gantner, L (1, 4) OBP: 0.297, SLG: 0.371		0-0 FC4-6 1B		0-0 5-3 1B 1-3 2-H			0-0 F8		0-3 K	4	0	2	1	0	1	2									
Rick Cerone, R (1, 2) OBP: 0.207, SLG: 0.214		0-0 FC4-6 1-2		0-0 5-3 1-2 3-H			0-0 G4-6-3 1B			3	0	1	1	0	0	2									
Inning Stats	R: 2 E: 0 K: 0 S: 5	H: 2 LOB: 1 BB: 1 P: 9	R: 0 E: 0 K: 0 S: 4	H: 1 LOB: 1 BB: 0 P: 4	R: 0 E: 0 K: 1 S: 5	H: 0 LOB: 0 BB: 0 P: 5	R: 2 E: 0 K: 0 S: 4	H: 1 LOB: 1 BB: 2 P: 12	R: 0 E: 0 K: 0 S: 3	H: 0 LOB: 0 BB: 0 P: 3	R: 0 E: 0 K: 1 S: 5	H: 0 LOB: 0 BB: 0 P: 5	R: 0 E: 0 K: 1 S: 5	H: 0 LOB: 0 BB: 0 P: 5	R: 0 E: 1 K: 2 S: 8	H: 1 LOB: 2 BB: 0 P: 8		R: 0 E: 0 K: 2 S: 8	H: 1 LOB: 0 BB: 0 P: 8	1B: 4 2B: 1 3B: 0 HR: 1	SF: 0 SAC: 0 DP: 1 HBP: 0	WP: 0 PB: 0 SB: 0 CS: 0	PA: 35		
PITCHER	IP	WLS	BF	H	R	ER	SO	BB	IBB	HBP	BLK	WP	HR	S	P	ERA	WHIP								
Joel Davis, R (1, 1) ERA: 2.61	8.0	W	32	6	4	4	3	3	0	0	0	0	0	35	47	4.50	1.125								
Juan Agosto, L (9, 1) ERA: 7.71	0.1		1	0	0	0	0	0	0	0	0	0	0	1	1	0.00	0.000								
Bob James, R (9, 1) ERA: 8.1	0.2	S	2	0	0	0	2	0	0	0	0	0	0	6	6	0.00	0.000								

Batter	1	2	3	4	5	6	7	8	9	AB	R	H	RBI	BB	SO	LOB	TOP				
John Cangelosi, S OBP: 0.414, SLG: 0.310 (1, 8)	0-3 K		0-0 1B			0-0 4-3		0-0 5-3	0-3 K	5	0	1	0	0	2	2	Chicago White Sox @ Milwaukee Brewers Milwaukee County Stadium, Milwaukee, WI Wed Apr 23 1986, 7:05 PM EST Att: 6,754 - Unknown livebaseballscorecards.com				
Wayne Tolleson, S OBP: 0.406, SLG: 0.434 (1, 5)	0-0 6-3		0-0 8-3			0-0 F7		4-0 BB		3	0	0	0	1	0	1					
Harold Baines, L OBP: 0.250, SLG: 0.333 (1, 9)	0-3 K		0-0 F8			0-0 FC6 1B		0-3 K	1-2 K	4	0	1	0	0	2	1					
Jerry Hairston, S OBP: 0.400, SLG: 0.571 (1, 10)		0-0 HR			0-0 F9			0-3 K		4	1	1	1	0	1	2					
Carlton Fisk, R OBP: 0.193, SLG: 0.288 (1, 7)		0-3 K			0-0 G6-3 1B			0-3 K	0-0 6-3	4	0	1	0	0	2	0					
Bobby Bonilla, S OBP: 0.353, SLG: 0.333 (1, 3)		0-0 2B 1B			0-0 G6-3 1-2			0-0 1B	4-0 1B 2B BB	3	1	2	0	1	0	1					
Tim Lueft, R OBP: 0.351, SLG: 0.281 (1, 4)		0-0 F8				0-0 L9		0-0 F8	0-0 2B 1-2 1B	4	0	1	0	0	0	2					
Ozzie Guillen, L OBP: 0.324, SLG: 0.371 (9, PH)		0-0				0-0 F7			0-0 1-3 2-H 2B	3	0	2	0	0	0	0					
Reid Nichols, R OBP: 0.400, SLG: 0.429 (9, PH)		0-0				0-0 F7			0-0 1-3 2-H 2B	1	0	1	1	0	0	0					
Bryan Little, S OBP: 0.320, SLG: 0.273 (9, 6)		0-0 2B				0-0 5-3		0-0 4-3	0-0 F2	2	0	0	0	0	0	2					
Joel Skinner, R OBP: 0.222, SLG: 0.242 (7, PH)		0-0 6-3								1	0	0	0	0	0	2					
Marc Hill, R OBP: 0.400, SLG: 0.400 (7, 2)										1	0	0	0	0	0	2					
Inning Stats	R: 0 E: 0 K: 2 S: 7	H: 0 LOB: 0 BB: 0 P: 7	R: 1 E: 0 K: 1 S: 8	H: 3 LOB: 2 BB: 0 P: 8	R: 0 E: 0 K: 0 S: 3	H: 1 LOB: 0 BB: 0 P: 3	R: 0 E: 0 K: 0 S: 3	H: 0 LOB: 0 BB: 0 P: 3	R: 0 E: 0 K: 0 S: 4	H: 1 LOB: 1 BB: 0 P: 4	R: 0 E: 0 K: 1 S: 7	H: 2 LOB: 2 BB: 0 P: 7	R: 0 E: 0 K: 2 S: 7	H: 0 LOB: 1 BB: 1 P: 11	R: 1 E: 0 K: 1 S: 7	H: 2 LOB: 2 BB: 1 P: 11	1B: 7 2B: 3 3B: 0 HR: 1	SF: 0 SAC: 0 DP: 2 HBP: 0	WP: 0 PB: 0 SB: 1 CS: 1	PA: 37	
PITCHER	IP	WLS	BF	H	R	ER	SO	BB	IBB	HBP	BLK	WP	HR	S	P	ERA	WHIP				
Bill Wegman, R ERA: 4.08 (1, 1)	7.0		27	8	1	1	4	0	0	0	0	0	1	35	35	1.29	1.143				
Dan Plesac, L ERA: 4.92 (8, 1)	2.0	L	10	2	1	1	3	2	0	0	0	0	0	14	22	4.50	2.000				

Batter	1	2	3	4	5	6	7	8	9	AB	R	H	RBI	BB	SO	LOB	BOTTOM				
Paul Moltzer, R OBP: 0.351, SLG: 0.354 (1, 5)	0-0 F3		0-0 S 1B			0-0 F8		0-0 F2		4	1	1	0	0	0	1	Chicago White Sox @ Milwaukee Brewers Milwaukee County Stadium, Milwaukee, WI Wed Apr 23 1986, 7:05 PM EST Att: 6,754 - Unknown livebaseballscorecards.com				
Randy Ready, R OBP: 0.200, SLG: 0.143 (1, 7)	0-0 BB 1B		0-0 E4 1B			0-0 F9		0-0 F7		4	0	1	0	0	0	1					
Cecil Cooper, L OBP: 0.238, SLG: 0.278 (1, 10)	0-0 F8		0-0 F7			0-3 K		4-0 1B BB		3	0	0	0	1	1	3					
Robin Yount, R OBP: 0.411, SLG: 0.462 (1, 8)	4-0 1-2 BB		0-0 1-2 2-H 1B			0-0 5-3		0-0 5-3	0-0 G4-6-3 1B	3	0	2	1	1	0	0					
Billy Jo Rodoboux, L OBP: 0.455, SLG: 0.432 (1, 3)	0-0 F5		0-3 K			0-0 L8		0-0 G4-6-3	0-0 1-2	4	0	0	0	0	1	6					
Ernest Riles, L OBP: 0.280, SLG: 0.375 (1, 6)		0-3 K	0-3 K			0-3 K			0-0 6-3	4	0	0	0	0	3	2					
Rob Deer, R OBP: 0.255, SLG: 0.381 (7, PR)		0-3 K				0-0 6-3			0-0 1-3	3	0	1	0	0	1	0					
Mike Felder, S OBP: 0.289, SLG: 0.324 (8, 9)						0-0 6-3		0-0 SH1-4 1B		1	0	0	0	0	0	0					
Jim Gantner, L OBP: 0.325, SLG: 0.405 (1, 4)		4-0 BB				0-0 6-3		0-0 SH1-4	0-0 2B	2	0	1	0	1	0	0					
Rick Cerone, R OBP: 0.188, SLG: 0.194 (9, PH)		0-0 4-3				0-3 K		0-0 6-3	0-3 K	3	0	0	0	0	1	2					
Ben Oglivie, L OBP: 0.286, SLG: 0.167 (9, PH)										1	0	0	0	0	1	1					
Inning Stats	R: 0 E: 0 K: 0 S: 4	H: 1 LOB: 2 BB: 1 P: 8	R: 0 E: 0 K: 2 S: 7	H: 0 LOB: 1 BB: 1 P: 11	R: 1 E: 1 K: 2 S: 10	H: 2 LOB: 2 BB: 0 P: 10	R: 0 E: 0 K: 1 S: 5	H: 0 LOB: 0 BB: 0 P: 5	R: 0 E: 0 K: 1 S: 5	H: 0 LOB: 0 BB: 0 P: 5	R: 0 E: 0 K: 0 S: 4	H: 1 LOB: 1 BB: 0 P: 4	R: 0 E: 0 K: 0 S: 3	H: 1 LOB: 1 BB: 1 P: 7	R: 0 E: 0 K: 1 S: 6	H: 1 LOB: 1 BB: 0 P: 6	1B: 5 2B: 1 3B: 0 HR: 0	SF: 0 SAC: 1 DP: 1 HBP: 0	WP: 0 PB: 0 SB: 1 CS: 0	PA: 36	
PITCHER	IP	WLS	BF	H	R	ER	SO	BB	IBB	HBP	BLK	WP	HR	S	P	ERA	WHIP				
Tom Seaver, R ERA: 2.79 (1, 1)	8.2	W	35	6	1	1	7	3	0	0	0	0	0	46	58	1.04	1.038				
Bob James, R ERA: 7.71 (9, 1)	0.1	S	1	0	0	0	1	0	0	0	0	0	0	3	3	0.00	0.000				

Batter	1	2	3	4	5	6	7	8	9	AB	R	H	RBI	BB	SO	LOB	TOP					
Paul Moltzer, R OBP: 0.391, SLG: 0.441										5	0	2	1	1	1	3						
Ernest Riles, L OBP: 0.278, SLG: 0.333										4	1	0	1	1	2	5						
Cecil Cooper, L OBP: 0.313, SLG: 0.333										4	2	1	1	1	2	1						
Robin Yount, R OBP: 0.462, SLG: 0.517										4	2	3	2	0	0	0						
Rick Manning, L OBP: 0.400, SLG: 0.400										1	0	0	0	0	0	1						
Billy Jo Robidoux, L OBP: 0.470, SLG: 0.491										4	1	2	3	1	0	1						
Jim Gantner, L OBP: 0.333, SLG: 0.396										5	2	3	1	0	0	2						
Paul Householder, S OBP: 0.290, SLG: 0.290										5	0	2	0	0	0	1						
Mike Felder, S OBP: 0.313, SLG: 0.325										3	1	0	1	1	0	1						
Rick Cerone, R OBP: 0.243, SLG: 0.206										3	1	1	0	1	1	1						
Inning Stats	R: 0 E: 0 K: 2 S: 7	H: 0 LOB: 0 BB: 0 P: 7	R: 1 E: 0 K: 0 S: 4	H: 1 LOB: 0 BB: 0 P: 4	R: 0 E: 0 K: 0 S: 4	H: 1 LOB: 1 BB: 0 P: 4	R: 0 E: 0 K: 0 S: 3	H: 0 LOB: 0 BB: 0 P: 3	R: 5 E: 0 K: 0 S: 7	H: 4 LOB: 2 BB: 2 P: 16	R: 0 E: 0 K: 2 S: 8	H: 1 LOB: 2 BB: 1 P: 12	R: 4 E: 0 K: 1 S: 9	H: 4 LOB: 1 BB: 1 P: 13	R: 0 E: 0 K: 1 S: 5	H: 1 LOB: 2 BB: 0 P: 4	R: 0 E: 0 K: 0 S: 4	H: 2 LOB: 2 BB: 0 P: 4	1B: 12 2B: 1 3B: 0 HR: 1	SF: 1 SAC: 0 DP: 0 HBP: 1	WP: 3 PB: 1 SB: 4 CS: 0	PA: 46
PITCHER	IP WLS BF H R ER SO BB IBB HBP BLK WP HR S P ERA WHIP																					
Ed Correa, R ERA: 4.62	(1, 1) 4.2 L 22 5 6 6 2 2 2 0 1 0 23 32 11.57 1.500																					
Mitch Williams, L ERA: 5.14	(5, 1) 1.1 11 5 4 4 2 2 0 0 0 1 1 13 21 27.00 5.250																					
Dave Rozema, R ERA: 5.63	(7, 1) 1.0 4 1 0 0 1 0 0 0 0 0 0 6 6 0.00 1.000																					
Dwayne Henry, R ERA: 6.43	(8, 1) 1.0 5 1 0 0 1 2 0 0 0 1 0 5 13 0.00 3.000																					
Greg Harris, R ERA: 5.25	(9, 1) 1.0 4 2 0 0 0 0 0 0 0 0 0 4 4 0.00 2.000																					

Milwaukee Brewers @ Texas Rangers
Arlington Stadium, Arlington, TX
Sat Apr 26 1986, 7:05 PM EST
Att: 25,499 - Unknown

AB 38
R 10
H 14
RBI 10
BB 6
SO 6
LOB 16

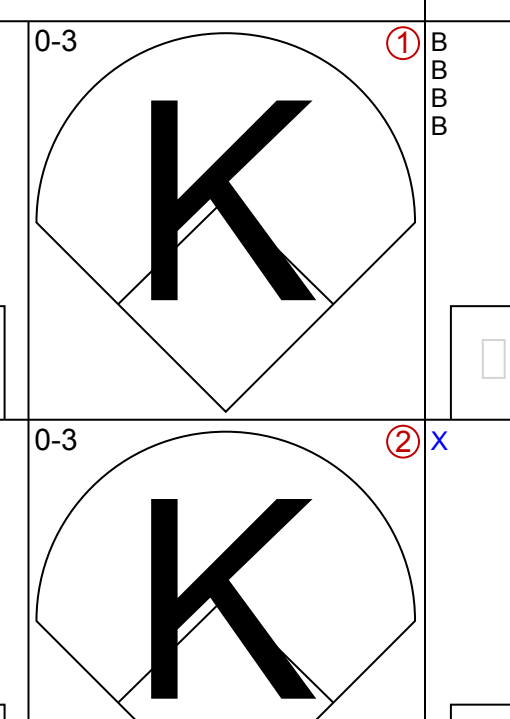
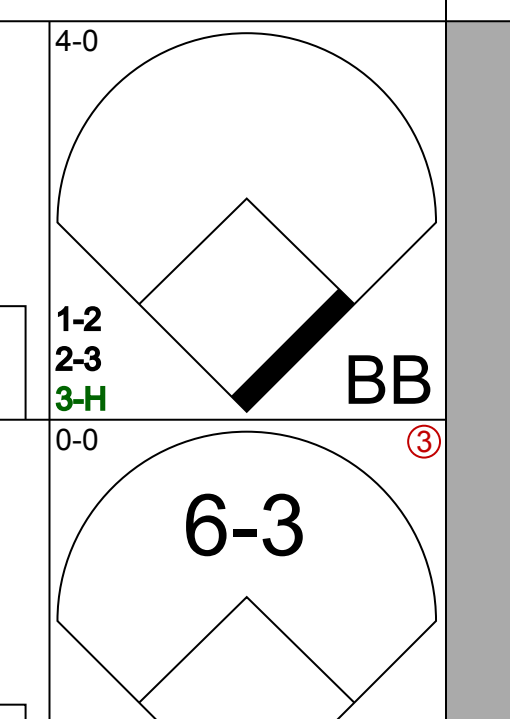
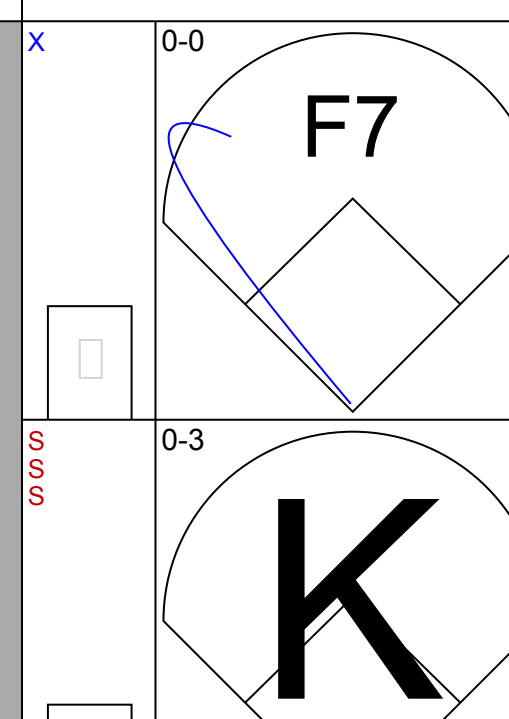
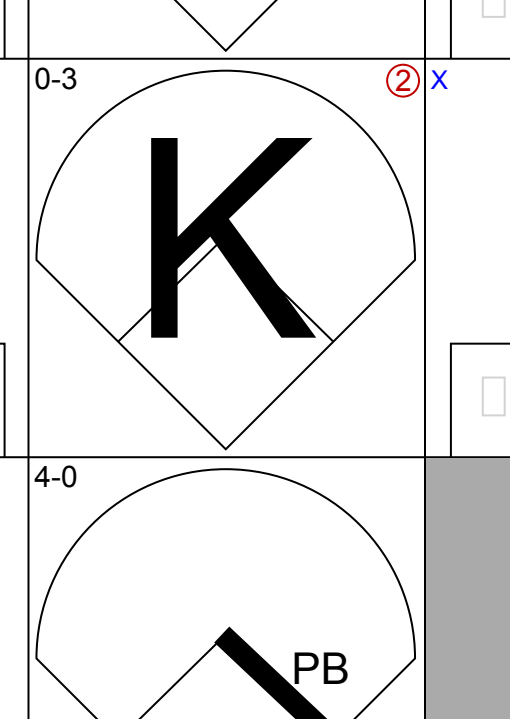
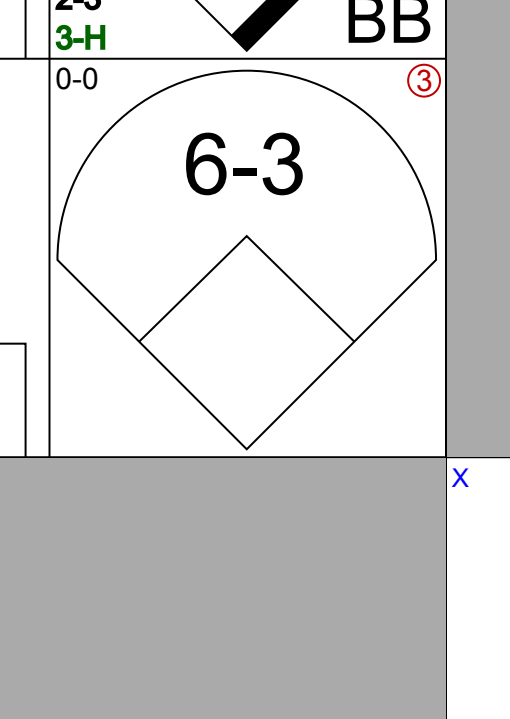
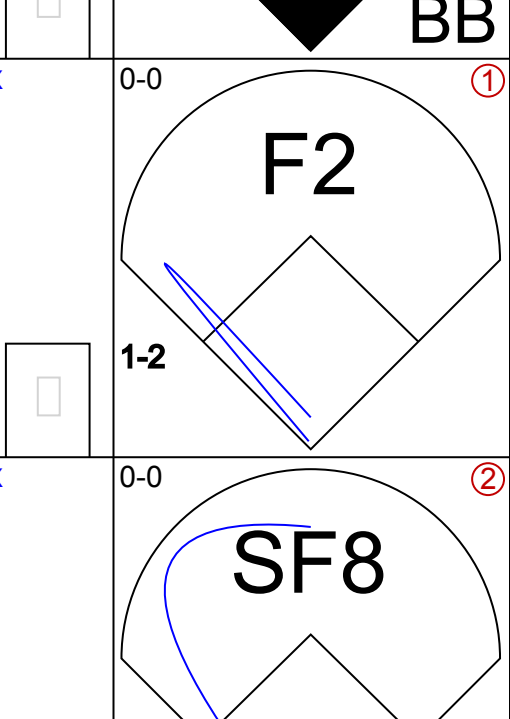
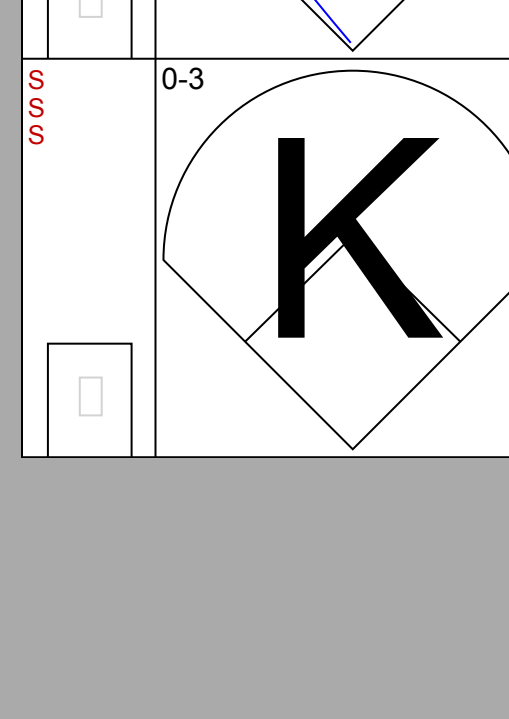
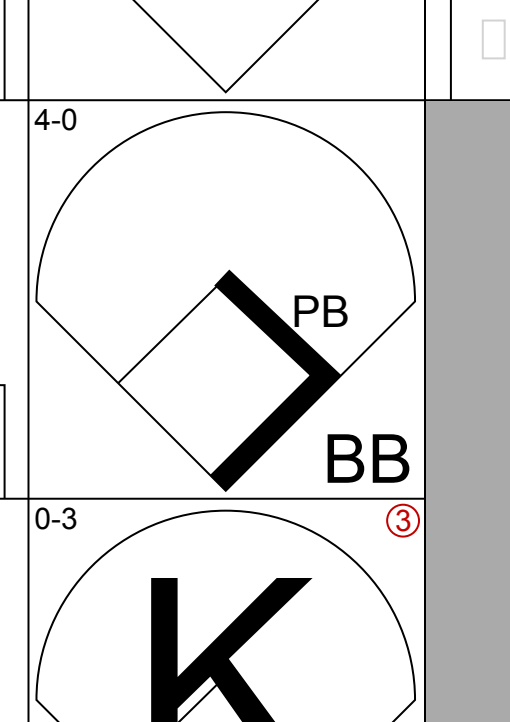
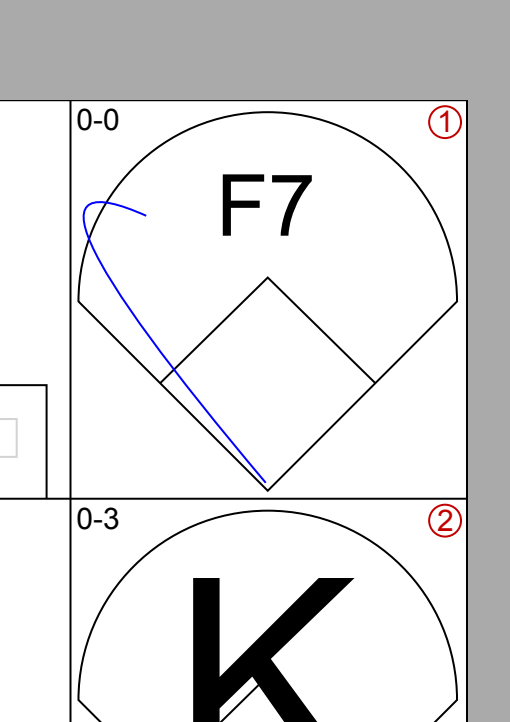
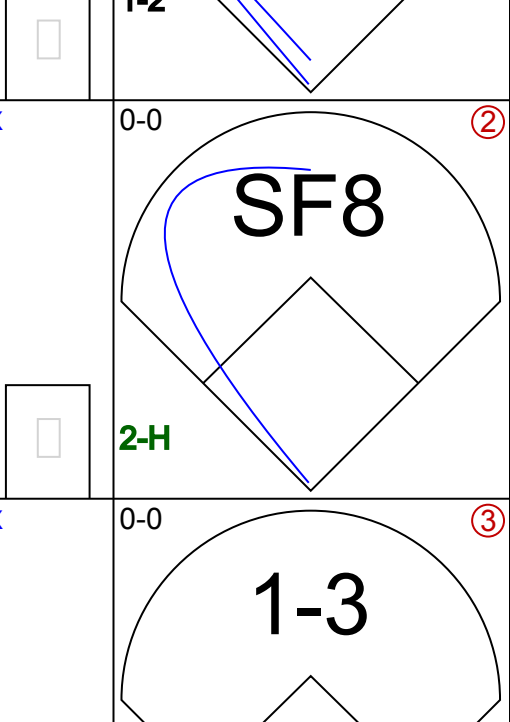
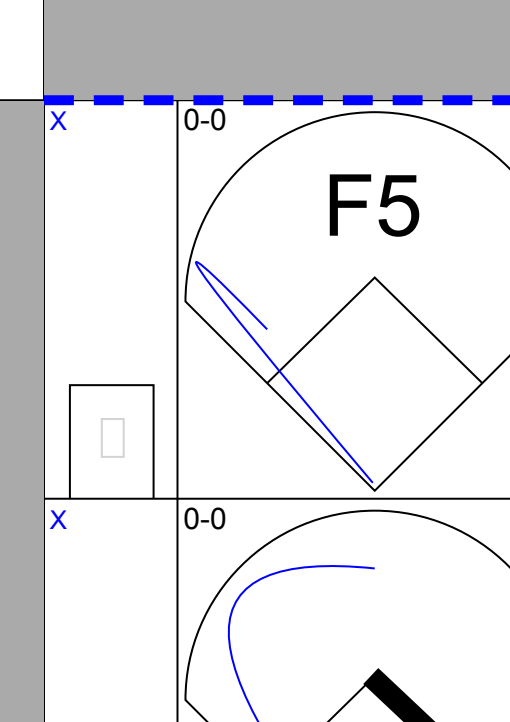
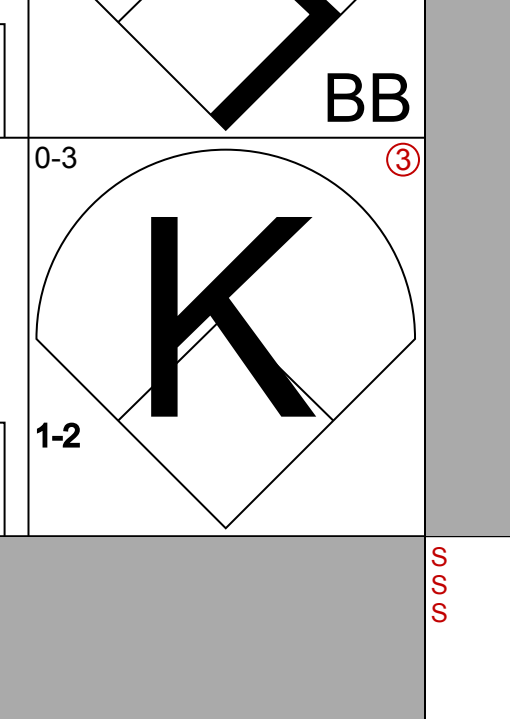
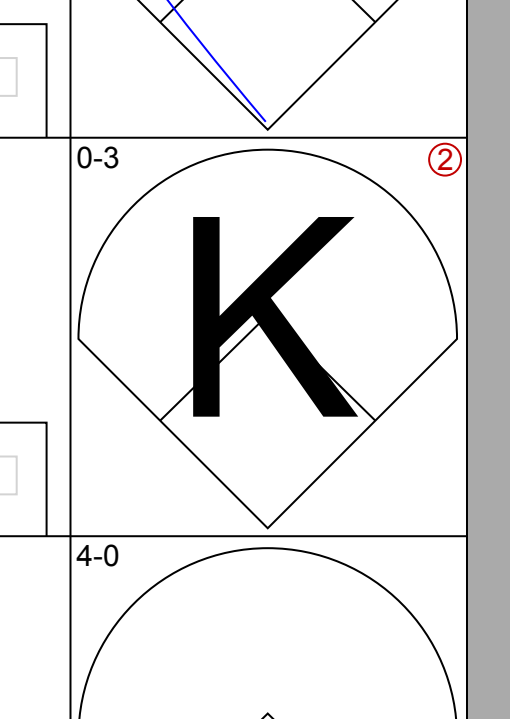
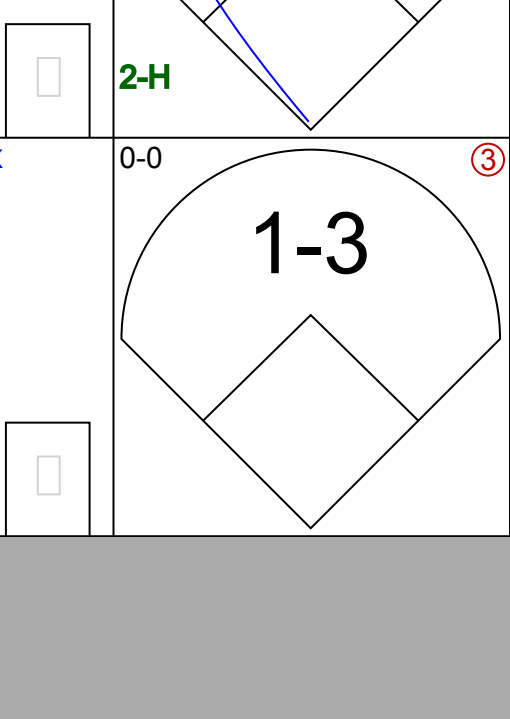
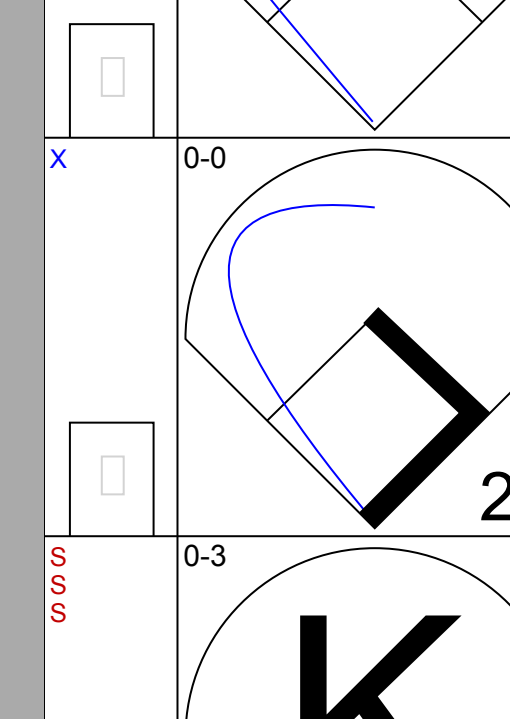
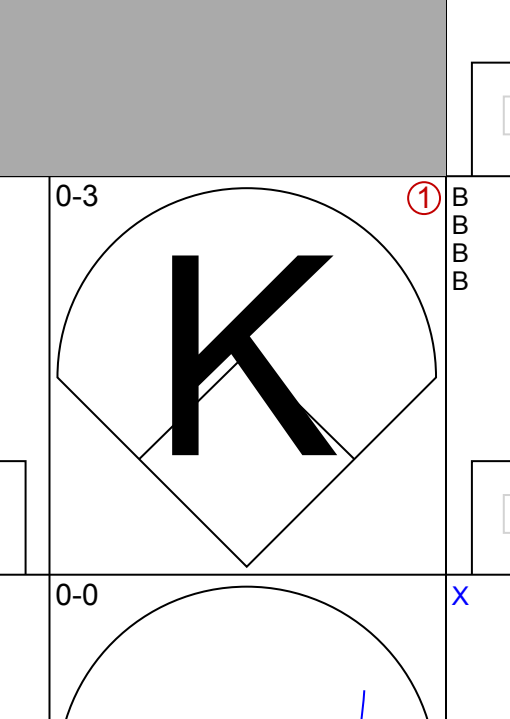
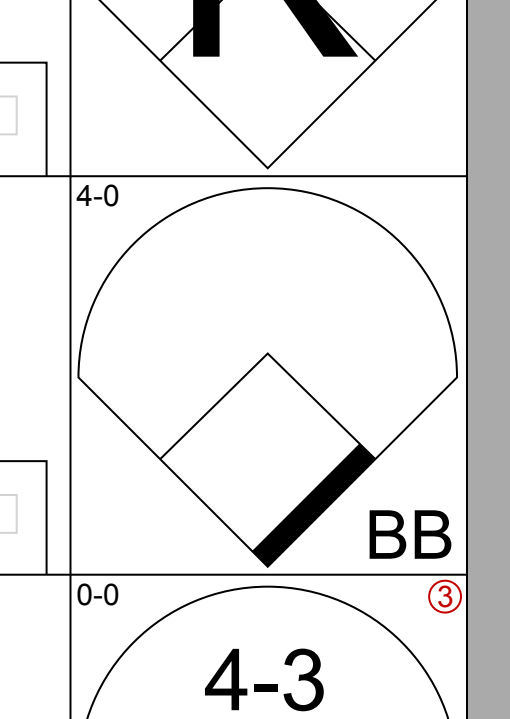
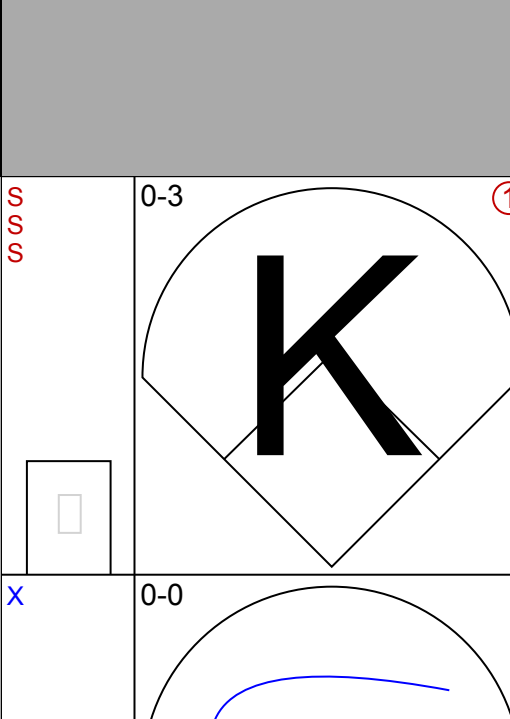
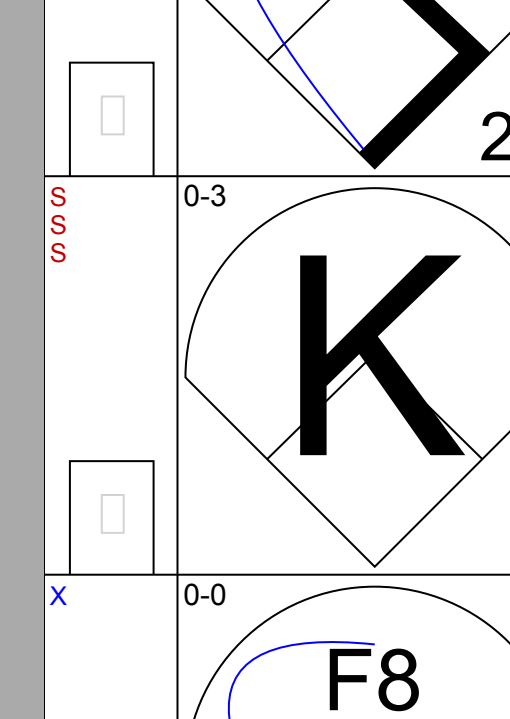
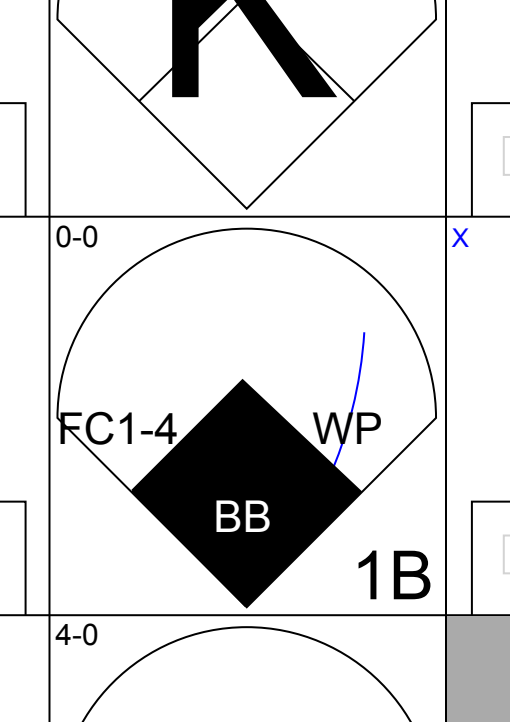
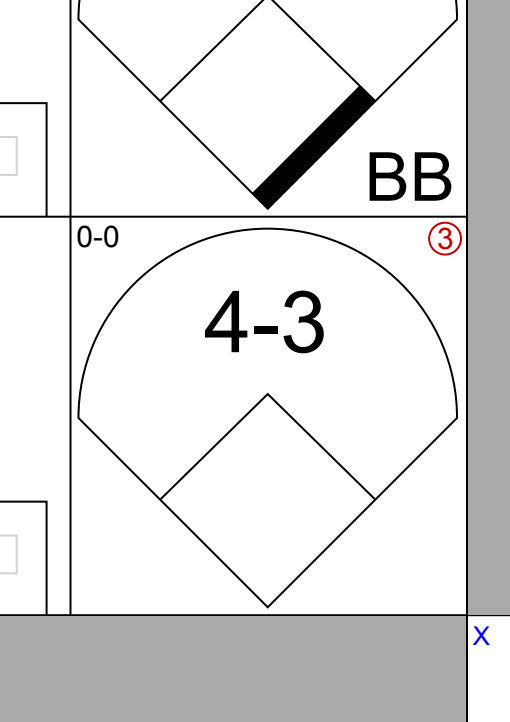
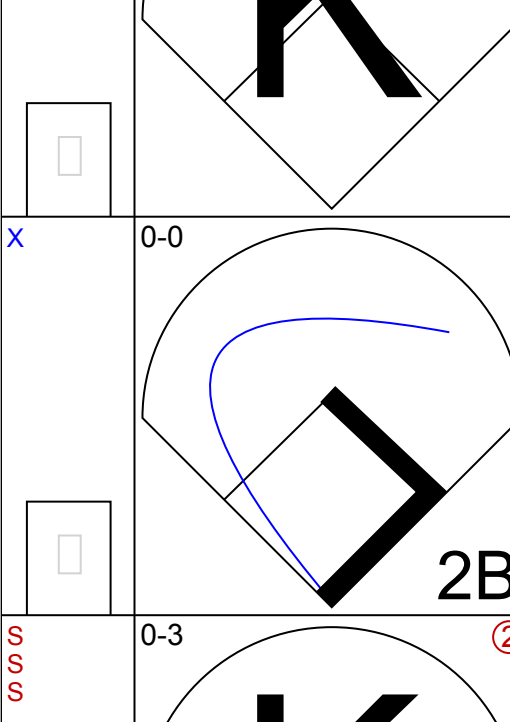
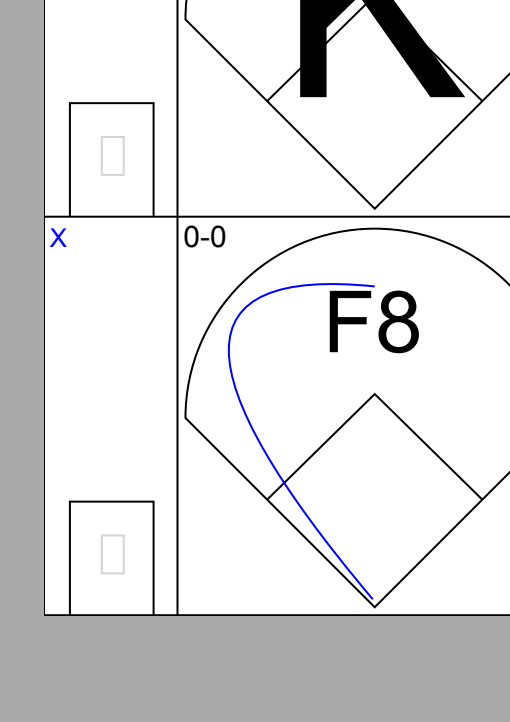
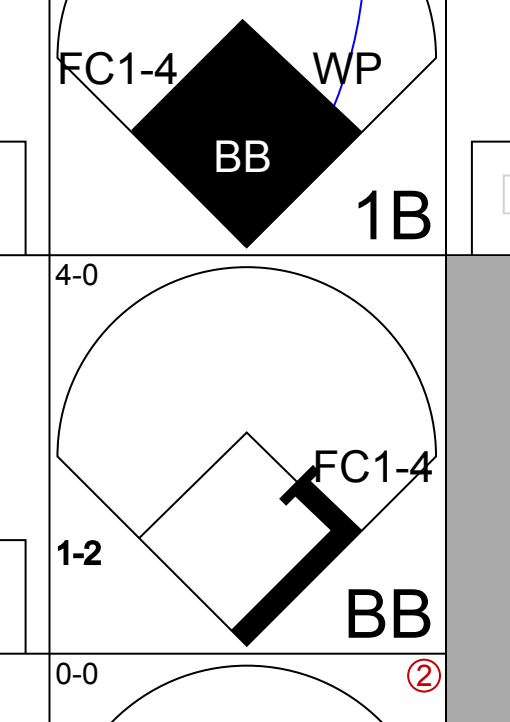
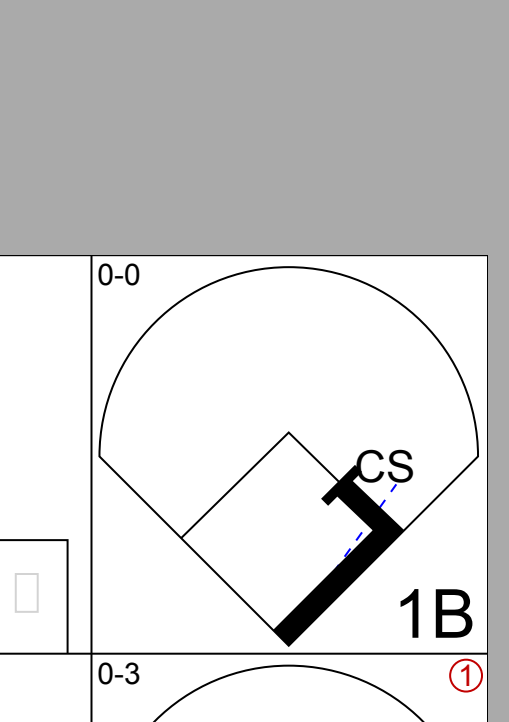
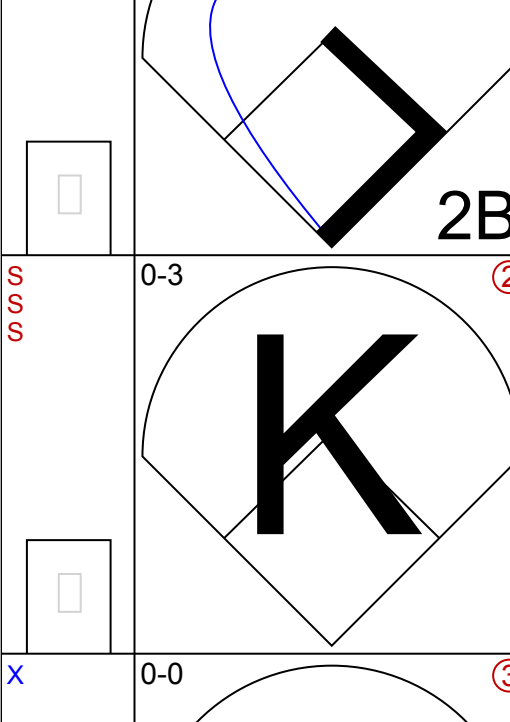
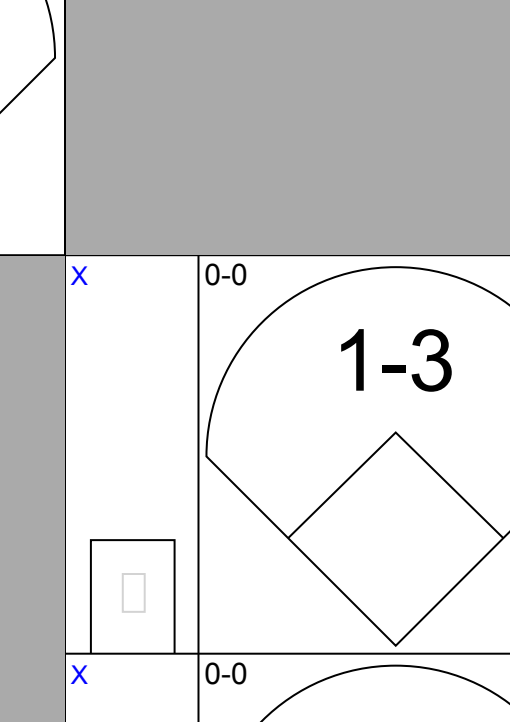
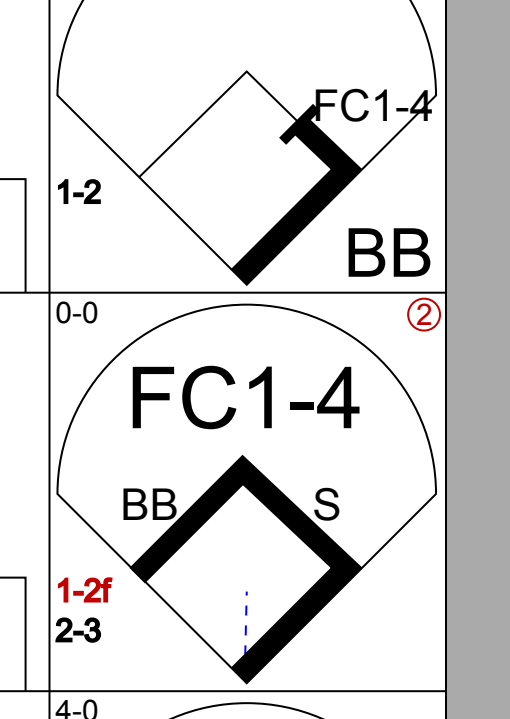

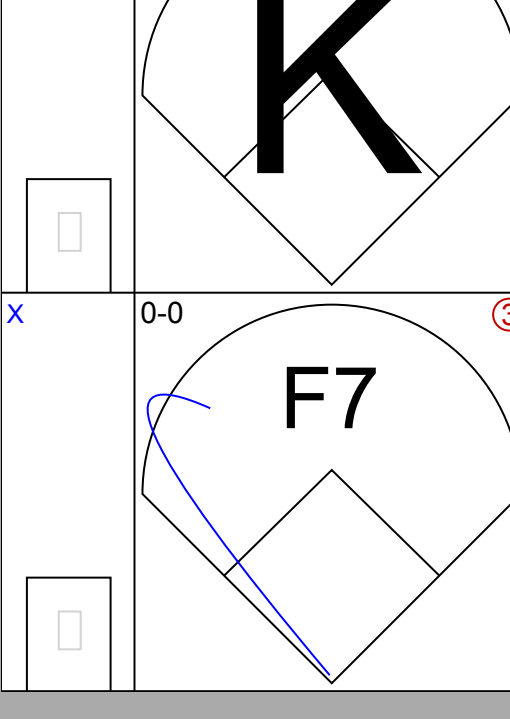
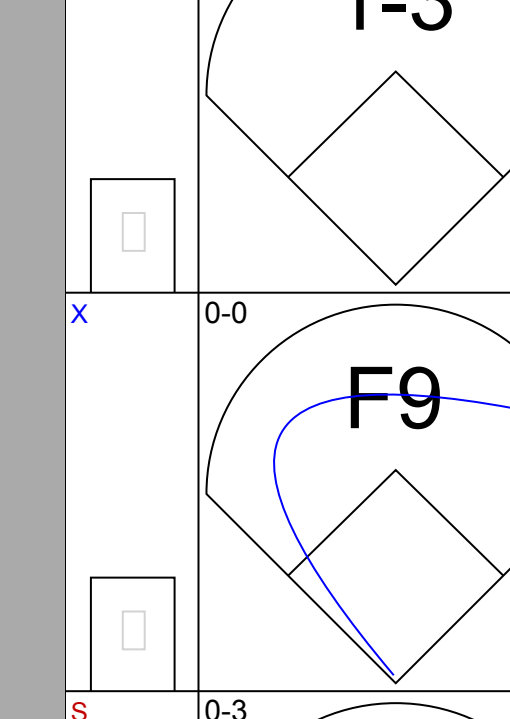
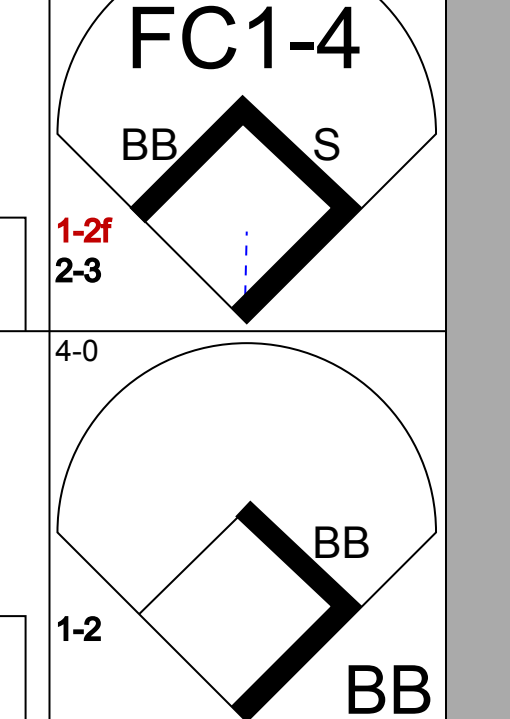

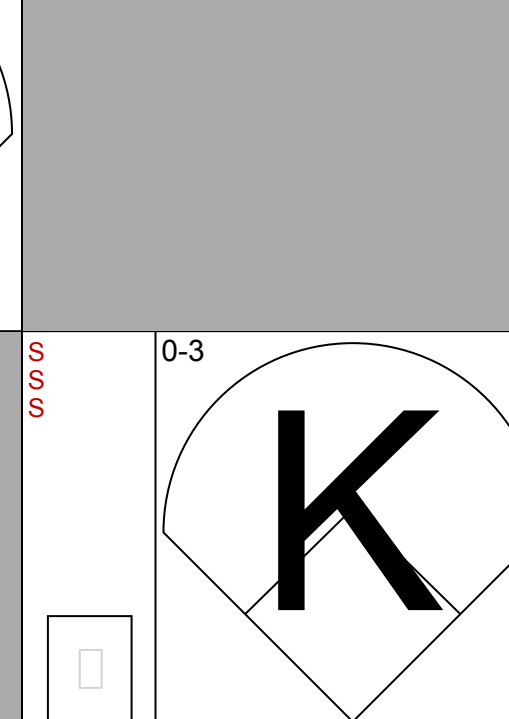
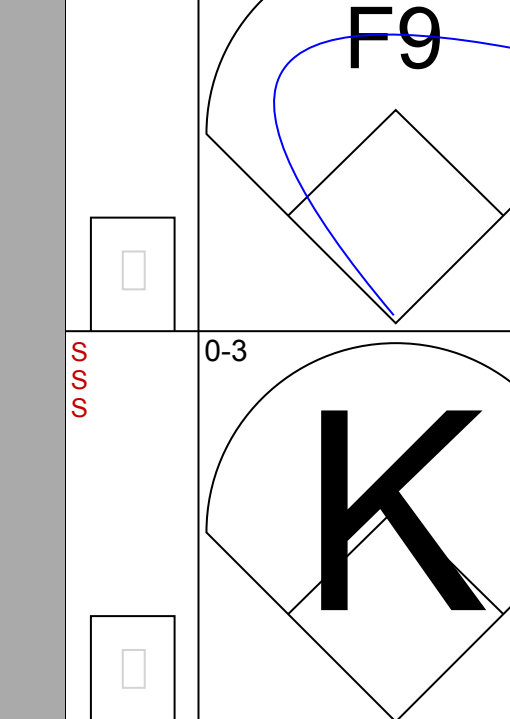


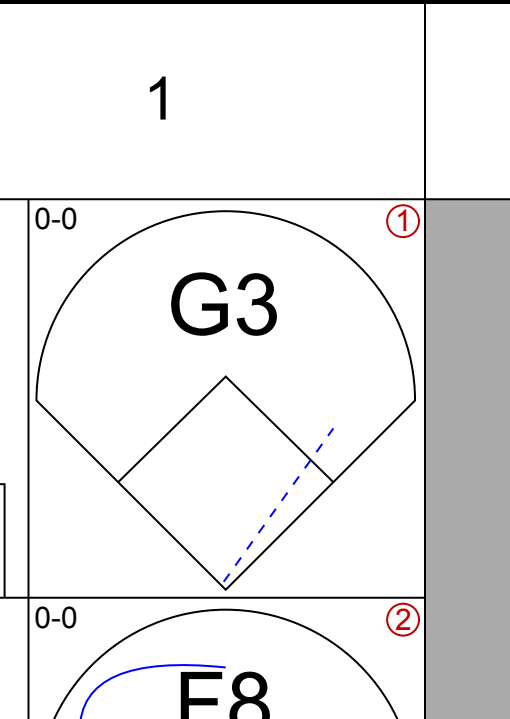
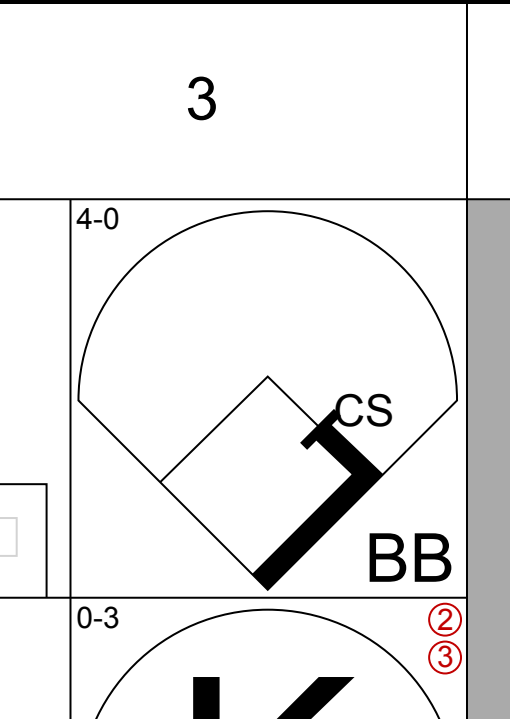
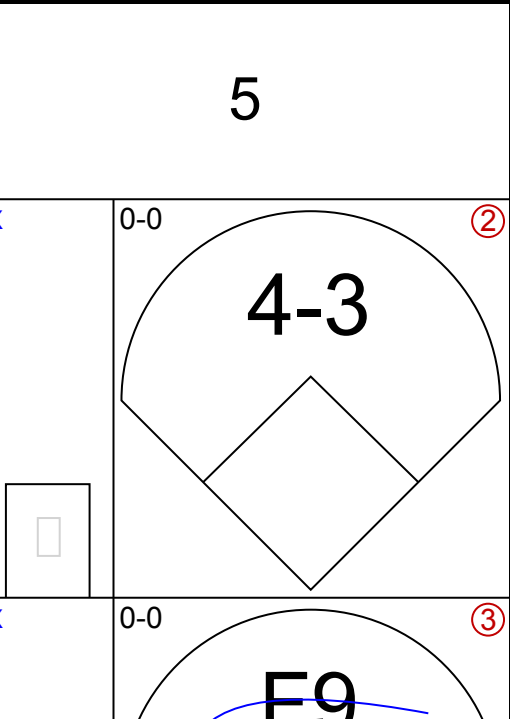
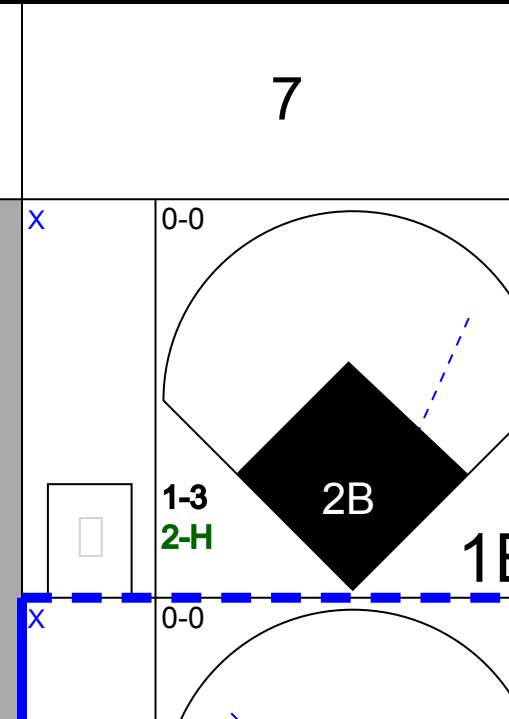
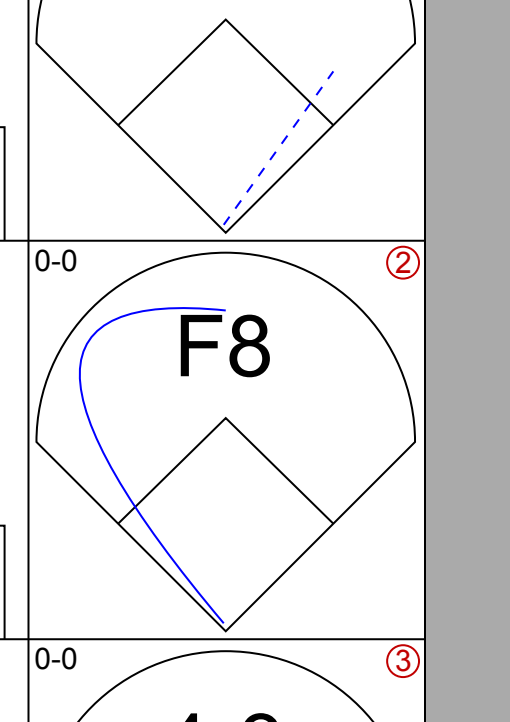
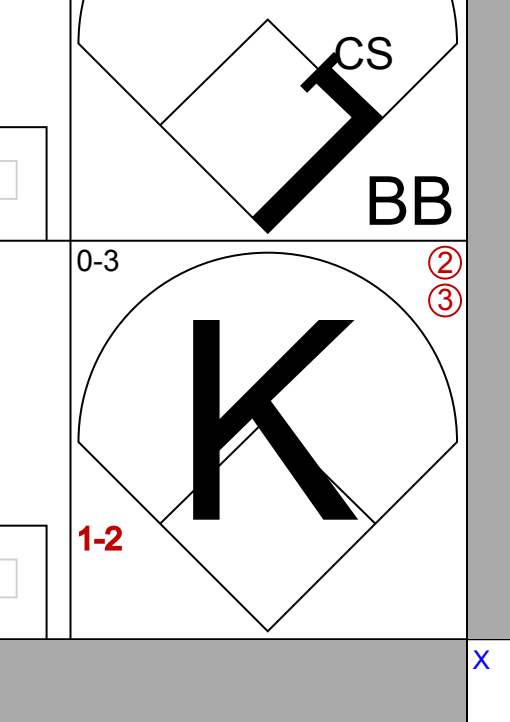
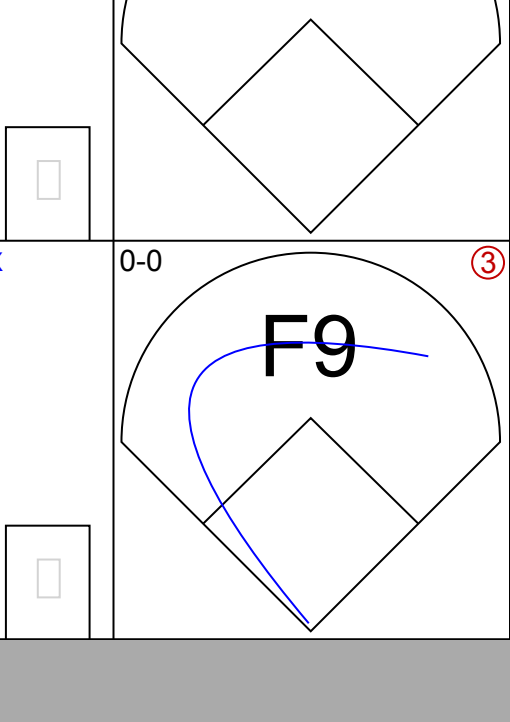
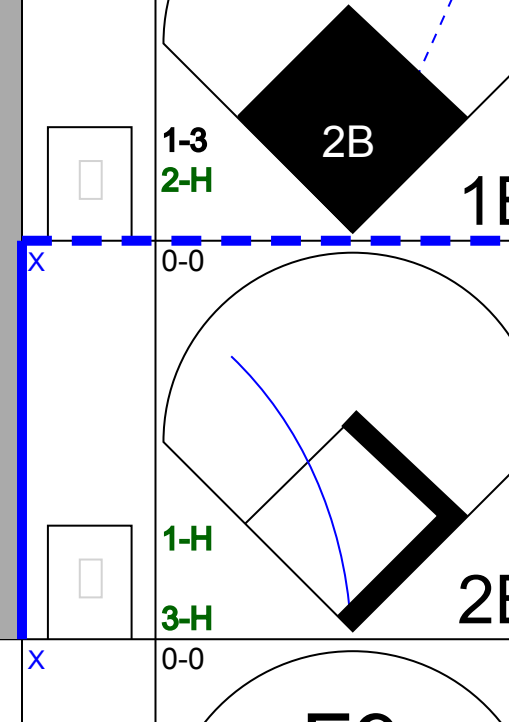
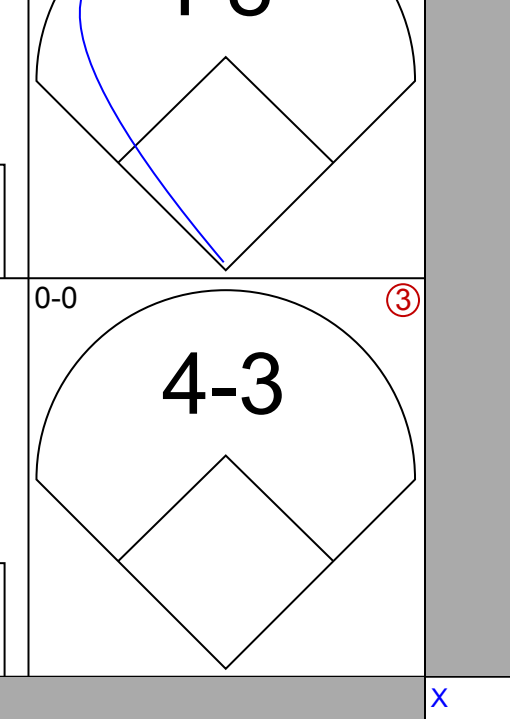
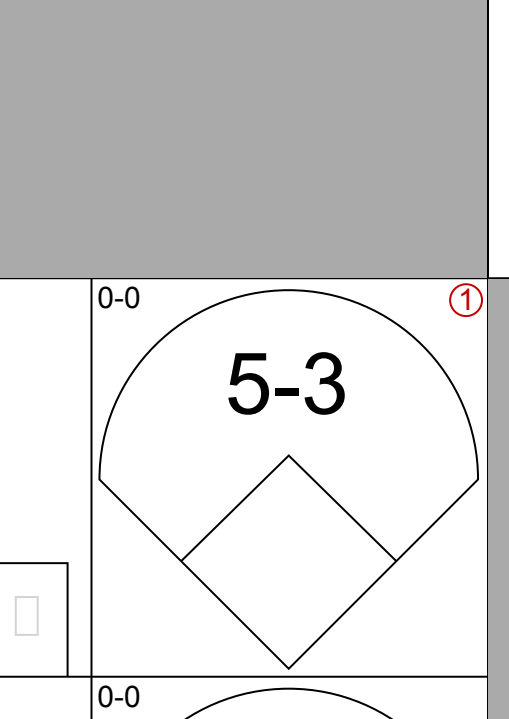
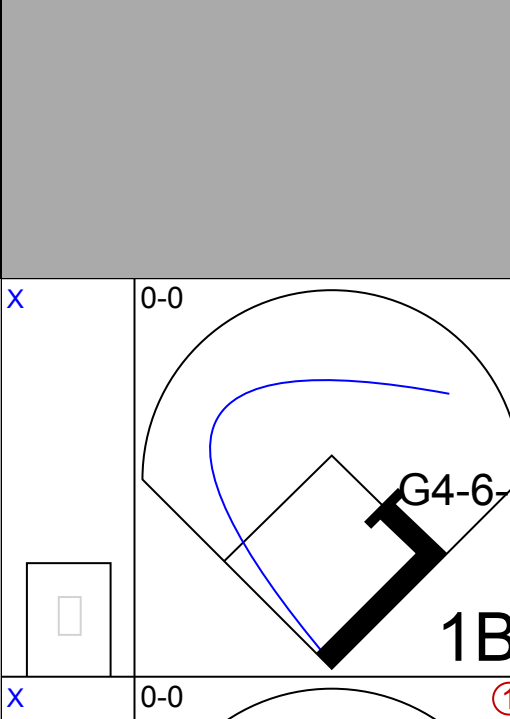
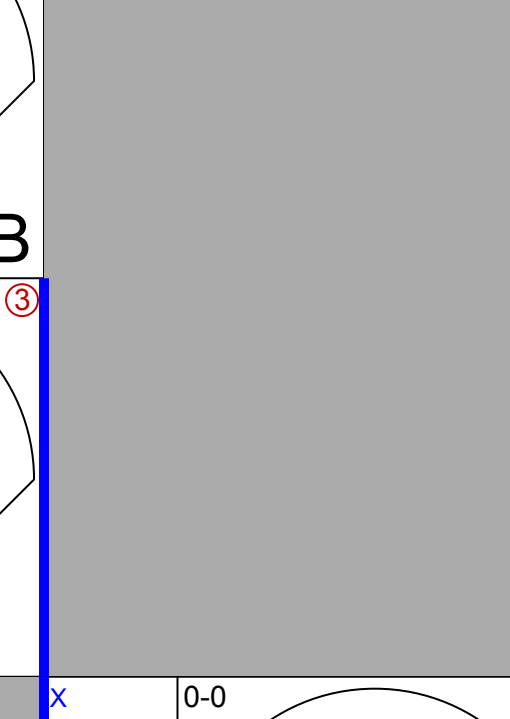
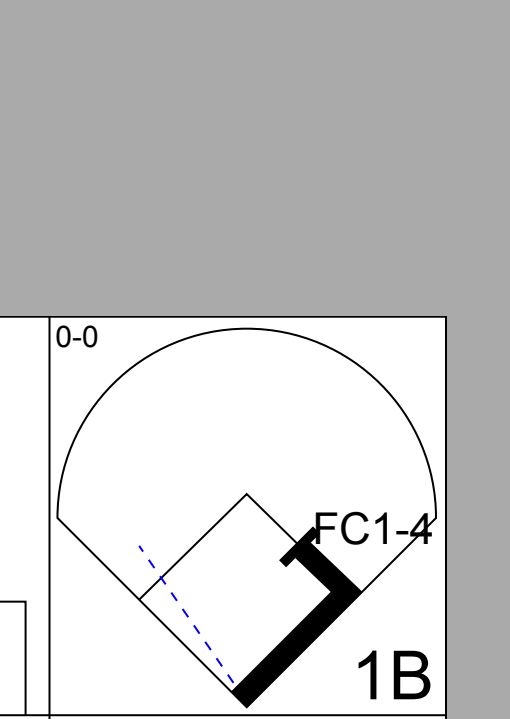
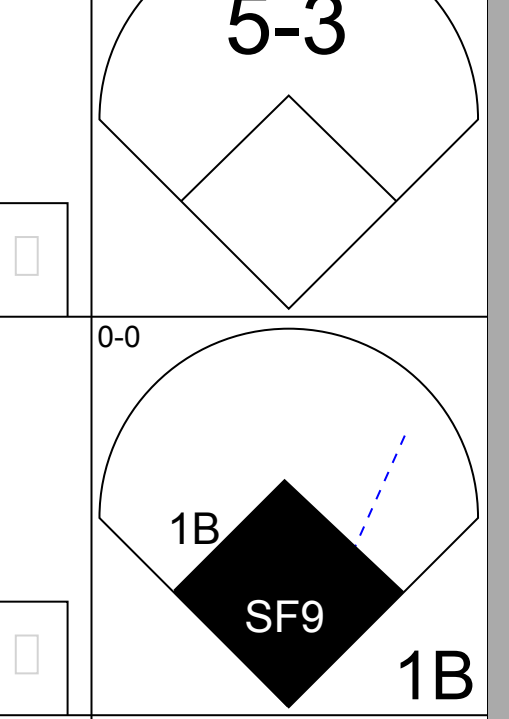

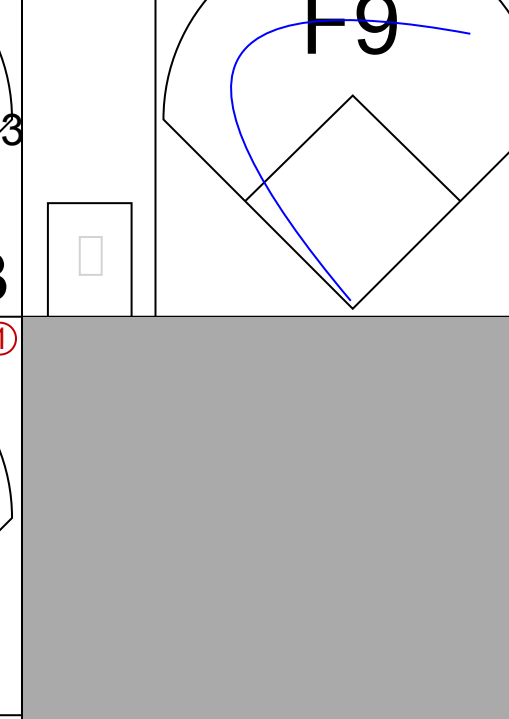
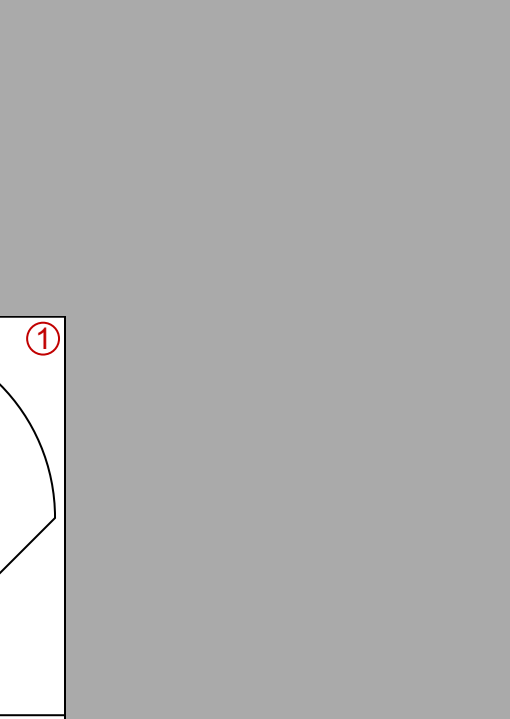
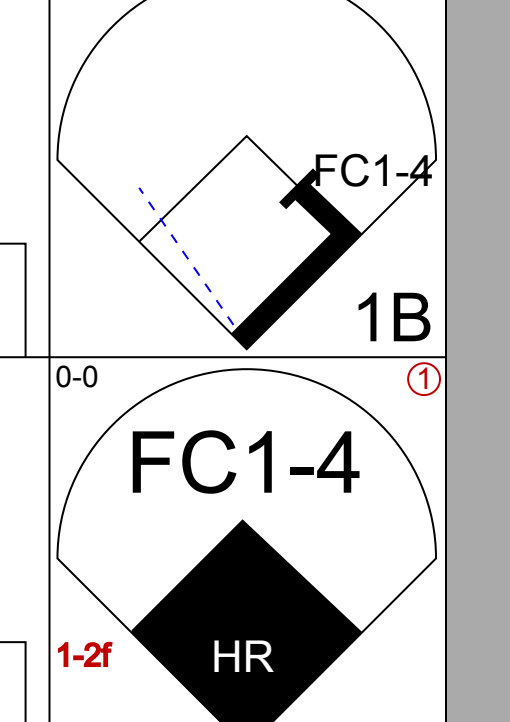
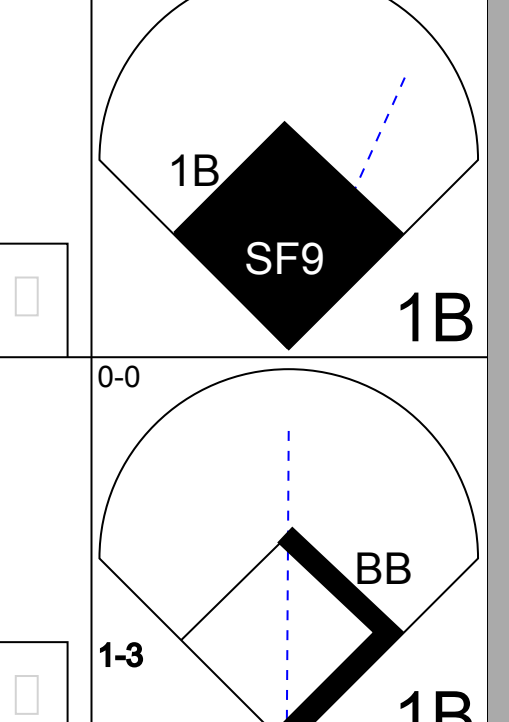
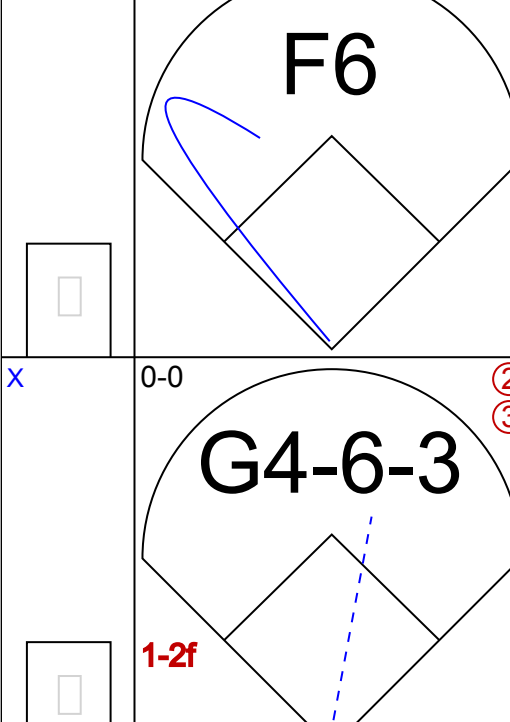
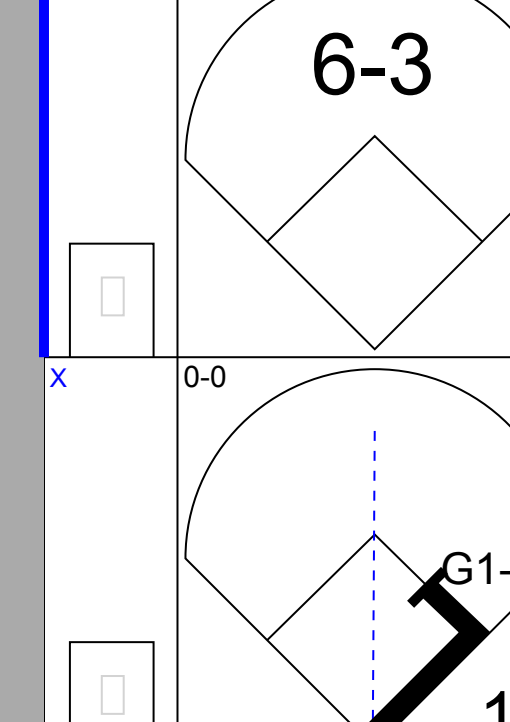
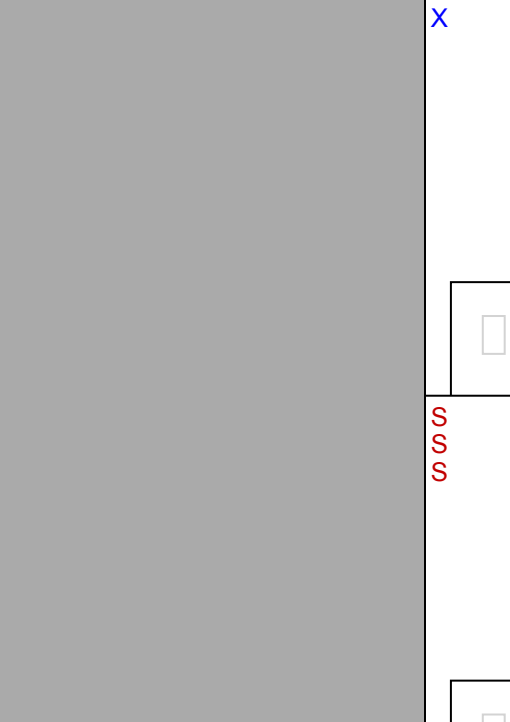
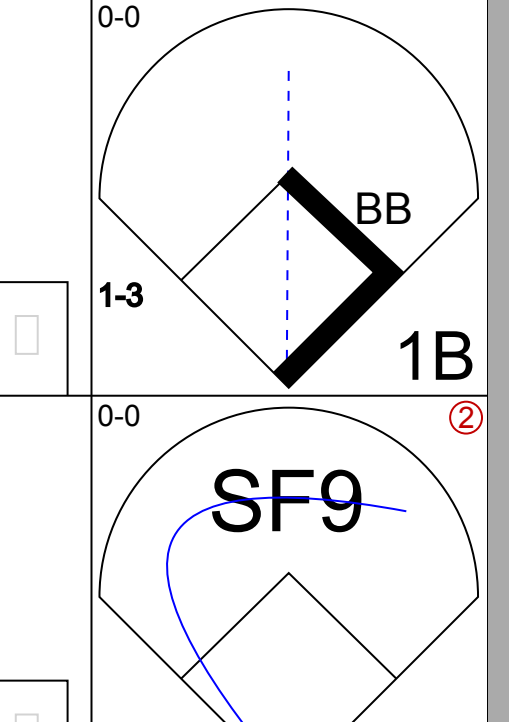
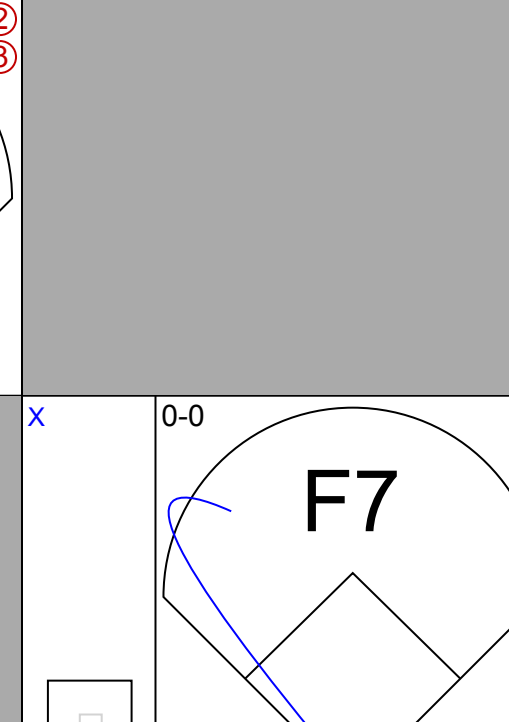
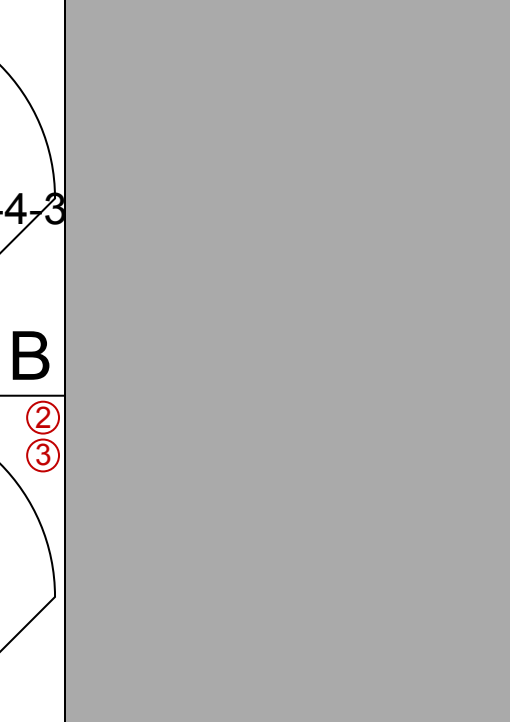
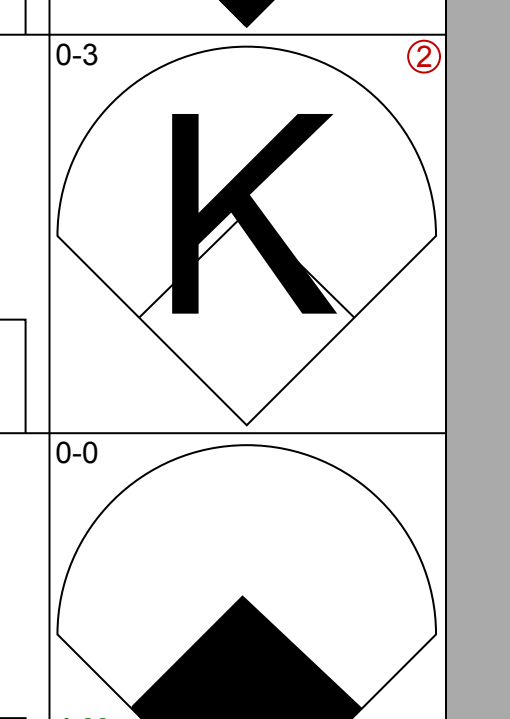
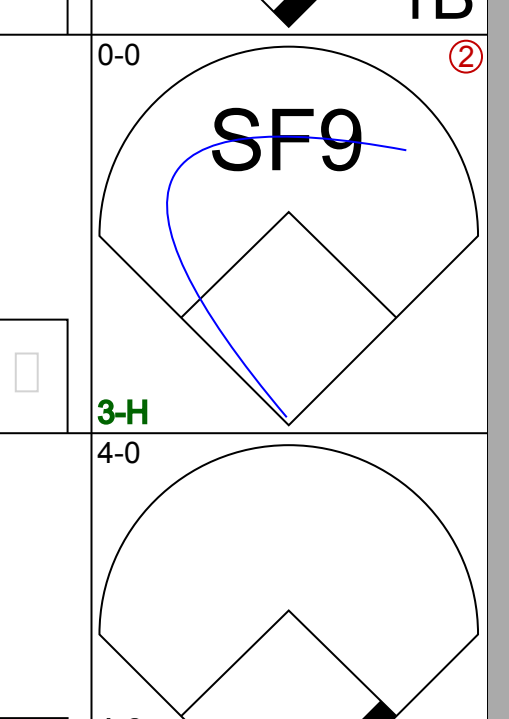
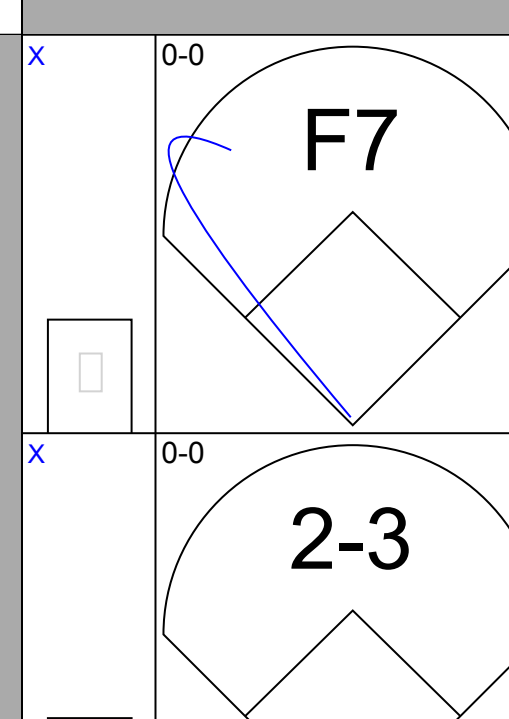
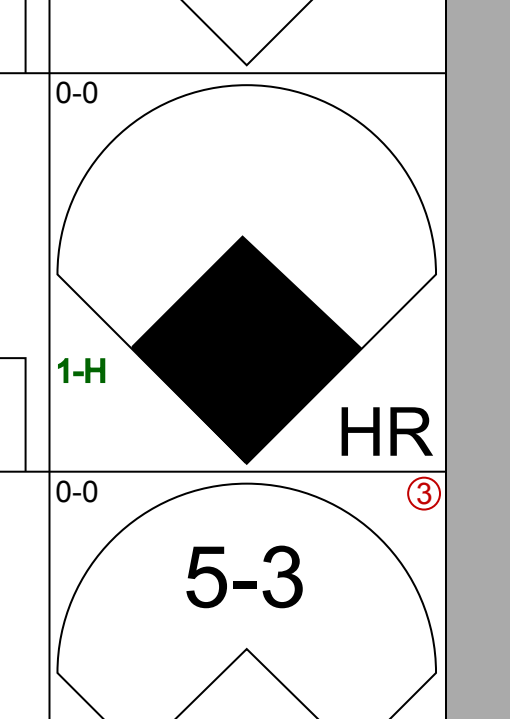
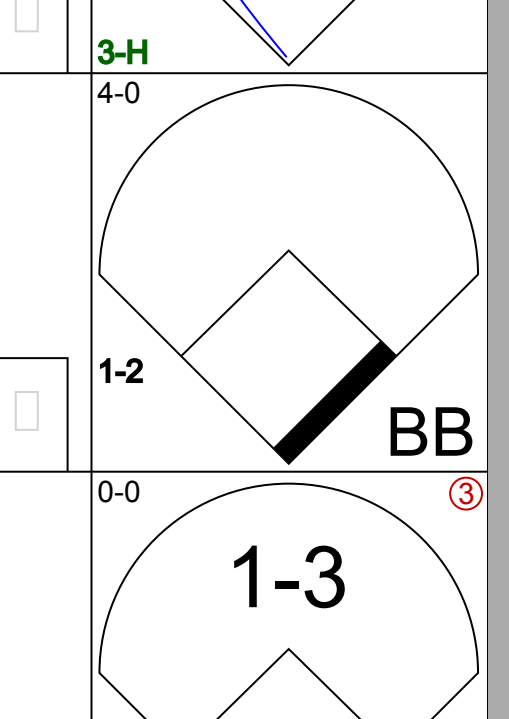
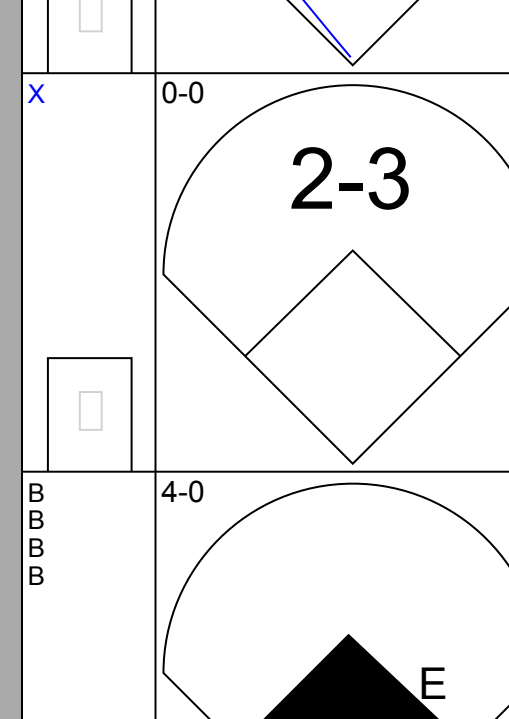
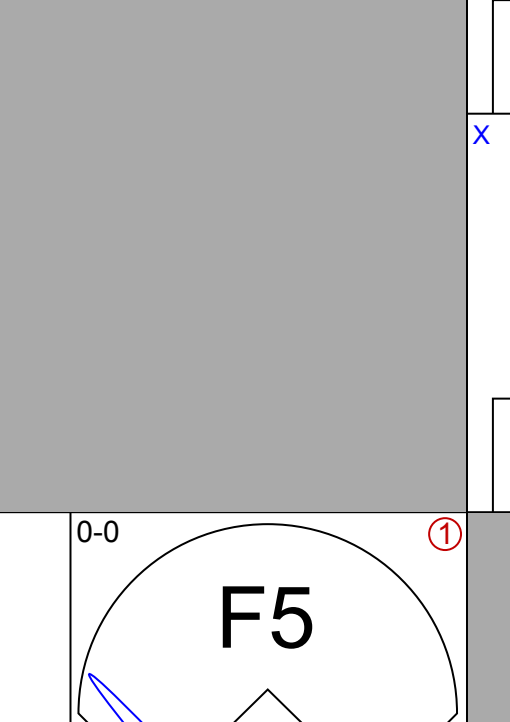
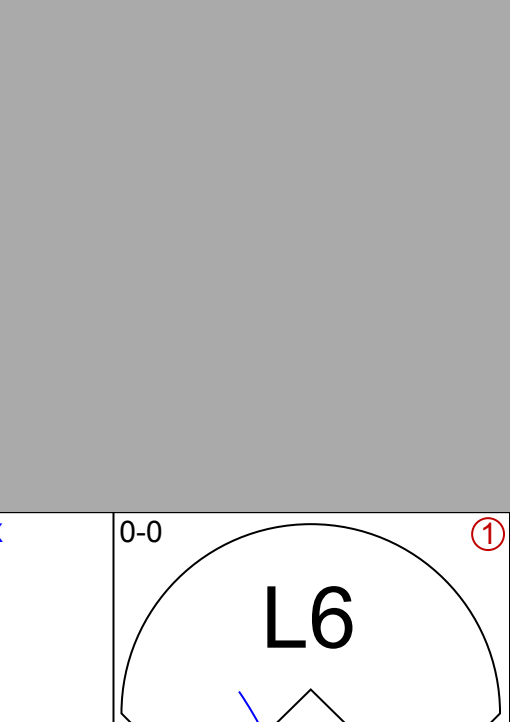
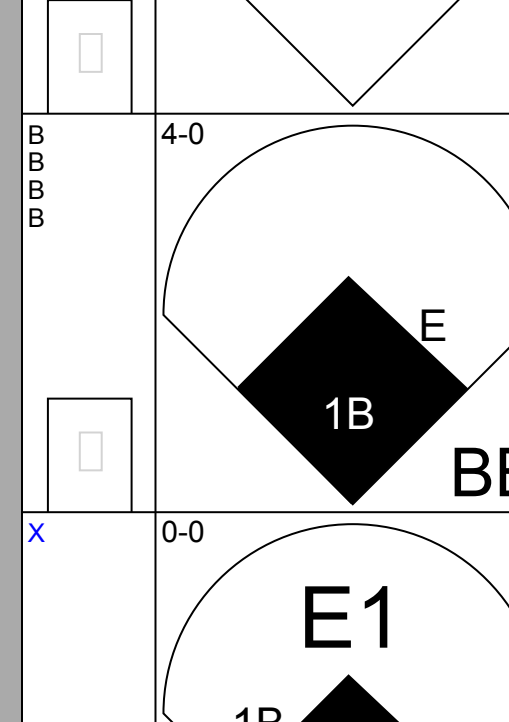
Batter	1	2	3	4	5	6	7	8	9	AB	R	H	RBI	BB	SO	LOB	BOTTOM			
Oddibe McDowell, L OBP: 0.348, SLG: 0.397										3	0	2	0	1	1	0				
Scott Fletcher, R OBP: 0.385, SLG: 0.378										4	1	1	0	0	1	2				
Pete O'Brien, L OBP: 0.462, SLG: 0.772										4	1	1	2	0	2	1				
Darrell Porter, L OBP: 0.273, SLG: 0.571										3	0	0	0	0	1	1				
Pete Incaviglia, R OBP: 0.197, SLG: 0.345										1	0	0	0	0	0	0				
Don Slaught, R OBP: 0.335, SLG: 0.756										0	0	0	0	0	0	0				
Gary Ward, R OBP: 0.386, SLG: 0.400										2	0	2	0	1	0	0				
Geno Petralli, L OBP: 0.222, SLG: 0.125										1	0	0	0	0	0	0				
Larry Parrish, R OBP: 0.339, SLG: 0.526										4	0	1	0	0	3	2				
George Wright, S OBP: 0.406, SLG: 0.550										4	0	1	0	0	1	3				
Steve Buechele, R OBP: 0.333, SLG: 0.583										3	0	2	0	0	0	1				
Tom Paciorek, R OBP: 0.376, SLG: 0.467										1	0	1	0	0	0	0				
Curtis Wilkerson, S OBP: 0.178, SLG: 0.143										4	0	0	0	0	0	4				
Inning Stats	R: 0 E: 0 K: 0 S: 4	H: 1 LOB: 1 BB: 0 P: 4	R: 0 E: 0 K: 1 S: 5	H: 1 LOB: 1 BB: 1 P: 9	R: 2 E: 0 K: 1 S: 7	H: 3 LOB: 0 BB: 0 P: 7	R: 0 E: 0 K: 2 S: 9	H: 2 LOB: 2 BB: 0 P: 9	R: 0 E: 0 K: 0 S: 4	H: 2 LOB: 1 BB: 0 P: 4	R: 0 E: 0 K: 1 S: 5	H: 1 LOB: 1 BB: 1 P: 9	R: 0 E: 0 K: 1 S: 5	H: 0 LOB: 0 BB: 0 P: 5	R: 0 E: 0 K: 1 S: 6	H: 1 LOB: 1 BB: 0 P: 6	1B: 9 2B: 2 3B: 0 HR: 1	SF: 0 SAC: 0 DP: 2 HBP: 0	WP: 0 PB: 0 SB: 1 CS: 2	PA: 36
PITCHER	IP WLS BF H R ER SO BB IBB HBP BLK WP HR S P ERA WHIP																			
Tim Leary, R ERA: 4.5	(1, 1) 6.0 W 25 9 2 2 6 1 0 0 0 0 0 36 40 3.00 1.667																			
Jaime Cocanower, R ERA: 3.39	(7, 1) 1.0 4 1 0 0 1 1 0 0 0 0 0 5 9 0.00 2.000																			
Bob McClure, L ERA:	(8, 1) 1.0 3 0 0 0 1 0 0 0 0 0 0 5 5 0.00 0.000																			
Mark Clear, R ERA: 1.42	(9, 1) 1.0 4 1 0 0 1 0 0 0 0 0 0 6 6 0.00 1.000																			

Milwaukee Brewers @ Texas Rangers
Arlington Stadium, Arlington, TX
Sat Apr 26 1986, 7:05 PM EST
Att: 25,499 - Unknown

AB 34
R 2
H 11
RBI 2
BB 2
SO 9
LOB 14



Batter	1	2	3	4	5	6	7	8	9	AB	R	H	RBI	BB	SO	LOB	TOP								
Paul Molitor, R OBP: 0.397, SLG: 0.426 (1, 5)										2	1	0	1	2	1	0	Milwaukee Brewers @ Texas Rangers Arlington Stadium, Arlington, TX Sun Apr 27 1986, 4:33 AM EDT Att: 11,881 - Unknown								
Ernest Riles, L OBP: 0.282, SLG: 0.311 (1, 6)										4	0	0	0	0	2	4									
Cecil Cooper, L OBP: 0.306, SLG: 0.310 (1, 10)										2	0	0	1	1	0	0									
Robin Yount, R OBP: 0.449, SLG: 0.516 (1, 8)										4	0	1	0	0	2	1									
Billy Jo Robidoux, L OBP: 0.457, SLG: 0.464 (1, 3)										3	0	0	0	1	3	1									
Jim Gantner, L OBP: 0.345, SLG: 0.423 (1, 4)										4	1	2	0	0	0	2									
Paul Householder, S OBP: 0.237, SLG: 0.257 (1, 9)										3	0	1	0	1	1	1									
Mike Felder, S OBP: 0.288, SLG: 0.295 (1, 7)										4	0	0	0	0	1	4									
Charlie Moore, R OBP: 0.476, SLG: 0.529 (1, 2)										3	0	0	0	1	3	1									
Inning Stats	R: 0 E: 0 K: 3 S: 9	H: 0 LOB: 1 BB: 1 P: 13	R: 1 E: 0 K: 1 S: 6	H: 1 LOB: 3 BB: 3 P: 18	R: 0 E: 0 K: 1 S: 5	H: 0 LOB: 1 BB: 1 P: 9	R: 0 E: 0 K: 2 S: 7	H: 1 LOB: 0 BB: 1 P: 7	R: 1 E: 0 K: 0 S: 3	H: 0 LOB: 0 BB: 1 P: 7	R: 0 E: 0 K: 2 S: 8	H: 1 LOB: 1 BB: 0 P: 8	R: 0 E: 0 K: 1 S: 7	H: 0 LOB: 1 BB: 0 P: 7	R: 0 E: 0 K: 1 S: 6	H: 1 LOB: 1 BB: 0 P: 6	R: 0 E: 0 K: 1 S: 5	H: 0 LOB: 0 BB: 0 P: 5	1B: 2 2B: 2 3B: 0 HR: 0	SF: 1 SAC: 0 DP: 0 HBP: 0	WP: 1 PB: 2 SB: 2 CS: 1	PA: 36			
PITCHER	IP	WLS	BF	H	R	ER	SO	BB	IBB	HBP	BLK	WP	HR	S	P	ERA	WHIP								
Bobby Witt, R ERA: 3.8 Greg Harris, R ERA: 4.5	(1, 1)	7.0	W	29	3	2	1	11	6	0	0	0	0	45	69	1.29	1.286								
(8, 1)	2.0	7	1	0	0	0	2	0	0	0	0	0	0	11	11	0.00	0.500								

Batter	1	2	3	4	5	6	7	8	9	AB	R	H	RBI	BB	SO	LOB	BOTTOM								
Oddibe McDowell, L OBP: 0.356, SLG: 0.393 (1, 8)										3	1	1	1	1	0	0	Milwaukee Brewers @ Texas Rangers Arlington Stadium, Arlington, TX Sun Apr 27 1986, 4:33 AM EDT Att: 11,881 - Unknown								
Toby Harrah, R OBP: 0.257, SLG: 0.250 Pete O'Brien, L OBP: 0.470, SLG: 0.793 (7, PH) (8, 3)										3	0	0	0	0	1	1									
Tom Pacliorek, R OBP: 0.350, SLG: 0.421 Curtis Wilkerson, S OBP: 0.178, SLG: 0.143 (1, 3) (8, 6)										4	0	1	0	0	0	1									
Pete Incaviglia, R OBP: 0.219, SLG: 0.362 George Wright, S OBP: 0.391, SLG: 0.524 (8, 9)										3	1	2	0	0	0	1									
Gary Ward, R OBP: 0.393, SLG: 0.407 (1, 7)										4	1	2	0	0	0	2									
Larry Parrish, R OBP: 0.318, SLG: 0.500 (1, 10)										3	0	0	1	0	1	2									
Don Slaught, R OBP: 0.449, SLG: 0.814 (1, 2)										2	1	1	2	1	0	0									
Steve Buechele, R OBP: 0.333, SLG: 0.560 (1, 5)										2	1	0	0	1	0	2									
Scott Fletcher, R OBP: 0.364, SLG: 0.354 (8, 4)										3	1	0	0	0	0	1									
Inning Stats	R: 0 E: 0 K: 0 S: 3	H: 0 LOB: 0 BB: 0 P: 3	R: 2 E: 0 K: 1 S: 7	H: 2 LOB: 0 BB: 0 P: 7	R: 0 E: 0 K: 1 S: 4	H: 0 LOB: 1 BB: 1 P: 8	R: 1 E: 0 K: 0 S: 5	H: 2 LOB: 2 BB: 1 P: 9	R: 0 E: 0 K: 0 S: 3	H: 1 LOB: 0 BB: 0 P: 3	R: 3 E: 1 K: 0 S: 6	H: 2 LOB: 1 BB: 1 P: 10	R: 0 E: 0 K: 0 S: 3	H: 1 LOB: 0 BB: 0 P: 3	1B: 6 2B: 2 3B: 0 HR: 1	SF: 1 SAC: 0 DP: 3 HBP: 0	WP: 0 PB: 0 SB: 0 CS: 1	PA: 33							
PITCHER	IP	WLS	BF	H	R	ER	SO	BB	IBB	HBP	BLK	WP	HR	S	P	ERA	WHIP								
Juan Nieves, L ERA: 4.63 Jaime Cocanower, R ERA: 2.89	(1, 1)	6.2	L	28	6	6	3	2	3	0	0	0	0	29	41	4.05	1.350								
(7, 1)	1.1	5	2	0	0	0	0	0	0	0	0	0	0	5	5	0.00	1.500								

Batter	1	2	3	4	5	6	7	8	9	AB	R	H	RBI	BB	SO	LOB	TOP								
Tony Phillips, S OBP: 0.461, SLG: 0.357 (1, 4)	0-0 6-3		0-0 F6		0-0 G1		0-0 CS 1B		4-0 BB	4	0	1	0	1	0	0	Oakland Athletics @ Milwaukee Brewers Milwaukee County Stadium, Milwaukee, WI Tue Apr 29 1986, 8:05 PM EDT Att: 5,907 - Unknown livebaseballscorecards.com								
Dwayne Murphy, L OBP: 0.407, SLG: 0.329 (1, 8)	0-0 F7		0-3 K		0-0 F8		0-0 CS 1-2	0-0 F9	0-0 F7	5	0	0	0	0	1	3									
Jose Canseco, R OBP: 0.391, SLG: 0.500 (1, 7)	4-0 WP 1B BB			0-0 HR		4-0 S BB		0-0 F9		2	2	1	1	2	0	0									
Mike Davis, L OBP: 0.260, SLG: 0.298 (1, 9)	0-0 1-H 1B			0-0 F9		0-3 K 1-2		0-0 F5		4	0	1	1	0	1	1									
Carney Lansford, R OBP: 0.357, SLG: 0.382 (1, 5)	0-0 F8			0-0 5-3		0-0 6-3			0-0 F3	4	0	0	0	0	2										
Dusty Baker Jr., R OBP: 0.308, SLG: 0.298 (1, 10)		0-0 L3 1B		0-0 E5 1B		0-0 F7			0-0 HR	4	1	2	1	0	1										
Bruce Bochte, L OBP: 0.349, SLG: 0.333 (1, 3)		0-0 F8		0-0 1-3 1B			0-0 1B 4-3 2B	4-0 1B SH5-3 BB		3	1	2	0	1	0	1									
Rick Peters, S OBP: 0.571, SLG: 0.615 (9, PR)										0	0	0	0	0	0	0									
Bill Bathe, R OBP: 0.158, SLG: 0.211 (9, 2)										0	0	0	0	0	0	0									
Alfredo Griffin, S OBP: 0.342, SLG: 0.319 (1, 6)		0-0 L3		0-0 F8			0-0 CS 4-3 1B	0-0 SH5-3		3	0	1	0	0	0	3									
Mickey Tettleton, S OBP: 0.295, SLG: 0.182 (9, PH)								0-0 1-2 BB		3	0	0	1	0	0	1									
Donnie Hill, S OBP: 0.500, SLG: 0.800 (9, 4)			0-0 4-3		0-0 G3		0-0 4-3	0-0 2-3 1B		1	0	1	0	0	0	0									
Inning Stats	R: 1 E: 0 K: 0 S: 4	H: 1 LOB: 1 BB: 1 P: 8	R: 0 E: 0 K: 0 S: 3	H: 1 LOB: 0 BB: 0 P: 3	R: 0 E: 0 K: 1 S: 5	H: 0 LOB: 0 BB: 0 P: 5	R: 1 E: 1 K: 0 S: 6	H: 2 LOB: 2 BB: 0 P: 6	R: 0 E: 0 K: 0 S: 3	H: 0 LOB: 0 BB: 0 P: 3	R: 0 E: 0 K: 1 S: 5	H: 0 LOB: 1 BB: 1 P: 9	R: 1 E: 0 K: 0 S: 4	H: 3 LOB: 0 BB: 0 P: 4	R: 0 E: 0 K: 0 S: 3	H: 0 LOB: 0 BB: 0 P: 3	R: 1 E: 0 K: 0 S: 5	H: 2 LOB: 3 BB: 2 P: 13	1B: 6 2B: 2 3B: 0 HR: 2	SF: 0 SAC: 1 DP: 1 HBP: 0	WP: 1 PB: 0 SB: 1 CS: 2	PA: 39			
PITCHER	IP	WLS	BF	H	R	ER	SO	BB	IBB	HBP	BLK	WP	HR	S	P	ERA	WHIP								
Bill Wegman, R ERA: 4.07 (1, 1)	6.2		28	7	3	3	2	2	0	0	0	1	1	30	38	4.05	1.350								
Dan Plesac, L ERA: 4.66 (7, 1)	0.1		0	0	0	0	0	0	0	0	0	0	0	0	0	0.00	0.000								
Danny Darwin, R ERA: 4.35 (8, 1)	1.1		6	1	1	1	0	1	0	0	0	0	1	5	9	6.75	1.500								
Bob McClure, L ERA: (9, 1)	0.2	W	4	1	0	0	0	1	0	0	0	0	0	3	7	0.00	3.000								

Batter	1	2	3	4	5	6	7	8	9	AB	R	H	RBI	BB	SO	LOB	BOTTOM								
Paul Molitor, R OBP: 0.397, SLG: 0.431 (1, 5)	0-3 K	4-0 BB		0-0 F9			0-0 G1 2B	0-0 F4		4	0	1	0	1	1	2	Oakland Athletics @ Milwaukee Brewers Milwaukee County Stadium, Milwaukee, WI Tue Apr 29 1986, 8:05 PM EDT Att: 5,907 - Unknown livebaseballscorecards.com								
Ernest Riles, L OBP: 0.271, SLG: 0.348 (1, 6)	0-0 2B 3B	0-0 4-3			0-0 F6		0-0 G1 2-3		0-0 2B 1B	5	2	2	0	0	3										
Cecil Cooper, L OBP: 0.317, SLG: 0.382 (1, 10)	0-0 3-H 2B		0-3 K		0-0 F7		0-3 K		0-0 1B 2B	5	0	2	1	0	2	1									
Robin Yount, R OBP: 0.459, SLG: 0.507 (1, 8)	4-0 BB		0-0 6-3		0-0 S 1B		0-0 F8		4-0 1B IBB	3	0	1	0	2	0	1									
Billy Jo Roidoux, L OBP: 0.467, SLG: 0.483 (1, 3)	0-0 F7		0-3 K		4-0 1-2 BB			0-0 1B HR 2B	0-0 1-2 2-3 3-H 1B	4	1	2	1	1	1	2									
Jim Gantner, L OBP: 0.339, SLG: 0.411 (1, 4)	0-0 4-3			0-0 4-3		0-0 F9		0-0 2-3 HR 1B		4	1	1	0	0	4										
Rob Deer, R OBP: 0.309, SLG: 0.479 (1, 9)		0-0 F7		0-0 BB 1B		0-0 F3		0-0 1-H 3-H HR		4	1	2	3	0	0										
Mike Felder, S OBP: 0.304, SLG: 0.283 (1, 7)		4-0 S BB		4-0 1-2 BB		0-0 L4		0-0 5-3		2	0	0	0	2	0	0									
Rick Cerone, R OBP: 0.220, SLG: 0.184 (1, 2)		0-0 F9		0-0 F4		0-0 6-3		0-0 F9		4	0	0	0	0	3										
Inning Stats	R: 1 E: 0 K: 1 S: 7	H: 2 LOB: 2 BB: 1 P: 11	R: 0 E: 0 K: 0 S: 3	H: 0 LOB: 2 BB: 2 P: 11	R: 0 E: 0 K: 2 S: 7	H: 0 LOB: 0 BB: 0 P: 7	R: 0 E: 0 K: 0 S: 4	H: 1 LOB: 2 BB: 1 P: 8	R: 0 E: 0 K: 0 S: 3	H: 0 LOB: 0 BB: 0 P: 3	R: 0 E: 0 K: 1 S: 6	H: 1 LOB: 1 BB: 0 P: 6	R: 3 E: 0 K: 0 S: 6	H: 3 LOB: 0 BB: 0 P: 6	R: 1 E: 0 K: 0 S: 3	H: 3 LOB: 3 BB: 1 P: 7		1B: 5 2B: 4 3B: 1 HR: 1	SF: 0 SAC: 0 DP: 0 HBP: 0	WP: 0 PB: 0 SB: 2 CS: 0	PA: 41				
PITCHER	IP	WLS	BF	H	R	ER	SO	BB	IBB	HBP	BLK	WP	HR	S	P	ERA	WHIP								
Chris Codiroli, R ERA: 2.2 (1, 1)	5.0		24	4	1	1	3	5	0	0	0	0	0	25	45	1.80	1.800								
Steve Ontiveros, R ERA: 2.79 (6, 1)	2.0		8	2	1	1	1	0	0	0	0	0	0	10	10	4.50	1.000								
Jay Howell, R ERA: 4.91 (8, 1)	1.0	L	9	5	3	3	0	0	1	0	0	0	1	8	12	27.00	5.000								

Batter	1	2	3	4	5	6	7	8	9	AB	R	H	RBI	BB	SO	LOB	TOP			
Tony Phillips, S OBP: 0.457, SLG: 0.356 (1, 5)	6-3		SH5-3 1-2		K			1B		3	0	1	0	0	1	1	Oakland Athletics @ Milwaukee Brewers Milwaukee County Stadium, Milwaukee, WI Wed Apr 30 1986, 8:05 PM EDT Att: 5,892 - Unknown livebaseballscores.com			
Dwayne Murphy, L OBP: 0.394, SLG: 0.315 Steve Henderson, R OBP: 0.091, SLG: 0.200 Mickey Tettleton, S OBP: 0.295, SLG: 0.182 (1, 8) (8, PH) (8, 2)	4-3		K		K			K		3	0	0	0	0	2	1				
Jose Canseco, R OBP: 0.396, SLG: 0.493 (1, 9)	BB			6-3				F7		3	0	1	0	1	0	1				
Dave Kingman, R OBP: 0.197, SLG: 0.263 (1, 10)	F4			K				K		4	0	0	0	0	3	2				
Dusty Baker Jr., R OBP: 0.304, SLG: 0.353 (1, 7)		5-3			HR			F8		4	1	1	1	0	0	1				
Carney Lansford, R OBP: 0.341, SLG: 0.363 (1, 3)	L9			6-3				6-3		4	0	0	0	0	0	0				
Donnie Hill, S OBP: 0.440, SLG: 0.696 (1, 4)	F8				4-3			5-3		3	0	0	0	0	0	0				
Alfredo Griffin, S OBP: 0.341, SLG: 0.320 (1, 6)			SH5-3 1B		F5			K		3	0	1	0	0	1	0				
Bill Bathe, R OBP: 0.190, SLG: 0.238 Rick Peters, S OBP: 0.533, SLG: 0.571 (1, 2) (8, PH) (8, 8)	F5							5-3		2	0	1	0	0	0	1				
Inning Stats	R: 0 E: 0 K: 0 S: 3	H: 0 LOB: 1 BB: 1 P: 7	R: 0 E: 0 K: 0 S: 3	H: 0 LOB: 0 BB: 0 P: 3	R: 0 E: 0 K: 1 S: 6	H: 1 LOB: 1 BB: 0 P: 6	R: 1 E: 0 K: 1 S: 6	H: 1 LOB: 0 BB: 0 P: 6	R: 0 E: 0 K: 2 S: 8	H: 1 LOB: 1 BB: 0 P: 8	R: 0 E: 0 K: 1 S: 5	H: 0 LOB: 0 BB: 0 P: 5	R: 0 E: 0 K: 1 S: 6	H: 1 LOB: 1 BB: 0 P: 6	R: 0 E: 0 K: 1 S: 5	H: 0 LOB: 0 BB: 0 P: 5	1B: 4 2B: 0 3B: 0 HR: 1	SF: 0 SAC: 1 DP: 0 HBP: 0	WP: 0 PB: 0 SB: 0 CS: 0	PA: 33
PITCHER Teddy Higuera, L ERA: 2.23 (1, 1)	IP: 9.0 WLS: W BF: 33 H: 5 R: 1 ER: 1 SO: 8 BB: 1 IBB: 0 HBP: 0 BLK: 0 WP: 0 HR: 1 S: 48 P: 52 ERA: 1.00 WHIP: 0.667															PITCHER IP: 9.0 WLS: W BF: 33 H: 5 R: 1 ER: 1 SO: 8 BB: 1 IBB: 0 HBP: 0 BLK: 0 WP: 0 HR: 1 S: 48 P: 52 ERA: 1.00 WHIP: 0.667				

Batter	1	2	3	4	5	6	7	8	9	AB	R	H	RBI	BB	SO	LOB	BOTTOM			
Paul Molitor, R OBP: 0.378, SLG: 0.406 (1, 5)	K		K		K			K		4	0	0	0	0	4	1	Oakland Athletics @ Milwaukee Brewers Milwaukee County Stadium, Milwaukee, WI Wed Apr 30 1986, 8:05 PM EDT Att: 5,892 - Unknown livebaseballscores.com			
Ernest Riles, L OBP: 0.257, SLG: 0.329 (1, 6)	G3		F8		3-1			F6		4	0	0	0	0	0	0				
Cecil Cooper, L OBP: 0.289, SLG: 0.342 (1, 10)	K		G3		L8			F8		4	0	0	0	0	1	0				
Robin Yount, R OBP: 0.462, SLG: 0.535 (1, 8)		4-3 SF9 1B		K				K		4	1	2	0	0	2	0				
Billy Jo Robidoux, L OBP: 0.456, SLG: 0.460 (1, 3)	4-3			K			SH1-3 3B BB	F9		3	1	0	0	1	1	2				
Ben Oglivie, L OBP: 0.222, SLG: 0.143 Rick Manning, L OBP: 0.400, SLG: 0.400 (1, 7) (8, 9)	SF9			F7			SH1-3			1	0	0	1	0	0	0				
Jim Gantner, L OBP: 0.371, SLG: 0.456 (1, 4)		3B			S SH3 FC6-2 HBP			3B IBB		1	2	1	0	1	0	0				
Mike Felder, S OBP: 0.328, SLG: 0.354 (8, 7)					SH3			6-3 3B		2	1	2	3	0	0	0				
Charlie Moore, R OBP: 0.417, SLG: 0.450 (1, 2)	F9				FC6-2			6-3		3	0	0	1	0	0	2				
Inning Stats	R: 0 E: 0 K: 2 S: 7	H: 0 LOB: 0 BB: 0 P: 7	R: 2 E: 0 K: 0 S: 6	H: 3 LOB: 1 BB: 0 P: 6	R: 0 E: 0 K: 1 S: 5	H: 0 LOB: 0 BB: 0 P: 5	R: 0 E: 0 K: 2 S: 7	H: 0 LOB: 0 BB: 0 P: 7	R: 0 E: 0 K: 1 S: 5	H: 0 LOB: 0 BB: 0 P: 6	R: 3 E: 0 K: 1 S: 6	H: 1 LOB: 0 BB: 2 P: 14	R: 0 E: 0 K: 0 S: 4	H: 1 LOB: 1 BB: 0 P: 4	R: 0 E: 0 K: 0 S: 4	H: 1 LOB: 1 BB: 0 P: 4	1B: 2 2B: 0 3B: 3 HR: 0	SF: 1 SAC: 2 DP: 0 HBP: 1	WP: 0 PB: 0 SB: 3 CS: 0	PA: 32
PITCHER Jose Rijo, R ERA: 4.89 Keith Atherton, R ERA: 5.0 (1, 1) (8, 1)	IP: 7.0 WLS: L BF: 28 H: 4 R: 5 ER: 5 SO: 8 BB: 1 IBB: 1 HBP: 1 BLK: 0 WP: 0 HR: 0 S: 41 P: 50 ERA: 6.43 WHIP: 0.714															PITCHER IP: 1.0 WLS: L BF: 4 H: 1 R: 0 ER: 0 SO: 0 BB: 0 IBB: 0 HBP: 0 BLK: 0 WP: 0 HR: 0 S: 4 P: 4 ERA: 0.00 WHIP: 1.000				

Batter	1	2	3	4	5	6	7	8	9	AB	R	H	RBI	BB	SO	LOB	TOP					
Rick Burleson, R OBP: 0.438, SLG: 0.492 (1, 10)										5	1	1	0	0	0	3	California Angels @ Milwaukee Brewers Milwaukee County Stadium, Milwaukee, WI Fri May 02 1986, 8:05 PM EDT Att: 9,476 - Unknown					
Wally Joyner, L OBP: 0.381, SLG: 0.573 (1, 3)										5	0	2	0	0	1	1						
Brian Downing, R OBP: 0.406, SLG: 0.627 (1, 7)										4	1	1	1	1	1	4						
Doug DeCinces, R OBP: 0.303, SLG: 0.400 (1, 5)										5	0	2	2	0	0	1						
George Hendrick, R OBP: 0.410, SLG: 0.778 (1, 9)										5	0	2	0	0	0	3						
Bobby Grich, R OBP: 0.333, SLG: 0.471 (1, 4)										4	1	2	0	0	1	2						
Dick Schofield, R OBP: 0.300, SLG: 0.568 (1, 6)										2	0	1	0	2	0	1						
Darrell Miller, R OBP: 0.194, SLG: 0.182 (1, 2)										4	0	0	0	0	1	6						
Gary Pettis, S OBP: 0.270, SLG: 0.256 (1, 8)										4	1	2	1	0	0	3						
Inning Stats	R: 1 E: 0 K: 0 S: 5	H: 3 LOB: 1 BB: 0 P: 5	R: 1 E: 0 K: 0 S: 5	H: 2 LOB: 1 BB: 0 P: 5	R: 0 E: 0 K: 1 S: 2	H: 0 LOB: 0 BB: 1 P: 6	R: 0 E: 0 K: 1 S: 6	H: 1 LOB: 2 BB: 1 P: 10	R: 0 E: 0 K: 0 S: 3	H: 0 LOB: 0 BB: 0 P: 3	R: 0 E: 0 K: 1 S: 4	H: 1 LOB: 1 BB: 0 P: 4	R: 0 E: 0 K: 1 S: 7	H: 2 LOB: 2 BB: 0 P: 7	R: 0 E: 0 K: 1 S: 6	H: 1 LOB: 2 BB: 1 P: 10	R: 2 E: 0 K: 1 S: 8	H: 3 LOB: 1 BB: 0 P: 8	1B: 10 2B: 2 3B: 1 HR: 0	SF: 0 SAC: 0 DP: 2 HBP: 0	WP: 0 PB: 1 CS: 0	PA: 41
PITCHER	IP	WLS	BF	H	R	ER	SO	BB	IBB	HBP	BLK	WP	HR	S	P	ERA	WHIP					
Juan Nieves, L ERA: 4.2 (1, 1)	6.2	W	29	9	2	2	1	2	0	0	0	0	0	29	37	2.70	1.650					
Dan Plesac, L ERA: 5.25 (7, 1)	2.1	S	12	4	2	2	3	1	0	0	0	0	0	17	21	7.71	2.143					

Batter	1	2	3	4	5	6	7	8	9	AB	R	H	RBI	BB	SO	LOB	BOTTOM				
Paul Molitor, R OBP: 0.389, SLG: 0.434 (1, 5)										3	3	2	1	1	0	1	California Angels @ Milwaukee Brewers Milwaukee County Stadium, Milwaukee, WI Fri May 02 1986, 8:05 PM EDT Att: 9,476 - Unknown				
Ernest Riles, L OBP: 0.280, SLG: 0.351 (1, 6)										3	0	2	1	0	0	0					
Cecil Cooper, L OBP: 0.245, SLG: 0.283 (1, 10)										4	0	0	0	0	2	3					
Robin Yount, R OBP: 0.453, SLG: 0.526 (1, 8)										4	0	1	1	0	2	1					
Billy Jo Robidoux, L OBP: 0.437, SLG: 0.429 (1, 3)										4	0	0	0	0	0	2					
Rob Deer, R OBP: 0.317, SLG: 0.473 (1, 9)										4	0	1	0	0	0	2					
Mike Felder, S OBP: 0.306, SLG: 0.327 (1, 7)										4	0	0	0	0	0	1					
Rick Manning, L OBP: 0.400, SLG: 0.400 (9, 7)										0	0	0	0	0	0	0					
Juan Castillo, S OBP: 0.353, SLG: 0.214 (1, 4)										3	0	2	0	0	0	0					
Charlie Moore, R OBP: 0.407, SLG: 0.555 (1, 2)										3	2	1	1	0	0	2					
Inning Stats	R: 1 E: 0 K: 0 S: 6	H: 3 LOB: 2 BB: 0 P: 6	R: 0 E: 0 K: 0 S: 4	H: 1 LOB: 1 BB: 0 P: 4	R: 0 E: 0 K: 1 S: 5	H: 0 LOB: 0 BB: 0 P: 5	R: 0 E: 0 K: 0 S: 3	H: 0 LOB: 0 BB: 0 P: 3	R: 2 E: 0 K: 1 S: 5	H: 2 LOB: 0 BB: 0 P: 5	R: 0 E: 0 K: 1 S: 6	H: 1 LOB: 1 BB: 0 P: 6	R: 2 E: 0 K: 2 S: 9	H: 2 LOB: 1 BB: 1 P: 13	R: 0 E: 0 K: 0 S: 3	H: 0 LOB: 0 BB: 0 P: 3	1B: 7 2B: 0 3B: 1 HR: 1	SF: 1 SAC: 0 DP: 0 HBP: 0	WP: 0 PB: 0 CS: 0	PA: 34	
PITCHER	IP	WLS	BF	H	R	ER	SO	BB	IBB	HBP	BLK	WP	HR	S	P	ERA	WHIP				
Don Sutton, R ERA: 9.12 (1, 1)	6.1	L	27	8	4	4	2	8	4	4	2	0	0	31	31	5.68	1.263				
T.R. Bryden, R ERA: 4.41 (7, 1)	1.2		7	1	1	1	2	1	0	0	0	0	0	10	14	5.40	1.200				

Batter	1	2	3	4	5	6	7	8	9	10	AB	R	H	RBI	BB	SO	LOB	TOP									
Gary Pettis, S OBP: 0.258, SLG: 0.244 (1, 8)	F8		K		FC6-4			F7		SH3-4	4	0	0	0	0	1	3	California Angels @ Milwaukee Brewers Milwaukee County Stadium, Milwaukee, WI Sat May 03 1986, 4:33 AM EDT Att. 11,674 - Unknown									
Rob Wilfong, L OBP: 0.302, SLG: 0.400 (1, 4)	F8			FC4-6 1B			F6			K	5	0	2	0	0	1	2										
Wally Joyner, L OBP: 0.382, SLG: 0.590 (1, 3)	F7			FC4-6 G6-4-3			4-3				4	1	1	1	1	0	1										
Reggie Jackson, L OBP: 0.465, SLG: 0.678 (1, 10)		L9		G6-4-3			4-3			K	5	0	0	0	0	2	3										
Brian Downing, R OBP: 0.410, SLG: 0.632 (1, 7)		1B					6-3				4	1	2	0	0	0	0										
Doug DeCinces, R OBP: 0.311, SLG: 0.404 (1, 5)		1B					E3			E4	4	0	2	0	0	0	0										
Ruppert Jones, L OBP: 0.343, SLG: 0.368 (1, 9)		G3-6-3 1B					FC5-4 1B			F7	4	1	1	0	0	1	4										
Dick Schofield, R OBP: 0.318, SLG: 0.561 (1, 6)				CS 1B			FC5-4 1B			4-3	4	0	2	1	0	0	2										
Bob Boone, R OBP: 0.284, SLG: 0.319 Darrell Miller, R OBP: 0.194, SLG: 0.182 (10, PR) (10, 2)				F7			F6			SH3-4 BB	3	0	1	0	1	0	2										
Inning Stats	R: 0 E: 0 K: 0 S: 3	H: 0 LOB: 0 BB: 0 P: 3	R: 0 E: 0 K: 0 S: 4	H: 2 LOB: 1 BB: 0 P: 4	R: 0 E: 0 K: 1 S: 5	H: 1 LOB: 0 BB: 0 P: 5	R: 0 E: 0 K: 0 S: 3	H: 1 LOB: 0 BB: 0 P: 3	R: 1 E: 1 K: 0 S: 6	H: 3 LOB: 2 BB: 0 P: 6	R: 1 E: 0 K: 0 S: 4	H: 2 LOB: 0 BB: 0 P: 4	R: 0 E: 0 K: 1 S: 6	H: 1 LOB: 1 BB: 0 P: 6	R: 0 E: 0 K: 0 S: 3	H: 0 LOB: 0 BB: 0 P: 3	R: 1 E: 1 K: 2 S: 7		H: 1 LOB: 1 BB: 0 P: 7	R: 0 E: 0 K: 2 S: 7	H: 0 LOB: 2 BB: 2 P: 15	1B: 8 2B: 2 3B: 0 HR: 1	SF: 0 SAC: 1 DP: 2 HBP: 0	WP: 0 PB: 0 SB: 0 CS: 2	PA: 40		
PITCHER	IP	WLS	BF	H	R	ER	SO	BB	IBB	HBP	BLK	WP	HR	S	P	ERA	WHIP										
Bill Wegman, R ERA: 3.51 Mark Clear, R ERA: 1.08 (1, 1) (10, 1)	9.0	W	35	11	3	2	3	0	0	0	0	0	0	7	15	0.00	2.000										

California Angels @ Milwaukee Brewers
Milwaukee County Stadium, Milwaukee, WI


AB 37
R 3
H 11
RBI 2
BB 2
SO 5
LOB 17



Batter	1	2	3	4	5	6	7	8	9	10	AB	R	H	RBI	BB	SO	LOB	BOTTOM									
Paul Molitor, R OBP: 0.385, SLG: 0.432 (1, 5)	FC3-6 1B		WP FC 1B	F8			5-3		B1	SF8	5	0	2	1	0	0	3	California Angels @ Milwaukee Brewers Milwaukee County Stadium, Milwaukee, WI Sat May 03 1986, 4:33 AM EDT Att. 11,674 - Unknown									
Ernest Riles, L OBP: 0.276, SLG: 0.341 (1, 6)	FC3-6 FC6-4		FC BB		F7		F8		1B		5	0	1	1	0	0	2										
Cecil Cooper, L OBP: 0.259, SLG: 0.280 (1, 10)	L8		K		5-3 BB				K		4	0	1	1	1	2	3										
Robin Yount, R OBP: 0.462, SLG: 0.513 (1, 8)	FC6-4				5-3				1B		2	0	0	0	3	0	2										
Billy Jo Robidoux, L OBP: 0.435, SLG: 0.419 (1, 3)			F8		4-3				G6-3 IBB		4	0	1	0	1	0	7										
Ben Oglive, L OBP: 0.278, SLG: 0.313 Rick Manning, L OBP: 0.400, SLG: 0.400 (1, 7) (10, PR)	F9			SH5-4 1B			F6		F9	BB SH3-4 SF8 1B	5	1	2	0	0	0	3										
Rob Deer, R OBP: 0.313, SLG: 0.458 (1, 9)	K			4-3 SH5-4 1B			5-3		K		4	0	1	0	0	2	3										
Randy Ready, R OBP: 0.212, SLG: 0.194 Juan Castillo, S OBP: 0.389, SLG: 0.214 (1, 4) (10, 4)	F6			SH5-4			5-3			BB BB	3	1	1	0	0	0	1										
Rick Cerone, R OBP: 0.191, SLG: 0.159 Jim Gantner, L OBP: 0.351, SLG: 0.456 Charlie Moore, R OBP: 0.429, SLG: 0.565 (1, 2) (9, PH) (9, PR) (10, 2)			6-3		4-3		F8			1B BB	3	0	0	1	0	0	1										
Inning Stats	R: 0 E: 0 K: 0 S: 4	H: 1 LOB: 1 BB: 0 P: 4	R: 0 E: 0 K: 1 S: 5	H: 0 LOB: 1 BB: 1 P: 9	R: 0 E: 0 K: 1 S: 7	H: 1 LOB: 3 BB: 1 P: 11	R: 1 E: 0 K: 0 S: 5	H: 2 LOB: 1 BB: 0 P: 5	R: 0 E: 0 K: 0 S: 3	H: 0 LOB: 0 BB: 0 P: 3	R: 0 E: 0 K: 2 S: 8	H: 1 LOB: 2 BB: 1 P: 12	R: 2 E: 0 K: 0 S: 5	H: 3 LOB: 3 BB: 2 P: 13	R: 1 E: 0 K: 0 S: 3	H: 1 LOB: 2 BB: 2 P: 11	1B: 8 2B: 1 3B: 0 HR: 0		SF: 1 SAC: 2 DP: 1 HBP: 0	WP: 1 PB: 0 SB: 0 CS: 0	PA: 46						
PITCHER	IP	WLS	BF	H	R	ER	SO	BB	IBB	HBP	BLK	WP	HR	S	P	ERA	WHIP										
Ron Romanick, R ERA: 4.22 Donnie Moore, R ERA: 5.14 (1, 1) (9, 1)	8.0	L	35	6	2	2	4	4	0	0	0	1	0	39	55	2.25	1.250										

California Angels @ Milwaukee Brewers
Milwaukee County Stadium, Milwaukee, WI

AB 35
R 4
H 9
RBI 4
BB 8
SO 4
LOB 25



Batter	1	2	3	4	5	6	7	8	9	AB	R	H	RBI	BB	SO	LOB	TOP																			
Spike Owen, S OBP: 0.277, SLG: 0.299 (1, 6)	F8		F8			F9		SH3-4		3	0	0	0	0	0	0	Seattle Mariners @ Milwaukee Brewers Milwaukee County Stadium, Milwaukee, WI Mon May 05 1986, 8:05 PM EDT Att: 6,846 - Unknown																			
Phil Bradley, R OBP: 0.315, SLG: 0.330 (1, 8) (8, 7)	K		K			5-3		5-3		4	0	0	0	0	2	1																				
Alvin Davis, L OBP: 0.386, SLG: 0.527 (1, 3) Dave Henderson, R OBP: 0.271, SLG: 0.259 (8, PR) (8, 8)	FC6-4 1B			BB		F8		BB		2	0	1	0	2	0	0																				
Gorman Thomas, R OBP: 0.354, SLG: 0.488 (1, 10)	FC6-4 1-2			BB		K		HR		4	1	1	1	0	2	4																				
Ivan Calderon, R OBP: 0.309, SLG: 0.364 (1, 9)						K				4	0	2	0	0	2	1																				
Danny Tartabull, R OBP: 0.333, SLG: 0.460 (1, 4)						F8				4	0	0	0	0	2	3																				
Barry Bonnell, R OBP: 0.161, SLG: 0.200 (1, 7) (8, 3)						6-3				4	0	0	0	0	0	2																				
Domingo Ramos, R OBP: 0.174, SLG: 0.174 (1, 5)						K				3	0	0	0	0	1	2																				
Bob Kearney, R OBP: 0.152, SLG: 0.156 (1, 2) Al Cowens, R OBP: 0.216, SLG: 0.191 (8, PH) Steve Yeager, R OBP: 0.233, SLG: 0.237 (8, 2)			F8			F7		SH3-4 1B		2	0	0	0	0	0	0																				
Inning Stats	R: 0 E: 0 K: 1 S: 6	H: 1 LOB: 1 BB: 0 P: 6	R: 0 E: 0 K: 0 S: 4	H: 1 LOB: 1 BB: 0 P: 4	R: 0 E: 0 K: 1 S: 5	H: 0 LOB: 0 BB: 0 P: 5	R: 0 E: 0 K: 2 S: 7	H: 0 LOB: 1 BB: 1 P: 11	R: 0 E: 0 K: 1 S: 5	H: 0 LOB: 0 BB: 0 P: 5	R: 1 E: 0 K: 1 S: 7	H: 2 LOB: 1 BB: 0 P: 7	R: 0 E: 0 K: 2 S: 6	H: 1 LOB: 2 BB: 1 P: 10	R: 0 E: 0 K: 2 S: 7	H: 0 LOB: 0 BB: 0 P: 7		1B: 4 2B: 0 3B: 0 HR: 1	SF: 0 SAC: 1 DP: 0 HBP: 0	WP: 0 PB: 0 SB: 2 CS: 0	PA: 34															
PITCHER	IP	WLS	BF	H	R	ER	SO	BB	IBB	HBP	BLK	WP	HR	S	P	ERA	WHIP	PITCHER		IP	WLS	BF	H	R	ER	SO	BB	IBB	HBP	BLK	WP	HR	S	P	ERA	WHIP
Tim Leary, R ERA: 4.5 (1, 1)	7.0	W	27	5	1	1	6	1	0	0	0	0	1	38	42	1.29	0.857			7.0	W	27	5	1	1	6	1	0	0	0	0	1	38	42	1.29	0.857
Dan Plesac, L ERA: 4.5 (8, 1)	2.0	S	7	0	0	0	3	1	0	0	0	0	0	12	16	0.00	0.500			2.0	S	7	0	0	0	3	1	0	0	0	0	12	16	0.00	0.500	

AB	31
R	1
H	5
RBI	1
BB	2
SO	9
LOB	13



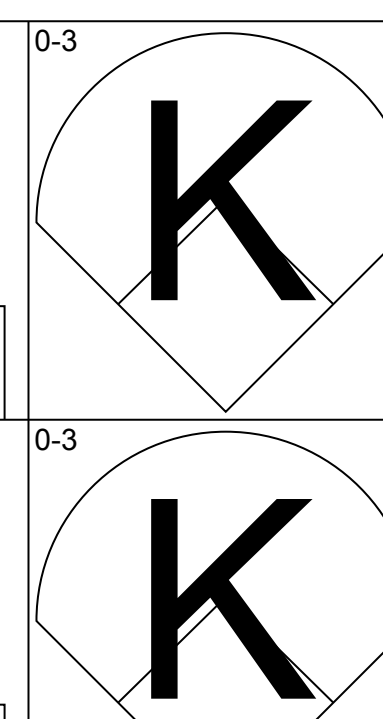
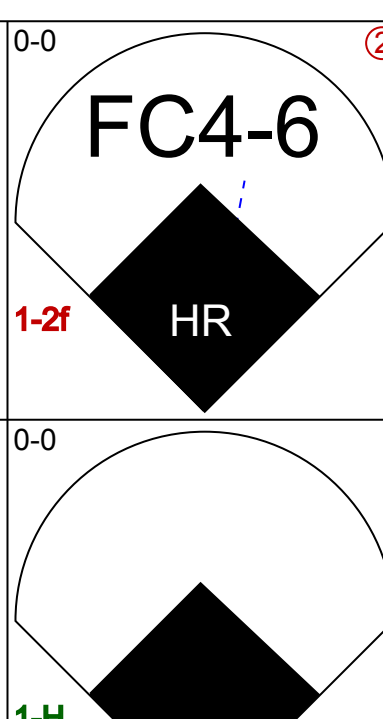
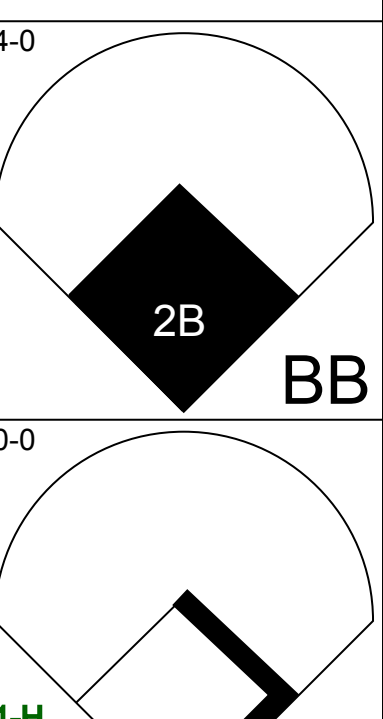
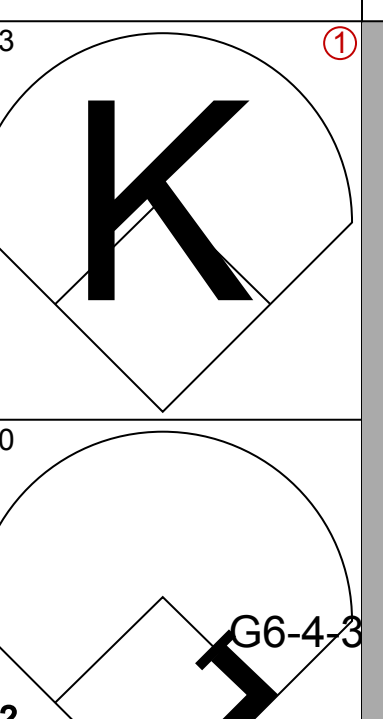
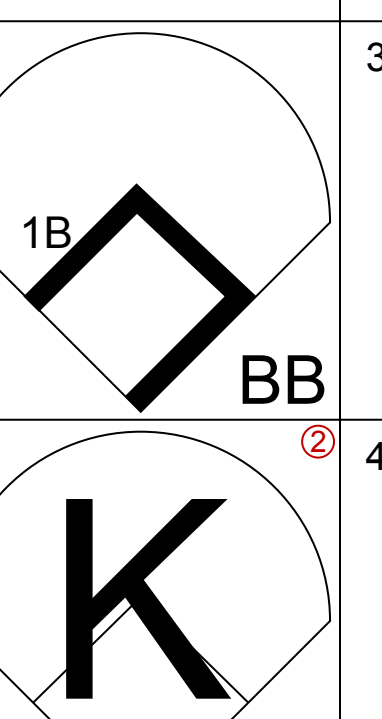
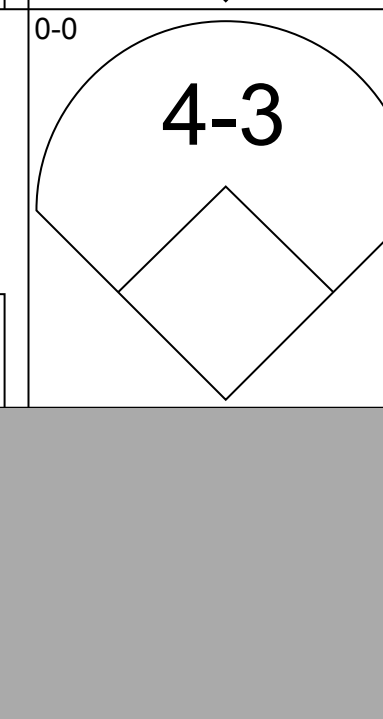
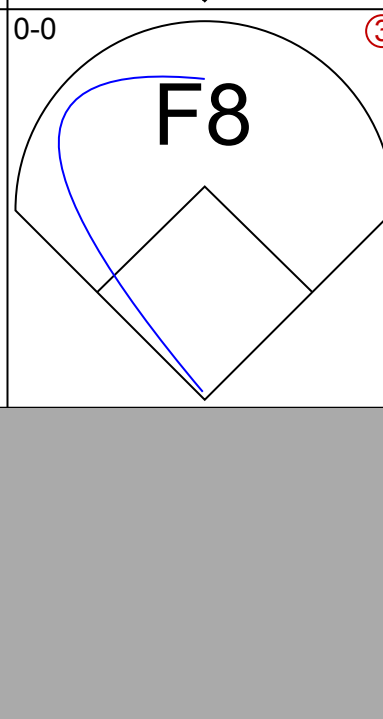
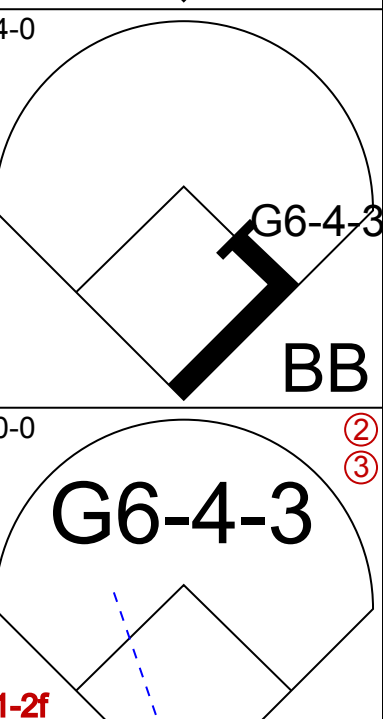
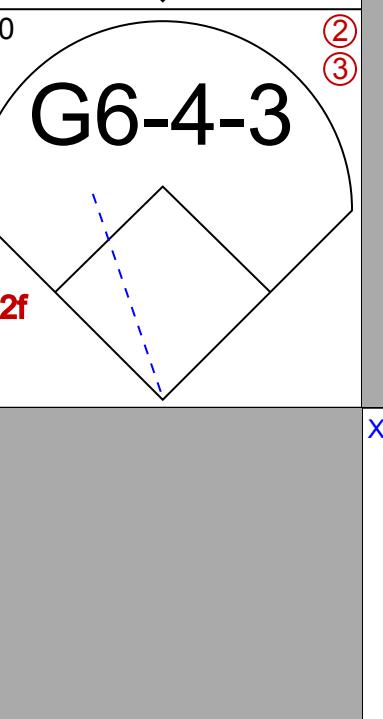
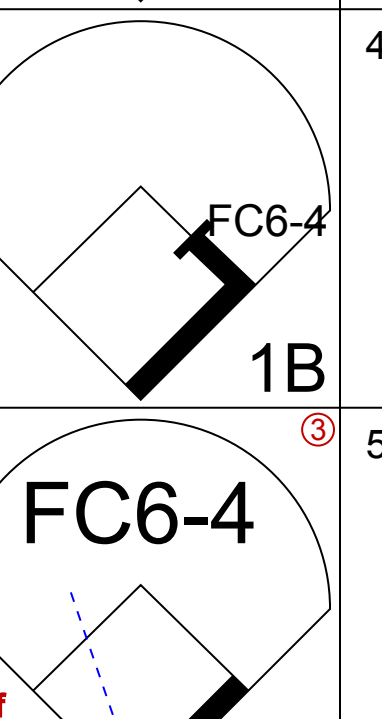





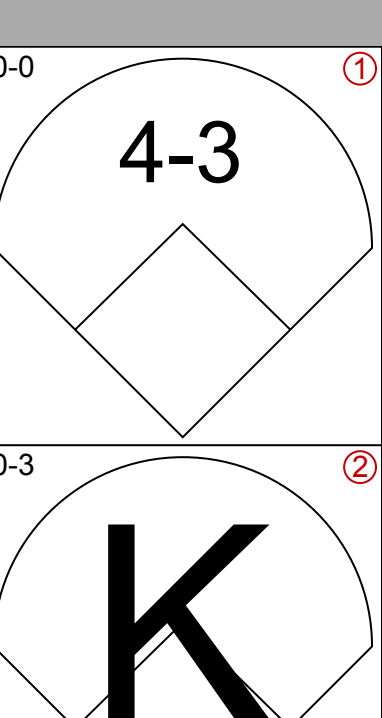
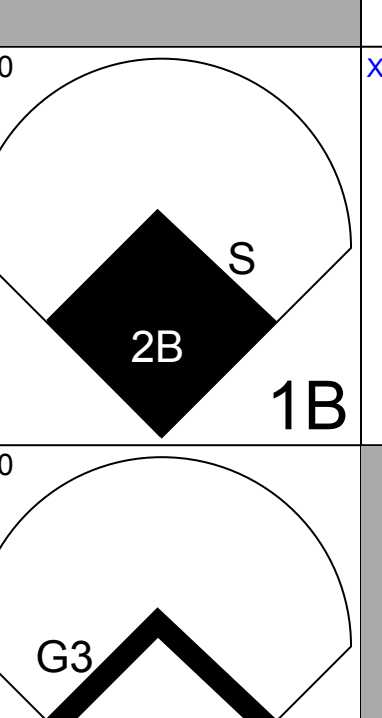
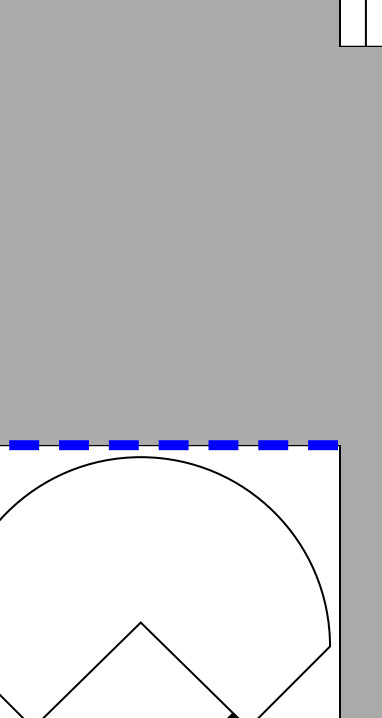
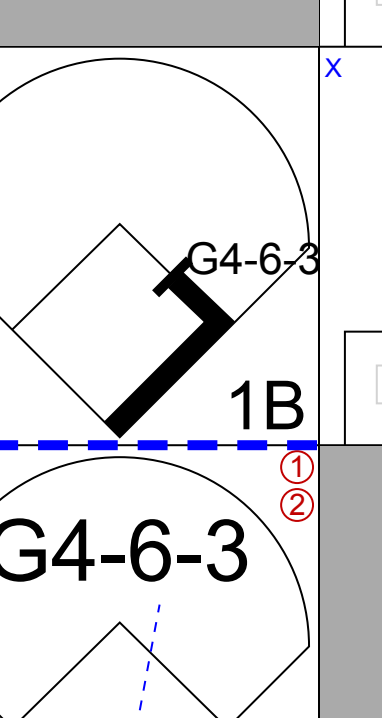
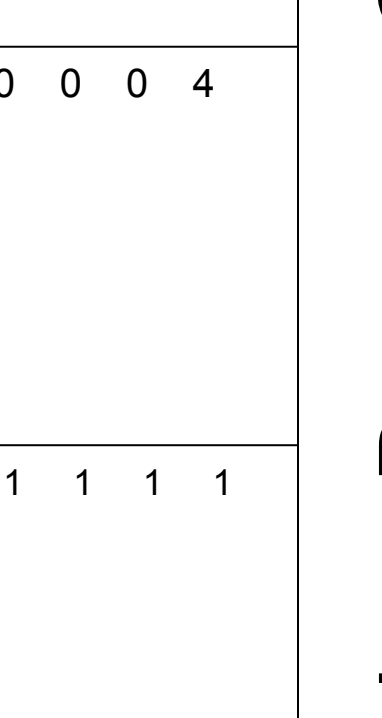
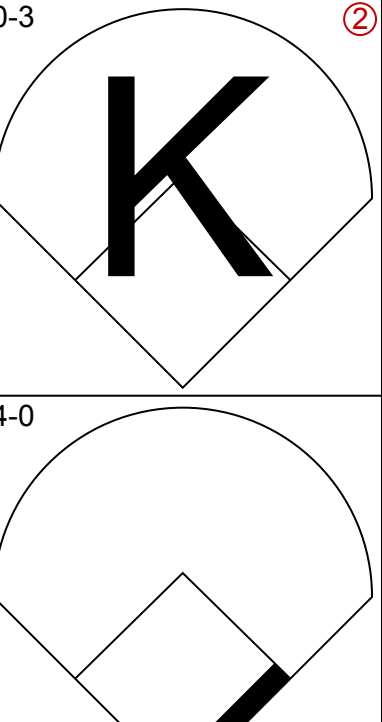
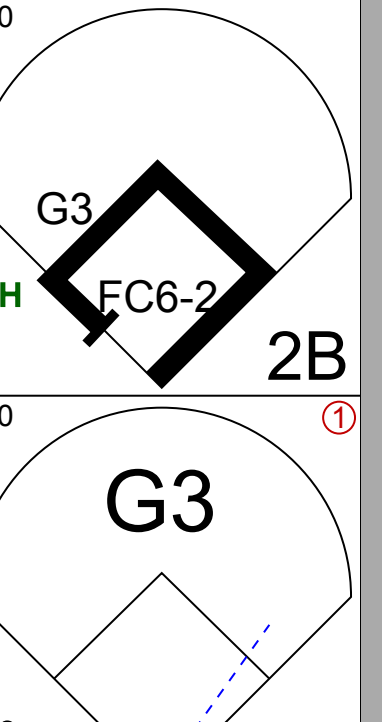
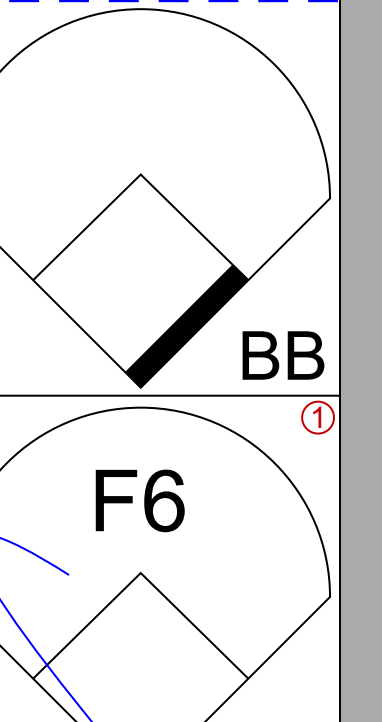
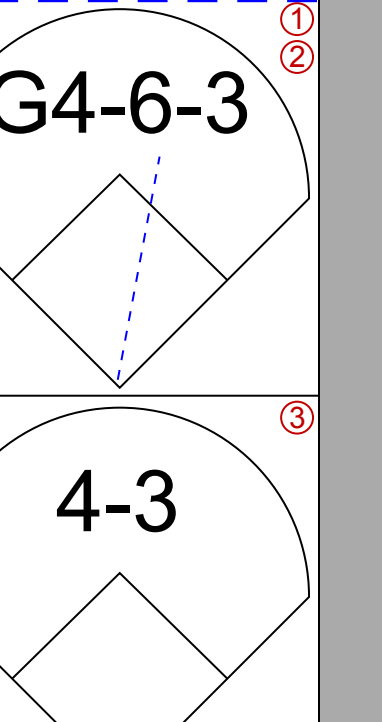
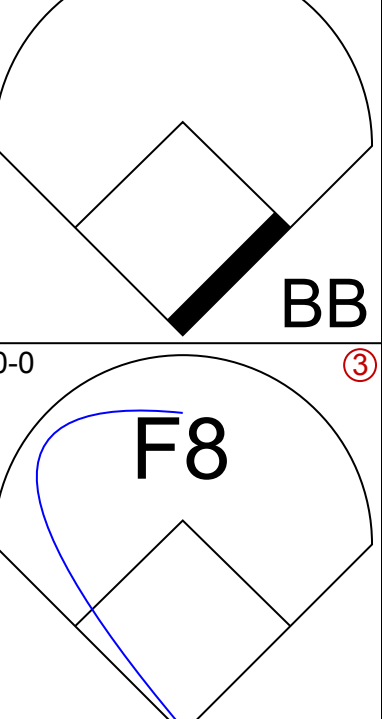
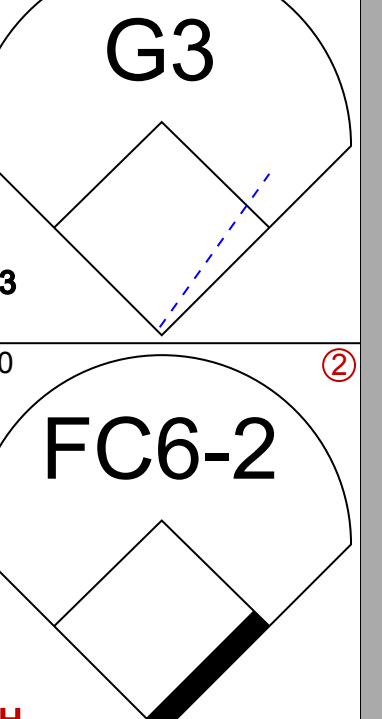
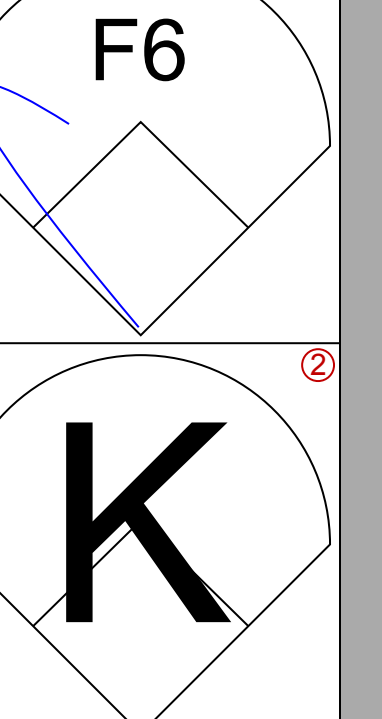
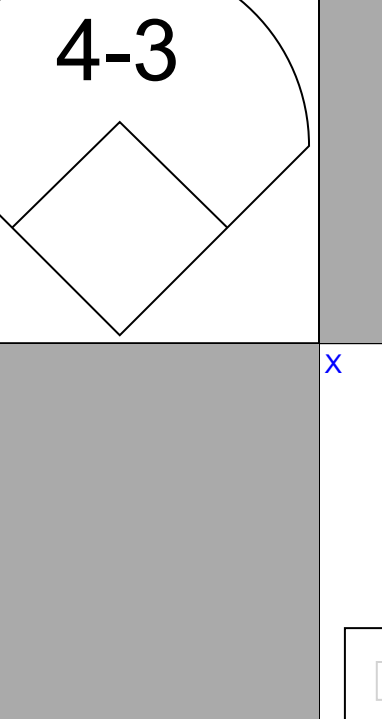
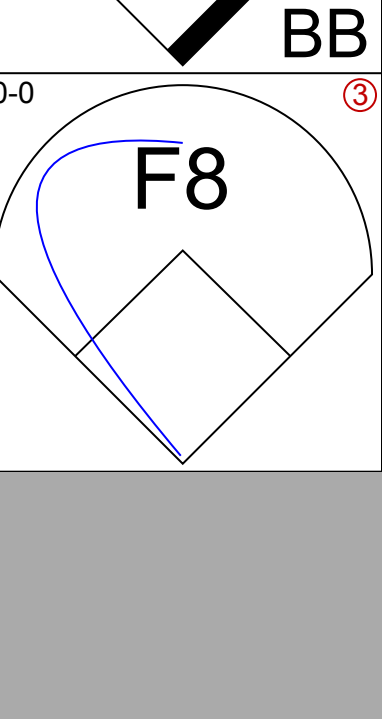
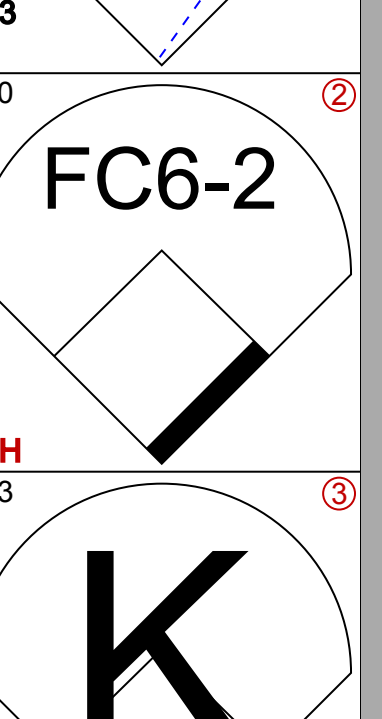
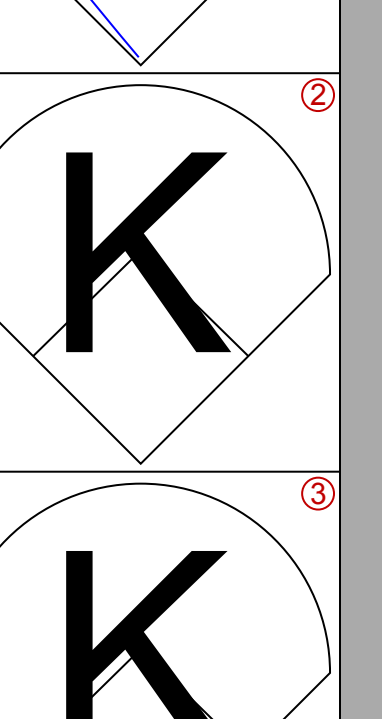
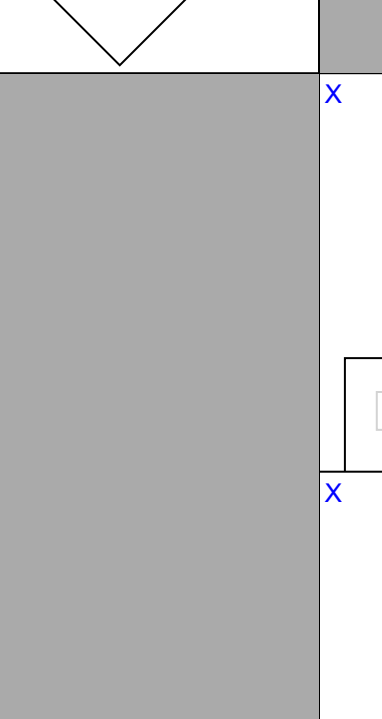
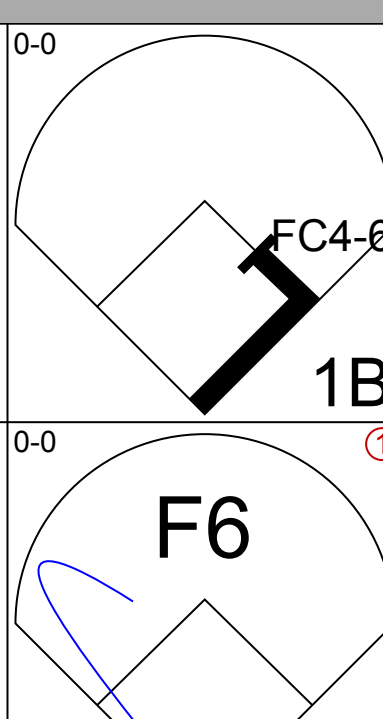

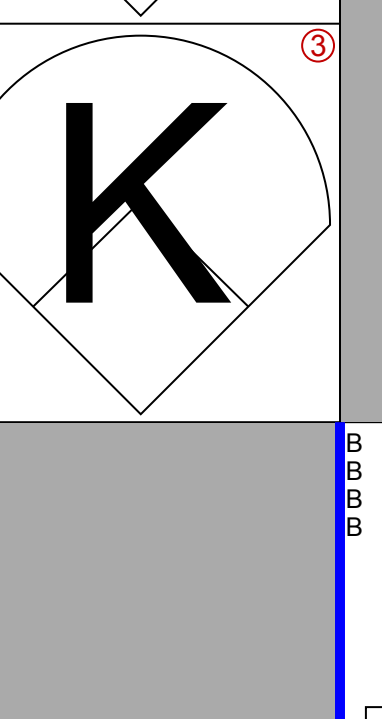
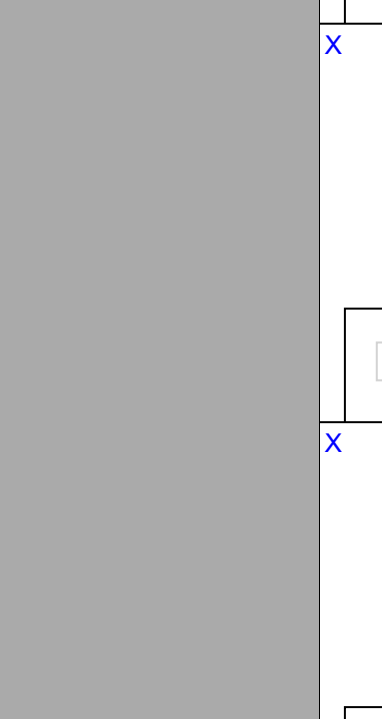
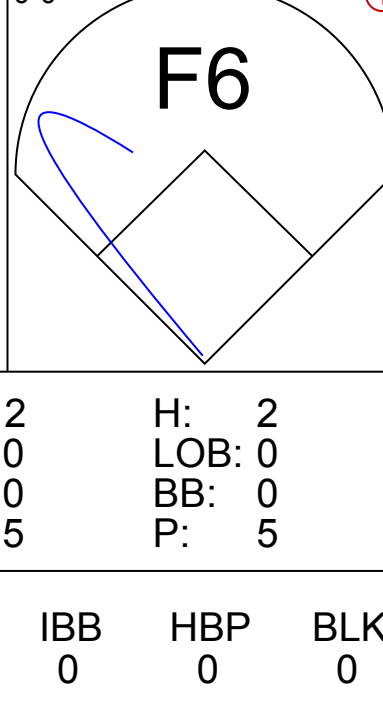
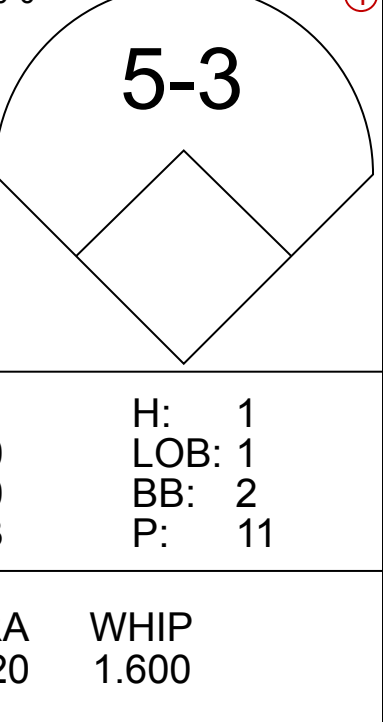
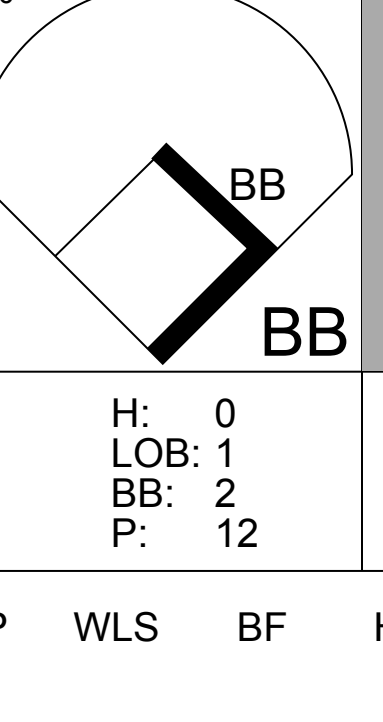
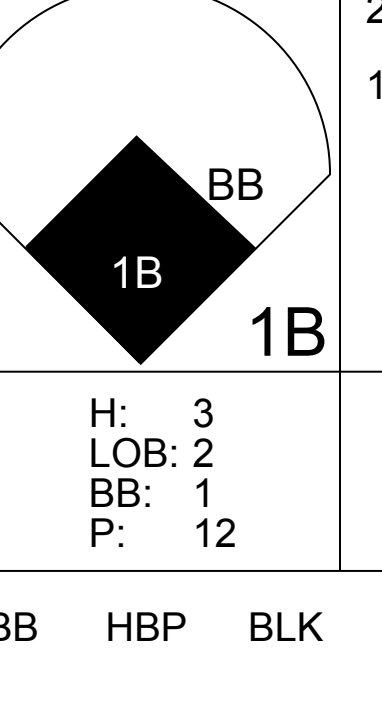
Batter	1	2	3	4	5	6	7	8	9	AB	R	H	RBI	BB	SO	LOB	BOTTOM																			
Paul Moltitor, R OBP: 0.394, SLG: 0.466 (1, 5)	F2		BB							3	1	2	2	1	0	0	Seattle Mariners @ Milwaukee Brewers Milwaukee County Stadium, Milwaukee, WI Mon May 05 1986, 8:05 PM EDT Att: 6,846 - Unknown																			
Randy Ready, R OBP: 0.205, SLG: 0.189 (1, 4) Jim Gantner, L OBP: 0.375, SLG: 0.448 (8, 4)	6-3		L1					4-3		3	0	1	1	0	0	2																				
Billy Jo Robitoux, L OBP: 0.410, SLG: 0.390 (1, 3)	F7									4	0	0	0	0	2	2																				
Robin Yount, R OBP: 0.434, SLG: 0.477 (1, 8)										4	0	0	0	0	1	0																				
Bill Schroeder, R (1, 10)										3	0	0	0	0	3	0																				
Ernest Riles, L OBP: 0.255, SLG: 0.315 (1, 6)										3	0	0	0	0	0	0																				
Rob Deer, R OBP: 0.315, SLG: 0.453 (1, 9)										2	1	0	0	1	1	0																				
Paul Householder, S OBP: 0.244, SLG: 0.243 (1, 7)										2	1	0	0	1	0	0																				
Rick Cerone, R OBP: 0.180, SLG: 0.149 (1, 2)										3	0	0	0	0	1	2																				
Inning Stats	R: 0 E: 0 K: 0 S: 3	H: 0 LOB: 0 BB: 0 P: 3	R: 0 E: 0 K: 1 S: 5	H: 0 LOB: 0 BB: 0 P: 5	R: 0 E: 1 K: 1 S: 6	H: 0 LOB: 2 BB: 1 P: 10	R: 0 E: 0 K: 1 S: 5	H: 0 LOB: 0 BB: 0 P: 5	R: 2 E: 0 K: 1 S: 7	H: 2 LOB: 2 BB: 2 P: 15	R: 0 E: 0 K: 1 S: 5	H: 0 LOB: 0 BB: 0 P: 5	R: 0 E: 0 K: 1 S: 5	H: 0 LOB: 0 BB: 0 P: 5	R: 1 E: 0 K: 2 S: 8	H: 1 LOB: 0 BB: 0 P: 8		1B: 2 2B: 0 3B: 0 HR: 1	SF: 0 SAC: 0 DP: 0 HBP: 0	WP: 0 PB: 0 SB: 0 CS: 0	PA: 31															
PITCHER	IP	WLS	BF	H	R	ER	SO	BB	IBB	HBP	BLK	WP	HR	S	P	ERA	WHIP	PITCHER		IP	WLS	BF	H	R	ER	SO	BB	IBB	HBP	BLK	WP	HR	S	P	ERA	WHIP
Mark Langston, L ERA: 5.51 (1, 1)	8.0	L	31	3	3	3	8	3	0	0	0	0	1	44	56	3.38	0.750			8.0	L	31	3	3	3	8	3	0	0	0	1	44	56	3.38	0.750	

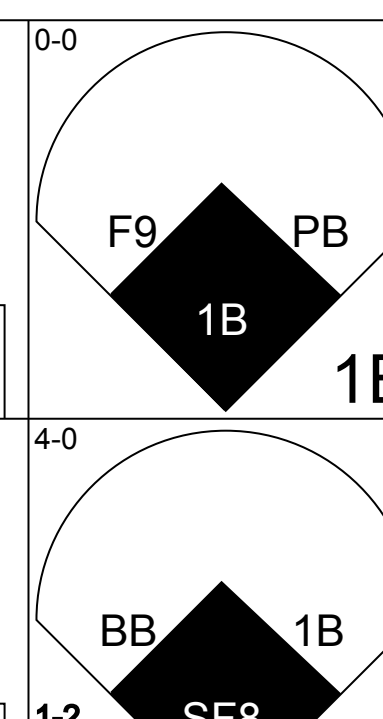
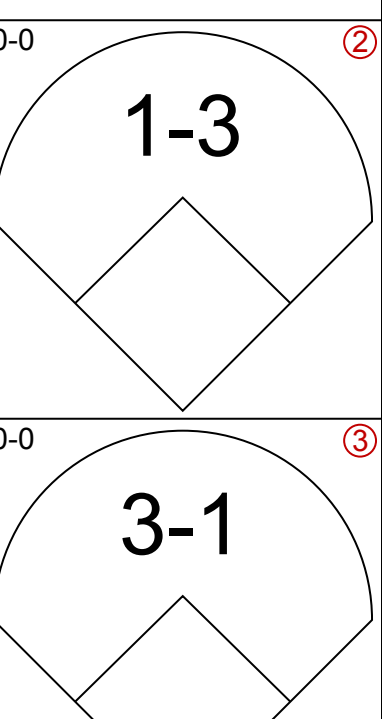
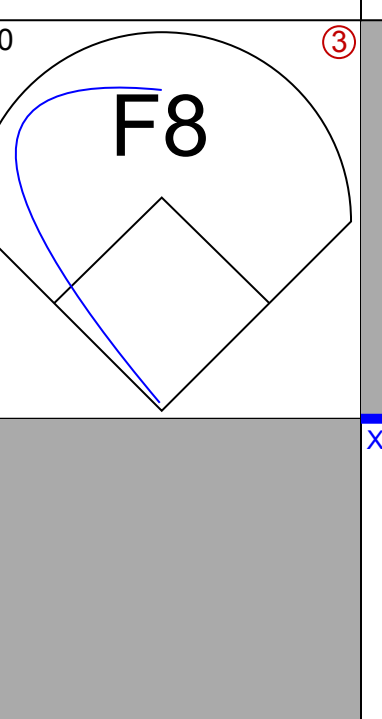
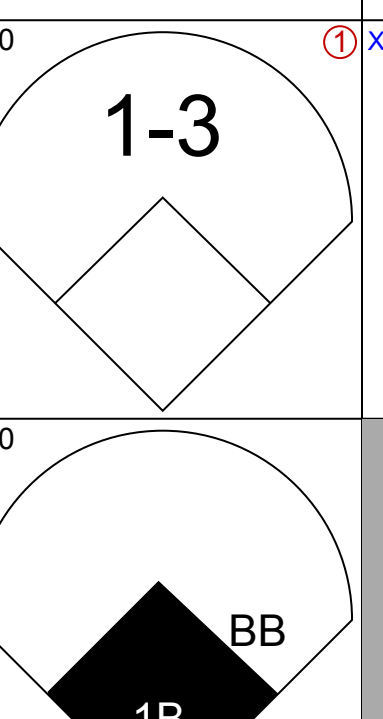

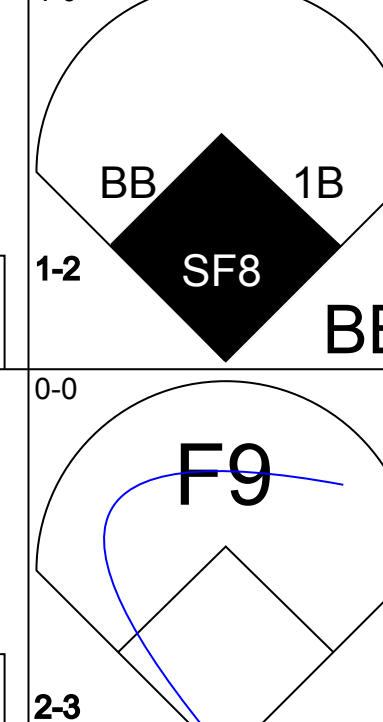
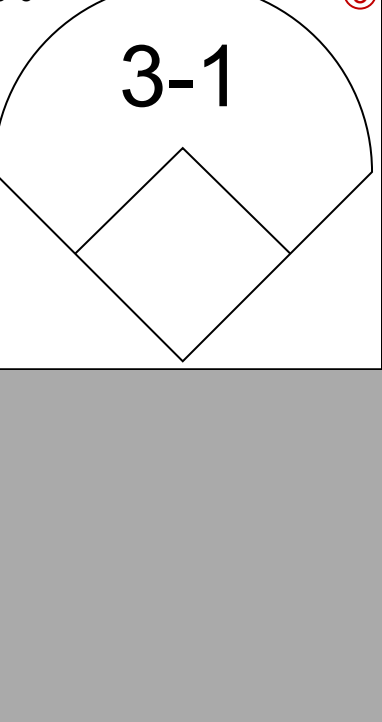
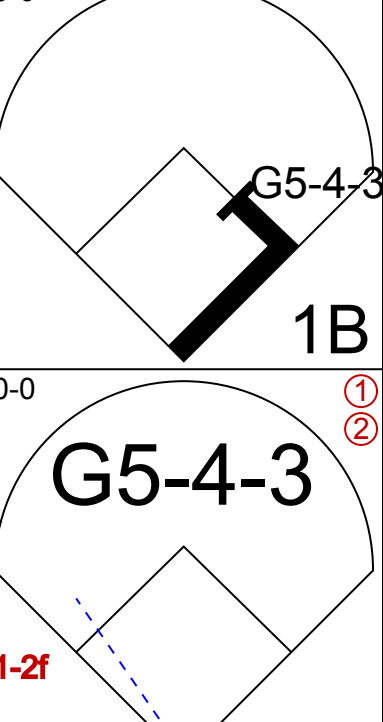
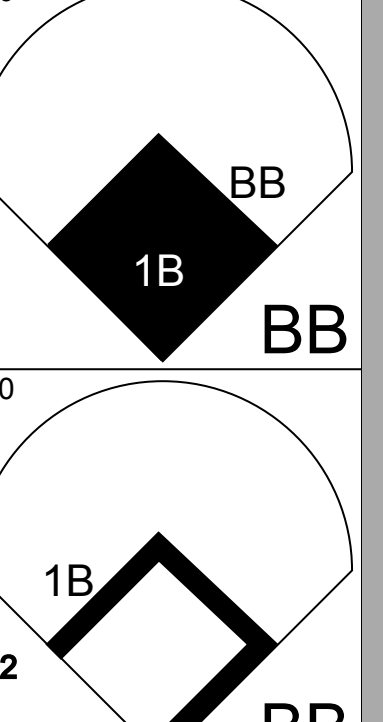
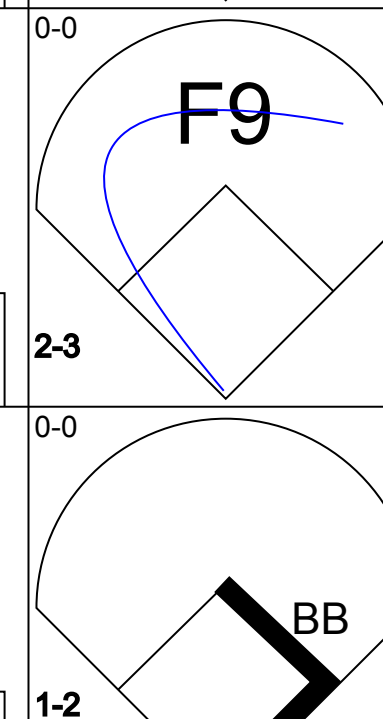
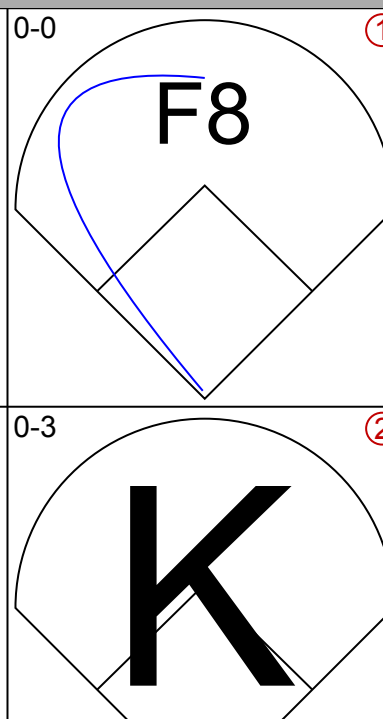
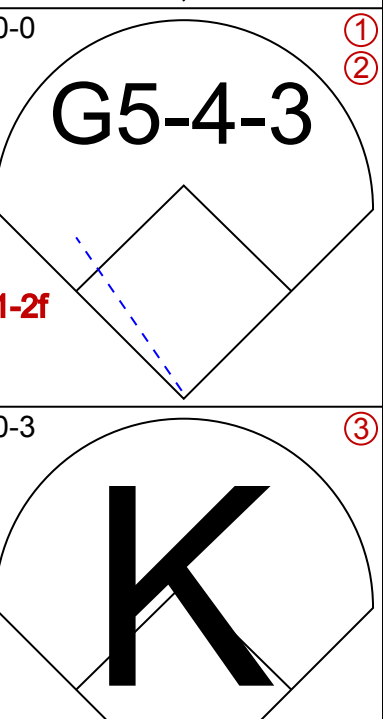
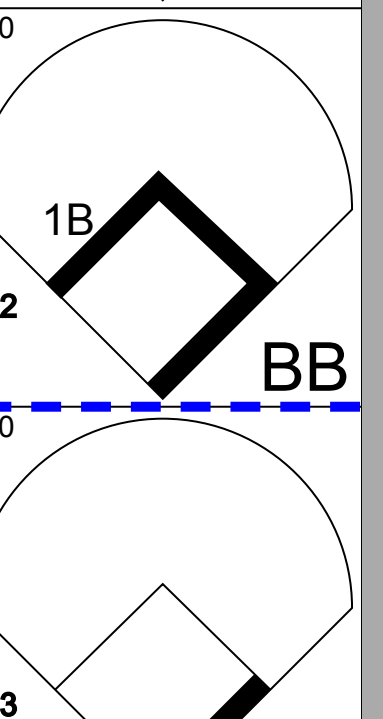
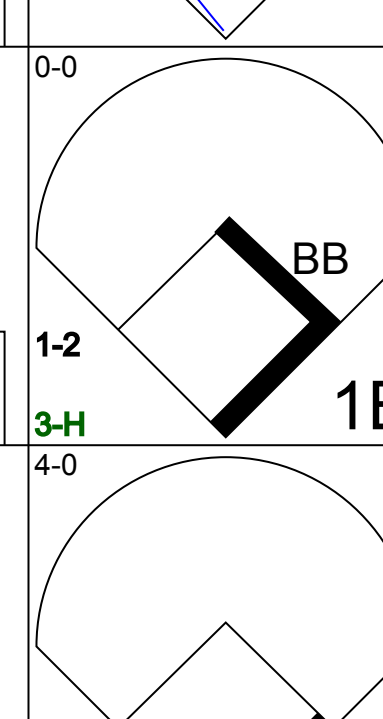
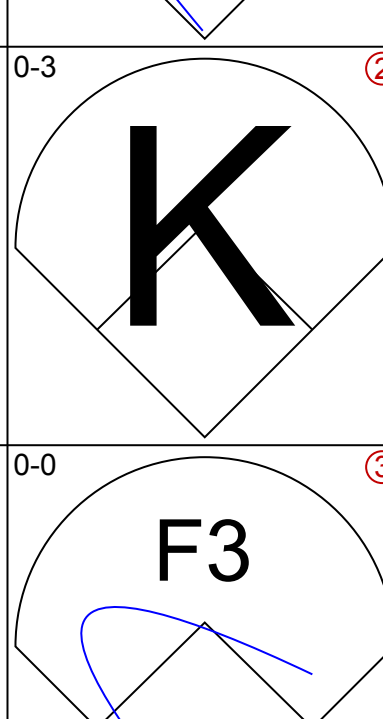
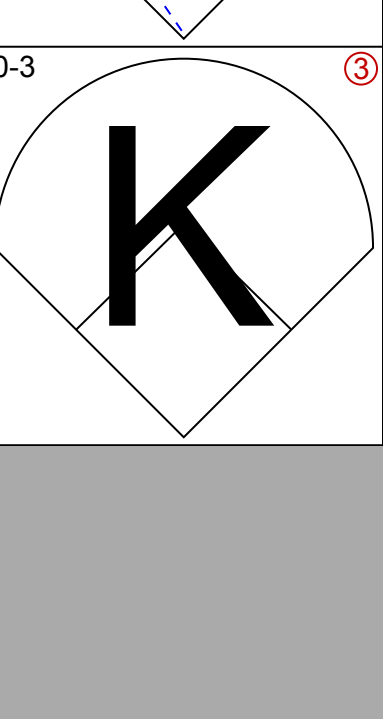
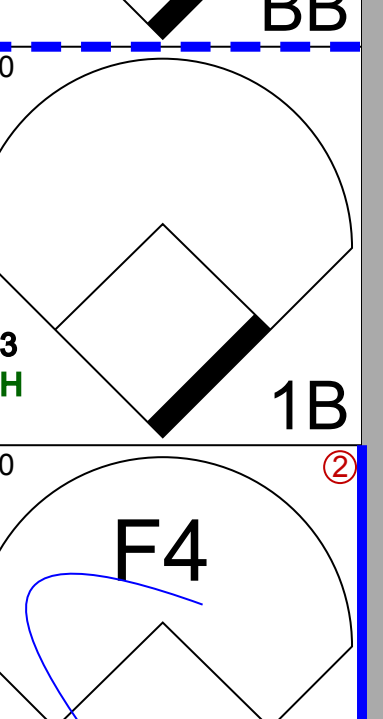
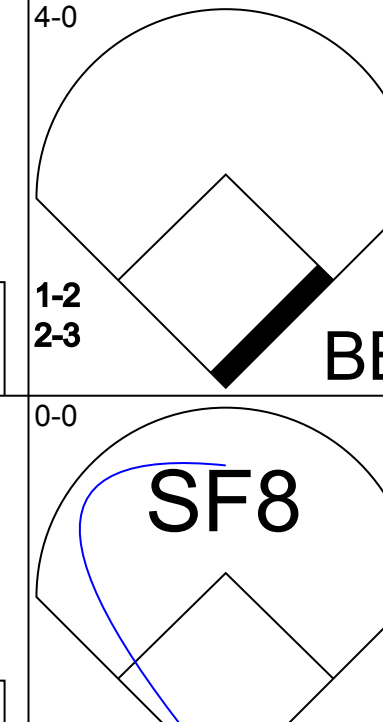
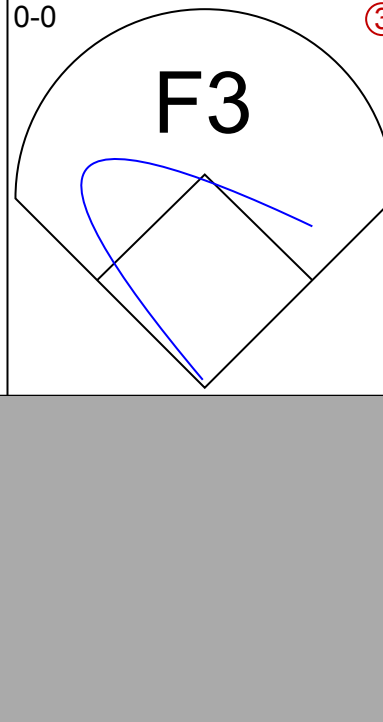
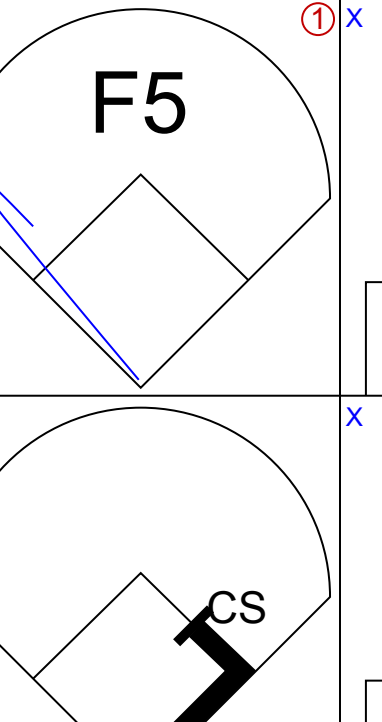
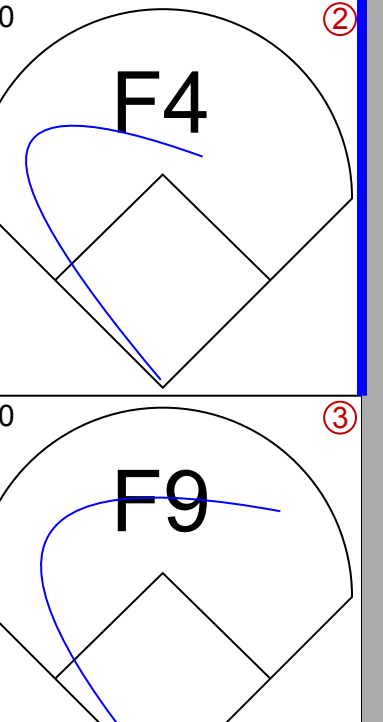
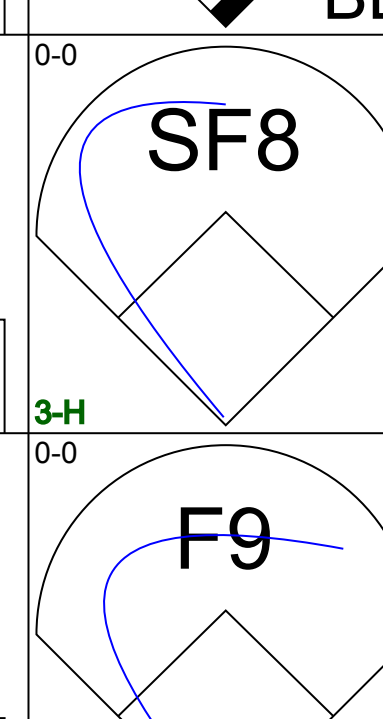
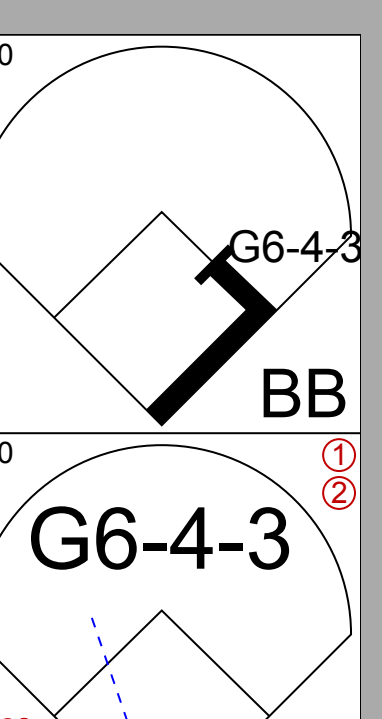
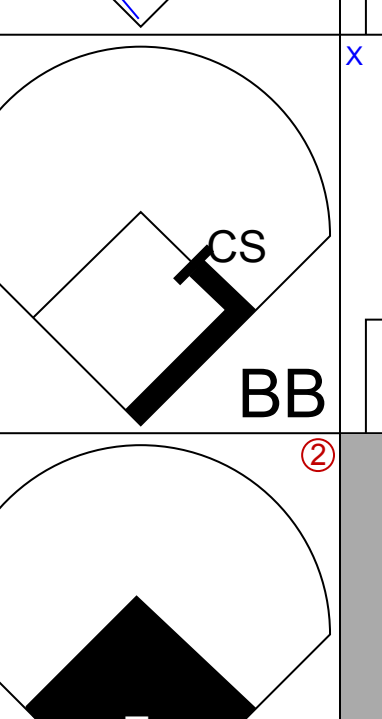
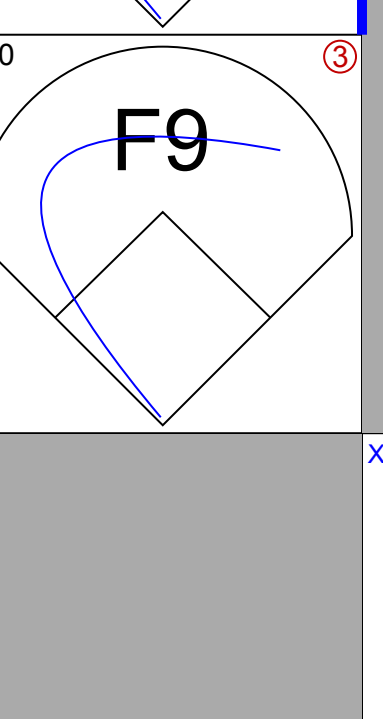
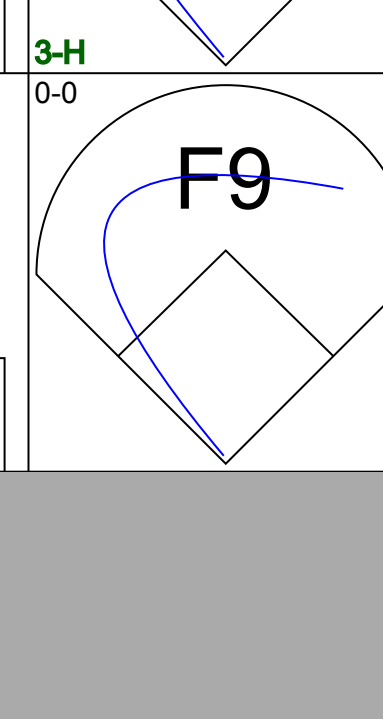
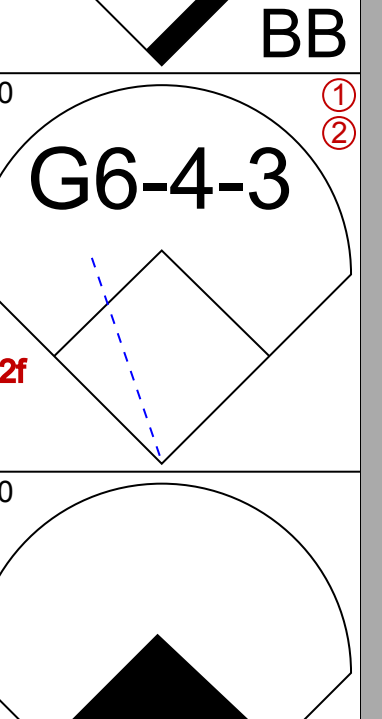
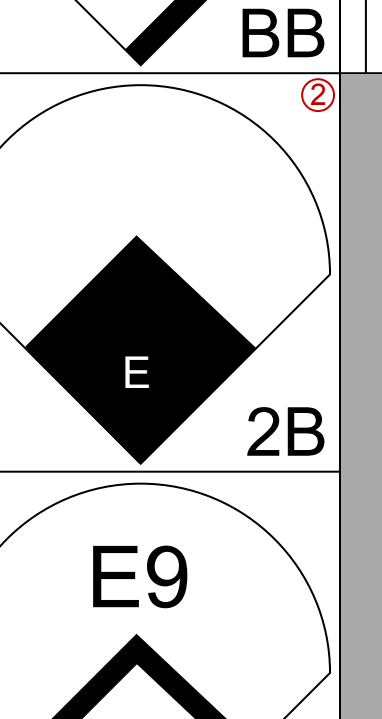
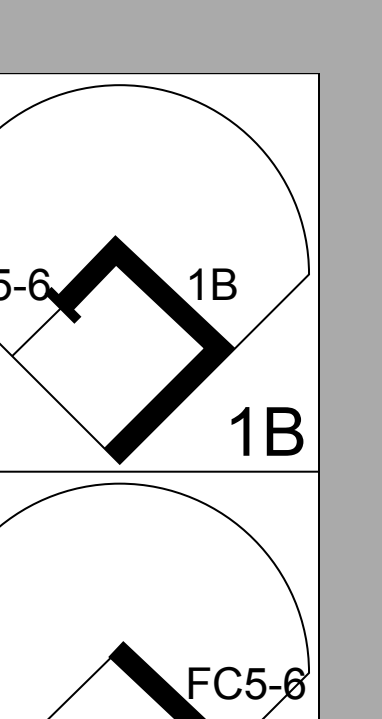
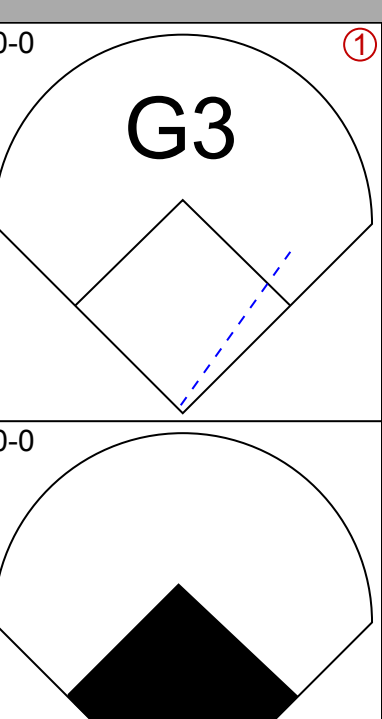
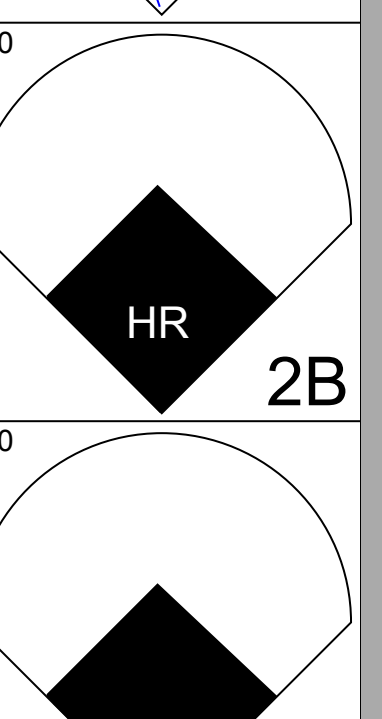
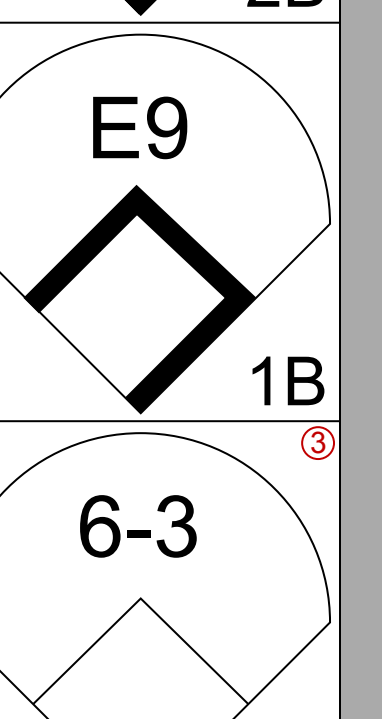
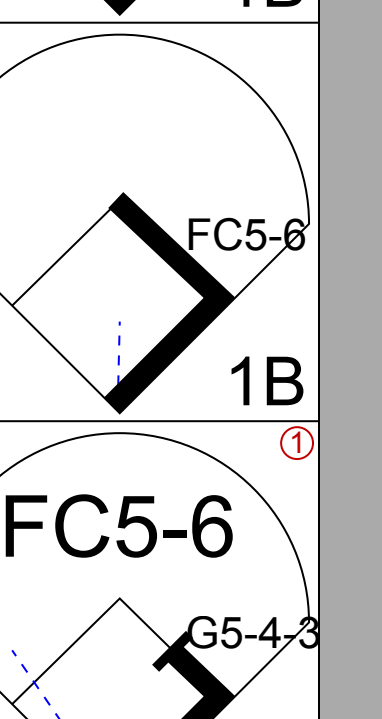
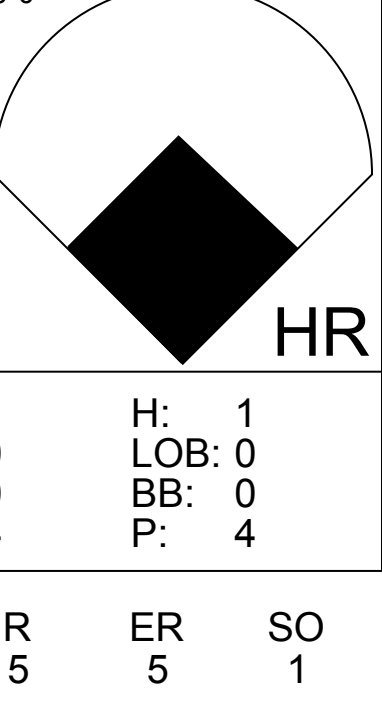
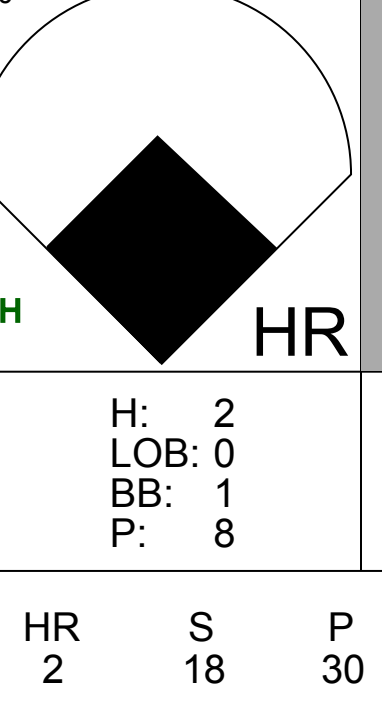
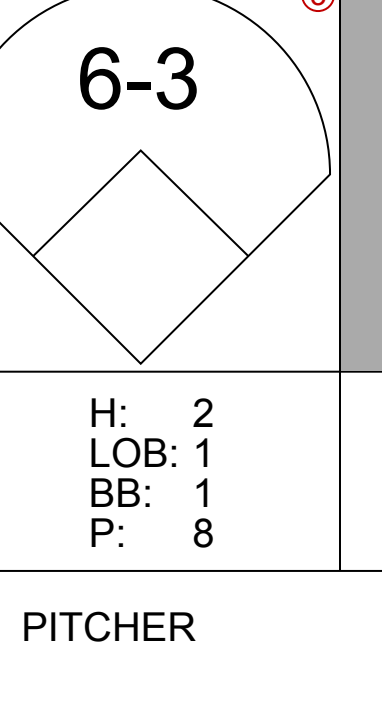
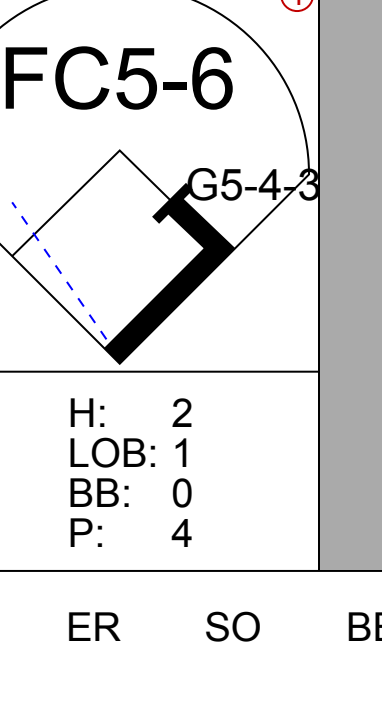
AB	28
R	3
H	3
RBI	3
BB	3
SO	8
LOB	6



Batter	1	2	3	4	5	6	7	8	9	AB	R	H	RBI	BB	SO	LOB	TOP																				
Spike Owen, S OBP: 0.284, SLG: 0.305 (1, 6)	F3		FC5 1B		BB BB 1B		F9		F3	5	0	2	0	0	0	1	Seattle Mariners @ Milwaukee Brewers Milwaukee County Stadium, Milwaukee, WI Tue May 06 1986, 4:33 AM EDT Att: 8,947 - Unknown livebaseballscorecards.com																				
Phil Bradley, R OBP: 0.322, SLG: 0.330 (1, 7)	5-3		FC5 1B		F9		BB BB			3	0	1	0	1	0	1																					
Alvin Davis, L OBP: 0.391, SLG: 0.519 (1, 3)	1B		K		BB BB		F7			3	0	1	0	1	1	3																					
Gorman Thomas, R OBP: 0.350, SLG: 0.471 (1, 10)	K		FC5		BB BB				F6	3	0	0	0	1	1	3																					
Ivan Calderon, R OBP: 0.294, SLG: 0.346 (1, 9)		F4		F9		K		F4	4	0	0	0	0	1	3																						
Danny Tartabull, R OBP: 0.321, SLG: 0.440 (1, 4)	F8		5-3			F7		K	4	0	0	0	0	1	0																						
Jim Prestley, R OBP: 0.228, SLG: 0.271 (1, 5)	FC6-4 1B		1B		6-3			G5-4-3 BB BB	3	0	2	0	1	0	0																						
Dave Henderson, R OBP: 0.270, SLG: 0.246 (1, 8)	FC6-4		F3		F8			G5-4-3 BB	3	0	0	0	1	0	2																						
Steve Yeager, R OBP: 0.213, SLG: 0.214 (1, 2)	F4		F4		5-3		F5	G5-4-3	4	0	0	0	0	0	2																						
Inning Stats	R: 0 E: 0 K: 1 S: 6	H: 1 LOB: 1 BB: 0 P: 6	R: 0 E: 0 K: 0 S: 4	H: 1 LOB: 1 BB: 0 P: 4	R: 0 E: 0 K: 1 S: 7	H: 2 LOB: 2 BB: 0 P: 7	R: 0 E: 0 K: 0 S: 4	H: 1 LOB: 3 BB: 0 P: 4	R: 0 E: 0 K: 1 S: 6	H: 0 LOB: 0 BB: 0 P: 3	R: 0 E: 0 K: 0 S: 3	H: 0 LOB: 1 BB: 1 P: 7	R: 0 E: 0 K: 1 S: 5	H: 0 LOB: 0 BB: 0 P: 5	R: 0 E: 0 K: 0 S: 2	H: 0 LOB: 1 BB: 2 P: 10	1B: 6 2B: 0 3B: 0 HR: 0	SF: 0 SAC: 0 DP: 1 HBP: 0	WP: 0 PB: 0 SB: 0 CS: 0	PA: 37																	
PITCHER	IP	WLS	BF	H	R	ER	SO	BB	IBB	HBP	BLK	WP	HR	S	P	ERA	WHIP	PITCHER		IP	WLS	BF	H	R	ER	SO	BB	IBB	HBP	BLK	WP	HR	S	P	ERA	WHIP	
Juan Nieves, L ERA: 3.23 (1, 1)	9.0	W	37	6	0	0	4	5	0	0	0	0	0	40	60	0.00	1.222			9.0	W	37	6	0	0	0	4	5	0	0	0	0	0	40	60	0.00	1.222

Batter	1	2	3	4	5	6	7	8	9	AB	R	H	RBI	BB	SO	LOB	BOTTOM																			
Paul Moltor, R OBP: 0.394, SLG: 0.489 (1, 5)	5-3	F9		G4-6-3 BB	K		HR			4	1	1	2	1	1	3	Seattle Mariners @ Milwaukee Brewers Milwaukee County Stadium, Milwaukee, WI Tue May 06 1986, 4:33 AM EDT Att: 8,947 - Unknown livebaseballscorecards.com																			
Ernest Riles, L OBP: 0.253, SLG: 0.309 (1, 6)	1B PB		G3	G4-6-3		4-3	F9			5	1	1	0	0	0	3																				
Cecil Cooper, L OBP: 0.269, SLG: 0.293 (1, 10)	F7		1B	1B	2B BB	K		K	4	1	1	0	1	2	1																					
Robin Yount, R OBP: 0.452, SLG: 0.495 (1, 8)	1B PB		1B	G6-4-3	F8	1B		FC3-6 1B	5	1	4	0	0	0	1																					
Billy Jo Robidoux, L OBP: 0.410, SLG: 0.384 (1, 3)	2B BB		G6-4-3		F7	F8		FC3-6 1B	4	1	1	0	1	0	4																					
Ben Oglivie, L OBP: 0.360, SLG: 0.478 Rick Manning, L OBP: 0.286, SLG: 0.286 (7, FR)	2B		G3	BB	BB	1B		FC3-6	4	1	3	2	0	0	0																					
Rob Deer, R OBP: 0.321, SLG: 0.441 (1, 9)	K		E6	2B	BB BB	1B		F7	1	1	0	1	1	3																						
Jim Gantner, L OBP: 0.397, SLG: 0.475 (1, 4)		4-3		2B	BB	BB		G4-6-3	3	1	2	2	1	0	0																					
Charlie Moore, R OBP: 0.457, SLG: 0.621 (1, 2)	F4			2B	BB	G4-6-3			3	0	1	3	1	0	2																					
Inning Stats	R: 3 E: 0 K: 1 S: 8	H: 3 LOB: 1 BB: 1 P: 12	R: 0 E: 0 K: 0 S: 3	H: 0 LOB: 0 BB: 0 P: 3	R: 0 E: 0 K: 0 S: 4	H: 2 LOB: 1 BB: 0 P: 4	R: 2 E: 1 K: 0 S: 5	H: 2 LOB: 1 BB: 1 P: 9	R: 2 E: 0 K: 1 S: 6	H: 1 LOB: 3 BB: 4 P: 22	R: 0 E: 0 K: 1 S: 6	H: 1 LOB: 1 BB: 0 P: 6	R: 3 E: 0 K: 0 S: 6	H: 4 LOB: 1 BB: 0 P: 6	R: 0 E: 0 K: 1 S: 7	H: 2 LOB: 2 BB: 0 P: 7	1B: 10 2B: 4 3B: 0 HR: 1	SF: 0 SAC: 0 DP: 3 HBP: 0	WP: 0 PB: 1 SB: 0 CS: 0	PA: 43																
PITCHER	IP	WLS	BF	H	R	ER	SO	BB	IBB	HBP	BLK	WP	HR	S	P	ERA	WHIP	PITCHER		IP	WLS	BF	H	R	ER	SO	BB	IBB	HBP	BLK	WP	HR	S	P	ERA	WHIP
Bill Swift, R ERA: 6.23 (1, 1)	3.1	L	19	7	5	4	1	2	0	0	0	0	0	4	16	13.50	2.250			3.1	L	19	7	5	4	1	2	0	0	0	0	4	16	13.50	2.250	
Lee Guetterman, L ERA: 5.4 (4, 1)	1.1		7	1	2	2	0	2	1	0	0	0	0	4	16	11.57	2.571			1.1		7	1	2	2	0	2	1	0	0	0	4	16	11.57	2.571	
Jerry Reed, R ERA: 9.0 (5, 1)	2.1		12	5	3	3	2	1	0	0	0	0	1	15	19	0.00	2.000			2.1		12	5	3	3	2	1	0	0	0	1	15	19	0.00	2.000	
Karl Best, R ERA: 5.4 (8, 1)	1.0		5	2	0	0	1	0	0	0	0	0	0	7	7	0.00	2.000			1.0		5	2	0	0	1	0	0	0	0	7	7	0.00	2.000		

Batter	1	2	3	4	5	6	7	8	9	AB	R	H	RBI	BB	SO	LOB	TOP			
Paul Moltzer, R OBP: 0.395, SLG: 0.474 (1, 5)										3	2	0	0	2	2	2	Milwaukee Brewers @ Oakland Athletics Oakland-Alameda County Coliseum, Oakland, CA Wed May 07 1986, 7:05 PM PDT Att: 12,249 - Unknown			
Ernest Riles, L OBP: 0.289, SLG: 0.357 (1, 6)										4	1	2	3	1	2	3				
Cecil Cooper, L OBP: 0.278, SLG: 0.290 (1, 10)										4	0	1	2	1	0	2				
Robin Yount, R OBP: 0.450, SLG: 0.490 (1, 8)										5	1	2	0	0	0	4				
Billy Jo Robidoux, L OBP: 0.413, SLG: 0.393 (1, 3)										3	0	1	1	1	1	1				
Ben Oglivie, L OBP: 0.345, SLG: 0.423 (1, 7)										3	0	0	0	1	0	2				
Rob Deer, R OBP: 0.305, SLG: 0.417 (1, 9)										4	0	0	0	0	1	3				
Jim Cantner, L OBP: 0.403, SLG: 0.477 (1, 4)										4	1	2	0	0	2	2				
Rick Cerone, R OBP: 0.173, SLG: 0.143 Bill Schroeder, R OBP: 0.400, SLG: 0.250 (7, PH) (7, 2)										2	0	0	0	0	0	1				
Inning Stats	R: 0 E: 0 K: 2 S: 7	H: 0 LOB: 0 BB: 0 P: 7	R: 0 E: 0 K: 1 S: 5	H: 0 LOB: 1 BB: 1 P: 9	R: 2 E: 0 K: 0 S: 5	H: 2 LOB: 0 BB: 0 P: 5	R: 1 E: 0 K: 1 S: 7	H: 2 LOB: 1 BB: 0 P: 7	R: 1 E: 0 K: 0 S: 3	H: 1 LOB: 1 BB: 2 P: 11	R: 0 E: 0 K: 1 S: 4	H: 0 LOB: 1 BB: 2 P: 12	R: 0 E: 0 K: 0 S: 3	H: 1 LOB: 0 BB: 3 P: 3	R: 2 E: 0 K: 1 S: 8	H: 3 LOB: 2 BB: 1 P: 12		1B: 6 2B: 2 3B: 0 HR: 1	SF: 0 SAC: 0 DP: 3 HBP: 0	WP: 0 PB: 0 SB: 1 CS: 1
PITCHER	IP	WLS	BF	H	R	ER	SO	BB	IBB	HBP	BLK	WP	HR	S	P	ERA	WHIP			
Joaquin Andujar, R ERA: 3.96 Bill Mooneyham, R ERA: Steve Ontiveros, R ERA: 3.72	(1, 1) (6, 1) (8, 1)	5.0 2.0 2.0	W 9 S	22 1 9	5 0 3	4 0 2	4 3 1	4 3 1	0 0 0	0 0 0	0 0 0	0 0 0	1 12 10	27 24 14	39 24 14	7.20 0.00 9.00	1.600 2.000 2.000			

Batter	1	2	3	4	5	6	7	8	9	AB	R	H	RBI	BB	SO	LOB	BOTTOM			
Tony Phillips, S OBP: 0.444, SLG: 0.385 (1, 5)										5	1	1	0	0	0	2	Milwaukee Brewers @ Oakland Athletics Oakland-Alameda County Coliseum, Oakland, CA Wed May 07 1986, 7:05 PM PDT Att: 12,249 - Unknown			
Bruce Bochte, L OBP: 0.382, SLG: 0.356 (1, 3)										2	2	1	0	2	0	0				
Jose Canseco, R OBP: 0.390, SLG: 0.529 (1, 9)										3	0	0	0	1	0	3				
Dave Kingman, R OBP: 0.250, SLG: 0.425 (1, 10)										4	0	2	2	0	2	0				
Dusty Baker Jr., R OBP: 0.275, SLG: 0.302 Rick Peters, S OBP: 0.500, SLG: 0.500 (8, 7)										3	0	0	0	1	0	2				
Mike Davis, L OBP: 0.286, SLG: 0.386 (1, 8)										1	0	0	1	2	0	2				
Donnie Hill, S OBP: 0.400, SLG: 0.606 (1, 4)										4	1	2	0	0	0	3				
Alfredo Griffin, S OBP: 0.355, SLG: 0.364 (1, 6)										4	1	3	1	0	0	0				
Bill Bathe, R OBP: 0.265, SLG: 0.485 (1, 2)										4	2	2	3	0	0	3				
Inning Stats	R: 2 E: 0 K: 0 S: 5	H: 2 LOB: 2 BB: 2 P: 13	R: 1 E: 0 K: 0 S: 4	H: 1 LOB: 0 BB: 0 P: 4	R: 0 E: 0 K: 1 S: 5	H: 0 LOB: 0 BB: 0 P: 5	R: 2 E: 0 K: 0 S: 4	H: 2 LOB: 0 BB: 1 P: 8	R: 0 E: 0 K: 1 S: 5	H: 1 LOB: 0 BB: 0 P: 5	R: 1 E: 1 K: 0 S: 4	H: 2 LOB: 1 BB: 1 P: 8	R: 1 E: 0 K: 0 S: 4	H: 1 LOB: 2 BB: 2 P: 12	R: 0 E: 0 K: 0 S: 4	H: 2 LOB: 1 BB: 0 P: 4		1B: 7 2B: 2 3B: 0 HR: 2	SF: 1 SAC: 0 DP: 3 HBP: 0	WP: 0 PB: 1 SB: 0 CS: 1
PITCHER	IP	WLS	BF	H	R	ER	SO	BB	IBB	HBP	BLK	WP	HR	S	P	ERA	WHIP			
Bill Wegman, R ERA: 4.34 Jaime Cocanower, R ERA: 4.3 Danny Darwin, R ERA: 3.75	(1, 1) (5, 1) (7, 1)	4.0 2.1 1.2	L	19 11 7	5 3 3	5 2 0	5 1 0	1 1 0	0 0 0	0 0 0	0 0 0	0 0 0	2 10 7	18 22 7	30 22 7	11.25 7.71 0.00	2.000 2.571 1.800			



Batter	1	2	3	4	5	6	7	8	9	AB	R	H	RBI	BB	SO	LOB	TOP																					
Randy Ready, R OBP: 0.227, SLG: 0.286 (1, 5)	F8		BB 1B		FC5-2-5-1		F9		HR	5	1	2	1	0	0	2	Milwaukee Brewers @ Oakland Athletics Oakland-Alameda County Coliseum, Oakland, CA Thu May 08 1986, 3:33 AM PDT Att: 10,254 - Unknown livebaseballscorecards.com																					
Ernest Riles, L OBP: 0.275, SLG: 0.353 (1, 6)	1-3		BB		G3		1B		F7	4	0	1	0	1	0	2																						
Cecil Cooper, L OBP: 0.299, SLG: 0.303 (1, 10)			BB		F6		1B		F8	4	0	2	0	1	0	2																						
Robin Yount, R OBP: 0.434, SLG: 0.471 (1, 8)	F4		3-1		F3		F3			4	0	0	0	0	0	8																						
Billy Jo Robidoux, L OBP: 0.389, SLG: 0.376 (1, 3)			G3		F8		F8		F8	4	0	0	0	0	0	0																						
Ben Oglivie, L OBP: 0.364, SLG: 0.467 Rick Manning, L OBP: 0.286, SLG: 0.286 (8, PR) (8, 7)			FC4-6 1B		G3		4-3		WP 2B	4	0	2	0	0	0	0																						
Rob Deer, R OBP: 0.302, SLG: 0.400 (1, 9)			K		K		FC5-4 BB		K	3	0	0	0	1	3	2																						
Jim Gantner, L OBP: 0.395, SLG: 0.464 (1, 4)			FC4-6 1-2		E7 1B		FC5-4 1B		F7	4	0	1	0	0	0	4																						
Charlie Moore, R OBP: 0.436, SLG: 0.576 (1, 2)			F8		FC5-2-5-1 2-3 1B		F9		K	4	0	1	0	0	1	0																						
Inning Stats	R: 0 E: 0 K: 0 S: 4	H: 1 LOB: 1 BB: 0 P: 4	R: 0 E: 0 K: 1 S: 6	H: 1 LOB: 1 BB: 0 P: 6	R: 0 E: 0 K: 0 S: 4	H: 1 LOB: 2 BB: 1 P: 8	R: 0 E: 0 K: 1 S: 5	H: 0 LOB: 0 BB: 0 P: 5	R: 0 E: 0 K: 0 S: 3	H: 0 LOB: 1 BB: 1 P: 7	R: 0 E: 0 K: 0 S: 5	H: 2 LOB: 2 BB: 0 P: 5	R: 0 E: 0 K: 1 S: 6	H: 1 LOB: 2 BB: 0 P: 6	R: 1 E: 0 K: 1 S: 6	H: 1 LOB: 0 BB: 0 P: 6	1B: 7 2B: 1 3B: 0 HR: 1	SF: 0 SAC: 0 DP: 0 HBP: 0	WP: 1 PA: 39																			
PITCHER	IP	WLS	BF	H	R	ER	SO	BB	IBB	HBP	BLK	WP	HR	S	P	ERA	WHIP	PITCHER		IP	WLS	BF	H	R	ER	SO	BB	IBB	HBP	BLK	WP	HR	S	P	ERA	WHIP		
Chris Codiroli, R ERA: 2.22 Steve Ontiveros, R ERA: 3.99	(1, 1)	8.0	W	35	8	0	0	3	3	0	0	0	1	0	38	50	0.00	1.375			(9, 1)	1.0	S	4	1	1	1	1	0	0	0	0	0	1	6	6	9.00	1.000

Batter	1	2	3	4	5	6	7	8	9	AB	R	H	RBI	BB	SO	LOB	BOTTOM																			
Tony Phillips, S OBP: 0.438, SLG: 0.380 (1, 5)	2-3		G3		CS		4-3		FC5-4 2H 1B	4	1	1	1	0	0	1	Milwaukee Brewers @ Oakland Athletics Oakland-Alameda County Coliseum, Oakland, CA Thu May 08 1986, 3:33 AM PDT Att: 10,254 - Unknown livebaseballscorecards.com																			
Donnie Hill, S OBP: 0.410, SLG: 0.583 (1, 4)	F9				4-3		FC5-4 1B		FC5-4 BB	3	0	1	0	1	0	0																				
Jose Canseco, R OBP: 0.378, SLG: 0.509 (1, 9)	1-3				K		K		FC5-4 1B	4	0	0	0	0	2	3																				
Dave Kingman, R OBP: 0.250, SLG: 0.417 (1, 10)			K		K		FC5-4 1-2		1-2 3H 1B	4	0	1	1	0	2	1																				
Carney Lansford, R OBP: 0.322, SLG: 0.358 (1, 3)			F2		SH1-4 CS 1B		4-3		F9	4	0	1	0	0	0	2																				
Steve Henderson, R OBP: 0.105, SLG: 0.167 Rick Peters, S OBP: 0.500, SLG: 0.500 (8, 7)			K		SH1-4 1-2 1B		K			3	0	1	0	0	2	0																				
Mike Davis, L OBP: 0.278, SLG: 0.375 (1, 8)			K		SH1-4 1-2 2-3		F6			2	0	0	0	0	1	0																				
Alfredo Griffin, S OBP: 0.372, SLG: 0.376 (1, 6)			CS 1B		IBB		SH3-4 1B		SH3-4 1B	2	1	2	0	1	0	0																				
Mickey Tettleton, S OBP: 0.250, SLG: 0.226 (1, 2)			BB		K		SH3-4 1-2			1	0	0	0	1	1	3																				
Inning Stats	R: 0 E: 0 K: 0 S: 3	H: 0 LOB: 0 BB: 0 P: 3	R: 0 E: 0 K: 2 S: 7	H: 0 LOB: 0 BB: 0 P: 7	R: 0 E: 0 K: 1 S: 5	H: 1 LOB: 1 BB: 1 P: 9	R: 0 E: 0 K: 2 S: 7	H: 0 LOB: 0 BB: 0 P: 7	R: 0 E: 0 K: 1 S: 6	H: 2 LOB: 2 BB: 1 P: 10	R: 0 E: 0 K: 1 S: 6	H: 1 LOB: 1 BB: 0 P: 6	R: 0 E: 0 K: 1 S: 5	H: 0 LOB: 0 BB: 0 P: 5	R: 2 E: 0 K: 0 S: 6	H: 3 LOB: 2 BB: 1 P: 10	1B: 7 2B: 0 3B: 0 HR: 0	SF: 0 SAC: 2 DP: 0 HBP: 0	WP: 0 PA: 33																	
PITCHER	IP	WLS	BF	H	R	ER	SO	BB	IBB	HBP	BLK	WP	HR	S	P	ERA	WHIP	PITCHER		IP	WLS	BF	H	R	ER	SO	BB	IBB	HBP	BLK	WP	HR	S	P	ERA	WHIP
Teddy Higuera, L ERA: 2.43	(1, 1)	8.0	L	32	7	2	2	8	2	1	0	0	0	45	57	2.25	1.125			(1, 1)	8.0	L	32	7	2	2	8	2	1	0	0	0	45	57	2.25	1.125

Batter	1	2	3	4	5	6	7	8	9	AB	R	H	RBI	BB	SO	LOB	TOP				
Paul Moltor, R OBP: 0.393, SLG: 0.469 Juan Castillo, S OBP: 0.400, SLG: 0.200	4-3		HR		SH1-4		K		FC6-4 BB	3	1	1	0	0	0	1	Milwaukee Brewers @ California Angels Anaheim Stadium, Anaheim, CA Fri May 09 1986, 10:05 PM EDT Att: 40,716 - Unknown				
Ernest Riles, L OBP: 0.297, SLG: 0.370	F7		HR	2B			F7		4-3	6	2	3	3	0	0	2					
Cecil Cooper, L OBP: 0.313, SLG: 0.403	K		HR	F7	F5				FC6-4 1B	6	2	3	5	0	1	3					
Robin Yount, R OBP: 0.429, SLG: 0.458		4-3	FC3-6 1B	2B	K				FC6-4 1B	5	3	1	1	1	2	3					
Billy Jo Rodoboux, L OBP: 0.420, SLG: 0.396		BB	FC3-6 BB	2B					1B	3	1	2	2	3	0	0					
Ben Oglivie, L OBP: 0.351, SLG: 0.424 Rick Manning, L OBP: 0.444, SLG: 0.375		BB	FC3-6 SF9	F7			F7		1B	3	1	0	0	1	0	4					
Rob Deer, R OBP: 0.315, SLG: 0.407		BB	1B	F7			HBP		1B	1	0	1	1	0	0	0					
Jim Gantner, L OBP: 0.402, SLG: 0.473		F8	E	L7					FC6-4 1B	6	1	3	2	0	1	4					
Bill Schroeder, R OBP: 0.400, SLG: 0.500		F7	E	SH1-4 1B	G3-6-3				FC6-4 1B	5	2	2	0	1	0	6					
					E5				1-6-3	4	2	2	1	0	0	1					
Inning Stats	R: 0 E: 0 K: 1 S: 5	H: 0 LOB: 0 BB: 0 P: 5	R: 0 E: 0 K: 0 S: 3	H: 0 LOB: 2 BB: 2 P: 11	R: 7 E: 2 K: 0 S: 9	H: 6 LOB: 1 BB: 2 P: 17	R: 2 E: 0 K: 0 S: 5	H: 2 LOB: 1 BB: 1 P: 9	R: 1 E: 1 K: 1 S: 8	H: 2 LOB: 2 BB: 0 P: 8	R: 0 E: 0 K: 1 S: 5	H: 0 LOB: 0 BB: 0 P: 5	R: 1 E: 0 K: 2 S: 3	H: 1 LOB: 1 BB: 0 P: 9	R: 5 E: 0 K: 0 S: 9	H: 6 LOB: 2 BB: 1 P: 13	1B: 12 2B: 4 3B: 0 HR: 2	SF: 1 SAC: 1 DP: 1 HBP: 1	WP: 0 PB: 0 SB: 1 CS: 0	PA: 53	
PITCHER	IP	WLS	BF	H	R	ER	SO	BB	IBB	HBP	BLK	WP	HR	S	P	ERA	WHIP				
Kirk McCaskill, R ERA: 4.85	2.0	L	14	5	6	5	1	3	0	0	0	0	1	13	25	22.50	4.000				
Ken Forsch, R ERA: 9.0	3.1		14	4	4	3	0	2	0	0	0	0	0	12	20	11.57	2.571				
T.R. Bryden, R ERA: 5.06	5.1		18	5	4	4	4	2	0	1	0	0	1	23	32	9.82	1.909				
Terry Forster, L ERA: 5.73	9.1		7	4	2	2	0	0	0	0	0	0	0	7	7	18.00	4.000				

Batter	1	2	3	4	5	6	7	8	9	AB	R	H	RBI	BB	SO	LOB	BOTTOM				
Ruppert Jones, L OBP: 0.348, SLG: 0.370 Rick Burleson, R OBP: 0.402, SLG: 0.447	K		FC4-6 1B	K			E9 SF8 2B		F4	4	1	1	0	0	2	4	Milwaukee Brewers @ California Angels Anaheim Stadium, Anaheim, CA Fri May 09 1986, 10:05 PM EDT Att: 40,716 - Unknown				
Wally Joyner, L OBP: 0.382, SLG: 0.571	F7			F9			SF8		F8	4	0	1	2	0	0	3					
Brian Downing, R OBP: 0.421, SLG: 0.606	F6		5-3		G4-6-3 1B		K			4	0	1	0	0	1	2					
Reggie Jackson, L OBP: 0.416, SLG: 0.560		F8		1B	2B		K			2	1	0	0	2	1	0					
Doug DeCinces, R OBP: 0.290, SLG: 0.368		K		F3	G4-6-3				1-3	4	0	0	0	0	1	3					
George Hendrick, R OBP: 0.381, SLG: 0.643				1B	K				6-3	3	1	1	0	0	1	1					
Rob Wilfong, L OBP: 0.321, SLG: 0.429	CS		FC4-6 1B	2B	1B		F5		F7	4	2	2	0	0	0	0					
Dick Schofield, R OBP: 0.318, SLG: 0.492			F9	1B	2B		K			4	0	2	2	0	1	1					
Bob Boone, R OBP: 0.326, SLG: 0.333			FC4-6 1B	2B	1B		F4		F4	4	0	2	1	0	0	1					
										4	2	2	1	0	0	1					
Inning Stats	R: 0 E: 0 K: 1 S: 5	H: 0 LOB: 0 BB: 0 P: 5	R: 0 E: 0 K: 1 S: 4	H: 0 LOB: 0 BB: 0 P: 5	R: 1 E: 0 K: 0 S: 6	H: 3 LOB: 0 BB: 0 P: 6	R: 3 E: 0 K: 1 S: 9	H: 4 LOB: 2 BB: 1 P: 13	R: 0 E: 0 K: 1 S: 5	H: 0 LOB: 0 BB: 0 P: 5	R: 1 E: 1 K: 2 S: 8	H: 1 LOB: 0 BB: 0 P: 8	R: 0 E: 0 K: 0 S: 3	H: 0 LOB: 0 BB: 0 P: 3	R: 0 E: 0 K: 0 S: 4	H: 1 LOB: 1 BB: 0 P: 4	1B: 8 2B: 2 3B: 0 HR: 0	SF: 1 SAC: 0 DP: 1 HBP: 1	WP: 0 PB: 0 SB: 0 CS: 1	PA: 39	
PITCHER	IP	WLS	BF	H	R	ER	SO	BB	IBB	HBP	BLK	WP	HR	S	P	ERA	WHIP				
Tim Leary, R ERA: 4.95	4.0		22	8	4	4	3	2	0	1	0	0	0	20	34	9.00	2.500				
Danny Darwin, R ERA: 2.51	5.1	W	12	1	1	0	4	0	0	0	0	0	0	20	20	0.00	0.250				
Bob McClure, L ERA:	9.1		4	1	0	0	0	0	0	0	0	0	0	4	4	0.00	1.000				

Batter	1	2	3	4	5	6	7	8	9	AB	R	H	RBI	BB	SO	LOB	TOP					
Randy Ready, R OBP: 0.204, SLG: 0.255	(1, 5) K		(2) K		(3) F9		(3) 6-3		(3) K	5	0	0	0	0	3	2						
Ernest Riles, L OBP: 0.298, SLG: 0.366	(1, 6) F7		(3) 1-3			(1) 4-3			G4-6-3 1B	4	0	1	0	0	0	1						
Cecil Cooper, L OBP: 0.322, SLG: 0.400	(1, 10) 4-3				G1-6-3 1B				G4-6-3 1-2 1B	3	2	1	0	1	0	1						
Robin Yount, R OBP: 0.439, SLG: 0.464		(1) 4-3			G1-6-3 1-2 1B				4-0 2B BB	3	1	2	0	1	0	0						
Billy Jo Robidoux, L OBP: 0.423, SLG: 0.410					G1-6-3 1-2 2-3				4-0 F8 2B	4	0	2	2	0	0	3						
Ben Oglivie, L OBP: 0.350, SLG: 0.417		(2) 1B			0-0 F9				0-0 F8	3	0	1	1	0	0	2						
Rick Manning, L OBP: 0.400, SLG: 0.333	(8, 7) F9				0-0 1B				2-3 F8	1	0	0	0	0	0	0						
Rob Deer, R OBP: 0.302, SLG: 0.388	(1, 9) K				3-H 0-0 F3				0-3 K	4	1	0	0	0	3	3						
Jim Gantner, L OBP: 0.395, SLG: 0.455	(1, 4) BB				4-0 BB				0-0 F7	3	0	0	0	1	0	1						
Charlie Moore, R OBP: 0.419, SLG: 0.568	(1, 2) F8				0-0 F8				0-0 5-3	4	0	1	1	0	1	1						
Inning Stats	R: 0 E: 0 K: 1 S: 5	H: 0 LOB: 0 BB: 0 P: 5	R: 0 E: 0 K: 1 S: 6	H: 1 LOB: 1 BB: 0 P: 6	R: 0 E: 0 K: 1 S: 5	H: 0 LOB: 1 BB: 1 P: 9	R: 1 E: 0 K: 0 S: 5	H: 3 LOB: 0 BB: 0 P: 5	R: 0 E: 0 K: 0 S: 3	H: 0 LOB: 0 BB: 0 P: 3	R: 2 E: 0 K: 1 S: 7	H: 2 LOB: 1 BB: 1 P: 11	R: 0 E: 0 K: 1 S: 5	H: 0 LOB: 0 BB: 0 P: 5	R: 0 E: 0 K: 0 S: 3	H: 1 LOB: 1 BB: 1 P: 7	R: 1 E: 1 K: 2 S: 9	H: 1 LOB: 1 BB: 0 P: 9	1B: 6 2B: 2 3B: 0 HR: 0	SF: 0 SAC: 0 DP: 2 HBP: 0	WP: 0 PB: 1 SB: 1 CS: 0	PA: 37
PITCHER Mike Witt, R ERA: 3.02	(1, 1) IP: 9.0 WLS: L BF: 37 H: 8 R: 4 ER: 3 SO: 7 BB: 3 IBB: 0 HBP: 0 BLK: 0 WP: 0 HR: 0 S: 48 P: 60 ERA: 3.00 WHIP: 1.222															PITCHER						

Milwaukee Brewers @ California Angels
Anaheim Stadium, Anaheim, CA
Sat May 10 1986, 10:05 PM EDT
Att: 35,371 - Unknown

livebaseballscores.com

AB 34
R 4
H 8
RBI 4
BB 3
SO 7
LOB 14




Batter	1	2	3	4	5	6	7	8	9	AB	R	H	RBI	BB	SO	LOB	BOTTOM					
Rick Burleson, R OBP: 0.396, SLG: 0.450	(1, 10) K		(3) F2							4	0	1	1	0	1	1						
Wally Joyner, L OBP: 0.359, SLG: 0.558	(1, 3) F4				4-0 2H 2B					3	1	0	0	1	0	1						
Brian Downing, R OBP: 0.415, SLG: 0.589	(1, 7) F4				0-0 1B SF9 BB					3	0	0	0	1	0	1						
Doug DeCinces, R OBP: 0.297, SLG: 0.381	(1, 5) 6-3				0-0 F8					4	0	2	0	0	0	1						
George Hendrick, R OBP: 0.338, SLG: 0.610	(1, 9) L9				1-3 1B					3	0	0	1	0	1	2						
Bobby Grich, R OBP: 0.353, SLG: 0.444	(1, 4) 1B				3-H 0-0 F9					4	0	2	0	0	0	2						
Dick Schofield, R OBP: 0.314, SLG: 0.470	(1, 6) L8									3	0	0	0	1	1	2						
Bob Boone, R OBP: 0.326, SLG: 0.326	(1, 2) 6-3				4-0 2B 1-3 BB					2	1	0	0	1	0	1						
Darrell Miller, R OBP: 0.175, SLG: 0.162	(1, 8) 5-3				0-0 1-2 2B					3	0	0	0	0	0	2						
Reggie Jackson, L OBP: 0.411, SLG: 0.553	(9, PH)				1-2 1-3					1	0	0	0	0	0	1						
Inning Stats	R: 0 E: 0 K: 1 S: 5	H: 0 LOB: 0 BB: 0 P: 5	R: 0 E: 0 K: 0 S: 4	H: 1 LOB: 1 BB: 0 P: 4	R: 0 E: 0 K: 0 S: 3	H: 0 LOB: 0 BB: 0 P: 3	R: 1 E: 0 K: 0 S: 4	H: 1 LOB: 1 BB: 1 P: 8	R: 1 E: 0 K: 1 S: 6	H: 1 LOB: 1 BB: 1 P: 10	R: 0 E: 0 K: 0 S: 3	H: 0 LOB: 1 BB: 1 P: 7	R: 0 E: 0 K: 1 S: 6	H: 0 LOB: 1 BB: 0 P: 6	R: 0 E: 0 K: 0 S: 4	H: 1 LOB: 1 BB: 0 P: 4	R: 0 E: 0 K: 0 S: 4	H: 1 LOB: 1 BB: 0 P: 4	1B: 3 2B: 2 3B: 0 HR: 0	SF: 1 SAC: 1 DP: 0 HBP: 0	WP: 0 PB: 0 SB: 0 CS: 0	PA: 36
PITCHER Juan Nieves, L ERA: 3.2 Dan Plesac, L ERA: 3.71	(1, 1) IP: 6.0 WLS: W BF: 25 H: 3 R: 2 ER: 2 SO: 2 BB: 4 IBB: 0 HBP: 0 BLK: 0 WP: 0 HR: 0 S: 25 P: 41 ERA: 3.00 WHIP: 1.167															PITCHER						

Milwaukee Brewers @ California Angels
Anaheim Stadium, Anaheim, CA
Sat May 10 1986, 10:05 PM EDT
Att: 35,371 - Unknown

livebaseballscores.com

AB 30
R 2
H 5
RBI 2
BB 4
SO 3
LOB 14



Batter	1	2	3	4	5	6	7	8	9	AB	R	H	RBI	BB	SO	LOB	TOP										
Randy Ready, R OBP: 0.226, SLG: 0.275 (1, 5)										4	0	2	0	0	1	0	Milwaukee Brewers @ California Angels Anaheim Stadium, Anaheim, CA Sun May 11 1986, 6:33 AM EDT Att: 35,418 - Unknown										
Ernest Riles, L OBP: 0.276, SLG: 0.353 (1, 6)										4	0	0	0	0	0	4											
Cecil Cooper, L OBP: 0.308, SLG: 0.380 (1, 10)										4	0	0	0	0	1	0											
Robin Yount, R OBP: 0.449, SLG: 0.482 (1, 8)										4	1	3	0	0	1	0											
Billy Jo Robidoux, L OBP: 0.417, SLG: 0.404 (1, 3)										4	0	1	0	0	1	3											
Ben Oglivie, L OBP: 0.364, SLG: 0.425 (1, 7)										4	0	2	1	0	0	1											
Jim Gantner, L OBP: 0.389, SLG: 0.444 (1, 4)										4	0	1	0	0	0	3											
Paul Householder, S OBP: 0.222, SLG: 0.220 (1, 9)										4	0	0	0	0	1	1											
Rick Cerone, R OBP: 0.182, SLG: 0.154 (1, 2)										3	0	1	0	0	1	1											
Inning Stats	R: 0 E: 0 K: 1 S: 5	H: 0 LOB: 0 BB: 0 P: 5	R: 1 E: 0 K: 0 S: 4	H: 2 LOB: 0 BB: 0 P: 4	R: 0 E: 0 K: 0 S: 4	H: 2 LOB: 1 BB: 0 P: 4	R: 0 E: 0 K: 1 S: 6	H: 1 LOB: 1 BB: 0 P: 6	R: 0 E: 0 K: 0 S: 5	H: 2 LOB: 2 BB: 0 P: 5	R: 0 E: 0 K: 2 S: 9	H: 2 LOB: 2 BB: 0 P: 9	R: 0 E: 0 K: 0 S: 7	H: 0 LOB: 0 BB: 0 P: 7	R: 0 E: 0 K: 0 S: 4	H: 1 LOB: 1 BB: 0 P: 4	R: 0 E: 0 K: 0 S: 3	H: 0 LOB: 0 BB: 0 P: 3	1B: 9 2B: 1 3B: 0 HR: 0	SF: 0 SAC: 0 DP: 2 HBP: 0	WP: 0 PB: 0 SB: 0 CS: 0	PA: 35					
PITCHER	IP	WLS	BF	H	R	ER	SO	BB	IBB	HBP	BLK	WP	HR	S	P	ERA	WHIP										
Jim Slaton, R ERA: 3.5 (1, 1)	6.0	W	25	9	1	1	4	0	0	0	0	0	0	33	33	1.50	1.500										
Doug Corbett, R ERA: 1.35 (7, 1)	3.0	S	10	1	0	0	2	0	0	0	0	0	0	14	14	0.00	0.333										

Batter	1	2	3	4	5	6	7	8	9	AB	R	H	RBI	BB	SO	LOB	BOTTOM										
Ruppert Jones, L OBP: 0.355, SLG: 0.403 (1, 8)										4	1	2	1	0	1	1	Milwaukee Brewers @ California Angels Anaheim Stadium, Anaheim, CA Sun May 11 1986, 6:33 AM EDT Att: 35,418 - Unknown										
Wally Joyner, L OBP: 0.383, SLG: 0.579 (1, 3)										4	1	2	1	0	0	2											
Brian Downing, R OBP: 0.410, SLG: 0.573 (1, 7)										3	0	0	0	1	0	1											
Reggie Jackson, L OBP: 0.415, SLG: 0.588 (1, 10)										4	1	2	2	0	2	1											
Doug DeCinces, R OBP: 0.288, SLG: 0.369 (1, 5)										4	0	0	0	0	0	2											
George Hendrick, R OBP: 0.319, SLG: 0.571 (1, 9)										4	0	0	0	0	0	2											
Rob Wilfong, L OBP: 0.329, SLG: 0.469 (1, 4)										4	2	2	1	0	1	0											
Dick Schofield, R OBP: 0.324, SLG: 0.471 (1, 6)										4	0	2	0	0	0	1											
Bob Boone, R OBP: 0.313, SLG: 0.311 (1, 2)										4	0	0	0	0	0	3											
Inning Stats	R: 0 E: 0 K: 1 S: 6	H: 1 LOB: 1 BB: 0 P: 6	R: 1 E: 0 K: 0 S: 5	H: 2 LOB: 1 BB: 0 P: 5	R: 1 E: 0 K: 0 S: 5	H: 2 LOB: 2 BB: 1 P: 9	R: 1 E: 0 K: 0 S: 5	H: 2 LOB: 1 BB: 0 P: 5	R: 1 E: 0 K: 0 S: 4	H: 1 LOB: 0 BB: 0 P: 4	R: 0 E: 1 K: 1 S: 6	H: 0 LOB: 1 BB: 0 P: 6	R: 1 E: 0 K: 1 S: 6	H: 1 LOB: 0 BB: 0 P: 6	R: 0 E: 0 K: 1 S: 6	H: 1 LOB: 1 BB: 0 P: 6	1B: 5 2B: 2 3B: 0 HR: 3	SF: 0 SAC: 0 DP: 0 HBP: 0	WP: 1 PB: 0 SB: 1 CS: 0	PA: 36							
PITCHER	IP	WLS	BF	H	R	ER	SO	BB	IBB	HBP	BLK	WP	HR	S	P	ERA	WHIP										
Bill Wegman, R ERA: 4.68 (1, 1)	5.0	L	24	8	4	4	1	1	0	0	0	0	1	12	12	4.50	1.800										
Jaime Cocanower, R ERA: 4.32 (6, 1)	2.0		8	1	1	1	2	0	0	0	0	0	0	6	6	0.00	1.000										
Mark Clear, R ERA: 0.82 (8, 1)	1.0		4	1	0	0	1	0	0	0	0	0	0	6	6	0.00	1.000										

Batter	1	2	3	4	5	6	7	8	9	AB	R	H	RBI	BB	SO	LOB	TOP					
Jim Gantner, L (1,4) OBP: 0.387, SLG: 0.434 Randy Ready, R (5,FR) OBP: 0.222, SLG: 0.269 (5,4)	L3		4-3			HBP	G4-6-3			2	0	0	0	0	0	0						
Ernest Riles, L (1,6) OBP: 0.283, SLG: 0.347	BB		CS			6-3		K		2	0	0	0	2	1	3						
Cecil Cooper, L (1,10) OBP: 0.305, SLG: 0.366	F8		CS		G6-4-3		F7	K		3	0	0	0	1	1	1						
Robin Yount, R (1,8) OBP: 0.443, SLG: 0.470	F9				K		1B	K		3	0	0	0	1	2	2						
Billy Jo Robidoux, L (1,3) OBP: 0.412, SLG: 0.393		BB			G6-4-3		K			3	0	0	0	1	1	2						
Ben Oglivie, L (1,7) OBP: 0.354, SLG: 0.409	F5				G3			4-3		4	0	1	0	0	0	1						
Rob Deer, R (1,9) OBP: 0.300, SLG: 0.375	K				2B		K			3	0	0	0	1	2	3						
Dale Sveum, S (1,5) OBP: 0.667, SLG: 1.000	K									3	0	2	0	0	1	1						
Charlie Moore, R (1,2) OBP: 0.391, SLG: 0.525			F9				K	K		3	0	0	0	0	2	3						
Inning Stats	R: 0 E: 0 K: 0 S: 3	H: 0 LOB: 1 BB: 1 P: 7	R: 0 E: 0 K: 2 S: 7	H: 0 LOB: 1 BB: 1 P: 11	R: 0 E: 0 K: 0 S: 2	H: 0 LOB: 0 BB: 1 P: 6	R: 0 E: 0 K: 1 S: 4	H: 0 LOB: 0 BB: 1 P: 8	R: 0 E: 0 K: 2 S: 6	H: 1 LOB: 3 BB: 1 P: 11	R: 0 E: 0 K: 1 S: 8	H: 1 LOB: 0 BB: 0 P: 12	R: 0 E: 0 K: 3 S: 5	H: 1 LOB: 0 BB: 0 P: 5	R: 0 E: 0 K: 3 S: 9	H: 0 LOB: 0 BB: 0 P: 9	R: 0 E: 0 K: 0 S: 3	H: 0 LOB: 0 BB: 0 P: 3	1B: 2 2B: 1 3B: 0 HR: 0	SF: 0 SAC: 0 DP: 2 HBP: 1	WP: 0 PB: 0 CS: 1	PA: 35
PITCHER	IP	WLS	BF	H	R	ER	SO	BB	IBB	HBP	BLK	WP	HR	S	P	ERA	WHIP					
Mitt Wilcox, R (1,1) ERA: 5.13	2.0		8	0	0	0	2	2	0	0	0	0	0	10	18	0.00	1.000					
Matt Young, L (3,1) ERA: 4.85	7.0	W	26	3	0	0	8	4	0	1	0	0	0	37	54	0.00	1.000					

Milwaukee Brewers @ Seattle Mariners
The Kingdome, Seattle, WA
Mon May 12 1986, 10:05 PM EDT
Att: 13,129 - Unknown

AB 27
R 0
H 3
RBI 0
BB 6
SO 10
LOB 17



Batter	1	2	3	4	5	6	7	8	9	AB	R	H	RBI	BB	SO	LOB	BOTTOM				
Spike Owen, S (1,6) OBP: 0.293, SLG: 0.321	BB 1B	3-1			2B			F7		4	1	2	0	0	0	1					
Phil Bradley, R (1,7) OBP: 0.350, SLG: 0.377	BB 1B		K		K		K			4	0	1	0	0	3	2					
Alvin Davis, L (1,3) OBP: 0.432, SLG: 0.626	BB		F7		2B		F7			3	0	1	1	1	0	0					
Gorman Thomas, R (1,10) OBP: 0.304, SLG: 0.422	K		K		5-3		K			4	0	0	0	0	3	4					
Ivan Calderon, R (1,9) OBP: 0.261, SLG: 0.321	K				1B		F3	F4		3	0	0	0	0	1	3					
Jim Prestley, R (1,5) OBP: 0.236, SLG: 0.347	K				K		F9	5-3		4	1	1	0	0	2	4					
Dave Henderson, R (1,8) OBP: 0.276, SLG: 0.393			HR		K		F9	HR		4	2	2	2	0	1	2					
Domingo Ramos, R (1,4) OBP: 0.222, SLG: 0.192		6-3			1B		HR	5-3		3	1	1	0	1	0	0					
Steve Yeager, R (1,2) OBP: 0.259, SLG: 0.294	5-3				K		HR			4	1	2	3	0	1	0					
Inning Stats	R: 0 E: 0 K: 3 S: 11	H: 2 LOB: 3 BB: 1 P: 15	R: 1 E: 0 K: 0 S: 4	H: 1 LOB: 0 BB: 0 P: 4	R: 0 E: 0 K: 2 S: 7	H: 0 LOB: 0 BB: 0 P: 7	R: 0 E: 0 K: 2 S: 7	H: 1 LOB: 2 BB: 0 P: 8	R: 1 E: 0 K: 1 S: 9	H: 2 LOB: 1 BB: 1 P: 9	R: 3 E: 0 K: 1 S: 5	H: 2 LOB: 1 BB: 1 P: 12	R: 0 E: 0 K: 1 S: 5	H: 0 LOB: 0 BB: 0 P: 5	R: 1 E: 0 K: 0 S: 5	H: 2 LOB: 1 BB: 0 P: 5	1B: 4 2B: 3 3B: 0 HR: 3	SF: 0 SAC: 0 DP: 0 HBP: 2	WP: 0 PB: 0 CS: 0	PA: 37	
PITCHER	IP	WLS	BF	H	R	ER	SO	BB	IBB	HBP	BLK	WP	HR	S	P	ERA	WHIP				
Teddy Higuera, L (1,1) ERA: 2.93	5.2	L	28	8	5	5	9	2	0	2	0	0	2	42	52	7.94	1.765				
Danny Darwin, R (6,1) ERA: 2.6	1.1		4	0	0	0	2	0	0	0	0	0	0	8	8	0.00	0.000				
Bob McClure, L (8,1) ERA: 0.93	1.0		5	2	1	1	0	0	0	0	0	0	1	5	5	9.00	2.000				

Milwaukee Brewers @ Seattle Mariners
The Kingdome, Seattle, WA
Mon May 12 1986, 10:05 PM EDT
Att: 13,129 - Unknown

AB 33
R 6
H 10
RBI 6
BB 2
SO 11
LOB 16



Batter	1	2	3	4	5	6	7	8	9	AB	R	H	RBI	BB	SO	LOB	TOP																					
Randy Ready, R OBP: 0.237, SLG: 0.255 (1, 4)																																						
Ernest Riles, L OBP: 0.280, SLG: 0.336 (1, 6)																																						
Cecil Cooper, L OBP: 0.293, SLG: 0.349 (1, 10)																																						
Robin Yount, R OBP: 0.444, SLG: 0.479 (1, 3)																																						
Ben Oglivie, L OBP: 0.346, SLG: 0.396 (1, 7)																																						
Rob Deer, R OBP: 0.298, SLG: 0.363 (1, 9)																																						
Rick Manning, L OBP: 0.357, SLG: 0.308 (1, 8)																																						
Bill Schroeder, R OBP: 0.500, SLG: 0.818 (1, 2)																																						
Dale Sveum, S OBP: 0.571, SLG: 0.667 (1, 5)																																						
Inning Stats	R: 0 E: 0 K: 0 S: 1	H: 0 LOB: 0 BB: 2 P: 9	R: 0 E: 0 K: 1 S: 5	H: 0 LOB: 0 BB: 0 P: 5	R: 0 E: 0 K: 0 S: 4	H: 1 LOB: 3 BB: 2 P: 12	R: 0 E: 0 K: 1 S: 5	H: 0 LOB: 0 BB: 0 P: 5	R: 0 E: 0 K: 1 S: 5	H: 0 LOB: 1 BB: 1 P: 9	R: 0 E: 0 K: 1 S: 5	H: 0 LOB: 0 BB: 0 P: 5	R: 0 E: 0 K: 0 S: 4	H: 1 LOB: 1 BB: 0 P: 4	R: 0 E: 0 K: 0 S: 4	H: 1 LOB: 1 BB: 0 P: 4	R: 0 E: 0 K: 0 S: 4	H: 1 LOB: 1 BB: 0 P: 4	1B: 5 2B: 1 3B: 1 HR: 1	SF: 0 SAC: 0 DP: 0 HBP: 0	WP: 0 PB: 0 SB: 1 CS: 0	PA: 38																
PITCHER	IP	WLS	BF	H	R	ER	SO	BB	IBB	HBP	BLK	WP	HR	S	P	ERA	WHIP	PITCHER				IP	WLS	BF	H	R	ER	SO	BB	IBB	HBP	BLK	WP	HR	S	P	ERA	WHIP
Mike Morgan, R ERA: 3.33 (1, 1)	5.2	W	26	5	5	5	3	6	0	0	0	0	1	26	50	7.94	1.941																					
Pete Ladd, R ERA: 3.09 (6, 1)	3.1	S	12	2	0	0	2	0	0	0	0	0	0	16	16	0.00	0.600																					

Milwaukee Brewers @ Seattle Mariners
The Kingdome, Seattle, WA
Tue May 13 1986, 10:05 PM EDT
Att: 8,421 - Unknown

AB 32
R 5
H 7
RBI 5
BB 6
SO 5
LOB 15



Batter	1	2	3	4	5	6	7	8	9	AB	R	H	RBI	BB	SO	LOB	BOTTOM																					
Danny Tartabull, R OBP: 0.326, SLG: 0.478 (1, 4)																																						
Phil Bradley, R OBP: 0.354, SLG: 0.376 (1, 7)																																						
Alvin Davis, L OBP: 0.434, SLG: 0.618 (1, 3)																																						
Ken Phelps, L OBP: 0.421, SLG: 0.643 Gorman Thomas, R OBP: 0.302, SLG: 0.418 (7, PH)																																						
Ivan Calderon, R OBP: 0.270, SLG: 0.327 (1, 9)																																						
Jim Prestley, R OBP: 0.246, SLG: 0.360 (1, 5)																																						
Dave Henderson, R OBP: 0.284, SLG: 0.398 (1, 8)																																						
Domingo Ramos, R OBP: 0.200, SLG: 0.172 (1, 6)																																						
Bob Kearney, R OBP: 0.188, SLG: 0.200 (1, 2)																																						
Inning Stats	R: 1 E: 0 K: 0 S: 5	H: 3 LOB: 1 BB: 0 P: 5	R: 0 E: 0 K: 2 S: 7	H: 0 LOB: 0 BB: 0 P: 7	R: 0 E: 0 K: 0 S: 4	H: 1 LOB: 1 BB: 0 P: 4	R: 3 E: 0 K: 1 S: 8	H: 4 LOB: 0 BB: 0 P: 8	R: 2 E: 0 K: 2 S: 10	H: 3 LOB: 2 BB: 1 P: 14	R: 0 E: 0 K: 1 S: 5	H: 0 LOB: 0 BB: 0 P: 5	R: 0 E: 0 K: 0 S: 2	H: 0 LOB: 1 BB: 2 P: 10	R: 2 E: 0 K: 0 S: 5	H: 3 LOB: 1 BB: 0 P: 5	R: 0 E: 0 K: 0 S: 5	H: 0 LOB: 0 BB: 0 P: 5	1B: 10 2B: 2 3B: 2 HR: 1	SF: 0 SAC: 1 DP: 2 HBP: 0	WP: 2 PB: 0 SB: 0 CS: 1	PA: 37																
PITCHER	IP	WLS	BF	H	R	ER	SO	BB	IBB	HBP	BLK	WP	HR	S	P	ERA	WHIP	PITCHER				IP	WLS	BF	H	R	ER	SO	BB	IBB	HBP	BLK	WP	HR	S	P	ERA	WHIP
Tim Leary, R ERA: 5.73 (1, 1)	4.0	L	20	10	6	6	3	0	0	0	0	1	0	13	21	0.00	1.500																					
Jaime Cocanower, R ERA: 3.89 (5, 1)	2.0		9	1	0	0	3	2	0	0	0	1	0	13	21	0.00	1.500																					
Bob McClure, L ERA: 0.93 (7, 1)	0.0		1	0	0	0	0	1	0	0	0	0	0	4	4	∞	∞																					
Danny Darwin, R ERA: 3.26 (7, 1)	2.0		7	3	2	2	0	0	0	0	0	0	0	7	7	9.00	1.500																					

Milwaukee Brewers @ Seattle Mariners
The Kingdome, Seattle, WA
Tue May 13 1986, 10:05 PM EDT
Att: 8,421 - Unknown

AB 33
R 8
H 14
RBI 8
BB 3
SO 6
LOB 19



Batter	1	2	3	4	5	6	7	8	9	AB	R	H	RBI	BB	SO	LOB	TOP										
Robin Yount, R OBP: 0.433, SLG: 0.460 (1, 3)	F4	F6		FC4-6 1B	BB		5-3		K	5	1	0	1	1	1	4	Milwaukee Brewers @ Seattle Mariners The Kingdome, Seattle, WA Wed May 14, 1986, 6:33 AM EDT Att: 9,714 - Unknown										
Charlie Moore, R OBP: 0.431, SLG: 0.535 (1, 2)	E8 WP 3-1		1B G4-6-3	BB	1B	BB	FC6-4 1B			3	3	2	2	2	0	0											
Cecil Cooper, L OBP: 0.298, SLG: 0.352 (1, 10)	3-1		1B G4-6-3	BB	1B		FC6-4			5	0	2	2	0	0	4											
Ben Oglivie, L OBP: 0.357, SLG: 0.392 (6, PR)			G4-6-3		4-3		SH1-4 1B		G3	3	0	1	0	1	0	2											
Juan Castillo, S OBP: 0.391, SLG: 0.188 (6, 4)	FC6-4 BB		1-2 3-H							1	0	0	0	0	0	0											
Randy Ready, R OBP: 0.238, SLG: 0.271 (1, 4)	FC6-4		K				E1 SH1-4		K	4	1	1	0	0	1	2											
Bill Schroeder, R OBP: 0.467, SLG: 0.750 (6, 3)	1-2				4-3 1B		2B		F5	1	0	0	0	0	1	0											
Ernest Riles, L OBP: 0.279, SLG: 0.341 (1, 6)		1B 2B		G3	4-3		SH1-4			4	1	1	0	0	0	1											
Rick Manning, L OBP: 0.368, SLG: 0.294 (6, 7)	F8			BB FC4-6 1B	1B	5-3 BB	K		F8	4	2	1	0	1	1	3											
Paul Householder, S OBP: 0.260, SLG: 0.227 (1, 9)	K			FC4-6 1B HBP	1B	5-3 1B	K		K	3	1	1	1	1	2	3											
Dale Sveum, S OBP: 0.500, SLG: 0.500 (1, 5)		2H 1B		1-2 2-3	BB	5-3			F7	4	0	1	2	1	0	2											
Inning Stats	R: 1 E: 1 K: 0 S: 4	H: 0 LOB: 1 BB: 1 P: 8	R: 1 E: 0 K: 1 S: 7	H: 2 LOB: 1 BB: 0 P: 7	R: 1 E: 0 K: 1 S: 5	H: 1 LOB: 0 BB: 1 P: 9	R: 4 E: 0 K: 0 S: 6	H: 3 LOB: 1 BB: 1 P: 11	R: 2 E: 0 K: 2 S: 9	H: 2 LOB: 3 BB: 0 P: 17	R: 0 E: 1 K: 2 S: 9	H: 1 LOB: 1 BB: 0 P: 9	R: 0 E: 0 K: 1 S: 5	H: 0 LOB: 0 BB: 0 P: 5	R: 0 E: 0 K: 1 S: 5	H: 0 LOB: 1 BB: 1 P: 9	1B: 8 2B: 2 3B: 0 HR: 0	SF: 0 SAC: 1 DP: 1 HBP: 1	WP: 2 PB: 0 CS: 0	PA: 46							
PITCHER	IP	WLS	BF	H	R	ER	SO	BB	IBB	HBP	BLK	WP	HR	S	P	ERA	WHIP										
Mike Moore, R ERA: 3.13 (1, 1)	3.2	L	21	6	7	6	2	3	0	1	0	2	0	21	34	14.73	2.455										
Lee Guetterman, L ERA: 4.54 (4, 1)	1.1		9	2	2	2	0	3	0	0	0	0	0	6	18	13.50	3.750										
Bill Swift, R ERA: 6.25 (6, 1)	2.0		9	2	0	0	2	0	0	0	0	0	0	13	13	0.00	1.000										
Karl Best, R ERA: 2.79 (8, 1)	2.0		7	0	0	0	2	1	0	0	0	0	0	10	14	0.00	0.500										

Batter	1	2	3	4	5	6	7	8	9	AB	R	H	RBI	BB	SO	LOB	BOTTOM										
Harold Reynolds, S (1, 4)	5-3	K		BB		F8		F9		4	0	0	0	1	1	1	Milwaukee Brewers @ Seattle Mariners The Kingdome, Seattle, WA Wed May 14, 1986, 6:33 AM EDT Att: 9,714 - Unknown										
Phil Bradley, R OBP: 0.352, SLG: 0.373 (1, 7)	G3	F8		BB	4-3					1	0	0	0	0	0	0											
Barry Bonnell, R OBP: 0.171, SLG: 0.206 (2, PH) (3, 7)									K	4	0	1	0	0	1	3											
Alvin Davis, L OBP: 0.441, SLG: 0.619 (1, 3)	1B BB		FC5-4 BB		2B		F8		F4	3	2	1	0	2	0	1											
Al Cowens, R OBP: 0.224, SLG: 0.222 (1, 10)	1B 1B		F3		K	K		F8		5	1	1	0	0	2	3											
Ivan Calderon, R OBP: 0.275, SLG: 0.325 (1, 9)	1B 1B		F9		2B SF8	BB		F8		4	2	1	1	1	0	1											
Jim Prestley, R OBP: 0.291, SLG: 0.380 (1, 5)	1B		FC5-4		2B	2B		FC6-4 1B		4	1	3	3	0	0	1											
Dave Henderson, R OBP: 0.283, SLG: 0.396 (1, 8)	K			BB 1B	SF8		K			3	0	1	1	0	2	2											
Domingo Ramos, R OBP: 0.206, SLG: 0.212 (1, 6)		F8		F8		FC6-4				4	0	1	1	0	0	2											
Steve Yeager, R OBP: 0.258, SLG: 0.291 (1, 2)		1B		K	F9			F8		4	0	1	0	0	1	2											
Inning Stats	R: 3 E: 0 K: 1 S: 8	H: 3 LOB: 1 BB: 1 P: 12	R: 0 E: 0 K: 1 S: 6	H: 1 LOB: 1 BB: 0 P: 6	R: 0 E: 0 K: 0 S: 3	H: 0 LOB: 1 BB: 1 P: 7	R: 0 E: 0 K: 1 S: 6	H: 1 LOB: 2 BB: 1 P: 10	R: 3 E: 0 K: 1 S: 8	H: 3 LOB: 1 BB: 1 P: 12	R: 0 E: 0 K: 1 S: 6	H: 1 LOB: 1 BB: 0 P: 6	R: 0 E: 0 K: 1 S: 6	H: 1 LOB: 0 BB: 0 P: 6	R: 0 E: 0 K: 1 S: 5	H: 0 LOB: 0 BB: 0 P: 5	R: 0 E: 0 K: 1 S: 3	H: 0 LOB: 0 BB: 0 P: 3	1B: 7 2B: 3 3B: 0 HR: 0	SF: 1 SAC: 0 DP: 0 HBP: 0	WP: 0 PB: 0 CS: 0	PA: 41					
PITCHER	IP	WLS	BF	H	R	ER	SO	BB	IBB	HBP	BLK	WP	HR	S	P	ERA	WHIP										
Juan Nieves, L ERA: 3.99 (1, 1)	4.2		26	8	6	6	4	4	0	0	0	0	0	21	21	0.00	0.462										
Dan Plesac, L ERA: 2.95 (5, 1)	4.1	W	15	2	0	0	3	0	0	0	0	0	0	21	21	0.00	0.462										

Batter	1	2	3	4	5	6	7	8	9	AB	R	H	RBI	BB	SO	LOB	TOP										
Roy Smalley, S OBP: 0.364, SLG: 0.481 (1, 10)	F7		F9					K		5	1	2	1	0	1	1	Minnesota Twins @ Milwaukee Brewers Milwaukee County Stadium, Milwaukee, WI Fri May 16 1986, 8:05 PM EDT Att: 11,077 - Unknown										
Kirby Puckett, R OBP: 0.422, SLG: 0.709 (1, 8)	6-3		B2-3		4-3			F4		4	0	0	0	1	0	1											
Kent Hrbek, L OBP: 0.406, SLG: 0.475 (1, 3)	K		F8		4-3			K		4	1	0	0	1	2	3											
Tom Brunansky, R OBP: 0.327, SLG: 0.455 (1, 9)		L4			4-3			K		4	2	1	1	0	1	0											
Gary Gaetti, R OBP: 0.348, SLG: 0.523 (1, 5)		E5	E6		4-3					3	0	1	1	1	0	2											
Randy Bush, L OBP: 0.352, SLG: 0.347 (1, 7)		3-1	F8					FC4-2		3	0	0	0	1	0	3											
Steve Lombardozzi, R OBP: 0.357, SLG: 0.512 (1, 4)	K				F6			6-3		4	0	1	2	0	1	2											
Mark Salas, L OBP: 0.274, SLG: 0.396 (1, 2)					F6			K		4	1	1	1	0	1	2											
Greg Gagne, R OBP: 0.270, SLG: 0.389 (1, 6)								6-3		4	1	3	0	0	0	0											
Inning Stats	R: 0 E: 0 K: 1 S: 5	H: 0 LOB: 0 BB: 0 P: 5	R: 0 E: 1 K: 1 S: 6	H: 0 LOB: 1 BB: 0 P: 6	R: 4 E: 1 K: 0 S: 8	H: 5 LOB: 1 BB: 0 P: 8	R: 0 E: 0 K: 0 S: 4	H: 1 LOB: 0 BB: 0 P: 4	R: 2 E: 0 K: 0 S: 4	H: 1 LOB: 2 BB: 1 P: 13	R: 0 E: 0 K: 0 S: 3	H: 2 LOB: 1 BB: 1 P: 7	R: 0 E: 0 K: 0 S: 3	H: 0 LOB: 1 BB: 1 P: 7	R: 0 E: 0 K: 2 S: 7	H: 0 LOB: 0 BB: 0 P: 7	R: 0 E: 0 K: 2 S: 7	H: 0 LOB: 0 BB: 0 P: 7	1B: 5 2B: 3 3B: 0 HR: 1	SF: 0 SAC: 0 DP: 1 HBP: 1	WP: 1 PB: 1 CS: 0	PA: 40					
PITCHER	IP	WLS	BF	H	R	ER	SO	BB	IBB	HBP	BLK	WP	HR	S	P	ERA	WHIP										
Bill Wegman, R ERA: 5.36 (1, 1)	4.2		25	7	6	6	2	1	1	1	0	0	1	26	35	11.57	1.714										
Jaime Cocanower, R ERA: 3.43 (5, 1)	2.1		9	2	0	0	0	2	0	0	0	1	0	7	15	0.00	1.714										
Mark Clear, R ERA: 0.69 (8, 1)	2.0	W	6	0	0	0	4	0	0	0	0	0	0	14	14	0.00	0.000										

Batter	1	2	3	4	5	6	7	8	9	AB	R	H	RBI	BB	SO	LOB	BOTTOM										
Jim Gantner, L OBP: 0.404, SLG: 0.437 (1, 4)	G3									4	1	2	0	2	0	0	Minnesota Twins @ Milwaukee Brewers Milwaukee County Stadium, Milwaukee, WI Fri May 16 1986, 8:05 PM EDT Att: 11,077 - Unknown										
Robin Yount, R OBP: 0.435, SLG: 0.470 (1, 8)	G3									6	0	3	2	0	0	3											
Cecil Cooper, L OBP: 0.318, SLG: 0.379 (1, 10)										4	0	2	1	1	0	2											
Juan Castillo, S OBP: 0.381, SLG: 0.188 (9, PR)										0	1	0	0	0	0	0											
Ben Oglivie, L OBP: 0.371, SLG: 0.382 (1, 7)	F9									4	0	1	0	2	0	4											
Bill Schroeder, R OBP: 0.524, SLG: 0.688 (1, 3)										4	1	2	1	1	0	6											
Ernest Riles, L OBP: 0.293, SLG: 0.364 (1, 6)										3	1	2	0	1	0	3											
Rick Manning, L OBP: 0.364, SLG: 0.263 (1, 9)										2	1	0	0	1	0	5											
Randy Ready, R OBP: 0.246, SLG: 0.267 (6, PH)	FC4-6									1	0	0	0	1	1	1											
Dale Sveum, S OBP: 0.438, SLG: 0.500 (1, 5)										4	0	1	1	0	0	2											
Rick Cerone, R OBP: 0.200, SLG: 0.232 (1, 2)										4	2	2	2	0	0	2											
Inning Stats	R: 1 E: 0 K: 0 S: 5	H: 2 LOB: 3 BB: 1 P: 10	R: 1 E: 0 K: 0 S: 4	H: 1 LOB: 0 BB: 0 P: 4	R: 0 E: 0 K: 0 S: 4	H: 1 LOB: 2 BB: 1 P: 8	R: 1 E: 0 K: 0 S: 6	H: 3 LOB: 3 BB: 1 P: 10	R: 2 E: 0 K: 0 S: 5	H: 2 LOB: 3 BB: 2 P: 14	R: 1 E: 0 K: 1 S: 7	H: 2 LOB: 1 BB: 0 P: 7	R: 0 E: 0 K: 0 S: 5	H: 2 LOB: 3 BB: 1 P: 9	R: 0 E: 0 K: 0 S: 3	H: 0 LOB: 2 BB: 2 P: 11	R: 1 E: 0 K: 0 S: 2	H: 2 LOB: 3 BB: 1 P: 6	1B: 9 2B: 4 3B: 1 HR: 1	SF: 1 SAC: 2 DP: 0 HBP: 2	WP: 2 PB: 0 CS: 0	PA: 50					
PITCHER	IP	WLS	BF	H	R	ER	SO	BB	IBB	HBP	BLK	WP	HR	S	P	ERA	WHIP										
Mike Smithson, R ERA: 3.75 (1, 1)	4.2		29	9	5	5	0	4	1	1	0	1	0	11	16	5.40	3.000										
Juan Agosto, L ERA: 5.49 (5, 1)	1.2		11	4	1	1	1	1	0	1	0	1	0	11	16	5.40	3.000										
Ron Davis, R ERA: 9.75 (7, 1)	1.2	L	10	2	1	1	0	2	1	0	0	0	0	7	19	5.40	2.400										

Batter	1	2	3	4	5	6	7	8	9	AB	R	H	RBI	BB	SO	LOB	TOP				
Ron Washington, R OBP: 0.294, SLG: 0.471	0-3 K	0-0 F9					0-3 K		0-0 F7								4 0 0 0 0 2 4				
Kirby Puckett, R OBP: 0.418, SLG: 0.695	4-0 BB 1B BB		0-0 F7			0-0 F9		0-0 F6									3 0 0 0 1 0 3				
Kent Hrbek, L OBP: 0.401, SLG: 0.468	0-0 BB 1-2 1B		0-0 F7			0-3 K		0-3 K									4 0 1 0 0 2 3				
Tom Brunansky, R OBP: 0.320, SLG: 0.445	0-3 K		0-3 K					0-0 6-3									3 0 0 0 0 2 2				
Gary Gaetti, R OBP: 0.354, SLG: 0.531	4-0 BB 1-2 2-3 BB				0-0 F6			0-0 2B									2 1 1 0 1 0 0				
Tim Laudner, R OBP: 0.526, SLG: 0.667	0-0 G3				0-3 K			0-0 2B									3 0 1 1 0 1 3				
Steve Lombardozzi, R OBP: 0.347, SLG: 0.494		0-0 F7			0-0 5-3			0-0 5-3									3 0 0 0 0 0 1				
Billy Beane, R OBP: 0.275, SLG: 0.324		0-0 BB 2B				0-0 F9 1B		0-3 K									3 0 2 0 0 1 1				
Greg Gagne, R OBP: 0.280, SLG: 0.396		0-0 6-3				0-0 1-2 1B			0-0 BB 1B								3 0 2 0 0 0 1				
Inning Stats	R: 0 E: 0 K: 2 S: 8	H: 1 LOB: 3 BB: 2 P: 16	R: 0 E: 0 K: 0 S: 4	H: 1 LOB: 1 BB: 0 P: 4	R: 0 E: 0 K: 1 S: 5	H: 0 LOB: 0 BB: 0 P: 5	R: 0 E: 0 K: 1 S: 5	H: 0 LOB: 0 BB: 0 P: 5	R: 0 E: 0 K: 2 S: 9	H: 2 LOB: 2 BB: 0 P: 9	R: 1 E: 0 K: 1 S: 7	H: 2 LOB: 1 BB: 0 P: 7	R: 0 E: 1 K: 1 S: 6	H: 1 LOB: 1 BB: 0 P: 6				1B: 4 2B: 3 3B: 0 HR: 0	SF: 0 SAC: 0 DP: 0 HBP: 0	WP: 0 PB: 0 CS: 0	PA: 30
PITCHER Teddy Higuera, L ERA: 2.77	IP: 7.0 WLS: W BF: 30 H: 7 R: 1 ER: 1 SO: 8 BB: 2 IBB: 0 HBP: 0 BLK: 0 WP: 0 HR: 0 S: 44 P: 52 ERA: 1.29 WHIP: 1.286											PITCHER	IP: 7.0 WLS: W BF: 30 H: 7 R: 1 ER: 1 SO: 8 BB: 2 IBB: 0 HBP: 0 BLK: 0 WP: 0 HR: 0 S: 44 P: 52 ERA: 1.29 WHIP: 1.286								

Minnesota Twins @ Milwaukee Brewers
Milwaukee County Stadium, Milwaukee, WI
Sat May 17 1986, 4:33 AM EDT
Att: 16,301 - Unknown


AB 28
R 1
H 7
RBI 1
BB 2
SO 8
LOB 18



Batter	1	2	3	4	5	6	7	8	9	AB	R	H	RBI	BB	SO	LOB	BOTTOM				
Jim Gantner, L OBP: 0.398, SLG: 0.444	0-0 1B 2B 2B	0-0 G3		0-0 SF7		0-0 4-3				3	1	1	1	0	0	2					
Robin Yount, R OBP: 0.437, SLG: 0.493	0-0 2B 2-3 1B		0-0 HR	0-0 FC6-4 1-2			0-0 F8			4	2	2	1	0	0	2					
Cecil Cooper, L OBP: 0.316, SLG: 0.374	0-0 F6		0-0 4-3		0-0 F7		0-0 1-3 1B			4	0	1	0	0	0	2					
Ben Oglivie, L OBP: 0.389, SLG: 0.397	0-0 FC5 1-H 3-H 2B		0-0 F7		0-0 F8		0-0 1-3			3	0	1	2	0	0	0					
Paul Householder, S OBP: 0.255, SLG: 0.222							0-0 1-2			1	0	0	0	0	0	1					
Bill Schroeder, R OBP: 0.440, SLG: 0.550	0-0 FC5 WP 2-3		0-0 F8		0-3 K		0-3 K			4	0	0	0	0	2	2					
Ernest Riles, L OBP: 0.301, SLG: 0.362	4-0 BB 1-2 BB			4-0 1B SF7 1B BB		0-0 F8				1	1	0	0	2	0	0					
Rick Manning, L OBP: 0.360, SLG: 0.273	0-0 1-3			0-0 1B 1-2 1B		0-0 6-3				3	0	1	0	0	0	2					
Dale Sveum, S OBP: 0.474, SLG: 0.529		0-3 K		0-0 FC6-4 1-2 2-3 1B		0-0 1B		0-0 1B		3	0	2	0	0	1	0					
Charlie Moore, R OBP: 0.426, SLG: 0.522		0-0 F2		0-0 F9		0-0 1-2 1B				3	0	1	0	0	0	3					
Inning Stats	R: 2 E: 0 K: 0 S: 6	H: 3 LOB: 2 BB: 1 P: 10	R: 0 E: 0 K: 1 S: 5	H: 0 LOB: 0 BB: 0 P: 5	R: 1 E: 0 K: 0 S: 4	H: 1 LOB: 0 BB: 0 P: 4	R: 1 E: 0 K: 0 S: 5	H: 2 LOB: 2 BB: 1 P: 9	R: 0 E: 0 K: 1 S: 5	H: 0 LOB: 0 BB: 0 P: 5	R: 0 E: 0 K: 0 S: 5	H: 2 LOB: 2 BB: 0 P: 5	R: 0 E: 0 K: 1 S: 6	H: 1 LOB: 1 BB: 0 P: 6				1B: 6 2B: 2 3B: 0 HR: 1	SF: 1 SAC: 0 DP: 0 HBP: 0	WP: 1 PB: 0 CS: 0	PA: 32
PITCHER Mark Portugal, R ERA: 8.79	IP: 7.0 WLS: L BF: 32 H: 9 R: 4 ER: 4 SO: 3 BB: 2 IBB: 0 HBP: 0 BLK: 0 WP: 1 HR: 1 S: 36 P: 44 ERA: 5.14 WHIP: 1.571											PITCHER	IP: 7.0 WLS: L BF: 32 H: 9 R: 4 ER: 4 SO: 3 BB: 2 IBB: 0 HBP: 0 BLK: 0 WP: 1 HR: 1 S: 36 P: 44 ERA: 5.14 WHIP: 1.571								

Minnesota Twins @ Milwaukee Brewers
Milwaukee County Stadium, Milwaukee, WI
Sat May 17 1986, 4:33 AM EDT
Att: 16,301 - Unknown

AB 29
R 4
H 9
RBI 4
BB 2
SO 3
LOB 14



Batter	1	2	3	4	5	6	7	8	9	AB	R	H	RBI	BB	SO	LOB	TOP				
Kirby Puckett, R OBP: 0.418, SLG: 0.692 (1, 8)	0-0 5-3		0-0 1-2 1B		0-0 F4	0-0 WP 1-H 2-H 2B		0-3 K		5	0	2	2	0	1	1	Minnesota Twins @ Milwaukee Brewers Milwaukee County Stadium, Milwaukee, WI Sun May 18 1986, 4:33 AM EDT Att: 30,062 - Unknown livebaseballscorecards.com				
Roy Smalley, S OBP: 0.352, SLG: 0.463 Mickey Hatcher, R OBP: 0.149, SLG: 0.175 (9, FH)	0-0 F8		0-3 K		0-0 G3	0-0 3-1		0-0 6-3	4	0	0	0	0	1	3						
Kent Hrbek, L OBP: 0.395, SLG: 0.453 (1, 3)	4-0 1B BB		0-0 F8		0-0 F6		0-0 F9	0-0 4-3	4	0	0	0	1	0	2						
Tom Brunansky, R OBP: 0.323, SLG: 0.444 (1, 9)	0-0 1-3 1B		0-0 F3		0-0 SH1-3 BB SF8 1B		0-3 K	0-3 K	5	1	2	0	0	2	2						
Randy Bush, L OBP: 0.359, SLG: 0.360 (1, 7)	0-3 K			0-0 1B 2B		4-0 1-2 1B BB		0-0 F5	3	1	1	0	1	1	2						
Gary Gaetti, R OBP: 0.354, SLG: 0.549 (1, 5)		0-0 L5		0-0 F7		0-0 SH1-3		0-0 HR	3	1	1	1	0	0	1						
Steve Lombardozzi, R OBP: 0.362, SLG: 0.495 (1, 4)		0-3 K		0-0 2-3 1B		4-0 1B 2B IBB		4-0 BB	2	1	1	0	2	1	0						
Tim Laudner, R OBP: 0.476, SLG: 0.600 (1, 2)		0-0 1-3		0-3 K		0-0 SF8		0-0 B2	3	0	0	1	0	1	3						
Greg Gagne, R OBP: 0.287, SLG: 0.400 (1, 6)			0-0 F8 1B		0-0 F3		0-0 3-H 2-H 2B 1B	0-0 F7	4	1	2	1	0	0	3						
Inning Stats	R: 0 E: 0 K: 1 S: 6	H: 1 LOB: 2 BB: 1 P: 10	R: 0 E: 0 K: 1 S: 5	H: 0 LOB: 0 BB: 0 P: 5	R: 0 E: 0 K: 1 S: 7	H: 2 LOB: 2 BB: 0 P: 7	R: 0 E: 0 K: 1 S: 7	H: 2 LOB: 2 BB: 0 P: 7	R: 0 E: 0 K: 0 S: 3	H: 0 LOB: 0 BB: 0 P: 3	R: 4 E: 0 K: 0 S: 6	H: 3 LOB: 1 BB: 2 P: 14	R: 0 E: 0 K: 1 S: 5	H: 0 LOB: 0 BB: 0 P: 5	R: 1 E: 0 K: 1 S: 6	H: 1 LOB: 1 BB: 1 P: 10	R: 0 E: 0 K: 1 S: 5	H: 0 LOB: 0 BB: 0 P: 5	1B: 6 2B: 2 3B: 0 HR: 1	SF: 1 SAC: 1 DP: 0 HBP: 0	WP: 1 PA: 40 SB: 0 CS: 0
PITCHER	IP WLS BF H R ER SO BB IBB HBP BLK WP HR S P ERA WHIP	IP WLS BF H R ER SO BB IBB HBP BLK WP HR S P ERA WHIP	IP WLS BF H R ER SO BB IBB HBP BLK WP HR S P ERA WHIP	IP WLS BF H R ER SO BB IBB HBP BLK WP HR S P ERA WHIP	IP WLS BF H R ER SO BB IBB HBP BLK WP HR S P ERA WHIP	IP WLS BF H R ER SO BB IBB HBP BLK WP HR S P ERA WHIP	IP WLS BF H R ER SO BB IBB HBP BLK WP HR S P ERA WHIP	IP WLS BF H R ER SO BB IBB HBP BLK WP HR S P ERA WHIP	IP WLS BF H R ER SO BB IBB HBP BLK WP HR S P ERA WHIP	IP WLS BF H R ER SO BB IBB HBP BLK WP HR S P ERA WHIP	IP WLS BF H R ER SO BB IBB HBP BLK WP HR S P ERA WHIP	IP WLS BF H R ER SO BB IBB HBP BLK WP HR S P ERA WHIP	IP WLS BF H R ER SO BB IBB HBP BLK WP HR S P ERA WHIP	IP WLS BF H R ER SO BB IBB HBP BLK WP HR S P ERA WHIP	IP WLS BF H R ER SO BB IBB HBP BLK WP HR S P ERA WHIP	IP WLS BF H R ER SO BB IBB HBP BLK WP HR S P ERA WHIP	IP WLS BF H R ER SO BB IBB HBP BLK WP HR S P ERA WHIP				
Tim Leary, R ERA: 5.8 (1, 1)	5.2 L	28	8	4	4	4	2	1	0	0	0	0	0	0	0	0	6.35	1.765			
Danny Darwin, R ERA: 3.32 (6, 1)	2.1	9	1	1	1	2	1	0	0	0	1	1	12	16	3.86	0.857					
Bob McClure, L ERA: 0.84 (9, 1)	1.0	3	0	0	0	1	0	0	0	0	0	0	5	5	0.00	0.000					

Batter	1	2	3	4	5	6	7	8	9	AB	R	H	RBI	BB	SO	LOB	BOTTOM		
Jim Gantner, L OBP: 0.383, SLG: 0.426 (1, 4)	0-0 F7		0-0 6-3			0-3 K		0-0 F7		4	0	0	0	0	1	0	Minnesota Twins @ Milwaukee Brewers Milwaukee County Stadium, Milwaukee, WI Sun May 18 1986, 4:33 AM EDT Att: 30,062 - Unknown livebaseballscorecards.com		
Robin Yount, R OBP: 0.432, SLG: 0.493 (1, 8)	0-0 6-3			0-0 5-3		0-0 HR 2B		0-0 F9	4	1	1	0	0	0	0				
Cecil Cooper, L OBP: 0.314, SLG: 0.398 (1, 10)	0-0 F8			0-3 K		0-0 2-H HR		0-0 F8	4	1	1	2	0	1	0				
Ben Oglivie, L OBP: 0.348, SLG: 0.371 (1, 7)		0-0 F7		0-0 F4		0-0 G3		0-0 F5	4	0	0	0	0	0	0				
Bill Schroeder, R OBP: 0.393, SLG: 0.478 (1, 3)		0-0 F9			0-3 K		0-0 6-3		3	0	0	0	0	1	0				
Ernest Riles, L OBP: 0.301, SLG: 0.361 (1, 6)		0-0 S 1B			0-0 B4-3		0-0 1-3		3	0	1	0	0	0	0				
Rick Manning, L OBP: 0.321, SLG: 0.240 (1, 9)		0-0 F8			0-0 5-3		0-0 5-3		3	0	0	0	0	0	1				
Dale Sveum, S OBP: 0.409, SLG: 0.450 (1, 5)			0-3 K			0-3 K		0-3 K	3	0	0	0	0	3	0				
Rick Cerone, R OBP: 0.206, SLG: 0.288 (1, 2)			0-0 F3			0-0 HR		0-3 K	3	1	1	1	0	1	0				
Inning Stats	R: 0 E: 0 K: 0 S: 3	H: 0 LOB: 0 BB: 0 P: 3	R: 0 E: 0 K: 0 S: 4	H: 1 LOB: 1 BB: 0 P: 4	R: 0 E: 0 K: 1 S: 5	H: 0 LOB: 0 BB: 0 P: 5	R: 0 E: 0 K: 1 S: 5	H: 0 LOB: 0 BB: 0 P: 5	R: 3 E: 0 K: 2 S: 10	H: 3 LOB: 0 BB: 0 P: 10	R: 0 E: 0 K: 0 S: 3	H: 0 LOB: 0 BB: 0 P: 3	R: 0 E: 0 K: 2 S: 7	H: 0 LOB: 0 BB: 0 P: 7	R: 0 E: 0 K: 0 S: 3	H: 0 LOB: 0 BB: 0 P: 3		1B: 1 2B: 1 3B: 0 HR: 2	SF: 0 SAC: 0 DP: 0 HBP: 0
PITCHER	IP WLS BF H R ER SO BB IBB HBP BLK WP HR S P ERA WHIP	IP WLS BF H R ER SO BB IBB HBP BLK WP HR S P ERA WHIP	IP WLS BF H R ER SO BB IBB HBP BLK WP HR S P ERA WHIP	IP WLS BF H R ER SO BB IBB HBP BLK WP HR S P ERA WHIP	IP WLS BF H R ER SO BB IBB HBP BLK WP HR S P ERA WHIP	IP WLS BF H R ER SO BB IBB HBP BLK WP HR S P ERA WHIP	IP WLS BF H R ER SO BB IBB HBP BLK WP HR S P ERA WHIP	IP WLS BF H R ER SO BB IBB HBP BLK WP HR S P ERA WHIP	IP WLS BF H R ER SO BB IBB HBP BLK WP HR S P ERA WHIP	IP WLS BF H R ER SO BB IBB HBP BLK WP HR S P ERA WHIP	IP WLS BF H R ER SO BB IBB HBP BLK WP HR S P ERA WHIP	IP WLS BF H R ER SO BB IBB HBP BLK WP HR S P ERA WHIP	IP WLS BF H R ER SO BB IBB HBP BLK WP HR S P ERA WHIP	IP WLS BF H R ER SO BB IBB HBP BLK WP HR S P ERA WHIP	IP WLS BF H R ER SO BB IBB HBP BLK WP HR S P ERA WHIP	IP WLS BF H R ER SO BB IBB HBP BLK WP HR S P ERA WHIP			
Bert Blyleven, R ERA: 4.46 (1, 1)	9.0 W	31	4	3	3	7	0	0	0	0	0	0	0	0	0	3.00	0.444		

Batter	1	2	3	4	5	6	7	8	9	AB	R	H	RBI	BB	SO	LOB	TOP		
Brett Butler, L OBP: 0.349, SLG: 0.325 (1, 8)										5	2	1	0	1	1	3	Cleveland Indians @ Milwaukee Brewers Milwaukee County Stadium, Milwaukee, WI Tue May 20 1986, 8:05 PM EDT Att: 15,933 - Unknown		
Julio Franco, R OBP: 0.295, SLG: 0.361 (1, 6)										5	0	2	1	0	0	1			
Joe Carter, R OBP: 0.308, SLG: 0.418 (1, 7)										4	1	1	1	1	0	3			
Andre Thornton, R OBP: 0.297, SLG: 0.359 (1, 10)										4	0	0	0	1	1	2			
Pat Tabler, R OBP: 0.364, SLG: 0.472 (1, 3)										5	1	0	0	0	2	3			
Brook Jacoby, R OBP: 0.383, SLG: 0.444 (1, 5)										5	1	2	1	0	1	0			
Carmen Castillo, R OBP: 0.288, SLG: 0.360 (1, 9)										5	2	3	1	0	0	0			
Tony Bernazard, S OBP: 0.360, SLG: 0.411 (1, 4)										4	1	3	0	1	0	2			
Andy Allanson, R OBP: 0.333, SLG: 0.371 (1, 2)										5	1	2	4	0	0	2			
Inning Stats	R: 3 E: 1 K: 0 S: 9	H: 6 LOB: 1 BB: 3 P: 21	R: 0 E: 0 K: 2 S: 9	H: 2 LOB: 2 BB: 0 P: 9	R: 0 E: 1 K: 0 S: 4	H: 0 LOB: 1 BB: 0 P: 4	R: 0 E: 0 K: 1 S: 5	H: 1 LOB: 1 BB: 0 P: 5	R: 0 E: 0 K: 1 S: 6	H: 1 LOB: 1 BB: 0 P: 6	R: 0 E: 0 K: 1 S: 5	H: 0 LOB: 1 BB: 1 P: 9	R: 1 E: 0 K: 0 S: 6	H: 3 LOB: 2 BB: 0 P: 6	1B: 11 2B: 2 3B: 1 HR: 0	SF: 0 SAC: 0 DP: 0 HBP: 0	WP: 1 PB: 0 SB: 0 CS: 0	PA: 46	
PITCHER	IP	WLS	BF	H	R	ER	SO	BB	IBB	HBP	BLK	WP	HR	S	P	ERA	WHIP		
Juan Nieves, L ERA: 5.01 (1, 1)	0.2		8	4	6	6	0	2	0	0	0	0	0	6	14	81.00	9.000		
Danny Darwin, R ERA: 3.0 (1, 1)	5.1	L	24	6	2	1	4	1	0	0	0	1	0	31	35	1.69	1.312		
Dan Plesac, L ERA: 2.96 (7, 1)	3.0	W	14	4	1	1	1	1	0	0	0	0	0	15	19	3.00	1.667		

Batter	1	2	3	4	5	6	7	8	9	AB	R	H	RBI	BB	SO	LOB	BOTTOM		
Jim Gantner, L OBP: 0.384, SLG: 0.444 (1, 4)										5	2	2	0	0	0	1	Cleveland Indians @ Milwaukee Brewers Milwaukee County Stadium, Milwaukee, WI Tue May 20 1986, 8:05 PM EDT Att: 15,933 - Unknown		
Charlie Moore, R OBP: 0.424, SLG: 0.500 (1, 2)										4	2	1	1	1	1	1			
Cecil Cooper, L OBP: 0.325, SLG: 0.444 (1, 10)										5	1	3	3	0	2	0			
Ben Oglivie, L OBP: 0.356, SLG: 0.385 (7, PR)										3	0	2	1	0	0	0			
Rick Manning, L OBP: 0.345, SLG: 0.269 (8, 8)										1	1	1	0	0	0	0			
Bill Schroeder, R OBP: 0.406, SLG: 0.519 (1, 3)										4	1	2	0	0	0	3			
Ernest Riles, L OBP: 0.300, SLG: 0.358 (1, 6)										4	1	1	1	0	1	5			
Rob Deer, R OBP: 0.306, SLG: 0.394 (1, 9)										3	2	1	2	1	1	0			
Paul Householder, S OBP: 0.255, SLG: 0.286 (8, 7)										4	1	1	3	0	0	0			
Dale Sveum, S OBP: 0.385, SLG: 0.542 (1, 5)										4	1	1	1	0	1	1			
Inning Stats	R: 1 E: 0 K: 1 S: 8	H: 3 LOB: 2 BB: 0 P: 8	R: 4 E: 0 K: 1 S: 9	H: 4 LOB: 0 BB: 0 P: 9	R: 2 E: 0 K: 0 S: 5	H: 2 LOB: 0 BB: 0 P: 5	R: 1 E: 0 K: 0 S: 5	H: 2 LOB: 2 BB: 1 P: 9	R: 0 E: 0 K: 1 S: 5	H: 0 LOB: 0 BB: 0 P: 5	R: 4 E: 0 K: 0 S: 6	H: 3 LOB: 1 BB: 1 P: 10	R: 0 E: 0 K: 2 S: 8	H: 1 LOB: 1 BB: 0 P: 8	1B: 7 2B: 4 3B: 0 HR: 4	SF: 1 SAC: 1 DP: 0 HBP: 0	WP: 0 PB: 0 SB: 1 CS: 0	PA: 41	
PITCHER	IP	WLS	BF	H	R	ER	SO	BB	IBB	HBP	BLK	WP	HR	S	P	ERA	WHIP		
Ken Schrom, R ERA: 3.92 (1, 1)	2.1		16	9	7	7	2	0	0	0	0	0	0	20	20	27.00	3.857		
Jamie Easterly, L ERA: 7.02 (3, 1)	4.0	L	17	4	3	3	2	1	0	0	0	0	0	20	24	6.75	1.250		
Don Schulze, R ERA: 3.94 (7, 1)	0.2		4	1	2	2	0	1	0	0	0	0	1	3	7	27.00	3.000		
Reggie Ritter, R ERA: 12.0 (8, 1)	1.0		4	1	0	0	2	0	0	0	0	0	0	8	8	0.00	1.000		

AB	42
R	9
H	14
RBI	8
BB	4
SO	5
LOB	16



Batter	1	2	3	4	5	6	7	8	9	AB	R	H	RBI	BB	SO	LOB	TOP										
Brett Butler, L OBP: 0.346, SLG: 0.331 (1, 8)										4	0	1	1	0	0	2	Cleveland Indians @ Milwaukee Brewers Milwaukee County Stadium, Milwaukee, WI Wed May 21 1986, 8:05 PM EDT Att: 8,351 - Unknown										
Tony Bernazard, S OBP: 0.397, SLG: 0.406 (1, 4)										4	0	1	0	0	1	1											
Joe Carter, R OBP: 0.307, SLG: 0.413 (1, 9)										4	0	1	0	0	0	1											
Andre Thornton, R OBP: 0.302, SLG: 0.358 (1, 10)										3	1	1	0	1	0	1											
Mel Hall, L OBP: 0.310, SLG: 0.467 (1, 7)										4	0	0	0	0	1	2											
Otis Nixon, S OBP: 0.290, SLG: 0.267 (8, 7)										0	0	0	0	0	0	0											
Brook Jacoby, R OBP: 0.380, SLG: 0.438 (1, 5)										4	1	1	0	0	0	0											
Pat Tabler, R OBP: 0.373, SLG: 0.493 (1, 3)										4	1	3	1	0	0	0											
Dan Rohn, L OBP: 0.273, SLG: 0.200 (1, 6)										3	1	1	2	1	0	1											
Andy Allanson, R OBP: 0.320, SLG: 0.355 (1, 2)										4	0	0	0	0	2	4											
Inning Stats	R: 0 E: 0 K: 0 S: 3	H: 1 LOB: 0 BB: 0 P: 3	R: 4 E: 1 K: 2 S: 11	H: 4 LOB: 1 BB: 1 P: 15	R: 0 E: 0 K: 0 S: 3	H: 0 LOB: 0 BB: 0 P: 3	R: 0 E: 0 K: 1 S: 6	H: 1 LOB: 2 BB: 1 P: 10	R: 0 E: 0 K: 0 S: 3	H: 0 LOB: 0 BB: 0 P: 3	R: 0 E: 0 K: 1 S: 5	H: 0 LOB: 0 BB: 0 P: 5	R: 0 E: 0 K: 0 S: 4	H: 1 LOB: 1 BB: 0 P: 4	R: 0 E: 0 K: 0 S: 4	H: 1 LOB: 1 BB: 0 P: 4	1B: 6 2B: 3 3B: 0 HR: 0	SF: 0 SAC: 0 DP: 0 HBP: 0	WP: 0 PB: 0 SB: 1 CS: 2	PA: 37							
PITCHER	IP	WLS	BF	H	R	ER	SO	BB	IBB	HBP	BLK	WP	HR	S	P	ERA	WHIP										
Bill Wegman, R ERA: 5.07 (1, 1)	8.0	L	32	8	4	3	4	2	0	0	0	0	0	38	46	3.38	1.250										
Mark Clear, R ERA: 0.64 (9, 1)	1.0		4	1	0	0	0	0	0	0	0	0	0	4	4	0.00	1.000										

Batter	1	2	3	4	5	6	7	8	9	AB	R	H	RBI	BB	SO	LOB	BOTTOM										
Jim Gantner, L OBP: 0.388, SLG: 0.441 (1, 4)										3	1	1	0	1	0	0	Cleveland Indians @ Milwaukee Brewers Milwaukee County Stadium, Milwaukee, WI Wed May 21 1986, 8:05 PM EDT Att: 8,351 - Unknown										
Charlie Moore, R OBP: 0.397, SLG: 0.463 (1, 2)										4	0	0	0	0	2	3											
Cecil Cooper, L OBP: 0.323, SLG: 0.438 (1, 10)										4	0	1	1	0	2	0											
Ben Oglivie, L OBP: 0.351, SLG: 0.377 (1, 7)										4	0	1	0	0	0	1											
Bill Schroeder, R OBP: 0.361, SLG: 0.452 (1, 3)										4	0	0	0	0	2	2											
Ernest Riles, L OBP: 0.299, SLG: 0.355 (1, 6)										4	1	1	0	0	0	1											
Rob Deer, R OBP: 0.306, SLG: 0.385 (1, 9)										2	0	0	0	1	1	0											
Paul Householder, S OBP: 0.241, SLG: 0.269 (1, 8)										3	0	0	0	0	0	2											
Dale Sveum, S OBP: 0.345, SLG: 0.481 (1, 5)										3	0	0	0	0	0	1											
Inning Stats	R: 1 E: 0 K: 1 S: 7	H: 2 LOB: 1 BB: 0 P: 7	R: 1 E: 0 K: 0 S: 4	H: 1 LOB: 2 BB: 2 P: 12	R: 0 E: 0 K: 1 S: 5	H: 0 LOB: 0 BB: 0 P: 5	R: 0 E: 0 K: 1 S: 5	H: 0 LOB: 0 BB: 0 P: 5	R: 0 E: 0 K: 1 S: 6	H: 1 LOB: 1 BB: 0 P: 6	R: 0 E: 0 K: 0 S: 3	H: 0 LOB: 0 BB: 0 P: 3	R: 0 E: 0 K: 1 S: 5	H: 0 LOB: 0 BB: 0 P: 5	R: 0 E: 0 K: 1 S: 5	H: 0 LOB: 0 BB: 0 P: 5		1B: 4 2B: 0 3B: 0 HR: 0	SF: 0 SAC: 0 DP: 0 HBP: 0	WP: 0 PB: 0 SB: 2 CS: 0	PA: 33						
PITCHER	IP	WLS	BF	H	R	ER	SO	BB	IBB	HBP	BLK	WP	HR	S	P	ERA	WHIP										
Tom Candiotti, R ERA: 3.33 (1, 1)	9.0	W	33	4	2	1	7	2	0	0	0	0	0	45	53	1.00	0.667										

Batter	1	2	3	4	5	6	7	8	9	AB	R	H	RBI	BB	SO	LOB	TOP																			
Brett Butler, L OBP: 0.348, SLG: 0.343 (1, 8)										4	0	1	3	1	0	0	Cleveland Indians @ Milwaukee Brewers Milwaukee County Stadium, Milwaukee, WI Thu May 22 1986, 4:33 AM EDT Att: 11,644 - Unknown																			
Julio Franco, R OBP: 0.292, SLG: 0.375 (1, 6)										5	1	1	1	0	1	2																				
Joe Carter, R OBP: 0.303, SLG: 0.406 (1, 7) (7, 9)										5	0	1	0	0	3	2																				
Andre Thornton, R OBP: 0.307, SLG: 0.353 (1, 10)										2	1	0	0	2	0	1																				
Pat Tabler, R OBP: 0.370, SLG: 0.493 (1, 3)										4	1	1	0	0	0	3																				
Brook Jacoby, R OBP: 0.352, SLG: 0.427 (1, 5)										4	0	0	0	0	2	2																				
Carmen Castillo, R OBP: 0.273, SLG: 0.340 Otis Nixon, S OBP: 0.281, SLG: 0.258 (1, 9) (7, 7)										3	0	0	0	0	2	2																				
Tony Bernazard, S OBP: 0.361, SLG: 0.405 (1, 4)										3	1	1	0	1	1	0																				
Andy Allanson, R OBP: 0.307, SLG: 0.340 (1, 2)										4	1	0	0	0	0	3																				
Inning Stats	R: 0 E: 1 K: 0 S: 5	H: 1 LOB: 2 BB: 0 P: 5	R: 0 E: 0 K: 2 S: 8	H: 1 LOB: 1 BB: 0 P: 8	R: 1 E: 0 K: 1 S: 6	H: 1 LOB: 1 BB: 1 P: 10	R: 0 E: 0 K: 1 S: 5	H: 0 LOB: 0 BB: 0 P: 5	R: 0 E: 1 K: 2 S: 6	H: 0 LOB: 1 BB: 0 P: 6	R: 4 E: 1 K: 2 S: 10	H: 2 LOB: 1 BB: 2 P: 18	R: 0 E: 0 K: 0 S: 3	H: 0 LOB: 0 BB: 0 P: 3	R: 0 E: 0 K: 0 S: 3	H: 0 LOB: 0 BB: 0 P: 3	R: 0 E: 0 K: 2 S: 7	H: 0 LOB: 1 BB: 1 P: 11	1B: 2 2B: 1 3B: 1 HR: 1	SF: 0 SAC: 0 DP: 0 HBP: 0	WP: 0 PB: 0 SB: 2 CS: 0	PA: 39														
PITCHER	IP	WLS	BF	H	R	ER	SO	BB	IBB	HBP	BLK	WP	HR	S	P	ERA	WHIP	PITCHER		IP	WLS	BF	H	R	ER	SO	BB	IBB	HBP	BLK	WP	HR	S	P	ERA	WHIP
Teddy Higuera, L ERA: 2.59 Mark Clear, R ERA: 0.6 (1, 1) (9, 1)	8.0	L	35	5	5	1	7	2	1	0	0	0	0	1	46	58	1.12	0.875																		



Batter	1	2	3	4	5	6	7	8	9	AB	R	H	RBI	BB	SO	LOB	BOTTOM																			
Randy Ready, R OBP: 0.229, SLG: 0.246 (1, 7)										5	0	0	0	0	0	5	Cleveland Indians @ Milwaukee Brewers Milwaukee County Stadium, Milwaukee, WI Thu May 22 1986, 4:33 AM EDT Att: 11,644 - Unknown																			
Charlie Moore, R OBP: 0.397, SLG: 0.458 (1, 2)										5	0	2	1	0	0	1																				
Cecil Cooper, L OBP: 0.326, SLG: 0.436 Rick Manning, L OBP: 0.345, SLG: 0.269 (1, 10) (9, PR)										5	1	2	0	0	1	1																				
Bill Schroeder, R OBP: 0.366, SLG: 0.429 Robin Yount, R OBP: 0.432, SLG: 0.493 (1, 3) (9, PR)										4	0	1	0	1	1	3																				
Dale Sveum, S OBP: 0.382, SLG: 0.516 (1, 5)										4	1	2	0	1	1	3																				
Jim Gantner, L OBP: 0.372, SLG: 0.421 (1, 4)										5	0	0	1	0	1	7																				
Rob Deer, R OBP: 0.322, SLG: 0.388 (1, 9)										2	1	1	0	2	0	0																				
Paul Householder, S OBP: 0.246, SLG: 0.259 (1, 8)										2	0	0	0	1	0	2																				
Juan Castillo, S OBP: 0.440, SLG: 0.263 (1, 6)										3	1	2	2	1	0	1																				
Inning Stats	R: 0 E: 0 K: 0 S: 3	H: 0 LOB: 0 BB: 0 P: 3	R: 2 E: 0 K: 1 S: 7	H: 2 LOB: 2 BB: 2 P: 15	R: 0 E: 0 K: 1 S: 5	H: 0 LOB: 1 BB: 1 P: 9	R: 0 E: 0 K: 0 S: 3	H: 0 LOB: 0 BB: 0 P: 3	R: 0 E: 0 K: 1 S: 7	H: 1 LOB: 2 BB: 1 P: 11	R: 1 E: 0 K: 1 S: 5	H: 2 LOB: 2 BB: 2 P: 13	R: 0 E: 0 K: 0 S: 4	H: 1 LOB: 1 BB: 0 P: 4	R: 0 E: 0 K: 1 S: 7	H: 2 LOB: 2 BB: 0 P: 7	1B: 9 2B: 1 3B: 0 HR: 0	SF: 0 SAC: 1 DP: 0 HBP: 0	WP: 1 PB: 0 SB: 1 CS: 1	PA: 42																
PITCHER	IP	WLS	BF	H	R	ER	SO	BB	IBB	HBP	BLK	WP	HR	S	P	ERA	WHIP	PITCHER		IP	WLS	BF	H	R	ER	SO	BB	IBB	HBP	BLK	WP	HR	S	P	ERA	WHIP
Neal Heaton, L ERA: 5.05 Rich Yett, R ERA: 3.39 Scott Bailes, L ERA: 5.68 (1, 1) (6, 1) (7, 1)	5.2	W	24	5	3	3	3	3	0	0	0	0	1	0	3	11	13.50	4.500																		



Batter	1	2	3	4	5	6	7	8	9	AB	R	H	RBI	BB	SO	LOB	TOP										
Randy Ready, R (1, 7) OBP: 0.240, SLG: 0.246 Robin Yount, R (9, 8) OBP: 0.432, SLG: 0.493	4-3		BB	4-0	HR		F7		FC5-4	4	1	1	0	1	0	1											
Ernest Riles, L (1, 6) OBP: 0.299, SLG: 0.373	K		FC1-4-6		HR			F7	6-3	5	2	1	2	0	1	2											
Cecil Cooper, L (1, 10) OBP: 0.333, SLG: 0.437	6-3		1B		K			1B		4	1	2	1	0	1	0											
Bill Schroeder, R (1, 3) OBP: 0.333, SLG: 0.385		K	K		F9			F3		4	0	0	0	0	2	2											
Dale Sveum, S (1, 5) OBP: 0.395, SLG: 0.525	F9			K			5-3	3B	1B	4	1	1	0	0	1	0											
Rob Deer, R (1, 9) OBP: 0.328, SLG: 0.441	HR			6-3			F7	3B	1B	4	1	2	3	0	0	0											
Jim Gantner, L (1, 4) OBP: 0.380, SLG: 0.461	1B			WP	2B		4-3	F8		4	0	2	0	0	0	1											
Rick Cerone, R (1, 2) OBP: 0.197, SLG: 0.284	K			F8			K		F9	4	0	0	0	0	2	2											
Rick Manning, L (1, 8) OBP: 0.351, SLG: 0.273 (9, 7)			F2		4-3		1-3		FC5-4	4	0	1	0	0	0	0											
Inning Stats	R: 0 E: 0 K: 1 S: 5	H: 0 LOB: 0 BB: 0 P: 5	R: 1 E: 0 K: 2 S: 9	H: 2 LOB: 1 BB: 0 P: 9	R: 1 E: 0 K: 1 S: 6	H: 1 LOB: 1 BB: 1 P: 10	R: 0 E: 0 K: 1 S: 6	H: 1 LOB: 1 BB: 0 P: 6	R: 2 E: 0 K: 1 S: 7	H: 2 LOB: 0 BB: 0 P: 7	R: 0 E: 0 K: 0 S: 3	H: 0 LOB: 0 BB: 0 P: 3	R: 0 E: 0 K: 1 S: 5	H: 0 LOB: 0 BB: 0 P: 5	R: 2 E: 0 K: 0 S: 6	H: 3 LOB: 1 BB: 0 P: 6	R: 0 E: 0 K: 0 S: 4	H: 1 LOB: 1 BB: 0 P: 4	1B: 6 2B: 1 3B: 1 HR: 2	SF: 0 SAC: 0 DP: 0 HBP: 0	WP: 2 PB: 0 CS: 0	PA: 38					
PITCHER	IP	WLS	BF	H	R	ER	SO	BB	IBB	HBP	BLK	WP	HR	S	P	ERA	WHIP	PITCHER									
Frank Viola, L (1, 1) ERA: 5.0	8.0	L	34	9	6	6	7	1	0	0	0	2	2	47	51	6.75	1.250										
Keith Atherton, R (9, 1) ERA: 5.99	1.0		4	1	0	0	0	0	0	0	0	0	0	4	4	0.00	1.000										

Milwaukee Brewers @ Minnesota Twins
Hubert H. Humphrey Metrodome, Minneapolis, MN

AB 37
R 6
H 10
RBI 6
BB 1
SO 7
LOB 8



Sat May 24 1986, 8:05 PM EDT
Att: 20,991 - Unknown

Batter	1	2	3	4	5	6	7	8	9	AB	R	H	RBI	BB	SO	LOB	BOTTOM										
Kirby Puckett, R (1, 8) OBP: 0.420, SLG: 0.665	FC4-6		L1-3		1B			5-3		4	1	3	0	0	0	0											
Mickey Hatcher, R (1, 7) OBP: 0.171, SLG: 0.218	FC4-6		L1-3		E4			F9		4	0	1	0	0	0	2											
Kent Hrbek, L (1, 3) OBP: 0.391, SLG: 0.493	FC4-6			K	F6			K		4	0	0	0	0	2	2											
Tom Brunansky, R (1, 9) OBP: 0.328, SLG: 0.463	1B			HR	2B			F4		4	1	2	0	0	1	0											
Gary Gaetti, R (1, 5) OBP: 0.357, SLG: 0.575	F8			K				CS	1B	4	0	1	0	0	1	3											
Tim Laudner, R (1, 2) OBP: 0.453, SLG: 0.667		4-3		HR				F4		4	1	1	2	0	0	1											
Greg Gagne, R (1, 6) OBP: 0.305, SLG: 0.421	K			K				4-3		3	0	0	0	0	2	0											
Billy Beane, R (1, 10) OBP: 0.250, SLG: 0.289	F8				F2			F4		3	0	0	0	0	0	0											
Steve Lombardozzi, R (1, 4) OBP: 0.331, SLG: 0.468			5-3		F6			6-3		3	0	0	0	0	0	0											
Inning Stats	R: 0 E: 0 K: 0 S: 5	H: 2 LOB: 2 BB: 0 P: 5	R: 0 E: 0 K: 1 S: 5	H: 0 LOB: 0 BB: 0 P: 5	R: 0 E: 0 K: 0 S: 3	H: 1 LOB: 0 BB: 0 P: 3	R: 2 E: 0 K: 3 S: 11	H: 2 LOB: 0 BB: 0 P: 11	R: 1 E: 1 K: 0 S: 5	H: 2 LOB: 1 BB: 0 P: 5	R: 0 E: 0 K: 0 S: 3	H: 1 LOB: 0 BB: 0 P: 3	R: 0 E: 0 K: 0 S: 3	H: 0 LOB: 0 BB: 0 P: 3	R: 0 E: 0 K: 1 S: 5	H: 0 LOB: 0 BB: 0 P: 5	R: 0 E: 0 K: 1 S: 5	H: 0 LOB: 0 BB: 0 P: 5	1B: 6 2B: 2 3B: 0 HR: 1	SF: 0 SAC: 0 DP: 1 HBP: 0	WP: 0 PB: 0 CS: 1	PA: 33					
PITCHER	IP	WLS	BF	H	R	ER	SO	BB	IBB	HBP	BLK	WP	HR	S	P	ERA	WHIP	PITCHER									
Juan Nieves, L (1, 1) ERA: 4.55	9.0	W	33	8	3	2	6	0	0	0	0	0	1	45	45	2.00	0.889										

Milwaukee Brewers @ Minnesota Twins
Hubert H. Humphrey Metrodome, Minneapolis, MN

AB 33
R 3
H 8
RBI 2
BB 0
SO 6
LOB 8



Sat May 24 1986, 8:05 PM EDT
Att: 20,991 - Unknown

Batter	1	2	3	4	5	6	7	8	9	AB	R	H	RBI	BB	SO	LOB	TOP					
Jim Gantner, L OBP: 0.373, SLG: 0.450 (1, 4)	L7		4-3		4-3		FC3-6 1B	F8		5	0	1	0	0	0	0	Milwaukee Brewers @ Minnesota Twins Hubert H. Humphrey Metrodome, Minneapolis, MN Sun May 25 1986, 4:33 AM EDT Att: 24,697 - Unknown livebaseballscorecards.com					
Ernest Riles, L OBP: 0.302, SLG: 0.374 (1, 6)	K		K				FC3-6 1B		5	0	2	0	0	0	2	2						
Cecil Cooper, L OBP: 0.336, SLG: 0.435 (1, 10)									5	0	2	0	0	0	2							
Ben Oglivie, L OBP: 0.384, SLG: 0.481 (1, 7)	FC6 1-2								4	1	2	0	0	0	1							
Jim Adduci, L OBP: 0.111, SLG: 0.222 (1, 3)									4	1	1	0	0	1	2							
Dale Sveum, S OBP: 0.383, SLG: 0.500 (1, 5)									4	0	1	2	0	0	2							
Rob Deer, R OBP: 0.341, SLG: 0.486 (1, 9)									3	1	2	1	1	1	1							
Rick Manning, L OBP: 0.317, SLG: 0.243 (1, 8)									4	0	0	0	0	0	5							
Charlie Moore, R OBP: 0.375, SLG: 0.429 (1, 2)									4	0	0	0	0	1	1							
Inning Stats	R: 0 E: 0 K: 1 S: 6	H: 1 LOB: 1 BB: 0 P: 6	R: 1 E: 0 K: 1 S: 6	H: 1 LOB: 0 BB: 0 P: 6	R: 0 E: 0 K: 0 S: 5	H: 0 LOB: 0 BB: 0 P: 5	R: 0 E: 0 K: 0 S: 5	H: 2 LOB: 3 BB: 1 P: 9	R: 0 E: 0 K: 0 S: 4	H: 1 LOB: 1 BB: 0 P: 4	R: 0 E: 0 K: 0 S: 3	H: 0 LOB: 0 BB: 0 P: 3	R: 0 E: 0 K: 0 S: 5	H: 2 LOB: 2 BB: 0 P: 5	R: 2 E: 0 K: 1 S: 8	H: 3 LOB: 1 BB: 0 P: 8	R: 0 E: 0 K: 1 S: 6	H: 1 LOB: 1 BB: 0 P: 6	1B: 8 2B: 2 3B: 0 HR: 1	SF: 0 SAC: 0 DP: 0 HBP: 0	WP: 0 PB: 0 SB: 0 CS: 0	PA: 39
PITCHER Mike Smithson, R ERA: 3.54 (1, 1)	IP: 9.0 WLS: W BF: 39 H: 11 R: 3 ER: 3 SO: 5 BB: 1 IBB: 0 HBP: 0 BLK: 0 WP: 0 HR: 1 S: 48 P: 52 ERA: 3.00 WHIP: 1.333															PITCHER Mike Smithson, R ERA: 3.54 (1, 1)	IP: 9.0 WLS: W BF: 39 H: 11 R: 3 ER: 3 SO: 5 BB: 1 IBB: 0 HBP: 0 BLK: 0 WP: 0 HR: 1 S: 48 P: 52 ERA: 3.00 WHIP: 1.333					

Batter	1	2	3	4	5	6	7	8	9	AB	R	H	RBI	BB	SO	LOB	BOTTOM					
Kirby Puckett, R OBP: 0.411, SLG: 0.650 (1, 8)	K									4	0	0	0	0	2	1	Milwaukee Brewers @ Minnesota Twins Hubert H. Humphrey Metrodome, Minneapolis, MN Sun May 25 1986, 4:33 AM EDT Att: 24,697 - Unknown livebaseballscorecards.com					
Roy Smalley, S OBP: 0.345, SLG: 0.476 (1, 10)										3	1	1	0	1	0	0						
Kent Hrbek, L OBP: 0.387, SLG: 0.507 (1, 3)										4	2	1	2	0	0	1						
Tom Brunansky, R OBP: 0.331, SLG: 0.470 (1, 9)										4	1	2	1	0	0	0						
Randy Bush, L OBP: 0.362, SLG: 0.432 (1, 7)										4	0	3	1	0	0	1						
Mickey Hatcher, R OBP: 0.171, SLG: 0.218 (9, 7)										0	0	0	0	0	0	0						
Gary Gaetti, R OBP: 0.335, SLG: 0.564 (1, 5)										3	0	0	0	0	0	2						
Steve Lombardozzi, R OBP: 0.323, SLG: 0.455 (1, 4)										3	0	0	0	0	0	2						
Jeff Reed, L (1, 2)										3	0	0	0	0	0	2						
Greg Gagne, R OBP: 0.306, SLG: 0.419 (1, 6)										3	0	1	0	0	1	0						
Inning Stats	R: 3 E: 0 K: 1 S: 8	H: 3 LOB: 2 BB: 1 P: 13	R: 0 E: 0 K: 1 S: 5	H: 0 LOB: 0 BB: 0 P: 5	R: 0 E: 0 K: 0 S: 4	H: 1 LOB: 1 BB: 0 P: 4	R: 0 E: 0 K: 0 S: 4	H: 1 LOB: 0 BB: 0 P: 4	R: 1 E: 0 K: 0 S: 4	H: 2 LOB: 0 BB: 0 P: 4	R: 0 E: 0 K: 0 S: 3	H: 0 LOB: 0 BB: 0 P: 3	R: 0 E: 0 K: 1 S: 5	H: 0 LOB: 0 BB: 0 P: 5	R: 0 E: 0 K: 0 S: 4	H: 1 LOB: 1 BB: 0 P: 4	R: 0 E: 0 K: 0 S: 4	H: 1 LOB: 1 BB: 0 P: 4	1B: 4 2B: 2 3B: 1 HR: 1	SF: 0 SAC: 0 DP: 0 HBP: 1	WP: 1 PB: 0 SB: 0 CS: 1	PA: 34
PITCHER Bill Wegman, R ERA: 5.0 (1, 1)	IP: 8.0 WLS: L BF: 33 H: 8 R: 4 ER: 4 SO: 3 BB: 1 IBB: 0 HBP: 1 BLK: 0 WP: 1 HR: 1 S: 37 P: 42 ERA: 4.50 WHIP: 1.125															PITCHER Bill Wegman, R ERA: 5.0 (1, 1)	IP: 8.0 WLS: L BF: 33 H: 8 R: 4 ER: 4 SO: 3 BB: 1 IBB: 0 HBP: 1 BLK: 0 WP: 1 HR: 1 S: 37 P: 42 ERA: 4.50 WHIP: 1.125					

Batter	1	2	3	4	5	6	7	8	9	AB	R	H	RBI	BB	SO	LOB	TOP										
Jim Gantner, L OBP: 0.361, SLG: 0.426 (1, 4)	0-0 4-3	0-0 1B		0-0 G3		0-0 4-3		0-0 F8		5	0	1	0	0	0	1	Milwaukee Brewers @ Kansas City Royals Royals Stadium, Kansas City, MO Tue May 27 1986, 8:05 PM EDT Att: 21,969 - Unknown										
Randy Ready, R OBP: 0.253, SLG: 0.263 Paul Householder, S OBP: 0.221, SLG: 0.230 (1, 7) (7, 7)	0-0 2B	0-3 K		0-0 F8		4-0 BB		0-0 F8		3	1	1	0	1	1	1											
Cecil Cooper, L OBP: 0.335, SLG: 0.420 (1, 3)	0-0 FC1 2B		4-0 E 1-3 3B	0-0 F8		0-0 FC6		0-0 G3		4	2	0	0	1	0	3											
Bill Schroeder, R OBP: 0.352, SLG: 0.438 (1, 10)	0-3 K		0-0 1-3		0-0 BB		0-0 WP 1B		0-0 G3	5	1	2	0	0	1	3											
Dale Sveum, S OBP: 0.375, SLG: 0.509 (1, 5)	0-0 HR 2B		0-3 K		0-0 F4		0-3 K		0-0 3-1	5	1	1	2	0	2	3											
Rob Deer, R OBP: 0.364, SLG: 0.545 (1, 9)	0-0 HR		4-0 E 3B		4-0 BB		0-3 K		0-0 HR	3	3	2	3	2	1	1											
Ernest Riles, L OBP: 0.309, SLG: 0.378 (1, 6)	0-3 K		0-0 E6 3B		0-0 F7		0-0 FC6-4 1B		0-0 G3	5	1	1	1	0	1	4											
Charlie Moore, R OBP: 0.368, SLG: 0.448 (1, 2)			0-0 F9 3B		0-0 F4		0-0 FC6-4			4	0	1	3	0	0	3											
Rick Manning, L OBP: 0.265, SLG: 0.205 (1, 8)	0-3 K		0-3 K		0-0 3-1				0-0 E4	4	0	0	0	0	2	1											
Inning Stats	R: 4 E: 1 K: 2 S: 11	H: 3 LOB: 0 BB: 0 P: 11	R: 0 E: 0 K: 2 S: 8	H: 1 LOB: 1 BB: 0 P: 8	R: 3 E: 1 K: 2 S: 9	H: 1 LOB: 1 BB: 2 P: 17	R: 0 E: 0 K: 0 S: 3	H: 0 LOB: 0 BB: 0 P: 3	R: 0 E: 0 K: 0 S: 4	H: 1 LOB: 2 BB: 1 P: 8	R: 0 E: 0 K: 0 S: 3	H: 0 LOB: 1 BB: 1 P: 7	R: 1 E: 0 K: 2 S: 9	H: 2 LOB: 1 BB: 0 P: 9	R: 0 E: 1 K: 0 S: 4	H: 0 LOB: 1 BB: 0 P: 4	R: 1 E: 0 K: 0 S: 4	H: 1 LOB: 0 BB: 0 P: 4	1B: 5 2B: 1 3B: 1 HR: 2	SF: 0 SAC: 0 DP: 0 HBP: 0	WP: 1 PA: 43						
PITCHER	IP	WLS	BF	H	R	ER	SO	BB	IBB	HBP	BLK	WP	HR	S	P	ERA	WHIP										
Danny Jackson, L ERA: 3.45 (1, 1)	5.0	L	26	6	7	0	6	3	0	0	0	0	1	35	47	0.00	1.800										
Mark Gubicza, R ERA: 5.09 (6, 1)	3.0		13	2	1	1	2	1	0	0	0	1	0	16	20	3.00	1.000										
Dan Quisenberry, R ERA: 2.82 (9, 1)	1.0		4	1	1	1	0	0	0	0	0	0	1	4	4	9.00	1.000										

Batter	1	2	3	4	5	6	7	8	9	AB	R	H	RBI	BB	SO	LOB	BOTTOM										
Willie Wilson, S OBP: 0.303, SLG: 0.326 (1, 8)	0-0 F4		0-0 L1		0-0 F8			0-0 F9		4	0	0	0	0	0	0	Milwaukee Brewers @ Kansas City Royals Royals Stadium, Kansas City, MO Tue May 27 1986, 8:05 PM EDT Att: 21,969 - Unknown										
Lonnie Smith, R OBP: 0.270, SLG: 0.212 (1, 7)	0-3 K		0-0 1B			0-0 6-3		0-0 1-3		4	0	1	0	0	1	0											
George Brett, L OBP: 0.398, SLG: 0.446 (1, 5)	0-3 K		0-0 L3			0-0 1B FC5-4 2B		0-0 F5		4	1	1	0	0	1	1											
Frank White, R OBP: 0.304, SLG: 0.456 (1, 4)			0-0 F3		0-0 1B		0-0 FC5-4 1B		0-0 F3	4	0	2	0	0	0	0											
Hal McRae, R OBP: 0.250, SLG: 0.355 (1, 10)			0-0 F8		0-0 F6		0-0 FC5-4		0-3 K	4	0	0	1	0	1	2											
Jim Sundberg, R OBP: 0.299, SLG: 0.319 (1, 2)			0-0 BB 1B		0-0 F8		0-0 F9		0-0 1B	4	0	2	0	0	0	2											
Steve Balboni, R OBP: 0.282, SLG: 0.354 (1, 3)			4-0 1B BB		0-3 K				0-0 F3	3	0	0	0	1	1	2											
Lynn Jones, R OBP: 0.222, SLG: 0.067 (1, 9)			0-0 1B		0-0 5-3				0-0 F9	3	0	1	0	0	0	0											
Angel Salazar, R OBP: 0.305, SLG: 0.324 (1, 6)			0-0 F3		0-0 6-3				0-0 5-3	3	0	0	0	0	0	0											
Inning Stats	R: 0 E: 0 K: 2 S: 7	H: 0 LOB: 0 BB: 0 P: 7	R: 0 E: 0 K: 0 S: 4	H: 2 LOB: 2 BB: 1 P: 8	R: 0 E: 0 K: 0 S: 4	H: 1 LOB: 1 BB: 0 P: 4	R: 0 E: 0 K: 1 S: 6	H: 1 LOB: 1 BB: 0 P: 6	R: 0 E: 0 K: 0 S: 3	H: 0 LOB: 0 BB: 0 P: 3	R: 1 E: 0 K: 0 S: 5	H: 2 LOB: 1 BB: 0 P: 5	R: 0 E: 0 K: 0 S: 3	H: 0 LOB: 0 BB: 0 P: 3	R: 0 E: 0 K: 1 S: 6	H: 1 LOB: 1 BB: 0 P: 6	1B: 6 2B: 1 3B: 0 HR: 0	SF: 0 SAC: 0 DP: 0 HBP: 0	WP: 0 PA: 34								
PITCHER	IP	WLS	BF	H	R	ER	SO	BB	IBB	HBP	BLK	WP	HR	S	P	ERA	WHIP										
Teddy Figueroa, L ERA: 2.43 (1, 1)	9.0	W	34	7	1	1	4	1	0	0	0	0	0	41	45	1.00	0.889										

AB	39
R	9
H	9
RBI	9
BB	4
SO	8
LOB	21



AB	33
R	1
H	7
RBI	1
BB	1
SO	4
LOB	7



Batter	1	2	3	4	5	6	7	8	9	AB	R	H	RBI	BB	SO	LOB	TOP					
Jim Gantner, L (1, 4) OBP: 0.358, SLG: 0.421										4	1	1	0	0	1	0	Milwaukee Brewers @ Kansas City Royals Royals Stadium, Kansas City, MO Wed May 28 1986, 8:05 PM EDT Att: 20,461 - Unknown					
Ernest Riles, L (1, 6) OBP: 0.306, SLG: 0.373										5	0	1	0	0	1	3						
Cecil Cooper, L (1, 10) OBP: 0.338, SLG: 0.427										5	0	2	1	0	1	2						
Ben Oglivie, L (1, 7) OBP: 0.372, SLG: 0.459 Rick Manning, L (8, PR) OBP: 0.295, SLG: 0.205										4	0	2	0	0	0	3						
Jim Adduci, L (1, 3) OBP: 0.167, SLG: 0.182										2	1	0	0	1	0	1						
Dale Sveum, S (1, 5) OBP: 0.383, SLG: 0.536										3	0	1	1	1	1	2						
Rob Deer, R (1, 9) OBP: 0.353, SLG: 0.526										4	0	0	0	0	2	3						
Paul Householder, S (1, 8) OBP: 0.236, SLG: 0.246										4	0	2	1	0	2	1						
Charlie Moore, R (1, 2) OBP: 0.363, SLG: 0.437										4	0	1	0	0	2	2						
Inning Stats	R: 1 E: 0 K: 1 S: 7	H: 2 LOB: 2 BB: 1 P: 11	R: 0 E: 0 K: 2 S: 7	H: 0 LOB: 0 BB: 0 P: 7	R: 0 E: 0 K: 1 S: 5	H: 0 LOB: 0 BB: 0 P: 5	R: 1 E: 0 K: 2 S: 9	H: 2 LOB: 1 BB: 0 P: 9	R: 0 E: 0 K: 1 S: 7	H: 2 LOB: 2 BB: 0 P: 7	R: 0 E: 0 K: 0 S: 3	H: 0 LOB: 0 BB: 0 P: 3	R: 0 E: 0 K: 2 S: 9	H: 2 LOB: 2 BB: 0 P: 9	R: 1 E: 0 K: 1 S: 7	H: 2 LOB: 2 BB: 1 P: 11	R: 0 E: 0 K: 0 S: 3	H: 0 LOB: 0 BB: 0 P: 3	1B: 8 2B: 1 3B: 1 HR: 0	SF: 0 SAC: 2 DP: 0 HBP: 0	WP: 0 PB: 0 CS: 0	PA: 39
PITCHER	IP WLS BF H R ER SO BB IBB HBP BLK WP HR S P ERA WHIP																					
Bret Saberhagen, R (1, 1) ERA: 3.7	6.0	27	8	2	2	7	1	0	0	0	0	0	0	0	40	44	3.00	1.500				
Bud Black, L (7, 1) ERA: 5.29	1.2	8	2	1	1	3	1	0	0	0	0	0	0	0	13	17	5.40	1.800				
Steve Farr, R (8, 1) ERA: 1.73	1.1	W	4	0	0	0	0	0	0	0	0	0	0	4	4	0.00	0.000					

Batter	1	2	3	4	5	6	7	8	9	AB	R	H	RBI	BB	SO	LOB	BOTTOM					
Willie Wilson, S (1, 8) OBP: 0.302, SLG: 0.324										4	1	1	0	0	0	3	Milwaukee Brewers @ Kansas City Royals Royals Stadium, Kansas City, MO Wed May 28 1986, 8:05 PM EDT Att: 20,461 - Unknown					
Lonnie Smith, R (1, 7) OBP: 0.256, SLG: 0.200										4	0	0	0	0	0	3						
Rudy Law, L (1, 9) OBP: 0.333, SLG: 0.415										4	1	1	0	0	0	0						
George Brett, L (1, 5) OBP: 0.395, SLG: 0.437										3	1	0	0	1	1	0						
Frank White, R (1, 4) OBP: 0.303, SLG: 0.451										4	1	1	1	0	1	1						
Jorge Orta, L (1, 10) OBP: 0.350, SLG: 0.406										4	0	2	0	0	0	0						
Steve Balboni, R (1, 3) OBP: 0.275, SLG: 0.346										4	0	0	0	0	3	3						
Jamie Quirk, L (1, 2) OBP: 0.318, SLG: 0.395										2	0	0	0	2	1	0						
Buddy Biancalana, S (1, 6) OBP: 0.250, SLG: 0.250 Hal McRae, R (8, PH) OBP: 0.257, SLG: 0.362										3	0	1	0	0	0	2						
Inning Stats	R: 0 E: 0 K: 0 S: 3	H: 0 LOB: 0 BB: 0 P: 3	R: 0 E: 0 K: 0 S: 3	H: 0 LOB: 0 BB: 0 P: 3	R: 0 E: 0 K: 1 S: 5	H: 0 LOB: 0 BB: 0 P: 5	R: 3 E: 0 K: 0 S: 5	H: 2 LOB: 0 BB: 1 P: 9	R: 0 E: 1 K: 1 S: 7	H: 1 LOB: 2 BB: 0 P: 7	R: 0 E: 0 K: 1 S: 5	H: 0 LOB: 0 BB: 0 P: 5	R: 0 E: 0 K: 1 S: 6	H: 1 LOB: 2 BB: 1 P: 10	R: 0 E: 0 K: 1 S: 5	H: 0 LOB: 0 BB: 0 P: 5	R: 1 E: 1 K: 1 S: 6	H: 3 LOB: 3 BB: 1 P: 10	1B: 5 2B: 2 3B: 0 HR: 0	SF: 0 SAC: 0 DP: 0 HBP: 0	WP: 2 PB: 1 CS: 0	PA: 36
PITCHER	IP WLS BF H R ER SO BB IBB HBP BLK WP HR S P ERA WHIP																					
Tim Leary, R (1, 1) ERA: 5.66	7.0	28	4	3	2	4	2	0	0	0	0	0	0	0	34	42	2.57	0.857				
Mark Clear, R (8, 1) ERA: 1.1	1.1	L	8	3	1	1	2	0	1	0	0	0	0	11	15	6.75	2.250					

Batter	1	2	3	4	5	6	7	8	9	AB	R	H	RBI	BB	SO	LOB	TOP										
Paul Moltitor, R OBP: 0.407, SLG: 0.505 (1, 7)										5	3	3	2	1	0	2	Milwaukee Brewers @ Cleveland Indians Cleveland Municipal Stadium, Cleveland, OH Fri May 30 1986, 7:05 PM EDT Att: 16,102 - Unknown										
Ernest Riles, L OBP: 0.317, SLG: 0.376 (1, 6)										4	3	2	0	2	0	1											
Cecil Cooper, L OBP: 0.343, SLG: 0.436 (1, 3)										6	1	3	5	0	0	3											
Ben Oglivie, L OBP: 0.364, SLG: 0.444 (1, 10)										5	0	1	1	0	0	3											
Dale Sveum, S OBP: 0.415, SLG: 0.557 (1, 5)										5	0	4	2	0	0	0											
Rob Deer, R OBP: 0.348, SLG: 0.508 (1, 9)										4	0	0	0	1	1	4											
Jim Gantner, L OBP: 0.359, SLG: 0.416 (1, 4)										4	0	1	0	1	0	6											
Rick Manning, L OBP: 0.278, SLG: 0.306 (1, 8)										5	2	2	0	0	0	1											
Rick Cerone, R OBP: 0.224, SLG: 0.296 (1, 2)										4	2	2	1	1	0	1											
Inning Stats	R: 1 E: 0 K: 0 S: 4	H: 1 LOB: 0 BB: 0 P: 4	R: 0 E: 0 K: 0 S: 3	H: 2 LOB: 0 BB: 0 P: 3	R: 2 E: 0 K: 0 S: 6	H: 3 LOB: 1 BB: 0 P: 6	R: 0 E: 0 K: 0 S: 3	H: 0 LOB: 1 BB: 1 P: 7	R: 3 E: 0 K: 0 S: 6	H: 3 LOB: 2 BB: 2 P: 14	R: 4 E: 0 K: 0 S: 6	H: 4 LOB: 2 BB: 3 P: 18	R: 0 E: 0 K: 1 S: 5	H: 2 LOB: 2 BB: 0 P: 5	R: 0 E: 0 K: 1 S: 6	H: 1 LOB: 1 BB: 0 P: 6	R: 1 E: 0 K: 0 S: 5	H: 2 LOB: 1 BB: 0 P: 5	1B: 14 2B: 1 3B: 2 HR: 1	SF: 0 SAC: 0 DP: 1 HBP: 0	WP: 1 PB: 0 CS: 2	PA: 49					
PITCHER	IP	WLS	BF	H	R	ER	SO	BB	IBB	HBP	BLK	WP	HR	S	P	ERA	WHIP										
Phil Niekro, R ERA: 4.18 (1, 1)	4.1	L	20	6	5	5	0	3	0	0	0	0	1	17	29	10.38	2.077										
Jamie Easterly, L ERA: 7.54 (5, 1)	0.0		3	3	1	1	0	0	0	0	0	0	0	3	3	∞	∞										
Jim Kern, R ERA: 7.9 (5, 1)	0.2		6	2	4	4	0	2	0	0	0	0	0	4	12	54.00	6.000										
Rich Yett, R ERA: 4.5 (6, 1)	3.1		17	7	1	1	1	1	0	0	0	1	0	18	22	2.70	2.400										
Scott Bailes, L ERA: 5.2 (9, 1)	0.2		2	0	0	0	0	0	0	0	0	0	0	2	2	0.00	0.000										

Batter	1	2	3	4	5	6	7	8	9	AB	R	H	RBI	BB	SO	LOB	BOTTOM										
Brett Butler, L OBP: 0.353, SLG: 0.338 (1, 8)										3	0	1	1	2	1	1	Milwaukee Brewers @ Cleveland Indians Cleveland Municipal Stadium, Cleveland, OH Fri May 30 1986, 7:05 PM EDT Att: 16,102 - Unknown										
Julio Franco, R OBP: 0.290, SLG: 0.364 (1, 6)										5	1	3	0	1	0	4											
Joe Carter, R OBP: 0.310, SLG: 0.435 (1, 7)										5	1	1	1	1	1	5											
Andre Thornton, R OBP: 0.303, SLG: 0.340 (1, 10)										6	1	2	1	0	2	8											
Brook Jacoby, R OBP: 0.347, SLG: 0.424 (1, 5)										4	1	0	1	1	0	4											
Pat Tabler, R OBP: 0.351, SLG: 0.454 (1, 3)										5	1	3	1	0	1	2											
Carmen Castillo, R OBP: 0.250, SLG: 0.306 (1, 9)										2	1	1	0	0	0	1											
Eddie Williams, R OBP: 0.143, SLG: 0.143 (6, 7)										2	1	1	1	0	0	0											
Otis Nixon, S OBP: 0.289, SLG: 0.250 (6, PH)										0	0	0	0	0	0	0											
Mel Hall, L OBP: 0.304, SLG: 0.495 (6, PH)										1	0	0	0	0	0	1											
Tony Bernazard, S OBP: 0.368, SLG: 0.417 (1, 4)										4	0	2	0	1	1	3											
Chris Bando, S OBP: 0.420, SLG: 0.467 (1, 2)										4	0	1	1	1	1	5											
Inning Stats	R: 0 E: 0 K: 2 S: 8	H: 1 LOB: 1 BB: 0 P: 8	R: 0 E: 0 K: 1 S: 6	H: 2 LOB: 3 BB: 1 P: 10	R: 0 E: 0 K: 0 S: 4	H: 1 LOB: 2 BB: 1 P: 8	R: 0 E: 0 K: 0 S: 5	H: 2 LOB: 2 BB: 1 P: 9	R: 0 E: 0 K: 0 S: 4	H: 1 LOB: 1 BB: 0 P: 4	R: 0 E: 0 K: 0 S: 4	H: 1 LOB: 1 BB: 0 P: 4	R: 6 E: 1 K: 2 S: 13	H: 5 LOB: 3 BB: 3 P: 25	R: 0 E: 0 K: 1 S: 6	H: 1 LOB: 1 BB: 0 P: 6	R: 0 E: 0 K: 1 S: 6	H: 1 LOB: 2 BB: 1 P: 10	1B: 13 2B: 2 3B: 0 HR: 0	SF: 1 SAC: 0 DP: 0 HBP: 0	WP: 1 PB: 0 CS: 0	PA: 49					
PITCHER	IP	WLS	BF	H	R	ER	SO	BB	IBB	HBP	BLK	WP	HR	S	P	ERA	WHIP										
Juan Nieves, L ERA: 4.68 (1, 1)	6.0	W	32	11	5	5	3	3	0	0	0	0	0	35	47	7.50	2.333										
Bob McClure, L ERA: 2.35 (7, 1)	0.2		6	2	1	0	1	2	0	0	0	0	0	6	14	0.00	6.000										
Mark Clear, R ERA: 0.96 (7, 1)	2.1	S	11	2	1	1	3	2	0	0	0	1	0	15	23	3.86	1.714										



Batter	1	2	3	4	5	6	7	8	9	AB	R	H	RBI	BB	SO	LOB	TOP					
Paul Moltitor, R OBP: 0.394, SLG: 0.486 (1, 7)	F8		SH2-3		E5		K		6-3	4	0	0	0	0	1	1	Milwaukee Brewers @ Cleveland Indians Cleveland Municipal Stadium, Cleveland, OH Sat May 31 1986, 3:33 AM EDT Att: 8,115 - Unknown livebaseballscorecards.com					
Ernest Riles, L OBP: 0.359, SLG: 0.365 (1, 6)	F7		F8		E3		F4		4-3	5	0	0	0	0	2							
Cecil Cooper, L OBP: 0.333, SLG: 0.422 (1, 3)	K		F8		F6		1-3		K	5	0	0	0	2	3							
Ben Oglivie, L OBP: 0.379, SLG: 0.457 Juan Castillo, S OBP: 0.440, SLG: 0.263 (8, PR)		BB 1B BB		F7					FC6-4 1B 2B	2	0	1	0	2	0	0						
Dale Sveum, S OBP: 0.420, SLG: 0.554 (1, 5)		BB 1B							F9	4	0	2	0	0	4							
Rob Deer, R OBP: 0.359, SLG: 0.508 (1, 9)		F7								2	0	1	0	1	0	2						
Jim Gantner, L OBP: 0.357, SLG: 0.407 (1, 4)		G4-6-3 BB		G4-6-3 1B					FC6-4 HBP	3	0	0	0	1	0	5						
Rick Manning, L OBP: 0.263, SLG: 0.288 Charlie Moore, R OBP: 0.370, SLG: 0.444 (8, PH)		G4-6-3								3	0	0	0	0	4							
Rick Cerone, R OBP: 0.238, SLG: 0.320 (1, 2)				SH2-3 1B					F5	4	1	2	0	0	1	3						
Inning Stats	R: 0 E: 0 K: 1 S: 5	H: 0 LOB: 0 BB: 0 P: 5	R: 0 E: 0 K: 0 S: 3	H: 1 LOB: 2 BB: 2 P: 11	R: 0 E: 0 K: 0 S: 4	H: 1 LOB: 1 BB: 0 P: 4	R: 0 E: 0 K: 0 S: 4	H: 2 LOB: 1 BB: 0 P: 4	R: 1 E: 2 K: 0 S: 6	H: 1 LOB: 3 BB: 1 P: 10	R: 0 E: 0 K: 1 S: 5	H: 0 LOB: 0 BB: 0 P: 5	R: 0 E: 0 K: 1 S: 5	H: 0 LOB: 0 BB: 0 P: 5	R: 1 E: 0 K: 0 S: 5	H: 2 LOB: 2 BB: 0 P: 6		R: 0 E: 0 K: 1 S: 5	H: 0 LOB: 0 BB: 0 P: 5	1B: 5 2B: 2 3B: 0 HR: 0	SF: 0 SAC: 1 DP: 2 HBP: 1	WP: 0 PB: 0 CS: 0
PITCHER	IP	WLS	BF	H	R	ER	SO	BB	IBB	HBP	BLK	WP	HR	S	P	ERA	WHIP					
Ken Schrom, R ERA: 4.23 Scott Bailes, L ERA: 4.91	(1, 1)	7.1	33	6	2	1	3	4	0	1	0	0	0	34	51	1.23	1.364					
(8, 1)	1.2	W	6	1	0	0	1	0	0	0	0	0	0	8	8	0.00	0.600					

Batter	1	2	3	4	5	6	7	8	9	AB	R	H	RBI	BB	SO	LOB	BOTTOM					
Brett Butler, L OBP: 0.345, SLG: 0.329 (1, 8)	4-3		4-3				F8		K	4	0	0	0	0	1	2	Milwaukee Brewers @ Cleveland Indians Cleveland Municipal Stadium, Cleveland, OH Sat May 31 1986, 3:33 AM EDT Att: 8,115 - Unknown livebaseballscorecards.com					
Julio Franco, R OBP: 0.294, SLG: 0.366 (1, 6)			K				6-3		HR 1B	4	1	2	0	0	1	0						
Joe Carter, R OBP: 0.314, SLG: 0.437 (1, 9)									F4	4	0	2	0	0	0	2						
Andre Thornton, R OBP: 0.307, SLG: 0.358 (1, 10)										3	1	1	2	1	1	2						
Mel Hall, L OBP: 0.310, SLG: 0.500 Otis Nixon, S OBP: 0.289, SLG: 0.250 (8, PR)									HR	3	1	1	0	1	0	3						
Pat Tabler, R OBP: 0.349, SLG: 0.449 (1, 3)									CS BB	0	0	0	0	0	0	0						
Brook Jacoby, R OBP: 0.342, SLG: 0.417 (1, 5)										4	0	1	1	0	0	2						
Tony Bernazard, S OBP: 0.362, SLG: 0.409 (1, 4)										3	0	0	0	0	2	1						
Andy Allanson, R OBP: 0.311, SLG: 0.345 (1, 2)										3	0	1	0	0	0	0						
Inning Stats	R: 0 E: 0 K: 0 S: 4	H: 1 LOB: 2 BB: 1 P: 8	R: 0 E: 0 K: 1 S: 5	H: 0 LOB: 0 BB: 0 P: 5	R: 0 E: 0 K: 1 S: 5	H: 0 LOB: 0 BB: 0 P: 5	R: 0 E: 0 K: 0 S: 4	H: 1 LOB: 1 BB: 0 P: 4	R: 0 E: 0 K: 1 S: 5	H: 0 LOB: 0 BB: 0 P: 5	R: 0 E: 0 K: 1 S: 6	H: 1 LOB: 1 BB: 0 P: 6	R: 1 E: 0 K: 1 S: 8	H: 3 LOB: 2 BB: 0 P: 8	R: 2 E: 0 K: 0 S: 4	H: 2 LOB: 1 BB: 1 P: 8		R: 2 E: 0 K: 0 S: 4	H: 2 LOB: 1 BB: 1 P: 8	1B: 5 2B: 2 3B: 0 HR: 1	SF: 0 SAC: 0 DP: 0 HBP: 0	WP: 0 PB: 0 CS: 1
PITCHER	IP	WLS	BF	H	R	ER	SO	BB	IBB	HBP	BLK	WP	HR	S	P	ERA	WHIP					
Bill Wegman, R ERA: 4.65 Dan Plesac, L ERA: 3.67	(1, 1)	6.2	27	6	1	1	4	1	0	0	0	0	0	34	38	1.35	1.050					
(7, 1)	1.1	L	6	2	2	2	1	1	0	0	0	0	1	7	11	13.50	2.250					

Batter	1	2	3	4	5	6	7	8	9	AB	R	H	RBI	BB	SO	LOB	TOP																	
Paul Moltitor, R OBP: 0.391, SLG: 0.478 (1, 10)										6	1	2	0	0	1	3	Milwaukee Brewers @ Cleveland Indians Cleveland Municipal Stadium, Cleveland, OH Sun Jun 01 1986, 3:33 AM EDT Att: 12,117 - Unknown																	
Jim Gantner, L OBP: 0.352, SLG: 0.407 (1, 4)										5	1	1	1	0	2	2																		
Ben Oglivie, L OBP: 0.380, SLG: 0.454 (1, 7)										5	0	2	1	0	0	1																		
Bill Schroeder, R OBP: 0.356, SLG: 0.472 (1, 3)										5	2	2	0	0	1	3																		
Dale Sveum, S OBP: 0.432, SLG: 0.557 (1, 5)										5	2	3	0	0	1	2																		
Ernest Riles, L OBP: 0.317, SLG: 0.365 (1, 6)										3	1	1	0	2	1	2																		
Paul Householder, S OBP: 0.280, SLG: 0.294 (1, 9)										3	0	3	3	2	0	0																		
Charlie Moore, R OBP: 0.360, SLG: 0.429 (1, 2)										5	0	1	1	0	1	9																		
Rick Manning, L OBP: 0.258, SLG: 0.281 (1, 8)										5	0	1	1	0	0	6																		
Inning Stats	R: 2 E: 0 K: 2 S: 10	H: 2 LOB: 3 BB: 2 P: 18	R: 0 E: 0 K: 1 S: 6	H: 2 LOB: 1 BB: 0 P: 6	R: 1 E: 0 K: 0 S: 5	H: 2 LOB: 1 BB: 0 P: 5	R: 0 E: 0 K: 1 S: 7	H: 2 LOB: 2 BB: 0 P: 7	R: 0 E: 0 K: 0 S: 5	H: 3 LOB: 3 BB: 0 P: 5	R: 0 E: 0 K: 0 S: 3	H: 0 LOB: 0 BB: 0 P: 3	R: 3 E: 0 K: 1 S: 8	H: 3 LOB: 1 BB: 1 P: 12	R: 0 E: 0 K: 1 S: 5	H: 0 LOB: 0 BB: 0 P: 5	R: 1 E: 0 K: 1 S: 7	H: 2 LOB: 2 BB: 1 P: 11	1B: 12 2B: 4 3B: 0 HR: 0	SF: 0 SAC: 0 DP: 1 HBP: 0	WP: 0 PB: 1 CS: 2	PA: 46												
PITCHER	IP WLS BF H R ER SO BB IBB HBP BLK WP HR S P ERA WHIP	IP WLS BF H R ER SO BB IBB HBP BLK WP HR S P ERA WHIP																																
Tom Candiotti, R ERA: 3.8 (1, 1)	6.0	32	13	5	4	4	2	0	0	0	0	0	0	0	38	46	6.00	2.500																
Rich Yett, R ERA: 4.57 (7, 1)	0.1	3	1	0	0	1	1	0	0	0	0	0	0	4	8	0.00	6.000																	
Scott Bailes, L ERA: 4.88 (7, 1)	2.0	W	8	1	2	2	1	0	0	0	0	0	0	11	15	9.00	1.000																	
Ernie Camacho, R ERA: 4.0 (9, 1)	0.2	S	3	1	0	0	0	0	0	0	0	0	0	3	3	0.00	1.500																	

Batter	1	2	3	4	5	6	7	8	9	AB	R	H	RBI	BB	SO	LOB	BOTTOM																	
Brett Butler, L OBP: 0.348, SLG: 0.329 (1, 8)										3	1	1	0	1	1	1	Milwaukee Brewers @ Cleveland Indians Cleveland Municipal Stadium, Cleveland, OH Sun Jun 01 1986, 3:33 AM EDT Att: 12,117 - Unknown																	
Julio Franco, R OBP: 0.301, SLG: 0.372 (1, 6)										5	2	3	1	0	0	2																		
Joe Carter, R OBP: 0.316, SLG: 0.433 (1, 9)										4	0	1	1	1	1	1																		
Andre Thornton, R OBP: 0.305, SLG: 0.353 (1, 10)										5	1	1	1	0	1	2																		
Mel Hall, L OBP: 0.308, SLG: 0.491 (8, PH)										4	1	1	0	0	0	2																		
Carmen Castillo, R OBP: 0.246, SLG: 0.302 (8, PR)										1	0	0	0	0	0	1																		
Otis Nixon, S OBP: 0.289, SLG: 0.250 (9, 7)										0	0	0	0	0	0	0																		
Pat Tabler, R OBP: 0.355, SLG: 0.451 (1, 3)										4	1	2	0	1	2	1																		
Brook Jacoby, R OBP: 0.345, SLG: 0.416 (1, 5)									3	1	1	2	1	1	3																			
Tony Benazard, S OBP: 0.371, SLG: 0.414 (1, 4)									3	1	2	0	1	0	2																			
Andy Allanson, R OBP: 0.309, SLG: 0.359 (1, 2)									4	1	1	3	0	0	4																			
Inning Stats	R: 0 E: 0 K: 0 S: 3	H: 1 LOB: 0 BB: 0 P: 3	R: 0 E: 0 K: 1 S: 5	H: 0 LOB: 0 BB: 0 P: 5	R: 1 E: 0 K: 0 S: 4	H: 1 LOB: 1 BB: 1 P: 8	R: 1 E: 0 K: 0 S: 6	H: 3 LOB: 2 BB: 0 P: 6	R: 4 E: 0 K: 0 S: 7	H: 2 LOB: 3 BB: 3 P: 19	R: 0 E: 0 K: 2 S: 8	H: 1 LOB: 1 BB: 0 P: 8	R: 2 E: 0 K: 1 S: 7	H: 3 LOB: 1 BB: 1 P: 11	R: 1 E: 0 K: 2 S: 9	H: 2 LOB: 1 BB: 0 P: 9	1B: 12 2B: 0 3B: 1 HR: 0	SF: 0 SAC: 1 DP: 1 HBP: 0	WP: 1 PB: 0 CS: 1	PA: 43														
PITCHER	IP WLS BF H R ER SO BB IBB HBP BLK WP HR S P ERA WHIP	IP WLS BF H R ER SO BB IBB HBP BLK WP HR S P ERA WHIP																																
Jaime Coanower, R ERA: 4.05 (5, 1)	4.0	L	20	6	3	3	5	2	1	0	0	0	0	0	27	39	6.75	2.250																
Bob McClure, L ERA: 3.52 (5, 1)	4.0	L	20	6	3	3	5	2	1	0	0	0	0	0	27	39	6.75	2.000																

AB	42
R	7
H	16
RBI	7
BB	4
SO	7
LOB	28



Batter	1	2	3	4	5	6	7	8	9	AB	R	H	RBI	BB	SO	LOB	TOP			
Willie Wilson, S OBP: 0.300, SLG: 0.328	G6-4-3 BB		G1-6-3				F9			3	0	1	0	1	0	2	Kansas City Royals @ Milwaukee Brewers Milwaukee County Stadium, Milwaukee, WI Mon Jun 02, 1986, 8:05 PM EDT Att: 7,714 - Unknown livebaseballscorecards.com			
Lonnie Smith, R OBP: 0.274, SLG: 0.238	G6-4-3		F7			SF9	F2			3	0	0	1	0	0	2				
George Brett, L OBP: 0.410, SLG: 0.457	1B			F7	F5			G5-4-3 BB		3	0	1	0	1	0	1				
Frank White, R OBP: 0.310, SLG: 0.458	1B			K			1B	K		4	0	2	0	0	2	1				
Hal McRae, R OBP: 0.274, SLG: 0.356	F9			1B		F3		G5-4-3		4	0	1	0	0	0	4				
Jim Sundberg, R OBP: 0.293, SLG: 0.302		K		4-3		K			F5	4	0	0	0	0	2	2				
Steve Balboni, R OBP: 0.294, SLG: 0.382		K				HR	F9	G5-4-3 BB		3	1	1	1	1	1	1				
Darryl Motley, R OBP: 0.239, SLG: 0.372	F8				1B	SF9	1B	G5-4-3		4	1	1	0	0	0	1				
Angel Salazar, R OBP: 0.311, SLG: 0.336			G1-6-3 1B		6-3					3	0	2	0	0	0	1				
Inning Stats	R: 0 E: 0 K: 0 S: 4	H: 2 LOB: 2 BB: 1 P: 8	R: 0 E: 0 K: 2 S: 7	H: 0 LOB: 0 BB: 0 P: 7	R: 0 E: 0 K: 0 S: 3	H: 1 LOB: 0 BB: 0 P: 3	R: 0 E: 0 K: 1 S: 6	H: 1 LOB: 1 BB: 0 P: 6	R: 2 E: 0 K: 0 S: 6	H: 3 LOB: 1 BB: 0 P: 6	R: 0 E: 0 K: 1 S: 6	H: 1 LOB: 1 BB: 0 P: 6	R: 0 E: 0 K: 0 S: 4	H: 0 LOB: 0 BB: 1 P: 8	R: 0 E: 0 K: 0 S: 2	H: 0 LOB: 0 BB: 1 P: 6	1B: 7 2B: 1 3B: 0 HR: 1	SF: 1 SAC: 0 DP: 4 HBP: 0	WP: 0 PB: 0 SB: 0 CS: 0	PA: 35
PITCHER Teddy Higuera, L ERA: 2.39	IP: 9.0 WLS: W BF: 35	H: 9 R: 2 ER: 2 SO: 5	BB: 3 IBB: 0 HBP: 0 BLK: 0	WP: 0 HR: 1 S: 42 P: 54	ERA: 2.00 WHIP: 1.333	PITCHER										IP: 9.0 WLS: W BF: 35	H: 9 R: 2 ER: 2 SO: 5	BB: 3 IBB: 0 HBP: 0 BLK: 0	WP: 0 HR: 1 S: 42 P: 54	ERA: 2.00 WHIP: 1.333

Batter	1	2	3	4	5	6	7	8	9	AB	R	H	RBI	BB	SO	LOB	BOTTOM			
Randy Ready, R OBP: 0.273, SLG: 0.278	F8 6-3 BB		WP 1B 2B	F3		G3 BB		4-3		3	1	1	1	2	0	2	Kansas City Royals @ Milwaukee Brewers Milwaukee County Stadium, Milwaukee, WI Mon Jun 02, 1986, 8:05 PM EDT Att: 7,714 - Unknown livebaseballscorecards.com			
Charlie Moore, R OBP: 0.352, SLG: 0.415	6-3		2B SF8	F2		G3		L6		5	1	1	1	0	0	4				
Ben Oglivie, L OBP: 0.389, SLG: 0.465	F8		SF8	2B		HR 1B		3-1		4	1	2	0	1	0	1				
Rob Deer, R OBP: 0.354, SLG: 0.504										1	0	0	1	0	1	1				
Rick Manning, L OBP: 0.296, SLG: 0.339	K		SF8			HR		F7		2	1	1	2	0	0	2				
Bill Schroeder, R OBP: 0.349, SLG: 0.456		K	F8		E7			FC4-6 1B		4	0	1	0	0	1	1				
Dale Sveum, S OBP: 0.436, SLG: 0.554		G5-4-3 1B		WP 1B	F8			FC4-6 1B SF7		4	2	2	0	0	0	2				
Ernest Riles, L OBP: 0.315, SLG: 0.362		G5-4-3		K		F8				4	0	1	0	0	1	3				
Paul Householder, S OBP: 0.284, SLG: 0.296			F2			K		SF7		3	0	1	2	0	1	1				
Jim Gantner, L OBP: 0.355, SLG: 0.409									F7	4	1	2	0	0	0	1				
Inning Stats	R: 0 E: 0 K: 1 S: 5	H: 0 LOB: 1 BB: 1 P: 9	R: 0 E: 0 K: 1 S: 5	H: 1 LOB: 0 BB: 0 P: 5	R: 3 E: 0 K: 0 S: 7	H: 4 LOB: 1 BB: 0 P: 7	R: 1 E: 0 K: 1 S: 8	H: 3 LOB: 2 BB: 0 P: 8	R: 2 E: 1 K: 1 S: 8	H: 2 LOB: 1 BB: 0 P: 8	R: 0 E: 0 K: 0 S: 3	H: 0 LOB: 2 BB: 2 P: 11	R: 1 E: 0 K: 0 S: 5	H: 2 LOB: 1 BB: 0 P: 5	R: 0 E: 0 K: 0 S: 3	H: 0 LOB: 0 BB: 0 P: 3	1B: 9 2B: 2 3B: 0 HR: 1	SF: 2 SAC: 0 DP: 1 HBP: 0	WP: 2 PB: 0 SB: 0 CS: 0	PA: 39
PITCHER Danny Jackson, L ERA: 4.15	IP: 3.1 WLS: L BF: 18	H: 8 R: 4 ER: 4 SO: 3	BB: 1 IBB: 0 HBP: 0 BLK: 0	WP: 1 HR: 0 S: 23 P: 27	ERA: 10.80 WHIP: 2.700	PITCHER										IP: 3.1 WLS: L BF: 18	H: 8 R: 4 ER: 4 SO: 3	BB: 1 IBB: 0 HBP: 0 BLK: 0	WP: 1 HR: 0 S: 23 P: 27	ERA: 10.80 WHIP: 2.700
Scott Bankhead, R ERA: 2.08	IP: 2.2 WLS: L BF: 13	H: 2 R: 2 ER: 2 SO: 1	BB: 1 IBB: 0 HBP: 0 BLK: 0	WP: 0 HR: 1 S: 13 P: 21	ERA: 6.75 WHIP: 1.125	PITCHER										IP: 2.2 WLS: L BF: 13	H: 2 R: 2 ER: 2 SO: 1	BB: 1 IBB: 0 HBP: 0 BLK: 0	WP: 0 HR: 1 S: 13 P: 21	ERA: 6.75 WHIP: 1.125
Dan Quisenberry, R ERA: 2.96	IP: 2.0 WLS: L BF: 8	H: 2 R: 1 ER: 1 SO: 0	BB: 0 IBB: 0 HBP: 0 BLK: 0	WP: 0 HR: 0 S: 8 P: 8	ERA: 4.50 WHIP: 1.000	PITCHER										IP: 2.0 WLS: L BF: 8	H: 2 R: 1 ER: 1 SO: 0	BB: 0 IBB: 0 HBP: 0 BLK: 0	WP: 0 HR: 0 S: 8 P: 8	ERA: 4.50 WHIP: 1.000

Batter	1	2	3	4	5	6	7	8	9	AB	R	H	RBI	BB	SO	LOB	TOP					
Willie Wilson, S OBP: 0.308, SLG: 0.341 (1, 8)										4	1	3	1	0	1	0	Kansas City Royals @ Milwaukee Brewers Milwaukee County Stadium, Milwaukee, WI Tue Jun 03 1986, 8:05 PM EDT Att: 9,815 - Unknown livebaseballscorecards.com					
Lonnie Smith, R OBP: 0.283, SLG: 0.227 Lynn Jones, R OBP: 0.211, SLG: 0.063 (8, 9)										4	0	0	0	0	2	4						
Rudy Law, L OBP: 0.354, SLG: 0.449 (8, 7)										3	0	1	1	1	0	0						
George Brett, L OBP: 0.403, SLG: 0.446 (1, 5)										4	0	0	0	0	2	3						
Frank White, R OBP: 0.304, SLG: 0.448 (1, 4)										4	0	0	0	0	0	2						
Jorge Orta, L OBP: 0.360, SLG: 0.416 (1, 10)										4	1	1	0	0	0	0						
Jamie Quirk, L OBP: 0.288, SLG: 0.348 (1, 2)										4	1	1	0	0	1	1						
Steve Balboni, R OBP: 0.298, SLG: 0.407 (1, 3)										4	1	2	2	0	0	2						
Angel Salazar, R OBP: 0.301, SLG: 0.326 (1, 6)										4	0	0	0	0	1	2						
Inning Stats	R: 0 E: 0 K: 1 S: 6	H: 1 LOB: 2 BB: 1 P: 10	R: 0 E: 0 K: 0 S: 3	H: 0 LOB: 0 BB: 0 P: 3	R: 1 E: 0 K: 2 S: 9	H: 2 LOB: 1 BB: 0 P: 9	R: 0 E: 0 K: 1 S: 5	H: 0 LOB: 0 BB: 0 P: 5	R: 1 E: 0 K: 1 S: 6	H: 1 LOB: 0 BB: 0 P: 6	R: 0 E: 0 K: 0 S: 3	H: 0 LOB: 0 BB: 0 P: 3	R: 1 E: 0 K: 1 S: 8	H: 3 LOB: 2 BB: 0 P: 8	R: 0 E: 0 K: 0 S: 3	H: 0 LOB: 0 BB: 0 P: 3	R: 1 E: 1 K: 1 S: 6	H: 1 LOB: 0 BB: 0 P: 6	1B: 5 2B: 2 3B: 0 HR: 1	SF: 0 SAC: 0 DP: 0 HBP: 0	WP: 1 PB: 0 SB: 0 CS: 0	PA: 36
PITCHER Tim Leary, R ERA: 5.32 (1, 1)	IP: 9.0 WLS: L BF: 36	H: 8 R: 4 ER: 3 SO: 7	BB: 1 IBB: 0 HBP: 0 BLK: 0	WP: 1 HR: 1 S: 49 P: 53	ERA: 3.00 WHIP: 1.000	PITCHER																

Batter	1	2	3	4	5	6	7	8	9	AB	R	H	RBI	BB	SO	LOB	BOTTOM					
Jim Gantner, L OBP: 0.353, SLG: 0.405 (1, 4)										4	0	1	0	0	1	0	Kansas City Royals @ Milwaukee Brewers Milwaukee County Stadium, Milwaukee, WI Tue Jun 03 1986, 8:05 PM EDT Att: 9,815 - Unknown livebaseballscorecards.com					
Charlie Moore, R OBP: 0.347, SLG: 0.407 (1, 2)										4	0	1	0	0	0	1						
Robin Yount, R OBP: 0.434, SLG: 0.490 (1, 8)										3	0	1	0	1	1	1						
Ben Oglivie, L OBP: 0.376, SLG: 0.448 (1, 10)										4	0	0	0	0	0	3						
Dale Sveum, S OBP: 0.427, SLG: 0.538 (1, 5)										4	0	1	0	0	1	0						
Ernest Riles, L OBP: 0.314, SLG: 0.360 (1, 6)										4	0	1	0	0	1	1						
Bill Schroeder, R OBP: 0.343, SLG: 0.443 (1, 3)										4	1	1	0	0	1	1						
Paul Householder, S OBP: 0.286, SLG: 0.297 (1, 7)										3	0	1	1	0	0	2						
Rick Manning, L OBP: 0.254, SLG: 0.323 (1, 9)										3	0	0	0	0	0	3						
Inning Stats	R: 0 E: 0 K: 1 S: 6	H: 1 LOB: 1 BB: 0 P: 6	R: 1 E: 0 K: 0 S: 5	H: 2 LOB: 1 BB: 0 P: 5	R: 0 E: 0 K: 0 S: 4	H: 1 LOB: 1 BB: 0 P: 4	R: 0 E: 0 K: 1 S: 7	H: 2 LOB: 2 BB: 0 P: 7	R: 0 E: 0 K: 1 S: 5	H: 0 LOB: 0 BB: 0 P: 5	R: 0 E: 0 K: 1 S: 5	H: 0 LOB: 0 BB: 0 P: 5	R: 0 E: 0 K: 1 S: 5	H: 0 LOB: 0 BB: 0 P: 5	R: 0 E: 0 K: 0 S: 3	H: 1 LOB: 1 BB: 1 P: 7	R: 0 E: 0 K: 0 S: 3	H: 0 LOB: 0 BB: 0 P: 3	1B: 7 2B: 0 3B: 0 HR: 0	SF: 0 SAC: 0 DP: 1 HBP: 0	WP: 0 PB: 0 SB: 1 CS: 0	PA: 34
PITCHER Bret Saberhagen, R ERA: 3.38 (1, 1)	IP: 9.0 WLS: W BF: 34	H: 7 R: 1 ER: 1 SO: 5	BB: 1 IBB: 0 HBP: 0 BLK: 0	WP: 0 HR: 0 S: 43 P: 47	ERA: 1.00 WHIP: 0.889	PITCHER																

Batter	1	2	3	4	5	6	7	8	9	AB	R	H	RBI	BB	SO	LOB	TOP				
Willie Wilson, S OBP: 0.314, SLG: 0.344	0-0 CS 1B	4-0 1B BB		4-3		0-3 K		0-0 2H 1B 1B		4	1	2	1	1	1	0	Kansas City Royals @ Milwaukee Brewers Milwaukee County Stadium, Milwaukee, WI Wed Jun 04 1986, 8:05 PM EDT Att: 11,913 - Unknown livebaseballscorecards.com				
Lonnie Smith, R OBP: 0.279, SLG: 0.231 Lynn Jones, R OBP: 0.211, SLG: 0.063	0-3 K	0-0 1-2 2-3 1B		4-0 S 1B BB		0-0 F9		1-0 1B 7-2 HBP		3	1	1	1	1	1	1					
George Brett, L OBP: 0.407, SLG: 0.451	0-0 1-2 1B	3-1		0-0 1B 1H 1B		0-0 F9		0-0 1-3 2-H 1B		5	0	3	2	0	0	3					
Frank White, R OBP: 0.301, SLG: 0.442	0-3 K		0-0 E6 HR	1-2 1B			0-0 F9	0-0 7-2		5	1	1	0	0	1	3					
Hal McRae, R OBP: 0.288, SLG: 0.398		0-0 2B 2B	0-0 1-H HR	0-3 K			4-0 BB		0-0 F8		4	2	2	2	1	2					
Steve Balboni, R OBP: 0.300, SLG: 0.429		0-0 BB 2B	0-3 K	0-0 6-3			0-0 F9		0-0 HR		5	2	2	2	0	1		3			
Jim Sundberg, R OBP: 0.291, SLG: 0.294		4-0 1B BB BB	0-0 5-3		0-3 K		0-3 K		0-0 E5 G6-3		4	0	0	0	1	2		1			
Darryl Motley, R OBP: 0.244, SLG: 0.364		0-0 F3	4-0 BB		0-0 F3			4-0 SH1-4 1B BB	0-0 G6-3		3	1	0	0	2	0		3			
Angel Salazar, R OBP: 0.295, SLG: 0.318		0-0 F8	0-0 4-3		0-0 F8			0-0 SH1-4			3	0	0	0	0	0	3				
Inning Stats	R: 0 E: 0 K: 2 S: 8	H: 2 LOB: 1 BB: 0 P: 8	R: 2 E: 0 K: 0 S: 6	H: 3 LOB: 3 BB: 2 P: 14	R: 2 E: 1 K: 1 S: 7	H: 1 LOB: 1 BB: 1 P: 11	R: 1 E: 0 K: 1 S: 7	H: 2 LOB: 2 BB: 1 P: 11	R: 0 E: 0 K: 1 S: 5	H: 0 LOB: 0 BB: 0 P: 5	R: 0 E: 0 K: 1 S: 5	H: 0 LOB: 1 BB: 1 P: 9	R: 2 E: 0 K: 0 S: 4	H: 2 LOB: 1 BB: 1 P: 9	R: 1 E: 1 K: 0 S: 4	H: 1 LOB: 0 BB: 0 P: 4	1B: 7 2B: 3 3B: 0 HR: 2	SF: 0 SAC: 1 DP: 2 HBP: 1	WP: 0 PB: 0 SB: 2 CS: 1	PA: 44	
PITCHER	IP WLS BF H R ER SO BB IBB HBP BLK WP HR S P ERA WHIP	IP WLS BF H R ER SO BB IBB HBP BLK WP HR S P ERA WHIP																			
Juan Nieves, L ERA: 4.98	3.1	L	21	7	5	4	3	4	0	0	0	0	0	0	0	0	1	23	39	10.80	3.300
Jaime Cocanower, R ERA: 4.11	4.0		17	2	2	2	4	2	0	1	0	0	0	0	0	0	22	31	4.50	1.000	
Dan Plesac, L ERA: 3.58	0.2		2	1	0	0	0	0	0	0	0	0	0	0	0	2	2	2	0.00	1.500	
Bob McClure, L ERA: 3.86	1.0		4	1	1	1	0	0	0	0	0	0	0	0	1	4	4	9.00	1.000		

Batter	1	2	3	4	5	6	7	8	9	AB	R	H	RBI	BB	SO	LOB	BOTTOM					
Jim Gantner, L OBP: 0.349, SLG: 0.399	0-0 F8	0-0 F7			0-0 FC6-4 1B	4-3			0-0 4-3		5	0	1	0	0	0	2					
Robin Yount, R OBP: 0.433, SLG: 0.497	0-0 2B 3B		0-0 6-3		0-0 FC6-4 S 1B		0-0 5-3		4-0 E E BB		4	2	1	0	1	0	1					
Ben Oglivie, L OBP: 0.385, SLG: 0.464 Rick Manning, L OBP: 0.254, SLG: 0.323	0-0 WP 2B		0-3 K		0-0 1-H 1B		0-0 CS 1B		0-0 E3 E		5	0	3	3	0	1	1					
Rob Deer, R OBP: 0.349, SLG: 0.488	4-0 BB		0-3 K		0-0 F7		0-3 K		0-0 FC1		4	0	0	0	1	2	4					
Bill Schroeder, R OBP: 0.333, SLG: 0.424	0-0 F7			0-0 FC4-6 BB 1B	0-3 K			0-3 K	0-3 K		5	0	1	0	0	3	6					
Dale Sveum, S OBP: 0.425, SLG: 0.561	0-3 K			4-0 FC4-6 BB		0-0 HR		0-0 F5	0-0 1-3		4	1	1	1	1	1	5					
Paul Householder, S OBP: 0.284, SLG: 0.321		0-0 F8		0-0 F8		0-0 G3 3B		0-3 K			4	1	1	0	0	1	2					
Juan Castillo, S OBP: 0.414, SLG: 0.261		0-0 F7		0-0 FC4-6		0-0 G3			0-0 2B 1B		4	1	1	1	0	0	2					
Rick Cerone, R OBP: 0.250, SLG: 0.342		0-0 1B		0-0 5-3		0-0 F9			0-0 4-3 E 2B		4	1	2	1	0	0	2					
Inning Stats	R: 1 E: 0 K: 1 S: 7	H: 2 LOB: 2 BB: 1 P: 11	R: 0 E: 0 K: 0 S: 4	H: 1 LOB: 0 BB: 0 P: 4	R: 0 E: 0 K: 2 S: 7	H: 0 LOB: 0 BB: 0 P: 7	R: 0 E: 0 K: 0 S: 4	H: 1 LOB: 2 BB: 1 P: 8	R: 1 E: 0 K: 1 S: 7	H: 2 LOB: 1 BB: 0 P: 7	R: 2 E: 0 K: 0 S: 5	H: 2 LOB: 0 BB: 0 P: 5	R: 0 E: 0 K: 1 S: 5	H: 1 LOB: 1 BB: 0 P: 5	R: 0 E: 0 K: 2 S: 7	H: 0 LOB: 0 BB: 0 P: 7	R: 2 E: 2 K: 1 S: 9	H: 2 LOB: 3 BB: 1 P: 13	1B: 6 2B: 3 3B: 2 HR: 1	SF: 0 SAC: 0 DP: 1 HBP: 0	WP: 1 PB: 0 SB: 1 CS: 1	PA: 42
PITCHER	IP WLS BF H R ER SO BB IBB HBP BLK WP HR S P ERA WHIP	IP WLS BF H R ER SO BB IBB HBP BLK WP HR S P ERA WHIP																				
Dennis Leonard, R ERA: 2.22	5.0	W	25	8	4	4	4	2	0	0	0	0	0	0	0	0	1	31	39	7.20	2.000	
Steve Farr, R ERA: 1.94	3.1		13	3	2	2	3	1	0	0	0	0	0	0	0	18	22	5.40	1.200			
Bud Black, L ERA: 5.13	0.0	S	1	0	0	0	0	0	0	0	0	0	0	0	1	1						
Dan Quisenberry, R ERA: 2.88	0.2	S	3	0	0	0	1	0	0	0	0	0	0	0	5	5	0.00	0.000				

Batter	1	2	3	4	5	6	7	8	9	AB	R	H	RBI	BB	SO	LOB	TOP								
Marty Barrett, R (1, 4) OBP: 0.347, SLG: 0.399	F3			1B		WP		F9		4	2	2	0	1	0	1	Boston Red Sox @ Milwaukee Brewers Milwaukee County Stadium, Milwaukee, WI Thu Jun 05 1986, 8:05 PM EDT Att: 8,706 - Unknown								
Wade Boggs, L (1, 5) OBP: 0.504, SLG: 0.564	6-3			SF9		WP			BB	4	0	3	0	0	0	0									
Bill Buckner, L (1, 3) OBP: 0.297, SLG: 0.394	4-3			E		6-3		SF7		3	0	1	2	0	0	1									
Jim Rice, R (1, 7) OBP: 0.384, SLG: 0.464				K		F9		F9		4	0	0	0	0	1	5									
Don Baylor, R (1, 10) OBP: 0.357, SLG: 0.492	F8			SF9		F7			K	3	0	0	1	0	1	1									
Rich Gedman, L (1, 2) OBP: 0.320, SLG: 0.403	G3			1-3					HR	4	1	1	1	0	0	2									
Dwight Evans, R (1, 9) OBP: 0.356, SLG: 0.403				5-3		K			HR	3	1	1	1	1	1	0									
Steve Lyons, L (1, 8) OBP: 0.319, SLG: 0.381				F7		G1-6-3			HR	3	0	0	0	1	0	1									
Rey Quinones, R (1, 6) OBP: 0.418, SLG: 0.377				F4		K			BB	2	0	0	0	0	1	0									
Mike Stenhouse, L (8, PH) OBP: 0.333, SLG: 0.286									CS	0	0	0	0	1	0	0									
Ed Romero, R (8, PR) OBP: 0.304, SLG: 0.286									BB	0	1	0	0	0	0	0									
Tony Armas, R (9, PH) OBP: 0.282, SLG: 0.294									BB	1	0	0	0	0	1	1									
Inning Stats	R: 0 E: 0 K: 0 S: 3	H: 0 LOB: 0 BB: 0 P: 3	R: 0 E: 0 K: 0 S: 3	H: 0 LOB: 0 BB: 0 P: 3	R: 0 E: 0 K: 0 S: 3	H: 0 LOB: 0 BB: 0 P: 3	R: 1 E: 1 K: 1 S: 8	H: 3 LOB: 2 BB: 0 P: 8	R: 0 E: 0 K: 0 S: 4	H: 0 LOB: 0 BB: 1 P: 8	R: 1 E: 0 K: 1 S: 5	H: 2 LOB: 1 BB: 0 P: 5	R: 0 E: 0 K: 1 S: 5	H: 0 LOB: 0 BB: 0 P: 5	R: 1 E: 0 K: 0 S: 4	H: 1 LOB: 1 BB: 1 P: 8	R: 2 E: 0 K: 2 S: 8	H: 2 LOB: 1 BB: 2 P: 16	1B: 6 2B: 0 3B: 0 HR: 2	SF: 2 SAC: 0 DP: 1 HBP: 0	WP: 1 PB: 0 SB: 0 CS: 1	PA: 38			
PITCHER	IP	WLS	BF	H	R	ER	SO	BB	IBB	HBP	BLK	WP	HR	S	P	ERA	WHIP								
Bill Wegman, R (1, 1) ERA: 4.56	7.1	W	29	6	3	3	3	2	0	0	0	1	0	33	41	3.68	1.091								
Dan Plesac, L (8, 1) ERA: 3.54	0.1		1	0	0	0	0	0	0	0	0	0	0	1	1	0.00	0.000								
Mark Clear, R (8, 1) ERA: 1.8	1.1	S	7	2	2	2	2	2	0	0	0	0	2	9	17	13.50	3.000								

Batter	1	2	3	4	5	6	7	8	9	AB	R	H	RBI	BB	SO	LOB	BOTTOM								
Mike Felder, S (1, 7) OBP: 0.333, SLG: 0.357	K			E7		2H				4	1	3	1	0	1	0	Boston Red Sox @ Milwaukee Brewers Milwaukee County Stadium, Milwaukee, WI Thu Jun 05 1986, 8:05 PM EDT Att: 8,706 - Unknown								
Ernest Riles, L (1, 6) OBP: 0.308, SLG: 0.352	F8			FC3				K		4	1	0	0	0	1	3									
Robin Yount, R (1, 8) OBP: 0.429, SLG: 0.490	L1			K				CS		4	0	1	0	0	1	3									
Ben Oglivie, L (1, 10) OBP: 0.389, SLG: 0.455				F7		2B		F4		2	1	0	0	2	0	1									
Dale Sveum, S (1, 5) OBP: 0.429, SLG: 0.565				G3					HR	3	1	1	3	1	1	1									
Rob Deer, R (1, 9) OBP: 0.369, SLG: 0.512				BB					HR	2	1	1	2	2	0	1									
Jim Gantner, L (1, 4) OBP: 0.346, SLG: 0.391				1-3					K	3	0	0	0	1	1	3									
Bill Schroeder, R (1, 3) OBP: 0.329, SLG: 0.406				FC3					K	3	2	0	0	0	1	1									
Rick Cerone, R (1, 2) OBP: 0.239, SLG: 0.325				L6					F3	4	0	0	0	0	0	3									
Inning Stats	R: 0 E: 0 K: 1 S: 5	H: 0 LOB: 0 BB: 0 P: 5	R: 0 E: 0 K: 0 S: 3	H: 0 LOB: 1 BB: 1 P: 7	R: 4 E: 1 K: 1 S: 8	H: 2 LOB: 2 BB: 2 P: 17	R: 1 E: 2 K: 0 S: 4	H: 1 LOB: 0 BB: 0 P: 4	R: 0 E: 0 K: 0 S: 3	H: 1 LOB: 2 BB: 1 P: 7	R: 0 E: 0 K: 1 S: 5	H: 1 LOB: 0 BB: 0 P: 5	R: 2 E: 0 K: 2 S: 8	H: 1 LOB: 0 BB: 1 P: 12	1B: 4 2B: 1 3B: 0 HR: 1	SF: 0 SAC: 0 DP: 0 HBP: 1		WP: 1 PB: 0 SB: 1 CS: 1	PA: 36						
PITCHER	IP	WLS	BF	H	R	ER	SO	BB	IBB	HBP	BLK	WP	HR	S	P	ERA	WHIP								
Jeff Sellers, R (1, 1) ERA: 4.24	6.1	L	30	5	5	0	4	5	0	1	0	0	1	9	13	10.80	1.200								
Tim Lollar, L (7, 1) ERA: 4.24	1.2		6	1	2	2	2	1	0	0	0	0	1	9	13	10.80	1.200								

Batter	1	2	3	4	5	6	7	8	9	AB	R	H	RBI	BB	SO	LOB	TOP			
Marty Barrett, R (1, 4) OBP: 0.354, SLG: 0.403										3	1	2	0	1	0	0	Boston Red Sox @ Milwaukee Brewers Milwaukee County Stadium, Milwaukee, WI Fri Jun 06 1986, 8:05 PM EDT Att: 15,807 - Unknown			
Wade Boggs, L (1, 5) OBP: 0.505, SLG: 0.571										3	0	2	3	1	0	0				
Bill Buckner, L (1, 3) OBP: 0.292, SLG: 0.387										4	0	0	0	0	0	5				
Jim Rice, R (1, 7) OBP: 0.377, SLG: 0.455										4	0	0	0	0	1	2				
Don Baylor, R (1, 10) OBP: 0.351, SLG: 0.482										4	0	0	0	0	2	0				
Dwight Evans, R (1, 9) OBP: 0.354, SLG: 0.400										4	0	1	0	0	1	0				
Tony Armas, R (1, 8) OBP: 0.275, SLG: 0.286										3	0	0	0	0	1	0				
Steve Lyons, L (8, 8) OBP: 0.316, SLG: 0.377										1	0	0	0	0	0	1				
Rich Gedman, L (1, 2) OBP: 0.320, SLG: 0.401										3	1	1	0	0	0	0				
Rey Quinones, R (1, 6) OBP: 0.414, SLG: 0.364										2	1	0	0	1	0	1				
Inning Stats	R: 0 E: 0 K: 1 S: 5	H: 1 LOB: 2 BB: 1 P: 9	R: 0 E: 0 K: 1 S: 5	H: 0 LOB: 0 BB: 0 P: 5	R: 1 E: 0 K: 0 S: 4	H: 2 LOB: 1 BB: 1 P: 8	R: 0 E: 0 K: 1 S: 5	H: 0 LOB: 0 BB: 0 P: 5	R: 0 E: 0 K: 0 S: 3	H: 0 LOB: 0 BB: 0 P: 3	R: 0 E: 0 K: 1 S: 5	H: 0 LOB: 0 BB: 0 P: 5	R: 0 E: 0 K: 1 S: 7	H: 2 LOB: 1 BB: 1 P: 11	R: 0 E: 0 K: 0 S: 4	H: 1 LOB: 1 BB: 0 P: 4	1B: 5 2B: 2 3B: 0 HR: 0	SF: 0 SAC: 0 DP: 2 HBP: 0	WP: 0 PB: 0 SB: 0 CS: 1	PA: 34
PITCHER Danny Darwin, R (1, 1) ERA: 2.4	IP: 9.0 WLS: L BF: 34	H: 6 R: 3 ER: 3 SO: 5	BB: 3 IBB: 0 HBP: 0 BLK: 0	WP: 0 HR: 0 S: 41 P: 53	ERA: 3.00 WHIP: 1.000															

Batter	1	2	3	4	5	6	7	8	9	AB	R	H	RBI	BB	SO	LOB	BOTTOM			
Mike Felder, S (1, 7) OBP: 0.329, SLG: 0.367										4	0	1	0	0	1	3	Boston Red Sox @ Milwaukee Brewers Milwaukee County Stadium, Milwaukee, WI Fri Jun 06 1986, 8:05 PM EDT Att: 15,807 - Unknown			
Robin Yount, R (1, 8) OBP: 0.424, SLG: 0.484										4	0	1	0	0	1	1				
Cecil Cooper, L (1, 3) OBP: 0.326, SLG: 0.411										4	0	0	0	0	1	2				
Ben Oglivie, L (1, 10) OBP: 0.385, SLG: 0.448										4	0	1	0	0	0	2				
Dale Sveum, S (1, 5) OBP: 0.421, SLG: 0.545										3	0	0	0	1	0	0				
Ernest Riles, L (1, 6) OBP: 0.302, SLG: 0.345										4	0	0	0	0	0	3				
Rob Deer, R (1, 9) OBP: 0.350, SLG: 0.496										4	0	0	0	0	4	4				
Jim Gantner, L (1, 4) OBP: 0.341, SLG: 0.384										3	0	0	0	0	1	3				
Bill Schroeder, R (1, 2) OBP: 0.342, SLG: 0.408										2	0	1	0	1	0	0				
Inning Stats	R: 0 E: 0 K: 1 S: 5	H: 0 LOB: 0 BB: 0 P: 5	R: 0 E: 0 K: 1 S: 6	H: 1 LOB: 2 BB: 1 P: 10	R: 0 E: 1 K: 1 S: 7	H: 2 LOB: 2 BB: 0 P: 7	R: 0 E: 0 K: 1 S: 5	H: 0 LOB: 1 BB: 0 P: 5	R: 0 E: 0 K: 0 S: 4	H: 1 LOB: 1 BB: 0 P: 4	R: 0 E: 0 K: 2 S: 8	H: 0 LOB: 2 BB: 1 P: 12	R: 0 E: 0 K: 1 S: 5	H: 0 LOB: 0 BB: 0 P: 5	R: 0 E: 0 K: 1 S: 5	H: 0 LOB: 0 BB: 0 P: 5		1B: 3 2B: 2 3B: 0 HR: 0	SF: 0 SAC: 0 DP: 1 HBP: 0	WP: 1 PB: 0 SB: 0 CS: 1
PITCHER Roger Clemens, R (1, 1) ERA: 2.38	IP: 9.0 WLS: W BF: 34	H: 4 R: 0 ER: 0 SO: 8	BB: 2 IBB: 0 HBP: 0 BLK: 0	WP: 1 HR: 0 S: 48 P: 56	ERA: 0.00 WHIP: 0.667															

Batter	1	2	3	4	5	6	7	8	9	AB	R	H	RBI	BB	SO	LOB	TOP					
Marty Barrett, R (1,4) OBP: 0.352, SLG: 0.400	0-0 5-3		0-0 1B			0-0 F9		0-0 F9		4	0	1	0	0	0	0	Boston Red Sox @ Milwaukee Brewers Milwaukee County Stadium, Milwaukee, WI Sat Jun 07 1986, 8:05 PM EDT Att: 37,134 - Unknown livebaseballscorecards.com					
Wade Boggs, L (1,5) OBP: 0.504, SLG: 0.564	0-0 F7		0-3 K			0-0 BB 1B		0-0 4-3		4	0	1	0	0	1	1						
Bill Buckner, L (1,3) OBP: 0.287, SLG: 0.380	0-0 5-3			0-0 3-1		0-0 F5			0-0 6-3	4	0	0	0	0	1							
Jim Rice, R (1,7) OBP: 0.379, SLG: 0.454		0-0 1B		0-3 K		4-0 BB 1-2		0-0 F8		3	0	1	0	1	1	0						
Don Baylor, R (1,10) OBP: 0.345, SLG: 0.472		0-3 K		0-0 5-3		0-3 K			0-0 4-3	4	0	0	0	0	2	3						
Dwight Evans, R (1,9) OBP: 0.350, SLG: 0.394		0-0 F9			0-0 F3			0-0 F4		3	0	0	0	0	0	1						
Tony Armas, R (1,8) OBP: 0.276, SLG: 0.296		0-0 F8			0-0 2B		0-0 F7			3	0	1	0	0	0	1						
Ed Romero, R (1,6) OBP: 0.295, SLG: 0.277			0-0 F8		0-0 F9		0-0 G1-4-3			3	0	0	0	0	0	1						
Marc Sullivan, R (1,2) OBP: 0.333, SLG: 0.286			0-3 K		0-0 F5			0-3 K		3	0	0	0	0	2	1						
Inning Stats	R: 0 E: 0 K: 0 S: 3	H: 0 LOB: 0 BB: 0 P: 3	R: 0 E: 0 K: 1 S: 6	H: 1 LOB: 1 BB: 0 P: 6	R: 0 E: 0 K: 2 S: 8	H: 1 LOB: 1 BB: 0 P: 8	R: 0 E: 0 K: 1 S: 5	H: 0 LOB: 0 BB: 0 P: 5	R: 0 E: 0 K: 0 S: 4	H: 1 LOB: 1 BB: 0 P: 4	R: 0 E: 0 K: 1 S: 6	H: 1 LOB: 2 BB: 1 P: 10	R: 0 E: 0 K: 0 S: 3	H: 0 LOB: 0 BB: 0 P: 3	R: 0 E: 0 K: 1 S: 5	H: 0 LOB: 0 BB: 0 P: 5	R: 0 E: 0 K: 0 S: 3	H: 0 LOB: 0 BB: 0 P: 3	1B: 3 2B: 1 3B: 0 HR: 0	SF: 0 SAC: 0 DP: 0 HBP: 0	WP: 0 PB: 0 SB: 1 CS: 0	PA: 32
PITCHER Teddy Higuera, L (1,1) ERA: 2.18	IP: 9.0 WLS: W BF: 32 H: 4 R: 0 ER: 0 SO: 6 BB: 1 IBB: 0 HBP: 0 BLK: 0 WP: 0 HR: 0 S: 43 P: 47 ERA: 0.00 WHIP: 0.556															PITCHER						

Batter	1	2	3	4	5	6	7	8	9	AB	R	H	RBI	BB	SO	LOB	BOTTOM			
Mike Felder, S (1,7) OBP: 0.311, SLG: 0.344	0-0 4-3		0-0 FC1-6-4			0-0 F4			0-0 5-3	4	0	0	0	0	0	2	Boston Red Sox @ Milwaukee Brewers Milwaukee County Stadium, Milwaukee, WI Sat Jun 07 1986, 8:05 PM EDT Att: 37,134 - Unknown livebaseballscorecards.com			
Robin Yount, R (1,8) OBP: 0.420, SLG: 0.484	0-0 F5			0-0 4-3 2B		0-0 5-3		0-0 4-3		4	1	1	0	0	0	0				
Cecil Cooper, L (1,3) OBP: 0.318, SLG: 0.401	0-0 5-3			0-0 4-3 2-3		0-0 F8		0-0 5-3		4	0	0	0	0	0	1				
Ben Oglivie, L (1,10) OBP: 0.391, SLG: 0.454		0-0 1B		0-0 4-3 3-H		0-0 1B			0-0 3-0-2-1-0-0-0	3	0	2	1	0	0	0				
Dale Sveum, S (1,5) OBP: 0.408, SLG: 0.527		0-0 G3-6-1		0-0 L3		0-0 4-3			0-0 3-0-0-0-0-0-2	3	0	0	0	0	0	2				
Rob Deer, R (1,9) OBP: 0.350, SLG: 0.515		0-3 K			0-0 HR		0-3 K		0-3 1-1-1-0-2-0	3	1	1	1	0	2	0				
Ernest Riles, L (1,6) OBP: 0.303, SLG: 0.342			0-0 4-3		4-0 FC4-6 BB		0-0 F8		2-0-0-0-1-0-0	2	0	0	0	1	0	0				
Jim Gantner, L (1,4) OBP: 0.341, SLG: 0.401			0-0 E1		0-0 FC4-6 CS		0-0 HR		3-1-1-1-0-0-1	3	1	1	1	0	0	1				
Charlie Moore, R (1,2) OBP: 0.347, SLG: 0.398			0-0 F7		4-0 BB		0-3 K		2-0-0-0-1-1-1	2	0	0	0	1	1	1				
Inning Stats	R: 0 E: 0 K: 0 S: 3	H: 0 LOB: 0 BB: 0 P: 3	R: 0 E: 0 K: 1 S: 5	H: 1 LOB: 0 BB: 0 P: 5	R: 0 E: 1 K: 0 S: 4	H: 0 LOB: 1 BB: 0 P: 4	R: 1 E: 0 K: 0 S: 4	H: 1 LOB: 0 BB: 0 P: 4	R: 1 E: 0 K: 2 S: 8	H: 1 LOB: 1 BB: 0 P: 8	R: 0 E: 0 K: 0 S: 3	H: 0 LOB: 0 BB: 0 P: 3	R: 1 E: 0 K: 2 S: 8	H: 1 LOB: 0 BB: 0 P: 8	R: 0 E: 0 K: 0 S: 3	H: 0 LOB: 0 BB: 0 P: 3	1B: 2 2B: 1 3B: 0 HR: 2	SF: 0 SAC: 0 DP: 1 HBP: 0	WP: 0 PB: 0 SB: 0 CS: 1	PA: 30
PITCHER Oil Can Boyd, R (1,1) ERA: 3.26	IP: 8.0 WLS: L BF: 30 H: 5 R: 3 ER: 3 SO: 3 BB: 2 IBB: 0 HBP: 0 BLK: 0 WP: 0 HR: 2 S: 34 P: 42 ERA: 3.38 WHIP: 0.875															PITCHER				


Batter	1	2	3	4	5	6	7	8	9	AB	R	H	RBI	BB	SO	LOB	TOP		
Marty Barrett, R (1,4) OBP: 0.349, SLG: 0.395	6-3		G6-3			F8		F8	F8	5	0	1	0	0	0	3	Boston Red Sox @ Milwaukee Brewers Milwaukee County Stadium, Milwaukee, WI Sun Jun 08 1986, 4:33 AM EDT Att: 34,546 - Unknown		
Wade Boggs, L (1,5) OBP: 0.592, SLG: 0.556	K		6-3			E5		BB	BB	3	0	0	0	2	1	0			
Bill Buckner, L (1,3) OBP: 0.281, SLG: 0.371	1-3			1-3		G4-6-3		F8	F8	5	0	0	0	0	0	6			
Jim Rice, R (1,7) OBP: 0.385, SLG: 0.457		1B		F8			WP	BB	1B	3	1	2	0	1	0	0			
Don Baylor, R (1,10) OBP: 0.347, SLG: 0.470	F7			HBP			K		1B	3	1	1	0	0	1	2			
Dwight Evans, R (1,9) OBP: 0.352, SLG: 0.401	FC6-4			4-3			K		1B	4	1	2	1	0	1	2			
Steve Lyons, L (1,8) OBP: 0.306, SLG: 0.364	F7				3-1		G1		K	4	0	0	0	0	1	5			
Marc Sullivan, R (1,2) OBP: 0.314, SLG: 0.267	FC6-4				4-3				BB	3	0	0	0	0	1	2			
Rich Gedman, L (9, PH) OBP: 0.324, SLG: 0.405									BB	1	0	1	2	0	0	0			
Rey Quinones, R (1,6) OBP: 0.411, SLG: 0.362					6-3				BB	3	0	1	0	0	1	0			
Mike Stenhouse, L (9, PH) OBP: 0.400, SLG: 0.286									BB	0	0	0	0	1	0	0			
Ed Romero, R (9, PR) OBP: 0.295, SLG: 0.277									BB	0	0	0	0	0	0	0			
Inning Stats	R: 0 E: 0 K: 1 S: 5	H: 0 LOB: 0 BB: 0 P: 5	R: 0 E: 0 K: 0 S: 5	H: 2 LOB: 2 BB: 0 P: 5	R: 0 E: 0 K: 0 S: 3	H: 1 LOB: 0 BB: 0 P: 3	R: 0 E: 0 K: 0 S: 3	H: 0 LOB: 1 BB: 0 P: 4	R: 0 E: 0 K: 0 S: 3	H: 0 LOB: 0 BB: 0 P: 3	R: 0 E: 1 K: 2 S: 7	H: 0 LOB: 1 BB: 1 P: 11	R: 0 E: 0 K: 2 S: 8	H: 1 LOB: 2 BB: 1 P: 12	R: 3 E: 0 K: 1 S: 9	H: 4 LOB: 3 BB: 2 P: 17	1B: 7 2B: 1 3B: 0 HR: 0	SF: 0 SAC: 0 DP: 2 HBP: 1	WP: 2 PA: 39 PB: 0 SB: 0 CS: 0
PITCHER	IP WLS BF H R ER SO BB IBB HBP BLK WP HR S P ERA WHIP																		
Tim Leary, R (1,1) ERA: 5.13	8.0 W 33 7 3 3 5 2 0 1 0 2 0 40 49 3.38 1.125																		
Mark Clear, R (9,1) ERA: 1.74	0.2 S 1 0 0 0 1 2 0 0 0 0 0 5 13 0.00 4.500																		
Dan Plesac, L (9,1) ERA: 3.49	0.1 S 1 0 0 0 0 0 0 0 0 0 0 1 1 0.00 0.000																		

Batter	1	2	3	4	5	6	7	8	9	AB	R	H	RBI	BB	SO	LOB	BOTTOM		
Mike Felder, S (1,7) OBP: 0.304, SLG: 0.333	G6-4-3		K	F7		G3		F8		5	0	1	0	0	1	4	Boston Red Sox @ Milwaukee Brewers Milwaukee County Stadium, Milwaukee, WI Sun Jun 08 1986, 4:33 AM EDT Att: 34,546 - Unknown		
Robin Yount, R (1,8) OBP: 0.426, SLG: 0.500	G6-4-3			F8	WP			BB		3	3	2	0	1	0	1			
Cecil Cooper, L (1,3) OBP: 0.311, SLG: 0.392	4-3			F8	1-3			F8		4	0	0	0	0	0	3			
Ben Oglivie, L (1,10) OBP: 0.394, SLG: 0.459	4-3			BB	SF8			1B		3	1	2	3	0	0	0			
Dale Sveum, S (1,5) OBP: 0.412, SLG: 0.521	F6			BB	F8			1B		3	1	1	0	1	0	0			
Rob Deer, R (1,9) OBP: 0.347, SLG: 0.507	F7			WP	S			1B		4	1	1	2	0	0	2			
Ernest Riles, L (1,6) OBP: 0.306, SLG: 0.338			F9	1-3	BB			F7		2	1	0	0	2	0	2			
Jim Gantner, L (1,4) OBP: 0.339, SLG: 0.398			L6	1-3	BB			F7		4	0	1	1	0	0	1			
Charlie Moore, R (1,2) OBP: 0.353, SLG: 0.424			S	2H	3B			4-3		4	0	2	1	0	0	2			
Inning Stats	R: 0 E: 0 K: 0 S: 3	H: 1 LOB: 0 BB: 0 P: 3	R: 0 E: 0 K: 0 S: 3	H: 0 LOB: 0 BB: 0 P: 3	R: 0 E: 0 K: 1 S: 6	H: 1 LOB: 1 BB: 0 P: 6	R: 5 E: 0 K: 0 S: 7	H: 4 LOB: 1 BB: 2 P: 15	R: 1 E: 0 K: 0 S: 4	H: 1 LOB: 0 BB: 0 P: 4	R: 0 E: 0 K: 0 S: 4	H: 1 LOB: 2 BB: 1 P: 8	R: 1 E: 1 K: 0 S: 5	H: 2 LOB: 2 BB: 1 P: 9	R: 0 E: 0 K: 0 S: 3	H: 0 LOB: 0 BB: 0 P: 3		1B: 7 2B: 2 3B: 1 HR: 0	SF: 1 SAC: 0 DP: 1 HBP: 0
PITCHER	IP WLS BF H R ER SO BB IBB HBP BLK WP HR S P ERA WHIP																		
Mike Brown, R (1,1) ERA: 4.57	3.1 L 15 5 4 4 4 1 0 0 0 0 2 0 16 20 10.80 1.800																		
Sammy Stewart, R (4,1) ERA: 1.71	2.1 12 3 2 2 0 2 0 0 0 0 2 0 10 18 7.71 2.143																		
Tim Lollar, L (6,1) ERA: 4.58	0.2 S 2 1 1 0 1 0 0 0 0 0 0 4 8 13.50 4.500																		
Steve Crawford, R (7,1) ERA: 4.3	1.2 S 0 0 0 0 0 0 0 0 0 0 0 5 5 0.00 0.000																		

AB	34
R	3
H	8
RBI	3
BB	4
SO	6
LOB	20



AB	32
R	7
H	10
RBI	7
BB	4
SO	1
LOB	15



Batter	1	2	3	4	5	6	7	8	9	AB	R	H	RBI	BB	SO	LOB	TOP										
Alan Wiggins, S (1,4) OBP: 0.328, SLG: 0.299	G3		K			4-3			6-3	4	0	0	0	0	1	0											
Lee Lacy, R (1,9) OBP: 0.320, SLG: 0.420	1B				4-3	6-3			2B 1B	4	1	2	0	0	0	0											
Cal Ripken Jr., R (1,6) OBP: 0.356, SLG: 0.438	K				1B 3B			L4	F6	4	1	1	0	0	1	2											
Eddie Murray, S (1,3) OBP: 0.374, SLG: 0.427	F7				G3-6-3 1B			K	1-H 2B	4	0	2	2	0	1	1											
Larry Sheets, L (1,10) OBP: 0.382, SLG: 0.612		F7			G3-6-3 1-2			G3		3	0	0	0	0	0	1											
John Shelby, S (1,8) OBP: 0.252, SLG: 0.391		F6				K			F6	3	0	0	0	0	1	0											
Tom O'Malley, L (1,5) OBP: 0.400, SLG: 0.467		F9				4-3			F7	3	0	0	0	0	0	0											
Mike Young, S (1,7) OBP: 0.393, SLG: 0.414					F7				K	3	1	1	1	0	1	0											
Rick Dempsey, R (1,2) OBP: 0.288, SLG: 0.394										2	0	0	0	0	1	0											
Fred Lynn, L (8, PH) OBP: 0.403, SLG: 0.509					6-3					1	0	0	0	0	0	0											
Floyd Rayford, R (8, 2) OBP: 0.196, SLG: 0.206						K			F8	0	0	0	0	0	0	0											
Inning Stats	R: 0 E: 0 K: 1 S: 6	H: 1 LOB: 1 BB: 0 P: 6	R: 0 E: 0 K: 0 S: 3	H: 0 LOB: 0 BB: 0 P: 3	R: 0 E: 0 K: 1 S: 5	H: 0 LOB: 0 BB: 0 P: 5	R: 1 E: 0 K: 0 S: 4	H: 2 LOB: 0 BB: 0 P: 4	R: 0 E: 0 K: 2 S: 7	H: 0 LOB: 0 BB: 0 P: 7	R: 0 E: 0 K: 1 S: 5	H: 0 LOB: 0 BB: 0 P: 5	R: 0 E: 0 K: 1 S: 5	H: 0 LOB: 0 BB: 0 P: 5	R: 1 E: 0 K: 0 S: 4	H: 1 LOB: 0 BB: 0 P: 4	R: 1 E: 0 K: 0 S: 4	H: 2 LOB: 1 BB: 0 P: 4	R: 1 E: 0 K: 0 S: 4	H: 2 LOB: 1 BB: 0 P: 4	1B: 3 2B: 1 3B: 1 HR: 1	SF: 0 SAC: 0 DP: 1 HBP: 0	WP: 0 PB: 0 SB: 0 CS: 0	PA: 31			
PITCHER	IP	WLS	BF	H	R	ER	SO	BB	IBB	HBP	BLK	WP	HR	S	P	ERA	WHIP										
Bill Wegman, R (1,1) ERA: 4.4	9.0	W	31	6	3	3	6	0	0	0	0	0	1	43	43	3.00	0.667										

Baltimore Orioles @ Milwaukee Brewers
Milwaukee County Stadium, Milwaukee, WI
Tue Jun 10 1986, 8:05 PM EDT
Att: 11,891 - Unknown

AB 31
R 3
H 6
RBI 3
BB 0
SO 6
LOB 4



Batter	1	2	3	4	5	6	7	8	9	AB	R	H	RBI	BB	SO	LOB	BOTTOM										
Mike Felder, S (1,7) OBP: 0.318, SLG: 0.355	1B 3B			B1-3		4-3				4	1	2	0	0	0	0											
Robin Yount, R (1,8) OBP: 0.434, SLG: 0.497	1B BB					G4-6-3 BB				1	1	0	0	3	0	1											
Cecil Cooper, L (1,3) OBP: 0.309, SLG: 0.382	1B 2B			F9		G4-6-3				4	1	1	1	0	0	3											
Rob Deer, R (1,9) OBP: 0.343, SLG: 0.493	2B FC3-2							F6		4	1	2	1	0	0	1											
Rick Manning, G (8, 9) OBP: 0.254, SLG: 0.323	1B					5-3 HR				0	0	0	0	0	0	0											
Ben Oglivie, L (1,10) OBP: 0.386, SLG: 0.442	F5			L1		F8		4-3		4	0	0	0	0	0	3											
Dale Sveum, S (1,5) OBP: 0.409, SLG: 0.520	FC3-2 E					5-3		G4-1		4	1	2	1	0	0	1											
Ernest Riles, L (1,6) OBP: 0.309, SLG: 0.354	FC3-2 E			F5		HR		4-3		4	1	1	2	0	0	3											
Juan Castillo, S (1,4) OBP: 0.394, SLG: 0.259	E5			F7				K		4	0	1	0	0	1	2											
Rick Cerone, R (1,2) OBP: 0.240, SLG: 0.341	FC5-4					K		1-3		4	0	0	0	0	1	3											
Inning Stats	R: 4 E: 1 K: 0 S: 8	H: 4 LOB: 2 BB: 1 P: 12	R: 0 E: 0 K: 0 S: 4	H: 1 LOB: 1 BB: 0 P: 4	R: 0 E: 0 K: 0 S: 4	H: 1 LOB: 1 BB: 0 P: 4	R: 0 E: 0 K: 1 S: 5	H: 0 LOB: 1 BB: 1 P: 9	R: 2 E: 0 K: 0 S: 6	H: 3 LOB: 1 BB: 0 P: 6	R: 0 E: 0 K: 0 S: 2	H: 0 LOB: 0 BB: 1 P: 6	R: 0 E: 0 K: 0 S: 3	H: 0 LOB: 0 BB: 0 P: 3	R: 0 E: 0 K: 1 S: 5	H: 0 LOB: 0 BB: 0 P: 5	R: 0 E: 0 K: 1 S: 5	H: 0 LOB: 0 BB: 0 P: 5	1B: 6 2B: 1 3B: 1 HR: 1	SF: 0 SAC: 0 DP: 1 HBP: 0	WP: 0 PB: 0 SB: 1 CS: 0	PA: 36					
PITCHER	IP	WLS	BF	H	R	ER	SO	BB	IBB	HBP	BLK	WP	HR	S	P	ERA	WHIP										
Scott McGregor, L (1,1) ERA: 4.86	4.2	L	25	8	6	5	1	2	0	0	0	0	0	25	33	9.64	2.143										
Nate Snell, R (5,1) ERA: 1.74	3.1		11	1	0	0	1	1	0	0	0	0	0	12	16	0.00	0.600										

Baltimore Orioles @ Milwaukee Brewers
Milwaukee County Stadium, Milwaukee, WI
Tue Jun 10 1986, 8:05 PM EDT
Att: 11,891 - Unknown

AB 33
R 6
H 9
RBI 5
BB 3
SO 2
LOB 17



Batter	1	2	3	4	5	6	7	8	9	AB	R	H	RBI	BB	SO	LOB	TOP
John Shelby, S OBP: 0.250, SLG: 0.385 (1, 8)	0-3 K		0-0 1B		0-0 B2-3		0-0 4-3		0-0 4-3	5	1	1	0	0	1	0	Baltimore Orioles @ Milwaukee Brewers Milwaukee County Stadium, Milwaukee, WI Wed Jun 11 1986, 4:33 AM EDT Att: 14,369 - Unknown livebaseballscorecards.com
Juan Bonilla, R OBP: 0.384, SLG: 0.413 (1, 4)	0-0 F8		0-0 1B		0-0 1-6-3		4-0 BB			3	1	1	1	1	0	0	
Cal Ripken Jr., R OBP: 0.358, SLG: 0.440 (1, 6)	0-0 BB		0-0 1B		0-0 6-3		0-0 L9			4	0	2	1	0	0	1	
Eddie Murray, S OBP: 0.381, SLG: 0.431 (1, 3)	4-0 BB		0-0 1B		0-0 L9		0-0 L9			3	1	2	1	1	0	1	
Larry Sheets, L OBP: 0.370, SLG: 0.592 (1, 10)	0-0 F7		0-0 F6		0-0 F7		0-0 F5			4	0	0	0	0	0	5	
Jim Dwyer, L OBP: 0.328, SLG: 0.566 (1, 9)		0-0 B1-3	0-0 G4-3-6		0-3 K		0-3 K			4	0	0	0	0	2	3	
Mike Young, S OBP: 0.390, SLG: 0.410 (1, 7)		0-0 3-1			0-0 F8		0-0 3-1			4	0	1	0	0	0	0	
Tom O'Malley, L OBP: 0.368, SLG: 0.474 (1, 5)		0-0 F7			0-0 1-3		0-0 F9			4	0	1	1	0	0	0	
Rick Dempsey, R OBP: 0.280, SLG: 0.383 (1, 2)			0-0 E5		0-3 K		0-0 6-3		0-3 K	4	1	0	0	0	2	2	
Inning Stats	R: 0 E: 0 K: 1 S: 6	H: 1 LOB: 2 BB: 1 P: 10	R: 0 E: 0 K: 0 S: 3	H: 0 LOB: 0 BB: 0 P: 3	R: 3 E: 1 K: 0 S: 7	H: 4 LOB: 1 BB: 0 P: 7	R: 0 E: 0 K: 1 S: 5	H: 0 LOB: 0 BB: 0 P: 5	R: 0 E: 0 K: 0 S: 3	H: 0 LOB: 1 BB: 1 P: 7	R: 0 E: 0 K: 1 S: 5	H: 0 LOB: 0 BB: 0 P: 5	R: 0 E: 0 K: 1 S: 5	H: 0 LOB: 0 BB: 0 P: 5	1B: 7 2B: 1 3B: 0 HR: 0	SF: 0 SAC: 0 DP: 1 HBP: 0	WP: 0 PA: 37 PB: 0 SB: 0 CS: 0
PITCHER Danny Darwin, R ERA: 2.5 (1, 1)	IP: 9.0 WLS: L BF: 37 H: 8 R: 4 ER: 3 SO: 5 BB: 2 IBB: 0 HBP: 0 BLK: 0 WP: 0 HR: 0 S: 45 P: 53 ERA: 3.00 WHIP: 1.111																

Batter	1	2	3	4	5	6	7	8	9	AB	R	H	RBI	BB	SO	LOB	BOTTOM				
Mike Felder, S OBP: 0.315, SLG: 0.342 (1, 9)	4-0 S		0-0 B1-3			0-0 3-1	0-0 F4			3	1	0	0	1	0	1	Baltimore Orioles @ Milwaukee Brewers Milwaukee County Stadium, Milwaukee, WI Wed Jun 11 1986, 4:33 AM EDT Att: 14,369 - Unknown livebaseballscorecards.com				
Robin Yount, R OBP: 0.430, SLG: 0.491 (1, 8)	0-0 F8		0-0 L7			0-0 5-3		0-0 SH1-3		4	0	1	0	0	0	1					
Cecil Cooper, L OBP: 0.314, SLG: 0.398 (1, 3)	0-0 1H				0-0 6-3	0-0 1B		0-0 SH1-3		3	1	2	1	0	0	0					
Ben Oglivie, L OBP: 0.389, SLG: 0.451 (1, 7)	0-3 K				0-0 2B	0-0 2B		0-0 6-3		4	0	2	1	0	1	2					
Billy Jo Roidoux, L OBP: 0.407, SLG: 0.382 (1, 10)	0-3 K				4-0 BB	0-0 F8		0-0 L6		3	0	0	0	1	1	3					
Ernest Riles, L OBP: 0.308, SLG: 0.357 (1, 6)		0-0 4-3		0-0 G3-6-1		0-0 4-3		0-3 K		4	1	1	0	0	1	2					
Dale Sveum, S OBP: 0.395, SLG: 0.500 (1, 5)		0-0 4-3			0-3 K		0-0 4-3		0-3 K	4	0	0	0	0	2	1					
Jim Gantner, L OBP: 0.340, SLG: 0.393 (1, 4)		0-0 G3			0-0 6-3		0-0 6-3		0-0 1B	4	0	2	1	0	0	0					
Bill Schroeder, R OBP: 0.325, SLG: 0.387 (1, 2)			0-0 5-3			0-0 F8		0-0 F2		4	0	0	0	0	0	2					
Inning Stats	R: 1 E: 0 K: 2 S: 8	H: 1 LOB: 1 BB: 1 P: 12	R: 0 E: 0 K: 0 S: 3	H: 0 LOB: 0 BB: 0 P: 3	R: 0 E: 0 K: 0 S: 3	H: 0 LOB: 0 BB: 0 P: 3	R: 0 E: 0 K: 1 S: 5	H: 1 LOB: 1 BB: 0 P: 7	R: 0 E: 0 K: 0 S: 5	H: 0 LOB: 0 BB: 0 P: 5	R: 1 E: 0 K: 0 S: 5	H: 2 LOB: 1 BB: 0 P: 5	R: 1 E: 0 K: 0 S: 5	H: 2 LOB: 1 BB: 0 P: 5	R: 0 E: 0 K: 0 S: 4	H: 1 LOB: 1 BB: 0 P: 4	R: 0 E: 0 K: 2 S: 8	H: 1 LOB: 1 BB: 0 P: 8	1B: 4 2B: 4 3B: 0 HR: 0	SF: 0 SAC: 1 DP: 1 HBP: 0	WP: 0 PA: 36 PB: 0 SB: 1 CS: 0
PITCHER Mike Boddicker, R ERA: 3.55 Don Aase, R ERA: 0.89 (8, 1)	IP: 7.0 WLS: W BF: 28 H: 6 R: 3 ER: 3 SO: 3 BB: 2 IBB: 0 HBP: 0 BLK: 0 WP: 0 HR: 0 S: 32 P: 40 ERA: 3.86 WHIP: 1.143																				

Batter	1	2	3	4	5	6	7	8	9	AB	R	H	RBI	BB	SO	LOB	TOP										
Jim Gantner, L (1, 4) OBP: 0.335, SLG: 0.385	F7	F8			G4-6-3		1B		CS	4	0	1	1	0	0	4	Milwaukee Brewers @ Boston Red Sox Fenway Park, Boston, MA Sat Jun 14 1986, 3:33 AM EDT Att: 33,784 - Unknown										
Robin Yount, R (1, 8) OBP: 0.431, SLG: 0.480	K		K			4-3	1B			3	0	0	0	1	2	0											
Cecil Cooper, L (1, 10) OBP: 0.300, SLG: 0.378	3-1		F8			K	K			4	0	0	0	0	2	3											
Ben Oglivie, L (1, 7) OBP: 0.395, SLG: 0.461 Rick Manning, L (8, 7) OBP: 0.254, SLG: 0.323		BB 1B SF7 1B	F8			2B		F6		4	1	2	0	0	0	0											
Billy Jo Robidoux, L (1, 3) OBP: 0.413, SLG: 0.390		BB 1B			3-1	G3-4-1		F4		4	0	1	0	0	0	1											
Ernest Riles, L (1, 6) OBP: 0.310, SLG: 0.356		BB 1B			G3		1-3	F8		3	0	0	0	1	0	0											
Rob Deer, R (1, 9) OBP: 0.333, SLG: 0.477		SF7			K		F8		K	3	0	0	1	0	2	0											
Dale Sveum, S (1, 5) OBP: 0.377, SLG: 0.474		K			3-1		BB 1B		3-1	4	1	1	0	0	1	2											
Charlie Moore, R (1, 2) OBP: 0.382, SLG: 0.439							BB 1B		CS 1B	2	0	2	0	2	0	0											
Inning Stats	R: 0 E: 0 K: 1 S: 5	H: 0 LOB: 0 BB: 0 P: 5	R: 1 E: 0 K: 1 S: 7	H: 2 LOB: 3 BB: 2 P: 15	R: 0 E: 0 K: 1 S: 5	H: 0 LOB: 0 BB: 0 P: 5	R: 0 E: 0 K: 1 S: 5	H: 0 LOB: 0 BB: 0 P: 5	R: 0 E: 0 K: 0 S: 3	H: 1 LOB: 0 BB: 0 P: 3	R: 0 E: 0 K: 1 S: 6	H: 1 LOB: 1 BB: 0 P: 6	R: 1 E: 0 K: 1 S: 7	H: 2 LOB: 3 BB: 2 P: 15	R: 0 E: 0 K: 0 S: 3	H: 0 LOB: 0 BB: 0 P: 3		R: 0 E: 0 K: 1 S: 5	H: 1 LOB: 0 BB: 0 P: 5	1B: 6 2B: 1 3B: 0 HR: 0	SF: 1 SAC: 0 DP: 1 HBP: 0	WP: 0 PB: 0 SB: 0 CS: 1	PA: 37				
PITCHER	IP	WLS	BF	H	R	ER	SO	BB	IBB	HBP	BLK	WP	HR	S	P	ERA	WHIP										
Mike Brown, R (1, 1) ERA: 4.33	6.2	L	29	6	2	2	5	3	1	0	0	0	0	35	51	2.70	1.350										
Joe Sambito, L (7, 1) ERA: 2.39	1.1		4	0	0	0	1	0	0	0	0	0	0	6	6	0.00	0.000										
Steve Crawford, R (9, 1) ERA: 3.76	1.0		3	1	0	0	1	0	0	0	0	0	0	5	5	0.00	1.000										

Batter	1	2	3	4	5	6	7	8	9	AB	R	H	RBI	BB	SO	LOB	BOTTOM										
Marty Barrett, R (1, 4) OBP: 0.340, SLG: 0.380	F4		4-3			SH1-3		BB		2	0	0	0	1	0	1	Milwaukee Brewers @ Boston Red Sox Fenway Park, Boston, MA Sat Jun 14 1986, 3:33 AM EDT Att: 33,784 - Unknown										
Wade Boggs, L (1, 5) OBP: 0.491, SLG: 0.530	FC3-6 1B		K			1-3		K		4	0	1	0	0	2	4											
Bill Buckner, L (1, 3) OBP: 0.275, SLG: 0.367	FC3-6				F8	3-1		4-3		4	0	0	0	0	0	5											
Jim Rice, R (1, 7) OBP: 0.392, SLG: 0.483	4-3				5-3		G5-4-3 1B		4-3	4	0	1	0	0	0	1											
Don Baylor, R (1, 10) OBP: 0.346, SLG: 0.482		L6			4-3		G5-4-3		F5	4	0	0	0	0	0	1											
Dwight Evans, R (1, 9) OBP: 0.395, SLG: 0.394					F9		F8		1B	4	0	2	0	0	0	0											
Rich Gedman, L (1, 2) OBP: 0.324, SLG: 0.407		F8			G4-6-3 1B		F8		L9	4	0	1	0	0	0	2											
Rey Quinones, R (1, 6) OBP: 0.360, SLG: 0.311 Mike Stenhouse, L (8, PH) OBP: 0.500, SLG: 0.375 Ed Romero, R (8, PR) OBP: 0.288, SLG: 0.270		F9			G4-6-3		BB 1B		1B	2	0	0	0	0	0	2											
Steve Lyons, L (1, 8) OBP: 0.311, SLG: 0.367					CS 1B		1-3 SH1-3 BB		BB 1B	2	0	2	0	1	0	0											
Inning Stats	R: 0 E: 0 K: 0 S: 4	H: 1 LOB: 1 BB: 0 P: 4	R: 0 E: 0 K: 0 S: 4	H: 1 LOB: 1 BB: 0 P: 4	R: 0 E: 0 K: 1 S: 5	H: 1 LOB: 0 BB: 0 P: 5	R: 0 E: 0 K: 0 S: 3	H: 0 LOB: 0 BB: 0 P: 3	R: 0 E: 0 K: 0 S: 3	H: 0 LOB: 0 BB: 0 P: 3	R: 0 E: 0 K: 0 S: 3	H: 0 LOB: 1 BB: 1 P: 7	R: 0 E: 0 K: 0 S: 3	H: 1 LOB: 0 BB: 0 P: 3	R: 0 E: 0 K: 1 S: 7	H: 2 LOB: 3 BB: 1 P: 11		R: 0 E: 0 K: 0 S: 4	H: 1 LOB: 1 BB: 0 P: 4	1B: 8 2B: 0 3B: 0 HR: 0	SF: 0 SAC: 1 DP: 2 HBP: 0	WP: 0 PB: 0 SB: 0 CS: 1	PA: 34				
PITCHER	IP	WLS	BF	H	R	ER	SO	BB	IBB	HBP	BLK	WP	HR	S	P	ERA	WHIP										
Tim Leary, R (1, 1) ERA: 4.69	7.1		27	7	0	0	1	1	0	0	0	0	0	28	32	0.00	1.091										
Dan Plesac, L (8, 1) ERA: 3.03	1.2	S	7	1	0	0	1	1	0	0	0	0	0	8	12	0.00	1.200										

Batter	1	2	3	4	5	6	7	8	9	AB	R	H	RBI	BB	SO	LOB	TOP					
Jim Gantner, L (1, 4) OBP: 0.333, SLG: 0.382	F8		HR 1B		4-3		SH1-4	F6		4	1	1	0	0	0	1						
Robin Yount, R (1, 8) OBP: 0.435, SLG: 0.503	G4-6-3 BB		HR		F7		2B 2B	F8		4	2	2	3	1	0	0						
Cecil Cooper, L (1, 10) OBP: 0.308, SLG: 0.381	G4-6-3 1-2		BB		HR 1B		F5	4-3 1B		4	1	2	0	1	0	2						
Ben Oglivie, L (1, 7) OBP: 0.398, SLG: 0.490 Rick Manning, L (7, PR) OBP: 0.250, SLG: 0.317		K	G3		HR		1B 2B	4-3		4	1	2	3	0	1	1						
Billy Jo Robidoux, L (1, 3) OBP: 0.412, SLG: 0.385		K	F7		1-6-3		1B			4	0	1	1	1	1	1						
Ernest Riles, L (1, 6) OBP: 0.308, SLG: 0.353	BB 1B				4-3		F7	5-3		5	0	1	0	0	0	4						
Rob Deer, R (1, 9) OBP: 0.337, SLG: 0.475	BB 1B				K		F8	SH3-4 1B		3	0	1	0	1	1	0						
Dale Sveum, S (1, 5) OBP: 0.376, SLG: 0.470		4-3					F8	SH3-4		3	0	1	0	0	0	2						
Rick Cerone, R (1, 2) OBP: 0.240, SLG: 0.337			F7		K		SH1-4 2B 1B	K		4	1	1	0	0	2	2						
Inning Stats	R: 0 E: 0 K: 0 S: 2	H: 0 LOB: 0 BB: 1 P: 6	R: 0 E: 0 K: 2 S: 8	H: 1 LOB: 2 BB: 1 P: 12	R: 2 E: 0 K: 0 S: 5	H: 2 LOB: 1 BB: 1 P: 9	R: 0 E: 0 K: 2 S: 8	H: 1 LOB: 1 BB: 0 P: 8	R: 2 E: 0 K: 0 S: 5	H: 2 LOB: 0 BB: 0 P: 5	R: 0 E: 0 K: 0 S: 3	H: 0 LOB: 0 BB: 0 P: 3	R: 3 E: 0 K: 0 S: 7	H: 4 LOB: 2 BB: 0 P: 7	R: 0 E: 0 K: 1 S: 6	H: 1 LOB: 1 BB: 0 P: 6	R: 0 E: 0 K: 0 S: 4	H: 1 LOB: 2 BB: 1 P: 8	1B: 8 2B: 2 3B: 0 HR: 2	SF: 0 SAC: 2 DP: 1 HBP: 0	WP: 0 PB: 0 SB: 0 CS: 0	PA: 42
PITCHER	IP	WLS	BF	H	R	ER	SO	BB	IBB	HBP	BLK	WP	HR	S	P	ERA	WHIP					
Jeff Sellers, R (1, 1) ERA: 4.26	6.1	L	29	8	6	6	4	3	0	0	0	0	2	34	46	8.53	1.737					
Joe Sambito, L (7, 1) ERA: 3.0	0.2		4	2	1	1	0	0	0	0	0	0	0	4	4	13.50	3.000					
Steve Crawford, R (8, 1) ERA: 3.62	1.0		4	1	0	0	1	0	0	0	0	0	0	6	6	0.00	1.000					
Bob Stanley, R (9, 1) ERA: 3.45	1.0		5	1	0	0	0	0	1	0	0	0	0	4	8	0.00	1.000					

Milwaukee Brewers @ Boston Red Sox
Fenway Park, Boston, MA
Sun Jun 15 1986, 3:33 AM EDT
Att: 33,632 - Unknown

AB 36
R 7
H 12
RBI 7
BB 4
SO 5
LOB 14



Batter	1	2	3	4	5	6	7	8	9	AB	R	H	RBI	BB	SO	LOB	BOTTOM				
Marty Barrett, R (1, 4) OBP: 0.337, SLG: 0.380	2B 2B	F7			1-4-6		4-3		K	5	1	1	0	0	1	2					
Wade Boggs, L (1, 5) OBP: 0.491, SLG: 0.534 Ed Romero, R (3, 5) OBP: 0.289, SLG: 0.265	4-3 1B 2B	L7			F7		1B BB	4-3		2	1	1	1	0	0	0					
Bill Buckner, L (1, 3) OBP: 0.278, SLG: 0.377	4-3				F5		FC5-4 1B			4	0	2	0	0	0	1					
Jim Rice, R (1, 7) OBP: 0.390, SLG: 0.483	F8		K				1B 2B	F7		4	1	1	0	0	1	4					
Don Baylor, R (1, 10) OBP: 0.348, SLG: 0.480	1B 1B HBP		F2				G4-6-3 1B	K		3	0	1	1	0	1	3					
Dwight Evans, R (1, 9) OBP: 0.383, SLG: 0.392	1B 1B		K				G4-6-3	FC5-4		4	0	1	1	0	1	4					
Tony Armas, R (1, 8) OBP: 0.287, SLG: 0.302	1B 1B				F8		F7			3	0	1	0	1	0	0					
Rich Gedman, L (1, 2) OBP: 0.323, SLG: 0.403	K						K	F4		4	0	1	0	0	2	4					
Rey Quinones, R (1, 6) OBP: 0.348, SLG: 0.299 Mike Stenhouse, L (9, PH) OBP: 0.538, SLG: 0.375 Dave Stapleton, R (9, PR) OBP: 0.333, SLG: 0.375		F7			G6-4-3		5-3			3	0	0	0	0	0	1					
Inning Stats	R: 2 E: 0 K: 1 S: 9	H: 4 LOB: 3 BB: 0 P: 10	R: 0 E: 0 K: 0 S: 3	H: 0 LOB: 0 BB: 0 P: 3	R: 0 E: 0 K: 2 S: 8	H: 1 LOB: 1 BB: 0 P: 8	R: 0 E: 0 K: 0 S: 3	H: 1 LOB: 0 BB: 0 P: 3	R: 1 E: 0 K: 0 S: 4	H: 2 LOB: 0 BB: 0 P: 4	R: 0 E: 0 K: 1 S: 5	H: 0 LOB: 0 BB: 0 P: 5	R: 0 E: 0 K: 1 S: 6	H: 1 LOB: 1 BB: 1 P: 10	R: 0 E: 0 K: 1 S: 5	H: 0 LOB: 2 BB: 2 P: 13	1B: 5 2B: 3 3B: 1 HR: 0	SF: 0 SAC: 0 DP: 2 HBP: 1	WP: 0 PB: 0 SB: 0 CS: 0	PA: 38	
PITCHER	IP	WLS	BF	H	R	ER	SO	BB	IBB	HBP	BLK	WP	HR	S	P	ERA	WHIP				
Juan Nieves, L (1, 1) ERA: 4.72	7.0	W	30	9	3	3	4	1	0	1	0	0	0	36	41	3.86	1.429				
Mark Clear, R (8, 1) ERA: 1.99	2.0	S	8	0	0	0	2	2	0	0	0	0	0	10	18	0.00	1.000				

Milwaukee Brewers @ Boston Red Sox
Fenway Park, Boston, MA
Sun Jun 15 1986, 3:33 AM EDT
Att: 33,632 - Unknown

AB 34
R 3
H 9
RBI 3
BB 3
SO 6
LOB 21



Batter	1	2	3	4	5	6	7	8	9	AB	R	H	RBI	BB	SO	LOB	TOP								
Tony Fernandez, S OBP: 0.333, SLG: 0.378 (1, 6)	F9		F9			FC6-4			HR	5	1	2	2	0	0	1									
Rance Mulliniks, L OBP: 0.348, SLG: 0.399 (1, 5)	PB		1B			K		4-3	BLK	5	1	3	0	0	1	1									
Willie Upshaw, L OBP: 0.377, SLG: 0.362 (1, 3)	K		4-3			F5		3-1	FC5-4	5	0	1	1	0	1	2									
George Bell, R OBP: 0.362, SLG: 0.524 (1, 7)	F9			6-3		HR		F8	K	5	1	1	1	0	1	2									
Jesse Barfield, R OBP: 0.354, SLG: 0.557 (9, PR)	F8			6-3		1B			FC5-4	4	1	2	0	0	0	0									
Ron Shepherd, R OBP: 0.333, SLG: 0.333 (9, PR)	F8			K		1B			HBP	0	0	0	0	0	0	0									
Cliff Johnson, R OBP: 0.381, SLG: 0.500 (9, PH)	F8			K		1B		F4	FC5-4	4	1	1	0	0	1	1									
Kelly Gruber, R OBP: 0.210, SLG: 0.373 (9, PH)	F8			K		1B		F4	FC5-4	1	0	0	0	0	0	2									
Rick Leach, L OBP: 0.329, SLG: 0.455 (1, 9)	F7					F8		3-1	3-1	5	1	1	0	0	0	5									
Ernie Whitt, L OBP: 0.268, SLG: 0.338 (1, 2)						F6		F3		4	2	2	2	0	0	2									
Garth Iorg, R OBP: 0.298, SLG: 0.309 (1, 4)						SF7			HR	3	1	2	3	0	0	0									
Inning Stats	R: 0 E: 0 K: 1 S: 6	H: 1 LOB: 1 BB: 0 P: 6	R: 0 E: 0 K: 0 S: 3	H: 0 LOB: 0 BB: 0 P: 3	R: 1 E: 0 K: 0 S: 5	H: 2 LOB: 1 BB: 0 P: 5	R: 0 E: 0 K: 1 S: 5	H: 0 LOB: 0 BB: 0 P: 5	R: 1 E: 0 K: 1 S: 7	H: 2 LOB: 1 BB: 0 P: 7	R: 4 E: 0 K: 0 S: 8	H: 5 LOB: 1 BB: 0 P: 8	R: 0 E: 0 K: 0 S: 3	H: 0 LOB: 0 BB: 0 P: 3	R: 0 E: 0 K: 0 S: 4	H: 1 LOB: 1 BB: 0 P: 4	R: 3 E: 0 K: 1 S: 9	H: 4 LOB: 2 BB: 0 P: 10	1B: 8 2B: 4 3B: 0 HR: 3	SF: 1 SAC: 0 DP: 0 HBP: 1	WP: 2 PB: 1 CS: 0 ER: 0	PA: 43			
PITCHER	IP	WLS	BF	H	R	ER	SO	BB	IBB	HBP	BLK	WP	HR	S	P	ERA	WHIP								
Bill Wegman, R ERA: 4.71 (1, 1)	5.2	L	26	9	6	6	3	0	0	0	0	1	2	32	32	9.53	1.588								
Ray Searge, L ERA: 8.99 (6, 1)	2.1		13	6	3	3	0	0	0	0	1	0	1	13	13	11.57	2.571								
Jaime Cocanower, R ERA: 3.94 (9, 1)	1.0		4	0	0	0	1	0	0	1	0	0	0	5	6	0.00	0.000								

Toronto Blue Jays @ Milwaukee Brewers
Milwaukee County Stadium, Milwaukee, WI
Mon Jun 16 1986, 8:05 PM EDT
Att: 12,809 - Unknown

AB	41
R	9
H	15
RBI	9
BB	0
SO	4
LOB	16



Batter	1	2	3	4	5	6	7	8	9	AB	R	H	RBI	BB	SO	LOB	BOTTOM								
Jim Gantner, L OBP: 0.330, SLG: 0.378 (1, 4)	F7		L3-6						4-3	5	0	1	0	0	0	2									
Robin Yount, R OBP: 0.443, SLG: 0.516 (1, 8)	1B		2B						6-3	5	0	4	1	0	0	0									
Cecil Cooper, L OBP: 0.307, SLG: 0.378 (1, 10)	F2		F7							4	0	1	1	0	0	3									
Ben Oglivie, L OBP: 0.394, SLG: 0.483 (1, 7)	G3			4-3					4-3	4	0	1	0	0	0	3									
Billy Jo Roidoux, L OBP: 0.401, SLG: 0.373 (1, 3)	F8			4-3					6-3	4	0	0	0	0	0	1									
Ernest Riles, L OBP: 0.315, SLG: 0.354 (1, 6)	BB			1B					BB	2	0	1	0	2	0	1									
Rob Deer, R OBP: 0.330, SLG: 0.463 (1, 9)	K			K					K	4	0	0	0	0	3	4									
Dale Sveum, S OBP: 0.364, SLG: 0.455 (1, 5)	F8								G3	4	0	0	0	0	0	2									
Rick Cerone, R OBP: 0.250, SLG: 0.354 (1, 2)									4-3	4	2	2	0	0	0	0									
Inning Stats	R: 0 E: 0 K: 0 S: 4	H: 1 LOB: 1 BB: 0 P: 4	R: 0 E: 0 K: 1 S: 5	H: 0 LOB: 1 BB: 1 P: 9	R: 0 E: 0 K: 0 S: 4	H: 2 LOB: 1 BB: 0 P: 4	R: 0 E: 0 K: 1 S: 6	H: 1 LOB: 1 BB: 0 P: 6	R: 1 E: 0 K: 0 S: 5	H: 2 LOB: 1 BB: 0 P: 5	R: 0 E: 0 K: 0 S: 4	H: 1 LOB: 1 BB: 0 P: 4	R: 1 E: 0 K: 0 S: 6	H: 3 LOB: 2 BB: 0 P: 6	R: 0 E: 0 K: 1 S: 5	H: 0 LOB: 0 BB: 1 P: 9	R: 0 E: 0 K: 0 S: 3	H: 0 LOB: 0 BB: 0 P: 3	1B: 8 2B: 3 3B: 0 HR: 0	SF: 0 SAC: 0 DP: 1 HBP: 0	WP: 0 PB: 0 CS: 0 ER: 0	PA: 38			
PITCHER	IP	WLS	BF	H	R	ER	SO	BB	IBB	HBP	BLK	WP	HR	S	P	ERA	WHIP								
Doyle Alexander, R ERA: 3.83 (1, 1)	5.0	W	21	4	1	1	1	1	0	0	0	0	0	18	22	2.25	1.250								
Don Gordon, R ERA: 4.71 (6, 1)	4.0	S	17	4	1	1	1	1	0	0	0	0	0	18	22	2.25	1.250								

Toronto Blue Jays @ Milwaukee Brewers
Milwaukee County Stadium, Milwaukee, WI
Mon Jun 16 1986, 8:05 PM EDT
Att: 12,809 - Unknown

AB	36
R	2
H	10
RBI	2
BB	2
SO	3
LOB	16



Batter	1	2	3	4	5	6	7	8	9	AB	R	H	RBI	BB	SO	LOB	TOP			
Tony Fernandez, S OBP: 0.330, SLG: 0.373 (1, 6)			4-3				FC5-4			4	0	2	0	0	0	2	<p>Toronto Blue Jays @ Milwaukee Brewers Milwaukee County Stadium, Milwaukee, WI</p> <p>Wed Jun 18 1986, 4:33 AM EDT Att: 21,652 - Unknown</p> <p>livebaseballscorecards.com</p>			
Damaso Garcia, R OBP: 0.296, SLG: 0.319 (1, 4)			F4		CS	F8		1-3		4	1	1	0	0	0	0				
Cliff Johnson, R OBP: 0.381, SLG: 0.506 (1, 10) Ron Shepherd, R OBP: 0.250, SLG: 0.250 (6, PR)			K			6-3				4	0	2	1	0	1	0				
George Bell, R OBP: 0.358, SLG: 0.518 (1, 7)					K			F7		4	0	1	0	0	1	2				
Willie Upshaw, L OBP: 0.371, SLG: 0.350 (1, 3)	K							F5		3	0	0	0	1	2	3				
Jesse Barfield, R OBP: 0.357, SLG: 0.555 (1, 8)		SH1-3 1B			K			F8		3	0	1	0	1	1	1				
Garth Iorg, R OBP: 0.306, SLG: 0.317 (1, 5)		SH1-3 1-2			K			K		3	0	1	0	0	2	1				
Buck Martinez, R OBP: 0.296, SLG: 0.339 (1, 2)		F5				F3		F9		4	0	0	0	0	1	3				
Kelly Gruber, R OBP: 0.197, SLG: 0.349 (1, 9)		5-3				5-3		FC4-6 FC5-4		3	0	0	0	0	0	3				
Inning Stats	R: 1 E: 0 K: 1 S: 7	H: 3 LOB: 1 BB: 0 P: 7	R: 0 E: 0 K: 0 S: 4	H: 1 LOB: 1 BB: 0 P: 4	R: 0 E: 0 K: 1 S: 5	H: 0 LOB: 0 BB: 0 P: 5	R: 0 E: 0 K: 3 S: 9	H: 0 LOB: 1 BB: 1 P: 13	R: 0 E: 0 K: 0 S: 3	H: 1 LOB: 0 BB: 0 P: 3	R: 0 E: 0 K: 1 S: 6	H: 1 LOB: 2 BB: 1 P: 6	R: 0 E: 0 K: 0 S: 4	H: 1 LOB: 1 BB: 0 P: 8	R: 0 E: 0 K: 2 S: 7	H: 0 LOB: 0 BB: 0 P: 7	1B: 6 2B: 2 3B: 0 HR: 0	SF: 0 SAC: 1 DP: 0 HBP: 0	WP: 0 PB: 0 SB: 0 CS: 1	PA: 36
PITCHER Teddy Higuera, L ERA: 2.21 (1, 1)	IP: 9.0 WLS: W BF: 35	H: 8 R: 1 ER: 1 SO: 8	BB: 2 IBB: 0 HBP: 0 BLK: 0	WP: 0 HR: 0 S: 49 P: 57	ERA: 1.00 WHIP: 1.111	PITCHER										IP: 9.0 WLS: W BF: 35	H: 8 R: 1 ER: 1 SO: 8	BB: 2 IBB: 0 HBP: 0 BLK: 0	WP: 0 HR: 0 S: 49 P: 57	ERA: 1.00 WHIP: 1.111

Batter	1	2	3	4	5	6	7	8	9	AB	R	H	RBI	BB	SO	LOB	BOTTOM			
Mike Felder, S OBP: 0.333, SLG: 0.390 (1, 8)	K									3	1	2	2	1	1	0	<p>Toronto Blue Jays @ Milwaukee Brewers Milwaukee County Stadium, Milwaukee, WI</p> <p>Wed Jun 18 1986, 4:33 AM EDT Att: 21,652 - Unknown</p> <p>livebaseballscorecards.com</p>			
Ernest Riles, L OBP: 0.324, SLG: 0.362 (1, 6)						G3 1B		K		3	1	2	0	1	1	1				
Cecil Cooper, L OBP: 0.299, SLG: 0.366 (1, 10)	G3-6-3 1-2		4-3			G3		K		4	0	0	0	0	1	4				
Ben Oglivie, L OBP: 0.384, SLG: 0.468 (1, 9) (6, 7)		4-3			3-1			1B		3	0	1	1	0	0	0				
Paul Moltor, R OBP: 0.379, SLG: 0.458 (1, 7) Rick Manning, L OBP: 0.261, SLG: 0.328 (6, 9)		K			6-3			1B		2	0	0	0	0	1	0				
Billy Jo Robidoux, L OBP: 0.384, SLG: 0.364 (1, 3)		4-3			4-3			1B		1	0	1	0	0	0	0				
Dale Sveum, S OBP: 0.346, SLG: 0.430 (1, 5)			K			4-3		F7		3	0	0	0	0	1	0				
Jim Gantner, L OBP: 0.320, SLG: 0.365 (1, 4)			4-3			4-3		6-3		3	0	0	0	0	0	0				
Charlie Moore, R OBP: 0.389, SLG: 0.440 (1, 2)			4-0 HR			1B S		6-3		2	1	1	0	1	0	0				
Inning Stats	R: 0 E: 0 K: 1 S: 4	H: 0 LOB: 0 BB: 1 P: 8	R: 0 E: 0 K: 1 S: 5	H: 0 LOB: 0 BB: 0 P: 5	R: 2 E: 0 K: 1 S: 7	H: 2 LOB: 1 BB: 1 P: 11	R: 0 E: 0 K: 0 S: 3	H: 0 LOB: 0 BB: 0 P: 3	R: 0 E: 0 K: 0 S: 4	H: 2 LOB: 2 BB: 0 P: 4	R: 1 E: 0 K: 0 S: 5	H: 3 LOB: 1 BB: 0 P: 5	R: 0 E: 0 K: 0 S: 3	H: 0 LOB: 0 BB: 0 P: 3	R: 0 E: 0 K: 2 S: 6	H: 0 LOB: 0 BB: 1 P: 10	1B: 5 2B: 1 3B: 0 HR: 1	SF: 0 SAC: 0 DP: 2 HBP: 0	WP: 0 PB: 0 SB: 2 CS: 0	PA: 30
PITCHER Jim Clancy, R ERA: 4.15 (1, 1) Dennis Lamp, R ERA: 5.75 (3, 1) Bill Caudill, R ERA: 5.74 (8, 1)	IP: 2.2 WLS: L BF: 10	H: 1 R: 2 ER: 2 SO: 3	BB: 2 IBB: 0 HBP: 0 BLK: 0	WP: 0 HR: 1 S: 14 P: 22	ERA: 6.75 WHIP: 1.125	PITCHER										IP: 1.0 WLS: 2 BF: 2	H: 0 R: 0 ER: 0 SO: 2	BB: 0 IBB: 0 HBP: 0 BLK: 0	WP: 0 HR: 0 S: 6 P: 6	ERA: 0.00 WHIP: 0.000

Batter	1	2	3	4	5	6	7	8	9	AB	R	H	RBI	BB	SO	LOB	TOP			
Lou Whitaker, L OBP: 0.344, SLG: 0.469 (1,4)	0-0 3-1		0-0 G4-1			0-0 G3		0-3 K		4	0	0	0	0	1	2				
Dave Collins, S OBP: 0.370, SLG: 0.344 (1,7)	0-0 G1-4-3		0-0 4-3			0-0 F7			0-0 F8	4	0	0	0	0	0	1				
Kirk Gibson, L OBP: 0.431, SLG: 0.470 (1,9)	0-3 K			0-0 F7			0-0 1-3		0-0 F8	4	0	0	0	0	1	0				
Darrell Evans, L OBP: 0.322, SLG: 0.402 (1,10)		4-0 6-3 5-3 BB		0-0 F4			0-0 2-3		0-0 F9	3	0	0	0	1	0	0				
Dave Bergman, L OBP: 0.415, SLG: 0.370 (1,3)	0-0 5-3			0-0 3-1						3	0	1	0	0	0	1				
Chet Lemon, R OBP: 0.338, SLG: 0.425 (1,8)	0-0 6-3				0-0 1-3		0-3 K			3	0	0	0	0	1	2				
Alan Trammell, R OBP: 0.280, SLG: 0.375 (1,6)	0-0 4-3				0-0 5-3			0-0 K 1B		3	0	1	0	0	0	1				
Tom Brookens, R OBP: 0.384, SLG: 0.416 (1,5)			0-0 6-3		0-3 K			0-0 K 1B		3	0	1	0	0	1	0				
Dwight Lowry, L OBP: 0.429, SLG: 0.423 (1,2)			0-0 G4-1			0-3 K		0-3 K		3	0	1	0	0	2	2				
Inning Stats	R: 0 E: 0 K: 1 S: 5	H: 0 LOB: 0 BB: 0 P: 5	R: 0 E: 0 K: 0 S: 3	H: 0 LOB: 1 BB: 1 P: 7	R: 0 E: 0 K: 0 S: 4	H: 1 LOB: 1 BB: 0 P: 4	R: 0 E: 0 K: 0 S: 3	H: 0 LOB: 0 BB: 0 P: 3	R: 0 E: 0 K: 1 S: 5	H: 0 LOB: 0 BB: 0 P: 5	R: 0 E: 0 K: 1 S: 6	H: 1 LOB: 1 BB: 0 P: 6	R: 0 E: 0 K: 2 S: 8	H: 2 LOB: 1 BB: 0 P: 8	R: 0 E: 0 K: 0 S: 3	H: 0 LOB: 0 BB: 0 P: 3	1B: 3 2B: 1 3B: 0 HR: 0	SF: 0 SAC: 0 DP: 0 HBP: 0	WP: 0 PB: 0 SB: 0 CS: 0	PA: 31
PITCHER Tim Leary, R ERA: 4.25 (1,1)	IP: 9.0 WLS: W BF: 31 H: 4 R: 0 ER: 0 SO: 6 BB: 1 IBB: 0 HBP: 0 BLK: 0 WP: 0 HR: 0 S: 42 P: 46 ERA: 0.00 WHIP: 0.556																			

Detroit Tigers @ Milwaukee Brewers
Milwaukee County Stadium, Milwaukee, WI
Fri Jun 20 1986, 8:05 PM EDT
Att: 31,479 - Unknown

AB 30
R 0
H 4
RBI 0
BB 1
SO 6
LOB 9



Batter	1	2	3	4	5	6	7	8	9	AB	R	H	RBI	BB	SO	LOB	BOTTOM			
Mike Felder, S OBP: 0.323, SLG: 0.376 (1,8)	0-0 F7		0-0 F8			0-3 K				3	0	0	0	0	1	0				
Ernest Riles, L OBP: 0.328, SLG: 0.363 (1,6)	4-0 BB			0-0 1B		0-0 4-3				2	1	1	0	1	0	0				
Cecil Cooper, L OBP: 0.299, SLG: 0.366 (1,10)	0-0 F8			0-0 1B		0-0 F7				3	0	1	0	0	0	1				
Ben Oglivie, L OBP: 0.389, SLG: 0.472 (1,7)	0-0 F6			0-0 1B			0-0 G1-6-3			3	0	2	1	0	0	1				
Rick Manning, L OBP: 0.291, SLG: 0.328 (8,7)				1-2 2H			0-0 1B			0	0	0	0	0	0	0				
Billy Jo Robidoux, L OBP: 0.386, SLG: 0.356 (1,3)		0-0 4-3		0-0 7-4			0-0 G1-6-3			3	0	0	0	0	0	3				
Rob Deer, R OBP: 0.327, SLG: 0.467 (1,9)	0-3 K			0-0 FC5-4			0-3 K			3	0	0	0	0	2	1				
Dale Sveum, S OBP: 0.338, SLG: 0.420 (1,5)	0-0 G3				0-3 K			0-0 F8		3	0	0	0	0	1	0				
Jim Gantner, L OBP: 0.316, SLG: 0.359 (1,4)			0-0 4-3			0-0 F8		0-0 F8		3	0	0	0	0	0	0				
Charlie Moore, R OBP: 0.379, SLG: 0.427 (1,2)			0-0 F4			0-0 F4		0-3 K		3	0	0	0	0	1	0				
Inning Stats	R: 0 E: 0 K: 0 S: 3	H: 0 LOB: 1 BB: 1 P: 7	R: 0 E: 0 K: 1 S: 5	H: 0 LOB: 0 BB: 0 P: 5	R: 0 E: 0 K: 0 S: 3	H: 0 LOB: 0 BB: 0 P: 3	R: 1 E: 0 K: 0 S: 5	H: 3 LOB: 1 BB: 0 P: 5	R: 0 E: 0 K: 1 S: 5	H: 0 LOB: 0 BB: 0 P: 5	R: 0 E: 0 K: 1 S: 5	H: 1 LOB: 0 BB: 0 P: 5	R: 0 E: 0 K: 1 S: 5	H: 0 LOB: 0 BB: 0 P: 5	R: 0 E: 0 K: 1 S: 5	H: 0 LOB: 0 BB: 0 P: 5	1B: 4 2B: 1 3B: 0 HR: 0	SF: 0 SAC: 0 DP: 2 HBP: 0	WP: 0 PB: 0 SB: 0 CS: 0	PA: 27
PITCHER Walt Terrell, R ERA: 4.72 (1,1)	IP: 8.0 WLS: L BF: 27 H: 4 R: 1 ER: 1 SO: 5 BB: 1 IBB: 0 HBP: 0 BLK: 0 WP: 0 HR: 0 S: 36 P: 40 ERA: 1.12 WHIP: 0.625																			

Detroit Tigers @ Milwaukee Brewers
Milwaukee County Stadium, Milwaukee, WI
Fri Jun 20 1986, 8:05 PM EDT
Att: 31,479 - Unknown

AB 26
R 1
H 4
RBI 1
BB 1
SO 5
LOB 6



Batter	1	2	3	4	5	6	7	8	9	AB	R	H	RBI	BB	SO	LOB	TOP								
Lou Whitaker, L (1, 4) OBP: 0.342, SLG: 0.470										4	1	1	1	0	2	1	Detroit Tigers @ Milwaukee Brewers Milwaukee County Stadium, Milwaukee, WI Sat Jun 21 1986, 4:33 AM EDT Att: 38,002 - Unknown								
Alan Trammell, R (1, 6) OBP: 0.283, SLG: 0.373										4	1	1	0	1	0	4									
Kirk Gibson, L (1, 9) OBP: 0.440, SLG: 0.481										4	1	3	0	0	1	0									
Lance Parrish, R (1, 2) OBP: 0.342, SLG: 0.487										3	0	1	1	1	0	3									
Chet Lemon, R (1, 8) OBP: 0.329, SLG: 0.413										4	0	0	0	0	0	4									
Tom Brookens, R (1, 5) OBP: 0.395, SLG: 0.398										4	0	0	0	0	0	2									
Larry Herndon, R (1, 7) OBP: 0.285, SLG: 0.390										3	0	1	1	0	1	0									
Johnny Grubb, L (9, PH) OBP: 0.400, SLG: 0.423										0	0	0	0	1	0	0									
Pat Sheridan, L (9, PR) OBP: 0.267, SLG: 0.371										0	1	0	0	0	0	0									
Dave Engle, R (1, 3) OBP: 0.356, SLG: 0.333										3	0	1	0	0	1	0									
Darrell Evans, L (9, PH) OBP: 0.325, SLG: 0.402										0	0	0	0	1	0	0									
Dave Collins, S (1, 10) OBP: 0.369, SLG: 0.340										2	0	0	0	1	0	0									
Inning Stats	R: 1 E: 0 K: 1 S: 6	H: 1 LOB: 1 BB: 1 P: 10	R: 0 E: 0 K: 0 S: 3	H: 0 LOB: 0 BB: 0 P: 3	R: 0 E: 0 K: 0 S: 5	H: 2 LOB: 2 BB: 0 P: 5	R: 0 E: 0 K: 1 S: 5	H: 0 LOB: 0 BB: 0 P: 5	R: 0 E: 0 K: 1 S: 7	H: 0 LOB: 0 BB: 0 P: 7	R: 0 E: 0 K: 0 S: 5	H: 3 LOB: 2 BB: 1 P: 9	R: 0 E: 0 K: 0 S: 6	H: 1 LOB: 1 BB: 0 P: 6	R: 0 E: 0 K: 0 S: 3	H: 1 LOB: 0 BB: 0 P: 3	R: 1 E: 0 K: 0 S: 3	H: 0 LOB: 2 BB: 3 P: 15	1B: 6 2B: 2 3B: 0 HR: 0	SF: 1 SAC: 1 DP: 0 HBP: 0	WP: 0 PB: 2 SB: 0 CS: 1	PA: 38			
PITCHER	IP	WLS	BF	H	R	ER	SO	BB	IBB	HBP	BLK	WP	HR	S	P	ERA	WHIP								
Juan Nieves, L (1, 1) ERA: 4.6	6.0		26	7	3	2	4	2	0	0	0	0	0	32	40	3.00	1.500								
Ray Searage, L (7, 1) ERA: 7.59	1.0		4	1	0	0	1	0	0	0	0	0	0	6	6	0.00	1.000								
Mark Clear, R (8, 1) ERA: 1.88	1.1	L	5	0	1	1	0	2	0	0	0	0	0	3	11	6.75	1.500								
Dan Plesac, L (9, 1) ERA: 3.06	0.2		3	0	0	0	0	1	0	0	0	0	0	2	6	0.00	1.500								

Batter	1	2	3	4	5	6	7	8	9	AB	R	H	RBI	BB	SO	LOB	BOTTOM								
Mike Felder, S (1, 7) OBP: 0.350, SLG: 0.420										3	3	3	0	1	0	0	Detroit Tigers @ Milwaukee Brewers Milwaukee County Stadium, Milwaukee, WI Sat Jun 21 1986, 4:33 AM EDT Att: 38,002 - Unknown								
Charlie Moore, R (1, 10) OBP: 0.375, SLG: 0.425										3	0	1	2	0	0	2									
Robin Yount, R (1, 8) OBP: 0.439, SLG: 0.503										2	0	1	0	2	1	0									
Rob Deer, R (1, 9) OBP: 0.325, SLG: 0.474										4	0	1	0	0	2	5									
Dale Sveum, S (1, 5) OBP: 0.336, SLG: 0.410										3	0	0	0	1	0	2									
Bill Schroeder, R (1, 3) OBP: 0.500, SLG: 0.354										3	0	0	0	0	2	2									
Billy Jo Robidoux, L (8, PH) OBP: 0.384, SLG: 0.353										1	0	0	0	0	0	1									
Ernest Riles, L (1, 6) OBP: 0.327, SLG: 0.359										3	0	0	0	1	0	0									
Juan Castillo, S (1, 4) OBP: 0.361, SLG: 0.233										3	0	0	0	0	2	0									
Rick Cerone, R (1, 2) OBP: 0.241, SLG: 0.340										4	0	0	0	0	0	1									
Inning Stats	R: 1 E: 0 K: 2 S: 8	H: 1 LOB: 2 BB: 2 P: 16	R: 0 E: 0 K: 1 S: 5	H: 0 LOB: 0 BB: 0 P: 5	R: 1 E: 1 K: 1 S: 7	H: 2 LOB: 1 BB: 0 P: 7	R: 0 E: 0 K: 1 S: 5	H: 0 LOB: 1 BB: 1 P: 9	R: 0 E: 0 K: 0 S: 2	H: 0 LOB: 1 BB: 2 P: 10	R: 0 E: 0 K: 0 S: 3	H: 0 LOB: 0 BB: 0 P: 3	R: 1 E: 0 K: 0 S: 4	H: 2 LOB: 0 BB: 0 P: 4	R: 0 E: 0 K: 1 S: 6	H: 1 LOB: 1 BB: 0 P: 6	R: 0 E: 0 K: 1 S: 5	H: 0 LOB: 0 BB: 0 P: 5	1B: 4 2B: 0 3B: 2 HR: 0	SF: 1 SAC: 1 DP: 1 HBP: 0	WP: 0 PB: 2 SB: 1 CS: 1	PA: 37			
PITCHER	IP	WLS	BF	H	R	ER	SO	BB	IBB	HBP	BLK	WP	HR	S	P	ERA	WHIP								
Frank Tanana, L (1, 1) ERA: 4.35	7.0		29	5	3	1	5	3	2	0	0	0	0	34	54	1.29	1.143								
Bill Campbell, R (8, 1) ERA: 3.12	1.0	W	4	1	0	0	1	0	0	0	0	0	0	6	6	0.00	1.000								
Willie Hernandez, L (9, 1) ERA: 3.66	1.0	S	3	0	0	0	1	0	0	0	0	0	0	5	5	0.00	0.000								

Batter	1	2	3	4	5	6	7	8	9	AB	R	H	RBI	BB	SO	LOB	TOP								
Lou Whitaker, L (1.4) OBP: 0.336, SLG: 0.461	F7	L3			G3-6-1		3-1		K	5	0	0	0	0	1	3									
Dave Collins, S (1.7) OBP: 0.367, SLG: 0.344	F9		F8		1B	2B	4-3			4	1	1	0	0	0	0									
Kirk Gibson, L (1.9) OBP: 0.442, SLG: 0.477	FC5-4 HBP		F9		2H	1B		L4		3	0	1	1	0	0	0									
Lance Parrish, R (1.2) OBP: 0.343, SLG: 0.485	FC5-4				G3			F8		1	0	0	0	0	0	1									
Dwight Lowry, L (4.2) OBP: 0.400, SLG: 0.393	1-2		HBP							2	0	0	0	0	0	1									
Darrell Evans, L (1.10) OBP: 0.332, SLG: 0.409		1B	5-3					HR		4	2	3	0	0	0	1									
Dave Bergman, L (1.3) OBP: 0.406, SLG: 0.414	K				B3		G4-6-3	HR		4	1	1	2	0	1	2									
Alan Trammell, R (1.6) OBP: 0.282, SLG: 0.375	F2				6-3			F6		4	0	1	0	0	0	1									
Pat Sheridan, L (1.8) OBP: 0.266, SLG: 0.367	2H	1B	F8		F8		K		G3	4	0	1	1	0	1	1									
Tom Brookens, R (1.5) OBP: 0.374, SLG: 0.396	1-2	1B			G3-6-1	BB	5-3		K	3	0	1	0	1	1	0									
Inning Stats	R: 0 E: 0 K: 0 S: 3	H: 0 LOB: 1 BB: 0 P: 4	R: 1 E: 0 K: 1 S: 8	H: 3 LOB: 2 BB: 0 P: 8	R: 0 E: 0 K: 0 S: 3	H: 0 LOB: 1 BB: 0 P: 4	R: 0 E: 0 K: 0 S: 3	H: 0 LOB: 0 BB: 0 P: 3	R: 1 E: 0 K: 0 S: 4	H: 2 LOB: 1 BB: 1 P: 8	R: 0 E: 0 K: 1 S: 6	H: 2 LOB: 1 BB: 0 P: 6	R: 0 E: 0 K: 0 S: 3	H: 0 LOB: 0 BB: 0 P: 3	R: 2 E: 0 K: 0 S: 5	H: 2 LOB: 2 BB: 0 P: 5	R: 0 E: 0 K: 2 S: 7	H: 0 LOB: 0 BB: 0 P: 7	1B: 6 2B: 2 3B: 0 HR: 1	SF: 0 SAC: 0 DP: 2 HBP: 2	WP: 0 PB: 0 SB: 1 CS: 0	PA: 37			
PITCHER	IP	WLS	BF	H	R	ER	SO	BB	IBB	HBP	BLK	WP	HR	S	P	ERA	WHIP								
Bill Wegman, R (1.1) ERA: 4.7	8.0		34	9	4	4	2	1	0	2	0	0	1	35	41	4.50	1.250								
Bob Gibson, R (9.1) ERA:	1.0	W	3	0	0	0	2	0	0	0	0	0	0	7	7	0.00	0.000								

Detroit Tigers @ Milwaukee Brewers
Milwaukee County Stadium, Milwaukee, WI
Sun Jun 22 1986, 4:33 AM EDT
Att: 32,380 - Unknown


AB 34
R 4
H 9
RBI 4
BB 1
SO 4
LOB 10



Batter	1	2	3	4	5	6	7	8	9	AB	R	H	RBI	BB	SO	LOB	BOTTOM								
Mike Felder, S (1.9) OBP: 0.361, SLG: 0.430	1-6-3			E	S	1B	1-3	F	1B	5	2	3	1	0	0	1									
Robin Yount, R (1.8) OBP: 0.440, SLG: 0.503	G6-3		K	1-3		5-3		E8	1B	4	1	2	0	0	1	2									
Cecil Cooper, L (1.3) OBP: 0.298, SLG: 0.364	G6-3		6-3	3-H		L5		2H	3H	4	0	1	3	0	0	2									
Ben Oglivie, L (1.7) OBP: 0.380, SLG: 0.460		4-3		F8			E3	F8		4	0	0	0	0	0	1									
Billy Jo Roubidoux, L (1.10) ERA: 4.38		6-3			4-3		FC1-6		BB	3	1	0	0	1	0	1									
Rick Manning, L (9. PR) OBP: 0.291, SLG: 0.328							WP		SH3-4	0	1	0	0	0	0	0									
Ernest Riles, L (1.6) OBP: 0.323, SLG: 0.354		F8			4-3		3-1		SH3-4	3	0	0	0	0	0	1									
Jim Gantner, L (1.4) OBP: 0.319, SLG: 0.359			4-3				F5		1B	3	0	1	0	1	0	0									
Dale Sveum, S (1.5) OBP: 0.327, SLG: 0.399			G3				F7		L6	4	0	0	0	0	0	3									
Rick Cerone, R (1.2) OBP: 0.250, SLG: 0.349			4-3					6-3	1B	3	0	1	0	1	0	0									
Inning Stats	R: 0 E: 0 K: 0 S: 3	H: 1 LOB: 0 BB: 0 P: 3	R: 0 E: 0 K: 0 S: 3	H: 0 LOB: 0 BB: 0 P: 3	R: 0 E: 0 K: 1 S: 6	H: 0 LOB: 0 BB: 0 P: 6	R: 0 E: 0 K: 0 S: 4	H: 1 LOB: 1 BB: 0 P: 4	R: 0 E: 0 K: 0 S: 4	H: 1 LOB: 0 BB: 0 P: 4	R: 1 E: 1 K: 0 S: 4	H: 0 LOB: 0 BB: 0 P: 4	R: 2 E: 1 K: 0 S: 6	H: 3 LOB: 1 BB: 0 P: 6	R: 1 E: 0 K: 0 S: 3	H: 1 LOB: 3 BB: 3 P: 15	1B: 7 2B: 1 3B: 0 HR: 0	SF: 0 SAC: 1 DP: 1 HBP: 0	WP: 2 PB: 0 SB: 1 CS: 0	PA: 37					
PITCHER	IP	WLS	BF	H	R	ER	SO	BB	IBB	HBP	BLK	WP	HR	S	P	ERA	WHIP								
Randy O'Neal, R (1.1) ERA: 4.38	7.2		29	6	4	1	1	0	0	0	0	0	0	31	31	1.17	0.783								
Dave LaPoint, L (8.1) ERA: 6.46	0.2	L	4	1	1	1	0	1	0	0	0	0	0	3	7	13.50	3.000								
John Pacella, R (9.1) ERA:	0.1		3	0	0	0	0	1	1	0	0	0	0	1	9	0.00	3.000								
Willie Hernandez, L (9.1) ERA: 3.65	0.0		1	1	0	0	0	0	0	0	0	0	0	1	1	*	*								

Detroit Tigers @ Milwaukee Brewers
Milwaukee County Stadium, Milwaukee, WI
Sun Jun 22 1986, 4:33 AM EDT
Att: 32,380 - Unknown

AB 33
R 5
H 8
RBI 4
BB 3
SO 1
LOB 11



Batter	1	2	3	4	5	6	7	8	9	AB	R	H	RBI	BB	SO	LOB	TOP				
Mike Felder, S OBP: 0.345, SLG: 0.412	F7	SF9		4-3			1-3		L8	4	0	0	1	0	0	0					
Robin Yount, R OBP: 0.443, SLG: 0.510	WP 1B	K			F3		HR 2B		E4 1B	5	2	3	0	0	1	0					
Cecil Cooper, L OBP: 0.300, SLG: 0.379	6-3		K		K		HR		E4 1B	5	1	2	2	0	2	1					
Ben Oglivie, L OBP: 0.380, SLG: 0.458	1B																				
Rick Manning, L OBP: 0.291, SLG: 0.328	1B		BB 1B		5-3		6-3		E4 1B	5	1	2	1	0	0	2					
Billy Jo Robidoux, L OBP: 0.381, SLG: 0.343	1B		FC5-4 BB			F8	L7		4-3	4	0	1	0	1	0	2					
Ernest Riles, L OBP: 0.330, SLG: 0.361	1B		F7			1B				4	0	3	1	0	0	2					
Bill Schroeder, R OBP: 0.290, SLG: 0.341	K		FC5-4			K			SH3-4 1B	3	0	0	0	0	2	5					
Jim Gantner, L OBP: 0.322, SLG: 0.366		SF9 2B		4-3					F5	4	1	2	0	0	0	1					
Juan Castillo, S OBP: 0.325, SLG: 0.206	1-3			L7		4-3			6-3	4	0	0	0	0	0	4					
Inning Stats	R: 2 E: 0 K: 1 S: 9	H: 4 LOB: 2 BB: 0 P: 9	R: 1 E: 1 K: 1 S: 6	H: 1 LOB: 0 BB: 0 P: 6	R: 0 E: 0 K: 1 S: 6	H: 1 LOB: 1 BB: 2 P: 10	R: 0 E: 0 K: 0 S: 3	H: 0 LOB: 0 BB: 0 P: 3	R: 0 E: 0 K: 1 S: 5	H: 2 LOB: 2 BB: 0 P: 7	R: 2 E: 0 K: 0 S: 5	H: 2 LOB: 1 BB: 0 P: 4	R: 0 E: 0 K: 0 S: 4	H: 1 LOB: 1 BB: 0 P: 4	R: 0 E: 1 K: 0 S: 5	H: 2 LOB: 2 BB: 0 P: 5	1B: 10 2B: 2 3B: 0 HR: 1	SF: 1 SAC: 1 DP: 0 HBP: 0	WP: 1 PB: 0 CS: 0	PA: 41	
PITCHER	IP	WLS	BF	H	R	ER	SO	BB	IBB	HBP	BLK	WP	HR	S	P	ERA	WHIP				
Dave Stieb, R ERA: 5.64	(1, 1)	7.0	L	32	10	5	4	5	1	0	0	0	1	1	41	45	5.14	1.571			
Jim Acker, R ERA: 4.5	(8, 1)	2.0		9	3	0	0	0	0	0	0	0	0	0	9	9	0.00	1.500			

Milwaukee Brewers @ Toronto Blue Jays
Exhibition Stadium, Toronto, ON
Mon Jun 23 1986, 7:05 PM EDT
Att: 26,110 - Unknown

AB 38
R 5
H 13
RBI 5
BB 1
SO 5
LOB 17



Batter	1	2	3	4	5	6	7	8	9	AB	R	H	RBI	BB	SO	LOB	BOTTOM			
Tony Fernandez, S OBP: 0.341, SLG: 0.409	S 3B		F8		F6		F6		1-3 1B	5	1	2	0	0	0	1				
Rance Mulliniks, L OBP: 0.360, SLG: 0.434	F9		1-H 1B		1B		HR		K	4	1	3	2	0	0	1				
Garth Iorg, R OBP: 0.298, SLG: 0.302									K	1	0	0	0	0	1	1				
Lloyd Moseby, L OBP: 0.378, SLG: 0.450	1-3		F8				K		1-3	5	0	1	0	0	1	3				
George Bell, R OBP: 0.351, SLG: 0.525	2H 3B		1-3		F5		6-3		K	5	0	1	1	0	1	4				
Jesse Barfield, R OBP: 0.351, SLG: 0.538	6-3			F3		F5		K		4	0	0	0	0	1	1				
Cliff Johnson, R OBP: 0.375, SLG: 0.503		5-3		K		B1-3		1B		4	0	1	0	0	1	0				
Ron Shepherd, R OBP: 0.400, SLG: 0.400								1B		0	0	0	0	0	0	0				
Willie Upshaw, L OBP: 0.376, SLG: 0.366		4-3		S 1B		E6 1B		F5		4	0	2	0	0	0	1				
Ernie Whitt, L OBP: 0.285, SLG: 0.390					F4					2	0	0	0	1	0	1				
Buck Martinez, R OBP: 0.288, SLG: 0.314						FC6-4 BB		FC5-4 1B		1	0	1	0	0	0	0				
Damaso Garcia, R OBP: 0.294, SLG: 0.338				S 1B		L8	FC6-4	FC5-4		4	1	1	0	0	0	4				
Inning Stats	R: 1 E: 0 K: 0 S: 5	H: 2 LOB: 1 BB: 0 P: 5	R: 0 E: 0 K: 0 S: 3	H: 0 LOB: 0 BB: 0 P: 3	R: 1 E: 0 K: 0 S: 5	H: 2 LOB: 1 BB: 0 P: 5	R: 0 E: 0 K: 1 S: 6	H: 1 LOB: 1 BB: 0 P: 6	R: 0 E: 0 K: 0 S: 5	H: 2 LOB: 2 BB: 0 P: 5	R: 0 E: 1 K: 1 S: 6	H: 1 LOB: 0 BB: 0 P: 6	R: 0 E: 0 K: 1 S: 7	H: 2 LOB: 2 BB: 0 P: 7	R: 0 E: 0 K: 2 S: 8	H: 1 LOB: 1 BB: 0 P: 8	1B: 10 2B: 0 3B: 1 HR: 1	SF: 0 SAC: 0 DP: 0 HBP: 0	WP: 0 PB: 0 CS: 0	PA: 40
PITCHER	IP	WLS	BF	H	R	ER	SO	BB	IBB	HBP	BLK	WP	HR	S	P	ERA	WHIP			
Danny Darwin, R ERA: 2.4	(1, 1)	7.1	W	33	10	3	3	3	1	0	0	0	1	38	42	3.68	1.500			
Dan Plesac, L ERA: 2.92	(8, 1)	1.2	S	7	2	0	0	2	0	0	0	0	0	11	11	0.00	1.200			

Milwaukee Brewers @ Toronto Blue Jays
Exhibition Stadium, Toronto, ON
Mon Jun 23 1986, 7:05 PM EDT
Att: 26,110 - Unknown

AB 39
R 3
H 12
RBI 3
BB 1
SO 5
LOB 17



Batter	1	2	3	4	5	6	7	8	9	AB	R	H	RBI	BB	SO	LOB	TOP			
Mike Felder, S OBP: 0.350, SLG: 0.410 (1, 7)										3	0	1	0	1	0	0	Milwaukee Brewers @ Toronto Blue Jays Exhibition Stadium, Toronto, ON Tue Jun 24 1986, 7:05 PM EDT Att: 26,280 - Unknown			
Robin Yount, R OBP: 0.440, SLG: 0.510 (1, 8)										4	0	1	0	0	0	2				
Cecil Cooper, L OBP: 0.300, SLG: 0.376 (1, 3)										4	0	1	0	0	0	1				
Ben Oglivie, L OBP: 0.378, SLG: 0.453 (1, 10)										4	0	1	0	0	1	2				
Dale Sveum, S OBP: 0.325, SLG: 0.390 (1, 5)										3	0	0	0	1	1	3				
Rob Deer, R OBP: 0.320, SLG: 0.466 (1, 9)										3	0	0	0	0	1	1				
Jim Gantner, L OBP: 0.326, SLG: 0.370 (1, 4)										3	0	2	0	0	0	1				
Charlie Moore, R OBP: 0.366, SLG: 0.413 (1, 2)										3	0	0	0	0	1	2				
Juan Castillo, S OBP: 0.302, SLG: 0.189 (1, 6)										3	0	0	0	0	0	1				
Inning Stats	R: 0 E: 0 K: 0 S: 5	H: 2 LOB: 2 BB: 0 P: 5	R: 0 E: 0 K: 1 S: 6	H: 1 LOB: 1 BB: 0 P: 6	R: 0 E: 0 K: 1 S: 2	H: 0 LOB: 0 BB: 1 P: 6	R: 0 E: 0 K: 1 S: 5	H: 0 LOB: 1 BB: 0 P: 9	R: 0 E: 0 K: 0 S: 4	H: 1 LOB: 1 BB: 0 P: 4	R: 0 E: 0 K: 0 S: 3	H: 1 LOB: 0 BB: 0 P: 3	R: 0 E: 0 K: 1 S: 5	H: 0 LOB: 0 BB: 0 P: 5	R: 0 E: 0 K: 1 S: 5	H: 0 LOB: 0 BB: 0 P: 5	1B: 5 2B: 2 3B: 0 HR: 0	SF: 0 SAC: 0 DP: 3 HBP: 0	WP: 0 PB: 0 CS: 0	PA: 32
PITCHER John Cerutti, L ERA: 4.06 (1, 1)	IP: 9.0 WLS: W BF: 32 H: 6 R: 0 ER: 0 SO: 4 BB: 2 IBB: 0 HBP: 0 BLK: 0 WP: 0 HR: 0 S: 38 P: 46 ERA: 0.00 WHIP: 0.889															PITCHER				


Batter	1	2	3	4	5	6	7	8	9	AB	R	H	RBI	BB	SO	LOB	BOTTOM			
Tony Fernandez, S OBP: 0.342, SLG: 0.409 (1, 6)										5	2	2	0	0	0	3	Milwaukee Brewers @ Toronto Blue Jays Exhibition Stadium, Toronto, ON Tue Jun 24 1986, 7:05 PM EDT Att: 26,280 - Unknown			
Lloyd Moseby, L OBP: 0.382, SLG: 0.455 (1, 8)										4	1	2	0	1	1	0				
Cliff Johnson, R OBP: 0.377, SLG: 0.505 (1, 10)										3	1	1	0	1	1	3				
Rick Leach, L OBP: 0.328, SLG: 0.463 (6, PH)										1	0	0	1	0	0	1				
George Bell, R OBP: 0.359, SLG: 0.537 (1, 7)										3	2	2	2	2	0	1				
Jesse Barfield, R OBP: 0.355, SLG: 0.548 (1, 9)										4	1	3	1	0	0	2				
Damaso Garcia, R OBP: 0.297, SLG: 0.341 (1, 4)										4	0	2	2	0	0	0				
Willie Upshaw, L OBP: 0.378, SLG: 0.363 (1, 3)										2	0	0	0	2	2	4				
Garth Iorg, R OBP: 0.297, SLG: 0.300 (1, 5)										4	1	1	1	0	0	3				
Buck Martinez, R OBP: 0.286, SLG: 0.311 (1, 2)										4	0	1	0	0	1	3				
Inning Stats	R: 0 E: 0 K: 1 S: 5	H: 1 LOB: 0 BB: 0 P: 5	R: 2 E: 0 K: 1 S: 9	H: 4 LOB: 0 BB: 0 P: 9	R: 2 E: 0 K: 1 S: 7	H: 3 LOB: 0 BB: 0 P: 7	R: 0 E: 0 K: 0 S: 3	H: 0 LOB: 1 BB: 1 P: 7	R: 0 E: 0 K: 0 S: 3	H: 0 LOB: 2 BB: 1 P: 7	R: 0 E: 0 K: 0 S: 3	H: 0 LOB: 1 BB: 1 P: 7	R: 2 E: 0 K: 1 S: 8	H: 3 LOB: 2 BB: 1 P: 12	R: 2 E: 1 K: 1 S: 7	H: 2 LOB: 2 BB: 2 P: 15	1B: 9 2B: 4 3B: 0 HR: 1	SF: 1 SAC: 0 DP: 0 HBP: 0	WP: 0 PB: 0 CS: 1	PA: 41
PITCHER Teddy Higuera, L ERA: 2.45 (1, 1)	IP: 2.2 WLS: L BF: 14 H: 8 R: 4 ER: 4 SO: 3 BB: 0 IBB: 0 HBP: 0 BLK: 0 WP: 0 HR: 1 S: 20 P: 20 ERA: 13.50 WHIP: 3.000															PITCHER				
Jaime Cocanower, R ERA: 3.57 (3, 1)	IP: 3.1 WLS: L BF: 13 H: 1 R: 0 ER: 0 SO: 0 BB: 3 IBB: 0 HBP: 0 BLK: 0 WP: 0 HR: 0 S: 10 P: 22 ERA: 0.00 WHIP: 1.200															PITCHER				
Ray Seavage, L ERA: 9.0 (7, 1)	IP: 0.1 WLS: L BF: 4 H: 2 R: 2 ER: 2 SO: 0 BB: 0 IBB: 1 HBP: 0 BLK: 0 WP: 0 HR: 0 S: 3 P: 7 ERA: 54.00 WHIP: 6.000															PITCHER				
Mark Clear, R ERA: 2.1 (7, 1)	IP: 1.2 WLS: L BF: 10 H: 3 R: 2 ER: 1 SO: 2 BB: 2 IBB: 0 HBP: 0 BLK: 0 WP: 0 HR: 0 S: 12 P: 20 ERA: 5.40 WHIP: 3.000															PITCHER				


AB	30
R	0
H	6
RBI	0
BB	2
SO	4
LOB	13



AB	34
R	8
H	14
RBI	7
BB	6
SO	5
LOB	20



Batter	1	2	3	4	5	6	7	8	9	AB	R	H	RBI	BB	SO	LOB	TOP					
Mike Felder, S OBP: 0.339, SLG: 0.394 (1, 9)	L4		F6			F7		6-3		4	0	0	0	0	0	1	Milwaukee Brewers @ Toronto Blue Jays Exhibition Stadium, Toronto, ON Wed Jun 25 1986, 3:33 AM EDT Att: 30,181 - Unknown livebaseballscorecards.com					
Robin Yount, R OBP: 0.441, SLG: 0.512 (1, 8)	F BB		F4			3-1 1B 2B		6-3		3	1	1	0	1	0	1						
Cecil Cooper, L OBP: 0.299, SLG: 0.371 (1, 10)	K			K		3-1				3	0	0	0	1	2	2						
Ben Oglivie, L OBP: 0.375, SLG: 0.449 (1, 7)	4-3			L5				F9		4	0	1	1	0	0	2						
Billy Jo Robidoux, L OBP: 0.372, SLG: 0.333 (1, 3)			F9			F7				4	0	0	0	0	1	1						
Ernest Riles, L OBP: 0.332, SLG: 0.367 (1, 6)			6-3			F8 2B		F8		4	0	2	0	0	0	0						
Jim Gantner, L OBP: 0.325, SLG: 0.368 (1, 4)			K			F8 2-3		G6-4-3 1B		4	0	1	0	0	1	2						
Dale Sveum, S OBP: 0.323, SLG: 0.386 (1, 5)						F6		E7		4	0	1	0	0	0	2						
Charlie Moore, R OBP: 0.357, SLG: 0.402 (1, 2)			F9			P1		K		3	0	0	0	0	1	3						
Inning Stats	R: 0 E: 1 K: 1 S: 5	H: 0 LOB: 1 BB: 1 P: 9	R: 0 E: 0 K: 1 S: 5	H: 0 LOB: 0 BB: 0 P: 5	R: 0 E: 0 K: 0 S: 4	H: 1 LOB: 1 BB: 0 P: 4	R: 0 E: 0 K: 2 S: 7	H: 0 LOB: 0 BB: 0 P: 7	R: 0 E: 0 K: 0 S: 4	H: 1 LOB: 1 BB: 0 P: 4	R: 1 E: 0 K: 0 S: 5	H: 2 LOB: 1 BB: 0 P: 5	R: 0 E: 1 K: 1 S: 6	H: 1 LOB: 1 BB: 0 P: 6	R: 0 E: 0 K: 0 S: 3	H: 0 LOB: 1 BB: 1 P: 7	R: 0 E: 0 K: 0 S: 4	H: 1 LOB: 1 BB: 0 P: 4	1B: 4 2B: 2 3B: 0 HR: 0	SF: 0 SAC: 0 DP: 1 HBP: 0	WP: 0 PB: 0 CS: 0	PA: 35
PITCHER	IP WLS BF H R ER SO BB IBB HBP BLK WP HR S P ERA WHIP																					
Jim Clancy, R ERA: 3.97 (1, 1)	6.0 W 24 5 1 1 4 1 0 0 0 0 0 0 31 35 1.50 1.000																					
Dennis Lamp, R ERA: 5.99 (7, 1)	3.0 S 11 1 0 0 1 1 0 0 0 0 0 0 12 16 0.00 0.667																					

Batter	1	2	3	4	5	6	7	8	9	AB	R	H	RBI	BB	SO	LOB	BOTTOM					
Tony Fernandez, S OBP: 0.347, SLG: 0.417 (1, 6)	G1-4-3		WP 1-3 2B			G4-6-3 1B		HR 1B		4	1	3	0	0	0	0	Milwaukee Brewers @ Toronto Blue Jays Exhibition Stadium, Toronto, ON Wed Jun 25 1986, 3:33 AM EDT Att: 30,181 - Unknown livebaseballscorecards.com					
Rance Mulliniks, L OBP: 0.358, SLG: 0.445 (1, 5)	3-1		K		G4-6-3 1-2		HR			4	1	1	2	0	1	2						
Lloyd Moseby, L OBP: 0.377, SLG: 0.448 (1, 8)	K		K			K		F8		4	0	0	0	0	3	1						
George Bell, R OBP: 0.360, SLG: 0.535 (1, 7)						6-3				3	1	1	0	1	0	0						
Jesse Barfield, R OBP: 0.354, SLG: 0.555 (1, 9)			K		F2			F9		4	1	1	1	0	1	3						
Willie Upshaw, L OBP: 0.376, SLG: 0.358 (1, 3)			F8			G3				3	0	0	0	1	0	1						
Rick Leach, L OBP: 0.330, SLG: 0.470 (1, 10)			1-H 2B		F7			F8		3	0	1	1	0	0	1						
Ernie Whitt, L OBP: 0.280, SLG: 0.383 (1, 2)			F8			F6		G3		3	0	0	0	0	0	1						
Damaso Garcia, R OBP: 0.298, SLG: 0.341 (1, 4)						2B WP 1B		F7		3	1	1	0	0	0	0						
Inning Stats	R: 0 E: 0 K: 1 S: 5	H: 0 LOB: 0 BB: 0 P: 5	R: 1 E: 0 K: 1 S: 7	H: 2 LOB: 1 BB: 0 P: 7	R: 1 E: 0 K: 2 S: 9	H: 2 LOB: 2 BB: 1 P: 13	R: 0 E: 0 K: 0 S: 3	H: 0 LOB: 0 BB: 0 P: 3	R: 0 E: 0 K: 0 S: 3	H: 1 LOB: 0 BB: 0 P: 3	R: 1 E: 0 K: 1 S: 6	H: 1 LOB: 1 BB: 1 P: 10	R: 2 E: 0 K: 0 S: 5	H: 2 LOB: 0 BB: 0 P: 5	R: 0 E: 0 K: 0 S: 3	H: 0 LOB: 0 BB: 0 P: 3	R: 0 E: 0 K: 0 S: 3	H: 0 LOB: 0 BB: 0 P: 3	1B: 4 2B: 2 3B: 0 HR: 2	SF: 0 SAC: 0 DP: 1 HBP: 0	WP: 1 PB: 0 CS: 0	PA: 33
PITCHER	IP WLS BF H R ER SO BB IBB HBP BLK WP HR S P ERA WHIP																					
Tim Leary, R ERA: 4.4 (1, 1)	7.0 L 30 8 5 5 0 2 0 0 0 0 1 2 38 46 6.43 1.429																					
Ray Searge, L ERA: 8.25 (8, 1)	1.0 3 0 0 0 0 0 0 0 0 0 0 0 3 3 0.00 0.000																					

Batter	1	2	3	4	5	6	7	8	9	AB	R	H	RBI	BB	SO	LOB	TOP										
Ernest Riles, L OBP: 0.338, SLG: 0.374	0-0 1B BB FC3-6 1B		0-0 1-3	0-0 F2		0-0 G6-4-3 1B		4-0 SH1-3 BB	4 1 2 0 1 0 2																		
Robin Yount, R OBP: 0.429, SLG: 0.493	4-0 FC3-6 1B 1-2 4-3 BB		0-3 K	0-0 L6		0-0 G6-4-3 1B		0-0 SH1-3	3 1 0 0 1 1 4																		
Cecil Cooper, L OBP: 0.308, SLG: 0.378	0-0 FC3-6 1B 1-2 2-3		0-0 2B 1B		0-0 F8		0-0 4-3		0-3 K	5 0 2 0 0 1 1																	
Ben Oglivie, L OBP: 0.361, SLG: 0.435	0-0 FC3-6 4-3		0-0 1-3 2B		0-0 E3 HR		0-0 F5		0-0 F7	5 1 1 1 0 0 3																	
Billy Jo Robidoux, L OBP: 0.373, SLG: 0.327	0-0 4-3		0-3 K		0-0 F7		4-0 BB			3 0 0 1 1 1 4																	
Rob Deer, R OBP: 0.321, SLG: 0.476	0-3 K		0-0 1B E		0-0 1B HR		0-3 K			4 2 2 2 0 2 2																	
Dale Sveum, S OBP: 0.323, SLG: 0.403		0-0 F8		0-0 1B E		0-0 5-3		0-3 K	4 0 1 0 0 1 0								AB 36										
Bill Schroeder, R OBP: 0.278, SLG: 0.326		0-0 F3		0-3 K		0-0 5-3		0-0 F4	4 0 0 0 0 1 2								R 5										
Jim Gantner, L OBP: 0.317, SLG: 0.362		0-0 4-3		0-0 E4		0-0 1B 2B		0-0 G3	4 0 1 0 0 0 1								H 9										
Inning Stats	R: 2 E: 0 K: 1 S: 7	H: 2 LOB: 1 BB: 1 P: 11	R: 0 E: 0 K: 0 S: 3	H: 0 LOB: 0 BB: 0 P: 3	R: 0 E: 0 K: 2 S: 9	H: 2 LOB: 2 BB: 0 P: 9	R: 1 E: 1 K: 1 S: 8	H: 2 LOB: 2 BB: 0 P: 8	R: 2 E: 0 K: 0 S: 5	H: 1 LOB: 0 BB: 0 P: 5	R: 0 E: 0 K: 0 S: 4	H: 2 LOB: 1 BB: 0 P: 4	R: 0 E: 0 K: 1 S: 5	H: 0 LOB: 1 BB: 1 P: 9	R: 0 E: 0 K: 1 S: 5	H: 0 LOB: 1 BB: 0 P: 5	R: 0 E: 0 K: 1 S: 5	H: 0 LOB: 1 BB: 1 P: 9	1B: 6 2B: 2 3B: 0 HR: 1	SF: 0 SAC: 1 DP: 1 HBP: 0	WP: 0 PA: 40 PB: 0 SB: 0 CS: 0						
PITCHER	IP	WLS	BF	H	R	ER	SO	BB	IBB	HBP	BLK	WP	HR	S	P	ERA	WHIP										
Randy O'Neal, R ERA: 4.83	(1, 1)	0.0	3	2	2	2	0	1	0	0	0	0	0	2	6	∞	∞										
Dave LaPoint, L ERA: 5.88	(1, 1)	5.1	25	7	3	0	4	0	0	0	0	0	1	33	33	0.00	1.312										
Bill Campbell, R ERA: 2.7	(6, 1)	3.2	W	12	0	0	0	3	2	0	0	0	0	16	24	0.00	0.545										

Milwaukee Brewers @ Detroit Tigers
Tiger Stadium, Detroit, MI
Sat Jun 28 1986, 3:33 AM EDT
Att: 41,556 - Unknown

AB 36
R 5
H 9
RBI 4
BB 3
SO 7
LOB 19



Batter	1	2	3	4	5	6	7	8	9	AB	R	H	RBI	BB	SO	LOB	BOTTOM										
Lou Whitaker, L OBP: 0.326, SLG: 0.442	0-0 4-3		0-0 F7	0-0 F7			0-0 F8	0-0 F8	5 0 0 0 0 0 2																		
Alan Trammell, R OBP: 0.291, SLG: 0.375	0-0 F9		0-3 K		0-0 FC3-6 1B		0-0 F8		1-2 F8	4 0 1 0 0 1 0																	
Kirk Gibson, L OBP: 0.435, SLG: 0.558	0-0 HR			0-0 1B BB	0-0 FC3-6 1B		0-0 E4 1B			4 3 2 1 0 0 1																	
Lance Parrish, R OBP: 0.341, SLG: 0.488	0-3 K			0-3 K	0-0 F3		0-0 HR 1B			4 1 1 1 0 2 2																	
Darrell Evans, L OBP: 0.332, SLG: 0.431		0-0 F4		0-3 K	4-0 BB		0-0 HR			3 1 1 2 1 1 1																	
Dave Bergman, L OBP: 0.385, SLG: 0.394		0-0 F7		4-0 1B BB	0-0 F7		0-0 F9			3 1 0 0 1 0 2																	
Chet Lemon, R OBP: 0.310, SLG: 0.375		1-0 HBP		0-0 1B 2B	0-0 F8		0-3 K			3 1 1 1 0 1 0							AB 34										
Pat Sheridan, L OBP: 0.266, SLG: 0.364		0-0 5-3		0-0 2B 1B	0-0 3-1		0-0 3-1			4 1 1 1 0 0 1							R 8										
Tom Brookens, R OBP: 0.373, SLG: 0.417			0-0 F8	0-0 2B	0-0 F9		0-0 PB 1B			4 0 2 2 0 0 0							H 9										
Inning Stats	R: 1 E: 0 K: 1 S: 6	H: 1 LOB: 0 BB: 0 P: 6	R: 0 E: 0 K: 0 S: 3	H: 0 LOB: 1 BB: 0 P: 4	R: 0 E: 0 K: 1 S: 5	H: 0 LOB: 0 BB: 0 P: 5	R: 4 E: 0 K: 2 S: 11	H: 4 LOB: 1 BB: 1 P: 15	R: 0 E: 0 K: 0 S: 4	H: 1 LOB: 2 BB: 1 P: 8	R: 0 E: 0 K: 0 S: 3	H: 0 LOB: 0 BB: 0 P: 3	R: 3 E: 1 K: 0 S: 6	H: 2 LOB: 0 BB: 0 P: 6	R: 0 E: 0 K: 1 S: 6	H: 1 LOB: 1 BB: 0 P: 6	1B: 6 2B: 1 3B: 0 HR: 2	SF: 0 SAC: 0 DP: 0 HBP: 1	WP: 0 PA: 37 PB: 1 SB: 2 CS: 0								
PITCHER	IP	WLS	BF	H	R	ER	SO	BB	IBB	HBP	BLK	WP	HR	S	P	ERA	WHIP										
Bill Wegman, R ERA: 4.96	(1, 1)	3.2	17	4	5	5	4	1	0	1	0	0	0	13	17	3.00	1.364										
Bob Gibson, R ERA	(4, 1)	3.0	L	14	3	2	1	0	1	0	0	0	0	1	2	0.00	3.000										
Ray Seearge, L ERA: 8.76	(7, 1)	0.1	2	1	1	0	0	0	0	0	0	0	1	2	2	0.00	3.000										
Mark Clear, R ERA: 2.03	(8, 1)	1.0	4	1	0	0	1	0	0	0	0	0	0	6	6	0.00	1.000										

Milwaukee Brewers @ Detroit Tigers
Tiger Stadium, Detroit, MI
Sat Jun 28 1986, 3:33 AM EDT
Att: 41,556 - Unknown

AB 34
R 8
H 9
RBI 8
BB 2
SO 5
LOB 9



Batter	1	2	3	4	5	6	7	8	9	AB	R	H	RBI	BB	SO	LOB	TOP										
Ernest Riles, L OBP: 0.336, SLG: 0.368 (1, 6)	F7		1-3		F7		G3-6		1B 6-3 BB	4	0	0	0	1	0	3	Milwaukee Brewers @ Detroit Tigers Tiger Stadium, Detroit, MI Sun Jun 29 1986, 3:33 AM EDT Unknown										
Robin Yount, R OBP: 0.425, SLG: 0.484 (1, 8)	6-3		4-3			1B 2B BB	6-3		F3	4	1	0	0	1	0	1											
Cecil Cooper, L OBP: 0.306, SLG: 0.374 (1, 10)	F8			6-3		1-2 2B 1B		K	6-3	5	1	1	0	0	1	1											
Ben Oglivie, L OBP: 0.372, SLG: 0.447 (1, 7)		1B PB 1B		3-1		1-2 1B 2B		1B 1B SF8 BB	6-3	4	3	3	2	1	0	0											
Billy Jo Robidoux, L OBP: 0.376, SLG: 0.331 Rick Manning, L OBP: 0.274, SLG: 0.338 (1, 3) (4, PH) (4, 9)	4-3 1-3 1B		1-3			FC3-6 1B		1B 1B 1B	1-3	1	0	1	0	0	0	0											
Rob Deer, R OBP: 0.320, SLG: 0.471 (1, 9) (4, 3)	K				K	F9		1B 1-2 2-3 1B		4	0	1	0	0	2	3											
Dale Sveum, S OBP: 0.315, SLG: 0.395 (1, 5)	4-3				F8	FC3-6		SF8		3	0	0	1	0	0	2											
Jim Gantner, L OBP: 0.320, SLG: 0.362 (1, 4)	1-3				BB HBP	4-3		1-2 2-3 1B		3	0	1	0	0	0	2											
Rick Cerone, R OBP: 0.258, SLG: 0.345 (1, 2)			4-3		1-2 BB		G3-6 1B	K		3	0	1	0	1	1	3											
Inning Stats	R: 0 E: 0 K: 0 S: 3	H: 0 LOB: 0 BB: 0 P: 3	R: 1 E: 0 K: 1 S: 7	H: 2 LOB: 1 BB: 0 P: 7	R: 0 E: 0 K: 0 S: 3	H: 0 LOB: 0 BB: 0 P: 3	R: 0 E: 0 K: 0 S: 5	H: 0 LOB: 2 BB: 1 P: 10	R: 3 E: 0 K: 0 S: 6	H: 3 LOB: 1 BB: 1 P: 10	R: 0 E: 0 K: 0 S: 3	H: 1 LOB: 0 BB: 0 P: 3	R: 1 E: 0 K: 2 S: 10	H: 3 LOB: 3 BB: 1 P: 14	R: 0 E: 0 K: 0 S: 4	H: 1 LOB: 2 BB: 1 P: 8		1B: 9 2B: 1 3B: 0 HR: 0	SF: 1 SAC: 0 DP: 1 HBP: 1	WP: 0 PB: 1 SB: 0 CS: 0	PA: 41						
PITCHER	IP	WLS	BF	H	R	ER	SO	BB	IBB	HBP	BLK	WP	HR	S	P	ERA	WHIP										
Eric King, R ERA: 2.28 (1, 1)	6.0	W	27	6	4	4	2	2	0	1	0	0	0	28	37	6.00	1.333										
Bill Scherrer, L ERA: 7.29 (7, 1)	1.1		6	2	1	1	1	1	0	0	0	0	0	7	11	6.75	2.250										
Willie Hernandez, L ERA: 9.28 (8, 1)	1.2	S	8	2	0	0	1	1	0	0	0	0	0	9	13	0.00	1.800										

Batter	1	2	3	4	5	6	7	8	9	AB	R	H	RBI	BB	SO	LOB	BOTTOM										
Lou Whitaker, L OBP: 0.327, SLG: 0.450 (1, 4)	F9			6-3			SH 1B BB	F9		4	2	1	2	1	0	1	Milwaukee Brewers @ Detroit Tigers Tiger Stadium, Detroit, MI Sun Jun 29 1986, 3:33 AM EDT Unknown										
Alan Trammell, R OBP: 0.294, SLG: 0.380 (1, 6)	G3 2B	HR		L1-3		SH 1B	F9		4	3	2	0	0	0	1												
Kirk Gibson, L OBP: 0.430, SLG: 0.545 (1, 9)	G3			F7		1B E BB			3	1	0	0	1	1	2												
Darrell Evans, L OBP: 0.339, SLG: 0.447 (1, 10)					F4		G5-3 E 1B		4	0	3	4	0	0	0												
Dave Bergman, L OBP: 0.383, SLG: 0.391 Dave Engle, R OBP: 0.316, SLG: 0.280 (1, 3) (7, PH) (8, 3)	K				G1-6-3 1B		K		3	0	1	0	0	2	2												
Pat Sheridan, L OBP: 0.280, SLG: 0.356 Chet Lemon, R OBP: 0.308, SLG: 0.373 (1, 8) (7, PH) (8, 8)			F8	4-1		G1-6-3	E5		3	0	0	0	0	0	1												
Dave Collins, S OBP: 0.365, SLG: 0.357 (1, 7)							1-2 3-H 0-0	G5-3	4	1	2	0	0	1	2												
Tom Brookens, R OBP: 0.369, SLG: 0.420 (1, 5)		2B 2B		1-3					4	1	1	1	0	0	1												
Dwight Lowry, L OBP: 0.412, SLG: 0.406 (1, 2)		2H HR 1B		5-3					4	1	2	1	0	0	1												
Inning Stats	R: 1 E: 0 K: 1 S: 7	H: 2 LOB: 1 BB: 0 P: 7	R: 5 E: 0 K: 2 S: 13	H: 6 LOB: 1 BB: 0 P: 13	R: 0 E: 0 K: 0 S: 4	H: 1 LOB: 1 BB: 0 P: 4	R: 0 E: 0 K: 0 S: 3	H: 1 LOB: 0 BB: 0 P: 3	R: 0 E: 0 K: 1 S: 5	H: 0 LOB: 0 BB: 0 P: 5	R: 3 E: 2 K: 1 S: 7	H: 1 LOB: 1 BB: 2 P: 15	R: 0 E: 0 K: 0 S: 4	H: 1 LOB: 1 BB: 0 P: 4	1B: 6 2B: 5 3B: 0 HR: 1	SF: 0 SAC: 1 DP: 2 HBP: 0		WP: 0 PB: 0 SB: 0 CS: 0	PA: 38								
PITCHER	IP	WLS	BF	H	R	ER	SO	BB	IBB	HBP	BLK	WP	HR	S	P	ERA	WHIP										
Danny Darwin, R ERA: 2.97 (1, 1)	1.1	L	10	6	5	5	1	0	0	0	0	0	0	24	28	5.79	1.071										
Jaime Cocanower, R ERA: 3.83 (2, 1)	4.2		19	4	3	3	3	1	0	0	0	0	0	10	14	4.50	1.500										
Ray Seearge, L ERA: 8.16 (7, 1)	2.0		9	2	1	1	1	1	0	0	0	0	0	10	14	4.50	1.500										

Batter	1	2	3	4	5	6	7	8	9	AB	R	H	RBI	BB	SO	LOB	TOP					
Mike Felder, S (1, 8) OBP: 0.315, SLG: 0.363	4-3		K		F8			4-3		4	0	0	0	0	1	1	Milwaukee Brewers @ Detroit Tigers Tiger Stadium, Detroit, MI Sun Jun 29 1986, 3:38 AM EDT Att: 40,605 - Unknown					
Charlie Moore, R (1, 2) OBP: 0.392, SLG: 0.440	3-1		K			6-3		HR		4	1	2	1	0	1	1						
Cecil Cooper, L (1, 3) OBP: 0.309, SLG: 0.381	3-1				4-3			K		4	2	2	0	0	1	1						
Ben Oglivie, L (1, 10) OBP: 0.365, SLG: 0.438	G3				4-3			F3		4	0	0	0	0	0	3						
Ernest Riles, L (1, 6) OBP: 0.338, SLG: 0.370			K							4	0	2	1	0	2	1						
Dale Sveum, S (1, 5) OBP: 0.314, SLG: 0.398	3-1									4	0	1	1	0	1	1						
Rob Deer, R (1, 9) OBP: 0.318, SLG: 0.466										4	0	1	0	0	2	1						
Rick Manning, L (1, 7) OBP: 0.276, SLG: 0.338			K							3	0	1	0	0	1	0						
Juan Castillo, S (1, 4) OBP: 0.304, SLG: 0.200										3	0	1	0	0	1	2						
Inning Stats	R: 0 E: 0 K: 0 S: 4	H: 1 LOB: 1 BB: 0 P: 4	R: 0 E: 0 K: 1 S: 5	H: 0 LOB: 0 BB: 0 P: 5	R: 0 E: 0 K: 3 S: 10	H: 1 LOB: 1 BB: 0 P: 10	R: 1 E: 0 K: 2 S: 9	H: 2 LOB: 1 BB: 0 P: 9	R: 0 E: 0 K: 1 S: 5	H: 0 LOB: 0 BB: 0 P: 5	R: 1 E: 0 K: 0 S: 4	H: 2 LOB: 1 BB: 0 P: 4	R: 0 E: 0 K: 1 S: 6	H: 2 LOB: 1 BB: 0 P: 6	R: 1 E: 0 K: 1 S: 6	H: 1 LOB: 0 BB: 0 P: 6	R: 0 E: 0 K: 1 S: 5	H: 1 LOB: 0 BB: 0 P: 5	1B: 6 2B: 3 3B: 0 HR: 1	SF: 0 SAC: 0 DP: 2 HBP: 0	WP: 0 PB: 0 SB: 0 CS: 1	PA: 35
PITCHER Jack Morris, R (1, 1) ERA: 4.37	IP: 9.0 WLS: L BF: 34 H: 10 R: 3 ER: 3 SO: 10 BB: 0 IBB: 0 HBP: 0 BLK: 0 WP: 0 HR: 1 S: 54 P: 54 ERA: 3.00 WHIP: 1.111															PITCHER						

Batter	1	2	3	4	5	6	7	8	9	AB	R	H	RBI	BB	SO	LOB	BOTTOM					
Tom Brookens, R (1, 4) OBP: 0.358, SLG: 0.407	K		K			F4		E5		4	0	0	0	0	2	1	Milwaukee Brewers @ Detroit Tigers Tiger Stadium, Detroit, MI Sun Jun 29 1986, 3:38 AM EDT Att: 40,605 - Unknown					
Alan Trammell, R (1, 6) OBP: 0.293, SLG: 0.376	5-3					K		K		3	0	0	0	1	2	2						
Kirk Gibson, L (1, 9) OBP: 0.432, SLG: 0.566	K				L9					4	1	2	1	0	1	1						
Lance Parrish, R (1, 2) OBP: 0.337, SLG: 0.480										4	0	0	0	0	1	2						
Chet Lemon, R (1, 8) OBP: 0.302, SLG: 0.364										4	0	0	0	0	0	3						
Larry Hemdon, R (1, 7) OBP: 0.291, SLG: 0.383										4	0	1	0	0	1	2						
Darrell Evans, L (1, 5) OBP: 0.345, SLG: 0.447										2	0	1	0	2	0	1						
Pat Sheridan, L (9, PR) OBP: 0.260, SLG: 0.356										0	0	0	0	0	0	0						
Dave Engle, R (1, 3) OBP: 0.295, SLG: 0.259										4	0	0	0	0	1	5						
Dave Collins, S (1, 10) OBP: 0.359, SLG: 0.351										4	0	0	0	0	1	4						
Inning Stats	R: 0 E: 0 K: 2 S: 7	H: 0 LOB: 0 BB: 0 P: 7	R: 0 E: 1 K: 0 S: 4	H: 0 LOB: 1 BB: 0 P: 4	R: 0 E: 0 K: 2 S: 7	H: 0 LOB: 0 BB: 0 P: 7	R: 0 E: 0 K: 1 S: 4	H: 0 LOB: 1 BB: 1 P: 8	R: 0 E: 0 K: 1 S: 6	H: 1 LOB: 1 BB: 0 P: 6	R: 0 E: 0 K: 2 S: 7	H: 0 LOB: 0 BB: 0 P: 7	R: 0 E: 1 K: 1 S: 4	H: 1 LOB: 2 BB: 1 P: 4	R: 1 E: 1 K: 0 S: 6	H: 2 LOB: 3 BB: 1 P: 10	R: 1 E: 1 K: 0 S: 6	H: 2 LOB: 3 BB: 1 P: 10	1B: 3 2B: 0 3B: 0 HR: 1	SF: 0 SAC: 0 DP: 0 HBP: 0	WP: 0 PB: 0 SB: 0 CS: 1	PA: 36
PITCHER Teddy Higuera, L (1, 1) ERA: 2.37 Dan Plesac, L (9, 1) ERA: 3.23	IP: 8.1 WLS: W BF: 33 H: 4 R: 1 ER: 1 SO: 9 BB: 2 IBB: 0 HBP: 0 BLK: 0 WP: 0 HR: 1 S: 49 P: 57 ERA: 1.08 WHIP: 0.720															PITCHER						

Batter	1	2	3	4	5	6	7	8	9	AB	R	H	RBI	BB	SO	LOB	TOP					
Mike Felder, S OBP: 0.324, SLG: 0.372 (1, 10)										5	2	2	1	0	1	2	Milwaukee Brewers @ Baltimore Orioles Memorial Stadium, Baltimore, MD Tue Jul 01 1986, 7:05 PM EDT Att: 20,153 - Unknown					
Ernest Riles, L OBP: 0.339, SLG: 0.368 (1, 6)										4	0	2	0	1	0	2						
Cecil Cooper, L OBP: 0.306, SLG: 0.391 (1, 3)										5	0	1	1	0	1	5						
Robin Yount, R OBP: 0.429, SLG: 0.485 (1, 8)										4	0	2	1	1	0	1						
Ben Oglivie, L OBP: 0.317, SLG: 0.424 (1, 7)									5	0	1	0	0	2	6							
Rob Deer, R OBP: 0.317, SLG: 0.455 (1, 9)										3	0	0	0	1	4							
Dale Sveum, S OBP: 0.305, SLG: 0.386 (1, 5)									4	0	0	0	0	0	3	4						
Jim Gantner, L OBP: 0.319, SLG: 0.357 (1, 4)										3	1	0	0	1	1	0						
Rick Cerone, R OBP: 0.258, SLG: 0.342 (1, 2)									4	0	1	0	0	0	1							
Inning Stats	R: 1 E: 0 K: 2 S: 10	H: 3 LOB: 2 BB: 0 P: 10	R: 1 E: 1 K: 0 S: 4	H: 0 LOB: 1 BB: 1 P: 8	R: 0 E: 0 K: 2 S: 4	H: 1 LOB: 1 BB: 0 P: 4	R: 0 E: 0 K: 2 S: 7	H: 0 LOB: 0 BB: 0 P: 7	R: 1 E: 0 K: 2 S: 9	H: 2 LOB: 3 BB: 2 P: 17	R: 0 E: 0 K: 0 S: 4	H: 1 LOB: 2 BB: 1 P: 8	R: 0 E: 0 K: 2 S: 8	H: 1 LOB: 1 BB: 0 P: 8	R: 0 E: 0 K: 1 S: 5	H: 0 LOB: 0 BB: 0 P: 5	R: 0 E: 1 K: 0 S: 4	H: 1 LOB: 1 BB: 0 P: 4	1B: 8 2B: 1 3B: 0 HR: 0	SF: 0 SAC: 0 DP: 0 HBP: 0	WP: 0 PB: 0 SB: 0 CS: 0	PA: 41
PITCHER	IP WLS BF H R ER SO BB IBB HBP BLK WP HR S P ERA WHIP	IP WLS BF H R ER SO BB IBB HBP BLK WP HR S P ERA WHIP																				
Mike Flanagan, L ERA: 4.22 (1, 1)	6.0	W	30	7	3	2	6	4	0	0	0	0	0	0	0	38	54	3.00	1.833			
Rich Bordi, R ERA: 3.6 (7, 1)	3.0	S	11	2	0	0	3	0	0	0	0	0	0	0	17	17	0.00	0.667				

Batter	1	2	3	4	5	6	7	8	9	AB	R	H	RBI	BB	SO	LOB	BOTTOM					
Tom O'Malley, L OBP: 0.322, SLG: 0.370 (1, 5)										4	2	1	0	1	1	1	Milwaukee Brewers @ Baltimore Orioles Memorial Stadium, Baltimore, MD Tue Jul 01 1986, 7:05 PM EDT Att: 20,153 - Unknown					
Lee Lacy, R OBP: 0.309, SLG: 0.388 (1, 9)										3	1	1	0	0	0	1						
Fred Lynn, L OBP: 0.393, SLG: 0.500 (1, 8)										4	2	3	3	0	0	0						
Eddie Murray, S OBP: 0.379, SLG: 0.448 (1, 3)										4	0	0	0	0	0	3						
Cal Ripken Jr., R OBP: 0.367, SLG: 0.451 (1, 6)										3	1	2	1	1	0	1						
Juan Beniquez, R OBP: 0.390, SLG: 0.437 (1, 7)										4	1	2	2	0	0	2						
Mike Young, S OBP: 0.355, SLG: 0.370 (1, 10)										4	0	0	0	0	0	3						
Juan Bonilla, R OBP: 0.330, SLG: 0.337 (1, 4)										4	0	0	0	0	0	4						
Rick Dempsey, R OBP: 0.294, SLG: 0.379 (1, 2)										4	0	0	0	0	0	3						
Inning Stats	R: 0 E: 0 K: 0 S: 3	H: 0 LOB: 0 BB: 0 P: 3	R: 0 E: 0 K: 0 S: 3	H: 0 LOB: 1 BB: 1 P: 7	R: 0 E: 0 K: 1 S: 5	H: 0 LOB: 0 BB: 0 P: 5	R: 3 E: 0 K: 0 S: 7	H: 4 LOB: 1 BB: 0 P: 7	R: 2 E: 0 K: 0 S: 4	H: 1 LOB: 0 BB: 1 P: 8	R: 0 E: 0 K: 0 S: 5	H: 1 LOB: 2 BB: 0 P: 5	R: 1 E: 0 K: 0 S: 5	H: 2 LOB: 1 BB: 0 P: 5	R: 1 E: 2 K: 0 S: 5	H: 1 LOB: 1 BB: 0 P: 5	R: 1 E: 2 K: 0 S: 5	H: 1 LOB: 1 BB: 0 P: 5	1B: 6 2B: 2 3B: 0 HR: 1	SF: 0 SAC: 1 DP: 0 HBP: 0	WP: 0 PB: 0 SB: 0 CS: 0	PA: 37
PITCHER	IP WLS BF H R ER SO BB IBB HBP BLK WP HR S P ERA WHIP	IP WLS BF H R ER SO BB IBB HBP BLK WP HR S P ERA WHIP																				
Bill Wegman, R ERA: 5.15 (6, 1)	3.0	L	15	4	2	1	0	0	0	0	0	0	0	0	15	15	3.00	1.333				

Batter	1	2	3	4	5	6	7	8	9	AB	R	H	RBI	BB	SO	LOB	TOP				
Mike Felder, S OBP: 0.315, SLG: 0.360 (1, 7)	L7	K		CS	F8			4-3		4	0	0	0	0	1	2	Milwaukee Brewers @ Baltimore Orioles Memorial Stadium, Baltimore, MD Wed Jul 02 1986, 7:05 PM EDT Att: 19,250 - Unknown livebaseballscorecards.com				
Robin Yount, R OBP: 0.426, SLG: 0.478 (1, 8)	4-3		6-3		6-3			5-3		3	0	0	0	1	0	0					
Cecil Cooper, L OBP: 0.309, SLG: 0.394 (1, 3)	4-3							4-3		3	0	1	0	1	1	0					
Ben Oglivie, L OBP: 0.348, SLG: 0.415 (1, 10)	4-3		F3				F8		F2	4	0	0	0	0	3						
Ernest Riles, L OBP: 0.334, SLG: 0.362 (1, 6)	K		4-3				K		F7	4	0	0	0	2	3						
Rick Manning, L OBP: 0.275, SLG: 0.333 (1, 9)				E3			K		4-3	4	1	1	0	0	1	0					
Jim Gantner, L OBP: 0.323, SLG: 0.361 (1, 5)				1B						3	0	2	0	0	1	1					
Juan Castillo, S OBP: 0.275, SLG: 0.178 (1, 4)				K						3	0	0	0	0	1	4					
Rick Cerone, R OBP: 0.260, SLG: 0.339 (1, 2)					SF8					1	0	0	1	1	0	0					
Inning Stats	R: 0 E: 0 K: 1 S: 5	H: 0 LOB: 2 BB: 2 P: 13	R: 0 E: 0 K: 2 S: 8	H: 1 LOB: 2 BB: 1 P: 12	R: 0 E: 0 K: 0 S: 4	H: 1 LOB: 1 BB: 0 P: 4	R: 1 E: 1 K: 1 S: 6	H: 1 LOB: 0 BB: 0 P: 6	R: 0 E: 0 K: 2 S: 7	H: 0 LOB: 0 BB: 0 P: 7	R: 0 E: 0 K: 0 S: 3	H: 1 LOB: 0 BB: 0 P: 3	R: 0 E: 0 K: 0 S: 3	H: 0 LOB: 0 BB: 0 P: 3	R: 0 E: 0 K: 0 S: 3	H: 0 LOB: 0 BB: 0 P: 3	1B: 3 2B: 1 3B: 0 HR: 0	SF: 1 SAC: 0 DP: 1 HBP: 0	WP: 0 PB: 0 SB: 2 CS: 1	PA: 34	
PITCHER Ken Dixon, R ERA: 4.66 (1, 1)	IP: 9.0 WLS: L BF: 33	H: 4 R: 1 ER: 0 SO: 7	BB: 3 IBB: 0 HBP: 0 BLK: 0	WP: 0 HR: 0 S: 44 P: 56	ERA: 0.00 WHIP: 0.778											PITCHER Ken Dixon, R ERA: 4.66 (1, 1)	IP: 9.0 WLS: L BF: 33	H: 4 R: 1 ER: 0 SO: 7	BB: 3 IBB: 0 HBP: 0 BLK: 0	WP: 0 HR: 0 S: 44 P: 56	ERA: 0.00 WHIP: 0.778

Batter	1	2	3	4	5	6	7	8	9	AB	R	H	RBI	BB	SO	LOB	BOTTOM				
Juan Bonilla, R OBP: 0.328, SLG: 0.333 (1, 4)	F8		6-3		4-3			K		4	0	1	0	0	1	1	Milwaukee Brewers @ Baltimore Orioles Memorial Stadium, Baltimore, MD Wed Jul 02 1986, 7:05 PM EDT Att: 19,250 - Unknown livebaseballscorecards.com				
Lee Lacy, R OBP: 0.309, SLG: 0.386 (1, 9)	F8		K					F6		4	0	1	0	0	1	1					
Fred Lynn, L OBP: 0.386, SLG: 0.489 (1, 8)	F8		K		4-3			K		4	0	0	0	0	2	3					
Eddie Murray, S OBP: 0.387, SLG: 0.452 (1, 3)				BB						2	0	2	0	2	0	0					
Cal Ripken Jr., R OBP: 0.365, SLG: 0.446 (1, 6)	L8			BB						3	0	0	0	1	0	3					
Juan Beniquez, R OBP: 0.385, SLG: 0.431 (1, 7)			5-3							2	0	0	0	0	1	2					
John Shelby, S OBP: 0.252, SLG: 0.340 (5, 7)				K						2	0	0	0	0	0	0					
Mike Young, S OBP: 0.355, SLG: 0.369 (1, 10)					G1-4-3					3	0	1	0	0	1	2					
Kelly Paris, R (1, 5)					5-3					3	0	0	0	0	1	1					
Rick Dempsey, R OBP: 0.295, SLG: 0.375 (1, 2)										2	0	0	0	1	1	1					
Inning Stats	R: 0 E: 0 K: 0 S: 4	H: 1 LOB: 2 BB: 1 P: 8	R: 0 E: 0 K: 1 S: 6	H: 1 LOB: 0 BB: 0 P: 6	R: 0 E: 0 K: 2 S: 7	H: 0 LOB: 0 BB: 0 P: 7	R: 0 E: 0 K: 1 S: 4	H: 0 LOB: 1 BB: 2 P: 12	R: 0 E: 0 K: 0 S: 4	H: 1 LOB: 2 BB: 1 P: 8	R: 0 E: 0 K: 2 S: 3	H: 0 LOB: 0 BB: 0 P: 3	R: 0 E: 0 K: 2 S: 7	H: 0 LOB: 0 BB: 0 P: 7	R: 0 E: 0 K: 0 S: 3	H: 1 LOB: 0 BB: 0 P: 3	1B: 5 2B: 0 3B: 0 HR: 0	SF: 0 SAC: 0 DP: 2 HBP: 0	WP: 0 PB: 0 SB: 0 CS: 0	PA: 33	
PITCHER Juan Nieves, L ERA: 3.91 (1, 1)	IP: 9.0 WLS: W BF: 33	H: 5 R: 0 ER: 0 SO: 8	BB: 4 IBB: 0 HBP: 0 BLK: 0	WP: 0 HR: 0 S: 45 P: 61	ERA: 0.00 WHIP: 1.000											PITCHER Juan Nieves, L ERA: 3.91 (1, 1)	IP: 9.0 WLS: W BF: 33	H: 5 R: 0 ER: 0 SO: 8	BB: 4 IBB: 0 HBP: 0 BLK: 0	WP: 0 HR: 0 S: 45 P: 61	ERA: 0.00 WHIP: 1.000

Batter	1	2	3	4	5	6	7	8	9	AB	R	H	RBI	BB	SO	LOB	TOP								
Tony Phillips, S OBP: 0.362, SLG: 0.327 (1, 4)	1-3		2B SF8 1B		1B S 1B		CS BB		WP BB	3	2	2	0	2	0	0									
Carney Lansford, R OBP: 0.338, SLG: 0.399 Bruce Bochte, L OBP: 0.349, SLG: 0.357 (1, 3) (5, 3)	F4		SF8 2B		K 1B 1B		CS	FC1-5	K	3	0	2	0	0	0	0									
Jose Canseco, R OBP: 0.356, SLG: 0.505 (1, 9) (8, 7)	K		SF8		CS 1B			F9 FC1-5		2	0	1	2	1	1	0									
Dave Kingman, R OBP: 0.245, SLG: 0.407 (1, 10)		HR 2B	K		K			FC1-5		4	1	1	0	0	2	5									
Dusty Baker Jr., R OBP: 0.325, SLG: 0.333 Stan Javier, S OBP: 0.316, SLG: 0.250 (1, 7) (8, 8)		2H HR					G4-3 BB	F9		2	1	1	2	2	0	2									
Donnie Hill, S OBP: 0.326, SLG: 0.370 (1, 5)	F7		L6		G4-3 BB		G4-3	5-3		4	0	0	0	0	0	5									
Mike Davis, L OBP: 0.294, SLG: 0.427 (1, 8) (8, 9)	K			B2-3			4-3		WP SH1-3 1B	4	0	1	0	0	1	0									
Alfredo Griffin, S OBP: 0.342, SLG: 0.369 (1, 6)				6-3				F7	B1	4	0	1	0	0	0	1									
Mickey Tettleton, S OBP: 0.283, SLG: 0.314 Jerry Willard, L OBP: 0.468, SLG: 0.413 (1, 2) (9, PH)	K			6-3				3-1	SH1-3	3	0	0	0	0	1	1									
Inning Stats	R: 0 E: 0 K: 1 S: 5	H: 0 LOB: 0 BB: 0 P: 5	R: 2 E: 0 K: 2 S: 10	H: 3 LOB: 1 BB: 0 P: 10	R: 1 E: 0 K: 1 S: 7	H: 2 LOB: 2 BB: 1 P: 11	R: 0 E: 0 K: 0 S: 3	H: 0 LOB: 0 BB: 0 P: 3	R: 1 E: 0 K: 1 S: 6	H: 3 LOB: 2 BB: 0 P: 6	R: 0 E: 0 K: 0 S: 2	H: 0 LOB: 0 BB: 1 P: 6	R: 0 E: 0 K: 0 S: 2	H: 0 LOB: 0 BB: 1 P: 6	R: 0 E: 0 K: 0 S: 4	H: 1 LOB: 2 BB: 1 P: 8	R: 0 E: 0 K: 1 S: 6	H: 1 LOB: 2 BB: 1 P: 10	1B: 5 2B: 5 3B: 0 HR: 1	SF: 1 SAC: 1 DP: 2 HBP: 0	WP: 1 PB: 0 SB: 1 CS: 2	PA: 39			
PITCHER	IP	WLS	BF	H	R	ER	SO	BB	IBB	HBP	BLK	WP	HR	S	P	ERA	WHIP								
Teddy Higuera, L ERA: 2.57 (1, 1)	4.0		21	8	4	4	4	0	1	0	0	0	1	28	32	9.00	2.000								
Bob Gibson, R ERA: (5, 1)	3.2	L	11	1	0	0	1	3	0	0	0	0	0	10	22	0.00	1.091								
Dan Plesac, L ERA: 3.12 (8, 1)	1.1	W	6	1	0	0	1	1	0	0	0	1	0	7	11	0.00	1.500								

Oakland Athletics @ Milwaukee Brewers
Milwaukee County Stadium, Milwaukee, WI
Fri Jul 04 1986, 8:05 PM EDT
Att: 24,908 - Unknown

AB	31
R	4
H	10
RBI	4
BB	5
SO	6
LOB	16



Batter	1	2	3	4	5	6	7	8	9	AB	R	H	RBI	BB	SO	LOB	BOTTOM								
Mike Felder, S OBP: 0.320, SLG: 0.364 (1, 7)	6-3			1B SF7 1B	FC6-4 1B		F7			4	1	2	0	0	0	0									
Charlie Moore, R OBP: 0.362, SLG: 0.435 (1, 2)				SF7 1B	FC6-4		F2			4	0	2	1	0	0	2									
Cecil Cooper, L OBP: 0.308, SLG: 0.392 (1, 3)	F8				K		K			4	0	1	0	0	2	3									
Robin Yount, R OBP: 0.424, SLG: 0.477 (1, 8)	CS	K		SF7		K		SH1-4 1B		3	1	1	1	0	2	0									
Bill Schroeder, R OBP: 0.280, SLG: 0.326 (1, 10)		K		F8		BB 1B		SH1-4		3	1	1	0	0	1	2									
Rob Deer, R OBP: 0.316, SLG: 0.455 (1, 9)		6-3			B4-3 2B	F9		K		4	1	1	0	0	1	2									
Ernest Riles, L OBP: 0.337, SLG: 0.362 (1, 6)				4-3	B4-3		1B BB	1B 1B		3	0	1	1	1	0	1									
Dale Sveum, S OBP: 0.315, SLG: 0.391 (1, 5)				5-3	1B FC6-4 BB		1B BB	1B 1B		3	1	2	1	1	0	0									
Jim Gantner, L OBP: 0.326, SLG: 0.363 (1, 4)				K	FC6-4 1B	G3		1B		4	0	2	1	0	1	2									
Inning Stats	R: 0 E: 0 K: 0 S: 3	H: 1 LOB: 0 BB: 0 P: 3	R: 0 E: 0 K: 2 S: 7	H: 0 LOB: 0 BB: 0 P: 7	R: 0 E: 0 K: 1 S: 5	H: 0 LOB: 0 BB: 0 P: 5	R: 1 E: 0 K: 0 S: 5	H: 3 LOB: 2 BB: 0 P: 5	R: 2 E: 0 K: 1 S: 8	H: 3 LOB: 2 BB: 1 P: 12	R: 1 E: 0 K: 1 S: 7	H: 2 LOB: 2 BB: 1 P: 11	R: 0 E: 0 K: 1 S: 5	H: 0 LOB: 0 BB: 0 P: 5	R: 1 E: 0 K: 1 S: 8	H: 4 LOB: 2 BB: 0 P: 8	1B: 12 2B: 1 3B: 0 HR: 0	SF: 1 SAC: 1 DP: 0 HBP: 0	WP: 0 PB: 0 SB: 0 CS: 1	PA: 37					
PITCHER	IP	WLS	BF	H	R	ER	SO	BB	IBB	HBP	BLK	WP	HR	S	P	ERA	WHIP								
Curt Young, L ERA: 3.75 (1, 1)	5.2		25	8	4	4	5	2	0	0	0	0	0	9	9	5.40	1.200								
Doug Bair, R ERA: 3.18 (6, 1)	1.2	L	7	2	1	1	1	0	0	0	0	0	0	9	9	5.40	1.200								
Steve Ontiveros, R ERA: 4.12 (8, 1)	0.2		4	3	0	0	1	0	0	0	0	0	0	6	6	0.00	4.500								

Oakland Athletics @ Milwaukee Brewers
Milwaukee County Stadium, Milwaukee, WI
Fri Jul 04 1986, 8:05 PM EDT
Att: 24,908 - Unknown

AB	32
R	5
H	13
RBI	5
BB	2
SO	7
LOB	12



Batter	1	2	3	4	5	6	7	8	9	AB	R	H	RBI	BB	SO	LOB	TOP			
Tony Phillips, S OBP: 0.358, SLG: 0.323 (1, 4)	L3		K		F8		G3			4	0	0	0	0	1	2				
Mike Davis, L OBP: 0.293, SLG: 0.428 (1, 9)	F9		K					G3		4	0	1	0	0	1	2				
Carney Lansford, R OBP: 0.337, SLG: 0.397 (1, 5)	K				F9			F9		4	1	1	0	0	1	1				
Jose Canseco, R OBP: 0.355, SLG: 0.502 (1, 7)		K						K		4	0	1	0	0	3	0				
Dave Kingman, R OBP: 0.242, SLG: 0.401 (1, 10)	5-3				F6		5-3		F7	4	0	0	0	0	0	2				
Bruce Bochte, L OBP: 0.351, SLG: 0.357 (1, 3)	F7							F7		3	0	1	0	1	0	0				
Dwayne Murphy, L OBP: 0.373, SLG: 0.362 (1, 8)					G3		SF8		F8	3	0	1	1	0	0	1				
Alfredo Griffin, S OBP: 0.341, SLG: 0.365 (1, 6)									F7	3	0	0	0	1	0	3				
Jerry Willard, L OBP: 0.405, SLG: 0.409 (1, 2)									F5	3	0	1	0	0	1	0				
Inning Stats	R: 0 E: 0 K: 1 S: 5	H: 0 LOB: 0 BB: 0 P: 5	R: 0 E: 0 K: 1 S: 5	H: 0 LOB: 0 BB: 0 P: 5	R: 0 E: 0 K: 2 S: 8	H: 1 LOB: 2 BB: 1 P: 12	R: 1 E: 0 K: 0 S: 5	H: 2 LOB: 2 BB: 1 P: 9	R: 0 E: 0 K: 1 S: 6	H: 1 LOB: 1 BB: 0 P: 6	R: 0 E: 0 K: 0 S: 3	H: 0 LOB: 0 BB: 0 P: 3	R: 0 E: 0 K: 1 S: 5	H: 0 LOB: 0 BB: 0 P: 5	R: 0 E: 0 K: 0 S: 4	H: 1 LOB: 1 BB: 0 P: 4	1B: 5 2B: 1 3B: 0 HR: 0	SF: 1 SAC: 0 DP: 0 HBP: 0	WP: 1 PB: 0 SB: 1 CS: 0	PA: 35
PITCHER Danny Darwin, R ERA: 2.76 (1, 1)	IP: 9.0 WLS: W BF: 35 H: 6 R: 1 ER: 1 SO: 7 BB: 2 IBB: 0 HBP: 0 BLK: 0 WP: 1 HR: 0 S: 47 P: 55 ERA: 1.00 WHIP: 0.889															PITCHER				

Oakland Athletics @ Milwaukee Brewers
Milwaukee County Stadium, Milwaukee, WI

AB 32
R 1
H 6
RBI 1
BB 2
SO 7
LOB 11



Sat Jul 05 1986, 8:05 PM EDT
Att: 18,787 - Unknown

Batter	1	2	3	4	5	6	7	8	9	AB	R	H	RBI	BB	SO	LOB	BOTTOM			
Mike Felder, S OBP: 0.318, SLG: 0.361 (1, 7)	FC4-6 HBP 1B	6-3			4-3			F9		4	0	1	0	0	0	1				
Robin Yount, R OBP: 0.421, SLG: 0.471 (1, 8)	FC4-6 HBP		F9		F9			F9		3	0	0	0	0	0	0				
Ernest Riles, L OBP: 0.332, SLG: 0.357 (1, 6)	FC4-6 BB 1-2 2-3		F7		F8			F7		4	0	0	0	0	0	2				
Ben Oglivie, L OBP: 0.355, SLG: 0.416 (1, 10)							4-3			2	0	1	0	2	0	0				
Jim Gantner, L OBP: 0.326, SLG: 0.363 (9, PR)	1-2 BB								BB 1B	0	1	0	0	0	0	0				
Bill Schroeder, R OBP: 0.269, SLG: 0.313 (1, 2)	F9		K				6-3		B2	4	0	0	0	0	1	5				
Rob Deer, R OBP: 0.312, SLG: 0.449 (1, 3)	K				4-3				BB 1B	3	0	0	0	0	2	3				
Billy Jo Robitoux, L OBP: 0.380, SLG: 0.331 (9, PH)									BB	0	0	0	0	1	0	0				
Bill Wegman, R (9, PR)									BB 1B	0	1	0	0	0	0	0				
Rick Manning, L OBP: 0.298, SLG: 0.359 (1, 9)								F8		3	0	2	1	1	0	0				
Dale Sveum, S OBP: 0.314, SLG: 0.387 (1, 5)		5-3			F7		3-1		1-2 2-H 1B	4	0	1	1	0	0	2				
Juan Castillo, S OBP: 0.259, SLG: 0.167 (1, 4)	K				K			F8		3	0	0	0	0	2	2				
Inning Stats	R: 0 E: 0 K: 1 S: 6	H: 1 LOB: 3 BB: 1 P: 11	R: 0 E: 0 K: 1 S: 6	H: 1 LOB: 1 BB: 0 P: 6	R: 0 E: 0 K: 1 S: 5	H: 0 LOB: 1 BB: 1 P: 9	R: 0 E: 0 K: 1 S: 5	H: 0 LOB: 0 BB: 1 P: 9	R: 0 E: 0 K: 0 S: 3	H: 0 LOB: 0 BB: 0 P: 3	R: 0 E: 0 K: 1 S: 5	H: 0 LOB: 0 BB: 0 P: 5	R: 0 E: 0 K: 0 S: 3	H: 0 LOB: 0 BB: 0 P: 3	R: 2 E: 0 K: 0 S: 4	H: 3 LOB: 2 BB: 1 P: 8	1B: 4 2B: 1 3B: 0 HR: 0	SF: 0 SAC: 0 DP: 0 HBP: 1	WP: 0 PB: 0 SB: 0 CS: 0	PA: 35
PITCHER Eric Plunk, R ERA: 4.8 Steve Ontiveros, R ERA: 4.12 (1, 1)	IP: 8.1 WLS: L BF: 34 H: 4 R: 2 ER: 2 SO: 5 BB: 4 IBB: 0 HBP: 1 BLK: 0 WP: 0 HR: 0 S: 39 P: 56 ERA: 2.16 WHIP: 0.960															PITCHER				

Oakland Athletics @ Milwaukee Brewers
Milwaukee County Stadium, Milwaukee, WI

AB 30
R 2
H 5
RBI 2
BB 4
SO 5
LOB 15



Sat Jul 05 1986, 8:05 PM EDT
Att: 18,787 - Unknown

Batter	1	2	3	4	5	6	7	8	9	10	11	12	13	14	15	16	AB	R	H	RBI	BB	SO	LOB	TOP		
Ruppert Jones, L OBP: 0.387, SLG: 0.488 George Hendrick, R OBP: 0.320, SLG: 0.328	F9 SH1-3 BB		F8		K			3-1			G4-3 1B			G4-6-3 BB		BB 3B	4	0	1	0	2	1	2	2		
Gary Pettis, S OBP: 0.322, SLG: 0.336	SH1-3		K			F7			F7		G4-3			K		BB 3B	5	1	0	0	1	2	4			
Wally Joyner, L OBP: 0.340, SLG: 0.523	F9		F9			F7			F9					G4-6-3		BB 3B	7	0	1	3	0	0	4			
Brian Downing, R OBP: 0.404, SLG: 0.465	F9				G4-6-3 1B											BB 3B	5	0	1	0	2	2	2			
Reggie Jackson, L OBP: 0.423, SLG: 0.427		F2		G4-6-3 1-2r				3-1								BB 3B	7	0	0	0	0	2	4			
Jack Howell, L OBP: 0.284, SLG: 0.483 Doug Derincez, R OBP: 0.311, SLG: 0.403		1-3		F9				F8			4-3			F5			4	0	0	0	0	0	0			
Bobby Grich, R OBP: 0.306, SLG: 0.368								F9			K			F8			5	0	1	0	0	1	1			
Dick Schofield, R OBP: 0.310, SLG: 0.377					SH1-3 1B						1-3			F5			5	1	1	0	0	0	1			
Bob Boone, R OBP: 0.295, SLG: 0.287 Rick Burleson, R OBP: 0.365, SLG: 0.399 Jerry Narron, L OBP: 0.283, SLG: 0.341						5-3					F9			E5 BB		BB 3B	5	0	1	0	0	0	1			
Inning Stats	R: 0 E: 0 K: 0 S: 3	H: 0 LOB: 1 BB: 1 P: 7	R: 0 E: 0 K: 0 S: 3	H: 0 LOB: 1 BB: 0 P: 4	R: 0 E: 0 K: 1 S: 6	H: 1 LOB: 0 BB: 0 P: 6	R: 0 E: 0 K: 0 S: 5	H: 0 LOB: 0 BB: 0 P: 5	R: 0 E: 0 K: 0 S: 3	H: 0 LOB: 0 BB: 0 P: 3	R: 0 E: 0 K: 0 S: 3	H: 1 LOB: 0 BB: 0 P: 7	R: 0 E: 0 K: 2 S: 7	H: 0 LOB: 0 BB: 0 P: 7	R: 0 E: 0 K: 0 S: 3	H: 0 LOB: 0 BB: 0 P: 3	R: 0 E: 0 K: 1 S: 5	H: 2 LOB: 2 BB: 1 P: 9	R: 0 E: 0 K: 1 S: 5	H: 0 LOB: 1 BB: 1 P: 9	R: 3 E: 0 K: 0 S: 5	H: 2 LOB: 2 BB: 2 P: 13	1B: 4 2B: 0 3B: 2 HR: 0	SF: 0 SAC: 2 DP: 3 HBP: 1	WP: 0 PB: 0 SB: 0 CS: 0	PA: 59
PITCHER	IP WLS BF H R ER SO	IP WLS BF H R ER SO	IP WLS BF H R ER SO	IP WLS BF H R ER SO	IP WLS BF H R ER SO	IP WLS BF H R ER SO	IP WLS BF H R ER SO	IP WLS BF H R ER SO	IP WLS BF H R ER SO	IP WLS BF H R ER SO	IP WLS BF H R ER SO	IP WLS BF H R ER SO	IP WLS BF H R ER SO	IP WLS BF H R ER SO	IP WLS BF H R ER SO	IP WLS BF H R ER SO	IP WLS BF H R ER SO	IP WLS BF H R ER SO	IP WLS BF H R ER SO	IP WLS BF H R ER SO	IP WLS BF H R ER SO	IP WLS BF H R ER SO	ERA WHIP	ERA WHIP	ERA WHIP	
Bill Wegman, R ERA: 4.88 Ray Searge, L ERA: 7.16 Mark Clear, R ERA: 1.72 Dan Plesac, L ERA: 3.64	11.0 38 6 0 0 0 2	2.0 8 0 0 0 0 2	1.0 7 2 3 3 0	2.0 0 0 0 0 0	2.0 0 0 0 0 0	2.0 0 0 0 0 0	2.0 0 0 0 0 0	2.0 0 0 0 0 0	2.0 0 0 0 0 0	2.0 0 0 0 0 0	2.0 0 0 0 0 0	2.0 0 0 0 0 0	2.0 0 0 0 0 0	2.0 0 0 0 0 0	2.0 0 0 0 0 0	2.0 0 0 0 0 0	27.00 4.000									

California Angels @ Milwaukee Brewers
 Milwaukee County Stadium, Milwaukee, WI
 Mon Jul 07 1986, 8:05 PM EDT
 Att: 10,160 - Unknown

AB 50
 R 3
 H 6
 RBI 3
 BB 6
 SO 8
 LOB 21



Batter	1	2	3	4	5	6	7	8	9	10	11	12	13	14	15	16	AB	R	H	RBI	BB	SO	LOB	BOTTOM		
Mike Felder, S OBP: 0.299, SLG: 0.336	L3		F8				B1-3				FC4-6 1-2r			4-3		5-3 G3	8	0	1	0	0	0	3			
Robin Yount, R OBP: 0.415, SLG: 0.460	2B FC1-5 BB		F9								F9			6-3			6	0	2	0	1	1	2			
Cecil Cooper, L OBP: 0.314, SLG: 0.396	FC1-5 1-3 2B		F7								FC6-4 1B						5	0	2	0	2	0	1			
Ben Cogliwie, L OBP: 0.343, SLG: 0.400	FC1-5 2-3 3-4 BB										FC6-4			F6			7	0	1	0	0	1	8			
Ernest Riles, L OBP: 0.330, SLG: 0.355	L4										FC6-4 1-2r			CS 1B			5	0	2	0	2	0	1			
Rick Manning, L OBP: 0.290, SLG: 0.356 Rob Faero, R OBP: 0.314, SLG: 0.449		L4															7	0	1	0	0	2	3			
Dale Sveum, S OBP: 0.321, SLG: 0.385																	5	1	0	0	2	1	3			
Rick Cerone, R OBP: 0.261, SLG: 0.331																	6	0	1	0	1	0	5			
Juan Castillo, S OBP: 0.284, SLG: 0.268 Billy Jo Robidoux, L OBP: 0.341, SLG: 0.326 Jim Gantner, L OBP: 0.325, SLG: 0.361																	2	0	0	0	0	0	1			
Inning Stats	R: 0 E: 0 K: 0 S: 4	H: 1 LOB: 2 BB: 1 P: 8	R: 0 E: 0 K: 0 S: 4	H: 1 LOB: 0 BB: 0 P: 4	R: 0 E: 0 K: 2 S: 8	H: 1 LOB: 2 BB: 1 P: 12	R: 0 E: 0 K: 0 S: 5	H: 2 LOB: 2 BB: 0 P: 5	R: 0 E: 0 K: 0 S: 7	H: 0 LOB: 0 BB: 0 P: 7	R: 0 E: 0 K: 1 S: 4	H: 1 LOB: 1 BB: 0 P: 4	R: 0 E: 0 K: 0 S: 3	H: 0 LOB: 0 BB: 0 P: 3	R: 0 E: 0 K: 1 S: 5	H: 1 LOB: 0 BB: 0 P: 7	R: 0 E: 0 K: 0 S: 3	H: 1 LOB: 1 BB: 0 P: 3	R: 0 E: 0 K: 1 S: 4	H: 1 LOB: 2 BB: 1 P: 8	R: 1 E: 0 K: 1 S: 6	H: 1 LOB: 2 BB: 2 P: 14	1B: 9 2B: 3 3B: 0 HR: 0	SF: 0 SAC: 0 DP: 2 HBP: 0	WP: 0 PB: 0 SB: 2 CS: 1	PA: 64
PITCHER	IP WLS BF H R ER SO	IP WLS BF H R ER SO	IP WLS BF H R ER SO	IP WLS BF H R ER SO	IP WLS BF H R ER SO	IP WLS BF H R ER SO	IP WLS BF H R ER SO	IP WLS BF H R ER SO	IP WLS BF H R ER SO	IP WLS BF H R ER SO	IP WLS BF H R ER SO	IP WLS BF H R ER SO	IP WLS BF H R ER SO	IP WLS BF H R ER SO	IP WLS BF H R ER SO	IP WLS BF H R ER SO	ERA WHIP	ERA WHIP	ERA WHIP	ERA WHIP	ERA WHIP	ERA WHIP	ERA WHIP	ERA WHIP		
Mike Witt, R ERA: 3.06 Donnie Moore, R ERA: 4.0 Terry Forster, L ERA: 3.48 Doug Corbett, R ERA: 3.64	9.0 3 0 0 0 0 5	3.0 3 0 0 0 1 2	3.0 W 11 3 0 0 2	3.0 W 11 3 0 0 2	3.0 W 11 3 0 0 2	3.0 W 11 3 0 0 2	3.0 W 11 3 0 0 2	3.0 W 11 3 0 0 2	3.0 W 11 3 0 0 2	3.0 W 11 3 0 0 2	3.0 W 11 3 0 0 2	3.0 W 11 3 0 0 2	3.0 W 11 3 0 0 2	3.0 W 11 3 0 0 2	3.0 W 11 3 0 0 2	3.0 W 11 3 0 0 2	9.00 1.111									

California Angels @ Milwaukee Brewers
 Milwaukee County Stadium, Milwaukee, WI
 Mon Jul 07 1986, 8:05 PM EDT
 Att: 10,160 - Unknown

AB 58
 R 1
 H 11
 RBI 1
 BB 6
 SO 9
 LOB 29



Batter	1	2	3	4	5	6	7	8	9	AB	R	H	RBI	BB	SO	LOB	TOP								
Brian Downing, R OBP: 0.408, SLG: 0.468 (1, 7)	E6 PB E G6-4-3		BB BB 1-2		1B 1B 1-2 2-3	G4-6-3 1-2 2-3	WP 1B 1-3 2-H 3-H		HR 1B 1-H	5	3	3	2	1	0	2	California Angels @ Milwaukee Brewers Milwaukee County Stadium, Milwaukee, WI Tue Jul 08 1986, 8:05 PM EDT Att: 13,411 - Unknown livebaseballscorecards.com								
Wally Joyner, L OBP: 0.345, SLG: 0.532 (1, 3)	FC5 G6-4-3 PB		BB BB 1-2		1B 1B 1-2	4-3	BB 1B 1-2		HR 1B 1-H	4	2	2	2	2	0	2									
Doug DeCinces, R OBP: 0.315, SLG: 0.403 (1, 5)	G6-4-3 1-2 2-3		BB BB 1-2 2-3		HR 1B 1-2 2-H		BB 1B 1-2 2-H		F4 1B 1-H	5	2	2	1	1	1	5									
Bobby Grich, R OBP: 0.320, SLG: 0.394 (1, 4)	G6-4-3 1-2 2-3 3-H		F8 1-2 2-3		HR BB 1-2 2-3		2B 1B 1-3		BB BB 1-2	4	3	2	1	2	0	4									
George Hendrick, R OBP: 0.320, SLG: 0.455 Ruppert Jones, L OBP: 0.371, SLG: 0.473 (1, 9) (6, 9)	6-3				HR 1-1 2-H 3-H		BB FC5-2 2B 1-1 2-H 3-H		BB 1-2	3	1	1	4	0	1	1									
Rick Burleson, R OBP: 0.385, SLG: 0.417 Reggie Jackson, L OBP: 0.425, SLG: 0.432 (1, 10) (7, PH)			F6 1-2 2-3		HR 1-1 2-H 3-H		FC5-2 BB FC1-2 BB 4-0		F7 5-3	3	1	1	1	0	0	0									
Dick Schofield, R OBP: 0.315, SLG: 0.375 (1, 6)	G4-6-3 1B				HR 1-2 2-3		FC1-2 BB FC5-2 1B 1-2 2-3		F4 5-3	4	1	1	0	1	0	2									
Bob Boone, R OBP: 0.264, SLG: 0.263 (1, 2)	G4-6-3 1-2				5-3 1-2 2-3		FC5-2 BB FC1-2 1B 1-2 2-3 3-H		5-3 1-2 2-3	4	1	0	0	1	0	6									
Gary Pettis, S OBP: 0.324, SLG: 0.335 (1, 8)					6-3 1-2		FC1-2 1B 1-2 2-3 3-H		F9 1-2	4	0	1	0	1	0	5									
Inning Stats	R: 1 E: 2 K: 0 S: 4	H: 0 LOB: 1 BB: 1 P: 8	R: 0 E: 0 K: 0 S: 3	H: 1 LOB: 0 BB: 0 P: 3	R: 0 E: 0 K: 1 S: 5	H: 1 LOB: 2 BB: 2 P: 13	R: 0 E: 0 K: 1 S: 5	H: 0 LOB: 0 BB: 0 P: 5	R: 6 E: 0 K: 0 S: 8	H: 5 LOB: 0 BB: 1 P: 12	R: 0 E: 0 K: 0 S: 2	H: 0 LOB: 1 BB: 2 P: 10	R: 4 E: 0 K: 0 S: 7	H: 4 LOB: 3 BB: 3 P: 19	R: 1 E: 0 K: 1 S: 7	H: 2 LOB: 2 BB: 0 P: 8		R: 2 E: 0 K: 0 S: 5	H: 2 LOB: 2 BB: 2 P: 13	1B: 9 2B: 2 3B: 0 HR: 4	SF: 0 SAC: 0 DP: 3 HBP: 1	WP: 1 PB: 1 SB: 0 CS: 0	PA: 52		
PITCHER	IP WLS BF H R ER SO BB IBB HBP BLK WP HR S P ERA WHIP	IP WLS BF H R ER SO BB IBB HBP BLK WP HR S P ERA WHIP	IP WLS BF H R ER SO BB IBB HBP BLK WP HR S P ERA WHIP	IP WLS BF H R ER SO BB IBB HBP BLK WP HR S P ERA WHIP	IP WLS BF H R ER SO BB IBB HBP BLK WP HR S P ERA WHIP	IP WLS BF H R ER SO BB IBB HBP BLK WP HR S P ERA WHIP	IP WLS BF H R ER SO BB IBB HBP BLK WP HR S P ERA WHIP	IP WLS BF H R ER SO BB IBB HBP BLK WP HR S P ERA WHIP	IP WLS BF H R ER SO BB IBB HBP BLK WP HR S P ERA WHIP	IP WLS BF H R ER SO BB IBB HBP BLK WP HR S P ERA WHIP	IP WLS BF H R ER SO BB IBB HBP BLK WP HR S P ERA WHIP	IP WLS BF H R ER SO BB IBB HBP BLK WP HR S P ERA WHIP	IP WLS BF H R ER SO BB IBB HBP BLK WP HR S P ERA WHIP	IP WLS BF H R ER SO BB IBB HBP BLK WP HR S P ERA WHIP	IP WLS BF H R ER SO BB IBB HBP BLK WP HR S P ERA WHIP	IP WLS BF H R ER SO BB IBB HBP BLK WP HR S P ERA WHIP	IP WLS BF H R ER SO BB IBB HBP BLK WP HR S P ERA WHIP	IP WLS BF H R ER SO BB IBB HBP BLK WP HR S P ERA WHIP	IP WLS BF H R ER SO BB IBB HBP BLK WP HR S P ERA WHIP	IP WLS BF H R ER SO BB IBB HBP BLK WP HR S P ERA WHIP	IP WLS BF H R ER SO BB IBB HBP BLK WP HR S P ERA WHIP	IP WLS BF H R ER SO BB IBB HBP BLK WP HR S P ERA WHIP	IP WLS BF H R ER SO BB IBB HBP BLK WP HR S P ERA WHIP	IP WLS BF H R ER SO BB IBB HBP BLK WP HR S P ERA WHIP	IP WLS BF H R ER SO BB IBB HBP BLK WP HR S P ERA WHIP
Juan Nieves, L ERA: 4.23 (1, 1)	4.2 L	24 7	7 7	6 6	2 2	4 4	0 0	0 0	0 0	0 0	0 0	0 0	0 0	0 0	0 0	0 0	11.57 2.357								
Jaime Cocanower, R ERA: 4.5 (5, 1)	2.0 L	14 4	4 4	4 4	0 0	5 5	0 0	0 0	0 0	1 1	0 0	9 9	29 29	18.00 4.500											
Ray Searage, L ERA: 7.13 (7, 1)	1.1 L	7 2	1 1	1 1	0 0	0 0	1 1	0 0	0 0	0 0	1 1	8 8	9 9	6.75 1.500											
Bob Gibson, R ERA: 1.54 (9, 1)	1.0 L	7 2	2 2	2 2	0 0	2 2	0 0	0 0	0 0	0 0	1 1	5 5	13 13	18.00 4.000											

Batter	1	2	3	4	5	6	7	8	9	AB	R	H	RBI	BB	SO	LOB	BOTTOM							
Mike Felder, S OBP: 0.290, SLG: 0.325 (1, 7)	6-3 1-2		F4 1-2		FC4-6 1-2		6-3 1-2		F7 1-2	5	0	0	0	0	0	2	California Angels @ Milwaukee Brewers Milwaukee County Stadium, Milwaukee, WI Tue Jul 08 1986, 8:05 PM EDT Att: 13,411 - Unknown livebaseballscorecards.com							
Robin Yount, R OBP: 0.415, SLG: 0.462 (1, 8)	2-3 1B		6-3 1-2		K 1-2				HR 2B 2-3	5	1	2	0	0	1	2								
Cecil Cooper, L OBP: 0.316, SLG: 0.394 (1, 3)	2-3 1-2		1B 1-2		K 1-2				F7 FC5-4 BB	4	0	1	0	1	1	3								
Rob Deer, R OBP: 0.316, SLG: 0.460 (1, 9)	BB 1-2		F3 1-2						FC5-4 1-2	4	1	1	2	1	1	3								
Bill Schroeder, R OBP: 0.277, SLG: 0.356 (1, 10)	F8 1-2				K 1-2				HR 1-2	4	1	1	1	0	1	2								
Dale Sveum, S OBP: 0.320, SLG: 0.378 (1, 5)			5-3 1-2		F9 1-2				F4 1-2	3	0	0	0	1	0	0								
Ernest Riles, L OBP: 0.332, SLG: 0.361 (1, 6)			F6 1-2		3B 1-2				FC4-6 BB	3	0	1	0	1	1	1								
Jim Gantner, L OBP: 0.324, SLG: 0.360 (1, 4)			2B 1B		F7 1-2				FC4-6 1-2	4	0	1	0	0	0	2								
Rick Cerone, R OBP: 0.275, SLG: 0.354 (1, 2)			1-H 2B		FC4-6 BB				F9 2B	3	0	2	0	1	0	0								
Inning Stats	R: 0 E: 0 K: 0 S: 4	H: 1 LOB: 2 BB: 1 P: 8	R: 0 E: 0 K: 0 S: 4	H: 2 LOB: 0 BB: 0 P: 4	R: 0 E: 0 K: 1 S: 6	H: 1 LOB: 1 BB: 0 P: 6	R: 0 E: 0 K: 2 S: 7	H: 0 LOB: 1 BB: 1 P: 11	R: 0 E: 0 K: 2 S: 7	H: 0 LOB: 0 BB: 1 P: 11	R: 0 E: 0 K: 0 S: 3	H: 0 LOB: 0 BB: 0 P: 3	R: 3 E: 0 K: 0 S: 6	H: 3 LOB: 1 BB: 1 P: 10	R: 0 E: 0 K: 0 S: 4	H: 1 LOB: 2 BB: 1 P: 8		1B: 3 2B: 3 3B: 1 HR: 2	SF: 0 SAC: 0 DP: 0 HBP: 0	WP: 0 PB: 0 SB: 0 CS: 0	PA: 40			
PITCHER	IP WLS BF H R ER SO BB IBB HBP BLK WP HR S P ERA WHIP	IP WLS BF H R ER SO BB IBB HBP BLK WP HR S P ERA WHIP	IP WLS BF H R ER SO BB IBB HBP BLK WP HR S P ERA WHIP	IP WLS BF H R ER SO BB IBB HBP BLK WP HR S P ERA WHIP	IP WLS BF H R ER SO BB IBB HBP BLK WP HR S P ERA WHIP	IP WLS BF H R ER SO BB IBB HBP BLK WP HR S P ERA WHIP	IP WLS BF H R ER SO BB IBB HBP BLK WP HR S P ERA WHIP	IP WLS BF H R ER SO BB IBB HBP BLK WP HR S P ERA WHIP	IP WLS BF H R ER SO BB IBB HBP BLK WP HR S P ERA WHIP	IP WLS BF H R ER SO BB IBB HBP BLK WP HR S P ERA WHIP	IP WLS BF H R ER SO BB IBB HBP BLK WP HR S P ERA WHIP	IP WLS BF H R ER SO BB IBB HBP BLK WP HR S P ERA WHIP	IP WLS BF H R ER SO BB IBB HBP BLK WP HR S P ERA WHIP	IP WLS BF H R ER SO BB IBB HBP BLK WP HR S P ERA WHIP	IP WLS BF H R ER SO BB IBB HBP BLK WP HR S P ERA WHIP	IP WLS BF H R ER SO BB IBB HBP BLK WP HR S P ERA WHIP	IP WLS BF H R ER SO BB IBB HBP BLK WP HR S P ERA WHIP	IP WLS BF H R ER SO BB IBB HBP BLK WP HR S P ERA WHIP	IP WLS BF H R ER SO BB IBB HBP BLK WP HR S P ERA WHIP	IP WLS BF H R ER SO BB IBB HBP BLK WP HR S P ERA WHIP	IP WLS BF H R ER SO BB IBB HBP BLK WP HR S P ERA WHIP	IP WLS BF H R ER SO BB IBB HBP BLK WP HR S P ERA WHIP	IP WLS BF H R ER SO BB IBB HBP BLK WP HR S P ERA WHIP	IP WLS BF H R ER SO BB IBB HBP BLK WP HR S P ERA WHIP
John Candelaria, L ERA: 5.14 (1, 1)	5.0 W	21 5	0 0	0 0	3 3	2 2	2 2	0 0	0 0	0 0	0 0	25 25	33 33	0.00 1.400										
Mike Cook, R ERA: 7.59 (6, 1)	3.0 L	14 3	3 3	3 3	2 2	2 2	0 0	0 0	0 0	0 0	2 2	16 16	24 24	9.00 1.667										
Todd Fischer, R ERA: 4.24 (9, 1)	1.0 L	5 1	0 0	0 0	0 0	1 1	0 0	0 0	0 0	0 0	0 0	4 4	8 8	0.00 2.000										

Batter	1	2	3	4	5	6	7	8	9	AB	R	H	RBI	BB	SO	LOB	TOP								
Brian Downing, R OBP: 0.404, SLG: 0.459 (1, 7)	0-0 6-3	0-0 E5		4-0 1B		0-0 5-3		0-0 4-3	0-0 F5	5	0	0	0	1	0	4									
Dick Schofield, R OBP: 0.312, SLG: 0.373 (1, 6)	0-0 F9	0-0 F7		0-0 SF9		0-0 1B		0-3 K		4	0	1	1	0	1	2									
Wally Joyner, L OBP: 0.349, SLG: 0.533 (1, 3)	0-0 FC6-4		0-3 K	4-0 1B		0-0 L3		0-0 1B		5	0	3	1	0	1	1									
Bobby Grich, R OBP: 0.323, SLG: 0.390 (1, 4)	0-0 FC6-4		0-0 6-3	4-0 1B			0-0 1B	0-0 F5		4	0	1	0	1	0	2									
George Hendrick, R OBP: 0.316, SLG: 0.453 (1, 9)		0-0 1B	0-0 E5	0-0 F3			0-0 F7		0-0 6-3	5	1	1	0	0	0	4									
Doug DeCinces, R OBP: 0.313, SLG: 0.403 (1, 5)		0-0 6-3	0-0 FC5-4		0-0 F2		0-3 K		0-0 1B	5	1	1	0	0	1	3									
Rick Burleson, R OBP: 0.377, SLG: 0.418 (1, 10)	4-0 1B			4-0 BB	0-3 K		4-0 1B		0-0 FC1-6	2	2	1	1	3	1	0									
Bob Boone, R OBP: 0.267, SLG: 0.267 (1, 2)	0-0 E		0-0 SH1-3	0-0 4-3		0-0 4-3		0-0 FC1-6		4	0	2	1	0	0	2									
Gary Pettis, S OBP: 0.325, SLG: 0.335 (1, 8)	0-0 SF9		4-0 SF9		0-0 F8		0-0 4-3	0-0 FC1-6		3	2	1	1	1	0	2									
Inning Stats	R: 0 E: 0 K: 0 S: 4	H: 1 LOB: 1 BB: 0 P: 4	R: 2 E: 1 K: 0 S: 6	H: 2 LOB: 2 BB: 1 P: 10	R: 0 E: 1 K: 1 S: 6	H: 0 LOB: 1 BB: 0 P: 6	R: 2 E: 0 K: 0 S: 4	H: 1 LOB: 3 BB: 4 P: 20	R: 0 E: 0 K: 1 S: 5	H: 0 LOB: 0 BB: 0 P: 5	R: 0 E: 0 K: 0 S: 4	H: 1 LOB: 1 BB: 0 P: 4	R: 0 E: 0 K: 1 S: 6	H: 1 LOB: 2 BB: 1 P: 10	R: 1 E: 0 K: 0 S: 7	H: 2 LOB: 1 BB: 0 P: 7	R: 1 E: 0 K: 0 S: 6	H: 3 LOB: 2 BB: 0 P: 6	1B: 9 2B: 2 3B: 0 HR: 0	SF: 2 SAC: 1 DP: 0 HBP: 0	WP: 1 PB: 0 SB: 1 CS: 0	PA: 46			
PITCHER	IP	WLS	BF	H	R	ER	SO	BB	IBB	HBP	BLK	WP	HR	S	P	ERA	WHIP								
Teddy Higuera, L ERA: 2.76 (1, 1)	3.2	L	22	4	4	4	1	5	0	0	0	0	0	19	39	9.82	2.455								
Dan Plesac, L ERA: 3.5 (4, 1)	4.1		18	4	1	1	3	1	0	0	0	1	0	23	27	2.08	1.154								
Ray Seearge, L ERA: 7.23 (9, 1)	1.0		6	3	1	1	0	0	0	0	0	0	0	6	6	9.00	3.000								

California Angels @ Milwaukee Brewers
Milwaukee County Stadium, Milwaukee, WI
Wed Jul 09 1986, 4:33 AM EDT
Att: 23,198 - Unknown

AB 37
R 6
H 11
RBI 5
BB 6
SO 4
LOB 20



Batter	1	2	3	4	5	6	7	8	9	AB	R	H	RBI	BB	SO	LOB	BOTTOM								
Ernest Riles, L OBP: 0.334, SLG: 0.363 (1, 6)	0-0 CS			0-0 F8		0-0 F7		0-0 1B		4	0	2	0	0	0	0									
Charlie Moore, R OBP: 0.356, SLG: 0.424 (1, 2)	0-3 K			0-0 F7		0-0 F9		0-0 1B		4	0	1	1	0	1	1									
Robin Yount, R OBP: 0.413, SLG: 0.459 (1, 8)	0-0 F8			0-0 E		0-0 6-3		0-0 F9		4	0	1	0	0	0	2									
Cecil Cooper, L OBP: 0.315, SLG: 0.390 (1, 3)		0-0 F9		4-0 E		0-0 5-3		0-0 5-3		3	0	0	0	1	0	0									
Paul Molitor, R OBP: 0.375, SLG: 0.452 (1, 10)		0-0 F7		0-0 E5		0-3 K		0-0 1B		4	0	1	0	0	1	2									
Rick Manning, L OBP: 0.286, SLG: 0.352 (1, 7)		0-0 4-3		0-3 K		0-3 K		0-0 1B		4	0	1	0	0	2	3									
Rob Deer, R OBP: 0.310, SLG: 0.451 (1, 9)			0-0 L1		0-3 K			0-0 F7	0-3 K	4	0	0	0	0	2	2									
Jim Gantner, L OBP: 0.319, SLG: 0.354 (1, 4)			0-0 F8		0-0 F7			0-0 F9	0-0 L3	4	0	0	0	0	0	2									
Dale Sveum, S OBP: 0.320, SLG: 0.374 (1, 5)			0-3 K		0-3 K			4-0 1B		2	1	0	0	1	2	0									
Inning Stats	R: 0 E: 0 K: 1 S: 5	H: 1 LOB: 0 BB: 0 P: 5	R: 0 E: 0 K: 0 S: 3	H: 0 LOB: 0 BB: 0 P: 3	R: 0 E: 1 K: 1 S: 7	H: 0 LOB: 3 BB: 1 P: 11	R: 0 E: 0 K: 2 S: 7	H: 0 LOB: 0 BB: 0 P: 7	R: 0 E: 0 K: 0 S: 3	H: 0 LOB: 0 BB: 0 P: 3	R: 0 E: 0 K: 2 S: 7	H: 0 LOB: 0 BB: 0 P: 7	R: 1 E: 0 K: 0 S: 5	H: 2 LOB: 2 BB: 1 P: 9	R: 0 E: 0 K: 1 S: 7	H: 2 LOB: 2 BB: 0 P: 7	1B: 6 2B: 0 3B: 0 HR: 0	SF: 0 SAC: 0 DP: 0 HBP: 0	WP: 0 PB: 0 SB: 0 CS: 1	PA: 35					
PITCHER	IP	WLS	BF	H	R	ER	SO	BB	IBB	HBP	BLK	WP	HR	S	P	ERA	WHIP								
Don Sutton, R ERA: 4.34 (1, 1)	7.2	W	29	4	1	1	7	2	0	0	0	0	0	41	49	1.17	0.783								
Donnie Moore, R ERA: 4.07 (8, 1)	1.1	S	6	2	0	0	1	0	0	0	0	0	0	8	8	0.00	1.500								

California Angels @ Milwaukee Brewers
Milwaukee County Stadium, Milwaukee, WI
Wed Jul 09 1986, 4:33 AM EDT
Att: 23,198 - Unknown

AB 33
R 1
H 6
RBI 1
BB 2
SO 8
LOB 12




Batter	1	2	3	4	5	6	7	8	9	AB	R	H	RBI	BB	SO	LOB	TOP								
John Moses, S OBP: 0.340, SLG: 0.337 (1, 8)	F7		BB					1B		3	1	2	1	1	0	0	Seattle Mariners @ Milwaukee Brewers Milwaukee County Stadium, Milwaukee, WI Thu Jul 10 1986, 8:05 PM EDT Att: 8,963 - Unknown								
Phil Bradley, R OBP: 0.355, SLG: 0.391 (1, 7)	5-3		BB					1B		3	1	1	0	0	0	1									
Jim Presley, R OBP: 0.322, SLG: 0.526 (1, 5)	4-3							F3		4	0	0	0	0	1	4									
Ken Phelps, L OBP: 0.418, SLG: 0.597 (1, 3)		BB						F8		3	1	0	0	1	0	1									
Danny Tartabull, R OBP: 0.362, SLG: 0.524 (1, 9)	5-3							1B		4	0	2	1	0	0	1									
Dave Henderson, R OBP: 0.337, SLG: 0.454 (1, 10)	BB							K		4	0	1	0	0	3	2									
Spike Owen, S OBP: 0.315, SLG: 0.367 (1, 6)	SF7							F9		3	1	2	1	0	0	0									
Bob Kearney, R OBP: 0.263, SLG: 0.341 (1, 2)	BB							K		2	0	0	0	0	1	1									
Harold Reynolds, S OBP: 0.286, SLG: 0.291 (1, 4)	G3							F9		4	0	0	0	0	0	4									
Inning Stats	R: 0 E: 0 K: 0 S: 3	H: 0 LOB: 0 BB: 0 P: 3	R: 1 E: 0 K: 0 S: 4	H: 1 LOB: 2 BB: 2 P: 12	R: 0 E: 0 K: 0 S: 2	H: 0 LOB: 0 BB: 1 P: 6	R: 0 E: 0 K: 1 S: 5	H: 0 LOB: 0 BB: 0 P: 5	R: 1 E: 0 K: 1 S: 7	H: 2 LOB: 2 BB: 0 P: 8	R: 0 E: 0 K: 1 S: 5	H: 1 LOB: 1 BB: 0 P: 5	R: 0 E: 0 K: 0 S: 3	H: 1 LOB: 0 BB: 0 P: 3	R: 2 E: 0 K: 1 S: 8	H: 3 LOB: 1 BB: 0 P: 8	R: 0 E: 0 K: 1 S: 5	H: 0 LOB: 0 BB: 0 P: 5	1B: 8 2B: 2 3B: 0 HR: 0	SF: 1 SAC: 1 DP: 3 HBP: 1	WP: 1 PB: 0 SB: 1 CS: 1	PA: 36			
PITCHER	IP	WLS	BF	H	R	ER	SO	BB	IBB	HBP	BLK	WP	HR	S	P	ERA	WHIP								
Danny Darwin, R ERA: 2.92 (1, 1)	7.2	L	32	8	4	4	3	3	0	1	0	1	0	34	47	4.70	1.435								
Mark Clear, R ERA: 1.65 (8, 1)	1.1		4	0	0	0	2	0	0	0	0	0	0	8	8	0.00	0.000								

Batter	1	2	3	4	5	6	7	8	9	AB	R	H	RBI	BB	SO	LOB	BOTTOM								
Paul Moltor, R OBP: 0.385, SLG: 0.472 (1, 10)	1B							2B		3	1	2	0	1	0	0	Seattle Mariners @ Milwaukee Brewers Milwaukee County Stadium, Milwaukee, WI Thu Jul 10 1986, 8:05 PM EDT Att: 8,963 - Unknown								
Robin Yount, R OBP: 0.414, SLG: 0.460 (1, 8)	CS							6-3		4	0	2	0	0	0	4									
Cecil Cooper, L OBP: 0.314, SLG: 0.387 (1, 3)	HBP							L8		4	0	1	1	0	2	1									
Bill Schroeder, R OBP: 0.284, SLG: 0.355 (1, 2)	BB							6-3		3	0	1	0	0	0	0									
Rob Deer, R OBP: 0.306, SLG: 0.443 (1, 9)	HBP							F6		4	0	0	0	0	1	3									
Dale Sveum, S OBP: 0.319, SLG: 0.372 (1, 5)	BB							F8		4	0	1	0	0	0	0									
Ernest Riles, L OBP: 0.330, SLG: 0.359 (1, 6)								K		4	0	0	0	0	2	0									
Mike Felder, S OBP: 0.289, SLG: 0.323 (1, 7)	BB							F8		4	0	1	0	0	0	0									
Jim Gantner, L OBP: 0.319, SLG: 0.354 (1, 4)	BB							2B		3	0	1	0	0	1	1									
Inning Stats	R: 1 E: 0 K: 0 S: 5	H: 4 LOB: 2 BB: 0 P: 6	R: 0 E: 0 K: 1 S: 6	H: 1 LOB: 1 BB: 1 P: 10	R: 0 E: 0 K: 2 S: 7	H: 0 LOB: 0 BB: 0 P: 7	R: 0 E: 0 K: 0 S: 3	H: 0 LOB: 0 BB: 0 P: 3	R: 0 E: 0 K: 2 S: 8	H: 1 LOB: 1 BB: 0 P: 8	R: 0 E: 0 K: 0 S: 3	H: 1 LOB: 0 BB: 0 P: 3	R: 0 E: 0 K: 0 S: 5	H: 2 LOB: 2 BB: 0 P: 5	R: 0 E: 0 K: 0 S: 3	H: 0 LOB: 0 BB: 0 P: 3	R: 0 E: 0 K: 1 S: 5	H: 0 LOB: 0 BB: 0 P: 5	1B: 7 2B: 2 3B: 0 HR: 0	SF: 0 SAC: 0 DP: 1 HBP: 1	WP: 0 PB: 0 SB: 0 CS: 1	PA: 35			
PITCHER	IP	WLS	BF	H	R	ER	SO	BB	IBB	HBP	BLK	WP	HR	S	P	ERA	WHIP								
Mark Langston, L ERA: 4.65 (1, 1)	4.0		17	5	1	1	3	1	0	1	0	0	0	21	26	2.25	1.500								
Steve Fireovid, R ERA: 3.46 (5, 1)	2.2	W	11	4	0	0	2	0	0	0	0	0	0	15	15	0.00	1.500								
Pete Ladd, R ERA: 3.86 (7, 1)	2.1	S	7	0	0	0	1	0	0	0	0	0	0	9	9	0.00	0.000								

Batter	1	2	3	4	5	6	7	8	9	AB	R	H	RBI	BB	SO	LOB	TOP		
John Moses, S OBP: 0.354, SLG: 0.352 Ricky Nelson, L OBP: 0.200, SLG: 0.200	4-3						K		K	4	1	3	3	0	0	0			
Phil Bradley, R OBP: 0.365, SLG: 0.410	2B					L3			F9	6	3	3	1	0	0	2			
Jim Presley, R OBP: 0.322, SLG: 0.520 Domingo Ramos, R OBP: 0.238, SLG: 0.230	2B		F8	E5		FC5-4			1B	4	1	2	0	0	0	2			
Ken Phelps, L OBP: 0.419, SLG: 0.581 Barry Bonnell, R OBP: 0.206, SLG: 0.235	K		E	FC5		K			K	3	2	1	0	1	2	3			
Danny Tartabull, R OBP: 0.363, SLG: 0.535	2B		E	FC5		FC5-4			2B	5	3	3	4	0	0	3			
Scott Bradley, L OBP: 0.317, SLG: 0.377	F6		E2	6-3		3B			SF8	4	1	2	4	0	0	2			
Dave Henderson, R OBP: 0.342, SLG: 0.466	4-3		E	6-3		3B			F4	3	1	1	1	2	0	1			
Spike Owen, S OBP: 0.317, SLG: 0.367	4-3		FC1			5-3			F5	4	2	1	0	1	0	3			
Harold Reynolds, S OBP: 0.287, SLG: 0.285	L8		L7			5-3			G3	5	0	0	0	0	0	5			
Inning Stats	R: 2 E: 0 K: 1 S: 8	H: 3 LOB: 1 BB: 0 P: 8	R: 0 E: 0 K: 0 S: 3	H: 0 LOB: 0 BB: 0 P: 3	R: 7 E: 2 K: 0 S: 10	H: 6 LOB: 1 BB: 1 P: 14	R: 2 E: 2 K: 0 S: 4	H: 1 LOB: 1 BB: 1 P: 8	R: 1 E: 0 K: 1 S: 7	H: 2 LOB: 2 BB: 1 P: 11	R: 1 E: 0 K: 1 S: 6	H: 1 LOB: 0 BB: 0 P: 6	R: 1 E: 0 K: 0 S: 6	H: 3 LOB: 2 BB: 0 P: 6	R: 0 E: 0 K: 2 S: 8	H: 1 LOB: 1 BB: 0 P: 8	1B: 14 2B: 3 3B: 1 HR: 1	SF: 1 SAC: 0 DP: 1 HBP: 0	WP: 1 PA: 49
PITCHER	IP	WLS	BF	H	R	ER	SO	BB	IBB	HBP	BLK	WP	HR	S	P	ERA	WHIP		
Bill Wegman, R ERA: 4.96	2.1	L	15	8	7	5	1	0	0	0	0	0	0	17	17	19.29	3.429		
Jaime Cocanower, R ERA: 4.43	2.2		14	3	5	1	0	3	0	0	0	0	0	11	23	3.38	2.250		
Bob Gibson, R ERA: 3.78	3.0		16	6	3	3	2	1	0	0	0	1	1	19	23	9.00	2.333		
Mark Clear, R ERA: 1.6	1.0		4	1	0	0	2	0	0	0	0	0	0	8	8	0.00	1.000		

Seattle Mariners @ Milwaukee Brewers
Milwaukee County Stadium, Milwaukee, WI

AB 44
R 15
H 18
RBI 13
BB 4
SO 5
LOB 22




Sat Jul 12 1986, 8:05 PM EDT
Att: 25,946 - Unknown

Batter	1	2	3	4	5	6	7	8	9	AB	R	H	RBI	BB	SO	LOB	BOTTOM		
Paul Molitor, R OBP: 0.392, SLG: 0.496	F8					F3	FC6-4		HR	6	1	3	3	0	0	1			
Charlie Moore, R OBP: 0.367, SLG: 0.444 Bill Schroeder, R OBP: 0.270, SLG: 0.336	BB					1B			K	3	2	2	0	1	0	1			
Cecil Cooper, L OBP: 0.318, SLG: 0.389	BB					F8				5	1	3	1	0	0	4			
Robin Yount, R OBP: 0.408, SLG: 0.457	F3		L5			F9			F8	5	0	0	0	0	0	4			
Ben Oglivie, L OBP: 0.344, SLG: 0.402	BB		G3			F8			F6	4	0	1	1	1	0	1			
Rob Deer, R OBP: 0.310, SLG: 0.454	BB		5-3			2B			HR	4	2	2	1	1	1	1			
Ernest Riles, L OBP: 0.328, SLG: 0.358	G3					2B			F7	5	1	1	0	0	0	4			
Dale Sveum, S OBP: 0.326, SLG: 0.379	4-3					2B			E8	4	2	3	2	1	0	0			
Jim Gantner, L OBP: 0.314, SLG: 0.347 Juan Castillo, S OBP: 0.250, SLG: 0.204	L7					K			K	4	0	0	0	0	1	3			
Inning Stats	R: 1 E: 0 K: 0 S: 5	H: 2 LOB: 3 BB: 2 P: 13	R: 0 E: 0 K: 0 S: 4	H: 1 LOB: 2 BB: 1 P: 8	R: 0 E: 0 K: 0 S: 3	H: 0 LOB: 0 BB: 0 P: 3	R: 1 E: 1 K: 0 S: 6	H: 2 LOB: 2 BB: 0 P: 6	R: 2 E: 0 K: 1 S: 8	H: 3 LOB: 1 BB: 0 P: 8	R: 2 E: 0 K: 1 S: 8	H: 3 LOB: 1 BB: 0 P: 8	R: 0 E: 0 K: 0 S: 4	H: 1 LOB: 1 BB: 0 P: 4	R: 3 E: 1 K: 2 S: 10	H: 3 LOB: 0 BB: 0 P: 10	1B: 9 2B: 5 3B: 0 HR: 1	SF: 0 SAC: 0 DP: 0 HBP: 0	WP: 2 PA: 47
PITCHER	IP	WLS	BF	H	R	ER	SO	BB	IBB	HBP	BLK	WP	HR	S	P	ERA	WHIP		
Jerry Reed, R ERA: 3.5	5.0	W	27	8	4	3	1	3	0	0	0	1	0	26	38	5.40	2.200		
Mark Huisman, R ERA: 4.5	4.0	S	20	7	5	5	3	1	0	0	0	1	1	25	29	11.25	2.000		

Seattle Mariners @ Milwaukee Brewers
Milwaukee County Stadium, Milwaukee, WI

AB 43
R 9
H 15
RBI 8
BB 4
SO 4
LOB 21



Sat Jul 12 1986, 8:05 PM EDT
Att: 25,946 - Unknown

Batter	1	2	3	4	5	6	7	8	9	AB	R	H	RBI	BB	SO	LOB	TOP										
John Moses, S (1, 8) OBP: 0.361, SLG: 0.358										3	0	2	0	1	0	0	Seattle Mariners @ Milwaukee Brewers Milwaukee County Stadium, Milwaukee, WI Sun Jul 13 1986, 8:05 PM EDT Att: 10,532 - Unknown										
Phil Bradley, R (1, 7) OBP: 0.367, SLG: 0.407										2	0	0	0	2	1	1											
Jim Presley, R (1, 5) OBP: 0.319, SLG: 0.514										4	0	0	0	0	3	4											
Ken Phelps, L (1, 3) OBP: 0.415, SLG: 0.570										3	0	0	0	1	3	0											
Danny Tartabull, R (1, 9) OBP: 0.361, SLG: 0.531										4	0	1	0	0	2	2											
Dave Henderson, R (1, 10) OBP: 0.338, SLG: 0.459										4	0	0	0	0	0	1											
Spike Owen, S (1, 6) OBP: 0.313, SLG: 0.362										4	0	0	0	0	1	1											
Bob Kearney, R (1, 2) OBP: 0.264, SLG: 0.341										3	0	1	0	0	1	0											
Harold Reynolds, S (1, 4) OBP: 0.284, SLG: 0.282										2	0	0	0	0	1	1											
Domingo Ramos, R (8, PH) OBP: 0.250, SLG: 0.230										0	0	0	0	1	0	0											
Inning Stats	R: 0 E: 0 K: 1 S: 5	H: 1 LOB: 2 BB: 2 P: 13	R: 0 E: 0 K: 0 S: 4	H: 1 LOB: 1 BB: 0 P: 4	R: 0 E: 0 K: 2 S: 6	H: 0 LOB: 0 BB: 1 P: 10	R: 0 E: 0 K: 1 S: 5	H: 0 LOB: 0 BB: 0 P: 5	R: 0 E: 0 K: 3 S: 9	H: 0 LOB: 0 BB: 0 P: 9	R: 0 E: 0 K: 2 S: 7	H: 0 LOB: 0 BB: 0 P: 7	R: 0 E: 0 K: 1 S: 6	H: 1 LOB: 3 BB: 2 P: 14	R: 0 E: 0 K: 1 S: 6	H: 1 LOB: 1 BB: 0 P: 6	1B: 4 2B: 1 3B: 0 HR: 0	SF: 0 SAC: 0 DP: 1 HBP: 0	WP: 0 PB: 0 SB: 0 CS: 2	PA: 34							
PITCHER	IP	WLS	BF	H	R	ER	SO	BB	IBB	HBP	BLK	WP	HR	S	P	ERA	WHIP										
Juan Nieves, L (1, 1) ERA: 3.91	9.0	W	34	4	0	0	12	5	0	0	0	0	0	53	73	0.00	1.000										

Batter	1	2	3	4	5	6	7	8	9	AB	R	H	RBI	BB	SO	LOB	BOTTOM										
Paul Moltitor, R (1, 10) OBP: 0.393, SLG: 0.493										5	0	2	0	0	1	1	Seattle Mariners @ Milwaukee Brewers Milwaukee County Stadium, Milwaukee, WI Sun Jul 13 1986, 8:05 PM EDT Att: 10,532 - Unknown										
Robin Yount, R (1, 8) OBP: 0.405, SLG: 0.451										4	0	0	0	1	0	3											
Cecil Cooper, L (1, 3) OBP: 0.314, SLG: 0.384										4	0	0	0	0	1	3											
Ben Oglivie, L (1, 7) OBP: 0.351, SLG: 0.410										3	2	2	0	1	1	2											
Mike Felder, S (8, PR) OBP: 0.299, SLG: 0.323										0	1	0	0	0	0	0											
Ernest Riles, L (1, 6) OBP: 0.330, SLG: 0.359										2	1	1	0	1	0	2											
Rob Deer, R (1, 9) OBP: 0.313, SLG: 0.470										3	1	2	4	0	0	0											
Dale Sveum, S (1, 5) OBP: 0.324, SLG: 0.376										4	0	1	0	0	2	4											
Jim Gantner, L (1, 4) OBP: 0.316, SLG: 0.351										3	0	2	1	0	0	1											
Rick Cerone, R (1, 2) OBP: 0.275, SLG: 0.351										4	0	1	0	0	0	5											
Inning Stats	R: 0 E: 0 K: 1 S: 5	H: 1 LOB: 0 BB: 0 P: 5	R: 1 E: 0 K: 0 S: 5	H: 2 LOB: 2 BB: 1 P: 9	R: 0 E: 0 K: 0 S: 3	H: 0 LOB: 0 BB: 0 P: 3	R: 1 E: 0 K: 0 S: 6	H: 4 LOB: 2 BB: 0 P: 6	R: 0 E: 0 K: 1 S: 6	H: 1 LOB: 1 BB: 0 P: 10	R: 0 E: 0 K: 1 S: 5	H: 0 LOB: 0 BB: 0 P: 5	R: 3 E: 2 K: 1 S: 9	H: 2 LOB: 2 BB: 1 P: 13	R: 0 E: 0 K: 1 S: 6	H: 1 LOB: 1 BB: 0 P: 6	1B: 9 2B: 1 3B: 0 HR: 1	SF: 2 SAC: 1 DP: 0 HBP: 0	WP: 0 PB: 0 SB: 0 CS: 2	PA: 39							
PITCHER	IP	WLS	BF	H	R	ER	SO	BB	IBB	HBP	BLK	WP	HR	S	P	ERA	WHIP										
Mike Moore, R (1, 1) ERA: 4.8	8.0	L	38	11	5	4	5	3	0	0	0	0	1	45	57	4.50	1.750										



Batter	1	2	3	4	5	6	7	8	9	AB	R	H	RBI	BB	SO	LOB	TOP								
Paul Molitor, R (1, 10) OBP: 0.387, SLG: 0.479										4	1	0	0	1	1	2									
Ernest Riles, L (1, 6) OBP: 0.329, SLG: 0.354										4	0	0	0	1	0	3									
Robin Yount, R (1, 8) OBP: 0.403, SLG: 0.446										3	0	0	0	1	0	3									
Cecil Cooper, L (1, 3) OBP: 0.319, SLG: 0.385										2	0	1	0	2	0	0									
Glenn Braggs, R (1, 7) OBP: 0.250, SLG: 0.250										4	0	1	0	0	1	5									
Rob Deer, R (1, 9) OBP: 0.309, SLG: 0.462										4	0	0	0	0	2	4									
Dale Sveum, S (1, 5) OBP: 0.327, SLG: 0.376										3	0	1	0	1	1	2									
Jim Cantner, L (1, 4) OBP: 0.315, SLG: 0.349										4	0	1	0	0	1	4									
Rick Cerone, R (1, 2) OBP: 0.269, SLG: 0.343										3	0	0	0	0	0	2									
Ben Oglivie, L (9, PH) OBP: 0.353, SLG: 0.410										0	0	0	0	1	0	0									
Inning Stats	R: 0 E: 0 K: 1 S: 5	H: 0 LOB: 0 BB: 0 P: 5	R: 0 E: 0 K: 0 S: 3	H: 0 LOB: 0 BB: 0 P: 3	R: 0 E: 1 K: 0 S: 5	H: 1 LOB: 2 BB: 0 P: 5	R: 0 E: 0 K: 2 S: 7	H: 0 LOB: 3 BB: 3 P: 19	R: 0 E: 0 K: 0 S: 3	H: 0 LOB: 0 BB: 0 P: 3	R: 0 E: 0 K: 1 S: 7	H: 2 LOB: 2 BB: 0 P: 7	R: 1 E: 0 K: 0 S: 4	H: 1 LOB: 3 BB: 3 P: 16	R: 0 E: 0 K: 2 S: 7	H: 0 LOB: 0 BB: 0 P: 7	R: 0 E: 0 K: 0 S: 2	H: 0 LOB: 0 BB: 1 P: 6	1B: 4 2B: 0 3B: 0 HR: 0	SF: 0 SAC: 0 DP: 1 HBP: 0	WP: 1 PB: 0 SB: 0 CS: 0	PA: 38			
PITCHER	IP	WLS	BF	H	R	ER	SO	BB	IBB	HBP	BLK	WP	HR	S	P	ERA	WHIP								
Joaquin Andujar, R (1, 1) ERA: 3.42	5.1	W	23	3	0	0	3	3	0	0	0	0	0	26	38	0.00	1.125								
Dave Stewart, R (6, 1) ERA: 5.14	1.0		5	1	1	1	1	1	0	0	0	0	0	6	10	9.00	2.000								
Dave Leiper, L (7, 1) ERA: 2.84	0.0		1	0	0	0	0	1	0	0	0	0	0	0	4	∞	∞								
Steve Ontiveros, R (7, 1) ERA: 4.99	2.2	S	9	0	0	0	2	2	0	0	0	1	0	11	19	0.00	0.750								

Milwaukee Brewers @ Oakland Athletics
Oakland-Alameda County Coliseum, Oakland, CA
Fri Jul 18, 1986, 7:05 PM PDT
Att: 11,300 - Unknown

AB	31
R	1
H	4
RBI	0
BB	7
SO	6
LOB	25





Batter	1	2	3	4	5	6	7	8	9	AB	R	H	RBI	BB	SO	LOB	BOTTOM								
Tony Phillips, S (1, 4) OBP: 0.363, SLG: 0.341										4	0	2	0	0	0	0									
Alfredo Griffin, S (1, 6) OBP: 0.334, SLG: 0.366										3	1	1	0	0	0	0									
Jose Canseco, R (1, 7) OBP: 0.361, SLG: 0.526										4	0	2	0	0	2	1									
Dave Kingman, R (1, 10) OBP: 0.246, SLG: 0.414										4	0	1	0	0	2	2									
Carney Lansford, R (1, 3) OBP: 0.333, SLG: 0.382										2	2	1	0	2	0	1									
Dusty Baker Jr., R (1, 9) OBP: 0.328, SLG: 0.346										2	2	1	2	2	0	2									
Dwayne Murphy, L (1, 8) OBP: 0.371, SLG: 0.368										3	1	1	0	0	0	0									
Donnie Hill, S (1, 5) OBP: 0.325, SLG: 0.370										4	0	1	1	0	0	1									
Mickey Tettleton, S (1, 2) OBP: 0.298, SLG: 0.309										2	0	0	1	0	1	2									
Inning Stats	R: 0 E: 0 K: 1 S: 6	H: 1 LOB: 1 BB: 0 P: 6	R: 1 E: 0 K: 0 S: 3	H: 1 LOB: 2 BB: 2 P: 11	R: 1 E: 0 K: 1 S: 7	H: 2 LOB: 1 BB: 0 P: 7	R: 2 E: 1 K: 0 S: 4	H: 2 LOB: 0 BB: 1 P: 8	R: 0 E: 0 K: 1 S: 6	H: 1 LOB: 2 BB: 1 P: 10	R: 0 E: 0 K: 1 S: 5	H: 0 LOB: 0 BB: 0 P: 5	R: 0 E: 0 K: 0 S: 3	H: 1 LOB: 1 BB: 0 P: 3	R: 2 E: 0 K: 1 S: 7	H: 2 LOB: 0 BB: 0 P: 7	1B: 8 2B: 1 3B: 0 HR: 1	SF: 1 SAC: 2 DP: 0 HBP: 0	WP: 1 PB: 0 SB: 0 CS: 2	PA: 36					
PITCHER	IP	WLS	BF	H	R	ER	SO	BB	IBB	HBP	BLK	WP	HR	S	P	ERA	WHIP								
Juan Nieves, L (1, 1) ERA: 4.04	3.0	L	16	5	4	3	2	3	0	0	0	0	0	17	29	9.00	2.667								
Bryan Clutterbuck, R (4, 1) ERA:	4.0		14	3	0	0	2	1	0	0	0	0	0	17	21	0.00	1.000								
Mark Clear, R (8, 1) ERA: 2.08	1.0		5	2	2	2	1	0	0	0	0	0	1	7	7	18.00	2.000								

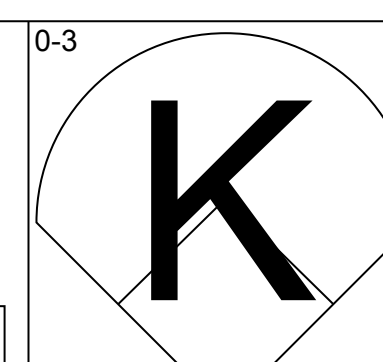
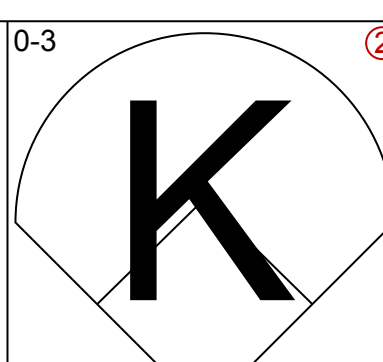
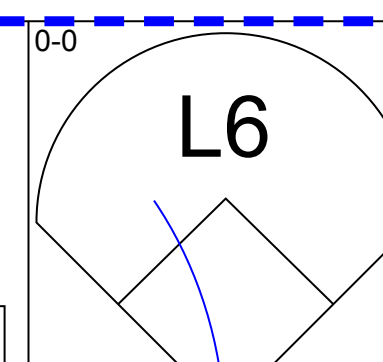
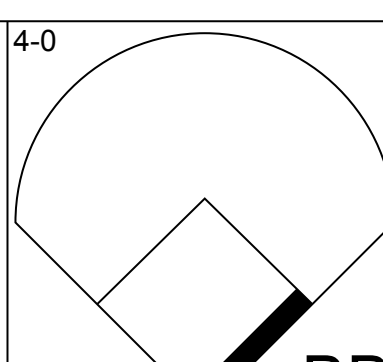
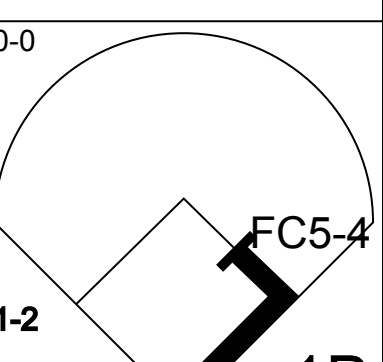
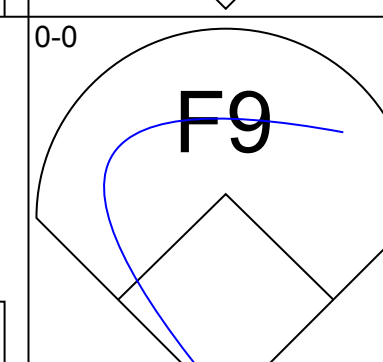
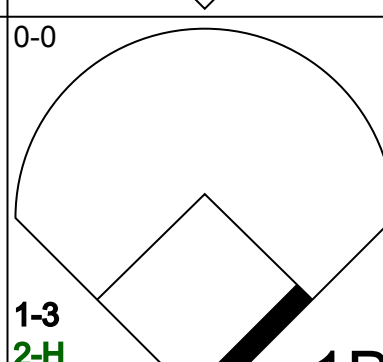
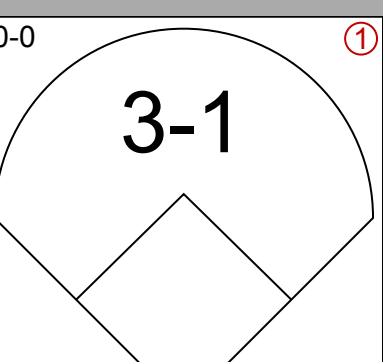
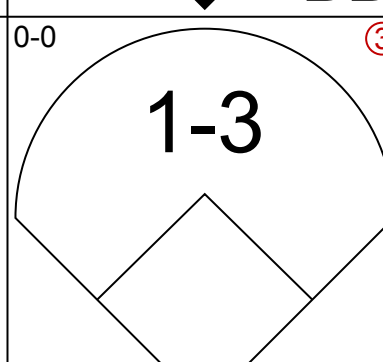
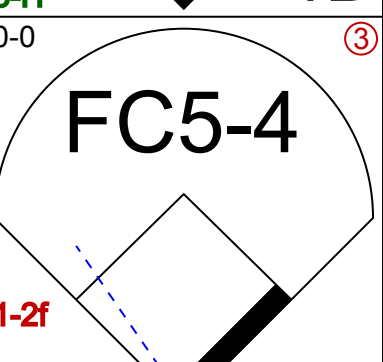
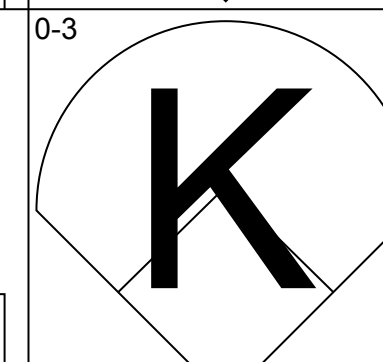
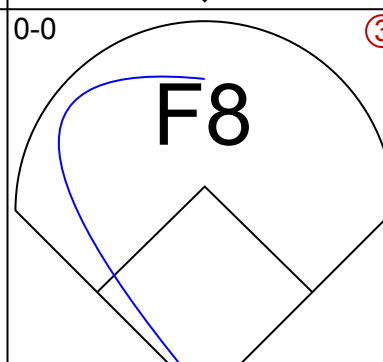
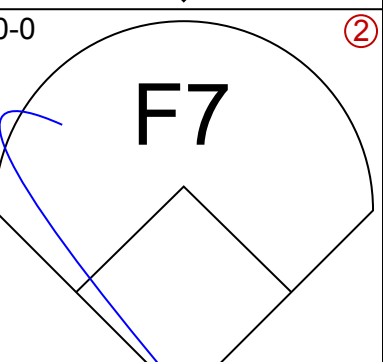
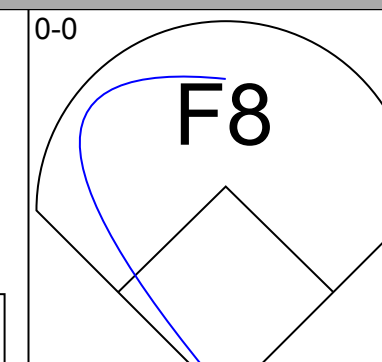
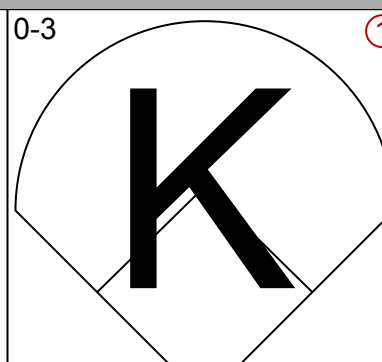
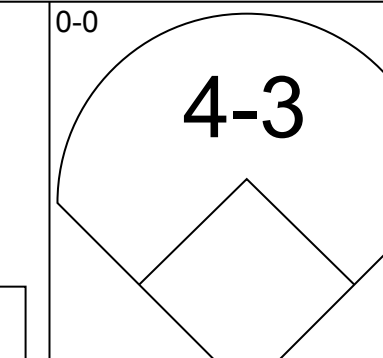
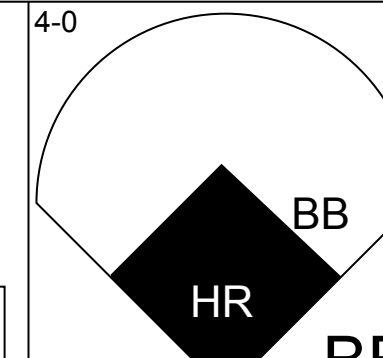
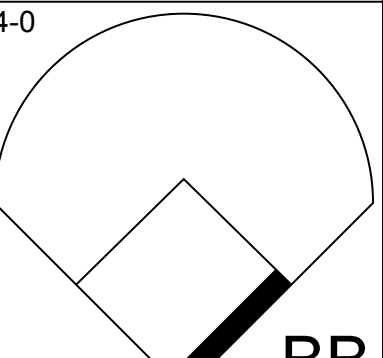
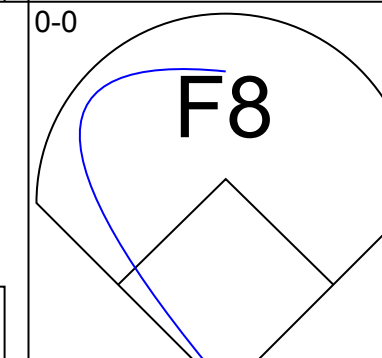
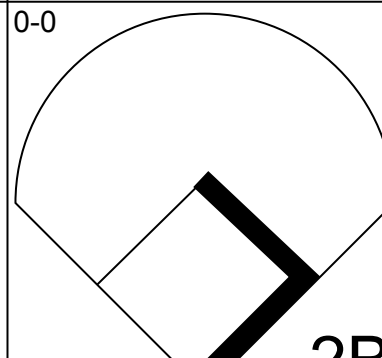

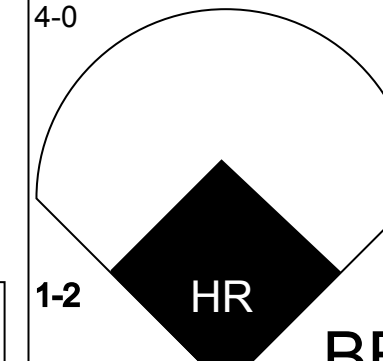
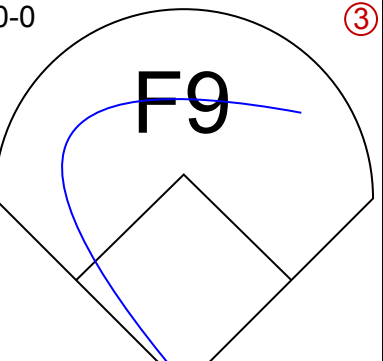
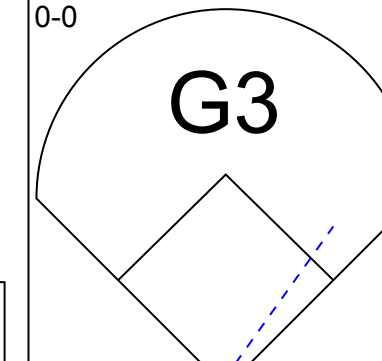
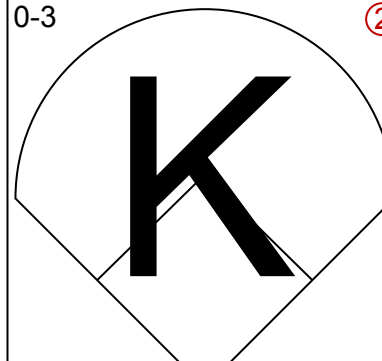

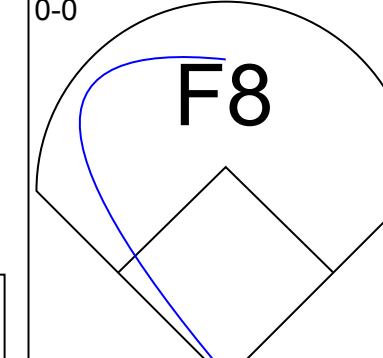
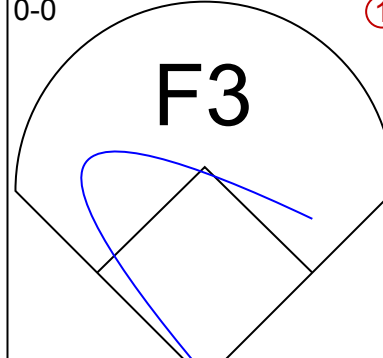
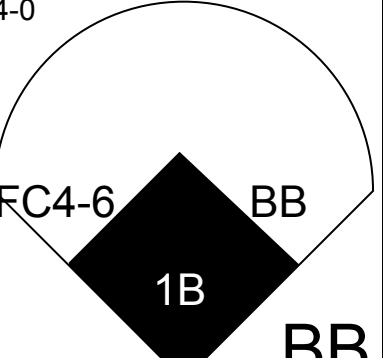
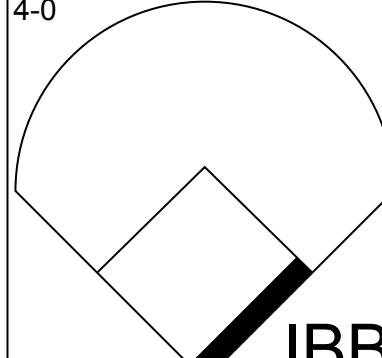
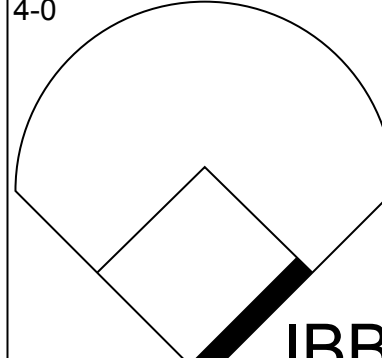

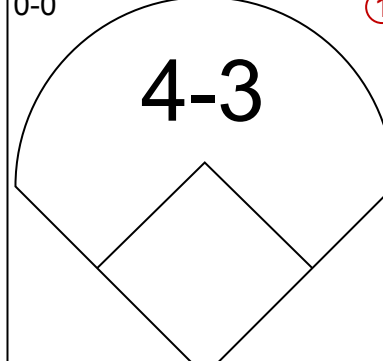
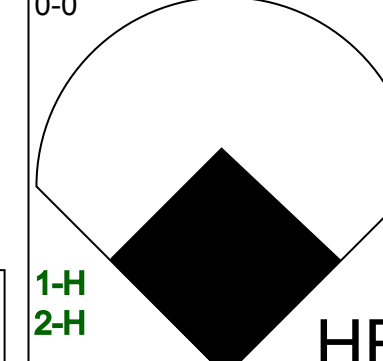
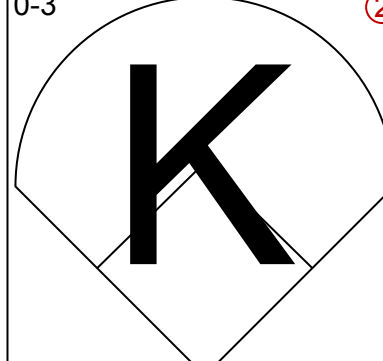
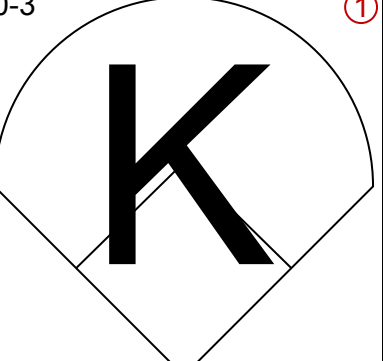
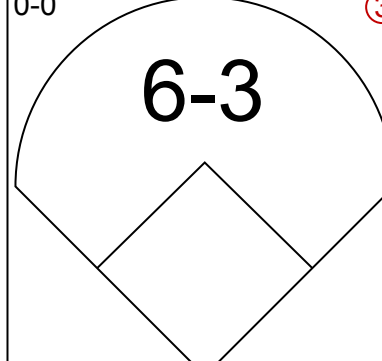
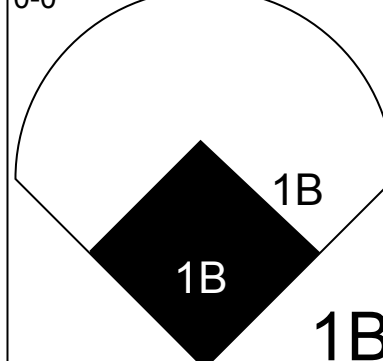
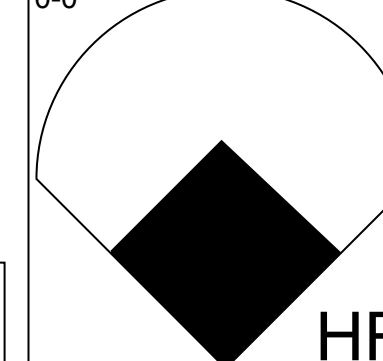
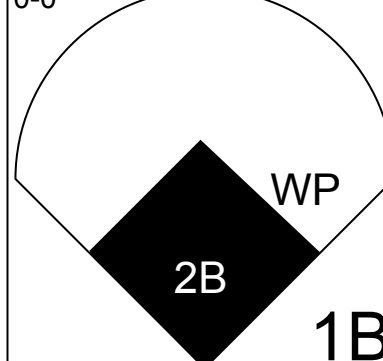
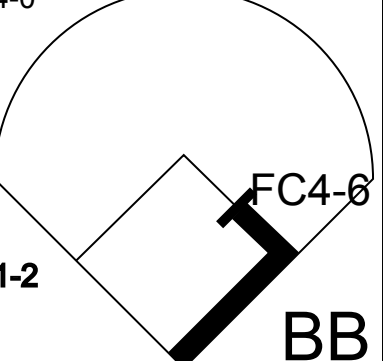
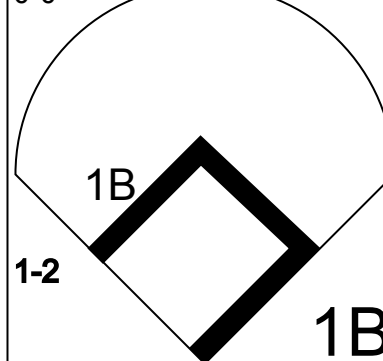
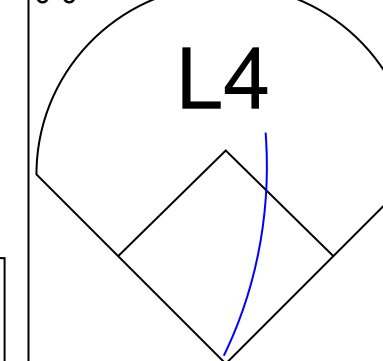
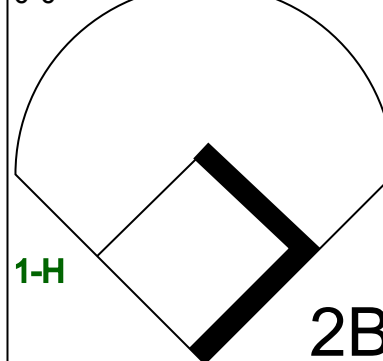
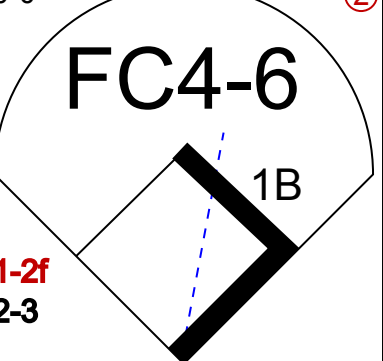
Milwaukee Brewers @ Oakland Athletics
Oakland-Alameda County Coliseum, Oakland, CA
Fri Jul 18, 1986, 7:05 PM PDT
Att: 11,300 - Unknown

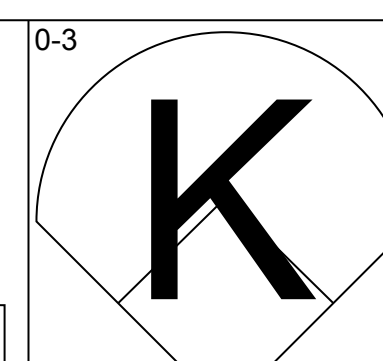
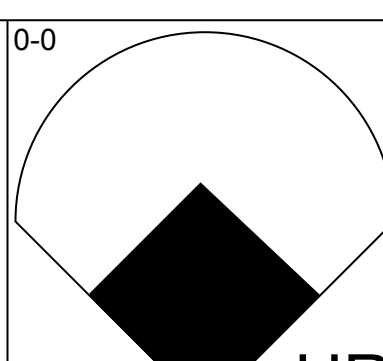
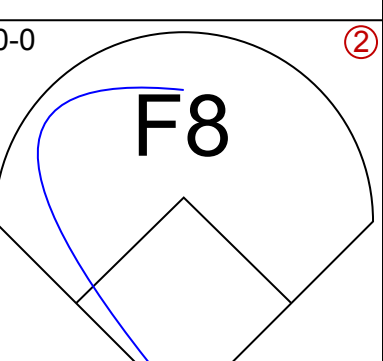
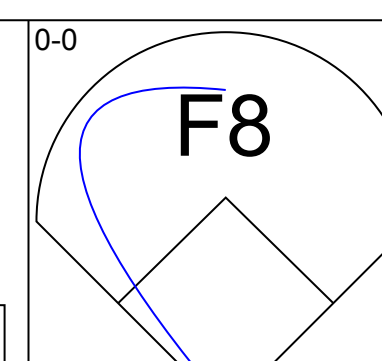
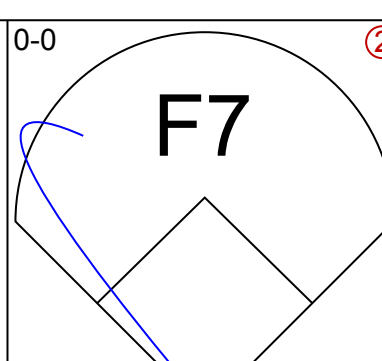
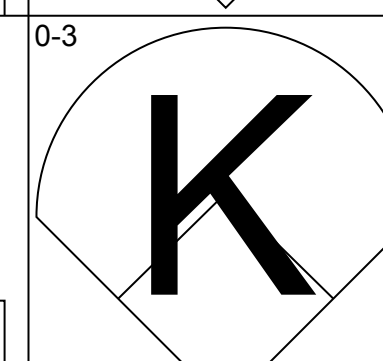
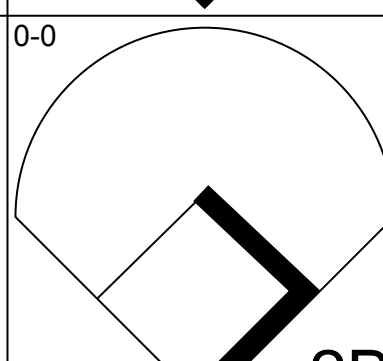
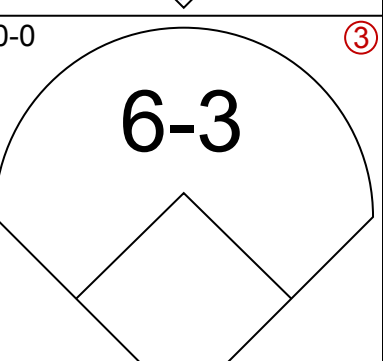
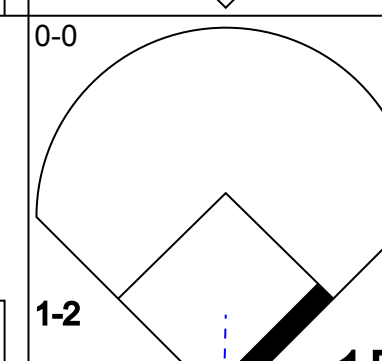
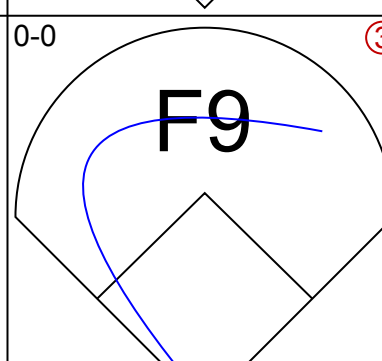
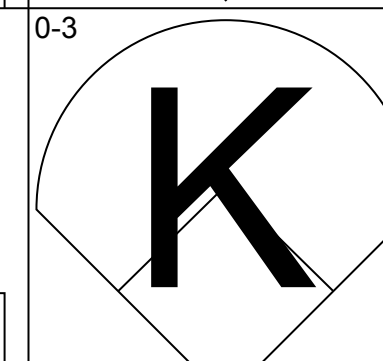
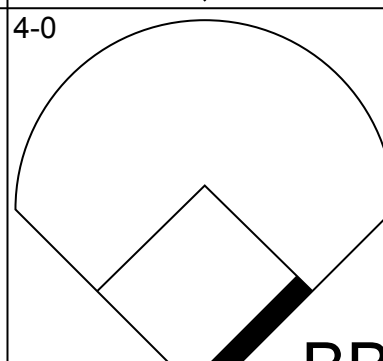
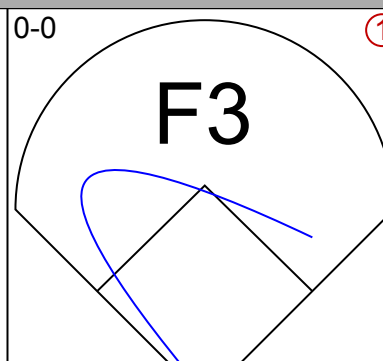
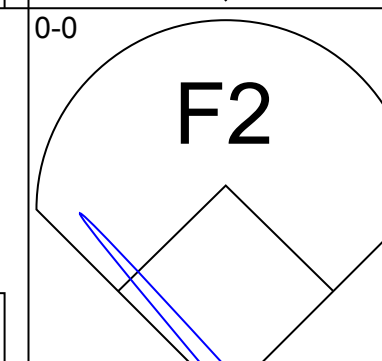
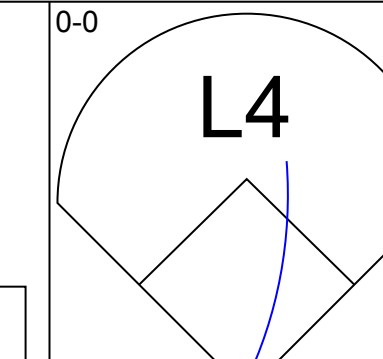
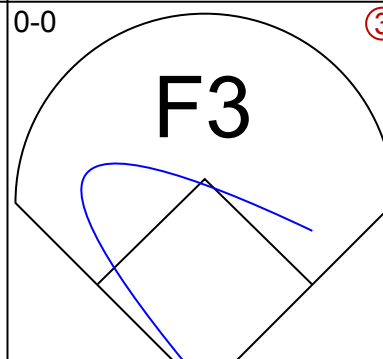
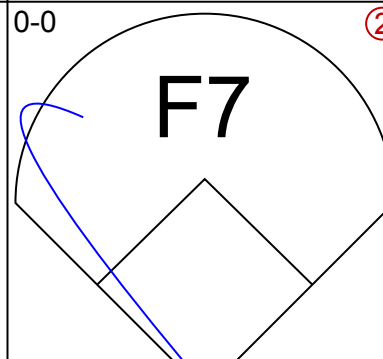
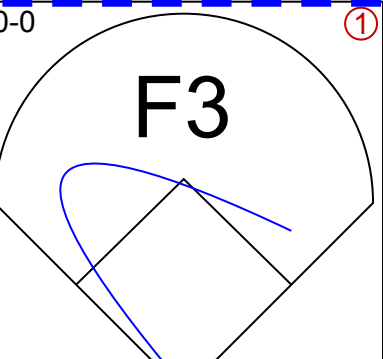

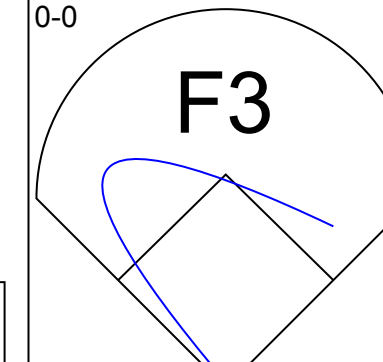
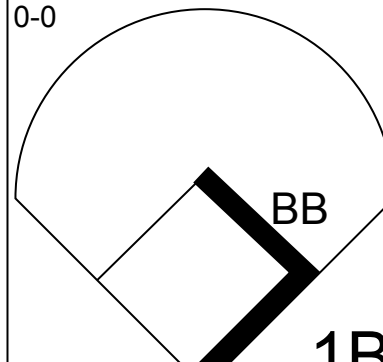
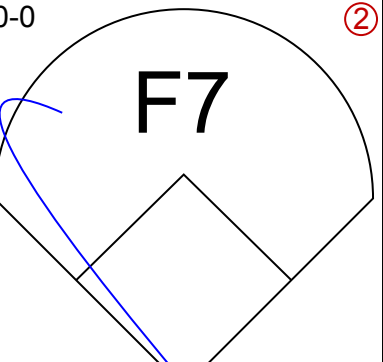

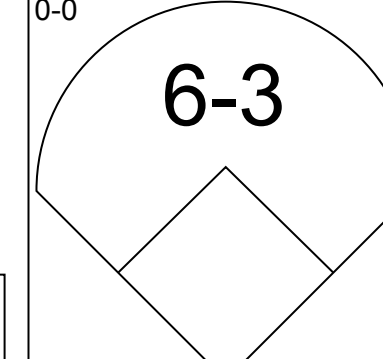
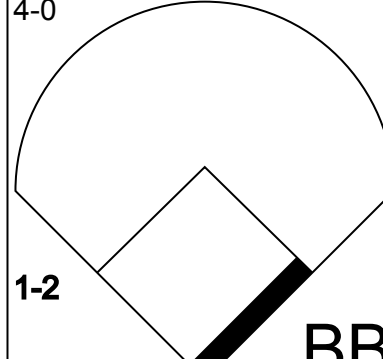
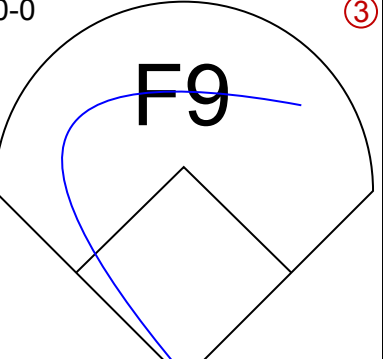
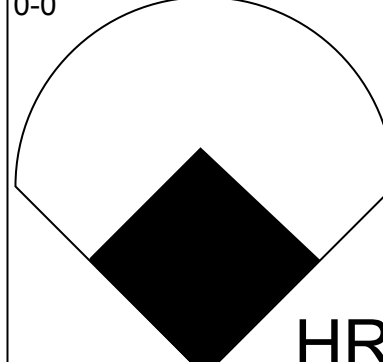
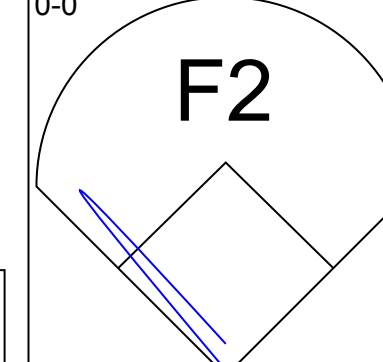
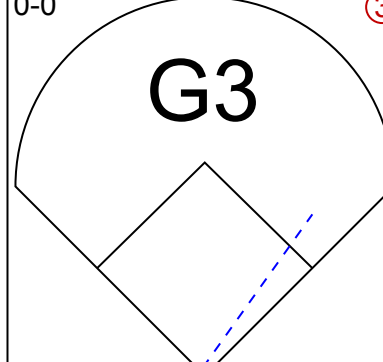
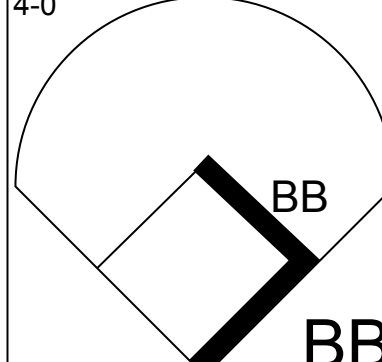
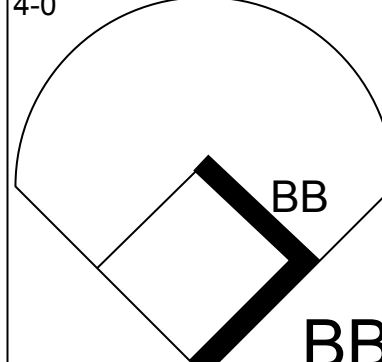
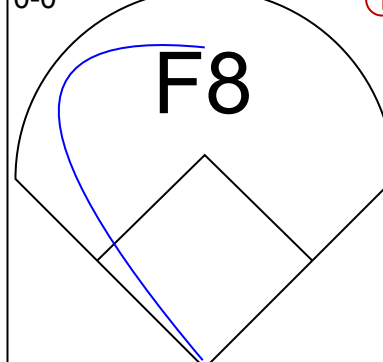
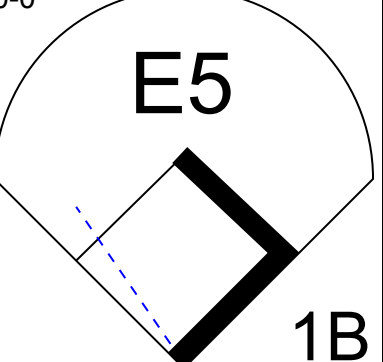
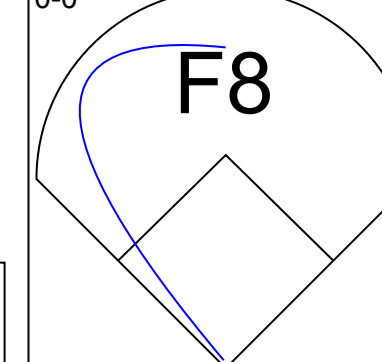
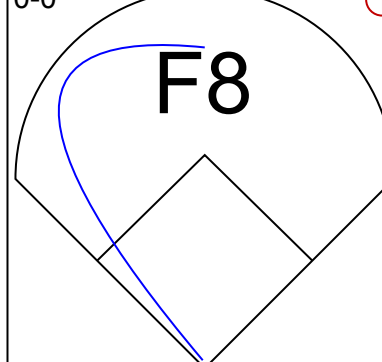
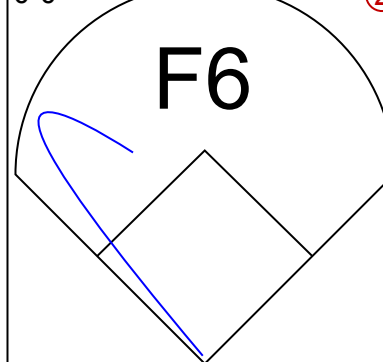
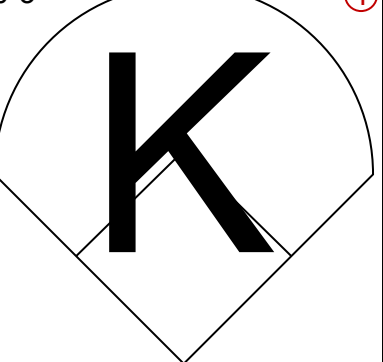
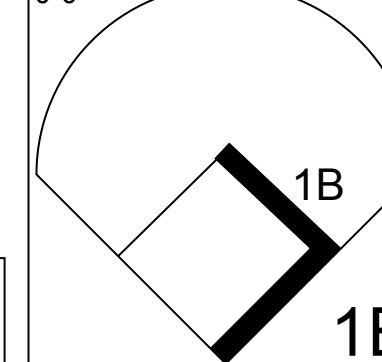
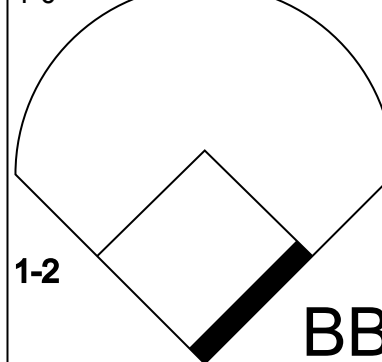
AB	28
R	6
H	10
RBI	4
BB	4
SO	5
LOB	9




Batter	1	2	3	4	5	6	7	8	9	AB	R	H	RBI	BB	SO	LOB	TOP										
Paul Moltzer, R OBP: 0.382, SLG: 0.477 (1, 10)	6-3		F9		1B 2B		K		F3	5	1	1	0	0	1	1	Milwaukee Brewers @ Oakland Athletics Oakland-Alameda County Coliseum, Oakland, CA Sat Jul 19 1986, 3:33 AM PDT Att: 17,239 - Unknown AB 34 R 2 H 9 RBI 2 BB 3 SO 8 LOB 15 										
Ernest Riles, L OBP: 0.325, SLG: 0.350 (1, 6)	G3		F7		K		F7			4	0	0	0	0	1	1											
Robin Yount, R OBP: 0.404, SLG: 0.446 (1, 8)	K			2B 1B	2B 1B			K		4	1	2	1	0	2	0											
Cecil Cooper, L OBP: 0.319, SLG: 0.383 (1, 3)		2B 1B		K	F7			6-3		4	0	1	0	0	1	2											
Glenn Braggs, R OBP: 0.375, SLG: 0.500 (1, 7)	K			L8						4	0	2	0	0	1	2											
Bill Schroeder, R OBP: 0.270, SLG: 0.342 (1, 2)	F8			2B		2B	F4			4	0	1	1	0	1	3											
Rob Deer, R OBP: 0.311, SLG: 0.464 (1, 9)	2B			BB			F4		F8	3	0	1	0	1	0	1											
Jim Gantner, L OBP: 0.315, SLG: 0.348 (1, 4)	K			L7			3-1		CS 1B	4	0	1	0	0	1	5											
Dale Sveum, S OBP: 0.327, SLG: 0.372 (1, 5)			F7				6-3		BB	2	0	0	0	1	0	0											
Ben Oglivie, L OBP: 0.353, SLG: 0.410 (9, PH)					CS BB				BB	0	0	0	0	0	0	0											
Gorman Thomas, R OBP: 0.312, SLG: 0.394 (9, PH)										0	0	0	0	1	0	0											
Charlie Moore, R OBP: 0.367, SLG: 0.444 (9, PR)										0	0	0	0	0	0	0											
Inning Stats	R: 0 E: 0 K: 1 S: 5	H: 0 LOB: 0 BB: 0 P: 5	R: 0 E: 0 K: 2 S: 9	H: 2 LOB: 2 BB: 0 P: 9	R: 0 E: 0 K: 0 S: 3	H: 0 LOB: 0 BB: 0 P: 3	R: 1 E: 0 K: 1 S: 7	H: 2 LOB: 2 BB: 1 P: 11	R: 1 E: 0 K: 1 S: 6	H: 2 LOB: 1 BB: 1 P: 10	R: 0 E: 0 K: 0 S: 4	H: 1 LOB: 1 BB: 0 P: 4	R: 0 E: 0 K: 1 S: 5	H: 0 LOB: 0 BB: 0 P: 5	R: 0 E: 0 K: 2 S: 8	H: 1 LOB: 1 BB: 0 P: 8	R: 0 E: 0 K: 0 S: 3	H: 1 LOB: 1 BB: 1 P: 7	1B: 5 2B: 4 3B: 0 HR: 0	SF: 0 SAC: 0 DP: 0 HBP: 0	WP: 0 PB: 0 SB: 0 CS: 2	PA: 37					
PITCHER	IP	WLS	BF	H	R	ER	SO	BB	IBB	HBP	BLK	WP	HR	S	P	ERA	WHIP										
Moose Haas, R ERA: 2.94 (1, 1)	4.0		17	4	1	1	4	1	0	0	0	0	0	24	28	2.25	1.250										
Bill Mooneyham, R ERA: 4.5 (5, 1)	4.1	W	18	5	1	1	4	1	0	0	0	0	0	25	29	2.08	1.385										
Dave Leiper, L ERA: 2.79 (9, 1)	0.1		1	0	0	0	0	1	0	0	0	0	0	0	4	0.00	3.000										
Doug Bair, R ERA: 2.66 (9, 1)	0.1	S	1	0	0	0	0	0	0	0	0	0	0	1	1	0.00	0.000										

Batter	1	2	3	4	5	6	7	8	9	AB	R	H	RBI	BB	SO	LOB	BOTTOM										
Tony Phillips, S OBP: 0.365, SLG: 0.339 (1, 4)	CS BB			K		F8		FC1-6 BB		2	0	0	0	2	1	1	Milwaukee Brewers @ Oakland Athletics Oakland-Alameda County Coliseum, Oakland, CA Sat Jul 19 1986, 3:33 AM PDT Att: 17,239 - Unknown AB 28 R 3 H 6 RBI 3 BB 5 SO 6 LOB 13 										
Dwayne Murphy, L OBP: 0.397, SLG: 0.358 (1, 8)	K			K		BB		FC1-6 BB 3B		3	1	0	0	1	2	2											
Jose Canseco, R OBP: 0.357, SLG: 0.520 (1, 7)	F8			F8		K		F3		4	0	0	0	0	1	3											
Bruce Bochte, L OBP: 0.361, SLG: 0.359 (1, 3)	4-3			G5-4-3 1B		1B BB		1B BB 3B		2	2	1	0	2	0	0											
Carney Lansford, R OBP: 0.332, SLG: 0.386 (1, 5)	F8			G5-4-3 1-2		F7		3B		4	0	1	2	0	0	2											
Mike Davis, L OBP: 0.295, SLG: 0.439 (1, 9)	1-3			S 1B		L9		F8		4	0	1	0	0	0	2											
Dusty Baker Jr., R OBP: 0.328, SLG: 0.346 (1, 10)			K		F8		1B 1B			3	0	1	0	0	1	1											
Jerry Willard, L OBP: 0.364, SLG: 0.395 (1, 2)			5-3			K		1B		3	0	1	1	0	1	0											
Alfredo Griffin, S OBP: 0.334, SLG: 0.365 (1, 6)			4-3			BB 1B		1-3		3	0	1	0	0	0	2											
Inning Stats	R: 0 E: 0 K: 1 S: 4	H: 0 LOB: 0 BB: 1 P: 8	R: 0 E: 0 K: 0 S: 3	H: 0 LOB: 0 BB: 0 P: 3	R: 0 E: 0 K: 1 S: 5	H: 0 LOB: 0 BB: 0 P: 5	R: 0 E: 0 K: 2 S: 7	H: 0 LOB: 0 BB: 0 P: 7	R: 0 E: 0 K: 0 S: 4	H: 2 LOB: 1 BB: 0 P: 4	R: 0 E: 0 K: 2 S: 8	H: 1 LOB: 2 BB: 1 P: 12	R: 1 E: 0 K: 0 S: 5	H: 2 LOB: 2 BB: 1 P: 9	R: 2 E: 0 K: 0 S: 4	H: 1 LOB: 1 BB: 2 P: 12		R: 0 E: 0 K: 0 S: 3	H: 1 LOB: 1 BB: 1 P: 7	1B: 5 2B: 0 3B: 1 HR: 0	SF: 0 SAC: 0 DP: 1 HBP: 0	WP: 0 PB: 0 SB: 1 CS: 1	PA: 33				
PITCHER	IP	WLS	BF	H	R	ER	SO	BB	IBB	HBP	BLK	WP	HR	S	P	ERA	WHIP										
Danny Darwin, R ERA: 2.82 (1, 1)	6.2		26	5	1	1	6	3	0	0	0	0	0	35	47	1.35	1.200										
Dan Plesac, L ERA: 3.64 (7, 1)	0.2		3	0	1	1	0	1	0	0	0	0	0	2	6	13.50	1.500										
Mark Clear, R ERA: 2.29 (8, 1)	0.2	L	4	1	1	1	0	1	0	0	0	0	0	3	7	13.50	3.000										

Batter	1	2	3	4	5	6	7	8	9	AB	R	H	RBI	BB	SO	LOB	TOP					
Robin Yount, R OBP: 0.404, SLG: 0.444 (1, 8)										4	0	1	1	1	2	2	Milwaukee Brewers @ Oakland Athletics Oakland-Alameda County Coliseum, Oakland, CA Sun Jul 20 1986, 3:33 AM PDT Unknown livebaseballscorecards.com					
Charlie Moore, R OBP: 0.391, SLG: 0.436 (1, 2)										5	0	1	1	0	0	4						
Cecil Cooper, L OBP: 0.314, SLG: 0.376 (1, 3)										5	0	0	0	0	2	2						
Gorman Thomas, R OBP: 0.319, SLG: 0.399 (1, 10)										3	1	1	0	2	0	0						
Glenn Braggs, R OBP: 0.308, SLG: 0.333 (1, 7)										4	1	0	0	1	2	2						
Rob Deer, R OBP: 0.317, SLG: 0.460 (1, 9)										2	1	0	0	3	0	2						
Ernest Riles, L OBP: 0.323, SLG: 0.357 (1, 6)										5	1	1	3	0	2	3						
Dale Sveum, S OBP: 0.339, SLG: 0.395 (1, 5)										3	3	3	1	1	0	0						
Jim Gantner, L OBP: 0.317, SLG: 0.353 (1, 4)										4	0	2	1	0	0	2						
Inning Stats	R: 0 E: 0 K: 2 S: 7	H: 0 LOB: 0 BB: 0 P: 7	R: 0 E: 0 K: 1 S: 4	H: 0 LOB: 0 BB: 1 P: 8	R: 1 E: 0 K: 1 S: 8	H: 3 LOB: 2 BB: 0 P: 8	R: 4 E: 0 K: 0 S: 5	H: 2 LOB: 0 BB: 2 P: 13	R: 0 E: 0 K: 0 S: 3	H: 0 LOB: 1 BB: 1 P: 7	R: 1 E: 0 K: 1 S: 7	H: 2 LOB: 2 BB: 1 P: 11	R: 0 E: 0 K: 0 S: 3	H: 0 LOB: 0 BB: 0 P: 3	R: 1 E: 0 K: 1 S: 6	H: 1 LOB: 2 BB: 2 P: 14	R: 0 E: 0 K: 2 S: 8	H: 1 LOB: 2 BB: 1 P: 12	1B: 5 2B: 2 3B: 0 HR: 2	SF: 0 SAC: 0 DP: 0 HBP: 0	WP: 1 PB: 0 SB: 0 CS: 0	PA: 44
PITCHER	IP	WLS	BF	H	R	ER	SO	BB	IBB	HBP	BLK	WP	HR	S	P	ERA	WHIP					
Eric Plunk, R ERA: 5.14 (1, 1)	3.1	L	17	5	5	5	4	3	0	0	0	0	2	22	34	13.50	2.400					
Dave Stewart, R ERA: 5.13 (4, 1)	3.2		16	2	2	2	1	3	0	0	0	1	0	15	27	4.91	1.364					
Dave Vonohien, L ERA: (8, 1)	2.0		10	2	0	0	3	1	1	0	0	0	0	14	22	0.00	1.500					

Batter	1	2	3	4	5	6	7	8	9	AB	R	H	RBI	BB	SO	LOB	BOTTOM					
Tony Phillips, S OBP: 0.363, SLG: 0.345 (1, 4)										5	1	1	1	0	1	4	Milwaukee Brewers @ Oakland Athletics Oakland-Alameda County Coliseum, Oakland, CA Sun Jul 20 1986, 3:33 AM PDT Unknown livebaseballscorecards.com					
Alfredo Griffin, S OBP: 0.335, SLG: 0.369 (1, 6)										5	0	2	0	0	1	3						
Jose Canseco, R OBP: 0.356, SLG: 0.516 (1, 7)										3	0	0	0	1	1	2						
Dave Kingman, R OBP: 0.244, SLG: 0.409 (1, 10)										4	0	0	0	0	0	2						
Carney Lansford, R OBP: 0.331, SLG: 0.384 (1, 3)										4	0	1	0	0	1	0						
Dusty Baker Jr., R OBP: 0.326, SLG: 0.339 (1, 9)										3	0	0	0	1	0	0						
Dwayne Murphy, L OBP: 0.371, SLG: 0.382 (1, 8)										3	1	1	1	1	0	2						
Donnie Hill, S OBP: 0.323, SLG: 0.368 (1, 5)										4	0	1	0	0	0	1						
Mickey Tettleton, S OBP: 0.305, SLG: 0.310 (1, 2)										3	0	1	0	1	1	1						
Inning Stats	R: 0 E: 0 K: 3 S: 9	H: 0 LOB: 0 BB: 0 P: 9	R: 0 E: 0 K: 1 S: 5	H: 0 LOB: 0 BB: 0 P: 5	R: 2 E: 0 K: 0 S: 6	H: 3 LOB: 2 BB: 1 P: 10	R: 0 E: 0 K: 0 S: 3	H: 0 LOB: 0 BB: 0 P: 3	R: 0 E: 0 K: 0 S: 3	H: 1 LOB: 1 BB: 0 P: 6	R: 0 E: 0 K: 0 S: 4	H: 1 LOB: 2 BB: 1 P: 8	R: 0 E: 0 K: 0 S: 5	H: 2 LOB: 2 BB: 0 P: 5	R: 0 E: 0 K: 0 S: 3	H: 0 LOB: 0 BB: 0 P: 3	R: 0 E: 0 K: 0 S: 3	H: 0 LOB: 2 BB: 2 P: 11	1B: 4 2B: 1 3B: 0 HR: 2	SF: 0 SAC: 0 DP: 0 HBP: 0	WP: 0 PB: 0 SB: 0 CS: 0	PA: 38
PITCHER	IP	WLS	BF	H	R	ER	SO	BB	IBB	HBP	BLK	WP	HR	S	P	ERA	WHIP					
Teddy Higuera, L ERA: 2.75 (1, 1)	7.0	W	30	7	2	2	5	2	0	0	0	0	0	6	14	2.57	1.286					
Bob Gibson, R ERA: 3.39 (8, 1)	2.0		8	0	0	0	0	2	0	0	0	0	0	6	14	0.00	1.000					




Batter	1	2	3	4	5	6	7	8	9	AB	R	H	RBI	BB	SO	LOB	TOP			
Paul Moltzer, R OBP: 0.379, SLG: 0.477 (1, 10)	0-3 K		0-0 WP 2H 2B		0-3 K			0-0 4-3		4	0	1	1	0	2	1	Milwaukee Brewers @ Oakland Athletics Oakland-Alameda County Coliseum, Oakland, CA Sun Jul 20 1986, 3:38 AM PDT Att: 31,979 - Unknown livebaseballscores.com			
Robin Yount, R OBP: 0.405, SLG: 0.443 (1, 8)	0-0 G6-3 1B		0-3 K		4-0 FC6 BB			0-3 K		3	0	1	0	1	2	1				
Glenn Braggs, R OBP: 0.235, SLG: 0.250 (1, 7)	0-0 G6-3 1-2		0-0 4-3 2-3		0-0 FC6 1-2			0-3 K		4	0	0	0	0	1	4				
Gorman Thomas, R OBP: 0.317, SLG: 0.412 (1, 3)		0-0 HR		0-0 F8		0-0 5-3		0-3 K		4	1	1	1	0	1	0				
Ernest Riles, L OBP: 0.322, SLG: 0.355 (1, 6)		0-0 5-3		0-0 1B		0-0 G3		0-3 K		4	0	1	0	0	1	0				
Rick Manning, L OBP: 0.286, SLG: 0.337 (1, 9)		0-0 F6		0-0 F4		0-0 G3		0-0 1B		4	0	1	0	0	0	1				
Dale Sveum, S OBP: 0.333, SLG: 0.388 (1, 5)		0-3 K		0-3 K			0-0 6-3	0-3 K		4	0	0	0	0	3	2				
Jim Gantner, L OBP: 0.320, SLG: 0.360 (1, 4)			0-0 2B 2B		0-0 SH1-3 1B		0-3 K			3	1	2	0	0	1	0				
Rick Cerone, R OBP: 0.267, SLG: 0.341 Bill Schroeder, R OBP: 0.268, SLG: 0.339 (1, 2) (5, 2)			0-3 K		0-0 SH1-3 1-2		0-0 F4			1	0	0	0	0	1	1				
			1	0	0	0	0	0	0	1	0	0	0	0	0	0				
Inning Stats	R: 0 E: 0 K: 1 S: 5	H: 1 LOB: 0 BB: 0 P: 5	R: 1 E: 0 K: 1 S: 6	H: 1 LOB: 0 BB: 0 P: 6	R: 1 E: 0 K: 2 S: 9	H: 2 LOB: 1 BB: 0 P: 9	R: 0 E: 0 K: 1 S: 6	H: 1 LOB: 1 BB: 0 P: 6	R: 0 E: 0 K: 1 S: 6	H: 1 LOB: 2 BB: 1 P: 10	R: 0 E: 0 K: 0 S: 3	H: 0 LOB: 0 BB: 0 P: 3	R: 0 E: 0 K: 1 S: 5	H: 0 LOB: 0 BB: 0 P: 5	R: 0 E: 0 K: 3 S: 10	H: 1 LOB: 1 BB: 0 P: 10	1B: 4 2B: 2 3B: 0 HR: 1	SF: 0 SAC: 1 DP: 1 HBP: 0	WP: 1 PB: 0 SB: 0 CS: 0	PA: 34
PITCHER Jose Rijo, R ERA: 4.49 (1, 1)	IP: 9.0 WLS: W BF: 34 H: 7 R: 2 ER: 2 SO: 12 BB: 1 IBB: 0 HBP: 0 BLK: 0 WP: 1 HR: 1 S: 57 P: 61 ERA: 2.00 WHIP: 0.889											PITCHER	IP: 9.0 WLS: W BF: 34 H: 7 R: 2 ER: 2 SO: 12 BB: 1 IBB: 0 HBP: 0 BLK: 0 WP: 1 HR: 1 S: 57 P: 61 ERA: 2.00 WHIP: 0.889							

Batter	1	2	3	4	5	6	7	8	9	AB	R	H	RBI	BB	SO	LOB	BOTTOM			
Tony Phillips, S OBP: 0.361, SLG: 0.343 (1, 4)	0-0 4-3	0-0 S 1B	0-0 F8		0-3 K			0-0 F7		5	0	1	0	0	1	2	Milwaukee Brewers @ Oakland Athletics Oakland-Alameda County Coliseum, Oakland, CA Sun Jul 20 1986, 3:38 AM PDT Att: 31,979 - Unknown livebaseballscores.com			
Dwayne Murphy, L OBP: 0.376, SLG: 0.381 (1, 8)	1-0 BB HBP	4-0 1-2 BB		0-0 1B 1B	0-3 K			0-3 K		3	0	1	0	1	2	1				
Jose Canseco, R OBP: 0.354, SLG: 0.510 (1, 7)	4-0 1-2 BB	0-0 F8		0-3 K		0-0 F8		0-0 F9		4	0	0	0	1	1	4				
Bruce Bochte, L OBP: 0.367, SLG: 0.363 (1, 3)	4-0 1-2 2-3 BB		0-0 1B 1B	0-0 1-2 1B		0-3 K				3	1	2	0	1	1	0				
Dave Kingman, R OBP: 0.246, SLG: 0.419 (1, 10)	0-3 K		0-0 1B SF8 1B	0-0 F4		0-0 HR				4	2	2	1	0	1	5				
Mike Davis, L OBP: 0.297, SLG: 0.440 (1, 9)	0-3 K		0-0 1-3 2H 1B 1B	0-0 1-2 2-3 1B		0-0 4-3				4	1	2	1	0	1	3				
Carney Lansford, R OBP: 0.328, SLG: 0.381 (1, 5)		0-0 F4	0-0 SF8 F3		0-0 F7					3	0	0	1	0	0	3				
Jerry Willard, L OBP: 0.369, SLG: 0.393 (1, 2)		4-0 1B BB	0-0 3H G1		0-0 WP 1B		0-3 K			3	0	1	0	1	1	1				
Alfredo Griffin, S OBP: 0.334, SLG: 0.367 (1, 6)		0-0 F9	0-0 2H 1B		0-0 F3		0-0 F9			4	0	1	1	0	0	2				
			1	0	0	0	0	0	0	1	0	1	0	0	2					
Inning Stats	R: 0 E: 0 K: 2 S: 7	H: 0 LOB: 3 BB: 2 P: 16	R: 0 E: 0 K: 0 S: 4	H: 1 LOB: 3 BB: 2 P: 12	R: 3 E: 0 K: 0 S: 7	H: 4 LOB: 1 BB: 0 P: 7	R: 0 E: 0 K: 1 S: 8	H: 3 LOB: 3 BB: 0 P: 8	R: 0 E: 0 K: 2 S: 8	H: 1 LOB: 1 BB: 0 P: 8	R: 1 E: 0 K: 1 S: 6	H: 1 LOB: 0 BB: 0 P: 6	R: 0 E: 0 K: 1 S: 5	H: 0 LOB: 0 BB: 0 P: 5	R: 0 E: 0 K: 1 S: 5	H: 0 LOB: 0 BB: 0 P: 5	1B: 9 2B: 0 3B: 0 HR: 1	SF: 1 SAC: 0 DP: 0 HBP: 1	WP: 1 PB: 0 SB: 1 CS: 0	PA: 39
PITCHER Tim Leary, R ERA: 4.68 John Henry Johnson, L ERA: 1.69 (1, 1) (3, 1)	IP: 2.2 WLS: L BF: 18 H: 5 R: 3 ER: 3 SO: 3 BB: 2 P: 16 ERA: 4.68											PITCHER	IP: 5.1 WLS: L BF: 21 H: 5 R: 1 ER: 1 SO: 6 BB: 0 IBB: 0 HBP: 0 BLK: 0 WP: 1 HR: 1 S: 33 P: 33 ERA: 1.69							

Batter	1	2	3	4	5	6	7	8	9	AB	R	H	RBI	BB	SO	LOB	TOP								
Paul Moltzer, R OBP: 0.371, SLG: 0.470 (1, 5)	5-3		K		2B		6-3		1B	5	2	2	0	0	1	0	Milwaukee Brewers @ California Angels Anaheim Stadium, Anaheim, CA Tue Jul 22, 1986, 10:05 PM EDT Att: 28,731 - Unknown								
Ernest Riles, L OBP: 0.325, SLG: 0.357 (1, 6)	F5			4-3	2B	2B	4-3		6-3	4	2	1	0	1	0	2									
Cecil Cooper, L OBP: 0.314, SLG: 0.376 (1, 3)	3-1			4-3			K			5	0	2	4	0	1	1									
Gorman Thomas, R OBP: 0.321, SLG: 0.414 Robin Yount, R OBP: 0.402, SLG: 0.438 (8, PR)	F7			1B		K			K	4	0	2	1	0	1	1									
Ben Oglivie, L OBP: 0.350, SLG: 0.409 Rick Manning, L OBP: 0.286, SLG: 0.337 (8, 8)	E6			G6-3			5-3		K	4	0	1	0	0	1	1									
Glenn Briggs, R OBP: 0.190, SLG: 0.200 (8, 7)	6-3			G6-3			6-3		L7	4	0	0	0	0	0	4									
Rob Deer, R OBP: 0.322, SLG: 0.472 (1, 9)	F9					HR	2B		K	3	1	1	1	0	1	2									
Jim Gantner, L OBP: 0.322, SLG: 0.364 (1, 4)	F6			3-1					F8	4	0	1	0	0	0	0									
Bill Schroeder, R OBP: 0.260, SLG: 0.328 (1, 2)	K						F8		6-3	4	1	0	0	0	1	2									
									E6																
Inning Stats	R: 0 E: 0 K: 0 S: 3	H: 0 LOB: 0 BB: 0 P: 3	R: 0 E: 1 K: 0 S: 4	H: 0 LOB: 1 BB: 0 P: 4	R: 0 E: 0 K: 2 S: 7	H: 0 LOB: 0 BB: 0 P: 7	R: 1 E: 0 K: 0 S: 5	H: 3 LOB: 1 BB: 0 P: 5	R: 3 E: 0 K: 1 S: 8	H: 3 LOB: 1 BB: 1 P: 12	R: 0 E: 0 K: 0 S: 4	H: 1 LOB: 2 BB: 0 P: 5	R: 0 E: 0 K: 1 S: 5	H: 0 LOB: 0 BB: 0 P: 5	R: 0 E: 0 K: 2 S: 8	H: 1 LOB: 1 BB: 0 P: 8	R: 2 E: 1 K: 1 S: 8	H: 2 LOB: 1 BB: 0 P: 8	1B: 5 2B: 4 3B: 0 HR: 1	SF: 0 SAC: 0 DP: 1 HBP: 1	WP: 1 PB: 0 CS: 0	PA: 40			
PITCHER	IP	WLS	BF	H	R	ER	SO	BB	IBB	HBP	BLK	WP	HR	S	P	ERA	WHIP								
Don Sutton, R ERA: 4.63 (1, 1)	7.0	L	30	7	4	4	4	1	0	1	0	1	1	36	41	5.14	1.143								
Doug Corbett, R ERA: 3.78 (8, 1)	1.1		7	2	2	0	2	0	0	0	0	0	0	11	11	0.00	1.500								
Doug Corbett, R ERA: 3.78 (9, 1)	1.1		7	2	2	0	2	0	0	0	0	0	0	11	11	0.00	1.500								
Chuck Finley, L ERA: 3.1 (9, 1)	0.2		3	1	0	0	1	0	0	0	0	0	0	5	5	0.00	1.500								

Batter	1	2	3	4	5	6	7	8	9	AB	R	H	RBI	BB	SO	LOB	BOTTOM								
Brian Downing, R OBP: 0.398, SLG: 0.443 (1, 7)	2-3		F6		SF8	F8			BLK	3	0	0	1	1	0	3	Milwaukee Brewers @ California Angels Anaheim Stadium, Anaheim, CA Tue Jul 22, 1986, 10:05 PM EDT Att: 28,731 - Unknown								
Wally Joyner, L OBP: 0.388, SLG: 0.534 (1, 3)	4-3		L9		FC5	1B			K	4	0	2	0	1	1	2									
Doug DeCinces, R OBP: 0.313, SLG: 0.399 (1, 5)	4-3		F7			1B			K	5	0	1	1	0	1	4									
Bobby Grich, R OBP: 0.341, SLG: 0.389 (1, 4)	F7			G6-4-3	FC5				4-3	5	0	2	0	0	0	5									
George Hendrick, R OBP: 0.320, SLG: 0.453 Ruppert Jones, L OBP: 0.366, SLG: 0.494 (7, PH)	F6			G6-4-3					G4-6-3	3	0	1	0	0	0	1									
Ruppert Jones, L OBP: 0.366, SLG: 0.494 (8, 9)				1-2f					1B	1	0	0	0	0	0	2									
Rick Burleson, R OBP: 0.391, SLG: 0.447 (1, 10)	F7			5-3					1B	4	0	2	0	0	0	0									
Dick Schofield, R OBP: 0.320, SLG: 0.382 Jack Howell, L OBP: 0.264, SLG: 0.427 Jerry Narron, L OBP: 0.304, SLG: 0.327 (1, 6)					F9	1B			F3	2	1	1	0	1	0	2									
Bob Boone, R OBP: 0.274, SLG: 0.273 Reggie Jackson, L OBP: 0.403, SLG: 0.429 Doug Corbett, R (8, PH)						BB			K	2	1	1	0	1	0	2									
Chuck Finley, L (9, 1)					1B	1B				0	0	0	0	0	0	0									
Gary Pettis, S OBP: 0.317, SLG: 0.322 (1, 8)	K				F9				CS	2	0	0	0	2	1	4									
									BLK																
Inning Stats	R: 0 E: 0 K: 0 S: 4	H: 1 LOB: 1 BB: 0 P: 4	R: 0 E: 0 K: 1 S: 6	H: 1 LOB: 2 BB: 1 P: 10	R: 0 E: 0 K: 0 S: 3	H: 0 LOB: 0 BB: 0 P: 3	R: 0 E: 0 K: 0 S: 3	H: 1 LOB: 0 BB: 0 P: 3	R: 2 E: 0 K: 0 S: 5	H: 2 LOB: 2 BB: 2 P: 13	R: 0 E: 0 K: 0 S: 5	H: 2 LOB: 3 BB: 1 P: 9	R: 0 E: 0 K: 1 S: 4	H: 2 LOB: 1 BB: 0 P: 4	R: 0 E: 0 K: 1 S: 5	H: 1 LOB: 2 BB: 0 P: 5	R: 0 E: 0 K: 2 S: 7	H: 0 LOB: 2 BB: 2 P: 15	1B: 10 2B: 0 3B: 0 HR: 0	SF: 1 SAC: 0 DP: 2 HBP: 0	WP: 0 PB: 0 CS: 1	PA: 41			
PITCHER	IP	WLS	BF	H	R	ER	SO	BB	IBB	HBP	BLK	WP	HR	S	P	ERA	WHIP								
Juan Nieves, L ERA: 4.62 (1, 1)	5.0	W	24	7	2	2	1	3	0	0	0	0	0	23	35	3.60	2.000								
Bryan Clutterbuck, R ERA: (6, 1)	3.0		12	3	0	0	1	2	0	0	0	0	0	12	20	0.00	1.667								
Mark Clear, R ERA: 2.23 (9, 1)	1.0		4	0	0	0	2	1	0	0	1	0	0	7	11	0.00	1.000								



Batter	1	2	3	4	5	6	7	8	9	10	AB	R	H	RBI	BB	SO	LOB	TOP				
Paul Molitor, R OBP: 0.366, SLG: 0.462 (1.5)	K		2B		5-3			F8		F9	5	1	1	0	0	1	0	Milwaukee Brewers @ California Angels Anaheim Stadium, Anaheim, CA Wed Jul 23 1986, 10:05 PM EDT Att: 27,809 - Unknown				
Robin Yount, R OBP: 0.402, SLG: 0.436 (1.8)			F7		4-3			K			4	0	1	0	1	1						
Cecil Cooper, L OBP: 0.315, SLG: 0.380 (1.3)	L5		1B					FC6-4		F8	5	0	2	1	0	1	2					
Gorman Thomas, R OBP: 0.313, SLG: 0.403 (1.10)	F8		K		K2-3			FC6-4		K	5	0	0	0	0	3	4					
Ben Oglive, L OBP: 0.302, SLG: 0.408 (9, PR)		3-1			4-3						3	0	1	0	1	0	0					
Rick Manning, L OBP: 0.286, SLG: 0.337 (9.7)											0	0	0	0	0	0	0					
Ernest Riles, L OBP: 0.322, SLG: 0.353 (1.6)		K			F8			F5		FC3-6	4	0	0	0	0	1	1					
Rob Deer, R OBP: 0.321, SLG: 0.472 (1.9)					K			K		K	4	0	1	0	0	3	1					
Jim Gantner, L OBP: 0.327, SLG: 0.375 (1.4)		2B			F8						2	1	1	1	2	0	0					
Bill Schroeder, R OBP: 0.252, SLG: 0.317 (1.2)		BB						HR		FC5-4	4	0	0	0	0	2	4					
		K			6-3			K		FC5-4	4	0	0	0	0	2	4					
Inning Stats	R: 0 E: 0 K: 1 S: 6	H: 1 LOB: 1 BB: 0 P: 6	R: 0 E: 0 K: 2 S: 8	H: 1 LOB: 2 BB: 1 P: 12	R: 1 E: 0 K: 1 S: 7	H: 3 LOB: 2 BB: 0 P: 7	R: 0 E: 0 K: 1 S: 5	H: 0 LOB: 0 BB: 0 P: 5	R: 0 E: 0 K: 2 S: 7	H: 0 LOB: 0 BB: 0 P: 7	R: 1 E: 0 K: 2 S: 8	H: 1 LOB: 0 BB: 0 P: 8	R: 0 E: 0 K: 1 S: 6	H: 1 LOB: 1 BB: 0 P: 6	R: 0 E: 0 K: 1 S: 5	H: 0 LOB: 2 BB: 1 P: 13	R: 0 E: 0 K: 1 S: 5	H: 0 LOB: 1 BB: 1 P: 9	1B: 4 2B: 2 3B: 0 HR: 1	SF: 0 SAC: 0 DP: 0 HBP: 0	WP: 0 PB: 0 SB: 0 CS: 0	PA: 40
PITCHER Kirk McCaskill, R ERA: 3.17 (1.1)	IP: 10.0 W: 10 L: 7 BF: 40 H: 7 R: 2 ER: 2 SO: 12 BB: 4 IBB: 0 HBP: 0 BLK: 0 WP: 0 HR: 1 S: 60 P: 76 ERA: 1.80 WHIP: 1.100																					

AB	36
R	2
H	7
RBI	2
BB	4
SO	12
LOB	13



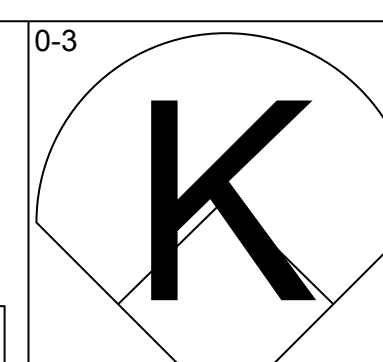
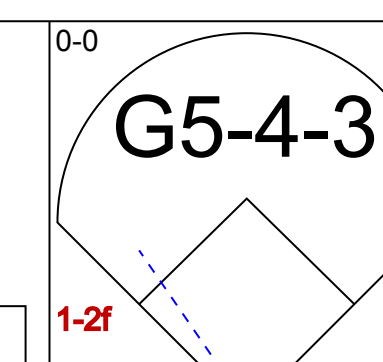
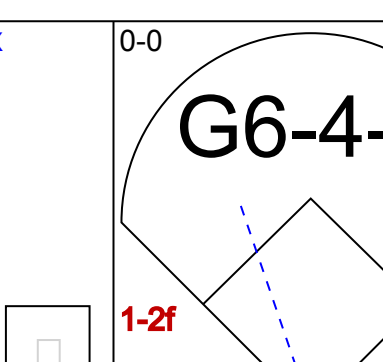
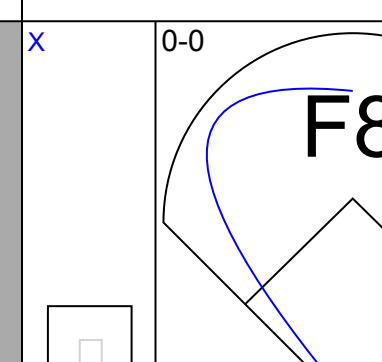
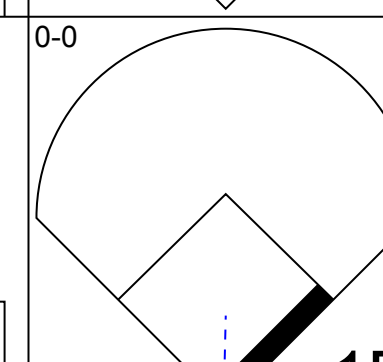
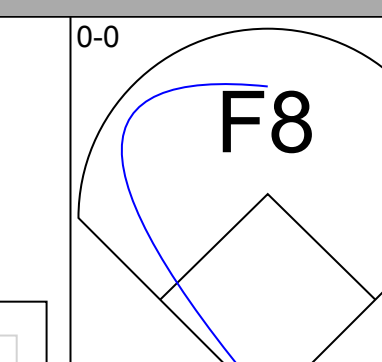
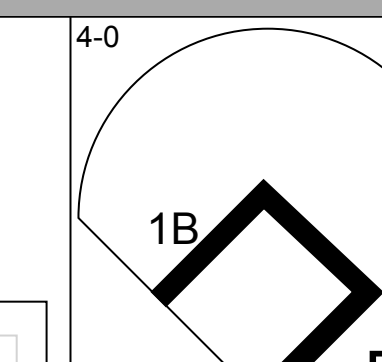
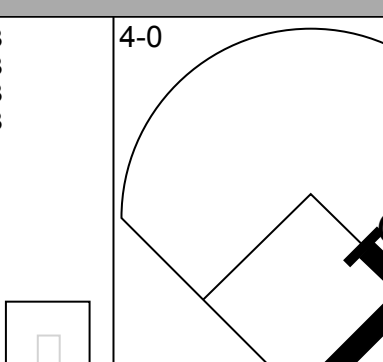
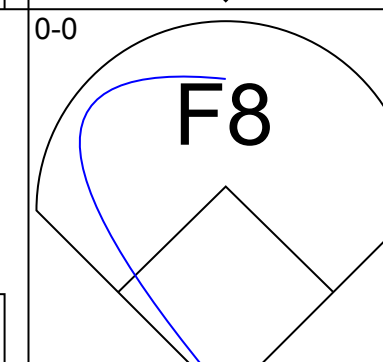
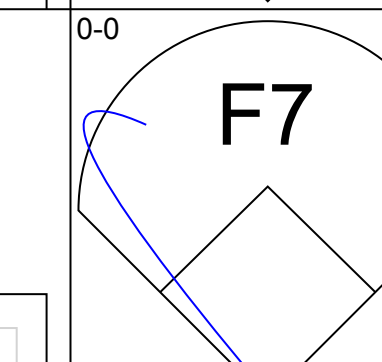
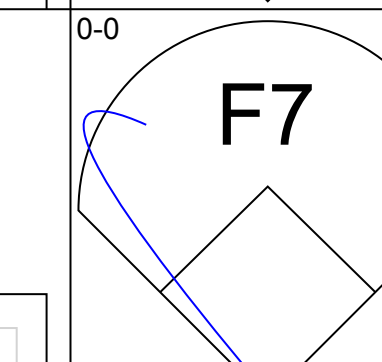
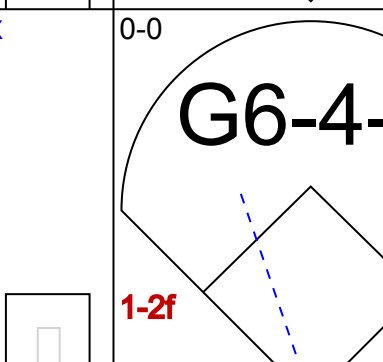
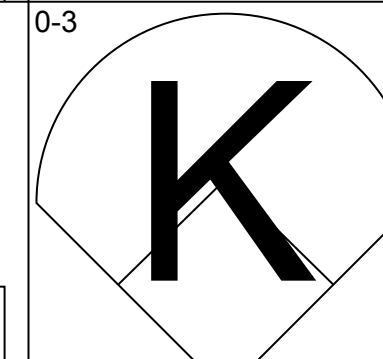
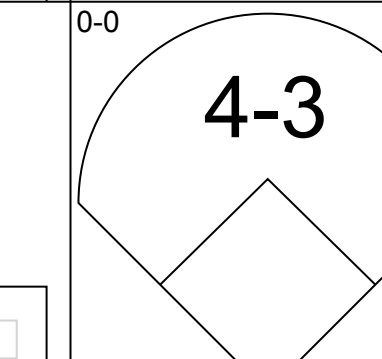
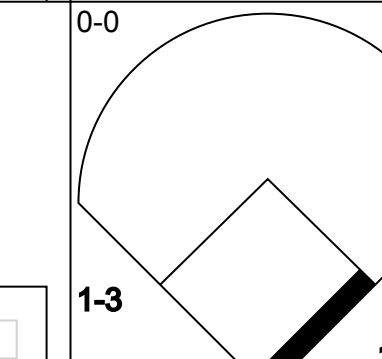
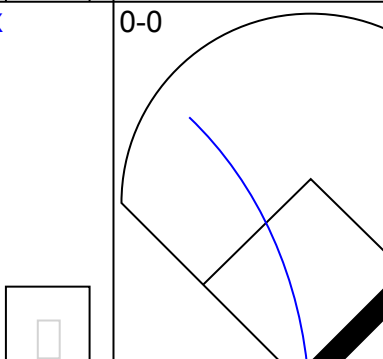
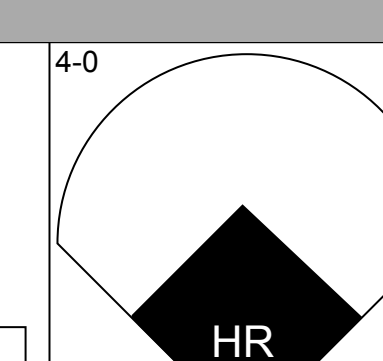
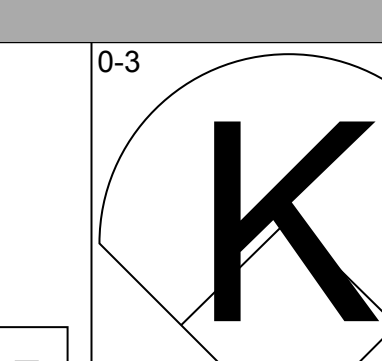
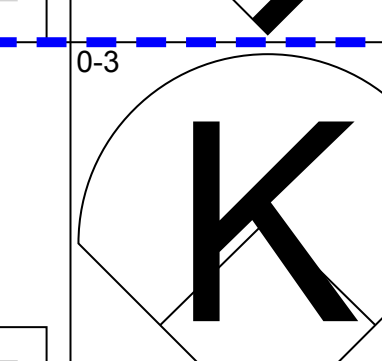
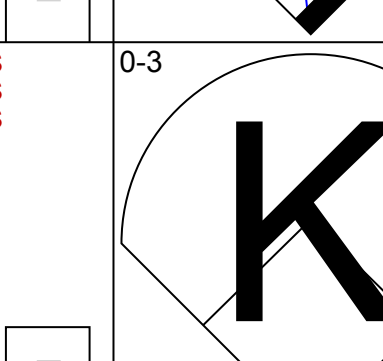
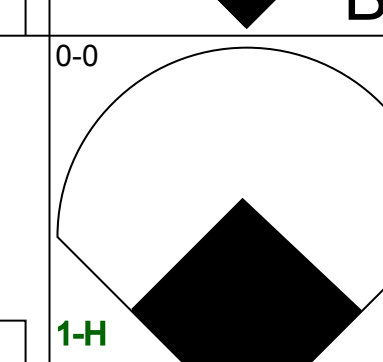
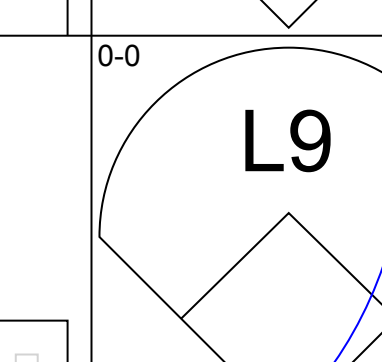
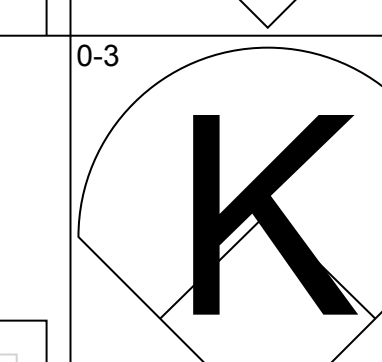
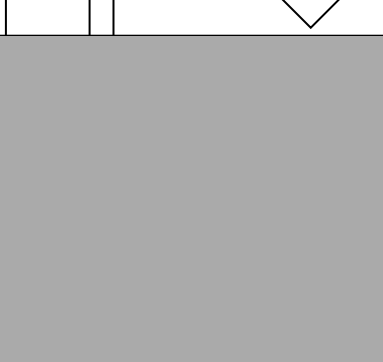
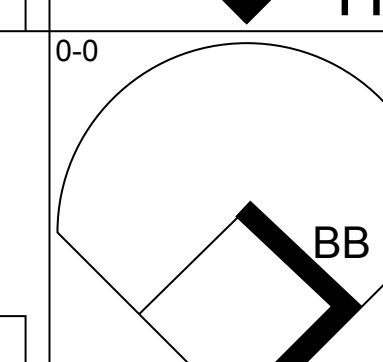
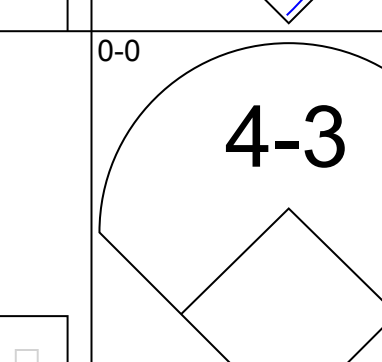
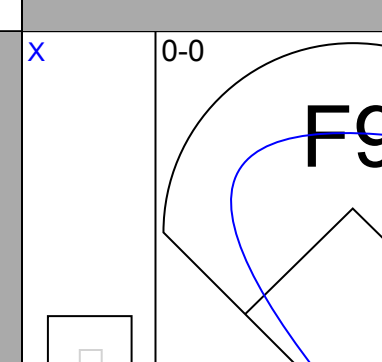


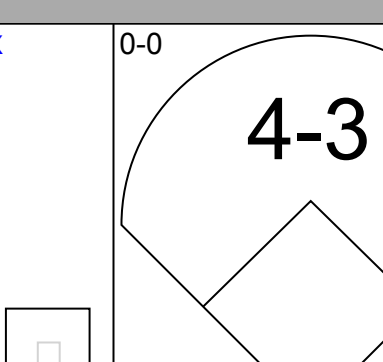
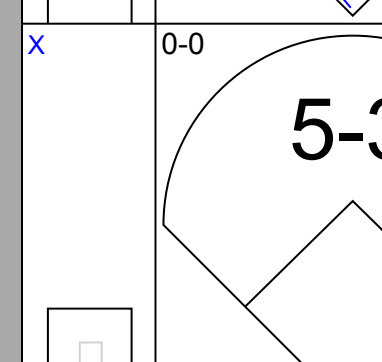

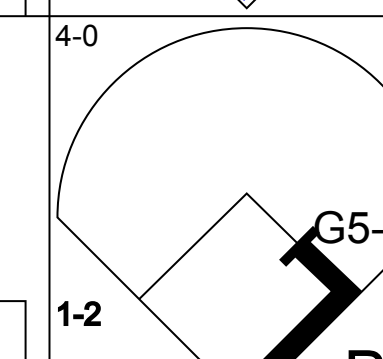
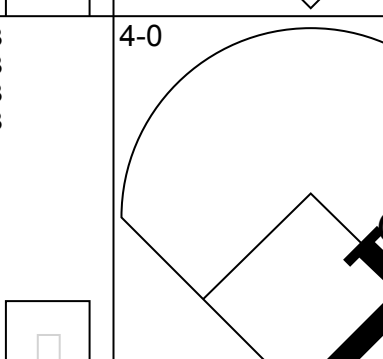
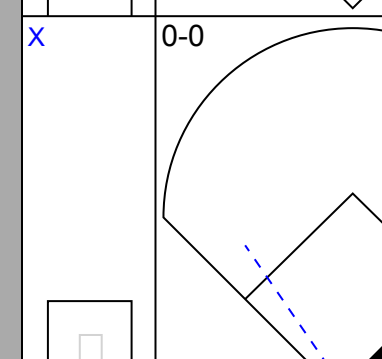

Batter	1	2	3	4	5	6	7	8	9	10	AB	R	H	RBI	BB	SO	LOB	BOTTOM						
Ruppert Jones, L OBP: 0.361, SLG: 0.486 (1.9)	4-3		F8			F9		G4-6-3			4	0	0	0	0	0	2	Milwaukee Brewers @ California Angels Anaheim Stadium, Anaheim, CA Wed Jul 23 1986, 10:05 PM EDT Att: 27,809 - Unknown						
Gary Pettis, S OBP: 0.314, SLG: 0.318 (1.8)	G3		K			F7				4-3	4	0	0	0	0	1	0							
Wally Joyner, L OBP: 0.369, SLG: 0.541 (1.3)	3-1					4-3				FC3-6	4	1	2	1	0	0	0							
Reggie Jackson, L OBP: 0.401, SLG: 0.424 (1.10)						F7				FC3-6	3	0	0	0	1	0	1							
Doug DeCinces, R OBP: 0.309, SLG: 0.393 (1.5)		FC5-4				F9				FC5-4	4	1	0	0	0	0	2							
Brian Downing, R OBP: 0.399, SLG: 0.453 (1.7)		SH3-4								FC5-4	4	1	2	1	0	2	0							
Bobby Grich, R OBP: 0.348, SLG: 0.393 (1.4)		SH3-4									1	0	1	1	1	0	0							
Dick Schofield, R OBP: 0.317, SLG: 0.378 (1.6)		1B				FC1-6		FC3			3	0	0	0	0	0	3							
Bob Boone, R OBP: 0.271, SLG: 0.270 (1.2)					5-3			FC1-5			3	0	0	0	0	0	3							
						G5-4-3					3	0	0	0	0	0	3							
Inning Stats	R: 0 E: 0 K: 0 S: 3	H: 0 LOB: 0 BB: 0 P: 3	R: 1 E: 0 K: 0 S: 4	H: 1 LOB: 1 BB: 1 P: 8	R: 0 E: 0 K: 1 S: 5	H: 0 LOB: 0 BB: 0 P: 5	R: 1 E: 0 K: 1 S: 6	H: 1 LOB: 0 BB: 0 P: 6	R: 0 E: 0 K: 0 S: 2	H: 0 LOB: 0 BB: 1 P: 6	R: 0 E: 0 K: 0 S: 3	H: 0 LOB: 0 BB: 0 P: 3	R: 0 E: 0 K: 1 S: 5	H: 0 LOB: 0 BB: 0 P: 5	R: 0 E: 1 K: 0 S: 4	H: 1 LOB: 1 BB: 0 P: 4	R: 0 E: 0 K: 0 S: 4	H: 1 LOB: 1 BB: 0 P: 4	R: 1 E: 0 K: 0 S: 1	H: 1 LOB: 0 BB: 0 P: 1	1B: 3 2B: 0 3B: 0 HR: 2	SF: 0 SAC: 1 DP: 2 HBP: 0	WP: 0 PB: 0 SB: 0 CS: 0	PA: 33
PITCHER Danny Darwin, R ERA: 2.83 (1.1)	IP: 9.0 W: 9 L: 3 BF: 33 H: 5 R: 3 ER: 3 SO: 3 BB: 2 IBB: 0 HBP: 0 BLK: 0 WP: 0 HR: 2 S: 37 P: 45 ERA: 3.00 WHIP: 0.778																							

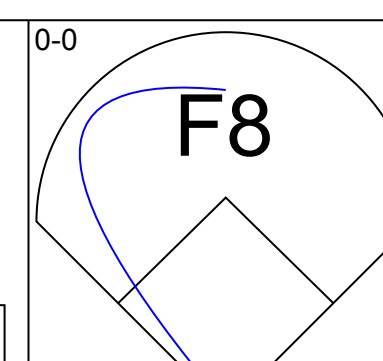
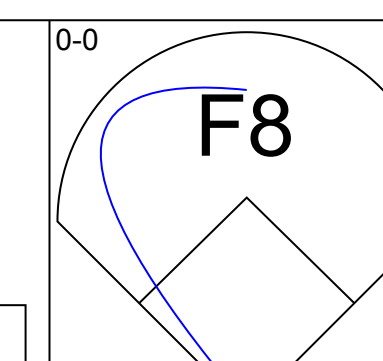
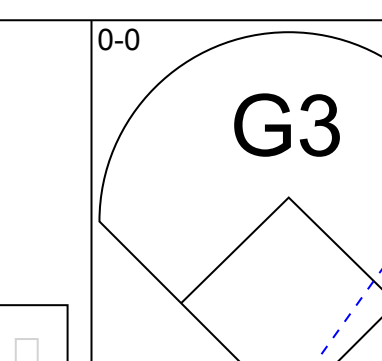
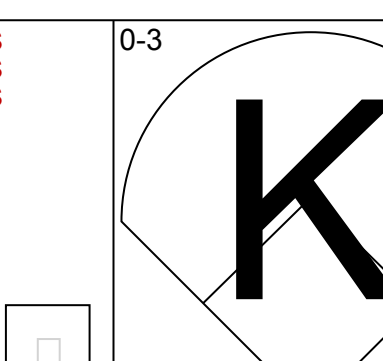
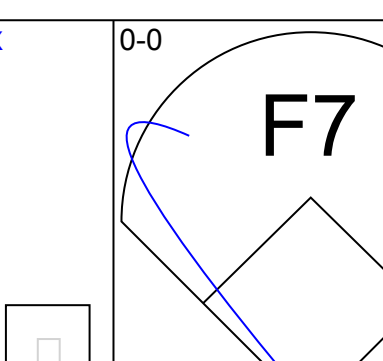
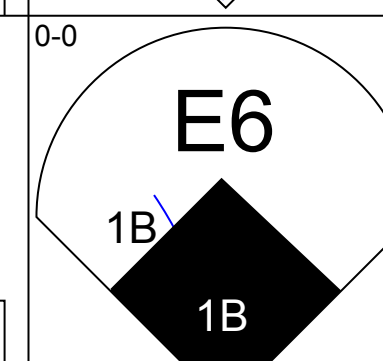
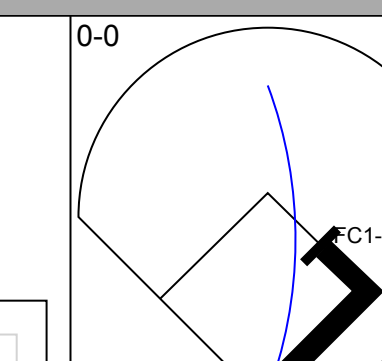
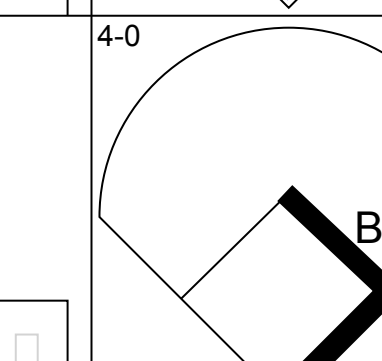
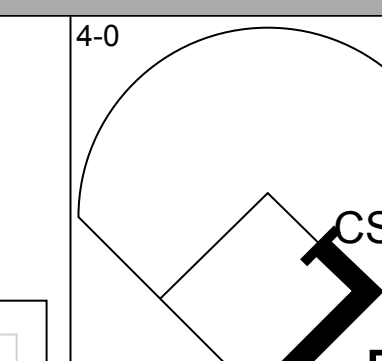
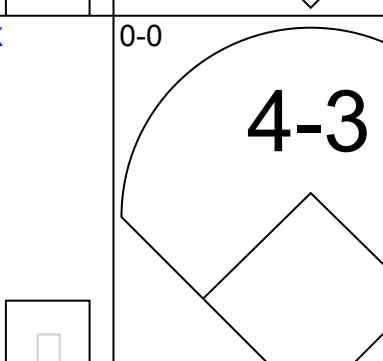
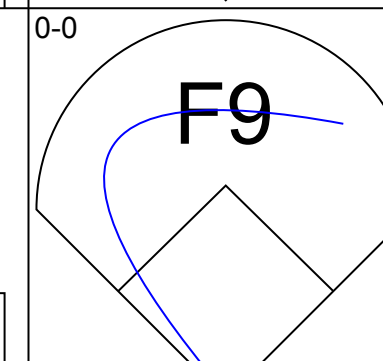
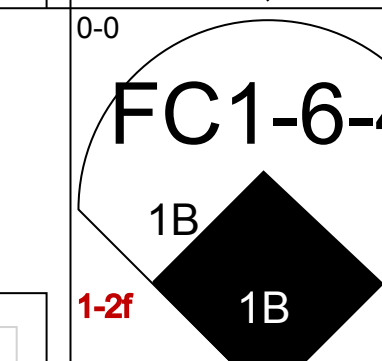
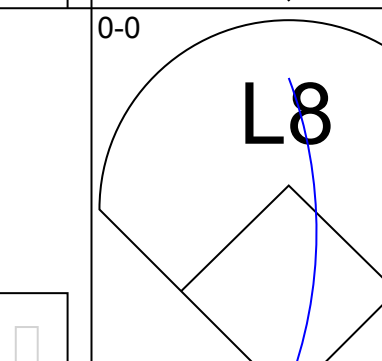
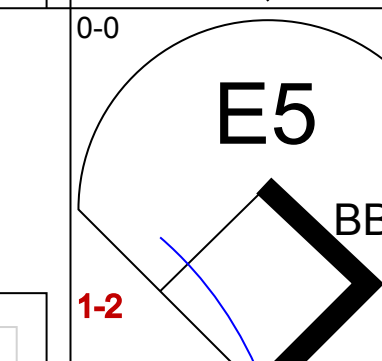
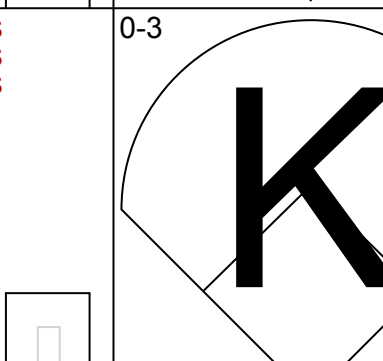
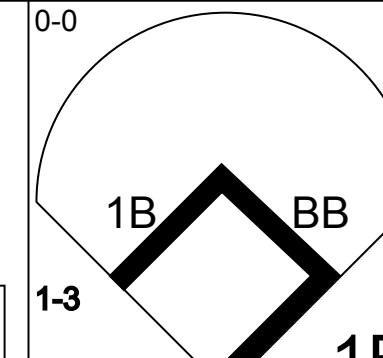
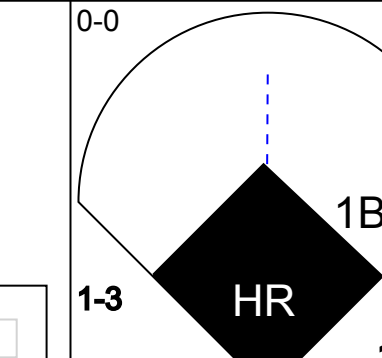
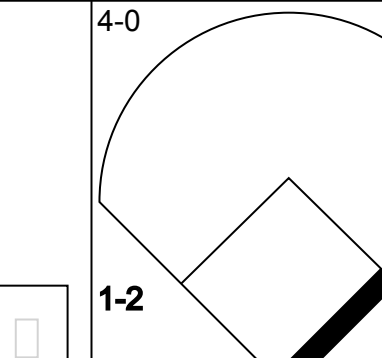
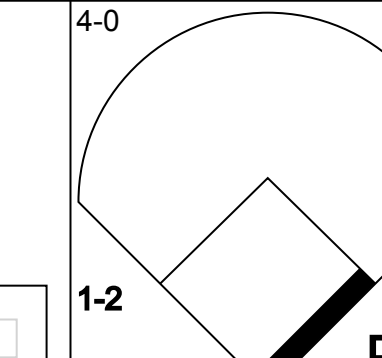
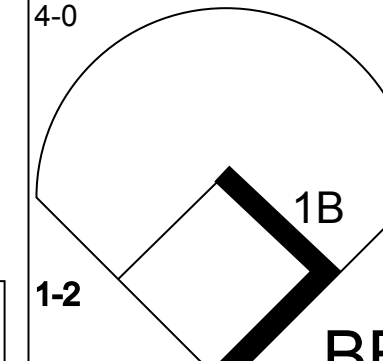
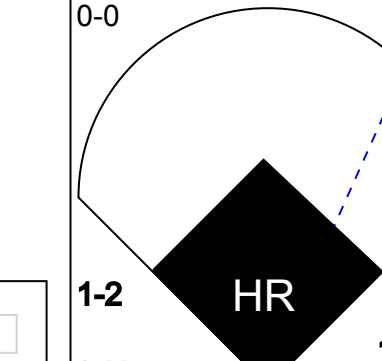
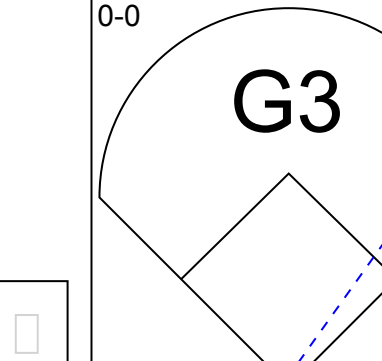
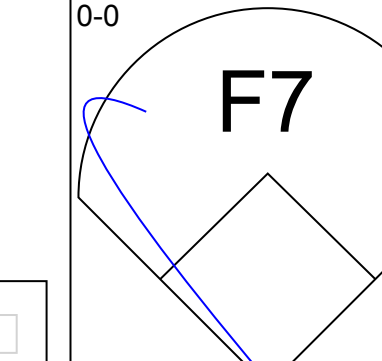
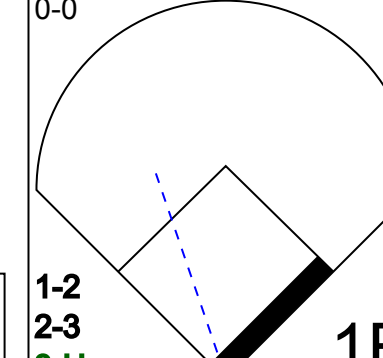
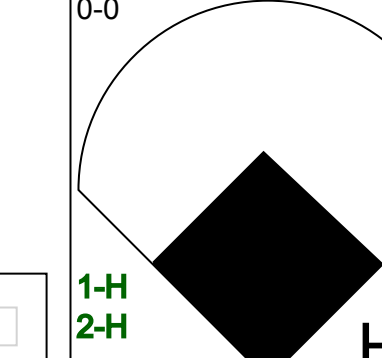
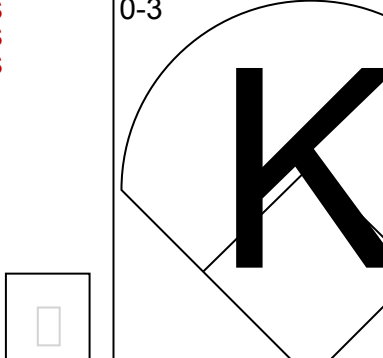
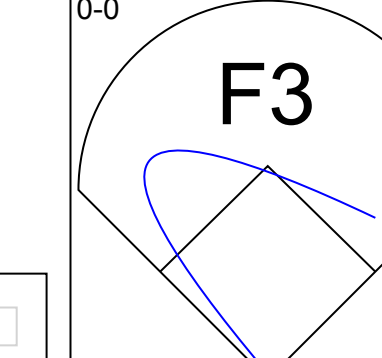
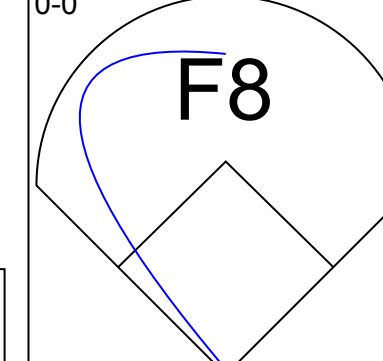
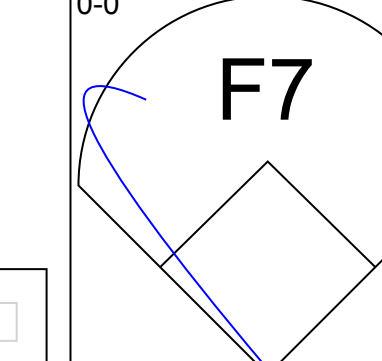
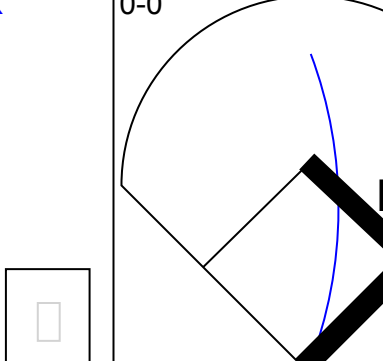
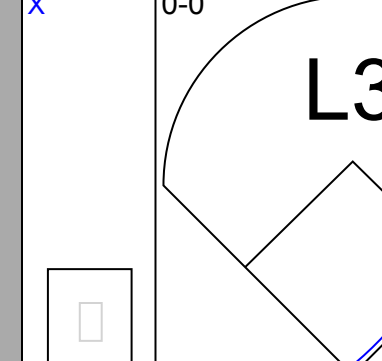
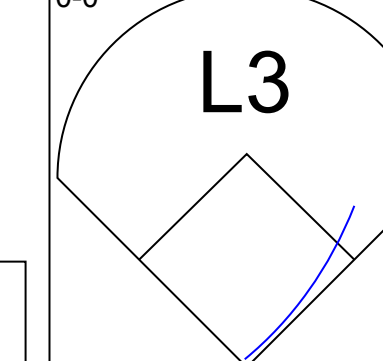




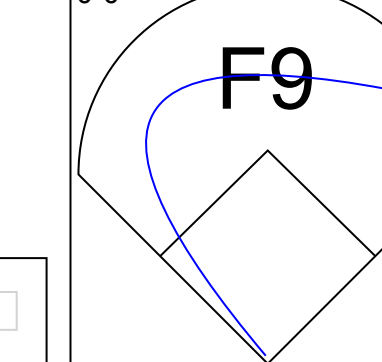
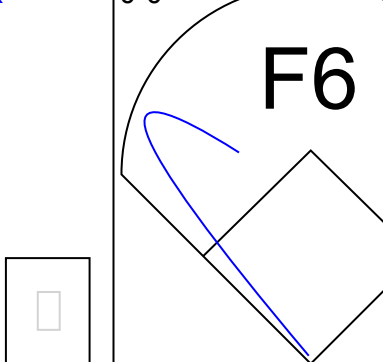
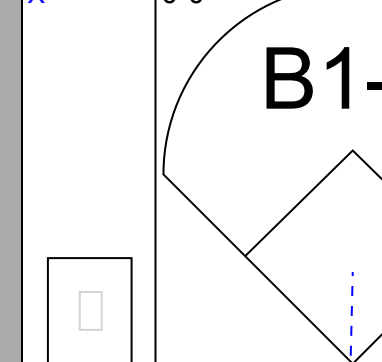
AB	30
R	3
H	5
RBI	3
BB	2
SO	3
LOB	11



Batter	1	2	3	4	5	6	7	8	9	AB	R	H	RBI	BB	SO	LOB	TOP										
Paul Moltor, R OBP: 0.372, SLG: 0.468 (1, 5)										4	0	2	0	1	1	0	Milwaukee Brewers @ Seattle Mariners The Kingdome, Seattle, WA Fri Jul 25 1986, 10:05 PM EDT Att: 17,001 - Unknown livebaseballscorecards.com										
Robin Yount, R OBP: 0.399, SLG: 0.435 (1, 8)										5	1	1	0	0	2	3											
Cecil Cooper, L OBP: 0.318, SLG: 0.385 (1, 3)										4	1	2	1	0	0	1											
Gorman Thomas, R OBP: 0.317, SLG: 0.402 (1, 10)										3	0	1	0	1	0	2											
Ernest Riles, L OBP: 0.324, SLG: 0.353 (1, 6)										3	1	1	1	1	0	2											
Rob Deer, R OBP: 0.316, SLG: 0.465 (1, 9)										4	0	0	0	0	1	2											
Glenn Braggs, R OBP: 0.240, SLG: 0.250 (1, 7)										4	1	2	0	0	0	0											
Jim Gantner, L OBP: 0.329, SLG: 0.372 (1, 4)										2	0	0	0	1	0	2											
Charlie Moore, R OBP: 0.350, SLG: 0.426 (1, 2)										4	0	1	2	0	0	2											
Inning Stats	R: 0 E: 0 K: 1 S: 6	H: 1 LOB: 1 BB: 0 P: 6	R: 2 E: 1 K: 0 S: 5	H: 3 LOB: 2 BB: 1 P: 9	R: 0 E: 0 K: 0 S: 4	H: 1 LOB: 1 BB: 0 P: 4	R: 0 E: 0 K: 0 S: 3	H: 1 LOB: 1 BB: 1 P: 7	R: 2 E: 0 K: 1 S: 8	H: 4 LOB: 1 BB: 1 P: 8	R: 0 E: 0 K: 0 S: 2	H: 0 LOB: 0 BB: 1 P: 6	R: 0 E: 0 K: 1 S: 5	H: 0 LOB: 0 BB: 0 P: 5	R: 0 E: 0 K: 0 S: 3	H: 0 LOB: 0 BB: 0 P: 3	1B: 6 2B: 4 3B: 0 HR: 0	SF: 0 SAC: 0 DP: 1 HBP: 1	WP: 0 PB: 0 CS: 0	PA: 38							
PITCHER	IP	WLS	BF	H	R	ER	SO	BB	IBB	HBP	BLK	WP	HR	S	P	ERA	WHIP										
Mike Morgan, R ERA: 4.56 (1, 1)	5.0	L	24	10	4	3	2	2	0	0	0	0	0	26	34	5.40	2.400										
Jim Beattie, R ERA: 5.69 (6, 1)	2.0		8	0	0	0	1	2	0	1	0	0	0	7	16	0.00	1.000										
Karl Best, R ERA: 4.5 (8, 1)	2.0		6	0	0	0	1	0	0	0	0	0	0	8	8	0.00	0.000										

Batter	1	2	3	4	5	6	7	8	9	AB	R	H	RBI	BB	SO	LOB	BOTTOM										
John Moses, S OBP: 0.343, SLG: 0.343 (1, 8)										4	0	1	0	0	2	0	Milwaukee Brewers @ Seattle Mariners The Kingdome, Seattle, WA Fri Jul 25 1986, 10:05 PM EDT Att: 17,001 - Unknown livebaseballscorecards.com										
Phil Bradley, R OBP: 0.377, SLG: 0.403 (1, 7)										3	1	2	0	1	1	0											
Jim Presley, R OBP: 0.307, SLG: 0.496 (1, 5)										4	0	0	0	0	3	4											
Danny Tartabull, R OBP: 0.356, SLG: 0.514 (1, 9)										4	0	1	0	0	0	1											
Alvin Davis, L OBP: 0.408, SLG: 0.481 (1, 3)										2	0	1	1	2	0	0											
Dave Henderson, R OBP: 0.343, SLG: 0.476 (1, 10)										4	0	0	0	0	2	4											
Spike Owen, S OBP: 0.323, SLG: 0.367 (1, 6)										4	0	0	0	0	1	1											
Bob Kearney, R OBP: 0.270, SLG: 0.350 (1, 2)										3	1	1	0	0	2	0											
Harold Reynolds, S OBP: 0.278, SLG: 0.279 (1, 4)										3	0	0	0	0	0	1											
Inning Stats	R: 1 E: 0 K: 2 S: 9	H: 2 LOB: 2 BB: 1 P: 13	R: 0 E: 0 K: 2 S: 7	H: 0 LOB: 0 BB: 0 P: 7	R: 0 E: 0 K: 2 S: 7	H: 0 LOB: 1 BB: 1 P: 9	R: 0 E: 0 K: 1 S: 5	H: 0 LOB: 1 BB: 1 P: 9	R: 0 E: 0 K: 0 S: 3	H: 0 LOB: 0 BB: 0 P: 3	R: 1 E: 0 K: 1 S: 6	H: 1 LOB: 0 BB: 0 P: 6	R: 0 E: 0 K: 1 S: 5	H: 1 LOB: 0 BB: 0 P: 5	R: 0 E: 0 K: 0 S: 2	H: 0 LOB: 0 BB: 1 P: 6	1B: 5 2B: 1 3B: 0 HR: 0	SF: 0 SAC: 0 DP: 2 HBP: 0	WP: 1 PB: 0 CS: 0	PA: 34							
PITCHER	IP	WLS	BF	H	R	ER	SO	BB	IBB	HBP	BLK	WP	HR	S	P	ERA	WHIP										
Teddy Higuera, L ERA: 2.74 (1, 1)	7.0		28	5	2	2	10	2	0	0	0	0	0	46	54	2.57	1.000										
Mark Clear, R ERA: 2.11 (8, 1)	2.0	S	6	1	0	0	1	1	0	0	0	0	0	7	11	0.00	1.000										

Batter	1	2	3	4	5	6	7	8	9	AB	R	H	RBI	BB	SO	LOB	TOP					
Paul Mollitor, R OBP: 0.365, SLG: 0.458 (1, 5)										4	0	0	0	0	1	4	Milwaukee Brewers @ Seattle Mariners The Kingdome, Seattle, WA Sat Jul 26 1986, 10:05 PM EDT Att: 14,570 - Unknown					
Robin Yount, R OBP: 0.403, SLG: 0.436 (1, 8)										2	0	1	0	2	0	0						
Cecil Cooper, L OBP: 0.314, SLG: 0.380 (1, 3)										4	0	0	0	0	0	3						
Ben Oglivie, L OBP: 0.355, SLG: 0.409 (1, 10)										4	0	2	0	0	1	1						
Ernest Riles, L OBP: 0.324, SLG: 0.351 Gorman Thomas, R OBP: 0.315, SLG: 0.400 Rick Carone, R OBP: 0.267, SLG: 0.341 (8, 2)										2	1	0	0	1	2	2						
Rob Deer, R OBP: 0.319, SLG: 0.477 (1, 9)										4	1	2	2	0	1	2						
Glenn Braggs, R OBP: 0.276, SLG: 0.286 (1, 7)											4	0	2	0	0	0						
Jim Gantner, L OBP: 0.325, SLG: 0.368 (8, 6)											4	0	0	0	0	3						
Charlie Moore, R OBP: 0.359, SLG: 0.427 (8, 4)											2	0	1	0	2	0						
Inning Stats	R: 0 E: 0 K: 2 S: 8	H: 1 LOB: 1 BB: 0 P: 8	R: 2 E: 0 K: 0 S: 4	H: 2 LOB: 1 BB: 2 P: 12	R: 0 E: 0 K: 0 S: 3	H: 0 LOB: 0 BB: 0 P: 3	R: 0 E: 0 K: 1 S: 5	H: 0 LOB: 0 BB: 0 P: 5	R: 0 E: 0 K: 0 S: 2	H: 0 LOB: 0 BB: 1 P: 6	R: 0 E: 0 K: 0 S: 8	H: 1 LOB: 2 BB: 1 P: 12	R: 0 E: 0 K: 0 S: 4	H: 1 LOB: 1 BB: 0 P: 4	R: 0 E: 0 K: 1 S: 5	H: 1 LOB: 1 BB: 1 P: 9		R: 0 E: 0 K: 0 S: 4	H: 2 LOB: 1 BB: 0 P: 4	1B: 7 2B: 0 3B: 0 HR: 1	SF: 0 SAC: 0 DP: 4 HBP: 0	WP: 0 PB: 0 SB: 0 CS: 0
PITCHER Jerry Reed, R ERA: 3.56 Matt Young, L ERA: 3.38 (6, 1)	IP: 5.1 WLS: W BF: 22	H: 4 R: 2 ER: 2 SO: 3	BB: 4 IBB: 0 HBP: 0 BLK: 0	WP: 0 HR: 1 S: 24 P: 40	ERA: 3.38 WHIP: 1.500	IP: 3.2 WLS: S BF: 14	H: 4 R: 0 ER: 0 SO: 3	BB: 1 IBB: 0 HBP: 0 BLK: 0	WP: 0 HR: 0 S: 19 P: 23	ERA: 0.00 WHIP: 1.364												

Batter	1	2	3	4	5	6	7	8	9	AB	R	H	RBI	BB	SO	LOB	BOTTOM			
John Moses, S OBP: 0.336, SLG: 0.335 (1, 8)										5	0	0	0	0	1	2	Milwaukee Brewers @ Seattle Mariners The Kingdome, Seattle, WA Sat Jul 26 1986, 10:05 PM EDT Att: 14,570 - Unknown			
Phil Bradley, R OBP: 0.380, SLG: 0.403 (1, 7)										3	1	1	0	2	0	0				
Jim Presley, R OBP: 0.303, SLG: 0.490 (1, 5)										5	1	0	0	0	1	4				
Ken Phelps, L OBP: 0.419, SLG: 0.561 (1, 10)										2	1	2	0	2	0	0				
Alvin Davis, L OBP: 0.409, SLG: 0.480 (1, 3)										3	1	1	1	1	0	4				
Danny Tartabull, R OBP: 0.358, SLG: 0.523 (1, 9)										4	1	2	4	0	1	2				
Scott Bradley, L OBP: 0.369, SLG: 0.487 (1, 2)										4	0	1	0	0	0	3				
Spike Owen, S OBP: 0.325, SLG: 0.370 (1, 6)										3	0	1	0	1	0	0				
Harold Reynolds, S OBP: 0.273, SLG: 0.274 (1, 4)										4	0	0	0	0	0	3				
Inning Stats	R: 1 E: 1 K: 0 S: 6	H: 2 LOB: 3 BB: 1 P: 10	R: 0 E: 0 K: 0 S: 3	H: 0 LOB: 0 BB: 0 P: 3	R: 4 E: 0 K: 0 S: 8	H: 5 LOB: 1 BB: 0 P: 8	R: 0 E: 0 K: 0 S: 3	H: 0 LOB: 2 BB: 2 P: 11	R: 0 E: 0 K: 0 S: 3	H: 0 LOB: 0 BB: 0 P: 3	R: 0 E: 0 K: 1 S: 5	H: 0 LOB: 0 BB: 0 P: 5	R: 0 E: 0 K: 0 S: 5	H: 0 LOB: 0 BB: 0 P: 5	R: 0 E: 0 K: 0 S: 5	H: 0 LOB: 0 BB: 0 P: 5		1B: 6 2B: 1 3B: 0 HR: 1	SF: 0 SAC: 0 DP: 0 HBP: 0	WP: 0 PB: 0 SB: 0 CS: 1
PITCHER Bill Wegman, R ERA: 5.08 Bob Gibson, R ERA: 2.99 (3, 1)	IP: 2.1 WLS: L BF: 15	H: 6 R: 5 ER: 4 SO: 0	BB: 1 IBB: 0 HBP: 0 BLK: 0	WP: 0 HR: 1 S: 14 P: 18	ERA: 15.43 WHIP: 3.000	IP: 5.2 WLS: S BF: 24	H: 2 R: 0 ER: 0 SO: 3	BB: 5 IBB: 0 HBP: 0 BLK: 0	WP: 0 HR: 0 S: 25 P: 45	ERA: 0.00 WHIP: 1.235										


Batter	1	2	3	4	5	6	7	8	9	AB	R	H	RBI	BB	SO	LOB	TOP				
Paul Moltitor, R OBP: 0.361, SLG: 0.448 (1, 5)	K		2B 5-3 BB	F9			K		F9	4	1	0	0	1	2	0	Milwaukee Brewers @ Seattle Mariners The Kingdome, Seattle, WA Sun Jul 27 1986, 6:33 AM EDT Att: 12,918 - Unknown				
Robin Yount, R OBP: 0.403, SLG: 0.436 (1, 8)	2B		F4			K2 BB	F8		F9	4	0	1	0	1	0	3					
Glenn Braggs, R OBP: 0.285, SLG: 0.303 (1, 7)	K		5-3 2B				F7		6-3	5	1	1	2	0	2	2					
Gorman Thomas, R OBP: 0.314, SLG: 0.394 (1, 10)	K		5-3						F2	3	0	0	1	1	1	2					
Rob Deer, R OBP: 0.321, SLG: 0.479 (1, 9)		5-3	HR 2B						K	3	1	1	1	1	1	0					
Bill Schroeder, R OBP: 0.259, SLG: 0.341 (1, 3)	F5		HR						1B 2B HBP	3	2	1	2	0	0	2					
Ernest Riles, L OBP: 0.323, SLG: 0.349 (1, 6)	K		F8						2B 1B	4	1	1	0	0	1	0					
Jim Cantner, L OBP: 0.330, SLG: 0.376 (1, 4)			BB 2B 1B				F8		1B 2B	4	1	3	2	0	0	0					
Rick Cerone, R OBP: 0.267, SLG: 0.333 (1, 2)			BB 2B BB				G6-4-3		6-3	3	1	0	0	1	0	2					
Inning Stats	R: 0 E: 0 K: 3 S: 10	H: 1 LOB: 1 BB: 0 P: 10	R: 0 E: 0 K: 1 S: 5	H: 0 LOB: 0 BB: 0 P: 5	R: 6 E: 0 K: 0 S: 7	H: 4 LOB: 0 BB: 2 P: 15	R: 0 E: 0 K: 0 S: 3	H: 0 LOB: 0 BB: 0 P: 3	R: 0 E: 0 K: 1 S: 4	H: 1 LOB: 2 BB: 3 P: 16	R: 0 E: 0 K: 1 S: 5	H: 0 LOB: 0 BB: 0 P: 5	R: 2 E: 0 K: 1 S: 7	H: 2 LOB: 1 BB: 0 P: 8	R: 0 E: 0 K: 0 S: 3	H: 0 LOB: 0 BB: 0 P: 3	1B: 3 2B: 5 3B: 0 HR: 1	SF: 0 SAC: 0 DP: 2 HBP: 1	WP: 1 PA: 39 CS: 0		
PITCHER	IP WLS BF H R ER SO	IP WLS BF H R ER SO	IP WLS BF H R ER SO	IP WLS BF H R ER SO	IP WLS BF H R ER SO	IP WLS BF H R ER SO	IP WLS BF H R ER SO	IP WLS BF H R ER SO	IP WLS BF H R ER SO	IP WLS BF H R ER SO	IP WLS BF H R ER SO	IP WLS BF H R ER SO	IP WLS BF H R ER SO	IP WLS BF H R ER SO	IP WLS BF H R ER SO	IP WLS BF H R ER SO	ERA WHIP	ERA WHIP			
Mark Langston, L ERA: 4.78 (1, 1)	3.0	L	16	5	6	6	4	2	0	0	0	0	0	0	0	0	1	22	30	18.00	2.333
Mark Huismann, R ERA: 4.94 (4, 1)	5.0		20	3	2	2	3	3	0	1	0	1	0	0	22	35	3.60	1.200			
Karl Best, R ERA: 4.29 (9, 1)	1.0		3	0	0	0	0	0	0	0	0	0	0	0	3	3	0.00	0.000			

AB	33
R	8
H	8
RBI	8
BB	5
SO	7
LOB	11





Batter	1	2	3	4	5	6	7	8	9	AB	R	H	RBI	BB	SO	LOB	BOTTOM				
Spike Owen, S OBP: 0.321, SLG: 0.366 (1, 6)	F7		FC G4-6-3						F7	4	0	0	1	0	0	2	Milwaukee Brewers @ Seattle Mariners The Kingdome, Seattle, WA Sun Jul 27 1986, 6:33 AM EDT Att: 12,918 - Unknown				
Phil Bradley, R OBP: 0.375, SLG: 0.401 (1, 7)	K		G4-6-3				F9		1B	4	0	1	0	0	1	1					
Jim Presley, R OBP: 0.303, SLG: 0.490 (1, 5)	F8						E6		F9	4	0	1	0	0	0	1					
Ken Phelps, L OBP: 0.412, SLG: 0.549 (1, 10)		F8					K		F5	4	0	0	0	0	2	3					
Alvin Davis, L OBP: 0.407, SLG: 0.476 (1, 3)							FC5		K	4	0	1	0	0	1	2					
Danny Tartabull, R OBP: 0.354, SLG: 0.517 (1, 9)		F4					K		K	4	0	0	0	0	2	2					
Scott Bradley, L OBP: 0.352, SLG: 0.463 (1, 2)							G3		4-3	4	0	0	0	0	0	1					
Dave Henderson, R OBP: 0.346, SLG: 0.478 (1, 8)							F9		1B	3	0	2	0	0	0	0					
Harold Reynolds, S OBP: 0.278, SLG: 0.283 (1, 4)			E7 FC 2B						F4	3	1	2	0	0	0	1					
Inning Stats	R: 0 E: 0 K: 1 S: 5	H: 0 LOB: 0 BB: 0 P: 5	R: 0 E: 0 K: 0 S: 4	H: 1 LOB: 1 BB: 0 P: 4	R: 1 E: 1 K: 0 S: 4	H: 1 LOB: 0 BB: 0 P: 4	R: 0 E: 0 K: 2 S: 8	H: 1 LOB: 1 BB: 0 P: 8	R: 0 E: 0 K: 1 S: 6	H: 0 LOB: 1 BB: 0 P: 6	R: 0 E: 0 K: 1 S: 4	H: 1 LOB: 1 BB: 0 P: 4	R: 0 E: 0 K: 0 S: 4	H: 1 LOB: 0 BB: 0 P: 4	R: 0 E: 0 K: 2 S: 7	H: 0 LOB: 0 BB: 0 P: 7	1B: 5 2B: 3 3B: 0 HR: 0	SF: 0 SAC: 0 DP: 2 HBP: 0	WP: 0 PA: 34 CS: 0		
PITCHER	IP WLS BF H R ER SO	IP WLS BF H R ER SO	IP WLS BF H R ER SO	IP WLS BF H R ER SO	IP WLS BF H R ER SO	IP WLS BF H R ER SO	IP WLS BF H R ER SO	IP WLS BF H R ER SO	IP WLS BF H R ER SO	IP WLS BF H R ER SO	IP WLS BF H R ER SO	IP WLS BF H R ER SO	IP WLS BF H R ER SO	IP WLS BF H R ER SO	IP WLS BF H R ER SO	IP WLS BF H R ER SO	ERA WHIP	ERA WHIP			
Tim Leary, R ERA: 4.66 (1, 1)	8.0	W	31	7	1	0	4	0	0	0	0	0	0	0	0	0	0	39	39	0.00	0.875
Mark Clear, R ERA: 2.06 (9, 1)	1.0		3	0	0	0	2	0	0	0	0	0	0	0	7	7	0.00	0.000			



Batter	1	2	3	4	5	6	7	8	9	AB	R	H	RBI	BB	SO	LOB	TOP											
Rickey Henderson, R OBP: 0.383, SLG: 0.503	F5		5-3				E7		F9	4	0	1	1	1	0	0	New York Yankees @ Milwaukee Brewers Milwaukee County Stadium, Milwaukee, WI Mon Jul 28 1986, 8:05 PM EDT Att: 37,488 - Unknown livebaseballscorecards.com											
Willie Randolph, R OBP: 0.397, SLG: 0.312				E6	F9		SF9		F8	4	1	1	1	0	0	1												
Dave Winfield, R OBP: 0.353, SLG: 0.464	F7			F4			5-3			4	0	1	0	0	0	3												
Don Mattingly, L OBP: 0.382, SLG: 0.565	F8					G4-6-3				4	1	2	0	0	0	2												
Gary Roenicke, R OBP: 0.430, SLG: 0.426		K							L4	4	0	2	2	0	1	1												
Mike Easter, L OBP: 0.386, SLG: 0.463	F5			G3						4	0	1	0	0	1	2												
Butch Wynegar, S OBP: 0.311, SLG: 0.347	F6			5-3						3	1	0	0	1	1	3												
Mike Pagliarulo, L OBP: 0.335, SLG: 0.532			F5				L5		F7	4	1	1	0	0	0	2												
Mike Fischlin, R OBP: 0.302, SLG: 0.268										2	0	0	0	0	2	0												
Dan Pasqua, L OBP: 0.403, SLG: 0.555			K						4-3	1	0	0	0	0	1	2												
Paul Zuvella, R OBP: 0.176, SLG: 0.109										1	0	0	0	0	0	0												
Inning Stats	R: 0 E: 0 K: 0 S: 4	H: 1 LOB: 1 BB: 0 P: 4	R: 0 E: 0 K: 1 S: 5	H: 0 LOB: 0 BB: 0 P: 5	R: 0 E: 0 K: 1 S: 5	H: 0 LOB: 0 BB: 0 P: 5	R: 2 E: 1 K: 0 S: 6	H: 2 LOB: 1 BB: 1 P: 6	R: 0 E: 0 K: 1 S: 6	H: 2 LOB: 1 BB: 0 P: 6	R: 2 E: 1 K: 1 S: 7	H: 2 LOB: 1 BB: 1 P: 11	R: 0 E: 0 K: 1 S: 7	H: 2 LOB: 2 BB: 0 P: 7	R: 0 E: 0 K: 0 S: 3	H: 0 LOB: 0 BB: 0 P: 3		1B: 8 2B: 1 3B: 0 HR: 0	SF: 1 SAC: 0 DP: 1 HBP: 0	WP: 0 PB: 0 CS: 1	PA: 38							
PITCHER	IP	WLS	BF	H	R	ER	SO	BB	IBB	HBP	BLK	WP	HR	S	P	ERA	WHIP											
Juan Nieves, L ERA: 3.96	(1, 1)	6.1	W	28	7	4	2	5	2	0	0	0	0	0	36	44	2.84	1.421										
Dan Plesac, L ERA: 3.31	(7, 1)	2.2	S	10	2	0	0	1	0	0	0	0	0	12	12	0.00	0.750											

Batter	1	2	3	4	5	6	7	8	9	AB	R	H	RBI	BB	SO	LOB	BOTTOM										
Paul Molitor, R OBP: 0.364, SLG: 0.449				K			F9			4	2	2	1	0	1	0	New York Yankees @ Milwaukee Brewers Milwaukee County Stadium, Milwaukee, WI Mon Jul 28 1986, 8:05 PM EDT Att: 37,488 - Unknown livebaseballscorecards.com										
Robin Yount, R OBP: 0.407, SLG: 0.452							F9			3	1	2	3	1	0	0											
Cecil Cooper, L OBP: 0.316, SLG: 0.379							F8			3	0	1	0	1	0	2											
Gorman Thomas, R OBP: 0.309, SLG: 0.386										4	0	0	0	0	2	4											
Ernest Riles, L OBP: 0.325, SLG: 0.351										4	0	2	1	0	0	2											
Rob Deer, R OBP: 0.321, SLG: 0.477										3	0	1	0	0	2	1											
Glenn Braggs, R OBP: 0.243, SLG: 0.278										3	0	0	0	0	1	1											
Jim Gantner, L OBP: 0.329, SLG: 0.374										4	1	1	0	0	0	2											
Rick Cerone, R OBP: 0.268, SLG: 0.333										3	1	1	0	0	0	0											
Inning Stats	R: 1 E: 0 K: 1 S: 7	H: 3 LOB: 2 BB: 0 P: 7	R: 3 E: 0 K: 2 S: 11	H: 4 LOB: 1 BB: 0 P: 11	R: 0 E: 0 K: 1 S: 4	H: 1 LOB: 1 BB: 0 P: 4	R: 0 E: 0 K: 1 S: 5	H: 0 LOB: 0 BB: 0 P: 5	R: 1 E: 0 K: 1 S: 6	H: 1 LOB: 1 BB: 1 P: 10	R: 0 E: 0 K: 0 S: 3	H: 0 LOB: 0 BB: 0 P: 3	R: 0 E: 0 K: 1 S: 5	H: 0 LOB: 1 BB: 1 P: 9	R: 0 E: 0 K: 0 S: 4	H: 1 LOB: 1 BB: 0 P: 4	1B: 8 2B: 1 3B: 2 HR: 0	SF: 0 SAC: 2 DP: 1 HBP: 0	WP: 0 PB: 1 CS: 0	PA: 35							
PITCHER	IP	WLS	BF	H	R	ER	SO	BB	IBB	HBP	BLK	WP	HR	S	P	ERA	WHIP										
Joe Niekro, R ERA: 4.62	(1, 1)	1.2	L	11	7	4	4	3	0	0	0	0	0	17	17	21.60	4.200										
Bob Shirley, L ERA: 5.66	(2, 1)	4.1		16	2	1	1	2	1	0	0	0	0	19	23	2.08	0.692										
Tim Stoddard, R ERA: 3.54	(7, 1)	1.1		7	1	0	0	1	1	0	0	0	0	8	12	0.00	1.500										
Rod Scurry, L ERA: 1.93	(8, 1)	0.2		1	0	0	0	0	0	0	0	0	0	1	1	0.00	0.000										


Batter	1	2	3	4	5	6	7	8	9	AB	R	H	RBI	BB	SO	LOB	TOP									
Rickey Henderson, R OBP: 0.379, SLG: 0.497 (1, 8)	0-0 5-3		0-3 K		0-0 F8		0-0 SF8-6-4		0-0 F9	4	0	0	1	0	1	1	<p>New York Yankees @ Milwaukee Brewers Milwaukee County Stadium, Milwaukee, WI</p> <p>Tue Jul 29 1986, 8:05 PM EDT Att: 25,630 - Unknown</p> <p>livebaseballscorecards.com</p> <p>AB 35 R 4 H 10 RBI 4 BB 2 SO 3 LOB 11</p> 									
Claudell Washington, L OBP: 0.323, SLG: 0.450 (1, 7)	0-0 F7		0-0 BB 1B		0-0 4-3		0-0 F6		0-0 5-3	5	0	1	0	0	0	1										
Don Mattingly, L OBP: 0.381, SLG: 0.561 (1, 3)	0-0 G3		4-0 1-2 BB		0-0 F6				0-0 4-3	3	0	0	0	1	0	0										
Mike Easter, L OBP: 0.385, SLG: 0.459 (1, 10)		0-3 K	0-0 F9			0-0 6-3			4-0 FC3-6 BB	3	0	0	0	1	1	2										
Mike Pagliarulo, L OBP: 0.334, SLG: 0.532 (1, 5)	0-0 F7			0-0 4-3 1B 2B		0-0 F9			0-0 FC3-6 1-2 HR	4	2	1	0	0	0	1										
Dave Winfield, R OBP: 0.357, SLG: 0.476 (1, 9)		0-0 1B 1B		0-3 K		0-0 1B			0-0 1-H HR	4	1	3	2	0	1	1										
Butch Wynegar, S OBP: 0.310, SLG: 0.345 (1, 2)	0-0 1-2 1B			0-0 4-3		0-0 F7			0-0 F7	4	0	1	0	0	0	2										
Willie Randolph, R OBP: 0.388, SLG: 0.314 (1, 4)	0-0 F9			0-0 2-3 FC4-6 1B			0-0 1B SF8-6-4 1B		0-0 F8	4	1	2	1	0	0	2										
Paul Zuvella, R OBP: 0.170, SLG: 0.104 Dan Pasqua, L OBP: 0.407, SLG: 0.558 Mike Fischlin, R OBP: 0.302, SLG: 0.268 Ron Hassey, L OBP: 0.381, SLG: 0.466 (1, 6) (7, PH) (7, 6) (9, PH)	0-0 F8		0-0 FC4-6 3-H 1B		0-0 FC4-6 1-2 1B		0-0 1-3 1B		0-0 1B	2	0	0	0	0	0	1										
										1	0	1	0	0	0	0										
										0	0	0	0	0	0	0										
										1	0	1	0	0	0	0										
Inning Stats	R: 0 E: 0 K: 0 S: 3	H: 0 LOB: 0 BB: 0 P: 3	R: 0 E: 0 K: 1 S: 7	H: 2 LOB: 2 BB: 0 P: 7	R: 0 E: 0 K: 1 S: 6	H: 1 LOB: 2 BB: 1 P: 10	R: 1 E: 0 K: 1 S: 7	H: 2 LOB: 1 BB: 0 P: 7	R: 0 E: 0 K: 0 S: 4	H: 1 LOB: 0 BB: 0 P: 4	R: 1 E: 0 K: 0 S: 4	H: 2 LOB: 0 BB: 0 P: 4	R: 2 E: 0 K: 0 S: 4	H: 1 LOB: 1 BB: 1 P: 8	R: 0 E: 0 K: 0 S: 4	H: 1 LOB: 1 BB: 0 P: 4	1B: 8 2B: 2 3B: 0 HR: 1	SF: 1 SAC: 0 DP: 1 HBP: 0	WP: 0 PB: 0 SB: 0 CS: 0	PA: 38						
PITCHER	IP	WLS	BF	H	R	ER	SO	BB	IBB	HBP	BLK	WP	HR	S	P	ERA	WHIP									
Danny Darwin, R ERA: 2.96 Mark Clear, R ERA: 1.99 (1, 1) (8, 1)	7.2	W	33	9	4	4	3	2	0	0	0	0	0	1	37	45	4.70	1.435								
	1.1	S	5	1	0	0	0	0	0	0	0	0	0	5	5	0.00	0.750									

Batter	1	2	3	4	5	6	7	8	9	AB	R	H	RBI	BB	SO	LOB	BOTTOM									
Paul Molitor, R OBP: 0.360, SLG: 0.442 (1, 5)	0-0 1B K		0-0 6-3			0-0 F8		0-0 6-3		5	1	1	0	0	1	4	<p>New York Yankees @ Milwaukee Brewers Milwaukee County Stadium, Milwaukee, WI</p> <p>Tue Jul 29 1986, 8:05 PM EDT Att: 25,630 - Unknown</p> <p>livebaseballscorecards.com</p> <p>AB 34 R 6 H 11 RBI 6 BB 3 SO 6 LOB 12</p> 									
Robin Yount, R OBP: 0.406, SLG: 0.449 (1, 8)	0-0 BB 1B 1-3 1B	0-0 5-3		0-3 K		0-0 4-3				4	1	1	0	0	1	0										
Cecil Cooper, L OBP: 0.315, SLG: 0.378 (1, 3)	0-0 1-2 3-H 1B	0-0 F8		0-0 6-3		0-0 L6				4	1	1	1	0	0	0										
Gorman Thomas, R OBP: 0.312, SLG: 0.400 (1, 10)	4-0 1B 1-2 2-3 HR BB	0-0 HR		0-0 5-3		0-0 K				3	2	1	1	1	1	0										
Ernest Riles, L OBP: 0.327, SLG: 0.356 (1, 6)	0-0 1-3 2-H 3-H 1B	0-0 1-3			0-0 4-3		0-0 2B			4	0	2	2	0	0	0										
Rob Deer, R OBP: 0.327, SLG: 0.489 (1, 9)	0-0 3-H HR		4-0 1B FC3-5-2-3 BB		0-3 K		4-0 BB			2	1	1	2	2	1	0										
Glenn Braggs, R OBP: 0.295, SLG: 0.350 (1, 7)	0-0 1B 1B		0-0 FC3-5-2-3 1B		0-0 2B		0-0 F9			4	0	3	0	0	0	2										
Bill Schroeder, R OBP: 0.252, SLG: 0.331 (1, 2)	0-3 K		0-3 K		0-0 F6			0-0 F4		4	0	0	0	0	2	4										
Jim Gantner, L OBP: 0.328, SLG: 0.373 (1, 4)	0-0 1-2 1B		0-0 FC3-5-2-3-2 1-3 3-H 1B			0-0 G1-4-3		0-0 4-3		4	0	1	0	0	0	2										
										1	0	0	0	0	0	0										
										0	0	0	0	0	0	0										
										0	0	0	0	0	0	0										
Inning Stats	R: 5 E: 0 K: 2 S: 13	H: 7 LOB: 2 BB: 1 P: 17	R: 1 E: 0 K: 0 S: 4	H: 1 LOB: 0 BB: 0 P: 4	R: 0 E: 0 K: 1 S: 6	H: 1 LOB: 2 BB: 1 P: 10	R: 0 E: 0 K: 1 S: 5	H: 0 LOB: 0 BB: 0 P: 5	R: 0 E: 0 K: 1 S: 6	H: 1 LOB: 1 BB: 0 P: 6	R: 0 E: 0 K: 0 S: 3	H: 0 LOB: 0 BB: 0 P: 3	R: 0 E: 0 K: 1 S: 6	H: 1 LOB: 2 BB: 1 P: 10	R: 0 E: 0 K: 0 S: 3	H: 0 LOB: 0 BB: 0 P: 3	1B: 7 2B: 2 3B: 0 HR: 2	SF: 0 SAC: 0 DP: 0 HBP: 0	WP: 0 PB: 0 SB: 1 CS: 0	PA: 37						
PITCHER	IP	WLS	BF	H	R	ER	SO	BB	IBB	HBP	BLK	WP	HR	S	P	ERA	WHIP									
Scott Nielsen, R ERA: 6.94 Al Holland, L ERA: 2.97 Brian Fisher, R ERA: 4.45 (1, 1) (1, 1) (6, 1)	0.1	L	19	4	1	1	5	1	0	0	0	0	0	1	28	32	1.93	1.071								
	3.0		11	1	0	0	1	1	0	0	0	0	0	12	16	0.00	0.667									

Batter	1	2	3	4	5	6	7	8	9	AB	R	H	RBI	BB	SO	LOB	TOP
Rickey Henderson, R OBP: 0.376, SLG: 0.492 Claudell Washington, L OBP: 0.353, SLG: 0.490	(1, 8) X F9		(2) X 5-3			(1) X 6-3		(3) X K		4	0	0	0	0	1	1	
Willie Randolph, R OBP: 0.397, SLG: 0.314	(1, 4) S K		(3) X 1-3			(2) X F3			(1) X FC6-4 1B	4	0	1	0	0	1	0	
Don Mattingly, L OBP: 0.378, SLG: 0.556	(1, 3) X 4-3			(1) X 5-3		(3) X F7			(1) X F7	4	0	0	0	0	0	1	
Dave Winfield, R OBP: 0.356, SLG: 0.474		(1) X E5 FC5-4		(2) X 6-3		(1) X F3			(1) X FC6-4 1B	4	0	1	0	0	0	0	
Ron Kittle, R OBP: 0.282, SLG: 0.418	(1, 10) S K		(1) X K		(2) X BB	(2) X K			(2) X K	3	0	0	0	1	3	3	
Gary Roenicke, R OBP: 0.416, SLG: 0.412	(1, 7) X FC5-4 1B		(2) X F5		(3) X F7				(3) X FC6-4	4	0	0	0	0	0	4	
Wayne Tolleson, S OBP: 0.345, SLG: 0.338	(1, 6) X 1B		(1) X F9						(1) X CS 1B	3	0	2	0	0	0	0	
Mike Pagliarulo, L OBP: 0.334, SLG: 0.530	(1, 5) X 1B		(2) X 4-3						(1) X F8	3	0	1	0	0	0	1	
Joel Skinner, R OBP: 0.252, SLG: 0.329	(1, 2) X 1B		(1) X 6-3		(3) X K				(2) X 1B	3	0	1	0	0	1	0	
Inning Stats	R: 0 E: 0 K: 1 S: 5	H: 0 LOB: 0 BB: 0 P: 5	R: 0 E: 1 K: 1 S: 7	H: 2 LOB: 2 BB: 0 P: 7	R: 0 E: 0 K: 0 S: 3	H: 0 LOB: 1 BB: 1 P: 7	R: 0 E: 0 K: 0 S: 3	H: 0 LOB: 0 BB: 0 P: 3	R: 0 E: 0 K: 1 S: 5	H: 2 LOB: 1 BB: 0 P: 6	R: 0 E: 0 K: 1 S: 7	H: 2 LOB: 2 BB: 0 P: 7	1B: 6 2B: 0 3B: 0 HR: 0	SF: 0 SAC: 0 DP: 0 HBP: 0	WP: 0 PB: 0 SB: 0 CS: 1	PA: 33	
PITCHER Teddy Higuera, L ERA: 2.59	(1, 1)	IP: 9.0 WLS: W BF: 33 H: 6 R: 0 ER: 0 SO: 6 BB: 1 IBB: 0 HBP: 0 BLK: 0 WP: 0 HR: 0 S: 44 P: 48 ERA: 0.00 WHIP: 0.778															

New York Yankees @ Milwaukee Brewers
Milwaukee County Stadium, Milwaukee, WI
Wed Jul 30 1986, 8:05 PM EDT
Att: 30,599 - Unknown


AB	32
R	0
H	6
RBI	0
BB	1
SO	6
LOB	10

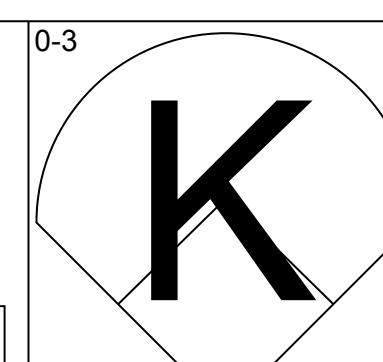
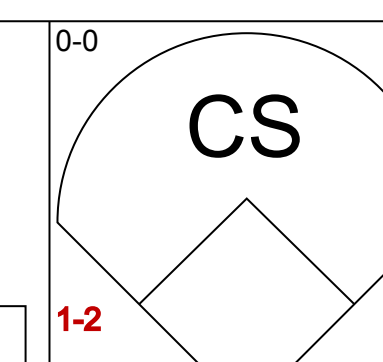
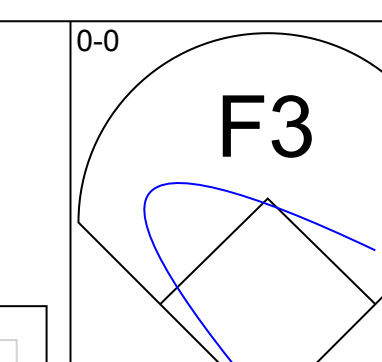
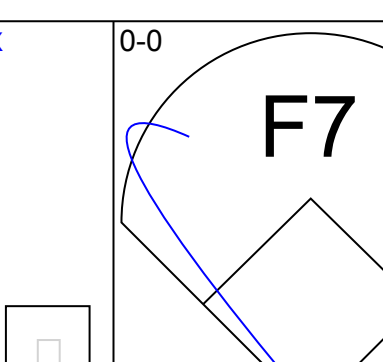
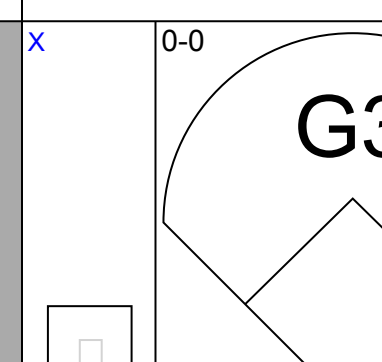
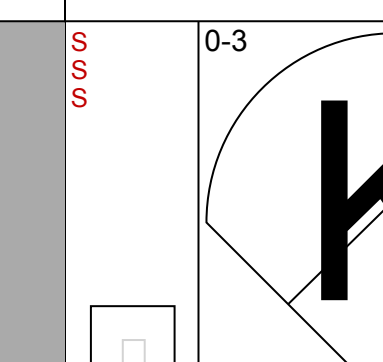
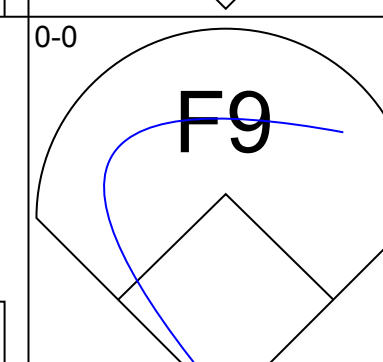
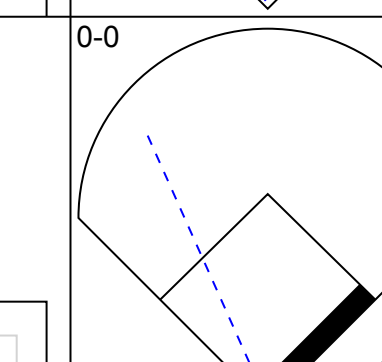
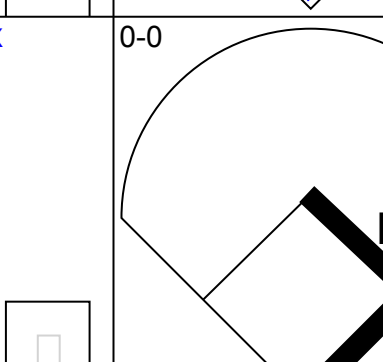
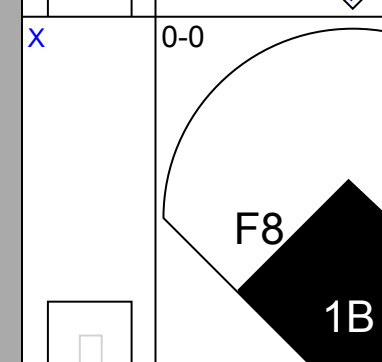
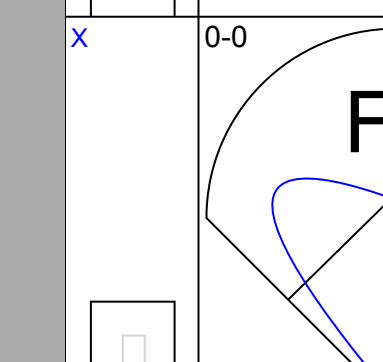
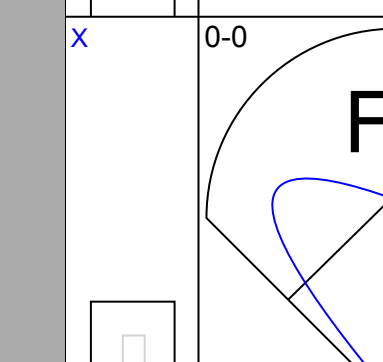
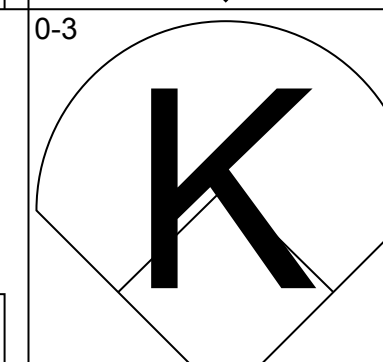
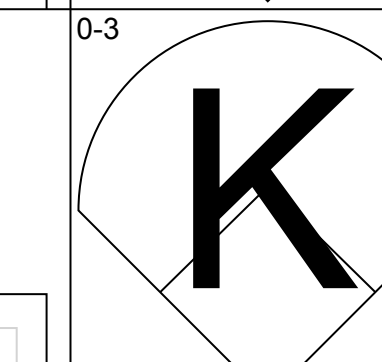
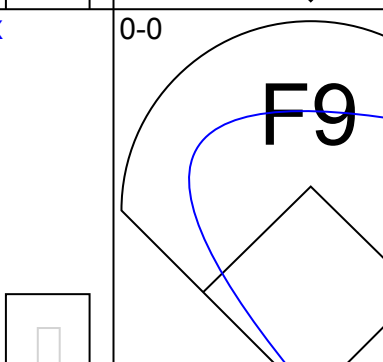
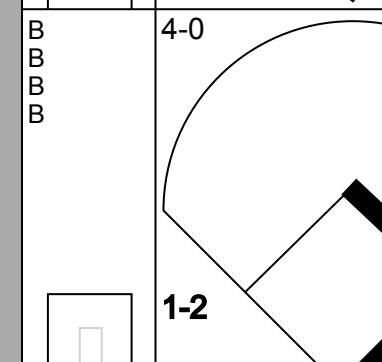
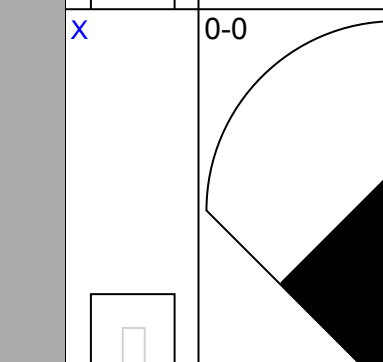
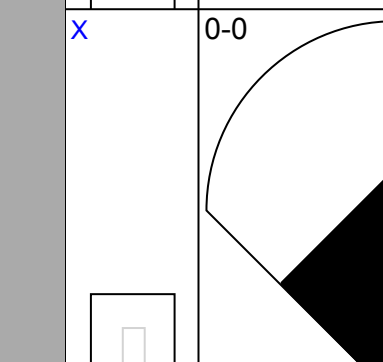
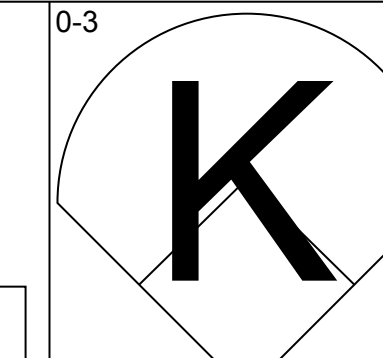
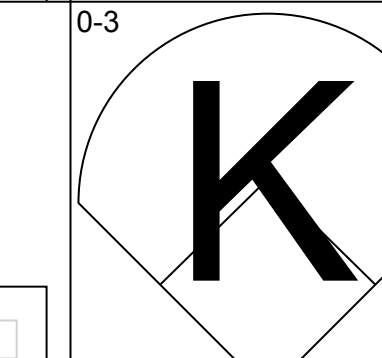
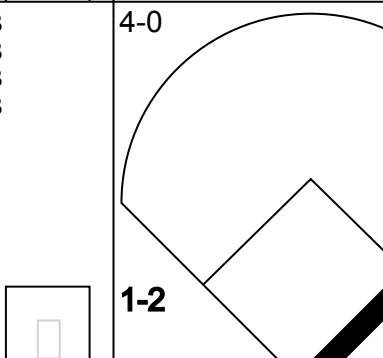
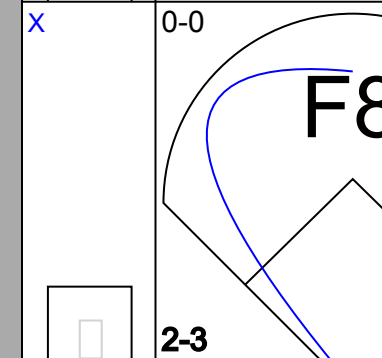
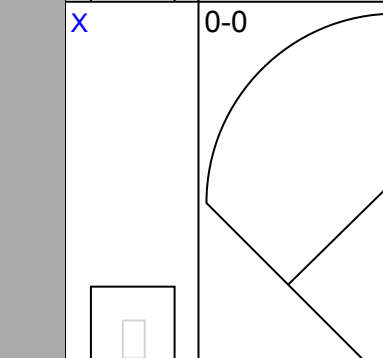
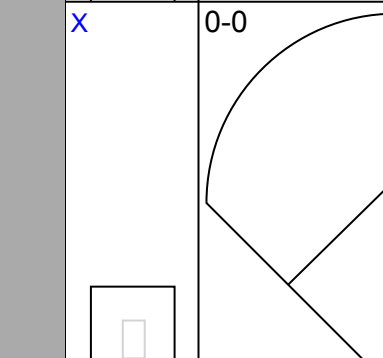
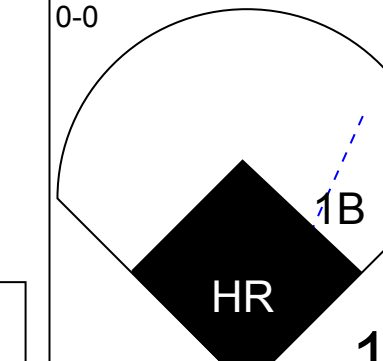
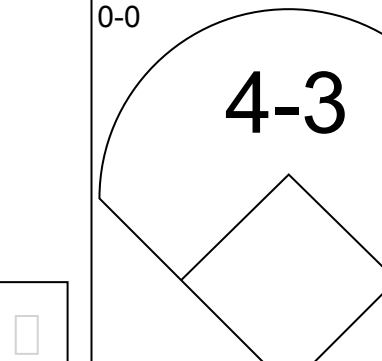
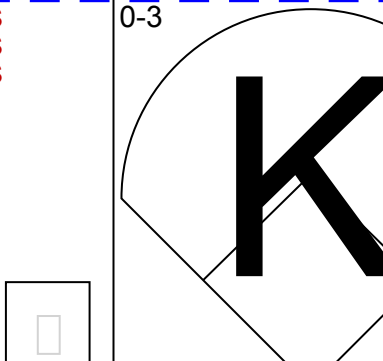
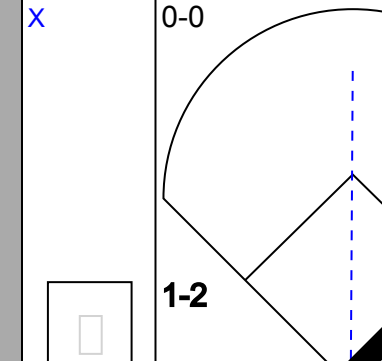
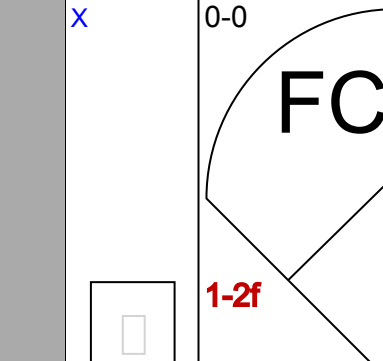
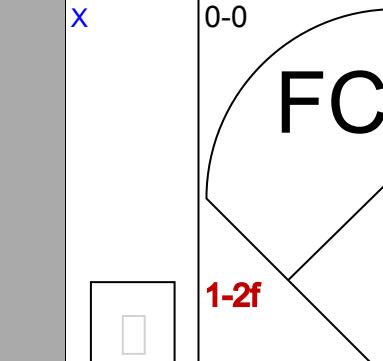

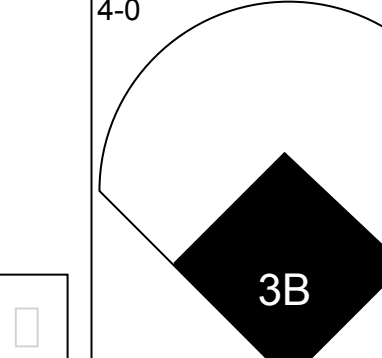

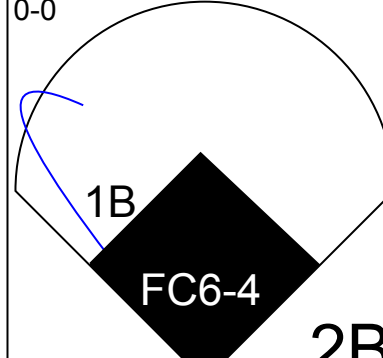
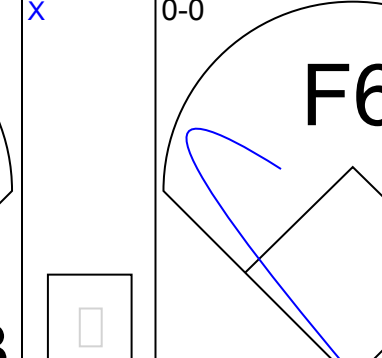
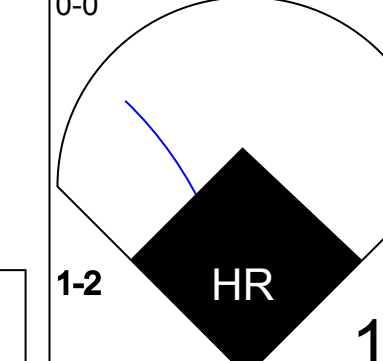
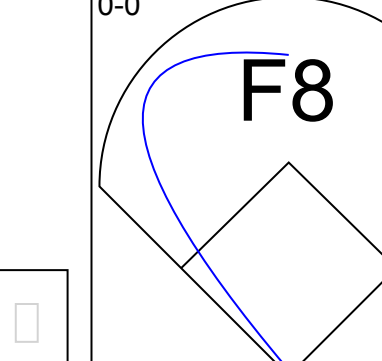
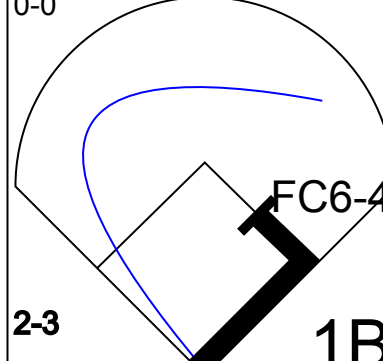
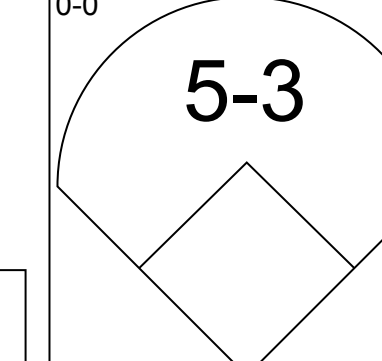
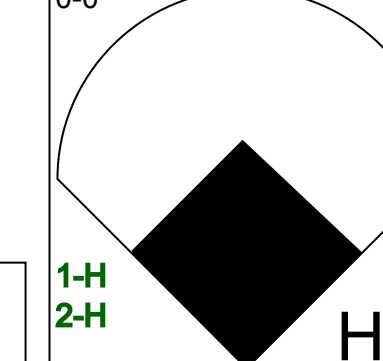
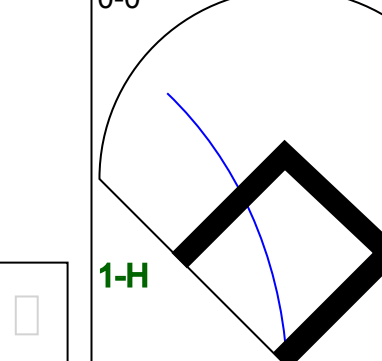
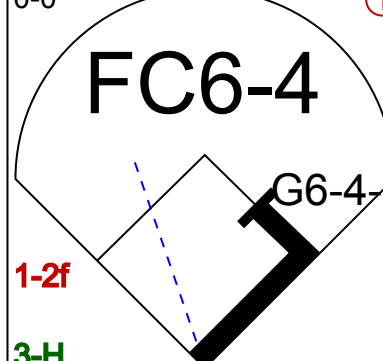
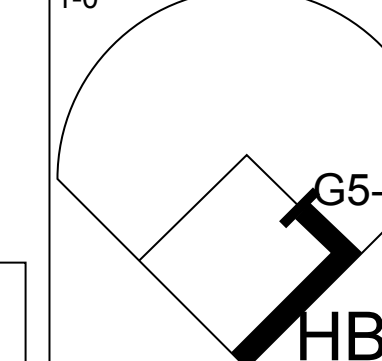
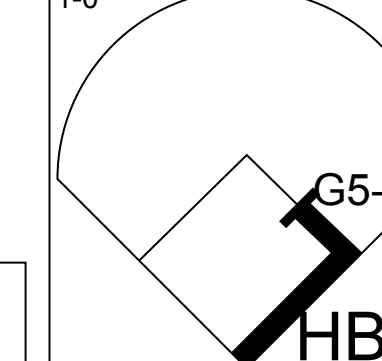
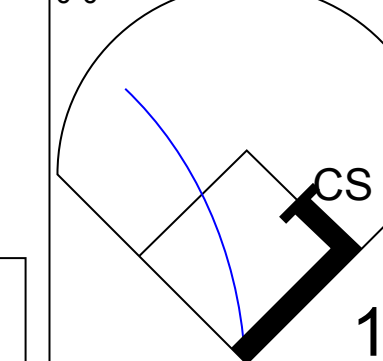
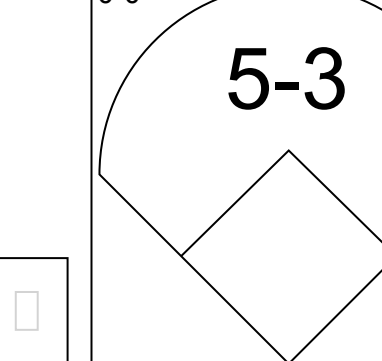
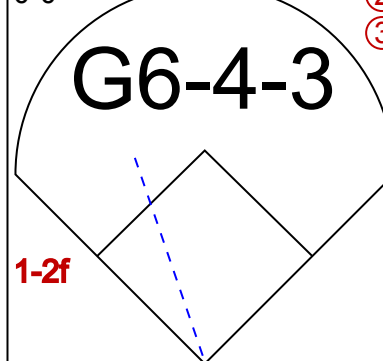
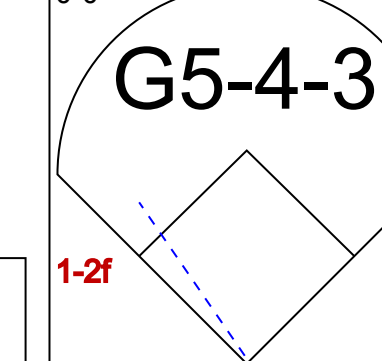


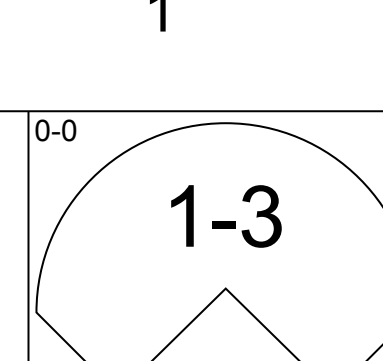
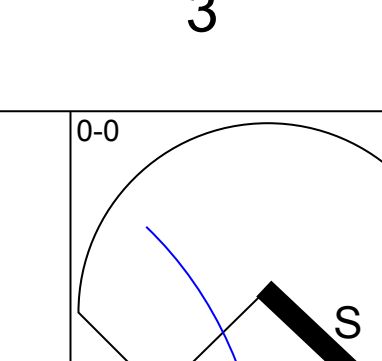
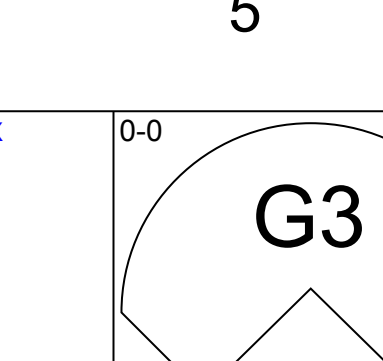
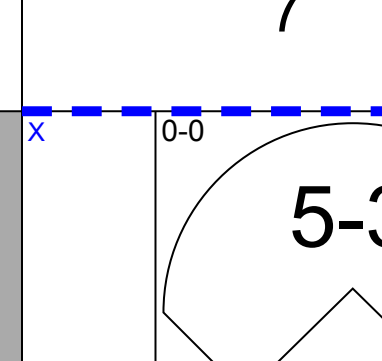
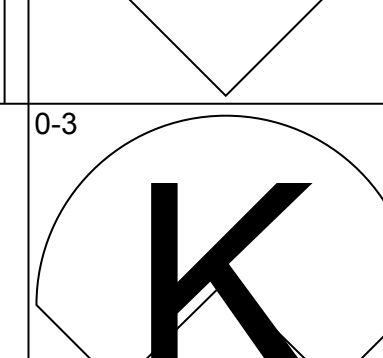
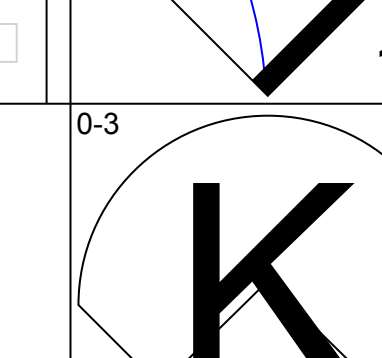
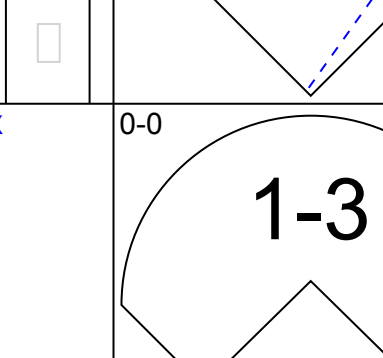
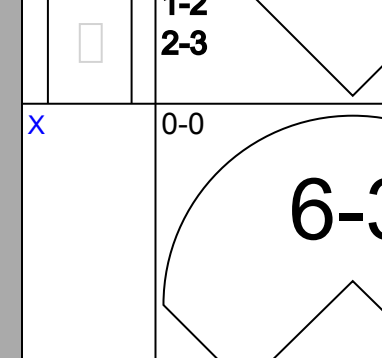
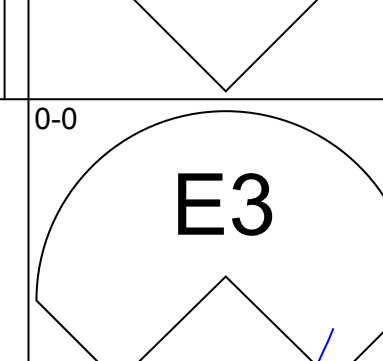
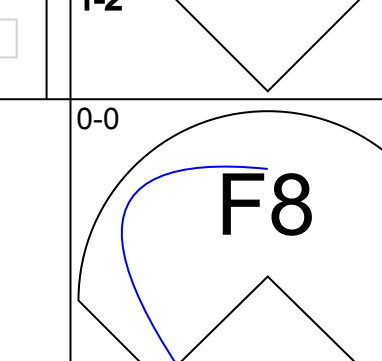
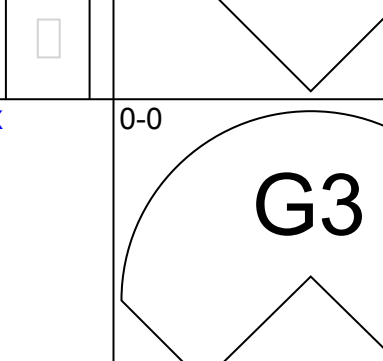
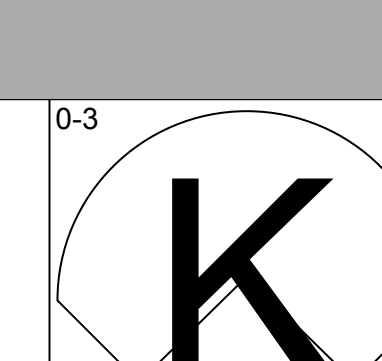
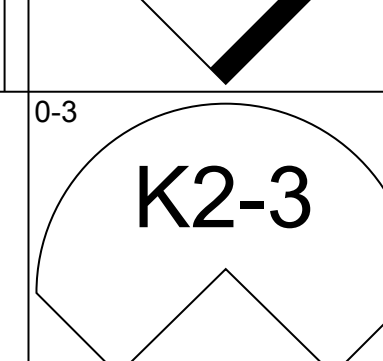
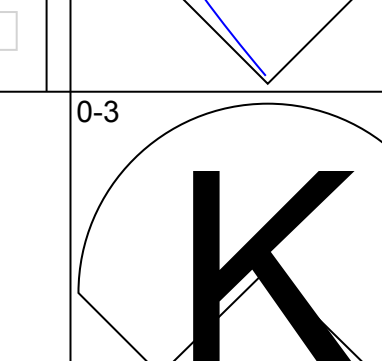
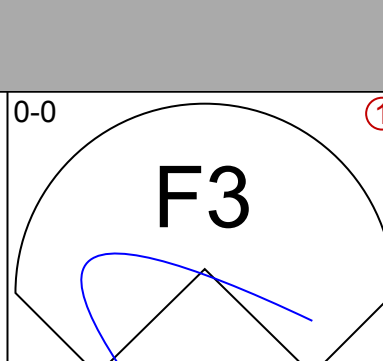
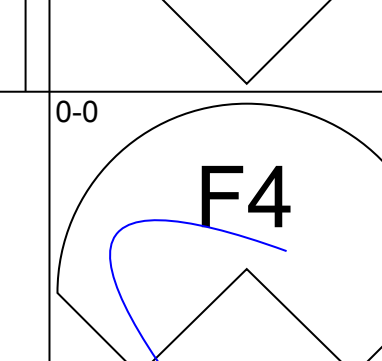
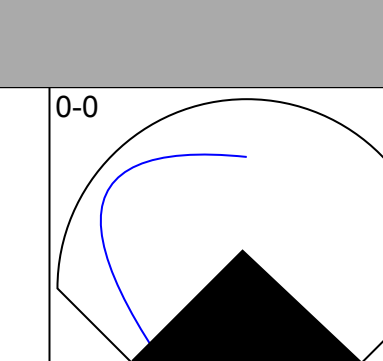
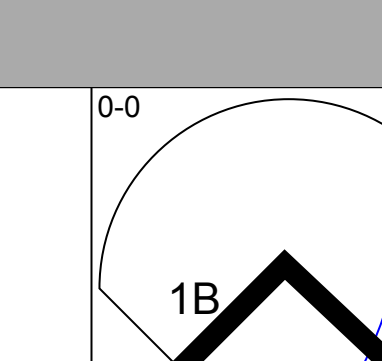

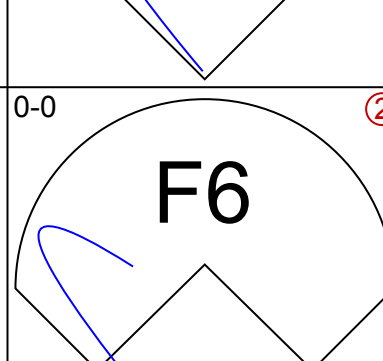
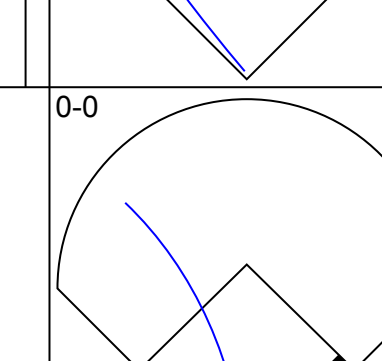
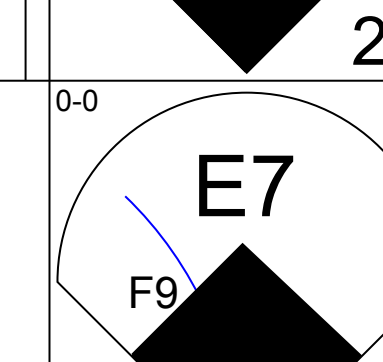
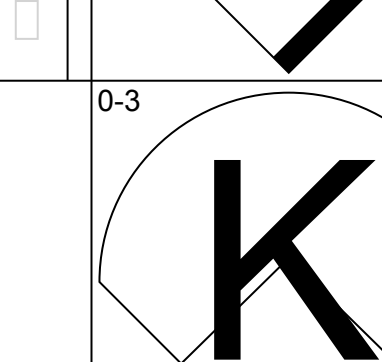
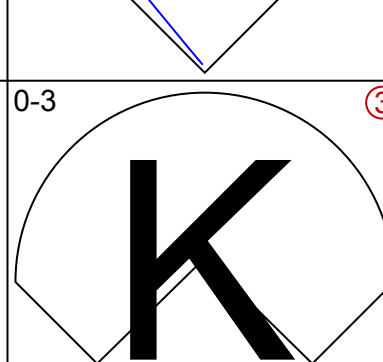
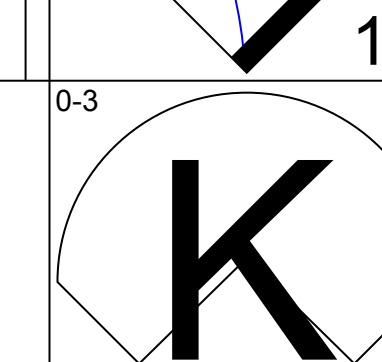
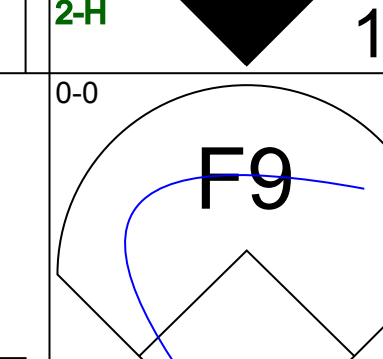
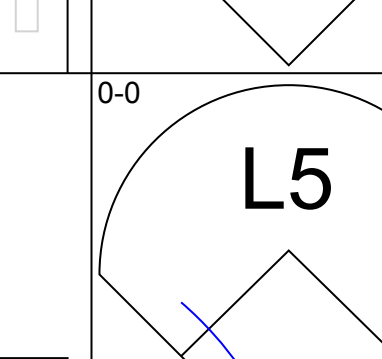
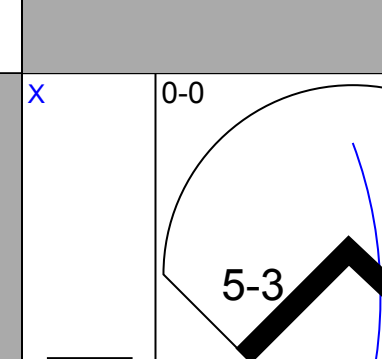
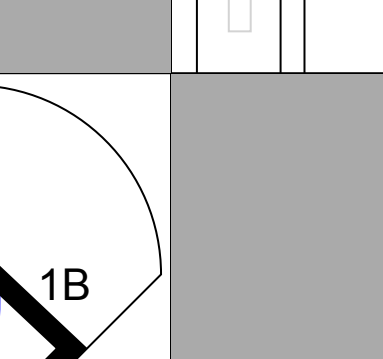
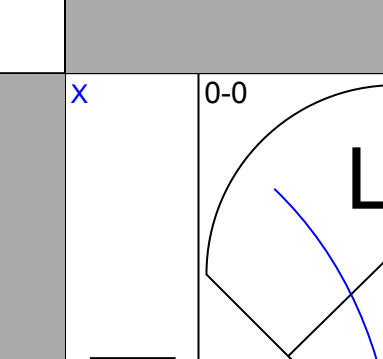
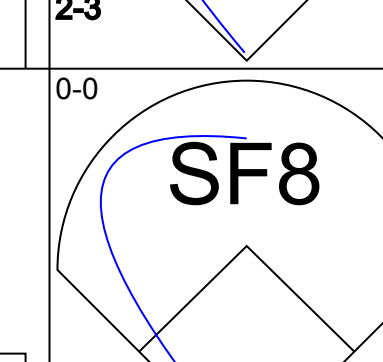
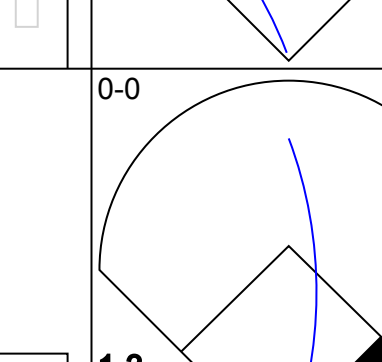
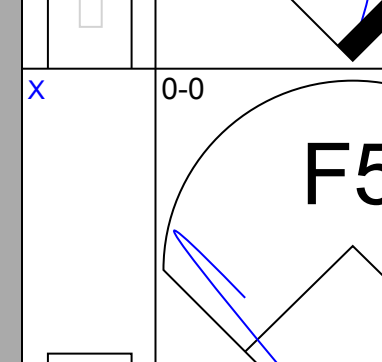
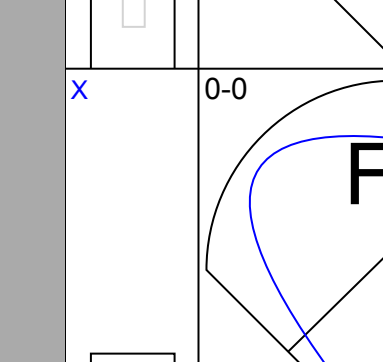
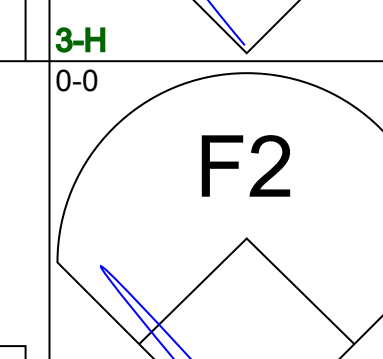
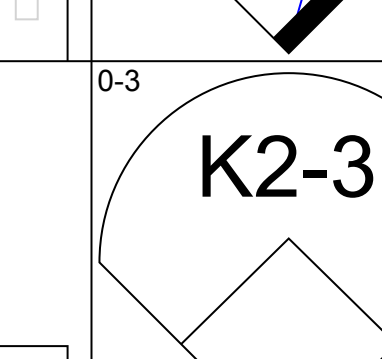
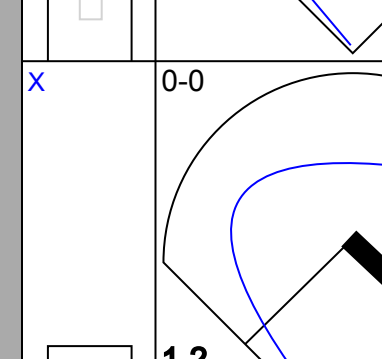
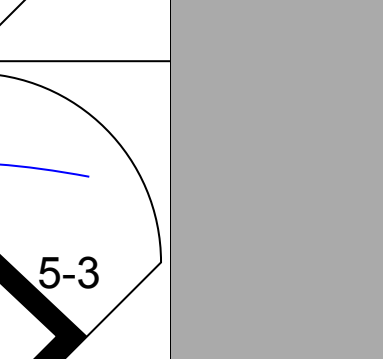
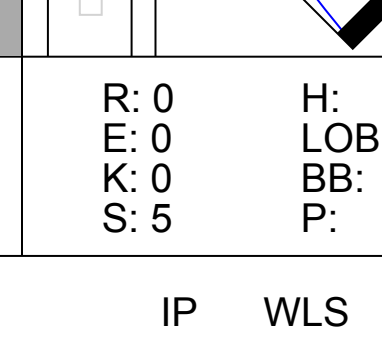
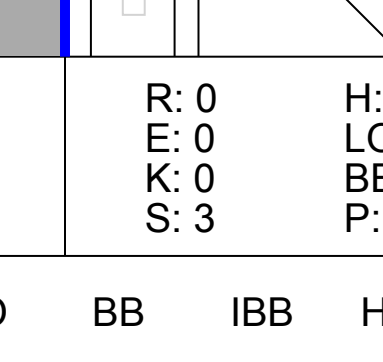
Batter	1	2	3	4	5	6	7	8	9	AB	R	H	RBI	BB	SO	LOB	BOTTOM	
Paul Molitor, R OBP: 0.358, SLG: 0.438	(1, 5) X F9		(1) X E8 2H 1B		(1) X 6-3		(1) X 5-3			4	0	1	1	0	0	1		
Robin Yount, R OBP: 0.401, SLG: 0.443	(1, 8) S K		(2) X 5-3		(2) X FC9-6		(2) X F8			4	0	0	0	0	1	2		
Ben Oglivie, L OBP: 0.351, SLG: 0.404 Rick Manning, L OBP: 0.283, SLG: 0.333	(1, 7) X (7, 7) X 5-3		(3) X K				(1) X F8		(3) X 4-3	3	0	0	0	0	1	1		
Gorman Thomas, R OBP: 0.315, SLG: 0.407	(1, 10) X SH3 6-3 2B		(1) X F9						(1) X K	4	2	2	0	0	1	0		
Ernest Riles, L OBP: 0.324, SLG: 0.353	(1, 6) X SH3		(2) X 1-3						(2) X K	3	0	0	0	0	1	1		
Rob Deer, R OBP: 0.329, SLG: 0.487	(1, 3) X 6-3		(2) X 1B						(3) X 5-3	3	1	1	1	1	0	0		
Glenn Braggs, R OBP: 0.295, SLG: 0.372	(1, 9) X L1		(3) X F9							3	0	1	2	0	0	1		
Jim Gantner, L OBP: 0.334, SLG: 0.389	(1, 4) X E 2B									2	2	2	1	0	0	0		
Charlie Moore, R OBP: 0.359, SLG: 0.425	(1, 2) X F4		(1) X FC9-6 6-3 1B							3	0	1	0	0	0	3		
Inning Stats	R: 0 E: 0 K: 1 S: 5	H: 1 LOB: 0 BB: 0 P: 4	R: 1 E: 0 K: 0 S: 4	H: 1 LOB: 0 BB: 0 P: 4	R: 1 E: 1 K: 1 S: 7	H: 2 LOB: 1 BB: 0 P: 7	R: 0 E: 0 K: 0 S: 4	H: 1 LOB: 1 BB: 0 P: 4	R: 1 E: 0 K: 0 S: 4	H: 2 LOB: 0 BB: 0 P: 4	R: 2 E: 0 K: 2 S: 7	H: 2 LOB: 0 BB: 1 P: 10	R: 0 E: 0 K: 2 S: 7	H: 0 LOB: 0 BB: 0 P: 7	1B: 4 2B: 4 3B: 0 HR: 1	SF: 0 SAC: 1 DP: 1 HBP: 1	WP: 0 PB: 0 SB: 0 CS: 0	PA: 33
PITCHER Doug Drabek, R ERA: 5.56 Rod Seery, L ERA: 1.5 Dave Righetti, L ERA: 3.1	(1, 1)	IP: 5.2 WLS: L BF: 25 H: 8 R: 5 ER: 5 SO: 2 BB: 1 IBB: 0 HBP: 0 BLK: 0 WP: 0 HR: 1 S: 28 P: 32 ERA: 7.94 WHIP: 1.588																
PITCHER	(6, 1)	IP: 1.1 WLS: L BF: 5 H: 0 R: 0 ER: 0 SO: 0 BB: 0 IBB: 0 HBP: 1 BLK: 0 WP: 0 HR: 0 S: 4 P: 5 ERA: 0.00 WHIP: 0.000																
PITCHER Dave Righetti, L ERA: 3.1	(8, 1)	IP: 1.0 WLS: L BF: 3 H: 0 R: 0 ER: 0 SO: 2 BB: 0 IBB: 0 HBP: 0 BLK: 0 WP: 0 HR: 0 S: 7 P: 7 ERA: 0.00 WHIP: 0.000																

New York Yankees @ Milwaukee Brewers
Milwaukee County Stadium, Milwaukee, WI
Wed Jul 30 1986, 8:05 PM EDT
Att: 30,599 - Unknown

AB	30
R	5
H	8
RBI	5
BB	1
SO	4
LOB	9



Batter	1	2	3	4	5	6	7	8	9	AB	R	H	RBI	BB	SO	LOB	TOP			
Oddibe McDowell, L (1, 8) OBP: 0.336, SLG: 0.435										5	0	0	0	0	2	0	Texas Rangers @ Milwaukee Brewers Milwaukee County Stadium, Milwaukee, WI Fri Aug 01 1986, 4:33 AM EDT Unknown			
Scott Fletcher, R (1, 6) OBP: 0.385, SLG: 0.450										5	1	3	0	0	0	0				
Pete O'Brien, L (1, 3) OBP: 0.368, SLG: 0.456										4	1	1	1	1	2	2				
Pete Incaviglia, R (1, 9) OBP: 0.304, SLG: 0.465										4	0	1	0	1	2	3				
Darrell Porter, L (1, 10) OBP: 0.360, SLG: 0.500										5	1	2	1	0	1	3				
Ruben Sierra, S (1, 7) OBP: 0.258, SLG: 0.412										3	2	1	0	1	0	3				
Don Slaughter, R (1, 2) OBP: 0.330, SLG: 0.563										4	1	2	0	0	0	1				
Steve Buechele, R (1, 5) OBP: 0.304, SLG: 0.431										3	1	2	5	0	0	1				
Toby Harrah, R (1, 4) OBP: 0.285, SLG: 0.305										4	0	1	0	0	0	3				
Inning Stats	R: 0 E: 0 K: 2 S: 7	H: 0 LOB: 0 BB: 0 P: 7	R: 3 E: 0 K: 1 S: 8	H: 4 LOB: 0 BB: 0 P: 8	R: 0 E: 0 K: 2 S: 8	H: 1 LOB: 1 BB: 1 P: 8	R: 1 E: 0 K: 0 S: 4	H: 1 LOB: 1 BB: 1 P: 8	R: 0 E: 0 K: 1 S: 6	H: 1 LOB: 2 BB: 1 P: 10	R: 1 E: 0 K: 0 S: 5	H: 2 LOB: 0 BB: 0 P: 9	R: 0 E: 0 K: 0 S: 2	H: 0 LOB: 0 BB: 0 P: 3	R: 1 E: 0 K: 1 S: 7	H: 2 LOB: 1 BB: 0 P: 7	1B: 9 2B: 1 3B: 1 HR: 2	SF: 0 SAC: 0 DP: 2 HBP: 1	WP: 0 PB: 0 SB: 0 CS: 1	PA: 42
PITCHER	IP	WLS	BF	H	R	ER	SO	BB	IBB	HBP	BLK	WP	HR	S	P	ERA	WHIP			
Tim Leary, R (1, 1) ERA: 4.77	4.2	L	22	7	4	4	5	2	0	0	0	0	1	30	38	7.71	1.929			
Bill Wegman, R (5, 1) ERA: 5.12	4.1		19	6	3	3	2	1	0	1	0	0	1	21	26	6.23	1.615			

Batter	1	2	3	4	5	6	7	8	9	AB	R	H	RBI	BB	SO	LOB	BOTTOM					
Paul Moltor, R (1, 5) OBP: 0.356, SLG: 0.434										4	0	1	0	0	0	2	Texas Rangers @ Milwaukee Brewers Milwaukee County Stadium, Milwaukee, WI Fri Aug 01 1986, 4:33 AM EDT Unknown					
Robin Yount, R (1, 8) OBP: 0.397, SLG: 0.438										4	0	0	0	0	2	3						
Cecil Cooper, L (1, 3) OBP: 0.312, SLG: 0.373										4	0	0	0	0	1	1						
Gorman Thomas, R (1, 10) OBP: 0.310, SLG: 0.399										4	0	0	0	0	2	2						
Ernest Riles, L (1, 6) OBP: 0.328, SLG: 0.360										4	1	3	0	0	0	0						
Rob Deer, R (1, 9) OBP: 0.328, SLG: 0.484										4	1	1	1	0	3	2						
Glenn Braggs, R (1, 7) OBP: 0.292, SLG: 0.362										4	0	1	0	0	0	2						
Jim Gantner, L (1, 4) OBP: 0.333, SLG: 0.389										3	0	1	1	0	0	1						
Rick Cerone, R (1, 2) OBP: 0.269, SLG: 0.333										3	0	1	0	0	1	2						
Ben Oglivie, L (9, PH) OBP: 0.349, SLG: 0.402										1	0	0	0	0	0	0						
Inning Stats	R: 0 E: 1 K: 2 S: 8	H: 0 LOB: 1 BB: 0 P: 8	R: 2 E: 1 K: 0 S: 5	H: 2 LOB: 0 BB: 0 P: 5	R: 0 E: 0 K: 2 S: 8	H: 1 LOB: 1 BB: 0 P: 8	R: 0 E: 0 K: 2 S: 9	H: 2 LOB: 2 BB: 0 P: 9	R: 0 E: 0 K: 0 S: 3	H: 0 LOB: 0 BB: 0 P: 3	R: 0 E: 0 K: 1 S: 5	H: 0 LOB: 0 BB: 0 P: 5	R: 0 E: 0 K: 0 S: 5	H: 2 LOB: 2 BB: 0 P: 5	R: 0 E: 0 K: 0 S: 8	H: 1 LOB: 1 BB: 0 P: 8	R: 0 E: 0 K: 0 S: 3	H: 0 LOB: 0 BB: 0 P: 3	1B: 7 2B: 1 3B: 0 HR: 0	SF: 1 SAC: 0 DP: 0 HBP: 0	WP: 0 PB: 0 SB: 1 CS: 0	PA: 36
PITCHER	IP	WLS	BF	H	R	ER	SO	BB	IBB	HBP	BLK	WP	HR	S	P	ERA	WHIP					
Bobby Witt, R (1, 1) ERA: 6.21	6.1	W	27	7	2	1	7	0	0	0	0	0	0	41	41	1.42	1.105					
Dale Mohroric, R (7, 1) ERA: 1.72	2.2	S	9	1	0	0	2	0	0	0	0	0	0	13	13	0.00	0.375					

Batter	1	2	3	4	5	6	7	8	9	AB	R	H	RBI	BB	SO	LOB	TOP										
Oddibe McDowell, L OBP: 0.339, SLG: 0.436 (1, 8)										4	2	2	0	1	0	2	Texas Rangers @ Milwaukee Brewers Milwaukee County Stadium, Milwaukee, WI Fri Aug 01 1986, 8:05 PM EDT Att: 19,482 - Unknown										
Ruben Sierra, S OBP: 0.297, SLG: 0.417 (1, 7)										5	2	3	1	0	1	3											
Pete O'Brien, L OBP: 0.368, SLG: 0.462 (1, 3)										4	2	1	3	1	0	4											
Pete Incaviglia, R OBP: 0.329, SLG: 0.479 (1, 9)										5	1	3	4	0	0	1											
Larry Parrish, R OBP: 0.349, SLG: 0.508 (1, 10)										5	0	2	0	0	1	1											
Tom Paciorek, R OBP: 0.296, SLG: 0.372 Scott Fletcher, R OBP: 0.384, SLG: 0.448 (1, 5) (7, 6)										4	0	0	0	0	1	2											
Geno Petralli, L OBP: 0.283, SLG: 0.359 (1, 2)										4	0	1	0	1	0	1											
Steve Buechele, R OBP: 0.299, SLG: 0.424 (1, 4) (7, 5)										5	1	0	0	0	0	3											
Curtis Wilkerson, S OBP: 0.271, SLG: 0.304 (1, 6) (7, 4)										4	0	3	0	0	0	1											
Inning Stats	R: 4 E: 0 K: 0 S: 5	H: 2 LOB: 0 BB: 2 P: 13	R: 4 E: 1 K: 0 S: 8	H: 4 LOB: 1 BB: 0 P: 8	R: 0 E: 0 K: 0 S: 4	H: 1 LOB: 1 BB: 0 P: 4	R: 0 E: 0 K: 0 S: 3	H: 1 LOB: 0 BB: 0 P: 3	R: 0 E: 0 K: 1 S: 6	H: 1 LOB: 1 BB: 0 P: 6	R: 0 E: 0 K: 2 S: 8	H: 1 LOB: 1 BB: 0 P: 8	R: 0 E: 0 K: 0 S: 5	H: 2 LOB: 2 BB: 0 P: 5	R: 0 E: 0 K: 0 S: 4	H: 2 LOB: 2 BB: 1 P: 8		1B: 10 2B: 3 3B: 0 HR: 2	SF: 0 SAC: 0 DP: 0 HBP: 0	WP: 0 PB: 0 SB: 0 CS: 2	PA: 45						
PITCHER	IP	WLS	BF	H	R	ER	SO	BB	IBB	HBP	BLK	WP	HR	S	P	ERA	WHIP										
Bob Gibson, R ERA: 4.56 (1, 1)	1.1	L	11	4	7	6	0	2	0	0	0	0	1	9	17	40.50	4.500										
Bryan Clutterbuck, R ERA: 0.71 (2, 1)	5.2		23	7	1	1	3	0	0	0	0	0	1	29	29	1.59	1.235										
Mark Clear, R ERA: 1.9 (8, 1)	2.0		10	4	0	0	0	1	0	0	0	0	0	9	13	0.00	2.500										

Batter	1	2	3	4	5	6	7	8	9	AB	R	H	RBI	BB	SO	LOB	BOTTOM										
Paul Molitor, R OBP: 0.357, SLG: 0.431 (1, 5)										4	1	1	1	1	1	0	Texas Rangers @ Milwaukee Brewers Milwaukee County Stadium, Milwaukee, WI Fri Aug 01 1986, 8:05 PM EDT Att: 19,482 - Unknown										
Robin Yount, R OBP: 0.394, SLG: 0.433 (1, 8)										4	0	0	0	1	2	2											
Ben Oglivie, L OBP: 0.350, SLG: 0.406 (1, 7)										5	0	2	2	0	1	0											
Gorman Thomas, R OBP: 0.308, SLG: 0.392 (1, 10)										4	0	0	0	1	4	2											
Ernest Riles, L OBP: 0.328, SLG: 0.357 (1, 6)										3	1	0	0	1	0	2											
Rob Deer, R OBP: 0.333, SLG: 0.487 (1, 3)										2	2	1	1	2	0	0											
Glenn Braggs, R OBP: 0.306, SLG: 0.373 (1, 9)										4	1	2	0	0	0	1											
Jim Gantner, L OBP: 0.332, SLG: 0.390 (1, 4)										4	1	1	0	0	0	4											
Charlie Moore, R OBP: 0.351, SLG: 0.417 (1, 2)										3	0	0	2	0	0	3											
Inning Stats	R: 0 E: 0 K: 1 S: 6	H: 1 LOB: 2 BB: 1 P: 10	R: 1 E: 0 K: 1 S: 6	H: 1 LOB: 2 BB: 2 P: 14	R: 1 E: 0 K: 1 S: 6	H: 1 LOB: 1 BB: 1 P: 10	R: 1 E: 0 K: 0 S: 4	H: 1 LOB: 0 BB: 0 P: 4	R: 0 E: 0 K: 1 S: 5	H: 0 LOB: 0 BB: 0 P: 5	R: 3 E: 0 K: 1 S: 8	H: 3 LOB: 2 BB: 2 P: 16	R: 0 E: 0 K: 0 S: 3	H: 0 LOB: 0 BB: 0 P: 3	R: 0 E: 0 K: 0 S: 3	H: 0 LOB: 0 BB: 0 P: 3		R: 0 E: 0 K: 3 S: 9	H: 0 LOB: 0 BB: 0 P: 9	1B: 4 2B: 3 3B: 0 HR: 0	SF: 1 SAC: 0 DP: 0 HBP: 0	WP: 2 PB: 0 SB: 0 CS: 0	PA: 40				
PITCHER	IP	WLS	BF	H	R	ER	SO	BB	IBB	HBP	BLK	WP	HR	S	P	ERA	WHIP										
Ed Correa, R ERA: 4.67 (1, 1)	5.2	W	29	6	6	6	4	6	0	0	0	0	0	31	55	9.53	2.118										
Ricky Wright, L ERA: 4.75 (6, 1)	0.0		1	1	0	0	0	0	0	0	0	0	0	1	1	∞	∞										
Jeff Russell, R ERA: 4.85 (6, 1)	3.1	S	10	0	0	0	4	0	0	0	0	0	0	18	18	0.00	0.000										

Batter	1	2	3	4	5	6	7	8	9	AB	R	H	RBI	BB	SO	LOB	TOP								
Scott Fletcher, R OBP: 0.391, SLG: 0.445 (1, 6)	0-0 6-3	0-0 6-3		0-0 S WP 4-3 1B		0-3 K		0-0 F7		5	1	1	0	0	1	2									
Ruben Sierra, S OBP: 0.271, SLG: 0.419 (1, 8)	0-0 1B	0-0 4-3		4-0 1-2 1B BB		0-0 4-3		0-0 F2		4	2	1	1	1	0	1									
Pete O'Brien, L OBP: 0.373, SLG: 0.469 (1, 3)	0-0 FC4-6 1B	0-0 2-3 3-H 1B		0-0 4-3			0-0 1B 1B	0-0 1B 2B		5	1	4	3	0	0	1									
Pete Incaviglia, R OBP: 0.327, SLG: 0.475 (1, 9)	0-0 FC4-6 1B	0-0 F8		0-0 1-2 2-H 1B			0-0 F4	0-0 F9		5	1	1	1	0	0	4									
Larry Parrish, R OBP: 0.353, SLG: 0.509 Curtis Wikerson, S OBP: 0.271, SLG: 0.304 (1, 10) (9, PR)	0-0 1-2 1B		0-0 6-3	0-3 K			0-0 1-3 1B	0-0 1B		5	0	3	0	0	1	1									
Tom Paciorek, R OBP: 0.314, SLG: 0.384 Oddibe McDowell, L OBP: 0.338, SLG: 0.435 (1, 7) (9, PH)	0-0 1-2 2-H 1B		0-0 CS 1B		4-0 G5-4-3 BB		0-0 1-2 3-H 1B	0-3 K		3	0	3	2	1	0	0									
Don Slaughter, R OBP: 0.326, SLG: 0.552 (1, 2)	0-0 F4		0-0 1-2 CS 1B		0-0 G5-4-3		0-3 K	0-0 F7		5	0	1	0	0	1	6									
Steve Buechele, R OBP: 0.299, SLG: 0.422 Darrell Porter, L OBP: 0.356, SLG: 0.494 (1, 5) (9, PH)		0-0 6-3 BB 4-3 1B	0-3 K		0-3 K		0-0 F4	0-0 G3		4	1	1	0	0	2	4									
Toby Harrah, R OBP: 0.289, SLG: 0.321 (1, 4)		4-0 1-2 4-3 BB 6-3		0-0 F3		0-0 F7		0-0 HR		3	2	1	1	1	0	0									
Inning Stats	R: 2 E: 0 K: 0 S: 7	H: 4 LOB: 2 BB: 0 P: 7	R: 2 E: 0 K: 0 S: 5	H: 2 LOB: 1 BB: 1 P: 9	R: 0 E: 0 K: 1 S: 6	H: 2 LOB: 0 BB: 0 P: 6	R: 2 E: 0 K: 1 S: 7	H: 2 LOB: 1 BB: 1 P: 11	R: 0 E: 0 K: 1 S: 4	H: 0 LOB: 0 BB: 0 P: 8	R: 0 E: 0 K: 1 S: 5	H: 0 LOB: 0 BB: 0 P: 5	R: 1 E: 0 K: 1 S: 8	H: 3 LOB: 2 BB: 0 P: 8	R: 1 E: 0 K: 0 S: 5	H: 2 LOB: 1 BB: 0 P: 5	R: 0 E: 0 K: 1 S: 6	H: 1 LOB: 1 BB: 0 P: 6	1B: 13 2B: 2 3B: 0 HR: 1	SF: 0 SAC: 0 DP: 1 HBP: 0	WP: 1 PB: 0 SB: 1 CS: 2	PA: 44			
PITCHER	IP	WLS	BF	H	R	ER	SO	BB	IBB	HBP	BLK	WP	HR	S	P	ERA	WHIP								
Juan Nieves, L ERA: 4.16 (1, 1)	2.1		16	8	4	4	4	1	0	0	0	0	0	15	19	15.43	3.857								
John Henry Johnson, L ERA: 3.36 (3, 1)	2.2		10	2	2	2	3	2	0	0	0	1	0	14	22	6.75	1.500								
Dan Plesac, L ERA: 3.49 (6, 1)	3.0	W	14	5	2	2	2	0	0	0	0	0	1	18	18	6.00	1.667								
Mark Clear, R ERA: 1.85 (9, 1)	1.0	S	4	1	0	0	1	0	0	0	0	0	0	6	6	0.00	1.000								

Texas Rangers @ Milwaukee Brewers
Milwaukee County Stadium, Milwaukee, WI
Sat Aug 02 1986, 8:05 PM EDT
Att: 22,423 - Unknown


AB 41
R 8
H 16
RBI 8
BB 3
SO 6
LOB 21



Batter	1	2	3	4	5	6	7	8	9	AB	R	H	RBI	BB	SO	LOB	BOTTOM								
Paul Molitor, R OBP: 0.358, SLG: 0.427 (1, 5)	0-0 F7		4-0 S 1B E BB	0-0 6-3		0-0 F9		0-0 1-2 3-H 1B		4	1	1	1	1	0	0									
Robin Yount, R OBP: 0.394, SLG: 0.430 (1, 8)	0-0 5-3		0-0 E S HR 1B		0-0 6-3		4-0 S BLK BB	0-0 L6		4	1	1	0	1	0	2									
Cecil Cooper, L OBP: 0.311, SLG: 0.372 (1, 3)	0-0 4-3		0-0 F7		0-0 WP WP 1B		0-0 F5			4	0	1	0	0	0	3									
Gorman Thomas, R OBP: 0.311, SLG: 0.391 (1, 10)		0-0 WP 1B 2-3 1B	0-0 E1 HR	0-0 1-3 3-H HR	0-0 F7		4-0 G1-6-3 S BB			3	2	1	0	1	0	2									
Ernest Riles, L OBP: 0.327, SLG: 0.354 (1, 6)		0-0 2-3	0-0 L5		4-0 2-3 BB		0-0 G1-6-3			3	0	0	0	1	0	5									
Rob Deer, R OBP: 0.338, SLG: 0.500 (1, 9)		0-0 HR 1B	0-0 HR		0-3 K		4-0 FC5-6 BB			3	2	2	4	1	1	2									
Glenn Braggs, R OBP: 0.339, SLG: 0.444 (1, 7)		0-0 HR	0-0 F3		0-0 1-4-3 E 1B		4-0 F9 FC5-6 BB			3	3	2	2	1	0	0									
Jim Gantner, L OBP: 0.329, SLG: 0.385 (1, 4)		0-0 F8		0-0 G3		0-0 1-4-3		0-0 FC5-6 1B BB		4	0	0	0	0	0	3									
Rick Cerone, R OBP: 0.269, SLG: 0.331 (1, 2)		0-3 K	0-3 K		0-0 E7 1B		0-0 F9			4	0	1	0	0	2	2									
Inning Stats	R: 0 E: 0 K: 0 S: 3	H: 0 LOB: 0 BB: 0 P: 3	R: 3 E: 0 K: 1 S: 8	H: 3 LOB: 0 BB: 0 P: 8	R: 4 E: 1 K: 0 S: 6	H: 2 LOB: 0 BB: 1 P: 10	R: 0 E: 0 K: 1 S: 5	H: 0 LOB: 0 BB: 0 P: 5	R: 0 E: 0 K: 1 S: 6	H: 1 LOB: 2 BB: 1 P: 10	R: 1 E: 1 K: 0 S: 4	H: 2 LOB: 0 BB: 0 P: 4	R: 0 E: 0 K: 0 S: 2	H: 0 LOB: 1 BB: 2 P: 10	R: 1 E: 0 K: 0 S: 4	H: 1 LOB: 2 BB: 2 P: 12	R: 0 E: 0 K: 1 S: 6	H: 1 LOB: 1 BB: 0 P: 6	1B: 7 2B: 0 3B: 0 HR: 2	SF: 0 SAC: 0 DP: 1 HBP: 0	WP: 3 PB: 0 SB: 4 CS: 0	PA: 38			
PITCHER	IP	WLS	BF	H	R	ER	SO	BB	IBB	HBP	BLK	WP	HR	S	P	ERA	WHIP								
Charlie Hough, R ERA: 3.47 (1, 1)	4.2		23	6	1	0	1	0	0	0	0	0	0	7	7	0.00	1.500								
Dale Mohorcic, R ERA: 1.66 (5, 1)	1.1		5	2	1	0	1	0	0	0	0	0	0	7	7	0.00	1.500								
Mitch Williams, L ERA: 3.15 (7, 1)	1.2	L	8	0	1	1	0	4	0	0	1	0	0	4	20	5.40	2.400								
Greg Harris, R ERA: 2.96 (8, 1)	0.1		2	1	0	0	0	0	0	0	0	0	0	2	2	0.00	3.000								

Texas Rangers @ Milwaukee Brewers
Milwaukee County Stadium, Milwaukee, WI
Sat Aug 02 1986, 8:05 PM EDT
Att: 22,423 - Unknown

AB 32
R 9
H 9
RBI 7
BB 6
SO 3
LOB 19



Batter	1	2	3	4	5	6	7	8	9	AB	R	H	RBI	BB	SO	LOB	TOP										
Oddibe McDowell, L (1, 8) OBP: 0.339, SLG: 0.444	0-0 HR		0-0 G3		0-0 E 1B 2B	0-0 F7		0-3 K	5 2 2 1 0 1 2								Texas Rangers @ Milwaukee Brewers Milwaukee County Stadium, Milwaukee, WI Sun Aug 03 1986, 4:33 AM EDT Att: 25,987 - Unknown										
Scott Fletcher, R (1, 6) OBP: 0.384, SLG: 0.445	0-0 HR		4-0 FC6-4 BB		0-0 S 2B 1B	0-0 F9		0-0 4-3	4 2 2 1 1 0 2																		
Pete O'Brien, L (1, 3) OBP: 0.376, SLG: 0.481	0-0 HR		0-0 F9		0-0 6-3 2B 1B		0-0 F8	4 0 0 0 0 2 2																			
Pete Incaviglia, R (1, 9) OBP: 0.324, SLG: 0.469	0-3 K		0-0 FC6-4		0-0 6-3		0-3 K2-3	4 0 0 0 0 2 2																			
Larry Parrish, R (1, 5) OBP: 0.352, SLG: 0.505	0-3 K				0-0 F3		0-0 6-3	4 1 1 0 0 1 1																			
Steve Buechele, R (7, 5) OBP: 0.299, SLG: 0.422	0-3 K				0-0 1-3 2B 1B			0 0 0 0 0 0 0																			
Darrell Porter, L (1, 10) OBP: 0.352, SLG: 0.475	0-3 K				0-0 F8			3 0 0 0 1 1 2																			
Ruben Sierra, S (1, 7) OBP: 0.276, SLG: 0.418					0-0 1-3		0-0 F8	3 0 1 0 1 0 1																			
Geno Petralli, L (1, 2) OBP: 0.273, SLG: 0.385					0-0		0-0 PB 2B 2B	4 1 2 1 0 0 3																			
Curtis Wilkerson, S (1, 4) OBP: 0.275, SLG: 0.313					0-0 F7		0-0	4 0 2 1 0 0 1																			
Inning Stats	R: 3 E: 0 K: 3 S: 12	H: 3 LOB: 0 BB: 0 P: 12	R: 0 E: 0 K: 0 S: 3	H: 1 LOB: 0 BB: 0 P: 3	R: 0 E: 0 K: 0 S: 3	H: 0 LOB: 1 BB: 1 P: 7	R: 1 E: 0 K: 0 S: 5	H: 2 LOB: 1 BB: 0 P: 5	R: 2 E: 1 K: 0 S: 6	H: 3 LOB: 1 BB: 0 P: 6	R: 0 E: 0 K: 1 S: 5	H: 0 LOB: 0 BB: 0 P: 5	R: 0 E: 0 K: 0 S: 1	H: 0 LOB: 0 BB: 2 P: 9	R: 0 E: 0 K: 1 S: 5	H: 1 LOB: 1 BB: 1 P: 9	1B: 5 2B: 6 3B: 0 HR: 2	SF: 0 SAC: 0 DP: 2 HBP: 0	WP: 0 PB: 1 SB: 2 CS: 3	PA: 40							
PITCHER	IP	WLS	BF	H	R	ER	SO	BB	IBB	HBP	BLK	WP	HR	S	P	ERA	WHIP										
Danny Darwin, R (1, 1) ERA: 3.31	4.0	L	20	8	6	6	3	1	0	0	0	0	2	25	29	13.50	2.250										
Chris Bosio, R (5, 1) ERA: 3.0	3.0		12	3	1	1	1	0	0	0	0	0	0	14	14	3.00	1.000										
Tim Leary, R (8, 1) ERA: 4.7	2.0		7	1	0	0	1	3	0	0	0	0	0	6	18	0.00	2.000										

AB	35
R	7
H	12
RBI	7
BB	4
SO	5
LOB	15



Batter	1	2	3	4	5	6	7	8	9	AB	R	H	RBI	BB	SO	LOB	BOTTOM										
Paul Moltor, R (1, 5) OBP: 0.330, SLG: 0.417	0-0 6-3		0-0 6-3	0-0 F9		0-0 FC5		0-0 5-3	5 0 0 0 0 0 6								Texas Rangers @ Milwaukee Brewers Milwaukee County Stadium, Milwaukee, WI Sun Aug 03 1986, 4:33 AM EDT Att: 25,987 - Unknown										
Robin Yount, R (1, 8) OBP: 0.392, SLG: 0.425	4-0 G3 BB		0-0 F8		0-0 6-3		0-0 F9	4 0 0 0 1 1 0																			
Ben Oglivie, L (1, 10) OBP: 0.348, SLG: 0.406	0-0 G3		0-0 4-1		0-0 1B 2B		0-0 F8	5 0 1 0 0 0 1																			
Gorman Thomas, R (1, 3) OBP: 0.320, SLG: 0.392			0-0 1-3	4-0 BB SF8 BB	0-0 G1-6-3 1B		4-0 BB	2 2 1 0 3 0 0																			
Ernest Riles, L (1, 6) OBP: 0.330, SLG: 0.363			0-0 HR 1B	4-0 BB BB	0-0 G1-6-3 1B		0-0 G3	4 2 2 2 1 0 3																			
Rob Deer, R (1, 9) OBP: 0.339, SLG: 0.519			0-0 HR	0-0 F4		0-0 F9		0-0 HR	5 2 2 3 0 1 2																		
Glenn Braggs, R (1, 7) OBP: 0.350, SLG: 0.439			0-3 K	4-0 BB BB	0-0 1-2 2-3 BB		0-0 4-3	3 0 1 0 1 1 0																			
Jim Gantner, L (1, 4) OBP: 0.331, SLG: 0.388			0-0 S 1B	0-0 SF8		0-0 FC5 1B		0-0 F7	3 0 2 1 0 0 1																		
Charlie Moore, R (1, 2) OBP: 0.354, SLG: 0.415			0-0 F7	3-4 4-0 BB		0-0 1B		0-3 K	3 0 1 0 1 1 2																		
Inning Stats	R: 0 E: 0 K: 0 S: 2	H: 0 LOB: 0 BB: 1 P: 6	R: 2 E: 0 K: 1 S: 8	H: 3 LOB: 0 BB: 0 P: 8	R: 0 E: 0 K: 0 S: 3	H: 0 LOB: 0 BB: 0 P: 3	R: 1 E: 0 K: 0 S: 3	H: 0 LOB: 3 BB: 4 P: 19	R: 0 E: 0 K: 0 S: 4	H: 2 LOB: 1 BB: 0 P: 4	R: 0 E: 0 K: 0 S: 5	H: 2 LOB: 2 BB: 0 P: 5	R: 0 E: 0 K: 0 S: 3	H: 0 LOB: 1 BB: 1 P: 7	R: 1 E: 0 K: 1 S: 7	H: 2 LOB: 1 BB: 0 P: 7		R: 2 E: 0 K: 2 S: 8	H: 1 LOB: 0 BB: 1 P: 12	1B: 6 2B: 1 3B: 0 HR: 3	SF: 1 SAC: 0 DP: 2 HBP: 0	WP: 0 PB: 0 SB: 1 CS: 0	PA: 42				
PITCHER	IP	WLS	BF	H	R	ER	SO	BB	IBB	HBP	BLK	WP	HR	S	P	ERA	WHIP										
Mike Loynd, R (1, 1) ERA: 5.74	3.2		18	3	3	3	1	5	0	0	0	0	0	10	10	0.00	1.714										
Jeff Russell, R (4, 1) ERA: 4.57	2.1	W	10	4	0	0	0	0	0	0	0	0	0	10	10	0.00	1.714										
Greg Harris, R (7, 1) ERA: 3.21	2.2		13	3	3	3	2	2	0	0	0	0	2	15	23	10.12	1.875										
Dale Mohorcic, R (9, 1) ERA: 1.84	0.1	S	1	0	0	0	1	0	0	0	0	0	0	3	3	0.00	0.000										

AB	34
R	6
H	10
RBI	6
BB	7
SO	4
LOB	15



Batter	1	2	3	4	5	6	7	8	9	AB	R	H	RBI	BB	SO	LOB	TOP										
Paul Moltis, R OBP: 0.347, SLG: 0.412 (1, 5)	5-3		F8		L6		F8		SH1-4 1B	5	0	1	0	0	0	2											
Jim Gantner, L OBP: 0.332, SLG: 0.398 (1, 4)	F9			FC4-6 1B	F8			HR	SH1-4 1-2	4	1	2	1	0	0	2											
Cecil Cooper, L OBP: 0.312, SLG: 0.370 (1, 3)	K			F6		F7		WP E BB		4	1	1	0	1	1	1											
Ben Oglivie, L OBP: 0.350, SLG: 0.405 (9, PH)			F7	K				E 1B BB	K	3	1	1	0	1	1	1											
Robin Yount, R OBP: 0.391, SLG: 0.424 (9, PH)								1B BB	K	1	0	0	0	0	1	2											
Ernest Riles, L OBP: 0.326, SLG: 0.359 (1, 6)	K			FC4-6 1-2		F7		F8	F8	5	0	0	0	0	1	6											
Rob Deer, R OBP: 0.338, SLG: 0.514 (1, 9)					4-3		K	E6 1B 1-3 2-H		3	0	0	0	1	1	2											
Glenn Braggs, R OBP: 0.344, SLG: 0.426 (1, 7)	F8					1B 2B		6-3	K	4	1	1	0	0	1	3											
Rick Manning, L OBP: 0.300, SLG: 0.379 (1, 8)			4-3			2B 1B			HR 1-2 3-H	4	1	3	2	0	0	0											
Charlie Moore, R OBP: 0.352, SLG: 0.417 (1, 2)			K					F4	K	4	0	1	1	0	2	2											
Inning Stats	R: 0 E: 0 K: 1 S: 5	H: 0 LOB: 0 BB: 0 P: 5	R: 0 E: 0 K: 1 S: 5	H: 0 LOB: 1 BB: 1 P: 9	R: 0 E: 0 K: 1 S: 5	H: 0 LOB: 0 BB: 0 P: 5	R: 0 E: 0 K: 1 S: 6	H: 1 LOB: 1 BB: 0 P: 6	R: 1 E: 0 K: 0 S: 6	H: 3 LOB: 2 BB: 0 P: 6	R: 0 E: 0 K: 1 S: 6	H: 1 LOB: 1 BB: 0 P: 6	R: 1 E: 0 K: 0 S: 4	H: 1 LOB: 0 BB: 0 P: 4	R: 3 E: 1 K: 2 S: 10	H: 2 LOB: 2 BB: 2 P: 18	R: 0 E: 0 K: 1 S: 7	H: 2 LOB: 2 BB: 0 P: 7	1B: 7 2B: 1 3B: 0 HR: 2	SF: 0 SAC: 1 DP: 0 HBP: 0	WP: 1 PA: 41 CS: 0						
PITCHER	IP	WLS	BF	H	R	ER	SO	BB	IBB	HBP	BLK	WP	HR	S	P	ERA	WHIP										
Doug Drabek, R ERA: 5.37 (1, 1)	7.0	L	30	7	4	3	5	2	0	0	0	0	2	38	46	3.86	1.286										
Rod Scumey, L ERA: 1.95 (8, 1)	0.1		2	0	0	0	0	1	0	0	0	1	0	1	5	0.00	3.000										
Brian Fisher, R ERA: 4.04 (8, 1)	0.2		4	1	1	0	2	0	0	0	0	0	0	8	8	0.00	1.500										
Bob Shirley, L ERA: 5.79 (9, 1)	1.0		5	2	0	0	1	0	0	0	0	0	0	7	7	0.00	2.000										

Milwaukee Brewers @ New York Yankees
Yankee Stadium, Bronx, NY
Mon Aug 04 1986, 7:05 PM EDT
Att: 21,869 - Unknown

AB	37
R	5
H	10
RBI	4
BB	3
SO	8
LOB	21



Batter	1	2	3	4	5	6	7	8	9	AB	R	H	RBI	BB	SO	LOB	BOTTOM										
Rickey Henderson, R OBP: 0.380, SLG: 0.502 (1, 8)	6-3	F8			5-3		SF7		G3 3B	4	1	1	2	0	0	1											
Don Mattingly, L OBP: 0.382, SLG: 0.557 (1, 3)					F3		F9		G3	5	0	2	1	0	0	0											
Dave Winfield, R OBP: 0.353, SLG: 0.459 (1, 9)					F4		F3		K	4	0	1	0	1	1	1											
Ron Kittle, R OBP: 0.280, SLG: 0.412 (1, 10)	K				F4		F9			4	0	1	0	0	1	4											
Gary Roenicke, R OBP: 0.409, SLG: 0.397 (1, 7)	3-1				F5		F3		F2	4	0	0	0	0	0	4											
Willie Randolph, R OBP: 0.390, SLG: 0.317 (1, 4)					6-3				K	4	1	2	0	0	1	0											
Mike Pagliarulo, L OBP: 0.339, SLG: 0.540 (1, 5)							FC1-4-6		F2	4	0	2	0	0	0	2											
Joel Skinner, R OBP: 0.240, SLG: 0.311 (1, 2)					F4				F8	4	0	0	0	0	2	5											
Wayne Tolleson, S OBP: 0.358, SLG: 0.358 (1, 6)					F8				3B	2	2	1	1	1	0	1											
Inning Stats	R: 0 E: 0 K: 1 S: 6	H: 1 LOB: 2 BB: 1 P: 10	R: 1 E: 0 K: 1 S: 7	H: 2 LOB: 0 BB: 0 P: 7	R: 0 E: 0 K: 0 S: 4	H: 1 LOB: 1 BB: 0 P: 4	R: 0 E: 0 K: 0 S: 4	H: 1 LOB: 0 BB: 0 P: 4	R: 0 E: 0 K: 1 S: 7	H: 2 LOB: 2 BB: 0 P: 7	R: 1 E: 0 K: 0 S: 5	H: 2 LOB: 1 BB: 0 P: 5	R: 0 E: 0 K: 1 S: 5	H: 0 LOB: 0 BB: 0 P: 5	R: 2 E: 0 K: 1 S: 6	H: 1 LOB: 0 BB: 1 P: 10	1B: 6 2B: 2 3B: 2 HR: 0	SF: 2 SAC: 0 DP: 0 HBP: 0	WP: 0 PA: 39 CS: 0								
PITCHER	IP	WLS	BF	H	R	ER	SO	BB	IBB	HBP	BLK	WP	HR	S	P	ERA	WHIP										
Teddy Higuera, L ERA: 2.67 (1, 1)	8.1	W	37	10	4	4	4	2	0	0	0	0	0	43	51	4.32	1.440										
Dan Plesac, L ERA: 3.44 (9, 1)	0.1		1	0	0	0	0	0	0	0	0	0	0	1	1	0.00	0.000										
Mark Clear, R ERA: 1.84 (9, 1)	0.1	S	1	0	0	0	1	0	0	0	0	0	0	3	3	0.00	0.000										

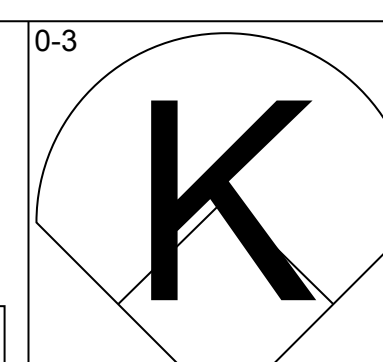
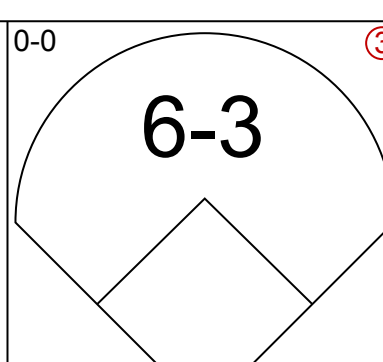
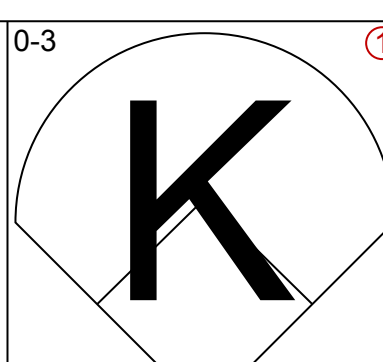
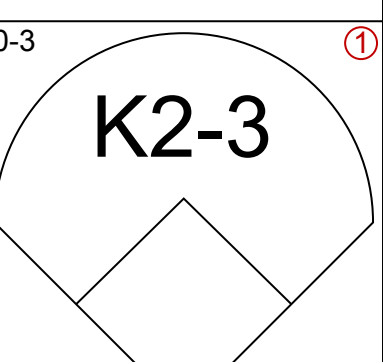
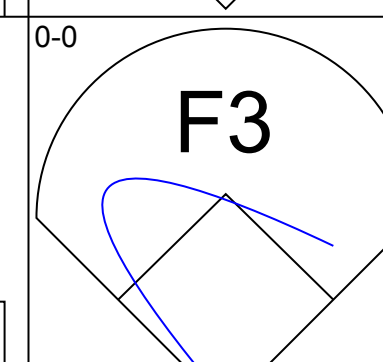
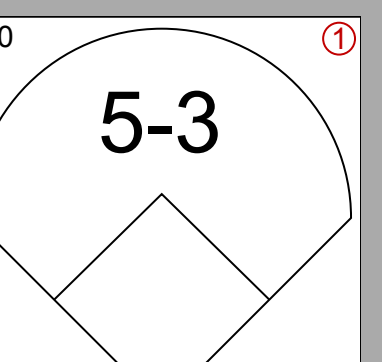
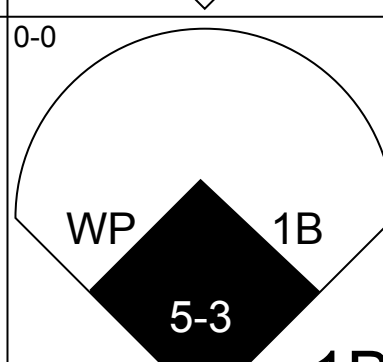
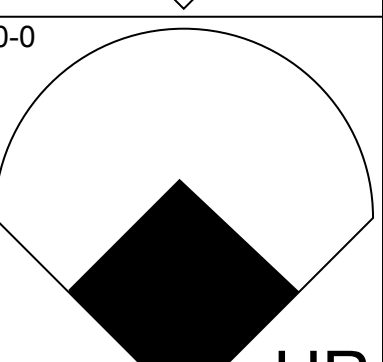
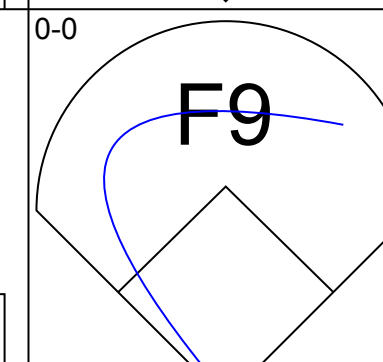
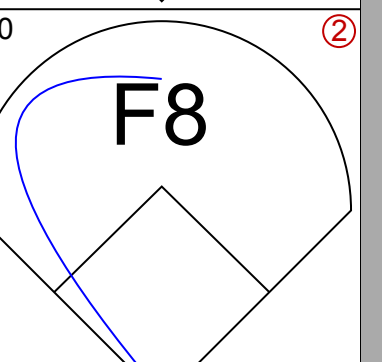
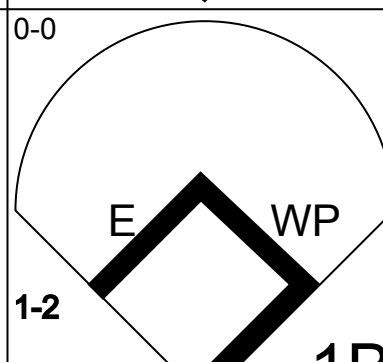
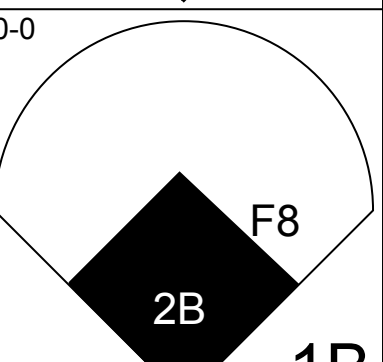
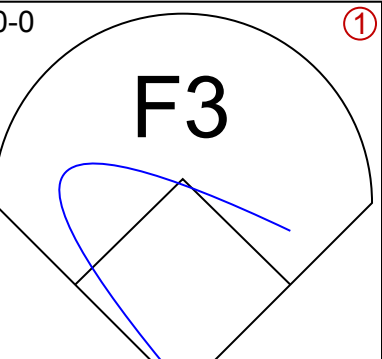
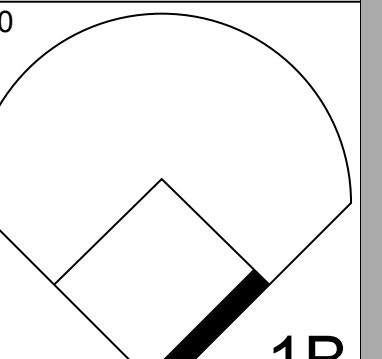
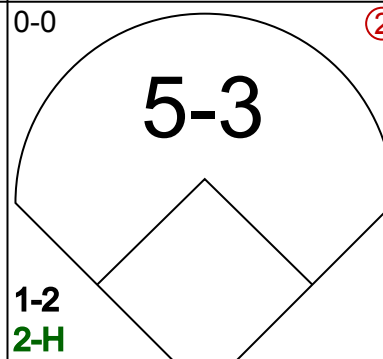
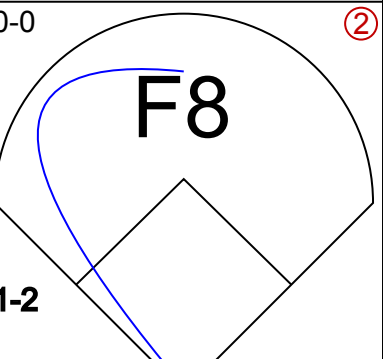
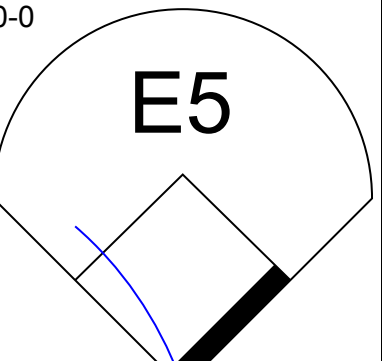
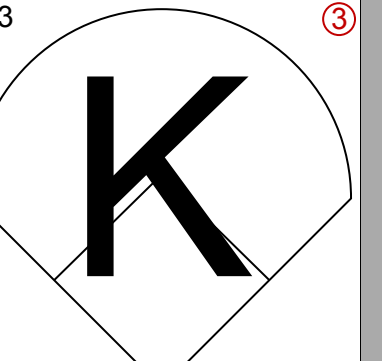
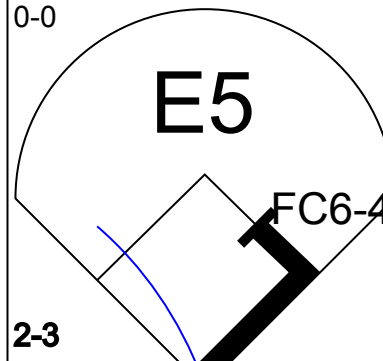
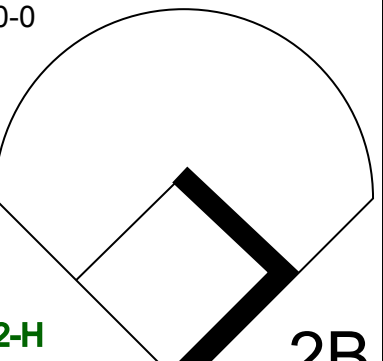
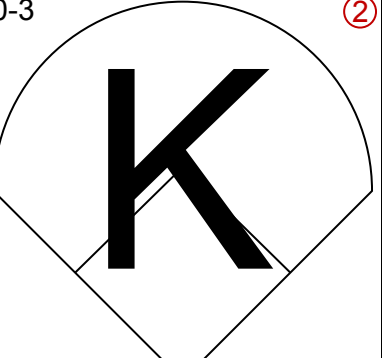
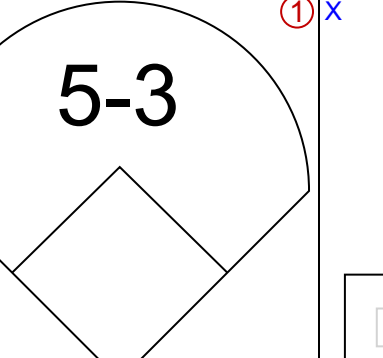
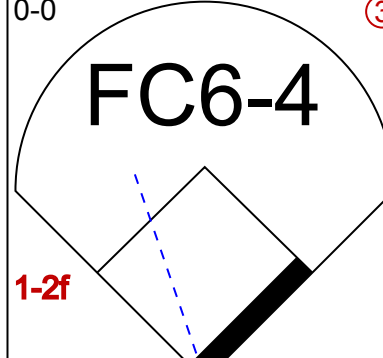
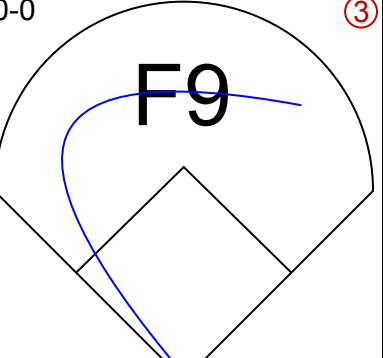

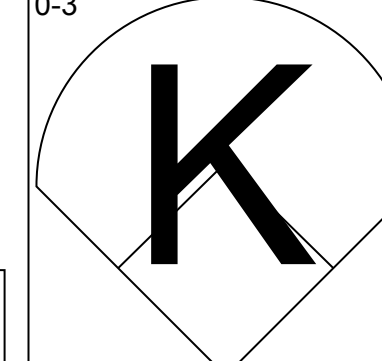
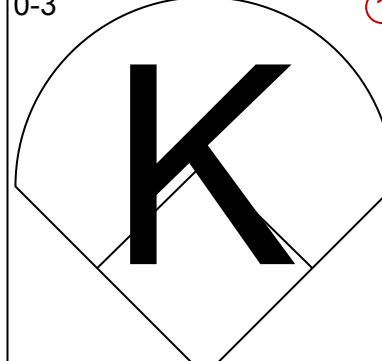
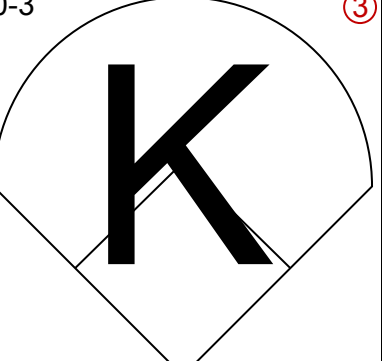
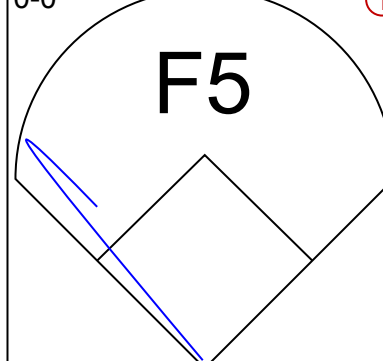
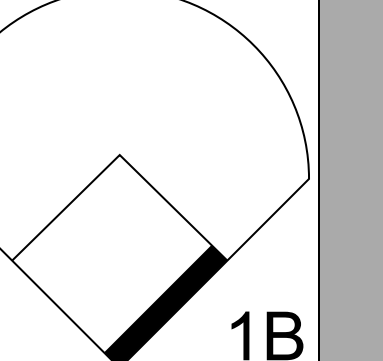
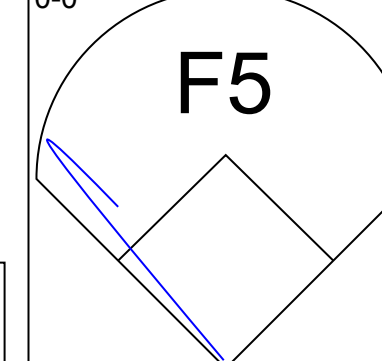
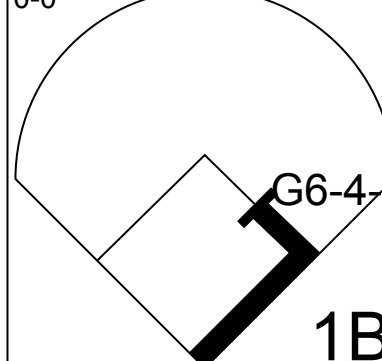
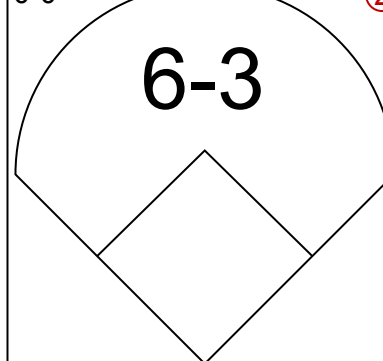
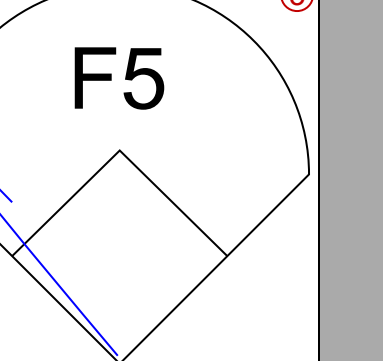
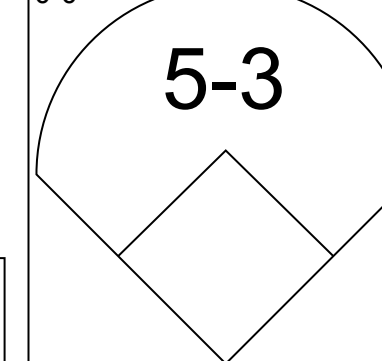
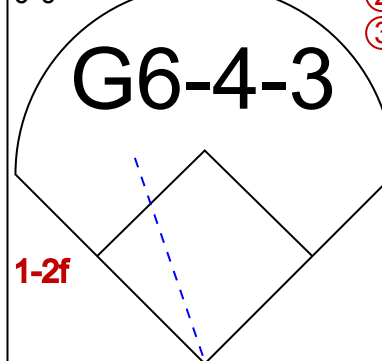
Milwaukee Brewers @ New York Yankees
Yankee Stadium, Bronx, NY
Mon Aug 04 1986, 7:05 PM EDT
Att: 21,869 - Unknown

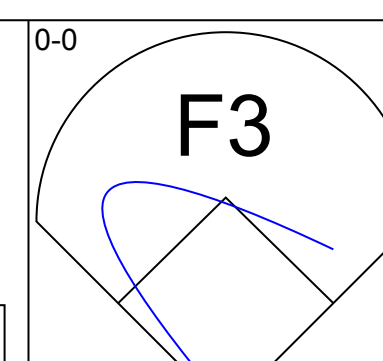
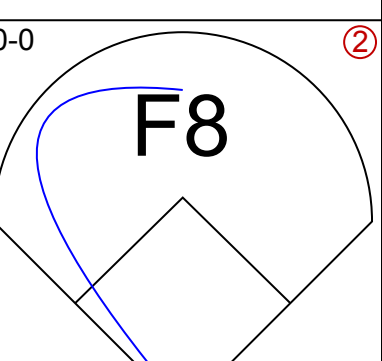
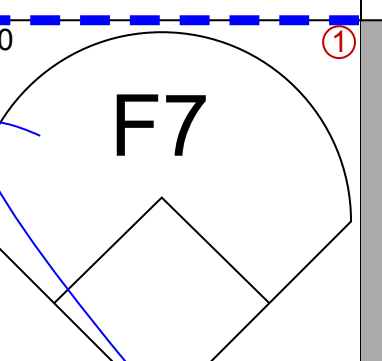
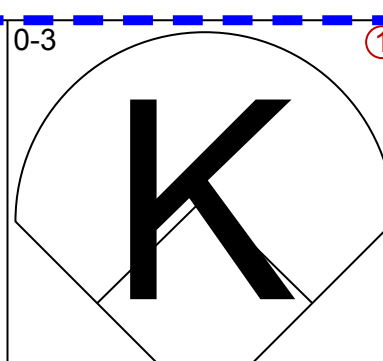
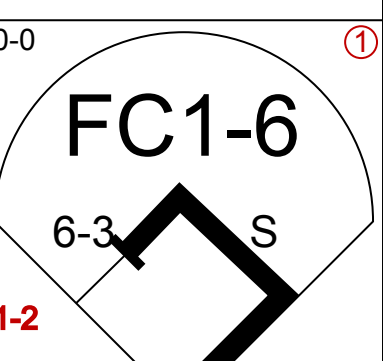
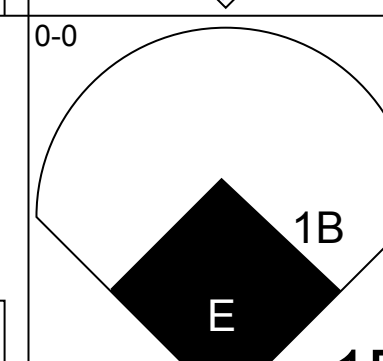
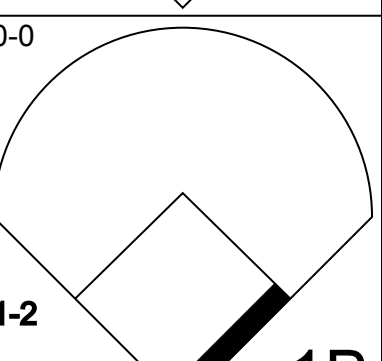
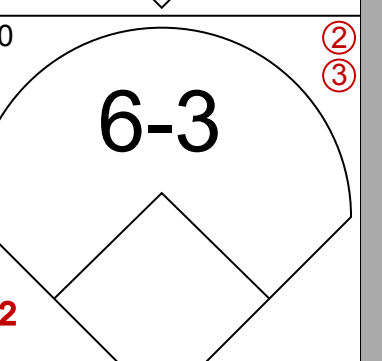
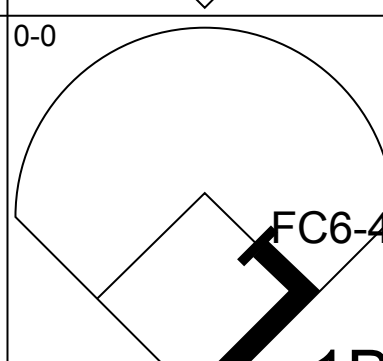
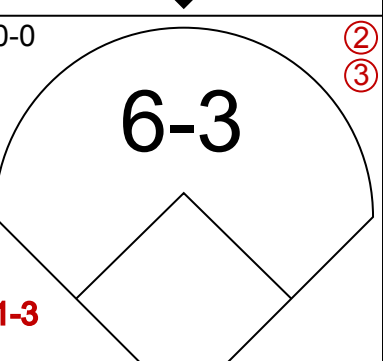
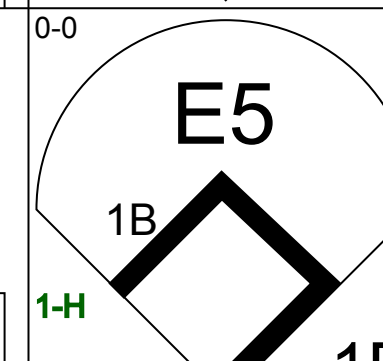
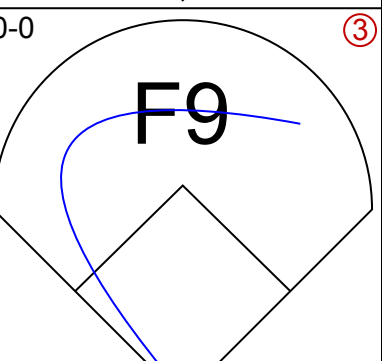
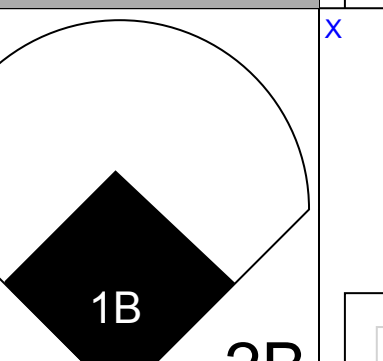
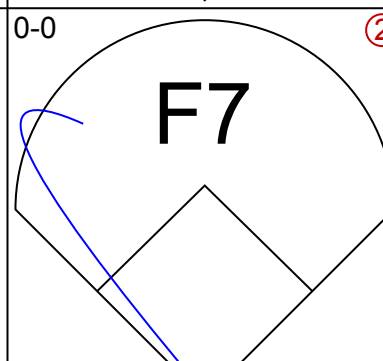
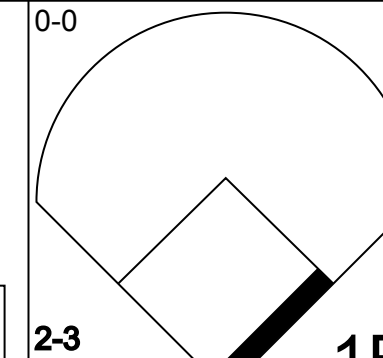
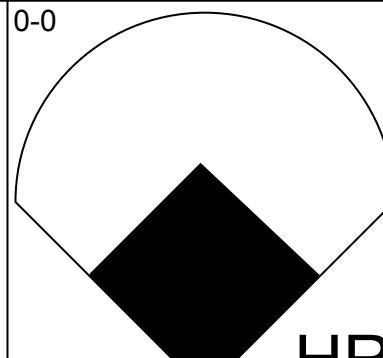
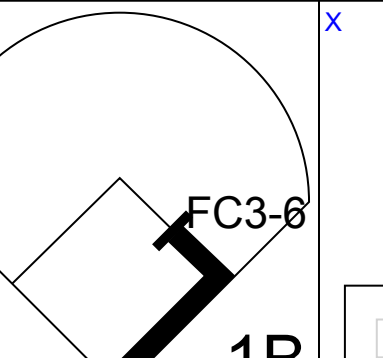
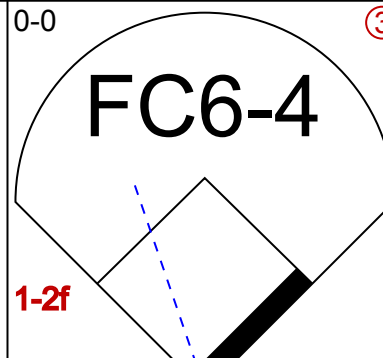
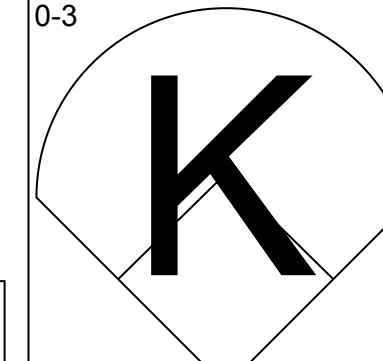
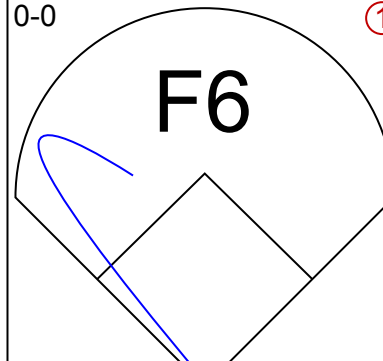
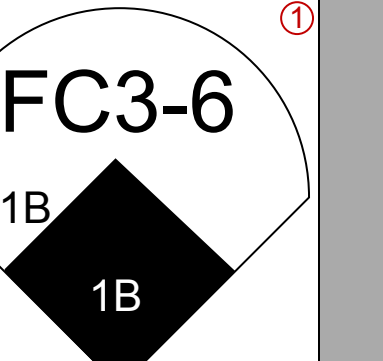
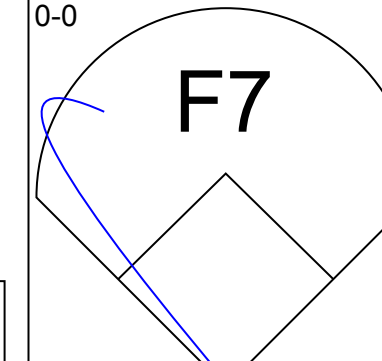
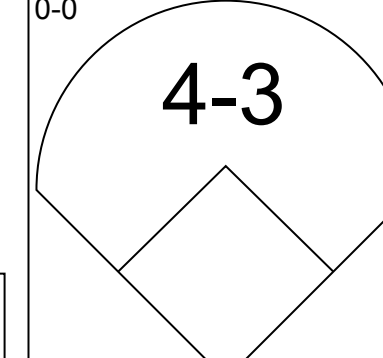
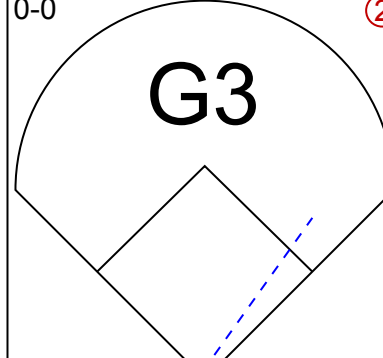
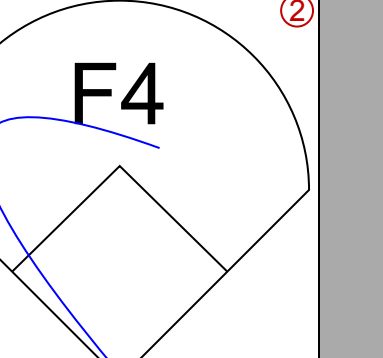
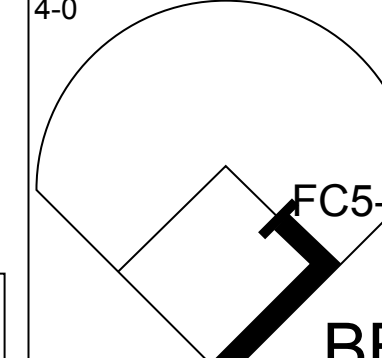
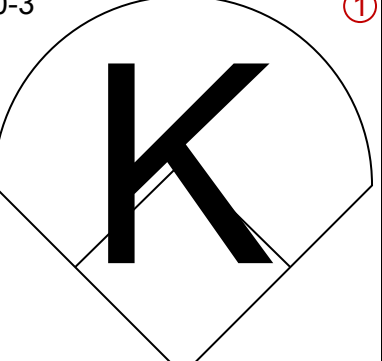
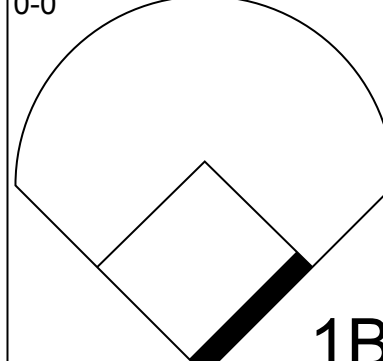
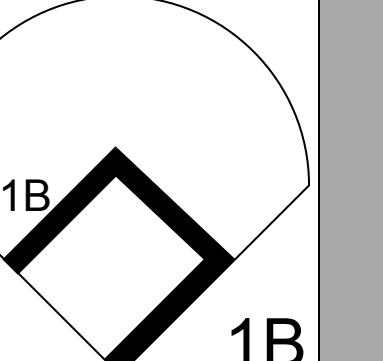
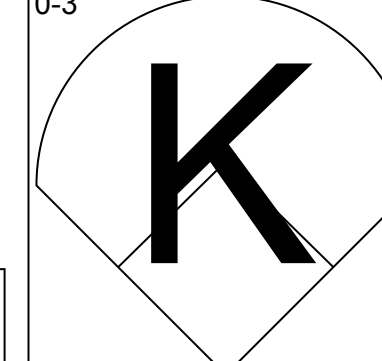
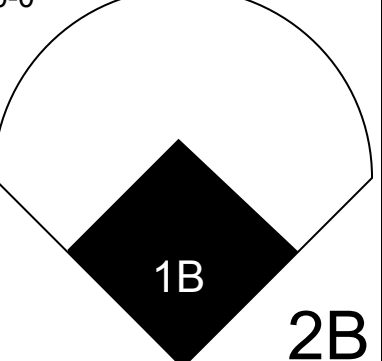
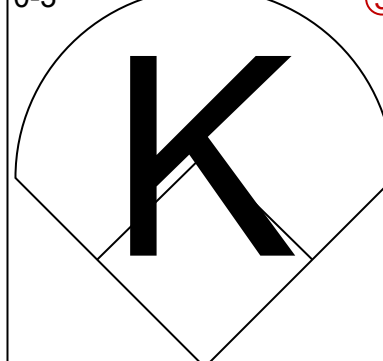
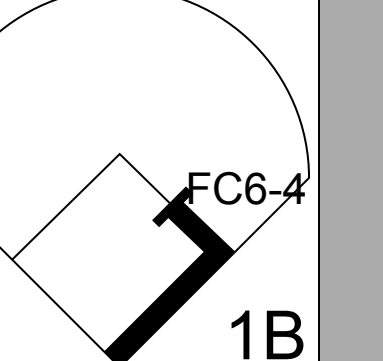
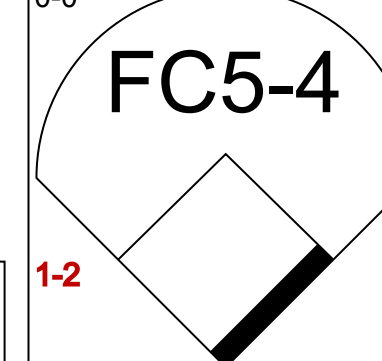
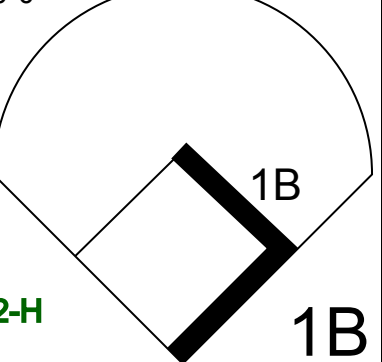
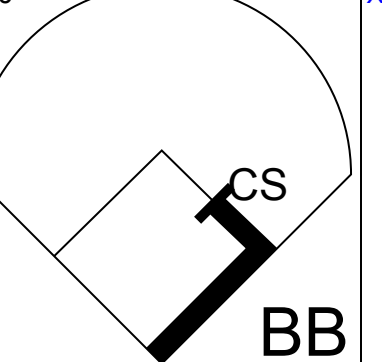
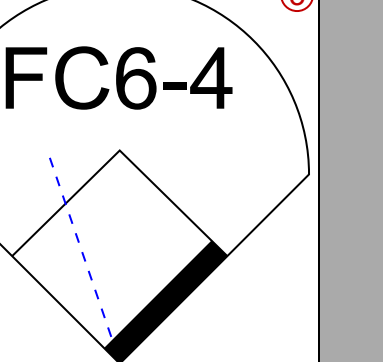
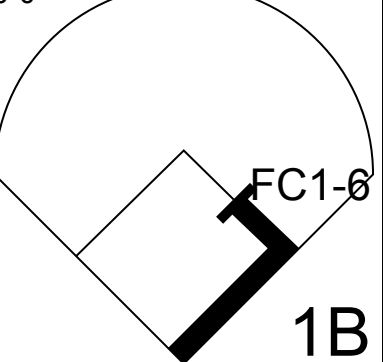
AB	35
R	4
H	10
RBI	4
BB	2
SO	5
LOB	18



Batter	1	2	3	4	5	6	7	8	9	10	AB	R	H	RBI	BB	SO	LOB	TOP				
Paul Molitor, R OBP: 0.344, SLG: 0.412 (1, 5)	5-3		K		F8			5-3		1B	5	1	1	0	0	1	2	Milwaukee Brewers @ New York Yankees Yankee Stadium, Bronx, NY Tue Aug 05 1986, 7:05 PM EDT Att: 22,014 - Unknown livebaseballscorecards.com				
Robin Yount, R OBP: 0.391, SLG: 0.420 (1, 8)	BB		F7		F4			4-3		1B IBB	3	0	0	0	2	0	1					
Cecil Cooper, L OBP: 0.311, SLG: 0.368 (1, 3)	K				F8			4-3		1B	5	0	1	1	0	1	1					
Gorman Thomas, R OBP: 0.327, SLG: 0.409 Rick Manning, L OBP: 0.297, SLG: 0.375 (1, 10) (9, PR)	K				BB			HR		FC4-6-3-2 1B	3	1	2	1	1	1	1					
Rob Deer, R OBP: 0.340, SLG: 0.510 (1, 9)		F3			K			BB		G1-4-3 1B	2	0	0	0	2	1	1					
Glenn Braggs, R OBP: 0.324, SLG: 0.400 (1, 7)		F8			F7			F8		G1-4-3 BB	4	0	0	0	0	0	4					
Steve Kiefer, R Charlie Moore, R OBP: 0.355, SLG: 0.417 Ernest Riles, L OBP: 0.326, SLG: 0.359 (1, 6) (9, PH)	K				K			L4		1B IBB	3	0	0	0	0	2	0					
Jim Gantner, L OBP: 0.329, SLG: 0.393 (1, 4)			3-1		4-3			K		F7	4	0	0	0	0	1	2					
Rick Cerone, R OBP: 0.274, SLG: 0.336 (1, 2)								F2		6-3	4	0	2	0	0	0	0					
Inning Stats	R: 0 E: 0 K: 2 S: 7	H: 0 LOB: 1 BB: 1 P: 11	R: 0 E: 0 K: 1 S: 5	H: 0 LOB: 0 BB: 0 P: 5	R: 0 E: 0 K: 1 S: 6	H: 1 LOB: 1 BB: 0 P: 6	R: 0 E: 0 K: 1 S: 5	H: 0 LOB: 1 BB: 1 P: 9	R: 1 E: 0 K: 0 S: 4	H: 1 LOB: 1 BB: 1 P: 8	R: 0 E: 0 K: 1 S: 5	H: 0 LOB: 0 BB: 0 P: 5	R: 0 E: 0 K: 0 S: 3	H: 0 LOB: 0 BB: 0 P: 3	R: 0 E: 0 K: 0 S: 3	H: 1 LOB: 2 BB: 2 P: 11	R: 1 E: 0 K: 0 S: 4		H: 2 LOB: 1 BB: 1 P: 8	1B: 4 2B: 2 3B: 0 HR: 1	SF: 0 SAC: 0 DP: 2 HBP: 0	WP: 0 PB: 0 SB: 0 CS: 0
PITCHER	IP 6.0	WLS 24	BF 3	H 1	R 1	ER 1	SO 6	BB 3	IBB 0	HBP 0	BLK 0	WP 0	HR 1	S 33	P 45	ERA 1.50	WHIP 1.000					
Dennis Rasmussen, L ERA: 3.22 Dave Righetti, L ERA: 3.07 (7, 1)	4.0	L	16	3	1	1	1	2	0	0	0	0	0	15	27	2.25	1.000					

Batter	1	2	3	4	5	6	7	8	9	10	AB	R	H	RBI	BB	SO	LOB	BOTTOM				
Rickey Henderson, R OBP: 0.377, SLG: 0.496 (1, 8)	5-3	F9			F8			F9		4-3	5	0	0	0	0	0	3	Milwaukee Brewers @ New York Yankees Yankee Stadium, Bronx, NY Tue Aug 05 1986, 7:05 PM EDT Att: 22,014 - Unknown livebaseballscorecards.com				
Claudell Washington, L OBP: 0.324, SLG: 0.473 Dave Winfield, R OBP: 0.351, SLG: 0.456 (1, 9) (9, PH)	K				F7			K		E6	3	0	0	0	0	2	0					
Don Mattingly, L OBP: 0.364, SLG: 0.557 (1, 3)	1B				G3-6-3 BB			F5		F8	4	0	2	0	1	0	1					
Mike Easter, L OBP: 0.385, SLG: 0.462 (1, 10)	4-3				G3-6-3 1-2F			BB		K	3	0	0	0	1	1	3					
Dan Pasqua, L OBP: 0.401, SLG: 0.554 (1, 7)		HR			G6-4-3 BB			K		K	3	1	1	1	1	2	1					
Mike Pagliarulo, L OBP: 0.341, SLG: 0.538 (1, 5)		FC6-4 1B			F6			SH3-4 BB		F7	3	0	1	0	1	0	1					
Willie Randolph, R OBP: 0.390, SLG: 0.317 (1, 4)	FC6-4 2B				G6-4-3 1-2F			SH3-4 1-2		1B	3	0	1	0	0	2						
Joel Skinner, R OBP: 0.240, SLG: 0.316 (1, 2)		2B			F9			K2-3		F9	4	0	1	0	0	1	2					
Wayne Tolleson, S OBP: 0.356, SLG: 0.357 (1, 6)	1-3				F9			F7		4-3	4	0	1	0	0	0	3					
Inning Stats	R: 0 E: 0 K: 1 S: 6	H: 1 LOB: 1 BB: 0 P: 6	R: 1 E: 0 K: 0 S: 6	H: 3 LOB: 2 BB: 0 P: 6	R: 0 E: 0 K: 0 S: 2	H: 0 LOB: 0 BB: 1 P: 6	R: 0 E: 0 K: 0 S: 2	H: 0 LOB: 0 BB: 1 P: 6	R: 0 E: 0 K: 2 S: 7	H: 0 LOB: 1 BB: 1 P: 11	R: 0 E: 0 K: 1 S: 5	H: 0 LOB: 1 BB: 0 P: 9	R: 0 E: 0 K: 2 S: 8	H: 1 LOB: 1 BB: 0 P: 8	R: 0 E: 0 K: 1 S: 6	H: 1 LOB: 1 BB: 0 P: 6	R: 0 E: 1 K: 0 S: 4		H: 0 LOB: 1 BB: 0 P: 4	1B: 5 2B: 1 3B: 0 HR: 1	SF: 0 SAC: 1 DP: 2 HBP: 0	WP: 0 PB: 0 SB: 0 CS: 1
PITCHER	IP 7.0	WLS 8	BF 2	H 0	R 0	ER 0	SO 3	BB 4	IBB 0	HBP 0	BLK 0	WP 0	HR 1	S 31	P 47	ERA 1.29	WHIP 1.286					
Bill Wegman, R ERA: 4.93 Dan Plesac, L ERA: 3.32 Mark Clear, R ERA: 1.8 (8, 1) (10, 1)	2.0	W	8	2	0	0	3	0	0	0	0	0	0	14	14	0.00	1.000					
1.0	S	4	0	0	0	0	0	0	0	0	0	0	0	4	4	0.00	0.000					


Batter	1	2	3	4	5	6	7	8	9	AB	R	H	RBI	BB	SO	LOB	TOP									
Paul Molitor, R OBP: 0.339, SLG: 0.404 (1, 5)										4	0	0	0	0	3	0	Milwaukee Brewers @ New York Yankees Yankee Stadium, Bronx, NY Wed Aug 06 1986, 7:05 PM EDT Att: 21,395 - Unknown									
Robin Yount, R OBP: 0.392, SLG: 0.430 (1, 8)										4	2	2	1	0	0	0										
Cecil Cooper, L OBP: 0.313, SLG: 0.369 (1, 3)										4	1	2	0	0	0	0										
Gorman Thomas, R OBP: 0.326, SLG: 0.406 (1, 10)										4	0	1	1	0	0	2										
Rob Deer, R OBP: 0.339, SLG: 0.510 (1, 9)										4	0	1	1	0	1	2										
Glenn Braggs, R OBP: 0.305, SLG: 0.377 (1, 7)										4	0	0	0	0	1	4										
Steve Kiefer, R (1, 6)										3	0	0	0	0	2	1										
Ernest Riles, L OBP: 0.326, SLG: 0.358 (9, PH)										1	0	0	0	0	1	0										
Jim Gantner, L OBP: 0.331, SLG: 0.395 (1, 4)										4	0	2	0	0	0	0										
Rick Cerone, R OBP: 0.269, SLG: 0.329 Ben Oglivie, L OBP: 0.349, SLG: 0.404 (9, PH)										3	0	0	0	0	0	1										
Inning Stats	R: 0 E: 0 K: 1 S: 5	H: 0 LOB: 0 BB: 0 P: 5	R: 0 E: 1 K: 2 S: 8	H: 0 LOB: 1 BB: 0 P: 8	R: 0 E: 0 K: 0 S: 3	H: 0 LOB: 0 BB: 0 P: 3	R: 0 E: 0 K: 1 S: 6	H: 1 LOB: 1 BB: 0 P: 6	R: 0 E: 0 K: 0 S: 4	H: 1 LOB: 1 BB: 0 P: 4	R: 1 E: 1 K: 1 S: 8	H: 2 LOB: 2 BB: 0 P: 8	R: 0 E: 0 K: 1 S: 5	H: 0 LOB: 0 BB: 0 P: 5	R: 2 E: 0 K: 1 S: 8	H: 3 LOB: 1 BB: 0 P: 8	R: 0 E: 0 K: 1 S: 5	H: 1 LOB: 0 BB: 0 P: 5	1B: 6 2B: 1 3B: 0 HR: 1	SF: 0 SAC: 0 DP: 1 HBP: 0	WP: 1 PB: 0 SB: 0 CS: 0	PA: 36				
PITCHER	IP	WLS	BF	H	R	ER	SO	BB	IBB	HBP	BLK	WP	HR	S	P	ERA	WHIP									
Ron Guidry, L ERA: 3.92 Brian Fisher, R ERA: 3.95	(1, 1)	7.2	W	32	7	3	3	7	0	0	0	0	1	1	46	46	3.52	0.913								
(8, 1)	1.1	S	4	1	0	0	1	0	0	0	0	0	0	0	6	6	0.00	0.750								

Batter	1	2	3	4	5	6	7	8	9	AB	R	H	RBI	BB	SO	LOB	BOTTOM									
Rickey Henderson, R OBP: 0.373, SLG: 0.491 (1, 8)										5	0	0	0	0	1	3	Milwaukee Brewers @ New York Yankees Yankee Stadium, Bronx, NY Wed Aug 06 1986, 7:05 PM EDT Att: 21,395 - Unknown									
Willie Randolph, R OBP: 0.392, SLG: 0.321 (1, 4)										5	1	3	0	0	0	2										
Don Mattingly, L OBP: 0.385, SLG: 0.558 (1, 3)										4	1	2	0	0	0	3										
Dave Winfield, R OBP: 0.355, SLG: 0.467 (1, 9)										4	1	3	2	0	0	1										
Ron Kittle, R OBP: 0.279, SLG: 0.409 Mike Easter, L OBP: 0.383, SLG: 0.459 (5, PH)										2	0	0	0	0	1	2										
Mike Pagliaro, L OBP: 0.340, SLG: 0.533 (1, 5)										2	1	0	0	0	0	1										
Dan Pasqua, L OBP: 0.404, SLG: 0.552 (1, 7)										4	0	2	0	0	2	1										
Juan Espino, R OBP: 0.333, SLG: 0.429 (1, 2)										4	1	2	1	0	1	2										
Wayne Tolleson, S OBP: 0.361, SLG: 0.360 (1, 6)										3	0	2	1	1	0	2										
Inning Stats	R: 1 E: 1 K: 1 S: 8	H: 3 LOB: 2 BB: 0 P: 8	R: 1 E: 0 K: 1 S: 8	H: 3 LOB: 2 BB: 0 P: 8	R: 1 E: 0 K: 1 S: 7	H: 2 LOB: 1 BB: 0 P: 7	R: 0 E: 0 K: 0 S: 2	H: 0 LOB: 1 BB: 1 P: 6	R: 2 E: 0 K: 0 S: 7	H: 4 LOB: 2 BB: 0 P: 7	R: 0 E: 0 K: 1 S: 6	H: 1 LOB: 1 BB: 0 P: 6	R: 0 E: 0 K: 1 S: 5	H: 0 LOB: 1 BB: 1 P: 9	R: 0 E: 0 K: 0 S: 3	H: 1 LOB: 0 BB: 0 P: 3	1B: 11 2B: 2 3B: 0 HR: 1	SF: 0 SAC: 0 DP: 0 HBP: 0	WP: 0 PB: 0 SB: 1 CS: 1	PA: 38						
PITCHER	IP	WLS	BF	H	R	ER	SO	BB	IBB	HBP	BLK	WP	HR	S	P	ERA	WHIP									
Juan Nieves, L ERA: 4.28 Bryan Clutterback, R ERA: 1.84 Chris Bosio, R ERA: 1.5	(1, 1)	3.0	L	18	8	3	3	3	1	0	0	0	0	0	0	0	9.00	3.000								
(4, 1)	2.0		9	4	2	2	0	0	0	0	0	0	0	9	9	9.00	2.000									
(6, 1)	3.0		11	2	0	0	2	1	0	0	0	0	0	14	18	0.00	1.000									

AB	36
R	3
H	8
RBI	3
BB	0
SO	8
LOB	11



AB	36
R	5
H	14
RBI	4
BB	2
SO	5
LOB	20



Batter	1	2	3	4	5	6	7	8	9	AB	R	H	RBI	BB	SO	LOB	TOP											
John Cangelosi, S OBP: 0.373, SLG: 0.332										5	2	1	1	1	1	3												
Daryl Boston, L OBP: 0.320, SLG: 0.652										5	2	2	4	0	2	0												
Harold Baines, L OBP: 0.347, SLG: 0.484										4	2	2	1	0	0	0												
Ron Hassey, L OBP: 0.383, SLG: 0.462										5	2	3	1	0	0	0												
Tim Hulett, R OBP: 0.288, SLG: 0.432										5	1	2	1	0	1	4												
Russ Morman, R OBP: 0.386, SLG: 0.556										4	1	2	2	0	0	0												
Carlton Fisk, R OBP: 0.259, SLG: 0.305										5	0	0	0	0	1	5												
Ozzie Guillen, L OBP: 0.260, SLG: 0.315										5	1	1	2	0	0	2												
Julio Cruz, S OBP: 0.357, SLG: 0.236										4	1	1	0	1	1	1												
Inning Stats	R: 5 E: 1 K: 2 S: 12	H: 4 LOB: 1 BB: 1 P: 16	R: 0 E: 0 K: 1 S: 6	H: 1 LOB: 2 BB: 0 P: 7	R: 4 E: 1 K: 0 S: 7	H: 3 LOB: 0 BB: 0 P: 7	R: 1 E: 0 K: 1 S: 8	H: 3 LOB: 3 BB: 1 P: 12	R: 0 E: 0 K: 0 S: 3	H: 0 LOB: 0 BB: 0 P: 3	R: 0 E: 0 K: 1 S: 5	H: 0 LOB: 0 BB: 0 P: 5	R: 0 E: 0 K: 0 S: 3	H: 0 LOB: 1 BB: 0 P: 3	R: 2 E: 0 K: 1 S: 8	H: 3 LOB: 1 BB: 0 P: 8	R: 0 E: 0 K: 0 S: 3	H: 0 LOB: 0 BB: 0 P: 3	1B: 10 2B: 1 3B: 0 HR: 3	SF: 1 SAC: 0 DP: 0 HBP: 1	WP: 1 PB: 0 CS: 1	PA: 46						
PITCHER	IP	WLS	BF	H	R	ER	SO	BB	IBB	HBP	BLK	WP	HR	S	P	ERA	WHIP											
Danny Darwin, R ERA: 3.48	(1, 1)	2.2	L	20	8	9	3	3	1	0	1	0	1	1	24	29	10.12	3.375										
Bryan Clutterbuck, R ERA: 2.7	(3, 1)	5.1		23	6	3	3	3	1	0	0	0	0	2	28	32	5.06	1.312										
Mark Clear, R ERA: 1.76	(9, 1)	1.0		3	0	0	0	0	0	0	0	0	0	0	3	3	0.00	0.000										

Chicago White Sox @ Milwaukee Brewers
Milwaukee County Stadium, Milwaukee, WI
Fri Aug 08 1986, 8:05 PM EDT
Att: 23,707 - Unknown

livebaseballscorecards.com

AB 42
R 12
H 14
RBI 12
BB 2
SO 6
LOB 15

Batter	1	2	3	4	5	6	7	8	9	AB	R	H	RBI	BB	SO	LOB	BOTTOM											
Paul Molitor, R OBP: 0.337, SLG: 0.413										5	1	1	1	0	1	2												
Robin Yount, R OBP: 0.390, SLG: 0.425										1	0	0	0	0	0	0												
Rick Manning, L OBP: 0.314, SLG: 0.418										3	0	2	0	0	0	0												
Cecil Cooper, L OBP: 0.315, SLG: 0.387										5	1	2	1	0	0	3												
Gorman Thomas, R OBP: 0.323, SLG: 0.399										4	0	0	0	1	0	3												
Ernest Riles, L OBP: 0.328, SLG: 0.361										3	2	2	0	1	0	1												
Rob Deer, R OBP: 0.342, SLG: 0.527										4	2	2	4	0	1	3												
Glenn Braggs, R OBP: 0.289, SLG: 0.356										4	0	0	0	0	1	0												
Jim Gantner, L OBP: 0.338, SLG: 0.407										4	0	2	0	0	0	0												
Bill Schroeder, R OBP: 0.245, SLG: 0.321										4	0	0	0	0	1	2												
Inning Stats	R: 1 E: 0 K: 1 S: 7	H: 2 LOB: 2 BB: 0 P: 8	R: 0 E: 0 K: 2 S: 8	H: 1 LOB: 1 BB: 0 P: 8	R: 1 E: 0 K: 0 S: 4	H: 1 LOB: 1 BB: 1 P: 8	R: 0 E: 0 K: 0 S: 4	H: 1 LOB: 0 BB: 0 P: 4	R: 0 E: 0 K: 0 S: 4	H: 1 LOB: 1 BB: 1 P: 8	R: 0 E: 0 K: 0 S: 4	H: 1 LOB: 1 BB: 0 P: 4	R: 0 E: 0 K: 1 S: 7	H: 2 LOB: 2 BB: 0 P: 7	R: 2 E: 0 K: 1 S: 4	H: 1 LOB: 1 BB: 0 P: 4	R: 0 E: 0 K: 0 S: 4	H: 1 LOB: 1 BB: 0 P: 4	1B: 4 2B: 3 3B: 0 HR: 4	SF: 0 SAC: 0 DP: 0 HBP: 1	WP: 0 PB: 0 CS: 0	PA: 40						
PITCHER	IP	WLS	BF	H	R	ER	SO	BB	IBB	HBP	BLK	WP	HR	S	P	ERA	WHIP											
Joe Cowley, R ERA: 4.36	(1, 1)	6.0	W	27	7	4	4	3	2	0	1	0	0	3	30	39	6.00	1.500										
Gene Nelson, R ERA: 3.5	(7, 1)	3.0	S	13	4	2	2	1	0	0	0	0	0	1	15	15	6.00	1.333										

Chicago White Sox @ Milwaukee Brewers
Milwaukee County Stadium, Milwaukee, WI
Fri Aug 08 1986, 8:05 PM EDT
Att: 23,707 - Unknown

livebaseballscorecards.com

AB 37
R 6
H 11
RBI 6
BB 2
SO 4
LOB 14

Batter	1	2	3	4	5	6	7	8	9	AB	R	H	RBI	BB	SO	LOB	TOP					
John Cangelosi, S (1, 8) OBP: 0.370, SLG: 0.330 Ivan Calderon, R (8, PH) OBP: 0.271, SLG: 0.301	5-3		5-3			F4		K		3	0	0	0	0	0	2	Chicago White Sox @ Milwaukee Brewers Milwaukee County Stadium, Milwaukee, WI Sat Aug 09 1986, 8:05 PM EDT Att: 37,499 - Unknown livebaseballscorecards.com					
Reid Nichols, R (1, 7) OBP: 0.254, SLG: 0.231	K					F4		K		4	0	1	0	0	2	3						
Harold Baines, L (1, 9)	F3				F5				G3	4	0	0	0	0	0	1						
Carlton Fisk, R (1, 2) OBP: 0.262, SLG: 0.307 Daryl Boston, L (9, PR) OBP: 0.320, SLG: 0.652		1B			F3			K		4	0	2	0	0	1	0						
Tim Lincecum, R (1, 5) OBP: 0.285, SLG: 0.426	K				F8			F4		4	0	0	0	0	1	2						
Russ Morman, R (1, 3) OBP: 0.348, SLG: 0.476	K				F4			F8		3	0	0	0	1	1	1						
Luis Salazar, R (1, 10) OBP: 0.333, SLG: 0.333 Steve Lyons, L (8, PR) OBP: 0.294, SLG: 0.326 Ron Hassey, L (9, PH) OBP: 0.382, SLG: 0.460	K				5-3				K	3	0	1	0	0	1	1						
Ozzie Guillen, L (1, 6) OBP: 0.258, SLG: 0.312			K			F9		FC1-6 1B		3	0	0	0	0	1	1						
Julio Cruz, S (1, 4) OBP: 0.363, SLG: 0.250 Jerry Hairston, S (8, PH) OBP: 0.384, SLG: 0.450 Brian Giles, R (8, 4)									1B	2	0	2	0	0	0	0						
									1B	1	0	1	0	0	0	0						
Inning Stats	R: 0 E: 0 K: 1 S: 5	H: 0 LOB: 0 BB: 0 P: 5	R: 0 E: 0 K: 3 S: 10	H: 1 LOB: 1 BB: 0 P: 10	R: 0 E: 0 K: 1 S: 6	H: 2 LOB: 2 BB: 0 P: 6	R: 0 E: 0 K: 0 S: 3	H: 0 LOB: 0 BB: 0 P: 3	R: 0 E: 0 K: 0 S: 3	H: 0 LOB: 0 BB: 0 P: 3	R: 0 E: 0 K: 0 S: 4	H: 1 LOB: 1 BB: 0 P: 4	R: 0 E: 0 K: 1 S: 5	H: 0 LOB: 0 BB: 0 P: 5	R: 0 E: 0 K: 2 S: 9	H: 2 LOB: 2 BB: 0 P: 9	R: 0 E: 0 K: 1 S: 6	H: 1 LOB: 2 BB: 1 P: 10	1B: 6 2B: 1 3B: 0 HR: 0	SF: 0 SAC: 0 DP: 0 HBP: 0	WP: 0 PB: 0 SB: 1 CS: 0	PA: 34
PITCHER Teddy Higuera, L (1, 1) ERA: 2.54	IP: 9.0 WLS: W BF: 34 H: 7 R: 0 ER: 0 SO: 9 BB: 1 IBB: 0 HBP: 0 BLK: 0 WP: 0 HR: 0 S: 51 P: 55 ERA: 0.00 WHIP: 0.889											PITCHER	IP: 9.0 WLS: W BF: 34 H: 7 R: 0 ER: 0 SO: 9 BB: 1 IBB: 0 HBP: 0 BLK: 0 WP: 0 HR: 0 S: 51 P: 55 ERA: 0.00 WHIP: 0.889									

Batter	1	2	3	4	5	6	7	8	9	AB	R	H	RBI	BB	SO	LOB	BOTTOM			
Jim Gantner, L (1, 4) OBP: 0.337, SLG: 0.405	4-3		E S WP 1B	K			F7			4	1	1	0	0	1	2	Chicago White Sox @ Milwaukee Brewers Milwaukee County Stadium, Milwaukee, WI Sat Aug 09 1986, 8:05 PM EDT Att: 37,499 - Unknown livebaseballscorecards.com			
Charlie Moore, R (1, 2) OBP: 0.346, SLG: 0.404	PB 1B		K			F7		5-3		4	0	1	0	0	1	2				
Cecil Cooper, L (1, 3) OBP: 0.314, SLG: 0.385	F8		E6 WP			F7		SH2-3 1B		4	0	1	0	0	0	2				
Gorman Thomas, R (1, 10) OBP: 0.324, SLG: 0.396	K					F7		SH2-3		2	0	0	0	1	1	1				
Ben Oglivie, L (1, 7) OBP: 0.352, SLG: 0.396 Rick Manning, L (8, PR) OBP: 0.314, SLG: 0.418		FC6-4 BB	F3			F9		FC5-4 IBB		2	0	0	0	2	0	2				
Rob Deer, R (1, 9) OBP: 0.341, SLG: 0.521		FC6-4 BB	1-3			K		F8		3	0	0	0	1	1	4				
Glenn Braggs, R (1, 8) OBP: 0.286, SLG: 0.351		FC6-4				K		FC5-4		4	0	1	0	0	1	4				
Ernest Riles, L (1, 6) OBP: 0.328, SLG: 0.359	F3					FC		SH1-3 BB		2	0	0	0	1	0	3				
Dale Sveum, S (1, 5) OBP: 0.333, SLG: 0.391	K					B1-5-4		SH1-3		2	0	0	0	0	1	4				
						B1-5-4		SH1-3		2	0	0	0	0	1	4				
Inning Stats	R: 0 E: 0 K: 1 S: 6	H: 1 LOB: 1 BB: 0 P: 6	R: 0 E: 0 K: 1 S: 5	H: 0 LOB: 2 BB: 2 P: 13	R: 1 E: 1 K: 1 S: 7	H: 1 LOB: 1 BB: 1 P: 11	R: 0 E: 0 K: 1 S: 6	H: 1 LOB: 1 BB: 0 P: 6	R: 0 E: 0 K: 0 S: 3	H: 0 LOB: 0 BB: 0 P: 3	R: 0 E: 0 K: 2 S: 7	H: 0 LOB: 0 BB: 0 P: 7	R: 0 E: 0 K: 0 S: 3	H: 0 LOB: 1 BB: 1 P: 7	R: 0 E: 0 K: 0 S: 4	H: 1 LOB: 2 BB: 1 P: 8	1B: 4 2B: 0 3B: 0 HR: 0	SF: 0 SAC: 2 DP: 1 HBP: 0	WP: 1 PB: 1 SB: 1 CS: 0	PA: 34
PITCHER Jose DeLeon, R (1, 1) ERA: 4.31 Ray Searge, L (7, 1) ERA: 4.99 Dave Schmidt, R (7, 1) ERA: 3.6	IP: 6.1 WLS: L BF: 27 H: 3 R: 1 ER: 1 SO: 6 BB: 4 IBB: 0 HBP: 0 BLK: 0 WP: 1 HR: 0 S: 35 P: 51 ERA: 1.42 WHIP: 1.105											PITCHER	IP: 6.1 WLS: L BF: 27 H: 3 R: 1 ER: 1 SO: 6 BB: 4 IBB: 0 HBP: 0 BLK: 0 WP: 1 HR: 0 S: 35 P: 51 ERA: 1.42 WHIP: 1.105							

Batter	1	2	3	4	5	6	7	8	9	10	11	AB	R	H	RBI	BB	SO	LOB	TOP				
John Cangelosi, S OBP: 0.367, SLG: 0.326 (1, 7)	L6			F7		4-3		SH3-4		B1-3		4	0	0	0	0	0	0					
Daryl Boston, L OBP: 0.384, SLG: 0.466 (1, 8)	F5			3-1		E S 1B		K		K		3	1	1	0	0	0	0					
Jerry Hairston, S OBP: 0.381, SLG: 0.447 (8, PH)												1	0	0	0	0	1	2					
Reid Nichols, R OBP: 0.250, SLG: 0.227 (8, 7)												1	0	0	0	0	1	0					
Harold Baines, L OBP: 0.343, SLG: 0.476 (1, 9)	3-1			K				K2-3				5	0	1	1	0	2	2					
Ron Hassey, L OBP: 0.384, SLG: 0.466 (1, 10)												4	0	2	0	0	1	0					
Ivan Calderon, R OBP: 0.276, SLG: 0.306 (9, PR)												1	1	1	0	0	0	0					
Tim Hulett, R OBP: 0.284, SLG: 0.432 (1, 5)												5	1	1	1	0	1	4					
Russ Morman, R OBP: 0.250, SLG: 0.400 (1, 3)												4	0	0	1	0	1	1					
Carlton Fisk, R OBP: 0.284, SLG: 0.318 (1, 2)												4	1	2	1	0	1	0					
Ozzie Guillen, L OBP: 0.255, SLG: 0.309 (1, 6)												4	0	0	0	0	1	2					
Julio Cruz, S OBP: 0.350, SLG: 0.247 (1, 4)												2	0	0	0	0	0	0					
Luis Salazar, R OBP: 0.250, SLG: 0.250 (8, PH)												1	0	0	0	0	0	0					
Brian Giles, R (8, 4)												1	0	0	0	0	0	0					
Inning Stats	R: 0 E: 0 K: 0 S: 3	H: 0 LOB: 0 BB: 0 P: 3	R: 0 E: 0 K: 1 S: 5	H: 0 LOB: 0 BB: 0 P: 5	R: 0 E: 0 K: 1 S: 5	H: 0 LOB: 0 BB: 0 P: 5	R: 2 E: 0 K: 1 S: 7	H: 2 LOB: 0 BB: 0 P: 7	R: 1 E: 0 K: 0 S: 6	H: 3 LOB: 2 BB: 0 P: 6	R: 0 E: 0 K: 2 S: 8	H: 0 LOB: 2 BB: 0 P: 8	R: 1 E: 0 K: 1 S: 7	H: 2 LOB: 0 BB: 0 P: 7	R: 0 E: 0 K: 1 S: 5	H: 0 LOB: 0 BB: 0 P: 5	R: 0 E: 0 K: 1 S: 6	H: 1 LOB: 1 BB: 0 P: 6	1B: 5 2B: 1 3B: 0 HR: 2	SF: 1 SAC: 1 DP: 0 HBP: 0	WP: 1 PB: 0 SB: 1 CS: 0	PA: 42	
PITCHER	IP: 5.2 ERA: 4.93	WLS: 21 BF: 10	H: 4 R: 3 ER: 1	R: 3 ER: 3	H: 2 R: 1 ER: 1	H: 2 R: 1 ER: 1	H: 2 R: 1 ER: 1	H: 2 R: 1 ER: 1	H: 2 R: 1 ER: 1	H: 2 R: 1 ER: 1	H: 2 R: 1 ER: 1	H: 2 R: 1 ER: 1	H: 2 R: 1 ER: 1	H: 2 R: 1 ER: 1	H: 2 R: 1 ER: 1	H: 2 R: 1 ER: 1	H: 2 R: 1 ER: 1	H: 2 R: 1 ER: 1	ERA: 4.93 WHIP: 0.706	ERA: 3.34 WHIP: 0.857	ERA: 1.65 WHIP: 0.667		

Chicago White Sox @ Milwaukee Brewers
Milwaukee County Stadium, Milwaukee, WI
Sun Aug 10 1986, 4:33 AM EDT
Att: 26,352 - Unknown

AB	40
R	4
H	8
RBI	4
BB	0
SO	9
LOB	11



Batter	1	2	3	4	5	6	7	8	9	10	11	AB	R	H	RBI	BB	SO	LOB	BOTTOM					
Paul Molitor, R OBP: 0.338, SLG: 0.425 (1, 5)	K											5	1	2	4	0	2	2						
Jim Gantner, L OBP: 0.332, SLG: 0.399 (1, 4)	1-3											5	0	0	0	0	1	3						
Cecil Cooper, L OBP: 0.313, SLG: 0.383 (1, 3)	4-3											5	0	1	0	0	2	0						
Gorman Thomas, R OBP: 0.321, SLG: 0.404 (1, 10)												5	1	1	1	0	2	1						
Ben Oglivie, L OBP: 0.351, SLG: 0.396 (1, 7)												3	0	1	0	0	2	0						
Rick Manning, L OBP: 0.311, SLG: 0.414 (7, 8)												1	0	0	0	0	0	0						
Rob Deer, R OBP: 0.337, SLG: 0.515 (1, 9)												4	0	0	0	0	2	1						
Glenn Braggs, R OBP: 0.286, SLG: 0.346 (7, 7)												4	1	1	0	0	1	0						
Ernest Riles, L OBP: 0.330, SLG: 0.359 (1, 6)												2	1	1	0	1	0	0						
Rick Cerone, R OBP: 0.275, SLG: 0.333 (1, 2)												4	1	2	0	0	1	1						
Inning Stats	R: 0 E: 0 K: 1 S: 5	H: 0 LOB: 0 BB: 0 P: 5	R: 0 E: 0 K: 3 S: 9	H: 0 LOB: 0 BB: 0 P: 9	R: 3 E: 0 K: 1 S: 7	H: 2 LOB: 1 BB: 1 P: 11	R: 0 E: 0 K: 2 S: 7	H: 0 LOB: 0 BB: 0 P: 7	R: 1 E: 0 K: 1 S: 7	H: 2 LOB: 1 BB: 0 P: 7	R: 0 E: 0 K: 0 S: 6	H: 1 LOB: 2 BB: 0 P: 6	R: 0 E: 0 K: 2 S: 9	H: 2 LOB: 2 BB: 0 P: 9	R: 0 E: 0 K: 0 S: 3	H: 0 LOB: 0 BB: 0 P: 3	R: 0 E: 0 K: 1 S: 5	H: 0 LOB: 0 BB: 0 P: 5	R: 1 E: 0 K: 1 S: 4	H: 1 LOB: 0 BB: 0 P: 4	1B: 7 2B: 0 3B: 0 HR: 2	SF: 0 SAC: 1 DP: 1 HBP: 0	WP: 0 PB: 0 SB: 3 CS: 0	PA: 40
PITCHER	IP: 6.1 ERA: 6.11	WLS: 11 BF: 27	H: 7 R: 4 ER: 4	H: 4 R: 0 ER: 2	H: 2 R: 0 ER: 1	H: 2 R: 0 ER: 1	H: 2 R: 0 ER: 1	H: 2 R: 0 ER: 1	H: 2 R: 0 ER: 1	H: 2 R: 0 ER: 1	H: 2 R: 0 ER: 1	H: 2 R: 0 ER: 1	H: 2 R: 0 ER: 1	H: 2 R: 0 ER: 1	H: 2 R: 0 ER: 1	H: 2 R: 0 ER: 1	H: 2 R: 0 ER: 1	H: 2 R: 0 ER: 1	ERA: 6.11 WHIP: 1.263	ERA: 2.7 WHIP: 0.273	ERA: 4.36 WHIP: 0.000	ERA: 3.73 WHIP: ∞		

Chicago White Sox @ Milwaukee Brewers
Milwaukee County Stadium, Milwaukee, WI
Sun Aug 10 1986, 4:33 AM EDT
Att: 26,352 - Unknown

AB	38
R	5
H	9
RBI	5
BB	1
SO	13
LOB	8



Batter	1	2	3	4	5	6	7	8	9	AB	R	H	RBI	BB	SO	LOB	TOP								
John Cangelosi, S (1, 7) OBP: 0.363, SLG: 0.322	0-0 4-3			0-0 6-3		0-0 F7		0-3 K		4	0	0	0	0	1	3	Chicago White Sox @ Milwaukee Brewers Milwaukee County Stadium, Milwaukee, WI Mon Aug 11 1986, 8:05 PM EDT Att: 23,922 - Unknown livebaseballscorecards.com								
Daryl Boston, L (1, 8) OBP: 0.344, SLG: 0.586	0-0 4-3			4-0 CS BB		0-3 K		0-0 1B		3	0	1	2	1	1	0									
Harold Baines, L (1, 9) OBP: 0.340, SLG: 0.472	0-0 4-3			0-0 F8			0-0 3-1	0-0 L8		4	0	0	0	0	0	3									
Ron Hassey, L (1, 10) OBP: 0.381, SLG: 0.459		0-0 3-1			4-0 HR BB		0-0 F7	0-0 F8		3	1	0	0	1	0	2									
Carlton Fisk, R (1, 2) OBP: 0.264, SLG: 0.326		0-3 K			0-3 K		0-0 5-3		0-0 HR	4	1	1	1	0	2	1									
Tim Lincecum, R (1, 5) OBP: 0.283, SLG: 0.428		0-0 5-3			0-0 F9			4-0 WP BB	0-3 K	3	1	0	0	1	1	1									
Russ Morman, R (1, 3) OBP: 0.313, SLG: 0.517			0-0 L8		0-0 HR			0-0 6-3		4	2	2	3	0	0	0									
Ozzie Guillen, L (1, 6) OBP: 0.256, SLG: 0.309			0-0 F7		0-0 4-3			0-0 SH BB	0-0 1B	3	1	1	0	0	0	0									
Julio Cruz, S (1, 4) OBP: 0.357, SLG: 0.243			0-0 L6			0-0 F8		4-0 L8 1B BB	0-0 4-3	3	0	0	0	1	0	1									
Inning Stats	R: 0 E: 0 K: 0 S: 3	H: 0 LOB: 0 BB: 0 P: 3	R: 0 E: 0 K: 1 S: 5	H: 0 LOB: 0 BB: 0 P: 5	R: 0 E: 0 K: 0 S: 3	H: 0 LOB: 0 BB: 0 P: 3	R: 0 E: 0 K: 0 S: 2	H: 0 LOB: 0 BB: 1 P: 6	R: 2 E: 0 K: 1 S: 6	H: 1 LOB: 0 BB: 1 P: 10	R: 0 E: 0 K: 0 S: 5	H: 0 LOB: 0 BB: 0 P: 5	R: 0 E: 0 K: 0 S: 3	H: 0 LOB: 0 BB: 0 P: 3	R: 3 E: 0 K: 1 S: 8	H: 2 LOB: 2 BB: 2 P: 16	R: 1 E: 0 K: 1 S: 7	H: 2 LOB: 1 BB: 0 P: 7	1B: 3 2B: 0 3B: 0 HR: 2	SF: 0 SAC: 1 DP: 0 HBP: 0	WP: 1 PB: 0 CS: 1	PA: 36			
PITCHER	IP	WLS	BF	H	R	ER	SO	BB	IBB	HBP	BLK	WP	HR	S	P	ERA	WHIP								
Chris Bosio, R (1, 1) ERA: 2.45	5.0	L	17	1	2	2	2	2	0	0	0	0	1	19	27	3.60	0.600								
John Henry Johnson, L (6, 1) ERA: 3.68	3.0		14	2	3	3	2	2	0	0	0	1	0	16	24	9.00	1.333								
Bryan Clutterbuck, R (9, 1) ERA: 3.0	1.0		5	2	1	1	1	0	0	0	0	0	1	7	7	9.00	2.000								

Batter	1	2	3	4	5	6	7	8	9	AB	R	H	RBI	BB	SO	LOB	BOTTOM								
Paul Molitor, R (1, 5) OBP: 0.337, SLG: 0.422	0-0 S 1B		0-0 4-3		0-0 6-3		0-0 F7			4	0	1	1	0	0	0	Chicago White Sox @ Milwaukee Brewers Milwaukee County Stadium, Milwaukee, WI Mon Aug 11 1986, 8:05 PM EDT Att: 23,922 - Unknown livebaseballscorecards.com								
Jim Gantner, L (1, 4) OBP: 0.332, SLG: 0.398	0-3 K		0-0 G6-3 1B		0-0 4-3			0-0 4-3		4	0	1	0	0	1	1									
Glenn Braggs, R (1, 7) OBP: 0.284, SLG: 0.341	0-3 K		0-0 G6-3		0-0 F9			0-0 FC1-4 1B		4	0	1	0	0	1	2									
Gorman Thomas, R (1, 3) OBP: 0.320, SLG: 0.399	0-0 F4			0-0 F6		4-0 1B BB		0-0 FC1-4 1B		3	0	0	0	1	0	2									
Rob Deer, R (1, 9) OBP: 0.336, SLG: 0.511		0-0 F6		0-3 K		0-0 F2		0-0 1B		4	0	1	0	0	1	1									
Bill Schroeder, R (1, 10) OBP: 0.252, SLG: 0.333		0-0 F9		0-0 2B		0-0 1B		0-0 F8		4	0	2	0	0	0	2									
Dale Sveum, S (1, 6) OBP: 0.332, SLG: 0.393		0-0 2B		0-0 F9		0-0 F7			0-0 F4	4	0	1	0	0	0	3									
Rick Manning, L (1, 8) OBP: 0.317, SLG: 0.421		4-0 BB		0-0 F9 6-3 2B		0-3 K		0-0 F8		3	1	1	0	1	1	0									
Rick Cerone, R (1, 2) OBP: 0.269, SLG: 0.325		0-0 L8		0-0 F9		0-0 F9			0-0 6-3	4	0	0	0	0	0	3									
Inning Stats	R: 0 E: 0 K: 2 S: 8	H: 1 LOB: 1 BB: 0 P: 8	R: 0 E: 0 K: 0 S: 4	H: 1 LOB: 2 BB: 1 P: 8	R: 0 E: 0 K: 0 S: 3	H: 1 LOB: 0 BB: 0 P: 3	R: 0 E: 0 K: 1 S: 6	H: 1 LOB: 1 BB: 0 P: 6	R: 1 E: 0 K: 0 S: 4	H: 1 LOB: 0 BB: 0 P: 4	R: 0 E: 0 K: 0 S: 4	H: 1 LOB: 2 BB: 1 P: 8	R: 0 E: 0 K: 1 S: 5	H: 0 LOB: 0 BB: 0 P: 5	R: 0 E: 0 K: 0 S: 5	H: 2 LOB: 2 BB: 0 P: 5	R: 0 E: 0 K: 0 S: 3	H: 0 LOB: 0 BB: 0 P: 3	1B: 5 2B: 3 3B: 0 HR: 0	SF: 0 SAC: 0 DP: 1 HBP: 0	WP: 0 PB: 0 CS: 0	PA: 36			
PITCHER	IP	WLS	BF	H	R	ER	SO	BB	IBB	HBP	BLK	WP	HR	S	P	ERA	WHIP								
Floyd Bannister, L (1, 1) ERA: 4.04	9.0	W	36	8	1	1	4	2	0	0	0	0	0	42	50	1.00	1.111								

Batter	1	2	3	4	5	6	7	8	9	AB	R	H	RBI	BB	SO	LOB	TOP																			
Paul Moltitor, R OBP: 0.342, SLG: 0.421	F9	1B						F9		3	1	1	1	2	0	0	Milwaukee Brewers @ Texas Rangers Arlington Stadium, Arlington, TX Tue Aug 12 1986, 8:05 PM EDT Att: 39,153 - Unknown																			
Robin Yount, R OBP: 0.393, SLG: 0.428	5-3	1B		G4-6-3						5	0	3	2	0	0	1																				
Cecil Cooper, L OBP: 0.314, SLG: 0.383		1B								5	0	2	1	0	0	4																				
Gorman Thomas, R OBP: 0.315, SLG: 0.391	5-3	K								5	0	0	0	0	2	3																				
Ernest Riles, L OBP: 0.327, SLG: 0.356		E9								4	1	0	0	0	1	2																				
Rob Deer, R OBP: 0.338, SLG: 0.514										4	1	2	1	0	2	0																				
Glenn Braggs, R OBP: 0.304, SLG: 0.427										4	3	3	2	0	0	1																				
Jim Gantner, L OBP: 0.332, SLG: 0.397										3	0	1	0	0	0	0																				
Charlie Moore, R OBP: 0.344, SLG: 0.397										3	1	0	0	1	1	1																				
Inning Stats	R: 0 E: 0 K: 0 S: 4	H: 1 LOB: 1 BB: 0 P: 4	R: 5 E: 1 K: 1 S: 10	H: 4 LOB: 2 BB: 2 P: 18	R: 1 E: 0 K: 1 S: 6	H: 1 LOB: 0 BB: 0 P: 6	R: 0 E: 0 K: 0 S: 3	H: 1 LOB: 0 BB: 0 P: 3	R: 0 E: 0 K: 2 S: 7	H: 0 LOB: 0 BB: 0 P: 7	R: 1 E: 0 K: 1 S: 7	H: 3 LOB: 2 BB: 1 P: 11	R: 0 E: 0 K: 1 S: 6	H: 1 LOB: 1 BB: 0 P: 6	R: 0 E: 0 K: 0 S: 3	H: 0 LOB: 0 BB: 0 P: 3	R: 0 E: 0 K: 0 S: 3	H: 1 LOB: 0 BB: 0 P: 3	1B: 9 2B: 2 3B: 0 HR: 2	SF: 0 SAC: 1 DP: 3 HBP: 0	WP: 0 PB: 0 SB: 0 CS: 0	PA: 40														
PITCHER	IP	WLS	BF	H	R	ER	SO	BB	IBB	HBP	BLK	WP	HR	S	P	ERA	WHIP	PITCHER		IP	WLS	BF	H	R	ER	SO	BB	IBB	HBP	BLK	WP	HR	S	P	ERA	WHIP
Charlie Hough, R ERA: 3.87	1.1	L	12	5	5	4	0	2	0	0	0	0	0	10	18	27.00	5.250	Greg Harris, R ERA: 2.94		1.0		3	1	0	0	0	0	0	0	0	0	3	3	0.00	1.000	
Mike Mason, L ERA: 4.33	4.0		16	4	2	2	5	1	0	0	0	0	2	25	29	4.50	1.250																			
Jeff Russell, R ERA: 4.41	0.2		2	1	0	0	0	0	0	0	0	0	0	2	2	0.00	1.500																			
Dale Mohorcic, R ERA: 1.81	1.0		4	1	0	0	1	0	0	0	0	0	0	6	6	0.00	1.000																			
Mitch Williams, L ERA: 3.24	1.0		3	0	0	0	0	0	0	0	0	0	0	3	3	0.00	0.000																			

livebaseballscores.com

AB 36
R 7
H 12
RBI 7
BB 3
SO 6
LOB 12



Batter	1	2	3	4	5	6	7	8	9	AB	R	H	RBI	BB	SO	LOB	BOTTOM																			
Oddibe McDowell, L OBP: 0.346, SLG: 0.445	S									1	0	1	0	0	0	0	Milwaukee Brewers @ Texas Rangers Arlington Stadium, Arlington, TX Tue Aug 12 1986, 8:05 PM EDT Att: 39,153 - Unknown																			
Tom Paciorek, R OBP: 0.327, SLG: 0.395	2B									3	0	2	1	0	0	2																				
Scott Fletcher, R OBP: 0.380, SLG: 0.436										3	0	1	0	0	1	3																				
Curtis Wilkerson, S OBP: 0.283, SLG: 0.325	B2									1	0	0	0	0	0	2																				
Pete O'Brien, L OBP: 0.381, SLG: 0.503										3	0	0	0	1	0	2																				
Pete Incaviglia, R OBP: 0.332, SLG: 0.481										1	0	0	0	0	0	2																				
Ruben Sierra, S OBP: 0.272, SLG: 0.409	G5-4-3									3	0	0	0	0	0	0																				
Gary Ward, R OBP: 0.372, SLG: 0.414										4	0	1	0	0	1	0																				
Larry Parrish, R OBP: 0.345, SLG: 0.512										4	0	0	0	0	1	1																				
Don Slaught, R OBP: 0.318, SLG: 0.503										3	1	0	0	1	3	0																				
Steve Buechele, R OBP: 0.305, SLG: 0.427										2	0	1	0	0	0	0																				
Geno Petralli, L OBP: 0.277, SLG: 0.388										2	1	1	0	0	0	0																				
Toby Harrah, R OBP: 0.299, SLG: 0.356										3	0	2	1	0	0	0																				
Inning Stats	R: 0 E: 0 K: 0 S: 3	H: 1 LOB: 1 BB: 1 P: 7	R: 0 E: 0 K: 1 S: 5	H: 0 LOB: 0 BB: 0 P: 5	R: 0 E: 0 K: 0 S: 5	H: 2 LOB: 2 BB: 0 P: 5	R: 0 E: 0 K: 0 S: 3	H: 1 LOB: 0 BB: 0 P: 3	R: 0 E: 0 K: 2 S: 9	H: 2 LOB: 2 BB: 0 P: 9	R: 0 E: 0 K: 0 S: 3	H: 0 LOB: 0 BB: 0 P: 3	R: 2 E: 0 K: 0 S: 5	H: 3 LOB: 1 BB: 1 P: 9	R: 0 E: 0 K: 1 S: 5	H: 0 LOB: 0 BB: 0 P: 5	R: 0 E: 0 K: 2 S: 7	H: 0 LOB: 0 BB: 0 P: 7	1B: 8 2B: 1 3B: 0 HR: 0	SF: 0 SAC: 0 DP: 3 HBP: 0	WP: 0 PB: 0 SB: 1 CS: 0	PA: 35														
PITCHER	IP	WLS	BF	H	R	ER	SO	BB	IBB	HBP	BLK	WP	HR	S	P	ERA	WHIP	PITCHER		IP	WLS	BF	H	R	ER	SO	BB	IBB	HBP	BLK	WP	HR	S	P	ERA	WHIP
Tim Leary, R ERA: 4.57	1.1		28	9	2	2	3	2	0	0	0	0	0	13	13	2.84	1.737	Greg Harris, R ERA: 2.94		1.0		3	1	0	0	0	0	0	0	3	3	0.00	1.000			
Dan Plesac, L ERA: 3.19	2.2		7	0	0	0	3	0	0	0	0	0	0	13	13	0.00	0.000																			

livebaseballscores.com

AB 33
R 2
H 9
RBI 2
BB 2
SO 6
LOB 12



Batter	1	2	3	4	5	6	7	8	9	AB	R	H	RBI	BB	SO	LOB	TOP										
Paul Moltor, R OBP: 0.391, SLG: 0.419 (1, 5)										3	1	1	0	1	0	1	Milwaukee Brewers @ Texas Rangers Arlington Stadium, Arlington, TX Thu Aug 14 1986, 8:05 PM EDT Att: 17,347 - Unknown										
Robin Yount, R OBP: 0.391, SLG: 0.425 (1, 8)										3	0	0	0	0	1	3											
Cecil Cooper, L OBP: 0.311, SLG: 0.381 (1, 3)										4	0	1	0	0	0	4											
Gorman Thomas, R OBP: 0.317, SLG: 0.405 (1, 10)										4	1	2	2	0	1	1											
Rob Deer, R OBP: 0.337, SLG: 0.515 (1, 9)										4	0	0	0	0	2	1											
Glenn Braggs, R OBP: 0.287, SLG: 0.398 (1, 7)										4	0	0	0	0	2	1											
Jim Gantner, L OBP: 0.332, SLG: 0.394 (1, 4)										4	0	0	0	0	1	0											
Dale Sveum, S OBP: 0.332, SLG: 0.392 (1, 6)										3	0	1	0	0	0	0											
Charlie Moore, R OBP: 0.342, SLG: 0.393 (1, 2)										3	0	1	0	0	0	1											
Inning Stats	R: 1 E: 0 K: 0 S: 3	H: 1 LOB: 0 BB: 1 P: 7	R: 0 E: 0 K: 0 S: 3	H: 0 LOB: 0 BB: 0 P: 3	R: 0 E: 0 K: 1 S: 6	H: 1 LOB: 1 BB: 0 P: 6	R: 0 E: 0 K: 1 S: 6	H: 1 LOB: 1 BB: 0 P: 6	R: 0 E: 1 K: 0 S: 6	H: 2 LOB: 3 BB: 0 P: 6	R: 0 E: 0 K: 2 S: 7	H: 0 LOB: 0 BB: 0 P: 7	R: 0 E: 0 K: 0 S: 3	H: 0 LOB: 0 BB: 0 P: 3	R: 0 E: 0 K: 0 S: 3	H: 1 LOB: 0 BB: 0 P: 10	1B: 4 2B: 1 3B: 0 HR: 1	SF: 0 SAC: 1 DP: 0 HBP: 0	WP: 0 PB: 0 SB: 0 CS: 1	PA: 35							
PITCHER	IP	WLS	BF	H	R	ER	SO	BB	IBB	HBP	BLK	WP	HR	S	P	ERA	WHIP										
Mike Loynd, R ERA: 4.55 (1, 1)	7.0	W	27	5	1	1	4	1	0	0	0	0	0	34	38	1.29	0.857										
Dale Mohorcic, R ERA: 1.93 (8, 1)	1.0		3	0	0	0	0	0	0	0	0	0	0	3	3	0.00	0.000										
Greg Harris, R ERA: 2.98 (9, 1)	1.0		4	1	1	1	3	0	0	0	0	0	1	10	10	9.00	1.000										

AB	32
R	2
H	6
RBI	2
BB	1
SO	7
LOB	12



Batter	1	2	3	4	5	6	7	8	9	AB	R	H	RBI	BB	SO	LOB	BOTTOM										
Scott Fletcher, R OBP: 0.376, SLG: 0.432 (1, 6)										4	1	2	0	0	1	2	Milwaukee Brewers @ Texas Rangers Arlington Stadium, Arlington, TX Thu Aug 14 1986, 8:05 PM EDT Att: 17,347 - Unknown										
Curtis Wilkerson, S OBP: 0.291, SLG: 0.324 (8, 6)										4	2	2	3	0	0	1											
Ruben Sierra, S OBP: 0.278, SLG: 0.420 (1, 8)										4	0	0	0	0	1	2											
Tom Paciorek, R OBP: 0.319, SLG: 0.385 (1, 3)										4	0	0	0	0	1	2											
Pete Incaviglia, R OBP: 0.329, SLG: 0.475 (1, 9)										4	0	1	1	0	2	1											
Gary Ward, R OBP: 0.369, SLG: 0.410 (1, 7)										3	1	1	0	0	0	1											
Oddibe McDowell, L OBP: 0.346, SLG: 0.444 (7, PH) (8, 8)										1	0	0	0	0	0	0											
Larry Parrish, R OBP: 0.348, SLG: 0.508 (1, 10)										4	1	1	0	0	0	0											
Don Slaught, R OBP: 0.320, SLG: 0.510 (1, 2)										4	1	1	1	0	0	0											
Steve Buechele, R OBP: 0.305, SLG: 0.424 (1, 5)										2	1	1	2	1	1	0											
Geno Petrilli, L OBP: 0.294, SLG: 0.394 (8, PH) (9, 5)										1	0	1	0	0	0	0											
Toby Harrah, R OBP: 0.294, SLG: 0.351 (1, 4)										4	1	1	0	0	1	2											
Inning Stats	R: 0 E: 0 K: 1 S: 6	H: 1 LOB: 1 BB: 0 P: 6	R: 6 E: 0 K: 1 S: 12	H: 7 LOB: 1 BB: 0 P: 12	R: 0 E: 0 K: 1 S: 5	H: 0 LOB: 0 BB: 0 P: 5	R: 0 E: 0 K: 1 S: 5	H: 0 LOB: 0 BB: 0 P: 5	R: 0 E: 0 K: 1 S: 5	H: 0 LOB: 1 BB: 1 P: 9	R: 2 E: 1 K: 0 S: 5	H: 2 LOB: 0 BB: 0 P: 5	R: 0 E: 0 K: 0 S: 4	H: 1 LOB: 1 BB: 0 P: 4	1B: 8 2B: 2 3B: 0 HR: 1	SF: 0 SAC: 0 DP: 0 HBP: 0	WP: 0 PB: 0 SB: 2 CS: 0	PA: 36									
PITCHER	IP	WLS	BF	H	R	ER	SO	BB	IBB	HBP	BLK	WP	HR	S	P	ERA	WHIP										
Teddy Figueroa, L ERA: 2.78 (1, 1)	1.0	L	9	6	5	5	1	0	0	0	0	0	0	11	11	45.00	6.000										
Chris Bosio, R ERA: 2.25 (2, 1)	5.0		18	2	1	1	5	1	0	0	0	0	1	27	31	1.80	0.600										
Bryan Clutterbuck, R ERA: 3.08 (7, 1)	2.0		9	3	2	1	0	0	0	0	0	0	0	9	9	4.50	1.500										

AB	35
R	8
H	11
RBI	7
BB	1
SO	6
LOB	9



Batter	1	2	3	4	5	6	7	8	9	AB	R	H	RBI	BB	SO	LOB	TOP										
Paul Moltor, R OBP: 0.348, SLG: 0.415 (1, 5)	K	FC4-6			6-3		K		WP	5	0	1	1	0	2	2	Milwaukee Brewers @ Chicago White Sox Comiskey Park, Chicago, IL Fri Aug 15 1986, 8:05 PM EDT Att: 22,187 - Unknown livebaseballscorecards.com										
Robin Yount, R OBP: 0.390, SLG: 0.423 (1, 8)	1B		F8		F9		F7		WP	5	0	1	0	0	0	2											
Cecil Cooper, L OBP: 0.311, SLG: 0.380 (1, 3)	1B		F7		F8		F7			4	0	1	0	0	0	0											
Gorman Thomas, R OBP: 0.316, SLG: 0.406 (1, 10)	F8		K		1B		K			4	1	1	0	0	2	2											
Ernest Riles, L OBP: 0.325, SLG: 0.352 (1, 6)	4-3		K		F8		F7			4	0	0	0	0	1	3											
Glenn Briggs, R OBP: 0.295, SLG: 0.402 (1, 7)		G6-3		F7		WP			5-3	4	0	2	1	0	0	0											
Jim Gantner, L OBP: 0.333, SLG: 0.394 (1, 4)	G6-3		6-3			1B				3	1	1	0	1	0	1											
Rick Manning, L OBP: 0.323, SLG: 0.441 (1, 9)					SF9		F8		F7	4	1	2	0	0	0	3											
Rick Cerone, R OBP: 0.270, SLG: 0.323 (1, 2)					SF9		F9			1	0	0	1	1	0	0											
Ben Ogilvie, L OBP: 0.354, SLG: 0.393 (9, PH)										0	0	0	0	1	0	0											
Charlie Moore, R OBP: 0.342, SLG: 0.393 (9, 2)										0	1	0	0	0	0	0											
Inning Stats	R: 0 E: 0 K: 1 S: 7	H: 2 LOB: 2 BB: 0 P: 7	R: 0 E: 0 K: 0 S: 4	H: 2 LOB: 2 BB: 1 P: 8	R: 0 E: 0 K: 1 S: 5	H: 0 LOB: 0 BB: 0 P: 5	R: 0 E: 0 K: 1 S: 5	H: 0 LOB: 0 BB: 0 P: 5	R: 1 E: 0 K: 0 S: 5	H: 2 LOB: 2 BB: 1 P: 9	R: 0 E: 0 K: 1 S: 5	H: 0 LOB: 0 BB: 0 P: 5	R: 0 E: 0 K: 0 S: 5	H: 0 LOB: 0 BB: 1 P: 5	R: 2 E: 0 K: 0 S: 4	H: 2 LOB: 1 BB: 1 P: 8	1B: 7 2B: 1 3B: 1 HR: 0	SF: 1 SAC: 0 DP: 1 HBP: 0	WP: 2 PA: 38 PB: 0 CS: 1								
PITCHER	IP	WLS	BF	H	R	ER	SO	BB	IBB	HBP	BLK	WP	HR	S	P	ERA	WHIP	PITCHER									
Richard Dotson, R ERA: 5.99 (1, 1)	5.2		25	7	2	2	3	2	0	0	0	1	0	29	37	3.18	1.588										
Bill Dawley, R ERA: 3.45 (6, 1)	3.0	L	11	1	2	2	2	1	0	0	0	0	0	14	18	6.00	0.667										
Dave Schmidt, R ERA: 3.66 (9, 1)	0.1		2	1	0	0	0	0	0	0	0	1	0	1	1	0.00	3.000										

Batter	1	2	3	4	5	6	7	8	9	AB	R	H	RBI	BB	SO	LOB	BOTTOM										
Daryl Boston, L OBP: 0.367, SLG: 0.667 (1, 8)	HR		CS		G3					3	1	2	1	1	0	1	Milwaukee Brewers @ Chicago White Sox Comiskey Park, Chicago, IL Fri Aug 15 1986, 8:05 PM EDT Att: 22,187 - Unknown livebaseballscorecards.com										
Tim Lincecum, R OBP: 0.284, SLG: 0.437 (1, 5)	5-3		1B			L8				4	0	1	0	0	1	3											
Harold Baines, L OBP: 0.338, SLG: 0.472 (1, 9)	4-3		F6			F7				4	0	0	0	0	0	1											
George Foster, R OBP: 0.292, SLG: 0.443 (1, 7)	F8									4	1	2	1	0	0	0											
John Cangelosi, S OBP: 0.357, SLG: 0.316 (9, 7)										0	0	0	0	0	0	0											
Ron Hassey, L OBP: 0.387, SLG: 0.486 (1, 10)		HR			HR					3	1	1	1	1	0	1											
Carlton Fisk, R OBP: 0.285, SLG: 0.327 (1, 2)	F7				5-3					4	0	0	0	0	0	1											
Russ Morman, R OBP: 0.292, SLG: 0.444 (1, 3)		K			F7					4	0	1	0	0	1	0											
Ozzie Guillen, L OBP: 0.256, SLG: 0.308 (1, 6)										3	0	1	0	0	0	0											
Luis Salazar, R OBP: 0.250, SLG: 0.143 (9, PH)										1	0	0	0	0	1	0											
Julio Cruz, S OBP: 0.352, SLG: 0.236 (1, 4)										2	0	0	0	1	0	2											
Jerry Hairston, S OBP: 0.383, SLG: 0.448 (9, PH)										1	0	0	0	0	1	0											
Inning Stats	R: 1 E: 0 K: 0 S: 4	H: 1 LOB: 0 BB: 0 P: 4	R: 1 E: 0 K: 1 S: 6	H: 1 LOB: 0 BB: 0 P: 6	R: 0 E: 0 K: 0 S: 4	H: 2 LOB: 1 BB: 0 P: 4	R: 1 E: 0 K: 0 S: 4	H: 1 LOB: 0 BB: 0 P: 4	R: 0 E: 0 K: 0 S: 2	H: 0 LOB: 0 BB: 1 P: 6	R: 0 E: 0 K: 0 S: 4	H: 1 LOB: 1 BB: 0 P: 4	R: 0 E: 0 K: 1 S: 7	H: 2 LOB: 3 BB: 1 P: 11	R: 0 E: 0 K: 0 S: 3	H: 0 LOB: 1 BB: 1 P: 7	R: 0 E: 0 K: 2 S: 7	H: 0 LOB: 0 BB: 0 P: 7	1B: 5 2B: 0 3B: 0 HR: 3	SF: 0 SAC: 0 DP: 0 HBP: 0	WP: 0 PA: 36 PB: 0 CS: 2						
PITCHER	IP	WLS	BF	H	R	ER	SO	BB	IBB	HBP	BLK	WP	HR	S	P	ERA	WHIP	PITCHER									
Bill Wegman, R ERA: 4.88 (1, 1)	7.0		29	8	3	3	2	1	0	0	0	0	0	31	39	3.86	1.286										
Dan Plesac, L ERA: 3.09 (8, 1)	2.0	W	7	0	0	0	2	1	0	0	0	0	0	10	14	0.00	0.500										

Batter	1	2	3	4	5	6	7	8	9	AB	R	H	RBI	BB	SO	LOB	TOP					
Paul Moltor, R OBP: 0.349, SLG: 0.412 (1, 5)										4	0	1	1	1	1	2	Milwaukee Brewers @ Chicago White Sox Comiskey Park, Chicago, IL Sat Aug 16 1986, 8:05 PM EDT Att: 28,225 - Unknown livebaseballscorecards.com					
Robin Yount, R OBP: 0.392, SLG: 0.427 (1, 8)										4	0	2	0	1	0	1						
Cecil Cooper, L OBP: 0.307, SLG: 0.375 (1, 3)										5	0	0	0	0	2	5						
Gorman Thomas, R OBP: 0.318, SLG: 0.404 (1, 10)										4	0	1	0	1	0	5						
Rob Deer, R OBP: 0.338, SLG: 0.523 (1, 9)										5	1	2	1	0	1	3						
Glenn Braggs, R OBP: 0.291, SLG: 0.402 (1, 7)										5	1	1	0	0	1	2						
Dale Sveum, S OBP: 0.335, SLG: 0.403 (1, 6) (8, 4)										4	1	2	0	0	0	2						
Jim Gantner, L OBP: 0.333, SLG: 0.393 (1, 4) Ernest Riles, L OBP: 0.325, SLG: 0.352 (8, 6)										3	2	1	1	0	1	1						
Rick Cerone, R OBP: 0.276, SLG: 0.335 (1, 2) Ben Ogilvie, L OBP: 0.356, SLG: 0.403 (8, PH) Bill Schroeder, R OBP: 0.250, SLG: 0.329 (8, 2)										3	0	2	0	0	0	1						
Inning Stats	R: 0 E: 0 K: 0 S: 4	H: 1 LOB: 2 BB: 1 P: 8	R: 1 E: 1 K: 0 S: 5	H: 2 LOB: 1 BB: 0 P: 5	R: 0 E: 0 K: 2 S: 8	H: 1 LOB: 0 BB: 0 P: 8	R: 0 E: 0 K: 2 S: 7	H: 0 LOB: 0 BB: 0 P: 7	R: 0 E: 0 K: 2 S: 8	H: 1 LOB: 2 BB: 1 P: 12	R: 2 E: 1 K: 0 S: 5	H: 2 LOB: 0 BB: 0 P: 5	R: 0 E: 0 K: 0 S: 4	H: 1 LOB: 1 BB: 0 P: 4	R: 3 E: 0 K: 0 S: 7	H: 4 LOB: 1 BB: 0 P: 7		R: 0 E: 0 K: 0 S: 4	H: 1 LOB: 2 BB: 1 P: 8	1B: 7 2B: 3 3B: 2 HR: 1	SF: 1 SAC: 1 DP: 0 HBP: 0	WP: 0 PB: 0 CS: 1
PITCHER	IP	WLS	BF	H	R	ER	SO	BB	IBB	HBP	BLK	WP	HR	S	P	ERA	WHIP					
Floyd Bannister, L ERA: 3.98 (1, 1)	6.0		27	7	3	2	6	2	0	0	0	0	1	37	45	3.00	1.500					
Gene Nelson, R ERA: 3.65 (7, 1)	1.2	L	9	4	3	3	0	0	0	0	0	0	0	9	9	16.20	2.400					
Bobby Thigpen, R ERA: 1.74 (8, 1)	1.1		7	2	0	0	0	1	0	0	0	0	0	6	10	0.00	2.250					

Batter	1	2	3	4	5	6	7	8	9	AB	R	H	RBI	BB	SO	LOB	BOTTOM				
Daryl Boston, L OBP: 0.358, SLG: 0.653 (1, 8)										4	1	1	0	0	2	1	Milwaukee Brewers @ Chicago White Sox Comiskey Park, Chicago, IL Sat Aug 16 1986, 8:05 PM EDT Att: 28,225 - Unknown livebaseballscorecards.com				
Reid Nichols, R OBP: 0.259, SLG: 0.243 (1, 7)										3	0	1	1	0	0	1					
Harold Baines, L OBP: 0.342, SLG: 0.481 (1, 9)										4	2	3	2	0	0	1					
George Foster, R OBP: 0.292, SLG: 0.448 (1, 10)										4	0	1	1	0	2	1					
Carlton Fisk, R OBP: 0.265, SLG: 0.326 (1, 2)										4	0	1	0	0	0	1					
Tim Lincecum, R OBP: 0.283, SLG: 0.444 (1, 5)										4	1	1	1	0	2	1					
Russ Morman, R ERA: 4.35 (1, 3) Jerry Hairston, S OBP: 0.380, SLG: 0.444 (8, PH)										3	0	0	0	0	2	0					
Ozzie Guillen, L OBP: 0.259, SLG: 0.310 (1, 6)										4	0	2	0	0	1	0					
Julio Cruz, S OBP: 0.353, SLG: 0.234 (1, 4) Ron Hassey, L OBP: 0.386, SLG: 0.484 (8, PH)										1	1	0	0	1	0	0					
Inning Stats	R: 0 E: 0 K: 1 S: 5	H: 1 LOB: 0 BB: 0 P: 5	R: 1 E: 0 K: 2 S: 8	H: 1 LOB: 0 BB: 0 P: 8	R: 0 E: 0 K: 0 S: 3	H: 1 LOB: 0 BB: 0 P: 3	R: 0 E: 0 K: 3 S: 9	H: 0 LOB: 0 BB: 0 P: 9	R: 3 E: 0 K: 1 S: 8	H: 3 LOB: 1 BB: 1 P: 12	R: 0 E: 0 K: 0 S: 3	H: 0 LOB: 0 BB: 0 P: 3	R: 1 E: 0 K: 1 S: 7	H: 2 LOB: 1 BB: 0 P: 7	R: 0 E: 0 K: 1 S: 6	H: 1 LOB: 1 BB: 0 P: 6		1B: 6 2B: 1 3B: 1 HR: 2	SF: 1 SAC: 1 DP: 2 HBP: 0	WP: 0 PB: 0 CS: 0	PA: 36
PITCHER	IP	WLS	BF	H	R	ER	SO	BB	IBB	HBP	BLK	WP	HR	S	P	ERA	WHIP				
Juan Nieves, L ERA: 4.35 (1, 1)	5.1		21	6	4	4	6	1	0	0	0	0	2	32	36	6.75	1.312				
John Henry Johnson, L ERA: 4.15 (6, 1)	2.1	W	9	2	1	1	2	0	0	0	0	0	0	13	13	3.86	0.857				
Mark Clear, R ERA: 1.52 (8, 1)	1.1	S	6	2	0	0	1	0	0	0	0	0	0	8	8	0.00	1.500				

Batter	1	2	3	4	5	6	7	8	9	AB	R	H	RBI	BB	SO	LOB	TOP										
Paul Moltor, R OBP: 0.391, SLG: 0.414 (1, 5)										4	0	2	1	0	0	0	Milwaukee Brewers @ Chicago White Sox Comiskey Park, Chicago, IL Sun Aug 17 1986, 4:33 AM EDT Att: 19,064 - Unknown										
Robin Yount, R OBP: 0.391, SLG: 0.425 (1, 8)										4	0	1	0	0	1	1											
Ben Oglivie, L OBP: 0.352, SLG: 0.397 (1, 10)										4	0	0	0	0	1	2											
Gorman Thomas, R OBP: 0.320, SLG: 0.401 (1, 3)										2	2	0	0	2	1	2											
Rob Deer, R OBP: 0.339, SLG: 0.530 (1, 9)											3	1	1	2	1	0		0									
Glenn Braggs, R OBP: 0.281, SLG: 0.391 (1, 7)											3	0	0	1	0	0		0									
Dale Sveum, S OBP: 0.329, SLG: 0.396 (1, 4)											4	0	0	0	0	1		1									
Bill Schroeder, R OBP: 0.252, SLG: 0.324 (1, 2)										2	1	0	0	1	1	0											
Ernest Riles, L OBP: 0.322, SLG: 0.350 (1, 6)										3	0	0	0	0	0	1											
Inning Stats	R: 0 E: 0 K: 1 S: 5	H: 1 LOB: 0 BB: 1 P: 5	R: 2 E: 0 K: 1 S: 6	H: 1 LOB: 0 BB: 1 P: 10	R: 0 E: 0 K: 0 S: 3	H: 0 LOB: 0 BB: 0 P: 3	R: 1 E: 0 K: 0 S: 3	H: 0 LOB: 1 BB: 2 P: 11	R: 0 E: 0 K: 2 S: 7	H: 0 LOB: 0 BB: 0 P: 7	R: 0 E: 0 K: 0 S: 3	H: 0 LOB: 0 BB: 0 P: 3	R: 1 E: 0 K: 0 S: 5	H: 2 LOB: 2 BB: 1 P: 9	R: 0 E: 0 K: 1 S: 5	H: 0 LOB: 0 BB: 0 P: 5	1B: 3 2B: 0 3B: 0 HR: 1	SF: 1 SAC: 0 DP: 1 HBP: 0	WP: 1 PB: 0 SB: 1 CS: 0	PA: 34							
PITCHER	IP	WLS	BF	H	R	ER	SO	BB	IBB	HBP	BLK	WP	HR	S	P	ERA	WHIP										
Steve Carlton, L ERA: 6.13 (1, 1)	7.1	W	28	3	4	4	4	4	0	0	0	1	1	32	48	4.91	0.955										
Bobby Thigpen, R ERA: 1.5 (8, 1)	1.2	S	6	1	0	0	1	0	0	0	0	0	0	8	8	0.00	0.600										

Batter	1	2	3	4	5	6	7	8	9	AB	R	H	RBI	BB	SO	LOB	BOTTOM										
Daryl Boston, L OBP: 0.397, SLG: 0.660 (1, 8)										4	1	3	0	1	0	1	Milwaukee Brewers @ Chicago White Sox Comiskey Park, Chicago, IL Sun Aug 17 1986, 4:33 AM EDT Att: 19,064 - Unknown										
Tim Lulett, R OBP: 0.285, SLG: 0.443 (1, 5)										5	0	2	1	0	0	4											
Harold Baines, L OBP: 0.344, SLG: 0.482 (1, 9)										5	1	3	1	0	0	2											
George Foster, R OBP: 0.286, SLG: 0.439 John Cangelosi, S OBP: 0.357, SLG: 0.316 (1, 7) (9, 7)										5	0	0	0	0	1	6											
Ron Hassey, L OBP: 0.398, SLG: 0.505 (1, 10)											3	2	3	2	2	0											
Russ Norman, R OBP: 0.288, SLG: 0.385 (1, 3)											4	0	0	0	1	0		6									
Ozzie Guillen, L OBP: 0.263, SLG: 0.319 (1, 6)											5	2	3	1	0	0											
Julio Cruz, S OBP: 0.357, SLG: 0.237 (1, 4)											2	0	1	1	1	0		0									
Ron Karkovics, R OBP: 0.250, SLG: 0.250 (1, 2)											4	1	1	1	0	2	2										
Inning Stats	R: 1 E: 1 K: 0 S: 5	H: 3 LOB: 2 BB: 1 P: 9	R: 0 E: 0 K: 1 S: 5	H: 0 LOB: 0 BB: 0 P: 5	R: 0 E: 0 K: 0 S: 5	H: 2 LOB: 3 BB: 1 P: 9	R: 2 E: 0 K: 0 S: 7	H: 4 LOB: 2 BB: 0 P: 7	R: 2 E: 0 K: 1 S: 6	H: 3 LOB: 1 BB: 1 P: 10	R: 0 E: 0 K: 1 S: 5	H: 0 LOB: 1 BB: 1 P: 9	R: 0 E: 0 K: 0 S: 5	H: 3 LOB: 2 BB: 1 P: 9	R: 2 E: 0 K: 0 S: 5	H: 3 LOB: 2 BB: 1 P: 9	1B: 13 2B: 2 3B: 0 HR: 1	SF: 0 SAC: 1 DP: 0 HBP: 0	WP: 0 PB: 0 SB: 1 CS: 0	PA: 43							
PITCHER	IP	WLS	BF	H	R	ER	SO	BB	IBB	HBP	BLK	WP	HR	S	P	ERA	WHIP										
Tim Lincecum, R ERA: 4.64 (1, 1)	3.2		21	9	3	3	1	1	1	0	0	0	0	21	29	7.36	2.727										
Bryan Clutterbuck, R ERA: 3.65 (4, 1)	1.1	L	8	3	2	2	0	1	0	0	0	0	1	7	11	13.50	3.000										
Mike Birkbeck, R ERA: 9.38 (6, 1)	2.2		11	2	1	1	2	1	0	0	0	0	0	14	18	3.38	1.125										
Dan Plesac, L ERA: 3.22 (8, 1)	0.1		3	2	1	1	0	1	0	0	0	0	0	2	6	27.00	9.000										

Batter	1	2	3	4	5	6	7	8	9	AB	R	H	RBI	BB	SO	LOB	TOP					
Paul Moltzer, R OBP: 0.349, SLG: 0.410 (1, 5)	5-3		K		F9		1B		K2-3	5	0	1	0	0	2	1	Milwaukee Brewers @ Cleveland Indians Cleveland Municipal Stadium, Cleveland, OH Mon Aug 18 1986, 7:05 PM EDT Att: 10,051 - Unknown					
Robin Yount, R OBP: 0.395, SLG: 0.429 (1, 8)	G3-6-3 BB		BB			2B 3-1 1B	1-2 2H 1B		1B	3	1	3	1	2	0	0						
Cecil Cooper, L OBP: 0.306, SLG: 0.375 (1, 3)	G3-6-3 1-2		F8			3-1 1-3 2B	K		F8	5	0	1	0	0	1	6						
Ben Oglivie, L OBP: 0.354, SLG: 0.396 (1, 10)		FC3-6 1B		F8		3-1		FC4-6 BB		3	0	1	1	1	0	1						
Rob Deer, R OBP: 0.338, SLG: 0.527 (1, 9)		FC3-6 1B		K		K		F8		4	0	1	0	0	2	2						
Ernest Riles, L OBP: 0.320, SLG: 0.346 (1, 6)		FC3-6 G4-6-3 1-2 2-3		4-3		4-3		F8		4	0	0	0	0	0	4						
Rick Manning, L OBP: 0.328, SLG: 0.467 (1, 7)		G4-6-3 1-2				HR		FC4-6 1B	1B	4	2	2	1	0	0	3						
Dale Sveum, S OBP: 0.332, SLG: 0.408 (1, 4)			S BB		F8		F9		HR	3	1	1	1	1	0	1						
Bill Schroeder, R OBP: 0.245, SLG: 0.316 (1, 2)			5-3		6-3		K		K	4	0	0	0	0	2	2						
Inning Stats	R: 0 E: 0 K: 0 S: 2	H: 0 LOB: 0 BB: 1 P: 6	R: 0 E: 0 K: 0 S: 4	H: 2 LOB: 1 BB: 0 P: 4	R: 0 E: 0 K: 1 S: 5	H: 0 LOB: 2 BB: 2 P: 13	R: 0 E: 0 K: 1 S: 5	H: 0 LOB: 0 BB: 0 P: 5	R: 1 E: 0 K: 0 S: 4	H: 1 LOB: 0 BB: 0 P: 4	R: 1 E: 0 K: 2 S: 7	H: 2 LOB: 1 BB: 0 P: 7	R: 1 E: 0 K: 2 S: 10	H: 3 LOB: 2 BB: 0 P: 10	R: 0 E: 0 K: 0 S: 3	H: 0 LOB: 1 BB: 1 P: 7	R: 1 E: 0 K: 2 S: 9	H: 2 LOB: 1 BB: 0 P: 9	1B: 7 2B: 1 3B: 0 HR: 2	SF: 0 SAC: 0 DP: 2 HBP: 0	WP: 0 PB: 0 CS: 1	PA: 39
PITCHER Tom Candiotti, R ERA: 3.66 (1, 1)	IP: 9.0 WLS: W BF: 39 H: 10 R: 4 ER: 4 SO: 7 BB: 4 IBB: 0 HBP: 0 BLK: 0 WP: 0 HR: 2 S: 49 P: 65 ERA: 4.00 WHIP: 1.556															PITCHER						



Batter	1	2	3	4	5	6	7	8	9	AB	R	H	RBI	BB	SO	LOB	BOTTOM			
Tony Bernazard, S OBP: 0.380, SLG: 0.467 (1, 4)	HR		SH5-3 3B 1B		E S FC6 1B	K	F8			5	3	3	3	0	1	4	Milwaukee Brewers @ Cleveland Indians Cleveland Municipal Stadium, Cleveland, OH Mon Aug 18 1986, 7:05 PM EDT Att: 10,051 - Unknown			
Brett Butler, L OBP: 0.344, SLG: 0.350 (1, 8)	F7		SH5-3 1-2		FC6 E BB	E2		G3		3	0	0	0	1	0	1				
Joe Carter, R OBP: 0.328, SLG: 0.480 (1, 9)	K		3B 1B		F8	K		E5 2B		5	2	1	0	0	2	4				
Andre Thornton, R OBP: 0.335, SLG: 0.385 (1, 10)	1-3		K		FC6 1-2 2-3 BB	F6		2B		4	0	1	1	1	1	4				
Mel Hall, L OBP: 0.356, SLG: 0.530 (7, PR) Otis Nixon, S OBP: 0.254, SLG: 0.237 (8, 7)		K	1H 2H 3B		FC6 1-2 2-3 3H		S S 1B 1B	F7		4	0	2	3	0	1	2				
Cory Snyder, R OBP: 0.301, SLG: 0.530 (1, 6)		K	K		K		F6	K		5	0	0	0	0	4	5				
Pat Tabler, R OBP: 0.350, SLG: 0.416 (1, 3)		K			K		1B 2B 1B	1B		4	1	2	1	0	2	0				
Brook Jacoby, R OBP: 0.345, SLG: 0.430 (1, 5)			2B 1B BB		K		2B E 1B	F8		3	2	1	0	1	1	1				
Chris Bando, S OBP: 0.331, SLG: 0.335 (1, 2)			1B 2B		K		E 1-3 2B	1B		4	1	3	1	0	1	0				
Inning Stats	R: 1 E: 0 K: 1 S: 6	H: 1 LOB: 0 BB: 0 P: 6	R: 0 E: 0 K: 3 S: 9	H: 0 LOB: 0 BB: 0 P: 9	R: 4 E: 0 K: 2 S: 11	H: 4 LOB: 1 BB: 1 P: 15	R: 0 E: 0 K: 3 S: 9	H: 0 LOB: 0 BB: 0 P: 9	R: 1 E: 1 K: 1 S: 6	H: 1 LOB: 2 BB: 2 P: 14	R: 2 E: 1 K: 2 S: 11	H: 3 LOB: 2 BB: 0 P: 11	R: 1 E: 0 K: 0 S: 6	H: 3 LOB: 3 BB: 0 P: 6	R: 1 E: 1 K: 1 S: 7	H: 1 LOB: 1 BB: 0 P: 7	1B: 8 2B: 3 3B: 1 HR: 1	SF: 0 SAC: 1 DP: 0 HBP: 0	WP: 0 PB: 0 CS: 0	PA: 42
PITCHER Chris Bosio, R ERA: 4.43 (1, 1) John Henry Johnson, L ERA: 4.26 (5, 1) Bryan Clutterbuck, R ERA: 3.71 (7, 1)	IP: 4.1 WLS: L BF: 22 H: 6 R: 6 ER: 6 SO: 9 BB: 3 IBB: 0 HBP: 0 BLK: 0 WP: 0 HR: 1 S: 37 P: 49 ERA: 12.46 WHIP: 2.077															PITCHER				



Batter	1	2	3	4	5	6	7	8	9	AB	R	H	RBI	BB	SO	LOB	TOP										
Paul Moltor, R OBP: 0.357, SLG: 0.447 (1, 5)	0-0 HR		0-0 SF7 2B		0-0 SH5-3		0-0 HR		0-0 2B	4	3	4	3	0	0	0	Milwaukee Brewers @ Cleveland Indians Cleveland Municipal Stadium, Cleveland, OH Tue Aug 19 1986, 7:05 PM EDT Att: 9,147 - Unknown livebaseballscorecards.com										
Robin Yount, R OBP: 0.396, SLG: 0.427 (1, 8)	0-0 F7		0-0 4-3		0-0 E7 1B		0-0 6-3		0-0 BB	4	0	1	1	1	0	1											
Cecil Cooper, L OBP: 0.304, SLG: 0.376 (1, 3)	0-0 2B		0-0 SF7		0-0 G3 1B				0-0 F8	4	0	1	1	0	0	3											
Gorman Thomas, R OBP: 0.319, SLG: 0.396 (1, 10)	0-0 5-6-3		0-0 BB		0-0 F6				0-0 F3	3	0	0	0	1	0	2											
Ernest Riles, L OBP: 0.319, SLG: 0.344 (1, 6)	0-0 F7		0-0 F9						0-0 BB	3	0	0	0	1	0	2											
Rob Deer, R OBP: 0.335, SLG: 0.521 (1, 9)		0-3 K		0-0 6-3		0-0 5-3			0-0 5-3	4	0	0	0	0	1	1											
Glenn Braggs, R OBP: 0.287, SLG: 0.381 (1, 7)		0-0 6-3		0-0 6-3		0-0 BB			0-0 6-3	3	0	0	0	1	0	0											
Dale Sveum, S OBP: 0.331, SLG: 0.402 (1, 4)		0-0 BB		0-3 K		0-0 CS		0-0 F6	0-0 F6	3	0	0	0	1	1	0											
Bill Schroeder, R OBP: 0.251, SLG: 0.327 (1, 2)		0-0 F4			0-0 SH5-3 E 2B		0-0 F8		0-0 2B 1B	4	2	2	0	0	0	1											
Inning Stats	R: 1 E: 0 K: 0 S: 5	H: 2 LOB: 1 BB: 0 P: 5	R: 0 E: 0 K: 1 S: 5	H: 0 LOB: 1 BB: 1 P: 9	R: 1 E: 0 K: 0 S: 4	H: 1 LOB: 1 BB: 1 P: 8	R: 0 E: 0 K: 1 S: 5	H: 0 LOB: 0 BB: 0 P: 5	R: 1 E: 1 K: 0 S: 5	H: 2 LOB: 1 BB: 0 P: 5	R: 0 E: 0 K: 0 S: 2	H: 0 LOB: 0 BB: 1 P: 6	R: 1 E: 0 K: 0 S: 4	H: 1 LOB: 0 BB: 0 P: 4	R: 0 E: 0 K: 0 S: 3	H: 0 LOB: 1 BB: 1 P: 7	R: 1 E: 0 K: 0 S: 5	H: 2 LOB: 2 BB: 1 P: 9	1B: 2 2B: 4 3B: 0 HR: 2	SF: 1 SAC: 1 DP: 0 HBP: 0	WP: 0 PB: 0 CS: 1	PA: 40					
PITCHER	IP	WLS	BF	H	R	ER	SO	BB	IBB	HBP	BLK	WP	HR	S	P	ERA	WHIP										
Jose Roman, R ERA: 4.82 (1, 1)	6.0	L	25	5	3	3	2	3	0	0	0	0	1	26	38	4.50	1.333										
Dickie Noles, R ERA: 4.89 (7, 1)	2.2		11	2	2	2	0	1	0	0	0	0	1	10	14	6.75	1.125										
Ernie Camacho, R ERA: 3.43 (9, 1)	0.1		3	1	0	0	0	1	0	0	0	0	0	2	6	0.00	6.000										

Batter	1	2	3	4	5	6	7	8	9	AB	R	H	RBI	BB	SO	LOB	BOTTOM										
Tony Bernazard, S OBP: 0.380, SLG: 0.466 (1, 4)	0-0 F4			0-0 2B 1B		0-0 F8		0-0 3-1		5	0	2	0	0	0	3	Milwaukee Brewers @ Cleveland Indians Cleveland Municipal Stadium, Cleveland, OH Tue Aug 19 1986, 7:05 PM EDT Att: 9,147 - Unknown livebaseballscorecards.com										
Julio Franco, R OBP: 0.325, SLG: 0.391 (1, 6)	0-0 6-3		0-0 FC5-4 1B		0-0 2B		0-3 K		0-3 K	5	0	1	1	0	2	2											
Joe Carter, R OBP: 0.331, SLG: 0.486 (1, 7)	0-0 HR		0-0 BB		0-0 E6		0-0 1B		0-0 5-3	4	1	2	1	1	0	0											
Andre Thornton, R OBP: 0.336, SLG: 0.384 (1, 10)	0-0 BB		0-0 1B		0-0 F4		0-0 3		0-0 F8	4	0	1	0	1	0	2											
Cory Snyder, R OBP: 0.305, SLG: 0.530 (1, 9)	0-0 1B		0-0 5-4		0-3 K		0-0 SH5-3 BB SF9 1B			4	1	2	0	0	1	3											
Pat Tabler, R OBP: 0.346, SLG: 0.412 (1, 3)	0-0 F4		0-0 F4		0-0 F8		0-0 SF9 SH5-3 BB			3	0	0	0	1	0	4											
Brett Butler, L OBP: 0.344, SLG: 0.350 (1, 8)		0-0 6-3		0-3 K		0-0 4-3 1B		0-0 SH5-3		3	0	1	0	0	1	0											
Brook Jacoby, R OBP: 0.343, SLG: 0.427 Mel Hall, L OBP: 0.355, SLG: 0.530 (8, PH) (9, 7)		0-0 6-3		0-3 K		0-0 F9		0-0 SF9		3	0	0	0	0	1	1											
Chris Bando, S OBP: 0.341, SLG: 0.342 (1, 2)		0-0 FC5-4 1B		0-0 2B 1B		0-0 4-3		0-0 BB		3	1	2	0	1	0	1											
Inning Stats	R: 1 E: 0 K: 0 S: 5	H: 2 LOB: 2 BB: 1 P: 9	R: 0 E: 0 K: 0 S: 5	H: 2 LOB: 2 BB: 0 P: 5	R: 0 E: 0 K: 2 S: 9	H: 3 LOB: 2 BB: 0 P: 9	R: 0 E: 0 K: 1 S: 6	H: 0 LOB: 1 BB: 0 P: 6	R: 0 E: 0 K: 0 S: 4	H: 1 LOB: 1 BB: 0 P: 4	R: 0 E: 0 K: 1 S: 5	H: 1 LOB: 0 BB: 0 P: 5	R: 0 E: 0 K: 0 S: 4	H: 1 LOB: 2 BB: 2 P: 12	R: 0 E: 0 K: 1 S: 5	H: 0 LOB: 0 BB: 0 P: 5	1B: 9 2B: 3 3B: 0 HR: 1	SF: 1 SAC: 1 DP: 2 HBP: 0	WP: 0 PB: 0 CS: 0	PA: 40							
PITCHER	IP	WLS	BF	H	R	ER	SO	BB	IBB	HBP	BLK	WP	HR	S	P	ERA	WHIP										
Teddy Figueroa, L ERA: 2.81 (1, 1)	7.1	W	34	11	3	3	4	3	0	0	0	0	0	7	11	0.00	0.600										
Mark Clear, R ERA: 1.47 (8, 1)	1.2	S	6	0	0	0	1	1	0	0	0	0	0	7	11	0.00	0.600										

Batter	1	2	3	4	5	6	7	8	9	AB	R	H	RBI	BB	SO	LOB	TOP										
Paul Moltor, R OBP: 0.351, SLG: 0.439 (1, 5)	0-0 6-3	0-0 FC5-4		0-0 F8		0-0 5-3			0-3 K	5	0	0	0	0	1	1	Milwaukee Brewers @ Cleveland Indians Cleveland Municipal Stadium, Cleveland, OH Wed Aug 20 1986, 7:05 PM EDT Att: 10,002 - Unknown livebaseballscorecards.com										
Robin Yount, R OBP: 0.396, SLG: 0.427 (1, 8)	0-0 6-3		0-0 BB HR 1B	0-0 6-3			0-0 1B 1B		0-0 F8	5	1	2	0	0	0	0											
Cecil Cooper, L OBP: 0.308, SLG: 0.382 (1, 3)	0-0 F6		0-0 F7				0-0 1-2 1B		0-0 E 1B 1B	5	0	3	0	0	0	1											
Gorman Thomas, R OBP: 0.321, SLG: 0.394 (1, 10)		0-3 K	4-0 HR BB	0-0 F9			0-3 K		0-0 1-2 E 1B	4	1	1	0	1	2	3											
Rob Deer, R OBP: 0.338, SLG: 0.528 (1, 9)		4-0 1B HR BB	0-0 1-1 2-2 HR		4-0 CS BB		0-3 K		0-0 E4	3	2	1	3	2	1	4											
Glenn Braggs, R OBP: 0.276, SLG: 0.373 (1, 7)	0-0 1-2 HR 1B	0-3 K		0-0 F6			0-0 3-1		0-0 G3	5	1	1	0	0	1	6											
Dale Sveum, S OBP: 0.330, SLG: 0.398 (1, 4)	0-0 F4	4-0 1B BB		0-0 F8				0-3 K		3	0	0	0	1	1	3											
Ernest Riles, L OBP: 0.321, SLG: 0.352 (1, 6)	0-0 1-1 2-2 HR	0-0 1-3 1B		0-0 4-3				0-0 F8		4	1	2	3	0	0	0											
Rick Cerone, R OBP: 0.276, SLG: 0.333 (1, 2)	0-0 FC5-4 1B		0-3 K		0-0 F8			0-3 K		4	0	1	0	0	2	2											
Inning Stats	R: 0 E: 0 K: 0 S: 3	H: 0 LOB: 0 BB: 0 P: 3	R: 3 E: 0 K: 1 S: 8	H: 3 LOB: 1 BB: 1 P: 12	R: 3 E: 0 K: 2 S: 10	H: 3 LOB: 2 BB: 2 P: 18	R: 0 E: 0 K: 0 S: 4	H: 1 LOB: 1 BB: 0 P: 4	R: 0 E: 0 K: 0 S: 2	H: 0 LOB: 0 BB: 1 P: 6	R: 0 E: 0 K: 2 S: 9	H: 2 LOB: 2 BB: 0 P: 9	R: 0 E: 0 K: 2 S: 7	H: 0 LOB: 0 BB: 0 P: 7	R: 0 E: 1 K: 1 S: 8	H: 2 LOB: 3 BB: 0 P: 8	1B: 8 2B: 1 3B: 0 HR: 2	SF: 0 SAC: 0 DP: 0 HBP: 0	WP: 0 PB: 0 CS: 1	PA: 42							
PITCHER	IP	WLS	BF	H	R	ER	SO	BB	IBB	HBP	BLK	WP	HR	S	P	ERA	WHIP										
Scott Bailes, L ERA: 4.86 (1, 1)	2.2	L	17	6	6	6	2	3	0	0	0	0	2	18	30	20.25	3.375										
Rich Yett, R ERA: 5.61 (3, 1)	3.1		13	3	0	0	1	1	0	0	0	0	0	14	18	0.00	1.200										
Frank Willis, R ERA: 4.02 (7, 1)	3.0		12	2	0	0	5	0	0	0	0	0	0	22	22	0.00	0.667										

Batter	1	2	3	4	5	6	7	8	9	AB	R	H	RBI	BB	SO	LOB	BOTTOM										
Tony Bernazard, S OBP: 0.379, SLG: 0.464 (1, 4)	0-0 4-3		0-0 F7			0-0 2B 1B		0-0 E6 FC4-6 1B		4	1	1	0	0	0	3	Milwaukee Brewers @ Cleveland Indians Cleveland Municipal Stadium, Cleveland, OH Wed Aug 20 1986, 7:05 PM EDT Att: 10,002 - Unknown livebaseballscorecards.com										
Julio Franco, R OBP: 0.326, SLG: 0.394 (1, 6)	0-0 F8			0-0 F4		0-0 E 1-1 2-2 2B		0-0 FC4-6 1B		4	0	2	3	0	0	0											
Joe Carter, R OBP: 0.328, SLG: 0.482 (1, 3) (9, 7)	0-0 6-3			0-0 F6		0-0 E3		0-0 F8		4	0	0	0	0	0	3											
Andre Thornton, R OBP: 0.333, SLG: 0.380 (1, 10)		0-0 F7		0-0 5-3		0-0 4-3		0-0 FC4-6		4	0	0	0	0	0	4											
Mel Hall, L OBP: 0.352, SLG: 0.525 (1, 7)		0-0 3-1			0-0 F7		0-0 F7		0-0 5-3	3	0	0	0	0	0	0											
Pat Tabler, R OBP: 0.348, SLG: 0.411 (8, PH) (9, 3)					0-0 F7		0-0 F7		0-0 5-3	1	0	0	0	0	0	2											
Cory Snyder, R OBP: 0.300, SLG: 0.521 (1, 9)		0-0 F7			0-0 5-3		0-0 5-3		0-0 F9	4	0	0	0	0	0	0											
Brett Butler, L OBP: 0.341, SLG: 0.347 (1, 8)			0-0 F8		0-0 4-3		0-0 F8		0-3 K	4	0	0	0	0	1	0											
Brook Jacoby, R OBP: 0.345, SLG: 0.427 (1, 5)			0-0 1B		0-0 6-3		0-0 E 1B 1B		0-3 K	4	1	2	0	0	1	0											
Andy Allanson, R OBP: 0.264, SLG: 0.284 (1, 2)			0-3 K		0-0 5-3		0-0 E 1-2 1B 1B			2	0	0	0	0	1	1											
Chris Bando, S OBP: 0.345, SLG: 0.346 (8, PH) (9, 2)										1	1	1	0	0	0	0											
Inning Stats	R: 0 E: 0 K: 0 S: 3	H: 0 LOB: 0 BB: 0 P: 3	R: 0 E: 0 K: 0 S: 3	H: 0 LOB: 0 BB: 0 P: 3	R: 0 E: 0 K: 1 S: 6	H: 1 LOB: 1 BB: 0 P: 6	R: 0 E: 0 K: 0 S: 3	H: 0 LOB: 0 BB: 0 P: 3	R: 0 E: 0 K: 0 S: 3	H: 0 LOB: 0 BB: 0 P: 3	R: 1 E: 1 K: 0 S: 6	H: 2 LOB: 2 BB: 0 P: 6	R: 0 E: 0 K: 0 S: 3	H: 0 LOB: 0 BB: 0 P: 3	R: 2 E: 1 K: 0 S: 7	H: 3 LOB: 2 BB: 0 P: 7	R: 0 E: 0 K: 2 S: 7	H: 0 LOB: 0 BB: 0 P: 7	1B: 5 2B: 1 3B: 0 HR: 0	SF: 0 SAC: 0 DP: 0 HBP: 0	WP: 0 PB: 0 CS: 0	PA: 35					
PITCHER	IP	WLS	BF	H	R	ER	SO	BB	IBB	HBP	BLK	WP	HR	S	P	ERA	WHIP										
Bill Wegman, R ERA: 4.83 (1, 1)	7.0		28	5	3	3	1	0	0	0	0	0	0	30	30	3.86	0.714										
Mark Clear, R ERA: 1.46 (8, 1)	0.2		3	1	0	0	0	0	0	0	0	0	0	3	3	0.00	1.500										
Dan Plesac, L ERA: 3.15 (8, 1)	1.1	S	4	0	0	0	2	0	0	0	0	0	0	8	8	0.00	0.000										

Batter	1	2	3	4	5	6	7	8	9	AB	R	H	RBI	BB	SO	LOB	TOP					
Lonnie Smith, R OBP: 0.340, SLG: 0.371 Lynn Jones, R OBP: 0.234, SLG: 0.171	F8		F8	F8		5-3			FC6-5 4-3 1B	5	0	1	0	0	0	2	Kansas City Royals @ Milwaukee Brewers Milwaukee County Stadium, Milwaukee, WI Fri Aug 22 1986, 8:05 PM EDT Att: 19,040 - Unknown livebaseballscorecards.com					
Willie Wilson, S OBP: 0.314, SLG: 0.358	4-3		FC6-4 1-2		F3		F4	4-3 1-2	5	0	0	0	0	0	2							
George Brett, L OBP: 0.415, SLG: 0.486	F7		G3				WP BB	FC6-5 2-3	4	1	1	0	1	0	2							
Hal McRae, R OBP: 0.316, SLG: 0.404		F3		HR	F7		F8	L6	5	1	1	1	0	0	3							
Frank White, R OBP: 0.326, SLG: 0.462	F9			6-3	1B		K		4	0	1	0	0	1	1							
Steve Balboni, R OBP: 0.293, SLG: 0.467	1B BB			5-3	1B			E7 1B	3	0	2	1	1	0	0							
Jim Sundberg, R OBP: 0.298, SLG: 0.297	1B			1B BB	F6			5-3	3	1	1	0	1	0	3							
Darryl Motley, R OBP: 0.222, SLG: 0.327	K			1B			F8	K	4	1	1	0	0	2	3							
Angel Salazar, R OBP: 0.263, SLG: 0.320			FC6-4 1B	1-H 2-H 2B		F3		F8	4	0	2	2	0	0	1							
Inning Stats	R: 0 E: 0 K: 0 S: 3	H: 0 LOB: 0 BB: 0 P: 3	R: 0 E: 0 K: 1 S: 6	H: 1 LOB: 2 BB: 1 P: 10	R: 0 E: 1 K: 0 S: 4	H: 1 LOB: 1 BB: 0 P: 4	R: 3 E: 0 K: 0 S: 6	H: 3 LOB: 1 BB: 1 P: 10	R: 1 E: 0 K: 0 S: 6	H: 3 LOB: 2 BB: 0 P: 6	R: 0 E: 0 K: 1 S: 5	H: 0 LOB: 0 BB: 1 P: 9	R: 0 E: 1 K: 1 S: 6	H: 1 LOB: 1 BB: 0 P: 6	R: 0 E: 0 K: 0 S: 4	H: 1 LOB: 1 BB: 0 P: 4	1B: 8 2B: 1 3B: 0 HR: 1	SF: 0 SAC: 0 DP: 0 HBP: 0	WP: 1 PB: 0 SB: 0 CS: 0	PA: 40		
PITCHER	IP	WLS	BF	H	R	ER	SO	BB	IBB	HBP	BLK	WP	HR	S	P	ERA	WHIP					
Juan Nieves, L ERA: 4.46	(1, 1)	4.2	L	24	8	4	4	1	2	0	0	0	0	1	24	32	7.71	2.143				
John Henry Johnson, L ERA: 3.47	(5, 1)	4.1		16	2	0	0	2	1	0	0	0	1	0	19	23	0.00	0.692				

Batter	1	2	3	4	5	6	7	8	9	AB	R	H	RBI	BB	SO	LOB	BOTTOM					
Paul Molitor, R OBP: 0.350, SLG: 0.437	5-3		K		F3			FC6-4 1B	4	0	1	0	0	1	2	Kansas City Royals @ Milwaukee Brewers Milwaukee County Stadium, Milwaukee, WI Fri Aug 22 1986, 8:05 PM EDT Att: 19,040 - Unknown livebaseballscorecards.com						
Robin Yount, R OBP: 0.397, SLG: 0.425	L3			WP BB 1B	F9		FC6-4 1-2	4	1	1	0	0	0	2								
Cecil Cooper, L OBP: 0.307, SLG: 0.379	F8			1B WP SF8 BB		5-3	F4	3	1	0	0	1	0	1								
Gorman Thomas, R OBP: 0.320, SLG: 0.390	K			SF8 1B BB		6-3		5-3	3	0	0	0	1	1								
Rob Deer, R OBP: 0.340, SLG: 0.526	G6-4-3 BB			1-2 2-3 3-H 1B		K	F4	3	0	1	1	1	1	0								
Glenn Braggs, R OBP: 0.276, SLG: 0.367	G6-4-3 1-2			SF8		3-1			2	0	0	1	1	0	1							
Dale Sveum, S OBP: 0.328, SLG: 0.395				G6-4-3 1B		5-3		6-3	4	0	1	0	0	0	3							
Jim Gantner, L OBP: 0.333, SLG: 0.391			K			5-3			2	0	0	0	1	1								
Rick Cerone, R OBP: 0.271, SLG: 0.328			K		FC5-4 BB			5-3	3	0	0	0	0	1	2							
Inning Stats	R: 0 E: 0 K: 0 S: 3	H: 0 LOB: 0 BB: 0 P: 3	R: 0 E: 0 K: 3 S: 10	H: 1 LOB: 1 BB: 0 P: 10	R: 2 E: 0 K: 0 S: 4	H: 2 LOB: 1 BB: 2 P: 12	R: 0 E: 0 K: 0 S: 3	H: 0 LOB: 1 BB: 1 P: 7	R: 0 E: 0 K: 1 S: 5	H: 0 LOB: 0 BB: 0 P: 5	R: 0 E: 0 K: 0 S: 3	H: 0 LOB: 0 BB: 0 P: 3	R: 0 E: 0 K: 0 S: 4	H: 1 LOB: 1 BB: 0 P: 4	R: 0 E: 0 K: 0 S: 3	H: 0 LOB: 1 BB: 1 P: 7	1B: 4 2B: 0 3B: 0 HR: 0	SF: 1 SAC: 0 DP: 2 HBP: 0	WP: 1 PB: 0 SB: 0 CS: 0	PA: 34		
PITCHER	IP	WLS	BF	H	R	ER	SO	BB	IBB	HBP	BLK	WP	HR	S	P	ERA	WHIP					
Danny Jackson, L ERA: 3.75	(1, 1)	8.2	W	33	4	2	2	5	5	0	0	0	0	1	38	58	2.08	1.038				
Dan Quisenberry, R ERA: 2.52	(9, 1)	0.1	S	1	0	0	0	0	0	0	0	0	0	1	1	0.00	0.000					

Batter	1	2	3	4	5	6	7	8	9	AB	R	H	RBI	BB	SO	LOB	TOP										
Lonnie Smith, R OBP: 0.344, SLG: 0.372 (1, 7)										4	1	2	0	1	2	1	Kansas City Royals @ Milwaukee Brewers Milwaukee County Stadium, Milwaukee, WI Sat Aug 23 1986, 8:05 PM EDT Att: 26,056 - Unknown livebaseballscorecards.com										
Willie Wilson, S OBP: 0.313, SLG: 0.357 (1, 8)										5	0	1	0	0	1	5											
George Brett, L OBP: 0.412, SLG: 0.482 (1, 5)										5	0	1	1	0	0	1											
Jorge Orta, L OBP: 0.319, SLG: 0.412 Hal McRae, R OBP: 0.313, SLG: 0.400 (7, PH)										3	0	0	0	0	0	2											
Steve Balboni, R OBP: 0.295, SLG: 0.466 (1, 3)										3	1	1	0	1	2	0											
Mike Kingsley, L OBP: 0.270, SLG: 0.364 Darryl Motley, R OBP: 0.226, SLG: 0.330 (8, PH)										3	2	2	1	0	0	2											
Jamie Quirk, L OBP: 0.279, SLG: 0.303 Jim Sundberg, R OBP: 0.300, SLG: 0.297 (8, PH)										3	0	0	1	0	1	1											
Greg Pryor, R OBP: 0.185, SLG: 0.200 (1, 4)										4	0	1	1	0	0	2											
Buddy Biancalana, S OBP: 0.352, SLG: 0.347 Angel Salazar, R OBP: 0.251, SLG: 0.318 (8, PH)										2	0	1	0	0	1	1											
Inning Stats	R: 1 E: 1 K: 0 S: 3	H: 0 LOB: 0 BB: 1 P: 7	R: 2 E: 0 K: 1 S: 9	H: 4 LOB: 2 BB: 0 P: 9	R: 0 E: 0 K: 1 S: 5	H: 0 LOB: 0 BB: 0 P: 5	R: 1 E: 0 K: 2 S: 9	H: 2 LOB: 1 BB: 0 P: 9	R: 0 E: 0 K: 1 S: 4	H: 1 LOB: 2 BB: 1 P: 8	R: 0 E: 0 K: 1 S: 5	H: 0 LOB: 0 BB: 0 P: 5	R: 0 E: 0 K: 0 S: 3	H: 1 LOB: 1 BB: 1 P: 7	R: 0 E: 0 K: 2 S: 8	H: 1 LOB: 1 BB: 0 P: 8		1B: 8 2B: 1 3B: 0 HR: 1	SF: 0 SAC: 0 DP: 2 HBP: 0	WP: 1 PB: 0 SB: 1 CS: 0	PA: 40						
PITCHER	IP	WLS	BF	H	R	ER	SO	BB	IBB	HBP	BLK	WP	HR	S	P	ERA	WHIP										
Chris Bosio, R ERA: 5.04 (1, 1)	4.2		23	7	4	4	4	2	0	0	1	1	1	29	37	7.71	1.929										
Dan Plesac, L ERA: 3.0 (5, 1)	3.1	W	13	2	0	0	3	1	0	0	0	0	0	18	22	0.00	0.900										
Mark Clear, R ERA: 1.43 (9, 1)	1.0		4	1	0	0	2	0	0	0	0	0	0	8	8	0.00	1.000										

Batter	1	2	3	4	5	6	7	8	9	AB	R	H	RBI	BB	SO	LOB	BOTTOM										
Paul Molitor, R OBP: 0.345, SLG: 0.429 (1, 5)										5	0	0	0	0	1	4	Kansas City Royals @ Milwaukee Brewers Milwaukee County Stadium, Milwaukee, WI Sat Aug 23 1986, 8:05 PM EDT Att: 26,056 - Unknown livebaseballscorecards.com										
Robin Yount, R OBP: 0.399, SLG: 0.430 (1, 8)										5	2	3	1	0	0	2											
Cecil Cooper, L OBP: 0.311, SLG: 0.382 (1, 3)										4	0	2	1	1	2	2											
Ben Oglivie, L OBP: 0.358, SLG: 0.404 (1, 10)										5	1	3	1	0	1	2											
Rob Deer, R OBP: 0.339, SLG: 0.531 (1, 9)										4	1	1	2	0	0	3											
Ernest Riles, L OBP: 0.322, SLG: 0.354 (1, 6)										4	1	2	0	0	0	1											
Rick Manning, L OBP: 0.333, SLG: 0.476 (1, 7)										4	1	2	0	0	0	1											
Jim Gantner, L OBP: 0.337, SLG: 0.396 (1, 4)										3	1	2	0	1	0	0											
Rick Cerone, R OBP: 0.272, SLG: 0.330 (1, 2)										2	1	1	3	0	0	0											
Inning Stats	R: 1 E: 0 K: 0 S: 4	H: 2 LOB: 1 BB: 1 P: 8	R: 4 E: 0 K: 0 S: 8	H: 5 LOB: 1 BB: 0 P: 8	R: 0 E: 0 K: 1 S: 7	H: 1 LOB: 0 BB: 0 P: 3	R: 0 E: 0 K: 1 S: 7	H: 2 LOB: 2 BB: 0 P: 7	R: 3 E: 0 K: 1 S: 9	H: 4 LOB: 2 BB: 1 P: 13	R: 0 E: 0 K: 1 S: 6	H: 1 LOB: 1 BB: 0 P: 6	R: 0 E: 0 K: 1 S: 3	H: 0 LOB: 0 BB: 0 P: 3	R: 0 E: 0 K: 1 S: 6	H: 1 LOB: 1 BB: 0 P: 6		1B: 10 2B: 5 3B: 0 HR: 1	SF: 1 SAC: 1 DP: 1 HBP: 0	WP: 2 PB: 0 SB: 0 CS: 1	PA: 41						
PITCHER	IP	WLS	BF	H	R	ER	SO	BB	IBB	HBP	BLK	WP	HR	S	P	ERA	WHIP										
Mark Gubicza, R ERA: 4.38 (1, 1)	1.2	L	12	7	5	5	0	1	0	0	0	1	1	15	15	11.57	3.000										
Steve Farr, R ERA: 2.62 (2, 1)	2.1		13	7	3	3	1	0	0	0	0	0	0	14	18	0.00	0.667										
Bud Black, L ERA: 3.59 (5, 1)	3.0		11	1	0	0	2	1	0	0	0	0	0	6	6	0.00	1.000										
Dan Quisenberry, R ERA: 2.48 (8, 1)	1.0		4	1	0	0	1	0	0	0	0	0	0	6	6	0.00	1.000										

Batter	1	2	3	4	5	6	7	8	9	10	11	AB	R	H	RBI	BB	SO	LOB	TOP	
Lonnie Smith, R OBP: 0.342, SLG: 0.368 (1, 7)	K		F8 1B SF8 BB		F8		F8			F7		4	1	0	0	1	1	1		
Angel Salazar, R OBP: 0.264, SLG: 0.323 (1, 6)	2B		F8 1-3 1B		4-3			4-3		F8		5	1	2	0	0	0	0		
George Brett, L OBP: 0.412, SLG: 0.485 (1, 5)	2B		SF8		G3			K				4	0	2	2	0	1	0		
Hal McRae, R OBP: 0.307, SLG: 0.391 (1, 10)	K		K					F7				5	0	0	0	0	4	3		
Frank White, R OBP: 0.323, SLG: 0.456 (1, 4)	F9				5-3			L4		F9		5	0	0	0	0	0	1		
Steve Balboni, R OBP: 0.230, SLG: 0.464 (1, 3)		K			1B BB			K		FC5 1B		4	0	1	0	1	2	0		
Jim Sundberg, R OBP: 0.302, SLG: 0.295 (1, 2)		K			F8					K		3	0	0	0	2	2	2		
Darryl Motley, R OBP: 0.231, SLG: 0.333 (1, 9)								BB				4	0	2	0	0	1	1		
Mike Kingery, L OBP: 0.268, SLG: 0.362 (11, 9)	6-3				1B			K				1	0	0	0	0	1	1		
Lynn Jones, R OBP: 0.159 (9, PH)												3	0	0	0	0	2	3		
Willie Wilson, S OBP: 0.312, SLG: 0.356 (9, 8)			K		1-3			K		FC5		1	0	0	0	0	0	2		
Inning Stats	R: 1 E: 0 K: 2 S: 9	H: 2 LOB: 1 BB: 0 P: 9	R: 0 E: 0 K: 2 S: 7	H: 0 LOB: 0 BB: 0 P: 7	R: 1 E: 0 K: 2 S: 8	H: 1 LOB: 1 BB: 1 P: 12	R: 0 E: 0 K: 0 S: 4	H: 1 LOB: 2 BB: 1 P: 8	R: 0 E: 0 K: 2 S: 7	H: 0 LOB: 0 BB: 0 P: 7	R: 0 E: 0 K: 1 S: 5	H: 2 LOB: 2 BB: 0 P: 7	R: 0 E: 0 K: 1 S: 6	H: 1 LOB: 1 BB: 0 P: 6	R: 0 E: 0 K: 1 S: 5	H: 0 LOB: 1 BB: 1 P: 9	1B: 5 2B: 2 3B: 0 HR: 0	SF: 1 SAC: 0 DP: 0 HBP: 0	WP: 0 PB: 0 SB: 0 CS: 0	PA: 44
PITCHER	IP 10.0	WLS 10	BF 40	H 7	R 2	ER 2	SO 13	BB 3	IBB 0	HBP 0	BLK 0	WP 0	HR 0	S 63	P 75	ERA 1.80	WHIP 1.000			
Teddy Higuera, L ERA: 2.76 (1, 1)																				
Mark Clear, R ERA: 1.4 (11, 1)	1.0	W	4	0	0	0	1	1	0	0	0	0	0	5	9	0.00	1.000			

Kansas City Royals @ Milwaukee Brewers
Milwaukee County Stadium, Milwaukee, WI
Sun Aug 24 1986, 4:33 AM EDT
Att: 23,560 - Unknown

AB 39
R 2
H 7
RBI 2
BB 4
SO 14
LOB 14



Batter	1	2	3	4	5	6	7	8	9	10	11	AB	R	H	RBI	BB	SO	LOB	BOTTOM			
Paul Molitor, R OBP: 0.348, SLG: 0.434 (1, 5)	K		FC6-4 PB S 1-2		E6 1B					FC5 SH1-4 1B		6	1	3	0	0	1	2				
Robin Yount, R OBP: 0.399, SLG: 0.432 (1, 8)	F8		K		G6-4-3 1B		1-3 1B			SH1-4		5	0	2	2	0	1	2				
Cecil Cooper, L OBP: 0.312, SLG: 0.380 (1, 3)	1B BB		K		G6-4-3 1-2		F7					3	0	0	0	2	1	4				
Ben Oglivie, L OBP: 0.355, SLG: 0.400 (1, 10)	1B				5-3		G3-4-1			K		5	0	1	0	0	2	2				
Rob Deer, R OBP: 0.337, SLG: 0.525 (1, 9)	K				K		K			BB 1-3 BB		4	1	0	0	1	3	4				
Ernest Riles, L OBP: 0.324, SLG: 0.356 (1, 6)												3	0	2	0	0	1	0				
Dale Sveum, S OBP: 0.330, SLG: 0.394 (8, PH)		K								5-3		1	0	0	0	1	0	0				
Rick Manning, L OBP: 0.333, SLG: 0.469 (1, 7)		K										2	0	0	0	1	1	1				
Glenn Braggs, R OBP: 0.279, SLG: 0.364 (8, PH)		K			F8					K		1	0	0	0	1	1	0				
Jim Gantner, L OBP: 0.333, SLG: 0.391 (1, 4)												5	0	0	1	0	0	4				
Rick Cerone, R OBP: 0.276, SLG: 0.328 (1, 2)												4	1	1	0	1	0	2				
Inning Stats	R: 0 E: 0 K: 2 S: 8	H: 1 LOB: 2 BB: 1 P: 12	R: 0 E: 0 K: 2 S: 7	H: 0 LOB: 0 BB: 0 P: 7	R: 0 E: 0 K: 2 S: 7	H: 0 LOB: 1 BB: 1 P: 11	R: 0 E: 0 K: 1 S: 6	H: 1 LOB: 1 BB: 0 P: 6	R: 0 E: 0 K: 1 S: 6	H: 1 LOB: 2 BB: 1 P: 10	R: 1 E: 0 K: 1 S: 5	H: 0 LOB: 2 BB: 3 P: 17	R: 0 E: 0 K: 1 S: 6	H: 1 LOB: 1 BB: 0 P: 10	R: 0 E: 0 K: 1 S: 5	H: 0 LOB: 0 BB: 0 P: 5	R: 1 E: 0 K: 0 S: 3	H: 2 LOB: 1 BB: 0 P: 3	1B: 7 2B: 2 3B: 0 HR: 0	SF: 0 SAC: 1 DP: 1 HBP: 0	WP: 0 PB: 1 SB: 1 CS: 0	PA: 47
PITCHER	IP 6.2	WLS 0.2	BF 29	H 6	R 1	ER 0	SO 8	BB 3	IBB 0	HBP 0	BLK 0	WP 0	HR 0	S 42	P 54	ERA 0.00	WHIP 1.350					
Dennis Leonard, R ERA: 4.16 (7, 1)																						
Bud Black, L ERA: 3.66 (8, 1)	3.0	L	14	3	1	1	2	1	1	0	0	0	0	16	24	3.00	1.333					

Kansas City Royals @ Milwaukee Brewers
Milwaukee County Stadium, Milwaukee, WI
Sun Aug 24 1986, 4:33 AM EDT
Att: 23,560 - Unknown

AB 39
R 3
H 9
RBI 3
BB 7
SO 11
LOB 21



Batter	1	2	3	4	5	6	7	8	9	10	AB	R	H	RBI	BB	SO	LOB	TOP	
Kirby Puckett, R (1, 8) OBP: 0.379, SLG: 0.556	K		F9			K	5-3			6-3	5	0	0	0	0	2	2	Minnesota Twins @ Milwaukee Brewers Milwaukee County Stadium, Milwaukee, WI Tue Aug 26 1986, 8:05 PM EDT Att: 10,048 - Unknown	
Randy Bush, L (1, 7) OBP: 0.345, SLG: 0.431	K			6-3							3	1	1	1	0	1	0		
Billy Beane, R (8, PH) OBP: 0.239, SLG: 0.239	K										1	0	0	0	0	1	0		
Mickey Hatcher, R (10, PH) OBP: 0.310, SLG: 0.351	K					HR					1	0	0	0	0	0	0		
Kent Hrbek, L (1, 3) OBP: 0.365, SLG: 0.514	K			3-1							3	1	1	2	1	1	0		
Tom Brunansky, R (1, 9) OBP: 0.320, SLG: 0.440											4	1	2	0	0	0	1		
Roy Smalley, S (1, 10) OBP: 0.333, SLG: 0.455											4	0	1	0	0	0	2		
Gary Gaetti, R (1, 5) OBP: 0.340, SLG: 0.506											4	1	1	0	0	1	1		
Jeff Reed, L (1, 2) OBP: 0.288, SLG: 0.315											2	0	0	0	0	0	0		
Tim Laudner, R (7, PH) OBP: 0.333, SLG: 0.451											2	0	0	0	0	1	1		
Steve Lombardozzi, R (1, 4) OBP: 0.325, SLG: 0.376											4	1	2	0	0	0	0		
Greg Gagne, R (1, 6) OBP: 0.297, SLG: 0.370											2	0	0	1	0	0	0		
Inning Stats	R: 0 E: 0 K: 3 S: 9	H: 0 LOB: 0 BB: 0 P: 9	R: 1 E: 0 K: 0 S: 4	H: 2 LOB: 0 BB: 0 P: 4	R: 0 E: 0 K: 0 S: 3	H: 0 LOB: 0 BB: 0 P: 3	R: 0 E: 0 K: 0 S: 3	H: 0 LOB: 0 BB: 0 P: 3	R: 3 E: 0 K: 1 S: 9	H: 4 LOB: 1 BB: 0 P: 9	R: 1 E: 0 K: 2 S: 7	H: 2 LOB: 0 BB: 0 P: 7	R: 0 E: 0 K: 0 S: 3	H: 0 LOB: 0 BB: 0 P: 3	R: 0 E: 0 K: 0 S: 3	H: 0 LOB: 0 BB: 0 P: 3	1B: 6 2B: 1 3B: 0 HR: 1	SF: 1 SAC: 1 DP: 1 HBP: 0	WP: 0 PA: 38 PB: 0 SB: 0 CS: 0
PITCHER	IP WLS BF H R ER SO BB IBB HBP BLK WP HR S P ERA WHIP	IP WLS BF H R ER SO BB IBB HBP BLK WP HR S P ERA WHIP	IP WLS BF H R ER SO BB IBB HBP BLK WP HR S P ERA WHIP	IP WLS BF H R ER SO BB IBB HBP BLK WP HR S P ERA WHIP	IP WLS BF H R ER SO BB IBB HBP BLK WP HR S P ERA WHIP	IP WLS BF H R ER SO BB IBB HBP BLK WP HR S P ERA WHIP	IP WLS BF H R ER SO BB IBB HBP BLK WP HR S P ERA WHIP	IP WLS BF H R ER SO BB IBB HBP BLK WP HR S P ERA WHIP	IP WLS BF H R ER SO BB IBB HBP BLK WP HR S P ERA WHIP	IP WLS BF H R ER SO BB IBB HBP BLK WP HR S P ERA WHIP	IP WLS BF H R ER SO BB IBB HBP BLK WP HR S P ERA WHIP	IP WLS BF H R ER SO BB IBB HBP BLK WP HR S P ERA WHIP	IP WLS BF H R ER SO BB IBB HBP BLK WP HR S P ERA WHIP	IP WLS BF H R ER SO BB IBB HBP BLK WP HR S P ERA WHIP	IP WLS BF H R ER SO BB IBB HBP BLK WP HR S P ERA WHIP	IP WLS BF H R ER SO BB IBB HBP BLK WP HR S P ERA WHIP	IP WLS BF H R ER SO BB IBB HBP BLK WP HR S P ERA WHIP	IP WLS BF H R ER SO BB IBB HBP BLK WP HR S P ERA WHIP	
Bill Wegman, R (1, 1) ERA: 4.93	6.0	24	7	5	5	4	0	0	0	0	0	0	0	0	0	0	0	7.50	1.167
Dan Plesac, L (7, 1) ERA: 2.92	2.0	8	1	0	0	1	1	0	0	0	0	0	0	0	0	0	0	0.00	1.000
Mark Clear, R (9, 1) ERA: 1.36	2.0	6	0	0	0	2	0	0	0	0	0	0	0	0	0	0	0	0.00	0.000

AB	35
R	5
H	8
RBI	4
BB	1
SO	7
LOB	7



Batter	1	2	3	4	5	6	7	8	9	10	AB	R	H	RBI	BB	SO	LOB	BOTTOM					
Paul Molitor, R (1, 5) OBP: 0.347, SLG: 0.431	5-3		6-3		5-3			SF8			4	1	1	3	1	0	2	Minnesota Twins @ Milwaukee Brewers Milwaukee County Stadium, Milwaukee, WI Tue Aug 26 1986, 8:05 PM EDT Att: 10,048 - Unknown					
Robin Yount, R (1, 8) OBP: 0.399, SLG: 0.430	4-3		4-3					F3			4	0	1	0	1	0	2						
Glenn Braggs, R (1, 7) OBP: 0.276, SLG: 0.360	6-3				4-3			SH			4	0	1	0	0	1	5						
Cecil Cooper, L (1, 3) OBP: 0.310, SLG: 0.386		4-3			F8			SF9			4	1	1	2	0	0	1						
Rob Deer, R (1, 9) OBP: 0.338, SLG: 0.531					FC5-4			F8			4	1	1	1	1	1	3						
Gorman Thomas, R (1, 10) OBP: 0.321, SLG: 0.387											4	0	1	0	1	3	4						
Rick Manning, L (9, PR) OBP: 0.333, SLG: 0.469					K			K			0	0	0	0	0	0	0						
Ernest Riles, L (1, 6) OBP: 0.325, SLG: 0.353					F9			L4			3	1	0	0	2	0	3						
Jim Gantner, L (1, 4) OBP: 0.336, SLG: 0.394								FC4-6			4	2	2	0	1	0	2						
Rick Cerone, R (1, 2) OBP: 0.281, SLG: 0.333					SH5-3			FC5-4			3	0	2	0	0	0	1						
Inning Stats	R: 0 E: 0 K: 0 S: 3	H: 0 LOB: 0 BB: 0 P: 3	R: 0 E: 0 K: 1 S: 5	H: 0 LOB: 1 BB: 1 P: 9	R: 1 E: 0 K: 0 S: 4	H: 1 LOB: 0 BB: 0 P: 4	R: 0 E: 0 K: 1 S: 6	H: 1 LOB: 1 BB: 0 P: 6	R: 0 E: 0 K: 0 S: 4	H: 1 LOB: 3 BB: 2 P: 12	R: 2 E: 0 K: 1 S: 6	H: 3 LOB: 2 BB: 0 P: 6	R: 1 E: 0 K: 1 S: 7	H: 1 LOB: 2 BB: 1 P: 11	R: 1 E: 0 K: 1 S: 6	H: 1 LOB: 2 BB: 2 P: 14	R: 0 E: 0 K: 1 S: 5	H: 0 LOB: 1 BB: 0 P: 9	R: 1 E: 0 K: 0 S: 3	H: 2 LOB: 1 BB: 0 P: 3	1B: 7 2B: 1 3B: 0 HR: 2	SF: 2 SAC: 3 DP: 0 HBP: 0	WP: 0 PA: 46 PB: 0 SB: 0 CS: 0
PITCHER	IP WLS BF H R ER SO BB IBB HBP BLK WP HR S P ERA WHIP	IP WLS BF H R ER SO BB IBB HBP BLK WP HR S P ERA WHIP	IP WLS BF H R ER SO BB IBB HBP BLK WP HR S P ERA WHIP	IP WLS BF H R ER SO BB IBB HBP BLK WP HR S P ERA WHIP	IP WLS BF H R ER SO BB IBB HBP BLK WP HR S P ERA WHIP	IP WLS BF H R ER SO BB IBB HBP BLK WP HR S P ERA WHIP	IP WLS BF H R ER SO BB IBB HBP BLK WP HR S P ERA WHIP	IP WLS BF H R ER SO BB IBB HBP BLK WP HR S P ERA WHIP	IP WLS BF H R ER SO BB IBB HBP BLK WP HR S P ERA WHIP	IP WLS BF H R ER SO BB IBB HBP BLK WP HR S P ERA WHIP	IP WLS BF H R ER SO BB IBB HBP BLK WP HR S P ERA WHIP	IP WLS BF H R ER SO BB IBB HBP BLK WP HR S P ERA WHIP	IP WLS BF H R ER SO BB IBB HBP BLK WP HR S P ERA WHIP	IP WLS BF H R ER SO BB IBB HBP BLK WP HR S P ERA WHIP	IP WLS BF H R ER SO BB IBB HBP BLK WP HR S P ERA WHIP	IP WLS BF H R ER SO BB IBB HBP BLK WP HR S P ERA WHIP	IP WLS BF H R ER SO BB IBB HBP BLK WP HR S P ERA WHIP	IP WLS BF H R ER SO BB IBB HBP BLK WP HR S P ERA WHIP					
Mark Portugal, R (1, 1) ERA: 4.65	5.0	24	6	3	3	2	2	0	0	0	0	0	0	0	0	0	0	5.40	1.600				
Ray Fontenot, L (6, 1) ERA: 3.65	1.0	3	0	0	0	0	0	0	0	0	0	0	0	0	0	0	0	0.00	0.000				
George Frazier, R (7, 1) ERA: 5.12	1.0	7	1	2	2	1	2	0	0	0	0	0	0	0	0	0	0	18.00	3.000				
Allan Anderson, L (8, 1) ERA: 5.63	0.0	2	1	0	0	0	1	0	0	0	0	0	0	0	0	0	0	∞	∞				
Keith Atherton, R (8, 1) ERA: 4.00	2.1	10	2	1	1	2	1	0	0	0	0	0	0	0	0	0	0	3.86	1.286				



Batter	1	2	3	4	5	6	7	8	9	AB	R	H	RBI	BB	SO	LOB	TOP										
Kirby Puckett, R OBP: 0.383, SLG: 0.560 (1, 8)										5	1	4	3	0	0	0	Minnesota Twins @ Milwaukee Brewers Milwaukee County Stadium, Milwaukee, WI Wed Aug 27 1986, 8:05 PM EDT Att: 9,161 - Unknown livebaseballscorecards.com										
Mickey Hatcher, R OBP: 0.308, SLG: 0.348 (1, 10)										5	0	1	2	0	0	2											
Gary Gaetti, R OBP: 0.336, SLG: 0.501 (1, 5)										5	0	0	0	0	0	1											
Tom Brunansky, R OBP: 0.321, SLG: 0.439 (1, 9)										5	1	2	0	0	0	0											
Kent Hrbek, L OBP: 0.366, SLG: 0.514 (1, 3)										4	1	2	0	0	0	0											
Tim Laudner, R OBP: 0.337, SLG: 0.452 (1, 2)										4	1	2	0	0	1	4											
Billy Beane, R OBP: 0.231, SLG: 0.230 (1, 7)										4	0	0	0	0	1	4											
Steve Lombardozzi, R OBP: 0.324, SLG: 0.374 (1, 4)										4	1	1	1	0	0	1											
Greg Gagne, R OBP: 0.299, SLG: 0.374 (1, 6)										4	2	2	1	0	0	0											
Inning Stats	R: 0 E: 0 K: 0 S: 3	H: 1 LOB: 0 BB: 0 P: 3	R: 4 E: 0 K: 1 S: 10	H: 5 LOB: 1 BB: 0 P: 10	R: 0 E: 0 K: 0 S: 3	H: 0 LOB: 0 BB: 0 P: 3	R: 3 E: 1 K: 0 S: 7	H: 4 LOB: 1 BB: 0 P: 7	R: 0 E: 0 K: 0 S: 4	H: 1 LOB: 1 BB: 0 P: 4	R: 0 E: 0 K: 1 S: 7	H: 2 LOB: 2 BB: 0 P: 7	R: 0 E: 1 K: 0 S: 4	H: 1 LOB: 1 BB: 0 P: 4	R: 0 E: 0 K: 0 S: 3	H: 0 LOB: 0 BB: 0 P: 3		1B: 12 2B: 2 3B: 0 HR: 0	SF: 0 SAC: 0 DP: 1 HBP: 0	WP: 0 PB: 0 SB: 0 CS: 1	PA: 41						
PITCHER	IP	WLS	BF	H	R	ER	SO	BB	IBB	HBP	BLK	WP	HR	S	P	ERA	WHIP										
Juan Nieves, L ERA: 4.76 (1, 1)	3.2	L	19	9	7	7	1	0	0	0	0	0	0	21	21	17.18	2.455										
Tim Leary, R ERA: 4.48 (4, 1)	5.1		21	5	0	0	1	0	0	0	0	0	0	23	23	0.00	0.938										

Batter	1	2	3	4	5	6	7	8	9	AB	R	H	RBI	BB	SO	LOB	BOTTOM										
Paul Moltitor, R OBP: 0.354, SLG: 0.447 (1, 5)										5	2	4	0	0	0	1	Minnesota Twins @ Milwaukee Brewers Milwaukee County Stadium, Milwaukee, WI Wed Aug 27 1986, 8:05 PM EDT Att: 9,161 - Unknown livebaseballscorecards.com										
Robin Yount, R OBP: 0.401, SLG: 0.431 (1, 8)										4	1	2	1	1	0	1											
Cecil Cooper, L OBP: 0.314, SLG: 0.395 (1, 3)										5	1	3	3	0	1	3											
Rob Deer, R OBP: 0.336, SLG: 0.529 (1, 9)										5	0	1	0	0	3	1											
Gorman Thomas, R OBP: 0.319, SLG: 0.384 (1, 10)										5	0	1	0	0	2	2											
Glenn Briggs, R OBP: 0.283, SLG: 0.369 (1, 7)										5	0	2	0	0	1	2											
Dale Sveum, S OBP: 0.329, SLG: 0.389 (1, 6)										3	0	0	0	1	0	3											
Jim Gantner, L OBP: 0.333, SLG: 0.390 (1, 4)										4	0	0	0	0	1	3											
Rick Cerone, R OBP: 0.287, SLG: 0.355 (1, 2)										3	1	2	1	0	0	2											
Ben Oglivie, L OBP: 0.354, SLG: 0.399 (8, PH)										1	0	0	0	0	0	0											
Charlie Moore, R OBP: 0.342, SLG: 0.393 (9, 2)										0	0	0	0	0	0	0											
Inning Stats	R: 1 E: 0 K: 0 S: 6	H: 3 LOB: 2 BB: 0 P: 6	R: 0 E: 0 K: 0 S: 4	H: 1 LOB: 1 BB: 0 P: 4	R: 0 E: 0 K: 1 S: 5	H: 1 LOB: 0 BB: 0 P: 5	R: 0 E: 0 K: 1 S: 7	H: 2 LOB: 2 BB: 0 P: 7	R: 0 E: 0 K: 0 S: 4	H: 2 LOB: 1 BB: 0 P: 4	R: 0 E: 0 K: 1 S: 5	H: 0 LOB: 1 BB: 1 P: 9	R: 4 E: 0 K: 2 S: 11	H: 4 LOB: 1 BB: 1 P: 15	R: 0 E: 0 K: 1 S: 7	H: 2 LOB: 2 BB: 0 P: 7	R: 0 E: 0 K: 2 S: 7	H: 0 LOB: 0 BB: 0 P: 7	1B: 9 2B: 3 3B: 1 HR: 2	SF: 0 SAC: 0 DP: 1 HBP: 0	WP: 0 PB: 0 SB: 0 CS: 1	PA: 42					
PITCHER	IP	WLS	BF	H	R	ER	SO	BB	IBB	HBP	BLK	WP	HR	S	P	ERA	WHIP										
Neal Heaton, L ERA: 3.88 (1, 1)	6.0	W	30	12	5	5	3	2	0	0	0	0	0	34	42	7.50	2.333										
George Frazier, R ERA: 4.67 (7, 1)	3.0	S	12	3	0	0	5	0	0	0	0	0	0	22	22	0.00	1.000										

Batter	1	2	3	4	5	6	7	8	9	AB	R	H	RBI	BB	SO	LOB	TOP								
Kirby Puckett, R OBP: 0.383, SLG: 0.558 (1, 8)	F8			1B HR	G3 1B		4-3		K	5	2	2	0	0	1	1	Minnesota Twins @ Milwaukee Brewers Milwaukee County Stadium, Milwaukee, WI Thu Aug 28 1986, 4:33 AM EDT Att: 13,854 - Unknown								
Randy Bush, L OBP: 0.342, SLG: 0.426 (1, 7)	K			F4	G3		2-3		4-3	3	0	0	0	0	1	2									
Mickey Hatcher, R OBP: 0.310, SLG: 0.349 (7, 7)	K			F4	G3		G4-6-3 1B		4-3	2	0	1	1	0	0	0									
Billy Beane, R OBP: 0.231, SLG: 0.230 (9, 7)	K			F4	G3		G4-6-3 1B		4-3	0	0	0	0	0	0	0									
Kent Hrbek, L OBP: 0.365, SLG: 0.511 (1, 3)	K			HR 1B	K		G4-6-3 1-2		K	4	1	1	0	0	2	2									
Gary Gaetti, R OBP: 0.341, SLG: 0.511 (1, 5)				HR 1B	S 1B				1B 1B	4	1	4	4	0	0	0									
Roy Smalley, S OBP: 0.332, SLG: 0.461 (1, 10)	G1-6-3			HR 1B	3-1				L6	4	1	1	1	0	0	3									
Tom Brunansky, R OBP: 0.320, SLG: 0.438 (1, 9)	K			HR	1-2				F7	4	0	1	0	0	1	1									
Jeff Reed, L OBP: 0.295, SLG: 0.315 (1, 2)				F8	BB BB		G6-3 1-2		1B	3	0	1	0	1	0	1									
Steve Lombardozzi, R OBP: 0.324, SLG: 0.371 (1, 4)				K	1-2 BB		F7		F6	3	0	0	0	1	1	2									
Greg Gagne, R OBP: 0.299, SLG: 0.376 (1, 6)	F3			F7	F7		4-3 1B 2B		K	4	1	1	0	0	1	2									
Inning Stats	R: 0 E: 0 K: 2 S: 7	H: 0 LOB: 0 BB: 7	R: 0 E: 0 K: 1 S: 5	H: 1 LOB: 0 BB: 5	R: 0 E: 0 K: 1 S: 5	H: 0 LOB: 0 BB: 5	R: 4 E: 0 K: 0 S: 7	H: 4 LOB: 2 BB: 2 P: 15	R: 1 E: 0 K: 1 S: 7	H: 2 LOB: 1 BB: 0 P: 7	R: 0 E: 0 K: 0 S: 3	H: 1 LOB: 0 BB: 3	R: 1 E: 0 K: 0 S: 4	H: 2 LOB: 0 BB: 4	R: 0 E: 0 K: 0 S: 5	H: 2 LOB: 2 BB: 0 P: 5	R: 0 E: 0 K: 2 S: 7	H: 0 LOB: 0 BB: 7	1B: 9 2B: 1 3B: 0 HR: 2	SF: 0 SAC: 0 DP: 3 HBP: 0	WP: 0 PB: 0 CS: 0	PA: 38			
PITCHER	IP	WLS	BF	H	R	ER	SO	BB	IBB	HBP	BLK	WP	HR	S	P	ERA	WHIP								
Chris Bosio, R ERA: 5.65 (1, 1)	3.2	L	17	5	4	4	4	2	0	0	0	0	2	23	31	9.82	1.909								
Bryan Clutterbuck, R ERA: 3.99 (4, 1)	2.2		11	4	2	2	1	0	0	0	0	0	0	13	13	6.75	1.500								
John Henry Johnson, L ERA: 3.12 (7, 1)	2.2		10	3	0	0	2	0	0	0	0	0	0	14	14	0.00	1.125								

Batter	1	2	3	4	5	6	7	8	9	AB	R	H	RBI	BB	SO	LOB	BOTTOM								
Paul Moltzer, R OBP: 0.352, SLG: 0.442 (1, 5)	5-3		4-3 S BB	K			F9		F9	4	0	0	0	1	1	2	Minnesota Twins @ Milwaukee Brewers Milwaukee County Stadium, Milwaukee, WI Thu Aug 28 1986, 4:33 AM EDT Att: 13,854 - Unknown								
Robin Yount, R OBP: 0.400, SLG: 0.429 (1, 8)	F6		4-3	1B			F7		F7	4	0	1	0	0	0	1									
Cecil Cooper, L OBP: 0.315, SLG: 0.393 (1, 3)	BB		1-3				F9		BB	2	0	0	0	2	0	2									
Ben Oglivie, L OBP: 0.356, SLG: 0.410 (1, 10)	4-3			HR			F8		F8	4	1	2	1	0	0	2									
Ernest Riles, L OBP: 0.324, SLG: 0.352 (1, 6)			4-3 1B	4-3			K		K	4	0	1	0	0	2	2									
Rob Deer, R OBP: 0.336, SLG: 0.526 (1, 9)	K			1B 1B			L7		F6	4	1	1	0	0	1	3									
Rick Manning, L OBP: 0.331, SLG: 0.462 (1, 7)	4-3			1B 1B			F8		F9	4	0	1	0	0	0	1									
Jim Gantner, L OBP: 0.330, SLG: 0.387 (1, 4)	1-3			K			K		1-3	4	0	0	0	0	2	3									
Charlie Moore, R OBP: 0.340, SLG: 0.390 (1, 2)	F8			1-3 2H 1B			L6		K	4	0	1	1	0	1	0									
Inning Stats	R: 0 E: 0 K: 0 S: 3	H: 0 LOB: 1 BB: 7	R: 0 E: 0 K: 1 S: 6	H: 1 LOB: 1 BB: 0 P: 6	R: 0 E: 0 K: 0 S: 3	H: 0 LOB: 1 BB: 1 P: 7	R: 2 E: 0 K: 2 S: 11	H: 4 LOB: 2 BB: 0 P: 11	R: 0 E: 0 K: 1 S: 7	H: 2 LOB: 2 BB: 0 P: 7	R: 0 E: 0 K: 1 S: 5	H: 0 LOB: 0 BB: 5	R: 0 E: 0 K: 0 S: 3	H: 0 LOB: 1 BB: 7	R: 0 E: 0 K: 1 S: 5	H: 0 LOB: 0 BB: 5		R: 0 E: 0 K: 1 S: 5	H: 0 LOB: 0 BB: 5	1B: 6 2B: 0 3B: 0 HR: 1	SF: 0 SAC: 0 DP: 0 HBP: 0	WP: 0 PB: 0 CS: 0	PA: 37		
PITCHER	IP	WLS	BF	H	R	ER	SO	BB	IBB	HBP	BLK	WP	HR	S	P	ERA	WHIP								
Bert Blyleven, R ERA: 3.95 (1, 1)	9.0	W	37	7	2	2	7	3	0	0	0	0	1	48	60	2.00	1.111								

AB	36
R	6
H	12
RBI	6
BB	2
SO	7
LOB	14



AB	34
R	2
H	7
RBI	2
BB	3
SO	7
LOB	16



Batter	1	2	3	4	5	6	7	8	9	AB	R	H	RBI	BB	SO	LOB	TOP										
Paul Moltis, R OBP: 0.351, SLG: 0.439 (1, 5)										4	0	1	0	0	0	1											
Robin Yount, R OBP: 0.395, SLG: 0.426 (1, 8)										3	1	0	0	1	0	1											
Cecil Cooper, L OBP: 0.315, SLG: 0.392 (1, 3)										4	0	1	0	0	1	1											
Ben Oglivie, L OBP: 0.352, SLG: 0.406 (1, 10)										3	0	0	1	0	0	1											
Rob Deer, R OBP: 0.335, SLG: 0.523 (1, 9)										4	0	1	0	0	2	1											
Rick Manning, L OBP: 0.329, SLG: 0.456 (1, 7)										4	1	1	0	0	0	1											
Dale Sveum, S OBP: 0.331, SLG: 0.391 (1, 6)										4	1	2	0	0	0	1											
Jim Gantner, L OBP: 0.329, SLG: 0.386 (1, 4)										3	0	1	1	0	1	1											
Charlie Moore, R OBP: 0.335, SLG: 0.384 (1, 2)										3	0	0	1	0	0	2											
Inning Stats	R: 0 E: 0 K: 1 S: 6	H: 1 LOB: 1 BB: 0 P: 6	R: 1 E: 0 K: 0 S: 5	H: 2 LOB: 1 BB: 0 P: 5	R: 1 E: 0 K: 1 S: 6	H: 1 LOB: 1 BB: 1 P: 10	R: 0 E: 0 K: 0 S: 3	H: 0 LOB: 0 BB: 0 P: 3	R: 0 E: 0 K: 0 S: 3	H: 0 LOB: 0 BB: 0 P: 3	R: 0 E: 0 K: 1 S: 5	H: 2 LOB: 1 BB: 0 P: 5	R: 0 E: 0 K: 0 S: 3	H: 0 LOB: 0 BB: 0 P: 3	R: 0 E: 0 K: 1 S: 6	H: 1 LOB: 1 BB: 0 P: 6	1B: 7 2B: 0 3B: 0 HR: 0	SF: 2 SAC: 0 DP: 0 HBP: 0	WP: 0 PB: 0 CS: 1	PA: 35							
PITCHER	IP	WLS	BF	H	R	ER	SO	BB	IBB	HBP	BLK	WP	HR	S	P	ERA	WHIP										
Dennis Leonard, R ERA: 4.14 (1, 1)	8.0	L	32	7	3	3	3	1	0	0	0	0	0	37	41	3.38	1.000										
Bud Black, L ERA: 3.56 (9, 1)	1.0		3	0	0	0	1	0	0	0	0	0	0	5	5	0.00	0.000										

Milwaukee Brewers @ Kansas City Royals
Royals Stadium, Kansas City, MO
Fri Aug 29 1986, 8:05 PM EDT
Att: 25,997 - Unknown

AB	32
R	3
H	7
RBI	3
BB	1
SO	4
LOB	10



Batter	1	2	3	4	5	6	7	8	9	AB	R	H	RBI	BB	SO	LOB	BOTTOM										
Lonnie Smith, R OBP: 0.345, SLG: 0.367 (1, 7)										4	0	1	0	0	1	0											
Willie Wilson, S OBP: 0.305, SLG: 0.352 (1, 8)										4	0	1	0	0	1	2											
George Brett, L OBP: 0.412, SLG: 0.494 (1, 5)										4	0	0	0	0	1	1											
Hal McRae, R OBP: 0.304, SLG: 0.385 (1, 10)										4	0	1	0	0	0	1											
Frank White, R OBP: 0.320, SLG: 0.455 (1, 4)										4	0	1	0	0	0	2											
Steve Balboni, R OBP: 0.289, SLG: 0.456 (1, 3)										4	0	0	0	0	2	2											
Darryl Motley, R OBP: 0.229, SLG: 0.343 (1, 9)										3	1	1	1	0	0	0											
Angel Salazar, R OBP: 0.265, SLG: 0.323 (1, 6)										3	0	1	0	0	0	0											
Jamie Quirk, L OBP: 0.273, SLG: 0.296 (1, 2)										3	0	0	0	0	1	1											
Inning Stats	R: 0 E: 0 K: 1 S: 5	H: 0 LOB: 0 BB: 0 P: 5	R: 0 E: 0 K: 0 S: 3	H: 0 LOB: 0 BB: 0 P: 3	R: 0 E: 0 K: 0 S: 5	H: 2 LOB: 2 BB: 0 P: 5	R: 0 E: 0 K: 1 S: 6	H: 1 LOB: 1 BB: 0 P: 6	R: 1 E: 0 K: 1 S: 6	H: 1 LOB: 0 BB: 0 P: 6	R: 0 E: 0 K: 0 S: 4	H: 1 LOB: 1 BB: 0 P: 4	R: 0 E: 0 K: 1 S: 5	H: 0 LOB: 0 BB: 0 P: 5	R: 0 E: 0 K: 1 S: 5	H: 0 LOB: 0 BB: 0 P: 5	R: 0 E: 0 K: 1 S: 6	H: 1 LOB: 1 BB: 0 P: 6	1B: 5 2B: 0 3B: 0 HR: 1	SF: 0 SAC: 0 DP: 0 HBP: 0	WP: 0 PB: 0 CS: 0	PA: 33					
PITCHER	IP	WLS	BF	H	R	ER	SO	BB	IBB	HBP	BLK	WP	HR	S	P	ERA	WHIP										
Teddy Higuera, L ERA: 2.88 (1, 1)	9.0	W	33	6	1	1	6	0	0	0	0	0	1	45	45	1.00	0.667										

Milwaukee Brewers @ Kansas City Royals
Royals Stadium, Kansas City, MO
Fri Aug 29 1986, 8:05 PM EDT
Att: 25,997 - Unknown

AB	33
R	1
H	6
RBI	1
BB	0
SO	6
LOB	9



Batter	1	2	3	4	5	6	7	8	9	AB	R	H	RBI	BB	SO	LOB	TOP			
Paul Moltzer, R OBP: 0.349, SLG: 0.437	0-0 1B		0-0 6-3		0-0 L9-3			0-0 5-3		4	0	1	0	0	0	1	Milwaukee Brewers @ Kansas City Royals Royals Stadium, Kansas City, MO Sat Aug 30 1986, 8:05 PM EDT Att: 35,739 - Unknown			
Robin Yount, R OBP: 0.397, SLG: 0.427	0-3 K		0-0 2B				0-0 1-3	0-0 F8		4	0	1	0	0	1	1				
Cecil Cooper, L OBP: 0.316, SLG: 0.392	0-0 F7		0-0 G3			4-0 BB			0-0 1B FC5-4 1B	3	1	1	0	1	0	2				
Ben Oglivie, L OBP: 0.347, SLG: 0.401	0-0 4-3			0-0 1-3			0-0 G1-6-3		0-0 F8	4	0	0	0	0	0	3				
Ernest Riles, L OBP: 0.324, SLG: 0.351		0-0 F7		0-3 K				0-0 F8	0-0 FC5-4 1B	4	0	1	0	0	1	0				
Rob Deer, R OBP: 0.334, SLG: 0.519		0-3 K		4-0 BB				0-0 5-3	0-0 FC5-4 1B	3	0	0	1	1	1	1				
Rick Manning, L OBP: 0.340, SLG: 0.464		0-0 1B		0-0 G3				0-0 1B	0-0 FC5-4 1B	4	0	3	0	0	0	1				
Dale Sveum, S OBP: 0.330, SLG: 0.386		0-0 6-3			4-0 L9-3 BB			0-3 K	0-0 FC5-4	3	0	0	0	1	1	4				
Rick Cerone, R OBP: 0.283, SLG: 0.349			0-0 F6		0-0 F8			0-0 F7		3	0	0	0	0	0	1				
Inning Stats	R: 0 E: 0 K: 1 S: 6	H: 1 LOB: 1 BB: 0 P: 6	R: 0 E: 0 K: 1 S: 6	H: 1 LOB: 1 BB: 0 P: 6	R: 0 E: 0 K: 0 S: 4	H: 1 LOB: 1 BB: 0 P: 4	R: 0 E: 0 K: 1 S: 5	H: 0 LOB: 1 BB: 1 P: 9	R: 0 E: 0 K: 0 S: 2	H: 0 LOB: 0 BB: 1 P: 6	R: 0 E: 0 K: 1 S: 6	H: 1 LOB: 1 BB: 0 P: 6	R: 0 E: 0 K: 0 S: 3	H: 0 LOB: 0 BB: 0 P: 3	R: 1 E: 0 K: 0 S: 6	H: 3 LOB: 2 BB: 0 P: 6	1B: 6 2B: 2 3B: 0 HR: 0	SF: 0 SAC: 0 DP: 2 HBP: 0	WP: 0 PB: 1 SB: 1 CS: 0	PA: 35
PITCHER Mark Gubicza, R ERA: 4.15	IP: 9.0 WLS: W BF: 35 H: 7 R: 1 ER: 1 SO: 4 BB: 3 IBB: 0 HBP: 0 BLK: 0 WP: 0 HR: 0 S: 40 P: 52 ERA: 1.00 WHIP: 1.111																			

Batter	1	2	3	4	5	6	7	8	9	AB	R	H	RBI	BB	SO	LOB	BOTTOM			
Lonnie Smith, R OBP: 0.345, SLG: 0.368	0-0 1B		0-0 F9		0-0 F9		0-0 6-3	0-0 5-3		5	2	2	0	0	0	2	Milwaukee Brewers @ Kansas City Royals Royals Stadium, Kansas City, MO Sat Aug 30 1986, 8:05 PM EDT Att: 35,739 - Unknown			
Lynn Jones, R OBP: 0.216, SLG: 0.156		1-2 1B								1	0	0	0	0	0	0				
Willie Wilson, S OBP: 0.311, SLG: 0.351	4-0 1B		4-0 1B		4-0 1B					1	1	0	0	2	1	2				
Darryl Motley, R OBP: 0.233, SLG: 0.346	1-2 1B		1-2 BB		1-2 HBP		2-H 1B			1	1	1	1	0	0	0				
Jorge Orta, L OBP: 0.337, SLG: 0.419	0-0 FC6-4 1B	4-0 1B	0-0 1B		0-0 1B		4-0 BB 1B	1-2 BB		3	1	3	1	2	0	0				
Steve Balboni, R OBP: 0.288, SLG: 0.454	0-3 K	0-0 2B	0-3 K		0-0 F5		0-3 K			5	1	1	2	0	3	9				
Frank White, R OBP: 0.324, SLG: 0.458	0-0 1B			4-0 E S HR BB	0-3 K		0-0 BB			3	1	2	3	1	1	2				
Greg Pryor, R OBP: 0.195, SLG: 0.210	1-2 FC6-4 1B	1-H 2-H 3-H 2B					1-2 2-H 1B			1	0	1	1	0	0	0				
Mike Kingery, L OBP: 0.270, SLG: 0.357	0-0 FC6-4 1B	0-0 1B		0-0 F5		0-0 G3	4-0 BB	1-2 2-3 BB		4	0	1	0	1	0	3				
Jim Sundberg, R OBP: 0.304, SLG: 0.290	4-0 1B	0-3 K		0-3 K		0-3 K	0-3 K	0-3 K		4	0	0	0	1	4	5				
Jamie Quirk, L OBP: 0.271, SLG: 0.315	0-0 F7		0-3 K		0-0 HR		0-3 K		0-3 K	5	1	1	2	0	3	3				
Buddy Biancalana, S OBP: 0.336, SLG: 0.330		0-0 PB 1B	0-0 1B		0-0 F7		0-0 E4 1B	0-3 K		5	2	2	0	0	1	0				
Inning Stats	R: 2 E: 0 K: 1 S: 8	H: 3 LOB: 3 BB: 2 P: 16	R: 4 E: 0 K: 2 S: 11	H: 5 LOB: 1 BB: 1 P: 15	R: 0 E: 0 K: 2 S: 9	H: 2 LOB: 3 BB: 1 P: 13	R: 2 E: 0 K: 1 S: 6	H: 1 LOB: 0 BB: 1 P: 10	R: 0 E: 0 K: 1 S: 6	H: 1 LOB: 2 BB: 0 P: 7	R: 0 E: 0 K: 2 S: 7	H: 0 LOB: 0 BB: 0 P: 7	R: 2 E: 1 K: 2 S: 10	H: 2 LOB: 3 BB: 2 P: 18	R: 0 E: 0 K: 2 S: 7	H: 0 LOB: 0 BB: 0 P: 7	1B: 12 2B: 1 3B: 0 HR: 1	SF: 0 SAC: 0 DP: 0 HBP: 1	WP: 1 PB: 1 SB: 2 CS: 0	PA: 46
PITCHER Mike Birkbeck, R ERA: 15.75	IP: 1.1 WLS: L BF: 13 H: 6 R: 6 ER: 6 SO: 6 BB: 3 IBB: 0 HBP: 0 BLK: 0 WP: 0 HR: 0 S: 14 P: 26 ERA: 40.50 WHIP: 6.750																			
Bryan Clutterback, R ERA: 3.97	4.2	22	6	2	2	7	2	0	1	0	0	1	33	42	3.86	1.714				
Dan Plesac, L ERA: 2.88	7.1	1.0	8	2	2	0	2	0	0	0	1	0	10	18	0.00	4.000				
Mark Clear, R ERA: 1.34	8.1	1.0	3	0	0	0	2	0	0	0	0	0	7	7	0.00	0.000				

Batter	1	2	3	4	5	6	7	8	9	AB	R	H	RBI	BB	SO	LOB	TOP																					
Paul Moltitor, R OBP: 0.346, SLG: 0.431 (1, 5)	F9		K		L3			6-3		4	0	0	0	0	1	0	Milwaukee Brewers @ Kansas City Royals Royals Stadium, Kansas City, MO Sun Aug 31 1986, 4:33 AM EDT Att: 39,428 - Unknown																					
Robin Yount, R OBP: 0.400, SLG: 0.435 (1, 8)	F7		1B			SF8 2B		2B		4	1	3	0	0	0	0																						
Rick Manning, L OBP: 0.344, SLG: 0.462 (1, 9)	BB		1B			F9		F9		3	0	1	0	1	0	2																						
Ben Oglivie, L OBP: 0.346, SLG: 0.400 (1, 10)	F8		FC4-6			SF8		FC6-4 1B		3	0	1	1	0	0	3																						
Gorman Thomas, R OBP: 0.315, SLG: 0.379 (1, 3)		K			K			FC6-4 FC1-4		4	0	0	0	0	3	1																						
Ernest Riles, L OBP: 0.324, SLG: 0.354 Dale Sveum, S OBP: 0.329, SLG: 0.385 (9, PH)		2B			4-3			FC1-4		3	0	1	0	0	0	0																						
Glenn Braggs, R OBP: 0.275, SLG: 0.358 (1, 7)		6-3			4-3			K		4	0	0	0	0	1	2																						
Jim Gantner, L OBP: 0.329, SLG: 0.386 (1, 4)		F5				G5-4-3 1B		G3		3	0	1	0	0	0	1																						
Rick Cerone, R OBP: 0.279, SLG: 0.344 (1, 2)			1-3			G5-4-3		F9		3	0	0	0	0	0	1																						
Inning Stats	R: 0 E: 0 K: 0 S: 3	H: 0 LOB: 1 BB: 1 P: 7	R: 0 E: 0 K: 1 S: 6	H: 1 LOB: 1 BB: 0 P: 6	R: 0 E: 0 K: 1 S: 7	H: 2 LOB: 2 BB: 0 P: 7	R: 0 E: 0 K: 1 S: 5	H: 0 LOB: 0 BB: 0 P: 5	R: 0 E: 0 K: 0 S: 3	H: 1 LOB: 0 BB: 0 P: 3	R: 1 E: 0 K: 1 S: 6	H: 1 LOB: 0 BB: 0 P: 6	R: 0 E: 0 K: 0 S: 3	H: 0 LOB: 0 BB: 0 P: 3	R: 0 E: 0 K: 0 S: 4	H: 1 LOB: 1 BB: 0 P: 4	R: 0 E: 0 K: 1 S: 6	H: 1 LOB: 1 BB: 0 P: 6	1B: 4 2B: 3 3B: 0 HR: 0	SF: 1 SAC: 0 DP: 1 HBP: 0	WP: 0 PB: 0 CS: 0	PA: 34																
PITCHER	IP	WLS	BF	H	R	ER	SO	BB	IBB	HBP	BLK	WP	HR	S	P	ERA	WHIP	PITCHER				IP	WLS	BF	H	R	ER	SO	BB	IBB	HBP	BLK	WP	HR	S	P	ERA	WHIP
Scott Bankhead, R ERA: 4.14 Bud Black, L ERA: 3.52 (1, 1)	8.0	W	30	6	1	1	4	1	0	0	0	0	0	0	37	41	1.12	0.875					1.0		4	1	0	0	1	0	0	0	0	0	6	6	0.00	1.000

Batter	1	2	3	4	5	6	7	8	9	AB	R	H	RBI	BB	SO	LOB	BOTTOM																					
Lonnie Smith, R OBP: 0.350, SLG: 0.375 Lynn Jones, R OBP: 0.216, SLG: 0.156 (1, 7)	E 2B		F9				1B CS	1B 2B		5	2	4	1	0	0	1	Milwaukee Brewers @ Kansas City Royals Royals Stadium, Kansas City, MO Sun Aug 31 1986, 4:33 AM EDT Att: 39,428 - Unknown																					
Mike Kingery, L OBP: 0.280, SLG: 0.365 (1, 8)	E3 F8 BLK 2H		L5				1B 1-2	2B 1B		5	1	3	0	0	0	1																						
Jorge Orta, L OBP: 0.338, SLG: 0.422 (1, 10)	F8		1B				F5	2B 1B		5	0	2	1	0	0	4																						
Steve Balboni, R OBP: 0.291, SLG: 0.463 (1, 3)	K		1B				1B 3H	2B 2B		4	1	3	2	0	1	1																						
Frank White, R OBP: 0.321, SLG: 0.454 (1, 4)	5-3		F9				G3	4-3		4	0	0	0	0	0	5																						
Jamie Quirk, L OBP: 0.270, SLG: 0.313 (1, 5)		F7					1B 3H	F7		4	0	1	1	0	0	1																						
Jim Sundberg, R OBP: 0.306, SLG: 0.295 (1, 2)		L6					K G6-4-3	1B 2B		4	1	2	0	0	1	1																						
Darryl Motley, R OBP: 0.233, SLG: 0.344 (1, 9)		F4					G6-4-3	5-3		4	0	1	0	0	0	2																						
Buddy Biancalana, S OBP: 0.333, SLG: 0.327 (1, 6)			1B 1B				K2-3	5-3		4	1	1	0	0	2	3																						
Inning Stats	R: 1 E: 1 K: 1 S: 7	H: 1 LOB: 1 BB: 0 P: 7	R: 0 E: 0 K: 0 S: 3	H: 0 LOB: 0 BB: 0 P: 3	R: 1 E: 0 K: 0 S: 6	H: 3 LOB: 2 BB: 0 P: 6	R: 0 E: 0 K: 0 S: 3	H: 1 LOB: 0 BB: 0 P: 3	R: 0 E: 0 K: 1 S: 6	H: 2 LOB: 1 BB: 0 P: 6	R: 1 E: 0 K: 2 S: 10	H: 3 LOB: 2 BB: 0 P: 10	R: 2 E: 0 K: 0 S: 6	H: 4 LOB: 1 BB: 0 P: 6	R: 1 E: 0 K: 0 S: 6	H: 3 LOB: 2 BB: 0 P: 6	R: 0 E: 0 K: 0 S: 3	H: 0 LOB: 0 BB: 0 P: 3	1B: 12 2B: 4 3B: 1 HR: 0	SF: 0 SAC: 0 DP: 1 HBP: 0	WP: 0 PB: 0 CS: 1	PA: 39																
PITCHER	IP	WLS	BF	H	R	ER	SO	BB	IBB	HBP	BLK	WP	HR	S	P	ERA	WHIP	PITCHER				IP	WLS	BF	H	R	ER	SO	BB	IBB	HBP	BLK	WP	HR	S	P	ERA	WHIP
Bill Wegman, R ERA: 4.91 Chris Bosio, R ERA: 6.16 (1, 1)	6.0	L	27	10	3	3	4	0	0	0	1	0	0	12	12	13.50	3.500					2.0		12	7	3	3	0	0	0	0	0	0	12	12	13.50	3.500	

Batter	1	2	3	4	5	6	7	8	9	AB	R	H	RBI	BB	SO	LOB	TOP								
Paul Mollitor, R OBP: 0.341, SLG: 0.425 (1, 5)										5	0	0	0	0	0	3	2								
Robin Yount, R OBP: 0.402, SLG: 0.434 (1, 8)										3	1	1	0	2	1	1	0								
Cecil Cooper, L OBP: 0.316, SLG: 0.390 (1, 3)										4	0	1	0	0	1	3									
Rob Deer, R OBP: 0.338, SLG: 0.528 (1, 9)										3	1	2	1	1	0	0									
Gorman Thomas, R OBP: 0.314, SLG: 0.387 (1, 10)										4	1	1	1	0	1	4									
Glenn Braggs, R OBP: 0.276, SLG: 0.365 (8, PH)										3	0	1	0	0	0	1									
Rick Manning, L OBP: 0.342, SLG: 0.462 (8, 7)										0	0	0	1	0	0	0									
Dale Sveum, S OBP: 0.325, SLG: 0.380 (8, PH)										3	0	0	0	0	1	3									
Ernest Riles, L OBP: 0.325, SLG: 0.354 (8, 6)										0	0	0	0	1	0	0									
Jim Gantner, L OBP: 0.326, SLG: 0.382 (1, 4)										4	0	0	0	0	0	3									
Rick Cerone, R OBP: 0.284, SLG: 0.349 (9, PH)										3	0	2	0	0	0	0									
Ben Oglivie, L OBP: 0.345, SLG: 0.399 (9, PH)										1	0	0	0	0	1	0									
Inning Stats	R: 0 E: 0 K: 2 S: 6	H: 0 LOB: 0 BB: 1 P: 10	R: 0 E: 1 K: 1 S: 5	H: 0 LOB: 1 BB: 1 P: 9	R: 0 E: 0 K: 1 S: 6	H: 1 LOB: 2 BB: 1 P: 10	R: 0 E: 0 K: 0 S: 4	H: 1 LOB: 1 BB: 0 P: 4	R: 0 E: 0 K: 0 S: 3	H: 0 LOB: 0 BB: 0 P: 3	R: 2 E: 0 K: 0 S: 5	H: 2 LOB: 0 BB: 0 P: 5	R: 0 E: 0 K: 1 S: 6	H: 1 LOB: 1 BB: 0 P: 6	R: 1 E: 0 K: 0 S: 6	H: 3 LOB: 3 BB: 1 P: 10	R: 0 E: 0 K: 3 S: 9	H: 0 LOB: 0 BB: 0 P: 9	1B: 5 2B: 1 3B: 0 HR: 2	SF: 1 SAC: 0 DP: 0 HBP: 0	WP: 1 PB: 0 SB: 0 CS: 1	PA: 39			
PITCHER	IP	WLS	BF	H	R	ER	SO	BB	IBB	HBP	BLK	WP	HR	S	P	ERA	WHIP								
Neal Heaton, L ERA: 3.85 (1, 1)	6.0	W	24	4	2	2	4	3	0	0	0	0	2	29	41	3.00	1.167								
Roy Lee Jackson, R ERA: 3.91 (7, 1)	1.0		4	1	0	0	1	0	0	0	0	0	0	6	6	0.00	1.000								
Ray Fontenot, L ERA: 3.86 (8, 1)	0.0		2	2	1	1	0	0	0	0	0	0	0	2	2	∞	∞								
George Frazier, R ERA: 4.85 (8, 1)	2.0	S	8	1	0	0	3	1	0	0	0	1	0	13	17	0.00	1.000								

Milwaukee Brewers @ Minnesota Twins
Hubert H. Humphrey Metrodome, Minneapolis, MN

AB 33
R 3
H 8
RBI 3
BB 4
SO 8
LOB 16



Mon Sep 01 1986, 8:05 PM EDT
Att: 16,374 - Unknown

Batter	1	2	3	4	5	6	7	8	9	AB	R	H	RBI	BB	SO	LOB	BOTTOM								
Kirby Puckett, R OBP: 0.384, SLG: 0.563 (1, 8)										5	2	3	1	0	1	1									
Mickey Hatcher, R OBP: 0.305, SLG: 0.347 (1, 10)										4	1	2	0	0	0	3									
Roy Smalley, S OBP: 0.335, SLG: 0.463 (8, PH)										1	1	1	1	0	0	0									
Gary Gaetti, R OBP: 0.342, SLG: 0.521 (1, 5)										5	2	3	5	0	0	2									
Tom Brunansky, R OBP: 0.318, SLG: 0.432 (1, 9)										4	0	0	0	1	3	2									
Kent Hrbek, L OBP: 0.367, SLG: 0.506 (1, 3)										4	0	2	1	0	1	1									
Tim Laudner, R OBP: 0.333, SLG: 0.463 (1, 2)										3	1	1	1	0	1	3									
Jeff Reed, L OBP: 0.302, SLG: 0.339 (9, 2)										1	1	1	0	0	0	0									
Billy Beane, R OBP: 0.228, SLG: 0.227 (1, 7)										4	0	0	0	0	1	1									
Greg Gagne, R OBP: 0.296, SLG: 0.372 (1, 6)										4	0	0	0	0	1	1									
Alvaro Espinoza, R OBP: 0.167, SLG: 0.167 (8, PH)										3	0	2	0	0	0	0									
Randy Bush, L OBP: 0.339, SLG: 0.425 (9, 4)										1	1	1	0	0	0	0									
Steve Lombardozzi, R OBP: 0.319, SLG: 0.385 (9, 4)										0	0	0	0	0	0	0									
Inning Stats	R: 1 E: 0 K: 0 S: 5	H: 2 LOB: 2 BB: 1 P: 9	R: 0 E: 0 K: 1 S: 7	H: 2 LOB: 2 BB: 0 P: 7	R: 0 E: 0 K: 1 S: 6	H: 2 LOB: 1 BB: 0 P: 6	R: 0 E: 0 K: 1 S: 6	H: 1 LOB: 0 BB: 0 P: 6	R: 3 E: 0 K: 1 S: 8	H: 3 LOB: 0 BB: 0 P: 8	R: 0 E: 0 K: 0 S: 3	H: 0 LOB: 0 BB: 0 P: 3	R: 0 E: 0 K: 2 S: 8	H: 1 LOB: 1 BB: 0 P: 8	R: 5 E: 0 K: 2 S: 12	H: 5 LOB: 0 BB: 0 P: 12	1B: 12 2B: 1 3B: 0 HR: 3	SF: 0 SAC: 0 DP: 1 HBP: 0	WP: 0 PB: 0 SB: 1 CS: 0	PA: 40					
PITCHER	IP	WLS	BF	H	R	ER	SO	BB	IBB	HBP	BLK	WP	HR	S	P	ERA	WHIP								
Juan Nieves, L ERA: 4.84 (1, 1)	5.0	L	25	10	4	4	4	1	0	0	0	0	0	11	11	0.00	0.500								
John Henry Johnson, L ERA: 2.89 (8, 1)	2.0		7	1	0	0	2	0	0	0	0	0	0	11	11	0.00	0.500								
Mark Clear, R ERA: 2.04 (8, 1)	1.0		8	5	5	5	2	0	0	0	0	0	1	12	12	45.00	5.000								

Milwaukee Brewers @ Minnesota Twins
Hubert H. Humphrey Metrodome, Minneapolis, MN

AB 39
R 9
H 16
RBI 9
BB 1
SO 8
LOB 14



Mon Sep 01 1986, 8:05 PM EDT
Att: 16,374 - Unknown

Batter	1	2	3	4	5	6	7	8	9	AB	R	H	RBI	BB	SO	LOB	TOP			
Paul Mollitor, R OBP: 0.340, SLG: 0.422 (1, 5)										4	0	1	0	0	2	0	Milwaukee Brewers @ Minnesota Twins Hubert H. Humphrey Metrodome, Minneapolis, MN Tue Sep 02 1986, 8:05 PM EDT Att: 8,616 - Unknown livebaseballscorecards.com			
Robin Yount, R OBP: 0.401, SLG: 0.435 (1, 8)										4	0	1	0	0	0	1				
Cecil Cooper, L OBP: 0.317, SLG: 0.390 (1, 3)										3	0	1	0	1	1	0				
Ben Oglivie, L OBP: 0.347, SLG: 0.400 (1, 10)										4	0	2	0	0	0	3				
Ernest Riles, L OBP: 0.323, SLG: 0.351 (1, 6)										3	0	0	0	0	0	2				
Rob Deer, R OBP: 0.336, SLG: 0.524 (1, 9)										3	0	0	0	0	2	1				
Rick Manning, L OBP: 0.335, SLG: 0.452 (1, 7)										3	0	0	0	0	0	0				
Jim Gantner, L OBP: 0.324, SLG: 0.379 (1, 4)										3	0	0	0	0	2	0				
Charlie Moore, R OBP: 0.330, SLG: 0.378 (1, 2)										3	0	0	0	0	1	0				
Inning Stats	R: 0 E: 0 K: 1 S: 5	H: 1 LOB: 1 BB: 1 P: 9	R: 0 E: 0 K: 0 S: 3	H: 0 LOB: 0 BB: 0 P: 3	R: 0 E: 0 K: 1 S: 6	H: 1 LOB: 1 BB: 0 P: 6	R: 0 E: 0 K: 2 S: 7	H: 0 LOB: 0 BB: 0 P: 7	R: 0 E: 0 K: 1 S: 5	H: 0 LOB: 0 BB: 0 P: 5	R: 0 E: 0 K: 1 S: 6	H: 1 LOB: 1 BB: 0 P: 6	R: 0 E: 0 K: 0 S: 3	H: 0 LOB: 0 BB: 0 P: 3	R: 0 E: 0 K: 1 S: 6	H: 1 LOB: 1 BB: 0 P: 6	1B: 4 2B: 1 3B: 0 HR: 0	SF: 0 SAC: 0 DP: 2 HBP: 0	WP: 0 PB: 0 SB: 1 CS: 1	PA: 31
PITCHER Bert Blyleven, R ERA: 3.79 (1, 1)	IP: 9.0 WLS: W BF: 31 H: 5 R: 0 ER: 0 SO: 8 BB: 1 IBB: 0 HBP: 0 BLK: 0 WP: 0 HR: 0 S: 46 P: 50 ERA: 0.00 WHIP: 0.667															PITCHER				

Batter	1	2	3	4	5	6	7	8	9	AB	R	H	RBI	BB	SO	LOB	BOTTOM			
Kirby Puckett, R OBP: 0.385, SLG: 0.562 (1, 8)										4	2	2	0	0	1	1	Milwaukee Brewers @ Minnesota Twins Hubert H. Humphrey Metrodome, Minneapolis, MN Tue Sep 02 1986, 8:05 PM EDT Att: 8,616 - Unknown livebaseballscorecards.com			
Randy Bush, L OBP: 0.339, SLG: 0.422 (1, 9)										2	1	0	0	1	0	1				
Greg Gagne, R OBP: 0.295, SLG: 0.372 (8, 6)										1	0	0	0	0	0	1				
Kent Hrbek, L OBP: 0.366, SLG: 0.504 (1, 3)										3	0	1	2	0	0	1				
Gary Gaetti, R OBP: 0.341, SLG: 0.521 (1, 5)										4	0	1	1	0	1	1				
Roy Smalley, S OBP: 0.335, SLG: 0.462 (1, 10)										1	0	0	0	1	0	0				
Mickey Hatcher, R OBP: 0.308, SLG: 0.346 (6, PH)										1	0	0	0	0	1	1				
Al Woods, L OBP: 0.313, SLG: 0.286 (8, PH)										1	0	1	0	0	0	0				
Jeff Reed, L OBP: 0.308, SLG: 0.347 (1, 2)										3	1	1	0	1	0	1				
Steve Lombardozzi, R OBP: 0.316, SLG: 0.361 (1, 4)										4	0	0	0	0	0	4				
Billy Beane, R OBP: 0.246, SLG: 0.240 (1, 7)										2	0	2	1	1	0	0				
Alvaro Espinoza, R OBP: 0.150, SLG: 0.150 (1, 6)										2	0	0	0	0	0	1				
Tom Brunansky, R OBP: 0.317, SLG: 0.431 (7, PH)										1	0	0	0	0	1	1				
Inning Stats	R: 1 E: 0 K: 0 S: 4	H: 1 LOB: 0 BB: 0 P: 4	R: 1 E: 0 K: 0 S: 4	H: 2 LOB: 1 BB: 0 P: 4	R: 0 E: 0 K: 1 S: 5	H: 0 LOB: 0 BB: 0 P: 5	R: 0 E: 0 K: 0 S: 3	H: 0 LOB: 1 BB: 1 P: 7	R: 0 E: 0 K: 0 S: 3	H: 0 LOB: 1 BB: 1 P: 7	R: 1 E: 0 K: 1 S: 5	H: 1 LOB: 0 BB: 1 P: 9	R: 0 E: 0 K: 1 S: 6	H: 1 LOB: 0 BB: 0 P: 6	R: 1 E: 1 K: 1 S: 8	H: 3 LOB: 3 BB: 1 P: 12	1B: 6 2B: 2 3B: 0 HR: 0	SF: 1 SAC: 0 DP: 0 HBP: 0	WP: 2 PB: 0 SB: 1 CS: 1	PA: 34
PITCHER Pete Vuckovich, R ERA: 5.06 (1, 1)	IP: 2.0 WLS: L BF: 8 H: 3 R: 3 ER: 3 SO: 1 BB: 3 IBB: 0 HBP: 0 BLK: 0 WP: 0 HR: 0 S: 12 P: 12 ERA: 4.50 WHIP: 1.500															PITCHER				
John Henry Johnson, L ERA: 3.0 (8, 1)	IP: 0.2 WLS: L BF: 4 H: 1 R: 0 ER: 0 SO: 1 BB: 1 IBB: 0 HBP: 0 BLK: 0 WP: 0 HR: 0 S: 5 P: 9 ERA: 0.00 WHIP: 3.000															PITCHER				



Batter	1	2	3	4	5	6	7	8	9	AB	R	H	RBI	BB	SO	LOB	TOP										
Robin Yount, R OBP: 0.403, SLG: 0.443 (1, 8)										5	2	3	1	0	0	1	Milwaukee Brewers @ Minnesota Twins Hubert H. Humphrey Metrodome, Minneapolis, MN Wed Sep 03 1986, 8:05 PM EDT Att: 9,391 - Unknown livebaseballscorecards.com										
Charlie Moore, R OBP: 0.329, SLG: 0.380 (1, 2)										4	1	1	2	0	1	3											
Cecil Cooper, L OBP: 0.315, SLG: 0.387 Bill Schroeder, R OBP: 0.296, SLG: 0.350 (6, 3)										3	0	0	0	0	0	0											
Gorman Thomas, R OBP: 0.311, SLG: 0.382 (1, 10)										4	0	0	0	0	2	0											
Ernest Riles, L OBP: 0.325, SLG: 0.355 (1, 6)										4	0	2	0	0	0	0											
Rob Deer, R OBP: 0.335, SLG: 0.521 (1, 9)										4	0	1	0	0	3	2											
Glenn Braggs, R OBP: 0.266, SLG: 0.355 (1, 7)										4	0	0	0	0	1	2											
Dale Sveum, S OBP: 0.321, SLG: 0.375 (1, 5)										4	0	0	0	0	0	1											
Jim Gantner, L OBP: 0.325, SLG: 0.380 (1, 4)										4	1	2	0	0	0	0											
Inning Stats	R: 1 E: 0 K: 0 S: 4	H: 1 LOB: 0 BB: 0 P: 4	R: 0 E: 0 K: 2 S: 8	H: 1 LOB: 1 BB: 0 P: 8	R: 0 E: 0 K: 1 S: 3	H: 1 LOB: 0 BB: 0 P: 3	R: 0 E: 0 K: 1 S: 6	H: 1 LOB: 1 BB: 0 P: 6	R: 0 E: 0 K: 1 S: 7	H: 0 LOB: 0 BB: 0 P: 7	R: 0 E: 0 K: 1 S: 5	H: 0 LOB: 0 BB: 0 P: 5	R: 0 E: 0 K: 1 S: 5	H: 0 LOB: 0 BB: 0 P: 5	R: 4 E: 0 K: 1 S: 10	H: 5 LOB: 1 BB: 0 P: 10	R: 0 E: 0 K: 0 S: 3	H: 0 LOB: 0 BB: 0 P: 3	1B: 6 2B: 2 3B: 0 HR: 2	SF: 0 SAC: 0 DP: 1 HBP: 0	WP: 1 PB: 0 SB: 0 CS: 0	PA: 37					
PITCHER	IP	WLS	BF	H	R	ER	SO	BB	IBB	HBP	BLK	WP	HR	S	P	ERA	WHIP										
Mike Smithson, R ERA: 5.03 (1, 1)	7.0	W	29	8	4	4	6	0	0	0	0	1	1	41	41	5.14	1.143										
Allan Anderson, L ERA: 5.61 (8, 1)	0.2		4	2	1	1	1	0	0	0	0	0	1	6	6	13.50	3.000										
Roy Lee Jackson, R ERA: 3.81 (8, 1)	1.1		4	0	0	0	0	0	0	0	0	0	0	4	4	0.00	0.000										

Batter	1	2	3	4	5	6	7	8	9	AB	R	H	RBI	BB	SO	LOB	BOTTOM										
Greg Gagne, R OBP: 0.292, SLG: 0.368 Alvaro Espinoza, R OBP: 0.143, SLG: 0.143 (7, 6)										4	0	0	0	0	3	3	Milwaukee Brewers @ Minnesota Twins Hubert H. Humphrey Metrodome, Minneapolis, MN Wed Sep 03 1986, 8:05 PM EDT Att: 9,391 - Unknown livebaseballscorecards.com										
Kirby Puckett, R OBP: 0.388, SLG: 0.571 (1, 8)										5	2	4	2	0	0	1											
Gary Gaetti, R OBP: 0.343, SLG: 0.526 (1, 5)										5	2	3	2	0	0	2											
Tom Brunansky, R OBP: 0.320, SLG: 0.438 (1, 9)										4	1	2	2	1	1	2											
Kent Hrbek, L OBP: 0.364, SLG: 0.501 (1, 3)										5	1	1	0	0	1	4											
Tim Laudner, R OBP: 0.330, SLG: 0.457 Mark Salas, L OBP: 0.279, SLG: 0.358 (5, FH) (6, 2)										2	0	0	0	0	1	1											
Billy Beane, R OBP: 0.242, SLG: 0.236 Al Woods, L OBP: 0.353, SLG: 0.533 Mark Davidson, R OBP: 0.115, SLG: 0.042 (6, 7)										2	0	0	0	0	2	0											
Mickey Hatcher, R OBP: 0.310, SLG: 0.345 Roy Smalley, S OBP: 0.336, SLG: 0.461 (5, FH) (1, 10)										1	1	0	0	1	0	0											
Steve Lombardozzi, R OBP: 0.318, SLG: 0.383 (1, 4)										4	2	2	0	0	0	1											
Inning Stats	R: 2 E: 1 K: 2 S: 10	H: 3 LOB: 1 BB: 0 P: 10	R: 5 E: 1 K: 3 S: 13	H: 4 LOB: 0 BB: 1 P: 17	R: 0 E: 0 K: 1 S: 5	H: 0 LOB: 0 BB: 0 P: 5	R: 1 E: 0 K: 1 S: 7	H: 2 LOB: 1 BB: 0 P: 7	R: 3 E: 0 K: 0 S: 6	H: 3 LOB: 0 BB: 0 P: 6	R: 0 E: 0 K: 1 S: 6	H: 1 LOB: 1 BB: 0 P: 6	R: 0 E: 0 K: 1 S: 5	H: 0 LOB: 1 BB: 1 P: 9	R: 0 E: 0 K: 0 S: 4	H: 1 LOB: 2 BB: 1 P: 8	1B: 8 2B: 3 3B: 0 HR: 3	SF: 0 SAC: 0 DP: 0 HBP: 0	WP: 2 PB: 0 SB: 1 CS: 0	PA: 41							
PITCHER	IP	WLS	BF	H	R	ER	SO	BB	IBB	HBP	BLK	WP	HR	S	P	ERA	WHIP										
Teddy Higuera, L ERA: 2.97 (1, 1)	1.2	L	13	7	7	7	4	1	0	0	0	0	1	20	24	37.80	4.800										
Bryan Clutterback, R ERA: 4.58 (2, 1)	3.1		15	5	4	4	3	0	0	0	0	0	1	21	21	10.80	1.500										
Mike Birkbeck, R ERA: 6.22 (6, 1)	3.0		13	2	0	0	2	2	0	0	0	1	0	15	23	0.00	1.333										

Batter	1	2	3	4	5	6	7	8	9	AB	R	H	RBI	BB	SO	LOB	TOP								
Tony Bernazard, S (1, 4) OBP: 0.372, SLG: 0.451 Fran Mullins, R (7, 4) OBP: 0.200, SLG: 0.286	K		FC6-4 F9 3B	1B	3-1		FC3-6 1B		3-1 2B	5	1	2	1	0	1	3	Cleveland Indians @ Milwaukee Brewers Milwaukee County Stadium, Milwaukee, WI Fri Sep 05 1986, 8:05 PM EDT Att: 12,586 - Unknown								
Brett Butler, L (1, 8) OBP: 0.339, SLG: 0.344	B1		F9	1B		1B	FC3-6 1B		3-1	6	1	2	1	0	0	4									
Julio Franco, R (1, 6) OBP: 0.327, SLG: 0.406	5-3		3B	F8		F4	FC6-4 1B		BB	5	1	2	2	1	0	2									
Joe Carter, R (1, 3) OBP: 0.334, SLG: 0.506		F6	3B		K	F9	FC6-4		5-3	6	0	1	1	0	1	5									
Mel Hall, L (1, 7) OBP: 0.339, SLG: 0.491 Otis Nixon, S (5, PR) OBP: 0.271, SLG: 0.258	4-3	4-3			FC5 1B HBP	1B			G6-4-3 1B	2	0	0	0	0	0	1									
Cory Snyder, R (1, 9) OBP: 0.297, SLG: 0.526	HR			5-3	FC5 F9 1B E	E8 1B		G6-4-3		5	2	2	2	0	0	2									
Dave Clark, L (1, 10) OBP: 0.400, SLG: 0.333	4-3			2B	E	1B	3-1		3-1	4	1	1	1	1	0	1									
Brook Jacoby, R (1, 5) OBP: 0.334, SLG: 0.416			HR	1B	F9		K		5-3	5	3	2	1	0	1	2									
Chris Bando, S (1, 2) OBP: 0.344, SLG: 0.330			BB	FC6-4 BB	E6 1B	E4	F7		2B	3	2	0	1	2	0	3									
Inning Stats	R: 0 E: 0 K: 1 S: 5	H: 0 LOB: 0 BB: 0 P: 5	R: 1 E: 0 K: 0 S: 4	H: 1 LOB: 0 BB: 0 P: 4	R: 3 E: 1 K: 0 S: 6	H: 3 LOB: 1 BB: 1 P: 10	R: 3 E: 1 K: 0 S: 6	H: 3 LOB: 1 BB: 1 P: 10	R: 2 E: 1 K: 0 S: 8	H: 1 LOB: 2 BB: 0 P: 9	R: 2 E: 1 K: 0 S: 6	H: 3 LOB: 1 BB: 0 P: 6	R: 1 E: 0 K: 1 S: 8	H: 2 LOB: 2 BB: 0 P: 8	R: 0 E: 0 K: 0 S: 3	H: 1 LOB: 0 BB: 0 P: 3		R: 1 E: 0 K: 0 S: 4	H: 1 LOB: 2 BB: 2 P: 12	1B: 9 2B: 2 3B: 2 HR: 2	SF: 0 SAC: 0 DP: 1 HBP: 1	WP: 1 PB: 0 CS: 0	PA: 49		
PITCHER	IP	WLS	BF	H	R	ER	SO	BB	IBB	HBP	BLK	WP	HR	S	P	ERA	WHIP								
Bill Wegman, R (1, 1) ERA: 3.13	3.1	L	17	5	6	6	1	2	0	0	0	0	2	17	25	16.20	2.100								
Bryan Clutterback, R (4, 1) ERA: 4.73	2.2		17	6	5	2	1	0	0	1	0	0	0	18	19	6.75	2.250								
Chris Bosio, R (7, 1) ERA: 6.15	3.0		15	4	2	2	1	2	0	0	0	1	0	15	23	6.00	2.000								

Batter	1	2	3	4	5	6	7	8	9	AB	R	H	RBI	BB	SO	LOB	BOTTOM								
Robin Yount, R (1, 8) OBP: 0.407, SLG: 0.451	G3-6 HBP	K			HR		F9		1B	3	2	1	1	1	1	4	Cleveland Indians @ Milwaukee Brewers Milwaukee County Stadium, Milwaukee, WI Fri Sep 05 1986, 8:05 PM EDT Att: 12,586 - Unknown								
Jim Gantner, L (1, 4) OBP: 0.323, SLG: 0.376	G3-6 1-2		G3		BB		G4-6-3		1B	4	1	1	1	1	0	2									
Cecil Cooper, L (1, 3) OBP: 0.311, SLG: 0.382	1B		F6		F8		3-1		K	5	0	1	0	0	1	3									
Ben Oglivie, L (1, 10) OBP: 0.348, SLG: 0.398	4-3		6-3		4-3				FC4-6 BB	4	0	1	1	1	0	2									
Ernest Riles, L (1, 6) OBP: 0.325, SLG: 0.353		F8		K		5-3 1B		FC4-6 BB	FC4-6	5	1	1	1	0	1	2									
Rob Deer, R (1, 9) OBP: 0.333, SLG: 0.515		G3		2B		K		1B	K	4	0	1	0	1	2	2									
Glenn Braggs, R (1, 7) OBP: 0.280, SLG: 0.378		BB	1B	BB	F4		5-3		1B	3	0	1	1	1	0	2									
Bill Schroeder, R (1, 2) OBP: 0.261, SLG: 0.358		BB	1B		5-3		F7		K	4	0	1	0	0	1	4									
Dale Sveum, S (1, 5) OBP: 0.331, SLG: 0.383		BB			F7		G4-6-3 1B		BB	3	1	2	0	1	0	0									
Inning Stats	R: 0 E: 0 K: 0 S: 3	H: 1 LOB: 3 BB: 2 P: 4	R: 0 E: 0 K: 1 S: 6	H: 1 LOB: 2 BB: 2 P: 14	R: 0 E: 0 K: 0 S: 3	H: 0 LOB: 0 BB: 0 P: 3	R: 0 E: 0 K: 1 S: 6	H: 1 LOB: 1 BB: 0 P: 6	R: 1 E: 0 K: 0 S: 4	H: 1 LOB: 1 BB: 1 P: 8	R: 0 E: 0 K: 1 S: 6	H: 1 LOB: 1 BB: 0 P: 6	R: 0 E: 0 K: 0 S: 3	H: 1 LOB: 0 BB: 0 P: 3	R: 1 E: 0 K: 1 S: 6	H: 1 LOB: 2 BB: 2 P: 14		R: 3 E: 0 K: 2 S: 10	H: 3 LOB: 1 BB: 1 P: 14	1B: 8 2B: 1 3B: 0 HR: 1	SF: 0 SAC: 0 DP: 2 HBP: 1	WP: 0 PB: 0 CS: 0	PA: 42		
PITCHER	IP	WLS	BF	H	R	ER	SO	BB	IBB	HBP	BLK	WP	HR	S	P	ERA	WHIP								
Phil Niekro, R (1, 1) ERA: 4.26	7.0	W	29	6	1	1	3	3	0	1	0	0	0	3	11	13.50	4.500								
Bryan Oelkers, L (8, 1) ERA: 4.71	0.2		5	1	1	1	0	2	0	0	0	0	0	3	11	13.50	4.500								
Doug Jones, R (8, 1) ERA: 20.25	1.1		8	3	3	3	3	1	0	0	0	0	0	13	17	20.25	3.000								

Batter	1	2	3	4	5	6	7	8	9	AB	R	H	RBI	BB	SO	LOB	TOP																					
Tony Bernazard, S (1,4) OBP: 0.370, SLG: 0.455	F7		F7			4-3	5-3			4	0	0	0	0	0	1																						
Brett Butler, L (1,8) OBP: 0.338, SLG: 0.341	BB		B1-3			FC5-4 1B		K		3	1	1	0	1	1	0																						
Julio Franco, R (1,6) OBP: 0.331, SLG: 0.409	1B			F8		FC5-4 1B		F9		4	0	2	0	0	0	0																						
Joe Carter, R (1,3) OBP: 0.339, SLG: 0.522	L6			K		FC5-4 1B		BB		3	0	0	0	1	1	3																						
Mel Hall, L (1,7) OBP: 0.341, SLG: 0.491		L8		FC5-4 1B						3	0	2	1	0	0	0																						
Pat Tabler, R (8,PH) OBP: 0.373, SLG: 0.434										1	0	0	0	0	1	1																						
Otis Nixon, S (8,7) OBP: 0.264, SLG: 0.250										0	0	0	0	0	0	0																						
Cory Snyder, R (1,9) OBP: 0.301, SLG: 0.525	F4			FC5-4		FC5				4	0	1	0	0	0	3																						
Dave Clark, L (1,10) OBP: 0.333, SLG: 0.273	F9				1-3					2	0	0	0	0	0	0																						
Carmen Castillo, R (7,PH) OBP: 0.305, SLG: 0.420										2	0	0	0	0	1	1																						
Brook Jacoby, R (1,5) OBP: 0.335, SLG: 0.427				HR						4	1	1	1	0	2	1																						
Andy Allanson, R (1,2) OBP: 0.273, SLG: 0.296			L8							2	0	0	0	1	0	0																						
Andre Thornton, R (9,PH) OBP: 0.333, SLG: 0.390				F2						1	0	0	0	0	0	1																						
Inning Stats	R: 0 E: 0 K: 0 S: 3	H: 1 LOB: 1 BB: 1 P: 7	R: 0 E: 0 K: 0 S: 3	H: 0 LOB: 0 BB: 0 P: 3	R: 1 E: 0 K: 0 S: 4	H: 1 LOB: 0 BB: 0 P: 4	R: 0 E: 0 K: 1 S: 6	H: 1 LOB: 1 BB: 0 P: 6	R: 0 E: 0 K: 1 S: 5	H: 0 LOB: 0 BB: 0 P: 5	R: 1 E: 0 K: 0 S: 6	H: 3 LOB: 2 BB: 0 P: 6	R: 0 E: 0 K: 2 S: 7	H: 0 LOB: 1 BB: 1 P: 11	R: 0 E: 0 K: 0 S: 4	H: 1 LOB: 1 BB: 0 P: 4	1B: 5 2B: 1 3B: 0 HR: 1	SF: 0 SAC: 0 DP: 0 HBP: 0	WP: 0 PB: 0 SB: 0 CS: 1	PA: 36																		
PITCHER	IP	WLS	BF	H	R	ER	SO	BB	IBB	HBP	BLK	WP	HR	S	P	ERA	WHIP	PITCHER				IP	WLS	BF	H	R	ER	SO	BB	IBB	HBP	BLK	WP	HR	S	P	ERA	WHIP
Pete Vuckovich, R (1,1) ERA: 3.97	6.0	W	24	6	2	2	2	1	0	0	0	0	1	27	31	3.00	1.167																					
Dan Plesac, L (7,1) ERA: 3.2	3.0	S	12	1	0	0	4	2	0	0	0	0	0	18	26	0.00	1.000																					

Cleveland Indians @ Milwaukee Brewers
Milwaukee County Stadium, Milwaukee, WI
Sun Sep 07 1986, 4:33 AM EDT
Att: 9,979 - Unknown

AB 33
R 2
H 7
RBI 2
BB 3
SO 6
LOB 11



Batter	1	2	3	4	5	6	7	8	9	AB	R	H	RBI	BB	SO	LOB	BOTTOM																					
Paul Molitor, R (1,5) OBP: 0.339, SLG: 0.420	F9		6-3	F9		E9				4	0	1	1	0	0	3																						
Robin Yount, R (1,8) OBP: 0.404, SLG: 0.453	HR		5-3	1-3		L8				4	1	1	1	0	0	4																						
Cecil Cooper, L (1,3) OBP: 0.309, SLG: 0.378	5-3				L5	G3				4	0	1	1	0	0	1																						
Ben Oglivie, L (1,10) OBP: 0.346, SLG: 0.394	1B		F6		6-3		4-3			4	0	1	0	0	0	1																						
Rob Deer, R (1,9) OBP: 0.333, SLG: 0.518	K			HR		K		G3		4	1	1	0	0	2	1																						
Rick Manning, L (1,7) OBP: 0.340, SLG: 0.470		G3		HR		1B SH E BB		5-3		3	2	1	2	1	0	0																						
Dale Sveum, S (1,6) OBP: 0.332, SLG: 0.389		K			K		SH SF7		4-3	3	1	0	0	0	2	0																						
Jim Gantner, L (1,4) OBP: 0.324, SLG: 0.382		4-3			BLK 1B		E2 E		K	4	1	2	0	0	1	0																						
Charlie Moore, R (1,2) OBP: 0.332, SLG: 0.381					6-3 1B		SF7		5-3	2	1	1	1	1	0	0																						
Inning Stats	R: 1 E: 0 K: 1 S: 7	H: 2 LOB: 1 BB: 0 P: 7	R: 0 E: 0 K: 1 S: 5	H: 0 LOB: 0 BB: 0 P: 5	R: 1 E: 0 K: 0 S: 5	H: 2 LOB: 1 BB: 0 P: 5	R: 2 E: 0 K: 1 S: 8	H: 3 LOB: 2 BB: 1 P: 12	R: 0 E: 0 K: 1 S: 5	H: 0 LOB: 0 BB: 0 P: 5	R: 3 E: 2 K: 0 S: 6	H: 2 LOB: 1 BB: 1 P: 10	R: 0 E: 0 K: 0 S: 3	H: 0 LOB: 0 BB: 0 P: 3	R: 0 E: 0 K: 1 S: 5	H: 0 LOB: 0 BB: 0 P: 5	1B: 7 2B: 0 3B: 0 HR: 2	SF: 1 SAC: 1 DP: 0 HBP: 0	WP: 0 PB: 0 SB: 0 CS: 0	PA: 36																		
PITCHER	IP	WLS	BF	H	R	ER	SO	BB	IBB	HBP	BLK	WP	HR	S	P	ERA	WHIP	PITCHER				IP	WLS	BF	H	R	ER	SO	BB	IBB	HBP	BLK	WP	HR	S	P	ERA	WHIP
Ken Schrom, R (1,1) ERA: 4.57	3.1	L	17	7	4	4	3	0	0	0	0	0	0	13	21	6.75	1.500																					
Dickie Noles, R (4,1) ERA: 5.2	2.2		13	2	3	2	1	2	0	0	1	0	0	13	21	6.75	1.500																					
Doug Jones, R (7,1) ERA: 11.57	1.0		3	0	0	0	0	0	0	0	0	0	0	3	3	0.00	0.000																					
John Butcher, R (8,1) ERA: 6.6	1.0		3	0	0	0	1	0	0	0	0	0	0	5	5	0.00	0.000																					

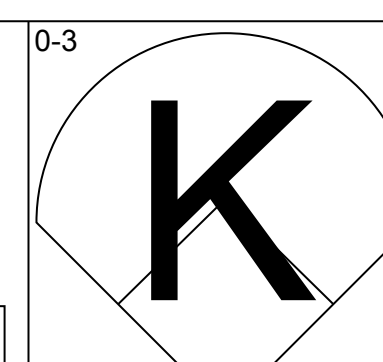
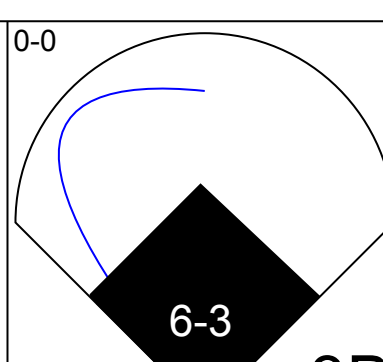
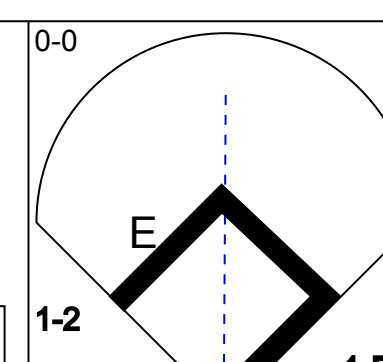
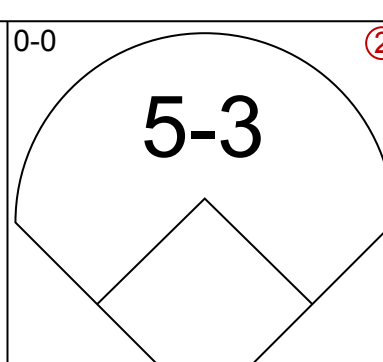
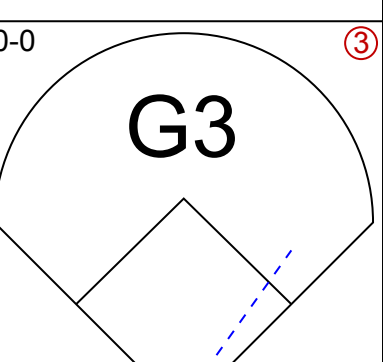
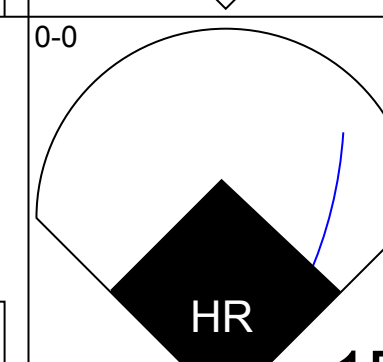
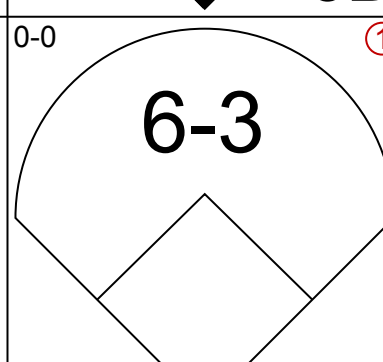
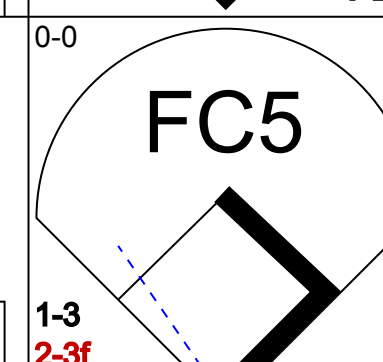
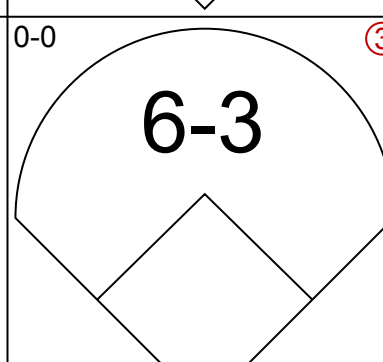

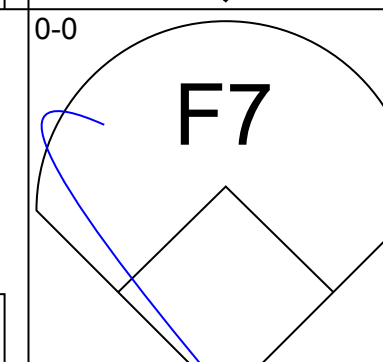
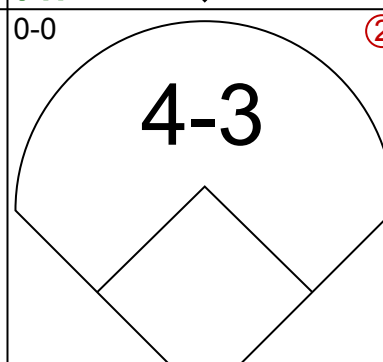
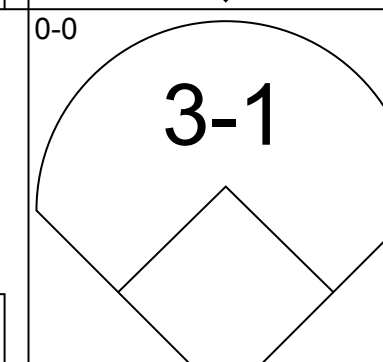

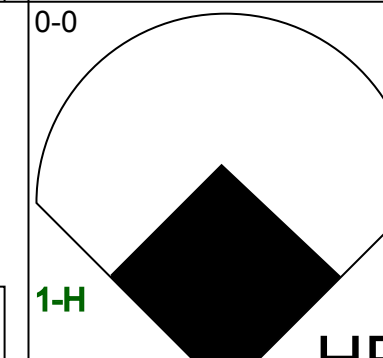
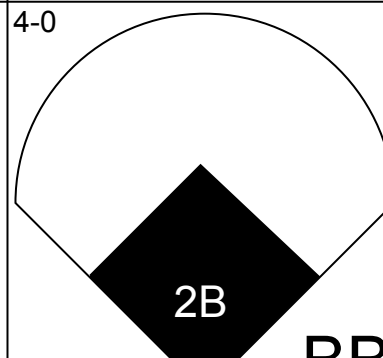
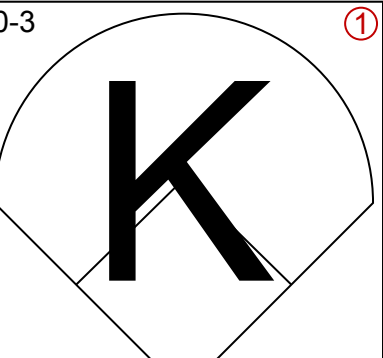
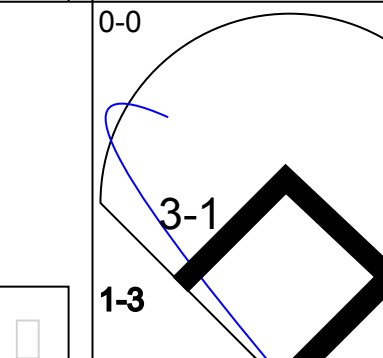
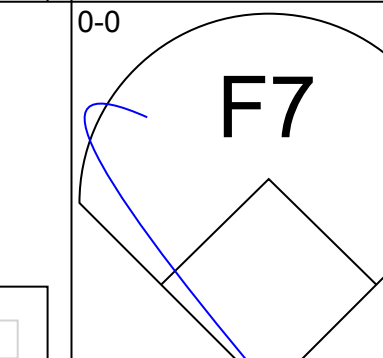
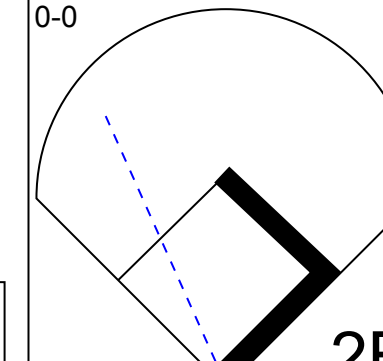
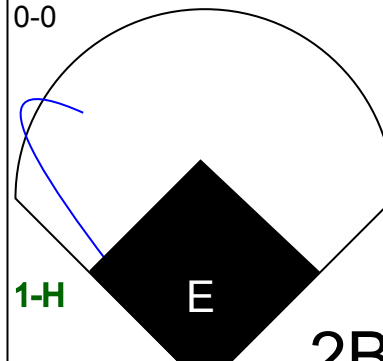
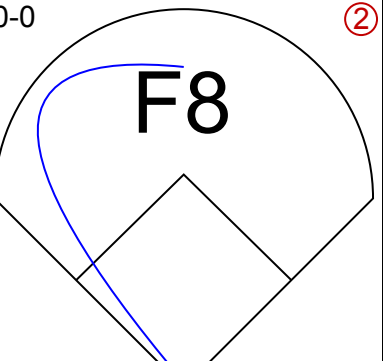
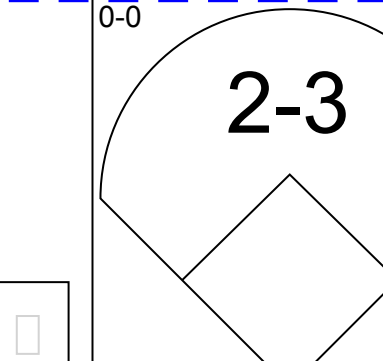
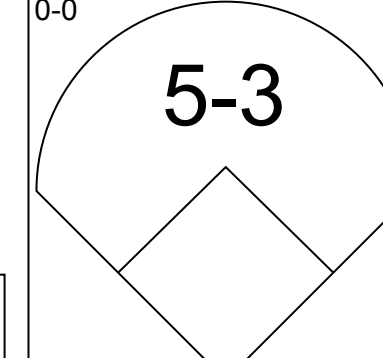
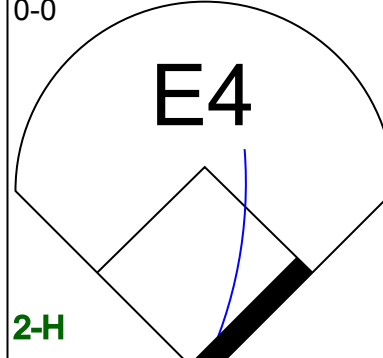
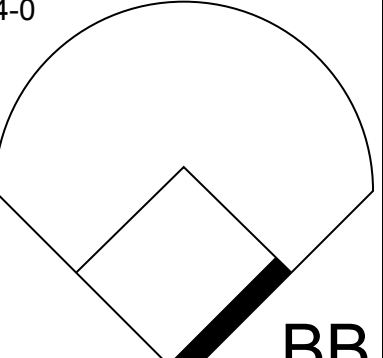
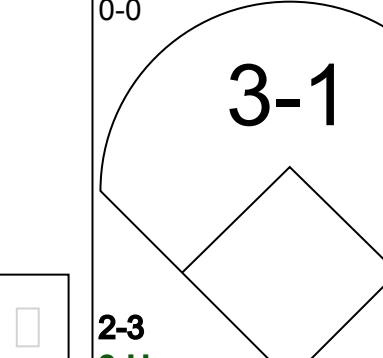
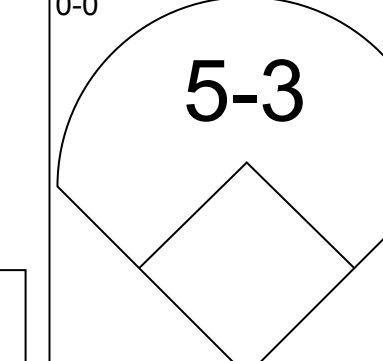
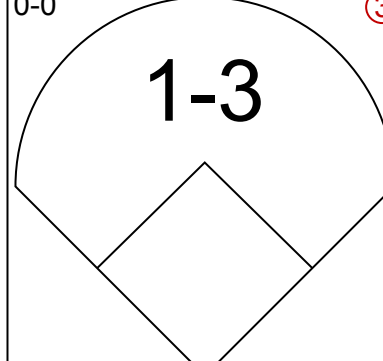
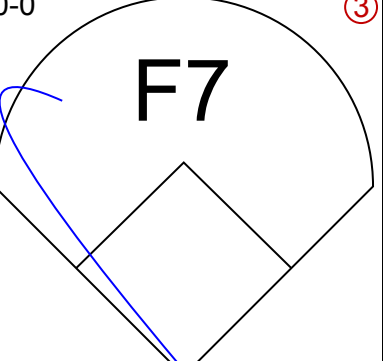
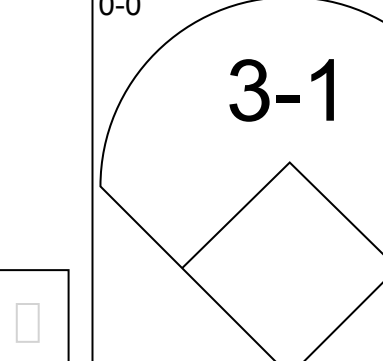
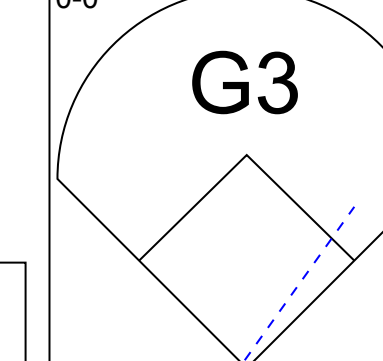
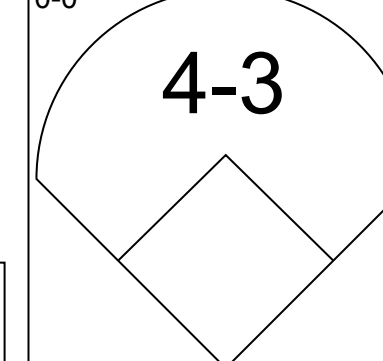
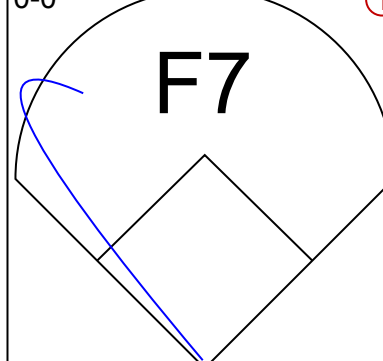
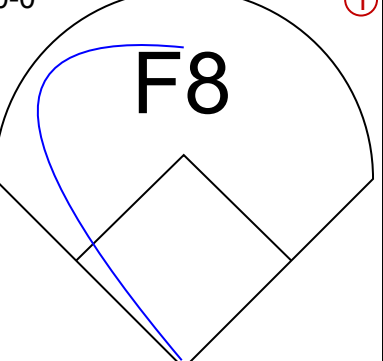

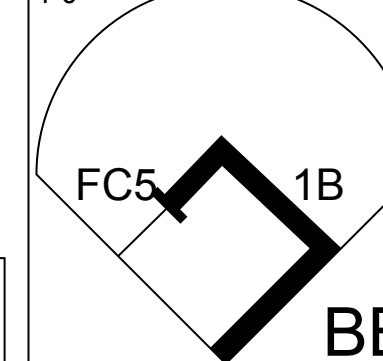

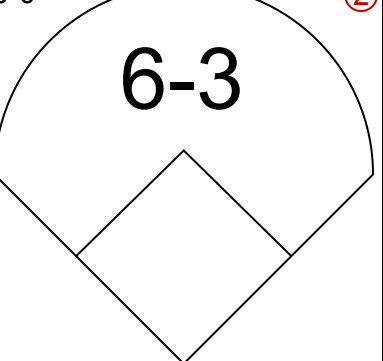
Cleveland Indians @ Milwaukee Brewers
Milwaukee County Stadium, Milwaukee, WI
Sun Sep 07 1986, 4:33 AM EDT
Att: 9,979 - Unknown

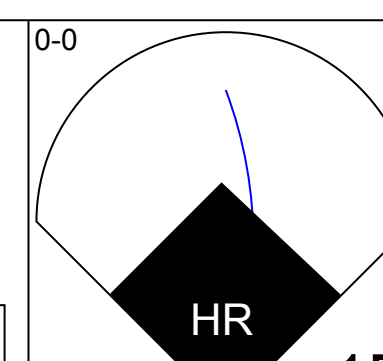
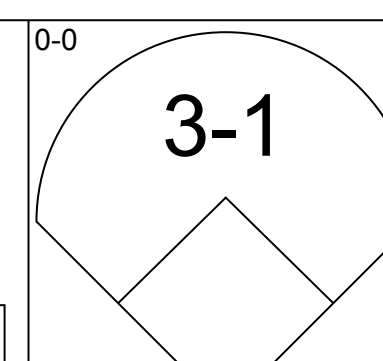
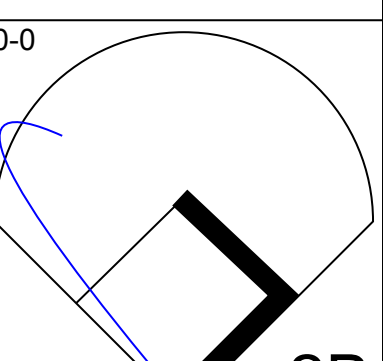
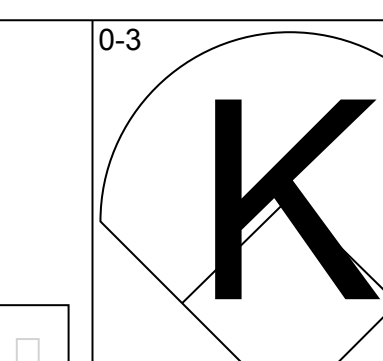
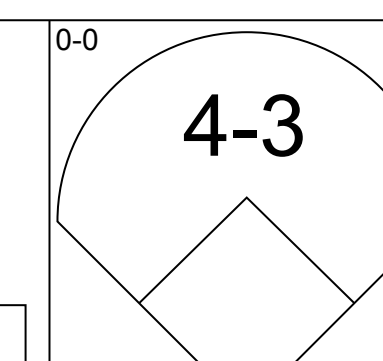
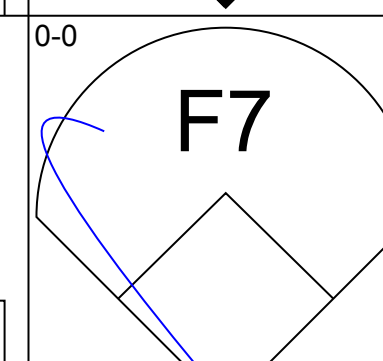
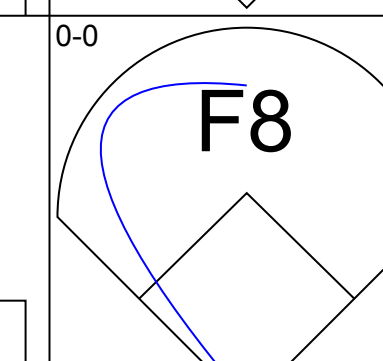
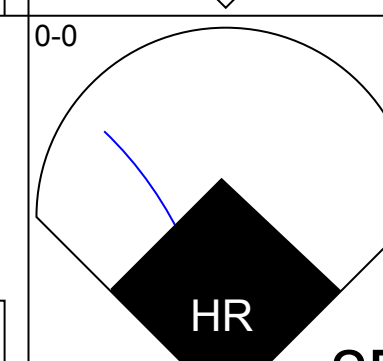
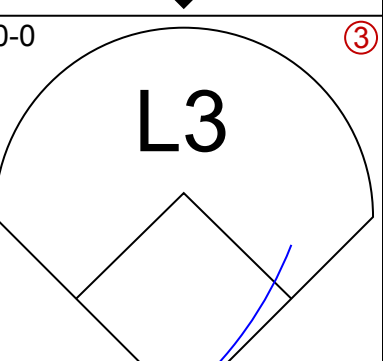
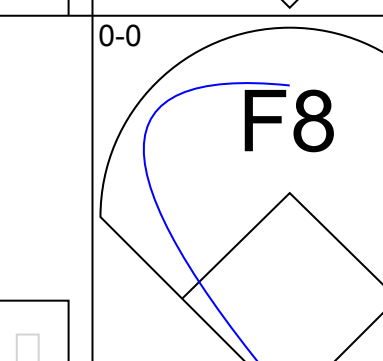
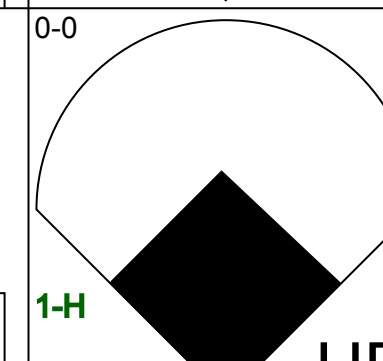
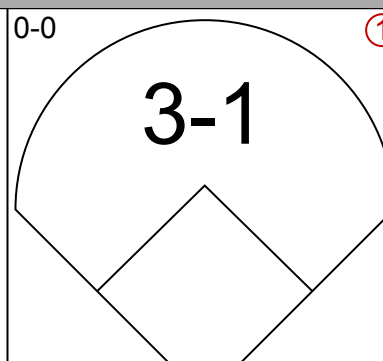
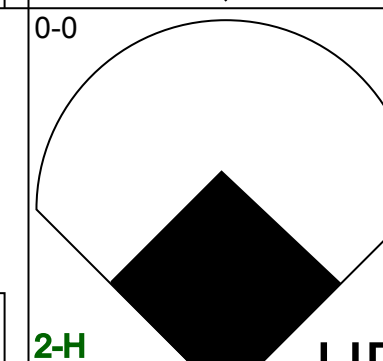
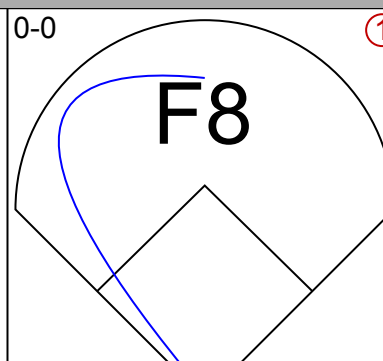
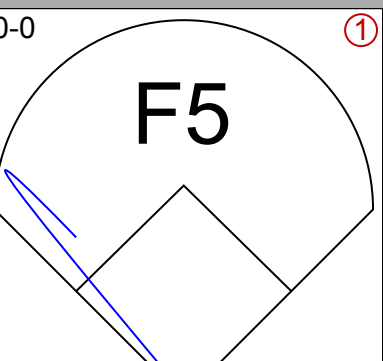
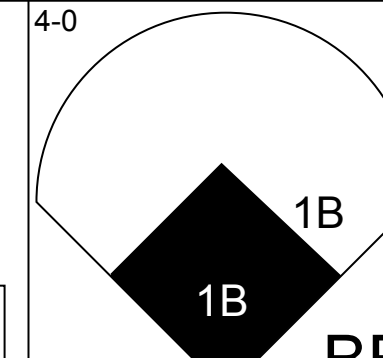
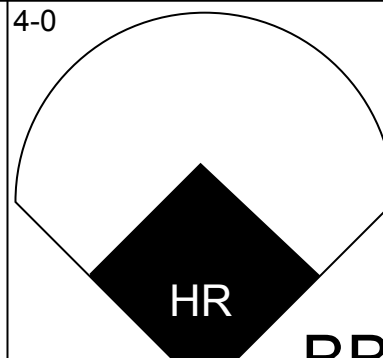
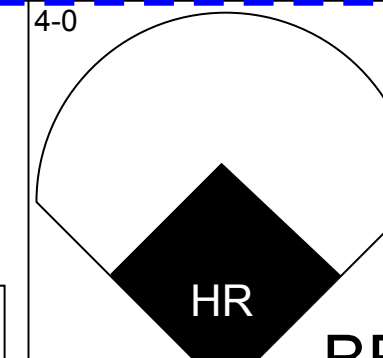
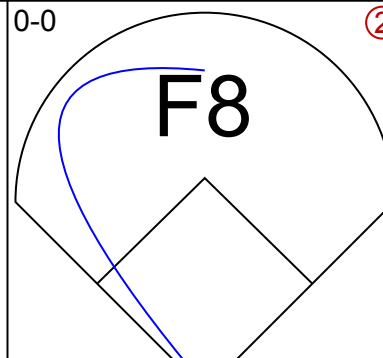
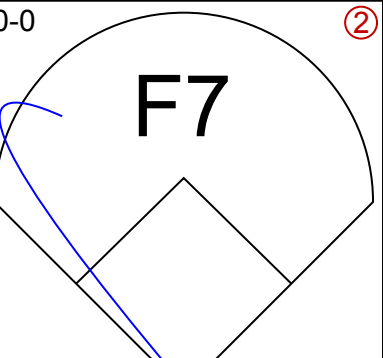
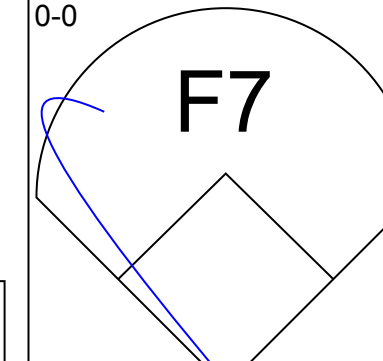
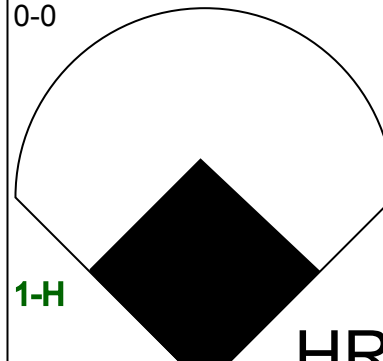
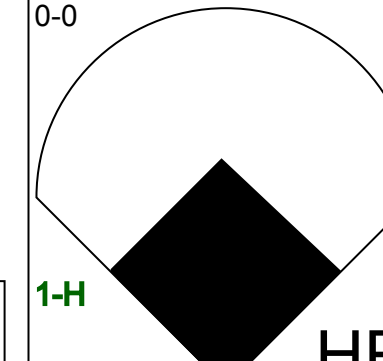
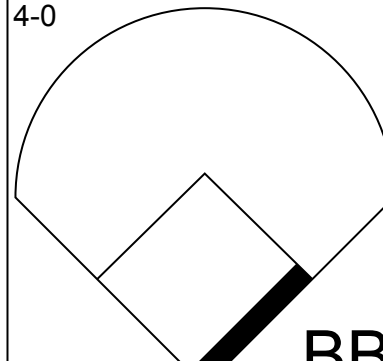
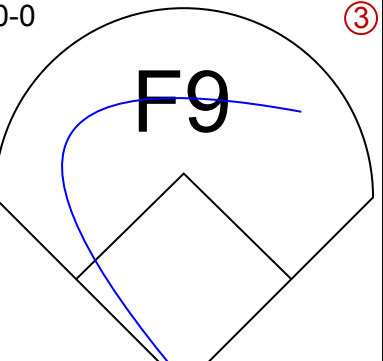
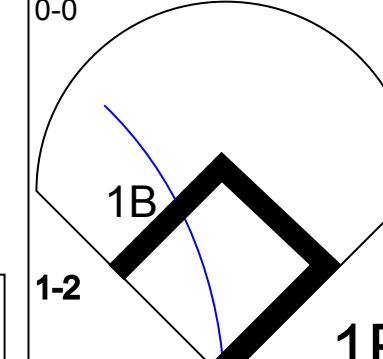
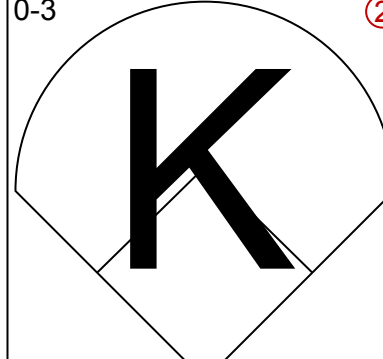
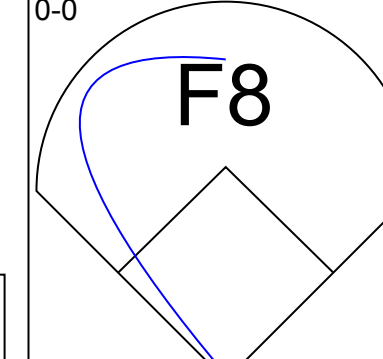
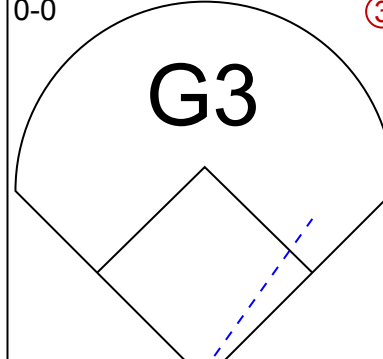
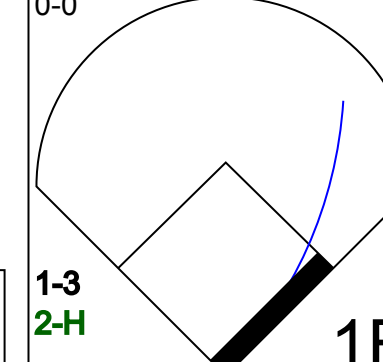
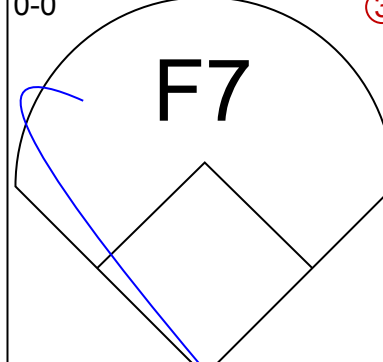
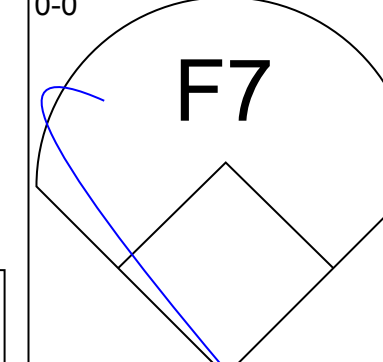
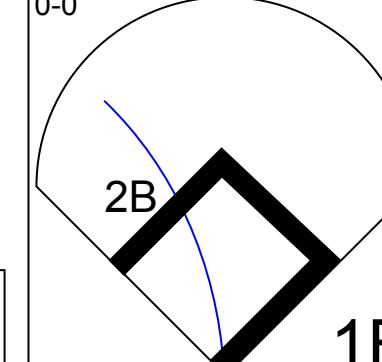
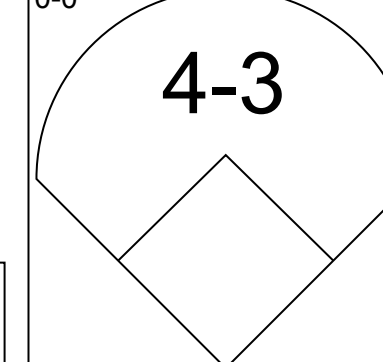
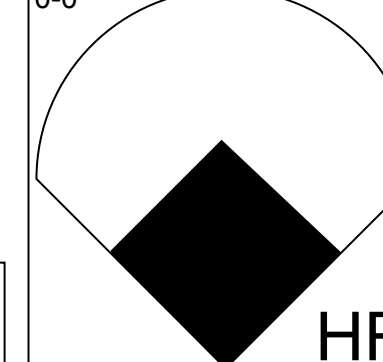
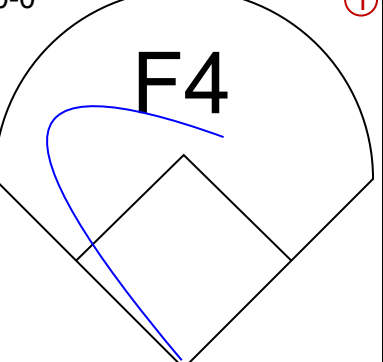
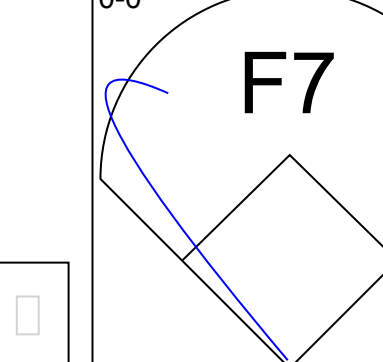
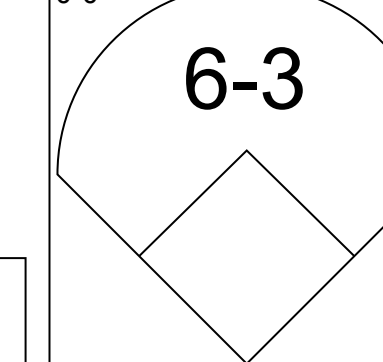
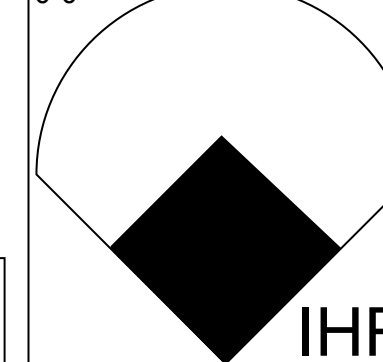
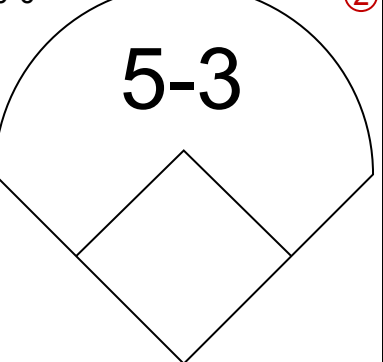
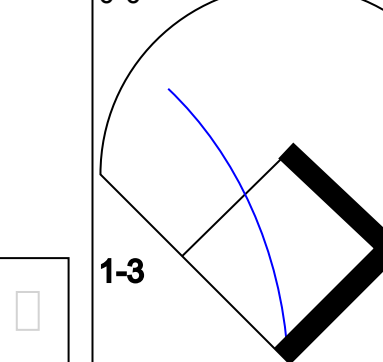
AB 32
R 7
H 9
RBI 6
BB 2
SO 5
LOB 10





Batter	1	2	3	4	5	6	7	8	9	AB	R	H	RBI	BB	SO	LOB	TOP								
Paul Moltor, R OBP: 0.340, SLG: 0.424 (1, 5)										4	1	2	1	0	1	0	Milwaukee Brewers @ Detroit Tigers Tiger Stadium, Detroit, MI Tue Sep 09 1986, 7:05 PM EDT Att: 12,472 - Unknown								
Robin Yount, R OBP: 0.401, SLG: 0.449 (1, 8)										4	0	0	0	0	0	2									
Cecil Cooper, L OBP: 0.309, SLG: 0.377 (1, 3)										4	0	1	1	0	0	1									
Rob Deer, R OBP: 0.336, SLG: 0.522 (1, 9)										2	1	1	0	2	0	1									
Glenn Braggs, R OBP: 0.285, SLG: 0.381 Rick Manning, L OBP: 0.337, SLG: 0.467 (8, PH) (8, 7)										2	0	0	1	0	1	1									
Gorman Thomas, R OBP: 0.307, SLG: 0.372 (1, 10)										3	0	0	0	1	1	1									
Dale Sveum, S OBP: 0.328, SLG: 0.384 (1, 6)											4	0	0	0	0	2		2							
Jim Gantner, L OBP: 0.324, SLG: 0.381 (1, 4)										4	1	1	0	0	0	1									
Charlie Moore, R OBP: 0.329, SLG: 0.378 (1, 2)										2	0	0	0	0	2	0									
Inning Stats	R: 0 E: 0 K: 0 S: 4	H: 1 LOB: 1 BB: 0 P: 4	R: 0 E: 0 K: 1 S: 5	H: 0 LOB: 1 BB: 1 P: 9	R: 0 E: 0 K: 2 S: 7	H: 0 LOB: 0 BB: 0 P: 7	R: 1 E: 0 K: 1 S: 6	H: 1 LOB: 0 BB: 0 P: 6	R: 0 E: 0 K: 2 S: 7	H: 0 LOB: 0 BB: 0 P: 7	R: 0 E: 0 K: 1 S: 3	H: 0 LOB: 1 BB: 1 P: 9	R: 0 E: 0 K: 1 S: 5	H: 0 LOB: 1 BB: 1 P: 9	R: 2 E: 0 K: 0 S: 6	H: 3 LOB: 2 BB: 1 P: 10		R: 0 E: 0 K: 0 S: 3	H: 0 LOB: 0 BB: 0 P: 3	1B: 3 2B: 1 3B: 1 HR: 0	SF: 1 SAC: 1 DP: 0 HBP: 0	WP: 0 PB: 0 SB: 0 CS: 0	PA: 35		
PITCHER	IP	WLS	BF	H	R	ER	SO	BB	IBB	HBP	BLK	WP	HR	S	P	ERA	WHIP								
Frank Tanana, L ERA: 4.18 (1, 1)	7.2	L	30	5	3	3	7	2	0	0	0	0	0	42	50	3.52	0.913								
Eric King, R ERA: 3.78 (8, 1)	0.0		1	0	0	0	0	1	0	0	0	0	0	0	4	*	*								
Willie Hernandez, L ERA: 0.54 (8, 1)	1.1		4	0	0	0	0	0	0	0	0	0	0	4	4	0.00	0.000								

Batter	1	2	3	4	5	6	7	8	9	AB	R	H	RBI	BB	SO	LOB	BOTTOM								
Lou Whitaker, L OBP: 0.341, SLG: 0.443 (1, 4)										5	0	2	0	0	1	2	Milwaukee Brewers @ Detroit Tigers Tiger Stadium, Detroit, MI Tue Sep 09 1986, 7:05 PM EDT Att: 12,472 - Unknown								
Alan Trammell, R OBP: 0.342, SLG: 0.458 (1, 6)										4	0	2	0	0	1	0									
Kirk Gibson, L OBP: 0.377, SLG: 0.471 (1, 9)										3	0	0	0	1	1	3									
Larry Hemdon, R OBP: 0.306, SLG: 0.364 (1, 7)										4	0	1	0	0	1	4									
Chet Lemon, R OBP: 0.326, SLG: 0.395 (1, 8)										3	1	0	0	1	0	3									
Darrell Evans, L OBP: 0.370, SLG: 0.485 (1, 3)										4	0	1	0	0	1	1									
Darnell Coles, R OBP: 0.325, SLG: 0.441 (1, 5)											3	0	1	0	1	2									
Tim Tolman, R OBP: 0.143, SLG: 0.333 Pat Sheridan, L OBP: 0.288, SLG: 0.348 (9, PR) (1, 10)											3	0	1	1	0	0		1							
Mike Heath, R OBP: 0.293, SLG: 0.335 (1, 2)											4	0	0	0	2	3									
Inning Stats	R: 0 E: 0 K: 2 S: 7	H: 0 LOB: 1 BB: 1 P: 11	R: 0 E: 0 K: 1 S: 5	H: 0 LOB: 1 BB: 1 P: 9	R: 0 E: 0 K: 1 S: 5	H: 0 LOB: 0 BB: 0 P: 5	R: 0 E: 0 K: 0 S: 4	H: 1 LOB: 1 BB: 0 P: 4	R: 0 E: 0 K: 1 S: 5	H: 0 LOB: 0 BB: 0 P: 5	R: 0 E: 0 K: 0 S: 4	H: 2 LOB: 1 BB: 0 P: 4	R: 1 E: 0 K: 2 S: 8	H: 1 LOB: 1 BB: 1 P: 12	R: 0 E: 0 K: 1 S: 7	H: 2 LOB: 2 BB: 0 P: 7		R: 0 E: 0 K: 1 S: 7	H: 2 LOB: 2 BB: 0 P: 7	1B: 7 2B: 1 3B: 0 HR: 0	SF: 1 SAC: 0 DP: 0 HBP: 0	WP: 0 PB: 0 SB: 1 CS: 1	PA: 37		
PITCHER	IP	WLS	BF	H	R	ER	SO	BB	IBB	HBP	BLK	WP	HR	S	P	ERA	WHIP								
Teddy Higuera, L ERA: 2.91 (1, 1)	7.0	W	29	6	1	1	7	3	0	0	0	0	0	40	52	1.29	1.286								
John Henry Johnson, L ERA: 3.31 (8, 1)	1.1		6	2	0	0	1	0	0	0	0	0	0	8	8	0.00	1.500								
Dan Plesac, L ERA: 3.17 (9, 1)	0.2	S	2	0	0	0	1	0	0	0	0	0	0	4	4	0.00	0.000								

Batter	1	2	3	4	5	6	7	8	9	AB	R	H	RBI	BB	SO	LOB	TOP					
Paul Moltzer, R OBP: 0.341, SLG: 0.430 (1, 5)										5	1	2	0	0	1	0	Milwaukee Brewers @ Detroit Tigers Tiger Stadium, Detroit, MI Wed Sep 10 1986, 7:05 PM EDT Att: 11,819 - Unknown					
Robin Yount, R OBP: 0.399, SLG: 0.447 (1, 8)										5	1	1	1	0	0	2						
Cecil Cooper, L OBP: 0.308, SLG: 0.375 (1, 3)										5	1	1	0	0	0	3						
Rob Deer, R OBP: 0.339, SLG: 0.532 (1, 9)										4	2	2	2	1	1	0						
Ernest Riles, L OBP: 0.325, SLG: 0.359 (1, 6)										4	1	2	1	0	0	2						
Glenn Briggs, R OBP: 0.284, SLG: 0.373 (1, 10)										3	0	0	1	1	0	2						
Rick Manning, L OBP: 0.329, SLG: 0.455 (1, 7)										4	0	0	0	0	0	3						
Jim Gantner, L OBP: 0.321, SLG: 0.378 (1, 4)										4	0	0	0	0	0	0						
Rick Cerone, R OBP: 0.292, SLG: 0.371 (1, 2)										3	1	1	1	1	1	0						
Inning Stats	R: 2 E: 0 K: 1 S: 8	H: 3 LOB: 1 BB: 0 P: 8	R: 0 E: 0 K: 1 S: 5	H: 0 LOB: 0 BB: 0 P: 5	R: 3 E: 1 K: 0 S: 6	H: 2 LOB: 1 BB: 1 P: 10	R: 0 E: 1 K: 0 S: 4	H: 1 LOB: 2 BB: 1 P: 8	R: 0 E: 0 K: 1 S: 5	H: 0 LOB: 1 BB: 1 P: 9	R: 1 E: 0 K: 0 S: 4	H: 1 LOB: 0 BB: 0 P: 4	R: 1 E: 0 K: 0 S: 5	H: 2 LOB: 1 BB: 0 P: 5	R: 0 E: 0 K: 0 S: 3	H: 0 LOB: 0 BB: 0 P: 3	R: 0 E: 0 K: 0 S: 3	H: 0 LOB: 0 BB: 0 P: 3	1B: 3 2B: 3 3B: 1 HR: 2	SF: 0 SAC: 0 DP: 0 HBP: 0	WP: 0 PB: 0 SB: 0 CS: 0	PA: 40
PITCHER	IP WLS BF H R ER SO BB IBB HBP BLK WP HR S P ERA WHIP	IP WLS BF H R ER SO BB IBB HBP BLK WP HR S P ERA WHIP																				
Walt Terrell, R ERA: 4.81 (1, 1)	6.0 W 31 9 7 6 3 3 0 0 0 0 2 34 46 9.00 2.000																					
Mark Thurmond, L ERA: 4.66 (7, 1)	3.0 S 9 0 0 0 0 0 0 0 0 0 0 9 9 0.00 0.000																					

Batter	1	2	3	4	5	6	7	8	9	AB	R	H	RBI	BB	SO	LOB	BOTTOM			
Lou Whitaker, L OBP: 0.341, SLG: 0.442 (1, 4)										3	1	1	0	0	0	0	Milwaukee Brewers @ Detroit Tigers Tiger Stadium, Detroit, MI Wed Sep 10 1986, 7:05 PM EDT Att: 11,819 - Unknown			
Doug Baker, S OBP: 0.250, SLG: 0.273 (5, 4)										2	0	1	0	0	1	2				
Alan Trammell, R OBP: 0.341, SLG: 0.458 (1, 6)										5	1	1	0	0	0	4				
Kirk Gibson, L OBP: 0.378, SLG: 0.486 (1, 9)										5	2	2	4	0	0	0				
Darrell Evans, L OBP: 0.372, SLG: 0.483 (1, 3)										2	3	0	0	3	0	0				
Darnell Coles, R OBP: 0.328, SLG: 0.455 (1, 5)										4	2	2	4	1	0	1				
Dave Collins, S OBP: 0.344, SLG: 0.335 (1, 10)										4	0	1	0	0	1	1				
Bruce Fields, L OBP: 0.333, SLG: 0.333 (1, 7)										4	0	2	1	0	0	0				
Chet Lemon, R OBP: 0.325, SLG: 0.402 (1, 8)										4	1	1	1	0	0	3				
Mike Heath, R OBP: 0.296, SLG: 0.354 (1, 2)										4	1	2	1	0	0	0				
Inning Stats	R: 3 E: 0 K: 0 S: 7	H: 4 LOB: 2 BB: 1 P: 11	R: 0 E: 0 K: 0 S: 3	H: 0 LOB: 0 BB: 0 P: 3	R: 2 E: 0 K: 1 S: 6	H: 1 LOB: 0 BB: 1 P: 10	R: 6 E: 0 K: 0 S: 8	H: 5 LOB: 0 BB: 1 P: 12	R: 0 E: 0 K: 0 S: 3	H: 0 LOB: 1 BB: 1 P: 7	R: 0 E: 0 K: 1 S: 7	H: 2 LOB: 2 BB: 0 P: 7	R: 0 E: 0 K: 0 S: 3	H: 0 LOB: 0 BB: 0 P: 3	R: 0 E: 0 K: 0 S: 3	H: 0 LOB: 0 BB: 0 P: 3	1B: 4 2B: 3 3B: 0 HR: 6	SF: 0 SAC: 0 DP: 0 HBP: 0	WP: 0 PB: 0 SB: 0 CS: 0	PA: 41
PITCHER	IP WLS BF H R ER SO BB IBB HBP BLK WP HR S P ERA WHIP	IP WLS BF H R ER SO BB IBB HBP BLK WP HR S P ERA WHIP																		
Bill Wegman, R ERA: 5.31 (1, 1)	2.1 L 7 4 4 4 1 0 0 0 0 0 2 9 9 36.00 4.000																			
Chris Bosio, R ERA: 7.01 (3, 1)	1.0 L 7 4 4 4 1 0 0 0 0 0 2 9 9 36.00 4.000																			
Mark Knudson, R ERA: 5.33 (4, 1)	4.2 L 20 4 2 2 2 1 2 0 0 0 0 1 20 28 3.86 1.286																			

Batter	1	2	3	4	5	6	7	8	9	AB	R	H	RBI	BB	SO	LOB	TOP
Paul Moltzer, R OBP: 0.343, SLG: 0.429 (1, 5)	0-0 SH1-3 1B		4-0 FC5 5-3 BB		0-0 FC6-4 1-2			0-0 6-3		3	0	1	0	1	0	1	Milwaukee Brewers @ Detroit Tigers Tiger Stadium, Detroit, MI Thu Sep 11 1986, 7:05 PM EDT Att: 11,992 - Unknown
Robin Yount, R OBP: 0.397, SLG: 0.444 (1, 8)	0-0 SH1-3 1-2		0-0 5-3 1-2		0-0 F9 1-2			0-0 F9		3	0	0	0	0	0	2	
Cecil Cooper, L OBP: 0.305, SLG: 0.372 (1, 10)	0-0 F8		0-0 FC5 2-3			0-3 K			0-0 F8	4	0	0	0	0	1	2	
Ben Oglivie, L OBP: 0.345, SLG: 0.392 (1, 7)	0-0 F8			0-0 1B		0-0 F9			0-0 6-3	4	0	1	0	0	0	1	
Billy Jo Robidoux, L OBP: 0.373, SLG: 0.320 (1, 3)		0-0 F4		0-3 K		0-3 K			0-3 K	4	0	0	0	0	3	1	
Ernest Riles, L OBP: 0.323, SLG: 0.357 (1, 6)		0-0 3-1		0-3 K			0-0 L4			3	0	0	0	0	1	1	
Rick Manning, L OBP: 0.329, SLG: 0.449 (1, 9)		4-0 BB		0-0 F9			0-0 F8			2	0	0	0	1	0	1	
Jim Gantner, L OBP: 0.319, SLG: 0.375 (1, 4)		0-0 F7			0-0 4-3		0-0 1-3			3	0	0	0	0	0	1	
Charlie Moore, R OBP: 0.329, SLG: 0.377 (1, 2)			0-0 F9					0-0 F8		3	0	1	0	0	0	0	
Inning Stats	R: 0 E: 0 K: 0 S: 4	H: 1 LOB: 1 BB: 0 P: 4	R: 0 E: 0 K: 0 S: 3	H: 0 LOB: 1 BB: 1 P: 7	R: 0 E: 0 K: 2 S: 8	H: 1 LOB: 1 BB: 0 P: 8	R: 0 E: 0 K: 2 S: 7	H: 0 LOB: 0 BB: 0 P: 7	R: 0 E: 0 K: 0 S: 3	H: 0 LOB: 0 BB: 0 P: 3	R: 0 E: 0 K: 1 S: 5	H: 0 LOB: 0 BB: 0 P: 5	R: 0 E: 0 K: 1 S: 5	H: 0 LOB: 0 BB: 0 P: 5	1B: 3 2B: 0 3B: 0 HR: 0	SF: 0 SAC: 1 DP: 0 HBP: 0	
PITCHER Jack Morris, R ERA: 3.48 (1, 1)	IP: 9.0 WLS: W BF: 32 H: 3 R: 0 ER: 0 SO: 5 BB: 2 IBB: 0 HBP: 0 BLK: 0 WP: 0 HR: 0 S: 40 P: 48 ERA: 0.00 WHIP: 0.556															PITCHER	

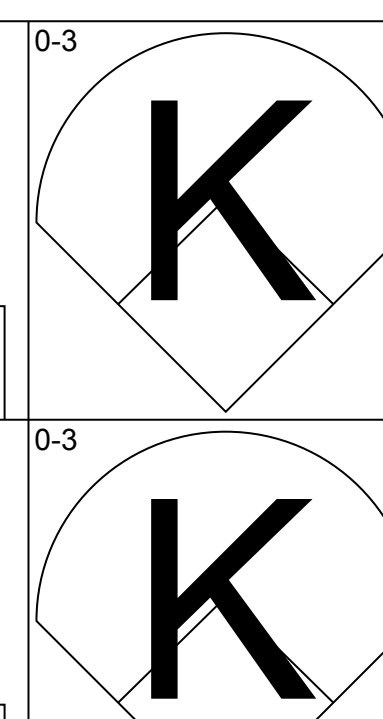
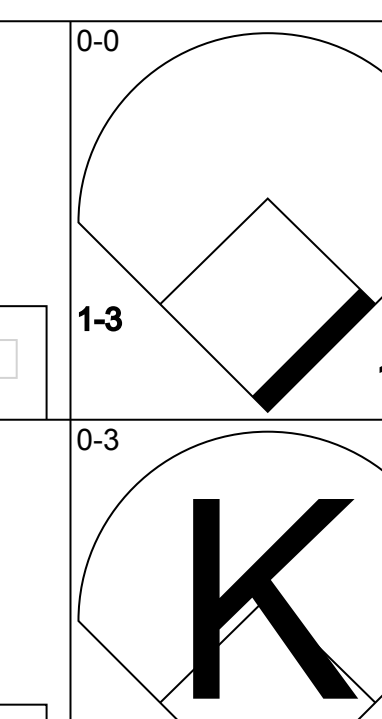
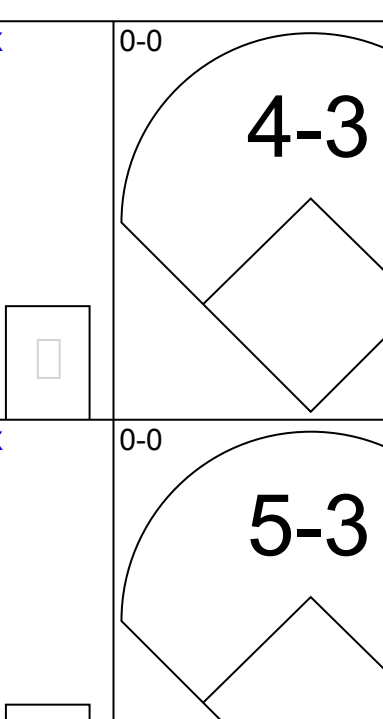
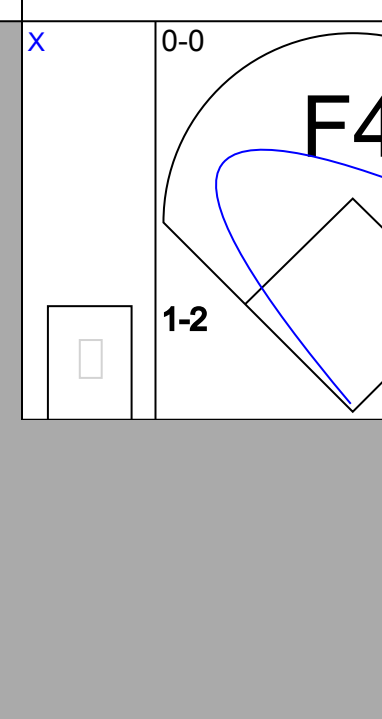
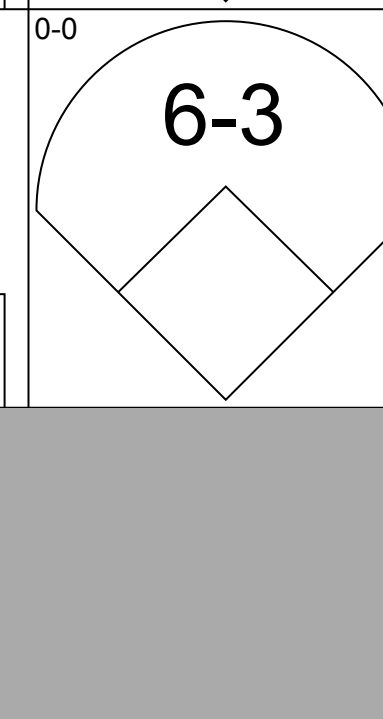


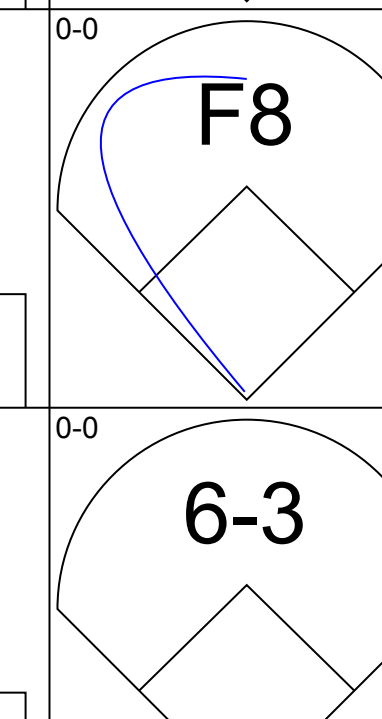

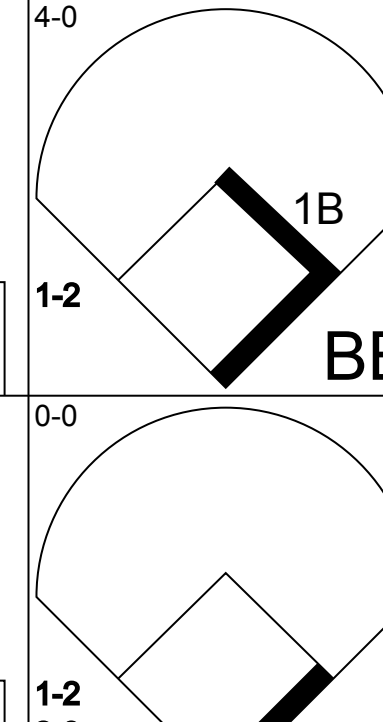
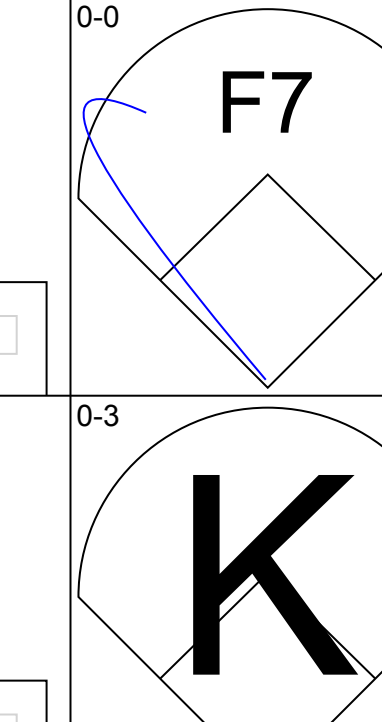

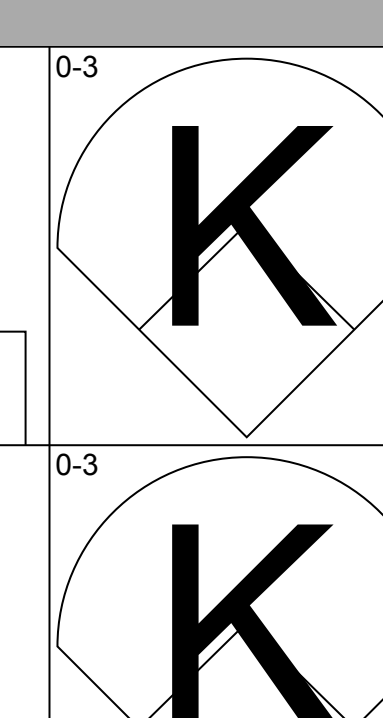
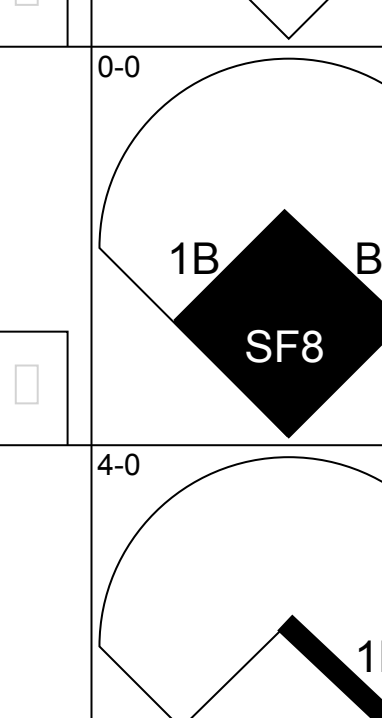
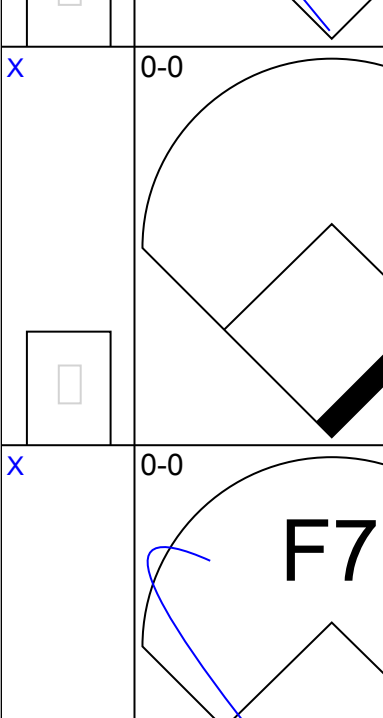
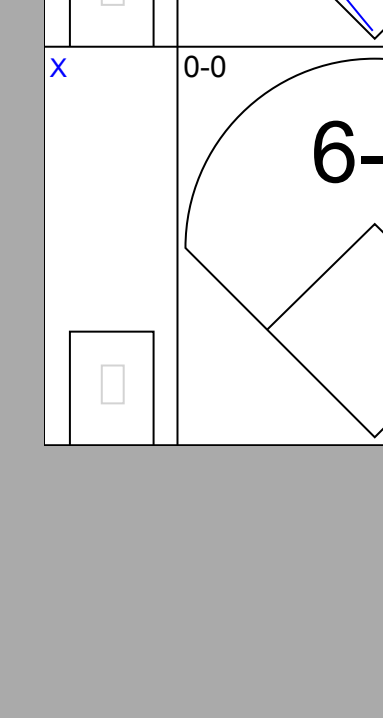
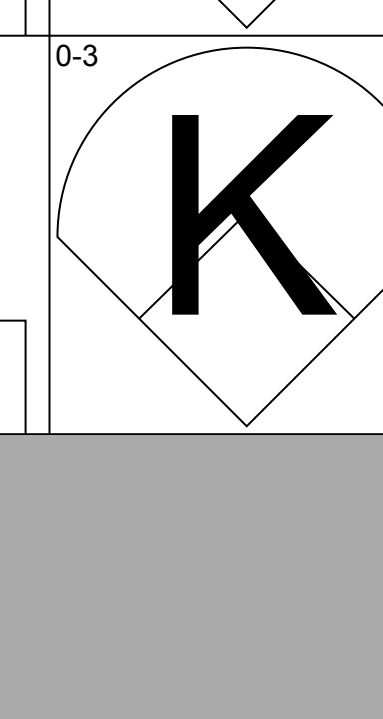
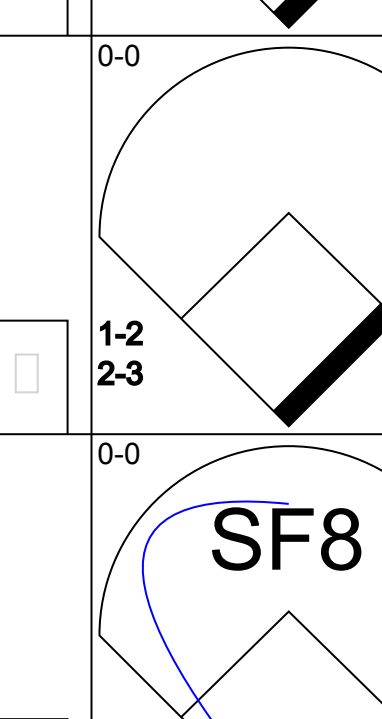
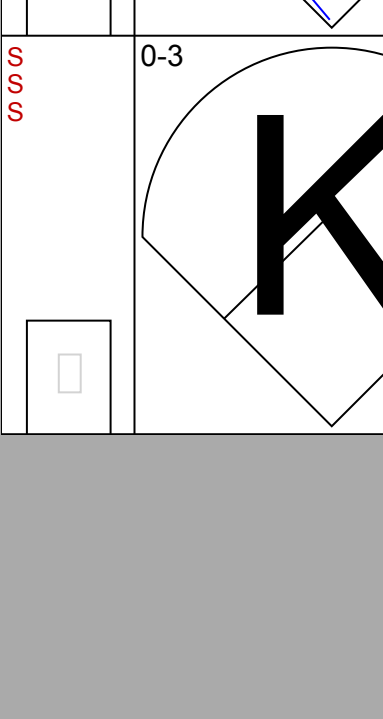
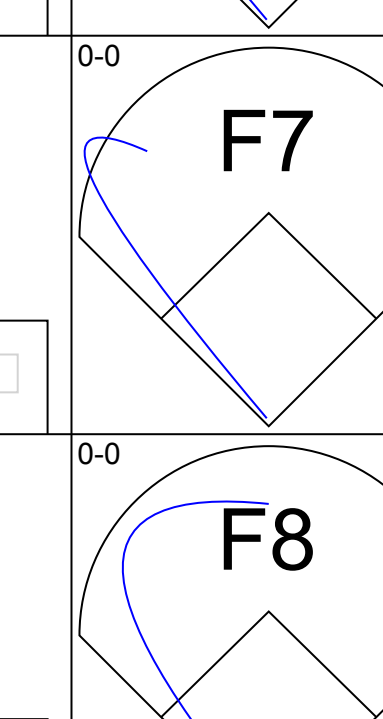

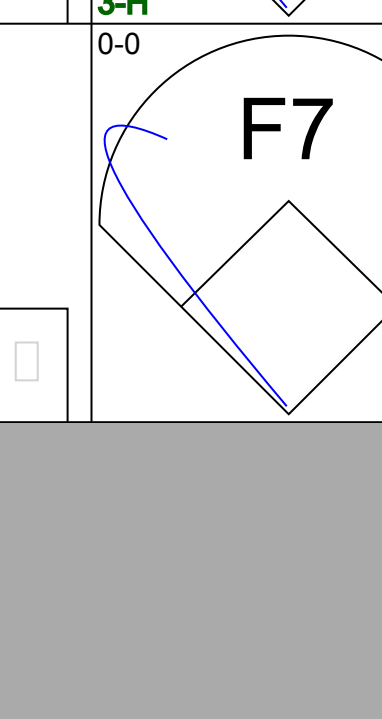


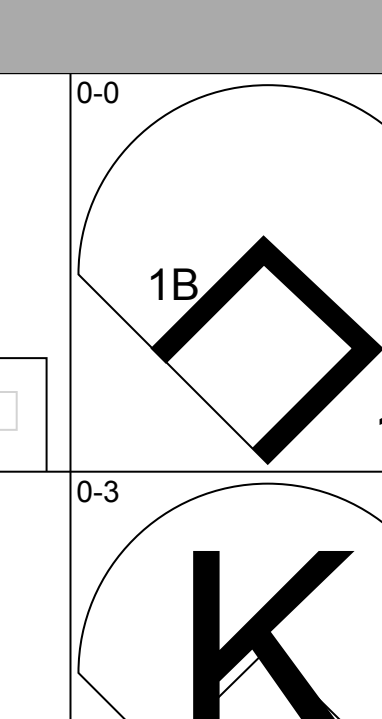
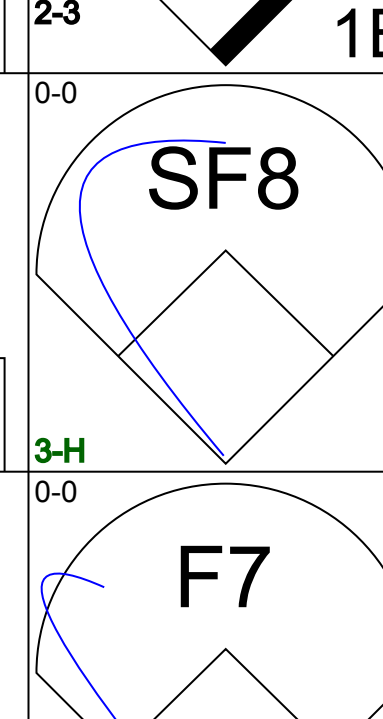
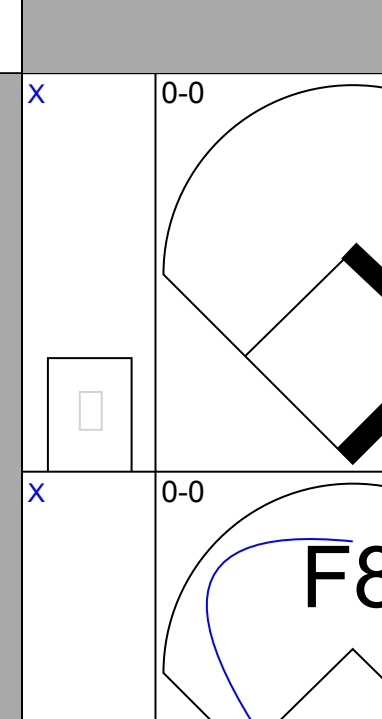
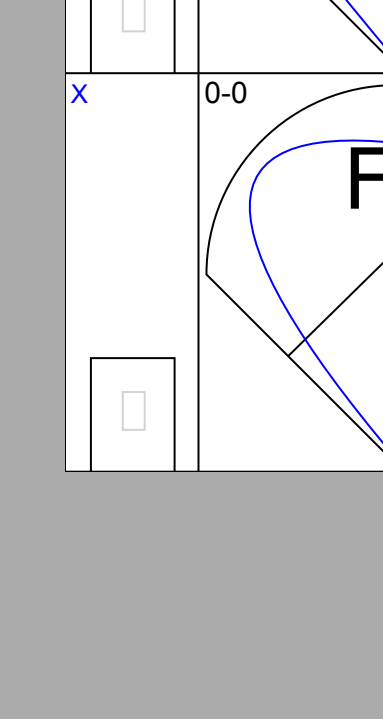
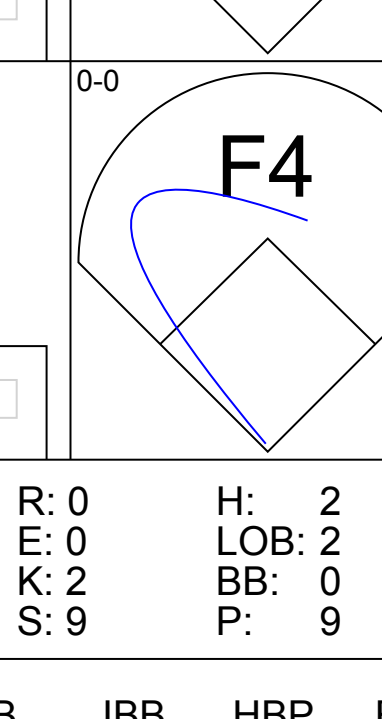
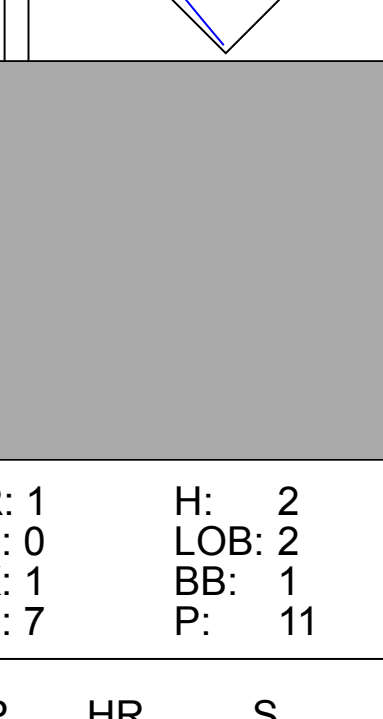
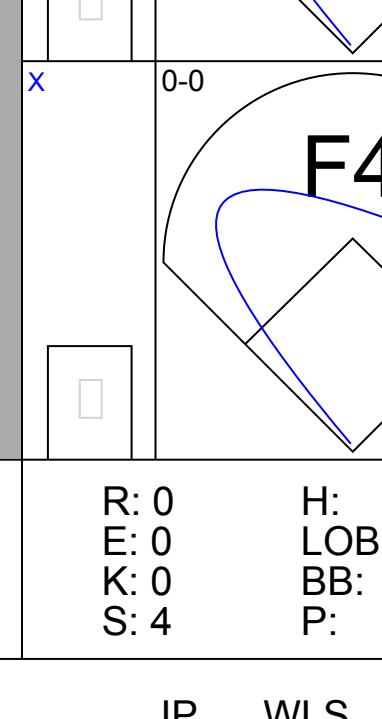


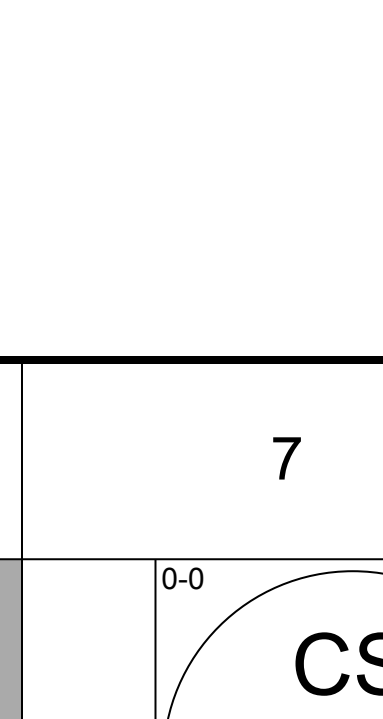
Batter	1	2	3	4	5	6	7	8	9	AB	R	H	RBI	BB	SO	LOB	BOTTOM		
Tom Brookens, R OBP: 0.318, SLG: 0.349 (1, 4)	0-3 K	0-3 K 1-2		0-0 HR		0-0 BB 1B		0-3 K		5	1	2	1	0	3	1	Milwaukee Brewers @ Detroit Tigers Tiger Stadium, Detroit, MI Thu Sep 11 1986, 7:05 PM EDT Att: 11,992 - Unknown		
Alan Trammell, R OBP: 0.345, SLG: 0.468 (1, 6)	0-0 E 2B	0-0 HR		0-0 F8		4-0 BB 1B		0-0 HR 1B		4	3	3	2	1	0	0			
Kirk Gibson, L OBP: 0.378, SLG: 0.492 (1, 9)	0-0 E 1B	0-0 F7		0-3 K		0-0 F4		0-0 HR 1H		5	2	2	2	0	1	3			
Larry Herndon, R OBP: 0.300, SLG: 0.356 (1, 7)	0-0 E9 2B		0-0 F9		0-0 6-3		0-0 5-3	0-3 K		5	1	0	0	0	1	2			
Darrell Evans, L OBP: 0.373, SLG: 0.481 (1, 3)	0-0 L6		4-0 FC5-4 BB		0-0 F2		4-0 PB BB			2	0	0	0	2	0	3			
Darnell Coles, R OBP: 0.325, SLG: 0.456 (1, 5)	0-0 1H 2H 3H 2B		4-0 FC5-4 BB		0-3 K2-3		0-0 F8			3	0	1	3	1	1	1			
Chet Lemon, R OBP: 0.325, SLG: 0.399 (1, 8)	0-0 L6		0-0 FC5-4 1-2 2-3			0-3 K		1-2 BB		3	0	0	0	1	1	3			
Tim Tolman, R OBP: 0.182, SLG: 0.222 (1, 10)		4-0 CS HR BB		0-0 F9		0-0 F8		0-0 F8		3	1	0	0	1	0	4			
Mike Heath, R OBP: 0.295, SLG: 0.352 (1, 2)		0-3 K		0-0 F4		0-0 BB 1B		0-0 F8		4	0	1	0	0	1	1			
Inning Stats	R: 3 E: 1 K: 1 S: 9	H: 3 LOB: 1 BB: 0 P: 9	R: 2 E: 0 K: 2 S: 8	H: 1 LOB: 0 BB: 1 P: 12	R: 0 E: 0 K: 0 S: 3	H: 0 LOB: 2 BB: 2 P: 11	R: 1 E: 0 K: 1 S: 6	H: 1 LOB: 0 BB: 0 P: 6	R: 0 E: 0 K: 1 S: 5	H: 0 LOB: 0 BB: 0 P: 5	R: 0 E: 0 K: 1 S: 7	H: 2 LOB: 3 BB: 1 P: 11	R: 0 E: 0 K: 0 S: 3	H: 0 LOB: 2 BB: 2 P: 11	R: 2 E: 0 K: 2 S: 9	H: 2 LOB: 0 BB: 0 P: 9		1B: 4 2B: 2 3B: 0 HR: 3	SF: 0 SAC: 0 DP: 0 HBP: 0
PITCHER Juan Nieves, L ERA: 5.04 (1, 1)	IP: 6.0 WLS: L BF: 30 H: 7 R: 6 ER: 1 SO: 6 BB: 4 IBB: 0 HBP: 0 BLK: 0 WP: 0 HR: 2 S: 38 P: 54 ERA: 1.50 WHIP: 1.833															PITCHER			
PITCHER Bryan Clutterbuck, R ERA: 4.93 (7, 1)	IP: 2.0 WLS: L BF: 10 H: 2 R: 2 ER: 2 SO: 2 BB: 2 IBB: 0 HBP: 0 BLK: 0 WP: 0 HR: 1 S: 12 P: 20 ERA: 9.00 WHIP: 2.000															PITCHER			

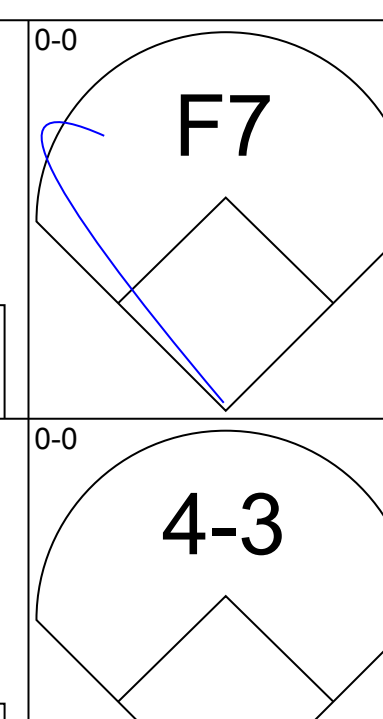
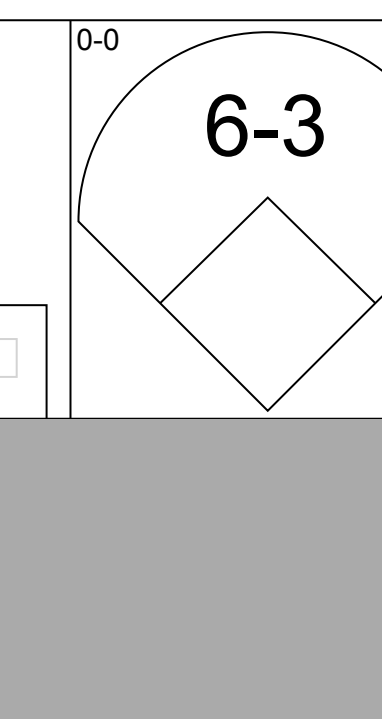
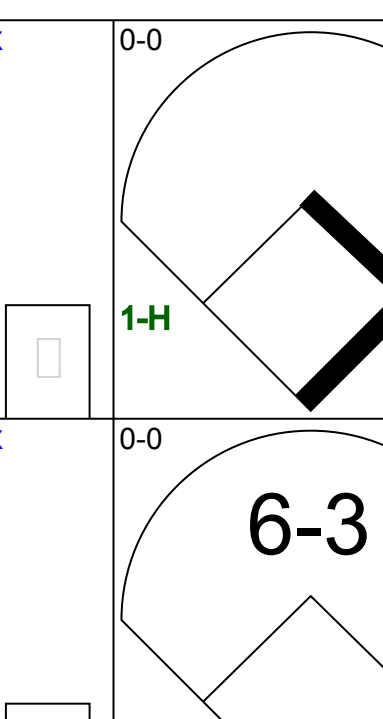
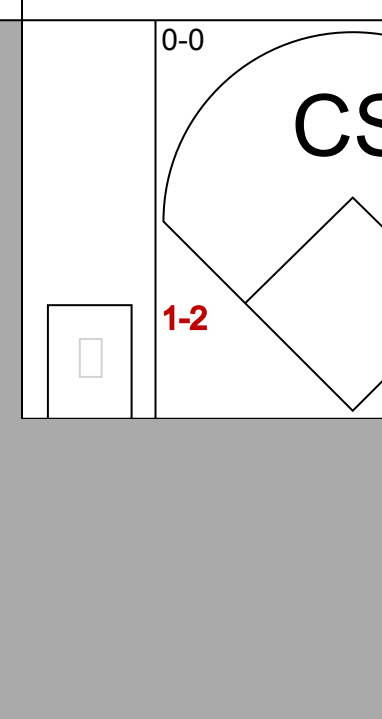
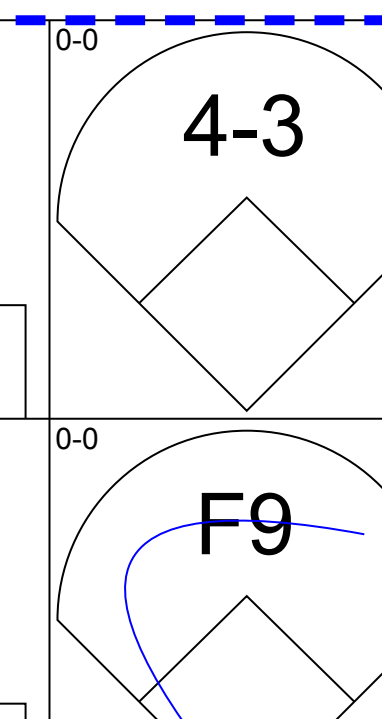
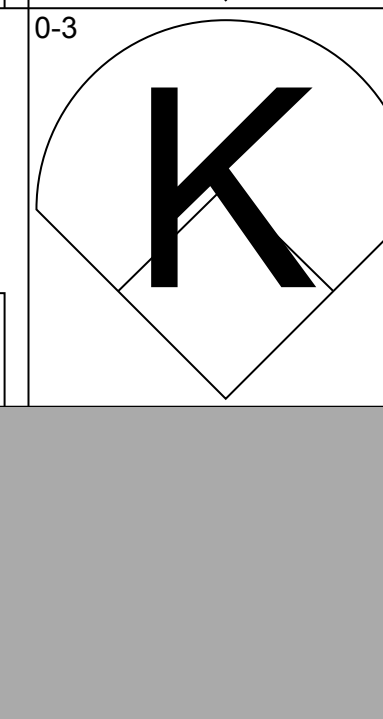
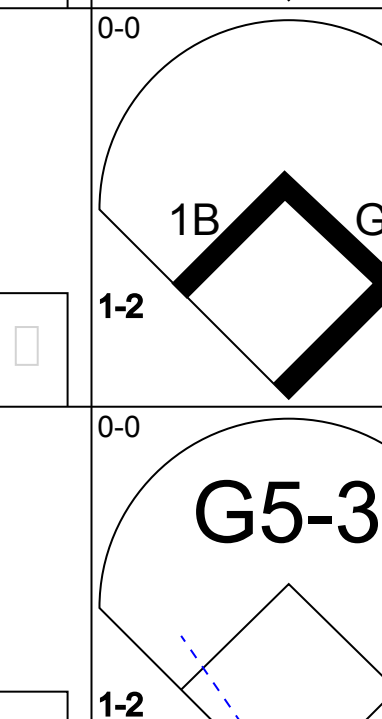

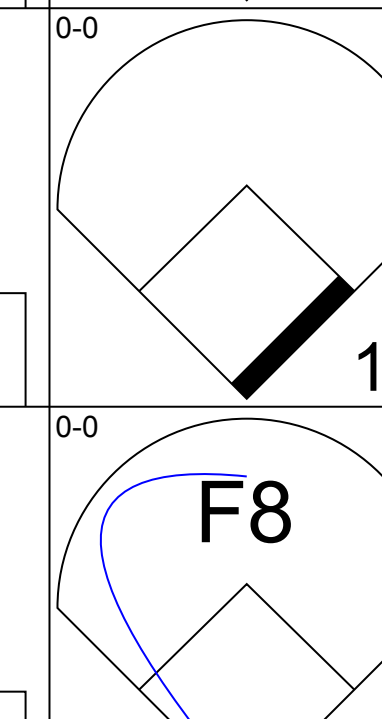

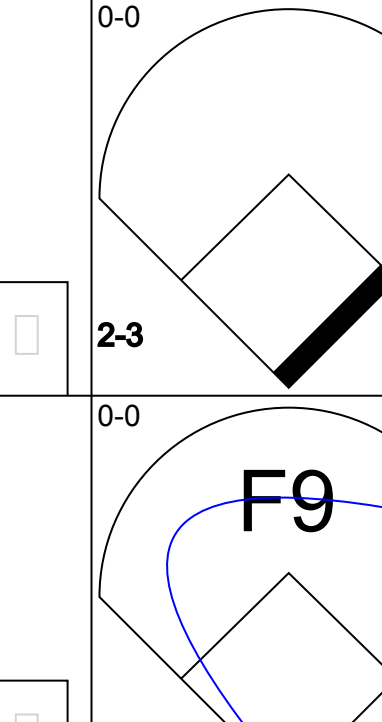
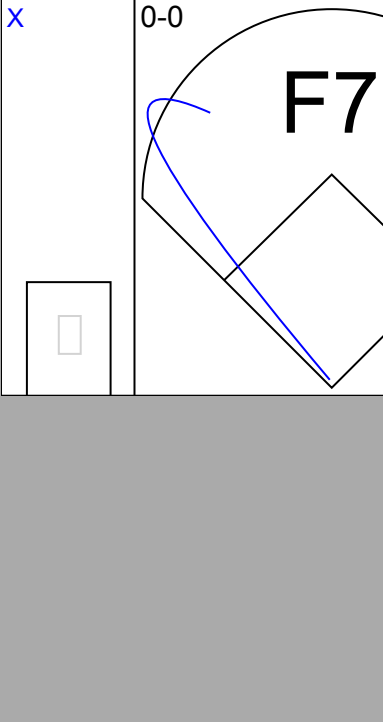

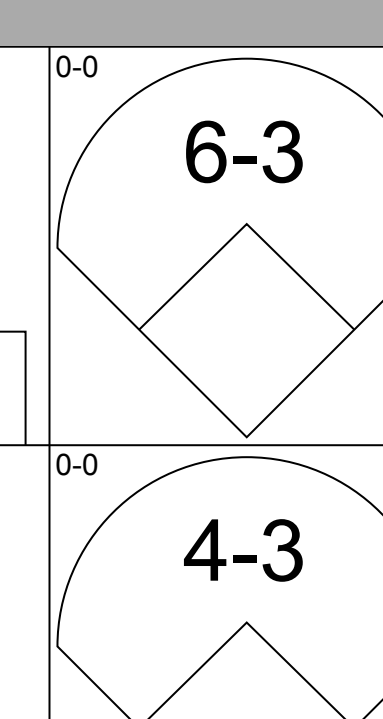
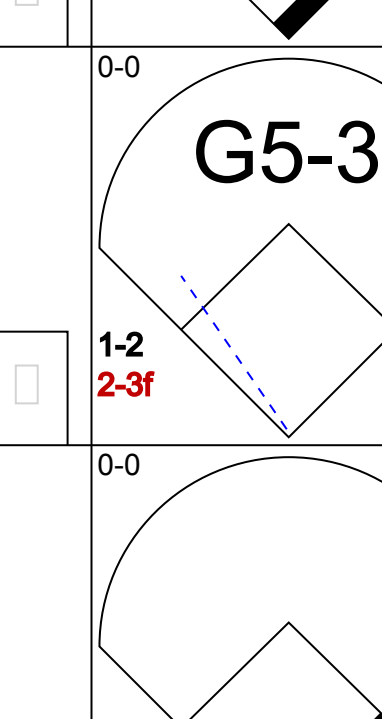
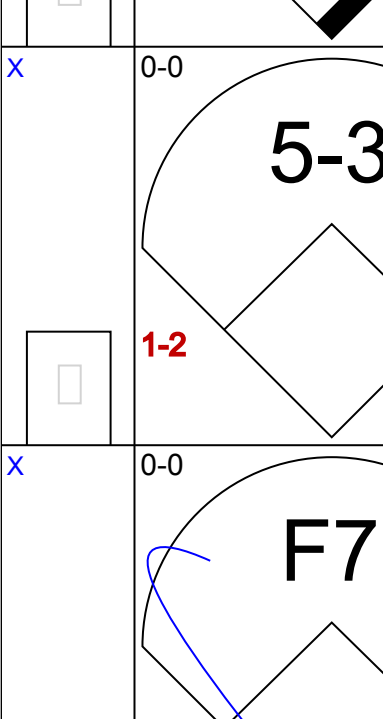
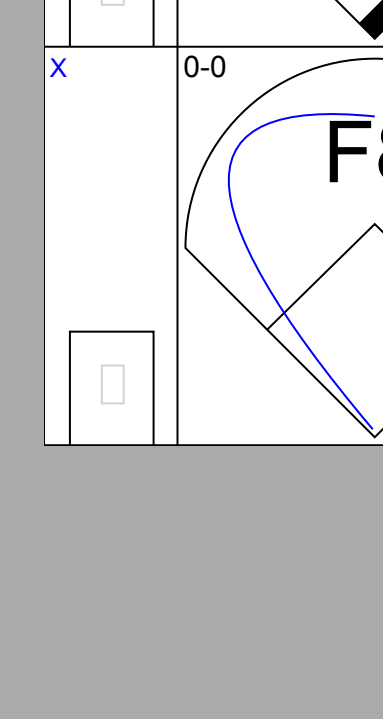
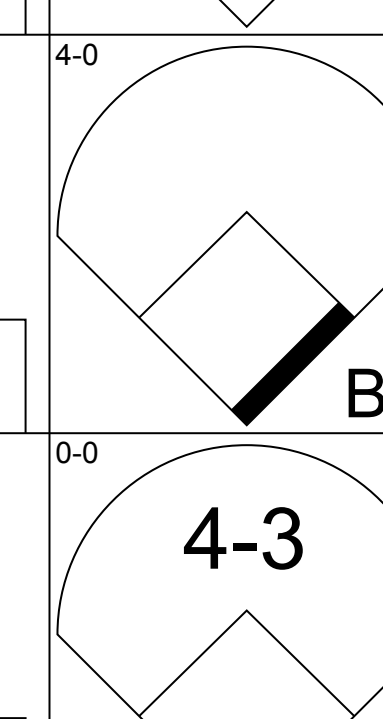
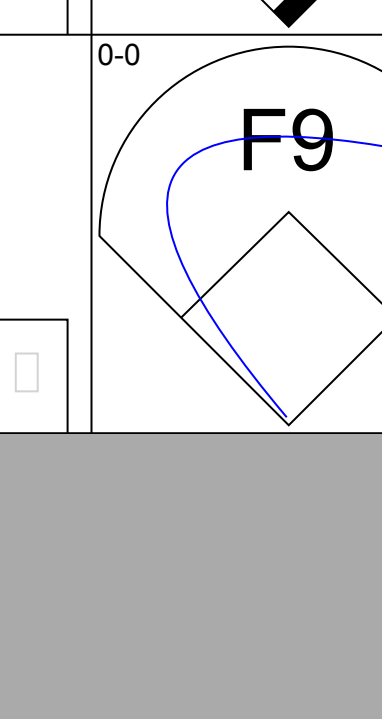



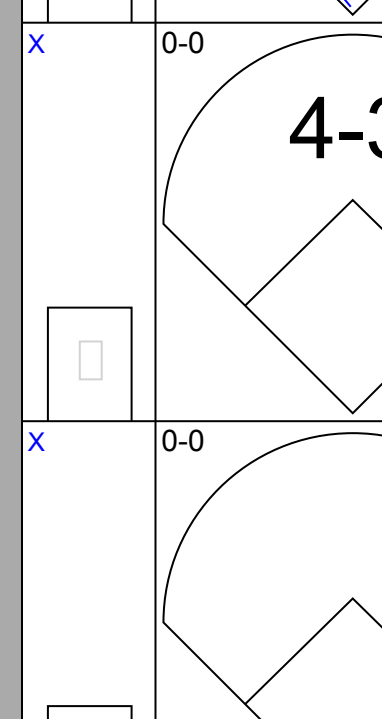
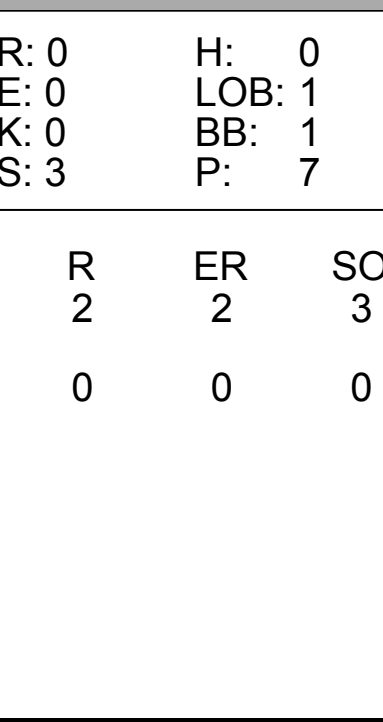
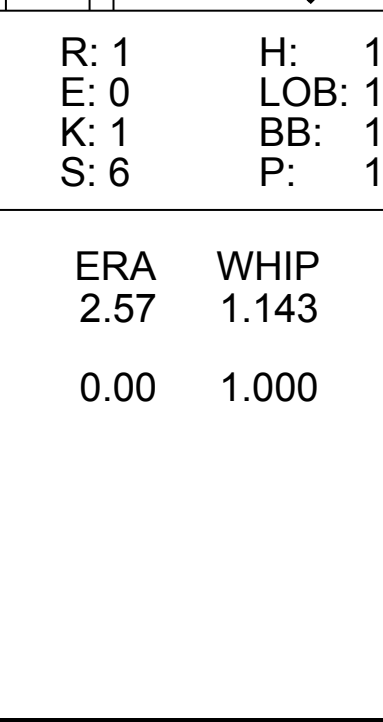
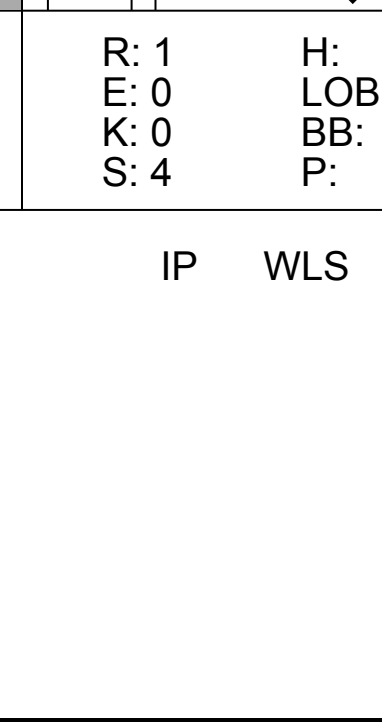



Batter	1	2	3	4	5	6	7	8	9	AB	R	H	RBI	BB	SO	LOB	TOP								
Tony Fernandez, S (1, 6) OBP: 0.340, SLG: 0.431	0-0 4-3		0-0 6-3		0-3 K			0-0 F9		4	0	0	0	0	1	3	Toronto Blue Jays @ Milwaukee Brewers Milwaukee County Stadium, Milwaukee, WI Fri Sep 12 1986, 8:05 PM EDT Att: 7,255 - Unknown livebaseballscorecards.com								
Willie Upshaw, L (1, 3) OBP: 0.336, SLG: 0.359	4-0 BB			0-0 1B	0-0 L4			0-0 F3		3	0	1	0	1	0	3									
Rance Mulliniks, L (1, 5) OBP: 0.336, SLG: 0.424	0-0 G4-6-3			0-0 F7				0-0 F7		2	0	0	0	0	0	1									
Garth Iorg, R (6, PH) OBP: 0.291, SLG: 0.324	0-0 1-2			0-0 F9				0-0 F8		2	0	0	0	0	0	0									
George Bell, R (1, 10) OBP: 0.368, SLG: 0.567		0-0 CS		0-0 F9				0-3 K		4	0	1	0	0	1	0									
Jesse Barfield, R (1, 9) OBP: 0.381, SLG: 0.551		0-3 K			0-0 1B	0-3 K		0-0 FC6-4		4	1	2	0	0	2	1									
Ernie Whitt, L (1, 2) OBP: 0.314, SLG: 0.434		4-0 BB			0-0 2B			0-3 K		1	0	1	0	1	0	0									
Damaso Garcia, R (7, PH) OBP: 0.303, SLG: 0.374		1-2 BB			1-2 1B			0-3 K		2	0	1	0	0	1	1									
Rick Leach, L (1, 7) OBP: 0.326, SLG: 0.455		0-3 K			0-0 1B			0-0 FC6-4		1	0	0	0	0	1	2									
Kelly Gruber, R (5, PH) OBP: 0.207, SLG: 0.333		2-3 K			1-3 2H			1-2 1B		3	0	2	1	0	0	1									
Ron Shepherd, R (1, 8) OBP: 0.326, SLG: 0.500			0-3 K		0-3 K			0-0 G6-3		2	0	0	0	0	2	2									
Lloyd Moseby, L (7, PH) OBP: 0.346, SLG: 0.440								1-2 2-3		1	0	0	0	0	0	2									
Manuel Lee, S (1, 4) OBP: 0.298, SLG: 0.386				0-0 F7				0-3 K		1	0	0	0	1	0	0									
Cliff Johnson, R (7, PH) OBP: 0.359, SLG: 0.435										1	0	0	0	0	1	1									
Buck Martinez, R (7, 2) OBP: 0.282, SLG: 0.292										0	0	0	0	0	0	0									
Inning Stats	R: 0 E: 0 K: 0 S: 2	H: 0 LOB: 0 BB: 1 P: 6	R: 0 E: 0 K: 2 S: 7	H: 1 LOB: 2 BB: 1 P: 11	R: 0 E: 0 K: 1 S: 5	H: 0 LOB: 0 BB: 0 P: 5	R: 0 E: 0 K: 0 S: 3	H: 1 LOB: 0 BB: 0 P: 3	R: 1 E: 0 K: 2 S: 10	H: 3 LOB: 3 BB: 1 P: 14	R: 0 E: 0 K: 1 S: 5	H: 0 LOB: 0 BB: 0 P: 5	R: 0 E: 0 K: 1 S: 6	H: 2 LOB: 1 BB: 0 P: 6	R: 0 E: 0 K: 0 S: 3	H: 0 LOB: 1 BB: 0 P: 8	R: 0 E: 0 K: 2 S: 8	H: 1 LOB: 1 BB: 0 P: 8	1B: 7 2B: 2 3B: 0 HR: 0	SF: 0 SAC: 0 DP: 3 HBP: 0	WP: 0 PB: 0 SB: 0 CS: 1	PA: 34			
PITCHER	IP	WLS	BF	H	R	ER	SO	BB	IBB	HBP	BLK	WP	HR	S	P	ERA	WHIP								
Mike Birkbeck, R (1, 1) ERA: 6.17	4.0		15	4	1	1	3	2	0	0	0	0	0	19	27	2.25	1.500								
John Henry Johnson, L (5, 1) ERA: 3.15	2.0	W	10	3	0	0	3	1	0	0	0	0	0	15	19	0.00	2.000								
Mark Clear, R (7, 1) ERA: 1.89	3.0	S	9	1	0	0	3	0	0	0	0	0	0	15	15	0.00	0.333								

Batter	1	2	3	4	5	6	7	8	9	AB	R	H	RBI	BB	SO	LOB	BOTTOM									
Paul Molitor, R (1, 5) OBP: 0.345, SLG: 0.433	0-0 F8		0-0 E4		0-0 4-3			0-0 G3		4	2	2	1	0	0	1	Toronto Blue Jays @ Milwaukee Brewers Milwaukee County Stadium, Milwaukee, WI Fri Sep 12 1986, 8:05 PM EDT Att: 7,255 - Unknown livebaseballscorecards.com									
Robin Yount, R (1, 8) OBP: 0.395, SLG: 0.442	0-0 F8		0-0 S			0-3 K		0-0 F9		4	0	1	1	0	1	2										
Cecil Cooper, L (1, 3) OBP: 0.303, SLG: 0.369	0-0 SF7		0-0 4-3			0-0 F8		0-0 G3		3	0	0	1	0	0	2										
Rob Deer, R (1, 9) OBP: 0.336, SLG: 0.527	0-0 F6			0-0 5-3		0-3 K		0-3 K		4	0	0	0	0	2	1										
Billy Jo Roidoux, L (1, 10) OBP: 0.367, SLG: 0.314		0-0 F7		0-3 K				0-0 6-3		3	0	0	0	0	1	0										
Ernest Riles, L (1, 6) OBP: 0.321, SLG: 0.354		0-0 3-1		0-0 F8		0-3 K		0-3 K		3	0	0	0	0	1	0										
Glenn Braggs, R (1, 7) OBP: 0.279, SLG: 0.366			0-0 F5		0-0 5-3			0-0 1-3		3	0	0	0	0	0	0										
Rick Manning, L (8, 7) OBP: 0.329, SLG: 0.449										0	0	0	0	0	0	0										
Bill Schroeder, R (1, 2) OBP: 0.271, SLG: 0.367			0-0 3-1		1-0 HBP			0-0 2B		2	1	1	0	0	0	0										
Jim Gantner, L (1, 4) OBP: 0.319, SLG: 0.377			0-0 6-3		0-0 F9			0-0 2B		3	1	1	1	0	0	1										
Inning Stats	R: 1 E: 0 K: 0 S: 4	H: 1 LOB: 0 BB: 0 P: 4	R: 0 E: 0 K: 0 S: 3	H: 0 LOB: 0 BB: 0 P: 3	R: 1 E: 1 K: 0 S: 5	H: 1 LOB: 1 BB: 0 P: 5	R: 0 E: 0 K: 1 S: 5	H: 0 LOB: 0 BB: 0 P: 5	R: 0 E: 0 K: 2 S: 7	H: 0 LOB: 0 BB: 0 P: 7	R: 0 E: 0 K: 1 S: 5	H: 0 LOB: 0 BB: 0 P: 5	R: 0 E: 0 K: 1 S: 8	H: 3 LOB: 1 BB: 0 P: 8	R: 2 E: 0 K: 1 S: 8	H: 3 LOB: 1 BB: 0 P: 8		1B: 2 2B: 3 3B: 0 HR: 0	SF: 1 SAC: 0 DP: 0 HBP: 1	WP: 0 PB: 0 SB: 2 CS: 0	PA: 31					
PITCHER	IP	WLS	BF	H	R	ER	SO	BB	IBB	HBP	BLK	WP	HR	S	P	ERA		WHIP								
Jim Clancy, R (1, 1) ERA: 3.88	7.0	L	28	5	4	3	4	0	0	1	0	0	0	35	36	3.86		0.714								
Mark Eichhorn, R (8, 1) ERA: 1.73	1.0		3	0	0	0	1	0	0	0	0	0	0	5	5	0.00		0.000								

Batter	1	2	3	4	5	6	7	8	9	AB	R	H	RBI	BB	SO	LOB	TOP					
Tony Fernandez, S OBP: 0.345, SLG: 0.436	6-3		WP 1B			L5		1B 1B		4	0	2	0	0	0	0	Toronto Blue Jays @ Milwaukee Brewers Milwaukee County Stadium, Milwaukee, WI Sun Sep 14 1986, 4:33 AM EDT Att: 8,706 - Unknown livebaseballscorecards.com					
Garth Iorg, R OBP: 0.302, SLG: 0.333	G3 2B		1-3 BB			F8		1-2 1B		3	0	2	0	1	0	0						
Lloyd Moseby, L OBP: 0.342, SLG: 0.434	G3 2-3		F8			4-3		4-3		4	0	0	0	0	5	5						
George Bell, R OBP: 0.363, SLG: 0.558	F8			0-3 K				F4		4	0	0	0	0	1	1						
Jesse Barfield, R OBP: 0.379, SLG: 0.547		F9		5-3				F9		4	0	1	0	0	0	0						
Cliff Johnson, R OBP: 0.357, SLG: 0.431		G4-6-3 BB		F7				F7		3	0	0	0	1	0	1						
Cecil Fielder, R OBP: 0.237, SLG: 0.304		G4-6-3 1-2				K		K		3	0	0	0	0	2	2						
Buck Martinez, R OBP: 0.283, SLG: 0.288			G5-4-3 BB			F9		F9		2	0	0	0	1	0	0						
Kelly Gruber, R OBP: 0.202, SLG: 0.324			G5-4-3 1-2			K		F7		3	0	0	0	0	1	1						
Inning Stats	R: 0 E: 0 K: 0 S: 4	H: 1 LOB: 1 BB: 0 P: 4	R: 0 E: 0 K: 0 S: 2	H: 0 LOB: 0 BB: 1 P: 6	R: 0 E: 0 K: 0 S: 3	H: 1 LOB: 2 BB: 2 P: 11	R: 0 E: 0 K: 1 S: 5	H: 0 LOB: 0 BB: 0 P: 5	R: 0 E: 0 K: 2 S: 7	H: 0 LOB: 0 BB: 0 P: 7	R: 0 E: 0 K: 0 S: 3	H: 0 LOB: 0 BB: 0 P: 3	R: 0 E: 0 K: 1 S: 6	H: 1 LOB: 1 BB: 0 P: 6	R: 0 E: 0 K: 0 S: 5	H: 2 LOB: 2 BB: 0 P: 5	R: 0 E: 0 K: 0 S: 3	H: 0 LOB: 0 BB: 0 P: 3	1B: 4 2B: 1 3B: 0 HR: 0	SF: 0 SAC: 0 DP: 2 HBP: 0	WP: 1 PB: 0 SB: 0 CS: 0	PA: 33
PITCHER Teddy Higuera, L ERA: 2.79	IP: 9.0 WLS: W BF: 33	H: 5 R: 0 ER: 0 SO: 4	BB: 3 IBB: 0 HBP: 0 BLK: 0	WP: 1 HR: 0 S: 38 P: 50	ERA: 0.00 WHIP: 0.889	PITCHER										IP: 9.0 WLS: W BF: 33	H: 5 R: 0 ER: 0 SO: 4	BB: 3 IBB: 0 HBP: 0 BLK: 0	WP: 1 HR: 0 S: 38 P: 50	ERA: 0.00 WHIP: 0.889		

Batter	1	2	3	4	5	6	7	8	9	AB	R	H	RBI	BB	SO	LOB	BOTTOM			
Paul Molitor, R OBP: 0.347, SLG: 0.430	L3		F9			S 1B		K		5	1	2	0	0	1	0	Toronto Blue Jays @ Milwaukee Brewers Milwaukee County Stadium, Milwaukee, WI Sun Sep 14 1986, 4:33 AM EDT Att: 8,706 - Unknown livebaseballscorecards.com			
Robin Yount, R OBP: 0.394, SLG: 0.444	K		1B			K		F8		5	1	2	0	0	2	1				
Cecil Cooper, L OBP: 0.310, SLG: 0.378	2B		1B			1-3 1B		1B E 1B		4	1	4	2	0	0	0				
Rob Deer, R OBP: 0.333, SLG: 0.518	5-3		K			1-3 1B		K		4	0	0	0	0	2	5				
Ernest Riles, L OBP: 0.323, SLG: 0.354		WP BB	F8			G3		E 1B		3	0	1	0	1	0	3				
Rick Manning, L OBP: 0.322, SLG: 0.438		L9				F6		G3		4	0	0	0	0	0	2				
Glenn Braggs, R OBP: 0.284, SLG: 0.366		1-2 BB				K		F2		3	1	1	0	1	1	2				
Dale Sveum, S OBP: 0.327, SLG: 0.392		K				1B		F6		4	1	2	2	0	1	4				
Charlie Moore, R OBP: 0.323, SLG: 0.369		F2				K		F7		4	0	0	0	0	1	3				
Inning Stats	R: 0 E: 0 K: 1 S: 6	H: 1 LOB: 1 BB: 0 P: 6	R: 0 E: 0 K: 1 S: 5	H: 0 LOB: 2 BB: 2 P: 13	R: 0 E: 0 K: 2 S: 8	H: 1 LOB: 1 BB: 0 P: 8	R: 1 E: 0 K: 1 S: 7	H: 2 LOB: 1 BB: 0 P: 7	R: 2 E: 0 K: 0 S: 5	H: 3 LOB: 0 BB: 0 P: 5	R: 2 E: 1 K: 1 S: 9	H: 3 LOB: 2 BB: 0 P: 9	R: 0 E: 0 K: 1 S: 5	H: 0 LOB: 0 BB: 0 P: 5	R: 0 E: 0 K: 1 S: 5	H: 0 LOB: 0 BB: 0 P: 5	1B: 9 2B: 1 3B: 1 HR: 1	SF: 0 SAC: 0 DP: 0 HBP: 0	WP: 1 PB: 0 SB: 1 CS: 1	PA: 39
PITCHER Dave Stieb, R ERA: 4.96 Jeff Musselman, L ERA: 54.0 Bill Caudill, R ERA: 5.82 Tom Henke, R ERA: 3.83	IP: 6.0 WLS: L BF: 28	H: 9 R: 3 ER: 3 SO: 6	BB: 2 IBB: 0 HBP: 0 BLK: 0	WP: 1 HR: 1 S: 38 P: 46	ERA: 4.50 WHIP: 1.833	PITCHER										IP: 6.0 WLS: L BF: 28	H: 9 R: 3 ER: 3 SO: 6	BB: 2 IBB: 0 HBP: 0 BLK: 0	WP: 1 HR: 1 S: 38 P: 46	ERA: 4.50 WHIP: 1.833

Batter	1	2	3	4	5	6	7	8	9	AB	R	H	RBI	BB	SO	LOB	TOP				
Paul Mollitor, R OBP: 0.347, SLG: 0.426 (1, 5)										4	0	1	0	0	1	1	Milwaukee Brewers @ Boston Red Sox Fenway Park, Boston, MA Tue Sep 16 1986, 3:33 AM EDT Unknown				
Robin Yount, R OBP: 0.392, SLG: 0.440 (1, 8)										4	0	0	0	0	2	2					
Cecil Cooper, L OBP: 0.309, SLG: 0.374 (1, 3)										4	0	0	0	0	1	0					
Ben Oglivie, L OBP: 0.341, SLG: 0.387 Glenn Braggs, R OBP: 0.294, SLG: 0.363 (1, 7)										0	0	0	0	0	0	0					
Billy Jo Robidoux, L OBP: 0.357, SLG: 0.301 (1, 10)										3	0	0	0	1	1	1					
Rob Deer, R OBP: 0.333, SLG: 0.514 (1, 9)										4	0	1	0	0	2	1					
Ernest Riles, L OBP: 0.324, SLG: 0.356 (1, 6)										3	0	2	1	0	0	0					
Jim Cantner, L OBP: 0.315, SLG: 0.371 (1, 4)										3	0	0	0	0	1	4					
Charlie Moore, R OBP: 0.319, SLG: 0.364 (1, 2)										3	0	0	0	0	1	2					
Inning Stats	R: 0 E: 0 K: 2 S: 7	H: 0 LOB: 0 BB: 0 P: 7	R: 0 E: 0 K: 3 S: 9	H: 0 LOB: 0 BB: 0 P: 9	R: 0 E: 0 K: 2 S: 9	H: 2 LOB: 2 BB: 0 P: 9	R: 1 E: 0 K: 1 S: 7	H: 2 LOB: 2 BB: 1 P: 11	R: 0 E: 0 K: 1 S: 5	H: 0 LOB: 0 BB: 0 P: 5	R: 0 E: 0 K: 1 S: 6	H: 1 LOB: 1 BB: 0 P: 6	R: 0 E: 0 K: 0 S: 4	H: 1 LOB: 1 BB: 0 P: 4	R: 0 E: 0 K: 0 S: 3	H: 0 LOB: 0 BB: 0 P: 3		R: 0 E: 0 K: 0 S: 3	H: 0 LOB: 0 BB: 0 P: 3	1B: 6 2B: 0 3B: 0 HR: 0	SF: 1 SAC: 0 DP: 0 HBP: 0
PITCHER Roger Clemens, R ERA: 2.56 (1, 1)	IP: 9.0 WLS: W BF: 34 H: 6 R: 1 ER: 1 SO: 10 BB: 1 IBB: 0 HBP: 0 BLK: 0 WP: 0 HR: 0 S: 53 P: 57 ERA: 1.00 WHIP: 0.778															PITCHER Roger Clemens, R ERA: 2.56 (1, 1)	IP: 9.0 WLS: W BF: 34 H: 6 R: 1 ER: 1 SO: 10 BB: 1 IBB: 0 HBP: 0 BLK: 0 WP: 0 HR: 0 S: 53 P: 57 ERA: 1.00 WHIP: 0.778				


Batter	1	2	3	4	5	6	7	8	9	AB	R	H	RBI	BB	SO	LOB	BOTTOM				
Wade Boggs, L OBP: 0.350, SLG: 0.486 (1, 5)										4	0	1	1	0	0	0	Milwaukee Brewers @ Boston Red Sox Fenway Park, Boston, MA Tue Sep 16 1986, 3:33 AM EDT Unknown				
Marty Barrett, R OBP: 0.354, SLG: 0.394 (1, 4)										3	0	0	0	1	0	1					
Bill Buckner, L OBP: 0.312, SLG: 0.438 La Schelle Tarver, L OBP: 0.174, SLG: 0.136 Dave Stapleton, R OBP: 0.156, SLG: 0.161 (8, PR)										4	0	2	0	0	1	0					
Jim Rice, R OBP: 0.384, SLG: 0.508 (1, 7)										4	0	0	0	0	0	4					
Don Baylor, R OBP: 0.346, SLG: 0.445 (1, 10)										3	0	1	0	0	0	0					
Dwight Evans, R OBP: 0.376, SLG: 0.474 (1, 9)										2	1	1	1	1	0	2					
Tony Armas, R OBP: 0.317, SLG: 0.437 Dave Henderson, R OBP: 0.343, SLG: 0.472 (8, 8)										3	0	0	0	0	0	1					
Rich Gedman, L OBP: 0.308, SLG: 0.409 (1, 2)										3	0	0	0	0	2	0					
Spike Owen, S OBP: 0.299, SLG: 0.320 (1, 6)										2	1	1	0	1	0	0					
Inning Stats	R: 0 E: 0 K: 1 S: 5	H: 0 LOB: 0 BB: 0 P: 5	R: 0 E: 0 K: 0 S: 3	H: 0 LOB: 1 BB: 1 P: 7	R: 0 E: 0 K: 1 S: 5	H: 0 LOB: 0 BB: 0 P: 5	R: 0 E: 0 K: 0 S: 4	H: 2 LOB: 2 BB: 1 P: 8	R: 1 E: 0 K: 1 S: 6	H: 1 LOB: 1 BB: 1 P: 10	R: 0 E: 1 K: 0 S: 3	H: 0 LOB: 0 BB: 0 P: 3	R: 1 E: 0 K: 0 S: 4	H: 2 LOB: 2 BB: 0 P: 4	R: 0 E: 0 K: 0 S: 4	H: 1 LOB: 1 BB: 0 P: 4		R: 0 E: 0 K: 0 S: 4	H: 1 LOB: 1 BB: 0 P: 4	1B: 4 2B: 1 3B: 0 HR: 1	SF: 0 SAC: 0 DP: 1 HBP: 0
PITCHER Juan Nieves, L ERA: 4.94 Dan Plesac, L ERA: 3.09 (8, 1)	IP: 7.0 WLS: L BF: 27 H: 5 R: 2 ER: 2 SO: 3 BB: 3 IBB: 0 HBP: 0 BLK: 0 WP: 0 HR: 1 S: 30 P: 42 ERA: 2.57 WHIP: 1.143															PITCHER Juan Nieves, L ERA: 4.94 Dan Plesac, L ERA: 3.09 (8, 1)	IP: 7.0 WLS: L BF: 27 H: 5 R: 2 ER: 2 SO: 3 BB: 3 IBB: 0 HBP: 0 BLK: 0 WP: 0 HR: 1 S: 30 P: 42 ERA: 2.57 WHIP: 1.143				


Batter	1	2	3	4	5	6	7	8	9	AB	R	H	RBI	BB	SO	LOB	TOP								
Paul Moltor, R OBP: 0.346, SLG: 0.432 (1, 5)	5-3		G5-4-3		G6-4-3			HR		4	1	1	1	0	0	4	Milwaukee Brewers @ Boston Red Sox Fenway Park, Boston, MA Tue Sep 16 1986, 7:05 PM EDT Att: 31,272 - Unknown								
Robin Yount, R OBP: 0.392, SLG: 0.439 (1, 8)	F9			5-3		1B	BB	1B		3	1	1	0	1	0	0									
Cecil Cooper, L OBP: 0.306, SLG: 0.371 (1, 10)	K			F7		F4		G6-4-3		4	0	0	0	0	1	2									
Glenn Briggs, R OBP: 0.283, SLG: 0.371 (1, 7)		3B		4-3		K		K		4	0	1	0	0	2	1									
Billy Jo Robidoux, L OBP: 0.365, SLG: 0.311 (1, 3)	K				2B	1B		2B		4	1	3	1	0	1	1									
Rob Deer, R OBP: 0.333, SLG: 0.514 (1, 9)	F6				1B	1B		1B		4	0	1	0	0	1	3									
Dale Sveum, S OBP: 0.319, SLG: 0.381 (1, 4)	F7				2B					4	0	0	0	0	1	3									
Rick Cerone, R OBP: 0.296, SLG: 0.376 (1, 2)			5-3		BB	BB				3	0	1	0	1	0	0									
Edgar Diaz, R OBP: 0.667, SLG: 0.500 Ernest Riles, L OBP: 0.323, SLG: 0.356 (9, PH)					1B	BB		K		2	0	1	0	1	1	0									
					1B	BB				1	0	0	0	0	1	2									
Inning Stats	R: 0 E: 0 K: 1 S: 5	H: 0 LOB: 0 BB: 0 P: 5	R: 0 E: 0 K: 1 S: 6	H: 1 LOB: 1 BB: 0 P: 6	R: 0 E: 0 K: 0 S: 3	H: 1 LOB: 0 BB: 0 P: 3	R: 0 E: 0 K: 0 S: 3	H: 0 LOB: 0 BB: 0 P: 3	R: 1 E: 1 K: 0 S: 4	H: 2 LOB: 2 BB: 2 P: 12	R: 1 E: 0 K: 2 S: 8	H: 1 LOB: 1 BB: 1 P: 12	R: 0 E: 0 K: 1 S: 5	H: 0 LOB: 0 BB: 0 P: 5	R: 1 E: 0 K: 1 S: 6	H: 2 LOB: 2 BB: 0 P: 6	R: 0 E: 0 K: 2 S: 9	H: 2 LOB: 2 BB: 0 P: 9	1B: 5 2B: 2 3B: 1 HR: 1	SF: 0 SAC: 0 DP: 3 HBP: 0	WP: 0 PB: 0 SB: 1 CS: 0	PA: 36			
PITCHER	IP	WLS	BF	H	R	ER	SO	BB	IBB	HBP	BLK	WP	HR	S	P	ERA	WHIP								
Jeff Sellers, R ERA: 4.52 (1, 1)	5.2		23	5	2	2	3	3	0	0	0	0	0	26	38	3.18	1.412								
Steve Crawford, R ERA: 3.86 (6, 1)	1.1	W	4	0	0	0	2	0	0	0	0	0	0	8	8	0.00	0.000								
Calvin Schiraldi, R ERA: 1.26 (8, 1)	2.0		9	4	1	1	3	0	0	0	0	0	1	15	15	4.50	2.000								


Batter	1	2	3	4	5	6	7	8	9	AB	R	H	RBI	BB	SO	LOB	BOTTOM								
Wade Boggs, L OBP: 0.351, SLG: 0.486 (1, 5)	1B	F8				4-3		WP		4	2	2	2	1	0	1	Milwaukee Brewers @ Boston Red Sox Fenway Park, Boston, MA Tue Sep 16 1986, 7:05 PM EDT Att: 31,272 - Unknown								
Marty Barrett, R OBP: 0.352, SLG: 0.391 (1, 4)	1-3		F8	F4				2B		4	1	0	0	1	0	4									
Pat Dodson, L OBP: 0.714, SLG: 1.333 (1, 3)	2B		F8		G3			BB		4	2	2	2	1	0	0									
Jim Rice, R OBP: 0.388, SLG: 0.511 (1, 7)				FC5-4			F3	1B		3	1	2	0	2	0	1									
Don Baylor, R OBP: 0.343, SLG: 0.440 (1, 10)	FC5		FC5-4		FC5-4		F7	K		5	0	0	0	0	1	6									
Dwight Evans, R OBP: 0.378, SLG: 0.475 (1, 9)	6-3			2B			F3	2B		3	1	1	1	2	0	2									
Tony Armas, R ERA: 4.48 Rich Gedman, L OBP: 0.309, SLG: 0.409 (7, 2)	F8			K			F3	K		3	0	0	0	0	1	2									
Dave Sax, R OBP: 0.667, SLG: 1.000 Dave Henderson, R OBP: 0.341, SLG: 0.469 (6, PR) (7, 8)		F4						E6		3	0	2	0	0	0	0									
Spike Owen, S OBP: 0.299, SLG: 0.318 (1, 6)		3-1			F6			K		3	1	0	0	0	1	3									
								WP		1B															
Inning Stats	R: 3 E: 1 K: 0 S: 7	H: 3 LOB: 1 BB: 0 P: 7	R: 0 E: 0 K: 0 S: 3	H: 0 LOB: 0 BB: 0 P: 3	R: 0 E: 0 K: 0 S: 4	H: 1 LOB: 1 BB: 0 P: 4	R: 0 E: 0 K: 1 S: 6	H: 1 LOB: 2 BB: 2 P: 14	R: 0 E: 0 K: 0 S: 3	H: 0 LOB: 1 BB: 1 P: 7	R: 0 E: 0 K: 1 S: 6	H: 1 LOB: 0 BB: 0 P: 6	R: 0 E: 0 K: 0 S: 3	H: 0 LOB: 1 BB: 1 P: 7	R: 6 E: 1 K: 3 S: 14	H: 4 LOB: 3 BB: 3 P: 27	1B: 6 2B: 4 3B: 0 HR: 0	SF: 0 SAC: 0 DP: 0 HBP: 1	WP: 3 PB: 0 SB: 0 CS: 0	PA: 44					
PITCHER	IP	WLS	BF	H	R	ER	SO	BB	IBB	HBP	BLK	WP	HR	S	P	ERA	WHIP								
Tim Leary, R ERA: 4.48 (1, 1)	7.0		32	6	3	1	2	3	1	0	0	0	0	32	48	1.29	1.286								
Mark Clear, R ERA: 2.25 (8, 1)	0.1	L	7	3	6	3	1	1	0	1	0	3	0	7	12	81.00	12.000								
John Henry Johnson, L ERA: 2.86 (8, 1)	0.2		5	1	0	0	2	1	1	0	0	0	0	7	15	0.00	3.000								


Batter	1	2	3	4	5	6	7	8	9	AB	R	H	RBI	BB	SO	LOB	TOP			
Paul Moltis, R OBP: 0.347, SLG: 0.433 (1, 5)										4	0	2	0	0	1	1	Milwaukee Brewers @ Boston Red Sox Fenway Park, Boston, MA Wed Sep 17 1986, 7:05 PM EDT Att: 26,976 - Unknown			
Ernest Riles, L OBP: 0.323, SLG: 0.357 (1, 6)										4	0	1	0	0	0	2				
Cecil Cooper, L OBP: 0.306, SLG: 0.370 (1, 3)										4	0	1	0	0	0	3				
Glenn Briggs, R OBP: 0.277, SLG: 0.363 (1, 7)										4	0	0	0	0	1	4				
Rob Deer, R OBP: 0.332, SLG: 0.512 (1, 9)										4	0	1	0	0	1	2				
Bill Schroeder, R OBP: 0.275, SLG: 0.398 (1, 2)										3	1	1	1	1	1	1				
Gorman Thomas, R OBP: 0.306, SLG: 0.373 (1, 10)										4	0	1	0	0	1	2				
Rick Manning, L OBP: 0.315, SLG: 0.427 (1, 8)										4	0	0	0	0	1	1				
Jim Gantner, L OBP: 0.315, SLG: 0.371 (1, 4)										3	0	1	0	0	0	0				
Inning Stats	R: 0 E: 0 K: 1 S: 7	H: 2 LOB: 2 BB: 0 P: 7	R: 0 E: 0 K: 1 S: 4	H: 0 LOB: 0 BB: 1 P: 8	R: 0 E: 0 K: 1 S: 7	H: 2 LOB: 2 BB: 0 P: 7	R: 0 E: 0 K: 0 S: 4	H: 1 LOB: 1 BB: 0 P: 4	R: 0 E: 0 K: 0 S: 4	H: 1 LOB: 1 BB: 0 P: 4	R: 0 E: 0 K: 0 S: 3	H: 0 LOB: 0 BB: 0 P: 3	R: 0 E: 0 K: 2 S: 8	H: 0 LOB: 0 BB: 0 P: 3	R: 1 E: 0 K: 2 S: 8	H: 1 LOB: 0 BB: 0 P: 8	1B: 5 2B: 1 3B: 1 HR: 1	SF: 0 SAC: 0 DP: 1 HBP: 0	WP: 0 PB: 0 CS: 0	PA: 35
PITCHER Oil Can Boyd, R ERA: 3.88 (1, 1)	IP: 9.0 WLS: W BF: 35 H: 8 R: 1 ER: 1 SO: 6 BB: 1 IBB: 0 HBP: 0 BLK: 0 WP: 0 HR: 1 S: 46 P: 50 ERA: 1.00 WHIP: 1.000															PITCHER				

Batter	1	2	3	4	5	6	7	8	9	AB	R	H	RBI	BB	SO	LOB	BOTTOM			
Wade Boggs, L OBP: 0.350, SLG: 0.484 (1, 5)										4	0	1	0	0	0	2	Milwaukee Brewers @ Boston Red Sox Fenway Park, Boston, MA Wed Sep 17 1986, 7:05 PM EDT Att: 26,976 - Unknown			
Marty Barrett, R OBP: 0.352, SLG: 0.390 (1, 4)										4	0	1	0	0	0	1				
Bill Buckner, L OBP: 0.312, SLG: 0.437 Dave Stapleton, R OBP: 0.156, SLG: 0.161 (1, 3) (6, 3)										4	0	1	0	0	0	1				
Jim Rice, R OBP: 0.385, SLG: 0.507 (1, 7)										4	0	0	0	0	2	3				
Don Baylor, R OBP: 0.346, SLG: 0.449 (1, 10)										3	2	2	1	1	1	2				
Dwight Evans, R OBP: 0.379, SLG: 0.483 (1, 9)										4	2	2	2	0	2	1				
Tony Armas, R OBP: 0.312, SLG: 0.430 Dave Henderson, R OBP: 0.341, SLG: 0.468 (1, 8) (7, 8)										3	0	0	1	0	0	0				
Rich Gedman, L OBP: 0.307, SLG: 0.406 (1, 2)										3	0	0	0	0	1	0				
Spike Owen, S OBP: 0.299, SLG: 0.316 (1, 6)										2	0	0	0	1	0	0				
Inning Stats	R: 0 E: 0 K: 0 S: 4	H: 1 LOB: 1 BB: 0 P: 4	R: 2 E: 0 K: 1 S: 6	H: 1 LOB: 1 BB: 1 P: 10	R: 0 E: 0 K: 1 S: 7	H: 2 LOB: 2 BB: 0 P: 7	R: 0 E: 1 K: 1 S: 6	H: 0 LOB: 2 BB: 1 P: 10	R: 0 E: 0 K: 1 S: 5	H: 0 LOB: 0 BB: 0 P: 5	R: 2 E: 0 K: 0 S: 5	H: 2 LOB: 0 BB: 0 P: 5	R: 0 E: 0 K: 0 S: 3	H: 0 LOB: 0 BB: 0 P: 3	R: 0 E: 0 K: 2 S: 8	H: 1 LOB: 1 BB: 0 P: 8	1B: 3 2B: 2 3B: 0 HR: 2	SF: 0 SAC: 0 DP: 0 HBP: 0	WP: 1 PB: 0 CS: 0	PA: 34
PITCHER Mark Knudson, R ERA: 5.4 Bryan Clutterbuck, R ERA: 4.89 (1, 1) (7, 1)	IP: 6.0 WLS: L BF: 27 H: 6 R: 4 ER: 4 SO: 4 BB: 2 IBB: 0 HBP: 0 BLK: 0 WP: 1 HR: 2 S: 33 P: 41 ERA: 6.00 WHIP: 1.333															PITCHER				

Batter	1	2	3	4	5	6	7	8	9	AB	R	H	RBI	BB	SO	LOB	TOP			
Paul Moltis, R OBP: 0.346, SLG: 0.431 (1, 5)	5-3			1-3		1B		F8		4	0	1	0	0	0	0	Milwaukee Brewers @ Boston Red Sox Fenway Park, Boston, MA Thu Sep 18 1986, 7:05 PM EDT Att: 25,592 - Unknown livebaseballscores.com AB 30 R 1 H 5 RBI 1 BB 2 SO 11 LOB 12 			
Robin Yount, R OBP: 0.391, SLG: 0.438 (1, 8)	K			K		1-3		K		4	0	1	0	0	3	0				
Glenn Braggs, R OBP: 0.272, SLG: 0.355 (1, 7)	K			K		1-3		F2		4	0	0	0	0	2	2				
Rob Deer, R OBP: 0.333, SLG: 0.513 (1, 9)		CS			2B			F2		3	1	1	0	1	1	2				
Bill Schroeder, R OBP: 0.275, SLG: 0.400 (1, 10)	F7				2B			F9		4	0	1	1	0	1	3				
Gorman Thomas, R OBP: 0.306, SLG: 0.373 (1, 3)	K				2B					3	0	1	0	0	1	1				
Dale Sveum, S OBP: 0.316, SLG: 0.377 (1, 4)				K				G6-4-3		3	0	0	0	0	2	2				
Charlie Moore, R OBP: 0.319, SLG: 0.360 (1, 2)				6-3				F3		2	0	0	0	1	0	0				
Edgar Diaz, R OBP: 0.333, SLG: 0.200 (1, 6)				6-3				5-3		3	0	0	0	0	1	2				
Inning Stats	R: 0 H: 0 E: 0 K: 2 S: 7	H: 0 LOB: 0 BB: 0 P: 7	R: 0 H: 0 E: 0 K: 1 S: 4	H: 0 LOB: 0 BB: 1 P: 8	R: 0 H: 0 E: 0 K: 1 S: 5	H: 0 LOB: 0 BB: 0 P: 5	R: 0 H: 0 E: 0 K: 2 S: 7	H: 2 LOB: 2 BB: 0 P: 7	R: 1 H: 2 E: 0 K: 2 S: 9	H: 2 LOB: 2 BB: 1 P: 13	R: 0 H: 2 E: 0 K: 0 S: 3	H: 1 LOB: 0 BB: 0 P: 3	R: 0 H: 0 E: 0 K: 1 S: 5	H: 0 LOB: 0 BB: 0 P: 5	R: 0 H: 0 E: 0 K: 0 S: 3	H: 0 LOB: 0 BB: 0 P: 3	1B: 3 2B: 2 3B: 0 HR: 0	SF: 0 SAC: 0 DP: 1 HBP: 0	WP: 0 PB: 0 CS: 1	PA: 32
PITCHER Bruce Hurst, L ERA: 3.03 (1, 1)	IP: 9.0 WLS: W BF: 32 H: 5 R: 1 ER: 1 SO: 11 BB: 2 IBB: 0 HBP: 0 BLK: 0 WP: 0 HR: 0 S: 52 P: 60 ERA: 1.00 WHIP: 0.778															PITCHER				

Batter	1	2	3	4	5	6	7	8	9	AB	R	H	RBI	BB	SO	LOB	BOTTOM
Wade Boggs, L OBP: 0.351, SLG: 0.486 (1, 5)	F8	4-3	1B		G4-3			F9		4	0	2	0	1	0	3	Milwaukee Brewers @ Boston Red Sox Fenway Park, Boston, MA Thu Sep 18 1986, 7:05 PM EDT Att: 25,592 - Unknown livebaseballscores.com AB 33 R 7 H 10 RBI 6 BB 5 SO 3 LOB 18 
Marty Barrett, R OBP: 0.352, SLG: 0.389 (1, 4)	F8		HBP		G4-3			5-3		4	1	1	2	0	0	3	
Bill Buckner, L OBP: 0.313, SLG: 0.435 Dave Stapleton, R OBP: 0.156, SLG: 0.161 (1, 3) (9, 3)	4-3		HBP		F8			F9		5	1	1	0	0	0	4	
Jim Rice, R OBP: 0.384, SLG: 0.504 (1, 7)		F2	SF9	K						3	0	0	1	1	1	0	
Don Baylor, R OBP: 0.344, SLG: 0.447 (1, 10)		6-3	F2	1B				5-3		5	0	1	0	0	1	3	
Dwight Evans, R OBP: 0.379, SLG: 0.481 (1, 9)		2B	E	F8				F7		2	2	0	0	1	0	1	
Tony Armas, R ERA: 4.43 Dave Henderson, R OBP: 0.341, SLG: 0.468 (1, 8) (8, 8)		1B	E	E	1B			F2		4	1	2	1	0	0	2	
Rich Gedman, L OBP: 0.309, SLG: 0.406 (1, 2)		1B	E	F5				K		3	1	1	2	1	1	2	
Spike Owen, S OBP: 0.302, SLG: 0.318 (1, 6)		1B	BB	1B				L6		3	1	2	0	1	0	0	
Inning Stats	R: 0 H: 0 E: 0 K: 0 S: 3	H: 2 LOB: 3 BB: 1 P: 10	R: 6 H: 3 E: 2 K: 0 S: 7	H: 3 LOB: 2 BB: 3 P: 20	R: 0 H: 2 E: 0 K: 1 S: 7	H: 2 LOB: 2 BB: 0 P: 7	R: 0 H: 0 E: 0 K: 0 S: 3	H: 0 LOB: 0 BB: 0 P: 3	R: 0 H: 1 E: 0 K: 1 S: 6	H: 1 LOB: 2 BB: 1 P: 10	1B: 8 2B: 2 3B: 0 HR: 0	SF: 1 SAC: 0 DP: 1 HBP: 2	WP: 0 PB: 0 CS: 0	PA: 41			
PITCHER Pete Vuckovich, R ERA: 4.43 John Henry Johnson, L ERA: 2.79 Bryan Clutterbuck, R ERA: 4.69 Mark Clear, R ERA: 2.22 Dan Plesac, L ERA: 3.05 (1, 1) (3, 1) (5, 1) (7, 1) (8, 1)	IP: 2.2 WLS: L BF: 20 H: 5 R: 7 ER: 2 SO: 0 BB: 4 IBB: 0 HBP: 2 BLK: 0 WP: 0 HR: 0 S: 14 P: 32 ERA: 6.75 WHIP: 3.375															PITCHER	

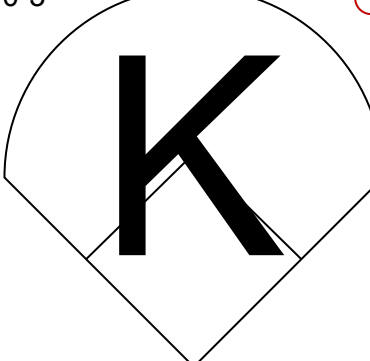
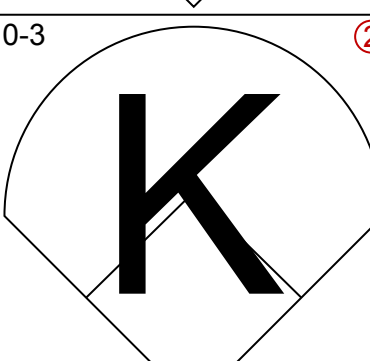
Batter	1	2	3	4	5	6	7	8	9	AB	R	H	RBI	BB	SO	LOB	TOP			
Paul Molitor, R OBP: 0.348, SLG: 0.430	4-0 1B BB		0-0 FC4-3 1B		0-0 5-3			0-0 6-3		3	0	1	0	1	0	0	Milwaukee Brewers @ Baltimore Orioles Memorial Stadium, Baltimore, MD Fri Sep 19 1986, 7:05 PM EDT Att: 20,127 - Unknown			
Robin Yount, R OBP: 0.390, SLG: 0.436	0-0 F7		0-0 FC4-3 1-2			0-0 F7		0-0 1B		4	0	1	0	0	0	2				
Cecil Cooper, L OBP: 0.306, SLG: 0.369	0-0 1-3 1B		0-0 F8			0-0 4-3		0-0 F6		4	0	1	0	0	0	2				
Billy Jo Robidoux, L OBP: 0.358, SLG: 0.304	0-3 K		0-3 K			0-0 F8			0-0 F8	4	0	0	0	0	2	3				
Rob Deer, R OBP: 0.333, SLG: 0.510	0-3 K			0-3 K			0-0 1B		0-3 K	4	0	1	0	0	3	2				
Ernest Riles, L OBP: 0.322, SLG: 0.362		0-0 4-3		0-0 F8			0-0 F3		0-0 HR	4	1	1	1	0	0	1				
Glenn Braggs, R OBP: 0.266, SLG: 0.348		0-0 F8		0-0 F6			0-3 K		0-0 F7	4	0	0	0	0	1	1				
Jim Gantner, L OBP: 0.315, SLG: 0.371		0-0 1B			0-0 F7		0-3 K			3	0	1	0	0	1	1				
Charlie Moore, R OBP: 0.315, SLG: 0.355		0-0 F4			0-0 F7			0-0 5-3		3	0	0	0	0	0	1				
Inning Stats	R: 0 E: 0 K: 2 S: 8	H: 1 LOB: 2 BB: 1 P: 12	R: 0 E: 0 K: 0 S: 4	H: 1 LOB: 1 BB: 0 P: 4	R: 0 E: 1 K: 1 S: 6	H: 1 LOB: 1 BB: 0 P: 6	R: 0 E: 0 K: 1 S: 5	H: 0 LOB: 0 BB: 0 P: 5	R: 0 E: 0 K: 0 S: 3	H: 0 LOB: 0 BB: 0 P: 3	R: 0 E: 0 K: 0 S: 3	H: 1 LOB: 1 BB: 0 P: 8	R: 0 E: 0 K: 0 S: 4	H: 1 LOB: 1 BB: 0 P: 4	R: 1 E: 0 K: 1 S: 6	H: 1 LOB: 0 BB: 0 P: 6	1B: 5 2B: 0 3B: 0 HR: 1	SF: 0 SAC: 0 DP: 0 HBP: 0	WP: 0 PB: 0 SB: 0 CS: 0	PA: 34
PITCHER Ken Dixon, R ERA: 4.88	IP: 9.0 WLS: W BF: 34 H: 6 R: 1 ER: 1 SO: 7 BB: 1 IBB: 0 HBP: 0 BLK: 0 WP: 0 HR: 1 S: 47 P: 51 ERA: 1.00 WHIP: 0.778															PITCHER				

Batter	1	2	3	4	5	6	7	8	9	AB	R	H	RBI	BB	SO	LOB	BOTTOM			
John Shelby, S OBP: 0.257, SLG: 0.353	0-0 2B SF7 1B		0-0 F3		0-0 1-3 1B			0-0 L5		4	1	2	0	0	0	1	Milwaukee Brewers @ Baltimore Orioles Memorial Stadium, Baltimore, MD Fri Sep 19 1986, 7:05 PM EDT Att: 20,127 - Unknown			
Juan Bonilla, R OBP: 0.311, SLG: 0.300	0-0 F8 1-3 2B		4-0 E BB		0-0 F9		0-0 4-3			3	0	1	0	1	0	2				
Cal Ripken Jr., R OBP: 0.359, SLG: 0.458	0-0 SF7		0-0 F4		0-0 6-3			0-0 HR		3	1	1	2	0	0	1				
Eddie Murray, S OBP: 0.390, SLG: 0.432	0-0 F8 3-H		0-0 F6		0-0 F8			4-0 PB BB		3	0	0	0	1	0	2				
Mike Young, S OBP: 0.341, SLG: 0.375	0-3 K		0-0 E6 1-2		0-3 K			0-0 F8 1-2		4	0	0	0	0	2	3				
Ken Gernhart, R OBP: 0.348, SLG: 0.545		0-0 HR	0-3 K			0-0 F9		0-3 K		4	1	1	1	0	2	3				
Rick Dempsey, R OBP: 0.311, SLG: 0.378		0-0 F4		0-0 1B 1B		4-0 G4-6-3 BB		0-0 F8		3	0	1	0	1	0	1				
Larry Sheets, L OBP: 0.320, SLG: 0.502		0-0 F8		0-0 B2		0-0 G4-6-3 1-2				3	0	0	0	0	0	2				
Floyd Rayford, R OBP: 0.225, SLG: 0.265		4-0 BB		0-3 K			0-0 F7			2	0	0	0	1	1	1				
Inning Stats	R: 1 E: 0 K: 1 S: 7	H: 2 LOB: 1 BB: 0 P: 7	R: 1 E: 0 K: 0 S: 4	H: 1 LOB: 1 BB: 1 P: 8	R: 0 E: 1 K: 1 S: 6	H: 0 LOB: 2 BB: 1 P: 10	R: 0 E: 0 K: 1 S: 7	H: 2 LOB: 2 BB: 0 P: 7	R: 0 E: 0 K: 1 S: 5	H: 0 LOB: 0 BB: 0 P: 5	R: 0 E: 0 K: 0 S: 2	H: 0 LOB: 0 BB: 1 P: 6	R: 0 E: 0 K: 0 S: 3	H: 0 LOB: 0 BB: 0 P: 3	R: 1 E: 0 K: 1 S: 6	H: 1 LOB: 1 BB: 1 P: 10	1B: 3 2B: 1 3B: 0 HR: 2	SF: 1 SAC: 0 DP: 1 HBP: 0	WP: 0 PB: 1 SB: 0 CS: 0	PA: 34
PITCHER Teddy Higuera, L ERA: 2.81	IP: 8.0 WLS: L BF: 34 H: 6 R: 3 ER: 3 SO: 5 BB: 4 IBB: 0 HBP: 0 BLK: 0 WP: 0 HR: 2 S: 40 P: 56 ERA: 3.38 WHIP: 1.250															PITCHER				

Batter	1	2	3	4	5	6	7	8	9	AB	R	H	RBI	BB	SO	LOB	TOP										
Paul Moltor, R OBP: 0.347, SLG: 0.427 (1, 5)										3	0	0	0	1	1	1	Milwaukee Brewers @ Baltimore Orioles Memorial Stadium, Baltimore, MD Sat Sep 20 1986, 7:05 PM EDT Att: 17,617 - Unknown livebaseballscorecards.com										
Ernest Riles, L OBP: 0.324, SLG: 0.365 (1, 6)										4	1	2	0	0	0	1											
Robin Yount, R OBP: 0.388, SLG: 0.434 (1, 8)										3	0	0	0	0	0	2											
Cecil Cooper, L OBP: 0.305, SLG: 0.371 (1, 3)										4	0	1	1	0	0	1											
Rob Deer, R OBP: 0.332, SLG: 0.507 (1, 9)										3	1	0	0	1	2	1											
Billy Jo Robidoux, L OBP: 0.351, SLG: 0.297 (1, 10)										4	0	0	0	0	0	2											
Bill Schroeder, R OBP: 0.274, SLG: 0.413 (1, 2)										4	1	1	2	0	1	1											
Glenn Braggs, R OBP: 0.267, SLG: 0.347 Rick Manning, L OBP: 0.315, SLG: 0.427 (7, 7)										3	0	1	0	0	1	0											
Jim Gantner, L OBP: 0.317, SLG: 0.373 (1, 4)										0	0	0	0	0	0	0											
Jim Gantner, L OBP: 0.317, SLG: 0.373 (1, 4)										3	0	2	0	0	1	1											
Inning Stats	R: 0 E: 0 K: 0 S: 3	H: 0 LOB: 1 BB: 1 P: 7	R: 2 E: 0 K: 0 S: 4	H: 2 LOB: 0 BB: 1 P: 8	R: 0 E: 0 K: 1 S: 3	H: 1 LOB: 0 BB: 0 P: 3	R: 0 E: 0 K: 1 S: 5	H: 0 LOB: 0 BB: 0 P: 5	R: 0 E: 0 K: 2 S: 8	H: 1 LOB: 1 BB: 0 P: 8	R: 1 E: 0 K: 0 S: 4	H: 1 LOB: 0 BB: 0 P: 4	R: 0 E: 0 K: 1 S: 6	H: 1 LOB: 1 BB: 0 P: 6	R: 0 E: 0 K: 0 S: 3	H: 0 LOB: 0 BB: 0 P: 3	R: 0 E: 0 K: 2 S: 8	H: 1 LOB: 1 BB: 0 P: 8	1B: 4 2B: 2 3B: 0 HR: 1	SF: 0 SAC: 1 DP: 1 HBP: 0	WP: 0 PA: 35 SB: 0 CS: 1						
PITCHER	IP	WLS	BF	H	R	ER	SO	BB	IBB	HBP	BLK	WP	HR	S	P	ERA	WHIP										
John Habyan, R ERA: 4.82 Don Aase, R ERA: 2.99 (1, 1) (9, 1)	8.0	W	30	6	3	3	4	2	0	0	0	0	1	36	44	3.38	1.000										

Batter	1	2	3	4	5	6	7	8	9	AB	R	H	RBI	BB	SO	LOB	BOTTOM										
Ken Gerhart, R OBP: 0.321, SLG: 0.481 (1, 7)										5	0	1	0	0	0	4	Milwaukee Brewers @ Baltimore Orioles Memorial Stadium, Baltimore, MD Sat Sep 20 1986, 7:05 PM EDT Att: 17,617 - Unknown livebaseballscorecards.com										
Fred Lynn, L OBP: 0.370, SLG: 0.495 (1, 8)										4	0	1	0	0	0	2											
Cal Ripken Jr., R OBP: 0.357, SLG: 0.455 (1, 6)										4	0	0	0	0	2	3											
Eddie Murray, S OBP: 0.391, SLG: 0.430 (1, 3)										2	1	0	0	2	0	0											
Larry Sheets, L OBP: 0.323, SLG: 0.503 Juan Beniquez, R OBP: 0.370, SLG: 0.396 John Shelby, S OBP: 0.257, SLG: 0.353 (1, 9) (8, PH) (9, 9)										3	0	2	0	0	0	2											
Mike Young, S OBP: 0.343, SLG: 0.377 (1, 10)										4	1	2	1	0	0	1											
John Stefero, L OBP: 0.315, SLG: 0.309 Rick Dempsey, R OBP: 0.310, SLG: 0.377 (1, 2) (6, PH) (7, 2)										2	0	0	0	0	0	1											
Jim Dwyer, L OBP: 0.346, SLG: 0.513 Carl Nichols, R (8, PH) (9, 2)										1	1	1	0	0	0	0											
Floyd Rayford, R OBP: 0.232, SLG: 0.287 Jim Traber, L OBP: 0.329, SLG: 0.476 Juan Bonilla, R OBP: 0.311, SLG: 0.300 (1, 5) (8, PH) (9, 5)											0	0	0	0	1	0											
Jackie Gutierrez, R OBP: 0.233, SLG: 0.225 (1, 4)										3	0	1	0	1	1	3											
Inning Stats	R: 0 E: 0 K: 1 S: 6	H: 1 LOB: 2 BB: 1 P: 10	R: 0 E: 0 K: 0 S: 4	H: 1 LOB: 0 BB: 0 P: 4	R: 0 E: 0 K: 0 S: 3	H: 1 LOB: 0 BB: 0 P: 3	R: 0 E: 0 K: 0 S: 4	H: 1 LOB: 1 BB: 0 P: 4	R: 1 E: 0 K: 1 S: 7	H: 2 LOB: 2 BB: 1 P: 11	R: 0 E: 0 K: 0 S: 3	H: 0 LOB: 1 BB: 1 P: 7	R: 0 E: 0 K: 1 S: 8	H: 3 LOB: 2 BB: 1 P: 12	R: 2 E: 0 K: 1 S: 8	H: 3 LOB: 2 BB: 1 P: 12	1B: 10 2B: 0 3B: 0 HR: 1	SF: 0 SAC: 0 DP: 2 HBP: 0	WP: 0 PA: 37 SB: 0 CS: 0								
PITCHER	IP	WLS	BF	H	R	ER	SO	BB	IBB	HBP	BLK	WP	HR	S	P	ERA	WHIP										
Bill Wegman, R ERA: 5.31 Dan Plesac, L ERA: 3.2 Mark Clear, R ERA: 2.2 (1, 1) (6, 1) (8, 1)	5.1	L	10	3	2	2	0	1	0	0	0	0	0	9	13	9.00	2.000										


Batter	1	2	3	4	5	6	7	8	9	AB	R	H	RBI	BB	SO	LOB	BOTTOM										
Ken Gerhart, R OBP: 0.321, SLG: 0.481 (1, 7)										5	0	1	0	0	0	4	Milwaukee Brewers @ Baltimore Orioles Memorial Stadium, Baltimore, MD Sat Sep 20 1986, 7:05 PM EDT Att: 17,617 - Unknown livebaseballscorecards.com										
Fred Lynn, L OBP: 0.370, SLG: 0.495 (1, 8)										4	0	1	0	0	0	2											
Cal Ripken Jr., R OBP: 0.357, SLG: 0.455 (1, 6)										4	0	0	0	0	2	3											
Eddie Murray, S OBP: 0.391, SLG: 0.430 (1, 3)										2	1	0	0	2	0	0											
Larry Sheets, L OBP: 0.323, SLG: 0.503 Juan Beniquez, R OBP: 0.370, SLG: 0.396 John Shelby, S OBP: 0.257, SLG: 0.353 (1, 9) (8, PH) (9, 9)										3	0	2	0	0	0	2											
Mike Young, S OBP: 0.343, SLG: 0.377 (1, 10)										4	1	2	1	0	0	1											
John Stefero, L OBP: 0.315, SLG: 0.309 Rick Dempsey, R OBP: 0.310, SLG: 0.377 (1, 2) (6, PH) (7, 2)										2	0	0	0	0	0	1											
Jim Dwyer, L OBP: 0.346, SLG: 0.513 Carl Nichols, R (8, PH) (9, 2)										1	1	1	0	0	0	0											
Floyd Rayford, R OBP: 0.232, SLG: 0.287 Jim Traber, L OBP: 0.329, SLG: 0.476 Juan Bonilla, R OBP: 0.311, SLG: 0.300 (1, 5) (8, PH) (9, 5)											0	0	0	0	1	0											
Jackie Gutierrez, R OBP: 0.233, SLG: 0.225 (1, 4)										3	0	1	0	1	1	3											
Inning Stats	R: 0 E: 0 K: 1 S: 6	H: 1 LOB: 2 BB: 1 P: 10	R: 0 E: 0 K: 0 S: 4	H: 1 LOB: 0 BB: 0 P: 4	R: 0 E: 0 K: 0 S: 3	H: 1 LOB: 0 BB: 0 P: 3	R: 0 E: 0 K: 0 S: 4	H: 1 LOB: 1 BB: 0 P: 4	R: 1 E: 0 K: 1 S: 7	H: 2 LOB: 2 BB: 1 P: 11	R: 0 E: 0 K: 0 S: 3	H: 0 LOB: 1 BB: 1 P: 7	R: 0 E: 0 K: 1 S: 8	H: 3 LOB: 2 BB: 1 P: 12	R: 2 E: 0 K: 1 S: 8	H: 3 LOB: 2 BB: 1 P: 12	1B: 10 2B: 0 3B: 0 HR: 1	SF: 0 SAC: 0 DP: 2 HBP: 0	WP: 0 PA: 37 SB: 0 CS: 0								
PITCHER	IP	WLS	BF	H	R	ER	SO	BB	IBB	HBP	BLK	WP	HR	S	P	ERA	WHIP										
Bill Wegman, R ERA: 5.31 Dan Plesac, L ERA: 3.2 Mark Clear, R ERA: 2.2 (1, 1) (6, 1) (8, 1)	5.1	L	10	3	2	2	0	1	0	0	0	0	0	9	13	9.00	2.000										

Batter	1	2	3	4	5	6	7	8	9	10	11	AB	R	H	RBI	BB	SO	LOB	TOP									
Paul Molitor, R OBP: 0.342, SLG: 0.420 (1, 5)			1-3		F3		K		K		FC5-6	6	0	0	0	0	3	5										
Ernest Riles, L OBP: 0.325, SLG: 0.366 (1, 6)						1-3	1B				E3	4	0	1	0	2	1	1										
Glenn Braggs, R OBP: 0.289, SLG: 0.344 (1, 7)	F4		K			K	1B				K	5	0	1	2	1	3	3										
Cecil Cooper, L OBP: 0.305, SLG: 0.376 (1, 3)		K			4-3						F7	6	1	2	1	0	2	4										
Rob Deer, R OBP: 0.331, SLG: 0.502 (1, 9)		K			F8		K					4	0	0	0	1	3	3										
Rick Manning, L OBP: 0.317, SLG: 0.432 (1, 8)					F7							5	1	2	0	0	0	1										
Gorman Thomas, R OBP: 0.309, SLG: 0.372 (1, 10)							K					3	0	1	0	1	2	0										
Dale Sveum, S OBP: 0.315, SLG: 0.373 (1, 4)					F9							4	1	0	0	1	0	3										
Charlie Moore, R OBP: 0.319, SLG: 0.362 (1, 2)				5-3								4	2	2	0	0	0	0										
Inning Stats	R: 0 E: 0 K: 2 S: 7	H: 0 LOB: 0 BB: 0 P: 7	R: 0 E: 0 K: 2 S: 8	H: 1 LOB: 2 BB: 1 P: 12	R: 0 E: 0 K: 1 S: 5	H: 0 LOB: 1 BB: 1 P: 9	R: 0 E: 0 K: 0 S: 3	H: 0 LOB: 0 BB: 0 P: 3	R: 0 E: 0 K: 1 S: 6	H: 1 LOB: 1 BB: 0 P: 6	R: 1 E: 0 K: 2 S: 8	H: 1 LOB: 0 BB: 0 P: 8	R: 3 E: 1 K: 2 S: 12	H: 4 LOB: 3 BB: 1 P: 16	R: 0 E: 0 K: 0 S: 3	H: 1 LOB: 0 BB: 0 P: 3	R: 0 E: 0 K: 2 S: 8	H: 1 LOB: 2 BB: 1 P: 12	R: 0 E: 0 K: 1 S: 4	H: 0 LOB: 0 BB: 1 P: 8	R: 1 E: 2 K: 1 S: 7	H: 0 LOB: 2 BB: 1 P: 11	1B: 5 2B: 3 3B: 0 HR: 1	SF: 0 SAC: 1 DP: 1 HBP: 0	WP: 0 PB: 0 SB: 1 CS: 1	PA: 49		
PITCHER	IP: 6.1 ERA: 4.50	WLS: 0.1	BF: 4	H: 2 R: 1 ER: 0 SO: 1	BB: 1 IBB: 0 HBP: 0 BLK: 0	WP: 0 HR: 0 S: 5 P: 48	ERA: 2.84 WHIP: 0.947	PITCHER	IP: 1.0 ERA: 4.23	(11, 1)	WLS: 1.0	BF: 5	H: 0 R: 0 ER: 0 SO: 1	BB: 0 IBB: 0 HBP: 0 BLK: 0	WP: 0 HR: 0 S: 7 P: 7	ERA: 0.00 WHIP: 0.000												
Mike Boddicker, R ERA: 4.50	Odell Jones, R ERA: 3.3	Mike Kinnunen, L ERA:	Tony Arnold, R ERA: 2.57	Brad Havens, L ERA: 4.44				Rich Bordi, R ERA: 4.23																				

Milwaukee Brewers @ Baltimore Orioles
Memorial Stadium, Baltimore, MD
Sun Sep 21 1986, 3:33 AM EDT
Att: 23,039 - Unknown

livebaseballscores.com

AB 41
R 5
H 9
RBI 3
BB 6
SO 14
LOB 20



Batter	1	2	3	4	5	6	7	8	9	10	11	AB	R	H	RBI	BB	SO	LOB	BOTTOM									
John Shelby, S OBP: 0.254, SLG: 0.348 (1, 8)	F4		E8		6-3			F8		K		5	1	0	0	0	1	0										
Ken Gerhart, R OBP: 0.303, SLG: 0.438 (1, 7)	F7							F6				5	0	1	1	0	1	0										
Cal Ripken Jr., R OBP: 0.357, SLG: 0.456 (1, 6)								F8				5	1	2	0	0	0	1										
Eddie Murray, S OBP: 0.389, SLG: 0.434 (1, 3)								K				5	1	1	2	0	2	2										
Juan Beniquez, R OBP: 0.329, SLG: 0.399 (1, 9)												3	1	2	0	2	0	0										
Alan Wiggins, S OBP: 0.309, SLG: 0.272 (11, PH)												0	0	0	0	0	0	0										
Mike Young, S OBP: 0.344, SLG: 0.377 (1, 10)		K										5	0	2	0	0	1	2										
Rick Dempsey, R OBP: 0.311, SLG: 0.377 (1, 2)												5	0	2	1	0	1	4										
Floyd Rayford, R OBP: 0.228, SLG: 0.283 (1, 5)												3	0	0	0	0	1	3										
Juan Bonilla, R OBP: 0.310, SLG: 0.299 (9, PH)												1	0	0	0	0	1	0										
Jackie Gutierrez, R OBP: 0.335, SLG: 0.221 (1, 4)												2	0	0	0	0	0	0										
Lee Lacy, R OBP: 0.303, SLG: 0.393 (7, PH)												1	0	0	0	0	1	2										
Ricky Jones, R OBP: 0.300, SLG: 0.235 (8, 4)												1	0	0	0	0	0	0										
Inning Stats	R: 0 E: 0 K: 0 S: 4	H: 1 LOB: 1 BB: 0 P: 4	R: 0 E: 0 K: 1 S: 6	H: 1 LOB: 1 BB: 0 P: 6	R: 1 E: 1 K: 0 S: 5	H: 1 LOB: 1 BB: 1 P: 5	R: 0 E: 0 K: 1 S: 4	H: 0 LOB: 1 BB: 1 P: 8	R: 0 E: 0 K: 0 S: 3	H: 0 LOB: 0 BB: 0 P: 3	R: 0 E: 0 K: 1 S: 5	H: 2 LOB: 2 BB: 1 P: 9	R: 3 E: 0 K: 0 S: 6	H: 4 LOB: 1 BB: 1 P: 10	R: 0 E: 0 K: 2 S: 7	H: 0 LOB: 0 BB: 0 P: 7	R: 0 E: 0 K: 2 S: 7	H: 0 LOB: 0 BB: 0 P: 7	R: 0 E: 0 K: 0 S: 3	H: 1 LOB: 1 BB: 0 P: 3	1B: 8 2B: 2 3B: 0 HR: 1	SF: 0 SAC: 0 DP: 2 HBP: 0	WP: 0 PB: 0 SB: 0 CS: 2	PA: 44				
PITCHER	IP: 7.2 ERA: 4.83	WLS: 3.1	BF: 12	H: 3 R: 1 ER: 1 SO: 4	BB: 1 IBB: 0 HBP: 0 BLK: 0	WP: 0 HR: 0 S: 19 P: 23	ERA: 2.70 WHIP: 1.200	PITCHER	IP: 1.0		WLS: 1.0	BF: 5	H: 0 R: 0 ER: 0 SO: 1	BB: 0 IBB: 0 HBP: 0 BLK: 0	WP: 0 HR: 0 S: 7 P: 7	ERA: 0.00 WHIP: 0.000												
Juan Nieves, L ERA: 4.83	Dan Plesac, L ERA: 3.18																											

Milwaukee Brewers @ Baltimore Orioles
Memorial Stadium, Baltimore, MD
Sun Sep 21 1986, 3:33 AM EDT
Att: 23,039 - Unknown

livebaseballscores.com

AB 41
R 4
H 10
RBI 4
BB 2
SO 9
LOB 14



Batter	1	2	3	4	5	6	7	8	9	AB	R	H	RBI	BB	SO	LOB	TOP			
John Shelby, S OBP: 0.258, SLG: 0.351 (1, 8)	F5			G5-4-3 1B		1B		F9		4	0	2	0	0	0	0	Baltimore Orioles @ Milwaukee Brewers Milwaukee County Stadium, Milwaukee, WI Thu Sep 25 1986, 8:05 PM EDT Att: 6,321 - Unknown livebaseballscorecards.com			
Juan Bonilla, R OBP: 0.310, SLG: 0.295 (1, 4)	1-3			G5-4-3 1-2		1B		1B		4	0	2	0	0	0	1				
Cal Ripken Jr., R OBP: 0.351, SLG: 0.452 (1, 6)	F9			6-3		K		F9		4	0	0	0	0	1	3				
Eddie Murray, S OBP: 0.391, SLG: 0.451 (1, 3)		F9							HR	4	2	3	2	0	0	0				
Mike Young, S OBP: 0.345, SLG: 0.379 (1, 10)		5-3			5-3			F7	HR	4	0	0	0	0	0	1				
Juan Beniquez, R OBP: 0.372, SLG: 0.393 (1, 9)		F8			K			F8		4	0	0	0	0	1	1				
Ken Gerhart, R OBP: 0.224, SLG: 0.326 (1, 7)			F7		F8			K		4	0	0	0	0	2	1				
Rick Dempsey, R OBP: 0.307, SLG: 0.371 (1, 2)			F2					5-3		3	0	0	0	0	0	0				
Floyd Rayford, R OBP: 0.235, SLG: 0.318 (1, 5)			F5			5-3			HR	3	1	1	1	0	0	0				
Inning Stats	R: 0 E: 0 K: 0 S: 3	H: 0 LOB: 0 BB: 0 P: 3	R: 0 E: 0 K: 0 S: 3	H: 0 LOB: 0 BB: 0 P: 3	R: 0 E: 0 K: 0 S: 3	H: 1 LOB: 0 BB: 0 P: 3	R: 0 E: 0 K: 1 S: 6	H: 1 LOB: 1 BB: 0 P: 6	R: 0 E: 0 K: 1 S: 7	H: 2 LOB: 2 BB: 0 P: 7	R: 1 E: 0 K: 1 S: 6	H: 1 LOB: 0 BB: 0 P: 6	R: 1 E: 0 K: 0 S: 5	H: 2 LOB: 1 BB: 0 P: 5	R: 1 E: 0 K: 1 S: 6	H: 1 LOB: 0 BB: 0 P: 6	1B: 4 2B: 1 3B: 0 HR: 3	SF: 0 SAC: 0 DP: 1 HBP: 0	WP: 0 PB: 0 SB: 0 CS: 0	PA: 34
PITCHER Teddy Higuera, L ERA: 2.82 (1, 1)	IP: 9.0 WLS: W BF: 34 H: 8 R: 3 ER: 3 SO: 4 BB: 0 IBB: 0 HBP: 0 BLK: 0 WP: 0 HR: 3 S: 42 P: 42 ERA: 3.00 WHIP: 0.889																			

Batter	1	2	3	4	5	6	7	8	9	AB	R	H	RBI	BB	SO	LOB	BOTTOM			
Paul Molitor, R OBP: 0.343, SLG: 0.426 (1, 5)	5-6-3		F9		FC6 2H 3H	SF8		6-3		4	1	1	3	0	0	0	Baltimore Orioles @ Milwaukee Brewers Milwaukee County Stadium, Milwaukee, WI Thu Sep 25 1986, 8:05 PM EDT Att: 6,321 - Unknown livebaseballscorecards.com			
Ernest Riles, L OBP: 0.325, SLG: 0.364 (1, 6)	G3		K		FC6 2B	K		HR	BB	4	1	0	1	1	2	1				
Glenn Braggs, R OBP: 0.270, SLG: 0.351 (1, 7)										2	0	1	0	0	1	0				
Robin Yount, R OBP: 0.392, SLG: 0.447 (5, 8)	K									3	2	3	2	0	0	0				
Cecil Cooper, L OBP: 0.308, SLG: 0.376 (1, 3)		PB 1B 6-3								4	2	2	0	1	0	1				
Rob Deer, R OBP: 0.335, SLG: 0.503 (1, 9)		PB 1B 1-2								5	0	2	1	0	1	4				
Rick Manning, L OBP: 0.306, SLG: 0.435 (1, 8)										4	0	0	1	0	1	7				
Bill Schroeder, R OBP: 0.283, SLG: 0.419 (1, 10)										4	2	3	1	0	0	1				
Jim Gantner, L OBP: 0.318, SLG: 0.376 (1, 4)		F8								4	1	2	0	0	0	2				
Charlie Moore, R OBP: 0.318, SLG: 0.362 (1, 2)			5-3							3	0	1	0	0	0	2				
Inning Stats	R: 0 E: 0 K: 1 S: 5	H: 2 LOB: 1 BB: 0 P: 5	R: 1 E: 0 K: 0 S: 5	H: 2 LOB: 0 BB: 0 P: 5	R: 0 E: 0 K: 1 S: 5	H: 0 LOB: 0 BB: 0 P: 5	R: 0 E: 0 K: 1 S: 6	H: 1 LOB: 1 BB: 0 P: 6	R: 3 E: 0 K: 1 S: 10	H: 4 LOB: 3 BB: 1 P: 14	R: 1 E: 0 K: 1 S: 7	H: 2 LOB: 1 BB: 0 P: 7	R: 2 E: 0 K: 0 S: 7	H: 5 LOB: 2 BB: 0 P: 7	R: 2 E: 0 K: 0 S: 4	H: 1 LOB: 0 BB: 1 P: 8	1B: 8 2B: 4 3B: 2 HR: 1	SF: 1 SAC: 1 DP: 1 HBP: 0	WP: 0 PB: 1 SB: 0 CS: 0	PA: 41
PITCHER Ken Dixon, R ERA: 4.63 (1, 1)	IP: 6.0 WLS: L BF: 29 H: 9 R: 5 ER: 4 SO: 5 BB: 0 IBB: 1 HBP: 0 BLK: 0 WP: 0 HR: 0 S: 38 P: 42 ERA: 6.00 WHIP: 1.500																			
Nate Snell, R ERA: 4.07 (7, 1)	0.0 WLS: 3 BF: 3 H: 2 R: 2 ER: 2 SO: 0 BB: 0 IBB: 0 HBP: 0 BLK: 0 WP: 0 HR: 3 S: 3 P: 3 ERA: ∞ WHIP: ∞																			
Mike Kinnunen, L ERA: 2.84 (7, 1)	2.0 WLS: 9 BF: 3 H: 2 R: 2 ER: 2 SO: 0 BB: 1 IBB: 0 HBP: 0 BLK: 0 WP: 0 HR: 1 S: 8 P: 12 ERA: 9.00 WHIP: 2.000																			

Batter	1	2	3	4	5	6	7	8	9	AB	R	H	RBI	BB	SO	LOB	TOP										
Jackie Gutierrez, R (1, 4) OBP: 0.224, SLG: 0.217 Jim Dwyer, L (9, PH) OBP: 0.341, SLG: 0.503	0-0 4-3		0-0 F9			0-0 F8			0-3 K	3	0	0	0	0	0	1											
Jim Traber, L (1, 9) OBP: 0.330, SLG: 0.467	4-0 BB		0-0 F9			0-3 K			0-3 K	3	0	0	0	1	2	1											
Fred Lynn, L (1, 8) OBP: 0.367, SLG: 0.495 Ken Gerhart, R (7, 8) OBP: 0.224, SLG: 0.326 John Shelby, S (9, PH) OBP: 0.257, SLG: 0.350	0-0 F7			0-0 G3		0-3 K			0-3 K	3	0	0	0	0	1	1											
Eddie Murray, S (1, 3) OBP: 0.389, SLG: 0.448	0-0 G3			0-3 K					0-0 G4-1	3	0	0	0	0	1	1											
Cal Ripken Jr., R (1, 6) OBP: 0.351, SLG: 0.451		0-0 G3		0-0 1B					0-0 6-3	3	0	1	0	0	0	0											
Larry Sheets, L (1, 10) OBP: 0.317, SLG: 0.492	0-0 3-1			0-0 L3					0-3 K	3	0	0	0	0	1	1											
Mike Young, S (1, 7) OBP: 0.345, SLG: 0.379	0-0 L6								0-0 4-3	3	0	1	0	0	0	0											
John Stefero, L (1, 2) OBP: 0.319, SLG: 0.308			0-0 1B			0-0 F9			0-0 F7	3	0	1	0	0	0	1											
Floyd Rayford, R (1, 5) OBP: 0.231, SLG: 0.313			0-0 F7			0-0 G5-4-3			0-0 4-3	3	0	0	0	0	0	2											
Inning Stats	R: 0 E: 0 K: 0 S: 3	H: 0 LOB: 1 BB: 1 P: 7	R: 0 E: 0 K: 0 S: 3	H: 0 LOB: 0 BB: 0 P: 3	R: 0 E: 0 K: 0 S: 4	H: 1 LOB: 1 BB: 0 P: 4	R: 0 E: 0 K: 1 S: 6	H: 1 LOB: 1 BB: 0 P: 6	R: 0 E: 0 K: 0 S: 3	H: 1 LOB: 0 BB: 0 P: 3	R: 0 E: 0 K: 2 S: 7	H: 0 LOB: 0 BB: 0 P: 7	R: 0 E: 0 K: 1 S: 5	H: 0 LOB: 0 BB: 0 P: 5	R: 0 E: 0 K: 0 S: 3	H: 0 LOB: 0 BB: 0 P: 3	R: 0 E: 0 K: 3 S: 9	H: 0 LOB: 0 BB: 0 P: 9	1B: 3 2B: 0 3B: 0 HR: 0	SF: 0 SAC: 0 DP: 1 HBP: 0	WP: 0 PB: 0 SB: 0 CS: 0	PA: 30					
PITCHER	IP	WLS	BF	H	R	ER	SO	BB	IBB	HBP	BLK	WP	HR	S	P	ERA	WHIP										
Pete Vuckovich, R (1, 1) ERA: 3.42	6.0	W	21	3	0	0	3	1	0	0	0	0	0	26	30	0.00	0.667										
Bill Wegman, R (7, 1) ERA: 5.25	2.0		6	0	0	0	1	0	0	0	0	0	0	8	8	0.00	0.000										
Mark Clear, R (9, 1) ERA: 2.26	1.0	S	3	0	0	0	3	0	0	0	0	0	0	9	9	0.00	0.000										

Baltimore Orioles @ Milwaukee Brewers
Milwaukee County Stadium, Milwaukee, WI
Fri Sep 26 1986, 8:05 PM EDT
Att: 7,363 - Unknown

AB 29
R 0
H 3
RBI 0
BB 1
SO 7
LOB 8



Batter	1	2	3	4	5	6	7	8	9	AB	R	H	RBI	BB	SO	LOB	BOTTOM										
Paul Molitor, R (1, 5) OBP: 0.340, SLG: 0.421	0-0 4-3		0-0 G3			0-0 F2			0-3 K	4	0	0	0	0	1	1											
Rick Manning, L (1, 7) OBP: 0.318, SLG: 0.456	0-0 1-3		0-0 1B			4-0 BB			0-0 HR	3	1	2	2	1	0	0											
Robin Yount, R (1, 8) OBP: 0.391, SLG: 0.444	4-0 BB		0-0 4-3			0-3 K			0-3 K	3	0	0	0	1	2	2											
Cecil Cooper, L (1, 3) OBP: 0.307, SLG: 0.375	0-0 5-3			0-0 6-3		0-0 E8			0-0 F7	4	0	1	0	0	0	1											
Rob Deer, R (1, 9) OBP: 0.335, SLG: 0.501		4-0 BB	0-0 FC4-6			0-3 K			0-3 K	2	0	0	0	1	2	2											
Ben Oglivie, L (1, 10) OBP: 0.341, SLG: 0.387		0-0 FC4-6		0-0 3-1					0-0 1B	3	0	1	0	0	0	1											
Bill Schroeder, R (1, 2) OBP: 0.279, SLG: 0.412		0-0 G6-4-3				0-0 6-3			0-0 F9	3	0	0	0	0	0	2											
Jim Gantner, L (1, 4) OBP: 0.318, SLG: 0.375			0-0 3-1			0-0 6-3			0-0 CS	3	0	1	0	0	0	0											
Ernest Riles, L (1, 6) OBP: 0.325, SLG: 0.362			4-0 1B			0-0 F7			0-3 K	2	1	0	0	1	1	2											
Inning Stats	R: 0 E: 0 K: 0 S: 3	H: 0 LOB: 1 BB: 1 P: 7	R: 0 E: 0 K: 0 S: 2	H: 0 LOB: 0 BB: 1 P: 6	R: 1 E: 0 K: 0 S: 4	H: 1 LOB: 1 BB: 1 P: 8	R: 0 E: 0 K: 1 S: 5	H: 0 LOB: 0 BB: 0 P: 5	R: 0 E: 0 K: 0 S: 3	H: 0 LOB: 0 BB: 0 P: 3	R: 0 E: 1 K: 2 S: 8	H: 1 LOB: 2 BB: 1 P: 12	R: 0 E: 0 K: 1 S: 6	H: 2 LOB: 1 BB: 0 P: 6	R: 1 E: 0 K: 2 S: 8	H: 1 LOB: 0 BB: 0 P: 8	R: 1 E: 0 K: 2 S: 8	H: 1 LOB: 0 BB: 0 P: 8	1B: 4 2B: 0 3B: 0 HR: 1	SF: 0 SAC: 0 DP: 1 HBP: 0	WP: 0 PB: 0 SB: 0 CS: 2	PA: 31					
PITCHER	IP	WLS	BF	H	R	ER	SO	BB	IBB	HBP	BLK	WP	HR	S	P	ERA	WHIP										
Mike Boddicker, R (1, 1) ERA: 4.51	8.0	L	31	5	2	2	6	4	0	0	0	0	1	39	55	2.25	1.125										

Baltimore Orioles @ Milwaukee Brewers
Milwaukee County Stadium, Milwaukee, WI
Fri Sep 26 1986, 8:05 PM EDT
Att: 7,363 - Unknown

AB 27
R 2
H 5
RBI 2
BB 4
SO 6
LOB 11



Batter	1	2	3	4	5	6	7	8	9	AB	R	H	RBI	BB	SO	LOB	TOP										
John Shelby, S OBP: 0.255, SLG: 0.350 (1, 9) X										5	1	2	2	0	1	1	Baltimore Orioles @ Milwaukee Brewers Milwaukee County Stadium, Milwaukee, WI Sat Sep 27 1986, 8:05 PM EDT Att: 22,191 - Unknown										
Juan Beniquez, R OBP: 0.372, SLG: 0.396 (1, 7) X										5	2	2	0	0	0	2											
Cal Ripken Jr., R OBP: 0.351, SLG: 0.451 (1, 6) X										5	1	2	1	0	0	1											
Eddie Murray, S OBP: 0.391, SLG: 0.450 (1, 3) X										3	1	1	2	2	0	1											
Mike Young, S OBP: 0.343, SLG: 0.376 (1, 10) X										5	1	1	0	0	1	4											
Ken Gerhart, R OBP: 0.295, SLG: 0.353 (1, 8) X										5	1	3	2	0	1	1											
Floyd Rayford, R OBP: 0.232, SLG: 0.312 (1, 5) X										4	0	1	0	0	0	2											
Carl Nichols, R (1, 2) X										3	0	0	0	1	3	2											
Jackie Gutierrez, R OBP: 0.225, SLG: 0.218 (1, 4) X										4	0	1	0	0	0	5											
Inning Stats	R: 4 E: 0 K: 1 S: 11	H: 6 LOB: 2 BB: 0 P: 11	R: 0 E: 0 K: 1 S: 6	H: 1 LOB: 1 BB: 0 P: 6	R: 2 E: 0 K: 0 S: 6	H: 3 LOB: 2 BB: 1 P: 10	R: 0 E: 0 K: 1 S: 5	H: 0 LOB: 1 BB: 0 P: 9	R: 0 E: 0 K: 0 S: 3	H: 0 LOB: 0 BB: 0 P: 3	R: 0 E: 0 K: 1 S: 5	H: 0 LOB: 0 BB: 0 P: 5	R: 0 E: 0 K: 1 S: 6	H: 1 LOB: 1 BB: 0 P: 6	R: 1 E: 0 K: 0 S: 5	H: 2 LOB: 2 BB: 1 P: 9	1B: 11 2B: 2 3B: 0 HR: 0	SF: 0 SAC: 1 DP: 0 HBP: 0	WP: 2 PB: 0 SB: 2 CS: 0	PA: 43							
PITCHER	IP	WLS	BF	H	R	ER	SO	BB	IBB	HBP	BLK	WP	HR	S	P	ERA	WHIP										
Juan Nieves, L ERA: 5.02 (1, 1)	0.1	L	7	6	4	4	0	0	0	0	0	0	0	7	7	108.00	18.000										
Bryan Clutterbuck, R ERA: 4.29 (1, 1)	5.2		23	4	2	2	4	1	1	0	0	2	0	29	37	3.18	0.882										
Mark Knudson, R ERA: 5.22 (7, 1)	2.0		7	1	0	0	2	0	0	0	0	0	0	11	11	0.00	0.500										
Bob Gibson, R ERA: 4.73 (9, 1)	1.0		6	2	1	1	0	0	1	0	0	0	0	5	9	9.00	2.000										

Batter	1	2	3	4	5	6	7	8	9	AB	R	H	RBI	BB	SO	LOB	BOTTOM										
Paul Moltor, R OBP: 0.339, SLG: 0.420 (1, 5) X										4	0	1	0	0	0	2	Baltimore Orioles @ Milwaukee Brewers Milwaukee County Stadium, Milwaukee, WI Sat Sep 27 1986, 8:05 PM EDT Att: 22,191 - Unknown										
Rick Manning, L OBP: 0.312, SLG: 0.446 (1, 7) X										4	0	0	0	0	0	3											
Robin Yount, R OBP: 0.388, SLG: 0.441 (1, 8) X										4	0	0	0	0	1	3											
Cecil Cooper, L OBP: 0.306, SLG: 0.373 (1, 3) X										3	0	0	0	0	1	1											
Rob Deer, R OBP: 0.333, SLG: 0.498 (1, 9) X										3	0	0	0	0	1	0											
Dale Sveum, S OBP: 0.312, SLG: 0.369 (1, 4) X										3	0	0	0	0	0	0											
Bill Schroeder, R OBP: 0.275, SLG: 0.406 (1, 10) X										3	0	0	0	0	0	0											
Rick Cerone, R OBP: 0.300, SLG: 0.373 (1, 2) X										2	0	0	0	1	0	0											
Edgar Diaz, R OBP: 0.333, SLG: 0.250 (1, 6) X										3	0	1	0	0	0	0											
Inning Stats	R: 0 E: 0 K: 0 S: 4	H: 1 LOB: 1 BB: 0 P: 4	R: 0 E: 0 K: 0 S: 3	H: 0 LOB: 0 BB: 0 P: 3	R: 0 E: 0 K: 0 S: 3	H: 0 LOB: 0 BB: 0 P: 3	R: 0 E: 0 K: 0 S: 3	H: 0 LOB: 0 BB: 0 P: 3	R: 0 E: 0 K: 1 S: 5	H: 0 LOB: 0 BB: 0 P: 5	R: 0 E: 0 K: 1 S: 5	H: 0 LOB: 0 BB: 0 P: 5	R: 0 E: 0 K: 1 S: 6	H: 1 LOB: 2 BB: 1 P: 10	R: 0 E: 0 K: 1 S: 6	H: 1 LOB: 2 BB: 1 P: 10	1B: 2 2B: 0 3B: 0 HR: 0	SF: 0 SAC: 0 DP: 0 HBP: 0	WP: 0 PB: 0 SB: 0 CS: 0	PA: 30							
PITCHER	IP	WLS	BF	H	R	ER	SO	BB	IBB	HBP	BLK	WP	HR	S	P	ERA	WHIP										
Scott McGregor, L ERA: 4.41 (1, 1)	9.0	W	30	2	0	0	3	1	0	0	0	0	0	35	39	0.00	0.333										


Batter	1	2	3	4	5	6	7	8	9	AB	R	H	RBI	BB	SO	LOB	TOP										
John Shelby, S OBP: 0.258, SLG: 0.351 (1, 9)	0-0 4-3		0-0 4-3		0-0 F8		0-0 2B		0-0 F8	5	0	1	0	0	0	1	Baltimore Orioles @ Milwaukee Brewers Milwaukee County Stadium, Milwaukee, WI Sun Sep 28 1986, 4:33 AM EDT Att: 7,725 - Unknown livebaseballscorecards.com										
Juan Beniquez, R OBP: 0.371, SLG: 0.394 (1, 7)	0-0 F8		0-0 6-3		0-0 FC4-6 1B		0-3 K			4	0	1	0	0	1	2											
Cal Ripken Jr., R OBP: 0.352, SLG: 0.451 (1, 6)	0-0 1B		0-0 1B		0-0 FC4-6 1B		0-0 6-3			4	1	2	0	0	0	3											
Eddie Murray, S OBP: 0.390, SLG: 0.447 (1, 3)	0-0 G3		0-0 F5		4-0 1B BB				0-0 F6	3	0	0	0	1	0	2											
Mike Young, S OBP: 0.343, SLG: 0.375 (1, 10)		0-0 E6 1B		0-0 F9		0-0 1-3 2-H 1B		0-3 K	0-3 K	4	1	1	1	0	1	0											
Ken Gerhart, R OBP: 0.299, SLG: 0.333 (1, 8)		0-0 E5 1B		4-0 G4-6-3 BB		0-3 K		0-3 K	0-3 K	3	0	0	0	1	2	3											
John Stefero, L OBP: 0.322, SLG: 0.311 (6, PH)		0-0 F9-1 1B		0-0 G4-6-3		0-0 G3			0-0 F7	2	0	1	1	0	0	1											
Lee Lacy, R OBP: 0.335, SLG: 0.392 (6, 2)		0-0 1-2 2-H 1B		0-0 1-2					0-0 1B	1	0	0	0	0	0	2											
Rick Dempsey, R OBP: 0.306, SLG: 0.370 (6, 2)		0-0 F9		0-0 F7		0-0 F2			0-0 1B	4	0	1	0	0	0	2											
Floyd Rayford, R OBP: 0.232, SLG: 0.311 (1, 5)		0-0 F9-1		0-0 4-3		0-0 2B 1B			0-0 F8	4	0	1	0	0	0	3											
Jackie Gutierrez, R OBP: 0.226, SLG: 0.219 (1, 4)										1B: 7	SF: 0	WP: 0	PA: 37														
Inning Stats	R: 0 E: 0 K: 0 S: 4	H: 1 LOB: 1 BB: 0 P: 4	R: 1 E: 2 K: 0 S: 5	H: 1 LOB: 1 BB: 0 P: 5	R: 0 E: 0 K: 0 S: 4	H: 1 LOB: 1 BB: 0 P: 4	R: 0 E: 0 K: 0 S: 2	H: 0 LOB: 0 BB: 1 P: 6	R: 0 E: 0 K: 0 S: 3	H: 0 LOB: 0 BB: 0 P: 3	R: 1 E: 1 K: 1 S: 7	H: 2 LOB: 2 BB: 1 P: 11	R: 0 E: 0 K: 1 S: 7	H: 2 LOB: 2 BB: 0 P: 7	R: 0 E: 0 K: 2 S: 7	H: 0 LOB: 0 BB: 0 P: 7	R: 0 E: 0 K: 0 S: 4	H: 1 LOB: 1 BB: 0 P: 4	1B: 7 2B: 2 3B: 0 HR: 0	SF: 0 SAC: 0 DP: 2 HBP: 0	WP: 0 PB: 0 SB: 0 CS: 0						
PITCHER	IP	WLS	BF	H	R	ER	SO	BB	IBB	HBP	BLK	WP	HR	S	P	ERA	WHIP	PITCHER									
Mike Birkbeck, R ERA: 4.76 (1, 1)	5.1	W	22	4	2	1	0	2	0	0	0	0	0	20	28	1.69	1.125										
Bill Wegman, R ERA: 5.24 (6, 1)	0.1		2	1	0	0	1	0	0	0	0	0	0	4	4	0.00	3.000										
Dan Plesac, L ERA: 3.06 (6, 1)	3.1	S	13	3	0	0	3	0	0	0	0	0	0	19	19	0.00	0.900										

Batter	1	2	3	4	5	6	7	8	9	AB	R	H	RBI	BB	SO	LOB	BOTTOM										
Paul Molitor, R OBP: 0.338, SLG: 0.417 (1, 5)	0-3 K	0-0 6-3		0-3 K		0-3 K		0-0 E 1B		5	1	1	2	0	3	0	Baltimore Orioles @ Milwaukee Brewers Milwaukee County Stadium, Milwaukee, WI Sun Sep 28 1986, 4:33 AM EDT Att: 7,725 - Unknown livebaseballscorecards.com										
Charlie Moore, R OBP: 0.325, SLG: 0.387 (1, 9)	0-0 BB 2B		0-0 HR		0-0 B2		0-0 CS 1B	0-0 E 1B		4	2	3	1	0	0	0											
Robin Yount, R OBP: 0.387, SLG: 0.440 (8, 8)	0-0 BB 2B		0-0 HR		0-0 B2		0-0 CS 1B	0-0 E 1B		1	1	0	0	0	0	0											
Cecil Cooper, L OBP: 0.306, SLG: 0.372 (1, 3)	4-0 BB BB		0-0 4-3		0-3 K		0-0 CS	0-0 E 1B	0-0 E5	4	1	1	0	1	1	0											
Bill Schroeder, R OBP: 0.270, SLG: 0.398 (1, 2)	0-3 K		0-3 K		0-3 K		0-3 K	0-0 SH1-4 F7		4	0	0	0	0	3	3											
Rob Deer, R OBP: 0.334, SLG: 0.497 (1, 7)	4-0 BB BB		0-0 S 1B		0-0 F7		0-3 K			3	0	1	0	1	1	1											
Dale Sveum, S OBP: 0.317, SLG: 0.370 (1, 6)	4-0 BB BB		0-3 K		4-0 FC4-6 BB		0-0 E8 1B			2	1	1	2	2	1	1											
Gorman Thomas, R OBP: 0.311, SLG: 0.375 (1, 10)	0-0 F9		0-0 G3 2B		0-0 F4		4-0 BB 1B BB			3	2	1	0	1	0	4											
Jim Gantner, L OBP: 0.317, SLG: 0.374 (1, 4)		0-0 6-3		0-0 G3		0-0 FC4-6		0-0 BB 1B		4	1	1	1	0	0	2											
Rick Manning, L OBP: 0.310, SLG: 0.441 (8, 7)		0-0 G3		0-0 SF9		0-0 L4		4-0 BB 1B		2	1	0	1	1	0	0											
Inning Stats	R: 1 E: 0 K: 2 S: 8	H: 1 LOB: 3 BB: 3 P: 20	R: 0 E: 0 K: 0 S: 3	H: 0 LOB: 0 BB: 0 P: 3	R: 1 E: 0 K: 2 S: 9	H: 2 LOB: 1 BB: 0 P: 9	R: 1 E: 0 K: 1 S: 6	H: 1 LOB: 0 BB: 0 P: 6	R: 0 E: 0 K: 2 S: 7	H: 0 LOB: 0 BB: 0 P: 7	R: 0 E: 0 K: 0 S: 3	H: 0 LOB: 1 BB: 1 P: 7	R: 0 E: 0 K: 1 S: 5	H: 1 LOB: 0 BB: 0 P: 5	R: 7 E: 3 K: 1 S: 11	H: 4 LOB: 1 BB: 2 P: 19	1B: 6	SF: 1	WP: 0	PA: 41							
PITCHER	IP	WLS	BF	H	R	ER	SO	BB	IBB	HBP	BLK	WP	HR	S	P	ERA	WHIP	PITCHER									
Eric Bell, L ERA: 2.91 (8, 1)	7.0	L	29	5	3	3	8	4	0	0	0	0	0	41	57	3.86	1.286										
Rich Bordi, R ERA: 4.53 (8, 1)	0.2		5	2	3	3	1	1	0	0	0	0	0	6	10	40.50	4.500										
Mike Kinnunen, L ERA: 4.26 (8, 1)	0.0		2	1	0	0	0	1	0	0	0	0	0	1	5	∞	∞										
Tony Arnold, R ERA: 1.89 (8, 1)	0.1		4	1	4	1	0	0	0	0	0	0	0	4	4	27.00	3.000										

Batter	1	2	3	4	5	6	7	8	9	AB	R	H	RBI	BB	SO	LOB	TOP			
Pat Sheridan, L (1, 8) OBP: 0.298, SLG: 0.359	0-3 K	0-0 4-3			0-0 G3			0-0 FC6-4		4	0	0	0	0	1	3				
Bruce Fields, L (1, 7) OBP: 0.283, SLG: 0.349	0-3 K		0-0 F9			0-0 4-3		0-0 F7		4	0	0	0	0	1	1				
Kirk Gibson, L (1, 9) OBP: 0.367, SLG: 0.470	0-0 1B		0-3 K			0-0 F7			0-0 4-3	4	0	1	0	0	1	0				
Johnny Grubb, L (1, 10) OBP: 0.409, SLG: 0.598	0-0 1B		0-0 1-3			0-0 G3			4-0 G4-6-3 BB	3	0	1	0	1	0	0				
Darrell Evans, L (1, 3) OBP: 0.361, SLG: 0.450	0-3 K			0-0 G3			4-0 G6-4-3 BB		0-0 G4-6-3	3	0	0	0	1	1	3				
Darnell Coles, R (1, 5) OBP: 0.328, SLG: 0.448		0-0 2B		0-0 4-3			0-0 G6-4-3			3	0	1	0	0	0	1				
Matt Nokes, L (1, 2) OBP: 0.389, SLG: 0.412		0-0 FC		0-0 F6			0-0 F7			3	0	0	0	0	0	1				
Tom Brookens, R (1, 4) OBP: 0.316, SLG: 0.356		0-0 B1			0-0 4-3			0-0 FC6-4 1B		3	0	1	0	0	0	2				
Doug Baker, S (1, 6) OBP: 0.192, SLG: 0.167	0-3 K				0-0 F5			0-0 F8		2	0	0	0	0	1	2				
Dave Bergman, L (8, PH) OBP: 0.331, SLG: 0.318										1	0	0	0	0	0	1				
Mike Heath, R (8, 5) OBP: 0.291, SLG: 0.341										0	0	0	0	0	0	0				
Inning Stats	R: 0 E: 0 K: 3 S: 11	H: 2 LOB: 2 BB: 0 P: 11	R: 0 E: 0 K: 1 S: 7	H: 1 LOB: 2 BB: 0 P: 7	R: 0 E: 0 K: 1 S: 5	H: 0 LOB: 0 BB: 0 P: 5	R: 0 E: 0 K: 0 S: 3	H: 0 LOB: 0 BB: 0 P: 3	R: 0 E: 0 K: 0 S: 3	H: 0 LOB: 0 BB: 1 P: 3	R: 0 E: 0 K: 0 S: 2	H: 0 LOB: 0 BB: 1 P: 6	R: 0 E: 0 K: 0 S: 4	H: 1 LOB: 1 BB: 0 P: 4	R: 0 E: 0 K: 0 S: 2	H: 0 LOB: 0 BB: 1 P: 6	1B: 3 2B: 1 3B: 0 HR: 0	SF: 0 SAC: 0 DP: 2 HBP: 0	WP: 0 PB: 0 SB: 0 CS: 0	PA: 32
PITCHER Tim Leary, R (1, 1) ERA: 4.32	IP: 9.0 WLS: W BF: 32 H: 4 R: 0 ER: 0 SO: 5 BB: 2 IBB: 0 HBP: 0 BLK: 0 WP: 0 HR: 0 S: 40 P: 48 ERA: 0.00 WHIP: 0.667															PITCHER				

Detroit Tigers @ Milwaukee Brewers
Milwaukee County Stadium, Milwaukee, WI
Tue Sep 30 1986, 8:05 PM EDT
Att: 5,160 - Unknown

AB	30
R	0
H	4
RBI	0
BB	2
SO	5
LOB	14




livebaseballscores.com

Batter	1	2	3	4	5	6	7	8	9	AB	R	H	RBI	BB	SO	LOB	BOTTOM			
Paul Moltzer, R (1, 5) OBP: 0.339, SLG: 0.423	0-0 4-6 2B		0-0 1-3 E 2B		0-3 K		0-0 6-3			4	1	2	0	0	1	1				
Rick Manning, L (1, 8) OBP: 0.304, SLG: 0.432	0-0 6-3		0-0 E5 FC6-4		0-3 K			0-0 3-1		4	0	0	1	0	1	1				
Cecil Cooper, L (1, 3) OBP: 0.304, SLG: 0.369	0-0 4-6 2-3f		0-0 2-H 3-H FC6-4 BB			0-0 F7		0-3 K		4	0	0	0	0	1	2				
Rob Deer, R (1, 9) OBP: 0.337, SLG: 0.497		0-3 K	4-0 1-2 BB			0-0 1B		4-0 2B BB		2	1	1	0	2	1	0				
Ben Oglivie, L (1, 7) OBP: 0.340, SLG: 0.388		0-0 F5	0-3 K			0-0 F9		0-0 WP 1-H E 2B		4	1	1	1	0	1	3				
Bill Schroeder, R (1, 10) OBP: 0.269, SLG: 0.395		0-3 K		0-0 G3-6 1B		0-0 F8		0-0 2-H E5		4	0	1	0	0	1	1				
Jim Gantner, L (1, 4) OBP: 0.315, SLG: 0.371			0-0 F4 G3-6		0-0 G3-6		0-0 F5	0-0 4-3		4	0	0	0	0	0	2				
Rick Cerone, R (1, 2) OBP: 0.305, SLG: 0.382			0-0 1B 2B		0-0 1-3		0-0 FC3-6 1B			3	1	2	0	0	0	0				
Ernest Riles, L (1, 6) OBP: 0.325, SLG: 0.362			0-0 2B E 1B		0-3 K		0-0 FC3-6			3	1	1	1	0	1	1				
Inning Stats	R: 0 E: 0 K: 0 S: 3	H: 1 LOB: 0 BB: 0 P: 3	R: 0 E: 0 K: 2 S: 7	H: 0 LOB: 0 BB: 0 P: 7	R: 3 E: 1 K: 1 S: 9	H: 3 LOB: 2 BB: 1 P: 13	R: 0 E: 0 K: 0 S: 3	H: 1 LOB: 0 BB: 0 P: 3	R: 0 E: 0 K: 0 S: 4	H: 1 LOB: 1 BB: 0 P: 4	R: 0 E: 0 K: 0 S: 4	H: 1 LOB: 1 BB: 0 P: 4	R: 2 E: 1 K: 1 S: 7	H: 1 LOB: 1 BB: 1 P: 11	R: 0 E: 0 K: 0 S: 2	H: 0 LOB: 0 BB: 1 P: 6	1B: 4 2B: 5 3B: 0 HR: 0	SF: 0 SAC: 0 DP: 2 HBP: 0	WP: 1 PB: 0 SB: 1 CS: 0	PA: 34
PITCHER Dan Petry, R (1, 1) ERA: 4.62	IP: 8.0 WLS: L BF: 34 H: 8 R: 5 ER: 3 SO: 7 BB: 2 IBB: 0 HBP: 0 BLK: 0 WP: 1 HR: 0 S: 46 P: 54 ERA: 3.38 WHIP: 1.250															PITCHER				

Detroit Tigers @ Milwaukee Brewers
Milwaukee County Stadium, Milwaukee, WI
Tue Sep 30 1986, 8:05 PM EDT
Att: 5,160 - Unknown

AB	32
R	5
H	8
RBI	3
BB	2
SO	7
LOB	11




livebaseballscores.com

Batter	1	2	3	4	5	6	7	8	9	AB	R	H	RBI	BB	SO	LOB	TOP					
Tom Brookens, R (1, 4) OBP: 0.319, SLG: 0.353	0-3 K		4-0 CS BB		0-3 K		4-0 BB		0-0 SH3-4	2	0	0	0	2	2	0						
Alan Trammell, R (1, 6) OBP: 0.343, SLG: 0.464	0-0 E5		0-0 L1			0-0 F5	0-0 F6		4-0 IBB	4	0	0	0	1	0	3						
Kirk Gibson, L (1, 9) OBP: 0.365, SLG: 0.469	0-3 K		0-3 K			0-0 2B		0-0 1-3	0-3 K	5	1	1	0	0	3	4						
Larry Hemdon, R (1, 7) OBP: 0.304, SLG: 0.375	0-3 K			0-0 F9		0-0 F4		0-0 F8	0-0 F9	5	0	0	0	0	1	5						
Darnell Coles, R (1, 5) OBP: 0.331, SLG: 0.451		4-0 1B BB		0-0 F4		0-0 2H 2B		0-0 2B 1B		3	1	2	1	1	0	0						
Chet Lemon, R (1, 8) OBP: 0.330, SLG: 0.418		0-0 1-2 1B		0-0 3B		0-3 K		0-0 1-H 2B		4	0	3	1	0	1	1						
Darrell Evans, L (1, 3) OBP: 0.359, SLG: 0.446		0-3 K		0-3 K			0-0 3-1	0-3 K		4	0	0	0	0	3	4						
Tim Tolman, R (1, 10) OBP: 0.308, SLG: 0.219		0-0 F8		0-0 F6		0-0 F8		0-0 SH3-4 1B		4	0	1	0	0	0	2						
Pat Sheridan, L (9, PR) OBP: 0.236, SLG: 0.359		0-0 F9		0-0 L7		0-0 2B		0-0 1-2 SH3-4 1B		0	0	0	0	0	0	0						
Mike Heath, R (1, 2) OBP: 0.294, SLG: 0.346										4	0	2	0	0	0	2						
Inning Stats	R: 0 E: 1 K: 3 S: 10	H: 0 LOB: 1 BB: 0 P: 10	R: 0 E: 0 K: 1 S: 6	H: 1 LOB: 2 BB: 1 P: 10	R: 0 E: 0 K: 1 S: 4	H: 0 LOB: 0 BB: 1 P: 8	R: 0 E: 0 K: 1 S: 6	H: 1 LOB: 1 BB: 0 P: 6	R: 0 E: 0 K: 1 S: 5	H: 0 LOB: 0 BB: 0 P: 5	R: 1 E: 0 K: 1 S: 7	H: 2 LOB: 1 BB: 0 P: 7	R: 0 E: 0 K: 0 S: 4	H: 1 LOB: 2 BB: 1 P: 8	R: 1 E: 0 K: 1 S: 7	H: 2 LOB: 1 BB: 0 P: 7	R: 0 E: 0 K: 1 S: 7	H: 2 LOB: 3 BB: 1 P: 11	1B: 4 2B: 4 3B: 1 HR: 0	SF: 0 SAC: 1 DP: 0 HBP: 0	WP: 0 PB: 0 SB: 0 CS: 1	PA: 40
PITCHER Teddy Higuera, L (1, 1) ERA: 2.79	IP: 9.0 WLS: L BF: 40	H: 9 R: 2 ER: 2 SO: 10	BB: 3 IBB: 1 HBP: 0 BLK: 0	WP: 0 HR: 0 S: 56 P: 72	ERA: 2.00 WHIP: 1.333	PITCHER										IP: 9.0 WLS: L BF: 40	H: 9 R: 2 ER: 2 SO: 10	BB: 3 IBB: 1 HBP: 0 BLK: 0	WP: 0 HR: 0 S: 56 P: 72	ERA: 2.00 WHIP: 1.333		

Detroit Tigers @ Milwaukee Brewers
Milwaukee County Stadium, Milwaukee, WI
Wed Oct 01 1986, 8:05 PM EDT
Att: 5,500 - Unknown


AB 35
R 2
H 9
RBI 2
BB 4
SO 10
LOB 21



Batter	1	2	3	4	5	6	7	8	9	AB	R	H	RBI	BB	SO	LOB	BOTTOM					
Paul Molitor, R (1, 5) OBP: 0.342, SLG: 0.430	0-0 F7		0-0 FC4-6		0-0 SH1 3B		0-0 CS 1B		0-0 1B	5	1	3	0	0	0	1						
Charlie Moore, R (1, 2) OBP: 0.320, SLG: 0.380	0-0 G1		0-0 F8		0-0 SH1		0-0 6-3		0-3 K	4	0	0	1	0	1	3						
Glenn Braggs, R (1, 7) OBP: 0.274, SLG: 0.351	1-0 HBP			0-3 K	0-0 6-3			0-0 G3 1B		3	0	1	0	0	1	0						
Rob Deer, R (1, 9) OBP: 0.336, SLG: 0.494	0-0 5-3			0-3 K		4-0 5-3 BB		0-0 F8		3	0	0	0	1	1	2						
Dale Sveum, S (1, 4) OBP: 0.317, SLG: 0.367		0-0 1-3		4-0 WP S BB		0-0 5-3		0-0 G3		2	0	0	0	1	0	1						
Jim Gantner, L (8, PH) OBP: 0.314, SLG: 0.370				4-0 BB		1-2 5-3		1-2 G3		1	0	0	0	0	0	1						
Gorman Thomas, R (1, 10) OBP: 0.315, SLG: 0.374		0-3 K		4-0 BB	1-3 BB	4-0 IBB		4-0 BB		1	0	0	0	3	1	0						
Bill Schroeder, R (1, 3) OBP: 0.269, SLG: 0.389		0-0 F9		4-0 BB	1-2 BB		0-0 F8	0-0 F7		3	0	0	0	1	0	4						
Rick Manning, L (1, 8) OBP: 0.299, SLG: 0.423			0-0 4-3		0-0 3-1		0-3 K		0-0 F8	4	0	0	0	0	1	5						
Edgar Diaz, R (1, 6) OBP: 0.333, SLG: 0.273			0-0 FC4-6			0-0 4-3			0-0 4-3	3	0	1	0	0	0	0						
Ernest Riles, L (9, PH) OBP: 0.325, SLG: 0.361										1	0	0	0	0	0	0						
Inning Stats	R: 0 E: 0 K: 0 S: 3	H: 0 LOB: 1 BB: 0 P: 4	R: 0 E: 0 K: 1 S: 5	H: 0 LOB: 0 BB: 0 P: 5	R: 0 E: 0 K: 2 S: 7	H: 0 LOB: 3 BB: 3 P: 19	R: 1 E: 0 K: 0 S: 4	H: 1 LOB: 0 BB: 0 P: 4	R: 0 E: 0 K: 1 S: 5	H: 0 LOB: 2 BB: 2 P: 13	R: 0 E: 0 K: 0 S: 3	H: 1 LOB: 0 BB: 0 P: 3	R: 0 E: 0 K: 0 S: 4	H: 1 LOB: 2 BB: 1 P: 8	R: 0 E: 0 K: 1 S: 6	H: 1 LOB: 1 BB: 0 P: 6	1B: 4 2B: 0 3B: 1 HR: 0	SF: 0 SAC: 1 DP: 0 HBP: 1	WP: 1 PB: 0 SB: 1 CS: 1	PA: 38		
PITCHER Frank Tanana, L (1, 1) ERA: 4.18	IP: 7.0 WLS: W BF: 29	H: 3 R: 1 ER: 1 SO: 4	BB: 4 IBB: 1 HBP: 0 BLK: 0	WP: 1 HR: 0 S: 31 P: 52	ERA: 1.29 WHIP: 1.000	PITCHER										IP: 7.0 WLS: W BF: 29	H: 3 R: 1 ER: 1 SO: 4	BB: 4 IBB: 1 HBP: 0 BLK: 0	WP: 1 HR: 0 S: 31 P: 52	ERA: 1.29 WHIP: 1.000		
Eric King, R (8, 1) ERA: 3.65	0.1	W: 2	1	0	0	0	0	0	2	2	0.00	3.000										
Willie Hernandez, L (8, 1) ERA: 3.56	1.2	S: 7	1	0	0	1	1	0	8	12	0.00	1.200										

Detroit Tigers @ Milwaukee Brewers
Milwaukee County Stadium, Milwaukee, WI
Wed Oct 01 1986, 8:05 PM EDT
Att: 5,500 - Unknown

AB 30
R 1
H 5
RBI 1
BB 6
SO 5
LOB 17



Batter	1	2	3	4	5	6	7	8	9	AB	R	H	RBI	BB	SO	LOB	TOP			
Paul Moltitor, R OBP: 0.344, SLG: 0.430 (1, 5)										5	1	2	0	0	1	0				
Robin Yount, R OBP: 0.387, SLG: 0.442 (1, 8)										4	2	1	1	1	0	0				
Cecil Cooper, L OBP: 0.305, SLG: 0.370 (1, 3)										3	0	2	1	1	0	0				
Ben Oglivie, L OBP: 0.338, SLG: 0.394 (1, 10)										4	0	1	1	0	1	2				
Glenn Braggs, R OBP: 0.273, SLG: 0.349 (1, 9)										4	0	0	0	0	3	2				
Rick Manning, L OBP: 0.307, SLG: 0.437 (1, 7)										3	1	2	1	1	1	0				
Bill Schroeder, R OBP: 0.261, SLG: 0.377 (1, 2)										4	0	0	0	0	1	4				
Jim Gantner, L OBP: 0.312, SLG: 0.369 (1, 4)										4	0	1	0	0	0	3				
Ernest Riles, L OBP: 0.322, SLG: 0.358 (1, 6)										4	0	0	0	0	1	1				
Inning Stats	R: 0 E: 0 K: 1 S: 5	H: 0 LOB: 1 BB: 1 P: 9	R: 0 E: 0 K: 1 S: 5	H: 0 LOB: 0 BB: 0 P: 5	R: 2 E: 0 K: 0 S: 6	H: 3 LOB: 1 BB: 0 P: 6	R: 1 E: 0 K: 3 S: 11	H: 2 LOB: 1 BB: 0 P: 11	R: 0 E: 0 K: 0 S: 3	H: 1 LOB: 0 BB: 0 P: 6	R: 0 E: 0 K: 0 S: 3	H: 1 LOB: 0 BB: 0 P: 3	R: 1 E: 0 K: 1 S: 7	H: 2 LOB: 2 BB: 2 P: 15	R: 0 E: 0 K: 1 S: 5	H: 0 LOB: 0 BB: 0 P: 5	1B: 5 2B: 2 3B: 1 HR: 1	SF: 0 SAC: 0 DP: 0 HBP: 0	WP: 0 PB: 0 CS: 1	PA: 39
PITCHER	IP	WLS	BF	H	R	ER	SO	BB	IBB	HBP	BLK	WP	HR	S	P	ERA	WHIP			
Jim Clancy, R ERA: 3.94 (1, 1)	7.0	L	31	9	4	4	6	2	0	0	0	0	1	41	49	5.14	1.571			
Mark Eichhorn, R ERA: 1.65 (8, 1)	2.0		7	0	0	0	2	0	1	0	0	0	0	10	14	0.00	0.000			

Milwaukee Brewers @ Toronto Blue Jays
Exhibition Stadium, Toronto, ON
Fri Oct 03 1986, 7:05 PM EDT
Att: 26,619 - Unknown

AB	35
R	4
H	9
RBI	4
BB	3
SO	8
LOB	12



Batter	1	2	3	4	5	6	7	8	9	AB	R	H	RBI	BB	SO	LOB	BOTTOM			
Tony Fernandez, S OBP: 0.342, SLG: 0.433 (1, 6)										4	0	0	0	0	0	1				
Willie Upshaw, L OBP: 0.342, SLG: 0.370 (1, 3)										4	0	0	0	0	0	1				
Lloyd Moseby, L OBP: 0.332, SLG: 0.422 (1, 8)										4	0	0	0	0	2	0				
Jesse Barfield, R OBP: 0.370, SLG: 0.564 (1, 9)										4	1	1	1	0	2	0				
Ernie Whitt, L OBP: 0.326, SLG: 0.450 (7, PH)										2	0	0	0	0	0	0				
Buck Martinez, R OBP: 0.271, SLG: 0.269 (8, 2)										2	0	0	0	0	0	0				
Rick Leach, L OBP: 0.333, SLG: 0.436 (7, PH)										2	0	1	0	0	0	0				
Cecil Fielder, R OBP: 0.227, SLG: 0.333 (7, PH)										1	0	0	0	0	1	0				
Kelly Gruber, R OBP: 0.229, SLG: 0.358 (1, 5)										2	0	1	0	1	0	0				
Garth Iorg, R OBP: 0.299, SLG: 0.346 (1, 4)										3	0	1	0	0	0	3				
Ron Shepherd, R OBP: 0.246, SLG: 0.364 (1, 7)										3	0	0	0	0	0	2				
Inning Stats	R: 0 E: 0 K: 1 S: 5	H: 2 LOB: 2 BB: 0 P: 7	R: 0 E: 1 K: 1 S: 7	H: 0 LOB: 0 BB: 0 P: 7	R: 0 E: 0 K: 0 S: 3	H: 0 LOB: 0 BB: 0 P: 3	R: 0 E: 0 K: 1 S: 5	H: 0 LOB: 1 BB: 1 P: 7	R: 0 E: 0 K: 1 S: 5	H: 0 LOB: 0 BB: 0 P: 5	R: 1 E: 0 K: 1 S: 6	H: 1 LOB: 0 BB: 0 P: 6	R: 0 E: 0 K: 0 S: 4	H: 1 LOB: 1 BB: 0 P: 4	R: 0 E: 0 K: 0 S: 3	H: 0 LOB: 0 BB: 0 P: 3	1B: 2 2B: 1 3B: 0 HR: 1	SF: 0 SAC: 0 DP: 0 HBP: 0	WP: 1 PB: 0 CS: 0	PA: 32
PITCHER	IP	WLS	BF	H	R	ER	SO	BB	IBB	HBP	BLK	WP	HR	S	P	ERA	WHIP			
Bill Wegman, R ERA: 5.13 (1, 1)	6.0	W	22	3	1	1	4	1	0	0	0	0	1	29	33	1.50	0.667			
John Henry Johnson, L ERA: 2.66 (7, 1)	2.0		7	1	0	0	1	0	0	0	0	1	0	9	9	0.00	0.500			
Dan Plesac, L ERA: 3.02 (8, 1)	1.0	S	3	0	0	0	0	0	0	0	0	0	0	3	3	0.00	0.000			

Milwaukee Brewers @ Toronto Blue Jays
Exhibition Stadium, Toronto, ON
Fri Oct 03 1986, 7:05 PM EDT
Att: 26,619 - Unknown

AB	31
R	1
H	4
RBI	1
BB	1
SO	5
LOB	7



Batter	1	2	3	4	5	6	7	8	9	AB	R	H	RBI	BB	SO	LOB	TOP				
Paul Moltis, R OBP: 0.341, SLG: 0.426 (1, 5)	0-0 6-3			0-0 F9		0-3 K		0-0 F9		4	0	0	0	0	1	1	Milwaukee Brewers @ Toronto Blue Jays Exhibition Stadium, Toronto, ON Sun Oct 05 1986, 3:33 AM EDT Unknown				
Robin Yount, R OBP: 0.387, SLG: 0.444 (1, 8)	0-0 F8			0-0 F8			0-0 1B SF9 2B	0-0 1B 1-H		4	1	2	1	0	0	0					
Cecil Cooper, L OBP: 0.308, SLG: 0.372 (1, 3)	0-0 F8			0-0 1B			0-0 1B 2-3	4-0 1B BB		3	0	2	0	1	0	0					
Ben Oglivie, L OBP: 0.334, SLG: 0.390 (1, 10)		0-3 K		0-0 4-3			0-0 SF9	0-3 K		3	0	0	1	0	2	3					
Glenn Braggs, R OBP: 0.274, SLG: 0.349 Charlie Moore, R OBP: 0.318, SLG: 0.377 (1, 9) (8, 9)		0-0 4-3			0-3 K		0-0 3-H 1-3 1B	0-0 1-3	0-0 1-3	3	0	1	0	0	1	0					
Rick Manning, L OBP: 0.302, SLG: 0.429 (1, 7)		0-0 F9			0-0 1-3		0-3 K	0-0 G3		4	0	0	0	0	1	2					
Rick Cerone, R OBP: 0.304, SLG: 0.380 (1, 2)			0-0 CS 1B		0-0 L6		0-0 4-3	0-3 K		4	0	1	0	0	1	2					
Jim Gantner, L OBP: 0.314, SLG: 0.371 (1, 4)			0-0 1-2 G6-3 1B			0-0 6-3		0-0 S 1B 1B		3	1	2	0	0	0	0					
Ernest Riles, L OBP: 0.321, SLG: 0.356 (1, 6)			0-0 1-2 G6-3			0-0 4-3		0-0 F4		3	0	0	0	0	0	2					
Inning Stats	R: 0 E: 0 K: 0 S: 3	H: 0 LOB: 0 BB: 0 P: 3	R: 0 E: 0 K: 1 S: 5	H: 0 LOB: 0 BB: 0 P: 5	R: 0 E: 0 K: 0 S: 3	H: 2 LOB: 0 BB: 0 P: 3	R: 0 E: 0 K: 0 S: 4	H: 1 LOB: 1 BB: 0 P: 4	R: 0 E: 0 K: 1 S: 5	H: 0 LOB: 0 BB: 0 P: 5	R: 1 E: 0 K: 1 S: 8	H: 3 LOB: 2 BB: 0 P: 8	R: 1 E: 0 K: 1 S: 7	H: 2 LOB: 2 BB: 1 P: 11	R: 0 E: 0 K: 1 S: 5	H: 0 LOB: 0 BB: 0 P: 5		1B: 7 2B: 1 3B: 0 HR: 0	SF: 1 SAC: 0 DP: 1 HBP: 0	WP: 0 PB: 0 CS: 1	PA: 34
PITCHER	IP	WLS	BF	H	R	ER	SO	BB	IBB	HBP	BLK	WP	HR	S	P	ERA	WHIP				
Joe Johnson, R ERA: 4.42 (1, 1)	6.1		23	6	1	1	3	0	0	0	0	0	0	29	29	1.42	0.947				
Tom Henke, R ERA: 3.35 (7, 1)	1.2	L	8	2	1	1	2	1	0	0	0	0	0	11	15	5.40	1.800				
Mark Eichhorn, R ERA: 1.64 (9, 1)	1.0		3	0	0	0	1	0	0	0	0	0	0	5	5	0.00	0.000				

Batter	1	2	3	4	5	6	7	8	9	AB	R	H	RBI	BB	SO	LOB	BOTTOM					
Tony Fernandez, S OBP: 0.340, SLG: 0.430 (1, 6)	0-0 F4		0-0 E9			0-0 4-3		0-0 G5-4-3 1-2		4	0	0	0	0	0	1	Milwaukee Brewers @ Toronto Blue Jays Exhibition Stadium, Toronto, ON Sun Oct 05 1986, 3:33 AM EDT Unknown					
Willie Upshaw, L OBP: 0.340, SLG: 0.367 (1, 3)	0-0 F9		0-0 F8			0-0 3-1		0-0 L4		4	0	0	0	0	0	1						
Lloyd Moseby, L OBP: 0.331, SLG: 0.421 (1, 8)	0-0 4-3			0-0 G3		0-0 S 1B		0-3 K		4	0	1	0	0	1	0						
Jesse Barfield, R OBP: 0.369, SLG: 0.561 (1, 9)		0-0 1B FC6-4 1B		0-0 F7		0-3 K		0-0 F5		4	1	1	0	0	1	1						
Ernie Whitt, L OBP: 0.326, SLG: 0.452 (1, 2)		0-0 F7		0-0 2B			0-0 F8			3	0	1	0	0	0	1						
Rick Leach, L OBP: 0.333, SLG: 0.434 (1, 10)		0-0 FC6-4 1B		0-0 F4			0-0 F7			3	0	1	0	0	0	1						
Kelly Gruber, R OBP: 0.224, SLG: 0.350 (1, 5)		0-0 FC6-4 CS			0-0 G3		0-0 F7			3	0	0	1	0	0	1						
Garth Iorg, R OBP: 0.300, SLG: 0.346 (1, 4)		0-0 CS	0-0 3-H	0-0 3-1		0-3 K		0-0 FC1-8 1B		3	0	1	0	0	1	0						
Ron Shepherd, R OBP: 0.236, SLG: 0.348 (1, 7)			0-3 K		0-3 K			0-0 FC1-6 G5-4-3 1-2		3	0	0	0	0	2	1						
Inning Stats	R: 0 E: 0 K: 0 S: 3	H: 0 LOB: 0 BB: 0 P: 3	R: 1 E: 0 K: 0 S: 4	H: 2 LOB: 0 BB: 0 P: 4	R: 0 E: 1 K: 1 S: 6	H: 0 LOB: 1 BB: 0 P: 6	R: 0 E: 0 K: 0 S: 4	H: 1 LOB: 1 BB: 0 P: 4	R: 0 E: 0 K: 2 S: 7	H: 0 LOB: 0 BB: 0 P: 7	R: 0 E: 0 K: 1 S: 6	H: 1 LOB: 1 BB: 0 P: 6	R: 0 E: 0 K: 0 S: 3	H: 0 LOB: 0 BB: 0 P: 3	R: 0 E: 0 K: 0 S: 3	H: 1 LOB: 0 BB: 0 P: 3		R: 0 E: 0 K: 1 S: 5	H: 0 LOB: 0 BB: 0 P: 5	1B: 4 2B: 1 3B: 0 HR: 0	SF: 0 SAC: 0 DP: 1 HBP: 0	WP: 0 PB: 0 CS: 1
PITCHER	IP	WLS	BF	H	R	ER	SO	BB	IBB	HBP	BLK	WP	HR	S	P	ERA	WHIP					
Tim Leary, R ERA: 4.21 (1, 1)	7.0		25	4	1	1	4	0	0	0	0	0	0	33	33	1.29	0.571					
Dan Plesac, L ERA: 2.97 (8, 1)	1.2		5	1	0	0	1	0	0	0	0	0	0	7	7	0.00	0.600					
Mark Clear, R ERA: 2.22 (9, 1)	0.1	S	1	0	0	0	0	0	0	0	0	0	0	1	1	0.00	0.000					

Batter	1	2	3	4	5	6	7	8	9	AB	R	H	RBI	BB	SO	LOB	TOP										
Paul Moltis, R OBP: 0.340, SLG: 0.426 (1, 5)										5	1	1	0	0	0	1											
Charlie Moore, R OBP: 0.317, SLG: 0.374 (1, 9)										4	0	1	0	0	2	1											
Robin Yount, R OBP: 0.388, SLG: 0.450 (1, 8)										4	1	2	1	0	0	0											
Billy Jo Robidoux, L OBP: 0.344, SLG: 0.287 (1, 3)										4	0	0	0	0	1	1											
Gorman Thomas, R OBP: 0.316, SLG: 0.371 Cecil Cooper, L OBP: 0.310, SLG: 0.373 (9, PH)										2	0	0	0	1	1	0											
Rick Manning, L OBP: 0.310, SLG: 0.434 (1, 7)										2	0	1	0	2	1	1											
Bill Schroeder, R OBP: 0.282, SLG: 0.373 Jim Gantner, L OBP: 0.313, SLG: 0.370 (9, PH)										2	0	0	0	0	1	4											
Dale Sveum, S OBP: 0.316, SLG: 0.366 Rick Cerone, R OBP: 0.304, SLG: 0.380 (9, 2)										4	1	1	1	0	0	3											
Edgar Diaz, R OBP: 0.286, SLG: 0.231 Ernest Riles, L OBP: 0.321, SLG: 0.357 (7, PH)										2	0	0	0	0	1	0											
Inning Stats	R: 1 E: 0 K: 1 S: 6	H: 1 LOB: 0 BB: 0 P: 6	R: 0 E: 0 K: 2 S: 7	H: 0 LOB: 1 BB: 1 P: 11	R: 0 E: 0 K: 0 S: 3	H: 1 LOB: 0 BB: 0 P: 3	R: 1 E: 0 K: 0 S: 5	H: 2 LOB: 2 BB: 0 P: 6	R: 0 E: 0 K: 1 S: 5	H: 0 LOB: 0 BB: 0 P: 5	R: 0 E: 0 K: 0 S: 3	H: 0 LOB: 0 BB: 0 P: 3	R: 0 E: 0 K: 2 S: 7	H: 0 LOB: 0 BB: 0 P: 7	R: 2 E: 0 K: 2 S: 10	H: 3 LOB: 1 BB: 0 P: 10	1B: 5 2B: 2 3B: 0 HR: 1	SF: 0 SAC: 0 DP: 1 HBP: 1	WP: 0 PB: 2 CS: 1	PA: 38							
PITCHER	IP	WLS	BF	H	R	ER	SO	BB	IBB	HBP	BLK	WP	HR	S	P	ERA	WHIP										
Dave Stieb, R ERA: 4.74 (1, 1)	5.1		23	5	2	1	4	2	0	1	0	0	1	28	37	1.69	1.312										
Mark Eichhorn, R ERA: 1.72 (6, 1)	3.2	L	14	3	2	2	4	1	0	0	0	0	0	21	25	4.91	1.091										

Milwaukee Brewers @ Toronto Blue Jays
Exhibition Stadium, Toronto, ON
Sun Oct 05 1986, 3:38 AM EDT
Att: 34,176 - Unknown

AB	33
R	4
H	8
RBI	3
BB	3
SO	8
LOB	12



Batter	1	2	3	4	5	6	7	8	9	AB	R	H	RBI	BB	SO	LOB	BOTTOM										
Tony Fernandez, S OBP: 0.338, SLG: 0.428 (1, 6)										4	0	0	0	0	1	2											
Willie Upshaw, L OBP: 0.341, SLG: 0.368 (1, 3)										4	0	2	1	0	0	0											
Lloyd Moseby, L OBP: 0.329, SLG: 0.418 (1, 8)										4	1	0	0	0	1	2											
George Bell, R OBP: 0.349, SLG: 0.532 (1, 7)										4	0	1	0	0	1	1											
Jesse Barfield, R OBP: 0.368, SLG: 0.559 (1, 9)										3	1	0	0	1	1	1											
Ernie Whitt, L OBP: 0.326, SLG: 0.448 Ron Shepherd, R OBP: 0.236, SLG: 0.348 (9, FR)										3	0	0	0	1	1	2											
Rick Leach, L OBP: 0.335, SLG: 0.435 Cecil Fielder, R OBP: 0.222, SLG: 0.325 (7, PH)										2	0	1	1	0	0	0											
Kelly Gruber, R OBP: 0.220, SLG: 0.343 (1, 5)										3	0	0	0	0	1	1											
Garth Iorg, R OBP: 0.303, SLG: 0.352 (1, 4)										3	1	2	0	0	0	0											
Inning Stats	R: 0 E: 0 K: 0 S: 3	H: 0 LOB: 0 BB: 0 P: 3	R: 1 E: 0 K: 2 S: 8	H: 1 LOB: 1 BB: 1 P: 12	R: 1 E: 0 K: 0 S: 4	H: 2 LOB: 0 BB: 0 P: 4	R: 0 E: 0 K: 0 S: 3	H: 1 LOB: 0 BB: 0 P: 3	R: 0 E: 0 K: 1 S: 6	H: 1 LOB: 1 BB: 0 P: 6	R: 0 E: 0 K: 1 S: 5	H: 0 LOB: 0 BB: 0 P: 5	R: 0 E: 0 K: 2 S: 7	H: 0 LOB: 0 BB: 0 P: 7	R: 0 E: 0 K: 0 S: 3	H: 0 LOB: 0 BB: 0 P: 3	R: 1 E: 1 K: 0 S: 5	H: 1 LOB: 2 BB: 1 P: 9	1B: 5 2B: 1 3B: 0 HR: 0	SF: 0 SAC: 0 DP: 2 HBP: 0	WP: 1 PB: 0 CS: 0	PA: 34					
PITCHER	IP	WLS	BF	H	R	ER	SO	BB	IBB	HBP	BLK	WP	HR	S	P	ERA	WHIP										
Mike Birkbeck, R ERA: 4.5 (1, 1)	5.0		19	5	2	2	3	1	0	0	0	0	0	24	28	3.60	1.200										
Juan Nieves, L ERA: 4.92 (6, 1)	3.1	W	11	1	1	0	3	0	0	0	0	0	0	17	17	0.00	0.300										
Mark Clear, R ERA: 2.2 (9, 1)	0.2	S	4	0	0	0	0	1	0	0	0	1	0	3	7	0.00	1.500										

Milwaukee Brewers @ Toronto Blue Jays
Exhibition Stadium, Toronto, ON
Sun Oct 05 1986, 3:38 AM EDT
Att: 34,176 - Unknown

AB	32
R	3
H	6
RBI	2
BB	2
SO	6
LOB	11

