

Milwaukee Brewers - 1987

Batter	1	2	3	4	5	6	7	8	9	AB R H RBI BB SO LOB	TOP											
Wade Boggs, L (1, 5) OBP: 0.250, SLG: 0.250	0-0 1B		0-0 6-3		0-0 4-3			0-0 3-1		4 0 1 0 0 0 0												
Marty Barrett, R (1, 4) OBP: 0.250, SLG: 0.250	0-0 F4		0-0 L5			0-0 6-3		0-0 L1		4 0 0 0 0 0 1												
Bill Buckner, L (1, 3) OBP: 0.250, SLG: 0.250	0-0 F5			0-0 2B 1B		0-0 F5		0-0 1-3		4 0 1 0 0 0 1												
Jim Rice, R (1, 7) OBP: 0.250, SLG: 0.500	0-3 K			0-0 1-H 2B		0-3 K		0-0 4-3		4 0 1 0 0 2 1												
Don Baylor, R (1, 10) OBP: 0.500, SLG: 0.333		0-0 P3		4-0 BB		0-0 F7		0-0 BB 1B		3 1 1 0 1 0 0												
Dwight Evans, R (1, 9) OBP: 0.750, SLG: 1.000		0-0 2B		0-0 F8		0-0 3-1 BB 1B		4-0 1-2 FC5-4 BB		3 0 2 0 1 0 2												
Dave Henderson, R (1, 8) OBP: 0.250, SLG: 0.250		0-0 F2		0-0 4-3		4-0 1-2 3-1 BB		0-0 FC5-4		3 0 0 0 1 0 4												
Marc Sullivan, R (1, 2) OBP: 0.250, SLG: 0.250		0-3 K			0-0 B3-4-6 1B		0-0 3-1	0-0 F8		4 0 1 0 0 1 4												
Spike Owen, S (1, 6) OBP: 0.250, SLG: 0.250			0-0 6-3		0-0 B3-4-6 1-2f		0-0 6-3			3 0 0 0 0 0 3												
Inning Stats	R: 0 E: 0 K: 1 S: 6	H: 1 LOB: 1 BB: 0 P: 6	R: 0 E: 0 K: 1 S: 6	H: 1 LOB: 1 BB: 0 P: 6	R: 0 E: 0 K: 0 S: 3	H: 0 LOB: 0 BB: 0 P: 3	R: 0 E: 0 K: 0 S: 4	H: 2 LOB: 2 BB: 1 P: 8	R: 0 E: 0 K: 0 S: 3	H: 1 LOB: 0 BB: 0 P: 3	R: 0 E: 0 K: 1 S: 5	H: 0 LOB: 0 BB: 0 P: 5	R: 0 E: 0 K: 0 S: 4	H: 1 LOB: 2 BB: 1 P: 8	R: 0 E: 0 K: 0 S: 3	H: 0 LOB: 0 BB: 0 P: 3	R: 1 E: 1 K: 0 S: 4	H: 1 LOB: 1 BB: 1 P: 8	1B: 5 2B: 3 3B: 0 HR: 0	SF: 0 SAC: 0 DP: 1 HBP: 0	WP: 0 PB: 0 SB: 0 CS: 0	PA: 35
PITCHER	IP WLS BF H R ER SO BB IBB HBP BLK WP HR S P ERA WHIP																					
Teddy Higuera, L (1, 1) ERA:	7.0 W 27 6 0 0 3 2 0 0 0 0 0 0 31 39 0.00 1.143																					
Mark Clear, R (8, 1) ERA:	1.0 3 0 0 0 0 0 0 0 0 0 0 0 3 3 0.00 0.000																					
Dan Plesac, L (9, 1) ERA:	1.0 5 1 1 0 0 1 0 0 0 0 0 0 4 8 0.00 2.000																					

Boston Red Sox @ Milwaukee Brewers
Milwaukee County Stadium, Milwaukee, WI

AB	32
R	1
H	7
RBI	0
BB	3
SO	3
LOB	16



Mon Apr 06 1987, 4:33 AM EDT
 Att: 52,585 - Unknown

livebaseballscorecards.com

Batter	1	2	3	4	5	6	7	8	9	AB	R	H	RBI	BB	SO	LOB
Paul Molitor, R OBP: 0.500, SLG: 1.250 (1, 5)	0-0 1B 3B	0-0 FC6-4 1-2f			0-0 F9	0-0 2B				4	1	2	1	0	0	3
Robin Yount, R OBP: 0.500, SLG: 0.750 (1, 8)	0-0 1B 3-H		0-0 F7		0-0 1B 2B	0-3 K				4	1	2	2	0	1	1
Glenn Braggs, R OBP: 0.250, SLG: 0.250 (1, 9) Juan Castillo, S (8, 4)	0-0 G4-6-3 1-2f		0-0 4-3		0-0 1B 1B		0-0 5-3			4	0	1	1	0	0	1
Greg Brock, L OBP: 0.500, SLG: 0.333 (1, 3)	4-0 FC4-6 BB		0-0 4-3		0-0 1B 1-3	0-3 K				3	0	1	0	1	1	0
Billy Jo Robidoux, L (1, 10)	0-0 FC4-6 1-2f			0-0 L6	0-0 FC4-6 1-2f		0-3 K			4	0	0	0	0	1	3
Rob Deer, R OBP: 0.250, SLG: 0.250 (1, 7)		0-0 G6-4-3 1B		0-0 F9		0-3 K		0-3 K		4	0	1	0	0	2	0
Bill Schroeder, R OBP: 0.250, SLG: 0.500 (1, 2)		0-0 G6-4-3 1-2f		0-0 6-3		0-0 1B 2B		0-0 L8		4	1	1	0	0	0	1
Jim Gantner, L OBP: 1.000, SLG: 1.000 (1, 4) Rick Manning, L (8, 9)		0-0 1B 1B			0-0 2B 1B	0-0 2B 1B		0-0 L4		3	2	3	1	0	0	0
Dale Sveum, S OBP: 0.333, SLG: 0.333 (1, 6)		0-0 FC6-4 1-3			0-0 4-3 1-2	0-3 K				1	0	0	0	0	0	0
										3	0	1	0	0	1	2

Inning Stats	R: 1	H: 2	E: 0	K: 0	S: 4	LOB: 1	BB: 1	P: 8	R: 0	H: 3	E: 0	K: 0	S: 5	LOB: 2	BB: 0	P: 5	R: 0	H: 0	E: 0	K: 0	S: 3	LOB: 0	BB: 0	P: 3	R: 0	H: 0	E: 0	K: 0	S: 3	LOB: 0	BB: 0	P: 3	R: 2	H: 4	E: 0	K: 0	S: 7	LOB: 2	BB: 0	P: 7	R: 2	H: 3	E: 0	K: 3	S: 12	LOB: 1	BB: 0	P: 12	R: 0	H: 0	E: 0	K: 2	S: 7	LOB: 0	BB: 0	P: 7	R: 0	H: 0	E: 0	K: 1	S: 5	LOB: 0	BB: 0	P: 5
--------------	------	------	------	------	------	--------	-------	------	------	------	------	------	------	--------	-------	------	------	------	------	------	------	--------	-------	------	------	------	------	------	------	--------	-------	------	------	------	------	------	------	--------	-------	------	------	------	------	------	-------	--------	-------	-------	------	------	------	------	------	--------	-------	------	------	------	------	------	------	--------	-------	------

PITCHER	IP	WLS	BF	H	R	ER	SO	BB	IBB	HBP	BLK	WP	HR	S	P	ERA	WHIP
Bob Stanley, R ERA: 5.79 (1, 1)	4.2	L	22	9	3	3	0	1	0	0	0	0	0	21	25	5.79	2.143
Steve Crawford, R ERA: 5.4 (5, 1)	3.1		13	3	2	2	6	0	0	0	0	0	0	25	25	5.40	0.900

BOTTOM

Boston Red Sox @ Milwaukee Brewers
Milwaukee County Stadium, Milwaukee, WI

Mon Apr 06 1987, 4:33 AM EDT
 Att. 52,585 - Unknown

livebaseballscorecards.com

AB	34
R	5
H	12
RBI	5
BB	1
SO	6
LOB	11



WP: 0	PA: 35
PB: 0	
SB: 0	
CS: 0	

Batter	1	2	3	4	5	6	7	8	9
Paul Molitor, R OBP: 0.556, SLG: 1.125 (1, 5)	0-0 4-3 2B		0-0 E 2B		4-0 BB 1B 3-1 BB	0-0 G6-4-3 1-2f		0-0 6-3	
Robin Yount, R OBP: 0.375, SLG: 0.500 (1, 8)	0-0 4-3 2-3		0-3 K		0-0 3-1 1-2 3-1 1B		0-0 4-3		
Glenn Braggs, R OBP: 0.500, SLG: 0.333 (1, 9) Rick Manning, L (9, 9)	4-0 BB		0-3 K		4-0 3-1 1-2 2-3 BB		0-0 1B 1B		
Greg Brock, L OBP: 0.375, SLG: 0.286 (1, 3)	0-0 F5		0-0 E4		0-0 3-1		0-0 1B 1B		
Billy Jo Robidoux, L OBP: 0.125, SLG: 0.125 (1, 10)	0-0 1-3		0-3 K		0-0 3-1		0-0 1-2 3-H 1B		
Rob Deer, R OBP: 0.250, SLG: 0.143 (1, 7)		0-0 F8		1-0 HBP	0-3 K		0-3 K		
B.J. Surhoff, L OBP: 0.250, SLG: 0.250 (1, 2)		0-0 1B 1B		0-0 F8		0-0 B1-3	0-0 F7		
Jim Gantner, L OBP: 0.714, SLG: 0.714 (1, 4)		0-0 G4-6-3 1-3 1B		0-0 F9		0-0 1B 1B	0-3 K		
Dale Sveum, S OBP: 0.286, SLG: 0.286 (1, 6)		0-0 G4-6-3 1-2f		0-0 F7		0-0 G6-4-3 1-2 1B	0-3 K		

Inning Stats	R: 0	H: 1	E: 0	K: 0	S: 4	LOB: 2	BB: 1	P: 8	R: 0	H: 2	E: 0	K: 0	S: 4	LOB: 1	BB: 0	P: 4	R: 0	H: 1	E: 1	K: 3	S: 11	LOB: 2	BB: 0	P: 11	R: 0	H: 0	E: 0	K: 0	S: 3	LOB: 1	BB: 0	P: 4	R: 2	H: 1	E: 0	K: 1	S: 6	LOB: 1	BB: 2	P: 14	R: 0	H: 2	E: 0	K: 0	S: 4	LOB: 1	BB: 0	P: 4	R: 1	H: 3	E: 0	K: 1	S: 8	LOB: 2	BB: 0	P: 8	R: 0	H: 0	E: 0	K: 2	S: 7	LOB: 0	BB: 0	P: 7
--------------	------	------	------	------	------	--------	-------	------	------	------	------	------	------	--------	-------	------	------	------	------	------	-------	--------	-------	-------	------	------	------	------	------	--------	-------	------	------	------	------	------	------	--------	-------	-------	------	------	------	------	------	--------	-------	------	------	------	------	------	------	--------	-------	------	------	------	------	------	------	--------	-------	------

AB	R	H	RBI	BB	SO	LOB
4	1	2	0	1	0	2
4	1	1	0	0	1	2
2	1	1	0	2	1	1
0	0	0	0	0	0	0
4	0	1	1	0	0	5
4	0	1	2	0	1	5
3	0	0	0	0	2	3
4	0	1	0	0	0	3
4	0	2	0	0	1	1
4	0	1	0	0	1	3

BOTTOM

Boston Red Sox @ Milwaukee Brewers
Milwaukee County Stadium, Milwaukee, WI

Wed Apr 08 1987, 8:05 PM EDT
Att. 7,412 - Unknown

livebaseballscorecards.com

AB	33
R	3
H	10
RBI	3
BB	3
SO	7
LOB	25



PITCHER	IP	WLS	BF	H	R	ER	SO	BB	IBB	HBP	BLK	WP	HR	S	P	ERA	WHIP
Al Nipper, R ERA: 3.38 (1, 1)	5.1		27	7	2	2	4	3	0	1	0	0	0	31	44	3.38	1.875
Wes Gardner, R ERA: 6.75 (6, 1)	1.1	L	6	3	1	1	1	0	0	0	0	0	0	8	8	6.75	2.250
Joe Sambito, L ERA: (7, 1)	1.0		3	0	0	0	2	0	0	0	0	0	0	7	7	0.00	0.000
Calvin Schiraldi, R ERA: (8, 1)	0.1		1	0	0	0	0	0	0	0	0	0	0	1	1	0.00	0.000

Batter	1	2	3	4	5	6	7	8	9	AB R H RBI BB SO LOB	TOP																
Wade Boggs, L (1, 5) OBP: 0.462, SLG: 0.600	0-0 HR	0-0 1-2 1B		4-0 G6-4-3 BB		4-0 1-2 2-3 2B BB		0-0 4-3		3 2 2 1 2 0 0	Boston Red Sox @ Milwaukee Brewers Milwaukee County Stadium, Milwaukee, WI Thu Apr 09 1987, 4:33 AM EDT Att. 9,628 - Unknown																
Marty Barrett, R (1, 4) OBP: 0.231, SLG: 0.231	0-0 6-3	0-0 1-2 2-H 1B		0-0 G6-4-3 1-2f		0-0 1-2 2-3 3-H 2B 1B		0-0 F9		5 1 2 2 0 0 1																	
Bill Buckner, L (1, 3) OBP: 0.231, SLG: 0.308	0-0 2B 1B	0-0 F5		0-0 4-3		0-0 1-H 2-H 3-H 2B		0-3 K		5 1 2 3 0 1 2																	
Jim Rice, R (1, 7) OBP: 0.231, SLG: 0.385	0-0 1-3 1B 2B	0-0 1-3			0-0 F9	0-3 K2-3		0-0 1-3		5 1 1 0 0 1 3																	
Don Baylor, R (1, 10) OBP: 0.231, SLG: 0.091	0-3 K			0-0 F8		0-3 K		0-3 K		5 0 0 0 0 4 3																	
Dwight Evans, R (1, 9) OBP: 0.538, SLG: 0.636	0-0 2-H 3-H E 1B			0-0 HR 2B		0-0 F5		0-0 5-3		4 1 2 2 1 0 0																	
Dave Henderson, R (1, 8) OBP: 0.182, SLG: 0.400 Mike Greenwell, L (9, PH)	0-0 1-2 5-3			0-0 2-H HR		0-0 6-3	0-0 F7	0-0 F9		4 1 1 2 0 0 1 1 0 0 0 0 0 1																	
Danny Sheaffer, R (1, 2) OBP: 0.500, SLG: 1.250		0-0 5-3		0-0 F8		0-0 BB 1B 1B	0-0 HR			4 2 2 1 0 0 0																	
Spike Owen, S (1, 6)		4-0 1B 1B BB		0-0 F9		4-0 1B 2B BB	0-0 4-3			2 2 0 0 2 0 0																	
Inning Stats	R: 3 E: 1 K: 1 S: 9	H: 4 LOB: 1 BB: 0 P: 9	R: 1 E: 0 K: 0 S: 5	H: 2 LOB: 2 BB: 1 P: 9	R: 2 E: 0 K: 0 S: 5	H: 2 LOB: 0 BB: 0 P: 5	R: 0 E: 0 K: 0 S: 2	H: 0 LOB: 0 BB: 1 P: 6	R: 0 E: 0 K: 1 S: 5	H: 0 LOB: 0 BB: 0 P: 5	R: 4 E: 0 K: 2 S: 10	H: 3 LOB: 1 BB: 2 P: 18	R: 1 E: 0 K: 0 S: 4	H: 1 LOB: 0 BB: 0 P: 4	R: 0 E: 0 K: 1 S: 5	H: 0 LOB: 0 BB: 0 P: 5	R: 0 E: 0 K: 1 S: 5	H: 0 LOB: 1 BB: 1 P: 9	1B: 6 2B: 3 3B: 0 HR: 3	SF: 0 SAC: 0 DP: 1 HBP: 0	WP: 0 PB: 0 SB: 0 CS: 0	PA: 43					
PITCHER	IP WLS BF H R ER SO BB IBB HBP BLK WP HR S P ERA WHIP																										
Mike Birkbeck, R (1, 1) ERA: 27.0	1.1		11	6	4	4	1	1	0	0	0	0	1	12	16	27.00	5.250										
Mark Ciardi, R (2, 1) ERA: 9.0	4.0		16	3	4	4	1	2	0	0	0	0	1	16	24	9.00	1.250										
Chris Bosio, R (6, 1) ERA: 10.13	2.2	W	12	3	3	3	3	1	0	0	0	0	1	17	21	10.12	1.500										
Mark Clear, R (9, 1) ERA:	1.0	S	4	0	0	0	1	1	0	0	0	0	0	5	9	0.00	1.000										

livebaseballscorecards.com

AB	38
R	11
H	12
RBI	11
BB	5
SO	6
LOB	11



Batter	1	2	3	4	5	6	7	8	9	AB R H RBI BB SO LOB	TOP	
Paul Molitor, R OBP: 0.474, SLG: 0.688 (1, 5)			SH1-3 1-2		FC6-4 4-3 S 1-2f		E6 1-3 G6-4-3		P3	3 2 0 0 2 0 2		
Robin Yount, R OBP: 0.474, SLG: 0.667 (1, 8)			F8 2-3		4-3 1-3		G6-4-3 1-2f		1B	6 1 3 4 0 0 4		
Glenn Braggs, R OBP: 0.444, SLG: 0.688 Rick Manning, L (8, 9)			F9 3-H 2B		F9		F2		F9	5 1 3 1 0 0 1 1 0 0 0 0 0 1		
Greg Brock, L OBP: 0.471, SLG: 0.467 (1, 3)			3-1					1B BLK 2B HBP		4 1 2 1 0 1 3		
Billy Jo Robidoux, L OBP: 0.235, SLG: 0.235 (1, 10)		3-1			F8					5 1 1 0 0 1 2		
Rob Deer, R OBP: 0.353, SLG: 0.875 (1, 7)			F5							5 2 2 1 0 1 3		
B.J. Surhoff, L OBP: 0.364, SLG: 0.727 (1, 2)			E6 S							5 0 2 1 0 0 3		
Jim Gantner, L OBP: 0.429, SLG: 0.385 Juan Castillo, S (7, 4)			1-3		4-3					3 1 0 0 0 0 1 1 0 0 0 0 0 2		
Dale Sveum, S OBP: 0.375, SLG: 0.438 (1, 6)			E3 F8 SH1-3 2B							5 2 3 2 0 0 0		
Inning Stats	R: 8 H: 7 E: 1 LOB: 2 K: 1 BB: 2 S: 12 P: 21	R: 0 H: 0 E: 1 LOB: 1 K: 0 BB: 0 S: 4 P: 4	R: 1 H: 1 E: 1 LOB: 1 K: 0 BB: 0 S: 5 P: 5	R: 1 H: 2 E: 0 LOB: 0 K: 0 BB: 0 S: 4 P: 4	R: 0 H: 1 E: 0 LOB: 1 K: 0 BB: 0 S: 4 P: 4	R: 0 H: 1 E: 0 LOB: 1 K: 1 BB: 0 S: 6 P: 6	R: 0 H: 1 E: 1 LOB: 1 K: 0 BB: 0 S: 4 P: 4	R: 1 H: 2 E: 0 LOB: 2 K: 1 BB: 0 S: 7 P: 8	R: 0 H: 1 E: 0 LOB: 1 K: 0 BB: 0 S: 4 P: 4	1B: 11 SF: 0 2B: 3 SAC: 1 3B: 0 DP: 1 HR: 2 HBP: 2	WP: 1 PA: 48 PB: 0 SB: 2 CS: 0	
PITCHER	IP WLS BF H R ER SO BB IBB HBP BLK WP HR S P ERA WHIP											
Jose Guzman, R ERA: 94.5 (1, 1)	0.2 L 9 5 7 7 0 1 0 1 0 0 0 1 7 12 94.50 9.000											
Mike Loynd, R ERA: 3.18 (1, 1)	5.2 27 8 3 2 2 1 0 0 0 1 1 30 34 3.18 1.588											
Dale Mohorcic, R ERA: (7, 1)	1.0 3 0 0 0 0 0 0 0 0 0 0 3 3 0.00 0.000											
Mitch Williams, L ERA: 9.0 (8, 1)	0.0 2 1 0 0 0 0 0 0 1 1 0 0 1 2 ∞ ∞											
Greg Harris, R ERA: 2.7 (8, 1)	1.2 7 2 1 1 1 0 0 0 0 0 0 9 9 5.40 1.200											

Milwaukee Brewers @ Texas Rangers
Arlington Stadium, Arlington, TX
Fri Apr 10 1987, 8:05 PM EDT
Att: 42,415 - Unknown

AB	43
R	11
H	16
RBI	10
BB	2
SO	3
LOB	22



Batter	1	2	3	4	5	6	7	8	9	AB	R	H	RBI	BB	SO	LOB
Oddibe McDowell, L OBP: 0.421, SLG: 0.500 (1, 8)	4-0 2B 4-3 BB	0-0 4-3		0-0 4-3		4-0 G1-6-3 1-2 BB			4-0 4-3 E 1B BB	2	2	0	1	3	0	3
Scott Fletcher, R OBP: 0.316, SLG: 0.421 (1, 6)	0-0 4-3 1-3 SF9 2B	0-0 6-3			0-0 6-3 1B	0-0 G1-6-3 1-2f			0-0 E4 1-2 1B	5	3	2	0	0	0	3
Pete O'Brien, L OBP: 0.222, SLG: 0.125 (1, 3)	0-0 4-3 2-3 3-H		0-0 F7		0-0 6-3 1-2		0-0 1B		0-0 4-3 1-2 2-3	5	0	1	1	0	0	4
Pete Incaviglia, R OBP: 0.444, SLG: 0.400 (1, 7)	4-0 FC5-4 BB		0-3 K		0-0 5-3 1B 2-H		0-3 K		0-0 G6-4-3 1B 2-H 3-H	4	0	2	3	1	2	1
Ruben Sierra, S OBP: 0.059, SLG: 0.063 (1, 9)	0-0 SF9 3-H		0-0 F8		0-0 5-3 1-2		0-0 F7		0-0 G6-4-3 1-2f	4	0	0	1	0	0	3
Larry Parrish, R OBP: 0.267, SLG: 0.467 (1, 5)	0-0 FC5-4 1-2f		0-0 6-3		0-0 6-3		0-0 F8			4	0	0	0	0	0	3
Don Slaught, R OBP: 0.200, SLG: 0.467 (1, 2)		0-0 F7		0-0 6-3		0-0 HR 1B		0-0 5-3		4	1	1	0	0	0	0
Steve Buechele, R OBP: 0.467, SLG: 1.000 (1, 4)		0-0 2B 4-3 1B		4-0 BB BB		0-0 1-H HR		0-3 K		3	2	2	2	1	1	0
Bob Brower, R OBP: 0.667, SLG: 0.750 (8, PH)		0-0 4-3 1-3 2B		4-0 BB		0-0 CS 1B		0-3 K		2	0	2	0	1	0	0
Darrell Porter, L (8, PH)										0	0	0	0	0	0	0
Tom Paciorek, R (8, PH)										1	0	0	0	0	1	0

Inning Stats	R: 2	H: 1	E: 0	K: 0	S: 4	H: 1	LOB: 1	BB: 2	P: 12	R: 1	H: 2	E: 0	K: 0	S: 5	R: 0	H: 0	E: 0	K: 1	S: 5	R: 0	H: 0	E: 0	K: 0	S: 3	R: 1	H: 2	E: 0	K: 0	S: 5	R: 2	H: 3	E: 0	K: 0	S: 4	R: 0	H: 1	E: 0	K: 1	S: 6	R: 0	H: 0	E: 0	K: 2	S: 7	R: 2	H: 1	E: 1	K: 0	S: 4	1B: 7	SF: 1	2B: 2	3B: 0	HR: 1	SAC: 0	DP: 2	HBP: 0	WP: 0	PA: 41
--------------	------	------	------	------	------	------	--------	-------	-------	------	------	------	------	------	------	------	------	------	------	------	------	------	------	------	------	------	------	------	------	------	------	------	------	------	------	------	------	------	------	------	------	------	------	------	------	------	------	------	------	-------	-------	-------	-------	-------	--------	-------	--------	-------	--------

PITCHER	IP	WLS	BF	H	R	ER	SO	BB	IBB	HBP	BLK	WP	HR	S	P	ERA	WHIP
Juan Nieves, L ERA: 10.13 (1, 1)	5.1		28	8	6	6	1	5	0	0	0	0	1	25	45	10.12	2.438
Chuck Crim, R ERA: (6, 1)	2.1		7	1	0	0	2	0	0	0	0	0	0	11	11	0.00	0.429
Dan Plesac, L ERA: (8, 1)	1.1		6	1	2	0	1	1	0	0	0	0	0	7	11	0.00	1.500

BOTTOM

Milwaukee Brewers @ Texas Rangers
Arlington Stadium, Arlington, TX
Fri Apr 10 1987, 8:05 PM EDT
Att. 42,415 - Unknown

livebaseballscores.com

AB	34
R	8
H	10
RBI	8
BB	6
SO	4
LOB	17



Batter	1	2	3	4	5	6	7	8	9	AB R H RBI BB SO LOB
Bob Brower, R (1, 8) <small>OBP: 0.700, SLG: 0.857</small> Pete O'Brien, L (9, 3) <small>OBP: 0.263, SLG: 0.353</small>	4-0 1B WP 1B BB		X 0-0 1B FC5-2-5 2B	0-3 K		X 0-0 1-H 1B		X 0-0 HR	3 1 2 1 1 1 1 1 1 1 1 0 0 0	
Scott Fletcher, R (1, 6) <small>OBP: 0.375, SLG: 0.435</small>	0-0 WP 1B 1-2 1B		X 0-0 1B FC5-2-5 2-3 1B		X 0-0 6-3	X 0-0 F9		X 4-0 1B FC5-4 BB	4 0 2 0 1 0 1	
Ruben Sierra, S (1, 9) <small>OBP: 0.091, SLG: 0.095</small>	0-0 F8		X 0-0 1B FC5-2-5 2-3 3-H		X 0-0 4-3		X 0-0 1B CS	X 0-0 1B FC5-4 WP 1-2f	5 0 1 0 0 0 5	
Pete Incaviglia, R (1, 7) <small>OBP: 0.435, SLG: 0.550</small>	0-0 1B WP 1-2 2-3		X 0-3 K		X 0-0 HR		X 0-0 L6	X 0-3 K 1-2	5 1 2 1 0 2 3	
Larry Parrish, R (1, 10) <small>OBP: 0.300, SLG: 0.450</small>	0-3 K 1-2 2-3 3-H		X 0-3 K		X 0-0 1B		X 0-0 P4	X 0-0 1B 2-3	5 0 2 0 0 2 3	
Tom Paciorek, R (1, 3) Oddibe McDowell, L (8, PH) (9, 8) <small>OBP: 0.429, SLG: 0.563</small>	0-0 F8		X 0-0 P4		X 0-3 K		X 0-0 CS 1-2	X 0-0 2B F6	3 0 0 0 0 1 3 2 0 1 0 0 0 2	
Don Slaught, R (1, 2) <small>OBP: 0.263, SLG: 0.474</small>		X 0-3 K		X 0-0 1B 3B 1B		X 0-0 1B FC6-4 1B		X 0-0 P5	4 1 2 0 0 1 1	
Steve Buechele, R (1, 5) <small>OBP: 0.421, SLG: 0.824</small>		X 0-0 F9		X 0-0 1B 3B 1B		X 0-3 K		X 0-3 K	4 1 1 0 0 2 2	
Jerry Browne, S (1, 4) Darrell Porter, L (8, PH) Curtis Wilkerson, S (9, 4)		X 0-0 F8		X 0-0 1B 3B 1-H 3-H		X 0-0 1B FC6-4 S 1-2f		X 0-0 F9	3 1 1 2 0 0 1 1 0 0 0 0 0 1 0 0 0 0 0 0 0	

Inning Stats	R: 1 E: 0 K: 1 S: 7	H: 2 LOB: 2 BB: 1 P: 11	R: 0 E: 0 K: 1 S: 5	H: 0 LOB: 0 BB: 0 P: 5	R: 0 E: 0 K: 1 S: 6	H: 2 LOB: 1 BB: 0 P: 6	R: 2 E: 0 K: 2 S: 10	H: 3 LOB: 1 BB: 0 P: 10	R: 1 E: 0 K: 1 S: 7	H: 2 LOB: 1 BB: 0 P: 7	R: 0 E: 0 K: 0 S: 3	H: 1 LOB: 0 BB: 0 P: 3	R: 0 E: 0 K: 1 S: 6	H: 1 LOB: 1 BB: 0 P: 6	R: 1 E: 0 K: 1 S: 7	H: 2 LOB: 2 BB: 1 P: 11	1B: 10 2B: 3 3B: 1 HR: 2	SF: 0 SAC: 0 DP: 1 HBP: 0
--------------	------------------------------	----------------------------------	------------------------------	---------------------------------	------------------------------	---------------------------------	-------------------------------	----------------------------------	------------------------------	---------------------------------	------------------------------	---------------------------------	------------------------------	---------------------------------	------------------------------	----------------------------------	-----------------------------------	------------------------------------

PITCHER	IP	WLS	BF	H	R	ER	SO	BB	IBB	HBP	BLK	WP	HR	S	P	ERA	WHIP
Teddy Higuera, L (1, 1) <small>ERA: 3.21</small>	7.0	W	32	12	5	5	7	1	0	0	0	1	1	45	49	6.43	1.857
Mark Clear, R (8, 1) <small>ERA: 3.0</small>	1.0		6	2	1	1	1	1	0	0	0	0	1	7	11	9.00	3.000
Dan Plesac, L (9, 1) <small>ERA:</small>	1.0	S	4	1	0	0	1	0	0	0	0	1	0	6	6	0.00	1.000

BOTTOM

Milwaukee Brewers @ Texas Rangers
Arlington Stadium, Arlington, TX
Sat Apr 11 1987, 8:05 PM EDT
Att. 23,037 - Unknown

AB	40
R	6
H	15
RBI	5
BB	2
SO	9
LOB	23



WP	PA	ERA	WHIP
2	43		
0			
1			
1			

Batter	1	2	3	4	5	6	7	8	9	10	11	12	AB	R	H	RBI	BB	SO	LOB
Oddibe McDowell, L OBP: 0.407, SLG: 0.500 (1, 8)	0-3 K		0-3 K		0-0 FC5-4 1B			0-3 K		0-0 FC4-6 1B	0-0 K 1B		6	0	2	1	0	3	3
Scott Fletcher, R OBP: 0.333, SLG: 0.379 (1, 6)	0-0 3-1		0-0 5-3		0-0 FC5-4 1-2f			0-0 G5-4-3 1-2f		0-0 G5-4-3 1B	0-3 K 1B		6	0	1	0	0	1	6
Pete O'Brien, L OBP: 0.217, SLG: 0.286 (1, 3)	0-0 4-3		0-0 4-3																
Bob Brower, R OBP: 0.700, SLG: 0.857 (9, PR)																			
Tom Paciorek, R (10, 3)																			
Pete Incaviglia, R OBP: 0.414, SLG: 0.615 (1, 7)		0-0 HR		0-0 5-3		0-3 K		0-3 K		0-3 K	0-0 3B 1B	0-0 6-3	6	2	2	1	0	2	1
Ruben Sierra, S OBP: 0.214, SLG: 0.240 (1, 9)		4-0 1B BB		0-3 K		0-0 F8		0-0 F8		4-0 6-3 IBB	0-0 1B 3B	0-0 1B	4	2	2	1	2	1	0
Larry Parrish, R OBP: 0.231, SLG: 0.346 (1, 10)		0-3 K 1-2		0-0 4-3		0-0 4-3		0-0 5-3		0-0 6-3	0-0 P4	0-3 K	6	0	0	0	0	2	5
Geno Petralli, L OBP: 0.600, SLG: 0.333 (1, 2)		0-0 CS 1B		0-0 P4		0-0 4-3		0-0 4-3		4-0 FC4 IBB	0-0 P4		3	0	1	1	0	0	0
Don Slaughter, R OBP: 0.286, SLG: 0.450 (8, 2)		0-0 2-H 1B		0-0 F8		0-3 K		0-0 4-3		0-0 FC4	0-0 FC4		1	0	0	0	1	0	1
Steve Buechele, R OBP: 0.348, SLG: 0.667 (1, 5)		0-0 F8		0-0 F8		0-3 K		0-0 4-3		0-0 FC4	0-0 FC4		4	0	0	0	0	1	4
Darrell Porter, L OBP: 0.333, SLG: 0.333 (11, PH)		0-0 F8		0-0 F8		0-3 K		0-0 4-3		0-0 FC4	0-0 FC4		1	0	1	1	0	0	0
Curtis Wilkerson, S (12, 5)		0-0 F8		0-0 F8		0-3 K		0-0 4-3		0-0 FC4	0-0 FC4		0	1	0	0	0	0	0
Jerry Browne, S OBP: 0.667, SLG: 0.889 (1, 4)		0-0 CS		0-0 CS		0-0 1B		0-0 1B		0-0 G5-4-3 1B	4-0 FC4-6 BB	4-0 1B BB	3	0	3	0	2	0	0

Inning Stats	R: 0	H: 0	E: 0	LOB: 0	K: 1	S: 5	R: 2	H: 2	E: 0	LOB: 0	K: 1	S: 6	R: 0	H: 1	E: 0	LOB: 1	K: 1	S: 6	R: 0	H: 0	E: 0	LOB: 0	K: 1	S: 5	R: 0	H: 0	E: 0	LOB: 0	K: 0	S: 3	R: 0	H: 1	E: 0	LOB: 0	K: 1	S: 5	R: 0	H: 0	E: 1	LOB: 3	K: 1	S: 6	R: 0	H: 1	E: 0	LOB: 1	K: 0	S: 3	R: 3	H: 4	E: 0	LOB: 3	K: 1	S: 9	R: 0	H: 1	E: 0	LOB: 1	K: 2	S: 8	1B: 10	SF: 0	2B: 0	SAC: 0	3B: 1	DP: 2	HR: 1	HBP: 0	WP: 0	PA: 52
--------------	------	------	------	--------	------	------	------	------	------	--------	------	------	------	------	------	--------	------	------	------	------	------	--------	------	------	------	------	------	--------	------	------	------	------	------	--------	------	------	------	------	------	--------	------	------	------	------	------	--------	------	------	------	------	------	--------	------	------	------	------	------	--------	------	------	--------	-------	-------	--------	-------	-------	-------	--------	-------	--------


PITCHER	IP	WLS	BF	H	R	ER	SO	BB	IBB	HBP	BLK	WP	HR	S	P	ERA	WHIP
Bill Wegman, R ERA: 3.0 (1, 1)	7.0		26	5	2	2	6	1	0	0	0	0	1	37	41	2.57	0.857
Chuck Crim, R ERA: (8, 1)	3.0		13	2	0	0	2	1	2	0	0	0	0	14	26	0.00	1.000
Mark Clear, R ERA: 9.0 (11, 1)	1.0	W	8	4	3	3	1	1	0	0	0	0	0	9	13	27.00	5.000
Chris Bosio, R ERA: 7.36 (12, 1)	1.0	S	4	1	0	0	2	0	0	0	0	0	0	8	8	0.00	1.000

Milwaukee Brewers @ Texas Rangers
Arlington Stadium, Arlington, TX

Sun Apr 12 1987, 4:33 AM EDT
Att: 19,782 - Unknown

livebaseballscorecards.com

AB	46
R	5
H	12
RBI	5
BB	5
SO	11
LOB	23



Batter	1	2	3	4	5	6	7	8	9	AB R H RBI BB SO LOB	TOP		
Paul Molitor, R (1, 5) OBP: 0.457, SLG: 0.688	0-0 4-3		0-0 F8		0-0 CS 2-H 1B			0-0 S SH2-3 SF8 1B	0-0 6-3 S 1-H 1B	5 1 3 2 0 0 0			
Robin Yount, R (1, 8) OBP: 0.382, SLG: 0.484	0-0 F8		0-0 F9		0-0 CS 1-2	4-0 2B SF9 BB		0-0 SH2-3 1-2	0-0 6-3 1-3	3 1 0 0 1 0 1			
Glenn Braggs, R (1, 9) OBP: 0.394, SLG: 0.481	0-0 F8			0-0 1-3		0-0 SF9 1-3 2B		4-0 SF8 2-3 2B IBB	0-3 K S	4 1 1 0 1 1 1			
Rob Deer, R (1, 7) OBP: 0.500, SLG: 0.786		0-0 WP SF8 2B		0-0 S 1B		0-3 K S		0-0 2B 1-2 1B		4 1 3 0 0 1 2			
Cecil Cooper, L (1, 10)		0-0 F6		0-0 L8		0-0 SF9 2-3 3-H		0-0 SF8 2-3 3-H		2 0 0 2 0 0 2			
Dale Sveum, S (1, 6) OBP: 0.448, SLG: 0.500		4-0 2-3 BB		0-0 F2 1-2		0-0 3-1		0-0 1-3 3-H 2B		3 0 1 1 1 0 2			
Jim Pacionek, R (1, 3) Billy Jo Robidoux, L (8, PH) OBP: 0.345, SLG: 0.269 (8, 3)		0-0 SF8 3-H		0-0 4-3		0-3 K S		0-0 4-3 S		2 0 0 1 0 1 0 1 0 0 0 0 0 2			
Bill Schroeder, R (1, 2) OBP: 0.200, SLG: 0.300		0-3 K S		0-0 E7 1B		0-3 K S			0-0 3-1	4 1 0 0 0 2 1			
Juan Castillo, S (1, 4)			0-0 B1		0-0 5-3		0-0 F9		4-0 WP 1B BB	3 1 0 0 1 0 1			
Inning Stats	R: 0 E: 0 K: 0 S: 3 H: 0 LOB: 0 BB: 0 P: 3	R: 1 E: 0 K: 1 S: 6 H: 1 LOB: 1 BB: 1 P: 10	R: 0 E: 0 K: 0 S: 3 H: 0 LOB: 0 BB: 0 P: 3	R: 0 E: 0 K: 0 S: 4 H: 1 LOB: 1 BB: 0 P: 4	R: 1 E: 1 K: 0 S: 4 H: 1 LOB: 0 BB: 0 P: 4	R: 1 E: 0 K: 1 S: 6 H: 1 LOB: 1 BB: 1 P: 10	R: 0 E: 0 K: 2 S: 7 H: 0 LOB: 0 BB: 0 P: 7	R: 2 E: 0 K: 0 S: 6 H: 3 LOB: 2 BB: 1 P: 10	R: 1 E: 0 K: 1 S: 6 H: 1 LOB: 1 BB: 1 P: 10	1B: 5 2B: 3 3B: 0 HR: 0 SF: 3 SAC: 1 DP: 0 HBP: 0	WP: 2 PB: 0 SB: 3 CS: 1 PA: 40		
PITCHER	IP WLS BF H R ER SO BB IBB HBP BLK WP HR S P ERA WHIP											PITCHER	IP WLS BF H R ER SO BB IBB HBP BLK WP HR S P ERA WHIP
Scott McGregor, L (1, 1) ERA: 6.97	7.2 L 33 7 5 4 4 2 1 0 0 1 0 38 50 4.70 1.174												
Dave Schmidt, R (8, 1) ERA: 0.87	1.1 6 1 1 1 1 1 0 0 0 1 0 7 11 6.75 1.500												

Milwaukee Brewers @ Baltimore Orioles
 Memorial Stadium, Baltimore, MD
 Mon Apr 13 1987, 7:05 PM EDT
 Att. 12,986 - Unknown

AB	31
R	6
H	8
RBI	6
BB	4
SO	5
LOB	12



livebaseballscorecards.com

Batter	1	2	3	4	5	6	7	8	9	AB R H RBI BB SO LOB
Alan Wiggins, S (1, 10) OBP: 0.265, SLG: 0.394	0-0 G3		0-0 B1-3		0-0 4-3	0-0 1B			0-0 FC1-6	5 0 1 1 0 0 2
Rick Burleson, R (1, 4) OBP: 0.261, SLG: 0.286	0-0 5-3		0-3 K		0-0 1-3	0-0 F2			0-0 G4-3-6-3	5 0 0 0 0 1 4
Cal Ripken Jr., R (1, 6) OBP: 0.455, SLG: 0.643	0-0 5-3		0-0 1B		4-0 BB					3 0 1 1 1 1 0
Eddie Murray, S (1, 3) OBP: 0.188, SLG: 0.276		0-0 F7	0-0 1-3		0-0 F7				0-3 K	4 0 0 0 0 1 2
Fred Lynn, L (1, 8) OBP: 0.452, SLG: 0.577		0-0 1B		0-0 1-3		4-0 F8 BB 1B BB			0-0 4-3	3 1 1 0 1 0 0
Ray Knight, R (1, 5) OBP: 0.667, SLG: 0.958		0-0 1B		0-0 1B		4-0 1B BB 1B BB		0-0 5-3		3 1 2 0 1 0 0
Terry Kennedy, L (1, 2) OBP: 0.367, SLG: 0.370		0-0 F9		0-0 1B		0-0 F8		0-0 F7		4 0 1 0 0 0 4
John Shelby, S (1, 9) OBP: 0.116, SLG: 0.294		0-3 K		0-3 K		0-0 1B 1-2 3-H 1B		0-0 L9		2 0 0 0 0 2 4
Lee Lacy, R (6, PH) OBP: 0.333, SLG: 0.600										2 0 1 1 0 0 0
Ken Gerhart, R (1, 7) OBP: 0.400, SLG: 0.652			0-0 1B		0-0 F7				0-0 FC1-6 1B	3 1 1 0 0 1 4
Larry Sheets, L (9, PH) OBP: 0.333, SLG: 0.600										1 0 1 0 0 0 0
Jackie Gutierrez, R (9, PR)										0 0 0 0 0 0 0

Inning Stats	R: 0	H: 0	E: 0	K: 0	S: 3	R: 0	H: 2	E: 0	K: 1	S: 7	R: 0	H: 2	E: 0	K: 1	S: 7	R: 0	H: 0	E: 0	K: 0	S: 3	R: 0	H: 0	E: 0	K: 2	S: 7	R: 0	H: 0	E: 0	K: 0	S: 3	R: 0	H: 1	E: 0	K: 0	S: 3	1B: 9	2B: 0	3B: 0	HR: 0	SF: 0	SAC: 0	DP: 1	HBP: 0	WP: 0	PA: 38
--------------	------	------	------	------	------	------	------	------	------	------	------	------	------	------	------	------	------	------	------	------	------	------	------	------	------	------	------	------	------	------	------	------	------	------	------	-------	-------	-------	-------	-------	--------	-------	--------	-------	--------

PITCHER	IP	WLS	BF	H	R	ER	SO	BB	IBB	HBP	BLK	WP	HR	S	P	ERA	WHIP
Mike Birkbeck, R (1, 1) ERA: 7.11	5.0		22	6	1	1	3	1	0	0	0	0	0	27	31	1.80	1.400
John Henry Johnson, L (6, 1) ERA: 54.0	0.1		3	0	2	2	0	2	0	0	0	0	0	1	9	54.00	6.000
Chris Bosio, R (6, 1) ERA: 3.68	3.2	W	13	3	0	0	3	0	0	0	0	0	0	19	19	0.00	0.818

BOTTOM

Milwaukee Brewers @ Baltimore Orioles
 Memorial Stadium, Baltimore, MD
 Mon Apr 13 1987, 7:05 PM EDT
 Att. 12,986 - Unknown

livebaseballscorecards.com

AB	35
R	3
H	9
RBI	3
BB	3
SO	6
LOB	20



AB	41
R	7
H	14
RBI	7
BB	3
SO	6
LOB	16



WP	1	PA	44
PB	0		
SB	0		
CS	0		

Batter	1	2	3	4	5	6	7	8	9	AB	R	H	RBI	BB	SO	LOB									
Paul Molitor, R (1, 5) OBP: 0.450, SLG: 0.730	0-0 HR	0-0 4-3		0-3 K		0-0 FC5-4		0-0 1B		5	1	2	1	0	1	2									
Robin Yount, R (1, 8) OBP: 0.385, SLG: 0.556	0-0 F9	0-0 HR			0-0 F9 5-3 1B		0-0 5-3	0-0 3-1		5	1	2	1	0	0	2									
Glenn Braggs, R (1, 9) OBP: 0.368, SLG: 0.438	0-0 WP BB 1B	0-0 6-3			0-0 5-3		0-0 F9		0-3 K	5	1	1	0	0	1	1									
Greg Brock, L (1, 3) OBP: 0.452, SLG: 0.615	4-0 1B WP 1-2 BB		0-0 F9		0-0 F9		0-0 HR		4-0 FC4 BB	3	1	1	1	2	0	1									
Cecil Cooper, L (1, 10)	0-0 F7		0-0 F7		0-0 F5		0-3 K		0-0 FC4 1B BB	5	0	0	0	0	1	4									
Rob Deer, R (1, 7) Rick Manning, L (9, PR) (9, 7)	0-0 1-3 2-H 1B		0-3 K		0-0 HR		0-0 F9		4-0 1-2 1B BB	4	1	2	2	1	1	0									
Bill Schroeder, R (1, 2) OBP: 0.267, SLG: 0.400	0-3 K			0-0 F8		0-0 F7		0-0 4-3 1B 2B	0-0 1-2 2-3 1B	5	1	2	0	0	1	2									
Jim Gantner, L (1, 4) OBP: 0.321, SLG: 0.385		0-0 HR		0-0 G3		0-0 3-1		0-0 4-3	0-0 F5	5	1	1	1	0	0	4									
Dale Sveum, S (1, 6) OBP: 0.485, SLG: 0.533		0-3 K		0-0 1B		0-0 FC5-4 1B		0-0 1B		4	0	3	1	0	1	0									
Inning Stats	R: 2 E: 0 K: 1 S: 8	H: 3 LOB: 2 BB: 1 P: 12	R: 2 E: 0 K: 1 S: 7	H: 2 LOB: 0 BB: 0 P: 7	R: 0 E: 0 K: 1 S: 5	H: 0 LOB: 0 BB: 0 P: 5	R: 0 E: 0 K: 1 S: 6	H: 1 LOB: 1 BB: 0 P: 6	R: 0 E: 0 K: 0 S: 4	H: 1 LOB: 1 BB: 0 P: 4	R: 1 E: 0 K: 0 S: 5	H: 2 LOB: 1 BB: 0 P: 5	R: 1 E: 0 K: 1 S: 6	H: 1 LOB: 0 BB: 0 P: 6	R: 1 E: 0 K: 0 S: 6	H: 3 LOB: 2 BB: 0 P: 6	R: 0 E: 0 K: 1 S: 6	H: 1 LOB: 3 BB: 2 P: 14	1B: 8 2B: 1 3B: 0 HR: 5	SF: 0 SAC: 0 DP: 0 HBP: 0	WP: 1 PB: 0 SB: 0 CS: 0	PA: 44			
PITCHER	IP	WLS	BF	H	R	ER	SO	BB	IBB	HBP	BLK	WP	HR	S	P	ERA	WHIP								
Ken Dixon, R (1, 1) ERA: 6.57	5.2	L	27	9	5	5	4	1	0	0	0	1	4	34	38	7.94	1.765								
Tony Arnold, R (6, 1) ERA: 9.0	3.0		15	4	2	2	2	2	0	0	0	0	1	17	25	6.00	2.000								
Don Aase, R (9, 1) ERA: 2.25	0.1		2	1	0	0	0	0	0	0	0	0	0	2	2	0.00	3.000								

Batter	1	2	3	4	5	6	7	8	9	AB R H RBI BB SO LOB
Alan Wiggins, S OBP: 0.231, SLG: 0.342 (1, 10)	0-3 K		0-0 B1-3	0-0 F9		0-0 6-3			0-0 5-3	5 0 0 0 0 1 3
Rick Burleson, R OBP: 0.250, SLG: 0.240 (1, 4)	0-0 F8		4-0 WP HR BB		0-0 F4		0-0 5-3		0-0 4-3	4 1 0 0 1 0 0
Cal Ripken Jr., R OBP: 0.447, SLG: 0.697 (1, 6)	0-0 L7		0-0 1-H HR		0-0 FC3-6 1B		0-0 1-3		0-0 1-3	5 1 2 2 0 0 0
Eddie Murray, S OBP: 0.222, SLG: 0.333 (1, 3)		0-0 1B G6-4-3 2B	0-0 WP BB 1B		0-0 FC3-6 1-2f		0-0 3-1			4 1 2 0 0 0 1
Fred Lynn, L OBP: 0.457, SLG: 0.536 (1, 8)		4-0 G6-4-3 1B BB	4-0 WP BB		0-0 F7			0-0 1-3		2 0 0 0 2 0 1
Ray Knight, R OBP: 0.647, SLG: 0.929 (1, 5)		0-0 1-2 2-3 1B G6-4-3	0-0 4-3			0-0 6-3		0-0 4-3 1B 2B		4 1 2 0 0 0 2
Terry Kennedy, L OBP: 0.353, SLG: 0.355 (1, 2)		0-0 1-2f 2-3 3-H G6-4-3		0-3 K		0-0 1B 1B		0-0 4-3		4 0 1 0 0 1 3
Larry Sheets, L OBP: 0.500, SLG: 0.625 (1, 7)		0-0 4-3		4-0 BB		0-0 1-2 1B		0-0 3-H 0-0 1B		3 0 2 1 1 0 1
Jim Dwyer, L (1, 9)			0-0 F9	0-0 F4		0-0 F7			0-0 F9	3 0 0 0 0 0 3
Lee Lacy, R OBP: 0.385, SLG: 0.545 (8, PH) (9, 9)										1 0 0 0 0 0 1

Inning Stats	R: 0 E: 0 K: 1 S: 5	H: 0 LOB: 0 BB: 0 P: 5	R: 1 E: 0 K: 0 S: 4	H: 2 LOB: 1 BB: 1 P: 8	R: 2 E: 0 K: 0 S: 5	H: 2 LOB: 2 BB: 2 P: 13	R: 0 E: 0 K: 1 S: 5	H: 0 LOB: 1 BB: 1 P: 9	R: 0 E: 0 K: 0 S: 4	H: 1 LOB: 1 BB: 0 P: 4	R: 0 E: 0 K: 0 S: 5	H: 2 LOB: 2 BB: 0 P: 5	R: 0 E: 0 K: 0 S: 3	H: 0 LOB: 0 BB: 0 P: 3	R: 1 E: 0 K: 0 S: 5	H: 2 LOB: 1 BB: 0 P: 5	R: 0 E: 0 K: 0 S: 3	H: 0 LOB: 0 BB: 0 P: 3	1B: 6 2B: 2 3B: 0 HR: 1	SF: 0 SAC: 0 DP: 1 HBP: 0	WP: 2 PB: 0 SB: 0 CS: 0	PA: 39
--------------	------------------------------	---------------------------------	------------------------------	---------------------------------	------------------------------	----------------------------------	------------------------------	---------------------------------	------------------------------	---------------------------------	------------------------------	---------------------------------	------------------------------	---------------------------------	------------------------------	---------------------------------	------------------------------	---------------------------------	----------------------------------	------------------------------------	----------------------------------	--------

PITCHER	IP	WLS	BF	H	R	ER	SO	BB	IBB	HBP	BLK	WP	HR	S	P	ERA	WHIP
Mark Ciardi, R ERA: 7.0 (1, 1)	5.0	W	23	5	3	3	2	4	0	0	0	2	1	23	39	5.40	1.800
Chuck Crim, R ERA: 0.9 (6, 1)	2.2		12	4	1	1	0	0	0	0	0	0	0	12	12	3.38	1.500
Dan Plesac, L ERA: (8, 1)	1.1	S	4	0	0	0	0	0	0	0	0	0	0	4	4	0.00	0.000

BOTTOM

Milwaukee Brewers @ Baltimore Orioles
Memorial Stadium, Baltimore, MD
Tue Apr 14 1987, 7:05 PM EDT
Att. 14,049 - Unknown

livebaseballscores.com

AB	35
R	4
H	9
RBI	3
BB	4
SO	2
LOB	15



Batter	1	2	3	4	5	6	7	8	9	AB R H RBI BB SO LOB	TOP											
Paul Molitor, R (1, 5) OBP: 0.444, SLG: 0.707	0-3 K		4-0 PB 1B BB		0-0 F8		0-0 E7 1-H 3-H 2B	0-0 G1-6-3 1-2f		4 0 1 1 1 1 2												
Robin Yount, R (1, 8) OBP: 0.364, SLG: 0.512	0-0 F8		0-0 PB 1-2 1B		0-0 5-3		0-0 F9		0-0 F8	5 0 1 0 0 0 1												
Glenn Braggs, R (1, 9) OBP: 0.349, SLG: 0.486	0-3 K		0-3 K 1-2 2-3			0-3 K	0-0 4-3		0-0 HR	5 1 1 1 0 3 3												
Cecil Cooper, L (1, 10) OBP: 0.071, SLG: 0.083		0-0 3-1		0-0 6-3		0-3 K		0-0 2B HR 1B	0-0 F7	5 1 1 0 0 1 0												
Dale Sveum, S (1, 6) OBP: 0.500, SLG: 0.647		0-0 F3		0-0 HR		4-0 BB		0-0 1-3 HR 2B	0-3 K	4 2 2 1 1 1 0												
Greg Brock, L (1, 3) OBP: 0.457, SLG: 0.690		4-0 BB		0-0 G3		0-0 F9		0-0 2-H 3-H HR		3 1 1 3 1 0 1												
Jim Pacionek, R (1, 7) OBP: 0.250, SLG: 0.333		0-0 F9		4-0 BB			0-0 1B 2B 2B	0-0 6-3		3 1 1 0 1 0 1												
Bill Schroeder, R (1, 2) OBP: 0.316, SLG: 0.474			0-0 F3	0-0 F9			0-0 2B E 1B	0-0 2B		4 1 2 0 0 0 1												
Jim Gantner, L (1, 4) OBP: 0.313, SLG: 0.345			0-0 F8		0-0 F5		0-0 F7	4-0 G1-6-3 IBB		3 0 0 0 1 0 2												
Inning Stats	R: 0 E: 0 K: 2 S: 7	H: 0 LOB: 0 BB: 0 P: 7	R: 0 E: 0 K: 0 S: 3	H: 0 LOB: 1 BB: 1 P: 7	R: 0 E: 0 K: 1 S: 6	H: 1 LOB: 2 BB: 1 P: 10	R: 1 E: 0 K: 0 S: 4	H: 1 LOB: 1 BB: 1 P: 8	R: 0 E: 0 K: 0 S: 3	H: 0 LOB: 0 BB: 0 P: 3	R: 0 E: 0 K: 2 S: 7	H: 0 LOB: 1 BB: 1 P: 11	R: 2 E: 1 K: 0 S: 6	H: 3 LOB: 1 BB: 0 P: 6	R: 3 E: 0 K: 0 S: 6	H: 4 LOB: 1 BB: 1 P: 10	R: 1 E: 0 K: 1 S: 6	H: 1 LOB: 0 BB: 0 P: 6	1B: 3 2B: 4 3B: 0 HR: 3	SF: 0 SAC: 0 DP: 1 HBP: 0	WP: 0 PB: 1 SB: 0 CS: 0	PA: 41
PITCHER	IP WLS BF H R ER SO BB IBB HBP BLK WP HR S P ERA WHIP												PITCHER	IP WLS BF H R ER SO BB IBB HBP BLK WP HR S P ERA WHIP								
Mike Flanagan, L (1, 1) ERA: 4.0	6.1 L 28 5 3 3 5 4 0 0 0 0 0 1 34 50 4.26 1.421																					
Dave Schmidt, R (7, 1) ERA: 3.46	2.2 13 5 4 4 1 0 1 0 0 0 0 2 14 18 13.50 1.875																					

Milwaukee Brewers @ Baltimore Orioles
 Memorial Stadium, Baltimore, MD
 Wed Apr 15 1987, 7:05 PM EDT
 Att: 11,407 - Unknown

livebaseballscorecards.com

AB	36
R	7
H	10
RBI	6
BB	5
SO	6
LOB	11



Batter	1	2	3	4	5	6	7	8	9	AB R H RBI BB SO LOB	TOP										
Bob Brower, R OBP: 0.588, SLG: 0.615 (1, 9) (7, 8)	0-3 K		0-0 F8		0-0 4-3			0-0 G5-4-3 1B		4 0 1 0 0 1 0											
Scott Fletcher, R OBP: 0.341, SLG: 0.381 (1, 6)	0-3 K		0-0 F9			0-0 3-1		0-0 G5-4-3 1-2f		4 0 0 0 0 1 1											
Pete Incaviglia, R OBP: 0.381, SLG: 0.579 (1, 7)	0-3 K		0-3 K			0-0 5-3		0-0 F9		4 0 0 0 0 2 0											
Larry Parrish, R OBP: 0.263, SLG: 0.432 (1, 10)		0-0 HR		0-3 K		0-3 K			0-3 K G5-4-3	4 1 1 1 0 3 0											
Don Slaughter, R OBP: 0.303, SLG: 0.516 (1, 2)		0-3 K		0-0 F7			0-0 HR		0-0 G5-4-3 1-2f	4 1 1 1 0 1 1											
Pete O'Brien, L OBP: 0.243, SLG: 0.324 (1, 3)		0-0 4-3 2B		0-0 2B			0-0 E4 CS BB		0-3 K	4 0 2 0 0 1 0											
Steve Buechele, R OBP: 0.353, SLG: 0.567 (1, 5)		4-0 4-3 BB		0-0 F8			0-0 F7			2 0 0 0 1 0 2											
Jerry Browne, S OBP: 0.524, SLG: 0.533 (1, 4)		0-0 4-3 1-2 2-3				0-0 P3		4-0 1-2 BB		2 0 0 0 1 0 2											
Oddibe McDowell, L OBP: 0.371, SLG: 0.414 Ruben Sierra, S OBP: 0.184, SLG: 0.200 (7, PH) (7, 9)	0-3 K		0-3 K			0-3 K		0-3 K 2-3		2 0 0 0 0 2 2 1 0 0 0 0 1 2											
Inning Stats	R: 0 E: 0 K: 3 S: 9	H: 0 LOB: 0 BB: 0 P: 9	R: 1 E: 0 K: 2 S: 9	H: 2 LOB: 2 BB: 1 P: 13	R: 0 E: 0 K: 1 S: 5	H: 0 LOB: 0 BB: 0 P: 5	R: 0 E: 0 K: 1 S: 6	H: 1 LOB: 1 BB: 0 P: 6	R: 0 E: 0 K: 1 S: 5	H: 0 LOB: 0 BB: 0 P: 5	R: 1 E: 1 K: 1 S: 6	H: 1 LOB: 2 BB: 1 P: 10	R: 0 E: 0 K: 0 S: 3	H: 1 LOB: 0 BB: 0 P: 3	R: 0 E: 0 K: 2 S: 7	H: 0 LOB: 0 BB: 0 P: 7	1B: 1 2B: 3 3B: 0 HR: 2	SF: 0 SAC: 0 DP: 3 HBP: 0	WP: 1 PB: 0 SB: 0 CS: 1	PA: 33	
PITCHER Teddy Higuera, L ERA: 2.74 (1, 1)	IP 9.0	WLS W	BF 33	H 5	R 2	ER 2	SO 12	BB 2	IBB 0	HBP 0	BLK 0	WP 1	HR 2	S 55	P 63	ERA 2.00	WHIP 0.778				
PITCHER	IP	WLS	BF	H	R	ER	SO	BB	IBB	HBP	BLK	WP	HR	S	P	ERA	WHIP				

Texas Rangers @ Milwaukee Brewers
Milwaukee County Stadium, Milwaukee, WI

Fri Apr 17 1987, 8:05 PM EDT
Att: 41,548 - Unknown

livebaseballscorecards.com

AB 31
R 2
H 5
RBI 2
BB 2
SO 12
LOB 10



Batter	1	2	3	4	5	6	7	8	9
Paul Molitor, R OBP: 0.449, SLG: 0.705 Juan Castillo, S (7, PH) (8, 4)	0-3 K		0-0 F8			4-0 2B BB	0-0 K		
Robin Yount, R OBP: 0.367, SLG: 0.522	0-3 K		0-0 F9			0-0 4-3 1-H 2B	0-0 E 2-H 1B 1B	0-3 K	
Glenn Braggs, R OBP: 0.396, SLG: 0.500	0-0 1B				4-0 S BB	0-0 4-3	4-0 1B 1-3 2B BB	0-0 S	
Rob Deer, R OBP: 0.524, SLG: 0.800	0-3 K				4-0 G4-6-3 1-2 BB	4-0 4-3 2B IBB	0-0 1-3 HBP 1B	0-3 K	
Cecil Cooper, L OBP: 0.105, SLG: 0.176		0-0 4-3			0-0 G4-6-3 1-2f	0-0 4-3	0-0 HBP 1-3 1B 2B	0-0 4-3	
Dale Sveum, S OBP: 0.500, SLG: 0.649		0-0 F9			0-0 4-3	0-0 2-H 2B	4-0 HBP 1B IBB		
Greg Brock, L OBP: 0.436, SLG: 0.625		0-3 K			0-0 5-3	0-3 K	1-0 1B 1-2 2-3 3-H HBP		
Bill Schroeder, R OBP: 0.348, SLG: 0.478			0-3 K		0-0 S 1B		FC1-6 1B K		
Jim Gantner, L OBP: 0.306, SLG: 0.333 (8, 5)			0-0 F8		0-3 K		FC1-6 2B K		

Inning Stats	R: 0 E: 0 K: 3 S: 10	H: 1 LOB: 1 BB: 0 P: 10	R: 0 E: 0 K: 1 S: 5	H: 0 LOB: 0 BB: 0 P: 5	R: 0 E: 0 K: 1 S: 5	H: 0 LOB: 0 BB: 0 P: 5	R: 0 E: 0 K: 0 S: 2	H: 0 LOB: 1 BB: 2 P: 10	R: 0 E: 0 K: 1 S: 6	H: 1 LOB: 1 BB: 0 P: 6	R: 3 E: 0 K: 1 S: 7	H: 2 LOB: 1 BB: 2 P: 15	R: 7 E: 0 K: 2 S: 13	H: 6 LOB: 2 BB: 2 P: 22	R: 0 E: 0 K: 2 S: 8	H: 1 LOB: 1 BB: 0 P: 8
1B: 7 2B: 4 3B: 0 HR: 0	SF: 0 SAC: 0 DP: 1 HBP: 1	WP: 0 PA: 41														

PITCHER	IP	WLS	BF	H	R	ER	SO	BB	IBB	HBP	BLK	WP	HR	S	P	ERA	WHIP
Mike Mason, L ERA: 6.75	(1, 1)	5.2	L	24	4	3	3	6	3	1	0	0	0	32	48	4.76	1.235
Mitch Williams, L ERA: 11.57	(6, 1)	0.2		3	1	1	1	0	0	0	0	0	0	5	5	13.50	1.500
Dale Mohorcic, R ERA: 3.48	(7, 1)	0.0		3	2	1	0	1	0	0	0	0	0	2	6	∞	∞
Scott Anderson, R ERA: 11.57	(7, 1)	0.2		7	3	5	5	2	0	1	0	0	0	9	14	67.50	4.500
Greg Harris, R ERA: 4.7	(8, 1)	1.0		4	1	0	0	2	0	0	0	0	0	8	8	0.00	1.000

BOTTOM

AB	R	H	RBI	BB	SO	LOB
3	2	1	1	1	1	0
1	0	0	0	0	1	2

5	2	2	2	0	2	0
---	---	---	---	---	---	---

3	1	2	0	2	0	1
---	---	---	---	---	---	---

3	2	1	1	2	2	2
---	---	---	---	---	---	---

5	1	1	2	0	0	4
---	---	---	---	---	---	---

3	1	1	1	1	0	0
---	---	---	---	---	---	---

3	0	0	1	0	2	1
---	---	---	---	---	---	---

4	0	2	0	0	2	3
---	---	---	---	---	---	---

4	1	1	2	0	1	2
---	---	---	---	---	---	---

1B: 7 2B: 4 3B: 0 HR: 0	SF: 0 SAC: 0 DP: 1 HBP: 1	WP: 0 PA: 41
----------------------------------	------------------------------------	-----------------

Texas Rangers @ Milwaukee Brewers
Milwaukee County Stadium, Milwaukee, WI
Fri Apr 17 1987, 8:05 PM EDT
Att. 41,548 - Unknown

livebaseballscorecards.com

AB	34
R	10
H	11
RBI	10
BB	6
SO	11
LOB	15



Batter	1	2	3	4	5	6	7	8	9	AB R H RBI BB SO LOB	TOP											
Oddibe McDowell, L (1, 8) <small>OBP: 0.333, SLG: 0.364</small> Ruben Sierra, S (9, PH) <small>OBP: 0.179, SLG: 0.194</small>	0-0 F9		0-0 F9		0-0 4-3		0-0 1-3		0-0 F9	4 0 0 0 0 0 2 1 0 0 0 0 0 0												
Jerry Browne, S (1, 4) <small>OBP: 0.480, SLG: 0.474</small>	0-0 4-3		0-0 G3		0-0 1B			0-0 4-3		4 0 1 0 0 0 1												
Pete O'Brien, L (1, 3) <small>OBP: 0.220, SLG: 0.289</small>	0-0 4-3		0-0 6-3		0-0 4-3			0-0 F8		4 0 0 0 0 0 2												
Pete Incaviglia, R (1, 7) <small>OBP: 0.391, SLG: 0.643</small>		0-0 BB 1B		0-0 F8		0-0 5-3		0-0 HR		4 2 2 1 0 0 0												
Darrell Porter, L (1, 10) <small>OBP: 0.375, SLG: 0.286</small> Tom Paciorek, R (8, PH)		4-0 BB BB BB BB 1B FC4-6 BB		0-0 BB 1B		0-3 K		1-0 E HBP		2 1 1 0 1 1 0 0 0 0 0 0 0 0												
Larry Parrish, R (1, 5) <small>OBP: 0.238, SLG: 0.390</small>		0-3 K		0-0 F9		0-0 F4		0-0 E5		4 0 0 0 0 1 4												
Geno Petrali, L (1, 2) <small>OBP: 0.750, SLG: 0.600</small> Don Slaught, R (8, PH) <small>OBP: 0.294, SLG: 0.500</small>		0-0 FC4-6 1B		4-0 BB 1B		0-0 G6-4-3 1B		0-3 K		2 0 2 1 1 0 0 1 0 0 0 0 1 2												
Bob Brower, R (1, 9) <small>OBP: 0.476, SLG: 0.471</small>		0-0 FC4-6 CS		0-0 F9		0-0 G6-4-3		0-3 K		4 0 0 1 0 1 4												
Curtis Wilkerson, S (1, 6) <small>OBP: 0.500, SLG: 0.500</small> Scott Fletcher, R (9, PH) <small>OBP: 0.333, SLG: 0.372</small>		0-0 CS		0-0 G3 S 1B		0-3 K		0-3 K		3 0 2 0 0 1 0 1 0 0 0 0 1 0												
Inning Stats	R: 0 E: 0 K: 0 S: 3	H: 0 LOB: 0 BB: 0 P: 3	R: 2 E: 0 K: 1 S: 6	H: 2 LOB: 0 BB: 1 P: 10	R: 0 E: 0 K: 0 S: 4	H: 1 LOB: 1 BB: 1 P: 4	R: 0 E: 0 K: 0 S: 4	H: 1 LOB: 2 BB: 1 P: 8	R: 0 E: 0 K: 1 S: 5	H: 0 LOB: 0 BB: 0 P: 5	R: 0 E: 0 K: 0 S: 4	H: 2 LOB: 1 BB: 0 P: 4	R: 1 E: 1 K: 1 S: 7	H: 1 LOB: 2 BB: 0 P: 8	R: 0 E: 0 K: 2 S: 7	H: 0 LOB: 0 BB: 0 P: 7	1B: 7 2B: 0 3B: 0 HR: 1	SF: 0 SAC: 0 DP: 1 HBP: 1	WP: 0 PB: 0 SB: 1 CS: 1	PA: 38		
PITCHER	IP WLS BF H R ER SO BB IBB HBP BLK WP HR S P ERA WHIP	IP WLS BF H R ER SO BB IBB HBP BLK WP HR S P ERA WHIP	IP WLS BF H R ER SO BB IBB HBP BLK WP HR S P ERA WHIP	IP WLS BF H R ER SO BB IBB HBP BLK WP HR S P ERA WHIP	IP WLS BF H R ER SO BB IBB HBP BLK WP HR S P ERA WHIP	IP WLS BF H R ER SO BB IBB HBP BLK WP HR S P ERA WHIP	IP WLS BF H R ER SO BB IBB HBP BLK WP HR S P ERA WHIP	IP WLS BF H R ER SO BB IBB HBP BLK WP HR S P ERA WHIP	IP WLS BF H R ER SO BB IBB HBP BLK WP HR S P ERA WHIP	IP WLS BF H R ER SO BB IBB HBP BLK WP HR S P ERA WHIP	IP WLS BF H R ER SO BB IBB HBP BLK WP HR S P ERA WHIP	IP WLS BF H R ER SO BB IBB HBP BLK WP HR S P ERA WHIP	IP WLS BF H R ER SO BB IBB HBP BLK WP HR S P ERA WHIP	IP WLS BF H R ER SO BB IBB HBP BLK WP HR S P ERA WHIP	IP WLS BF H R ER SO BB IBB HBP BLK WP HR S P ERA WHIP	IP WLS BF H R ER SO BB IBB HBP BLK WP HR S P ERA WHIP	IP WLS BF H R ER SO BB IBB HBP BLK WP HR S P ERA WHIP	IP WLS BF H R ER SO BB IBB HBP BLK WP HR S P ERA WHIP	IP WLS BF H R ER SO BB IBB HBP BLK WP HR S P ERA WHIP	IP WLS BF H R ER SO BB IBB HBP BLK WP HR S P ERA WHIP	IP WLS BF H R ER SO BB IBB HBP BLK WP HR S P ERA WHIP	
Bill Wegman, R (1, 1) <small>ERA: 3.2</small> Dan Plesac, L (8, 1)	7.2 W 31 8 3 3 3 2 0 0 0 0 1 35 43 3.52 1.304	1.1 S 6 0 0 0 3 0 0 1 0 0 0 11 12 0.00 0.000																				

Texas Rangers @ Milwaukee Brewers
 Milwaukee County Stadium, Milwaukee, WI
 Sat Apr 18 1987, 4:33 AM EDT
 Att: 39,715 - Unknown

livebaseballscorecards.com

AB	34
R	3
H	8
RBI	3
BB	2
SO	6
LOB	15



Batter	1	2	3	4	5	6	7	8	9	AB	R	H	RBI	BB	SO	LOB
Paul Molitor, R OBP: 0.472, SLG: 0.696 (1, 5)	0-3 K		4-0 SH1-4 2B BB		0-0 SF8 1B		4-0 CS BB			2	2	1	0	2	1	0
Robin Yount, R OBP: 0.365, SLG: 0.510 (1, 8)	0-0 F3		0-0 SH1-4		0-3 K		0-0 1B			3	0	1	0	0	1	1
Glenn Braggs, R OBP: 0.385, SLG: 0.512 (1, 9)	0-3 K		0-0 2B		0-0 SF8		0-3 K			3	0	1	3	0	2	1
Greg Brock, L OBP: 0.419, SLG: 0.571 (1, 3)		0-3 K	0-0 F6		0-0 F9			1-0 HBP		3	0	0	0	0	1	1
Cecil Cooper, L OBP: 0.087, SLG: 0.143 (1, 10)		0-3 K	0-0 F8			0-3 K		0-3 K		4	0	0	0	0	3	2
Rob Deer, R OBP: 0.522, SLG: 0.842 (1, 7)		4-0 1B BB		0-0 HR		0-0 F9		0-3 K		3	1	1	1	1	1	1
B.J. Surhoff, L OBP: 0.462, SLG: 0.571 (1, 2)		0-0 1B		4-0 BB		4-0 S BB		0-0 G3		2	0	1	0	2	0	1
Jim Gantner, L OBP: 0.282, SLG: 0.306 (1, 4)		0-3 K		0-0 FC6-4-3-4 BB		0-3 K				3	0	0	0	0	2	4
Dale Sveum, S OBP: 0.489, SLG: 0.615 (1, 6)			4-0 SH1-4 2B BB		0-3 K			0-0 1-3		2	1	0	0	1	1	0

Inning Stats	R: 0	H: 0	E: 0	K: 2	S: 7	R: 0	H: 1	E: 0	K: 3	S: 10	R: 2	H: 1	E: 0	K: 0	S: 4	R: 1	H: 1	E: 0	K: 1	S: 5	R: 1	H: 1	E: 0	K: 2	S: 6	R: 0	H: 0	E: 0	K: 1	S: 5	R: 0	H: 1	E: 0	K: 1	S: 5	R: 0	H: 0	E: 0	K: 2	S: 7	R: 0	H: 0	E: 0	K: 2	S: 7	1B: 3	2B: 2	3B: 0	HR: 1	SF: 1	SAC: 1	DP: 1	HBP: 1	WP: 0	PB: 0	SB: 4	CS: 1	PA: 34
--------------	------	------	------	------	------	------	------	------	------	-------	------	------	------	------	------	------	------	------	------	------	------	------	------	------	------	------	------	------	------	------	------	------	------	------	------	------	------	------	------	------	------	------	------	------	------	-------	-------	-------	-------	-------	--------	-------	--------	-------	-------	-------	-------	--------

PITCHER	IP	WLS	BF	H	R	ER	SO	BB	IBB	HBP	BLK	WP	HR	S	P	ERA	WHIP
Bobby Witt, R ERA: 3.46 (1, 1)	6.0	L	26	4	4	4	9	5	0	0	0	0	1	39	59	6.00	1.500
Dale Mohorcic, R ERA: 3.18 (7, 1)	1.0		4	1	0	0	1	1	0	0	0	0	0	5	9	0.00	2.000
Mitch Williams, L ERA: 10.13 (8, 1)	0.1		2	0	0	0	1	0	0	1	0	0	0	3	4	0.00	0.000
Greg Harris, R ERA: 4.32 (8, 1)	0.2		2	0	0	0	1	0	0	0	0	0	0	4	4	0.00	0.000

TEXAS RANGERS @ MILWAUKEE BREWERS
Milwaukee County Stadium, Milwaukee, WI
 Sat Apr 18 1987, 4:33 AM EDT
 Att. 39,715 - Unknown

AB 25
 R 4
 H 5
 RBI 4
 BB 6
 SO 12
 LOB 11



Batter	1	2	3	4	5	6	7	8	9	AB R H RBI BB SO LOB	TOP	
Paul Molitor, R OBP: 0.443, SLG: 0.667 (1, 5) X	0-0 G5-4-3 HR 2B	0-0 F8			0-0 F8		0-0 1B 2B			4 2 2 1 0 0 1	<p>Milwaukee Brewers @ Chicago White Sox Comiskey Park, Chicago, IL Mon Apr 20 1987, 8:05 PM EDT Att. 24,019 - Unknown</p> <p>livebaseballscorecards.com</p>	
Robin Yount, R OBP: 0.367, SLG: 0.482 (1, 8) B B B	4-0 G5-4-3 BB		0-0 5-3		0-3 K		0-0 3-H 2-H FC6-4 1B			3 0 1 1 1 1 0		
Glenn Braggs, R OBP: 0.367, SLG: 0.460 Rick Manning, L (1, 9) X (9, 9)	0-0 G5-4-3 1-2f 2-3		0-0 1B 1B		0-3 K		0-0 FC6-4 1-2f			4 0 1 0 0 1 3 0 0 0 0 0 0 0		
Greg Brock, L OBP: 0.451, SLG: 0.651 (1, 3) X	0-0 3-H HR		0-0 1-2 1B		0-0 F9		0-0 6-3			4 1 2 2 0 0 0		
Cecil Cooper, L OBP: 0.065, SLG: 0.103 (1, 10) X	0-0 6-3		0-0 F8		0-0 4-3		0-0 F7			4 0 0 0 0 0 2		
Rob Deer, R OBP: 0.481, SLG: 0.870 (1, 7) S S S		0-3 K	0-3 K		0-3 K		0-0 F7			4 0 0 0 0 3 2		
Bill Schroeder, R OBP: 0.385, SLG: 0.520 B.J. Surhoff, L OBP: 0.419, SLG: 0.500 (1, 2) X (7, PR) (7, 2)		0-0 2B 2B		0-0 5-3		4-0 4-3 G3 2B BB		0-0 4-3		2 1 1 0 1 0 0 1 1 0 0 0 0 0		
Jim Gantner, L OBP: 0.298, SLG: 0.310 (1, 4) S S S		0-3 K		0-0 4-3		0-0 G3 1-2		0-0 4-3		4 0 0 0 0 1 2		
Dale Sveum, S OBP: 0.453, SLG: 0.638 (1, 6) X		0-0 2-H 2B		0-3 K		0-0 4-3 2-3		0-0 6-3		4 0 1 1 0 1 2		
Inning Stats	R: 2 H: 2 E: 0 LOB: 0 K: 0 BB: 1 S: 4 P: 8	R: 1 H: 2 E: 0 LOB: 1 K: 2 BB: 0 S: 9 P: 9	R: 0 H: 2 E: 0 LOB: 2 K: 1 BB: 0 S: 7 P: 7	R: 0 H: 0 E: 0 LOB: 0 K: 1 BB: 0 S: 5 P: 5	R: 0 H: 0 E: 0 LOB: 0 K: 2 BB: 0 S: 7 P: 7	R: 0 H: 0 E: 0 LOB: 0 K: 1 BB: 0 S: 5 P: 5	R: 2 H: 2 E: 0 LOB: 1 K: 0 BB: 1 S: 5 P: 9	R: 0 H: 0 E: 0 LOB: 0 K: 0 BB: 0 S: 3 P: 3	R: 0 H: 0 E: 0 LOB: 0 K: 0 BB: 0 S: 3 P: 3	1B: 3 SF: 0 2B: 4 SAC: 0 3B: 0 DP: 1 HR: 1 HBP: 0	WP: 0 PA: 36 PB: 0 SB: 0 CS: 0	
PITCHER Jose DeLeon, R ERA: 2.14 (1, 1) Bobby Thigpen, R ERA: 2.57 (7, 1) Bobby Thigpen, R ERA: 2.57 (9, 1)	IP WLS BF H R ER SO BB IBB HBP BLK WP HR S P ERA WHIP											PITCHER IP WLS BF H R ER SO BB IBB HBP BLK WP HR S P ERA WHIP
	6.2 L 28 7 5 5 7 2 0 0 0 0 0 1 40 48 6.75 1.350											
	2.1 8 1 0 0 0 0 0 0 0 0 0 0 8 8 0.00 0.429											
	2.1 8 1 0 0 0 0 0 0 0 0 0 0 8 8 0.00 0.429											



Batter	1	2	3	4	5	6	7	8	9	AB	R	H	RBI	BB	SO	LOB
Gary Redus, R OBP: 0.397, SLG: 0.326 (1, 8)	0-0 S 1B	0-0 1-2 3-H 1B		4-0 S BB		0-0 F9		0-0 1-2f FC6-4		4	1	2	1	1	0	1
Jerry Royster, R OBP: 0.167, SLG: 0.091 (1, 7)	0-0 F4	0-0 F4		0-0 F9		1-0 G6-4-3 HBP			0-0 1B	4	0	1	0	0	0	5
Ivan Calderon, R OBP: 0.277, SLG: 0.356 (1, 9)	0-0 5-3 1-2	0-0 F8			0-0 3-1 4-3 2B	0-0 G6-4-3			0-3 K	5	1	1	0	0	1	5
Carlton Fisk, R OBP: 0.375, SLG: 0.441 (1, 10) (9, 2)	0-0 2-H 1B		0-0 F8		0-0 3-1		0-0 5-3		0-0 F9	5	0	1	1	0	0	2
Greg Walker, L OBP: 0.145, SLG: 0.212 (1, 3)	0-0 L6		0-0 F7		0-0 4-3		0-0 F7		0-3 K	5	0	0	1	0	1	2
Tim Hulett, R OBP: 0.327, SLG: 0.542 (1, 5)		0-0 F9	0-3 K		0-0 3-H E 2B		0-0 6-3			4	0	1	0	0	1	0
Fred Manrique, R OBP: 0.500, SLG: 0.571 (1, 4)		0-0 E 1B 1B		0-0 SH1-3 2B	4-0 E IBB		0-0 5-3			3	1	2	0	1	0	0
Ozzie Guillen, L OBP: 0.362, SLG: 0.349 (1, 6)		0-0 E 1B 1B		0-0 SH1-3 2B	0-0 E1		0-0 6-3			3	1	1	0	0	0	2
Ron Karkovice, R OBP: 0.185, SLG: 0.083 (1, 2) Jerry Hairston, S OBP: 0.143, SLG: 0.143 (8, PH) Bobby Thigpen, R (9, 1)		0-0 E1 1B		0-3 K	0-3 K		0-0 FC6-4 1B			3	0	0	0	0	2	5
		1-3 2-H		0-3 K						1	0	1	0	0	0	0
				0-0 K						0	0	0	0	0	0	0

Inning Stats	R: 1	H: 2	E: 0	K: 0	S: 5	H: 2	LOB: 1	BB: 0	P: 5	R: 2	H: 3	E: 1	K: 0	S: 7	H: 3	LOB: 2	BB: 0	P: 7	R: 0	H: 0	E: 0	K: 1	S: 5	H: 1	LOB: 2	BB: 1	P: 10	R: 1	H: 2	E: 1	K: 1	S: 8	H: 0	LOB: 0	BB: 0	P: 3	R: 0	H: 0	E: 0	K: 0	S: 3	H: 0	LOB: 0	BB: 0	P: 3	R: 0	H: 1	E: 0	K: 0	S: 4	H: 1	LOB: 1	BB: 0	P: 4	R: 0	H: 1	E: 0	K: 2	S: 8	H: 1	LOB: 1	BB: 0	P: 8	1B: 7	SF: 0	2B: 3	SAC: 1	3B: 0	DP: 1	HR: 0	HBP: 1	WP: 0	PA: 41
PITCHER	IP	WLS	BF	H	R	ER	SO	BB	IBB	HBP	BLK	WP	HR	S	P	ERA	WHIP																																																								
Juan Nieves, L ERA: 4.26 (1, 1)	4.2		26	8	4	3	2	1	1	0	0	0	0	28	36	5.79	1.929																																																								
Chuck Crim, R ERA: 0.68 (5, 1)	3.1	W	11	1	0	0	1	0	0	1	0	0	0	12	13	0.00	0.300																																																								
Dan Plesac, L ERA: (9, 1)	1.0	S	4	1	0	0	2	0	0	0	0	0	0	8	8	0.00	1.000																																																								

BOTTOM

Milwaukee Brewers @ Chicago White Sox
Comiskey Park, Chicago, IL

Mon Apr 20 1987, 8:05 PM EDT
Att. 24,019 - Unknown

livebaseballscorecards.com

AB	37
R	4
H	10
RBI	3
BB	2
SO	5
LOB	22



Batter	1	2	3	4	5	6	7	8	9	AB R H RBI BB SO LOB	TOP											
Paul Molitor, R (1, 5) OBP: 0.446, SLG: 0.655	0-0 6-3			0-0 L9		0-0 G6-4-3 1-2 1B		0-0 BB 2-H 1B		4 0 2 1 0 0 0	Milwaukee Brewers @ Chicago White Sox Comiskey Park, Chicago, IL Tue Apr 21 1987, 8:05 PM EDT Att: 17,023 - Unknown livebaseballscorecards.com											
Robin Yount, R (1, 8) OBP: 0.375, SLG: 0.475	0-0 G6-4-3 1B			0-0 F9		0-0 G6-4-3 1-2f		4-0 BB 1-2 BB	3 0 1 0 1 0 2													
Glenn Braggs, R (1, 9) OBP: 0.359, SLG: 0.444	0-0 G6-4-3 1-2f			0-0 1B			0-0 6-3	0-0 4-3	4 0 1 0 0 0 3													
Greg Brock, L (1, 3) OBP: 0.436, SLG: 0.609		0-0 6-3		0-0 F8			4-0 BB	0-0 6-3	3 0 0 0 1 0 1													
Cecil Cooper, L (1, 10) OBP: 0.057, SLG: 0.091		0-0 L6		0-0 6-3			0-3 K	0-0 F7	4 0 0 0 0 1 1													
Rob Deer, R (1, 7) OBP: 0.483, SLG: 0.880 Rick Manning, L (9, PR)		0-0 F7		0-0 G4-6-3 1B			0-3 K	0-0 3B	4 0 2 0 0 1 1 0 0 0 0 0 0 0													
B.J. Surhoff, L (1, 2) OBP: 0.371, SLG: 0.433			0-0 F3		0-0 G4-6-3 1-2f			0-0 4-3	0-3 K	4 0 0 0 0 1 2												
Jim Gantner, L (1, 4) OBP: 0.320, SLG: 0.341			0-0 F8		4-0 BB 1B			0-0 1B 2B	2 1 1 0 1 0 0													
Dale Sveum, S (1, 6) OBP: 0.429, SLG: 0.600			0-3 K		0-3 K			0-0 5-3	3 0 0 0 0 2 2													
Inning Stats	R: 0 E: 0 K: 0 S: 3	H: 1 LOB: 0 BB: 0 P: 3	R: 0 E: 0 K: 1 S: 3	H: 0 LOB: 0 BB: 0 P: 3	R: 0 E: 0 K: 1 S: 5	H: 0 LOB: 0 BB: 0 P: 5	R: 0 E: 0 K: 0 S: 4	H: 1 LOB: 1 BB: 0 P: 4	R: 0 E: 0 K: 0 S: 3	H: 1 LOB: 0 BB: 0 P: 3	R: 0 E: 0 K: 1 S: 5	H: 1 LOB: 1 BB: 1 P: 9	R: 0 E: 0 K: 2 S: 7	H: 0 LOB: 1 BB: 1 P: 11	R: 1 E: 0 K: 0 S: 5	H: 2 LOB: 2 BB: 1 P: 9	R: 0 E: 0 K: 1 S: 6	H: 1 LOB: 1 BB: 0 P: 6	1B: 5 2B: 1 3B: 1 HR: 0	SF: 0 SAC: 0 DP: 3 HBP: 0	WP: 0 PB: 0 SB: 0 CS: 0	PA: 34
PITCHER	IP WLS BF H R ER SO BB IBB HBP BLK WP HR S P ERA WHIP																					
Joel Davis, R (1, 1) ERA: 2.16	5.1 W 19 4 0 0 2 1 0 0 0 0 0 0 22 26 0.00 0.938																					
Jim Winn, R (6, 1) ERA: 6.0	3.2 S 15 3 1 1 3 2 0 0 0 0 0 0 19 27 2.46 1.364																					



Batter	1	2	3	4	5	6	7	8	9
Paul Molitor, R (1, 5) OBP: 0.443, SLG: 0.635	0-0 F8	0-0 FC5-4 1-2 1B		0-0 F9			0-0 BLK SH2-3 1B	0-0 F8	
Robin Yount, R (1, 8) OBP: 0.368, SLG: 0.452	0-0 F9	0-0 FC5-4 1-2f			0-0 F9		0-0 SH2-3 1-2	4-0 IBB	
Glenn Braggs, R (1, 9) OBP: 0.362, SLG: 0.441 Billy Jo Robidoux, L (9, 3) OBP: 0.345, SLG: 0.269	0-0 HR 1B		0-0 F8		0-0 F9		0-0 BB 1B 2-H	0-0 1-3	
Rob Deer, R (1, 7) OBP: 0.500, SLG: 0.925	0-0 HR 1-H		0-0 F9		0-0 1B		4-0 1B 1-2 BB		
Cecil Cooper, L (1, 10) OBP: 0.103, SLG: 0.135	0-0 1B		0-0 F7		0-0 F7		0-0 FC6 1-3 2-H 1B		
Dale Sveum, S (1, 6) OBP: 0.417, SLG: 0.574	0-3 K		0-0 F7			0-0 4-3 SH1-4 1B	0-0 FC6 1-2		
Greg Brock, L (1, 3) OBP: 0.431, SLG: 0.612 Rick Manning, L (8, PR) (9, 9)		0-0 F4		0-0 E3 HR		0-0 SH1-4 1-2		0-0 FC3-5 2B	
Bill Schroeder, R (1, 2) OBP: 0.400, SLG: 0.621		0-0 1B 1B		0-0 HR 2-H		0-0 4-3 2-3		0-0 FC3-5 2B 2-3	
Jim Gantner, L (1, 4) OBP: 0.315, SLG: 0.354		0-0 F4		0-0 F2		0-0 F8		0-0 2B 1-H	


Inning Stats	R: 2	H: 3	E: 0	K: 1	S: 8	LOB: 1	BB: 0	P: 8
	R: 0	H: 2	E: 0	K: 0	S: 5	LOB: 2	BB: 0	P: 5
	R: 0	H: 0	E: 0	K: 0	S: 3	LOB: 0	BB: 0	P: 3
	R: 2	H: 1	E: 1	K: 0	S: 5	LOB: 0	BB: 0	P: 5
	R: 0	H: 1	E: 0	K: 0	S: 4	LOB: 1	BB: 0	P: 4
	R: 0	H: 1	E: 0	K: 0	S: 4	LOB: 1	BB: 0	P: 4
	R: 1	H: 3	E: 0	K: 0	S: 5	LOB: 2	BB: 1	P: 9
	R: 1	H: 2	E: 0	K: 0	S: 5	LOB: 2	BB: 1	P: 9

PITCHER	IP	WLS	BF	H	R	ER	SO	BB	IBB	HBP	BLK	WP	HR	S	P	ERA	WHIP
Scott McGregor, L (1, 1) ERA: 4.74	6.1	L	30	10	5	4	1	0	0	0	1	0	2	32	32	5.68	1.579
Mark Williamson, R (7, 1) ERA: 6.59	1.0		6	3	1	1	0	1	0	0	0	0	0	5	9	9.00	4.000
Tony Arnold, R (8, 1) ERA: 6.17	0.2		3	0	0	0	0	0	1	0	0	0	0	2	6	0.00	0.000

AB R H RBI BB SO LOB

5	1	2	0	0	0	1
3	0	0	0	1	0	2
5	1	2	1	0	0	2
0	0	0	0	0	0	0
3	1	2	2	1	0	0
4	0	2	0	0	0	1
4	0	1	0	0	1	3
3	1	1	0	0	0	0
0	0	0	0	0	0	0
4	2	2	2	0	0	2
4	0	1	1	0	0	2

AB	35
R	6
H	13
RBI	6
BB	2
SO	1
LOB	13



WP	HR	S	P	ERA	WHIP
0	0	0	0	0.00	0.000
0	0	0	0	0.00	0.000
0	0	0	0	0.00	0.000

WP: 0 PA: 39

Baltimore Orioles @ Milwaukee Brewers
Milwaukee County Stadium, Milwaukee, WI
 Fri Apr 24 1987, 8:05 PM EDT
 Att. 23,400 - Unknown

livebaseballscores.com

Batter	1	2	3	4	5	6	7	8	9	AB R H RBI BB SO LOB	TOP		
Alan Wiggins, S (1, 10) OBP: 0.359, SLG: 0.400	0-0 3-1		0-0 FC6-4		0-0 1B			0-0 E6		4 0 1 0 0 0 1			
Rick Burleson, R (1, 4) OBP: 0.304, SLG: 0.224	0-0 4-3			4-0 FC4-6 1B 2B BB	0-0 F8			0-3 K		3 1 0 0 1 1 3			
Cal Ripken Jr., R (1, 6) OBP: 0.410, SLG: 0.600	0-0 5-3			0-0 FC4-6 1B	0-3 K			0-0 G6-4-3		4 0 1 0 0 1 3			
Eddie Murray, S (1, 3) OBP: 0.259, SLG: 0.268		0-0 4-3		0-0 FC4-6 2B FC5-6		0-0 G3			0-3 K	4 1 0 0 0 1 2			
Fred Lynn, L (1, 8) OBP: 0.325, SLG: 0.313		0-3 K		0-0 FC5-6 2B		0-0 G3			0-0 F9	4 0 1 1 0 1 0			
Ray Knight, R (1, 5) OBP: 0.446, SLG: 0.524		0-0 6-3		0-3 K		0-0 4-3			0-0 4-3	4 0 0 0 0 1 2			
Terry Kennedy, L (1, 2) OBP: 0.313, SLG: 0.387			0-0 F9	0-0 FC5-6			0-0 F6			3 0 0 1 0 0 1			
Larry Sheets, L (1, 9) OBP: 0.467, SLG: 0.440			4-0 FC6-4 BB		0-0 1B 1B			0-0 G5-4-3 1B		2 0 2 0 1 0 0			
Ken Gerhart, R (1, 7) OBP: 0.348, SLG: 0.540			0-0 F9		0-0 F7			0-0 G5-4-3		3 0 0 0 0 0 3			
Inning Stats	R: 0 H: 0 E: 0 LOB: 0 K: 0 BB: 0 S: 3 P: 3	R: 0 H: 0 E: 0 LOB: 0 K: 1 BB: 0 S: 5 P: 5	R: 0 H: 0 E: 0 LOB: 1 K: 0 BB: 1 S: 3 P: 7	R: 2 H: 2 E: 0 LOB: 2 K: 1 BB: 1 S: 7 P: 11	R: 0 H: 2 E: 0 LOB: 2 K: 1 BB: 0 S: 7 P: 7	R: 0 H: 0 E: 0 LOB: 0 K: 0 BB: 0 S: 3 P: 3	R: 0 H: 1 E: 0 LOB: 0 K: 0 BB: 0 S: 3 P: 3	R: 0 H: 0 E: 1 LOB: 0 K: 1 BB: 0 S: 5 P: 5	R: 0 H: 0 E: 0 LOB: 0 K: 1 BB: 0 S: 5 P: 5	1B: 4 SF: 0 2B: 1 SAC: 0 3B: 0 DP: 2 HR: 0 HBP: 0	WP: 0 PA: 33 PB: 0 SB: 0 CS: 0		
PITCHER	IP WLS BF H R ER SO BB IBB HBP BLK WP HR S P ERA WHIP											PITCHER	IP WLS BF H R ER SO BB IBB HBP BLK WP HR S P ERA WHIP
Bill Wegman, R (1, 1) ERA: 3.04	7.0 W 27 5 2 2 3 2 0 0 0 0 0 0 31 39 2.57 1.000												
Chris Bosio, R (8, 1) ERA: 4.22	1.0 3 0 0 0 1 0 0 0 0 0 0 0 5 5 0.00 0.000												
Mark Clear, R (9, 1) ERA: 5.14	1.0 3 0 0 0 1 0 0 0 0 0 0 0 5 5 0.00 0.000												

Baltimore Orioles @ Milwaukee Brewers
Milwaukee County Stadium, Milwaukee, WI

Sat Apr 25 1987, 4:33 AM EDT
Att. 26,366 - Unknown

livebaseballscorecards.com

AB 31
R 2
H 5
RBI 2
BB 2
SO 5
LOB 15



Batter	1	2	3	4	5	6	7	8	9
Paul Molitor, R OBP: 0.459, SLG: 0.657 Jim Pacionek, R OBP: 0.333, SLG: 0.333	0-0 S 1B	0-0 1B 1B	0-0 6-3			0-0 1B 2B		4-0 G3 BB	
Robin Yount, R OBP: 0.375, SLG: 0.455 Rick Manning, L	0-0 S 1B	0-0 1B 1B		0-0 6-3		0-3 K		0-0 G3	
Glenn Braggs, R OBP: 0.378, SLG: 0.453	0-3 K	0-0 1B 1B		0-0 S 1B		0-0 1B		0-0 6-3	
Greg Brock, L OBP: 0.419, SLG: 0.585 Juan Castillo, S	0-0 FC6-4 1B	0-0 F4		0-0 F9		0-0 6-3			
Rob Deer, R OBP: 0.470, SLG: 0.860	0-0 FC6-4 HR	0-3 K		0-3 K			0-3 K		
Billy Jo Robidoux, L OBP: 0.333, SLG: 0.241	4-0 HR BB	0-3 K			0-3 K		0-0 F8		
B.J. Surhoff, L OBP: 0.359, SLG: 0.500	0-0 HR		0-0 G3		0-0 F8		0-0 G1-6-3		
Dale Sveum, S OBP: 0.391, SLG: 0.534	0-3 K		0-3 K		0-3 K			0-0 5-3	
Jim Gantner, L OBP: 0.345, SLG: 0.392		0-0 1B 1B	4-0 BB			0-0 L6		0-0 G3 2B	


Inning Stats	R: 5	H: 4	E: 0	LOB: 0	K: 2	P: 15	R: 2	H: 4	E: 0	LOB: 2	K: 2	P: 11	R: 0	H: 0	E: 0	LOB: 1	K: 1	P: 9	R: 0	H: 1	E: 0	LOB: 1	K: 1	P: 6	R: 0	H: 0	E: 0	LOB: 0	K: 2	P: 7	R: 1	H: 2	E: 0	LOB: 1	K: 1	P: 7	R: 0	H: 0	E: 0	LOB: 0	K: 1	P: 5	R: 0	H: 1	E: 0	LOB: 2	K: 0	P: 8		
	S: 11	P: 15	S: 11	P: 11	S: 5	P: 9	S: 6	P: 6	S: 7	P: 7	S: 5	P: 8	S: 4	P: 8	S: 5	P: 7	S: 7	P: 7	S: 5	P: 5	S: 4	P: 8	S: 4	P: 8	S: 4	P: 8	S: 4	P: 8	S: 4	P: 8	S: 4	P: 8	S: 4	P: 8	S: 4	P: 8	S: 4	P: 8	S: 4	P: 8	S: 4	P: 8	S: 4	P: 8	S: 4	P: 8	S: 4	P: 8	S: 4	P: 8

PITCHER	IP	WLS	BF	H	R	ER	SO	BB	IBB	HBP	BLK	WP	HR	S	P	ERA	WHIP
Ken Dixon, R ERA: 8.53	1.0	L	10	6	7	7	2	1	0	0	0	0	1	13	17	63.00	7.000
Tony Arnold, R ERA: 4.91	3.0		13	3	0	0	4	1	0	0	0	0	0	20	24	0.00	1.333
Mike Kinnunen, L ERA: 1.42	3.2		15	3	1	1	4	1	0	0	0	0	0	22	26	2.46	1.091
Mark Williamson, R ERA: 6.43	0.1		1	0	0	0	0	0	0	0	0	0	0	1	1	0.00	0.000

BOTTOM

AB	R	H	RBI	BB	SO	LOB
4	3	3	0	0	0	1
0	0	0	0	1	0	0
4	1	2	2	0	1	1
1	0	0	0	0	0	2
5	0	3	2	0	1	3
4	0	1	1	0	0	4
0	0	0	0	0	0	0
4	1	0	0	0	3	4
3	1	0	0	1	2	2
4	1	1	3	0	0	0
4	0	0	0	0	3	0
3	1	2	0	1	0	0

AB	36
R	8
H	12
RBI	8
BB	3
SO	10
LOB	17



WP	PA
0	39
PB: 0	
SB: 3	
CS: 0	

Baltimore Orioles @ Milwaukee Brewers
Milwaukee County Stadium, Milwaukee, WI
 Sat Apr 25 1987, 4:33 AM EDT
 Att. 26,366 - Unknown

livebaseballscorecards.com

Batter	1	2	3	4	5	6	7	8	9	AB R H RBI BB SO LOB	TOP											
Ken Gerhart, R (1, 7) OBP: 0.338, SLG: 0.515	0-0 F7		0-0 1B		0-3 K		0-0 F7		0-3 K	5 0 1 0 0 2 3												
Alan Wiggins, S (1, 4) OBP: 0.377, SLG: 0.406	0-0 1B		0-0 4-3			4-0 2B SF7 BB	0-0 4-3		0-0 FC6-4 1B	4 1 2 0 1 0 2												
Cal Ripken Jr., R (1, 6) OBP: 0.420, SLG: 0.608	0-0 F5			4-0 BB		0-0 1B 2B	0-0 1B		0-0 FC6-4 1-2f	4 1 2 1 1 0 3												
Eddie Murray, S (1, 3) OBP: 0.247, SLG: 0.257	0-0 F7			0-0 F8		0-0 SF7	0-0 F6			3 0 0 1 0 0 3												
Fred Lynn, L (1, 8) OBP: 0.309, SLG: 0.294		0-0 6-3		0-0 F7		0-3 K		0-0 4-3		4 0 0 0 0 1 2												
Ray Knight, R (1, 5) OBP: 0.436, SLG: 0.507		0-0 5-3		0-0 F7		0-0 1B 1B		0-0 F9		4 0 1 1 0 0 1												
Terry Kennedy, L (1, 2) OBP: 0.310, SLG: 0.379		0-0 4-3			0-0 4-3	0-0 1B 1B		0-0 F9		4 0 1 0 0 0 0												
Larry Sheets, L (1, 9) OBP: 0.424, SLG: 0.393			0-3 K		0-0 6-3	0-0 G3			0-3 K	3 0 0 0 0 1 2												
Nelson Simmons, S (9, PH) OBP: 0.250, SLG: 0.389										1 0 0 0 0 1 0												
Jim Dwyer, L (1, 10) OBP: 0.400, SLG: 0.333			0-0 G3		0-0 1B		0-0 1B 2B		0-0 E6 1B	3 1 2 0 0 0 0												
Floyd Rayford, R (9, PH) OBP: 0.125, SLG: 0.500										1 0 0 0 0 0 0												
Inning Stats	R: 0 E: 0 K: 0 S: 4	H: 1 LOB: 1 BB: 0 P: 4	R: 0 E: 0 K: 0 S: 3	H: 0 LOB: 0 BB: 0 P: 3	R: 0 E: 0 K: 1 S: 6	H: 1 LOB: 1 BB: 0 P: 6	R: 0 E: 0 K: 1 S: 3	H: 0 LOB: 1 BB: 1 P: 7	R: 0 E: 0 K: 1 S: 6	H: 1 LOB: 1 BB: 0 P: 6	R: 2 E: 0 K: 1 S: 8	H: 3 LOB: 2 BB: 1 P: 12	R: 1 E: 0 K: 0 S: 5	H: 2 LOB: 1 BB: 0 P: 5	R: 0 E: 0 K: 0 S: 3	H: 0 LOB: 0 BB: 0 P: 3	R: 0 E: 1 K: 2 S: 9	H: 1 LOB: 2 BB: 0 P: 9	1B: 7 2B: 2 3B: 0 HR: 0	SF: 1 SAC: 0 DP: 0 HBP: 0	WP: 0 PB: 0 SB: 1 CS: 0	PA: 39
PITCHER	IP WLS BF H R ER SO BB IBB HBP BLK WP HR S P ERA WHIP																					
Mike Birkbeck, R (1, 1) ERA: 5.3	5.2 W 24 5 2 2 3 2 0 0 0 0 0 0 28 36 3.18 1.235																					
Chuck Crim, R (6, 1) ERA: 1.17	2.0 9 3 1 1 0 0 0 0 0 0 0 0 9 9 4.50 1.500																					
Dan Plesac, L (8, 1) ERA:	1.1 S 6 1 0 0 2 0 0 0 0 0 0 0 10 10 0.00 0.750																					

Baltimore Orioles @ Milwaukee Brewers
 Milwaukee County Stadium, Milwaukee, WI

Sun Apr 26 1987, 4:33 AM EDT
 Att: 38,523 - Unknown

livebaseballscorecards.com

AB	36
R	3
H	9
RBI	3
BB	2
SO	5
LOB	16



Batter	1	2	3	4	5	6	7	8	9	AB R H RBI BB SO LOB	TOP														
Paul Molitor, R OBP: 0.449, SLG: 0.600 (1, 5) X	0-0 1-3 1B SF8 1B	0-0 4-3		0-0 6-3		0-0 FC5-2 2-3 3-H 1B		4-0 BB BB		4 1 2 1 1 0 1															
Robin Yount, R OBP: 0.360, SLG: 0.443 (1, 8) X	0-0 1-2 1B 1B	0-0 6-3		0-0 2-H 1B		0-0 FC5-2		4-0 1-2 BB		4 1 2 1 1 0 2															
Glenn Braggs, R OBP: 0.360, SLG: 0.468 (1, 9) X	0-0 1-2 2-3 1-3		0-0 BB 1B	0-0 6-3		0-0 G1		0-0 1-3		5 0 1 0 0 0 7															
Rob Deer, R OBP: 0.444, SLG: 0.826 (1, 7) X	0-0 SF8 3-H		0-0 F3		0-0 F7		0-3 K		0-0 F7	4 0 0 1 0 1 1															
Cecil Cooper, L OBP: 0.157, SLG: 0.167 (1, 10) X	0-0 1B 2-H 1B		4-0 1-2 BB		0-3 K		0-0 1B		0-3 K	4 1 2 1 1 2 0															
Dale Sveum, S OBP: 0.342, SLG: 0.457 (1, 6) X	0-0 1-3 1B		0-3 K		0-3 K		0-3 K		0-0 3-1	5 0 1 0 0 3 3															
Greg Brock, L OBP: 0.417, SLG: 0.548 (1, 3) X	0-0 1-2 3-H 1B		0-0 F6		0-0 SH5-4 1B		0-0 F5			4 1 2 1 0 0 3															
Bill Schroeder, R OBP: 0.378, SLG: 0.556 (1, 2) X	0-0 FC5-4 1-2f 1B		0-3 K		0-0 1B SH5-4 FC5-2 1B		0-0 F8			4 0 1 0 0 1 2															
Jim Gantner, L OBP: 0.348, SLG: 0.379 (1, 4) X		0-0 4-3		0-0 6-3 1B		0-0 SH5-4 1-2 2-3		0-0 F8		3 1 1 0 0 0 0															
Inning Stats	R: 3 E: 0 K: 0 S: 8	H: 5 LOB: 2 BB: 0 P: 8	R: 0 E: 0 K: 0 S: 3	H: 0 LOB: 0 BB: 0 P: 3	R: 0 E: 0 K: 1 S: 6	H: 1 LOB: 2 BB: 1 P: 10	R: 1 E: 0 K: 1 S: 7	H: 2 LOB: 1 BB: 0 P: 7	R: 0 E: 0 K: 2 S: 7	H: 0 LOB: 0 BB: 0 P: 7	R: 1 E: 0 K: 0 S: 6	H: 3 LOB: 2 BB: 0 P: 6	R: 0 E: 0 K: 2 S: 8	H: 1 LOB: 1 BB: 0 P: 8	R: 0 E: 0 K: 0 S: 3	H: 0 LOB: 2 BB: 2 P: 11	R: 0 E: 0 K: 1 S: 5	H: 0 LOB: 0 BB: 0 P: 5	1B: 12 2B: 0 3B: 0 HR: 0	SF: 1 SAC: 1 DP: 0 HBP: 0	WP: 0 PB: 0 SB: 0 CS: 0	PA: 42			
PITCHER John Candelaria, L ERA: 2.51 DeWayne Buice, R ERA: 3.38	IP 5.1 3.2	WLS W	BF 28 14	H 11 1	R 5 0	ER 5 0	SO 4 3	BB 1 2	IBB 0 0	HBP 0 0	BLK 0 0	WP 0 0	HR 0 0	S 35 18	P 39 26	ERA 8.44 0.00	WHIP 2.250 0.818								

Milwaukee Brewers @ California Angels
Anaheim Stadium, Anaheim, CA
Tue Apr 28 1987, 10:05 PM EDT
Att: 31,358 - Unknown

AB	37
R	5
H	12
RBI	5
BB	3
SO	7
LOB	19



livebaseballscorecards.com

Batter	1	2	3	4	5	6	7	8	9
Brian Downing, R OBP: 0.469, SLG: 0.802 (1, 10) X	0-0 1B 2B	0-3 K		4-0 1-2 BB		0-0 1-H HR	0-0 F9		
Wally Joyner, L OBP: 0.358, SLG: 0.530 (1, 3) X	0-0 WP 1B 2-H		0-0 F8 1B	0-0 F7		4-0 SH2-4 2B BB		4-0 SH5-4 HR BB	
Devon White, S OBP: 0.333, SLG: 0.571 (1, 9) X	0-0 WP 1-2 1B		0-3 K		0-0 F9	0-0 SH2-4		0-0 SH5-4	
Jack Howell, L OBP: 0.429, SLG: 0.621 (1, 7) X	0-0 F9		0-0 1-2 1B		0-0 HR	0-0 1-3		4-0 HR IBB	
Doug DeCinces, R OBP: 0.433, SLG: 0.472 (1, 5) X	0-0 L9		0-0 F8		0-0 1B 2B	0-0 2B		0-0 1-H 2-H HR	
Darrell Miller, R OBP: 0.241, SLG: 0.333 (1, 2) X	0-0 6-3 1-2 2-3		0-0 1-3		0-0 1B 2-H	0-0 4-3		0-0 1B	
Dick Schofield, R OBP: 0.317, SLG: 0.351 (1, 6) X		0-0 HR		0-0 F7	0-0 1B		0-0 B3 1B	0-0 F3	
Gary Pettis, S OBP: 0.302, SLG: 0.375 (1, 8) X		0-0 F9		0-0 4-3	0-0 F7		0-3 K	0-0 F9	
Mark McLemore, S OBP: 0.388, SLG: 0.333 (1, 4) X		0-0 L6		0-0 S 1B		0-0 HR 1B	0-0 B3		

Inning Stats	R: 1 E: 0 K: 0 S: 6	H: 3 LOB: 2 BB: 0 P: 6	R: 1 E: 0 K: 1 S: 6	H: 1 LOB: 0 BB: 0 P: 6	R: 0 E: 0 K: 1 S: 7	H: 2 LOB: 2 BB: 0 P: 7	R: 0 E: 0 K: 0 S: 4	H: 1 LOB: 2 BB: 1 P: 8	R: 2 E: 0 K: 0 S: 6	H: 4 LOB: 1 BB: 0 P: 6	R: 3 E: 0 K: 0 S: 6	H: 3 LOB: 1 BB: 1 P: 10	R: 0 E: 0 K: 1 S: 6	H: 1 LOB: 1 BB: 0 P: 6	R: 3 E: 0 K: 0 S: 5	H: 2 LOB: 1 BB: 2 P: 13
1B: 10 2B: 3 3B: 0 HR: 4	SF: 0 SAC: 2 DP: 0 HBP: 0	WP: 1 PB: 0 SB: 1 CS: 0	PA: 44													

PITCHER	IP	WLS	BF	H	R	ER	SO	BB	IBB	HBP	BLK	WP	HR	S	P	ERA	WHIP
Mark Ciardi, R ERA: 8.82 (1, 1)	5.0		26	11	4	4	2	1	0	0	0	1	2	29	33	7.20	2.400
Chuck Crim, R ERA: 4.08 (6, 1)	2.1	L	16	6	6	6	1	2	1	0	0	0	2	15	27	23.14	3.429
Paul Mirabella, L ERA: (8, 1)	0.2		2	0	0	0	0	0	0	0	0	0	0	2	2	0.00	0.000

BOTTOM

Milwaukee Brewers @ California Angels
Anaheim Stadium, Anaheim, CA
 Tue Apr 28 1987, 10:05 PM EDT
 Att. 31,358 - Unknown

livebaseballscorecards.com

AB	38
R	10
H	17
RBI	10
BB	4
SO	3
LOB	21



Batter	1	2	3	4	5	6	7	8	9	AB R H RBI BB SO LOB	TOP
Paul Molitor, R (1, 5) OBP: 0.462, SLG: 0.642 Juan Castillo, S (2, 4) OBP: 0.333, SLG: 0.545	4-0 5-3 BLK FC1-2-5 BB	0-0 1-H 3-H HR	0-0 4-3		0-0 SH1-3		0-0 L7		0-0 FC5-4 1B	1 1 1 3 1 0 0 3 0 1 0 0 0 1	
Robin Yount, R (1, 8) OBP: 0.359, SLG: 0.422	0-0 5-3 1-3	4-0 1B 1B BB		0-0 6-3	0-0 F3		4-0 CS BB		0-0 F4	4 1 0 0 2 0 3	
Glenn Braggs, R (1, 9) OBP: 0.379, SLG: 0.536 Rick Manning, L (9, 9) OBP: 0.200, SLG: 0.200	4-0 FC1-2-5 BB	0-0 1B 1-3 1B		0-0 1B 3B	0-0 5-3		0-0 1-2 HR		0-0 FC5-4 1-2f	5 2 3 1 1 0 2 0 0 0 0 0 0 0	
Greg Brock, L (1, 3) OBP: 0.429, SLG: 0.552	0-0 FC1-2-5 1-2 3-H	0-0 BB 1B		0-0 FC1-4 1B		0-0 1B PB FC3-6 1B	0-0 4-3			5 1 3 2 0 0 2	
Rob Deer, R (1, 7) OBP: 0.453, SLG: 0.803	0-3 K	4-0 1-2 BB		0-0 FC1-4 1B 1-2f		4-0 1B E BB		4-0 S BB		2 1 0 0 3 1 3	
Cecil Cooper, L (1, 10) OBP: 0.179, SLG: 0.189		K		0-0 BB 1B		0-0 FC3-6 1B		0-0 F8		5 0 2 0 0 1 4	
Bill Schroeder, R (1, 2) OBP: 0.357, SLG: 0.500		0-0 F9	0-0 L3	4-0 1-2 BB		0-0 F8		0-3 K		4 0 0 0 1 1 4	
Dale Sveum, S (1, 6) OBP: 0.346, SLG: 0.446		4-0 1B HR S BB	0-0 CS 1B	0-3 K		0-0 FC3-6 1-2f 2-H 3-H		0-3 K		4 1 1 1 1 2 5	
Jim Gantner, L (1, 4) OBP: 0.366, SLG: 0.397 (2, 5)		0-0 1-3 HR 1B	0-0 1-2 1B		0-0 SH1-3 1B		0-0 4-3		0-0 3-1	5 1 3 0 0 0 1	
Inning Stats	R: 0 E: 0 K: 1 S: 5 H: 0 LOB: 2 BB: 2 P: 13	R: 4 E: 0 K: 1 S: 9 H: 4 LOB: 3 BB: 3 P: 21	R: 0 E: 0 K: 0 S: 4 H: 2 LOB: 1 BB: 0 P: 4	R: 1 E: 0 K: 1 S: 8 H: 3 LOB: 3 BB: 1 P: 12	R: 0 E: 0 K: 0 S: 4 H: 1 LOB: 1 BB: 0 P: 4	R: 2 E: 1 K: 0 S: 5 H: 2 LOB: 1 BB: 1 P: 9	R: 1 E: 0 K: 0 S: 3 H: 1 LOB: 0 BB: 1 P: 7	R: 0 E: 0 K: 2 S: 7 H: 0 LOB: 1 BB: 1 P: 11	R: 0 E: 0 K: 0 S: 4 H: 1 LOB: 1 BB: 0 P: 4 1B: 11 2B: 0 3B: 1 HR: 2 SF: 0 SAC: 1 DP: 0 HBP: 0	WP: 0 PB: 1 SB: 2 CS: 2 PA: 48	
PITCHER	IP WLS BF H R ER SO BB IBB HBP BLK WP HR S P ERA WHIP Eric Plunk, R (1, 1) ERA: 4.67 Rick Rodriguez, R (2, 1) ERA: 4.2 Gene Nelson, R (4, 1) ERA: 7.11 Dave Leiper, L (7, 1) ERA:	IP WLS BF H R ER SO BB IBB HBP BLK WP HR S P ERA WHIP PITCHER									

Milwaukee Brewers @ Oakland Athletics
 Oakland-Alameda County Coliseum, Oakland, CA
 Wed Apr 29 1987, 7:05 PM PDT
 Att: 11,879 - Unknown

AB	38
R	8
H	14
RBI	7
BB	9
SO	5
LOB	25



Batter	1	2	3	4	5	6	7	8	9	AB	R	H	RBI	BB	SO	LOB
Tony Phillips, S (1, 4) OBP: 0.380, SLG: 0.373	0-0 1B	0-0 CS	4-0 SH SF3 BB	4-0 1B BB		0-3 K		0-0 G6-3 1B		3	2	2	0	2	1	0
Alfredo Griffin, S (1, 6) OBP: 0.262, SLG: 0.361	0-3 K		0-0 SH SF3 1-3	0-0 F6		0-0 1B WP 2B		0-0 G6-3 1-2f		4	1	1	0	0	1	4
Carney Lansford, R (1, 3) OBP: 0.391, SLG: 0.436 (7, 5)	0-3 K		0-3 K	0-0 E6 1B 1-2 2-3		0-0 S 1B 2-3		0-3 K		5	0	1	0	0	3	5
Jose Canseco, R (1, 7) OBP: 0.299, SLG: 0.408	0-0 F8 1-2		0-0 SF3 2-3 3-H	0-0 1B 1-3 2-H 3-H		0-0 L7 1-2 3-H		0-3 K		4	0	1	3	0	1	2
Ron Cey, R (1, 10) OBP: 0.429, SLG: 0.214 Reggie Jackson, L (7, PH) OBP: 0.300, SLG: 0.417		4-0 HR BB	4-0 BB BB	0-3 K		0-0 G3		0-3 K		1	1	0	0	2	1	2
Mark McGwire, R (1, 9) OBP: 0.379, SLG: 0.551 (7, 3)		0-0 HR	4-0 1-2 BB		0-3 K		0-3 K		0-0 6-3		4	1	1	2	1	2
Terry Steinbach, R (1, 2) OBP: 0.304, SLG: 0.429		0-0 F9	0-3 K		0-3 K		0-0 WP 1B			4	0	1	0	0	2	3
Stan Javier, S (1, 8) OBP: 0.333, SLG: 0.405		0-0 F9		4-0 E 1B BB BB		0-0 L8		0-0 G3 1-2		3	1	0	0	1	0	1
Mike Gallego, R (1, 5) OBP: 0.438, SLG: 0.500 Mike Davis, L (6, PH) OBP: 0.292, SLG: 0.567 (7, 9)		4-0 CS BB		0-3 K		0-0 F6		0-0 HR		1	0	0	0	1	1	1
										2	1	1	1	0	0	0

Inning Stats	R: 0	H: 1	E: 0	LOB: 1	K: 2	S: 8	P: 8	R: 2	H: 1	E: 0	LOB: 0	K: 0	S: 3	R: 1	H: 0	E: 1	LOB: 3	K: 2	S: 8	R: 2	H: 1	E: 1	LOB: 2	K: 2	S: 9	R: 0	H: 0	E: 0	LOB: 0	K: 2	S: 7	R: 1	H: 2	E: 0	LOB: 1	K: 1	S: 7	R: 0	H: 1	E: 0	LOB: 1	K: 1	S: 6	R: 1	H: 2	E: 0	LOB: 0	K: 1	S: 6	R: 0	H: 0	E: 0	LOB: 0	K: 2	S: 7	R: 0	H: 0	E: 0	LOB: 0	K: 2	S: 7	1B: 5	SF: 1	2B: 1	SAC: 1	3B: 0	DP: 1	HR: 2	HBP: 0	WP: 2	PB: 0	SB: 2	CS: 1	PA: 43
--------------	------	------	------	--------	------	------	------	------	------	------	--------	------	------	------	------	------	--------	------	------	------	------	------	--------	------	------	------	------	------	--------	------	------	------	------	------	--------	------	------	------	------	------	--------	------	------	------	------	------	--------	------	------	------	------	------	--------	------	------	------	------	------	--------	------	------	-------	-------	-------	--------	-------	-------	-------	--------	-------	-------	-------	-------	--------

PITCHER	IP	WLS	BF	H	R	ER	SO	BB	IBB	HBP	BLK	WP	HR	S	P	ERA	WHIP
Teddy Higuera, L (1, 1) ERA: 3.25	4.0		23	3	5	2	6	7	0	0	0	0	1	28	56	4.50	2.500
Chris Bosio, R (5, 1) ERA: 4.5	3.0	W	12	3	1	1	4	0	0	0	0	2	0	20	20	3.00	1.000
Dan Plesac, L (8, 1) ERA: 0.66	2.0	S	7	2	1	1	3	0	0	0	0	0	1	13	13	4.50	1.000


BOTTOM

Milwaukee Brewers @ Oakland Athletics
Oakland-Alameda County Coliseum, Oakland, CA
 Wed Apr 29 1987, 7:05 PM PDT
 Att. 11,879 - Unknown

livebaseballscorecards.com

AB	33
R	7
H	8
RBI	6
BB	7
SO	13
LOB	18



Batter	1	2	3	4	5	6	7	8	9	AB R H RBI BB SO LOB	TOP	
Robin Yount, R (1, 8) OBP: 0.354, SLG: 0.407	0-0 F7		0-3 K		0-0 4-3			4-0 BB		3 0 0 0 1 1 2		
B.J. Surhoff, L (1, 2) OBP: 0.327, SLG: 0.442	0-3 K		0-3 K			0-0 F7		0-3 K		4 0 0 0 0 3 3		
Glenn Braggs, R (1, 9) OBP: 0.364, SLG: 0.511	0-0 F4		0-0 F9			0-0 F8		0-3 K		4 0 0 0 0 1 3		
Greg Brock, L (1, 3) OBP: 0.407, SLG: 0.521		0-0 4-3		0-0 4-3		0-3 K		0-0 3-1		4 0 0 0 0 1 0		
Rob Deer, R (1, 7) OBP: 0.444, SLG: 0.770		4-0 2B BB		0-3 K			0-0 F8	0-0 P3		3 1 0 0 1 1 0		
Cecil Cooper, L (1, 10) OBP: 0.183, SLG: 0.211		0-0 1-H 2B		0-0 F7			0-0 F6	0-3 K		4 0 1 1 0 1 0		
Dale Sveum, S (1, 6) OBP: 0.337, SLG: 0.434 Billy Jo Robidoux, L (7, PH) OBP: 0.324, SLG: 0.233 Jim Paciorek, R (7, 5) OBP: 0.417, SLG: 0.375		0-3 K		0-3 K			0-3 K			2 0 0 0 0 2 1 1 0 0 0 0 1 0 0 0 0 0 0 0 0	AB 30 R 1 H 3 RBI 1 BB 3 SO 11 LOB 12	
Juan Castillo, S (1, 4) OBP: 0.400, SLG: 0.538 (7, 6)		0-0 6-3		0-0 S 1B			4-0 S BB			2 0 1 0 1 0 1		
Jim Gantner, L (1, 5) OBP: 0.365, SLG: 0.409 (7, 4)			0-0 2B		0-0 F9		0-0 F8			3 0 1 0 0 0 2		
Inning Stats	R: 0 H: 0 E: 0 LOB: 0 K: 1 BB: 0 S: 5 P: 5	R: 1 H: 1 E: 0 LOB: 1 K: 1 BB: 1 S: 6 P: 10	R: 0 H: 1 E: 0 LOB: 1 K: 2 BB: 0 S: 8 P: 8	R: 0 H: 0 E: 0 LOB: 0 K: 1 BB: 0 S: 5 P: 5	R: 0 H: 1 E: 0 LOB: 1 K: 1 BB: 0 S: 6 P: 6	R: 0 H: 0 E: 0 LOB: 0 K: 1 BB: 0 S: 5 P: 5	R: 0 H: 0 E: 0 LOB: 0 K: 1 BB: 0 S: 5 P: 5	R: 0 H: 0 E: 0 LOB: 2 K: 2 BB: 2 S: 7 P: 15	R: 0 H: 0 E: 0 LOB: 0 K: 1 BB: 0 S: 5 P: 5	1B: 1 SF: 0 2B: 2 SAC: 0 3B: 0 DP: 0 HR: 0 HBP: 0	WP: 0 PA: 33 PB: 0 SB: 2 CS: 0	
PITCHER Dave Stewart, R (1, 1) ERA: 4.11 Jay Howell, R (8, 1) ERA: 6.75	IP WLS BF H R ER SO BB IBB HBP BLK WP HR S P ERA WHIP	7.1 W 28 3 1 1 8 3 0 0 0 0 0 0 41 53 1.23 0.818	1.2 S 5 0 0 0 3 0 0 0 0 0 0 0 11 11 0.00 0.000									

Milwaukee Brewers @ Oakland Athletics
Oakland-Alameda County Coliseum, Oakland, CA
Thu Apr 30 1987, 3:33 AM PDT
Att. 10,262 - Unknown

livebaseballscorecards.com

Batter	1	2	3	4	5	6	7	8	9	AB R H RBI BB SO LOB	TOP																
Robin Yount, R OBP: 0.347, SLG: 0.396 (1, 8) X	0-0 F9 1 X	0-0 F8 3 X			0-0 F2 1 X	0-0 1B 1-2 1B		0-0 6-3 2 X		5 0 1 0 0 0 2																	
Dale Sveum, S OBP: 0.341, SLG: 0.469 (1, 6) X	0-0 HR		0-0 4-3 1 X		0-0 F9 2 X	0-0 1-3 2-H 1B		0-3 K 3 X		5 1 2 2 0 1 1																	
Glenn Braggs, R OBP: 0.356, SLG: 0.527 (1, 9) X	0-0 5-3 2 X		0-0 4-3 2 X		0-0 1-H HR		0-3 K 1 X		0-0 6-3 1 X	5 1 1 2 0 1 0																	
Greg Brock, L OBP: 0.395, SLG: 0.500 (1, 3) X	0-0 1B		0-0 4-3 3 X		0-0 4-3 3 X		0-0 F6 2 X		0-0 4-3 2 X	5 0 1 0 0 0 0																	
Rob Deer, R OBP: 0.457, SLG: 0.779 Rick Manning, L OBP: 0.167, SLG: 0.167 (1, 7) X (8, 7)	0-0 F7 3 X			0-0 1B		0-0 F8 1B 2B		4-0 BB	0-0 1-3 3 X	3 1 2 0 1 0 1 1 0 0 0 0 0 0																	
Cecil Cooper, L OBP: 0.172, SLG: 0.197 (1, 10) X		0-0 5-3 1 X		0-0 F8 2 X		0-0 F8 2-3		0-3 K 3 X		4 0 0 0 0 1 2																	
B.J. Surhoff, L OBP: 0.321, SLG: 0.426 (1, 2) X		0-0 F7 2 X		0-0 F8 3 X		0-0 G3 2 X		0-0 FC2-8 1B		4 0 1 0 0 0 1																	
Juan Castillo, S OBP: 0.474, SLG: 0.563 (1, 4) X		4-0 2B BB			0-0 WP 1B 1B	0-0 S 1B 1B		0-0 FC2-6 S 1-2f HR		3 4 2 1 1 0 1																	
Jim Gantner, L OBP: 0.397, SLG: 0.500 (1, 5) X		0-0 1-H 2B			0-0 1-H HR 1B	0-0 1-H 1B 1B		0-0 1-H HR		4 3 4 5 0 0 0																	
Inning Stats	R: 1 E: 0 K: 0 S: 5	H: 2 LOB: 1 BB: 0 P: 5	R: 1 E: 0 K: 0 S: 4	H: 1 LOB: 1 BB: 1 P: 8	R: 0 E: 0 K: 0 S: 3	H: 0 LOB: 0 BB: 0 P: 3	R: 0 E: 0 K: 0 S: 3	H: 1 LOB: 0 BB: 0 P: 3	R: 3 E: 0 K: 0 S: 6	H: 3 LOB: 0 BB: 0 P: 6	R: 3 E: 0 K: 0 S: 7	H: 5 LOB: 2 BB: 0 P: 7	R: 0 E: 0 K: 2 S: 7	H: 0 LOB: 1 BB: 1 P: 11	R: 2 E: 0 K: 1 S: 7	H: 2 LOB: 0 BB: 0 P: 7	R: 0 E: 0 K: 0 S: 3	H: 0 LOB: 0 BB: 0 P: 3	1B: 9 2B: 2 3B: 0 HR: 3	SF: 0 SAC: 0 DP: 0 HBP: 0	WP: 1 PB: 0 SB: 3 CS: 0	PA: 41					
PITCHER	IP WLS BF H R ER SO BB IBB HBP BLK WP HR S P ERA WHIP																										
Mike Trujillo, R ERA: 7.0 (1, 1)	4.2		21	7	5	5	0	1	0	0	0	1	2	20	24	9.64	1.714										
Bill Wilkinson, L ERA: 4.91 (5, 1)	1.1	L	8	5	3	3	0	0	0	0	0	0	0	8	8	20.25	3.750										
Jerry Reed, R ERA: 5.73 (7, 1)	3.0		12	2	2	2	3	1	0	0	0	0	1	17	21	6.00	1.000										

Milwaukee Brewers @ Seattle Mariners
The Kingdome, Seattle, WA
Fri May 01 1987, 10:05 PM EDT
Att. 13,689 - Unknown

AB	39
R	10
H	14
RBI	10
BB	2
SO	3
LOB	8



livebaseballscorecards.com

BOTTOM

Milwaukee Brewers @ Seattle Mariners
The Kingdome, Seattle, WA
Fri May 01 1987, 10:05 PM EDT
Att. 13,689 - Unknown

livebaseballscores.com

AB 41
R 8
H 15
RBI 6
BB 4
SO 7
LOB 19



WP: 0 PA: 45
PB: 1
SB: 1
CS: 1

AB R H RBI BB SO LOB

5 0 0 0 0 1 3

4 1 2 0 1 0 0

4 2 3 0 0 0 1

3 1 0 0 1 2 3

4 2 2 3 1 1 0

5 0 2 2 0 0 1

4 1 2 0 0 1 1

5 1 3 1 0 0 2

0 0 0 0 0 0 0

1B: 11 SF: 0
2B: 3 SAC: 0
3B: 0 DP: 1
HR: 2 HBP: 0

Batter	1	2	3	4	5	6	7	8	9
John Moses, S (1, 8) OBP: 0.333, SLG: 0.400	0-0 F7	0-0 4-3		0-0 F7		0-3 K		0-0 E1 BB 1B	
Phil Bradley, R (1, 7) OBP: 0.385, SLG: 0.275	0-0 2B S 1B		0-0 F8		0-0 G3	4-0 BB BB		0-0 BB 1-2 1B	
Scott Bradley, L (1, 2) John Christensen, R (8, PH) Bob Kearney, R (9, 2) OBP: 0.429, SLG: 0.528 OBP: 0.357, SLG: 0.333 OBP: 0.308, SLG: 0.615	0-0 2B 1-2 1B		0-0 CS 1B		0-0 BB PB BB 1B	0-0 1-3		4-0 BB 1-2 2-3 BB	
Ken Phelps, L (1, 10) Rick Renteria, R (8, PH) OBP: 0.442, SLG: 0.672 OBP: 0.167, SLG: 0.333	0-0 F8		0-3 K 1-2		4-0 PB BB 1-2 3-1 BB		0-3 K	0-3 K	
Jim Presley, R (1, 5) OBP: 0.323, SLG: 0.489	0-0 1B 1-H 2-H 2B			0-0 HR	4-0 3-1 PB 1-2 2-3 BB		0-0 6-3	0-3 K2-3	
Alvin Davis, L (1, 3) OBP: 0.340, SLG: 0.383	0-0 1B 2-H		0-0 4-3	0-0 3-1			0-0 4-3	0-0 1B 1B	
Mike Kingery, L (1, 9) Domingo Ramos, R (9, PH) OBP: 0.303, SLG: 0.381 OBP: 0.250, SLG: 0.250		0-0 2B		0-0 F7	0-3 K			0-0 3-1 E 5-3 1B	0-3 K
Rey Quinones, R (1, 6) Donell Nixon, R (9, PR) OBP: 0.333, SLG: 0.453 OBP: 0.259, SLG: 0.152		0-0 G1-6-3		0-0 1B 1B		0-0 HR		0-0 5-3	0-0 1B
Harold Reynolds, S (1, 4) OBP: 0.318, SLG: 0.375		0-0 F7		0-0 1B 1-2		0-0 L3		0-0 3-1	0-0 F4

Inning Stats	R: 3	H: 4	E: 0	LOB: 1	K: 0	P: 6	R: 0	H: 1	E: 0	LOB: 1	K: 0	P: 4	R: 0	H: 1	E: 0	LOB: 1	K: 1	P: 5	R: 1	H: 3	E: 0	LOB: 2	K: 0	P: 6	R: 2	H: 1	E: 0	LOB: 1	K: 1	P: 14	R: 1	H: 1	E: 0	LOB: 1	K: 1	P: 10	R: 0	H: 0	E: 0	LOB: 0	K: 1	P: 5	R: 1	H: 2	E: 1	LOB: 3	K: 1	P: 12	R: 0	H: 2	E: 0	LOB: 2	K: 2	P: 9
--------------	------	------	------	--------	------	------	------	------	------	--------	------	------	------	------	------	--------	------	------	------	------	------	--------	------	------	------	------	------	--------	------	-------	------	------	------	--------	------	-------	------	------	------	--------	------	------	------	------	------	--------	------	-------	------	------	------	--------	------	------

PITCHER	IP	WLS	BF	H	R	ER	SO	BB	IBB	HBP	BLK	WP	HR	S	P	ERA	WHIP
Mike Birkbeck, R (1, 1) ERA: 6.26	4.1		23	10	6	5	1	2	0	0	0	0	1	23	31	10.38	2.769
Paul Mirabella, L (5, 1) ERA:	0.2	W	2	0	0	0	1	0	0	0	0	0	0	4	4	0.00	0.000
Chuck Crim, R (6, 1) ERA: 3.98	2.2		12	2	2	1	2	1	0	0	0	0	1	15	19	3.38	1.125
Dan Plesac, L (8, 1) ERA: 0.6	1.1	S	8	3	0	0	3	1	0	0	0	0	0	13	17	0.00	3.000

Batter	1	2	3	4	5	6	7	8	9	AB R H RBI BB SO LOB	TOP											
Robin Yount, R (1, 8) OBP: 0.330, SLG: 0.375	0-3 K	0-3 K			0-0 6-3		0-3 K		0-0 FC6-4 1B 2B	5 1 0 0 0 3 4												
Dale Sveum, S (1, 6) OBP: 0.355, SLG: 0.477	0-0 BB 1B		0-3 K		0-0 1B		0-3 K		0-0 2B SF8 1B	5 2 3 1 0 2 1												
Glenn Braggs, R (1, 9) OBP: 0.367, SLG: 0.531	4-0 1B BB		4-0 S BB		0-3 K		0-3 K		0-0 SF8 1B 2B	3 1 1 1 2 2 2												
Greg Brock, L (1, 3) OBP: 0.396, SLG: 0.488	0-0 1-2 2-H 1B		0-0 F2		0-0 4-3		0-0 F6		4-0 1B IBB	4 0 1 1 1 0 2												
Jim Paciorek, R (1, 7) OBP: 0.313, SLG: 0.250 Rick Manning, L (9, PH) OBP: 0.143, SLG: 0.167	0-3 K		0-0 1-3		0-0 6-3		0-0 F9		0-0 SF8 2-3 3-H	4 0 0 0 0 1 3 0 0 0 1 0 0 0												
Billy Jo Robidoux, L (1, 10) OBP: 0.333, SLG: 0.235	0-3 K			0-0 F7		4-0 BB	0-3 K		0-0 1-2 3-H 1B	4 0 1 1 1 2 2												
Bill Schroeder, R (1, 2) OBP: 0.362, SLG: 0.556		0-0 G3 1B		0-0 F4		0-3 K			0-0 HR L5	5 1 2 1 0 1 3												
Juan Castillo, S (1, 4) OBP: 0.478, SLG: 0.550		0-0 F8		0-0 1B		0-0 1-3			0-0 FC6-4 1B 1B	4 1 2 0 0 0 2												
Jim Gantner, L (1, 5) OBP: 0.402, SLG: 0.500		0-0 G3		0-0 6-3			0-0 1B		0-0 FC6-4 1B	4 0 2 0 0 0 2												
Inning Stats	R: 1 E: 0 K: 3 S: 11	H: 2 LOB: 2 BB: 1 P: 15	R: 0 E: 0 K: 1 S: 6	H: 1 LOB: 1 BB: 0 P: 6	R: 0 E: 0 K: 1 S: 5	H: 0 LOB: 1 BB: 1 P: 9	R: 0 E: 0 K: 0 S: 4	H: 1 LOB: 1 BB: 0 P: 4	R: 0 E: 0 K: 1 S: 6	H: 1 LOB: 1 BB: 0 P: 6	R: 0 E: 0 K: 1 S: 5	H: 0 LOB: 1 BB: 1 P: 9	R: 0 E: 0 K: 3 S: 10	H: 1 LOB: 1 BB: 0 P: 10	R: 0 E: 0 K: 1 S: 5	H: 0 LOB: 0 BB: 0 P: 5	R: 5 E: 0 K: 0 S: 9	H: 6 LOB: 2 BB: 1 P: 13	1B: 10 2B: 1 3B: 0 HR: 1	SF: 1 SAC: 0 DP: 0 HBP: 0	WP: 0 PB: 0 SB: 1 CS: 0	PA: 43
PITCHER	IP WLS BF H R ER SO BB IBB HBP BLK WP HR S P ERA WHIP																					
Mark Langston, L (1, 1) ERA: 3.97	8.1 L 38 10 5 5 11 3 0 0 0 0 1 57 69 5.40 1.560																					
Ed Nunez, R (9, 1) ERA: 4.91	0.0 2 1 0 0 0 0 0 1 0 0 0 0 1 5 ∞ ∞																					
Stan Clarke, L (9, 1) ERA:	0.2 3 1 1 1 0 0 0 0 0 0 0 0 3 3 13.50 1.500																					

Milwaukee Brewers @ Seattle Mariners
The Kingdome, Seattle, WA
Sat May 02 1987, 10:05 PM EDT
Att. 23,701 - Unknown

AB	38
R	6
H	12
RBI	6
BB	4
SO	11
LOB	21



WP: 0	PA: 43
PB: 0	
SB: 1	
CS: 0	

Batter	1	2	3	4	5	6	7	8	9	AB R H RBI BB SO LOB
John Moses, S OBP: 0.326, SLG: 0.388 (1, 8) (9, 3)	0-0 4-3		0-0 WP 1B	0-3 K			0-0 1-3		0-0 6-3	5 1 1 0 0 1 2
Phil Bradley, R OBP: 0.380, SLG: 0.274 (1, 7)	0-0 S 1B		0-0 L1		0-0 F9		0-0 F9			4 0 1 0 0 0 1
John Christensen, R OBP: 0.278, SLG: 0.250 (1, 9)	0-0 F9		0-0 6-3		0-0 E5		0-3 K2-3			4 0 0 0 0 1 1
Jim Presley, R OBP: 0.320, SLG: 0.479 (1, 5)	0-0 F8 1-2		0-0 3-H 1B		0-3 K		0-3 K			4 0 1 0 0 2 2
Alvin Davis, L OBP: 0.337, SLG: 0.369 Mike Kingery, L OBP: 0.303, SLG: 0.381 (8, PR) (9, 8)		0-3 K	0-0 L6		0-0 G3		4-0 S BB			3 0 0 0 1 1 2 0 0 0 0 0 0 0
Dave Valle, R OBP: 0.263, SLG: 0.500 (1, 10)	0-0 F2		0-0 F9		0-0 6-3		0-3 K 1-2			4 0 0 0 0 1 1
Bob Kearney, R OBP: 0.294, SLG: 0.500 (1, 2)	0-3 K		4-0 1B SF9 BB		0-0 5-3		0-3 K			3 1 0 0 1 2 0
Rey Quinones, R OBP: 0.340, SLG: 0.456 (1, 6)			0-0 1B E 1B		0-0 SF9 DI 1B		0-0 F4		0-0 F9	4 1 2 0 0 0 0
Harold Reynolds, S OBP: 0.326, SLG: 0.386 (1, 4)			0-0 E 1B		0-0 SF9		0-0 6-3		0-0 1B	3 1 2 1 0 0 0

Inning Stats	R: 0 E: 0 K: 0 S: 4	H: 1 LOB: 1 BB: 0 P: 4	R: 0 E: 0 K: 2 S: 7	H: 0 LOB: 0 BB: 0 P: 7	R: 3 E: 1 K: 0 S: 7	H: 4 LOB: 1 BB: 0 P: 7	R: 1 E: 0 K: 1 S: 6	H: 1 LOB: 1 BB: 1 P: 10	R: 0 E: 1 K: 1 S: 6	H: 0 LOB: 1 BB: 0 P: 6	R: 0 E: 0 K: 0 S: 3	H: 0 LOB: 0 BB: 0 P: 3	R: 0 E: 0 K: 0 S: 3	H: 0 LOB: 0 BB: 0 P: 3	R: 0 E: 0 K: 3 S: 9	H: 0 LOB: 2 BB: 1 P: 13	R: 0 E: 0 K: 1 S: 6	H: 1 LOB: 1 BB: 0 P: 6	1B: 7 2B: 0 3B: 0 HR: 0	SF: 1 SAC: 0 DP: 0 HBP: 0	WP: 1 PB: 0 SB: 3 CS: 0	PA: 37
--------------	------------------------------	---------------------------------	------------------------------	---------------------------------	------------------------------	---------------------------------	------------------------------	----------------------------------	------------------------------	---------------------------------	------------------------------	---------------------------------	------------------------------	---------------------------------	------------------------------	----------------------------------	------------------------------	---------------------------------	----------------------------------	------------------------------------	----------------------------------	--------

PITCHER	IP	WLS	BF	H	R	ER	SO	BB	IBB	HBP	BLK	WP	HR	S	P	ERA	WHIP
Juan Nieves, L ERA: 4.94 (1, 1)	7.0		29	6	4	4	4	1	0	0	0	1	0	36	40	5.14	1.000
Mark Clear, R ERA: 4.5 (8, 1)	1.0	W	4	0	0	0	3	1	0	0	0	0	0	9	13	0.00	1.000
Dan Plesac, L ERA: 0.56 (9, 1)	1.0	S	4	1	0	0	1	0	0	0	0	0	0	6	6	0.00	1.000

BOTTOM

Milwaukee Brewers @ Seattle Mariners

The Kingdome, Seattle, WA

Sat May 02 1987, 10:05 PM EDT
Att. 23,701 - Unknown

AB 34
R 4
H 7
RBI 1
BB 2
SO 8
LOB 9



PITCHER	IP	WLS	BF	H	R	ER	SO	BB	IBB	HBP	BLK	WP	HR	S	P	ERA	WHIP
---------	----	-----	----	---	---	----	----	----	-----	-----	-----	----	----	---	---	-----	------

Batter	1	2	3	4	5	6	7	8	9	AB R H RBI BB SO LOB	TOP
Robin Yount, R OBP: 0.336, SLG: 0.380 (1, 8) X	0-0 G6-4-3 1B			X 0-0 L4-3 1B		X 0-0 6-3	X 0-0 FC6-4 1-2f			4 0 2 0 0 0 1	Milwaukee Brewers @ Seattle Mariners The Kingdome, Seattle, WA Sun May 03 1987, 6:33 AM EDT Att. 12,632 - Unknown livebaseballscorecards.com
Dale Sveum, S OBP: 0.351, SLG: 0.467 (1, 6) X	0-0 G6-4-3 1-2f		X 0-0 L4-3		X 0-0 E 1B		X 0-0 6-3			4 1 1 0 0 0 2	
Glenn Braggs, R OBP: 0.363, SLG: 0.520 (1, 9) S S S	0-3 K		X 0-0 5-3		X 0-0 E6 1B		X 0-0 G4-6-3 1B			4 0 1 0 0 1 1	
Greg Brock, L OBP: 0.389, SLG: 0.476 (1, 3) X		X 0-0 6-3		X 0-0 3-1		X 0-0 1-2 2-H 1B		X 0-0 G4-6-3 1-2f		4 0 1 1 0 0 1	
Billy Jo Robidoux, L OBP: 0.302, SLG: 0.211 (1, 10) X		X 0-0 F7		X 0-0 F8		X 0-0 F7		S S S 0-3 K		4 0 0 0 0 1 2	
Rick Manning, L OBP: 0.182, SLG: 0.200 (1, 7) X		X 0-0 G1-5-3		X 0-0 1B 2B		X 0-0 4-3		X 0-0 4-3		4 1 1 0 0 0 2	
Bill Schroeder, R OBP: 0.353, SLG: 0.531 (1, 2) X			X 0-0 4-3		X 0-0 1-2 2B 1B		X 0-0 F3		X 0-0 5-3	4 1 1 0 0 0 0	
Juan Castillo, S OBP: 0.538, SLG: 0.619 (1, 4) B B B B			4-0 CS BB		X 0-0 1-H 2-H 2B		B B B B 4-0 FC6-4 BB			1 0 1 2 2 0 0	
Jim Gantner, L OBP: 0.388, SLG: 0.481 (1, 5) S S S			0-3 K		X 0-0 F7		X 0-0 L6			3 0 0 0 0 1 3	
Inning Stats	R: 0 H: 1 E: 0 LOB: 0 K: 1 BB: 0 S: 5 P: 5	R: 0 H: 0 E: 0 LOB: 0 K: 0 BB: 0 S: 3 P: 3	R: 0 H: 0 E: 0 LOB: 0 K: 1 BB: 1 S: 4 P: 8	R: 0 H: 1 E: 0 LOB: 0 K: 0 BB: 0 S: 3 P: 3	R: 2 H: 3 E: 0 LOB: 1 K: 0 BB: 0 S: 6 P: 6	R: 1 H: 2 E: 1 LOB: 2 K: 0 BB: 0 S: 6 P: 6	R: 0 H: 0 E: 0 LOB: 1 K: 0 BB: 1 S: 3 P: 7	R: 0 H: 1 E: 0 LOB: 0 K: 0 BB: 0 S: 3 P: 3	R: 0 H: 0 E: 0 LOB: 0 K: 1 BB: 0 S: 5 P: 5	1B: 7 SF: 0 2B: 2 SAC: 0 3B: 0 DP: 3 HR: 0 HBP: 0	WP: 0 PA: 34 PB: 0 SB: 0 CS: 1
PITCHER Mike Morgan, R ERA: 5.97 (1, 1)	IP WLS BF H R ER SO BB IBB HBP BLK WP HR S P ERA WHIP										
	9.0 W 34 8 3 2 3 2 0 0 0 0 0 0 38 46 2.00 1.111										

AB	32
R	3
H	8
RBI	3
BB	2
SO	3
LOB	12



Batter	1	2	3	4	5	6	7	8	9	AB R H RBI BB SO LOB	TOP						
Brian Downing, R (1, 10) OBP: 0.472, SLG: 0.743	0-0 F4			0-0 HR		0-0 F9			0-0 F6	4 1 1 1 0 0 0							
Devon White, S (1, 9) OBP: 0.303, SLG: 0.518	0-0 L4			0-3 K		0-0 B5-3			0-0 6-3	4 0 0 0 0 1 0							
Wally Joyner, L (1, 3) OBP: 0.361, SLG: 0.538	0-0 F4			0-0 L4				0-0 F7		3 0 0 0 0 0 0							
Doug DeCinces, R (1, 5) OBP: 0.407, SLG: 0.473		0-0 5-3		0-3 K				0-0 F4		3 0 0 0 0 1 0							
Jack Howell, L (1, 7) OBP: 0.376, SLG: 0.575		4-0 1-3 BB			0-0 HR			0-0 4-3		2 1 1 1 1 0 0							
Dick Schofield, R (1, 6) OBP: 0.324, SLG: 0.385		0-0 1-3 1-2f			0-0 F8			0-0 F8		3 0 0 0 0 0 1							
Gary Pettis, S (1, 8) OBP: 0.314, SLG: 0.358				0-0 CS 2B		0-3 K		0-0 3-1		3 0 1 0 0 1 0							
Mark McLemore, S (1, 4) OBP: 0.353, SLG: 0.284				0-3 K		0-0 L6		0-0 3-1		3 0 0 0 0 1 1							
Darrell Miller, R (1, 2) OBP: 0.224, SLG: 0.283 Mark Ryal, L (9, PH) OBP: 0.158, SLG: 0.211 Bob Boone, R (9, 2)				0-0 F4 2-3		0-3 K			0-0 3-1	2 0 0 0 0 1 1 1 0 0 0 0 0 0 0 0 0 0 0 0 0							
Inning Stats	R: 0 E: 0 K: 0 S: 3 H: 0 LOB: 0 BB: 0 P: 3	R: 0 E: 0 K: 0 S: 2 H: 0 LOB: 0 BB: 1 P: 6	R: 0 E: 0 K: 1 S: 5 H: 1 LOB: 0 BB: 0 P: 5	R: 1 E: 0 K: 2 S: 8 H: 1 LOB: 0 BB: 0 P: 8	R: 1 E: 0 K: 1 S: 6 H: 1 LOB: 0 BB: 0 P: 6	R: 0 E: 0 K: 1 S: 5 H: 0 LOB: 0 BB: 0 P: 5	R: 0 E: 0 K: 0 S: 3 H: 0 LOB: 0 BB: 0 P: 3	R: 0 E: 0 K: 0 S: 3 H: 0 LOB: 0 BB: 0 P: 3	R: 0 E: 0 K: 0 S: 3 H: 0 LOB: 0 BB: 0 P: 3	1B: 0 2B: 2 3B: 0 HR: 2 SF: 0 SAC: 0 DP: 1 HBP: 0	WP: 0 PB: 0 SB: 0 CS: 1 PA: 29						
PITCHER Bill Wegman, R (1, 1) ERA: 2.93	IP: 9.0 WLS: L BF: 29 H: 3 R: 2 ER: 2 SO: 5 BB: 1 IBB: 0 HBP: 0 BLK: 0 WP: 0 HR: 2 S: 38 P: 42 ERA: 2.00 WHIP: 0.444																
PITCHER	IP	WLS	BF	H	R	ER	SO	BB	IBB	HBP	BLK	WP	HR	S	P	ERA	WHIP

California Angels @ Milwaukee Brewers
Milwaukee County Stadium, Milwaukee, WI

Tue May 05 1987, 8:05 PM EDT
Att: 13,137 - Unknown

livebaseballscorecards.com

AB 28
R 2
H 3
RBI 2
BB 1
SO 5
LOB 3



Batter	1	2	3	4	5	6	7	8	9	AB	R	H	RBI	BB	SO	LOB
Robin Yount, R OBP: 0.342, SLG: 0.394 (1, 8)	0-0 2B		0-0 F9		0-3 K			0-0 L3 1B		4	0	2	0	0	1	1
Dale Sveum, S OBP: 0.337, SLG: 0.447 (1, 6)	0-0 L5		0-0 6-3			0-0 G3		0-0 L3		4	0	0	0	0	0	3
Glenn Braggs, R OBP: 0.368, SLG: 0.515 (1, 9)	0-3 K			0-0 4-3 1B		0-0 F9			4-0 BB	3	0	1	0	1	1	1
Greg Brock, L OBP: 0.384, SLG: 0.460 (1, 3)	1-0 HBP			0-0 4-3 1-2		0-3 K			0-0 F9	3	0	0	0	0	1	2
Billy Jo Robidoux, L OBP: 0.277, SLG: 0.190 (1, 10)	0-0 4-3			0-0 4-3 2-3		0-3 K			0-3 K	4	0	0	0	0	2	4
Charlie O'Brien, R Cecil Cooper, L (9, PH) OBP: 0.169, SLG: 0.194 (1, 2)		0-0 F6		0-0 L5		0-0 5-3			0-3 K	3	0	0	0	0	0	1
Rick Manning, L OBP: 0.143, SLG: 0.154 (1, 7)		0-0 F6			0-0 F6		0-0 F9			3	0	0	0	0	0	0
Juan Castillo, S OBP: 0.517, SLG: 0.565 (1, 4)		0-0 4-3			4-0 4-3 BB			0-0 L4		2	0	0	0	1	0	0
Jim Gantner, L OBP: 0.386, SLG: 0.475 (1, 5)			0-0 F7		0-0 4-3 1-2			0-0 1B 1B		3	0	1	0	0	0	1

Inning Stats	R: 0	H: 1	E: 0	K: 1	S: 6	H: 0	LOB: 2	BB: 0	P: 7	R: 0	H: 0	E: 0	K: 0	S: 3	H: 0	LOB: 0	BB: 0	P: 3	R: 0	H: 0	E: 0	K: 0	S: 3	R: 0	H: 1	E: 0	K: 0	S: 4	H: 0	LOB: 1	BB: 0	P: 4	R: 0	H: 0	E: 0	K: 1	S: 5	H: 0	LOB: 1	BB: 1	P: 9	R: 0	H: 0	E: 0	K: 1	S: 5	H: 0	LOB: 0	BB: 0	P: 5	R: 0	H: 0	E: 0	K: 1	S: 5	H: 0	LOB: 0	BB: 0	P: 5	R: 0	H: 2	E: 0	K: 0	S: 4	H: 0	LOB: 1	BB: 0	P: 4	R: 0	H: 0	E: 0	K: 2	S: 7	H: 0	LOB: 1	BB: 1	P: 11	1B: 3	2B: 2	3B: 0	HR: 0	SF: 0	SAC: 0	DP: 1	HBP: 1	WP: 0	PA: 33
--------------	------	------	------	------	------	------	--------	-------	------	------	------	------	------	------	------	--------	-------	------	------	------	------	------	------	------	------	------	------	------	------	--------	-------	------	------	------	------	------	------	------	--------	-------	------	------	------	------	------	------	------	--------	-------	------	------	------	------	------	------	------	--------	-------	------	------	------	------	------	------	------	--------	-------	------	------	------	------	------	------	------	--------	-------	-------	-------	-------	-------	-------	-------	--------	-------	--------	-------	--------

PITCHER	IP	WLS	BF	H	R	ER	SO	BB	IBB	HBP	BLK	WP	HR	S	P	ERA	WHIP
Don Sutton, R ERA: 3.38 (1, 1)	7.0	W	25	2	0	0	4	1	0	1	0	0	0	31	36	0.00	0.429
Donnie Moore, R ERA: 2.3 (8, 1)	2.0	S	8	2	0	0	2	1	0	0	0	0	0	11	15	0.00	1.500


BOTTOM

California Angels @ Milwaukee Brewers
Milwaukee County Stadium, Milwaukee, WI

Tue May 05 1987, 8:05 PM EDT
Att. 13,137 - Unknown

livebaseballscores.com

AB	30
R	0
H	4
RBI	0
BB	2
SO	6
LOB	14



Batter	1	2	3	4	5	6	7	8	9	AB R H RBI BB SO LOB
Robin Yount, R OBP: 0.345, SLG: 0.407 (1, 8) X	0-0 3B		0-3 K		0-3 K		4-0 BB		0-0 L6	4 0 1 0 1 2 4
Dale Sveum, S OBP: 0.324, SLG: 0.429 (1, 6) S S S	0-3 K		0-0 F9		0-3 K		0-3 K			4 0 0 0 0 3 5
Glenn Braggs, R OBP: 0.355, SLG: 0.495 (1, 9) S S S	0-3 K		0-3 K			0-0 5-3		0-0 F8		4 0 0 0 0 2 1
Greg Brock, L OBP: 0.388, SLG: 0.449 (1, 3) B B B	4-0 BB			0-0 6-3		4-0 BB		0-3 K		2 0 0 0 2 1 0
Cecil Cooper, L OBP: 0.159, SLG: 0.182 (1, 10) X	0-0 4-3			0-0 3-1		0-3 K		0-0 F8		4 0 0 0 0 1 3
Charlie O'Brien, R (1, 2) X		0-0 F8		0-0 F8		0-0 F7		0-0 L5		4 0 0 0 0 0 1
Jim Gantner, L OBP: 0.391, SLG: 0.488 (1, 5) X		0-0 1-3 2B			0-0 G3		0-0 SH2-4 1B		0-0 F7	4 0 2 0 0 0 0
Juan Castillo, S OBP: 0.531, SLG: 0.560 (1, 4) X		0-0 1-3 2-3			0-0 S 1B		0-0 SH2-4 1-2		4-0 1B BB	2 0 1 0 1 0 1
Rick Manning, L OBP: 0.222, SLG: 0.188 (1, 7) X		0-0 4-3			4-0 1-2 BB		0-3 K		0-0 1-2 1B	3 0 1 0 1 1 2

Inning Stats	R: 0 E: 0 K: 2 S: 8	H: 1 LOB: 2 BB: 1 P: 12	R: 0 E: 0 K: 0 S: 4	H: 1 LOB: 1 BB: 0 P: 4	R: 0 E: 0 K: 2 S: 7	H: 0 LOB: 0 BB: 0 P: 7	R: 0 E: 0 K: 0 S: 3	H: 0 LOB: 0 BB: 0 P: 3	R: 0 E: 0 K: 2 S: 8	H: 1 LOB: 2 BB: 1 P: 12	R: 0 E: 0 K: 1 S: 5	H: 0 LOB: 1 BB: 1 P: 9	R: 0 E: 0 K: 2 S: 8	H: 1 LOB: 2 BB: 1 P: 12	R: 0 E: 0 K: 1 S: 5	H: 0 LOB: 0 BB: 0 P: 5	R: 0 E: 0 K: 0 S: 4	H: 1 LOB: 2 BB: 1 P: 8	1B: 3 2B: 1 3B: 1 HR: 0	SF: 0 SAC: 1 DP: 0 HBP: 0
WP: 0 PA: 37																				
SB: 1 CS: 0																				
ERA: 0.00 WHIP: 1.143																				
ERA: 2.13 WHIP: 1.000																				

BOTTOM

California Angels @ Milwaukee Brewers
Milwaukee County Stadium, Milwaukee, WI

Wed May 06 1987, 4:33 AM EDT
Att. 13,552 - Unknown

livebaseballscorecards.com

AB	31
R	0
H	5
RBI	0
BB	5
SO	10
LOB	17




Batter	1	2	3	4	5	6	7	8	9	10	11	12	AB	R	H	RBI	BB	SO	LOB
Juan Castillo, S OBP: 0.526, SLG: 0.581 (1, 4)	0-0 BB SF9 2B	0-0 1-3 1B			0-0 1-3		0-3 K			0-0 1B 7-2 1B	0-0 FC6		6	1	3	0	0	1	4
Robin Yount, R OBP: 0.352, SLG: 0.407 (1, 8)	4-0 SF9 CS BB BB	0-0 F7			0-3 K			0-0 5-3		0-0 1B 1-3 1B		0-0 FC1-5 BB 1B	5	0	2	0	1	1	2
Glenn Braggs, R OBP: 0.370, SLG: 0.486 (1, 9)	4-0 1-2 2-3 BB		0-0 L6		0-0 F3			4-0 E S BB		4-0 1-2 1B		4-0 1-2 FC1-5 BB	2	0	0	0	4	0	0
Bill Schroeder, R OBP: 0.316, SLG: 0.473 (1, 10)	0-3 K		0-0 F4			0-0 F8		0-3 K		0-0 7-2		0-0 FC1-5	6	0	0	0	0	2	9
B.J. Surhoff, L OBP: 0.321, SLG: 0.426 (12, PR)								1-3				1-2 2-3f	0	0	0	0	0	0	0
Dale Sveum, S OBP: 0.324, SLG: 0.437 (1, 6)	0-0 SF9		0-0		0-0	0-0	F5	0-3	K			0-0	5	0	2	1	0	2	3
Greg Brock, L OBP: 0.380, SLG: 0.468 (1, 3)	2-3 3-H CS	0-0 HR	0-0 4-3			0-0	6-3			0-0	F9	0-0	5	1	1	1	0	0	3
Jim Pajorek, R OBP: 0.316, SLG: 0.267 (1, 7)						0-3	K			0-0	F8		3	0	1	0	0	1	0
Rick Manning, L OBP: 0.250, SLG: 0.176 (7, PR)			4-3				SH2-4 1B			0-0	SH2-4		1	1	0	0	1	0	0
Charlie O'Brien, R OBP: 0.091, SLG: 0.091 (1, 2)			K2-3			0-0	F9			0-0	CS 1B		4	0	1	0	0	1	2
Jim Gantner, L OBP: 0.402, SLG: 0.489 (1, 5)						0-0	1-3			0-0	CS	0-3	4	0	2	1	1	1	0

Inning Stats	R: 1	H: 1	E: 0	K: 1	S: 5	R: 1	H: 3	E: 0	K: 1	S: 8	R: 0	H: 1	E: 0	K: 0	S: 4	R: 0	H: 0	E: 0	K: 1	S: 5	R: 0	H: 0	E: 0	K: 0	S: 3	R: 1	H: 2	E: 0	K: 1	S: 6	R: 0	H: 0	E: 0	K: 2	S: 7	R: 0	H: 1	E: 0	K: 0	S: 3	R: 0	H: 2	E: 0	K: 1	S: 6	R: 0	H: 1	E: 0	K: 0	S: 4	R: 0	H: 1	E: 0	K: 1	S: 6	R: 0	H: 1	E: 0	K: 1	S: 10	R: 0	H: 1	E: 0	K: 1	S: 6	R: 0	H: 1	E: 0	K: 1	S: 10	1B: 9	2B: 3	3B: 0	HR: 1	SF: 1	SAC: 2	DP: 1	HBP: 0	WP: 0	PA: 53
PITCHER	IP	WLS	BF	H	R	ER	SO	BB	IBB	HBP	BLK	WP	HR	S	P	ERA	WHIP																																																															
Mark Langston, L ERA: 3.81 (1, 1)	9.0		35	8	3	3	7	3	0	0	0	0	1	46	58	3.00	1.222																																																															
Stan Clarke, L ERA: (10, 1)	2.0	W	11	3	0	0	1	2	1	0	0	0	0	10	22	0.00	2.500																																																															
Ed Nunez, R ERA: 4.26 (12, 1)	0.2		4	1	0	0	1	1	0	0	0	0	0	5	9	0.00	3.000																																																															
Bill Wilkinson, L ERA: 3.18 (12, 1)	0.1	S	1	0	0	0	0	0	0	0	0	0	0	1	1	0.00	0.000																																																															

Seattle Mariners @ Milwaukee Brewers
Milwaukee County Stadium, Milwaukee, WI
 Fri May 08 1987, 8:05 PM EDT
 Att: 20,512 - Unknown

livebaseballscorecards.com

AB 41
 R 3
 H 12
 RBI 3
 BB 7
 SO 9
 LOB 23



WP: 0 PA: 53
 PB: 0
 SB: 1
 CS: 2

Batter	1	2	3	4	5	6	7	8	9	AB R H RBI BB SO LOB	TOP							
John Moses, S (1, 8) OBP: 0.298, SLG: 0.327	0-0 G1-6-3	0-3 K			0-0 S 2B 1B	0-0 G1-6-3		0-3 K		5 1 1 0 0 2 4								
Phil Bradley, R (1, 7) OBP: 0.348, SLG: 0.243	4-0 CS BB		4-0 1B 5-3 BB		4-0 1-2 2B BB		0-0 5-3	0-0 F9		2 2 0 0 3 0 1								
John Christensen, R (1, 9) OBP: 0.314, SLG: 0.303	0-0 F8		0-0 5-3 1B		0-0 F8		0-0 1B 2B 1B		0-3 K	5 1 2 0 0 1 3								
Jim Presley, R (1, 5) OBP: 0.352, SLG: 0.491	0-0 CS 1-2	4-0 1B BB BB	0-0 5-3		0-0 1-2 2B		0-0 1-2 2B 1B		0-3 K	4 2 2 3 1 1 1								
Alvin Davis, L (1, 3) OBP: 0.355, SLG: 0.408		4-0 SH3 1B 4-3 BB	0-3 K		0-3 K		0-3 K		0-3 K	4 1 0 0 1 4 4								
Dave Valle, R (1, 10) OBP: 0.260, SLG: 0.489		0-0 4-3 SH3 1B 1-2 2-H	0-0 4-3		0-0 4-3		0-0 1-2 2-H 2B			4 1 2 3 0 0 2								
Bob Kearney, R (1, 2) OBP: 0.250, SLG: 0.391		0-0 SH3 1-2 2-3		0-0 F9		0-0 F3	0-0 F8			3 0 0 0 0 0 1								
Rey Quinones, R (1, 6) OBP: 0.336, SLG: 0.455		0-0 4-3 2-3 3-H		0-0 6-3		0-0 1B 1B		0-3 K		4 0 1 1 0 1 1								
Harold Reynolds, S (1, 4) OBP: 0.339, SLG: 0.376		0-0 S 1B 3-H		0-0 4-3		0-0 G1-6-3 1B		4-0 BB		3 0 2 1 1 0 0								
Inning Stats	R: 0 E: 0 K: 0 S: 2 H: 0 LOB: 0 BB: 1 P: 6	R: 3 E: 0 K: 1 S: 7 H: 2 LOB: 1 BB: 2 P: 15	R: 1 E: 0 K: 1 S: 6 H: 1 LOB: 1 BB: 1 P: 10	R: 0 E: 0 K: 0 S: 3 H: 0 LOB: 0 BB: 0 P: 3	R: 2 E: 0 K: 1 S: 7 H: 2 LOB: 1 BB: 1 P: 11	R: 0 E: 0 K: 0 S: 4 H: 2 LOB: 1 BB: 0 P: 4	R: 2 E: 0 K: 1 S: 8 H: 3 LOB: 1 BB: 0 P: 8	R: 0 E: 0 K: 2 S: 7 H: 0 LOB: 1 BB: 1 P: 11	R: 0 E: 0 K: 3 S: 9 H: 0 LOB: 0 BB: 0 P: 9	1B: 8 2B: 2 3B: 0 HR: 0 SF: 0 SAC: 1 DP: 1 HBP: 0	WP: 0 PB: 0 SB: 2 CS: 1 PA: 42							
PITCHER	IP WLS BF H R ER SO BB IBB HBP BLK WP HR S P ERA WHIP											PITCHER	IP WLS BF H R ER SO BB IBB HBP BLK WP HR S P ERA WHIP					
Juan Nieves, L (1, 1) ERA: 5.73	2.0 L	12 3 4 4 1	3 4 4 1	4 0 0 0	0 0 0 0	0 0 10 26	18.00 3.500											
Chuck Crim, R (3, 1) ERA: 4.24	3.0	12 2 2 2	2 2 2	1 0 0	0 0 0	0 0 15 19	6.00 1.000											
John Henry Johnson, L (6, 1) ERA: 15.43	2.0	10 5 2 1	2 2 1	0 0 0	0 0 0	0 0 12 12	9.00 2.500											
Mark Clear, R (8, 1) ERA: 4.5	2.0	7 0 0 0	0 0 0	1 0 0	0 0 0	0 0 16 20	0.00 0.500											

Seattle Mariners @ Milwaukee Brewers
 Milwaukee County Stadium, Milwaukee, WI

AB	34
R	8
H	10
RBI	8
BB	6
SO	9
LOB	17



Sat May 09 1987, 4:33 AM EDT
 Att: 43,502 - Unknown

livebaseballscorecards.com

Batter	1	2	3	4	5	6	7	8	9	AB R H RBI BB SO LOB
Juan Castillo, S OBP: 0.524, SLG: 0.559 (1, 4) BBB	4-0 CS BB		X 0-0 1-3 1B		0-3 K		0-3 K			3 0 1 0 1 2 3
Robin Yount, R OBP: 0.349, SLG: 0.402 (1, 8) X	0-0 G5-4-3 1-2 1B		X 0-0 F9			0-3 K		X 0-0 F4		4 0 1 0 0 1 2
Glenn Braggs, R OBP: 0.366, SLG: 0.496 (1, 9) X	0-0 G5-4-3 1-2f			X 0-0 F8		0-0 6-3 3B		X 0-0 F8		4 1 1 0 0 0 1
Greg Brock, L OBP: 0.375, SLG: 0.459 (1, 3) X		X 0-0 G3		X 0-0 F8		0-0 6-3		X 0-0 1B		4 0 1 1 0 0 0
Cecil Cooper, L OBP: 0.151, SLG: 0.171 (1, 10) X		X 0-0 F7		X 0-0 6-3		0-0 4-3 3-H		X 0-0 4-3		4 0 0 0 0 0 1
Jim Gantner, L OBP: 0.406, SLG: 0.484 (1, 5) X		X 0-0 4-3			BBB 4-0 FC4-6 BB		X 0-0 1B 1B		X 0-0 4-3	3 0 1 0 1 0 0
Rick Manning, L OBP: 0.250, SLG: 0.190 (1, 7) SS			0-3 K		X 0-0 FC4-6 2B 1-2f		X 0-0 1-2 1B		X 0-0 F8	4 1 1 0 0 1 1
B.J. Surhoff, L OBP: 0.333, SLG: 0.451 (1, 2) X			X 0-0 1B 1B		X 0-0 4-3 1-H 2B		X 0-0 F8		X 0-0 F2	4 0 2 1 0 0 2
Dale Sveum, S OBP: 0.316, SLG: 0.425 (1, 6) SS			0-3 K		X 0-0 4-3 2-3		0-3 K			3 0 0 0 0 2 4

Inning Stats	R: 0 E: 0 K: 0 S: 2	H: 1 LOB: 0 BB: 1 P: 6	R: 0 E: 0 K: 0 S: 3	H: 0 LOB: 0 BB: 0 P: 3	R: 0 E: 0 K: 2 S: 9	H: 2 LOB: 2 BB: 0 P: 9	R: 0 E: 0 K: 0 S: 3	H: 0 LOB: 0 BB: 0 P: 3	R: 1 E: 0 K: 1 S: 6	H: 1 LOB: 1 BB: 1 P: 10	R: 0 E: 0 K: 1 S: 6	H: 1 LOB: 0 BB: 0 P: 6	R: 0 E: 0 K: 2 S: 9	H: 2 LOB: 2 BB: 0 P: 9	R: 0 E: 0 K: 0 S: 4	H: 1 LOB: 1 BB: 0 P: 4	R: 0 E: 0 K: 0 S: 3	H: 0 LOB: 0 BB: 0 P: 3	1B: 6 2B: 1 3B: 1 HR: 0	SF: 0 SAC: 0 DP: 1 HBP: 0	WP: 0 PB: 0 SB: 0 CS: 1	PA: 35
PITCHER Mike Morgan, R ERA: 5.15 (1, 1)	IP 9.0 WLS W BF 35 H 8 R 2 ER 2 SO 6 BB 2 IBB 0 HBP 0 BLK 0 WP 0 HR 0 S 45 P 53 ERA 2.00 WHIP 1.111																					


BOTTOM

Seattle Mariners @ Milwaukee Brewers
Milwaukee County Stadium, Milwaukee, WI

Sat May 09 1987, 4:33 AM EDT
Att. 43,502 - Unknown

livebaseballscorecards.com

AB	33
R	2
H	8
RBI	2
BB	2
SO	6
LOB	14



Batter	1	2	3	4	5	6	7	8	9	AB R H RBI BB SO LOB	TOP		
John Moses, S (1, 8) OBP: 0.299, SLG: 0.321	4-0 G3 S SF9 BB		0-0 4-3		0-0 SH5-3		0-3 K			2 1 0 1 1 1 1			
Phil Bradley, R (1, 7) OBP: 0.338, SLG: 0.234	0-0 G3		0-0 F8		0-3 K			0-0 F9		4 0 0 0 0 1 1			
Scott Bradley, L (1, 2) OBP: 0.408, SLG: 0.522	0-0 SF9			0-0 HR 2B		0-0 6-3		0-0 3-1		3 1 1 1 0 0 0			
Ken Phelps, L (1, 10) OBP: 0.441, SLG: 0.737	0-0 HR			0-0 HR		0-0 1-3		0-0 F7		4 2 2 3 0 0 0			
Jim Presley, R (1, 5) OBP: 0.349, SLG: 0.483	0-0 F8			0-0 6-3		0-0 1B		0-3 K		4 0 1 0 0 1 0			
Alvin Davis, L (1, 3) OBP: 0.344, SLG: 0.393		0-0 F9		0-0 F8		0-0 F7		0-0 F7		4 0 0 0 0 0 1			
Mike Kingery, L (1, 9) OBP: 0.289, SLG: 0.408		0-0 G6-4-3 1B		0-0 F8			0-0 F5		0-0 F8	4 0 1 0 0 0 0	AB 31 R 5 H 8 RBI 5 BB 1 SO 4 LOB 4		
Rey Quinones, R (1, 6) OBP: 0.336, SLG: 0.460		0-0 G6-4-3			0-0 1B SH5-3 2B		0-0 F8			3 1 1 0 0 0 1			
Harold Reynolds, S (1, 4) OBP: 0.348, SLG: 0.404			0-3 K		0-0 CS 1B		0-0 3B			3 0 2 0 0 1 0			
Inning Stats	R: 2 H: 1 E: 0 LOB: 0 K: 0 BB: 1 S: 4 P: 8	R: 0 H: 1 E: 0 LOB: 0 K: 0 BB: 0 S: 3 P: 3	R: 0 H: 0 E: 0 LOB: 0 K: 1 BB: 0 S: 5 P: 5	R: 2 H: 2 E: 0 LOB: 0 K: 0 BB: 0 S: 5 P: 5	R: 1 H: 2 E: 0 LOB: 0 K: 1 BB: 0 S: 6 P: 6	R: 0 H: 1 E: 0 LOB: 1 K: 0 BB: 0 S: 4 P: 4	R: 0 H: 1 E: 0 LOB: 1 K: 1 BB: 0 S: 6 P: 6	R: 0 H: 0 E: 0 LOB: 0 K: 0 BB: 0 S: 3 P: 3	R: 0 H: 0 E: 0 LOB: 0 K: 1 BB: 0 S: 5 P: 5	1B: 3 SF: 1 2B: 2 SAC: 1 3B: 1 DP: 1 HR: 2 HBP: 0	WP: 0 PA: 34 PB: 0 SB: 1 CS: 1		
PITCHER	IP WLS BF H R ER SO BB IBB HBP BLK WP HR S P ERA WHIP											PITCHER	IP WLS BF H R ER SO BB IBB HBP BLK WP HR S P ERA WHIP
Bill Wegman, R (1, 1) ERA: 3.35	8.0 L 31 8 5 5 3 1 0 0 0 0 0 2 36 40 5.62 1.125												
Dan Plesac, L (9, 1) ERA: 0.96	1.0 3 0 0 0 0 1 0 0 0 0 0 0 5 5 0.00 0.000												

Seattle Mariners @ Milwaukee Brewers
 Milwaukee County Stadium, Milwaukee, WI
 Sun May 10 1987, 4:33 AM EDT
 Att: 25,496 - Unknown

livebaseballscorecards.com



Batter	1	2	3	4	5	6	7	8	9	AB R H RBI BB SO LOB
Juan Castillo, S OBP: 0.532, SLG: 0.632 (1, 4)	0-0 HR		0-0 L4		0-0 G5-4-3 1B		0-3 K		4-0 BB	4 1 2 1 1 1 1
Robin Yount, R OBP: 0.351, SLG: 0.402 (1, 8)	0-0 BLK 1B		0-0 S 1B		0-3 K		0-0 F8 1-2		0-3 K	5 0 2 0 0 2 4
Glenn Braggs, R OBP: 0.356, SLG: 0.479 (1, 9)	0-0 6-3 1-2		0-0 5-3		0-0 G5-4-3 1-2f			0-0 6-3		4 0 0 0 0 0 3
Greg Brock, L OBP: 0.371, SLG: 0.451 (1, 3)	0-0 F7		0-0 5-3			0-0 FC6-4 1B		0-0 F8		4 0 1 0 0 0 2
Rob Deer, R OBP: 0.459, SLG: 0.778 (1, 7)	0-0 F3			0-0 2B		0-0 F8		0-0 1B		4 0 2 0 0 0 2
B.J. Surhoff, L OBP: 0.311, SLG: 0.418 (1, 10)		0-0 F7		0-0 F4		0-3 K		0-0 4-3		4 0 0 0 0 1 3
Jim Gantner, L OBP: 0.410, SLG: 0.479 (1, 5)		0-0 4-3		4-0 BB		0-0 FC6-4 1-2f			0-0 PB 1B	3 0 1 0 1 0 1
Charlie O'Brien, R OBP: 0.200, SLG: 0.200 (1, 2)		0-0 1B		0-0 F5			0-0 WP 1B		0-0 F7	4 0 2 0 0 0 3
Dale Sveum, S OBP: 0.308, SLG: 0.413 (1, 6)		0-0 6-3		0-0 F6			0-3 K		0-3 K	3 0 0 0 0 1 4 1 0 0 0 0 1 1
Billy Jo Robidoux, L OBP: 0.271, SLG: 0.186 (9, PH)										

BOTTOM

Seattle Mariners @ Milwaukee Brewers
Milwaukee County Stadium, Milwaukee, WI

Sun May 10 1987, 4:33 AM EDT
Att. 25,496 - Unknown

livebaseballscorecards.com

AB	36
R	1
H	10
RBI	1
BB	2
SO	6
LOB	24



Inning Stats	R: 1	H: 2	E: 0	K: 0	S: 5	LOB: 1	BB: 0	P: 5	R: 0	H: 1	E: 0	K: 0	S: 4	LOB: 1	BB: 0	P: 4	R: 0	H: 1	E: 0	K: 0	S: 4	LOB: 2	BB: 1	P: 8	R: 0	H: 1	E: 0	K: 1	S: 5	LOB: 0	BB: 0	P: 5	R: 0	H: 1	E: 0	K: 1	S: 6	LOB: 1	BB: 0	P: 6	R: 0	H: 1	E: 0	K: 2	S: 8	LOB: 1	BB: 0	P: 8	R: 0	H: 1	E: 0	K: 0	S: 4	LOB: 1	BB: 0	P: 4	R: 0	H: 1	E: 0	K: 2	S: 8	LOB: 2	BB: 1	P: 12	1B: 8	SF: 0	2B: 1	SAC: 0	3B: 0	DP: 1	HR: 1	HBP: 0	WP: 1	PA: 38	ERA	WHIP
PITCHER Mike Moore, R ERA: 4.4 (1, 1)	IP	WLS	BF	H	R	ER	SO	BB	IBB	HBP	BLK	WP	HR	S	P	ERA	WHIP	IP	WLS	BF	H	R	ER	SO	BB	IBB	HBP	BLK	WP	HR	S	P	ERA	WHIP	IP	WLS	BF	H	R	ER	SO	BB	IBB	HBP	BLK	WP	HR	S	P	ERA	WHIP																									

Batter	1	2	3	4	5	6	7	8	9	AB R H RBI BB SO LOB	TOP																									
Luis Polonia, L OBP: 0.321, SLG: 0.400 (1, 8) X	0-0 6-3	0-0 6-3		0-0 F7		0-0 E1 HR	0-0 1B		0-0 G4-6-3 1B	6 1 2 2 0 0 2																										
Mike Davis, L OBP: 0.330, SLG: 0.613 (1, 9) B B B	4-0 1B S BB	0-0 CS 1B			0-0 CS 1B	0-0 HR	0-0 F7		0-0 G4-6-3 1B	5 1 3 2 1 0 3																										
Carney Lansford, R OBP: 0.372, SLG: 0.391 Mike Gallego, R OBP: 0.333, SLG: 0.333 (1, 5) B B B (3, PH) (3, 5)	4-0 1B BB	0-0 CS	0-3 K		0-0 1B	0-0 1B	0-0 1B		0-0 G1	0 0 0 0 1 0 0 5 0 3 0 0 1 1																										
Jose Canseco, R OBP: 0.285, SLG: 0.370 (1, 7) X	0-0 1-2 2-3 1B		0-0 4-3		0-3 K	0-3 K	0-0 F9			5 0 1 0 0 2 4																										
Reggie Jackson, L OBP: 0.278, SLG: 0.369 (1, 10) X	0-0 F5		0-3 K		0-0 6-3	0-0 F7			FC4-6 1B	5 0 1 0 0 1 5																										
Mark McGwire, R OBP: 0.363, SLG: 0.652 (1, 3) S S S	0-3 K		0-3 K			4-0 2B BB	0-0 5-3 1B		K	4 2 1 0 1 3 4																										
Tony Phillips, S OBP: 0.362, SLG: 0.390 (1, 4)		4-0 3B BB		0-0 BB 1B		0-0 2B 2B	0-0 5-3		FC4-6 FC6-4	4 2 2 0 1 0 2																										
Terry Steinbach, R OBP: 0.351, SLG: 0.455 (1, 2) X		0-0 6-3 3B		4-0 BB BB		0-0 G3 E 2B	0-0 1B E 1B		FC6-4	4 3 3 4 1 0 1																										
Alfredo Griffin, S OBP: 0.291, SLG: 0.337 (1, 6) S S S		0-3 K		0-0 F4		0-0 G3	0-0 E 1B		G4-6-3 1B BB	4 1 1 0 1 1 4																										
Inning Stats	R: 0 E: 0 K: 1 S: 6	H: 1 LOB: 3 BB: 2 P: 14	R: 2 E: 0 K: 1 S: 6	H: 2 LOB: 0 BB: 1 P: 10	R: 0 E: 0 K: 2 S: 7	H: 0 LOB: 0 BB: 0 P: 7	R: 0 E: 0 K: 1 S: 6	H: 2 LOB: 1 BB: 0 P: 6	R: 5 E: 1 K: 1 S: 10	H: 4 LOB: 1 BB: 1 P: 14	R: 3 E: 1 K: 0 S: 8	H: 5 LOB: 2 BB: 0 P: 8	R: 0 E: 0 K: 1 S: 6	H: 1 LOB: 1 BB: 0 P: 6	R: 0 E: 0 K: 0 S: 3	H: 1 LOB: 1 BB: 1 P: 7	1B: 13 2B: 2 3B: 1 HR: 1	SF: 0 SAC: 0 DP: 1 HBP: 0	WP: 0 PA: 49 PB: 0 SB: 1 CS: 2																	
PITCHER	IP WLS BF H R ER SO BB IBB HBP BLK WP HR S P ERA WHIP																																			
Mike Birkbeck, R ERA: 4.94 (1, 1)	1.0		6	1	0	0	1	2	0	0	0	0	0	6	14	0.00	3.000																			
John Henry Johnson, L ERA: 10.13 (2, 1)	3.0		13	3	2	2	4	2	0	0	0	0	0	19	27	6.00	1.667																			
Paul Mirabella, L ERA: 1.93 (5, 1)	1.0	L	6	3	2	2	1	1	0	0	0	0	0	7	11	18.00	4.000																			
Chris Bosio, R ERA: 5.63 (6, 1)	1.1		11	6	6	5	1	0	0	0	0	0	1	13	13	33.75	4.500																			
Chuck Crim, R ERA: 3.81 (7, 1)	2.2		12	4	0	0	1	1	0	0	0	0	0	13	17	0.00	1.875																			

Oakland Athletics @ Milwaukee Brewers
 Milwaukee County Stadium, Milwaukee, WI
 Tue May 12 1987, 8:05 PM EDT
 Att. 9,459 - Unknown

livebaseballscorecards.com

AB	42
R	10
H	17
RBI	8
BB	6
SO	8
LOB	26



Batter	1	2	3	4	5	6	7	8	9	AB R H RBI BB SO LOB
Juan Castillo, S (1, 4) OBP: 0.547, SLG: 0.659	0-0 E S 1B		0-0 1B S FC6-2-5-1 1B		0-0 3-1	0-0 1-3 2B		0-0 2-H 2B 1B	0-0 F7	6 1 4 1 0 0 0
Robin Yount, R (1, 8) OBP: 0.367, SLG: 0.444	0-3 K		0-0 1-3 CS 1B		0-0 HR	4-0 BB		0-0 1-H 1B 2B		4 2 3 2 1 1 1
Glenn Braggs, R (1, 9) OBP: 0.357, SLG: 0.471	0-3 K		4-0 1-2 BB		0-0 1B	0-0 F8		0-3 K		4 0 1 0 1 2 5
Greg Brock, L (1, 3) OBP: 0.364, SLG: 0.439	0-3 K		0-0 FC6-2-5-1 1-3 3-H		0-0 F7		0-0 F4	0-0 2-H 1B 1B		5 1 1 1 0 1 4
Rob Deer, R (1, 7) OBP: 0.456, SLG: 0.756		0-3 K	0-3 K			0-0 6-3	0-0 G3 WP 1B	0-0 1-3 1B 1B		5 0 2 0 0 2 2
B.J. Surhoff, L (1, 10) OBP: 0.303, SLG: 0.400		0-0 G3		0-0 F4		0-0 F9	0-0 G3	0-0 1-2 3-H 1B		5 0 1 1 0 0 1
Jim Gantner, L (1, 5) OBP: 0.409, SLG: 0.469		4-0 S BB		0-3 K		0-0 2B 1B 1B	0-3 K	0-0 L6		4 1 1 0 1 2 3
Charlie O'Brien, R (1, 2) OBP: 0.250, SLG: 0.350		0-0 F2		0-0 F9		0-0 1-3 1B 2B		0-0 1B 2B	0-0 5-3	5 2 2 0 0 0 1
Dale Sveum, S (1, 6) OBP: 0.311, SLG: 0.439			0-0 HR		0-3 K	0-0 2B 1B		0-0 6-3	0-0 6-3	5 1 2 3 0 1 1

Inning Stats	R: 0	H: 1	E: 0	K: 3	S: 10	H: 0	LOB: 1	BB: 0	P: 10	R: 0	H: 0	E: 0	K: 1	S: 5	R: 1	H: 3	E: 0	K: 1	S: 7	R: 0	H: 0	E: 0	K: 1	S: 5	R: 1	H: 2	E: 0	K: 1	S: 7	R: 2	H: 4	E: 0	K: 0	S: 7	R: 0	H: 1	E: 0	K: 1	S: 6	R: 4	H: 6	E: 0	K: 1	S: 11	R: 0	H: 0	E: 0	K: 0	S: 3	1B: 11	SF: 0	2B: 4	3B: 0	HR: 2	SAC: 0	DP: 0	HBP: 0
--------------	------	------	------	------	-------	------	--------	-------	-------	------	------	------	------	------	------	------	------	------	------	------	------	------	------	------	------	------	------	------	------	------	------	------	------	------	------	------	------	------	------	------	------	------	------	-------	------	------	------	------	------	--------	-------	-------	-------	-------	--------	-------	--------

PITCHER	IP	WLS	BF	H	R	ER	SO	BB	IBB	HBP	BLK	WP	HR	S	P	ERA	WHIP
Dave Stewart, R (1, 1) ERA: 5.2	5.2	W	27	9	4	4	7	2	0	0	0	0	2	39	47	6.35	1.941
Gene Nelson, R (6, 1) ERA: 5.4	1.2		11	5	3	3	1	1	0	0	0	1	0	12	16	16.20	3.600
Steve Ontiveros, R (8, 1) ERA: 5.4	0.1		3	2	0	0	1	0	0	0	0	0	0	5	5	0.00	6.000
Jay Howell, R (8, 1) ERA: 5.51	1.1	S	5	1	1	1	0	0	0	0	0	0	0	5	5	6.75	0.750


BOTTOM

Oakland Athletics @ Milwaukee Brewers
Milwaukee County Stadium, Milwaukee, WI

Tue May 12 1987, 8:05 PM EDT
 Att. 9,459 - Unknown

livebaseballscorecards.com

AB	43
R	8
H	17
RBI	8
BB	3
SO	9
LOB	18



WP: 1	PA: 46
PB: 0	
SB: 3	
CS: 1	

Batter	1	2	3	4	5	6	7	8	9	AB R H RBI BB SO LOB	TOP	
Tony Phillips, S (1, 4) OBP: 0.357, SLG: 0.377	4-0 BB		0-0 FC4-6 1-2f			0-3 K	0-0 P3	0-3 K		4 0 0 0 1 2 2		
Alfredo Griffin, S (1, 6) OBP: 0.287, SLG: 0.330	0-0 F9		0-3 K			0-0 F8	0-0 1B		0-0 5-3	5 0 1 0 0 1 2		
Jose Canseco, R (1, 7) OBP: 0.281, SLG: 0.363	0-0 F9			0-0 F7		0-3 K	0-0 F9		0-0 1B	5 0 1 0 0 1 2		
Mark McGwire, R (1, 3) OBP: 0.364, SLG: 0.630	0-0 F7			4-0 BB			0-3 K	4-0 1B 1B E BB	0-3 K	3 1 0 0 2 2 2		
Ron Cey, R (1, 10) OBP: 0.425, SLG: 0.300 Luis Polonia, L (8, PR) OBP: 0.321, SLG: 0.400 Alejandro Sanchez, R (9, PH)		0-3 K		0-0 F7			0-0 1B HR 1B	0-0 E 1-2 SF8 1B	0-3 K	4 1 2 0 0 1 1 0 1 0 0 0 0 0 1 0 0 0 0 1 1		
Terry Steinbach, R (1, 2) OBP: 0.358, SLG: 0.457		0-0 F9		0-3 K			0-0 1B HR 1B	0-0 E5 1-3 FC1-6 2-H 1B		4 1 2 0 0 1 1		
Mike Davis, L (1, 9) OBP: 0.328, SLG: 0.633		0-3 K			0-0 5-3		0-0 1B HR 1B	0-0 SF8		3 1 1 4 0 1 0		
Stan Javier, S (1, 8) OBP: 0.344, SLG: 0.346			0-3 K		0-0 G3		0-0 1B HR 1B	0-0 FC1-6 1-2f E WP		4 2 1 0 0 1 1		
Mike Gallego, R (1, 5) OBP: 0.351, SLG: 0.424			4-0 FC4-6 BB		0-0 F9		0-0 1B HR 1B	0-0 E1 1-H		3 1 1 2 1 0 0		
Inning Stats	R: 0 H: 0 E: 0 LOB: 1 K: 0 BB: 1 S: 3 P: 7	R: 0 H: 0 E: 0 LOB: 0 K: 2 BB: 0 S: 7 P: 7	R: 0 H: 0 E: 0 LOB: 1 K: 2 BB: 1 S: 7 P: 11	R: 0 H: 0 E: 0 LOB: 1 K: 1 BB: 1 S: 5 P: 9	R: 0 H: 0 E: 0 LOB: 0 K: 0 BB: 0 S: 3 P: 3	R: 0 H: 0 E: 0 LOB: 0 K: 2 BB: 0 S: 7 P: 7	R: 5 H: 6 E: 0 LOB: 1 K: 1 BB: 0 S: 11 P: 11	R: 3 H: 2 E: 2 LOB: 1 K: 1 BB: 1 S: 8 P: 12	R: 0 H: 1 E: 0 LOB: 1 K: 2 BB: 0 S: 8 P: 8	1B: 7 SF: 1 2B: 0 SAC: 0 3B: 0 DP: 0 HR: 2 HBP: 0	WP: 1 PA: 41 PB: 0 SB: 0 CS: 0	
PITCHER	IP WLS BF H R ER SO BB IBB HBP BLK WP HR S P ERA WHIP											
Teddy Higuera, L (1, 1) ERA: 4.25	6.2 L 29 6 5 5 8 3 0 0 0 0 2 42 54 6.75 1.350											
Paul Mirabella, L (7, 1) ERA: 3.38	1.1 8 2 3 2 1 1 0 0 0 1 0 9 13 13.50 2.250											
Dan Plesac, L (9, 1) ERA: 0.92	1.0 4 1 0 0 0 2 0 0 0 0 0 0 8 8 0.00 1.000											

Oakland Athletics @ Milwaukee Brewers
 Milwaukee County Stadium, Milwaukee, WI

Wed May 13 1987, 4:33 AM EDT
 Att: 12,997 - Unknown

AB	36
R	8
H	9
RBI	6
BB	4
SO	11
LOB	12



Batter	1	2	3	4	5	6	7	8	9	AB R H RBI BB SO LOB
Juan Castillo, S OBP: 0.509, SLG: 0.604 (1, 4)	0-0 5-3		0-0 SH5-3		0-0 5-3		0-0 F8		0-3 K	4 0 0 0 0 1 2
Robin Yount, R OBP: 0.364, SLG: 0.438 (1, 8)	0-0 6-3		0-0 8-2			0-0 1B PB FC5-2 1B		0-0 F7		4 0 1 0 0 0 1
Glenn Braggs, R OBP: 0.361, SLG: 0.480 (1, 9)	0-0 2B			0-0 F8		0-0 FC5-2 1B		0-0 F7		4 0 2 0 0 0 0
Rob Deer, R OBP: 0.449, SLG: 0.733 (1, 7)	0-0 5-3			0-0 F4		0-0 FC5-2		0-0 FC5-4 1B		4 0 1 0 0 0 3
Dale Sveum, S OBP: 0.310, SLG: 0.427 (1, 6)		0-0 L5		4-0 BB BB		0-3 K		0-0 FC5-4 1-2f		3 0 0 0 1 1 3
Jim Pacionek, R OBP: 0.391, SLG: 0.556 (1, 3)		0-0 HR		4-0 1-2 BB		0-0 5-3		0-0 E9 2B		3 2 2 1 1 0 2
Bill Schroeder, R OBP: 0.311, SLG: 0.475 (1, 10)		0-3 K		0-0 5-3			0-3 K		0-0 2B	4 0 1 1 0 2 2
Charlie O'Brien, R OBP: 0.208, SLG: 0.292 (1, 2)		0-0 F6			0-0 F8		0-0 6-3		0-0 F6	4 0 0 0 0 0 1
Jim Gantner, L OBP: 0.412, SLG: 0.480 (1, 5)			0-0 SH5-3 8-2 2B		0-0 4-3		0-0 1B		0-0 F8	4 0 2 0 0 0 1

Inning Stats	R: 0 E: 0 K: 0 S: 4	H: 1 LOB: 1 BB: 0 P: 4	R: 1 E: 0 K: 1 S: 6	H: 1 LOB: 0 BB: 0 P: 6	R: 0 E: 0 K: 0 S: 3	H: 1 LOB: 0 BB: 0 P: 3	R: 0 E: 0 K: 0 S: 3	H: 0 LOB: 2 BB: 2 P: 11	R: 0 E: 0 K: 0 S: 3	H: 0 LOB: 0 BB: 0 P: 3	R: 0 E: 0 K: 1 S: 7	H: 2 LOB: 2 BB: 0 P: 7	R: 0 E: 0 K: 1 S: 6	H: 1 LOB: 1 BB: 0 P: 6	R: 0 E: 0 K: 0 S: 4	H: 1 LOB: 1 BB: 0 P: 4	R: 1 E: 1 K: 1 S: 7	H: 2 LOB: 1 BB: 0 P: 7	1B: 4 2B: 5 3B: 0 HR: 1	SF: 0 SAC: 1 DP: 1 HBP: 0
--------------	------------------------------	---------------------------------	------------------------------	---------------------------------	------------------------------	---------------------------------	------------------------------	----------------------------------	------------------------------	---------------------------------	------------------------------	---------------------------------	------------------------------	---------------------------------	------------------------------	---------------------------------	------------------------------	---------------------------------	----------------------------------	------------------------------------

PITCHER	IP	WLS	BF	H	R	ER	SO	BB	IBB	HBP	BLK	WP	HR	S	P	ERA	WHIP
Curt Young, L ERA: 2.32 (1, 1)	8.0	W	32	7	1	1	3	2	0	0	0	0	1	36	44	1.12	1.125
Dennis Eckersley, R ERA: 2.76 (9, 1)	1.0		5	2	1	1	1	0	0	0	0	0	0	7	7	9.00	2.000

BOTTOM

Oakland Athletics @ Milwaukee Brewers
Milwaukee County Stadium, Milwaukee, WI

Wed May 13 1987, 4:33 AM EDT
Att. 12,997 - Unknown

AB	34
R	2
H	9
RBI	2
BB	2
SO	4
LOB	15

WP: 0 PA: 37
PB: 1 SB: 0
CS: 0



Batter	1	2	3	4	5	6	7	8	9	AB R H RBI BB SO LOB	TOP																									
Juan Castillo, S OBP: 0.500, SLG: 0.577 (1, 4)	0-0 6-3	0-3 K			0-0 HR 1B		0-0 6-3		4-0 FC5-2 BB	4 1 1 0 1 1 3																										
Robin Yount, R OBP: 0.365, SLG: 0.429 (1, 8)	4-0 5-3 BB		4-0 FC6-4 BB		0-3 K		0-0 6-3		0-0 FC5-2	3 0 0 0 2 1 4																										
Glenn Braggs, R OBP: 0.356, SLG: 0.492 (1, 9)	0-0 5-3		0-0 FC6-4		0-0 HR		0-0 F4		0-3 K	5 1 1 2 0 1 5																										
Rob Deer, R OBP: 0.441, SLG: 0.745 (1, 7)	0-3 K		0-3 K		0-0 HR			0-0 6-3		4 1 1 1 0 2 2																										
Jim Paciorek, R OBP: 0.370, SLG: 0.500 (1, 10)		0-0 1-3	0-0 5-3		0-3 K			0-0 G4-6-3 1B		4 0 1 0 0 1 1																										
Greg Brock, L OBP: 0.360, SLG: 0.432 (1, 3)		0-0 BB 1B		0-0 4-3	0-3 K			0-0 G4-6-3		4 0 1 0 0 1 1																										
Dale Sveum, S OBP: 0.300, SLG: 0.413 (1, 6)		0-3 K		0-3 K		0-0 L9			0-3 K	4 0 0 0 0 3 1	AB 34																									
Charlie O'Brien, R OBP: 0.259, SLG: 0.346 (1, 2)		4-0 BB		0-0 BB		0-0 F9			0-0 BB FC5-2 1B	2 0 1 0 1 0 0	R 3																									
B.J. Surhoff, L OBP: 0.313, SLG: 0.410 (9, PH)		1-2 BB		0-0 2B						1 0 1 0 0 0 0	H 8																									
Jim Gantner, L OBP: 0.415, SLG: 0.476 (1, 5)		4-0 BB		0-0 F7		0-0 6-3			0-0 FC5-2 BB 1B	3 0 1 0 1 0 1	RBI 3																									
		1-2 2-3 BB									SO 10																									
											LOB 18																									
Inning Stats	R: 0 E: 0 K: 1 S: 5	H: 0 LOB: 1 BB: 1 P: 9	R: 0 E: 0 K: 2 S: 8	H: 1 LOB: 3 BB: 2 P: 16	R: 0 E: 0 K: 1 S: 5	H: 0 LOB: 1 BB: 1 P: 9	R: 0 E: 0 K: 1 S: 6	H: 1 LOB: 1 BB: 0 P: 6	R: 3 E: 0 K: 3 S: 12	H: 3 LOB: 0 BB: 0 P: 12	R: 0 E: 0 K: 0 S: 3	H: 0 LOB: 0 BB: 0 P: 3	R: 0 E: 0 K: 0 S: 3	H: 1 LOB: 0 BB: 0 P: 3	R: 0 E: 0 K: 2 S: 9	H: 2 LOB: 3 BB: 1 P: 13	1B: 5 2B: 1 3B: 0 HR: 2	SF: 0 SAC: 0 DP: 1 HBP: 0	WP: 0 PB: 0 SB: 1 CS: 0	PA: 39																
PITCHER	IP WLS BF H R ER SO BB IBB HBP BLK WP HR S P ERA WHIP																																			
Danny Jackson, L ERA: 3.4 (1, 1)	7.0		30	5	3	3	8	4	0	0	0	0	2	42	58	3.86	1.286																			
Steve Farr, R ERA: 6.53 (8, 1)	1.1		6	3	0	0	1	0	0	0	0	0	0	8	8	0.00	2.250																			
Jerry Don Gleaton, L ERA: (9, 1)	0.0		1	0	0	0	0	1	0	0	0	0	0	0	4	∞	∞																			
Dan Quisenberry, R ERA: 2.25 (9, 1)	0.2	W	2	0	0	0	1	0	0	0	0	0	0	4	4	0.00	0.000																			

Milwaukee Brewers @ Kansas City Royals
 Royals Stadium, Kansas City, MO
 Fri May 15 1987, 8:05 PM EDT
 Att: 38,532 - Unknown

livebaseballscorecards.com



Batter	1	2	3	4	5	6	7	8	9	AB R H RBI BB SO LOB	TOP									
Juan Castillo, S (1, 4) OBP: 0.470, SLG: 0.536	0-0 F9			0-0 4-3		0-3 K			0-0 5-3	4 0 0 0 0 1 1	Milwaukee Brewers @ Kansas City Royals Royals Stadium, Kansas City, MO Sat May 16 1987, 8:05 PM EDT Att: 40,092 - Unknown livebaseballscorecards.com									
Robin Yount, R (1, 8) OBP: 0.355, SLG: 0.416	0-0 F9			0-0 6-3			0-0 3-1	0-3 K	4 0 0 0 0 1 0											
Glenn Braggs, R (1, 9) OBP: 0.349, SLG: 0.481	0-3 K			0-3 K			0-0 1-3		3 0 0 0 0 2 0											
Rob Deer, R (1, 7) OBP: 0.439, SLG: 0.729		0-0 6-3			0-0 1-3		4-0 BB		2 0 0 0 1 0 0											
Jim Paciorek, R (1, 10) OBP: 0.333, SLG: 0.440		0-0 G3			0-0 F9		0-0 6-3		3 0 0 0 0 0 1											
Greg Brock, L (1, 3) OBP: 0.352, SLG: 0.421		0-0 4-3			0-0 4-3			0-0 5-3	3 0 0 0 0 0 0											
Dale Sveum, S (1, 6) OBP: 0.293, SLG: 0.403			0-0 5-3			0-0 5-3		0-0 F9	3 0 0 0 0 0 0											
Bill Schroeder, R (1, 2) OBP: 0.313, SLG: 0.468 B.J. Surhoff, L (8, 2) OBP: 0.313, SLG: 0.410			0-3 K			0-0 1B		0-3 K	3 0 1 0 0 2 0 0 0 0 0 0 0 0											
Jim Gantner, L (1, 5) OBP: 0.405, SLG: 0.463			0-0 4-3			0-0 F8		0-0 5-3	3 0 0 0 0 0 1											
Inning Stats	R: 0 E: 0 K: 1 S: 5	H: 0 LOB: 0 BB: 0 P: 5	R: 0 E: 0 K: 0 S: 3	H: 0 LOB: 0 BB: 0 P: 3	R: 0 E: 0 K: 1 S: 5	H: 0 LOB: 0 BB: 0 P: 5	R: 0 E: 0 K: 1 S: 5	H: 0 LOB: 0 BB: 0 P: 5	R: 0 E: 0 K: 1 S: 6	H: 1 LOB: 1 BB: 0 P: 6		R: 0 E: 0 K: 0 S: 3	H: 0 LOB: 1 BB: 1 P: 7	R: 0 E: 0 K: 1 S: 5	H: 0 LOB: 0 BB: 0 P: 5	R: 0 E: 0 K: 1 S: 5	H: 0 LOB: 0 BB: 0 P: 5	1B: 1 2B: 0 3B: 0 HR: 0	SF: 0 SAC: 0 DP: 0 HBP: 0	WP: 0 PB: 0 SB: 0 CS: 0
PITCHER Charlie Leibrandt, L (1, 1) ERA: 2.5	IP: 9.0 WLS: W BF: 29 H: 1 R: 0 ER: 0 SO: 6 BB: 1 IBB: 0 HBP: 0 BLK: 0 WP: 0 HR: 0 S: 40 P: 44 ERA: 0.00 WHIP: 0.222											PITCHER IP: WLS: BF: H: R: ER: SO: BB: IBB: HBP: BLK: WP: HR: S: P: ERA: WHIP:								



Batter	1	2	3	4	5	6	7	8	9
Willie Wilson, S (1, 8) Thad Bosley, L (8, 7) OBP: 0.306, SLG: 0.337 OBP: 0.333, SLG: 0.475	0-0 1B 1B	0-3 K		0-0 F9		0-0 L3		0-0 1B 1B	
Kevin Seitzer, R (1, 5) OBP: 0.447, SLG: 0.508	0-0 1B 2B 1B	0-0 FC5-4		0-0 HR			0-0 WP 2B 1B	0-3 K	
Juan Beniquez, R (1, 10) OBP: 0.354, SLG: 0.447	0-0 2B 1B		0-0 6-3	0-0 5-3			0-0 F9	0-0 BB 1B	
Danny Tartabull, R (1, 9) OBP: 0.331, SLG: 0.342	0-0 F7		0-0 2B 4-3 1B		0-0 F4		4-0 2B BB	4-0 1B 3B BB	
Frank White, R (1, 4) Buddy Biancalana, S (8, 4) OBP: 0.284, SLG: 0.349 OBP: 0.250, SLG: 0.400	0-0 2B		0-0 4-3 2B		0-0 5-3		0-0 1B 2B	0-0 3B 1B	
Bo Jackson, R (1, 7) OBP: 0.333, SLG: 0.496	0-3 K		0-0 4-3		0-0 F8		0-3 K	0-0 3B	
Angel Salazar, R (1, 6) OBP: 0.265, SLG: 0.347	0-0 4-3		0-0 F4			0-0 5-3	0-0 1B	0-0 5-3	
Steve Balboni, R (1, 3) OBP: 0.243, SLG: 0.240		0-0 F9		4-0 HR BB		0-0 BB 1B	0-3 K		
Jamie Quirk, L (1, 2) OBP: 0.333, SLG: 0.256		4-0 BB		0-0 F8		4-0 L3 BB		0-0 P1	

Inning Stats	R: 3	H: 4	E: 0	K: 1	S: 9	LOB: 1	BB: 0	P: 9
	R: 0	H: 0	E: 0	K: 1	S: 5	LOB: 1	BB: 1	P: 9
	R: 1	H: 2	E: 0	K: 0	S: 5	LOB: 1	BB: 0	P: 5
	R: 2	H: 1	E: 0	K: 0	S: 4	LOB: 0	BB: 1	P: 8
	R: 0	H: 0	E: 0	K: 0	S: 3	LOB: 0	BB: 0	P: 3
	R: 0	H: 1	E: 0	K: 0	S: 3	LOB: 1	BB: 1	P: 7
	R: 3	H: 3	E: 0	K: 2	S: 10	LOB: 1	BB: 1	P: 14
	R: 4	H: 4	E: 0	K: 1	S: 9	LOB: 1	BB: 1	P: 13

PITCHER	IP	WLS	BF	H	R	ER	SO	BB	IBB	HBP	BLK	WP	HR	S	P	ERA	WHIP
Bill Wegman, R (1, 1) ERA: 3.99	5.1	L	27	8	6	6	2	3	0	0	0	0	1	28	40	10.12	2.062
John Henry Johnson, L (6, 1) ERA: 11.57	1.2		8	3	3	3	2	1	0	0	0	1	0	11	15	16.20	2.400
Paul Mirabella, L (8, 1) ERA: 6.17	1.0		8	4	4	4	1	1	0	0	0	0	0	9	13	36.00	5.000

AB R H RBI BB SO LOB

4 1 1 0 0 1 4
1 1 1 0 0 0 0

5 3 3 2 0 1 2

5 2 2 1 0 0 1

3 3 1 0 2 0 2

4 1 3 4 0 0 0
1 1 1 2 0 0 0

5 0 1 3 0 2 3

5 0 1 1 0 0 3

3 1 1 0 1 1 1

2 0 0 0 2 0 1

AB	R	H	RBI	BB	SO	LOB
38	13	15	13	5	5	17

Milwaukee Brewers @ Kansas City Royals
Royals Stadium, Kansas City, MO

Sat May 16 1987, 8:05 PM EDT
Att. 40,092 - Unknown

WP: 1 PA: 43
PB: 0
SB: 0
CS: 0



WP	HR	S	P	ERA	WHIP
1	0	0	0	0	0

Batter	1	2	3	4	5	6	7	8	9	AB R H RBI BB SO LOB	TOP															
Juan Castillo, S (1, 4) OBP: 0.443, SLG: 0.500	0-3 K		0-0 F6		0-0 F8		0-3 K			4 0 0 0 0 2 1	Milwaukee Brewers @ Kansas City Royals Royals Stadium, Kansas City, MO Sun May 17 1987, 4:33 AM EDT Att: 35,724 - Unknown livebaseballscorecards.com															
Robin Yount, R (1, 8) OBP: 0.365, SLG: 0.433	0-0 2B		0-0 L8		0-0 1B			0-0 L5-3 1B	4 1 3 0 0 0 0																	
Cecil Cooper, L (1, 10) OBP: 0.156, SLG: 0.189	0-0 2B		0-3 K		0-0 F7			0-0 L5-3 1-2	4 0 1 1 0 1 2																	
Rob Deer, R (1, 7) OBP: 0.432, SLG: 0.710	0-0 6-3			0-0 E WP 1B		0-0 P3		0-3 K	4 1 1 0 0 1 1																	
Glenn Braggs, R (1, 9) OBP: 0.353, SLG: 0.485	4-0 BB			0-0 E WP 1-3		0-0 F9		0-0 2B	3 0 1 0 1 0 1																	
Greg Brock, L (1, 3) OBP: 0.341, SLG: 0.407	0-0 F7			0-0 L8 1-2 3-H		0-0 3-1		0-0 F7	4 0 0 0 0 0 4																	
Dale Sveum, S (1, 6) OBP: 0.285, SLG: 0.391		0-0 F9		0-0 F8		0-0 6-3		0-3 K	4 0 0 0 0 1 2																	
Charlie O'Brien, R (1, 2) OBP: 0.258, SLG: 0.400		0-3 K		0-3 K		0-0 3B		0-0 F7	4 0 1 0 0 2 2																	
Jim Gantner, L (1, 5) OBP: 0.395, SLG: 0.450		0-3 K2-3			0-0 L4		0-0 F6		3 0 0 0 0 1 1																	
Inning Stats	R: 1 E: 0 K: 1 S: 7	H: 2 LOB: 2 BB: 1 P: 11	R: 0 E: 0 K: 2 S: 7	H: 0 LOB: 0 BB: 0 P: 7	R: 0 E: 0 K: 1 S: 5	H: 0 LOB: 0 BB: 0 P: 5	R: 1 E: 1 K: 1 S: 7	H: 1 LOB: 1 BB: 0 P: 7	R: 0 E: 0 K: 0 S: 4	H: 1 LOB: 1 BB: 0 P: 4	R: 0 E: 0 K: 0 S: 3	H: 0 LOB: 0 BB: 0 P: 3	R: 0 E: 0 K: 1 S: 6	H: 1 LOB: 1 BB: 0 P: 6	R: 0 E: 0 K: 1 S: 5	H: 1 LOB: 0 BB: 0 P: 5	R: 0 E: 0 K: 1 S: 6	H: 1 LOB: 1 BB: 0 P: 6	1B: 3 2B: 4 3B: 1 HR: 0	SF: 0 SAC: 0 DP: 1 HBP: 0	WP: 1 PB: 0 SB: 0 CS: 0	PA: 35				
PITCHER	IP WLS BF H R ER SO BB IBB HBP BLK WP HR S P ERA WHIP																									
Bud Black, L (1, 1) ERA: 1.88	7.0	28	5	2	1	6	1	0	0	0	1	0	39	43	1.29	0.857										
Steve Farr, R (8, 1) ERA: 6.23	1.0	W	4	2	0	0	1	0	0	0	0	0	6	6	0.00	2.000										
Jerry Don Gleaton, L (9, 1) ERA:	1.0	S	3	0	0	0	1	0	0	0	0	0	5	5	0.00	0.000										



Batter	1	2	3	4	5	6	7	8	9
Willie Wilson, S OBP: 0.313, SLG: 0.343 (1, 8) X	0-0 FC4 1B		0-0 F8	0-0 1-3			0-0 CS 1B		
Kevin Seitzer, R OBP: 0.442, SLG: 0.508 (1, 5) X	0-0 FC4 1-2f		0-0 6-3 2B		0-3 K		0-0 CS 1-2	0-0 F8	
Juan Beniquez, R OBP: 0.349, SLG: 0.430 (1, 10) X	0-0 F9		0-0 6-3 2-3		4-0 BB G5-4-3			0-0 1-3	
Danny Tartabull, R OBP: 0.328, SLG: 0.364 (1, 9) X	0-0 1-3		0-3 K2-3		0-0 G5-4-3 1-2f			0-0 HR	
Frank White, R OBP: 0.290, SLG: 0.361 (1, 4) X		0-0 E9 F8 HR 1B		0-0 SH1-4 2B		0-0 6-3		0-0 L7	
Bo Jackson, R OBP: 0.333, SLG: 0.487 (1, 7) X		0-0 F8 2-3		4-0 SH1-4 BB		0-0 F9			
Angel Salazar, R OBP: 0.260, SLG: 0.340 (1, 6) X		0-0 F4		0-0 SH1-4 1-2 2-3		0-0 1-3			
Steve Balboni, R OBP: 0.246, SLG: 0.272 (1, 3) X		0-0 HR 3-H		0-0 F3		0-0 5-3			
Jamie Quirk, L OBP: 0.333, SLG: 0.244 (1, 2) X		0-0 F4		4-0 BB		0-0 4-3			

AB	R	H	RBI	BB	SO	LOB
4	0	2	0	0	0	3
4	0	1	0	0	1	1
3	0	0	0	1	0	2
4	1	1	1	0	1	3
4	1	2	0	0	0	0
2	0	0	0	1	0	1
2	0	0	0	0	0	1
3	1	1	2	0	0	2
2	0	0	0	1	0	0

AB	R	H	RBI	BB	SO	LOB
28	3	7	3	3	2	13

Inning Stats	R	H	E	K	S	P	IP	WLS	BF	H	R	ER	SO	BB	IBB	HBP	BLK	WP	HR	S	P	ERA	WHIP
	0	1	1	0	4		8.0	L	32	7	3	3	2	3	0	0	0	0	2	33	45	3.38	1.250

Milwaukee Brewers @ Kansas City Royals
Royals Stadium, Kansas City, MO
 Sun May 17 1987, 4:33 AM EDT
 Att. 35,724 - Unknown

WP: 0 PA: 33
 PB: 0
 SB: 0
 CS: 1



Batter	1	2	3	4	5	6	7	8	9	AB R H RBI BB SO LOB	TOP
Daryl Boston, L (1, 7) OBP: 0.303, SLG: 0.389	0-0 F7		0-0 SH2-4		0-0 CS	0-3 K		0-3 K		3 0 0 0 0 2 0	Chicago White Sox @ Milwaukee Brewers Milwaukee County Stadium, Milwaukee, WI Tue May 19 1987, 8:05 PM EDT Att: 11,903 - Unknown livebaseballscorecards.com
Gary Redus, R (1, 9) OBP: 0.356, SLG: 0.428	0-0 F7		0-0 F9			4-0 HR BB		0-0 2B		3 1 1 0 1 0 1	
Harold Baines, L (1, 10) OBP: 0.385, SLG: 0.458	0-3 K		0-3 K			0-0 F7		0-0 6-3		4 0 0 0 0 2 3	
Greg Walker, L (1, 3) OBP: 0.262, SLG: 0.405		0-0 HR 1B		0-3 K		0-0 1-H HR		0-3 K		4 2 2 2 0 2 0	
Carlton Fisk, R (1, 2) OBP: 0.325, SLG: 0.320		0-0 1-H HR		0-3 K		0-0 F9		0-0 4-3		4 1 1 2 0 1 0	
Tim Lincecum, R (1, 5) OBP: 0.248, SLG: 0.382		0-0 F9		0-3 K		0-3 K		0-0 HR		4 1 1 1 0 2 0	
Kenny Williams, R (1, 8) OBP: 0.250, SLG: 0.250		0-3 K		0-0 5-3		0-0 6-3		0-0 1B		4 0 1 0 0 1 0	
Fred Manrique, R (1, 4) OBP: 0.244, SLG: 0.262		0-0 L9		0-3 K		0-3 K		0-0 1-3		4 0 0 0 0 2 1	
Ozzie Guillen, L (1, 6) OBP: 0.349, SLG: 0.356			0-0 SH2-4 1B		0-0 CS 1B			0-3 K		3 0 2 0 0 1 0	
Inning Stats	R: 0 E: 0 K: 1 S: 5 H: 0 LOB: 0 BB: 0 P: 5	R: 2 E: 0 K: 1 S: 7 H: 2 LOB: 0 BB: 0 P: 7	R: 0 E: 0 K: 1 S: 6 H: 1 LOB: 1 BB: 0 P: 6	R: 0 E: 0 K: 3 S: 9 H: 0 LOB: 0 BB: 0 P: 9	R: 0 E: 0 K: 1 S: 5 H: 1 LOB: 0 BB: 0 P: 5	R: 2 E: 0 K: 1 S: 6 H: 1 LOB: 0 BB: 1 P: 10	R: 0 E: 0 K: 2 S: 7 H: 0 LOB: 0 BB: 0 P: 7	R: 0 E: 0 K: 2 S: 8 H: 1 LOB: 1 BB: 0 P: 8	R: 1 E: 0 K: 1 S: 7 H: 2 LOB: 1 BB: 0 P: 7	1B: 4 2B: 1 3B: 0 HR: 3 SF: 0 SAC: 1 DP: 0 HBP: 0	WP: 0 PB: 0 SB: 0 CS: 1 PA: 36
PITCHER Teddy Higuera, L (1, 1) ERA: 4.35	IP: 9.0 WLS: L BF: 35 H: 8 R: 5 ER: 5 SO: 13 BB: 1 IBB: 0 HBP: 0 BLK: 0 WP: 0 HR: 3 S: 60 P: 64 ERA: 5.00 WHIP: 1.000	PITCHER IP WLS BF H R ER SO BB IBB HBP BLK WP HR S P ERA WHIP									

AB	33
R	5
H	8
RBI	5
BB	1
SO	13
LOB	5



Batter	1	2	3	4	5	6	7	8	9	AB R H RBI BB SO LOB	TOP									
Daryl Boston, L (1, 7) OBP: 0.293, SLG: 0.375	0-3 K		0-0 P3			0-3 K		0-3 K		4 0 0 0 0 3 1	Chicago White Sox @ Milwaukee Brewers Milwaukee County Stadium, Milwaukee, WI Wed May 20 1987, 4:33 AM EDT Att. 14,371 - Unknown livebaseballscorecards.com									
Gary Redus, R (1, 9) OBP: 0.353, SLG: 0.418	0-3 K			0-3 K		0-0 L6		4-0 BB		3 0 0 0 1 2 0										
Harold Baines, L (1, 10) OBP: 0.357, SLG: 0.423	0-0 E6 2B			0-3 K			0-0 G1	0-3 K		4 0 0 0 0 2 2										
Greg Walker, L (1, 3) OBP: 0.276, SLG: 0.414	0-0 1-H 2B			4-0 BB			0-0 1-3		4-0 FC3-6 1B BB	2 0 1 0 2 0 0										
Carlton Fisk, R (1, 2) OBP: 0.322, SLG: 0.327		0-0 F2		0-3 K			0-0 2B 2B		0-0 F7	4 1 1 0 0 1 2										
Tim Lincecum, R (1, 5) OBP: 0.255, SLG: 0.393		0-0 F8			0-0 F7		0-0 2B 2B		0-0 FC3-6 1B	4 0 2 1 0 0 0										
Kenny Williams, R (1, 8) OBP: 0.250, SLG: 0.250		0-3 K			0-0 G5-4-3 1B		0-0 P3		0-0 FC3-6 K 1-2f 2-3	4 0 1 0 0 1 3										
Fred Manrique, R (1, 4) OBP: 0.245, SLG: 0.261			0-3 K		0-0 G5-4-3			0-0 BB 1B	0-3 K	4 0 1 0 0 2 3										
Ozzie Guillen, L (1, 6) OBP: 0.341, SLG: 0.347			0-0 L8			0-0 6-3		0-3 K		3 0 0 0 0 1 1										
Inning Stats	R: 0 E: 1 K: 2 S: 8	H: 1 LOB: 2 BB: 0 P: 8	R: 0 E: 0 K: 1 S: 5	H: 0 LOB: 0 BB: 0 P: 5	R: 0 E: 0 K: 1 S: 5	H: 0 LOB: 0 BB: 0 P: 5	R: 0 E: 0 K: 3 S: 9	H: 0 LOB: 1 BB: 1 P: 13	R: 0 E: 0 K: 1 S: 5	H: 0 LOB: 0 BB: 0 P: 5	R: 1 E: 0 K: 0 S: 5	H: 2 LOB: 1 BB: 0 P: 5	R: 0 E: 0 K: 3 S: 10	H: 1 LOB: 2 BB: 1 P: 14	R: 0 E: 0 K: 1 S: 6	H: 1 LOB: 2 BB: 1 P: 10	1B: 3 2B: 3 3B: 0 HR: 0	SF: 0 SAC: 0 DP: 1 HBP: 0	WP: 0 PB: 0 SB: 0 CS: 0	PA: 35
PITCHER	IP WLS BF H R ER SO BB IBB HBP BLK WP HR S P ERA WHIP																			
Juan Nieves, L (1, 1) ERA: 4.7	8.0 W 30 5 1 1 11 2 0 0 0 0 0 50 58 1.12 0.875																			
Dan Plesac, L (9, 1) ERA: 0.87	1.0 5 1 0 0 1 1 0 0 0 0 0 6 10 0.00 2.000																			



Batter	1	2	3	4	5	6	7	8	9	AB R H RBI BB SO LOB	TOP									
Brett Butler, L (1, 8) OBP: 0.378, SLG: 0.363	0-0 F5		0-0 F7			0-0 L6		0-0 F9		4 0 0 0 0 0 0	Cleveland Indians @ Milwaukee Brewers Milwaukee County Stadium, Milwaukee, WI Fri May 22 1987, 8:05 PM EDT Att: 15,017 - Unknown livebaseballscorecards.com									
Julio Franco, R (1, 6) OBP: 0.401, SLG: 0.437	0-0 S E 1B		0-0 1B			0-0 F8		0-0 4-3		4 1 2 0 0 0 0										
Pat Tabler, R (1, 10) OBP: 0.356, SLG: 0.467	0-0 E7 1-H 1B		0-0 F6			0-0 4-3			0-0 1B 1B	4 1 2 1 0 0 1										
Joe Carter, R (1, 3) OBP: 0.282, SLG: 0.423	0-3 K		0-0 3-1			0-0 F9			0-0 F8	4 0 0 0 0 1 3										
Mel Hall, L (1, 7) OBP: 0.272, SLG: 0.400	0-3 K			0-0 G5-4-3 1B			0-0 4-3		0-0 F7	4 0 1 0 0 1 2										
Brook Jacoby, R (1, 5) OBP: 0.335, SLG: 0.371		0-0 4-3		0-0 G5-4-3 1-2f			0-0 FC6-4 1B		0-0 1B 1-2	4 0 2 0 0 0 1										
Cory Snyder, R (1, 9) OBP: 0.252, SLG: 0.460		0-3 K		0-3 K			0-0 FC6-4 1-2f		0-0 1-3 2-H 1B	4 0 1 1 0 2 1										
Tony Bernazard, S (1, 4) OBP: 0.231, SLG: 0.336 Carmen Castillo, R (9, PH) OBP: 0.400, SLG: 0.741		0-0 E3			0-0 F8		0-3 K		0-0 L6	3 0 0 0 0 1 1 1 0 0 0 0 0 2										
Chris Bando, S (1, 2) OBP: 0.283, SLG: 0.313 Doug Frobel, L (8, PH) OBP: 0.158, SLG: 0.294 Rick Dempsey, R (8, 2) OBP: 0.358, SLG: 0.302		0-0 F9			0-0 6-3			0-3 K		2 0 0 0 0 0 1 1 0 0 0 0 1 0 0 0 0 0 0 0 0										
Inning Stats	R: 1 E: 1 K: 2 S: 9	H: 2 LOB: 1 BB: 0 P: 9	R: 0 E: 1 K: 1 S: 6	H: 0 LOB: 1 BB: 0 P: 6	R: 0 E: 0 K: 0 S: 4	H: 1 LOB: 1 BB: 0 P: 4	R: 0 E: 0 K: 1 S: 5	H: 1 LOB: 0 BB: 0 P: 5	R: 0 E: 0 K: 0 S: 3	H: 0 LOB: 0 BB: 0 P: 3	R: 0 E: 0 K: 1 S: 6	H: 1 LOB: 1 BB: 0 P: 6	R: 0 E: 0 K: 1 S: 5	H: 0 LOB: 0 BB: 0 P: 5	R: 1 E: 0 K: 0 S: 6	H: 3 LOB: 2 BB: 0 P: 6	1B: 8 2B: 0 3B: 0 HR: 0	SF: 0 SAC: 0 DP: 1 HBP: 0	WP: 0 PB: 0 SB: 2 CS: 0	PA: 35
PITCHER	IP WLS BF H R ER SO BB IBB HBP BLK WP HR S P ERA WHIP																			
Bill Wegman, R (1, 1) ERA: 3.74 Dan Plesac, L (9, 1) ERA: 0.86	8.2 W 34 8 2 2 6 0 0 0 0 0 0 0 46 46 2.08 0.923																			



Batter	1	2	3	4	5	6	7	8	9
Juan Castillo, S OBP: 0.434, SLG: 0.449 (1, 4)	0-3 K		0-3 K			4-0 CS BB		0-0 G4-6-3 1B	
Robin Yount, R OBP: 0.385, SLG: 0.483 (1, 8)	0-3 K			0-0 1B 2B		0-0 P3		0-0 G4-6-3 1-2f 1B	
Cecil Cooper, L OBP: 0.188, SLG: 0.293 (1, 10)	0-0 HR			0-0 1-3 2-H 1B		0-3 K 1-2		0-0 5-3	
Rob Deer, R OBP: 0.403, SLG: 0.645 (1, 7)	0-0 F7			0-3 K			0-0 F8		
Mike Felder, S (9, 7)									
Glenn Braggs, R OBP: 0.343, SLG: 0.458 (1, 9)		0-3 K		0-0 1-3			4-0 FC6-4 BB 1B BB		
Rick Manning, L OBP: 0.250, SLG: 0.190 (9, 9)				1-3					
Greg Brock, L OBP: 0.338, SLG: 0.425 (1, 3)		0-0 3-1		0-0 4-3			4-0 FC6-4 BB		
Jim Gantner, L OBP: 0.381, SLG: 0.430 (1, 5)		0-0 F7			0-0 4-3		0-0 FC6-4 BB 1B S		
B.J. Surhoff, L OBP: 0.295, SLG: 0.375 (1, 2)			0-0 F7		0-0 3-1		0-0 1B		
Dale Sveum, S OBP: 0.286, SLG: 0.380 (1, 6)			0-0 F5		0-0 4-3		0-3 K		

Inning Stats	R: 1	H: 1	E: 0	K: 2	S: 8	LOB: 0	BB: 0	P: 8
	R: 0	H: 0	E: 0	K: 1	S: 5	LOB: 0	BB: 0	P: 5
	R: 0	H: 0	E: 0	K: 1	S: 5	LOB: 0	BB: 0	P: 5
	R: 1	H: 2	E: 0	K: 1	S: 7	LOB: 1	BB: 0	P: 7
	R: 0	H: 0	E: 0	K: 0	S: 3	LOB: 0	BB: 0	P: 3
	R: 0	H: 0	E: 0	K: 1	S: 4	LOB: 0	BB: 1	P: 8
	R: 2	H: 1	E: 0	K: 1	S: 6	LOB: 1	BB: 2	P: 14
	R: 0	H: 1	E: 0	K: 0	S: 3	LOB: 0	BB: 0	P: 3

PITCHER	IP	WLS	BF	H	R	ER	SO	BB	IBB	HBP	BLK	WP	HR	S	P	ERA	WHIP
Phil Niekro, R ERA: 6.95 (1, 1)	6.1	L	24	3	4	4	6	3	0	0	0	0	1	33	45	5.68	0.947
Scott Bailes, L ERA: 2.62 (7, 1)	1.2		6	2	0	0	1	0	0	0	0	0	0	8	8	0.00	1.200

PITCHER	IP	WLS	BF	H	R	ER	SO	BB	IBB	HBP	BLK	WP	HR	S	P	ERA	WHIP

AB R H RBI BB SO LOB

3	0	1	0	1	2	0
4	1	1	0	0	1	2
4	1	2	2	0	1	1
3	0	0	0	0	1	1
0	0	0	0	0	0	0
2	1	0	0	1	1	1
0	0	0	0	0	0	0
2	0	0	0	1	0	1
3	1	0	0	0	0	2
3	0	1	2	0	0	0
3	0	0	0	0	1	1

1B: 3	SF: 0	WP: 0	PA: 30
2B: 1	SAC: 0	PB: 0	
3B: 0	DP: 1	SB: 1	
HR: 1	HBP: 0	CS: 1	

Cleveland Indians @ Milwaukee Brewers
Milwaukee County Stadium, Milwaukee, WI
 Fri May 22 1987, 8:05 PM EDT
 Att. 15,017 - Unknown

livebaseballscorecards.com

AB	27
R	4
H	5
RBI	4
BB	3
SO	7
LOB	9



Batter	1	2	3	4	5	6	7	8	9	AB R H RBI BB SO LOB	TOP		
Brett Butler, L OBP: 0.388, SLG: 0.369 (1, 8) X	0-0 F8 BB 1B		0-0 CS 1B		0-0 F4 BBB	4-0 1B BB			0-0 G3	4 0 2 0 1 0 0	Cleveland Indians @ Milwaukee Brewers Milwaukee County Stadium, Milwaukee, WI Sat May 23 1987, 8:05 PM EDT Att. 27,234 - Unknown livebaseballscorecards.com		
Julio Franco, R OBP: 0.418, SLG: 0.448 (1, 6) BBB	4-0 1-2 BB		4-0 1-2 CS BB		0-0 2B SF9 1B	0-0 1B 1-2 2-3			0-0 2B 1B	3 1 3 2 2 0 0			
Pat Tabler, R OBP: 0.351, SLG: 0.465 (1, 10) X	0-0 F9		0-3 K		0-0 SF9 PB 2B	0-0 G3			0-0 F9	5 1 1 0 0 1 6			
Joe Carter, R OBP: 0.279, SLG: 0.425 (1, 3) X	0-0 F8 2-3		0-0 CS 1-2		0-0 K 2-3 3-H				0-0 F9	4 0 1 1 0 1 2			
Mel Hall, L OBP: 0.269, SLG: 0.392 (1, 7) X	0-0 4-3			0-0 2B 1B	0-0 6-3 3-H				0-0 F6	5 1 1 0 0 1 4			
Brook Jacoby, R OBP: 0.345, SLG: 0.408 (1, 5) X		0-0 HR		0-0 WP 1-H 2B		0-0 FC1-5 BB 1B			0-0 F8	4 1 3 2 0 0 0			
Cory Snyder, R OBP: 0.252, SLG: 0.451 (1, 9) SSS		0-3 K		0-3 K		4-0 BB FC1-5 1B BB			0-0 F9	3 1 0 0 1 2 1			
Tony Bernazard, S OBP: 0.232, SLG: 0.329 (1, 4) X		0-0 G3		4-0 2-3 BB		0-0 FC1-5 BB 1B			0-0 6-3	3 1 0 0 1 0 2			
Rick Dempsey, R OBP: 0.341, SLG: 0.284 (1, 2) SSS		0-3 K		0-0 F7		0-0 F7			0-0 F9	4 0 0 0 0 1 4			
Inning Stats	R: 0 E: 0 K: 0 S: 4 H: 1 LOB: 2 BB: 1 P: 8	R: 1 E: 0 K: 2 S: 8 H: 1 LOB: 0 BB: 0 P: 8	R: 0 E: 0 K: 1 S: 4 H: 1 LOB: 0 BB: 1 P: 8	R: 1 E: 0 K: 2 S: 9 H: 2 LOB: 2 BB: 1 P: 13	R: 2 E: 0 K: 0 S: 5 H: 2 LOB: 0 BB: 0 P: 5	R: 2 E: 0 K: 0 S: 5 H: 2 LOB: 2 BB: 2 P: 13	R: 0 E: 0 K: 0 S: 3 H: 0 LOB: 0 BB: 0 P: 3	R: 0 E: 0 K: 0 S: 3 H: 0 LOB: 0 BB: 0 P: 3	R: 0 E: 0 K: 1 S: 7 H: 2 LOB: 2 BB: 0 P: 7	1B: 7 2B: 3 3B: 0 HR: 1 SF: 1 SAC: 0 DP: 0 HBP: 0	WP: 1 PB: 1 SB: 0 CS: 2 PA: 42		
PITCHER	IP WLS BF H R ER SO BB IBB HBP BLK WP HR S P ERA WHIP											PITCHER	IP WLS BF H R ER SO BB IBB HBP BLK WP HR S P ERA WHIP
Mike Birkbeck, R ERA: 5.04 (1, 1)	5.2 L 28 8 6 5 5 5 0 0 0 0 1 1 33 53 7.94 2.294												
Chuck Crim, R ERA: 3.49 (6, 1)	2.1 8 1 0 0 0 0 0 0 0 0 0 0 8 8 0.00 0.429												
Mark Clear, R ERA: 3.78 (9, 1)	1.0 5 2 0 0 0 1 0 0 0 0 0 0 7 7 0.00 2.000												

Batter	1	2	3	4	5	6	7	8	9	AB R H RBI BB SO LOB	TOP														
Brett Butler, L (1, 8) OBP: 0.383, SLG: 0.356	0-0 F5		0-0 F4		4-0 2B 1B BB		0-0 F2			3 1 0 0 1 0 1	Cleveland Indians @ Milwaukee Brewers Milwaukee County Stadium, Milwaukee, WI Sun May 24 1987, 4:33 AM EDT Att. 36,338 - Unknown livebaseballscorecards.com														
Julio Franco, R (1, 6) OBP: 0.414, SLG: 0.449	0-3 K			0-0 F8	0-0 1B 2B			0-0 6-3		4 1 1 2 0 1 0															
Pat Tabler, R (1, 10) OBP: 0.355, SLG: 0.463	0-3 K			0-0 F9	0-0 1B			4-0 FC6-4 BB		3 0 1 2 1 1 0															
Joe Carter, R (1, 3) OBP: 0.273, SLG: 0.415		0-0 F8		0-0 G3	0-3 K			0-0 F9		4 0 0 0 0 1 2															
Carmen Castillo, R (1, 9) OBP: 0.382, SLG: 0.677		0-3 K			0-0 1B 1B	0-3 K		0-0 FC6-4		4 1 1 0 0 2 1															
Mel Hall, L (9, 7) OBP: 0.269, SLG: 0.392										0 0 0 0 0 0 0															
Brook Jacoby, R (1, 5) OBP: 0.343, SLG: 0.404		0-3 K			0-0 FC1-5 1B 1-2	0-3 K			0-0 F2	4 0 1 0 0 2 0															
Cory Snyder, R (1, 7) OBP: 0.252, SLG: 0.446			0-0 F3		0-0 BB FC1-5 2B 1B 1-2 2-H	0-3 K			0-0 6-3	4 1 1 1 0 1 0															
Tony Bernazard, S (1, 4) OBP: 0.239, SLG: 0.333					0-0 FC1-5 BB 2B 1-2 2-3f		0-0 5-3		0-0 1B	4 1 2 0 0 0 2															
Rick Dempsey, R (1, 2) OBP: 0.326, SLG: 0.268			0-3 K		0-0 F7		0-0 L7		0-0 F9	4 0 0 0 0 1 4															
Inning Stats	R: 0 E: 0 K: 2 S: 7	H: 0 LOB: 0 BB: 0 P: 7	R: 0 E: 0 K: 2 S: 7	H: 0 LOB: 0 BB: 0 P: 7	R: 0 E: 0 K: 1 S: 6	H: 1 LOB: 1 BB: 0 P: 6	R: 0 E: 0 K: 0 S: 3	H: 0 LOB: 0 BB: 0 P: 3	R: 5 E: 0 K: 1 S: 10	H: 5 LOB: 1 BB: 1 P: 14	R: 0 E: 0 K: 3 S: 9	H: 0 LOB: 0 BB: 0 P: 9	R: 0 E: 0 K: 0 S: 3	H: 0 LOB: 0 BB: 0 P: 3	R: 0 E: 0 K: 0 S: 3	H: 0 LOB: 1 BB: 1 P: 7	R: 0 E: 0 K: 0 S: 4	H: 1 LOB: 1 BB: 0 P: 4	R: 0 E: 0 K: 0 S: 4	H: 1 LOB: 1 BB: 0 P: 4	1B: 6 2B: 1 3B: 0 HR: 0	SF: 0 SAC: 0 DP: 0 HBP: 0	WP: 0 PB: 0 SB: 0 CS: 0	PA: 36	
PITCHER Teddy Higuera, L (1, 1) ERA: 4.44	IP 9.0	WLS L	BF 36	H 7	R 5	ER 5	SO 9	BB 2	IBB 0	HBP 0	BLK 0	WP 0	HR 0	S 52	P 60	ERA 5.00	WHIP 1.000								

Batter	1	2	3	4	5	6	7	8	9	AB R H RBI BB SO LOB	TOP														
Jim Gantner, L (1, 4) OBP: 0.361, SLG: 0.427	0-0 F7		0-0 4-3		0-0 1-H HR			0-0 F7		4 1 1 2 0 0 0															
Robin Yount, R (1, 8) OBP: 0.379, SLG: 0.463	0-0 F6			0-0 6-3	0-0 5-3			0-3 K		4 0 0 0 0 1 0															
Cecil Cooper, L (1, 10) OBP: 0.184, SLG: 0.284	0-3 K			0-0 2B		0-3 K			0-0 5-3	4 0 1 0 0 2 0															
Rob Deer, R (1, 7) OBP: 0.433, SLG: 0.678		4-0 E BB		0-0 WP 2B		0-3 K		4-0 S BB		2 0 1 0 2 1 0															
Paul Molitor, R (1, 5) OBP: 0.453, SLG: 0.619		0-0 E5 G4-6-3 1-2		4-0 BB		0-0 P3		0-3 K 1-2		3 0 0 0 1 1 2															
Greg Brock, L (1, 3) OBP: 0.322, SLG: 0.409		0-0 F7		0-3 K			0-0 F7		0-0 F7	4 0 0 0 0 1 5															
Glenn Braggs, R (1, 9) OBP: 0.339, SLG: 0.444		0-0 G4-6-3 1-2			0-3 K		0-0 1-3			3 0 0 0 0 1 2															
B.J. Surhoff, L (1, 2) OBP: 0.282, SLG: 0.359			0-3 K		0-0 S HR 1B		0-3 K			3 1 1 0 0 2 0															
Juan Castillo, S (1, 6) OBP: 0.400, SLG: 0.444			0-3 K		0-0 F7			0-0 1-3		3 0 0 0 0 1 1															
Inning Stats	R: 0 E: 0 K: 1 S: 5	H: 0 LOB: 0 BB: 0 P: 5	R: 0 E: 1 K: 0 S: 3	H: 0 LOB: 1 BB: 1 P: 7	R: 0 E: 0 K: 2 S: 7	H: 0 LOB: 0 BB: 0 P: 7	R: 0 E: 0 K: 1 S: 6	H: 2 LOB: 2 BB: 1 P: 10	R: 2 E: 0 K: 1 S: 7	H: 2 LOB: 0 BB: 0 P: 7	R: 0 E: 0 K: 2 S: 7	H: 0 LOB: 0 BB: 0 P: 7	R: 0 E: 0 K: 1 S: 5	H: 0 LOB: 0 BB: 0 P: 5	R: 0 E: 0 K: 1 S: 5	H: 0 LOB: 0 BB: 0 P: 5	R: 0 E: 0 K: 1 S: 5	H: 0 LOB: 1 BB: 1 P: 9	1B: 1 2B: 2 3B: 0 HR: 1	SF: 0 SAC: 0 DP: 1 HBP: 0	WP: 1 PB: 0 SB: 2 CS: 0	PA: 33			
PITCHER	IP	WLS	BF	H	R	ER	SO	BB	IBB	HBP	BLK	WP	HR	S	P	ERA	WHIP								
Bert Blyleven, R (1, 1) ERA: 4.63	7.0	W	26	4	2	2	8	2	0	0	0	1	1	40	48	2.57	0.857								
Jeff Reardon, R (8, 1) ERA: 8.27	2.0	S	7	0	0	0	2	1	0	0	0	0	0	10	14	0.00	0.500								

Milwaukee Brewers @ Minnesota Twins
Hubert H. Humphrey Metrodome, Minneapolis, MN
Tue May 26 1987, 8:05 PM EDT
Att. 23,276 - Unknown

AB	30
R	2
H	4
RBI	2
BB	3
SO	10
LOB	10



WP: 1	PA: 33
PB: 0	
SB: 2	
CS: 0	

livebaseballscores.com

Batter	1	2	3	4	5	6	7	8	9	AB R H RBI BB SO LOB	TOP									
Paul Molitor, R (1, 5) <small>OBP: 0.431, SLG: 0.582</small> Jim Pacionek, R (8, PR) <small>OBP: 0.382, SLG: 0.500</small> (8, 5)	0-0 F9		0-0 4-3			0-0 F9		0-0 1B		4 0 1 0 0 0 1 0 0 0 0 0 0 0										
Robin Yount, R (1, 8) <small>OBP: 0.381, SLG: 0.461</small> Rick Manning, L (6, 7) <small>OBP: 0.259, SLG: 0.208</small>	0-3 K			0-3 K		0-0 5-3 1-2		0-0 4-3		3 0 0 0 0 2 1 1 0 0 0 0 0 1										
Cecil Cooper, L (1, 10) <small>OBP: 0.179, SLG: 0.272</small>	0-3 K			0-0 L6		0-0 6-3			0-3 K	4 0 0 0 0 2 1										
Rob Deer, R (1, 9) <small>OBP: 0.423, SLG: 0.648</small> Juan Castillo, S (9, PR) <small>OBP: 0.384, SLG: 0.424</small>		0-3 K		0-0 F3			0-0 F9		0-0 WP 2B 1B	4 0 1 0 0 1 0 0 1 0 0 0 0 0										
B.J. Surhoff, L (1, 2) <small>OBP: 0.278, SLG: 0.361</small>					0-0 F9		0-0 F5		0-3 K	4 0 1 0 0 1 1										
Greg Brock, L (1, 3) <small>OBP: 0.333, SLG: 0.433</small>							0-0 2B		0-0 2B	4 0 3 1 0 0 1										
Jim Gantner, L (1, 4) <small>OBP: 0.349, SLG: 0.412</small>							0-0 F7		0-0 1B	4 0 0 0 0 0 5										
Dale Sveum, S (1, 6) <small>OBP: 0.275, SLG: 0.360</small>			0-3 K			0-0 F7			0-0 6-3	4 0 0 0 0 0 5										
Mike Felder, S (1, 7) <small>OBP: 0.167, SLG: 0.167</small> (6, 8)			0-0 F7			0-0 6-3		0-3 K		3 0 0 0 0 2 1										
						0-0 5-3 1B		0-0 4-3		3 0 1 0 0 0 0										
Inning Stats	R: 0 E: 0 K: 2 S: 7	H: 0 LOB: 0 BB: 0 P: 7	R: 0 E: 0 K: 1 S: 6	H: 1 LOB: 1 BB: 0 P: 6	R: 0 E: 0 K: 1 S: 5	H: 0 LOB: 0 BB: 0 P: 5	R: 0 E: 0 K: 1 S: 5	H: 0 LOB: 0 BB: 0 P: 5	R: 0 E: 0 K: 0 S: 4	H: 1 LOB: 1 BB: 0 P: 4	R: 0 E: 0 K: 0 S: 4	H: 1 LOB: 1 BB: 0 P: 4	R: 0 E: 0 K: 1 S: 6	H: 1 LOB: 1 BB: 0 P: 6	R: 1 E: 0 K: 2 S: 9	H: 2 LOB: 2 BB: 0 P: 9	1B: 4 2B: 3 3B: 0 HR: 0	SF: 0 SAC: 0 DP: 0 HBP: 0	WP: 1 PB: 0 SB: 0 CS: 0	PA: 34
PITCHER	IP WLS BF H R ER SO BB IBB HBP BLK WP HR S P ERA WHIP																			
Juan Berenguer, R (1, 1) <small>ERA: 2.2</small> Mark Portugal, R (8, 1) <small>ERA: 7.82</small>	7.0 W 25 4 0 0 5 0 0 0 0 0 0 0 35 35 0.00 0.571																			
	2.0 9 3 1 1 3 0 0 0 0 1 0 15 15 4.50 1.500																			

Milwaukee Brewers @ Minnesota Twins
 Hubert H. Humphrey Metrodome, Minneapolis, MN
 Thu May 28 1987, 8:05 PM EDT
 Att. 26,203 - Unknown

AB	34
R	1
H	7
RBI	1
BB	0
SO	8
LOB	12



Batter	1	2	3	4	5	6	7	8	9	AB	R	H	RBI	BB	SO	LOB
Dan Gladden, R OBP: 0.305, SLG: 0.321 (1, 7)			FC6-4 E G3 1-2f				K		BB 1B	5	3	2	0	0	1	2
Greg Gagne, R OBP: 0.282, SLG: 0.394 (1, 6)	4-0 1B FC4-6 BB	1-3	G3			1-3			4-0 1B BB	3	1	0	0	2	0	1
Kirby Puckett, R OBP: 0.360, SLG: 0.524 Mark Davidson, R OBP: 0.281, SLG: 0.333 (1, 8) (6, 8)	0-0 FC4-6 1B	F9	E9 1B						4-0 BB	3	0	2	2	0	0	0
Kent Hrbek, L OBP: 0.364, SLG: 0.433 Mark Salas, L OBP: 0.394, SLG: 0.393 (1, 3) (7, PH) (8, 2)	0-0 FC4-6 E S 1-2f 3-H	L6	G3				F7		0-0 BB	4	1	0	1	0	0	3
Gary Gaetti, R OBP: 0.312, SLG: 0.514 Al Newman, S OBP: 0.277, SLG: 0.315 (1, 5) (6, PH) (7, 5)	0-0 E9 1B 2B		2B 2B		F3		F8		0-3 K	3	2	2	1	0	0	0
Gene Larkin, S OBP: 0.333, SLG: 0.400 (1, 10)	0-0 WP HR 1B		1B 2B		G5-3 BB 1B		F8		0-0 L9	5	2	3	2	0	0	1
Tom Brunansky, R OBP: 0.360, SLG: 0.487 Randy Bush, L OBP: 0.320, SLG: 0.326 (1, 9) (6, 9)	0-0 HR		E 1B 1B		1-2 BB				4-0 BB 1B BB	2	2	2	3	1	0	0
Steve Lombardozzi, R OBP: 0.349, SLG: 0.382 (1, 4)	0-0 1B		E1 1B		G5-3		F9		0-0 F5	4	1	1	0	0	0	4
Tim Laudner, R OBP: 0.203, SLG: 0.262 (1, 2) (8, 3)	0-0 F7		FC6-4 1B				F4		0-0 F9	4	0	1	2	0	0	2

Inning Stats	R: 6	H: 6	LOB: 1	K: 0	S: 9	P: 13	R: 0	H: 0	LOB: 0	K: 0	S: 3	R: 5	H: 5	LOB: 1	K: 0	S: 9	R: 0	H: 1	LOB: 1	K: 0	S: 3	R: 0	H: 0	LOB: 0	K: 1	S: 5	R: 0	H: 0	LOB: 1	K: 0	S: 3	R: 2	H: 2	LOB: 2	K: 1	S: 7	R: 0	H: 0	LOB: 0	K: 1	S: 5
1B: 10	SF: 0	2B: 3	SAC: 0	3B: 0	DP: 1	HR: 1	HBP: 0	WP: 1	PA: 43	PB: 0	SB: 2	CS: 0																													

PITCHER	IP	WLS	BF	H	R	ER	SO	BB	IBB	HBP	BLK	WP	HR	S	P	ERA	WHIP
Mike Birkbeck, R ERA: 6.2 (1, 1)	0.1	L	8	6	6	6	0	1	0	0	0	1	1	7	11	162.00	21.000
Chuck Crim, R ERA: 3.86 (1, 1)	2.1		13	5	5	3	0	0	0	0	0	0	0	13	13	11.57	2.143
John Henry Johnson, L ERA: 8.44 (3, 1)	3.2		14	1	1	1	1	3	0	0	0	0	0	13	25	2.46	1.091
Mark Clear, R ERA: 3.72 (7, 1)	1.2		8	2	1	1	2	1	0	0	0	0	0	11	15	5.40	1.800

BOTTOM

Milwaukee Brewers @ Minnesota Twins
Hubert H. Humphrey Metrodome, Minneapolis, MN
 Thu May 28 1987, 8:05 PM EDT
 Att. 26,203 - Unknown

livebaseballscores.com

AB	38
R	13
H	14
RBI	13
BB	5
SO	3
LOB	16



Batter	1	2	3	4	5	6	7	8	9	AB R H RBI BB SO LOB	TOP																								
Paul Molitor, R (1, 5) OBP: 0.421, SLG: 0.563	0-0 F8		0-0 S 1B		0-3 K		0-0 F8		0-0 F9	5 0 1 2 0 1 1	Milwaukee Brewers @ Cleveland Indians Cleveland Municipal Stadium, Cleveland, OH Fri May 29 1987, 7:05 PM EDT Att: 47,442 - Unknown livebaseballscorecards.com																								
Robin Yount, R (1, 8) OBP: 0.371, SLG: 0.448	0-3 K		0-0 F2		0-3 K		0-0 F8		0-0 FC6-4	5 0 0 0 0 2 2																									
Cecil Cooper, L (1, 10) OBP: 0.191, SLG: 0.308	0-0 F8		0-3 K		0-0 HR		0-0 1B		0-0 1B	4 1 2 1 0 1 1																									
Rob Deer, R (1, 7) OBP: 0.418, SLG: 0.633		0-0 P3		0-3 K	4-0 2B 1B BB		0-0 L8			3 1 0 0 1 1 1																									
Greg Brock, L (1, 3) OBP: 0.333, SLG: 0.438		0-0 F4		0-0 G3		0-0 1B 2B		0-0 1B		3 1 1 0 0 0 0																									
Jim Paciorek, R (8, PH) OBP: 0.400, SLG: 0.517								1-2 1B		1 0 1 0 0 0 0																									
Glenn Braggs, R (1, 9) OBP: 0.337, SLG: 0.439		0-0 F9		0-0 5-3		0-0 1B		0-3 K		4 0 1 2 0 1 2																									
Jim Gantner, L (1, 4) OBP: 0.353, SLG: 0.417			4-0 SH1-4 1B BB		0-0 SH5-3 SF8 2B		0-0 G3		0-0 G3	3 2 1 0 1 0 3																									
Bill Schroeder, R (1, 2) OBP: 0.304, SLG: 0.439			4-0 SH1-4 1B BB		0-0 SH5-3		0-0 F8		0-0 6-3	1 1 0 0 1 0 1																									
Mike Felder, S (9, PH) OBP: 0.154, SLG: 0.154			1-2 1B BB		2-3					1 0 0 0 0 0 0																									
Dale Sveum, S (1, 6) OBP: 0.276, SLG: 0.362			0-0 SH1-4		0-0 SF8		0-0 F7		0-0 FC6-4 1B	2 0 1 1 0 0 0																									
Inning Stats	R: 0 E: 0 K: 1 S: 5	H: 0 LOB: 0 BB: 0 P: 5	R: 0 E: 0 K: 0 S: 3	H: 0 LOB: 0 BB: 0 P: 3	R: 2 E: 0 K: 1 S: 6	H: 1 LOB: 1 BB: 2 P: 14	R: 0 E: 0 K: 1 S: 5	H: 0 LOB: 0 BB: 0 P: 5	R: 1 E: 0 K: 1 S: 6	H: 1 LOB: 0 BB: 0 P: 6	R: 3 E: 0 K: 1 S: 8	H: 3 LOB: 1 BB: 1 P: 12	R: 0 E: 0 K: 0 S: 3	H: 0 LOB: 0 BB: 0 P: 3	R: 0 E: 0 K: 1 S: 7	H: 2 LOB: 2 BB: 0 P: 7	R: 0 E: 0 K: 0 S: 4	H: 1 LOB: 1 BB: 0 P: 4	1B: 5 2B: 2 3B: 0 HR: 1	SF: 1 SAC: 2 DP: 0 HBP: 0	WP: 0 PB: 0 SB: 1 CS: 0	PA: 38													
PITCHER	IP WLS BF H R ER SO BB IBB HBP BLK WP HR S P ERA WHIP																																		
Ken Schrom, R (1, 1) ERA: 5.18	6.0	26	5	6	6	5	3	0	0	0	0	1	33	45	9.00	1.333																			
Scott Bailes, L (7, 1) ERA: 2.31	3.0	W	12	3	0	0	1	0	0	0	0	0	14	14	0.00	1.000																			



Batter	1	2	3	4	5	6	7	8	9	AB	R	H	RBI	BB	SO	LOB
Brett Butler, L (1, 8) OBP: 0.397, SLG: 0.405	0-0 BB 2B 1B		0-3 K		0-0 2B 6-3 1B		0-0 1B 1B	0-0 SF8 S 1B		5	3	4	0	0	1	0
Julio Franco, R (1, 6) OBP: 0.429, SLG: 0.469	4-0 2B SF7 BB		0-0 6-3		0-0 1-3 2-H 2B		0-0 FC1-6 1B 1B	0-0 SF8		3	2	2	2	1	0	0
Pat Tabler, R (1, 10) OBP: 0.370, SLG: 0.522	0-0 SF7 1-3 2-H 2B		0-0 2B		0-0 6-3		0-0 FC1-6 1B	0-0 5-3		5	0	3	3	0	0	2
Joe Carter, R (1, 3) OBP: 0.283, SLG: 0.477	0-3 K		0-3 K		0-3 K		0-0 FC1-6 1B S			4	0	0	0	0	3	6
Cory Snyder, R (1, 7) OBP: 0.253, SLG: 0.448 (8, 9)	0-0 SF7 2-3 3-H		0-3 K		0-0 HR		0-3 K			3	1	1	2	0	2	2
Carmen Castillo, R (1, 9) OBP: 0.333, SLG: 0.619 Mel Hall, L (8, 7) OBP: 0.260, SLG: 0.369	0-0 F7		0-0 L9		0-0 HR		0-0 FC5-4 1B			4	1	2	2	0	0	1
Brook Jacoby, R (1, 5) OBP: 0.333, SLG: 0.379		0-0 F8		0-0 F8		0-0 6-3	0-0 FC5-4 1B			4	0	0	0	0	0	2
Tony Bernazard, S (1, 4) OBP: 0.235, SLG: 0.342		0-0 F8		0-0 4-3		0-0 5-3		0-0 SH1-3 BLK SF8 1B		4	1	1	0	0	0	0
Rick Dempsey, R (1, 2) OBP: 0.347, SLG: 0.309		0-0 F5		0-0 2B 1B 1B		0-0 F2		0-0 SH1-3		3	1	1	0	0	0	0

Inning Stats	R: 2	H: 2	E: 0	K: 1	S: 7	H: 2	LOB: 1	BB: 1	P: 11	R: 0	H: 0	E: 0	K: 0	S: 3	H: 0	LOB: 0	BB: 0	P: 3	R: 0	H: 0	E: 0	K: 1	S: 5	H: 3	LOB: 1	BB: 0	P: 8	R: 2	H: 2	E: 0	K: 1	S: 5	H: 4	LOB: 2	BB: 0	P: 9	R: 1	H: 2	E: 0	K: 0	S: 5	H: 2	LOB: 1	BB: 0	P: 5	1B: 9	SF: 2	2B: 3	SAC: 1	3B: 0	DP: 0	HR: 2	HBP: 0	WP: 0	PA: 39
--------------	------	------	------	------	------	------	--------	-------	-------	------	------	------	------	------	------	--------	-------	------	------	------	------	------	------	------	--------	-------	------	------	------	------	------	------	------	--------	-------	------	------	------	------	------	------	------	--------	-------	------	-------	-------	-------	--------	-------	-------	-------	--------	-------	--------


PITCHER	IP	WLS	BF	H	R	ER	SO	BB	IBB	HBP	BLK	WP	HR	S	P	ERA	WHIP
Teddy Higuera, L (1, 1) ERA: 5.03	6.0	L	30	11	8	8	5	1	0	0	0	0	2	39	43	12.00	2.000
Chris Bosio, R (7, 1) ERA: 5.28	2.0		9	3	1	1	1	0	0	0	1	0	0	11	11	4.50	1.500

BOTTOM

Milwaukee Brewers @ Cleveland Indians
Cleveland Municipal Stadium, Cleveland, OH

Fri May 29 1987, 7:05 PM EDT
Att. 47,442 - Unknown

AB	35
R	9
H	14
RBI	9
BB	1
SO	6
LOB	13



PITCHER	IP	WLS	BF	H	R	ER	SO	BB	IBB	HBP	BLK	WP	HR	S	P	ERA	WHIP
---------	----	-----	----	---	---	----	----	----	-----	-----	-----	----	----	---	---	-----	------

Batter	1	2	3	4	5	6	7	8	9	AB R H RBI BB SO LOB	TOP											
Paul Molitor, R (1, 5) OBP: 0.427, SLG: 0.548 Juan Castillo, S (9, 4) OBP: 0.373, SLG: 0.409	0-0 F8		0-0 CS 1B		4-0 CS BB		0-0 E S 1B		0-3 K	4 0 2 0 1 1 0 0 0 0 0 0 0 0												
Robin Yount, R (1, 8) OBP: 0.363, SLG: 0.455	0-0 F7		0-0 F8		0-0 1-2 HR		0-3 K		0-0 E4 1B 1B	5 2 1 1 0 1 2												
Cecil Cooper, L (1, 10) OBP: 0.225, SLG: 0.359	0-3 K		0-0 1-2 2B		0-3 K			0-0 1B 1B 2B	0-0 1B HR 1B	5 2 3 0 0 2 0												
Rob Deer, R (1, 7) OBP: 0.423, SLG: 0.640 Mike Felder, S (9, PR) OBP: 0.167, SLG: 0.167 (9, 7)		4-0 FC3-6 1B BB	0-3 K		0-3 K			0-0 5-3	0-0 1-2 HR 1B	4 0 1 1 1 2 2 0 1 0 0 0 0 0												
Jim Pacione, R (1, 3) OBP: 0.359, SLG: 0.455 Greg Brock, L (9, PH) OBP: 0.327, SLG: 0.447 (9, 3)		0-3 K		0-3 K		0-0 F8		0-0 F8	0-0 1-H 2-H HR	4 0 0 0 0 2 2 1 1 1 3 0 0 0												
Glenn Braggs, R (1, 9) OBP: 0.359, SLG: 0.436 Rick Manning, L (9, 9) OBP: 0.286, SLG: 0.320		0-0 1-2 FC3-6 1B		0-0 1-2 FC4-6 1B		0-0 6-3		0-0 2-3 1B 1B	0-0 5-3	5 0 3 0 0 0 1 0 0 0 0 0 0 0												
B.J. Surhoff, L (1, 2) OBP: 0.286, SLG: 0.363		0-0 1-2 2-3 FC3-6 BB		0-0 1-2 FC4-6 BLK		0-0 G3		0-0 1-2 3-H 1B		4 0 1 1 0 0 3												
Jim Gantner, L (1, 4) OBP: 0.348, SLG: 0.411 (9, 5)		4-0 1-2 BB		0-0 1-2 F8			0-0 4-3	0-0 L6		3 0 0 0 1 0 3												
Dale Sveum, S (1, 6) OBP: 0.275, SLG: 0.378		0-0 F6			0-0 HR		0-3 K		0-0 6-3	4 1 1 1 0 1 3												
Inning Stats	R: 0 E: 0 K: 1 S: 5	H: 0 LOB: 0 BB: 0 P: 5	R: 0 E: 0 K: 1 S: 6	H: 1 LOB: 3 BB: 2 P: 14	R: 0 E: 0 K: 1 S: 6	H: 2 LOB: 1 BB: 0 P: 6	R: 0 E: 0 K: 1 S: 6	H: 1 LOB: 1 BB: 0 P: 6	R: 2 E: 0 K: 2 S: 8	H: 2 LOB: 0 BB: 1 P: 12	R: 0 E: 0 K: 0 S: 3	H: 0 LOB: 0 BB: 0 P: 3	R: 0 E: 0 K: 2 S: 8	H: 1 LOB: 1 BB: 0 P: 8	R: 1 E: 0 K: 0 S: 6	H: 3 LOB: 2 BB: 0 P: 6	R: 4 E: 1 K: 1 S: 9	H: 3 LOB: 1 BB: 0 P: 9	1B: 8 2B: 2 3B: 0 HR: 3	SF: 0 SAC: 0 DP: 0 HBP: 0	WP: 0 PB: 0 SB: 1 CS: 2	PA: 42
PITCHER	IP WLS BF H R ER SO BB IBB HBP BLK WP HR S P ERA WHIP																				PITCHER	IP WLS BF H R ER SO BB IBB HBP BLK WP HR S P ERA WHIP
Greg Swindell, L (1, 1) ERA: 4.09 Rich Yett, R (9, 1) ERA: 5.04	8.2 L 41 13 7 3 9 3 0 0 0 0 0 0 1 1 3.12 1.846																					

Milwaukee Brewers @ Cleveland Indians
 Cleveland Municipal Stadium, Cleveland, OH
 Sun May 31 1987, 3:33 AM EDT
 Att. 12,831 - Unknown

AB	39
R	7
H	13
RBI	7
BB	3
SO	9
LOB	16



Batter	1	2	3	4	5	6	7	8	9	AB	R	H	RBI	BB	SO	LOB
Brett Butler, L OBP: 0.407, SLG: 0.414 (1, 8) BBB	4-0 G6-4-3 BB		0-3 K		4-0 S BB		0-0 F9			2	0	0	0	2	1	1
Julio Franco, R OBP: 0.416, SLG: 0.452 (1, 6) X	0-0 G6-4-3 1-2f		0-0 S 1B		0-0 F2 1-2			0-0 F9		4	1	1	0	0	0	2
Pat Tabler, R OBP: 0.373, SLG: 0.519 (1, 3) X	0-0 5-3		0-0 1-H 1B		0-0 1B			0-0 F6		4	0	2	1	0	0	0
Joe Carter, R OBP: 0.285, SLG: 0.483 (1, 7) X		0-0 FC2-1-6 1B	0-0 F7		0-0 F9			0-0 F8		4	0	1	0	0	0	2
Cory Snyder, R OBP: 0.242, SLG: 0.429 (1, 9) X		0-0 FC2-1-6 BB 1-2f		0-3 K		0-0 F6			0-0 F8	4	0	0	0	0	1	2
Andre Thornton, R OBP: 0.242, SLG: 0.190 (1, 10) S		0-3 K		0-0 G4-3-6 1B		0-0 P3			4-0 BB BB	3	0	1	0	1	1	2
Brook Jacoby, R OBP: 0.330, SLG: 0.366 (1, 5) BBB		4-0 1-2 BB		0-0 G4-3-6 1-2f			0-0 5-3		4-0 1-2 BB	2	0	0	0	2	0	1
Tony Bernazard, S OBP: 0.243, SLG: 0.348 (1, 4) Mel Hall, L OBP: 0.272, SLG: 0.397 (9, PH) S		0-3 K		0-3 K		0-0 F9 2B			0-0 F4	3	0	1	0	0	2	2
Chris Bando, S OBP: 0.262, SLG: 0.286 (1, 2) Doug Frobel, L OBP: 0.154, SLG: 0.250 (9, PH) S			0-0 5-3		0-0 L5			0-0 F9 2-3	0-3 K	1	0	0	0	0	1	2

Inning Stats	R: 0	H: 0	E: 0	K: 0	S: 2	R: 0	H: 1	E: 0	K: 2	S: 8	R: 1	H: 2	E: 0	K: 1	S: 7	R: 0	H: 1	E: 0	K: 1	S: 5	R: 0	H: 0	E: 0	K: 1	S: 5	R: 0	H: 1	E: 0	K: 0	S: 4	R: 0	H: 1	E: 0	K: 0	S: 4	R: 0	H: 0	E: 0	K: 0	S: 3	R: 0	H: 0	E: 0	K: 1	S: 5	R: 0	H: 0	E: 0	K: 1	S: 5	1B: 5	SF: 0	2B: 1	3B: 0	HR: 0	WP: 0	PB: 0	SB: 2	CS: 0	PA: 36
--------------	------	------	------	------	------	------	------	------	------	------	------	------	------	------	------	------	------	------	------	------	------	------	------	------	------	------	------	------	------	------	------	------	------	------	------	------	------	------	------	------	------	------	------	------	------	------	------	------	------	------	-------	-------	-------	-------	-------	-------	-------	-------	-------	--------

PITCHER	IP	WLS	BF	H	R	ER	SO	BB	IBB	HBP	BLK	WP	HR	S	P	ERA	WHIP
Juan Nieves, L ERA: 4.18 (1, 1)	8.1	W	34	6	1	1	5	5	0	0	0	0	0	39	59	1.08	1.320
Chris Bosio, R ERA: 5.16 (9, 1)	0.2		2	0	0	0	1	0	0	0	0	0	0	4	4	0.00	0.000

BOTTOM

Milwaukee Brewers @ Cleveland Indians
Cleveland Municipal Stadium, Cleveland, OH
Sun May 31 1987, 3:33 AM EDT
Att. 12,831 - Unknown

AB	31
R	1
H	6
RBI	1
BB	5
SO	6
LOB	17



WP	HR	S	P	ERA	WHIP
0	0	0	0	0.00	0.000

Batter	1	2	3	4	5	6	7	8	9	AB R H RBI BB SO LOB	TOP							
Willie Wilson, S (1, 8) OBP: 0.329, SLG: 0.394	0-3 K		0-0 FC6-4			0-0 3-1	0-0 F5			4 0 0 0 0 1 2	Kansas City Royals @ Milwaukee Brewers Milwaukee County Stadium, Milwaukee, WI Mon Jun 01 1987, 8:05 PM EDT Att. 9,670 - Unknown livebaseballscorecards.com							
Kevin Seitzer, R (1, 5) OBP: 0.408, SLG: 0.436	0-0 1-3			0-0 F9		0-0 L3		0-0 1-3		4 0 0 0 0 0 0								
Danny Tartabull, R (1, 9) OBP: 0.366, SLG: 0.452	0-3 K			0-0 F8		0-0 1B		0-0 1B		4 0 2 0 0 1 0								
Thad Bosley, L (1, 10) Hal McRae, R (8, PH) OBP: 0.352, SLG: 0.462 OBP: 0.429, SLG: 0.583		0-0 6-3		0-0 1B		0-0 F7		0-0 1B	0-0 1-2	3 0 1 0 0 0 1 1 0 1 0 0 0 0								
Frank White, R (1, 4) OBP: 0.307, SLG: 0.376		0-0 F9		0-3 K			0-0 BB 2B 1B	0-3 K		4 1 1 0 0 2 3								
Bo Jackson, R (1, 7) OBP: 0.326, SLG: 0.484		0-0 6-3			0-0 4-3		4-0 BB BB BB BB 1-2 2B BB	0-0 F9		3 1 0 0 1 0 2								
Steve Balboni, R (1, 3) OBP: 0.247, SLG: 0.346			0-3 K		0-0 F6		0-3 K		0-0 6-3	4 0 0 0 0 2 2								
Angel Salazar, R (1, 6) Jorge Orta, L (7, PH) Buddy Biancalana, S (7, 6) OBP: 0.252, SLG: 0.322 OBP: 0.220, SLG: 0.385 OBP: 0.308, SLG: 0.400			0-0 F8		0-0 1B		0-0 F7		0-3 K	2 0 1 0 0 0 0 1 0 0 0 0 0 2 1 0 0 0 0 1 0								
Jamie Quirk, L (1, 2) Juan Beniquez, R (9, PH) OBP: 0.370, SLG: 0.329 OBP: 0.311, SLG: 0.369			0-0 FC6-4 1B		0-0 F7		0-0 1-H 2-H 2B		0-0 6-3	3 0 2 2 0 0 1 1 0 0 0 0 0 0								
Inning Stats	R: 0 E: 0 K: 2 S: 7	H: 0 LOB: 0 BB: 0 P: 7	R: 0 E: 0 K: 0 S: 3	H: 0 LOB: 0 BB: 0 P: 3	R: 0 E: 0 K: 1 S: 6	H: 1 LOB: 1 BB: 0 P: 6	R: 0 E: 0 K: 1 S: 6	H: 1 LOB: 1 BB: 0 P: 6	R: 0 E: 0 K: 0 S: 4	H: 1 LOB: 1 BB: 0 P: 4		R: 2 E: 0 K: 1 S: 7	H: 2 LOB: 1 BB: 1 P: 11	R: 0 E: 0 K: 1 S: 5	H: 0 LOB: 0 BB: 0 P: 5	1B: 7 2B: 1 3B: 0 HR: 0	SF: 0 SAC: 0 DP: 0 HBP: 0	WP: 0 PB: 0 SB: 0 CS: 0
PITCHER	IP WLS BF H R ER SO BB IBB HBP BLK WP HR S P ERA WHIP																	
Bill Wegman, R (1, 1) ERA: 4.07	7.1 W 30 7 2 2 5 1 0 0 0 0 0 0 39 43 2.46 1.091																	
Dan Plesac, L (8, 1) ERA: 0.73	1.2 S 6 1 0 0 2 0 0 0 0 0 0 0 10 10 0.00 0.600																	

Batter	1	2	3	4	5	6	7	8	9	AB	R	H	RBI	BB	SO	LOB
Paul Molitor, R OBP: 0.430, SLG: 0.542 (1, 5)	0-0 1-3		4-0 BB		0-0 F8		0-0 S 1B			3	0	1	0	1	0	0
Robin Yount, R OBP: 0.361, SLG: 0.451 (1, 8)	0-0 6-3		0-0 L5		0-0 CS 1B		0-3 K 1-2			4	0	1	0	0	1	2
Cecil Cooper, L OBP: 0.226, SLG: 0.364 (1, 10)	0-0 E 2B				0-0 K		0-0 E5 1-2		0-0 4-3	4	1	1	0	0	1	1
Rob Deer, R OBP: 0.413, SLG: 0.621 (1, 7)	0-0 E3 PO				0-0 F9		0-0 F7		0-0 1-3	4	0	0	0	0	0	1
Rick Manning, L OBP: 0.266, SLG: 0.320 (9, 9)	2-H									0	0	0	0	0	0	0
Glenn Braggs, R OBP: 0.342, SLG: 0.440 (1, 9)	0-0 PO	0-0 5-3			0-0 K 1B 2B		0-0 F8		4-0 BB	3	1	1	0	1	0	0
Mike Felder, S OBP: 0.167, SLG: 0.167 (8, PR) (9, 7)	1-2									0	0	0	0	0	0	0
Greg Brock, L OBP: 0.331, SLG: 0.448 (1, 3)		0-0 4-3			0-0 1B 1B		0-0 CS 1B		0-0 4-3	4	0	2	1	0	0	1
B.J. Surhoff, L OBP: 0.287, SLG: 0.362 (1, 2)		0-0 4-3			2-H 1B 1B		0-0 L6			3	0	1	0	0	0	1
Jim Gantner, L OBP: 0.348, SLG: 0.409 (1, 4)			0-0 3-1		0-0 1B		0-0 CS 1-2		0-0 1-3	3	0	1	0	0	0	0
Dale Sveum, S OBP: 0.276, SLG: 0.396 (1, 6)			0-3 K		1-2 2-H 1B		0-0 HR		0-3 K	3	1	1	1	0	2	0

Inning Stats	R: 1	H: 1	E: 1	K: 0	S: 4	LOB: 0	BB: 0	P: 4	R: 0	H: 0	E: 0	K: 0	S: 3	LOB: 0	BB: 0	P: 3	R: 0	H: 0	E: 0	K: 1	S: 5	LOB: 1	BB: 1	P: 9	R: 1	H: 4	E: 0	K: 1	S: 8	LOB: 2	BB: 0	P: 8	R: 1	H: 2	E: 1	K: 0	S: 5	LOB: 1	BB: 0	P: 5	R: 0	H: 1	E: 0	K: 0	S: 3	LOB: 0	BB: 0	P: 3	R: 0	H: 1	E: 0	K: 2	S: 8	LOB: 1	BB: 0	P: 8	R: 0	H: 0	E: 0	K: 0	S: 3	LOB: 1	BB: 1	P: 7
--------------	------	------	------	------	------	--------	-------	------	------	------	------	------	------	--------	-------	------	------	------	------	------	------	--------	-------	------	------	------	------	------	------	--------	-------	------	------	------	------	------	------	--------	-------	------	------	------	------	------	------	--------	-------	------	------	------	------	------	------	--------	-------	------	------	------	------	------	------	--------	-------	------

PITCHER	IP	WLS	BF	H	R	ER	SO	BB	IBB	HBP	BLK	WP	HR	S	P	ERA	WHIP
Charlie Leibrandt, L ERA: 2.45 (1, 1)	6.2	L	28	9	3	2	3	1	0	0	0	0	1	33	37	2.70	1.500
Steve Farr, R ERA: 4.41 (7, 1)	1.1		5	0	0	0	1	1	0	0	0	0	0	6	10	0.00	0.750


BOTTOM

Kansas City Royals @ Milwaukee Brewers
Milwaukee County Stadium, Milwaukee, WI

Mon Jun 01 1987, 8:05 PM EDT
 Att. 9,670 - Unknown

AB	31
R	3
H	9
RBI	2
BB	2
SO	4
LOB	6

livebaseballscores.com



WP: 0	PA: 35
PB: 0	SB: 1
CS: 2	

Batter	1	2	3	4	5	6	7	8	9	AB R H RBI BB SO LOB	TOP
Willie Wilson, S (1, 8) OBP: 0.333, SLG: 0.396	0-0 G4-6-3 1B		0-0 1B S 1B		0-0 6-3			0-0 E4 2B		4 1 2 0 0 0 0	Kansas City Royals @ Milwaukee Brewers Milwaukee County Stadium, Milwaukee, WI Tue Jun 02 1987, 8:05 PM EDT Att. 12,240 - Unknown livebaseballscorecards.com
Kevin Seitzer, R (1, 5) OBP: 0.405, SLG: 0.432	0-0 G4-6-3 1-2f		0-3 K		0-0 F9			0-0 2B 1B		4 1 1 0 0 1 2	
Danny Tartabull, R (1, 9) OBP: 0.368, SLG: 0.453	0-0 FC4-6 1B		0-0 2-3 1B		0-0 6-3			0-0 F4		4 0 2 0 0 0 2	
Thad Bosley, L (1, 10) OBP: 0.345, SLG: 0.464	0-0 FC4-6 1-2f		0-0 F8		0-0 6-3			0-0 1-H 2-H 2B		4 0 1 2 0 0 3	
Frank White, R (1, 4) OBP: 0.301, SLG: 0.368		0-0 F4		0-0 F7			0-0 F9	0-0 F4		4 0 0 0 0 0 1	
Juan Beniquez, R (1, 3) OBP: 0.317, SLG: 0.383		0-0 F9		0-0 FC5-4 1B			0-3 K	0-0 2B		4 0 2 0 0 1 0	
Bo Jackson, R (1, 7) OBP: 0.318, SLG: 0.472		0-3 K		0-0 FC5-4 1-2f			0-0 F7	0-0 F7		4 0 0 0 0 1 2	
Angel Salazar, R (1, 6) OBP: 0.245, SLG: 0.314			0-0 F9		0-0 F4		0-0 5-3	0-0 5-3		4 0 0 0 0 0 2	
Jamie Quirk, L (1, 2) OBP: 0.365, SLG: 0.363			0-0 HR		0-0 G3		0-3 K	0-0 F8		4 1 1 1 0 1 1	
Inning Stats	R: 0 H: 2 E: 0 LOB: 1 K: 0 BB: 0 S: 4 P: 4	R: 0 H: 0 E: 0 LOB: 0 K: 1 BB: 0 S: 5 P: 5	R: 1 H: 3 E: 0 LOB: 2 K: 1 BB: 0 S: 8 P: 8	R: 0 H: 1 E: 0 LOB: 1 K: 0 BB: 0 S: 4 P: 4	R: 0 H: 0 E: 0 LOB: 0 K: 0 BB: 0 S: 3 P: 3	R: 0 H: 0 E: 0 LOB: 0 K: 1 BB: 0 S: 5 P: 5	R: 2 H: 2 E: 1 LOB: 1 K: 1 BB: 0 S: 8 P: 8	R: 0 H: 1 E: 0 LOB: 1 K: 0 BB: 0 S: 4 P: 4	1B: 6 SF: 0 2B: 2 SAC: 0 3B: 0 DP: 1 HR: 1 HBP: 0	WP: 0 PA: 36 PB: 0 SB: 1 CS: 0	
PITCHER	IP WLS BF H R ER SO BB IBB HBP BLK WP HR S P ERA WHIP										
Chuck Crim, R (1, 1) ERA: 3.19	6.0 W 23 6 1 1 2 0 0 0 0 0 0 1 27 27 1.50 1.000										
Mark Clear, R (7, 1) ERA: 2.96	3.0 S 13 3 2 0 2 0 0 0 0 0 0 0 17 17 0.00 1.000										

Batter	1	2	3	4	5	6	7	8	9	AB R H RBI BB SO LOB	TOP											
Willie Wilson, S (1, 8) OBP: 0.326, SLG: 0.387	0-0 F7		0-0 F7		0-0 6-3		0-0 F8			4 0 0 0 0 0 1	Kansas City Royals @ Milwaukee Brewers Milwaukee County Stadium, Milwaukee, WI Wed Jun 03 1987, 4:33 AM EDT Att: 17,740 - Unknown livebaseballscorecards.com											
Kevin Seitzer, R (1, 5) OBP: 0.406, SLG: 0.434	0-0 1B		0-0 6-3		0-0 E6 FC5-4		0-0 1B			4 0 2 1 0 0 0												
Danny Tartabull, R (1, 9) OBP: 0.366, SLG: 0.449	0-0 P3		0-0 1B		0-0 FC5-4 1-2f		0-0 F7			4 0 1 0 0 0 3												
Thad Bosley, L (1, 10) OBP: 0.355, SLG: 0.467	0-3 K		0-0 1B		0-0 3-1		0-0 1B			4 0 2 0 0 1 1												
Frank White, R (1, 4) OBP: 0.299, SLG: 0.362		4-0 1B BB	0-0 F9		0-0 6-3		0-0 G5-4-3 1-2f			3 0 0 0 1 0 3												
Juan Beniquez, R (1, 3) OBP: 0.308, SLG: 0.370		0-0 F9		0-0 F7		0-3 K		0-0 5-3		4 0 0 0 0 1 1												
Bo Jackson, R (1, 7) OBP: 0.311, SLG: 0.461		0-3 K		0-3 K		0-3 K		0-3 K		4 0 0 0 0 4 1												
Angel Salazar, R (1, 6) OBP: 0.252, SLG: 0.325		0-0 1B		0-0 5-3		0-0 2B		0-3 K		4 1 2 0 0 1 0												
Jamie Quirk, L (1, 2) OBP: 0.364, SLG: 0.373 Hal McRae, R (9, PH) OBP: 0.414, SLG: 0.560		0-0 F7		0-0 G3		0-0 1B 2B		0-0 F4		3 1 1 1 0 0 2 1 0 0 0 0 0 0												
Inning Stats	R: 0 E: 0 K: 1 S: 6	H: 1 LOB: 1 BB: 0 P: 6	R: 0 E: 0 K: 1 S: 6	H: 1 LOB: 2 BB: 1 P: 10	R: 0 E: 0 K: 0 S: 5	H: 2 LOB: 2 BB: 0 P: 5	R: 0 E: 0 K: 1 S: 5	H: 0 LOB: 0 BB: 0 P: 5	R: 0 E: 1 K: 0 S: 4	H: 0 LOB: 1 BB: 0 P: 4	R: 0 E: 0 K: 1 S: 5	H: 0 LOB: 0 BB: 0 P: 5	R: 2 E: 0 K: 1 S: 8	H: 3 LOB: 1 BB: 0 P: 8	R: 0 E: 0 K: 0 S: 3	H: 1 LOB: 0 BB: 0 P: 3	R: 0 E: 0 K: 2 S: 7	H: 0 LOB: 0 BB: 0 P: 7	1B: 6 2B: 2 3B: 0 HR: 0	SF: 0 SAC: 0 DP: 1 HBP: 0	WP: 1 PB: 0 SB: 0 CS: 0	PA: 36
PITCHER	IP WLS BF H R ER SO BB IBB HBP BLK WP HR S P ERA WHIP																					
Len Barker, R (1, 1) ERA: 5.4	5.0 W 21 4 0 0 3 1 0 0 0 0 0 0 26 30 0.00 1.000																					
Chris Bosio, R (6, 1) ERA: 5.23	3.0 12 4 2 2 2 0 0 0 0 1 0 16 16 6.00 1.333																					
Dan Plesac, L (9, 1) ERA: 0.7	1.0 S 3 0 0 0 2 0 0 0 0 0 0 7 7 0.00 0.000																					

Kansas City Royals @ Milwaukee Brewers
Milwaukee County Stadium, Milwaukee, WI

Wed Jun 03 1987, 4:33 AM EDT
 Att: 17,740 - Unknown

AB	35
R	2
H	8
RBI	2
BB	1
SO	7
LOB	12



Batter	1	2	3	4	5	6	7	8	9
Mike Felder, S (1, 7) OBP: 0.174, SLG: 0.174	0-0 6-3	0-0 L6		0-0 F7		0-0 1B		0-0 1-3	
Robin Yount, R (1, 8) OBP: 0.379, SLG: 0.466	4-0 BB	0-0 2B		0-0 5-3		0-0 1B			
Cecil Cooper, L (1, 10) OBP: 0.263, SLG: 0.414	4-0 BB	0-0 2B			0-0 4-3	0-0 F7			
Greg Brock, L (1, 3) OBP: 0.331, SLG: 0.435	4-0 BB	0-0 4-3			0-3 K		0-0 F6		
B.J. Surhoff, L (1, 2) OBP: 0.286, SLG: 0.351	0-0 G4-6-3		0-0 3-1		4-0 BB		0-0 L1		
Rick Manning, L (1, 9) OBP: 0.344, SLG: 0.370		0-0 1B	4-0 BB		0-0 4-3		4-0 BB		
Jim Gantner, L (1, 5) OBP: 0.353, SLG: 0.408		0-0 1B	0-0 F9		0-0 F4		0-3 K		
Juan Castillo, S (1, 4) OBP: 0.361, SLG: 0.415		0-0 SH1-3	0-3 K			0-0 F7		0-0 F7	
Dale Sveum, S (1, 6) OBP: 0.285, SLG: 0.392		0-0 1B		0-3 K		0-0 F4		0-3 K	

Inning Stats	R: 0	H: 0	E: 0	K: 0	S: 2	R: 4	H: 0	E: 0	K: 0	S: 8	R: 4	H: 5	E: 0	K: 0	S: 8	R: 0	H: 0	E: 0	K: 1	S: 5	R: 0	H: 1	E: 0	K: 1	S: 6	R: 0	H: 2	E: 0	K: 0	S: 5	R: 0	H: 0	E: 0	K: 1	S: 5	R: 0	H: 0	E: 0	K: 1	S: 5	R: 0	H: 0	E: 0	K: 1	S: 5
	LOB: 2	BB: 3	P: 14	LOB: 1	BB: 0	P: 8	LOB: 0	BB: 0	P: 5	LOB: 2	BB: 1	P: 10	LOB: 2	BB: 0	P: 5	LOB: 1	BB: 1	P: 9	LOB: 0	BB: 0	P: 5	LOB: 2	BB: 1	P: 10	LOB: 1	BB: 1	P: 9	LOB: 0	BB: 0	P: 5	LOB: 0	BB: 0	P: 5	LOB: 0	BB: 0	P: 5	LOB: 0	BB: 0	P: 5	LOB: 0	BB: 0	P: 5			

BOTTOM

Kansas City Royals @ Milwaukee Brewers
Milwaukee County Stadium, Milwaukee, WI

Wed Jun 03 1987, 4:33 AM EDT
Att. 17,740 - Unknown

AB R H RBI BB SO LOB

5	0	1	0	0	0	1
3	1	2	0	1	0	0
3	0	2	2	1	0	2
3	0	0	0	1	1	2
3	0	0	0	1	0	3
2	1	1	0	2	0	2
4	1	1	1	0	1	4
3	0	0	0	0	1	1
4	1	1	1	0	2	0

AB 30
R 4
H 8
RBI 4
BB 6
SO 5
LOB 15



WP: 0 PA: 37
PB: 0
SB: 3
CS: 0

PITCHER	IP	WLS	BF	H	R	ER	SO	BB	IBB	HBP	BLK	WP	HR	S	P	ERA	WHIP
Mark Gubicza, R (1, 1) ERA: 4.57	6.2	L	33	8	4	4	3	6	0	0	0	0	0	33	57	5.40	2.100
Jerry Don Gleaton, L (7, 1) ERA: 5.87	1.1		4	0	0	0	2	0	0	0	0	0	0	8	8	0.00	0.000

Batter	1	2	3	4	5	6	7	8	9	AB R H RBI BB SO LOB	TOP
Rickey Henderson, R (1, 7) OBP: 0.447, SLG: 0.582 Claudell Washington, L (8, PR) OBP: 0.354, SLG: 0.500	4-0 BB G4-6-3			0-0 6-3		0-0 4-3		4-0 BB 1-3		2 0 0 0 2 0 1 0 0 0 0 0 0 0	
Willie Randolph, R (1, 4) OBP: 0.404, SLG: 0.437	0-0 F3			4-0 1B BB		0-0 1B 2B		0-0 F9		3 1 1 1 1 0 2	
Don Mattingly, L (1, 3) OBP: 0.390, SLG: 0.485 Dan Pasqua, L (6, 3) OBP: 0.336, SLG: 0.357	0-0 G4-6-3 1-2f			0-0 1B G6-4-3		0-0 1B FC6-4		0-0 1-3 1-2		3 0 2 1 0 0 1 1 0 0 0 0 0 1	
Dave Winfield, R (1, 9) OBP: 0.377, SLG: 0.487				0-0 G6-4-3 1-2f		0-0 FC6-4 1-2f		0-0 G1-4-3		4 0 0 0 0 0 5	
Gary Ward, R (1, 8) OBP: 0.327, SLG: 0.448										4 0 0 0 0 2 0	
Ron Kittle, R (1, 10) OBP: 0.338, SLG: 0.516										4 1 2 0 0 2 0	
Lenn Sakata, R (1, 5) OBP: 0.294, SLG: 0.438 Mike Pagliarulo, L (9, PH) OBP: 0.304, SLG: 0.426										3 0 0 0 0 0 2 1 0 0 0 0 0 0	
Rick Cerone, R (1, 2) OBP: 0.313, SLG: 0.271										2 1 2 1 1 0 0	
Bobby Meacham, S (1, 6) OBP: 0.222, SLG: 0.250										3 0 0 0 0 2 3	
Inning Stats	R: 0 H: 0 E: 0 LOB: 0 K: 0 BB: 1 S: 2 P: 6	R: 0 H: 0 E: 0 LOB: 0 K: 2 BB: 0 S: 7 P: 7	R: 0 H: 0 E: 0 LOB: 0 K: 0 BB: 1 S: 2 P: 6	R: 0 H: 1 E: 0 LOB: 1 K: 0 BB: 1 S: 3 P: 7	R: 0 H: 1 E: 0 LOB: 0 K: 0 BB: 0 S: 3 P: 3	R: 2 H: 3 E: 1 LOB: 1 K: 1 BB: 0 S: 8 P: 8	R: 1 H: 2 E: 0 LOB: 1 K: 1 BB: 0 S: 7 P: 7	R: 0 H: 0 E: 0 LOB: 2 K: 0 BB: 1 S: 3 P: 7	R: 0 H: 0 E: 0 LOB: 0 K: 2 BB: 0 S: 7 P: 7	1B: 6 SF: 0 2B: 1 SAC: 0 3B: 0 DP: 4 HR: 0 HBP: 0	WP: 0 PA: 34 PB: 0 SB: 0 CS: 0
PITCHER	IP WLS BF H R ER SO BB IBB HBP BLK WP HR S P ERA WHIP										
Teddy Higuera, L (1, 1) ERA: 4.87	8.0 W 31 7 3 3 4 4 0 0 0 0 0 0 35 51 3.38 1.375										
Mark Clear, R (9, 1) ERA: 2.84	1.0 3 0 0 0 2 0 0 0 0 0 0 0 7 7 0.00 0.000										

New York Yankees @ Milwaukee Brewers
Milwaukee County Stadium, Milwaukee, WI

Thu Jun 04 1987, 8:05 PM EDT
 Att: 23,093 - Unknown

AB	30
R	3
H	7
RBI	3
BB	4
SO	6
LOB	15



Batter	1	2	3	4	5	6	7	8	9
Paul Molitor, R (1, 5) <small>OBP: 0.425, SLG: 0.549</small> Juan Castillo, S (5, PR) <small>OBP: 0.358, SLG: 0.411</small> (6, 4)	0-0 1-3		0-0 F8		0-0 E 1B 2B	0-0 F9			
Robin Yount, R (1, 8) <small>OBP: 0.372, SLG: 0.456</small>	0-0 F9			0-0 F3	0-0 E1 1B 2B		0-3 K		
Cecil Cooper, L (1, 10) <small>OBP: 0.263, SLG: 0.409</small>	0-0 G3			0-0 2-3	0-0 2B 1B		0-3 K		
Rob Deer, R (1, 7) <small>OBP: 0.409, SLG: 0.664</small> Mike Felder, S (8, 7) <small>OBP: 0.174, SLG: 0.174</small>		0-0 HR		0-0 HR	0-3 K		0-0 4-3		
Greg Brock, L (1, 3) <small>OBP: 0.330, SLG: 0.436</small>		0-0 G3		0-0 4-3	1-H 2-H 1B 2B		0-0 4-3		
Glenn Braggs, R (1, 9) <small>OBP: 0.343, SLG: 0.437</small> Rick Manning, L (6, 9) <small>OBP: 0.333, SLG: 0.357</small>		0-0 F7			K		0-0 4-3		
B.J. Surhoff, L (1, 2) <small>OBP: 0.294, SLG: 0.350</small>		0-0 CS 1B			E 2B BB		0-0 4-3		
Jim Gantner, L (1, 4) <small>OBP: 0.352, SLG: 0.406</small> (6, 5)		0-0 CS	0-0 CS 1B		0-0 E9 2B	0-0 4-3			
Dale Sveum, S (1, 6) <small>OBP: 0.286, SLG: 0.396</small>			0-3 K		0-0 1-H 2-H 2B 2B	0-3 K			

AB	R	H	RBI	BB	SO	LOB
3	0	1	1	0	0	0
1	1	0	0	0	0	0
4	1	0	0	0	1	1
4	1	1	1	0	1	0
4	2	2	2	0	1	2
0	0	0	0	0	0	0
4	1	1	2	0	0	0
3	0	1	1	0	1	0
1	0	0	0	0	0	0
3	1	1	0	1	0	2
3	1	1	0	0	0	1
3	1	1	2	0	2	1

BOTTOM

New York Yankees @ Milwaukee Brewers
 Milwaukee County Stadium, Milwaukee, WI
 Thu Jun 04 1987, 8:05 PM EDT
 Att. 23,093 - Unknown

livebaseballscorecards.com

AB	33
R	9
H	9
RBI	9
BB	1
SO	6
LOB	7



Inning Stats	R: 0	H: 0	E: 0	K: 0	S: 3	R: 1	H: 2	E: 0	K: 0	S: 4	R: 0	H: 1	E: 0	K: 1	S: 5	R: 1	H: 1	E: 0	K: 0	S: 4	R: 7	H: 5	E: 2	K: 2	S: 14	R: 0	H: 0	E: 0	K: 1	S: 5	R: 0	H: 0	E: 0	K: 2	S: 7	R: 0	H: 0	E: 0	K: 0	S: 3
	LOB: 0	BB: 0	P: 3	LOB: 0	BB: 0	P: 4	LOB: 0	BB: 0	P: 5	LOB: 0	BB: 0	P: 4	LOB: 2	BB: 1	P: 18	LOB: 0	BB: 0	P: 5	LOB: 0	BB: 0	LOB: 0	BB: 0	P: 3	LOB: 0	BB: 0	LOB: 0	BB: 0	P: 3	LOB: 0	BB: 0	LOB: 0	BB: 0	P: 3	LOB: 0	BB: 0	LOB: 0	BB: 0	P: 3		

PITCHER	IP	WLS	BF	H	R	ER	SO	BB	IBB	HBP	BLK	WP	HR	S	P	ERA	WHIP
Joe Niekro, R (1, 1) <small>ERA: 3.55</small>	4.1	L	20	6	8	6	2	1	0	0	0	0	2	23	27	12.46	1.615
Bob Shirley, L (5, 1) <small>ERA: 4.5</small>	3.2		14	3	1	0	4	0	0	0	0	0	0	22	22	0.00	0.818

WP	PA	3B	DP	CS
0	35	0	0	2

Batter	1	2	3	4	5	6	7	8	9	AB R H RBI BB SO LOB	TOP											
Claudell Washington, L OBP: 0.341, SLG: 0.470 (1, 8)	0-0 4-3	4-0 1B BB		0-0 F8	0-0 E4 1B	0-0 4-3		0-3 K		5 1 0 1 1 1 1												
Willie Randolph, R OBP: 0.414, SLG: 0.442 Bobby Meacham, S OBP: 0.273, SLG: 0.300 (6, PH)	4-0 1B BB	0-0 1B		4-0 1B BB	0-0 2B 1B	0-0 FC6-4 1B		0-3 K		2 3 2 2 2 0 0 2 0 1 0 0 1 0												
Gary Ward, R OBP: 0.329, SLG: 0.452 Henry Cotto, R OBP: 0.188, SLG: 0.438 (1, 7)	0-0 F7	0-3 K		0-0 1B 2B 1B	0-0 1B BB 2B	0-0 FC6-4		0-0 F8		5 2 2 1 0 1 5 1 0 0 0 0 0 0												
Ron Kittle, R OBP: 0.338, SLG: 0.500 (1, 10)	0-0 2B 1-2 1B			0-0 F9	0-0 2B 1-3 1B 1B	0-3 K		0-0 F8		6 1 2 1 0 1 2												
Dave Winfield, R OBP: 0.384, SLG: 0.515 (1, 9)	0-0 1-3 2-H 2B			0-0 4-3	0-0 E 1-3 2B	4-0 BB 1B SF8 IBB		0-0 HR		5 3 3 3 1 1 0												
Mike Pagliarulo, L OBP: 0.311, SLG: 0.428 (1, 5)	0-0 1-3			4-0 BB	0-0 E6 1-2 2-3 1B	0-0 SF8 BB 1-2 2-3 1B		0-0 F9		4 0 2 1 1 0 2												
Dan Pasqua, L OBP: 0.331, SLG: 0.346 (1, 3)				0-3 K	0-3 K	0-3 K		0-0 3-1		4 0 0 1 1 3 2												
Rick Cerone, R OBP: 0.318, SLG: 0.324 (1, 2)				0-0 F5		0-0 HR		0-0 6-3		4 2 2 2 0 0 0												
Wayne Tolleson, S OBP: 0.346, SLG: 0.302 (1, 6)				4-0 1B BB BB	0-3 K	0-0 K		0-3 K		4 1 1 0 1 3 2												
Inning Stats	R: 1 E: 0 K: 0 S: 5	H: 2 LOB: 2 BB: 1 P: 9	R: 0 E: 0 K: 2 S: 8	H: 1 LOB: 3 BB: 2 P: 16	R: 0 E: 0 K: 1 S: 5	H: 0 LOB: 1 BB: 1 P: 9	R: 5 E: 1 K: 2 S: 12	H: 5 LOB: 1 BB: 1 P: 16	R: 6 E: 1 K: 2 S: 13	H: 5 LOB: 2 BB: 2 P: 21	R: 0 E: 0 K: 0 S: 4	H: 1 LOB: 1 BB: 0 P: 4	R: 1 E: 0 K: 0 S: 4	H: 1 LOB: 0 BB: 0 P: 4	R: 0 E: 0 K: 3 S: 9	H: 0 LOB: 0 BB: 0 P: 9	R: 0 E: 0 K: 1 S: 5	H: 0 LOB: 0 BB: 0 P: 5	1B: 10 2B: 3 3B: 0 HR: 2	SF: 1 SAC: 0 DP: 0 HBP: 0	WP: 0 PB: 0 SB: 0 CS: 0	PA: 50
PITCHER	IP WLS BF H R ER SO BB IBB HBP BLK WP HR S P ERA WHIP																					
Juan Nieves, L ERA: 4.64 (1, 1)	3.2 L 22 6 5 5 4 5 0 0 0 0 0 1 25 45 12.27 3.000																					
John Henry Johnson, L ERA: 11.91 (4, 1)	0.2 12 7 7 5 2 1 1 0 0 0 0 0 14 22 67.50 12.000																					
Jay Aldrich, R ERA: 3.38 (5, 1)	2.2 10 2 1 1 1 0 0 0 0 0 0 1 12 12 3.38 0.750																					
Chris Bosio, R ERA: 4.93 (8, 1)	2.0 6 0 0 0 0 4 0 0 0 0 0 0 14 14 0.00 0.000																					

New York Yankees @ Milwaukee Brewers
Milwaukee County Stadium, Milwaukee, WI
 Fri Jun 05 1987, 8:05 PM EDT
 Att: 36,951 - Unknown

AB	42
R	13
H	15
RBI	12
BB	7
SO	11
LOB	14



WP: 0	PA: 50
-------	--------

ERA	WHIP
-----	------

livebaseballscorecards.com

Batter	1	2	3	4	5	6	7	8	9	AB R H RBI BB SO LOB	TOP
Claudell Washington, L OBP: 0.337, SLG: 0.453 (1, 8) BB	4-0 SH1-3 BB		0-0 F8		0-0 3-1			0-0 F9		3 0 0 0 1 0 1	
Willie Randolph, R OBP: 0.413, SLG: 0.446 (1, 4) X	0-0 SH1-3 1-2		0-0 F6			0-0 L4		0-0 1B 2B		3 1 1 0 0 0 0	
Dan Pasqua, L OBP: 0.331, SLG: 0.341 (1, 3) Henry Cotto, R OBP: 0.176, SLG: 0.412 (8, PH) (8, 7)	0-0 F5		4-0 BB			0-0 F7		0-0 F2		2 0 0 0 1 0 1 1 0 0 0 0 0 2	
Gary Ward, R OBP: 0.327, SLG: 0.448 (1, 7) (8, 3)	0-0 4-3		0-3 K			0-0 6-3		0-0 HR 1B		4 1 1 2 0 1 2	
Dave Winfield, R OBP: 0.386, SLG: 0.530 (1, 9)		0-0 HR 1B		0-0 6-3			0-0 F7	0-0 HR 1B		4 2 2 2 0 0 0	
Mike Pagliarulo, L OBP: 0.305, SLG: 0.418 (1, 5)		0-3 K		0-3 K			0-0 4-3	0-3 K		4 0 0 0 0 3 1	
Ron Kittle, R OBP: 0.358, SLG: 0.554 (1, 10) Bobby Meacham, S OBP: 0.273, SLG: 0.300 (9, PR)		0-0 HR		0-0 G3			0-0 1B		0-0 CS WP 1B	4 1 3 2 0 0 0 0 0 0 0 0 0 0	AB 33 R 6 H 8 RBI 6 BB 2 SO 5 LOB 11
Rick Cerone, R OBP: 0.303, SLG: 0.308 (1, 2)		0-0 F9			0-0 F4		0-0 F8		0-0 1-3	4 0 0 0 0 0 2	
Wayne Tolleson, S OBP: 0.344, SLG: 0.301 (1, 6)		0-0 1-3			0-0 4-3			0-0 2B 1B 1B	0-3 K 2-3	4 1 1 0 0 1 2	
Inning Stats	R: 0 H: 0 E: 0 LOB: 1 K: 0 BB: 1 S: 3 P: 7	R: 2 H: 2 E: 0 LOB: 0 K: 1 BB: 0 S: 7 P: 7	R: 0 H: 0 E: 0 LOB: 1 K: 1 BB: 1 S: 5 P: 9	R: 0 H: 0 E: 0 LOB: 0 K: 1 BB: 0 S: 5 P: 5	R: 0 H: 0 E: 0 LOB: 0 K: 0 BB: 0 S: 3 P: 3	R: 0 H: 0 E: 0 LOB: 0 K: 0 BB: 0 S: 3 P: 3	R: 0 H: 1 E: 0 LOB: 1 K: 0 BB: 0 S: 4 P: 4	R: 4 H: 4 E: 0 LOB: 0 K: 1 BB: 0 S: 9 P: 9	R: 0 H: 1 E: 0 LOB: 1 K: 1 BB: 0 S: 5 P: 5	1B: 5 SF: 0 2B: 1 SAC: 1 3B: 0 DP: 0 HR: 2 HBP: 0	WP: 1 PA: 36 PB: 0 SB: 0 CS: 1
PITCHER Bill Wegman, R ERA: 4.15 (1, 1) Dan Plesac, L ERA: 1.32 (8, 1)	IP WLS BF H R ER SO BB IBB HBP BLK WP HR S P ERA WHIP 7.1 0 29 5 4 4 3 2 0 0 0 0 1 33 41 4.91 0.955 1.2 W 7 3 2 2 2 0 0 0 0 1 1 11 11 10.80 1.800										

New York Yankees @ Milwaukee Brewers
Milwaukee County Stadium, Milwaukee, WI
 Sat Jun 06 1987, 8:05 PM EDT
 Att: 52,366 - Unknown

livebaseballscorecards.com



Batter	1	2	3	4	5	6	7	8	9	AB	R	H	RBI	BB	SO	LOB
Paul Molitor, R OBP: 0.412, SLG: 0.545 (1, 5)	0-0 HR		0-3 K		4-0 1B 1B BB		0-0 F9	0-0 F8		4	2	1	1	1	1	1
Robin Yount, R OBP: 0.370, SLG: 0.455 (1, 8)	0-3 K		0-0 L4		0-0 WP 1B 1B		0-0 FC4-6 1B		0-3 K	5	0	2	0	0	2	0
Cecil Cooper, L OBP: 0.274, SLG: 0.411 (1, 10)	0-0 2B 1B		0-0 F7		0-0 FC6 WP 1B		0-0 FC4-6		0-0 1-3 1B 1B	5	1	3	2	0	0	1
Rob Deer, R OBP: 0.397, SLG: 0.635 (1, 7)	0-0 F5			4-0 2B BB	0-0 FC6 S		0-3 K		0-0 1B 1-3 1B	3	1	0	0	1	1	4
Mike Felder, S OBP: 0.208, SLG: 0.208 (8, 7)					1-3 2-3					1	0	1	0	0	0	0
Greg Brock, L OBP: 0.326, SLG: 0.434 (1, 3)	0-0 1-3 2B			0-0 F9	0-0 F5			0-0 2B SF8 1B	0-0 1-3	5	1	2	0	0	0	5
Glenn Braggs, R OBP: 0.343, SLG: 0.434 (1, 9)	0-0 L4		0-3 K	0-3 K	0-3 K			0-0 1B 2B	4-0 1B IBB	4	1	1	0	1	2	5
B.J. Surhoff, L OBP: 0.298, SLG: 0.365 (1, 2)		0-0 4-3		0-0 1-H 2B		0-0 L3		0-0 SF8	0-0 1-2 2-3 3-H	4	0	2	3	0	0	0
Jim Gantner, L OBP: 0.339, SLG: 0.389 (1, 4)		0-0 4-3		0-0 F7		0-0 F9		0-3 K		4	0	0	0	0	1	2
Dale Sveum, S OBP: 0.293, SLG: 0.397 (1, 6)		0-0 3-1			4-0 1B 1B BB	0-3 K		0-0 2-H 1B		3	1	1	1	1	1	0

Inning Stats	R: 1	H: 3	E: 0	K: 1	S: 8	H: 3	LOB: 2	BB: 0	P: 8	R: 0	H: 0	E: 0	K: 0	S: 3	R: 0	H: 0	E: 0	K: 1	S: 5	R: 1	H: 1	E: 0	K: 1	S: 6	R: 2	H: 2	E: 0	K: 1	S: 7	R: 0	H: 0	E: 0	K: 1	S: 5	R: 0	H: 1	E: 0	K: 1	S: 6	R: 2	H: 3	E: 0	K: 1	S: 8	R: 1	H: 3	E: 0	K: 1	S: 7	1B: 9	2B: 3	3B: 0	HR: 1	SF: 1	SAC: 0	DP: 0	HBP: 0
--------------	------	------	------	------	------	------	--------	-------	------	------	------	------	------	------	------	------	------	------	------	------	------	------	------	------	------	------	------	------	------	------	------	------	------	------	------	------	------	------	------	------	------	------	------	------	------	------	------	------	------	-------	-------	-------	-------	-------	--------	-------	--------

PITCHER	IP	WLS	BF	H	R	ER	SO	BB	IBB	HBP	BLK	WP	HR	S	P	ERA	WHIP
Charles Hudson, R ERA: 3.74 (1, 1)	4.0		21	6	4	4	3	3	0	0	0	0	1	24	36	9.00	2.250
Tim Stoddard, R ERA: 3.0 (5, 1)	3.0		10	1	0	0	3	0	0	0	0	1	0	16	16	0.00	0.333
Dave Righetti, L ERA: 4.59 (8, 1)	1.2	L	12	6	3	3	2	0	1	0	0	0	0	15	19	16.20	3.600


BOTTOM

New York Yankees @ Milwaukee Brewers
Milwaukee County Stadium, Milwaukee, WI

Sat Jun 06 1987, 8:05 PM EDT
Att. 52,366 - Unknown

AB	38
R	7
H	13
RBI	7
BB	4
SO	8
LOB	18

WP: 1 PA: 43
PB: 0
SB: 1
CS: 0



PITCHER	IP	WLS	BF	H	R	ER	SO	BB	IBB	HBP	BLK	WP	HR	S	P	ERA	WHIP
---------	----	-----	----	---	---	----	----	----	-----	-----	-----	----	----	---	---	-----	------

New York Yankees @ Milwaukee Brewers
 Milwaukee County Stadium, Milwaukee, WI

Sun Jun 07 1987, 4:33 AM EDT
 Att: 52,770 - Unknown

AB	36
R	5
H	11
RBI	4
BB	3
SO	9
LOB	16



Batter	1	2	3	4	5	6	7	8	9	AB R H RBI BB SO LOB
Claudell Washington, L OBP: 0.340, SLG: 0.462 (1, 8) X	0-0 4-3		0-0 F8		0-0 E9 6-3 2B	0-0 1B			0-3 K 1-2	5 1 2 2 0 1 1
Willie Randolph, R OBP: 0.417, SLG: 0.444 (1, 4) X	0-0 G6-4-3 1B		4-0 G4-3 BB		0-0 6-3	0-3 K			4-0 CS BB	3 0 1 1 2 1 2
Dave Winfield, R OBP: 0.378, SLG: 0.517 (1, 9) X	0-0 G6-4-3 1-2f		0-0 G4-3 1-2f		0-0 E6				0-3 K 1-2 2-3	5 0 0 0 0 1 4
Gary Ward, R OBP: 0.321, SLG: 0.440 (1, 7)		0-0 L6		0-3 K	0-0 F8				0-0 F6	4 0 0 0 0 1 1
Ron Kittle, R OBP: 0.353, SLG: 0.538 (1, 10)		0-0 1B 1B		0-0 4-3		0-0 5-3			0-3 K	4 1 1 0 0 1 0
Mike Pagliarulo, L OBP: 0.314, SLG: 0.425 (1, 5)		0-0 1B 1B		0-0 FC4-6 1B		0-0 2B 1B			0-0 G3	4 1 3 0 0 0 0
Dan Pasqua, L OBP: 0.335, SLG: 0.353 (1, 3)		0-0 1B		0-0 FC4-6 1-2f		0-0 1B 2B			0-3 K	4 1 2 1 0 1 1
Joel Skinner, R OBP: 0.205, SLG: 0.265 (1, 2)		0-3 K			0-0 F9	4-0 1B BB			0-3 K	3 0 0 0 1 2 2
Wayne Tolleson, S OBP: 0.347, SLG: 0.305 (1, 6)		0-0 F7			0-0 2B E 1B	0-3 K			0-0 CS S 1B	4 1 2 0 0 1 5

Inning Stats	R: 0	H: 1	E: 0	K: 0	S: 3	P: 3	R: 1	H: 3	E: 0	K: 1	S: 8	P: 8	R: 0	H: 0	E: 0	K: 0	S: 2	P: 6	R: 2	H: 2	E: 2	K: 0	S: 6	P: 6	R: 2	H: 3	E: 0	K: 2	S: 10	P: 14	R: 0	H: 0	E: 0	K: 1	S: 5	P: 5	R: 0	H: 0	E: 0	K: 2	S: 7	P: 7	R: 0	H: 1	E: 0	K: 2	S: 7	P: 11	1B: 9	2B: 2	3B: 0	HR: 0	SF: 0	SAC: 0	DP: 2	HBP: 0	WP: 0	PA: 39
--------------	------	------	------	------	------	------	------	------	------	------	------	------	------	------	------	------	------	------	------	------	------	------	------	------	------	------	------	------	-------	-------	------	------	------	------	------	------	------	------	------	------	------	------	------	------	------	------	------	-------	-------	-------	-------	-------	-------	--------	-------	--------	-------	--------

PITCHER	IP	WLS	BF	H	R	ER	SO	BB	IBB	HBP	BLK	WP	HR	S	P	ERA	WHIP
Chuck Crim, R ERA: 3.59 (1, 1)	5.1	L	25	9	5	4	2	1	0	0	0	0	0	28	32	6.75	1.875
Chris Bosio, R ERA: 4.58 (6, 1)	2.2		10	1	0	0	5	1	0	0	0	0	0	19	23	0.00	0.750
Mark Clear, R ERA: 2.73 (9, 1)	1.0		4	1	0	0	2	1	0	0	0	0	0	7	11	0.00	2.000

PITCHER	IP	WLS	BF	H	R	ER	SO	BB	IBB	HBP	BLK	WP	HR	S	P	ERA	WHIP
---------	----	-----	----	---	---	----	----	----	-----	-----	-----	----	----	---	---	-----	------

Batter	1	2	3	4	5	6	7	8	9
Lou Whitaker, L (1, 4) OBP: 0.335, SLG: 0.434	0-0 2B 1B	0-0 F7			0-3 K	0-0 6-3		0-0 1B 1B	
Bill Madlock, R (1, 3) OBP: 0.344, SLG: 0.452	0-0 1B 2B		0-0 P3		0-0 1B 2B 1B	0-0 1B		0-0 BB 1B 6-3 1B	
Kirk Gibson, L (1, 7) OBP: 0.369, SLG: 0.463	0-0 2-3 1B		0-3 K		0-0 2B FC6-5 1B	0-0 4-3		0-0 1-2 6-3 BB 1B	
Alan Trammell, R (1, 6) OBP: 0.400, SLG: 0.503	0-3 K2-3 1-2		0-3 K		0-0 FC6-5 1-3 2-H 2B		0-0 FC4-6 1B	0-3 K	
Larry Herndon, R (1, 10) OBP: 0.370, SLG: 0.512 Johnny Grubb, L (7, PH) OBP: 0.290, SLG: 0.143	0-0 F4			0-0 HR	0-0 FC6-5 BB		0-0 FC4-6 2B 1-2f	4-0 6-3 BB	
Chet Lemon, R (1, 8) OBP: 0.386, SLG: 0.472	0-3 K			0-0 F9	0-0 F8		0-0 1-3 2B	0-0 6-3	
Mike Heath, R (1, 2) OBP: 0.387, SLG: 0.516		0-0 F6		0-0 F2	0-0 F8		0-0 F2	4-0 BB	
Terry Harper, R (1, 9) OBP: 0.305, SLG: 0.373 Pat Sheridan, L (6, PH) OBP: 0.349, SLG: 0.394 (7, 9)		4-0 BB		0-3 K		4-0 SH3 WP 1B BB	4-0 BB	0-0 F6	
Tom Brookens, R (1, 5) OBP: 0.331, SLG: 0.450		0-3 K			0-0 1B 1B	0-0 SH3	0-0 F9		

Inning Stats	R: 1 E: 0 K: 2 S: 10	H: 3 LOB: 2 BB: 0 P: 10	R: 0 E: 0 K: 1 S: 5	H: 0 LOB: 1 BB: 1 P: 9	R: 0 E: 0 K: 2 S: 7	H: 0 LOB: 0 BB: 0 P: 7	R: 1 E: 0 K: 1 S: 6	H: 1 LOB: 0 BB: 0 P: 6	R: 3 E: 0 K: 1 S: 9	H: 4 LOB: 2 BB: 1 P: 13	R: 1 E: 0 K: 0 S: 4	H: 1 LOB: 1 BB: 1 P: 8	R: 0 E: 0 K: 0 S: 5	H: 2 LOB: 3 BB: 1 P: 9	R: 2 E: 0 K: 1 S: 8	H: 3 LOB: 3 BB: 2 P: 16
--------------	-------------------------------	----------------------------------	------------------------------	---------------------------------	------------------------------	---------------------------------	------------------------------	---------------------------------	------------------------------	----------------------------------	------------------------------	---------------------------------	------------------------------	---------------------------------	------------------------------	----------------------------------

PITCHER	IP	WLS	BF	H	R	ER	SO	BB	IBB	HBP	BLK	WP	HR	S	P	ERA	WHIP
Teddy Higuera, L (1, 1) ERA: 5.1	5.0	L	25	8	5	5	7	2	0	0	0	0	1	37	45	9.00	2.000
Jay Aldrich, R (6, 1) ERA: 4.5	1.1		8	3	1	1	0	1	0	0	0	1	0	7	11	6.75	3.000
Mark Clear, R (7, 1) ERA: 3.21	1.2		11	3	2	2	1	3	0	0	0	0	0	10	22	10.80	3.600


BOTTOM

Milwaukee Brewers @ Detroit Tigers
Tiger Stadium, Detroit, MI
Tue Jun 09 1987, 7:05 PM EDT
Att. 16,645 - Unknown

AB	R	H	RBI	BB	SO	LOB
5	2	2	0	0	1	3
5	2	4	2	0	0	0
5	1	3	2	0	1	1
5	0	2	1	0	3	4
3	1	1	2	0	0	3
1	0	0	0	1	0	1
4	0	1	1	1	1	4
4	0	0	0	1	0	4
1	0	0	0	1	1	0
1	1	0	0	2	0	3
3	1	1	0	0	1	4

AB	37
R	8
H	14
RBI	8
BB	6
SO	8
LOB	27

WP: 1 PA: 44
PB: 0
SB: 1
CS: 0



1B	2B	3B	HR	SF	SAC	DP	HBP	WP	HR	S	P	ERA	WHIP
10	3	0	1	0	0	0	0	1	0	0	0	9.00	2.000
3	0	0	0	0	0	0	0	0	0	0	0	6.75	3.000
0	0	0	0	0	0	0	0	0	0	0	0	10.80	3.600

Batter	1	2	3	4	5	6	7	8	9	AB R H RBI BB SO LOB	TOP					
Mike Felder, S OBP: 0.313, SLG: 0.375 (1, 8) X	0-0 S 1B	0-0 1-H 2-H 3B		0-0 1-2 CS	0-0 F6		0-0 1B SH BB 1B	0-0 FC4-6 1B	0-0 BB 1B	6 1 5 2 0 0 0						
Rick Manning, L OBP: 0.375, SLG: 0.364 (1, 9) S S S S (7, 7)	0-3 K 1-2	4-0 BB			4-0 BB BB		0-0 SH BB HBP 1B	0-0 FC4-6 BB 5-3 1B	0-0 BB 1B	3 2 1 0 2 1 2						
Cecil Cooper, L OBP: 0.279, SLG: 0.411 (1, 10) B B B B	4-0 BB	0-0 4-3			0-0 F5		0-0 1-3 1B	0-0 5-3	4-0 1-2 2-3 BB	4 0 1 0 2 0 4						
Rob Deer, R OBP: 0.385, SLG: 0.592 (1, 7) S S S Glenn Braggs, R OBP: 0.342, SLG: 0.433 (7, PH) (7, 9)	0-3 K		0-3 K		4-0 1-2 BB		0-0 1-3 1B	4-0 BB 1B IBB	0-0 F9	2 0 0 0 1 2 2 2 1 0 0 1 0 6						
Greg Brock, L OBP: 0.329, SLG: 0.420 (1, 3) X B.J. Surhoff, L OBP: 0.315, SLG: 0.419 (8, PR) (8, 3)	0-0 3-1		0-0 F8		0-3 K		4-0 HBP BB IBB	4-0 1B BB		3 1 0 0 2 1 4 0 0 0 0 0 0 0						
Jim Paciorek, R OBP: 0.385, SLG: 0.452 (1, 5) Juan Castillo, S OBP: 0.359, SLG: 0.427 (7, 4)		4-0 G3 3B BB	0-3 K			0-0 1B 2B	4-0 BB HBP BB	0-0 1-3 2-H 3-H 1B		2 2 1 1 2 1 0 1 0 1 2 0 0 0						
Bill Schroeder, R OBP: 0.305, SLG: 0.410 (1, 2) X		0-0 F5		0-0 5-3		0-0 2-H 1B	1-0 BB HBP	0-3 K		4 0 1 2 0 1 3						
Jim Gantner, L OBP: 0.335, SLG: 0.378 (1, 4) X (7, 5)		0-0 G3		0-0 G3		0-0 F5	4-0 1-2 2-3 3-H BB		0-0 F7	4 0 0 1 1 0 2						
Dale Sveum, S OBP: 0.286, SLG: 0.374 (1, 6) X		4-0 3B BB		0-0 CS 1B		0-0 G4-6-3 1-2f	0-0 F9		0-0 F9	4 1 1 0 1 0 4						
Inning Stats	R: 0 E: 0 K: 2 S: 8 H: 1 LOB: 2 BB: 1 P: 12	R: 2 E: 0 K: 0 S: 4 H: 1 LOB: 2 BB: 3 P: 16	R: 0 E: 0 K: 2 S: 7 H: 0 LOB: 0 BB: 0 P: 7	R: 0 E: 0 K: 0 S: 3 H: 1 LOB: 0 BB: 0 P: 3	R: 0 E: 0 K: 1 S: 5 H: 0 LOB: 2 BB: 2 P: 13	R: 1 E: 0 K: 0 S: 4 H: 2 LOB: 0 BB: 0 P: 4	R: 3 E: 0 K: 0 S: 5 H: 2 LOB: 3 BB: 3 P: 18	R: 2 E: 0 K: 1 S: 7 H: 2 LOB: 2 BB: 2 P: 15	R: 0 E: 0 K: 0 S: 5 H: 2 LOB: 3 BB: 1 P: 9	1B: 9 2B: 2 3B: 1 HR: 0 SF: 0 SAC: 1 DP: 2 HBP: 1	WP: 0 PB: 0 SB: 1 CS: 1 PA: 50					
PITCHER	IP WLS BF H R ER SO BB IBB HBP BLK WP HR S P ERA WHIP												PITCHER	IP WLS BF H R ER SO BB IBB HBP BLK WP HR S P ERA WHIP		
Jeff Robinson, R ERA: 4.03 (1, 1)	5.0		5 3 3 5 6 0 0 0 0 0 0 0 0 29 53 5.40 2.200													
Eric King, R ERA: 4.33 (6, 1)	1.2 L	9 2 3 3 0 1 1 1 0 0 0 0 6 15 16.20 1.800														
Morris Madden, L ERA: 18.0 (7, 1)	1.0	7 1 2 2 0 2 1 0 0 0 0 0 4 16 18.00 3.000														
Mike Henneman, R ERA: 1.74 (8, 1)	0.1	2 1 0 0 1 0 0 0 0 0 0 0 4 4 0.00 3.000														
Mark Thurmond, L ERA: 3.13 (9, 1)	1.0	6 2 0 0 0 1 0 0 0 0 0 0 5 9 0.00 3.000														

Milwaukee Brewers @ Detroit Tigers
Tiger Stadium, Detroit, MI
Thu Jun 11 1987, 3:33 AM EDT
Att. 20,780 - Unknown

AB	35
R	8
H	11
RBI	8
BB	12
SO	6
LOB	27



1B	9	SF	0
2B	2	SAC	1
3B	1	DP	2
HR	0	HBP	1

Batter	1	2	3	4	5	6	7	8	9	AB R H RBI BB SO LOB
Lou Whitaker, L OBP: 0.333, SLG: 0.438 (1, 4)	0-3 K		0-0 1B 2B	0-3 K		0-0 F7			0-0 F7	5 1 1 0 0 2 2
Darrell Evans, L OBP: 0.376, SLG: 0.436 (1, 3)	0-0 F6		4-0 1B 1B BB		4-0 1B BB		0-0 F5		0-0 HR	3 2 1 1 2 0 0
Kirk Gibson, L OBP: 0.364, SLG: 0.473 (1, 7)	0-0 3-1		0-0 1B 1B		0-0 F5		0-0 4-3 2B		0-0 3-1	5 0 2 1 0 0 1
Alan Trammell, R OBP: 0.400, SLG: 0.495 (1, 6)		0-0 F6	0-0 1B		0-0 F8		0-0 4-3		0-0 1B	5 0 2 1 0 0 2
Matt Nokes, L OBP: 0.376, SLG: 0.548 (1, 2)		0-0 F5	0-0 G3		0-0 1B		0-0 G4-1		0-0 F7	5 0 1 0 0 0 4
Pat Sheridan, L OBP: 0.343, SLG: 0.387 (1, 9)		0-0 4-3		0-0 1B		0-0 F8		0-0 4-3		4 0 1 0 0 0 2
Johnny Grubb, L OBP: 0.301, SLG: 0.203 (1, 10)			0-0 HR	0-0 G4-6-3		0-0 F8		4-0 BB		3 1 1 1 1 0 1
Chet Lemon, R OBP: 0.389, SLG: 0.493 (1, 8)			0-0 6-3	0-0 HR		4-0 BB		0-0 F2		3 1 1 1 1 0 1
Tom Brookens, R OBP: 0.320, SLG: 0.437 (1, 5)			0-0 B1-3	0-0 2B		0-0 F7		0-0 F9		4 0 1 0 0 0 2

Inning Stats	R: 0	H: 0	E: 0	K: 1	S: 5	LOB: 0	BB: 0	P: 5	R: 0	H: 0	E: 0	K: 0	S: 3	LOB: 0	BB: 0	P: 3	R: 3	H: 4	E: 0	K: 0	S: 7	LOB: 2	BB: 1	P: 11	R: 1	H: 3	E: 0	K: 1	S: 7	LOB: 1	BB: 0	P: 7	R: 0	H: 1	E: 0	K: 0	S: 4	LOB: 2	BB: 1	P: 8	R: 0	H: 0	E: 0	K: 0	S: 3	LOB: 1	BB: 1	P: 7	R: 0	H: 1	E: 0	K: 0	S: 4	LOB: 1	BB: 0	P: 4	R: 0	H: 0	E: 0	K: 0	S: 3	LOB: 1	BB: 1	P: 7	R: 1	H: 2	E: 0	K: 0	S: 5	LOB: 1	BB: 0	P: 5	1B: 5	SF: 0	2B: 3	SAC: 0	3B: 0	DP: 1	HR: 3	HBP: 0	WP: 0	PA: 41
--------------	------	------	------	------	------	--------	-------	------	------	------	------	------	------	--------	-------	------	------	------	------	------	------	--------	-------	-------	------	------	------	------	------	--------	-------	------	------	------	------	------	------	--------	-------	------	------	------	------	------	------	--------	-------	------	------	------	------	------	------	--------	-------	------	------	------	------	------	------	--------	-------	------	------	------	------	------	------	--------	-------	------	-------	-------	-------	--------	-------	-------	-------	--------	-------	--------

PITCHER	IP	WLS	BF	H	R	ER	SO	BB	IBB	HBP	BLK	WP	HR	S	P	ERA	WHIP
Bill Wegman, R ERA: 4.27 (1, 1)	6.0	W	28	8	4	4	2	3	0	0	0	0	2	29	41	6.00	1.833
Chris Bosio, R ERA: 4.43 (7, 1)	3.0	S	13	3	1	1	0	1	0	0	0	0	1	12	16	3.00	1.333

BOTTOM

Milwaukee Brewers @ Detroit Tigers
Tiger Stadium, Detroit, MI
 Thu Jun 11 1987, 3:33 AM EDT
 Att. 20,780 - Unknown

livebaseballscorecards.com

AB	37
R	5
H	11
RBI	5
BB	4
SO	2
LOB	15



Batter	1	2	3	4	5	6	7	8	9	AB R H RBI BB SO LOB	TOP							
Mike Felder, S (1, 8) OBP: 0.306, SLG: 0.343	0-0 6-3			0-0 F4		0-0 F9		4-0 FC6-4 BB		3 0 0 0 1 0 0	Milwaukee Brewers @ New York Yankees Yankee Stadium, Bronx, NY Fri Jun 12 1987, 7:05 PM EDT Att: 31,789 - Unknown livebaseballscorecards.com							
Juan Castillo, S (1, 4) OBP: 0.347, SLG: 0.411	0-0 F9			0-3 K		0-0 5-3		0-0 FC6-4 1B		4 0 0 1 0 1 2								
Cecil Cooper, L (1, 10) OBP: 0.284, SLG: 0.410	0-3 K			0-0 3-1			4-0 G5-4-3 BB	0-0 1-3 3-H 1B		3 0 1 1 1 1 0								
Glenn Braggs, R (1, 9) OBP: 0.341, SLG: 0.426		0-0 F9			1-0 F8 5-3 HBP		0-0 G5-4-3 1-2f	0-0 F3		3 0 0 0 0 0 3								
Jim Paciorek, R (1, 5) OBP: 0.375, SLG: 0.435		0-0 4-3			0-0 5-3 1-2		0-0 1B		0-3 K	4 0 1 0 0 1 1								
B.J. Surhoff, L (1, 2) OBP: 0.313, SLG: 0.408		0-0 F7			0-0 F8 2-3		0-0 F9		4-0 4-3 1B BB	3 1 0 0 1 0 2								
Bill Schroeder, R (1, 3) OBP: 0.306, SLG: 0.400 Billy Jo Robidoux, L (9, PH) OBP: 0.265, SLG: 0.182			0-3 K		1-0 HBP			0-0 F7	0-0 4-3 1-2	2 0 0 0 0 1 0 1 0 0 0 0 0 1								
Rick Manning, L (1, 7) OBP: 0.386, SLG: 0.378			0-3 K		0-0 6-3			0-0 1B FC6-4 1B	0-0 2-H 1B	4 1 2 1 0 1 2								
Dale Sveum, S (1, 6) OBP: 0.285, SLG: 0.372			0-0 F2		0-3 K			0-0 FC6-4 1B 1B	0-0 1-3	4 1 1 0 0 1 1								
Inning Stats	R: 0 E: 0 K: 1 S: 5	H: 0 LOB: 0 BB: 0 P: 5	R: 0 E: 0 K: 0 S: 3	H: 0 LOB: 0 BB: 0 P: 3	R: 0 E: 0 K: 2 S: 7	H: 0 LOB: 0 BB: 0 P: 7	R: 0 E: 0 K: 1 S: 5	H: 0 LOB: 0 BB: 0 P: 5	R: 0 E: 0 K: 0 S: 3	H: 1 LOB: 1 BB: 1 P: 7	R: 2 E: 0 K: 0 S: 6	H: 3 LOB: 2 BB: 1 P: 10	R: 1 E: 0 K: 1 S: 6	H: 1 LOB: 1 BB: 1 P: 10	1B: 5 2B: 0 3B: 0 HR: 0	SF: 0 SAC: 0 DP: 1 HBP: 2	WP: 0 PB: 0 SB: 0 CS: 0	PA: 36
PITCHER	IP WLS BF H R ER SO BB IBB HBP BLK WP HR S P ERA WHIP																	
Dennis Rasmussen, L (1, 1) ERA: 4.09	7.1 W 28 3 2 2 5 2 0 2 0 0 0 0 34 44 2.46 0.682																	
Pat Clements, L (8, 1) ERA: 3.38	0.1 2 1 0 0 0 0 0 0 0 0 0 0 2 2 0.00 3.000																	
Tim Stoddard, R (8, 1) ERA: 3.56	1.1 6 1 1 1 1 1 0 0 0 0 0 0 7 11 6.75 1.500																	

AB	31
R	3
H	5
RBI	3
BB	3
SO	6
LOB	12



Batter	1	2	3	4	5	6	7	8	9
Willie Randolph, R OBP: 0.413, SLG: 0.427 (1, 4)	0-3 K		0-0 CS	0-0 FC4-6 1B	4-0 1B BB	0-0 FC5-4		0-0 FC6-4 1B	
Gary Ward, R OBP: 0.324, SLG: 0.433 (1, 3)	0-3 K			0-0 FC4-6 1B BB	0-0 BB 1B	0-0 6-3		0-3 K	
Mike Easler, L OBP: 0.333, SLG: 0.351 (1, 7)	0-0 4-3			4-0 1B SF9 BB	4-0 BB		0-0 6-3	0-0 1B	
Dave Winfield, R OBP: 0.369, SLG: 0.491 (1, 9)		0-0 F7		0-0 BB 1B	0-0 G5-4-3		0-0 F4	0-0 F9	
Ron Kittle, R OBP: 0.340, SLG: 0.568 (1, 10)		0-0 F9		0-0 SF9		0-0 F2			
Mike Pagliarulo, L OBP: 0.313, SLG: 0.408 (1, 5)		0-3 K		4-0 FC6-4 BB		0-0 HR 1B	4-0 BB		
Mark Salas, L OBP: 0.417, SLG: 0.615 (1, 2)			1-0 HBP	0-0 FC6-4		0-0 HR	0-0 F8		
Henry Cotto, R OBP: 0.286, SLG: 0.654 (1, 8)			0-0 G6-4-3		0-0 HR	0-0 1B FC5-4 2B		4-0 E BB FC6-4 BB	
Wayne Tolleson, S OBP: 0.344, SLG: 0.294 (1, 6)			4-0 CS BB		0-0 F4	0-0 FC5-4 1B		4-0 E2 FC6-4 BB	

AB	R	H	RBI	BB	SO	LOB
4	0	1	2	1	1	2
5	1	1	0	0	2	3
3	1	1	0	2	0	0
5	0	1	1	0	0	5
3	1	1	2	0	0	0
2	1	1	0	2	1	0
3	1	1	2	0	0	3
3	3	2	1	1	0	1
2	0	1	0	2	0	0

BOTTOM	
Milwaukee Brewers @ New York Yankees	Yankee Stadium, Bronx, NY
Fri Jun 12 1987, 7:05 PM EDT	Att. 31,789 - Unknown
AB	30
R	8
H	10
RBI	8
BB	8
SO	4
LOB	14
WP: 0	PA: 41
PB: 0	SB: 0
CS: 1	

Inning Stats	R: 0	H: 0	E: 0	K: 2	S: 7	R: 0	H: 0	E: 0	K: 1	S: 5	R: 0	H: 0	E: 0	K: 0	S: 1	R: 2	H: 2	E: 0	K: 0	S: 5	R: 1	H: 2	E: 0	K: 0	S: 4	R: 3	H: 4	E: 0	K: 0	S: 7	R: 1	H: 1	E: 0	K: 0	S: 4	R: 1	H: 1	E: 1	K: 1	S: 6
LOB: 0	BB: 0	LOB: 0	BB: 0	LOB: 0	BB: 0	LOB: 0	BB: 0	LOB: 0	BB: 0	LOB: 0	LOB: 2	BB: 2	LOB: 2	BB: 2	LOB: 2	LOB: 1	BB: 1	LOB: 1	BB: 1	LOB: 1	LOB: 2	BB: 2	LOB: 2	BB: 2	LOB: 2	LOB: 1	BB: 1	LOB: 1	LOB: 1	BB: 1	LOB: 2	BB: 2	LOB: 2	BB: 2	LOB: 2	BB: 2	LOB: 2	BB: 2	LOB: 2	
P: 7	P: 5	P: 5	P: 5	P: 6	P: 13	P: 12	P: 7	P: 8	P: 14																															

PITCHER	IP	WLS	BF	H	R	ER	SO	BB	IBB	HBP	BLK	WP	HR	S	P	ERA	WHIP
Chuck Crim, R ERA: 3.81 (1, 1)	4.1	L	20	4	3	3	3	4	0	1	0	0	1	21	38	6.23	1.846
Jay Aldrich, R ERA: 8.1 (5, 1)	2.2		14	5	4	4	0	2	0	0	0	0	2	12	20	13.50	2.625
Mark Clear, R ERA: 3.41 (8, 1)	1.0		6	1	1	1	1	2	0	0	0	0	0	6	14	9.00	3.000

PITCHER	IP	WLS	BF	H	R	ER	SO	BB	IBB	HBP	BLK	WP	HR	S	P	ERA	WHIP



Batter	1	2	3	4	5	6	7	8	9	AB R H RBI BB SO LOB	TOP											
Mike Felder, S (1, 7) OBP: 0.300, SLG: 0.385	0-0 F6		0-0 F8			0-0 1B 3B	0-0 F6			4 1 1 0 0 0 1	Milwaukee Brewers @ New York Yankees Yankee Stadium, Bronx, NY Sat Jun 13 1987, 7:05 PM EDT Att. 30,231 - Unknown livebaseballscorecards.com											
Robin Yount, R (1, 8) OBP: 0.366, SLG: 0.444	0-3 K		0-0 F7			0-0 FC4-6 1B		0-0 E4		4 0 1 1 0 1 0												
Cecil Cooper, L (1, 10) OBP: 0.283, SLG: 0.406	0-0 5-3				0-0 G6-4-3 1B	0-3 K		0-0 F9		4 0 1 0 0 1 2												
B.J. Surhoff, L (1, 2) OBP: 0.304, SLG: 0.395		0-0 F7		0-0 G6-4-3 1-2f	0-0 FC4-6 1B			0-0 G4-6-3 1-2f		4 0 0 0 0 0 3												
Billy Jo Robidoux, L (1, 3) OBP: 0.269, SLG: 0.191		0-0 4-3		0-3 K		0-0 BB 1B			0-0 5-3	3 0 1 0 0 1 0 1 0 0 0 0 0 0												
Jim Paciorek, R (9, PH) OBP: 0.368, SLG: 0.426																						
Rick Manning, L (1, 9) OBP: 0.404, SLG: 0.410		0-0 2B		0-3 K	0-0 K	4-0 BB 1B		0-3 K		2 0 1 0 1 1 0 1 0 0 0 0 1 0												
Glenn Braggs, R (9, PH) OBP: 0.339, SLG: 0.424																						
Jim Gantner, L (1, 5) OBP: 0.333, SLG: 0.372		4-0 BB		0-0 F7	0-0 F7	0-0 1-3		0-0 4-3		3 0 0 0 1 0 3												
Juan Castillo, S (1, 4) OBP: 0.355, SLG: 0.413		0-0 4-3			4-0 BB		0-0 CS 1B			2 0 1 0 1 0 2												
Dale Sveum, S (1, 6) OBP: 0.281, SLG: 0.366			0-3 K		0-0 F7		0-0 F9			3 0 0 0 0 1 2												
Inning Stats	R: 0 E: 0 K: 1 S: 5	H: 0 LOB: 0 BB: 0 P: 5	R: 0 E: 0 K: 0 S: 4	H: 1 LOB: 2 BB: 1 P: 8	R: 0 E: 0 K: 1 S: 5	H: 0 LOB: 0 BB: 0 P: 5	R: 0 E: 0 K: 1 S: 5	H: 1 LOB: 0 BB: 0 P: 5	R: 0 E: 0 K: 1 S: 5	H: 0 LOB: 1 BB: 1 P: 9	R: 1 E: 0 K: 1 S: 8	H: 3 LOB: 3 BB: 1 P: 12	R: 0 E: 0 K: 0 S: 3	H: 1 LOB: 0 BB: 0 P: 3	R: 0 E: 1 K: 0 S: 3	H: 0 LOB: 0 BB: 0 P: 3	R: 0 E: 0 K: 1 S: 5	H: 0 LOB: 0 BB: 0 P: 5	1B: 4 2B: 1 3B: 1 HR: 0	SF: 0 SAC: 0 DP: 2 HBP: 0	WP: 0 PB: 0 SB: 0 CS: 1	PA: 34
PITCHER	IP WLS BF H R ER SO BB IBB HBP BLK WP HR S P ERA WHIP																					
Rick Rhoden, R (1, 1) ERA: 4.04	7.0 W 28 6 1 1 5 3 0 0 0 0 0 0 35 47 1.29 1.286																					
Dave Righetti, L (8, 1) ERA: 4.17	2.0 S 6 0 0 0 1 0 0 0 0 0 0 0 8 8 0.00 0.000																					



Batter	1	2	3	4	5	6	7	8	9	AB	R	H	RBI	BB	SO	LOB
Willie Randolph, R OBP: 0.410, SLG: 0.423 (1, 4)	0-0 HR 1B	0-0 F3		0-0 F8			0-0 B1-3			4	1	1	0	0	0	2
Henry Cotto, R OBP: 0.281, SLG: 0.600 (1, 8)	0-3 K		0-0 F8 1B SF8 1B		0-0 F8		0-0 1-3			4	1	1	0	0	1	1
Gary Ward, R OBP: 0.326, SLG: 0.447 (1, 3)	0-0 1-H HR		0-0 1-2 BB 1B		0-0 F6			0-0 4-3		4	1	2	2	0	0	0
Ron Kittle, R OBP: 0.347, SLG: 0.593 (1, 10)	4-0 CS BB		0-0 F8 2-3		0-0 HR			0-0 F6		3	1	1	1	1	0	2
Mike Easter, L OBP: 0.323, SLG: 0.342 (1, 7)	0-3 K		0-0 SF8 3-H		0-3 K			0-0 F7		3	0	0	1	0	2	1
Dan Pasqua, L OBP: 0.329, SLG: 0.336 (1, 9)	0-0 CS 1-2	0-3 K	4-0 BB BB BB	0-0 1-2 BB		0-0 1-3				2	0	0	0	1	1	0
Rick Cerone, R OBP: 0.294, SLG: 0.281 (1, 2)		0-0 6-3	0-0 F5			0-3 K				3	0	0	0	0	1	2
Mike Pagliarulo, L OBP: 0.314, SLG: 0.404 (1, 5)		4-0 BB BB		0-0 4-3		0-3 K				2	0	0	0	1	1	0
Wayne Tolleson, S OBP: 0.344, SLG: 0.291 (1, 6)		4-0 BB BB		0-0 F9			0-0 6-3			2	0	0	0	1	0	0

Inning Stats	R: 2	H: 2	E: 0	LOB: 0	K: 2	P: 12	R: 0	H: 0	E: 0	LOB: 2	K: 1	P: 13	R: 1	H: 2	E: 0	LOB: 2	K: 0	P: 9	R: 0	H: 0	E: 0	LOB: 0	K: 0	P: 3	R: 1	H: 1	E: 0	LOB: 0	K: 1	P: 6	R: 0	H: 0	E: 0	LOB: 0	K: 2	P: 7	R: 0	H: 0	E: 0	LOB: 0	K: 0	P: 3	R: 0	H: 0	E: 0	LOB: 0	K: 0	P: 3
PITCHER	IP	WLS	BF	H	R	ER	SO	BB	IBB	HBP	BLK	WP	HR	S	P	ERA	WHIP																															
Juan Nieves, L ERA: 4.65 (1, 1)	6.0	L	26	5	4	4	6	4	0	0	0	0	0	2	34	50	6.00	1.500																														
Chris Bosio, R ERA: 4.22 (7, 1)	2.0		6	0	0	0	0	0	0	0	0	0	0	6	6	0.00	0.000																															

BOTTOM

Milwaukee Brewers @ New York Yankees
 Yankee Stadium, Bronx, NY
 Sat Jun 13 1987, 7:05 PM EDT
 Att. 30,231 - Unknown

livebaseballscorecards.com

AB	27
R	4
H	5
RBI	4
BB	4
SO	6
LOB	8



WP: 0	PA: 33
PB: 0	
SB: 0	
CS: 1	

Batter	1	2	3	4	5	6	7	8	9	AB R H RBI BB SO LOB	TOP
Dan Gladden, R (1, 7) OBP: 0.326, SLG: 0.349	0-0 F8 ①		0-0 F7 ②		0-0 6-3 ①		0-0 F9 ②		0-0 F8 ③	5 0 0 0 0 0 3	Minnesota Twins @ Milwaukee Brewers Milwaukee County Stadium, Milwaukee, WI Mon Jun 15 1987, 8:05 PM EDT Att. 18,403 - Unknown livebaseballscorecards.com
Steve Lombardozzi, R (1, 4) OBP: 0.313, SLG: 0.326	0-0 F8 ②		0-0 F8 ③		0-0 4-3 ②		0-3 K ③			4 0 0 0 0 1 1	
Kirby Puckett, R (1, 8) OBP: 0.366, SLG: 0.506	0-0 F8 ③				0-0 1B 1B					4 2 3 0 0 0 0	
Kent Hrbek, L (1, 3) OBP: 0.366, SLG: 0.488		0-0 G3 ①		0-0 1B 1B	0-0 1B 1B			0-0 G4-6-3 ① ②		4 1 2 0 0 0 1	
Gary Gaetti, R (1, 5) OBP: 0.320, SLG: 0.483		0-0		0-3 K ①	0-0			0-0 G4-6-3 ③		2 0 1 0 0 1 2	
Al Newman, S (4, 5) OBP: 0.269, SLG: 0.266				0-3 K ①	0-0 CS 1B			0-0 G3 ③		2 0 1 1 0 0 0	
Roy Smalley, S (1, 10) OBP: 0.378, SLG: 0.490		0-0 F7 ②		0-0 HR 1B	0-0 CS ③	0-0 F9 ①			0-0 F9 ①	4 1 1 1 0 0 1	
Randy Bush, L (1, 9) OBP: 0.348, SLG: 0.389		0-0 F8 ③		0-0 HR 1B	0-0	0-0 F9 ②			0-3 K2-3 ②	3 1 1 3 0 0 1	
Mark Davidson, R (7, 9) OBP: 0.338, SLG: 0.373				0-0 HR ①						1 0 0 0 0 1 0	
Greg Gagne, R (1, 6) OBP: 0.283, SLG: 0.379			0-0	0-0 6-3 ②		0-0 5-3 ③			0-0 E 1B	4 0 2 0 0 0 0	
Sal Butera, R (1, 2) OBP: 0.273, SLG: 0.400			0-3 K ①	0-0 F7 ③			0-0 1-3 ①		0-0 E5 ①	4 0 0 0 0 1 2	
Inning Stats	R: 0 H: 0 E: 0 LOB: 0 K: 0 BB: 0 S: 3 P: 3	R: 0 H: 1 E: 0 LOB: 1 K: 0 BB: 0 S: 4 P: 4	R: 0 H: 1 E: 0 LOB: 1 K: 1 BB: 0 S: 6 P: 6	R: 4 H: 4 E: 0 LOB: 0 K: 1 BB: 0 S: 9 P: 9	R: 1 H: 3 E: 0 LOB: 1 K: 0 BB: 0 S: 5 P: 5	R: 0 H: 0 E: 0 LOB: 0 K: 0 BB: 0 S: 3 P: 3	R: 0 H: 0 E: 0 LOB: 0 K: 1 BB: 0 S: 5 P: 5	R: 0 H: 1 E: 0 LOB: 0 K: 0 BB: 0 S: 3 P: 3	R: 0 H: 1 E: 1 LOB: 2 K: 1 BB: 0 S: 7 P: 7	1B: 7 SF: 0 2B: 3 SAC: 0 3B: 0 DP: 1 HR: 1 HBP: 0	WP: 0 PA: 38 PB: 0 SB: 0 CS: 1
PITCHER Bill Wegman, R (1, 1) ERA: 4.33	IP WLS BF H R ER SO BB IBB HBP BLK WP HR S P ERA WHIP										

Batter	1	2	3	4	5	6	7	8	9	AB R H RBI BB SO LOB	TOP	
Dan Gladden, R (1, 7) OBP: 0.323, SLG: 0.341	0-0 F8	0-0 FC6-2 1B			0-0 F7			0-3 K		4 0 0 0 1 1 2		
Steve Lombardozzi, R (1, 4) OBP: 0.314, SLG: 0.326 Randy Bush, L (7, PH) OBP: 0.348, SLG: 0.386 Al Newman, S (7, PR) OBP: 0.273, SLG: 0.278	0-0 4-3	0-0 1B			0-0 5-3		0-0 FC3-6 1-2f 2-3		0-0 2B 2B	3 0 1 0 0 0 0 1 0 0 0 0 0 2 1 1 1 0 0 0 0		
Kirby Puckett, R (1, 8) OBP: 0.366, SLG: 0.508	0-0 1B 1B	0-3 K			0-0 F9		0-0 4-3		0-0 1B 2B	5 1 2 1 0 1 4		
Kent Hrbek, L (1, 3) OBP: 0.367, SLG: 0.500	0-0 1B 1-2				0-0 6-3		0-0 L4		0-0 G3 2-3	5 1 2 1 0 0 1		
Gene Larkin, S (1, 10) OBP: 0.373, SLG: 0.417	0-0 F9				0-0 F8		0-3 K		0-3 K	5 0 0 0 0 3 3		
Roy Smalley, S (1, 5) OBP: 0.385, SLG: 0.490		0-0 6-3		0-0 6-3		4-0 BB		0-0 1B 2B	0-0 1B 1B	4 1 2 1 1 0 0		
Tom Brunansky, R (1, 9) OBP: 0.373, SLG: 0.519		0-0 1B 3B 1B			0-0 F8		0-0 F7		0-0 1B 2B 1B	5 2 2 0 0 1 2		
Tim Laudner, R (1, 2) OBP: 0.238, SLG: 0.392		0-0 1B 3B 1B			0-0 F9				0-0 L1	4 1 1 0 0 0 2		
Greg Gagne, R (1, 6) OBP: 0.295, SLG: 0.417		0-0 1B FC6-2 3B			0-0 F8		0-0 FC3-6 2B		0-0 2B	4 0 3 4 0 0 0		
Inning Stats	R: 0 H: 2 E: 0 LOB: 2 K: 0 BB: 0 S: 5 P: 5	R: 2 H: 4 E: 0 LOB: 2 K: 1 BB: 0 S: 9 P: 9	R: 0 H: 0 E: 0 LOB: 0 K: 0 BB: 0 S: 3 P: 3	R: 0 H: 0 E: 0 LOB: 0 K: 0 BB: 0 S: 3 P: 3	R: 0 H: 0 E: 0 LOB: 0 K: 0 BB: 0 S: 3 P: 3	R: 0 H: 0 E: 0 LOB: 1 K: 1 BB: 1 S: 5 P: 9	R: 0 H: 1 E: 0 LOB: 2 K: 0 BB: 1 S: 4 P: 8	R: 3 H: 4 E: 0 LOB: 1 K: 2 BB: 0 S: 11 P: 11	R: 2 H: 3 E: 0 LOB: 1 K: 2 BB: 0 S: 10 P: 10	1B: 8 SF: 0 2B: 4 SAC: 0 3B: 1 DP: 0 HR: 1 HBP: 0	WP: 0 PA: 43 PB: 0 SB: 0 CS: 0	
PITCHER Chuck Crim, R (1, 1) ERA: 3.7 Chris Bosio, R (7, 1) ERA: 4.96	IP WLS BF H R ER SO BB IBB HBP BLK WP HR S P ERA WHIP	6.1 L 28 7 2 2 2 2 2 0 0 0 0 0 0 30 38 2.84 1.421	2.2 15 7 5 5 4 0 0 0 0 0 0 1 23 23 16.88 2.625	PITCHER IP WLS BF H R ER SO BB IBB HBP BLK WP HR S P ERA WHIP								

Minnesota Twins @ Milwaukee Brewers
Milwaukee County Stadium, Milwaukee, WI

Tue Jun 16 1987, 8:05 PM EDT
Att: 21,613 - Unknown

livebaseballscorecards.com

AB 41
R 7
H 14
RBI 7
BB 2
SO 6
LOB 16



BOTTOM

Minnesota Twins @ Milwaukee Brewers
 Milwaukee County Stadium, Milwaukee, WI

Tue Jun 16 1987, 8:05 PM EDT
 Att. 21,613 - Unknown

livebaseballscorecards.com

AB	35
R	3
H	8
RBI	3
BB	0
SO	9
LOB	11



WP:	1	PA:	36
PB:	0	SB:	0
CS:	0		

AB	R	H	RBI	BB	SO	LOB
4	0	0	0	0	2	3
4	0	0	0	0	1	0
4	0	1	0	0	2	0
4	1	1	0	0	2	1
4	0	1	0	0	1	1
4	2	1	0	0	1	2
4	0	2	1	0	0	0
4	0	1	1	0	0	2
2	0	1	1	0	0	0
0	0	0	0	0	0	0
1	0	0	0	0	0	2

Batter	1	2	3	4	5	6	7	8	9
Paul Molitor, R OBP: 0.396, SLG: 0.519 (1, 5) X	0-0 F8 ①		0-3 K ③		0-0 FC6-4 ③			0-3 K ②	
Robin Yount, R OBP: 0.355, SLG: 0.429 (1, 8) X	0-0 L5 ②			0-0 F9 ①		0-0 F9 ①		0-3 K ③	
Cecil Cooper, L OBP: 0.270, SLG: 0.384 (1, 10) S S	0-3 K ③			0-0 3-1 ②		0-0 1B		0-3 K ①	
Rob Deer, R OBP: 0.384, SLG: 0.575 (1, 7) X		0-0 F6 ①		0-3 K ③		0-3 K ②		0-0 FC5-4 1B 1B	
Jim Pacionek, R OBP: 0.359, SLG: 0.407 (1, 3) S S		0-3 K ②			0-0 5-3 ①	0-0 2-3 ③		0-0 FC5-4 1B	
Glenn Braggs, R OBP: 0.336, SLG: 0.417 (1, 9) S S		0-3 K ③			0-0 E 1B SF7 1B		0-0 F9 ①	0-0 FC5-4 1B	
Bill Schroeder, R OBP: 0.344, SLG: 0.477 (1, 2) X			0-0 F9 ①		0-0 E 1B		0-0 F9 ②	0-0 1B 1B	
Jim Gantner, L OBP: 0.335, SLG: 0.389 (1, 4) X			0-0 6-3 ②		0-0 E6 FC6-4 1B		0-0 F8 ③	0-0 WP 1B	
Dale Sveum, S OBP: 0.281, SLG: 0.385 (1, 6) X			0-0		0-0 SF7 ②		0-0 G3 ①	0-0 F8 ③	
Juan Castillo, S OBP: 0.352, SLG: 0.425 (9, 6) X									
Rick Manning, L OBP: 0.385, SLG: 0.409 (9, PH) X									

Inning Stats	R: 0	H: 0	E: 0	K: 1	S: 5	LOB: 0	BB: 0	P: 5
	0	0	0	2	7	0	0	0
	0	0	0	0	7	0	0	0
	0	1	0	1	6	0	0	0
	0	0	0	0	5	0	0	0
	1	2	1	2	6	0	0	0
	0	1	0	0	6	0	0	0
	0	0	0	3	7	0	0	0
	2	4	1	9	9	0	0	0

PITCHER	IP	WLS	BF	H	R	ER	SO	BB	IBB	HBP	BLK	WP	HR	S	P	ERA	WHIP
Frank Viola, L ERA: 3.3 (1, 1)	6.1	W	24	4	1	0	6	0	0	0	0	0	0	36	36	0.00	0.632
Keith Atherton, R ERA: 3.96 (7, 1)	2.1		11	4	2	2	3	0	0	0	0	0	0	17	17	7.71	1.714
Jeff Reardon, R ERA: 6.34 (9, 1)	0.1	S	1	0	0	0	0	0	0	0	0	1	0	1	1	0.00	0.000

Batter	1	2	3	4	5	6	7	8	9	AB R H RBI BB SO LOB	TOP																
Al Newman, S (1, 5) OBP: 0.283, SLG: 0.291	0-0 CS 1B 1B		0-0 F9 2-H 2B		4-0 FC5-4 BB		0-3 K		0-3 K	4 0 2 1 1 2 0																	
Greg Gagne, R (1, 6) OBP: 0.288, SLG: 0.405	0-0 F4		0-0 F9		0-0 FC5-4 2B		0-0 E5 FC6-4			4 1 0 0 0 0 3																	
Dan Gladden, R (1, 7) Randy Bush, L (6, 9) OBP: 0.328, SLG: 0.352 OBP: 0.343, SLG: 0.383	0-0 1-2 1B		0-3 K		0-0 1-H 2B		0-3 K			3 0 2 1 0 1 1 1 0 0 0 0 1 1																	
Kirby Puckett, R (1, 8) OBP: 0.365, SLG: 0.504	0-3 K 2-3			0-0 BB 2B 1B	0-3 K		0-0 FC6-4			4 1 1 0 0 2 4																	
Tom Brunansky, R (1, 9) OBP: 0.367, SLG: 0.509		0-0 F9		0-0 F7	0-0 1-3			0-0 F4		4 0 0 0 0 0 2																	
Kent Hrbek, L (1, 3) OBP: 0.365, SLG: 0.493		0-0 6-3		4-0 1-2 2B BB		0-3 K		0-3 K		3 1 0 0 1 2 0																	
Gene Larkin, S (1, 10) OBP: 0.380, SLG: 0.484		0-0 1-3		0-0 1-H 2-H 2B		0-0 HR		0-3 K		4 1 2 3 0 1 0																	
Steve Lombardozzi, R (1, 4) OBP: 0.317, SLG: 0.332			0-0 2B	0-0 F6		1-0 G5-4-3 HBP			0-3 K	3 1 1 0 0 1 1																	
Sal Butera, R (1, 2) OBP: 0.250, SLG: 0.364			0-0 5-3	0-0 5-3		0-0 G5-4-3			0-0 4-3	3 0 0 0 0 0 3 1 0 0 0 0 0 0																	
Roy Smalley, S (9, PH) OBP: 0.382, SLG: 0.487																											
Inning Stats	R: 0 E: 0 K: 1 S: 6	H: 2 LOB: 2 BB: 0 P: 6	R: 0 E: 0 K: 0 S: 3	H: 0 LOB: 0 BB: 0 P: 3	R: 1 E: 0 K: 1 S: 7	H: 2 LOB: 1 BB: 0 P: 7	R: 2 E: 0 K: 0 S: 5	H: 2 LOB: 1 BB: 1 P: 9	R: 1 E: 0 K: 1 S: 6	H: 1 LOB: 1 BB: 1 P: 10	R: 1 E: 0 K: 1 S: 5	H: 1 LOB: 0 BB: 0 P: 6	R: 0 E: 1 K: 2 S: 8	H: 0 LOB: 1 BB: 0 P: 8	R: 0 E: 0 K: 2 S: 7	H: 0 LOB: 0 BB: 0 P: 7	R: 0 E: 0 K: 2 S: 7	H: 0 LOB: 0 BB: 0 P: 7	1B: 3 2B: 5 3B: 0 HR: 1	SF: 0 SAC: 0 DP: 2 HBP: 1	WP: 0 PB: 0 SB: 0 CS: 1	PA: 37					
PITCHER	IP WLS BF H R ER SO BB IBB HBP BLK WP HR S P ERA WHIP																										
John Henry Johnson, L (1, 1) ERA: 8.27	4.1		21	7	4	4	2	2	0	0	0	0	0	23	31	8.31	2.077										
Mark Clear, R (5, 1) ERA: 3.58	3.0	W	11	1	1	1	4	0	0	1	0	0	1	18	19	3.00	0.333										
Dan Plesac, L (8, 1) ERA: 1.62	1.2	S	5	0	0	0	4	0	0	0	0	0	0	13	13	0.00	0.000										

Minnesota Twins @ Milwaukee Brewers
Milwaukee County Stadium, Milwaukee, WI

Wed Jun 17 1987, 4:33 AM EDT
Att: 23,389 - Unknown

livebaseballscorecards.com

AB	34
R	5
H	8
RBI	5
BB	2
SO	10
LOB	15



Batter	1	2	3	4	5	6	7	8	9	AB R H RBI BB SO LOB	TOP									
Paul Molitor, R (1, 5) OBP: 0.393, SLG: 0.511	0-0 F9		0-0 FC5-4		0-0 F8	0-0 1B		0-3 K		5 1 1 1 0 1 2										
Robin Yount, R (1, 8) OBP: 0.364, SLG: 0.455	0-0 5-3		0-0 F9		4-0 BB	0-0 1B		0-0 1B	0-0 1B	4 1 2 0 1 0 1										
Cecil Cooper, L (1, 10) OBP: 0.272, SLG: 0.380	0-0 FC5-4 1B		0-0 5-3		0-3 K	0-0 1B		0-3 K	0-3 K	5 0 2 1 0 2 3										
Rob Deer, R (1, 7) Mike Felder, S (9, PR) OBP: 0.265, SLG: 0.333	0-0 FC5-4		0-0 L9		0-3 K	0-3 K		0-0 FC6-4-5 BLK 1B	0-0 FC6-4-5 1B	5 0 1 1 0 2 1 0 0 0 0 0 0 0										
Billy Jo Robidoux, L (1, 3) Jim Pacionek, R (9, PH) OBP: 0.270, SLG: 0.193 OBP: 0.362, SLG: 0.397		4-0 FC5-4 BB	0-0 4-3		0-0 FC3-6 1B	0-0 G3		0-0 FC6-4-5 1B	0-0 FC6-4-5	3 1 1 0 1 0 0 1 0 0 0 0 0 1										
Glenn Briggs, R (1, 9) Rick Manning, L (9, 9) OBP: 0.340, SLG: 0.413 OBP: 0.377, SLG: 0.400		0-0 FC5-4	4-0 1B BB		4-0 FC3-6 BB	0-0 5-3		0-0 F8	0-0 F8	3 0 0 0 2 0 2 0 0 0 0 0 0 0										
B.J. Surhoff, L (1, 2) OBP: 0.308, SLG: 0.410		0-0 F4	0-0 1B		0-0 FC3-6 1B			0-0 F9		4 1 1 0 0 0 3										
Jim Gantner, L (1, 4) OBP: 0.335, SLG: 0.387		0-0 F7	0-0 F8		0-0 2B 1B			0-0 F7		4 1 1 2 0 0 3										
Juan Castillo, S (1, 6) OBP: 0.372, SLG: 0.446			4-0 FC5-4 BB		0-0 B4-3	0-0 1B 2B		0-0 1B		3 1 2 1 1 0 0										
Inning Stats	R: 0 E: 0 K: 0 S: 4	H: 1 LOB: 1 BB: 0 P: 4	R: 0 E: 0 K: 0 S: 3	H: 0 LOB: 1 BB: 1 P: 7	R: 0 E: 0 K: 0 S: 4	H: 1 LOB: 2 BB: 1 P: 8	R: 0 E: 0 K: 1 S: 5	H: 0 LOB: 1 BB: 1 P: 9	R: 5 E: 0 K: 1 S: 10	H: 6 LOB: 2 BB: 1 P: 14	R: 0 E: 0 K: 1 S: 5	H: 0 LOB: 0 BB: 0 P: 5	R: 0 E: 0 K: 1 S: 6	H: 1 LOB: 1 BB: 0 P: 6	R: 1 E: 0 K: 1 S: 7	H: 2 LOB: 1 BB: 0 P: 7	1B: 9 2B: 1 3B: 1 HR: 0	SF: 0 SAC: 0 DP: 0 HBP: 0	WP: 0 PB: 0 SB: 1 CS: 0	PA: 42
PITCHER	IP WLS BF H R ER SO BB IBB HBP BLK WP HR S P ERA WHIP																			
Dave Stieb, R (1, 1) ERA: 4.48	5.2 L 27 5 4 4 2 5 0 0 0 0 0 0 26 46 6.35 1.765																			
Mark Eichhorn, R (6, 1) ERA: 2.98	0.1 3 3 1 1 0 0 0 0 0 0 0 0 3 3 27.00 9.000																			
Jose Antonio Nunez, R (7, 1) ERA: 3.33	2.0 8 2 1 1 2 0 0 0 0 0 0 0 12 12 4.50 1.000																			
Gary Lavelle, L (9, 1) ERA: 5.4	1.0 4 1 0 0 1 0 0 0 0 1 0 0 6 6 0.00 1.000																			

Milwaukee Brewers @ Toronto Blue Jays
Exhibition Stadium, Toronto, ON
Thu Jun 18 1987, 7:05 PM EDT
Att. 31,353 - Unknown

AB	37
R	6
H	11
RBI	6
BB	5
SO	5
LOB	16



livebaseballscorecards.com

BOTTOM

Milwaukee Brewers @ Toronto Blue Jays
Exhibition Stadium, Toronto, ON
Thu Jun 18 1987, 7:05 PM EDT
Att. 31,353 - Unknown

livebaseballscorecards.com

AB	32
R	3
H	7
RBI	3
BB	3
SO	8
LOB	13



WP:	0	PA:	35
PB:	0		
SB:	1		
CS:	0		

AB R H RBI BB SO LOB

2 1 1 0 2 0 0

3 0 0 0 1 2 3

4 0 1 1 0 0 3

4 0 1 1 0 1 4

4 1 1 1 0 2 1

4 0 0 0 0 0 0

4 0 1 0 0 1 0

4 0 1 0 0 1 0

2 1 1 0 0 1 0

1 0 0 0 0 0 2

1B: 5 SF: 0
2B: 1 SAC: 0
3B: 0 DP: 2
HR: 1 HBP: 0

Batter	1	2	3	4	5	6	7	8	9
Tony Fernandez, S OBP: 0.387, SLG: 0.460 (1, 6)	0-0 F8 BB 1B		0-0 4-3			4-0 FC4-6 BB		4-0 6-3 S 2B BB	
Lloyd Moseby, L OBP: 0.299, SLG: 0.397 (1, 8)	4-0 G3-6-3 1-2 BB			0-3 K		0-0 FC4-6 1B		0-3 K	
Jesse Barfield, R OBP: 0.377, SLG: 0.564 (1, 9)	0-0 F8 2-3			0-0 F9		0-0 1-2 3-H 1B		0-0 6-3 1-3	
George Bell, R OBP: 0.332, SLG: 0.649 (1, 7)	0-0 G3-6-3 1-2f			0-0 F9		0-3 K		0-0 3-H 2B	
Kelly Gruber, R OBP: 0.331, SLG: 0.483 (1, 5) (8, 4)		0-3 K			0-3 K		0-0 HR	0-0 F8	
Garth Iorg, R OBP: 0.227, SLG: 0.181 (1, 10)		0-0 F8			0-0 L5		0-0 F8	0-0 F8	
Charlie Moore, R OBP: 0.280, SLG: 0.364 (1, 2)		0-3 K			0-0 F3		0-0 1B 1B	0-0 P3	
Willie Upshaw, L OBP: 0.333, SLG: 0.438 (1, 3)			0-0 F8			0-3 K	0-0 G4-6-3 1-2 1B	0-0 F7	
Manuel Lee, S OBP: 0.306, SLG: 0.333 (7, PH) Rance Mulliniks, L OBP: 0.329, SLG: 0.352 (8, 5)			0-3 K			0-0 FC4-6 1B 1B	0-0 G4-6-3 1-2f		

Inning Stats	R: 0	H: 1	E: 0	K: 0	S: 3	LOB: 1	BB: 1	P: 7	R: 0	H: 0	E: 0	K: 2	S: 7	LOB: 0	BB: 0	P: 7	R: 0	H: 0	E: 0	K: 1	S: 5	LOB: 0	BB: 0	P: 5	R: 0	H: 0	E: 0	K: 1	S: 5	LOB: 0	BB: 0	P: 5	R: 1	H: 2	E: 0	K: 2	S: 9	LOB: 2	BB: 1	P: 13	R: 1	H: 3	E: 0	K: 0	S: 5	LOB: 1	BB: 0	P: 5	R: 1	H: 1	E: 0	K: 1	S: 6	LOB: 1	BB: 1	P: 10	R: 0	H: 0	E: 0	K: 0	S: 3	LOB: 0	BB: 0	P: 3
--------------	------	------	------	------	------	--------	-------	------	------	------	------	------	------	--------	-------	------	------	------	------	------	------	--------	-------	------	------	------	------	------	------	--------	-------	------	------	------	------	------	------	--------	-------	-------	------	------	------	------	------	--------	-------	------	------	------	------	------	------	--------	-------	-------	------	------	------	------	------	--------	-------	------

PITCHER	IP	WLS	BF	H	R	ER	SO	BB	IBB	HBP	BLK	WP	HR	S	P	ERA	WHIP
Juan Nieves, L ERA: 4.5 (1, 1)	6.1	W	26	6	2	2	7	2	0	0	0	0	1	38	46	2.84	1.263
Chris Bosio, R ERA: 4.98 (7, 1)	1.2		6	1	1	1	1	0	0	0	0	0	0	7	11	5.40	1.200
Dan Plesac, L ERA: 1.57 (9, 1)	1.0	S	3	0	0	0	0	0	0	0	0	0	0	3	3	0.00	0.000

Batter	1	2	3	4	5	6	7	8	9	AB R H RBI BB SO LOB	TOP																
Paul Molitor, R OBP: 0.406, SLG: 0.532 (1, 5) X	0-0 E7 1B		0-0 1B 2B	0-3 K			4-0 S BLK G3 BB		0-0 2B	4 3 3 0 1 1 1																	
Robin Yount, R OBP: 0.365, SLG: 0.454 (1, 8) X	0-0 HR 1B		0-0 1B		0-0 F8		0-0 G3		0-0 F8	5 1 2 3 0 0 1																	
Cecil Cooper, L OBP: 0.270, SLG: 0.372 (1, 10) X	0-0 F8		0-0 F7		0-0 F8		0-0 6-3		4-0 FC6-4 BB	4 0 0 0 1 0 2																	
Rob Deer, R OBP: 0.378, SLG: 0.568 (1, 7) X	0-0 1-H HR		0-3 K		4-0 BB		0-3 K		0-0 FC6-4	4 1 1 2 1 2 3																	
Jim Paciorek, R OBP: 0.356, SLG: 0.387 (1, 3) X	0-0 4-3		0-0 F9		0-0 1-3				0-0 1B 1B	4 0 1 0 0 0 2																	
Glenn Braggs, R OBP: 0.339, SLG: 0.407 (1, 9) S S S	0-3 K		0-3 K		4-0 G4-6-3 BB		0-0 F9			3 0 0 0 1 2 1																	
Bill Schroeder, R OBP: 0.361, SLG: 0.522 (1, 2) X		0-0 G5-4-3 1B		0-0 HR		0-0 G4-6-3		0-0 1-2 1B		4 1 3 1 0 0 1																	
Juan Castillo, S OBP: 0.371, SLG: 0.439 (1, 4) X		0-0 G5-4-3		4-0 BB		0-0 4-3		0-3 K		2 0 0 0 1 0 1																	
Jim Gantner, L OBP: 0.333, SLG: 0.385 (8, PH) (8, 4)		1-2f		BB						1 0 0 0 0 1 2																	
Dale Sveum, S OBP: 0.276, SLG: 0.377 (1, 6) X		0-0 5-3		0-0 F6			0-0 6-3		0-0 5-3	4 0 0 0 0 0 1																	
Inning Stats	R: 3 E: 1 K: 1 S: 8	H: 3 LOB: 0 BB: 0 P: 8	R: 0 E: 0 K: 0 S: 3	H: 1 LOB: 0 BB: 0 P: 3	R: 1 E: 0 K: 1 S: 7	H: 2 LOB: 1 BB: 0 P: 7	R: 1 E: 0 K: 2 S: 8	H: 1 LOB: 1 BB: 1 P: 12	R: 0 E: 0 K: 0 S: 3	H: 0 LOB: 1 BB: 1 P: 7	R: 0 E: 0 K: 0 S: 2	H: 0 LOB: 0 BB: 1 P: 6	R: 1 E: 0 K: 0 S: 3	H: 0 LOB: 0 BB: 1 P: 7	R: 0 E: 0 K: 2 S: 9	H: 2 LOB: 2 BB: 0 P: 9	R: 0 E: 0 K: 0 S: 4	H: 1 LOB: 2 BB: 1 P: 8	1B: 6 2B: 2 3B: 0 HR: 2	SF: 0 SAC: 0 DP: 2 HBP: 0	WP: 0 PB: 0 SB: 1 CS: 0	PA: 40					
PITCHER	IP WLS BF H R ER SO BB IBB HBP BLK WP HR S P ERA WHIP																										
John Cerutti, L ERA: 4.05 (1, 1)	2.0		11	6	4	4	1	0	0	0	0	0	1	13	13	18.00	3.000										
Jose Antonio Nunez, R ERA: 3.33 (3, 1)	2.2		11	1	1	1	3	2	0	0	0	0	1	15	23	3.38	1.125										
Jeff Musselman, L ERA: 2.64 (5, 1)	2.1	W	8	0	1	1	0	2	0	0	1	0	0	6	14	3.86	0.857										
Tom Henke, R ERA: 1.0 (8, 1)	1.0		5	2	0	0	2	0	0	0	0	0	0	9	9	0.00	2.000										
Mark Eichhorn, R ERA: 2.93 (9, 1)	1.0		5	1	0	0	0	1	0	0	0	0	0	4	8	0.00	2.000										

Milwaukee Brewers @ Toronto Blue Jays
Exhibition Stadium, Toronto, ON
Fri Jun 19 1987, 7:05 PM EDT
Att. 31,230 - Unknown

AB	35
R	6
H	10
RBI	6
BB	5
SO	6
LOB	15



WP: 0	PA: 40
PB: 0	
SB: 1	
CS: 0	

PITCHER	IP	WLS	BF	H	R	ER	SO	BB	IBB	HBP	BLK	WP	HR	S	P	ERA	WHIP
John Cerutti, L	2.0		11	6	4	4	1	0	0	0	0	0	1	13	13	18.00	3.000
Jose Antonio Nunez, R	2.2		11	1	1	1	3	2	0	0	0	0	1	15	23	3.38	1.125
Jeff Musselman, L	2.1	W	8	0	1	1	0	2	0	0	1	0	0	6	14	3.86	0.857
Tom Henke, R	1.0		5	2	0	0	2	0	0	0	0	0	0	9	9	0.00	2.000
Mark Eichhorn, R	1.0		5	1	0	0	0	1	0	0	0	0	0	4	8	0.00	2.000

Batter	1	2	3	4	5	6	7	8	9
Tony Fernandez, S OBP: 0.390, SLG: 0.465 Garth Iorg, R OBP: 0.227, SLG: 0.181	0-0 5-3		0-0 2B		0-0 F9		FC5 BB BB		
Lloyd Moseby, L OBP: 0.305, SLG: 0.411 Rick Leach, L OBP: 0.406, SLG: 0.423	0-0 F7			0-0 F8 2B 2B	0-0 G4-6-3		BB FC5 BB BB		
Jesse Barfield, R OBP: 0.381, SLG: 0.581	0-0 F8			0-0 2B 2B 1B		0-0 HR	FC5 BB BB		
George Bell, R OBP: 0.326, SLG: 0.636		0-0 F7		0-0 F8		0-3 K	F9		
Cecil Fielder, R OBP: 0.415, SLG: 0.676		0-0 1B 1B		0-0 2B 2B		0-0 HR	BB BB BB	0-0 F9	
Kelly Gruber, R OBP: 0.346, SLG: 0.493		0-0 1B		0-0 2B		1-0 1B FC4-6 HBP	BB BB BB	0-0 F9	
Charlie Moore, R OBP: 0.286, SLG: 0.360 Ernie Whitt, L OBP: 0.337, SLG: 0.436		0-0 G6-4-3 1B		0-0 F9		0-0 FC4-6 1B	BB BB BB	0-0 F4	
Willie Upshaw, L OBP: 0.332, SLG: 0.432			0-0 F6	0-3 K		0-0 FC4-6 WP	BB BB BB		
Manuel Lee, S OBP: 0.325, SLG: 0.333			0-0 4-3		4-0 BB BB BB	0-0 5-3	0-0 1B 3B 1B		

AB	R	H	RBI	BB	SO	LOB
4	1	2	2	1	0	1
0	0	0	0	0	0	0
4	3	2	2	1	0	1
0	0	0	0	0	0	0
5	3	3	2	0	0	2
5	0	0	0	0	1	5
4	3	3	2	1	0	0
3	2	2	3	1	0	0
3	0	1	0	0	0	3
1	1	0	1	1	0	0
3	1	0	2	1	1	2
3	1	1	1	1	0	1


BOTTOM

Milwaukee Brewers @ Toronto Blue Jays
Exhibition Stadium, Toronto, ON

Fri Jun 19 1987, 7:05 PM EDT
Att. 31,230 - Unknown

AB	35
R	15
H	14
RBI	15
BB	7
SO	2
LOB	15

livebaseballscorecards.com



Inning Stats	R: 0	H: 0	E: 0	K: 0	S: 3	H: 2	LOB: 1	BB: 0	P: 3	R: 0	H: 1	E: 0	K: 0	S: 3	R: 3	H: 4	E: 0	K: 1	S: 9	R: 0	H: 0	E: 0	K: 0	S: 2	R: 3	H: 3	E: 0	K: 1	S: 8	R: 9	H: 4	E: 0	K: 0	S: 7	R: 0	H: 0	E: 0	K: 0	S: 3		

PITCHER	IP	WLS	BF	H	R	ER	SO	BB	IBB	HBP	BLK	WP	HR	S	P	ERA	WHIP
Teddy Higuera, L ERA: 5.16	(1, 1)	6.0	27	10	6	6	2	1	0	1	0	1	2	29	34	9.00	1.833
Mark Clear, R ERA: 4.59	(7, 1)	0.2	6	0	4	4	0	4	0	0	0	0	0	2	18	54.00	6.000
Chris Bosio, R ERA: 5.17	(7, 1)	0.0	1	0	0	0	0	1	0	0	0	0	0	4	∞	∞	
Paul Mirabella, L ERA: 8.31	(7, 1)	1.1	9	4	5	5	0	1	0	0	0	0	0	8	12	33.75	3.750

WP	PA	ERA	WHIP
1	43		

Batter	1	2	3	4	5	6	7	8	9	AB R H RBI BB SO LOB	TOP
Mike Felder, S (1, 8) OBP: 0.269, SLG: 0.353	0-0 4-3 SH3 2B		0-0 F4			0-0 SH1-4	0-0 F7			3 1 1 0 0 0 1	
Robin Yount, R (1, 10) OBP: 0.359, SLG: 0.446	0-0 4-3 2-3		0-0 6-3			0-0 FC6-4 BB		0-3 K		4 0 0 0 0 1 2	
Paul Molitor, R (1, 5) OBP: 0.405, SLG: 0.525	0-0 SH3			0-0 4-3		4-0 1-2 BB		0-0 F4		2 0 0 1 1 0 0	
Rob Deer, R (1, 7) OBP: 0.371, SLG: 0.556	0-3 K			0-0 4-3		0-0 F8		0-0 F4		4 0 0 0 0 1 2	
Jim Paciorek, R (1, 3) OBP: 0.338, SLG: 0.364		0-0 G3		0-0 6-3			0-0 E5 1B		0-3 K	4 1 0 0 0 1 0	
Glenn Braggs, R (1, 9) OBP: 0.333, SLG: 0.400		0-0 4-3			0-0 6-3		0-0 E5 1B SF7		0-3 K	4 1 0 0 0 1 1 0 0 0 0 0 0 0	
Rick Manning, L (9, 9) OBP: 0.377, SLG: 0.400											
Bill Schroeder, R (1, 2) OBP: 0.366, SLG: 0.516		4-0 FC6-4 BB			0-0 1-3		0-0 1-3 2-H 1B		0-0 1-3	3 0 1 1 1 0 0	
Jim Gantner, L (1, 4) OBP: 0.329, SLG: 0.381		0-0 FC6-4 1-2f			0-0 1-3		0-0 SF7			2 0 0 1 0 0 1	
Dale Sveum, S (1, 6) OBP: 0.277, SLG: 0.377			0-0 6-3			0-0 FC6-4 SH1-4 1B	0-0 6-3			3 0 1 0 0 0 1	
Inning Stats	R: 1 E: 0 K: 1 S: 6 H: 1 LOB: 0 BB: 0 P: 6	R: 0 E: 0 K: 0 S: 3 H: 0 LOB: 1 BB: 1 P: 7	R: 0 E: 0 K: 0 S: 3 H: 0 LOB: 0 BB: 0 P: 3	R: 0 E: 0 K: 0 S: 3 H: 0 LOB: 0 BB: 0 P: 3	R: 0 E: 0 K: 0 S: 3 H: 0 LOB: 0 BB: 0 P: 3	R: 0 E: 0 K: 0 S: 4 H: 1 LOB: 2 BB: 1 P: 8	R: 2 E: 2 K: 0 S: 6 H: 1 LOB: 1 BB: 0 P: 6	R: 0 E: 0 K: 1 S: 5 H: 0 LOB: 0 BB: 0 P: 5	R: 0 E: 0 K: 2 S: 7 H: 0 LOB: 0 BB: 0 P: 7	1B: 2 2B: 1 3B: 0 HR: 0 SF: 1 SAC: 2 DP: 0 HBP: 0	WP: 0 PB: 0 SB: 0 CS: 0 PA: 34
PITCHER Jimmy Key, L (1, 1) ERA: 2.9	IP: 9.0 WLS: L BF: 34 H: 3 R: 3 ER: 1 SO: 4 BB: 2 IBB: 0 HBP: 0 BLK: 0 WP: 0 HR: 0 S: 40 P: 48 ERA: 1.00 WHIP: 0.556										

Milwaukee Brewers @ Toronto Blue Jays
Exhibition Stadium, Toronto, ON
Sat Jun 20 1987, 3:33 AM EDT
Att: 38,465 - Unknown

AB	29
R	3
H	3
RBI	3
BB	2
SO	4
LOB	8



BOTTOM

Milwaukee Brewers @ Toronto Blue Jays
Exhibition Stadium, Toronto, ON
Sat Jun 20 1987, 3:33 AM EDT
Att. 38,465 - Unknown

livebaseballscorecards.com

AB 33
R 2
H 8
RBI 2
BB 4
SO 3
LOB 17



WP: 0 PA: 37
PB: 0
SB: 0
CS: 0

AB R H RBI BB SO LOB

5 1 1 0 0 0 5

3 1 1 2 1 1 3

4 0 0 0 0 0 1

4 0 1 0 0 0 1

3 0 0 0 1 0 1

0 0 0 0 0 0 0

3 0 1 0 0 0 0

1 0 0 0 0 0 1

0 0 0 0 0 0 0

4 0 2 0 0 1 0

2 0 1 0 1 0 1

0 0 0 0 1 0 0

0 0 0 0 0 0 0

4 0 1 0 0 1 4

1B: 7 SF: 0
2B: 0 SAC: 0
3B: 0 DP: 2
HR: 1 HBP: 0

Batter	1	2	3	4	5	6	7	8	9
Tony Fernandez, S (1, 6) OBP: 0.387, SLG: 0.460	0-0 G3		0-0 HR 1B	0-0 F6			0-0 6-3		0-0 G4-6-3
Lloyd Moseby, L (1, 8) OBP: 0.308, SLG: 0.422	4-0 4-3 BB		0-0 HR 1B	0-0 3-1			0-3 K		
Jesse Barfield, R (1, 9) OBP: 0.375, SLG: 0.571	0-0 4-3		0-0 6-3		0-0 6-3		0-0 F7		
George Bell, R (1, 7) OBP: 0.325, SLG: 0.630	0-0 F6		0-0 1B		0-0 6-3			0-0 P3	
Ernie Whitt, L (1, 2) OBP: 0.335, SLG: 0.429		0-0 F7	0-0 F7		0-0 6-3			4-0 BB	G1-6-3
Charlie Moore, R (8, PR) OBP: 0.286, SLG: 0.360									
Willie Upshaw, L (1, 3) OBP: 0.332, SLG: 0.431		0-0 4-3		0-0 BB 1B		0-0 5-3		0-0 G1-6-3	
Garth Iorg, R (8, PH) OBP: 0.225, SLG: 0.179				0-0 BB 1B					
Rick Leach, L (9, 3) OBP: 0.406, SLG: 0.423				0-0 BB 1B					
Kelly Gruber, R (1, 5) OBP: 0.350, SLG: 0.493		0-0 1B		0-0 BB 1B		0-0 F8		0-3 K	
Fred McGriff, L (1, 10) OBP: 0.370, SLG: 0.396		0-0 F7		4-0 BB		0-0 1B		4-0 1B BB	
Cecil Fielder, R (9, PH) OBP: 0.422, SLG: 0.676				1-2 2-3 BB					
Dave Stieb, R (9, PR)									
Manuel Lee, S (1, 4) OBP: 0.318, SLG: 0.325			0-0 4-3	0-3 K		0-0 F8		0-0 1B	0-0 G4-6-3

Inning Stats	R: 0	H: 0	E: 0	K: 0	S: 3	R: 0	H: 1	E: 0	K: 0	S: 4	R: 2	H: 3	E: 1	K: 0	S: 6	R: 0	H: 2	E: 0	K: 1	S: 7	R: 0	H: 0	E: 0	K: 0	S: 3	R: 0	H: 1	E: 0	K: 0	S: 4	R: 0	H: 0	E: 0	K: 1	S: 5	R: 0	H: 0	E: 0	K: 0	S: 2	R: 0	H: 0	E: 0	K: 1	S: 5	R: 0	H: 1	E: 0	K: 1	S: 5	R: 0	H: 1	E: 0	K: 1	S: 5	1B: 7	SF: 0	2B: 0	SAC: 0	3B: 0	DP: 2	HR: 1	HBP: 0	WP: 0	PA: 37
--------------	------	------	------	------	------	------	------	------	------	------	------	------	------	------	------	------	------	------	------	------	------	------	------	------	------	------	------	------	------	------	------	------	------	------	------	------	------	------	------	------	------	------	------	------	------	------	------	------	------	------	------	------	------	------	------	-------	-------	-------	--------	-------	-------	-------	--------	-------	--------

PITCHER	IP	WLS	BF	H	R	ER	SO	BB	IBB	HBP	BLK	WP	HR	S	P	ERA	WHIP
Bill Wegman, R (1, 1) ERA: 4.21	7.1	W	32	7	2	2	2	3	0	0	0	0	1	33	45	2.46	1.364
Dan Plesac, L (8, 1) ERA: 1.5	1.2	S	5	1	0	0	1	1	0	0	0	0	0	6	10	0.00	1.200

PITCHER	IP	WLS	BF	H	R	ER	SO	BB	IBB	HBP	BLK	WP	HR	S	P	ERA	WHIP
---------	----	-----	----	---	---	----	----	----	-----	-----	-----	----	----	---	---	-----	------

Batter	1	2	3	4	5	6	7	8	9	AB R H RBI BB SO LOB	TOP																									
Paul Molitor, R OBP: 0.405, SLG: 0.524 (1, 5) X	0-0 5-3		0-0 HR 2B		0-0 5-3			4-0 2B BB	0-3 K	4 2 1 0 1 1 0																										
Robin Yount, R OBP: 0.364, SLG: 0.466 (1, 8) X	0-0 5-3 1B 1B		0-0 2-H HR		0-3 K			0-0 1-H HR 2B	0-3 K	5 3 3 3 0 2 0																										
Cecil Cooper, L OBP: 0.270, SLG: 0.369 (1, 10) X	0-0 5-3 1B 1B		0-0 L5		0-3 K			0-3 K		4 0 1 0 0 2 1																										
Rob Deer, R OBP: 0.373, SLG: 0.568 (1, 7) (7, 3) X	0-0 5-3 1B 2-3		0-0 L6		4-0 G4-3 BB			0-0 2-H HR		3 1 1 2 1 0 2																										
B.J. Surhoff, L OBP: 0.313, SLG: 0.409 (1, 2) X	0-0 2-H 3-H 1B		0-0 F4		0-0 G4-3			4-0 BB BB		3 0 1 1 1 0 1																										
Billy Jo Robidoux, L OBP: 0.277, SLG: 0.190 Mike Felder, S OBP: 0.278, SLG: 0.358 (1, 3) (7, PH) (7, 7) X		0-0 5-3		4-0 G5-4-3 BB			0-0 S 1B	0-0 F7		1 0 0 0 1 0 0 2 0 1 0 0 0 1																										
Rick Manning, L OBP: 0.364, SLG: 0.383 Jim Pacionek, R OBP: 0.342, SLG: 0.358 (1, 9) (7, PH) (7, 9) X		0-0 4-3		0-3 K			0-0 F7	4-0 1-2 BB		2 0 0 0 0 1 1 1 0 0 0 1 0 1																										
Jim Gantner, L OBP: 0.327, SLG: 0.379 (1, 4) X		0-0		0-0 G5-4-3			0-0 F7	0-0 1-3		4 0 1 0 0 0 4																										
Dale Sveum, S OBP: 0.272, SLG: 0.370 (1, 6) X		0-3 K		0-3 K			0-3 K	0-0 F6		4 0 0 0 0 3 2																										
Inning Stats	R: 1 E: 0 K: 0 S: 5	H: 3 LOB: 2 BB: 0 P: 5	R: 0 E: 0 K: 1 S: 6	H: 1 LOB: 1 BB: 0 P: 6	R: 2 E: 0 K: 0 S: 5	H: 2 LOB: 0 BB: 0 P: 5	R: 0 E: 0 K: 1 S: 4	H: 0 LOB: 0 BB: 1 P: 8	R: 0 E: 0 K: 2 S: 7	H: 0 LOB: 0 BB: 0 P: 7	R: 0 E: 0 K: 1 S: 6	H: 1 LOB: 1 BB: 0 P: 6	R: 3 E: 0 K: 1 S: 7	H: 2 LOB: 2 BB: 3 P: 19	R: 0 E: 0 K: 2 S: 7	H: 0 LOB: 0 BB: 0 P: 7	1B: 5 2B: 2 3B: 0 HR: 2	SF: 0 SAC: 0 DP: 2 HBP: 0	WP: 0 PB: 0 SB: 2 CS: 0	PA: 38																
PITCHER	IP WLS BF H R ER SO BB IBB HBP BLK WP HR S P ERA WHIP																																			
Joe Johnson, R ERA: 5.13 (1, 1)	3.0		14	6	3	3	1	0	0	0	0	0	1	16	16	9.00	2.000																			
Jeff Musselman, L ERA: 2.47 (4, 1)	3.0	W	10	1	0	0	4	2	0	0	0	0	0	16	24	0.00	1.000																			
Mark Eichhorn, R ERA: 3.18 (7, 1)	1.0		5	1	2	2	1	1	0	0	0	0	0	6	10	18.00	2.000																			
Tom Henke, R ERA: 1.18 (8, 1)	2.0	S	9	1	1	1	3	2	0	0	0	0	1	13	21	4.50	1.500																			

Milwaukee Brewers @ Toronto Blue Jays
Exhibition Stadium, Toronto, ON
Sun Jun 21 1987, 3:33 AM EDT
Att. 44,444 - Unknown

AB	33
R	6
H	9
RBI	6
BB	5
SO	9
LOB	13



Batter	1	2	3	4	5	6	7	8	9	AB	R	H	RBI	BB	SO	LOB
Tony Fernandez, S OBP: 0.389, SLG: 0.458 (1, 6)	4-0 S HR BB	0-0 1B		0-0 F9		0-0 4-3				3	1	1	0	1	0	1
Lloyd Moseby, L OBP: 0.310, SLG: 0.435 (1, 8)	0-0 1-H HR	0-0 6-3								4	1	2	2	0	0	1
Jesse Barfield, R OBP: 0.370, SLG: 0.562 (1, 9)	0-0 F9									4	0	0	0	0	0	1
George Bell, R OBP: 0.327, SLG: 0.628 (1, 7)	0-0 G1-6-3 1B									4	0	2	0	0	0	1
Ernie Whitt, L OBP: 0.328, SLG: 0.419 (1, 2)	0-0 G1-6-3 1-2f									4	0	0	0	0	0	3
Willie Upshaw, L OBP: 0.335, SLG: 0.449 (1, 3)										4	2	2	1	0	0	0
Kelly Gruber, R OBP: 0.347, SLG: 0.487 (1, 5)										4	2	1	0	0	0	0
Fred McGriff, L OBP: 0.384, SLG: 0.439 (1, 10)										3	1	3	2	0	0	0
Cecil Fielder, R OBP: 0.417, SLG: 0.667 (8, PH)										1	0	0	0	0	0	1
Manuel Lee, S OBP: 0.298, SLG: 0.310 (1, 4)										2	0	0	1	0	1	1

Inning Stats	R: 2	H: 2	E: 0	K: 0	S: 4	LOB: 0	BB: 1	P: 8	R: 2	H: 3	E: 1	K: 1	S: 8	LOB: 1	BB: 0	P: 8	R: 0	H: 0	E: 0	K: 0	S: 3	LOB: 0	BB: 0	P: 3	R: 2	H: 2	E: 0	K: 0	S: 5	LOB: 0	BB: 0	P: 5	R: 0	H: 1	E: 0	K: 0	S: 4	LOB: 1	BB: 0	P: 4	R: 1	H: 1	E: 1	K: 0	S: 5	LOB: 1	BB: 0	P: 5	R: 0	H: 1	E: 0	K: 0	S: 4	LOB: 1	BB: 0	P: 4	R: 0	H: 1	E: 0	K: 0	S: 3	LOB: 0	BB: 0	P: 3
--------------	------	------	------	------	------	--------	-------	------	------	------	------	------	------	--------	-------	------	------	------	------	------	------	--------	-------	------	------	------	------	------	------	--------	-------	------	------	------	------	------	------	--------	-------	------	------	------	------	------	------	--------	-------	------	------	------	------	------	------	--------	-------	------	------	------	------	------	------	--------	-------	------

PITCHER	IP	WLS	BF	H	R	ER	SO	BB	IBB	HBP	BLK	WP	HR	S	P	ERA	WHIP
Chuck Crim, R ERA: 4.19 (1, 1)	4.0	L	19	7	6	5	1	1	0	0	0	0	3	20	24	11.25	2.000
Jay Aldrich, R ERA: 5.79 (5, 1)	2.2		12	3	1	0	0	0	0	0	0	0	0	12	12	0.00	1.125
Paul Mirabella, L ERA: 7.9 (7, 1)	0.2		2	0	0	0	0	0	0	0	0	0	0	2	2	0.00	0.000
Chris Bosio, R ERA: 5.17 (8, 1)	0.0		1	1	0	0	0	0	0	0	0	0	0	1	1	∞	∞
Dan Plesac, L ERA: 1.47 (8, 1)	0.2		1	0	0	0	0	0	0	0	0	0	0	1	1	0.00	0.000


BOTTOM

Milwaukee Brewers @ Toronto Blue Jays
Exhibition Stadium, Toronto, ON

Sun Jun 21 1987, 3:33 AM EDT
Att. 44,444 - Unknown

livebaseballscorecards.com

AB	33
R	7
H	11
RBI	6
BB	1
SO	1
LOB	9



WP: 0	PA: 35
PB: 0	
SB: 2	
CS: 1	

Batter	1	2	3	4	5	6	7	8	9	AB R H RBI BB SO LOB
Ellis Burks, R OBP: 0.295, SLG: 0.506 (1, 8)	0-0 1B S 1B	0-0 6-3		0-0 5-3			4-0 SH1-3 BB			3 0 1 0 1 0 2
Marty Barrett, R OBP: 0.317, SLG: 0.306 (1, 4)	0-0 F7		0-0 BB BB HBP 1B	0-0 F7			0-0 SH1-3 1-2			3 1 1 0 0 0 1
Wade Boggs, L OBP: 0.469, SLG: 0.592 (1, 5)	0-0 G6-4-3 1-3 1B		4-0 HBP BB 1B BB		0-0 G6-4-3 1B		4-0 IBB			2 1 2 0 2 0 0
Jim Rice, R OBP: 0.343, SLG: 0.361 (1, 7)	0-0 G6-4-3 1-2f		4-0 1B HBP G6-4-3 BB		0-0 G6-4-3 1-2f		0-3 K			3 1 0 0 1 1 5
Don Baylor, R OBP: 0.356, SLG: 0.437 (1, 10)		0-0 HR	1-0 G6-4-3 1B 1-2 2-3 3-H HBP		0-0 F7		0-3 K			3 1 1 2 0 1 2
Dwight Evans, R OBP: 0.405, SLG: 0.536 (1, 3)		0-0 F9	0-0 G6-4-3 1B 1-2 2-3 3-H			0-0 4-3 SF8 2B				3 1 2 1 0 0 0
Todd Benzinger, S OBP: 0.500, SLG: 0.333 (1, 9)		0-0 1B 1B	0-0 G6-4-3 1-2f 2-3 3-H			0-0 4-3				3 0 1 0 0 0 3
Spike Owen, S OBP: 0.329, SLG: 0.340 (1, 6)		0-0 F8	0-0 4-3			0-0 SF8				2 0 0 1 0 0 2
Marc Sullivan, R OBP: 0.195, SLG: 0.217 (1, 2)		0-0 1B		0-3 K		0-0 F7				3 0 1 0 0 1 0

Inning Stats	R: 0 E: 0 K: 0 S: 4	H: 2 LOB: 1 BB: 0 P: 4	R: 1 E: 0 K: 0 S: 6	H: 3 LOB: 2 BB: 0 P: 6	R: 3 E: 0 K: 0 S: 4	H: 2 LOB: 1 BB: 2 P: 13	R: 0 E: 0 K: 1 S: 5	H: 0 LOB: 0 BB: 0 P: 5	R: 0 E: 0 K: 0 S: 3	H: 1 LOB: 0 BB: 0 P: 3	R: 1 E: 0 K: 0 S: 4	H: 1 LOB: 0 BB: 0 P: 4	R: 0 E: 0 K: 2 S: 7	H: 0 LOB: 2 BB: 2 P: 15
--------------	------------------------------	---------------------------------	------------------------------	---------------------------------	------------------------------	----------------------------------	------------------------------	---------------------------------	------------------------------	---------------------------------	------------------------------	---------------------------------	------------------------------	----------------------------------

PITCHER	IP	WLS	BF	H	R	ER	SO	BB	IBB	HBP	BLK	WP	HR	S	P	ERA	WHIP
John Henry Johnson, L ERA: 9.13 (1, 1)	2.0	L	13	6	4	4	0	2	0	0	0	0	1	11	19	18.00	4.000
Jay Aldrich, R ERA: 4.73 (3, 1)	4.0		14	3	1	1	1	0	0	1	0	0	0	15	16	2.25	0.750
Mark Clear, R ERA: 4.46 (7, 1)	1.0		5	0	0	0	2	1	1	0	0	0	0	7	15	0.00	1.000

BOTTOM

Milwaukee Brewers @ Boston Red Sox
Fenway Park, Boston, MA
 Mon Jun 22 1987, 7:05 PM EDT
 Att. 29,546 - Unknown

AB	25
R	5
H	9
RBI	4
BB	4
SO	3
LOB	15



WP	HR	S	P	ERA	WHIP
0	0	0	0	0	0

Batter	1	2	3	4	5	6	7	8	9	AB R H RBI BB SO LOB
Mike Felder, S (1, 7) OBP: 0.262, SLG: 0.333	0-3 K		0-0 5-3			0-0 6-3	0-0 CS 1B		0-0 1B 1B	5 0 2 1 0 1 2
Juan Castillo, S (1, 4) OBP: 0.364, SLG: 0.429 B.J. Surhoff, L (8, PH) OBP: 0.327, SLG: 0.432	0-0 F9			0-0 F9		0-3 K	0-0 CS 1-2	0-0 1B 2B	0-0 1B 1B	3 0 0 0 0 1 0 2 1 2 0 0 0 0
Robin Yount, R (1, 8) OBP: 0.365, SLG: 0.455	0-0 F4			0-0 6-3			0-0 5-3	0-0 FC5-4 SF8 1B	0-0 F4	5 1 1 0 0 0 2
Cecil Cooper, L (1, 10) OBP: 0.278, SLG: 0.368		0-0 F8		4-0 BB		4-0 BB 6-3	4-0 BB 2B 6-3	0-0 FC5-4 1B		2 1 1 1 2 0 0
Rob Deer, R (1, 9) OBP: 0.371, SLG: 0.562		4-0 BB G6-4-3 BB		0-3 K		0-0 1B 2B	0-0 1B 2B	0-0 FC5-4 1-2 2-3		3 1 1 0 1 1 3
Jim Paciorek, R (1, 3) OBP: 0.329, SLG: 0.347		0-0 G6-4-3 1-2f		0-0 F8		0-0 6-3	0-0 SF8			3 0 0 2 0 0 2
Bill Schroeder, R (1, 2) OBP: 0.381, SLG: 0.525			0-0 1B CS 1B		0-0 1B G4-6-3	0-0 2B 1B	0-0 F5			4 1 3 1 0 0 1
Jim Gantner, L (1, 5) OBP: 0.329, SLG: 0.378			0-0 1B 1-3		0-0 G4-6-3 1-2f	0-0 2B 1B		0-0 G4-6-3 1B		4 1 3 0 0 0 1
Dale Sveum, S (1, 6) OBP: 0.269, SLG: 0.364			0-3 K		0-3 K	0-3 K 1B 2B		0-0 G4-6-3 1-2f		4 1 1 2 0 2 3

Inning Stats	R: 0 E: 0 K: 1 S: 5	H: 0 LOB: 0 BB: 0 P: 5	R: 0 E: 0 K: 0 S: 2	H: 0 LOB: 0 BB: 1 P: 6	R: 0 E: 0 K: 1 S: 6	H: 2 LOB: 1 BB: 0 P: 6	R: 0 E: 0 K: 1 S: 5	H: 0 LOB: 1 BB: 1 P: 9	R: 0 E: 0 K: 0 S: 3	H: 1 LOB: 0 BB: 0 P: 3	R: 0 E: 0 K: 2 S: 7	H: 0 LOB: 0 BB: 0 P: 7	R: 5 E: 0 K: 0 S: 7	H: 5 LOB: 0 BB: 1 P: 11	R: 2 E: 0 K: 0 S: 6	H: 3 LOB: 1 BB: 0 P: 6	R: 0 E: 0 K: 0 S: 5	H: 3 LOB: 2 BB: 0 P: 5	1B: 11 2B: 3 3B: 0 HR: 0	SF: 1 SAC: 0 DP: 3 HBP: 0	WP: 0 PB: 0 SB: 1 CS: 2	PA: 40
--------------	------------------------------	---------------------------------	------------------------------	---------------------------------	------------------------------	---------------------------------	------------------------------	---------------------------------	------------------------------	---------------------------------	------------------------------	---------------------------------	------------------------------	----------------------------------	------------------------------	---------------------------------	------------------------------	---------------------------------	-----------------------------------	------------------------------------	----------------------------------	--------

PITCHER	IP	WLS	BF	H	R	ER	SO	BB	IBB	HBP	BLK	WP	HR	S	P	ERA	WHIP
Bruce Hurst, L (1, 1) ERA: 3.32	6.2	W	27	7	5	5	5	3	0	0	0	0	0	34	46	6.75	1.500
Bob Stanley, R (7, 1) ERA: 5.0	2.0		10	6	2	2	0	0	0	0	0	0	0	10	10	9.00	3.000
Joe Sambito, L (9, 1) ERA: 3.74	0.0		1	1	0	0	0	0	0	0	0	0	0	1	1	∞	∞
Calvin Schiraldi, R (9, 1) ERA: 3.97	0.1	S	1	0	0	0	0	0	0	0	0	0	0	1	1	0.00	0.000

Milwaukee Brewers @ Boston Red Sox
Fenway Park, Boston, MA
Wed Jun 24 1987, 7:05 PM EDT
Att. 34,376 - Unknown

AB	35
R	7
H	14
RBI	7
BB	3
SO	5
LOB	14

livebaseballscorecards.com



Batter	1	2	3	4	5	6	7	8	9	AB	R	H	RBI	BB	SO	LOB
Ellis Burks, R OBP: 0.305, SLG: 0.513 (1, 8)	0-3 K		0-0 F5	4-0 BB		0-0 P3	0-0 F3			4	0	0	0	1	1	3
Marty Barrett, R OBP: 0.308, SLG: 0.301 (1, 4)	0-0 4-3		0-3 K	0-0 F9		0-0 F8		0-0 F9		5	0	0	0	0	1	4
Wade Boggs, L OBP: 0.473, SLG: 0.599 (1, 5)	0-0 FC6-4 1B			0-0 F7		0-0 HR		4-0 FC5-4 BB		4	1	2	1	1	0	0
Jim Rice, R OBP: 0.353, SLG: 0.369 (1, 7)	0-0 FC6-4			0-0 BB 1B 1B		0-0 1B 1B		0-0 F9		4	3	2	0	1	0	2
Don Baylor, R OBP: 0.358, SLG: 0.446 (1, 10)		0-0 1-3		0-0 BB 1B		0-0 1B 1B		0-3 K	0-0 FC5-4	5	2	2	0	0	1	2
Dwight Evans, R OBP: 0.410, SLG: 0.537 (1, 3)		4-0 CS BB		4-0 1B BB		0-0 1B		0-3 K		2	1	1	0	2	1	1
Todd Benzing, S OBP: 0.615, SLG: 0.444 (1, 9)		0-0 F5		0-0 S 1B		0-0 1B		4-0 E 1B IBB		3	1	2	4	1	0	1
Spike Owen, S OBP: 0.329, SLG: 0.336 (1, 6)		0-0 CS	0-0 F7	0-0 S 1B		0-0 F8		0-0 E8 1B		4	0	2	2	0	0	1
Ed Romero, R OBP: 0.366, SLG: 0.311 (8, 6)		1-2 CS		1-2 3-H 1B				1-H 2-H 1B		0	0	0	0	0	0	0
Marc Sullivan, R OBP: 0.204, SLG: 0.227 (1, 2)			0-0 2B	0-3 K		0-0 F4		1-0 HBP		3	0	1	0	0	1	3

Inning Stats	R: 0	H: 1	E: 0	LOB: 1	K: 1	BB: 0	S: 6	R: 0	H: 0	E: 0	LOB: 0	K: 0	BB: 1	S: 2	R: 0	H: 1	E: 0	LOB: 1	K: 1	BB: 0	S: 6	R: 3	H: 4	E: 0	LOB: 3	K: 1	BB: 2	S: 9	R: 3	H: 5	E: 0	LOB: 1	K: 0	BB: 0	S: 7	R: 0	H: 0	E: 0	LOB: 0	K: 0	BB: 0	S: 3	R: 2	H: 1	E: 1	LOB: 2	K: 2	BB: 2	S: 8	R: 0	H: 0	E: 0	LOB: 1	K: 0	BB: 1	S: 3
1B: 10	SF: 0	WP: 0	PA: 42																																																					

PITCHER	IP	WLS	BF	H	R	ER	SO	BB	IBB	HBP	BLK	WP	HR	S	P	ERA	WHIP
Teddy Higuera, L ERA: 5.38 (1, 1)	4.0	L	22	8	5	5	3	3	0	0	0	0	1	25	37	11.25	2.750
Chuck Crim, R ERA: 4.34 (5, 1)	2.0		9	3	2	2	0	1	0	0	0	0	0	8	12	9.00	2.000
Mark Clear, R ERA: 4.14 (7, 1)	1.0		6	1	1	0	2	0	1	1	0	0	0	8	13	0.00	1.000
Dan Plesac, L ERA: 1.43 (8, 1)	1.0		4	0	0	0	0	1	0	0	0	0	0	3	7	0.00	1.000

BOTTOM

Milwaukee Brewers @ Boston Red Sox
Fenway Park, Boston, MA
 Wed Jun 24 1987, 7:05 PM EDT
 Att. 34,376 - Unknown

livebaseballscorecards.com

AB	34
R	8
H	12
RBI	7
BB	6
SO	5
LOB	17



Batter	1	2	3	4	5	6	7	8	9
Mike Felder, S (1, 7) OBP: 0.257, SLG: 0.324	0-0 F8		0-0 5-3		0-0 5-3		0-0 1B	0-3 K	
Robin Yount, R (1, 8) OBP: 0.372, SLG: 0.464	0-0 4-3			0-0 CS		0-0 FC6-4	0-0 S	4-0 BB	
Paul Molitor, R (1, 5) OBP: 0.397, SLG: 0.503	0-0 F4			0-3 K		0-0 FC6-4	4-0 BB	4-0 BB	
Rick Manning, L (7, PH) OBP: 0.375, SLG: 0.383						1-2 1B	1-2 BB	1-2 BB	
Juan Castillo, S (8, 4) OBP: 0.368, SLG: 0.429									
Cecil Cooper, L (1, 10) OBP: 0.281, SLG: 0.365		0-3 K		4-0 BB		0-3 K	0-3 K	0-0 BB	
Rob Deer, R (1, 9) OBP: 0.376, SLG: 0.565		0-0 CS		0-3 K		4-0 1B	0-3 K	0-0 E7	
B.J. Surhoff, L (1, 2) OBP: 0.341, SLG: 0.447		4-0 BB			0-0 B1-3		0-0 1B	SH5-3	
Bill Schroeder, R (1, 3) OBP: 0.382, SLG: 0.515		0-3 K			0-0 WP		0-0 4-3	SH5-3	
Jim Gantner, L (1, 4) OBP: 0.329, SLG: 0.377			0-0 4-3		0-0 WP		0-0 1-3	SH5-3	
Dale Sveum, S (1, 6) OBP: 0.273, SLG: 0.371			0-3 K		0-0 5-3		0-0 1B	0-0 S	

Inning Stats	R: 0	H: 0	E: 0	K: 0	S: 3	R: 0	H: 1	E: 0	K: 2	S: 7	R: 0	H: 0	E: 0	K: 1	S: 5	R: 0	H: 1	E: 0	K: 2	S: 7	R: 1	H: 2	E: 0	K: 0	S: 5	R: 1	H: 2	E: 0	K: 1	S: 7	R: 1	H: 3	E: 1	K: 2	S: 10	R: 7	H: 5	E: 1	K: 1	S: 10
	LOB: 0	BB: 0	P: 3	LOB: 2	BB: 1	P: 11	LOB: 0	BB: 0	P: 5	LOB: 2	BB: 1	P: 11	LOB: 1	BB: 0	P: 5	LOB: 2	BB: 1	P: 11	LOB: 3	BB: 1	P: 14	LOB: 1	BB: 3	P: 22	LOB: 1	BB: 3	P: 22	SF: 0	SAC: 1	DP: 2	HBP: 0	1B: 10	SF: 0	SAC: 1	DP: 2	HBP: 0	2B: 6	3B: 0	HR: 0	

PITCHER	IP	WLS	BF	H	R	ER	SO	BB	IBB	HBP	BLK	WP	HR	S	P	ERA	WHIP
Jimmy Key, L (1, 1) ERA: 2.9	6.0		25	6	2	2	6	3	0	0	0	1	0	34	46	3.00	1.500
Jeff Musselman, L (7, 1) ERA: 2.74	0.1		3	2	1	1	0	0	0	0	0	0	0	3	3	27.00	6.000
Tom Henke, R (7, 1) ERA: 2.7	1.1	L	12	4	6	6	3	3	1	0	0	0	0	14	30	40.50	5.250
Jose Antonio Nunez, R (8, 1) ERA: 3.41	0.1		3	2	1	1	0	0	0	0	0	0	0	3	3	27.00	6.000

BOTTOM

Toronto Blue Jays @ Milwaukee Brewers
Milwaukee County Stadium, Milwaukee, WI

Fri Jun 26 1987, 8:05 PM EDT
 Att. 29,461 - Unknown

AB R H RBI BB SO LOB

5 0 1 0 0 1 2

4 1 3 1 1 0 0

3 1 0 0 0 1 2

0 0 0 0 1 0 0

0 1 0 0 1 0 0

4 1 1 2 1 3 4

4 1 2 1 1 2 5

4 1 3 2 1 0 0


4 2 1 0 1 1 5

3 0 1 0 0 0 0

4 2 2 3 0 1 1

AB 35
 R 10
 H 14
 RBI 9
 BB 7
 SO 9
 LOB 19

WP: 1 PA: 43
 PB: 0
 SB: 2
 CS: 2



livebaseballscorecards.com

Batter	1	2	3	4	5	6	7	8	9	AB R H RBI BB SO LOB	TOP																
Tony Fernandez, S (1, 6) OBP: 0.392, SLG: 0.452	4-0 BB G5-4-3		4-0 BB CS 1B		0-3 K		4-0 1B IBB		0-0 HR 1B	2 1 1 0 3 1 1																	
Lloyd Moseby, L (1, 8) OBP: 0.328, SLG: 0.448	0-0 G5-4-3 1-2f		0-0 1B		4-0 BB		0-0 CS 1B		0-0 HR	4 1 3 5 1 0 1																	
Jesse Barfield, R (1, 9) OBP: 0.361, SLG: 0.547	0-0 HR		0-3 K 2-3		0-3 K		0-0 5-3 1-2		0-3 K	5 1 1 1 0 3 6																	
George Bell, R (1, 7) OBP: 0.323, SLG: 0.633	0-3 K		0-0 F8		0-0 F3		0-0 F8		0-0 F8	5 0 0 0 0 1 1																	
Cecil Fielder, R (1, 10) OBP: 0.380, SLG: 0.597		0-0 F7		0-0 P3		0-0 F6		0-0 E4 1B		3 0 0 0 0 0 0																	
Rance Mulliniks, L (8, PH) OBP: 0.331, SLG: 0.398										1 0 0 0 0 0 0																	
Kelly Gruber, R (1, 5) OBP: 0.337, SLG: 0.465		0-0 S 2B 1B		0-0 L5		0-3 K		0-0 G4-6-3 1B		4 1 2 0 0 1 0																	
Willie Upshaw, L (1, 3) OBP: 0.332, SLG: 0.455		0-0 1B 2B		0-3 K		4-0 SH1-3 1B BB		0-0 G4-6-3		3 2 1 1 1 1 2																	
Garth Iorg, R (1, 4) OBP: 0.255, SLG: 0.211		0-0 CS 1B		0-3 K		4-0 1B SH1-3 BB		0-0 HR 1B		3 2 2 1 1 1 0																	
Charlie Moore, R (1, 2) OBP: 0.257, SLG: 0.313		0-0 F9		0-0 BB 1B		0-0 SH1-3		0-0 F8		3 0 1 0 0 0 2																	
Inning Stats	R: 1 E: 0 K: 1 S: 5	H: 1 LOB: 0 BB: 1 P: 9	R: 2 E: 0 K: 0 S: 5	H: 3 LOB: 0 BB: 0 P: 5	R: 0 E: 0 K: 1 S: 5	H: 1 LOB: 1 BB: 1 P: 9	R: 0 E: 0 K: 1 S: 5	H: 0 LOB: 0 BB: 0 P: 5	R: 0 E: 0 K: 3 S: 10	H: 1 LOB: 2 BB: 1 P: 14	R: 0 E: 0 K: 1 S: 5	H: 0 LOB: 0 BB: 0 P: 5	R: 2 E: 0 K: 0 S: 3	H: 1 LOB: 1 BB: 3 P: 15	R: 0 E: 1 K: 0 S: 4	H: 1 LOB: 1 BB: 0 P: 4	R: 3 E: 0 K: 1 S: 8	H: 3 LOB: 0 BB: 0 P: 8	1B: 8 2B: 2 3B: 0 HR: 2	SF: 0 SAC: 1 DP: 3 HBP: 0	WP: 0 PB: 0 SB: 1 CS: 3	PA: 40					
PITCHER	IP	WLS	BF	H	R	ER	SO	BB	IBB	HBP	BLK	WP	HR	S	P	ERA	WHIP										
Juan Nieves, L (1, 1) ERA: 4.74	6.1	L	29	7	5	5	7	5	1	0	0	0	1	37	61	7.11	1.895										
Jay Aldrich, R (7, 1) ERA: 4.4	1.0		4	1	0	0	0	0	0	0	0	0	0	4	4	0.00	1.000										
Paul Mirabella, L (8, 1) ERA: 7.53	0.2		1	0	0	0	0	0	0	0	0	0	0	1	1	0.00	0.000										
Mark Clear, R (9, 1) ERA: 4.81	1.0		6	3	3	3	1	0	0	0	0	0	1	8	8	27.00	3.000										

Toronto Blue Jays @ Milwaukee Brewers
Milwaukee County Stadium, Milwaukee, WI
 Sat Jun 27 1987, 8:05 PM EDT
 Att: 48,159 - Unknown

AB	33
R	8
H	11
RBI	8
BB	6
SO	8
LOB	13



WP: 0	PA: 40
PB: 0	
SB: 1	
CS: 3	

ERA	WHIP

Batter	1	2	3	4	5	6	7	8	9	AB R H RBI BB SO LOB
Mike Felder, S (1, 7) OBP: 0.257, SLG: 0.319	0-0 6-3	0-0 F4			0-0 F7			0-0 1B		4 0 1 0 0 0 1
Robin Yount, R (1, 8) OBP: 0.370, SLG: 0.458	4-0 WP 1B BB		0-3 K			0-3 K		0-0 F8		3 1 0 0 1 2 1
Cecil Cooper, L (1, 10) OBP: 0.280, SLG: 0.360	0-0 F6		0-0 F7			4-0 BB		0-3 K		3 0 0 0 1 1 2
Greg Brock, L (1, 3) OBP: 0.327, SLG: 0.414	4-0 1B BB		0-0 F6			0-0 F7		0-0 4-3		3 0 0 0 1 0 1
Rob Deer, R (1, 9) OBP: 0.374, SLG: 0.560	0-0 1-2 2-H 1B		0-0 F2			0-3 K		0-0 5-3		4 0 1 1 0 1 1
B.J. Surhoff, L (1, 2) OBP: 0.333, SLG: 0.435	0-0 L4		0-3 K			0-0 B1-3		0-0 F5		4 0 0 0 0 1 2
Jim Gantner, L (1, 5) OBP: 0.329, SLG: 0.377		0-0 1B 1B		0-0 4-3		0-0 4-3				3 0 1 0 0 0 0
Juan Castillo, S (1, 4) OBP: 0.361, SLG: 0.419		0-3 K			0-0 B4-3		0-0 F9			3 0 0 0 0 1 1
Dale Sveum, S (1, 6) OBP: 0.273, SLG: 0.370		0-0 1-H 1B			0-3 K		0-0 P3			3 0 1 0 0 1 0

Inning Stats	R: 1 E: 0 K: 0 S: 4	H: 1 LOB: 2 BB: 2 P: 12	R: 0 E: 0 K: 1 S: 6	H: 2 LOB: 1 BB: 0 P: 6	R: 0 E: 0 K: 1 S: 5	H: 0 LOB: 0 BB: 0 P: 5	R: 0 E: 0 K: 1 S: 5	H: 0 LOB: 0 BB: 0 P: 5	R: 0 E: 0 K: 2 S: 7	H: 0 LOB: 1 BB: 1 P: 11	R: 0 E: 0 K: 0 S: 3	H: 0 LOB: 0 BB: 0 P: 3	R: 0 E: 0 K: 1 S: 6	H: 1 LOB: 1 BB: 0 P: 6	R: 0 E: 0 K: 0 S: 3	H: 0 LOB: 0 BB: 0 P: 3	1B: 4 2B: 0 3B: 0 HR: 0	SF: 0 SAC: 0 DP: 0 HBP: 0
--------------	------------------------------	----------------------------------	------------------------------	---------------------------------	------------------------------	---------------------------------	------------------------------	---------------------------------	------------------------------	----------------------------------	------------------------------	---------------------------------	------------------------------	---------------------------------	------------------------------	---------------------------------	----------------------------------	------------------------------------

PITCHER	IP	WLS	BF	H	R	ER	SO	BB	IBB	HBP	BLK	WP	HR	S	P	ERA	WHIP
Jim Clancy, R (1, 1) ERA: 2.72	9.0	W	33	4	1	1	7	3	0	0	0	1	0	44	56	1.00	0.778

BOTTOM

Toronto Blue Jays @ Milwaukee Brewers
Milwaukee County Stadium, Milwaukee, WI
 Sat Jun 27 1987, 8:05 PM EDT
 Att. 48,159 - Unknown

AB	30
R	1
H	4
RBI	1
BB	3
SO	7
LOB	9



WP	PA	ERA	WHIP
1	33		

Batter	1	2	3	4	5	6	7	8	9
Mike Felder, S OBP: 0.263, SLG: 0.351 (1, 7)	0-0 E6 1B	0-0 HR 1B	0-0 SF9		0-0 3B		0-0 FC1-6 1B	0-0 G3	
Robin Yount, R OBP: 0.381, SLG: 0.476 (1, 8)	0-0 1B E 1B	0-0 HR	4-0 BB BB BB 1-2 BB		4-0 FC4-6 IBB		0-0 HR 1B		
Cecil Cooper, L OBP: 0.287, SLG: 0.377 (1, 10)	0-0 1B E 1B	0-0 3-1	4-0 BB BB BB 1-2 2-3 BB		0-3 K		0-0 HR		
Greg Brock, L OBP: 0.333, SLG: 0.434 (1, 3)	0-0 E7 1B		0-0 HR F8		0-0 FC4-6		0-0 1B		
Rob Deer, R OBP: 0.375, SLG: 0.556 (1, 9)	0-0 F4		0-0 E 2B 1B	0-0 4-3 1B		0-3 K	0-3 K		
B.J. Surhoff, L OBP: 0.335, SLG: 0.430 (1, 2)	4-0 BB		0-0 E6 2B 1B	0-3 K		0-0 CS 1B		0-0 6-3	
Jim Gantner, L OBP: 0.331, SLG: 0.379 (1, 5)	0-0 F8		0-0 1B SF9 2B	0-0 4-3		0-0 F6		1-0 HBP 1B	
Juan Castillo, S OBP: 0.362, SLG: 0.418 (1, 4)		0-3 K	0-0 BB BB 1B	0-0 4-3		0-0 CS	0-3 K	0-0 1-2 1B	
Dale Sveum, S OBP: 0.272, SLG: 0.366 (1, 6)		0-3 K	0-0 F4		0-0 F8		0-0 FC1-6 1B	0-0 F6	

Inning Stats	R: 2	H: 3	E: 2	LOB: 2	K: 0	BB: 1	S: 6	P: 10
	R: 2	H: 2	E: 0	LOB: 0	K: 2	BB: 0	S: 9	P: 9
	R: 4	H: 4	E: 1	LOB: 3	K: 0	BB: 2	S: 8	P: 16
	R: 0	H: 1	E: 0	LOB: 1	K: 1	BB: 0	S: 6	P: 6
	R: 0	H: 1	E: 0	LOB: 2	K: 1	BB: 1	S: 6	P: 10
	R: 0	H: 1	E: 0	LOB: 0	K: 1	BB: 0	S: 5	P: 5
	R: 3	H: 4	E: 0	LOB: 1	K: 2	BB: 0	S: 11	P: 11
	R: 0	H: 1	E: 0	LOB: 2	K: 0	BB: 0	S: 4	P: 5

PITCHER	IP	WLS	BF	H	R	ER	SO	BB	IBB	HBP	BLK	WP	HR	S	P	ERA	WHIP
Dave Stieb, R ERA: 4.67 (1, 1)	2.0	L	14	7	6	5	2	1	0	0	0	0	2	17	21	22.50	4.000
Gary Lavelle, L ERA: 4.66 (3, 1)	3.0		17	4	2	0	2	2	1	0	0	0	0	18	30	0.00	2.000
Mark Eichhorn, R ERA: 3.66 (6, 1)	3.0		15	6	3	3	3	0	0	1	0	0	1	20	21	9.00	2.000

AB R H RBI BB SO LOB

5	3	2	1	0	0	3
3	3	3	3	2	0	0
4	1	2	3	1	1	2
5	1	3	2	0	0	5
5	1	2	0	0	2	2
4	1	1	0	1	1	2
4	1	1	1	0	0	4
5	0	2	1	0	2	1
5	0	1	0	0	1	4

1B: 12	SF: 1	WP: 0	PA: 47
2B: 1	SAC: 0	PB: 0	
3B: 1	DP: 0	SB: 1	
HR: 3	HBP: 1	CS: 1	
WP: 0	PA: 47	ERA	WHIP

Toronto Blue Jays @ Milwaukee Brewers
Milwaukee County Stadium, Milwaukee, WI
 Sun Jun 28 1987, 4:33 AM EDT
 Att. 42,389 - Unknown

livebaseballscorecards.com

AB	40
R	11
H	17
RBI	11
BB	4
SO	7
LOB	23



Batter	1	2	3	4	5	6	7	8	9	AB R H RBI BB SO LOB	TOP											
Lou Whitaker, L (1, 4) OBP: 0.337, SLG: 0.427 Jim Walewander, S (5, 4) OBP: 0.250, SLG: 0.273	0-0 F9	4-0 G5-4-3 2-H BB		0-0 F9	0-0 1B 1B		0-0 4-3		0-0 FC6-4 1-2f	3 0 1 2 1 0 0 2 0 0 0 0 0 1												
Bill Madlock, R (1, 10) Darnell Coles, R (8, PH) OBP: 0.256, SLG: 0.317 (9, 7)	0-3 K	0-0 G5-4-3 1-2f		0-0 F7	0-0 1B 1B			0-0 F5		4 0 1 1 0 1 1 1 0 0 0 0 0 0												
Kirk Gibson, L (1, 7) Mike Heath, R (8, 7) OBP: 0.367, SLG: 0.479 (9, 5)	0-0 2B		4-0 S 2B BB		0-0 1B 1B F7			0-0 G3		4 2 2 0 1 0 2 0 0 0 0 0 0 0												
Alan Trammell, R (1, 6) OBP: 0.391, SLG: 0.552	0-0 F9		0-0 F3		0-0 1B 1B BB	0-0 L5		0-0 1B		5 1 2 0 0 0 2												
Matt Nokes, L (1, 2) OBP: 0.376, SLG: 0.572		0-0 FC3-6 1B	0-0 1B FC1-2 2B		0-0 1-3 1B	0-0 1B		0-3 K		5 0 3 1 0 1 3												
Pat Sheridan, L (1, 9) OBP: 0.349, SLG: 0.389		0-0 FC3-6 1B	0-0 FC1-2 1B		0-0 BB 1B 1B	0-0 1B		0-0 F7		5 2 3 1 0 0 1												
Darrell Evans, L (1, 3) Dave Bergman, L (6, PH) OBP: 0.448, SLG: 0.544 (6, 3)		4-0 1B 2B BB	0-0 FC1-2 1B		4-0 1B 1B BB	0-3 K		0-0 4-3 3B		1 2 0 0 2 0 2 2 1 1 0 0 1 1	AB 41 R 11 H 16 RBI 10 BB 5 SO 3 LOB 18											
Chet Lemon, R (1, 8) OBP: 0.366, SLG: 0.471		0-0 2B 1B	0-0 F7		0-0 F3		0-0 6-3		0-0 4-3	5 1 1 2 0 0 5												
Tom Brookens, R (1, 5) Mike Henneman, R (9, 1) OBP: 0.316, SLG: 0.428		0-0 WP 2B		0-0 F8	4-0 1B 1B BB		0-0 6-3		0-0 FC6-4 1B	4 2 2 3 1 0 0 0 0 0 0 0 0 0												
Inning Stats	R: 0 E: 0 K: 1 S: 6	H: 1 LOB: 1 BB: 0 P: 6	R: 4 E: 0 K: 0 S: 5	H: 3 LOB: 0 BB: 2 P: 13	R: 1 E: 0 K: 0 S: 5	H: 2 LOB: 2 BB: 1 P: 9	R: 0 E: 0 K: 0 S: 3	H: 0 LOB: 0 BB: 0 P: 3	R: 5 E: 0 K: 0 S: 8	H: 5 LOB: 2 BB: 2 P: 16	R: 0 E: 0 K: 1 S: 6	H: 2 LOB: 1 BB: 0 P: 6	R: 0 E: 0 K: 0 S: 3	H: 0 LOB: 0 BB: 0 P: 3	R: 0 E: 0 K: 1 S: 6	H: 1 LOB: 1 BB: 0 P: 6	R: 1 E: 0 K: 0 S: 5	H: 2 LOB: 1 BB: 0 P: 5	1B: 12 2B: 3 3B: 1 HR: 0	SF: 0 SAC: 0 DP: 1 HBP: 0	WP: 2 PB: 0 SB: 2 CS: 0	PA: 46
PITCHER	IP WLS BF H R ER SO BB IBB HBP BLK WP HR S P ERA WHIP																					
Chris Bosio, R (1, 1) ERA: 6.12	2.1 L 13 4 5 5 1 3 0 0 0 1 0 12 24 19.29 3.000																					
John Henry Johnson, L (3, 1) ERA: 9.57	3.2 21 9 5 5 1 2 0 0 0 0 0 21 29 12.27 3.000																					
Jay Aldrich, R (7, 1) ERA: 4.58	3.0 12 3 1 1 1 0 0 0 0 0 0 14 14 3.00 1.000																					

Detroit Tigers @ Milwaukee Brewers
 Milwaukee County Stadium, Milwaukee, WI
 Mon Jun 29 1987, 8:05 PM EDT
 Att. 21,487 - Unknown

livebaseballscorecards.com



Batter	1	2	3	4	5	6	7	8	9	AB R H RBI BB SO LOB
Lou Whitaker, L (1, 4) OBP: 0.337, SLG: 0.423	0-0 F5		0-0 1B	0-0 3-1	4-0 BB		0-0 F7		0-3 K	5 1 1 0 1 1 4
Bill Madlock, R (1, 10) OBP: 0.310, SLG: 0.458	0-0 HR		0-0 1B	1-0 HBP	0-0 5-3		0-0 6-3		0-3 K	5 1 2 1 0 1 6
Kirk Gibson, L (1, 7) OBP: 0.389, SLG: 0.520	4-0 BB		0-0 1B	0-0 1B		0-0 4-3		0-0 F7	0-3 K	5 1 2 1 1 1 3
Alan Trammell, R (1, 6) OBP: 0.399, SLG: 0.559	0-0 2B		4-0 2B	0-0 F7		0-0 HR		0-0 WP		4 2 3 0 1 0 2
Matt Nokes, L (1, 2) OBP: 0.372, SLG: 0.577	0-0 F2		0-0 2B	0-0 4-3		0-0 HR		0-0 P3		5 2 1 2 0 0 8
Pat Sheridan, L (1, 9) OBP: 0.350, SLG: 0.384	0-3 K		4-0 2B		4-0 S	0-3 K		0-3 K		3 1 0 1 2 3 3
Darrell Evans, L (1, 3) OBP: 0.383, SLG: 0.505		0-0 6-3	0-0 2B		0-3 K	0-3 K		4-0 SH		4 0 1 2 1 2 1
Jim Walewander, S (9, PR) OBP: 0.250, SLG: 0.273			1-3 2B		1-2 K			BB		0 0 0 0 0 0 0
Dave Bergman, L (9, 3) OBP: 0.448, SLG: 0.544			0-3 2B		0-0 K			BB		0 0 0 0 0 0 0
Chet Lemon, R (1, 8) OBP: 0.371, SLG: 0.471		0-0 6-3	0-0 K		0-0 BB		4-0 SH		0-0 SH	4 0 2 1 1 1 2
Tom Brookens, R (1, 5) OBP: 0.312, SLG: 0.422		0-0 F8	0-0 4-3		0-0 F8		0-0 SH		0-0 SH	3 0 0 0 0 0 3

Inning Stats	R: 1	H: 2	R: 0	H: 0	R: 4	H: 4	R: 0	H: 1	R: 1	H: 1	R: 2	H: 2	R: 0	H: 1	R: 0	H: 1	R: 0	H: 1
	E: 0	LOB: 2	E: 0	LOB: 0	E: 0	LOB: 2	E: 0	LOB: 2	E: 0	LOB: 2	E: 0	LOB: 0	E: 0	LOB: 1	E: 0	LOB: 3	E: 0	LOB: 1
	K: 1	BB: 1	K: 0	BB: 0	K: 1	BB: 2	K: 0	BB: 0	K: 1	BB: 2	K: 2	BB: 0	K: 0	BB: 1	K: 1	BB: 0	K: 3	BB: 1
	S: 7	P: 11	S: 3	P: 3	S: 9	P: 17	S: 4	P: 5	S: 6	P: 14	S: 9	P: 9	S: 3	P: 7	S: 6	P: 6	S: 11	P: 15

PITCHER	IP	WLS	BF	H	R	ER	SO	BB	IBB	HBP	BLK	WP	HR	S	P	ERA	WHIP
Mark Clear, R (1, 1) ERA: 5.48	3.1	L	21	7	5	5	2	3	0	1	0	0	1	21	34	13.50	3.000
Chuck Crim, R (4, 1) ERA: 4.48	4.0		19	4	3	3	3	3	0	0	0	0	1	22	34	6.75	1.750
Paul Mirabella, L (8, 1) ERA: 7.2	0.2		5	1	0	0	1	1	0	0	0	1	0	6	10	0.00	3.000
Dan Plesac, L (9, 1) ERA: 1.29	1.0		3	0	0	0	3	0	0	0	0	0	0	9	9	0.00	0.000

TOP

Detroit Tigers @ Milwaukee Brewers
Milwaukee County Stadium, Milwaukee, WI

Tue Jun 30 1987, 8:05 PM EDT
Att. 21,609 - Unknown

AB	38
R	8
H	12
RBI	8
BB	7
SO	9
LOB	32



livebaseballscorecards.com

Batter	1	2	3	4	5	6	7	8	9	AB	R	H	RBI	BB	SO	LOB
Mike Felder, S (1, 7) OBP: 0.297, SLG: 0.345	0-0 F7	0-0 4-3		4-0 BB		0-0 S BB 1B	4-0 BB		0-0 2-3 1B	4	0	2	0	2	0	1
Robin Yount, R (1, 8) OBP: 0.373, SLG: 0.462	0-0 5-3	0-0 6-3		0-0 F9		4-0 FC6-3 BB	0-3 K		0-0 F8	5	0	0	0	1	1	8
Cecil Cooper, L (1, 10) OBP: 0.293, SLG: 0.387	0-0 1B		0-0 1B		0-3 K	0-0 SF7		0-0 2B		4	0	3	1	0	1	0
Greg Brock, L (1, 3) OBP: 0.348, SLG: 0.435	0-0 BB 1B		0-0 G4-6-3 1B		4-0 HR BB	0-0 FC6-3		4-0 G4-6-3 BB		3	1	2	0	2	0	2
Rob Deer, R (1, 9) OBP: 0.367, SLG: 0.539	4-0 1-2 BB		0-3 K		0-3 K		0-3 K	0-0 F8		4	0	0	0	1	3	5
B.J. Surhoff, L (1, 2) OBP: 0.339, SLG: 0.461	0-0 F8		0-0 G4-6-3		0-0 HR		0-0 WP 1B	0-0 G4-6-3		5	2	2	2	0	0	7
Ernest Riles, L (1, 5) OBP: 0.125, SLG: 0.125		0-0 4-3		0-3 K		0-0 4-3		0-3 K		4	0	0	0	0	2	1
Juan Castillo, S (9, PH) OBP: 0.361, SLG: 0.423									0-0 1B 2B	1	0	1	0	0	0	0
Jim Gantner, L (1, 4) OBP: 0.340, SLG: 0.379		0-0 BLK 2B 1B		4-0 S BB		4-0 BB 1B SF7 BB		0-0 2B 1B		2	2	2	1	2	0	0
Jim Paciorek, R (9, PH) OBP: 0.322, SLG: 0.338								0-0 2-H 1B	0-0 F9	1	0	0	0	0	0	1
Dale Sveum, S (1, 6) OBP: 0.272, SLG: 0.372		0-0 4-3 1-H 2B		0-3 K		0-0 F5		0-0 1-3 2B	0-0 5-3	5	0	2	1	0	1	3

Inning Stats	R: 0	H: 2	E: 0	K: 0	S: 5	LOB: 3	BB: 1	P: 9	R: 1	H: 2	E: 0	K: 0	S: 5	LOB: 1	BB: 0	P: 5	R: 0	H: 2	E: 0	K: 1	S: 6	LOB: 1	BB: 0	P: 6	R: 0	H: 0	E: 0	K: 2	S: 7	LOB: 2	BB: 2	P: 15	R: 2	H: 1	E: 0	K: 2	S: 8	LOB: 0	BB: 1	P: 12	R: 1	H: 1	E: 0	K: 0	S: 4	LOB: 2	BB: 2	P: 12	R: 1	H: 3	E: 0	K: 3	S: 12	LOB: 3	BB: 1	P: 16	R: 0	H: 1	E: 0	K: 0	S: 3	LOB: 1	BB: 1	P: 7	R: 0	H: 2	E: 0	K: 0	S: 5	LOB: 2	BB: 0	P: 5	1B: 8	2B: 5	3B: 0	HR: 1	SF: 1	SAC: 0	DP: 2	HBP: 0	WP: 1	PB: 0	SB: 2	CS: 0	PA: 47
--------------	------	------	------	------	------	--------	-------	------	------	------	------	------	------	--------	-------	------	------	------	------	------	------	--------	-------	------	------	------	------	------	------	--------	-------	-------	------	------	------	------	------	--------	-------	-------	------	------	------	------	------	--------	-------	-------	------	------	------	------	-------	--------	-------	-------	------	------	------	------	------	--------	-------	------	------	------	------	------	------	--------	-------	------	-------	-------	-------	-------	-------	--------	-------	--------	-------	-------	-------	-------	--------

PITCHER	IP	WLS	BF	H	R	ER	SO	BB	IBB	HBP	BLK	WP	HR	S	P	ERA	WHIP
Dan Petry, R (1, 1) ERA: 5.43	5.1	W	29	8	4	4	5	6	0	0	1	0	1	33	57	6.75	2.625
Mark Thurmond, L (6, 1) ERA: 3.16	1.1		8	3	1	1	2	1	0	0	0	1	0	11	15	6.75	3.000
Mike Henneman, R (7, 1) ERA: 2.61	0.1	S	1	0	0	0	1	0	0	0	0	0	0	3	3	0.00	0.000
Willie Hernandez, L (8, 1) ERA: 3.74	2.0	S	9	3	0	0	0	1	0	0	0	0	0	8	12	0.00	2.000

BOTTOM

Detroit Tigers @ Milwaukee Brewers
Milwaukee County Stadium, Milwaukee, WI

Tue Jun 30 1987, 8:05 PM EDT
Att. 21,609 - Unknown

livebaseballscores.com

AB	38
R	5
H	14
RBI	5
BB	8
SO	8
LOB	28



Batter	1	2	3	4	5	6	7	8	9	AB R H RBI BB SO LOB	TOP	
Lou Whitaker, L (1, 4) OBP: 0.333, SLG: 0.418 Mike Heath, R (6, 2) OBP: 0.365, SLG: 0.476	0-0 ① 4-3		0-0 ③ G3			0-0 ② F8		0-3 ③ K		3 0 0 0 0 0 0 1 0 0 0 0 1 2		
Darrell Evans, L (1, 10) OBP: 0.381, SLG: 0.514	0-0 ② 1-3			0-0 ① F6		0-0 ③ F8			0-0 HR	4 1 1 1 0 0 0		
Kirk Gibson, L (1, 7) OBP: 0.386, SLG: 0.515	0-0 ③ 6-3			0-0 ② F7			0-0 ① F9		0-0 1B BB 1B	4 1 1 0 0 0 0		
Alan Trammell, R (1, 6) OBP: 0.396, SLG: 0.555 Jim Walewander, S (4, 6) (6, 4)		0-0 ① F9		0-0 ③ 5-3			0-0 ② F7		0-3 ① K	2 0 0 0 0 0 0 2 0 0 0 0 1 1		
Matt Nokes, L (1, 2) OBP: 0.374, SLG: 0.580 (6, 5)		0-0 2B			0-0 FC6-4 1B		0-0 ③ 3-1		0-0 ② F9	4 0 2 0 0 0 1		
Pat Sheridan, L (1, 9) OBP: 0.353, SLG: 0.386 (5, 8)		0-3 ② K			0-0 ① FC6-4 1-2f			0-0 1B 1B	0-0 BB 1B 1B	4 0 2 0 0 1 2		
Dave Bergman, L (1, 3) OBP: 0.440, SLG: 0.528		0-0 ③ 1-3			0-3 ② K			0-0 ① F8	0-0 BB 1B	4 0 1 0 0 1 3		
Chet Lemon, R (1, 8) OBP: 0.369, SLG: 0.469 Darnell Coles, R (5, PH) OBP: 0.257, SLG: 0.311 (5, 9)			0-3 ① K		0-3 ③ K			0-3 ② K	4-0 BB BB BB BB	1 0 0 0 0 1 0 2 0 0 1 1 2 2		
Tom Brookens, R (1, 5) OBP: 0.311, SLG: 0.419 (6, 6)			0-0 ② F7			0-0 ① F8		0-0 1B	0-0 ③ F6	4 0 1 0 0 0 3		
Inning Stats	R: 0 H: 0 E: 0 LOB: 0 K: 0 BB: 0 S: 3 P: 3	R: 0 H: 1 E: 0 LOB: 1 K: 1 BB: 0 S: 6 P: 6	R: 0 H: 0 E: 0 LOB: 0 K: 1 BB: 0 S: 5 P: 5	R: 0 H: 0 E: 0 LOB: 0 K: 0 BB: 0 S: 3 P: 3	R: 0 H: 1 E: 0 LOB: 1 K: 2 BB: 0 S: 8 P: 8	R: 0 H: 0 E: 0 LOB: 0 K: 0 BB: 0 S: 3 P: 3	R: 0 H: 0 E: 0 LOB: 0 K: 0 BB: 0 S: 3 P: 3	R: 0 H: 2 E: 0 LOB: 2 K: 2 BB: 0 S: 9 P: 9	R: 2 H: 4 E: 0 LOB: 3 K: 1 BB: 1 S: 9 P: 13	1B: 6 SF: 0 2B: 1 SAC: 0 3B: 0 DP: 0 HR: 1 HBP: 0	WP: 0 PA: 36 PB: 0 SB: 0 CS: 0	
PITCHER Bill Wegman, R (1, 1) ERA: 4.18	IP WLS BF H R ER SO BB IBB HBP BLK WP HR S P ERA WHIP	9.0 W 36 8 2 2 7 1 0 0 0 0 1 49 53 2.00 1.000										

Detroit Tigers @ Milwaukee Brewers
Milwaukee County Stadium, Milwaukee, WI

Wed Jul 01 1987, 4:33 AM EDT
Att: 24,528 - Unknown

livebaseballscorecards.com

AB	35
R	2
H	8
RBI	2
BB	1
SO	7
LOB	14



Batter	1	2	3	4	5	6	7	8	9	10	11	12	13	AB R H RBI BB SO LOB	TOP											
Mike Felder, S OBP: 0.308, SLG: 0.351 (1, 8) (8, 4)	0-0 E1 WP 1B	0-3 K		0-0 4-3		0-0 5-3		0-0 L4		0-0 FC4			0-0 5-3	7 1 0 0 0 1 4												
Robin Yount, R OBP: 0.374, SLG: 0.458 (1, 10)	0-0 1-3	0-0 1B		0-0 G6-4-3 1B		4-0 IBB		0-0 5-3	0-0 5-3	0-3 K			0-0 F9	6 0 2 0 1 1 3												
B.J. Surhoff, L OBP: 0.333, SLG: 0.458 (1, 2)	0-0 G3 2B 1B	0-0 F9		0-0 G6-4-3		0-0 5-3		0-0 G3	0-0 G3	0-0 F8			0-0 1-3	7 1 1 1 0 0 6												
Greg Brock, L OBP: 0.362, SLG: 0.455 (1, 3)	0-0 G3 2-3		0-0 WP E 1B		0-0 G3 2B		0-0 F8		0-0 1B E 1B			0-0 G3		6 2 3 0 0 0 1												
Rob Deer, R OBP: 0.374, SLG: 0.545 (1, 7)	0-0 2B		0-3 K		0-3 K		0-0 G4-3 1B		0-0 E 1B			4-0 CS BB		5 2 3 1 1 2 2												
Ernest Riles, L OBP: 0.263, SLG: 0.333 (1, 6)	0-0 2B		0-0 F7		0-0 G3		0-0 G4-3		0-0 E2 1B			0-3 K		6 1 2 3 0 1 4												
Glenn Braggs, R OBP: 0.337, SLG: 0.400 (1, 9)	0-0 2B		4-0 E 1B IBB		0-0 6-3		0-3 K		0-0 6-3			4-0 FC5-6 BB		4 0 1 1 2 1 2												
Jim Pacionek, R OBP: 0.330, SLG: 0.349 (1, 5)	0-0 5-3		0-0 E3		0-0 2B		0-0 FC4-6 1B		4-0 FC4 1B BB			0-0 FC5-6 G3-6		5 0 2 0 1 0 3												
Juan Castillo, S OBP: 0.358, SLG: 0.420 Rick Manning, L OBP: 0.355, SLG: 0.358 (8, PH) (8, 8)		0-3 K		0-0 L8		0-0 6-3		0-0 FC4-6		0-0 FC4 1B		0-0 G3-6		3 0 0 0 0 1 3 3 0 1 0 0 0 2												
Inning Stats	R: 4 E: 1 K: 0 S: 8	H: 4 LOB: 1 BB: 0 P: 8	R: 0 E: 0 K: 2 S: 8	H: 1 LOB: 0 BB: 0 P: 8	R: 1 E: 1 K: 1 S: 7	H: 1 LOB: 2 BB: 1 P: 11	R: 0 E: 0 K: 0 S: 3	H: 1 LOB: 0 BB: 0 P: 3	R: 0 E: 0 K: 0 S: 3	H: 1 LOB: 0 BB: 0 P: 3	R: 0 E: 0 K: 1 S: 6	H: 1 LOB: 1 BB: 0 P: 6	R: 2 E: 1 K: 0 S: 6	H: 3 LOB: 1 BB: 0 P: 6	R: 0 E: 0 K: 1 S: 6	H: 1 LOB: 2 BB: 1 P: 10	R: 0 E: 0 K: 1 S: 4	H: 0 LOB: 1 BB: 1 P: 8	R: 0 E: 0 K: 0 S: 2	H: 0 LOB: 0 BB: 1 P: 6	R: 0 E: 0 K: 0 S: 3	H: 0 LOB: 0 BB: 0 P: 3	1B: 10 2B: 6 3B: 0 HR: 0	SF: 0 SAC: 0 DP: 4 HBP: 0	WP: 2 PB: 0 SB: 0 CS: 1	PA: 57
PITCHER	IP WLS BF H R ER SO BB IBB HBP BLK WP HR S P ERA WHIP														IP WLS BF H R ER SO BB IBB HBP BLK WP HR S P ERA WHIP											
Mike Witt, R ERA: 3.25 (1, 1)	4.1														4.1											
Gary Lucas, L ERA: 6.37 (5, 1)	2.0														2.0											
Greg Minton, R ERA: 2.91 (7, 1)	2.2														2.2											
Chuck Finley, L ERA: 4.38 (10, 1)	4.0														4.0											

Milwaukee Brewers @ California Angels
Anaheim Stadium, Anaheim, CA
Thu Jul 02 1987, 10:05 PM EDT
Att. 28,116 - Unknown

AB	52
R	7
H	15
RBI	6
BB	5
SO	7
LOB	30



livebaseballscorecards.com

Batter	1	2	3	4	5	6	7	8	9	10	11	12	13
Brian Downing, R (1, 10) OBP: 0.403, SLG: 0.519	4-0 BB G6-4-3		0-3 K 1-2 2-3		0-3 K		0-3 K		0-3 K			0-0 F7	
Devon White, S (1, 9) OBP: 0.339, SLG: 0.539	0-0 BB G6-4-3		0-0 1B 2-H 3-H		0-0 HR		0-0 4-3		0-0 4-3			0-0 BB E5	
Dick Schofield, R (1, 6) OBP: 0.273, SLG: 0.323	0-3 K		0-0 4-3		0-0 L5		0-0 6-3		0-0 4-3			4-0 BB 1-2 BB	
Doug DeCinces, R (1, 5) OBP: 0.347, SLG: 0.388		0-0 F9		4-0 2B SF7 BB		4-0 2B BB		0-0 SH3-4 1B BLK		0-3 K		0-0 F4	
George Hendrick, R (1, 7) OBP: 0.227, SLG: 0.395		0-3 K		0-0 G3 2B		0-0 F4		0-0 BLK SH3-4 1B		0-3 K		0-0 3-1	
Ruppert Jones, L (8, PH) OBP: 0.329, SLG: 0.521				1-3 2B		0-0 SF7		0-0 SH3-4		0-3 K			
Butch Wynegar, S (10, PH) OBP: 0.304, SLG: 0.254				0-0 6-3		0-0 SF7		1-3 2B		0-3 K			
Jack Howell, L (11, 7) OBP: 0.345, SLG: 0.491				0-0 6-3		0-0 SF7		1-2 2-3		0-3 K			
Bob Boone, R (1, 2) OBP: 0.349, SLG: 0.340				0-0 6-3		0-0 SF7		1-2 2-3		0-3 K			
Wally Joyner, L (1, 3) OBP: 0.367, SLG: 0.530				0-0 6-3		0-0 SF7		1-2 2-3		0-3 K			
Gary Pettis, S (1, 8) OBP: 0.318, SLG: 0.288				0-0 6-3		0-0 SF7		1-2 2-3		0-3 K			
Mark McLemore, S (1, 4) OBP: 0.307, SLG: 0.286				0-0 6-3		0-0 SF7		1-2 2-3		0-3 K			

AB	R	H	RBI	BB	SO	LOB
5	0	0	0	1	4	2
6	1	2	3	0	0	1
5	0	0	0	1	1	1
4	3	1	0	2	1	2
3	0	1	0	0	1	1
1	0	1	0	0	0	0
1	0	0	0	0	1	0
1	0	0	0	0	0	2
4	1	1	1	0	2	0
5	0	1	2	1	0	1
5	2	1	0	1	2	5
5	2	1	2	1	0	3

WP	PA
0	54

AB	45
R	9
H	9
RBI	8
BB	7
SO	12
LOB	18



Milwaukee Brewers @ California Angels
 Anaheim Stadium, Anaheim, CA
 Thu Jul 02 1987, 10:05 PM EDT
 Att: 28,116 - Unknown

PITCHER	IP	WLS	BF	H	R	ER	SO	BB	IBB	HBP	BLK	WP	HR	S	P	ERA	WHIP
Juan Nieves, L (1, 1) ERA: 5.0	6.0		27	6	6	6	4	4	0	0	0	0	1	31	47	9.00	1.667
Jay Aldrich, R (7, 1) ERA: 4.58	2.0		9	2	1	1	2	0	1	0	1	0	0	12	16	4.50	1.000
Dan Plesac, L (9, 1) ERA: 1.17	4.0		14	0	0	0	5	1	0	0	0	0	0	23	27	0.00	0.250
Mark Clear, R (13, 1) ERA: 5.82	0.2	L	4	1	2	2	1	1	0	0	0	0	1	5	9	27.00	3.000

Milwaukee Brewers @ California Angels
 Anaheim Stadium, Anaheim, CA

Fri Jul 03 1987, 10:05 PM EDT
 Att: 32,759 - Unknown

livebaseballscorecards.com

AB	33
R	6
H	7
RBI	6
BB	6
SO	6
LOB	18



WP:	0	PA:	42
PB:	0		
SB:	1		
CS:	0		

Batter	1	2	3	4	5	6	7	8	9	AB	R	H	RBI	BB	SO	LOB
Mike Felder, S (1, 8) OBP: 0.306, SLG: 0.347	F6	K		1B			SH1-4	F8		4	0	1	1	0	1	3
Robin Yount, R (1, 10) OBP: 0.374, SLG: 0.453	L8		F8	K			BB IBB		BB BB BB	3	0	0	0	2	1	1
B.J. Surhoff, L (1, 2) OBP: 0.335, SLG: 0.453	1B		G3				BB BB BB	BB		4	0	1	0	1	0	1
Greg Brock, L (1, 3) OBP: 0.358, SLG: 0.451	K		F7				BB	SF7		4	0	1	1	0	1	1
Rob Deer, R (1, 7) OBP: 0.371, SLG: 0.536		F8		1B BB		K	F8			4	1	0	0	1	2	4
Ernest Riles, L (1, 5) OBP: 0.292, SLG: 0.478		HR		4-3 1B SF8		F8		E6 2B		5	3	2	1	0	0	2
Glenn Braggs, R (1, 9) OBP: 0.343, SLG: 0.408		BB		SF8 4-3 1B		G3		1-H 2B		3	1	2	2	1	0	0
Rick Manning, L (8, 9) OBP: 0.355, SLG: 0.358		BB		1-2 3-H 1B		1-3				0	0	0	0	0	0	0
Juan Castillo, S (1, 4) OBP: 0.355, SLG: 0.411		BB		4-3		1-3		K		3	0	0	0	1	1	3
Dale Sveum, S (1, 6) OBP: 0.271, SLG: 0.368		F9		SF8			E5 BB SH1-4 SF7	F8		3	1	0	1	0	0	3

Batter	1	2	3	4	5	6	7	8	9
Mike Felder, S (1, 8) OBP: 0.306, SLG: 0.347	0-0 F6	0-3 K		0-0 1B			0-0 SH1-4	0-0 F8	
Robin Yount, R (1, 10) OBP: 0.374, SLG: 0.453	0-0 L8		0-0 F8	0-3 K			4-0 BB IBB		4-0 1B BB
B.J. Surhoff, L (1, 2) OBP: 0.335, SLG: 0.453	0-0 1B		0-0 G3				4-0 BB		0-0 L4
Greg Brock, L (1, 3) OBP: 0.358, SLG: 0.451	0-3 K		0-0 F7				0-0 SF7		0-0 1-2 1B
Rob Deer, R (1, 7) OBP: 0.371, SLG: 0.536		0-0 F8		4-0 1B BB		0-3 K	0-0 F8		0-3 K
Ernest Riles, L (1, 5) OBP: 0.292, SLG: 0.478		0-0 HR		0-0 4-3 1B SF8		0-0 F8		0-0 E6 2B	0-0 F8
Glenn Braggs, R (1, 9) OBP: 0.343, SLG: 0.408		4-0 BB		0-0 SF8 4-3 1B		0-0 G3		0-0 1-H 2B	
Rick Manning, L (8, 9) OBP: 0.355, SLG: 0.358		1-2 3-H 1B		1-2 3-H 1B		1-3			
Juan Castillo, S (1, 4) OBP: 0.355, SLG: 0.411		4-0 1-2 BB		0-0 4-3		0-0 1-3		0-3 K	
Dale Sveum, S (1, 6) OBP: 0.271, SLG: 0.368		0-0 F9		0-0 SF8			0-0 E5 BB SH1-4 SF7	0-0 F8	

Inning Stats	R: 0	H: 1	E: 0	K: 1	S: 6	P: 6	R: 1	H: 1	E: 0	K: 1	S: 6	P: 14	R: 0	H: 0	E: 0	K: 0	S: 3	P: 3	R: 3	H: 3	E: 0	K: 1	S: 8	P: 12	R: 0	H: 0	E: 0	K: 1	S: 5	P: 5	R: 0	H: 0	E: 0	K: 0	S: 3	P: 3	R: 1	H: 0	E: 1	K: 0	S: 4	P: 12	R: 1	H: 1	E: 1	K: 1	S: 7	P: 7	R: 0	H: 1	E: 0	K: 1	S: 6	P: 10	1B: 5	SF: 2	2B: 1	SAC: 1	3B: 0	DP: 0	HR: 1	HBP: 0	WP: 0	PA: 42
--------------	------	------	------	------	------	------	------	------	------	------	------	-------	------	------	------	------	------	------	------	------	------	------	------	-------	------	------	------	------	------	------	------	------	------	------	------	------	------	------	------	------	------	-------	------	------	------	------	------	------	------	------	------	------	------	-------	-------	-------	-------	--------	-------	-------	-------	--------	-------	--------

PITCHER	IP	WLS	BF	H	R	ER	SO	BB	IBB	HBP	BLK	WP	HR	S	P	ERA	WHIP
Willie Fraser, R (1, 1) ERA: 3.74	4.0	L	20	5	4	4	3	3	0	0	0	0	1	23	35	9.00	2.000
Gary Lucas, L (5, 1) ERA: 5.79	3.0		12	0	1	0	1	1	1	0	0	0	0	12	20	0.00	0.333
Donnie Moore, R (8, 1) ERA: 2.66	2.0		10	2	1	0	2	1	0	0	0	0	0	13	17	0.00	1.500

PITCHER	IP	WLS	BF	H	R	ER	SO	BB	IBB	HBP	BLK	WP	HR	S	P	ERA	WHIP
---------	----	-----	----	---	---	----	----	----	-----	-----	-----	----	----	---	---	-----	------

Batter	1	2	3	4	5	6	7	8	9	AB R H RBI BB SO LOB
Brian Downing, R OBP: 0.403, SLG: 0.521 (1, 10)	0-3 K 1B	0-0 2B 2B			0-0 G6-3 1B		0-3 K 1B		0-0 F4	5 0 2 1 0 2 1
Devon White, S OBP: 0.335, SLG: 0.532 (1, 9)	0-0 E6 2B	0-0 F8			0-0 G6-3 1-2f		0-0 F7			4 1 0 0 0 0 2
Dick Schofield, R OBP: 0.276, SLG: 0.329 (1, 6)	0-0 S 1B 2B	0-0 L8			0-0 E 1B			0-0 F8		4 1 2 1 0 0 1
Doug DeCinces, R OBP: 0.349, SLG: 0.388 (1, 5)	0-0 1B BB G1-2-3 1B		4-0 BB BB BB CS BB		0-0 E3 1-2			0-0 5-3		3 0 1 1 1 0 1
George Hendrick, R OBP: 0.250, SLG: 0.457 (1, 7)	4-0 1B BB 1-2		0-0 F9		0-0 F3			0-0 HR		3 1 1 1 1 0 3
Butch Wynegar, S OBP: 0.301, SLG: 0.253 (1, 2)	0-0 1-2 2-3 1B		0-3 K 1-2			0-0 F7		0-0 L4		4 0 1 0 0 1 1
Wally Joyner, L OBP: 0.363, SLG: 0.523 (1, 3)	0-0 G1-2-3			0-0 4-3		0-3 K			0-0 F8	4 0 0 0 0 1 3
Gary Pettis, S OBP: 0.317, SLG: 0.285 (1, 8)		4-0 SH3-4 2B BB		0-3 K		0-0 B2-3			0-0 5-3	3 1 0 0 1 1 0
Mark McLemore, S OBP: 0.307, SLG: 0.287 (1, 4)		0-0 SH3-4 1-2		0-0 F4			0-0 6-3		0-0 1B	3 0 1 0 0 0 0

Inning Stats	R: 2	H: 3	E: 1	K: 1	S: 8	LOB: 2	BB: 1	P: 12	R: 1	H: 1	E: 0	K: 0	S: 4	LOB: 1	BB: 1	P: 8	R: 0	H: 0	E: 0	K: 1	S: 4	LOB: 0	BB: 1	P: 8	R: 0	H: 2	E: 1	K: 0	S: 5	LOB: 2	BB: 0	P: 5	R: 0	H: 0	E: 0	K: 1	S: 5	LOB: 0	BB: 0	P: 5	R: 0	H: 0	E: 0	K: 1	S: 5	LOB: 0	BB: 0	P: 5	R: 1	H: 1	E: 0	K: 0	S: 4	LOB: 0	BB: 0	P: 4	R: 0	H: 1	E: 0	K: 0	S: 4	LOB: 1	BB: 0	P: 4	1B: 5	2B: 2	3B: 0	HR: 1	SF: 0	SAC: 1	DP: 2	HBP: 0	WP: 0	PB: 0	SB: 1	CS: 1	PA: 37
PITCHER Teddy Higuera, L ERA: 5.2 (1, 1)	IP	WLS	BF	H	R	ER	SO	BB	IBB	HBP	BLK	WP	HR	S	P	ERA	WHIP	IP	WLS	BF	H	R	ER	SO	BB	IBB	HBP	BLK	WP	HR	S	P	ERA	WHIP																																											

BOTTOM

Milwaukee Brewers @ California Angels
Anaheim Stadium, Anaheim, CA
 Fri Jul 03 1987, 10:05 PM EDT
 Att. 32,759 - Unknown

livebaseballscorecards.com

AB	33
R	4
H	8
RBI	4
BB	3
SO	5
LOB	12



Batter	1	2	3	4	5	6	7	8	9	AB R H RBI BB SO LOB	TOP									
Ernest Riles, L (1, 5) OBP: 0.321, SLG: 0.462	0-3 K		4-0 1B BB		0-0 1B		0-0 F8			3 1 1 0 1 1 0										
Robin Yount, R (1, 8) OBP: 0.376, SLG: 0.464	0-0 HR		0-0 1B E		0-0 F6		0-3 K			4 1 2 1 0 1 1										
Cecil Cooper, L (1, 10) OBP: 0.302, SLG: 0.393	0-0 F8		0-3 K		0-0 L9			0-0 F7		4 0 0 0 0 1 3										
Greg Brock, L (1, 3) OBP: 0.361, SLG: 0.450	0-0 6-3		0-0 E7 1B			1-0 BB G5-3 HBP		0-0 G3		3 0 1 1 0 0 0										
Rob Deer, R (1, 7) OBP: 0.372, SLG: 0.531		4-0 BB	0-3 K			1-0 G5-3 BB HBP		0-3 K		2 0 0 0 1 2 2										
Rick Manning, L (8, 9) OBP: 0.355, SLG: 0.358										0 0 0 0 0 0 0										
Glenn Braggs, R (1, 9) OBP: 0.347, SLG: 0.406		0-0 F7		4-0 CS BB		4-0 G5-3 BB		0-0 L7		1 0 0 0 2 0 1										
Mike Felder, S (8, 7) OBP: 0.303, SLG: 0.343						1-2 2-3 BB				1 0 0 0 0 0 0										
Bill Schroeder, R (1, 2) OBP: 0.379, SLG: 0.505		0-3 K		0-3 K		0-0 G5-3		0-0 1B		4 0 1 0 0 2 5										
Jim Gantner, L (1, 4) OBP: 0.333, SLG: 0.371		0-0 1-3		0-0 L9		0-0 F5		0-0 F8		4 0 0 0 0 0 4										
Dale Sveum, S (1, 6) OBP: 0.267, SLG: 0.362			0-0 F4		0-0 P3		0-0 F8		0-0 G3	4 0 0 0 0 0 1										
Inning Stats	R: 1 E: 0 K: 1 S: 6	H: 1 LOB: 0 BB: 0 P: 6	R: 0 E: 0 K: 1 S: 5	H: 0 LOB: 1 BB: 1 P: 9	R: 1 E: 1 K: 2 S: 9	H: 2 LOB: 2 BB: 1 P: 13	R: 0 E: 0 K: 1 S: 4	H: 0 LOB: 0 BB: 1 P: 8	R: 0 E: 0 K: 0 S: 2	H: 0 LOB: 2 BB: 1 P: 8	R: 0 E: 0 K: 1 S: 5	H: 0 LOB: 0 BB: 0 P: 5	R: 0 E: 0 K: 1 S: 5	H: 0 LOB: 0 BB: 0 P: 5	R: 0 E: 0 K: 0 S: 4	H: 1 LOB: 1 BB: 0 P: 4	1B: 4 2B: 0 3B: 0 HR: 1	SF: 0 SAC: 0 DP: 1 HBP: 2	WP: 0 PB: 0 SB: 0 CS: 1	PA: 36
PITCHER	IP WLS BF H R ER SO BB IBB HBP BLK WP HR S P ERA WHIP																			
Don Sutton, R (1, 1) ERA: 4.16	5.0 L 24 4 2 2 5 4 0 2 0 0 1 28 46 3.60 1.600																			
DeWayne Buice, R (6, 1) ERA: 2.75	4.0 12 1 0 0 2 0 0 0 0 0 0 16 16 0.00 0.250																			

Milwaukee Brewers @ California Angels
Anaheim Stadium, Anaheim, CA
Sat Jul 04 1987, 10:05 PM EDT
Att: 62,531 - Unknown

AB	30
R	2
H	5
RBI	2
BB	4
SO	7
LOB	17



Batter	1	2	3	4	5	6	7	8	9	10	11	12	AB R H RBI BB SO LOB	TOP																					
Mike Felder, S OBP: 0.298, SLG: 0.365 (1, 7)	0-0 6-3		0-0 B1-3			0-0 HR		0-0 1-3			0-0 L3		5 1 1 1 0 0 1																						
Robin Yount, R OBP: 0.376, SLG: 0.466 (1, 8)	0-0 F8			0-0 1B		0-0 F2		0-0 2B		0-0 2B	0-3 K		5 1 2 0 0 1 0																						
Cecil Cooper, L OBP: 0.296, SLG: 0.385 (1, 10)	0-0 4-3			0-0 1-2f		0-0 1-3		0-0 F7		0-0 F9			5 0 0 0 0 0 2																						
Greg Brock, L OBP: 0.357, SLG: 0.448 (1, 3)		0-0 3-1			0-0 1-3		0-0 F8		0-0 2B			0-3 K	5 0 1 1 0 1 0																						
B.J. Surhoff, L OBP: 0.327, SLG: 0.441 (1, 2)		0-0 4-3				0-0 6-3		0-0 F8		0-0 6-3		0-0 F8	5 0 0 0 0 0 1																						
Ernest Riles, L OBP: 0.303, SLG: 0.419 (1, 5)		0-0 1B			0-0 1-3		0-0 4-3		0-0 4-3			0-3 K	5 0 1 0 0 1 1																						
Glenn Braggs, R OBP: 0.345, SLG: 0.416 (1, 9)		0-0 F7				0-0 HR		0-0 F7		0-3 K			4 1 1 1 0 1 1																						
Jim Gantner, L OBP: 0.332, SLG: 0.369 (1, 4)			0-0 4-3		0-0 4-3		0-0 1B			0-3 K			4 0 1 0 0 1 0																						
Dale Sveum, S OBP: 0.283, SLG: 0.356 (1, 6)			0-0 1-3			0-0 F8		0-3 K		0-0 F4			4 0 0 0 0 1 1																						
Inning Stats	R: 0 E: 0 K: 3 S: 3	H: 0 LOB: 0 BB: 0 P: 3	R: 0 E: 0 K: 4 S: 4	H: 1 LOB: 1 BB: 0 P: 4	R: 0 E: 0 K: 3 S: 3	H: 1 LOB: 0 BB: 0 P: 3	R: 1 E: 0 K: 4 S: 4	H: 1 LOB: 0 BB: 0 P: 4	R: 1 E: 0 K: 6 S: 6	H: 1 LOB: 1 BB: 0 P: 6	R: 0 E: 0 K: 1 S: 6	H: 1 LOB: 1 BB: 0 P: 6	R: 1 E: 0 K: 5 S: 5	H: 2 LOB: 1 BB: 0 P: 5	R: 0 E: 0 K: 2 S: 7	H: 0 LOB: 0 BB: 0 P: 7	R: 0 E: 0 K: 1 S: 5	H: 0 LOB: 0 BB: 0 P: 5	R: 0 E: 0 K: 2 S: 7	H: 0 LOB: 0 BB: 0 P: 7	1B: 3 2B: 2 3B: 0 HR: 2	SF: 0 SAC: 0 DP: 1 HBP: 0	WP: 0 PB: 0 SB: 0 CS: 0	PA: 42											
PITCHER	IP WLS BF H R ER SO BB IBB HBP BLK WP HR S P ERA WHIP																																		
Jack Lazorko, R ERA: 4.43 (1, 1)	7.0	24	4	2	2	0	0	0	0	0	0	2	24	24	2.57	0.571																			
Greg Minton, R ERA: 3.05 (8, 1)	1.0	5	2	1	1	1	0	0	0	0	0	0	7	7	9.00	2.000																			
Chuck Finley, L ERA: 3.95 (9, 1)	4.0	W 13	1	0	0	5	0	0	0	0	0	0	23	23	0.00	0.250																			

Milwaukee Brewers @ California Angels
 Anaheim Stadium, Anaheim, CA
 Sun Jul 05 1987, 6:33 AM EDT
 Att. 27,525 - Unknown

AB	42
R	3
H	7
RBI	3
BB	0
SO	6
LOB	7



Batter	1	2	3	4	5	6	7	8	9	10	11	12
Brian Downing, R OBP: 0.403, SLG: 0.517 (1, 10) X	0-0 F8		0-0 F9		0-0 6-3			0-0 F8		0-0 1-3 S 1B		0-0 2-H 1B
Devon White, S OBP: 0.332, SLG: 0.524 (1, 9) X	0-0 HR 1B		0-3 K			0-0 4-3		0-0 1B		0-3 1-2 K		
Wally Joyner, L OBP: 0.359, SLG: 0.524 (1, 3) X	0-0 HR		0-0 3-1			0-0 4-3		0-0 4-3			0-0 F8	
Jack Howell, L OBP: 0.346, SLG: 0.487 (1, 7) X	0-0 FC5-4 1B			0-3 K		0-0 1B			0-0 F8		0-0 L4	
Doug DeCinces, R OBP: 0.349, SLG: 0.386 (1, 5) X	0-0 FC5-4 1-2			0-0 F7		0-0 F8			0-0 P3		0-0 1B 1B	
Butch Wynegar, S OBP: 0.292, SLG: 0.247 (1, 2) X	0-0 4-3			0-0 L9			0-0 L7		0-0 L5		0-0 1-2 1B	
Dick Schofield, R OBP: 0.275, SLG: 0.337 (1, 6) S		0-3 K			0-0 HR		0-0 4-3			0-3 K	0-0 P3	
Gary Pettis, S OBP: 0.313, SLG: 0.281 (1, 8) S		0-3 K			0-0 F8		0-3 K			0-0 F7		0-0 E7 1B 1B
Mark McLemore, S OBP: 0.306, SLG: 0.289 (1, 4) X		0-0 4-3			0-0 B5-3			0-0 L8		0-0 1B 1B		0-0 6-3

AB	R	H	RBI	BB	SO	LOB
6	0	2	1	0	0	0
5	1	2	0	0	2	2
5	1	1	2	0	0	1
5	0	2	0	0	1	0
5	0	1	0	0	0	2
5	0	1	0	0	0	1
5	1	1	1	0	2	2
5	1	1	0	0	2	0
5	0	1	0	0	0	1

BOTTOM

Milwaukee Brewers @ California Angels
Anaheim Stadium, Anaheim, CA
 Sun Jul 05 1987, 6:33 AM EDT
 Att: 27,525 - Unknown

livebaseballscorecards.com

AB	46
R	4
H	12
RBI	4
BB	0
SO	7
LOB	9



Inning Stats	R: 2	H: 3	E: 0	K: 0	S: 6	LOB: 1	BB: 0	P: 6	R: 0	H: 0	E: 0	K: 2	S: 7	LOB: 0	BB: 0	P: 7	R: 0	H: 0	E: 0	K: 1	S: 5	LOB: 0	BB: 0	P: 5	R: 0	H: 0	E: 0	K: 1	S: 5	LOB: 0	BB: 0	P: 5	R: 1	H: 1	E: 0	K: 0	S: 4	LOB: 1	BB: 0	P: 4	R: 0	H: 0	E: 0	K: 1	S: 5	LOB: 0	BB: 0	P: 5	R: 0	H: 1	E: 0	K: 0	S: 4	LOB: 1	BB: 0	P: 4	R: 0	H: 0	E: 0	K: 1	S: 5	LOB: 0	BB: 0	P: 5	R: 0	H: 1	E: 0	K: 0	S: 4	LOB: 1	BB: 0	P: 4	R: 0	H: 0	E: 0	K: 2	S: 9	LOB: 2	BB: 0	P: 9	R: 0	H: 2	E: 0	K: 0	S: 5	LOB: 2	BB: 0	P: 5	R: 1	H: 2	E: 1	K: 0	S: 3	LOB: 1	BB: 0	P: 3	1B: 10	2B: 0	3B: 0	HR: 2	SF: 0	SAC: 0	DP: 0	HBP: 0	WP: 0	PB: 0	SB: 1	CS: 0	PA: 46
--------------	------	------	------	------	------	--------	-------	------	------	------	------	------	------	--------	-------	------	------	------	------	------	------	--------	-------	------	------	------	------	------	------	--------	-------	------	------	------	------	------	------	--------	-------	------	------	------	------	------	------	--------	-------	------	------	------	------	------	------	--------	-------	------	------	------	------	------	------	--------	-------	------	------	------	------	------	------	--------	-------	------	------	------	------	------	------	--------	-------	------	------	------	------	------	------	--------	-------	------	------	------	------	------	------	--------	-------	------	--------	-------	-------	-------	-------	--------	-------	--------	-------	-------	-------	-------	--------

PITCHER	IP	WLS	BF	H	R	ER	SO	BB	IBB	HBP	BLK	WP	HR	S	P	ERA	WHIP
Mark Knudson, R ERA: 3.38 (1, 1)	8.0		30	6	3	3	5	0	0	0	0	0	2	40	40	3.38	0.750
Chuck Crim, R ERA: 4.31 (9, 1)	2.2		12	4	0	0	2	0	0	0	0	0	0	16	16	0.00	1.500
Mark Clear, R ERA: 5.73 (11, 1)	0.2	L	4	2	1	0	0	0	0	0	0	0	0	4	4	0.00	3.000

Batter	1	2	3	4	5	6	7	8	9	AB R H RBI BB SO LOB	TOP	
Ernest Riles, L (1, 5) OBP: 0.324, SLG: 0.412 Jim Paciorek, R (8, PH) OBP: 0.330, SLG: 0.349 Rick Manning, L (8, PH) OBP: 0.349, SLG: 0.352 Bill Schroeder, R (8, 2) OBP: 0.379, SLG: 0.505	0-0 6-3		4-0 FC6-4 BB		0-0 4-1 1B 1B		0-0 F9	0-3 K		3 0 1 1 1 0 0 0 0 0 0 0 0 0 1 0 0 0 0 1 2 0 0 0 0 0 0 0		
Robin Yount, R (1, 8) OBP: 0.376, SLG: 0.465	0-0 5-3		0-0 FC6-4		0-0 4-1 1B		0-0 1B 1B		0-0 5-3	5 0 2 1 0 0 1		
Cecil Cooper, L (1, 10) OBP: 0.296, SLG: 0.382 Mike Felder, S (7, PR) OBP: 0.296, SLG: 0.362	0-0 6-3			0-0 1-5-3	0-0 4-1		0-0 1-2 1B		0-0 4-3	4 0 1 0 0 0 2 1 0 0 0 0 0 0		
Greg Brock, L (1, 3) OBP: 0.362, SLG: 0.449		0-0 6-3		0-0 4-3 1B	4-0 FC4-6 IBB		0-3 K		0-0 1B	4 0 2 0 1 1 2		
B.J. Surhoff, L (1, 2) OBP: 0.324, SLG: 0.445 (8, 5)		0-0 3B		0-0 4-3	0-0 FC4-6		0-0 4-3		0-0 F8	5 0 1 0 0 0 7		
Rob Deer, R (1, 7) OBP: 0.367, SLG: 0.522		0-0 F6		0-3 K		0-0 6-3		0-0 F5		4 0 0 0 0 1 2		
Glenn Bragos, R (1, 9) OBP: 0.344, SLG: 0.413		0-0 6-3			0-0 SH1-4 1B 1B	0-0 F9		0-0 G3		4 1 1 0 0 0 1		
Jim Gantner, L (1, 4) OBP: 0.338, SLG: 0.376			0-0 F8		0-0 1B SH1-4 1B 1B	0-0 1B		0-0 1B 1B		4 1 3 0 0 0 0		
Juan Castillo, S (1, 6) OBP: 0.351, SLG: 0.405 Dale Sveum, S (8, PH) OBP: 0.266, SLG: 0.359 (8, 6)			0-0 B1-3		0-0 SH1-4	0-0 F7		0-0 1B		2 0 0 0 0 0 1 1 0 1 0 0 0 0		
Inning Stats	R: 0 E: 0 K: 0 S: 3 H: 0 LOB: 0 P: 3	R: 0 E: 0 K: 0 S: 4 H: 1 LOB: 1 BB: 0 P: 4	R: 0 E: 0 K: 0 S: 3 H: 0 LOB: 1 BB: 1 P: 7	R: 0 E: 0 K: 1 S: 6 H: 1 LOB: 1 BB: 0 P: 6	R: 2 E: 0 K: 0 S: 7 H: 4 LOB: 3 BB: 1 P: 11	R: 0 E: 0 K: 0 S: 4 H: 1 LOB: 1 BB: 0 P: 4	R: 0 E: 0 K: 1 S: 7 H: 2 LOB: 2 BB: 0 P: 7	R: 0 E: 0 K: 1 S: 7 H: 2 LOB: 2 BB: 0 P: 7	R: 0 E: 0 K: 0 S: 4 H: 1 LOB: 1 BB: 0 P: 4	1B: 11 SF: 0 2B: 0 SAC: 1 3B: 1 DP: 0 HR: 0 HBP: 0	WP: 0 PA: 41 PB: 0 SB: 0 CS: 0	
PITCHER	IP WLS BF H R ER SO BB IBB HBP BLK WP HR S P ERA WHIP											
Mike Morgan, R (1, 1) ERA: 4.19	6.0 W 27 7 2 2 1 1 1 0 0 0 0 0 27 35 3.00 1.333											
Bill Wilkinson, L (7, 1) ERA: 4.75	1.2 9 4 0 0 1 0 0 0 0 0 0 0 11 11 0.00 2.400											
Ed Nunez, R (8, 1) ERA: 2.92	1.1 S 5 1 0 0 1 0 0 0 0 0 0 0 7 7 0.00 0.750											

Milwaukee Brewers @ Seattle Mariners
The Kingdome, Seattle, WA
Mon Jul 06 1987, 10:05 PM EDT
Att: 15,922 - Unknown

AB	38
R	2
H	12
RBI	2
BB	2
SO	3
LOB	18



Batter	1	2	3	4	5	6	7	8	9
Mike Kingery, L (1, 9) OBP: 0.314, SLG: 0.429	0-0 1-3 1B	0-0 PO	0-0 CS 1B		0-0 1-H 1B		0-0 F4		
Phil Bradley, R (1, 7) OBP: 0.372, SLG: 0.444	0-0 F8		0-0 1-3		0-0 5-3			0-0 G3	
Scott Bradley, L (1, 5) OBP: 0.324, SLG: 0.368 Jim Presley, R (9, 5) OBP: 0.295, SLG: 0.449	0-0 1-3 1-2		0-0 F7			0-0 F7		0-0 L6	
Ken Phelps, L (1, 10) OBP: 0.385, SLG: 0.490	0-3 K			0-3 K		H 1-0 1B HBP		0-0 1B	
Dave Valle, R (1, 2) OBP: 0.352, SLG: 0.609		0-0 FC1-5 2B		0-0 4-3		0-0 1-2 1B		0-0 1-3	
Alvin Davis, L (1, 3) OBP: 0.372, SLG: 0.427		0-0 FC1-5 HR		0-0 5-3		0-0 F7			
John Moses, S (1, 8) OBP: 0.298, SLG: 0.322		0-0 F8			0-0 F8	0-0 4-3			
Rey Quinones, R (1, 6) OBP: 0.323, SLG: 0.429		0-0 HR			0-0 6-3		0-0 F8		
Harold Reynolds, S (1, 4) OBP: 0.329, SLG: 0.365		0-0 PO 1B			0-0 E S 1B		0-0 F7		

Inning Stats	R: 0	H: 1	E: 0	LOB: 1	K: 1	BB: 0	S: 6	P: 6
	R: 2	H: 3	E: 0	LOB: 0	K: 0	BB: 0	S: 5	P: 5
	R: 0	H: 1	E: 0	LOB: 0	K: 0	BB: 0	S: 3	P: 3
	R: 0	H: 0	E: 0	LOB: 0	K: 1	BB: 0	S: 5	P: 5
	R: 1	H: 2	E: 0	LOB: 1	K: 0	BB: 0	S: 5	P: 5
	R: 0	H: 1	E: 0	LOB: 2	K: 0	BB: 0	S: 4	P: 5
	R: 0	H: 0	E: 0	LOB: 0	K: 0	BB: 0	S: 3	P: 3
	R: 0	H: 1	E: 0	LOB: 1	K: 0	BB: 0	S: 4	P: 4

PITCHER	IP	WLS	BF	H	R	ER	SO	BB	IBB	HBP	BLK	WP	HR	S	P	ERA	WHIP
Bill Wegman, R (1, 1) ERA: 4.13	8.0	L	32	9	3	3	2	0	0	1	0	0	1	35	36	3.38	1.125

AB R H RBI BB SO LOB

4	0	3	1	0	0	0
4	0	0	0	0	0	3
4	0	0	0	0	0	1
0	0	0	0	0	0	0
3	0	1	0	0	2	1
4	0	2	0	0	0	1
3	1	0	0	0	0	3
3	0	0	0	0	0	3
3	1	1	2	0	0	0
3	1	2	0	0	0	0

AB	31
R	3
H	9
RBI	3
BB	0
SO	2
LOB	12

WP	PA
0	33

Milwaukee Brewers @ Seattle Mariners
The Kingdome, Seattle, WA
Mon Jul 06 1987, 10:05 PM EDT
Att. 15,922 - Unknown

livebaseballscorecards.com

WP: 0	PA: 33
PB: 0	SB: 1
CS: 1	



Batter	1	2	3	4	5	6	7	8	9	AB R H RBI BB SO LOB	TOP													
Mike Felder, S (1, 8) OBP: 0.292, SLG: 0.355	0-0 1-3 1B	0-0 FC4-6 1-2f			0-0 1-3		0-0 4-3		0-0 3-1	5 0 1 0 0 0 1														
Juan Castillo, S (1, 4) OBP: 0.345, SLG: 0.397	0-0 1-3	0-0 4-3			0-3 K		0-0 2B			3 0 0 0 0 1 2														
Jim Gantner, L (7, PH) OBP: 0.341, SLG: 0.382	1-2									1 0 1 0 0 0 0														
Robin Yount, R (1, 10) OBP: 0.378, SLG: 0.466	0-3 K			0-0 G1-4-3 1B		0-0 1B		0-3 K		4 0 2 0 0 2 2														
Greg Brock, L (1, 3) OBP: 0.357, SLG: 0.442	0-0 G3			0-0 F9		0-0 F7		0-0 L6		4 0 0 0 0 0 4														
Jim Paciorek, R (1, 5) OBP: 0.340, SLG: 0.388		0-0 HR		0-0 G1-4-3 1-2f		4-0 HR BB		0-0 4-3		2 2 1 1 1 0 1														
B.J. Surhoff, L (8, PH) OBP: 0.322, SLG: 0.443										1 0 0 0 0 0 0														
Rob Deer, R (1, 7) OBP: 0.372, SLG: 0.534		4-0 HR BB		4-0 G3 BB		0-0 HR		0-3 K		2 2 1 2 2 1 0														
Glenn Braggs, R (1, 9) OBP: 0.339, SLG: 0.407		0-3 K		0-0 G3 1-2		0-0 F8		0-0 F3		4 0 0 0 0 1 2														
Bill Schroeder, R (1, 2) OBP: 0.383, SLG: 0.527		0-0 HR		0-0 1-3		4-0 G1-6-3 BB				3 1 1 2 1 1 1														
Dale Sveum, S (1, 6) OBP: 0.267, SLG: 0.360		0-0 FC4-6 1B		0-0 5-3		0-0 G1-6-3 1-2f				2 0 1 0 0 0 1														
Ernest Riles, L (6, PH) OBP: 0.308, SLG: 0.389										2 0 0 0 0 0 1														
Inning Stats	R: 0 E: 0 K: 1 S: 6	H: 1 LOB: 1 BB: 0 P: 6	R: 3 E: 0 K: 1 S: 8	H: 3 LOB: 1 BB: 1 P: 12	R: 0 E: 0 K: 0 S: 3	H: 1 LOB: 0 BB: 0 P: 3	R: 0 E: 0 K: 0 S: 3	H: 0 LOB: 1 BB: 1 P: 7	R: 0 E: 0 K: 1 S: 6	H: 1 LOB: 1 BB: 0 P: 6	R: 2 E: 0 K: 0 S: 3	H: 1 LOB: 0 BB: 2 P: 11	R: 0 E: 0 K: 1 S: 6	H: 1 LOB: 1 BB: 0 P: 6	R: 0 E: 0 K: 1 S: 5	H: 0 LOB: 0 BB: 0 P: 5	R: 0 E: 0 K: 1 S: 5	H: 0 LOB: 0 BB: 0 P: 5	1B: 4 2B: 1 3B: 0 HR: 3	SF: 0 SAC: 0 DP: 2 HBP: 0	WP: 0 PB: 0 SB: 0 CS: 0	PA: 37		
PITCHER Lee Guetterman, L (1, 1) ERA: 3.55	IP: 5.0 WLS: W BF: 24 H: 7 R: 5 ER: 5 SO: 3 BB: 3	IP: 4.0 WLS: S BF: 13 H: 1 R: 0 ER: 0 SO: 3 BB: 1	IP: 3.0 WLS: S BF: 12 H: 3 R: 0 ER: 0 SO: 3 BB: 1	IP: 3.0 WLS: S BF: 7 H: 0 R: 0 ER: 0 SO: 1 BB: 1	IP: 3.0 WLS: S BF: 7 H: 0 R: 0 ER: 0 SO: 1 BB: 1	IP: 3.0 WLS: S BF: 7 H: 0 R: 0 ER: 0 SO: 1 BB: 1	IP: 3.0 WLS: S BF: 7 H: 0 R: 0 ER: 0 SO: 1 BB: 1	IP: 3.0 WLS: S BF: 7 H: 0 R: 0 ER: 0 SO: 1 BB: 1	IP: 3.0 WLS: S BF: 7 H: 0 R: 0 ER: 0 SO: 1 BB: 1	IP: 3.0 WLS: S BF: 7 H: 0 R: 0 ER: 0 SO: 1 BB: 1	IP: 3.0 WLS: S BF: 7 H: 0 R: 0 ER: 0 SO: 1 BB: 1	IP: 3.0 WLS: S BF: 7 H: 0 R: 0 ER: 0 SO: 1 BB: 1	IP: 3.0 WLS: S BF: 7 H: 0 R: 0 ER: 0 SO: 1 BB: 1	IP: 3.0 WLS: S BF: 7 H: 0 R: 0 ER: 0 SO: 1 BB: 1	IP: 3.0 WLS: S BF: 7 H: 0 R: 0 ER: 0 SO: 1 BB: 1	IP: 3.0 WLS: S BF: 7 H: 0 R: 0 ER: 0 SO: 1 BB: 1	IP: 3.0 WLS: S BF: 7 H: 0 R: 0 ER: 0 SO: 1 BB: 1	IP: 3.0 WLS: S BF: 7 H: 0 R: 0 ER: 0 SO: 1 BB: 1	IP: 3.0 WLS: S BF: 7 H: 0 R: 0 ER: 0 SO: 1 BB: 1	IP: 3.0 WLS: S BF: 7 H: 0 R: 0 ER: 0 SO: 1 BB: 1	ERA: 9.00 WHIP: 2.000	ERA: 0.00 WHIP: 0.500		

Milwaukee Brewers @ Seattle Mariners
The Kingdome, Seattle, WA
Tue Jul 07 1987, 10:05 PM EDT
Att. 9,041 - Unknown

livebaseballscorecards.com

AB	33
R	5
H	8
RBI	5
BB	4
SO	6
LOB	15



Batter	1	2	3	4	5	6	7	8	9	10	11	AB R H RBI BB SO LOB	TOP										
Rick Manning, L (1, 9) Mike Felder, S (11, PH) OBP: 0.328, SLG: 0.351	5-3		4-3		4-3			L6			K	4 0 0 0 0 0 1 1 0 0 0 0 1 0	Milwaukee Brewers @ Seattle Mariners The Kingdome, Seattle, WA Wed Jul 08 1987, 10:05 PM EDT Att: 8,482 - Unknown										
Robin Yount, R (1, 8) OBP: 0.372, SLG: 0.458	1-3			4-3		5-3		6-3			6-3	5 0 0 0 0 0 1											
Cecil Cooper, L (1, 10) OBP: 0.290, SLG: 0.374	F7			K		K					K	5 0 0 0 0 3 0											
Greg Brock, L (1, 3) OBP: 0.355, SLG: 0.438			G3		HR	4-3					4-3	4 1 1 0 0 0 0											
Rob Deer, R (1, 7) OBP: 0.378, SLG: 0.546					HR			K				2 1 1 2 2 1 0											
B.J. Surhoff, L (1, 2) OBP: 0.321, SLG: 0.436			K					4-3			4-3	3 0 0 0 1 1 2											
Ernest Riles, L (1, 5) Juan Castillo, S (10, PH) OBP: 0.286, SLG: 0.359 OBP: 0.343, SLG: 0.395			6-3		F8			4-3			K	3 0 0 0 0 0 2 1 0 0 0 0 1 0											
Jim Gantner, L (1, 4) OBP: 0.336, SLG: 0.376				L5				4-3			K	4 0 0 0 0 1 0											
Dale Sveum, S (1, 6) OBP: 0.267, SLG: 0.362				4-3							K	4 0 1 0 0 1 0											
Inning Stats	R: 0 H: 0 E: 0 K: 0 S: 3	H: 0 LOB: 0 BB: 0 P: 3	R: 0 H: 0 E: 0 K: 1 S: 5	H: 0 LOB: 1 BB: 1 P: 9	R: 0 H: 0 E: 0 K: 0 S: 3	H: 0 LOB: 0 BB: 0 P: 3	R: 2 H: 2 E: 0 K: 1 S: 7	H: 2 LOB: 1 BB: 1 P: 11	R: 0 H: 0 E: 0 K: 0 S: 3	H: 0 LOB: 0 BB: 0 P: 3	R: 0 H: 1 E: 0 K: 0 S: 4	H: 1 LOB: 1 BB: 0 P: 4		R: 0 H: 0 E: 0 K: 0 S: 3	H: 0 LOB: 1 BB: 1 P: 7	R: 0 H: 0 E: 0 K: 3 S: 9	H: 0 LOB: 0 BB: 0 P: 9	R: 0 H: 0 E: 0 K: 2 S: 7	H: 0 LOB: 0 BB: 0 P: 7	1B: 1 SF: 0 2B: 1 SAC: 0 3B: 0 DP: 0 HR: 1 HBP: 0	WP: 0 PA: 39 PB: 0 SB: 1 CS: 0		
PITCHER	IP WLS BF H R ER SO BB IBB HBP BLK WP HR S P ERA WHIP																						
Mike Moore, R (1, 1) ERA: 4.9	9.0	33	3	2	2	4	3	0	0	0	0	0	0	0	1	38	50	2.00	0.667				
Bill Wilkinson, L (10, 1) ERA: 4.5	2.0	6	0	0	0	5	0	0	0	0	0	0	0	0	0	16	16	0.00	0.000				

livebaseballscorecards.com

AB	36
R	2
H	3
RBI	2
BB	3
SO	9
LOB	6



Batter	1	2	3	4	5	6	7	8	9	10	11	AB	R	H	RBI	BB	SO	LOB	BOTTOM						
John Moses, S OBP: 0.293, SLG: 0.316 (1, 8)	0-0 6-3		0-0 1-2 2-3 1B		0-3 K		0-0 5-3			0-0 4-3		5	0	1	0	0	1	0							
Phil Bradley, R OBP: 0.373, SLG: 0.453 (1, 7)	0-3 K		0-3 K		0-0 HR		0-0 F8			0-0 1B		5	1	2	1	0	2	3							
Dave Valle, R OBP: 0.348, SLG: 0.617 (1, 2)	0-0 F8		0-0 F5		0-0 5-3				0-0 F3	0-0 F9		5	0	0	0	0	0	4							
Jim Presley, R OBP: 0.295, SLG: 0.444 (1, 5)		0-3 K		0-0 1B G3 1B	0-0 1-4-3				0-3 K	0-3 K		5	1	1	0	0	3	1							
Alvin Davis, L OBP: 0.371, SLG: 0.432 (1, 3)		0-3 K		0-0 G3		4-0 FC5-4 BB			0-0 F9		0-0 F8	4	0	0	0	1	1	1							
Mickey Brantley, R OBP: 0.307, SLG: 0.414 (1, 9)		0-0 F5		0-0 1B 1B		0-0 FC5-4 1B S				0-0 F4	0-0 1B CS HR 1B	5	1	2	0	0	0	1							
John Christensen, R OBP: 0.313, SLG: 0.330 (1, 10)			4-0 FC1-5 BB BB	0-3 K		0-0 5-3 1B				4-0 BB	0-0 1-3 HR 1B	3	1	2	0	2	1	2							
Rey Quinones, R OBP: 0.327, SLG: 0.439 (1, 6)			4-0 1B FC1-5 BB	0-0 FC5-4 1B		0-0 5-3				0-0 F9	0-0 1-3 HR 1B	4	1	2	4	1	0	3							
Harold Reynolds, S OBP: 0.327, SLG: 0.363 (1, 4)			0-0 FC1-5 1B	0-0 FC5-4 1B		0-0 5-3				0-0 F7	0-0 1-H 3-H HR	4	0	0	0	0	0	5							
Inning Stats	R: 0 E: 0 K: 1 S: 5	H: 0 LOB: 0 BB: 0 P: 5	R: 0 E: 0 K: 2 S: 7	H: 0 LOB: 0 BB: 0 P: 7	R: 0 E: 0 K: 1 S: 6	H: 1 LOB: 3 BB: 2 P: 14	R: 1 E: 0 K: 1 S: 8	H: 3 LOB: 2 BB: 0 P: 8	R: 1 E: 0 K: 1 S: 6	H: 1 LOB: 0 BB: 0 P: 6	R: 0 E: 0 K: 0 S: 3	H: 0 LOB: 0 BB: 0 P: 3	R: 0 E: 0 K: 1 S: 5	H: 0 LOB: 0 BB: 0 P: 5	R: 0 E: 0 K: 0 S: 3	H: 0 LOB: 1 BB: 1 P: 7	R: 0 E: 0 K: 1 S: 6	H: 1 LOB: 1 BB: 0 P: 6	R: 3 E: 0 K: 0 S: 4	H: 3 LOB: 0 BB: 0 P: 4	1B: 8 2B: 0 3B: 0 HR: 2	SF: 0 SAC: 0 DP: 0 HBP: 0	WP: 0 PB: 0 SB: 1 CS: 1	PA: 44	
PITCHER	IP	WLS	BF	H	R	ER	SO	BB	IBB	HBP	BLK	WP	HR	S	P	ERA	WHIP								
Teddy Higuera, L ERA: 4.98 (1, 1)	9.0		36	6	2	2	7	4	0	0	0	0	1	46	62	2.00	1.111								
Dan Plesac, L ERA: 1.49 (10, 1)	1.1	L	8	4	3	2	1	0	0	0	0	0	1	10	10	13.50	3.000								

Milwaukee Brewers @ Seattle Mariners
The Kingdome, Seattle, WA
Wed Jul 08 1987, 10:05 PM EDT
Att: 8,482 - Unknown

AB	40
R	5
H	10
RBI	5
BB	4
SO	8
LOB	20



Batter	1	2	3	4	5	6	7	8	9	AB R H RBI BB SO LOB	TOP									
Rick Manning, L (1, 9) OBP: 0.319, SLG: 0.333	0-3 K	0-0 1B FC6-4 2B	0-0 F5			0-0 4-3			0-0 F7	5 1 1 2 0 1 1										
Mike Felder, S (1, 8) OBP: 0.294, SLG: 0.348	4-0 E BB	0-0 FC6-4 1B			0-0 F8			0-0 F6	0-0 F9	4 0 1 1 1 0 0										
Robin Yount, R (1, 10) OBP: 0.371, SLG: 0.462	0-3 K	0-0 FC6-4			0-0 F4			0-0 SF8 3B		4 1 1 1 0 1 2										
Greg Brock, L (1, 3) OBP: 0.350, SLG: 0.433	0-3 K	0-0 F8			0-0 F7			0-0 SF8		3 0 0 1 0 1 2										
Rob Deer, R (1, 7) OBP: 0.376, SLG: 0.553		0-0 HR	0-3 K		0-0 1-3			0-0 F3		4 1 1 1 0 1 0										
Ernest Riles, L (1, 5) OBP: 0.283, SLG: 0.333		4-0 BB CI 2B BB	0-3 K		0-0 1-3			0-3 K		3 1 0 0 1 2 0										
Bill Schroeder, R (1, 2) OBP: 0.379, SLG: 0.513		0-0 F9	4-0 2B BB		0-3 K			0-3 K		3 1 0 0 1 2 1										
Jim Gantner, L (1, 4) OBP: 0.337, SLG: 0.381		0-1 CI BB 2B	0-0 1B 2B		0-0 F7			0-3 K		2 2 1 1 0 0 0										
Juan Castillo, S (8, PH) OBP: 0.341, SLG: 0.392		1-2 2B BB	1-H 1B 2B		0-0 K			0-3 K		1 0 0 0 0 1 0										
Dale Sveum, S (1, 6) OBP: 0.270, SLG: 0.362		4-0 2B 1B BB	0-0 1B		0-3 K			0-3 K		3 1 1 1 1 2 0										
Inning Stats	R: 0 E: 1 K: 3 S: 9	H: 0 LOB: 1 BB: 1 P: 13	R: 5 E: 1 K: 0 S: 7	H: 3 LOB: 1 BB: 2 P: 15	R: 2 E: 0 K: 2 S: 9	H: 2 LOB: 1 BB: 1 P: 13	R: 0 E: 0 K: 0 S: 3	H: 0 LOB: 0 BB: 0 P: 3	R: 0 E: 0 K: 1 S: 5	H: 0 LOB: 0 BB: 0 P: 5	R: 1 E: 0 K: 0 S: 4	H: 1 LOB: 0 BB: 0 P: 4	R: 0 E: 0 K: 3 S: 9	H: 0 LOB: 0 BB: 0 P: 9	R: 0 E: 0 K: 1 S: 5	H: 0 LOB: 0 BB: 0 P: 5	1B: 2 2B: 2 3B: 1 HR: 1	SF: 1 SAC: 0 DP: 0 HBP: 0	WP: 0 PB: 0 SB: 0 CS: 0	PA: 38
PITCHER	IP WLS BF H R ER SO BB IBB HBP BLK WP HR S P ERA WHIP																			
Jose Rijo, R (1, 1) ERA: 6.0	1.1 L 11 3 5 3 3 3 0 0 0 0 0 1 14 26 20.25 4.500																			
Gene Nelson, R (2, 1) ERA: 3.36	5.2 21 3 3 3 4 1 0 0 0 0 0 0 28 32 4.76 0.706																			
Greg Cadaret, L (8, 1) ERA: 2.08	2.0 6 0 0 0 4 0 0 0 0 0 0 0 14 14 0.00 0.000																			

Milwaukee Brewers @ Oakland Athletics
Oakland-Alameda County Coliseum, Oakland, CA

Thu Jul 09 1987, 7:05 PM PDT
Att. 15,072 - Unknown

livebaseballscorecards.com

AB	32
R	8
H	6
RBI	8
BB	4
SO	11
LOB	6



Batter	1	2	3	4	5	6	7	8	9	AB	R	H	RBI	BB	SO	LOB
Luis Polonia, L OBP: 0.373, SLG: 0.461 (1, 8)	0-0 K S 1B			0-0 1B 2B		0-0 SF8 3B		0-0 1-2 1B		4	2	4	0	0	0	0
Mike Davis, L OBP: 0.354, SLG: 0.568 (1, 9)	0-3 K 1-2			4-0 1B BB		0-0 SF8		0-0 F4		2	0	0	1	1	1	3
Jose Canseco, R OBP: 0.311, SLG: 0.486 (1, 7)	0-3 K 2-3			0-3 K		0-3 3-H K		0-3 K		4	0	0	0	0	4	5
Mark McGwire, R OBP: 0.379, SLG: 0.681 (1, 3)		0-0 F3		0-3 K		0-3 K		0-0 4-3		4	0	0	0	0	2	4
Carney Lansford, R OBP: 0.378, SLG: 0.428 (1, 5)		0-0 F9		0-0 1-2 2-H 1B			0-0 F8		0-0 S 2B 1B	4	1	2	1	0	0	0
Reggie Jackson, L OBP: 0.280, SLG: 0.391 (1, 10)		0-3 K		0-3 K			0-3 K		0-3 K	4	0	0	0	0	4	3
Tony Phillips, S OBP: 0.353, SLG: 0.394 (1, 4)			4-0 BB G5-4-3		0-3 K		0-0 1B		0-3 K	3	0	1	0	1	2	1
Terry Steinbach, R OBP: 0.337, SLG: 0.431 (1, 2)			0-0 G5-4-3 1-2f		0-0 4-3		0-0 L7		0-0 2-H 2B	4	0	1	1	0	0	2
Alfredo Griffin, S OBP: 0.307, SLG: 0.326 (1, 6)			0-0 4-3		0-0 L7			0-0 1B 1B	0-0 F7	4	0	1	0	0	0	1

Inning Stats	R: 0	H: 1	E: 0	K: 2	S: 7	LOB: 0	BB: 0	P: 7	R: 0	H: 0	E: 0	K: 1	S: 5	LOB: 0	BB: 0	P: 5	R: 0	H: 0	E: 0	K: 3	S: 11	LOB: 2	BB: 1	P: 15	R: 0	H: 0	E: 0	K: 1	S: 5	LOB: 0	BB: 0	P: 5	R: 1	H: 1	E: 0	K: 2	S: 8	LOB: 0	BB: 0	P: 8	R: 0	H: 1	E: 0	K: 1	S: 6	LOB: 1	BB: 0	P: 6	R: 0	H: 2	E: 0	K: 1	S: 7	LOB: 2	BB: 0	P: 7	R: 1	H: 2	E: 0	K: 2	S: 9	LOB: 1	BB: 0	P: 9	1B: 6	SF: 1	2B: 2	3B: 1	HR: 0	SAC: 0	DP: 1	HBP: 0	WP: 0	PA: 36
--------------	------	------	------	------	------	--------	-------	------	------	------	------	------	------	--------	-------	------	------	------	------	------	-------	--------	-------	-------	------	------	------	------	------	--------	-------	------	------	------	------	------	------	--------	-------	------	------	------	------	------	------	--------	-------	------	------	------	------	------	------	--------	-------	------	------	------	------	------	------	--------	-------	------	-------	-------	-------	-------	-------	--------	-------	--------	-------	--------

PITCHER	IP	WLS	BF	H	R	ER	SO	BB	IBB	HBP	BLK	WP	HR	S	P	ERA	WHIP
Chris Bosio, R ERA: 5.12 (1, 1)	7.0	W	28	7	2	2	10	2	0	0	0	0	0	46	54	2.57	1.286
Mark Clear, R ERA: 5.59 (8, 1)	2.0		8	2	1	1	3	0	0	0	0	0	0	14	14	4.50	1.000


BOTTOM

Milwaukee Brewers @ Oakland Athletics
Oakland-Alameda County Coliseum, Oakland, CA

Thu Jul 09 1987, 7:05 PM PDT
Att. 15,072 - Unknown

livebaseballscores.com

AB	33
R	3
H	9
RBI	3
BB	2
SO	13
LOB	19



Batter	1	2	3	4	5	6	7	8	9	AB R H RBI BB SO LOB	TOP											
Rick Manning, L (1, 9) OBP: 0.312, SLG: 0.313	0-0 4-3		0-0 F5		0-0 F8		0-0 L7		4-0 FC3-6 BB	4 0 0 0 1 0 1												
Mike Felder, S (1, 8) OBP: 0.298, SLG: 0.350	0-3 K		0-0 S 1B		0-0 1B			0-0 F2	0-0 FC3-6 BB 1-2	5 0 2 0 0 1 1												
Robin Yount, R (1, 10) OBP: 0.372, SLG: 0.462	0-0 2B		0-0 L6 1-2		0-0 F8			0-0 F9	4-0 BB 1-2 BB	4 0 1 0 1 0 2												
Greg Brock, L (1, 3) OBP: 0.347, SLG: 0.428	0-3 K		0-3 K			0-3 K		0-0 1B	0-0 F5	5 0 1 0 0 3 4												
Rob Deer, R (1, 7) OBP: 0.377, SLG: 0.549		4-0 S BB BB		4-0 S BB		0-0 1-3		0-0 P3		2 0 0 0 2 0 1												
Ernest Riles, L (1, 5) OBP: 0.280, SLG: 0.311		4-0 FC5 S 1-2 BB		0-3 K		0-0 4-3			0-0 4-3	3 0 0 0 1 1 1												
B.J. Surhoff, L (1, 2) OBP: 0.324, SLG: 0.434		0-0 F7		0-0 F7			4-0 FC5-4 BB		0-0 E4 HR 1B	3 1 1 0 1 0 3	AB 33 R 3 H 6 RBI 3 BB 7 SO 7 LOB 20											
Juan Castillo, S (1, 4) OBP: 0.339, SLG: 0.385		0-3 K		0-3 K			0-0 FC5-4 FC6 1-2f		4-0 HR BB	3 1 0 0 1 2 4												
Dale Sveum, S (1, 6) OBP: 0.270, SLG: 0.371		0-0 FC5 1-3			0-0 L4		0-0 FC6 1-2f		0-0 HR 1-H 2-H	4 1 1 3 0 0 3												
Inning Stats	R: 0 E: 0 K: 2 S: 8	H: 1 LOB: 1 BB: 0 P: 8	R: 0 E: 0 K: 1 S: 5	H: 0 LOB: 2 BB: 2 P: 13	R: 0 E: 0 K: 1 S: 6	H: 1 LOB: 1 BB: 0 P: 6	R: 0 E: 0 K: 2 S: 7	H: 0 LOB: 1 BB: 1 P: 11	R: 0 E: 0 K: 0 S: 4	H: 1 LOB: 1 BB: 0 P: 4	R: 0 E: 0 K: 1 S: 5	H: 0 LOB: 0 BB: 0 P: 5	R: 0 E: 0 K: 0 S: 3	H: 0 LOB: 1 BB: 1 P: 7	R: 0 E: 0 K: 0 S: 4	H: 1 LOB: 1 BB: 0 P: 4	R: 3 E: 1 K: 0 S: 5	H: 2 LOB: 2 BB: 3 P: 17	1B: 4 2B: 1 3B: 0 HR: 1	SF: 0 SAC: 0 DP: 0 HBP: 0	WP: 0 PB: 0 SB: 4 CS: 0	PA: 40
PITCHER	IP WLS BF H R ER SO BB IBB HBP BLK WP HR S P ERA WHIP																					
Dave Stewart, R (1, 1) ERA: 3.71	8.1 W 36 6 3 3 7 5 0 0 0 0 1 45 65 3.24 1.320																					
Dennis Lamp, R (9, 1) ERA: 4.38	0.1 3 0 0 0 0 2 0 0 0 0 0 0 1 9 0.00 6.000																					
Dennis Eckersley, R (9, 1) ERA: 2.83	0.1 S 1 0 0 0 0 0 0 0 0 0 0 0 1 1 0.00 0.000																					

Milwaukee Brewers @ Oakland Athletics
Oakland-Alameda County Coliseum, Oakland, CA

Fri Jul 10 1987, 7:05 PM PDT
Att. 14,733 - Unknown

livebaseballscorecards.com



Batter	1	2	3	4	5	6	7	8	9	AB	R	H	RBI	BB	SO	LOB
Luis Polonia, L OBP: 0.369, SLG: 0.455 (1, 7)	0-0 B5-3		0-0 3-1	0-0 4-3		0-0 3-1		0-0 2B		5	1	1	2	0	0	3
Mike Davis, L OBP: 0.355, SLG: 0.569 (1, 9)	0-0 F6		0-3 K		0-0 1B SF7	0-0 5-3		0-0 2B		5	1	2	1	0	1	1
Jose Canseco, R OBP: 0.310, SLG: 0.482 (1, 10)	0-0 1B		0-0 E9		0-0 F9		0-0 F4	0-3 K		5	0	1	0	0	1	2
Mark McGwire, R OBP: 0.377, SLG: 0.675 (1, 3)	0-0 F9		0-3 K		0-0 1B HR		0-3 K			4	1	1	0	0	2	2
Dwayne Murphy, L OBP: 0.361, SLG: 0.368 (1, 8)		0-0 G1		4-0 FC3-6 BB	0-0 SF7		0-0 4-3			2	0	0	1	1	0	0
Carney Lansford, R OBP: 0.376, SLG: 0.436 (1, 5)		0-0 B5-3		0-0 FC3-6 1B	0-0 HR			0-0 5-3		4	2	1	2	0	0	1
Tony Phillips, S OBP: 0.358, SLG: 0.395 (1, 4)		4-0 1B BB		4-0 1B BB	0-0 F9			0-0 1B FC3-5-2		2	0	1	0	2	0	0
Mickey Tettleton, S OBP: 0.286, SLG: 0.304 (1, 2)		0-0 1B		0-3 K		0-0 6-3		0-0 1B		4	1	2	0	0	1	2
Alfredo Griffin, S OBP: 0.310, SLG: 0.326 (1, 6)		0-3 K		0-0 1B		1-0 HBP		0-0 FC3-5-2 1B		3	1	1	1	0	1	4

Inning Stats	R: 0	H: 1	E: 0	LOB: 1	K: 0	BB: 0	S: 4	P: 4	R: 0	H: 1	E: 0	LOB: 2	K: 1	BB: 1	S: 6	P: 10	R: 0	H: 0	E: 1	LOB: 1	K: 2	BB: 0	S: 8	P: 8	R: 1	H: 1	E: 0	LOB: 2	K: 1	BB: 2	S: 6	P: 14	R: 3	H: 3	E: 0	LOB: 0	K: 0	BB: 0	S: 6	P: 6	R: 0	H: 0	E: 0	LOB: 1	K: 0	BB: 0	S: 3	P: 4	R: 0	H: 0	E: 0	LOB: 0	K: 1	BB: 0	S: 5	P: 5	R: 3	H: 4	E: 0	LOB: 1	K: 1	BB: 0	S: 9	P: 9
--------------	------	------	------	--------	------	-------	------	------	------	------	------	--------	------	-------	------	-------	------	------	------	--------	------	-------	------	------	------	------	------	--------	------	-------	------	-------	------	------	------	--------	------	-------	------	------	------	------	------	--------	------	-------	------	------	------	------	------	--------	------	-------	------	------	------	------	------	--------	------	-------	------	------

PITCHER	IP	WLS	BF	H	R	ER	SO	BB	IBB	HBP	BLK	WP	HR	S	P	ERA	WHIP
Mark Knudson, R ERA: 4.85 (1, 1)	5.0	L	25	6	4	4	4	3	0	0	0	0	1	30	42	7.20	1.800
Jay Aldrich, R ERA: 5.11 (6, 1)	2.2		11	2	2	2	1	0	0	1	0	0	0	12	13	6.75	0.750
Paul Mirabella, L ERA: 7.94 (8, 1)	0.1		3	2	1	1	1	0	0	0	0	0	0	5	5	27.00	6.000

BOTTOM

Milwaukee Brewers @ Oakland Athletics
Oakland-Alameda County Coliseum, Oakland, CA

Fri Jul 10 1987, 7:05 PM PDT
Att. 14,733 - Unknown

livebaseballscores.com

AB	34
R	7
H	10
RBI	7
BB	3
SO	6
LOB	15



WP	PA	3B	HR	S	P	ERA	WHIP
0	39	0	1	0	0		

Batter	1	2	3	4	5	6	7	8	9	AB R H RBI BB SO LOB	TOP															
Juan Castillo, S (1, 4) OBP: 0.335, SLG: 0.379	0-3 K			0-3 K	0-3 K		X 0-0 HR		0-3 K	5 1 1 0 0 4 2	Milwaukee Brewers @ Oakland Athletics Oakland-Alameda County Coliseum, Oakland, CA Sat Jul 11 1987, 3:33 AM PDT Att. 28,399 - Unknown livebaseballscorecards.com															
Robin Yount, R (1, 8) OBP: 0.370, SLG: 0.469	0-0 4-3			0-3 K		0-3 K	0-0 HR			4 1 1 2 0 2 0																
Cecil Cooper, L (1, 10) OBP: 0.293, SLG: 0.377	0-3 K			0-0 1B		0-0 E 1B	0-0 1-3			4 0 2 0 0 1 0																
Greg Brock, L (1, 3) OBP: 0.344, SLG: 0.424		0-0 G3		0-3 K		0-0 E4 1-2	0-0 6-3			2 0 0 0 0 1 1																
Jim Paciorek, R (4, 3) OBP: 0.333, SLG: 0.379										2 0 0 0 0 0 1																
Mike Felder, S (8, 7) OBP: 0.298, SLG: 0.350										0 0 0 0 0 0 0																
Rob Deer, R (1, 7) OBP: 0.376, SLG: 0.556		0-3 K				0-0 HR		0-3 K		4 1 1 1 0 3 2																
Ernest Riles, L (8, 5) OBP: 0.280, SLG: 0.311										0 0 0 0 0 0 0																
B.J. Surhoff, L (1, 5) OBP: 0.318, SLG: 0.426		0-0 F6				0-0 B1-3	0-0 4-3			4 0 0 0 0 1 2																
Bill Schroeder, R (1, 2) OBP: 0.383, SLG: 0.521						0-0 2B		0-0 F8		4 0 2 0 0 0 0																
Glenn Braggs, R (1, 9) OBP: 0.334, SLG: 0.400						0-0 F3		0-0 FC4 HR		4 1 0 0 0 0 2																
Dale Sveum, S (1, 6) OBP: 0.273, SLG: 0.382						4-0 BB		0-0 HR		3 1 1 2 1 0 0																
Inning Stats	R: 0 E: 0 K: 2 S: 7	H: 0 LOB: 0 BB: 0 P: 7	R: 0 E: 0 K: 1 S: 5	H: 0 LOB: 0 BB: 0 P: 5	R: 0 E: 0 K: 0 S: 3	H: 0 LOB: 0 BB: 0 P: 3	R: 0 E: 0 K: 3 S: 10	H: 1 LOB: 1 BB: 0 P: 10	R: 1 E: 0 K: 1 S: 7	H: 2 LOB: 2 BB: 1 P: 11	R: 0 E: 1 K: 2 S: 9	H: 1 LOB: 2 BB: 0 P: 9	R: 4 E: 0 K: 0 S: 7	H: 4 LOB: 0 BB: 0 P: 7	R: 0 E: 0 K: 2 S: 7	H: 0 LOB: 0 BB: 0 P: 7	R: 0 E: 0 K: 1 S: 5	H: 0 LOB: 0 BB: 0 P: 5	1B: 4 2B: 1 3B: 0 HR: 3	SF: 0 SAC: 0 DP: 0 HBP: 0	WP: 0 PB: 0 SB: 0 CS: 0	PA: 37				
PITCHER	IP WLS BF H R ER SO BB IBB HBP BLK WP HR S P ERA WHIP																									
Joaquin Andujar, R (1, 1) ERA: 4.96	7.0	31	8	5	5	9	1	0	0	0	0	3	48	52	6.43	1.286										
Dennis Eckersley, R (8, 1) ERA: 2.75	2.0	W	6	0	0	0	3	0	0	0	0	0	12	12	0.00	0.000										



Batter	1	2	3	4	5	6	7	8	9	AB R H RBI BB SO LOB	TOP																										
Juan Castillo, S (1, 4) <small>OBP: 0.330, SLG: 0.372</small> Rick Manning, L (8, PH) <small>OBP: 0.316, SLG: 0.319</small>	0-0 B1-3		0-3 K			0-0 L7		0-0 1B	0-0 G3	3 0 0 0 0 1 1 2 1 1 1 0 0 1																											
Robin Yount, R (1, 8) <small>OBP: 0.372, SLG: 0.469</small>	0-3 K			0-0 6-3		0-0 1B		0-0 1B		4 1 2 1 0 1 0																											
Cecil Cooper, L (1, 10) <small>OBP: 0.293, SLG: 0.372</small>	0-0 F7			0-0 4-3		0-3 K		4-0 1B		3 0 0 0 1 1 2																											
Greg Brock, L (1, 3) <small>OBP: 0.347, SLG: 0.438</small>		0-0 HR		0-0 F9			0-0 3-1	0-0 1B		4 1 2 2 0 0 0																											
Rob Deer, R (1, 7) <small>OBP: 0.374, SLG: 0.550</small> Jim Paciorek, R (8, 5) <small>OBP: 0.333, SLG: 0.379</small>		0-0 L5		0-3 K		0-3 K		4-0 1B		3 0 0 0 1 2 0 0 0 0 0 0 0 0																											
B.J. Surhoff, L (1, 2) <small>OBP: 0.313, SLG: 0.417</small>		0-0 4-3		0-0 L8		0-0 L3		0-0 L9		4 0 0 0 0 0 3																											
Glenn Braggs, R (1, 9) <small>OBP: 0.333, SLG: 0.402</small> Mike Felder, S (9, 7) <small>OBP: 0.298, SLG: 0.350</small>		0-3 K		0-0 F4				0-0 E8	0-3 K	4 1 1 0 0 2 0 0 0 0 0 0 0 0	AB 35 R 4 H 8 RBI 4 BB 2 SO 10 LOB 11																										
Ernest Riles, L (1, 5) <small>OBP: 0.296, SLG: 0.347</small>			0-0 4-3		0-0 1B			0-3 K	0-0 F8	4 0 2 0 0 1 1																											
Dale Sveum, S (1, 6) <small>OBP: 0.270, SLG: 0.376</small>			0-3 K		0-0 F7			0-3 K	0-0 F8	4 0 0 0 0 2 3																											
Inning Stats	R: 0 E: 0 K: 1 S: 5	H: 0 LOB: 0 BB: 0 P: 5	R: 1 E: 0 K: 1 S: 6	H: 1 LOB: 0 BB: 0 P: 6	R: 0 E: 0 K: 2 S: 7	H: 0 LOB: 0 BB: 0 P: 7	R: 0 E: 0 K: 0 S: 3	H: 0 LOB: 0 BB: 0 P: 3	R: 0 E: 0 K: 1 S: 5	H: 0 LOB: 0 BB: 0 P: 5	R: 0 E: 0 K: 1 S: 7	H: 2 LOB: 2 BB: 0 P: 7	R: 0 E: 0 K: 1 S: 5	H: 0 LOB: 0 BB: 0 P: 5	R: 3 E: 1 K: 2 S: 11	H: 4 LOB: 3 BB: 2 P: 19	R: 0 E: 0 K: 1 S: 6	H: 1 LOB: 1 BB: 0 P: 6	1B: 5 2B: 2 3B: 0 HR: 1	SF: 0 SAC: 0 DP: 0 HBP: 0	WP: 0 PB: 0 SB: 1 CS: 0	PA: 37															
PITCHER	IP WLS BF H R ER SO BB IBB HBP BLK WP HR S P ERA WHIP																																				
Steve Ontiveros, R (1, 1) <small>ERA: 2.81</small> Jay Howell, R (8, 1) <small>ERA: 4.86</small> Dave Leiper, L (8, 1) <small>ERA: 2.3</small> Gene Nelson, R (8, 1) <small>ERA: 3.29</small>	7.0	L	25	4	2	2	7	0	0	0	0	0	1	39	39	2.57	0.571																				
	0.2		5	2	1	1	2	1	0	0	0	0	0	8	12	13.50	4.500																				
	0.0		1	1	1	1	0	0	0	0	0	0	0	1	1	∞	∞																				
	1.1		6	1	0	0	1	1	0	0	0	0	0	7	11	0.00	1.500																				

Milwaukee Brewers @ Oakland Athletics
Oakland-Alameda County Coliseum, Oakland, CA

Sun Jul 12 1987, 3:33 AM PDT
Att: 33,519 - Unknown

livebaseballscorecards.com



Batter	1	2	3	4	5	6	7	8	9	AB	R	H	RBI	BB	SO	LOB
Alfredo Griffin, S OBP: 0.305, SLG: 0.321 (1, 6)	0-0 G1-6-3 1B		0-0 4-3			0-0 F6		0-0 F7		4	0	1	0	0	0	0
Mike Davis, L OBP: 0.352, SLG: 0.574 (1, 9)	0-0 G1-6-3 1-2f			0-3 K		0-3 K		0-0 F3		4	0	0	0	0	2	1
Jose Canseco, R OBP: 0.314, SLG: 0.491 (1, 7)	0-3 K			0-0 2B			0-0 F9 HR 2B	0-0 F9		4	1	2	0	0	1	0
Mark McGwire, R OBP: 0.383, SLG: 0.692 (1, 3)		4-0 G6-3 BB BB		0-0 F9			0-0 F9		4-0 CS BB	2	0	0	0	2	0	2
Walt Weiss, S (9, PR)										0	0	0	0	0	0	0
Carney Lansford, R OBP: 0.379, SLG: 0.438 (1, 5)		4-0 G6-3 1-2 BB		0-3 K			4-0 HR IBB		0-0 F4	2	1	0	0	2	1	2
Ron Cey, R OBP: 0.359, SLG: 0.394 (1, 10)			0-0 G6-3 1-2f 2-3		0-0 F8		0-3 K		0-3 K 1-2	3	0	0	0	0	1	4
Reggie Jackson, L OBP: 0.280, SLG: 0.389 (9, PH)										1	0	0	0	0	1	1
Dwayne Murphy, L OBP: 0.353, SLG: 0.357 (1, 8)		0-3 K			0-0 B1-3		0-0 HR 1-H 3-H			2	0	0	0	0	1	1
Terry Steinbach, R OBP: 0.333, SLG: 0.441 (7, PH)										1	1	1	3	0	0	0
Luis Polonia, L OBP: 0.367, SLG: 0.451 (8, 8)										0	0	0	0	0	0	0
Mickey Tettleton, S OBP: 0.287, SLG: 0.299 (1, 2)			0-0 F8		0-3 K		0-0 FC6-4 BB			2	0	0	0	0	1	1
Johnnie LeMaster, R OBP: 0.133, SLG: 0.071 (1, 4)			0-0 F9			0-0 F4		0-0 FC6-4 1-2f		3	0	0	0	0	0	1

Inning Stats	R: 0	H: 1	E: 0	K: 1	S: 5	R: 0	H: 0	E: 0	K: 1	S: 4	R: 0	H: 0	E: 0	K: 0	S: 3	R: 0	H: 1	E: 0	K: 2	S: 8	R: 0	H: 0	E: 0	K: 1	S: 5	R: 0	H: 0	E: 0	K: 1	S: 5	R: 3	H: 2	E: 0	K: 1	S: 7	R: 0	H: 0	E: 0	K: 0	S: 3	R: 0	H: 0	E: 0	K: 1	S: 4	1B: 1	2B: 2	3B: 0	HR: 1	SF: 0	SAC: 0	DP: 2	HBP: 0	WP: 0	PA: 33
--------------	------	------	------	------	------	------	------	------	------	------	------	------	------	------	------	------	------	------	------	------	------	------	------	------	------	------	------	------	------	------	------	------	------	------	------	------	------	------	------	------	------	------	------	------	------	-------	-------	-------	-------	-------	--------	-------	--------	-------	--------

PITCHER	IP	WLS	BF	H	R	ER	SO	BB	IBB	HBP	BLK	WP	HR	S	P	ERA	WHIP
Juan Nieves, L ERA: 5.26 (1, 1)	7.0	W	27	4	3	3	7	3	1	0	0	0	1	37	53	3.86	1.000
Mark Clear, R ERA: 5.44 (8, 1)	1.1		5	0	0	0	0	1	0	0	0	0	0	4	8	0.00	0.750
Dan Plesac, L ERA: 1.97 (9, 1)	0.2	S	1	0	0	0	1	0	0	0	0	0	0	3	3	0.00	0.000

BOTTOM

Milwaukee Brewers @ Oakland Athletics
Oakland-Alameda County Coliseum, Oakland, CA

Sun Jul 12 1987, 3:33 AM PDT
Att. 33,519 - Unknown

livebaseballscorecards.com

AB	28
R	3
H	4
RBI	3
BB	5
SO	8
LOB	12



Batter	1	2	3	4	5	6	7	8	9	AB R H RBI BB SO LOB	TOP			
Brian Downing, R (1, 10) OBP: 0.398, SLG: 0.511	0-0 6-3	0-0 F6			0-0 L7		0-0 SF9	0-0 F7		4 0 0 1 0 0 3				
Wally Joyner, L (1, 3) OBP: 0.372, SLG: 0.537	0-0 BB 1B		0-3 K			0-0 BB 2B 1B	0-0 2B		0-0 2B	5 1 4 1 0 1 0				
Doug DeCinces, R (1, 5) OBP: 0.350, SLG: 0.399	0-3 K		0-0 F2			4-0 BB 2B 1-2	4-0 BB FC4-6		0-0 F7	3 0 0 0 2 1 2				
George Hendrick, R (1, 7) OBP: 0.281, SLG: 0.423 Jack Howell, L (7, PH) OBP: 0.349, SLG: 0.508	4-0 BB 1-2		0-0 6-3			0-0 BB F9	0-0 BB FC4-6		0-0 F6	2 0 0 0 1 0 2 2 0 0 0 0 0 3				
Devon White, S (1, 9) OBP: 0.321, SLG: 0.499	0-0 4-3			0-0 5-3		0-0 F9	0-3 K		0-0 5-3	5 0 0 0 0 1 7				
Bob Boone, R (1, 2) OBP: 0.343, SLG: 0.352 Ruppert Jones, L (8, PR) OBP: 0.315, SLG: 0.475		0-0 1B SF9 2B		0-3 K		0-0 2B 1-3 2-H		4-0 1B SH1-3 BB		3 1 2 1 1 1 0 0 0 0 0 0 0 0				
Gus Polidor, R (1, 6) OBP: 0.083, SLG: 0.083 Mark Ryal, L (8, PH) OBP: 0.254, SLG: 0.456 Butch Wynegar, S (8, PH) OBP: 0.267, SLG: 0.244		0-0 2-3 1B		0-0 3-1		0-0 F8		0-0 SH1-3		3 0 1 0 0 0 2 0 0 0 0 0 0 0 0 0 0 0 0 0 0				
Gary Pettis, S (1, 8) OBP: 0.314, SLG: 0.280		0-3 K		0-3 K			0-0 E6 BLK 1B SF9		0-3 K	4 1 0 0 0 3 4				
Mark McLemore, S (1, 4) OBP: 0.297, SLG: 0.284		0-0 SF9		0-0 P3			0-0 BLK 2B 1B		0-0 2-3 1B	3 1 2 1 0 0 0				
Inning Stats	R: 0 E: 0 K: 1 S: 6 H: 1 LOB: 2 BB: 1 P: 10	R: 1 E: 0 K: 1 S: 7 H: 2 LOB: 1 BB: 0 P: 7	R: 0 E: 0 K: 1 S: 5 H: 0 LOB: 0 BB: 0 P: 5	R: 0 E: 0 K: 1 S: 5 H: 0 LOB: 0 BB: 0 P: 5	R: 0 E: 0 K: 1 S: 5 H: 0 LOB: 0 BB: 0 P: 5	R: 1 E: 0 K: 0 S: 5 H: 2 LOB: 2 BB: 1 P: 9	R: 2 E: 1 K: 1 S: 8 H: 2 LOB: 2 BB: 1 P: 12	R: 0 E: 0 K: 1 S: 6 H: 1 LOB: 2 BB: 1 P: 10	R: 0 E: 0 K: 0 S: 4 H: 1 LOB: 1 BB: 0 P: 4	1B: 5 2B: 4 3B: 0 HR: 0 SF: 2 SAC: 1 DP: 0 HBP: 0	WP: 0 PB: 0 SB: 0 CS: 0 PA: 41			
PITCHER	IP WLS BF H R ER SO BB IBB HBP BLK WP HR S P ERA WHIP												PITCHER	IP WLS BF H R ER SO BB IBB HBP BLK WP HR S P ERA WHIP
Teddy Higuera, L (1, 1) ERA: 4.94	6.1 W 29 7 4 3 5 2 0 0 1 0 0 37 45 4.26 1.421													
Mark Clear, R (7, 1) ERA: 5.36	0.2 4 0 0 0 1 2 0 0 0 0 0 4 12 0.00 3.000													
Dan Plesac, L (8, 1) ERA: 1.89	2.0 S 8 2 0 0 1 0 0 0 0 0 0 10 10 0.00 1.000													

California Angels @ Milwaukee Brewers
Milwaukee County Stadium, Milwaukee, WI

Thu Jul 16 1987, 4:33 AM EDT
Att. 24,325 - Unknown

livebaseballscorecards.com

AB	34
R	4
H	9
RBI	4
BB	4
SO	7
LOB	23



Batter	1	2	3	4	5	6	7	8	9	AB	R	H	RBI	BB	SO	LOB
Paul Molitor, R (1, 10) OBP: 0.397, SLG: 0.503	0-0 L9	0-0 E 2B		0-3 K	0-0 1-3			4-0 E WP E BB		4	2	1	1	1	1	2
Ernest Riles, L (1, 6) OBP: 0.305, SLG: 0.340	0-0 F7	0-0 E7 1B		4-0 3-1 1B BB		0-0 6-3		0-0 E3 1B		4	0	1	2	1	0	0
Robin Yount, R (1, 8) OBP: 0.375, SLG: 0.471	0-0 1B	0-3 K		0-0 3-1 1-2 1B		0-0 5-3		0-0 1-2 G3-6-1 1B		5	0	3	0	0	1	1
Greg Brock, L (1, 3) OBP: 0.344, SLG: 0.431	0-0 6-3		4-0 F9 E BB BB	0-0 3-1 1-2 2-3		0-0 P3		0-0 G3-6-1 1-2f		4	1	0	0	1	0	5
Rob Deer, R (1, 7) OBP: 0.379, SLG: 0.562		0-0 HR	4-0 E 1-2 BB	0-0 F6			0-0 F8 SH1-4 1B			3	1	2	1	1	0	2
Mike Felder, S (9, 7) OBP: 0.298, SLG: 0.350										0	0	0	0	0	0	0
Steve Kiefer, R (1, 5)		0-3 K	0-0 F9		0-3 K		0-0 SH1-4 1-2			3	0	0	0	0	2	2
Glenn Braggs, R (1, 9) OBP: 0.336, SLG: 0.401		4-0 1B 2B BB	0-0 E8 1-3 3-H 1B		0-0 F4		0-0 FC CS			3	1	1	1	1	0	1
Rick Manning, L (9, 9) OBP: 0.316, SLG: 0.319										0	0	0	0	0	0	0
Bill Schroeder, R (1, 2) OBP: 0.379, SLG: 0.508		0-3 K	0-0 6-3		4-0 1B BB		0-0 F8 2-3			3	0	0	0	1	1	5
Dale Sveum, S (1, 4) OBP: 0.273, SLG: 0.378		0-0 2B E 1B	0-0 F7		0-0 1-3 1B		0-0 CS 1-2	0-0 B1-3		4	1	2	0	0	0	2

Inning Stats	R: 0	H: 1	E: 0	K: 0	S: 4	R: 4	H: 4	E: 1	K: 3	S: 13	R: 1	H: 1	E: 1	K: 0	S: 4	R: 0	H: 1	E: 0	K: 1	S: 6	R: 0	H: 1	E: 0	K: 1	S: 6	R: 0	H: 0	E: 0	K: 0	S: 3	R: 0	H: 1	E: 2	K: 0	S: 4	R: 1	H: 1	E: 0	K: 0	S: 4
	LOB: 1	BB: 0	P: 4	LOB: 4	BB: 1	P: 17	LOB: 2	BB: 2	P: 12	LOB: 2	BB: 1	P: 10	LOB: 1	BB: 1	P: 10	LOB: 0	BB: 0	P: 3	LOB: 1	BB: 0	P: 4	LOB: 1	BB: 1	P: 8	LOB: 0	BB: 0	P: 8	LOB: 0	BB: 0	P: 8	LOB: 0	BB: 0	P: 8	LOB: 0	BB: 0	P: 8	LOB: 0	BB: 0	P: 8	

PITCHER	IP	WLS	BF	H	R	ER	SO	BB	IBB	HBP	BLK	WP	HR	S	P	ERA	WHIP
Kirk McCaskill, R (1, 1) ERA: 4.45	3.1	L	21	7	5	5	4	4	0	0	0	0	1	25	41	13.50	3.300
Jack Lazorko, R (4, 1) ERA: 4.79	3.2		14	2	0	0	1	1	0	0	0	0	0	15	19	0.00	0.818
DeWayne Buice, R (8, 1) ERA: 2.91	1.0		5	1	1	1	0	1	0	0	0	1	0	4	8	9.00	2.000


BOTTOM

California Angels @ Milwaukee Brewers
Milwaukee County Stadium, Milwaukee, WI

Thu Jul 16 1987, 4:33 AM EDT
Att. 24,325 - Unknown

livebaseballscorecards.com

AB	33
R	6
H	10
RBI	5
BB	6
SO	5
LOB	20



1B: 8	SF: 0	WP: 1	PA: 41
2B: 1	SAC: 1	PB: 0	
3B: 0	DP: 1	SB: 0	
HR: 1	HBP: 0	CS: 1	

Batter	1	2	3	4	5	6	7	8	9	AB R H RBI BB SO LOB	TOP											
Brian Downing, R (1, 10) OBP: 0.394, SLG: 0.504	0-0 F4	0-0 F4			0-0 F3		0-0 F8			4 0 0 0 0 0 4												
Devon White, S (1, 8) OBP: 0.318, SLG: 0.493	0-0 1-3		0-3 K		0-0 6-3			0-0 5-3		4 0 0 0 0 1 1												
Wally Joyner, L (1, 3) OBP: 0.370, SLG: 0.532	1-0 HBP		0-0 F8			0-0 F8		0-0 L1		3 0 0 0 0 0 0												
Jack Howell, L (1, 7) OBP: 0.345, SLG: 0.500 (7, 4)	0-3 K		0-3 K			0-0 F9		0-3 K		4 0 0 0 0 3 1												
Doug DeCinces, R (1, 5) OBP: 0.349, SLG: 0.394		4-0 3B BB			0-0 F8		0-0 F7		0-0 F6	3 1 0 0 1 0 0												
Ruppert Jones, L (1, 9) OBP: 0.313, SLG: 0.488 (7, 7)		0-0 2B 3B			0-0 3-1		0-0 3-1		0-0 F7	4 1 1 1 0 0 0												
Bob Boone, R (1, 2) OBP: 0.346, SLG: 0.360		0-0 4-3 2B			0-0 F9		0-0 1B 1B		0-0 5-3	4 0 2 1 0 0 0												
Mark McLemore, S (1, 4) OBP: 0.297, SLG: 0.284 (7, 6)		0-0 B3-4			0-3 K		0-0 1B			3 0 1 0 0 1 1												
Gus Polidor, R (1, 6) OBP: 0.115, SLG: 0.154 Mark Ryal, L (7, PH) OBP: 0.250, SLG: 0.449 (7, 9)		0-0 4-3			0-0 2B		0-0 F9			2 0 1 0 0 0 1 1 0 0 0 0 0 2												
Inning Stats	R: 0 E: 0 K: 1 S: 5	H: 0 LOB: 1 BB: 0 P: 6	R: 2 E: 0 K: 0 S: 5	H: 2 LOB: 1 BB: 1 P: 9	R: 0 E: 0 K: 2 S: 7	H: 0 LOB: 0 BB: 0 P: 7	R: 0 E: 0 K: 0 S: 3	H: 0 LOB: 0 BB: 0 P: 3	R: 0 E: 0 K: 1 S: 6	H: 1 LOB: 1 BB: 0 P: 6	R: 0 E: 0 K: 0 S: 3	H: 0 LOB: 0 BB: 0 P: 3	R: 0 E: 0 K: 0 S: 5	H: 2 LOB: 2 BB: 0 P: 5	R: 0 E: 0 K: 1 S: 5	H: 0 LOB: 0 BB: 0 P: 5	R: 0 E: 0 K: 0 S: 3	H: 0 LOB: 0 BB: 0 P: 3	1B: 2 2B: 2 3B: 1 HR: 0	SF: 0 SAC: 0 DP: 0 HBP: 1	WP: 0 PB: 0 SB: 0 CS: 0	PA: 34
PITCHER	IP WLS BF H R ER SO BB IBB HBP BLK WP HR S P ERA WHIP																					
Bill Wegman, R (1, 1) ERA: 4.05	7.0 W 28 5 2 2 4 1 0 1 0 0 0 0 34 39 2.57 0.857																					
Paul Mirabella, L (8, 1) ERA: 7.5	1.0 3 0 0 0 1 0 0 0 0 0 0 0 5 5 0.00 0.000																					
Jay Aldrich, R (9, 1) ERA: 4.91	1.0 3 0 0 0 0 0 0 0 0 0 0 0 3 3 0.00 0.000																					

California Angels @ Milwaukee Brewers
 Milwaukee County Stadium, Milwaukee, WI

Fri Jul 17 1987, 8:05 PM EDT
 Att: 19,858 - Unknown

livebaseballscorecards.com

AB	32
R	2
H	5
RBI	2
BB	1
SO	5
LOB	10



Batter	1	2	3	4	5	6	7	8	9	AB	R	H	RBI	BB	SO	LOB
Paul Molitor, R OBP: 0.402, SLG: 0.506 (1, 10) X	0-0 F8 ①		X 0-0 1B	X 0-0 1B		X 0-0 1-2 1B	X 0-0 F8 ②			5	0	3	0	0	0	0
Ernest Riles, L OBP: 0.313, SLG: 0.345 (1, 6) X	0-0 1B		X 0-0 F8 ②	0-0 1-2 1B		X 0-0 4-3 ③	0-0 L3 ③			5	0	2	0	0	0	2
Robin Yount, R OBP: 0.372, SLG: 0.470 (1, 8) X	0-0 F9 ②		X 0-0 L8 ③	0-3 K ②			X 0-0 1B 2B	X 0-0 L5 ①		5	1	1	0	0	1	4
Greg Brock, L OBP: 0.345, SLG: 0.430 (1, 3) X	0-0 4-3 ③			HR 1B			X 0-0 1B 2B 1B	X 0-0 4-3 ②		5	2	2	1	0	0	3
Rob Deer, R OBP: 0.386, SLG: 0.578 (1, 7) X		X 0-0 G5-4-3 1B		X 0-0 1-H HR	0-3 K ①		X 0-0 1-2 2B 1B	X 0-0 1B 1B		5	2	4	2	0	1	0
Steve Kiefer, R OBP: 0.125, SLG: 0.125 (1, 5) X		X 0-0 G5-4-3 1-2		X 0-3 K ①	0-3 K ②		X 0-0 2B HR 1B	X 0-3 K ③		5	1	1	0	0	3	2
Glenn Braggs, R OBP: 0.338, SLG: 0.410 (1, 9) X		X 0-0 6-3 ③		X 0-0 1B 2B	0-0 6-3 ③		X 0-0 1-3 2-H 3-H HR 2B			4	2	2	2	0	0	0
Bill Schroeder, R OBP: 0.382, SLG: 0.508 (1, 2) X			X 0-0 F7 ①	X 0-0 2-H HR 1B		X 0-0 1B 1B	X 0-0 F3 ①			4	1	2	1	0	0	2
Dale Sveum, S OBP: 0.279, SLG: 0.416 (1, 4) X			X 0-0 HR	X 0-0 1-H HR		X 0-3 K ①	X 0-0 2-H 3-H HR			4	3	3	6	0	1	1

Inning Stats	R: 0	H: 1	E: 0	LOB: 1	K: 0	BB: 0	S: 4	P: 4	R: 0	H: 1	E: 0	LOB: 0	K: 0	BB: 0	S: 3	P: 3	R: 1	H: 2	E: 0	LOB: 1	K: 0	BB: 0	S: 5	P: 5	R: 5	H: 7	E: 0	LOB: 2	K: 2	BB: 0	S: 14	P: 14	R: 0	H: 0	E: 0	LOB: 0	K: 2	BB: 0	S: 7	P: 7	R: 0	H: 2	E: 0	LOB: 1	K: 1	BB: 0	S: 6	P: 6	R: 6	H: 6	E: 0	LOB: 0	K: 0	BB: 0	S: 9	P: 9	R: 0	H: 1	E: 0	LOB: 1	K: 1	BB: 0	S: 6	P: 6	1B: 13	SF: 0	2B: 3	SAC: 0	3B: 0	DP: 1	HR: 4	HBP: 0	WP: 0	PA: 42
--------------	------	------	------	--------	------	-------	------	------	------	------	------	--------	------	-------	------	------	------	------	------	--------	------	-------	------	------	------	------	------	--------	------	-------	-------	-------	------	------	------	--------	------	-------	------	------	------	------	------	--------	------	-------	------	------	------	------	------	--------	------	-------	------	------	------	------	------	--------	------	-------	------	------	--------	-------	-------	--------	-------	-------	-------	--------	-------	--------

PITCHER	IP	WLS	BF	H	R	ER	SO	BB	IBB	HBP	BLK	WP	HR	S	P	ERA	WHIP
Mike Witt, R ERA: 3.62 (1, 1)	3.1	L	18	9	6	6	1	0	0	0	0	0	3	20	20	16.20	2.700
Chuck Finley, L ERA: 5.14 (4, 1)	3.0		18	10	6	6	4	0	0	0	0	0	1	26	26	18.00	3.333
Gary Lucas, L ERA: 4.54 (7, 1)	0.2		2	0	0	0	0	0	0	0	0	0	0	2	2	0.00	0.000
Greg Minton, R ERA: 2.75 (8, 1)	1.0		4	1	0	0	1	0	0	0	0	0	0	6	6	0.00	1.000


BOTTOM

California Angels @ Milwaukee Brewers
Milwaukee County Stadium, Milwaukee, WI

Fri Jul 17 1987, 8:05 PM EDT
Att. 19,858 - Unknown

livebaseballscorecards.com

AB	42
R	12
H	20
RBI	12
BB	0
SO	6
LOB	14



Batter	1	2	3	4	5	6	7	8	9	AB R H RBI BB SO LOB
Paul Molitor, R OBP: 0.399, SLG: 0.500 (1, 10) X	0-0 FC6-4 1B	0-0 F8			0-0 1-3		0-0 5-3			4 0 1 0 0 0 1
Ernest Riles, L OBP: 0.294, SLG: 0.323 (1, 6) X	0-0 F9		0-0 4-3		0-0 F8		0-0 F8			4 0 0 0 0 0 2
Robin Yount, R OBP: 0.368, SLG: 0.465 (1, 8) X	0-0 FC6-4 1-2f		0-0 6-3			0-0 6-3		0-0 F8		4 0 0 0 0 0 1
Greg Brock, L OBP: 0.340, SLG: 0.424 (1, 3) X	0-0 F8		0-0 F8			0-0 F6		0-0 G3		4 0 0 0 0 0 1
Rob Deer, R OBP: 0.390, SLG: 0.577 (1, 7)		4-0 WP FC6-2 1B BB		0-0 G5-4-3 1B		4-0 HR BB		0-3 K		2 1 1 0 2 1 0
Steve Kiefer, R OBP: 0.250, SLG: 0.500 (1, 5) X		0-0 WP HR 1B		0-0 G5-4-3 1-2f		0-0 HR 1-H		0-0 F8		4 2 2 2 0 0 1
Glenn Braggs, R OBP: 0.333, SLG: 0.404 (1, 9) X		0-0 FC6-2 HR 1-2 2-H		0-0 F4		0-0 L4		0-0 F8		4 1 0 0 0 0 2
Bill Schroeder, R OBP: 0.393, SLG: 0.558 (1, 2) X		0-0 HR 1-H 2-H		0-0 HR		4-0 6-3 BB		0-0 1-3		3 2 2 4 1 0 0
Dale Sveum, S OBP: 0.276, SLG: 0.411 (1, 4) X		0-3 K		0-0 4-3		0-0 6-3 1-2				3 0 0 0 0 1 1


Inning Stats	R: 0	H: 1	E: 1	LOB: 1	K: 0	BB: 0	S: 4	P: 4
	R: 3	H: 2	E: 0	LOB: 0	K: 1	BB: 1	S: 7	P: 11
	R: 0	H: 0	E: 0	LOB: 0	K: 0	BB: 0	S: 3	P: 3
	R: 0	H: 1	E: 0	LOB: 0	K: 0	BB: 0	S: 3	P: 3
	R: 1	H: 1	E: 0	LOB: 0	K: 0	BB: 0	S: 4	P: 4
	R: 2	H: 1	E: 0	LOB: 0	K: 0	BB: 1	S: 4	P: 8
	R: 0	H: 0	E: 0	LOB: 1	K: 0	BB: 1	S: 3	P: 7
	R: 0	H: 0	E: 0	LOB: 0	K: 1	BB: 0	S: 5	P: 5
	R: 0	H: 0	E: 0	LOB: 0	K: 0	BB: 0	S: 3	P: 3
	1B: 3	SF: 0	2B: 0	SAC: 0	3B: 0	DP: 1	HR: 3	HBP: 0

PITCHER	IP	WLS	BF	H	R	ER	SO	BB	IBB	HBP	BLK	WP	HR	S	P	ERA	WHIP
Don Sutton, R ERA: 4.33 (1, 1)	5.2		24	6	6	6	1	2	0	0	0	1	3	24	32	9.53	1.412
DeWayne Buice, R ERA: 2.77 (6, 1)	3.1	W	11	0	0	0	1	1	0	0	0	0	0	12	16	0.00	0.300

BOTTOM

California Angels @ Milwaukee Brewers
Milwaukee County Stadium, Milwaukee, WI
Sat Jul 18 1987, 8:05 PM EDT
Att. 35,038 - Unknown

AB	32
R	6
H	6
RBI	6
BB	3
SO	2
LOB	9



WP	PA
1	35

Batter	1	2	3	4	5	6	7	8	9	AB R H RBI BB SO LOB
Mike Felder, S (1, 7) OBP: 0.296, SLG: 0.347	0-0 L8		0-0 SH5-3		0-0 HR		0-0 6-3		0-0 6-3	4 1 1 0 0 0 0
Robin Yount, R (1, 8) OBP: 0.370, SLG: 0.480	0-0 4-3		0-0 3B		0-0 HR		0-0 E5			4 1 2 3 0 0 0
Paul Molitor, R (1, 10) OBP: 0.396, SLG: 0.494	0-0 4-3		0-3 K		0-0 1B		0-0 F7			4 0 1 0 0 1 2
Rob Deer, R (1, 3) OBP: 0.385, SLG: 0.569		0-0 6-3		0-3 K	0-3 K		0-3 K			4 0 0 0 0 3 2
Steve Kiefer, R (1, 5) OBP: 0.188, SLG: 0.375		0-0 F4		0-3 K	0-3 K			0-0 E4		4 0 0 0 0 2 1
Glenn Braggs, R (1, 9) OBP: 0.336, SLG: 0.405		0-0 1B		0-0 P3		0-0 FC3-6		0-0 FC6-4		4 0 2 0 0 0 1
Dale Sveum, S (1, 4) OBP: 0.276, SLG: 0.409		0-0 6-3			0-0 WP	0-0 FC3-6		0-0 G4-6-3		4 1 1 0 0 0 3
Bill Schroeder, R (1, 2) OBP: 0.389, SLG: 0.571			0-0 1-3		0-0 HR	0-0 F9			0-3 K	4 1 1 2 0 1 1
Ernest Riles, L (1, 6) OBP: 0.306, SLG: 0.348			0-0 SH5-3		0-0 1B	0-0 FC6-4			0-0 4-3	4 1 2 0 0 0 1

Inning Stats	R: 0	H: 0	E: 0	K: 0	S: 3	R: 0	H: 1	E: 0	K: 0	S: 4	R: 1	H: 2	E: 0	K: 1	S: 7	R: 0	H: 0	E: 0	K: 2	S: 7	R: 4	H: 6	E: 0	K: 2	S: 12	R: 0	H: 1	E: 0	K: 0	S: 4	R: 0	H: 0	E: 1	K: 0	S: 3	R: 0	H: 0	E: 0	K: 1	S: 5	R: 0	H: 0	E: 0	K: 0	S: 5	1B: 6	SF: 0	2B: 1	3B: 1	HR: 2
--------------	------	------	------	------	------	------	------	------	------	------	------	------	------	------	------	------	------	------	------	------	------	------	------	------	-------	------	------	------	------	------	------	------	------	------	------	------	------	------	------	------	------	------	------	------	------	-------	-------	-------	-------	-------

PITCHER	IP	WLS	BF	H	R	ER	SO	BB	IBB	HBP	BLK	WP	HR	S	P	ERA	WHIP
Jerry Reuss, L (1, 1) ERA: 5.99	4.1		20	8	5	5	3	0	0	0	0	1	2	26	26	10.38	1.846
Jack Lazorko, R (5, 1) ERA: 4.61	2.2	W	11	2	0	0	3	0	0	0	0	0	0	17	17	0.00	0.750
Greg Minton, R (8, 1) ERA: 2.65	2.0	S	6	0	0	0	1	0	0	0	0	0	0	8	8	0.00	0.000

BOTTOM

California Angels @ Milwaukee Brewers
Milwaukee County Stadium, Milwaukee, WI

Sun Jul 19 1987, 4:33 AM EDT
 Att. 30,635 - Unknown

livebaseballscorecards.com

AB	36
R	5
H	10
RBI	5
BB	0
SO	7
LOB	11

WP: 1 PA: 37
 PB: 0
 SB: 1
 CS: 0



Batter	1	2	3	4	5	6	7	8	9	AB	R	H	RBI	BB	SO	LOB
Paul Molitor, R OBP: 0.401, SLG: 0.497 (1, 10)	0-3 K	0-0 2-H 5-3 1B	0-0 1-2 BB 1B		0-0 2-3 3-H 2B 1B		0-0 L5			5	2	3	2	0	1	0
Ernest Riles, L OBP: 0.312, SLG: 0.338 (1, 6)	4-0 HBP 3B BB	0-0 1-2 5-3	4-0 1-2 2-3 1B BB		0-0 3-H SF8		0-0 F7			2	1	0	1	2	0	1
Robin Yount, R OBP: 0.375, SLG: 0.491 (1, 8)	1-0 1-2 3B HBP	0-0 1-2 5-3	0-0 1-2 2-3 1B		0-0 1-H 2B		0-0 3B			4	1	3	3	0	0	1
Greg Brock, L OBP: 0.341, SLG: 0.429 (1, 3)	0-0 1-H 2-H SF7 3B		0-0 SH 1B BB 4-3		0-0 F7		0-3 K			4	2	1	2	1	1	3
Rob Deer, R OBP: 0.389, SLG: 0.566 (1, 7)	4-0 BB		0-0 L4-6 SH 1B	1-0 G5-4-3 HBP	0-0 5-3		0-0 5-3			3	0	1	0	1	0	1
B.J. Surhoff, L OBP: 0.316, SLG: 0.440 (1, 2)	0-0 SF7		0-0 SH HR	0-0 F8		0-0 HR		0-0 2B		3	2	2	2	0	0	1
Steve Kiefer, R OBP: 0.150, SLG: 0.300 (1, 5)	0-0 5-3		0-0 L4-6	0-0 G5-4-3		0-0 F7				4	0	0	0	0	0	5
Glenn Braggs, R OBP: 0.341, SLG: 0.417 (1, 9)		4-0 1B BB	0-0 1-H 3-H HR		4-0 2B 1B BB		0-0 6-3			2	3	1	3	2	0	0
Dale Sveum, S OBP: 0.279, SLG: 0.414 (1, 4)		0-0 1-3 1B	0-0 BB 1B 1B		0-0 1B SF8 2B		0-0 4-3			4	2	2	0	0	0	1

Inning Stats	R: 3	H: 1	E: 0	LOB: 1	K: 1	BB: 2	S: 6	P: 15	R: 1	H: 1	E: 0	LOB: 1	K: 0	BB: 1	S: 4	P: 8	R: 5	H: 5	E: 1	LOB: 2	K: 0	BB: 2	S: 8	P: 16	R: 0	H: 0	E: 0	LOB: 0	K: 0	BB: 0	S: 2	P: 3	R: 3	H: 3	E: 0	LOB: 1	K: 0	BB: 1	S: 6	P: 10	R: 1	H: 1	E: 0	LOB: 0	K: 0	BB: 0	S: 4	P: 4	R: 0	H: 1	E: 0	LOB: 1	K: 0	BB: 0	S: 3	P: 5
--------------	------	------	------	--------	------	-------	------	-------	------	------	------	--------	------	-------	------	------	------	------	------	--------	------	-------	------	-------	------	------	------	--------	------	-------	------	------	------	------	------	--------	------	-------	------	-------	------	------	------	--------	------	-------	------	------	------	------	------	--------	------	-------	------	------

PITCHER	IP	WLS	BF	H	R	ER	SO	BB	IBB	HBP	BLK	WP	HR	S	P	ERA	WHIP
Mike Morgan, R ERA: 4.75 (1, 1)	2.2	L	17	4	7	4	1	4	0	0	0	0	1	14	31	13.50	3.000
Roy Thomas, R ERA: 4.02 (3, 1)	1.1		10	4	4	4	0	2	0	1	0	0	0	7	16	27.00	4.500
Jerry Reed, R ERA: 3.86 (5, 1)	3.0		12	4	2	2	0	0	0	0	0	0	1	12	12	6.00	1.333
Stan Clarke, L ERA: 4.43 (8, 1)	1.0		3	1	0	0	1	0	0	0	0	0	0	5	5	0.00	1.000

BOTTOM

Seattle Mariners @ Milwaukee Brewers
Milwaukee County Stadium, Milwaukee, WI

Mon Jul 20 1987, 8:05 PM EDT
Att. 10,577 - Unknown

livebaseballscores.com

AB	31
R	13
H	13
RBI	13
BB	6
SO	2
LOB	13



WP : 0	PA : 42
PB : 0	
SB : 1	
CS : 0	

Batter	1	2	3	4	5	6	7	8	9	AB	R	H	RBI	BB	SO	LOB
Mike Felder, S OBP: 0.297, SLG: 0.346 (1, 8) X	0-0 FC6-4 1B		0-0 F6			0-0 SH FC2-5 HR		0-0 G3		3	1	1	0	0	0	1
Ernest Riles, L OBP: 0.321, SLG: 0.338 (1, 6) X	0-0 FC6-4 6-3 1-2f 1B		4-0 G6-4-3 BB			0-0 FC2-5 HR		0-0 1B		3	2	1	1	1	0	3
Robin Yount, R OBP: 0.374, SLG: 0.497 (1, 10) X	0-0 6-3		0-0 G6-4-3			0-0 HR		0-3 K		4	1	1	3	0	1	3
Greg Brock, L OBP: 0.347, SLG: 0.433 (1, 3) X	0-0 1B 3-H 1B			0-0 1B		0-0 FC4-6 1B		0-0 4-3		4	0	3	1	0	0	0
Rob Deer, R OBP: 0.390, SLG: 0.565 (1, 7) X	0-0 1-2 1B			0-0 1-2 1B		0-0 L4		0-0 F4		4	0	2	0	0	0	1
B.J. Surhoff, L OBP: 0.310, SLG: 0.432 (1, 2) X	0-0 F9			0-0 F8		0-0 FC4-6		0-3 K		4	0	0	0	0	1	5
Steve Kiefer, R OBP: 0.167, SLG: 0.261 (1, 5) X		0-0 6-3		0-0 F9				0-3 K		3	1	0	0	1	1	2
Glenn Braggs, R OBP: 0.340, SLG: 0.418 (1, 9) X		0-0 6-3		0-3 K				0-0 F8		4	1	1	1	0	1	2
Dale Sveum, S OBP: 0.278, SLG: 0.410 (1, 4) X		0-0 F9				4-0 FC2-5 SH BB		0-3 K		3	0	0	0	1	1	1

Inning Stats	R: 1	H: 3	E: 1	K: 0	S: 6	LOB: 2	BB: 0	P: 6	R: 0	H: 0	E: 0	K: 0	S: 3	LOB: 0	BB: 0	P: 3	R: 0	H: 0	E: 0	K: 0	S: 2	LOB: 0	BB: 1	P: 6	R: 0	H: 2	E: 0	K: 1	S: 7	LOB: 2	BB: 0	P: 7	R: 3	H: 2	E: 0	K: 0	S: 6	LOB: 1	BB: 1	P: 10	R: 2	H: 2	E: 0	K: 2	S: 9	LOB: 1	BB: 13	R: 0	H: 0	E: 0	K: 1	S: 5	LOB: 0	BB: 0	P: 5	R: 0	H: 0	E: 0	K: 1	S: 5	LOB: 0	BB: 0	P: 5
--------------	------	------	------	------	------	--------	-------	------	------	------	------	------	------	--------	-------	------	------	------	------	------	------	--------	-------	------	------	------	------	------	------	--------	-------	------	------	------	------	------	------	--------	-------	-------	------	------	------	------	------	--------	--------	------	------	------	------	------	--------	-------	------	------	------	------	------	------	--------	-------	------

PITCHER	IP	WLS	BF	H	R	ER	SO	BB	IBB	HBP	BLK	WP	HR	S	P	ERA	WHIP
Mike Moore, R ERA: 5.08 (1, 1)	6.0	L	30	9	6	6	3	3	0	0	0	0	1	33	45	9.00	2.000
Stan Clarke, L ERA: 4.22 (7, 1)	1.0		3	0	0	0	1	0	0	0	0	0	0	5	5	0.00	0.000
Ed Nunez, R ERA: 2.51 (8, 1)	1.0		3	0	0	0	1	0	0	0	0	0	0	5	5	0.00	0.000

BOTTOM

Seattle Mariners @ Milwaukee Brewers
Milwaukee County Stadium, Milwaukee, WI

Tue Jul 21 1987, 8:05 PM EDT
Att. 13,373 - Unknown

AB	32
R	6
H	9
RBI	6
BB	3
SO	5
LOB	18

WP: 0 PA: 36
PB: 0
SB: 0
CS: 0



PITCHER	IP	WLS	BF	H	R	ER	SO	BB	IBB	HBP	BLK	WP	HR	S	P	ERA	WHIP
---------	----	-----	----	---	---	----	----	----	-----	-----	-----	----	----	---	---	-----	------

Batter	1	2	3	4	5	6	7	8	9	AB R H RBI BB SO LOB	TOP
Donell Nixon, R OBP: 0.270, SLG: 0.200 (1, 8) X	0-0 FC4-6 G3 2B		0-0 F9		0-0 6-3			0-0 S 1B		4 1 2 0 0 0 0	Seattle Mariners @ Milwaukee Brewers Milwaukee County Stadium, Milwaukee, WI Wed Jul 22 1987, 4:33 AM EDT Att: 19,221 - Unknown livebaseballscorecards.com
Phil Bradley, R OBP: 0.384, SLG: 0.488 (1, 7) H	1-0 FC4-6 HBP		0-0 5-3			0-0 FC4-6 1B		0-3 S 1-2 K		3 0 1 0 0 1 1	
Scott Bradley, L OBP: 0.303, SLG: 0.353 (1, 2) X	0-0 FC4-6 G3 1-2f 2-3		0-0 G1			0-0 FC4-6 G3-6-1 1-2f		0-0 L5		4 0 0 0 0 0 4	
Alvin Davis, L OBP: 0.379, SLG: 0.475 (1, 3) X	0-0 G3 1-2 3-H			0-0 F7		0-0 G3-6-1 1-2f			0-0 F9	4 0 0 1 0 0 2	
Ken Phelps, L OBP: 0.386, SLG: 0.498 (1, 10) X John Moses, S OBP: 0.299, SLG: 0.338 (7, PR)	0-0 G3			0-0 2B			4-0 BB BB 1B BB		0-0 4-3	2 0 1 0 1 0 1 1 1 0 0 0 0 0	
Jim Presley, R OBP: 0.265, SLG: 0.429 (1, 5) X		0-0 3-1		0-0 F9			0-0 1B 1-2 1B		0-0 4-3	4 0 1 0 0 0 1	
Mike Kingery, L OBP: 0.306, SLG: 0.416 (1, 9) X		0-0 F9		0-0 3-1			0-0 F7			3 0 0 0 0 0 3	
Rey Quinones, R OBP: 0.326, SLG: 0.440 (1, 6) X		0-0 2B			0-0 F2 1B		0-0 F2 1B 1-3 2-H			3 0 3 1 0 0 0	
Harold Reynolds, S OBP: 0.325, SLG: 0.355 (1, 4) X		0-0 L3			0-0 F2 1-2			0-0 4-3		3 0 0 0 0 0 2	
Inning Stats	R: 1 H: 1 E: 0 LOB: 1 K: 0 BB: 0 S: 4 P: 5	R: 0 H: 1 E: 0 LOB: 1 K: 0 BB: 0 S: 4 P: 4	R: 0 H: 0 E: 0 LOB: 0 K: 0 BB: 0 S: 3 P: 3	R: 0 H: 1 E: 0 LOB: 1 K: 0 BB: 0 S: 4 P: 4	R: 0 H: 1 E: 0 LOB: 0 K: 0 BB: 0 S: 3 P: 3	R: 0 H: 1 E: 0 LOB: 0 K: 0 BB: 0 S: 3 P: 3	R: 1 H: 2 E: 0 LOB: 2 K: 0 BB: 1 S: 3 P: 7	R: 0 H: 1 E: 0 LOB: 1 K: 1 BB: 0 S: 6 P: 6	R: 0 H: 0 E: 0 LOB: 0 K: 0 BB: 0 S: 3 P: 3	1B: 5 SF: 0 2B: 3 SAC: 0 3B: 0 DP: 1 HR: 0 HBP: 1	WP: 0 PA: 33 PB: 0 SB: 1 CS: 0
PITCHER Bill Wegman, R ERA: 3.93 (1, 1)	IP WLS BF H R ER SO BB IBB HBP BLK WP HR S P ERA WHIP 9.0 L 33 8 2 2 1 1 0 1 0 0 0 0 33 38 2.00 1.000										

Seattle Mariners @ Milwaukee Brewers
Milwaukee County Stadium, Milwaukee, WI
 Wed Jul 22 1987, 4:33 AM EDT
 Att: 19,221 - Unknown

AB	31
R	2
H	8
RBI	2
BB	1
SO	1
LOB	14



Batter	1	2	3	4	5	6	7	8	9	AB	R	H	RBI	BB	SO	LOB
Mike Felder, S (1, 7) OBP: 0.291, SLG: 0.338	0-0 P3		0-0 F3			0-0 SH1-4		0-0 FC1-5		3	0	0	0	0	0	2
Robin Yount, R (1, 8) OBP: 0.370, SLG: 0.492	0-0 F3			0-3 K		0-3 K		0-0 F7		4	0	0	0	0	2	2
Paul Molitor, R (1, 10) OBP: 0.403, SLG: 0.494	0-3 K			4-0 G6-4-3 BB		0-0 1B		0-0 F7		3	0	1	1	1	1	1
Rob Deer, R (1, 3) OBP: 0.385, SLG: 0.557		0-0 F9		0-0 G6-4-3		0-0 5-3			0-3 K	4	0	0	0	0	1	2
Bill Schroeder, R (1, 2) OBP: 0.392, SLG: 0.569		0-0 G1-4-3 1B			0-3 K		0-0 1B		0-0 5-3	4	0	2	0	0	1	0
Glenn Braggs, R (1, 9) OBP: 0.339, SLG: 0.414		0-0 G1-4-3			4-0 S BB		0-0 F8		0-0 4-3	3	0	0	0	1	0	2
Steve Kiefer, R (1, 5) OBP: 0.148, SLG: 0.231			0-3 K		0-0 F8		0-0 F8			3	0	0	0	0	1	2
Dale Sveum, S (1, 4) OBP: 0.279, SLG: 0.407			4-0 BB		0-0 F7		0-0 F7			2	0	0	0	1	0	2
Ernest Riles, L (1, 6) OBP: 0.333, SLG: 0.356			0-3 K			4-0 SH1-4 1B BB		0-0 FC1-5 2B		2	1	1	0	1	1	1

Inning Stats	R: 0	H: 0	E: 0	K: 1	S: 5	R: 0	H: 1	E: 0	K: 0	S: 3	R: 0	H: 0	E: 0	K: 2	S: 7	R: 0	H: 0	E: 0	K: 1	S: 4	R: 0	H: 0	E: 0	K: 1	S: 5	R: 1	H: 1	E: 0	K: 1	S: 6	R: 0	H: 1	E: 0	K: 0	S: 4	R: 0	H: 1	E: 0	K: 0	S: 4	R: 0	H: 0	E: 0	K: 1	S: 5	1B: 3	2B: 1	3B: 0	HR: 0	SF: 0	SAC: 1	DP: 2	HBP: 0	WP: 0	PA: 33
PITCHER Mark Langston, L (1, 1) ERA: 4.33	IP	WLS	BF	H	R	ER	SO	BB	IBB	HBP	BLK	WP	HR	S	P	ERA	WHIP	IP	WLS	BF	H	R	ER	SO	BB	IBB	HBP	BLK	WP	HR	S	P	ERA	WHIP	IP	WLS	BF	H	R	ER	SO	BB	IBB	HBP	BLK	WP	HR	S	P	ERA	WHIP				

BOTTOM

Seattle Mariners @ Milwaukee Brewers
Milwaukee County Stadium, Milwaukee, WI

Wed Jul 22 1987, 4:33 AM EDT
Att. 19,221 - Unknown

livebaseballscorecards.com

AB	28
R	1
H	4
RBI	1
BB	4
SO	7
LOB	14



Batter	1	2	3	4	5	6	7	8	9	AB R H RBI BB SO LOB	TOP											
Luis Polonia, L (1, 8) OBP: 0.363, SLG: 0.445 Steve Henderson, R (9, PH) OBP: 0.600, SLG: 0.647	0-3 K		0-0 E 1B	0-3 K			0-0 4-3 1-3		0-0 F9	4 0 1 0 0 2 3 1 0 0 0 0 0 0												
Tony Bernazard, S (1, 4) OBP: 0.309, SLG: 0.411	0-0 E 2B		0-0 G3 1-3			0-3 K	0-3 K		0-0 6-3	5 1 1 0 0 2 2												
Jose Canseco, R (1, 7) OBP: 0.321, SLG: 0.501	0-0 E9 2-H 2B		0-0 L4			0-3 K	0-0 S 1B		0-3 K	5 0 2 2 0 2 1												
Mike Davis, L (1, 10) OBP: 0.340, SLG: 0.549	0-0 F6		0-0 F8			0-0 F7	0-3 K 1-2			4 0 0 0 0 1 3												
Carney Lansford, R (1, 5) OBP: 0.370, SLG: 0.436	0-0 6-3			0-0 FC6-4 1B 2B 1B		0-0 3-1		0-0 F8		4 1 1 0 0 0 1												
Reggie Jackson, L (1, 9) OBP: 0.283, SLG: 0.408		0-3 K		0-0 FC6-4 1-2 1B		0-3 K		0-0 HR		4 1 2 1 0 2 0												
Terry Steinbach, R (1, 2) OBP: 0.345, SLG: 0.474		0-0 HR		0-0 F4		4-0 BB		0-0 1B		3 1 2 1 1 0 2												
Stan Javier, S (1, 3) OBP: 0.311, SLG: 0.310		0-0 4-3		0-0 FC6-4 2B 1-2 2-3		0-0 6-3		0-3 K		4 0 0 0 0 1 4												
Alfredo Griffin, S (1, 6) OBP: 0.312, SLG: 0.333		0-0 4-3		0-0 2B 1-3 3-H		0-3 K 4-3 1B		0-0 F9		4 1 1 1 0 1 1												
Inning Stats	R: 1 E: 1 K: 1 S: 7	H: 2 LOB: 1 BB: 0 P: 7	R: 1 E: 0 K: 1 S: 6	H: 1 LOB: 0 BB: 0 P: 6	R: 0 E: 1 K: 0 S: 4	H: 1 LOB: 1 BB: 0 P: 4	R: 1 E: 0 K: 1 S: 8	H: 3 LOB: 2 BB: 0 P: 8	R: 0 E: 0 K: 2 S: 7	H: 0 LOB: 0 BB: 0 P: 7	R: 0 E: 0 K: 1 S: 5	H: 0 LOB: 1 BB: 1 P: 9	R: 1 E: 0 K: 3 S: 11	H: 1 LOB: 1 BB: 0 P: 11	R: 1 E: 0 K: 1 S: 7	H: 2 LOB: 1 BB: 0 P: 7	R: 0 E: 0 K: 1 S: 5	H: 0 LOB: 0 BB: 0 P: 5	1B: 5 2B: 3 3B: 0 HR: 2	SF: 0 SAC: 0 DP: 0 HBP: 0	WP: 1 PB: 0 SB: 2 CS: 0	PA: 39
PITCHER	IP WLS BF H R ER SO BB IBB HBP BLK WP HR S P ERA WHIP																					
Chris Bosio, R (1, 1) ERA: 5.35	7.1 W 34 10 5 5 9 1 0 0 0 1 2 51 55 6.14 1.500																					
Chuck Crim, R (8, 1) ERA: 3.95	0.2 2 0 0 0 1 0 0 0 0 0 0 4 4 0.00 0.000																					
Dan Plesac, L (9, 1) ERA: 2.3	1.0 3 0 0 0 1 0 0 0 0 0 0 5 5 0.00 0.000																					

Oakland Athletics @ Milwaukee Brewers
Milwaukee County Stadium, Milwaukee, WI

Thu Jul 23 1987, 8:05 PM EDT
Att: 14,475 - Unknown

livebaseballscorecards.com

AB	38
R	5
H	10
RBI	5
BB	1
SO	11
LOB	17



Batter	1	2	3	4	5	6	7	8	9	AB R H RBI BB SO LOB	TOP											
Tony Bernazard, S (1, 4) OBP: 0.310, SLG: 0.412	0-0 F9		0-3 K		4-0 WP BB		0-0 2B		0-3 K	4 0 1 0 1 2 0	Oakland Athletics @ Milwaukee Brewers Milwaukee County Stadium, Milwaukee, WI Fri Jul 24 1987, 8:05 PM EDT Att. 20,828 - Unknown livebaseballscorecards.com											
Alfredo Griffin, S (1, 6) OBP: 0.310, SLG: 0.334	0-0 F2		0-0 F8 2B		0-0 F8		0-0 L6		0-3 K	5 0 1 0 0 1 2												
Jose Canseco, R (1, 10) OBP: 0.319, SLG: 0.497	0-0 FC5 1B 1B		0-0 F8 2-3		0-3 K 1-2			0-0 F9	0-0 F7	5 0 1 0 0 1 3												
Mark McGwire, R (1, 3) OBP: 0.378, SLG: 0.678	0-0 1-2 1B		0-0 F9		4-0 BB			0-0 F8	0-3 K	4 0 1 0 1 1 2												
Carney Lansford, R (1, 5) OBP: 0.368, SLG: 0.433	0-0 FC5 2-3f			0-0 F8		0-0 F8		0-0 BB 1B 1B		4 1 1 0 0 0 3												
Steve Henderson, R (1, 9) OBP: 0.583, SLG: 0.750		0-3 K		0-0 HR		0-0 F9		4-0 E 1B BB		3 1 1 1 1 1 1												
Terry Steinbach, R (1, 2) OBP: 0.347, SLG: 0.479		0-0 6-3 2B		0-0 6-3		0-0 F8		0-0 E 1B		4 0 2 1 0 0 1												
Stan Javier, S (1, 8) OBP: 0.301, SLG: 0.300		0-0 6-3 2-3		0-0 4-3			0-0 6-3	0-0 E4 1-2 2-3		4 0 0 0 0 0 3												
Luis Polonia, L (1, 7) OBP: 0.358, SLG: 0.438		0-0 6-3			0-0 F8		0-0 6-3	0-0 1-3		4 0 0 0 0 0 4												
Inning Stats	R: 0 E: 0 K: 0 S: 5	H: 2 LOB: 2 BB: 0 P: 5	R: 0 E: 0 K: 1 S: 6	H: 1 LOB: 1 BB: 0 P: 6	R: 0 E: 0 K: 1 S: 6	H: 1 LOB: 0 BB: 0 P: 6	R: 1 E: 0 K: 0 S: 4	H: 1 LOB: 0 BB: 0 P: 4	R: 0 E: 0 K: 1 S: 5	H: 0 LOB: 1 BB: 1 P: 9	R: 0 E: 0 K: 0 S: 3	H: 0 LOB: 1 BB: 1 P: 7	R: 0 E: 0 K: 0 S: 4	H: 1 LOB: 1 BB: 0 P: 4	R: 1 E: 1 K: 0 S: 6	H: 2 LOB: 3 BB: 1 P: 10	R: 0 E: 1 K: 3 S: 10	H: 0 LOB: 1 BB: 0 P: 10	1B: 4 2B: 3 3B: 0 HR: 1	SF: 0 SAC: 0 DP: 0 HBP: 0	WP: 1 PB: 1 SB: 0 CS: 0	PA: 40
PITCHER	IP WLS BF H R ER SO BB IBB HBP BLK WP HR S P ERA WHIP												IP WLS BF H R ER SO BB IBB HBP BLK WP HR S P ERA WHIP									
Juan Nieves, L (1, 1) ERA: 5.09	7.0 W 29 6 1 1 3 2 0 0 0 1 1 33 41 1.29 1.143																					
Mark Clear, R (8, 1) ERA: 5.81	2.0 11 2 1 1 3 1 0 0 0 0 0 16 20 4.50 1.500																					

Oakland Athletics @ Milwaukee Brewers
Milwaukee County Stadium, Milwaukee, WI
 Fri Jul 24 1987, 8:05 PM EDT
 Att. 20,828 - Unknown

AB	37
R	2
H	8
RBI	2
BB	3
SO	6
LOB	19



Batter	1	2	3	4	5	6	7	8	9
Paul Molitor, R OBP: 0.414, SLG: 0.545 (1, 10)	0-0 S S 1B	0-0 1-H 2-H 1B 2B		0-0 5-3		0-0 F8		0-0 3B	
Ernest Riles, L OBP: 0.320, SLG: 0.382 (1, 5)	0-0 1-3 1-2	0-0 3-H 1B		0-0 CS 1B 2-3		0-0 G3		0-0 F8	
Robin Yount, R OBP: 0.376, SLG: 0.491 Mike Felder, S OBP: 0.303, SLG: 0.348 (1, 8) (7, 8)	4-0 S 2-3 BB	0-0 F7		0-0 1-2 3-H 1B		0-3 K			
Greg Brock, L OBP: 0.357, SLG: 0.445 (1, 3)	0-0 1-2 3-H 1B		4-0 S SF9 PB BB	0-3 K		0-3 K			
Rob Deer, R OBP: 0.382, SLG: 0.545 Rick Manning, L OBP: 0.325, SLG: 0.343 (1, 7) (8, 7)	0-3 K		0-3 K		0-0 G5-4-3 1B		0-0 F7		
Glenn Braggs, R OBP: 0.333, SLG: 0.422 (1, 9)	0-3 K		0-0 SF9		0-0 G5-4-3		0-0 1B		
B.J. Surhoff, L OBP: 0.320, SLG: 0.446 (1, 2)		0-0 1-3 2B 1B		0-0 F7		0-0 1B		0-0 F8	
Jim Gantner, L OBP: 0.337, SLG: 0.377 (1, 4)		0-0 1-3		0-0 E9 E 1B		0-0 F6		0-0 3-1	
Dale Sveum, S OBP: 0.287, SLG: 0.417 (1, 6)		4-0 2B BB		0-0 E4 1B 1B		4-0 F8 WP G3 BB		0-0 F7	

Inning Stats	R: 1	H: 2	E: 0	K: 2	S: 9	LOB: 2	BB: 1	P: 13	R: 2	H: 3	E: 0	K: 0	S: 5	LOB: 1	BB: 1	P: 9	R: 1	H: 0	E: 0	K: 1	S: 5	LOB: 0	BB: 1	P: 9	R: 0	H: 2	E: 0	K: 0	S: 4	LOB: 1	BB: 0	P: 4	R: 1	H: 0	E: 0	K: 1	S: 5	LOB: 0	BB: 1	P: 9	R: 0	H: 1	E: 0	K: 1	S: 6	LOB: 1	BB: 0	P: 6	R: 0	H: 1	E: 0	K: 0	S: 4	LOB: 1	BB: 0	P: 4
--------------	------	------	------	------	------	--------	-------	-------	------	------	------	------	------	--------	-------	------	------	------	------	------	------	--------	-------	------	------	------	------	------	------	--------	-------	------	------	------	------	------	------	--------	-------	------	------	------	------	------	------	--------	-------	------	------	------	------	------	------	--------	-------	------

PITCHER														PITCHER																																		
IP	WLS	BF	H	R	ER	SO	BB	IBB	HBP	BLK	WP	HR	S	P	ERA	WHIP	IP	WLS	BF	H	R	ER	SO	BB	IBB	HBP	BLK	WP	HR	S	P	ERA	WHIP															
Dennis Lamp, R ERA: 4.19 (1, 1)	3.0	L	17	6	5	4	3	3	0	0	0	0	20	32	12.00	3.000	Dennis Lamp, R ERA: 4.19 (1, 1)	3.0	L	17	6	5	4	3	3	0	0	0	20	32	12.00	3.000	Dennis Lamp, R ERA: 4.19 (1, 1)	3.0	L	17	6	5	4	3	3	0	0	0	20	32	12.00	3.000
Dave Leiper, L ERA: 3.03 (4, 1)	3.0		13	4	2	1	2	1	0	0	0	1	16	20	3.00	1.667	Dave Leiper, L ERA: 3.03 (4, 1)	3.0		13	4	2	1	2	1	0	0	1	16	20	3.00	1.667	Dave Leiper, L ERA: 3.03 (4, 1)	3.0		13	4	2	1	2	1	0	0	1	16	20	3.00	1.667
Gene Nelson, R ERA: 3.04 (7, 1)	2.0		8	2	0	0	1	0	0	0	0	0	10	10	0.00	1.000	Gene Nelson, R ERA: 3.04 (7, 1)	2.0		8	2	0	0	1	0	0	0	10	10	0.00	1.000	Gene Nelson, R ERA: 3.04 (7, 1)	2.0		8	2	0	0	1	0	0	0	10	10	0.00	1.000		

BOTTOM

Oakland Athletics @ Milwaukee Brewers
Milwaukee County Stadium, Milwaukee, WI

Sun Jul 26 1987, 4:33 AM EDT
Att. 25,764 - Unknown

AB	R	H	RBI	BB	SO	LOB
5	2	3	1	0	0	2
5	0	2	2	0	0	2
3	0	1	1	1	1	1
0	0	0	0	0	0	0
3	1	1	0	1	2	2
4	0	1	0	0	2	3
0	0	0	0	0	0	0
3	0	1	1	0	1	3
4	1	2	0	0	0	1
4	1	1	0	0	0	2
2	2	0	0	2	0	0

AB 33
R 7
H 12
RBI 5
BB 4
SO 6
LOB 16

WP: 1 PA: 38
PB: 1
SB: 5
CS: 1



1B	2B	3B	SF	SAC	DP	HBP
10	2	1	1	0	2	0

Batter	1	2	3	4	5	6	7	8	9	AB R H RBI BB SO LOB	TOP																	
Mike Felder, S (1, 7) OBP: 0.299, SLG: 0.342	0-3 K		0-0 F9		0-0 P6		0-0 1B	0-0 F3		5 1 1 0 0 1 1																		
Robin Yount, R (1, 8) OBP: 0.379, SLG: 0.488	4-0 S BB		0-3 K		4-0 BB		4-0 1B BB		0-3 K	2 0 0 0 3 2 0																		
Paul Molitor, R (1, 10) OBP: 0.409, SLG: 0.537	0-3 K		0-0 4-3		0-0 P4		0-0 S 1B		0-3 K	5 0 1 1 0 2 2																		
Greg Brock, L (1, 3) OBP: 0.354, SLG: 0.439	0-3 K			0-0 F8		0-0 F5	4-0 3-H BB		0-0 F8	4 0 0 0 1 1 1																		
Glenn Braggs, R (1, 9) OBP: 0.332, SLG: 0.423		0-0 F9		0-0 4-3 1B 2B		0-0 6-3	0-0 G6-4-3 1-2f			4 1 1 0 0 0 3																		
Ernest Riles, L (1, 5) OBP: 0.327, SLG: 0.374		4-0 1B BB		0-0 4-3		4-0 1B BB		0-0 3-1		2 1 0 0 2 0 1																		
B.J. Surhoff, L (1, 2) OBP: 0.331, SLG: 0.460		0-0 1-2 1B		0-0 2-3 1B		0-0 1-H 1B		0-0 S 6-3 2B		4 1 4 2 0 0 0																		
Jim Gantner, L (1, 4) OBP: 0.332, SLG: 0.371		0-3 K		0-0 3-H F8		0-0 6-3		0-0 2-H 6-3		4 0 0 1 0 1 4																		
Dale Sveum, S (1, 6) OBP: 0.287, SLG: 0.413		0-3 K			0-0 1-3		0-3 K	4-0 BB		3 0 0 0 1 2 2																		
Inning Stats	R: 0 E: 0 K: 3 S: 9	H: 0 LOB: 1 BB: 1 P: 13	R: 0 E: 0 K: 2 S: 8	H: 1 LOB: 2 BB: 1 P: 12	R: 0 E: 0 K: 1 S: 5	H: 0 LOB: 0 BB: 0 P: 5	R: 1 E: 0 K: 0 S: 5	H: 2 LOB: 1 BB: 0 P: 5	R: 0 E: 0 K: 0 S: 3	H: 0 LOB: 1 BB: 1 P: 7	R: 1 E: 0 K: 0 S: 4	H: 1 LOB: 1 BB: 1 P: 8	R: 1 E: 0 K: 1 S: 6	H: 2 LOB: 2 BB: 2 P: 14	R: 1 E: 0 K: 0 S: 4	H: 1 LOB: 1 BB: 1 P: 8	R: 0 E: 0 K: 2 S: 7	H: 0 LOB: 0 BB: 0 P: 7	1B: 5 2B: 2 3B: 0 HR: 0	SF: 0 SAC: 0 DP: 1 HBP: 0	WP: 0 PB: 0 SB: 5 CS: 0	PA: 40						
PITCHER	IP WLS BF H R ER SO BB IBB HBP BLK WP HR S P ERA WHIP																											
Bobby Witt, R (1, 1) ERA: 4.3	6.1		29	5	3	3	7	5	0	0	0	0	0	0	38	58	4.26	1.579										
Jeff Russell, R (7, 1) ERA: 3.04	1.0		5	2	1	1	0	1	0	0	0	0	0	4	8	9.00	3.000											
Mitch Williams, L (8, 1) ERA: 3.58	1.2	W	6	0	0	0	2	1	0	0	0	0	0	9	13	0.00	0.600											

Milwaukee Brewers @ Texas Rangers
Arlington Stadium, Arlington, TX
Mon Jul 27 1987, 8:05 PM EDT
Att. 16,621 - Unknown

livebaseballscorecards.com

AB 33
R 4
H 7
RBI 4
BB 7
SO 9
LOB 14



Batter	1	2	3	4	5	6	7	8	9	AB R H RBI BB SO LOB	TOP		
Paul Molitor, R (1, 10) OBP: 0.413, SLG: 0.549	0-0 4-3 BB		4-0 1B BB		0-0 HR		4-0 HR BB	0-3 K		3 3 1 3 2 1 0			
Robin Yount, R (1, 8) OBP: 0.382, SLG: 0.497	4-0 BB		0-0 1B		0-0 SF8		0-0 HR	0-0 F7		3 2 2 3 1 0 0			
Rick Manning, L (7, 8) OBP: 0.321, SLG: 0.338	G6-4-3 BB		1-H 1B				1-H HR			1 0 0 0 0 0 0			
Glenn Braggs, R (1, 9) OBP: 0.330, SLG: 0.419	0-0 G6-4-3 1-2f		0-0 P4		0-0 1B		0-0 6-3		0-0 G3-4-1	5 0 1 0 0 0 2			
Greg Brock, L (1, 3) OBP: 0.358, SLG: 0.439		0-0 F8		0-0 G4-6-3 1B	0-3 K		4-0 1B BB		0-0 1B BB 1B	4 1 2 0 1 1 2			
Steve Kiefer, R (1, 5) OBP: 0.233, SLG: 0.375		0-0 4-3		0-0 G4-6-3 1B	0-0 SF8		0-0 P6		0-0 BB 1B 1B	4 0 2 1 0 0 1			
Ernest Riles, L (1, 6) OBP: 0.321, SLG: 0.365		0-0 3-1		0-0 G4-6-3 1-2f 2-3	0-0 1-3		0-0 BB 1B		0-0 P6	5 0 1 0 0 0 5			
Bill Schroeder, R (1, 2) OBP: 0.391, SLG: 0.557			0-0 4-3 WP 1B	0-3 K		0-3 K	4-0 1-2 BB		0-0 BB 1B	4 1 2 0 1 2 1			
Dale Sveum, S (1, 4) OBP: 0.289, SLG: 0.411			0-3 K		0-0 1B HR	0-0 3-1	0-0 F9		4-0 1-2 2-3 3-H BB	4 1 1 1 1 1 4			
Mike Felder, S (1, 7) OBP: 0.296, SLG: 0.338			0-0 4-3		0-0 HR	0-3 K		0-0 F9	0-0 F8	5 1 1 0 0 1 4			
Inning Stats	R: 0 E: 0 K: 0 S: 2 H: 0 LOB: 0 BB: 1 P: 6	R: 0 E: 0 K: 0 S: 3 H: 0 LOB: 0 BB: 0 P: 3	R: 2 E: 0 K: 1 S: 7 H: 2 LOB: 1 BB: 1 P: 11	R: 0 E: 0 K: 1 S: 6 H: 2 LOB: 1 BB: 0 P: 6	R: 4 E: 1 K: 1 S: 10 H: 4 LOB: 1 BB: 0 P: 10	R: 0 E: 0 K: 2 S: 7 H: 0 LOB: 0 BB: 0 P: 7	R: 2 E: 0 K: 0 S: 5 H: 2 LOB: 3 BB: 3 P: 17	R: 0 E: 0 K: 1 S: 5 H: 0 LOB: 0 BB: 0 P: 5	R: 1 E: 0 K: 0 S: 6 H: 3 LOB: 3 BB: 1 P: 10	1B: 11 2B: 0 3B: 0 HR: 2 SF: 1 SAC: 0 DP: 2 HBP: 0	WP: 1 PB: 0 SB: 5 CS: 0 PA: 45		
PITCHER	IP WLS BF H R ER SO BB IBB HBP BLK WP HR S P ERA WHIP											PITCHER	IP WLS BF H R ER SO BB IBB HBP BLK WP HR S P ERA WHIP
Jose Guzman, R (1, 1) ERA: 5.22	6.0 L 29 9 8 7 5 3 0 0 0 1 2 36 48 10.50 2.000												
Keith Creel, R (7, 1) ERA: 4.15	2.2 13 3 1 1 1 2 0 0 0 0 0 13 21 3.38 1.875												
Dale Mohorcic, R (9, 1) ERA: 2.48	0.1 3 1 0 0 0 1 0 0 0 0 0 2 6 0.00 6.000												

Milwaukee Brewers @ Texas Rangers
Arlington Stadium, Arlington, TX
Tue Jul 28 1987, 8:05 PM EDT
Att. 17,899 - Unknown

livebaseballscores.com

AB	38
R	9
H	13
RBI	8
BB	6
SO	6
LOB	19



Batter	1	2	3	4	5	6	7	8	9	AB	R	H	RBI	BB	SO	LOB
Jerry Browne, S OBP: 0.358, SLG: 0.337 (1, 4)	0-0 F9		0-0 F7		0-0 1-3			0-0 4-3 1B		4	0	1	0	0	0	0
Scott Fletcher, R OBP: 0.371, SLG: 0.411 Curtis Wilkerson, S OBP: 0.298, SLG: 0.427 (1, 6) (7, 6)	0-0 BB SF9 1B		0-0 F9			0-0 G1-6-3 1B		0-0 4-3 1-2		3	1	2	0	0	0	0
Ruben Sierra, S OBP: 0.317, SLG: 0.485 (1, 9)	0-0 SF9 BB 1-2 1B		0-0 F9			0-0 G1-6-3 1-2f		0-0 F7		4	0	1	0	0	0	2
Pete O'Brien, L OBP: 0.346, SLG: 0.500 (1, 3)	4-0 1-2 2-3 BB			0-0 1B 1B		0-0 1-3			0-0 1B SF7 2B	3	1	2	0	1	0	0
Pete Incaviglia, R OBP: 0.347, SLG: 0.514 Bob Brower, R OBP: 0.380, SLG: 0.516 (1, 7) (8, 7)	0-0 SF9 2-3 3-H			0-0 P6			0-3 K		0-0 F9 2-3 1B	2	0	0	1	0	1	1
Darrell Porter, L OBP: 0.350, SLG: 0.370 (1, 10)	0-0 F2			0-0 G4-6-3 1-2 1B			4-0 BB		0-0 SF7	2	0	1	1	1	0	2
Oddibe McDowell, L OBP: 0.361, SLG: 0.502 (1, 8)		0-0 4-3		0-0 G4-6-3 1-2f			0-3 K		0-0 F9 1-3	4	0	0	0	0	1	4
Mike Stanley, R OBP: 0.400, SLG: 0.438 (1, 2)		4-0 G1-6-3 BB			0-0 5-3		0-0 L8		0-3 K	3	0	0	0	1	1	2
Geno Petralli, L OBP: 0.390, SLG: 0.448 (1, 5)		0-0 G1-6-3 1-2f			0-0 F7			0-0 1-3		3	0	0	0	0	0	1

Inning Stats	R: 1	H: 2	E: 0	LOB: 2	K: 0	BB: 1	S: 5	P: 9	R: 0	H: 0	E: 0	LOB: 0	K: 0	BB: 1	S: 2	P: 6	R: 0	H: 0	E: 0	LOB: 0	K: 0	BB: 0	S: 3	P: 3	R: 0	H: 2	E: 0	LOB: 1	K: 0	BB: 0	S: 4	P: 4	R: 0	H: 1	E: 0	LOB: 0	K: 0	BB: 0	S: 3	P: 3	R: 0	H: 0	E: 0	LOB: 1	K: 2	BB: 1	S: 7	P: 11	R: 0	H: 1	E: 0	LOB: 1	K: 0	BB: 0	S: 4	P: 4	R: 1	H: 2	E: 0	LOB: 1	K: 1	BB: 0	S: 7	P: 7	1B: 7	SF: 2	2B: 1	SAC: 0	3B: 0	DP: 3	HR: 0	HBP: 0	WP: 0	PA: 35
--------------	------	------	------	--------	------	-------	------	------	------	------	------	--------	------	-------	------	------	------	------	------	--------	------	-------	------	------	------	------	------	--------	------	-------	------	------	------	------	------	--------	------	-------	------	------	------	------	------	--------	------	-------	------	-------	------	------	------	--------	------	-------	------	------	------	------	------	--------	------	-------	------	------	-------	-------	-------	--------	-------	-------	-------	--------	-------	--------


PITCHER	IP	WLS	BF	H	R	ER	SO	BB	IBB	HBP	BLK	WP	HR	S	P	ERA	WHIP
Chris Bosio, R ERA: 5.08 (1, 1)	6.0	W	22	5	1	1	0	2	0	0	0	0	0	20	28	1.50	1.167
Mark Clear, R ERA: 5.66 (7, 1)	3.0	S	13	3	1	1	3	1	0	0	0	0	0	18	22	3.00	1.333

BOTTOM

Milwaukee Brewers @ Texas Rangers
Arlington Stadium, Arlington, TX

Tue Jul 28 1987, 8:05 PM EDT
Att. 17,899 - Unknown

AB	30
R	2
H	8
RBI	2
BB	3
SO	3
LOB	13



PITCHER	IP	WLS	BF	H	R	ER	SO	BB	IBB	HBP	BLK	WP	HR	S	P	ERA	WHIP
---------	----	-----	----	---	---	----	----	----	-----	-----	-----	----	----	---	---	-----	------

Batter	1	2	3	4	5	6	7	8	9	10	11	12	AB	R	H	RBI	BB	SO	LOB
Bob Brower, R OBP: 0.373, SLG: 0.500 (1, 8) (8, 7)	0-3 K		0-0 L8	4-0 BB		0-0 P3			0-3 K		0-3 K		5	0	0	0	1	3	6
Scott Fletcher, R OBP: 0.373, SLG: 0.415 (1, 6) (8, 7)	0-0 2B		0-0 2B	0-0 1B			0-0 P4		0-0 1B		0-0 1-3		6	2	3	0	0	0	3
Ruben Sierra, S OBP: 0.319, SLG: 0.490 (1, 9) (8, 7)	0-0 E		0-0 1B				0-0 F7		0-0 1B			0-0 P5		6	2	3	4	0	0
Pete Incaviglia, R OBP: 0.348, SLG: 0.514 Oddibe McDowell, L OBP: 0.358, SLG: 0.498 (1, 7) (8, 8)	0-0 CS		0-0 HR				0-0 P4		0-0 K			0-0 4-3		4	1	2	0	0	1
Larry Parrish, R OBP: 0.334, SLG: 0.523 (1, 10) (8, 7)	0-0 F3		0-0 HR				0-0 5-3		0-0 G3			0-3 K		6	1	1	3	0	2
Mike Stanley, R OBP: 0.401, SLG: 0.446 Pete O'Brien, L OBP: 0.343, SLG: 0.496 (1, 3) (6, PH) (7, 3)		0-0 2B		0-0 F9		0-0 F8		0-0 4-3		0-3 K			2	0	1	0	0	0	0
Don Slaughter, R OBP: 0.280, SLG: 0.382 (1, 2) (8, 7)		0-0 FC1-6-5-4-3		0-0 5-3		0-0 1-3		0-0 5-3		0-0 4-3			5	0	0	0	0	0	1
Steve Buechele, R OBP: 0.290, SLG: 0.406 Curtis Wilkerson, S OBP: 0.294, SLG: 0.422 (1, 5) (9, PR) (10, 5)		0-0 P4			0-0 CS		0-0 1B		0-0 1B		0-0 F9		4	0	3	0	0	0	0
Jerry Browne, S OBP: 0.363, SLG: 0.343 (1, 4) (8, 7)			0-0 1B		0-0 E4		0-0 1B		0-0 SH5-4		0-0 1B		1	1	0	0	0	0	0

Inning Stats	R: 2	H: 3	E: 0	LOB: 0	K: 1	P: 7	R: 0	H: 1	E: 0	LOB: 0	K: 0	P: 3	R: 5	H: 5	E: 0	LOB: 0	K: 0	P: 8	R: 0	H: 1	E: 1	LOB: 1	K: 0	P: 7	R: 0	H: 0	E: 0	LOB: 0	K: 1	P: 5	R: 0	H: 2	E: 0	LOB: 2	K: 0	P: 5	R: 0	H: 0	E: 0	LOB: 0	K: 0	P: 3	R: 0	H: 0	E: 0	LOB: 0	K: 0	P: 3	R: 1	H: 3	E: 0	LOB: 2	K: 2	P: 10	R: 0	H: 0	E: 0	LOB: 0	K: 2	P: 7	R: 0	H: 1	E: 0	LOB: 1	K: 1	P: 6	R: 0	H: 0	E: 0	LOB: 0	K: 1	P: 5	R: 0	H: 0	E: 0	LOB: 0	K: 1	P: 5	1B: 11	SF: 0	2B: 5	SAC: 1	3B: 0	DP: 2	HR: 1	HBP: 0	WP: 0	PA: 50
--------------	------	------	------	--------	------	------	------	------	------	--------	------	------	------	------	------	--------	------	------	------	------	------	--------	------	------	------	------	------	--------	------	------	------	------	------	--------	------	------	------	------	------	--------	------	------	------	------	------	--------	------	------	------	------	------	--------	------	-------	------	------	------	--------	------	------	------	------	------	--------	------	------	------	------	------	--------	------	------	------	------	------	--------	------	------	--------	-------	-------	--------	-------	-------	-------	--------	-------	--------

PITCHER	IP	WLS	BF	H	R	ER	SO	BB	IBB	HBP	BLK	WP	HR	S	P	ERA	WHIP
Juan Nieves, L ERA: 5.45	(1, 1)	2.1	13	8	6	6	1	0	0	0	0	0	0	15	15	23.14	3.429
Alex Madrid, R ERA: 15.19	(3, 1)	0.2	3	1	1	1	0	0	0	0	0	0	1	3	3	13.50	1.500
Jay Aldrich, R ERA: 4.96	(4, 1)	4.0	15	3	0	0	1	1	0	0	0	0	0	16	20	0.00	1.000
Chuck Crim, R ERA: 3.98	(8, 1)	1.2	7	2	1	1	1	0	0	0	0	0	0	9	9	5.40	1.200
Dan Plesac, L ERA: 2.39	(9, 1)	3.1	W 12	2	0	0	5	0	0	0	0	0	0	22	22	0.00	0.600

Milwaukee Brewers @ Texas Rangers
Arlington Stadium, Arlington, TX
Wed Jul 29 1987, 8:05 PM EDT
Att: 17,157 - Unknown

livebaseballscorecards.com

AB 48
R 8
H 16
RBI 7
BB 1
SO 8
LOB 14



Batter	1	2	3	4	5	6	7	8	9	AB R H RBI BB SO LOB	TOP												
Ozzie Guillen, L OBP: 0.315, SLG: 0.354 (1, 6) X	0-0 4-3 ①		0-0 F9 ③		0-0 2-3 1B ③		0-0 G3 ③			4 0 1 0 0 0 2	Chicago White Sox @ Milwaukee Brewers Milwaukee County Stadium, Milwaukee, WI Thu Jul 30 1987, 8:05 PM EDT Att. 16,547 - Unknown livebaseballscorecards.com												
Steve Lyons, L OBP: 0.325, SLG: 0.324 (1, 5) X	0-0 G5-4-3 1B			0-3 K ①		0-0 G3 ①		0-3 K ①		4 0 1 0 0 2 0													
Harold Baines, L OBP: 0.377, SLG: 0.524 (1, 9) X	0-0 G5-4-3 1-2f			0-0 1B 1B		4-0 BB BBB		0-0 4-3 ②		3 0 1 0 1 0 1													
Ivan Calderon, R OBP: 0.354, SLG: 0.492 (1, 7) X		0-0 6-3 ①		0-0 FC6 1B 1-2		0-0 F8 ②		0-0 1B		4 0 2 0 0 0 1													
Greg Walker, L OBP: 0.326, SLG: 0.471 (1, 3) X		0-0 6-3 ②		0-3 K ②		0-0 4-3 ③		0-0 4-3 ③		4 0 0 0 0 1 4													
Jerry Hairston, S OBP: 0.333, SLG: 0.508 (1, 10) X		0-0 F7 ③		0-0 FC6 1-2f			0-0 1B 2B		0-0 1B	4 1 2 0 0 0 2													
Carlton Fisk, R OBP: 0.299, SLG: 0.405 (1, 2) X			0-0 F8 ①		0-0 1B SH5-3 1B		0-3 K ①		0-0 F8 ①	4 0 1 0 0 1 2													
Kenny Williams, R OBP: 0.310, SLG: 0.420 (1, 8) X			0-0 4-3 ②		0-0 SH5-3 1-2		0-0 2-H 1B		0-0 F9 ②	3 0 1 1 0 0 1													
Fred Manrique, R OBP: 0.278, SLG: 0.317 (1, 4) X Daryl Boston, L OBP: 0.292, SLG: 0.393 (9, PH) X			0-0 1B		0-0 F8 ②		0-0 F9 ②		0-0 F8 ③	3 0 1 0 0 0 2 1 0 0 0 0 0 1													
Inning Stats	R: 0 E: 0 K: 0 S: 3	H: 1 LOB: 0 BB: 0 P: 3	R: 0 E: 0 K: 0 S: 3	H: 0 LOB: 0 BB: 0 P: 3	R: 0 E: 0 K: 0 S: 4	H: 1 LOB: 1 BB: 0 P: 4	R: 0 E: 0 K: 2 S: 9	H: 2 LOB: 2 BB: 0 P: 9	R: 0 E: 0 K: 0 S: 4	H: 2 LOB: 2 BB: 0 P: 4	R: 0 E: 0 K: 0 S: 3	H: 0 LOB: 1 BB: 1 P: 7	R: 1 E: 0 K: 1 S: 7	H: 2 LOB: 1 BB: 0 P: 7	R: 0 E: 0 K: 1 S: 6	H: 1 LOB: 1 BB: 0 P: 6	R: 0 E: 0 K: 0 S: 4	H: 1 LOB: 1 BB: 0 P: 4	1B: 9 2B: 1 3B: 0 HR: 0	SF: 0 SAC: 1 DP: 1 HBP: 0	WP: 0 PB: 0 SB: 0 CS: 0	PA: 36	
PITCHER Mark Knudson, R ERA: 6.67 (1, 1) Chuck Crim, R ERA: 3.86 (7, 1)	IP 6.1 2.2	WLS W S	BF 26 10	H 8 2	R 1 0	ER 1 0	SO 3 1	BB 1 0	IBB 0 0	HBP 0 0	BLK 0 0	WP 0 0	HR 0 0	S 31 12	P 35 12	ERA 1.42 0.00	WHIP 1.421 0.750						PITCHER IP WLS BF H R ER SO BB IBB HBP BLK WP HR S P ERA WHIP



Batter	1	2	3	4	5	6	7	8	9	AB	R	H	RBI	BB	SO	LOB
Paul Molitor, R OBP: 0.415, SLG: 0.565 (1, 10)	0-3 K		4-0 BB			0-0 S 1B	0-0 1-H 3-H 2B			3	1	2	2	1	1	0
Robin Yount, R OBP: 0.385, SLG: 0.497 (1, 8)	0-0 5-3		0-0 5-3			4-0 S 1B	0-0 5-3			3	1	0	0	1	0	2
Glenn Braggs, R OBP: 0.341, SLG: 0.444 (1, 9)	0-0 2B			0-0 F9		0-0 1-H 2-H 1B		0-0 2B		4	1	3	2	0	0	0
Greg Brock, L OBP: 0.359, SLG: 0.434 (1, 3)	0-0 G3			0-0 CS 1B		0-0 F9		1-0 2B		3	1	1	0	0	0	2
Rob Deer, R OBP: 0.377, SLG: 0.533 Mike Felder, S OBP: 0.296, SLG: 0.338 (1, 7) (9, 7)		0-0 6-3		0-3 K		0-3 K		0-3 K		4	0	0	0	0	3	4
B.J. Surhoff, L OBP: 0.333, SLG: 0.457 (1, 5)		0-0 4-3			0-0 4-3			0-0 L7	0-0 F6	4	0	0	0	0	0	2
Bill Schroeder, R OBP: 0.394, SLG: 0.562 (1, 2)		0-0 F8			0-0 5-3			0-0 1B 2B	0-0 1-H 3-H 2B	4	1	2	2	0	0	0
Steve Kiefer, R OBP: 0.206, SLG: 0.327 (1, 4)			0-0 5-3		0-0 1B			0-0 F2	0-0 6-3	4	0	1	0	0	0	2
Ernest Riles, L OBP: 0.305, SLG: 0.343 (1, 6)			0-3 K			0-0 4-3		0-0 1-3 2B		3	1	1	0	0	1	0

Inning Stats		R: 0	H: 1	R: 0	H: 0	R: 0	H: 0	R: 0	H: 1	R: 0	H: 1	R: 2	H: 2	R: 2	H: 2	R: 0	H: 3	R: 2	H: 2
		E: 0	LOB: 1	E: 0	LOB: 0	E: 0	LOB: 1	E: 0	LOB: 1	E: 0	LOB: 1	E: 0	LOB: 1	E: 0	LOB: 1	E: 0	LOB: 1	E: 0	LOB: 1
		K: 1	BB: 0	K: 0	BB: 0	K: 1	BB: 1	K: 1	BB: 0	K: 0	BB: 0	K: 1	BB: 1	K: 0	BB: 0	K: 1	BB: 0	K: 1	BB: 0
		S: 6	P: 6	S: 3	P: 3	S: 5	P: 9	S: 5	P: 5	S: 3	P: 3	S: 7	P: 11	S: 6	P: 6	S: 7	P: 8	S: 7	P: 8


PITCHER		IP	WLS	BF	H	R	ER	SO	BB	IBB	HBP	BLK	WP	HR	S	P	ERA	WHIP
Neil Allen, R ERA: 6.75 (1, 1)		6.1	L	25	6	3	3	4	2	0	0	0	0	0	31	39	4.26	1.263
Bobby Thigpen, R ERA: 3.64 (7, 1)		1.2		10	4	3	3	1	0	0	1	0	0	0	11	12	16.20	2.400

PITCHER		IP	WLS	BF	H	R	ER	SO	BB	IBB	HBP	BLK	WP	HR	S	P	ERA	WHIP

BOTTOM

Chicago White Sox @ Milwaukee Brewers
Milwaukee County Stadium, Milwaukee, WI
Thu Jul 30 1987, 8:05 PM EDT
Att. 16,547 - Unknown

AB	32
R	6
H	10
RBI	6
BB	2
SO	5
LOB	12



1B: 5	SF: 0	WP: 0	PA: 35
2B: 5	SAC: 0	PB: 0	
3B: 1	DP: 1	SB: 2	
HR: 0	HBP: 1	CS: 1	

Batter	1	2	3	4	5	6	7	8	9	AB R H RBI BB SO LOB	TOP											
Gary Redus, R (1, 7) OBP: 0.327, SLG: 0.378	0-0 S 1B	0-0 L6 1-2 3-H			0-0 S 1B	0-0 P4		4-0 G4-6-3 BB		4 2 2 0 1 0 2	Chicago White Sox @ Milwaukee Brewers Milwaukee County Stadium, Milwaukee, WI Fri Jul 31 1987, 8:05 PM EDT Att. 24,722 - Unknown livebaseballscorecards.com											
Jerry Royster, R (1, 5) Ozzie Guillen, L (7, 6) OBP: 0.358, SLG: 0.479 OBP: 0.314, SLG: 0.353	0-0 1-H 1B		0-0 F8		0-0 1B 2B 1B	0-0 F7		0-0 G4-6-3 1-2f		4 1 2 3 0 0 1 1 0 0 0 0 0 2												
Jerry Hairston, S (1, 10) OBP: 0.338, SLG: 0.493	0-3 K		0-0 F8		0-0 2B 1B		0-0 F9		4-0 HR BB	4 1 1 0 1 1 1												
Ivan Calderon, R (1, 9) OBP: 0.357, SLG: 0.506	0-0 P4		0-3 K		0-0 2B		0-0 1B 1B		0-0 HR	5 2 3 3 0 1 1												
Carlton Fisk, R (1, 2) OBP: 0.301, SLG: 0.405	0-0 F3		0-3 K		0-3 K		0-0 1B CS 1B		0-0 G4-6-3 BB 1B	5 0 2 0 0 2 3												
Greg Walker, L (1, 3) OBP: 0.329, SLG: 0.470		0-0 F8		0-3 K		4-0 IBB		0-0 1-3 2-H 1B	4-0 G4-6-3 BB	3 0 1 1 2 1 0												
Kenny Williams, R (1, 8) OBP: 0.307, SLG: 0.415		0-0 S BLK 1B		0-0 F8		0-0 3-1		0-3 K 3-H	0-0 G4-6-3 1-2f 2-3	5 1 1 0 0 1 7												
Tim Lincecum, R (1, 4) OBP: 0.249, SLG: 0.354		0-3 K		0-3 K		0-0 3-1		0-0 SH3-4 1B	0-0 4-3	5 0 1 0 0 2 2												
Fred Manrique, R (1, 6) OBP: 0.294, SLG: 0.336		4-0 BLK BB		0-0 1B 2B		0-0 1B		0-0 SH3-4		2 1 2 0 1 0 0												
Inning Stats	R: 1 E: 0 K: 1 S: 7	H: 2 LOB: 1 BB: 0 P: 7	R: 1 E: 0 K: 1 S: 6	H: 1 LOB: 1 BB: 1 P: 10	R: 0 E: 0 K: 1 S: 5	H: 0 LOB: 0 BB: 0 P: 5	R: 0 E: 0 K: 2 S: 7	H: 0 LOB: 0 BB: 0 P: 7	R: 3 E: 0 K: 2 S: 12	H: 5 LOB: 3 BB: 1 P: 16	R: 0 E: 0 K: 0 S: 4	H: 1 LOB: 1 BB: 0 P: 4	R: 1 E: 0 K: 1 S: 7	H: 3 LOB: 2 BB: 0 P: 7	R: 0 E: 0 K: 0 S: 3	H: 1 LOB: 1 BB: 1 P: 7	R: 2 E: 0 K: 0 S: 4	H: 2 LOB: 1 BB: 2 P: 12	1B: 12 2B: 3 3B: 0 HR: 1	SF: 0 SAC: 1 DP: 3 HBP: 0	WP: 0 PB: 0 SB: 4 CS: 1	PA: 44
PITCHER	IP WLS BF H R ER SO BB IBB HBP BLK WP HR S P ERA WHIP												PITCHER	IP WLS BF H R ER SO BB IBB HBP BLK WP HR S P ERA WHIP								
Teddy Higuera, L (1, 1) ERA: 4.91	4.1 L 22 8 5 5 6 1 0 0 0 1 0 0 33 37 10.38 2.077																					
Ray Burris, R (5, 1) ERA: 3.0	3.0 15 5 1 1 2 1 1 0 0 0 0 17 25 3.00 2.000																					
Mark Clear, R (8, 1) ERA: 5.81	1.2 7 2 2 2 0 2 0 0 0 0 1 5 13 10.80 2.400																					



Batter	1	2	3	4	5	6	7	8	9	AB R H RBI BB SO LOB
Paul Molitor, R OBP: 0.419, SLG: 0.564 (1, 10) BBB	4-0 1B SF9 BB	0-0 6-3 1B			0-0 5-3		0-0 6-3		0-0 1B 1B	4 2 2 2 1 0 0
Robin Yount, R OBP: 0.387, SLG: 0.506 (1, 8) X	0-0 SF9 1B	0-0 6-3 1B			0-0 F8		0-0 HR		0-0 1B 1B	5 1 3 2 0 0 2
Glenn Braggs, R OBP: 0.339, SLG: 0.442 (1, 9) X	0-0 SF9 1-2 3-H	0-0 F9			0-0 4-3		0-3 K		0-0 1B	4 0 1 2 0 1 2
Greg Brock, L OBP: 0.358, SLG: 0.432 (1, 3) Bill Schroeder, R OBP: 0.392, SLG: 0.558 (9, PH) X	0-0 F7		0-3 K		0-0 1B 1B		0-0 F5		0-3 K	4 0 1 0 0 1 1 1 0 0 0 0 1 2
Rob Deer, R OBP: 0.374, SLG: 0.526 (1, 7) BBB	4-0 FC6-4 BB		0-0 F8		0-3 K		0-0 F8		0-0 P5	4 0 0 0 1 1 3
B.J. Surhoff, L OBP: 0.332, SLG: 0.454 (1, 2) X	0-0 FC6-4 1-2f		0-0 4-3		0-0 1B		0-0 G3			4 0 1 0 0 0 2
Steve Kiefer, R OBP: 0.211, SLG: 0.340 (1, 5) X		0-0 F8		0-0 L6		0-0 F8		0-0 FC1-6 1B 2B		4 1 1 0 0 0 2
Ernest Riles, L OBP: 0.311, SLG: 0.336 (1, 6) BBB		4-0 1B 1B BB		0-0 4-3		0-0 F7		4-0 FC1-6 BB		2 1 0 0 2 0 2
Juan Castillo, S OBP: 0.330, SLG: 0.371 (1, 4) Rick Manning, L OBP: 0.317, SLG: 0.333 (9, PH) X		0-0 6-3 1B 1B		0-0 B1-3		0-0 6-3		0-0 FC1-6 1B		3 0 1 0 0 0 0 1 1 0 0 0 0 2

Inning Stats	R: 1 E: 0 K: 0 S: 4	H: 1 LOB: 2 BB: 2 P: 12	R: 1 E: 0 K: 0 S: 5	H: 2 LOB: 2 BB: 1 P: 9	R: 0 E: 0 K: 1 S: 5	H: 0 LOB: 0 BB: 0 P: 5	R: 0 E: 0 K: 0 S: 3	H: 0 LOB: 0 BB: 0 P: 3	R: 0 E: 0 K: 1 S: 7	H: 2 LOB: 2 BB: 0 P: 7	R: 1 E: 0 K: 1 S: 6	H: 1 LOB: 0 BB: 0 P: 6	R: 0 E: 0 K: 0 S: 3	H: 0 LOB: 0 BB: 0 P: 3	R: 3 E: 0 K: 1 S: 9	H: 4 LOB: 2 BB: 1 P: 13	1B: 8 2B: 1 3B: 0 HR: 1	SF: 1 SAC: 0 DP: 0 HBP: 0
--------------	------------------------------	----------------------------------	------------------------------	---------------------------------	------------------------------	---------------------------------	------------------------------	---------------------------------	------------------------------	---------------------------------	------------------------------	---------------------------------	------------------------------	---------------------------------	------------------------------	----------------------------------	----------------------------------	------------------------------------

PITCHER	IP	WLS	BF	H	R	ER	SO	BB	IBB	HBP	BLK	WP	HR	S	P	ERA	WHIP
Richard Dotson, R ERA: 4.3 (1, 1)	8.0		35	7	5	5	3	4	0	0	0	0	1	37	53	5.62	1.375
Scott Nielsen, R ERA: 4.72 (9, 1)	0.1		4	3	1	1	0	0	0	0	0	0	0	4	4	27.00	9.000
Ray Seavage, L ERA: 4.29 (9, 1)	0.1		1	0	0	0	1	0	0	0	0	0	0	3	3	0.00	0.000
Bobby Thigpen, R ERA: 3.61 (9, 1)	0.1	S	1	0	0	0	0	0	0	0	0	0	0	1	1	0.00	0.000


BOTTOM

Chicago White Sox @ Milwaukee Brewers
Milwaukee County Stadium, Milwaukee, WI

Fri Jul 31 1987, 8:05 PM EDT
Att. 24,722 - Unknown

AB	36
R	6
H	10
RBI	6
BB	4
SO	4
LOB	18

WP: 0 PA: 41
PB: 0
SB: 0
CS: 0



PITCHER	IP	WLS	BF	H	R	ER	SO	BB	IBB	HBP	BLK	WP	HR	S	P	ERA	WHIP
---------	----	-----	----	---	---	----	----	----	-----	-----	-----	----	----	---	---	-----	------

Batter	1	2	3	4	5	6	7	8	9	AB R H RBI BB SO LOB	TOP	
Ozzie Guillen, L (1, 6) OBP: 0.313, SLG: 0.352	0-3 K		0-0 BLK 2B 1B		0-0 F8			0-0 F9		4 1 1 1 0 1 0		
Gary Redus, R (1, 8) OBP: 0.323, SLG: 0.373	0-0 F9		0-3 3-H K		0-0 F9			0-0 F8		4 0 0 0 0 1 1		
Kenny Williams, R (8, 8) OBP: 0.307, SLG: 0.415			1-2 K							0 0 0 0 0 0 0		
Harold Baines, L (1, 10) OBP: 0.376, SLG: 0.524	0-3 K		0-0 2B		0-0 L8			0-0 F7		4 0 1 1 0 1 0		
Ivan Calderon, R (1, 9) OBP: 0.353, SLG: 0.500		0-3 K	0-0 F6		0-0 F4			0-0 3-1		4 0 0 0 0 1 1		
Greg Walker, L (1, 3) OBP: 0.326, SLG: 0.464		0-0 5-3		0-0 F9		0-0 L8		0-3 K		4 0 0 0 0 1 0		
Carlton Fisk, R (1, 2) OBP: 0.307, SLG: 0.423		0-0 2B		0-0 HR		0-0 1B				3 1 3 1 0 0 0		
Daryl Boston, L (1, 7) OBP: 0.289, SLG: 0.388		0-0 4-3		0-0 4-3		0-0 P3				3 0 0 0 0 0 1		
Steve Lyons, L (1, 5) OBP: 0.325, SLG: 0.338			0-0 SH3-4 1B 2B		0-0 G3		0-3 K			3 1 1 0 0 1 0		
Fred Manrique, R (1, 4) OBP: 0.290, SLG: 0.331			0-0 SH3-4		0-3 K			0-0 6-3		2 0 0 0 0 1 0		
Inning Stats	R: 0 E: 0 K: 2 S: 7 H: 0 LOB: 0 BB: 0 P: 7	R: 0 E: 0 K: 1 S: 6 H: 1 LOB: 1 BB: 0 P: 6	R: 2 E: 0 K: 1 S: 8 H: 3 LOB: 1 BB: 0 P: 8	R: 1 E: 0 K: 0 S: 4 H: 1 LOB: 0 BB: 0 P: 4	R: 0 E: 0 K: 1 S: 5 H: 0 LOB: 0 BB: 0 P: 5	R: 0 E: 0 K: 0 S: 3 H: 0 LOB: 0 BB: 0 P: 3	R: 0 E: 0 K: 1 S: 5 H: 1 LOB: 0 BB: 0 P: 5	R: 0 E: 0 K: 0 S: 3 H: 0 LOB: 0 BB: 0 P: 3	R: 0 E: 0 K: 1 S: 5 H: 0 LOB: 0 BB: 0 P: 5	R: 0 E: 0 K: 1 S: 5 H: 0 LOB: 0 BB: 0 P: 5	1B: 2 2B: 3 3B: 0 HR: 1 SF: 0 SAC: 1 DP: 0 HBP: 0	WP: 0 PB: 0 SB: 0 CS: 0 PA: 32
PITCHER Bill Wegman, R (1, 1) ERA: 3.87	IP: 9.0 WLS: L BF: 32 H: 6 R: 3 ER: 3 SO: 7 BB: 0 IBB: 0 HBP: 0 BLK: 1 WP: 0 HR: 1 S: 46 P: 46 ERA: 3.00 WHIP: 0.667											

Chicago White Sox @ Milwaukee Brewers
Milwaukee County Stadium, Milwaukee, WI

AB	31
R	3
H	6
RBI	3
BB	0
SO	7
LOB	3



Sat Aug 01 1987, 8:05 PM EDT
Att: 43,335 - Unknown

livebaseballscorecards.com

Batter	1	2	3	4	5	6	7	8	9	AB	R	H	RBI	BB	SO	LOB
Paul Molitor, R (1, 10) OBP: 0.416, SLG: 0.558	0-0 5-3		0-0 F8		0-0 6-3			0-0 SF9 S 1B		4	1	1	0	0	0	2
Robin Yount, R (1, 8) OBP: 0.384, SLG: 0.501	0-0 5-3		0-0 F9			0-0 F7		0-0 F4		4	0	0	0	0	0	3
Glenn Braggs, R (1, 9) OBP: 0.338, SLG: 0.439	0-0 6-3			4-0 FC5-4 BB		0-0 6-3		0-0 SF9		2	0	0	1	1	0	0
Rob Deer, R (1, 7) OBP: 0.376, SLG: 0.524		4-0 BB		0-3 K		0-3 K		0-0 S 1B		3	0	1	1	1	2	1
Mike Felder, S (8, PR) OBP: 0.296, SLG: 0.338										0	0	0	0	0	0	0
Steve Kiefer, R (1, 5) OBP: 0.217, SLG: 0.339		0-3 K		0-0 FC5-4			0-0 G6-3 1B	0-0 4-3		3	0	1	0	0	1	2
B.J. Surhoff, L (8, PH) OBP: 0.331, SLG: 0.452				1-2f				1-2		1	0	0	0	0	0	1
Greg Brock, L (1, 3) OBP: 0.354, SLG: 0.426		0-3 K		0-3 K			0-0 G6-3		0-0 3-1	4	0	0	0	0	2	3
Bill Schroeder, R (1, 2) OBP: 0.394, SLG: 0.563							0-0 E8 3-1		0-0 4-3	4	0	2	0	0	1	1
Rick Manning, L (9, PR) OBP: 0.317, SLG: 0.333		0-3 K						0-0 FC6-4 1B	0-0 4-3	0	0	0	0	0	0	0
Juan Castillo, S (1, 4) OBP: 0.323, SLG: 0.363			0-3 K		0-0 6-3		0-0 FC6-4		0-0 4-3	4	0	0	0	0	1	3
Ernest Riles, L (1, 6) OBP: 0.317, SLG: 0.345				4-0 BB		0-0 3-1		0-0 1B SF9 2B	0-0 6-3	3	1	1	0	1	0	3

Inning Stats	R: 0	H: 0	E: 0	LOB: 0	K: 0	S: 3	R: 0	H: 0	E: 0	LOB: 1	K: 3	S: 9	R: 0	H: 0	E: 0	LOB: 1	K: 1	S: 5	R: 0	H: 0	E: 0	LOB: 1	K: 2	S: 7	R: 0	H: 0	E: 1	LOB: 1	K: 0	S: 4	R: 0	H: 0	E: 0	LOB: 0	K: 1	S: 5	R: 0	H: 2	E: 0	LOB: 1	K: 0	S: 4	R: 2	H: 3	E: 0	LOB: 2	K: 0	S: 6	R: 0	H: 1	E: 0	LOB: 2	K: 0	S: 4	1B: 4	SF: 1	2B: 2	SAC: 0	3B: 0	DP: 1	HR: 0	HBP: 0	WP: 0	PA: 36
--------------	------	------	------	--------	------	------	------	------	------	--------	------	------	------	------	------	--------	------	------	------	------	------	--------	------	------	------	------	------	--------	------	------	------	------	------	--------	------	------	------	------	------	--------	------	------	------	------	------	--------	------	------	------	------	------	--------	------	------	-------	-------	-------	--------	-------	-------	-------	--------	-------	--------

PITCHER	IP	WLS	BF	H	R	ER	SO	BB	IBB	HBP	BLK	WP	HR	S	P	ERA	WHIP
Dave LaPoint, L (1, 1) ERA: 4.76	6.2	W	25	2	0	0	7	3	0	0	0	0	0	36	48	0.00	0.750
Jose DeLeon, R (7, 1) ERA: 4.11	1.0		6	3	2	2	0	0	0	0	0	0	0	6	6	18.00	3.000
Bobby Thigpen, R (8, 1) ERA: 3.59	0.1		1	0	0	0	0	0	0	0	0	0	0	1	1	0.00	0.000
Ray Searge, L (9, 1) ERA: 4.17	1.0	S	4	1	0	0	0	0	0	0	0	0	0	4	4	0.00	1.000

BOTTOM

Chicago White Sox @ Milwaukee Brewers
 Milwaukee County Stadium, Milwaukee, WI
 Sat Aug 01 1987, 8:05 PM EDT
 Att. 43,335 - Unknown

livebaseballscorecards.com

AB	32
R	2
H	6
RBI	2
BB	3
SO	7
LOB	19



Batter	1	2	3	4	5	6	7	8	9	AB R H RBI BB SO LOB	TOP		
Ozzie Guillen, L (1, 6) OBP: 0.317, SLG: 0.361	0-0 6-3 1B		0-0 E 1B 6-3 1B	0-0 1B 3B		0-0 6-3 2-3		0-0 L7		5 2 3 0 0 0 2	Chicago White Sox @ Milwaukee Brewers Milwaukee County Stadium, Milwaukee, WI Sun Aug 02 1987, 4:33 AM EDT Att: 30,582 - Unknown livebaseballscorecards.com		
Gary Redus, R (1, 7) OBP: 0.327, SLG: 0.375	0-0 6-3 1-2		0-0 E6 6-3 1-3 1B	0-0 G4-6-3 1B		4-0 BB		0-3 K		4 1 2 1 1 1 2			
Harold Baines, L (1, 10) OBP: 0.370, SLG: 0.515	0-3 K		0-0 6-3 1-3 1B	0-0 G4-6-3 1-2f		0-0 F7		0-3 K		5 0 0 1 0 2 6			
Ivan Calderon, R (1, 9) OBP: 0.356, SLG: 0.504	0-0 6-3		0-0 E1 1B 3-H		0-0 CS 1B		0-0 G3 HR 2B		0-3 K			5 2 3 1 0 1 1	
Greg Walker, L (1, 3) OBP: 0.327, SLG: 0.463		0-0 FC3-6 1B	0-0 1-3 1B 2-H		0-0 F8		0-0 G3 2-3		0-3 K			5 1 2 1 0 1 2	
Steve Lyons, L (1, 5) OBP: 0.329, SLG: 0.380		0-0 FC3-6 1B 1-2f	0-0 1-3 1-2		0-0 1-2 1B		0-0 HR		0-0 F8			5 1 2 2 0 0 2	
Kenny Williams, R (1, 8) OBP: 0.306, SLG: 0.411		0-0 L8	0-0 2-H 1B		0-0 G1		0-0 F9					4 0 1 1 0 0 2	
Fred Manrique, R (1, 4) OBP: 0.296, SLG: 0.336		0-0 1-2 1B	0-0 5-3			0-0 6-3 SH3-4 1B		0-0 F9				4 0 2 0 0 0 1	
Bill Lindsey, R (1, 2) OBP: 0.222, SLG: 0.222		0-0 F9		0-3 K		0-0 SH3-4 1-2		0-0 1B				3 0 1 0 0 1 2	
Inning Stats	R: 0 E: 0 K: 1 S: 6 H: 1 LOB: 1 BB: 0 P: 6	R: 0 E: 0 K: 0 S: 5 H: 2 LOB: 2 BB: 0 P: 5	R: 4 E: 2 K: 0 S: 8 H: 5 LOB: 1 BB: 0 P: 8	R: 1 E: 0 K: 1 S: 6 H: 2 LOB: 0 BB: 0 P: 6	R: 0 E: 0 K: 0 S: 4 H: 2 LOB: 1 BB: 0 P: 4	R: 0 E: 0 K: 0 S: 4 H: 1 LOB: 2 BB: 1 P: 8	R: 2 E: 0 K: 0 S: 5 H: 2 LOB: 0 BB: 0 P: 5	R: 0 E: 0 K: 2 S: 8 H: 1 LOB: 1 BB: 0 P: 8	R: 0 E: 0 K: 2 S: 7 H: 0 LOB: 0 BB: 0 P: 7	1B: 13 2B: 1 3B: 1 HR: 1 SF: 0 SAC: 1 DP: 1 HBP: 0	WP: 0 PB: 0 SB: 1 CS: 1 PA: 42		
PITCHER	IP WLS BF H R ER SO BB IBB HBP BLK WP HR S P ERA WHIP											PITCHER	IP WLS BF H R ER SO BB IBB HBP BLK WP HR S P ERA WHIP
Chris Bosio, R (1, 1) ERA: 5.25	2.1 L 13 6 3 3 1 0 0 0 0 0 0 0 15 15 11.57 2.571												
Jay Aldrich, R (3, 1) ERA: 5.24	1.2 9 5 2 2 1 0 0 0 0 0 0 0 11 11 10.80 3.000												
Chuck Crim, R (5, 1) ERA: 3.93	3.0 13 4 2 2 0 1 0 0 0 0 0 1 12 16 6.00 1.667												
Mark Clear, R (8, 1) ERA: 5.71	1.0 4 1 0 0 2 0 0 0 0 0 0 0 8 8 0.00 1.000												
Dan Plesac, L (9, 1) ERA: 2.35	1.0 3 0 0 0 2 0 0 0 0 0 0 0 7 7 0.00 0.000												



Batter	1	2	3	4	5	6	7	8	9	10	11	12	AB	R	H	RBI	BB	SO	LOB	TOP							
Ron Washington, R (1, 10) OBP: 0.265, SLG: 0.471 Jim Dwyer, L (6, PH) OBP: 0.384, SLG: 0.519 Alan Wiggins, S (10, PH) OBP: 0.303, SLG: 0.276	0-0 6-3	0-0 F7		0-0 F7		4-0 FC6-4 BB		0-0 6-3		0-0 1B			3	0	0	0	0	0	1								
Billy Ripken, R (1, 4) OBP: 0.340, SLG: 0.341	0-0 HR 1B	0-3 K			0-0 F6	0-0 FC6-4 1-2 2-3			0-0 F7	0-0 5-3			6	1	1	0	0	1	4								
Cal Ripken Jr., R (1, 6) OBP: 0.344, SLG: 0.452	0-3 K 1B		0-0 F9		0-0 5-3		0-0 F7		0-0 WP HR 1B		0-0 6-3		6	1	1	0	0	1	1								
Eddie Murray, S (1, 3) OBP: 0.346, SLG: 0.528	0-0 HR 1-H		0-3 K		0-0 1B		0-0 4-3		0-0 WP HR 1B		0-0 F8		6	2	3	2	0	1	0								
Ray Knight, R (1, 5) OBP: 0.323, SLG: 0.392	0-3 K		0-0 2B		0-0 F2		0-0 1B 1B		0-0 HR 1-H 2-H		0-0 F7		6	1	3	3	0	1	1								
Mike Young, S (1, 7) OBP: 0.346, SLG: 0.436		0-3 K	0-0 F3			4-0 BB BB BB	0-0 1B 1-3		0-3 K			0-0 FC6-4 1B	5	0	2	0	1	2	1								
Lee Lacy, R (1, 9) OBP: 0.343, SLG: 0.405		0-0 HR 1B 1B		0-0 F9		0-0 F7	0-0 F8		0-0 F4			0-0 F8	6	1	1	0	0	0	4								
Terry Kennedy, L (1, 2) OBP: 0.411, SLG: 0.411 Floyd Rayford, R (10, 2) OBP: 0.214, SLG: 0.429		0-0 HR 1-2 1B		0-3 K		4-0 BB 1-2 BB		0-0 F7		0-0 G3		0-0 FC6-4 1-2	4	1	1	0	1	1	0								
Ken Gerhart, R (1, 8) OBP: 0.278, SLG: 0.444		0-0 HR 1-H 2-H		4-0 BB		0-0 F5		0-0 5-3		0-0 F5		0-0 F7	5	1	1	3	1	0	3								
Inning Stats	R: 2 E: 0 K: 2 S: 9	H: 2 LOB: 0 BB: 0 P: 9	R: 3 E: 0 K: 2 S: 10	H: 3 LOB: 0 BB: 0 P: 10	R: 0 E: 0 K: 1 S: 6	H: 1 LOB: 1 BB: 0 P: 6	R: 0 E: 0 K: 1 S: 5	H: 0 LOB: 1 BB: 1 P: 9	R: 0 E: 0 K: 0 S: 4	H: 1 LOB: 1 BB: 0 P: 4	R: 0 E: 0 K: 0 S: 3	H: 0 LOB: 0 BB: 0 P: 3	R: 3 E: 0 K: 1 S: 8	H: 3 LOB: 0 BB: 0 P: 8	R: 0 E: 0 K: 0 S: 4	H: 1 LOB: 1 BB: 0 P: 4	R: 0 E: 0 K: 0 S: 3	H: 0 LOB: 0 BB: 0 P: 3	R: 0 E: 0 K: 0 S: 4	H: 1 LOB: 1 BB: 0 P: 4	R: 0 E: 0 K: 0 S: 4	H: 1 LOB: 1 BB: 0 P: 4	1B: 10 2B: 1 3B: 0 HR: 3	SF: 0 SAC: 0 DP: 0 HBP: 0	WP: 1 PB: 0 SB: 0 CS: 0	PA: 54	
PITCHER	IP	WLS	BF	H	R	E	SO	BB	IBB	HBP	BLK	WP	HR	S	P	ERA	WHIP										
Juan Nieves, L (1, 1) ERA: 5.57	5.1		26	7	5	0	6	3	0	0	0	0	2	35	47	8.44	1.875										
Chuck Crim, R (6, 1) ERA: 3.9	3.0		13	3	1	1	0	1	0	0	0	0	0	12	16	3.00	1.333										
Dan Plesac, L (9, 1) ERA: 2.53	2.2		11	3	2	2	1	0	0	0	0	1	1	13	13	6.75	1.125										
Mark Knudson, R (12, 1) ERA: 6.43	1.0	W	4	1	0	0	0	0	0	0	0	0	0	4	4	0.00	1.000										

Baltimore Orioles @ Milwaukee Brewers
 Milwaukee County Stadium, Milwaukee, WI
 Tue Aug 04 1987, 8:05 PM EDT
 Att. 19,296 - Unknown

AB	50
R	8
H	14
RBI	8
BB	4
SO	7
LOB	16



Batter	1	2	3	4	5	6	7	8	9	10	11	12	AB	R	H	RBI	BB	SO	LOB
Paul Molitor, R (1, 10) OBP: 0.419, SLG: 0.584	0-0 HR		0-0 F9 5-3 HR 1B	0-0 2-H 2B		0-3 K		0-0 F7			0-3 K		6	2	3	3	0	2	1
Robin Yount, R (1, 8) OBP: 0.377, SLG: 0.491	0-0 6-3		0-0 5-3 1-2	0-0 F8			0-0 3B 1B		0-0 F9		0-0 F9		6	1	1	0	0	0	2
Glenn Braggs, R (1, 9) OBP: 0.332, SLG: 0.429	0-0 6-3		0-0 F9 2-3	0-0 5-3			0-0 F8		0-3 K			0-0 SH1-3 1B 1B	6	1	1	0	0	1	3
Rob Deer, R (1, 7) OBP: 0.375, SLG: 0.519	0-0 F8		4-0 BB HR BB		0-3 K		0-0 F8		0-0 5-3			0-0 1B SH1-3 1B	5	1	1	0	1	1	1
Greg Brock, L (1, 3) OBP: 0.353, SLG: 0.431		0-3 K	4-0 HR BB		0-0 4-3		0-0 1-H 3B			0-0 6-3		0-0 SH1-3	4	1	1	1	1	1	0
Steve Kiefer, R (1, 5) OBP: 0.232, SLG: 0.365		0-3 K	0-0 HR		4-0 BB		0-0 F7			0-3 K		4-0 1B IBB	4	1	1	4	1	2	1
Ernest Riles, L (12, PH) OBP: 0.313, SLG: 0.336			1-H 2-H 3-H HR										0	0	0	0	1	0	0
Bill Schroeder, R (1, 2) OBP: 0.394, SLG: 0.556		0-0 1B	0-3 K		0-0 F4			0-0 E6		H 1-0 HBP		0-0 1B	4	0	1	0	0	1	1
B.J. Surhoff, L (12, PH) OBP: 0.336, SLG: 0.455												1-2 2-3 3-H	1	0	1	1	0	0	0
Juan Castillo, S (1, 4) OBP: 0.320, SLG: 0.354		0-0 F7		0-0 5-3		0-0 F5		0-0 F7		0-3 K			5	0	0	0	0	1	3
Dale Sveum, S (1, 6) OBP: 0.291, SLG: 0.425			0-0 1B 2B	0-0 2B 2B		0-0 F7		0-0 F7			0-3 K		5	2	2	0	0	1	1

Inning Stats	R: 1	H: 1	E: 0	LOB: 0	K: 0	BB: 0	S: 4	R: 0	H: 1	E: 0	LOB: 1	K: 2	BB: 0	S: 8	R: 5	H: 3	E: 0	LOB: 0	K: 1	BB: 2	S: 8	R: 1	H: 2	E: 0	LOB: 1	K: 0	BB: 0	S: 5	R: 0	H: 0	E: 0	LOB: 1	K: 1	BB: 1	S: 5	R: 0	H: 0	E: 0	LOB: 0	K: 1	BB: 0	S: 5	R: 1	H: 2	E: 0	LOB: 1	K: 0	BB: 0	S: 5	R: 0	H: 0	E: 1	LOB: 1	K: 0	BB: 0	S: 4	R: 0	H: 0	E: 0	LOB: 0	K: 1	BB: 0	S: 5	R: 0	H: 0	E: 0	LOB: 1	K: 2	BB: 0	S: 7	R: 0	H: 0	E: 0	LOB: 1	K: 2	BB: 0	S: 7	R: 0	H: 0	E: 0	LOB: 0	K: 2	BB: 0	S: 7	R: 1	H: 3	E: 0	LOB: 3	K: 0	BB: 1	S: 4	1B: 6	2B: 3	3B: 1	HR: 2	SF: 0	SAC: 1	DP: 0	HBP: 1	WP: 0	PA: 52
--------------	------	------	------	--------	------	-------	------	------	------	------	--------	------	-------	------	------	------	------	--------	------	-------	------	------	------	------	--------	------	-------	------	------	------	------	--------	------	-------	------	------	------	------	--------	------	-------	------	------	------	------	--------	------	-------	------	------	------	------	--------	------	-------	------	------	------	------	--------	------	-------	------	------	------	------	--------	------	-------	------	------	------	------	--------	------	-------	------	------	------	------	--------	------	-------	------	------	------	------	--------	------	-------	------	-------	-------	-------	-------	-------	--------	-------	--------	-------	--------

PITCHER	IP	WLS	BF	H	R	ER	SO	BB	IBB	HBP	BLK	WP	HR	S	P	ERA	WHIP
Scott McGregor, L (1, 1) ERA: 6.83	3.1		19	7	7	7	3	2	0	0	0	0	2	23	31	18.90	2.700
John Habyan, R (4, 1) ERA: 4.61	4.2		18	2	1	1	2	1	0	0	0	0	0	21	25	1.93	0.643
Mark Williamson, R (9, 1) ERA: 4.15	3.1	L	15	3	1	1	5	0	1	1	0	0	0	23	28	2.70	0.900


BOTTOM

Baltimore Orioles @ Milwaukee Brewers
Milwaukee County Stadium, Milwaukee, WI

Tue Aug 04 1987, 8:05 PM EDT
 Att: 19,296 - Unknown

livebaseballscorecards.com

AB	46
R	9
H	12
RBI	9
BB	4
SO	10
LOB	13



Batter	1	2	3	4	5	6	7	8	9	AB R H RBI BB SO LOB	TOP	
Ken Gerhart, R (1, 7) OBP: 0.278, SLG: 0.438	4-0 1B SF8 BB	0-3 K			0-3 K			0-3 K		3 1 0 0 1 3 2	Baltimore Orioles @ Milwaukee Brewers Milwaukee County Stadium, Milwaukee, WI Wed Aug 05 1987, 8:05 PM EDT Att: 14,281 - Unknown livebaseballscorecards.com	
Billy Ripken, R (1, 4) OBP: 0.357, SLG: 0.371	0-0 1-3 1B		0-0 6-3 1B			0-0 1B 2B		0-3 K		4 0 3 0 0 1 0		
Cal Ripken Jr., R (1, 6) OBP: 0.342, SLG: 0.449	0-0 SF8		0-0 6-3			0-0 F8		0-0 G3		3 0 0 1 0 0 2		
Eddie Murray, S (1, 3) OBP: 0.345, SLG: 0.524	0-0 F8		0-0 5-3			4-0 1B BB		0-0 4-3		3 0 0 0 1 0 1		
Ray Knight, R (1, 5) OBP: 0.322, SLG: 0.391	0-0 F5			0-0 F9		0-0 G4-6-3 1B		0-0 F9		4 0 1 0 0 0 1		
Fred Lynn, L (1, 8) OBP: 0.331, SLG: 0.464		4-0 1B BB		0-3 K		0-0 G4-6-3		0-0 1B		3 0 1 0 1 1 3		
Lee Lacy, R (1, 9) OBP: 0.337, SLG: 0.395		0-0 F9		0-0 5-3			0-3 K		0-3 K	4 0 0 0 0 2 2		
Terry Kennedy, L (1, 2) OBP: 0.321, SLG: 0.410		0-0 1-2 1B			0-0 G3		0-3 K			3 0 1 0 0 1 0		
Mike Young, S (1, 10) OBP: 0.342, SLG: 0.430		0-0 F9			0-3 K		0-3 K			3 0 0 0 0 2 2		
Inning Stats	R: 1 H: 1 E: 0 LOB: 1 K: 0 BB: 1 S: 4 P: 8	R: 0 H: 1 E: 0 LOB: 2 K: 1 BB: 1 S: 6 P: 10	R: 0 H: 1 E: 0 LOB: 0 K: 0 BB: 0 S: 3 P: 3	R: 0 H: 0 E: 0 LOB: 0 K: 1 BB: 0 S: 5 P: 5	R: 0 H: 0 E: 0 LOB: 0 K: 2 BB: 0 S: 7 P: 7	R: 0 H: 2 E: 0 LOB: 2 K: 0 BB: 1 S: 4 P: 8	R: 0 H: 0 E: 0 LOB: 0 K: 3 BB: 0 S: 9 P: 9	R: 0 H: 0 E: 0 LOB: 0 K: 2 BB: 0 S: 7 P: 7	R: 0 H: 1 E: 0 LOB: 1 K: 1 BB: 0 S: 6 P: 6	1B: 5 SF: 1 2B: 2 SAC: 0 3B: 0 DP: 2 HR: 0 HBP: 0	WP: 0 PA: 34 PB: 0 SB: 0 CS: 0	
PITCHER Teddy Higuera, L (1, 1) ERA: 4.7	IP WLS BF H R ER SO BB IBB HBP BLK WP HR S P ERA WHIP	9.0 W 34 6 1 1 10 3 0 0 0 0 0 0 51 63 1.00 1.000										

AB	30
R	1
H	6
RBI	1
BB	3
SO	10
LOB	13



Batter	1	2	3	4	5	6	7	8	9	AB	R	H	RBI	BB	SO	LOB
Paul Molitor, R OBP: 0.422, SLG: 0.587 (1, 10)	0-0 5-3		0-0 2B		0-0 SH5-3		4-0 BB			2	0	1	0	1	0	0
Robin Yount, R OBP: 0.376, SLG: 0.489 (1, 8) Mike Felder, S OBP: 0.295, SLG: 0.331 (8, 8)	0-0 F9		0-0 6-3		0-0 1B		0-0 4			4	0	1	2	0	0	3
Glenn Braggs, R OBP: 0.331, SLG: 0.426 (1, 9) Rick Manning, L OBP: 0.317, SLG: 0.333 (9, 9)	0-3 K			0-0 CS 1B	0-0 F8			0-0 G3		4	0	1	0	0	1	1
Rob Deer, R OBP: 0.376, SLG: 0.516 (1, 7)		4-0 1B BB		0-3 K	0-3 K			4-0 1B BB		2	0	0	0	2	2	2
Greg Brock, L OBP: 0.355, SLG: 0.432 (1, 3)		0-0 F8		0-0 HR 1B		0-0 F9		0-0 1B 1B		4	2	2	0	0	0	1
Steve Kiefer, R OBP: 0.260, SLG: 0.433 (1, 5)		0-0 G6-4-3 1B		0-0 HR		0-0 F4		0-0 1B 1B		4	1	3	2	0	0	0
B.J. Surhoff, L OBP: 0.335, SLG: 0.452 (1, 2)		0-0 G6-4-3		0-0 4-3		0-0 5-3		0-0 1B		4	0	1	1	0	0	2
Juan Castillo, S OBP: 0.324, SLG: 0.357 (1, 4)			0-3 K		0-0 SH5-3 1B 1B		0-0 SH1-3 1B		0-0 G3	4	1	2	0	0	1	2
Dale Sveum, S OBP: 0.292, SLG: 0.425 (1, 6)			0-0 6-3		0-0 SH5-3 1B 1B		0-0 SH1-3			2	1	1	0	0	0	0

Inning Stats	R: 0	H: 0	E: 0	K: 1	S: 5	LOB: 0	BB: 0	P: 5	R: 0	H: 1	E: 0	K: 0	S: 3	LOB: 1	BB: 1	P: 7	R: 0	H: 1	E: 0	K: 1	S: 6	LOB: 1	BB: 0	P: 6	R: 2	H: 3	E: 0	K: 1	S: 7	LOB: 0	BB: 0	P: 7	R: 2	H: 3	E: 0	K: 1	S: 8	LOB: 1	BB: 0	P: 8	R: 0	H: 0	E: 0	K: 0	S: 3	LOB: 0	BB: 0	P: 3	R: 0	H: 1	E: 0	K: 0	S: 3	LOB: 1	BB: 1	P: 7	R: 1	H: 3	E: 0	K: 0	S: 5	LOB: 2	BB: 1	P: 9
1B: 10	SF: 0	2B: 3	SAC: 2	3B: 0	DP: 3	HR: 1	HBP: 0	WP: 0	PA: 35																																																							

PITCHER	IP	WLS	BF	H	R	ER	SO	BB	IBB	HBP	BLK	WP	HR	S	P	ERA	WHIP
Eric Bell, L ERA: 4.74 (1, 1)	6.1	L	27	9	4	4	4	1	0	0	0	0	1	34	38	5.68	1.579
Mike Griffin, R ERA: 3.34 (7, 1)	1.2		8	3	1	1	0	2	0	0	0	0	0	6	14	5.40	3.000

BOTTOM

Baltimore Orioles @ Milwaukee Brewers
Milwaukee County Stadium, Milwaukee, WI

Wed Aug 05 1987, 8:05 PM EDT
Att. 14,281 - Unknown

livebaseballscorecards.com

AB	30
R	5
H	12
RBI	5
BB	3
SO	4
LOB	11



Batter	1	2	3	4	5	6	7	8	9
Paul Molitor, R (1, 10) OBP: 0.425, SLG: 0.590	4-0 1B CS BB		0-0 5-3	0-0 3B 1B		0-0 6-3		0-0 1B 2B	
Mike Felder, S (1, 7) OBP: 0.304, SLG: 0.331	0-3 K		4-0 S BB	0-0 3B 1B		0-0 F7		4-0 1B BB	
Robin Yount, R (1, 8) OBP: 0.379, SLG: 0.495	0-0 CS 1B		0-0 F8	0-0 3B		0-0 F8		0-0 1B	
Rick Manning, L (8, PR) OBP: 0.317, SLG: 0.333	1-3 CS 1B		0-0 F8	1-H 2-H 3B		0-0 F8		1-3 2-H 1B	
Rob Deer, R (1, 9) OBP: 0.371, SLG: 0.508	0-3 K		0-3 K	0-0 6-3		0-0 F6		0-0 F8	
Greg Brock, L (1, 3) OBP: 0.354, SLG: 0.428		4-0 1B BB BB		0-0 6-3	0-0 G3	0-0 F6			
Steve Kiefer, R (1, 5) OBP: 0.286, SLG: 0.449		4-0 1B G6-4-3 BB		0-0 1B 2B	4-0 2B BB	0-0 F9			
B.J. Surhoff, L (1, 2) OBP: 0.341, SLG: 0.460		0-0 G6-4-3 1B		0-0 S 3B 1B	0-0 1-H 2B		0-0 3-1		
Juan Castillo, S (1, 4) OBP: 0.322, SLG: 0.355		0-0 G6-4-3		0-0 F8	0-3 K		0-0 S 2B 1B		
Dale Sveum, S (1, 6) OBP: 0.292, SLG: 0.429		0-3 K		0-0 1B 3B	0-3 K		0-3 K		

Inning Stats	R: 1	H: 1	E: 0	LOB: 2	K: 2	S: 7	P: 11	R: 2	H: 1	E: 0	LOB: 0	K: 1	S: 5	P: 13	R: 0	H: 0	E: 0	LOB: 1	K: 1	S: 5	R: 5	H: 6	E: 0	LOB: 1	K: 0	S: 9	P: 9	R: 1	H: 1	E: 0	LOB: 1	K: 2	S: 8	P: 12	R: 0	H: 0	E: 0	LOB: 0	K: 0	S: 3	R: 0	H: 0	E: 0	LOB: 0	K: 0	S: 3	R: 2	H: 3	E: 0	LOB: 2	K: 1	S: 8	P: 12	R: 1	H: 3	E: 0	LOB: 2	K: 1	S: 8	P: 12
--------------	------	------	------	--------	------	------	-------	------	------	------	--------	------	------	-------	------	------	------	--------	------	------	------	------	------	--------	------	------	------	------	------	------	--------	------	------	-------	------	------	------	--------	------	------	------	------	------	--------	------	------	------	------	------	--------	------	------	-------	------	------	------	--------	------	------	-------

AB	R	H	RBI	BB	SO	LOB
4	3	2	2	1	0	0
3	1	1	0	2	1	1
5	0	3	3	0	0	1
0	0	0	0	0	0	0
5	0	0	0	0	2	5
3	1	0	0	1	0	0
2	3	1	0	2	0	0
4	1	3	3	0	0	0
4	1	1	0	0	1	3
4	1	1	1	0	3	2

WP	PA	ERA	WHIP
0	40		
0			
3			
2			

PITCHER	IP	WLS	BF	H	R	ER	SO	BB	IBB	HBP	BLK	WP	HR	S	P	ERA	WHIP
Mike Flanagan, L (1, 1) ERA: 5.83	3.1		16	4	5	5	4	4	0	0	0	0	0	20	36	13.50	2.400
Mike Griffin, R (4, 1) ERA: 4.25	1.0	L	9	5	4	4	0	1	0	0	0	0	0	8	12	36.00	6.000
John Habyan, R (5, 1) ERA: 4.4	2.2		8	0	0	0	2	0	0	0	0	0	0	12	12	0.00	0.000
Tom Niedenfuer, R (8, 1) ERA: 4.68	1.0		7	3	2	2	1	1	0	0	0	0	0	8	12	18.00	4.000

BOTTOM

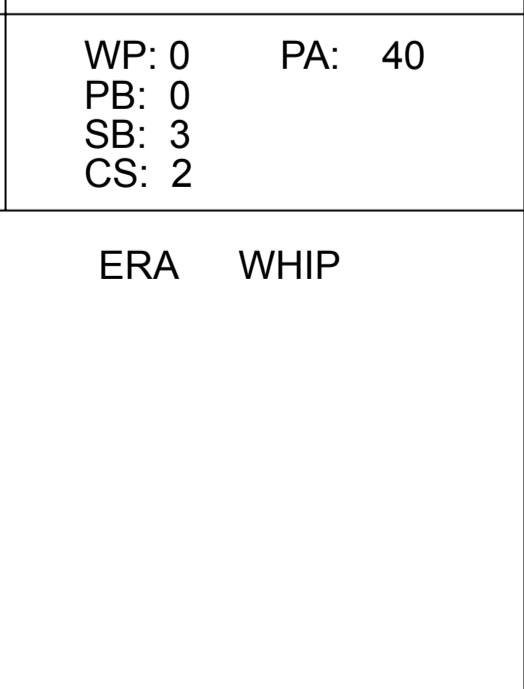
Baltimore Orioles @ Milwaukee Brewers

Milwaukee County Stadium, Milwaukee, WI

Thu Aug 06 1987, 4:33 AM EDT
Att. 24,353 - Unknown

livebaseballscorecards.com

AB	34
R	11
H	12
RBI	9
BB	6
SO	7
LOB	12



Batter	1	2	3	4	5	6	7	8	9	10	AB R H RBI BB SO LOB	TOP														
Paul Molitor, R (1, 10) OBP: 0.421, SLG: 0.586	F7	FC6-4			4-3 2B		F9		K		5 0 1 0 0 1 1	Milwaukee Brewers @ Chicago White Sox Comiskey Park, Chicago, IL Fri Aug 07 1987, 8:05 PM EDT Att. 22,658 - Unknown livebaseballscorecards.com														
Mike Felder, S (1, 7) OBP: 0.307, SLG: 0.333	BB S 1B		6-3		4-3		L8			3-1 S 1B	5 1 2 0 0 0 1															
Robin Yount, R (1, 8) OBP: 0.375, SLG: 0.489	F7		6-3		6-3		F9			3-1	5 0 0 0 0 0 3															
Rob Deer, R (1, 9) OBP: 0.377, SLG: 0.527	BB 1-2 BB		F4			0-0 HR		0-0 HR		1B 1B IBB	3 2 2 2 2 0 0															
Greg Brock, L (1, 3) OBP: 0.354, SLG: 0.426	1-2 2-3 BB		F8		4-3		F8			1B 1-2 1B	4 1 1 1 1 0 0															
Steve Kiefer, R (1, 5) OBP: 0.293, SLG: 0.438 (9, 4)	K		K		PO BB		5-3			1-3 2-H 1B	4 1 1 0 1 2 3															
Bill Schroeder, R (1, 2) OBP: 0.391, SLG: 0.545 B.J. Surhoff, L (10, PH) OBP: 0.343, SLG: 0.460 (10, 2)		F6		BB BB BB	4-0 BB		K		F9	1B BB	3 0 0 0 1 1 1 0 0 0 0 1 0 0															
Juan Castillo, S (1, 4) OBP: 0.318, SLG: 0.349 Ernest Riles, L (9, PH) OBP: 0.316, SLG: 0.339 (9, 5)		4-3		BB BB BB	0-3 K		PO		E1 HR	FC6-4 1B	3 1 0 0 0 1 1 2 0 1 2 0 0 0															
Dale Sveum, S (1, 6) OBP: 0.293, SLG: 0.438		FC6-4 1B			L7		1-H HR		L5	FC6-4	5 1 2 2 0 0 2															
Inning Stats	R: 0 E: 0 K: 1 S: 6	H: 1 LOB: 3 BB: 2 P: 14	R: 0 E: 0 K: 0 S: 4	H: 1 LOB: 1 BB: 0 P: 4	R: 0 E: 0 K: 0 S: 3	H: 0 LOB: 0 BB: 0 P: 3	R: 0 E: 0 K: 2 S: 7	H: 0 LOB: 1 BB: 1 P: 11	R: 0 E: 0 K: 0 S: 4	H: 1 LOB: 1 BB: 0 P: 4	R: 1 E: 0 K: 1 S: 5		H: 1 LOB: 0 BB: 1 P: 9	R: 2 E: 1 K: 0 S: 5	H: 1 LOB: 0 BB: 0 P: 5	R: 1 E: 0 K: 0 S: 4	H: 1 LOB: 0 BB: 0 P: 4	R: 0 E: 0 K: 1 S: 5	H: 0 LOB: 0 BB: 0 P: 5	R: 3 E: 0 K: 0 S: 6	H: 4 LOB: 2 BB: 2 P: 14	1B: 6 2B: 1 3B: 0 HR: 3	SF: 0 SAC: 0 DP: 0 HBP: 0	WP: 0 PB: 0 SB: 2 CS: 0	PA: 46	
PITCHER	IP WLS BF H R ER SO BB IBB HBP BLK WP HR S P ERA WHIP																									
Dave LaPoint, L (1, 1) ERA: 4.4	6.0																									
Bobby Thigpen, R (7, 1) ERA: 3.54	3.1	L	12	2	2	2	1	0	0	0	0	0	1	14	14	5.40	0.600									
Ray Searage, L (10, 1) ERA: 4.19	0.0		2	1	0	0	0	0	1	0	0	0	0	1	5	∞	∞									
Jim Winn, R (10, 1) ERA: 4.08	0.2		4	2	2	2	0	1	0	0	0	0	0	3	7	27.00	4.500									




Batter	1	2	3	4	5	6	7	8	9	10	AB	R	H	RBI	BB	SO	LOB
Ozzie Guillen, L OBP: 0.314, SLG: 0.353 (1, 6)	0-0 E S 6-3 1B		4-0 G4-6-3 1B BB	0-0 1-3			0-0 SH1-4 3B 1B		0-0 F8		4	3	2	0	1	0	1
Gary Redus, R OBP: 0.331, SLG: 0.380 (1, 7)	0-3 K 1-3		4-0 G4-6-3 1B BB			0-0 L8	0-0 SH1-4 1-2		0-0 1B		3	0	1	0	1	1	1
Harold Baines, L OBP: 0.366, SLG: 0.513 (1, 10)	0-0 6-3		0-0 G4-6-3 1-2f 2-3			0-0 4-3	0-0 SF7 3B		0-0 L6		5	1	1	2	0	0	2
Ivan Calderon, R OBP: 0.362, SLG: 0.506 (1, 9)	0-0 3-H 1B		0-0 BB 1B			0-0 F4	0-0 SF7 3-H				4	0	3	2	0	0	0
Greg Walker, L OBP: 0.329, SLG: 0.466 (1, 3)	0-0 F8		4-0 3-H 1-2 BB			0-0 1B 1B	0-0 F2				3	0	1	0	2	0	1
Ron Hassey, L OBP: 0.247, SLG: 0.250 (1, 2)		0-0 F6				0-0 L7					4	0	0	0	0	0	3
Carlton Fisk, R OBP: 0.306, SLG: 0.419 (10, PH)		0-0 3-1				0-0 3-1					1	0	0	0	0	1	2
Kenny Williams, R OBP: 0.311, SLG: 0.406 (1, 8)		0-0 4-3				0-0 F8					5	0	2	0	0	1	2
Steve Lyons, L OBP: 0.319, SLG: 0.356 (1, 5)		0-0 FC6 1B				0-0 F7					3	0	1	0	1	0	2
Jerry Royster, R OBP: 0.345, SLG: 0.464 (10, PH)		0-0 1B				0-0 F8					1	0	0	0	0	0	2
Fred Manrique, R OBP: 0.312, SLG: 0.385 (1, 4)		0-0 FC6 1-2f				0-0 1B					4	0	1	0	0	2	4

Inning Stats	R: 1	H: 2	E: 0	K: 1	S: 7	R: 0	H: 1	E: 0	K: 0	S: 4	R: 1	H: 1	E: 0	K: 0	S: 3	R: 0	H: 1	E: 0	K: 0	S: 4	R: 0	H: 2	E: 0	K: 1	S: 7	R: 2	H: 2	E: 0	K: 0	S: 5	R: 0	H: 1	E: 0	K: 1	S: 5	R: 0	H: 1	E: 0	K: 0	S: 3	R: 0	H: 1	E: 0	K: 2	S: 8	R: 0	H: 1	E: 0	K: 2	S: 8	1B: 11	SF: 1	2B: 0	3B: 1	HR: 0	WP: 1	PA: 44
	LOB: 1	BB: 0	P: 7			LOB: 1	BB: 0	P: 4			LOB: 1	BB: 0	P: 4			LOB: 0	BB: 0	P: 3			LOB: 2	BB: 0	P: 7			LOB: 0	BB: 0	P: 5			LOB: 1	BB: 1	P: 9			LOB: 2	BB: 1	P: 12			LOB: 2	BB: 1	P: 12			SAC: 1	DP: 1	HBP: 0									

PITCHER	IP	WLS	BF	H	R	ER	SO	BB	IBB	HBP	BLK	WP	HR	S	P	ERA	WHIP
Mark Knudson, R ERA: 6.03 (1, 1)	6.1		29	8	3	3	2	3	0	0	0	0	0	30	42	4.26	1.737
Mark Clear, R ERA: 5.61 (7, 1)	2.2	W	10	3	1	1	1	1	0	0	0	0	0	11	15	3.38	1.500
Dan Plesac, L ERA: 2.49 (10, 1)	1.0	S	5	1	0	0	2	1	0	0	0	1	0	8	12	0.00	2.000

Milwaukee Brewers @ Chicago White Sox
 Comiskey Park, Chicago, IL
 Fri Aug 07 1987, 8:05 PM EDT
 Att: 22,658 - Unknown

AB 37
 R 4
 H 12
 RBI 4
 BB 5
 SO 5
 LOB 20



Batter	1	2	3	4	5	6	7	8	9	AB R H RBI BB SO LOB	TOP											
Paul Molitor, R (1, 10) OBP: 0.424, SLG: 0.585	0-0 G3 1B		0-0 E S SF9 1B		4-0 S BB	0-0 L4		0-0 F8		4 2 2 0 1 0 1												
Ernest Riles, L (1, 5) OBP: 0.304, SLG: 0.328	0-0 G3 1-2		0-0 SF9 1-H		0-0 F7 1-2		0-0 L7		0-3 K	4 0 0 1 0 1 2												
Robin Yount, R (1, 8) OBP: 0.373, SLG: 0.486	0-0 F7		0-0 F9		0-0 F9		0-0 BB S 1B		0-0 F9	5 0 1 0 0 0 2												
Greg Brock, L (1, 3) OBP: 0.360, SLG: 0.433	0-0 2-H 1B		0-0 F8			0-0 1B 2B		4-0 BB 1-2 BB	0-0 1B	4 1 3 1 1 0 0												
Rob Deer, R (1, 9) OBP: 0.372, SLG: 0.520	0-3 K2-3			0-3 K		0-3 K		0-3 K	0-3 K	5 0 0 0 0 5 5												
B.J. Surhoff, L (1, 2) OBP: 0.345, SLG: 0.457		0-3 K		0-0 4-3		4-0 1B 2B BB		4-0 1-2 2-3 BB		2 1 0 0 2 1 0												
Rick Manning, L (1, 7) OBP: 0.341, SLG: 0.360		0-0 S 1B		0-0 1B		0-0 2B 4-3 1B		0-0 P3		3 1 3 1 0 0 0												
Mike Felder, S (7, PH) OBP: 0.305, SLG: 0.331										1 0 0 0 0 0 3												
Juan Castillo, S (1, 4) OBP: 0.316, SLG: 0.352		0-0 F8		0-3 K		0-0 4-3 2B		0-0 5-3		4 0 1 1 0 1 2												
Dale Sveum, S (1, 6) OBP: 0.290, SLG: 0.432		0-0 F7 1-2				0-0 G3		0-0 4-3		4 0 0 1 0 0 2												
Inning Stats	R: 1 E: 0 K: 1 S: 7	H: 2 LOB: 1 BB: 0 P: 7	R: 0 E: 0 K: 1 S: 6	H: 1 LOB: 1 BB: 0 P: 6	R: 1 E: 0 K: 0 S: 4	H: 1 LOB: 0 BB: 0 P: 4	R: 0 E: 0 K: 2 S: 8	H: 1 LOB: 1 BB: 0 P: 8	R: 0 E: 0 K: 0 S: 3	H: 0 LOB: 1 BB: 1 P: 7	R: 3 E: 0 K: 1 S: 8	H: 3 LOB: 1 BB: 1 P: 12	R: 0 E: 0 K: 1 S: 6	H: 1 LOB: 3 BB: 2 P: 14	R: 0 E: 0 K: 0 S: 3	H: 0 LOB: 0 BB: 0 P: 3	R: 0 E: 0 K: 2 S: 8	H: 1 LOB: 1 BB: 0 P: 8	1B: 8 2B: 2 3B: 0 HR: 0	SF: 1 SAC: 0 DP: 0 HBP: 0	WP: 0 PB: 0 SB: 4 CS: 0	PA: 41
PITCHER	IP WLS BF H R ER SO BB IBB HBP BLK WP HR S P ERA WHIP																					
Jose DeLeon, R (1, 1) ERA: 4.55	5.1 L 25 7 5 4 5 2 0 0 0 0 0 0 33 41 6.75 1.688																					
Bill Long, R (6, 1) ERA: 3.98	1.1 7 2 0 0 1 1 0 0 0 0 0 0 8 12 0.00 2.250																					
Ray Searage, L (7, 1) ERA: 3.95	2.1 9 1 0 0 2 1 0 0 0 0 0 0 12 16 0.00 0.857																					

Milwaukee Brewers @ Chicago White Sox
Comiskey Park, Chicago, IL
Sat Aug 08 1987, 8:05 PM EDT
Unknown

AB	36
R	5
H	10
RBI	5
BB	4
SO	8
LOB	17



livebaseballscorecards.com

Batter	1	2	3	4	5	6	7	8	9	AB	R	H	RBI	BB	SO	LOB
Ozzie Guillen, L OBP: 0.320, SLG: 0.359 (1, 6)	0-0 6-3		0-0 HR	0-0 1B			0-0 G4-6-3 1B		0-0 1B	5	1	4	0	0	0	0
Gary Redus, R OBP: 0.326, SLG: 0.374 (1, 8)	0-0 L4		0-0 F3	0-0 F8			0-0 F4		0-0 L6	5	0	0	0	0	0	4
Harold Baines, L OBP: 0.367, SLG: 0.520 (1, 10)	0-0 L6		0-0 1-H HR		4-0 BB		0-0 G4-6-3 1-2f			3	1	1	2	1	0	1
Ivan Calderon, R OBP: 0.364, SLG: 0.514 (1, 9)		0-0 1B	0-0 HR		0-0 G5-4-3 1-2f			0-0 F3		4	1	2	1	0	0	1
Greg Walker, L OBP: 0.326, SLG: 0.461 (1, 3)		0-0 F8	0-0 F9		0-0 3-1			0-0 3-1		4	0	0	0	0	0	1
Carlton Fisk, R OBP: 0.311, SLG: 0.422 (1, 2)		0-0 1B	4-0 BB			0-0 F8		0-0 FC4-6 1B		3	0	2	0	1	0	0
Jerry Hairston, S OBP: 0.341, SLG: 0.479 (1, 7)		4-0 1-2 BB	0-0 F9			0-0 L7		0-0 FC4-6 1-2f		3	0	0	0	1	0	2
Tim Hulett, R OBP: 0.249, SLG: 0.350 (1, 5)		0-0 F3		0-0 F9		0-0 1B			0-0 4-3	3	0	1	0	0	0	3
Steve Lyons, L OBP: 0.316, SLG: 0.352 (9, PH)										1	0	0	0	0	0	0
Fred Manrique, R OBP: 0.306, SLG: 0.377 (1, 4)		0-3 K		0-0 1-3		0-0 F8			0-0 L9	3	0	0	0	0	1	4
Ron Hassey, L OBP: 0.244, SLG: 0.247 (9, PH)										1	0	0	0	0	0	0

Inning Stats	R: 0	H: 0	E: 0	K: 0	S: 3	R: 0	H: 2	E: 0	K: 1	S: 7	R: 3	H: 3	E: 0	K: 0	S: 6	R: 0	H: 1	E: 0	K: 0	S: 4	R: 0	H: 0	E: 0	K: 0	S: 2	R: 0	H: 1	E: 0	K: 0	S: 4	R: 0	H: 1	E: 0	K: 0	S: 3	R: 0	H: 1	E: 0	K: 0	S: 4	R: 0	H: 1	E: 0	K: 0	S: 4	R: 0	H: 1	E: 0	K: 0	S: 4
	LOB: 0	BB: 0	P: 3			LOB: 3	BB: 1	P: 11			LOB: 1	BB: 1	P: 10			LOB: 0	BB: 1	P: 6			LOB: 1	BB: 0	P: 4			LOB: 0	BB: 1	P: 4			LOB: 0	BB: 0	P: 3			LOB: 1	BB: 0	P: 4			LOB: 1	BB: 0	P: 4			LOB: 1	BB: 0	P: 4		

PITCHER	IP	WLS	BF	H	R	ER	SO	BB	IBB	HBP	BLK	WP	HR	S	P	ERA	WHIP
Ray Burris, R ERA: 4.15 (1, 1)	5.2	W	26	7	3	3	3	1	3	0	0	0	0	25	37	4.76	1.765
Chuck Crim, R ERA: 3.83 (6, 1)	3.1	S	12	3	0	0	0	0	0	0	0	0	0	12	12	0.00	0.900

BOTTOM

Milwaukee Brewers @ Chicago White Sox
 Comiskey Park, Chicago, IL
 Sat Aug 08 1987, 8:05 PM EDT
 Unknown

AB	35
R	3
H	10
RBI	3
BB	3
SO	1
LOB	16



WP	PA	ERA	WHIP
0	38		

livebaseballscorecards.com

Batter	1	2	3	4	5	6	7	8	9	AB R H RBI BB SO LOB	TOP		
Paul Molitor, R (1, 10) OBP: 0.428, SLG: 0.582	4-0 S SH5-3 2B BB		4-0 FC4-6 BB		0-0 5-3		0-0 BB 1B	0-3 K		3 2 1 0 2 1 1			
Mike Felder, S (1, 7) OBP: 0.304, SLG: 0.325	0-0 SH5-3 1-2		0-0 FC4-6 1B			0-0 E6 F9	4-0 1B BB		0-0 F7	3 1 0 0 1 0 1			
Robin Yount, R (1, 8) OBP: 0.375, SLG: 0.489	0-0 2B		0-0 1B			0-0 F9	0-0 1B		0-0 6-3	5 0 3 3 0 0 1			
Rob Deer, R (1, 9) OBP: 0.368, SLG: 0.513 B.J. Surhoff, L (9, PH) OBP: 0.344, SLG: 0.455	0-0 F8		0-0 F6			0-0 L6	0-3 K		0-0 F7	4 0 0 0 0 1 5 1 0 0 0 0 0 0			
Greg Brock, L (1, 3) OBP: 0.362, SLG: 0.432	0-0 4-3			0-0 6-3		4-0 BB		0-0 2B 1B		3 1 1 0 1 0 1			
Steve Kiefer, R (1, 5) OBP: 0.291, SLG: 0.442		0-0 F3		0-0 F7		0-0 L9		0-0 1B 2B		4 1 1 0 0 0 2			
Bill Schroeder, R (1, 2) OBP: 0.393, SLG: 0.562		0-0 5-3		0-0 5-3			0-0 HR	0-0 1B		4 1 2 3 0 0 0			
Juan Castillo, S (1, 4) OBP: 0.321, SLG: 0.357 Ernest Riles, L (8, PH) OBP: 0.302, SLG: 0.325		0-3 K			0-0 G4-6-3 1B		0-0 G6-4-3 1B	0-0 F7		3 0 2 0 0 1 0 1 0 0 0 0 0 1			
Dale Sveum, S (1, 6) OBP: 0.287, SLG: 0.427			0-0 6-3		0-0 G4-6-3 1-2f		0-0 G6-4-3 1-2f	0-3 K		4 0 0 0 0 1 3			
Inning Stats	R: 1 H: 1 E: 0 LOB: 1 K: 0 BB: 1 S: 4 P: 8	R: 0 H: 0 E: 0 LOB: 0 K: 1 BB: 0 S: 5 P: 5	R: 1 H: 1 E: 0 LOB: 1 K: 0 BB: 1 S: 4 P: 8	R: 0 H: 0 E: 0 LOB: 0 K: 0 BB: 0 S: 3 P: 3	R: 0 H: 1 E: 0 LOB: 0 K: 0 BB: 0 S: 3 P: 3	R: 0 H: 0 E: 1 LOB: 2 K: 0 BB: 1 S: 4 P: 8	R: 2 H: 4 E: 0 LOB: 2 K: 1 BB: 1 S: 8 P: 12	R: 2 H: 3 E: 0 LOB: 1 K: 2 BB: 0 S: 10 P: 10	R: 0 H: 0 E: 0 LOB: 0 K: 0 BB: 0 S: 3 P: 3	1B: 7 SF: 0 2B: 2 SAC: 1 3B: 0 DP: 2 HR: 1 HBP: 0	WP: 0 PA: 40 PB: 0 SB: 2 CS: 0		
PITCHER	IP WLS BF H R ER SO BB IBB HBP BLK WP HR S P ERA WHIP											PITCHER	IP WLS BF H R ER SO BB IBB HBP BLK WP HR S P ERA WHIP
Floyd Bannister, L (1, 1) ERA: 4.47	6.2 W 29 6 4 4 1 4 0 0 0 0 0 1 27 43 5.40 1.500												
Jim Winn, R (7, 1) ERA: 4.33	0.1 5 4 2 2 1 0 0 0 0 0 0 0 7 7 54.00 12.000												
Bobby Thigpen, R (8, 1) ERA: 3.4	2.0 S 6 0 0 0 2 0 0 0 0 0 0 0 10 10 0.00 0.000												

Milwaukee Brewers @ Chicago White Sox
Comiskey Park, Chicago, IL
Sat Aug 08 1987, 8:05 PM EDT
Att: 18,993 - Unknown

AB	35
R	6
H	10
RBI	6
BB	4
SO	4
LOB	15



Batter	1	2	3	4	5	6	7	8	9	AB R H RBI BB SO LOB	TOP											
Paul Molitor, R (1, 10) OBP: 0.427, SLG: 0.580	4-0 1B 2B BB	0-0 6-3			0-3 K		0-0 1-3		0-0 1B 2B	4 2 1 0 1 1 1												
Mike Felder, S (1, 7) OBP: 0.312, SLG: 0.333	0-0 2B 1B	0-0 FC6-2-5 S			0-0 L8			0-0 CS 1B	0-0 4-3 1B	5 2 3 2 0 0 1												
Robin Yount, R (1, 8) OBP: 0.376, SLG: 0.491	0-0 1B 2B	0-0 6-3			0-0 F8			0-0 HBP CS 1B	0-0 4-3 1B	5 1 2 1 0 0 2												
Greg Brock, L (1, 3) OBP: 0.362, SLG: 0.432	0-0 1B FC4-6				0-0 L4			0-3 K	0-0 FC4-6 1B	5 1 2 3 0 1 2												
B.J. Surhoff, L (1, 2) OBP: 0.349, SLG: 0.456	0-0 FC4-6 1B				0-0 G4-6-3 1B			0-3 K	0-0 FC4-6	4 0 2 0 1 1 1												
Rick Manning, L (1, 9) OBP: 0.341, SLG: 0.351	0-0 FC4-6				0-0 G4-6-3			4-0 BB		2 0 0 1 1 0 2												
Glenn Braggs, R (8, PH) OBP: 0.332, SLG: 0.426	0-0 G3-6							1-0 HBP		0 0 0 0 0 0 0												
Ernest Riles, L (1, 5) OBP: 0.294, SLG: 0.315	0-0 G3-6				0-0 F8			0-0 4-3		4 0 0 0 0 0 5												
Juan Castillo, S (1, 4) OBP: 0.320, SLG: 0.355		0-0 3B 1B			0-0 F9			0-3 K	0-0 F8	4 1 1 0 0 1 0												
Dale Sveum, S (1, 6) OBP: 0.289, SLG: 0.434		0-0 FC6-2-5 3B			0-0 4-3			0-3 K	0-0 2B 1B	4 1 2 1 0 1 0												
Inning Stats	R: 4 E: 0 K: 0 S: 6	H: 4 LOB: 0 BB: 1 P: 10	R: 1 E: 0 K: 0 S: 5	H: 2 LOB: 1 BB: 0 P: 5	R: 0 E: 0 K: 0 S: 3	H: 1 LOB: 0 BB: 0 P: 3	R: 0 E: 0 K: 0 S: 3	H: 0 LOB: 0 BB: 0 P: 3	R: 0 E: 0 K: 1 S: 5	H: 0 LOB: 0 BB: 0 P: 5	R: 0 E: 0 K: 1 S: 5	H: 0 LOB: 1 BB: 1 P: 9	R: 0 E: 0 K: 2 S: 7	H: 0 LOB: 0 BB: 0 P: 7	R: 0 E: 0 K: 1 S: 6	H: 2 LOB: 3 BB: 1 P: 11	R: 3 E: 0 K: 0 S: 7	H: 4 LOB: 1 BB: 0 P: 7	1B: 10 2B: 2 3B: 1 HR: 0	SF: 0 SAC: 0 DP: 2 HBP: 1	WP: 0 PB: 0 SB: 2 CS: 2	PA: 41
PITCHER	IP WLS BF H R ER SO BB IBB HBP BLK WP HR S P ERA WHIP																					
Neil Allen, R (1, 1) ERA: 7.36	0.0 L 5 4 4 4 0 1 0 0 0 0 0 0 4 8 ∞ ∞																					
Bill Long, R (1, 1) ERA: 3.82	7.0 25 5 1 1 4 1 0 0 0 0 0 0 32 36 1.29 0.857																					
Ray Searage, L (8, 1) ERA: 3.89	0.2 2 0 0 0 1 1 0 0 0 0 0 0 3 7 0.00 1.500																					
Jim Winn, R (8, 1) ERA: 4.63	1.1 9 4 3 3 0 0 0 0 1 0 0 0 8 9 20.25 3.000																					

Milwaukee Brewers @ Chicago White Sox
 Comiskey Park, Chicago, IL
 Sun Aug 09 1987, 4:33 AM EDT
 Att: 15,498 - Unknown

AB	37
R	8
H	13
RBI	8
BB	3
SO	5
LOB	14



WP: 0	PA: 41
-------	--------

1B: 10	SF: 0
2B: 2	SAC: 0
3B: 1	DP: 2
HR: 0	HBP: 1

Batter	1	2	3	4	5	6	7	8	9	AB	R	H	RBI	BB	SO	LOB
Gary Redus, R OBP: 0.320, SLG: 0.364 (1, 7)	0-0 F5		4-0 BB		0-0 F7	0-0 F7		0-0 6-3		4	0	0	0	1	0	3
Jerry Royster, R OBP: 0.340, SLG: 0.462 (1, 5)	0-0 F8		0-0 F7		0-0 G3		0-0 2-3 2B		0-0 6-3	5	0	1	0	0	0	3
Jerry Hairston, S OBP: 0.356, SLG: 0.506 (1, 10)	0-0 F4			0-0 2B		0-0 1B 2B	4-0 2-3 BB		0-0 F9	4	1	2	0	1	0	0
Ivan Calderon, R OBP: 0.366, SLG: 0.519 (1, 9)		0-3 K		4-0 BB		0-0 BB 1B	0-3 K		0-0 F7	4	1	1	1	1	2	2
Carlton Fisk, R OBP: 0.309, SLG: 0.418 (1, 2)		0-3 K		0-3 K		0-3 K	0-0 2-3			3	0	0	0	0	3	3
Harold Baines, L OBP: 0.367, SLG: 0.520 (7, PH)							1-2 2-3			1	0	0	0	0	0	2
Bill Lindsey, R OBP: 0.125, SLG: 0.133 (8, 2)										0	0	0	0	0	0	0
Greg Walker, L OBP: 0.330, SLG: 0.459 (1, 3)		0-3 K		0-3 K		4-0 BB E FC6-4 BB	0-0 F5			3	1	0	0	1	2	4
Kenny Williams, R OBP: 0.313, SLG: 0.423 (1, 8)			0-0 1-3	0-3 K		0-0 E4 FC6-4 BB		0-0 HR		4	1	1	1	0	1	3
Fred Manrique, R OBP: 0.304, SLG: 0.367 (1, 4)			0-0 BB 1B		0-0 5-3	4-0 FC6-4 BB	0-0 F5			3	0	1	0	1	0	0
Ozzie Guillen, L OBP: 0.320, SLG: 0.361 (1, 6)			0-0 F8		0-0 1B	0-0 FC6-4	0-0 4-3			4	0	1	1	0	0	3

Inning Stats	R: 0	H: 0	E: 0	K: 0	S: 3	R: 0	H: 0	E: 0	K: 3	S: 9	R: 0	H: 1	E: 0	K: 0	S: 4	R: 0	H: 1	E: 0	K: 3	S: 10	R: 0	H: 1	E: 0	K: 0	S: 4	R: 3	H: 2	E: 1	K: 1	S: 8	R: 0	H: 1	E: 0	K: 1	S: 6	R: 1	H: 1	E: 0	K: 0	S: 4	R: 0	H: 0	E: 0	K: 0	S: 3	1B: 3	2B: 3	3B: 0	HR: 1	SF: 0	SAC: 0	DP: 0	HBP: 0	WP: 0	PB: 0	SB: 0	CS: 0	PA: 40
--------------	------	------	------	------	------	------	------	------	------	------	------	------	------	------	------	------	------	------	------	-------	------	------	------	------	------	------	------	------	------	------	------	------	------	------	------	------	------	------	------	------	------	------	------	------	------	-------	-------	-------	-------	-------	--------	-------	--------	-------	-------	-------	-------	--------

PITCHER	IP	WLS	BF	H	R	ER	SO	BB	IBB	HBP	BLK	WP	HR	S	P	ERA	WHIP
Juan Nieves, L ERA: 5.39 (1, 1)	6.0	W	28	5	3	1	7	4	0	0	0	0	0	38	54	1.50	1.500
Mark Clear, R ERA: 5.57 (7, 1)	2.0		9	2	1	1	1	1	0	0	0	0	1	10	14	4.50	1.500
Dan Plesac, L ERA: 2.45 (9, 1)	1.0		3	0	0	0	0	0	0	0	0	0	0	3	3	0.00	0.000

BOTTOM

Milwaukee Brewers @ Chicago White Sox
Comiskey Park, Chicago, IL
Sun Aug 09 1987, 4:33 AM EDT
Att. 15,498 - Unknown

livebaseballscorecards.com

AB	35
R	4
H	7
RBI	3
BB	5
SO	8
LOB	23



Batter	1	2	3	4	5	6	7	8	9	AB R H RBI BB SO LOB	TOP											
Jerry Browne, S OBP: 0.353, SLG: 0.331 (1, 4) X	0-0 1B SF9 1B	0-0 SF8 1B 1-2 3-H 1B		0-0 5-3		0-0 G4-3 1-2f		0-0 1-3		5 1 2 1 0 0 2												
Scott Fletcher, R OBP: 0.368, SLG: 0.400 (1, 6) X	0-0 1B FC5-4 1B	0-0 F5 1B 1-2 2-3 1B		0-0 F9		0-0 F9		0-0 F9		5 1 2 0 0 0 0												
Ruben Sierra, S OBP: 0.313, SLG: 0.494 (1, 9) X	0-0 SF9 3-H	0-0 SF8 2-3 3-H		0-0 P3		0-3 K		0-3 K		3 0 0 2 0 2 0												
Pete O'Brien, L OBP: 0.341, SLG: 0.477 (1, 3) X	0-0 FC5-4 1B 1-3	0-0 F5 1-2		0-0 4-3		0-3 K		0-0 3-1		5 0 1 0 0 1 2												
Pete Incaviglia, R OBP: 0.336, SLG: 0.506 (1, 7) X	0-0 FC5-4 1-2f 3-H	0-0 F9		4-0 BB		0-3 K		0-3 K		3 0 0 1 1 1 3												
Larry Parrish, R OBP: 0.328, SLG: 0.496 (1, 10) X	0-0 F2		0-3 K		0-0 F9		0-0 E6 2B			4 1 0 0 0 1 2												
Oddibe McDowell, L OBP: 0.344, SLG: 0.482 (1, 8) X		0-0 1B 2B	0-0 F8		0-0 4-3		0-0 G3 2B			4 2 2 1 0 0 1												
Mike Stanley, R OBP: 0.396, SLG: 0.439 (1, 2) X		0-0 1B 1B 2-H	0-0 E8 2B		0-0 5-3		4-0 G3 2B			3 1 2 1 1 0 0												
Tom O'Malley, L OBP: 0.353, SLG: 0.533 (1, 5) X		0-0 1B 1B 1-3 SF8 1B	0-0 G3		4-0 G4-3 BB		0-0 G3			3 1 1 1 1 0 2												
Inning Stats	R: 2 E: 0 K: 0 S: 6	H: 3 LOB: 1 BB: 0 P: 6	R: 3 E: 0 K: 0 S: 8	H: 5 LOB: 2 BB: 0 P: 8	R: 0 E: 1 K: 1 S: 6	H: 1 LOB: 1 BB: 0 P: 6	R: 0 E: 0 K: 0 S: 3	H: 0 LOB: 0 BB: 0 P: 3	R: 0 E: 0 K: 0 S: 3	H: 0 LOB: 1 BB: 1 P: 7	R: 0 E: 0 K: 0 S: 2	H: 0 LOB: 0 BB: 1 P: 6	R: 0 E: 0 K: 2 S: 7	H: 0 LOB: 0 BB: 0 P: 7	R: 2 E: 1 K: 1 S: 7	H: 1 LOB: 1 BB: 1 P: 11	R: 0 E: 0 K: 1 S: 5	H: 0 LOB: 0 BB: 0 P: 5	1B: 7 2B: 3 3B: 0 HR: 0	SF: 2 SAC: 0 DP: 1 HBP: 0	WP: 0 PB: 0 SB: 3 CS: 0	PA: 40
PITCHER	IP WLS BF H R ER SO BB IBB HBP BLK WP HR S P ERA WHIP																					
Mark Knudson, R ERA: 6.25 (1, 1)	6.0 L 28 9 5 5 1 2 0 0 0 0 0 0 28 36 7.50 1.833																					
Mark Clear, R ERA: 5.32 (7, 1)	3.0 12 1 2 0 4 1 0 0 0 0 0 0 19 23 0.00 0.667																					

Texas Rangers @ Milwaukee Brewers
Milwaukee County Stadium, Milwaukee, WI
Tue Aug 11 1987, 8:05 PM EDT
Att: 17,502 - Unknown

livebaseballscorecards.com

AB 35
R 7
H 10
RBI 7
BB 3
SO 5
LOB 12



Batter	1	2	3	4	5	6	7	8	9	AB	R	H	RBI	BB	SO	LOB
Paul Molitor, R OBP: 0.442, SLG: 0.596 (1, 10)	0-3 K		0-0 1B		0-0 2B		0-0 2B 1B	4-0 BB BB		4	1	3	0	1	1	0
Mike Felder, S OBP: 0.323, SLG: 0.322 (1, 8)	0-0 4-3		0-0 F4		4-0 BB		4-0 2B BB	4-0 BB BB		2	0	0	1	3	0	1
Glenn Braggs, R OBP: 0.335, SLG: 0.425 (1, 9)	0-0 1B			0-0 4-3	0-3 K		0-0 2B	0-0 F4		5	0	2	2	0	1	6
Rob Deer, R OBP: 0.370, SLG: 0.515 (1, 7)	0-3 K			0-0 2B		0-0 G3-6-3 1B	4-0 BB		0-0 F8	4	0	2	0	1	1	1
Greg Brock, L OBP: 0.352, SLG: 0.417 (1, 3)		0-0 3-1		0-0 L3		0-0 G3-6-3	0-0 3-1		0-0 L6	5	0	0	0	0	0	5
Steve Kiefer, R OBP: 0.277, SLG: 0.405 (1, 5)		0-3 K		0-0 F2		0-3 K		4-0 BB BB BB	0-0 F9	4	1	0	0	1	2	1
Bill Schroeder, R OBP: 0.387, SLG: 0.552 (1, 2)		0-3 K			0-3 K					2	0	0	0	0	2	0
B.J. Surhoff, L OBP: 0.341, SLG: 0.442 (7, PH) (8, 2)										2	0	0	0	0	0	1
Juan Castillo, S OBP: 0.319, SLG: 0.349 (1, 4)			0-0 6-3		0-0 6-3		0-0 1B 2B 1B	0-3 K		4	1	1	0	0	1	1
Dale Sveum, S OBP: 0.288, SLG: 0.426 (1, 6)			0-0 4-3		0-0 2B 1B		0-0 F8	4-0 BB BB 1-2		3	0	1	0	1	0	1

Inning Stats	R: 0	H: 1	E: 0	K: 2	S: 8	H: 0	LOB: 1	BB: 0	P: 8	R: 0	H: 0	E: 0	K: 2	S: 7	H: 1	LOB: 1	BB: 0	P: 7	R: 0	H: 1	E: 0	K: 0	S: 4	H: 1	LOB: 1	BB: 0	P: 4	R: 0	H: 2	E: 0	K: 2	S: 9	H: 1	LOB: 0	BB: 0	P: 5	R: 2	H: 3	E: 0	K: 0	S: 6	H: 3	LOB: 3	BB: 2	P: 14	R: 1	H: 0	E: 0	K: 1	S: 5	H: 0	LOB: 3	BB: 4	P: 21	R: 0	H: 0	E: 0	K: 0	S: 3	H: 0	LOB: 0	BB: 0	P: 3	1B: 6	2B: 3	3B: 0	HR: 0	SF: 0	SAC: 0	DP: 1	HBP: 0	WP: 0	PB: 0	SB: 0	CS: 0	PA: 42
--------------	------	------	------	------	------	------	--------	-------	------	------	------	------	------	------	------	--------	-------	------	------	------	------	------	------	------	--------	-------	------	------	------	------	------	------	------	--------	-------	------	------	------	------	------	------	------	--------	-------	-------	------	------	------	------	------	------	--------	-------	-------	------	------	------	------	------	------	--------	-------	------	-------	-------	-------	-------	-------	--------	-------	--------	-------	-------	-------	-------	--------

PITCHER	IP	WLS	BF	H	R	ER	SO	BB	IBB	HBP	BLK	WP	HR	S	P	ERA	WHIP
Paul Kilgus, L ERA: 4.56 (1, 1)	6.2	W	30	9	2	2	7	2	0	0	0	0	0	42	50	2.70	1.650
Mitch Williams, L ERA: 3.33 (7, 1)	1.0		8	0	1	1	1	5	0	0	0	0	0	5	25	9.00	5.000
Jeff Russell, R ERA: 3.39 (8, 1)	1.1		4	0	0	0	0	0	0	0	0	0	0	4	4	0.00	0.000

BOTTOM

Texas Rangers @ Milwaukee Brewers
Milwaukee County Stadium, Milwaukee, WI

livebaseballscores.com

AB	35
R	3
H	9
RBI	3
BB	7
SO	8
LOB	17



PITCHER	IP	WLS	BF	H	R	ER	SO	BB	IBB	HBP	BLK	WP	HR	S	P	ERA	WHIP
Paul Kilgus, L ERA: 4.56 (1, 1)	6.2	W	30	9	2	2	7	2	0	0	0	0	0	42	50	2.70	1.650
Mitch Williams, L ERA: 3.33 (7, 1)	1.0		8	0	1	1	1	5	0	0	0	0	0	5	25	9.00	5.000
Jeff Russell, R ERA: 3.39 (8, 1)	1.1		4	0	0	0	0	0	0	0	0	0	0	4	4	0.00	0.000

Wed Aug 12 1987, 4:33 AM EDT
Att. 21,609 - Unknown

Batter	1	2	3	4	5	6	7	8	9	AB R H RBI BB SO LOB	TOP											
Paul Molitor, R (1, 10) OBP: 0.442, SLG: 0.601	0-0 5-3		4-0 BB		0-3 K		0-0 1-3		0-0 HR	4 1 1 1 1 1 1												
Mike Felder, S (1, 7) OBP: 0.316, SLG: 0.314	0-0 4-3		0-0 F8		0-0 F7		0-0 4-3		0-0 4-3	5 0 0 0 0 0 3												
Robin Yount, R (1, 8) OBP: 0.373, SLG: 0.482	0-0 6-3			0-0 F8		4-0 G3 1B 1B BB		0-0 P3		3 1 0 0 1 0 0												
Greg Brock, L (1, 3) OBP: 0.354, SLG: 0.416		0-3 K		0-0 4-3		0-0 G3 1B		4-0 4-3 BB 1B BB		3 2 1 0 1 1 0												
Rob Deer, R (1, 9) OBP: 0.372, SLG: 0.512		0-3 K		4-0 S BB		0-3 K		4-0 4-3 1B BB		2 0 0 0 2 2 2												
B.J. Surhoff, L (1, 2) OBP: 0.340, SLG: 0.438		0-0 4-3		4-0 1-2 BB		0-0 G3		0-0 4-3		3 0 0 0 1 0 4												
Ernest Riles, L (1, 5) OBP: 0.305, SLG: 0.321			0-0 F8	0-0 3-1		0-0 1B		0-0 1B		4 0 2 3 0 0 2												
Juan Castillo, S (1, 4) OBP: 0.319, SLG: 0.358			0-0 3B		0-0 F7	0-0 6-3			0-0 F8	3 0 1 0 0 0 1												
Rick Manning, L (9, PH) OBP: 0.337, SLG: 0.346										1 0 0 0 0 0 0												
Dale Sveum, S (1, 6) OBP: 0.288, SLG: 0.427			0-3 K		0-0 2B		0-0 F7		0-0 4-3	4 0 1 0 0 1 1												
Inning Stats	R: 0 E: 0 K: 0 S: 3	H: 0 LOB: 0 BB: 0 P: 3	R: 0 E: 0 K: 2 S: 7	H: 0 LOB: 0 BB: 0 P: 7	R: 0 E: 0 K: 1 S: 6	H: 1 LOB: 2 BB: 1 P: 10	R: 0 E: 0 K: 2 S: 3	H: 0 LOB: 2 BB: 2 P: 11	R: 0 E: 0 K: 1 S: 6	H: 1 LOB: 1 BB: 0 P: 6	R: 2 E: 0 K: 1 S: 7	H: 2 LOB: 1 BB: 1 P: 11	R: 0 E: 0 K: 0 S: 3	H: 0 LOB: 0 BB: 0 P: 3	R: 1 E: 0 K: 0 S: 3	H: 1 LOB: 2 BB: 2 P: 11	R: 1 E: 0 K: 0 S: 4	H: 1 LOB: 0 BB: 0 P: 4	1B: 3 2B: 1 3B: 1 HR: 1	SF: 0 SAC: 0 DP: 0 HBP: 0	WP: 0 PB: 0 SB: 1 CS: 0	PA: 38
PITCHER	IP WLS BF H R ER SO BB IBB HBP BLK WP HR S P ERA WHIP																					
Mike Boddicker, R (1, 1) ERA: 3.82	7.1 W 32 4 3 3 5 6 0 0 0 0 0 0 36 60 3.68 1.364																					
Tom Niedenfuer, R (8, 1) ERA: 4.89	1.2 S 6 2 1 1 0 0 0 0 0 0 0 0 1 6 6 5.40 1.200																					

Milwaukee Brewers @ Baltimore Orioles
Memorial Stadium, Baltimore, MD
 Thu Aug 13 1987, 7:05 PM EDT
 Att: 24,910 - Unknown

AB	32
R	4
H	6
RBI	4
BB	6
SO	5
LOB	14



Batter	1	2	3	4	5	6	7	8	9	AB R H RBI BB SO LOB
--------	---	---	---	---	---	---	---	---	---	----------------------

Jim Dwyer, L <small>(1, 10)</small> <small>OBP: 0.389, SLG: 0.506</small>										5 1 2 0 0 2 2
Billy Ripken, R <small>(1, 4)</small> <small>OBP: 0.370, SLG: 0.374</small>										5 0 2 0 0 3 3
Cal Ripken Jr., R <small>(1, 6)</small> <small>OBP: 0.345, SLG: 0.467</small>										2 1 1 0 2 1 0
Eddie Murray, S <small>(1, 3)</small> <small>OBP: 0.349, SLG: 0.517</small>										4 1 1 0 0 2 5
Fred Lynn, L <small>(1, 8)</small> <small>OBP: 0.328, SLG: 0.477</small>										4 1 1 4 0 2 5
Ray Knight, R <small>(1, 5)</small> <small>OBP: 0.324, SLG: 0.388</small>										4 0 1 0 0 1 5
Larry Sheets, L <small>(1, 9)</small> <small>OBP: 0.368, SLG: 0.611</small>										2 0 0 0 0 1 1
Lee Lacy, R <small>(5, 9)</small> <small>OBP: 0.329, SLG: 0.384</small>										2 0 1 0 0 1 0
Terry Kennedy, L <small>(1, 2)</small> <small>OBP: 0.316, SLG: 0.397</small>										2 0 0 0 2 1 1
Mike Young, S <small>(1, 7)</small> <small>OBP: 0.337, SLG: 0.418</small>										3 1 1 1 1 1 2

Inning Stats	R: 0	H: 0	E: 0	LOB: 0	K: 2	BB: 0	S: 7	P: 7	R: 0	H: 0	E: 0	LOB: 0	K: 2	BB: 0	S: 7	P: 7	R: 0	H: 2	E: 0	LOB: 3	K: 2	BB: 1	S: 9	P: 13	R: 1	H: 2	E: 0	LOB: 0	K: 2	BB: 0	S: 8	P: 8	R: 0	H: 2	E: 0	LOB: 2	K: 1	BB: 0	S: 7	P: 7	R: 0	H: 0	E: 0	LOB: 2	K: 3	BB: 2	S: 9	P: 17
--------------	------	------	------	--------	------	-------	------	------	------	------	------	--------	------	-------	------	------	------	------	------	--------	------	-------	------	-------	------	------	------	--------	------	-------	------	------	------	------	------	--------	------	-------	------	------	------	------	------	--------	------	-------	------	-------

PITCHER	IP	WLS	BF	H	R	ER	SO	BB	IBB	HBP	BLK	WP	HR	S	P	ERA	WHIP
Chris Bosio, R <small>ERA: 5.6</small>	(1, 1)	7.0	L	33	10	5	5	12	3	0	0	0	2	54	66	6.43	1.857
Mark Clear, R <small>ERA: 5.24</small>	(8, 1)	1.0		5	0	0	3	2	0	0	0	0	0	9	17	0.00	2.000

BOTTOM

Milwaukee Brewers @ Baltimore Orioles
Memorial Stadium, Baltimore, MD
 Thu Aug 13 1987, 7:05 PM EDT
 Att. 24,910 - Unknown

livebaseballscorecards.com

AB	33
R	5
H	10
RBI	5
BB	5
SO	15
LOB	24



1B: 7	SF: 0	WP: 0	PA: 38
2B: 1	SAC: 0	PB: 0	
3B: 0	DP: 0	SB: 0	
HR: 2	HBP: 0	CS: 1	

WP	HR	S	P	ERA	WHIP
----	----	---	---	-----	------

Batter	1	2	3	4	5	6	7	8	9	AB R H RBI BB SO LOB	TOP	
Paul Molitor, R (1, 10) OBP: 0.438, SLG: 0.594	0-0 G4-1		0-0 F6	0-0 F6			0-0 9-6 S 1B		0-0 F2	5 0 1 0 0 0 1		
Mike Felder, S (1, 7) OBP: 0.313, SLG: 0.311	0-0 FC6-4 1B		0-0 FC1-6-5-4 S 2B			0-0 5-3	0-0 F9		0-0 F7	5 1 1 0 0 0 2		
Robin Yount, R (1, 8) OBP: 0.372, SLG: 0.482	0-0 FC6-4 BB 1-2f		0-0 1B 2B			0-0 F7	0-0 9-6 1-3f			4 1 1 1 0 0 2		
Rob Deer, R (1, 3) OBP: 0.375, SLG: 0.513 (8, 9)	4-0 1-2 BB		0-0 2B HR 1B			0-0 1B		0-0 F2		3 1 2 1 1 0 0		
Glenn Braggs, R (1, 9) OBP: 0.337, SLG: 0.427 Greg Brock, L (8, 3) OBP: 0.354, SLG: 0.416	0-0 F9		0-0 1-3 HR 2B			0-0 F8		4-0 BB BB BB 1B BB		3 1 1 0 1 0 3 0 0 0 0 0 0 0		
Dale Sveum, S (1, 6) OBP: 0.290, SLG: 0.444		0-3 K	0-0 HR			0-0 HR		0-3 K		4 2 2 4 0 2 1		
Bill Schroeder, R (1, 2) OBP: 0.384, SLG: 0.545		0-0 5-3	0-3 K			0-3 K		0-0 1-3 1B		4 0 1 0 0 2 0		
Steve Kiefer, R (1, 5) OBP: 0.265, SLG: 0.386		0-0 5-3		0-3 K		0-0 F6		0-0 4-3		4 0 0 0 0 1 2		
Juan Castillo, S (1, 4) OBP: 0.318, SLG: 0.361			0-0 FC1-6-5 2B	0-0 1-3		0-0 5-3		0-3 K		4 0 1 0 0 1 0		
Inning Stats	R: 0 E: 0 K: 0 S: 4 H: 1 LOB: 2 BB: 1 P: 8	R: 0 E: 0 K: 1 S: 5 H: 0 LOB: 0 BB: 0 P: 5	R: 5 E: 0 K: 1 S: 10 H: 5 LOB: 0 BB: 0 P: 10	R: 0 E: 0 K: 1 S: 5 H: 0 LOB: 0 BB: 0 P: 5	R: 0 E: 0 K: 0 S: 4 H: 1 LOB: 1 BB: 0 P: 4	R: 1 E: 0 K: 1 S: 6 H: 1 LOB: 0 BB: 0 P: 6	R: 0 E: 0 K: 0 S: 3 H: 1 LOB: 0 BB: 0 P: 3	R: 0 E: 0 K: 1 S: 6 H: 1 LOB: 2 BB: 1 P: 10	R: 0 E: 0 K: 1 S: 5 H: 0 LOB: 0 BB: 0 P: 5	1B: 5 2B: 4 3B: 0 HR: 2 SF: 0 SAC: 0 DP: 1 HBP: 0	WP: 0 PB: 0 SB: 2 CS: 0 PA: 38	
PITCHER	IP WLS BF H R ER SO BB IBB HBP BLK WP HR S P ERA WHIP											
Eric Bell, L (1, 1) ERA: 5.0	6.1 L 29 9 6 6 4 1 0 0 0 0 2 36 40 8.53 1.579											
Jack O'Connor, L (7, 1) ERA: 6.63	1.1 5 1 0 0 1 1 0 0 0 0 0 6 10 0.00 1.500											
Mike Griffin, R (8, 1) ERA: 3.95	1.1 4 0 0 0 1 0 0 0 0 0 0 6 6 0.00 0.000											

Milwaukee Brewers @ Baltimore Orioles
 Memorial Stadium, Baltimore, MD
 Fri Aug 14 1987, 7:05 PM EDT
 Att: 19,761 - Unknown

AB	36
R	6
H	10
RBI	6
BB	2
SO	6
LOB	11



Batter	1	2	3	4	5	6	7	8	9	AB R H RBI BB SO LOB	TOP											
Paul Molitor, R (1, 10) OBP: 0.438, SLG: 0.591	0-0 1B		0-0 F9		0-0 FC5-2-6-1		4-0 BB			3 0 1 0 1 0 2												
Mike Felder, S (1, 7) OBP: 0.316, SLG: 0.307	4-0 BB			4-0 S BB	0-0 F2		0-0 5-3			2 0 0 0 2 0 3												
Robin Yount, R (1, 8) OBP: 0.371, SLG: 0.480	0-0 F7			0-0 F8		0-0 2B G1-2-3 1B		0-0 F9		4 0 1 0 0 0 2												
Rob Deer, R (1, 3) OBP: 0.372, SLG: 0.507	0-0 F6			0-3 K 1-2		0-3 K		0-0 L5		4 0 0 0 0 2 3												
Glenn Braggs, R (1, 9) OBP: 0.336, SLG: 0.428		0-0 F4		0-0 F9		0-0 2B		0-3 K		4 0 1 0 0 1 1												
Dale Sveum, S (1, 6) OBP: 0.292, SLG: 0.443		0-3 K			0-0 1B E 1B	4-0 IBB		0-0 F9		3 1 1 0 1 1 0												
B.J. Surhoff, L (1, 2) OBP: 0.342, SLG: 0.436		4-0 CS BB			0-0 E 1B FC5-2-6-1 1B	0-0 G1-2-3		0-0 F5		3 0 1 0 1 0 3												
Steve Kiefer, R (1, 5) OBP: 0.265, SLG: 0.380		0-0 CS 1-2	0-3 K		0-0 E 1B FC5-2-6-1 1B		0-3 K		0-3 K	4 0 1 0 0 3 0												
Juan Castillo, S (1, 4) OBP: 0.314, SLG: 0.356			0-0 1-3		0-0 F9		0-0 F7			3 0 0 0 0 0 2												
Inning Stats	R: 0 E: 0 K: 0 S: 3	H: 1 LOB: 1 BB: 1 P: 7	R: 0 E: 0 K: 1 S: 4	H: 0 LOB: 0 BB: 1 P: 8	R: 0 E: 0 K: 1 S: 5	H: 0 LOB: 0 BB: 0 P: 5	R: 0 E: 0 K: 1 S: 5	H: 0 LOB: 1 BB: 1 P: 9	R: 0 E: 1 K: 0 S: 6	H: 3 LOB: 2 BB: 0 P: 6	R: 0 E: 0 K: 1 S: 6	H: 2 LOB: 2 BB: 1 P: 10	R: 0 E: 0 K: 1 S: 5	H: 0 LOB: 1 BB: 1 P: 9	R: 0 E: 0 K: 1 S: 5	H: 0 LOB: 0 BB: 0 P: 5	R: 0 E: 0 K: 1 S: 5	H: 0 LOB: 0 BB: 0 P: 5	1B: 5 2B: 1 3B: 0 HR: 0	SF: 0 SAC: 0 DP: 1 HBP: 0	WP: 0 PB: 0 SB: 1 CS: 1	PA: 36
PITCHER Mike Flanagan, L (1, 1) ERA: 4.99	IP: 9.0 WLS: W BF: 35 H: 6 R: 1 ER: 0 SO: 7 BB: 4 IBB: 1 HBP: 0 BLK: 0 WP: 0 HR: 0 S: 44 P: 64 ERA: 0.00 WHIP: 1.111											PITCHER	IP: 9.0 WLS: W BF: 35 H: 6 R: 1 ER: 0 SO: 7 BB: 4 IBB: 1 HBP: 0 BLK: 0 WP: 0 HR: 0 S: 44 P: 64 ERA: 0.00 WHIP: 1.111									

Milwaukee Brewers @ Baltimore Orioles
 Memorial Stadium, Baltimore, MD
 Sat Aug 15 1987, 7:05 PM EDT
 Att: 25,243 - Unknown

livebaseballscorecards.com

AB	30
R	1
H	6
RBI	0
BB	5
SO	7
LOB	16



Batter	1	2	3	4	5	6	7	8	9	AB R H RBI BB SO LOB	TOP	
Paul Molitor, R (1, 10) OBP: 0.438, SLG: 0.592	0-0 6-3		0-0 2B		0-0 E 6-3 1B		0-3 K		0-0 F4	5 0 2 0 0 1 0		
B.J. Surhoff, L (1, 2) OBP: 0.340, SLG: 0.430	0-3 K		4-0 BB		0-0 6-3 1-2		0-0 F9		0-0 F7	4 0 0 0 1 1 1		
Robin Yount, R (1, 8) OBP: 0.373, SLG: 0.480 Mike Felder, S (9, PR) OBP: 0.316, SLG: 0.307 (9, 7)	0-0 1B		0-0 5-3		0-0 E6 2-3			0-0 2B 1B	4-0 WP S 2B BB	4 1 2 0 1 0 3 0 1 0 0 0 0 0		
Greg Brock, L (1, 3) OBP: 0.354, SLG: 0.417	0-0 F7			0-0 L6	0-0 F6			0-0 1B 2B	4-0 WP 2B IBB	4 2 1 0 1 0 3		
Glenn Braggs, R (1, 9) OBP: 0.339, SLG: 0.433 Rick Manning, L (9, 8) OBP: 0.337, SLG: 0.346		0-0 6-3		0-0 S HR 1B		0-0 6-3		0-0 1B 1B	0-0 1-H 2-H 2B	5 1 3 3 0 0 0 0 0 0 0 0 0 0		
Rob Deer, R (1, 7) OBP: 0.370, SLG: 0.503 (9, 9)		0-0 CS 1B		0-3 K 1-2		0-0 6-3		0-0 F7	0-3 K	5 0 1 0 0 2 5		
Ernest Riles, L (1, 5) OBP: 0.316, SLG: 0.355		0-0 F8		0-0 HR 2-H		0-0 1B		0-0 1B		4 1 3 3 0 0 1		
Juan Castillo, S (1, 4) OBP: 0.309, SLG: 0.350		0-0 CS 1-2	0-0 F8	0-0 L3		0-0 4-3		0-0 F8		4 0 0 0 0 0 3		
Dale Sveum, S (1, 6) OBP: 0.289, SLG: 0.439			0-0 2-3		0-3 K		0-0 4-3	0-0 4-3		4 0 0 0 0 1 2		
Inning Stats	R: 0 H: 1 E: 0 LOB: 1 K: 1 BB: 0 S: 6 P: 6	R: 0 H: 1 E: 0 LOB: 0 K: 0 BB: 0 S: 3 P: 3	R: 0 H: 1 E: 0 LOB: 2 K: 0 BB: 1 S: 4 P: 8	R: 2 H: 2 E: 0 LOB: 0 K: 1 BB: 0 S: 7 P: 7	R: 0 H: 1 E: 1 LOB: 2 K: 1 BB: 0 S: 7 P: 7	R: 0 H: 1 E: 0 LOB: 1 K: 0 BB: 0 S: 4 P: 4	R: 0 H: 0 E: 0 LOB: 0 K: 1 BB: 0 S: 5 P: 5	R: 2 H: 4 E: 0 LOB: 2 K: 0 BB: 0 S: 7 P: 7	R: 2 H: 1 E: 0 LOB: 2 K: 1 BB: 2 S: 6 P: 14	1B: 8 SF: 0 2B: 3 SAC: 0 3B: 0 DP: 0 HR: 1 HBP: 0	WP: 1 PA: 43 PB: 0 SB: 2 CS: 1	
PITCHER Dave Schmidt, R (1, 1) ERA: 3.44 Mark Williamson, R (8, 1) ERA: 4.01	IP WLS BF H R ER SO BB IBB HBP BLK WP HR S P ERA WHIP	7.0 L 31 9 4 4 4 1 0 0 0 0 1 0 11 19 5.14 1.429	2.0 11 3 2 2 1 1 1 0 0 1 0 11 19 9.00 2.000	PITCHER IP WLS BF H R ER SO BB IBB HBP BLK WP HR S P ERA WHIP								

Milwaukee Brewers @ Baltimore Orioles
 Memorial Stadium, Baltimore, MD
 Sun Aug 16 1987, 3:33 AM EDT
 Att: 25,950 - Unknown

AB	39
R	6
H	12
RBI	6
BB	3
SO	5
LOB	18



Batter	1	2	3	4	5	6	7	8	9	AB	R	H	RBI	BB	SO	LOB
Mike Hart, L OBP: 0.250, SLG: 0.250 (1, 8)	F4		G6-3 1B		G6-3 1-2f		F8			4	0	1	0	0	0	2
Billy Ripken, R OBP: 0.367, SLG: 0.370 (1, 4)	4-3		G3 1-2			1-3	F8			4	0	0	0	0	0	1
Cal Ripken Jr., R OBP: 0.341, SLG: 0.458 (1, 6)	4-3			6-3		1B FC3-2 1B		F8		4	0	1	0	0	0	0
Eddie Murray, S OBP: 0.351, SLG: 0.512 (1, 3)		3-1		G4-6-3 1B		BB FC3-2 BB 1B		K		4	1	2	0	0	1	0
Larry Sheets, L OBP: 0.365, SLG: 0.602 (1, 9)		K		G4-6-3 1-2f		FC3-2 BB BB		F8		4	0	0	0	0	1	3
Ray Knight, R OBP: 0.323, SLG: 0.383 (1, 5)		BB			6-3	BB BB BB	BB BB		K	2	0	0	0	2	1	0
Terry Kennedy, L OBP: 0.317, SLG: 0.403 (1, 2)		4-3				BB 1B	1-2 2-3 3-H		L6	3	1	1	1	1	0	1
Mike Young, S OBP: 0.334, SLG: 0.410 (1, 7)			3-1			1B BB	1-2 2-3 3-H		K	3	0	0	0	1	1	3
Jim Dwyer, L OBP: 0.387, SLG: 0.500 (1, 10)			K				1-3 2-H		F8	3	0	1	1	0	1	0

Inning Stats	R: 0	H: 0	E: 0	K: 0	S: 3	LOB: 0	BB: 0	P: 3	R: 0	H: 0	E: 0	K: 1	S: 5	LOB: 1	BB: 1	P: 9	R: 0	H: 1	E: 0	K: 1	S: 6	LOB: 1	BB: 0	P: 6	R: 0	H: 1	E: 0	K: 0	S: 3	LOB: 0	BB: 0	P: 3	R: 1	H: 2	E: 0	K: 0	S: 4	LOB: 1	BB: 1	P: 8	R: 0	H: 0	E: 0	K: 0	S: 3	LOB: 0	BB: 0	P: 3	R: 0	H: 0	E: 0	K: 1	S: 5	LOB: 0	BB: 0	P: 5	R: 0	H: 0	E: 0	K: 2	S: 7	LOB: 0	BB: 0	P: 7	R: 0	H: 0	E: 0	K: 0	S: 7	LOB: 0	BB: 0	P: 7
1B: 6	SF: 0	2B: 0	SAC: 0	3B: 0	DP: 2	HR: 0	HBP: 0	WP: 0	PA: 35	PB: 0	SB: 1	CS: 0																																																												

PITCHER	IP	WLS	BF	H	R	ER	SO	BB	IBB	HBP	BLK	WP	HR	S	P	ERA	WHIP
Len Barker, R ERA: 7.24 (1, 1)	5.1		21	5	2	2	2	2	2	0	0	0	0	23	31	3.38	1.312
Chuck Crim, R ERA: 3.73 (6, 1)	1.2	W	8	1	0	0	0	2	0	0	0	0	0	6	14	0.00	1.800
Dan Plesac, L ERA: 2.35 (8, 1)	2.0	S	6	0	0	0	3	0	0	0	0	0	0	12	12	0.00	0.000

BOTTOM

Milwaukee Brewers @ Baltimore Orioles
Memorial Stadium, Baltimore, MD

Sun Aug 16 1987, 3:33 AM EDT
Att. 25,950 - Unknown

livebaseballscorecards.com

AB	31
R	2
H	6
RBI	2
BB	4
SO	5
LOB	10



Batter	1	2	3	4	5	6	7	8	9	AB R H RBI BB SO LOB	TOP
Paul Molitor, R (1, 10) OBP: 0.440, SLG: 0.589	4-0 G6-4-3 E 1B BB		X 0-0 FC5-4 1B		0-3 K	1-0 FC6-4 HBP		X 0-0 5-3		3 1 1 0 1 1 0	
Robin Yount, R (1, 8) OBP: 0.374, SLG: 0.479	X 0-0		X 0-0 FC5-4		X 0-0 F9	0-0 FC6-4		X 0-0		5 0 2 0 0 0 4	
Rick Manning, L (8, PR) OBP: 0.337, SLG: 0.346	1-2 G6-4-3 1B		1-2f 2-3 WP		1-2f 2-3			1B		0 0 0 0 0 0 0	
Glenn Braggs, R (1, 9) OBP: 0.335, SLG: 0.428	X 0-0 G6-4-3		X 0-0 SF8		X 0-0 F8		X 0-3 K	X 0-0 4-3		4 0 0 1 0 1 3	
Rob Deer, R (1, 7) OBP: 0.370, SLG: 0.500	X 0-0 E8		3-H 4-0 1-2 BB		X 0-0 1B 1B		X 0-3 K	X 0-0 6-3		4 1 1 0 1 1 0	
Greg Brock, L (1, 3) OBP: 0.354, SLG: 0.417	X 0-0 3-1		S S S 0-3 K		X 0-0 6-3 1B 1B		X 0-0 E3	X 0-0 CS 1B		3 0 1 0 0 1 3	
Mike Felder, S (6, PR) OBP: 0.318, SLG: 0.309										2 1 1 0 0 0 0	
Dale Sveum, S (1, 6) OBP: 0.295, SLG: 0.439		X 0-0 L8		B B B B 4-0 CS 1B BB		X 0-0 6-3 E 1B		B B B B 4-0 1-2 BB		2 1 1 1 3 0 0	
Bill Schroeder, R (1, 2) OBP: 0.379, SLG: 0.536		X 0-0 6-3		X 0-0 F8		X 0-0 6-3		X 0-0 1-2 2-3 1B		5 0 1 0 0 0 4	
Ernest Riles, L (1, 5) OBP: 0.321, SLG: 0.359		X 0-0 4-3		X 0-0 CS 1B		X 0-0 E9 FC6-4 1B		X 0-0 4-3		4 0 2 1 0 0 3	
Juan Castillo, S (1, 4) OBP: 0.308, SLG: 0.348			X 0-0 FC5-4 1B SF8 1B		X 0-0 F9		X 0-3 K	X 0-0 3-1		4 1 1 0 0 1 4	
Inning Stats	R: 1 H: 1 E: 1 LOB: 1 K: 0 BB: 1 S: 4 P: 8	R: 0 H: 0 E: 0 LOB: 0 K: 0 BB: 0 S: 3 P: 3	R: 1 H: 2 E: 0 LOB: 2 K: 1 BB: 1 S: 7 P: 11	R: 0 H: 1 E: 0 LOB: 1 K: 0 BB: 1 S: 3 P: 7	R: 0 H: 0 E: 0 LOB: 0 K: 1 BB: 0 S: 5 P: 5	R: 3 H: 4 E: 1 LOB: 2 K: 1 BB: 0 S: 9 P: 10	R: 0 H: 1 E: 1 LOB: 3 K: 2 BB: 1 S: 9 P: 13	R: 0 H: 1 E: 0 LOB: 1 K: 0 BB: 0 S: 4 P: 4	R: 0 H: 1 E: 0 LOB: 1 K: 0 BB: 1 S: 3 P: 7	1B: 11 SF: 1 2B: 0 SAC: 0 3B: 0 DP: 1 HR: 0 HBP: 1	WP: 1 PA: 43 PB: 0 SB: 0 CS: 3
PITCHER Scott Bailes, L (1, 1) ERA: 3.99	IP 5.1 WLS L BF 26 H 8 R 5 ER 3 SO 2 BB 3 IBB 0 HBP 0 BLK 0 WP 1 HR 0 S 27 P 39 ERA 5.06 WHIP 2.062					PITCHER	IP 3.2 WLS L BF 17 H 3 R 0 ER 0 SO 3 BB 2 IBB 0 HBP 1 BLK 0 WP 0 HR 0 S 20 P 29 ERA 0.00 WHIP 1.364				

Milwaukee Brewers @ Cleveland Indians
Cleveland Municipal Stadium, Cleveland, OH
Mon Aug 17 1987, 7:05 PM EDT
Att. 7,011 - Unknown

livebaseballscorecards.com

AB	36
R	5
H	11
RBI	3
BB	5
SO	5
LOB	21



Batter	1	2	3	4	5	6	7	8	9	AB R H RBI BB SO LOB
Julio Franco, R (1, 6) OBP: 0.391, SLG: 0.430	0-0 SH1-3 1B		0-0 FC5-4 1B		0-0 F9			0-0 2-3 1B		4 0 3 0 0 0 0
Tommy Hinzo, S (1, 4) OBP: 0.278, SLG: 0.297	0-0 SH1-3 1-2		0-0 FC5-4 1B			0-3 K		0-3 K		3 0 0 0 0 2 3
Pat Tabler, R (1, 3) OBP: 0.383, SLG: 0.458	0-0 L4		0-0 1-3 1B			0-0 4-3		0-0 SF9		3 0 1 1 0 0 1
Joe Carter, R (1, 8) OBP: 0.301, SLG: 0.490	0-0 2-3 1B		0-0 5-3			0-0 5-3		0-0 F4		4 0 1 0 0 0 3
Mel Hall, L (1, 7) OBP: 0.283, SLG: 0.383	0-0 F5			0-0 F9			0-0 F8		0-0 F9	4 0 0 0 0 0 2
Brook Jacoby, R (1, 5) OBP: 0.376, SLG: 0.530		0-0 6-3		0-0 F7			0-0 1B		0-0 F4	4 0 1 0 0 0 0
Cory Snyder, R (1, 9) OBP: 0.290, SLG: 0.507		0-0 L8		0-0 F6			0-0 F4		0-0 HR 1B	4 1 1 0 0 0 1
Doug Frobel, L (1, 10) OBP: 0.152, SLG: 0.323		0-0 F8			0-0 F6		0-0 F6		0-0 HR	4 1 1 2 0 0 1
Chris Bando, S (1, 2) OBP: 0.252, SLG: 0.329			0-0 F8			0-0 F8		0-0 1B SF9 2B	0-0 F8	4 1 1 0 0 0 0

Inning Stats	R: 0 E: 0 K: 5 S: 5	H: 2 LOB: 2 BB: 0 P: 5	R: 0 E: 0 K: 3 S: 3	H: 0 LOB: 0 BB: 0 P: 3	R: 0 E: 0 K: 5 S: 5	H: 2 LOB: 2 BB: 0 P: 5	R: 0 E: 0 K: 0 S: 3	H: 0 LOB: 0 BB: 0 P: 3	R: 0 E: 0 K: 3 S: 3	H: 0 LOB: 0 BB: 0 P: 3	R: 0 E: 0 K: 1 S: 5	H: 0 LOB: 0 BB: 0 P: 5	R: 0 E: 0 K: 0 S: 4	H: 1 LOB: 1 BB: 0 P: 4	R: 1 E: 0 K: 1 S: 7	H: 2 LOB: 1 BB: 0 P: 7	R: 2 E: 0 K: 0 S: 5	H: 2 LOB: 0 BB: 0 P: 5	1B: 7 2B: 1 3B: 0 HR: 1	SF: 1 SAC: 1 DP: 0 HBP: 0
--------------	------------------------------	---------------------------------	------------------------------	---------------------------------	------------------------------	---------------------------------	------------------------------	---------------------------------	------------------------------	---------------------------------	------------------------------	---------------------------------	------------------------------	---------------------------------	------------------------------	---------------------------------	------------------------------	---------------------------------	----------------------------------	------------------------------------

PITCHER	IP	WLS	BF	H	R	ER	SO	BB	IBB	HBP	BLK	WP	HR	S	P	ERA	WHIP
Mark Knudson, R (1, 1) ERA: 5.66	9.0	W	36	9	3	3	2	0	0	0	0	0	1	40	40	3.00	1.000

BOTTOM

Milwaukee Brewers @ Cleveland Indians
Cleveland Municipal Stadium, Cleveland, OH

Mon Aug 17 1987, 7:05 PM EDT
Att: 7,011 - Unknown

AB	34
R	3
H	9
RBI	3
BB	0
SO	2
LOB	11



WP: 0	PA: 36
PB: 0	
SB: 0	
CS: 0	

livebaseballscorecards.com

Batter	1	2	3	4	5	6	7	8	9	10	11	12	AB	R	H	RBI	BB	SO	LOB	BOTTOM	
Julio Franco, R (1, 6) OBP: 0.394, SLG: 0.431 Junior Noboa, R (10, 6) OBP: 0.194, SLG: 0.147	 4-3 1B	 FC6-4 1-2f			 FC6-4 1B	 E 1B WP HBP		 K		 5-3		 4-0 1B IBB	4 2 2 0 0 1 2 1 0 0 0 1 0 0								
Tommy Hinzo, S (1, 4) OBP: 0.263, SLG: 0.280	 4-3 1-2		 3-1		 FC6-4 1-2f	 F5		 4-3		 1-3		 F9	7 0 0 0 0 0 8								
Pat Tabler, R (1, 3) OBP: 0.382, SLG: 0.455	 K		 K			 F9 E7 WP BB 1B		 F8			 F7	 1-2 2-3 3-H 1B	7 0 2 3 0 2 1								
Joe Carter, R (1, 8) OBP: 0.301, SLG: 0.488	 2-H 1B		 K			 WP BB 1B F7			 5-3		 K		6 1 2 1 0 2 1								
Mel Hall, L (1, 7) OBP: 0.287, SLG: 0.385	 L9			 K		 BB BB 1B F7	 K		 1B 1B		 1B 1B		6 1 3 0 0 2 1								
Brook Jacoby, R (1, 5) OBP: 0.377, SLG: 0.531		 F4		 F9		 BB BB 2B BB	 BB 2B		 1B 1B		 K		5 1 2 0 1 1 1								
Cory Snyder, R (1, 9) OBP: 0.291, SLG: 0.502		 5-3		 K		 BB BB 2B BB 1-2 2-3 3-H	 BB BB		 F9 1B 1B		 K		4 1 0 1 2 2 2								
Doug Frobel, L (1, 10) OBP: 0.216, SLG: 0.313 Carmen Castillo, R (9, PH) OBP: 0.299, SLG: 0.462		 1B BB	 4-0 BB BB		 3-1	 2B 1B BB 1-2 2-3 3-H	 G4-6-3 BB 1-2 2-3		 F9 BB BB		 E5 1B 1B		1 1 0 1 3 0 0 2 1 0 0 0 0 2								
Andy Allanson, R (1, 2) OBP: 0.260, SLG: 0.314 Chris Bando, S (3, 2) OBP: 0.256, SLG: 0.338		 FC6-4 1B 1-2		 4-3	 1B 2B 1-3 2-H 3-H	 G4-6-3 1-2f		 6-3		 1B IBB 1B 1-3		1 0 1 0 0 0 0 5 1 2 2 0 0 3									
Inning Stats	R: 1 H: 2 E: 0 LOB: 1 K: 1 BB: 0 S: 7 P: 7	R: 0 H: 1 E: 0 LOB: 2 K: 0 BB: 1 S: 4 P: 8	R: 0 H: 0 E: 0 LOB: 0 K: 2 BB: 0 S: 7 P: 7	R: 0 H: 0 E: 0 LOB: 0 K: 2 BB: 0 S: 7 P: 7	R: 0 H: 1 E: 0 LOB: 1 K: 0 BB: 3 S: 4 P: 20	R: 7 H: 4 E: 1 LOB: 1 K: 0 BB: 3 S: 7 P: 20	R: 0 H: 1 E: 0 LOB: 2 K: 1 BB: 2 S: 5 P: 13	R: 0 H: 0 E: 0 LOB: 0 K: 1 BB: 0 S: 5 P: 5	R: 0 H: 2 E: 0 LOB: 2 K: 0 BB: 0 S: 5 P: 5	R: 0 H: 0 E: 0 LOB: 0 K: 0 BB: 0 S: 3 P: 3	R: 0 H: 1 E: 0 LOB: 1 K: 1 BB: 0 S: 7 P: 11	R: 1 H: 2 E: 1 LOB: 3 K: 1 BB: 1 S: 7 P: 11	1B: 12 SF: 0 2B: 2 SAC: 0 3B: 0 DP: 1 HR: 0 HBP: 1	WP: 2 PA: 57 PB: 0 SB: 0 CS: 0							

Milwaukee Brewers @ Cleveland Indians
 Cleveland Municipal Stadium, Cleveland, OH
 Tue Aug 18 1987, 7:05 PM EDT
 Att: 10,205 - Unknown

AB	49
R	9
H	14
RBI	8
BB	7
SO	10
LOB	21



PITCHER	IP	WLS	BF	H	R	ER	SO	BB	IBB	HBP	BLK	WP	HR	S	P	ERA	WHIP
Chris Bosio, R (1, 1) ERA: 5.74	5.1		25	6	5	5	5	3	0	0	0	1	0	32	44	8.44	1.688
Chuck Crim, R (6, 1) ERA: 3.88	0.2		6	2	3	2	0	1	0	1	0	1	0	4	9	27.00	4.500
Mark Clear, R (7, 1) ERA: 5.21	0.1		4	1	0	0	1	2	0	0	0	0	0	4	12	0.00	9.000
Jay Aldrich, R (7, 1) ERA: 5.23	2.0		7	2	0	0	1	0	0	0	0	0	0	9	9	0.00	1.000
Dan Plesac, L (9, 1) ERA: 2.26	2.2		9	1	0	0	2	0	0	0	0	0	0	13	13	0.00	0.375
PITCHER	IP	WLS	BF	H	R	ER	SO	BB	IBB	HBP	BLK	WP	HR	S <td>P <td>ERA <td>WHIP </td></td></td>	P <td>ERA <td>WHIP </td></td>	ERA <td>WHIP </td>	WHIP
Ray Burris, R (12, 1) ERA: 6.28	0.2	L	6	2	1	0	1	0	1	0	0	0	0	7	11	0.00	3.000

Batter	1	2	3	4	5	6	7	8	9	AB R H RBI BB SO LOB	TOP											
Paul Molitor, R (1, 10) <small>OBP: 0.442, SLG: 0.599</small> Glenn Braggs, R (9, PR) <small>OBP: 0.337, SLG: 0.427</small>	0-0 6-3	0-0 5-3		1-H 2-H HR	1B FC3-6 2B		FC6-4 1B		FC1-5-2 G3 1B	6 2 4 3 0 0 1 0 0 0 0 0 0 0	Milwaukee Brewers @ Cleveland Indians Cleveland Municipal Stadium, Cleveland, OH Wed Aug 19 1987, 7:05 PM EDT Att. 8,288 - Unknown											
Robin Yount, R (1, 8) <small>OBP: 0.375, SLG: 0.478</small> Mike Felder, S (6, 8) <small>OBP: 0.318, SLG: 0.306</small>	0-0 F3		0-0 F9	BB E 1B	FC3-6 1B	FC6-4 2B 1-2f		G3	4 1 1 0 0 0 0 2 0 0 0 0 0 3													
Rick Manning, L (1, 9) <small>OBP: 0.333, SLG: 0.365</small>	0-3 K		0-0 1-3	1B BB HR	FC3-6 G4-6-3		1-3 2B	FC1-5-2	6 1 1 1 0 1 5													
Greg Brock, L (1, 3) <small>OBP: 0.360, SLG: 0.427</small> Bill Schroeder, R (7, PH) <small>OBP: 0.376, SLG: 0.530</small> (7, 3)		0-0 PB 1B	1B BB	1B HR BB	G4-6-3		6-3	F9	2 2 1 0 2 0 1 2 0 0 0 0 0 4													
B.J. Surhoff, L (1, 2) <small>OBP: 0.344, SLG: 0.429</small>		0-0 1B 2B 1B	1-3 1B	1-2 2-3 3-H HR 1B		F9		3-1	5 2 3 2 0 0 0													
Rob Deer, R (1, 7) <small>OBP: 0.374, SLG: 0.504</small>		0-0 F4	1-2 BB	1-H 2-H 3-H HR		6-3		BB	3 1 1 4 2 0 1													
Ernest Riles, L (1, 5) <small>OBP: 0.318, SLG: 0.349</small> (6, 6)		0-0 2B 1B	5-3	0-0 F9		F8		K	5 1 1 0 0 1 4													
Dale Sveum, S (1, 6) <small>OBP: 0.296, SLG: 0.446</small> Steve Kiefer, R (6, 5) <small>OBP: 0.264, SLG: 0.406</small>		0-0 2B		E1 HBP HR			HR	F9	3 1 1 2 0 1 0 2 1 1 1 0 0 1													
Juan Castillo, S (1, 4) <small>OBP: 0.312, SLG: 0.345</small>		0-3 K		K HBP			F9	G3 1B FC1-5-2 1B	4 1 1 0 0 1 1													
Inning Stats	R: 0 E: 0 K: 1 S: 5	H: 0 LOB: 0 BB: 0 P: 5	R: 3 E: 0 K: 1 S: 9	H: 4 LOB: 1 BB: 0 P: 9	R: 0 E: 0 K: 0 S: 4	H: 1 LOB: 3 BB: 2 P: 12	R: 8 E: 3 K: 1 S: 11	H: 3 LOB: 0 BB: 1 P: 16	R: 1 E: 0 K: 0 S: 4	H: 2 LOB: 0 BB: 0 P: 4		R: 0 E: 0 K: 0 S: 3	H: 0 LOB: 0 BB: 0 P: 3	R: 1 E: 0 K: 0 S: 6	H: 3 LOB: 2 BB: 0 P: 6	R: 0 E: 0 K: 1 S: 5	H: 0 LOB: 1 BB: 1 P: 9	R: 0 E: 0 K: 0 S: 5	H: 2 LOB: 2 BB: 0 P: 5	1B: 9 2B: 3 3B: 0 HR: 3	SF: 0 SAC: 0 DP: 1 HBP: 1	WP: 0 PB: 1 SB: 0 CS: 0
PITCHER	IP WLS BF H R ER SO BB IBB HBP BLK WP HR S P ERA WHIP																					
Tom Candiotti, R (1, 1) <small>ERA: 4.88</small> Don Gordon, R (2, 1) <small>ERA: 6.04</small> Jamie Easterly, L (7, 1) <small>ERA: 1.69</small> Ed Vande Berg, L (9, 1) <small>ERA: 5.33</small>	1.1 L 7 3 3 3 1 0 0 0 0 0 0 0 9 9 20.25 2.250																					
	4.2 27 7 9 3 2 3 0 1 0 0 2 27 40 5.79 2.143																					
	2.0 10 3 1 1 1 1 0 0 0 0 1 11 15 4.50 2.000																					
	1.0 5 2 0 0 0 0 0 0 0 0 0 5 5 0.00 2.000																					

livebaseballscorecards.com

AB	44
R	13
H	15
RBI	13
BB	4
SO	4
LOB	21



Batter	1	2	3	4	5	6	7	8	9	AB R H RBI BB SO LOB	TOP											
Paul Molitor, R (1, 10) OBP: 0.446, SLG: 0.605	0-0 L8	0-0 2B	0-0 2B			0-0 1B	4-0 FC4-6		0-0 5-3	5 1 3 3 1 0 0												
Robin Yount, R (1, 8) OBP: 0.376, SLG: 0.477	0-0 F8	0-0 6-3	4-0 BB			0-0 1B	0-0 FC4-6			3 1 1 0 1 0 2												
Mike Felder, S (6, 8) OBP: 0.317, SLG: 0.305						1-2 1B	1-2f			1 0 0 0 0 0 1												
Glenn Braggs, R (1, 9) OBP: 0.335, SLG: 0.424	0-0 F7		0-0 F8			0-0 1B	0-0 F7			5 1 1 1 0 1 3												
			K			1-3 2-H	1-3															
Greg Brock, L (1, 3) OBP: 0.360, SLG: 0.434		0-0 1-3	0-0 HR	0-0 F7		0-0 1B	0-3 K			5 2 2 2 0 1 1												
						1-2 3-H	1-2															
B.J. Surhoff, L (1, 2) OBP: 0.345, SLG: 0.427		4-0 1B	0-0 L7	0-0 4-3		0-0 1B	0-0 4-3			4 2 1 0 1 0 0												
						1-2 2-3	1-2															
Rob Deer, R (1, 7) OBP: 0.375, SLG: 0.509		0-3 K	4-0 BB	0-0 F8		0-0 1B	0-3 K			4 2 1 4 1 2 1												
						1-H 2-H 3-H	1-2															
Ernest Riles, L (1, 5) OBP: 0.320, SLG: 0.350		0-0 BB	0-0 BB			0-0 6-3	0-3 K			5 2 2 0 0 1 0												
Dale Sveum, S (1, 6) OBP: 0.297, SLG: 0.444		0-0 BB	4-0 BB			0-3 K	0-0 5-3		0-0 4-3	4 2 1 1 1 1 0												
Juan Castillo, S (1, 4) OBP: 0.313, SLG: 0.347		4-0 2B	0-0 BB			0-3 K2-3	0-0 F8		0-0 F7	4 1 1 3 1 1 0												
Inning Stats	R: 0 E: 0 K: 0 S: 3	H: 0 LOB: 0 BB: 0 P: 3	R: 3 E: 0 K: 1 S: 8	H: 3 LOB: 2 BB: 2 P: 16	R: 5 E: 0 K: 1 S: 9	H: 4 LOB: 2 BB: 3 P: 21	R: 0 E: 0 K: 0 S: 3	H: 0 LOB: 0 BB: 0 P: 3	R: 0 E: 0 K: 2 S: 7	H: 0 LOB: 0 BB: 0 P: 7	R: 6 E: 0 K: 0 S: 9	H: 6 LOB: 0 BB: 0 P: 9	R: 0 E: 0 K: 1 S: 5	H: 0 LOB: 1 BB: 1 P: 9	R: 0 E: 0 K: 2 S: 7	H: 0 LOB: 0 BB: 0 P: 7	R: 0 E: 0 K: 0 S: 3	H: 0 LOB: 0 BB: 0 P: 3	1B: 8 2B: 3 3B: 0 HR: 2	SF: 0 SAC: 0 DP: 0 HBP: 0	WP: 0 PB: 0 SB: 0 CS: 0	PA: 46
PITCHER	IP WLS BF H R ER SO BB IBB HBP BLK WP HR S P ERA WHIP																					
Ken Schrom, R (1, 1) ERA: 6.53	3.0 L 21 7 8 8 2 5 0 0 0 0 0 1 20 40 24.00 4.000																					
Ed Vande Berg, L (4, 1) ERA: 6.0	3.0 15 6 6 6 2 0 0 0 0 0 0 1 19 19 18.00 2.000																					
Darrel Akerfelds, R (7, 1) ERA: 8.9	2.0 7 0 0 0 3 1 0 0 0 0 0 0 12 16 0.00 0.500																					
Doug Jones, R (9, 1) ERA: 3.23	1.0 3 0 0 0 0 0 0 0 0 0 0 0 3 3 0.00 0.000																					

Milwaukee Brewers @ Cleveland Indians
Cleveland Municipal Stadium, Cleveland, OH
Thu Aug 20 1987, 7:05 PM EDT
Att. 7,855 - Unknown

livebaseballscorecards.com

AB	40
R	14
H	13
RBI	14
BB	6
SO	7
LOB	8



Batter	1	2	3	4	5	6	7	8	9	AB R H RBI BB SO LOB
Brett Butler, L (1, 8) OBP: 0.396, SLG: 0.410	0-0 FC2-6 1B		0-0 F8			0-0 4-3 SF8 2B		0-0 L3		4 1 2 1 0 0 2
Junior Noboa, R (1, 6) OBP: 0.222, SLG: 0.167	0-0 FC2-6 L7-4 1-2f		0-0 6-3			0-0 4-3		0-0 L4		4 0 0 0 0 0 3
Pat Tabler, R (1, 3) OBP: 0.378, SLG: 0.450 Mel Hall, L (9, 7) OBP: 0.286, SLG: 0.384	0-0 L7-4 1-2				0-0 5-3	0-0 SF8		0-3 K		2 0 0 1 0 0 1 1 0 0 0 0 1 0
Joe Carter, R (1, 7) OBP: 0.295, SLG: 0.479		0-0 5-3		0-0 F8		0-0 L6		0-0 F7		4 0 0 0 0 0 0
Brook Jacoby, R (1, 5) OBP: 0.374, SLG: 0.524		4-0 BB		0-3 K		0-0 L9				2 0 0 0 1 1 0
Carmen Castillo, R (1, 10) OBP: 0.298, SLG: 0.457		0-0 L8		0-3 K		0-3 K				3 0 0 0 0 2 1
Cory Snyder, R (1, 9) OBP: 0.289, SLG: 0.497 Doug Frobel, L (7, PH) OBP: 0.211, SLG: 0.303		0-3 K		0-3 K		0-3 K				2 0 0 0 0 2 1 1 0 0 0 0 1 0
Chris Bando, S (1, 2) OBP: 0.263, SLG: 0.337		4-0 BB		0-0 F3				0-0 L3 1B		2 0 1 0 1 0 0
Tommy Hinzo, S (1, 4) OBP: 0.271, SLG: 0.295			0-0 L7			0-0 2B 2B		0-0 F5		3 1 1 0 0 0 2

Inning Stats	R: 0	H: 1	E: 0	K: 0	S: 3	LOB: 0	BB: 0	P: 3	R: 0	H: 0	E: 0	K: 1	S: 5	LOB: 1	BB: 1	P: 9	R: 0	H: 0	E: 0	K: 0	S: 3	LOB: 1	BB: 1	P: 7	R: 0	H: 0	E: 0	K: 1	S: 5	LOB: 0	BB: 0	P: 5	R: 0	H: 0	E: 0	K: 2	S: 7	LOB: 0	BB: 0	P: 7	R: 2	H: 2	E: 0	K: 0	S: 5	LOB: 0	BB: 0	P: 5	R: 0	H: 0	E: 0	K: 2	S: 7	LOB: 0	BB: 0	P: 7	R: 0	H: 1	E: 0	K: 0	S: 3	LOB: 0	BB: 0	P: 3	R: 0	H: 0	E: 0	K: 1	S: 5	LOB: 0	BB: 0	P: 5	1B: 2	SF: 1	2B: 4	SAC: 0	3B: 0	DP: 2	HR: 0	HBP: 0	WP: 0	PA: 31
--------------	------	------	------	------	------	--------	-------	------	------	------	------	------	------	--------	-------	------	------	------	------	------	------	--------	-------	------	------	------	------	------	------	--------	-------	------	------	------	------	------	------	--------	-------	------	------	------	------	------	------	--------	-------	------	------	------	------	------	------	--------	-------	------	------	------	------	------	------	--------	-------	------	------	------	------	------	------	--------	-------	------	-------	-------	-------	--------	-------	-------	-------	--------	-------	--------

PITCHER	IP	WLS	BF	H	R	ER	SO	BB	IBB	HBP	BLK	WP	HR	S	P	ERA	WHIP
Teddy Higuera, L (1, 1) ERA: 4.42	6.0	W	22	3	2	2	4	2	0	0	0	0	0	28	36	3.00	0.833
Ray Burris, R (7, 1) ERA: 5.51	2.0		6	1	0	0	2	0	0	0	0	0	0	10	10	0.00	0.500
Jay Aldrich, R (9, 1) ERA: 5.11	1.0		3	0	0	0	1	0	0	0	0	0	0	5	5	0.00	0.000

BOTTOM

Milwaukee Brewers @ Cleveland Indians
Cleveland Municipal Stadium, Cleveland, OH

livebaseballscorecards.com

AB	28
R	2
H	4
RBI	2
BB	2
SO	7
LOB	10



PITCHER	IP	WLS	BF	H	R	ER	SO	BB	IBB	HBP	BLK	WP	HR	S	P	ERA	WHIP
---------	----	-----	----	---	---	----	----	----	-----	-----	-----	----	----	---	---	-----	------

Thu Aug 20 1987, 7:05 PM EDT
Att. 7,855 - Unknown

Batter	1	2	3	4	5	6	7	8	9	AB R H RBI BB SO LOB	TOP									
Willie Wilson, S (1, 8) OBP: 0.315, SLG: 0.381	0-0 G3		0-0 6-3		0-0 FC3-6			0-0 G4-6-3 1B		4 0 1 0 0 0 2	Kansas City Royals @ Milwaukee Brewers Milwaukee County Stadium, Milwaukee, WI Fri Aug 21 1987, 8:05 PM EDT Att: 37,141 - Unknown livebaseballscorecards.com									
Kevin Seitzer, R (1, 5) OBP: 0.404, SLG: 0.489	0-0 1-3		0-0 F8		0-0 FC6		0-0 G4-6-3		4 0 0 0 0 0 3											
George Brett, L (1, 3) OBP: 0.405, SLG: 0.522	0-0 E3 2B			0-0 F7		0-0 E4 CS		0-0 3-1	4 0 0 0 0 0 0											
Danny Tartabull, R (1, 10) OBP: 0.369, SLG: 0.483	0-0 1-3 2B			0-0 PB 1B		0-3 K 1-2		0-3 K	4 0 2 0 0 2 1											
Thad Bosley, L (1, 9) OBP: 0.306, SLG: 0.351	0-0 G1			0-3 K 1-2		0-0 F9		4-0 1B BB	3 0 0 0 1 1 3											
Frank White, R (1, 4) OBP: 0.315, SLG: 0.390		0-0 F9		0-3 K		0-0 5-3		0-0 F7	4 0 0 0 0 1 2											
Lonnie Smith, R (1, 7) OBP: 0.322, SLG: 0.383		0-0 4-3			0-0 5-3		0-0 8-4 2B	0-0 1-2 1B	4 0 2 0 0 0 0											
Jamie Quirk, L (1, 2) OBP: 0.321, SLG: 0.355		0-0 G3			0-0 FC3-6 2B		4-0 BB BB	0-0 3-1	3 0 1 0 1 0 2											
Ross Jones, R (1, 6) OBP: 0.257, SLG: 0.222			0-0 F8		4-0 FC3-6 BB		0-0 8-4		1 0 0 0 1 0 0											
Steve Balboni, R (7, PH) OBP: 0.293, SLG: 0.440									1 0 0 0 0 0 2											
Bill Pecota, R (7, 6) OBP: 0.438, SLG: 0.523									0 0 0 0 0 0 0											
Inning Stats	R: 0 E: 1 K: 0 S: 5	H: 1 LOB: 2 BB: 0 P: 5	R: 0 E: 0 K: 0 S: 3	H: 0 LOB: 0 BB: 0 P: 3	R: 0 E: 0 K: 2 S: 8	H: 1 LOB: 1 BB: 0 P: 8	R: 0 E: 0 K: 0 S: 4	H: 1 LOB: 2 BB: 1 P: 8	R: 0 E: 1 K: 1 S: 5	H: 0 LOB: 0 BB: 0 P: 5	R: 0 E: 0 K: 0 S: 3	H: 1 LOB: 1 BB: 1 P: 7	R: 0 E: 0 K: 0 S: 3	H: 1 LOB: 0 BB: 0 P: 3	R: 0 E: 0 K: 1 S: 6	H: 1 LOB: 2 BB: 1 P: 10	1B: 3 2B: 5 3B: 0 HR: 0	SF: 0 SAC: 0 DP: 3 HBP: 0	WP: 0 PB: 1 SB: 0 CS: 1	PA: 35
PITCHER	IP WLS BF H R ER SO BB IBB HBP BLK WP HR S P ERA WHIP																			
Len Barker, R (1, 1) ERA: 4.95	6.1 W 26 4 0 0 3 2 0 0 0 0 0 0 30 38 0.00 0.947																			
Chuck Crim, R (7, 1) ERA: 3.78	2.2 S 9 2 0 0 1 1 0 0 0 0 0 0 10 14 0.00 1.125																			

Kansas City Royals @ Milwaukee Brewers
Milwaukee County Stadium, Milwaukee, WI

Fri Aug 21 1987, 8:05 PM EDT
 Att: 37,141 - Unknown

AB	32
R	0
H	6
RBI	0
BB	3
SO	4
LOB	15



Batter	1	2	3	4	5	6	7	8	9	AB R H RBI BB SO LOB	TOP																
Willie Wilson, S (1, 8) OBP: 0.318, SLG: 0.383	0-0 E S HR 1B		0-0 4-3		0-0 F8		0-0 CS 1B	4-0 1-2 BB		4 1 2 0 1 0 0	Kansas City Royals @ Milwaukee Brewers Milwaukee County Stadium, Milwaukee, WI Sat Aug 22 1987, 8:05 PM EDT Att: 37,740 - Unknown livebaseballscorecards.com																
Kevin Seitzer, R (1, 5) OBP: 0.406, SLG: 0.491	0-3 K 1-3		0-0 1B			0-0 1B 1B	0-0 FC5-4 1B	0-0 F8		5 1 3 0 0 1 4																	
George Brett, L (1, 3) OBP: 0.402, SLG: 0.516	0-3 K		0-0 F4			0-0 1B 1-2 HR 1B	0-0 F8		0-0 6-3	5 1 1 0 0 1 3																	
Danny Tartabull, R (1, 9) OBP: 0.369, SLG: 0.487	0-0 HR		0-3 K			0-0 F5	0-0 FC5-4		4-0 BB	4 1 1 2 1 1 4																	
Thad Bosley, L (1, 7) OBP: 0.304, SLG: 0.348 Bo Jackson, R (8, PR) OBP: 0.311, SLG: 0.466	0-0 F5			0-0 F8		0-3 K		0-0 E S 1B 1B	0-3 K	4 0 1 0 0 1 2 1 1 0 0 0 1 1																	
Frank White, R (1, 4) OBP: 0.314, SLG: 0.387		0-0 F8		0-0 F8		0-0 BB 1-3 2-H HR 1B		0-0 6-3	0-0 F9	5 1 1 1 0 0 2																	
Steve Balboni, R (1, 10) OBP: 0.296, SLG: 0.438		0-0 F5		0-0 6-3		4-0 1-2 HR BB		4-0 FC5-4 1B BB		2 1 0 0 2 0 0																	
Jamie Quirk, L (1, 2) OBP: 0.333, SLG: 0.379		0-0 FC5-4 1B			4-0 G5-4-3 BB	0-0 1-H 2-H 3-H HR		0-0 FC5-4 1B		3 1 3 5 1 0 0																	
Ross Jones, R (1, 6) OBP: 0.243, SLG: 0.209		0-0 FC5-4			0-0 G5-4-3	0-0 5-3		0-0 FC5-4		4 0 0 0 0 0 4																	
Inning Stats	R: 2 E: 0 K: 2 S: 9	H: 2 LOB: 0 BB: 0 P: 9	R: 0 E: 0 K: 0 S: 4	H: 1 LOB: 1 BB: 0 P: 4	R: 0 E: 0 K: 1 S: 6	H: 1 LOB: 1 BB: 0 P: 6	R: 0 E: 0 K: 0 S: 3	H: 0 LOB: 0 BB: 0 P: 3	R: 0 E: 0 K: 0 S: 2	H: 0 LOB: 0 BB: 1 P: 6	R: 5 E: 0 K: 1 S: 9	H: 4 LOB: 0 BB: 1 P: 13	R: 0 E: 0 K: 0 S: 4	H: 2 LOB: 1 BB: 0 P: 4	R: 1 E: 0 K: 0 S: 5	H: 2 LOB: 3 BB: 2 P: 13	R: 0 E: 0 K: 1 S: 5	H: 0 LOB: 1 BB: 1 P: 9	1B: 10 2B: 0 3B: 0 HR: 2	SF: 0 SAC: 0 DP: 1 HBP: 0	WP: 0 PB: 0 SB: 3 CS: 1	PA: 42					
PITCHER	IP WLS BF H R ER SO BB IBB HBP BLK WP HR S P ERA WHIP																										
Bill Wegman, R (1, 1) ERA: 4.23	5.2		7	6	6	4	2	0	0	0	0	0	1	31	39	9.53	1.588										
Mark Knudson, R (6, 1) ERA: 5.86	1.1	L	7	4	2	0	0	0	0	0	0	1	7	7	13.50	3.000											
Ray Burris, R (8, 1) ERA: 4.91	2.0		10	1	0	0	1	3	0	0	0	0	0	9	21	0.00	2.000										



Batter	1	2	3	4	5	6	7	8	9	AB R H RBI BB SO LOB
Paul Molitor, R (1, 10) OBP: 0.449, SLG: 0.605	0-0 HR 1B		4-0 FC5-4 BB		0-0 6-3		0-0 BB 1B		0-0 6-3	4 1 2 1 1 0 0
Robin Yount, R (1, 8) OBP: 0.379, SLG: 0.482	0-0 1-2 HR		0-0 FC5-4 2B		0-0 6-3		4-0 2-H 1B BB		0-0 F9	4 2 1 1 1 0 1
Glenn Braggs, R (1, 9) OBP: 0.333, SLG: 0.430	0-0 HR		0-0 1-H 2B			0-0 1-3	0-0 F7		0-3 K	5 2 2 2 0 1 2
Greg Brock, L (1, 3) OBP: 0.361, SLG: 0.436	0-0 F7		0-0 2-H 2B			0-0 1B	0-0 1-3 2-H 1B			4 0 3 2 0 0 0
B.J. Surhoff, L (1, 2) OBP: 0.340, SLG: 0.421	0-0 4-3		0-0 F9			0-0 F8	0-0 P3			4 0 0 0 0 0 4
Rob Deer, R (1, 7) OBP: 0.373, SLG: 0.503		0-3 K		0-0 F4		0-3 K		0-0 SH3-4 E7		4 0 0 0 0 2 1
Mike Felder, S (8, PR) OBP: 0.317, SLG: 0.305										0 0 0 0 0 0 0
Ernest Riles, L (1, 5) OBP: 0.326, SLG: 0.363		0-0 CS 1B		0-0 3-1			0-0 2B 2B	0-0 SH3-4		3 1 2 0 0 0 0
Dale Sveum, S (1, 6) OBP: 0.295, SLG: 0.439		0-0 F7		0-0 F7			0-0 F5	0-3 K		4 0 0 0 0 1 4
Juan Castillo, S (1, 4) OBP: 0.309, SLG: 0.346			0-0 G1		0-0 F7		0-0 2-H 1B 2B	0-0 4-3		4 1 1 1 0 0 2

Inning Stats	R: 2 E: 0 K: 0 S: 5	H: 3 LOB: 0 BB: 0 P: 5	R: 0 E: 0 K: 1 S: 5	H: 1 LOB: 0 BB: 0 P: 5	R: 2 E: 0 K: 0 S: 5	H: 2 LOB: 1 BB: 1 P: 9	R: 0 E: 0 K: 0 S: 3	H: 0 LOB: 0 BB: 0 P: 3	R: 0 E: 0 K: 0 S: 3	H: 0 LOB: 0 BB: 0 P: 3	R: 0 E: 0 K: 1 S: 6	H: 1 LOB: 1 BB: 0 P: 6	R: 3 E: 0 K: 0 S: 7	H: 4 LOB: 2 BB: 1 P: 11	R: 0 E: 1 K: 1 S: 6	H: 0 LOB: 2 BB: 0 P: 6	R: 0 E: 0 K: 1 S: 5	H: 0 LOB: 0 BB: 0 P: 5	1B: 5 2B: 4 3B: 0 HR: 2	SF: 0 SAC: 1 DP: 0 HBP: 0	WP: 0 PB: 0 SB: 0 CS: 1	PA: 39
--------------	------------------------------	---------------------------------	------------------------------	---------------------------------	------------------------------	---------------------------------	------------------------------	---------------------------------	------------------------------	---------------------------------	------------------------------	---------------------------------	------------------------------	----------------------------------	------------------------------	---------------------------------	------------------------------	---------------------------------	----------------------------------	------------------------------------	----------------------------------	--------

PITCHER	IP	WLS	BF	H	R	ER	SO	BB	IBB	HBP	BLK	WP	HR	S	P	ERA	WHIP
Bret Saberhagen, R (1, 1) ERA: 3.46	6.1		28	10	7	7	2	1	0	0	0	0	2	31	35	9.95	1.737
John Davis, R (7, 1) ERA: 0.95	0.1		2	0	0	0	0	1	0	0	0	0	0	1	5	0.00	3.000
Jerry Don Gleaton, L (7, 1) ERA: 4.04	2.1	W	9	1	0	0	2	0	0	0	0	0	0	13	13	0.00	0.429

BOTTOM

Kansas City Royals @ Milwaukee Brewers
Milwaukee County Stadium, Milwaukee, WI

Sat Aug 22 1987, 8:05 PM EDT
Att. 37,740 - Unknown

livebaseballscorecards.com

AB	36
R	7
H	11
RBI	7
BB	2
SO	4
LOB	14



Batter	1	2	3	4	5	6	7	8	9	AB R H RBI BB SO LOB	TOP																
Willie Wilson, S (1, 8) OBP: 0.314, SLG: 0.378	0-3 K 1B S G4-6-3		0-0 FC2-6 HR		0-0 4-3		0-3 K		0-0 F8	5 2 0 0 0 2 1	Kansas City Royals @ Milwaukee Brewers Milwaukee County Stadium, Milwaukee, WI Sun Aug 23 1987, 4:33 AM EDT Att: 33,887 - Unknown livebaseballscorecards.com																
Kevin Seitzer, R (1, 5) OBP: 0.408, SLG: 0.491	0-0 G4-6-3 1-3 1B		0-3 K		0-0 F9		0-0 E 1B 1B	4-0 BB	4 0 2 0 1 1 1																		
George Brett, L (1, 3) OBP: 0.399, SLG: 0.521	0-0 G4-6-3 1-2f 3-H		0-0 HR		0-0 3-1		0-0 F8	0-0 F7	5 1 1 2 0 0 3																		
Danny Tartabull, R (1, 9) OBP: 0.370, SLG: 0.494	0-3 K		0-0 3-1		0-0 HR		0-0 E6 1-3 1B		4 1 2 1 0 1 0																		
Jim Eisenreich, L (1, 10) OBP: 0.253, SLG: 0.463		0-3 K		0-3 K		0-0 4-3		0-0 F7	4 0 0 0 0 2 2																		
Frank White, R (1, 4) OBP: 0.313, SLG: 0.386		0-3 K		0-0 6-3		0-0 BB 1B 1B		0-0 F9	4 0 1 0 0 1 0																		
Lonnie Smith, R (1, 7) OBP: 0.336, SLG: 0.405		0-0 1B		0-0 1B 2B		0-0 BB 1B		0-3 K	4 1 3 0 0 1 0																		
Jamie Quirk, L (1, 2) OBP: 0.336, SLG: 0.379	0-3 K		0-0 1B		0-0 2-H 1B		4-0 1-2 2-3 BB	0-0 4-3	3 0 1 1 1 1 1																		
Ross Jones, R (1, 6) OBP: 0.247, SLG: 0.214 Bill Pecota, R (9, PH) OBP: 0.429, SLG: 0.511			0-0 FC2-6 1B		0-3 K		0-0 F3	0-0 4-3	3 0 1 0 0 1 3 1 0 0 0 0 0 0																		
Inning Stats	R: 1 H: 1 E: 0 LOB: 0 K: 2 BB: 0 S: 8 P: 8	R: 0 H: 1 E: 0 LOB: 1 K: 3 BB: 0 S: 10 P: 10	R: 2 H: 2 E: 0 LOB: 0 K: 1 BB: 0 S: 7 P: 7	R: 1 H: 2 E: 0 LOB: 1 K: 1 BB: 0 S: 6 P: 6	R: 0 H: 0 E: 0 LOB: 0 K: 1 BB: 0 S: 5 P: 5	R: 1 H: 3 E: 0 LOB: 3 K: 0 BB: 1 S: 6 P: 10	R: 0 H: 2 E: 1 LOB: 2 K: 1 BB: 0 S: 7 P: 7	R: 0 H: 0 E: 0 LOB: 0 K: 1 BB: 0 S: 5 P: 5	R: 0 H: 0 E: 0 LOB: 1 K: 0 BB: 1 S: 3 P: 7	1B: 8 SF: 0 2B: 1 SAC: 0 3B: 0 DP: 1 HR: 2 HBP: 0	WP: 1 PA: 39 PB: 0 SB: 1 CS: 0																
PITCHER	IP WLS BF H R ER SO BB IBB HBP BLK WP HR S P ERA WHIP											PITCHER	IP WLS BF H R ER SO BB IBB HBP BLK WP HR S P ERA WHIP														
Chris Bosio, R (1, 1) ERA: 5.86	5.2	26	9	5	5	8	1	0	0	0	1	2	41	45	7.94	1.765											
Jay Aldrich, R (6, 1) ERA: 4.75	3.1	W	13	2	0	0	2	1	0	0	0	0	16	20	0.00	0.900											

Kansas City Royals @ Milwaukee Brewers
Milwaukee County Stadium, Milwaukee, WI

Sun Aug 23 1987, 4:33 AM EDT
 Att: 33,887 - Unknown

AB	37
R	5
H	11
RBI	4
BB	2
SO	10
LOB	11



Batter	1	2	3	4	5	6	7	8	9	AB R H RBI BB SO LOB	TOP	
Brett Butler, L (1, 8) OBP: 0.404, SLG: 0.419	0-0 F7		4-0 BB BB 1-2		0-3 K		0-0 F8		0-0 HR	4 1 1 2 1 1 0		
Julio Franco, R (1, 6) OBP: 0.397, SLG: 0.440	0-0 F8		4-0 BB 1-2 2-3			0-0 E4 F9 HR 1B		0-0 HR 2B	0-0 1-3	4 2 2 0 1 0 0		
Pat Tabler, R (1, 3) OBP: 0.386, SLG: 0.469	0-0 F9		0-0 F9			0-0 6-3		0-0 HR	0-0 1B	5 1 2 2 0 0 4		
Joe Carter, R (1, 7) OBP: 0.297, SLG: 0.480		0-0 WP S SF9 1B	0-3 K			0-0 F9		0-0 HR	0-3 K	5 2 2 1 0 2 5		
Brook Jacoby, R (1, 5) OBP: 0.381, SLG: 0.523		0-3 K 1-2		0-3 K		4-0 HR BB		0-0 4-3		3 1 0 0 1 2 1		
Carmen Castillo, R (1, 10) OBP: 0.305, SLG: 0.478		0-0 SF9 2-H		0-0 6-3		0-0 HR 1-H 3-H		0-0 6-3		3 1 1 4 0 0 0		
Cory Snyder, R (1, 9) OBP: 0.283, SLG: 0.489		0-3 K		0-0 5-3		0-0 F8		0-0 F9		4 0 0 0 0 1 0		
Andy Allanson, R (1, 2) OBP: 0.239, SLG: 0.318 Chris Bando, S (9, PH) OBP: 0.261, SLG: 0.333			0-3 K			0-0 B1-3		0-0 F8	0-0 F6	3 0 0 0 0 1 0 1 0 0 0 0 0 0		
Tommy Hinzo, S (1, 4) OBP: 0.276, SLG: 0.301			0-0 BB BB 1B			0-0 F6		0-0 F4	0-0 E5 HR 1B	4 1 2 0 0 0 0		
Inning Stats	R: 0 E: 0 K: 0 S: 3 H: 0 LOB: 0 BB: 0 P: 3	R: 1 E: 0 K: 2 S: 8 H: 1 LOB: 0 BB: 0 P: 8	R: 0 E: 0 K: 2 S: 8 H: 1 LOB: 3 BB: 2 P: 16	R: 0 E: 0 K: 1 S: 5 H: 0 LOB: 0 BB: 0 P: 5	R: 0 E: 0 K: 1 S: 5 H: 0 LOB: 0 BB: 0 P: 5	R: 3 E: 1 K: 0 S: 5 H: 2 LOB: 0 BB: 1 P: 9	R: 0 E: 0 K: 0 S: 3 H: 0 LOB: 0 BB: 0 P: 3	R: 3 E: 0 K: 0 S: 6 H: 3 LOB: 0 BB: 0 P: 6	R: 2 E: 1 K: 1 S: 8 H: 3 LOB: 1 BB: 0 P: 8	1B: 5 2B: 1 3B: 0 HR: 4 SF: 1 SAC: 0 DP: 0 HBP: 0	WP: 1 PB: 0 SB: 1 CS: 0 PA: 40	
PITCHER	IP WLS BF H R ER SO BB IBB HBP BLK WP HR S P ERA WHIP											
Juan Nieves, L (1, 1) ERA: 5.12	7.0 W 31 7 7 7 6 3 0 0 0 0 1 3 40 52 9.00 1.429											
Ray Burris, R (8, 1) ERA: 5.49	1.1 6 2 2 2 0 0 0 0 0 0 0 1 6 6 13.50 1.500											
Chuck Crim, R (9, 1) ERA: 3.76	0.2 S 3 1 0 0 1 0 0 0 0 0 0 0 5 5 0.00 1.500											

Cleveland Indians @ Milwaukee Brewers
Milwaukee County Stadium, Milwaukee, WI

Tue Aug 25 1987, 8:05 PM EDT
 Att: 15,580 - Unknown

AB	36
R	9
H	10
RBI	9
BB	3
SO	7
LOB	10



livebaseballscorecards.com

Batter	1	2	3	4	5	6	7	8	9
Paul Molitor, R OBP: 0.448, SLG: 0.596 (1, 10) X	0-0 F9	4-0 BB 1-2 1B BB		0-0 4-3		0-0 1B 1B		0-0 F7	
Robin Yount, R OBP: 0.385, SLG: 0.485 (1, 8) X	0-0 6-3	4-0 1B 1-2 2-3 3-H BB		0-0 1B		0-0 1B 1-2 FC4-6 1B		0-0 1B	
Glenn Braggs, R OBP: 0.333, SLG: 0.432 (1, 9) X	0-0 F8	0-0 1B 1-3 2-H 3-H		0-0 L6		0-3 K		0-0 F9	
Greg Brock, L OBP: 0.364, SLG: 0.437 (1, 3) X		4-3 L3		0-0 L1		0-0 FC4-6 1-3 2-H 1B		0-0 3-1	
B.J. Surhoff, L OBP: 0.345, SLG: 0.427 (1, 2) X		0-0 1B 1B 1B	0-0 4-3 2B	4-0 WP HR BB		0-0 FC4-6 1-2 3-H			
Rob Deer, R OBP: 0.372, SLG: 0.495 (1, 7) X		0-3 K	0-3 K	0-0 5-3 1-2		0-3 K			
Ernest Riles, L OBP: 0.328, SLG: 0.359 (1, 5) X		0-0 1B 1-3 1B	0-0 4-3 2-3	4-0 HR BB		0-0 4-3			
Dale Sveum, S OBP: 0.298, SLG: 0.449 (1, 6) X		0-0 E BB 1B 2-H 3-H	0-0 F8	0-0 1-H 2-H HR		0-0 G3			
Juan Castillo, S OBP: 0.304, SLG: 0.339 (1, 4) X		0-0 E3 BB BB 1B 1-3		0-0 5-3		0-0 6-3		0-0 G3	


Inning Stats	R: 0 E: 0 K: 0 S: 3	H: 0 LOB: 0 BB: 0 P: 3	R: 5 E: 1 K: 1 S: 10	H: 4 LOB: 2 BB: 2 P: 18	R: 0 E: 0 K: 1 S: 6	H: 1 LOB: 1 BB: 0 P: 6	R: 0 E: 0 K: 0 S: 4	H: 1 LOB: 1 BB: 0 P: 4	R: 3 E: 0 K: 0 S: 4	H: 1 LOB: 0 BB: 2 P: 12	R: 2 E: 0 K: 2 S: 10	H: 3 LOB: 1 BB: 0 P: 10	R: 0 E: 0 K: 0 S: 3	H: 0 LOB: 0 BB: 0 P: 3	R: 0 E: 0 K: 0 S: 4	H: 1 LOB: 1 BB: 0 P: 4
--------------	------------------------------	---------------------------------	-------------------------------	----------------------------------	------------------------------	---------------------------------	------------------------------	---------------------------------	------------------------------	----------------------------------	-------------------------------	----------------------------------	------------------------------	---------------------------------	------------------------------	---------------------------------

PITCHER	IP	WLS	BF	H	R	ER	SO	BB	IBB	HBP	BLK	WP	HR	S	P	ERA	WHIP
Ken Schrom, R ERA: 6.59 (1, 1)	1.2	L	12	4	5	2	1	2	0	0	0	0	0	12	20	10.80	3.600
Jamie Easterly, L ERA: 3.57 (2, 1)	3.1		15	3	3	3	1	2	0	0	0	1	1	15	23	8.10	1.500
Don Gordon, R ERA: 5.53 (6, 1)	2.0		9	3	2	2	2	0	0	0	0	0	0	13	13	9.00	1.500
Ed Vande Berg, L ERA: 5.9 (8, 1)	1.0		4	1	0	0	0	0	0	0	0	0	0	4	4	0.00	1.000

AB R H RBI BB SO LOB

4	2	1	0	1	0	0
4	1	3	1	1	0	0
5	0	1	2	0	1	4
5	0	1	1	0	0	3
3	2	2	1	1	0	1
4	0	0	0	0	3	4
3	2	1	0	1	0	1
4	2	2	5	0	0	1
4	1	0	0	0	0	1

AB	36
R	10
H	11
RBI	10
BB	4
SO	4
LOB	15



WP	HR	S	P	ERA	WHIP
1	1	0	40		

Cleveland Indians @ Milwaukee Brewers
Milwaukee County Stadium, Milwaukee, WI
 Tue Aug 25 1987, 8:05 PM EDT
 Att. 15,580 - Unknown

livebaseballscorecards.com

Batter	1	2	3	4	5	6	7	8	9	10	AB R H RBI BB SO LOB	TOP										
Brett Butler, L (1, 8) OBP: 0.400, SLG: 0.415	0-0 1-3		0-0 F7			0-0 1-3		0-0 F7			4 0 0 0 0 0 2	Cleveland Indians @ Milwaukee Brewers Milwaukee County Stadium, Milwaukee, WI Wed Aug 26 1987, 8:05 PM EDT Att. 11,246 - Unknown										
Julio Franco, R (1, 6) OBP: 0.394, SLG: 0.436	0-0 F8		0-3 K			0-3 K		0-0 F7			4 0 0 0 0 2 1											
Pat Tabler, R (1, 3) OBP: 0.385, SLG: 0.467	0-0 F7				0-0 L5		0-0 1B		0-0 F8		4 0 1 0 0 0 0											
Joe Carter, R (1, 7) OBP: 0.295, SLG: 0.476		0-3 K			0-0 5-3		0-0 F7		0-0 4-3		4 0 0 0 0 1 1											
Brook Jacoby, R (1, 5) OBP: 0.382, SLG: 0.521		4-0 BB			0-0 F7		0-0 1B		0-0 F9		3 0 1 0 1 0 0											
Carmen Castillo, R (1, 10) OBP: 0.299, SLG: 0.468		0-3 K			0-3 K		0-0 L4		0-3 K		4 0 0 0 0 3 3											
Cory Snyder, R (1, 9) OBP: 0.280, SLG: 0.485		0-0 F7			0-0 5-3		0-0 F8		0-3 K		4 0 0 0 0 1 3											
Andy Allanson, R (1, 2) OBP: 0.232, SLG: 0.307			0-3 K		0-3 K		0-3 K				3 0 0 0 0 3 0											
Tommy Hinzo, S (1, 4) OBP: 0.284, SLG: 0.303			4-0 S BB			0-0 1-3 1B		0-0 F6			2 0 1 0 1 0 0											
Inning Stats	R: 0 E: 0 K: 0 S: 3	H: 0 LOB: 0 BB: 0 P: 3	R: 0 E: 0 K: 2 S: 7	H: 0 LOB: 1 BB: 1 P: 11	R: 0 E: 0 K: 2 S: 7	H: 0 LOB: 1 BB: 1 P: 11	R: 0 E: 0 K: 0 S: 3	H: 0 LOB: 0 BB: 0 P: 3	R: 0 E: 0 K: 2 S: 7	H: 0 LOB: 0 BB: 0 P: 7	R: 0 E: 0 K: 1 S: 5		H: 2 LOB: 2 BB: 0 P: 5	R: 0 E: 0 K: 0 S: 5	H: 0 LOB: 0 BB: 0 P: 5	R: 0 E: 0 K: 0 S: 3	H: 0 LOB: 0 BB: 0 P: 3	R: 0 E: 0 K: 2 S: 7	H: 0 LOB: 0 BB: 0 P: 7	1B: 3 2B: 1 3B: 0 HR: 0	SF: 0 SAC: 0 DP: 1 HBP: 0	WP: 0 PB: 0 SB: 1 CS: 0
PITCHER Teddy Higuera, L (1, 1) ERA: 4.2	IP 10.0	WLS W	BF 34	H 3	R 0	ER 0	SO 10	BB 2	IBB 0	HBP 0	BLK 0	WP 0	HR 0	S 52	P 60	ERA 0.00	WHIP 0.500					

livebaseballscorecards.com

AB	32
R	0
H	3
RBI	0
BB	2
SO	10
LOB	10



Batter	1	2	3	4	5	6	7	8	9	AB	R	H	RBI	BB	SO	LOB
Paul Molitor, R OBP: 0.444, SLG: 0.590 (1, 10)	F8		WP 2B	S 1B			K			4	0	2	0	0	1	0
Robin Yount, R OBP: 0.383, SLG: 0.480 (1, 8)	F9		BB 2-3	F9 1-2			E3 1B			3	0	1	0	1	0	1
Glenn Braggs, R OBP: 0.327, SLG: 0.424 (1, 9)	K		F9				K			4	0	0	0	0	3	3
Rick Manning, L OBP: 0.340, SLG: 0.372 (8, 9)											0	0	0	0	0	0
Greg Brock, L OBP: 0.362, SLG: 0.439 (1, 3)		F8		1B 2B	F5			6-3		4	1	1	0	0	0	0
Bill Schroeder, R OBP: 0.383, SLG: 0.533 (1, 2)		S 1B		F7	5-3			F9		4	0	1	0	0	0	1
Dale Sveum, S OBP: 0.299, SLG: 0.445 (1, 6)		K	BB BB BB	1B 3B BB		F7		P3		3	1	0	0	1	1	1
Ernest Riles, L OBP: 0.321, SLG: 0.351 (1, 5)		1-3		1-3 2-H 3B 1B		K				3	1	1	1	0	1	1
Mike Felder, S OBP: 0.317, SLG: 0.315 (1, 7)			F7	1-H 3-H SH1-3 3B		F5				3	1	1	2	0	0	0
Juan Castillo, S OBP: 0.303, SLG: 0.335 (1, 4)			F7	3-H SH1-3			F9			2	0	0	1	0	0	0


Inning Stats	R: 0	H: 0	E: 0	LOB: 0	K: 1	BB: 0	S: 5	P: 5
	R: 0	H: 1	E: 0	LOB: 1	K: 1	BB: 0	S: 6	P: 6
	R: 0	H: 1	E: 0	LOB: 2	K: 0	BB: 1	S: 4	P: 8
	R: 4	H: 4	E: 0	LOB: 1	K: 0	BB: 1	S: 7	P: 11
	R: 0	H: 0	E: 0	LOB: 0	K: 1	BB: 0	S: 5	P: 5
	R: 0	H: 0	E: 0	LOB: 0	K: 1	BB: 0	S: 5	P: 5
	R: 0	H: 1	E: 1	LOB: 1	K: 2	BB: 0	S: 8	P: 8
	R: 0	H: 0	E: 0	LOB: 0	K: 0	BB: 0	S: 3	P: 3

PITCHER	IP	WLS	BF	H	R	ER	SO	BB	IBB	HBP	BLK	WP	HR	S	P	ERA	WHIP
Darrel Akerfelds, R ERA: 7.93 (1, 1)	8.0	L	33	7	4	4	6	2	0	0	0	1	0	43	51	4.50	1.125

BOTTOM

Cleveland Indians @ Milwaukee Brewers
Milwaukee County Stadium, Milwaukee, WI
 Thu Aug 27 1987, 8:05 PM EDT
 Att. 15,175 - Unknown

AB	30
R	4
H	7
RBI	4
BB	2
SO	6
LOB	7



1B	2B	3B	HR	SF	SAC	DP	HBP	WP	HR	S	P	ERA	WHIP
4	2	1	0	0	1	0	0	1	0	0	0	4.50	1.125

Batter	1	2	3	4	5	6	7	8	9	AB R H RBI BB SO LOB	TOP											
Randy Bush, L (1, 9) OBP: 0.323, SLG: 0.381	0-3 K		0-0 G3			0-3 K			0-3 K	4 0 0 0 0 3 0	Minnesota Twins @ Milwaukee Brewers Milwaukee County Stadium, Milwaukee, WI Fri Aug 28 1987, 8:05 PM EDT Att: 22,461 - Unknown livebaseballscorecards.com											
Greg Gagne, R (1, 6) OBP: 0.307, SLG: 0.436	0-0 4-3 1B			0-3 K		0-0 5-3		0-0 6-3	4 0 1 0 0 1 0													
Kirby Puckett, R (1, 8) OBP: 0.354, SLG: 0.486	0-0 4-3 1-2f			0-0 4-3		0-0 5-3		0-0 4-3	4 0 0 0 0 0 1													
Kent Hrbek, L (1, 3) OBP: 0.385, SLG: 0.555		4-0 BB		0-0 F8		0-0 G6-4-3 1B			2 0 1 0 1 0 0													
Gary Gaetti, R (1, 5) OBP: 0.303, SLG: 0.498		0-0 G5-4-3 1-2f			0-0 5-3		0-0 G6-4-3 1-2f		3 0 0 0 0 0 2													
Gene Larkin, S (1, 10) OBP: 0.338, SLG: 0.402		1-0 HBP			0-0 G3			0-3 K	2 0 0 0 0 1 0													
Tom Brunansky, R (1, 7) OBP: 0.350, SLG: 0.497		0-3 K 1-2		4-0 BB		0-3 K		0-3 K	2 0 0 0 1 2 1													
Steve Lombardozzi, R (1, 4) OBP: 0.297, SLG: 0.346			0-0 F7		0-0 F8		4-0 BB		2 0 0 0 1 0 1													
Sal Butera, R (1, 2) OBP: 0.235, SLG: 0.283			0-0 F7			0-3 K		0-0 G3	2 0 0 0 0 1 0													
Roy Smalley, S (8, PH) OBP: 0.354, SLG: 0.431									1 0 0 0 0 0 1													
Tim Laudner, R (8, 2) OBP: 0.262, SLG: 0.425									0 0 0 0 0 0 0													
Inning Stats	R: 0 E: 0 K: 1 S: 5	H: 1 LOB: 0 BB: 0 P: 5	R: 0 E: 0 K: 1 S: 4	H: 0 LOB: 1 BB: 1 P: 9	R: 0 E: 0 K: 0 S: 3	H: 0 LOB: 0 BB: 0 P: 3	R: 0 E: 0 K: 1 S: 5	H: 0 LOB: 0 BB: 0 P: 5	R: 0 E: 0 K: 0 S: 3	H: 1 LOB: 0 BB: 0 P: 3	R: 0 E: 0 K: 2 S: 7	H: 0 LOB: 0 BB: 0 P: 7	R: 0 E: 0 K: 0 S: 3	H: 1 LOB: 0 BB: 0 P: 3	R: 0 E: 0 K: 2 S: 7	H: 0 LOB: 1 BB: 1 P: 11	R: 0 E: 0 K: 1 S: 5	H: 0 LOB: 0 BB: 0 P: 5	1B: 2 2B: 1 3B: 0 HR: 0	SF: 0 SAC: 0 DP: 3 HBP: 1	WP: 0 PB: 0 SB: 1 CS: 0	PA: 30
PITCHER Chris Bosio, R (1, 1) ERA: 5.42	IP: 9.0 WLS: W BF: 30 H: 2 R: 0 ER: 0 SO: 8 BB: 3 IBB: 0 HBP: 1 BLK: 0 WP: 0 HR: 0 S: 42 P: 55 ERA: 0.00 WHIP: 0.556											PITCHER	IP: 9.0 WLS: W BF: 30 H: 2 R: 0 ER: 0 SO: 8 BB: 3 IBB: 0 HBP: 1 BLK: 0 WP: 0 HR: 0 S: 42 P: 55 ERA: 0.00 WHIP: 0.556									



Batter	1	2	3	4	5	6	7	8	9	AB R H RBI BB SO LOB	TOP										
Greg Gagne, R (1, 6) <small>OBP: 0.306, SLG: 0.432</small> Al Newman, S (8, 6) <small>OBP: 0.297, SLG: 0.314</small>	0-0 F9		0-3 K		0-0 6-3	0-0 1B HR 1B	0-0 6-3		0-0 F8	5 1 1 1 0 1 1 1 0 0 0 0 0 0	Minnesota Twins @ Milwaukee Brewers Milwaukee County Stadium, Milwaukee, WI Sat Aug 29 1987, 8:05 PM EDT Att: 34,834 - Unknown livebaseballscorecards.com										
Kirby Puckett, R (1, 8) <small>OBP: 0.358, SLG: 0.501</small>	0-0 1B		0-0 HR		0-0 HR	0-0 1-2 HR 1B	0-0 4-3			5 3 4 2 0 0 1											
Kent Hrbek, L (1, 3) <small>OBP: 0.388, SLG: 0.560</small> Sal Butera, R (9, 2) <small>OBP: 0.235, SLG: 0.283</small>	4-0 HR BB		0-0 F7		4-0 1B E BB	0-0 1-1 HR		0-0 4-3		3 3 1 3 2 0 0 0 0 0 0 0 0 0											
Gary Gaetti, R (1, 5) <small>OBP: 0.304, SLG: 0.504</small> Roy Smalley, S (8, PH) <small>OBP: 0.353, SLG: 0.429</small>	0-0 1-H HR		0-0 5-3		0-0 E 1-2 1B 1B	0-0 F4		0-3 K		4 2 2 2 0 0 0 1 0 0 0 0 1 0											
Tom Brunansky, R (1, 7) <small>OBP: 0.351, SLG: 0.495</small> Mark Davidson, R (8, PR) <small>OBP: 0.336, SLG: 0.345</small>	0-0 1B			0-0 6-3	0-0 E 1-3 2-H 1B 1B	0-0 F9		0-0 E5		5 1 2 1 0 0 0 0 0 0 0 0 0 0											
Gene Larkin, S (1, 10) <small>OBP: 0.350, SLG: 0.403</small>	0-0 F8			4-0 2B BB	4-0 1B 1B IBB		0-0 2B 1B	4-0 FC4-6 BB		2 1 1 0 3 0 1											
Randy Bush, L (1, 9) <small>OBP: 0.328, SLG: 0.390</small>		0-0 G6-4-3 1B		0-0 1-3 2B	0-3 K		0-0 2B 6-3 1B	0-0 FC4-6		5 1 3 0 0 1 5											
Steve Lombardozzi, R (1, 4) <small>OBP: 0.301, SLG: 0.351</small>		0-0 G6-4-3		4-0 G6-4-3 IBB	0-0 1-1 2-H 3-H 1B		0-0 1-3 2-H 2B	0-3 K		4 0 2 3 1 1 1											
Tim Laudner, R (1, 2) <small>OBP: 0.257, SLG: 0.416</small>		0-0 5-3		0-0 G6-4-3		0-0 F3	0-0 5-3	0-0 F8		5 0 0 0 0 0 5											
Inning Stats	R: 2 E: 0 K: 0 S: 5	H: 3 LOB: 1 BB: 1 P: 9	R: 0 E: 0 K: 0 S: 3	H: 1 LOB: 0 BB: 0 P: 3	R: 1 E: 0 K: 1 S: 6	H: 1 LOB: 2 BB: 2 P: 11	R: 4 E: 1 K: 0 S: 8	H: 4 LOB: 2 BB: 2 P: 16	R: 3 E: 0 K: 0 S: 6	H: 3 LOB: 0 BB: 0 P: 6	R: 2 E: 0 K: 0 S: 6	H: 3 LOB: 1 BB: 0 P: 6	R: 0 E: 1 K: 1 S: 6	H: 0 LOB: 2 BB: 1 P: 10	R: 0 E: 0 K: 1 S: 5	H: 0 LOB: 0 BB: 0 P: 5	1B: 10 2B: 2 3B: 0 HR: 4	SF: 0 SAC: 0 DP: 2 HBP: 0	WP: 0 PB: 0 SB: 0 CS: 0	PA: 46	
PITCHER	IP WLS BF H R ER SO BB IBB HBP BLK WP HR S P ERA WHIP	IP WLS BF H R ER SO BB IBB HBP BLK WP HR S P ERA WHIP	IP WLS BF H R ER SO BB IBB HBP BLK WP HR S P ERA WHIP	IP WLS BF H R ER SO BB IBB HBP BLK WP HR S P ERA WHIP	IP WLS BF H R ER SO BB IBB HBP BLK WP HR S P ERA WHIP	IP WLS BF H R ER SO BB IBB HBP BLK WP HR S P ERA WHIP	IP WLS BF H R ER SO BB IBB HBP BLK WP HR S P ERA WHIP	IP WLS BF H R ER SO BB IBB HBP BLK WP HR S P ERA WHIP	IP WLS BF H R ER SO BB IBB HBP BLK WP HR S P ERA WHIP	IP WLS BF H R ER SO BB IBB HBP BLK WP HR S P ERA WHIP	IP WLS BF H R ER SO BB IBB HBP BLK WP HR S P ERA WHIP	IP WLS BF H R ER SO BB IBB HBP BLK WP HR S P ERA WHIP	IP WLS BF H R ER SO BB IBB HBP BLK WP HR S P ERA WHIP	IP WLS BF H R ER SO BB IBB HBP BLK WP HR S P ERA WHIP	IP WLS BF H R ER SO BB IBB HBP BLK WP HR S P ERA WHIP	IP WLS BF H R ER SO BB IBB HBP BLK WP HR S P ERA WHIP	IP WLS BF H R ER SO BB IBB HBP BLK WP HR S P ERA WHIP	IP WLS BF H R ER SO BB IBB HBP BLK WP HR S P ERA WHIP	IP WLS BF H R ER SO BB IBB HBP BLK WP HR S P ERA WHIP	IP WLS BF H R ER SO BB IBB HBP BLK WP HR S P ERA WHIP	IP WLS BF H R ER SO BB IBB HBP BLK WP HR S P ERA WHIP
Len Barker, R (1, 1) <small>ERA: 5.4</small> Ray Burris, R (4, 1) <small>ERA: 6.53</small> Jay Aldrich, R (5, 1) <small>ERA: 5.23</small> Mark Clear, R (9, 1) <small>ERA: 5.14</small>	3.1 L 16 6 3 3 1 2 0 0 0 0 2 16 24 8.10 2.400	1.0 6 2 3 3 0 1 1 0 0 0 0 1 4 12 27.00 3.000	3.2 21 8 6 6 2 1 1 0 0 0 0 1 23 31 14.73 2.455	1.0 3 0 0 0 0 1 0 0 0 0 0 0 5 5 0.00 0.000																	



Batter	1	2	3	4	5	6	7	8	9	AB R H RBI BB SO LOB
Paul Molitor, R (1, 10) OBP: 0.438, SLG: 0.578	4-0 G4-6-3 BB		0-0 FC5-2-4 3-H		0-0 6-3			0-0 F9	4-0 BB BB BB 1-2	3 0 0 0 2 0 1
Robin Yount, R (1, 8) OBP: 0.384, SLG: 0.478	0-0 G4-6-3 1-2f			0-0 1B 1B	0-0 P3			0-0 F8	4-0 BB BB BB 1-2 2-3 3-H	4 1 1 1 1 0 1
B.J. Surhoff, L (1, 2) OBP: 0.351, SLG: 0.426	0-3 K			0-0 G3 1B 1-3		0-0 G4-6-3 1B		0-0 1B 1B	0-0 F8	5 0 3 0 0 1 3
Greg Brock, L (1, 3) OBP: 0.361, SLG: 0.438		0-0 1-3		0-3 K		0-0 G4-6-3 1-2f		0-0 1B 1-3		4 0 1 0 0 1 3
Ernest Riles, L (1, 5) OBP: 0.320, SLG: 0.348		0-0 4-3		0-0 G3 1B 1-2 3-H		0-0 3-1		0-0 G3		4 0 1 1 0 0 2
Dale Sveum, S (1, 6) OBP: 0.297, SLG: 0.440		0-0 5-3		0-0 G3 1-2 2-3			0-3 K		0-0 F8 BB BB 1B	4 1 1 0 0 1 2
Rick Manning, L (1, 9) OBP: 0.347, SLG: 0.371			0-0 E SF9 1B	4-0 BB BB BB BB			0-0 F5		0-0 F7	3 1 1 0 1 0 1
Mike Felder, S (1, 7) OBP: 0.325, SLG: 0.317			0-0 E9 SF9 S FC5-2-4 1B	0-0 F5			4-0 BB BB BB BB		4-0 BB BB BB 1-2 BB	2 0 1 0 2 0 3
Juan Castillo, S (1, 4) OBP: 0.296, SLG: 0.327			0-0 SF9		0-0 F7		0-3 K		0-0 F8	3 0 0 1 0 1 3

Inning Stats		R: 0	H: 0	R: 0	H: 0	R: 1	H: 2	R: 1	H: 3	R: 0	H: 0	R: 0	H: 1	R: 0	H: 2	R: 1	H: 1	1B: 9	SF: 1	WP: 0	PA: 39	
		E: 0	LOB: 0	E: 0	LOB: 0	E: 1	LOB: 0	E: 0	LOB: 3	E: 0	LOB: 0	E: 0	LOB: 0	E: 0	LOB: 1	E: 0	LOB: 3	2B: 1	SAC: 0	PB: 0		
		K: 1	BB: 1	K: 0	BB: 0	K: 0	BB: 0	K: 1	BB: 1	K: 0	BB: 0	K: 2	BB: 1	K: 0	BB: 0	K: 0	BB: 3	3B: 0	DP: 3	SB: 1		
		S: 4	P: 8	S: 3	P: 3	S: 4	P: 4	S: 8	P: 12	S: 3	P: 3	S: 7	P: 11	S: 5	P: 5	S: 4	P: 16	HR: 0	HBP: 0	CS: 0		
PITCHER	IP	WLS	BF	H	R	ER	SO	BB	IBB	HBP	BLK	WP	HR	S	P	ERA	WHIP					
Bert Blyleven, R (1, 1) ERA: 4.41	8.0	W	32	8	2	1	4	3	0	0	0	0	0	37	49	1.12	1.375					
George Frazier, R (9, 1) ERA: 4.9	1.0		7	1	1	1	0	3	0	0	0	0	0	4	16	9.00	4.000					

BOTTOM

Minnesota Twins @ Milwaukee Brewers
Milwaukee County Stadium, Milwaukee, WI

Sat Aug 29 1987, 8:05 PM EDT
Att. 34,834 - Unknown

livebaseballscorecards.com

AB	32
R	3
H	9
RBI	3
BB	6
SO	4
LOB	19



TOP

Minnesota Twins @ Milwaukee Brewers
Milwaukee County Stadium, Milwaukee, WI

Sun Aug 30 1987, 4:33 AM EDT
 Att: 22,417 - Unknown

AB	40
R	10
H	15
RBI	9
BB	7
SO	8
LOB	27



Batter	1	2	3	4	5	6	7	8	9	AB R H RBI BB SO LOB													
Al Newman, S OBP: 0.301, SLG: 0.316 (1, 10) (8, 6)	0-0 E5 1B 1B	0-0 CS 1B		0-0 4-6-3 1-2 2-3	4-0 BB 1-2 2-3 3-H		0-0 4-3		0-0 B2-3	5 1 2 1 1 0 2													
Greg Gagne, R OBP: 0.306, SLG: 0.431 (1, 6) (8, 9)	0-0 BB 1B 2-3	0-0 CS 1-2	0-0 F9	0-0 F8	0-0 L5			0-0 2B SF8 1B	0-3 K HR	6 2 2 0 0 1 5													
Kirby Puckett, R OBP: 0.365, SLG: 0.523 (1, 8)	0-0 BB 1-2 3-H 1B		0-0 HR		0-0 2B G4-6-3 1B	0-0 2B		0-0 SF8 1-3 1B 2B	0-0 HR	6 4 6 4 0 0 0													
Gary Gaetti, R OBP: 0.307, SLG: 0.505 (1, 5)	0-3 K		0-0 S 1B		0-0 G4-6-3 1-3 1B 2B	0-0 F8		4-0 SF8 1B IBB	0-0 F8	5 2 2 0 1 1 3													
Tom Brunansky, R OBP: 0.351, SLG: 0.492 (1, 7)	4-0 1-2 2-3 BB		0-0 F8		4-0 G4-6-3 IBB	0-3 K		0-0 F7		3 0 0 0 2 1 5													
Kent Hrbek, L OBP: 0.386, SLG: 0.556 (1, 3)	0-3 K		0-0 F5		0-0 G4-6-3 1-2 2-3 3-H 1B IBB	4-0 IBB		0-0 SF8		3 0 0 1 1 1 6													
Mark Davidson, R OBP: 0.336, SLG: 0.344 Randy Bush, L OBP: 0.327, SLG: 0.388 (6, PH) Gene Larkin, S OBP: 0.353, SLG: 0.407 Jeff Reardon, R (8, 1)	0-3 K		0-0 F9		0-0 BB S BB 1B	0-0 1-3		0-0 2-H 3-H 1B		3 1 1 1 0 1 3 1 0 0 0 0 0 2 1 0 1 2 0 0 0 0 0 0 0 0 0 0													
Steve Lombardozzi, R OBP: 0.303, SLG: 0.352 (1, 4)		0-3 K		0-0 4-6-3 2B	1-0 BB BB HBP		0-0 F3	0-3 K		4 0 1 0 0 2 1													
Tim Laudner, R OBP: 0.259, SLG: 0.411 (1, 2)		0-3 K		4-0 BB 4-6-3 BB	1-2 2-3 BB		0-0 F7		0-0 F9	3 0 0 0 2 1 0													
Inning Stats	R: 1 E: 1 K: 3 S: 12	H: 3 LOB: 3 BB: 1 P: 16	R: 0 E: 0 K: 2 S: 7	H: 1 LOB: 0 BB: 0 P: 7	R: 1 E: 0 K: 0 S: 5	H: 2 LOB: 1 BB: 1 P: 5	R: 0 E: 0 K: 0 S: 4	H: 1 LOB: 2 BB: 1 P: 8	R: 3 E: 0 K: 0 S: 5	H: 3 LOB: 3 BB: 3 P: 18	R: 0 E: 0 K: 1 S: 6	H: 1 LOB: 2 BB: 1 P: 10	R: 0 E: 0 K: 0 S: 3	H: 0 LOB: 0 BB: 0 P: 3	R: 3 E: 0 K: 1 S: 8	H: 3 LOB: 1 BB: 1 P: 12	R: 2 E: 0 K: 1 S: 7	H: 1 LOB: 0 BB: 0 P: 7	1B: 9 2B: 4 3B: 0 HR: 2	SF: 1 SAC: 0 DP: 1 HBP: 1	WP: 0 PB: 1 SB: 2 CS: 1	PA: 50	
PITCHER	IP WLS BF H R ER SO BB IBB HBP BLK WP HR S P ERA WHIP																						
Juan Nieves, L ERA: 5.25 Chuck Crim, R ERA: 3.88 Dan Plesac, L ERA: 2.2	(1, 1) (5, 1) (8, 1)	4.2 2.1 2.0	L	26 14 9	10 3 2	5 3 2	5 3 0	5 1 2	5 2 0	5 2 0	5 2 2	2 2 0	1 0 1	32 12 13	45 28 13	9.64 11.57 0.00	2.571 2.143 1.000					ERA WHIP	

livebaseballscorecards.com

Batter	1	2	3	4	5	6	7	8	9	AB	R	H	RBI	BB	SO	LOB
Paul Molitor, R OBP: 0.440, SLG: 0.577 (1, 10)	0-0 F9		0-0 BB 1B	0-0 F3		0-0 E 1B		4-0 S BB		4	1	2	0	1	0	1
Robin Yount, R OBP: 0.382, SLG: 0.475 (1, 8)	0-0 F8		4-0 BB 1-2	0-3 K		0-0 SF8		0-3 K		3	0	0	1	1	2	2
Glenn Braggs, R OBP: 0.330, SLG: 0.425 (1, 9)	0-0 1B		0-3 K		0-0 S 1B		0-0 2-H 1B		0-3 K		4	0	3	1	0	1
Rick Manning, L OBP: 0.343, SLG: 0.367 (8, 9)										1	0	0	0	0	1	1
Rob Deer, R OBP: 0.369, SLG: 0.486 (1, 7)	0-3 K		0-3 K		0-3 K		4-0 4-3 BB		0-3 K		4	0	0	0	1	4
Greg Brock, L OBP: 0.361, SLG: 0.438 (1, 3)		0-0 BB 1B		0-0 2B HR 1B		0-0 F7		4-0 4-3		5	1	2	0	0	0	2
Dale Sveum, S OBP: 0.298, SLG: 0.440 (1, 6)		4-0 4-3 BB		0-0 1-3 HR 2B		0-0 G3		0-0 1-3		4	1	1	0	1	0	2
Bill Schroeder, R OBP: 0.385, SLG: 0.545 (1, 2)		0-3 K		0-0 2-H 3-H HR		0-0 F8		4-0 BB BB		3	1	1	3	1	1	2
Ernest Riles, L OBP: 0.324, SLG: 0.351 (1, 5)		0-0 4-3		0-0 SH5-3 1B		0-0 1B BB SF8 1B		0-0 F8		4	1	2	0	0	0	4
Juan Castillo, S OBP: 0.296, SLG: 0.325 (1, 4)			0-0 F7		0-0 SH5-3		4-0 1B E BB		0-0 F4		2	1	0	0	1	0

Inning Stats	R: 0	H: 1	E: 0	LOB: 1	K: 1	S: 6	P: 6	R: 0	H: 1	E: 0	LOB: 1	K: 1	S: 5	P: 9	R: 0	H: 1	E: 0	LOB: 2	K: 2	S: 8	P: 12	R: 3	H: 4	E: 0	LOB: 1	K: 1	S: 9	P: 9	R: 0	H: 1	E: 0	LOB: 1	K: 1	S: 6	P: 6	R: 3	H: 3	E: 1	LOB: 1	K: 0	S: 5	P: 9	R: 0	H: 0	E: 0	LOB: 2	K: 0	S: 3	P: 11	R: 0	H: 0	E: 0	LOB: 1	K: 2	S: 7	P: 11	R: 0	H: 0	E: 0	LOB: 0	K: 1	S: 5	P: 5	1B: 9	SF: 1	2B: 2	SAC: 1	3B: 0	DP: 1	HR: 1	HBP: 0	WP: 0	PA: 42
--------------	------	------	------	--------	------	------	------	------	------	------	--------	------	------	------	------	------	------	--------	------	------	-------	------	------	------	--------	------	------	------	------	------	------	--------	------	------	------	------	------	------	--------	------	------	------	------	------	------	--------	------	------	-------	------	------	------	--------	------	------	-------	------	------	------	--------	------	------	------	-------	-------	-------	--------	-------	-------	-------	--------	-------	--------

PITCHER	IP	WLS	BF	H	R	ER	SO	BB	IBB	HBP	BLK	WP	HR	S	P	ERA	WHIP
Frank Viola, L ERA: 3.11 (1, 1)	3.1		18	7	3	3	4	2	0	0	0	0	1	24	32	8.10	2.700
Juan Berenguer, R ERA: 3.79 (4, 1)	2.1		11	3	3	2	2	1	0	0	0	0	0	14	18	7.71	1.714
Keith Atherton, R ERA: 4.25 (6, 1)	1.1	W	6	1	0	0	0	2	0	0	0	0	0	4	12	0.00	2.250
Jeff Reardon, R ERA: 5.2 (8, 1)	2.0	S	7	0	0	0	3	1	0	0	0	0	0	12	16	0.00	0.500

BOTTOM

Minnesota Twins @ Milwaukee Brewers
Milwaukee County Stadium, Milwaukee, WI

livebaseballscores.com

AB	34
R	6
H	11
RBI	5
BB	6
SO	9
LOB	20



WP	HR	S	P	ERA	WHIP
0	0	0	0	0.00	0.500

Sun Aug 30 1987, 4:33 AM EDT
Att. 22,417 - Unknown

Batter	1	2	3	4	5	6	7	8	9	AB R H RBI BB SO LOB	TOP
Paul Molitor, R OBP: 0.436, SLG: 0.570 (1, 10) X	0-0 4-3 ①		0-0 F8 ③			0-0 F7 ②		0-0 F8 ③		4 0 0 0 0 0 0	
Robin Yount, R OBP: 0.383, SLG: 0.475 (1, 8) X	0-0 CS 1B			0-3 K ①		0-0 1-3 ③			0-0 FC4-6 SH3 1B	4 1 2 0 0 1 0	
Glenn Braggs, R OBP: 0.332, SLG: 0.427 (1, 9) X	0-0 1-2 1B			0-0 F9 ②			0-0 HBP 1B		0-0 SH3 ①	3 0 2 0 0 0 0	
Greg Brock, L OBP: 0.360, SLG: 0.435 (1, 3) X	0-0 1-3 ③			0-0 6-3 ③			0-0 F8 ①		4-0 FC4-6 BB	3 0 0 0 1 0 2	
B.J. Surhoff, L OBP: 0.347, SLG: 0.420 (1, 2) X		0-0 4-3 ①			0-0 E4		0-0 F7 ②		0-0 FC4-6 1B ②	4 1 0 0 0 0 3	
Rob Deer, R OBP: 0.370, SLG: 0.485 (1, 7) X		0-0 L5 ②			0-0 P1 ①		1-0 HBP		0-0 1B 1B	3 0 1 1 0 0 1	
Ernest Riles, L OBP: 0.322, SLG: 0.349 (1, 5) X		0-3 K ③			0-3 K ②		0-0 F6 ③		0-0 1-3 2-H 1B	4 0 1 1 0 2 3	
Dale Sveum, S OBP: 0.295, SLG: 0.436 (1, 6) X			0-3 K ①		0-0 4-3 ③			0-0 G3 ① X	0-0 L3 ③	4 0 0 0 0 1 3	
Juan Castillo, S OBP: 0.293, SLG: 0.321 (1, 4) X			0-3 K ②			0-0 3-1 ①		0-0 4-3 ②		3 0 0 0 0 1 0	
Inning Stats	R: 0 H: 2 E: 0 LOB: 1 K: 0 BB: 0 S: 4 P: 4	R: 0 H: 0 E: 0 LOB: 0 K: 1 BB: 0 S: 5 P: 5	R: 0 H: 0 E: 0 LOB: 0 K: 2 BB: 0 S: 7 P: 7	R: 0 H: 0 E: 0 LOB: 0 K: 1 BB: 0 S: 5 P: 5	R: 0 H: 0 E: 1 LOB: 1 K: 1 BB: 0 S: 6 P: 6	R: 0 H: 0 E: 0 LOB: 0 K: 0 BB: 0 S: 3 P: 3	R: 0 H: 1 E: 0 LOB: 2 K: 0 BB: 0 S: 4 P: 5	R: 0 H: 0 E: 0 LOB: 0 K: 0 BB: 0 S: 3 P: 3	R: 2 H: 3 E: 0 LOB: 2 K: 0 BB: 1 S: 6 P: 10	1B: 6 SF: 0 2B: 0 SAC: 1 3B: 0 DP: 0 HR: 0 HBP: 1	WP: 0 PA: 35 PB: 0 SB: 1 CS: 1
PITCHER Bret Saberhagen, R (1, 1) ERA: 3.35 Gene Garber, R (9, 1) ERA: 4.39	IP WLS BF H R ER SO BB IBB HBP BLK WP HR S P ERA WHIP	8.2 L 34 6 2 2 5 1 0 1 0 0 0 0 42 47 2.08 0.808	0.1 1 0 0 0 0 0 0 0 0 0 0 0 0 1 1 0.00 0.000								

Milwaukee Brewers @ Kansas City Royals
 Royals Stadium, Kansas City, MO
 Tue Sep 01 1987, 8:05 PM EDT
 Att: 19,067 - Unknown

AB	32
R	2
H	6
RBI	2
BB	1
SO	5
LOB	12



Batter	1	2	3	4	5	6	7	8	9	AB R H RBI BB SO LOB	TOP							
Paul Molitor, R (1, 10) OBP: 0.433, SLG: 0.564	0-0 6-3		0-0 3-1		4-0 FC6-4 BB		0-0 F9		0-3 K	4 0 0 0 1 1 3	Milwaukee Brewers @ Kansas City Royals Royals Stadium, Kansas City, MO Wed Sep 02 1987, 8:05 PM EDT Att: 19,430 - Unknown livebaseballscorecards.com							
Robin Yount, R (1, 8) OBP: 0.382, SLG: 0.473	4-0 BLK HR BB		0-0 F4		0-0 FC6-4		0-0 FC5-4			3 1 0 0 1 0 4								
Glenn Braggs, R (1, 9) OBP: 0.329, SLG: 0.423	0-0 5-3		0-0 F8				0-0 6-3			4 0 0 0 0 0 3								
Greg Brock, L (1, 3) OBP: 0.361, SLG: 0.433	4-0 HR BB			0-0 G3		4-0 1B BB		0-0 4-3		2 1 0 0 2 0 0								
Bill Schroeder, R (1, 2) OBP: 0.387, SLG: 0.559	0-0 1-H 2-H HR			0-0 4-3		0-0 FC6-4 1B		0-0 5-3		4 1 2 3 0 0 0								
Rob Deer, R (1, 7) OBP: 0.367, SLG: 0.480	0-3 K			0-0 6-3		0-0 F2		0-3 K		4 0 0 0 0 2 2								
Rick Manning, L (8, 7) OBP: 0.343, SLG: 0.367										0 0 0 0 0 0 0								
Ernest Riles, L (1, 5) OBP: 0.316, SLG: 0.342		0-0 5-3			0-0 F7		0-0 FC6-4		0-0 F7	4 0 0 0 0 0 2								
Dale Sveum, S (1, 6) OBP: 0.297, SLG: 0.436		0-0 F4			0-0 1-3		0-0 FC5-4 E 1B		4-0 BB	3 0 1 0 1 0 0								
Juan Castillo, S (1, 4) OBP: 0.292, SLG: 0.320		0-0 1-3			0-0 S 1B		0-0 E1 FC5-4		0-3 K	4 0 1 0 0 1 2								
Inning Stats	R: 3 E: 0 K: 1 S: 6	H: 1 LOB: 0 BB: 2 P: 14	R: 0 E: 0 K: 0 S: 3	H: 0 LOB: 0 BB: 0 P: 3	R: 0 E: 0 K: 0 S: 3	H: 0 LOB: 0 BB: 0 P: 3	R: 0 E: 0 K: 0 S: 4	H: 1 LOB: 2 BB: 1 P: 8	R: 0 E: 1 K: 0 S: 5	H: 1 LOB: 2 BB: 0 P: 5	R: 0 E: 0 K: 1 S: 5	H: 0 LOB: 0 BB: 0 P: 5	R: 0 E: 0 K: 2 S: 7	H: 0 LOB: 1 BB: 1 P: 11	1B: 3 2B: 0 3B: 0 HR: 1	SF: 0 SAC: 0 DP: 0 HBP: 0	WP: 0 PB: 0 SB: 1 CS: 0	PA: 37
PITCHER Charlie Leibrandt, L (1, 1) ERA: 2.92	IP: 9.0 WLS: L BF: 37 H: 4 R: 3 ER: 3 SO: 4 BB: 5 IBB: 0 HBP: 0 BLK: 1 WP: 0 HR: 1 S: 40 P: 60 ERA: 3.00 WHIP: 1.000											PITCHER	IP: 0.0 WLS: 0 BF: 0 H: 0 R: 0 ER: 0 SO: 0 BB: 0 IBB: 0 HBP: 0 BLK: 0 WP: 0 HR: 0 S: 0 P: 0 ERA: 0.00 WHIP: 0.000					



Batter	1	2	3	4	5	6	7	8	9	AB R H RBI BB SO LOB
Willie Wilson, S OBP: 0.315, SLG: 0.375 (1, 8)	0-3 K		0-0 F8		0-0 F7			0-0 4-3		4 0 0 0 0 1 1
Lonnie Smith, R OBP: 0.360, SLG: 0.381 (1, 7)	0-0 F9		4-0 S BB		0-0 F9			0-0 L6		3 0 0 0 1 0 1
Kevin Seitzer, R OBP: 0.403, SLG: 0.479 (1, 5)	0-0 F4		0-3 K			4-0 BB		0-0 6-3		3 0 0 0 1 1 1
George Brett, L OBP: 0.390, SLG: 0.494 (1, 3)		0-0 1-3		0-0 4-3		0-0 F8		0-0 6-3		4 0 0 0 0 0 1
Danny Tartabull, R OBP: 0.365, SLG: 0.482 (1, 9)		4-0 HR BB		0-0 F9		0-3 K		0-3 K		3 1 0 0 1 2 1
Frank White, R OBP: 0.311, SLG: 0.388 (1, 4)		0-0 P3		0-0 1B		0-0 F9		0-0 F8		4 0 1 0 0 0 2
Steve Balboni, R OBP: 0.287, SLG: 0.427 (1, 10)		0-0 HR		0-0 F3			0-3 K			3 1 1 2 0 1 1
Jamie Quirk, L OBP: 0.332, SLG: 0.374 (1, 2)		0-0 F9			0-0 F8		0-0 F7			3 0 0 0 0 0 0
Ross Jones, R OBP: 0.265, SLG: 0.277 (1, 6)			0-0 F8				0-3 K			2 0 1 0 0 0 0
Thad Bosley, L OBP: 0.305, SLG: 0.347 (7, PH)										1 0 0 0 0 1 0
Bill Pecota, R OBP: 0.387, SLG: 0.429 (8, 6)										0 0 0 0 0 0 0

Inning Stats	R: 0	H: 0	E: 0	K: 1	S: 5	R: 2	H: 1	E: 0	K: 0	S: 4	R: 0	H: 0	E: 0	K: 1	S: 5	R: 0	H: 1	E: 0	K: 0	S: 4	R: 0	H: 1	E: 0	K: 1	S: 5	R: 0	H: 0	E: 0	K: 2	S: 7	R: 0	H: 0	E: 0	K: 0	S: 3	R: 0	H: 0	E: 0	K: 1	S: 5	1B: 2	2B: 0	3B: 0	HR: 1	SF: 0	SAC: 0	DP: 0	HBP: 0	WP: 0	PB: 0	SB: 1	CS: 0	PA: 33													
PITCHER	IP	WLS	BF	H	R	ER	SO	BB	IBB	HBP	BLK	WP	HR	S	P	ERA	WHIP																			IP	WLS	BF	H	R	ER	SO	BB	IBB	HBP	BLK	WP	HR	S	P	ERA	WHIP														
Bill Wegman, R ERA: 4.17 (1, 1)	6.0	W	24	3	2	2	3	3	0	0	0	0	1	27	39	3.00	1.000																																																	
Chuck Crim, R ERA: 3.81 (7, 1)	2.0		6	0	0	0	2	0	0	0	0	0	0	10	10	0.00	0.000																																																	
Dan Plesac, L ERA: 2.17 (9, 1)	1.0	S	3	0	0	0	1	0	0	0	0	0	0	5	5	0.00	0.000																																																	

BOTTOM

Milwaukee Brewers @ Kansas City Royals
Royals Stadium, Kansas City, MO

Wed Sep 02 1987, 8:05 PM EDT
Att. 19,430 - Unknown

livebaseballscorecards.com

AB	30
R	2
H	3
RBI	2
BB	3
SO	6
LOB	8



Batter	1	2	3	4	5	6	7	8	9	AB R H RBI BB SO LOB	TOP											
Paul Molitor, R (1, 4) OBP: 0.433, SLG: 0.564	0-0 L3		0-0 1B 2B		0-0 F9		0-0 L8		0-0 2B 1B	5 2 2 0 0 0 0	Milwaukee Brewers @ Kansas City Royals Royals Stadium, Kansas City, MO Thu Sep 03 1987, 8:05 PM EDT Att: 23,122 - Unknown											
Robin Yount, R (1, 8) OBP: 0.383, SLG: 0.474	0-0 1B 1B		0-3 K		0-0 4-3		0-0 F9		0-0 1B 2B	5 2 2 1 0 1 1												
Glenn Braggs, R (1, 9) OBP: 0.330, SLG: 0.421	0-3 K		4-0 1B BB		0-0 FC4-6 1B		0-0 5-3		0-0 5-3	4 0 1 0 1 1 2												
Greg Brock, L (1, 3) OBP: 0.366, SLG: 0.439	0-0 1B		0-0 1B		0-0 FC4-6 2B		0-0 4-3 WP 2B		0-0 E 1B	5 3 4 3 0 0 1												
B.J. Surhoff, L (1, 2) OBP: 0.345, SLG: 0.420	0-0 4-3		0-0 G3		0-0 F7		0-0 4-3		0-0 E9 2B	5 0 1 1 0 0 5												
Bill Schroeder, R (9, 2) OBP: 0.387, SLG: 0.559										0 0 0 0 0 0 0												
Rob Deer, R (1, 7) OBP: 0.367, SLG: 0.481		0-3 K		0-3 K		0-0 1B 2B		4-0 BB WP BB	0-3 K	3 0 1 1 0 2 0												
Rick Manning, L (6, PR) OBP: 0.346, SLG: 0.363										1 1 0 0 1 1 1												
Ernest Riles, L (1, 5) OBP: 0.318, SLG: 0.340		0-3 K		0-0 G3		0-0 S 1B		4-0 1-2 BB BB	0-0 F7	4 0 1 1 1 1 1												
Mike Felder, S (1, 10) OBP: 0.323, SLG: 0.313		0-0 4-3		0-3 K		0-0 F7		4-0 1-2 BB		3 0 0 0 1 1 2												
Juan Castillo, S (1, 6) OBP: 0.289, SLG: 0.315			0-0 3-1		0-0 1-3		0-0 F8		0-0 4-3	4 0 0 0 0 0 3												
Inning Stats	R: 1 E: 0 K: 1 S: 7	H: 2 LOB: 1 BB: 0 P: 7	R: 0 E: 0 K: 2 S: 7	H: 0 LOB: 0 BB: 0 P: 7	R: 1 E: 0 K: 1 S: 7	H: 2 LOB: 2 BB: 1 P: 11	R: 0 E: 0 K: 2 S: 7	H: 0 LOB: 0 BB: 0 P: 7	R: 0 E: 0 K: 0 S: 3	H: 0 LOB: 0 BB: 0 P: 3	R: 2 E: 0 K: 0 S: 6	H: 3 LOB: 1 BB: 0 P: 6	R: 0 E: 0 K: 0 S: 3	H: 0 LOB: 0 BB: 0 P: 3	R: 1 E: 0 K: 0 S: 4	H: 1 LOB: 3 BB: 3 P: 16	R: 3 E: 1 K: 1 S: 9	H: 4 LOB: 1 BB: 0 P: 9	1B: 7 2B: 5 3B: 0 HR: 0	SF: 0 SAC: 0 DP: 0 HBP: 0	WP: 2 PB: 0 SB: 3 CS: 0	PA: 43
PITCHER	IP WLS BF H R ER SO BB IBB HBP BLK WP HR S P ERA WHIP																					
Mark Gubicza, R (1, 1) ERA: 4.32	6.0 L 26 7 4 4 6 1 0 0 0 1 0 37 41 6.00 1.333																					
John Davis, R (7, 1) ERA: 2.16	1.2 8 1 1 1 0 2 0 0 0 1 0 6 14 5.40 1.800																					
Jerry Don Gleaton, L (8, 1) ERA: 4.53	0.1 2 0 0 0 0 1 0 0 0 0 0 1 5 0.00 3.000																					
Gene Garber, R (9, 1) ERA: 4.76	0.1 5 4 3 3 0 0 0 0 0 0 0 5 5 81.00 12.000																					
Bob Stoddard, R (9, 1) ERA: 4.06	0.2 2 0 0 0 0 1 0 0 0 0 0 4 4 0.00 0.000																					

livebaseballscorecards.com

AB	39
R	8
H	12
RBI	7
BB	4
SO	7
LOB	16



Batter	1	2	3	4	5	6	7	8	9	AB	R	H	RBI	BB	SO	LOB
Willie Wilson, S OBP: 0.315, SLG: 0.374 (1, 8)	0-3 K		0-3 K			0-0 F9 1-H S 1B		0-0 5-3		4	0	1	1	0	2	0
Bill Pecota, R OBP: 0.379, SLG: 0.417 (1, 6) (8, 4)	0-0 S 1B			0-0 F9		0-0 L4 1-2		0-0 3-1		4	0	1	0	0	0	1
Kevin Seitzer, R OBP: 0.401, SLG: 0.475 (1, 5)	0-0 5-3 1-2			0-0 F8		0-0 F9 2-3			0-0 F9	4	0	0	0	0	0	2
George Brett, L OBP: 0.386, SLG: 0.488 (1, 3)	0-0 F9			0-0 F8		0-3 K			0-0 3-1	4	0	0	0	0	1	2
Danny Tartabull, R OBP: 0.365, SLG: 0.486 (1, 9)		0-0 F3			0-0 HR			0-0 6-3	0-0 F8	4	1	1	1	0	0	0
Frank White, R OBP: 0.311, SLG: 0.386 (1, 4) Angel Salazar, R OBP: 0.222, SLG: 0.249 (7, PR) (8, 6)		0-0 5-3			0-0 F4		4-0 BB			2	0	0	0	1	0	0
Steve Balboni, R OBP: 0.285, SLG: 0.423 (1, 10)		0-3 K			0-3 K			0-0 L5		3	0	0	0	0	2	1
Jamie Quirk, L OBP: 0.328, SLG: 0.370 (1, 2)			0-0 4-3		0-3 K			0-0 F9		3	0	0	0	0	1	1
Gary Thurman, R OBP: 0.364, SLG: 0.300 (1, 7)			0-3 K			0-0 S 1B 1B		0-0 6-3		3	1	1	0	0	1	0

Inning Stats	R: 0	H: 1	E: 0	K: 1	S: 6	LOB: 1	BB: 0	P: 6	R: 0	H: 0	E: 0	K: 1	S: 5	LOB: 0	BB: 0	P: 5	R: 0	H: 0	E: 0	K: 2	S: 7	LOB: 0	BB: 0	P: 7	R: 1	H: 1	E: 0	K: 2	S: 8	LOB: 0	BB: 0	P: 8	R: 1	H: 2	E: 0	K: 1	S: 7	LOB: 1	BB: 0	P: 7	R: 0	H: 0	E: 0	K: 0	S: 3	LOB: 1	BB: 1	P: 7	R: 0	H: 0	E: 0	K: 0	S: 3	LOB: 0	BB: 0	P: 3	R: 0	H: 0	E: 0	K: 0	S: 3	LOB: 0	BB: 0	P: 3	R: 0	H: 0	E: 0	K: 0	S: 3	LOB: 0	BB: 0	P: 3
1B: 3	SF: 0	2B: 0	SAC: 0	3B: 0	DP: 0	HR: 1	HBP: 0	WP: 0	PA: 32																																																															

PITCHER	IP	WLS	BF	H	R	ER	SO	BB	IBB	HBP	BLK	WP	HR	S	P	ERA	WHIP
Chris Bosio, R ERA: 5.26 (1, 1)	7.0	W	26	4	2	2	7	1	0	0	0	0	1	39	43	2.57	0.714
Chuck Crim, R ERA: 3.74 (8, 1)	2.0	S	6	0	0	0	0	0	0	0	0	0	0	6	6	0.00	0.000

BOTTOM

Milwaukee Brewers @ Kansas City Royals
Royals Stadium, Kansas City, MO
 Thu Sep 03 1987, 8:05 PM EDT
 Att. 23,122 - Unknown

AB	31
R	2
H	4
RBI	2
BB	1
SO	7
LOB	7



WP	PA	ERA	WHIP
0	32		

Batter	1	2	3	4	5	6	7	8	9	10	11	12	AB R H RBI BB SO LOB	TOP											
Paul Molitor, R OBP: 0.431, SLG: 0.563 (1, 4)	0-0 P3		0-0 2B		0-0 F4		0-0 1B		0-3 K			0-0 B1-3	6 0 2 0 0 1 2	<p>Milwaukee Brewers @ Minnesota Twins</p> <p>Hubert H. Humphrey Metrodome, Minneapolis, MN</p> <p>Fri Sep 04 1987, 8:05 PM EDT</p> <p>Att. 27,380 - Unknown</p> <p>livebaseballscorecards.com</p>											
Robin Yount, R OBP: 0.379, SLG: 0.468 (1, 8)	0-0 5-3		0-0 F8		0-0 6-3		0-0 F2			0-0 4-3		0-0 F8	6 0 0 0 0 0 3												
Glenn Braggs, R OBP: 0.330, SLG: 0.420 (1, 9)	0-3 K			0-0 2B 1B		0-0 6-3		0-0 F7		0-0 3-1		0-0 1B	6 0 2 0 0 1 0												
Greg Brock, L OBP: 0.370, SLG: 0.446 (1, 3)		4-0 BB		0-0 2B		0-0 1B		0-0 L9		0-0 2B		0-0 F8	5 0 3 0 1 0 1												
Bill Schroeder, R OBP: 0.383, SLG: 0.549 (1, 2)		0-0 F4		4-0 FC5-4 BB		0-0 F3		0-3 K		0-0 5-3			4 0 0 0 1 1 3												
Rob Deer, R OBP: 0.366, SLG: 0.481 (1, 10)		0-0 F8		0-0 F2		0-0 L4			0-0 1B 2B			0-0 CS 1B	4 0 1 0 0 0 5												
Mike Felder, S OBP: 0.326, SLG: 0.316 (9, PR)													1 1 1 0 0 0 0												
Jim Pacionek, R OBP: 0.330, SLG: 0.374 (1, 7)													4 0 1 0 0 1 5												
Rick Manning, L OBP: 0.343, SLG: 0.359 (11, PH)													1 0 0 0 0 0 1												
(11, 7)																									
Dale Sveum, S OBP: 0.298, SLG: 0.435 (1, 6)			0-3 K		0-0 FC5-4		0-0 FC5-4		0-0 FC4-6			0-0 1B	5 0 2 1 0 1 4												
Ernest Riles, L OBP: 0.311, SLG: 0.332 (1, 5)			0-0 L9		0-0 1-2f		0-0 FC6-4		0-0 FC4-6			0-0 F5	5 0 0 0 0 0 4												
Inning Stats	R: 0 E: 0 K: 1 S: 5	H: 0 LOB: 0 BB: 0 P: 5	R: 0 E: 0 K: 0 S: 3	H: 0 LOB: 1 BB: 1 P: 7	R: 0 E: 0 K: 1 S: 6	H: 2 LOB: 3 BB: 1 P: 11	R: 0 E: 0 K: 0 S: 3	H: 0 LOB: 0 BB: 0 P: 3	R: 0 E: 0 K: 0 S: 4	H: 1 LOB: 1 BB: 0 P: 4	R: 0 E: 0 K: 1 S: 5	H: 0 LOB: 0 BB: 0 P: 5	R: 1 E: 0 K: 1 S: 7	H: 2 LOB: 1 BB: 0 P: 7	R: 0 E: 0 K: 0 S: 4	H: 1 LOB: 1 BB: 0 P: 4	R: 0 E: 0 K: 0 S: 4	H: 2 LOB: 1 BB: 0 P: 4	R: 0 E: 0 K: 0 S: 4	H: 1 LOB: 1 BB: 0 P: 4	1B: 8 2B: 4 3B: 0 HR: 0	SF: 0 SAC: 0 DP: 0 HBP: 0	WP: 0 PB: 0 SB: 1 CS: 1	PA: 49	
PITCHER	IP WLS BF H R ER SO BB IBB HBP BLK WP HR S P ERA WHIP																								
Frank Viola, L ERA: 3.03 (1, 1)	8.0	33	7	1	1	4	2	0	0	0	0	0	0	0	0	1.12	1.125								
Juan Berenguer, R ERA: 3.77 (9, 1)	4.0	16	5	0	0	1	0	0	0	0	0	0	0	0	0	0.00	1.250								

Batter	1	2	3	4	5	6	7	8	9	10	11	12	AB	R	H	RBI	BB	SO	LOB
Randy Bush, L (1, 9) OBP: 0.330, SLG: 0.394 Mark Davidson, R (8, PR) OBP: 0.336, SLG: 0.344 (9, 7) Don Baylor, R (10, PH) OBP: 0.353, SLG: 0.401 Billy Beane, R (11, 9) OBP: 1.000, SLG: 1.000	0-0 F7		0-0 1B			0-0 F8		4-0 HBP IBB		0-3 K		0-0 1B	3	0	1	0	1	0	0
Greg Gagne, R (1, 6) OBP: 0.298, SLG: 0.419 Gene Larkin, S (8, PH) OBP: 0.350, SLG: 0.404 Al Newman, S (8, PR) OBP: 0.307, SLG: 0.318 (9, 6)	0-0 6-3		0-0 F9			0-0 6-3		1-0 HBP				4-0 G4-6-3 BB	3	0	0	0	0	0	1
Kirby Puckett, R (1, 8) OBP: 0.365, SLG: 0.529	0-0 4-3			0-0 G4-6-3 1B			0-0 HR		0-0 1-3		0-0 F4		5	1	2	1	0	0	4
Kent Hrbek, L (1, 3) OBP: 0.387, SLG: 0.550		0-0 FC3-6 1B		0-0 G4-6-3 1-2f		0-0 F8			0-0 F2		0-0 G4-6-3 1-2f		5	0	1	0	0	0	2
Gary Gaetti, R (1, 5) OBP: 0.304, SLG: 0.497		0-0 FC3-6 1-2f		0-0 5-3		0-3 K			0-0 5-3			1-0 FC 1B HBP	4	1	0	0	0	1	1
Roy Smalley, S (1, 10) OBP: 0.355, SLG: 0.427 Tom Nieto, R (12, PH) OBP: 0.318, SLG: 0.385 Chris Pittaro, S (12, PR)		0-0 F7			0-0 G5-4-3 1B		0-0 F8		0-3 K			0-0 1B E 1B	4	0	1	0	0	1	1
Tom Brunansky, R (1, 7) OBP: 0.349, SLG: 0.484 (9, 9) (11, 7)		0-3 K			0-0 G5-4-3 1-2f			0-0 HBP 4-3 1B		0-3 K		0-0 FC 1B	5	0	1	0	0	2	4
Steve Lombardozzi, R (1, 4) OBP: 0.301, SLG: 0.346			0-0 F8		0-0 5-3			0-0 4-3		0-3 K		0-3 K	4	0	0	0	1	1	4
Tim Laudner, R (1, 2) OBP: 0.252, SLG: 0.398			0-0 G1-4-3			0-0 4-3		0-3 K		0-0 F8		0-0 F4	5	0	0	0	0	1	5


Inning Stats	R: 0	H: 0	E: 0	K: 0	S: 3	R: 0	H: 1	E: 0	K: 1	S: 6	R: 0	H: 1	E: 0	K: 0	S: 4	R: 0	H: 1	E: 0	K: 0	S: 3	R: 0	H: 1	E: 0	K: 0	S: 3	R: 1	H: 1	E: 0	K: 1	S: 6	R: 0	H: 1	E: 0	K: 1	S: 6	R: 0	H: 0	E: 0	K: 1	S: 5	R: 0	H: 0	E: 0	K: 2	S: 7	R: 0	H: 0	E: 0	K: 0	S: 2	R: 1	H: 2	E: 1	K: 1	S: 7	1B: 7	2B: 0	3B: 0	HR: 1	SF: 0	DP: 3	HBP: 2	WP: 0	PA: 46
--------------	------	------	------	------	------	------	------	------	------	------	------	------	------	------	------	------	------	------	------	------	------	------	------	------	------	------	------	------	------	------	------	------	------	------	------	------	------	------	------	------	------	------	------	------	------	------	------	------	------	------	------	------	------	------	------	-------	-------	-------	-------	-------	-------	--------	-------	--------

PITCHER	IP	WLS	BF	H	R	ER	SO	BB	IBB	HBP	BLK	WP	HR	S	P	ERA	WHIP
Len Barker, R (1, 1) ERA: 4.31	8.0		30	6	1	1	3	0	1	1	0	0	1	34	39	1.12	0.750
Mark Clear, R (9, 1) ERA: 4.99	2.0		8	0	0	0	3	2	0	0	0	0	0	12	20	0.00	1.000
Dan Plesac, L (11, 1) ERA: 2.12	1.2	L	8	2	1	0	1	0	0	1	0	0	0	9	10	0.00	1.200

Milwaukee Brewers @ Minnesota Twins
Hubert H. Humphrey Metrodome, Minneapolis, MN

Fri Sep 04 1987, 8:05 PM EDT
Att: 27,380 - Unknown

AB 41
R 2
H 8
RBI 2
BB 3
SO 7
LOB 23



Batter	1	2	3	4	5	6	7	8	9	AB R H RBI BB SO LOB	TOP											
Paul Molitor, R OBP: 0.429, SLG: 0.558 (1, 4) X	0-0 F9		0-3 K			4-0 S BB		0-0 6-3		3 0 0 0 1 1 0												
Robin Yount, R OBP: 0.379, SLG: 0.467 (1, 8) B B B	4-0 S BB			0-0 F9		0-3 K		4-0 S BB		2 0 0 0 2 1 1												
Glenn Braggs, R OBP: 0.329, SLG: 0.418 Rick Manning, L OBP: 0.343, SLG: 0.359 (1, 9) X (8, 9)	0-0 5-3			0-0 G3-6-3 1B			0-0 6-3	0-0 6-3		4 0 1 0 0 0 2 0 0 0 0 0 0 0												
Greg Brock, L OBP: 0.371, SLG: 0.444 (1, 3) X	0-0 4-3			0-0 G3-6-3 1-2f			4-0 S 1B BB		4-0 1B BB	2 1 0 0 2 0 2												
Rob Deer, R OBP: 0.365, SLG: 0.478 (1, 10) B B B		4-0 P3-1 BB			0-0 5-3		0-0 F5		0-3 K	3 0 0 0 1 1 2												
Ernest Riles, L OBP: 0.314, SLG: 0.335 (1, 5) X		0-0 F8			0-0 F7		0-0 1B 1B		0-0 1B 1B	4 0 2 1 0 0 1												
Bill Schroeder, R OBP: 0.381, SLG: 0.543 (1, 2) X		0-0 P3-1 1-2f			0-0 F6		0-0 1B 1B		0-0 F9	4 0 1 0 0 0 3												
Dale Sveum, S OBP: 0.296, SLG: 0.431 (1, 6) B B			0-3 K				0-0 6-3	0-0 G3		4 0 0 0 0 1 4												
Mike Felder, S OBP: 0.322, SLG: 0.311 (1, 7) X			0-0 B1				0-0 L8		0-0 F7	3 0 0 0 0 0 0												
Inning Stats	R: 0 E: 0 K: 0 S: 3	H: 0 LOB: 1 BB: 1 P: 7	R: 0 E: 0 K: 0 S: 2	H: 0 LOB: 0 BB: 1 P: 6	R: 0 E: 0 K: 2 S: 7	H: 0 LOB: 0 BB: 0 P: 7	R: 0 E: 0 K: 0 S: 3	H: 1 LOB: 0 BB: 0 P: 3	R: 0 E: 0 K: 0 S: 3	H: 0 LOB: 0 BB: 0 P: 3	R: 0 E: 0 K: 1 S: 5	H: 0 LOB: 1 BB: 1 P: 9	R: 1 E: 0 K: 0 S: 5	H: 2 LOB: 2 BB: 1 P: 9	R: 0 E: 0 K: 0 S: 3	H: 0 LOB: 1 BB: 1 P: 7	R: 0 E: 0 K: 1 S: 6	H: 1 LOB: 2 BB: 1 P: 10	1B: 4 2B: 1 3B: 0 HR: 0	SF: 0 SAC: 0 DP: 2 HBP: 0	WP: 0 PB: 0 SB: 4 CS: 0	PA: 35
PITCHER	IP WLS BF H R ER SO BB IBB HBP BLK WP HR S P ERA WHIP																				PITCHER	IP WLS BF H R ER SO BB IBB HBP BLK WP HR S P ERA WHIP
Mike Smithson, R ERA: 5.75 (1, 1)	8.0 30 3 1 1 3 5 0 0 0 0 0 0 31 51 1.12 1.000																					
Keith Atherton, R ERA: 4.12 (9, 1)	1.0 5 1 0 0 1 1 0 0 0 0 0 0 6 10 0.00 2.000																					

Milwaukee Brewers @ Minnesota Twins
 Hubert H. Humphrey Metrodome, Minneapolis, MN
 Sat Sep 05 1987, 8:05 PM EDT
 Att: 51,122 - Unknown

livebaseballscorecards.com

AB	29
R	1
H	4
RBI	1
BB	6
SO	4
LOB	15



Batter	1	2	3	4	5	6	7	8	9	AB	R	H	RBI	BB	SO	LOB
Al Newman, S OBP: 0.310, SLG: 0.318 (1, 4)	0-3 K		4-0 S BB		0-0 6-3			0-0 3B 1B		3	1	1	0	1	1	0
Greg Gagne, R OBP: 0.297, SLG: 0.415 (1, 6)	0-0 L6		0-3 K			4-0 L7-4 1B BB		0-0 F8		3	0	0	0	1	1	2
Kirby Puckett, R OBP: 0.367, SLG: 0.533 (1, 8)	4-0 BB		0-0 1-3			0-0 FC5-4 1B		0-0 1-H 3B		3	0	2	1	1	0	1
Gary Gaetti, R OBP: 0.304, SLG: 0.495 (1, 5)	0-0 F7			0-0 CS 1B 1B		0-0 L7-4 2-3		0-0 4-3		4	0	1	0	0	0	4
Tom Brunansky, R OBP: 0.352, SLG: 0.492 (1, 9)		0-0 1B S 1B		0-0 CS 1B		0-0 FC5-4 1-2f			0-0 HR	4	1	3	1	0	0	1
Don Baylor, R OBP: 0.353, SLG: 0.401 (1, 10)		0-0 G5-4-3 1B		0-3 K 1-2 2-3			0-0 F8			3	0	1	0	0	1	2
Kent Hrbek, L OBP: 0.385, SLG: 0.546 (1, 3)		0-3 K		0-0 F8			0-0 F7			3	0	0	0	0	1	3
Mark Davidson, R OBP: 0.329, SLG: 0.336 (1, 7)		0-0 G5-4-3 1-2f		0-3 K			0-3 K			3	0	0	0	0	2	2
Tom Nieto, R OBP: 0.310, SLG: 0.375 (1, 2)			0-0 6-3				0-0 5-3			2	0	0	0	0	0	0
Billy Beane, R OBP: 0.500, SLG: 0.500 (8, PH)										1	0	0	0	0	1	0
Sal Butera, R OBP: 0.225, SLG: 0.270 (9, 2)										0	0	0	0	0	0	0

BOTTOM

Milwaukee Brewers @ Minnesota Twins
 Hubert H. Humphrey Metrodome, Minneapolis, MN

Sat Sep 05 1987, 8:05 PM EDT
 Att. 51,122 - Unknown

livebaseballscores.com

AB	29
R	2
H	8
RBI	2
BB	3
SO	7
LOB	15



Inning Stats	R: 0	H: 0	E: 0	K: 1	S: 5	H: 0	LOB: 1	BB: 1	P: 9	R: 0	H: 2	E: 0	K: 1	S: 6	H: 0	LOB: 1	BB: 0	P: 6	R: 0	H: 2	E: 0	K: 1	S: 5	H: 0	LOB: 0	BB: 0	P: 5	R: 0	H: 1	E: 0	K: 0	S: 3	H: 0	LOB: 0	BB: 0	P: 5	R: 1	H: 2	E: 0	K: 1	S: 7	H: 2	LOB: 1	BB: 0	P: 7	R: 1	H: 1	E: 0	K: 0	S: 1	H: 1	LOB: 0	BB: 0	P: 1	1B: 6	SF: 0	2B: 2	SAC: 0	3B: 1	DP: 3	HR: 1	HBP: 0	WP: 0	PA: 32
--------------	------	------	------	------	------	------	--------	-------	------	------	------	------	------	------	------	--------	-------	------	------	------	------	------	------	------	--------	-------	------	------	------	------	------	------	------	--------	-------	------	------	------	------	------	------	------	--------	-------	------	------	------	------	------	------	------	--------	-------	------	-------	-------	-------	--------	-------	-------	-------	--------	-------	--------

PITCHER	IP	WLS	BF	H	R	ER	SO	BB	IBB	HBP	BLK	WP	HR	S	P	ERA	WHIP
Juan Nieves, L ERA: 5.06 (1, 1)	7.2		30	7	1	1	7	3	0	0	0	0	0	41	53	1.17	1.304
Chuck Crim, R ERA: 3.81 (8, 1)	0.1	L	2	1	1	1	0	0	0	0	0	0	1	2	2	27.00	3.000

Batter	1	2	3	4	5	6	7	8	9	AB R H RBI BB SO LOB	TOP									
Paul Molitor, R (1, 10) OBP: 0.427, SLG: 0.552	4-0 S S CS BB	0-0 F9			0-0 F9		0-0 L6		0-0 6-3	4 0 0 0 1 0 4										
Robin Yount, R (1, 8) OBP: 0.376, SLG: 0.462	0-3 K		0-0 5-3		0-0 6-3			0-0 5-3	0-3 K	5 0 0 0 0 2 2										
Glenn Braggs, R (1, 9) OBP: 0.330, SLG: 0.425	0-0 FC3 CS 1B		0-0 F8			0-0 HR		0-0 E 1B HR 1B	0-3 K	5 3 2 1 0 1 1										
Greg Brock, L (1, 3) OBP: 0.372, SLG: 0.443	4-0 1B BB		0-3 K			0-0 4-3		0-0 E9 HR 1B		3 1 1 0 1 1 0										
Rob Deer, R (1, 7) OBP: 0.368, SLG: 0.487	0-0 1B			0-0 6-3		4-0 CS BB		0-0 1-H HR 3-H		3 1 2 4 1 0 0										
Dale Sveum, S (1, 6) OBP: 0.293, SLG: 0.427		0-3 K		0-0 5-3		0-0 F8		0-0 F7		4 0 0 0 0 1 1										
Bill Schroeder, R (1, 2) OBP: 0.378, SLG: 0.551			0-3 K		0-3 K	0-0 CS	0-0 6-3	0-0 HR		4 1 1 1 0 2 0										
Ernest Riles, L (1, 5) OBP: 0.322, SLG: 0.341		4-0 BB BB			4-0 SH1-4 BB			0-0 K 2B		2 0 1 0 2 1 0										
Juan Castillo, S (1, 4) OBP: 0.292, SLG: 0.317		4-0 BB BB			0-0 SH1-4			0-3 K		2 0 1 0 1 1 1										
Inning Stats	R: 1 E: 0 K: 1 S: 5	H: 1 LOB: 2 BB: 2 P: 13	R: 0 E: 0 K: 2 S: 7	H: 0 LOB: 2 BB: 2 P: 15	R: 0 E: 0 K: 1 S: 5	H: 0 LOB: 0 BB: 0 P: 5	R: 0 E: 0 K: 1 S: 5	H: 0 LOB: 0 BB: 0 P: 5	R: 0 E: 0 K: 0 S: 3	H: 1 LOB: 0 BB: 1 P: 7	R: 0 E: 0 K: 1 S: 6	H: 1 LOB: 1 BB: 0 P: 6	R: 4 E: 1 K: 1 S: 10	H: 5 LOB: 1 BB: 0 P: 10	R: 0 E: 0 K: 2 S: 7	H: 0 LOB: 0 BB: 0 P: 7	1B: 4 2B: 1 3B: 0 HR: 3	SF: 0 SAC: 1 DP: 0 HBP: 0	WP: 0 PB: 0 SB: 2 CS: 3	PA: 40
PITCHER	IP WLS BF H R ER SO BB IBB HBP BLK WP HR S P ERA WHIP																			
Steve Carlton, L (1, 1) ERA: 5.89	7.0 L 28 3 2 2 6 6 0 0 0 0 0 1 34 58 2.57 1.286																			
George Frazier, R (8, 1) ERA: 5.45	0.2 7 5 4 4 0 0 0 0 0 0 0 2 7 7 54.00 7.500																			
Roy Smith, R (8, 1) ERA: 4.3	1.1 4 0 0 0 3 0 0 0 0 0 0 0 10 10 0.00 0.000																			

Milwaukee Brewers @ Minnesota Twins
 Hubert H. Humphrey Metrodome, Minneapolis, MN
 Sun Sep 06 1987, 4:33 AM EDT
 Att: 36,586 - Unknown

AB	32
R	6
H	8
RBI	6
BB	6
SO	9
LOB	9



BOTTOM

Toronto Blue Jays @ Milwaukee Brewers
Milwaukee County Stadium, Milwaukee, WI

Mon Sep 07 1987, 4:33 AM EDT
Att. 16,935 - Unknown

livebaseballscorecards.com

AB	34
R	3
H	10
RBI	3
BB	4
SO	9
LOB	24



WP:	0	PA:	39
PB:	1	SB:	0
CS:	2		

AB R H RBI BB SO LOB

3 0 0 0 2 1 4

5 0 0 0 0 0 6

4 1 2 0 0 0 2

4 1 2 2 0 2 0

4 0 0 0 0 2 3

3 0 1 0 1 1 1

3 0 1 0 1 0 2
0 0 0 0 0 0 0

4 1 2 0 0 1 2


3 0 2 1 0 1 1
1 0 0 0 0 1 3

1B:	7	SF:	0
2B:	1	SAC:	0
3B:	1	DP:	2
HR:	1	HBP:	0

Batter	1	2	3	4	5	6	7	8	9
Paul Molitor, R OBP: 0.426, SLG: 0.548 (1, 10)	0-3 K ①		4-0 BB G5-4-3		0-0 F9 ②		4-0 BB FC1-6 1-2		0-0 F4 ②
Robin Yount, R OBP: 0.373, SLG: 0.458 (1, 8)	0-0 F9 ②		0-0 G5-4-3 ① ② 1-2f		0-0 CS ③ 1-2	0-0 F8 ①	0-0 FC1-6 ① G6-4-3 1-2f 2-3		0-0 F9 ③
Glenn Braggs, R OBP: 0.331, SLG: 0.426 (1, 9)	0-0 1B 1B		0-0 F9 ③			0-0 HR 1B	0-0 G6-4-3 ② ③ 1-2f		
Greg Brock, L OBP: 0.373, SLG: 0.451 (1, 3)	0-0 1-3 1B			0-3 K SS		0-0 HR 1B 1-H		0-3 K ① SS	
Rob Deer, R OBP: 0.365, SLG: 0.482 (1, 7)	0-0 F7 ③			0-0 F4 ①		0-3 K ② SS		0-3 K ② SS	
Dale Sveum, S OBP: 0.295, SLG: 0.427 (1, 6)		0-0 CS 1B 1B		0-3 K ② SS		4-0 BB ③		0-0 4-3 ③	
Bill Schroeder, R OBP: 0.380, SLG: 0.548 Rick Manning, L OBP: 0.343, SLG: 0.359 (1, 2) (9, PR)		0-0 1-2 1B		0-0 F2 ③		0-0 F7 ③			4-0 BB 2B BB
Ernest Riles, L OBP: 0.325, SLG: 0.358 (1, 5)		0-3 K ① ② 2-3			0-0 3-1 ①		0-0 1B 3B		0-0 1-3 2B
Juan Castillo, S OBP: 0.296, SLG: 0.320 B.J. Surhoff, L OBP: 0.344, SLG: 0.419 (1, 4) (9, PH)		0-3 K ③			0-0 CS 1B		0-0 FC1-6 BB 1B 3-H		0-3 K ①

Inning Stats	R: 0 E: 0 K: 1 S: 7	H: 2 LOB: 2 BB: 0 P: 7	R: 0 E: 0 K: 2 S: 8	H: 2 LOB: 1 BB: 0 P: 8	R: 0 E: 0 K: 0 S: 2	H: 0 LOB: 0 BB: 1 P: 6	R: 0 E: 0 K: 2 S: 8	H: 0 LOB: 1 BB: 0 P: 8	R: 0 E: 0 K: 0 S: 3	H: 1 LOB: 0 BB: 0 P: 3	R: 2 E: 0 K: 1 S: 7	H: 2 LOB: 1 BB: 1 P: 11	R: 1 E: 0 K: 0 S: 4	H: 2 LOB: 1 BB: 1 P: 8	R: 0 E: 0 K: 2 S: 7	H: 0 LOB: 0 BB: 0 P: 7	R: 0 E: 0 K: 1 S: 6	H: 1 LOB: 3 BB: 1 P: 10	1B: 7 2B: 1 3B: 1 HR: 1	SF: 0 SAC: 0 DP: 2 HBP: 0
--------------	------------------------------	---------------------------------	------------------------------	---------------------------------	------------------------------	---------------------------------	------------------------------	---------------------------------	------------------------------	---------------------------------	------------------------------	----------------------------------	------------------------------	---------------------------------	------------------------------	---------------------------------	------------------------------	----------------------------------	----------------------------------	------------------------------------

PITCHER	IP	WLS	BF	H	R	ER	SO	BB	IBB	HBP	BLK	WP	HR	S	P	ERA	WHIP
John Cerutti, L ERA: 4.01 (1, 1)	5.2		24	7	2	2	6	2	0	0	0	0	1	34	42	3.18	1.588
Mark Eichhorn, R ERA: 3.19 (6, 1)	0.1		3	2	1	1	0	0	0	0	0	0	0	3	3	27.00	6.000
Duane Ward, R ERA: 8.44 (7, 1)	1.0	W	3	0	0	0	0	1	0	0	0	0	0	2	6	0.00	1.000
Tom Henke, R ERA: 2.5 (8, 1)	2.0	S	8	1	0	0	3	1	0	0	0	0	0	13	17	0.00	1.000

Batter	1	2	3	4	5	6	7	8	9	AB R H RBI BB SO LOB	TOP														
Nelson Liriano, S (1, 4) OBP: 0.373, SLG: 0.373	0-0 6-3		4-0 1-3 BB		0-0 FC4-6 1B		0-0 F7		0-0 1B	4 0 1 0 1 0 2	<p>Toronto Blue Jays @ Milwaukee Brewers Milwaukee County Stadium, Milwaukee, WI</p> <p>Tue Sep 08 1987, 8:05 PM EDT Att. 8,053 - Unknown</p> <p>livebaseballscorecards.com</p> <table border="1"> <tr><td>AB</td><td>35</td></tr> <tr><td>R</td><td>4</td></tr> <tr><td>H</td><td>11</td></tr> <tr><td>RBI</td><td>4</td></tr> <tr><td>BB</td><td>4</td></tr> <tr><td>SO</td><td>2</td></tr> <tr><td>LOB</td><td>14</td></tr> </table> 	AB	35	R	4	H	11	RBI	4	BB	4	SO	2	LOB	14
AB	35																								
R	4																								
H	11																								
RBI	4																								
BB	4																								
SO	2																								
LOB	14																								
Lloyd Moseby, L (1, 8) OBP: 0.346, SLG: 0.455	0-0 F7		0-0 1-3		0-0 1B		0-0 2B		0-0 1B	5 0 3 1 0 0 1															
Tony Fernandez, S (1, 6) OBP: 0.384, SLG: 0.433	0-0 BB 1B		0-0 3-1		0-0 G3		0-0 F7		0-0 G1-6-3	5 0 1 0 0 0 6															
George Bell, R (1, 7) OBP: 0.346, SLG: 0.624	4-0 1-2 BB			0-0 1B 2B		0-0 WP 4-3 2B		0-0 F4		3 2 2 0 1 0 0															
Ernie Whitt, L (1, 2) OBP: 0.336, SLG: 0.423	0-0 F7			0-0 F7		0-0 F8		0-0 HR		4 1 1 1 0 0 4															
Jesse Barfield, R (1, 9) OBP: 0.322, SLG: 0.458		0-3 K		0-0 2-H 1B		0-0 4-3		0-0 1-3		4 0 1 2 0 1 0															
Rance Mulliniks, L (1, 5) OBP: 0.358, SLG: 0.468 Kelly Gruber, R (8, PR) OBP: 0.282, SLG: 0.408 (8, 5)		0-0 F7		0-0 4-3		0-3 K		0-0 E S 1B		4 0 1 0 0 1 0 0 0 0 0 0 0 0															
Fred McGriff, L (1, 10) OBP: 0.388, SLG: 0.517 Lou Thornton, L (8, PR)		0-0 4-3			0-0 F7		4-0 1-3 2B BB	4-0 1-3 CS BB		2 1 0 0 2 0 0 0 0 0 0 0 0 0															
Willie Upshaw, L (1, 3) OBP: 0.319, SLG: 0.394			0-0 F9		0-0 FC4-6 1B		0-0 1-3	0-0 CS	0-0 F8	4 0 1 0 0 0 1															
Inning Stats	R: 0 H: 1 E: 0 LOB: 2 K: 0 BB: 1 S: 4 P: 8	R: 0 H: 0 E: 0 LOB: 0 K: 1 BB: 0 S: 5 P: 5	R: 0 H: 0 E: 0 LOB: 1 K: 0 BB: 1 S: 3 P: 7	R: 1 H: 2 E: 0 LOB: 0 K: 0 BB: 0 S: 4 P: 4	R: 0 H: 2 E: 0 LOB: 2 K: 0 BB: 0 S: 5 P: 5	R: 1 H: 1 E: 0 LOB: 0 K: 1 BB: 0 S: 6 P: 6	R: 1 H: 1 E: 0 LOB: 1 K: 0 BB: 1 S: 4 P: 8	R: 1 H: 2 E: 0 LOB: 2 K: 0 BB: 1 S: 4 P: 8	R: 0 H: 2 E: 0 LOB: 1 K: 0 BB: 0 S: 4 P: 4	1B: 7 SF: 0 2B: 3 SAC: 0 3B: 0 DP: 1 HR: 1 HBP: 0	WP: 1 PA: 40 PB: 0 SB: 1 CS: 1														
PITCHER	IP WLS BF H R ER SO BB IBB HBP BLK WP HR S P ERA WHIP																								
Chris Bosio, R (1, 1) ERA: 5.2	6.2 W 29 7 3 3 2 3 0 0 0 1 0 30 42 4.05 1.500																								
Jay Aldrich, R (7, 1) ERA: 5.3	1.0 5 2 1 1 0 0 0 0 0 0 1 5 5 9.00 2.000																								
Chuck Crim, R (8, 1) ERA: 3.75	1.1 S 5 2 0 0 0 1 0 0 0 0 0 4 8 0.00 2.250																								

Batter	1	2	3	4	5	6	7	8	9	AB	R	H	RBI	BB	SO	LOB
Paul Molitor, R OBP: 0.424, SLG: 0.542 (1, 10)	4-0 BB E BB	0-3 K		0-0 5-3		0-3 K		0-3 K		4	0	0	0	1	3	3
Robin Yount, R OBP: 0.373, SLG: 0.461 (1, 8)	0-0 F8	0-0 3B		0-0 F3		0-0 CS 1B		0-0 6-3		5	0	2	2	0	0	2
Glenn Braggs, R OBP: 0.335, SLG: 0.430 (1, 9)	0-0 F8	4-0 BB			0-0 SH6-3 2B	0-0 CS	0-0 1B SF9			3	2	2	0	1	0	1
Greg Brock, L OBP: 0.374, SLG: 0.450 (1, 3)	4-0 BB	0-0 F7			0-0 3-1		0-0 BB 1B			3	0	1	0	1	0	3
Rob Deer, R OBP: 0.364, SLG: 0.478 (1, 7)	0-0 F6		0-3 K		4-0 SH6-3 BB		0-3 K			3	0	0	0	1	2	4
B.J. Surhoff, L OBP: 0.341, SLG: 0.416 (1, 2)		0-0 3-1	0-0 4-3		0-0 SH6-3		0-0 SF9			2	0	0	2	0	0	0
Ernest Riles, L OBP: 0.332, SLG: 0.360 (1, 5)		4-0 1B 2B BB	0-0 CS 1B		0-0 F8		4-0 BB 1-2			2	1	1	0	2	0	1
Dale Sveum, S OBP: 0.299, SLG: 0.430 (1, 6)		0-0 2B 1B	0-0 CS	0-0 E5 SH1-3 1B		0-0 E5 SH5-3 1B	0-0 F7			4	2	3	0	0	0	2
Juan Castillo, S OBP: 0.297, SLG: 0.325 (1, 4)		0-0 3B 2B		0-0 SH1-3		0-0 SH5-3	0-0 F7			2	1	1	2	0	0	0

Inning Stats	R: 0	H: 0	E: 1	K: 0	S: 3	L: 2	BB: 11	R: 3	H: 3	E: 0	K: 1	S: 8	LOB: 2	BB: 2	P: 16	R: 0	H: 1	E: 0	K: 1	S: 5	LOB: 0	BB: 0	P: 5	R: 0	H: 1	E: 1	K: 0	S: 4	R: 1	H: 1	E: 0	K: 0	S: 4	R: 1	H: 2	E: 1	K: 1	S: 6	LOB: 0	BB: 0	P: 6	R: 1	H: 2	E: 0	K: 1	S: 7	LOB: 2	BB: 1	P: 11	R: 0	H: 0	E: 0	K: 1	S: 5	LOB: 0	BB: 0	P: 5
--------------	------	------	------	------	------	------	--------	------	------	------	------	------	--------	-------	-------	------	------	------	------	------	--------	-------	------	------	------	------	------	------	------	------	------	------	------	------	------	------	------	------	--------	-------	------	------	------	------	------	------	--------	-------	-------	------	------	------	------	------	--------	-------	------

PITCHER	IP	WLS	BF	H	R	ER	SO	BB	IBB	HBP	BLK	WP	HR	S	P	ERA	WHIP
Dave Stieb, R ERA: 3.98 (1, 1)	1.2	L	12	3	3	3	1	4	0	0	0	0	0	10	26	16.20	4.200
Jose Antonio Nunez, R ERA: 4.93 (2, 1)	4.1		17	5	2	2	2	1	0	0	0	0	0	20	24	4.15	1.385
David Wells, L ERA: 12.38 (7, 1)	0.0		2	2	1	1	0	0	0	0	0	0	0	2	2	∞	∞
Mark Eichhorn, R ERA: 3.17 (7, 1)	0.2		2	0	0	0	1	0	0	0	0	0	0	4	4	0.00	0.000
Duane Ward, R ERA: 6.75 (7, 1)	1.1		5	0	0	0	1	1	0	0	0	0	0	6	10	0.00	0.750

BOTTOM

Toronto Blue Jays @ Milwaukee Brewers
Milwaukee County Stadium, Milwaukee, WI

Tue Sep 08 1987, 8:05 PM EDT
Att. 8,053 - Unknown

livebaseballscorecards.com

AB	28
R	6
H	10
RBI	6
BB	6
SO	5
LOB	16



WP: 0	PA: 40
PB: 0	SB: 0
CS: 2	

Batter	1	2	3	4	5	6	7	8	9	AB R H RBI BB SO LOB	TOP						
Nelson Liriano, S (1, 4) OBP: 0.365, SLG: 0.382	0-0 1B 2B		0-0 F8			0-0 F9 2-3	0-3 K			4 1 1 0 0 1 5							
Lloyd Moseby, L (1, 8) OBP: 0.346, SLG: 0.453	0-0 CS 2-H 1B			0-3 K		0-0 FC4-6 2B 1-2f 3-H		0-0 F8		4 1 1 2 0 1 1							
Tony Fernandez, S (1, 6) OBP: 0.383, SLG: 0.434	0-0 F9			0-0 6-3		0-0 1B 2B 1-H		0-0 3-1		4 1 1 1 0 0 1							
George Bell, R (1, 7) OBP: 0.348, SLG: 0.623	0-0 F5 1-2			0-0 F8		0-0 1B 2-H		0-0 1B		4 0 2 1 0 0 1							
Ernie Whitt, L (1, 2) OBP: 0.333, SLG: 0.419		0-3 K			0-0 4-3	0-0 F7		0-0 1-3		4 0 0 0 0 1 2							
Rick Leach, L (1, 9) OBP: 0.388, SLG: 0.414		0-0 4-3			0-0 1-3		0-0 4-3 1B 1B		0-0 1-3	3 0 1 0 0 0 0 1 0 0 0 0 0 0							
Jesse Barfield, R (7, PR) OBP: 0.321, SLG: 0.457 (7, 9)		0-0 F7			0-0 6-3		0-0 4-3 1B 1-2 1B		0-3 K	3 0 1 0 0 0 0 0 0 0 0 0 0 0 1 0 0 0 0 1 0							
Rance Mulliniks, L (1, 5) OBP: 0.358, SLG: 0.467		0-0 F7					0-0 4-3 1B		0-3 K	3 0 1 0 0 0 0 0 0 0 0 0 0 0							
Kelly Gruber, R (7, PR) OBP: 0.282, SLG: 0.408 (7, 5)		0-0 F7					0-0 4-3 1B		0-3 K	3 0 1 0 0 0 0 0 0 0 0 0 0 0							
Rob Ducey, L (9, PH) OBP: 0.325, SLG: 0.161		0-0 F7					0-0 4-3 1B		0-3 K	3 0 1 0 0 0 0 0 0 0 0 0 0 0							
Fred McGriff, L (1, 10) OBP: 0.387, SLG: 0.513		0-3 K		0-3 K		0-0 F9 FC4-6 1B 1B	0-3 K		0-0 G3	4 1 1 0 0 2 2							
Willie Upshaw, L (1, 3) OBP: 0.319, SLG: 0.394		0-3 K		0-3 K		0-0 FC4-6 1B 1-2 1B	0-0 4-3		0-0 4-3	3 0 1 0 0 1 2							
Inning Stats	R: 1 H: 2 E: 0 LOB: 0 K: 0 BB: 0 S: 4 P: 4	R: 0 H: 0 E: 0 LOB: 0 K: 1 BB: 0 S: 5 P: 5	R: 0 H: 0 E: 0 LOB: 0 K: 2 BB: 0 S: 7 P: 7	R: 0 H: 0 E: 0 LOB: 0 K: 1 BB: 0 S: 5 P: 5	R: 0 H: 0 E: 0 LOB: 0 K: 0 BB: 0 S: 3 P: 3	R: 3 H: 4 E: 0 LOB: 1 K: 0 BB: 0 S: 7 P: 7	R: 0 H: 2 E: 0 LOB: 3 K: 2 BB: 0 S: 9 P: 9	R: 0 H: 1 E: 0 LOB: 1 K: 0 BB: 0 S: 4 P: 4	R: 0 H: 0 E: 0 LOB: 0 K: 1 BB: 0 S: 5 P: 5	1B: 7 SF: 0 2B: 2 SAC: 0 3B: 0 DP: 0 HR: 0 HBP: 0	WP: 0 PA: 35 PB: 0 SB: 0 CS: 1						
PITCHER	IP WLS BF H R ER SO BB IBB HBP BLK WP HR S P ERA WHIP																
Len Barker, R (1, 1) ERA: 4.62	5.2		6	4	4	4	0	0	0	0	0	0	0	30	30	6.35	1.059
Ray Burris, R (6, 1) ERA: 6.43	0.1		3	2	0	0	0	0	0	0	0	0	0	3	3	0.00	6.000
Mark Clear, R (7, 1) ERA: 4.7	3.0	W	10	1	0	0	3	0	0	0	0	0	0	16	16	0.00	0.333

Toronto Blue Jays @ Milwaukee Brewers
Milwaukee County Stadium, Milwaukee, WI

Wed Sep 09 1987, 8:05 PM EDT
Att: 10,555 - Unknown

livebaseballscorecards.com

AB	35
R	4
H	9
RBI	4
BB	0
SO	7
LOB	14



Batter	1	2	3	4	5	6	7	8	9
Paul Molitor, R OBP: 0.421, SLG: 0.537	0-0 6-3		0-3 K		0-3 K		0-0 1B SF9	0-0 F7	
Robin Yount, R OBP: 0.377, SLG: 0.470	0-0 1B 5-3		4-0 S BB		0-0 HR		0-0 1B 2B		
Glenn Braggs, R OBP: 0.332, SLG: 0.427	0-0 5-3		0-3 K		0-0 5-3		0-0 SF9		
Greg Brock, L OBP: 0.377, SLG: 0.451	0-0 1B 2-H			4-0 FC6-4 BB		0-3 K	0-0 2B 1B		
Rob Deer, R OBP: 0.363, SLG: 0.479	0-3 K			0-3 K		0-0 5-3	0-0 1B 2B		
B.J. Surhoff, L OBP: 0.343, SLG: 0.417		0-0 F8		0-0 FC6-4 1B		0-0 1B 1B	0-0 S 1B		
Ernest Riles, L OBP: 0.335, SLG: 0.362		0-3 K		0-0 FC4-3 1B		0-0 1B	0-0 F7		
Dale Sveum, S OBP: 0.296, SLG: 0.426		0-3 K		0-0 FC4-3		0-3 K		0-3 K	
Juan Castillo, S OBP: 0.297, SLG: 0.322			0-3 K		4-0 CS BB		0-0 4-3	0-0 F9	

Inning Stats	R: 1	H: 2	E: 0	K: 1	S: 7	R: 0	H: 0	E: 0	K: 2	S: 7	R: 0	H: 0	E: 0	K: 3	S: 9	R: 0	H: 1	E: 0	K: 1	S: 6	R: 1	H: 1	E: 0	K: 1	S: 5	R: 0	H: 2	E: 0	K: 2	S: 9	R: 4	H: 5	E: 0	K: 0	S: 8	R: 0	H: 0	E: 0	K: 1	S: 5
	LOB: 1	BB: 0	P: 7	LOB: 0	BB: 0	P: 7	LOB: 1	BB: 1	P: 13	LOB: 2	BB: 1	P: 10	LOB: 0	BB: 1	P: 9	LOB: 1	BB: 0	P: 9	LOB: 1	BB: 0	P: 8	LOB: 0	BB: 0	P: 5	LOB: 0	BB: 0	P: 5	LOB: 1	BB: 0	P: 8	LOB: 1	BB: 0	P: 5	LOB: 0	BB: 0	P: 5	LOB: 0	BB: 0	P: 5	

PITCHER	IP	WLS	BF	H	R	ER	SO	BB	IBB	HBP	BLK	WP	HR	S	P	ERA	WHIP
Jim Clancy, R ERA: 3.71	(1, 1)	6.1	28	7	3	3	10	3	0	0	0	0	1	45	57	4.26	1.579
Duane Ward, R ERA: 7.71	(7, 1)	0.1	2	1	0	0	0	0	0	0	0	0	0	2	2	0.00	3.000
David Wells, L ERA: 13.5	(7, 1)	0.0	L	1	1	0	0	0	0	0	0	0	0	1	1	∞	∞
Tom Henke, R ERA: 2.57	(7, 1)	1.1	6	2	3	3	1	0	0	0	0	0	0	8	8	20.25	1.500

AB R H RBI BB SO LOB

5	1	1	0	0	2	1
3	3	3	1	1	0	0
3	0	0	1	0	1	2
3	1	2	1	1	1	0
4	1	1	1	0	2	2
4	0	2	2	0	0	1
4	0	2	0	0	1	1
4	0	0	0	0	3	4
3	0	0	0	1	1	0

WP: 0	PA: 37
PB: 0	
SB: 2	
CS: 1	
1B: 9	SF: 1
2B: 1	SAC: 0
3B: 0	DP: 0
HR: 1	HBP: 0
AB	33
R	6
H	11
RBI	6
BB	3
SO	11
LOB	11



Toronto Blue Jays @ Milwaukee Brewers
 Milwaukee County Stadium, Milwaukee, WI
 Wed Sep 09 1987, 8:05 PM EDT
 Att. 10,555 - Unknown

livebaseballscorecards.com

Batter	1	2	3	4	5	6	7	8	9	AB R H RBI BB SO LOB	TOP									
Lou Whitaker, L (1, 4) OBP: 0.344, SLG: 0.444	0-3 K		0-0 F9		0-3 K		0-3 K		0-0 F4	5 0 0 0 0 3 2	Detroit Tigers @ Milwaukee Brewers Milwaukee County Stadium, Milwaukee, WI Thu Sep 10 1987, 8:05 PM EDT Att. 9,715 - Unknown									
Bill Madlock, R (1, 3) OBP: 0.358, SLG: 0.475	0-0 F7		0-0 SF9		0-0 5-3		0-0 F9			3 0 0 1 0 0 0										
Chet Lemon, R (1, 8) OBP: 0.388, SLG: 0.484	0-3 K		0-3 K			4-0 1B 1B BB		0-0 F3		3 1 0 0 1 2 0										
Alan Trammell, R (1, 6) OBP: 0.384, SLG: 0.525		4-0 1B BB		0-0 F7		0-0 F7		0-0 F8		3 0 0 0 1 0 1										
Larry Herndon, R (1, 7) OBP: 0.385, SLG: 0.540		0-3 K		0-3 K		0-0 FC1-6 1B		0-0 FC6-4 1B		4 0 2 0 0 2 1										
Scott Lusader, L (8, PR) OBP: 0.400, SLG: 0.667						1-3 1B				0 0 0 0 0 0 0										
Jim Morrison, R (1, 10) OBP: 0.298, SLG: 0.404		0-0 1B		0-0 1B		0-0 FC1-6 1B		0-0 FC6-4		4 0 2 0 0 0 3										
Matt Nokes, L (1, 2) OBP: 0.346, SLG: 0.538		0-0 F7		0-0 F8		0-0 1B		0-0 4-3		4 0 1 1 0 0 3										
Tom Brookens, R (1, 5) OBP: 0.300, SLG: 0.381		0-0 F9			0-0 HR	0-0 G3		0-0 1B		2 1 1 1 0 0 2										
Dave Bergman, L (6, PH) OBP: 0.403, SLG: 0.497										1 0 0 0 0 0 2										
Jim Walewander, S (6, 5) OBP: 0.288, SLG: 0.340										0 0 0 0 0 0 0										
Darrell Evans, L (9, PH) OBP: 0.386, SLG: 0.505										1 0 1 0 0 0 0										
Mike Heath, R (1, 9) OBP: 0.341, SLG: 0.436			0-0 F9 SF9 2B		0-0 F6		0-0 4-3		0-0 F6	2 1 1 0 0 0 0	D									
Pat Sheridan, L (7, PH) OBP: 0.330, SLG: 0.373										1 0 0 0 0 0 0										
Kirk Gibson, L (9, PH) OBP: 0.376, SLG: 0.483										1 0 0 0 0 0 1										
Inning Stats	R: 0 E: 0 K: 2 S: 7	H: 0 LOB: 0 BB: 0 P: 7	R: 0 E: 0 K: 1 S: 6	H: 1 LOB: 2 BB: 1 P: 10	R: 1 E: 0 K: 1 S: 6	H: 1 LOB: 0 BB: 0 P: 6	R: 0 E: 0 K: 1 S: 6	H: 1 LOB: 1 BB: 0 P: 6	R: 1 E: 0 K: 1 S: 5	H: 2 LOB: 2 BB: 1 P: 9	R: 0 E: 0 K: 1 S: 5	H: 0 LOB: 0 BB: 0 P: 5	R: 0 E: 0 K: 0 S: 4	H: 1 LOB: 1 BB: 0 P: 4	R: 0 E: 0 K: 0 S: 4	H: 1 LOB: 1 BB: 0 P: 4	1B: 6 2B: 1 3B: 0 HR: 1	SF: 1 SAC: 0 DP: 0 HBP: 0	WP: 0 PB: 0 SB: 0 CS: 0	PA: 37
PITCHER	IP WLS BF H R ER SO BB IBB HBP BLK WP HR S P ERA WHIP																			
Juan Nieves, L (1, 1) ERA: 5.05	5.2 W 25 6 3 3 6 2 0 0 0 0 0 1 35 43 4.76 1.412																			
Jay Aldrich, R (6, 1) ERA: 5.27	0.1 1 0 0 0 0 0 0 0 0 0 0 0 1 1 0.00 0.000																			
Paul Mirabella, L (7, 1) ERA: 6.75	3.0 S 11 2 0 0 1 0 0 0 0 0 0 0 13 13 0.00 0.667																			

livebaseballscorecards.com

AB	34
R	3
H	8
RBI	3
BB	2
SO	7
LOB	15


Batter	1	2	3	4	5	6	7	8	9	AB	R	H	RBI	BB	SO	LOB
Paul Molitor, R OBP: 0.426, SLG: 0.546 (1, 4)	0-0 S 1B		0-0 S 1B	4-0 S BB		0-0 S 2B				3	2	3	0	1	0	0
Robin Yount, R OBP: 0.377, SLG: 0.467 (1, 10)	0-0 6-3 1-2		0-3 K	0-3 K		4-0 BB				3	0	0	0	1	2	3
Glenn Braggs, R OBP: 0.333, SLG: 0.427 (1, 9)	0-0 E S 2-H 1B		0-0 1B 1B	0-0 1-3		0-0 F7				4	1	2	2	0	0	3
Greg Brock, L OBP: 0.376, SLG: 0.449 (1, 3)	0-0 E3 1-3		0-0 FC5-4 1B 1B		0-0 1-3		0-0 4-3			4	1	1	0	0	0	1
Rob Deer, R OBP: 0.364, SLG: 0.478 (1, 7)	0-3 K		0-0 FC5-4 1B		4-0 E S BB		0-3 K			3	0	1	1	1	2	2
Dale Sveum, S OBP: 0.294, SLG: 0.422 (1, 6)	0-3 K		0-0 FC5-4 1B		0-3 K		0-0 F5			4	0	0	0	0	2	5
Bill Schroeder, R OBP: 0.378, SLG: 0.543 (1, 2)		0-3 K	0-0 1-2 3-H 1B		0-0 F6			0-0 5-3		4	0	1	1	0	1	1
Mike Felder, S OBP: 0.321, SLG: 0.307 (1, 8)		0-0 6-3	0-0 4-3			0-0 4-3		4-0 F8 BB		3	0	0	0	1	0	2
Juan Castillo, S OBP: 0.294, SLG: 0.318 (1, 5)		0-3 K		0-0 B3-1		0-0 F6		0-0 F8		3	0	0	0	0	1	0
Ernest Riles, L OBP: 0.333, SLG: 0.361 (8, PH) (9, 5)								1-2		1	0	0	0	0	0	1

Inning Stats	R: 1	H: 2	E: 1	K: 2	S: 10	R: 0	H: 0	E: 0	K: 2	S: 7	R: 3	H: 5	E: 0	K: 1	S: 10	R: 0	H: 0	E: 0	K: 1	S: 5	R: 0	H: 0	E: 1	K: 1	S: 5	R: 0	H: 1	E: 0	K: 0	S: 4	R: 0	H: 0	E: 0	K: 0	S: 2	R: 0	H: 0	E: 0	K: 0	S: 2	1B: 6	2B: 2	3B: 0	HR: 0	SF: 0	SAC: 0	DP: 0	HBP: 0	WP: 0	PB: 0	SB: 5	CS: 0	PA: 36
--------------	------	------	------	------	-------	------	------	------	------	------	------	------	------	------	-------	------	------	------	------	------	------	------	------	------	------	------	------	------	------	------	------	------	------	------	------	------	------	------	------	------	-------	-------	-------	-------	-------	--------	-------	--------	-------	-------	-------	-------	--------

PITCHER	IP	WLS	BF	H	R	ER	SO	BB	IBB	HBP	BLK	WP	HR	S	P	ERA	WHIP
Frank Tanana, L ERA: 4.13 (1, 1)	2.2	L	16	7	4	4	5	0	0	0	0	0	0	26	26	13.50	2.625
Dan Petry, R ERA: 5.59 (3, 1)	5.1		20	1	0	0	3	4	0	0	0	0	0	22	38	0.00	0.938

DETROIT TIGERS @ MILWAUKEE BREWERS
Milwaukee County Stadium, Milwaukee, WI
 Thu Sep 10 1987, 8:05 PM EDT
 Att. 9,715 - Unknown

AB	32
R	4
H	8
RBI	4
BB	4
SO	8
LOB	18



PITCHER	IP	WLS	BF	H	R	ER	SO	BB	IBB	HBP	BLK	WP	HR	S	P	ERA	WHIP
---------	----	-----	----	---	---	----	----	----	-----	-----	-----	----	----	---	---	-----	------

Batter	1	2	3	4	5	6	7	8	9	AB R H RBI BB SO LOB	TOP											
Lou Whitaker, L (1, 4) OBP: 0.341, SLG: 0.441	0-3 K		0-0 B1-3			0-3 K		0-0 F8		4 0 0 0 0 2 1												
Bill Madlock, R (1, 10) OBP: 0.360, SLG: 0.473	4-0 BB			0-0 5-3		0-3 K		0-0 1B		3 0 1 1 1 1 0												
Chet Lemon, R (1, 8) OBP: 0.387, SLG: 0.481	0-3 K			0-0 F7		4-0 BB		0-3 K		3 0 0 0 1 2 2												
Alan Trammell, R (1, 6) OBP: 0.385, SLG: 0.523	0-3 K			0-0 1B		0-0 F7			4-0 BB BB	3 0 1 0 1 1 2												
Larry Herndon, R (1, 7) OBP: 0.383, SLG: 0.534		0-0 5-3		0-0 6-3			0-0 1B		0-3 K	4 0 1 0 0 1 2												
Jim Morrison, R (1, 9) OBP: 0.298, SLG: 0.403		0-3 K			0-0 1B		0-0 G4-6-3		4-0 BB	3 0 1 0 0 1 1												
Pat Sheridan, L (8, 9) OBP: 0.330, SLG: 0.373							1-2		1-2 BB	0 0 0 0 0 0 0												
Kirk Gibson, L (9, PH) OBP: 0.377, SLG: 0.483										0 0 0 0 1 0 0												
Darrell Evans, L (1, 3) OBP: 0.383, SLG: 0.500		0-0 4-3			0-0 F7		0-3 K		0-0 P3	4 0 0 0 0 1 3												
Tom Brookens, R (1, 5) OBP: 0.302, SLG: 0.393			0-0 6-3		0-0 HR			0-0 SH5-4 1B 2B	0-0 F8	4 2 2 1 0 0 2												
Mike Heath, R (1, 2) OBP: 0.338, SLG: 0.433			0-3 K		0-0 4-3			0-0 SH5-4		2 0 0 0 0 1 0												
Inning Stats	R: 0 E: 0 K: 3 S: 9	H: 0 LOB: 1 BB: 1 P: 13	R: 0 E: 0 K: 1 S: 5	H: 0 LOB: 0 BB: 0 P: 5	R: 0 E: 0 K: 1 S: 5	H: 0 LOB: 0 BB: 0 P: 5	R: 0 E: 0 K: 0 S: 4	H: 1 LOB: 1 BB: 0 P: 4	R: 1 E: 0 K: 0 S: 4	H: 2 LOB: 0 BB: 0 P: 4	R: 0 E: 0 K: 2 S: 7	H: 0 LOB: 1 BB: 1 P: 11	R: 0 E: 0 K: 1 S: 5	H: 1 LOB: 0 BB: 0 P: 5	R: 1 E: 0 K: 1 S: 7	H: 2 LOB: 1 BB: 0 P: 7	R: 0 E: 0 K: 1 S: 5	H: 0 LOB: 2 BB: 2 P: 13	1B: 4 2B: 1 3B: 0 HR: 1	SF: 0 SAC: 1 DP: 1 HBP: 0	WP: 0 PB: 0 SB: 0 CS: 1	PA: 35
PITCHER Teddy Figueroa, L (1, 1) ERA: 3.79	IP: 9.0 WLS: W BF: 35 H: 6 R: 2 ER: 2 SO: 10 BB: 4 IBB: 0 HBP: 0 BLK: 0 WP: 0 HR: 1 S: 51 P: 67 ERA: 2.00 WHIP: 1.111											PITCHER	IP: 9.0 WLS: W BF: 35 H: 6 R: 2 ER: 2 SO: 10 BB: 4 IBB: 0 HBP: 0 BLK: 0 WP: 0 HR: 1 S: 51 P: 67 ERA: 2.00 WHIP: 1.111									

Detroit Tigers @ Milwaukee Brewers
Milwaukee County Stadium, Milwaukee, WI

Fri Sep 11 1987, 8:05 PM EDT
Att: 21,161 - Unknown

livebaseballscorecards.com

AB	30
R	2
H	6
RBI	2
BB	4
SO	10
LOB	13



Batter	1	2	3	4	5	6	7	8	9	AB R H RBI BB SO LOB
Paul Molitor, R (1, 4) OBP: 0.427, SLG: 0.546	0-3 K		0-0 BB 1B		0-0 5-3			0-0 BB 1B BB 1B		4 1 2 1 0 1 0
Robin Yount, R (1, 8) OBP: 0.381, SLG: 0.468	4-0 BB		4-0 G6-4-3 BB			4-0 G5-4-3 BB		0-0 BB BB 1B 1B		1 1 1 0 3 0 0
Glenn Braggs, R (1, 10) OBP: 0.333, SLG: 0.424	0-3 K		0-0 G6-4-3 1-2f			0-0 G5-4-3 1-2f		4-0 BB 1B BB		3 1 0 0 1 1 4
Greg Brock, L (1, 3) OBP: 0.377, SLG: 0.449	0-0 4-3			0-0 FC6-4 1B		0-0 F8		4-0 1B BB		3 0 1 1 1 0 1
Rob Deer, R (1, 9) OBP: 0.363, SLG: 0.476		0-0 2B SF8 1B		0-0 FC6-4 1-2f			0-3 K	0-3 K		4 1 1 0 0 2 4
B.J. Surhoff, L (1, 2) OBP: 0.344, SLG: 0.421		0-0 CS 2B		0-0 FC6-4 1-2f			0-0 6-3	0-0 1B		4 0 2 2 0 0 1
Ernest Riles, L (1, 5) OBP: 0.328, SLG: 0.356		0-0 SF8 2-3 3-H		0-0 4-3			0-0 F8	0-3 K		3 0 0 1 0 1 3
Mike Felder, S (1, 7) OBP: 0.321, SLG: 0.312		0-0 F8			0-0 4-3			0-0 WP 1B 2B		3 1 1 0 0 0 0
Dale Sveum, S (1, 6) OBP: 0.292, SLG: 0.419			0-0 4-3		0-0 3-1			0-3 K 2-3		3 0 0 0 0 1 1

Inning Stats	R: 0	H: 0	E: 0	K: 2	S: 7	LOB: 1	BB: 1	P: 11
	R: 1	H: 2	E: 0	K: 0	S: 4	LOB: 0	BB: 0	P: 4
	R: 0	H: 1	E: 0	K: 0	S: 3	LOB: 1	BB: 1	P: 7
	R: 0	H: 1	E: 0	K: 0	S: 4	LOB: 1	BB: 0	P: 4
	R: 0	H: 0	E: 0	K: 0	S: 3	LOB: 0	BB: 0	P: 3
	R: 0	H: 0	E: 0	K: 1	S: 2	LOB: 0	BB: 1	P: 6
	R: 0	H: 0	E: 0	K: 1	S: 5	LOB: 0	BB: 0	P: 5
	R: 4	H: 4	E: 0	K: 3	S: 13	LOB: 2	BB: 2	P: 21

PITCHER	IP	WLS	BF	H	R	ER	SO	BB	IBB	HBP	BLK	WP	HR	S	P	ERA	WHIP
Nate Snell, R (1, 1) ERA: 3.22	7.0		26	5	2	2	3	3	0	0	0	0	0	29	41	2.57	1.143
Mike Henneman, R (8, 1) ERA: 2.78	0.1	L	4	2	0	0	1	1	0	0	0	1	0	5	9	0.00	9.000
Willie Hernandez, L (8, 1) ERA: 3.14	0.2		4	1	3	3	2	1	0	0	0	0	0	7	11	40.50	3.000

BOTTOM

Detroit Tigers @ Milwaukee Brewers
Milwaukee County Stadium, Milwaukee, WI

Fri Sep 11 1987, 8:05 PM EDT
Att. 21,161 - Unknown

livebaseballscorecards.com

AB	28
R	5
H	8
RBI	5
BB	5
SO	6
LOB	14



1B: 6	SF: 1	WP: 1	PA: 34
2B: 2	SAC: 0	PB: 0	
3B: 0	DP: 2	SB: 0	
HR: 0	HBP: 0	CS: 1	

Batter	1	2	3	4	5	6	7	8	9	AB R H RBI BB SO LOB	TOP	
Lou Whitaker, L (1, 4) OBP: 0.339, SLG: 0.437 Scott Lusader, L (8, 7) OBP: 0.364, SLG: 0.600	0-0 F9	0-0 F4			0-3 K		0-0 F8		0-0 F7	4 0 0 0 0 1 2 1 0 0 0 0 0 0		
Bill Madlock, R (1, 10) OBP: 0.359, SLG: 0.471 Johnny Grubb, L (9, PH) OBP: 0.287, SLG: 0.295	0-0 6-3		0-0 F7		0-0 F4		0-0 E1 1B		0-3 K	4 0 1 0 0 0 0 1 0 0 0 0 1 0		
Kirk Gibson, L (1, 7) OBP: 0.376, SLG: 0.488 Jim Walewander, S (8, 4) OBP: 0.288, SLG: 0.340	0-0 HR		0-0 F9		0-0 6-3		0-0 F8			4 1 1 1 0 0 1 0 0 0 0 0 0 0		
Alan Trammell, R (1, 6) OBP: 0.386, SLG: 0.528 Doug Baker, S (8, 6)	0-0 HR		4-0 BB		0-0 F6		0-0 F8			3 1 1 1 1 0 0 0 0 0 0 0 0 0		
Darrell Evans, L (1, 3) OBP: 0.380, SLG: 0.495	0-0 4-3		0-0 F4		0-0 3-1		0-0 F4			4 0 0 0 0 0 1		
Matt Nokes, L (1, 2) OBP: 0.350, SLG: 0.542 Dwight Lowry, L (8, 2) OBP: 0.174, SLG: 0.261		0-0 F9		0-0 2B		0-0 1B 1B		0-0 1B 1B		4 0 3 0 0 0 0 0 0 0 0 0 0 0		
Chet Lemon, R (1, 8) OBP: 0.390, SLG: 0.482		4-0 BB BB		0-0 F6		0-0 1B 1-2		0-0 1B 1-2		3 0 2 0 1 0 1		
Pat Sheridan, L (1, 9) OBP: 0.327, SLG: 0.369		0-3 K		0-0 F5		0-0 G3		0-0 F7		4 0 0 0 0 1 6		
Tom Brookens, R (1, 5) OBP: 0.303, SLG: 0.391 Dave Bergman, L (9, PH) OBP: 0.401, SLG: 0.494		4-0 BB 1-2		0-0 F7		0-3 K		0-3 K		2 0 0 0 1 1 1 1 0 0 0 0 1 0		
Inning Stats	R: 2 H: 2 E: 0 LOB: 0 K: 0 BB: 0 S: 5 P: 5	R: 0 H: 0 E: 0 LOB: 2 K: 1 BB: 2 S: 5 P: 13	R: 0 H: 0 E: 0 LOB: 1 K: 0 BB: 1 S: 3 P: 7	R: 0 H: 1 E: 0 LOB: 1 K: 0 BB: 0 S: 4 P: 4	R: 0 H: 0 E: 0 LOB: 0 K: 1 BB: 0 S: 5 P: 5	R: 0 H: 2 E: 0 LOB: 2 K: 0 BB: 0 S: 5 P: 5	R: 0 H: 1 E: 1 LOB: 1 K: 1 BB: 0 S: 6 P: 6	R: 0 H: 2 E: 0 LOB: 2 K: 0 BB: 0 S: 5 P: 5	R: 0 H: 0 E: 0 LOB: 0 K: 2 BB: 0 S: 7 P: 7	1B: 5 SF: 0 2B: 1 SAC: 0 3B: 0 DP: 0 HR: 2 HBP: 0	WP: 0 PA: 38 PB: 0 SB: 0 CS: 0	
PITCHER Bill Wegman, R (1, 1) ERA: 3.99	IP WLS BF H R ER SO BB IBB HBP BLK WP HR S P ERA WHIP	9.0 W 38 8 2 2 5 3 0 0 0 0 0 2 45 57 2.00 1.222										

Detroit Tigers @ Milwaukee Brewers
Milwaukee County Stadium, Milwaukee, WI

Sat Sep 12 1987, 8:05 PM EDT
Att: 50,288 - Unknown

livebaseballscorecards.com

AB	35
R	2
H	8
RBI	2
BB	3
SO	5
LOB	12



Batter	1	2	3	4	5	6	7	8	9
Paul Molitor, R OBP: 0.431, SLG: 0.554 (1, 10)	0-0 S 1B		0-0 1B 3B		0-0 BB 1B	0-3 K	0-0 CS 1B		
Robin Yount, R OBP: 0.382, SLG: 0.466 (1, 8) Rick Manning, L OBP: 0.343, SLG: 0.359 (9, 8)	0-0 6-3 1-2		0-0 F6		4-0 FC4 BB WP 1-2	4-0 BB 1B IBB	4-0 BB 2B BB		
B.J. Surhoff, L OBP: 0.350, SLG: 0.423 (1, 2)	0-3 K		0-0 1B 1B		4-0 FC4 BB	0-0 1B BB 1B	4-0 2B 1B BB		
Greg Brock, L OBP: 0.379, SLG: 0.451 (1, 3) Jim Paciorek, R OBP: 0.330, SLG: 0.374 (9, 3)	0-0 1B		0-0 F5		0-0 FC4 WP 1-2 2-3	4-0 1B BB	0-0 1B 2B		
Rob Deer, R OBP: 0.368, SLG: 0.478 (1, 9)	0-3 K		0-0 1B		4-0 1-2 3-H BB	0-0 1B	0-0 2-H 3-H 1B		
Dale Sveum, S OBP: 0.289, SLG: 0.415 (1, 6)		0-3 K	0-0 F8		0-0 F7	0-3 K	0-0 F4		
Ernest Riles, L OBP: 0.333, SLG: 0.353 (1, 5)		4-0 BB		0-0 3-1		4-0 BB K	4-0 BB G6-4-3		
Mike Felder, S OBP: 0.323, SLG: 0.323 (1, 7)		0-0 F7		0-0 F2		0-0 1B 3B	0-0 S 1B	0-0 G6-4-3	
Juan Castillo, S OBP: 0.292, SLG: 0.316 (1, 4)		0-0 G3		0-3 K		0-0 1B 1B	0-3 K	0-0 6-3	

AB	R	H	RBI	BB	SO	LOB
5	2	4	1	0	1	2
2	3	0	0	3	0	2
0	0	0	0	0	0	0
3	1	2	3	2	1	1
4	1	2	2	1	0	3
0	0	0	0	0	0	0
4	0	3	3	1	1	1
5	0	0	0	0	2	8
2	1	0	0	3	1	3
5	2	2	1	0	0	2
5	1	1	0	0	2	2

BOTTOM	
AB	35
R	11
H	14
RBI	10
BB	10
SO	8
LOB	24

WP	PA
1	45

Inning Stats		R	H	E	K	S	IP	WLS	BF	H	R	ER	SO	BB	IBB	HBP	BLK	WP	HR	S	P	ERA	WHIP
PITCHER		1	2	0	9	5	5.1	L	30	9	7	6	5	5	1	0	0	1	0	34	58	10.12	2.625
Jack Morris, R ERA: 3.54		0	1	0	1	3	1.1		9	3	3	3	3	0	0	0	0	0	0	12	24	20.25	4.500
Eric King, R ERA: 4.73		0	0	0	1	0	1.1		6	2	1	1	0	1	0	0	0	0	5	9	6.75	2.250	
Mark Thurmond, L ERA: 4.08																							

Detroit Tigers @ Milwaukee Brewers
Milwaukee County Stadium, Milwaukee, WI
 Sat Sep 12 1987, 8:05 PM EDT
 Att. 50,288 - Unknown

livebaseballscorecards.com



Batter	1	2	3	4	5	6	7	8	9	AB R H RBI BB SO LOB	TOP											
Lou Whitaker, L (1, 4) OBP: 0.339, SLG: 0.440	0-0 F7		0-0 1-3		0-0 G6-4-3			0-0 3B	4-0 BB BB BB BB	4 0 1 1 1 0 2												
Bill Madlock, R (1, 10) OBP: 0.354, SLG: 0.465	0-0 F8			0-0 6-3		0-0 F4		0-0 5-3	0-0 SF9	4 0 0 1 0 0 1												
Kirk Gibson, L (1, 7) OBP: 0.374, SLG: 0.483	4-0 BB			0-3 K		0-0 4-3		0-0 F7	0-0 F7	4 0 0 0 1 1 3												
Alan Trammell, R (1, 6) OBP: 0.386, SLG: 0.534	0-0 F8			0-0 HR		0-0 F6			0-0 1B 1B	4 2 2 1 0 0 1												
Darrell Evans, L (1, 3) OBP: 0.379, SLG: 0.493		0-3 K		0-0 1B		0-0 G3		0-0 F8		4 0 1 0 0 1 1												
Matt Nokes, L (1, 2) OBP: 0.349, SLG: 0.539		0-0 F9		0-0 G3		0-0 G3		0-0 1B BB 1B		4 0 1 0 0 0 1 0 1 0 0 0 0 0												
Jim Walewander, S (9, PR) OBP: 0.288, SLG: 0.340																						
Chet Lemon, R (1, 8) OBP: 0.391, SLG: 0.487		0-3 K			0-3 K		0-0 3B	0-0 BB 1B		4 1 2 1 0 2 0												
Pat Sheridan, L (1, 9) OBP: 0.329, SLG: 0.368			0-3 K		4-0 1B BB		0-0 1-3	4-0 BB BB SF9 IBB		2 1 0 0 2 1 1												
Tom Brookens, R (1, 5) OBP: 0.303, SLG: 0.391			0-0 6-3		0-0 1B			0-3 K	4-0 BB BB	3 0 1 0 0 1 0												
Dave Bergman, L (9, PH) OBP: 0.404, SLG: 0.494					0-0 G6-4-3 1B				1-2 2-3 3-H	0 0 0 1 1 0 0												
Mike Heath, R (9, 2) OBP: 0.338, SLG: 0.433										0 0 0 0 0 0 0												
Inning Stats	R: 0 E: 0 K: 0 S: 3	H: 0 LOB: 1 BB: 1 P: 7	R: 0 E: 0 K: 2 S: 7	H: 0 LOB: 0 BB: 0 P: 7	R: 0 E: 0 K: 1 S: 5	H: 0 LOB: 0 BB: 0 P: 5	R: 1 E: 0 K: 1 S: 7	H: 2 LOB: 1 BB: 0 P: 7	R: 0 E: 0 K: 1 S: 5	H: 1 LOB: 1 BB: 1 P: 9	R: 0 E: 0 K: 0 S: 3	H: 0 LOB: 0 BB: 0 P: 3	R: 0 E: 0 K: 0 S: 4	H: 1 LOB: 1 BB: 0 P: 4	R: 0 E: 0 K: 1 S: 6	H: 1 LOB: 1 BB: 0 P: 6	R: 4 E: 0 K: 0 S: 6	H: 3 LOB: 2 BB: 3 P: 18	1B: 5 2B: 0 3B: 2 HR: 1	SF: 1 SAC: 0 DP: 1 HBP: 0	WP: 0 PB: 0 SB: 0 CS: 0	PA: 39
PITCHER	IP WLS BF H R ER SO BB IBB HBP BLK WP HR S P ERA WHIP																				IP WLS BF H R ER SO BB IBB HBP BLK WP HR S P ERA WHIP	
Chris Bosio, R (1, 1) ERA: 5.21	8.1 L 35 8 5 5 6 2 1 0 0 0 1 44 56 5.40 1.200																					
Chuck Crim, R (9, 1) ERA: 3.75	0.0 1 0 0 0 0 0 1 0 0 0 0 0 0 4 ∞ ∞																					
Paul Mirabella, L (9, 1) ERA: 6.55	0.2 3 0 0 0 0 0 1 0 0 0 0 0 2 6 0.00 1.500																					

Detroit Tigers @ Milwaukee Brewers
 Milwaukee County Stadium, Milwaukee, WI
 Sun Sep 13 1987, 4:33 AM EDT
 Att: 21,880 - Unknown

livebaseballscorecards.com

AB	33
R	5
H	8
RBI	5
BB	5
SO	6
LOB	10




Batter	1	2	3	4	5	6	7	8	9	AB	R	H	RBI	BB	SO	LOB
Paul Molitor, R (1, 4) OBP: 0.432, SLG: 0.561	0-0 F8 ①		0-0 FC5-4 1B ③		0-0 5-3 ③			0-0 HR		4	1	2	1	0	0	0
Robin Yount, R (1, 8) OBP: 0.382, SLG: 0.465	0-0 4-3 ②		0-0 FC5-4 1-2f ③			0-0 F9 ①		0-0 1B		4	0	1	0	0	0	1
B.J. Surhoff, L (1, 10) OBP: 0.352, SLG: 0.424	0-0 F8 ③			0-0 BB 1B 1B		0-0 1B		0-0 F6 ②		4	0	2	0	0	0	1
Greg Brock, L (1, 3) OBP: 0.378, SLG: 0.448		0-0 4-3 ①		4-0 BB 1B 1-2 BB		0-0 F7 ②		0-0 F5 ③		3	0	0	0	1	0	2
Rob Deer, R (1, 9) OBP: 0.367, SLG: 0.475		4-0 BB		0-3 K ①		0-3 K ③			0-0 6-3 ①	3	0	0	0	1	2	3
Ernest Riles, L (1, 5) OBP: 0.332, SLG: 0.355		0-0 F7 ②		0-0 F8 ②			0-0 F8 ①		0-0 2B	4	0	1	0	0	0	3
Bill Schroeder, R (1, 2) OBP: 0.380, SLG: 0.540		0-3 K ③		0-0 1-2 2-H 1B ③			4-0 BB G3-6-3 BB		0-3 K ②	3	0	1	0	1	2	2
Mike Felder, S (1, 7) OBP: 0.322, SLG: 0.322			0-0 G3 ①		0-0 CS 1B		0-0 G3-6-3 ② ③		0-3 K ③	4	0	1	0	0	1	2
Dale Sveum, S (1, 6) OBP: 0.288, SLG: 0.413			0-3 K ②		0-3 K ① ②					2	0	0	0	0	2	1
Rick Manning, L (8, PH) OBP: 0.340, SLG: 0.355					1-2 K ① ②					1	0	0	0	0	0	0
Juan Castillo, S (9, 6) OBP: 0.292, SLG: 0.316										0	0	0	0	0	0	0

Inning Stats	R: 0	H: 0	E: 0	K: 0	S: 3	R: 0	H: 0	E: 0	K: 1	S: 5	R: 0	H: 1	E: 0	K: 1	S: 6	R: 0	H: 2	E: 0	K: 1	S: 6	R: 0	H: 1	E: 0	K: 1	S: 5	R: 0	H: 1	E: 0	K: 1	S: 6	R: 0	H: 0	E: 0	K: 0	S: 2	R: 1	H: 2	E: 0	K: 0	S: 5	R: 0	H: 1	E: 0	K: 2	S: 8								
	LOB: 0	BB: 0	P: 3	LOB: 1	BB: 1	P: 9	LOB: 1	BB: 0	P: 6	LOB: 2	BB: 1	P: 10	LOB: 0	BB: 0	P: 5	LOB: 1	BB: 0	P: 6	LOB: 0	BB: 1	P: 6	LOB: 0	BB: 1	P: 6	LOB: 1	BB: 0	P: 5	LOB: 1	BB: 0	P: 8	LOB: 1	BB: 0	P: 8	LOB: 1	BB: 0	P: 5	LOB: 1	BB: 0	P: 8	LOB: 1	BB: 0	P: 8											
	1B: 6	2B: 1	3B: 0	HR: 1	SF: 0	SAC: 0	DP: 1	HBP: 0	WP: 0	PA: 35	1B: 6	2B: 1	3B: 0	HR: 1	SF: 0	SAC: 0	DP: 1	HBP: 0	WP: 0	PA: 35	1B: 6	2B: 1	3B: 0	HR: 1	SF: 0	SAC: 0	DP: 1	HBP: 0	WP: 0	PA: 35	1B: 6	2B: 1	3B: 0	HR: 1	SF: 0	SAC: 0	DP: 1	HBP: 0	WP: 0	PA: 35													
PITCHER Walt Terrell, R (1, 1) ERA: 3.92	IP: 9.0	WLS: W	BF: 35	H: 8	R: 1	ER: 1	SO: 7	BB: 3	IBB: 0	HBP: 0	BLK: 0	WP: 0	HR: 1	S: 46	P: 58	ERA: 1.00	WHIP: 1.222																																				
	PITCHER																		IP: 9.0	WLS: W	BF: 35	H: 8	R: 1	ER: 1	SO: 7	BB: 3	IBB: 0	HBP: 0	BLK: 0	WP: 0	HR: 1	S: 46	P: 58	ERA: 1.00	WHIP: 1.222																		

DETROIT TIGERS @ MILWAUKEE BREWERS
Milwaukee County Stadium, Milwaukee, WI
 Sun Sep 13 1987, 4:33 AM EDT
 Att. 21,880 - Unknown

AB	32
R	1
H	8
RBI	1
BB	3
SO	7
LOB	15



WP: 0	PA: 35
PB: 0	
SB: 0	
CS: 1	

Batter	1	2	3	4	5	6	7	8	9	AB R H RBI BB SO LOB	TOP													
Paul Molitor, R (1, 10) OBP: 0.430, SLG: 0.558	0-3 K		0-0 SH SF7 1B 1-2 3-H	0-3 K			0-0 F7			4 1 1 1 0 2 0	Milwaukee Brewers @ New York Yankees Yankee Stadium, Bronx, NY Mon Sep 14 1987, 7:05 PM EDT Att: 20,211 - Unknown livebaseballscorecards.com													
Robin Yount, R (1, 8) OBP: 0.381, SLG: 0.463	0-0 F8		0-0 SF7 SH 1-2 2-H			0-0 F7	0-3 K			4 1 1 1 0 1 0														
B.J. Surhoff, L (1, 2) OBP: 0.349, SLG: 0.421	0-0 4-3		0-0 SH FC5-4 1-2 2-3			0-0 F4		0-0 6-3		3 0 0 0 0 0 0														
Greg Brock, L (1, 3) OBP: 0.375, SLG: 0.445		0-0 F8	0-0 SF7 2-3 3-H			0-3 K		0-3 K		3 0 0 1 0 2 0														
Rob Deer, R (1, 9) OBP: 0.364, SLG: 0.470		0-3 K	0-0 FC5-4 BB 1-2 3-H			0-3 K		0-3 K		4 0 0 1 0 3 1														
Ernest Riles, L (1, 5) OBP: 0.335, SLG: 0.368		0-0 HR	4-0 BB 1-2			0-0 F6		0-3 K		3 1 1 1 1 1 0														
Mike Felder, S (1, 7) OBP: 0.317, SLG: 0.316		0-0 4-3	0-0 4-3			0-0 B1-3		0-3 K		4 0 0 0 0 1 2														
Juan Castillo, S (1, 4) OBP: 0.292, SLG: 0.315			0-0 1B 1B 1B	0-3 K			0-0 4-3		0-0 G3	4 1 1 0 0 1 0														
Dale Sveum, S (1, 6) OBP: 0.290, SLG: 0.421			0-0 1B 1B 1-3	0-0 1-3			0-0 HR			3 2 2 1 0 0 0														
Inning Stats	R: 0 E: 0 K: 1 S: 5	H: 0 LOB: 0 BB: 0 P: 5	R: 1 E: 0 K: 1 S: 6	H: 1 LOB: 0 BB: 0 P: 6	R: 4 E: 1 K: 0 S: 8	H: 4 LOB: 2 BB: 1 P: 12	R: 0 E: 0 K: 2 S: 7	H: 0 LOB: 0 BB: 0 P: 7	R: 0 E: 0 K: 1 S: 5	H: 0 LOB: 0 BB: 0 P: 5	R: 0 E: 0 K: 1 S: 5	H: 0 LOB: 0 BB: 0 P: 5	R: 1 E: 0 K: 1 S: 6	H: 1 LOB: 0 BB: 0 P: 6	R: 0 E: 0 K: 2 S: 7	H: 0 LOB: 0 BB: 0 P: 7	R: 0 E: 0 K: 2 S: 7	H: 0 LOB: 0 BB: 0 P: 7	R: 0 E: 0 K: 2 S: 7	H: 0 LOB: 0 BB: 0 P: 7	1B: 4 2B: 0 3B: 0 HR: 2	SF: 1 SAC: 1 DP: 0 HBP: 0	WP: 0 PB: 0 SB: 0 CS: 0	PA: 35
PITCHER Bill Gullickson, R (1, 1) ERA: 4.75	IP: 9.0 WLS: L BF: 35 H: 6 R: 6 ER: 5 SO: 11 BB: 1 IBB: 0 HBP: 0 BLK: 0 WP: 0 HR: 2 S: 56 P: 60 ERA: 5.00 WHIP: 0.778											PITCHER IP: WLS: BF: H: R: ER: SO: BB: IBB: HBP: BLK: WP: HR: S: P: ERA: WHIP:												



BOTTOM

Milwaukee Brewers @ New York Yankees
Yankee Stadium, Bronx, NY
Mon Sep 14 1987, 7:05 PM EDT
Att. 20,211 - Unknown

livebaseballscorecards.com

AB 35
R 4
H 10
RBI 3
BB 5
SO 11
LOB 16



WP: 0 PA: 40
PB: 2
SB: 2
CS: 0

AB R H RBI BB SO LOB

5	0	0	0	0	3	0
3	1	3	0	2	0	0
5	1	1	0	0	1	4
4	2	1	0	1	1	3
4	0	1	2	0	1	1
2	0	0	0	0	1	1
2	0	0	0	0	0	1
4	0	3	1	0	1	0
2	0	1	0	1	1	1
0	0	0	0	1	0	0
0	0	0	0	0	0	0
1	0	0	0	0	1	0
1	0	0	0	0	0	2
1	0	0	0	0	0	1
1	0	0	0	0	1	2
0	0	0	0	0	0	0

Batter	1	2	3	4	5	6	7	8	9
Roberto Kelly, R OBP: 0.306, SLG: 0.419 (1, 8)	0-0 F9 ①		0-0 4-3 ②		0-3 K ①		0-3 K ①		0-3 K ①
Willie Randolph, R OBP: 0.407, SLG: 0.414 (1, 4)	0-0 FC6-4 1B		0-0 1B		4-0 PB 1B BB		0-0 FC6-4 1B		4-0 K BB
Don Mattingly, L OBP: 0.386, SLG: 0.563 (1, 3)	0-0 F7 ②		0-0 L7 ③		0-0 PB 1B 1B		0-0 F7 ②		0-3 K ②
Rickey Henderson, R OBP: 0.427, SLG: 0.495 (1, 10)	0-0 FC6-4 1-2f			0-0 S 2B 1B	4-0 PB 1B BB		0-0 FC6-4 1-2f		0-3 K ③
Mike Pagliarulo, L OBP: 0.308, SLG: 0.501 (1, 5)		0-3 K ①		0-0 F8 ①	0-0 G6-3 1B 1-H 2-H 3-H			0-0 4-3 ①	
Dan Pasqua, L OBP: 0.310, SLG: 0.399 Gary Ward, R OBP: 0.288, SLG: 0.386 (5, PH) (6, 7)		0-0 F8 ②		0-3 K2-3 1-2	0-0 G6-3 ② ③			0-0 4-3 ②	
Claudell Washington, L OBP: 0.329, SLG: 0.414 (1, 9)		0-0 E S 1B		0-0 2B		0-3 K ①		0-0 BB 1B	
Rick Cerone, R OBP: 0.315, SLG: 0.333 Dave Winfield, R OBP: 0.370, SLG: 0.478 (8, PH) Joel Skinner, R OBP: 0.193, SLG: 0.242 (9, 2)		0-3 K ③		4-0 BB		0-0 G6-4-3 1B		4-0 BB 1B	
Bobby Meacham, S OBP: 0.325, SLG: 0.378 Orestes Destrade, S (4, PH) Randy Velarde, R OBP: 0.182, SLG: 0.182 Mike Easter, L OBP: 0.328, SLG: 0.361 Wayne Tolleson, S OBP: 0.306, SLG: 0.241 (9, 6)			0-3 K ①	0-0 F7 ③		0-0 G6-4-3 ② ③ 1-2f		0-3 K ③	

Inning Stats	R: 0 E: 0 K: 0 S: 4	H: 1 LOB: 1 BB: 0 P: 4	R: 0 E: 0 K: 2 S: 8	H: 1 LOB: 1 BB: 0 P: 8	R: 0 E: 0 K: 1 S: 6	H: 1 LOB: 1 BB: 0 P: 6	R: 1 E: 0 K: 1 S: 7	H: 2 LOB: 2 BB: 1 P: 11	R: 3 E: 0 K: 1 S: 6	H: 2 LOB: 0 BB: 2 P: 14	R: 0 E: 0 K: 1 S: 5	H: 1 LOB: 0 BB: 0 P: 5	R: 0 E: 0 K: 1 S: 6	H: 1 LOB: 1 BB: 0 P: 6	R: 0 E: 0 K: 1 S: 6	H: 1 LOB: 2 BB: 1 P: 10	R: 0 E: 0 K: 3 S: 9	H: 0 LOB: 1 BB: 1 P: 13	1B: 9 2B: 1 3B: 0 HR: 0	SF: 0 SAC: 0 DP: 2 HBP: 0
--------------	------------------------------	---------------------------------	------------------------------	---------------------------------	------------------------------	---------------------------------	------------------------------	----------------------------------	------------------------------	----------------------------------	------------------------------	---------------------------------	------------------------------	---------------------------------	------------------------------	----------------------------------	------------------------------	----------------------------------	----------------------------------	------------------------------------

PITCHER	IP	WLS	BF	H	R	ER	SO	BB	IBB	HBP	BLK	WP	HR	S	P	ERA	WHIP
Len Barker, R ERA: 4.79 (1, 1)	4.1		23	7	4	3	5	3	0	0	0	0	0	30	42	6.23	2.308
Dave Stapleton, L ERA: (5, 1)	3.1	W	11	3	0	0	2	0	0	0	0	0	0	15	15	0.00	0.900
Mark Clear, R ERA: 4.62 (8, 1)	1.1	S	6	0	0	0	4	2	0	0	0	0	0	12	20	0.00	1.500

Batter	1	2	3	4	5	6	7	8	9	AB R H RBI BB SO LOB	TOP											
Paul Molitor, R OBP: 0.431, SLG: 0.556 (1, 10) X	0-0 S 1B		0-0 B1-3		4-0 BB G5-4-3		0-0 F9			3 1 1 0 1 0 0												
Mike Felder, S OBP: 0.312, SLG: 0.311 (1, 7) S S S	0-3 K 1-2		0-0 L4		0-0 G5-4-3 1-2f		0-0 F7			4 0 0 0 0 1 2												
Robin Yount, R OBP: 0.380, SLG: 0.461 (1, 8) S S S	0-3 K		4-0 BB 1B BB		0-0 5-3		0-0 6-3			3 0 0 0 1 1 1												
Greg Brock, L OBP: 0.378, SLG: 0.448 (1, 3) X	0-0 2-H 1B		0-0 BB 1B		0-0 FC5-4 1B		0-0 F8			4 0 3 1 0 0 0												
Rob Deer, R OBP: 0.365, SLG: 0.468 (1, 9) S S S	0-3 K		4-0 1-2 2-3 BB		0-0 FC5-4 1-2f			4-0 HR BB		2 1 0 0 2 1 2												
Dale Sveum, S OBP: 0.290, SLG: 0.426 (1, 6) (7, 4)		0-3 K	0-0 F4		0-0 F8			0-0 1-H HR		4 1 1 2 0 1 4												
B.J. Surhoff, L OBP: 0.348, SLG: 0.417 (1, 2)		4-0 WP BB		0-0 G3		0-3 K		0-0 4-3		3 0 0 0 1 1 1												
Juan Castillo, S OBP: 0.290, SLG: 0.313 (1, 4)		0-3 K		0-0 6-3		0-0 F9		0-3 K		2 0 0 0 0 1 1												
Rick Manning, L OBP: 0.336, SLG: 0.351 (7, PH)		1-2 K								1 0 0 0 0 0 0												
Jim Pacionek, R OBP: 0.327, SLG: 0.370 (7, 5)		0-3 K								1 0 0 0 0 1 0												
Ernest Riles, L OBP: 0.331, SLG: 0.363 (1, 5) (7, 6)		0-3 K								3 0 0 0 0 2 1												
Bill Schroeder, R OBP: 0.379, SLG: 0.538 (9, PH)										1 0 0 0 0 0 0												
Inning Stats	R: 1 E: 0 K: 3 S: 11	H: 2 LOB: 1 BB: 0 P: 11	R: 0 E: 0 K: 3 S: 9	H: 0 LOB: 1 BB: 1 P: 13	R: 0 E: 0 K: 1 S: 4	H: 1 LOB: 3 BB: 2 P: 12	R: 0 E: 0 K: 1 S: 5	H: 0 LOB: 0 BB: 0 P: 5	R: 0 E: 0 K: 0 S: 2	H: 0 LOB: 0 BB: 1 P: 6	R: 0 E: 0 K: 1 S: 6	H: 1 LOB: 1 BB: 0 P: 6	R: 0 E: 0 K: 0 S: 3	H: 0 LOB: 0 BB: 0 P: 3	R: 0 E: 0 K: 0 S: 3	H: 0 LOB: 0 BB: 0 P: 3	R: 2 E: 0 K: 1 S: 6	H: 1 LOB: 0 BB: 1 P: 10	1B: 4 2B: 0 3B: 0 HR: 1	SF: 0 SAC: 0 DP: 1 HBP: 0	WP: 1 PB: 0 SB: 1 CS: 0	PA: 36
PITCHER	IP WLS BF H R ER SO BB IBB HBP BLK WP HR S P ERA WHIP																					
Al Leiter, L ERA: 1.5 (1, 1)	6.0 W 25 4 1 1 8 4 0 0 0 1 0 37 53 1.50 1.333																					
Tim Stoddard, R ERA: 3.62 (7, 1)	2.0 8 1 2 2 0 1 0 0 0 0 1 7 11 9.00 1.000																					
Dave Righetti, L ERA: 3.31 (9, 1)	1.0 S 3 0 0 0 1 0 0 0 0 0 0 5 5 0.00 0.000																					

Milwaukee Brewers @ New York Yankees
 Yankee Stadium, Bronx, NY
 Tue Sep 15 1987, 7:05 PM EDT
 Att. 22,102 - Unknown

AB	31
R	3
H	5
RBI	3
BB	5
SO	9
LOB	12



WP: 1	PA: 36
PB: 0	
SB: 1	
CS: 0	

Batter	1	2	3	4	5	6	7	8	9	AB	R	H	RBI	BB	SO	LOB
Rickey Henderson, R OBP: 0.427, SLG: 0.503 (1, 10)	4-0 CS BB			x 0-0 HR	x 0-0 F9		x 0-0 E1 4-3			3	1	1	1	1	0	2
Willie Randolph, R OBP: 0.408, SLG: 0.415 (1, 4)	0-3 K 1-2			x 0-0 1B 1B	x 0-0 1B		x 0-0 4-3			4	1	2	1	0	1	3
Don Mattingly, L OBP: 0.387, SLG: 0.561 (1, 3)	0-0 F6			x 0-0 1B 1B	x 0-0 F7		x 0-0 IBB			3	1	1	0	1	0	1
Dave Winfield, R OBP: 0.369, SLG: 0.476 (1, 9)		x 0-0 L5		x 0-0 1B 1B		x 0-0 6-3	x 0-0 6-3			4	0	1	1	0	0	3
Gary Ward, R OBP: 0.288, SLG: 0.385 (1, 7)		x 0-0 F9		x 0-0 1B		x 0-0 4-3		x 0-0 F9		4	0	1	1	0	0	0
Jay Buhner, R OBP: 0.250, SLG: 0.250 Claudell Washington, L OBP: 0.326, SLG: 0.410 (1, 8) (4, PH) (5, 8)		x 0-0 5-3		x 0-0 F2 1B		x 0-0 4-3		x 0-0 6-3		1	0	0	0	0	0	0
Jerry Royster, R OBP: 0.323, SLG: 0.425 Mike Pagliarulo, L OBP: 0.306, SLG: 0.498 (1, 5) (4, PH) (5, 5)			x 0-0 F8	x 0-0 P3			x 0-0 F5	x 0-0 F8		1	0	0	0	0	0	0
Rick Cerone, R OBP: 0.315, SLG: 0.337 (1, 2)			x 0-0 F2	x 0-0 F8			x 0-0 1B 4-3 2B			3	1	1	0	0	0	2
Bobby Meacham, S OBP: 0.325, SLG: 0.377 (1, 6)			x 0-3 K		x 0-0 G3		x 0-0 4-3 E 1B			3	0	1	0	0	1	0

Inning Stats	R: 0	H: 0	E: 0	LOB: 0	K: 1	BB: 1	S: 4	P: 8	R: 0	H: 0	E: 0	LOB: 0	K: 0	BB: 0	S: 3	P: 3	R: 0	H: 0	E: 0	LOB: 0	K: 1	BB: 0	S: 5	P: 5	R: 3	H: 5	E: 0	LOB: 2	K: 0	BB: 0	S: 8	P: 8	R: 0	H: 1	E: 0	LOB: 1	K: 0	BB: 0	S: 4	P: 4	R: 0	H: 0	E: 0	LOB: 0	K: 0	BB: 0	S: 3	P: 3	R: 1	H: 2	E: 1	LOB: 3	K: 0	BB: 1	S: 6	P: 10	R: 0	H: 0	E: 0	LOB: 0	K: 0	BB: 0	S: 3	P: 3	R: 0	H: 0	E: 0	LOB: 0	K: 0	BB: 0	S: 3	P: 3	1B: 6	SF: 0	2B: 2	SAC: 0	3B: 0	DP: 1	HR: 1	HBP: 0	WP: 0	PA: 34
--------------	------	------	------	--------	------	-------	------	------	------	------	------	--------	------	-------	------	------	------	------	------	--------	------	-------	------	------	------	------	------	--------	------	-------	------	------	------	------	------	--------	------	-------	------	------	------	------	------	--------	------	-------	------	------	------	------	------	--------	------	-------	------	-------	------	------	------	--------	------	-------	------	------	------	------	------	--------	------	-------	------	------	-------	-------	-------	--------	-------	-------	-------	--------	-------	--------

PITCHER	IP	WLS	BF	H	R	ER	SO	BB	IBB	HBP	BLK	WP	HR	S	P	ERA	WHIP
Juan Nieves, L ERA: 5.12 (1, 1)	3.0	L	14	5	3	3	2	1	0	0	0	0	1	17	21	9.00	2.000
Mark Knudson, R ERA: 5.4 (4, 1)	3.2		15	3	1	0	0	0	0	0	0	0	0	15	15	0.00	0.818
Paul Mirabella, L ERA: 6.55 (7, 1)	0.0		1	0	0	0	0	0	1	0	0	0	0	4	4	∞	∞
Jay Aldrich, R ERA: 5.14 (7, 1)	1.1		4	0	0	0	0	0	0	0	0	0	0	4	4	0.00	0.000

BOTTOM

Milwaukee Brewers @ New York Yankees
 Yankee Stadium, Bronx, NY
 Tue Sep 15 1987, 7:05 PM EDT
 Att. 22,102 - Unknown

livebaseballscorecards.com

AB	32
R	4
H	8
RBI	4
BB	2
SO	2
LOB	15



Batter	1	2	3	4	5	6	7	8	9	AB R H RBI BB SO LOB	TOP																
Paul Molitor, R (1, 10) OBP: 0.430, SLG: 0.559	0-3 K		0-0 1B		0-0 1-3			0-0 FC5-4 BB 1B	0-0 HR	5 2 2 3 0 1 2																	
Robin Yount, R (1, 8) OBP: 0.382, SLG: 0.460	0-0 F8		0-0 1-3			0-0 F9		4-0 1B BB 1-2	0-0 4-3	4 0 0 0 1 0 2																	
Glenn Braggs, R (1, 9) OBP: 0.338, SLG: 0.435 Mike Felder, S (9, PR) OBP: 0.315, SLG: 0.314	0-0 4-3				0-0 1B 2B		0-0 F8	0-0 1-3 2-H 1B	0-0 1B	5 0 3 1 0 0 0 0 0 0 0 0 0 0																	
Greg Brock, L (1, 3) OBP: 0.374, SLG: 0.442		0-3 K		0-0 2-3 CS 1B		0-0 F7		0-0 F7	0-0 F8	5 0 1 0 0 1 3																	
Rob Deer, R (1, 7) OBP: 0.363, SLG: 0.463		0-3 K		0-3 1-2 K			0-0 5-3		0-0 L5	4 0 0 0 0 2 2																	
B.J. Surhoff, L (1, 2) OBP: 0.347, SLG: 0.418		0-0 F9		0-0 3-1			0-0 4-3		0-0 HR 2B	4 1 1 0 0 0 1																	
Dale Sveum, S (1, 6) OBP: 0.289, SLG: 0.431			0-0 4-3		0-0 6-3		0-0 F7		0-0 HR 2-H	4 1 1 2 0 0 0																	
Ernest Riles, L (1, 5) OBP: 0.328, SLG: 0.360			0-0 3-1		0-0 F7			0-3 K	0-0 1B HR 1B	4 1 1 0 0 1 0																	
Juan Castillo, S (1, 4) OBP: 0.296, SLG: 0.315 Rick Manning, L (9, PH) OBP: 0.336, SLG: 0.351 Steve Stanicek, R (9, PH) OBP: 0.500, SLG: 0.500			4-0 1B BB		1-0 HBP			0-0 FC5-4 1B	0-0 1-3 HR 1B	1 0 1 0 1 0 0 0 0 0 0 0 0 0 1 1 1 0 0 0 0																	
Inning Stats	R: 0 E: 0 K: 1 S: 5	H: 0 LOB: 0 BB: 0 P: 5	R: 0 E: 0 K: 2 S: 7	H: 0 LOB: 0 BB: 0 P: 7	R: 0 E: 0 K: 0 S: 4	H: 1 LOB: 2 BB: 1 P: 8	R: 0 E: 0 K: 1 S: 6	H: 2 LOB: 1 BB: 0 P: 6	R: 0 E: 0 K: 0 S: 3	H: 0 LOB: 1 BB: 0 P: 4	R: 0 E: 0 K: 0 S: 3	H: 0 LOB: 0 BB: 0 P: 3	R: 0 E: 0 K: 0 S: 3	H: 0 LOB: 0 BB: 0 P: 3	R: 1 E: 0 K: 1 S: 7	H: 2 LOB: 2 BB: 1 P: 11	R: 5 E: 0 K: 0 S: 9	H: 6 LOB: 1 BB: 0 P: 9	1B: 7 2B: 3 3B: 0 HR: 2	SF: 0 SAC: 0 DP: 1 HBP: 1	WP: 0 PB: 0 SB: 0 CS: 1	PA: 40					
PITCHER	IP	WLS	BF	H	R	ER	SO	BB	IBB	HBP	BLK	WP	HR	S	P	ERA	WHIP										
Walt Terrell, R (1, 1) ERA: 3.82	8.0	W	31	5	1	1	5	2	0	1	0	0	0	38	47	1.12	0.875										
Mike Henneman, R (9, 1) ERA: 2.94	0.1		4	3	3	3	0	0	0	0	0	0	1	4	4	81.00	9.000										
Willie Hernandez, L (9, 1) ERA: 3.51	0.0		2	2	2	2	0	0	0	0	0	0	1	2	2	∞	∞										
Eric King, R (9, 1) ERA: 4.81	0.2	S	3	1	0	0	0	0	0	0	0	0	0	3	3	0.00	1.500										

Milwaukee Brewers @ Detroit Tigers
Tiger Stadium, Detroit, MI
Fri Sep 18 1987, 7:05 PM EDT
Att. 30,104 - Unknown

livebaseballscorecards.com

AB	37
R	6
H	11
RBI	6
BB	2
SO	5
LOB	10



Batter	1	2	3	4	5	6	7	8	9
Lou Whitaker, L (1, 4) OBP: 0.345, SLG: 0.442	0-0 5-3	0-0 F5		0-0 1B 2B		0-0 F7			
Bill Madlock, R (1, 10) OBP: 0.349, SLG: 0.454 Jim Morrison, R (7, PH) OBP: 0.298, SLG: 0.402	0-0 6-3		0-0 5-3	0-0 1B			0-3 K		
Kirk Gibson, L (1, 7) OBP: 0.373, SLG: 0.482	4-0 BB BB		0-0 F7		0-3 K		0-0 F4		
Alan Trammell, R (1, 6) OBP: 0.391, SLG: 0.542	4-0 1-2 BB		0-0 3-1		0-0 HR 1B		0-0 5-3		
Darrell Evans, L (1, 3) OBP: 0.376, SLG: 0.495	0-3 K			4-0 HR BB	0-0 HR		0-3 K		
Matt Nokes, L (1, 2) OBP: 0.356, SLG: 0.544		1-0 1B 6-3 HBP		0-0 HR	0-0 G6-3 1B		0-0 3-1		
Chet Lemon, R (1, 8) OBP: 0.389, SLG: 0.479		0-0 F8		0-0 F7	0-0 G6-3		0-3 K		
Scott Lusader, L (1, 9) OBP: 0.400, SLG: 0.500		0-0 6-3 1B		0-0 4-3 2B 1B		0-0 L8			
Tom Brookens, R (1, 5) OBP: 0.296, SLG: 0.380		0-0 6-3		0-0 4-3		0-3 K			

Inning Stats	R: 0	H: 0	E: 0	K: 1	S: 5	L: 2	BB: 2	P: 13	
	R: 1	H: 1	E: 0	K: 0	S: 4	L: 1	LOB: 1	BB: 0	P: 5
	R: 0	H: 0	E: 0	K: 0	S: 3	L: 0	LOB: 0	BB: 0	P: 3
	R: 4	H: 4	E: 0	K: 0	S: 6	L: 1	LOB: 1	BB: 1	P: 10
	R: 2	H: 3	E: 0	K: 1	S: 7	L: 0	LOB: 0	BB: 0	P: 7
	R: 0	H: 0	E: 0	K: 1	S: 5	L: 0	LOB: 0	BB: 0	P: 5
	R: 0	H: 0	E: 0	K: 2	S: 7	L: 0	LOB: 0	BB: 0	P: 7

AB	R	H	RBI	BB	SO	LOB
4	1	1	1	0	0	1
3	0	1	1	0	0	0
1	0	0	0	0	1	0
3	0	0	0	1	1	0
3	1	1	0	1	0	0
3	2	1	2	1	2	2
3	2	2	2	0	0	0
4	0	0	0	0	1	2
3	1	2	0	0	0	0
3	0	0	1	0	1	2

BOTTOM

Milwaukee Brewers @ Detroit Tigers
Tiger Stadium, Detroit, MI
Fri Sep 18 1987, 7:05 PM EDT
Att. 30,104 - Unknown

AB	30
R	7
H	8
RBI	7
BB	3
SO	6
LOB	7



1B: 5	SF: 0	WP: 0	PA: 34
2B: 1	SAC: 0	PB: 0	
3B: 0	DP: 1	SB: 0	
HR: 2	HBP: 1	CS: 0	

PITCHER	IP	WLS	BF	H	R	ER	SO	BB	IBB	HBP	BLK	WP	HR	S	P	ERA	WHIP
Bill Wegman, R (1, 1) ERA: 4.21	4.1		23	7	7	7	2	3	0	1	0	0	2	23	36	14.54	2.308
Paul Mirabella, L (5, 1) ERA: 6.35	0.2		2	1	0	0	0	0	0	0	0	0	0	2	2	0.00	1.500
Jay Aldrich, R (6, 1) ERA: 5.05	1.0		3	0	0	0	1	0	0	0	0	0	0	5	5	0.00	0.000
Dan Plesac, L (7, 1) ERA: 2.42	1.0		3	0	0	0	1	0	0	0	0	0	0	5	5	0.00	0.000
Chuck Crim, R (8, 1) ERA: 3.71	1.0		3	0	0	0	2	0	0	0	0	0	0	7	7	0.00	0.000

Batter	1	2	3	4	5	6	7	8	9	AB R H RBI BB SO LOB	TOP
Paul Molitor, R (1, 4) OBP: 0.428, SLG: 0.553	0-0 6-3	0-0 FC5-4			0-0 L6		0-0 6-3		4-0 2B BB	4 1 0 0 1 0 3	Milwaukee Brewers @ Detroit Tigers Tiger Stadium, Detroit, MI Sat Sep 19 1987, 3:33 AM EDT Att. 34,006 - Unknown livebaseballscorecards.com
Robin Yount, R (1, 8) OBP: 0.380, SLG: 0.459	0-0 2B		0-0 F9		0-0 1-3		0-3 K	0-3 K	5 0 1 0 0 2 2		
Glenn Braggs, R (1, 9) OBP: 0.340, SLG: 0.441	0-0 6-3		0-0 1B 2B		0-0 1B		0-0 5-3	0-0 1-H 2-H 2B	5 0 3 2 0 0 1		
Greg Brock, L (1, 3) OBP: 0.370, SLG: 0.437	0-0 F7		0-0 F5		0-0 E6		0-3 K	0-0 F6	5 0 0 0 0 1 4		
Rob Deer, R (1, 7) OBP: 0.364, SLG: 0.461		0-3 K	4-0 1B BB		0-3 K		4-0 1B BB		2 0 0 0 2 2 2		
B.J. Surhoff, L (1, 2) OBP: 0.351, SLG: 0.425		0-0 1B 2B	0-0 1B		0-0 F8		0-0 1B		4 0 3 0 0 0 0		
Steve Stanicek, R (1, 10) OBP: 0.333, SLG: 0.333		0-0 BB 1B		0-0 F6		0-0 F8	0-3 K		4 0 1 0 0 1 2		
Ernest Riles, L (1, 5) OBP: 0.324, SLG: 0.354		0-0 FC3-2-5		0-0 B1-3		0-0 F6		0-0 4-3	4 0 0 0 0 0 2		
Dale Sveum, S (1, 6) OBP: 0.291, SLG: 0.429		4-0 FC5-4		0-0 F7		0-3 K		4-0 2B BB	2 1 0 0 2 1 0		
Inning Stats	R: 0 H: 1 E: 0 LOB: 1 K: 0 BB: 0 S: 4 P: 4	R: 0 H: 2 E: 0 LOB: 3 K: 1 BB: 1 S: 7 P: 11	R: 0 H: 2 E: 0 LOB: 2 K: 0 BB: 1 S: 4 P: 8	R: 0 H: 0 E: 0 LOB: 0 K: 0 BB: 0 S: 3 P: 3	R: 0 H: 1 E: 1 LOB: 2 K: 1 BB: 0 S: 7 P: 7	R: 0 H: 0 E: 0 LOB: 0 K: 0 BB: 0 S: 3 P: 3	R: 0 H: 0 E: 0 LOB: 0 K: 2 BB: 0 S: 7 P: 7	R: 0 H: 1 E: 0 LOB: 2 K: 2 BB: 1 S: 8 P: 12	R: 2 H: 1 E: 0 LOB: 1 K: 1 BB: 2 S: 6 P: 14	1B: 4 SF: 0 2B: 4 SAC: 0 3B: 0 DP: 0 HR: 0 HBP: 0	WP: 0 PA: 40 PB: 0 SB: 0 CS: 0
PITCHER	IP WLS BF H R ER SO BB IBB HBP BLK WP HR S P ERA WHIP										
Doyle Alexander, R (1, 1) ERA: 3.26	8.1 W 37 7 2 2 6 5 0 0 0 0 0 0 44 64 2.16 1.440										
Mike Henneman, R (9, 1) ERA: 2.92	0.2 3 1 0 0 1 0 0 0 0 0 0 0 5 5 0.00 1.500										



Batter	1	2	3	4	5	6	7	8	9	AB R H RBI BB SO LOB
Lou Whitaker, L (1, 4) OBP: 0.346, SLG: 0.442	0-0 BB 1B	0-0 F8			0-0 HR 1B		0-3 K			4 2 2 0 0 1 2
Darrell Evans, L (1, 10) OBP: 0.379, SLG: 0.503	0-0 F8		4-0 G4-6-3 BB		0-0 1-H HR		0-0 1-3 FC4-6 1B			3 1 2 2 1 0 1
Kirk Gibson, L (1, 7) OBP: 0.373, SLG: 0.479	4-0 S 1B 1-2 BB		0-0 G4-6-3 1-2f		0-0 4-3		0-0 1-2f 3-H FC4-6 1B			3 0 0 1 1 0 2
Alan Trammell, R (1, 6) OBP: 0.393, SLG: 0.544	0-0 1-2 2-H S 1B		0-0 1B		0-0 F7		0-0 1-2 1B			4 0 3 1 0 0 0
Matt Nokes, L (1, 2) OBP: 0.353, SLG: 0.539	0-3 K 1-2 2-3		0-0 F7		0-0 F7		0-3 K			4 0 0 0 0 2 5
Dave Bergman, L (1, 3) OBP: 0.391, SLG: 0.472	0-0 F9			0-0 4-3		0-0 F8		0-0 F9		4 0 0 0 0 0 2
Chet Lemon, R (1, 8) OBP: 0.389, SLG: 0.489		0-0 WP 2B		0-0 HR		0-0 6-3		0-0 5-3		4 1 2 1 0 0 0
Scott Lusader, L (1, 9) OBP: 0.345, SLG: 0.423		0-3 K 2-3		0-0 1-3		0-0 F4		0-0 F9		4 0 0 0 0 1 1
Tom Brookens, R (1, 5) OBP: 0.296, SLG: 0.380		0-0 6-3		0-0 5-3			0-0 1B FC4-6 1B			3 1 1 0 0 0 1

Inning Stats	R: 1 E: 0 K: 1 S: 7	H: 2 LOB: 2 BB: 1 P: 11	R: 0 E: 0 K: 1 S: 6	H: 1 LOB: 1 BB: 0 P: 6	R: 0 E: 0 K: 0 S: 3	H: 1 LOB: 1 BB: 1 P: 7	R: 1 E: 0 K: 0 S: 4	H: 1 LOB: 0 BB: 0 P: 4	R: 2 E: 0 K: 0 S: 5	H: 2 LOB: 0 BB: 0 P: 5	R: 0 E: 0 K: 0 S: 3	H: 0 LOB: 0 BB: 0 P: 3	R: 1 E: 0 K: 2 S: 10	H: 3 LOB: 2 BB: 0 P: 10	R: 0 E: 0 K: 0 S: 3	H: 0 LOB: 0 BB: 0 P: 3	1B: 7 2B: 1 3B: 0 HR: 2	SF: 0 SAC: 0 DP: 1 HBP: 0
--------------	------------------------------	----------------------------------	------------------------------	---------------------------------	------------------------------	---------------------------------	------------------------------	---------------------------------	------------------------------	---------------------------------	------------------------------	---------------------------------	-------------------------------	----------------------------------	------------------------------	---------------------------------	----------------------------------	------------------------------------

BOTTOM

Milwaukee Brewers @ Detroit Tigers
Tiger Stadium, Detroit, MI
 Sat Sep 19 1987, 3:33 AM EDT
 Att. 34,006 - Unknown

AB	33
R	5
H	10
RBI	5
BB	2
SO	4
LOB	14



PITCHER	IP	WLS	BF	H	R	ER	SO	BB	IBB	HBP	BLK	WP	HR	S	P	ERA	WHIP	WP	HR	S	P	ERA	WHIP
Chris Bosio, R (1, 1) ERA: 5.29	6.1	L	29	9	5	5	3	2	0	0	0	1	2	33	41	7.11	1.737						
Dave Stapleton, L (7, 1) ERA:	0.2		3	1	0	0	1	0	0	0	0	0	0	5	5	0.00	1.500						
Mark Clear, R (8, 1) ERA: 4.56	1.0		3	0	0	0	0	0	0	0	0	0	0	3	3	0.00	0.000						

Batter	1	2	3	4	5	6	7	8	9	AB R H RBI BB SO LOB	TOP	
Paul Molitor, R (1, 4) OBP: 0.429, SLG: 0.564 Juan Castillo, S (8, 4) OBP: 0.296, SLG: 0.315	0-0 1B 1B	0-0 HR 2B			0-0 HR	0-0 F9		0-0 3-1		5 3 3 1 0 0 2 0 0 0 0 0 0 0		
Robin Yount, R (1, 8) OBP: 0.381, SLG: 0.464 Mike Felder, S (7, 8) OBP: 0.313, SLG: 0.313	0-0 1B 1B	0-0 HR 2H			0-0 5-3		0-3 K	0-3 K		4 1 2 2 0 1 0 1 0 0 0 0 1 0		
Glenn Braggs, R (1, 9) OBP: 0.341, SLG: 0.447	0-0 1B 1B	0-0 F9			0-3 K		0-0 3-1		0-0 HR	5 1 2 2 0 1 0		
Greg Brock, L (1, 3) OBP: 0.371, SLG: 0.438 Jim Paciorek, R (8, 3) OBP: 0.324, SLG: 0.366	0-0 G4-6-3 1-2f 2-3		0-0 F7		4-0 BB		0-0 2B		0-3 K	3 1 1 0 1 0 2 1 0 0 0 0 1 0		
Rob Deer, R (1, 7) OBP: 0.363, SLG: 0.458 Rick Manning, L (7, 7) OBP: 0.333, SLG: 0.347	0-0 6-3		0-0 F7		0-3 K		4-0 2B		0-0 3-1	3 1 0 0 1 1 2 1 0 0 0 0 0 0		
B.J. Surhoff, L (1, 10) OBP: 0.350, SLG: 0.425 Jim Gantner, L (9, PH) OBP: 0.331, SLG: 0.370		0-0 HR 4-3	0-0 3-1			0-0 F5		0-0 HR 2B	0-3 K	4 2 1 2 0 0 0 1 0 0 0 0 1 0		
Bill Schroeder, R (1, 2) OBP: 0.375, SLG: 0.541		0-0 F7		0-0 F9		0-0 F8		0-0 HR 2H		4 1 1 2 0 0 1		
Ernest Riles, L (1, 5) OBP: 0.323, SLG: 0.352		0-0 4-3 2-3		0-0 6-3		0-0 1B 1B		0-0 F5		4 0 1 0 0 0 1		
Dale Sveum, S (1, 6) OBP: 0.292, SLG: 0.436		0-0 HR 3-H		0-3 K		0-0 1B		0-0 F9		4 1 2 2 0 1 0		
Inning Stats	R: 1 H: 3 E: 0 LOB: 1 K: 0 BB: 0 S: 5 P: 5	R: 4 H: 3 E: 1 LOB: 0 K: 0 BB: 0 S: 7 P: 7	R: 0 H: 0 E: 0 LOB: 0 K: 0 BB: 0 S: 3 P: 3	R: 0 H: 0 E: 0 LOB: 0 K: 1 BB: 0 S: 5 P: 5	R: 1 H: 1 E: 0 LOB: 1 K: 2 BB: 1 S: 8 P: 12	R: 0 H: 2 E: 0 LOB: 2 K: 0 BB: 0 S: 5 P: 5	R: 4 H: 3 E: 0 LOB: 0 K: 1 BB: 1 S: 8 P: 12	R: 0 H: 0 E: 0 LOB: 0 K: 1 BB: 0 S: 5 P: 5	R: 1 H: 1 E: 0 LOB: 0 K: 2 BB: 0 S: 8 P: 8	1B: 5 SF: 0 2B: 3 SAC: 0 3B: 0 DP: 1 HR: 5 HBP: 0	WP: 0 PA: 42 PB: 0 SB: 0 CS: 0	
PITCHER	IP WLS BF H R ER SO BB IBB HBP BLK WP HR S P ERA WHIP											
Jack Morris, R (1, 1) ERA: 3.4	6.0 L 28 9 6 2 3 1 0 0 0 0 3 33 37 3.00 1.667											
Eric King, R (7, 1) ERA: 5.11	0.2 6 3 4 4 1 1 0 0 0 0 1 7 11 54.00 6.000											
Mark Thurmond, L (7, 1) ERA: 4.06	0.1 1 0 0 0 0 0 0 0 0 0 0 1 1 0.00 0.000											
Jeff Robinson, R (8, 1) ERA: 5.37	2.0 7 1 1 1 3 0 0 0 0 0 1 13 13 4.50 0.500											

Milwaukee Brewers @ Detroit Tigers
Tiger Stadium, Detroit, MI
Sun Sep 20 1987, 3:33 AM EDT
Att: 42,143 - Unknown

livebaseballscorecards.com

AB 40
R 11
H 13
RBI 11
BB 2
SO 7
LOB 8



Batter	1	2	3	4	5	6	7	8	9	AB R H RBI BB SO LOB
Lou Whitaker, L (1, 4) OBP: 0.345, SLG: 0.440 Jim Walewander, S (8, 4) OBP: 0.283, SLG: 0.333	4-0 1B BB		0-3 K		0-0 F7		0-0 G4-6-3 1-2f		0-0 1-3	3 0 0 0 1 1 2 1 0 0 0 0 0 0
Bill Madlock, R (1, 3) OBP: 0.345, SLG: 0.449 Dave Bergman, L (9, PH) OBP: 0.394, SLG: 0.476	0-0 F9		0-0 L7		0-0 F3		0-0 F7		0-0 1B	4 0 0 0 0 0 2 1 0 1 0 0 0 0
Kirk Gibson, L (1, 7) OBP: 0.374, SLG: 0.486 Scott Lusader, L (9, 8) OBP: 0.333, SLG: 0.407	0-3 K		0-0 BB 1B		0-0 F9			0-0 HR	0-0 F9	4 2 2 1 0 1 1 1 0 0 0 0 0 1
Alan Trammell, R (1, 6) OBP: 0.395, SLG: 0.544 Doug Baker, S (9, 6)	0-0 1-2 1B		4-0 1B BB		0-0 F6			0-0 1B 1-3 1B		3 1 2 0 1 0 0 0 0 0 0 0 0 0
Larry Herndon, R (1, 9) OBP: 0.382, SLG: 0.531 Pat Sheridan, L (8, PH) OBP: 0.328, SLG: 0.367	0-3 K		0-0 1-3 2-H 3-H 1B		0-0 6-3			0-0 F8		3 0 1 2 0 1 2 1 0 0 0 0 0 1
Chet Lemon, R (1, 8) OBP: 0.389, SLG: 0.490 Johnny Grubb, L (8, PH) OBP: 0.293, SLG: 0.302		0-0 F4	0-3 K		0-0 2B			0-0 1-3 1B		3 0 1 0 0 1 2 1 0 1 0 0 0 0
Jim Morrison, R (1, 10) OBP: 0.297, SLG: 0.400		0-0 L6		0-0 B5-3		4-0 BB		0-0 1-3		3 0 0 1 1 0 1
Tom Brookens, R (1, 5) OBP: 0.295, SLG: 0.378 Darrell Evans, L (6, PH) OBP: 0.377, SLG: 0.501		0-0 F9		0-0 F8		0-0 G3		0-0 F8		2 0 0 0 0 0 0 2 0 0 0 0 0 3
Mike Heath, R (1, 2) OBP: 0.342, SLG: 0.433 Dwight Lowry, L (9, 2) OBP: 0.167, SLG: 0.250			1-0 BB 1B HBP		0-0 5-3		0-0 G4-6-3 1B		0-0 F8	2 1 1 0 0 0 0 1 0 0 0 0 0 0

Inning Stats	R: 0	H: 1	E: 0	K: 2	S: 8	LOB: 2	BB: 1	P: 12	R: 0	H: 0	E: 0	K: 0	S: 3	LOB: 0	BB: 0	P: 3	R: 2	H: 2	E: 0	K: 2	S: 9	LOB: 2	BB: 1	P: 14	R: 0	H: 0	E: 0	K: 0	S: 3	LOB: 0	BB: 0	P: 3	R: 0	H: 1	E: 0	K: 0	S: 4	LOB: 2	BB: 1	P: 8	R: 0	H: 1	E: 0	K: 0	S: 3	LOB: 0	BB: 0	P: 3	R: 2	H: 3	E: 0	K: 0	S: 6	LOB: 1	BB: 0	P: 6	R: 0	H: 1	E: 0	K: 0	S: 4	LOB: 1	BB: 0	P: 4	1B: 7	SF: 0	2B: 1	SAC: 0	3B: 0	DP: 1	HR: 1	HBP: 1	WP: 0	PA: 39
--------------	------	------	------	------	------	--------	-------	-------	------	------	------	------	------	--------	-------	------	------	------	------	------	------	--------	-------	-------	------	------	------	------	------	--------	-------	------	------	------	------	------	------	--------	-------	------	------	------	------	------	------	--------	-------	------	------	------	------	------	------	--------	-------	------	------	------	------	------	------	--------	-------	------	-------	-------	-------	--------	-------	-------	-------	--------	-------	--------

PITCHER	IP	WLS	BF	H	R	ER	SO	BB	IBB	HBP	BLK	WP	HR	S	P	ERA	WHIP
Juan Nieves, L (1, 1) ERA: 5.06	5.2	W	25	4	2	2	4	3	0	1	0	0	0	29	42	3.18	1.235
Chuck Crim, R (6, 1) ERA: 3.76	3.1	S	14	5	2	2	0	0	0	0	0	0	1	14	14	5.40	1.500

BOTTOM

Milwaukee Brewers @ Detroit Tigers
Tiger Stadium, Detroit, MI
Sun Sep 20 1987, 3:33 AM EDT
Att. 42,143 - Unknown

AB	35
R	4
H	9
RBI	4
BB	3
SO	4
LOB	15



WP: 0	PA: 39
PB: 0	
SB: 0	
CS: 0	

livebaseballscorecards.com

Batter	1	2	3	4	5	6	7	8	9
Paul Molitor, R (1, 4) <small>OBP: 0.432, SLG: 0.563</small> Rick Manning, L (8, 9) <small>OBP: 0.333, SLG: 0.347</small>	0-0 4-3		H 1-0 2B 1-2 1B HBP	X 0-0 1B			B 4-0 HR BB		
Robin Yount, R (1, 8) <small>OBP: 0.382, SLG: 0.472</small>	0-0 5-3		X 0-0 1B 1-3 2-H 3-H	X 0-0 F9			X 0-0 1-H HR		
Glenn Braggs, R (1, 9) <small>OBP: 0.340, SLG: 0.444</small> Juan Castillo, S (8, 4) <small>OBP: 0.296, SLG: 0.315</small>	0-0 1-3		4-0 1B IBB	X 0-0 F3			X 0-0 6-3		
Greg Brock, L (1, 3) <small>OBP: 0.372, SLG: 0.438</small>		X 0-0 4-3	X 0-0 FC4-6 1B 1-3 2-H 3-H		S 0-3 K		B 4-0 G5-4-3 BB		
Rob Deer, R (1, 10) <small>OBP: 0.362, SLG: 0.456</small>		X 0-0 G4-6-3 1B	S 0-3 K		S 0-3 K		X 0-0 G5-4-3 1-2f		
B.J. Surhoff, L (1, 2) <small>OBP: 0.349, SLG: 0.423</small>		X 0-0 G4-6-3 1-2f	X 0-0 FC4-6 1-2f		X 0-0 F7		X 0-0 4-3 1B		
Dale Sveum, S (1, 6) <small>OBP: 0.294, SLG: 0.441</small>			X 0-0 1B 2B 1B	X 0-0 2B 3B		S 0-3 K	X 0-0 F7		
Jim Pacionek, R (1, 5) <small>OBP: 0.315, SLG: 0.354</small> Ernest Riles, L (7, 5) <small>OBP: 0.321, SLG: 0.351</small>			X 0-0 F9	X 0-0 6-3		X 0-0 F6	X 0-0 4-3		
Mike Felder, S (1, 7) <small>OBP: 0.316, SLG: 0.320</small>			X 0-0 2B HBP 1B	X 0-0 1B 2B		X 0-0 F7	S 0-3 K		

AB	R	H	RBI	BB	SO	LOB
2	2	1	0	1	0	0
0	0	0	0	0	0	0
4	2	2	4	0	0	2
3	0	0	0	1	0	2
0	0	0	0	0	0	0
3	0	1	2	1	1	0
4	0	1	0	0	2	3
4	0	1	0	0	0	3
4	2	2	0	0	1	1
3	0	0	0	0	0	2
1	0	0	0	0	0	1
4	1	2	1	0	1	1

BOTTOM

New York Yankees @ Milwaukee Brewers
Milwaukee County Stadium, Milwaukee, WI
 Tue Sep 22 1987, 8:05 PM EDT
 Unknown

AB	32
R	7
H	10
RBI	7
BB	3
SO	5
LOB	15



1B:	6	SF:	0
2B:	2	SAC:	0
3B:	1	DP:	2
HR:	1	HBP:	1

WP:	0	PA:	36
PB:	0		
SB:	0		
CS:	0		

Inning Stats	R	H	E	K	S	P	IP	WLS	BF	H	R	ER	SO	BB	IBB	HBP	BLK	WP	HR	S	P	ERA	WHIP
	0	0	0	0	3																		
	0	1	0	0	3																		
	4	4	0	1	9																		
	1	3	0	0	6																		
	0	0	0	2	7																		
	0	0	0	0	5																		
	0	0	0	0	6																		
	0	0	0	0	6																		
	0	0	0	0	7																		
	0	0	0	0	5																		
	0	0	0	0	11																		
	0	1	0	1	6																		

PITCHER	IP	WLS	BF	H	R	ER	SO	BB	IBB	HBP	BLK	WP	HR	S	P	ERA	WHIP
Tommy John, L (1, 1) <small>ERA: 4.07</small>	3.1	L	18	7	5	5	1	0	0	0	0	0	0	18	23	13.50	2.100
Charles Hudson, R (4, 1) <small>ERA: 3.82</small>	3.2		14	2	2	2	3	2	0	0	0	0	1	18	26	4.91	1.091
Pete Filson, L (8, 1) <small>ERA: 6.3</small>	1.0		4	1	0	0	1	0	0	0	0	0	0	6	6	0.00	1.000

New York Yankees @ Milwaukee Brewers
 Milwaukee County Stadium, Milwaukee, WI

Tue Sep 22 1987, 8:05 PM EDT
 Att: 12,651 - Unknown

AB	46
R	10
H	20
RBI	9
BB	5
SO	7
LOB	30



AB R H RBI BB SO LOB

2	2	2	0	0	0	0
4	1	3	1	0	0	2

5	2	3	4	1	0	2
---	---	---	---	---	---	---

5	0	1	1	1	0	3
---	---	---	---	---	---	---

4	0	2	1	0	1	3
2	0	2	1	0	0	0

4	0	1	1	0	2	5
1	0	0	0	0	0	2
0	0	0	0	1	0	0

6	0	2	0	0	1	4
---	---	---	---	---	---	---

5	1	2	0	0	2	4
0	0	0	0	0	0	0

1	0	0	0	0	1	0
4	0	1	0	0	0	3
0	1	0	0	0	0	0
0	0	0	0	0	0	0

3	3	1	0	2	0	2
---	---	---	---	---	---	---

1B: 17	SF: 0
2B: 3	SAC: 0
3B: 0	DP: 0
HR: 0	HBP: 0

WP: 0	PA: 51
PB: 0	
SB: 0	
CS: 1	

Batter	1	2	3	4	5	6	7	8	9
Claudell Washington, L (1, 8) OBP: 0.336, SLG: 0.420 Roberto Kelly, R (2, 8) OBP: 0.350, SLG: 0.457	0-0 BB 2B 1B	0-0 1-3 1B 2B	0-0 6-3		0-0 1B		0-0 1-2 2-3 1B 1B	0-0 E5 BLK 1B	
Willie Randolph, R (1, 4) OBP: 0.417, SLG: 0.421	4-0 2B 1-2 1B BB	0-0 BB 1B		0-0 1-3 1B 1B	0-0 F8		0-0 1-2 2-3 1B 1B	0-0 1-3 3-H 1B	
Don Mattingly, L (1, 10) OBP: 0.384, SLG: 0.560	0-0 1B 1-3 2-H 2B FC3-5-2	4-0 1-2 BB		0-0 F9		0-0 F7	0-0 F8		0-0 F7
Mike Pagliarulo, L (1, 5) OBP: 0.308, SLG: 0.488 Dave Winfield, R (7, PH) OBP: 0.369, SLG: 0.469	0-0 FC3-5-2 2-3 2-H 3-H 1B	0-3 K		0-0 1-3 1-2 1B		0-0 1B	0-0 1-2 2-H 1B		0-0 CS 1B
Mike Easter, L (1, 7) OBP: 0.324, SLG: 0.357 Rickey Henderson, R (7, PH) OBP: 0.424, SLG: 0.503 Jerry Royster, R (7, 5) OBP: 0.328, SLG: 0.430	0-0 FC3-5-2 1-3 3-H 1B	0-3 K		0-0 1B 2-H 1B		0-3 K	0-0 F9		4-0 1-2 BB
Dan Pasqua, L (1, 9) OBP: 0.313, SLG: 0.399	0-3 K		0-0 1B FC3-2-5 2B	0-0 1-2 1B		0-0 F7		0-0 4-3	0-0 F8
Orestes Destrade, S (1, 3) OBP: 0.429, SLG: 0.333 Dave Righetti, L (9, 1)	0-3 K		0-0 FC5 FC3-2-5 2-3 1B	0-3 K			0-0 1B BB 1B 1B		0-0 G3
Mark Salas, L (1, 2) OBP: 0.326, SLG: 0.412 Phil Lombardi, R (3, PH) OBP: 0.125, SLG: 0.125		0-3 K	0-0 FC3-2-5 FC5		0-0 F6		0-0 P3	0-0 1B 1B 1B	
Henry Cotto, R (8, PR) OBP: 0.275, SLG: 0.411 Joel Skinner, R (8, 2) OBP: 0.186, SLG: 0.233		0-0 1-2 3-H 1B			0-0 F8		4-0 1-2 1B BB	0-0 E 1B BLK 1B	
Bobby Meacham, S (1, 6) OBP: 0.340, SLG: 0.401		4-0 2B 1B BB	0-0 FC5 1-2 2-3f 1B						

Inning Stats	R: 2 E: 0 K: 2 S: 10	H: 3 LOB: 2 BB: 1 P: 14	R: 2 E: 0 K: 3 S: 11	H: 2 LOB: 2 BB: 2 P: 19	R: 0 E: 0 K: 0 S: 5	H: 2 LOB: 2 BB: 0 P: 5	R: 1 E: 0 K: 1 S: 8	H: 3 LOB: 2 BB: 0 P: 8	R: 0 E: 0 K: 0 S: 4	H: 1 LOB: 1 BB: 0 P: 4	R: 0 E: 0 K: 1 S: 6	H: 1 LOB: 1 BB: 0 P: 6	R: 3 E: 0 K: 0 S: 7	H: 4 LOB: 2 BB: 1 P: 11	R: 2 E: 1 K: 0 S: 6	H: 3 LOB: 2 BB: 0 P: 6	R: 0 E: 0 K: 0 S: 3	H: 1 LOB: 1 BB: 1 P: 7
--------------	-------------------------------	----------------------------------	-------------------------------	----------------------------------	------------------------------	---------------------------------	------------------------------	---------------------------------	------------------------------	---------------------------------	------------------------------	---------------------------------	------------------------------	----------------------------------	------------------------------	---------------------------------	------------------------------	---------------------------------

PITCHER	IP	WLS	BF	H	R	ER	SO	BB	IBB	HBP	BLK	WP	HR	S	P	ERA	WHIP
Len Barker, R (1, 1) ERA: 5.23	0.0		4	3	2	2	0	1	0	0	0	0	0	3	7	∞	∞
Dave Stapleton, L (1, 1) ERA: 3.38	4.0		21	7	3	3	6	2	0	0	0	0	0	31	39	6.75	2.250
Mark Knudson, R (5, 1) ERA: 5.64	2.1		12	4	3	3	1	1	0	0	0	0	0	13	17	11.57	2.143
Dan Plesac, L (7, 1) ERA: 2.41	0.1	L	3	2	0	0	0	0	0	0	0	0	0	3	3	0.00	6.000
Chuck Crim, R (7, 1) ERA: 3.79	1.1		7	3	2	1	0	0	0	0	1	0	0	7	7	6.75	2.250

PITCHER	IP	WLS	BF	H	R	ER	SO	BB	IBB	HBP	BLK	WP	HR	S	P	ERA	WHIP
Jay Aldrich, R (9, 1) ERA: 4.97	1.0		4	1	0	0	0	1	0	0	0	0	0	3	7	0.00	2.000

BOTTOM

New York Yankees @ Milwaukee Brewers
Milwaukee County Stadium, Milwaukee, WI

Wed Sep 23 1987, 8:05 PM EDT
Att: 11,219 - Unknown

livebaseballscorecards.com

AB	42
R	8
H	17
RBI	7
BB	1
SO	8
LOB	14



WP:	0	PA:	45
PB:	0		
SB:	4		
CS:	0		

AB R H RBI BB SO LOB

5 1 3 2 0 0 0

5 0 2 2 0 1 2

5 0 0 0 0 1 6

4 0 1 0 0 1 1

0 0 0 0 0 0 0

1 0 0 0 0 1 0

3 1 3 0 0 0 0

0 0 0 0 0 0 0

4 2 2 1 0 0 2

4 2 3 1 0 0 1

1B:	16	SF:	0
2B:	0	SAC:	1
3B:	0	DP:	1
HR:	1	HBP:	0

WP:	0	PA:	45
PB:	0		
SB:	4		
CS:	0		

1B:	16	SF:	0
2B:	0	SAC:	1
3B:	0	DP:	1
HR:	1	HBP:	0

WP:	0	PA:	45
PB:	0		
SB:	4		
CS:	0		

1B:	16	SF:	0
2B:	0	SAC:	1
3B:	0	DP:	1
HR:	1	HBP:	0

WP:	0	PA:	45
PB:	0		
SB:	4		
CS:	0		

1B:	16	SF:	0
2B:	0	SAC:	1
3B:	0	DP:	1
HR:	1	HBP:	0

WP:	0	PA:	45
PB:	0		
SB:	4		
CS:	0		

1B:	16	SF:	0
2B:	0	SAC:	1
3B:	0	DP:	1
HR:	1	HBP:	0

WP:	0	PA:	45
PB:	0		
SB:	4		
CS:	0		

1B:	16	SF:	0
2B:	0	SAC:	1
3B:	0	DP:	1
HR:	1	HBP:	0

WP:	0	PA:	45
PB:	0		
SB:	4		
CS:	0		

1B:	16	SF:	0
2B:	0	SAC:	1
3B:	0	DP:	1
HR:	1	HBP:	0

WP:	0	PA:	45
PB:	0		
SB:	4		
CS:	0		

1B:	16	SF:	0
2B:	0	SAC:	1
3B:	0	DP:	1
HR:	1	HBP:	0

WP:	0	PA:	45
PB:	0		
SB:	4		
CS:	0		

1B:	16	SF:	0
2B:	0	SAC:	1
3B:	0	DP:	1
HR:	1	HBP:	0

WP:	0	PA:	45
PB:	0		
SB:	4		
CS:	0		

1B:	16	SF:	0
2B:	0	SAC:	1
3B:	0	DP:	1
HR:	1	HBP:	0

WP:	0	PA:	45
PB:	0		
SB:	4		
CS:	0		

1B:	16	SF:	0
2B:	0	SAC:	1
3B:	0	DP:	1
HR:	1	HBP:	0

WP:	0	PA:	45
PB:	0		
SB:	4		
CS:	0		

1B:	16	SF:	0
2B:	0	SAC:	1
3B:	0	DP:	1
HR:	1	HBP:	0

WP:	0	PA:	45
PB:	0		
SB:	4		
CS:	0		

1B:	16	SF:	0
2B:	0	SAC:	1
3B:	0	DP:	1
HR:	1	HBP:	0

WP:	0	PA:	45
PB:	0		
SB:	4		
CS:	0		

1B:	16	SF:	0
2B:	0	SAC:	1
3B:	0	DP:	1
HR:	1	HBP:	0

WP:	0	PA:	45
PB:	0		
SB:	4		
CS:	0		

1B:	16	SF:	0
2B:	0	SAC:	1
3B:	0	DP:	1
HR:	1	HBP:	0

WP:	0	PA:	45
PB:	0		
SB:	4		
CS:	0		

1B:	16	SF:	0
2B:	0	SAC:	1
3B:	0	DP:	1
HR:	1	HBP:	0

WP:	0	PA:	45
PB:	0		
SB:	4		
CS:	0		

1B:	16	SF:	0
2B:	0	SAC:	1
3B:	0	DP:	1
HR:	1	HBP:	0

WP:	0	PA:	45
PB:	0		
SB:	4		
CS:	0		

1B:	16	SF:	0
2B:	0	SAC:	1
3B:	0	DP:	1
HR:	1	HBP:	0

WP:	0	PA:	45
PB:	0		
SB:	4		
CS:	0		

1B:	16	SF:	0
2B:	0	SAC:	1
3B:	0	DP:	1
HR:	1	HBP:	0

WP:	0	PA:	45
PB:	0		
SB:	4		
CS:	0		

1B:	16	SF:	0
2B:	0	SAC:	1
3B:	0	DP:	1
HR:	1	HBP:	0

WP:	0	PA:	45
PB:	0		
SB:	4		
CS:	0		

1B:	16	SF:	0
2B:	0	SAC:	1
3B:	0	DP:	1
HR:	1	HBP:	0

WP:	0	PA:	45
PB:	0		
SB:	4		
CS:	0		

1B:	16	SF:	0
2B:	0	SAC:	1
3B:	0	DP:	1
HR:	1	HBP:	0

WP:	0	PA:	45
PB:	0		
SB:	4		
CS:	0		

1B:	16	SF:	0
2B:	0	SAC:	1
3B:	0	DP:	1
HR:	1	HBP:	0

WP:	0	PA:	45
PB:	0		
SB:	4		
CS:	0		

1B:	16	SF:	0
2B:	0	SAC:	1
3B:	0	DP:	1
HR:	1	HBP:	0

WP:	0	PA:	45
PB:	0		
SB:	4		
CS:	0		

1B:	16	SF:	0
2B:	0	SAC:	1
3B:	0	DP:	1
HR:	1	HBP:	0

WP:	0	PA:	45
PB:	0		
SB:	4		
CS:	0		

1B:	16	SF:	0
2B:	0	SAC:	1
3B:	0	DP:	1
HR:	1	HBP:	0

WP:	0	PA:	45
PB:	0		
SB:	4		
CS:	0		

1B:	16	SF:	0
2B:	0	SAC:	1
3B:	0	DP:	1
HR:	1	HBP:	0

WP:	0	PA:	45
PB:	0		
SB:	4		
CS:	0		

1B:	16	SF:	0
2B:	0	SAC:	1
3B:	0	DP:	1
HR:	1	HBP:	0

WP:	0	PA:	45
PB:	0		
SB:	4		
CS:	0		

1B:	16	SF:	0
2B:	0	SAC:	1
3B:	0	DP:	1
HR:	1	HBP:	0

WP:	0	PA:	45
PB:	0		
SB:	4		
CS:	0		

1B:	16	SF:	0
2B:	0	SAC:	1
3B:	0	DP:	1
HR:	1	HBP:	0

WP:	0	PA:	45
PB:	0		
SB:	4		
CS:	0		

1B:	16	SF:	0
2B:	0	SAC:	1
3B:	0	DP:	1
HR:	1	HBP:	0

WP:	0	PA:	45
PB:	0		
SB:	4		
CS:	0		

1B:	16	SF:	0
2B:	0	SAC:	1
3B:	0	DP:	1
HR:	1	HBP:	0

WP:	0	PA:	45
PB:	0		
SB:	4		
CS:	0		

1B:	16	SF:	0
2B:	0	SAC:	1
3B:	0	DP:	1
HR:	1	HBP:	0

WP:	0	PA:	45
PB:	0		
SB:	4		
CS:	0		

1B:	16	SF:	0
2B:	0	SAC:	1
3B:	0	DP:	1
HR:	1	HBP:	0

WP:	0	PA:	45
PB:	0		
SB:	4		
CS:	0		

1B:	16	SF:	0
2B:	0	SAC:	1
3B:	0	DP:	1
HR:	1	HBP:	0

WP:	0	PA:	45
PB:	0		
SB:	4		
CS:	0		

1B:	16	SF:	0
2B:	0	SAC:	1
3B:	0	DP:	1
HR:	1	HBP:	0

WP:	0	PA:	45
PB:	0		
SB:	4		
CS:	0		

1B:	16	SF:	0
2B:	0	SAC:	1
3B:	0	DP:	1
HR:	1	HBP:	0

WP:	0	PA:	45
PB:	0		
SB:	4		
CS:			

Batter	1	2	3	4	5	6	7	8	9	AB R H RBI BB SO LOB	TOP																									
Jody Reed, R OBP: 0.333, SLG: 0.231 (1, 6) (9, 5)	0-0 F9	0-0 5-3			0-0 F4		0-0 FC4-6 BB 1B	0-0 E6		5 1 0 0 0 0 3																										
Marty Barrett, R OBP: 0.352, SLG: 0.351 (1, 4)	0-0 BB 1B BB 1B	0-0 F7			0-0 F9		0-0 1-2 3-H 1B BB	0-0 FC5		5 2 2 1 0 0 2																										
Todd Benzinger, S OBP: 0.345, SLG: 0.443 (1, 9)	0-0 BB BB 1-2 1B 1B		0-0 F7		0-0 4-3		0-3 K		0-3 K	5 1 1 0 0 2 2																										
Dwight Evans, R OBP: 0.417, SLG: 0.583 (1, 3)	4-0 BB 1-2 2-3 1B BB		0-0 6-3		0-0 F8		4-0 BB BB 1-2 2-3 E 1B BB		4-0 1B BB	2 1 0 0 3 0 0																										
Mike Greenwell, L OBP: 0.399, SLG: 0.585 (1, 7)	4-0 BB BB 1-2 2-3 3-H 1B BB		0-0 4-3		0-0 4-3 2B		0-0 E9		0-0 1-2 1B	4 0 3 3 1 0 0																										
Sam Horn, L OBP: 0.371, SLG: 0.639 (1, 10)	0-3 K			0-0 FC5-4 1B		0-0 4-3	0-3 K		0-3 K	5 0 1 0 0 3 8																										
Ed Romero, R OBP: 0.327, SLG: 0.299 Wade Boggs, L OBP: 0.461, SLG: 0.588 Spike Owen, S OBP: 0.338, SLG: 0.346 (1, 5) (9, PH) (9, 6)	0-0 1-2 2-H 3-H 1B			0-0 FC5-4		0-0 F9		0-0 6-3	0-0 6-3	4 0 1 2 0 0 2 1 0 0 0 0 0 2 0 0 0 0 0 0 0																										
Kevin Romine, R OBP: 0.278, SLG: 0.389 (1, 8)	0-3 K			0-3 K		0-0 FC4-6 1B 1B		0-0 4-3		4 1 1 0 0 2 3																										
Marc Sullivan, R OBP: 0.201, SLG: 0.242 Pat Dodson, L OBP: 0.302, SLG: 0.343 John Marzano, R OBP: 0.289, SLG: 0.415 (1, 2) (7, PH) (7, 2)		0-0 F7		0-0 F7		0-0 FC4-6 1B		0-0 FC5 E 1B		2 0 0 0 0 0 1 1 0 1 0 0 0 0 1 0 1 0 0 0 0																										
Inning Stats	R: 3 E: 0 K: 2 S: 10	H: 3 LOB: 2 BB: 2 P: 18	R: 0 E: 0 K: 0 S: 3	H: 0 LOB: 0 BB: 0 P: 3	R: 0 E: 0 K: 1 S: 6	H: 1 LOB: 1 BB: 0 P: 6	R: 0 E: 0 K: 0 S: 3	H: 0 LOB: 0 BB: 0 P: 3	R: 0 E: 0 K: 0 S: 4	H: 1 LOB: 1 BB: 0 P: 4	R: 3 E: 1 K: 2 S: 11	H: 4 LOB: 2 BB: 1 P: 15	R: 0 E: 1 K: 0 S: 5	H: 1 LOB: 2 BB: 0 P: 5	R: 0 E: 0 K: 2 S: 8	H: 1 LOB: 2 BB: 1 P: 12	1B: 10 2B: 1 3B: 0 HR: 0	SF: 0 SAC: 0 DP: 0 HBP: 0	WP: 0 PB: 0 SB: 0 CS: 0	PA: 43																
PITCHER	IP WLS BF H R ER SO BB IBB HBP BLK WP HR S P ERA WHIP																																			
Chris Bosio, R ERA: 5.41 (1, 1)	6.2		31	8	6	6	4	3	0	0	0	0	0	36	48	8.10	1.650																			
Paul Mirabella, L ERA: 5.47 (7, 1)	2.0		11	3	0	0	3	1	0	0	0	0	0	16	20	0.00	2.000																			
Mark Clear, R ERA: 4.52 (9, 1)	0.1	W	1	0	0	0	0	0	0	0	0	0	0	1	1	0.00	0.000																			

Boston Red Sox @ Milwaukee Brewers
Milwaukee County Stadium, Milwaukee, WI
 Thu Sep 24 1987, 8:05 PM EDT
 Att. 7,745 - Unknown

livebaseballscorecards.com

AB	39
R	6
H	11
RBI	6
BB	4
SO	7
LOB	23



Batter	1	2	3	4	5	6	7	8	9	AB R H RBI BB SO LOB
Paul Molitor, R OBP: 0.439, SLG: 0.564 (1, 4)	0-0 2B SF7 1B		0-3 K	0-0 1B 1B		0-0 G4-6-3 1B		0-0 SH5-4 1B		5 1 4 1 0 1 0
Robin Yount, R OBP: 0.383, SLG: 0.477 (1, 8)	0-0 1-3 2B		0-0 F4	0-0 1B 1B		0-0 G4-6-3 1-2f 2-3		0-0 SH5-4 1-2 2-3		4 0 2 1 0 0 2
Glenn Braggs, R OBP: 0.333, SLG: 0.433 (1, 10)	0-0 SF7 3-H		0-0 G3	0-0 F7		0-3 K		0-3 K		4 0 0 1 0 2 5
Greg Brock, L OBP: 0.369, SLG: 0.433 (1, 3)	4-0 G4-6-3 BB			0-0 G3	0-0 4-3 4-3 2B		0-0 F7	0-0 6-3		4 1 1 0 1 0 2
B.J. Surhoff, L OBP: 0.350, SLG: 0.424 (1, 2)	0-0 G4-6-3 1-2f			0-0 F9	0-0 4-3		0-0 1B 1B		0-0 SH 1B 2B	5 1 2 0 0 0 3
Ernest Riles, L OBP: 0.334, SLG: 0.360 (1, 5)		0-0 FC4-6 1B		4-0 1B BB	4-0 4-3 BB		0-0 F7	0-0 SH 1B		2 1 1 0 2 0 1
Mike Felder, S OBP: 0.330, SLG: 0.340 (1, 7)		0-0 F9		0-0 1B 1B	0-0 4-3		0-0 1-3 1B	0-0 1-2 3-H 1B		5 1 3 2 0 0 2
Rick Manning, L OBP: 0.336, SLG: 0.350 (1, 9)		0-0 FC4-6 WP		0-0 1B 1B	0-3 K		0-0 F8			3 1 1 1 0 1 2
Brad Komminsk, R (7, PH) (8, 9)		1-2f 1B		1-2 2-H 1B 1B						1 0 0 0 0 0 2
Dale Sveum, S OBP: 0.304, SLG: 0.453 (1, 6)		0-0 F8		0-0 1B 1B		0-0 G4-6-3 1B 1B		0-0 SH5-4 1B 1B		4 1 3 1 0 0 1

Inning Stats	R: 1	H: 2	E: 0	K: 0	S: 4	H: 2	LOB: 1	BB: 1	P: 8	R: 0	H: 1	E: 0	K: 0	S: 4	R: 0	H: 0	E: 0	K: 1	S: 5	R: 4	H: 5	E: 0	K: 0	S: 8	R: 1	H: 1	E: 0	K: 1	S: 6	R: 0	H: 2	E: 0	K: 1	S: 6	R: 0	H: 2	E: 0	K: 0	S: 5	R: 0	H: 2	E: 0	K: 1	S: 7	R: 1	H: 2	E: 0	K: 0	S: 3	1B: 14	2B: 3	3B: 0	HR: 0	SF: 1	SAC: 2	DP: 2	HBP: 0	WP: 1	PB: 0	SB: 0	CS: 0	PA: 43
--------------	------	------	------	------	------	------	--------	-------	------	------	------	------	------	------	------	------	------	------	------	------	------	------	------	------	------	------	------	------	------	------	------	------	------	------	------	------	------	------	------	------	------	------	------	------	------	------	------	------	------	--------	-------	-------	-------	-------	--------	-------	--------	-------	-------	-------	-------	--------

PITCHER	IP	WLS	BF	H	R	ER	SO	BB	IBB	HBP	BLK	WP	HR	S	P	ERA	WHIP
Jeff Sellers, R ERA: 5.53 (1, 1)	3.2		19	7	5	5	1	2	0	0	0	1	0	19	27	12.27	2.455
Bob Stanley, R ERA: 5.0 (4, 1)	2.1		11	4	1	1	2	1	0	0	0	0	0	14	18	3.86	2.143
Tom Bolton, L ERA: 4.82 (7, 1)	0.2		4	2	0	0	0	0	0	0	0	0	0	4	4	0.00	3.000
Wes Gardner, R ERA: 5.01 (7, 1)	1.0		5	2	0	0	1	0	0	0	0	0	0	7	7	0.00	2.000
Joe Sambito, L ERA: 6.87 (8, 1)	0.1	L	3	1	1	1	0	0	0	0	0	0	0	3	3	27.00	3.000

BOTTOM

Boston Red Sox @ Milwaukee Brewers
Milwaukee County Stadium, Milwaukee, WI
 Thu Sep 24 1987, 8:05 PM EDT
 Att. 7,745 - Unknown

livebaseballscores.com

AB	37
R	7
H	17
RBI	7
BB	3
SO	4
LOB	20



Batter	1	2	3	4	5	6	7	8	9	AB R H RBI BB SO LOB	TOP											
Ellis Burks, R (1, 8) OBP: 0.325, SLG: 0.451	0-0 1B		0-0 E8 1B		0-0 F3		4-0 E BB		0-0 F2	4 1 2 0 1 0 1	Boston Red Sox @ Milwaukee Brewers Milwaukee County Stadium, Milwaukee, WI Fri Sep 25 1987, 8:05 PM EDT Att. 12,878 - Unknown livebaseballscorecards.com											
Marty Barrett, R (1, 4) OBP: 0.349, SLG: 0.348	0-0 F8		0-0 5-3		0-0 F9		0-0 1-3	0-0 E FC3-2	5 0 0 0 0 0 4													
Todd Benzinger, S (1, 9) OBP: 0.346, SLG: 0.441	0-3 K		0-0 FC6-4 1B		0-0 2B 1B		0-0 4-3	0-0 E 1B	5 2 2 1 0 1 3													
Dwight Evans, R (1, 3) OBP: 0.420, SLG: 0.586	0-0 G3		0-0 FC6-4 1B		0-0 1-H 2B		4-0 BB	4-0 E 1B IBB	3 1 2 2 2 0 1													
Mike Greenwell, L (1, 7) OBP: 0.394, SLG: 0.577		0-0 6-3	0-0 FC6-4		0-3 K		0-3 K	0-0 FC3-2 1B HR	5 1 0 0 0 2 7													
Ed Romero, R (1, 5) OBP: 0.324, SLG: 0.296		0-3 K	0-0 F8		0-0 F6		0-0 4-3	0-0 1-2 HR 1B	5 1 1 1 0 1 2													
Sam Horn, L (1, 10) OBP: 0.380, SLG: 0.683		0-0 HR		0-3 K	4-0 BB		0-3 K	0-0 1-H 2-H HR	4 2 2 4 1 2 0													
Spike Owen, S (1, 6) OBP: 0.338, SLG: 0.345		4-0 BB		0-0 1B	0-3 K		0-0 F8	0-3 K	4 0 1 0 1 2 1													
John Marzano, R (1, 2) OBP: 0.288, SLG: 0.418		0-3 K		0-0 6-3	0-0 F8			0-0 E 2B	4 1 1 0 0 1 2													
Inning Stats	R: 0 E: 0 K: 1 S: 6	H: 1 LOB: 1 BB: 0 P: 6	R: 1 E: 0 K: 2 S: 8	H: 1 LOB: 1 BB: 1 P: 12	R: 1 E: 1 K: 0 S: 6	H: 3 LOB: 2 BB: 0 P: 6	R: 0 E: 0 K: 1 S: 5	H: 1 LOB: 0 BB: 0 P: 5	R: 1 E: 0 K: 1 S: 7	H: 2 LOB: 1 BB: 0 P: 7	R: 0 E: 0 K: 1 S: 5	H: 0 LOB: 1 BB: 1 P: 9	R: 0 E: 1 K: 1 S: 5	H: 0 LOB: 2 BB: 2 P: 13	R: 0 E: 0 K: 1 S: 5	H: 0 LOB: 0 BB: 0 P: 5	R: 6 E: 3 K: 1 S: 10	H: 3 LOB: 0 BB: 1 P: 14	1B: 7 2B: 2 3B: 0 HR: 2	SF: 0 SAC: 0 DP: 0 HBP: 0	WP: 0 PB: 0 SB: 0 CS: 0	PA: 44
PITCHER	IP WLS BF H R ER SO BB IBB HBP BLK WP HR S P ERA WHIP																					
Juan Nieves, L (1, 1) ERA: 5.01	7.0 L 32 8 3 3 7 4 0 0 0 0 0 1 42 58 3.86 1.714																					
Mark Knudson, R (8, 1) ERA: 5.46	2.0 12 3 6 0 2 0 1 0 0 0 0 1 15 19 0.00 1.500																					

Boston Red Sox @ Milwaukee Brewers
 Milwaukee County Stadium, Milwaukee, WI

AB	39
R	9
H	11
RBI	8
BB	5
SO	9
LOB	21



Batter	1	2	3	4	5	6	7	8	9	AB	R	H	RBI	BB	SO	LOB
Paul Molitor, R OBP: 0.440, SLG: 0.566 (1, 4) SS	0-3 K			0-3 K		X 0-0 1B 2B		X 0-0 CS 1B		4	1	2	0	0	2	0
Robin Yount, R OBP: 0.382, SLG: 0.476 (1, 8) SS	0-3 K			0-0 F9		X 0-0 2-H 1B G3 1B		X 0-0 F9		4	1	1	1	0	1	1
B.J. Surhoff, L OBP: 0.347, SLG: 0.419 (1, 2) X	0-0 4-3			0-0 F7		X 0-0 G3 1-2		X 0-0 CS 1-2		4	0	0	0	0	0	1
Greg Brock, L OBP: 0.371, SLG: 0.435 (1, 3) X		0-0 L3			B 4-0 FC3-6 BB BB	X 0-0 2-H 1B		X 0-0 1B		3	0	2	1	1	0	0
Brad Komminsk, R (1, 10) SS		0-3 K			B 4-0 1-2 FC3-6 BB	X 0-3 K		X 0-3 K		3	0	0	0	1	3	2
Ernest Riles, L OBP: 0.330, SLG: 0.354 (1, 5) X		0-0 1-4-3			X 0-0 F5		X 0-0 F7		X 0-3 K	4	0	0	0	0	1	3
Mike Felder, S OBP: 0.326, SLG: 0.336 (1, 7) X			0-0 F4		X 0-0 FC3-6 S 1-2 2-3		X 0-0 F7			3	0	0	0	0	0	2
Rick Manning, L OBP: 0.328, SLG: 0.340 (1, 9) SS			0-3 K		X 0-3 K 1-2		X 0-0 4-3			3	0	0	0	0	2	2
Dale Sveum, S OBP: 0.302, SLG: 0.450 (1, 6) X			0-0 4-3		X 0-0 K		X 0-0 F7			3	0	0	0	0	1	0

BOTTOM

Boston Red Sox @ Milwaukee Brewers
Milwaukee County Stadium, Milwaukee, WI

Fri Sep 25 1987, 8:05 PM EDT
Att. 12,878 - Unknown

AB	31
R	2
H	5
RBI	2
BB	2
SO	10
LOB	11



Inning Stats	R: 0	H: 0	E: 0	LOB: 0	K: 2	BB: 0	S: 7	P: 7	R: 0	H: 0	E: 0	LOB: 0	K: 1	BB: 0	S: 5	P: 5	R: 0	H: 0	E: 0	LOB: 0	K: 1	BB: 0	S: 5	P: 5	R: 0	H: 0	E: 0	LOB: 2	K: 1	BB: 2	S: 5	P: 13	R: 2	H: 3	E: 0	LOB: 1	K: 2	BB: 0	S: 10	P: 10	R: 0	H: 0	E: 0	LOB: 0	K: 0	BB: 0	S: 3	P: 3	R: 0	H: 1	E: 0	LOB: 0	K: 0	BB: 0	S: 3	P: 3	R: 0	H: 1	E: 0	LOB: 1	K: 2	BB: 0	S: 8	P: 8	1B: 4	SF: 0	2B: 1	SAC: 0	3B: 0	DP: 0	HR: 0	HBP: 0	WP: 0	PA: 34	PB: 0	SB: 1	CS: 1	ERA	WHIP
PITCHER Roger Clemens, R ERA: 3.17 (1, 1)	IP	WLS	BF	H	R	ER	SO	BB	IBB	HBP	BLK	WP	HR	S	P	ERA	WHIP	IP	WLS	BF	H	R	ER	SO	BB	IBB	HBP	BLK	WP	HR	S	P	ERA	WHIP	IP	WLS	BF	H	R	ER	SO	BB	IBB	HBP	BLK	WP	HR	S	P	ERA	WHIP																												

ERA	2.00
WHIP	0.778

Batter	1	2	3	4	5	6	7	8	9
Paul Molitor, R OBP: 0.436, SLG: 0.562 (1, 10)	0-0 6-3		0-0 SF8		0-0 6-3		0-3 K		
Mike Felder, S OBP: 0.329, SLG: 0.350 (1, 7)	0-3 K		0-0 HR			0-0 1B	0-0 F8		
Robin Yount, R OBP: 0.381, SLG: 0.474 (1, 8)	0-0 F9		0-0 5-3			0-0 1B		0-3 K	
Greg Brock, L OBP: 0.372, SLG: 0.435 (1, 3)		0-0 G4-3 1B		0-0 WP 4-3 1B		0-0 F7		0-0 F7	
Rob Deer, R OBP: 0.358, SLG: 0.449 (1, 9)		0-0 F7		0-3 K		0-3 K		0-3 K	
Ernest Riles, L OBP: 0.327, SLG: 0.350 (1, 5)		0-0 G4-3		0-0 4-3		0-0 1-3			
Bill Schroeder, R OBP: 0.378, SLG: 0.544 (1, 2)			0-0 SH1-4 SF8 1B		0-0 5-3		0-0 FC1-5 2B		
Dale Sveum, S OBP: 0.303, SLG: 0.450 (1, 6)			0-0 SF8 SH1-4 HR 1B		0-0 F7		0-0 FC1-5 1B		
Juan Castillo, S OBP: 0.296, SLG: 0.313 (1, 4)			0-0 SH1-4		0-0 4-3		0-0 S 1B		

Inning Stats	R: 0	H: 0	E: 0	K: 1	S: 5	R: 0	H: 1	E: 0	K: 0	S: 3	R: 3	H: 3	E: 0	K: 0	S: 6	R: 0	H: 1	E: 0	K: 1	S: 6	R: 0	H: 0	E: 0	K: 0	S: 3	R: 0	H: 2	E: 0	K: 1	S: 7	R: 0	H: 2	E: 0	K: 1	S: 7	R: 0	H: 0	E: 0	K: 2	S: 7
	LOB: 0	BB: 0	P: 5	LOB: 0	BB: 0	P: 3	LOB: 0	BB: 0	P: 3	LOB: 0	BB: 0	P: 6	LOB: 0	BB: 0	P: 3	LOB: 2	BB: 0	P: 7	LOB: 2	BB: 0	P: 7	LOB: 0	BB: 0	P: 7	LOB: 0	BB: 0	P: 7	LOB: 0	BB: 0	P: 7	LOB: 0	BB: 0	P: 7	LOB: 0	BB: 0	P: 7	LOB: 0	BB: 0	P: 7	

PITCHER	IP	WLS	BF	H	R	ER	SO	BB	IBB	HBP	BLK	WP	HR	S	P	ERA	WHIP	IP	WLS	BF	H	R	ER	SO	BB	IBB	HBP	BLK	WP	HR	S	P	ERA	WHIP						
Al Nipper, R ERA: 5.45 (1, 1)	8.0	L	32	9	3	3	6	0	0	0	0	1	1	44	44	3.38	1.125																							

BOTTOM

Boston Red Sox @ Milwaukee Brewers
Milwaukee County Stadium, Milwaukee, WI

Sat Sep 26 1987, 4:33 AM EDT
Att. 19,206 - Unknown

AB	R	H	RBI	BB	SO	LOB
3	0	0	1	0	1	2
4	1	2	2	0	1	2
4	0	1	0	0	1	0
4	0	2	0	0	0	2
4	0	0	0	0	3	4
3	0	0	0	0	0	4
3	1	2	0	0	0	1
3	1	1	0	0	0	1
2	0	1	0	0	0	0

AB	30
R	3
H	9
RBI	3
BB	0
SO	6
LOB	16



WP	1	PA	32
PB	0	SB	1
CS	0		

1B	7	SF	1	WP	1	PA	32
2B	1	SAC	1	PB	0		
3B	0	DP	1	SB	1		
HR	1	HBP	0	CS	0		

Batter	1	2	3	4	5	6	7	8	9	AB R H RBI BB SO LOB	TOP																									
Ellis Burks, R (1, 8) OBP: 0.326, SLG: 0.450	0-0 F4		0-0 SH3-4	0-0 1B		0-0 CS 1B		0-3 K		4 0 2 0 0 1 0	Boston Red Sox @ Milwaukee Brewers Milwaukee County Stadium, Milwaukee, WI Sun Sep 27 1987, 4:33 AM EDT Att: 26,175 - Unknown livebaseballscorecards.com																									
Jody Reed, R (1, 4) OBP: 0.435, SLG: 0.400	0-0 FC5-4 1B		0-0 1B 2B	0-0 1B		0-0 F8		0-0 FC6-4 1B		5 1 4 3 0 0 1																										
Spike Owen, S (1, 6) OBP: 0.340, SLG: 0.343	0-0 FC5-4 1-2f		0-0 5-3	0-0 F7		4-0 BB		0-0 FC6-4		4 0 0 0 1 0 5																										
Dwight Evans, R (1, 3) OBP: 0.419, SLG: 0.581	0-0 F9		4-0 1B BB		4-0 2B BB		0-0 6-3		0-0 F8			3 1 0 0 2 0 3																								
Todd Benzinger, S (1, 7) OBP: 0.345, SLG: 0.457		0-0 P3	0-0 1B		0-0 F9 FC1-6 2B		0-3 K		0-0 F9			5 1 2 2 0 1 0																								
Ed Romero, R (1, 5) OBP: 0.324, SLG: 0.298		0-3 K	0-0 F8		0-0 FC1-6 1B		0-0 BB 1B		0-0 1B			5 0 3 0 0 1 2																								
Sam Horn, L (1, 10) OBP: 0.363, SLG: 0.641		0-3 K		0-3 K		0-0 F9		0-0 F6		0-0 F4			5 0 0 0 0 2 4																							
Kevin Romine, R (1, 9) OBP: 0.360, SLG: 0.391			4-0 SH3-4 1B 2B BB	0-0 1B		0-0 FC1-6 WP		4-0 1-2 BB		0-3 K			2 2 1 1 2 0 1 1 0 0 0 0 1 1																							
Pat Dodson, L (9, PH) OBP: 0.292, SLG: 0.308				0-0 1B		0-0 1-2f 3-H		1-2 BB																												
Danny Sheaffer, R (1, 2) OBP: 0.125, SLG: 0.190			0-0 SH3-4 2B 1B	0-0 F3		0-0 6-3		0-3 K					3 1 1 0 0 0 2 1 0 0 0 0 1 2 0 0 0 0 0 0 0																							
Mike Greenwell, L (7, PH) OBP: 0.393, SLG: 0.576																																				
John Marzano, R (7, 2) OBP: 0.283, SLG: 0.409																																				
Inning Stats	R: 0 E: 0 K: 0 S: 4	H: 1 LOB: 1 BB: 0 P: 4	R: 0 E: 0 K: 2 S: 7	H: 0 LOB: 0 BB: 0 P: 7	R: 3 E: 0 K: 0 S: 6	H: 3 LOB: 2 BB: 2 P: 14	R: 1 E: 0 K: 1 S: 8	H: 3 LOB: 2 BB: 0 P: 8	R: 2 E: 0 K: 0 S: 5	H: 2 LOB: 1 BB: 1 P: 9	R: 0 E: 0 K: 0 S: 3	H: 1 LOB: 1 BB: 1 P: 7	R: 0 E: 0 K: 2 S: 8	H: 1 LOB: 2 BB: 1 P: 12	R: 0 E: 0 K: 1 S: 6	H: 1 LOB: 1 BB: 0 P: 6	R: 0 E: 0 K: 1 S: 6	H: 1 LOB: 1 BB: 0 P: 6	R: 0 E: 0 K: 1 S: 6	H: 1 LOB: 1 BB: 0 P: 6	1B: 11 2B: 2 3B: 0 HR: 0	SF: 0 SAC: 1 DP: 0 HBP: 0	WP: 1 PB: 0 SB: 0 CS: 1	PA: 44												
PITCHER	IP WLS BF H R ER SO BB IBB HBP BLK WP HR S P ERA WHIP																				PITCHER	IP WLS BF H R ER SO BB IBB HBP BLK WP HR S P ERA WHIP														
Teddy Higuera, L (1, 1) ERA: 3.92	4.0	W	8	2	0	0	0	1	0	0	0	1	0	7	11	0.00	1.500																			
Ray Burris, R (5, 1) ERA: 5.87	2.0	S	8	2	0	0	0	0	0	0	0	0	0	7	11	0.00	1.500																			
Chuck Crim, R (7, 1) ERA: 3.7	3.0	S	13	3	0	0	4	1	0	0	0	0	0	20	24	0.00	1.333																			

Boston Red Sox @ Milwaukee Brewers
Milwaukee County Stadium, Milwaukee, WI

AB	38
R	6
H	13
RBI	6
BB	5
SO	7
LOB	21



Batter	1	2	3	4	5	6	7	8	9
Paul Molitor, R OBP: 0.438, SLG: 0.568 (1, 10)	0-0 F8		0-0 L4-6		0-0 HR	0-0 G3 1B		4-0 S 2B BB	
Mike Felder, S OBP: 0.327, SLG: 0.345 (1, 7)	0-0 4-3		0-0 G3		0-0 F2	0-0 G3		4-0 2B BB	
Robin Yount, R OBP: 0.383, SLG: 0.475 (1, 8)	0-0 1B			0-0 5-3	0-0 1B	0-0 1B		0-3 K	
Greg Brock, L OBP: 0.373, SLG: 0.437 (1, 3)	0-0 4-3			0-0 1B 1B	0-0 F7	0-0 4-3		0-0 2B	
B.J. Surhoff, L OBP: 0.348, SLG: 0.418 (1, 2)		0-0 G3		0-0 1B 1B	0-0 F8		4-0 BB	0-0 4-3	
Brad Komminsk, R OBP: 0.222, SLG: 0.125 (1, 9)		0-0 G3 S 1B		0-0 F3		0-0 6-3	0-0 9-3		
Ernest Riles, L OBP: 0.329, SLG: 0.350 (1, 5)		0-0 G3		0-0 1B		4-0 BB 1B BB	0-0 E5		
Dale Sveum, S OBP: 0.302, SLG: 0.447 (1, 6)		0-0 4-3		0-0 F7		4-0 1B BB G3 BB	0-0 F7		
Juan Castillo, S OBP: 0.301, SLG: 0.316 (1, 4)			0-0 L4-6 PB 1B		0-0 HR 1B	4-0 G3 1B BB		0-0 4-3	


Inning Stats	R: 0 E: 0 K: 0 S: 4	H: 1 LOB: 1 BB: 0 P: 4	R: 0 E: 0 K: 0 S: 4	H: 1 LOB: 1 BB: 0 P: 4	R: 0 E: 0 K: 0 S: 3	H: 1 LOB: 0 BB: 0 P: 3	R: 1 E: 0 K: 0 S: 6	H: 3 LOB: 2 BB: 0 P: 6	R: 2 E: 0 K: 0 S: 6	H: 3 LOB: 1 BB: 0 P: 6	R: 4 E: 0 K: 0 S: 5	H: 2 LOB: 1 BB: 3 P: 17	R: 0 E: 1 K: 0 S: 3	H: 0 LOB: 1 BB: 1 P: 7	R: 2 E: 0 K: 1 S: 6	H: 1 LOB: 1 BB: 2 P: 14
--------------	------------------------------	---------------------------------	------------------------------	---------------------------------	------------------------------	---------------------------------	------------------------------	---------------------------------	------------------------------	---------------------------------	------------------------------	----------------------------------	------------------------------	---------------------------------	------------------------------	----------------------------------

PITCHER														PITCHER																			
IP	WLS	BF	H	R	ER	SO	BB	IBB	HBP	BLK	WP	HR	S	P	ERA	WHIP	IP	WLS	BF	H	R	ER	SO	BB	IBB	HBP	BLK	WP	HR	S	P	ERA	WHIP
John Leister, R (1, 1)	5.0		23	9	3	3	0	0	0	0	0	1	23	23	5.40	1.800																	
Wes Gardner, R (6, 1)	0.1		4	0	3	3	0	3	0	0	0	0	1	13	81.00	9.000																	
Bob Stanley, R (6, 1)	1.1	L	7	2	1	1	0	1	0	0	0	0	6	10	6.75	2.250																	
Calvin Schiraldi, R (7, 1)	1.1		7	1	2	2	1	2	0	0	0	0	7	15	13.50	2.250																	

BOTTOM

AB	R	H	RBI	BB	SO	LOB
4	3	2	3	1	0	1
4	1	0	1	1	0	2
5	0	3	2	0	1	2
5	1	2	2	0	0	3
4	0	1	0	1	0	2
4	0	1	0	0	0	3
3	1	1	1	1	0	1
3	1	0	0	1	0	4
3	2	2	0	1	0	0

AB	35
R	9
H	12
RBI	9
BB	6
SO	1
LOB	18



1B: 10	SF: 0	WP: 0	PA: 41
2B: 3	SAC: 0	PB: 1	
3B: 0	DP: 2	SB: 2	
HR: 1	HBP: 0	CS: 0	

Boston Red Sox @ Milwaukee Brewers
Milwaukee County Stadium, Milwaukee, WI
 Sun Sep 27 1987, 4:33 AM EDT
 Att. 26,175 - Unknown

livebaseballscorecards.com

Batter	1	2	3	4	5	6	7	8	9	AB R H RBI BB SO LOB	TOP											
Paul Molitor, R (1, 4) OBP: 0.436, SLG: 0.570	0-0 L6		0-0 F9		0-0 HR			0-3 K		5 1 1 1 0 1 4												
Robin Yount, R (1, 8) OBP: 0.384, SLG: 0.476	0-0 6-3		0-0 1B		0-0 1B 2B 1B	0-0 5-3			0-0 G3 1B	5 2 3 0 0 0 0												
Glenn Braggs, R (1, 10) OBP: 0.332, SLG: 0.433	0-0 2B		0-0 F8		0-0 F7	0-0 1-3			0-0 G3	5 0 1 0 0 0 4												
Greg Brock, L (1, 3) OBP: 0.373, SLG: 0.435	0-3 K		0-3 K		4-0 1B 2B BB	0-0 F8			0-0 WP 1B	4 1 1 1 1 2 3												
Rob Deer, R (1, 7) OBP: 0.360, SLG: 0.456		0-3 K		0-0 HR	0-0 1B 2B			0-3 K	4-0 1B	4 2 2 1 1 2 0												
Rick Manning, L (9, PR) OBP: 0.328, SLG: 0.340					1-2 2-3				1-2 IBB	0 0 0 0 0 0 0												
Dale Sveum, S (1, 6) OBP: 0.301, SLG: 0.447		0-3 K		0-0 P3	0-0 1B 2B			0-0 2-3	0-3 K	5 0 1 3 0 2 2												
Bill Schroeder, R (1, 2) OBP: 0.383, SLG: 0.543				4-0 FC5-4 BB	0-0 1-3 1B			0-0 1-3	0-3 K	4 0 2 0 1 1 2												
Brad Komminsk, R (1, 9) OBP: 0.167, SLG: 0.091		0-3 K		0-3 K	0-0 1-3			0-0 L9		3 0 0 0 0 2 4												
Mike Felder, S (8, PH) OBP: 0.326, SLG: 0.343					1-2					1 0 0 0 0 0 0												
Juan Castillo, S (1, 5) OBP: 0.304, SLG: 0.316			0-0 1B	0-0 FC5-4	4-0 1B BB			0-0 F7		3 0 1 0 1 0 1												
Inning Stats	R: 0 E: 0 K: 1 S: 6	H: 1 LOB: 1 BB: 0 P: 6	R: 0 E: 0 K: 3 S: 10	H: 1 LOB: 1 BB: 0 P: 10	R: 0 E: 0 K: 1 S: 7	H: 2 LOB: 2 BB: 0 P: 7	R: 1 E: 0 K: 1 S: 6	H: 1 LOB: 1 BB: 1 P: 10	R: 4 E: 0 K: 0 S: 8	H: 5 LOB: 3 BB: 2 P: 16	R: 0 E: 0 K: 0 S: 3	H: 0 LOB: 0 BB: 0 P: 3	R: 0 E: 0 K: 1 S: 5	H: 0 LOB: 0 BB: 0 P: 5	R: 0 E: 0 K: 1 S: 5	H: 0 LOB: 0 BB: 0 P: 5	R: 1 E: 0 K: 2 S: 9	H: 2 LOB: 2 BB: 1 P: 13	1B: 8 2B: 2 3B: 0 HR: 2	SF: 0 SAC: 0 DP: 0 HBP: 0	WP: 1 PB: 0 SB: 1 CS: 0	PA: 43
PITCHER	IP WLS BF H R ER SO BB IBB HBP BLK WP HR S P ERA WHIP																					
Mike Flanagan, L (1, 1) ERA: 4.33	4.1 L 22 7 4 4 6 2 0 0 0 0 2 32 40 8.31 2.077																					
Duane Ward, R (5, 1) ERA: 6.94	0.1 5 3 1 1 0 1 0 0 0 0 0 4 8 27.00 12.000																					
Mark Eichhorn, R (5, 1) ERA: 3.21	3.2 12 1 1 1 2 0 0 0 0 0 0 16 16 2.46 0.273																					
John Cerutti, L (9, 1) ERA: 4.42	0.2 4 1 0 0 2 0 1 0 0 1 0 7 11 0.00 1.500																					

Milwaukee Brewers @ Toronto Blue Jays
Exhibition Stadium, Toronto, ON
Mon Sep 28 1987, 7:05 PM EDT
Att: 34,113 - Unknown

AB	39
R	6
H	12
RBI	6
BB	4
SO	10
LOB	20



Batter	1	2	3	4	5	6	7	8	9	AB	R	H	RBI	BB	SO	LOB
Nelson Liriano, S (1, 4) OBP: 0.322, SLG: 0.374	0-0 L7		0-0 L9		0-3 K		0-3 K		0-0 G3	5	0	0	0	0	2	3
Lloyd Moseby, L (1, 8) OBP: 0.352, SLG: 0.462	0-3 K		0-0 P2			0-0 F8 1B SF9 1B		4-0 G6-4-3 BB		3	1	1	0	1	1	1
Rance Mulliniks, L (1, 5) Garth Iorg, R (8, PH) OBP: 0.267, SLG: 0.290	4-0 BB				0-0 HR		0-0 1-2 1B		0-3 K	2	1	2	1	1	0	0
George Bell, R (1, 7) OBP: 0.355, SLG: 0.620	0-0 F9				0-0 F6		0-0 F8		0-0 G6-4-3	4	0	0	0	0	0	4
Ernie Whitt, L (1, 2) Charlie Moore, R (9, PH) OBP: 0.293, SLG: 0.350		0-0 F8			0-0 F8		0-0 SF9			2	0	0	1	0	0	0
Jesse Barfield, R (1, 9) OBP: 0.334, SLG: 0.468		0-0 P1			4-0 S BB		0-3 K		4-0 E 4-3 BB	2	1	0	0	2	1	1
Willie Upshaw, L (1, 3) OBP: 0.321, SLG: 0.394		0-0 L8			0-0 1-3 1-2				0-0 4-3	4	0	0	0	0	0	3
Rick Leach, L (1, 10) Cecil Fielder, R (9, PH) OBP: 0.349, SLG: 0.557			0-0 F5			0-0 4-3		0-0 F9 2B	0-3 K	3	0	1	0	0	0	0
Manuel Lee, S (1, 6) Fred McGriff, L (7, PH) Juan Beniquez, R (7, PH) Kelly Gruber, R (8, 6) Rob Ducey, L (9, PH) OBP: 0.298, SLG: 0.271			4-0 S BB			0-0 F7		0-0 F9 2-3	0-0 E1	1	0	0	0	1	0	0

Inning Stats	R: 0	H: 0	E: 0	K: 1	S: 5	H: 0	LOB: 1	BB: 1	P: 9	R: 0	H: 0	E: 0	K: 0	S: 3	R: 0	H: 0	E: 0	K: 0	S: 3	R: 1	H: 1	E: 0	K: 0	S: 4	R: 0	H: 0	E: 0	K: 1	S: 5	R: 1	H: 2	E: 0	K: 1	S: 7	R: 0	H: 1	E: 0	K: 1	S: 6	R: 0	H: 0	E: 0	K: 1	S: 4	R: 2	H: 1	E: 1	K: 1	S: 7	1B: 2	2B: 2	3B: 0	HR: 1	SF: 1	SAC: 0	DP: 1	HBP: 0	WP: 0	PA: 37
--------------	------	------	------	------	------	------	--------	-------	------	------	------	------	------	------	------	------	------	------	------	------	------	------	------	------	------	------	------	------	------	------	------	------	------	------	------	------	------	------	------	------	------	------	------	------	------	------	------	------	------	-------	-------	-------	-------	-------	--------	-------	--------	-------	--------

PITCHER	IP	WLS	BF	H	R	ER	SO	BB	IBB	HBP	BLK	WP	HR	S	P	ERA	WHIP
Bill Wegman, R (1, 1) ERA: 4.21	6.1	W	26	4	2	2	3	3	0	0	0	0	1	29	41	2.84	1.105
Paul Mirabella, L (7, 1) ERA: 5.08	2.0		8	1	2	0	2	2	0	0	0	0	0	10	18	0.00	1.500
Mark Clear, R (9, 1) ERA: 4.48	0.2	S	3	0	0	0	1	0	0	0	0	0	0	5	5	0.00	0.000

BOTTOM

Milwaukee Brewers @ Toronto Blue Jays
Exhibition Stadium, Toronto, ON
Mon Sep 28 1987, 7:05 PM EDT
Att. 34,113 - Unknown

livebaseballscores.com

AB	31
R	4
H	5
RBI	2
BB	5
SO	6
LOB	16



Batter	1	2	3	4	5	6	7	8	9	AB R H RBI BB SO LOB	TOP	
Paul Molitor, R (1, 4) OBP: 0.437, SLG: 0.571	0-0 L7		0-0 5-3		0-0 1B 2B	4-0 1B IBB		4-0 1-2 IBB		3 1 1 1 2 0 0		
Mike Felder, S (1, 7) OBP: 0.330, SLG: 0.348	0-0 CS 1B 1B		0-0 S 1B		0-0 B2	0-0 1-1 2-H 1B		0-0 F9		5 0 3 1 0 0 3		
Robin Yount, R (1, 8) OBP: 0.385, SLG: 0.475	0-0 CS 1-2 1B		0-0 5-3		4-0 1B IBB		0-0 5-3		0-0 L9	4 0 1 0 1 0 1		
Greg Brock, L (1, 3) OBP: 0.373, SLG: 0.438	0-3 K 1-2 2-3			0-0 1B 3B	0-0 F4		4-0 BB		0-0 4-3	4 1 1 0 1 1 4		
Glenn Braggs, R (1, 10) OBP: 0.332, SLG: 0.433		0-0 6-3		0-0 G5-4-3 1B	0-0 1-2 2-H 1B		0-3 K		0-3 K	5 0 2 2 0 2 1		
Dale Sveum, S (1, 6) OBP: 0.301, SLG: 0.445		0-0 1B 1B		0-0 G5-4-3 1-2f	0-0 F8		0-0 F7			4 0 1 0 0 0 4		
B.J. Surhoff, L (1, 2) OBP: 0.352, SLG: 0.429		0-0 1-3 1B		0-0 HR		0-0 PB SH2-3 1B 1B		0-0 6-3		4 2 3 1 0 0 0		
Brad Komminsk, R (1, 9) OBP: 0.133, SLG: 0.071		0-0 6-3		0-0 6-3		0-0 SH2-3		0-3 K		3 0 0 0 0 1 1		
Juan Castillo, S (1, 5) OBP: 0.306, SLG: 0.316			0-0 1-3		0-0 2B 1B	0-0 F9		4-0 S BB		3 1 1 0 1 0 1		
Inning Stats	R: 0 E: 0 K: 1 S: 6 H: 2 LOB: 1 BB: 0 P: 6	R: 0 E: 0 K: 0 S: 4 H: 2 LOB: 1 BB: 0 P: 4	R: 0 E: 0 K: 0 S: 4 H: 1 LOB: 1 BB: 0 P: 4	R: 2 E: 0 K: 0 S: 5 H: 3 LOB: 0 BB: 0 P: 5	R: 2 E: 0 K: 0 S: 6 H: 3 LOB: 2 BB: 1 P: 10	R: 1 E: 0 K: 0 S: 4 H: 2 LOB: 2 BB: 1 P: 8	R: 0 E: 0 K: 1 S: 5 H: 0 LOB: 1 BB: 1 P: 9	R: 0 E: 0 K: 1 S: 5 H: 0 LOB: 2 BB: 2 P: 13	R: 0 E: 0 K: 1 S: 5 H: 0 LOB: 0 BB: 0 P: 5	1B: 10 2B: 1 3B: 1 HR: 1 SF: 0 SAC: 1 DP: 1 HBP: 0	WP: 0 PB: 1 SB: 2 CS: 2 PA: 41	
PITCHER	IP WLS BF H R ER SO BB IBB HBP BLK WP HR S P ERA WHIP											
Jimmy Key, L (1, 1) ERA: 2.81	5.1 L 26 12 5 4 1 0 0 1 0 0 0 1 27 31 6.75 2.250											
Jose Antonio Nunez, R (6, 1) ERA: 5.01	2.1 11 1 0 0 2 2 2 0 0 0 0 0 11 27 0.00 1.286											
David Wells, L (8, 1) ERA: 5.01	1.1 4 0 0 0 1 0 0 0 0 0 0 0 6 6 0.00 0.000											

Milwaukee Brewers @ Toronto Blue Jays
Exhibition Stadium, Toronto, ON
Tue Sep 29 1987, 7:05 PM EDT
Att. 34,314 - Unknown

AB	35
R	5
H	13
RBI	5
BB	5
SO	4
LOB	15



Batter	1	2	3	4	5	6	7	8	9	AB	R	H	RBI	BB	SO	LOB	BOTTOM			
Nelson Liriano, S (1, 4) OBP: 0.314, SLG: 0.364	0-0 6-3		0-0 3-1		0-0 1-3		0-0 4-3			4	0	0	0	0	0	1	Milwaukee Brewers @ Toronto Blue Jays Exhibition Stadium, Toronto, ON Tue Sep 29 1987, 7:05 PM EDT Att. 34,314 - Unknown			
Lloyd Moseby, L (1, 8) OBP: 0.354, SLG: 0.474	0-0 6-3		0-0 HR		0-0 2-H HR		0-0 1B			4	2	3	3	0	0	0				
Rance Mulliniks, L (1, 5) OBP: 0.370, SLG: 0.506	0-0 2B		0-0 F8		0-0 1B		0-0 4-3			4	0	2	0	0	0	1				
George Bell, R (1, 7) OBP: 0.352, SLG: 0.616	0-3 K		0-0 F8		0-0 F8			0-0 5-3		4	0	0	0	0	1	2				
Ernie Whitt, L (1, 2) OBP: 0.334, SLG: 0.455		0-0 FC3-6 PB 1B		0-0 G3		0-0 FC5-4 1B		0-0 F9		3	0	2	0	0	0	0				
Charlie Moore, R (7, 2) OBP: 0.293, SLG: 0.350										0	0	0	0	0	0	0				
Rick Leach, L (8, PH) OBP: 0.388, SLG: 0.403										1	0	0	0	0	0	0				
Greg Myers, L (9, 2)										0	0	0	0	0	0	0				
Jesse Barfield, R (1, 9) OBP: 0.333, SLG: 0.465		4-0 FC3-6 BB		0-0 5-3		0-0 FC5-4 1-2f		0-3 K		3	0	0	0	1	1	1				
Fred McGriff, L (1, 10) OBP: 0.379, SLG: 0.509		0-3 K		0-0 F9		0-0 F9				4	0	0	0	0	1	3				
Willie Upshaw, L (1, 3) OBP: 0.320, SLG: 0.391		0-0 FC3-6 1-2f 2-3		4-0 HR BB		0-0 F7				3	1	0	0	1	0	3				
Manuel Lee, S (1, 6) OBP: 0.292, SLG: 0.302		0-0 L3		0-0 L6						3	0	0	0	0	1	3				
Juan Beniquez, R (9, PH) OBP: 0.311, SLG: 0.420								0-3 K		1	0	0	0	0	0	0				
Inning Stats	R: 0 E: 0 K: 1 S: 6	H: 1 LOB: 1 BB: 0 P: 6	R: 0 E: 0 K: 1 S: 6	H: 1 LOB: 2 BB: 1 P: 10	R: 1 E: 0 K: 0 S: 4	H: 1 LOB: 0 BB: 0 P: 4	R: 0 E: 0 K: 0 S: 3	H: 0 LOB: 0 BB: 0 P: 3	R: 2 E: 0 K: 0 S: 5	H: 2 LOB: 1 BB: 1 P: 9	R: 0 E: 0 K: 1 S: 4	H: 1 LOB: 1 BB: 0 P: 4	R: 0 E: 0 K: 1 S: 6	H: 0 LOB: 0 BB: 0 P: 5	R: 0 E: 0 K: 0 S: 3	H: 0 LOB: 0 BB: 0 P: 3	1B: 4 2B: 1 3B: 0 HR: 2	SF: 0 SAC: 0 DP: 0 HBP: 0	WP: 0 PB: 1 SB: 0 CS: 0	PA: 36
PITCHER Chris Bosio, R (1, 1) ERA: 5.28	IP: 9.0 WLS: W BF: 36 H: 7 R: 3 ER: 3 SO: 4	IP: 9.0 WLS: W BF: 36 H: 7 R: 3 ER: 3 SO: 4	IP: 9.0 WLS: W BF: 36 H: 7 R: 3 ER: 3 SO: 4	IP: 9.0 WLS: W BF: 36 H: 7 R: 3 ER: 3 SO: 4	IP: 9.0 WLS: W BF: 36 H: 7 R: 3 ER: 3 SO: 4	IP: 9.0 WLS: W BF: 36 H: 7 R: 3 ER: 3 SO: 4	IP: 9.0 WLS: W BF: 36 H: 7 R: 3 ER: 3 SO: 4	IP: 9.0 WLS: W BF: 36 H: 7 R: 3 ER: 3 SO: 4	IP: 9.0 WLS: W BF: 36 H: 7 R: 3 ER: 3 SO: 4	IP: 9.0 WLS: W BF: 36 H: 7 R: 3 ER: 3 SO: 4	IP: 9.0 WLS: W BF: 36 H: 7 R: 3 ER: 3 SO: 4	IP: 9.0 WLS: W BF: 36 H: 7 R: 3 ER: 3 SO: 4	IP: 9.0 WLS: W BF: 36 H: 7 R: 3 ER: 3 SO: 4	IP: 9.0 WLS: W BF: 36 H: 7 R: 3 ER: 3 SO: 4	IP: 9.0 WLS: W BF: 36 H: 7 R: 3 ER: 3 SO: 4	IP: 9.0 WLS: W BF: 36 H: 7 R: 3 ER: 3 SO: 4	IP: 9.0 WLS: W BF: 36 H: 7 R: 3 ER: 3 SO: 4	ERA: 3.00 WHIP: 1.000	ERA: 3.00 WHIP: 1.000	



Batter	1	2	3	4	5	6	7	8	9	AB R H RBI BB SO LOB	TOP																											
Paul Molitor, R (1, 4) OBP: 0.439, SLG: 0.569	4-0 4-3 WP SF9 BB		0-0 6-3		4-0 3B BB	4-0 E S BB			0-0 F7	2 2 0 0 3 0 0																												
Robin Yount, R (1, 8) OBP: 0.386, SLG: 0.478	0-0 4-3 1-3			0-0 4-3	0-0 3B 1-H	4-0 1-3 IBB			0-0 FC9-6 1B	4 0 2 1 1 0 1																												
B.J. Surhoff, L (1, 2) OBP: 0.350, SLG: 0.426	0-0 SF9 3-H			4-0 1B BB	0-3 K	0-0 4-3			0-0 FC9-6 1-2	3 1 0 1 1 1 4																												
Greg Brock, L (1, 3) OBP: 0.373, SLG: 0.436	0-0 6-3			0-0 PB 1B 1-2 1B	4-0 BB			0-0 F4	0-3 K	4 0 1 0 1 1 1																												
Glenn Braggs, R (1, 10) OBP: 0.333, SLG: 0.433		0-0 G6-3 1B		0-0 PB 1-2 2-H 1B	0-3 K			0-0 F7		4 0 2 1 0 1 2																												
Ernest Riles, L (1, 5) OBP: 0.330, SLG: 0.348		0-0 G6-3 1-2f		4-0 1-2 2-3 BB		0-0 4-3		0-0 4-3		1 0 0 0 1 0 1																												
Juan Castillo, S (6, PH) OBP: 0.304, SLG: 0.314										2 0 0 0 0 0 0																												
Mike Felder, S (1, 7) OBP: 0.329, SLG: 0.347		0-0 4-3		0-0 F7		0-0 PB S HR 1B		0-0 4-3		4 1 1 0 0 0 3																												
Rick Manning, L (1, 9) OBP: 0.322, SLG: 0.333			0-3 K		0-0 G1		0-3 K		0-3 K	2 0 0 0 0 1 3																												
Rob Deer, R (6, PH) OBP: 0.359, SLG: 0.455										1 0 0 0 0 1 1																												
Brad Komminsk, R (6, 9) OBP: 0.125, SLG: 0.067										1 0 0 0 0 1 0																												
Dale Sveum, S (1, 6) OBP: 0.301, SLG: 0.449			0-0 4-3		0-0 F8		0-0 2-H HR		0-0 6-3	4 1 1 2 0 0 0																												
Inning Stats	R: 1 E: 0 K: 0 S: 3	H: 0 LOB: 0 BB: 1 P: 7	R: 0 E: 0 K: 0 S: 3	H: 1 LOB: 0 BB: 0 P: 3	R: 0 E: 0 K: 1 S: 5	H: 0 LOB: 0 BB: 0 P: 5	R: 1 E: 0 K: 0 S: 5	H: 2 LOB: 3 BB: 2 P: 13	R: 1 E: 0 K: 2 S: 8	H: 1 LOB: 2 BB: 2 P: 16	R: 2 E: 0 K: 1 S: 7	H: 2 LOB: 2 BB: 2 P: 15	R: 0 E: 0 K: 0 S: 3	H: 0 LOB: 0 BB: 0 P: 3	R: 0 E: 0 K: 1 S: 5	H: 0 LOB: 0 BB: 0 P: 5	R: 0 E: 0 K: 1 S: 6	H: 1 LOB: 1 BB: 0 P: 6	1B: 5 2B: 0 3B: 1 HR: 1	SF: 1 SAC: 0 DP: 1 HBP: 0	WP: 1 PB: 2 SB: 2 CS: 0	PA: 40																
PITCHER	IP	WLS	BF	H	R	ER	SO	BB	IBB	HBP	BLK	WP	HR	S	P	ERA	WHIP	PITCHER	IP	WLS	BF	H	R	ER	SO	BB	IBB	HBP	BLK	WP	HR	S	P	ERA	WHIP			
Dave Stieb, R (1, 1) ERA: 4.09	4.1	L	20	4	3	3	1	4	0	0	0	1	0	18	34	6.23	1.846																					
Jeff Musselman, L (5, 1) ERA: 4.06	2.2		13	2	2	2	3	2	1	0	0	0	1	16	28	6.75	1.500																					
Mark Eichhorn, R (8, 1) ERA: 3.17	1.1		5	1	0	0	1	0	0	0	0	0	0	7	7	0.00	0.750																					
John Cerutti, L (9, 1) ERA: 4.4	0.2		2	0	0	0	1	0	0	0	0	0	0	4	4	0.00	0.000																					

Milwaukee Brewers @ Toronto Blue Jays
Exhibition Stadium, Toronto, ON
Wed Sep 30 1987, 7:05 PM EDT
Att: 35,245 - Unknown

AB	32
R	5
H	7
RBI	5
BB	7
SO	6
LOB	16



1B	5	SF	1
2B	0	SAC	0
3B	1	DP	1
HR	1	HBP	0

WP	1	PA	40
PB	2		
SB	2		
CS	0		

livebaseballscorecards.com

Batter	1	2	3	4	5	6	7	8	9	AB	R	H	RBI	BB	SO	LOB
Nelson Liriano, S (1, 4) OBP: 0.306, SLG: 0.354	0-3 K		0-0 3-1		0-3 K			0-0 F3		4	0	0	0	0	2	0
Lloyd Moseby, L (1, 8) OBP: 0.358, SLG: 0.477	0-0 G5-4-3 1B			0-0 S E 1B		0-0 PB 1B		4-0 BB		3	1	3	0	1	0	0
Juan Beniquez, R (1, 10) OBP: 0.306, SLG: 0.413	0-0 G5-4-3 1-2f			0-3 K		0-3 K 1-2		0-0 F7		4	0	0	0	0	2	4
George Bell, R (1, 7) OBP: 0.353, SLG: 0.614		0-0 5-3		0-0 E6 1-H 1B		0-0 L7		4-0 G6-4-3 BB		3	0	1	0	1	0	1
Cecil Fielder, R (1, 3) OBP: 0.347, SLG: 0.567		0-0 HR		0-0 F9		0-3 K		0-3 K		4	1	1	1	0	2	3
Jesse Barfield, R (1, 9) OBP: 0.333, SLG: 0.463		0-0 5-3		4-0 IBB		0-3 K		0-0 G6-4-3 1-2f		3	0	0	0	1	1	1
Manuel Lee, S (1, 6) OBP: 0.284, SLG: 0.294		0-0 4-3		0-0 F8		0-0 6-3		0-0 G3		3	0	0	0	0	0	2
Garth Iorg, R (1, 5) OBP: 0.265, SLG: 0.288			0-3 K		0-3 K			0-3 K		2	0	0	0	0	0	0
Charlie Moore, R (1, 2) OBP: 0.288, SLG: 0.343 Kelly Gruber, R (8, PH) OBP: 0.283, SLG: 0.399 Greg Myers, L (9, 2)			0-0 F8		0-0 F2			0-3 K		2	0	0	0	0	0	0

Inning Stats	R: 0	H: 1	E: 0	K: 1	S: 5	LOB: 0	BB: 0	P: 5
	R: 1	H: 1	E: 0	K: 0	S: 4	LOB: 0	BB: 0	P: 4
	R: 0	H: 0	E: 0	K: 1	S: 5	LOB: 0	BB: 0	P: 5
	R: 1	H: 2	E: 1	K: 1	S: 7	LOB: 2	BB: 1	P: 11
	R: 0	H: 0	E: 0	K: 2	S: 7	LOB: 0	BB: 0	P: 7
	R: 0	H: 1	E: 0	K: 2	S: 8	LOB: 1	BB: 0	P: 8
	R: 0	H: 0	E: 0	K: 1	S: 5	LOB: 0	BB: 0	P: 5
	R: 0	H: 0	E: 0	K: 1	S: 5	LOB: 1	BB: 1	P: 9
	R: 0	H: 0	E: 0	K: 1	S: 4	LOB: 0	BB: 1	P: 8

PITCHER	IP	WLS	BF	H	R	ER	SO	BB	IBB	HBP	BLK	WP	HR	S	P	ERA	WHIP
Juan Nieves, L (1, 1) ERA: 4.88	9.0	W	33	5	2	2	10	2	1	0	0	0	1	50	62	2.00	0.778

BOTTOM

Milwaukee Brewers @ Toronto Blue Jays
Exhibition Stadium, Toronto, ON

Wed Sep 30 1987, 7:05 PM EDT
Att. 35,245 - Unknown

AB	30
R	2
H	5
RBI	1
BB	3
SO	10
LOB	11



WP	HR	S	P	ERA	WHIP
0	1	9	1	2.00	0.778

Batter	1	2	3	4	5	6	7	8	9	10	11	12	AB R H RBI BB SO LOB	TOP														
Paul Molitor, R OBP: 0.436, SLG: 0.563 (1, 4)	F9		1B		F9		F9		K			F9	6 1 1 0 0 1 3	Milwaukee Brewers @ Boston Red Sox Fenway Park, Boston, MA Fri Oct 02 1987, 7:05 PM EDT Att. 20,077 - Unknown														
Robin Yount, R OBP: 0.386, SLG: 0.476 (1, 8)	4-3		1B		FC6-4			1B		6-3		F8	5 0 1 0 1 0 1															
B.J. Surhoff, L OBP: 0.354, SLG: 0.428 (1, 2)					F7			FC6-4		4-3		FC6-4	5 0 3 1 1 0 1															
Greg Brock, L OBP: 0.369, SLG: 0.431 (1, 3)	K		F5					1B		F2		FC6-4	6 0 0 0 0 1 6															
Glenn Braggs, R OBP: 0.332, SLG: 0.430 (1, 10)		K						G6-4-3					4 0 0 0 1 1 2															
Ernest Riles, L OBP: 0.331, SLG: 0.349 (1, 5)		4-3			K								5 1 2 0 0 2 1															
Mike Felder, S OBP: 0.331, SLG: 0.349 (1, 7)		K			F6				SH3-4				4 0 2 0 0 1 1															
Rick Manning, L OBP: 0.309, SLG: 0.318 (1, 9)			3-1		F8				K			FC6	5 0 0 0 0 1 5															
Dale Sveum, S OBP: 0.301, SLG: 0.451 (1, 6)			K						K			F8	5 0 2 1 0 2 3															
Inning Stats	R: 0 E: 0 K: 1 S: 6	H: 1 LOB: 1 BB: 0 P: 6	R: 0 E: 0 K: 2 S: 7	H: 0 LOB: 0 BB: 0 P: 7	R: 1 E: 0 K: 1 S: 8	H: 3 LOB: 2 BB: 0 P: 8	R: 0 E: 0 K: 1 S: 5	H: 0 LOB: 1 BB: 1 P: 9	R: 0 E: 0 K: 1 S: 5	H: 1 LOB: 1 BB: 0 P: 6	R: 0 E: 0 K: 1 S: 6	H: 1 LOB: 1 BB: 0 P: 7	R: 1 E: 0 K: 2 S: 9	H: 2 LOB: 1 BB: 0 P: 9	R: 0 E: 0 K: 0 S: 3	H: 0 LOB: 0 BB: 0 P: 3	R: 0 E: 0 K: 0 S: 5	H: 2 LOB: 2 BB: 0 P: 5	R: 0 E: 0 K: 0 S: 3	H: 0 LOB: 1 BB: 1 P: 7	1B: 10 2B: 1 3B: 0 HR: 0	SF: 0 SAC: 1 DP: 1 HBP: 0	WP: 0 PB: 0 SB: 1 CS: 0	PA: 49				
PITCHER	IP WLS BF H R ER SO BB IBB HBP BLK WP HR S P ERA WHIP																											
Jeff Sellers, R ERA: 5.28 (1, 1)	11.0	45	11	2	2	9	2	0	0	0	0	0	0	0	0	0	0	0	0	0	0	0	0	0	0	0	1.64	1.182
Wes Gardner, R ERA: 5.42 (12, 1)	1.0	4	0	0	0	0	1	0	0	0	0	0	0	0	0	0	0	0	0	0	0	0	0	0	0	0	0.00	1.000

livebaseballscorecards.com

AB	45
R	2
H	11
RBI	2
BB	3
SO	9
LOB	23



Batter	1	2	3	4	5	6	7	8	9	10	11	12
Ellis Burks, R OBP: 0.324, SLG: 0.443 (1, 8)	0-3 K		0-3 K		0-0 G3			4-0 2B FC BB		0-3 K		
Marty Barrett, R OBP: 0.352, SLG: 0.352 (1, 4)	0-0 F7		0-0 1B			0-0 F8		0-0 FC 1-3 FC1-5-2 2B		0-0 F3		
Sam Horn, L OBP: 0.349, SLG: 0.599 (1, 10) Kevin Romine, R OBP: 0.346, SLG: 0.375 (8, PR)	0-3 K		0-3 K			0-3 K		0-0 FC FC1-5-2		0-0 4-3		
Dwight Evans, R OBP: 0.417, SLG: 0.571 (1, 3)		0-0 F9		0-0 6-3		0-0 5-3		0-0 FC1-5-2			0-0 F7	
Todd Benzinger, S OBP: 0.343, SLG: 0.437 (1, 9)		0-0 1B SF8 1B		4-0 S BB			0-3 K	4-0 IBB		0-0 F7		
Mike Greenwell, L OBP: 0.388, SLG: 0.569 (1, 7)		0-0 1-3 1B		0-0 F7		0-0 F8	0-0 F8	0-0 F7		0-0 F6		
Ed Romero, R OBP: 0.320, SLG: 0.291 (1, 5)		0-0 SF8		0-0 5-3		0-0 1B			0-0 F8		0-0 F7	
Spike Owen, S OBP: 0.339, SLG: 0.346 (1, 6)		0-3 K			0-3 K		0-0 4-3		0-0 1-3		0-0 HR	
Danny Sheaffer, R OBP: 0.119, SLG: 0.182 (1, 2) John Marzano, R OBP: 0.278, SLG: 0.396 (9, PH) (10, 2)			0-0 F2		0-0 4-3			0-0 F9	0-3 K			

AB	R	H	RBI	BB	SO	LOB
4	1	0	0	1	3	0
5	0	2	0	0	0	0
4	0	0	1	0	3	2
1	0	0	0	0	0	0
5	0	0	0	0	0	2
3	1	1	0	2	1	0
5	0	1	0	0	0	4
4	0	1	1	0	0	1
5	1	1	1	0	2	2
3	0	0	0	0	0	0
1	0	0	0	0	1	0

AB	R	H	RBI	BB	SO	LOB
40	3	6	3	3	10	11

Inning Stats	R: 0	H: 0	E: 0	K: 2	S: 7	LOB: 0	BB: 0	P: 7
	R: 1	H: 2	E: 0	K: 1	S: 7	LOB: 1	BB: 0	P: 7
	R: 0	H: 1	E: 0	K: 2	S: 8	LOB: 1	BB: 0	P: 8
	R: 0	H: 0	E: 0	K: 0	S: 3	LOB: 1	BB: 1	P: 7
	R: 0	H: 0	E: 0	K: 1	S: 5	LOB: 0	BB: 0	P: 5
	R: 0	H: 1	E: 0	K: 1	S: 6	LOB: 1	BB: 0	P: 6
	R: 1	H: 1	E: 0	K: 0	S: 5	LOB: 3	BB: 2	P: 13
	R: 0	H: 0	E: 0	K: 1	S: 5	LOB: 0	BB: 0	P: 5
	R: 0	H: 0	E: 0	K: 1	S: 5	LOB: 0	BB: 0	P: 5
	R: 0	H: 0	E: 0	K: 0	S: 3	LOB: 0	BB: 0	P: 3
	R: 1	H: 1	E: 0	K: 0	S: 2	LOB: 0	BB: 0	P: 2
	1B: 4	2B: 1	3B: 0	HR: 1	SF: 1	SAC: 0	DP: 0	HBP: 0

WP: 0	PA: 44
PB: 0	
SB: 1	
CS: 0	

Milwaukee Brewers @ Boston Red Sox
 Fenway Park, Boston, MA
 Fri Oct 02 1987, 7:05 PM EDT
 Att: 20,077 - Unknown

livebaseballscorecards.com



PITCHER
 Teddy Higuera, L (1, 1)
 ERA: 3.85

PITCHER
 IP: 11.1 WLS: L BF: 44 H: 6 R: 3 ER: 3 SO: 10 BB: 2 IBB: 1 HBP: 0 BLK: 0 WP: 0 HR: 1 S: 61 P: 73 ERA: 2.38 WHIP: 0.706

Batter	1	2	3	4	5	6	7	8	9	AB R H RBI BB SO LOB	TOP							
Paul Molitor, R (1, 4) OBP: 0.441, SLG: 0.570	0-0 HR 1B	4-0 BB		0-0 2B		0-0 4-3 2B		4-0 2B SF7 BB		3 3 3 1 2 0 0								
Robin Yount, R (1, 8) OBP: 0.386, SLG: 0.482	0-0 1-H HR	0-0 4-3		0-0 5-3 2B		0-0 4-3		0-0 1-3 2B		5 1 2 2 0 0 3								
B.J. Surhoff, L (1, 10) OBP: 0.352, SLG: 0.426	0-0 3-1		0-0 4-3 1B		0-0 F4	0-0 G3		0-0 3-H SF7		4 0 1 1 0 0 1								
Greg Brock, L (1, 3) OBP: 0.373, SLG: 0.440	0-0 1B SF7 2B		0-0 1-2 4-3 1B		0-0 CS 2B	0-0 3-H 2B		0-0 4-3		5 1 4 1 0 0 0								
Rob Deer, R (1, 9) OBP: 0.360, SLG: 0.456	0-0 2-3 1B		0-0 F8		0-0 2-3 1B	0-0 F8			0-0 4-3	4 0 2 0 0 0 3								
Rick Manning, L (8, 9) OBP: 0.306, SLG: 0.315										1 0 0 0 0 0 0								
Ernest Riles, L (1, 5) OBP: 0.332, SLG: 0.355	0-0 3-H SF7		0-0 1-2 2-3 4-3		0-0 F9		0-0 1B		0-0 2B	4 0 2 1 0 0 3								
Bill Schroeder, R (1, 2) OBP: 0.379, SLG: 0.548	0-0 G3		0-0 F9			0-0 HR	0-3 K		0-3 K	5 1 1 1 0 2 5								
Mike Felder, S (1, 7) OBP: 0.329, SLG: 0.350		0-0 F2		0-0 G3		0-0 2B	0-0 F8		0-0 F4	5 1 1 0 0 0 2								
Dale Sveum, S (1, 6) OBP: 0.303, SLG: 0.453		0-0 4-3		0-0 1B		0-0 2B	0-0 4-3			4 1 2 1 0 0 1								
Inning Stats	R: 3 E: 0 K: 0 S: 7	H: 4 LOB: 1 BB: 0 P: 7	R: 0 E: 0 K: 0 S: 3	H: 0 LOB: 1 BB: 1 P: 7	R: 0 E: 0 K: 0 S: 5	H: 2 LOB: 2 BB: 0 P: 5	R: 0 E: 0 K: 0 S: 4	H: 2 LOB: 1 BB: 0 P: 4	R: 0 E: 0 K: 1 S: 6	H: 1 LOB: 1 BB: 0 P: 6	R: 1 E: 0 K: 0 S: 3	H: 1 LOB: 0 BB: 1 P: 7	R: 0 E: 0 K: 1 S: 6	H: 1 LOB: 1 BB: 0 P: 6	1B: 7 2B: 9 3B: 0 HR: 2	SF: 2 SAC: 0 DP: 0 HBP: 0	WP: 0 PB: 0 SB: 0 CS: 1	PA: 44
PITCHER	IP WLS BF H R ER SO BB IBB HBP BLK WP HR S P ERA WHIP																	
John Leister, R (1, 1) ERA: 9.2	5.0 L 27 13 6 6 0 1 0 0 0 0 0 2 26 30 10.80 2.800																	
Calvin Schiraldi, R (6, 1) ERA: 4.41	3.0 13 4 2 2 1 1 0 0 0 0 0 0 14 18 6.00 1.667																	
Joe Sambito, L (9, 1) ERA: 6.93	1.0 4 1 0 0 0 1 0 0 0 0 0 0 6 6 0.00 1.000																	

Milwaukee Brewers @ Boston Red Sox
 Fenway Park, Boston, MA
 Sat Oct 03 1987, 3:33 AM EDT
 Att. 21,962 - Unknown

AB	40
R	8
H	18
RBI	8
BB	2
SO	2
LOB	18



Batter	1	2	3	4	5	6	7	8	9	AB R H RBI BB SO LOB	TOP									
Paul Molitor, R (1, 10) OBP: 0.438, SLG: 0.566	0-0 5-3		0-3 K			0-0 1-3			0-0 4-3	4 0 0 0 0 1 1										
Robin Yount, R (1, 8) OBP: 0.384, SLG: 0.479	0-3 K			0-0 F6		0-0 G3		0-0 F9	4 0 0 0 0 1 0											
B.J. Surhoff, L (1, 2) OBP: 0.350, SLG: 0.423	0-0 4-3			0-0 G3		0-0 6-3			3 0 0 0 0 0 0											
Greg Brock, L (1, 3) OBP: 0.371, SLG: 0.438		0-3 K		0-0 4-3		0-0 F8			3 0 0 0 0 1 0											
Dale Sveum, S (1, 6) OBP: 0.303, SLG: 0.454		0-3 K			0-3 K		0-0 PB 2B		3 0 1 0 0 2 0											
Ernest Riles, L (1, 5) OBP: 0.329, SLG: 0.351		0-3 K			0-0 F7		0-3 K		3 0 0 0 0 2 1											
Mike Felder, S (1, 7) OBP: 0.329, SLG: 0.353			0-0 2B		0-3 K		0-0 5-3		3 0 1 0 0 1 1		AB 29									
Rick Manning, L (1, 9) OBP: 0.299, SLG: 0.307			0-3 K			0-0 F4		0-0 4-3	3 0 0 0 0 1 2		R 0									
Juan Castillo, S (1, 4) OBP: 0.302, SLG: 0.312			0-3 K			0-3 K		0-3 K	3 0 0 0 0 3 1		H 2									
Inning Stats	R: 0 E: 0 K: 1 S: 5	H: 0 LOB: 0 BB: 0 P: 5	R: 0 E: 0 K: 3 S: 9	H: 0 LOB: 0 BB: 0 P: 9	R: 0 E: 0 K: 3 S: 10	H: 1 LOB: 1 BB: 0 P: 10	R: 0 E: 0 K: 2 S: 3	H: 0 LOB: 0 BB: 0 P: 3	R: 0 E: 0 K: 1 S: 5	H: 0 LOB: 0 BB: 0 P: 5	R: 0 E: 0 K: 0 S: 3	H: 0 LOB: 0 BB: 0 P: 3	R: 0 E: 0 K: 1 S: 6	H: 1 LOB: 1 BB: 0 P: 6	R: 0 E: 0 K: 1 S: 5	H: 0 LOB: 0 BB: 0 P: 5	1B: 0 2B: 2 3B: 0 HR: 0	SF: 0 SAC: 0 DP: 0 HBP: 0	WP: 0 PB: 1 SB: 0 CS: 0	PA: 29
PITCHER Roger Clemens, R (1, 1) ERA: 2.97	IP 9.0 WLS W BF 29 H 2 R 0 ER 0 SO 12 BB 0 IBB 0 HBP 0 BLK 0 WP 0 HR 0 S 53 P 53 ERA 0.00 WHIP 0.222											PITCHER	IP WLS BF H R ER SO BB IBB HBP BLK WP HR S P ERA WHIP							

Milwaukee Brewers @ Boston Red Sox
Fenway Park, Boston, MA
Sun Oct 04 1987, 3:33 AM EDT
Att: 25,454 - Unknown

AB	29
R	0
H	2
RBI	0
BB	0
SO	12
LOB	6



Batter	1	2	3	4	5	6	7	8	9	AB	R	H	RBI	BB	SO	LOB
Ellis Burks, R OBP: 0.324, SLG: 0.441 (1, 8)	F7		1-3	5-3			FC5-4 1B			4	1	0	0	0	0	3
Marty Barrett, R OBP: 0.351, SLG: 0.351 (1, 4)	5-3		6-3		4-3		6-3 BB 1B			4	0	1	0	0	0	0
Sam Horn, L OBP: 0.356, SLG: 0.589 (1, 10)	BB 1B			K	K		6-3 BB			3	0	1	0	1	2	0
Dwight Evans, R OBP: 0.417, SLG: 0.569 (1, 3)	1-2 BB			3B BB	K		6-3			2	1	0	1	2	1	2
Mike Greenwell, L OBP: 0.386, SLG: 0.570 (1, 7)	F7			1B 3B		3-1	G3			4	1	1	1	0	0	4
Todd Benzinger, S OBP: 0.344, SLG: 0.444 (1, 9)		F7		L3		4-3		K		4	0	0	0	0	1	1
Ed Romero, R OBP: 0.322, SLG: 0.294 (1, 5)		F8		WP 1B		1B		FC6-4 1B		4	1	3	1	0	0	0
Spike Owen, S OBP: 0.337, SLG: 0.343 (1, 6)		6-3		3-H 1B		K		F9		3	0	0	0	1	1	2
John Marzano, R OBP: 0.283, SLG: 0.399 (1, 2)			K	1-2 1B			FC5-4 1B	FC6-4 1B		4	0	2	1	0	1	1

Inning Stats	R: 0	H: 1	E: 0	K: 0	S: 4	LOB: 2	BB: 1	P: 8	R: 0	H: 0	E: 0	K: 0	S: 3	LOB: 0	BB: 0	P: 3	R: 0	H: 0	E: 0	K: 1	S: 5	LOB: 0	BB: 0	P: 5	R: 3	H: 3	E: 0	K: 1	S: 8	LOB: 2	BB: 2	P: 16	R: 0	H: 0	E: 0	K: 2	S: 7	LOB: 0	BB: 0	P: 7	R: 0	H: 1	E: 0	K: 1	S: 6	LOB: 1	BB: 0	P: 6	R: 1	H: 2	E: 0	K: 0	S: 5	LOB: 2	BB: 1	P: 9	R: 0	H: 1	E: 0	K: 1	S: 6	LOB: 1	BB: 0	P: 6	R: 0	H: 1	E: 0	K: 1	S: 6	LOB: 1	BB: 0	P: 6
1B: 7	SF: 0	2B: 0	SAC: 0	3B: 1	DP: 0	HR: 0	HBP: 0	WP: 1	PA: 36	SB: 0	CS: 0																																																													

PITCHER	IP	WLS	BF	H	R	ER	SO	BB	IBB	HBP	BLK	WP	HR	S	P	ERA	WHIP
Chris Bosio, R ERA: 5.29 (1, 1)	6.1	L	29	7	4	4	5	3	0	0	0	1	0	36	48	5.68	1.579
Paul Mirabella, L ERA: 4.91 (7, 1)	0.2		3	0	0	0	0	1	0	0	0	0	0	2	6	0.00	1.500
Mark Knudson, R ERA: 5.37 (8, 1)	1.0		4	1	0	0	1	0	0	0	0	0	0	6	6	0.00	1.000

BOTTOM

Milwaukee Brewers @ Boston Red Sox
Fenway Park, Boston, MA
Sun Oct 04 1987, 3:33 AM EDT
Att. 25,454 - Unknown

livebaseballscorecards.com

AB	32
R	4
H	8
RBI	4
BB	4
SO	6
LOB	13

