

Milwaukee Brewers - 1987

Batter	1	2	3	4	5	6	7	8	9	AB	R	H	RBI	BB	SO	LOB	TOP								
Wade Boggs, L OBP: 0.250, SLG: 0.250	0-0 1B		0-0 6-3		0-0 4-3			0-0 3-1		4	0	1	0	0	0	0	Boston Red Sox @ Milwaukee Brewers Milwaukee County Stadium, Milwaukee, WI Mon Apr 06 1987, 4:33 AM EDT Att: 52,585 - Unknown								
Marty Barrett, R (1,4)	0-0 F4		0-0 L5			0-0 6-3		0-0 L1		4	0	0	0	0	0	1									
Bill Buckner, L OBP: 0.250, SLG: 0.250	0-0 F5			0-0 2B 1B		0-0 F5		0-0 1-3		4	0	1	0	0	0	1									
Jim Rice, R OBP: 0.250, SLG: 0.500	0-3 K			0-0 1H 2B		0-3 K			0-0 4-3	4	0	1	0	0	2	1									
Don Baylor, R OBP: 0.500, SLG: 0.333		0-0 P3		4-0 BB 2B			0-0 F7		0-0 BB 1B	3	1	1	0	1	0	0									
Dwight Evans, R OBP: 0.750, SLG: 1.000		0-0 2B		0-0 F8			0-0 3-1 BB 1B		4-0 FC5-4 BB	3	0	2	0	1	0	2									
Dave Henderson, R (1,8)	0-0 F2			0-0 4-3			4-0 3-1 BB		0-0 FC5-4	3	0	0	0	1	0	4									
Marc Sullivan, R OBP: 0.250, SLG: 0.250	0-3 K				0-0 B3-4-6 1B		0-0 3-1		0-0 F8	4	0	1	0	0	1	4									
Spike Owen, S (1,6)			0-0 6-3		0-0 B3-4-6 1-2		0-0 6-3			3	0	0	0	0	0	3									
Inning Stats	R: 0 E: 0 K: 1 S: 6	H: 1 LOB: 1 BB: 0 P: 6	R: 0 E: 0 K: 1 S: 6	H: 1 LOB: 1 BB: 0 P: 6	R: 0 E: 0 K: 0 S: 3	H: 0 LOB: 0 BB: 0 P: 3	R: 0 E: 0 K: 0 S: 4	H: 2 LOB: 2 BB: 1 P: 8	R: 0 E: 0 K: 0 S: 3	H: 1 LOB: 0 BB: 0 P: 3	R: 0 E: 0 K: 1 S: 5	H: 0 LOB: 0 BB: 0 P: 5	R: 0 E: 0 K: 0 S: 4	H: 1 LOB: 2 BB: 1 P: 8	R: 0 E: 0 K: 0 S: 3	H: 0 LOB: 0 BB: 0 P: 3	R: 1 E: 1 K: 0 S: 4	H: 1 LOB: 1 BB: 1 P: 8	1B: 5 2B: 3 3B: 0 HR: 0	SF: 0 SAC: 0 DP: 1 HBP: 0	WP: 0 PB: 0 SB: 0 CS: 0	PA: 35			
PITCHER	IP WLS BF H R ER SO BB IBB HBP BLK WP HR S P ERA WHIP		IP WLS BF H R ER SO BB IBB HBP BLK WP HR S P ERA WHIP		IP WLS BF H R ER SO BB IBB HBP BLK WP HR S P ERA WHIP		IP WLS BF H R ER SO BB IBB HBP BLK WP HR S P ERA WHIP		IP WLS BF H R ER SO BB IBB HBP BLK WP HR S P ERA WHIP		IP WLS BF H R ER SO BB IBB HBP BLK WP HR S P ERA WHIP		IP WLS BF H R ER SO BB IBB HBP BLK WP HR S P ERA WHIP		IP WLS BF H R ER SO BB IBB HBP BLK WP HR S P ERA WHIP		IP WLS BF H R ER SO BB IBB HBP BLK WP HR S P ERA WHIP		IP WLS BF H R ER SO BB IBB HBP BLK WP HR S P ERA WHIP		IP WLS BF H R ER SO BB IBB HBP BLK WP HR S P ERA WHIP				
Teddy Higuera, L ERA: 5.79	(1,1)	7.0 W	27 27	6 6	0 0	0 0	3 3	2 2	0 0	0 0	0 0	0 0	0 0	0 0	0 0	0 0	0.00 1.143								
Mark Clear, R ERA: 5.4	(8,1)	1.0 L	3 13	0 3	0 2	0 2	0 6	0 0	0 0	0 0	0 0	0 0	0 0	0 0	0 0	0 0	0.00 0.900								
Dan Plesac, L ERA: 5.4	(9,1)	1.0 L	5 13	1 2	1 2	0 2	0 6	1 0	0 0	0 0	0 0	0 0	0 0	0 0	0 0	0 0	0.00 0.900								


AB 32
R 1
H 7
RBI 0
BB 3
SO 3
LOB 16




Batter	1	2	3	4	5	6	7	8	9	AB	R	H	RBI	BB	SO	LOB	BOTTOM								
Paul Molitor, R OBP: 0.500, SLG: 1.250	0-0 1B 3B	0-0 FC6-4 1-2				0-0 F9 2H		0-0 2B		4	1	2	1	0	0	3	Boston Red Sox @ Milwaukee Brewers Milwaukee County Stadium, Milwaukee, WI Mon Apr 06 1987, 4:33 AM EDT Att: 52,585 - Unknown								
Robin Yount, R OBP: 0.500, SLG: 0.750	0-0 G4-6-3 3H 1B		0-0 F7		0-0 1B 2B		0-3 K			4	1	2	2	0	1	1									
Glenn Braggs, R OBP: 0.250, SLG: 0.250	0-0 G4-6-3 1-2		0-0 4-3		0-0 1B 1B		0-0 5-3			4	0	1	1	0	0	1									
Juan Castillo, S (8,4)			0-0 4-3		0-0 1B 1B		0-0 K			0	0	0	0	0	0	0									
Greg Brock, L OBP: 0.500, SLG: 0.333	4-0 FC4-6 BB		0-0 4-3		0-0 FC4-6 1B		0-3 K			3	0	1	0	1	1	0									
Billy Jo Robidoux, L (1,10)	0-0 FC4-6 1-2			0-0 L6	0-0 FC4-6 1-2		0-3 K			4	0	0	0	0	1	3									
Rob Deer, R OBP: 0.250, SLG: 0.250		0-0 G6-4-3 1B		0-0 F9		0-3 K		0-3 K		4	0	1	0	0	2	0									
Bill Schroeder, R OBP: 0.250, SLG: 0.500		0-0 G6-4-3 1-2		0-0 6-3		0-0 1B 2B		0-0 L8		4	1	1	0	0	0	1									
Jim Gantner, L OBP: 1.000, SLG: 1.000		0-0 1B 1B			0-0 4-3 2B 1B		0-0 L4			3	2	3	1	0	0	0									
Rick Manning, L (8,9)					0-0 2B 1B					1	0	0	0	0	0	0									
Dale Sveum, S OBP: 0.333, SLG: 0.333		0-0 FC6-4 1-3			0-0 4-3		0-3 K			3	0	1	0	0	1	2									
Inning Stats	R: 1 E: 0 K: 0 S: 4	H: 2 LOB: 1 BB: 1 P: 8	R: 0 E: 0 K: 0 S: 5	H: 3 LOB: 2 BB: 0 P: 5	R: 0 E: 0 K: 0 S: 3	H: 0 LOB: 0 BB: 0 P: 3	R: 0 E: 0 K: 0 S: 3	H: 0 LOB: 0 BB: 0 P: 3	R: 2 E: 0 K: 3 S: 12	H: 3 LOB: 1 BB: 0 P: 12	R: 0 E: 0 K: 2 S: 7	H: 0 LOB: 0 BB: 0 P: 7	R: 0 E: 0 K: 1 S: 5	H: 0 LOB: 0 BB: 0 P: 5	R: 0 E: 0 K: 1 S: 5	H: 0 LOB: 0 BB: 0 P: 5	R: 0 E: 0 K: 1 S: 5	H: 0 LOB: 0 BB: 0 P: 5	1B: 8 2B: 3 3B: 1 HR: 0	SF: 0 SAC: 0 DP: 2 HBP: 0	WP: 0 PB: 0 SB: 0 CS: 0	PA: 35			
PITCHER	IP WLS BF H R ER SO BB IBB HBP BLK WP HR S P ERA WHIP		IP WLS BF H R ER SO BB IBB HBP BLK WP HR S P ERA WHIP		IP WLS BF H R ER SO BB IBB HBP BLK WP HR S P ERA WHIP		IP WLS BF H R ER SO BB IBB HBP BLK WP HR S P ERA WHIP		IP WLS BF H R ER SO BB IBB HBP BLK WP HR S P ERA WHIP		IP WLS BF H R ER SO BB IBB HBP BLK WP HR S P ERA WHIP		IP WLS BF H R ER SO BB IBB HBP BLK WP HR S P ERA WHIP		IP WLS BF H R ER SO BB IBB HBP BLK WP HR S P ERA WHIP		IP WLS BF H R ER SO BB IBB HBP BLK WP HR S P ERA WHIP		IP WLS BF H R ER SO BB IBB HBP BLK WP HR S P ERA WHIP		IP WLS BF H R ER SO BB IBB HBP BLK WP HR S P ERA WHIP				
Bob Stanley, R ERA: 5.79	(1,1)	4.2 L	22 22	9 9	3 3	3 3	0 0	0 0	0 0	0 0	0 0	0 0	0 0	0 0	0 0	0 0	5.79 2.143								
Steve Crawford, R ERA: 5.4	(5,1)	3.1 L	13 13	3 3	2 2	2 2	6 6	0 0	0 0	0 0	0 0	0 0	0 0	0 0	0 0	0 0	5.40 0.900								

AB 34
R 5
H 12
RBI 5
BB 1
SO 6
LOB 11



Batter	1	2	3	4	5	6	7	8	9	AB	R	H	RBI	BB	SO	LOB	TOP										
Wade Boggs, L (1,5) OBP: 0.250, SLG: 0.143	0-0 4-3		0-0 6-3		4-0 1B IBB			0-0 F7		3	0	0	0	1	0	0	Boston Red Sox @ Milwaukee Brewers Milwaukee County Stadium, Milwaukee, WI Wed Apr 08 1987, 8:05 PM EDT Att: 7,412 - Unknown AB 31 R 2 H 4 RBI 2 BB 2 SO 3 LOB 10 										
Marty Barrett, R (1,4) OBP: 0.125, SLG: 0.125	0-0 F9		0-0 F9		1-3 2-H 1B			0-0 4-3		4	0	1	1	0	0	0											
Bill Buckner, L (1,3) OBP: 0.125, SLG: 0.125	0-0 F7			0-0 F7		0-0 F9		0-0 F7		4	0	0	0	0	0	2											
Jim Rice, R (1,7) OBP: 0.250, SLG: 0.375		0-0 BB 1B		0-3 K		0-3 K			0-0 6-3	4	0	1	0	0	2	0											
Don Baylor, R (1,10) OBP: 0.375, SLG: 0.167		4-0 1-2 BB		0-0 6-3		0-0 5-3			0-0 5-3	3	0	0	0	1	0	0											
Dwight Evans, R (1,9) OBP: 0.500, SLG: 0.571		0-0 F4			0-0 G1-4-3 2B 1B		0-0 5-3		0-0 F9	4	1	1	0	0	0	2											
Dave Henderson, R (1,8) OBP: 0.286, SLG: 0.429		0-0 F9			0-0 G1-4-3 1-2		0-0 6-3			3	0	0	0	0	0	3											
Marc Sullivan, R (1,2) OBP: 0.286, SLG: 0.429		0-0 F7			0-0 1B 2B		0-3 K			3	1	1	1	0	1	2											
Spike Owen, S (1,6) OBP: 0.250, SLG: 0.143			0-0 6-3		0-0 L6		0-0 4-3			3	0	0	0	0	0	1											
Inning Stats	R: 0 E: 0 K: 0 S: 3	H: 0 LOB: 0 BB: 0 P: 3	R: 0 E: 0 K: 0 S: 4	H: 1 LOB: 2 BB: 1 P: 8	R: 0 E: 0 K: 0 S: 3	H: 0 LOB: 0 BB: 0 P: 3	R: 0 E: 0 K: 1 S: 5	H: 0 LOB: 0 BB: 0 P: 5	R: 2 E: 0 K: 0 S: 6	H: 3 LOB: 2 BB: 1 P: 10	R: 0 E: 0 K: 1 S: 5	H: 0 LOB: 0 BB: 0 P: 5	R: 0 E: 0 K: 0 S: 3	H: 0 LOB: 0 BB: 0 P: 3	R: 0 E: 0 K: 0 S: 3	H: 0 LOB: 0 BB: 0 P: 3	1B: 3 2B: 1 3B: 0 HR: 0	SF: 0 SAC: 0 DP: 0 HBP: 0	WP: 0 PB: 0 SB: 0 CS: 0	PA: 33							
PITCHER	IP	WLS	BF	H	R	ER	SO	BB	IBB	HBP	BLK	WP	HR	S	P	ERA	WHIP										
Bill Wegman, R (1,1) ERA: 3.6	5.0		21	4	2	2	1	1	1	0	0	0	0	21	29	3.60	1.000										
Chuck Crim, R (6,1) ERA:	2.0	W	6	0	0	0	2	0	0	0	0	0	0	10	10	0.00	0.000										
Dan Plesac, L (8,1) ERA:	2.0	S	6	0	0	0	0	0	0	0	0	0	0	6	6	0.00	0.000										

Batter	1	2	3	4	5	6	7	8	9	AB	R	H	RBI	BB	SO	LOB	BOTTOM										
Paul Molitor, R (1,5) OBP: 0.556, SLG: 1.125	0-0 4-3 2B		0-0 E 2B		4-0 BB 3-1 BB	0-0 G6-4-3 1-2		0-0 6-3		4	1	2	0	1	0	2	Boston Red Sox @ Milwaukee Brewers Milwaukee County Stadium, Milwaukee, WI Wed Apr 08 1987, 8:05 PM EDT Att: 7,412 - Unknown AB 33 R 3 H 10 RBI 3 BB 3 SO 7 LOB 25 										
Robin Yount, R (1,8) OBP: 0.375, SLG: 0.500	0-0 4-3		0-3 K		0-0 3-1 BB 1B		0-0 4-3			4	1	1	0	0	1	2											
Glenn Braggs, R (1,9) OBP: 0.500, SLG: 0.333	4-0 2-3 BB		0-3 K		4-0 3-1 3-1 BB		0-0 1B 1B			2	1	1	0	2	1	1											
Rick Manning, L (9,9) ERA:					1-2 2-3 BB		0-0 1B 1B			0	0	0	0	0	0	0											
Greg Brock, L (1,3) OBP: 0.375, SLG: 0.286	0-0 F5		0-0 E4		0-0 3-1		0-0 1B 1B			4	0	1	1	0	0	5											
Billy Jo Roidoux, L (1,10) OBP: 0.125, SLG: 0.125	0-0 1-3		0-3 K		0-0 3-1		0-0 1B 1B			4	0	1	2	0	1	5											
Rob Deer, R (1,7) OBP: 0.250, SLG: 0.143		0-0 F8		1-0 HBP	0-3 K		0-3 K			3	0	0	0	0	2	3											
B.J. Surhoff, L (1,2) OBP: 0.250, SLG: 0.250		0-0 1B 1B		0-0 F8		0-0 B1-3		0-0 F7		4	0	1	0	0	0	3											
Jim Gantner, L (1,4) OBP: 0.714, SLG: 0.714		0-0 G4-6-3 1B		0-0 F9		0-0 1B 1B		0-3 K		4	0	2	0	0	1	1											
Dale Sveum, S (1,6) OBP: 0.286, SLG: 0.286		0-0 G4-6-3 1-2		0-0 F7		0-0 G6-4-3 1B		0-3 K		4	0	1	0	0	1	3											
Inning Stats	R: 0 E: 0 K: 0 S: 4	H: 1 LOB: 2 BB: 1 P: 8	R: 0 E: 0 K: 0 S: 4	H: 2 LOB: 1 BB: 0 P: 4	R: 0 E: 1 K: 3 S: 11	H: 1 LOB: 2 BB: 0 P: 11	R: 0 E: 0 K: 0 S: 3	H: 0 LOB: 1 BB: 0 P: 4	R: 2 E: 0 K: 1 S: 6	H: 1 LOB: 1 BB: 2 P: 14	R: 0 E: 0 K: 0 S: 4	H: 2 LOB: 0 BB: 0 P: 4	R: 1 E: 0 K: 1 S: 8	H: 3 LOB: 2 BB: 0 P: 8	R: 0 E: 0 K: 2 S: 7	H: 0 LOB: 0 BB: 0 P: 7	1B: 8 2B: 2 3B: 0 HR: 0	SF: 0 SAC: 0 DP: 2 HBP: 1	WP: 0 PB: 0 SB: 0 CS: 0	PA: 37							
PITCHER	IP	WLS	BF	H	R	ER	SO	BB	IBB	HBP	BLK	WP	HR	S	P	ERA	WHIP										
Al Nipper, R (1,1) ERA: 3.38	5.1		27	7	2	2	4	3	0	1	0	0	0	31	44	3.38	1.875										
Wes Gardner, R (6,1) ERA: 6.75	1.1	L	6	3	1	1	1	0	0	0	0	0	0	8	8	6.75	2.250										
Joe Sambito, L (7,1) ERA:	1.0		3	0	0	0	2	0	0	0	0	0	0	7	7	0.00	0.000										
Calvin Schiraldi, R (8,1) ERA:	0.1		1	0	0	0	0	0	0	0	0	0	0	1	1	0.00	0.000										

Batter	1	2	3	4	5	6	7	8	9	AB	R	H	RBI	BB	SO	LOB	TOP				
Wade Boggs, L (1.5) OBP: 0.462, SLG: 0.600	0-0 HR	0-0 1B		4-0 BB		4-0 2B BB		0-0 4-3		3	2	2	1	2	0	0	Boston Red Sox @ Milwaukee Brewers Milwaukee County Stadium, Milwaukee, WI Thu Apr 09 1987, 4:33 AM EDT Att: 9,628 - Unknown				
Marty Barrett, R (1.4) OBP: 0.231, SLG: 0.231	0-0 6-3	0-0 1B		0-0 G6-4-3		0-0 2B 1B		0-0 F9		5	1	2	2	0	0	1					
Bill Buckner, L (1.3) OBP: 0.231, SLG: 0.308	0-0 2B 1B	0-0 F5		0-0 4-3		0-0 2B 1B		0-3 K		5	1	2	3	0	1	2					
Jim Rice, R (1.7) OBP: 0.231, SLG: 0.385	0-0 1B 2B	0-0 1-3			0-0 F9	0-3 K2-3			0-0 1-3	5	1	1	0	0	1	3					
Don Baylor, R (1.10) OBP: 0.231, SLG: 0.091	0-3 K		0-0 F8		0-3 K	0-3 K			0-3 K	5	0	0	0	0	4	3					
Dwight Evans, R (1.9) OBP: 0.538, SLG: 0.636	0-0 E 1B		0-0 HR		0-0 F5		0-0 5-3		4-0 BB	4	1	2	2	1	0	0					
Dave Henderson, R (1.8) OBP: 0.162, SLG: 0.400 Mike Greenwell, L (9, PH)	0-0 5-3		0-0 HR		0-0 6-3	0-0 F7		0-0 F9		4	1	1	2	0	0	1					
Danny Sheaffer, R (1.2) OBP: 0.500, SLG: 1.250		0-0 5-3	0-0 F8		0-0 BB 1B 1B		0-0 HR			4	2	2	1	0	0	0					
Spike Owen, S (1.6)		4-0 1B BB	0-0 F9		4-0 1B 2B BB		0-0 4-3			2	2	0	0	2	0	0					
Inning Stats	R: 3 E: 1 K: 1 S: 9	H: 4 LOB: 1 BB: 0 P: 9	R: 1 E: 0 K: 0 S: 5	H: 2 LOB: 2 BB: 1 P: 9	R: 2 E: 0 K: 0 S: 5	H: 2 LOB: 0 BB: 1 P: 5	R: 0 E: 0 K: 0 S: 2	H: 0 LOB: 0 BB: 0 P: 6	R: 0 E: 0 K: 1 S: 5	H: 0 LOB: 0 BB: 0 P: 5	R: 0 E: 0 K: 2 S: 10	H: 3 LOB: 1 BB: 2 P: 18	R: 1 E: 0 K: 0 S: 4	H: 1 LOB: 0 BB: 0 P: 4	R: 0 E: 0 K: 1 S: 5	H: 0 LOB: 1 BB: 1 P: 9		1B: 6 2B: 3 3B: 0 HR: 3	SF: 0 SAC: 0 DP: 1 HBP: 0	WP: 0 PB: 0 SB: 0 CS: 0	PA: 43
PITCHER	IP WLS BF H R ER SO BB IBB HBP BLK WP HR S P ERA WHIP	IP WLS BF H R ER SO BB IBB HBP BLK WP HR S P ERA WHIP	IP WLS BF H R ER SO BB IBB HBP BLK WP HR S P ERA WHIP	IP WLS BF H R ER SO BB IBB HBP BLK WP HR S P ERA WHIP	IP WLS BF H R ER SO BB IBB HBP BLK WP HR S P ERA WHIP	IP WLS BF H R ER SO BB IBB HBP BLK WP HR S P ERA WHIP	IP WLS BF H R ER SO BB IBB HBP BLK WP HR S P ERA WHIP	IP WLS BF H R ER SO BB IBB HBP BLK WP HR S P ERA WHIP	IP WLS BF H R ER SO BB IBB HBP BLK WP HR S P ERA WHIP	IP WLS BF H R ER SO BB IBB HBP BLK WP HR S P ERA WHIP	IP WLS BF H R ER SO BB IBB HBP BLK WP HR S P ERA WHIP	IP WLS BF H R ER SO BB IBB HBP BLK WP HR S P ERA WHIP	IP WLS BF H R ER SO BB IBB HBP BLK WP HR S P ERA WHIP	IP WLS BF H R ER SO BB IBB HBP BLK WP HR S P ERA WHIP	IP WLS BF H R ER SO BB IBB HBP BLK WP HR S P ERA WHIP	IP WLS BF H R ER SO BB IBB HBP BLK WP HR S P ERA WHIP	IP WLS BF H R ER SO BB IBB HBP BLK WP HR S P ERA WHIP	IP WLS BF H R ER SO BB IBB HBP BLK WP HR S P ERA WHIP	IP WLS BF H R ER SO BB IBB HBP BLK WP HR S P ERA WHIP	IP WLS BF H R ER SO BB IBB HBP BLK WP HR S P ERA WHIP	IP WLS BF H R ER SO BB IBB HBP BLK WP HR S P ERA WHIP

AB	38
R	11
H	12
RBI	11
BB	5
SO	6
LOB	11

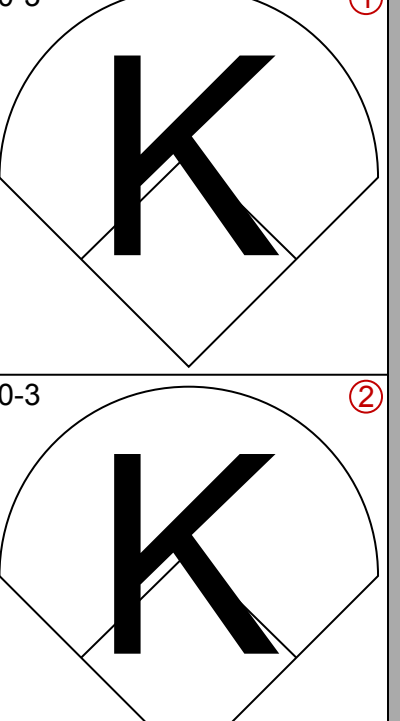
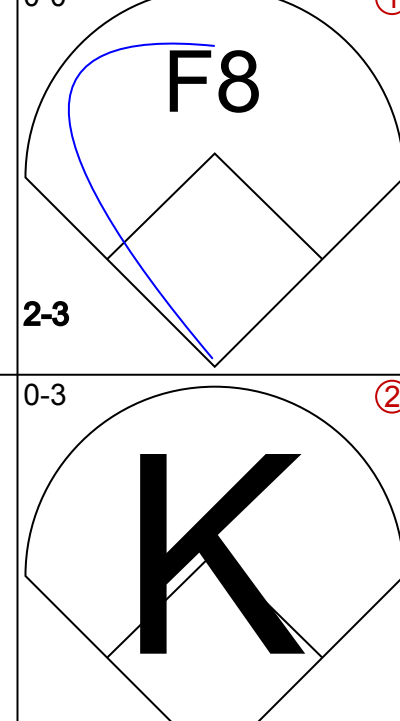
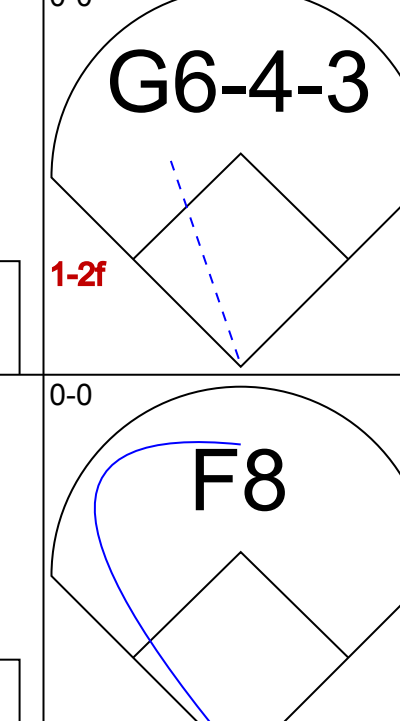
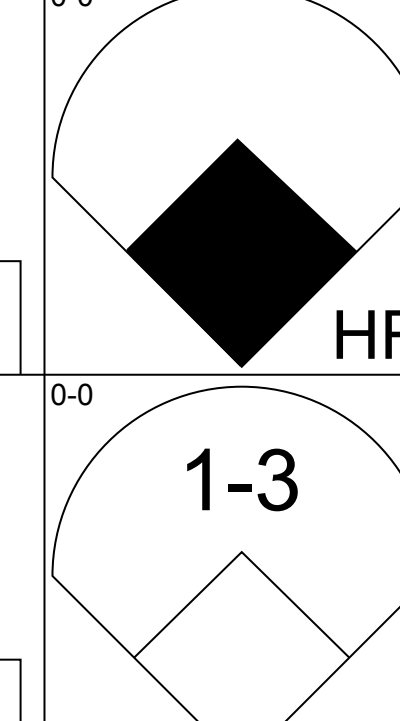
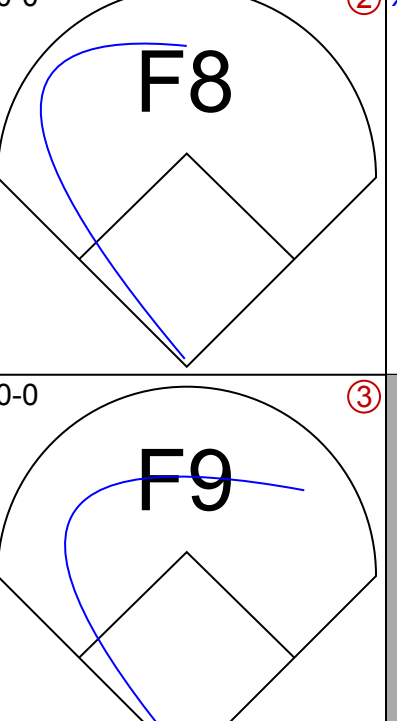
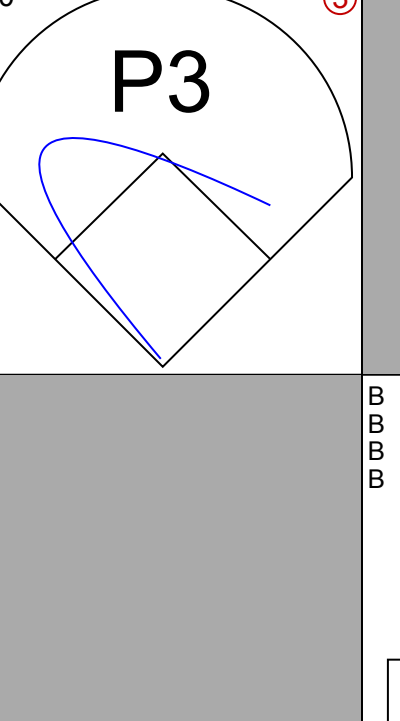
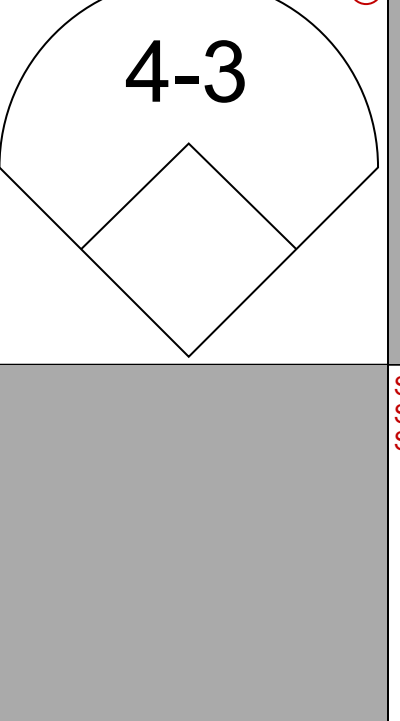
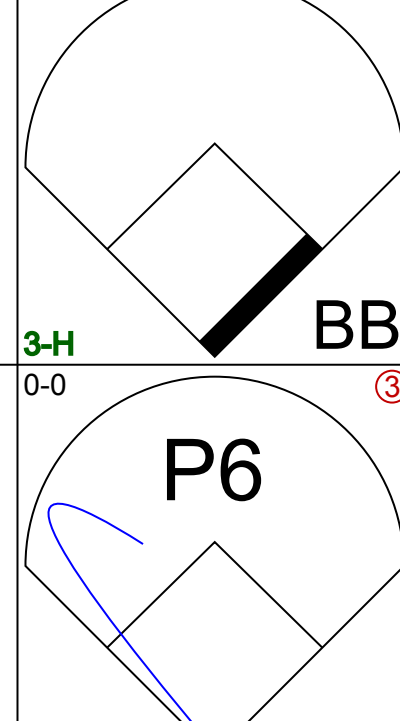

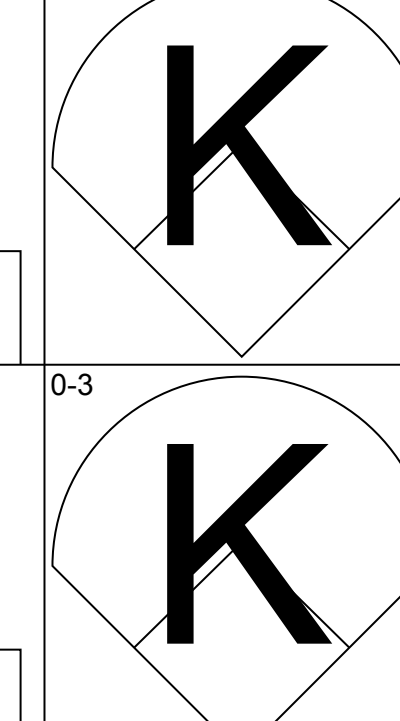

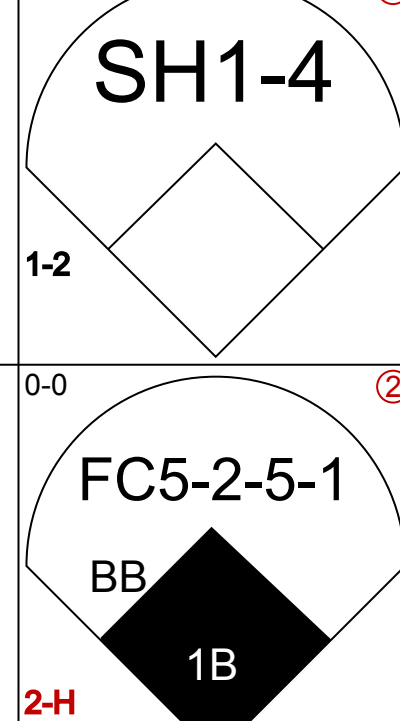


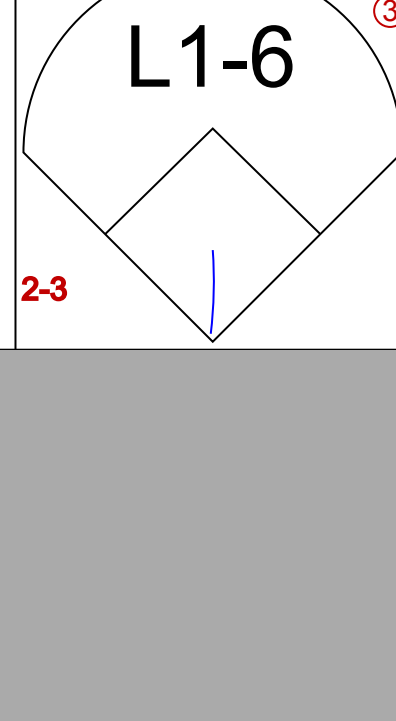


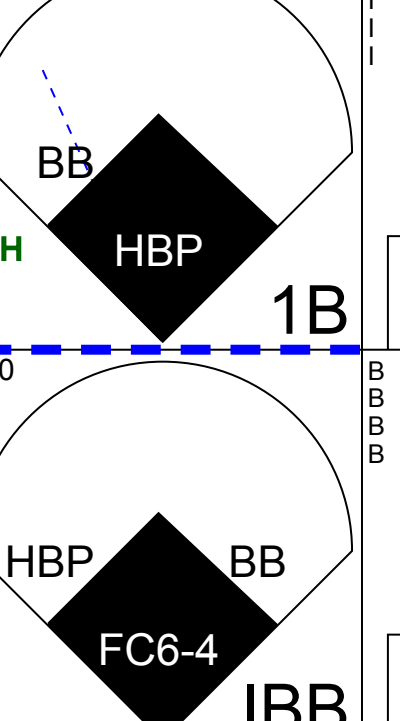
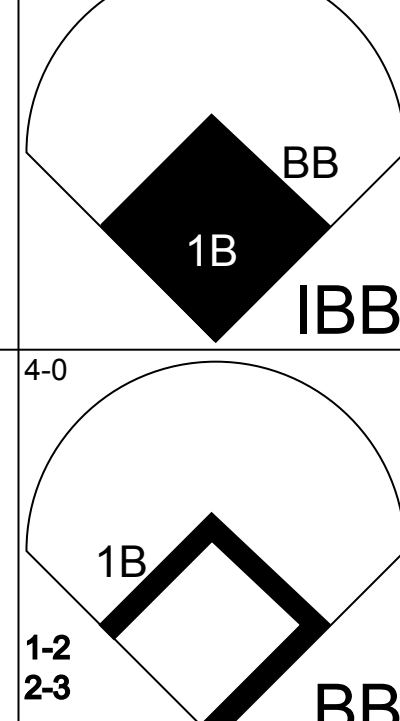
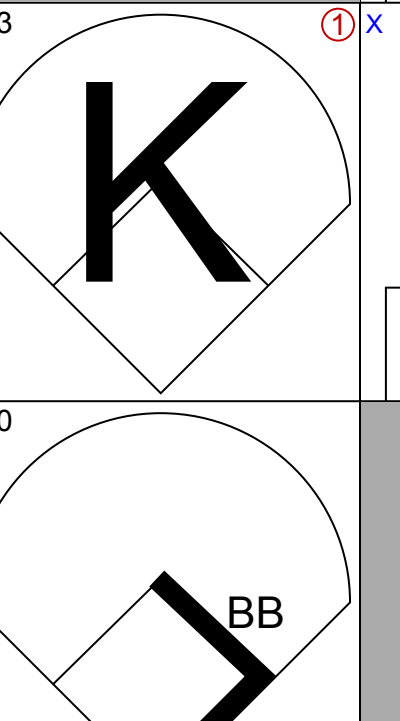
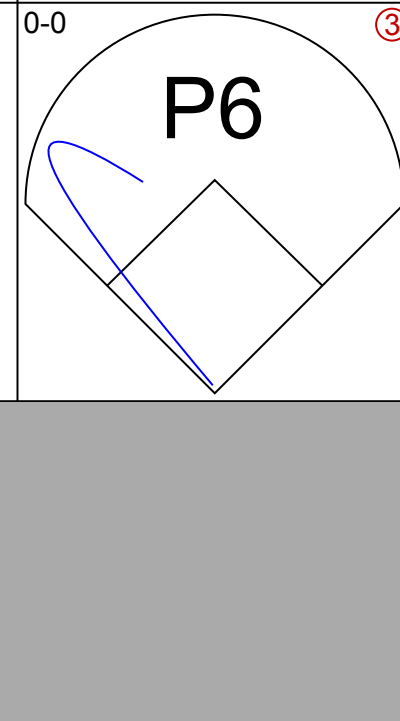
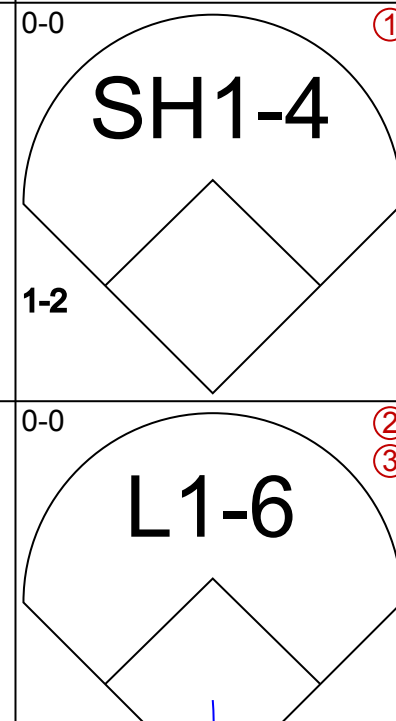
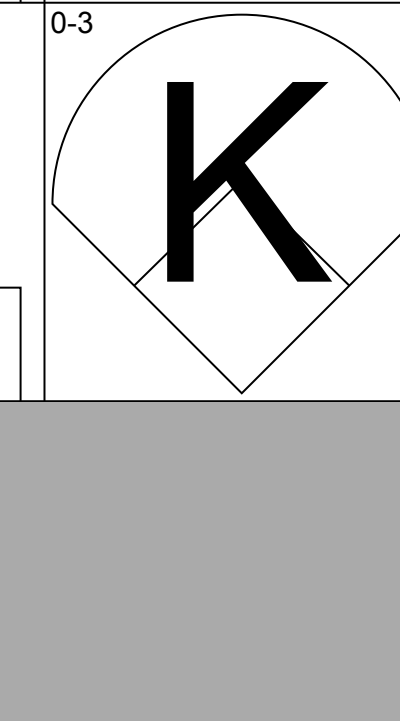

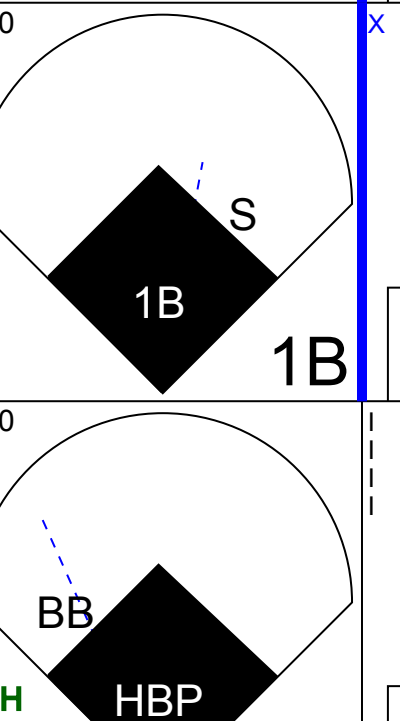
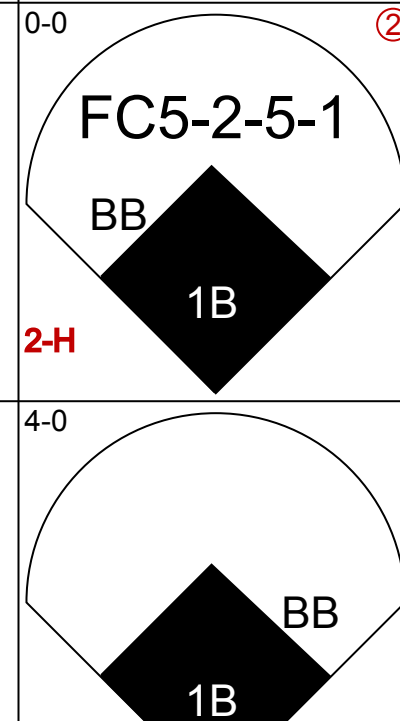
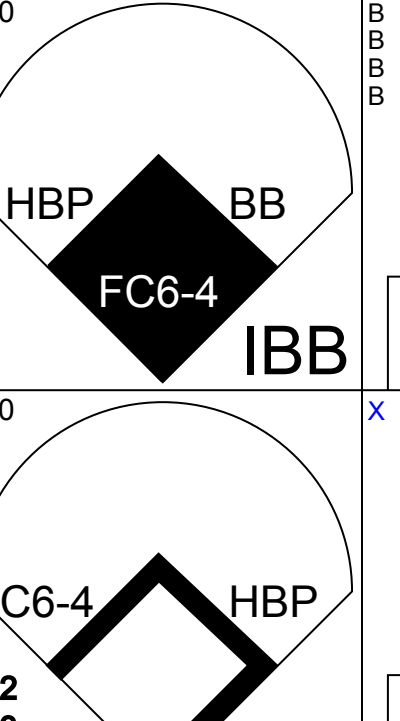
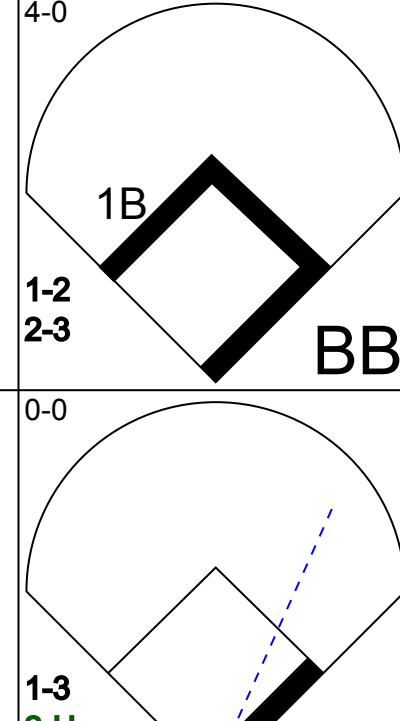
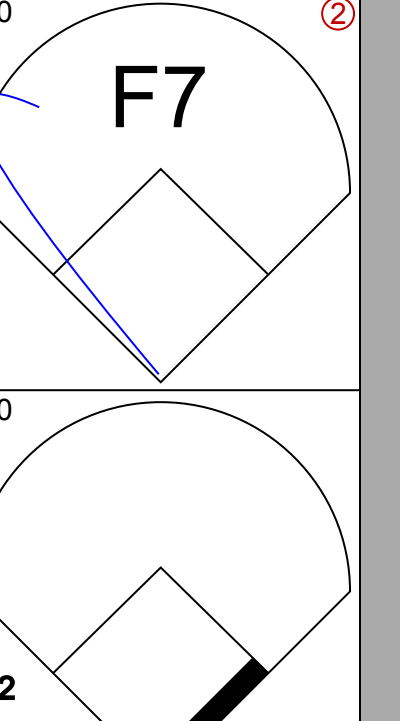
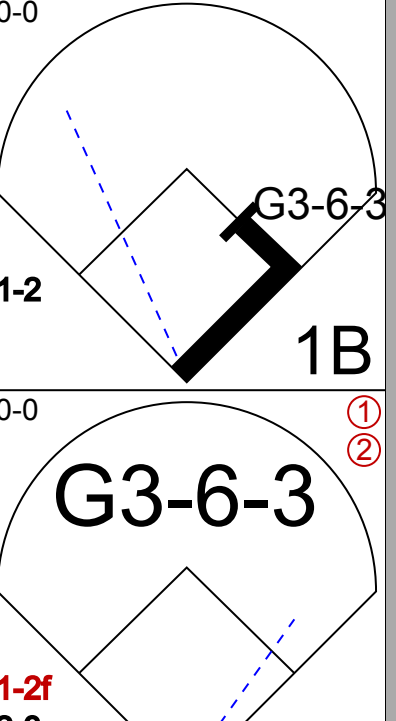

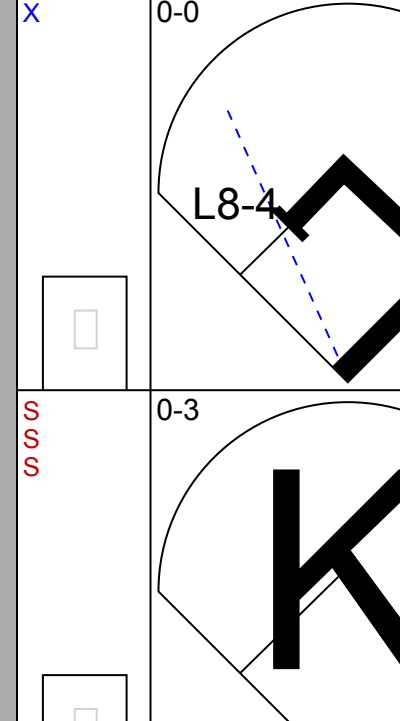
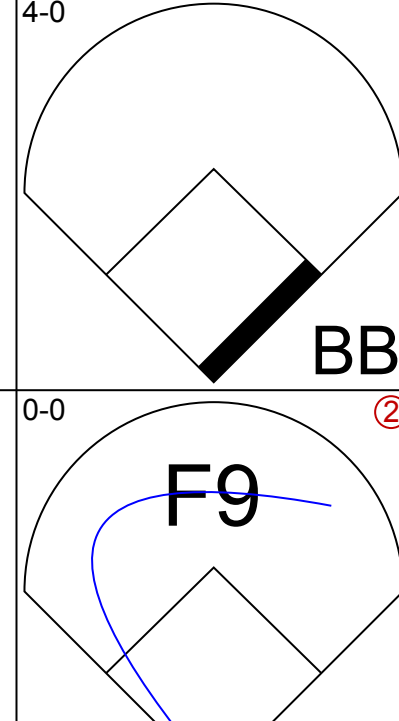
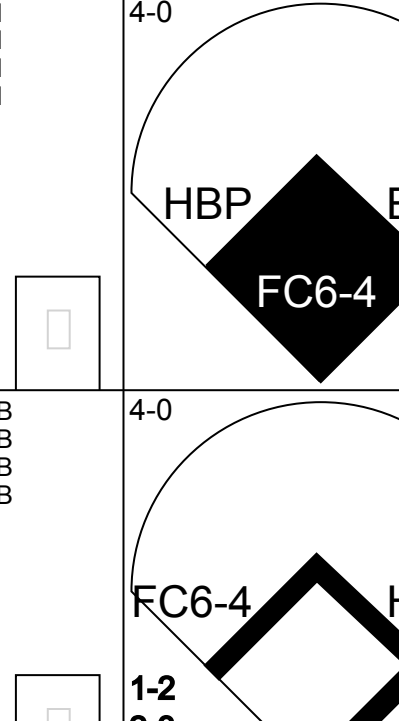
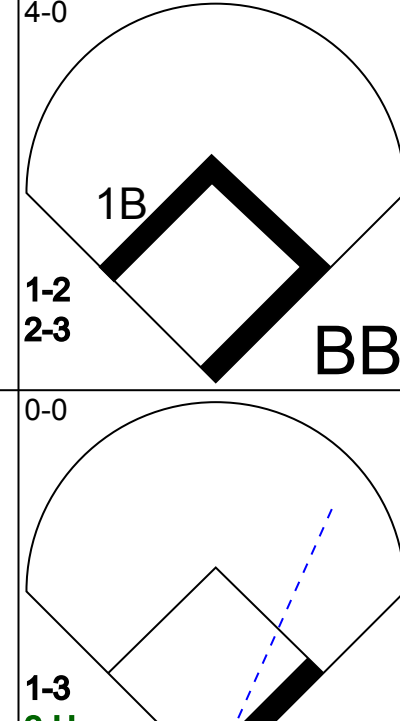
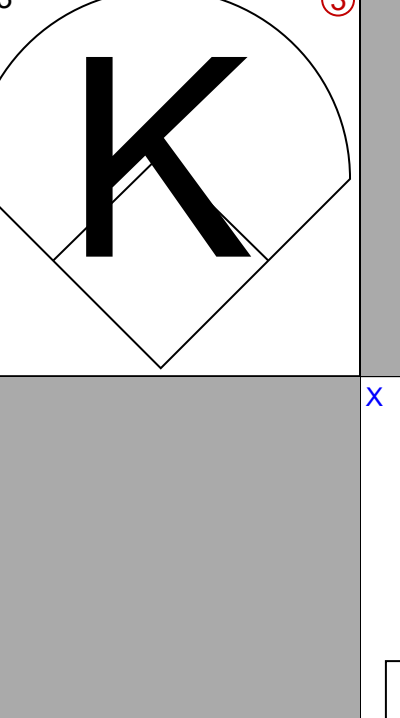

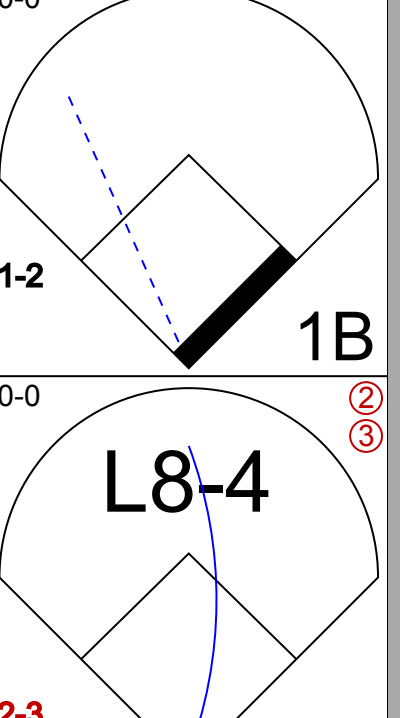

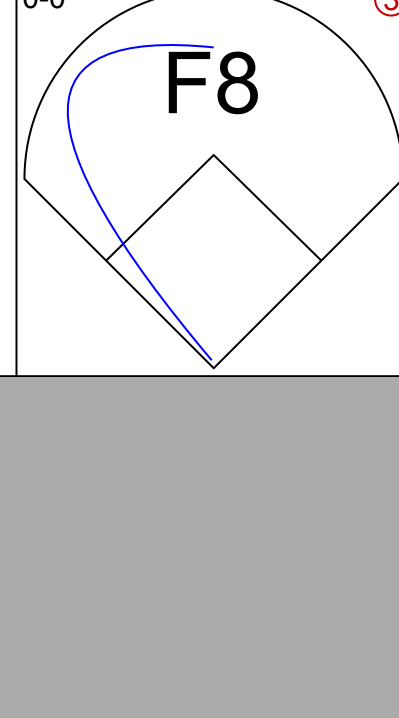
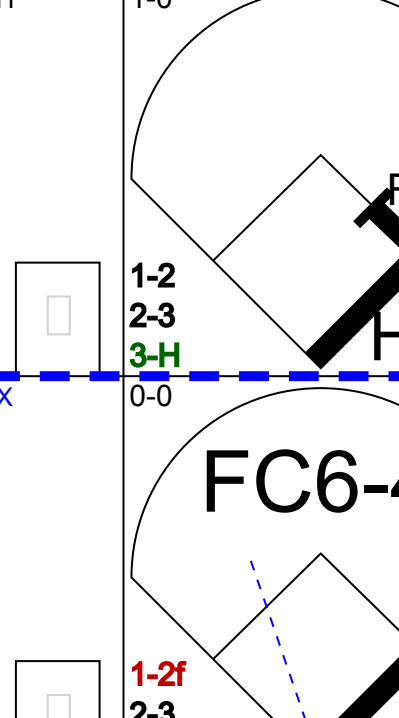
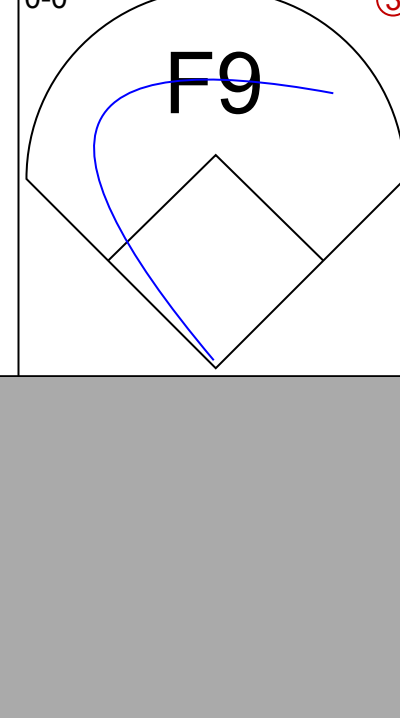
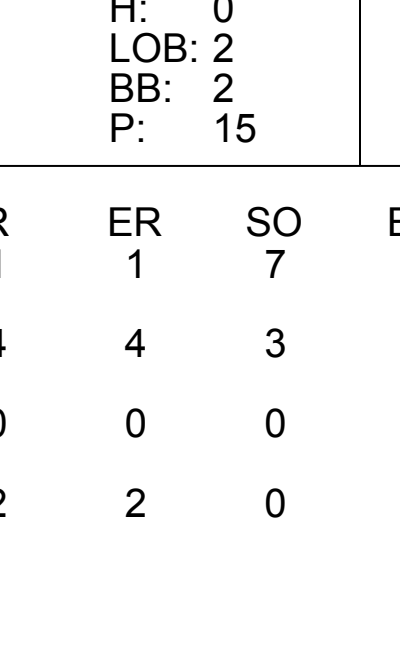
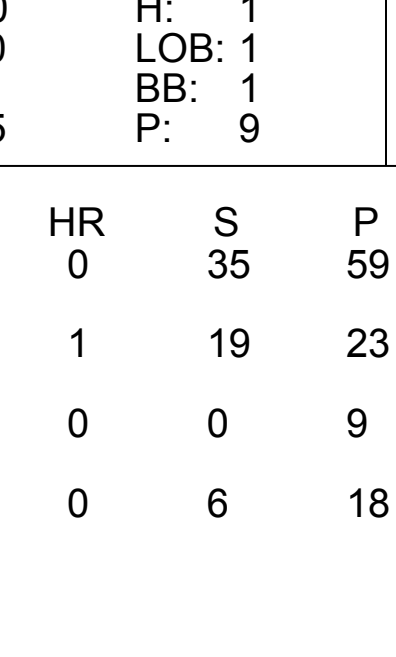
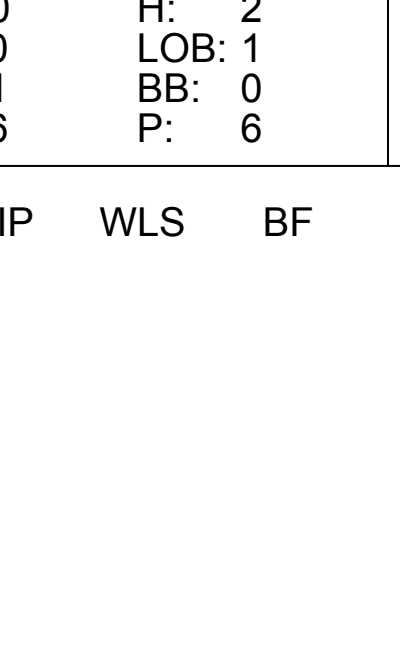
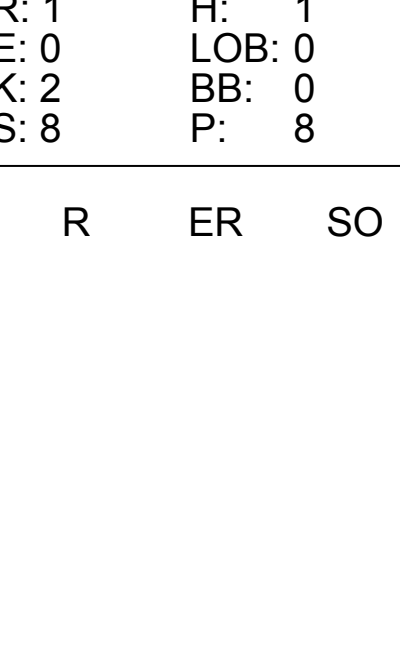
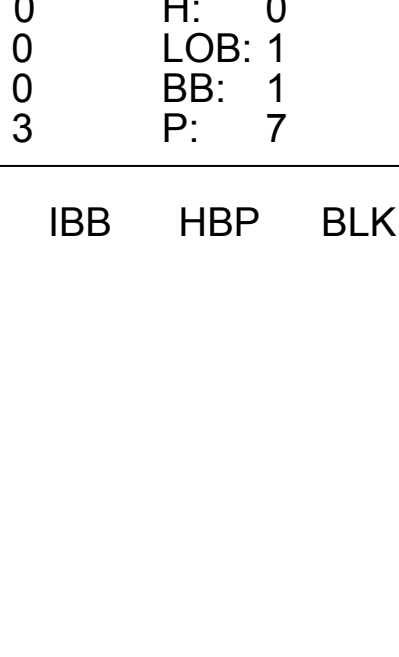
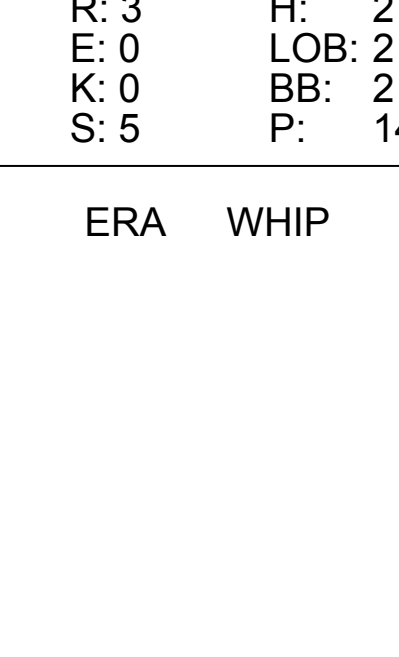

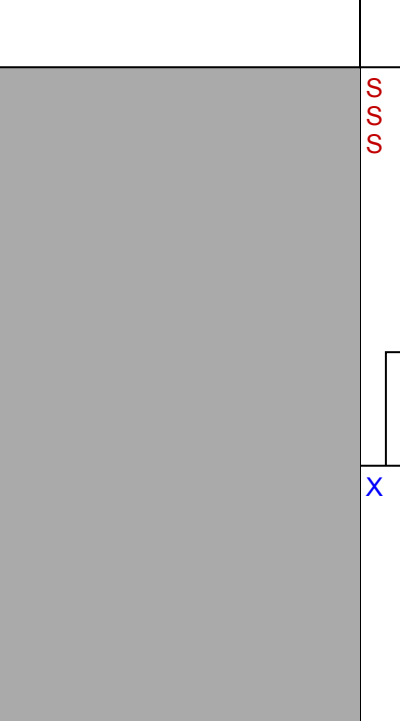




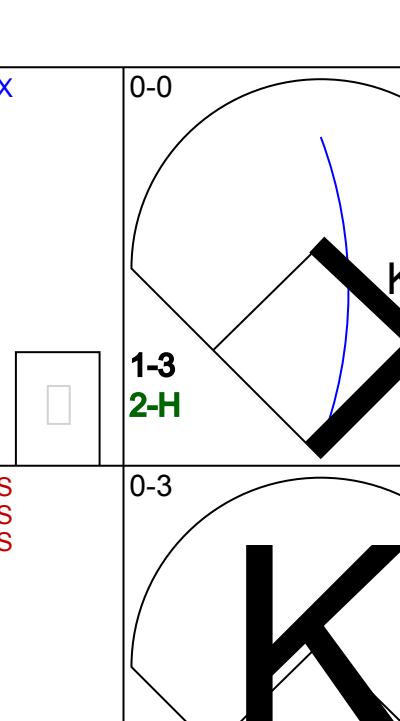

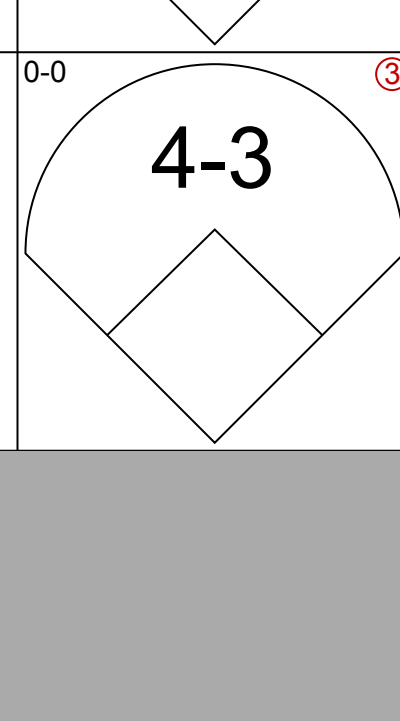


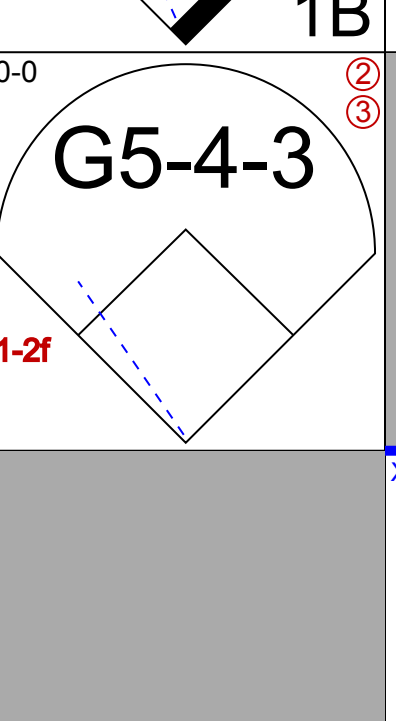
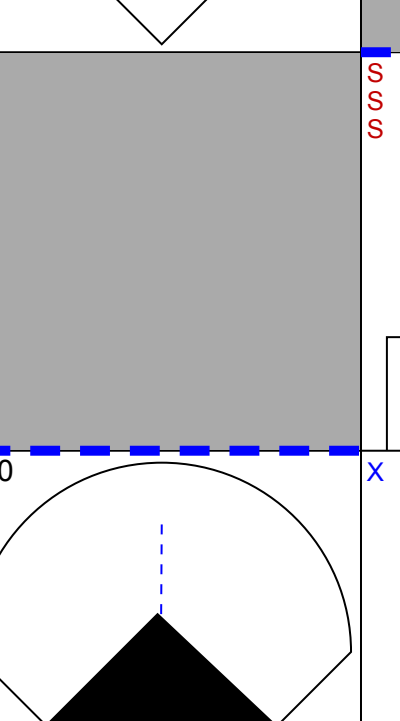


Batter	1	2	3	4	5	6	7	8	9	AB	R	H	RBI	BB	SO	LOB	BOTTOM				
Paul Molitor, R (1.5) OBP: 0.500, SLG: 0.846	0-0 F8		0-0 F9 1B 2B 1B	0-0 F4		0-0 6-3		0-0 E8 1B		5	1	2	0	0	0	0	Boston Red Sox @ Milwaukee Brewers Milwaukee County Stadium, Milwaukee, WI Thu Apr 09 1987, 4:33 AM EDT Att: 9,628 - Unknown				
Robin Yount, R (1.8) OBP: 0.462, SLG: 0.500	0-0 4-3 1B		0-0 2B 1B	0-0 6-3		0-0 6-3		4-0 IBB		4	1	2	0	1	0	0					
Glenn Braggs, R (1.9) OBP: 0.365, SLG: 0.545 Rick Manning, L (9, 9)	0-0 4-3		0-0 F9		0-0 HR	0-0 F9		0-3 K		5	1	1	1	0	1	5					
Greg Brock, L (1.3) OBP: 0.417, SLG: 0.455 Mike Felder, S (7, PR) Jim Paciorek, R (8, 3)	0-0 4-3		0-0 1B HR 2B		0-0 E3 1B HR		0-0 G3 1B			4	2	2	2	0	0	1					
Billy Jo Roidoux, L (1.10) OBP: 0.250, SLG: 0.250		0-0 4-3	0-0 HR 1B		0-0 HR 1B		0-0 G3			4	2	2	0	0	0	1					
Rob Deer, R (1.7) OBP: 0.333, SLG: 0.818		0-0 5-3	0-0 HR		0-0 HR		0-0 6-3			4	2	2	6	0	0	1					
Bill Schroeder, R (1.2) OBP: 0.333, SLG: 0.500 B.J. Surhoff, L (6, PH)		0-0 2B 1B	0-0 K		0-0 F4			0-0 HR		2	1	1	0	0	1	0					
Jim Gantner, L (1.4) OBP: 0.500, SLG: 0.500		0-1 CI 2B	0-0 F7		0-0 6-3			0-3 K		3	1	0	0	0	1	0					
Dale Sveum, S (1.6) OBP: 0.273, SLG: 0.364		0-0 2B		0-0 G3		0-3 K		0-0 6-3		4	0	1	2	0	1	0					
Inning Stats	R: 0 E: 0 K: 0 S: 4	H: 1 LOB: 1 BB: 0 P: 4	R: 2 E: 1 K: 0 S: 5	H: 2 LOB: 1 BB: 0 P: 5	R: 5 E: 0 K: 1 S: 10	H: 5 LOB: 0 BB: 0 P: 10	R: 0 E: 0 K: 0 S: 3	H: 0 LOB: 0 BB: 0 P: 3	R: 4 E: 1 K: 1 S: 9	H: 3 LOB: 0 BB: 0 P: 9	R: 0 E: 0 K: 0 S: 3	H: 0 LOB: 0 BB: 0 P: 3	R: 0 E: 0 K: 0 S: 3	H: 1 LOB: 1 BB: 0 P: 3	R: 1 E: 1 K: 2 S: 9	H: 2 LOB: 2 BB: 1 P: 13		1B: 8 2B: 2 3B: 0 HR: 4	SF: 0 SAC: 0 DP: 0 HBP: 0	WP: 0 PB: 0 SB: 0 CS: 0	PA: 39
PITCHER	IP WLS BF H R ER SO BB IBB HBP BLK WP HR S P ERA WHIP	IP WLS BF H R ER SO BB IBB HBP BLK WP HR S P ERA WHIP	IP WLS BF H R ER SO BB IBB HBP BLK WP HR S P ERA WHIP	IP WLS BF H R ER SO BB IBB HBP BLK WP HR S P ERA WHIP	IP WLS BF H R ER SO BB IBB HBP BLK WP HR S P ERA WHIP	IP WLS BF H R ER SO BB IBB HBP BLK WP HR S P ERA WHIP	IP WLS BF H R ER SO BB IBB HBP BLK WP HR S P ERA WHIP	IP WLS BF H R ER SO BB IBB HBP BLK WP HR S P ERA WHIP	IP WLS BF H R ER SO BB IBB HBP BLK WP HR S P ERA WHIP	IP WLS BF H R ER SO BB IBB HBP BLK WP HR S P ERA WHIP	IP WLS BF H R ER SO BB IBB HBP BLK WP HR S P ERA WHIP	IP WLS BF H R ER SO BB IBB HBP BLK WP HR S P ERA WHIP	IP WLS BF H R ER SO BB IBB HBP BLK WP HR S P ERA WHIP	IP WLS BF H R ER SO BB IBB HBP BLK WP HR S P ERA WHIP	IP WLS BF H R ER SO BB IBB HBP BLK WP HR S P ERA WHIP	IP WLS BF H R ER SO BB IBB HBP BLK WP HR S P ERA WHIP	IP WLS BF H R ER SO BB IBB HBP BLK WP HR S P ERA WHIP	IP WLS BF H R ER SO BB IBB HBP BLK WP HR S P ERA WHIP	IP WLS BF H R ER SO BB IBB HBP BLK WP HR S P ERA WHIP	IP WLS BF H R ER SO BB IBB HBP BLK WP HR S P ERA WHIP	IP WLS BF H R ER SO BB IBB HBP BLK WP HR S P ERA WHIP

AB	37
R	12
H	14
RBI	12
BB	1
SO	4
LOB	8



Batter	1	2	3	4	5	6	7	8	9	AB	R	H	RBI	BB	SO	LOB	TOP					
Paul Moltzer, R OBP: 0.474, SLG: 0.688			SH1-3 1-2		FC6-4 4-3, 1-2		E6 1-3, G6-4-3		P3	3	2	0	0	2	0	2	Milwaukee Brewers @ Texas Rangers Arlington Stadium, Arlington, TX Fri Apr 10 1987, 8:05 PM EDT Att: 42,415 - Unknown					
Robin Yount, R OBP: 0.474, SLG: 0.667			F8 2-3		4-3 1-3		G6-4-3 1-2		1B	6	1	3	4	0	0	4						
Glenn Braggs, R Rick Manning, L OBP: 0.444, SLG: 0.688 (8, 9)			F9 3-H		F9		F2		F9	5	1	3	1	0	0	1						
Greg Brock, L OBP: 0.471, SLG: 0.467			3-1							4	1	2	1	0	1	3						
Billy Jo Robidoux, L OBP: 0.235, SLG: 0.235	FC1-4 HBP, 1B, 1-2	3-1			F8		1B		1B, BLK, HBP	5	1	1	0	0	1	2						
Rob Deer, R OBP: 0.353, SLG: 0.875	F5 HBP, 1B, 1-2				HR		F8		1B, K	5	2	2	1	0	1	3						
B.J. Surhoff, L OBP: 0.364, SLG: 0.727	F7	E6 S			1B		F8			5	0	2	1	0	0	3						
Jim Gantner, L Juan Castillo, S OBP: 0.429, SLG: 0.385 (7, 4)	1B, HBP, E, 1-2, 2-3	1-3			4-3		F7		3-1	3	1	0	0	0	0	1						
Dale Sveum, S OBP: 0.375, SLG: 0.438	E2 WP, 1B, 1-H, 2-H, 3-H		E3 F8, SH1-3, 2B		FC6-4 1B		E		G3	5	2	3	2	0	0	0						
Inning Stats	R: 8, E: 1, K: 1, S: 12	H: 7, LOB: 2, BB: 2, P: 21	R: 0, E: 1, K: 0, S: 4	H: 0, LOB: 1, BB: 0, P: 4	R: 1, E: 1, K: 0, S: 5	H: 1, LOB: 1, BB: 0, P: 5	R: 1, E: 0, K: 0, S: 4	H: 2, LOB: 0, BB: 0, P: 4	R: 0, E: 0, K: 1, S: 6	H: 1, LOB: 1, BB: 0, P: 6	R: 0, E: 1, K: 0, S: 4	H: 1, LOB: 1, BB: 0, P: 4	R: 1, E: 0, K: 1, S: 7	H: 2, LOB: 2, BB: 0, P: 8	R: 0, E: 0, K: 0, S: 4	H: 1, LOB: 1, BB: 0, P: 4		1B: 11, 2B: 3, 3B: 0, HR: 2	SF: 0, SAC: 1, DP: 1, HBP: 2	WP: 1, PB: 0, SB: 2, CS: 0	PA: 48	
PITCHER	IP, WLS, BF, H, R, ER, SO, BB, IBB, HBP, BLK, WP, HR, S, P, ERA, WHIP																					
Jose Guzman, R ERA: 94.5	0.2, L, 9, 5, 7, 7, 0, 1, 0, 1, 0, 0, 1, 1, 7, 12, 94.50, 9.000																					
Mike Loynd, R ERA: 3.18	5.2, 27, 8, 3, 2, 2, 1, 0, 0, 0, 0, 1, 1, 30, 34, 3.18, 1.588																					
Dale Mohorcic, R ERA: 0.00	1.0, 3, 0, 0, 0, 0, 0, 0, 0, 0, 0, 0, 0, 3, 3, 0.00, 0.000																					
Mitch Williams, L ERA: 9.0	0.0, 2, 1, 0, 0, 0, 0, 0, 0, 1, 1, 0, 0, 1, 2, ∞, ∞																					
Greg Harris, R ERA: 2.7	1.2, 7, 2, 1, 1, 1, 0, 0, 0, 0, 0, 0, 0, 9, 9, 5.40, 1.200																					
Batter	1	2	3	4	5	6	7	8	9	AB	R	H	RBI	BB	SO	LOB	BOTTOM					
Oddibe McDowell, L OBP: 0.421, SLG: 0.500	4-0 2B, 4-3, BB	4-3 2-3, 3-H		4-3		4-0 1-2, BB			4-0 4-3, 1B, BB	2	2	0	1	3	0	3	Milwaukee Brewers @ Texas Rangers Arlington Stadium, Arlington, TX Fri Apr 10 1987, 8:05 PM EDT Att: 42,415 - Unknown					
Scott Fletcher, R OBP: 0.316, SLG: 0.421	4-3 SF9, 2B	6-3			6-3 1B		G1-6-3 1-2, BB		E4 1-2, 4-3, 1B	5	3	2	0	0	0	3						
Pete O'Brien, L OBP: 0.222, SLG: 0.125	4-3		F7		6-3 1-2		1B		4-3	5	0	1	1	0	0	4						
Pete Incaviglia, R OBP: 0.444, SLG: 0.400	FC5-4 BB		K		5-3 2-H, 1B		K		G6-4-3 1B, 2-H, 3-H	4	0	2	3	1	2	1						
Ruben Sierra, S OBP: 0.059, SLG: 0.063	SF9		F8		5-3 1-2		F7		G6-4-3 1-2	4	0	0	1	0	0	3						
Larry Parrish, R OBP: 0.287, SLG: 0.467	FC5-4 1-2			6-3	6-3		F8			4	0	0	0	0	0	3						
Don Slaught, R OBP: 0.200, SLG: 0.467		F7		6-3		HR 1B		5-3		4	1	1	0	0	0	0						
Steve Buechele, R OBP: 0.467, SLG: 1.000		2B, 4-3, 1B		BB, BB		HR 1-H		K		3	2	2	2	1	1	0						
Bob Brower, R Darrell Porter, L Tom Paciorek, R OBP: 0.667, SLG: 0.750 (8, PH) (8, PH)	4-3 1-3, 2B			BB, BB		BB		K		2	0	2	0	1	0	0						
Inning Stats	R: 2, E: 0, K: 0, S: 4	H: 1, LOB: 1, BB: 2, P: 12	R: 1, E: 0, K: 0, S: 5	H: 2, LOB: 1, BB: 0, P: 5	R: 0, E: 0, K: 1, S: 5	H: 0, LOB: 0, BB: 0, P: 5	R: 0, E: 0, K: 0, S: 3	H: 0, LOB: 2, BB: 2, P: 11	R: 1, E: 0, K: 0, S: 5	H: 2, LOB: 1, BB: 0, P: 5	R: 2, E: 0, K: 0, S: 4	H: 3, LOB: 0, BB: 1, P: 8	R: 0, E: 0, K: 1, S: 6	H: 1, LOB: 1, BB: 0, P: 6	R: 0, E: 0, K: 2, S: 7	H: 0, LOB: 0, BB: 0, P: 7		R: 2, E: 1, K: 0, S: 4	H: 1, LOB: 0, BB: 1, P: 8	1B: 7, 2B: 2, 3B: 0, HR: 1	SF: 1, SAC: 0, DP: 2, HBP: 0	WP: 0, PB: 0, SB: 0, CS: 1
PITCHER	IP, WLS, BF, H, R, ER, SO, BB, IBB, HBP, BLK, WP, HR, S, P, ERA, WHIP																					
Juan Nieves, L ERA: 10.13	5.1, W, 28, 8, 6, 6, 1, 5, 0, 0, 0, 0, 0, 11, 25, 45, 10.13, 2.438																					
Chuck Crim, R ERA: 0.00	2.1, 7, 1, 0, 0, 2, 0, 0, 0, 0, 0, 0, 0, 11, 11, 0.00, 0.429																					
Dan Plesac, L ERA: 0.00	1.1, 6, 1, 2, 0, 1, 1, 0, 0, 0, 0, 0, 0, 7, 11, 0.00, 1.500																					

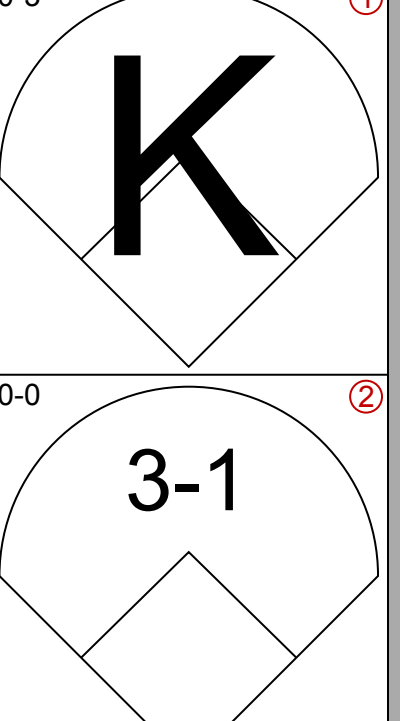
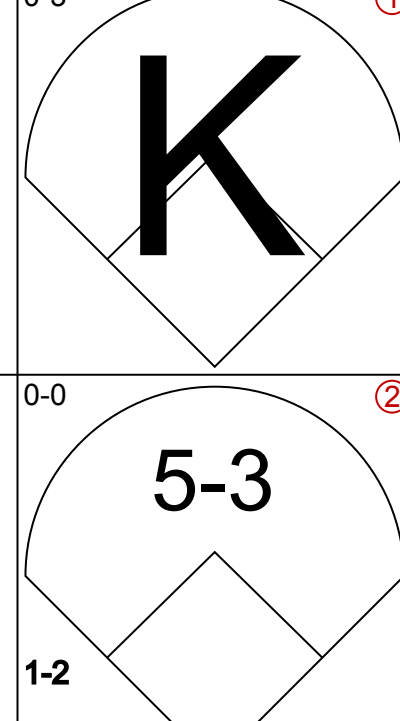
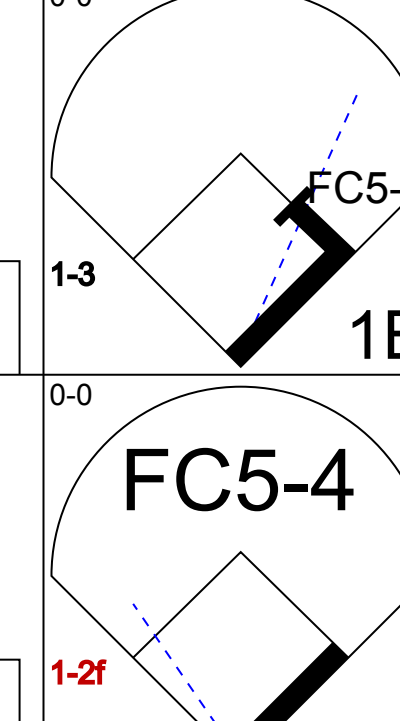
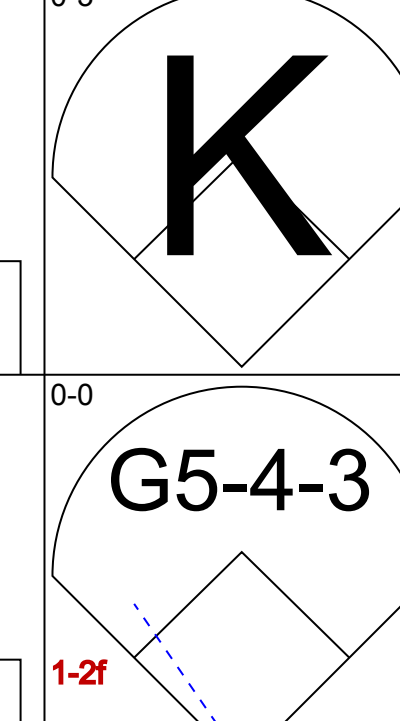
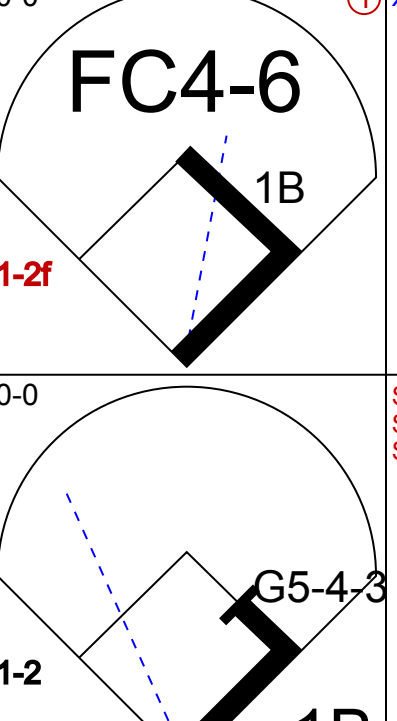
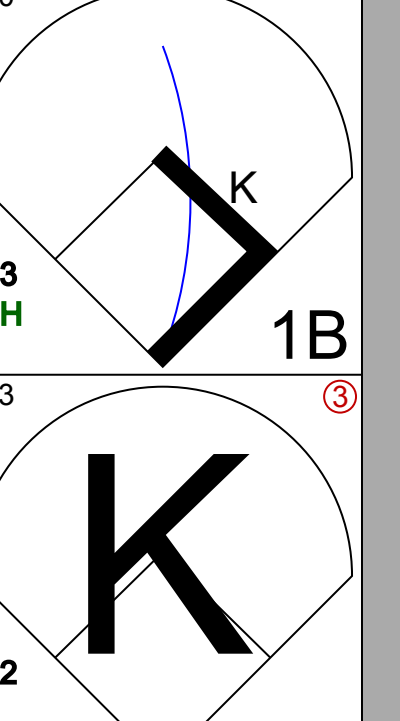
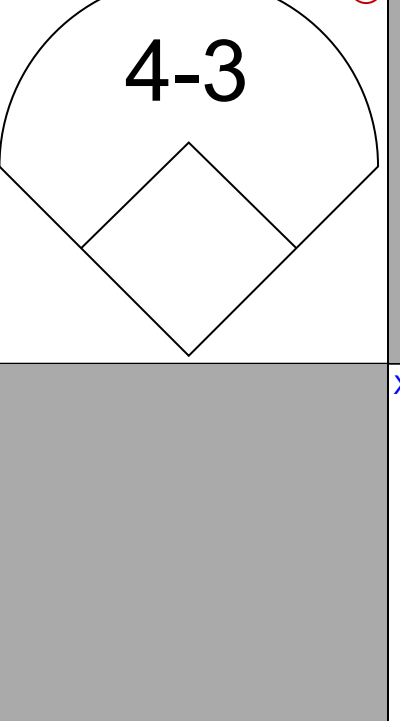
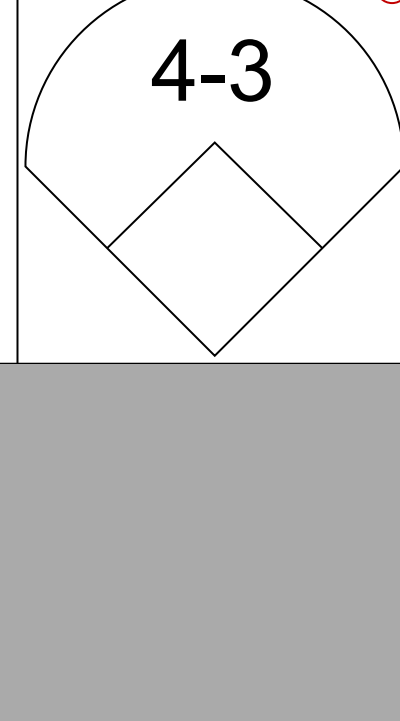


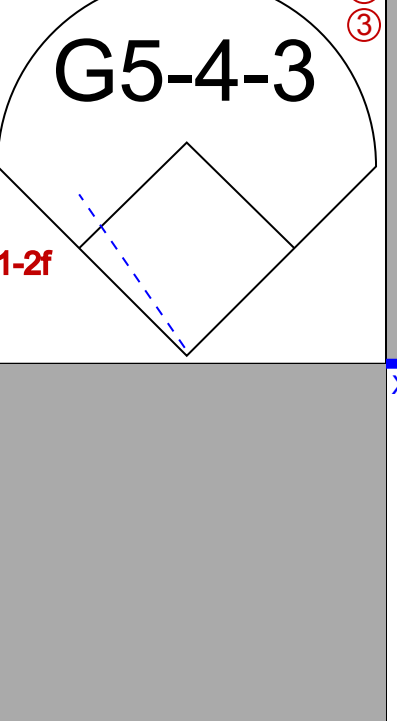
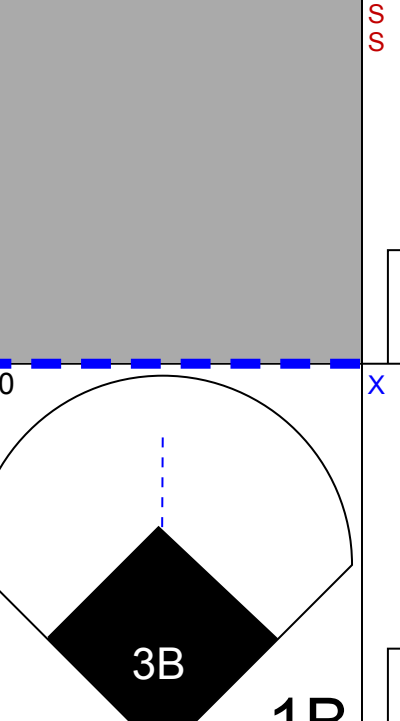


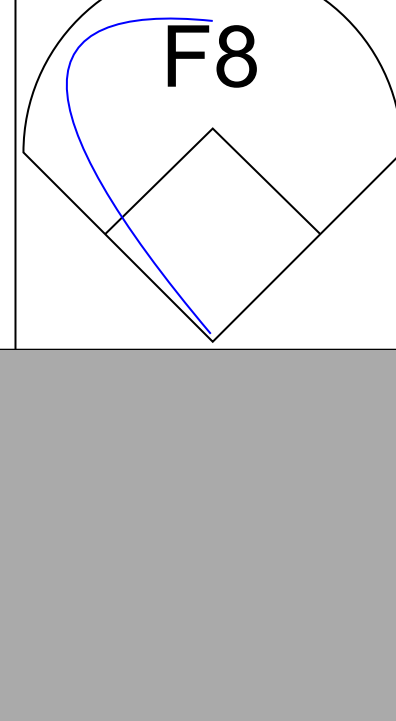
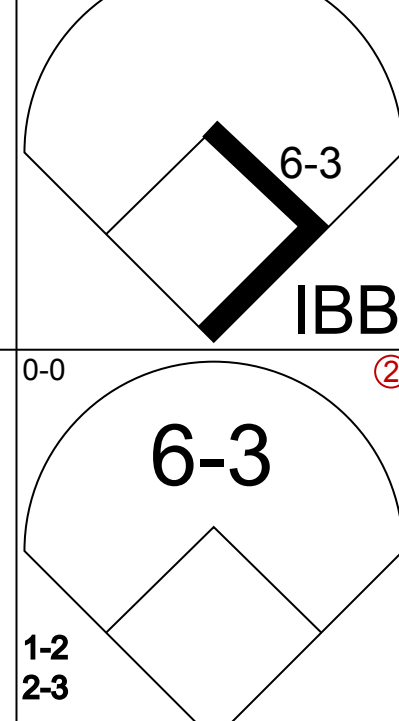



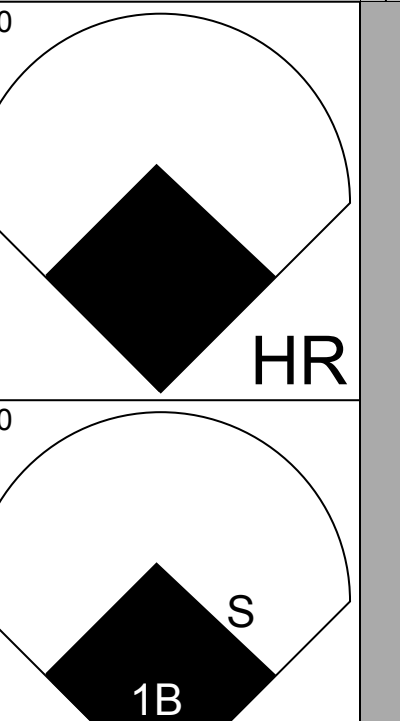
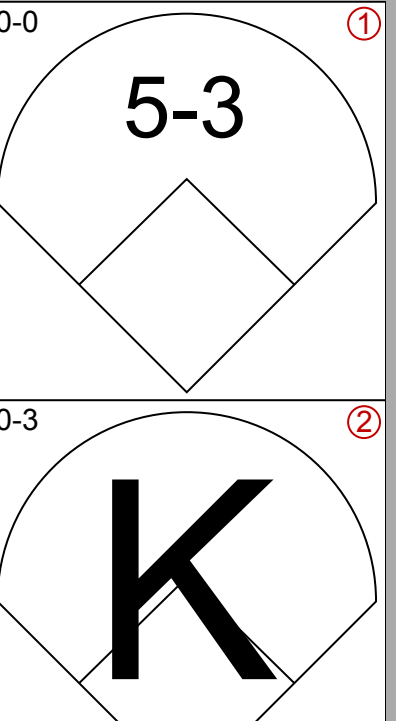
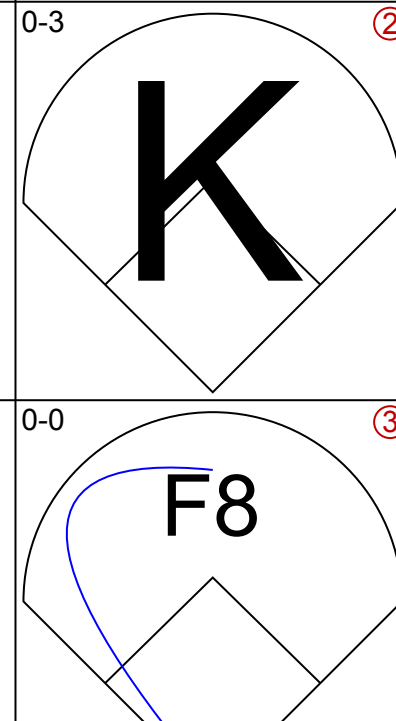
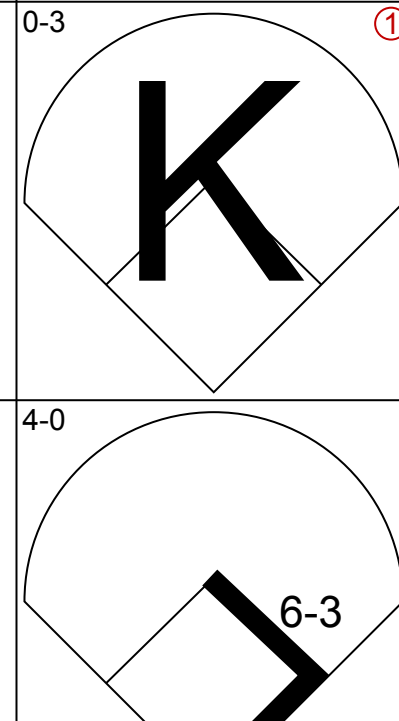
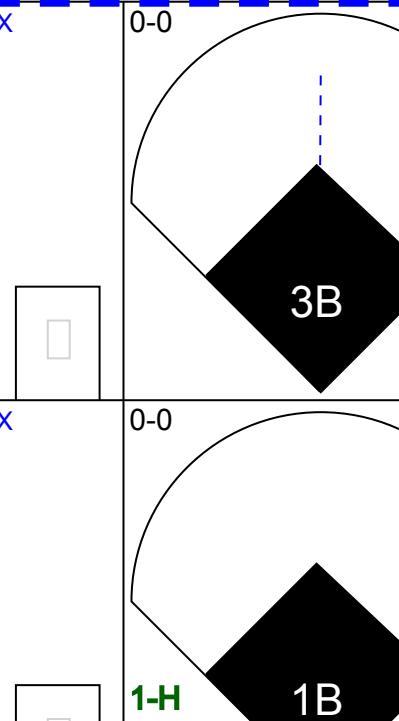
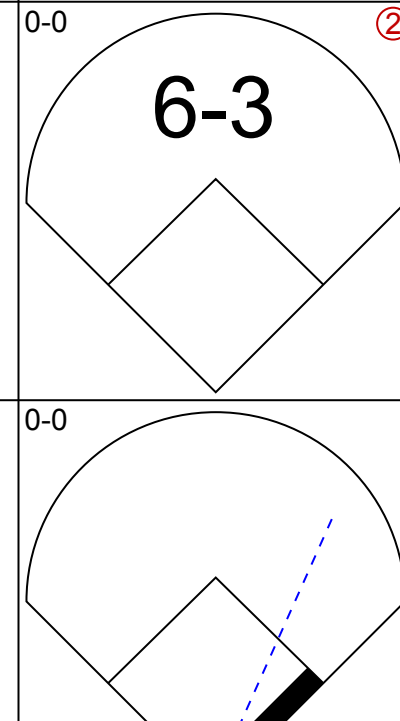
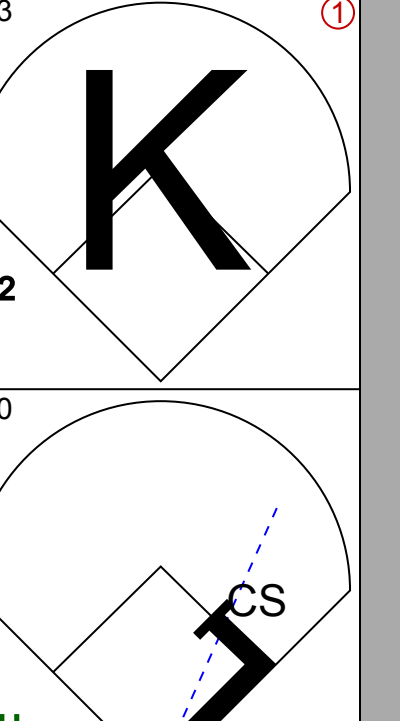
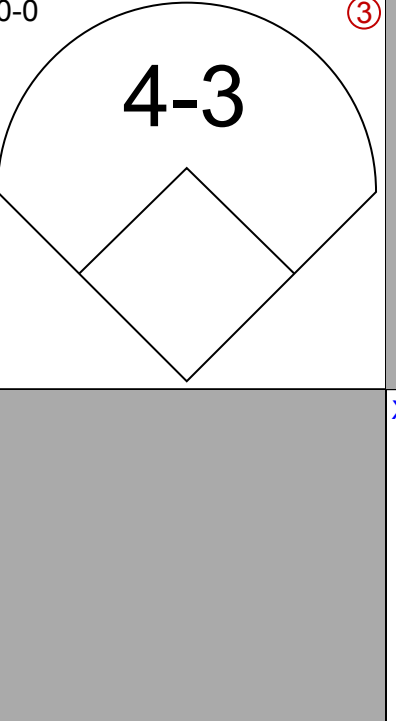

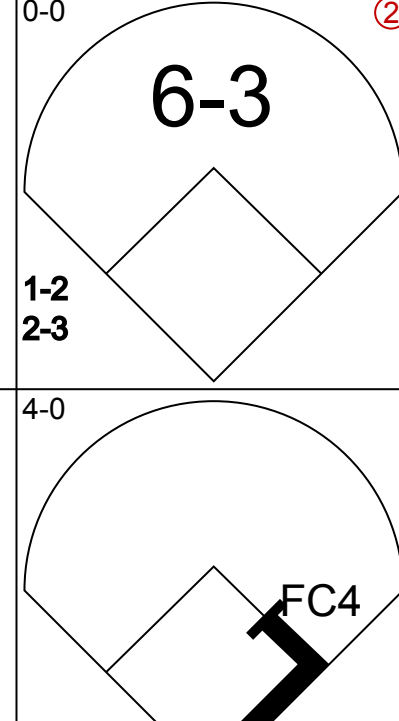
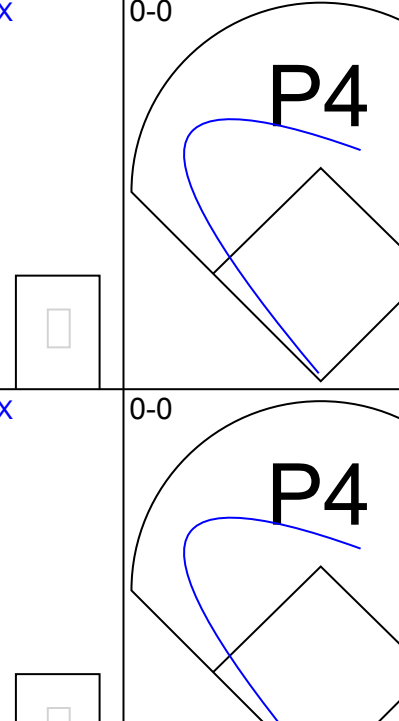

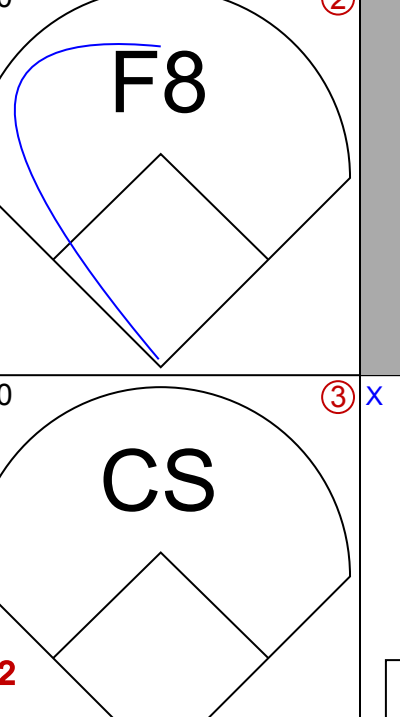

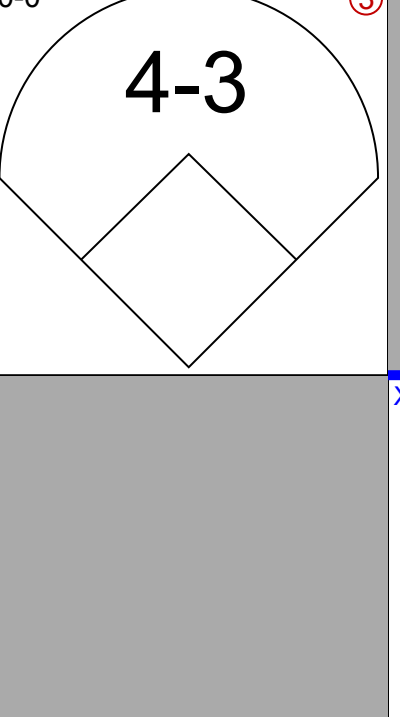
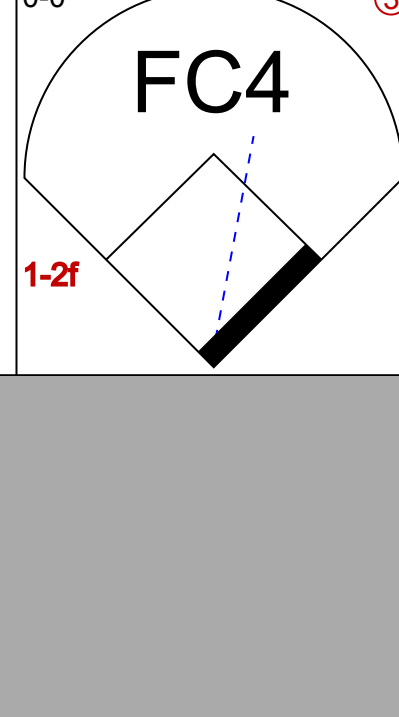
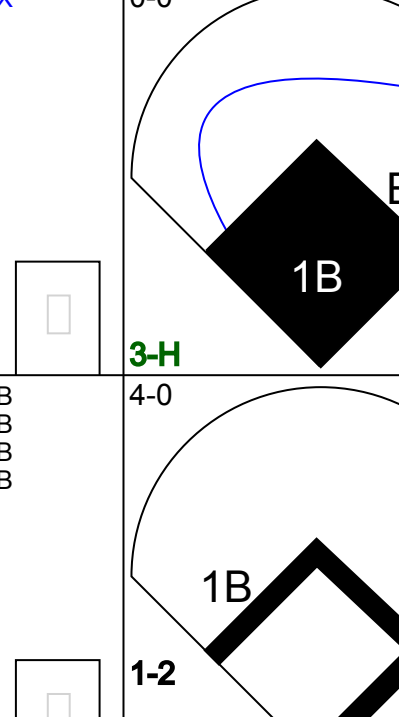

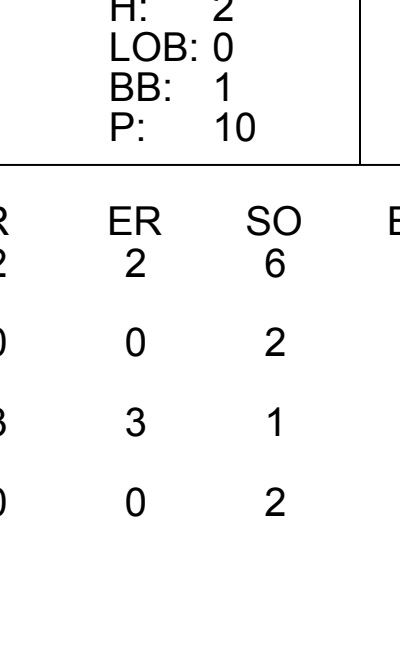
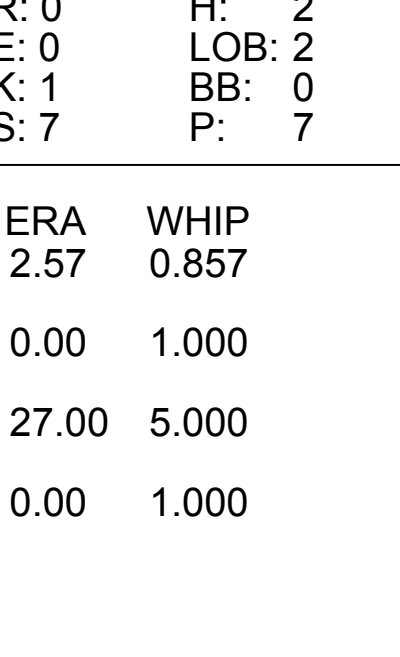
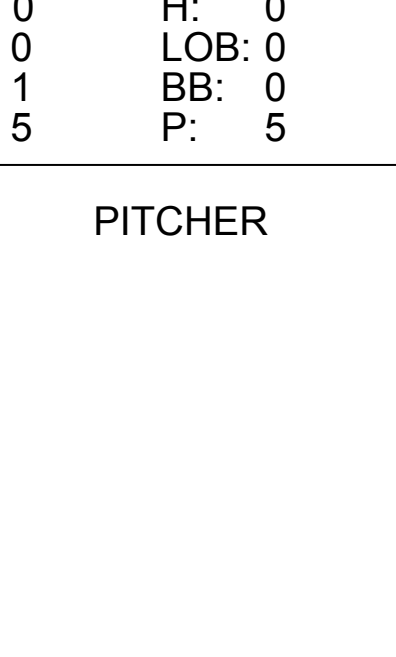
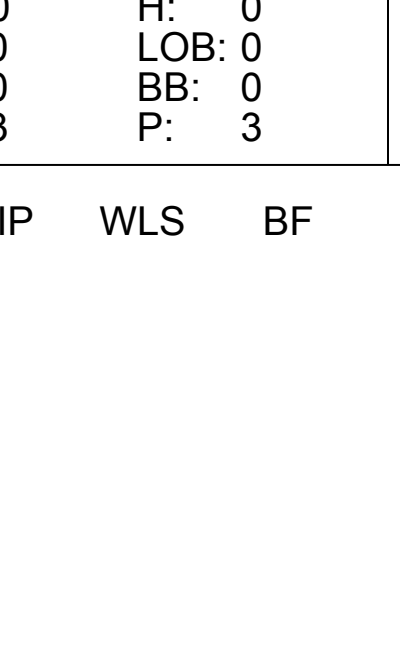
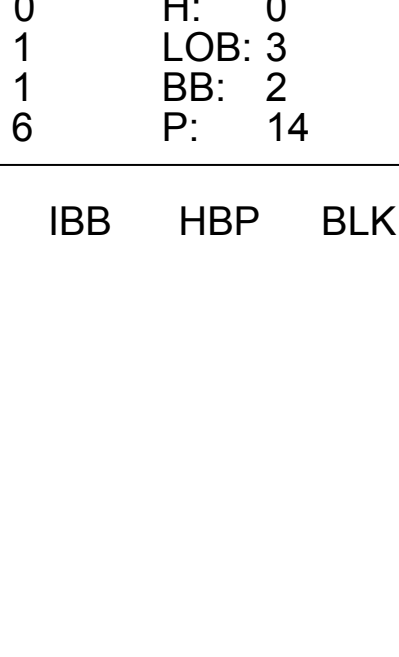
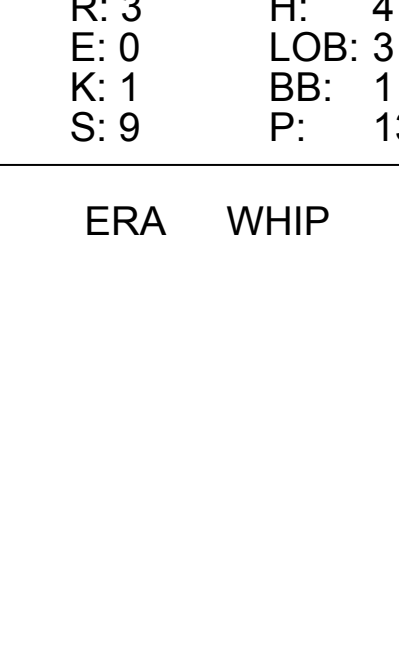
Batter	1	2	3	4	5	6	7	8	9	10	11	12	AB	R	H	RBI	BB	SO	LOB	TOP				
Paul Molitor, R OBP: 0.433, SLG: 0.704 (1, 5)													6	1	1	1	0	1	4					
Robin Yount, R OBP: 0.400, SLG: 0.536 (1, 8)													5	0	0	0	1	2	1					
Glenn Briggs, R OBP: 0.383, SLG: 0.478 Rick Manning, L (11, 9)													3	0	0	0	2	1	0					
Greg Brock, L OBP: 0.423, SLG: 0.522 Mike Felder, S (11, PR)													4	0	1	0	0	2	1					
Jim Paciorek, R (11, 3)													1	1	0	0	0	0	1					
Billy Jo Robidoux, L OBP: 0.357, SLG: 0.280 (1, 10)													3	2	1	1	3	0	1					
Rob Deer, R OBP: 0.464, SLG: 0.750 (1, 7)													3	1	2	0	3	0	1					
B.J. Surhoff, L OBP: 0.409, SLG: 0.579 (1, 2)													4	0	1	2	2	1	4					
Jim Gantner, L OBP: 0.348, SLG: 0.286 (1, 4)													5	0	1	1	0	2	6					
Dale Sveum, S OBP: 0.440, SLG: 0.478 (1, 6)													4	1	1	1	1	1	4					
Inning Stats	R: 0 E: 0 K: 2 S: 7	H: 0 LOB: 0 BB: 7	R: 0 E: 0 K: 2 S: 7	H: 0 LOB: 2 BB: 15	R: 1 E: 0 K: 1 S: 6	H: 1 LOB: 1 BB: 10	R: 0 E: 0 K: 1 S: 5	H: 1 LOB: 1 BB: 9	R: 0 E: 0 K: 0 S: 2	H: 0 LOB: 0 BB: 1	R: 0 E: 0 K: 1 S: 6	H: 2 LOB: 1 BB: 6	R: 0 E: 0 K: 0 S: 3	H: 0 LOB: 1 BB: 7	R: 0 E: 0 K: 1 S: 5	H: 0 LOB: 0 BB: 5	R: 3 E: 0 K: 0 S: 5	H: 2 LOB: 2 BB: 14	R: 2 E: 0 K: 2 S: 4	H: 1 LOB: 2 BB: 16	1B: 6 2B: 3 3B: 0 HR: 1	SF: 0 SAC: 2 DP: 4 HBP: 1	WP: 2 PB: 0 SB: 1 CS: 0	PA: 53
PITCHER	IP WLS BF H R ER SO BB IBB HBP BLK WP HR S P ERA WHIP																							
Bobby Witt, R ERA: 1.29 (1, 1)	27	7	0	27	4	1	7	0	0	0	0	0	0	1	19	23	10.80	1.200						
Greg Harris, R ERA: 5.4 (8, 1)	3.1	14	3	4	4	3	1	0	0	0	0	0	0	1	19	23	10.80	1.200						
Mitch Williams, L ERA: 18.0 (11, 1)	0.0	3	0	0	0	0	1	1	1	0	0	0	0	0	0	0	9	∞	∞					
Scott Anderson, R ERA: 10.13 (11, 1)	1.2	L 9	1	2	2	0	2	1	0	0	1	0	6	18	10.80	1.800								

Milwaukee Brewers @ Texas Rangers
Arlington Stadium, Arlington, TX

Sun Apr 12 1987, 4:33 AM EDT
Att. 19,782 - Unknown

AB 38
R 7
H 8
RBI 6
BB 12
SO 10
LOB 23



Batter	1	2	3	4	5	6	7	8	9	10	11	12	AB	R	H	RBI	BB	SO	LOB	BOTTOM				
Oddibe McDowell, L OBP: 0.407, SLG: 0.500 (1, 8)													6	0	2	1	0	3	3					
Scott Fletcher, R OBP: 0.333, SLG: 0.379 (1, 6)													6	0	1	0	0	1	6					
Pete O'Brien, L OBP: 0.217, SLG: 0.286 Bob Brower, R (9, PR)													4	0	0	0	0	0	1					
Tom Paciorek, R (10, 3)													2	0	0	0	0	1	2					
Pete Incaviglia, R OBP: 0.414, SLG: 0.615 (1, 7)													6	2	2	1	0	2	1					
Ruben Sierra, S OBP: 0.214, SLG: 0.240 (1, 9)													4	2	2	1	2	1	0					
Larry Parrish, R OBP: 0.231, SLG: 0.346 (1, 10)													6	0	0	0	0	2	5					
Geno Petralli, L OBP: 0.690, SLG: 0.333 Don Slaught, R (8, 2)													3	0	1	1	0	0	0					
Steve Buechele, R OBP: 0.348, SLG: 0.667 Darrell Porter, L (11, PR)													4	0	0	0	1	1	4					
Curtis Wilkerson, S (11, PR)													1	0	1	0	0	0	0					
Jerry Browne, S OBP: 0.667, SLG: 0.889 (1, 4)													3	0	3	0	2	0	0					
Inning Stats	R: 0 E: 0 K: 1 S: 5	H: 0 LOB: 0 BB: 0	R: 2 E: 0 K: 1 S: 6	H: 2 LOB: 0 BB: 10	R: 0 E: 0 K: 1 S: 6	H: 1 LOB: 0 BB: 6	R: 0 E: 0 K: 1 S: 5	H: 0 LOB: 0 BB: 0	R: 0 E: 0 K: 1 S: 5	H: 0 LOB: 2 BB: 0	R: 0 E: 0 K: 1 S: 5	H: 1 LOB: 0 BB: 1	R: 0 E: 0 K: 0 S: 3	H: 0 LOB: 3 BB: 2	R: 0 E: 0 K: 1 S: 6	H: 1 LOB: 1 BB: 7	R: 3 E: 0 K: 1 S: 9	H: 4 LOB: 3 BB: 13	R: 0 E: 0 K: 2 S: 8	H: 1 LOB: 1 BB: 8	1B: 10 2B: 0 3B: 1 HR: 1	SF: 0 SAC: 0 DP: 2 HBP: 0	WP: 0 PB: 0 SB: 1 CS: 1	PA: 52
PITCHER	IP WLS BF H R ER SO BB IBB HBP BLK WP HR S P ERA WHIP																							
Bill Wegman, R ERA: 3.9 (1, 1)	7.0	26	5	2	2	6	1	0	0	0	0	0	0	1	37	41	2.57	0.857						
Chuck Crim, R ERA: 3.9 (8, 1)	3.0	13	2	0	0	2	1	2	0	0	0	0	0	0	14	26	0.00	1.000						
Mark Clear, R ERA: 9.0 (11, 1)	1.0	W 8	4	3	3	1	1	0	0	0	0	0	0	0	9	13	27.00	5.000						
Chris Bosio, R ERA: 7.36 (12, 1)	1.0	S 4	1	0	0	2	0	0	0	0	0	0	0	0	8	8	0.00	1.000						

Milwaukee Brewers @ Texas Rangers
Arlington Stadium, Arlington, TX

Sun Apr 12 1987, 4:33 AM EDT
Att. 19,782 - Unknown

AB 46
R 5
H 12
RBI 5
BB 5
SO 11
LOB 23



Batter	1	2	3	4	5	6	7	8	9	AB	R	H	RBI	BB	SO	LOB	TOP																				
Paul Moltitor, R OBP: 0.457, SLG: 0.688 (1, 5)	0-0 4-3		0-0 F8		0-0 CS		0-0 CS 2H 1B	0-0 SH2-3 SF8 1B	0-0 6-3 S 1B	5	1	3	2	0	0	0																					
Robin Yount, R OBP: 0.382, SLG: 0.484 (1, 8)	0-0 F8		0-0 F9		0-0 CS	4-0 2B SF9 BB		0-0 SH2-3 1-2	0-0 6-3 1-3	3	1	0	0	1	0	1																					
Glenn Braggs, R OBP: 0.394, SLG: 0.481 (1, 9)	0-0 F8			0-0 1-3		0-0 SF9 1-3 2B		4-0 SF8 2B IBB	0-3 K	4	1	1	0	1	1	1																					
Rob Deer, R OBP: 0.500, SLG: 0.786 (1, 7)		0-0 WP SF8 2B		0-0 S 1B		0-3 K		0-0 2B 1-2 1B		4	1	3	0	0	1	2																					
Cecil Cooper, L (1, 10)		0-0 F6		0-0 L8		0-0 SF9		0-0 SF8		2	0	0	2	0	0	2																					
Dale Sveum, S OBP: 0.448, SLG: 0.500 (1, 6)		4-0 2-3 BB		0-0 F2		0-0 3-1		0-0 2-3 3-H 1-3 2B		3	0	1	1	1	0	2																					
Jim Pacionek, R Billy Jo Robidoux, L OBP: 0.345, SLG: 0.269 (1, 3) (8, PH) (8, 3)		0-0 SF8		0-0 4-3		0-3 K		0-0 4-3		2	0	0	1	0	1	0																					
Bill Schroeder, R OBP: 0.200, SLG: 0.300 (1, 2)		0-3 K		0-0 E7 1B		0-3 K		0-0 3-1		4	1	0	0	0	2	1																					
Juan Castillo, S (1, 4)			0-0 B1		0-0 5-3		0-0 F9		4-0 WP 1B BB	3	1	0	0	1	0	1																					
Inning Stats	R: 0 E: 0 K: 0 S: 3	H: 0 LOB: 0 BB: 0 P: 3	R: 1 E: 0 K: 1 S: 6	H: 1 LOB: 1 BB: 1 P: 10	R: 0 E: 0 K: 0 S: 3	H: 0 LOB: 0 BB: 0 P: 3	R: 0 E: 0 K: 0 S: 4	H: 1 LOB: 1 BB: 0 P: 4	R: 1 E: 1 K: 0 S: 4	H: 1 LOB: 0 BB: 0 P: 4	R: 1 E: 0 K: 1 S: 6	H: 1 LOB: 0 BB: 0 P: 10	R: 0 E: 0 K: 2 S: 7	H: 0 LOB: 0 BB: 0 P: 7	R: 2 E: 0 K: 0 S: 6	H: 3 LOB: 2 BB: 1 P: 10	R: 1 E: 0 K: 1 S: 6	H: 1 LOB: 1 BB: 1 P: 10	1B: 5 2B: 3 3B: 0 HR: 0	SF: 3 SAC: 1 DP: 0 HBP: 0	WP: 2 PB: 0 SB: 3 CS: 1	PA: 40															
PITCHER	IP	WLS	BF	H	R	ER	SO	BB	IBB	HBP	BLK	WP	HR	S	P	ERA	WHIP	PITCHER	IP	WLS	BF	H	R	ER	SO	BB	IBB	HBP	BLK	WP	HR	S	P	ERA	WHIP		
Scott McGregor, L ERA: 6.97 (1, 1)	7.2	L	33	7	5	4	4	2	1	0	0	1	0	38	50	4.70	1.174																				
Dave Schmidt, R ERA: 0.87 (8, 1)	1.1		6	1	1	1	1	1	0	0	0	1	0	7	11	6.75	1.500																				

Milwaukee Brewers @ Baltimore Orioles
Memorial Stadium, Baltimore, MD
Mon Apr 13 1987, 7:05 PM EDT
Att: 12,986 - Unknown

AB 31
R 6
H 8
RBI 6
BB 4
SO 5
LOB 12



Batter	1	2	3	4	5	6	7	8	9	AB	R	H	RBI	BB	SO	LOB	BOTTOM																					
Alan Wiggins, S OBP: 0.265, SLG: 0.394 (1, 10)	0-0 G3		0-0 B1-3		0-0 4-3	0-0 1-2 2H 1B			0-0 FC1-6	5	0	1	1	0	0	2																						
Rick Burleson, R OBP: 0.281, SLG: 0.286 (1, 4)	0-0 5-3		0-3 K		0-0 1-3	0-0 F2			0-0 G4-3-6-3	5	0	0	0	0	1	4																						
Cal Ripken Jr., R OBP: 0.455, SLG: 0.643 (1, 6)	0-0 5-3		0-0 2H 1B		4-0 BB		0-3 K			3	0	1	1	1	1	0																						
Eddie Murray, S OBP: 0.188, SLG: 0.276 (1, 3)		0-0 F7	0-0 1-3		0-0 F7		0-3 K			4	0	0	0	0	1	2																						
Fred Lynn, L OBP: 0.452, SLG: 0.577 (1, 8)		0-0 1B 1B		0-0 1-3		4-0 F8 1B BB	0-0 4-3			3	1	1	0	1	0	0																						
Ray Knight, R OBP: 0.697, SLG: 0.958 (1, 5)		0-0 1-2 1B		0-0 1B 1B		4-0 1-2 1B BB		0-0 5-3		3	1	2	0	1	0	0																						
Terry Kennedy, L OBP: 0.367, SLG: 0.370 (1, 2)		0-0 F9		0-0 1-2 1B		0-0 F8		0-0 F7		4	0	1	0	0	0	4																						
John Shelby, S OBP: 0.118, SLG: 0.294 Lee Lacy, R OBP: 0.417, SLG: 0.600 (1, 9) (6, PH) (7, 9)		0-3 K		0-3 K		0-0 1-2 1B 1B		0-0 L9		2	0	0	0	0	2	4																						
Ken Gerhart, R OBP: 0.400, SLG: 0.652 Larry Sheets, L OBP: 0.333, SLG: 0.600 Jackie Gutierrez, R (1, 7) (9, PH) (9, PR)			0-0 S 1B 1B		0-0 F7		0-3 K		0-0 FC1-6 1B	3	1	1	0	0	1	4																						
Inning Stats	R: 0 E: 0 K: 0 S: 3	H: 0 LOB: 0 BB: 0 P: 3	R: 0 E: 0 K: 1 S: 7	H: 2 LOB: 2 BB: 0 P: 7	R: 1 E: 0 K: 1 S: 7	H: 2 LOB: 1 BB: 0 P: 7	R: 0 E: 0 K: 1 S: 7	H: 2 LOB: 2 BB: 0 P: 7	R: 2 E: 0 K: 1 S: 7	H: 2 LOB: 2 BB: 2 P: 15	R: 0 E: 0 K: 2 S: 7	H: 0 LOB: 0 BB: 0 P: 7	R: 0 E: 0 K: 0 S: 3	H: 0 LOB: 0 BB: 0 P: 3	R: 0 E: 0 K: 0 S: 3	H: 1 LOB: 1 BB: 0 P: 3	1B: 9 2B: 0 3B: 0 HR: 0	SF: 0 SAC: 0 DP: 1 HBP: 0	WP: 0 PB: 0 SB: 1 CS: 0	PA: 38																		
PITCHER	IP	WLS	BF	H	R	ER	SO	BB	IBB	HBP	BLK	WP	HR	S	P	ERA	WHIP	PITCHER	IP	WLS	BF	H	R	ER	SO	BB	IBB	HBP	BLK	WP	HR	S	P	ERA	WHIP			
Mike Birkbeck, R ERA: 7.11 (1, 1)	5.0		22	6	1	1	3	1	0	0	0	0	0	27	31	1.80	1.400																					
John Henry Johnson, L ERA: 54.0 (6, 1)	0.1		3	0	2	2	0	2	0	0	0	0	0	1	9	54.00	6.000																					
Chris Bosio, R ERA: 3.68 (6, 1)	3.2	W	13	3	0	0	3	0	0	0	0	0	0	19	19	0.00	0.818																					

Milwaukee Brewers @ Baltimore Orioles
Memorial Stadium, Baltimore, MD
Mon Apr 13 1987, 7:05 PM EDT
Att: 12,986 - Unknown

AB 35
R 3
H 9
RBI 3
BB 3
SO 6
LOB 20



Batter	1	2	3	4	5	6	7	8	9	AB	R	H	RBI	BB	SO	LOB	TOP					
Paul Moltzer, R OBP: 0.450, SLG: 0.730 (1, 5)		4-3		K		FC5-4				5	1	2	1	0	1	2	Milwaukee Brewers @ Baltimore Orioles Memorial Stadium, Baltimore, MD Tue Apr 14 1987, 7:05 PM EDT Att: 14,049 - Unknown					
Robin Yount, R OBP: 0.385, SLG: 0.556 (1, 8)	F9						5-3	3-1		5	1	2	1	0	0	2						
Glenn Braggs, R OBP: 0.366, SLG: 0.438 (1, 9)	WP 	6-3			5-3		F9		K	5	1	1	0	0	1	1						
Greg Brock, L OBP: 0.452, SLG: 0.615 (1, 3)				F9			F9			3	1	1	1	2	0	1						
Cecil Cooper, L (1, 10)	F7			F7			F5			5	0	0	0	0	1	4						
Rob Deer, R OBP: 0.514, SLG: 0.844 Rick Manning, L (9, PR) (9, 7)				K				F9		4	1	2	2	1	1	0						
Bill Schroeder, R OBP: 0.267, SLG: 0.400 (1, 2)	K				F8					5	1	2	0	0	1	2						
Jim Gantner, L OBP: 0.321, SLG: 0.385 (1, 4)					G3					5	1	1	1	0	0	4						
Dale Sveum, S OBP: 0.485, SLG: 0.533 (1, 6)		K								4	0	3	1	0	1	0						
Inning Stats	R: 2 E: 0 K: 1 S: 8	H: 3 LOB: 2 BB: 1 P: 12	R: 2 E: 0 K: 1 S: 7	H: 2 LOB: 0 BB: 0 P: 7	R: 0 E: 0 K: 1 S: 5	H: 0 LOB: 0 BB: 0 P: 5	R: 0 E: 0 K: 1 S: 6	H: 1 LOB: 1 BB: 0 P: 6	R: 0 E: 0 K: 0 S: 4	H: 1 LOB: 1 BB: 0 P: 4	R: 1 E: 0 K: 0 S: 5	H: 2 LOB: 1 BB: 0 P: 5	R: 1 E: 0 K: 1 S: 6	H: 1 LOB: 0 BB: 0 P: 6	R: 1 E: 0 K: 0 S: 6	H: 3 LOB: 2 BB: 0 P: 6		R: 0 E: 0 K: 1 S: 6	H: 1 LOB: 3 BB: 2 P: 14	1B: 8 2B: 1 3B: 0 HR: 5	SF: 0 SAC: 0 DP: 0 HBP: 0	WP: 1 PB: 0 CS: 0
PITCHER	IP	WLS	BF	H	R	ER	SO	BB	IBB	HBP	BLK	WP	HR	S	P	ERA	WHIP					
Ken Dixon, R ERA: 6.57 (1, 1)	5.2	L	27	9	5	5	4	1	0	0	0	1	4	34	38	7.94	1.765					
Tony Arnold, R ERA: 9.0 (6, 1)	3.0		15	4	2	2	2	2	0	0	0	0	1	17	25	6.00	2.000					
Don Aase, R ERA: 2.25 (9, 1)	0.1	S	2	1	0	0	0	0	0	0	0	0	0	2	2	0.00	3.000					

Batter	1	2	3	4	5	6	7	8	9	AB	R	H	RBI	BB	SO	LOB	BOTTOM					
Alan Wiggins, S OBP: 0.231, SLG: 0.342 (1, 10)	K		B1-3	F9		6-3			5-3	5	0	0	0	0	1	3	Milwaukee Brewers @ Baltimore Orioles Memorial Stadium, Baltimore, MD Tue Apr 14 1987, 7:05 PM EDT Att: 14,049 - Unknown					
Rick Burleson, R OBP: 0.250, SLG: 0.240 (1, 4)	F8		WP 		F4		5-3		4-3	4	1	0	0	1	0	0						
Cal Ripken Jr., R OBP: 0.447, SLG: 0.697 (1, 6)	L7				FC3-6 		1-3		1-3	5	1	2	2	0	0	0						
Eddie Murray, S OBP: 0.222, SLG: 0.333 (1, 3)			WP 		FC3-6 		3-1			4	1	2	0	0	0	1						
Fred Lynn, L OBP: 0.457, SLG: 0.536 (1, 8)				WP 	F7			1-3		2	0	0	0	2	0	1						
Ray Knight, R OBP: 0.647, SLG: 0.929 (1, 5)			4-3			6-3				4	1	2	0	0	0	2						
Terry Kennedy, L OBP: 0.353, SLG: 0.355 (1, 2)		G6-4-3 		K				4-3		4	0	1	0	0	1	3						
Larry Sheets, L OBP: 0.500, SLG: 0.625 (1, 7)	4-3									3	0	2	1	1	0	1						
Jim Dwyer, L (1, 9)					F9					3	0	0	0	0	0	3						
Lee Lacy, R OBP: 0.385, SLG: 0.545 (8, PH) (9, 9)				F9	F4			F9		1	0	0	0	0	0	1						
Inning Stats	R: 0 E: 0 K: 1 S: 5	H: 0 LOB: 0 BB: 0 P: 5	R: 1 E: 0 K: 0 S: 4	H: 2 LOB: 1 BB: 1 P: 8	R: 2 E: 0 K: 0 S: 5	H: 2 LOB: 2 BB: 2 P: 13	R: 0 E: 0 K: 1 S: 5	H: 0 LOB: 1 BB: 1 P: 9	R: 0 E: 0 K: 0 S: 4	H: 1 LOB: 1 BB: 0 P: 4	R: 0 E: 0 K: 0 S: 5	H: 2 LOB: 2 BB: 0 P: 5	R: 0 E: 0 K: 0 S: 3	H: 0 LOB: 0 BB: 0 P: 3	R: 1 E: 0 K: 0 S: 5	H: 2 LOB: 1 BB: 0 P: 5	R: 0 E: 0 K: 0 S: 3	H: 0 LOB: 0 BB: 0 P: 3	1B: 6 2B: 2 3B: 0 HR: 1	SF: 0 SAC: 0 DP: 1 HBP: 0	WP: 2 PB: 0 CS: 0	PA: 39
PITCHER	IP	WLS	BF	H	R	ER	SO	BB	IBB	HBP	BLK	WP	HR	S	P	ERA	WHIP					
Mark Ciardi, R ERA: 7.0 (1, 1)	5.0	W	23	5	3	3	2	4	0	0	0	0	1	23	39	5.40	1.800					
Chuck Crim, R ERA: 9.5 (6, 1)	2.2		12	4	1	1	0	0	0	0	0	0	0	12	12	3.38	1.500					
Dan Plesac, L ERA: (8, 1)	1.1	S	4	0	0	0	0	0	0	0	0	0	0	4	4	0.00	0.000					

Batter	1	2	3	4	5	6	7	8	9	AB	R	H	RBI	BB	SO	LOB	TOP					
Paul Moltzer, R OBP: 0.444, SLG: 0.707 (1, 5)	K																4 0 1 1 1 1 2					
Robin Yount, R OBP: 0.364, SLG: 0.512 (1, 8)	F8																5 0 1 0 0 0 1					
Glenn Braggs, R OBP: 0.349, SLG: 0.486 (1, 9)	K																5 1 1 1 0 0 3 3					
Cecil Cooper, L OBP: 0.071, SLG: 0.083 (1, 10)																	5 1 1 0 0 1 0					
Dale Sveum, S OBP: 0.500, SLG: 0.647 (1, 6)																	4 2 2 1 1 1 0					
Greg Brock, L OBP: 0.457, SLG: 0.690 (1, 3)																	3 1 1 3 1 0 1					
Jim Pacione, R OBP: 0.250, SLG: 0.333 (1, 7)																	3 1 1 0 1 0 1					
Bill Schroeder, R OBP: 0.316, SLG: 0.474 (1, 2)																	4 1 2 0 0 0 1					
Jim Gantner, L OBP: 0.313, SLG: 0.345 (1, 4)																	3 0 0 0 1 0 2					
Inning Stats	R: 0 E: 0 K: 2 S: 7	H: 0 LOB: 0 BB: 0 P: 7	R: 0 E: 0 K: 0 S: 3	H: 0 LOB: 1 BB: 1 P: 7	R: 0 E: 0 K: 1 S: 6	H: 1 LOB: 2 BB: 1 P: 10	R: 1 E: 0 K: 0 S: 4	H: 1 LOB: 1 BB: 1 P: 8	R: 0 E: 0 K: 0 S: 3	H: 0 LOB: 0 BB: 0 P: 3	R: 0 E: 0 K: 2 S: 7	H: 0 LOB: 1 BB: 1 P: 11	R: 2 E: 1 K: 0 S: 6	H: 3 LOB: 1 BB: 0 P: 6	R: 3 E: 0 K: 0 S: 6	H: 4 LOB: 1 BB: 1 P: 10	R: 1 E: 0 K: 1 S: 6	H: 1 LOB: 0 BB: 0 P: 6	1B: 3 2B: 4 3B: 0 HR: 3	SF: 0 SAC: 0 DP: 1 HBP: 0	WP: 0 PB: 1 SB: 0 CS: 0	PA: 41
PITCHER	IP	WLS	BF	H	R	ER	SO	BB	IBB	HBP	BLK	WP	HR	S	P	ERA	WHIP					
Mike Flanagan, L ERA: 4.0 (1, 1)	6.1	L	28	5	3	3	5	4	0	0	0	0	1	34	50	4.26	1.421					
Dave Schmidt, R ERA: 3.46 (7, 1)	2.2		13	5	4	4	1	0	1	0	0	0	2	14	18	13.50	1.875					

Milwaukee Brewers @ Baltimore Orioles
Memorial Stadium, Baltimore, MD
Wed Apr 15 1987, 7:05 PM EDT
Att: 11,407 - Unknown

AB 36
R 7
H 10
RBI 6
BB 5
SO 6
LOB 11



Batter	1	2	3	4	5	6	7	8	9	AB	R	H	RBI	BB	SO	LOB	BOTTOM				
Ken Gerhart, R OBP: 0.379, SLG: 0.577 (1, 7)	6-3																3 0 0 0 1 1 0				
Rick Burleson, R OBP: 0.219, SLG: 0.207 (1, 4)	K																4 0 0 0 0 2 1				
Cal Ripken Jr., R OBP: 0.429, SLG: 0.639 (1, 6)	F8																3 0 0 0 1 0 0				
Eddie Murray, S OBP: 0.225, SLG: 0.306 (1, 3)																	3 0 0 0 1 0 1				
Fred Lynn, L OBP: 0.421, SLG: 0.484 (1, 8)																	3 0 0 0 0 0 1				
Ray Knight, R OBP: 0.622, SLG: 0.867 (1, 5)																	2 0 0 0 1 0 0				
Lee Lacy, R OBP: 0.375, SLG: 0.462 (1, 10)																	2 0 0 0 1 0 1				
John Shelby, S OBP: 0.100, SLG: 0.250 (1, 9)																	3 0 0 0 0 3 1				
Floyd Rayford, R (1, 2)																	3 0 0 0 0 1 1				
Inning Stats	R: 0 E: 0 K: 1 S: 5	H: 0 LOB: 0 BB: 0 P: 5	R: 0 E: 0 K: 0 S: 3	H: 0 LOB: 1 BB: 1 P: 7	R: 0 E: 0 K: 2 S: 7	H: 0 LOB: 1 BB: 1 P: 11	R: 0 E: 0 K: 0 S: 3	H: 0 LOB: 0 BB: 0 P: 3	R: 0 E: 0 K: 1 S: 5	H: 0 LOB: 0 BB: 0 P: 5	R: 0 E: 0 K: 0 S: 2	H: 0 LOB: 0 BB: 1 P: 6	R: 0 E: 0 K: 2 S: 7	H: 0 LOB: 0 BB: 0 P: 7	R: 0 E: 0 K: 0 S: 3	H: 0 LOB: 1 BB: 1 P: 7	1B: 0 2B: 0 3B: 0 HR: 0	SF: 0 SAC: 0 DP: 1 HBP: 0	WP: 0 PB: 0 SB: 0 CS: 0	PA: 31	
PITCHER	IP	WLS	BF	H	R	ER	SO	BB	IBB	HBP	BLK	WP	HR	S	P	ERA	WHIP				
Juan Nieves, L ERA: 3.77 (1, 1)	9.0	W	31	0	0	0	7	5	0	0	0	0	0	40	60	0.00	0.556				


Milwaukee Brewers @ Baltimore Orioles
Memorial Stadium, Baltimore, MD
Wed Apr 15 1987, 7:05 PM EDT
Att: 11,407 - Unknown

AB 26
R 0
H 0
RBI 0
BB 5
SO 7
LOB 6




Batter	1	2	3	4	5	6	7	8	9	AB	R	H	RBI	BB	SO	LOB	TOP					
Bob Brower, R OBP: 0.588, SLG: 0.615 (1, 9) (7, 8)										4	0	1	0	0	1	0	Texas Rangers @ Milwaukee Brewers Milwaukee County Stadium, Milwaukee, WI Fri Apr 17 1987, 8:05 PM EDT Att: 41,548 - Unknown					
Scott Fletcher, R OBP: 0.341, SLG: 0.381 (1, 6)										4	0	0	0	0	1	1						
Pete Incaviglia, R OBP: 0.361, SLG: 0.579 (1, 7)										4	0	0	0	0	2	0						
Larry Parrish, R OBP: 0.263, SLG: 0.432 (1, 10)										4	1	1	1	0	3	0						
Don Slaught, R OBP: 0.303, SLG: 0.516 (1, 2)										4	1	1	1	0	1	1						
Pete O'Brien, L OBP: 0.243, SLG: 0.324 (1, 3)										4	0	2	0	0	1	0						
Steve Buechele, R OBP: 0.353, SLG: 0.567 (1, 5)										2	0	0	0	1	0	2						
Jerry Browne, S OBP: 0.524, SLG: 0.533 (1, 4)										2	0	0	0	1	0	2						
Oddibe McDowell, L OBP: 0.371, SLG: 0.414 Ruben Sierra, S OBP: 0.184, SLG: 0.200 (7, PH) (7, 9)										2	0	0	0	0	2	2						
										1	0	0	0	0	1	2						
Inning Stats	R: 0 E: 0 K: 3 S: 9	H: 0 LOB: 0 BB: 0 P: 9	R: 1 E: 0 K: 2 S: 9	H: 2 LOB: 2 BB: 1 P: 13	R: 0 E: 0 K: 1 S: 5	H: 0 LOB: 0 BB: 0 P: 5	R: 0 E: 0 K: 1 S: 6	H: 1 LOB: 1 BB: 0 P: 6	R: 0 E: 0 K: 1 S: 5	H: 0 LOB: 0 BB: 0 P: 5	R: 0 E: 0 K: 1 S: 5	H: 0 LOB: 0 BB: 0 P: 5	R: 1 E: 1 K: 1 S: 6	H: 1 LOB: 2 BB: 1 P: 10	R: 0 E: 0 K: 0 S: 3	H: 1 LOB: 0 BB: 0 P: 3	R: 0 E: 0 K: 2 S: 7	H: 0 LOB: 0 BB: 0 P: 7	1B: 1 2B: 3 3B: 0 HR: 2	SF: 0 SAC: 0 DP: 3 HBP: 0	WP: 1 PB: 0 SB: 0 CS: 1	PA: 33
PITCHER Teddy Higuera, L ERA: 2.74 (1, 1)	IP: 9.0 WLS: W BF: 33 H: 5 R: 2 ER: 2 SO: 12 BB: 2 IBB: 0 HBP: 0 BLK: 0 WP: 1 HR: 2 S: 55 P: 63 ERA: 2.00 WHIP: 0.778															PITCHER	IP: WLS: BF: H: R: ER: SO: BB: IBB: HBP: BLK: WP: HR: S: P: ERA: WHIP:					

AB	31
R	2
H	5
RBI	2
BB	2
SO	12
LOB	10



Batter	1	2	3	4	5	6	7	8	9	AB	R	H	RBI	BB	SO	LOB	BOTTOM	
Paul Moltor, R OBP: 0.449, SLG: 0.705 Juan Castillo, S (7, PH) (8, 4)										3	2	1	1	1	1	0	Texas Rangers @ Milwaukee Brewers Milwaukee County Stadium, Milwaukee, WI Fri Apr 17 1987, 8:05 PM EDT Att: 41,548 - Unknown	
Robin Yount, R OBP: 0.367, SLG: 0.522 (1, 8)										5	2	2	2	0	2	0		
Glenn Braggs, R OBP: 0.396, SLG: 0.500 (1, 9)										3	1	2	0	2	0	1		
Rob Deer, R OBP: 0.524, SLG: 0.800 (1, 7)										3	2	1	1	2	2	2		
Cecil Cooper, L OBP: 0.105, SLG: 0.176 (1, 10)										5	1	1	2	0	0	4		
Dale Sveum, S OBP: 0.500, SLG: 0.649 (1, 6)										3	1	1	1	1	0	0		
Greg Brock, L OBP: 0.436, SLG: 0.625 (1, 3)										3	0	0	1	0	2	1		
Bill Schroeder, R OBP: 0.348, SLG: 0.478 (1, 2)										4	0	2	0	0	2	3		
Jim Gantner, L OBP: 0.306, SLG: 0.333 (8, 5)										4	1	1	2	0	1	2		
Inning Stats	R: 0 E: 0 K: 3 S: 10	H: 1 LOB: 1 BB: 0 P: 10	R: 0 E: 0 K: 1 S: 5	H: 0 LOB: 0 BB: 0 P: 5	R: 0 E: 0 K: 0 S: 2	H: 0 LOB: 1 BB: 2 P: 10	R: 0 E: 0 K: 1 S: 6	H: 1 LOB: 1 BB: 0 P: 6	R: 3 E: 0 K: 1 S: 7	H: 2 LOB: 1 BB: 2 P: 15	R: 7 E: 0 K: 2 S: 13	H: 6 LOB: 2 BB: 2 P: 22	R: 0 E: 0 K: 2 S: 8	H: 1 LOB: 1 BB: 0 P: 8	1B: 7 2B: 4 3B: 0 HR: 0	SF: 0 SAC: 0 DP: 1 HBP: 1	WP: 0 PB: 0 SB: 5 CS: 0	PA: 41
PITCHER Mike Mason, L ERA: 8.75 Mitch Williams, L ERA: 11.57 Dale Mohorcic, R ERA: 3.48 Scott Anderson, R ERA: 11.57 Greg Harris, R ERA: 4.7	IP: 5.2 WLS: L BF: 24 H: 4 R: 3 ER: 3 SO: 6 BB: 3 IBB: 0 HBP: 0 BLK: 0 WP: 0 HR: 0 S: 32 P: 48 ERA: 4.76 WHIP: 1.235															PITCHER	IP: WLS: BF: H: R: ER: SO: BB: IBB: HBP: BLK: WP: HR: S: P: ERA: WHIP:	

AB	34
R	10
H	11
RBI	10
BB	6
SO	11
LOB	15



Batter	1	2	3	4	5	6	7	8	9	AB	R	H	RBI	BB	SO	LOB	TOP										
Oddibe McDowell, L OBP: 0.295, SLG: 0.316 (1, 8)	0-0 3-1		0-0 4-3		0-0 6-3		0-3 K		0-0 F8	5	0	0	0	0	1	0											
Scott Fletcher, R OBP: 0.387, SLG: 0.404 (1, 6)	0-3 K		0-0 4-3 1B		0-0 2B 1B		0-0 E 1B			4	1	3	0	0	1	0											
Pete O'Brien, L OBP: 0.244, SLG: 0.333 (1, 3)	0-0 F8		0-0 4-3		0-0 HR 2B		0-0 E9 1B			4	1	2	1	0	0	1											
Pete Incaviglia, R OBP: 0.400, SLG: 0.696 (1, 7)		0-0 1B 1B		0-0 6-3		0-0 2H HR		0-3 K		4	2	2	2	0	1	3											
Ruben Sierra, S OBP: 0.209, SLG: 0.225 (1, 9)		0-0 1B 1B		0-0 G6-4-3 1B		0-3 K		0-0 4-3		4	0	2	0	0	1	0											
Larry Parrish, R OBP: 0.217, SLG: 0.356 (1, 10)		0-0 F3		0-0 G6-4-3 1-2		0-3 K		0-3 K		4	0	0	0	0	2	3											
Don Slaught, R OBP: 0.289, SLG: 0.472 (1, 2)		0-0 F8		0-0 1B		0-0 F2		0-3 K		4	0	1	0	0	1	2											
Steve Buechele, R OBP: 0.342, SLG: 0.529 (1, 5)		0-0 FC6-4 1-3 2H 1B		0-0 F9		0-0 5-3			0-0 F4	4	0	1	1	0	0	1											
Jerry Browne, S OBP: 0.414, SLG: 0.391 (1, 4)		0-0 FC6-4 1-2		0-0 6-3		0-0 4-3			0-0 6-3	4	0	0	0	0	0	2											
Inning Stats	R: 0 E: 0 K: 1 S: 5	H: 0 LOB: 0 BB: 0 P: 5	R: 1 E: 0 K: 0 S: 6	H: 3 LOB: 2 BB: 0 P: 6	R: 0 E: 0 K: 0 S: 4	H: 1 LOB: 1 BB: 0 P: 4	R: 0 E: 0 K: 0 S: 4	H: 2 LOB: 1 BB: 0 P: 4	R: 3 E: 0 K: 1 S: 8	H: 3 LOB: 0 BB: 0 P: 8	R: 0 E: 0 K: 1 S: 5	H: 0 LOB: 0 BB: 0 P: 5	R: 0 E: 1 K: 2 S: 9	H: 2 LOB: 2 BB: 0 P: 9	R: 0 E: 0 K: 2 S: 7	H: 0 LOB: 0 BB: 0 P: 7	R: 0 E: 0 K: 0 S: 3	H: 0 LOB: 0 BB: 0 P: 3	1B: 9 2B: 1 3B: 0 HR: 1	SF: 0 SAC: 0 DP: 1 HBP: 0	WP: 0 PB: 0 SB: 0 CS: 0	PA: 37					
PITCHER	IP	WLS	BF	H	R	ER	SO	BB	IBB	HBP	BLK	WP	HR	S	P	ERA	WHIP										
Mike Birkbeck, R ERA: 6.23 (1, 1)	6.2		29	10	4	4	4	0	0	0	0	0	1	37	37	5.40	1.500										
Paul Mirabella, L ERA: (7, 1)	0.0		1	1	0	0	0	0	0	0	0	0	0	1	1	∞	∞										
Chris Bosio, R ERA: 3.12 (7, 1)	1.1		4	0	0	0	3	0	0	0	0	0	0	10	10	0.00	0.000										
Mark Clear, R ERA: 7.2 (9, 1)	1.0	W	3	0	0	0	0	0	0	0	0	0	0	3	3	0.00	0.000										

Texas Rangers @ Milwaukee Brewers
Milwaukee County Stadium, Milwaukee, WI
Sun Apr 19 1987, 4:33 AM EDT
Att: 29,357 - Unknown

AB 37
R 4
H 11
RBI 4
BB 0
SO 7
LOB 12



Batter	1	2	3	4	5	6	7	8	9	AB	R	H	RBI	BB	SO	LOB	BOTTOM										
Paul Molitor, R OBP: 0.439, SLG: 0.640 (1, 5)	0-0 5-3		0-3 K			0-0 5-3		0-3 K		4	0	0	0	0	2	1											
Robin Yount, R OBP: 0.357, SLG: 0.491 (1, 8)	0-0 F4			0-0 4-3		0-0 1B 1B		0-3 K		4	0	1	0	0	1	0											
Glenn Braggs, R OBP: 0.375, SLG: 0.478 (1, 9)	0-3 K			0-0 F8		0-0 F9			4-0 1B HR BB	3	1	0	0	1	1	1											
Greg Brock, L OBP: 0.447, SLG: 0.590 (1, 3)		0-0 FC4 1B		0-0 F8		0-0 1B 1B			0-0 HR BB	4	0	3	0	0	0	0											
Rick Manning, L (9, PR)									1-2 HR 1B	0	1	0	0	0	0	0											
Cecil Cooper, L OBP: 0.074, SLG: 0.120 (1, 10)		0-0 FC4 CS 1-2			0-0 4-3	0-0 F9			0-0 F8	4	0	0	0	0	0	5											
Rob Deer, R OBP: 0.520, SLG: 0.952 (1, 7)		0-3 K			0-0 HR		0-0 F8		0-0 HR 1-3 2H	4	2	2	4	0	1	1											
B.J. Surhoff, L OBP: 0.433, SLG: 0.520 (1, 2)		0-0 CS 1-2	0-0 4-3		0-0 4-3		0-0 G4-6-3 1B		0-3 K	4	0	1	0	0	1	1											
Jim Gantner, L OBP: 0.326, SLG: 0.342 (1, 4)			0-0 4-3 2B		4-0 FC4 BB		0-0 G4-6-3 1-2		4-0 HR BB	2	1	1	0	2	0	1											
Dale Sveum, S OBP: 0.469, SLG: 0.651 (1, 6)			0-0 4-3 2-3		0-0 FC4 1-2			0-3 K	0-0 HR	4	1	1	2	0	1	2											
Inning Stats	R: 0 E: 0 K: 1 S: 5	H: 0 LOB: 0 BB: 0 P: 5	R: 0 E: 0 K: 1 S: 5	H: 1 LOB: 0 BB: 0 P: 5	R: 0 E: 0 K: 0 S: 3	H: 0 LOB: 0 BB: 0 P: 3	R: 1 E: 0 K: 0 S: 4	H: 1 LOB: 1 BB: 1 P: 8	R: 0 E: 0 K: 0 S: 5	H: 2 LOB: 2 BB: 0 P: 5	R: 0 E: 0 K: 0 S: 3	H: 1 LOB: 0 BB: 0 P: 3	R: 0 E: 0 K: 3 S: 9	H: 0 LOB: 0 BB: 0 P: 9	R: 5 E: 0 K: 1 S: 7	H: 3 LOB: 1 BB: 2 P: 15	1B: 5 2B: 1 3B: 0 HR: 3	SF: 0 SAC: 0 DP: 1 HBP: 0	WP: 0 PB: 0 SB: 0 CS: 1	PA: 37							
PITCHER	IP	WLS	BF	H	R	ER	SO	BB	IBB	HBP	BLK	WP	HR	S	P	ERA	WHIP										
Jose Guzman, R ERA: 10.0 (1, 1)	5.2		22	5	1	1	3	1	0	0	0	0	0	15	19	6.75	1.059										
Mitch Williams, L ERA: 8.44 (6, 1)	2.2		10	2	2	2	3	1	0	0	0	0	0	15	19	6.75	1.125										
Greg Harris, R ERA: 7.27 (9, 1)	0.1	L	4	2	3	3	1	1	0	0	0	0	2	5	9	81.00	9.000										


Texas Rangers @ Milwaukee Brewers
Milwaukee County Stadium, Milwaukee, WI
Sun Apr 19 1987, 4:33 AM EDT
Att: 29,357 - Unknown


AB 33
R 6
H 9
RBI 6
BB 3
SO 7
LOB 12



Batter	1	2	3	4	5	6	7	8	9	AB	R	H	RBI	BB	SO	LOB	TOP											
Paul Moltzer, R OBP: 0.443, SLG: 0.667										4	2	2	1	0	0	1	Milwaukee Brewers @ Chicago White Sox Comiskey Park, Chicago, IL Mon Apr 20 1987, 8:05 PM EDT Att: 24,019 - Unknown livebaseballscorecards.com											
Robin Yount, R OBP: 0.367, SLG: 0.482										3	0	1	1	1	1	0												
Glenn Braggs, R OBP: 0.385, SLG: 0.460 Rick Manning, L OBP: 0.397, SLG: 0.482										4	0	1	0	0	1	3												
Greg Brock, L OBP: 0.451, SLG: 0.651										4	1	2	2	0	0	0												
Cecil Cooper, L OBP: 0.065, SLG: 0.103										4	0	0	0	0	0	2												
Rob Deer, R OBP: 0.481, SLG: 0.870										4	0	0	0	0	3	2												
Bill Schroeder, R OBP: 0.385, SLG: 0.520 B.J. Surhoff, L OBP: 0.419, SLG: 0.500										2	1	1	0	1	0	0												
Jim Gantner, L OBP: 0.298, SLG: 0.310										4	0	0	0	0	1	2												
Dale Sveum, S OBP: 0.453, SLG: 0.638										4	0	1	1	0	1	2												
Inning Stats	R: 2 E: 0 K: 0 S: 4	H: 2 LOB: 0 BB: 1 P: 8	R: 1 E: 0 K: 2 S: 9	H: 2 LOB: 1 BB: 0 P: 9	R: 0 E: 0 K: 1 S: 7	H: 2 LOB: 2 BB: 0 P: 7	R: 0 E: 0 K: 1 S: 5	H: 0 LOB: 0 BB: 0 P: 5	R: 0 E: 0 K: 1 S: 5	H: 0 LOB: 0 BB: 0 P: 5	R: 2 E: 0 K: 0 S: 5	H: 2 LOB: 1 BB: 1 P: 9	R: 0 E: 0 K: 0 S: 3	H: 0 LOB: 0 BB: 0 P: 3	R: 0 E: 0 K: 0 S: 3	H: 0 LOB: 0 BB: 0 P: 3		1B: 3 2B: 4 3B: 0 HR: 1	SF: 0 SAC: 0 DP: 1 HBP: 0	WP: 0 PB: 0 CS: 0	PA: 36							
PITCHER	IP	WLS	BF	H	R	ER	SO	BB	IBB	HBP	BLK	WP	HR	S	P	ERA	WHIP											
Jose DeLeon, R ERA: 2.14	(1, 1)	6.2	L	28	7	5	5	7	2	0	0	0	0	1	40	48	6.75	1.350										
Bobby Thigpen, R ERA: 2.57	(7, 1)	2.1		8	1	0	0	0	0	0	0	0	0	0	8	8	0.00	0.429										
Bobby Thigpen, R ERA: 2.57	(9, 1)	2.1		8	1	0	0	0	0	0	0	0	0	8	8	0.00	0.429											

Batter	1	2	3	4	5	6	7	8	9	AB	R	H	RBI	BB	SO	LOB	BOTTOM										
Gary Redus, R OBP: 0.397, SLG: 0.326										4	1	2	1	1	0	1	Milwaukee Brewers @ Chicago White Sox Comiskey Park, Chicago, IL Mon Apr 20 1987, 8:05 PM EDT Att: 24,019 - Unknown livebaseballscorecards.com										
Jerry Royster, R OBP: 0.167, SLG: 0.091										4	0	1	0	0	0	5											
Ivan Calderon, R OBP: 0.277, SLG: 0.356										5	1	1	0	0	1	5											
Carlton Fisk, R OBP: 0.375, SLG: 0.441										5	0	1	1	0	0	2											
Greg Walker, L OBP: 0.145, SLG: 0.212										5	0	0	1	0	1	2											
Tim Lincecum, R OBP: 0.327, SLG: 0.542										4	0	1	0	0	1	0											
Fred Manrique, R OBP: 0.500, SLG: 0.571										3	1	2	0	1	0	0											
Ozzie Guillen, L OBP: 0.362, SLG: 0.349										3	1	1	0	0	0	2											
Ron Karkovics, R OBP: 0.185, SLG: 0.083 Jerry Hairston, S OBP: 0.143, SLG: 0.143 Bobby Thigpen, R OBP: 0.397, SLG: 0.482										3	0	0	0	0	2	5											
										1	0	1	0	0	0	0											
										0	0	0	0	0	0	0											
Inning Stats	R: 1 E: 0 K: 0 S: 5	H: 2 LOB: 1 BB: 0 P: 5	R: 2 E: 1 K: 0 S: 7	H: 3 LOB: 2 BB: 0 P: 7	R: 0 E: 0 K: 1 S: 5	H: 0 LOB: 0 BB: 0 P: 5	R: 0 E: 0 K: 1 S: 6	H: 1 LOB: 2 BB: 1 P: 10	R: 1 E: 1 K: 1 S: 8	H: 2 LOB: 3 BB: 1 P: 12	R: 0 E: 0 K: 0 S: 2	H: 0 LOB: 0 BB: 0 P: 3	R: 0 E: 0 K: 0 S: 3	H: 0 LOB: 0 BB: 0 P: 3	R: 0 E: 0 K: 0 S: 4	H: 1 LOB: 1 BB: 0 P: 4	R: 0 E: 0 K: 2 S: 8	H: 1 LOB: 1 BB: 0 P: 8	1B: 7 2B: 3 3B: 0 HR: 0	SF: 0 SAC: 1 DP: 1 HBP: 1	WP: 0 PB: 0 CS: 0	PA: 41					
PITCHER	IP	WLS	BF	H	R	ER	SO	BB	IBB	HBP	BLK	WP	HR	S	P	ERA	WHIP										
Juan Nieves, L ERA: 4.26	(1, 1)	4.2		26	8	4	3	2	1	0	0	0	0	28	36	5.79	1.929										
Chuck Crim, R ERA: 0.98	(5, 1)	3.1	W	11	1	0	0	1	0	0	1	0	0	12	13	0.00	0.300										
Dan Plesac, L ERA:	(9, 1)	1.0	S	4	1	0	0	2	0	0	0	0	0	8	8	0.00	1.000										

Batter	1	2	3	4	5	6	7	8	9	AB	R	H	RBI	BB	SO	LOB	TOP					
Paul Moltzer, R OBP: 0.446, SLG: 0.655 (1, 5)	6-3			L9		G6-4-3 1-2 1B		BB 1B		4	0	2	1	0	0	0	Milwaukee Brewers @ Chicago White Sox Comiskey Park, Chicago, IL Tue Apr 21 1987, 8:05 PM EDT Att: 17,023 - Unknown livebaseballscorecards.com					
Robin Yount, R OBP: 0.375, SLG: 0.475 (1, 8)	G6-4-3 1B			F9		G6-4-3 1-2		BB 1B		3	0	1	0	1	0	2						
Glenn Braggs, R OBP: 0.359, SLG: 0.444 (1, 9)	G6-4-3 1-2			1B				6-3	4-3	4	0	1	0	0	0	3						
Greg Brock, L OBP: 0.436, SLG: 0.609 (1, 3)		6-3		F8				BB	6-3	3	0	0	0	1	0	1						
Cecil Cooper, L OBP: 0.057, SLG: 0.091 (1, 10)		L6			6-3			BB	F7	4	0	0	0	0	1	1						
Rob Deer, R OBP: 0.483, SLG: 0.880 Rick Manning, L (9, PR)		F7			G4-6-3 1B			BB	K	4	0	2	0	0	1	1						
B.J. Surhoff, L OBP: 0.371, SLG: 0.433 (1, 2)			F3		G4-6-3 1-2			BB	4-3	4	0	0	0	0	1	2						
Jim Gantner, L OBP: 0.320, SLG: 0.341 (1, 4)			F8			4-0 1B BB		BB	1B 2B	2	1	1	0	1	0	0						
Dale Sveum, S OBP: 0.429, SLG: 0.600 (1, 6)			K			0-3 K		BB	5-3	3	0	0	0	0	2	2						
Inning Stats	R: 0 E: 0 K: 0 S: 3	H: 1 LOB: 0 BB: 0 P: 3	R: 0 E: 0 K: 0 S: 3	H: 0 LOB: 0 BB: 0 P: 3	R: 0 E: 0 K: 1 S: 5	H: 0 LOB: 0 BB: 0 P: 5	R: 0 E: 0 K: 0 S: 4	H: 1 LOB: 1 BB: 0 P: 4	R: 0 E: 0 K: 0 S: 3	H: 1 LOB: 0 BB: 0 P: 3	R: 0 E: 0 K: 1 S: 5	H: 1 LOB: 1 BB: 1 P: 9	R: 0 E: 0 K: 2 S: 7	H: 0 LOB: 1 BB: 1 P: 11	R: 1 E: 0 K: 0 S: 5	H: 2 LOB: 2 BB: 1 P: 9	R: 0 E: 0 K: 1 S: 6	H: 1 LOB: 1 BB: 0 P: 6	1B: 5 2B: 1 3B: 1 HR: 0	SF: 0 SAC: 0 DP: 3 HBP: 0	WP: 0 PB: 0 CS: 0	PA: 34
PITCHER	IP WLS BF H R ER SO BB IBB HBP BLK WP HR S P ERA WHIP	5.1 W 19 4 0 0 2 1 0 0 0 0 0 22 26 0.00 0.938	3.2 S 15 3 1 1 3 2 0 0 0 0 0 19 27 2.46 1.364											PITCHER	IP WLS BF H R ER SO BB IBB HBP BLK WP HR S P ERA WHIP							
Joel Davis, R ERA: 2.16 Jim Winn, R ERA: 6.0																						

Batter	1	2	3	4	5	6	7	8	9	AB	R	H	RBI	BB	SO	LOB	BOTTOM			
Gary Redus, R OBP: 0.381, SLG: 0.314 (1, 7)	K			6-3		L5		K		5	0	1	2	0	2	2	Milwaukee Brewers @ Chicago White Sox Comiskey Park, Chicago, IL Tue Apr 21 1987, 8:05 PM EDT Att: 17,023 - Unknown livebaseballscorecards.com			
Donnie Hill, S OBP: 0.302, SLG: 0.447 (1, 4)	HR	G3		F9		4-0 HR BB		1-3		4	2	1	1	1	0	2				
Greg Walker, L OBP: 0.167, SLG: 0.268 (1, 3)	F7		4-3		4-0 BB		2-H HR	K		4	1	1	2	1	1	1				
Ron Hassey, L OBP: 0.314, SLG: 0.276 Steve Lyons, L (7, PR)	E5		1B SF8 BB	3-1				1B		3	1	1	0	1	0	2				
Carlton Fisk, R OBP: 0.364, SLG: 0.421 (1, 2)	K		SF8 1B		1-4-3			K		4	0	1	0	0	2	2				
Ivan Calderon, R OBP: 0.314, SLG: 0.388 (1, 9)		S 1B	1-2 2-3 1B		6-3		1-2 1B			4	1	3	0	0	0	0				
Daryl Boston, L OBP: 0.237, SLG: 0.265 (1, 8)		K	SF8		4-3			K		3	0	0	1	0	2	3				
Tim Hulett, R OBP: 0.321, SLG: 0.519 (1, 5)		2B 1B	L4			F8	6-3			4	1	1	1	0	0	4				
Ozzie Guillen, L OBP: 0.392, SLG: 0.435 (1, 6)		1B 2B				F8		3B		3	1	2	0	1	0	0				
Inning Stats	R: 1 E: 1 K: 2 S: 9	H: 1 LOB: 1 BB: 0 P: 9	R: 3 E: 0 K: 1 S: 8	H: 4 LOB: 0 BB: 0 P: 8	R: 1 E: 0 K: 0 S: 5	H: 2 LOB: 2 BB: 1 P: 9	R: 0 E: 0 K: 0 S: 3	H: 0 LOB: 0 BB: 2 P: 11	R: 0 E: 0 K: 0 S: 3	H: 0 LOB: 0 BB: 0 P: 3	R: 2 E: 0 K: 2 S: 10	H: 3 LOB: 2 BB: 1 P: 14	R: 0 E: 0 K: 2 S: 8	H: 1 LOB: 1 BB: 0 P: 8	1B: 7 2B: 1 3B: 1 HR: 2	SF: 1 SAC: 0 DP: 0 HBP: 0	WP: 1 PB: 0 SB: 1 CS: 0	PA: 39		
PITCHER	IP WLS BF H R ER SO BB IBB HBP BLK WP HR S P ERA WHIP	2.1 L 15 0 0 0 0 2 0 0 0 0 0 11 19 0.00 0.545	3.0 S 13 0 0 0 0 1 0 0 0 1 1 10 14 18.00 4.000	1.0 L 4 1 0 0 2 0 0 0 0 0 8 8 0.00 1.000											PITCHER	IP WLS BF H R ER SO BB IBB HBP BLK WP HR S P ERA WHIP				
Mark Ciardi, R ERA: 9.53 Paul Mirabella, L ERA: 4.66 Chris Bosio, R ERA: 4.66 Mark Clear, R ERA: 6.0																				

Batter	1	2	3	4	5	6	7	8	9	AB	R	H	RBI	BB	SO	LOB	TOP			
Alan Wiggins, S OBP: 0.367, SLG: 0.411 (1, 10)										3	1	2	1	0	1	0	Baltimore Orioles @ Milwaukee Brewers Milwaukee County Stadium, Milwaukee, WI Fri Apr 24 1987, 8:05 PM EDT Att: 23,400 - Unknown			
Rick Burleson, R OBP: 0.306, SLG: 0.236 (1, 4)										4	0	1	1	0	0	2				
Cal Ripken Jr., R OBP: 0.418, SLG: 0.621 (1, 6)										2	0	0	1	1	0	0				
Eddie Murray, S OBP: 0.273, SLG: 0.284 (1, 3)										4	0	0	0	0	2	3				
Fred Lynn, L OBP: 0.329, SLG: 0.300 John Shelby, S OBP: 0.192, SLG: 0.280 (1, 8) (4, 8)										2	0	0	0	0	1	2				
Ray Knight, R OBP: 0.471, SLG: 0.559 (1, 5)										4	0	0	0	0	0	1				
Terry Kennedy, L OBP: 0.328, SLG: 0.407 (1, 2)										4	1	1	0	0	1	0				
Nelson Simmons, S OBP: 0.263, SLG: 0.412 (1, 9)										3	1	0	0	1	0	0				
Ken Gerhart, R OBP: 0.365, SLG: 0.567 (1, 7)										4	1	2	1	0	1	0				
Inning Stats	R: 0 E: 0 K: 0 S: 4	H: 1 LOB: 2 BB: 1 P: 8	R: 4 E: 0 K: 0 S: 7	H: 4 LOB: 1 BB: 1 P: 11	R: 0 E: 0 K: 1 S: 5	H: 0 LOB: 0 BB: 0 P: 5	R: 0 E: 0 K: 1 S: 5	H: 0 LOB: 0 BB: 0 P: 5	R: 0 E: 0 K: 0 S: 3	H: 0 LOB: 0 BB: 0 P: 3	R: 0 E: 0 K: 0 S: 4	H: 1 LOB: 1 BB: 0 P: 4	R: 0 E: 0 K: 1 S: 6	H: 1 LOB: 1 BB: 0 P: 6	R: 0 E: 0 K: 2 S: 7	H: 0 LOB: 0 BB: 0 P: 7	1B: 7 2B: 0 3B: 0 HR: 0	SF: 1 SAC: 1 DP: 0 HBP: 0	WP: 0 PB: 0 SB: 1 CS: 0	PA: 36
PITCHER Teddy Higuera, L ERA: 3.09 (1, 1)	IP: 9.0 WLS: W BF: 36 H: 7 R: 4 ER: 4 SO: 6 BB: 2 IBB: 0 HBP: 0 BLK: 0 WP: 0 HR: 0 S: 46 P: 54 ERA: 4.00 WHIP: 1.000															PITCHER				

Batter	1	2	3	4	5	6	7	8	9	AB	R	H	RBI	BB	SO	LOB	BOTTOM	
Paul Molitor, R OBP: 0.443, SLG: 0.635 (1, 5)										5	1	2	0	0	0	1	Baltimore Orioles @ Milwaukee Brewers Milwaukee County Stadium, Milwaukee, WI Fri Apr 24 1987, 8:05 PM EDT Att: 23,400 - Unknown	
Robin Yount, R OBP: 0.368, SLG: 0.452 (1, 8)										3	0	0	0	1	0	2		
Glenn Braggs, R OBP: 0.382, SLG: 0.441 Billy Jo Robidoux, L OBP: 0.345, SLG: 0.269 (1, 9) (9, 3)										5	1	2	1	0	0	2		
Rob Deer, R OBP: 0.500, SLG: 0.925 (1, 7)										3	1	2	2	1	0	0		
Cecil Cooper, L OBP: 0.103, SLG: 0.135 (1, 10)										4	0	2	0	0	0	1		
Dale Sveum, S OBP: 0.417, SLG: 0.574 (1, 6)										4	0	1	0	0	1	3		
Greg Brock, L OBP: 0.311, SLG: 0.612 Rick Manning, L OBP: 0.311, SLG: 0.612 (1, 3) (8, PR) (9, 9)										3	1	1	0	0	0	0		
Bill Schroeder, R OBP: 0.400, SLG: 0.621 (1, 2)										4	2	2	2	0	0	2		
Jim Gantner, L OBP: 0.315, SLG: 0.354 (1, 4)										4	0	1	1	0	0	2		
Inning Stats	R: 2 E: 0 K: 1 S: 8	H: 3 LOB: 1 BB: 0 P: 8	R: 0 E: 0 K: 0 S: 5	H: 2 LOB: 2 BB: 0 P: 5	R: 0 E: 0 K: 0 S: 3	H: 0 LOB: 0 BB: 0 P: 3	R: 2 E: 1 K: 0 S: 5	H: 1 LOB: 0 BB: 0 P: 5	R: 0 E: 0 K: 0 S: 4	H: 1 LOB: 1 BB: 0 P: 4	R: 0 E: 0 K: 0 S: 4	H: 1 LOB: 2 BB: 1 P: 9	R: 1 E: 0 K: 0 S: 5	H: 2 LOB: 2 BB: 1 P: 9	1B: 9 2B: 2 3B: 0 HR: 2	SF: 0 SAC: 2 DP: 0 HBP: 0	WP: 0 PB: 0 SB: 0 CS: 0	PA: 39
PITCHER Scott McGregor, L ERA: 4.74 Mark Williamson, R ERA: 6.59 Tony Arnold, R ERA: 6.17 (1, 1) (7, 1) (8, 1)	IP: 6.1 WLS: L BF: 30 H: 10 R: 5 ER: 4 SO: 1 BB: 0 IBB: 0 HBP: 0 BLK: 1 WP: 0 HR: 2 S: 32 P: 32 ERA: 5.68 WHIP: 1.579															PITCHER		

Batter	1	2	3	4	5	6	7	8	9	AB	R	H	RBI	BB	SO	LOB	TOP				
Alan Wiggins, S OBP: 0.359, SLG: 0.400 (1, 10)	3-1		FC6-4					E6		4	0	1	0	0	0	1	Baltimore Orioles @ Milwaukee Brewers Milwaukee County Stadium, Milwaukee, WI Sat Apr 25 1987, 4:33 AM EDT Att: 26,366 - Unknown livebaseballscorecards.com				
Rick Burleson, R OBP: 0.304, SLG: 0.224 (1, 4)	4-3			FC4-6 1B 2B BB	F8			K		3	1	0	0	1	1	3					
Cal Ripken Jr., R OBP: 0.410, SLG: 0.600 (1, 6)	5-3			FC4-6 1B	K			G6-4-3		4	0	1	0	0	1	3					
Eddie Murray, S OBP: 0.259, SLG: 0.268 (1, 3)		4-3		FC4-6 2B FC5-6				G3		4	1	0	0	0	1	2					
Fred Lynn, L OBP: 0.325, SLG: 0.313 (1, 8)		K		FC5-6 1-3 3-H 2B				G3		4	0	1	1	0	1	0					
Ray Knight, R OBP: 0.446, SLG: 0.524 (1, 5)		6-3		K				4-3		4	0	0	0	0	1	2					
Terry Kennedy, L OBP: 0.313, SLG: 0.387 (1, 2)			F9	FC5-6				F6		3	0	0	1	0	0	1					
Larry Sheets, L OBP: 0.467, SLG: 0.440 (1, 9)				FC6-4 BB				G5-4-3 1B		2	0	2	0	1	0	0					
Ken Gerhart, R OBP: 0.348, SLG: 0.540 (1, 7)			F9		F7			G5-4-3		3	0	0	0	0	0	3					
Inning Stats	R: 0 E: 0 K: 0 S: 3	H: 0 LOB: 0 BB: 0 P: 3	R: 0 E: 0 K: 1 S: 5	H: 0 LOB: 0 BB: 0 P: 5	R: 0 E: 0 K: 0 S: 3	H: 0 LOB: 1 BB: 1 P: 7	R: 2 E: 0 K: 1 S: 7	H: 2 LOB: 2 BB: 0 P: 11	R: 0 E: 0 K: 0 S: 3	H: 2 LOB: 0 BB: 0 P: 7	R: 0 E: 0 K: 0 S: 3	H: 1 LOB: 0 BB: 0 P: 3	R: 0 E: 1 K: 1 S: 5	H: 0 LOB: 0 BB: 0 P: 5	R: 0 E: 0 K: 1 S: 5	H: 0 LOB: 0 BB: 0 P: 5	1B: 4 2B: 1 3B: 0 HR: 0	SF: 0 SAC: 0 DP: 2 HBP: 0	WP: 0 PB: 0 SB: 0 CS: 0	PA: 33	
PITCHER	IP	WLS	BF	H	R	ER	SO	BB	IBB	HBP	BLK	WP	HR	S	P	ERA	WHIP				
Bill Wegman, R ERA: 3.04 (1, 1)	7.0	W	27	5	2	2	3	2	0	0	0	0	0	31	39	2.57	1.000				
Chris Bosio, R ERA: 4.22 (8, 1)	1.0		3	0	0	0	1	0	0	0	0	0	0	5	5	0.00	0.000				
Mark Clear, R ERA: 5.14 (9, 1)	1.0		3	0	0	0	1	0	0	0	0	0	0	5	5	0.00	0.000				

Batter	1	2	3	4	5	6	7	8	9	AB	R	H	RBI	BB	SO	LOB	BOTTOM				
Paul Molitor, R OBP: 0.459, SLG: 0.657 (1, 5)	S 1B		6-3					G3		4	3	3	0	0	0	1	Baltimore Orioles @ Milwaukee Brewers Milwaukee County Stadium, Milwaukee, WI Sat Apr 25 1987, 4:33 AM EDT Att: 26,366 - Unknown livebaseballscorecards.com				
Jim Paciorek, R OBP: 0.333, SLG: 0.333 (8, 3)	1B	1-3 1B				1B 2B		BB		0	0	0	0	1	0	0					
Robin Yount, R OBP: 0.375, SLG: 0.455 (1, 8)				6-3				G3		4	1	2	2	0	1	1					
Rick Manning, L (8, 8)	1-H 1B	1-2 1B				K		G3		1	0	0	0	0	0	2					
Glenn Braggs, R OBP: 0.376, SLG: 0.453 (1, 9)	K	1-2 2-H 1B				S 1B		6-3		5	0	3	2	0	1	3					
Greg Brock, L OBP: 0.419, SLG: 0.585 (1, 3)			F4		F9			6-3		4	0	1	1	0	0	4					
Juan Castillo, S (8, 4)	2-H 1B			FC6-4 1B	1-2 1B			6-3		0	0	0	0	0	0	0					
Rob Deer, R OBP: 0.470, SLG: 0.860 (1, 7)	FC6-4 BB 1-2 HR		K		K			K		4	1	0	0	0	3	4					
Billy Jo Robidoux, L OBP: 0.333, SLG: 0.241 (1, 10)	4-0 1-2 HR BB		K					F8		3	1	0	0	1	2	2					
B.J. Surhoff, L OBP: 0.359, SLG: 0.500 (1, 2)	1-H 2-H HR				G3			F8		4	1	1	3	0	0	0					
Dale Sveum, S OBP: 0.391, SLG: 0.534 (1, 6)		K						K		4	0	0	0	0	3	0					
Jim Gantner, L OBP: 0.345, SLG: 0.392 (1, 4) (8, 5)								L6		3	1	2	0	1	0	0					
Inning Stats	R: 5 E: 0 K: 2 S: 11	H: 4 LOB: 1 BB: 1 P: 15	R: 2 E: 0 K: 2 S: 11	H: 4 LOB: 2 BB: 0 P: 11	R: 0 E: 0 K: 1 S: 5	H: 0 LOB: 1 BB: 1 P: 9	R: 0 E: 0 K: 1 S: 6	H: 1 LOB: 1 BB: 0 P: 6	R: 0 E: 0 K: 2 S: 7	H: 0 LOB: 0 BB: 0 P: 7	R: 1 E: 0 K: 1 S: 7	H: 2 LOB: 1 BB: 0 P: 7	R: 0 E: 0 K: 1 S: 5	H: 0 LOB: 2 BB: 1 P: 8	R: 0 E: 0 K: 0 S: 4	H: 1 LOB: 2 BB: 1 P: 8	1B: 9 2B: 2 3B: 0 HR: 1	SF: 0 SAC: 0 DP: 0 HBP: 0	WP: 0 PB: 0 SB: 3 CS: 0	PA: 39	
PITCHER	IP	WLS	BF	H	R	ER	SO	BB	IBB	HBP	BLK	WP	HR	S	P	ERA	WHIP				
Ken Dixon, R ERA: 8.53 (1, 1)	1.0	L	10	6	7	7	2	1	0	0	0	0	0	20	24	0.00	1.333				
Tony Arnold, R ERA: 4.91 (5, 1)	3.2		15	3	1	1	4	1	0	0	0	0	0	22	26	2.46	1.091				
Mark Williamson, R ERA: 6.43 (8, 1)	0.1		1	0	0	0	0	0	0	0	0	0	0	1	1	0.00	0.000				

Batter	1	2	3	4	5	6	7	8	9	AB	R	H	RBI	BB	SO	LOB	TOP								
Ken Gerhart, R OBP: 0.338, SLG: 0.515 (1, 7)										5	0	1	0	0	2	3	Baltimore Orioles @ Milwaukee Brewers Milwaukee County Stadium, Milwaukee, WI Sun Apr 26 1987, 4:33 AM EDT Att: 38,523 - Unknown								
Alan Wiggins, S OBP: 0.377, SLG: 0.406 (1, 4)										4	1	2	0	1	0	2									
Cal Ripken Jr., R OBP: 0.420, SLG: 0.608 (1, 6)										4	1	2	1	1	0	3									
Eddie Murray, S OBP: 0.247, SLG: 0.257 (1, 3)										3	0	0	1	0	0	3									
Fred Lynn, L OBP: 0.309, SLG: 0.294 (1, 8)										4	0	0	0	0	1	2									
Ray Knight, R OBP: 0.436, SLG: 0.507 (1, 5)										4	0	1	1	0	0	1									
Terry Kennedy, L OBP: 0.310, SLG: 0.379 (1, 2)										4	0	1	0	0	0	0									
Larry Sheets, L OBP: 0.424, SLG: 0.393 (1, 9)										3	0	0	0	0	1	2									
Nelson Simmons, S OBP: 0.250, SLG: 0.389 (9, PH)										1	0	0	0	0	1	0									
Jim Dwyer, L OBP: 0.400, SLG: 0.333 (1, 10)										3	1	2	0	0	0	0									
Floyd Rayford, R OBP: 0.125, SLG: 0.500 (9, PH)										1	0	0	0	0	0	0									
Inning Stats	R: 0 E: 0 K: 0 S: 4	H: 1 LOB: 1 BB: 0 P: 4	R: 0 E: 0 K: 0 S: 3	H: 0 LOB: 0 BB: 0 P: 3	R: 0 E: 0 K: 1 S: 6	H: 1 LOB: 1 BB: 0 P: 6	R: 0 E: 0 K: 0 S: 3	H: 0 LOB: 1 BB: 1 P: 7	R: 0 E: 0 K: 1 S: 6	H: 1 LOB: 1 BB: 0 P: 6	R: 2 E: 0 K: 1 S: 8	H: 3 LOB: 2 BB: 1 P: 12	R: 1 E: 0 K: 0 S: 5	H: 2 LOB: 1 BB: 0 P: 5	R: 0 E: 0 K: 0 S: 3	H: 0 LOB: 0 BB: 0 P: 3	R: 0 E: 1 K: 2 S: 9	H: 1 LOB: 2 BB: 0 P: 9	1B: 7 2B: 2 3B: 0 HR: 0	SF: 1 SAC: 0 DP: 0 HBP: 0	WP: 0 PB: 0 SB: 1 CS: 0	PA: 39			
PITCHER	IP	WLS	BF	H	R	ER	SO	BB	IBB	HBP	BLK	WP	HR	S	P	ERA	WHIP								
Mike Birkbeck, R ERA: 5.3 (1, 1)	5.2	W	24	5	2	2	3	2	0	0	0	0	0	28	36	3.18	1.235								
Chuck Cmm, R ERA: 1.17 (6, 1)	2.0		9	3	1	1	0	0	0	0	0	0	0	9	9	4.50	1.500								
Dan Plesac, L ERA: (8, 1)	1.1	S	6	1	0	0	2	0	0	0	0	0	0	10	10	0.00	0.750								

Batter	1	2	3	4	5	6	7	8	9	AB	R	H	RBI	BB	SO	LOB	BOTTOM								
Paul Molitor, R OBP: 0.436, SLG: 0.620 (1, 5)										4	0	0	0	0	0	3	Baltimore Orioles @ Milwaukee Brewers Milwaukee County Stadium, Milwaukee, WI Sun Apr 26 1987, 4:33 AM EDT Att: 38,523 - Unknown								
Robin Yount, R OBP: 0.368, SLG: 0.471 (1, 8)										4	0	1	2	0	0	0									
Glenn Braggs, R OBP: 0.359, SLG: 0.426 (1, 9)										4	0	0	0	0	1	1									
Rick Manning, L OBP: (9, 9)										0	0	0	0	0	0	0									
Rob Deer, R OBP: 0.471, SLG: 0.867 (1, 7)										3	1	1	0	1	0	0									
Cecil Cooper, L OBP: 0.095, SLG: 0.125 (1, 10)										3	0	0	1	0	0	1									
Dale Sveum, S OBP: 0.373, SLG: 0.508 (1, 6)										3	0	0	0	0	0	0									
Bill Schroeder, R OBP: 0.394, SLG: 0.594 (1, 2)										3	0	1	0	0	1	0									
Jim Pacionek, R OBP: 0.417, SLG: 0.375 (1, 3)										2	2	1	0	1	0	1									
Greg Brock, L OBP: 0.419, SLG: 0.585 (8, 3)										0	0	0	0	0	0	0									
Juan Castillo, S OBP: 0.333, SLG: 0.625 (1, 4)										3	2	2	2	0	0	1									
Inning Stats	R: 0 E: 0 K: 0 S: 3	H: 0 LOB: 0 BB: 1 P: 3	R: 0 E: 0 K: 0 S: 2	H: 0 LOB: 0 BB: 1 P: 6	R: 2 E: 0 K: 0 S: 6	H: 3 LOB: 1 BB: 0 P: 6	R: 1 E: 0 K: 1 S: 6	H: 1 LOB: 0 BB: 0 P: 6	R: 2 E: 0 K: 1 S: 7	H: 2 LOB: 0 BB: 0 P: 7	R: 0 E: 0 K: 0 S: 3	H: 0 LOB: 1 BB: 1 P: 3	R: 0 E: 0 K: 0 S: 3	H: 0 LOB: 0 BB: 0 P: 3	R: 0 E: 0 K: 0 S: 3	H: 0 LOB: 0 BB: 0 P: 3	1B: 3 2B: 0 3B: 2 HR: 1	SF: 0 SAC: 0 DP: 1 HBP: 0	WP: 0 PB: 0 SB: 1 CS: 0	PA: 31					
PITCHER	IP	WLS	BF	H	R	ER	SO	BB	IBB	HBP	BLK	WP	HR	S	P	ERA	WHIP								
Mike Flanagan, L ERA: 5.4 (1, 1)	8.0	L	31	6	5	5	2	2	0	0	0	0	1	33	41	5.62	1.000								

Batter	1	2	3	4	5	6	7	8	9	10	11	12	AB	R	H	RBI	BB	SO	LOB	TOP			
Paul Molitor, R OBP: 0.440, SLG: 0.605													5	2	2	1	1	0	0				
Robin Yount, R OBP: 0.346, SLG: 0.440													5	0	0	0	0	2	3				
Glenn Briggs, R OBP: 0.389, SLG: 0.486													6	2	3	3	0	1	1				
Paul Mirabella, L (12, 1)													0	0	0	0	0	0	0				
Greg Brock, L OBP: 0.412, SLG: 0.552													5	2	1	1	1	1	2				
Rob Deer, R OBP: 0.474, SLG: 0.877													5	2	2	2	1	2	0				
Cecil Cooper, L OBP: 0.109, SLG: 0.136													4	0	1	0	0	0	1				
Rick Manning, L OBP: 0.200, SLG: 0.200													2	1	1	1	0	0	0				
B.J. Surhoff, L OBP: 0.356, SLG: 0.487													5	0	2	1	0	0	2				
Dale Sveum, S OBP: 0.352, SLG: 0.477													4	0	0	0	0	0	2				
Jim Gantner, L OBP: 0.346, SLG: 0.382													4	1	1	0	1	0	1				
Inning Stats	R: 3 E: 0 K: 2 S: 10	H: 3 LOB: 0 BB: 0 P: 10	R: 0 E: 0 K: 0 S: 3	H: 0 LOB: 0 BB: 0 P: 3	R: 0 E: 0 K: 1 S: 3	H: 0 LOB: 0 BB: 0 P: 3	R: 2 E: 1 K: 0 S: 5	H: 1 LOB: 0 BB: 1 P: 9	R: 1 E: 0 K: 2 S: 6	H: 1 LOB: 0 BB: 0 P: 6	R: 0 E: 0 K: 1 S: 3	H: 0 LOB: 0 BB: 0 P: 3	R: 0 E: 0 K: 0 S: 5	H: 0 LOB: 0 BB: 0 P: 5	R: 0 E: 0 K: 0 S: 3	H: 0 LOB: 0 BB: 0 P: 3	R: 3 E: 0 K: 0 S: 6	H: 3 LOB: 2 BB: 2 P: 14	1B: 10 2B: 1 3B: 0 HR: 2	SF: 1 SAC: 2 DP: 0 HBP: 0	WP: 0 PB: 0 SB: 2 CS: 1	PA: 52	
PITCHER	IP WLS BF H R ER SO BB IBB HBP BLK WP HR S P ERA WHIP	32 8.0 12 3 1 1 5 0 0 0 0 0 41 17 3.00 1.000	3 1 1 1 0 1 0 0 0 0 0 0 13 17 3.00 1.000	1 1 0 0 0 0 6 14 27.00 4.000																			

Milwaukee Brewers @ California Angels
 Anaheim Stadium, Anaheim, CA
 Mon Apr 27 1987, 10:05 PM EDT
 Alt. 32,290 - Unknown

AB 45
 R 10
 H 13
 RBI 9
 BB 4
 SO 6
 LOB 12



Batter	1	2	3	4	5	6	7	8	9	10	11	12	AB	R	H	RBI	BB	SO	LOB	BOTTOM						
Brian Downing, R OBP: 0.462, SLG: 0.766													5	0	1	0	1	1	4							
Wally Joyner, L OBP: 0.333, SLG: 0.525													3	1	1	0	0	0	1							
Mark Ryval, L OBP: 0.214, SLG: 0.286													3	0	0	0	0	1	1							
Dick Schofield, R OBP: 0.299, SLG: 0.290													6	0	0	0	0	1	2							
Doug DeCinces, R OBP: 0.419, SLG: 0.354													4	1	0	0	2	1	0							
Devon White, S OBP: 0.333, SLG: 0.580													4	1	2	0	2	1	2							
Darrell Miller, R OBP: 0.208, SLG: 0.318													5	2	2	2	1	0	2							
Jack Howell, L OBP: 0.415, SLG: 0.574													5	2	2	4	1	1	4							
Gary Pettis, S OBP: 0.321, SLG: 0.400													6	0	1	0	0	0	1							
Mark McLemore, S OBP: 0.382, SLG: 0.323													5	0	1	1	1	0	0							
Inning Stats	R: 0 E: 0 K: 0 S: 3	H: 0 LOB: 0 BB: 0 P: 3	R: 0 E: 0 K: 0 S: 4	H: 1 LOB: 1 BB: 0 P: 4	R: 0 E: 0 K: 1 S: 5	H: 0 LOB: 0 BB: 0 P: 5	R: 4 E: 0 K: 0 S: 6	H: 3 LOB: 0 BB: 1 P: 10	R: 0 E: 0 K: 1 S: 6	H: 3 LOB: 1 BB: 0 P: 6	R: 1 E: 0 K: 1 S: 7	H: 2 LOB: 3 BB: 2 P: 15	R: 0 E: 0 K: 0 S: 3	H: 0 LOB: 0 BB: 0 P: 3	R: 2 E: 0 K: 1 S: 8	H: 3 LOB: 0 BB: 0 P: 8	R: 0 E: 0 K: 1 S: 5	H: 0 LOB: 3 BB: 3 P: 9	R: 0 E: 0 K: 1 S: 3	H: 0 LOB: 1 BB: 1 P: 7	R: 0 E: 0 K: 0 S: 3	H: 0 LOB: 1 BB: 0 P: 3	1B: 7 2B: 2 3B: 0 HR: 1	SF: 0 SAC: 0 DP: 0 HBP: 0	WP: 1 PB: 0 SB: 2 CS: 0	PA: 54
PITCHER	IP WLS BF H R ER SO BB IBB HBP BLK WP HR S P ERA WHIP	21 5.0 12 4 2 2 2 2 0 0 0 1 0 24 28 7.20 1.200	4 2 2 2 1 0 0 0 0 0 0 0 0 14 22 7.71 2.143	2 1 1 0 0 0 0 0 0 0 0 0 0 6 18 6.75 3.750	0 0 0 0 0 0 8 12 0.00 0.750	0 0 0 0 0 0 6 10 0.00 0.500																				

Milwaukee Brewers @ California Angels
 Anaheim Stadium, Anaheim, CA
 Mon Apr 27 1987, 10:05 PM EDT
 Alt. 32,290 - Unknown

AB 46
 R 7
 H 10
 RBI 7
 BB 8
 SO 6
 LOB 17



Batter	1	2	3	4	5	6	7	8	9	AB	R	H	RBI	BB	SO	LOB	TOP					
Paul Moltitor, R OBP: 0.449, SLG: 0.600	0-0 1-3 1B SF8	0-0 4-3		0-0 6-3		0-0 FC5-2 1B		4-0 BB BB		4	1	2	1	1	0	1	Milwaukee Brewers @ California Angels Anaheim Stadium, Anaheim, CA Tue Apr 28 1987, 10:05 PM EDT Att: 31,358 - Unknown					
Robin Yount, R OBP: 0.360, SLG: 0.443	0-0 1-2 1B 1B	0-0 6-3		0-0 1-2 2H 1B		0-0 FC5-2 1B		4-0 BB BB		4	1	2	1	1	0	2						
Glenn Braggs, R OBP: 0.360, SLG: 0.468	0-0 1-2 2-3 1-3		0-0 BB 1B	0-0 6-3		0-0 G1		0-0 1-3		5	0	1	0	0	0	7						
Rob Deer, R OBP: 0.444, SLG: 0.826	0-0 SF8		0-0 F3		0-0 F7		0-3 K		0-0 F7	4	0	0	1	0	1	1						
Cecil Cooper, L OBP: 0.157, SLG: 0.167	0-0 1B 1B 2H		0-0 BB 1-2	0-3 K	0-3 K	0-0 1B		0-3 K		4	1	2	1	1	2	0						
Dale Sveum, S OBP: 0.342, SLG: 0.457	0-0 1-3 1B		0-3 K	0-3 K	0-3 K			0-0 3-1		5	0	1	0	0	3	3						
Greg Brock, L OBP: 0.417, SLG: 0.548	0-0 1-2 3H 1B		0-0 F6		0-0 SH5-4 1B		0-0 F5			4	1	2	1	0	0	3						
Bill Schroeder, R OBP: 0.378, SLG: 0.556	0-0 FC5-4 1-2		0-3 K		0-0 1B SH5-4 FC5-2 1B		0-0 F8			4	0	1	0	0	1	2						
Jim Gantner, L OBP: 0.348, SLG: 0.379		0-0 4-3		0-0 6-3 1B		0-0 SH5-4		0-0 F8		3	1	1	0	0	0	0						
Inning Stats	R: 3 E: 0 K: 0 S: 8	H: 5 LOB: 2 BB: 0 P: 8	R: 0 E: 0 K: 0 S: 3	H: 0 LOB: 0 BB: 0 P: 3	R: 0 E: 0 K: 1 S: 6	H: 1 LOB: 2 BB: 1 P: 10	R: 1 E: 0 K: 1 S: 7	H: 2 LOB: 1 BB: 0 P: 7	R: 0 E: 0 K: 2 S: 7	H: 0 LOB: 0 BB: 0 P: 7	R: 1 E: 0 K: 0 S: 6	H: 3 LOB: 2 BB: 0 P: 6	R: 0 E: 0 K: 2 S: 8	H: 1 LOB: 1 BB: 0 P: 8	R: 0 E: 0 K: 0 S: 3	H: 0 LOB: 2 BB: 2 P: 11		R: 0 E: 0 K: 1 S: 5	H: 0 LOB: 0 BB: 0 P: 5	1B: 12 2B: 0 3B: 0 HR: 0	SF: 1 SAC: 1 DP: 0 HBP: 0	WP: 0 PB: 0 SB: 0 CS: 0
PITCHER	IP WLS BF H R ER SO BB IBB HBP BLK WP HR S P ERA WHIP	IP WLS BF H R ER SO BB IBB HBP BLK WP HR S P ERA WHIP																				
John Candelaria, L ERA: 2.51	(1, 1) 5.1 28 11 5 5 4 1 0 0 0 0 0 35 39 8.44 2.250	(6, 1) 3.2 14 1 0 0 3 2 0 0 0 0 0 18 26 0.00 0.818																				
DeWayne Buice, R ERA: 3.35	(6, 1) 3.2 14 1 0 0 3 2 0 0 0 0 0 18 26 0.00 0.818																					

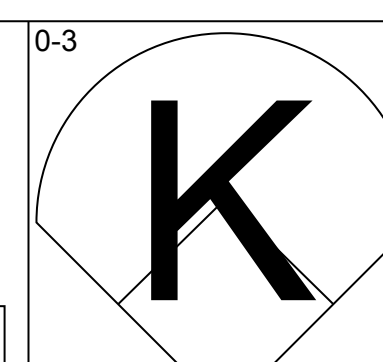
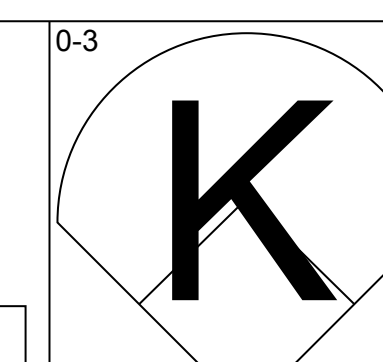
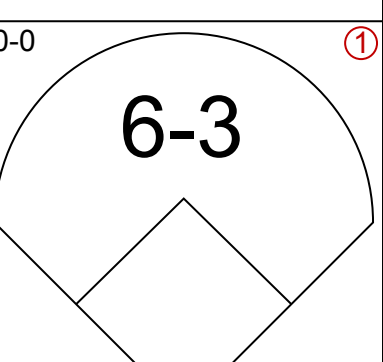
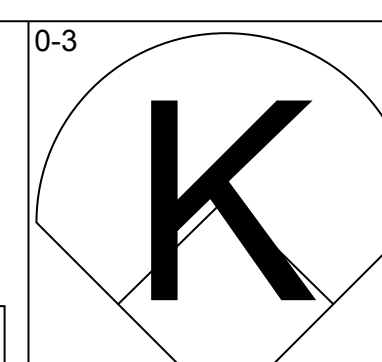
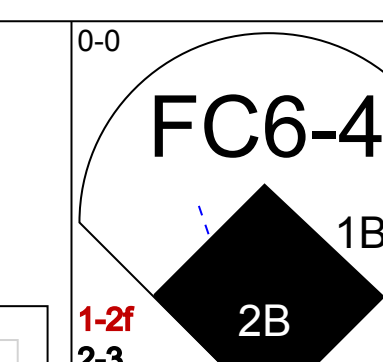
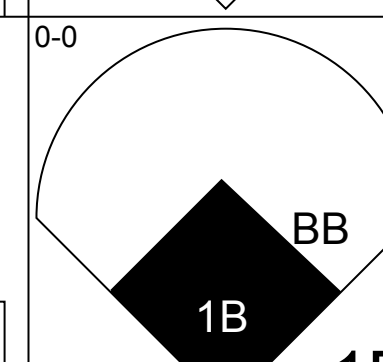
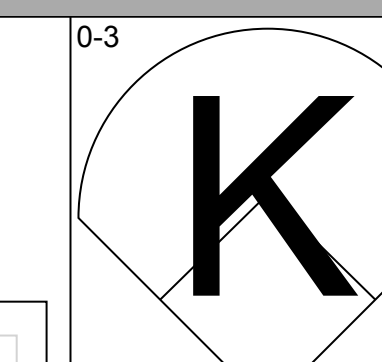
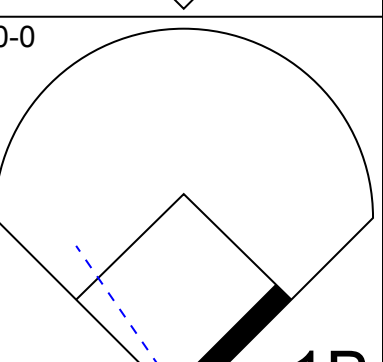
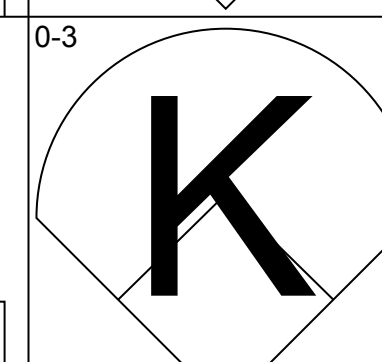
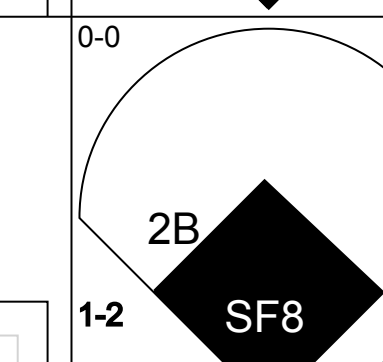
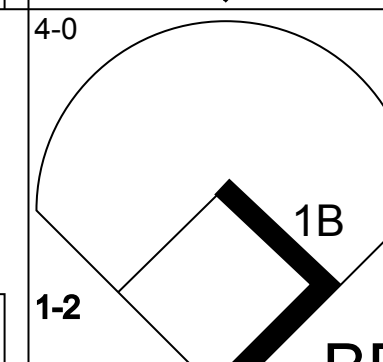
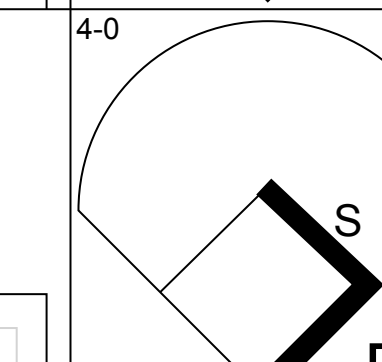
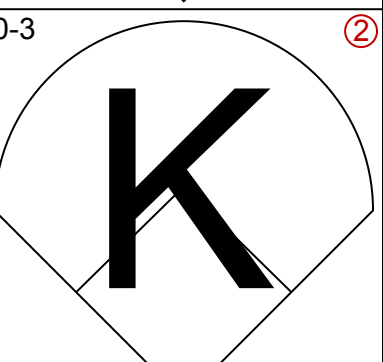
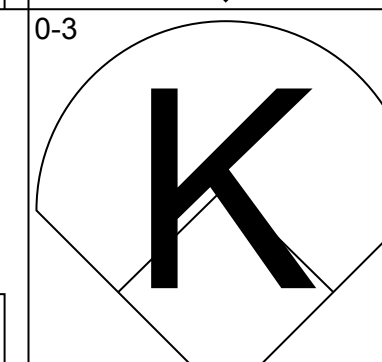
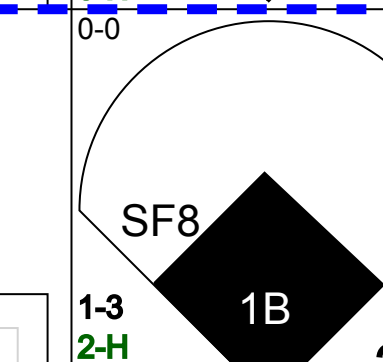
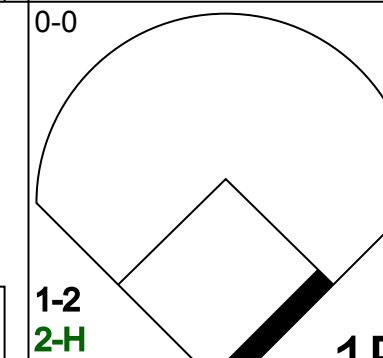
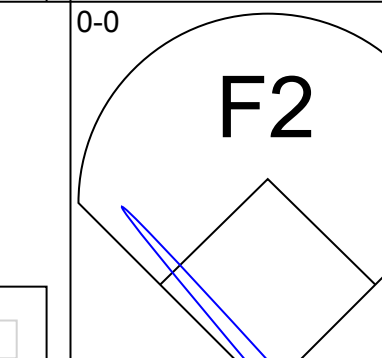
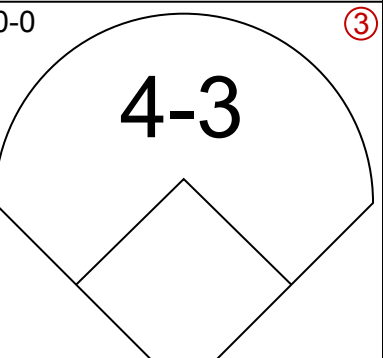
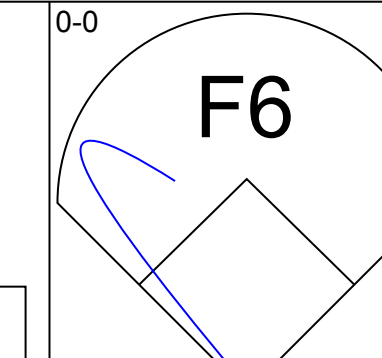
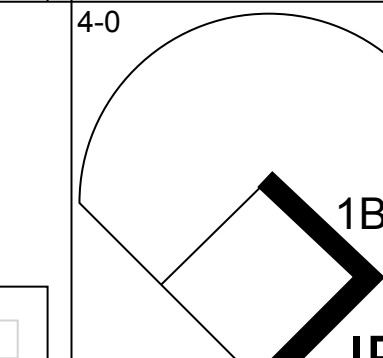
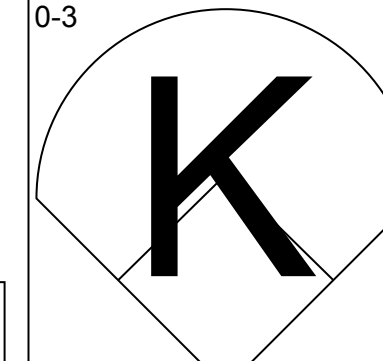
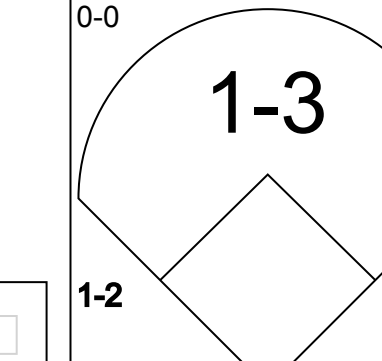
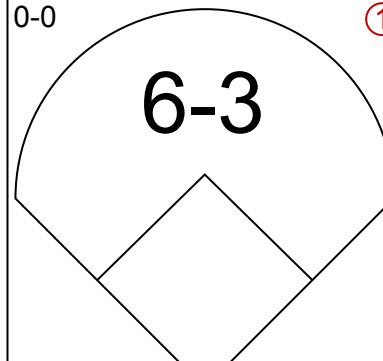
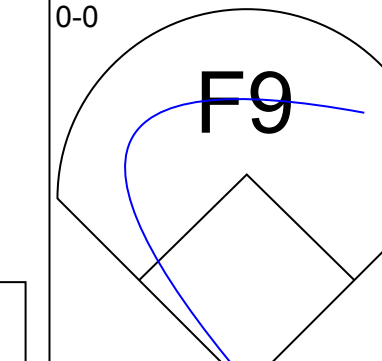
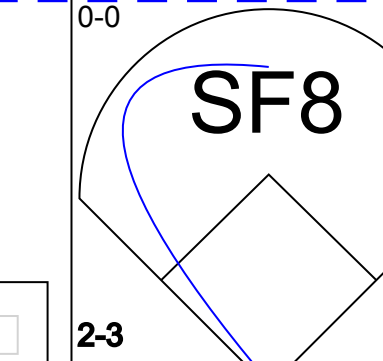
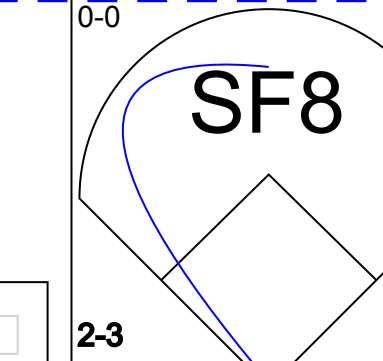
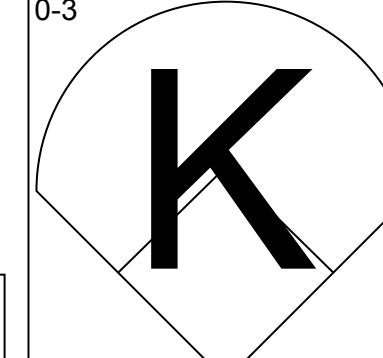
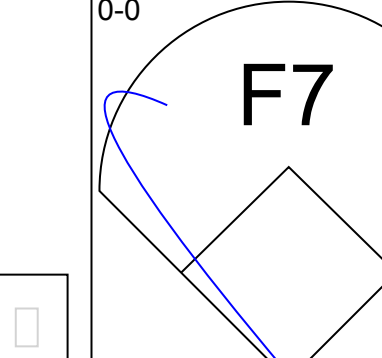
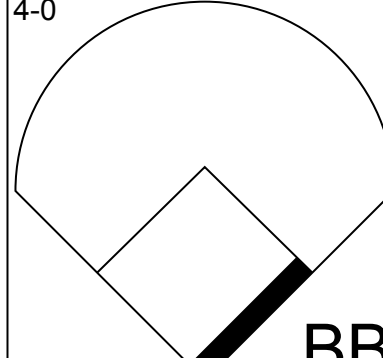
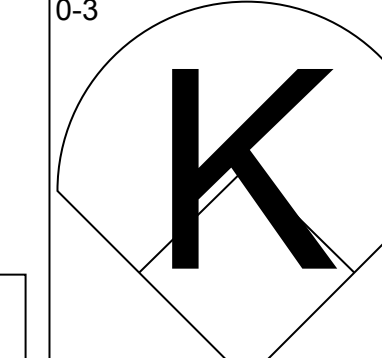
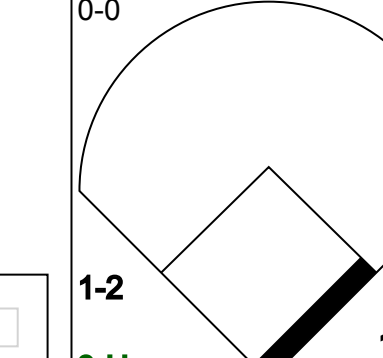
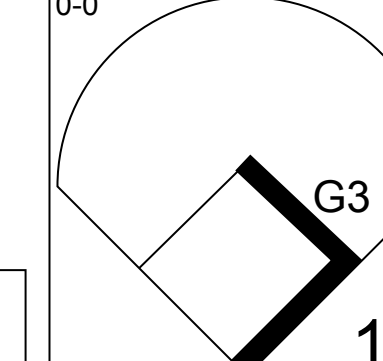
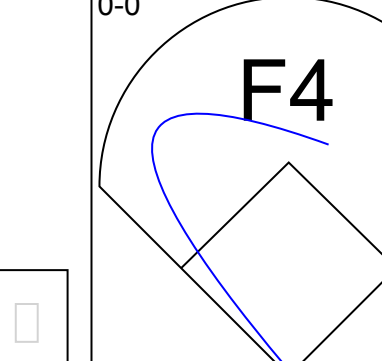
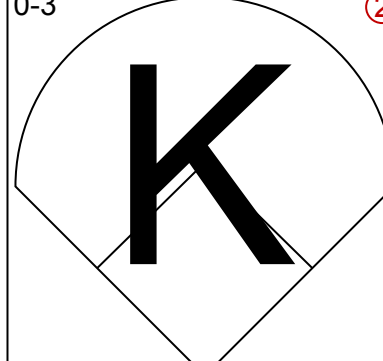
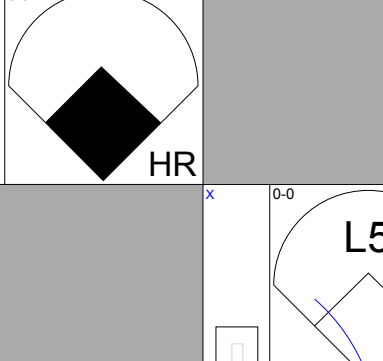
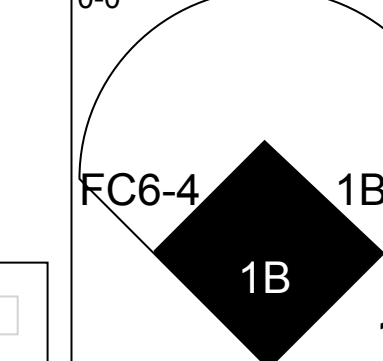
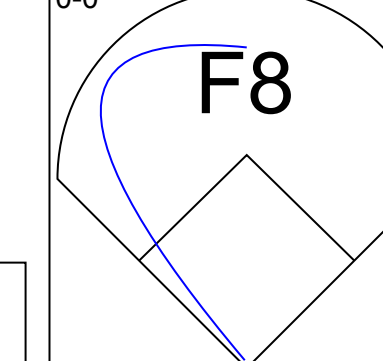
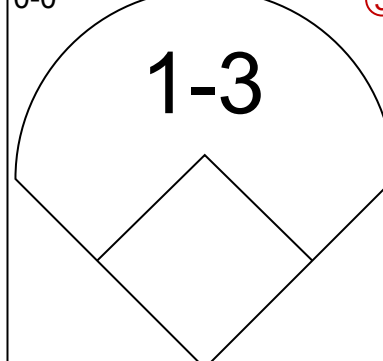
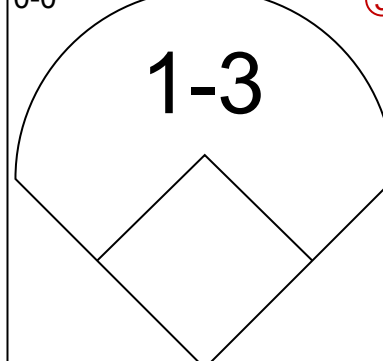
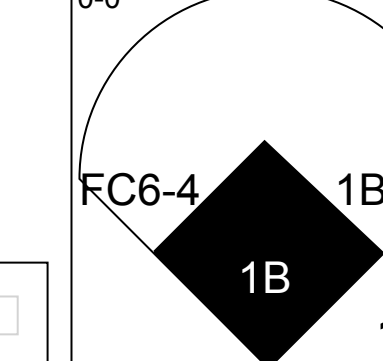
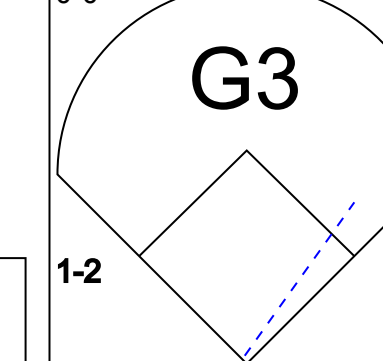
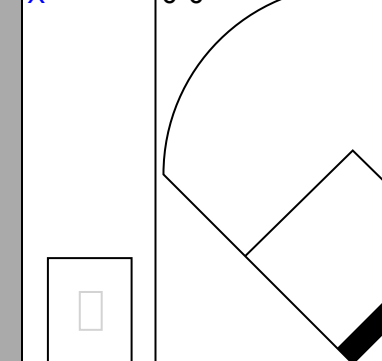
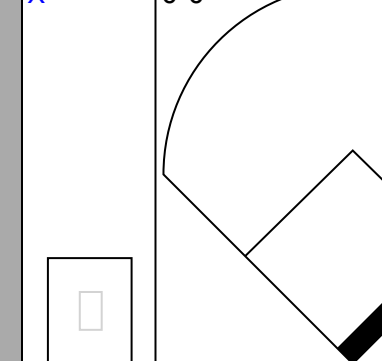
Batter	1	2	3	4	5	6	7	8	9	AB	R	H	RBI	BB	SO	LOB	BOTTOM					
Brian Downing, R OBP: 0.469, SLG: 0.802	0-0 1B 2B	0-3 K		4-0 BB		0-0 HR		0-0 F9		4	2	2	2	1	1	1	Milwaukee Brewers @ California Angels Anaheim Stadium, Anaheim, CA Tue Apr 28 1987, 10:05 PM EDT Att: 31,358 - Unknown					
Wally Joyner, L OBP: 0.358, SLG: 0.530	0-0 WP 1B 2H		0-0 F8 1B	0-0 F7		4-0 SH2-4 2B BB		4-0 SH5-4 HR BB		3	2	2	1	2	0	2						
Devon White, S OBP: 0.333, SLG: 0.571	0-0 WP 1B		0-3 K		0-0 F9	0-0 SH2-4		0-0 SH5-4		3	0	1	0	0	1	1						
Jack Howell, L OBP: 0.429, SLG: 0.621	0-0 F9		0-0 1B		0-0 HR	0-0 1-3		4-0 HR IBB		4	2	2	1	1	0	3						
Doug DeCinces, R OBP: 0.433, SLG: 0.472	0-0 L9		0-0 F8		0-0 1B 2B	0-0 2H 2B		0-0 HR		5	1	3	4	0	0	4						
Darrell Miller, R OBP: 0.241, SLG: 0.333	0-0 6-3		0-0 1-3		0-0 1B 1B	0-0 4-3		0-0 1B		5	1	2	0	0	0	5						
Dick Schofield, R OBP: 0.317, SLG: 0.351		0-0 HR		0-0 F7		0-0 1B		0-0 F3		5	1	3	2	0	0	1						
Gary Pettis, S OBP: 0.302, SLG: 0.375		0-0 F9		0-0 4-3		0-0 F7		0-3 K		5	0	0	0	0	1	3						
Mark McLemore, S OBP: 0.388, SLG: 0.333		0-0 L6		0-0 S 1B		0-0 HR 1B		0-0 B3		4	1	2	0	0	0	1						
Inning Stats	R: 1 E: 0 K: 0 S: 6	H: 3 LOB: 2 BB: 0 P: 6	R: 1 E: 0 K: 1 S: 6	H: 1 LOB: 0 BB: 0 P: 6	R: 0 E: 0 K: 1 S: 7	H: 2 LOB: 2 BB: 0 P: 7	R: 0 E: 0 K: 0 S: 4	H: 1 LOB: 2 BB: 1 P: 8	R: 2 E: 0 K: 0 S: 6	H: 4 LOB: 1 BB: 0 P: 6	R: 3 E: 0 K: 0 S: 6	H: 3 LOB: 1 BB: 1 P: 10	R: 0 E: 0 K: 1 S: 6	H: 1 LOB: 1 BB: 0 P: 6	R: 3 E: 0 K: 0 S: 5	H: 2 LOB: 1 BB: 2 P: 13		R: 0 E: 0 K: 0 S: 5	H: 0 LOB: 0 BB: 0 P: 5	1B: 10 2B: 3 3B: 0 HR: 4	SF: 0 SAC: 2 DP: 0 HBP: 0	WP: 1 PB: 0 SB: 1 CS: 0
PITCHER	IP WLS BF H R ER SO BB IBB HBP BLK WP HR S P ERA WHIP	IP WLS BF H R ER SO BB IBB HBP BLK WP HR S P ERA WHIP																				
Mark Ciardi, R ERA: 8.82	(1, 1) 5.0 26 11 4 4 2 1 0 0 0 0 2 29 33 7.20 2.400	(6, 1) 2.1 16 6 6 6 1 2 1 0 0 0 2 15 27 23.14 3.429																				
Chuck Cmm, R ERA: 4.09	(6, 1) 2.1 16 6 6 6 1 2 1 0 0 0 2 15 27 23.14 3.429																					
Paul Mirabella, L ERA:	(8, 1) 0.2 2 0 0 0 0 0 0 0 0 0 0 2 2 0.00 0.000																					

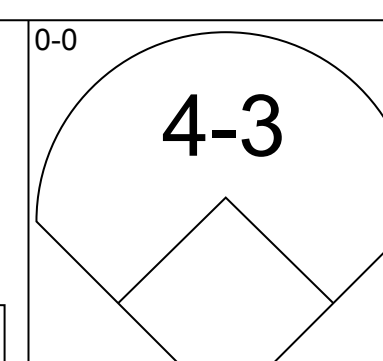
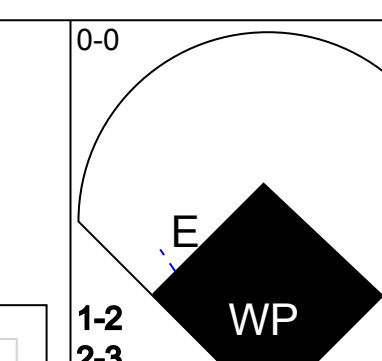
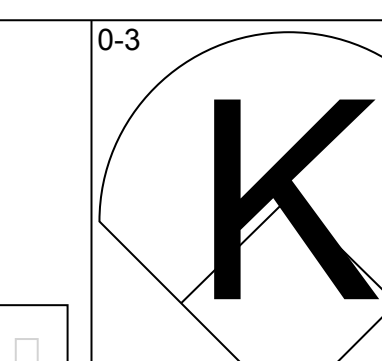
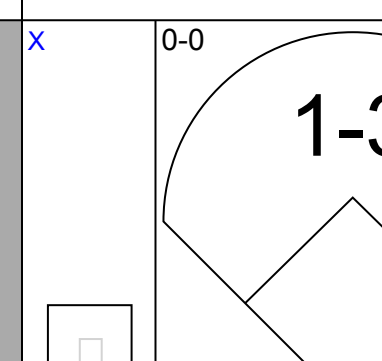
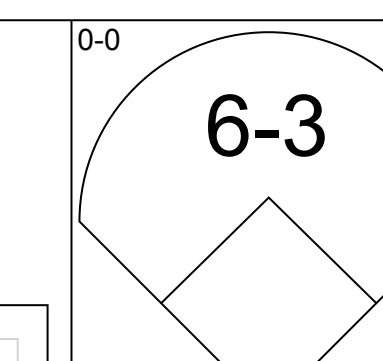
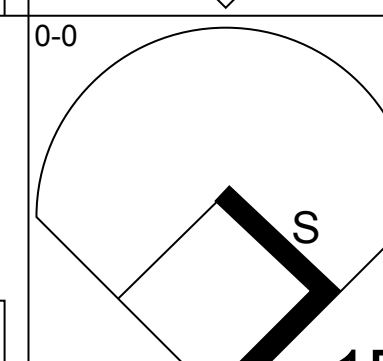
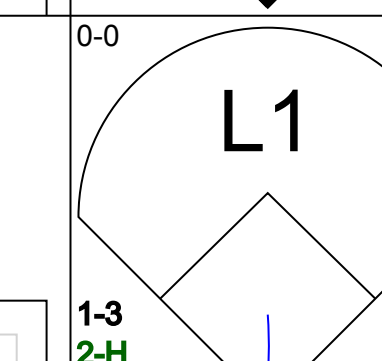
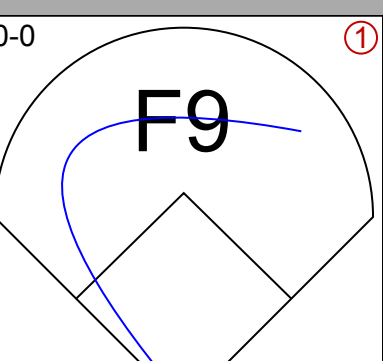
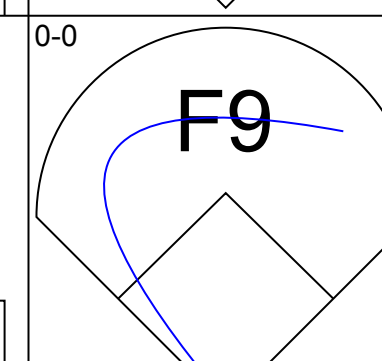
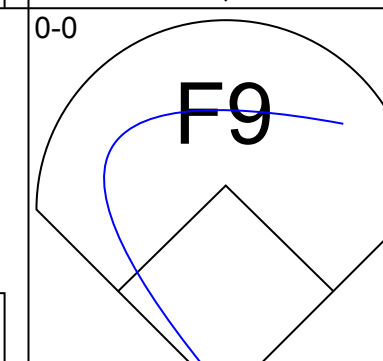
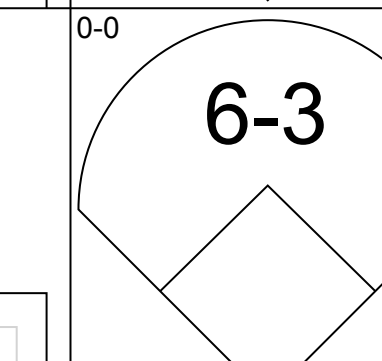
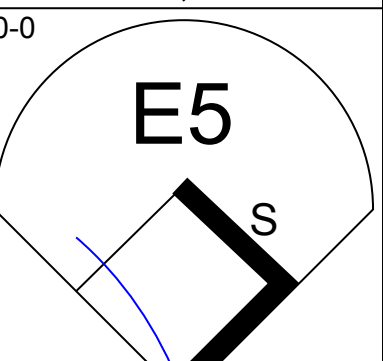
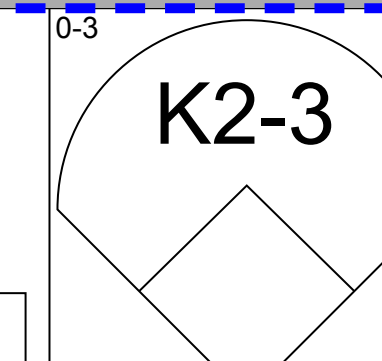
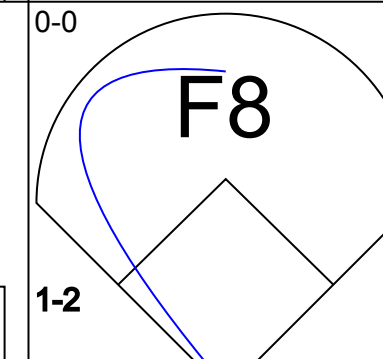
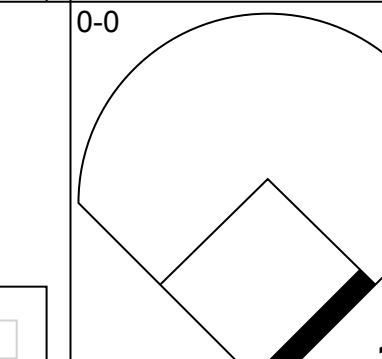
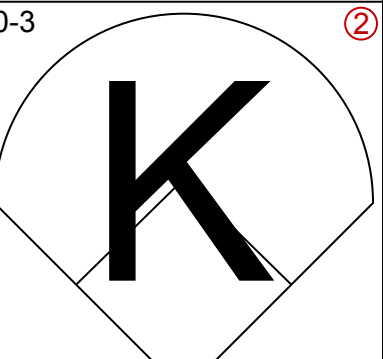
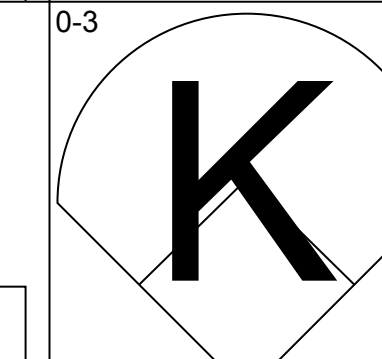
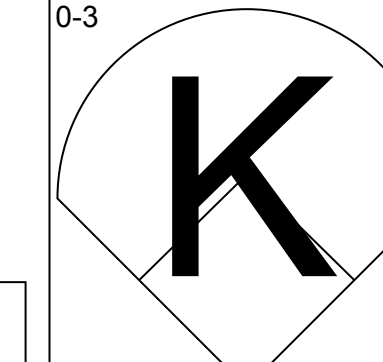
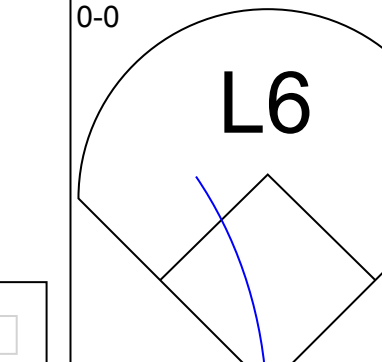
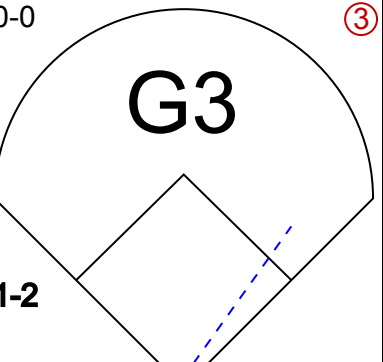
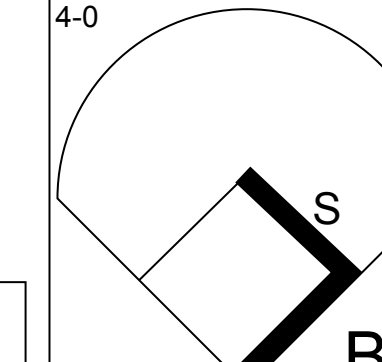
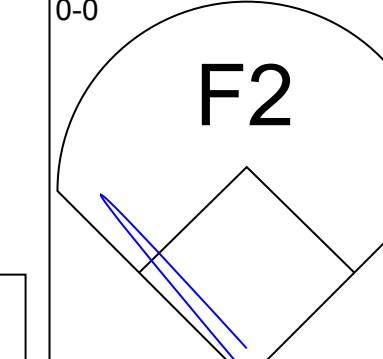
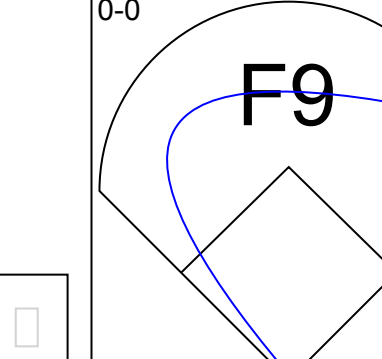
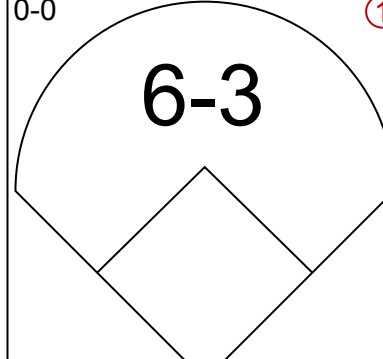
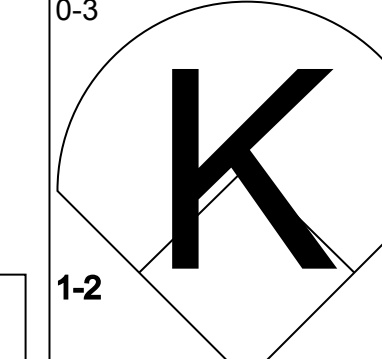
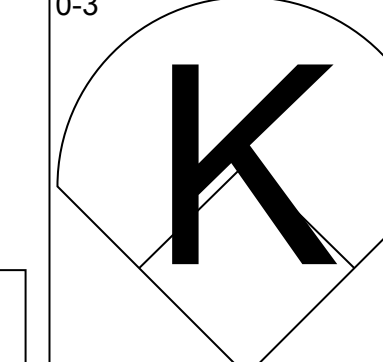
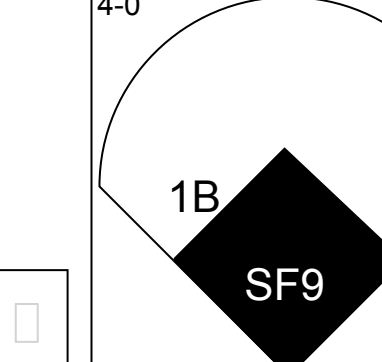
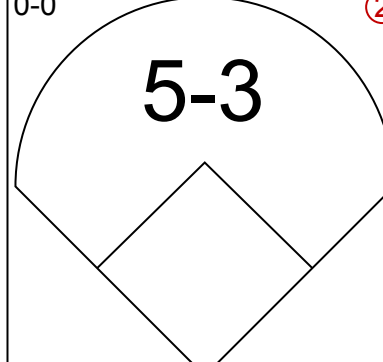
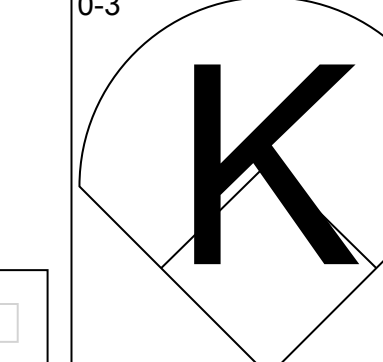
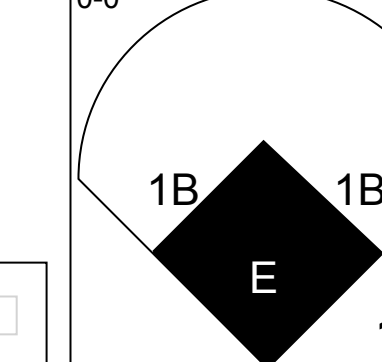
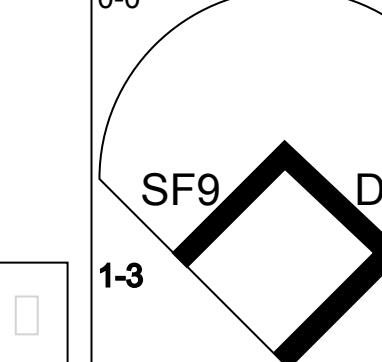
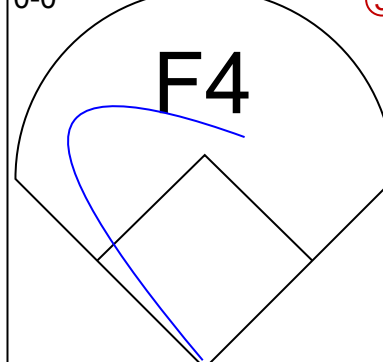
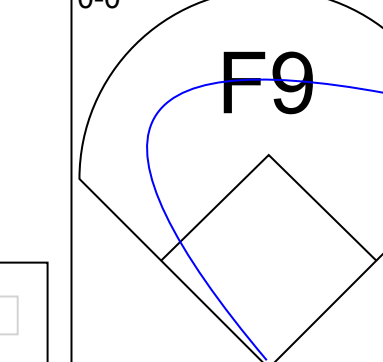
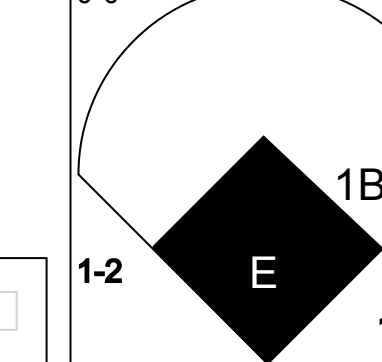
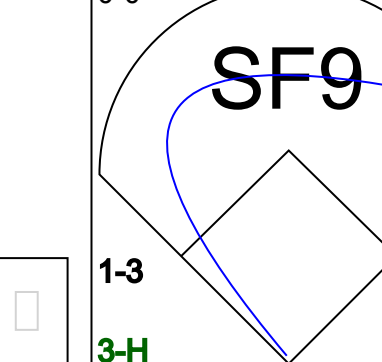
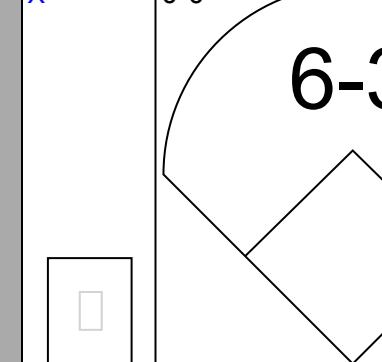
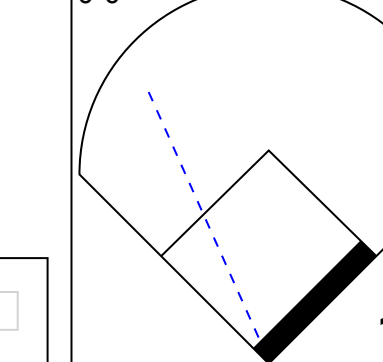
Batter	1	2	3	4	5	6	7	8	9	AB	R	H	RBI	BB	SO	LOB	TOP		
Robin Yount, R OBP: 0.354, SLG: 0.407 (1, 8)	F7		K		4-3			BB		3	0	0	0	1	1	2	Milwaukee Brewers @ Oakland Athletics Oakland-Alameda County Coliseum, Oakland, CA Thu Apr 30 1987, 3:33 AM PDT Att: 10,262 - Unknown livebaseballscorecards.com		
B.J. Surhoff, L OBP: 0.327, SLG: 0.442 (1, 2)	K		K			F7		K		4	0	0	0	0	3	3			
Glenn Braggs, R OBP: 0.364, SLG: 0.511 (1, 9)	F4		F9			F8		K		4	0	0	0	0	1	3			
Greg Brock, L OBP: 0.407, SLG: 0.521 (1, 3)		4-3		4-3		K			3-1	4	0	0	0	0	1	0			
Rob Deer, R OBP: 0.444, SLG: 0.770 (1, 7)		2B		K			F8		P3	3	1	0	0	1	1	0			
Cecil Cooper, L OBP: 0.183, SLG: 0.211 (1, 10)				F7			F6		K	4	0	1	1	0	1	0			
Dale Sveum, S OBP: 0.337, SLG: 0.434 Billy Jo Robidoux, L OBP: 0.324, SLG: 0.233 Jim Pacione, R OBP: 0.417, SLG: 0.375 (7, 5)		K			K		K			2	0	0	0	0	2	1			
Juan Castillo, S OBP: 0.400, SLG: 0.538 (7, 6)										2	0	1	0	1	0	1			
Jim Gantner, L OBP: 0.365, SLG: 0.409 (7, 4)										3	0	1	0	0	0	2			
Inning Stats	R: 0 E: 0 K: 1 S: 5	H: 0 LOB: 0 BB: 0 P: 5	R: 1 E: 0 K: 1 S: 6	H: 1 LOB: 1 BB: 1 P: 10	R: 0 E: 0 K: 2 S: 8	H: 1 LOB: 0 BB: 0 P: 8	R: 0 E: 0 K: 1 S: 5	H: 0 LOB: 0 BB: 0 P: 5	R: 0 E: 0 K: 1 S: 5	H: 0 LOB: 0 BB: 0 P: 5	R: 0 E: 0 K: 1 S: 7	H: 0 LOB: 2 BB: 2 P: 15	R: 0 E: 0 K: 1 S: 5	H: 0 LOB: 0 BB: 0 P: 5	1B: 1 2B: 2 3B: 0 HR: 0	SF: 0 SAC: 0 DP: 0 HBP: 0		WP: 0 PB: 0 SB: 2 CS: 0	PA: 33
PITCHER	IP	WLS	BF	H	R	ER	SO	BB	IBB	HBP	BLK	WP	HR	S	P	ERA	WHIP		
Dave Stewart, R ERA: 4.11 Jay Howell, R ERA: 6.75	(1, 1)	7.1	W	28	3	1	1	8	3	0	0	0	0	41	53	1.23	0.818		
(8, 1)	1.2	S	5	0	0	0	3	0	0	0	0	0	0	11	11	0.00	0.000		

Batter	1	2	3	4	5	6	7	8	9	AB	R	H	RBI	BB	SO	LOB	BOTTOM		
Luis Polonia, L OBP: 0.296, SLG: 0.417 Mike Gallego, R OBP: 0.438, SLG: 0.500 (9, 5)	G3		HR		F7		B1			3	1	0	0	1	0	1	Milwaukee Brewers @ Oakland Athletics Oakland-Alameda County Coliseum, Oakland, CA Thu Apr 30 1987, 3:33 AM PDT Att: 10,262 - Unknown livebaseballscorecards.com		
Tony Phillips, S OBP: 0.396, SLG: 0.392 (1, 4)	BB		F6		BB		E9			4	0	3	0	0	0	1			
Reggie Jackson, L OBP: 0.321, SLG: 0.459 (1, 10)	BB		HR		BB		K			2	1	1	2	2	1	1			
Jose Canseco, R OBP: 0.284, SLG: 0.388 (1, 7)	L9		L4		F7			K		4	0	0	0	0	1	4			
Carney Lansford, R OBP: 0.396, SLG: 0.432 (9, 3)	F9		BB		F9			E		3	1	1	0	1	0	4			
Mike Davis, L OBP: 0.289, SLG: 0.563 (1, 9)		3-1	G3			4-3		E8		4	1	1	1	0	0	1			
Mark McGwire, R OBP: 0.361, SLG: 0.519 Stan Javier, S OBP: 0.349, SLG: 0.405 (6, PH) (9, 8)		4-3		F8		F7		SH1-3		3	0	0	0	0	0	0			
Mickey Tettleton, S OBP: 0.184, SLG: 0.088 (1, 2)				4-3		4-3		SH1-3		3	0	1	1	0	0	0			
Alfredo Griffin, S OBP: 0.264, SLG: 0.360 (1, 6)		6-3		4-3			BB	CS		3	0	1	0	0	0	1			
Inning Stats	R: 0 E: 0 K: 0 S: 4	H: 1 LOB: 2 BB: 1 P: 8	R: 0 E: 0 K: 0 S: 4	H: 1 LOB: 0 BB: 0 P: 4	R: 2 E: 0 K: 0 S: 5	H: 2 LOB: 1 BB: 1 P: 9	R: 0 E: 0 K: 0 S: 3	H: 0 LOB: 0 BB: 0 P: 3	R: 0 E: 0 K: 1 S: 6	H: 2 LOB: 1 BB: 0 P: 6	R: 2 E: 1 K: 1 S: 5	H: 1 LOB: 0 BB: 2 P: 13	R: 0 E: 0 K: 1 S: 5	H: 0 LOB: 0 BB: 0 P: 5	1B: 6 2B: 1 3B: 0 HR: 1	SF: 0 SAC: 1 DP: 0 HBP: 0		WP: 0 PB: 0 SB: 2 CS: 1	PA: 36
PITCHER	IP	WLS	BF	H	R	ER	SO	BB	IBB	HBP	BLK	WP	HR	S	P	ERA	WHIP		
Bill Wegman, R ERA: 3.18 Mark Clear, R ERA: 5.0	(1, 1)	7.1	L	33	8	4	3	2	4	0	0	0	0	33	49	3.68	1.636		
(8, 1)	0.2		2	0	0	0	0	0	1	0	0	0	0	1	5	0.00	0.000		

Batter	1	2	3	4	5	6	7	8	9	AB	R	H	RBI	BB	SO	LOB	TOP										
Robin Yount, R OBP: 0.347, SLG: 0.396 (1, 8)										5	0	1	0	0	0	2	Milwaukee Brewers @ Seattle Mariners The Kingdome, Seattle, WA Fri May 01 1987, 10:05 PM EDT Att: 13,689 - Unknown										
Dale Sveum, S OBP: 0.341, SLG: 0.469 (1, 6)										5	1	2	2	0	1	1											
Glenn Braggs, R OBP: 0.356, SLG: 0.527 (1, 9)										5	1	1	2	0	1	0											
Greg Brock, L OBP: 0.395, SLG: 0.500 (1, 3)										5	0	1	0	0	0	0											
Rob Deer, R OBP: 0.457, SLG: 0.779 Rick Manning, L OBP: 0.167, SLG: 0.167 (1, 7) (8, 7)										3	1	2	0	1	0	1											
Cecil Cooper, L OBP: 0.172, SLG: 0.197 (1, 10)										4	0	0	0	0	1	2											
B.J. Surhoff, L OBP: 0.321, SLG: 0.426 (1, 2)										4	0	1	0	0	0	1											
Juan Castillo, S OBP: 0.474, SLG: 0.563 (1, 4)										3	4	2	1	1	0	1											
Jim Gantner, L OBP: 0.397, SLG: 0.500 (1, 5)										4	3	4	5	0	0	0											
Inning Stats	R: 1 E: 0 K: 0 S: 5	H: 2 LOB: 1 BB: 0 P: 5	R: 1 E: 0 K: 0 S: 4	H: 1 LOB: 1 BB: 1 P: 8	R: 0 E: 0 K: 0 S: 3	H: 0 LOB: 0 BB: 0 P: 3	R: 0 E: 0 K: 0 S: 3	H: 1 LOB: 0 BB: 0 P: 3	R: 3 E: 0 K: 0 S: 6	H: 3 LOB: 0 BB: 0 P: 6	R: 3 E: 0 K: 0 S: 7	H: 5 LOB: 2 BB: 0 P: 7	R: 0 E: 0 K: 2 S: 7	H: 0 LOB: 1 BB: 1 P: 11	R: 2 E: 0 K: 1 S: 7	H: 2 LOB: 0 BB: 0 P: 7		R: 0 E: 0 K: 0 S: 3	H: 0 LOB: 0 BB: 0 P: 3	1B: 9 2B: 2 3B: 0 HR: 3	SF: 0 SAC: 0 DP: 0 HBP: 0	WP: 1 PB: 0 CS: 3	PA: 41				
PITCHER	IP	WLS	BF	H	R	ER	SO	BB	IBB	HBP	BLK	WP	HR	S	P	ERA	WHIP										
Mike Trujillo, R ERA: 7.0 (1, 1)	4.2		21	7	5	5	0	1	0	0	0	1	2	20	24	9.64	1.714										
Bill Wilkinson, L ERA: 4.91 (5, 1)	1.1	L	8	5	3	3	0	0	0	0	0	0	0	8	8	20.25	3.750										
Jerry Reed, R ERA: 5.73 (7, 1)	3.0		12	2	2	2	3	1	0	0	0	0	1	17	21	6.00	1.000										

Batter	1	2	3	4	5	6	7	8	9	AB	R	H	RBI	BB	SO	LOB	BOTTOM										
John Moses, S OBP: 0.333, SLG: 0.400 (1, 8)										5	0	0	0	0	1	3	Milwaukee Brewers @ Seattle Mariners The Kingdome, Seattle, WA Fri May 01 1987, 10:05 PM EDT Att: 13,689 - Unknown										
Phil Bradley, R OBP: 0.385, SLG: 0.275 (1, 7)										4	1	2	0	1	0	0											
Scott Bradley, L OBP: 0.429, SLG: 0.528 John Christensen, R OBP: 0.357, SLG: 0.333 Bob Keamey, R OBP: 0.358, SLG: 0.615 (1, 2) (8, PH) (9, 2)										4	2	3	0	0	0	1											
Ken Phelps, L OBP: 0.442, SLG: 0.672 Rick Renteria, R OBP: 0.197, SLG: 0.333 (1, 10) (8, PH)										3	1	0	0	1	2	3											
Jim Prestley, R OBP: 0.323, SLG: 0.489 (1, 5)										4	2	2	3	1	1	0											
Alvin Davis, L OBP: 0.340, SLG: 0.383 (1, 3)										5	0	2	2	0	0	1											
Mike Kingery, L OBP: 0.303, SLG: 0.381 Domingo Ramos, R OBP: 0.250, SLG: 0.250 (1, 9) (9, PH)										4	1	2	0	0	1	1											
Rey Quinones, R OBP: 0.333, SLG: 0.453 Donell Nixon, R OBP: 0.259, SLG: 0.152 (1, 6) (9, PR)										5	1	3	1	0	0	2											
Harold Reynolds, S OBP: 0.318, SLG: 0.375 (1, 4)										5	0	1	0	0	0	4											
Inning Stats	R: 3 E: 0 K: 0 S: 6	H: 4 LOB: 1 BB: 0 P: 6	R: 0 E: 0 K: 0 S: 4	H: 1 LOB: 1 BB: 0 P: 4	R: 0 E: 0 K: 1 S: 5	H: 1 LOB: 1 BB: 0 P: 5	R: 1 E: 0 K: 0 S: 6	H: 3 LOB: 2 BB: 0 P: 6	R: 2 E: 0 K: 1 S: 6	H: 1 LOB: 1 BB: 2 P: 14	R: 1 E: 0 K: 1 S: 6	H: 1 LOB: 1 BB: 1 P: 10	R: 0 E: 0 K: 1 S: 5	H: 0 LOB: 0 BB: 0 P: 5	R: 1 E: 1 K: 1 S: 8	H: 2 LOB: 3 BB: 1 P: 12		R: 0 E: 0 K: 2 S: 9	H: 2 LOB: 2 BB: 0 P: 9	1B: 11 2B: 3 3B: 0 HR: 2	SF: 0 SAC: 0 DP: 1 HBP: 0	WP: 0 PB: 1 CS: 1	PA: 45				
PITCHER	IP	WLS	BF	H	R	ER	SO	BB	IBB	HBP	BLK	WP	HR	S	P	ERA	WHIP										
Mike Birkbeck, R ERA: 6.26 (1, 1)	4.1		23	10	6	5	1	2	0	0	0	0	1	23	31	10.38	2.769										
Paul Mirabella, L ERA: (5, 1)	0.2	W	2	0	0	0	1	0	0	0	0	0	0	4	4	0.00	0.000										
Chuck Crim, R ERA: 3.98 (6, 1)	2.2		12	2	2	1	2	1	0	0	0	0	1	15	19	3.38	1.125										
Dan Plesac, L ERA: 0.6 (8, 1)	1.1	S	8	3	0	0	3	1	0	0	0	0	0	13	17	0.00	3.000										

Batter	1	2	3	4	5	6	7	8	9	AB	R	H	RBI	BB	SO	LOB	TOP			
Robin Yount, R OBP: 0.330, SLG: 0.375 (1, 8)										5	1	0	0	0	3	4	Milwaukee Brewers @ Seattle Mariners The Kingdome, Seattle, WA Sat May 02 1987, 10:05 PM EDT Att: 23,701 - Unknown			
Dale Sveum, S OBP: 0.355, SLG: 0.477 (1, 6)										5	2	3	1	0	2	1				
Glenn Braggs, R OBP: 0.367, SLG: 0.531 (1, 9)										3	1	1	1	1	2	2				
Greg Brock, L OBP: 0.396, SLG: 0.488 (1, 3)										4	0	1	1	1	0	2				
Jim Pacionek, R OBP: 0.313, SLG: 0.250 Rick Manning, L (9, PH) OBP: 0.143, SLG: 0.167 (9, 7)										4	0	0	0	0	1	3				
Billy Jo Robidoux, L OBP: 0.331, SLG: 0.235 (1, 10)										4	0	1	1	1	2	2				
Bill Schroeder, R OBP: 0.362, SLG: 0.556 (1, 2)										5	1	2	1	0	1	3				
Juan Castillo, S OBP: 0.476, SLG: 0.550 (1, 4)										4	1	2	0	0	0	2				
Jim Gantner, L OBP: 0.402, SLG: 0.500 (1, 5)										4	0	2	0	0	0	2				
Inning Stats	R: 1 E: 0 K: 3 S: 11	H: 2 LOB: 2 BB: 1 P: 15	R: 0 E: 0 K: 1 S: 6	H: 1 LOB: 1 BB: 0 P: 6	R: 0 E: 0 K: 1 S: 5	H: 0 LOB: 1 BB: 1 P: 9	R: 0 E: 0 K: 0 S: 4	H: 1 LOB: 1 BB: 0 P: 4	R: 0 E: 0 K: 1 S: 6	H: 1 LOB: 1 BB: 0 P: 6	R: 0 E: 0 K: 3 S: 10	H: 1 LOB: 0 BB: 0 P: 10	R: 0 E: 0 K: 1 S: 5	H: 0 LOB: 0 BB: 0 P: 5	R: 5 E: 0 K: 0 S: 9	H: 6 LOB: 2 BB: 1 P: 13		1B: 10 2B: 1 3B: 0 HR: 1	SF: 1 SAC: 0 DP: 0 HBP: 0	WP: 0 PB: 0 SB: 1 CS: 0
PITCHER	IP	WLS	BF	H	R	ER	SO	BB	IBB	HBP	BLK	WP	HR	S	P	ERA	WHIP			
Mark Langston, L ERA: 3.97 (1, 1)	8.1	L	38	10	5	5	11	3	0	0	0	0	1	57	69	5.40	1.560			
Ed Nunez, R ERA: 4.91 (9, 1)	0.0		2	1	0	0	0	0	1	0	0	0	0	1	5	∞	∞			
Stan Clarke, L ERA: (9, 1)	0.2		3	1	1	1	0	0	0	0	0	0	0	3	3	13.50	1.500			

Batter	1	2	3	4	5	6	7	8	9	AB	R	H	RBI	BB	SO	LOB	BOTTOM				
John Moses, S OBP: 0.326, SLG: 0.388 (1, 8) (9, 3)										5	1	1	0	0	1	2	Milwaukee Brewers @ Seattle Mariners The Kingdome, Seattle, WA Sat May 02 1987, 10:05 PM EDT Att: 23,701 - Unknown				
Phil Bradley, R OBP: 0.380, SLG: 0.274 (1, 7)										4	0	1	0	0	0	1					
John Christensen, R OBP: 0.279, SLG: 0.250 (1, 9)										4	0	0	0	0	1	1					
Jim Presley, R OBP: 0.320, SLG: 0.479 (1, 5)										4	0	1	0	0	2	2					
Alvin Davis, L OBP: 0.337, SLG: 0.369 Mike Kingery, L (8, PR) OBP: 0.303, SLG: 0.381 (9, 8)										3	0	0	0	1	1	2					
Dave Valle, R OBP: 0.283, SLG: 0.500 (1, 10)										4	0	0	0	0	1	1					
Bob Kearney, R OBP: 0.294, SLG: 0.500 (1, 2)										3	1	0	0	1	2	0					
Rey Quinones, R OBP: 0.340, SLG: 0.456 (1, 6)										4	1	2	0	0	0	0					
Harold Reynolds, S OBP: 0.326, SLG: 0.386 (1, 4)										3	1	2	1	0	0	0					
Inning Stats	R: 0 E: 0 K: 0 S: 4	H: 1 LOB: 1 BB: 0 P: 4	R: 0 E: 0 K: 2 S: 7	H: 0 LOB: 0 BB: 0 P: 7	R: 3 E: 1 K: 0 S: 7	H: 4 LOB: 1 BB: 0 P: 7	R: 1 E: 0 K: 1 S: 6	H: 1 LOB: 1 BB: 1 P: 10	R: 0 E: 0 K: 1 S: 6	H: 0 LOB: 0 BB: 0 P: 6	R: 0 E: 0 K: 0 S: 3	H: 0 LOB: 0 BB: 0 P: 3	R: 0 E: 0 K: 3 S: 9	H: 0 LOB: 2 BB: 1 P: 13	R: 0 E: 0 K: 1 S: 6	H: 1 LOB: 1 BB: 0 P: 6		1B: 7 2B: 0 3B: 0 HR: 0	SF: 1 SAC: 0 DP: 0 HBP: 0	WP: 1 PB: 0 SB: 3 CS: 0	PA: 37
PITCHER	IP	WLS	BF	H	R	ER	SO	BB	IBB	HBP	BLK	WP	HR	S	P	ERA	WHIP				
Juan Nieves, L ERA: 4.94 (1, 1)	7.0		29	6	4	4	4	6	4	4	4	1	0	0	0	0	5.14	1.000			
Mark Clear, R ERA: 4.5 (8, 1)	1.0	W	4	0	0	0	3	1	0	0	0	0	0	9	13	0.00	1.000				
Dan Plesac, L ERA: 0.56 (9, 1)	1.0	S	4	1	0	0	1	0	0	0	0	0	0	6	6	0.00	1.000				

Batter	1	2	3	4	5	6	7	8	9	AB	R	H	RBI	BB	SO	LOB	TOP			
Robin Yount, R OBP: 0.336, SLG: 0.380 (1, 8)										4	0	2	0	0	0	1	Milwaukee Brewers @ Seattle Mariners The Kingdome, Seattle, WA Sun May 03 1987, 6:33 AM EDT Att: 12,632 - Unknown			
Dale Sveum, S OBP: 0.351, SLG: 0.467 (1, 6)										4	1	1	0	0	0	2				
Glenn Braggs, R OBP: 0.365, SLG: 0.520 (1, 9)										4	0	1	0	0	1	1				
Greg Brock, L OBP: 0.389, SLG: 0.476 (1, 3)										4	0	1	1	0	0	1				
Billy Jo Robidoux, L OBP: 0.302, SLG: 0.211 (1, 10)										4	0	0	0	0	1	2				
Rick Manning, L OBP: 0.182, SLG: 0.200 (1, 7)										4	1	1	0	0	0	2				
Bill Schroeder, R OBP: 0.353, SLG: 0.531 (1, 2)										4	1	1	0	0	0	0				
Juan Castillo, S OBP: 0.538, SLG: 0.619 (1, 4)										1	0	1	2	2	0	0				
Jim Gantner, L OBP: 0.388, SLG: 0.481 (1, 5)										3	0	0	0	0	1	3				
Inning Stats	R: 0 E: 0 K: 1 S: 5	H: 1 LOB: 0 BB: 0 P: 5	R: 0 E: 0 K: 0 S: 3	H: 0 LOB: 0 BB: 0 P: 3	R: 0 E: 0 K: 1 S: 4	H: 0 LOB: 0 BB: 1 P: 8	R: 0 E: 0 K: 0 S: 3	H: 1 LOB: 0 BB: 0 P: 3	R: 2 E: 0 K: 0 S: 6	H: 3 LOB: 1 BB: 0 P: 6	R: 1 E: 1 K: 0 S: 6	H: 2 LOB: 2 BB: 0 P: 6	R: 0 E: 0 K: 0 S: 3	H: 0 LOB: 1 BB: 1 P: 7	R: 0 E: 0 K: 1 S: 5	H: 0 LOB: 0 BB: 0 P: 5	1B: 7 2B: 2 3B: 0 HR: 0	SF: 0 SAC: 0 DP: 3 HBP: 0	WP: 0 PB: 0 CS: 1	PA: 34
PITCHER Mike Morgan, R ERA: 5.97 (1, 1)	IP: 9.0 WLS: W BF: 34 H: 8 R: 3 ER: 2 SO: 3 BB: 2 IBB: 0 HBP: 0 BLK: 0 WP: 0 HR: 0 S: 38 P: 46 ERA: 2.00 WHIP: 1.111															PITCHER				

Batter	1	2	3	4	5	6	7	8	9	AB	R	H	RBI	BB	SO	LOB	BOTTOM	
John Moses, S OBP: 0.330, SLG: 0.382 (1, 8)										4	1	1	1	1	2	2	Milwaukee Brewers @ Seattle Mariners The Kingdome, Seattle, WA Sun May 03 1987, 6:33 AM EDT Att: 12,632 - Unknown	
Phil Bradley, R OBP: 0.375, SLG: 0.264 (1, 7)										3	0	0	0	1	0	2		
John Christensen, R OBP: 0.319, SLG: 0.390 (1, 9)										4	2	2	1	0	1	3		
Jim Presley, R OBP: 0.318, SLG: 0.465 (1, 5)										3	1	0	0	1	1	4		
Alvin Davis, L OBP: 0.343, SLG: 0.386 (1, 3)										4	1	2	2	0	0	0		
Dave Valle, R OBP: 0.250, SLG: 0.486 (1, 10)										1	0	0	1	0	0	1		
Ken Phelps, L OBP: 0.430, SLG: 0.651 (5, FH)										2	0	0	0	0	0	0		
Bob Kearney, R OBP: 0.286, SLG: 0.450 (1, 2)										4	1	1	0	0	2	1		
Rey Quinones, R OBP: 0.357, SLG: 0.473 (1, 6)										3	1	2	1	1	1	0		
Harold Reynolds, S OBP: 0.323, SLG: 0.379 (1, 4)										4	0	1	0	0	0	2		
Inning Stats	R: 2 E: 1 K: 1 S: 7	H: 2 LOB: 1 BB: 1 P: 11	R: 1 E: 0 K: 1 S: 7	H: 2 LOB: 1 BB: 0 P: 7	R: 3 E: 0 K: 1 S: 8	H: 3 LOB: 1 BB: 1 P: 12	R: 0 E: 0 K: 0 S: 3	H: 0 LOB: 0 BB: 0 P: 3	R: 0 E: 0 K: 2 S: 9	H: 0 LOB: 3 BB: 2 P: 17	R: 0 E: 0 K: 0 S: 3	H: 0 LOB: 0 BB: 0 P: 3	R: 0 E: 0 K: 2 S: 7	H: 0 LOB: 0 BB: 0 P: 7	1B: 7 2B: 2 3B: 0 HR: 0	SF: 1 SAC: 0 DP: 0 HBP: 0	WP: 0 PB: 0 CS: 0	PA: 37
PITCHER Teddy Higuera, L ERA: 4.15 (1, 1)	IP: 3.0 WLS: L BF: 18 H: 7 R: 6 ER: 5 SO: 3 BB: 2 IBB: 0 HBP: 0 BLK: 0 WP: 0 HR: 0 S: 22 P: 30 ERA: 15.00 WHIP: 3.000															PITCHER		
Chris Bosio, R ERA: 4.29 (4, 1)	IP: 3.0 WLS: L BF: 13 H: 2 R: 1 ER: 1 SO: 2 BB: 1 IBB: 0 HBP: 0 BLK: 0 WP: 0 HR: 0 S: 15 P: 23 ERA: 3.00 WHIP: 1.000															PITCHER		
Paul Mirabella, L ERA: 4.29 (7, 1)	IP: 1.0 WLS: L BF: 3 H: 0 R: 0 ER: 0 SO: 0 BB: 0 IBB: 0 HBP: 0 BLK: 0 WP: 0 HR: 0 S: 3 P: 3 ERA: 0.00 WHIP: 0.000															PITCHER		
Mark Clear, R ERA: 4.09 (8, 1)	IP: 1.0 WLS: L BF: 3 H: 0 R: 0 ER: 0 SO: 2 BB: 0 IBB: 0 HBP: 0 BLK: 0 WP: 0 HR: 0 S: 7 P: 7 ERA: 0.00 WHIP: 0.000															PITCHER		

Batter	1	2	3	4	5	6	7	8	9	AB	R	H	RBI	BB	SO	LOB	TOP					
Brian Downing, R (1, 10) OBP: 0.472, SLG: 0.743	F4			HR		F9			F6	4	1	1	1	0	0	0	California Angels @ Milwaukee Brewers Milwaukee County Stadium, Milwaukee, WI Tue May 05 1987, 8:05 PM EDT Att: 13,137 - Unknown livebaseballscorecards.com					
Devon White, S (1, 9) OBP: 0.303, SLG: 0.518	L4			K		B5-3			6-3	4	0	0	0	0	1	0						
Wally Joyner, L (1, 3) OBP: 0.361, SLG: 0.538	F4			L4				F7		3	0	0	0	0	0	0						
Doug DeCinces, R (1, 5) OBP: 0.407, SLG: 0.473		5-3		K				F4		3	0	0	0	0	1	0						
Jack Howell, L (1, 7) OBP: 0.376, SLG: 0.575		BB						4-3		2	1	1	1	1	0	0						
Dick Schofield, R (1, 6) OBP: 0.324, SLG: 0.385	1-3					F8			F8	3	0	0	0	0	0	1						
Gary Pettis, S (1, 8) OBP: 0.314, SLG: 0.358				CS		K			3-1	3	0	1	0	0	1	0						
Mark McLemore, S (1, 4) OBP: 0.353, SLG: 0.284				K		L6			3-1	3	0	0	0	0	1	1						
Darrell Miller, R (1, 2) OBP: 0.224, SLG: 0.283				F4					3-1	2	0	0	0	0	1	1						
Mark Ryal, L (9, PH) OBP: 0.158, SLG: 0.211						K				1	0	0	0	0	0	0						
Bob Boone, R (9, 2)										0	0	0	0	0	0	0						
Inning Stats	R: 0 E: 0 K: 0 S: 3	H: 0 LOB: 0 BB: 0 P: 3	R: 0 E: 0 K: 0 S: 2	H: 0 LOB: 0 BB: 1 P: 6	R: 0 E: 0 K: 1 S: 5	H: 1 LOB: 0 BB: 0 P: 5	R: 1 E: 0 K: 2 S: 8	H: 1 LOB: 0 BB: 0 P: 8	R: 1 E: 0 K: 1 S: 6	H: 1 LOB: 0 BB: 0 P: 6	R: 0 E: 0 K: 0 S: 5	H: 0 LOB: 0 BB: 0 P: 5	R: 0 E: 0 K: 0 S: 3	H: 0 LOB: 0 BB: 0 P: 3	R: 0 E: 0 K: 0 S: 3	H: 0 LOB: 0 BB: 0 P: 3	R: 0 E: 0 K: 0 S: 3	H: 0 LOB: 0 BB: 0 P: 3	1B: 0 2B: 2 3B: 0 HR: 2	SF: 0 SAC: 0 DP: 1 HBP: 0	WP: 0 PB: 0 SB: 0 CS: 1	PA: 29
PITCHER Bill Wegman, R (1, 1) ERA: 2.93	IP: 9.0 WLS: L BF: 29 H: 3 R: 2 ER: 2 SO: 5 BB: 1 IBB: 0 HBP: 0 BLK: 0 WP: 0 HR: 2 S: 38 P: 42 ERA: 2.00 WHIP: 0.444																					

Batter	1	2	3	4	5	6	7	8	9	AB	R	H	RBI	BB	SO	LOB	BOTTOM					
Robin Yount, R (1, 8) OBP: 0.342, SLG: 0.394			F9		K					4	0	2	0	0	1	1	California Angels @ Milwaukee Brewers Milwaukee County Stadium, Milwaukee, WI Tue May 05 1987, 8:05 PM EDT Att: 13,137 - Unknown livebaseballscorecards.com					
Dale Sveum, S (1, 6) OBP: 0.337, SLG: 0.447	L5		6-3			G3		L3		4	0	0	0	0	0	3						
Glenn Braggs, R (1, 9) OBP: 0.366, SLG: 0.515						F9				3	0	1	0	1	1	1						
Greg Brock, L (1, 3) OBP: 0.384, SLG: 0.460				4-3		4-3			BB	3	0	0	0	0	1	2						
Billy Jo Roubidoux, L (1, 10) OBP: 0.277, SLG: 0.190	4-3			4-3						4	0	0	0	0	2	4						
Charlie O'Brien, R (1, 2) OBP: 0.169, SLG: 0.194		F6		L5						3	0	0	0	0	0	1						
Cecil Cooper, L (9, PH) OBP: 0.169, SLG: 0.194						5-3				1	0	0	0	0	1	1						
Rick Manning, L (1, 7) OBP: 0.143, SLG: 0.154		F6				F6				3	0	0	0	0	0	0						
Juan Castillo, S (1, 4) OBP: 0.517, SLG: 0.565		4-3						L4		2	0	0	0	1	0	0						
Jim Gantner, L (1, 5) OBP: 0.386, SLG: 0.475			F7		4-3			1B		3	0	1	0	0	0	1						
Inning Stats	R: 0 E: 0 K: 1 S: 6	H: 1 LOB: 2 BB: 0 P: 7	R: 0 E: 0 K: 0 S: 3	H: 0 LOB: 0 BB: 0 P: 3	R: 0 E: 0 K: 0 S: 3	H: 0 LOB: 0 BB: 0 P: 3	R: 0 E: 0 K: 0 S: 4	H: 1 LOB: 1 BB: 0 P: 4	R: 0 E: 0 K: 0 S: 5	H: 0 LOB: 1 BB: 1 P: 9	R: 0 E: 0 K: 1 S: 5	H: 0 LOB: 0 BB: 0 P: 5	R: 0 E: 0 K: 1 S: 5	H: 0 LOB: 0 BB: 0 P: 5	R: 0 E: 0 K: 0 S: 4	H: 2 LOB: 1 BB: 0 P: 4	R: 0 E: 0 K: 2 S: 7	H: 0 LOB: 1 BB: 1 P: 11	1B: 3 2B: 2 3B: 0 HR: 0	SF: 0 SAC: 0 DP: 1 HBP: 1	WP: 0 PB: 0 SB: 0 CS: 0	PA: 33
PITCHER Don Sutton, R (1, 1) ERA: 3.38	IP: 7.0 WLS: W BF: 25 H: 2 R: 0 ER: 0 SO: 4 BB: 1 IBB: 0 HBP: 1 BLK: 0 WP: 0 HR: 0 S: 31 P: 36 ERA: 0.00 WHIP: 0.429																					
Donnie Moore, R (8, 1) ERA: 2.3	IP: 2.0 WLS: S BF: 8 H: 2 R: 0 ER: 0 SO: 2 BB: 1 IBB: 0 HBP: 0 BLK: 0 WP: 0 HR: 1 S: 11 P: 15 ERA: 0.00 WHIP: 1.500																					

Batter	1	2	3	4	5	6	7	8	9	AB	R	H	RBI	BB	SO	LOB	TOP								
Brian Downing, R (1, 10) OBP: 0.465, SLG: 0.721	F7		5-3					K		3	0	0	0	1	1	0	California Angels @ Milwaukee Brewers Milwaukee County Stadium, Milwaukee, WI Wed May 06 1987, 4:33 AM EDT Att: 13,552 - Unknown livebaseballscorecards.com								
Devon White, S (1, 9) OBP: 0.293, SLG: 0.500	K		6-3					K		4	0	0	0	0	3	2									
Wally Joyner, L (1, 3) OBP: 0.350, SLG: 0.519	6-3		3-1					L7		4	0	0	0	0	0	0									
Doug DeCinces, R (1, 5) OBP: 0.400, SLG: 0.462		F4							K	4	0	1	0	0	2	0									
Jack Howell, L (1, 7) OBP: 0.381, SLG: 0.619				4-3					1B	4	2	2	1	0	0	1									
Dick Schofield, R (1, 6) OBP: 0.330, SLG: 0.410					F9				2B	4	1	2	0	0	0	1									
Butch Wynegar, S (1, 2) OBP: 0.313, SLG: 0.279																									
Darrell Miller, R (8, 2) OBP: 0.220, SLG: 0.283	K				1-3				SF8	3	0	0	0	0	1	1									
Gary Pettis, S (1, 8) OBP: 0.321, SLG: 0.357					5-3				E8	3	0	1	1	1	0	0									
Mark McLemore, S (1, 4) OBP: 0.349, SLG: 0.293									1B	4	0	1	0	0	2	3									
Inning Stats	R: 0 E: 0 K: 1 S: 5	H: 0 LOB: 0 BB: 0 P: 5	R: 1 E: 0 K: 2 S: 9	H: 2 LOB: 2 BB: 1 P: 13	R: 0 E: 0 K: 0 S: 3	H: 0 LOB: 0 BB: 0 P: 3	R: 0 E: 0 K: 1 S: 5	H: 0 LOB: 0 BB: 0 P: 5	R: 0 E: 0 K: 1 S: 6	H: 1 LOB: 2 BB: 1 P: 10	R: 0 E: 0 K: 0 S: 4	H: 1 LOB: 1 BB: 0 P: 4	R: 0 E: 0 K: 0 S: 3	H: 0 LOB: 0 BB: 0 P: 3	R: 0 E: 0 K: 2 S: 7	H: 0 LOB: 0 BB: 0 P: 7	R: 2 E: 1 K: 2 S: 10	H: 3 LOB: 1 BB: 0 P: 10	1B: 3 2B: 2 3B: 1 HR: 1	SF: 1 SAC: 0 DP: 0 HBP: 0	WP: 0 PA: 36 CS: 0				
PITCHER	IP	WLS	BF	H	R	ER	SO	BB	IBB	HBP	BLK	WP	HR	S	P	ERA	WHIP								
Mike Birkbeck, R (1, 1) ERA: 5.1	7.0	L	27	4	1	1	5	2	0	0	0	0	1	35	43	1.29	0.857								
Chris Bosio, R (8, 1) ERA: 4.95	1.0		3	0	0	0	2	0	0	0	0	0	0	7	7	0.00	0.000								
Mark Clear, R (9, 1) ERA: 5.25	1.0		6	3	2	2	2	0	0	0	0	0	0	10	10	18.00	3.000								

Batter	1	2	3	4	5	6	7	8	9	AB	R	H	RBI	BB	SO	LOB	BOTTOM								
Robin Yount, R (1, 8) OBP: 0.345, SLG: 0.407			K						L6	4	0	1	0	1	2	4	California Angels @ Milwaukee Brewers Milwaukee County Stadium, Milwaukee, WI Wed May 06 1987, 4:33 AM EDT Att: 13,552 - Unknown livebaseballscorecards.com								
Dale Sveum, S (1, 6) OBP: 0.324, SLG: 0.429		K	F9							4	0	0	0	0	3	5									
Glenn Braggs, R (1, 9) OBP: 0.355, SLG: 0.495			K							4	0	0	0	0	2	1									
Greg Brock, L (1, 3) OBP: 0.388, SLG: 0.449				6-3						2	0	0	0	2	1	0									
Cecil Cooper, L (1, 10) OBP: 0.159, SLG: 0.182					3-1					4	0	0	0	0	1	3									
Charlie O'Brien, R (1, 2)					F8					4	0	0	0	0	0	1									
Jim Gantner, L (1, 5) OBP: 0.391, SLG: 0.488										4	0	2	0	0	0	0									
Juan Castillo, S (1, 4) OBP: 0.531, SLG: 0.560										2	0	1	0	1	0	1									
Rick Manning, L (1, 7) OBP: 0.222, SLG: 0.188										3	0	1	0	1	1	2									
Inning Stats	R: 0 E: 0 K: 2 S: 8	H: 1 LOB: 2 BB: 1 P: 12	R: 0 E: 0 K: 0 S: 4	H: 1 LOB: 1 BB: 0 P: 4	R: 0 E: 0 K: 2 S: 7	H: 0 LOB: 0 BB: 0 P: 7	R: 0 E: 0 K: 0 S: 3	H: 0 LOB: 0 BB: 0 P: 3	R: 0 E: 0 K: 2 S: 8	H: 1 LOB: 2 BB: 1 P: 12	R: 0 E: 0 K: 1 S: 5	H: 0 LOB: 1 BB: 1 P: 9	R: 0 E: 0 K: 2 S: 8	H: 1 LOB: 2 BB: 1 P: 12	R: 0 E: 0 K: 1 S: 5	H: 0 LOB: 0 BB: 0 P: 5		R: 0 E: 0 K: 0 S: 4	H: 1 LOB: 2 BB: 1 P: 8	1B: 3 2B: 1 3B: 1 HR: 0	SF: 0 SAC: 1 DP: 0 HBP: 0	WP: 0 PA: 37 CS: 0			
PITCHER	IP	WLS	BF	H	R	ER	SO	BB	IBB	HBP	BLK	WP	HR	S	P	ERA	WHIP								
Mike Witt, R (1, 1) ERA: 3.86	7.0	W	29	4	0	0	9	4	0	0	0	0	0	43	59	0.00	1.143								
DeWayne Buice, R (8, 1) ERA: 2.13	2.0	S	8	1	0	0	1	1	0	0	0	0	0	9	13	0.00	1.000								

Batter	1	2	3	4	5	6	7	8	9	AB	R	H	RBI	BB	SO	LOB	TOP					
John Moses, S OBP: 0.298, SLG: 0.327 (1, 8)	G1-6-3	K				G1-6-3		K		5	1	1	0	0	2	4	Seattle Mariners @ Milwaukee Brewers Milwaukee County Stadium, Milwaukee, WI Sat May 09 1987, 4:33 AM EDT Att: 43,502 - Unknown livebaseballscorecards.com					
Phil Bradley, R OBP: 0.346, SLG: 0.243 (1, 7)	CS		1B	5-3	BB	2B	1B	5-3	F9	2	2	0	0	3	0	1						
John Christensen, R OBP: 0.314, SLG: 0.393 (1, 9)	F8		5-3	BB	1B	F8		1B	2B	1B	5	1	2	0	0	1		3				
Jim Presley, R OBP: 0.352, SLG: 0.491 (1, 5)	CS	BB	5-3	1B	BB	2B	1B	2B	1B	4	2	2	3	1	1	1						
Alvin Davis, L OBP: 0.355, SLG: 0.408 (1, 3)		SH3	K	K	K	K	K	K	K	4	1	0	0	1	4	4						
Dave Valle, R OBP: 0.260, SLG: 0.489 (1, 10)		4-3	4-3	4-3	4-3	4-3	2B			4	1	2	3	0	0	2						
Bob Kearney, R OBP: 0.250, SLG: 0.391 (1, 2)		SH3			F9	F3	F8			3	0	0	0	0	0	1						
Rey Quinones, R OBP: 0.336, SLG: 0.455 (1, 6)		4-3	6-3	6-3	1B	1B	K			4	0	1	1	0	1	1						
Harold Reynolds, S OBP: 0.339, SLG: 0.376 (1, 4)			4-3	4-3	4-3	1B	BB			3	0	2	1	1	0	0						
Inning Stats	R: 0 E: 0 K: 0 S: 2	H: 0 LOB: 0 BB: 1 P: 6	R: 3 E: 0 K: 1 S: 7	H: 2 LOB: 1 BB: 2 P: 15	R: 1 E: 0 K: 1 S: 6	H: 1 LOB: 1 BB: 1 P: 10	R: 0 E: 0 K: 0 S: 3	H: 0 LOB: 0 BB: 0 P: 3	R: 2 E: 0 K: 1 S: 7	H: 2 LOB: 1 BB: 1 P: 11	R: 0 E: 0 K: 0 S: 4	H: 2 LOB: 1 BB: 0 P: 4	R: 2 E: 0 K: 1 S: 8	H: 3 LOB: 1 BB: 0 P: 8	R: 0 E: 0 K: 2 S: 7	H: 0 LOB: 1 BB: 1 P: 11	R: 0 E: 0 K: 3 S: 9	H: 0 LOB: 0 BB: 0 P: 9	1B: 8 2B: 2 3B: 0 HR: 0	SF: 0 SAC: 1 DP: 1 HBP: 0	WP: 0 PB: 0 SB: 2 CS: 1	PA: 42
PITCHER	IP	WLS	BF	H	R	ER	SO	BB	IBB	HBP	BLK	WP	HR	S	P	ERA	WHIP					
Juan Nieves, L ERA: 5.73 (1, 1)	2.0	L	12	3	4	4	1	4	0	0	0	0	0	10	26	18.00	3.500					
Chuck Grim, R ERA: 4.24 (3, 1)	3.0		12	2	2	2	2	1	0	0	0	0	0	15	19	6.00	1.000					
John Henry Johnson, L ERA: 15.43 (6, 1)	2.0		10	5	2	2	1	0	0	0	0	0	0	12	12	9.00	2.500					
Mark Clear, R ERA: 4.5 (8, 1)	2.0		7	0	0	0	5	1	0	0	0	0	0	16	20	0.00	0.500					

Batter	1	2	3	4	5	6	7	8	9	AB	R	H	RBI	BB	SO	LOB	BOTTOM					
Juan Castillo, S OBP: 0.524, SLG: 0.559 (1, 4)	CS		1B			K		K		3	0	1	0	1	2	3	Seattle Mariners @ Milwaukee Brewers Milwaukee County Stadium, Milwaukee, WI Sat May 09 1987, 4:33 AM EDT Att: 43,502 - Unknown livebaseballscorecards.com					
Robin Yount, R OBP: 0.349, SLG: 0.402 (1, 8)	BB		1B			K		F4		4	0	1	0	0	1	2						
Glenn Braggs, R OBP: 0.366, SLG: 0.496 (1, 9)	G5-4-3		F9			K		F8		4	1	1	0	0	0	1						
Greg Brock, L OBP: 0.375, SLG: 0.459 (1, 3)		G3			F8	6-3	3B	F8		4	0	1	1	0	0	0						
Cecil Cooper, L OBP: 0.151, SLG: 0.171 (1, 10)		F7			6-3	4-3		1B		4	0	0	0	0	0	1						
Jim Gantner, L OBP: 0.406, SLG: 0.484 (1, 5)		4-3			FC4-6	BB	1B	4-3		3	0	1	0	1	0	0						
Rick Manning, L OBP: 0.250, SLG: 0.190 (1, 7)			K		FC4-6	2B	1B	F8		4	1	1	0	0	1	1						
B.J. Surhoff, L OBP: 0.333, SLG: 0.451 (1, 2)			1B		4-3	2B	F8	F2		4	0	2	1	0	0	2						
Dale Sveum, S OBP: 0.316, SLG: 0.425 (1, 6)			K		4-3		K			3	0	0	0	0	2	4						
Inning Stats	R: 0 E: 0 K: 0 S: 2	H: 1 LOB: 0 BB: 1 P: 6	R: 0 E: 0 K: 0 S: 3	H: 0 LOB: 0 BB: 0 P: 3	R: 0 E: 0 K: 2 S: 9	H: 2 LOB: 2 BB: 0 P: 9	R: 0 E: 0 K: 0 S: 3	H: 0 LOB: 0 BB: 0 P: 3	R: 1 E: 0 K: 1 S: 6	H: 1 LOB: 1 BB: 1 P: 10	R: 1 E: 0 K: 1 S: 6	H: 1 LOB: 0 BB: 0 P: 6	R: 0 E: 0 K: 2 S: 9	H: 2 LOB: 2 BB: 0 P: 9	R: 0 E: 0 K: 0 S: 4	H: 1 LOB: 1 BB: 0 P: 4	R: 0 E: 0 K: 0 S: 3	H: 0 LOB: 0 BB: 0 P: 3	1B: 6 2B: 1 3B: 1 HR: 0	SF: 0 SAC: 0 DP: 1 HBP: 0	WP: 0 PB: 0 SB: 0 CS: 1	PA: 35
PITCHER	IP	WLS	BF	H	R	ER	SO	BB	IBB	HBP	BLK	WP	HR	S	P	ERA	WHIP					
Mike Morgan, R ERA: 5.15 (1, 1)	9.0	W	35	8	2	2	6	2	0	0	0	0	0	45	53	2.00	1.111					

Batter	1	2	3	4	5	6	7	8	9	AB	R	H	RBI	BB	SO	LOB	TOP									
John Moses, S OBP: 0.299, SLG: 0.321	4-0 G3 S SF9 BB		0-0 4-3		0-0 SH5-3		0-3 K			2	1	0	1	1	1	1										
Phil Bradley, R OBP: 0.336, SLG: 0.234	0-0 G3		0-0 F8		0-3 K			0-0 F9		4	0	0	0	0	1	1										
Scott Bradley, L OBP: 0.408, SLG: 0.522	0-0 SF9			0-0 HR		0-0 6-3		0-0 3-1		3	1	1	1	0	0	0										
Ken Phelps, L OBP: 0.441, SLG: 0.737	0-0 HR			0-0 HR		0-0 1-3		0-0 F7		4	2	2	3	0	0	0										
Jim Prestley, R OBP: 0.349, SLG: 0.483	0-0 F8			0-0 6-3		0-0 1B		0-3 K		4	0	1	0	0	1	0										
Alvin Davis, L OBP: 0.344, SLG: 0.393		0-0 F9		0-0 F8		0-0 F7		0-0 F7		4	0	0	0	0	0	1										
Mike Kingery, L OBP: 0.289, SLG: 0.408		0-0 G6-4-3 1B		0-0 F8		0-0 F8		0-0 F8		4	0	1	0	0	0	0										
Rey Quinones, R OBP: 0.336, SLG: 0.460		0-0 G6-4-3			0-0 1B SH5-3 2B		0-0 F8			3	1	1	0	0	0	1										
Harold Reynolds, S OBP: 0.348, SLG: 0.404			0-3 K		0-0 CS 1B		0-0 3B			3	0	2	0	0	1	0										
Inning Stats	R: 2 E: 0 K: 0 S: 4	H: 1 LOB: 0 BB: 1 P: 8	R: 0 E: 0 K: 0 S: 3	H: 1 LOB: 0 BB: 0 P: 3	R: 0 E: 0 K: 1 S: 5	H: 0 LOB: 0 BB: 0 P: 5	R: 2 E: 0 K: 0 S: 5	H: 2 LOB: 0 BB: 0 P: 5	R: 1 E: 0 K: 1 S: 6	H: 2 LOB: 0 BB: 0 P: 6	R: 0 E: 0 K: 0 S: 4	H: 1 LOB: 1 BB: 0 P: 4	R: 0 E: 0 K: 1 S: 6	H: 1 LOB: 0 BB: 0 P: 6	R: 0 E: 0 K: 0 S: 3	H: 0 LOB: 0 BB: 0 P: 3	R: 0 E: 0 K: 1 S: 5	H: 0 LOB: 0 BB: 0 P: 5	1B: 3 2B: 2 3B: 1 HR: 2	SF: 1 SAC: 1 DP: 1 HBP: 0	WP: 0 PB: 0 SB: 1 CS: 1	PA: 34				
PITCHER	IP	WLS	BF	H	R	ER	SO	BB	IBB	HBP	BLK	WP	HR	S	P	ERA	WHIP									
Bill Wegman, R ERA: 3.35	(1, 1)	8.0	L	31	8	5	5	3	1	0	0	0	0	2	36	40	5.62	1.125								
Dan Plesac, L ERA: 0.96	(9, 1)	1.0		3	0	0	0	1	0	0	0	0	0	5	5	0.00	0.000									

Seattle Mariners @ Milwaukee Brewers
Milwaukee County Stadium, Milwaukee, WI
Sun May 10 1987, 4:33 AM EDT
Att: 25,496 - Unknown

AB	31
R	5
H	8
RBI	5
BB	1
SO	4
LOB	4



Batter	1	2	3	4	5	6	7	8	9	AB	R	H	RBI	BB	SO	LOB	BOTTOM								
Juan Castillo, S OBP: 0.532, SLG: 0.632	0-0 HR		0-0 L4		0-0 G5-4-3 1B		0-3 K		4-0 BB	4	1	2	1	1	1	1									
Robin Yount, R OBP: 0.351, SLG: 0.402	0-0 BLK 1B		0-0 S 1B		0-3 K		0-0 F8		0-3 K	5	0	2	0	0	2	4									
Glenn Braggs, R OBP: 0.356, SLG: 0.479	0-0 6-3		0-0 5-3		0-0 G5-4-3			0-0 6-3		4	0	0	0	0	0	3									
Greg Brock, L OBP: 0.371, SLG: 0.451	0-0 F7		0-0 5-3			0-0 FC6-4 1B		0-0 F8		4	0	1	0	0	0	2									
Rob Deer, R OBP: 0.459, SLG: 0.778	0-0 F3			0-0 2B		0-0 F8		0-0 1B		4	0	2	0	0	0	2									
B.J. Surhoff, L OBP: 0.311, SLG: 0.418		0-0 F7		0-0 F4		0-3 K		0-0 4-3		4	0	0	0	0	1	3									
Jim Gantner, L OBP: 0.410, SLG: 0.479		0-0 4-3		4-0 BB		0-0 FC6-4		0-0 PB 1B		3	0	1	0	1	0	1									
Charlie O'Brien, R OBP: 0.200, SLG: 0.200		0-0 1B		0-0 F5			0-0 WP 1B		0-0 F7	4	0	2	0	0	0	3									
Dale Sveum, S OBP: 0.398, SLG: 0.413		0-0 6-3		0-0 F6			0-3 K		0-3 K	3	0	0	0	0	1	4									
Billy Jo Robidoux, L OBP: 0.271, SLG: 0.196										1	0	0	0	0	1	1									
Inning Stats	R: 1 E: 0 K: 0 S: 5	H: 2 LOB: 1 BB: 0 P: 5	R: 0 E: 0 K: 0 S: 4	H: 1 LOB: 1 BB: 0 P: 4	R: 0 E: 0 K: 0 S: 4	H: 1 LOB: 2 BB: 1 P: 8	R: 0 E: 0 K: 1 S: 5	H: 1 LOB: 0 BB: 0 P: 5	R: 0 E: 0 K: 1 S: 6	H: 1 LOB: 1 BB: 0 P: 6	R: 0 E: 0 K: 2 S: 8	H: 1 LOB: 1 BB: 0 P: 8	R: 0 E: 0 K: 0 S: 4	H: 1 LOB: 1 BB: 0 P: 4	R: 0 E: 0 K: 2 S: 8	H: 1 LOB: 2 BB: 1 P: 12	1B: 8 2B: 1 3B: 0 HR: 1	SF: 0 SAC: 0 DP: 1 HBP: 0	WP: 1 PB: 1 SB: 1 CS: 0	PA: 38					
PITCHER	IP	WLS	BF	H	R	ER	SO	BB	IBB	HBP	BLK	WP	HR	S	P	ERA	WHIP								
Mike Moore, R ERA: 4.4	(1, 1)	9.0	W	38	10	1	1	6	2	0	0	1	1	48	56	1.00	1.333								

Seattle Mariners @ Milwaukee Brewers
Milwaukee County Stadium, Milwaukee, WI
Sun May 10 1987, 4:33 AM EDT
Att: 25,496 - Unknown

AB	36
R	1
H	10
RBI	1
BB	2
SO	6
LOB	24



Batter	1	2	3	4	5	6	7	8	9	AB	R	H	RBI	BB	SO	LOB	TOP										
Luis Polonia, L OBP: 0.321, SLG: 0.400 (1, 8)	0-0 6-3	0-0 6-3		0-0 F7		0-0 E1 HR	0-0 1B		0-0 G4-6-3 1B	6	1	2	2	0	0	2	Oakland Athletics @ Milwaukee Brewers Milwaukee County Stadium, Milwaukee, WI Tue May 12 1987, 8:05 PM EDT Att: 9,459 - Unknown livebaseballscorecards.com										
Mike Davis, L OBP: 0.330, SLG: 0.613 (1, 9)	4-0 1B	0-0 CS			0-0 CS	0-0 HR	0-0 F7		0-0 G4-6-3 1B	5	1	3	2	1	0	3											
Carney Lansford, R OBP: 0.372, SLG: 0.391 (3, PH) Mike Gallego, R OBP: 0.333, SLG: 0.333 (3, 5)	4-0 1B	0-0 CS	0-3 K		0-0 1B	0-0 1B	0-0 1B		0-0 G1	0	0	0	0	1	0	0											
Jose Canseco, R OBP: 0.285, SLG: 0.370 (1, 7)	0-0 1B		0-0 4-3		0-3 K	0-3 K	0-0 F9			5	0	1	0	0	2	4											
Reggie Jackson, L OBP: 0.278, SLG: 0.369 (1, 10)	0-0 F5		0-3 K		0-0 6-3	0-0 F7			0-0 FC4-6 1B	5	0	1	0	0	1	5											
Mark McSwire, R OBP: 0.363, SLG: 0.652 (1, 3)	0-3 K			0-3 K		4-0 2B	0-0 1B		0-3 K	4	2	1	0	1	3	4											
Tony Phillips, S OBP: 0.362, SLG: 0.390 (1, 4)		4-0 3B		0-0 1B		0-0 2B	0-0 5-3 1B		0-0 FC4-6 FC6-4	4	2	2	0	1	0	2											
Terry Steinbach, R OBP: 0.351, SLG: 0.455 (1, 2)		0-0 3B		4-0 1B		0-0 2B	0-0 FC6-4		0-0 FC6-4	4	3	3	4	1	0	1											
Alfredo Griffin, S OBP: 0.291, SLG: 0.337 (1, 6)	0-3 K		0-3 K		0-0 F4	0-0 G3	0-0 1B		4-0 1B	4	1	1	0	1	1	4											
Inning Stats	R: 0 E: 0 K: 1 S: 6	H: 1 LOB: 3 BB: 2 P: 14	R: 2 E: 0 K: 1 S: 6	H: 2 LOB: 0 BB: 1 P: 10	R: 0 E: 0 K: 2 S: 7	H: 0 LOB: 0 BB: 0 P: 7	R: 0 E: 0 K: 1 S: 6	H: 1 LOB: 2 BB: 1 P: 10	R: 0 E: 0 K: 1 S: 6	H: 2 LOB: 1 BB: 0 P: 6	R: 5 E: 1 K: 1 S: 10	H: 4 LOB: 1 BB: 1 P: 14	R: 3 E: 1 K: 0 S: 8	H: 5 LOB: 2 BB: 0 P: 8	R: 0 E: 0 K: 1 S: 6	H: 1 LOB: 1 BB: 0 P: 6	R: 0 E: 0 K: 0 S: 3	H: 1 LOB: 1 BB: 1 P: 7	1B: 13 2B: 2 3B: 1 HR: 1	SF: 0 SAC: 0 DP: 1 HBP: 0	WP: 0 PB: 0 SB: 1 CS: 2	PA: 49					
PITCHER	IP	WLS	BF	H	R	ER	SO	BB	IBB	HBP	BLK	WP	HR	S	P	ERA	WHIP										
Mike Birkbeck, R ERA: 4.94 (1, 1)	1.0	6	1	0	0	1	2	0	0	0	0	0	0	6	14	0.00	3.000										
John Henry Johnson, L ERA: 10.13 (2, 1)	3.0	13	3	2	2	4	2	0	0	0	0	0	0	19	27	6.00	1.667										
Paul Mirabella, L ERA: 1.93 (5, 1)	1.0	L	6	3	2	2	1	1	0	0	0	0	0	7	11	18.00	4.000										
Chris Bosio, R ERA: 5.63 (6, 1)	1.1	11	6	6	5	1	0	0	0	0	0	0	1	13	13	33.75	4.500										
Chuck Crim, R ERA: 3.81 (7, 1)	2.2	12	4	0	0	1	1	0	0	0	0	0	0	13	17	0.00	1.875										
Batter	1	2	3	4	5	6	7	8	9	AB	R	H	RBI	BB	SO	LOB	BOTTOM										
Juan Castillo, S OBP: 0.547, SLG: 0.659 (1, 4)	0-0 E		0-0 1B		0-0 3-1	0-0 2B		0-0 2B	0-0 F7	6	1	4	1	0	0	0	Oakland Athletics @ Milwaukee Brewers Milwaukee County Stadium, Milwaukee, WI Tue May 12 1987, 8:05 PM EDT Att: 9,459 - Unknown livebaseballscorecards.com										
Robin Yount, R OBP: 0.397, SLG: 0.444 (1, 8)	0-3 K		0-0 CS		0-0 HR	4-0 BB		0-0 1B	2H 2B	4	2	3	2	1	1	1											
Glenn Braggs, R OBP: 0.357, SLG: 0.471 (1, 9)	0-3 K		4-0 BB		0-0 1B	0-0 F8		0-3 K		4	0	1	0	1	2	5											
Greg Brock, L OBP: 0.364, SLG: 0.439 (1, 3)	0-3 K		0-0 FC6-2-5-1		0-0 F7		0-0 F4	0-0 1B	2H 1B	5	1	1	1	0	1	4											
Rob Deer, R OBP: 0.456, SLG: 0.756 (1, 7)		0-3 K	0-3 K		0-0 6-3	0-0 G3	0-0 WP	0-0 1B	1-3 1B	5	0	2	0	0	2	2											
B.J. Surhoff, L OBP: 0.303, SLG: 0.400 (1, 10)		0-0 G3		0-0 F4		0-0 F9	0-0 G3	0-0 1B	1-2 3H	5	0	1	1	0	0	1											
Jim Gantner, L OBP: 0.409, SLG: 0.469 (1, 5)	4-0 BB		0-3 K		0-0 K	0-0 2B	0-3 K	0-0 L6		4	1	1	0	1	2	3											
Charlie O'Brien, R OBP: 0.250, SLG: 0.350 (1, 2)	0-0 F2		0-0 F9		0-0 F9	0-0 1B		0-0 5-3		5	2	2	0	0	0	1											
Dale Sveum, S OBP: 0.311, SLG: 0.439 (1, 6)			0-0 HR		0-3 K	0-0 2B	0-0 1B	0-0 6-3	0-0 6-3	5	1	2	3	0	1	1											
Inning Stats	R: 0 E: 0 K: 3 S: 10	H: 1 LOB: 1 BB: 0 P: 10	R: 0 E: 0 K: 1 S: 5	H: 0 LOB: 1 BB: 1 P: 9	R: 1 E: 0 K: 1 S: 7	H: 3 LOB: 2 BB: 1 P: 11	R: 0 E: 0 K: 1 S: 5	H: 0 LOB: 0 BB: 0 P: 5	R: 1 E: 0 K: 1 S: 7	H: 2 LOB: 1 BB: 0 P: 7	R: 2 E: 0 K: 0 S: 7	H: 4 LOB: 3 BB: 1 P: 11	R: 0 E: 0 K: 1 S: 6	H: 1 LOB: 1 BB: 0 P: 6	R: 4 E: 0 K: 1 S: 11	H: 6 LOB: 2 BB: 0 P: 11	R: 0 E: 0 K: 0 S: 3	H: 0 LOB: 0 BB: 0 P: 3	1B: 11 2B: 4 3B: 0 HR: 2	SF: 0 SAC: 0 DP: 0 HBP: 0	WP: 1 PB: 0 SB: 3 CS: 1	PA: 46					
PITCHER	IP	WLS	BF	H	R	ER	SO	BB	IBB	HBP	BLK	WP	HR	S	P	ERA	WHIP										
Dave Stewart, R ERA: 5.2 (1, 1)	5.2	W	27	9	4	4	7	2	0	0	0	0	2	39	47	6.35	1.941										
Gene Nelson, R ERA: 5.4 (6, 1)	1.2	11	5	3	3	1	1	0	0	0	0	1	0	12	16	16.20	3.600										
Steve Ontiveros, R ERA: 5.4 (8, 1)	0.1	3	2	0	0	1	0	0	0	0	0	0	0	5	5	0.00	6.000										
Jay Howell, R ERA: 5.51 (8, 1)	1.1	S	5	1	1	1	0	0	0	0	0	0	0	5	5	6.75	0.750										

Batter	1	2	3	4	5	6	7	8	9	AB	R	H	RBI	BB	SO	LOB	TOP										
Tony Phillips, S (1, 4) OBP: 0.357, SLG: 0.377	4-0 BB		0-0 FC4-6				0-3 K	0-0 P3	0-3 K		4	0	0	0	1	2											
Alfredo Griffin, S (1, 6) OBP: 0.287, SLG: 0.330	0-0 F9		0-3 K				0-0 F8		0-0 5-3		5	0	1	0	0	1											
Jose Canseco, R (1, 7) OBP: 0.281, SLG: 0.363	0-0 F9			0-0 F7			0-3 K	0-0 F9		5	0	1	0	0	0	1											
Mark McGwire, R (1, 3) OBP: 0.364, SLG: 0.630	0-0 F7			4-0 BB				0-3 K	4-0 1B E BB	3	1	0	0	2	2	2											
Ron Cey, R (1, 10) OBP: 0.425, SLG: 0.300		0-3 K		0-0 F7			0-0 HR 1B	0-0 E 1B	0-3 K	4	1	2	0	0	0	1											
Luis Polonia, L (8, PR) OBP: 0.331, SLG: 0.400										0	1	0	0	0	0	0											
Alejandro Sanchez, R (9, PH)										1	0	0	0	0	0	1											
Terry Steinbach, R (1, 2) OBP: 0.358, SLG: 0.457	0-0 F9			0-3 K			0-0 HR 1B	0-0 E5 FC1-6 1B		4	1	2	0	0	1	1											
Mike Davis, L (1, 9) OBP: 0.328, SLG: 0.633								0-0 SF8		3	1	1	4	0	1	0											
Stan Javier, S (1, 8) OBP: 0.344, SLG: 0.346			0-3 K		0-0 G3		0-0 HR 1B	0-0 FC1-6 WP E		4	2	1	0	0	1	1											
Mike Gallego, R (1, 5) OBP: 0.351, SLG: 0.424			4-0 FC4-6 BB		0-0 F9		0-0 HR	0-0 E1		3	1	1	2	1	0	0											
Inning Stats	R: 0 E: 0 K: 0 S: 3	H: 0 LOB: 1 BB: 1 P: 7	R: 0 E: 0 K: 2 S: 7	H: 0 LOB: 0 BB: 0 P: 7	R: 0 E: 0 K: 2 S: 7	H: 0 LOB: 1 BB: 1 P: 11	R: 0 E: 0 K: 1 S: 5	H: 0 LOB: 1 BB: 1 P: 9	R: 0 E: 0 K: 0 S: 3	H: 0 LOB: 0 BB: 0 P: 3	R: 0 E: 0 K: 2 S: 7	H: 0 LOB: 1 BB: 0 P: 7	R: 5 E: 0 K: 1 S: 11	H: 6 LOB: 1 BB: 0 P: 11	R: 3 E: 2 K: 1 S: 8	H: 2 LOB: 1 BB: 1 P: 12	R: 0 E: 0 K: 2 S: 8	H: 1 LOB: 1 BB: 0 P: 8	1B: 7 2B: 0 3B: 0 HR: 2	SF: 1 SAC: 0 DP: 0 HBP: 0	WP: 1 PA: 41 PB: 0 CS: 0						
PITCHER	IP	WLS	BF	H	R	ER	SO	BB	IBB	HBP	BLK	WP	HR	S	P	ERA	WHIP										
Teddy Higuera, L (1, 1) ERA: 4.25	6.2	L	29	6	5	5	8	3	0	0	0	0	2	42	54	6.75	1.350										
Paul Mirabella, L (7, 1) ERA: 3.39	1.1		8	2	3	2	1	1	0	0	0	1	0	9	13	13.50	2.250										
Dan Plesac, L (9, 1) ERA: 0.92	1.0		4	1	0	0	2	0	0	0	0	0	0	8	8	0.00	1.000										

Oakland Athletics @ Milwaukee Brewers
Milwaukee County Stadium, Milwaukee, WI
Wed May 13 1987, 4:33 AM EDT
Att: 12,997 - Unknown

AB	36
R	8
H	9
RBI	6
BB	4
SO	11
LOB	12



Batter	1	2	3	4	5	6	7	8	9	AB	R	H	RBI	BB	SO	LOB	BOTTOM										
Juan Castillo, S (1, 4) OBP: 0.509, SLG: 0.604	0-0 5-3		0-0 SH5-3		0-0 5-3		0-0 F8		0-3 K	4	0	0	0	0	1	2											
Robin Yount, R (1, 8) OBP: 0.364, SLG: 0.438	0-0 6-3		0-0 8-2			0-0 1B FC5-2 1B		0-0 F7		4	0	1	0	0	0	1											
Glenn Braggs, R (1, 9) OBP: 0.361, SLG: 0.480	0-0 2B			0-0 F8		0-0 FC5-2 1B		0-0 F7		4	0	2	0	0	0	0											
Rob Deer, R (1, 7) OBP: 0.449, SLG: 0.733	0-0 5-3			0-0 F4		0-0 FC5-2		0-0 FC5-4 1B		4	0	1	0	0	0	3											
Dale Sveum, S (1, 6) OBP: 0.310, SLG: 0.427		0-0 L5		4-0 BB BB		0-0 K		0-0 FC5-4		3	0	0	0	1	1	3											
Jim Pacionek, R (1, 3) OBP: 0.391, SLG: 0.556		0-0 HR		4-0 BB BB		0-0 5-3		0-0 E9 2B		3	2	2	1	1	0	2											
Bill Schroeder, R (1, 10) OBP: 0.311, SLG: 0.475		0-3 K		0-0 5-3			0-3 K		0-0 2B	4	0	1	1	0	2	2											
Charlie O'Brien, R (1, 2) OBP: 0.208, SLG: 0.292		0-0 F6			0-0 F8		0-0 6-3		0-0 F6	4	0	0	0	0	0	1											
Jim Gantner, L (1, 5) OBP: 0.412, SLG: 0.480			0-0 SH5-3 8-2 2B		0-0 4-3		0-0 1B		0-0 F8	4	0	2	0	0	0	1											
Inning Stats	R: 0 E: 0 K: 0 S: 4	H: 1 LOB: 0 BB: 0 P: 4	R: 1 E: 0 K: 1 S: 6	H: 1 LOB: 0 BB: 0 P: 6	R: 0 E: 0 K: 0 S: 3	H: 1 LOB: 0 BB: 0 P: 3	R: 0 E: 0 K: 0 S: 3	H: 0 LOB: 2 BB: 2 P: 11	R: 0 E: 0 K: 0 S: 3	H: 0 LOB: 0 BB: 0 P: 3	R: 0 E: 0 K: 1 S: 7	H: 2 LOB: 2 BB: 0 P: 7	R: 0 E: 0 K: 1 S: 6	H: 1 LOB: 1 BB: 0 P: 6	R: 0 E: 0 K: 0 S: 4	H: 1 LOB: 1 BB: 0 P: 4	R: 1 E: 1 K: 1 S: 7	H: 2 LOB: 1 BB: 0 P: 7	1B: 4 2B: 5 3B: 0 HR: 1	SF: 0 SAC: 1 DP: 1 HBP: 0	WP: 0 PA: 37 PB: 1 CS: 0						
PITCHER	IP	WLS	BF	H	R	ER	SO	BB	IBB	HBP	BLK	WP	HR	S	P	ERA	WHIP										
Curt Young, L (1, 1) ERA: 2.32	8.0	W	32	7	1	1	3	2	0	0	0	0	1	36	44	1.12	1.125										
Dennis Eckerley, R (9, 1) ERA: 2.76	1.0		5	2	1	1	1	0	0	0	0	0	0	7	7	9.00	2.000										

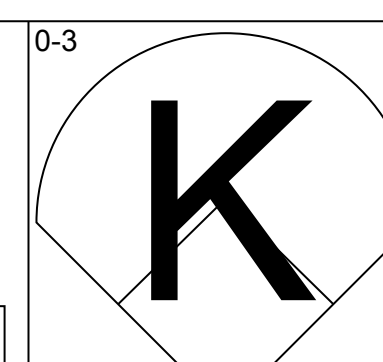
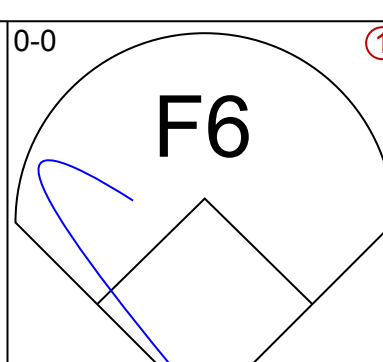
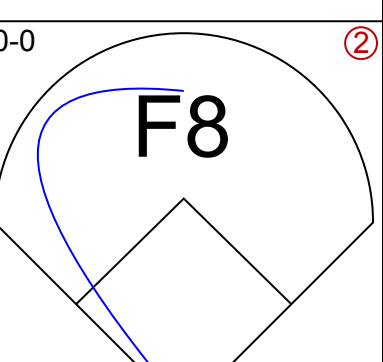
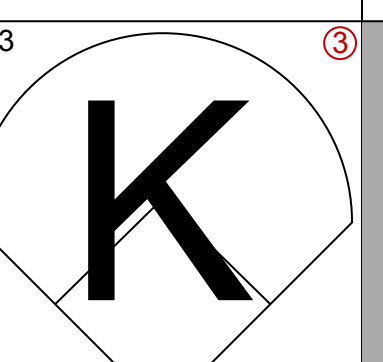
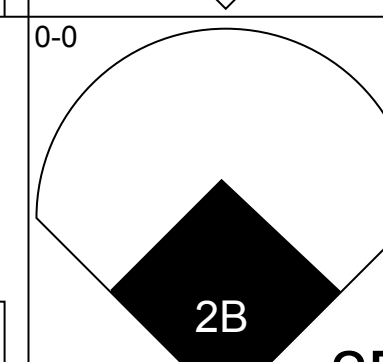
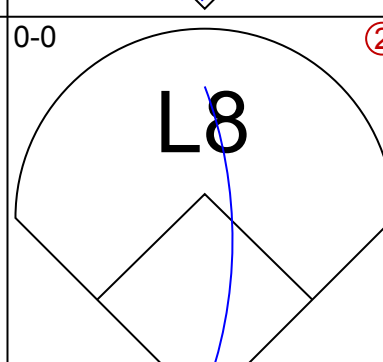
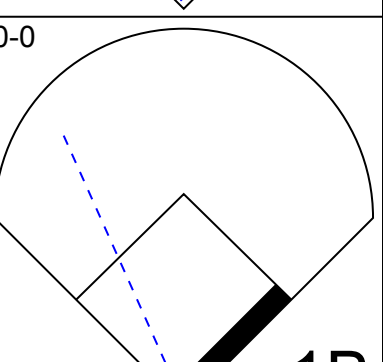
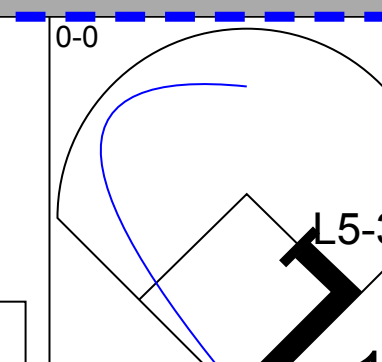
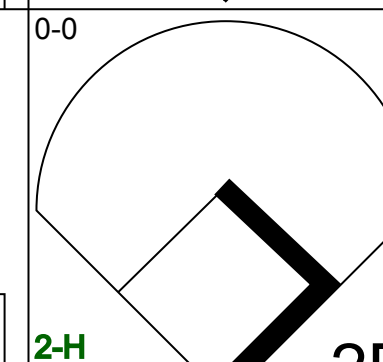
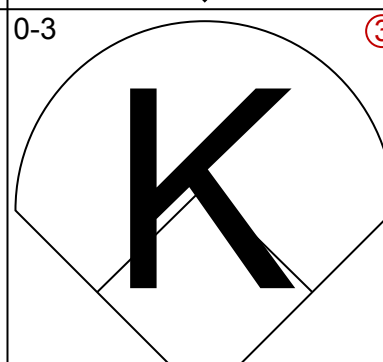
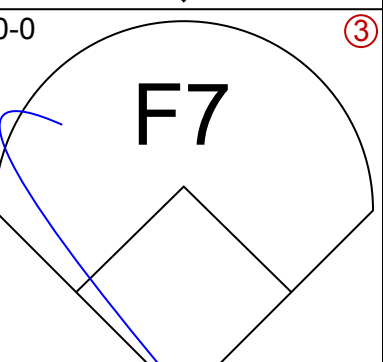
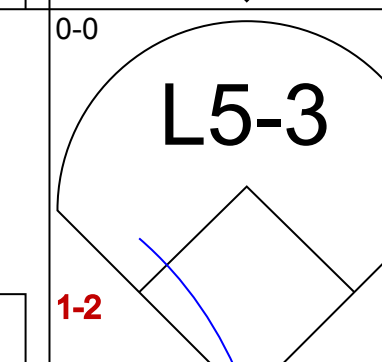
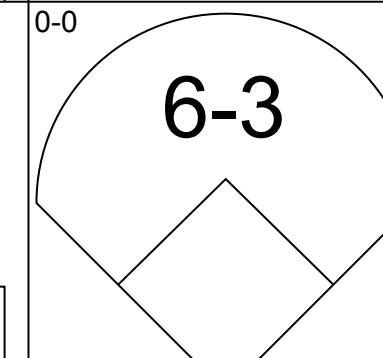
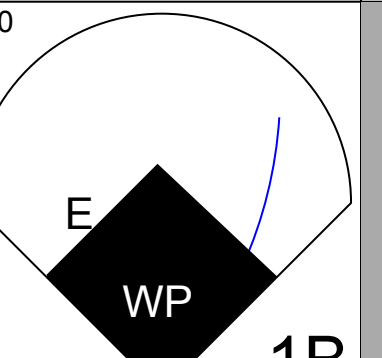
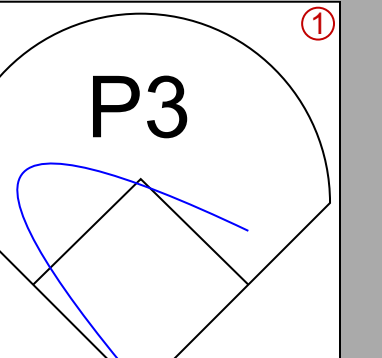
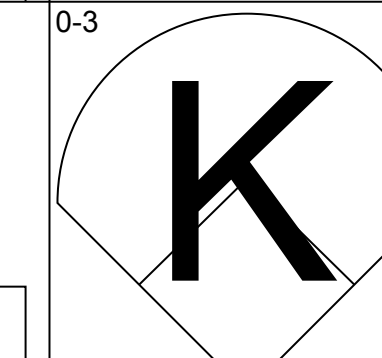
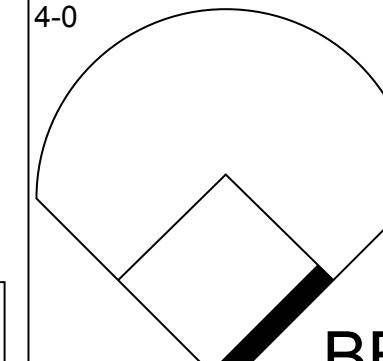
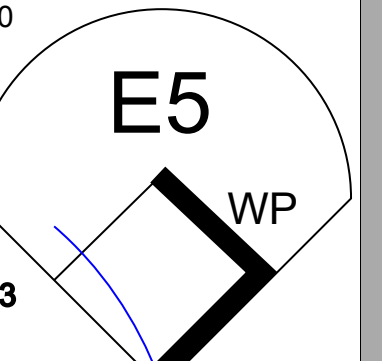
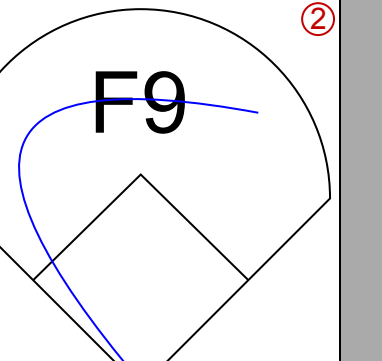
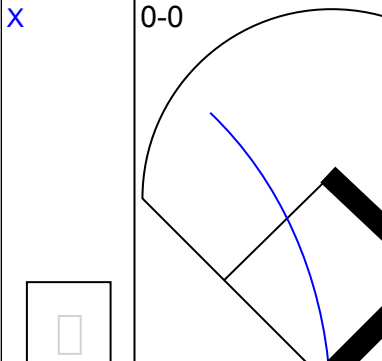
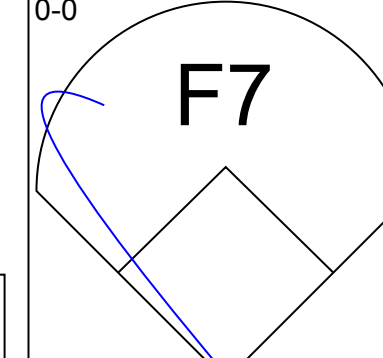
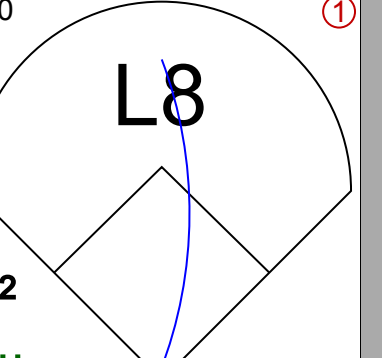
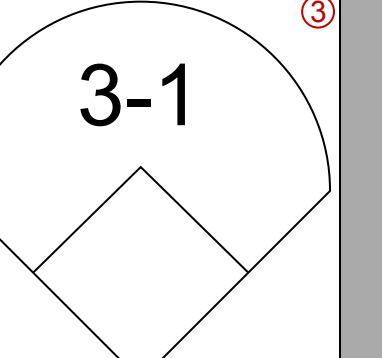
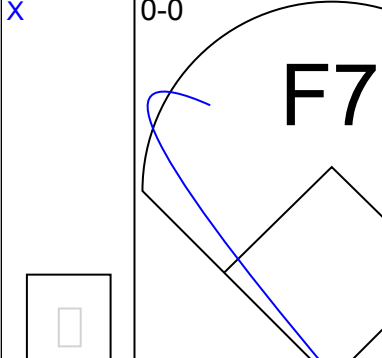
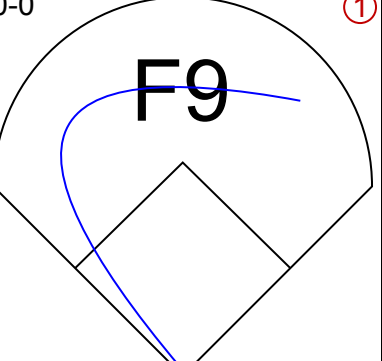
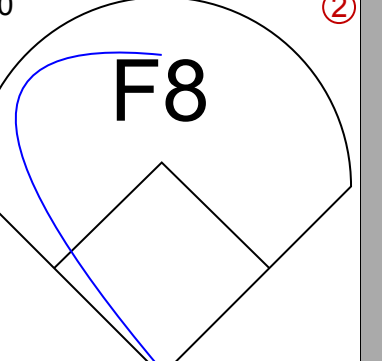
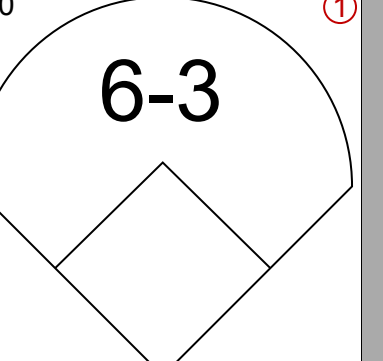
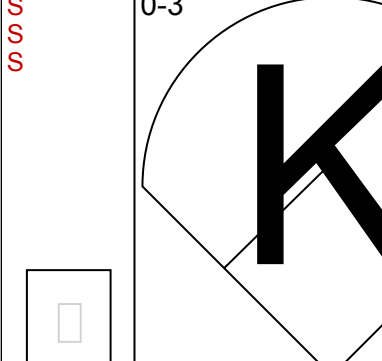
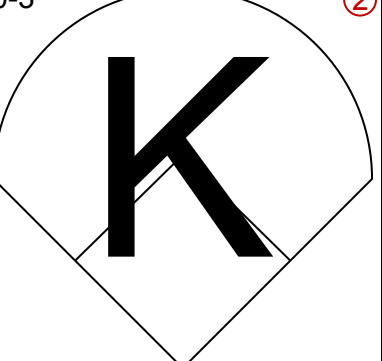

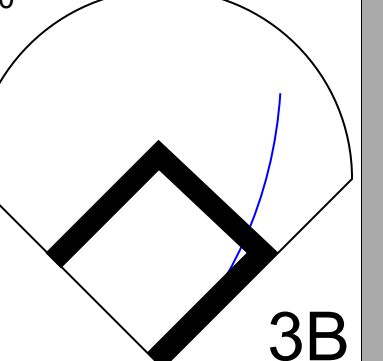
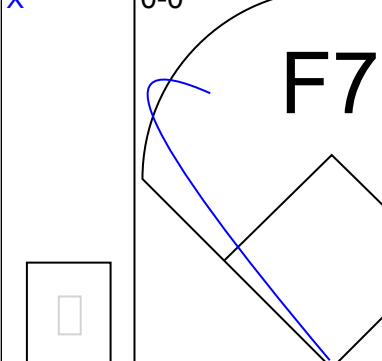
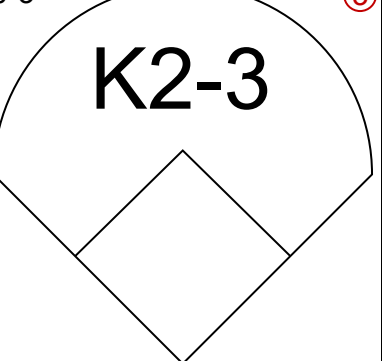
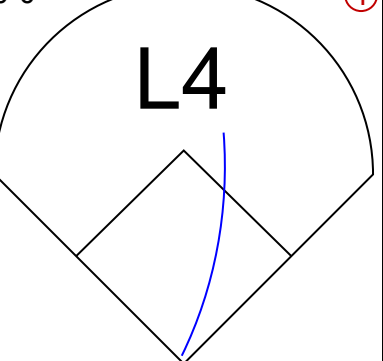
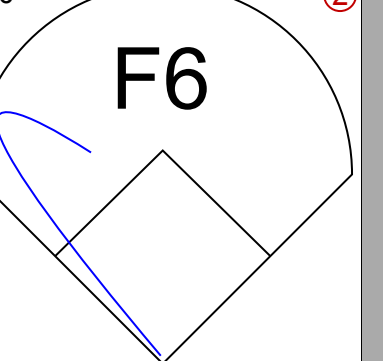
Oakland Athletics @ Milwaukee Brewers
Milwaukee County Stadium, Milwaukee, WI
Wed May 13 1987, 4:33 AM EDT
Att: 12,997 - Unknown

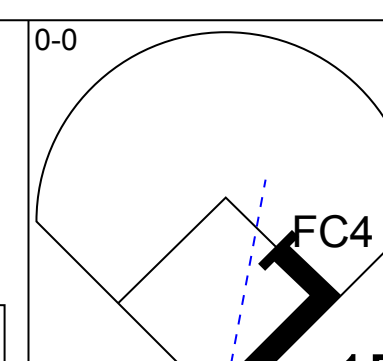
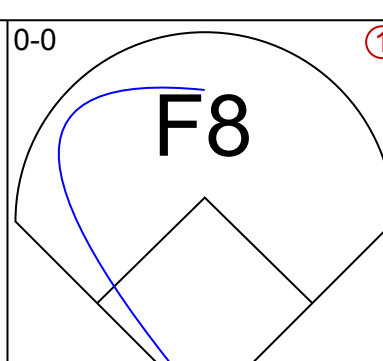
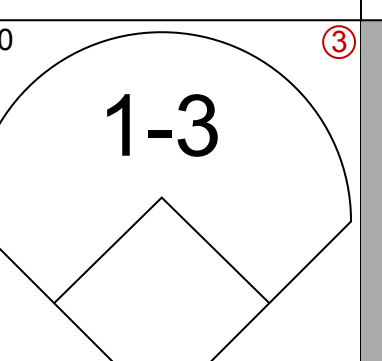
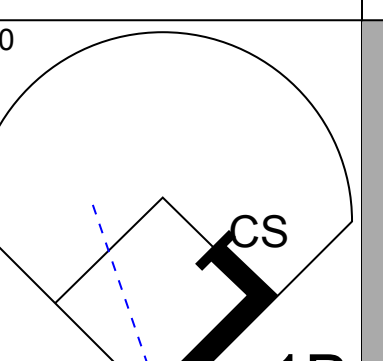
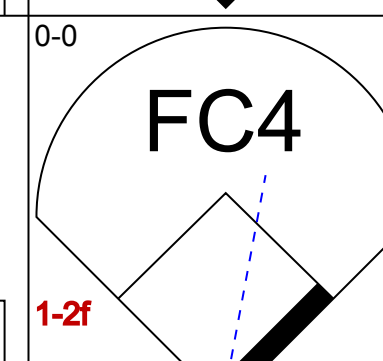
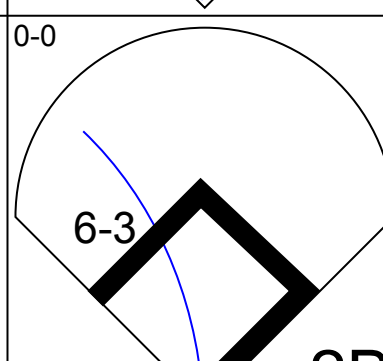
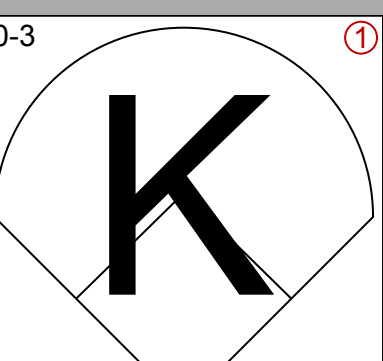
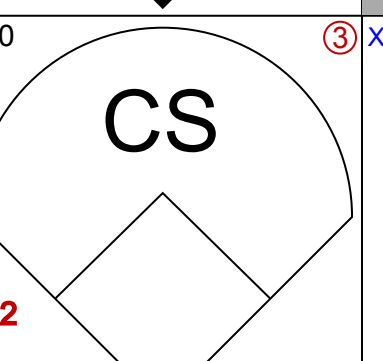
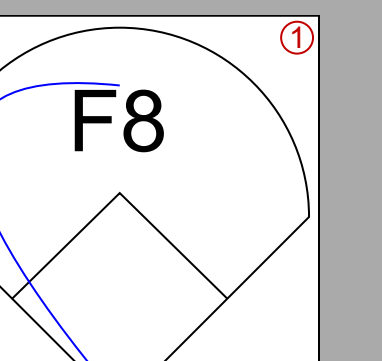
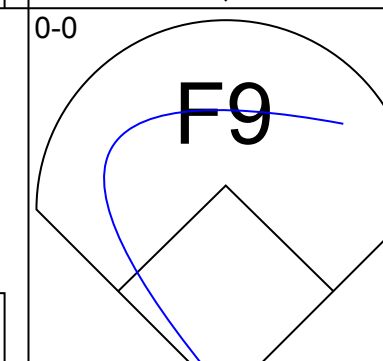
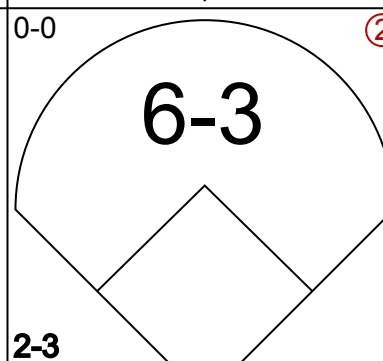
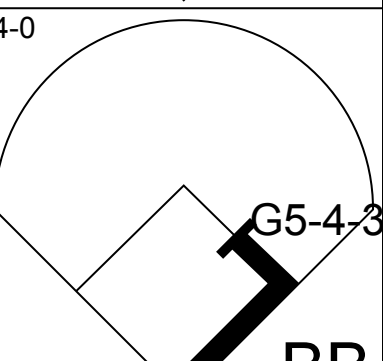
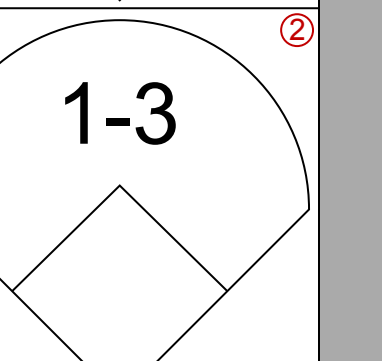
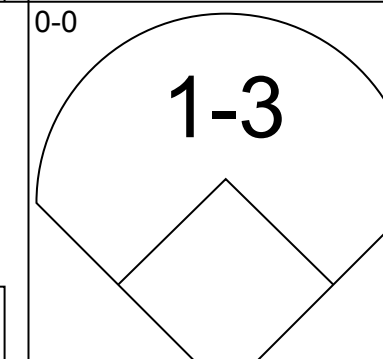
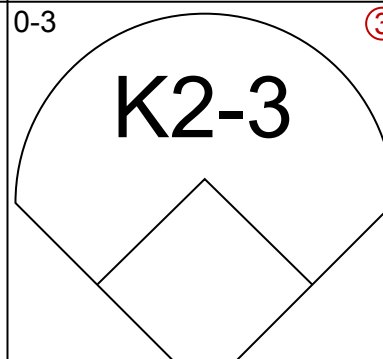
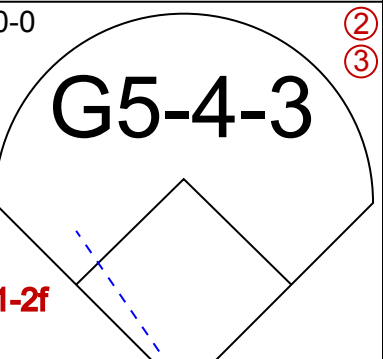
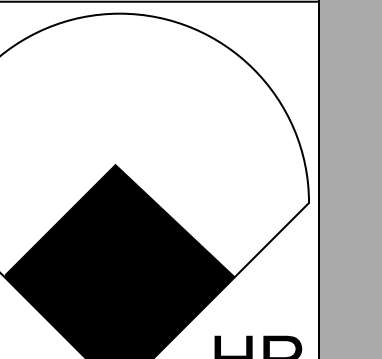
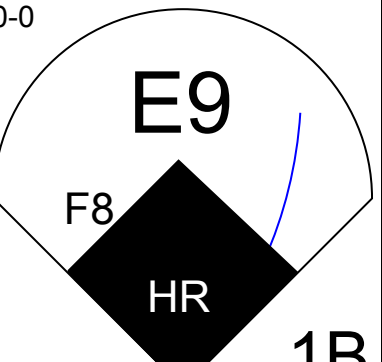
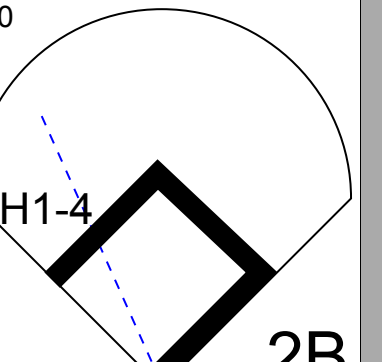

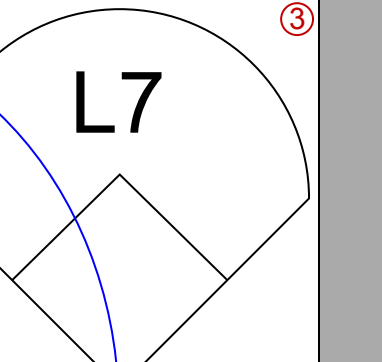
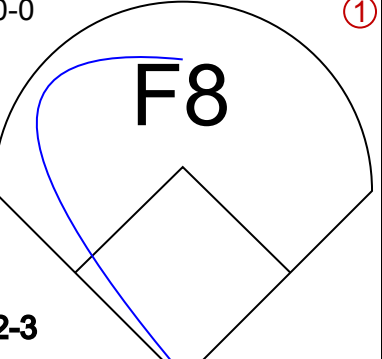
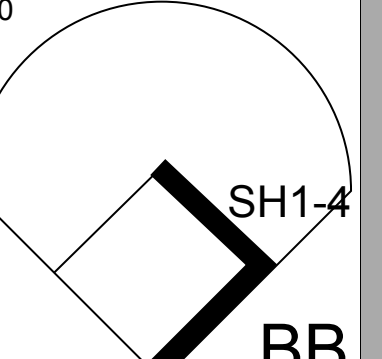

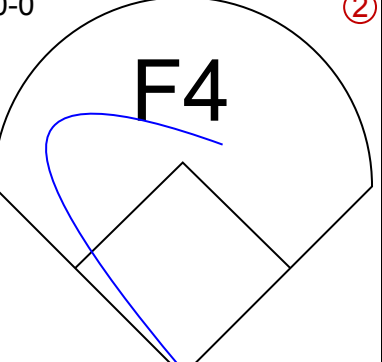
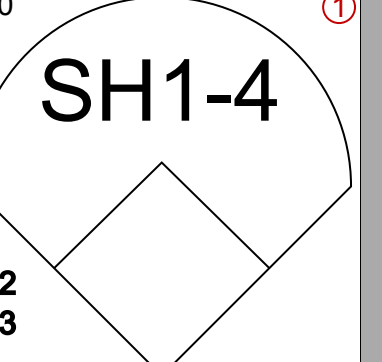

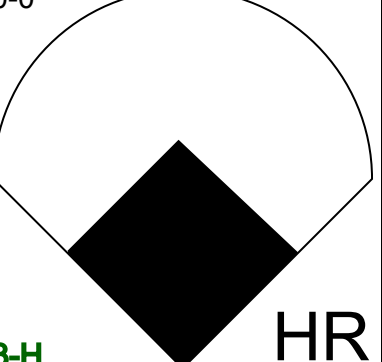
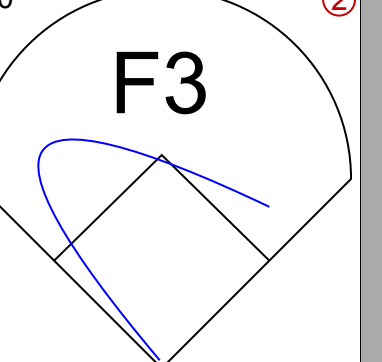
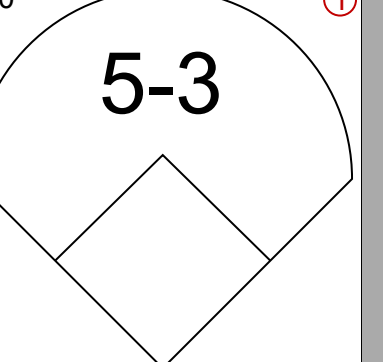

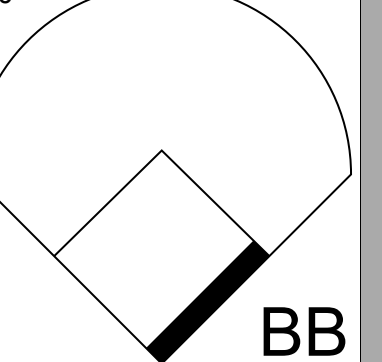
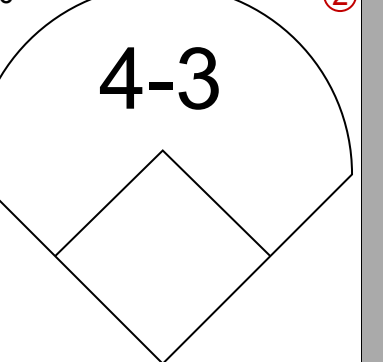
AB	34
R	2
H	9
RBI	2
BB	2
SO	4
LOB	15



Batter	1	2	3	4	5	6	7	8	9	AB	R	H	RBI	BB	SO	LOB	TOP		
Juan Castillo, S OBP: 0.470, SLG: 0.536 (1, 4)	F9			4-3		K			5-3	4	0	0	0	0	1	1	Milwaukee Brewers @ Kansas City Royals Royals Stadium, Kansas City, MO Sat May 16 1987, 8:05 PM EDT Att: 40,092 - Unknown livebaseballscorecards.com		
Robin Yount, R OBP: 0.355, SLG: 0.416 (1, 8)	F9			6-3			3-1		K	4	0	0	0	0	1	0			
Glenn Braggs, R OBP: 0.349, SLG: 0.481 (1, 9)	K			K			1-3			3	0	0	0	0	2	0			
Rob Deer, R OBP: 0.439, SLG: 0.729 (1, 7)		6-3			1-3			BB		2	0	0	0	1	0	0			
Jim Paciorek, R OBP: 0.333, SLG: 0.440 (1, 10)		G3			F9		6-3			3	0	0	0	0	0	1			
Greg Brock, L OBP: 0.352, SLG: 0.421 (1, 3)		4-3			4-3				5-3	3	0	0	0	0	0	0			
Dale Sveum, S OBP: 0.293, SLG: 0.403 (1, 6)				5-3		5-3		F9		3	0	0	0	0	0	0			
Bill Schroeder, R OBP: 0.313, SLG: 0.468 B.J. Surhof, L OBP: 0.313, SLG: 0.410 (1, 2) (8, 2)				K				K		3	0	1	0	0	2	0			
0	0	0	0	0	0	0	0	0	0	0	0	0	0	0	0	0			
Jim Gantner, L OBP: 0.405, SLG: 0.463 (1, 5)				4-3		F8			5-3	3	0	0	0	0	0	1			
Inning Stats	R: 0 E: 0 K: 1 S: 5	H: 0 LOB: 0 BB: 0 P: 5	R: 0 E: 0 K: 0 S: 3	H: 0 LOB: 0 BB: 0 P: 3	R: 0 E: 0 K: 1 S: 5	H: 0 LOB: 0 BB: 0 P: 5	R: 0 E: 0 K: 0 S: 3	H: 0 LOB: 0 BB: 0 P: 3	R: 0 E: 0 K: 1 S: 6	H: 1 LOB: 1 BB: 0 P: 6	R: 0 E: 0 K: 0 S: 3	H: 0 LOB: 1 BB: 1 P: 7	R: 0 E: 0 K: 1 S: 5	H: 0 LOB: 0 BB: 0 P: 5	R: 0 E: 0 K: 1 S: 5	H: 0 LOB: 0 BB: 0 P: 5	1B: 1 2B: 0 3B: 0 HR: 0	SF: 0 SAC: 0 DP: 0 HBP: 0	WP: 0 PA: 29 CS: 0
PITCHER Charlie Leibrandt, L ERA: 2.5 (1, 1)	IP: 9.0 WLS: W BF: 29 H: 1 R: 0 ER: 0 SO: 6 BB: 1 IBB: 0 HBP: 0 BLK: 0 WP: 0 HR: 0 S: 40 P: 44 ERA: 0.00 WHIP: 0.222															PITCHER			

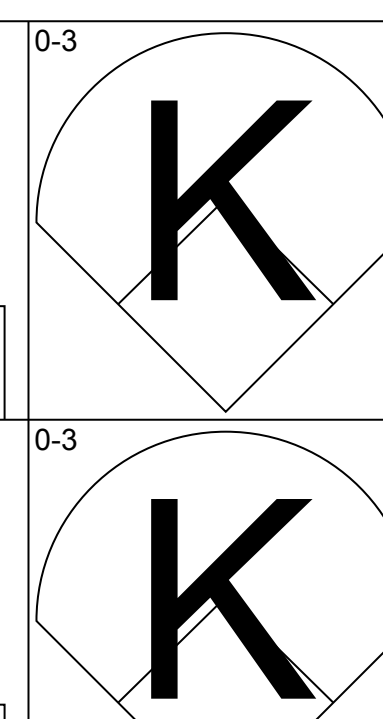
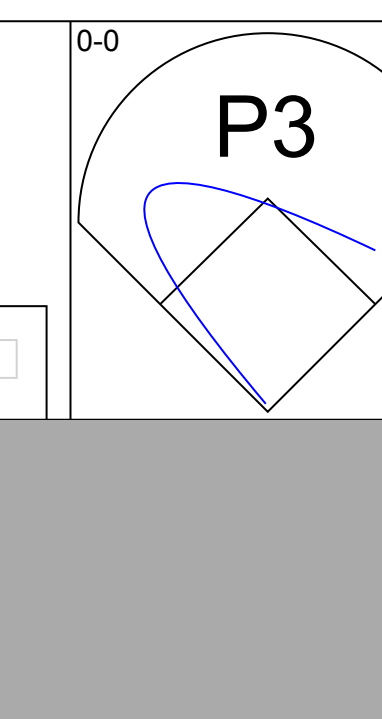
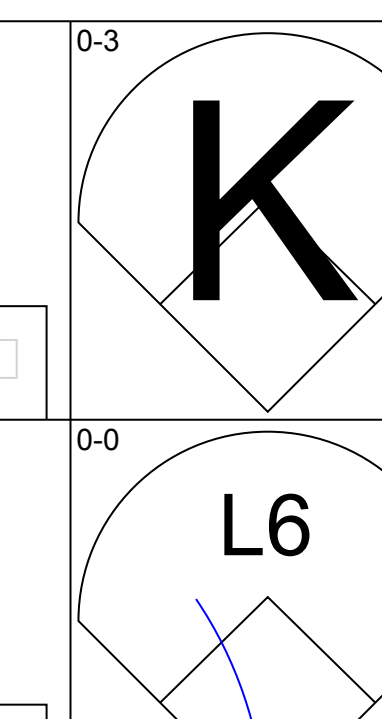
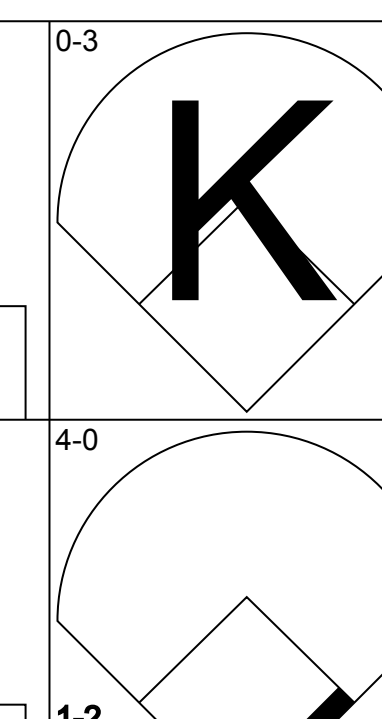
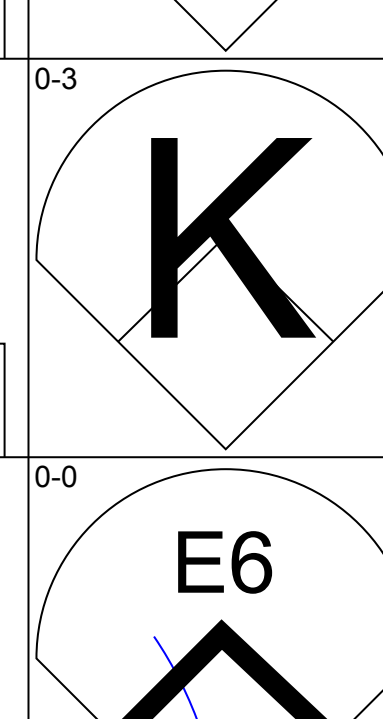
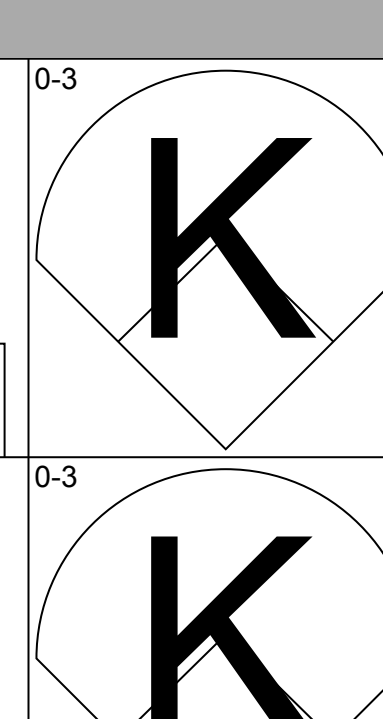
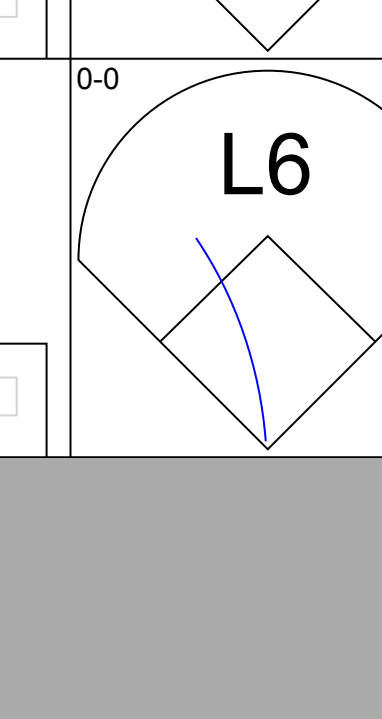
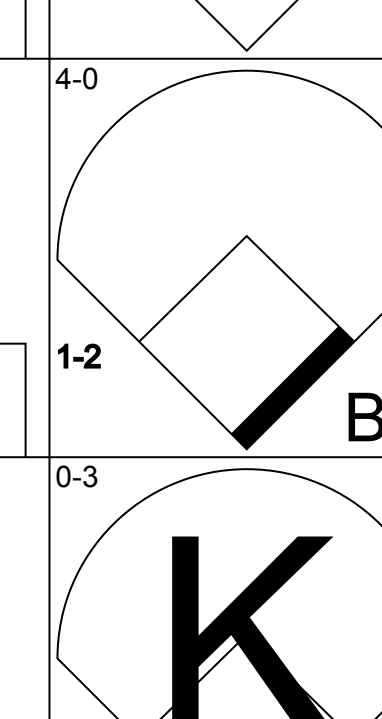
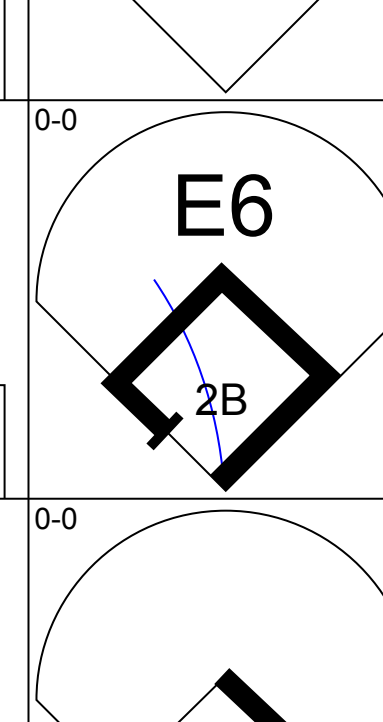
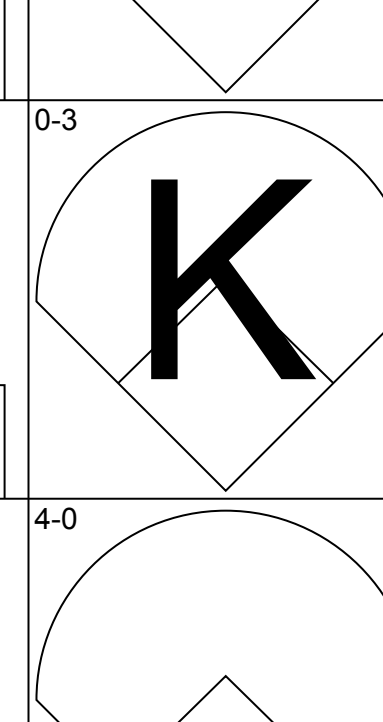
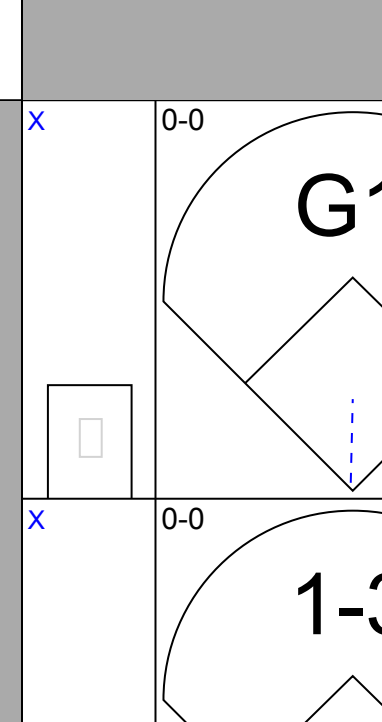
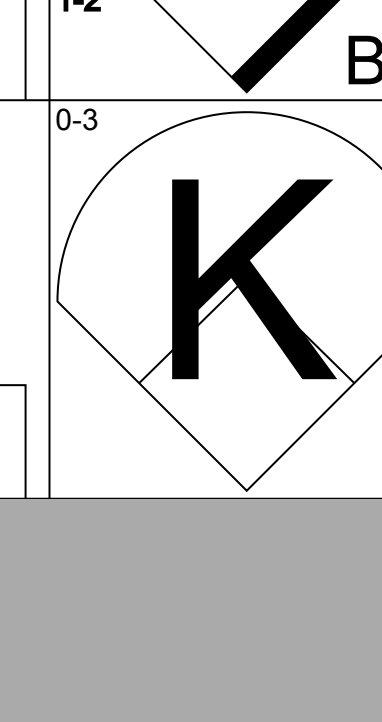
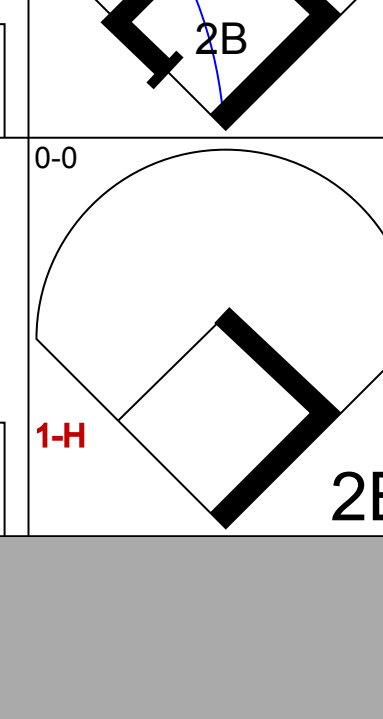
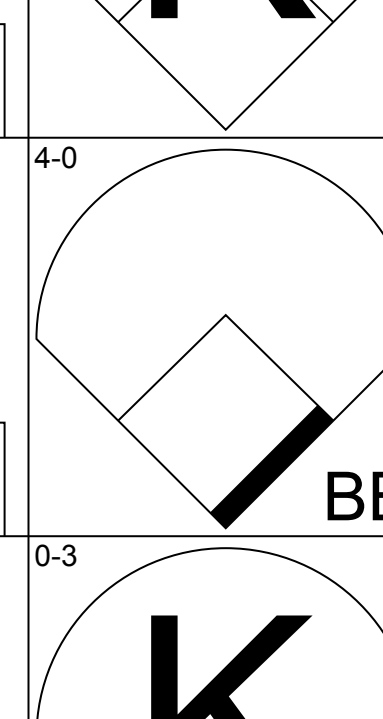
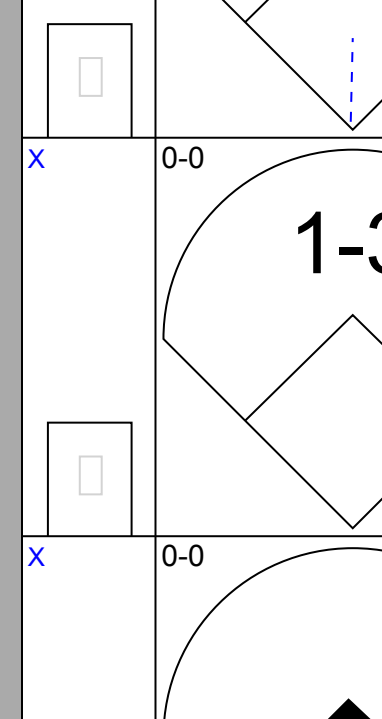
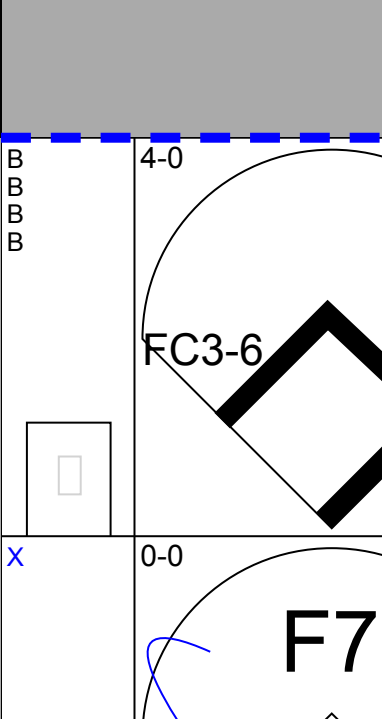
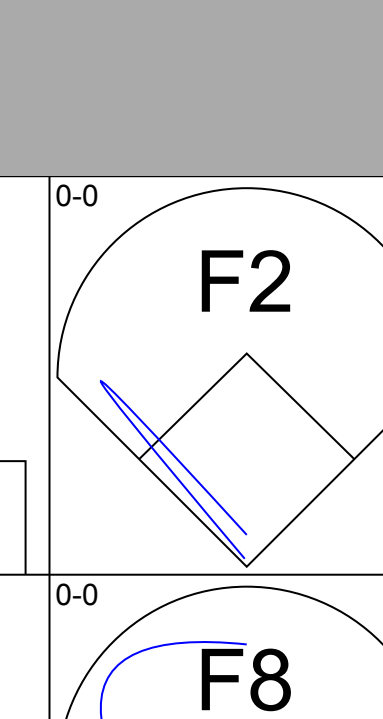
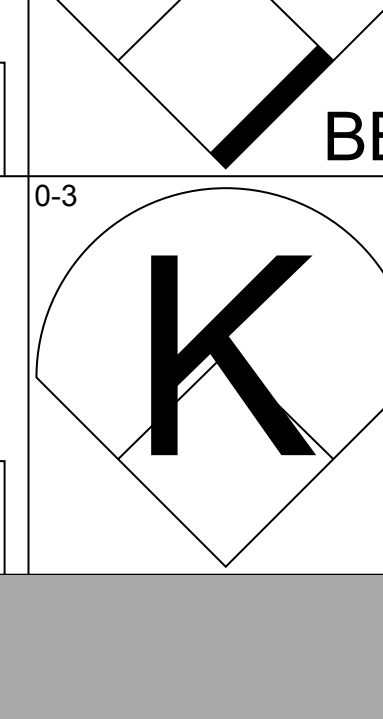
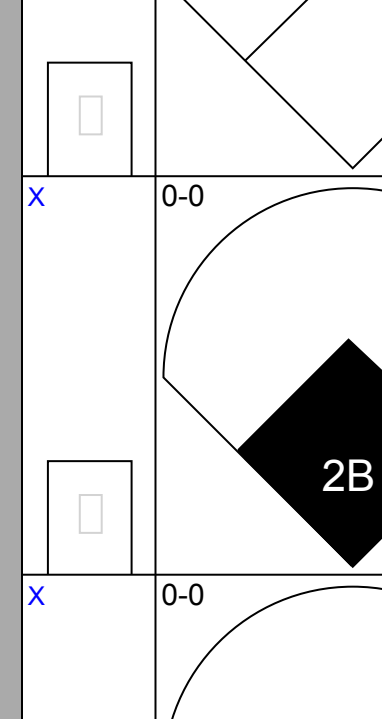
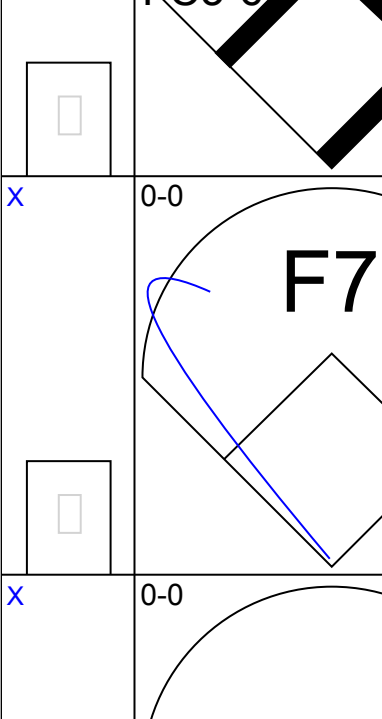
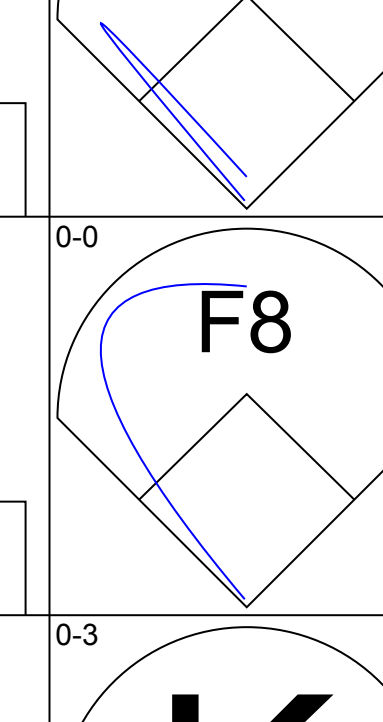
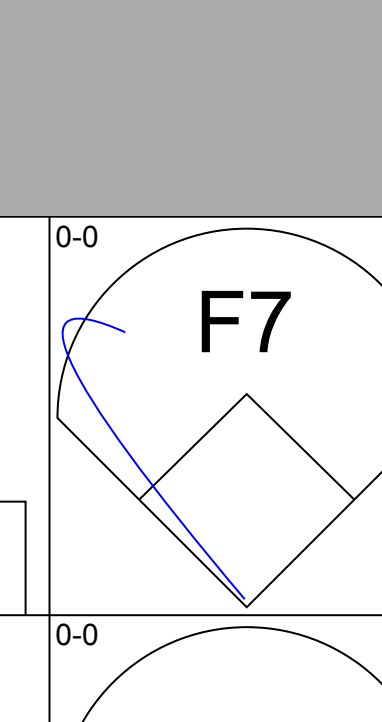
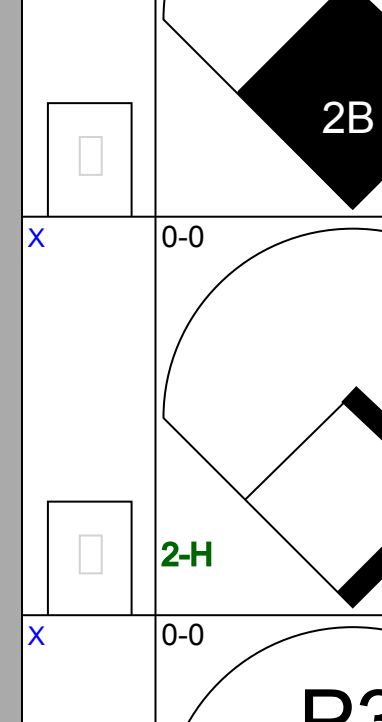
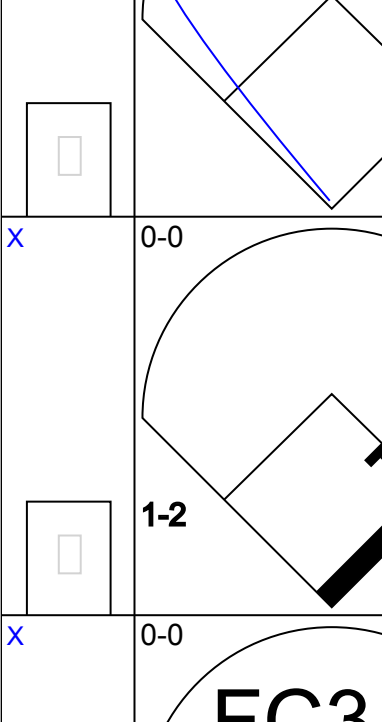
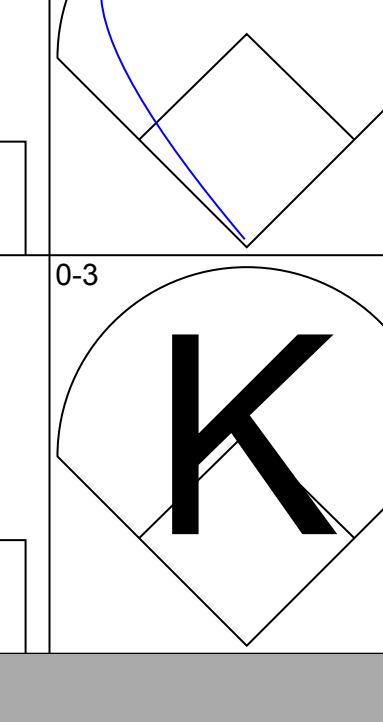
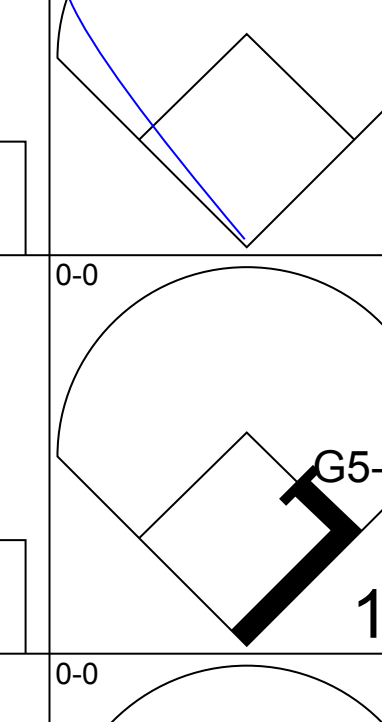
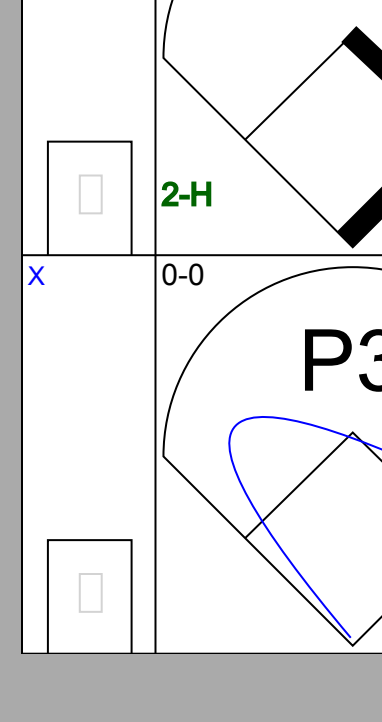
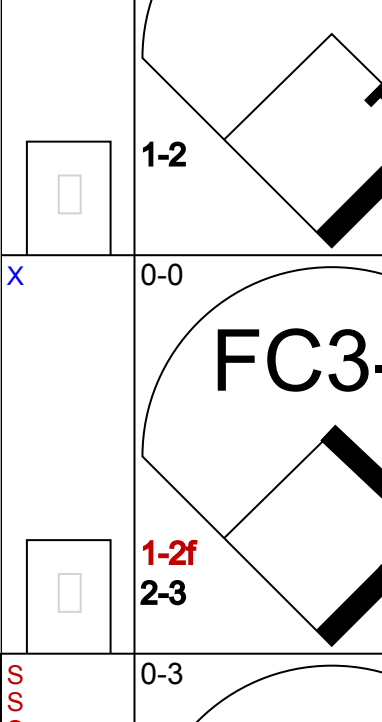

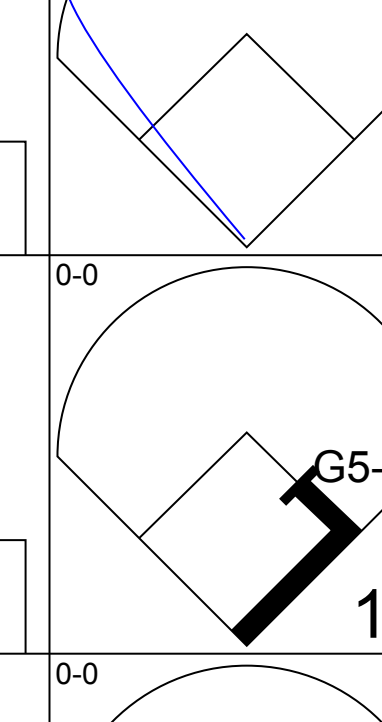

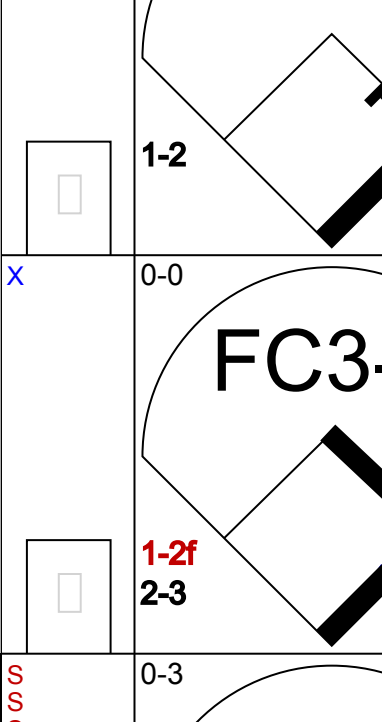
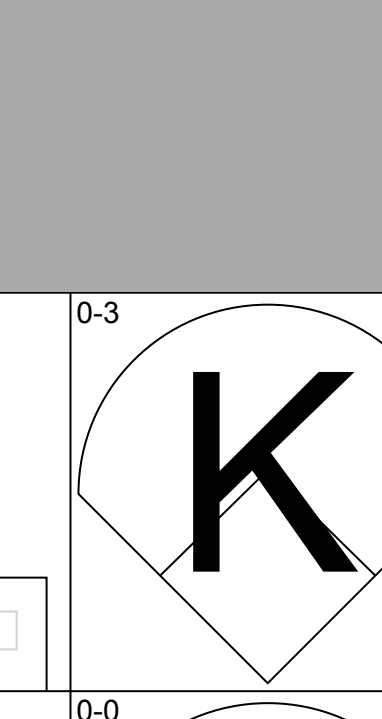

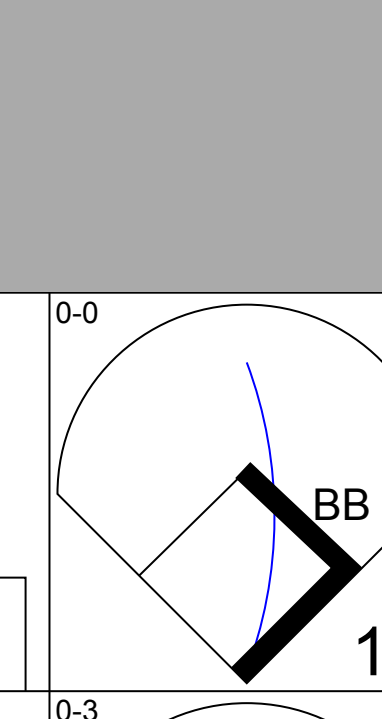
Batter	1	2	3	4	5	6	7	8	9	AB	R	H	RBI	BB	SO	LOB	BOTTOM		
Willie Wilson, S OBP: 0.306, SLG: 0.337 Thad Bosley, L OBP: 0.333, SLG: 0.475 (1, 8) (8, 7)	1B 1B	K		F9		L3		1B 1B		4	1	1	0	0	1	4	Milwaukee Brewers @ Kansas City Royals Royals Stadium, Kansas City, MO Sat May 16 1987, 8:05 PM EDT Att: 40,092 - Unknown livebaseballscorecards.com		
Kevin Seitzer, R OBP: 0.447, SLG: 0.508 (1, 5)	1B 2B	FC5-4					WP 2B	K		5	3	3	2	0	1	2			
Juan Beniquez, R OBP: 0.354, SLG: 0.447 (1, 10)	2B 3H		6-3	5-3			F9	BB 1B		5	2	2	1	0	0	1			
Danny Tartabull, R OBP: 0.331, SLG: 0.342 (1, 9)	F7		2B 4-3	1B		F4	2B BB	1B 3B	BB	3	3	1	0	2	0	2			
Frank White, R OBP: 0.284, SLG: 0.349 Buddy Biancalana, S OBP: 0.250, SLG: 0.460 (1, 4) (8, 4)	1H 2H		4-3	2B		5-3	1B 2B	3B 1B		4	1	3	4	0	0	0			
0	0	0	0	0	0	0	0	0	0	0	0	0	0	0	0	0			
Bo Jackson, R OBP: 0.333, SLG: 0.496 (1, 7) (8, 8)	K		4-3			F8	K	1B 3B		5	0	1	3	0	2	3			
Angel Salazar, R OBP: 0.265, SLG: 0.347 (1, 6)	4-3			F4		5-3		5-3		5	0	1	1	0	0	3			
Steve Balboni, R OBP: 0.243, SLG: 0.240 (1, 3)		F9			HR BB		BB 1B	K		3	1	1	0	1	1	1			
Jamie Quirk, L OBP: 0.333, SLG: 0.256 (1, 2)		FC5-4 BB		F8		L3 BB		P1		2	0	0	0	2	0	1			
Inning Stats	R: 3 E: 0 K: 1 S: 9	H: 4 LOB: 1 BB: 0 P: 9	R: 0 E: 0 K: 1 S: 5	H: 0 LOB: 1 BB: 1 P: 9	R: 1 E: 0 K: 0 S: 5	H: 2 LOB: 1 BB: 0 P: 5	R: 2 E: 0 K: 0 S: 4	H: 1 LOB: 0 BB: 1 P: 8	R: 0 E: 0 K: 0 S: 3	H: 0 LOB: 0 BB: 0 P: 3	R: 0 E: 0 K: 0 S: 3	H: 1 LOB: 1 BB: 1 P: 7	R: 3 E: 0 K: 2 S: 10	H: 3 LOB: 1 BB: 1 P: 14	R: 4 E: 0 K: 1 S: 9	H: 4 LOB: 1 BB: 1 P: 13	1B: 10 2B: 4 3B: 1 HR: 1	SF: 0 SAC: 0 DP: 1 HBP: 0	WP: 1 PA: 43 CS: 0
PITCHER Bill Wegman, R ERA: 3.99 John Henry Johnson, L ERA: 11.57 Paul Mirabella, L ERA: 6.17 (1, 1) (6, 1) (8, 1)	IP: 5.1 WLS: L BF: 27 H: 6 R: 6 ER: 6 SO: 2 BB: 3 IBB: 0 HBP: 0 BLK: 0 WP: 1 HR: 1 S: 28 P: 40 ERA: 10.12 WHIP: 2.062															PITCHER			

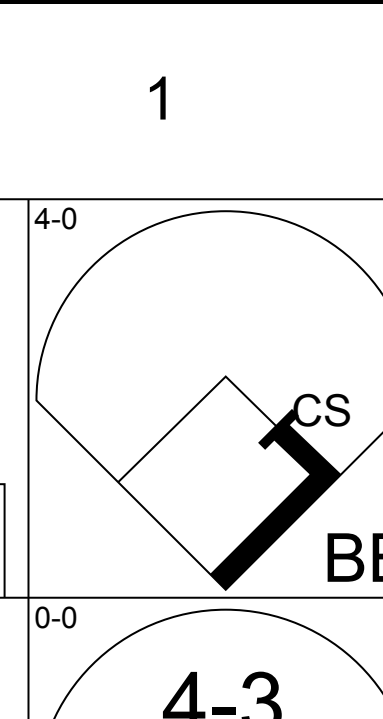
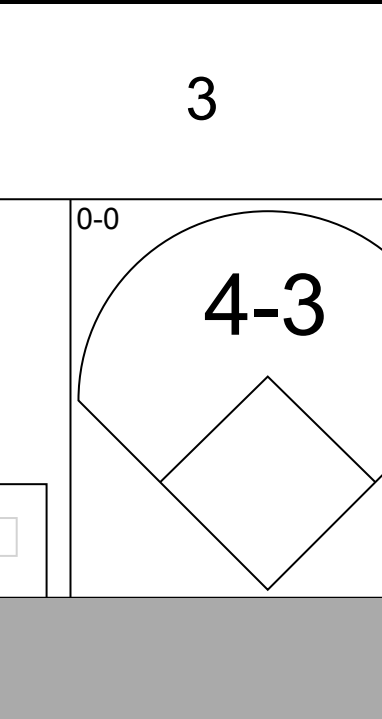

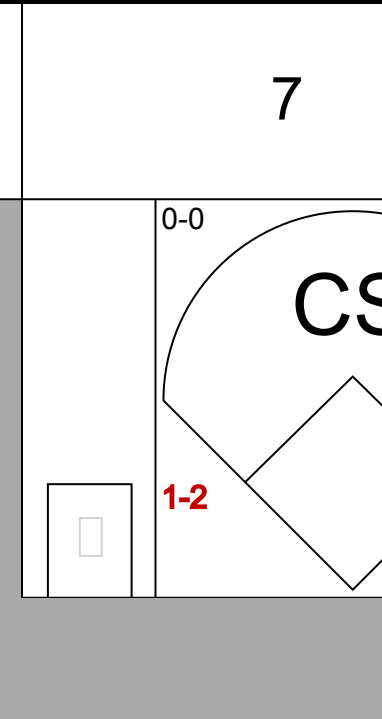
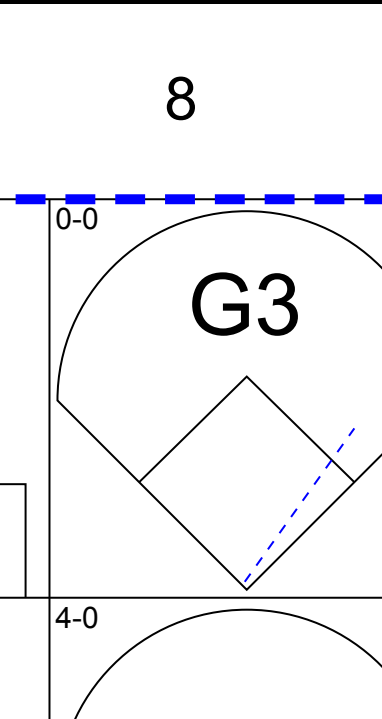
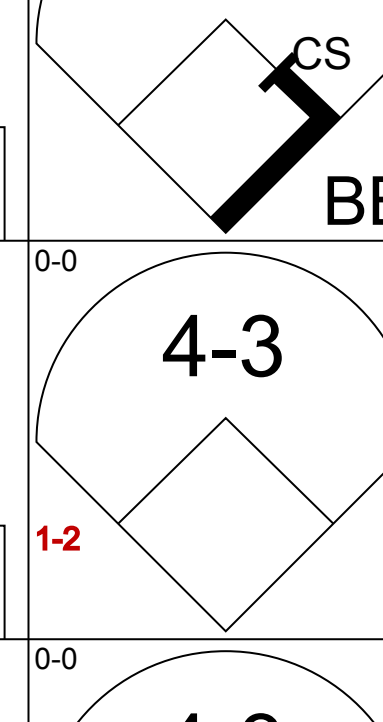
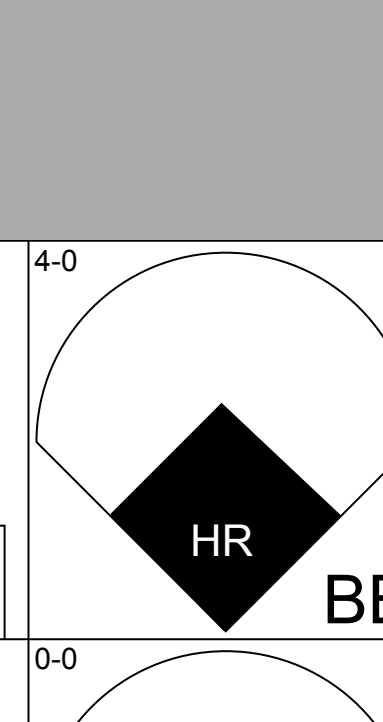
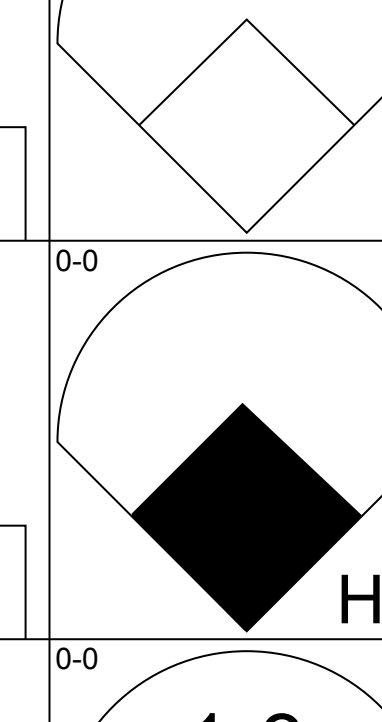
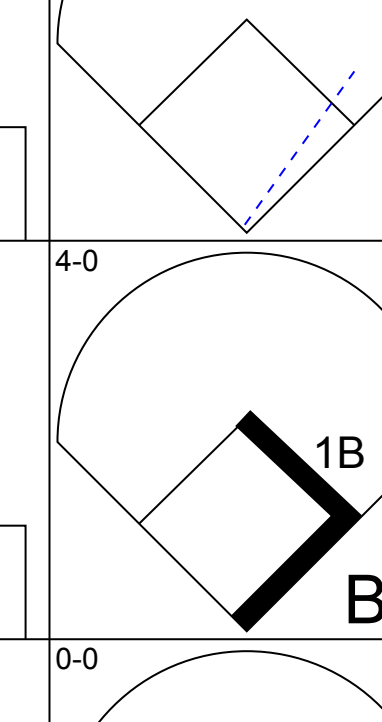
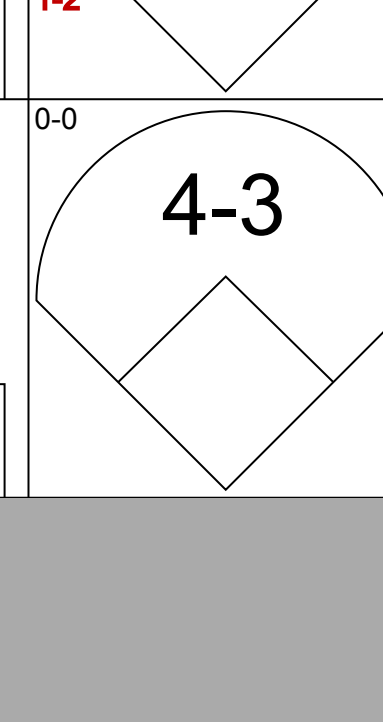
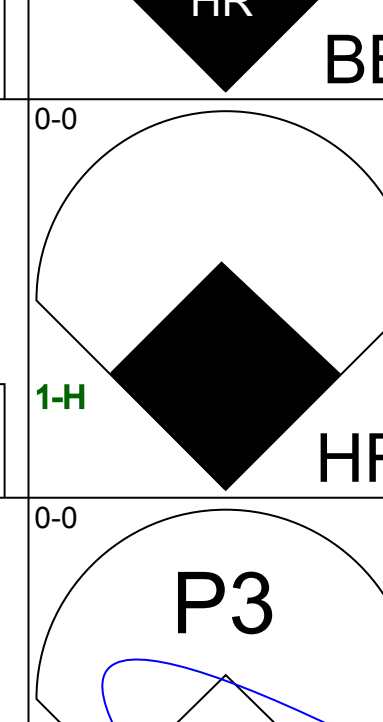
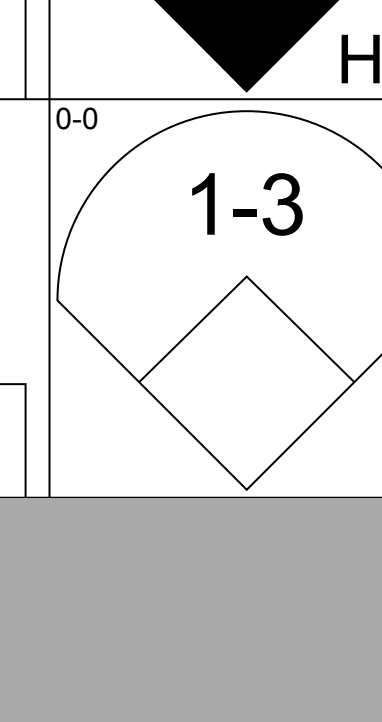
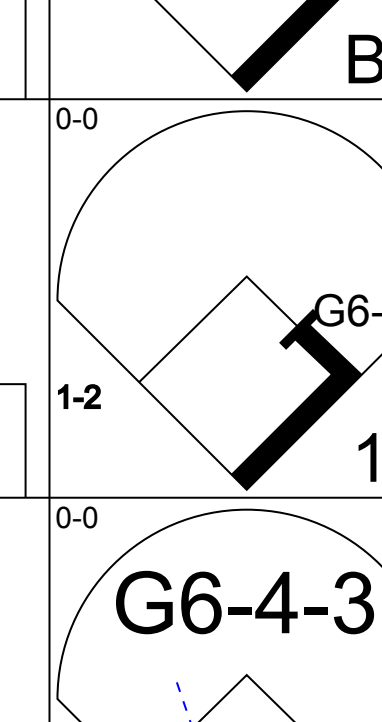
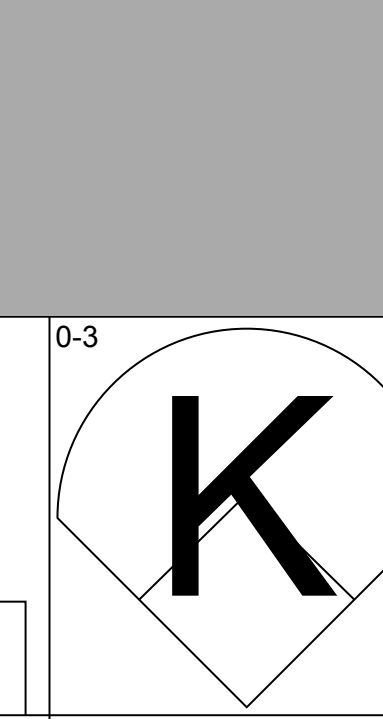
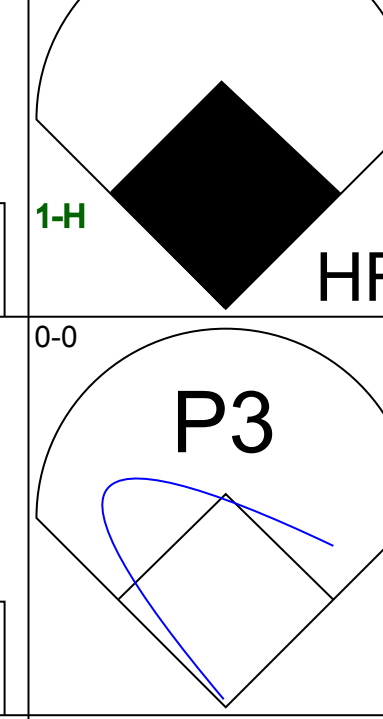
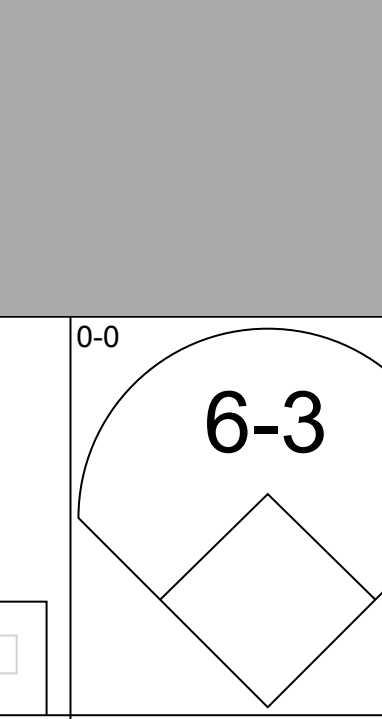
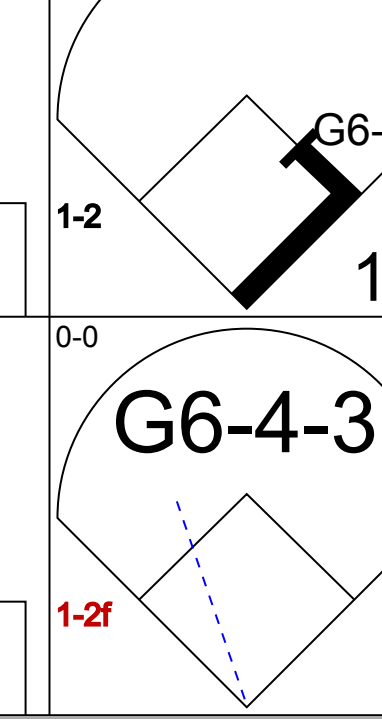
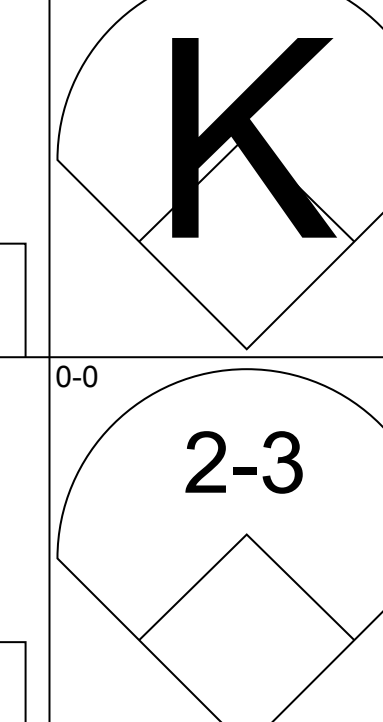
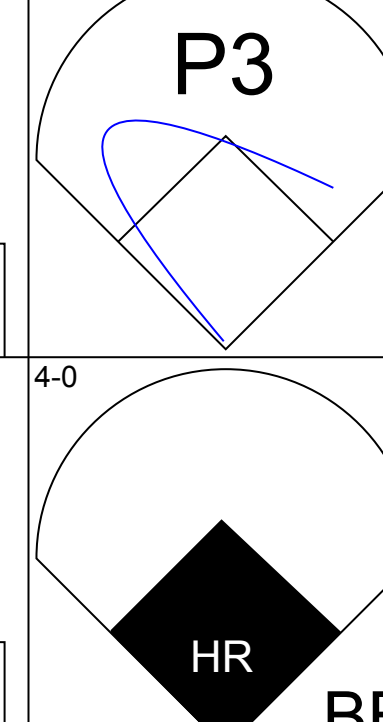
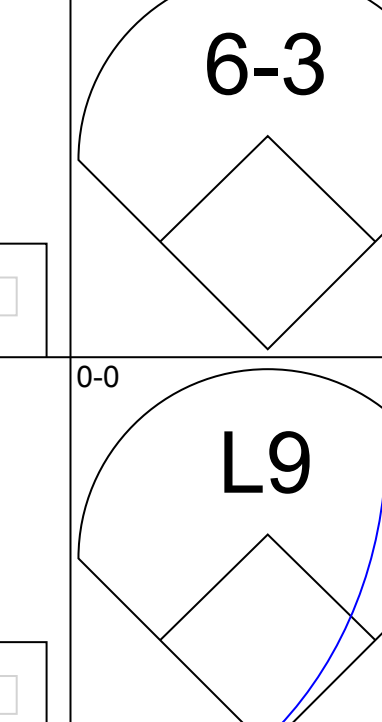
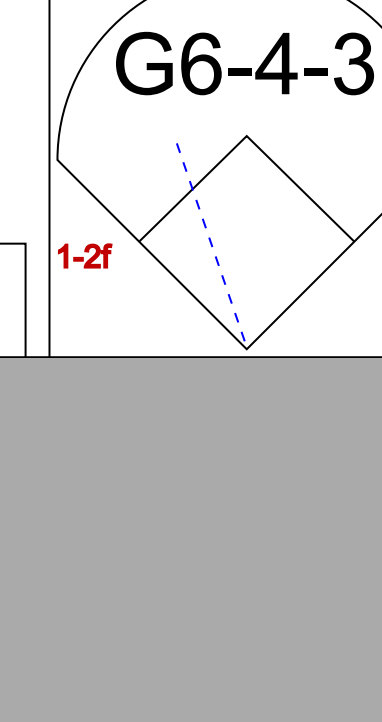
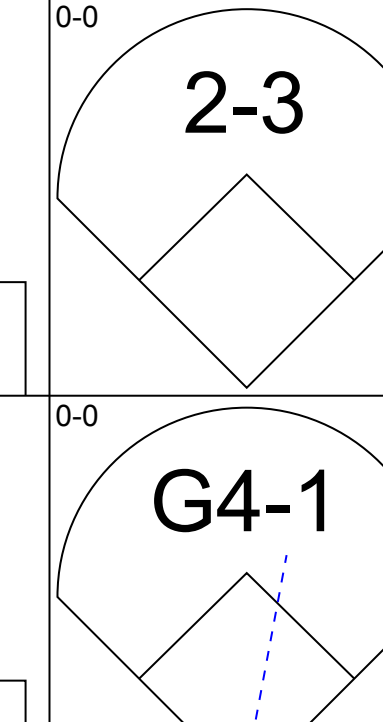
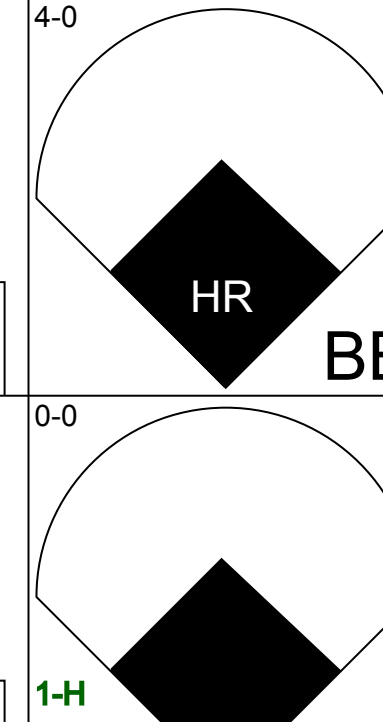
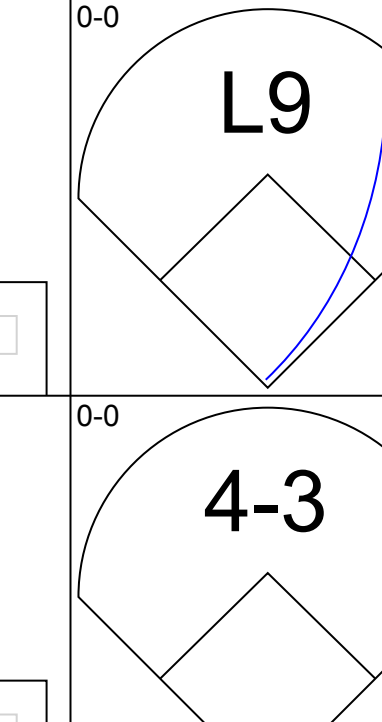

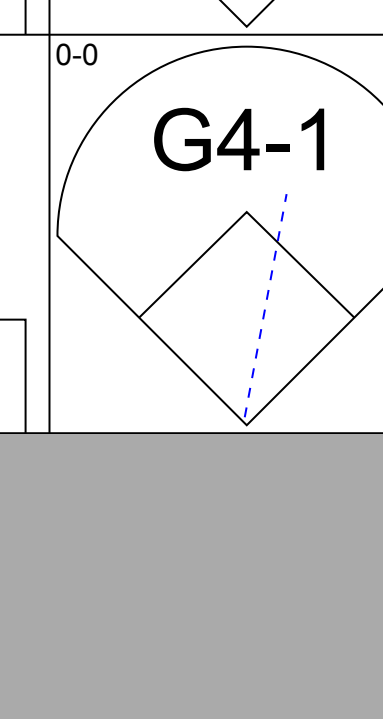
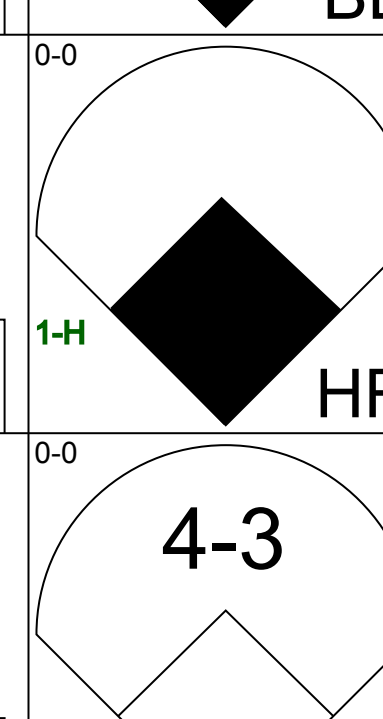
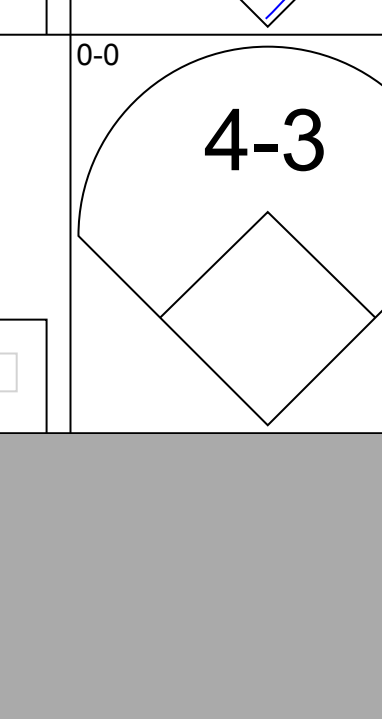
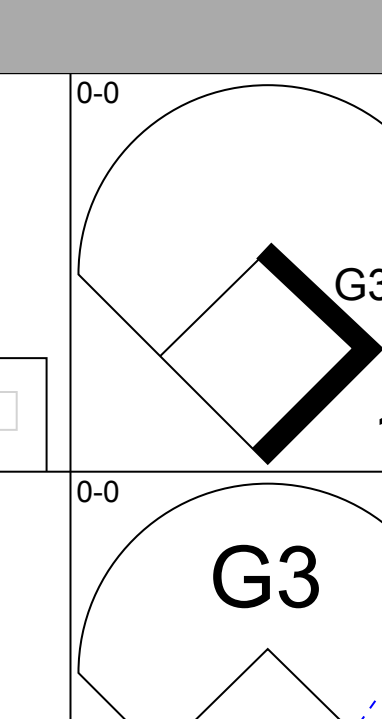
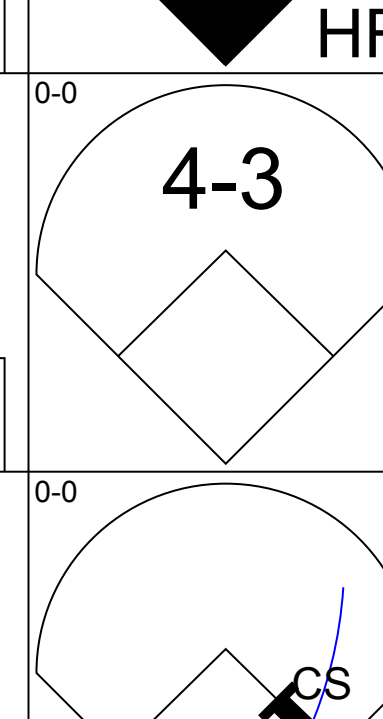
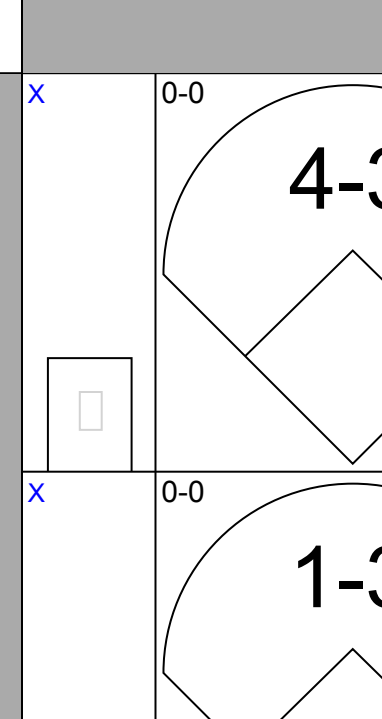
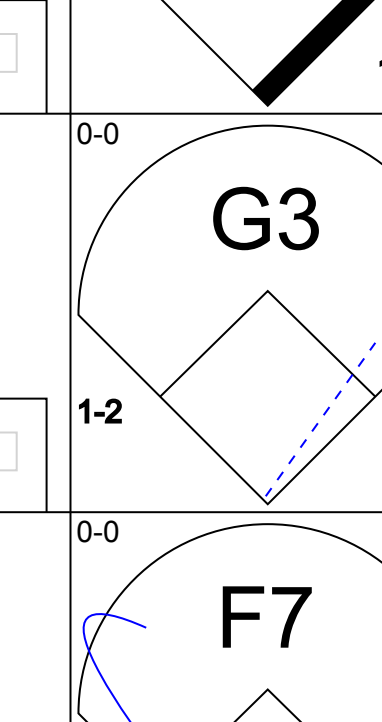
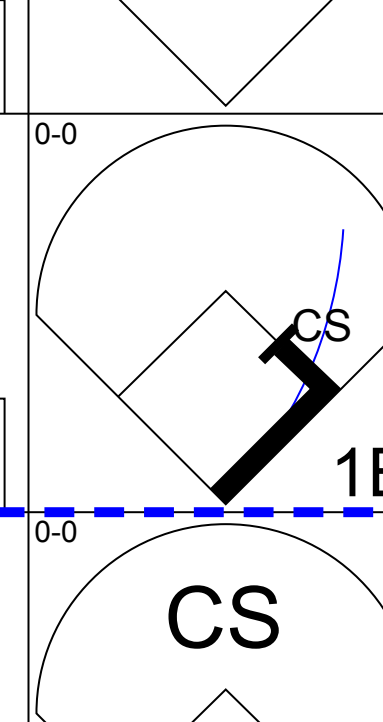
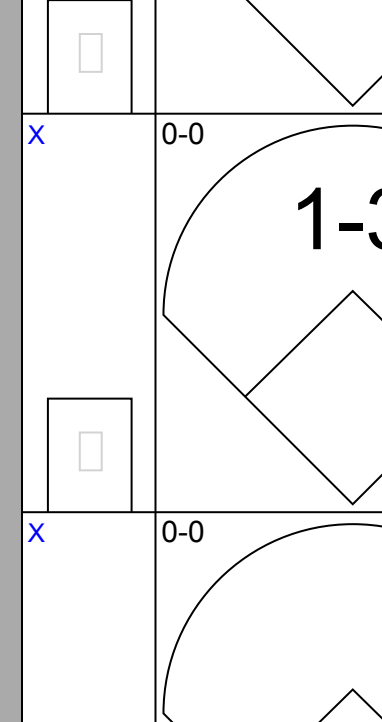
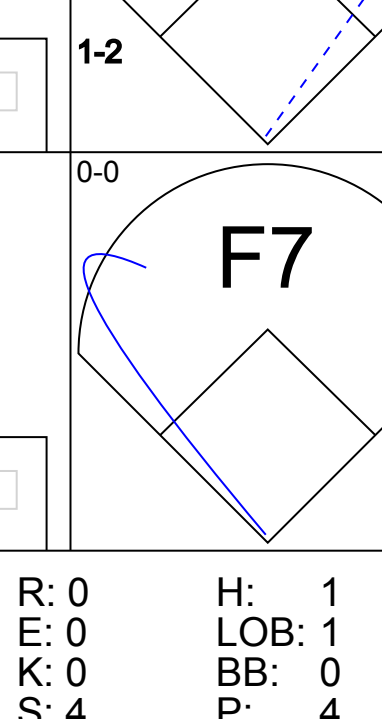
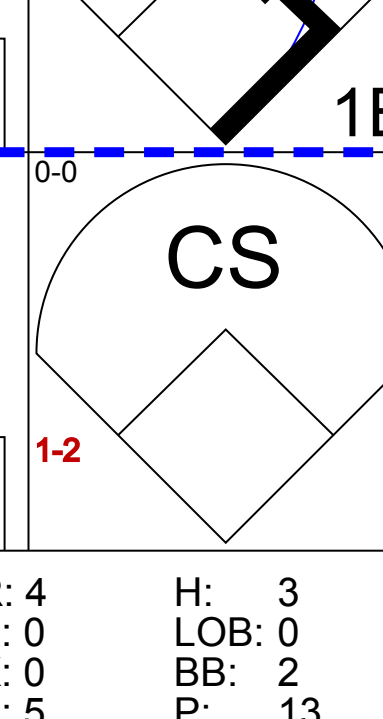
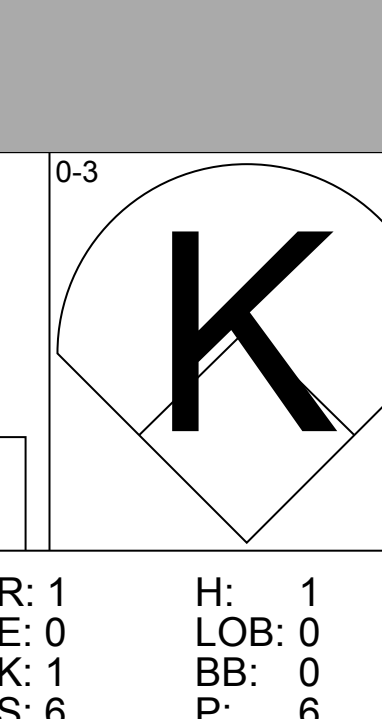
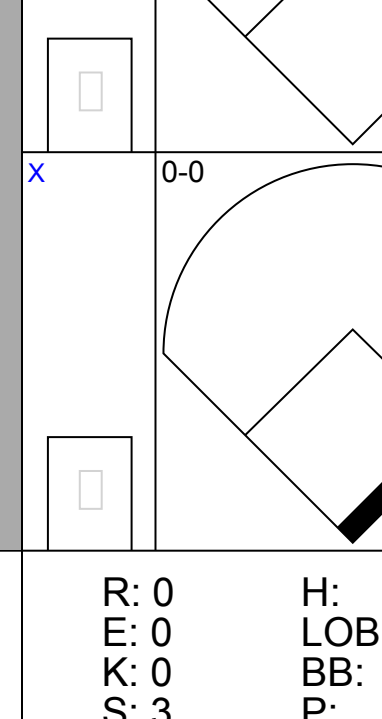
Batter	1	2	3	4	5	6	7	8	9	AB	R	H	RBI	BB	SO	LOB	TOP															
Juan Castillo, S (1,4) OBP: 0.443, SLG: 0.500										4	0	0	0	0	2	1	Milwaukee Brewers @ Kansas City Royals Royals Stadium, Kansas City, MO Sun May 17 1987, 4:33 AM EDT Att: 35,724 - Unknown															
Robin Yount, R (1,8) OBP: 0.365, SLG: 0.433										4	1	3	0	0	0	0																
Cecil Cooper, L (1,10) OBP: 0.156, SLG: 0.189										4	0	1	1	0	1	2																
Rob Deer, R (1,7) OBP: 0.432, SLG: 0.710										4	1	1	0	0	1	1																
Glenn Braggs, R (1,9) OBP: 0.353, SLG: 0.485										3	0	1	0	1	0	1																
Greg Brock, L (1,3) OBP: 0.341, SLG: 0.407										4	0	0	0	0	0	4																
Dale Sveum, S (1,6) OBP: 0.285, SLG: 0.391										4	0	0	0	0	1	2																
Charlie O'Brien, R (1,2) OBP: 0.258, SLG: 0.400										4	0	1	0	0	2	2																
Jim Gantner, L (1,5) OBP: 0.395, SLG: 0.450										3	0	0	0	0	1	1																
Inning Stats	R: 1 E: 0 K: 1 S: 7	H: 2 LOB: 2 BB: 1 P: 11	R: 0 E: 0 K: 2 S: 7	H: 0 LOB: 0 BB: 0 P: 7	R: 0 E: 0 K: 1 S: 5	H: 0 LOB: 0 BB: 0 P: 5	R: 1 E: 1 K: 1 S: 7	H: 1 LOB: 1 BB: 0 P: 7	R: 0 E: 0 K: 0 S: 4	H: 0 LOB: 0 BB: 0 P: 3	R: 0 E: 0 K: 1 S: 6	H: 1 LOB: 1 BB: 0 P: 6	R: 0 E: 0 K: 1 S: 5	H: 1 LOB: 0 BB: 0 P: 5	R: 0 E: 0 K: 1 S: 6	H: 1 LOB: 1 BB: 0 P: 6	1B: 3 2B: 4 3B: 1 HR: 0	SF: 0 SAC: 0 DP: 1 HBP: 0	WP: 1 PB: 0 CS: 0	PA: 35												
PITCHER	IP WLS BF H R ER SO BB IBB HBP BLK WP HR S P ERA WHIP																															
Bud Black, L (1,1) ERA: 1.88	7.0	28	5	2	1	6	1	0	0	0	0	1	0	39	43	1.29	0.857															
Steve Farr, R (8,1) ERA: 6.23	1.0	W	4	2	0	0	1	0	0	0	0	0	0	6	6	0.00	2.000															
Jerry Don Gleaton, L (9,1) ERA:	1.0	S	3	0	0	0	1	0	0	0	0	0	0	5	5	0.00	0.000															

Batter	1	2	3	4	5	6	7	8	9	AB	R	H	RBI	BB	SO	LOB	BOTTOM															
Willie Wilson, S (1,8) OBP: 0.313, SLG: 0.343										4	0	2	0	0	0	3	Milwaukee Brewers @ Kansas City Royals Royals Stadium, Kansas City, MO Sun May 17 1987, 4:33 AM EDT Att: 35,724 - Unknown															
Kevin Seitzer, R (1,5) OBP: 0.442, SLG: 0.508										4	0	1	0	0	1	1																
Juan Beniquez, R (1,10) OBP: 0.349, SLG: 0.430										3	0	0	0	1	0	2																
Danny Tartabull, R (1,9) OBP: 0.328, SLG: 0.364										4	1	1	1	0	1	3																
Frank White, R (1,4) OBP: 0.290, SLG: 0.361										4	1	2	0	0	0	0																
Bo Jackson, R (1,7) OBP: 0.333, SLG: 0.487										2	0	0	0	1	0	1																
Angel Salazar, R (1,6) OBP: 0.260, SLG: 0.340										2	0	0	0	0	0	1																
Steve Balboni, R (1,3) OBP: 0.246, SLG: 0.272										3	1	1	2	0	0	2																
Jamie Quirk, L (1,2) OBP: 0.333, SLG: 0.244										2	0	0	0	1	0	0																
Inning Stats	R: 0 E: 1 K: 0 S: 4	H: 1 LOB: 1 BB: 0 P: 4	R: 2 E: 1 K: 0 S: 5	H: 2 LOB: 0 BB: 0 P: 5	R: 0 E: 0 K: 1 S: 6	H: 1 LOB: 1 BB: 0 P: 6	R: 0 E: 0 K: 0 S: 4	H: 1 LOB: 3 BB: 2 P: 12	R: 0 E: 0 K: 1 S: 4	H: 0 LOB: 0 BB: 1 P: 8	R: 0 E: 0 K: 0 S: 3	H: 0 LOB: 0 BB: 0 P: 3	R: 0 E: 0 K: 0 S: 3	H: 1 LOB: 0 BB: 0 P: 3	R: 1 E: 0 K: 0 S: 4	H: 1 LOB: 0 BB: 0 P: 4	1B: 3 2B: 2 3B: 0 HR: 2	SF: 0 SAC: 1 DP: 1 HBP: 0	WP: 0 PB: 0 CS: 1	PA: 33												
PITCHER	IP WLS BF H R ER SO BB IBB HBP BLK WP HR S P ERA WHIP																															
Mike Birkbeck, R (1,1) ERA: 4.62	8.0	L	32	7	3	3	2	3	0	0	0	0	2	33	45	3.38	1.250															

Batter	1	2	3	4	5	6	7	8	9	AB	R	H	RBI	BB	SO	LOB	TOP					
Daryl Boston, L (1, 7) OBP: 0.303, SLG: 0.389	F7		SH2-4		CS	K		K		3	0	0	0	0	2	0	Chicago White Sox @ Milwaukee Brewers Milwaukee County Stadium, Milwaukee, WI Tue May 19 1987, 8:05 PM EDT Att: 11,903 - Unknown livebaseballscorecards.com					
Gary Redus, R (1, 9) OBP: 0.356, SLG: 0.428	F7		F9			HR				3	1	1	0	1	0	1						
Harold Baines, L (1, 10) OBP: 0.385, SLG: 0.458	K		K			F7		6-3		4	0	0	0	0	2	3						
Greg Walker, L (1, 3) OBP: 0.262, SLG: 0.405		HR			K	HR		K		4	2	2	2	0	2	0						
Carlton Fisk, R (1, 2) OBP: 0.325, SLG: 0.320		HR			K	F9		4-3		4	1	1	2	0	1	0						
Tim Lincecum, R (1, 5) OBP: 0.246, SLG: 0.382		F9			K			HR		4	1	1	1	0	2	0						
Kenny Williams, R (1, 8) OBP: 0.250, SLG: 0.250		K			5-3			6-3		4	0	1	0	0	1	0						
Fred Manrique, R (1, 4) OBP: 0.244, SLG: 0.262		L9			K			1-3		4	0	0	0	0	2	1						
Ozzie Guillen, L (1, 6) OBP: 0.349, SLG: 0.356			SH2-4			CS		K		3	0	2	0	0	1	0						
Inning Stats	R: 0 E: 0 K: 1 S: 5	H: 0 LOB: 0 BB: 0 P: 5	R: 2 E: 0 K: 1 S: 7	H: 2 LOB: 0 BB: 0 P: 7	R: 0 E: 0 K: 1 S: 6	H: 1 LOB: 1 BB: 0 P: 6	R: 0 E: 0 K: 3 S: 9	H: 0 LOB: 0 BB: 0 P: 9	R: 0 E: 0 K: 1 S: 5	H: 1 LOB: 0 BB: 0 P: 5	R: 2 E: 0 K: 1 S: 6	H: 1 LOB: 0 BB: 1 P: 10	R: 0 E: 0 K: 2 S: 7	H: 0 LOB: 0 BB: 0 P: 7	R: 0 E: 0 K: 2 S: 8	H: 1 LOB: 1 BB: 0 P: 8	R: 1 E: 0 K: 1 S: 7	H: 2 LOB: 1 BB: 0 P: 7	1B: 4 2B: 1 3B: 0 HR: 3	SF: 0 SAC: 1 DP: 0 HBP: 0	WP: 0 PB: 0 CS: 1	PA: 36
PITCHER Teddy Higuera, L (1, 1) ERA: 4.35	IP: 9.0 WLS: L BF: 35 H: 8 R: 5 ER: 5 SO: 13 BB: 1 IBB: 0 HBP: 0 BLK: 0 WP: 0 HR: 3 S: 60 P: 64 ERA: 5.00 WHIP: 1.000															PITCHER						

Batter	1	2	3	4	5	6	7	8	9	AB	R	H	RBI	BB	SO	LOB	BOTTOM					
Juan Castillo, S (1, 4) OBP: 0.440, SLG: 0.476	5-3		FC5		FC3-6	K			F8	3	0	0	0	2	1	2	Chicago White Sox @ Milwaukee Brewers Milwaukee County Stadium, Milwaukee, WI Tue May 19 1987, 8:05 PM EDT Att: 11,903 - Unknown livebaseballscorecards.com					
Robin Yount, R (1, 8) OBP: 0.379, SLG: 0.462	4-3		1B		K	HR		BB		4	1	3	1	1	1	2						
B.J. Surhoff, L (1, 10) OBP: 0.292, SLG: 0.379	4-3		F8		FC3-6	L3		F4		5	0	0	0	0	0	8						
Rob Deer, R (1, 7) OBP: 0.426, SLG: 0.689	4-0		K		F9			6-3		3	0	0	0	1	1	4						
Glenn Braggs, R (1, 9) OBP: 0.344, SLG: 0.471	K		FC5		5-3			K		4	0	0	0	0	2	4						
Greg Brock, L (1, 3) OBP: 0.338, SLG: 0.410		L9			G3			4-3		4	0	1	0	0	0	0						
Jim Gantner, L (1, 5) OBP: 0.391, SLG: 0.443		G3			F7			BB		4	0	1	0	0	0	1						
Charlie O'Brien, R (1, 2) OBP: 0.257, SLG: 0.364					5-3			K		3	0	0	0	1	1	2						
Dale Sveum, S (1, 6) OBP: 0.291, SLG: 0.389		K			FC3-6			F7		3	0	1	0	1	1	1						
Inning Stats	R: 0 E: 0 K: 1 S: 6	H: 1 LOB: 2 BB: 1 P: 10	R: 0 E: 0 K: 1 S: 5	H: 0 LOB: 1 BB: 1 P: 9	R: 0 E: 0 K: 1 S: 6	H: 1 LOB: 2 BB: 1 P: 10	R: 0 E: 0 K: 0 S: 3	H: 0 LOB: 0 BB: 0 P: 3	R: 0 E: 0 K: 1 S: 6	H: 1 LOB: 2 BB: 1 P: 10	R: 0 E: 0 K: 0 S: 4	H: 1 LOB: 1 BB: 0 P: 4	R: 1 E: 0 K: 1 S: 6	H: 1 LOB: 0 BB: 0 P: 6	R: 0 E: 0 K: 1 S: 5	H: 0 LOB: 0 BB: 0 P: 5	R: 0 E: 0 K: 1 S: 6	H: 1 LOB: 3 BB: 2 P: 14	1B: 4 2B: 1 3B: 0 HR: 1	SF: 0 SAC: 0 DP: 0 HBP: 0	WP: 0 PB: 0 CS: 0	PA: 39
PITCHER Jose DeLeon, R (1, 1) ERA: 3.58 Ray Searge, L (8, 1) ERA: 0.95 Bob James, R (9, 1) ERA: 4.42	IP: 7.0 WLS: W BF: 30 H: 5 R: 1 ER: 1 SO: 5 BB: 4 IBB: 0 HBP: 0 BLK: 0 WP: 0 HR: 1 S: 36 P: 52 ERA: 1.29 WHIP: 1.286															PITCHER						

Batter	1	2	3	4	5	6	7	8	9	AB	R	H	RBI	BB	SO	LOB	TOP				
Daryl Boston, L (1, 7) OBP: 0.293, SLG: 0.375										4	0	0	0	0	3	1	Chicago White Sox @ Milwaukee Brewers Milwaukee County Stadium, Milwaukee, WI Wed May 20 1987, 4:33 AM EDT Att: 14,371 - Unknown livebaseballscorecards.com				
Gary Redus, R (1, 9) OBP: 0.353, SLG: 0.418										3	0	0	0	1	2	0					
Harold Baines, L (1, 10) OBP: 0.357, SLG: 0.423										4	0	0	0	0	2	2					
Greg Walker, L (1, 3) OBP: 0.276, SLG: 0.414										2	0	1	0	2	0	0					
Carlton Fisk, R (1, 2) OBP: 0.322, SLG: 0.327										4	1	1	0	0	1	2					
Tim Lincecum, R (1, 5) OBP: 0.285, SLG: 0.393										4	0	2	1	0	0	0					
Kenny Williams, R (1, 8) OBP: 0.250, SLG: 0.250										4	0	1	0	0	1	3					
Fred Manrique, R (1, 4) OBP: 0.245, SLG: 0.261										4	0	1	0	0	2	3					
Ozzie Guillen, L (1, 6) OBP: 0.341, SLG: 0.347										3	0	0	0	0	1	1					
Inning Stats	R: 0 E: 1 K: 2 S: 8	H: 1 LOB: 2 BB: 0 P: 8	R: 0 E: 0 K: 1 S: 5	H: 0 LOB: 0 BB: 0 P: 5	R: 0 E: 0 K: 1 S: 5	H: 0 LOB: 0 BB: 0 P: 5	R: 0 E: 0 K: 3 S: 9	H: 0 LOB: 1 BB: 1 P: 13	R: 0 E: 0 K: 0 S: 3	H: 1 LOB: 0 BB: 0 P: 3	R: 1 E: 0 K: 0 S: 5	H: 2 LOB: 1 BB: 0 P: 5	R: 0 E: 0 K: 3 S: 10	H: 1 LOB: 2 BB: 1 P: 14	R: 0 E: 0 K: 1 S: 6	H: 1 LOB: 2 BB: 1 P: 10	1B: 3 2B: 3 3B: 0 HR: 0	SF: 0 SAC: 0 DP: 1 HBP: 0	WP: 0 PB: 0 CS: 0	PA: 35	
PITCHER	IP	WLS	BF	H	R	ER	SO	BB	IBB	HBP	BLK	WP	HR	S	P	ERA	WHIP				
Juan Nieves, L (1, 1) ERA: 4.7	8.0	W	30	5	1	1	11	2	0	0	0	0	0	50	58	1.12	0.875				
Dan Plesac, L (9, 1) ERA: 0.87	1.0		5	1	0	0	1	1	0	0	0	0	0	6	10	0.00	2.000				

Batter	1	2	3	4	5	6	7	8	9	AB	R	H	RBI	BB	SO	LOB	BOTTOM				
Juan Castillo, S (1, 4) OBP: 0.430, SLG: 0.455										3	0	0	0	1	0	1	Chicago White Sox @ Milwaukee Brewers Milwaukee County Stadium, Milwaukee, WI Wed May 20 1987, 4:33 AM EDT Att: 14,371 - Unknown livebaseballscorecards.com				
Robin Yount, R (1, 8) OBP: 0.388, SLG: 0.483										2	2	1	1	2	0	1					
Cecil Cooper, L (1, 10) OBP: 0.173, SLG: 0.244										4	1	2	2	0	0	0					
Rob Deer, R (1, 7) OBP: 0.413, SLG: 0.664										4	0	0	0	0	1	2					
Rick Manning, L (9, 7) OBP: 0.250, SLG: 0.190										0	0	0	0	0	0	0					
Glenn Braggs, R (1, 9) OBP: 0.344, SLG: 0.465										2	1	0	0	1	0	0					
Greg Brock, L (1, 3) OBP: 0.338, SLG: 0.432										3	1	1	2	0	0	0					
Jim Gantner, L (1, 5) OBP: 0.389, SLG: 0.441										3	0	1	0	0	0	0					
B.J. Surhoff, L (1, 2) OBP: 0.293, SLG: 0.377										3	0	1	0	0	0	1					
Dale Sveum, S (1, 6) OBP: 0.292, SLG: 0.388										3	0	1	0	0	1	1					
Inning Stats	R: 0 E: 0 K: 0 S: 2	H: 0 LOB: 0 BB: 1 P: 6	R: 0 E: 0 K: 1 S: 5	H: 0 LOB: 0 BB: 0 P: 5	R: 0 E: 0 K: 0 S: 4	H: 1 LOB: 1 BB: 0 P: 4	R: 4 E: 0 K: 0 S: 5	H: 3 LOB: 0 BB: 2 P: 13	R: 1 E: 0 K: 1 S: 6	H: 1 LOB: 0 BB: 0 P: 6	R: 0 E: 0 K: 0 S: 3	H: 0 LOB: 0 BB: 0 P: 3	R: 0 E: 0 K: 0 S: 3	H: 1 LOB: 1 BB: 1 P: 7	R: 0 E: 0 K: 0 S: 3	H: 1 LOB: 1 BB: 1 P: 7	1B: 4 2B: 0 3B: 0 HR: 3	SF: 0 SAC: 0 DP: 1 HBP: 0	WP: 0 PB: 0 CS: 3	PA: 33	
PITCHER	IP	WLS	BF	H	R	ER	SO	BB	IBB	HBP	BLK	WP	HR	S	P	ERA	WHIP				
Joel Davis, R (1, 1) ERA: 4.29	3.2	L	17	4	4	4	1	3	0	0	0	0	0	16	28	9.82	1.909				
Jim Winn, R (4, 1) ERA: 5.09	3.1		10	2	1	1	1	0	0	0	0	0	1	12	12	2.70	0.600				
Bobby Thigpen, R (8, 1) ERA: 3.19	1.0		4	1	0	0	0	1	0	0	0	0	0	3	7	0.00	2.000				

Batter	1	2	3	4	5	6	7	8	9	AB	R	H	RBI	BB	SO	LOB	TOP					
Brett Butler, L OBP: 0.388, SLG: 0.369 (1, 8)										4	0	2	0	1	0	0	Cleveland Indians @ Milwaukee Brewers Milwaukee County Stadium, Milwaukee, WI Sat May 23 1987, 8:05 PM EDT Att: 27,234 - Unknown livebaseballscorecards.com					
Julio Franco, R OBP: 0.418, SLG: 0.448 (1, 6)										3	1	3	2	2	0	0						
Pat Tabler, R OBP: 0.351, SLG: 0.465 (1, 10)										5	1	1	0	0	1	6						
Joe Carter, R OBP: 0.279, SLG: 0.425 (1, 3)										4	0	1	1	0	1	2						
Mel Hall, L OBP: 0.269, SLG: 0.392 (1, 7)										5	1	1	0	0	1	4						
Brook Jacoby, R OBP: 0.345, SLG: 0.408 (1, 5)										4	1	3	2	0	0	0						
Cory Snyder, R OBP: 0.252, SLG: 0.451 (1, 9)										3	1	0	0	1	2	1						
Tony Bernazard, S OBP: 0.232, SLG: 0.329 (1, 4)										3	1	0	0	1	0	2						
Rick Dempsey, R OBP: 0.341, SLG: 0.284 (1, 2)										4	0	0	0	0	1	4						
Inning Stats	R: 0 E: 0 K: 0 S: 4	H: 1 LOB: 2 BB: 1 P: 8	R: 1 E: 0 K: 2 S: 8	H: 1 LOB: 0 BB: 0 P: 8	R: 0 E: 0 K: 1 S: 4	H: 1 LOB: 0 BB: 1 P: 8	R: 1 E: 0 K: 2 S: 9	H: 2 LOB: 2 BB: 1 P: 13	R: 2 E: 0 K: 0 S: 5	H: 2 LOB: 0 BB: 0 P: 5	R: 0 E: 0 K: 0 S: 3	H: 0 LOB: 0 BB: 0 P: 3	R: 0 E: 0 K: 0 S: 3	H: 0 LOB: 0 BB: 0 P: 3	R: 0 E: 0 K: 1 S: 7	H: 2 LOB: 2 BB: 0 P: 7	1B: 7 2B: 3 3B: 0 HR: 1	SF: 1 SAC: 0 DP: 0 HBP: 0	WP: 1 PB: 1 CS: 0 S: 2	PA: 42		
PITCHER	IP WLS BF H R ER SO BB IBB HBP BLK WP HR S P ERA WHIP																					
Mike Birkbeck, R ERA: 5.04 (1, 1)	5.2 L 28 8 6 5 5 5 0 0 0 0 1 1 33 53 7.94 2.294																					
Chuck Cnn, R ERA: 3.49 (6, 1)	2.1 8 1 0 0 0 0 0 0 0 0 0 0 8 8 0.00 0.429																					
Mark Clear, R ERA: 3.78 (9, 1)	1.0 5 2 0 0 0 1 0 0 0 0 0 0 7 7 0.00 2.000																					
Batter	1	2	3	4	5	6	7	8	9	AB	R	H	RBI	BB	SO	LOB	BOTTOM					
Juan Castillo, S OBP: 0.409, SLG: 0.419 (1, 4)										5	0	0	0	0	1	3	Cleveland Indians @ Milwaukee Brewers Milwaukee County Stadium, Milwaukee, WI Sat May 23 1987, 8:05 PM EDT Att: 27,234 - Unknown livebaseballscorecards.com					
Robin Yount, R OBP: 0.385, SLG: 0.477 (1, 8)									4	1	1	0	1	0	3	3						
Cecil Cooper, L OBP: 0.178, SLG: 0.276 (1, 10)										5	0	0	0	0	1	3						
Rob Deer, R OBP: 0.421, SLG: 0.661 (1, 7)										2	1	2	0	2	0	0						
Glenn Braggs, R OBP: 0.347, SLG: 0.456 (1, 9)										3	0	1	1	0	0	3						
Greg Brock, L OBP: 0.338, SLG: 0.431 (1, 3)									3	0	1	1	0	1	4	4						
Mike Felder, S (8, PH) (9, 7)									1	0	0	0	0	0	0	0						
Dale Sveum, S OBP: 0.285, SLG: 0.376 (1, 6)									4	0	1	0	0	2	1	1						
Charlie O'Brien, R OBP: 0.282, SLG: 0.343 (1, 2)									2	0	0	0	2	0	0	0						
Jim Gantner, L OBP: 0.375, SLG: 0.423 (1, 5)									2	0	0	0	0	0	1	1						
Jim Paciorek, R OBP: 0.355, SLG: 0.440 (9, PH)									0	0	0	0	1	0	0	0						
Inning Stats	R: 1 E: 0 K: 1 S: 6	H: 1 LOB: 2 BB: 1 P: 14	R: 0 E: 0 K: 0 S: 4	H: 1 LOB: 1 BB: 1 P: 8	R: 1 E: 0 K: 1 S: 7	H: 2 LOB: 1 BB: 0 P: 7	R: 0 E: 0 K: 0 S: 3	H: 0 LOB: 0 BB: 0 P: 3	R: 0 E: 0 K: 0 S: 4	H: 1 LOB: 2 BB: 0 P: 5	R: 0 E: 0 K: 0 S: 2	H: 0 LOB: 0 BB: 1 P: 6	R: 0 E: 0 K: 2 S: 8	H: 1 LOB: 2 BB: 1 P: 12	R: 0 E: 0 K: 1 S: 5	H: 0 LOB: 0 BB: 0 P: 5	R: 0 E: 0 K: 0 S: 3	H: 0 LOB: 1 BB: 1 P: 7	1B: 4 2B: 2 3B: 0 HR: 0	SF: 0 SAC: 1 DP: 1 HBP: 1	WP: 0 PB: 0 CS: 0 S: 0	PA: 39
PITCHER	IP WLS BF H R ER SO BB IBB HBP BLK WP HR S P ERA WHIP																					
Steve Carlton, L ERA: 4.89 (1, 1)	9.0 W 39 6 2 2 5 6 0 1 1 0 0 0 42 67 2.00 1.333																					

Batter	1	2	3	4	5	6	7	8	9	AB	R	H	RBI	BB	SO	LOB	TOP					
Brett Butler, L OBP: 0.383, SLG: 0.356 (1, 8)	F5		F4		2B 1B BB		F2			3	1	0	0	1	0	1	Cleveland Indians @ Milwaukee Brewers Milwaukee County Stadium, Milwaukee, WI Sun May 24 1987, 4:33 AM EDT Att: 36,338 - Unknown					
Julio Franco, R OBP: 0.414, SLG: 0.449 (1, 6)	K			F8	1B 2B			6-3		4	1	1	2	0	1	0						
Pat Tabler, R OBP: 0.355, SLG: 0.463 (1, 10)	K			F9	1B			FC6-4 BB		3	0	1	2	1	1	0						
Joe Carter, R OBP: 0.273, SLG: 0.415 (1, 3)		F8		G3	K			F9		4	0	0	0	0	1	2						
Carmen Castillo, R OBP: 0.382, SLG: 0.677 Mel Hall, L OBP: 0.269, SLG: 0.392 (9, 7)	K				1B 1B		K	FC6-4 1-2		4	1	1	0	0	2	1						
Brook Jacoby, R OBP: 0.343, SLG: 0.404 (1, 5)	K				1B 1B		K			4	0	1	0	0	2	0						
Cory Snyder, R OBP: 0.252, SLG: 0.446 (9, 9)			F3		BB FC1-5 1B		K	6-3		4	1	1	1	0	1	0						
Tony Bernazard, S OBP: 0.239, SLG: 0.333 (1, 4)					FC1-5 BB 1B		5-3			4	1	2	0	0	0	2						
Rick Dempsey, R OBP: 0.326, SLG: 0.268 (1, 2)			K		F7		L7	F9		4	0	0	0	0	1	4						
Inning Stats	R: 0 E: 0 K: 2 S: 7	H: 0 LOB: 0 BB: 0 P: 7	R: 0 E: 0 K: 2 S: 7	H: 0 LOB: 0 BB: 0 P: 7	R: 0 E: 0 K: 1 S: 6	H: 1 LOB: 1 BB: 0 P: 6	R: 0 E: 0 K: 0 S: 3	H: 0 LOB: 0 BB: 0 P: 3	R: 5 E: 0 K: 1 S: 10	H: 5 LOB: 1 BB: 1 P: 14	R: 0 E: 0 K: 3 S: 9	H: 0 LOB: 0 BB: 0 P: 9	R: 0 E: 0 K: 0 S: 3	H: 0 LOB: 0 BB: 0 P: 3	R: 0 E: 0 K: 0 S: 3	H: 0 LOB: 1 BB: 1 P: 7	R: 0 E: 0 K: 0 S: 4	H: 1 LOB: 1 BB: 0 P: 4	1B: 6 2B: 1 3B: 0 HR: 0	SF: 0 SAC: 0 DP: 0 HBP: 0	WP: 0 PB: 0 SB: 0 CS: 0	PA: 36
PITCHER Teddy Higuera, L ERA: 4.44 (1, 1)	IP: 9.0 WLS: L BF: 36	H: 7 R: 5 ER: 5 SO: 9	BB: 2 IBB: 0 HBP: 0 BLK: 0	WP: 0 HR: 0 S: 52 P: 60	ERA: 5.00 WHIP: 1.000											ERA: 5.00 WHIP: 1.000						

Batter	1	2	3	4	5	6	7	8	9	AB	R	H	RBI	BB	SO	LOB	BOTTOM			
Mike Felder, S (1, 7)	F8		F2		4-3			K		4	0	0	0	0	1	2	Cleveland Indians @ Milwaukee Brewers Milwaukee County Stadium, Milwaukee, WI Sun May 24 1987, 4:33 AM EDT Att: 36,338 - Unknown			
Robin Yount, R OBP: 0.388, SLG: 0.475 (1, 8)	WP 1B		1-2 BB		6-3			F9		3	0	1	0	1	0	1				
Cecil Cooper, L OBP: 0.181, SLG: 0.275 (1, 10)	F9		L7			4-3		2B 1B		4	0	1	0	0	0	3				
Rob Deer, R OBP: 0.423, SLG: 0.672 (9, 3)	F6			4-3 SF8 2B			F8	1-3 2B		4	1	2	1	0	0	1				
Greg Brock, L OBP: 0.331, SLG: 0.421 Glenn Braggs, R OBP: 0.345, SLG: 0.453 (8, PH) (9, 9)	F8			4-3			3-1	K		3	0	0	0	0	0	1				
B.J. Surhoff, L OBP: 0.280, SLG: 0.360 (1, 2) (9, 5)	4-3			SF8			K		1-3	3	0	0	1	0	1	0				
Jim Gantner, L OBP: 0.364, SLG: 0.409 (1, 5) (9, 4)	F7			3-H F5			F4		4-3	4	0	0	0	0	0	0				
Juan Castillo, S OBP: 0.413, SLG: 0.462 (9, 6)			BLK 1B				4-3		F8	4	1	2	1	0	0	0				
Dale Sveum, S OBP: 0.281, SLG: 0.371 Rick Manning, L OBP: 0.280, SLG: 0.227 Bill Schroeder, R OBP: 0.313, SLG: 0.468 (1, 6) (8, PH) (9, 2)	K				F7			1B 2B 1B		2	0	0	0	0	1	1				
Inning Stats	R: 0 E: 0 K: 0 S: 4	H: 1 LOB: 1 BB: 0 P: 4	R: 0 E: 0 K: 0 S: 3	H: 0 LOB: 0 BB: 0 P: 3	R: 0 E: 0 K: 1 S: 6	H: 1 LOB: 2 BB: 1 P: 10	R: 1 E: 0 K: 0 S: 4	H: 1 LOB: 0 BB: 0 P: 4	R: 1 E: 0 K: 0 S: 4	H: 1 LOB: 0 BB: 0 P: 4	R: 0 E: 0 K: 1 S: 5	H: 0 LOB: 0 BB: 0 P: 5	R: 0 E: 0 K: 2 S: 10	H: 3 LOB: 2 BB: 0 P: 10	R: 0 E: 0 K: 0 S: 3	H: 0 LOB: 0 BB: 0 P: 3	1B: 4 2B: 2 3B: 0 HR: 1	SF: 1 SAC: 0 DP: 0 HBP: 0	WP: 1 PB: 0 SB: 0 CS: 0	PA: 35
PITCHER Ken Schrom, R ERA: 4.78 Ernie Camacho, R ERA: 9.59 Scott Bailes, L ERA: 2.52 (1, 1) (8, 1) (8, 1)	IP: 7.2 WLS: W BF: 30	H: 6 R: 3 ER: 3 SO: 3	BB: 1 IBB: 0 HBP: 0 BLK: 0	WP: 1 HR: 1 S: 35 P: 39	ERA: 3.52 WHIP: 0.913											ERA: 3.52 WHIP: 0.913				

Batter	1	2	3	4	5	6	7	8	9	AB	R	H	RBI	BB	SO	LOB	TOP				
Jim Gantner, L (1, 4) OBP: 0.361, SLG: 0.427	F7		4-3		1-H HR			F7		4	1	1	2	0	0	0	Milwaukee Brewers @ Minnesota Twins Hubert H. Humphrey Metrodome, Minneapolis, MN Tue May 26 1987, 8:05 PM EDT Att: 23,276 - Unknown				
Robin Yount, R (1, 8) OBP: 0.379, SLG: 0.463	F6			6-3	5-3			K		4	0	0	0	0	1	0					
Cecil Cooper, L (1, 10) OBP: 0.164, SLG: 0.284	K							K		4	0	1	0	0	2	0					
Rob Deer, R (1, 7) OBP: 0.433, SLG: 0.678								K		2	0	1	0	2	1	0					
Paul Molitor, R (1, 5) OBP: 0.453, SLG: 0.619								K		3	0	0	0	1	1	2					
Greg Brock, L (1, 3) OBP: 0.322, SLG: 0.409								F7		4	0	0	0	0	1	5					
Glenn Braggs, R (1, 9) OBP: 0.339, SLG: 0.444								1-3		3	0	0	0	0	1	2					
B.J. Surhoff, L (1, 2) OBP: 0.282, SLG: 0.359								K		3	1	1	0	0	2	0					
Juan Castillo, S (1, 6) OBP: 0.400, SLG: 0.444								1-3		3	0	0	0	0	1	1					
Inning Stats	R: 0 E: 0 K: 1 S: 5	H: 0 LOB: 0 BB: 0 P: 5	R: 0 E: 1 K: 0 S: 3	H: 0 LOB: 1 BB: 1 P: 7	R: 0 E: 0 K: 2 S: 7	H: 0 LOB: 0 BB: 0 P: 7	R: 0 E: 0 K: 1 S: 6	H: 2 LOB: 2 BB: 1 P: 10	R: 2 E: 0 K: 1 S: 7	H: 2 LOB: 0 BB: 0 P: 7	R: 0 E: 0 K: 2 S: 7	H: 0 LOB: 0 BB: 0 P: 7	R: 0 E: 0 K: 1 S: 5	H: 0 LOB: 0 BB: 0 P: 5	R: 0 E: 0 K: 1 S: 5	H: 0 LOB: 1 BB: 1 P: 9		1B: 1 2B: 2 3B: 0 HR: 1	SF: 0 SAC: 0 DP: 1 HBP: 0	WP: 1 PB: 0 CS: 2	PA: 33
PITCHER	IP	WLS	BF	H	R	ER	SO	BB	IBB	HBP	BLK	WP	HR	S	P	ERA	WHIP				
Bert Blyleven, R (1, 1) ERA: 4.63	7.0	W	26	4	2	2	8	2	0	0	0	1	1	40	48	2.57	0.857				
Jeff Reardon, R (8, 1) ERA: 8.27	2.0	S	7	0	0	0	2	1	0	0	0	0	0	10	14	0.00	0.500				

Batter	1	2	3	4	5	6	7	8	9	AB	R	H	RBI	BB	SO	LOB	BOTTOM				
Al Newman, S (1, 6) OBP: 0.282, SLG: 0.321	F7									4	0	1	1	0	0	2	Milwaukee Brewers @ Minnesota Twins Hubert H. Humphrey Metrodome, Minneapolis, MN Tue May 26 1987, 8:05 PM EDT Att: 23,276 - Unknown				
Dan Gladden, R (1, 7) OBP: 0.300, SLG: 0.323	6-3									3	0	0	0	1	0	0					
Kirby Puckett, R (1, 8) OBP: 0.358, SLG: 0.528	5-3									4	0	0	0	0	1	2					
Gary Gaetti, R (1, 5) OBP: 0.302, SLG: 0.485										4	1	1	0	0	1	0					
Tom Brunansky, R (1, 9) OBP: 0.358, SLG: 0.473										4	2	2	2	0	2	0					
Kent Hrbek, L (1, 3) OBP: 0.366, SLG: 0.437										4	0	1	0	0	1	1					
Gene Larkin, S (1, 10) OBP: 0.250, SLG: 0.267										4	0	1	0	0	0	0					
Steve Lombardozzi, R (1, 4) OBP: 0.353, SLG: 0.387										4	1	2	0	0	0	3					
Tim Laudner, R (1, 2) OBP: 0.180, SLG: 0.259										2	0	1	0	1	1	1					
Inning Stats	R: 0 E: 0 K: 0 S: 3	H: 0 LOB: 0 BB: 0 P: 3	R: 0 E: 0 K: 1 S: 5	H: 0 LOB: 0 BB: 0 P: 5	R: 1 E: 0 K: 2 S: 9	H: 2 LOB: 2 BB: 1 P: 13	R: 2 E: 1 K: 1 S: 8	H: 2 LOB: 2 BB: 1 P: 12	R: 0 E: 0 K: 0 S: 3	H: 0 LOB: 0 BB: 0 P: 3	R: 1 E: 0 K: 0 S: 5	H: 3 LOB: 2 BB: 0 P: 5	R: 0 E: 0 K: 0 S: 3	H: 0 LOB: 0 BB: 0 P: 3	R: 0 E: 0 K: 2 S: 9	H: 2 LOB: 2 BB: 0 P: 9		1B: 5 2B: 2 3B: 1 HR: 1	SF: 0 SAC: 0 DP: 0 HBP: 0	WP: 0 PB: 2 CS: 0	PA: 35
PITCHER	IP	WLS	BF	H	R	ER	SO	BB	IBB	HBP	BLK	WP	HR	S	P	ERA	WHIP				
Juan Nieves, L (1, 1) ERA: 4.67	6.0	L	27	7	4	3	4	2	0	0	0	0	0	33	41	4.50	1.500				
Chuck Cnm, R (7, 1) ERA: 3.26	2.0		8	2	0	0	2	0	0	0	0	0	0	12	12	0.00	1.000				

Batter	1	2	3	4	5	6	7	8	9	AB	R	H	RBI	BB	SO	LOB	TOP			
Mike Felder, S OBP: 0.111, SLG: 0.111 (1, 7)	F6		6-3			1B	F9			4	1	1	0	0	0	0	Milwaukee Brewers @ Minnesota Twins Hubert H. Humphrey Metrodome, Minneapolis, MN Wed May 27 1987, 8:05 PM EDT Att: 22,947 - Unknown livebaseballscorecards.com			
Robin Yount, R OBP: 0.387, SLG: 0.470 (1, 8)	2B		6-3			1B		4-3		2	1	1	0	2	0	0				
Cecil Cooper, L OBP: 0.186, SLG: 0.283 (1, 10)	F5		K			1B		4-3		4	0	1	1	0	1	2				
Rob Deer, R OBP: 0.428, SLG: 0.661 (1, 9)	BB			K			F9			3	0	0	0	1	2	3				
Paul Molitor, R OBP: 0.439, SLG: 0.598 Jim Gantner, L OBP: 0.359, SLG: 0.424 (7, 5)	K			6-3			K		4-3	3	0	0	0	0	2	4				
Jim Paoletti, R OBP: 0.382, SLG: 0.500 Rick Manning, L OBP: 0.269, SLG: 0.217 (9, PH)				F3					F8	3	0	2	1	0	0	0				
Bill Schroeder, R OBP: 0.299, SLG: 0.446 B.J. Surhoff, L OBP: 0.279, SLG: 0.354 (9, PH)	F4				K		F7		4-3	3	0	0	0	0	1	3				
Dale Sveum, S OBP: 0.280, SLG: 0.367 (1, 6)		K			L4					4	0	1	0	0	2	1				
Juan Castillo, S OBP: 0.384, SLG: 0.424 (1, 4)			K			F8			F7	4	0	0	0	0	1	2				
Inning Stats	R: 0 E: 0 K: 1 S: 6	H: 1 LOB: 2 BB: 1 P: 10	R: 0 E: 0 K: 2 S: 8	H: 1 LOB: 1 BB: 0 P: 8	R: 0 E: 0 K: 1 S: 5	H: 0 LOB: 0 BB: 0 P: 5	R: 0 E: 0 K: 1 S: 5	H: 0 LOB: 0 BB: 0 P: 5	R: 2 E: 0 K: 1 S: 8	H: 3 LOB: 2 BB: 1 P: 12	R: 0 E: 0 K: 1 S: 5	H: 0 LOB: 0 BB: 0 P: 5	R: 0 E: 0 K: 1 S: 5	H: 0 LOB: 1 BB: 1 P: 9	R: 0 E: 0 K: 0 S: 4	H: 1 LOB: 1 BB: 0 P: 4		1B: 4 2B: 2 3B: 0 HR: 0	SF: 0 SAC: 0 DP: 0 HBP: 0	WP: 0 PB: 0 SB: 0 CS: 0
PITCHER	IP WLS BF H R ER SO BB IBB HBP BLK WP HR S P ERA WHIP																			
Frank Viola, L ERA: 4.03 (1, 1)	6.0 W 25 5 2 2 7 2 0 0 0 0 0 0 37 45 3.00 1.167																			
George Frazier, R ERA: 4.73 (7, 1)	3.0 S 11 1 0 0 2 1 0 0 0 0 0 0 14 18 0.00 0.667																			

Batter	1	2	3	4	5	6	7	8	9	AB	R	H	RBI	BB	SO	LOB	BOTTOM			
Dan Gladden, R OBP: 0.301, SLG: 0.317 Randy Bush, L OBP: 0.317, SLG: 0.329 Mark Davidson, R OBP: 0.255, SLG: 0.321 (6, PH)	F6		4-3			1B		F4		2	0	0	0	1	0	0	Milwaukee Brewers @ Minnesota Twins Hubert H. Humphrey Metrodome, Minneapolis, MN Wed May 27 1987, 8:05 PM EDT Att: 22,947 - Unknown livebaseballscorecards.com			
Greg Gagne, R OBP: 0.276, SLG: 0.407 (1, 6)	K			1B					K	5	1	2	1	0	3	4				
Kirby Puckett, R OBP: 0.356, SLG: 0.522 (1, 8)	F9			2B		1B				4	0	1	1	0	0	5				
Kent Hrbek, L OBP: 0.372, SLG: 0.445 (1, 3)										4	1	2	0	0	0	3				
Gary Gaetti, R OBP: 0.306, SLG: 0.500 (1, 5)				F4				F7		3	2	1	1	1	0	1				
Roy Smalley, S OBP: 0.333, SLG: 0.442 (1, 10)		HR			F7					3	1	1	1	0	0	1				
Tom Brunansky, R OBP: 0.349, SLG: 0.460 (1, 9)			P3							4	1	0	0	0	1	2				
Steve Lombardozzi, R OBP: 0.352, SLG: 0.386 (1, 4)			F2							3	1	1	0	0	0	0				
Tim Laudner, R OBP: 0.200, SLG: 0.262 (1, 2)			K2-3							3	0	1	1	1	1	1				
Inning Stats	R: 0 E: 0 K: 1 S: 5	H: 0 LOB: 0 BB: 0 P: 5	R: 1 E: 0 K: 0 S: 4	H: 1 LOB: 0 BB: 0 P: 4	R: 0 E: 0 K: 1 S: 5	H: 0 LOB: 0 BB: 0 P: 5	R: 1 E: 0 K: 0 S: 5	H: 3 LOB: 1 BB: 0 P: 5	R: 1 E: 0 K: 1 S: 7	H: 2 LOB: 2 BB: 1 P: 11	R: 4 E: 2 K: 1 S: 10	H: 3 LOB: 3 BB: 2 P: 18	R: 0 E: 0 K: 0 S: 2	H: 0 LOB: 0 BB: 0 P: 3	R: 0 E: 0 K: 1 S: 5	H: 0 LOB: 1 BB: 1 P: 9		1B: 5 2B: 4 3B: 0 HR: 1	SF: 0 SAC: 1 DP: 1 HBP: 1	WP: 2 PB: 0 SB: 0 CS: 0
PITCHER	IP WLS BF H R ER SO BB IBB HBP BLK WP HR S P ERA WHIP																			
Bill Wegman, R ERA: 4.24 (1, 1)	5.0 L 24 8 6 6 3 2 0 0 0 0 0 1 0 8 12 0.00 2.000																			
Chris Bosto, R ERA: 5.33 (6, 1)	1.0 7 1 1 0 1 1 0 0 0 0 1 0 8 12 0.00 2.000																			
Mark Clear, R ERA: 3.57 (7, 1)	1.0 3 0 0 0 0 0 0 0 1 0 1 0 2 3 0.00 0.000																			
Dan Plesac, L ERA: 0.82 (8, 1)	1.0 4 0 0 0 0 1 1 0 0 0 0 0 5 9 0.00 1.000																			

Batter	1	2	3	4	5	6	7	8	9	AB	R	H	RBI	BB	SO	LOB	TOP																			
Paul Moltzer, R OBP: 0.431, SLG: 0.582 Jim Paciorek, R OBP: 0.382, SLG: 0.500 (8, FR) (8, 5)	F9		4-3			F9		1B		4	0	1	0	0	0	1	Milwaukee Brewers @ Minnesota Twins Hubert H. Humphrey Metrodome, Minneapolis, MN Thu May 28 1987, 8:05 PM EDT Att: 26,203 - Unknown																			
Robin Yount, R OBP: 0.381, SLG: 0.461 Rick Manning, L OBP: 0.259, SLG: 0.208 (1, 8) (6, 7)	K			K		5-3		4-3		3	0	0	0	0	2	1																				
Cecil Cooper, L OBP: 0.179, SLG: 0.272 (1, 10)	K			L6		6-3			K	4	0	0	0	0	2	1																				
Rob Deer, R OBP: 0.423, SLG: 0.648 Juan Castillo, S OBP: 0.354, SLG: 0.424 (1, 9) (9, FR)		K		F3			F9		WP 2B 1B	4	0	1	0	0	1	0																				
B.J. Surhoff, L OBP: 0.278, SLG: 0.361 (1, 2)					F9		F5		K	4	0	1	0	0	1	1																				
Greg Brock, L OBP: 0.333, SLG: 0.433 (1, 3)		2B								4	0	3	1	0	0	1																				
Jim Gantner, L OBP: 0.349, SLG: 0.412 (1, 4)										4	0	0	0	0	0	5																				
Dale Sveum, S OBP: 0.275, SLG: 0.360 (1, 6)			K							3	0	0	0	0	2	1																				
Mike Felder, S OBP: 0.167, SLG: 0.167 (1, 7) (6, 8)				F7						3	0	1	0	0	0	0																				
Inning Stats	R: 0 E: 0 K: 2 S: 7	H: 0 LOB: 0 BB: 0 P: 7	R: 0 E: 0 K: 1 S: 6	H: 1 LOB: 1 BB: 0 P: 6	R: 0 E: 0 K: 1 S: 5	H: 0 LOB: 0 BB: 0 P: 5	R: 0 E: 0 K: 1 S: 5	H: 0 LOB: 0 BB: 0 P: 5	R: 0 E: 0 K: 0 S: 4	H: 1 LOB: 1 BB: 0 P: 4	R: 0 E: 0 K: 0 S: 4	H: 1 LOB: 1 BB: 0 P: 4	R: 0 E: 0 K: 1 S: 6	H: 1 LOB: 1 BB: 0 P: 6	R: 1 E: 0 K: 2 S: 9	H: 2 LOB: 2 BB: 0 P: 9	1B: 4 2B: 3 3B: 0 HR: 0	SF: 0 SAC: 0 DP: 0 HBP: 0	WP: 1 PB: 0 SB: 0 CS: 0	PA: 34																
PITCHER	IP	WLS	BF	H	R	ER	SO	BB	IBB	HBP	BLK	WP	HR	S	P	ERA	WHIP	PITCHER		IP	WLS	BF	H	R	ER	SO	BB	IBB	HBP	BLK	WP	HR	S	P	ERA	WHIP
Juan Berenguer, R ERA: 2.2 Mark Portugal, R ERA: 7.92	(1, 1)	7.0	W	25	4	0	5	0	0	0	0	0	0	35	35	0.00	0.571			(8, 1)	2.0	9	3	1	1	3	0	0	0	0	1	0	15	15	4.50	1.500

AB	34
R	1
H	7
RBI	1
BB	0
SO	8
LOB	12



Batter	1	2	3	4	5	6	7	8	9	AB	R	H	RBI	BB	SO	LOB	BOTTOM																			
Dan Gladden, R OBP: 0.305, SLG: 0.321 (1, 7)			FC6-4 E							5	3	2	0	0	1	2	Milwaukee Brewers @ Minnesota Twins Hubert H. Humphrey Metrodome, Minneapolis, MN Thu May 28 1987, 8:05 PM EDT Att: 26,203 - Unknown																			
Greg Gagne, R OBP: 0.282, SLG: 0.394 (1, 6)	1B FC4-6 BB	1-3	G3		1-3		1B BB			3	1	0	0	2	0	1																				
Kirby Puckett, R OBP: 0.360, SLG: 0.524 Mark Davidson, R OBP: 0.281, SLG: 0.333 (1, 8) (6, 8)	1B FC4-6	F9	E9					1B BB		3	0	2	2	0	0	0																				
Kent Hrbek, L OBP: 0.364, SLG: 0.433 Mark Salas, L OBP: 0.394, SLG: 0.393 (1, 3) (7, PH) (8, 2)	FC4-6 E	L6	G3			F7	K			4	1	0	1	0	0	3																				
Gary Gaetti, R OBP: 0.312, SLG: 0.514 Al Newman, S OBP: 0.277, SLG: 0.315 (1, 5) (6, PH) (7, 5)	E9 1B 2B			F3		F8		K		3	2	2	1	0	0	0																				
Gene Larkin, S OBP: 0.333, SLG: 0.400 (1, 10)	WP HR 1B					F8		L9		5	2	3	2	0	0	1																				
Tom Brunansky, R OBP: 0.360, SLG: 0.487 Randy Bush, L OBP: 0.320, SLG: 0.326 (1, 9) (6, 9)	HR							F5		2	2	3	1	0	0	0																				
Steve Lombardozzi, R OBP: 0.349, SLG: 0.382 (1, 4)			E1							4	1	1	0	0	0	4																				
Tim Laudner, R OBP: 0.203, SLG: 0.262 (1, 2) (8, 3)	F7									4	0	1	2	0	0	2																				
Inning Stats	R: 6 E: 1 K: 0 S: 9	H: 6 LOB: 1 BB: 1 P: 13	R: 0 E: 0 K: 0 S: 3	H: 0 LOB: 0 BB: 0 P: 3	R: 5 E: 2 K: 0 S: 9	H: 5 LOB: 1 BB: 0 P: 9	R: 0 E: 0 K: 0 S: 3	H: 1 LOB: 1 BB: 1 P: 7	R: 0 E: 0 K: 1 S: 5	H: 0 LOB: 0 BB: 0 P: 5	R: 0 E: 0 K: 0 S: 3	H: 0 LOB: 1 BB: 1 P: 7	R: 2 E: 0 K: 1 S: 7	H: 2 LOB: 2 BB: 2 P: 15	R: 0 E: 0 K: 1 S: 5	H: 0 LOB: 0 BB: 0 P: 5	1B: 10 2B: 3 3B: 0 HR: 1	SF: 0 SAC: 0 DP: 1 HBP: 0	WP: 1 PB: 0 SB: 2 CS: 0	PA: 43																
PITCHER	IP	WLS	BF	H	R	ER	SO	BB	IBB	HBP	BLK	WP	HR	S	P	ERA	WHIP	PITCHER		IP	WLS	BF	H	R	ER	SO	BB	IBB	HBP	BLK	WP	HR	S	P	ERA	WHIP
Mike Birkbeck, R ERA: 9.2 Chuck Crim, R ERA: 3.86 John Henry Johnson, L ERA: 8.44 Mark Clear, R ERA: 3.72	(1, 1)	0.1	L	8	6	6	0	1	0	0	0	0	0	1	7	11	162.00	21.000			(1, 1)	2.1	13	5	5	3	0	0	0	0	0	13	13	11.57	2.143	
	(3, 1)	3.2		14	1	1	1	3	0	0	0	0	0	13	25	2.46	1.091			(7, 1)	1.2	8	2	1	1	2	1	0	0	0	0	11	15	5.40	1.800	



Batter	1	2	3	4	5	6	7	8	9	AB	R	H	RBI	BB	SO	LOB	TOP								
Paul Moltzer, R OBP: 0.421, SLG: 0.563 (1, 5)	F8		K		K		F8		F9	5	0	1	2	0	1	1	Milwaukee Brewers @ Cleveland Indians Cleveland Municipal Stadium, Cleveland, OH Fri May 29 1987, 7:05 PM EDT Att: 47,442 - Unknown livebaseballscorecards.com								
Robin Yount, R OBP: 0.371, SLG: 0.448 (1, 8)	K		F2			K	F8		FC6-4	5	0	0	0	0	2	2									
Cecil Cooper, L OBP: 0.191, SLG: 0.308 (1, 10)	F8		K			HR			1B	4	1	2	1	0	1	1									
Rob Deer, R OBP: 0.418, SLG: 0.633 (1, 7)		P3		K		2B			L8	3	1	0	0	1	1	1									
Greg Brock, L OBP: 0.333, SLG: 0.438 Jim Paciorek, R OBP: 0.400, SLG: 0.517 (8, PH) (8, 3)	F4			G3		1B				3	1	1	0	0	0	0									
Glenn Braggs, R OBP: 0.337, SLG: 0.439 (1, 9)	F9			5-3		2B			1B	4	0	1	2	0	1	2									
Jim Gantner, L OBP: 0.353, SLG: 0.417 (1, 4)			SH1-4			G3			G3	3	2	1	0	1	0	3									
Bill Schroeder, R OBP: 0.304, SLG: 0.439 Mike Felder, S OBP: 0.154, SLG: 0.154 (9, PH) (1, 2)			SH1-4		SH5-3	F8			6-3	1	1	0	0	1	0	1									
Dale Sveum, S OBP: 0.276, SLG: 0.362 (1, 6)			SH1-4		SF8		F7		FC6-4	2	0	1	1	0	0	0									
Inning Stats	R: 0 E: 0 K: 1 S: 5	H: 0 LOB: 0 BB: 0 P: 5	R: 0 E: 0 K: 0 S: 3	H: 0 LOB: 0 BB: 0 P: 3	R: 2 E: 0 K: 1 S: 6	H: 1 LOB: 1 BB: 2 P: 14	R: 0 E: 0 K: 1 S: 5	H: 0 LOB: 0 BB: 0 P: 5	R: 1 E: 0 K: 1 S: 6	H: 1 LOB: 0 BB: 0 P: 6	R: 3 E: 0 K: 1 S: 8	H: 3 LOB: 1 BB: 1 P: 12	R: 0 E: 0 K: 0 S: 3	H: 0 LOB: 0 BB: 0 P: 3	R: 0 E: 0 K: 1 S: 7	H: 2 LOB: 2 BB: 0 P: 7		R: 0 E: 0 K: 0 S: 4	H: 1 LOB: 1 BB: 0 P: 4	1B: 5 2B: 2 3B: 0 HR: 1	SF: 1 SAC: 2 DP: 0 HBP: 0	WP: 0 PB: 0 SB: 1 CS: 0	PA: 38		
PITCHER	IP	WLS	BF	H	R	ER	SO	BB	IBB	HBP	BLK	WP	HR	S	P	ERA	WHIP								
Ken Schrom, R ERA: 5.18 Scott Bailes, L ERA: 2.31	(1, 1)	6.0	26	5	6	6	5	3	0	0	0	0	1	33	45	9.00	1.333								

Batter	1	2	3	4	5	6	7	8	9	AB	R	H	RBI	BB	SO	LOB	BOTTOM								
Brett Butler, L OBP: 0.397, SLG: 0.405 (1, 8)	2B		K		2B		1B		SF8	5	3	4	0	0	1	0	Milwaukee Brewers @ Cleveland Indians Cleveland Municipal Stadium, Cleveland, OH Fri May 29 1987, 7:05 PM EDT Att: 47,442 - Unknown livebaseballscorecards.com								
Julio Franco, R OBP: 0.429, SLG: 0.469 (1, 6)	2B		6-3				1B		SF8	3	2	2	2	1	0	0									
Pat Tabler, R OBP: 0.370, SLG: 0.522 (1, 10)	SF7				6-3		1B		5-3	5	0	3	3	0	0	2									
Joe Carter, R OBP: 0.283, SLG: 0.477 (1, 3)	K		K		K		FC1-6		1B	4	0	0	0	0	3	6									
Cory Snyder, R OBP: 0.253, SLG: 0.448 (1, 7) (8, 9)	SF7			K		HR	K		K	3	1	1	2	0	2	2									
Carmen Castillo, R OBP: 0.333, SLG: 0.619 Mel Hall, L OBP: 0.260, SLG: 0.369 (1, 9) (8, 7)	F7			L9		HR	FC5-4		1B	4	1	2	2	0	0	1									
Brook Jacoby, R OBP: 0.333, SLG: 0.379 (1, 5)			F8		F8		6-3		FC5-4	4	0	0	0	0	0	2									
Tony Bernazard, S OBP: 0.235, SLG: 0.342 (1, 4)		F8			4-3		5-3		SH1-3	4	1	1	0	0	0	0									
Rick Dempsey, R OBP: 0.347, SLG: 0.309 (1, 2)		F5			2B		F2		SH1-3	3	1	1	0	0	0	0									
Inning Stats	R: 2 E: 0 K: 1 S: 7	H: 2 LOB: 1 BB: 1 P: 11	R: 0 E: 0 K: 0 S: 3	H: 0 LOB: 0 BB: 0 P: 3	R: 0 E: 0 K: 2 S: 8	H: 1 LOB: 1 BB: 0 P: 8	R: 0 E: 0 K: 1 S: 5	H: 0 LOB: 0 BB: 0 P: 5	R: 2 E: 0 K: 0 S: 9	H: 2 LOB: 2 BB: 0 P: 9	R: 1 E: 0 K: 0 S: 5	H: 2 LOB: 1 BB: 0 P: 5	R: 0 E: 0 K: 0 S: 5	H: 0 LOB: 0 BB: 0 P: 5	R: 0 E: 0 K: 0 S: 5	H: 2 LOB: 1 BB: 0 P: 5		1B: 9 2B: 3 3B: 0 HR: 2	SF: 2 SAC: 1 DP: 0 HBP: 0	WP: 0 PB: 0 SB: 2 CS: 0	PA: 39				
PITCHER	IP	WLS	BF	H	R	ER	SO	BB	IBB	HBP	BLK	WP	HR	S	P	ERA	WHIP								
Teddy Higuera, L ERA: 5.03 Chris Bosio, R ERA: 5.28	(1, 1)	6.0	30	11	8	8	5	1	0	0	0	0	0	11	43	12.00	2.000								

Batter	1	2	3	4	5	6	7	8	9	10	AB	R	H	RBI	BB	SO	LOB	TOP									
Mike Felder, S (1.8) OBP: 0.167, SLG: 0.167 (8.7)	4-3		F8				F9		G3		5	1	1	1	0	0	1	Milwaukee Brewers @ Cleveland Indians Cleveland Municipal Stadium, Cleveland, OH Sat May 30 1987, 3:33 AM EDT Att: 13,619 - Unknown									
Paul Molitor, R (1.5) OBP: 0.420, SLG: 0.550	6-3			5-3			B1-3				4	0	1	1	1	0	0										
Cecil Cooper, L (1.10) OBP: 0.209, SLG: 0.330				4-3					CS		5	2	3	0	0	0	2										
Rob Deer, R (1.7) OBP: 0.424, SLG: 0.652 (8.9)	F4								CS		5	2	3	0	0	0	2										
B.J. Surhoff, L (1.2) OBP: 0.267, SLG: 0.366											4	1	2	2	1	1	2										
Glenn Braggs, R (1.9) OBP: 0.331, SLG: 0.430 Robin Yount, R (8. PH) OBP: 0.367, SLG: 0.445 (8.8)											4	0	2	1	0	1	3										
Greg Brock, L (1.3) OBP: 0.323, SLG: 0.423											3	0	0	0	0	2	1										
Jim Gantner, L (1.4) OBP: 0.350, SLG: 0.420											1	0	0	1	0	0	1										
Juan Castillo, S (1.6) OBP: 0.373, SLG: 0.409 Rick Manning, L (9. PH) OBP: 0.256, SLG: 0.320 Dale Sveum, S (9.6) OBP: 0.276, SLG: 0.362											3	0	0	0	0	1	1										
Inning Stats	R: 0 E: 0 K: 0 S: 4	H: 1 LOB: 1 BB: 0 P: 4	R: 0 E: 0 K: 1 S: 5	H: 0 LOB: 0 BB: 0 P: 5	R: 0 E: 0 K: 0 S: 3	H: 0 LOB: 0 BB: 0 P: 3	R: 1 E: 0 K: 1 S: 7	H: 2 LOB: 1 BB: 0 P: 7	R: 2 E: 1 K: 2 S: 10	H: 2 LOB: 3 BB: 2 P: 18	R: 0 E: 0 K: 0 S: 3	H: 0 LOB: 0 BB: 0 P: 3	R: 0 E: 0 K: 0 S: 3	H: 0 LOB: 0 BB: 0 P: 3	R: 1 E: 0 K: 1 S: 7	H: 2 LOB: 1 BB: 0 P: 7	R: 1 E: 0 K: 0 S: 4		H: 2 LOB: 0 BB: 0 P: 4	R: 1 E: 0 K: 1 S: 7	H: 2 LOB: 1 BB: 0 P: 7	1B: 7 2B: 2 3B: 1 HR: 1	SF: 1 SAC: 1 DP: 0 HBP: 0	WP: 1 PB: 0 SB: 2 CS: 1	PA: 44		
PITCHER	IP	WLS	BF	H	R	ER	SO	BB	IBB	HBP	BLK	WP	HR	S	P	ERA	WHIP										
Tom Candiotti, R ERA: 5.65	(1.1)	7.0	31	7	4	3	4	2	0	0	0	0	1	37	45	3.86	1.286										
Mark Huisman, R ERA: 5.79	(8.1)	2.1	L	9	3	2	2	0	0	0	0	0	0	13	13	7.71	1.286										
Scott Bailes, L ERA: 2.27	(10.1)	0.2	3	1	0	0	0	0	0	0	0	0	0	3	3	0.00	1.500										

Batter	1	2	3	4	5	6	7	8	9	10	AB	R	H	RBI	BB	SO	LOB	BOTTOM									
Brett Butler, L (1.8) OBP: 0.404, SLG: 0.421	G3						F8				3	1	1	1	2	0	2	Milwaukee Brewers @ Cleveland Indians Cleveland Municipal Stadium, Cleveland, OH Sat May 30 1987, 3:33 AM EDT Att: 13,619 - Unknown									
Julio Franco, R (1.6) OBP: 0.419, SLG: 0.457	4-3						6-3				5	0	0	0	0	2	5										
Pat Tabler, R (1.10) OBP: 0.371, SLG: 0.519 Doug Frotzel, L (10. PR) OBP: 0.180, SLG: 0.261	G3										5	1	2	1	0	0	1										
Joe Carter, R (1.3) OBP: 0.286, SLG: 0.487	F8										4	1	1	2	1	0	3										
Cory Snyder, R (1.9) OBP: 0.247, SLG: 0.436											4	0	0	0	0	0	1										
Mel Hall, L (1.7) OBP: 0.273, SLG: 0.400											4	1	3	1	0	0	0										
Brook Jacoby, R (1.5) OBP: 0.327, SLG: 0.370											4	0	0	0	0	0	2										
Tony Bernazard, S (1.4) OBP: 0.241, SLG: 0.342											3	1	1	0	0	1	1										
Chris Bando, S (1.2) OBP: 0.276, SLG: 0.302 Andre Thornton, R (10. PH) OBP: 0.226, SLG: 0.182											2	0	1	0	0	0	0										
Inning Stats	R: 0 E: 0 K: 0 S: 3	H: 0 LOB: 1 BB: 1 P: 7	R: 0 E: 0 K: 0 S: 3	H: 0 LOB: 0 BB: 0 P: 3	R: 4 E: 0 K: 1 S: 9	H: 4 LOB: 0 BB: 0 P: 9	R: 1 E: 0 K: 0 S: 5	H: 2 LOB: 2 BB: 0 P: 6	R: 0 E: 0 K: 0 S: 3	H: 1 LOB: 0 BB: 0 P: 3	R: 0 E: 0 K: 0 S: 3	H: 0 LOB: 0 BB: 0 P: 3	R: 0 E: 0 K: 0 S: 2	H: 0 LOB: 0 BB: 1 P: 6	R: 0 E: 0 K: 1 S: 5	H: 1 LOB: 1 BB: 0 P: 5	R: 0 E: 0 K: 2 S: 8		H: 1 LOB: 2 BB: 1 P: 12	1B: 6 2B: 1 3B: 1 HR: 2	SF: 0 SAC: 1 DP: 2 HBP: 1	WP: 0 PB: 0 SB: 0 CS: 2	PA: 40				
PITCHER	IP	WLS	BF	H	R	ER	SO	BB	IBB	HBP	BLK	WP	HR	S	P	ERA	WHIP										
Len Barker, R ERA: 13.5	(1.1)	3.1	18	6	5	5	1	1	0	0	0	0	0	11	11	0.00	2.100										
Chuck Crim, R ERA: 3.47	(4.1)	3.2	11	1	0	0	0	0	0	0	0	0	0	7	11	0.00	1.000										
Mark Clear, R ERA: 3.38	(8.1)	2.0	W	6	1	0	1	1	0	0	0	0	0	8	12	0.00	2.000										
Dan Plesac, L ERA: 0.78	(10.1)	1.0	S	5	1	0	2	1	0	0	0	0	0	8	12	0.00	2.000										

Batter	1	2	3	4	5	6	7	8	9	AB	R	H	RBI	BB	SO	LOB	TOP					
Paul Moltor, R OBP: 0.427, SLG: 0.548 Juan Castillo, S OBP: 0.373, SLG: 0.409	F8		CS 1B		CS BB		E S 1B		K	4	0	2	0	1	1	0	Milwaukee Brewers @ Cleveland Indians Cleveland Municipal Stadium, Cleveland, OH Sun May 31 1987, 3:33 AM EDT Att: 12,831 - Unknown					
Robin Yount, R OBP: 0.363, SLG: 0.455	F7		F8		HR		K		E4 1B	5	2	1	1	0	1	2						
Cecil Cooper, L OBP: 0.225, SLG: 0.359	K		2B		K				1B 2B	5	2	3	0	0	2	0						
Rob Deer, R OBP: 0.423, SLG: 0.640 Mike Felder, S OBP: 0.167, SLG: 0.167		FC3-6 1B BB	K		K				5-3 HR 1B	4	0	1	1	1	2	2						
Jim Paciorek, R OBP: 0.359, SLG: 0.455 Greg Brock, L OBP: 0.327, SLG: 0.447	K				K		F8		F8 HR 1B	4	0	0	0	0	2	2						
Glenn Braggs, R OBP: 0.335, SLG: 0.436 Rick Manning, L OBP: 0.286, SLG: 0.320	FC3-6 1B				FC4-6 1B		6-3		1B 5-3	5	0	3	0	0	0	1						
B.J. Surhoff, L OBP: 0.286, SLG: 0.363	FC3-6 BB				FC4-6 BLK		G3		1B 1B	4	0	1	1	0	0	3						
Jim Gantner, L OBP: 0.348, SLG: 0.411	1-2 2-3 BB				F8		4-3		L6	3	0	0	0	1	0	3						
Dale Sveum, S OBP: 0.275, SLG: 0.378	F6				HR		K		6-3	4	1	1	1	0	1	3						
Inning Stats	R: 0 E: 0 K: 1 S: 5	H: 0 LOB: 0 BB: 0 P: 5	R: 0 E: 0 K: 1 S: 6	H: 1 LOB: 3 BB: 2 P: 14	R: 0 E: 0 K: 1 S: 6	H: 2 LOB: 1 BB: 0 P: 6	R: 0 E: 0 K: 1 S: 6	H: 1 LOB: 1 BB: 0 P: 6	R: 2 E: 0 K: 2 S: 8	H: 2 LOB: 0 BB: 1 P: 12	R: 0 E: 0 K: 0 S: 3	H: 0 LOB: 0 BB: 0 P: 3	R: 0 E: 0 K: 2 S: 8	H: 1 LOB: 1 BB: 0 P: 8	R: 1 E: 0 K: 0 S: 6	H: 3 LOB: 2 BB: 0 P: 6		R: 4 E: 1 K: 1 S: 9	H: 3 LOB: 1 BB: 0 P: 9	1B: 8 2B: 2 3B: 0 HR: 3	SF: 0 SAC: 0 DP: 0 HBP: 0	WP: 0 PB: 0 SB: 1 CS: 2
PITCHER Greg Swindell, L ERA: 4.09 Rich Yett, R ERA: 5.04	IP: 8.2 WLS: L BF: 41	H: 13 R: 7 ER: 3 SO: 9	BB: 3 IBB: 0 HBP: 0 BLK: 1	WP: 0 HR: 3 S: 56 P: 68	ERA: 3.12 WHIP: 1.846	PITCHER										ERA: 5.04 WHIP: 1.846						

Batter	1	2	3	4	5	6	7	8	9	AB	R	H	RBI	BB	SO	LOB	BOTTOM					
Brett Butler, L OBP: 0.407, SLG: 0.414	G6-4-3 BB		K		S BB		F9			2	0	0	0	2	1	1	Milwaukee Brewers @ Cleveland Indians Cleveland Municipal Stadium, Cleveland, OH Sun May 31 1987, 3:33 AM EDT Att: 12,831 - Unknown					
Julio Franco, R OBP: 0.416, SLG: 0.452	G6-4-3 1-2		S 1B		F2				F9	4	1	1	0	0	0	2						
Pat Tabler, R OBP: 0.373, SLG: 0.519	5-3		1H 1B		1B				F6	4	0	2	1	0	0	0						
Joe Carter, R OBP: 0.285, SLG: 0.483		FC2-1-6 1B	F7		F9				F8	4	0	1	0	0	0	2						
Cory Snyder, R OBP: 0.242, SLG: 0.429		FC2-1-6 BB			K		F6		F8	4	0	0	0	0	1	2						
Andre Thornton, R OBP: 0.242, SLG: 0.190	K				G4-3-6 1B		P3		BB BB	3	0	1	0	1	1	2						
Brook Jacoby, R OBP: 0.330, SLG: 0.366					G4-3-6				BB BB	2	0	0	0	2	0	1						
Tony Bernazard, S OBP: 0.243, SLG: 0.348 Mel Hall, L OBP: 0.272, SLG: 0.397	K				K		F9 2B		F4	3	0	1	0	0	2	2						
Chris Bando, S OBP: 0.262, SLG: 0.286 Doug Frobel, L OBP: 0.154, SLG: 0.250					5-3		L5		K	3	0	0	0	0	0	1						
Inning Stats	R: 0 E: 0 K: 0 S: 2	H: 0 LOB: 0 BB: 1 P: 6	R: 0 E: 0 K: 2 S: 8	H: 1 LOB: 2 BB: 1 P: 12	R: 1 E: 0 K: 1 S: 7	H: 2 LOB: 1 BB: 0 P: 7	R: 0 E: 0 K: 1 S: 5	H: 1 LOB: 0 BB: 0 P: 5	R: 0 E: 0 K: 1 S: 5	H: 0 LOB: 1 BB: 1 P: 9	R: 0 E: 0 K: 0 S: 4	H: 1 LOB: 1 BB: 0 P: 4	R: 0 E: 0 K: 0 S: 4	H: 1 LOB: 1 BB: 0 P: 4	R: 0 E: 0 K: 0 S: 3	H: 0 LOB: 0 BB: 0 P: 3		R: 0 E: 0 K: 1 S: 5	H: 0 LOB: 2 BB: 2 P: 13	1B: 5 2B: 1 3B: 0 HR: 0	SF: 0 SAC: 0 DP: 2 HBP: 0	WP: 0 PB: 0 SB: 2 CS: 0
PITCHER Juan Nieves, L ERA: 4.18 Chris Bosio, R ERA: 5.16	IP: 8.1 WLS: W BF: 34	H: 6 R: 1 ER: 1 SO: 5	BB: 5 IBB: 0 HBP: 0 BLK: 0	WP: 0 HR: 0 S: 39 P: 59	ERA: 1.08 WHIP: 1.320	PITCHER										ERA: 5.16 WHIP: 1.320						



Batter	1	2	3	4	5	6	7	8	9	AB	R	H	RBI	BB	SO	LOB	TOP			
Willie Wilson, S (1, 8) OBP: 0.329, SLG: 0.394	0-3 K		0-0 FC6-4			0-0 3-1	0-0 F5			4	0	0	0	0	1	2	Kansas City Royals @ Milwaukee Brewers Milwaukee County Stadium, Milwaukee, WI Mon Jun 01 1987, 8:05 PM EDT Att: 9,670 - Unknown livebaseballscorecards.com			
Kevin Seitzer, R (1, 5) OBP: 0.406, SLG: 0.436	0-0 1-3			0-0 F9		0-0 L3		0-0 1-3		4	0	0	0	0	0					
Danny Tartabull, R (1, 9) OBP: 0.366, SLG: 0.452	0-3 K			0-0 F8		0-0 1B		0-0 1B		4	0	2	0	0	1	0				
Thad Bosley, L (1, 10) OBP: 0.352, SLG: 0.462		0-0 6-3		0-0 1B		0-0 F7		0-0 1B		3	0	1	0	0	0	1				
Hal McRae, R (8, PH) OBP: 0.429, SLG: 0.583								1-2 1B		1	0	1	0	0	0	0				
Frank White, R (1, 4) OBP: 0.307, SLG: 0.376	0-0 F9			0-3 K			0-0 BB 2B 1B	0-3 K		4	1	1	0	0	2	3				
Bo Jackson, R (1, 7) OBP: 0.326, SLG: 0.484	0-0 6-3				0-0 4-3		4-0 BB 1B	0-0 F9		3	1	0	0	1	0	2				
Steve Balboni, R (1, 3) OBP: 0.247, SLG: 0.346			0-3 K		0-0 F6		0-3 K		0-0 6-3	4	0	0	0	0	2	2				
Angel Salazar, R (1, 6) OBP: 0.252, SLG: 0.322			0-0 F8		0-0 1B		0-0 F7		0-3 K	2	0	1	0	0	0	0				
Jorge Orta, L (7, PH) OBP: 0.220, SLG: 0.385										1	0	0	0	0	0	2				
Buddy Biancalana, S (7, 6) OBP: 0.306, SLG: 0.400										1	0	0	0	0	1	0				
Jamie Quirk, L (1, 2) OBP: 0.370, SLG: 0.329					0-0 F7				0-0 6-3	3	0	2	2	0	0	1				
Juan Beniquez, R (9, PH) OBP: 0.311, SLG: 0.369			FC6-4 1B		0-0 F7		1-2 2B			1	0	0	0	0	0	0				
Inning Stats	R: 0 E: 0 K: 2 S: 7	H: 0 LOB: 0 BB: 0 P: 7	R: 0 E: 0 K: 0 S: 3	H: 0 LOB: 0 BB: 0 P: 3	R: 0 E: 0 K: 1 S: 6	H: 1 LOB: 1 BB: 0 P: 6	R: 0 E: 0 K: 1 S: 6	H: 1 LOB: 1 BB: 0 P: 6	R: 0 E: 0 K: 0 S: 4	H: 1 LOB: 1 BB: 0 P: 4	R: 0 E: 0 K: 0 S: 4	H: 1 LOB: 1 BB: 0 P: 4	R: 2 E: 0 K: 1 S: 7	H: 2 LOB: 1 BB: 1 P: 11	R: 0 E: 0 K: 1 S: 5	H: 0 LOB: 0 BB: 0 P: 5	1B: 7 2B: 1 3B: 0 HR: 0	SF: 0 SAC: 0 DP: 0 HBP: 0	WP: 0 PB: 0 SB: 0 CS: 0	PA: 36
PITCHER	IP WLS BF H R ER SO BB IBB HBP BLK WP HR S P ERA WHIP																			
Bill Wegman, R (1, 1) ERA: 4.07	7.1 W 30 7 2 2 5 1 0 0 0 0 0 0 39 43 2.46 1.091																			
Dan Plesac, L (8, 1) ERA: 0.73	1.2 S 6 1 0 0 2 0 0 0 0 0 0 0 10 10 0.00 0.600																			

Batter	1	2	3	4	5	6	7	8	9	AB	R	H	RBI	BB	SO	LOB	BOTTOM			
Paul Molitor, R (1, 5) OBP: 0.430, SLG: 0.542	0-0 1-3		4-0 BB		0-0 F8		0-0 S 1B			3	0	1	0	1	0	0	Kansas City Royals @ Milwaukee Brewers Milwaukee County Stadium, Milwaukee, WI Mon Jun 01 1987, 8:05 PM EDT Att: 9,670 - Unknown livebaseballscorecards.com			
Robin Yount, R (1, 8) OBP: 0.361, SLG: 0.451	0-0 6-3		0-0 L5		0-0 CS 1B		0-3 K			4	0	1	0	0	1	2				
Cecil Cooper, L (1, 10) OBP: 0.226, SLG: 0.364	0-0 E 2B			0-3 K	0-0 E5		0-0 1-2		0-0 4-3	4	1	1	0	0	1	1				
Rob Deer, R (1, 7) OBP: 0.413, SLG: 0.621	0-0 E3			0-0 F9	0-0 F7				0-0 1-3	4	0	0	0	0	0	1				
Rick Manning, L (9, 9) OBP: 0.296, SLG: 0.320	0-0 PO									0	0	0	0	0	0	0				
Glenn Braggs, R (1, 9) OBP: 0.342, SLG: 0.440	0-0 PO	0-0 5-3		0-0 1B 2B		0-0 F8		4-0 BB		3	1	1	0	1	0	0				
Mike Felder, S (8, PR) OBP: 0.167, SLG: 0.167	0-0 1-2									0	0	0	0	0	0	0				
Greg Brock, L (1, 3) OBP: 0.331, SLG: 0.448		0-0 4-3		0-0 1B 1B		0-0 CS 1B			0-0 4-3	4	0	2	1	0	0	1				
B.J. Surhoff, L (1, 2) OBP: 0.287, SLG: 0.362		0-0 4-3		0-0 1B 1B		0-0 L6				3	0	1	0	0	0	1				
Jim Gantner, L (1, 4) OBP: 0.348, SLG: 0.409			0-0 3-1	0-0 1-2 2H 1B		0-0 CS	0-0 1-3			3	0	1	0	0	0	0				
Dale Sveum, S (1, 6) OBP: 0.276, SLG: 0.396			0-3 K		0-0 HR		0-3 K			3	1	1	1	0	2	0				
Inning Stats	R: 1 E: 1 K: 0 S: 4	H: 1 LOB: 0 BB: 0 P: 4	R: 0 E: 0 K: 0 S: 3	H: 0 LOB: 0 BB: 0 P: 3	R: 0 E: 0 K: 1 S: 5	H: 0 LOB: 1 BB: 1 P: 9	R: 1 E: 0 K: 1 S: 8	H: 4 LOB: 2 BB: 0 P: 8	R: 1 E: 1 K: 0 S: 5	H: 2 LOB: 1 BB: 0 P: 5	R: 0 E: 0 K: 0 S: 3	H: 1 LOB: 0 BB: 0 P: 3	R: 0 E: 0 K: 2 S: 8	H: 1 LOB: 1 BB: 0 P: 8	R: 0 E: 0 K: 0 S: 3	H: 0 LOB: 1 BB: 1 P: 7	1B: 6 2B: 2 3B: 0 HR: 1	SF: 0 SAC: 0 DP: 0 HBP: 0	WP: 0 PB: 0 SB: 1 CS: 2	PA: 35
PITCHER	IP WLS BF H R ER SO BB IBB HBP BLK WP HR S P ERA WHIP																			
Charlie Leibrandt, L (1, 1) ERA: 2.45	6.2 L 28 9 3 2 3 1 0 0 0 0 0 0 1 33 37 2.70 1.500																			
Steve Farr, R (7, 1) ERA: 4.41	1.1 5 0 0 0 1 1 0 0 0 0 0 0 6 10 0.00 0.750																			

Batter	1	2	3	4	5	6	7	8	9	AB	R	H	RBI	BB	SO	LOB	TOP			
Willie Wilson, S (1, 8) OBP: 0.333, SLG: 0.396										4	1	2	0	0	0	0	Kansas City Royals @ Milwaukee Brewers Milwaukee County Stadium, Milwaukee, WI Tue Jun 02 1987, 8:05 PM EDT Att: 12,240 - Unknown livebaseballscorecards.com			
Kevin Seitzer, R (1, 5) OBP: 0.405, SLG: 0.432										4	1	1	0	0	1	2				
Danny Tartabull, R (1, 9) OBP: 0.368, SLG: 0.453										4	0	2	0	0	0	2				
Thad Bosley, L (1, 10) OBP: 0.345, SLG: 0.464										4	0	1	2	0	0	3				
Frank White, R (1, 4) OBP: 0.301, SLG: 0.368										4	0	0	0	0	0	1				
Juan Beniquez, R (1, 3) OBP: 0.317, SLG: 0.383										4	0	2	0	0	1	0				
Bo Jackson, R (1, 7) OBP: 0.318, SLG: 0.472										4	0	0	0	0	1	2				
Angel Salazar, R (1, 6) OBP: 0.245, SLG: 0.314										4	0	0	0	0	0	2				
Jamie Quirk, L (1, 2) OBP: 0.365, SLG: 0.363										4	1	1	1	0	1	1				
Inning Stats	R: 0 E: 0 K: 0 S: 4	H: 2 LOB: 1 BB: 0 P: 4	R: 0 E: 0 K: 1 S: 5	H: 0 LOB: 0 BB: 0 P: 5	R: 1 E: 0 K: 1 S: 8	H: 3 LOB: 2 BB: 0 P: 8	R: 0 E: 0 K: 0 S: 4	H: 1 LOB: 0 BB: 0 P: 4	R: 0 E: 0 K: 0 S: 3	H: 0 LOB: 0 BB: 0 P: 3	R: 0 E: 0 K: 1 S: 5	H: 0 LOB: 0 BB: 0 P: 5	R: 0 E: 0 K: 1 S: 8	H: 2 LOB: 1 BB: 0 P: 8	R: 0 E: 0 K: 0 S: 4	H: 1 LOB: 1 BB: 0 P: 4	1B: 6 2B: 2 3B: 0 HR: 1	SF: 0 SAC: 0 DP: 1 HBP: 0	WP: 0 PB: 0 SB: 1 CS: 0	PA: 36
PITCHER	IP WLS BF H R ER SO BB IBB HBP BLK WP HR S P ERA WHIP	6.0 W 23 6 1 1 2 0 0 0 0 0 1 27 27 1.50 1.000	3.0 S 13 3 2 0 2 0 0 0 0 0 0 0 17 17 0.00 1.000																	

Batter	1	2	3	4	5	6	7	8	9	AB	R	H	RBI	BB	SO	LOB	BOTTOM				
Paul Moltzer, R (1, 5) OBP: 0.427, SLG: 0.545										3	1	1	2	0	0	0	Kansas City Royals @ Milwaukee Brewers Milwaukee County Stadium, Milwaukee, WI Tue Jun 02 1987, 8:05 PM EDT Att: 12,240 - Unknown livebaseballscorecards.com				
Juan Castillo, S (5, 4) OBP: 0.371, SLG: 0.429										3	2	1	1	0	0	4					
Robin Yount, R (1, 8) OBP: 0.371, SLG: 0.462										4	2	3	2	1	0	0					
Mike Felder, S (7, PR) OBP: 0.167, SLG: 0.167										0	1	0	0	0	0	0					
Cecil Cooper, L (1, 10) OBP: 0.248, SLG: 0.400										4	3	3	2	1	0	1					
Rob Deer, R (1, 7) OBP: 0.407, SLG: 0.628										5	1	1	3	0	4	5					
Rick Manning, L (8, 7) OBP: 0.296, SLG: 0.320										0	0	0	0	0	0	0					
Glenn Braggs, R (1, 9) OBP: 0.344, SLG: 0.439										5	0	2	4	0	2	1					
Greg Brock, L (1, 3) OBP: 0.333, SLG: 0.443										4	0	1	0	1	0	2					
Bill Schroeder, R (1, 2) OBP: 0.284, SLG: 0.408										5	0	0	0	0	2	3					
Jim Gantner, L (1, 4) OBP: 0.355, SLG: 0.412										4	2	2	0	0	0	0					
Dale Sveum, S (1, 6) OBP: 0.286, SLG: 0.395										3	2	1	0	2	0	1					
Inning Stats	R: 2 E: 0 K: 1 S: 9	H: 4 LOB: 2 BB: 0 P: 9	R: 0 E: 0 K: 0 S: 3	H: 0 LOB: 0 BB: 0 P: 3	R: 1 E: 0 K: 1 S: 6	H: 1 LOB: 0 BB: 0 P: 6	R: 3 E: 0 K: 1 S: 8	H: 3 LOB: 1 BB: 1 P: 12	R: 0 E: 0 K: 2 S: 7	H: 0 LOB: 1 BB: 1 P: 11	R: 3 E: 0 K: 1 S: 8	H: 3 LOB: 2 BB: 1 P: 13	R: 5 E: 0 K: 2 S: 10	H: 3 LOB: 1 BB: 2 P: 18	R: 0 E: 1 K: 0 S: 5	H: 1 LOB: 2 BB: 0 P: 5	1B: 10 2B: 2 3B: 1 HR: 2	SF: 0 SAC: 0 DP: 0 HBP: 1	WP: 0 PB: 1 SB: 2 CS: 0	PA: 46	
PITCHER	IP WLS BF H R ER SO BB IBB HBP BLK WP HR S P ERA WHIP	3.1 L 15 6 6 6 4 2 1 1 0 0 0 22 35 20.25 3.000	1.0 8 3 5 5 2 2 0 0 0 0 0 1 10 18 45.00 5.000	1.0 5 1 0 0 0 0 0 0 0 0 0 0 5 5 0.00 1.000																	

Batter	1	2	3	4	5	6	7	8	9	AB	R	H	RBI	BB	SO	LOB	TOP										
Claudell Washington, L OBP: 0.341, SLG: 0.470 (1, 8)	0-0 4-3	4-0 1B BB		0-0 F8	0-0 E4 1B	0-0 4-3		0-3 K		5	1	0	1	1	1	1	New York Yankees @ Milwaukee Brewers Milwaukee County Stadium, Milwaukee, WI Fri Jun 05 1987, 8:05 PM EDT Att: 36,951 - Unknown										
Willie Randolph, R OBP: 0.414, SLG: 0.442 Bobby Meacham, S OBP: 0.273, SLG: 0.300 (6, FH) (6, 4)	4-0 1B BB	0-0 1-2 2-3 1B		4-0 1B BB	0-0 2B 1B	0-0 FC6-4 1B		0-3 K		2	3	2	2	2	0	0											
Gary Ward, R OBP: 0.329, SLG: 0.452 Henry Cotto, R OBP: 0.188, SLG: 0.438 (1, 7) (8, 7)	0-0 F7	0-3 K		0-0 1B BB	0-0 1B BB	0-0 FC6-4 1B		0-0 F8		5	2	2	1	0	1	5											
Ron Kittle, R OBP: 0.338, SLG: 0.500 (1, 10)	0-0 2B 1B		0-0 F9	0-0 2B 1B	0-3 K		0-0 F8		0-0 1-3	6	1	2	1	0	1	2											
Dave Winfield, R OBP: 0.384, SLG: 0.515 (1, 9)	0-0 1-3 2-H 2B		0-0 4-3	0-0 1-3 3-H 2B	4-0 BB SF8 1B		0-0 HR		0-3 K	5	3	3	3	1	1	0											
Mike Pagliarulo, L OBP: 0.311, SLG: 0.428 (1, 5)	0-0 1-3		4-0 BB	0-0 E6 1B	0-0 SF8 BB 1-2 2-3 1B		0-0 F9			4	0	2	1	1	0	2											
Dan Pasqua, L OBP: 0.331, SLG: 0.346 (1, 3)		0-3 K	0-3 K	0-3 K	4-0 1-2 2-3 3-H BB		0-0 3-1			4	0	0	1	1	3	2											
Rick Cerone, R OBP: 0.318, SLG: 0.324 (1, 2)		0-0 F5		0-0 HR	0-0 E 1B SF8		0-0 6-3			4	2	2	2	0	0	0											
Wayne Tolleson, S OBP: 0.346, SLG: 0.302 (1, 6)		4-0 1B BB BB		0-3 K	0-0 E 1B K		0-3 K			4	1	1	0	1	3	2											
Inning Stats	R: 1 E: 0 K: 0 S: 5	H: 2 LOB: 2 BB: 1 P: 9	R: 0 E: 0 K: 2 S: 8	H: 1 LOB: 3 BB: 2 P: 16	R: 0 E: 0 K: 1 S: 5	H: 0 LOB: 1 BB: 1 P: 9	R: 5 E: 1 K: 2 S: 12	H: 5 LOB: 1 BB: 1 P: 16	R: 6 E: 1 K: 2 S: 13	H: 5 LOB: 2 BB: 2 P: 21	R: 0 E: 0 K: 0 S: 4	H: 1 LOB: 0 BB: 0 P: 4	R: 1 E: 0 K: 0 S: 4	H: 1 LOB: 0 BB: 0 P: 4	R: 0 E: 0 K: 3 S: 9	H: 0 LOB: 0 BB: 0 P: 9		R: 0 E: 0 K: 1 S: 5	H: 0 LOB: 0 BB: 0 P: 5	1B: 10 2B: 3 3B: 0 HR: 2	SF: 1 SAC: 0 DP: 0 HBP: 0	WP: 0 PB: 0 SB: 0 CS: 0	PA: 50				
PITCHER	IP	WLS	BF	H	R	ER	SO	BB	IBB	HBP	BLK	WP	HR	S	P	ERA	WHIP										
Juan Nieves, L ERA: 4.64 (1, 1)	3.2	L	22	6	5	4	4	5	0	0	0	0	1	25	45	12.27	3.000										
John Henry Johnson, L ERA: 11.91 (4, 1)	0.2		12	7	7	5	2	1	1	0	0	0	0	14	22	67.50	12.000										
Jay Aldrich, R ERA: 9.38 (5, 1)	2.2		10	2	1	1	1	0	0	0	0	0	1	12	12	3.38	0.750										
Chris Bosio, R ERA: 4.93 (8, 1)	2.0		6	0	0	0	4	0	0	0	0	0	0	14	14	0.00	0.000										

Batter	1	2	3	4	5	6	7	8	9	AB	R	H	RBI	BB	SO	LOB	BOTTOM										
Paul Molitor, R OBP: 0.412, SLG: 0.530 B.J. Surhoff, L OBP: 0.294, SLG: 0.350 (1, 5) (9, 5)	0-0 6-3		0-0 1-3		0-0 FC5-4 1-2			0-0 4-3		4	0	0	0	0	0	1	New York Yankees @ Milwaukee Brewers Milwaukee County Stadium, Milwaukee, WI Fri Jun 05 1987, 8:05 PM EDT Att: 36,951 - Unknown										
Robin Yount, R OBP: 0.369, SLG: 0.457 (1, 8)	0-0 4-3		0-0 6-3			0-0 G3 2B		0-0 F7		4	1	1	0	0	0	0											
Cecil Cooper, L OBP: 0.262, SLG: 0.404 (1, 10)	0-0 1B		0-0 F8			0-0 G3		0-0 F8		4	0	1	0	0	0	1											
Rob Deer, R OBP: 0.400, SLG: 0.647 (1, 7)	0-3 K			0-0 1-3		0-0 6-3		0-0 K		4	0	0	1	0	2	1											
Greg Brock, L OBP: 0.324, SLG: 0.429 Jim Paoletto, R OBP: 0.350, SLG: 0.441 (1, 3) (7, 3)		0-0 4-3		0-0 6-3		0-0 4-3		0-0 6-3		3	0	0	0	0	0	0											
Glenn Braggs, R OBP: 0.342, SLG: 0.433 (1, 9)		0-0 1B FC1-2-5-3 1B		0-0 5-3			0-0 5-3		0-0 L3	4	0	1	0	0	0	0											
Bill Schroeder, R OBP: 0.299, SLG: 0.419 (1, 2)		0-0 FC1-2-5-3 1-3 1B			0-0 F7					3	0	2	0	0	0	0											
Jim Gantner, L OBP: 0.346, SLG: 0.399 (1, 4)		0-0 FC1-2-5-2 1-3 1B			0-0 4-3			0-3 K		3	0	0	0	0	1	3											
Dale Sveum, S OBP: 0.288, SLG: 0.398 Juan Castillo, S OBP: 0.355, SLG: 0.406 (1, 6) (6, 6)		0-0 4-3			0-0 FC5-4 1B			0-0 F8		2	0	1	0	0	0	2											
Inning Stats	R: 0 E: 0 K: 1 S: 6	H: 1 LOB: 1 BB: 0 P: 6	R: 0 E: 0 K: 0 S: 5	H: 2 LOB: 2 BB: 0 P: 5	R: 0 E: 0 K: 0 S: 3	H: 0 LOB: 0 BB: 0 P: 3	R: 0 E: 0 K: 0 S: 3	H: 0 LOB: 0 BB: 0 P: 3	R: 0 E: 0 K: 0 S: 4	H: 1 LOB: 1 BB: 0 P: 4	R: 1 E: 0 K: 0 S: 4	H: 1 LOB: 0 BB: 0 P: 4	R: 0 E: 0 K: 1 S: 6	H: 1 LOB: 1 BB: 0 P: 6	R: 0 E: 0 K: 0 S: 3	H: 0 LOB: 0 BB: 0 P: 3		R: 0 E: 0 K: 1 S: 5	H: 0 LOB: 0 BB: 0 P: 5	1B: 5 2B: 1 3B: 0 HR: 0	SF: 0 SAC: 0 DP: 0 HBP: 0	WP: 0 PB: 0 SB: 0 CS: 0	PA: 33				
PITCHER	IP	WLS	BF	H	R	ER	SO	BB	IBB	HBP	BLK	WP	HR	S	P	ERA	WHIP										
Tommy John, L ERA: 3.34 (1, 1)	7.0	W	27	6	1	1	2	0	0	0	0	0	0	31	31	1.29	0.857										
Pat Clements, L ERA: 3.5 (8, 1)	2.0		6	0	0	0	1	0	0	0	0	0	0	8	8	0.00	0.000										

Batter	1	2	3	4	5	6	7	8	9	AB	R	H	RBI	BB	SO	LOB	TOP								
Claudell Washington, L OBP: 0.340, SLG: 0.462 (1, 8)	0-0 4-3		0-0 F8		0-0 E9	0-0 6-3		0-0 K	0-3 K	5	1	2	2	0	1	1	New York Yankees @ Milwaukee Brewers Milwaukee County Stadium, Milwaukee, WI Sun Jun 07 1987, 4:33 AM EDT Att: 52,770 - Unknown livebaseballscorecards.com								
Willie Randolph, R OBP: 0.417, SLG: 0.444 (1, 4)	0-0 G6-4-3		4-0 G4-3		0-0 6-3	0-3 K		0-0 K	4-0 CS	3	0	1	1	2	1	2									
Dave Winfield, R OBP: 0.378, SLG: 0.517 (1, 9)	0-0 G6-4-3		0-0 G4-3		0-0 E6			0-0 K	0-3 K	5	0	0	0	0	1	4									
Gary Ward, R OBP: 0.321, SLG: 0.440 (1, 7)		0-0 L6		0-3 K	0-0 F8			0-0 F6		4	0	0	0	0	1	1									
Ron Kittle, R OBP: 0.353, SLG: 0.538 (1, 10)		0-0 1B		0-0 4-3		0-0 5-3		0-3 K		4	1	1	0	0	1	0									
Mike Pagliarulo, L OBP: 0.314, SLG: 0.425 (1, 5)		0-0 1B		0-0 FC4-6		0-0 2B		0-0 G3		4	1	3	0	0	0	0									
Dan Pasqua, L OBP: 0.335, SLG: 0.353 (1, 3)		0-0 1B		0-0 FC4-6		0-0 1B		0-3 K		4	1	2	1	0	1	1									
Joel Skinner, R OBP: 0.205, SLG: 0.265 (1, 2)		0-3 K		0-0 F9		4-0 1B		0-3 K		3	0	0	0	1	2	2									
Wayne Tolleson, S OBP: 0.347, SLG: 0.305 (1, 6)		0-0 F7		0-0 2B		0-3 K		0-0 CS		4	1	2	0	0	1	5									
Inning Stats	R: 0 E: 0 K: 0 S: 3	H: 1 LOB: 0 BB: 0 P: 3	R: 1 E: 0 K: 1 S: 8	H: 3 LOB: 2 BB: 0 P: 8	R: 0 E: 0 K: 1 S: 2	H: 0 LOB: 0 BB: 1 P: 6	R: 0 E: 0 K: 1 S: 6	H: 1 LOB: 1 BB: 0 P: 6	R: 2 E: 2 K: 0 S: 6	H: 2 LOB: 1 BB: 0 P: 6	R: 2 E: 0 K: 2 S: 10	H: 3 LOB: 2 BB: 1 P: 14	R: 0 E: 0 K: 1 S: 5	H: 0 LOB: 0 BB: 0 P: 5	R: 0 E: 0 K: 2 S: 7	H: 0 LOB: 0 BB: 0 P: 7	R: 0 E: 0 K: 2 S: 7	H: 1 LOB: 1 BB: 1 P: 11	1B: 9 2B: 2 3B: 0 HR: 0	SF: 0 SAC: 0 DP: 2 HBP: 0	WP: 0 PB: 0 SB: 1 CS: 2	PA: 39			
PITCHER	IP	WLS	BF	H	R	ER	SO	BB	IBB	HBP	BLK	WP	HR	S	P	ERA	WHIP								
Chuck Crim, R ERA: 3.59 (1, 1)	5.1	L	25	9	5	4	2	1	0	0	0	0	0	28	32	6.75	1.875								
Chris Bosio, R ERA: 4.58 (6, 1)	2.2		10	1	0	0	5	1	0	0	0	0	0	19	23	0.00	0.750								
Mark Clear, R ERA: 2.73 (9, 1)	1.0		4	1	0	0	2	1	0	0	0	0	0	7	11	0.00	2.000								

Batter	1	2	3	4	5	6	7	8	9	AB	R	H	RBI	BB	SO	LOB	BOTTOM								
Juan Castillo, S OBP: 0.360, SLG: 0.430 (1, 4)	0-0 1B	0-0 6-3			0-0 SF9		0-0 FC4-6		0-0 L6-4	4	2	2	0	0	0	2	New York Yankees @ Milwaukee Brewers Milwaukee County Stadium, Milwaukee, WI Sun Jun 07 1987, 4:33 AM EDT Att: 52,770 - Unknown livebaseballscorecards.com								
Robin Yount, R OBP: 0.372, SLG: 0.459 (1, 8)	0-0 FC3-6		0-0 S		0-0 SF9		0-0 L6-4		0-0 L6-4	3	1	2	1	0	0	1									
Cecil Cooper, L OBP: 0.280, SLG: 0.414 (1, 10)	0-0 FC3-6		0-0 F7		0-0 1B		0-0 G4-3		0-0 1B	4	0	2	1	0	0	2									
Rob Deer, R OBP: 0.394, SLG: 0.623 (1, 7)	0-0 F8		4-0 SF9		0-0 F8		0-3 K		0-3 K	3	0	0	0	1	1	3									
Jim Pacione, R OBP: 0.349, SLG: 0.444 (1, 5)	0-0 1B		0-0 SF9		0-3 K		0-0 G4-3		0-0 G4-3	2	0	1	1	0	1	1									
Jim Gantner, L OBP: 0.337, SLG: 0.387 (8, PH)	0-0 1B		0-0 SF9		0-0 K		0-0 G4-3		0-0 G4-3	1	0	0	0	0	0	1									
Greg Brock, L OBP: 0.321, SLG: 0.426 (1, 3)	0-3 K		0-0 F8		0-0 F8		0-0 F8		0-0 5-3	3	0	0	0	0	1	3									
Mike Felder, S OBP: 0.200, SLG: 0.200 (9, PH)			0-0 F8		0-0 F8		0-0 F8		0-0 5-3	1	0	0	0	0	0	0									
Glenn Braggs, R OBP: 0.341, SLG: 0.430 (1, 9)		0-0 CS		0-0 F9		0-0 F8		0-0 6-3		4	0	1	0	0	0	0									
B.J. Surhoff, L OBP: 0.297, SLG: 0.361 (1, 2)		0-0 FC1-4		0-0 G3		0-0 4-3		0-0 3-1		4	0	1	0	0	0	0									
Dale Sveum, S OBP: 0.293, SLG: 0.392 (1, 6)		0-0 FC1-4		0-0 F7		0-0 FC4-6				2	0	0	0	1	0	1									
Inning Stats	R: 1 E: 0 K: 1 S: 8	H: 3 LOB: 2 BB: 0 P: 8	R: 0 E: 0 K: 0 S: 4	H: 2 LOB: 1 BB: 0 P: 4	R: 1 E: 0 K: 0 S: 4	H: 1 LOB: 1 BB: 1 P: 8	R: 0 E: 0 K: 0 S: 3	H: 0 LOB: 0 BB: 0 P: 3	R: 1 E: 0 K: 1 S: 7	H: 2 LOB: 1 BB: 0 P: 7	R: 0 E: 0 K: 0 S: 3	H: 0 LOB: 0 BB: 0 P: 3	R: 0 E: 1 K: 0 S: 2	H: 0 LOB: 0 BB: 1 P: 6	R: 0 E: 0 K: 1 S: 5	H: 1 LOB: 0 BB: 0 P: 5	R: 0 E: 0 K: 0 S: 3	H: 0 LOB: 0 BB: 0 P: 3	1B: 8 2B: 1 3B: 1 HR: 0	SF: 2 SAC: 0 DP: 2 HBP: 0	WP: 1 PB: 0 SB: 2 CS: 1	PA: 35			
PITCHER	IP	WLS	BF	H	R	ER	SO	BB	IBB	HBP	BLK	WP	HR	S	P	ERA	WHIP								
Dennis Rasmussen, L ERA: 4.24 (1, 1)	4.1		21	8	3	3	1	1	0	0	0	0	0	13	17	0.00	0.667								
Rich Bordi, R ERA: 3.65 (5, 1)	3.0	W	10	1	0	0	2	1	0	0	0	0	0	4	4	0.00	0.000								
Pat Clements, L ERA: 3.2 (8, 1)	1.2	S	4	0	0	0	0	0	0	0	0	0	0	4	4	0.00	0.000								

Batter	1	2	3	4	5	6	7	8	9	AB	R	H	RBI	BB	SO	LOB	TOP										
Juan Castillo, S OBP: 0.353, SLG: 0.422 Rick Manning, L OBP: 0.353, SLG: 0.379 Bill Schroeder, R OBP: 0.299, SLG: 0.419	0-3 K		0-3 K							2	0	0	0	0	2	1	Milwaukee Brewers @ Detroit Tigers Tiger Stadium, Detroit, MI Tue Jun 09 1987, 7:05 PM EDT Att: 16,645 - Unknown										
Robin Yount, R OBP: 0.366, SLG: 0.450	0-0 4-3			0-0 4-3						4	0	0	0	0	0	3											
Cecil Cooper, L OBP: 0.273, SLG: 0.403	0-3 K			0-0 3-1						4	0	0	0	0	2	2											
Rob Deer, R OBP: 0.391, SLG: 0.613		0-3 K		0-0 F8						4	1	1	0	0	1	0											
Greg Brock, L OBP: 0.320, SLG: 0.422		0-0 F8			0-0 4-3					4	1	1	0	0	0	0											
Glenn Braggs, R OBP: 0.364, SLG: 0.423		0-3 K			0-0 4-3					3	1	0	0	1	1	2											
B.J. Surhoff, L OBP: 0.311, SLG: 0.393				0-0 6-3 1B						4	2	3	2	0	0	0											
Jim Gantner, L OBP: 0.342, SLG: 0.392				0-0 6-3						3	0	2	1	0	0	1											
Jim Pacionek, R OBP: 0.364, SLG: 0.459				1-2 6-3						1	0	1	1	0	0	0											
Dale Sveum, S OBP: 0.287, SLG: 0.383				0-0 F8						4	0	0	0	0	0	4											
Inning Stats	R: 0 E: 0 K: 2 S: 7	H: 0 LOB: 0 BB: 0 P: 7	R: 0 E: 0 K: 2 S: 7	H: 0 LOB: 0 BB: 0 P: 7	R: 0 E: 0 K: 1 S: 6	H: 1 LOB: 1 BB: 0 P: 6	R: 0 E: 0 K: 0 S: 3	H: 0 LOB: 0 BB: 0 P: 3	R: 0 E: 0 K: 0 S: 3	H: 0 LOB: 0 BB: 0 P: 3	R: 0 E: 0 K: 0 S: 4	H: 1 LOB: 1 BB: 0 P: 4	R: 0 E: 0 K: 1 S: 5	H: 0 LOB: 0 BB: 0 P: 5	R: 2 E: 0 K: 0 S: 6	H: 3 LOB: 2 BB: 1 P: 10	R: 3 E: 0 K: 0 S: 6	H: 4 LOB: 0 BB: 0 P: 6	1B: 7 2B: 2 3B: 0 HR: 0	SF: 0 SAC: 1 DP: 1 HBP: 0	WP: 1 PA: 36 PB: 0 SB: 0 CS: 0						
PITCHER	IP	WLS	BF	H	R	ER	SO	BB	IBB	HBP	BLK	WP	HR	S	P	ERA	WHIP										
Jack Morris, R ERA: 4.08	8.1	W	34	8	5	5	6	1	0	0	0	1	0	45	49	5.40	1.080										
Mark Thurmond, L ERA: 2.91	0.2		2	1	0	0	0	0	0	0	0	0	0	2	2	0.00	1.500										

Batter	1	2	3	4	5	6	7	8	9	AB	R	H	RBI	BB	SO	LOB	BOTTOM										
Lou Whitaker, L OBP: 0.335, SLG: 0.434	0-0 2B 1B									5	2	2	0	0	1	3	Milwaukee Brewers @ Detroit Tigers Tiger Stadium, Detroit, MI Tue Jun 09 1987, 7:05 PM EDT Att: 16,645 - Unknown										
Bill Madlock, R OBP: 0.344, SLG: 0.452	0-0 1B 1H 2B									5	2	4	2	0	0	0											
Kirk Gibson, L OBP: 0.369, SLG: 0.463	0-0 2-3 1B									5	1	3	2	0	1	1											
Alan Trammell, R OBP: 0.400, SLG: 0.503	0-3 K2-3									5	0	2	1	0	3	4											
Larry Herndon, R OBP: 0.370, SLG: 0.512	0-0 F4									3	1	1	2	0	0	3											
Johnny Grubb, L OBP: 0.290, SLG: 0.143	0-0 F4									1	0	0	0	1	0	1											
Chet Lemon, R OBP: 0.386, SLG: 0.472	0-3 K									4	0	1	1	1	1	4											
Mike Heath, R OBP: 0.387, SLG: 0.516		0-0 F6								4	0	0	0	1	0	4											
Terry Harper, R OBP: 0.305, SLG: 0.373		4-0 BB								1	0	0	0	1	1	0											
Pat Sheridan, L OBP: 0.349, SLG: 0.394										1	1	0	0	2	0	3											
Tom Brookens, R OBP: 0.331, SLG: 0.450		0-3 K								3	1	1	0	0	1	4											
Inning Stats	R: 1 E: 0 K: 2 S: 10	H: 3 LOB: 2 BB: 0 P: 10	R: 0 E: 0 K: 1 S: 5	H: 0 LOB: 1 BB: 1 P: 9	R: 0 E: 0 K: 2 S: 7	H: 0 LOB: 0 BB: 0 P: 7	R: 1 E: 0 K: 1 S: 6	H: 1 LOB: 0 BB: 0 P: 6	R: 3 E: 0 K: 1 S: 9	H: 4 LOB: 2 BB: 1 P: 13	R: 1 E: 0 K: 0 S: 4	H: 1 LOB: 1 BB: 1 P: 8	R: 0 E: 0 K: 0 S: 5	H: 2 LOB: 3 BB: 1 P: 9	R: 2 E: 0 K: 1 S: 8	H: 3 LOB: 3 BB: 2 P: 16	1B: 10 2B: 3 3B: 0 HR: 1	SF: 0 SAC: 1 DP: 0 HBP: 0	WP: 1 PA: 44 PB: 0 SB: 1 CS: 0								
PITCHER	IP	WLS	BF	H	R	ER	SO	BB	IBB	HBP	BLK	WP	HR	S	P	ERA	WHIP										
Teddy Higuera, L ERA: 5.1	5.0	L	25	8	5	5	7	2	0	0	0	1	0	37	45	9.00	2.000										
Jay Aldrich, R ERA: 4.5	1.1		8	3	1	1	0	1	0	0	0	1	0	7	11	6.75	3.000										
Mark Clear, R ERA: 3.21	1.2		11	3	2	2	1	3	0	0	0	0	0	10	22	10.80	3.600										



Batter	1	2	3	4	5	6	7	8	9	10	AB	R	H	RBI	BB	SO	LOB	TOP					
Jim Pacionek, R OBP: 0.354, SLG: 0.425 Mike Feider, S OBP: 0.192, SLG: 0.192	(1,5) 0-3 K		(1,0) 0-0 FC6-4		(1,0) 0-0 5-3		(1,0) 4-0 HR BB		(1,0) 0-0 F9		3	1	0	1	1	1	2	1 0 0 0 0 0 0					
Robin Yount, R OBP: 0.368, SLG: 0.448 Rick Manning, L OBP: 0.343, SLG: 0.367	(1,8) 0-3 K				(1,0) 0-0 5-3		(1,0) 1-2 HR 1B		(1,0) 0-0 F6		3	1	1	0	1	1	1	1 0 0 0 0 0 0					
Cecil Cooper, L OBP: 0.270, SLG: 0.416	(1,10) 0-0 1-3				(1,0) 0-0 F8		(1,0) 0-0 F8		(1,0) 0-0 HR		5	1	1	3	0	0	1	5 1 1 3 0 0 1					
Rob Deer, R OBP: 0.386, SLG: 0.599		(1,7) 0-3 K			(1,0) 0-3 K		(1,0) 0-0 1-3		(1,0) 0-0 F7		4	1	0	0	1	2	1	4 1 0 0 1 2 1					
Greg Brock, L OBP: 0.327, SLG: 0.427	(1,3) 0-0 4-3				(1,0) 0-0 4-3				(1,0) 0-0 HBP 1B		5	1	3	0	0	0	1	5 1 3 0 0 0 1					
Glenn Braggs, R OBP: 0.342, SLG: 0.438 Juan Castillo, S OBP: 0.353, SLG: 0.422 Paul Molitor, R OBP: 0.408, SLG: 0.541	(1,9) 0-0 F9						(1,0) 0-0 HR		(1,0) 0-0 G3 1B		3	1	1	1	0	0	1	3 1 1 1 0 0 1					
B.J. Surhoff, L OBP: 0.315, SLG: 0.419					(1,0) 0-0 F3		(1,0) 0-0 SH1-3 E 1B		(1,0) 0-0 FC3-6 HBP		5	2	2	3	0	0	3	5 2 2 3 0 0 3					
Jim Gantner, L OBP: 0.339, SLG: 0.386					(1,0) 0-0 FC6-4 1B		(1,0) 0-0 E4 SH1-3		(1,0) 0-0 F7		5	0	1	0	0	0	2	5 0 1 0 0 0 2					
Dale Sveum, S OBP: 0.283, SLG: 0.377					(1,0) 0-0 F7		(1,0) 0-0 SH1-3		(1,0) 0-0 1-3		3	0	0	0	0	0	1	3 0 0 0 0 0 1					
Inning Stats	R: 0 E: 0 K: 2 S: 7	H: 0 LOB: 0 BB: 0	R: 0 E: 0 K: 1 S: 5	H: 0 LOB: 0 BB: 0	R: 0 E: 0 K: 0 S: 4	H: 1 LOB: 1 BB: 0	R: 0 E: 0 K: 1 S: 5	H: 0 LOB: 1 BB: 1	R: 2 E: 1 K: 0 S: 6	H: 2 LOB: 1 BB: 0	R: 0 E: 0 K: 0 S: 4	H: 1 LOB: 1 BB: 0	R: 3 E: 0 K: 0 S: 5	H: 2 LOB: 1 BB: 1	R: 0 E: 0 K: 0 S: 3	H: 0 LOB: 0 BB: 0	R: 3 E: 0 K: 1 S: 7	H: 2 LOB: 0 BB: 1	1B: 6 2B: 0 3B: 0 HR: 3	SF: 0 SAC: 1 DP: 0 HBP: 1	WP: 0 PB: 0 SB: 1 CS: 0	PA: 44	
PITCHER	IP WLS BF H R ER SO BB IBB HBP BLK WP HR S P ERA WHIP	IP WLS BF H R ER SO BB IBB HBP BLK WP HR S P ERA WHIP	IP WLS BF H R ER SO BB IBB HBP BLK WP HR S P ERA WHIP	IP WLS BF H R ER SO BB IBB HBP BLK WP HR S P ERA WHIP	IP WLS BF H R ER SO BB IBB HBP BLK WP HR S P ERA WHIP	IP WLS BF H R ER SO BB IBB HBP BLK WP HR S P ERA WHIP	IP WLS BF H R ER SO BB IBB HBP BLK WP HR S P ERA WHIP	IP WLS BF H R ER SO BB IBB HBP BLK WP HR S P ERA WHIP	IP WLS BF H R ER SO BB IBB HBP BLK WP HR S P ERA WHIP	IP WLS BF H R ER SO BB IBB HBP BLK WP HR S P ERA WHIP	IP WLS BF H R ER SO BB IBB HBP BLK WP HR S P ERA WHIP	IP WLS BF H R ER SO BB IBB HBP BLK WP HR S P ERA WHIP	IP WLS BF H R ER SO BB IBB HBP BLK WP HR S P ERA WHIP	IP WLS BF H R ER SO BB IBB HBP BLK WP HR S P ERA WHIP	IP WLS BF H R ER SO BB IBB HBP BLK WP HR S P ERA WHIP	IP WLS BF H R ER SO BB IBB HBP BLK WP HR S P ERA WHIP	IP WLS BF H R ER SO BB IBB HBP BLK WP HR S P ERA WHIP	IP WLS BF H R ER SO BB IBB HBP BLK WP HR S P ERA WHIP	IP WLS BF H R ER SO BB IBB HBP BLK WP HR S P ERA WHIP	IP WLS BF H R ER SO BB IBB HBP BLK WP HR S P ERA WHIP	IP WLS BF H R ER SO BB IBB HBP BLK WP HR S P ERA WHIP	IP WLS BF H R ER SO BB IBB HBP BLK WP HR S P ERA WHIP	IP WLS BF H R ER SO BB IBB HBP BLK WP HR S P ERA WHIP

Milwaukee Brewers @ Detroit Tigers
Tiger Stadium, Detroit, MI
Wed Jun 10 1987, 7:05 PM EDT
Att: 16,998 - Unknown

AB 39
R 8
H 9
RBI 8
BB 3
SO 5
LOB 15



Batter	1	2	3	4	5	6	7	8	9	10	AB	R	H	RBI	BB	SO	LOB	BOTTOM						
Lou Whitaker, L OBP: 0.336, SLG: 0.438	(1,4) 0-0 1B 3B 2B				(1,0) 0-0 F5				(1,0) 0-0 1-3		5	1	2	0	0	0	0	5 1 2 0 0 0 0						
Bill Madlock, R OBP: 0.337, SLG: 0.438	(1,10) 0-0 2B 3B 1B								(1,0) 0-0 E5		5	1	1	0	0	0	1	5 1 1 0 0 0 1						
Kirk Gibson, L OBP: 0.363, SLG: 0.468	(1,7) 0-0 1B 3B								(1,0) 0-0 6-3		5	1	1	2	0	3	3	5 1 1 2 0 3 3						
Alan Trammell, R OBP: 0.400, SLG: 0.497	(1,6) 0-0 1B 1B				(1,0) 0-0 L5				(1,0) 0-0 F7		4	1	1	1	1	0	2	4 1 1 1 1 0 2						
Matt Nokes, L OBP: 0.381, SLG: 0.558 Mike Heath, R OBP: 0.381, SLG: 0.508	(1,2) 0-0 1B SH1-3								(1,0) 0-0 6-3		2	0	1	0	1	1	2	2 0 1 0 1 1 2						
Pat Sheridan, L OBP: 0.345, SLG: 0.390 Larry Hemdon, R OBP: 0.382, SLG: 0.523	(1,9) 0-0 SH1-3								(1,0) 0-0 K		2	0	0	0	0	2	3	2 0 0 0 0 2 3						
Darrell Evans, L OBP: 0.370, SLG: 0.420	(1,3) 0-0 1B								(1,0) 0-0 2B 1B		2	1	2	0	0	0	0	2 1 2 0 0 0 0						
Chet Lemon, R OBP: 0.387, SLG: 0.473	(1,8) 0-3 K								(1,0) 0-0 K		3	0	1	1	2	1	2	3 0 1 1 2 1 2						
Tom Brookens, R OBP: 0.321, SLG: 0.435	(1,5) 0-0 F4								(1,0) 0-0 2B BB		4	0	1	1	1	1	3	4 0 1 1 1 1 3						
Inning Stats	R: 4 E: 0 K: 1 S: 11	H: 6 LOB: 2 BB: 0	R: 0 E: 0 K: 1 S: 5	H: 0 LOB: 0 BB: 0	R: 0 E: 0 K: 1 S: 5	H: 0 LOB: 1 BB: 1	R: 0 E: 0 K: 0 S: 3	H: 0 LOB: 0 BB: 0	R: 0 E: 1 K: 2 S: 8	H: 0 LOB: 2 BB: 1	R: 0 E: 0 K: 1 S: 6	H: 1 LOB: 1 BB: 0	R: 1 E: 0 K: 1 S: 6	H: 2 LOB: 1 BB: 1	R: 0 E: 0 K: 1 S: 6	H: 1 LOB: 1 BB: 0	R: 0 E: 0 K: 1 S: 6	H: 1 LOB: 2 BB: 1	1B: 7 2B: 2 3B: 1 HR: 0	SF: 0 SAC: 1 DP: 1 HBP: 0	WP: 0 PB: 0 SB: 0 CS: 0	PA: 45		
PITCHER	IP WLS BF H R ER SO BB IBB HBP BLK WP HR S P ERA WHIP	IP WLS BF H R ER SO BB IBB HBP BLK WP HR S P ERA WHIP	IP WLS BF H R ER SO BB IBB HBP BLK WP HR S P ERA WHIP	IP WLS BF H R ER SO BB IBB HBP BLK WP HR S P ERA WHIP	IP WLS BF H R ER SO BB IBB HBP BLK WP HR S P ERA WHIP	IP WLS BF H R ER SO BB IBB HBP BLK WP HR S P ERA WHIP	IP WLS BF H R ER SO BB IBB HBP BLK WP HR S P ERA WHIP	IP WLS BF H R ER SO BB IBB HBP BLK WP HR S P ERA WHIP	IP WLS BF H R ER SO BB IBB HBP BLK WP HR S P ERA WHIP	IP WLS BF H R ER SO BB IBB HBP BLK WP HR S P ERA WHIP	IP WLS BF H R ER SO BB IBB HBP BLK WP HR S P ERA WHIP	IP WLS BF H R ER SO BB IBB HBP BLK WP HR S P ERA WHIP	IP WLS BF H R ER SO BB IBB HBP BLK WP HR S P ERA WHIP	IP WLS BF H R ER SO BB IBB HBP BLK WP HR S P ERA WHIP	IP WLS BF H R ER SO BB IBB HBP BLK WP HR S P ERA WHIP	IP WLS BF H R ER SO BB IBB HBP BLK WP HR S P ERA WHIP	IP WLS BF H R ER SO BB IBB HBP BLK WP HR S P ERA WHIP	IP WLS BF H R ER SO BB IBB HBP BLK WP HR S P ERA WHIP	IP WLS BF H R ER SO BB IBB HBP BLK WP HR S P ERA WHIP	IP WLS BF H R ER SO BB IBB HBP BLK WP HR S P ERA WHIP	IP WLS BF H R ER SO BB IBB HBP BLK WP HR S P ERA WHIP	IP WLS BF H R ER SO BB IBB HBP BLK WP HR S P ERA WHIP	IP WLS BF H R ER SO BB IBB HBP BLK WP HR S P ERA WHIP	IP WLS BF H R ER SO BB IBB HBP BLK WP HR S P ERA WHIP

Milwaukee Brewers @ Detroit Tigers
Tiger Stadium, Detroit, MI
Wed Jun 10 1987, 7:05 PM EDT
Att: 16,998 - Unknown

AB 39
R 5
H 10
RBI 5
BB 5
SO 9
LOB 22



Batter	1	2	3	4	5	6	7	8	9	AB	R	H	RBI	BB	SO	LOB	TOP										
Mike Felder, S OBP: 0.313, SLG: 0.375 (1, 8)										6	1	5	2	0	0	0											
Rick Manning, L OBP: 0.375, SLG: 0.364 (1, 9) (7, 7)										3	2	1	0	2	1	2											
Cecil Cooper, L OBP: 0.279, SLG: 0.411 (1, 10)										4	0	1	0	2	0	4											
Rob Deer, R OBP: 0.385, SLG: 0.592 Glenn Braggs, R OBP: 0.342, SLG: 0.433 (7, PH) (7, 9)										2	0	0	0	1	2	2											
Greg Brock, L OBP: 0.329, SLG: 0.420 B.J. Surhoff, L OBP: 0.315, SLG: 0.419 (8, PR) (8, 3)										3	1	0	0	2	1	4											
Jim Pacione, R OBP: 0.385, SLG: 0.452 Juan Castillo, S OBP: 0.359, SLG: 0.427 (7, 4) (7, 4)										2	2	1	1	2	1	0											
Bill Schroeder, R OBP: 0.305, SLG: 0.410 (1, 2)										4	0	1	2	0	1	3											
Jim Gantner, L OBP: 0.335, SLG: 0.378 (7, 5) (7, 5)										4	0	0	1	1	0	2											
Dale Sveum, S OBP: 0.286, SLG: 0.374 (1, 6) (1, 6)										4	1	1	0	1	0	4											
Inning Stats	R: 0 E: 0 K: 2 S: 8	H: 1 LOB: 2 BB: 1 P: 12	R: 2 E: 0 K: 0 S: 4	H: 1 LOB: 2 BB: 3 P: 16	R: 0 E: 0 K: 2 S: 7	H: 0 LOB: 0 BB: 0 P: 7	R: 0 E: 0 K: 0 S: 3	H: 1 LOB: 0 BB: 0 P: 3	R: 0 E: 0 K: 1 S: 5	H: 0 LOB: 2 BB: 2 P: 13	R: 1 E: 0 K: 0 S: 4	H: 2 LOB: 0 BB: 0 P: 4	R: 3 E: 0 K: 0 S: 5	H: 2 LOB: 3 BB: 3 P: 18	R: 2 E: 0 K: 1 S: 7	H: 2 LOB: 2 BB: 2 P: 15	R: 0 E: 0 K: 0 S: 5	H: 2 LOB: 3 BB: 1 P: 9	1B: 9 2B: 2 3B: 1 HR: 0	SF: 0 SAC: 1 DP: 2 HBP: 1	WP: 0 PA: 50 PB: 0 SB: 1 CS: 1						
PITCHER	IP	WLS	BF	H	R	ER	SO	BB	IBB	HBP	BLK	WP	HR	S	P	ERA	WHIP										
Jeff Robinson, R ERA: 4.03 (1, 1)	5.0		25	5	3	3	5	6	0	0	0	0	0	29	53	5.40	2.200										
Eric King, R ERA: 4.33 (6, 1)	1.2	L	9	2	3	3	0	1	1	1	0	0	0	6	15	16.20	1.800										
Morris Madden, L ERA: 18.0 (7, 1)	1.0		7	1	2	2	0	2	1	0	0	0	0	4	16	18.00	3.000										
Mike Henneman, R ERA: 1.74 (8, 1)	0.1		2	1	0	0	1	0	0	0	0	0	0	4	4	0.00	3.000										
Mark Thurmond, L ERA: 3.13 (9, 1)	1.0		6	2	0	0	0	1	0	0	0	0	0	5	9	0.00	3.000										

Milwaukee Brewers @ Detroit Tigers
Tiger Stadium, Detroit, MI
Thu Jun 11 1987, 3:33 AM EDT
Att: 20,780 - Unknown

AB 35
R 8
H 11
RBI 8
BB 12
SO 6
LOB 27



Batter	1	2	3	4	5	6	7	8	9	AB	R	H	RBI	BB	SO	LOB	BOTTOM										
Lou Whitaker, L OBP: 0.333, SLG: 0.438 (1, 4)										5	1	1	0	0	2	2											
Darrell Evans, L OBP: 0.376, SLG: 0.436 (1, 3)										3	2	1	1	2	0	0											
Kirk Gibson, L OBP: 0.364, SLG: 0.473 (1, 7)										5	0	2	1	0	0	1											
Alan Trammell, R OBP: 0.400, SLG: 0.495 (1, 6)										5	0	2	1	0	0	2											
Matt Nokes, L OBP: 0.376, SLG: 0.548 (1, 2)										5	0	1	0	0	0	4											
Pat Sheridan, L OBP: 0.343, SLG: 0.387 (1, 9)										4	0	1	0	0	0	2											
Johnny Grubb, L OBP: 0.301, SLG: 0.203 (1, 10)										3	1	1	1	1	0	1											
Chet Lemon, R OBP: 0.389, SLG: 0.493 (1, 8)										3	1	1	1	1	0	1											
Tom Brookens, R OBP: 0.320, SLG: 0.437 (1, 5)										4	0	1	0	0	0	2											
Inning Stats	R: 0 E: 0 K: 1 S: 5	H: 0 LOB: 0 BB: 0 P: 5	R: 0 E: 0 K: 0 S: 3	H: 0 LOB: 0 BB: 0 P: 3	R: 3 E: 0 K: 0 S: 7	H: 4 LOB: 2 BB: 1 P: 11	R: 1 E: 0 K: 1 S: 7	H: 3 LOB: 1 BB: 0 P: 7	R: 0 E: 0 K: 0 S: 4	H: 1 LOB: 2 BB: 1 P: 8	R: 0 E: 0 K: 0 S: 3	H: 0 LOB: 1 BB: 1 P: 7	R: 0 E: 0 K: 0 S: 4	H: 1 LOB: 1 BB: 0 P: 4	R: 0 E: 0 K: 0 S: 3	H: 0 LOB: 1 BB: 1 P: 7	R: 1 E: 0 K: 0 S: 5	H: 2 LOB: 1 BB: 0 P: 5	1B: 5 2B: 3 3B: 0 HR: 3	SF: 0 SAC: 0 DP: 1 HBP: 0	WP: 0 PA: 41 PB: 0 SB: 0 CS: 0						
PITCHER	IP	WLS	BF	H	R	ER	SO	BB	IBB	HBP	BLK	WP	HR	S	P	ERA	WHIP										
Bill Wegman, R ERA: 4.27 (1, 1)	6.0		28	8	4	4	2	3	0	0	0	0	2	29	41	6.00	1.833										
Chris Bosio, R ERA: 4.43 (7, 1)	3.0	S	13	3	1	1	0	1	0	0	0	0	1	12	16	3.00	1.333										

Milwaukee Brewers @ Detroit Tigers
Tiger Stadium, Detroit, MI
Thu Jun 11 1987, 3:33 AM EDT
Att: 20,780 - Unknown

AB 37
R 5
H 11
RBI 5
BB 4
SO 2
LOB 15



Batter	1	2	3	4	5	6	7	8	9	AB	R	H	RBI	BB	SO	LOB	TOP	
Mike Felder, S (1, 8) OBP: 0.306, SLG: 0.343	0-0 6-3			0-0 F4		0-0 F9		4-0 FC6-4 BB		3	0	0	0	1	0	0	Milwaukee Brewers @ New York Yankees Yankee Stadium, Bronx, NY Fri Jun 12 1987, 7:05 PM EDT Att: 31,789 - Unknown livebaseballscorecards.com	
Juan Castillo, S (1, 4) OBP: 0.347, SLG: 0.411	0-0 F9			0-3 K		0-0 5-3		0-0 FC6-4 1B		4	0	0	1	0	1	2		
Cecil Cooper, L (1, 10) OBP: 0.284, SLG: 0.410	0-3 K			0-0 3-1			4-0 G5-4-3 BB	0-0 1-3 2-3 3-H		3	0	1	1	1	1	0		
Glenn Braggs, R (1, 9) OBP: 0.341, SLG: 0.426		0-0 F9			1-0 F8 5-3 HBP		0-0 G5-4-3 1-2	0-0 F3		3	0	0	0	0	0	3		
Jim Paciorek, R (1, 5) OBP: 0.375, SLG: 0.435		0-0 4-3			0-0 5-3		0-0 1B		0-3 K	4	0	1	0	0	1	1		
B.J. Surhoff, L (1, 2) OBP: 0.313, SLG: 0.408	0-0 F7				0-0 F8		0-0 F9		4-0 4-3 1B BB	3	1	0	0	1	0	2		
Bill Schroeder, R (1, 3) ERA: 4.08 Billy Jo Robidoux, L (9, PH) OBP: 0.265, SLG: 0.182			0-3 K		1-0 HBP			0-0 F7	0-0 4-3	2	0	0	0	0	1	0		
Rick Manning, L (1, 7) OBP: 0.386, SLG: 0.378			0-3 K		0-0 6-3			0-0 1B FC6-4 1B	0-0 2-H 1B	4	1	2	1	0	1	2		
Dale Sveum, S (1, 6) OBP: 0.285, SLG: 0.372	0-0 F2					0-3 K		0-0 FC6-4 1B BB	0-0 1-3 1B	4	1	1	0	0	1	1		
Inning Stats	R: 0 E: 0 K: 1 S: 5	H: 0 LOB: 0 BB: 0 P: 5	R: 0 E: 0 K: 0 S: 3	H: 0 LOB: 0 BB: 0 P: 3	R: 0 E: 0 K: 2 S: 7	H: 0 LOB: 0 BB: 0 P: 7	R: 0 E: 0 K: 1 S: 5	H: 0 LOB: 0 BB: 0 P: 5	R: 0 E: 0 K: 1 S: 5	H: 0 LOB: 1 BB: 1 P: 7	R: 2 E: 0 K: 0 S: 6	H: 3 LOB: 2 BB: 1 P: 10	R: 1 E: 0 K: 1 S: 6	H: 1 LOB: 1 BB: 1 P: 10	1B: 5 2B: 0 3B: 0 HR: 0	SF: 0 SAC: 0 DP: 1 HBP: 2		WP: 0 PB: 0 CS: 0
PITCHER	IP WLS BF H R ER SO BB IBB HBP BLK WP HR S P ERA WHIP																	
Dennis Rasmussen, L (1, 1) ERA: 4.08	7.1 W 28 3 2 2 5 2 0 2 0 0 0 0 34 44 2.46 0.682																	
Pat Clements, L (8, 1) ERA: 3.38	0.1 2 1 0 0 0 0 0 0 0 0 0 0 2 2 0.00 3.000																	
Tim Stoddard, R (8, 1) ERA: 3.56	1.1 6 1 1 1 1 1 0 0 0 0 0 0 7 11 6.75 1.500																	

Batter	1	2	3	4	5	6	7	8	9	AB	R	H	RBI	BB	SO	LOB	BOTTOM			
Willie Randolph, R (1, 4) OBP: 0.413, SLG: 0.427	0-3 K		0-0 CS	0-0 FC4-6 1B	4-0 1B BB	0-0 FC5-4		0-0 FC6-4 1B		4	0	1	2	1	1	2	Milwaukee Brewers @ New York Yankees Yankee Stadium, Bronx, NY Fri Jun 12 1987, 7:05 PM EDT Att: 31,789 - Unknown livebaseballscorecards.com			
Gary Ward, R (1, 3) OBP: 0.324, SLG: 0.433	0-3 K			0-0 FC4-6 BB 1B	0-0 BB 1B	0-0 6-3		0-3 K		5	1	1	0	0	2	3				
Mike Easter, L (1, 7) OBP: 0.333, SLG: 0.351	0-0 4-3			4-0 1B SF9 BB	4-0 BB G5-4-3		0-0 6-3	0-0 1-2 1B		3	1	1	0	2	0	0				
Dave Winfield, R (1, 9) OBP: 0.369, SLG: 0.491		0-0 F7		0-0 BB 1B	0-0 G5-4-3		0-0 F4	0-0 F9		5	0	1	1	0	0	5				
Ron Kittle, R (1, 10) OBP: 0.340, SLG: 0.568		0-0 F9		0-0 SF9		0-0 F2			0-0 HR	3	1	1	2	0	0	0				
Mike Pagliarulo, L (1, 5) OBP: 0.313, SLG: 0.408	0-3 K			3-H 4-0 FC6-4 BB		0-0 HR 1B	4-0 BB			2	1	1	0	2	1	0				
Mark Salas, L (1, 2) OBP: 0.417, SLG: 0.615			1-0 HBP	0-0 FC6-4 1-2		0-0 HR 1B	0-0 F8			3	1	1	2	0	0	3				
Henry Cotto, R (1, 8) OBP: 0.286, SLG: 0.654			0-0 G6-4-3		0-0 HR	0-0 1B FC5-4 2B		4-0 E BB FC6-4 BB		3	3	2	1	1	0	1				
Wayne Tolleson, S (1, 6) OBP: 0.344, SLG: 0.294			4-0 CS BB		0-0 F4	0-0 FC5-4 1B		4-0 E2 FC6-4 BB		2	0	1	0	2	0	0				
Inning Stats	R: 0 E: 0 K: 2 S: 7	H: 0 LOB: 0 BB: 0 P: 7	R: 0 E: 0 K: 1 S: 5	H: 0 LOB: 0 BB: 0 P: 5	R: 0 E: 0 K: 0 S: 1	H: 0 LOB: 1 BB: 1 P: 6	R: 2 E: 0 K: 0 S: 5	H: 2 LOB: 2 BB: 2 P: 13	R: 1 E: 0 K: 0 S: 4	H: 2 LOB: 2 BB: 2 P: 12	R: 3 E: 0 K: 0 S: 7	H: 4 LOB: 1 BB: 0 P: 7	R: 1 E: 0 K: 0 S: 4	H: 1 LOB: 1 BB: 1 P: 8	R: 1 E: 1 K: 1 S: 6	H: 1 LOB: 2 BB: 2 P: 14		1B: 6 2B: 1 3B: 0 HR: 3	SF: 1 SAC: 0 DP: 2 HBP: 1	WP: 0 PB: 0 CS: 1
PITCHER	IP WLS BF H R ER SO BB IBB HBP BLK WP HR S P ERA WHIP																			
Chuck Crim, R (1, 1) ERA: 3.81	4.1 L 20 4 3 3 3 4 0 1 0 0 0 2 21 38 6.23 1.846																			
Jay Aldrich, R (5, 1) ERA: 8.1	2.2 14 5 4 4 0 2 0 0 0 0 0 2 12 20 13.50 2.625																			
Mark Clear, R (8, 1) ERA: 3.41	1.0 6 1 1 1 1 2 0 0 0 0 0 0 6 14 9.00 3.000																			

Batter	1	2	3	4	5	6	7	8	9	AB	R	H	RBI	BB	SO	LOB	TOP										
Mike Felder, S OBP: 0.300, SLG: 0.385 (1, 7)	F6		F8			1B 3B	F6			4	1	1	0	0	0	1	Milwaukee Brewers @ New York Yankees Yankee Stadium, Bronx, NY Sat Jun 13 1987, 7:05 PM EDT Att: 30,231 - Unknown livebaseballscorecards.com										
Robin Yount, R OBP: 0.366, SLG: 0.444 (1, 8)	K		F7			FC4-6 1B	E4			4	0	1	1	0	1	0											
Cecil Cooper, L OBP: 0.283, SLG: 0.406 (1, 10)	5-3					G6-4-3 1B	F9			4	0	1	0	0	1	2											
B.J. Surhoff, L OBP: 0.304, SLG: 0.395 (1, 2)		F7				G6-4-3 1-2	G4-6-3			4	0	0	0	0	0	3											
Billy Jo Robidoux, L OBP: 0.269, SLG: 0.191 (1, 3) Jim Paciorek, R OBP: 0.366, SLG: 0.426 (9, PH)	4-3					FC4-6 1B	5-3			3	0	1	0	0	1	0											
Rick Manning, L OBP: 0.404, SLG: 0.410 (1, 9) Glenn Braggs, R OBP: 0.339, SLG: 0.424 (9, PH)						BB 1B	K			2	0	1	0	1	1	0											
Jim Gantner, L OBP: 0.333, SLG: 0.372 (1, 5)		2B				1-3 BB	K			1	0	0	0	0	1	0											
Juan Castillo, S OBP: 0.355, SLG: 0.413 (1, 4)						BB	4-3			2	0	1	0	1	0	2											
Dale Sveum, S OBP: 0.281, SLG: 0.366 (1, 6)			K			F7	F9			3	0	0	0	0	1	2											
Inning Stats	R: 0 E: 0 K: 1 S: 5	H: 0 LOB: 0 BB: 0 P: 5	R: 0 E: 0 K: 0 S: 4	H: 1 LOB: 2 BB: 1 P: 8	R: 0 E: 0 K: 1 S: 5	H: 0 LOB: 0 BB: 0 P: 5	R: 0 E: 0 K: 1 S: 5	H: 1 LOB: 1 BB: 1 P: 9	R: 1 E: 0 K: 0 S: 3	H: 3 LOB: 3 BB: 1 P: 12	R: 0 E: 1 K: 0 S: 3	H: 1 LOB: 0 BB: 0 P: 3	R: 0 E: 0 K: 0 S: 5	H: 0 LOB: 0 BB: 0 P: 5	R: 0 E: 0 K: 1 S: 5	H: 0 LOB: 0 BB: 0 P: 5	1B: 4 2B: 1 3B: 1 HR: 0	SF: 0 SAC: 0 DP: 2 HBP: 0	WP: 0 PB: 0 CS: 1	PA: 34							
PITCHER	IP	WLS	BF	H	R	ER	SO	BB	IBB	HBP	BLK	WP	HR	S	P	ERA	WHIP										
Rick Rhoden, R ERA: 4.04 (1, 1)	7.0	W	28	6	1	1	5	3	0	0	0	0	0	35	47	1.29	1.286										
Dave Righetti, L ERA: 4.17 (8, 1)	2.0	S	6	0	0	0	1	0	0	0	0	0	0	8	8	0.00	0.000										

Batter	1	2	3	4	5	6	7	8	9	AB	R	H	RBI	BB	SO	LOB	BOTTOM										
Willie Randolph, R OBP: 0.410, SLG: 0.423 (1, 4)	HR	F3		F8			B1-3			4	1	1	0	0	0	2	Milwaukee Brewers @ New York Yankees Yankee Stadium, Bronx, NY Sat Jun 13 1987, 7:05 PM EDT Att: 30,231 - Unknown livebaseballscorecards.com										
Henry Cotto, R OBP: 0.281, SLG: 0.600 (1, 8)	K		F8 1B SF8			F8	1-3			4	1	1	0	0	1	1											
Gary Ward, R OBP: 0.326, SLG: 0.447 (1, 3)	HR		BB 1B			F6				4	1	2	2	0	0	0											
Ron Kittle, R OBP: 0.347, SLG: 0.593 (1, 10)	CS BB		F8			HR	F6			3	1	1	1	1	0	2											
Mike Easter, L OBP: 0.323, SLG: 0.342 (1, 7)	K		SF8			K	F7			3	0	0	1	0	2	1											
Dan Pasqua, L OBP: 0.328, SLG: 0.336 (1, 9)	CS	K		BB		1-3				2	0	0	0	1	1	0											
Rick Cerone, R OBP: 0.294, SLG: 0.281 (1, 2)		6-3	F5			K				3	0	0	0	0	1	2											
Mike Pagliarulo, L OBP: 0.314, SLG: 0.404 (1, 5)		BB BB				K				2	0	0	0	1	1	0											
Wayne Tolleson, S OBP: 0.344, SLG: 0.291 (1, 6)		BB					6-3			2	0	0	0	1	0	0											
Inning Stats	R: 2 E: 0 K: 2 S: 8	H: 2 LOB: 1 BB: 1 P: 12	R: 0 E: 0 K: 1 S: 5	H: 0 LOB: 2 BB: 2 P: 13	R: 1 E: 0 K: 0 S: 5	H: 2 LOB: 1 BB: 1 P: 9	R: 0 E: 0 K: 0 S: 3	H: 0 LOB: 0 BB: 0 P: 3	R: 1 E: 0 K: 1 S: 6	H: 1 LOB: 0 BB: 0 P: 6	R: 0 E: 0 K: 2 S: 7	H: 0 LOB: 0 BB: 0 P: 7	R: 0 E: 0 K: 0 S: 3	H: 0 LOB: 0 BB: 0 P: 3	R: 0 E: 0 K: 0 S: 3	H: 0 LOB: 0 BB: 0 P: 3	1B: 3 2B: 0 3B: 0 HR: 2	SF: 1 SAC: 0 DP: 0 HBP: 0	WP: 0 PB: 0 CS: 1	PA: 33							
PITCHER	IP	WLS	BF	H	R	ER	SO	BB	IBB	HBP	BLK	WP	HR	S	P	ERA	WHIP										
Juan Nieves, L ERA: 4.65 (1, 1)	6.0	L	26	5	4	4	6	4	0	0	0	0	2	34	50	6.00	1.500										
Chris Bosio, R ERA: 4.22 (7, 1)	2.0		6	0	0	0	0	0	0	0	0	0	0	6	6	0.00	0.000										

Batter	1	2	3	4	5	6	7	8	9	AB	R	H	RBI	BB	SO	LOB	TOP					
Mike Felder, S OBP: 0.267, SLG: 0.341 (1, 7)	F9		F7			K		G3	F8	5	0	0	0	0	1	2						
Robin Yount, R OBP: 0.360, SLG: 0.436 (1, 8)	F9			K		F9		6-3		4	0	0	0	0	1	1						
Cecil Cooper, L OBP: 0.277, SLG: 0.396 (1, 10)	G3			L3			F7	K		4	0	0	0	0	1	1						
Rob Deer, R OBP: 0.387, SLG: 0.590 Billy Jo Robinson, L OBP: 0.289, SLG: 0.191 (9, 3)		F8 1B		K			FC6-4 1B		K	4	0	2	0	0	2	0						
Jim Pacione, R OBP: 0.367, SLG: 0.420 Dale Sveum, S OBP: 0.284, SLG: 0.385 (7, 6)		F8 2B 1B				6-3		K		3	1	1	0	0	1	1						
Glenn Bragos, R OBP: 0.338, SLG: 0.421 Rick Manning, L OBP: 0.404, SLG: 0.410 (9, 9)		F8 1B				K		FC6-4		4	1	1	0	0	1	3						
Bill Schroeder, R OBP: 0.337, SLG: 0.476 (1, 2)		PO 2B								4	2	4	3	0	0	0						
Jim Gantner, L OBP: 0.337, SLG: 0.396 (7, 5)		PO 2B	4-3			F2				4	1	2	2	0	0	1						
Juan Castillo, S OBP: 0.352, SLG: 0.425 (7, 4)			K							4	0	1	0	0	2	1						
Inning Stats	R: 0 E: 0 K: 0 S: 3	H: 0 LOB: 0 BB: 0 P: 3	R: 1 E: 0 K: 0 S: 4	H: 3 LOB: 0 BB: 0 P: 4	R: 0 E: 0 K: 1 S: 5	H: 0 LOB: 0 BB: 0 P: 5	R: 0 E: 0 K: 2 S: 7	H: 0 LOB: 0 BB: 0 P: 7	R: 0 E: 0 K: 1 S: 6	H: 1 LOB: 1 BB: 0 P: 6	R: 0 E: 0 K: 2 S: 7	H: 0 LOB: 0 BB: 0 P: 7	R: 0 E: 0 K: 1 S: 6	H: 1 LOB: 1 BB: 0 P: 6	R: 2 E: 0 K: 1 S: 8	H: 3 LOB: 1 BB: 0 P: 8	R: 3 E: 0 K: 1 S: 9	H: 4 LOB: 1 BB: 0 P: 9	1B: 6 2B: 2 3B: 1 HR: 3	SF: 0 SAC: 0 DP: 0 HBP: 0	WP: 0 PB: 0 CS: 0	PA: 38
PITCHER	IP	WLS	BF	H	R	ER	SO	BB	IBB	HBP	BLK	WP	HR	S	P	ERA	WHIP					
Ron Guidry, L ERA: 3.63 Tim Stoddard, R ERA: 3.94 Pat Clements, L ERA: 3.32 Dave Righetti, L ERA: 4.78	6.0		20	4	1	1	6	0	0	0	0	0	0	32	32	1.50	0.667					

Milwaukee Brewers @ New York Yankees
Yankee Stadium, Bronx, NY
Sun Jun 14 1987, 3:33 AM EDT
Att: 50,351 - Unknown

AB	37
R	6
H	12
RBI	6
BB	0
SO	9
LOB	10



Batter	1	2	3	4	5	6	7	8	9	AB	R	H	RBI	BB	SO	LOB	BOTTOM					
Willie Randolph, R OBP: 0.410, SLG: 0.420 (1, 4)	K		6-3			F9		SF9 HBP		4	1	1	0	1	1	0						
Henry Cotto, R OBP: 0.257, SLG: 0.545 Mark Salas, L OBP: 0.419, SLG: 0.604 (8, PH)	5-3		E5			5-3		HBP BB	F5	3	0	0	0	0	0	0						
Gary Ward, R OBP: 0.324, SLG: 0.444 (9, 8)			G6-4-3			K		HBP BB	F9	4	0	1	1	0	1	2						
Ron Kittle, R OBP: 0.343, SLG: 0.579 (1, 10)	F8						K	L4		4	0	1	0	0	1	3						
Mike Easter, L OBP: 0.331, SLG: 0.345 Dave Winfield, R OBP: 0.371, SLG: 0.491 (8, PH)		2B 1B		G1-6-3 1B			1B BB	1B HBP BB		2	0	1	0	1	0	1						
Dan Pasqua, L OBP: 0.330, SLG: 0.336 Lenn Sakata, R OBP: 0.289, SLG: 0.400 Bobby Meacham, S OBP: 0.250, SLG: 0.273 (8, FR)		F7		K			1B BB	1B HBP		3	0	1	0	0	1	1						
Rick Cerone, R OBP: 0.292, SLG: 0.280 (1, 2)		K				5-3			1B	4	0	1	2	0	1	3						
Mike Pagliarulo, L OBP: 0.313, SLG: 0.406 (9, 3)						F6			K	4	0	1	0	0	2	4						
Wayne Tolleson, S OBP: 0.342, SLG: 0.286 (9, 5)						P1		HBP BB SF9	K	3	1	0	0	1	1	2						
Inning Stats	R: 0 E: 0 K: 1 S: 6	H: 1 LOB: 1 BB: 0 P: 6	R: 0 E: 0 K: 1 S: 7	H: 2 LOB: 2 BB: 0 P: 7	R: 0 E: 1 K: 0 S: 3	H: 0 LOB: 0 BB: 0 P: 3	R: 0 E: 0 K: 1 S: 5	H: 1 LOB: 0 BB: 0 P: 5	R: 0 E: 0 K: 2 S: 8	H: 1 LOB: 2 BB: 1 P: 12	R: 4 E: 0 K: 1 S: 6	H: 1 LOB: 3 BB: 3 P: 20	R: 0 E: 0 K: 1 S: 6	H: 1 LOB: 1 BB: 0 P: 6	1B: 6 2B: 1 3B: 0 HR: 0	SF: 1 SAC: 0 DP: 2 HBP: 2	WP: 0 PB: 0 CS: 0	PA: 39				
PITCHER	IP	WLS	BF	H	R	ER	SO	BB	IBB	HBP	BLK	WP	HR	S	P	ERA	WHIP					
Teddy Higuera, L ERA: 4.92 Mark Clear, R ERA: 3.64 Dan Plesac, L ERA: 1.71	7.0		28	5	2	2	6	3	0	0	0	0	0	37	49	2.57	1.143					

Milwaukee Brewers @ New York Yankees
Yankee Stadium, Bronx, NY
Sun Jun 14 1987, 3:33 AM EDT
Att: 50,351 - Unknown

AB	32
R	4
H	7
RBI	4
BB	4
SO	8
LOB	17



Batter	1	2	3	4	5	6	7	8	9	AB	R	H	RBI	BB	SO	LOB	TOP			
Dan Gladden, R OBP: 0.326, SLG: 0.349 (1, 7)										5	0	0	0	0	0	3	Minnesota Twins @ Milwaukee Brewers Milwaukee County Stadium, Milwaukee, WI Mon Jun 15 1987, 8:05 PM EDT Att: 18,403 - Unknown			
Steve Lombardozzi, R OBP: 0.313, SLG: 0.359 (1, 4)										4	0	0	0	0	1	1				
Kirby Puckett, R OBP: 0.366, SLG: 0.506 (1, 8)										4	2	3	0	0	0	0				
Kent Hrbek, L OBP: 0.366, SLG: 0.488 (1, 3)										4	1	2	0	0	0	1				
Gary Gaetti, R OBP: 0.320, SLG: 0.483 Al Newman, S OBP: 0.269, SLG: 0.266 (1, 5) (4, 5)										2	0	1	0	0	1	2				
Roy Smalley, S OBP: 0.376, SLG: 0.490 (1, 10)										4	1	1	1	0	0	1				
Randy Bush, L OBP: 0.349, SLG: 0.389 Mark Davidson, R OBP: 0.338, SLG: 0.373 (1, 9) (7, 9)										3	1	1	3	0	0	1				
Greg Gagne, R OBP: 0.283, SLG: 0.379 (1, 6)										4	0	2	0	0	0	0				
Sal Butera, R OBP: 0.273, SLG: 0.400 (1, 2)										4	0	0	0	0	1	2				
Inning Stats	R: 0 E: 0 K: 0 S: 3	H: 0 LOB: 0 BB: 0 P: 3	R: 0 E: 0 K: 0 S: 4	H: 1 LOB: 1 BB: 0 P: 4	R: 0 E: 0 K: 1 S: 6	H: 1 LOB: 1 BB: 0 P: 6	R: 4 E: 0 K: 1 S: 9	H: 4 LOB: 0 BB: 0 P: 9	R: 1 E: 0 K: 0 S: 5	H: 3 LOB: 1 BB: 0 P: 5	R: 0 E: 0 K: 0 S: 3	H: 0 LOB: 0 BB: 0 P: 3	R: 0 E: 0 K: 0 S: 5	H: 0 LOB: 0 BB: 0 P: 5	R: 0 E: 1 K: 1 S: 7	H: 1 LOB: 2 BB: 0 P: 7		1B: 7 2B: 3 3B: 0 HR: 1	SF: 0 SAC: 0 DP: 1 HBP: 0	WP: 0 PB: 0 SB: 0 CS: 1
PITCHER Bill Wegman, R ERA: 4.33 (1, 1)	IP: 9.0 WLS: L BF: 37 H: 11 R: 5 ER: 5 SO: 4 BB: 0 IBB: 0 HBP: 0 BLK: 0 WP: 0 HR: 1 S: 45 P: 45 ERA: 5.00 WHIP: 1.222															PITCHER				

Batter	1	2	3	4	5	6	7	8	9	AB	R	H	RBI	BB	SO	LOB	BOTTOM			
Mike Felder, S OBP: 0.265, SLG: 0.333 (1, 8)										4	0	1	0	0	0	0	Minnesota Twins @ Milwaukee Brewers Milwaukee County Stadium, Milwaukee, WI Mon Jun 15 1987, 8:05 PM EDT Att: 18,403 - Unknown			
Rick Manning, L OBP: 0.392, SLG: 0.419 (1, 9)										4	0	1	0	0	0	0				
Cecil Cooper, L OBP: 0.271, SLG: 0.387 (1, 10)										4	0	0	0	0	1	1				
Rob Deer, R OBP: 0.386, SLG: 0.583 (1, 7)										2	0	0	0	1	1	0				
Paul Molitor, R OBP: 0.407, SLG: 0.536 (1, 5)										3	0	1	0	0	0	1				
Billy Jo Robidoux, L OBP: 0.259, SLG: 0.180 (1, 3)										3	0	0	0	0	1	1				
B.J. Surhoff, L OBP: 0.304, SLG: 0.394 (1, 2)										3	0	1	0	0	1	1				
Jim Gantner, L OBP: 0.337, SLG: 0.392 (1, 4)										2	0	0	0	1	0	0				
Dale Sveum, S OBP: 0.280, SLG: 0.379 (1, 6)										3	0	0	0	0	2	1				
Inning Stats	R: 0 E: 0 K: 0 S: 3	H: 0 LOB: 0 BB: 0 P: 3	R: 0 E: 0 K: 1 S: 5	H: 0 LOB: 0 BB: 0 P: 5	R: 0 E: 0 K: 1 S: 5	H: 2 LOB: 1 BB: 1 P: 9	R: 0 E: 0 K: 0 S: 3	H: 0 LOB: 0 BB: 0 P: 3	R: 0 E: 0 K: 1 S: 5	H: 0 LOB: 0 BB: 0 P: 5	R: 0 E: 0 K: 0 S: 3	H: 0 LOB: 1 BB: 1 P: 7	R: 0 E: 0 K: 2 S: 7	H: 0 LOB: 0 BB: 0 P: 7	R: 0 E: 0 K: 1 S: 6	H: 1 LOB: 1 BB: 0 P: 6		1B: 3 2B: 1 3B: 0 HR: 0	SF: 0 SAC: 0 DP: 0 HBP: 0	WP: 0 PB: 0 SB: 0 CS: 2
PITCHER Bert Blyleven, R ERA: 4.43 (1, 1)	IP: 9.0 WLS: W BF: 31 H: 4 R: 0 ER: 0 SO: 6 BB: 2 IBB: 0 HBP: 0 BLK: 0 WP: 0 HR: 0 S: 40 P: 48 ERA: 0.00 WHIP: 0.667															PITCHER				

AB 37
R 5
H 11
RBI 5
BB 0
SO 4
LOB 11



AB 28
R 0
H 4
RBI 0
BB 2
SO 6
LOB 5



Batter	1	2	3	4	5	6	7	8	9	AB	R	H	RBI	BB	SO	LOB	TOP				
Dan Gladden, R OBP: 0.323, SLG: 0.341 (1, 7)	F8	FC6-2 1B			F7		FC3-6 BB	K		4	0	0	0	1	1	2					
Steve Lombardozzi, R OBP: 0.314, SLG: 0.326 Randy Bush, L OBP: 0.340, SLG: 0.386 Al Newman, S OBP: 0.273, SLG: 0.278 (7, PH)	4-3				5-3		FC3-6 1-2 2-3		2B	3	0	1	0	0	0	0					
Kirby Puckett, R OBP: 0.366, SLG: 0.508 (1, 8)					F9		4-3		G3 2B 1B	5	1	2	1	0	1	4					
Kent Hrbek, L OBP: 0.367, SLG: 0.500 (1, 3)					6-3		L4		G3 2B	5	1	2	1	0	0	1					
Gene Larkin, S OBP: 0.373, SLG: 0.417 (1, 10)	F9				F8		K	K	K	5	0	0	0	0	3	3					
Roy Smalley, S OBP: 0.385, SLG: 0.490 (1, 5)					6-3					4	1	2	1	1	0	0					
Tom Brunansky, R OBP: 0.373, SLG: 0.519 (1, 9)					F8		F7		K	5	2	2	0	0	1	2					
Tim Laudner, R OBP: 0.238, SLG: 0.392 (1, 2)					F9				L1	4	1	1	0	0	0	2					
Greg Gagne, R OBP: 0.295, SLG: 0.417 (1, 6)					F8					4	0	3	4	0	0	0					
Inning Stats	R: 0 E: 0 K: 0 S: 5	H: 2 LOB: 2 BB: 0 P: 5	R: 2 E: 0 K: 1 S: 9	H: 4 LOB: 2 BB: 0 P: 9	R: 0 E: 0 K: 0 S: 3	H: 0 LOB: 0 BB: 0 P: 3	R: 0 E: 0 K: 0 S: 3	H: 0 LOB: 0 BB: 0 P: 3	R: 0 E: 0 K: 1 S: 5	H: 0 LOB: 1 BB: 1 P: 9	R: 0 E: 0 K: 0 S: 4	H: 1 LOB: 2 BB: 1 P: 8	R: 3 E: 0 K: 2 S: 11	H: 4 LOB: 1 BB: 0 P: 10	R: 2 E: 0 K: 2 S: 10	H: 3 LOB: 1 BB: 0 P: 10	1B: 8 2B: 4 3B: 1 HR: 1	SF: 0 SAC: 0 DP: 0 HBP: 0	WP: 0 PB: 0 CS: 0	PA: 43	
PITCHER	IP	WLS	BF	H	R	ER	SO	BB	IBB	HBP	BLK	WP	HR	S	P	ERA	WHIP				
Chuck Crim, R ERA: 3.7 Chris Bosio, R ERA: 4.96 (1, 1) (7, 1)	6.1	L	28	7	2	2	2	2	0	0	0	0	0	30	38	2.84	1.421				
PITCHER	IP	WLS	BF	H	R	ER	SO	BB	IBB	HBP	BLK	WP	HR	S	P	ERA	WHIP				

Minnesota Twins @ Milwaukee Brewers
Milwaukee County Stadium, Milwaukee, WI
Tue Jun 16 1987, 8:05 PM EDT
Att: 21,613 - Unknown

AB 41
R 7
H 14
RBI 7
BB 2
SO 6
LOB 16



Batter	1	2	3	4	5	6	7	8	9	AB	R	H	RBI	BB	SO	LOB	BOTTOM				
Paul Molitor, R OBP: 0.396, SLG: 0.519 (1, 5)	F8		K		FC6-4 1-2			K		4	0	0	0	0	2	3					
Robin Yount, R OBP: 0.355, SLG: 0.429 (1, 8)	L5				F9		F9	K		4	0	0	0	0	1	0					
Cecil Cooper, L OBP: 0.270, SLG: 0.384 (1, 10)	K				3-1				K	4	0	1	0	0	2	0					
Rob Deer, R OBP: 0.384, SLG: 0.575 (1, 7)					F6		K		FC5-4 1B	4	1	1	0	0	2	1					
Jim Pacionek, R OBP: 0.359, SLG: 0.407 (1, 3)					K		5-3		FC5-4 1B	4	0	1	0	0	1	1					
Glenn Briggs, R OBP: 0.336, SLG: 0.417 (1, 9)					K				FC5-4 1B	4	2	1	0	0	1	2					
Bill Schroeder, R OBP: 0.344, SLG: 0.477 (1, 2)					F9				FC5-4 1B	4	0	2	1	0	0	0					
Jim Gantner, L OBP: 0.335, SLG: 0.389 (1, 4)					6-3		E6 FC6-4		FC5-4 1B	4	0	1	1	0	0	2					
Dale Sveum, S OBP: 0.281, SLG: 0.385 Juan Castillo, S OBP: 0.352, SLG: 0.425 Rick Manning, L OBP: 0.385, SLG: 0.409 (9, PH)							SF7		G3	2	0	1	1	0	0	0					
Inning Stats	R: 0 E: 0 K: 1 S: 5	H: 0 LOB: 0 BB: 0 P: 5	R: 0 E: 0 K: 2 S: 7	H: 0 LOB: 0 BB: 0 P: 7	R: 0 E: 0 K: 1 S: 6	H: 1 LOB: 1 BB: 0 P: 6	R: 0 E: 0 K: 1 S: 5	H: 0 LOB: 0 BB: 0 P: 5	R: 1 E: 1 K: 0 S: 6	H: 2 LOB: 2 BB: 0 P: 6	R: 0 E: 0 K: 1 S: 6	H: 1 LOB: 1 BB: 0 P: 6	R: 0 E: 0 K: 2 S: 7	H: 0 LOB: 0 BB: 0 P: 7	R: 2 E: 0 K: 1 S: 9	H: 4 LOB: 2 BB: 0 P: 9	1B: 7 2B: 1 3B: 0 HR: 0	SF: 1 SAC: 0 DP: 0 HBP: 0	WP: 1 PB: 0 CS: 0	PA: 36	
PITCHER	IP	WLS	BF	H	R	ER	SO	BB	IBB	HBP	BLK	WP	HR	S	P	ERA	WHIP				
Frank Viola, L ERA: 3.3 Keith Aiherton, R ERA: 3.96 Jeff Reardon, R ERA: 6.34 (1, 1) (7, 1) (9, 1)	6.1	W	24	4	1	0	6	0	0	0	0	0	0	17	17	7.71	1.714				
PITCHER	IP	WLS	BF	H	R	ER	SO	BB	IBB	HBP	BLK	WP	HR	S	P	ERA	WHIP				

Minnesota Twins @ Milwaukee Brewers
Milwaukee County Stadium, Milwaukee, WI
Tue Jun 16 1987, 8:05 PM EDT
Att: 21,613 - Unknown

AB 35
R 3
H 8
RBI 3
BB 0
SO 9
LOB 11



Batter	1	2	3	4	5	6	7	8	9	AB	R	H	RBI	BB	SO	LOB	TOP										
Al Newman, S (1.5) OBP: 0.283, SLG: 0.291										4	0	2	1	1	2	0	Minnesota Twins @ Milwaukee Brewers Milwaukee County Stadium, Milwaukee, WI Wed Jun 17 1987, 4:33 AM EDT Att: 23,389 - Unknown livebaseballscores.com										
Greg Gagne, R (1.6) OBP: 0.286, SLG: 0.405										4	1	0	0	0	0	3											
Dan Gladden, R (1.7) OBP: 0.328, SLG: 0.352										3	0	2	1	0	1	1											
Randy Bush, L (6.9) OBP: 0.343, SLG: 0.383										1	0	0	0	0	1	1											
Kirby Puckett, R (1.8) OBP: 0.365, SLG: 0.504										4	1	1	0	0	2	4											
Tom Brunansky, R (1.9) OBP: 0.367, SLG: 0.509										4	0	0	0	0	0	2											
Kent Hrbek, L (1.3) OBP: 0.365, SLG: 0.493										3	1	0	0	1	2	0											
Gene Larkin, S (1.10) OBP: 0.380, SLG: 0.484										4	1	2	3	0	1	0											
Steve Lombardozi, R (1.4) OBP: 0.317, SLG: 0.332										3	1	1	0	0	1	1											
Sal Butera, R (1.2) OBP: 0.250, SLG: 0.364										3	0	0	0	0	0	3											
Roy Smalley, S (9, PH) OBP: 0.382, SLG: 0.487										1	0	0	0	0	0	0											
Inning Stats	R: 0 E: 0 K: 1 S: 6	H: 2 LOB: 2 BB: 0 P: 6	R: 0 E: 0 K: 0 S: 3	H: 0 LOB: 0 BB: 0 P: 3	R: 1 E: 0 K: 1 S: 7	H: 2 LOB: 1 BB: 0 P: 7	R: 2 E: 0 K: 0 S: 5	H: 2 LOB: 1 BB: 1 P: 9	R: 1 E: 0 K: 1 S: 6	H: 1 LOB: 1 BB: 1 P: 10	R: 0 E: 1 K: 2 S: 8	H: 0 LOB: 1 BB: 0 P: 8	R: 0 E: 0 K: 2 S: 7	H: 0 LOB: 0 BB: 0 P: 7	R: 0 E: 0 K: 2 S: 7	H: 0 LOB: 0 BB: 0 P: 7	1B: 3 2B: 5 3B: 0 HR: 1	SF: 0 SAC: 0 DP: 2 HBP: 1	WP: 0 PB: 0 SB: 0 CS: 1	PA: 37							
PITCHER	IP	WLS	BF	H	R	ER	SO	BB	IBB	HBP	BLK	WP	HR	S	P	ERA	WHIP										
John Henry Johnson, L (1.1) ERA: 8.27	4.1		21	7	4	4	2	2	0	0	0	0	0	23	31	8.31	2.077										
Mark Clear, R (5.1) ERA: 3.58	3.0	W	11	1	1	1	4	0	0	1	0	0	1	18	19	3.00	0.333										
Dan Plesac, L (8.1) ERA: 1.62	1.2	S	5	0	0	0	4	0	0	0	0	0	0	13	13	0.00	0.000										

Batter	1	2	3	4	5	6	7	8	9	AB	R	H	RBI	BB	SO	LOB	BOTTOM										
Juan Castillo, S (1.6) OBP: 0.361, SLG: 0.432										5	1	3	1	0	1	1	Minnesota Twins @ Milwaukee Brewers Milwaukee County Stadium, Milwaukee, WI Wed Jun 17 1987, 4:33 AM EDT Att: 23,389 - Unknown livebaseballscores.com										
Robin Yount, R (1.8) OBP: 0.359, SLG: 0.445										5	1	3	3	0	0	2											
Cecil Cooper, L (1.10) OBP: 0.268, SLG: 0.379										5	0	1	0	0	0	4											
Rob Deer, R (1.7) OBP: 0.381, SLG: 0.568										4	0	1	0	0	2	5											
Rick Manning, L (8.9) OBP: 0.377, SLG: 0.400										1	0	0	0	0	1	1											
Billy Jo Roidoux, L (1.3) OBP: 0.254, SLG: 0.185										4	1	1	0	0	1	1											
Glenn Braggs, R (1.9) OBP: 0.339, SLG: 0.419										4	1	2	0	0	1	0											
Mike Felder, S (8.7) OBP: 0.265, SLG: 0.333										0	0	0	0	0	0	0											
B.J. Surhoff, L (1.2) OBP: 0.310, SLG: 0.415										3	1	1	3	1	1	2											
Jim Pacione, R (1.5) OBP: 0.368, SLG: 0.404										3	2	1	0	1	1	2											
Jim Gantner, L (1.4) OBP: 0.336, SLG: 0.390										2	0	1	0	0	1	1											
Paul Mollitor, R (6, PH) OBP: 0.400, SLG: 0.523										1	1	1	0	0	0	0											
Inning Stats	R: 0 E: 0 K: 1 S: 5	H: 0 LOB: 0 BB: 0 P: 5	R: 0 E: 0 K: 1 S: 7	H: 2 LOB: 2 BB: 0 P: 7	R: 0 E: 1 K: 1 S: 7	H: 2 LOB: 2 BB: 0 P: 7	R: 4 E: 0 K: 1 S: 10	H: 5 LOB: 2 BB: 1 P: 14	R: 0 E: 0 K: 0 S: 3	H: 0 LOB: 0 BB: 0 P: 3	R: 2 E: 0 K: 1 S: 8	H: 3 LOB: 1 BB: 0 P: 8	R: 0 E: 0 K: 2 S: 6	H: 0 LOB: 0 BB: 1 P: 10	R: 2 E: 1 K: 2 S: 10	H: 3 LOB: 1 BB: 0 P: 10	1B: 13 2B: 0 3B: 0 HR: 2	SF: 0 SAC: 1 DP: 0 HBP: 0	WP: 0 PB: 0 SB: 0 CS: 2	PA: 41							
PITCHER	IP	WLS	BF	H	R	ER	SO	BB	IBB	HBP	BLK	WP	HR	S	P	ERA	WHIP										
Mike Smithson, R (1.1) ERA: 4.97	3.1		20	9	4	4	4	1	0	0	1	0	1	10	10	7.71	1.286										
Les Straker, R (4.1) ERA: 3.91	2.1	L	10	3	2	2	0	0	0	0	0	0	1	10	10	7.71	1.286										
Juan Berenguer, R (6.1) ERA: 2.87	1.2		8	3	2	2	4	1	0	0	0	0	0	15	19	10.80	2.400										
Randy Niemann, L (8.1) ERA: 4.5	0.2		2	0	0	0	1	0	0	0	0	0	0	4	4	0.00	0.000										

Batter	1	2	3	4	5	6	7	8	9	AB	R	H	RBI	BB	SO	LOB	TOP				
Paul Mollitor, R OBP: 0.393, SLG: 0.511 (1, 5)	F9		FC5-4		F8	1B 1B		K		5	1	1	1	0	1	2	Milwaukee Brewers @ Toronto Blue Jays Exhibition Stadium, Toronto, ON Thu Jun 18 1987, 7:05 PM EDT Att: 31,353 - Unknown				
Robin Yount, R OBP: 0.364, SLG: 0.455 (1, 8)	5-3		F9			1B 1B				4	1	2	0	1	0	1					
Cecil Cooper, L OBP: 0.272, SLG: 0.380 (1, 10)			5-3		K					5	0	2	1	0	2	3					
Rob Deer, R OBP: 0.377, SLG: 0.559 Mike Felder, S OBP: 0.265, SLG: 0.333 (9, PR) (9, 7)	FC5-4			L9		K	K			5	0	1	1	0	2	1					
Billy Jo Robidoux, L OBP: 0.270, SLG: 0.193 Jim Paciorek, R OBP: 0.362, SLG: 0.397 (9, PH) (9, 3)		FC5-4 BB		4-3		FC3-6 BB 1B	G3			3	1	1	0	1	0	0					
Glenn Braggs, R OBP: 0.340, SLG: 0.413 Rick Manning, L OBP: 0.377, SLG: 0.400 (9, 9)	FC5-4					FC3-6 BB	5-3			3	0	0	0	2	0	2					
B.J. Surhoff, L OBP: 0.308, SLG: 0.410 (1, 2)						FC3-6 1B	F9			4	1	1	0	0	0	3					
Jim Gantner, L OBP: 0.335, SLG: 0.387 (1, 4)						2B 1B	F7			4	1	1	2	0	0	3					
Juan Castillo, S OBP: 0.372, SLG: 0.446 (1, 6)					B4-3	1B 2B				3	1	2	1	1	0	0					
Inning Stats	R: 0 E: 0 K: 0 S: 4	H: 1 LOB: 1 BB: 0 P: 4	R: 0 E: 0 K: 0 S: 3	H: 0 LOB: 1 BB: 1 P: 7	R: 0 E: 0 K: 0 S: 3	H: 0 LOB: 1 BB: 1 P: 7	R: 0 E: 0 K: 0 S: 4	H: 1 LOB: 2 BB: 1 P: 8	R: 0 E: 0 K: 1 S: 5	H: 0 LOB: 1 BB: 1 P: 9	R: 5 E: 0 K: 1 S: 10	H: 6 LOB: 2 BB: 1 P: 14	R: 0 E: 0 K: 1 S: 6	H: 1 LOB: 1 BB: 0 P: 6	R: 1 E: 0 K: 1 S: 7	H: 2 LOB: 1 BB: 0 P: 7		1B: 9 2B: 1 3B: 1 HR: 0	SF: 0 SAC: 0 DP: 0 HBP: 0	WP: 0 PB: 0 SB: 1 CS: 0	PA: 42
PITCHER	IP	WLS	BF	H	R	ER	SO	BB	IBB	HBP	BLK	WP	HR	S	P	ERA	WHIP				
Dave Steb, R ERA: 4.48 (1, 1)	5.2	L	27	5	4	4	2	5	0	0	0	0	0	26	46	6.35	1.765				
Mark Eichhorn, R ERA: 2.98 (6, 1)	0.1		3	0	0	0	0	0	0	0	0	0	0	3	3	27.00	9.000				
Jose Antonio Nunez, R ERA: 3.33 (7, 1)	2.0		8	2	1	1	2	0	0	0	0	0	0	12	12	4.50	1.000				
Gary Lavelle, L ERA: 5.4 (9, 1)	1.0		4	1	0	0	1	0	0	0	1	0	0	6	6	0.00	1.000				

Batter	1	2	3	4	5	6	7	8	9	AB	R	H	RBI	BB	SO	LOB	BOTTOM				
Tony Fernandez, S OBP: 0.387, SLG: 0.460 (1, 6)	F8 BB 1B		4-3			FC4-6 BB		6-3 S 2B BB		2	1	1	0	2	0	0	Milwaukee Brewers @ Toronto Blue Jays Exhibition Stadium, Toronto, ON Thu Jun 18 1987, 7:05 PM EDT Att: 31,353 - Unknown				
Lloyd Moseby, L OBP: 0.295, SLG: 0.397 (1, 8)					K	FC4-6 1B		K		3	0	0	0	1	2	3					
Jesse Barfield, R OBP: 0.377, SLG: 0.564 (1, 9)					F9			6-3		4	0	1	1	0	0	3					
George Bell, R OBP: 0.332, SLG: 0.649 (1, 7)	G3-6-3				F9					4	0	1	1	0	1	4					
Kelly Gruber, R OBP: 0.331, SLG: 0.483 (8, 4)								F8		4	1	1	1	0	2	1					
Garth Iorg, R OBP: 0.227, SLG: 0.181 (1, 10)					F8	L5		F8		4	0	0	0	0	0	0					
Charlie Moore, R OBP: 0.280, SLG: 0.364 (1, 2)					K	F3				4	0	1	0	0	1	0					
Willie Upshaw, L OBP: 0.333, SLG: 0.438 (1, 3)					F8					4	0	1	0	0	1	0					
Manuel Lee, S OBP: 0.306, SLG: 0.333 Rance Mulliniks, L OBP: 0.329, SLG: 0.352 (7, PH) (8, 5)					K			G4-6-3 1B		2	1	1	0	0	1	0					
Inning Stats	R: 0 E: 0 K: 0 S: 3	H: 1 LOB: 1 BB: 1 P: 7	R: 0 E: 0 K: 2 S: 7	H: 0 LOB: 0 BB: 0 P: 7	R: 0 E: 0 K: 1 S: 5	H: 0 LOB: 0 BB: 0 P: 5	R: 0 E: 0 K: 1 S: 5	H: 0 LOB: 0 BB: 0 P: 5	R: 1 E: 0 K: 0 S: 9	H: 3 LOB: 1 BB: 1 P: 13	R: 1 E: 0 K: 0 S: 5	H: 1 LOB: 1 BB: 1 P: 10	R: 1 E: 0 K: 1 S: 6	H: 1 LOB: 1 BB: 1 P: 10	R: 0 E: 0 K: 0 S: 3	H: 0 LOB: 0 BB: 0 P: 3		1B: 5 2B: 1 3B: 0 HR: 1	SF: 0 SAC: 0 DP: 2 HBP: 0	WP: 0 PB: 0 SB: 1 CS: 0	PA: 35
PITCHER	IP	WLS	BF	H	R	ER	SO	BB	IBB	HBP	BLK	WP	HR	S	P	ERA	WHIP				
Juan Nieves, L ERA: 4.5 (1, 1)	6.1	W	26	6	2	2	7	2	0	0	0	0	0	7	11	5.40	1.263				
Chris Bosio, R ERA: 4.99 (7, 1)	1.2		6	1	1	1	1	1	0	0	0	0	0	7	11	5.40	1.200				
Dan Plesac, L ERA: 1.57 (9, 1)	1.0	S	3	0	0	0	0	0	0	0	0	0	0	3	3	0.00	0.000				

Batter	1	2	3	4	5	6	7	8	9	AB	R	H	RBI	BB	SO	LOB	TOP																	
Paul Molitor, R OBP: 0.406, SLG: 0.532 (1, 5)										4	3	3	0	1	1	1	Milwaukee Brewers @ Toronto Blue Jays Exhibition Stadium, Toronto, ON Fri Jun 19 1987, 7:05 PM EDT Att: 31,230 - Unknown																	
Robin Yount, R OBP: 0.365, SLG: 0.454 (1, 8)										5	1	2	3	0	0	1																		
Cecil Cooper, L OBP: 0.270, SLG: 0.372 (1, 10)										4	0	0	0	1	0	2																		
Rob Deer, R OBP: 0.378, SLG: 0.568 (1, 7)										4	1	1	2	1	2	3																		
Jim Paciorek, R OBP: 0.356, SLG: 0.387 (1, 3)										4	0	1	0	0	0	2																		
Glenn Briggs, R OBP: 0.335, SLG: 0.407 (1, 9)										3	0	0	0	1	2	1																		
Bill Schroeder, R OBP: 0.361, SLG: 0.522 (1, 2)										4	1	3	1	0	0	1																		
Juan Castillo, S OBP: 0.371, SLG: 0.439 (8, PH)										2	0	0	0	1	0	1																		
Jim Gantner, L OBP: 0.333, SLG: 0.385 (8, 4)										1	0	0	0	0	1	2																		
Dale Sveum, S OBP: 0.276, SLG: 0.377 (1, 6)										4	0	0	0	0	0	1																		
Inning Stats	R: 3 E: 1 K: 1 S: 8	H: 3 LOB: 0 BB: 0 P: 8	R: 0 E: 0 K: 0 S: 3	H: 1 LOB: 0 BB: 0 P: 3	R: 1 E: 0 K: 1 S: 7	H: 2 LOB: 1 BB: 0 P: 7	R: 1 E: 0 K: 2 S: 8	H: 1 LOB: 1 BB: 1 P: 12	R: 0 E: 0 K: 0 S: 3	H: 0 LOB: 0 BB: 1 P: 7	R: 0 E: 0 K: 0 S: 2	H: 0 LOB: 0 BB: 1 P: 6	R: 1 E: 0 K: 0 S: 3	H: 0 LOB: 0 BB: 1 P: 7	R: 0 E: 0 K: 2 S: 9	H: 2 LOB: 2 BB: 0 P: 9	R: 0 E: 0 K: 0 S: 4	H: 1 LOB: 2 BB: 1 P: 8	1B: 6 2B: 2 3B: 0 HR: 2	SF: 0 SAC: 0 DP: 2 HBP: 0	WP: 0 PB: 0 SB: 1 CS: 0	PA: 40												
PITCHER	IP WLS BF H R ER SO BB IBB HBP BLK WP HR S P ERA WHIP	IP WLS BF H R ER SO BB IBB HBP BLK WP HR S P ERA WHIP																																
John Cerutti, L ERA: 4.05 (1, 1)	2.0	11	6	4	4	1	0	0	0	0	0	0	0	1	13	13	18.00	3.000																
Jose Antonio Nunez, R ERA: 3.33 (3, 1)	2.2	11	1	1	1	3	2	0	0	0	0	0	1	15	23	3.38	1.125																	
Jeff Musselman, L ERA: 2.64 (5, 1)	2.1	W	8	0	1	1	0	2	0	0	1	0	0	6	14	3.86	0.857																	
Tom Henke, R ERA: 1.0 (8, 1)	1.0	5	2	0	0	2	0	0	0	0	0	0	0	9	9	0.00	2.000																	
Mark Eichhorn, R ERA: 2.93 (9, 1)	1.0	5	1	0	0	0	1	0	0	0	0	0	0	4	8	0.00	2.000																	

Batter	1	2	3	4	5	6	7	8	9	AB	R	H	RBI	BB	SO	LOB	BOTTOM																
Tony Fernandez, S OBP: 0.390, SLG: 0.465 (1, 6)										4	1	2	2	1	0	1	Milwaukee Brewers @ Toronto Blue Jays Exhibition Stadium, Toronto, ON Fri Jun 19 1987, 7:05 PM EDT Att: 31,230 - Unknown																
Garth Iorg, R OBP: 0.227, SLG: 0.181 (9, 4)										0	0	0	0	0	0	0																	
Lloyd Moseby, L OBP: 0.305, SLG: 0.411 (1, 8)										4	3	2	2	1	0	1																	
Rick Leach, L OBP: 0.406, SLG: 0.423 (9, 9)										0	0	0	0	0	0	0																	
Jesse Barfield, R OBP: 0.381, SLG: 0.581 (1, 9)										5	3	3	2	0	0	2																	
George Bell, R OBP: 0.326, SLG: 0.636 (1, 7)										5	0	0	0	0	1	5																	
Cecil Fielder, R OBP: 0.415, SLG: 0.676 (1, 10)										4	3	3	2	1	0	0																	
Kelly Gruber, R OBP: 0.346, SLG: 0.493 (1, 5)										3	2	2	3	1	0	0																	
Charlie Moore, R OBP: 0.286, SLG: 0.360 (1, 2)										3	0	1	0	0	0	3																	
Ernie Whitt, L OBP: 0.337, SLG: 0.436 (7, PH)										1	1	0	1	1	0	0																	
Willie Upshaw, L OBP: 0.332, SLG: 0.432 (1, 3)										3	1	0	2	1	1	2																	
Manuel Lee, S OBP: 0.325, SLG: 0.333 (1, 4)										3	1	1	1	1	0	1																	
Inning Stats	R: 0 E: 0 K: 0 S: 3	H: 0 LOB: 0 BB: 0 P: 3	R: 0 E: 0 K: 0 S: 4	H: 2 LOB: 1 BB: 0 P: 4	R: 0 E: 0 K: 0 S: 3	H: 1 LOB: 1 BB: 0 P: 3	R: 3 E: 0 K: 1 S: 9	H: 4 LOB: 1 BB: 0 P: 9	R: 0 E: 0 K: 0 S: 2	H: 0 LOB: 0 BB: 1 P: 6	R: 3 E: 0 K: 1 S: 8	H: 3 LOB: 1 BB: 0 P: 9	R: 9 E: 0 K: 0 S: 7	H: 4 LOB: 1 BB: 6 P: 31	R: 0 E: 0 K: 0 S: 3	H: 0 LOB: 0 BB: 0 P: 3	1B: 6 2B: 5 3B: 1 HR: 2	SF: 0 SAC: 0 DP: 2 HBP: 1	WP: 1 PB: 0 SB: 0 CS: 0	PA: 43													
PITCHER	IP WLS BF H R ER SO BB IBB HBP BLK WP HR S P ERA WHIP	IP WLS BF H R ER SO BB IBB HBP BLK WP HR S P ERA WHIP																															
Teddy Higuera, L ERA: 5.16 (1, 1)	6.0	L	6	0	4	4	0	4	0	0	0	0	0	2	18	54.00	6.000																
Mark Clear, R ERA: 4.59 (7, 1)	0.0	1	0	0	0	0	1	0	0	0	0	0	0	4	∞	∞																	
Chris Bosio, R ERA: 5.17 (7, 1)	1.1	9	4	5	5	0	1	0	0	0	0	0	0	8	12	33.75	3.750																

AB	35
R	6
H	10
RBI	6
BB	5
SO	6
LOB	15



Batter	1	2	3	4	5	6	7	8	9	AB	R	H	RBI	BB	SO	LOB	TOP			
Mike Felder, S (1, 8) OBP: 0.269, SLG: 0.353	0-0 SH3 2B		0-0 F4			0-0 SH1-4	0-0 F7			3	1	1	0	0	0	1				
Robin Yount, R (1, 10) OBP: 0.359, SLG: 0.446	0-0 4-3		0-0 6-3			0-0 FC6-4 BB		0-3 K		4	0	0	0	0	1	2				
Paul Molitor, R (1, 5) OBP: 0.405, SLG: 0.525	0-0 SH3			0-0 4-3		4-0 1-2 BB		0-0 F4		2	0	0	1	1	0	0				
Rob Deer, R (1, 7) OBP: 0.371, SLG: 0.556	0-3 K			0-0 4-3		0-0 F8		0-0 F4		4	0	0	0	0	1	2				
Jim Pacionek, R (1, 3) OBP: 0.338, SLG: 0.364		0-0 G3		0-0 6-3				0-0 E5 1B		0-3 K										
Glenn Briggs, R (1, 9) OBP: 0.333, SLG: 0.400		0-0 4-3						0-0 E5 1B SF7		0-3 K										
Rick Manning, L (9, 9) OBP: 0.377, SLG: 0.400																				
Bill Schroeder, R (1, 2) OBP: 0.366, SLG: 0.516		4-0 FC6-4 BB				0-0 1-3		0-0 1-3 2-H 1B		0-0 1-3										
Jim Gantner, L (1, 4) OBP: 0.329, SLG: 0.381		0-0 FC6-4				0-0 1-3		0-0 SF7												
Dale Sveum, S (1, 6) OBP: 0.277, SLG: 0.377			0-0 6-3					0-0 FC6-4 SH1-4 1B		0-0 6-3										
Inning Stats	R: 1 E: 0 K: 1 S: 6	H: 1 LOB: 0 BB: 0 P: 6	R: 0 E: 0 K: 0 S: 3	H: 0 LOB: 1 BB: 1 P: 7	R: 0 E: 0 K: 0 S: 3	H: 0 LOB: 0 BB: 0 P: 3	R: 0 E: 0 K: 0 S: 3	H: 0 LOB: 0 BB: 0 P: 3	R: 0 E: 0 K: 0 S: 4	H: 1 LOB: 2 BB: 1 P: 8	R: 2 E: 2 K: 0 S: 6	H: 1 LOB: 0 BB: 0 P: 6	R: 0 E: 0 K: 1 S: 5	H: 0 LOB: 0 BB: 0 P: 5	R: 0 E: 0 K: 2 S: 7	H: 0 LOB: 0 BB: 0 P: 7	1B: 2 2B: 1 3B: 0 HR: 0	SF: 1 SAC: 2 DP: 0 HBP: 0	WP: 0 PB: 0 CS: 0	PA: 34
PITCHER Jimmy Key, L (1, 1) ERA: 2.9	IP: 9.0 WLS: L BF: 34 H: 3 R: 3 ER: 1 SO: 4 BB: 2 IBB: 0 HBP: 0 BLK: 0 WP: 0 HR: 0 S: 40 P: 48 ERA: 1.00 WHIP: 0.556																			

Milwaukee Brewers @ Toronto Blue Jays
Exhibition Stadium, Toronto, ON
Sat Jun 20 1987, 3:33 AM EDT
Att: 38,465 - Unknown

AB 29
R 3
H 3
RBI 3
BB 2
SO 4
LOB 8



Batter	1	2	3	4	5	6	7	8	9	AB	R	H	RBI	BB	SO	LOB	BOTTOM					
Tony Fernandez, S (1, 6) OBP: 0.387, SLG: 0.460	0-0 G3		0-0 HR 1B	0-0 F6			0-0 6-3		0-0 G4-6-3	5	1	1	0	0	0	5						
Lloyd Moseby, L (1, 8) OBP: 0.308, SLG: 0.422	4-0 4-3 BB		0-0 1-H HR	0-0 3-1			0-3 K			3	1	1	2	1	1	3						
Jesse Barfield, R (1, 9) OBP: 0.375, SLG: 0.571	0-0 4-3 1-2		0-0 6-3		0-0 6-3		0-0 F7			4	0	0	0	0	0	1						
George Bell, R (1, 7) OBP: 0.325, SLG: 0.630	0-0 F6		0-0 1B		0-0 6-3			0-0 P3		4	0	1	0	0	0	1						
Ernie Whitt, L (1, 2) OBP: 0.335, SLG: 0.429		0-0 F7	0-0 F7		0-0 6-3			4-0 G1-6-3 BB		3	0	0	0	1	0	1						
Charlie Moore, R (8, PR) OBP: 0.286, SLG: 0.360										0	0	0	0	0	0	0						
Willie Upshaw, L (1, 3) OBP: 0.332, SLG: 0.431		0-0 4-3				0-0 5-3		0-0 G1-6-3		3	0	1	0	0	0	0						
Garth Iorg, R (8, PH) OBP: 0.225, SLG: 0.179								1-2 1B		1	0	0	0	0	0	1						
Rick Leach, L (9, 3) OBP: 0.406, SLG: 0.423								1-2 1B		0	0	0	0	0	0	0						
Kelly Gruber, R (1, 5) OBP: 0.350, SLG: 0.493		0-0 1B				0-0 F8			0-3 K	4	0	2	0	0	1	0						
Fred McGriff, L (1, 10) OBP: 0.370, SLG: 0.396		0-0 F7						4-0 1B		2	0	1	0	1	0	1						
Cecil Fielder, R (9, PH) OBP: 0.422, SLG: 0.676								1B		0	0	0	0	1	0	0						
Dave Stieb, R (9, PR)								BB		0	0	0	0	0	0	0						
Manuel Lee, S (1, 4) OBP: 0.318, SLG: 0.325			0-0 4-3		0-3 K		0-0 F8		1-3 1B	4	0	1	0	0	1	4						
Inning Stats	R: 0 E: 0 K: 0 S: 3	H: 0 LOB: 1 BB: 1 P: 7	R: 0 E: 0 K: 0 S: 4	H: 1 LOB: 1 BB: 0 P: 4	R: 2 E: 1 K: 0 S: 6	H: 3 LOB: 1 BB: 0 P: 6	R: 0 E: 0 K: 1 S: 7	H: 2 LOB: 3 BB: 1 P: 11	R: 0 E: 0 K: 0 S: 3	H: 0 LOB: 0 BB: 0 P: 3	R: 0 E: 0 K: 0 S: 4	H: 1 LOB: 1 BB: 0 P: 4	R: 0 E: 0 K: 1 S: 5	H: 0 LOB: 0 BB: 0 P: 5	R: 0 E: 0 K: 0 S: 2	H: 0 LOB: 1 BB: 1 P: 6	R: 0 E: 0 K: 1 S: 5	H: 1 LOB: 2 BB: 1 P: 9	1B: 7 2B: 0 3B: 0 HR: 1	SF: 0 SAC: 0 DP: 2 HBP: 0	WP: 0 PB: 0 CS: 0	PA: 37
PITCHER Bill Wegman, R (1, 1) ERA: 4.21 Dan Plesac, L (8, 1) ERA: 1.5	IP: 7.1 WLS: W BF: 32 H: 7 R: 2 ER: 2 SO: 2 BB: 3 IBB: 0 HBP: 0 BLK: 0 WP: 0 HR: 1 S: 33 P: 45 ERA: 2.46 WHIP: 1.364																					

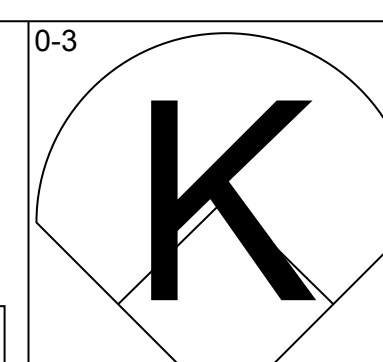
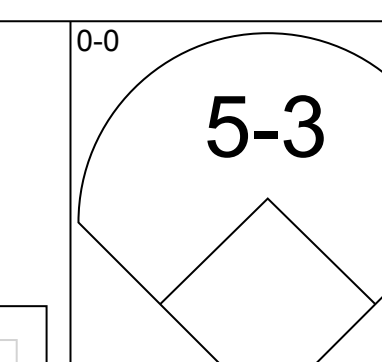
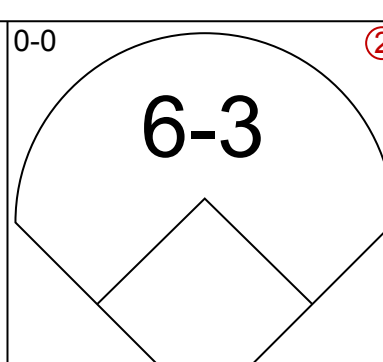
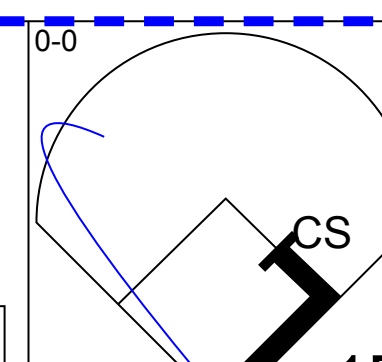
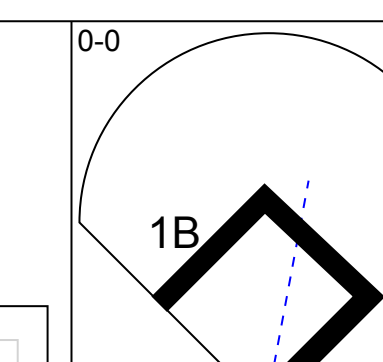
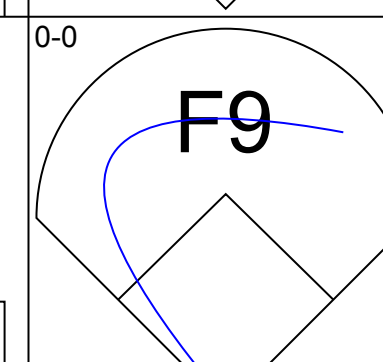
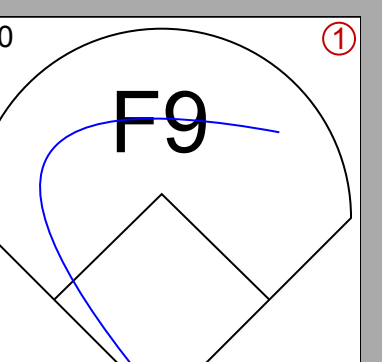
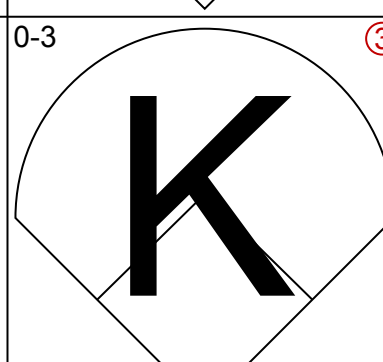
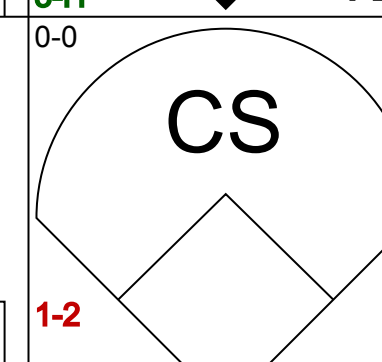
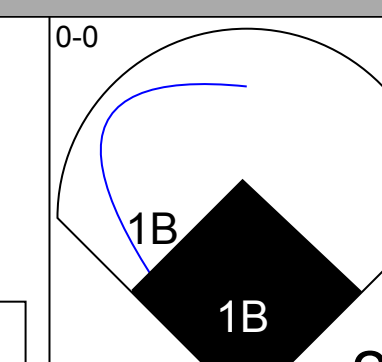
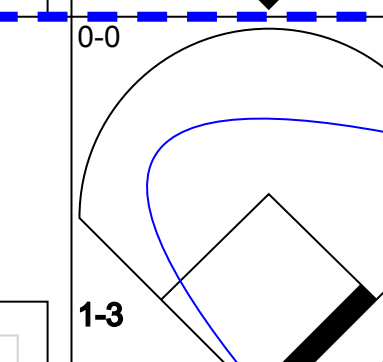
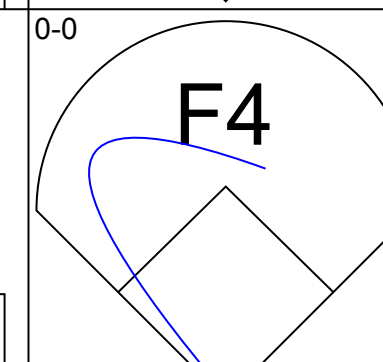
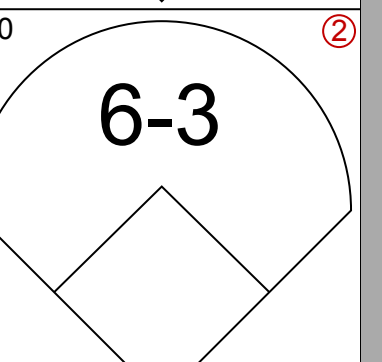
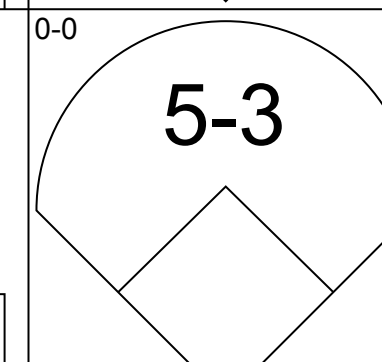
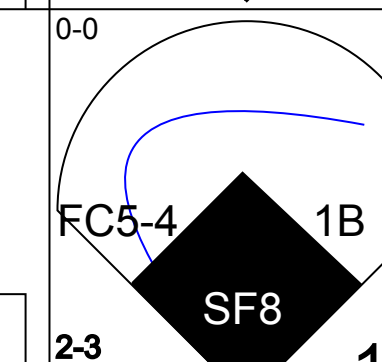
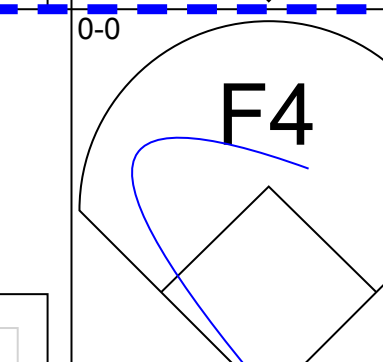
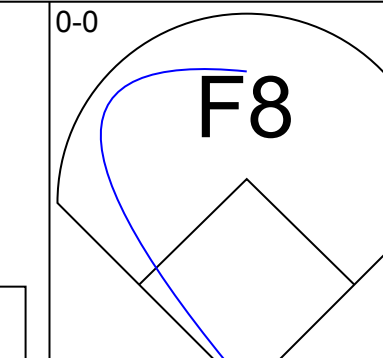
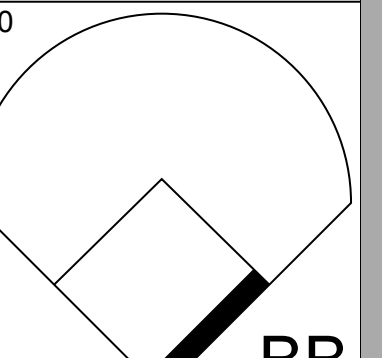
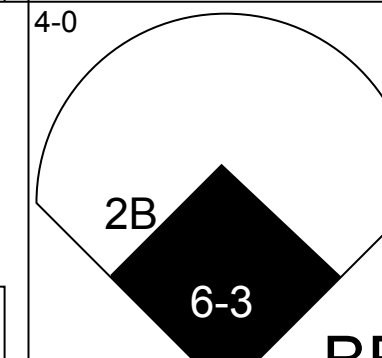
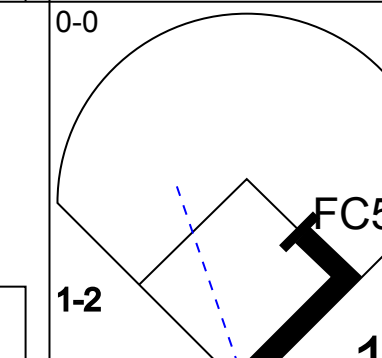
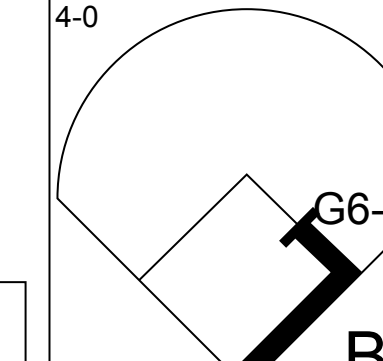
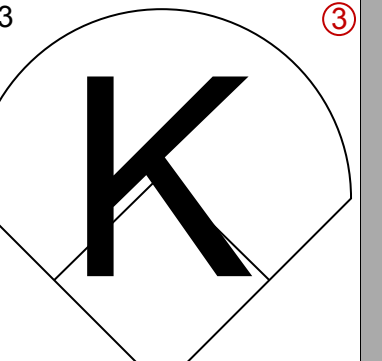
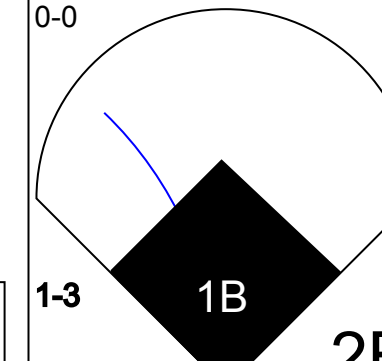
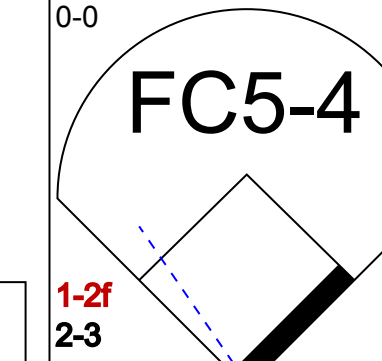
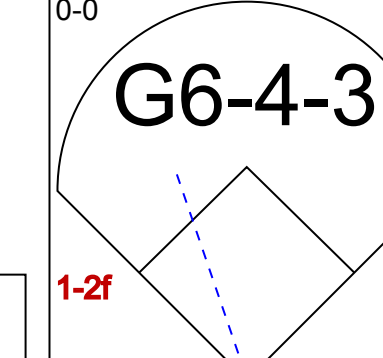
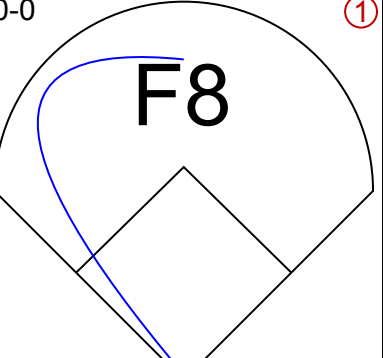
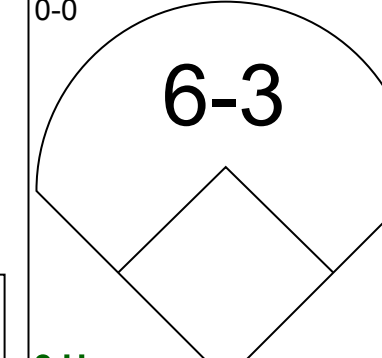
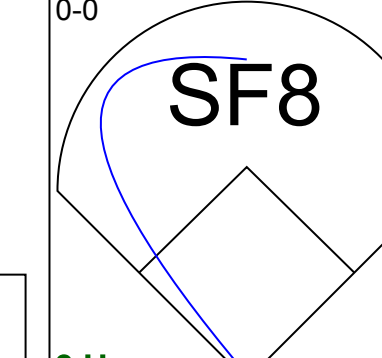
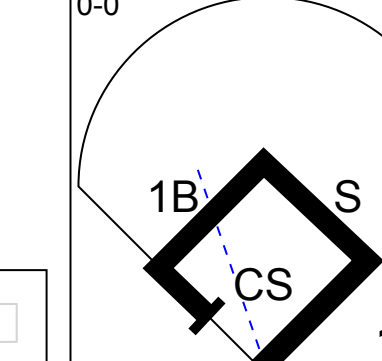

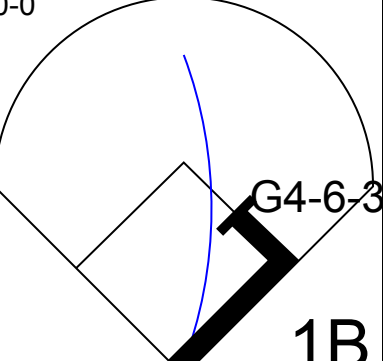

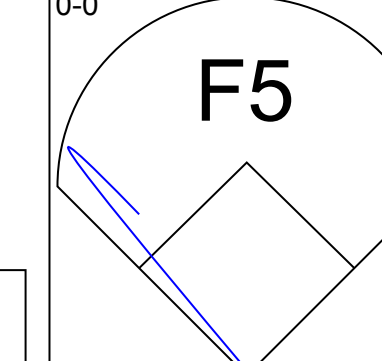
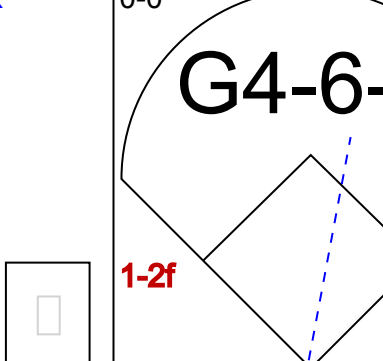
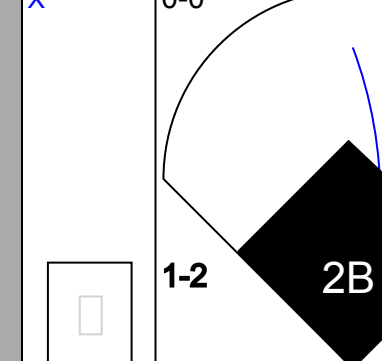
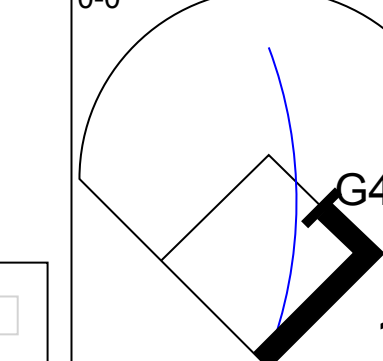
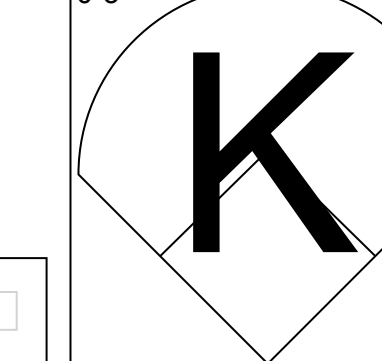

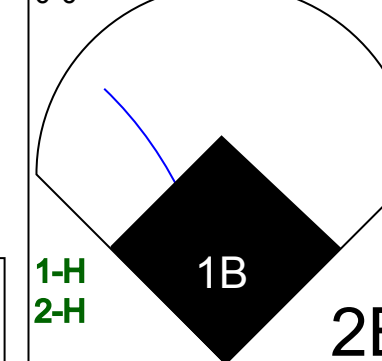
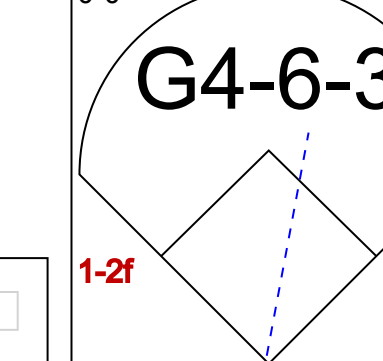
Milwaukee Brewers @ Toronto Blue Jays
Exhibition Stadium, Toronto, ON
Sat Jun 20 1987, 3:33 AM EDT
Att: 38,465 - Unknown

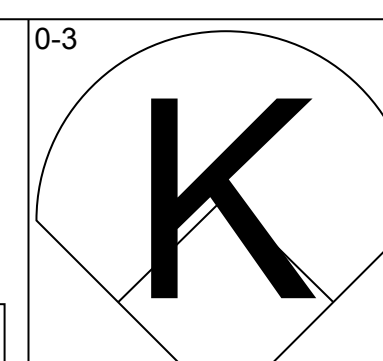
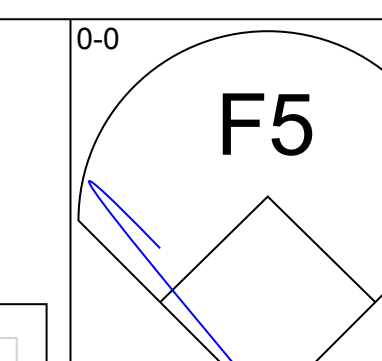
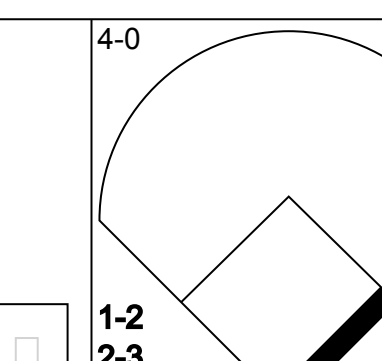
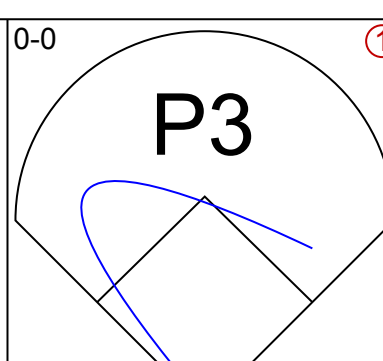
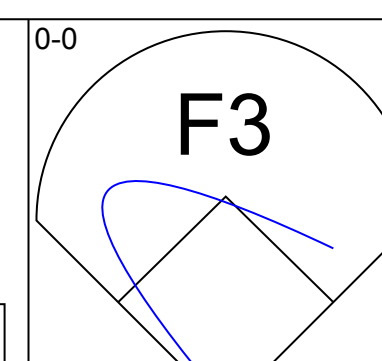
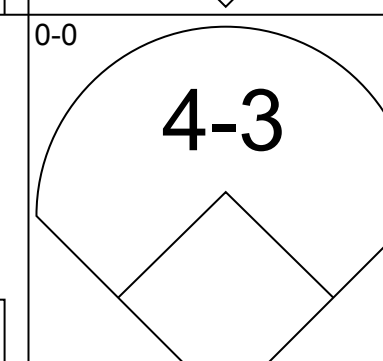
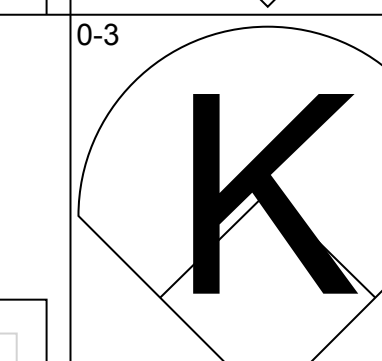
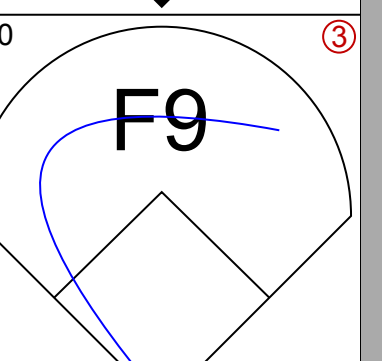
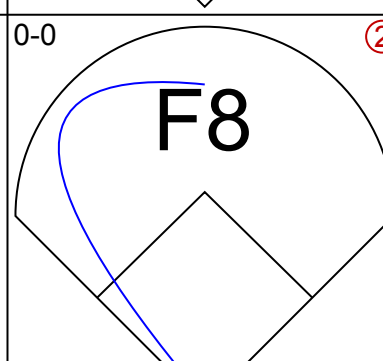
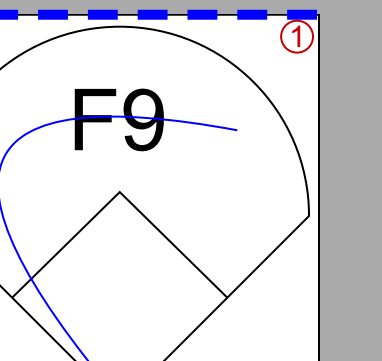
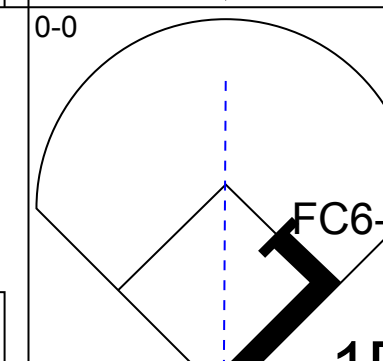
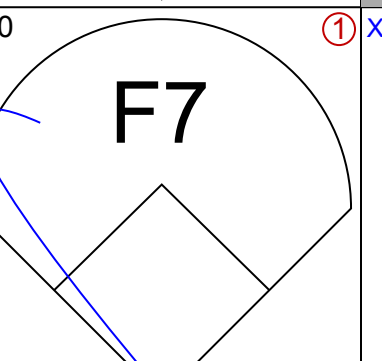
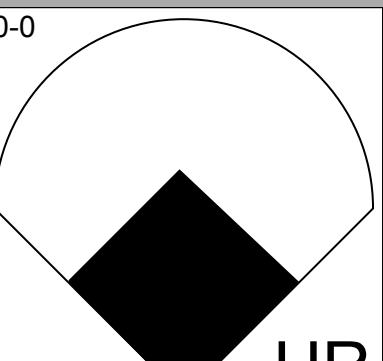
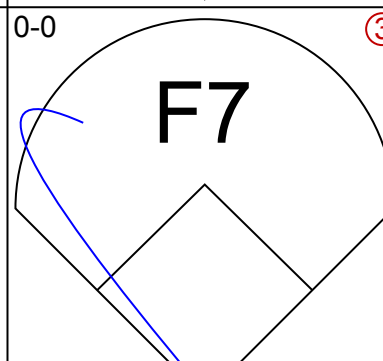
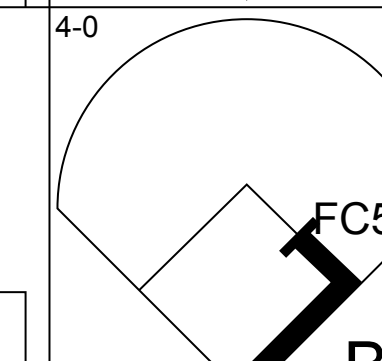
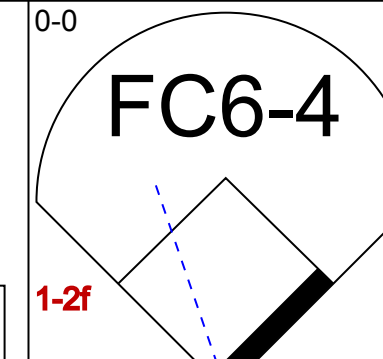
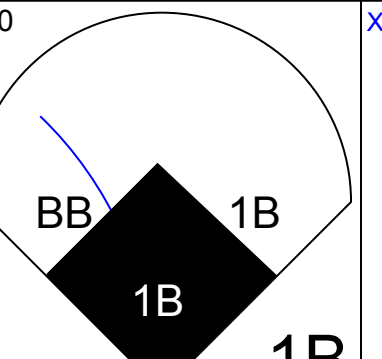
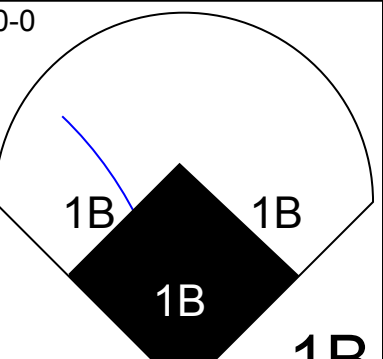

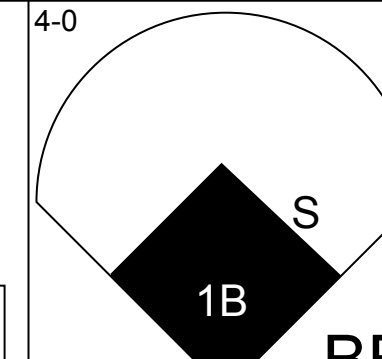
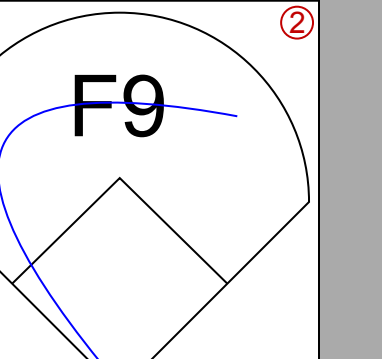
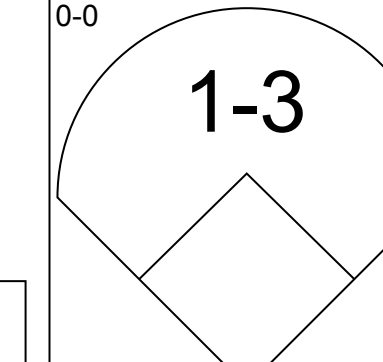
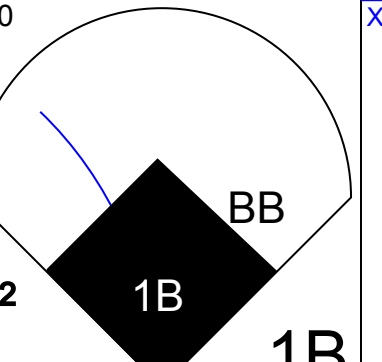
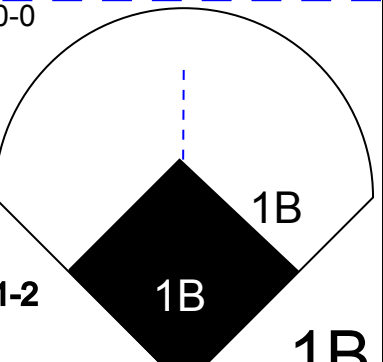

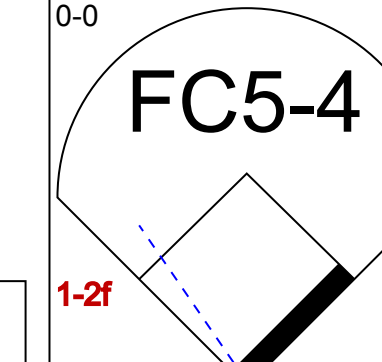
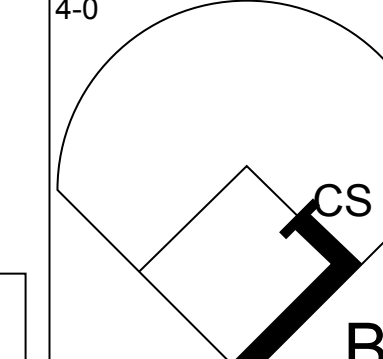
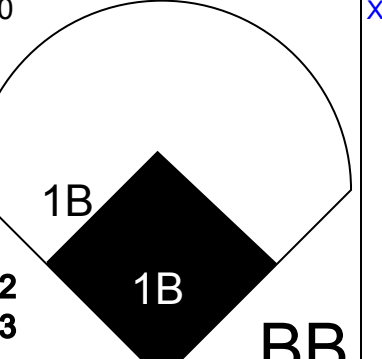
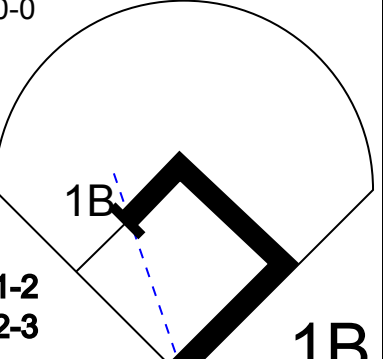

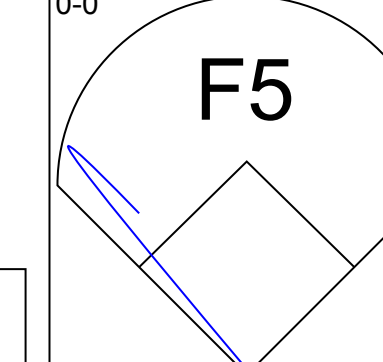
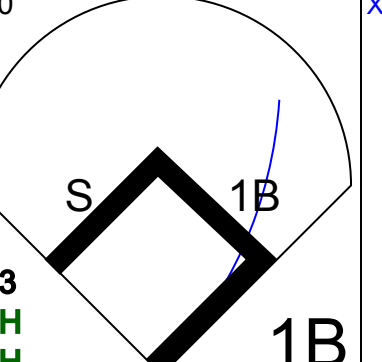
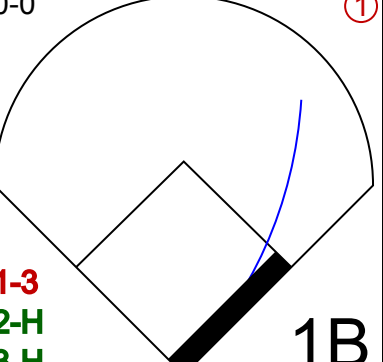

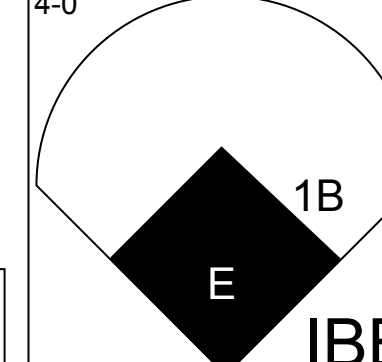
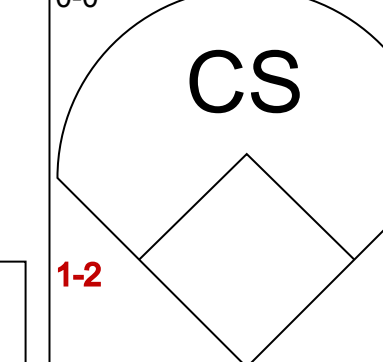
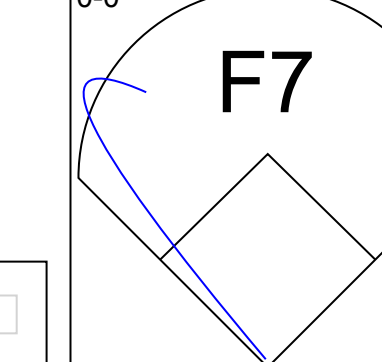
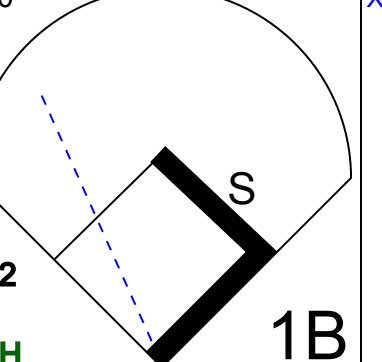
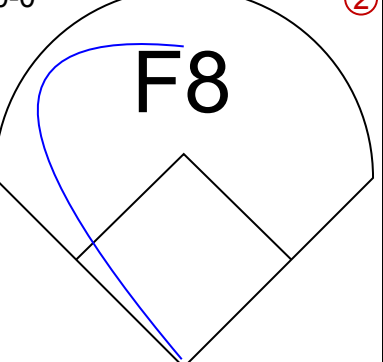

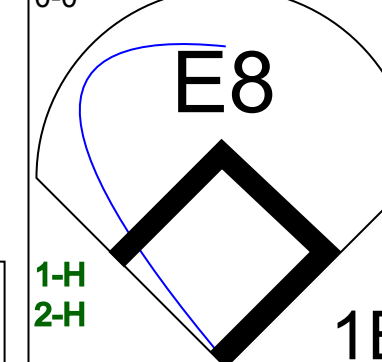
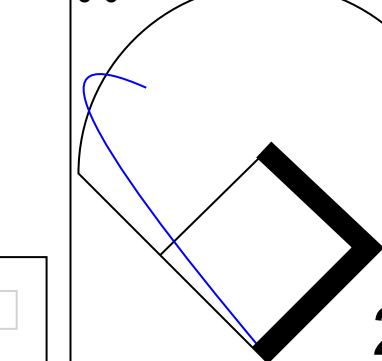
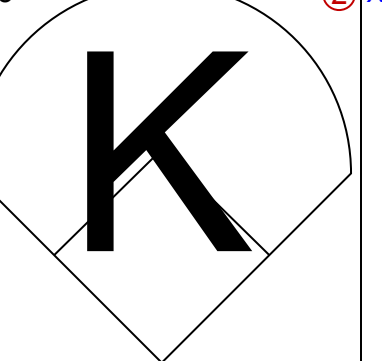
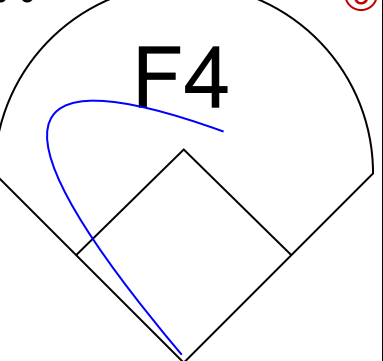
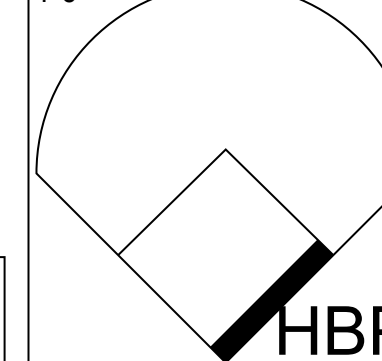
AB 33
R 2
H 8
RBI 2
BB 4
SO 3
LOB 17



Batter	1	2	3	4	5	6	7	8	9	AB	R	H	RBI	BB	SO	LOB	TOP				
Paul Moltzer, R OBP: 0.404, SLG: 0.513 (1, 5)										4	0	1	0	1	1	1	Milwaukee Brewers @ Boston Red Sox Fenway Park, Boston, MA Tue Jun 23 1987, 7:05 PM EDT Att: 31,104 - Unknown AB 32 R 5 H 7 RBI 5 BB 7 SO 7 LOB 15 				
Robin Yount, R OBP: 0.367, SLG: 0.460 (1, 8)										2	2	0	0	3	1						
Cecil Cooper, L OBP: 0.269, SLG: 0.366 (1, 10)										4	2	1	1	1	1	2					
Rob Deer, R OBP: 0.369, SLG: 0.560 (1, 9)											5	1	2	2	0	2					
B.J. Surhoff, L OBP: 0.318, SLG: 0.417 (1, 2)										4	0	1	1	0	1	1					
Billy Jo Robidoux, L OBP: 0.289, SLG: 0.194 (5, PH)										1	0	0	0	1	0	2					
Jim Paciorek, R OBP: 0.346, SLG: 0.362 (5, 3)										2	0	1	0	0	1	2					
Mike Felder, S OBP: 0.250, SLG: 0.328 (1, 7)										3	0	0	1	0	0	2					
Jim Gantner, L OBP: 0.322, SLG: 0.371 (1, 4)										4	0	1	0	0	0	2					
Dale Sveum, S OBP: 0.269, SLG: 0.361 (1, 6)										3	0	0	0	1	0	1					
Inning Stats	R: 0 E: 0 K: 2 S: 7	H: 1 LOB: 1 BB: 1 P: 11	R: 0 E: 0 K: 1 S: 5	H: 0 LOB: 1 BB: 1 P: 9	R: 2 E: 0 K: 0 S: 6	H: 3 LOB: 2 BB: 1 P: 10	R: 0 E: 0 K: 1 S: 5	H: 0 LOB: 1 BB: 1 P: 9	R: 3 E: 0 K: 1 S: 7	H: 1 LOB: 1 BB: 1 P: 15	R: 0 E: 0 K: 1 S: 6	H: 1 LOB: 1 BB: 0 P: 6	R: 0 E: 0 K: 0 S: 3	H: 1 LOB: 0 BB: 0 P: 3	R: 0 E: 0 K: 0 S: 3	H: 0 LOB: 0 BB: 0 P: 3	1B: 5 2B: 2 3B: 0 HR: 0	SF: 1 SAC: 0 DP: 1 HBP: 0	WP: 0 PB: 1 SB: 0 CS: 1	PA: 40	
PITCHER	IP WLS BF H R ER SO BB IBB HBP BLK WP HR S P ERA WHIP	IP WLS BF H R ER SO BB IBB HBP BLK WP HR S P ERA WHIP	IP WLS BF H R ER SO BB IBB HBP BLK WP HR S P ERA WHIP	IP WLS BF H R ER SO BB IBB HBP BLK WP HR S P ERA WHIP	IP WLS BF H R ER SO BB IBB HBP BLK WP HR S P ERA WHIP	IP WLS BF H R ER SO BB IBB HBP BLK WP HR S P ERA WHIP	IP WLS BF H R ER SO BB IBB HBP BLK WP HR S P ERA WHIP	IP WLS BF H R ER SO BB IBB HBP BLK WP HR S P ERA WHIP	IP WLS BF H R ER SO BB IBB HBP BLK WP HR S P ERA WHIP	IP WLS BF H R ER SO BB IBB HBP BLK WP HR S P ERA WHIP	IP WLS BF H R ER SO BB IBB HBP BLK WP HR S P ERA WHIP	IP WLS BF H R ER SO BB IBB HBP BLK WP HR S P ERA WHIP	IP WLS BF H R ER SO BB IBB HBP BLK WP HR S P ERA WHIP	IP WLS BF H R ER SO BB IBB HBP BLK WP HR S P ERA WHIP	IP WLS BF H R ER SO BB IBB HBP BLK WP HR S P ERA WHIP	IP WLS BF H R ER SO BB IBB HBP BLK WP HR S P ERA WHIP	IP WLS BF H R ER SO BB IBB HBP BLK WP HR S P ERA WHIP	IP WLS BF H R ER SO BB IBB HBP BLK WP HR S P ERA WHIP	IP WLS BF H R ER SO BB IBB HBP BLK WP HR S P ERA WHIP	IP WLS BF H R ER SO BB IBB HBP BLK WP HR S P ERA WHIP	IP WLS BF H R ER SO BB IBB HBP BLK WP HR S P ERA WHIP
Jeff Sellers, R ERA: 7.76 (1, 1)	4.0	22	5	5	4	4	6	0	0	0	0	0	0	24	48	9.00	2.750				
Tom Bolton, L ERA: 3.63 (5, 1)	1.0	4	0	0	0	1	0	0	0	0	0	0	0	6	6	0.00	0.000				
Steve Crawford, R ERA: 6.45 (6, 1)	1.2	W	7	1	0	0	2	1	0	0	0	0	0	10	14	0.00	1.200				
Calvin Schiraldi, R ERA: 4.01 (7, 1)	2.1	S	7	1	0	0	0	0	0	0	0	0	0	7	7	0.00	0.429				

Batter	1	2	3	4	5	6	7	8	9	AB	R	H	RBI	BB	SO	LOB	BOTTOM				
Ellis Burks, R OBP: 0.308, SLG: 0.525 (1, 8)										3	1	2	3	2	0	0	Milwaukee Brewers @ Boston Red Sox Fenway Park, Boston, MA Tue Jun 23 1987, 7:05 PM EDT Att: 31,104 - Unknown AB 36 R 9 H 13 RBI 9 BB 8 SO 6 LOB 27 				
Marty Barrett, R OBP: 0.315, SLG: 0.308 (1, 4)										5	1	1	0	0	0	5					
Wade Boggs, L OBP: 0.371, SLG: 0.589 (1, 5)										3	1	1	1	2	1	3					
Jim Rice, R OBP: 0.348, SLG: 0.366 (1, 7)										5	0	3	2	0	0	3					
Don Baylor, R OBP: 0.357, SLG: 0.447 (1, 10)										4	1	1	1	1	0	3					
Dwight Evans, R OBP: 0.404, SLG: 0.537 (1, 3)										5	1	2	0	0	1	2					
Todd Benzinger, S OBP: 0.556, SLG: 0.333 (1, 9)										3	1	1	0	2	1	3					
Spike Owen, S OBP: 0.325, SLG: 0.331 (1, 6)										4	2	0	0	1	1	6					
Marc Sullivan, R OBP: 0.191, SLG: 0.212 (1, 2)										2	0	0	0	0	2	2					
Mike Greenwell, L OBP: 0.333, SLG: 0.555 (6, PH)										1	1	1	0	0	0	0					
Rich Gedman, L OBP: 0.236, SLG: 0.228 (7, 2)										1	0	1	2	0	0	0					
Inning Stats	R: 0 E: 0 K: 0 S: 4	H: 1 LOB: 2 BB: 1 P: 8	R: 0 E: 0 K: 1 S: 5	H: 0 LOB: 1 BB: 1 P: 9	R: 0 E: 0 K: 1 S: 6	H: 1 LOB: 0 BB: 0 P: 6	R: 0 E: 0 K: 1 S: 5	H: 1 LOB: 0 BB: 0 P: 5	R: 1 E: 0 K: 1 S: 6	H: 1 LOB: 2 BB: 2 P: 14	R: 6 E: 0 K: 1 S: 11	H: 6 LOB: 1 BB: 1 P: 15	R: 2 E: 0 K: 0 S: 5	H: 2 LOB: 2 BB: 2 P: 13	R: 0 E: 0 K: 1 S: 6	H: 1 LOB: 2 BB: 1 P: 10	1B: 7 2B: 4 3B: 0 HR: 2	SF: 0 SAC: 0 DP: 0 HBP: 0	WP: 0 PB: 0 SB: 1 CS: 1	PA: 45	
PITCHER	IP WLS BF H R ER SO BB IBB HBP BLK WP HR S P ERA WHIP	IP WLS BF H R ER SO BB IBB HBP BLK WP HR S P ERA WHIP	IP WLS BF H R ER SO BB IBB HBP BLK WP HR S P ERA WHIP	IP WLS BF H R ER SO BB IBB HBP BLK WP HR S P ERA WHIP	IP WLS BF H R ER SO BB IBB HBP BLK WP HR S P ERA WHIP	IP WLS BF H R ER SO BB IBB HBP BLK WP HR S P ERA WHIP	IP WLS BF H R ER SO BB IBB HBP BLK WP HR S P ERA WHIP	IP WLS BF H R ER SO BB IBB HBP BLK WP HR S P ERA WHIP	IP WLS BF H R ER SO BB IBB HBP BLK WP HR S P ERA WHIP	IP WLS BF H R ER SO BB IBB HBP BLK WP HR S P ERA WHIP	IP WLS BF H R ER SO BB IBB HBP BLK WP HR S P ERA WHIP	IP WLS BF H R ER SO BB IBB HBP BLK WP HR S P ERA WHIP	IP WLS BF H R ER SO BB IBB HBP BLK WP HR S P ERA WHIP	IP WLS BF H R ER SO BB IBB HBP BLK WP HR S P ERA WHIP	IP WLS BF H R ER SO BB IBB HBP BLK WP HR S P ERA WHIP	IP WLS BF H R ER SO BB IBB HBP BLK WP HR S P ERA WHIP	IP WLS BF H R ER SO BB IBB HBP BLK WP HR S P ERA WHIP	IP WLS BF H R ER SO BB IBB HBP BLK WP HR S P ERA WHIP	IP WLS BF H R ER SO BB IBB HBP BLK WP HR S P ERA WHIP	IP WLS BF H R ER SO BB IBB HBP BLK WP HR S P ERA WHIP	IP WLS BF H R ER SO BB IBB HBP BLK WP HR S P ERA WHIP
Juan Nieves, L ERA: 4.55 (6, 1)	0.2	L	6	3	2	2	1	0	1	0	0	0	0	1	7	11	27.00	4.500			
Chris Bosio, R ERA: 5.48 (6, 1)	0.2	7	3	4	2	0	2	0	0	0	1	0	0	5	13	27.00	7.500				
Mark Clear, R ERA: 4.25 (7, 1)	1.2	7	1	0	0	1	1	0	0	0	0	0	0	8	12	0.00	1.200				

Batter	1	2	3	4	5	6	7	8	9	AB	R	H	RBI	BB	SO	LOB	TOP					
Mike Felder, S OBP: 0.262, SLG: 0.333 (1, 7)										5	0	2	1	0	1	2	Milwaukee Brewers @ Boston Red Sox Fenway Park, Boston, MA Wed Jun 24 1987, 7:05 PM EDT Att: 34,376 - Unknown					
Juan Castillo, S OBP: 0.364, SLG: 0.429 B.J. Surhoff, L OBP: 0.327, SLG: 0.432 (8, PH) (8, 5)										3	0	0	0	0	1	0						
Robin Yount, R OBP: 0.365, SLG: 0.455 (1, 8)										5	1	1	0	0	0	2						
Cecil Cooper, L OBP: 0.278, SLG: 0.368 (1, 10)										2	1	1	1	2	0	0						
Rob Deer, R OBP: 0.371, SLG: 0.562 (1, 9)										3	1	1	0	1	1	3						
Jim Pacionek, R OBP: 0.329, SLG: 0.347 (1, 3)										3	0	0	2	0	0	2						
Bill Schroeder, R OBP: 0.361, SLG: 0.525 (1, 2)										4	1	3	1	0	0	1						
Jim Gantner, L OBP: 0.329, SLG: 0.378 (8, 4)										4	1	3	0	0	0	1						
Dale Sveum, S OBP: 0.269, SLG: 0.364 (1, 6)										4	1	1	2	0	2	3						
Inning Stats	R: 0 E: 0 K: 1 S: 5	H: 0 LOB: 0 BB: 0 P: 5	R: 0 E: 0 K: 0 S: 2	H: 0 LOB: 0 BB: 1 P: 6	R: 0 E: 0 K: 1 S: 6	H: 2 LOB: 1 BB: 0 P: 6	R: 0 E: 0 K: 1 S: 5	H: 0 LOB: 1 BB: 1 P: 9	R: 0 E: 0 K: 0 S: 3	H: 1 LOB: 0 BB: 0 P: 3	R: 0 E: 0 K: 2 S: 7	H: 0 LOB: 0 BB: 0 P: 7	R: 5 E: 0 K: 0 S: 7	H: 5 LOB: 0 BB: 1 P: 11	R: 2 E: 0 K: 0 S: 6	H: 3 LOB: 1 BB: 0 P: 6	R: 0 E: 0 K: 0 S: 5	H: 3 LOB: 2 BB: 0 P: 5	1B: 11 2B: 3 3B: 0 HR: 0	SF: 1 SAC: 0 DP: 3 HBP: 0	WP: 0 PB: 0 SB: 1 CS: 2	PA: 40
PITCHER	IP	WLS	BF	H	R	ER	SO	BB	IBB	HBP	BLK	WP	HR	S	P	ERA	WHIP					
Bruce Hurst, L ERA: 3.32 Bob Stanley, R ERA: 5.0 Joe Sambito, L ERA: 3.74 Calvin Schiraldi, R ERA: 3.97	(1, 1) (7, 1) (9, 1) (9, 1)	6.2 2.0 0.0 0.1	W 10 1 S	27 6 1 0	5 2 0 0	5 2 0 0	5 0 0 0	3 0 0 0	0 0 0 0	0 0 0 0	0 0 0 0	0 0 0 0	0 0 0 0	34 10 1 1	46 10 1 1	6.75 9.00 ∞ 0.00	1.500 3.000 ∞ 0.000					

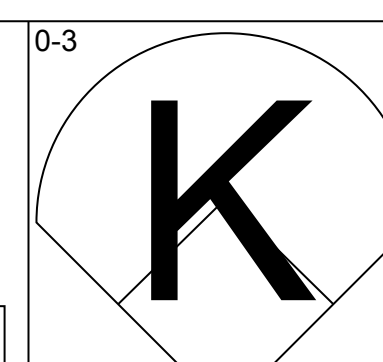
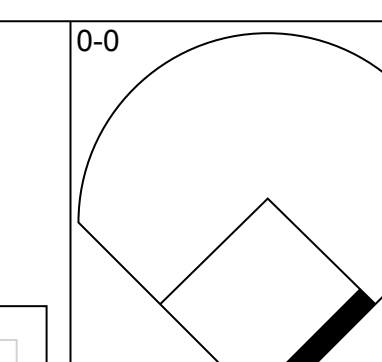
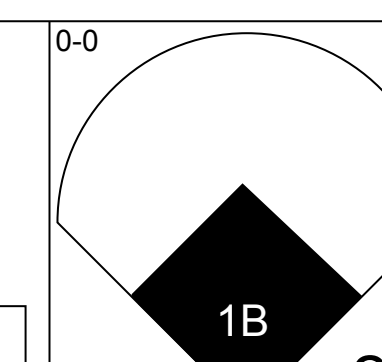
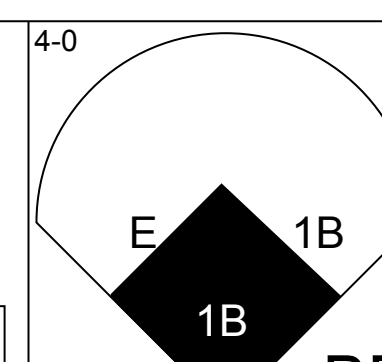
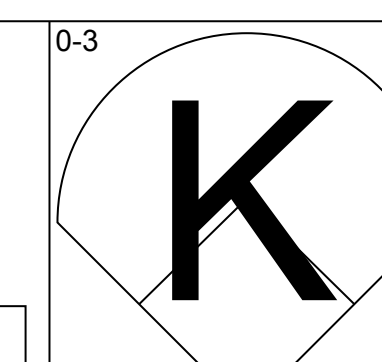
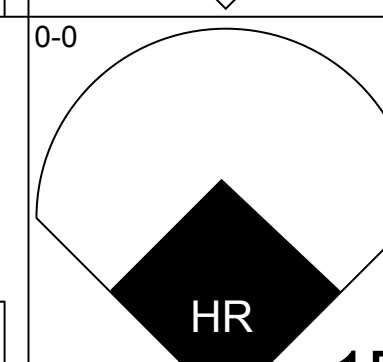
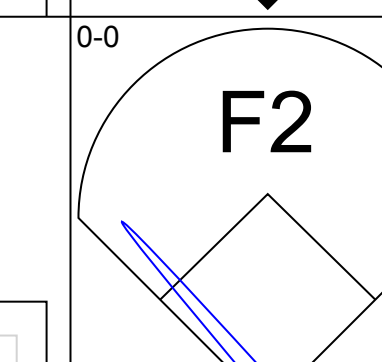
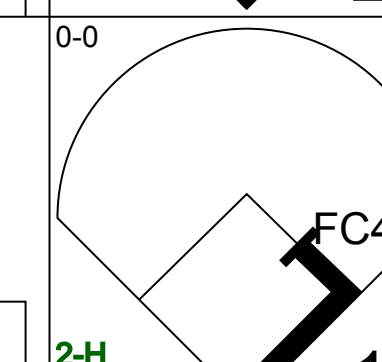
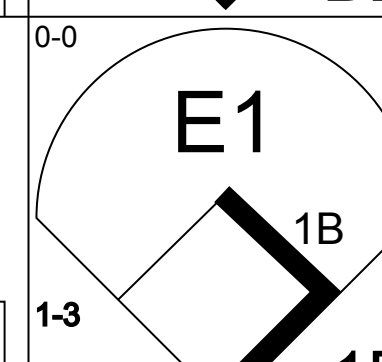

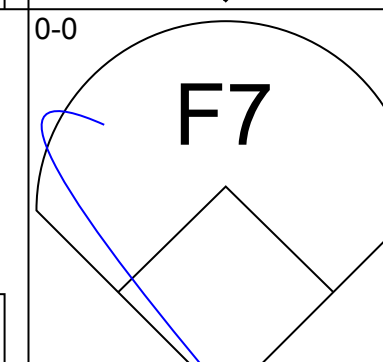
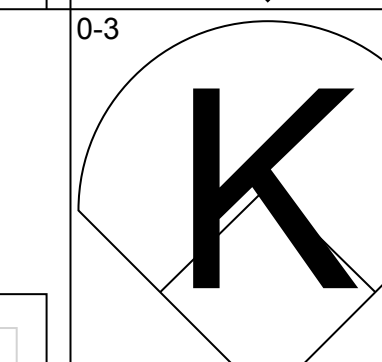
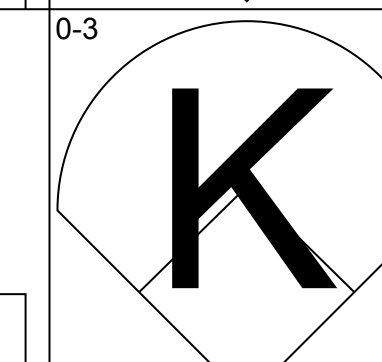
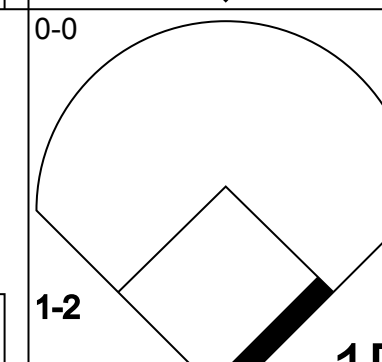

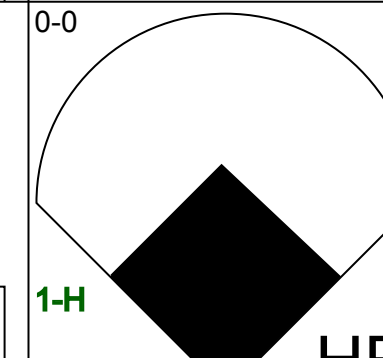
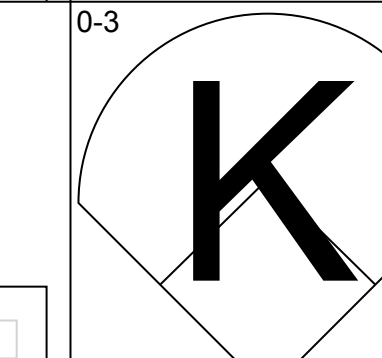
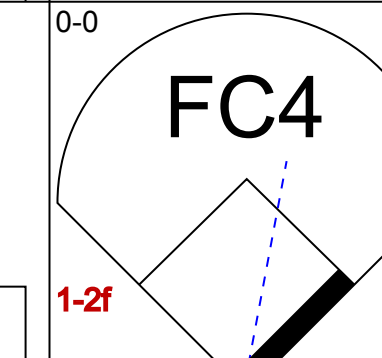
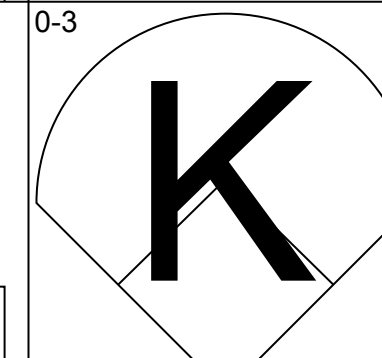

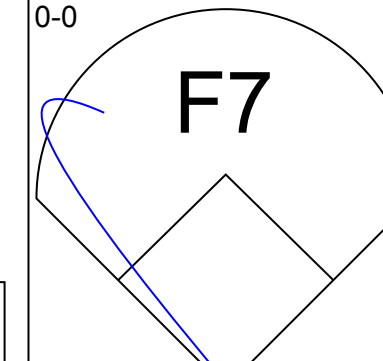
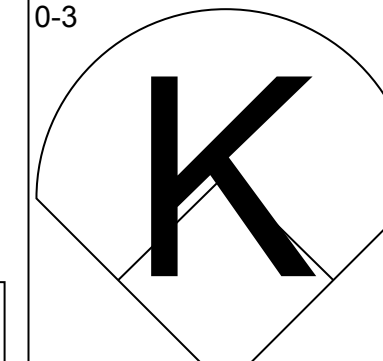
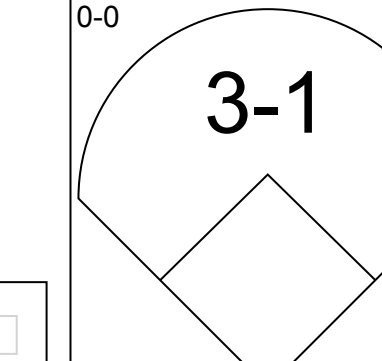
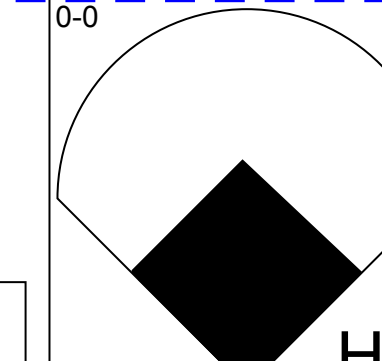
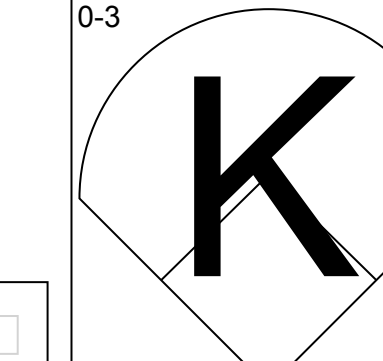
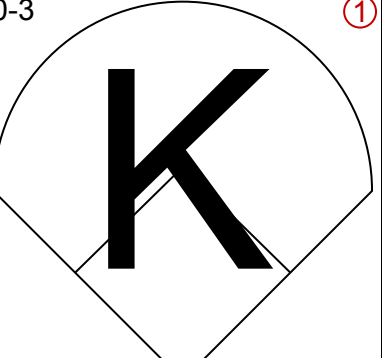
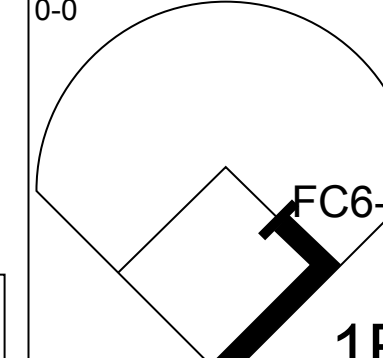
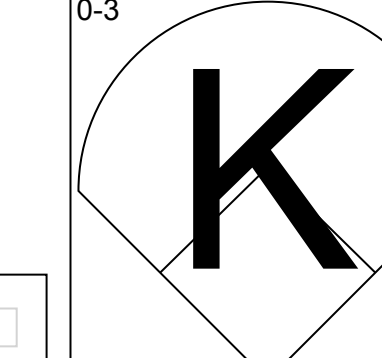
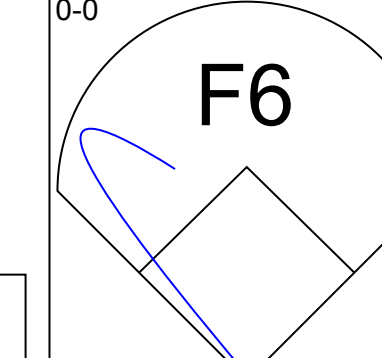
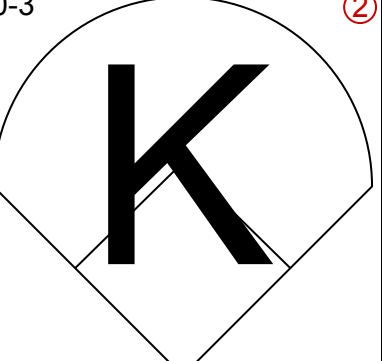
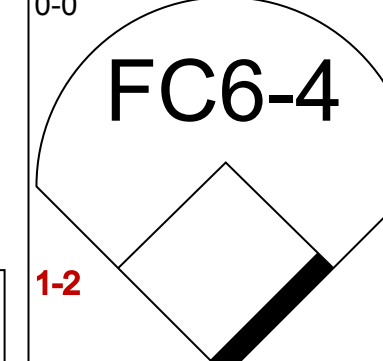
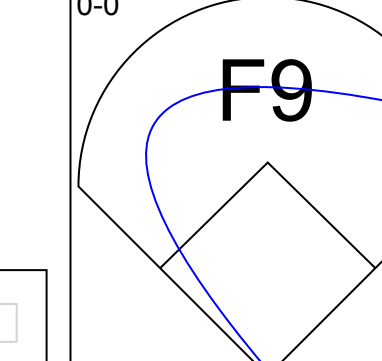
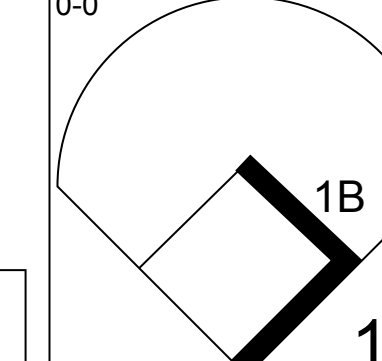
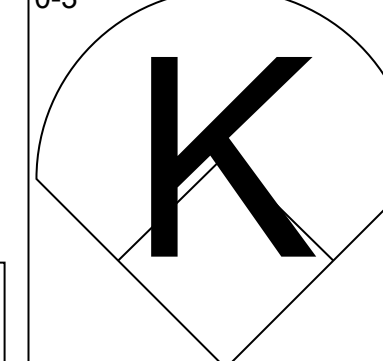
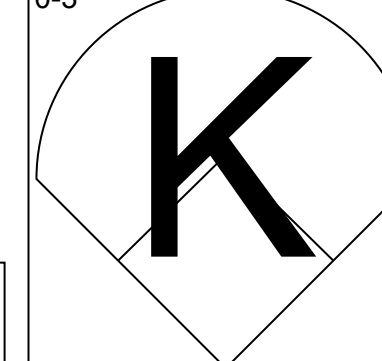
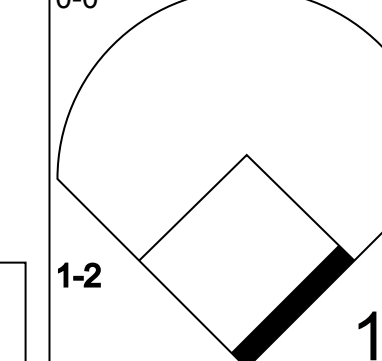
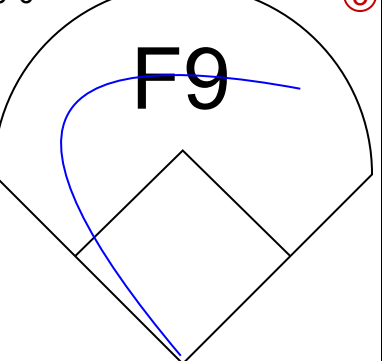
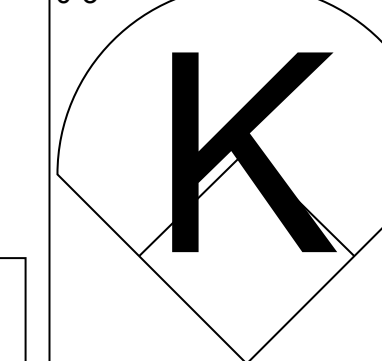
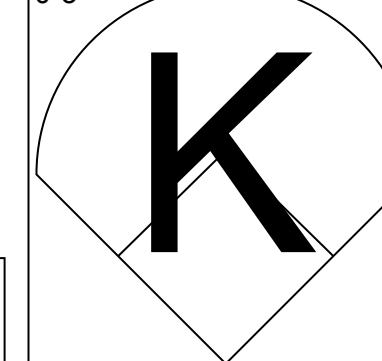
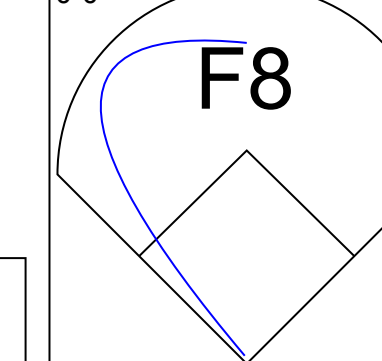
Batter	1	2	3	4	5	6	7	8	9	AB	R	H	RBI	BB	SO	LOB	BOTTOM				
Ellis Burks, R OBP: 0.305, SLG: 0.513 (1, 8)										4	0	0	0	1	1	3	Milwaukee Brewers @ Boston Red Sox Fenway Park, Boston, MA Wed Jun 24 1987, 7:05 PM EDT Att: 34,376 - Unknown				
Marty Barrett, R OBP: 0.308, SLG: 0.301 (1, 4)										5	0	0	0	0	1	4					
Wade Boggs, L OBP: 0.473, SLG: 0.599 (1, 5)										4	1	2	1	1	0	0					
Jim Rice, R OBP: 0.353, SLG: 0.369 (1, 7)										4	3	2	0	1	0	2					
Don Baylor, R OBP: 0.358, SLG: 0.446 (1, 10)										5	2	2	0	0	1	2					
Dwight Evans, R OBP: 0.410, SLG: 0.537 (1, 3)										2	1	1	0	2	1	1					
Todd Benzinger, S OBP: 0.615, SLG: 0.444 (1, 9)										3	1	2	4	1	0	1					
Spike Owen, S OBP: 0.329, SLG: 0.336 Ed Romero, R OBP: 0.366, SLG: 0.311 (1, 6) (8, 6)										4	0	2	2	0	0	1					
Marc Sullivan, R OBP: 0.204, SLG: 0.227 (1, 2)										3	0	1	0	0	1	3					
Inning Stats	R: 0 E: 0 K: 1 S: 6	H: 1 LOB: 1 BB: 0 P: 6	R: 0 E: 0 K: 0 S: 2	H: 0 LOB: 0 BB: 1 P: 6	R: 0 E: 0 K: 1 S: 6	H: 1 LOB: 1 BB: 0 P: 6	R: 3 E: 0 K: 1 S: 9	H: 4 LOB: 3 BB: 2 P: 17	R: 3 E: 0 K: 0 S: 7	H: 5 LOB: 1 BB: 0 P: 7	R: 0 E: 0 K: 0 S: 3	H: 0 LOB: 0 BB: 0 P: 3	R: 2 E: 1 K: 2 S: 8	H: 1 LOB: 2 BB: 2 P: 17	R: 0 E: 0 K: 0 S: 3	H: 0 LOB: 1 BB: 1 P: 7	1B: 10 2B: 1 3B: 0 HR: 1	SF: 0 SAC: 0 DP: 0 HBP: 1	WP: 0 PB: 0 SB: 3 CS: 1	PA: 42	
PITCHER	IP	WLS	BF	H	R	ER	SO	BB	IBB	HBP	BLK	WP	HR	S	P	ERA	WHIP				
Teddy Higuera, L ERA: 5.38 Chuck Cnm, R ERA: 4.34 Mark Clear, R ERA: 4.14 Dan Plesac, L ERA: 1.43	(1, 1) (5, 1) (7, 1) (8, 1)	4.0 2.0 1.0 1.0	L	22 9 6 4	8 3 1 0	5 2 1 0	3 0 0 0	3 1 0 0	0 0 1 0	0 0 1 0	0 0 0 0	0 0 0 0	0 0 0 0	25 8 8 3	37 12 13 7	11.25 9.00 0.00 0.00	2.750 2.000 1.000 1.000				

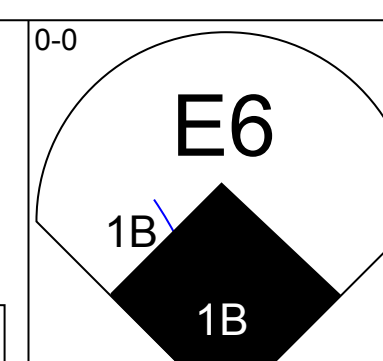
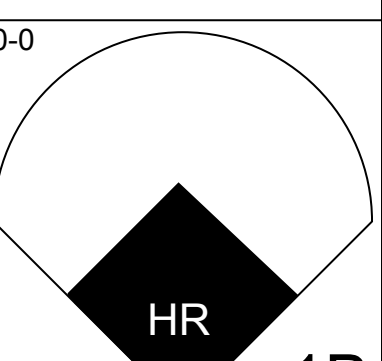
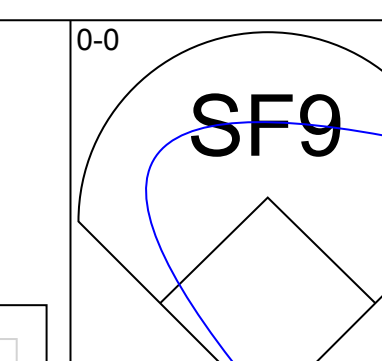
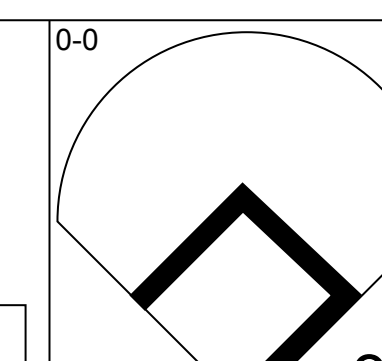
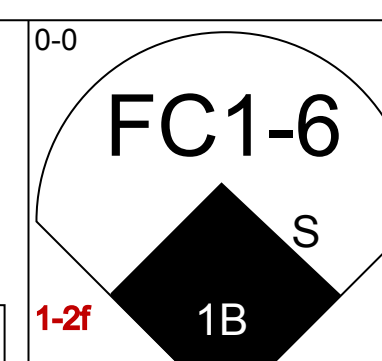
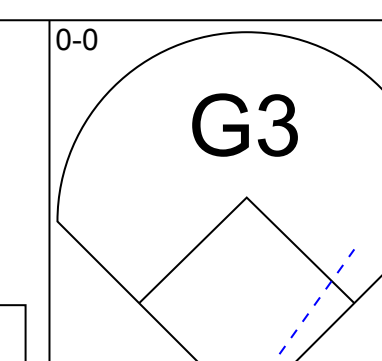
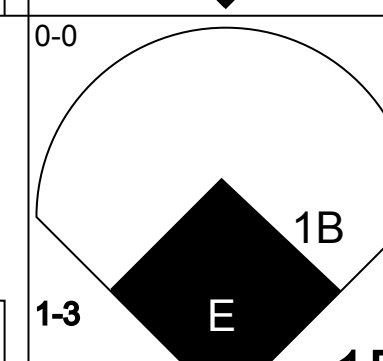
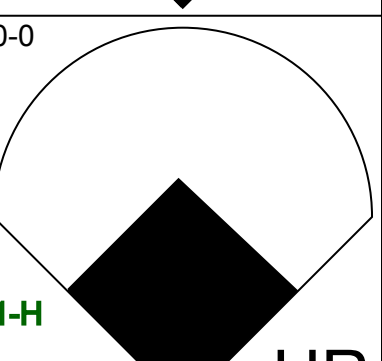
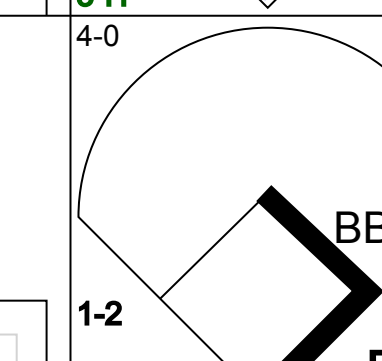
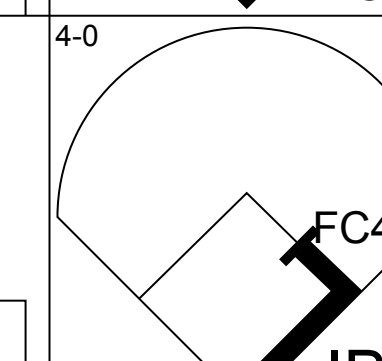
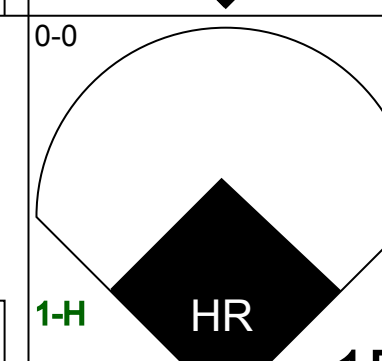
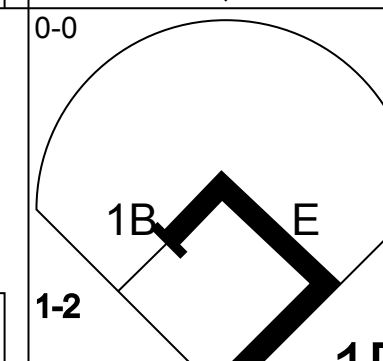
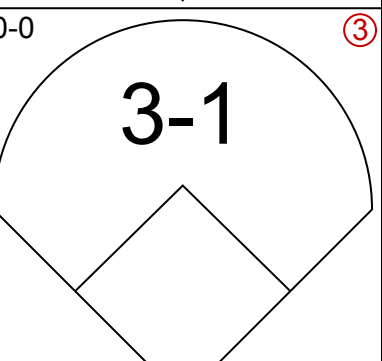
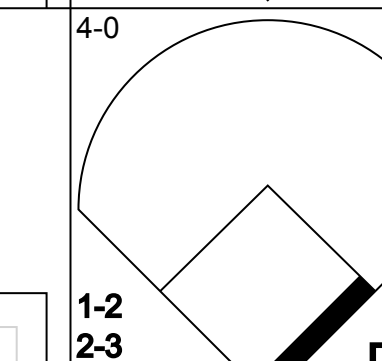
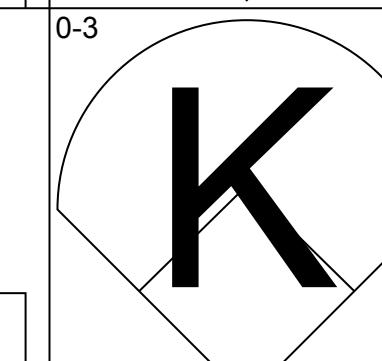
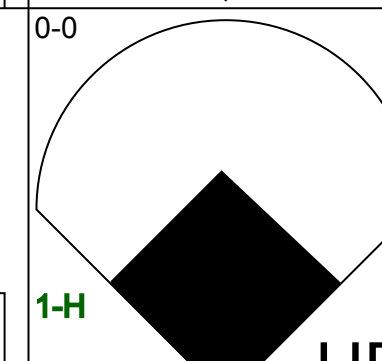
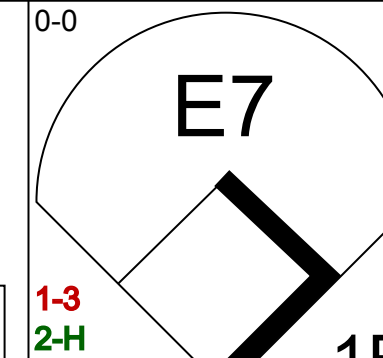
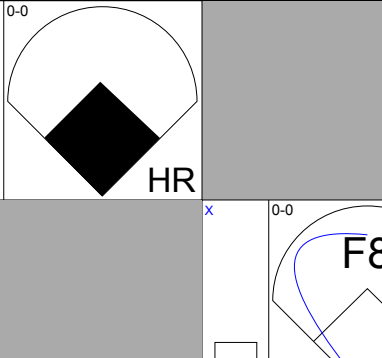
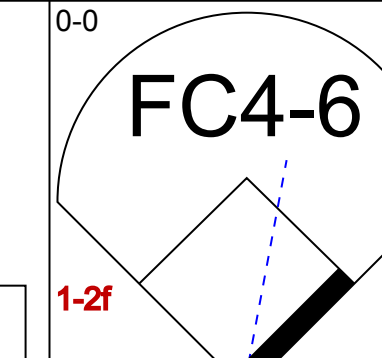
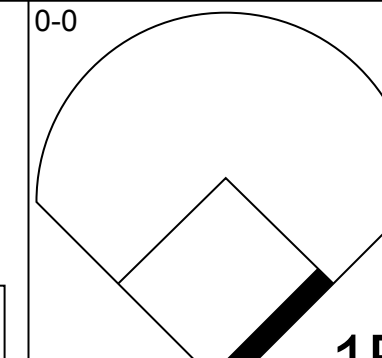
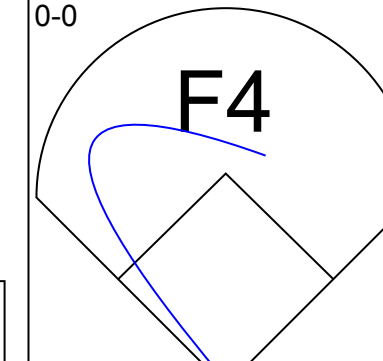
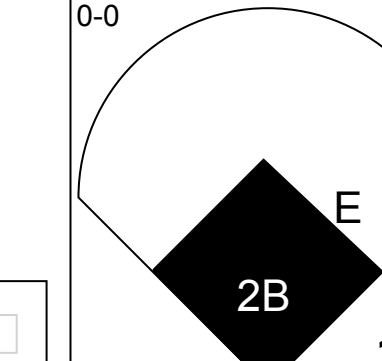
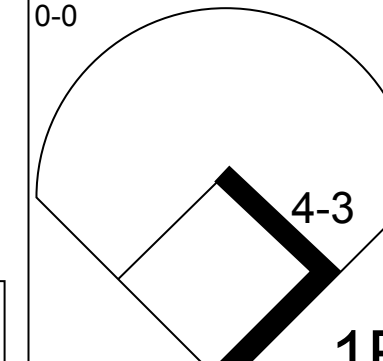
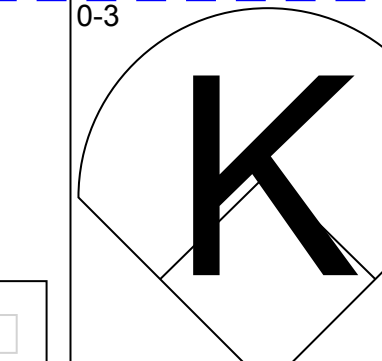
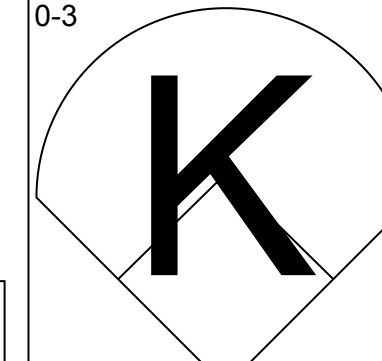
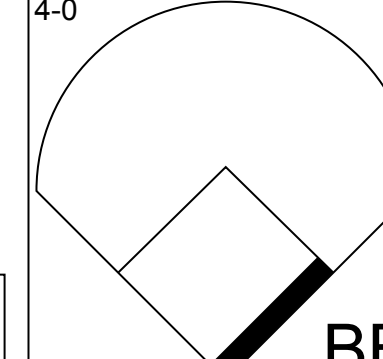
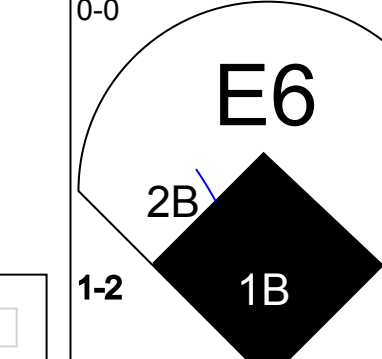
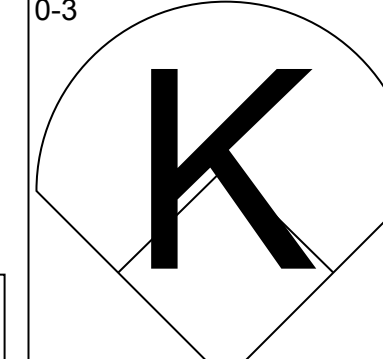
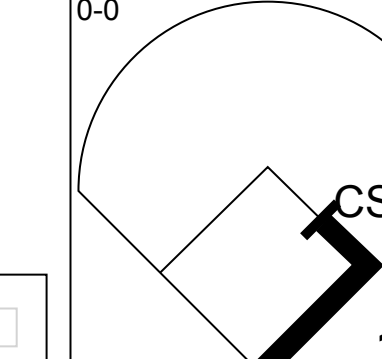
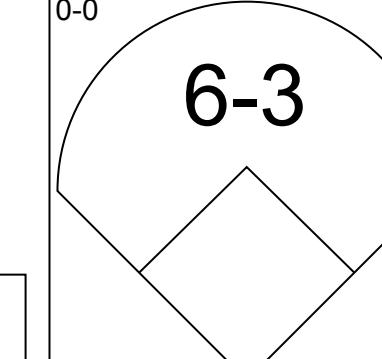
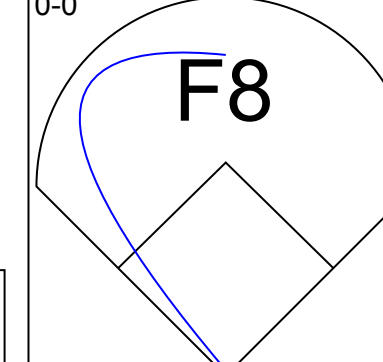
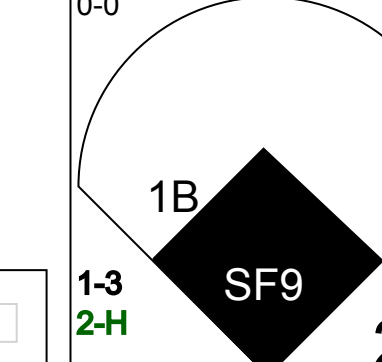
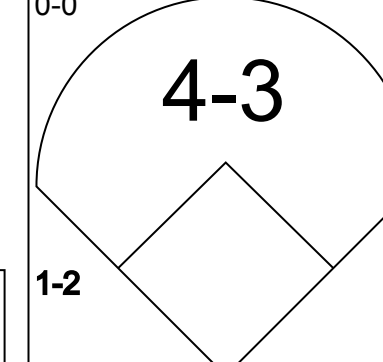
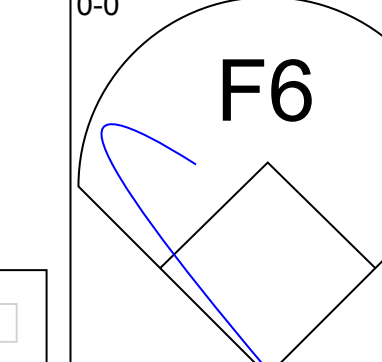
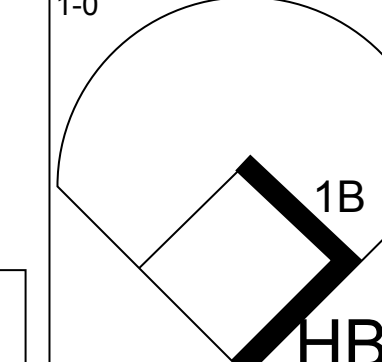
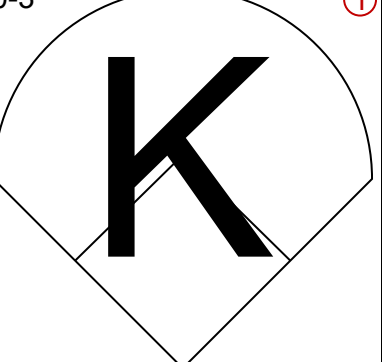
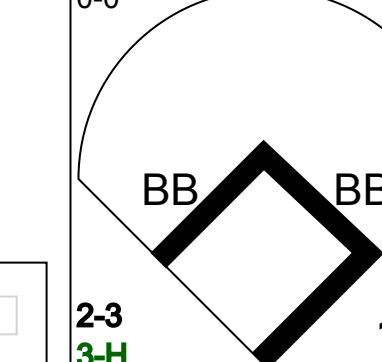
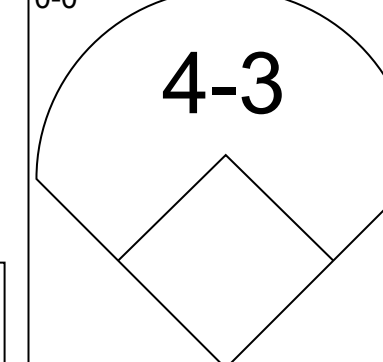
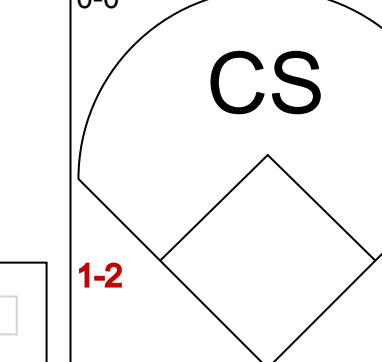
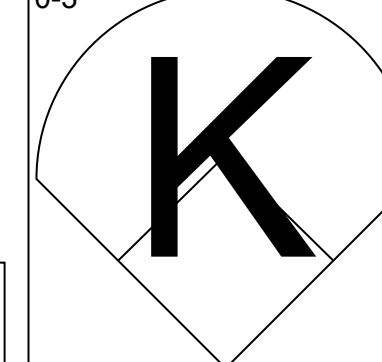
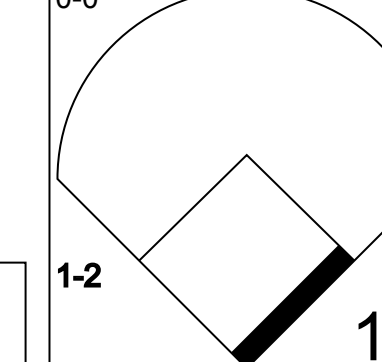

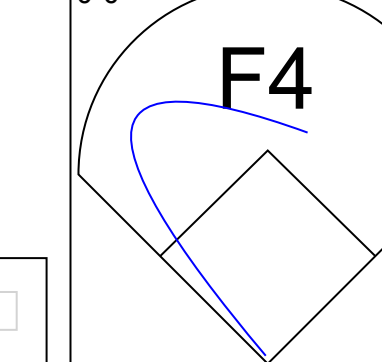
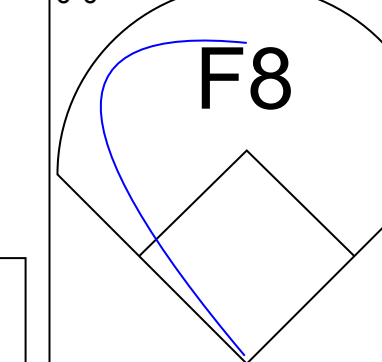
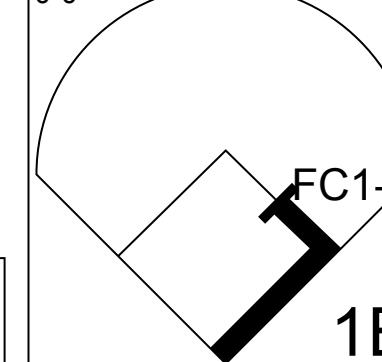
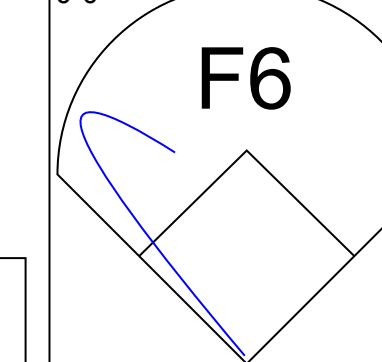


Batter	1	2	3	4	5	6	7	8	9	AB	R	H	RBI	BB	SO	LOB	TOP						
Willie Upshaw, L (1, 3) OBP: 0.330, SLG: 0.452										5	1	3	0	0	0	2	<p>Toronto Blue Jays @ Milwaukee Brewers Milwaukee County Stadium, Milwaukee, WI</p> <p>Fri Jun 26 1987, 8:05 PM EDT Att: 29,461 - Unknown</p> <p>livebaseballscorecards.com</p>						
Lloyd Moseby, L (1, 8) OBP: 0.389, SLG: 0.432										4	0	2	1	1	1	3							
Rance Mulliniks, L (1, 5) OBP: 0.333, SLG: 0.402 Kelly Gruber, R (7, PH) OBP: 0.333, SLG: 0.464 (7, 5)										3	0	0	0	0	0	6							
George Bell, R (1, 7) OBP: 0.329, SLG: 0.645										4	1	1	2	0	1	2							
Ernie Whitt, L (1, 2) OBP: 0.324, SLG: 0.405 Charlie Moore, R (9, PH) OBP: 0.250, SLG: 0.310										4	0	0	0	0	2	3							
Fred McGriff, L (1, 10) OBP: 0.380, SLG: 0.444 Cecil Fielder, R (9, PH) OBP: 0.393, SLG: 0.622										3	1	1	0	1	0	0							
Rick Leach, L (1, 9) OBP: 0.389, SLG: 0.390 Jesse Barfield, R (8, PR) OBP: 0.364, SLG: 0.542 (8, 9)										3	0	1	0	1	0	1							
Garth Iorg, R (1, 4) OBP: 0.241, SLG: 0.200										4	0	3	1	0	0	0							
Manuel Lee, S (1, 6) OBP: 0.310, SLG: 0.321										4	1	2	1	0	0	3							
Inning Stats	R: 0 E: 0 K: 0 S: 3	H: 1 LOB: 0 BB: 0 P: 3	R: 0 E: 0 K: 1 S: 5	H: 0 LOB: 0 BB: 0 P: 5	R: 0 E: 0 K: 0 S: 5	H: 2 LOB: 3 BB: 1 P: 9	R: 2 E: 0 K: 0 S: 6	H: 4 LOB: 1 BB: 0 P: 6	R: 1 E: 1 K: 0 S: 5	H: 1 LOB: 1 BB: 0 P: 5	R: 0 E: 0 K: 0 S: 2	H: 0 LOB: 0 BB: 1 P: 6	R: 1 E: 0 K: 1 S: 8	H: 3 LOB: 2 BB: 0 P: 8	R: 1 E: 0 K: 1 S: 7	H: 2 LOB: 2 BB: 1 P: 11		R: 0 E: 1 K: 2 S: 8	H: 0 LOB: 1 BB: 0 P: 8	1B: 11 2B: 1 3B: 0 HR: 1	SF: 1 SAC: 0 DP: 2 HBP: 0	WP: 0 PB: 0 SB: 1 CS: 1	PA: 42
PITCHER	IP WLS BF H R ER SO BB IBB HBP BLK WP HR S P ERA WHIP																						
Bill Wegman, R (1, 1) ERA: 4.35	6.0	28	10	4	3	0	1	2	0	0	0	0	0	0	1	28	36	4.50	2.000				
Paul Mirabella, L (7, 1) ERA: 7.9	0.0	1	1	0	0	0	0	0	0	0	0	0	0	0	1	1	∞	∞					
Mark Clear, R (7, 1) ERA: 4.23	1.1	7	2	1	1	1	1	1	0	0	0	0	0	0	8	12	6.75	2.250					
Dan Plesac, L (8, 1) ERA: 1.37	1.2	W 6	0	0	0	3	0	0	0	0	0	0	0	0	12	12	0.00	0.000					

Batter	1	2	3	4	5	6	7	8	9	AB	R	H	RBI	BB	SO	LOB	BOTTOM					
Mike Felder, S (1, 7) OBP: 0.257, SLG: 0.324										5	0	1	0	0	1	2	<p>Toronto Blue Jays @ Milwaukee Brewers Milwaukee County Stadium, Milwaukee, WI</p> <p>Fri Jun 26 1987, 8:05 PM EDT Att: 29,461 - Unknown</p> <p>livebaseballscorecards.com</p>					
Robin Yount, R (1, 8) OBP: 0.372, SLG: 0.464										4	1	3	1	1	0	0						
Paul Molitor, R (1, 5) OBP: 0.397, SLG: 0.503 Rick Manning, L (7, PH) OBP: 0.375, SLG: 0.383 Juan Castillo, S (8, 4) OBP: 0.368, SLG: 0.429										3	1	0	0	0	1	2						
Cecil Cooper, L (1, 10) OBP: 0.281, SLG: 0.365										4	1	1	2	1	3	4						
Rob Deer, R (1, 9) OBP: 0.376, SLG: 0.565										4	1	2	1	1	2	5						
B.J. Surhoff, L (1, 2) OBP: 0.341, SLG: 0.447										4	1	3	2	1	0	0						
Bill Schroeder, R (1, 3) OBP: 0.382, SLG: 0.515										4	2	1	0	1	1	5						
Jim Gantner, L (1, 4) OBP: 0.329, SLG: 0.377 (8, 5)										3	0	1	0	0	0	0						
Dale Sveum, S (1, 6) OBP: 0.273, SLG: 0.371										4	2	2	3	0	1	1						
Inning Stats	R: 0 E: 0 K: 0 S: 3	H: 0 LOB: 0 BB: 0 P: 3	R: 0 E: 0 K: 2 S: 7	H: 1 LOB: 2 BB: 1 P: 11	R: 0 E: 0 K: 1 S: 5	H: 0 LOB: 0 BB: 0 P: 5	R: 0 E: 0 K: 2 S: 7	H: 1 LOB: 2 BB: 1 P: 11	R: 1 E: 0 K: 1 S: 7	H: 2 LOB: 1 BB: 0 P: 5	R: 1 E: 0 K: 1 S: 7	H: 2 LOB: 2 BB: 1 P: 11	R: 1 E: 0 K: 2 S: 10	H: 3 LOB: 3 BB: 1 P: 14	R: 7 E: 1 K: 1 S: 10	H: 5 LOB: 1 BB: 3 P: 22		R: 0 E: 0 K: 2 S: 8	H: 0 LOB: 1 BB: 0 P: 8	1B: 10 2B: 6 3B: 0 HR: 0	SF: 0 SAC: 1 DP: 2 HBP: 0	WP: 1 PB: 0 SB: 2 CS: 2
PITCHER	IP WLS BF H R ER SO BB IBB HBP BLK WP HR S P ERA WHIP																					
Jimmy Key, L (1, 1) ERA: 2.9	6.0	25	6	2	2	6	3	0	0	0	0	0	0	0	34	46	3.00	1.500				
Jeff Musselman, L (7, 1) ERA: 2.74	0.1	3	2	1	1	0	0	0	0	0	0	0	0	3	3	27.00	6.000					
Tom Henke, R (7, 1) ERA: 2.7	1.1	L 12	4	6	6	3	3	1	0	0	0	0	0	14	30	40.50	5.250					
Jose Antonio Nunez, R (8, 1) ERA: 3.41	0.1	3	2	1	1	0	0	0	0	0	0	0	0	3	3	27.00	6.000					

Batter	1	2	3	4	5	6	7	8	9	AB	R	H	RBI	BB	SO	LOB	TOP										
Tony Fernandez, S OBP: 0.392, SLG: 0.452 (1, 6)	4-0 BB G5-4-3		4-0 BB CS 1B		0-3 K		4-0 1B IBB		0-0 1B HR	2	1	1	0	3	1	1	Toronto Blue Jays @ Milwaukee Brewers Milwaukee County Stadium, Milwaukee, WI Sat Jun 27 1987, 8:05 PM EDT Att: 48,159 - Unknown										
Lloyd Moseby, L OBP: 0.326, SLG: 0.448 (1, 8)	0-0 G5-4-3		0-0 1B		4-0 BB		0-0 CS 1B		0-0 HR	4	1	3	5	1	0	1											
Jesse Barfield, R OBP: 0.361, SLG: 0.547 (1, 9)	0-0 HR		0-3 K		0-3 K		0-0 5-3		0-3 K	5	1	1	1	0	3	6											
George Bell, R OBP: 0.323, SLG: 0.633 (1, 7)	0-3 K		0-0 F8		0-0 F3		0-0 F8		0-0 F8	5	0	0	0	0	1	1											
Cecil Fielder, R OBP: 0.380, SLG: 0.597 (8, PH)		0-0 F7		0-0 P3		0-0 F6		0-0 E4		3	0	0	0	0	0	0											
Rance Mulliniks, L OBP: 0.331, SLG: 0.398 (8, PH)										1	0	0	0	0	0	0											
Kelly Gruber, R OBP: 0.337, SLG: 0.465 (1, 5)		0-0 S 2B 1B		0-0 L5		0-3 K		0-0 G4-6-3 1B		4	1	2	0	0	1	0											
Willie Upshaw, L OBP: 0.332, SLG: 0.455 (1, 3)		0-0 1B 2B		0-3 K		4-0 SH1-3 1B BB		0-0 G4-6-3 1B		3	2	1	1	1	1	2											
Garth Iorg, R OBP: 0.255, SLG: 0.211 (1, 4)		0-0 CS 1B		0-3 K		4-0 SH1-3 1B BB		0-0 HR 1B		3	2	2	1	1	1	0											
Charlie Moore, R OBP: 0.257, SLG: 0.313 (1, 2)		0-0 F9		0-0 BB 1B		0-0 SH1-3		0-0 F8		3	0	1	0	0	0	2											
Inning Stats	R: 1 E: 0 K: 1 S: 5	H: 1 LOB: 0 BB: 1 P: 9	R: 2 E: 0 K: 0 S: 5	H: 3 LOB: 0 BB: 0 P: 5	R: 0 E: 0 K: 1 S: 5	H: 1 LOB: 1 BB: 1 P: 9	R: 0 E: 0 K: 1 S: 5	H: 0 LOB: 0 BB: 0 P: 5	R: 0 E: 0 K: 3 S: 10	H: 2 LOB: 2 BB: 1 P: 14	R: 0 E: 0 K: 1 S: 5	H: 0 LOB: 0 BB: 0 P: 5	R: 2 E: 0 K: 0 S: 3	H: 1 LOB: 1 BB: 3 P: 15	R: 0 E: 1 K: 0 S: 4	H: 1 LOB: 1 BB: 0 P: 4	R: 3 E: 0 K: 1 S: 8	H: 3 LOB: 0 BB: 0 P: 8	1B: 8 2B: 2 3B: 0 HR: 2	SF: 0 SAC: 1 DP: 3 HBP: 0	WP: 0 PB: 0 SB: 1 CS: 3	PA: 40					
PITCHER	IP	WLS	BF	H	R	ER	SO	BB	IBB	HBP	BLK	WP	HR	S	P	ERA	WHIP										
Juan Nieves, L ERA: 4.74 (1, 1)	6.1	L	29	7	5	5	7	5	1	0	0	0	1	37	61	7.11	1.895										
Jay Aldrich, R ERA: 4.4 (7, 1)	1.0		4	1	0	0	0	0	0	0	0	0	0	4	4	0.00	1.000										
Paul Mirabella, L ERA: 7.53 (8, 1)	0.2		1	0	0	0	0	0	0	0	0	0	0	1	1	0.00	0.000										
Mark Clear, R ERA: 4.81 (9, 1)	1.0		6	3	3	3	1	0	0	0	0	0	1	8	8	27.00	3.000										
Batter	1	2	3	4	5	6	7	8	9	AB	R	H	RBI	BB	SO	LOB	BOTTOM										
Mike Felder, S OBP: 0.257, SLG: 0.319 (1, 7)	0-0 6-3		0-0 F4		0-0 F7					4	0	1	0	0	0	1	Toronto Blue Jays @ Milwaukee Brewers Milwaukee County Stadium, Milwaukee, WI Sat Jun 27 1987, 8:05 PM EDT Att: 48,159 - Unknown										
Robin Yount, R OBP: 0.370, SLG: 0.458 (1, 8)	4-0 WP 1B BB		0-3 K		0-3 K		0-0 K		0-0 F8	3	1	0	0	1	2	1											
Cecil Cooper, L OBP: 0.280, SLG: 0.360 (1, 10)	0-0 F6		0-0 F7		4-0 BB		0-3 K			3	0	0	0	1	1	2											
Greg Brock, L OBP: 0.327, SLG: 0.414 (1, 3)	4-0 1B BB		0-0 F6		0-0 F7		0-0 F7		0-0 4-3	3	0	0	0	1	0	1											
Rob Deer, R OBP: 0.374, SLG: 0.560 (1, 9)	0-0 1-2 2-H 1B		0-0 F2		0-3 K		0-3 K		0-0 5-3	4	0	1	1	0	1	1											
B.J. Surhoff, L OBP: 0.333, SLG: 0.435 (1, 2)	0-0 L4		0-3 K		0-0 B1-3		0-0 F5			4	0	0	0	0	1	2											
Jim Gantner, L OBP: 0.329, SLG: 0.377 (1, 5)		0-0 S 1B 1B		0-0 4-3		0-0 4-3				3	0	1	0	0	0	0											
Juan Castillo, S OBP: 0.361, SLG: 0.419 (1, 4)		0-3 K		0-0 B4-3		0-0 F9				3	0	0	0	0	1	1											
Dale Sveum, S OBP: 0.273, SLG: 0.370 (1, 6)		0-0 1-H 1B		0-3 K		0-0 P3				3	0	1	0	0	1	0											
Inning Stats	R: 1 E: 0 K: 0 S: 4	H: 1 LOB: 2 BB: 2 P: 12	R: 0 E: 0 K: 1 S: 6	H: 2 LOB: 1 BB: 0 P: 6	R: 0 E: 0 K: 1 S: 5	H: 0 LOB: 0 BB: 0 P: 5	R: 0 E: 0 K: 1 S: 5	H: 0 LOB: 0 BB: 0 P: 5	R: 0 E: 0 K: 2 S: 7	H: 0 LOB: 1 BB: 1 P: 11	R: 0 E: 0 K: 0 S: 3	H: 0 LOB: 0 BB: 0 P: 3	R: 0 E: 0 K: 1 S: 6	H: 1 LOB: 1 BB: 0 P: 6	R: 0 E: 0 K: 0 S: 3	H: 0 LOB: 0 BB: 0 P: 3		1B: 4 2B: 0 3B: 0 HR: 0	SF: 0 SAC: 0 DP: 0 HBP: 0	WP: 1 PB: 0 SB: 2 CS: 0	PA: 33						
PITCHER	IP	WLS	BF	H	R	ER	SO	BB	IBB	HBP	BLK	WP	HR	S	P	ERA	WHIP										
Jim Clancy, R ERA: 2.72 (1, 1)	9.0	W	33	4	1	1	7	3	0	0	0	1	0	44	56	1.00	0.778										

Batter	1	2	3	4	5	6	7	8	9	AB	R	H	RBI	BB	SO	LOB	TOP				
Tony Fernandez, S OBP: 0.395, SLG: 0.456 (1, 6)										4	2	2	0	1	2	2	<p>Toronto Blue Jays @ Milwaukee Brewers Milwaukee County Stadium, Milwaukee, WI</p> <p>Sun Jun 28 1987, 4:33 AM EDT Att: 42,389 - Unknown</p> <p>livebaseballscorecards.com</p>				
Lloyd Moseby, L OBP: 0.332, SLG: 0.451 (1, 8)										5	1	3	1	0	1	1					
Jesse Barfield, R OBP: 0.362, SLG: 0.544 (1, 9)										5	0	2	1	0	2	3					
George Bell, R OBP: 0.321, SLG: 0.636 (1, 10)										5	1	1	2	0	3	5					
Cecil Fielder, R OBP: 0.368, SLG: 0.575 Fred McGriff, L OBP: 0.382, SLG: 0.468 (8, PH) (8, 3)										3	0	0	0	0	1	0					
Kelly Gruber, R OBP: 0.335, SLG: 0.460 (8, 4)										4	0	1	0	0	2	0					
Garth Iorg, R OBP: 0.250, SLG: 0.206 Rance Mulliniks, L OBP: 0.336, SLG: 0.403 (8, PH) (8, 5)										3	0	0	0	0	1	1					
Charlie Moore, R OBP: 0.263, SLG: 0.343 Rick Leach, L OBP: 0.397, SLG: 0.400 (8, PH) (8, 7)										3	0	1	0	0	2	1					
Ernie Whitt, L OBP: 0.318, SLG: 0.397 (1, 2)										4	0	0	0	0	2	3					
Inning Stats	R: 2 E: 0 K: 1 S: 7	H: 2 LOB: 0 BB: 0 P: 7	R: 0 E: 0 K: 2 S: 8	H: 1 LOB: 1 BB: 0 P: 8	R: 0 E: 0 K: 2 S: 8	H: 1 LOB: 1 BB: 0 P: 8	R: 1 E: 0 K: 1 S: 9	H: 2 LOB: 1 BB: 0 P: 9	R: 0 E: 0 K: 1 S: 5	H: 0 LOB: 0 BB: 0 P: 5	R: 1 E: 1 K: 3 S: 11	H: 2 LOB: 2 BB: 1 P: 15	R: 1 E: 0 K: 3 S: 8	H: 3 LOB: 2 BB: 0 P: 8	R: 0 E: 0 K: 3 S: 10	H: 1 LOB: 1 BB: 0 P: 10		1B: 9 2B: 2 3B: 0 HR: 2	SF: 0 SAC: 0 DP: 0 HBP: 0	WP: 0 PB: 0 SB: 0 CS: 0	PA: 41
PITCHER	IP	WLS	BF	H	R	ER	SO	BB	IBB	HBP	BLK	WP	HR	S	P	ERA	WHIP				
Teddy Higuera, L ERA: 5.37 Jay Aldrich, R ERA: 4.91 Dan Plesac, L ERA: 1.32	7.0	W	31	9	4	4	13	1	0	0	0	0	1	56	60	5.14	1.429				

Batter	1	2	3	4	5	6	7	8	9	AB	R	H	RBI	BB	SO	LOB	BOTTOM				
Mike Felder, S OBP: 0.263, SLG: 0.351 (1, 7)										5	3	2	1	0	0	3	<p>Toronto Blue Jays @ Milwaukee Brewers Milwaukee County Stadium, Milwaukee, WI</p> <p>Sun Jun 28 1987, 4:33 AM EDT Att: 42,389 - Unknown</p> <p>livebaseballscorecards.com</p>				
Robin Yount, R OBP: 0.381, SLG: 0.476 (1, 8)										3	3	3	3	2	0	0					
Cecil Cooper, L OBP: 0.287, SLG: 0.377 (1, 10)										4	1	2	3	1	1	2					
Greg Brock, L OBP: 0.333, SLG: 0.434 (1, 3)										5	1	3	2	0	0	5					
Rob Deer, R OBP: 0.375, SLG: 0.556 (1, 9)										5	1	2	0	0	2	2					
B.J. Surhoff, L OBP: 0.335, SLG: 0.430 (1, 2)										4	1	1	0	1	1	2					
Jim Gantner, L OBP: 0.331, SLG: 0.379 (1, 5)										4	1	1	1	0	0	4					
Juan Castillo, S OBP: 0.362, SLG: 0.418 (1, 4)										5	0	2	1	0	2	1					
Dale Sveum, S OBP: 0.272, SLG: 0.366 (1, 6)										5	0	1	0	0	1	4					
Inning Stats	R: 2 E: 2 K: 0 S: 6	H: 3 LOB: 2 BB: 1 P: 10	R: 2 E: 0 K: 2 S: 9	H: 2 LOB: 0 BB: 0 P: 9	R: 4 E: 1 K: 0 S: 8	H: 4 LOB: 3 BB: 2 P: 16	R: 0 E: 0 K: 1 S: 6	H: 1 LOB: 1 BB: 0 P: 6	R: 0 E: 0 K: 1 S: 5	H: 0 LOB: 0 BB: 0 P: 5	R: 3 E: 0 K: 2 S: 11	H: 4 LOB: 1 BB: 0 P: 11	R: 0 E: 0 K: 0 S: 4	H: 1 LOB: 2 BB: 0 P: 5	R: 0 E: 0 K: 3 S: 10	H: 1 LOB: 2 BB: 0 P: 10		1B: 12 2B: 1 3B: 1 HR: 3	SF: 1 SAC: 0 DP: 0 HBP: 1	WP: 0 PB: 0 SB: 1 CS: 1	PA: 47
PITCHER	IP	WLS	BF	H	R	ER	SO	BB	IBB	HBP	BLK	WP	HR	S	P	ERA	WHIP				
Dave Stieb, R ERA: 4.67 Gary Lavelle, L ERA: 4.66 Mark Eichhorn, R ERA: 3.66	2.0	L	14	7	6	5	2	1	0	0	0	0	0	18	30	0.00	2.000				

Batter	1	2	3	4	5	6	7	8	9	AB	R	H	RBI	BB	SO	LOB	TOP										
Lou Whitaker, L OBP: 0.337, SLG: 0.427 Jim Walewander, S OBP: 0.250, SLG: 0.273	F9	G5-4-3 2-H BB		F9	1B		4-3		FC6-4 1-2	3	0	1	2	1	0	0											
Bill Madlock, R OBP: 0.303, SLG: 0.439 Darnell Coles, R OBP: 0.256, SLG: 0.317	K	G5-4-3 1-2		F7	1B			F5		4	0	1	1	0	1	1											
Kirk Gibson, L OBP: 0.386, SLG: 0.523 Mike Heath, R OBP: 0.367, SLG: 0.479	2B		2B					G3		4	2	2	0	1	0	2											
Alan Trammell, R OBP: 0.391, SLG: 0.552	F9		F3		1B	L5		1B		5	1	2	0	0	0	2											
Matt Nokes, L OBP: 0.376, SLG: 0.572		FC3-6 1B	1B	1-3	1B	1-3		1B		5	0	3	1	0	1	3											
Pat Sheridan, L OBP: 0.348, SLG: 0.389	FC3-6 1B	FC1-2 2B	FC1-2 1B		1B	1B		1B		5	2	3	1	0	0	1											
Darrell Evans, L OBP: 0.383, SLG: 0.505 Dave Bergman, L OBP: 0.348, SLG: 0.544	2B	1B	FC1-2 1B		1B	1B		K		1	2	0	0	2	0	2											
Chet Lemon, R OBP: 0.366, SLG: 0.471	2B	1B	F7		F3		6-3	4-3		5	1	1	2	0	0	5											
Tom Brookens, R OBP: 0.316, SLG: 0.428 Mike Henneman, R	WP	2B		F8	1B	1B		FC6-4 1B		4	2	2	3	1	0	0											
Inning Stats	R: 0 E: 0 K: 1 S: 6	H: 1 LOB: 1 BB: 0 P: 6	R: 4 E: 0 K: 0 S: 5	H: 3 LOB: 0 BB: 2 P: 13	R: 1 E: 0 K: 0 S: 5	H: 2 LOB: 2 BB: 1 P: 9	R: 0 E: 0 K: 0 S: 3	H: 0 LOB: 0 BB: 0 P: 3	R: 5 E: 0 K: 0 S: 8	H: 5 LOB: 2 BB: 2 P: 16	R: 0 E: 0 K: 1 S: 6	H: 2 LOB: 1 BB: 0 P: 6	R: 0 E: 0 K: 0 S: 3	H: 0 LOB: 0 BB: 0 P: 3	R: 0 E: 0 K: 1 S: 6	H: 1 LOB: 1 BB: 0 P: 6	R: 1 E: 0 K: 0 S: 5	H: 2 LOB: 1 BB: 0 P: 5	1B: 12 2B: 3 3B: 1 HR: 0	SF: 0 SAC: 0 DP: 1 HBP: 0	WP: 2 PB: 0 SB: 2 CS: 0	PA: 46					
PITCHER	IP	WLS	BF	H	R	ER	SO	BB	IBB	HBP	BLK	WP	HR	S	P	ERA	WHIP										
Chris Bosio, R ERA: 6.12	2.1	L	13	4	5	5	1	3	0	0	0	1	0	12	24	19.29	3.000										
John Henry Johnson, L ERA: 9.57	3.2		21	9	5	5	1	2	0	0	0	0	0	21	29	12.27	3.000										
Jay Aldrich, R ERA: 4.58	7.1		12	3	1	1	1	0	0	0	0	0	0	14	14	3.00	1.000										

Detroit Tigers @ Milwaukee Brewers
Milwaukee County Stadium, Milwaukee, WI
Mon Jun 29 1987, 8:05 PM EDT
Att: 21,487 - Unknown

AB 41
R 11
H 16
RBI 10
BB 5
SO 3
LOB 18




Batter	1	2	3	4	5	6	7	8	9	AB	R	H	RBI	BB	SO	LOB	BOTTOM										
Mike Felder, S OBP: 0.271, SLG: 0.338	BB	F7			BB		6-3		K	3	0	0	0	2	1	1											
Robin Yount, R OBP: 0.377, SLG: 0.470 Rick Manning, L OBP: 0.368, SLG: 0.375	L6		K		F7		L3			3	0	0	0	0	1	2											
Cecil Cooper, L OBP: 0.286, SLG: 0.372	BB		F9		F5		F8			3	0	0	0	1	0	1											
Greg Brock, L OBP: 0.338, SLG: 0.431 Jim Paciorek, R OBP: 0.326, SLG: 0.342	BB		K			BB	4-3			1	0	0	0	2	1	0											
Rob Deer, R OBP: 0.370, SLG: 0.549 Glenn Braggs, R OBP: 0.332, SLG: 0.398	K			F7		F7		5-3		3	0	0	0	0	1	4											
Ernest Riles, L OBP: 0.250, SLG: 0.250	K				FC6-4 1B		E9		F7	4	0	1	0	0	1	4											
Bill Schroeder, R OBP: 0.394, SLG: 0.514 B.J. Surhoff, L OBP: 0.337, SLG: 0.444			6-3 1-3 1B		K		F5		G3	2	0	1	0	0	1	1											
Jim Gantner, L OBP: 0.329, SLG: 0.374		1-3			FC6-4 1-2				G3	3	0	0	1	1	0	2											
Dale Sveum, S OBP: 0.270, SLG: 0.363 Juan Castillo, S OBP: 0.357, SLG: 0.412		6-3					K		3-1	2	0	0	0	0	1	1											
Inning Stats	R: 0 E: 0 K: 2 S: 7	H: 0 LOB: 3 BB: 3 P: 19	R: 0 E: 0 K: 0 S: 4	H: 1 LOB: 1 BB: 0 P: 4	R: 0 E: 0 K: 2 S: 7	H: 0 LOB: 0 BB: 0 P: 7	R: 0 E: 0 K: 1 S: 6	H: 1 LOB: 1 BB: 0 P: 6	R: 0 E: 0 K: 1 S: 5	H: 0 LOB: 1 BB: 1 P: 9	R: 0 E: 1 K: 1 S: 6	H: 0 LOB: 3 BB: 2 P: 14	R: 0 E: 0 K: 0 S: 3	H: 0 LOB: 0 BB: 0 P: 3	R: 0 E: 0 K: 0 S: 3	H: 0 LOB: 0 BB: 0 P: 3	R: 1 E: 0 K: 1 S: 6	H: 1 LOB: 0 BB: 0 P: 6	1B: 2 2B: 0 3B: 1 HR: 0	SF: 0 SAC: 0 DP: 0 HBP: 0	WP: 0 PB: 0 SB: 1 CS: 0	PA: 37					
PITCHER	IP	WLS	BF	H	R	ER	SO	BB	IBB	HBP	BLK	WP	HR	S	P	ERA	WHIP										
Jack Morris, R ERA: 3.58	7.0		30	2	0	0	7	6	0	0	0	0	0	38	62	0.00	1.143										
Mike Henneman, R ERA: 2.64	2.0		7	1	1	1	1	0	0	0	0	0	0	9	9	4.50	0.500										
Mike Henneman, R ERA: 2.64	2.0		7	1	1	1	1	0	0	0	0	0	0	9	9	4.50	0.500										

Detroit Tigers @ Milwaukee Brewers
Milwaukee County Stadium, Milwaukee, WI
Mon Jun 29 1987, 8:05 PM EDT
Att: 21,487 - Unknown


AB 31
R 1
H 3
RBI 1
BB 6
SO 8
LOB 22



Batter	1	2	3	4	5	6	7	8	9	AB	R	H	RBI	BB	SO	LOB	TOP					
Lou Whitaker, L (1, 4) OBP: 0.337, SLG: 0.423	F5		1B	3-1	BB		F7		K	5	1	1	0	1	1	4						
Bill Madlock, R (1, 10) OBP: 0.310, SLG: 0.458	HR		BB 1B FC3-2	1B	HBP		5-3		K	5	1	2	1	0	1	6						
Kirk Gibson, L (1, 7) OBP: 0.389, SLG: 0.520	2B		FC3-2 BB 1-2 BB	1B	1-2		4-3		F7	5	1	2	1	1	1	3						
Alan Trammell, R (1, 6) OBP: 0.399, SLG: 0.559	2B		BB FC3-2 1-2 BB	2B	F7		HR		WP	4	2	3	0	1	0	2						
Matt Nokes, L (1, 2) OBP: 0.372, SLG: 0.577	F2		FC3-2 BB 1-2 2-3	2B	4-3		HR		P3	5	2	1	2	0	0	8						
Pat Sheridan, L (1, 9) OBP: 0.350, SLG: 0.384	K		2B 1-2 2-3 3-H	BB			K		K	3	1	0	1	2	3	3						
Darrell Evans, L (1, 3) OBP: 0.383, SLG: 0.595		6-3								4	0	1	2	1	2	1						
Jim Walewander, S (9, PR) OBP: 0.250, SLG: 0.273			2B							0	0	0	0	0	0	0	AB 38					
Dave Bergman, L (9, 3) OBP: 0.448, SLG: 0.544										0	0	0	0	0	0	0	R 8					
Chet Lemon, R (1, 8) OBP: 0.371, SLG: 0.471	6-3		K							4	0	2	1	1	1	2	H 12					
Tom Brookens, R (1, 5) OBP: 0.312, SLG: 0.422	F8		4-3							3	0	0	0	0	0	3	RBI 8					
																	BB 7					
																	SO 9					
																	LOB 32					
																						
Inning Stats	R: 1 E: 0 K: 1 S: 7	H: 2 LOB: 2 BB: 1 P: 11	R: 0 E: 0 K: 0 S: 3	H: 0 LOB: 0 BB: 0 P: 3	R: 4 E: 0 K: 1 S: 9	H: 4 LOB: 2 BB: 2 P: 17	R: 0 E: 0 K: 0 S: 4	H: 1 LOB: 2 BB: 0 P: 5	R: 1 E: 0 K: 1 S: 6	H: 1 LOB: 2 BB: 2 P: 14	R: 2 E: 0 K: 2 S: 9	H: 2 LOB: 1 BB: 1 P: 9	R: 0 E: 0 K: 0 S: 3	H: 0 LOB: 1 BB: 1 P: 7	R: 0 E: 0 K: 1 S: 6	H: 1 LOB: 1 BB: 0 P: 6	R: 0 E: 0 K: 3 S: 11	H: 1 LOB: 3 BB: 1 P: 15	1B: 8 2B: 2 3B: 0 HR: 2	SF: 0 SAC: 2 DP: 0 HBP: 1	WP: 1 PB: 0 SB: 1 CS: 0	PA: 48
PITCHER	IP WLS BF H R ER SO BB IBB HBP BLK WP HR S P ERA WHIP																					
Mark Clear, R (1, 1) ERA: 5.48	3.1 L 21 7 5 5 2 3 0 1 0 0 1 21 34 13.50 3.000																					
Chuck Cmm, R (4, 1) ERA: 4.48	4.0 19 4 3 3 3 3 0 0 0 0 1 22 34 6.75 1.750																					
Paul Mirabella, L (8, 1) ERA: 7.2	0.2 5 1 0 0 1 1 0 0 0 1 6 10 0.00 3.000																					
Dan Plesac, L (9, 1) ERA: 1.29	1.0 3 0 0 0 3 0 0 0 0 0 9 9 0.00 0.000																					

Detroit Tigers @ Milwaukee Brewers
Milwaukee County Stadium, Milwaukee, WI
Tue Jun 30 1987, 8:05 PM EDT
Att: 21,609 - Unknown

AB 38
R 8
H 12
RBI 8
BB 7
SO 9
LOB 32

Batter	1	2	3	4	5	6	7	8	9	AB	R	H	RBI	BB	SO	LOB	BOTTOM					
Mike Felder, S (1, 7) OBP: 0.297, SLG: 0.345	F7									4	0	2	0	2	0	1						
Robin Yount, R (1, 8) OBP: 0.373, SLG: 0.462	5-3									5	0	0	0	1	1	8						
Cecil Cooper, L (1, 10) OBP: 0.293, SLG: 0.387	1B									4	0	3	1	0	1	0						
Greg Brock, L (1, 3) OBP: 0.348, SLG: 0.435	BB									3	1	2	0	2	0	2						
Rob Deer, R (1, 9) OBP: 0.367, SLG: 0.539	1B									4	0	0	0	1	3	5						
B.J. Surhoff, L (1, 2) OBP: 0.339, SLG: 0.461	F8									5	2	2	2	0	0	7						
Ernest Riles, L (1, 5) ERA: 5.43										4	0	0	0	0	2	1						
Juan Castillo, S (9, PH) OBP: 0.361, SLG: 0.423										1	0	1	0	0	0	0	AB 38					
Jim Gantner, L (1, 4) OBP: 0.340, SLG: 0.379										2	2	2	1	2	0	0	R 5					
Jim Paciorek, R (9, PH) OBP: 0.322, SLG: 0.338										1	0	0	0	0	0	1	H 14					
Dale Sveum, S (1, 6) OBP: 0.272, SLG: 0.372										5	0	2	1	0	1	3	RBI 5					
																	BB 8					
																	SO 8					
																	LOB 28					
																						
Inning Stats	R: 0 E: 0 K: 0 S: 5	H: 2 LOB: 3 BB: 1 P: 9	R: 1 E: 0 K: 0 S: 5	H: 2 LOB: 1 BB: 0 P: 5	R: 0 E: 0 K: 1 S: 6	H: 2 LOB: 1 BB: 0 P: 6	R: 0 E: 0 K: 2 S: 7	H: 0 LOB: 2 BB: 2 P: 15	R: 2 E: 0 K: 0 S: 4	H: 1 LOB: 0 BB: 1 P: 12	R: 1 E: 0 K: 0 S: 4	H: 1 LOB: 2 BB: 2 P: 12	R: 1 E: 0 K: 3 S: 12	H: 3 LOB: 3 BB: 1 P: 16	R: 0 E: 0 K: 0 S: 3	H: 1 LOB: 1 BB: 1 P: 7	R: 0 E: 0 K: 0 S: 5	H: 2 LOB: 2 BB: 0 P: 5	1B: 8 2B: 5 3B: 0 HR: 1	SF: 1 SAC: 0 DP: 2 HBP: 0	WP: 1 PB: 0 SB: 2 CS: 0	PA: 47
PITCHER	IP WLS BF H R ER SO BB IBB HBP BLK WP HR S P ERA WHIP																					
Dan Petry, R (1, 1) ERA: 5.43	5.1 W 29 8 4 4 4 6 0 0 0 0 1 33 57 6.75 2.625																					
Mark Thurmond, L (6, 1) ERA: 3.16	1.1 8 3 1 1 2 1 0 0 0 0 1 11 15 6.75 3.000																					
Mike Henneman, R (7, 1) ERA: 2.61	0.1 1 0 0 0 1 0 0 0 0 0 0 3 3 0.00 0.000																					
Willie Hernandez, L (8, 1) ERA: 3.74	2.0 S 9 3 0 0 0 1 0 0 0 0 0 8 12 0.00 2.000																					


Detroit Tigers @ Milwaukee Brewers
Milwaukee County Stadium, Milwaukee, WI
Tue Jun 30 1987, 8:05 PM EDT
Att: 21,609 - Unknown

AB 38
R 5
H 14
RBI 5
BB 8
SO 8
LOB 28

Batter	1	2	3	4	5	6	7	8	9	AB	R	H	RBI	BB	SO	LOB	TOP			
Lou Whitaker, L OBP: 0.333, SLG: 0.418 Mike Heath, R OBP: 0.365, SLG: 0.476	4-3		G3			F8		K		3	0	0	0	0	0	0				
Darrell Evans, L OBP: 0.391, SLG: 0.514	1-3			F6		F8			HR	4	1	1	1	0	0	0				
Kirk Gibson, L OBP: 0.386, SLG: 0.515	6-3			F7			F9		1B BB 1B	4	1	1	0	0	0	0				
Aian Trammell, R OBP: 0.396, SLG: 0.555 Jim Walewander, S OBP: 0.214, SLG: 0.231		F9		5-3			F7		K	2	0	0	0	0	0	0				
Matt Nokes, L OBP: 0.374, SLG: 0.580					FC6-4 1B		3-1		F9	4	0	2	0	0	0	1				
Pat Sheridan, L OBP: 0.353, SLG: 0.386					FC6-4 1B			1B	BB 1B	4	0	2	0	0	1	2				
Dave Bergman, L OBP: 0.440, SLG: 0.528		1-3			K			F8	BB 1B	4	0	1	0	0	1	3				
Chet Lemon, R OBP: 0.369, SLG: 0.469 Darrell Coles, R OBP: 0.257, SLG: 0.311			K			K		K	BB	1	0	0	0	0	1	0				
Tom Brookens, R OBP: 0.311, SLG: 0.419			F7			F8			F6	4	0	1	0	0	0	3				
Inning Stats	R: 0 E: 0 K: 0 S: 3	H: 0 LOB: 0 BB: 0 P: 3	R: 0 E: 0 K: 1 S: 6	H: 1 LOB: 1 BB: 0 P: 6	R: 0 E: 0 K: 1 S: 5	H: 0 LOB: 0 BB: 0 P: 5	R: 0 E: 0 K: 0 S: 3	H: 0 LOB: 0 BB: 0 P: 3	R: 0 E: 0 K: 2 S: 8	H: 1 LOB: 1 BB: 0 P: 8	R: 0 E: 0 K: 0 S: 3	H: 0 LOB: 0 BB: 0 P: 3	R: 0 E: 0 K: 0 S: 9	H: 2 LOB: 2 BB: 0 P: 9	R: 2 E: 0 K: 1 S: 9	H: 4 LOB: 3 BB: 1 P: 13	1B: 6 2B: 1 3B: 0 HR: 1	SF: 0 SAC: 0 DP: 0 HBP: 0	WP: 0 PB: 0 SB: 0 CS: 0	PA: 36
PITCHER Bill Wegman, R ERA: 4.18	IP: 9.0 WLS: W BF: 36 H: 8 R: 2 ER: 2 SO: 7 BB: 1 IBB: 0 HBP: 0 BLK: 0 WP: 0 HR: 1 S: 49 P: 53 ERA: 2.00 WHIP: 1.000																			

Detroit Tigers @ Milwaukee Brewers
Milwaukee County Stadium, Milwaukee, WI
Wed Jul 01 1987, 4:33 AM EDT
Att: 24,528 - Unknown


AB	35
R	2
H	8
RBI	2
BB	1
SO	7
LOB	14



Batter	1	2	3	4	5	6	7	8	9	AB	R	H	RBI	BB	SO	LOB	BOTTOM			
Mike Felder, S OBP: 0.330, SLG: 0.379	4-3				1B BB					3	2	2	3	3	0	0				
Robin Yount, R OBP: 0.373, SLG: 0.460 Rick Manning, L OBP: 0.356, SLG: 0.360	F9				1B	1-2 3-H			BB	3	0	1	0	0	0	1				
Cecil Cooper, L OBP: 0.307, SLG: 0.400					1B					3	3	3	1	2	0	0				
Greg Brock, L OBP: 0.358, SLG: 0.449					1B					5	2	4	3	0	0	2				
Glenn Braggs, R OBP: 0.333, SLG: 0.398	4-3				1B					5	1	2	1	0	1	5				
B.J. Surhoff, L OBP: 0.341, SLG: 0.471										5	2	2	3	0	0	4				
Ernest Riles, L OBP: 0.231, SLG: 0.250										4	0	2	2	0	1	4				
Jim Gantner, L OBP: 0.339, SLG: 0.378 Juan Castillo, S OBP: 0.365, SLG: 0.429										1	0	0	0	0	0	1				
Dale Sveum, S OBP: 0.275, SLG: 0.372 Jim Pacione, R OBP: 0.319, SLG: 0.333										3	1	1	0	1	0	1				
Inning Stats	R: 1 E: 0 K: 0 S: 5	H: 2 LOB: 1 BB: 0 P: 5	R: 0 E: 0 K: 0 S: 3	H: 1 LOB: 0 BB: 0 P: 3	R: 8 E: 0 K: 0 S: 9	H: 6 LOB: 1 BB: 2 P: 18	R: 2 E: 0 K: 0 S: 6	H: 3 LOB: 1 BB: 0 P: 6	R: 1 E: 0 K: 1 S: 7	H: 2 LOB: 2 BB: 1 P: 11	R: 1 E: 0 K: 0 S: 5	H: 2 LOB: 3 BB: 1 P: 9	R: 0 E: 0 K: 1 S: 6	H: 2 LOB: 3 BB: 1 P: 10	R: 0 E: 0 K: 0 S: 3	H: 0 LOB: 1 BB: 1 P: 7	1B: 13 2B: 3 3B: 2 HR: 0	SF: 1 SAC: 1 DP: 1 HBP: 1	WP: 0 PB: 0 SB: 0 CS: 0	PA: 47
PITCHER Walt Terrell, R ERA: 4.19 Mark Thurmond, L ERA: 4.09 Mike Henneman, R ERA: 2.83	IP: 2.1 WLS: L BF: 15 H: 6 R: 7 ER: 7 SO: 0 BB: 1 IBB: 1 HBP: 0 BLK: 0 WP: 0 HR: 0 S: 12 P: 21 ERA: 27.00 WHIP: 3.000																			

Detroit Tigers @ Milwaukee Brewers
Milwaukee County Stadium, Milwaukee, WI
Wed Jul 01 1987, 4:33 AM EDT
Att: 24,528 - Unknown

AB	38
R	13
H	18
RBI	13
BB	6
SO	2
LOB	23



Batter	1	2	3	4	5	6	7	8	9	10	11	12	13	AB	R	H	RBI	BB	SO	LOB	TOP								
Mike Felder, S OBP: 0.351, SLG: 0.451 (1, 8)	E1 WP 1B	K		4-3		5-3		L4		FC4			5-3	7	1	0	0	0	1	4									
Robin Yount, R OBP: 0.374, SLG: 0.456 (1, 10)	1-3			G6-4-3 1B					5-3	K			F9	6	0	2	0	1	1	3									
B.J. Surhoff, L OBP: 0.333, SLG: 0.458 (1, 2)	G3 2B 1B	F9		G6-4-3 1-2		5-3			G3	F8			1-3	7	1	1	1	0	0	6									
Greg Brock, L OBP: 0.362, SLG: 0.455 (1, 3)	G3							F8					G3	6	2	3	0	0	0	1									
Rob Deer, R OBP: 0.374, SLG: 0.545 (1, 7)	2B 2B			K		K				E 1B				5	2	3	1	1	2	2									
Ernest Riles, L OBP: 0.263, SLG: 0.333 (1, 6)	2B 2B			F7		G3		G4-3 1B		E 1B				6	1	2	3	0	1	4									
Glenn Braggs, R OBP: 0.337, SLG: 0.400 (1, 9)	2B			E 1B		6-3								4	0	1	1	2	1	2									
Jim Paciorek, R OBP: 0.330, SLG: 0.349 (1, 5)	5-3			E3						FC4 1B			FC5-6 BB	5	0	2	0	1	0	3									
Juan Castillo, S OBP: 0.358, SLG: 0.420 (1, 4)				L8		6-3							G3-6	3	0	0	0	0	1	3									
Rick Manning, L OBP: 0.358, SLG: 0.358 (8, 8)	K							FC4-6 1-2		FC4 1B			G3-6 1-2	3	0	1	0	0	0	2									
Inning Stats	R: 4 E: 1 K: 0 S: 8	H: 4 LOB: 1 BB: 0 P: 8	R: 0 E: 0 K: 2 S: 8	H: 1 LOB: 1 BB: 8 P: 8	R: 1 E: 1 K: 1 S: 7	H: 1 LOB: 2 BB: 11 P: 11	R: 0 E: 0 K: 0 S: 3	H: 1 LOB: 0 BB: 0 P: 3	R: 0 E: 0 K: 0 S: 4	H: 1 LOB: 2 BB: 1 P: 8	R: 0 E: 0 K: 0 S: 3	H: 1 LOB: 0 BB: 0 P: 3	R: 0 E: 0 K: 0 S: 6	H: 1 LOB: 1 BB: 6 P: 6	R: 2 E: 1 K: 0 S: 6	H: 3 LOB: 1 BB: 0 P: 6	R: 0 E: 0 K: 1 S: 6	H: 1 LOB: 2 BB: 10 P: 10	R: 0 E: 0 K: 0 S: 2	H: 0 LOB: 0 BB: 1 P: 6	R: 0 E: 0 K: 0 S: 3	H: 0 LOB: 0 BB: 0 P: 3	1B: 10 2B: 6 3B: 0 HR: 0	SF: 0 SAC: 0 DP: 4 HBP: 0	WP: 2 PB: 0 SB: 0 CS: 1	PA: 57			
PITCHER	IP WLS BF H R ER SO BB IBB HBP BLK WP HR S P ERA WHIP	4.1 23 8 5 0 4 0 1 0 0 0 2 0 30 34 0.00 1.846	2.0 8 1 0 0 0 0 1 0 0 0 0 0 7 11 0.00 0.500	2.2 13 5 2 2 1 1 0 0 0 0 0 0 14 18 6.75 2.250	4.0 W 13 1 0 0 2 2 0 0 0 0 0 0 15 23 0.00 0.750																								

Milwaukee Brewers @ California Angels
Anaheim Stadium, Anaheim, CA
Thu Jul 02 1987, 10:05 PM EDT
Att: 28,116 - Unknown

AB 52
R 7
H 15
RBI 6
BB 5
SO 7
LOB 30



Batter	1	2	3	4	5	6	7	8	9	10	11	12	13	AB	R	H	RBI	BB	SO	LOB	BOTTOM								
Brian Downing, R OBP: 0.403, SLG: 0.516 (1, 10)	G6-4-3 BB			K									F7	5	0	0	0	1	4	2									
Devon White, S OBP: 0.338, SLG: 0.539 (1, 9)	G6-4-3 1-2			G6-4-3 2H 3H 1B					4-3				E5 BB	6	1	2	3	0	0	1									
Dick Schofield, R OBP: 0.273, SLG: 0.323 (1, 6)	K			4-3					6-3					5	0	0	0	1	1	1									
Doug DeCinces, R OBP: 0.347, SLG: 0.388 (1, 5)													F4	4	3	1	0	2	1	2									
George Hendrick, R OBP: 0.227, SLG: 0.395 (8, PH)														3	0	1	0	0	1	1									
Ruppert Jones, L OBP: 0.329, SLG: 0.521 (9, 7)	K												3-1	1	0	1	0	0	0	0									
Butch Wynegar, S OBP: 0.304, SLG: 0.254 (10, PH)														1	0	0	0	0	1	0									
Jack Howell, L OBP: 0.345, SLG: 0.491 (11, 7)														1	0	0	0	0	0	2									
Bob Boone, R OBP: 0.349, SLG: 0.340 (1, 2)	6-3													4	1	1	1	0	2	0									
Wally Joyner, L OBP: 0.367, SLG: 0.530 (1, 3)																													
Gary Pettis, S OBP: 0.318, SLG: 0.288 (1, 8)																													
Mark McLemore, S OBP: 0.307, SLG: 0.286 (1, 4)																													
Inning Stats	R: 0 E: 0 K: 1 S: 4	H: 0 LOB: 0 BB: 1 P: 8	R: 0 E: 0 K: 1 S: 5	H: 0 LOB: 0 BB: 0 P: 5	R: 2 E: 0 K: 1 S: 7	H: 2 LOB: 1 BB: 11 P: 11	R: 1 E: 0 K: 0 S: 4	H: 1 LOB: 1 BB: 1 P: 8	R: 1 E: 0 K: 0 S: 6	H: 1 LOB: 0 BB: 0 P: 6	R: 2 E: 0 K: 0 S: 5	H: 2 LOB: 1 BB: 1 P: 9	R: 0 E: 0 K: 1 S: 5	H: 0 LOB: 0 BB: 0 P: 5	R: 0 E: 0 K: 3 S: 9	H: 0 LOB: 0 BB: 0 P: 9	R: 0 E: 0 K: 1 S: 5	H: 0 LOB: 0 BB: 0 P: 5	R: 0 E: 1 K: 0 S: 4	H: 0 LOB: 2 BB: 1 P: 8	R: 2 E: 0 K: 1 S: 5	H: 1 LOB: 0 BB: 1 P: 9	1B: 4 2B: 3 3B: 0 HR: 2	SF: 1 SAC: 1 DP: 1 HBP: 0	WP: 0 PB: 0 SB: 2 CS: 0	PA: 54			
PITCHER	IP WLS BF H R ER SO BB IBB HBP BLK WP HR S P ERA WHIP	6.0 27 6 6 6 4 0 1 0 0 0 1 31 47 9.00 1.667	2.0 9 2 1 1 2 0 1 0 1 0 0 12 16 4.50 1.000	4.0 14 0 0 0 5 1 0 0 0 0 0 23 27 0.00 0.250	0.2 L 4 1 2 2 1 1 0 0 0 0 1 5 9 27.00 3.000																								

Milwaukee Brewers @ California Angels
Anaheim Stadium, Anaheim, CA
Thu Jul 02 1987, 10:05 PM EDT
Att: 28,116 - Unknown

AB 45
R 9
H 9
RBI 8
BB 7
SO 12
LOB 18



Batter	1	2	3	4	5	6	7	8	9	AB	R	H	RBI	BB	SO	LOB	TOP				
Mike Felder, S OBP: 0.306, SLG: 0.347 (1, 8)	F6	K					SH1-4	F8		4	0	1	1	0	1	3	Milwaukee Brewers @ California Angels Anaheim Stadium, Anaheim, CA Fri Jul 03 1987, 10:05 PM EDT Att: 32,759 - Unknown				
Robin Yount, R OBP: 0.374, SLG: 0.453 (1, 10)	L8		F8	K			BB	1B	BB	3	0	0	0	2	1						
B.J. Surhoff, L OBP: 0.335, SLG: 0.453 (1, 2)	1B		G3				BB	L4		4	0	1	0	1	0						
Greg Brock, L OBP: 0.358, SLG: 0.451 (1, 3)	K		F7				BB	SF7	1B	4	0	1	1	0	1						
Rob Deer, R OBP: 0.371, SLG: 0.536 (1, 7)		F8		1B	K		F8	K		4	1	0	0	1	2	4					
Ernest Riles, L OBP: 0.345, SLG: 0.478 (1, 5)		HR		4-3	1B		F8	E6	F8	5	3	2	1	0	0	2					
Glenn Braggs, R OBP: 0.292, SLG: 0.358 (8, 9)		BB		SF8	4-3		G3	1B		3	1	2	2	1	0	0					
Rick Manning, L OBP: 0.355, SLG: 0.358 (8, 9)		BB		SF8	4-3		G3	2B		0	0	0	0	0	0	0					
Juan Castillo, S OBP: 0.355, SLG: 0.411 (1, 4)		BB		4-3			1-3	K		3	0	0	0	1	1	3					
Dale Sveum, S OBP: 0.271, SLG: 0.368 (1, 6)	F9			SF8			E5	F8		3	1	0	1	0	0	3					
Inning Stats	R: 0 E: 0 K: 1 S: 6	H: 1 LOB: 1 BB: 0 P: 6	R: 1 E: 0 K: 1 S: 6	H: 1 LOB: 2 BB: 2 P: 14	R: 0 E: 0 K: 0 S: 3	H: 0 LOB: 0 BB: 0 P: 3	R: 3 E: 0 K: 1 S: 8	H: 3 LOB: 1 BB: 1 P: 12	R: 0 E: 0 K: 0 S: 5	H: 0 LOB: 0 BB: 0 P: 3	R: 1 E: 1 K: 0 S: 4	H: 0 LOB: 2 BB: 2 P: 12	R: 1 E: 1 K: 1 S: 7	H: 1 LOB: 1 BB: 0 P: 7	R: 0 E: 0 K: 1 S: 6	H: 1 LOB: 2 BB: 1 P: 10	1B: 5 2B: 1 3B: 0 HR: 1	SF: 2 SAC: 1 DP: 0 HBP: 0	WP: 0 PB: 0 SB: 1 CS: 0	PA: 42	
PITCHER	IP	WLS	BF	H	R	ER	SO	BB	IBB	HBP	BLK	WP	HR	S	P	ERA	WHIP				
Willie Fraser, R ERA: 3.74 (1, 1)	4.0	L	20	5	4	4	3	3	0	0	0	0	1	23	35	9.00	2.000				
Gary Lucas, L ERA: 5.79 (5, 1)	3.0		12	0	1	0	1	1	1	0	0	0	0	12	20	0.00	0.333				
Donnie Moore, R ERA: 2.66 (8, 1)	2.0		10	2	1	0	2	1	0	0	0	0	0	13	17	0.00	1.500				

Batter	1	2	3	4	5	6	7	8	9	AB	R	H	RBI	BB	SO	LOB	BOTTOM				
Brian Downing, R OBP: 0.403, SLG: 0.521 (1, 10)	K						K		F4	5	0	2	1	0	2	1	Milwaukee Brewers @ California Angels Anaheim Stadium, Anaheim, CA Fri Jul 03 1987, 10:05 PM EDT Att: 32,759 - Unknown				
Devon White, S OBP: 0.335, SLG: 0.532 (1, 9)	E6	F8			G6-3		F7			4	1	0	0	0	0	2					
Dick Schofield, R OBP: 0.276, SLG: 0.329 (1, 6)	S	L8			E		F8			4	1	2	1	0	0	1					
Doug DeCinces, R OBP: 0.349, SLG: 0.388 (1, 5)	1B	BB			E3		5-3			3	0	1	1	1	0	1					
George Hendrick, R OBP: 0.250, SLG: 0.457 (1, 7)	1B	BB			F9		F3	HR		3	1	1	1	1	0	3					
Butch Wynegar, S OBP: 0.301, SLG: 0.253 (1, 2)	1B				K		F7	L4		4	0	1	0	0	1	1					
Wally Joyner, L OBP: 0.363, SLG: 0.523 (1, 3)	G1-2-3				4-3		K		F8	4	0	0	0	0	1	3					
Gary Pettis, S OBP: 0.317, SLG: 0.285 (1, 8)		SH3-4			K		B2-3		5-3	3	1	0	0	1	1	0					
Mark McLemore, S OBP: 0.307, SLG: 0.287 (1, 4)		SH3-4			F4		6-3		1B	3	0	1	0	0	0	0					
Inning Stats	R: 2 E: 1 K: 1 S: 8	H: 3 LOB: 2 BB: 1 P: 12	R: 1 E: 0 K: 0 S: 4	H: 1 LOB: 1 BB: 1 P: 8	R: 0 E: 0 K: 1 S: 4	H: 0 LOB: 0 BB: 1 P: 8	R: 0 E: 0 K: 1 S: 5	H: 0 LOB: 0 BB: 0 P: 5	R: 0 E: 1 K: 0 S: 5	H: 2 LOB: 2 BB: 0 P: 5	R: 0 E: 0 K: 1 S: 5	H: 0 LOB: 0 BB: 0 P: 5	R: 0 E: 0 K: 0 S: 4	H: 1 LOB: 0 BB: 0 P: 4	R: 0 E: 0 K: 0 S: 4	H: 1 LOB: 1 BB: 0 P: 4		1B: 5 2B: 2 3B: 0 HR: 1	SF: 0 SAC: 1 DP: 2 HBP: 0	WP: 0 PB: 0 SB: 1 CS: 1	PA: 37
PITCHER	IP	WLS	BF	H	R	ER	SO	BB	IBB	HBP	BLK	WP	HR	S	P	ERA	WHIP				
Teddy Higuera, L ERA: 5.2 (1, 1)	9.0	W	37	8	4	3	5	3	0	0	0	0	1	44	56	3.00	1.222				

Batter	1	2	3	4	5	6	7	8	9	AB	R	H	RBI	BB	SO	LOB	TOP										
Ernest Riles, L OBP: 0.321, SLG: 0.462 (1, 5)										3	1	1	0	1	1	0	Milwaukee Brewers @ California Angels Anaheim Stadium, Anaheim, CA Sat Jul 04 1987, 10:05 PM EDT Att: 62,531 - Unknown										
Robin Yount, R OBP: 0.376, SLG: 0.464 (1, 8)										4	1	2	1	0	1	1											
Cecil Cooper, L OBP: 0.302, SLG: 0.393 (1, 10)										4	0	0	0	0	1	3											
Greg Brock, L OBP: 0.361, SLG: 0.450 (1, 3)										3	0	1	1	0	0	0											
Rob Deer, R OBP: 0.372, SLG: 0.531 Rick Manning, L OBP: 0.355, SLG: 0.358 (8, 9)										2	0	0	0	1	2	2											
Glenn Briggs, R OBP: 0.347, SLG: 0.406 Mike Felder, S OBP: 0.303, SLG: 0.343 (8, 7)										1	0	0	0	2	0	1											
Bill Schroeder, R OBP: 0.379, SLG: 0.505 (1, 2)										4	0	1	0	0	2	5											
Jim Gantner, L OBP: 0.333, SLG: 0.371 (1, 4)										4	0	0	0	0	0	4											
Dale Sveum, S OBP: 0.267, SLG: 0.362 (1, 6)										4	0	0	0	0	0	1											
Inning Stats	R: 1 E: 0 K: 1 S: 6	H: 1 LOB: 0 BB: 0 P: 6	R: 0 E: 0 K: 1 S: 5	H: 0 LOB: 1 BB: 1 P: 9	R: 1 E: 1 K: 2 S: 9	H: 2 LOB: 2 BB: 1 P: 13	R: 0 E: 0 K: 1 S: 4	H: 0 LOB: 0 BB: 1 P: 8	R: 0 E: 0 K: 0 S: 2	H: 1 LOB: 1 BB: 0 P: 4	R: 0 E: 0 K: 0 S: 5	H: 0 LOB: 0 BB: 0 P: 5	R: 0 E: 0 K: 1 S: 5	H: 0 LOB: 0 BB: 0 P: 5	R: 0 E: 0 K: 0 S: 4	H: 1 LOB: 0 BB: 0 P: 4		1B: 4 2B: 0 3B: 0 HR: 1	SF: 0 SAC: 0 DP: 1 HBP: 2	WP: 0 PB: 0 SB: 0 CS: 1	PA: 36						
PITCHER	IP	WLS	BF	H	R	ER	SO	BB	IBB	HBP	BLK	WP	HR	S	P	ERA	WHIP										
Don Sutton, R ERA: 4.16 (1, 1)	5.0	L	24	4	2	2	5	4	0	2	0	0	1	28	46	3.60	1.600										
DeWayne Buice, R ERA: 2.75 (6, 1)	4.0		12	1	0	0	2	0	0	0	0	0	0	16	16	0.00	0.250										

Batter	1	2	3	4	5	6	7	8	9	AB	R	H	RBI	BB	SO	LOB	BOTTOM										
Gary Pettis, S OBP: 0.314, SLG: 0.282 Doug DeCinces, R OBP: 0.352, SLG: 0.390 (9, FH)										3	0	0	0	0	2	1	Milwaukee Brewers @ California Angels Anaheim Stadium, Anaheim, CA Sat Jul 04 1987, 10:05 PM EDT Att: 62,531 - Unknown										
Jack Howell, L OBP: 0.345, SLG: 0.489 Brian Downing, R OBP: 0.404, SLG: 0.521 (9, FH)										3	0	1	0	0	1	0											
Devon White, S OBP: 0.331, SLG: 0.526 (1, 9)										4	0	0	0	0	0	4											
Wally Joyner, L OBP: 0.362, SLG: 0.519 (1, 3)										4	0	1	0	0	0	3											
Ruppert Jones, L OBP: 0.318, SLG: 0.500 George Hendrick, R OBP: 0.265, SLG: 0.457 (9, FH)										3	0	0	0	0	3	1											
Mark Ryal, L OBP: 0.246, SLG: 0.429 Butch Wynegar, S OBP: 0.298, SLG: 0.250 (9, FH)										3	0	0	0	0	0	1											
Bob Boone, R OBP: 0.343, SLG: 0.333 (1, 2)										3	0	0	0	0	0	1											
Dick Schofield, R OBP: 0.276, SLG: 0.329 (1, 6)										3	1	1	0	0	0	0											
Mark McLemore, S OBP: 0.308, SLG: 0.291 (1, 4)										3	0	1	1	0	1	0											
Inning Stats	R: 0 E: 0 K: 2 S: 7	H: 0 LOB: 0 BB: 0 P: 7	R: 0 E: 0 K: 1 S: 6	H: 1 LOB: 1 BB: 0 P: 6	R: 1 E: 0 K: 1 S: 7	H: 3 LOB: 1 BB: 0 P: 7	R: 0 E: 0 K: 1 S: 5	H: 0 LOB: 0 BB: 0 P: 5	R: 0 E: 0 K: 1 S: 5	H: 0 LOB: 0 BB: 0 P: 5	R: 0 E: 0 K: 0 S: 3	H: 0 LOB: 0 BB: 0 P: 3	R: 0 E: 0 K: 1 S: 5	H: 0 LOB: 0 BB: 0 P: 5	R: 0 E: 0 K: 0 S: 3	H: 0 LOB: 0 BB: 0 P: 3		R: 0 E: 1 K: 0 S: 4	H: 1 LOB: 3 BB: 2 P: 12	1B: 4 2B: 1 3B: 0 HR: 0	SF: 0 SAC: 0 DP: 2 HBP: 0	WP: 0 PB: 0 SB: 1 CS: 0	PA: 33				
PITCHER	IP	WLS	BF	H	R	ER	SO	BB	IBB	HBP	BLK	WP	HR	S	P	ERA	WHIP										
Chris Bosio, R ERA: 5.43 (1, 1)	8.0	W	27	4	1	1	7	0	0	0	0	0	0	41	41	1.12	0.500										
Dan Plesac, L ERA: 1.15 (9, 1)	1.0	S	6	1	0	0	0	1	1	0	0	0	0	4	12	0.00	2.000										

Batter	1	2	3	4	5	6	7	8	9	AB	R	H	RBI	BB	SO	LOB	TOP								
Ernest Riles, L (1, 5) OBP: 0.324, SLG: 0.412	6-3		FC6-4 BB		4-1 1B		F9	K		3	0	1	1	1	0	0	Milwaukee Brewers @ Seattle Mariners The Kingdome, Seattle, WA Mon Jul 06 1987, 10:05 PM EDT Att: 15,922 - Unknown								
Jim Pacione, R (8, PH) OBP: 0.330, SLG: 0.349	6-3		FC6-4		4-1 1B		F9	K		0	0	0	0	0	0	0									
Rick Manning, L (8, PH) OBP: 0.349, SLG: 0.352	6-3		FC6-4		4-1 1B		F9	K		1	0	0	0	0	1	2									
Bill Schroeder, R (8, 2) OBP: 0.379, SLG: 0.505	6-3		FC6-4		4-1 1B		F9	K		0	0	0	0	0	0	0									
Robin Yount, R (1, 8) OBP: 0.376, SLG: 0.465	5-3		FC6-4		4-1 1B		F9	K		5	0	2	1	0	0	1									
Cecil Cooper, L (1, 10) OBP: 0.296, SLG: 0.382	6-3			1-5-3	4-1		F9	K		4	0	1	0	0	0	2									
Mike Felder, S (7, PR) OBP: 0.296, SLG: 0.362	6-3			1-5-3	4-1		F9	K		1	0	0	0	0	0	0									
Greg Brock, L (1, 3) OBP: 0.362, SLG: 0.449	6-3			4-3 1B	FC4-6 IBB		F9	K		4	0	2	0	1	1	2									
B.J. Surhoff, L (1, 2) OBP: 0.324, SLG: 0.445				4-3	FC4-6		F9	K		5	0	1	0	0	0	7									
Rob Deer, R (1, 7) OBP: 0.367, SLG: 0.522				K			F9	K		4	0	0	0	0	1	2									
Glenn Braggs, R (1, 9) OBP: 0.344, SLG: 0.413							F9	G3		4	1	1	0	0	0	1									
Jim Gantner, L (1, 4) OBP: 0.336, SLG: 0.376							F9	G3		4	1	3	0	0	0	0									
Juan Castillo, S (1, 6) OBP: 0.351, SLG: 0.405							F9	G3		2	0	0	0	0	0	1									
Dale Sveum, S (8, PH) OBP: 0.266, SLG: 0.359							F9	G3		1	0	1	0	0	0	0									
Inning Stats	R: 0 E: 0 K: 0 S: 3	H: 0 LOB: 0 BB: 0 P: 3	R: 0 E: 0 K: 0 S: 4	H: 1 LOB: 1 BB: 0 P: 4	R: 0 E: 0 K: 0 S: 3	H: 0 LOB: 1 BB: 1 P: 7	R: 0 E: 0 K: 1 S: 6	H: 1 LOB: 1 BB: 0 P: 6	R: 2 E: 0 K: 0 S: 7	H: 4 LOB: 3 BB: 1 P: 11	R: 0 E: 0 K: 0 S: 4	H: 1 LOB: 1 BB: 0 P: 4	R: 0 E: 0 K: 1 S: 7	H: 2 LOB: 2 BB: 0 P: 7	R: 0 E: 0 K: 1 S: 7	H: 2 LOB: 2 BB: 0 P: 7	R: 0 E: 0 K: 0 S: 4	H: 1 LOB: 1 BB: 0 P: 4	1B: 11 2B: 0 3B: 1 HR: 0	SF: 0 SAC: 1 DP: 0 HBP: 0	WP: 0 PB: 0 SB: 0 CS: 0	PA: 41			
PITCHER	IP	WLS	BF	H	R	ER	SO	BB	IBB	HBP	BLK	WP	HR	S	P	ERA	WHIP								
Mike Morgan, R (1, 1) ERA: 4.19	6.0	W	27	7	2	2	1	1	1	0	0	0	0	27	35	3.00	1.333								
Bill Wilkinson, L (7, 1) ERA: 4.75	1.2		9	4	0	0	1	0	0	0	0	0	0	11	11	0.00	2.400								
Ed Nunez, R (8, 1) ERA: 2.92	1.1	S	5	1	0	0	1	0	0	0	0	0	0	7	7	0.00	0.750								

Batter	1	2	3	4	5	6	7	8	9	AB	R	H	RBI	BB	SO	LOB	BOTTOM								
Mike Kingery, L (1, 9) OBP: 0.314, SLG: 0.429	1-3 1B	PO	CS 1B		1-3 1B		F4			4	0	3	1	0	0	0	Milwaukee Brewers @ Seattle Mariners The Kingdome, Seattle, WA Mon Jul 06 1987, 10:05 PM EDT Att: 15,922 - Unknown								
Phil Bradley, R (1, 7) OBP: 0.372, SLG: 0.444	F8		1-3		5-3		F4	G3		4	0	0	0	0	0	3									
Scott Bradley, L (1, 5) OBP: 0.324, SLG: 0.368	1-3		F7				F4	G3		4	0	0	0	0	0	1									
Jim Presley, R (9, 5) OBP: 0.295, SLG: 0.449	1-3		F7				F4	L6		0	0	0	0	0	0	0									
Ken Phelps, L (1, 10) OBP: 0.385, SLG: 0.490	K						F4	L6		3	0	1	0	0	2	1									
Dave Valle, R (1, 2) OBP: 0.352, SLG: 0.609		FC1-5 2B		4-3			F4	L6		4	0	2	0	0	0	1									
Alvin Davis, L (1, 3) OBP: 0.372, SLG: 0.427		FC1-5 HR		5-3			F4	L6		3	1	0	0	0	0	3									
John Moses, S (1, 8) OBP: 0.298, SLG: 0.322		F8					F4	L6		3	0	0	0	0	0	3									
Rey Quinones, R (1, 6) OBP: 0.323, SLG: 0.429		F8					F4	L6		3	1	1	2	0	0	0									
Harold Reynolds, S (1, 4) OBP: 0.329, SLG: 0.365		HR					F4	L6		3	1	2	0	0	0	0									
Inning Stats	R: 0 E: 0 K: 1 S: 6	H: 1 LOB: 1 BB: 0 P: 6	R: 2 E: 0 K: 0 S: 5	H: 3 LOB: 0 BB: 0 P: 5	R: 0 E: 0 K: 0 S: 3	H: 1 LOB: 0 BB: 0 P: 3	R: 0 E: 0 K: 1 S: 5	H: 0 LOB: 0 BB: 0 P: 5	R: 1 E: 0 K: 0 S: 5	H: 2 LOB: 1 BB: 0 P: 5	R: 0 E: 0 K: 0 S: 4	H: 1 LOB: 2 BB: 0 P: 5	R: 0 E: 0 K: 0 S: 3	H: 0 LOB: 0 BB: 0 P: 3	R: 0 E: 0 K: 0 S: 4	H: 1 LOB: 1 BB: 0 P: 4	1B: 7 2B: 1 3B: 0 HR: 1	SF: 0 SAC: 0 DP: 0 HBP: 1	WP: 0 PB: 0 SB: 1 CS: 1	PA: 33					
PITCHER	IP	WLS	BF	H	R	ER	SO	BB	IBB	HBP	BLK	WP	HR	S	P	ERA	WHIP								
Bill Wegman, R (1, 1) ERA: 4.13	8.0	L	32	9	3	3	2	0	0	1	0	0	1	35	36	3.38	1.125								

AB	38
R	2
H	12
RBI	2
BB	2
SO	3
LOB	18



Batter	1	2	3	4	5	6	7	8	9	10	11	AB	R	H	RBI	BB	SO	LOB	TOP						
Rick Manning, L OBP: 0.328, SLG: 0.328 Mike Falder, S OBP: 0.289, SLG: 0.351 (11, 7)	5-3		4-3		4-3			L6			K	4	0	0	0	0	0	1							
Robin Yount, R OBP: 0.372, SLG: 0.458 (1, 8)	1-3			4-3		5-3		6-3			6-3	5	0	0	0	0	0	1							
Cecil Cooper, L OBP: 0.290, SLG: 0.374 (1, 10)	F7			K		K			G3		K	5	0	0	0	0	3	0							
Greg Brock, L OBP: 0.355, SLG: 0.438 (1, 3)		G3			HR	1B		4-3				4	1	1	0	0	0	0							
Rob Deer, R OBP: 0.378, SLG: 0.546 (11, 9)												2	1	1	2	2	1	0							
B.J. Surhoff, L OBP: 0.321, SLG: 0.436 (1, 2)												3	0	0	0	1	1	2							
Ernest Riles, L OBP: 0.286, SLG: 0.359 Juan Castillo, S OBP: 0.343, SLG: 0.395 (10, 4)												3	0	0	0	0	0	2							
Jim Gantner, L OBP: 0.336, SLG: 0.376 (10, 5)												4	0	0	0	0	1	0							
Dale Sveum, S OBP: 0.297, SLG: 0.362 (1, 6)												4	0	1	0	0	1	0							
Inning Stats	R: 0 E: 0 K: 0 S: 3	H: 0 LOB: 0 BB: 0 P: 3	R: 0 E: 0 K: 1 S: 5	H: 0 LOB: 1 BB: 1 P: 9	R: 0 E: 0 K: 0 S: 3	H: 0 LOB: 0 BB: 0 P: 3	R: 2 E: 0 K: 1 S: 7	H: 2 LOB: 1 BB: 1 P: 11	R: 0 E: 0 K: 0 S: 3	H: 0 LOB: 0 BB: 0 P: 5	R: 0 E: 0 K: 1 S: 5	H: 0 LOB: 0 BB: 0 P: 5	R: 0 E: 0 K: 0 S: 4	H: 1 LOB: 1 BB: 0 P: 4	R: 0 E: 0 K: 0 S: 3	H: 0 LOB: 1 BB: 1 P: 7	R: 0 E: 0 K: 3 S: 9	H: 0 LOB: 0 BB: 0 P: 9	R: 0 E: 0 K: 2 S: 7	H: 0 LOB: 0 BB: 0 P: 7	1B: 1 2B: 1 3B: 0 HR: 1	SF: 0 SAC: 0 DP: 0 HBP: 0	WP: 0 PB: 0 SB: 1 CS: 0	PA: 39	
PITCHER Mike Moore, R ERA: 4.9 Bill Wilkinson, L ERA: 4.5 (10, 1)	IP	WLS	BF	H	R	ER	SO	BB	IBB	HBP	BLK	WP	HR	S	P	ERA	WHIP								
	9.0		33	3	0	0	5	0	0	0	0	0	0	16	16	0.00	0.000								
	2.0	W	6	0	0	0	5	0	0	0	0	0	0	16	16	0.00	0.000								

Milwaukee Brewers @ Seattle Mariners
The Kingdome, Seattle, WA
Wed Jul 08 1987, 10:05 PM EDT
Att. 8,482 - Unknown

AB 36
R 2
H 3
RBI 2
BB 3
SO 9
LOB 6



Batter	1	2	3	4	5	6	7	8	9	10	11	AB	R	H	RBI	BB	SO	LOB	BOTTOM						
John Moses, S OBP: 0.293, SLG: 0.316 (1, 8)	6-3											5	0	1	0	0	1	0							
Phil Bradley, R OBP: 0.373, SLG: 0.453 (1, 7)	K											5	1	2	1	0	2	3							
Dave Valle, R OBP: 0.348, SLG: 0.617 (1, 2)	F8											5	0	0	0	0	0	4							
Jim Presley, R OBP: 0.295, SLG: 0.444 (1, 5)												5	1	1	0	0	3	1							
Alvin Davis, L OBP: 0.371, SLG: 0.432 (1, 3)												4	0	0	0	1	1	1							
Mickey Brantley, R OBP: 0.397, SLG: 0.414 (1, 9)												5	1	2	0	0	0	1							
John Christensen, R OBP: 0.313, SLG: 0.330 (1, 10)												3	1	2	0	2	1	2							
Rey Quinones, R OBP: 0.327, SLG: 0.439 (1, 6)												4	1	2	4	1	0	3							
Harold Reynolds, S OBP: 0.327, SLG: 0.363 (1, 4)												4	0	0	0	0	0	5							
Inning Stats	R: 0 E: 0 K: 1 S: 5	H: 0 LOB: 0 BB: 0 P: 5	R: 0 E: 0 K: 2 S: 7	H: 0 LOB: 0 BB: 0 P: 7	R: 0 E: 0 K: 1 S: 6	H: 1 LOB: 3 BB: 12 P: 14	R: 1 E: 0 K: 1 S: 8	H: 3 LOB: 2 BB: 0 P: 8	R: 1 E: 0 K: 1 S: 6	H: 1 LOB: 0 BB: 0 P: 6	R: 0 E: 0 K: 0 S: 3	H: 0 LOB: 0 BB: 0 P: 7	R: 0 E: 0 K: 1 S: 5	H: 0 LOB: 0 BB: 0 P: 5	R: 0 E: 0 K: 0 S: 3	H: 1 LOB: 1 BB: 0 P: 7	R: 0 E: 0 K: 1 S: 6	H: 1 LOB: 1 BB: 0 P: 6	R: 3 E: 0 K: 0 S: 4	H: 3 LOB: 0 BB: 0 P: 4	1B: 8 2B: 0 3B: 0 HR: 2	SF: 0 SAC: 0 DP: 0 HBP: 0	WP: 0 PB: 0 SB: 1 CS: 1	PA: 44	
PITCHER Teddy Higuera, L ERA: 4.86 Dan Plesac, L ERA: 1.49 (10, 1)	IP	WLS	BF	H	R	ER	SO	BB	IBB	HBP	BLK	WP	HR	S	P	ERA	WHIP								
	9.0		36	6	4	2	7	4	0	0	0	0	1	10	10	2.00	1.111								
	1.1	L	8	4	3	2	1	0	0	0	0	0	1	10	10	13.50	3.000								

Milwaukee Brewers @ Seattle Mariners
The Kingdome, Seattle, WA
Wed Jul 08 1987, 10:05 PM EDT
Att. 8,482 - Unknown

AB 40
R 5
H 10
RBI 5
BB 4
SO 8
LOB 20



Batter	1	2	3	4	5	6	7	8	9	AB	R	H	RBI	BB	SO	LOB	TOP				
Rick Manning, L (1, 9) OBP: 0.319, SLG: 0.333	0-3 K	0-0 1B FC6-4 2B	0-0 F5			0-0 4-3			0-0 F7	5	1	2	0	1	1						
Mike Felder, S (1, 8) OBP: 0.294, SLG: 0.348	4-0 E BB	0-0 FC6-4 1B			0-0 F8				0-0 F6	4	0	1	1	1	0	0					
Robin Yount, R (1, 10) OBP: 0.371, SLG: 0.462	0-3 K	0-0 FC6-4			0-0 F4				0-0 SF8 3B	4	1	1	1	0	1	2					
Greg Brock, L (1, 3) OBP: 0.350, SLG: 0.433	0-3 K	0-0 F8			0-0 F7				0-0 SF8	3	0	0	1	0	1	2					
Rob Deer, R (1, 7) OBP: 0.376, SLG: 0.553		0-0 HR	0-3 K		0-0 1-3				0-0 F3	4	1	1	1	0	1	0					
Ernest Riles, L (1, 5) OBP: 0.283, SLG: 0.333		4-0 BB CI 2B BB	0-3 K		0-0 1-3				0-3 K	3	1	0	0	1	2	0					
Bill Schroeder, R (1, 2) OBP: 0.376, SLG: 0.513		0-0 F9	4-0 2B BB		0-3 K				0-3 K	3	1	0	0	1	2	1					
Jim Cantner, L (1, 4) OBP: 0.337, SLG: 0.381		0-1 CI BB	0-0 2B BB		0-0 F7				0-3 K	2	2	1	1	0	0	0					
Juan Castillo, S (8, PH) OBP: 0.341, SLG: 0.392		1-2 2B BB	1-1 1B 2B							1	0	0	0	0	1	0					
Dale Sveum, S (1, 6) OBP: 0.270, SLG: 0.362		4-0 2B 1B BB	0-0 2H 1B			0-3 K			0-3 K	3	1	1	1	1	2	0					
Inning Stats	R: 0 E: 1 K: 3 S: 9	H: 0 LOB: 1 BB: 1 P: 13	R: 5 E: 1 K: 0 S: 7	H: 3 LOB: 1 BB: 2 P: 15	R: 2 E: 0 K: 2 S: 9	H: 2 LOB: 1 BB: 1 P: 13	R: 0 E: 0 K: 0 S: 3	H: 0 LOB: 0 BB: 0 P: 3	R: 0 E: 0 K: 1 S: 5	H: 0 LOB: 0 BB: 0 P: 5	R: 1 E: 0 K: 0 S: 4	H: 1 LOB: 0 BB: 0 P: 4	R: 0 E: 0 K: 3 S: 9	H: 0 LOB: 0 BB: 0 P: 9	R: 0 E: 0 K: 1 S: 5	H: 0 LOB: 0 BB: 0 P: 5	1B: 2 2B: 2 3B: 1 HR: 1	SF: 1 SAC: 0 DP: 0 HBP: 0	WP: 0 PB: 0 SB: 0 CS: 0	PA: 38	
PITCHER	IP	WLS	BF	H	R	ER	SO	BB	IBB	HBP	BLK	WP	HR	S	P	ERA	WHIP				
Jose Rijo, R (1, 1) ERA: 6.0	1.1	L	11	3	5	3	3	3	0	0	0	0	1	14	26	20.25	4.500				
Gene Nelson, R (2, 1) ERA: 3.36	5.2		21	3	3	3	4	1	0	0	0	0	0	28	32	4.76	0.706				
Greg Cadaret, L (8, 1) ERA: 2.08	2.0		6	0	0	0	4	0	0	0	0	0	0	14	14	0.00	0.000				

Milwaukee Brewers @ Oakland Athletics
Oakland-Alameda County Coliseum, Oakland, CA

Thu Jul 09 1987, 7:05 PM PDT
Att: 15,072 - Unknown

AB	32
R	8
H	6
RBI	8
BB	4
SO	11
LOB	6



Batter	1	2	3	4	5	6	7	8	9	AB	R	H	RBI	BB	SO	LOB	BOTTOM					
Luis Polonia, L (1, 8) OBP: 0.373, SLG: 0.461	0-0 K S 1B			0-0 1B 2B		0-0 SF8 3B			0-0 1-2 1B	4	2	4	0	0	0	0						
Mike Davis, L (1, 9) OBP: 0.354, SLG: 0.568	0-3 K			4-0 1B BB		0-0 SF8			0-0 F4	2	0	0	1	1	1	3						
Jose Canseco, R (1, 7) OBP: 0.311, SLG: 0.486	0-3 K			0-3 K		0-3 K			0-3 K	4	0	0	0	0	4	5						
Mark McGwire, R (1, 3) OBP: 0.379, SLG: 0.681		0-0 F3		0-3 K		0-3 K			0-0 4-3	4	0	0	0	0	2	4						
Carney Lansford, R (1, 5) OBP: 0.378, SLG: 0.428		0-0 F9		0-0 1-2 2H 1B		0-0 F8			0-0 S 2B 1B	4	1	2	1	0	0	0						
Reggie Jackson, L (1, 10) OBP: 0.280, SLG: 0.391		0-3 K		0-3 K		0-3 K			0-3 K	4	0	0	0	0	4	3						
Tony Phillips, S (1, 4) OBP: 0.353, SLG: 0.394			4-0 G5-4-3 BB		0-3 K				0-3 K	3	0	1	0	1	2	1						
Terry Steinbach, R (1, 2) OBP: 0.337, SLG: 0.431			0-0 G5-4-3		0-0 4-3				0-0 L7	4	0	1	1	0	0	2						
Alfredo Griffin, S (1, 6) OBP: 0.307, SLG: 0.326			0-0 4-3		0-0 L7				0-0 1B 1B	4	0	1	0	0	0	1						
Inning Stats	R: 0 E: 0 K: 2 S: 7	H: 1 LOB: 0 BB: 0 P: 7	R: 0 E: 0 K: 1 S: 5	H: 0 LOB: 0 BB: 0 P: 5	R: 0 E: 0 K: 0 S: 2	H: 0 LOB: 0 BB: 1 P: 6	R: 1 E: 0 K: 3 S: 11	H: 2 LOB: 2 BB: 1 P: 15	R: 0 E: 0 K: 1 S: 5	H: 0 LOB: 0 BB: 0 P: 5	R: 1 E: 0 K: 2 S: 8	H: 1 LOB: 1 BB: 0 P: 8	R: 0 E: 0 K: 1 S: 6	H: 1 LOB: 1 BB: 0 P: 6	R: 0 E: 0 K: 1 S: 7	H: 2 LOB: 2 BB: 0 P: 7	R: 1 E: 0 K: 2 S: 9	H: 2 LOB: 1 BB: 0 P: 9	1B: 6 2B: 2 3B: 1 HR: 0	SF: 1 SAC: 0 DP: 1 HBP: 0	WP: 0 PB: 0 SB: 2 CS: 0	PA: 36
PITCHER	IP	WLS	BF	H	R	ER	SO	BB	IBB	HBP	BLK	WP	HR	S	P	ERA	WHIP					
Chris Bosio, R (1, 1) ERA: 5.12	7.0	W	28	7	2	2	10	2	0	0	0	0	0	46	54	2.57	1.286					
Mark Clear, R (8, 1) ERA: 5.99	2.0		8	2	1	1	3	0	0	0	0	0	0	14	14	4.50	1.000					

Milwaukee Brewers @ Oakland Athletics
Oakland-Alameda County Coliseum, Oakland, CA

Thu Jul 09 1987, 7:05 PM PDT
Att: 15,072 - Unknown

AB	33
R	3
H	9
RBI	3
BB	2
SO	13
LOB	19



Batter	1	2	3	4	5	6	7	8	9	AB	R	H	RBI	BB	SO	LOB	TOP									
Rick Manning, L OBP: 0.312, SLG: 0.313	4-3		F5		F8		L7		FC3-6 BB	4	0	0	0	1	0	1										
Mike Felder, S OBP: 0.296, SLG: 0.350	K		1B		1B			F2	FC3-6 BB	5	0	2	0	0	1	1										
Robin Yount, R OBP: 0.372, SLG: 0.462	2B		L6		F8			F9	BB BB BB	4	0	1	0	1	0	2										
Greg Brock, L OBP: 0.347, SLG: 0.428	K		K			K		1B	F5	5	0	1	0	0	3	4										
Rob Deer, R OBP: 0.377, SLG: 0.549		S BB BB		S BB		1-3		P3		2	0	0	0	2	0	1										
Ernest Riles, L OBP: 0.280, SLG: 0.311		FC5 S BB		K		4-3			4-3	3	0	0	0	1	1	1										
B.J. Surhoff, L OBP: 0.324, SLG: 0.434		F7		F7				FC5-4 BB	E4 HR	3	1	1	0	1	0	3										
Juan Castillo, S OBP: 0.339, SLG: 0.385		K		K				FC5-4 FC6	HR BB	3	1	0	0	1	2	4										
Dale Sveum, S OBP: 0.270, SLG: 0.371		FC5				L4		FC6	HR	4	1	1	3	0	0	3										
Inning Stats	R: 0 E: 0 K: 2 S: 8	H: 1 LOB: 1 BB: 0 P: 8	R: 0 E: 0 K: 1 S: 5	H: 0 LOB: 2 BB: 2 P: 13	R: 0 E: 0 K: 1 S: 6	H: 1 LOB: 1 BB: 0 P: 6	R: 0 E: 0 K: 2 S: 7	H: 0 LOB: 1 BB: 1 P: 11	R: 0 E: 0 K: 0 S: 4	H: 0 LOB: 0 BB: 0 P: 4	R: 0 E: 0 K: 1 S: 5	H: 0 LOB: 1 BB: 0 P: 5	R: 0 E: 0 K: 0 S: 3	H: 0 LOB: 1 BB: 1 P: 7	R: 0 E: 0 K: 0 S: 4	H: 1 LOB: 2 BB: 3 P: 4	R: 3 E: 1 K: 0 S: 5	H: 2 LOB: 2 BB: 3 P: 17	1B: 4 2B: 1 3B: 0 HR: 1	SF: 0 SAC: 0 DP: 0 HBP: 0	WP: 0 PB: 0 SB: 4 CS: 0	PA: 40				
PITCHER	IP	WLS	BF	H	R	ER	SO	BB	IBB	HBP	BLK	WP	HR	S	P	ERA	WHIP									
Dave Stewart, R ERA: 3.71	(1, 1)	8.1	W	36	6	3	3	7	5	0	0	0	0	1	45	65	3.24	1.320								
Dennis Lamp, R ERA: 4.38	(9, 1)	0.1	S	3	0	0	0	0	2	0	0	0	0	0	1	9	0.00	6.000								
Dennis Eckersley, R ERA: 2.83	(9, 1)	0.1	S	1	0	0	0	0	0	0	0	0	0	0	1	1	0.00	0.000								

Milwaukee Brewers @ Oakland Athletics
Oakland-Alameda County Coliseum, Oakland, CA

AB 33
R 3
H 6
RBI 3
BB 7
SO 7
LOB 20



WP: 0 PA: 40
PB: 0
SB: 4
CS: 0

Milwaukee Brewers @ Oakland Athletics
Oakland-Alameda County Coliseum, Oakland, CA

AB 34
R 7
H 10
RBI 7
BB 3
SO 6
LOB 15



Batter	1	2	3	4	5	6	7	8	9	AB	R	H	RBI	BB	SO	LOB	BOTTOM									
Luis Polonia, L OBP: 0.369, SLG: 0.455	B5-3		3-1	4-3		3-1		2B 1B		5	1	1	2	0	0	3										
Mike Davis, L OBP: 0.355, SLG: 0.569	F6		K		1B SF7 1B	5-3		2B 1B		5	1	2	1	0	1	1										
Jose Canseco, R OBP: 0.310, SLG: 0.482	1B		E9		F9		F4	K		5	0	1	0	0	1	2										
Mark McGwire, R OBP: 0.377, SLG: 0.675	F9		K		HR 1B		K			4	1	1	0	0	2	2										
Dwayne Murphy, L OBP: 0.361, SLG: 0.368		G1		FC3-6 BB	SF7		4-3			2	0	0	1	1	0	0										
Camey Lansford, R OBP: 0.376, SLG: 0.436	B5-3		FC3-6 S 1B	HR		5-3				4	2	1	2	0	0	1										
Tony Phillips, S OBP: 0.358, SLG: 0.395	1B BB		1B BB		F9			1B 1B		2	0	1	0	2	0	0										
Mickey Tettleton, S OBP: 0.286, SLG: 0.304		S 1B		K		6-3		1B 1B		4	1	2	0	0	1	2										
Alfredo Griffin, S OBP: 0.310, SLG: 0.326		K		1-3 2-H 1B		3-1 HBP		FC3-5-2 1B		3	1	1	1	0	1	4										
Inning Stats	R: 0 E: 0 K: 0 S: 4	H: 1 LOB: 1 BB: 0 P: 4	R: 0 E: 0 K: 1 S: 6	H: 1 LOB: 2 BB: 1 P: 10	R: 0 E: 1 K: 2 S: 8	H: 0 LOB: 1 BB: 0 P: 8	R: 1 E: 0 K: 1 S: 6	H: 1 LOB: 2 BB: 2 P: 14	R: 3 E: 0 K: 0 S: 6	H: 3 LOB: 0 BB: 0 P: 6	R: 0 E: 0 K: 0 S: 3	H: 0 LOB: 1 BB: 0 P: 4	R: 0 E: 0 K: 1 S: 5	H: 0 LOB: 0 BB: 0 P: 5	R: 3 E: 0 K: 1 S: 9	H: 4 LOB: 1 BB: 0 P: 9	1B: 8 2B: 1 3B: 0 HR: 1	SF: 1 SAC: 0 DP: 0 HBP: 1	WP: 0 PB: 0 SB: 2 CS: 0	PA: 39						
PITCHER	IP	WLS	BF	H	R	ER	SO	BB	IBB	HBP	BLK	WP	HR	S	P	ERA	WHIP									
Mark Knudson, R ERA: 4.85	(1, 1)	5.0	L	25	6	4	4	4	3	0	0	0	0	1	30	42	7.20	1.800								
Jay Aldrich, R ERA: 5.11	(6, 1)	2.2		11	2	2	2	1	0	0	1	0	0	0	12	13	6.75	0.750								
Paul Mirabella, L ERA: 7.94	(8, 1)	0.1		3	2	1	1	1	0	0	0	0	0	0	5	5	27.00	6.000								

Fri Jul 10 1987, 7:05 PM PDT
Att: 14,733 - Unknown

Fri Jul 10 1987, 7:05 PM PDT
Att: 14,733 - Unknown

Batter	1	2	3	4	5	6	7	8	9	AB	R	H	RBI	BB	SO	LOB	TOP		
Juan Castillo, S OBP: 0.330, SLG: 0.372 Rick Manning, L OBP: 0.316, SLG: 0.319	B1-3		K			L7		G3		3	0	0	0	0	1	1			
Robin Yount, R OBP: 0.372, SLG: 0.469	K				6-3					4	1	2	1	0	1	0			
Cecil Cooper, L OBP: 0.293, SLG: 0.372	F7				4-3					3	0	0	0	1	1	2			
Greg Brock, L OBP: 0.347, SLG: 0.438		HR			F9					4	1	2	2	0	0	0			
Rob Deer, R OBP: 0.374, SLG: 0.550 Jim Pacionek, R OBP: 0.333, SLG: 0.379	L5				K					3	0	0	0	1	2	0			
B.J. Surhoff, L OBP: 0.313, SLG: 0.417	4-3				L8					4	0	0	0	0	0	3			
Glenn Braggs, R OBP: 0.333, SLG: 0.402 Mike Felder, S OBP: 0.298, SLG: 0.350	K				F4					4	1	1	0	0	2	0			
Ernest Riles, L OBP: 0.296, SLG: 0.347			4-3							4	0	2	0	0	1	1			
Dale Sveum, S OBP: 0.270, SLG: 0.376			K							4	0	0	0	0	2	3			
Inning Stats	R: 0 E: 0 K: 1 S: 5	H: 0 LOB: 0 BB: 0 P: 5	R: 1 E: 0 K: 1 S: 6	H: 1 LOB: 0 BB: 0 P: 6	R: 0 E: 0 K: 2 S: 7	H: 0 LOB: 0 BB: 0 P: 7	R: 0 E: 0 K: 0 S: 3	H: 0 LOB: 0 BB: 0 P: 3	R: 0 E: 0 K: 1 S: 5	H: 0 LOB: 0 BB: 0 P: 5	R: 0 E: 0 K: 1 S: 5	H: 0 LOB: 0 BB: 0 P: 5	R: 3 E: 1 K: 2 S: 11	H: 4 LOB: 3 BB: 2 P: 19	R: 0 E: 0 K: 1 S: 6	H: 1 LOB: 1 BB: 0 P: 6	1B: 5 2B: 2 3B: 0 HR: 1	SF: 0 SAC: 0 DP: 0 HBP: 0	WP: 0 PA: 37 SB: 0 CS: 1
PITCHER	IP	WLS	BF	H	R	ER	SO	BB	IBB	HBP	BLK	WP	HR	S	P	ERA	WHIP		
Steve Ontiveros, R ERA: 2.81	7.0		25	4	2	2	7	0	0	0	0	0	1	39	39	2.57	0.571		
Jay Howell, R ERA: 4.99	0.2	L	5	2	1	1	2	1	0	0	0	0	0	8	12	13.50	4.500		
Dave Leiper, L ERA: 2.3	0.0		1	1	1	1	0	0	0	0	0	0	0	1	1	∞	∞		
Gene Nelson, R ERA: 3.29	1.1		6	1	0	0	1	1	0	0	0	0	0	7	11	0.00	1.500		

Milwaukee Brewers @ Oakland Athletics
Oakland-Alameda County Coliseum, Oakland, CA
Sun Jul 12 1987, 3:33 AM PDT
Att: 33,519 - Unknown

AB 35
R 4
H 8
RBI 4
BB 2
SO 10
LOB 11



Batter	1	2	3	4	5	6	7	8	9	AB	R	H	RBI	BB	SO	LOB	BOTTOM		
Alfredo Griffin, S OBP: 0.305, SLG: 0.321	G1-6-3 1B		4-3			F6		F7		4	0	1	0	0	0	0			
Mike Davis, L OBP: 0.352, SLG: 0.574	G1-6-3 1-2				K			F3		4	0	0	0	0	2	1			
Jose Canseco, R OBP: 0.314, SLG: 0.491	K							F9		4	1	2	0	0	1	0			
Mark McGwire, R OBP: 0.383, SLG: 0.692 Watt Weiss, S (9, PR)		G6-3 BB BB				F9				2	0	0	0	2	0	2			
Carney Lansford, R OBP: 0.379, SLG: 0.438		G6-3 BB				K				2	1	0	0	2	1	2			
Ron Cey, R OBP: 0.359, SLG: 0.394 Reggie Jackson, L OBP: 0.280, SLG: 0.389		G6-3 1-2 2-3								3	0	0	0	0	1	4			
Dwayne Murphy, L OBP: 0.353, SLG: 0.357 Terry Steinbach, R OBP: 0.333, SLG: 0.441 Luis Polonia, L OBP: 0.367, SLG: 0.451		K				F8				2	0	0	0	0	1	1			
Mickey Tettleton, S OBP: 0.287, SLG: 0.299						B1-3				1	1	1	3	0	0	0			
Johnnie LeMaster, R OBP: 0.133, SLG: 0.071										0	0	0	0	0	0	0			
Inning Stats	R: 0 E: 0 K: 1 S: 5	H: 1 LOB: 0 BB: 0 P: 5	R: 0 E: 0 K: 1 S: 4	H: 0 LOB: 1 BB: 2 P: 12	R: 0 E: 0 K: 0 S: 3	H: 0 LOB: 0 BB: 0 P: 3	R: 0 E: 0 K: 2 S: 8	H: 1 LOB: 0 BB: 0 P: 8	R: 0 E: 0 K: 1 S: 5	H: 0 LOB: 0 BB: 0 P: 5	R: 3 E: 0 K: 1 S: 7	H: 2 LOB: 1 BB: 2 P: 15	R: 0 E: 0 K: 0 S: 3	H: 0 LOB: 0 BB: 0 P: 3	R: 0 E: 0 K: 1 S: 4	H: 0 LOB: 1 BB: 1 P: 8	1B: 1 2B: 2 3B: 0 HR: 1	SF: 0 SAC: 0 DP: 2 HBP: 0	WP: 0 PA: 33 SB: 0 CS: 1
PITCHER	IP	WLS	BF	H	R	ER	SO	BB	IBB	HBP	BLK	WP	HR	S	P	ERA	WHIP		
Juan Nieves, L ERA: 5.26	7.0		27	4	3	3	7	3	1	0	0	0	1	37	53	3.86	1.000		
Mark Clear, R ERA: 5.44	1.1		5	0	0	0	0	1	0	0	0	0	0	4	8	0.00	0.750		
Dan Plesac, L ERA: 1.97	0.2	S	1	0	0	0	1	0	0	0	0	0	0	3	3	0.00	0.000		

Milwaukee Brewers @ Oakland Athletics
Oakland-Alameda County Coliseum, Oakland, CA
Sun Jul 12 1987, 3:33 AM PDT
Att: 33,519 - Unknown

AB 28
R 3
H 4
RBI 3
BB 5
SO 8
LOB 12



Batter	1	2	3	4	5	6	7	8	9	AB	R	H	RBI	BB	SO	LOB	TOP				
Brian Downing, R OBP: 0.394, SLG: 0.504 (1, 10)	F4	F4			F3		F8			4	0	0	0	0	0	4	California Angels @ Milwaukee Brewers Milwaukee County Stadium, Milwaukee, WI Fri Jul 17 1987, 8:05 PM EDT Att: 19,858 - Unknown				
Devon White, S OBP: 0.318, SLG: 0.493 (1, 8)	1-3		K		6-3			5-3		4	0	0	0	0	1	1					
Wally Joyner, L OBP: 0.370, SLG: 0.532 (1, 3)	HBP		F8			F8		L1		3	0	0	0	0	0	0					
Jack Howell, L OBP: 0.348, SLG: 0.500 (1, 7) (7, 4)	K		K			F9		K		4	0	0	0	0	3	1					
Doug DeCinces, R OBP: 0.349, SLG: 0.394 (1, 5)		3B			F8		F7		F6	3	1	0	0	1	0	0					
Ruppert Jones, L OBP: 0.313, SLG: 0.488 (1, 9) (7, 7)		2B	3B		3-1		3-1		F7	4	1	1	1	0	0	0					
Bob Boone, R OBP: 0.346, SLG: 0.360 (1, 2)		4-3	2B		F9		1B		5-3	4	0	2	1	0	0	0					
Mark McLemore, S OBP: 0.297, SLG: 0.284 (1, 4) (7, 6)		B3-4			K		1B			3	0	1	0	0	1	1					
Gus Polidor, R OBP: 0.115, SLG: 0.154 (1, 6)		4-3					F9			2	0	1	0	0	0	1					
Mark Ryal, L OBP: 0.250, SLG: 0.449 (7, PH) (7, 9)		2-3			2B					1	0	0	0	0	0	2					
Inning Stats	R: 0 E: 0 K: 1 S: 5	H: 0 LOB: 1 BB: 0 P: 6	R: 2 E: 0 K: 0 S: 5	H: 2 LOB: 1 BB: 1 P: 9	R: 0 E: 0 K: 2 S: 7	H: 0 LOB: 0 BB: 0 P: 7	R: 0 E: 0 K: 0 S: 3	H: 0 LOB: 0 BB: 0 P: 3	R: 0 E: 0 K: 1 S: 6	H: 1 LOB: 1 BB: 0 P: 6	R: 0 E: 0 K: 0 S: 3	H: 2 LOB: 2 BB: 0 P: 5	R: 0 E: 0 K: 1 S: 5	H: 0 LOB: 0 BB: 0 P: 5	R: 0 E: 0 K: 0 S: 3	H: 0 LOB: 0 BB: 0 P: 3	1B: 2 2B: 2 3B: 1 HR: 0	SF: 0 SAC: 0 DP: 0 HBP: 1	WP: 0 PB: 0 SB: 0 CS: 0	PA: 34	
PITCHER	IP	WLS	BF	H	R	ER	SO	BB	IBB	HBP	BLK	WP	HR	S	P	ERA	WHIP				
Bill Wegman, R ERA: 4.05 (1, 1)	7.0	W	28	5	2	2	4	1	0	1	0	0	0	34	39	2.57	0.857				
Paul Mirabella, L ERA: 7.5 (8, 1)	1.0		3	0	0	0	1	0	0	0	0	0	0	5	5	0.00	0.000				
Jay Aldrich, R ERA: 4.91 (9, 1)	1.0		3	0	0	0	0	0	0	0	0	0	0	3	3	0.00	0.000				

AB	32
R	2
H	5
RBI	2
BB	1
SO	5
LOB	10



Batter	1	2	3	4	5	6	7	8	9	AB	R	H	RBI	BB	SO	LOB	BOTTOM				
Paul Molitor, R OBP: 0.402, SLG: 0.506 (1, 10)	F8		1B	1B		1-2	F8			5	0	3	0	0	0	0	California Angels @ Milwaukee Brewers Milwaukee County Stadium, Milwaukee, WI Fri Jul 17 1987, 8:05 PM EDT Att: 19,858 - Unknown				
Ernest Riles, L OBP: 0.313, SLG: 0.345 (1, 6)	1B		F8	1-2		4-3	L3			5	0	2	0	0	0	2					
Robin Yount, R OBP: 0.372, SLG: 0.470 (1, 8)	F9		L8	K			1B	L5		5	1	1	0	0	1	4					
Greg Brock, L OBP: 0.345, SLG: 0.430 (1, 3)	4-3		HR	1B	F7		1B	4-3		5	2	2	1	0	0	3					
Rob Deer, R OBP: 0.386, SLG: 0.578 (1, 7)		G5-4-3	1B	HR	K		1B			5	2	4	2	0	1	0					
Steve Kiefer, R OBP: 0.125, SLG: 0.125 (1, 5)	G5-4-3		K	K			2B	K		5	1	1	0	0	3	2					
Glenn Braggs, R OBP: 0.336, SLG: 0.410 (1, 9)	6-3		1B	2B		6-3		K		4	2	2	2	0	0	0					
Bill Schroeder, R OBP: 0.382, SLG: 0.508 (1, 2)			F7	HR			F3			4	1	2	1	0	0	2					
Dale Sveum, S OBP: 0.279, SLG: 0.416 (1, 4)			HR	HR		K	HR			4	3	3	6	0	1	1					
Inning Stats	R: 0 E: 0 K: 0 S: 4	H: 1 LOB: 1 BB: 0 P: 4	R: 0 E: 0 K: 0 S: 3	H: 1 LOB: 0 BB: 0 P: 3	R: 1 E: 0 K: 0 S: 5	H: 2 LOB: 1 BB: 0 P: 5	R: 5 E: 0 K: 2 S: 14	H: 7 LOB: 2 BB: 0 P: 14	R: 0 E: 0 K: 2 S: 7	H: 0 LOB: 0 BB: 0 P: 7	R: 0 E: 0 K: 1 S: 6	H: 2 LOB: 1 BB: 0 P: 6	R: 6 E: 0 K: 0 S: 9	H: 6 LOB: 0 BB: 0 P: 9	R: 0 E: 0 K: 1 S: 6	H: 1 LOB: 1 BB: 0 P: 6		1B: 13 2B: 3 3B: 0 HR: 4	SF: 0 SAC: 0 DP: 1 HBP: 0	WP: 0 PB: 0 SB: 0 CS: 0	PA: 42
PITCHER	IP	WLS	BF	H	R	ER	SO	BB	IBB	HBP	BLK	WP	HR	S	P	ERA	WHIP				
Mike Witt, R ERA: 3.62 (1, 1)	3.1	L	18	9	6	6	1	0	0	0	0	0	1	26	26	18.00	3.333				
Chuck Finley, L ERA: 5.14 (4, 1)	3.0		18	10	6	6	4	0	0	0	0	0	0	2	2	0.00	0.000				
Gary Lucas, L ERA: 4.54 (7, 1)	0.2		2	0	0	0	0	0	0	0	0	0	0	6	6	0.00	1.000				
Greg Minton, R ERA: 2.75 (8, 1)	1.0		4	1	0	0	1	0	0	0	0	0	0	6	6	0.00	1.000				

AB	42
R	12
H	20
RBI	12
BB	0
SO	6
LOB	14



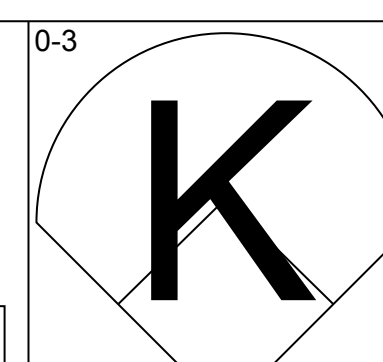
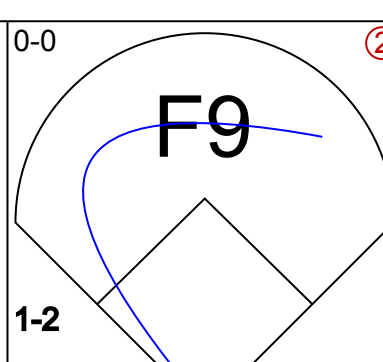
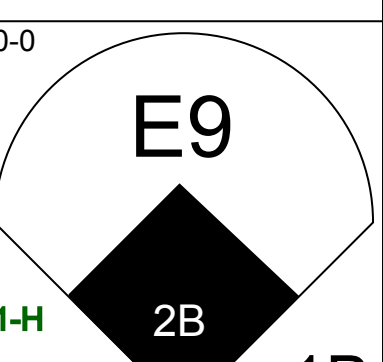
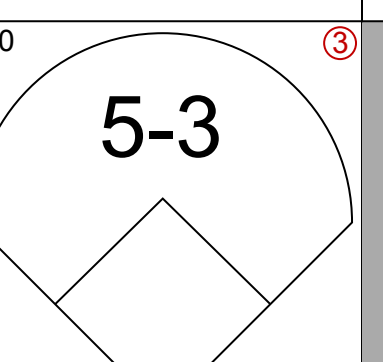
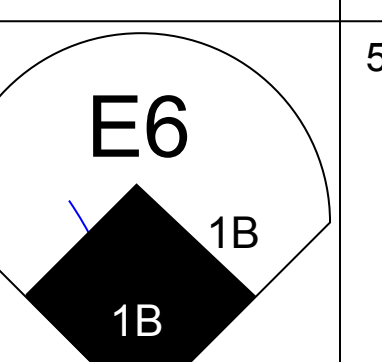
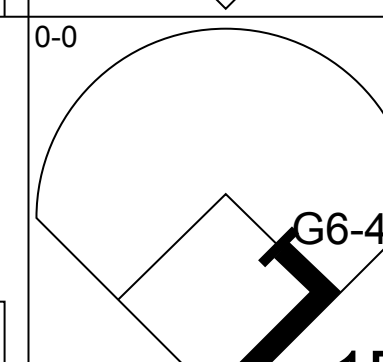
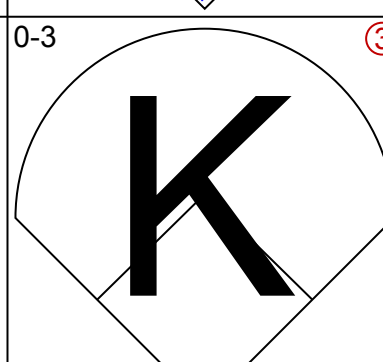
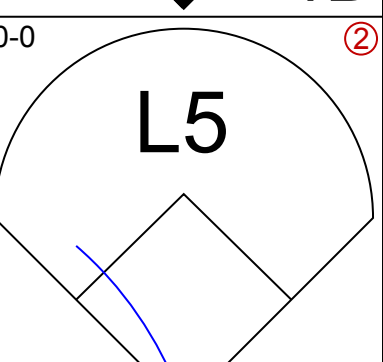
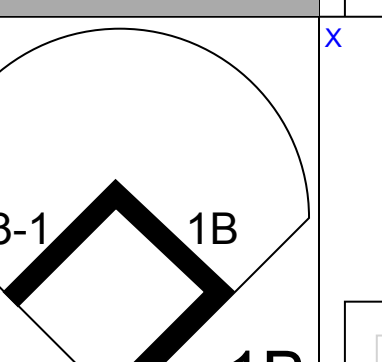
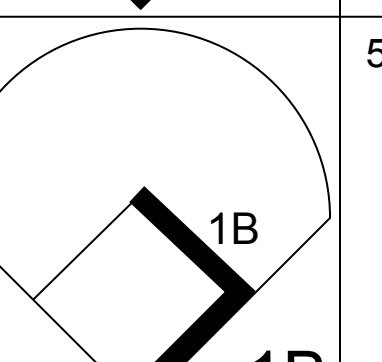
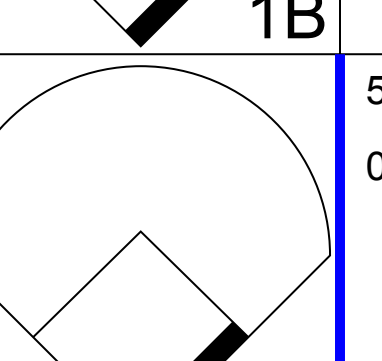
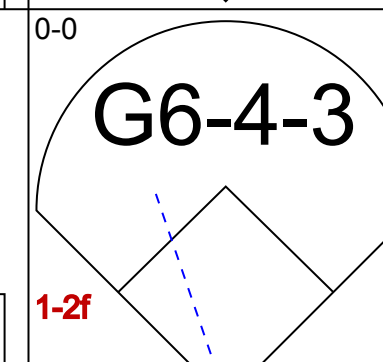
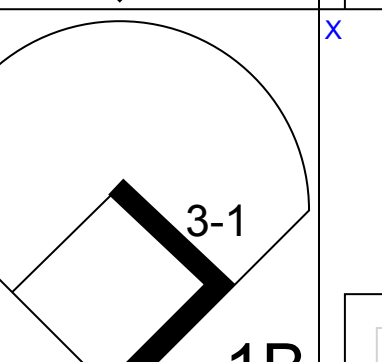
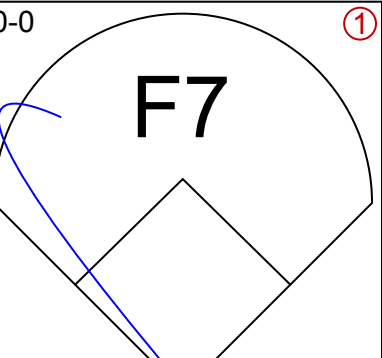
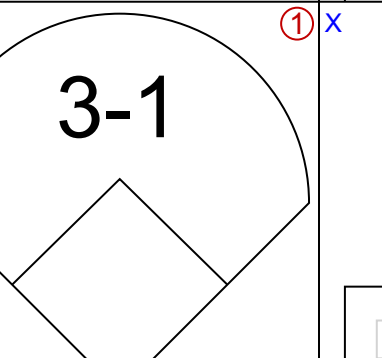
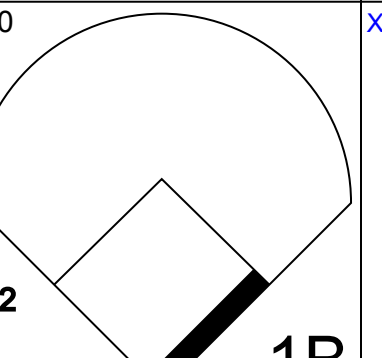
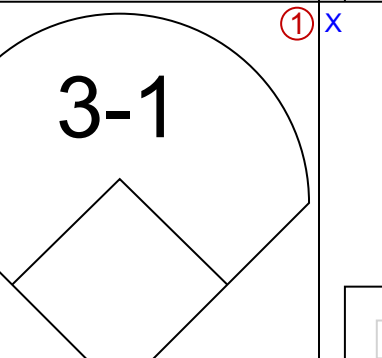
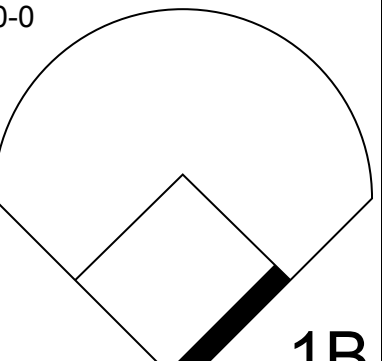

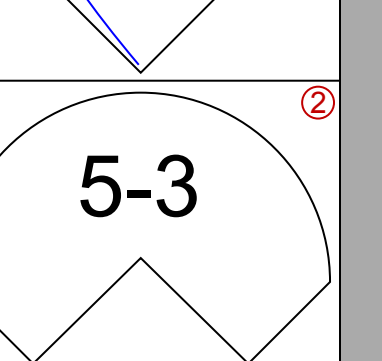
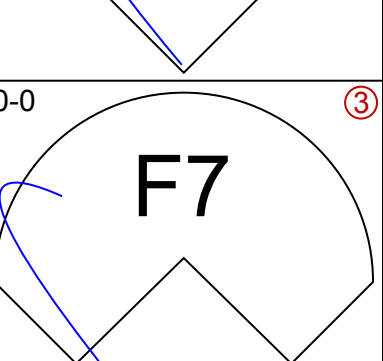

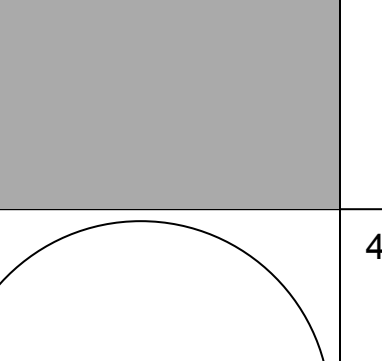
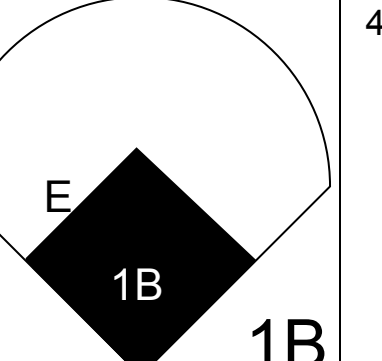
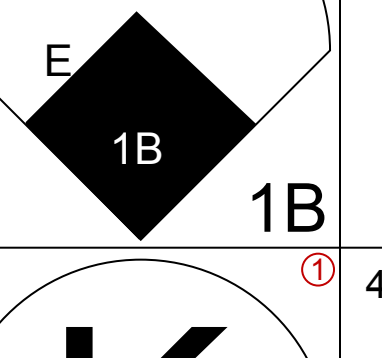
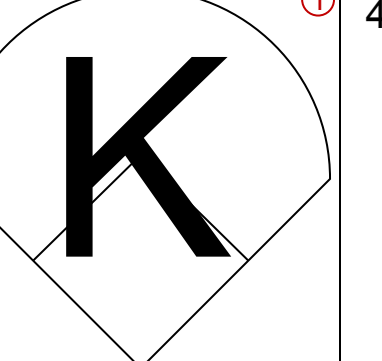
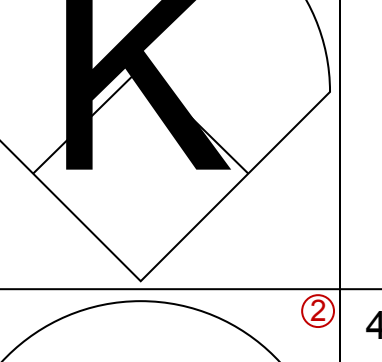
Batter	1	2	3	4	5	6	7	8	9	AB	R	H	RBI	BB	SO	LOB	TOP										
Brian Downing, R OBP: 0.397, SLG: 0.515 (1, 10)	5-3		FC4-6 1B			1B E 1B	5-3		HR	5	2	3	2	0	0	0	California Angels @ Milwaukee Brewers Milwaukee County Stadium, Milwaukee, WI Sat Jul 18 1987, 8:05 PM EDT Att: 35,038 - Unknown										
Jack Howell, L OBP: 0.344, SLG: 0.498 (1, 5) (6, 7)	K		FC4-6			E 1B	6-3		WP 2B BB	3	0	1	1	0	1	1											
Darrell Miller, R OBP: 0.241, SLG: 0.269 (7, PH)			1-2 3-H			FC5-2 1B				1	0	0	0	0	0	0											
Gary Pettis, S OBP: 0.316, SLG: 0.280 (8, 8)			3-H 0-3			FC5-2 E 1B			S HR 2B	0	1	0	0	1	0	0											
Devon White, S OBP: 0.322, SLG: 0.500 (1, 8) (8, 9)	K					FC5-2 E 1B			1-H HR 2B	5	3	3	1	0	2	1											
Wally Joyner, L OBP: 0.371, SLG: 0.539 (1, 3)		F7				E3 FC5-2 1B			6-3	5	2	2	3	0	0	3											
Mark Ryal, L OBP: 0.243, SLG: 0.437 Doug DeCinces, R OBP: 0.349, SLG: 0.392 (1, 9) (6, PH) (6, 5)	6-3		G1-6-3 1B			1-2 2-3 3-H	FC5-2 FC5 1B		6-3	2	0	0	0	0	0	1											
Ruppert Jones, L OBP: 0.313, SLG: 0.483 (1, 7) (6, 9)	4-3		1-2			1-2 2-3 3-H	FC5 1B		HR BB	3	0	1	2	0	1	0											
George Hendrick, R OBP: 0.305, SLG: 0.500 (8, PH) (8, 7)						1-2 2-3 3-H	1B		1-H HR 1B	2	1	2	3	0	0	0											
Bob Boone, R OBP: 0.343, SLG: 0.356 (1, 2)			1B 1B			1-2 2-3	FC5		5-3	5	1	1	0	0	1	3											
Mark McLemore, S OBP: 0.302, SLG: 0.287 (1, 4)			1B FC4-6 1B			1-2 2-3	4-3		FC6-4 BB	4	1	2	0	1	1	2											
Gus Polidor, R OBP: 0.097, SLG: 0.129 (1, 6)			F9				6-3		FC6-4	5	0	0	0	0	0	5											
Inning Stats	R: 0 E: 0 K: 2 S: 7	H: 0 LOB: 0 BB: 7 P: 7	R: 0 E: 0 K: 0 S: 3	H: 0 LOB: 0 BB: 0 P: 3	R: 2 E: 0 K: 1 S: 8	H: 3 LOB: 1 BB: 0 P: 8	R: 0 E: 0 K: 1 S: 5	H: 1 LOB: 0 BB: 0 P: 5	R: 0 E: 0 K: 2 S: 7	H: 0 LOB: 0 BB: 0 P: 7	R: 3 E: 1 K: 0 S: 8	H: 4 LOB: 2 BB: 0 P: 8	R: 0 E: 0 K: 0 S: 3	H: 0 LOB: 0 BB: 0 P: 3	R: 3 E: 0 K: 0 S: 6	H: 3 LOB: 1 BB: 1 P: 10	R: 4 E: 0 K: 0 S: 7	H: 4 LOB: 2 BB: 2 P: 15	1B: 10 2B: 2 3B: 0 HR: 3	SF: 0 SAC: 0 DP: 1 HBP: 0	WP: 1 PB: 0 SB: 1 CS: 0	PA: 45					
PITCHER	IP	WLS	BF	H	R	ER	SO	BB	IBB	HBP	BLK	WP	HR	S	P	ERA	WHIP										
Chris Bosio, R ERA: 5.27 (1, 1)	5.0		21	7	5	4	6	0	0	0	0	0	0	33	33	7.20	1.400										
Paul Mirabella, L ERA: 7.5 (6, 1)	0.0		1	0	0	0	0	0	0	0	0	0	0	1	1	∞	∞										
Chuck Crim, R ERA: 4.16 (6, 1)	1.2		6	1	0	0	0	0	0	0	0	0	0	6	6	0.00	0.600										
Dan Plesac, L ERA: 2.35 (7, 1)	1.1	L	8	3	3	3	0	1	0	0	0	0	1	7	11	20.25	3.000										
Mark Clear, R ERA: 5.99 (9, 1)	1.0		9	4	4	4	0	2	0	0	0	1	2	7	15	36.00	6.000										

Batter	1	2	3	4	5	6	7	8	9	AB	R	H	RBI	BB	SO	LOB	BOTTOM										
Paul Molitor, R OBP: 0.399, SLG: 0.500 (1, 10)	FC6-4 1B	F8				1-3			5-3	4	0	1	0	0	0	1	California Angels @ Milwaukee Brewers Milwaukee County Stadium, Milwaukee, WI Sat Jul 18 1987, 8:05 PM EDT Att: 35,038 - Unknown										
Ernest Riles, L OBP: 0.294, SLG: 0.323 (1, 6)	F9		4-3			F8			F8	4	0	0	0	0	0	2											
Robin Yount, R OBP: 0.368, SLG: 0.465 (1, 8)	FC6-4 1-2		6-3			6-3			F8	4	0	0	0	0	0	1											
Greg Brock, L OBP: 0.340, SLG: 0.424 (1, 3)	F8		F8			F6			G3	4	0	0	0	0	0	1											
Rob Deer, R OBP: 0.390, SLG: 0.577 (1, 7)		WP FC6-2 BB				G5-4-3 1B			HR BB	2	1	1	0	2	1	0											
Steve Kiefer, R OBP: 0.250, SLG: 0.500 (1, 5)		WP HR 1B				G5-4-3 1-2			1-H HR	4	2	2	2	0	0	1											
Glenn Braggs, R OBP: 0.335, SLG: 0.404 (1, 9)		FC6-2 HR				F4			L4	4	1	0	0	0	0	2											
Bill Schroeder, R OBP: 0.393, SLG: 0.558 (1, 2)		1-H 2-H HR							6-3 BB	3	2	2	4	1	0	0											
Dale Sveum, S OBP: 0.276, SLG: 0.411 (1, 4)		K				4-3			6-3	3	0	0	0	0	1	1											
Inning Stats	R: 0 E: 1 K: 0 S: 4	H: 1 LOB: 1 BB: 0 P: 4	R: 3 E: 0 K: 1 S: 7	H: 2 LOB: 0 BB: 1 P: 11	R: 0 E: 0 K: 0 S: 3	H: 0 LOB: 0 BB: 0 P: 3	R: 0 E: 0 K: 0 S: 3	H: 1 LOB: 0 BB: 0 P: 3	R: 1 E: 0 K: 0 S: 4	H: 1 LOB: 0 BB: 0 P: 4	R: 2 E: 0 K: 0 S: 4	H: 1 LOB: 1 BB: 1 P: 8	R: 0 E: 0 K: 1 S: 5	H: 0 LOB: 0 BB: 0 P: 5	R: 0 E: 0 K: 0 S: 3	H: 0 LOB: 0 BB: 0 P: 3		1B: 3 2B: 0 3B: 0 HR: 3	SF: 0 SAC: 0 DP: 1 HBP: 0	WP: 1 PB: 0 SB: 0 CS: 0	PA: 35						
PITCHER	IP	WLS	BF	H	R	ER	SO	BB	IBB	HBP	BLK	WP	HR	S	P	ERA	WHIP										
Don Sutton, R ERA: 4.33 (1, 1)	5.2		24	6	6	6	1	2	0	0	0	0	0	12	16	9.53	1.412										
DeWayne Buice, R ERA: 2.77 (6, 1)	3.1	W	11	0	0	0	1	1	0	0	0	0	0	12	16	0.00	0.300										



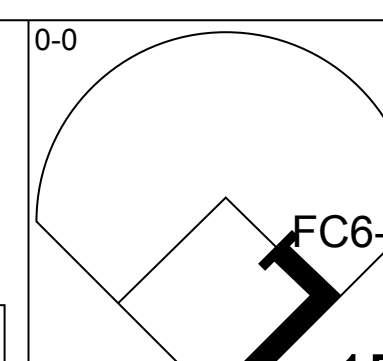
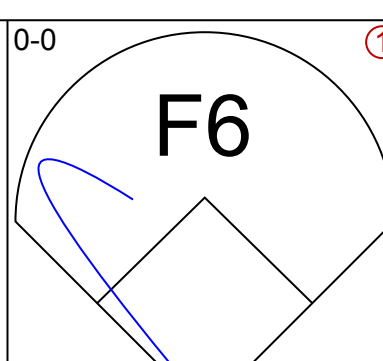
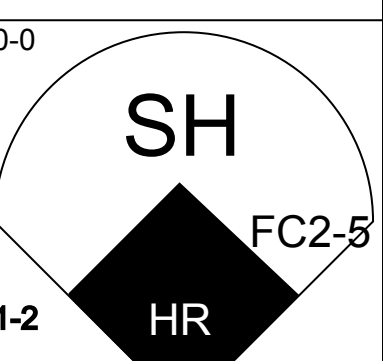
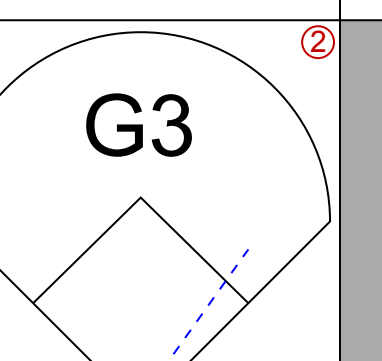
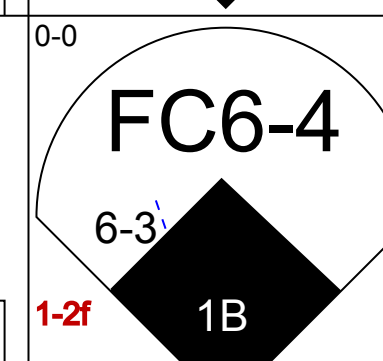
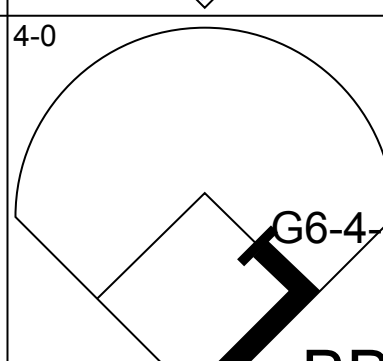
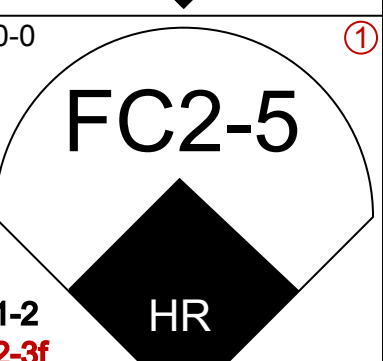
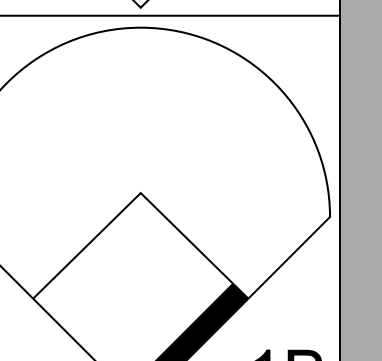
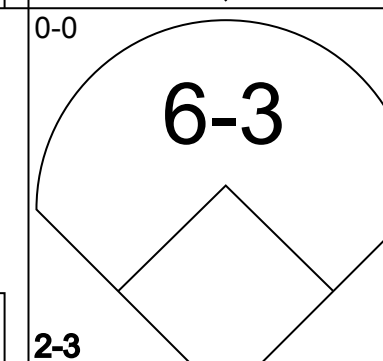
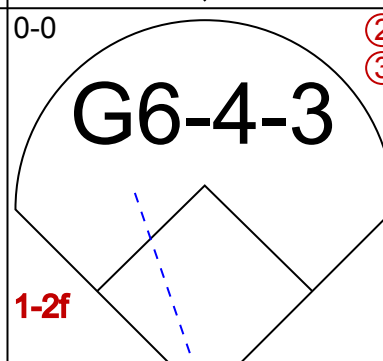
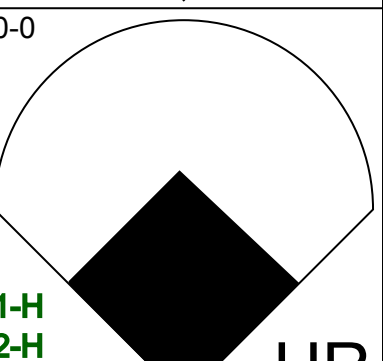
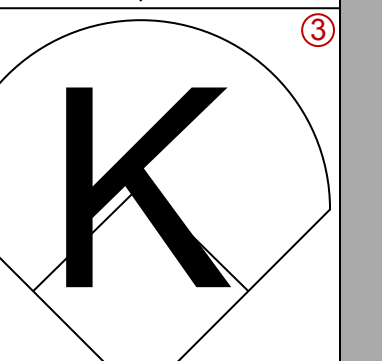
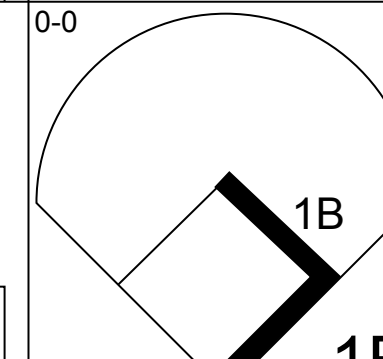
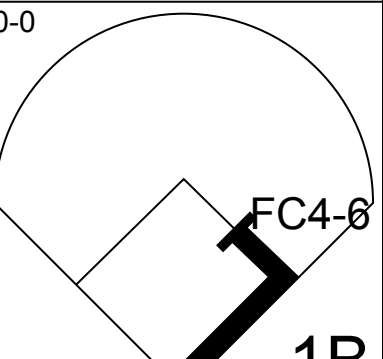
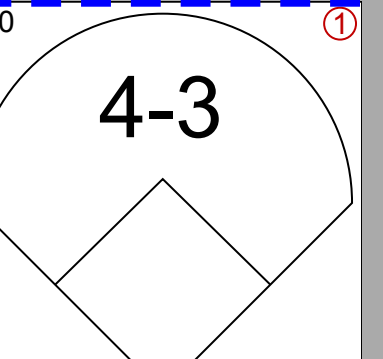
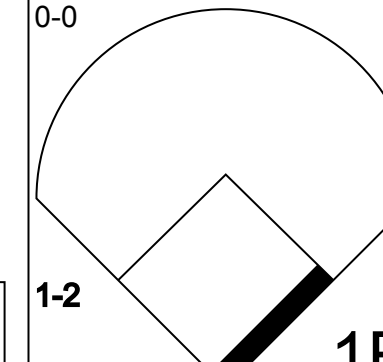
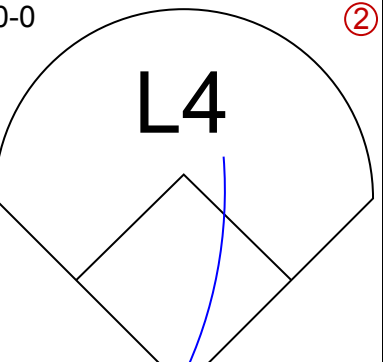
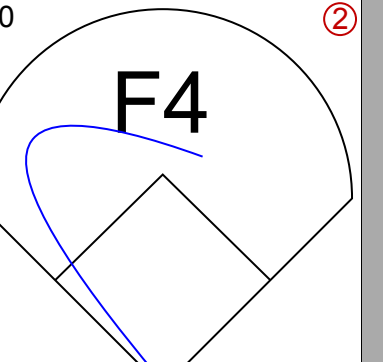
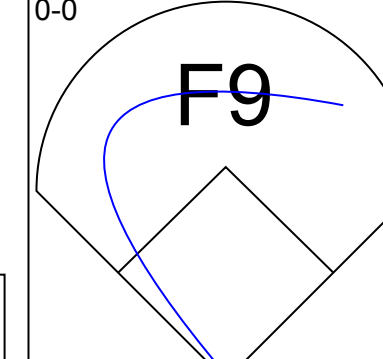
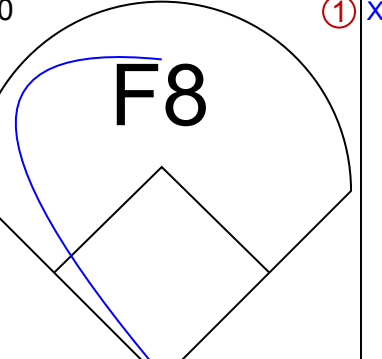

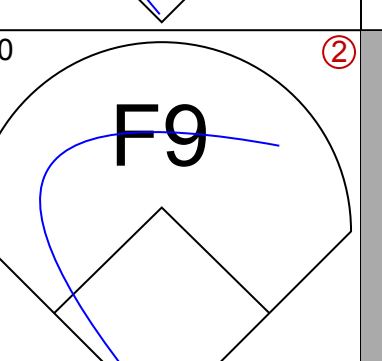
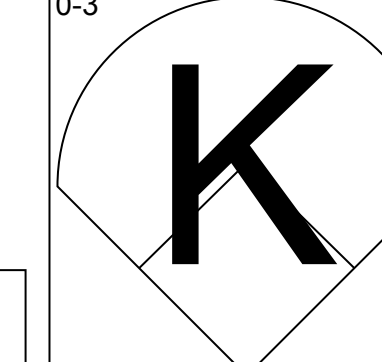
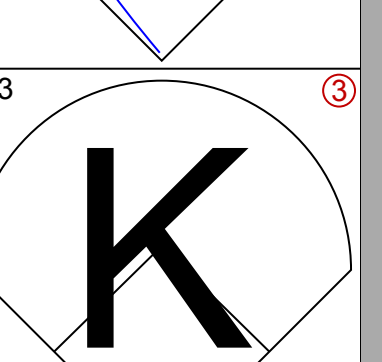
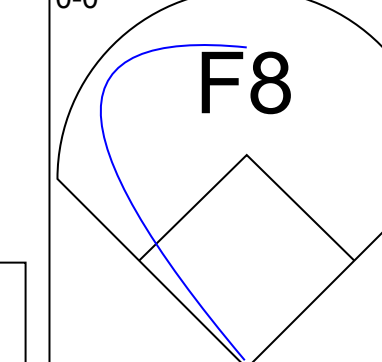

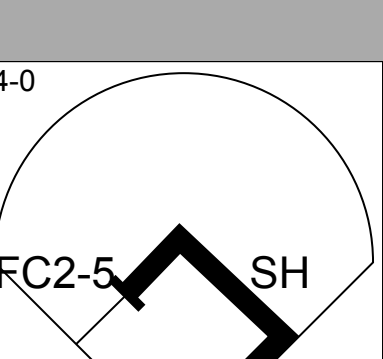
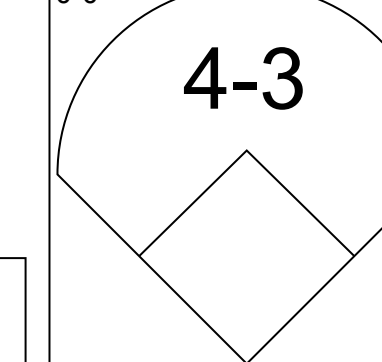
Batter	1	2	3	4	5	6	7	8	9	AB	R	H	RBI	BB	SO	LOB	TOP																	
Brian Downing, R OBP: 0.397, SLG: 0.512 (1, 10)										4	1	1	0	1	0	2	California Angels @ Milwaukee Brewers Milwaukee County Stadium, Milwaukee, WI Sun Jul 19 1987, 4:33 AM EDT Att: 30,635 - Unknown																	
Wally Joyner, L OBP: 0.371, SLG: 0.537 (1, 3)										5	1	2	2	0	0	2																		
Doug DeCinces, R OBP: 0.353, SLG: 0.400 (1, 5)										4	1	2	2	1	2	2																		
George Hendrick, R OBP: 0.313, SLG: 0.483 (8, 9)										4	1	1	0	1	1	1																		
Devon White, S OBP: 0.320, SLG: 0.496 (8, 8)										5	1	1	1	0	1	3																		
Bob Boone, R OBP: 0.341, SLG: 0.351 (1, 2)										3	0	0	0	1	1	2																		
Gary Pettis, S OBP: 0.314, SLG: 0.277 (8, PH)										3	0	0	0	0	1	3																		
Jack Howell, L OBP: 0.347, SLG: 0.498 (8, 4)										0	1	0	0	1	0	0																		
Gus Polidor, R OBP: 0.118, SLG: 0.147 (8, PH)										3	0	1	0	0	0	0																		
Ruppert Jones, L OBP: 0.320, SLG: 0.500 (8, 7)										1	1	1	3	0	0	0																		
Mark McLemore, S OBP: 0.304, SLG: 0.288 (8, 6)										3	1	1	0	1	0	2																		
Inning Stats	R: 0 E: 0 K: 1 S: 5	H: 0 LOB: 0 BB: 0 P: 5	R: 0 E: 0 K: 1 S: 5	H: 0 LOB: 1 BB: 1 P: 9	R: 3 E: 0 K: 0 S: 7	H: 4 LOB: 1 BB: 0 P: 7	R: 0 E: 0 K: 1 S: 5	H: 0 LOB: 0 BB: 0 P: 6	R: 0 E: 0 K: 2 S: 9	H: 2 LOB: 2 BB: 0 P: 9	R: 0 E: 0 K: 0 S: 4	H: 1 LOB: 1 BB: 0 P: 4	R: 5 E: 0 K: 1 S: 8	H: 3 LOB: 2 BB: 4 P: 24	R: 0 E: 0 K: 0 S: 3	H: 0 LOB: 0 BB: 0 P: 3	1B: 7 2B: 3 3B: 0 HR: 0	SF: 0 SAC: 1 DP: 0 HBP: 0	WP: 0 PA: 42 CS: 1															
PITCHER	IP WLS BF H R ER SO BB IBB HBP BLK WP HR S P ERA WHIP																																	
Juan Nieves, L ERA: 5.33 (1, 1)	7.0	31	7	5	5	5	4	0	0	0	0	0	0	0	37	53	6.43	1.571																
Jay Aldrich, R ERA: 5.54 (8, 1)	0.1	L	3	1	0	0	0	1	0	0	0	0	0	2	6	0.00	3.000																	
Paul Mirabella, L ERA: 7.85 (8, 1)	0.1		4	2	3	3	0	1	0	0	0	0	0	3	7	81.00	6.000																	
Chuck Crim, R ERA: 4.09 (8, 1)	1.1		4	0	0	0	1	0	0	0	0	0	0	6	6	0.00	0.000																	

Batter	1	2	3	4	5	6	7	8	9	AB	R	H	RBI	BB	SO	LOB	BOTTOM																
Mike Felder, S OBP: 0.296, SLG: 0.347 (1, 7)										4	1	1	0	0	0	0	California Angels @ Milwaukee Brewers Milwaukee County Stadium, Milwaukee, WI Sun Jul 19 1987, 4:33 AM EDT Att: 30,635 - Unknown																
Robin Yount, R OBP: 0.370, SLG: 0.480 (1, 8)										4	1	2	3	0	0	0																	
Paul Molitor, R OBP: 0.396, SLG: 0.494 (1, 10)										4	0	1	0	0	1	2																	
Rob Deer, R OBP: 0.385, SLG: 0.569 (1, 3)										4	0	0	0	0	3	2																	
Steve Kiefer, R OBP: 0.188, SLG: 0.375 (1, 5)										4	0	0	0	0	2	1																	
Glenn Briggs, R OBP: 0.336, SLG: 0.405 (1, 9)										4	0	2	0	0	0	1																	
Dale Sveum, S OBP: 0.276, SLG: 0.409 (1, 4)										4	1	1	0	0	0	3																	
Bill Schroeder, R OBP: 0.389, SLG: 0.571 (1, 2)										4	1	1	2	0	1	1																	
Ernest Riles, L OBP: 0.306, SLG: 0.348 (1, 6)										4	1	2	0	0	0	1																	
Inning Stats	R: 0 E: 0 K: 0 S: 3	H: 0 LOB: 0 BB: 0 P: 3	R: 0 E: 0 K: 0 S: 4	H: 1 LOB: 1 BB: 0 P: 4	R: 1 E: 0 K: 1 S: 7	H: 2 LOB: 1 BB: 0 P: 7	R: 0 E: 0 K: 2 S: 7	H: 0 LOB: 0 BB: 0 P: 7	R: 4 E: 0 K: 2 S: 12	H: 6 LOB: 1 BB: 0 P: 12	R: 0 E: 0 K: 0 S: 4	H: 1 LOB: 1 BB: 0 P: 4	R: 0 E: 1 K: 1 S: 6	H: 0 LOB: 1 BB: 0 P: 6	R: 0 E: 1 K: 0 S: 3	H: 0 LOB: 0 BB: 0 P: 3		R: 0 E: 0 K: 1 S: 5	H: 0 LOB: 0 BB: 0 P: 5	1B: 6 2B: 1 3B: 1 HR: 2	SF: 0 SAC: 1 DP: 1 HBP: 0	WP: 1 PA: 37 CS: 0											
PITCHER	IP WLS BF H R ER SO BB IBB HBP BLK WP HR S P ERA WHIP																																
Jerry Reuss, L ERA: 5.99 (5, 1)	2.2	W	11	2	0	0	3	0	0	0	0	0	0	17	17	0.00	0.750																
Jack Lazorko, R ERA: 4.51 (8, 1)	2.0	S	6	0	0	0	1	0	0	0	0	0	0	8	8	0.00	0.000																

Batter	1	2	3	4	5	6	7	8	9	AB	R	H	RBI	BB	SO	LOB	TOP					
Donell Nixon, R OBP: 0.254, SLG: 0.157										5	2	1	1	0	1	2	Seattle Mariners @ Milwaukee Brewers Milwaukee County Stadium, Milwaukee, WI Tue Jul 21 1987, 8:05 PM EDT Att: 13,373 - Unknown					
Phil Bradley, R OBP: 0.363, SLG: 0.490										5	0	3	1	0	1	2						
Gary Matthews, R OBP: 0.379, SLG: 0.452																						
Mike Kingery, L OBP: 0.311, SLG: 0.422										5	0	4	2	0	0	1						
Avin Davis, L OBP: 0.383, SLG: 0.480										0	0	0	0	0	0	0						
Jim Prestley, R OBP: 0.285, SLG: 0.431										4	0	1	0	0	1	4						
Dave Valle, R OBP: 0.320, SLG: 0.564										4	0	0	0	0	2	5						
John Christensen, R OBP: 0.315, SLG: 0.360										4	1	1	0	0	0	3						
Rey Quinones, R OBP: 0.319, SLG: 0.430										4	0	1	0	0	2	1						
Harold Reynolds, S OBP: 0.328, SLG: 0.359										4	1	1	0	0	1	2						
Inning Stats	R: 0 E: 0 K: 1 S: 5	H: 1 LOB: 0 BB: 0 P: 5	R: 0 E: 0 K: 1 S: 6	H: 1 LOB: 1 BB: 0 P: 6	R: 0 E: 0 K: 1 S: 6	H: 1 LOB: 1 BB: 0 P: 6	R: 0 E: 0 K: 2 S: 9	H: 2 LOB: 2 BB: 0 P: 9	R: 2 E: 1 K: 0 S: 6	H: 3 LOB: 1 BB: 0 P: 6	R: 0 E: 0 K: 0 S: 3	H: 0 LOB: 0 BB: 0 P: 3	R: 0 E: 0 K: 2 S: 7	H: 0 LOB: 0 BB: 0 P: 7	R: 0 E: 0 K: 0 S: 5	H: 2 LOB: 2 BB: 0 P: 5	R: 2 E: 1 K: 1 S: 9	H: 3 LOB: 2 BB: 0 P: 9	1B: 12 2B: 1 3B: 0 HR: 0	SF: 0 SAC: 0 DP: 1 HBP: 0	WP: 0 PB: 0 SB: 2 CS: 0	PA: 40
PITCHER Teddy Higuera, L ERA: 4.76	IP: 9.0 WLS: W BF: 40	H: 13 R: 4 ER: 2 SO: 8	BB: 0 IBB: 0 HBP: 0 BLK: 0	WP: 0 HR: 0 S: 56 P: 56	ERA: 2.00 WHIP: 1.444	PITCHER										IP: 9.0 WLS: W BF: 40	H: 13 R: 4 ER: 2 SO: 8	BB: 0 IBB: 0 HBP: 0 BLK: 0	WP: 0 HR: 0 S: 56 P: 56	ERA: 2.00 WHIP: 1.444		

AB	40
R	4
H	13
RBI	4
BB	0
SO	8
LOB	25



Batter	1	2	3	4	5	6	7	8	9	AB	R	H	RBI	BB	SO	LOB	BOTTOM			
Mike Felder, S OBP: 0.297, SLG: 0.346										3	1	1	0	0	0	1	Seattle Mariners @ Milwaukee Brewers Milwaukee County Stadium, Milwaukee, WI Tue Jul 21 1987, 8:05 PM EDT Att: 13,373 - Unknown			
Ernest Riles, L OBP: 0.321, SLG: 0.338										3	2	1	1	1	0	3				
Robin Yount, R OBP: 0.374, SLG: 0.497										4	1	1	3	0	1	3				
Greg Brock, L OBP: 0.347, SLG: 0.433										4	0	3	1	0	0	0				
Rob Deer, R OBP: 0.390, SLG: 0.565										4	0	2	0	0	0	1				
B.J. Surhoff, L OBP: 0.310, SLG: 0.432										4	0	0	0	0	1	5				
Steve Kiefer, R OBP: 0.167, SLG: 0.261										3	1	0	0	1	1	2				
Glenn Braggs, R OBP: 0.340, SLG: 0.418										4	1	1	1	0	1	2				
Dale Sveum, S OBP: 0.278, SLG: 0.410										3	0	0	0	1	1	1				
Inning Stats	R: 1 E: 1 K: 0 S: 6	H: 3 LOB: 2 BB: 0 P: 6	R: 0 E: 0 K: 0 S: 3	H: 0 LOB: 0 BB: 0 P: 3	R: 0 E: 0 K: 1 S: 7	H: 2 LOB: 2 BB: 0 P: 7	R: 3 E: 0 K: 0 S: 6	H: 2 LOB: 1 BB: 1 P: 10	R: 2 E: 0 K: 2 S: 9	H: 2 LOB: 1 BB: 1 P: 13	R: 0 E: 0 K: 1 S: 5	H: 0 LOB: 0 BB: 0 P: 5	R: 0 E: 0 K: 1 S: 5	H: 0 LOB: 0 BB: 0 P: 5	R: 0 E: 0 K: 1 S: 5	H: 0 LOB: 0 BB: 0 P: 5	1B: 7 2B: 1 3B: 0 HR: 1	SF: 0 SAC: 1 DP: 1 HBP: 0	WP: 0 PB: 0 SB: 0 CS: 0	PA: 36
PITCHER Mike Moore, R ERA: 5.08 Stan Clarke, L ERA: 4.22 Ed Nunez, R ERA: 2.51	IP: 6.0 WLS: L BF: 30	H: 9 R: 6 ER: 6 SO: 3	BB: 3 IBB: 0 HBP: 0 BLK: 0	WP: 0 HR: 1 S: 33 P: 45	ERA: 9.00 WHIP: 2.000	PITCHER										IP: 6.0 WLS: L BF: 30	H: 9 R: 6 ER: 6 SO: 3	BB: 3 IBB: 0 HBP: 0 BLK: 0	WP: 0 HR: 1 S: 33 P: 45	ERA: 9.00 WHIP: 2.000



Batter	1	2	3	4	5	6	7	8	9	AB	R	H	RBI	BB	SO	LOB	TOP			
Donell Nixon, R OBP: 0.270, SLG: 0.200										4	1	2	0	0	0	0	Seattle Mariners @ Milwaukee Brewers Milwaukee County Stadium, Milwaukee, WI Wed Jul 22 1987, 4:33 AM EDT Att: 19,221 - Unknown			
Phil Bradley, R OBP: 0.394, SLG: 0.488										3	0	1	0	0	1					
Scott Bradley, L OBP: 0.303, SLG: 0.353										4	0	0	0	0	4					
Alvin Davis, L OBP: 0.379, SLG: 0.475										4	0	0	1	0	2					
Ken Phelps, L OBP: 0.386, SLG: 0.498 John Moses, S (7, PR) OBP: 0.299, SLG: 0.338										2	0	1	0	1	0					
Jim Prestley, R OBP: 0.285, SLG: 0.429										4	0	1	0	0	1					
Mike Kingery, L OBP: 0.306, SLG: 0.416										3	0	0	0	0	3					
Rey Quinones, R OBP: 0.326, SLG: 0.440										3	0	3	1	0	0					
Harold Reynolds, S OBP: 0.325, SLG: 0.355										3	0	0	0	0	2					
Inning Stats	R: 1 E: 0 K: 0 S: 4	H: 1 LOB: 1 BB: 0 P: 5	R: 0 E: 0 K: 0 S: 4	H: 1 LOB: 1 BB: 0 P: 4	R: 0 E: 0 K: 0 S: 3	H: 0 LOB: 0 BB: 0 P: 3	R: 0 E: 0 K: 0 S: 4	H: 1 LOB: 1 BB: 0 P: 4	R: 0 E: 0 K: 0 S: 3	H: 1 LOB: 0 BB: 0 P: 3	R: 0 E: 0 K: 0 S: 3	H: 2 LOB: 2 BB: 1 P: 7	R: 0 E: 0 K: 1 S: 6	H: 1 LOB: 1 BB: 0 P: 6	R: 0 E: 0 K: 0 S: 3	H: 0 LOB: 0 BB: 0 P: 3		1B: 5 2B: 3 3B: 0 HR: 0	SF: 0 SAC: 0 DP: 1 HBP: 1	WP: 0 PB: 0 SB: 1 CS: 0
PITCHER Bill Wegman, R ERA: 3.93	(1, 1)	IP: 9.0 WLS: L BF: 33	H: 8 R: 2 ER: 2 SO: 1	BB: 1 IBB: 0 HBP: 1 BLK: 0	WP: 0 HR: 0 S: 33 P: 38	ERA: 2.00 WHIP: 1.000	PITCHER	IP: 9.0 WLS: L BF: 33	H: 8 R: 2 ER: 2 SO: 1	BB: 1 IBB: 0 HBP: 1 BLK: 0	WP: 0 HR: 0 S: 33 P: 38	ERA: 2.00 WHIP: 1.000	PITCHER	IP: 9.0 WLS: L BF: 33	H: 8 R: 2 ER: 2 SO: 1	BB: 1 IBB: 0 HBP: 1 BLK: 0	WP: 0 HR: 0 S: 33 P: 38	ERA: 2.00 WHIP: 1.000		

Batter	1	2	3	4	5	6	7	8	9	AB	R	H	RBI	BB	SO	LOB	BOTTOM			
Mike Felder, S OBP: 0.291, SLG: 0.338										3	0	0	0	0	0	2	Seattle Mariners @ Milwaukee Brewers Milwaukee County Stadium, Milwaukee, WI Wed Jul 22 1987, 4:33 AM EDT Att: 19,221 - Unknown			
Robin Yount, R OBP: 0.370, SLG: 0.492										4	0	0	0	0	2					
Paul Molitor, R OBP: 0.403, SLG: 0.494										3	0	1	1	1	1					
Rob Deer, R OBP: 0.385, SLG: 0.557										4	0	0	0	0	1					
Bill Schroeder, R OBP: 0.392, SLG: 0.569										4	0	2	0	0	1					
Glenn Briggs, R OBP: 0.339, SLG: 0.414										3	0	0	0	1	0					
Steve Kiefer, R OBP: 0.148, SLG: 0.231										3	0	0	0	0	1					
Dale Sveum, S OBP: 0.279, SLG: 0.407										2	0	0	0	1	0					
Ernest Riles, L OBP: 0.333, SLG: 0.356										2	1	1	0	1	1					
Inning Stats	R: 0 E: 0 K: 1 S: 5	H: 0 LOB: 0 BB: 0 P: 5	R: 0 E: 0 K: 2 S: 7	H: 0 LOB: 1 BB: 1 P: 11	R: 0 E: 0 K: 1 S: 4	H: 0 LOB: 1 BB: 1 P: 8	R: 0 E: 0 K: 1 S: 5	H: 0 LOB: 1 BB: 1 P: 9	R: 1 E: 0 K: 1 S: 6	H: 1 LOB: 1 BB: 1 P: 10	R: 0 E: 0 K: 0 S: 4	H: 1 LOB: 1 BB: 0 P: 4	R: 0 E: 0 K: 0 S: 4	H: 1 LOB: 1 BB: 0 P: 4	R: 0 E: 0 K: 1 S: 5	H: 0 LOB: 0 BB: 0 P: 5		1B: 3 2B: 1 3B: 0 HR: 0	SF: 0 SAC: 1 DP: 2 HBP: 0	WP: 0 PB: 0 SB: 1 CS: 0
PITCHER Mark Langston, L ERA: 4.33	(1, 1)	IP: 9.0 WLS: W BF: 33	H: 4 R: 1 ER: 1 SO: 7	BB: 4 IBB: 0 HBP: 0 BLK: 0	WP: 0 HR: 0 S: 43 P: 59	ERA: 1.00 WHIP: 0.889	PITCHER	IP: 9.0 WLS: W BF: 33	H: 4 R: 1 ER: 1 SO: 7	BB: 4 IBB: 0 HBP: 0 BLK: 0	WP: 0 HR: 0 S: 43 P: 59	ERA: 1.00 WHIP: 0.889	PITCHER	IP: 9.0 WLS: W BF: 33	H: 4 R: 1 ER: 1 SO: 7	BB: 4 IBB: 0 HBP: 0 BLK: 0	WP: 0 HR: 0 S: 43 P: 59	ERA: 1.00 WHIP: 0.889		

Batter	1	2	3	4	5	6	7	8	9	AB	R	H	RBI	BB	SO	LOB	TOP										
Luis Polonia, L (1, 8) OBP: 0.363, SLG: 0.445 Steve Henderson, R (9, PH) OBP: 0.600, SLG: 0.647	0-3 K		0-0 E 1B	0-3 K			0-0 4-3		0-0 F9	4	0	1	0	0	2	3											
Tony Bernazard, S (1, 4) OBP: 0.309, SLG: 0.411	0-0 E 2B		0-0 G3		0-3 K		0-3 K		0-0 6-3	5	1	1	0	0	2	2											
Jose Canseco, R (1, 7) OBP: 0.321, SLG: 0.501	0-0 E9 2B		0-0 L4		0-3 K		0-0 S 1B		0-3 K	5	0	2	2	0	2	1											
Mike Davis, L (1, 10) OBP: 0.340, SLG: 0.549	0-0 F6		0-0 F8		0-0 F7		0-3 K			4	0	0	0	0	1	3											
Carney Lansford, R (1, 5) OBP: 0.370, SLG: 0.436	0-0 6-3			0-0 FC6-4 1B 2B			0-0 3-1		0-0 F8	4	1	1	0	0	0	1											
Reggie Jackson, L (1, 9) OBP: 0.283, SLG: 0.408		0-3 K		0-0 FC6-4 1B			0-3 K		0-0 HR	4	1	2	1	0	2	0											
Terry Steinbach, R (1, 2) OBP: 0.345, SLG: 0.474		0-0 HR		0-0 F4			4-0 BB		0-0 1B	3	1	2	1	1	0	2											
Stan Javier, S (1, 3) OBP: 0.311, SLG: 0.310		0-0 4-3		0-0 FC6-4 2B			0-0 6-3		0-3 K	4	0	0	0	0	1	4											
Alfredo Griffin, S (1, 6) OBP: 0.312, SLG: 0.333		0-0 4-3		0-0 2B			0-3 K 4-3 1B		0-0 F9	4	1	1	1	0	1	1											
Inning Stats	R: 1 E: 1 K: 1 S: 7	H: 2 LOB: 1 BB: 0 P: 7	R: 1 E: 0 K: 1 S: 6	H: 1 LOB: 0 BB: 0 P: 6	R: 0 E: 1 K: 0 S: 4	H: 1 LOB: 1 BB: 0 P: 4	R: 1 E: 0 K: 1 S: 8	H: 3 LOB: 2 BB: 0 P: 8	R: 0 E: 0 K: 2 S: 7	H: 0 LOB: 0 BB: 0 P: 7	R: 0 E: 0 K: 1 S: 5	H: 0 LOB: 1 BB: 1 P: 9	R: 1 E: 0 K: 3 S: 11	H: 1 LOB: 1 BB: 0 P: 11	R: 1 E: 0 K: 1 S: 7	H: 2 LOB: 1 BB: 0 P: 7	R: 0 E: 0 K: 1 S: 5	H: 0 LOB: 0 BB: 0 P: 5	1B: 5 2B: 3 3B: 0 HR: 2	SF: 0 SAC: 0 DP: 0 HBP: 0	WP: 1 PB: 0 SB: 2 CS: 0	PA: 39					
PITCHER	IP	WLS	BF	H	R	ER	SO	BB	IBB	HBP	BLK	WP	HR	S	P	ERA	WHIP										
Chris Bosio, R (1, 1) ERA: 5.35	7.1	W	34	10	5	5	9	1	0	0	0	1	2	51	55	6.14	1.500										
Chuck Cim, R (8, 1) ERA: 3.95	0.2		2	0	0	0	1	0	0	0	0	0	0	4	4	0.00	0.000										
Dan Plesac, L (9, 1) ERA: 2.3	1.0		3	0	0	0	1	0	0	0	0	0	0	5	5	0.00	0.000										

Oakland Athletics @ Milwaukee Brewers
Milwaukee County Stadium, Milwaukee, WI
Thu Jul 23 1987, 8:05 PM EDT
Att: 14,475 - Unknown

AB 38
R 5
H 10
RBI 5
BB 1
SO 11
LOB 17



Batter	1	2	3	4	5	6	7	8	9	AB	R	H	RBI	BB	SO	LOB	BOTTOM										
Paul Molitor, R (1, 10) OBP: 0.408, SLG: 0.514	0-0 4-3		0-0 BLK G3 HR 1B	0-0 2H HR	0-0 2-3 1B		0-0 6-3			5	2	3	2	0	0	0											
Ernest Riles, L (1, 6) OBP: 0.326, SLG: 0.359	0-0 1-3		0-0 G3	0-0 FC4-6 2B	0-3 K			0-3 K		5	0	1	0	0	2	4											
Robin Yount, R (1, 8) OBP: 0.371, SLG: 0.489	0-0 6-3		0-0 BLK HR BB	0-0 E5 FC4-6		0-0 P3		0-0 1B 1B		4	2	1	0	1	0	1											
Greg Brock, L (1, 3) OBP: 0.351, SLG: 0.447		0-0 1B	0-0 FC4-6 BB	0-0 1-2 2-3 3H	0-0 FC4-6 BB	0-0 F7		0-0 1B 2B 1B		5	2	3	3	0	0	2											
Rob Deer, R (1, 7) OBP: 0.385, SLG: 0.554 Mike Felder, S (4, PR) OBP: 0.301, SLG: 0.348 (5, 7)	0-3 K	0-3 K	0-3 K	4-0 BB 1B	0-0 1-2 BB	0-0 3B 1B		0-0 2B 1B		2	0	0	0	1	2	1											
Glenn Briggs, R (1, 9) OBP: 0.341, SLG: 0.422 Rick Manning, L (7, 9) OBP: 0.325, SLG: 0.343	0-3 K			0-0 1B	0-0 L6	0-0 1H 3B		0-0 2B		4	1	2	1	0	1	4											
Bill Schroeder, R (1, 2) OBP: 0.386, SLG: 0.556	0-0 5-3			0-0 1B G3 1B	0-0 F3	0-3 K		0-0 F4		5	1	1	0	0	1	3											
Steve Kiefer, R (1, 5) OBP: 0.188, SLG: 0.233			0-0 6-3	0-0 G3 HR 1B	1-0 1B G3 HBP		0-0 6-3	0-0 F7		4	1	1	1	0	0	1											
Dale Sveum, S (1, 4) OBP: 0.279, SLG: 0.405			0-0 1B BLK 1B	0-0 G3	0-0 G3		0-0 5-3			4	1	1	1	0	0	2											
Inning Stats	R: 0 E: 0 K: 0 S: 3	H: 0 LOB: 0 BB: 0 P: 3	R: 0 E: 0 K: 2 S: 8	H: 1 LOB: 1 BB: 0 P: 8	R: 4 E: 0 K: 1 S: 8	H: 3 LOB: 0 BB: 1 P: 12	R: 4 E: 1 K: 0 S: 9	H: 5 LOB: 3 BB: 1 P: 13	R: 0 E: 0 K: 1 S: 6	H: 1 LOB: 2 BB: 0 P: 7	R: 1 E: 0 K: 1 S: 7	H: 2 LOB: 1 BB: 0 P: 7	R: 0 E: 0 K: 0 S: 3	H: 0 LOB: 0 BB: 0 P: 3	R: 3 E: 0 K: 1 S: 9	H: 4 LOB: 1 BB: 0 P: 9	R: 0 E: 0 K: 1 S: 5	H: 0 LOB: 0 BB: 0 P: 5	1B: 11 2B: 2 3B: 1 HR: 2	SF: 0 SAC: 0 DP: 0 HBP: 1	WP: 0 PB: 0 SB: 0 CS: 0	PA: 44					
PITCHER	IP	WLS	BF	H	R	ER	SO	BB	IBB	HBP	BLK	WP	HR	S	P	ERA	WHIP										
Joaquin Andujar, R (1, 1) ERA: 5.5	3.1	L	19	8	8	8	3	1	0	1	0	0	0	24	28	21.60	2.700										
Gene Nelson, R (4, 1) ERA: 3.13	1.1		9	2	0	0	0	1	0	1	0	0	0	7	12	0.00	2.250										
Dave Leiper, L (5, 1) ERA: 3.03	2.2		14	6	4	4	3	0	0	0	0	0	0	20	20	13.50	2.250										
Bill Caudill, R (8, 1) ERA: 3.38	0.2		2	0	0	0	0	0	0	0	0	0	0	2	2	0.00	0.000										

Oakland Athletics @ Milwaukee Brewers
Milwaukee County Stadium, Milwaukee, WI
Thu Jul 23 1987, 8:05 PM EDT
Att: 14,475 - Unknown

AB 41
R 12
H 16
RBI 11
BB 2
SO 6
LOB 18



Batter	1	2	3	4	5	6	7	8	9	AB	R	H	RBI	BB	SO	LOB	TOP										
Tony Bernazard, S (1,4) OBP: 0.310, SLG: 0.412	F9		K		WP BB		2B		K	4	0	1	0	1	2	0	Oakland Athletics @ Milwaukee Brewers Milwaukee County Stadium, Milwaukee, WI Fri Jul 24, 1987, 8:05 PM EDT Att: 20,828 - Unknown livebaseballscorecards.com										
Alfredo Griffin, S (1,6) OBP: 0.310, SLG: 0.334	F2		F8 2B		F8		L6		K	5	0	1	0	0	1	2											
Jose Canseco, R (1,10) OBP: 0.319, SLG: 0.497	FC5 1B		F8 2-3		K			F9	F7	5	0	1	0	0	1	3											
Mark McGwire, R (1,3) OBP: 0.378, SLG: 0.678	1B		F9			BB		F8	K	4	0	1	0	1	1	2											
Carney Lansford, R (1,5) OBP: 0.368, SLG: 0.433	FC5 2-3f			F8		F8		BB 1B		4	1	1	0	0	0	3											
Steve Henderson, R (1,9) OBP: 0.583, SLG: 0.750		K		HR		F9		E 1B BB		3	1	1	1	1	1	1											
Terry Steinbach, R (1,2) OBP: 0.347, SLG: 0.479		6-3 2B		6-3		F8		E 1B		4	0	2	1	0	0	1											
Stan Javier, S (1,8) OBP: 0.301, SLG: 0.300		6-3		4-3			6-3	E4		4	0	0	0	0	0	3											
Luis Polonia, L (1,7) OBP: 0.358, SLG: 0.438		6-3				F8		6-3	1-3	4	0	0	0	0	0	4											
Inning Stats	R: 0 E: 0 K: 0 S: 5	H: 2 LOB: 2 BB: 0 P: 5	R: 0 E: 0 K: 1 S: 6	H: 1 LOB: 1 BB: 0 P: 6	R: 0 E: 0 K: 1 S: 6	H: 1 LOB: 0 BB: 0 P: 4	R: 1 E: 0 K: 0 S: 4	H: 1 LOB: 1 BB: 1 P: 9	R: 0 E: 0 K: 0 S: 3	H: 0 LOB: 1 BB: 0 P: 7	R: 0 E: 0 K: 0 S: 4	H: 1 LOB: 1 BB: 0 P: 4	R: 1 E: 1 K: 3 S: 10	H: 2 LOB: 3 BB: 1 P: 10	R: 0 E: 1 K: 3 S: 10	H: 0 LOB: 1 BB: 0 P: 10	1B: 4 2B: 3 3B: 0 HR: 1	SF: 0 SAC: 0 DP: 0 HBP: 0	WP: 1 PB: 1 SB: 0 CS: 0	PA: 40							
PITCHER	IP	WLS	BF	H	R	ER	SO	BB	IBB	HBP	BLK	WP	HR	S	P	ERA	WHIP										
Juan Nieves, L (1,1) ERA: 5.09	7.0	W	29	6	1	1	3	2	0	0	0	1	1	33	41	1.29	1.143										
Mark Clear, R (8,1) ERA: 5.81	2.0		11	2	1	1	3	1	0	0	0	0	0	16	20	4.50	1.500										

Batter	1	2	3	4	5	6	7	8	9	AB	R	H	RBI	BB	SO	LOB	BOTTOM										
Mike Felder, S (1,7) OBP: 0.304, SLG: 0.350	1-3		B1-3		S 2B 1B	F8	BB			5	1	2	1	0	0	1	Oakland Athletics @ Milwaukee Brewers Milwaukee County Stadium, Milwaukee, WI Fri Jul 24, 1987, 8:05 PM EDT Att: 20,828 - Unknown livebaseballscorecards.com										
Robin Yount, R (1,8) OBP: 0.376, SLG: 0.495	FC5-4 BB 1B		FC4-6 1B		1-H 2B	F4	FC6-4 BB			4	0	3	1	1	0	1											
Paul Molitor, R (1,10) OBP: 0.408, SLG: 0.513	FC5-4 1-2 BB		FC4-6 1-2f		5-3	HR 2B	FC6-4			4	1	1	0	1	0	5											
Greg Brock, L (1,3) OBP: 0.355, SLG: 0.446	FC5-4 1-2f 2-3			G5-4-3 BB	BB		HR 1B	4-3		3	1	1	0	2	0	2											
Glenn Braggs, R (1,9) OBP: 0.338, SLG: 0.429	FC6-4 1-2f			G5-4-3 1-2f	K		F9	HR		5	1	1	1	0	1	7											
Ernest Riles, L (1,5) OBP: 0.328, SLG: 0.395		G3				L5				3	1	1	1	0	0	0											
Steve Kiefer, R (7,PH) OBP: 0.235, SLG: 0.406				HR		1-H 3-H HR	HR	1B 2B		2	2	2	3	0	0	0											
B.J. Surhoff, L (1,2) OBP: 0.316, SLG: 0.445		4-3					3-1	G4-6-3 1B		5	1	3	1	0	0	0											
Jim Gantner, L (1,4) OBP: 0.338, SLG: 0.379			F8		F7			G4-6-3 1B 2B 1B HBP		4	2	1	1	0	0	2											
Dale Sveum, S (1,6) OBP: 0.281, SLG: 0.409			K			4-3		1B 2B		4	0	2	1	0	1	0											
Inning Stats	R: 0 E: 0 K: 0 S: 4	H: 1 LOB: 2 BB: 1 P: 8	R: 0 E: 0 K: 0 S: 3	H: 0 LOB: 0 BB: 0 P: 3	R: 0 E: 0 K: 1 S: 6	H: 1 LOB: 1 BB: 0 P: 6	R: 1 E: 0 K: 0 S: 4	H: 2 LOB: 1 BB: 1 P: 8	R: 1 E: 0 K: 1 S: 7	H: 2 LOB: 2 BB: 1 P: 11	R: 2 E: 0 K: 0 S: 6	H: 3 LOB: 1 BB: 0 P: 6	R: 4 E: 0 K: 0 S: 8	H: 5 LOB: 3 BB: 1 P: 13	R: 2 E: 0 K: 0 S: 5	H: 3 LOB: 0 BB: 0 P: 5	1B: 8 2B: 6 3B: 0 HR: 3	SF: 0 SAC: 0 DP: 2 HBP: 1	WP: 0 PB: 0 SB: 1 CS: 0	PA: 44							
PITCHER	IP	WLS	BF	H	R	ER	SO	BB	IBB	HBP	BLK	WP	HR	S	P	ERA	WHIP										
Steve Ontiveros, R (1,1) ERA: 3.01		L	25	7	3	3	2	3	0	0	0	0	1	26	38	5.06	1.875										
Greg Cadaret, L (6,1) ERA: 8.0	1.2		14	7	5	5	0	1	0	1	0	0	1	12	17	27.00	4.800										
Jay Howell, R (8,1) ERA: 6.1	1.0		5	3	2	2	0	0	0	0	0	0	1	5	5	18.00	3.000										

Batter	1	2	3	4	5	6	7	8	9	AB	R	H	RBI	BB	SO	LOB	TOP								
Luis Polonia, L OBP: 0.361, SLG: 0.439	0-0 WP 5-3 1B	0-0 G6-3		0-0 1B	0-0 F8		0-0 HR 1B		0-0 FC3-6	6	3	3	2	0	0	5									
Carney Lansford, R OBP: 0.369, SLG: 0.436	0-0 5-3		0-0 F9	0-0 2B 1B		0-0 F7		0-0 F7	0-3 K	5	2	2	1	0	0	3									
Matt Sinatro, R OBP: 0.301, SLG: 0.300	0-0 4-3		0-0 1B	0-0 F4		0-0 F9		0-0 HR		5	1	2	4	0	0	3									
Mark McGwire, R OBP: 0.378, SLG: 0.679	0-0 1B		0-0 F8	0-0 2B		0-0 SF9		0-0 P3		4	0	2	3	0	0	1									
Reggie Jackson, L OBP: 0.281, SLG: 0.402	0-0 4-3		0-0 K	0-0 6-3		0-0 F5		0-0 BB		4	0	0	0	1	1	3									
Steve Henderson, R OBP: 0.552, SLG: 0.720		0-0 E 1B		0-0 4-3	0-0 F9 SF9 2B		0-0 F3	0-0 G4-6-3		5	1	2	0	0	0	1									
Terry Steinbach, R OBP: 0.348, SLG: 0.475		0-0 F9		0-0 1B 1B	0-0 F9		0-0 F9		0-0 F9	4	2	1	0	1	0	2									
Tony Bernazard, S OBP: 0.314, SLG: 0.416		0-0 E 1B		0-0 1B 1B	0-0 SF9		0-0 1B 1B		0-0 3-1	4	2	3	1	0	0	0									
Alfredo Griffin, S OBP: 0.317, SLG: 0.342		0-0 E3		0-0 1B 1B	0-0 1B		0-0 HR 1B		0-0 FC3-6 1B	5	2	4	2	0	0	2									
Inning Stats	R: 1 E: 0 K: 0 S: 5	H: 2 LOB: 1 BB: 0 P: 5	R: 0 E: 1 K: 0 S: 5	H: 2 LOB: 2 BB: 0 P: 5	R: 0 E: 0 K: 1 S: 6	H: 1 LOB: 1 BB: 0 P: 6	R: 5 E: 0 K: 0 S: 9	H: 6 LOB: 1 BB: 0 P: 9	R: 1 E: 0 K: 0 S: 5	H: 2 LOB: 1 BB: 0 P: 5	R: 1 E: 0 K: 0 S: 4	H: 1 LOB: 0 BB: 4	R: 5 E: 0 K: 0 S: 7	H: 4 LOB: 0 BB: 1 P: 11	R: 0 E: 0 K: 0 S: 2	H: 0 LOB: 0 BB: 1 P: 6	R: 0 E: 0 K: 1 S: 6	H: 1 LOB: 1 BB: 0 P: 6	1B: 15 2B: 3 3B: 0 HR: 1	SF: 2 SAC: 0 DP: 2 HBP: 0	WP: 1 PB: 0 SB: 0 CS: 0	PA: 47			
PITCHER	IP	WLS	BF	H	R	ER	SO	BB	IBB	HBP	BLK	WP	HR	S	P	ERA	WHIP								
Mark Knudson, R ERA: 8.27	3.1	L	20	10	6	6	1	0	0	0	0	1	0	22	22	16.20	3.000								
Alex Madrid, R ERA: 15.43	3.0		16	6	5	5	0	1	0	0	0	0	0	15	19	15.00	2.333								
Jay Aldrich, R ERA: 5.65	2.2		11	3	2	2	1	1	0	0	0	0	1	12	16	6.75	1.500								

Oakland Athletics @ Milwaukee Brewers
Milwaukee County Stadium, Milwaukee, WI

AB 43
R 13
H 19
RBI 13
BB 2
SO 2
LOB 21



WP: 1 PA: 47
PB: 0
SB: 0
CS: 0

Batter	1	2	3	4	5	6	7	8	9	AB	R	H	RBI	BB	SO	LOB	BOTTOM								
Mike Felder, S OBP: 0.303, SLG: 0.348	0-0 CS 1B		0-0 L3		0-0 FC5-4			0-0 F7		4	0	1	0	0	0	1									
Robin Yount, R OBP: 0.375, SLG: 0.492	0-0 F8		0-0 F8			0-3 K			0-0 HR 1B	4	1	1	0	0	1	1									
Paul Molitor, R OBP: 0.409, SLG: 0.528	0-0 1B		0-0 F7			0-3 K			0-0 HR	4	1	2	2	0	1	0									
Rob Deer, R OBP: 0.383, SLG: 0.549	0-0 1B			0-3 K		0-0 6-3			0-0 5-3	4	0	1	0	0	1	0									
Glenn Braggs, R OBP: 0.334, SLG: 0.423		0-0 5-3		0-0 F8		0-3 K			0-0 F8	4	0	0	0	0	1	0									
Steve Kiefer, R OBP: 0.211, SLG: 0.361		0-3 K		0-3 K		0-0 6-3			0-0 F4	4	0	0	0	0	2	0									
Bill Schroeder, R OBP: 0.385, SLG: 0.559		0-0 HR 2B			0-3 K		0-0 F6			3	1	1	0	0	1	0									
Dale Sveum, S OBP: 0.285, SLG: 0.420		0-0 HR			4-0 FC5-4 BB			0-0 F9		2	1	1	2	1	0	0									
Ernest Riles, L OBP: 0.316, SLG: 0.381		0-3 K			0-0 F9			0-3 K		3	0	0	0	0	2	1									
Inning Stats	R: 0 E: 0 K: 0 S: 4	H: 3 LOB: 2 BB: 0 P: 4	R: 2 E: 0 K: 2 S: 9	H: 2 LOB: 0 BB: 0 P: 9	R: 0 E: 0 K: 2 S: 3	H: 0 LOB: 0 BB: 0 P: 3	R: 0 E: 0 K: 1 S: 5	H: 0 LOB: 0 BB: 1 P: 9	R: 0 E: 0 K: 2 S: 7	H: 0 LOB: 0 BB: 0 P: 7	R: 0 E: 0 K: 1 S: 5	H: 0 LOB: 0 BB: 0 P: 5	R: 0 E: 0 K: 1 S: 5	H: 0 LOB: 0 BB: 0 P: 5	R: 2 E: 0 K: 0 S: 5	H: 2 LOB: 0 BB: 0 P: 5	1B: 4 2B: 1 3B: 0 HR: 2	SF: 0 SAC: 0 DP: 0 HBP: 0	WP: 0 PB: 0 SB: 0 CS: 1	PA: 33					
PITCHER	IP	WLS	BF	H	R	ER	SO	BB	IBB	HBP	BLK	WP	HR	S	P	ERA	WHIP								
Curt Young, L ERA: 3.65	5.1	W	20	5	2	2	6	1	0	0	0	0	0	31	35	3.38	1.125								
Dennis Eckerley, R ERA: 2.96	1.2		5	0	0	0	2	0	0	0	0	0	0	9	9	0.00	0.000								
Bill Caudill, R ERA: 4.91	2.0		8	2	2	2	1	0	0	0	0	0	1	10	10	9.00	1.000								

Oakland Athletics @ Milwaukee Brewers
Milwaukee County Stadium, Milwaukee, WI

AB 32
R 4
H 7
RBI 4
BB 1
SO 9
LOB 3

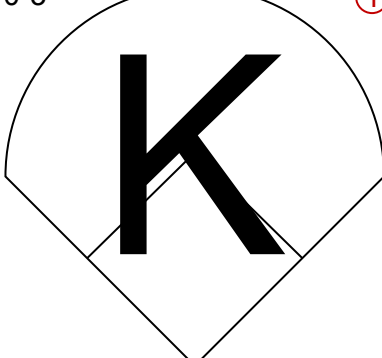
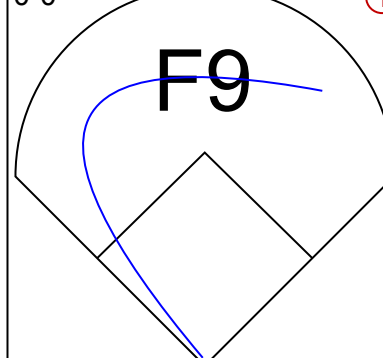
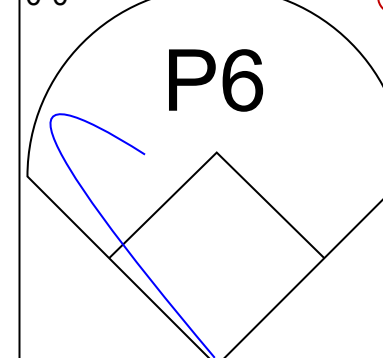
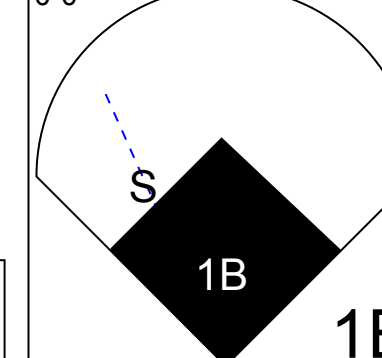
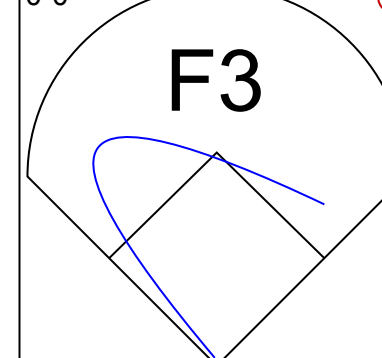
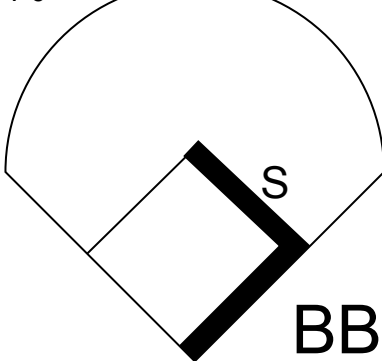
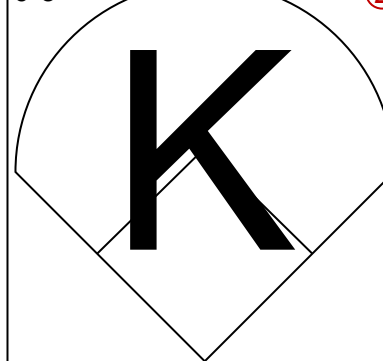
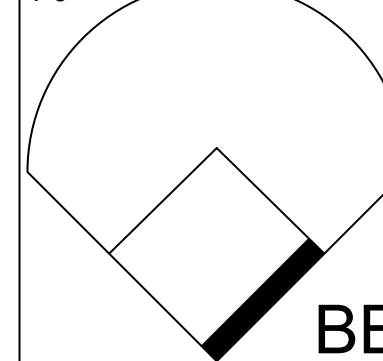
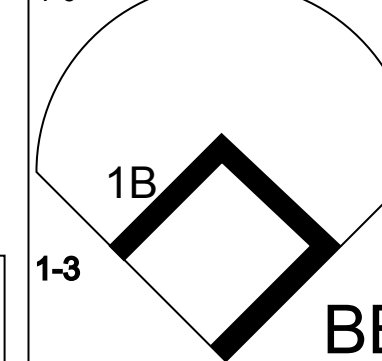
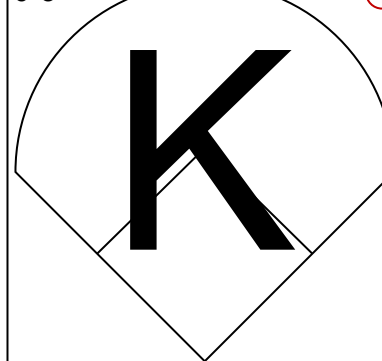
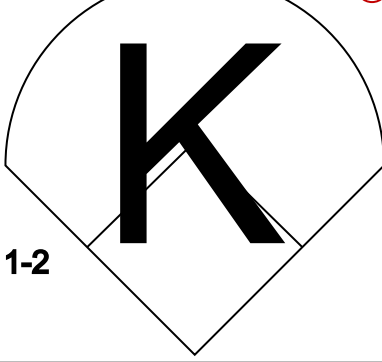
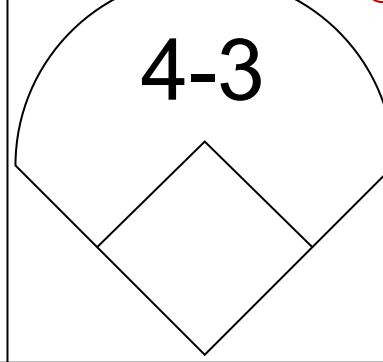
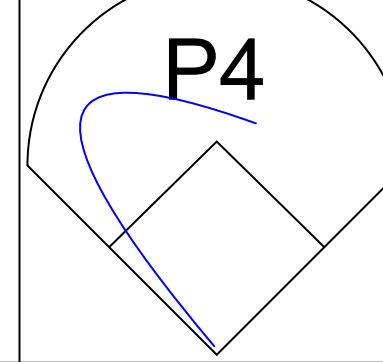
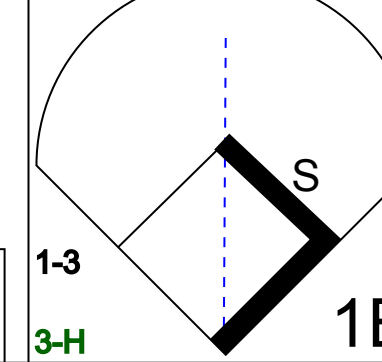
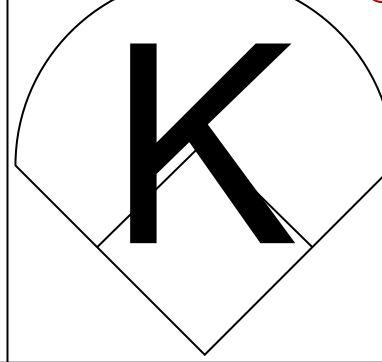
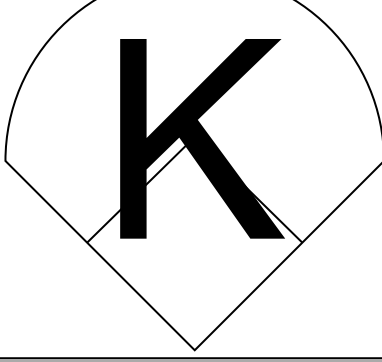
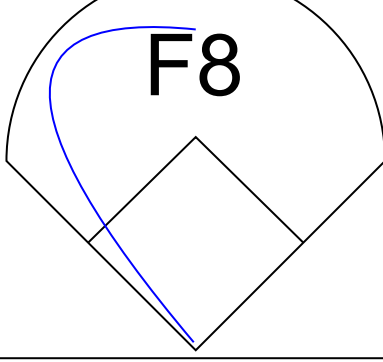
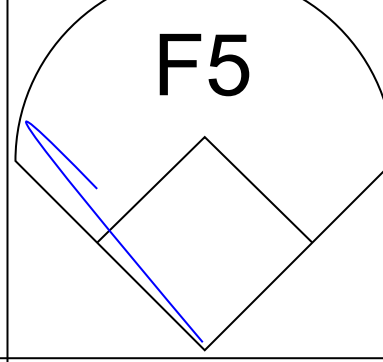
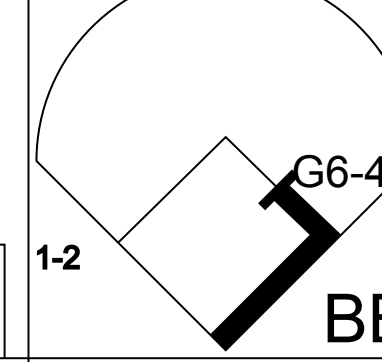
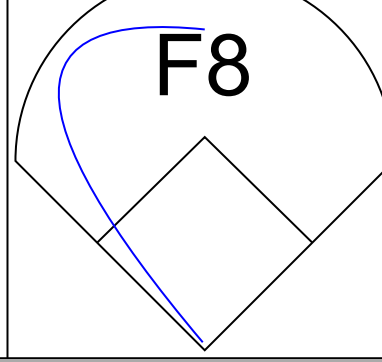
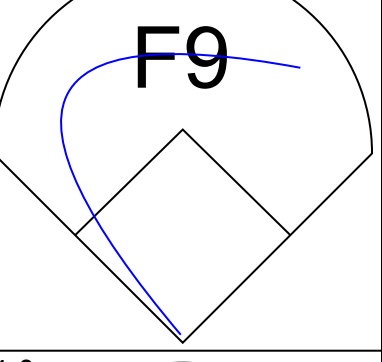
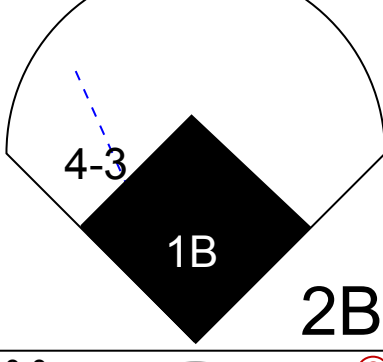
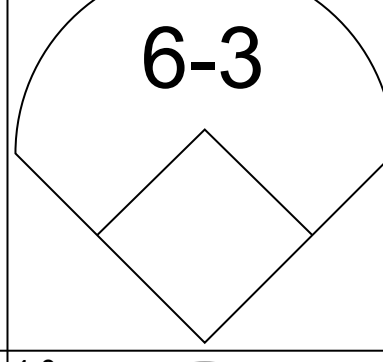
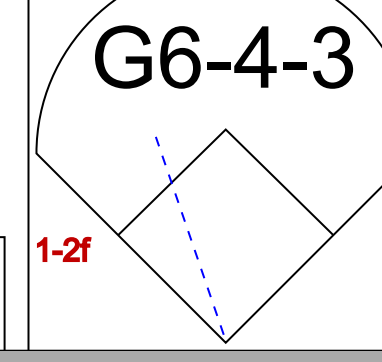
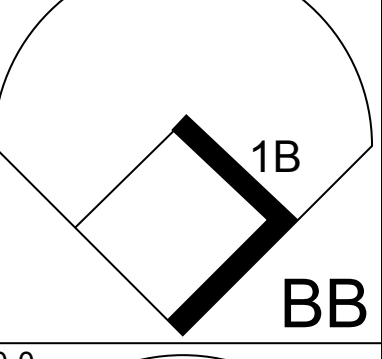
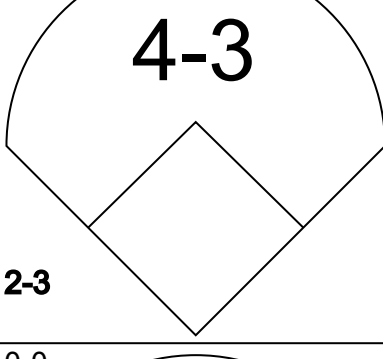
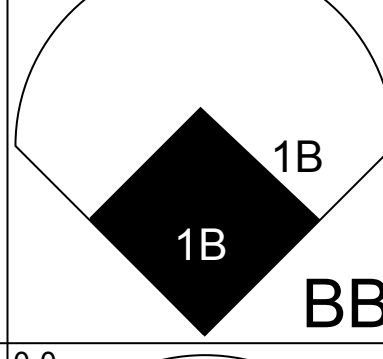
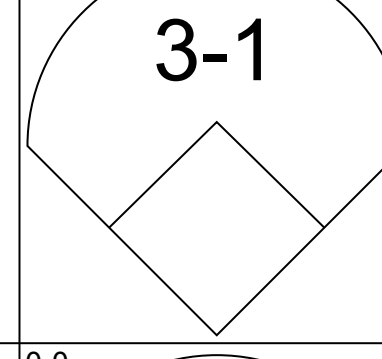
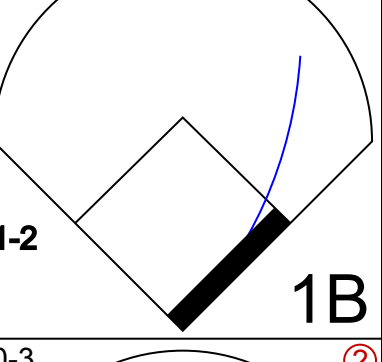
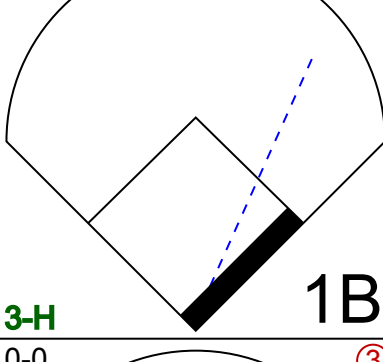
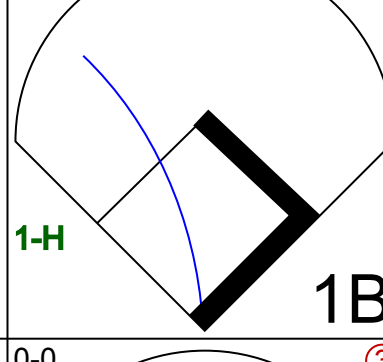
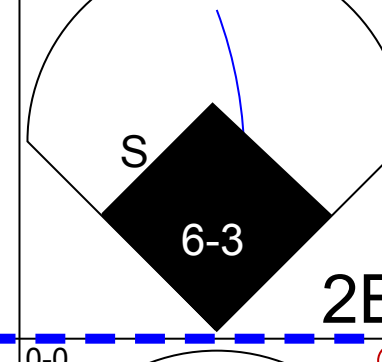

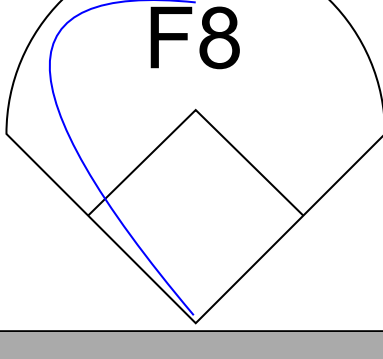
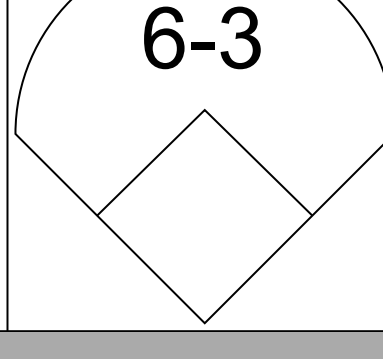
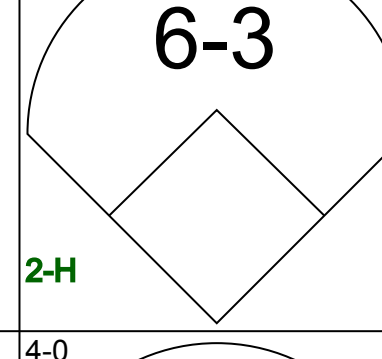


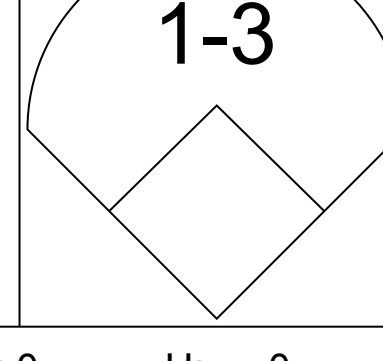
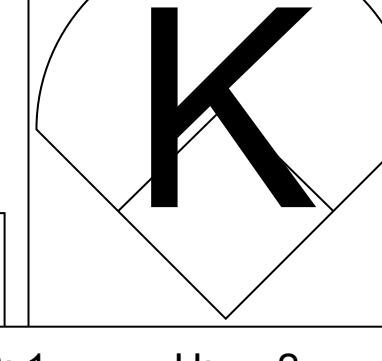
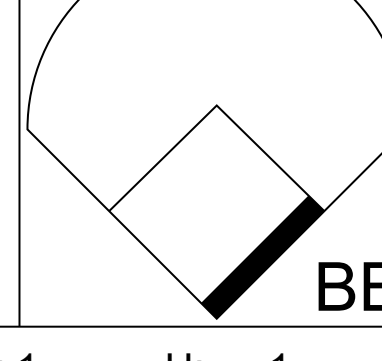


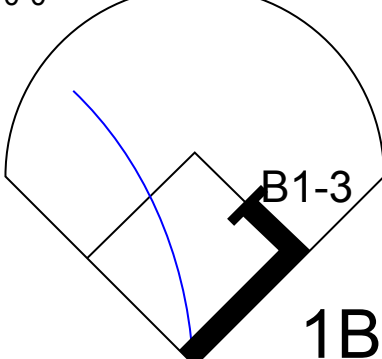
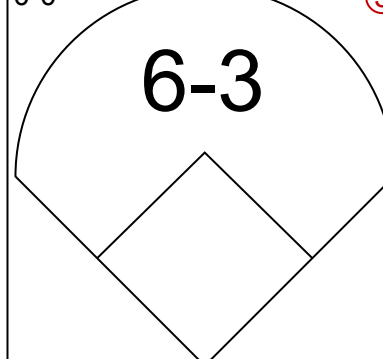
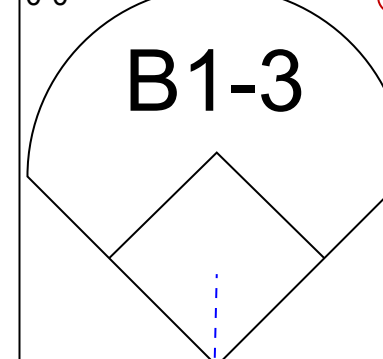
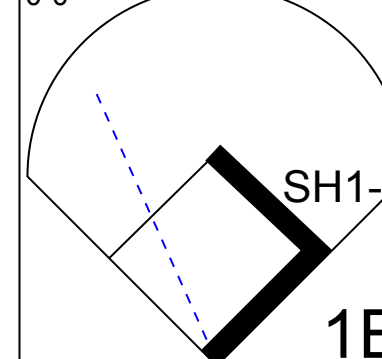
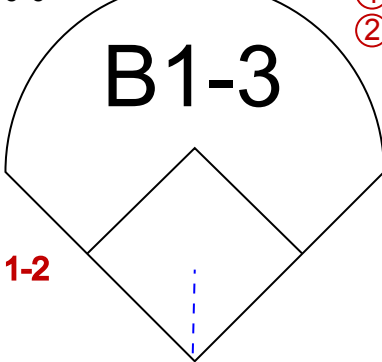
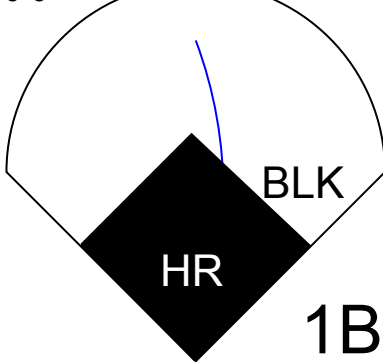
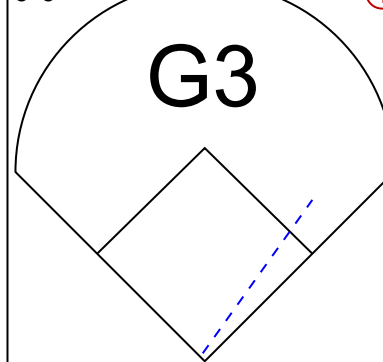
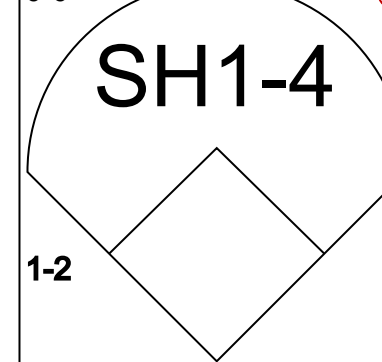
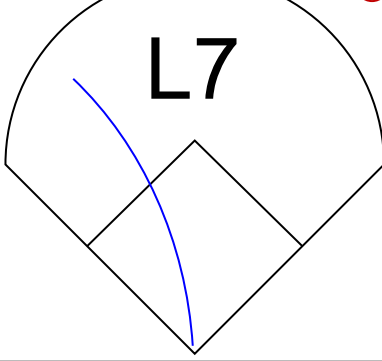
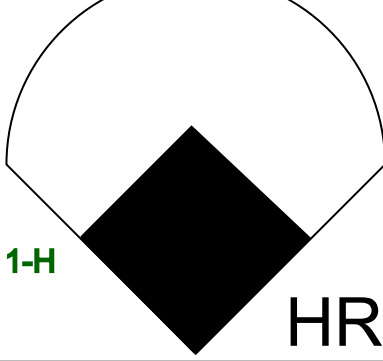
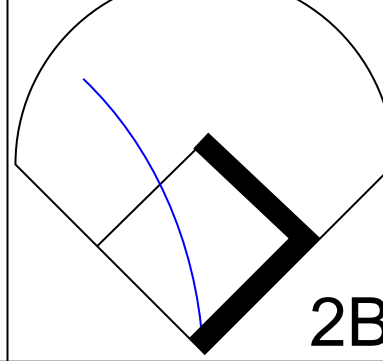
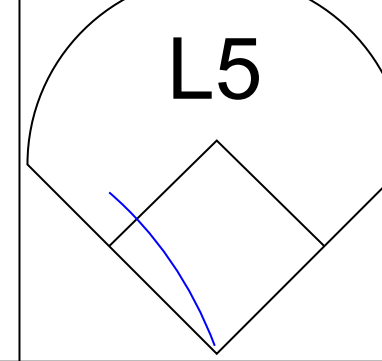
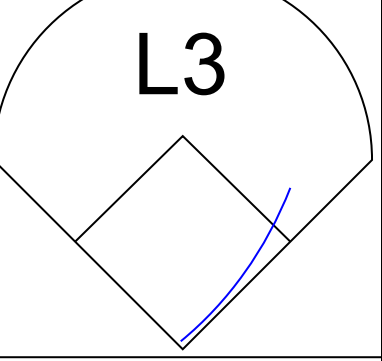
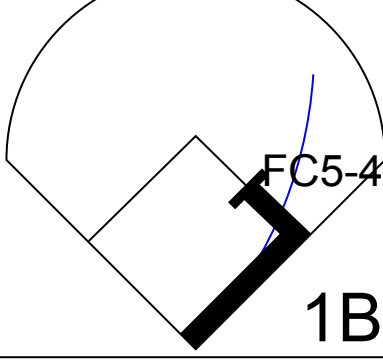
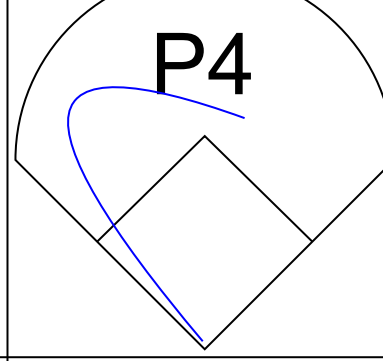
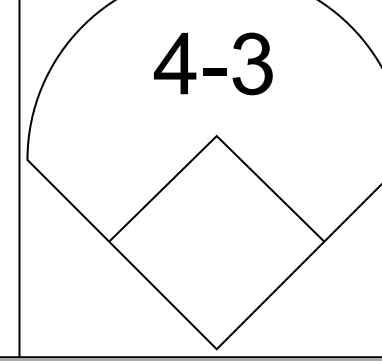
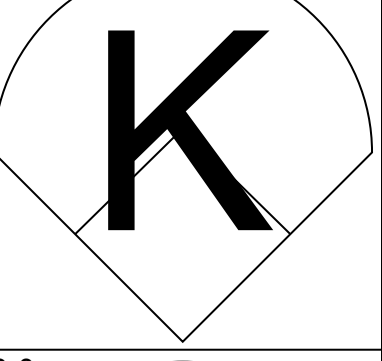
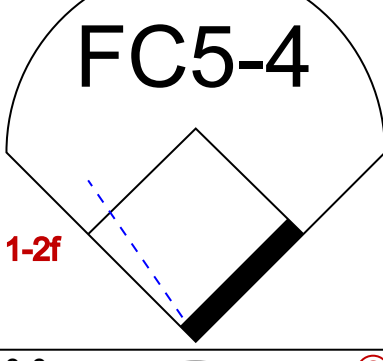
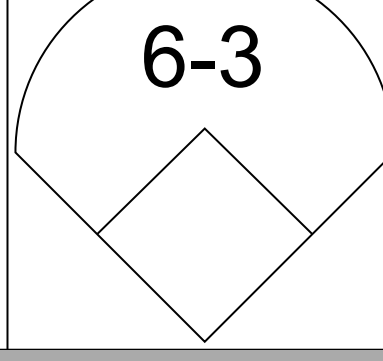
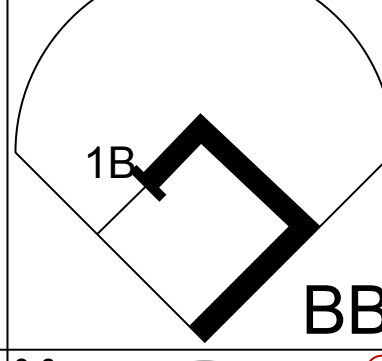
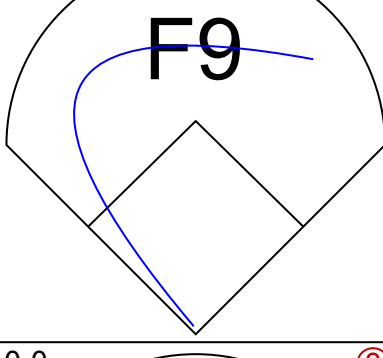
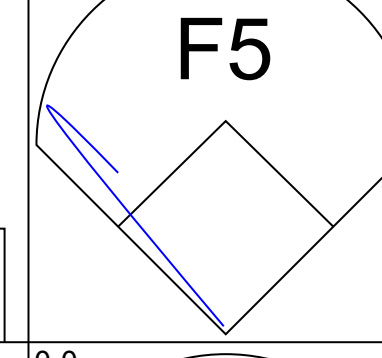
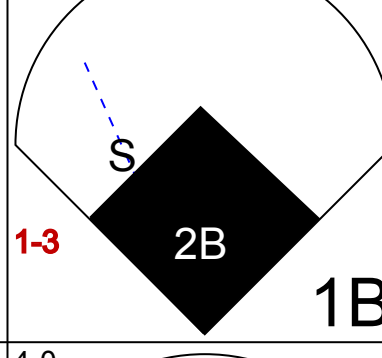

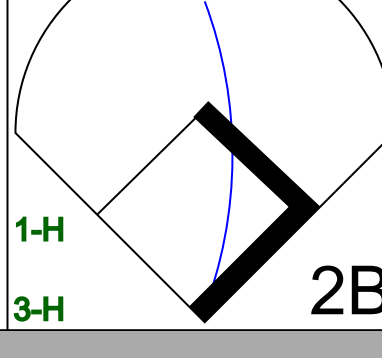

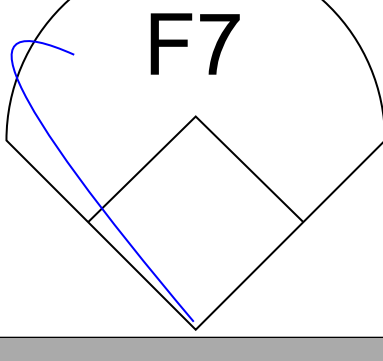
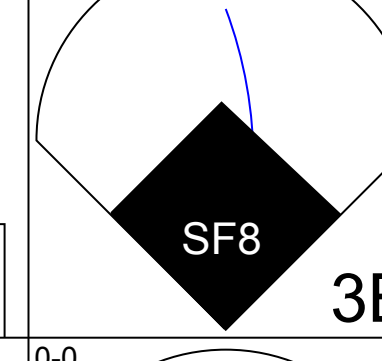
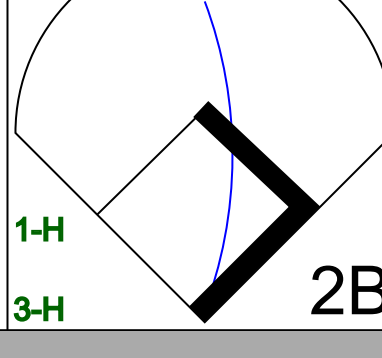
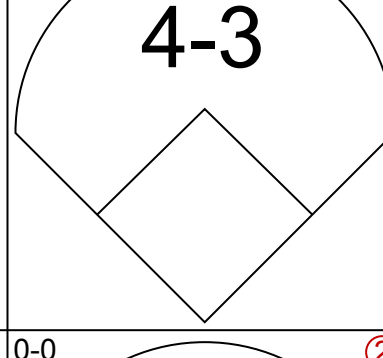
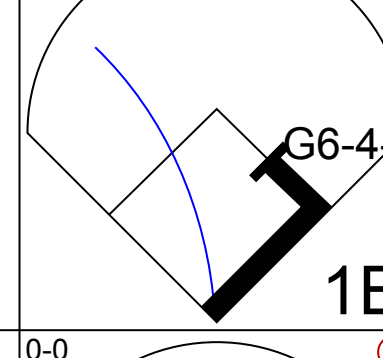
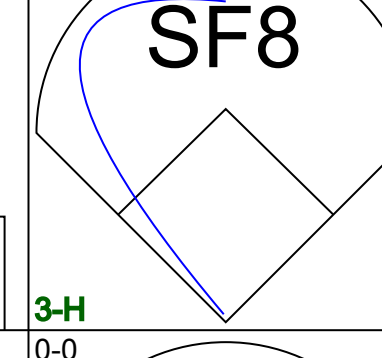
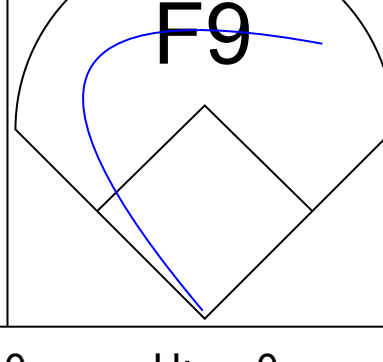
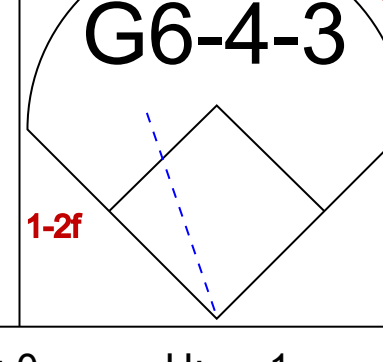
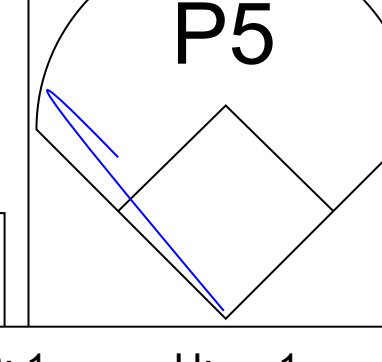
WP: 0 PA: 33
PB: 0
SB: 0
CS: 1

Sat Jul 25 1987, 8:05 PM EDT
Att: 34,344 - Unknown

livebaseballscores.com

livebaseballscores.com

Batter	1	2	3	4	5	6	7	8	9	AB	R	H	RBI	BB	SO	LOB	TOP			
Mike Felder, S (1, 7) OBP: 0.299, SLG: 0.342										5	1	1	0	0	1	1	Milwaukee Brewers @ Texas Rangers Arlington Stadium, Arlington, TX Mon Jul 27 1987, 8:05 PM EDT Att: 16,621 - Unknown			
Robin Yount, R (1, 8) OBP: 0.379, SLG: 0.488										2	0	0	0	3	2	0				
Paul Molitor, R (1, 10) OBP: 0.409, SLG: 0.537										5	0	1	1	0	2	2				
Greg Brock, L (1, 3) OBP: 0.354, SLG: 0.439										4	0	0	0	1	1	1				
Glenn Braggs, R (1, 9) OBP: 0.332, SLG: 0.423										4	1	1	0	0	0	3				
Ernest Riles, L (1, 5) OBP: 0.327, SLG: 0.374										2	1	0	0	2	0	1				
B.J. Surhoff, L (1, 2) OBP: 0.331, SLG: 0.460										4	1	4	2	0	0	0				
Jim Gantner, L (1, 4) OBP: 0.332, SLG: 0.371										4	0	0	1	0	1	4				
Dale Sveum, S (1, 6) OBP: 0.287, SLG: 0.413										3	0	0	0	1	2	2				
Inning Stats	R: 0 E: 0 K: 3 S: 9	H: 0 LOB: 1 BB: 1 P: 13	R: 0 E: 0 K: 2 S: 8	H: 1 LOB: 2 BB: 1 P: 12	R: 0 E: 0 K: 1 S: 5	H: 0 LOB: 0 BB: 0 P: 5	R: 1 E: 0 K: 0 S: 5	H: 2 LOB: 1 BB: 0 P: 5	R: 0 E: 0 K: 0 S: 3	H: 0 LOB: 1 BB: 1 P: 7	R: 1 E: 0 K: 1 S: 6	H: 2 LOB: 2 BB: 2 P: 14	R: 1 E: 0 K: 0 S: 4	H: 1 LOB: 1 BB: 1 P: 8	R: 0 E: 0 K: 2 S: 7	H: 0 LOB: 0 BB: 0 P: 7	1B: 5 2B: 2 3B: 0 HR: 0	SF: 0 SAC: 0 DP: 1 HBP: 0	WP: 0 PB: 0 SB: 5 CS: 0	PA: 40
PITCHER	IP WLS BF H R ER SO BB IBB HBP BLK WP HR S P ERA WHIP																			
Bobby Witt, R (1, 1) ERA: 4.3	6.1	29	5	3	3	7	5	0	0	0	0	0	0	0	38	58	4.26	1.579		
Jeff Russell, R (7, 1) ERA: 3.04	1.0	5	2	1	1	0	1	0	0	0	0	0	0	4	8	9.00	3.000			
Mitch Williams, L (8, 1) ERA: 3.58	1.2	W	6	0	0	0	2	1	0	0	0	0	0	9	13	0.00	0.600			

Batter	1	2	3	4	5	6	7	8	9	AB	R	H	RBI	BB	SO	LOB	BOTTOM					
Jerry Browne, S (1, 4) OBP: 0.360, SLG: 0.338										4	0	2	0	0	0	0	Milwaukee Brewers @ Texas Rangers Arlington Stadium, Arlington, TX Mon Jul 27 1987, 8:05 PM EDT Att: 16,621 - Unknown					
Scott Fletcher, R (1, 6) OBP: 0.369, SLG: 0.408										3	1	1	0	0	0	1						
Ruben Sierra, S (1, 9) OBP: 0.317, SLG: 0.487										4	1	2	2	0	0	1						
Pete O'Brien, L (1, 3) OBP: 0.342, SLG: 0.496										4	0	1	0	0	0	2						
Pete Incaviglia, R (1, 7) OBP: 0.348, SLG: 0.517										3	0	0	0	1	1	2						
Larry Parrish, R (1, 10) OBP: 0.337, SLG: 0.520										4	0	2	0	0	0	1						
Curtis Wilkerson, S (9, PR) OBP: 0.301, SLG: 0.432										0	1	0	0	0	0	0						
Oddibe McDowell, L (1, 8) OBP: 0.366, SLG: 0.510										3	1	1	0	0	0	2						
Bob Brower, R (9, PH) OBP: 0.376, SLG: 0.513										0	1	0	0	1	0	0						
Mike Stanley, R (1, 2) OBP: 0.404, SLG: 0.448										3	0	2	3	0	0	0						
Steve Buechele, R (1, 5) OBP: 0.283, SLG: 0.401										3	0	0	0	0	0	1						
Inning Stats	R: 0 E: 0 K: 0 S: 3	H: 1 LOB: 0 BB: 0 P: 3	R: 0 E: 0 K: 1 S: 6	H: 1 LOB: 0 BB: 0 P: 6	R: 0 E: 0 K: 0 S: 3	H: 0 LOB: 0 BB: 0 P: 3	R: 2 E: 0 K: 0 S: 6	H: 3 LOB: 1 BB: 0 P: 6	R: 0 E: 0 K: 0 S: 3	H: 1 LOB: 0 BB: 0 P: 3	R: 0 E: 0 K: 0 S: 4	H: 1 LOB: 1 BB: 0 P: 4	R: 1 E: 0 K: 0 S: 4	H: 1 LOB: 0 BB: 0 P: 4	R: 0 E: 0 K: 0 S: 4	H: 1 LOB: 1 BB: 0 P: 4	R: 2 E: 0 K: 0 S: 2	H: 2 LOB: 1 BB: 2 P: 10	1B: 7 2B: 2 3B: 1 HR: 1	SF: 1 SAC: 1 DP: 1 HBP: 0	WP: 0 PB: 0 SB: 1 CS: 0	PA: 35
PITCHER	IP WLS BF H R ER SO BB IBB HBP BLK WP HR S P ERA WHIP																					
Bill Wegman, R (1, 1) ERA: 3.92	7.1	29	9	3	3	1	0	0	0	1	31	31	3.68	1.227								
Dan Plesac, L (8, 1) ERA: 2.53	1.0	L	6	2	2	2	0	2	0	0	4	12	18.00	4.000								

AB	33
R	4
H	7
RBI	4
BB	7
SO	9
LOB	14



Batter	1	2	3	4	5	6	7	8	9	AB	R	H	RBI	BB	SO	LOB	TOP								
Paul Moltzer, R OBP: 0.413, SLG: 0.549 (1, 10)	4-3		1B				HR	K		3	3	1	3	2	1	0	Milwaukee Brewers @ Texas Rangers Arlington Stadium, Arlington, TX Tue Jul 28 1987, 8:05 PM EDT Att: 17,899 - Unknown								
Robin Yount, R OBP: 0.382, SLG: 0.497 Rick Manning, L OBP: 0.321, SLG: 0.338 (1, 8) (7, 8)	G6-4-3 BB		1B				E6 1B SF8	F7		3	2	2	3	1	0	0									
Glenn Braggs, R OBP: 0.330, SLG: 0.419 (1, 9)	G6-4-3		P4				6-3		G3-4-1	5	0	1	0	0	0	2									
Greg Brock, L OBP: 0.358, SLG: 0.439 (1, 3)		F8		G4-6-3 1B			K		1B BB	4	1	2	0	1	1	2									
Steve Kiefer, R OBP: 0.233, SLG: 0.375 (1, 5)	4-3			G4-6-3 1B			SF8		P6	4	0	2	1	0	0	1									
Ernest Riles, L OBP: 0.321, SLG: 0.365 (1, 6)	3-1			G4-6-3			1-3		P6	5	0	1	0	0	0	5									
Bill Schroeder, R OBP: 0.391, SLG: 0.557 (1, 2)			4-3 WP 1B	K			K		1-2 BB	4	1	2	0	1	2	1									
Dale Sveum, S OBP: 0.289, SLG: 0.411 (1, 4)			K				3-1		F9	4	1	1	1	1	1	4									
Mike Felder, S OBP: 0.296, SLG: 0.338 (1, 7)	4-3			1-2 HR 1B			K		F9	5	1	1	0	0	1	4									
	2-3						1-2 HR 1B		F8																
Inning Stats	R: 0 E: 0 K: 0 S: 2	H: 0 LOB: 0 BB: 1 P: 6	R: 0 E: 0 K: 0 S: 3	H: 0 LOB: 0 BB: 0 P: 3	R: 2 E: 0 K: 1 S: 7	H: 2 LOB: 1 BB: 1 P: 11	R: 0 E: 0 K: 1 S: 6	H: 2 LOB: 1 BB: 0 P: 6	R: 4 E: 0 K: 2 S: 10	H: 4 LOB: 0 BB: 0 P: 10	R: 0 E: 0 K: 2 S: 7	H: 0 LOB: 0 BB: 0 P: 7	R: 2 E: 0 K: 0 S: 5	H: 2 LOB: 3 BB: 3 P: 17	R: 0 E: 0 K: 1 S: 5	H: 0 LOB: 0 BB: 0 P: 5	R: 1 E: 0 K: 0 S: 6	H: 3 LOB: 3 BB: 1 P: 10	1B: 11 2B: 0 3B: 0 HR: 2	SF: 1 SAC: 0 DP: 2 HBP: 0	WP: 1 PB: 0 SB: 5 CS: 0	PA: 45			
PITCHER	IP	WLS	BF	H	R	ER	SO	BB	IBB	HBP	BLK	WP	HR	S	P	ERA	WHIP								
Jose Guzman, R ERA: 5.22 (1, 1)	6.0	L	29	9	8	7	5	3	0	0	0	1	2	36	48	10.50	2.000								
Keith Creel, R ERA: 4.15 (7, 1)	2.2		13	3	1	1	1	2	0	0	0	0	0	13	21	3.38	1.875								
Dale Mohorcic, R ERA: 2.48 (9, 1)	0.1		3	1	0	0	0	1	0	0	0	0	0	2	6	0.00	6.000								

AB	38
R	9
H	13
RBI	8
BB	6
SO	6
LOB	19



Batter	1	2	3	4	5	6	7	8	9	AB	R	H	RBI	BB	SO	LOB	BOTTOM								
Jerry Browne, S OBP: 0.358, SLG: 0.337 (1, 4)	F9		F7		1-3					4	0	1	0	0	0	0	Milwaukee Brewers @ Texas Rangers Arlington Stadium, Arlington, TX Tue Jul 28 1987, 8:05 PM EDT Att: 17,899 - Unknown								
Scott Fletcher, R OBP: 0.371, SLG: 0.411 Curtis Wilkerson, S OBP: 0.299, SLG: 0.427 (1, 6) (7, 6)	BB SF9 1B		F9				G1-6-3 1B	4-3		3	1	2	0	0	0	0									
Ruben Sierra, S OBP: 0.317, SLG: 0.485 (1, 9)	SF9 BB 1B		F9				G1-6-3		F7	4	0	1	0	0	0	2									
Pete O'Brien, L OBP: 0.346, SLG: 0.500 (1, 3)	1-2 2-3 BB						1-3		1B SF7 2B	3	1	2	0	1	0	0									
Pete Incaviglia, R OBP: 0.347, SLG: 0.514 Bob Brower, R OBP: 0.380, SLG: 0.516 (1, 7) (8, 7)	SF9				P6			K	F9 1B	2	0	0	1	0	1	1									
Darrell Porter, L OBP: 0.350, SLG: 0.370 (1, 10)	2-3 3-H F2				G4-6-3 1B			BB	SF7	2	0	1	1	1	0	2									
Oddibe McDowell, L OBP: 0.361, SLG: 0.502 (1, 8)			4-3		G4-6-3				F9	4	0	0	0	0	1	4									
Mike Stanley, R OBP: 0.400, SLG: 0.438 (1, 2)					G1-6-3 BB				K	3	0	0	0	1	1	2									
Geno Petralli, L OBP: 0.390, SLG: 0.448 (1, 5)			G1-6-3						1-3	3	0	0	0	0	0	1									
	1-2								F7																
Inning Stats	R: 1 E: 0 K: 0 S: 5	H: 2 LOB: 2 BB: 1 P: 9	R: 0 E: 0 K: 0 S: 2	H: 0 LOB: 0 BB: 1 P: 6	R: 0 E: 0 K: 0 S: 3	H: 0 LOB: 0 BB: 0 P: 3	R: 0 E: 0 K: 0 S: 4	H: 2 LOB: 1 BB: 0 P: 4	R: 0 E: 0 K: 0 S: 3	H: 0 LOB: 0 BB: 0 P: 3	R: 0 E: 0 K: 2 S: 7	H: 1 LOB: 0 BB: 0 P: 3	R: 0 E: 0 K: 2 S: 7	H: 0 LOB: 1 BB: 1 P: 11	R: 0 E: 0 K: 0 S: 4	H: 1 LOB: 1 BB: 0 P: 4	R: 1 E: 0 K: 1 S: 7	H: 2 LOB: 1 BB: 0 P: 7	1B: 7 2B: 1 3B: 0 HR: 0	SF: 2 SAC: 0 DP: 3 HBP: 0	WP: 0 PB: 0 SB: 0 CS: 0	PA: 35			
PITCHER	IP	WLS	BF	H	R	ER	SO	BB	IBB	HBP	BLK	WP	HR	S	P	ERA	WHIP								
Chris Bosio, R ERA: 5.08 (7, 1)	6.0	W	22	5	1	1	0	2	0	0	0	0	0	20	28	1.50	1.167								
Mark Clear, R ERA: 5.66 (7, 1)	3.0	S	13	3	1	1	3	1	0	0	0	0	0	18	22	3.00	1.333								



Batter	1	2	3	4	5	6	7	8	9	10	11	12	AB	R	H	RBI	BB	SO	LOB	TOP				
Paul Molitor, R OBP: 0.409, SLG: 0.554 (1, 10)													7	2	2	0	0	0	1					
Robin Yount, R OBP: 0.386, SLG: 0.501 (1, 8)													5	1	4	1	0	0	0					
Glenn Briggs, R OBP: 0.336, SLG: 0.430 Rick Manning, L OBP: 0.321, SLG: 0.338 (1, 9) (12, 9)													6	2	4	1	0	1	2					
Greg Brock, L OBP: 0.358, SLG: 0.435 (1, 3)													5	1	1	0	1	0	6					
Rob Deer, R OBP: 0.381, SLG: 0.540 Mike Felder, S OBP: 0.286, SLG: 0.338 (1, 7) (12, 7)													5	0	1	0	1	2	7					
Steve Kiefer, R OBP: 0.284, SLG: 0.333 (1, 5)													5	0	0	2	0	4	4					
B.J. Surhoff, L OBP: 0.339, SLG: 0.485 (1, 2)													4	1	3	2	1	0	0					
Ernest Riles, L OBP: 0.304, SLG: 0.343 (1, 8)													6	1	0	1	0	1	5					
Dale Sveum, S OBP: 0.289, SLG: 0.419 (1, 4)													6	1	2	2	0	2	0					
Inning Stats	R: 1 E: 0 K: 0 S: 5	H: 3 LOB: 1 BB: 0 P: 5	R: 1 E: 1 K: 1 S: 6	H: 1 LOB: 0 BB: 0 P: 6	R: 0 E: 0 K: 2 S: 7	H: 0 LOB: 0 BB: 0 P: 7	R: 0 E: 0 K: 1 S: 5	H: 0 LOB: 0 BB: 0 P: 5	R: 2 E: 1 K: 1 S: 9	H: 3 LOB: 2 BB: 0 P: 9	R: 0 E: 0 K: 1 S: 5	H: 0 LOB: 0 BB: 0 P: 5	R: 2 E: 0 K: 1 S: 8	H: 3 LOB: 2 BB: 1 P: 12	R: 0 E: 0 K: 1 S: 4	H: 0 LOB: 0 BB: 1 P: 8	R: 0 E: 0 K: 1 S: 7	H: 2 LOB: 2 BB: 0 P: 7	R: 1 E: 1 K: 1 S: 7	H: 2 LOB: 1 BB: 0 P: 7	1B: 13 2B: 1 3B: 2 HR: 1	SF: 3 SAC: 0 DP: 1 HBP: 0	WP: 0 PB: 0 SB: 0 CS: 2	PA: 55
PITCHER	IP WLS BF H R ER SO BB IBB HBP BLK WP HR S P ERA WHIP	IP WLS BF H R ER SO BB IBB HBP BLK WP HR S P ERA WHIP																						
Greg Harris, R ERA: 4.57 Jeff Russell, R ERA: 3.25 Dale Mohoric, R ERA: 2.87 Mitch Williams, L ERA: 3.41 Paul Kilgus, L ERA: 2.91 (1, 1) (6, 1) (8, 1) (9, 1) (12, 1)	22 9 6 13 0.2	22 9 6 13 L	7 2 3 3 1	4 2 2 0 1	4 2 2 0 0	30 12 6 17 6	30 16 6 25 6	1.80 9.00 18.00 0.00 0.00	1.400 1.500 3.000 1.333 3.000	Mike Loynd, R ERA: 5.22 (12, 1)	0.1 1 0 0 0	0.1 1 0 0 0	1 0 0 0 0	0 0 0 0 0	0 0 0 0 0	0 0 0 0 0	0 0 0 0 0	0 0 0 0 0	0 0 0 0 0	0 0 0 0 0	0.00 0.000	0.000 0.000	WP: 0 PB: 0 SB: 0 CS: 2	PA: 55

Milwaukee Brewers @ Texas Rangers
Arlington Stadium, Arlington, TX
Wed Jul 29 1987, 8:05 PM EDT
Att. 17,157 - Unknown

AB 49
R 9
H 17
RBI 9
BB 3
SO 10
LOB 25



Batter	1	2	3	4	5	6	7	8	9	10	11	12	AB	R	H	RBI	BB	SO	LOB	BOTTOM				
Bob Brower, R OBP: 0.373, SLG: 0.500 (8, 7)													5	0	0	0	1	3	6					
Scott Fletcher, R OBP: 0.373, SLG: 0.415 (1, 6)													6	2	3	0	0	0	3					
Ruben Sierra, S OBP: 0.319, SLG: 0.490 (1, 9)													6	2	3	4	0	0	0					
Pete Incaviglia, R OBP: 0.348, SLG: 0.514 Oddibe McDowell, L OBP: 0.358, SLG: 0.498 (1, 7) (8, 8)													4	1	2	0	0	1	0					
Larry Parrish, R OBP: 0.334, SLG: 0.523 (1, 10)													6	1	1	3	0	2	1					
Mike Stanley, R OBP: 0.401, SLG: 0.446 Pete O'Brien, L OBP: 0.343, SLG: 0.496 (1, 3) (6, PH) (7, 3)												2	0	1	0	0	0	0	0					
Don Slaught, R OBP: 0.280, SLG: 0.382 (1, 2)												5	0	0	0	0	0	1						
Steve Buechele, R OBP: 0.290, SLG: 0.408 Curtis Wilkerson, S OBP: 0.294, SLG: 0.422 (1, 5) (9, PH) (10, 5)													4	0	3	0	0	0	0					
Jerry Browne, S OBP: 0.363, SLG: 0.343 (1, 4)												4	1	3	0	0	0	1						
Inning Stats	R: 2 E: 0 K: 1 S: 7	H: 3 LOB: 0 BB: 0 P: 7	R: 0 E: 0 K: 0 S: 3	H: 1 LOB: 0 BB: 0 P: 3	R: 5 E: 0 K: 0 S: 3	H: 5 LOB: 0 BB: 0 P: 8	R: 0 E: 1 K: 0 S: 3	H: 1 LOB: 1 BB: 1 P: 7	R: 0 E: 0 K: 1 S: 5	H: 0 LOB: 0 BB: 0 P: 5	R: 0 E: 0 K: 0 S: 3	H: 0 LOB: 0 BB: 0 P: 3	R: 1 E: 0 K: 2 S: 10	H: 3 LOB: 2 BB: 0 P: 10	R: 0 E: 0 K: 2 S: 7	H: 0 LOB: 0 BB: 0 P: 7	R: 0 E: 0 K: 1 S: 6	H: 1 LOB: 1 BB: 0 P: 6	R: 0 E: 0 K: 1 S: 5	H: 0 LOB: 0 BB: 0 P: 6	1B: 11 2B: 5 3B: 0 HR: 1	SF: 0 SAC: 1 DP: 2 HBP: 0	WP: 0 PB: 0 SB: 1 CS: 2	PA: 50
PITCHER	IP WLS BF H R ER SO BB IBB HBP BLK WP HR S P ERA WHIP	IP WLS BF H R ER SO BB IBB HBP BLK WP HR S P ERA WHIP																						
Juan Nieves, L ERA: 4.45 Alex Madrid, R ERA: 15.19 Jay Aldrich, R ERA: 4.98 Chuck Crim, R ERA: 3.98 Dan Plesac, L ERA: 2.39 (1, 1) (3, 1) (4, 1) (8, 1) (9, 1)	2.1 0.2 4.0 1.2 3.1	13 3 15 7 12	8 1 3 2 2	6 1 0 1 0	6 1 0 1 0	15 1 3 9 22	15 3 20 9 22	23.14 13.500 0.000 5.400 0.600	3.429 1.500 1.000 1.200 0.600															

Milwaukee Brewers @ Texas Rangers
Arlington Stadium, Arlington, TX
Wed Jul 29 1987, 8:05 PM EDT
Att. 17,157 - Unknown

AB 48
R 8
H 16
RBI 7
BB 1
SO 8
LOB 14



Batter	1	2	3	4	5	6	7	8	9	AB	R	H	RBI	BB	SO	LOB	TOP				
Ozzie Guillen, L OBP: 0.315, SLG: 0.354 (1, 6)	4-3		F9				G3			4	0	1	0	0	0	2	Chicago White Sox @ Milwaukee Brewers Milwaukee County Stadium, Milwaukee, WI Thu Jul 30 1987, 8:05 PM EDT Att: 16,547 - Unknown livebaseballscorecards.com				
Steve Lyons, L OBP: 0.325, SLG: 0.324 (1, 5)	G5-4-3 1B			K			G3		K	4	0	1	0	0	2	0					
Harold Baines, L OBP: 0.377, SLG: 0.524 (1, 9)	G5-4-3 1-2			1B			BB		4-3	3	0	1	0	1	0	1					
Ivan Calderon, R OBP: 0.354, SLG: 0.492 (1, 7)		6-3		1B			F8		1B	4	0	2	0	0	0	1					
Greg Walker, L OBP: 0.326, SLG: 0.471 (1, 3)	6-3			K			4-3		4-3	4	0	0	0	0	1	4					
Jerry Hairston, S OBP: 0.333, SLG: 0.508 (1, 10)	F7			FC6					1B	4	1	2	0	0	0	2					
Carlton Fisk, R OBP: 0.299, SLG: 0.405 (1, 2)			F8				K		F8	4	0	1	0	0	1	2					
Kenny Williams, R OBP: 0.310, SLG: 0.420 (1, 8)			4-3				SH5-3		F9	3	0	1	1	0	0	1					
Fred Manrique, R OBP: 0.278, SLG: 0.317 (1, 4)							F8		F8	3	0	1	0	0	0	2					
Daryl Boston, L OBP: 0.292, SLG: 0.393 (9, PH)							F8		F8	1	0	0	0	0	0	1					
Inning Stats	R: 0 E: 0 K: 0 S: 3	H: 1 LOB: 0 BB: 0 P: 3	R: 0 E: 0 K: 0 S: 3	H: 0 LOB: 0 BB: 0 P: 3	R: 0 E: 0 K: 2 S: 4	H: 1 LOB: 1 BB: 0 P: 4	R: 0 E: 0 K: 2 S: 9	H: 2 LOB: 2 BB: 0 P: 9	R: 0 E: 0 K: 0 S: 3	H: 0 LOB: 1 BB: 1 P: 7	R: 1 E: 0 K: 1 S: 7	H: 2 LOB: 1 BB: 0 P: 7	R: 0 E: 0 K: 1 S: 6	H: 1 LOB: 1 BB: 0 P: 6	R: 0 E: 0 K: 0 S: 4	H: 1 LOB: 1 BB: 0 P: 4	1B: 9 2B: 1 3B: 0 HR: 0	SF: 0 SAC: 1 DP: 1 HBP: 0	WP: 0 PB: 0 SB: 0 CS: 0	PA: 36	
PITCHER	IP	WLS	BF	H	R	ER	SO	BB	IBB	HBP	BLK	WP	HR	S	P	ERA	WHIP				
Mark Knudson, R ERA: 6.67 (1, 1)	6.1	W	26	8	1	1	3	1	0	0	0	0	0	31	35	1.42	1.421				
Chuck Cim, R ERA: 3.95 (7, 1)	2.2	S	10	2	0	0	1	0	0	0	0	0	0	12	12	0.00	0.750				

Batter	1	2	3	4	5	6	7	8	9	AB	R	H	RBI	BB	SO	LOB	BOTTOM				
Paul Molitor, R OBP: 0.415, SLG: 0.565 (1, 10)	K									3	1	2	2	1	1	0	Chicago White Sox @ Milwaukee Brewers Milwaukee County Stadium, Milwaukee, WI Thu Jul 30 1987, 8:05 PM EDT Att: 16,547 - Unknown livebaseballscorecards.com				
Robin Yount, R OBP: 0.385, SLG: 0.497 (1, 8)	5-3									3	1	0	0	1	0	2					
Glenn Braggs, R OBP: 0.341, SLG: 0.444 (1, 9)										4	1	3	2	0	0	0					
Greg Brock, L OBP: 0.359, SLG: 0.434 (1, 3)	G3									3	1	1	0	0	0	2					
Rob Deer, R OBP: 0.377, SLG: 0.533 (1, 7)										4	0	0	0	0	3	4					
Mike Felder, S OBP: 0.296, SLG: 0.338 (9, 7)										0	0	0	0	0	0	0					
B.J. Surhoff, L OBP: 0.333, SLG: 0.457 (1, 5)	4-3									4	0	0	0	0	0	2					
Bill Schroeder, R OBP: 0.394, SLG: 0.562 (1, 2)	F8									4	1	2	2	0	0	0					
Steve Kiefer, R OBP: 0.208, SLG: 0.327 (1, 4)										4	0	1	0	0	0	2					
Ernest Riles, L OBP: 0.305, SLG: 0.343 (1, 6)										3	1	1	0	0	1	0					
Inning Stats	R: 0 E: 0 K: 1 S: 6	H: 1 LOB: 0 BB: 0 P: 6	R: 0 E: 0 K: 0 S: 3	H: 0 LOB: 0 BB: 0 P: 3	R: 0 E: 0 K: 1 S: 5	H: 0 LOB: 1 BB: 1 P: 9	R: 0 E: 0 K: 1 S: 5	H: 1 LOB: 1 BB: 0 P: 5	R: 0 E: 0 K: 0 S: 3	H: 1 LOB: 1 BB: 0 P: 3	R: 2 E: 0 K: 1 S: 7	H: 2 LOB: 1 BB: 1 P: 11	R: 2 E: 0 K: 0 S: 6	H: 3 LOB: 1 BB: 0 P: 6	R: 2 E: 0 K: 1 S: 7	H: 2 LOB: 1 BB: 0 P: 8	1B: 5 2B: 5 3B: 1 HR: 0	SF: 0 SAC: 0 DP: 1 HBP: 1	WP: 0 PB: 0 SB: 2 CS: 1	PA: 35	
PITCHER	IP	WLS	BF	H	R	ER	SO	BB	IBB	HBP	BLK	WP	HR	S	P	ERA	WHIP				
Neil Allen, R ERA: 6.75 (1, 1)	6.1	L	25	6	3	3	4	2	0	0	0	0	0	31	39	4.26	1.263				
Bobby Thigpen, R ERA: 3.64 (7, 1)	1.2		10	4	3	3	1	0	0	1	0	0	0	11	12	16.20	2.400				

Batter	1	2	3	4	5	6	7	8	9	AB	R	H	RBI	BB	SO	LOB	TOP								
Gary Redus, R OBP: 0.327, SLG: 0.378 (1, 7)										4	2	2	0	1	0	2	Chicago White Sox @ Milwaukee Brewers Milwaukee County Stadium, Milwaukee, WI Fri Jul 31 1987, 8:05 PM EDT Att: 24,722 - Unknown								
Jerry Royster, R OBP: 0.355, SLG: 0.479 (1, 5)										4	1	2	3	0	0	1									
Ozzie Guillen, L OBP: 0.314, SLG: 0.353 (7, 6)										1	0	0	0	0	2										
Jerry Hairston, S OBP: 0.338, SLG: 0.493 (1, 10)										4	1	1	0	1	1										
Ivan Calderon, R OBP: 0.357, SLG: 0.506 (1, 9)										5	2	3	3	0	1										
Carlton Fisk, R OBP: 0.301, SLG: 0.405 (1, 2)										5	0	2	0	0	2	3									
Greg Walker, L OBP: 0.328, SLG: 0.470 (1, 3)										3	0	1	1	2	1	0									
Kenny Williams, R OBP: 0.307, SLG: 0.415 (1, 8)										5	1	1	0	0	1	7									
Tim Lulett, R OBP: 0.249, SLG: 0.354 (1, 4)										5	0	1	0	0	2	2									
Fred Manrique, R OBP: 0.294, SLG: 0.336 (7, 4)										2	1	2	0	1	0	0									
Inning Stats	R: 1 E: 0 K: 1 S: 7	H: 2 LOB: 1 BB: 0 P: 7	R: 1 E: 0 K: 1 S: 6	H: 1 LOB: 1 BB: 1 P: 10	R: 0 E: 0 K: 1 S: 5	H: 0 LOB: 0 BB: 0 P: 5	R: 0 E: 0 K: 2 S: 7	H: 0 LOB: 0 BB: 0 P: 7	R: 3 E: 0 K: 2 S: 12	H: 5 LOB: 3 BB: 1 P: 16	R: 0 E: 0 K: 0 S: 4	H: 1 LOB: 1 BB: 0 P: 4	R: 1 E: 0 K: 1 S: 7	H: 3 LOB: 2 BB: 0 P: 7	R: 0 E: 0 K: 0 S: 3	H: 1 LOB: 1 BB: 1 P: 7	R: 2 E: 0 K: 0 S: 4	H: 2 LOB: 1 BB: 2 P: 12	1B: 12 2B: 3 3B: 0 HR: 1	SF: 0 SAC: 1 DP: 3 HBP: 0	WP: 0 PB: 0 SB: 4 CS: 1	PA: 44			
PITCHER	IP	WLS	BF	H	R	ER	SO	BB	IBB	HBP	BLK	WP	HR	S	P	ERA	WHIP								
Teddy Higuera, L ERA: 4.91	4.1	L	22	8	5	5	6	1	0	0	1	0	0	33	37	10.38	2.077								
Ray Burnis, R ERA: 3.0	3.0		15	5	1	1	2	1	1	0	0	0	0	17	25	3.00	2.000								
Mark Clear, R ERA: 5.81	1.2		7	2	2	2	0	2	0	0	0	0	1	5	13	10.80	2.400								

Batter	1	2	3	4	5	6	7	8	9	AB	R	H	RBI	BB	SO	LOB	BOTTOM								
Paul Molitor, R OBP: 0.419, SLG: 0.564 (1, 10)										4	2	2	2	1	0	0	Chicago White Sox @ Milwaukee Brewers Milwaukee County Stadium, Milwaukee, WI Fri Jul 31 1987, 8:05 PM EDT Att: 24,722 - Unknown								
Robin Yount, R OBP: 0.387, SLG: 0.506 (1, 8)										5	1	3	2	0	0	2									
Glenn Braggs, R OBP: 0.339, SLG: 0.442 (1, 9)										4	0	1	2	0	1	2									
Greg Brock, L OBP: 0.358, SLG: 0.432 (1, 3)										4	0	1	0	0	1	1									
Bill Schroeder, R OBP: 0.392, SLG: 0.558 (9, PH)										1	0	0	0	0	1	2									
Rob Deer, R OBP: 0.374, SLG: 0.526 (1, 7)										4	0	0	0	1	1	3									
B.J. Surhoff, L OBP: 0.332, SLG: 0.454 (1, 2)										4	0	1	0	0	0	2									
Steve Kiefer, R OBP: 0.211, SLG: 0.340 (1, 5)										4	1	1	0	0	0	2									
Ernest Riles, L OBP: 0.311, SLG: 0.336 (1, 6)										2	1	0	0	2	0	2									
Juan Castillo, S OBP: 0.330, SLG: 0.371 (1, 4)										3	0	1	0	0	0	0									
Rick Manning, L OBP: 0.317, SLG: 0.333 (9, PH)										1	1	0	0	0	0	2									
Inning Stats	R: 1 E: 0 K: 0 S: 4	H: 1 LOB: 2 BB: 2 P: 12	R: 1 E: 0 K: 0 S: 5	H: 2 LOB: 2 BB: 1 P: 9	R: 0 E: 0 K: 1 S: 5	H: 0 LOB: 0 BB: 0 P: 5	R: 0 E: 0 K: 0 S: 3	H: 0 LOB: 0 BB: 0 P: 3	R: 0 E: 0 K: 1 S: 7	H: 2 LOB: 2 BB: 0 P: 7	R: 1 E: 0 K: 1 S: 6	H: 1 LOB: 0 BB: 0 P: 6	R: 0 E: 0 K: 0 S: 3	H: 0 LOB: 0 BB: 0 P: 3	R: 3 E: 0 K: 1 S: 9	H: 4 LOB: 2 BB: 1 P: 13	1B: 8 2B: 1 3B: 0 HR: 1	SF: 1 SAC: 0 DP: 0 HBP: 0	WP: 0 PB: 0 SB: 0 CS: 0	PA: 41					
PITCHER	IP	WLS	BF	H	R	ER	SO	BB	IBB	HBP	BLK	WP	HR	S	P	ERA	WHIP								
Richard Dotson, R ERA: 4.3	8.0	W	35	7	5	5	3	4	0	0	0	0	0	4	4	27.00	9.000								
Scott Nielsen, R ERA: 4.72	0.1		4	3	1	1	0	0	0	0	0	0	0	4	4	27.00	9.000								
Ray Searage, L ERA: 4.29	0.1		1	0	0	0	1	0	0	0	0	0	0	3	3	0.00	0.000								
Bobby Thigpen, R ERA: 3.61	0.1	S	1	0	0	0	0	0	0	0	0	0	0	1	1	0.00	0.000								

Batter	1	2	3	4	5	6	7	8	9	AB	R	H	RBI	BB	SO	LOB	TOP				
Ozzie Guillen, L (1, 6) OBP: 0.313, SLG: 0.352	0-3 K		0-0 BLK 2B 1B		0-0 F8			0-0 F9		4	1	1	1	0	1	0	Chicago White Sox @ Milwaukee Brewers Milwaukee County Stadium, Milwaukee, WI Sat Aug 01 1987, 8:05 PM EDT Att: 43,335 - Unknown livebaseballscorecards.com				
Gary Redus, R (1, 8) OBP: 0.323, SLG: 0.373 Kenny Williams, R (8, 8) OBP: 0.307, SLG: 0.415	0-0 F9		0-3 K		0-0 F9			0-0 F8		4	0	0	0	0	1	1					
Harold Baines, L (1, 10) OBP: 0.376, SLG: 0.524	0-3 K		0-0 2B		0-0 L8			0-0 F7		4	0	1	1	0	1	0					
Ivan Calderon, R (1, 9) OBP: 0.353, SLG: 0.500		0-3 K	0-0 F6		0-0 F4			0-0 3-1		4	0	0	0	0	1	1					
Greg Walker, L (1, 3) OBP: 0.326, SLG: 0.464		0-0 5-3		0-0 F9		0-0 L8		0-3 K		4	0	0	0	0	1	0					
Carlton Fisk, R (1, 2) OBP: 0.307, SLG: 0.423		0-0 2B		0-0 HR		0-0 1B				3	1	3	1	0	0	0					
Daryl Boston, L (1, 7) OBP: 0.289, SLG: 0.388		0-0 4-3		0-0 4-3		0-0 P3				3	0	0	0	0	0	1					
Steve Lyons, L (1, 5) OBP: 0.325, SLG: 0.338			0-0 SH3-4 1B 2B		0-0 G3		0-3 K			3	1	1	0	0	1	0					
Fred Manrique, R (1, 4) OBP: 0.290, SLG: 0.331			0-0 SH3-4		0-3 K			0-0 6-3		2	0	0	0	0	1	0					
Inning Stats	R: 0 E: 0 K: 2 S: 7	H: 0 LOB: 0 BB: 0 P: 7	R: 0 E: 0 K: 1 S: 6	H: 1 LOB: 1 BB: 0 P: 6	R: 2 E: 0 K: 1 S: 8	H: 3 LOB: 1 BB: 0 P: 8	R: 1 E: 0 K: 0 S: 4	H: 1 LOB: 0 BB: 0 P: 4	R: 0 E: 0 K: 1 S: 5	H: 0 LOB: 0 BB: 0 P: 5	R: 0 E: 0 K: 1 S: 5	H: 1 LOB: 0 BB: 0 P: 5	R: 0 E: 0 K: 0 S: 3	H: 0 LOB: 0 BB: 0 P: 3	R: 0 E: 0 K: 1 S: 5	H: 0 LOB: 0 BB: 0 P: 5	1B: 2 2B: 3 3B: 0 HR: 1	SF: 0 SAC: 1 DP: 0 HBP: 0	WP: 0 PB: 0 CS: 0	PA: 32	
PITCHER Bill Wegman, R (1, 1) ERA: 3.87	IP: 9.0 WLS: L BF: 32	H: 6 R: 3 ER: 3 SO: 7	BB: 0 IBB: 0 HBP: 0 BLK: 1	WP: 0 HR: 1 S: 46 P: 46	ERA: 3.00 WHIP: 0.667											ERA: 3.00 WHIP: 0.667					

Batter	1	2	3	4	5	6	7	8	9	AB	R	H	RBI	BB	SO	LOB	BOTTOM				
Paul Molitor, R (1, 10) OBP: 0.416, SLG: 0.558	0-0 5-3		0-0 F8		0-0 6-3			0-0 SF9 1B		4	1	1	0	0	0	2	Chicago White Sox @ Milwaukee Brewers Milwaukee County Stadium, Milwaukee, WI Sat Aug 01 1987, 8:05 PM EDT Att: 43,335 - Unknown livebaseballscorecards.com				
Robin Yount, R (1, 8) OBP: 0.384, SLG: 0.501	0-0 5-3		0-0 F9		0-0 F7		0-0 F4		4	0	0	0	0	0	3						
Glenn Braggs, R (1, 9) OBP: 0.336, SLG: 0.439	0-0 6-3			4-0 FC5-4 BB		0-0 6-3		0-0 SF9		2	0	0	1	1	0	0					
Rob Deer, R (1, 7) OBP: 0.376, SLG: 0.524 Mike Felder, S (8, PR) OBP: 0.296, SLG: 0.338		4-0 BB		0-3 K		0-3 K		0-0 S 1B		3	0	1	1	1	2	1					
Steve Kiefer, R (1, 5) OBP: 0.217, SLG: 0.339 B.J. Surhoff, L (8, PH) OBP: 0.331, SLG: 0.452		0-3 BB		0-0 FC5-4		0-0 G6-3 1B		0-0 4-3		3	0	1	0	0	1	2					
Greg Brock, L (1, 3) OBP: 0.354, SLG: 0.426		0-3 K		0-3 K		0-0 G6-3 1B		0-0 4-3		4	0	0	0	0	2	3					
Bill Schroeder, R (1, 2) OBP: 0.394, SLG: 0.563 Rick Manning, L (8, PR) OBP: 0.317, SLG: 0.333		0-3 K		0-0 E8 3-1		0-0 FC6-4 1B		0-0 4-3 2B		4	0	2	0	0	1	1					
Juan Castillo, S (1, 4) OBP: 0.323, SLG: 0.363			0-3 K		0-0 6-3		0-0 FC6-4		0-0 4-3	4	0	0	0	0	1	3					
Ernest Riles, L (1, 6) OBP: 0.317, SLG: 0.345			4-0 BB		0-0 3-1		0-0 1B SF9 2B		0-0 6-3	3	1	1	0	1	0	3					
Inning Stats	R: 0 E: 0 K: 0 S: 3	H: 0 LOB: 0 BB: 0 P: 3	R: 0 E: 0 K: 3 S: 9	H: 0 LOB: 1 BB: 1 P: 13	R: 0 E: 0 K: 1 S: 5	H: 0 LOB: 1 BB: 1 P: 9	R: 0 E: 0 K: 2 S: 7	H: 0 LOB: 1 BB: 1 P: 11	R: 0 E: 1 K: 0 S: 4	H: 0 LOB: 1 BB: 0 P: 4	R: 0 E: 0 K: 1 S: 5	H: 2 LOB: 1 BB: 0 P: 4	R: 0 E: 0 K: 0 S: 4	H: 3 LOB: 2 BB: 0 P: 6	R: 0 E: 0 K: 0 S: 4	H: 1 LOB: 2 BB: 0 P: 4	1B: 4 2B: 2 3B: 0 HR: 0	SF: 1 SAC: 0 DP: 1 HBP: 0	WP: 0 PB: 0 CS: 0	PA: 36	
PITCHER Dave LaPoint, L (1, 1) ERA: 4.76 Jose DeLeon, R (7, 1) ERA: 4.11 Bobby Thigpen, R (8, 1) ERA: 3.59 Ray Seearge, L (9, 1) ERA: 4.17	IP: 6.2 WLS: W BF: 25	H: 2 R: 0 ER: 0 SO: 7	BB: 3 IBB: 0 HBP: 0 BLK: 0	WP: 0 HR: 0 S: 36 P: 48	ERA: 0.00 WHIP: 0.750											ERA: 18.00 WHIP: 3.000					

Batter	1	2	3	4	5	6	7	8	9	AB	R	H	RBI	BB	SO	LOB	TOP										
Ozzie Guillen, L OBP: 0.317, SLG: 0.361 (1, 6)	0-0 6-3 1B		0-0 E 6-3 1B	0-0 1B 3B		0-0 6-3		0-0 L7		5	2	3	0	0	0	2	Chicago White Sox @ Milwaukee Brewers Milwaukee County Stadium, Milwaukee, WI Sun Aug 02 1987, 4:33 AM EDT Att: 30,582 - Unknown livebaseballscorecards.com										
Gary Redus, R OBP: 0.327, SLG: 0.375 (1, 7)	0-0 6-3		0-0 E6 6-3 S E 1B	0-0 G4-6-3 1B		4-0 BB		0-3 K		4	1	2	1	1	1	2											
Harold Baines, L OBP: 0.370, SLG: 0.515 (1, 10)	0-3 K		0-0 6-3	0-0 G4-6-3 1B		0-0 F7		0-3 K		5	0	0	1	0	2	6											
Ivan Calderon, R OBP: 0.356, SLG: 0.504 (1, 9)	0-0 6-3		0-0 E1 1B 1B		0-0 CS 1B		0-0 G3 HR 2B		0-3 K	5	2	3	1	0	1	1											
Greg Walker, L OBP: 0.327, SLG: 0.463 (1, 3)		0-0 FC3-6 1B	0-0 1-3 1B 1B		0-0 F8		0-0 G3		0-3 K	5	1	2	1	0	1	2											
Steve Lyons, L OBP: 0.329, SLG: 0.380 (1, 5)		0-0 FC3-6 1B	0-0 1-3		0-0 1B		0-0 HR		0-0 F8	5	1	2	2	0	0	2											
Kenny Williams, R OBP: 0.306, SLG: 0.411 (1, 8)		0-0 L8	0-0 1B		0-0 G1		0-0 F9			4	0	1	1	0	0	2											
Fred Manrique, R OBP: 0.296, SLG: 0.336 (1, 4)		0-0 1B	0-0 5-3		0-0 SH3-4 1B		0-0 F9			4	0	2	0	0	0	1											
Bill Lindsey, R OBP: 0.222, SLG: 0.222 (1, 2)	0-0 F9			0-3 K		0-0 SH3-4		0-0 1B		3	0	1	0	0	1	2											
Inning Stats	R: 0 E: 0 K: 1 S: 6	H: 1 LOB: 1 BB: 0 P: 6	R: 0 E: 0 K: 0 S: 5	H: 2 LOB: 2 BB: 0 P: 5	R: 4 E: 2 K: 0 S: 8	H: 5 LOB: 1 BB: 0 P: 8	R: 1 E: 0 K: 1 S: 6	H: 2 LOB: 0 BB: 0 P: 6	R: 0 E: 0 K: 0 S: 4	H: 2 LOB: 1 BB: 0 P: 4	R: 2 E: 0 K: 0 S: 5	H: 2 LOB: 0 BB: 0 P: 5	R: 0 E: 0 K: 2 S: 8	H: 1 LOB: 1 BB: 0 P: 8	R: 0 E: 0 K: 2 S: 7	H: 0 LOB: 0 BB: 0 P: 7	1B: 13 2B: 1 3B: 1 HR: 1	SF: 0 SAC: 1 DP: 1 HBP: 0	WP: 0 PB: 0 SB: 1 CS: 1	PA: 42							
PITCHER	IP	WLS	BF	H	R	ER	SO	BB	IBB	HBP	BLK	WP	HR	S	P	ERA	WHIP										
Chris Bosio, R ERA: 5.25 (1, 1)	2.1	L	13	6	3	3	1	0	0	0	0	0	0	15	15	11.57	2.571										
Jay Aldrich, R ERA: 5.24 (3, 1)	1.2		9	5	2	2	1	0	0	0	0	0	0	11	11	10.80	3.000										
Chuck Crim, R ERA: 3.93 (5, 1)	3.0		13	4	2	2	0	1	0	0	0	0	1	12	16	6.00	1.667										
Mark Clear, R ERA: 5.71 (8, 1)	1.0		4	1	0	0	2	0	0	0	0	0	0	8	8	0.00	1.000										
Dan Plesac, L ERA: 2.55 (9, 1)	1.0		3	0	0	0	2	0	0	0	0	0	0	7	7	0.00	0.000										

Batter	1	2	3	4	5	6	7	8	9	AB	R	H	RBI	BB	SO	LOB	BOTTOM										
Paul Molitor, R OBP: 0.417, SLG: 0.568 (1, 10)	0-0 6-3		0-0 HR		0-0 E5 G6-4-3		4-0 BB			3	1	1	2	1	0	0	Chicago White Sox @ Milwaukee Brewers Milwaukee County Stadium, Milwaukee, WI Sun Aug 02 1987, 4:33 AM EDT Att: 30,582 - Unknown livebaseballscorecards.com										
Robin Yount, R OBP: 0.380, SLG: 0.496 (1, 8)	0-0 5-3		0-0 F8		0-0 G6-4-3		0-0 F8			4	0	0	0	0	0	4											
Glenn Braggs, R OBP: 0.334, SLG: 0.433 (1, 9)	0-0 6-3			0-0 5-3		0-0 L8		0-3 K		4	0	0	0	0	1	0											
Greg Brock, L OBP: 0.353, SLG: 0.427 (1, 3)		0-0 4-3		0-0 1B SF8 2B		0-0 6-3		0-0 G1		4	1	1	0	0	0	0											
B.J. Surhoff, L OBP: 0.333, SLG: 0.453 (1, 2)		0-0 4-3		0-0 S 1B		0-0 CS 1B		0-0 4-3		4	0	2	0	0	0	0											
Steve Kiefer, R OBP: 0.219, SLG: 0.322 (1, 5)		0-0 5-3		0-0 BB		0-0 CS		0-0 5-3		3	0	0	0	1	0	0											
Ernest Riles, L OBP: 0.308, SLG: 0.336 (1, 6)			0-3 K		0-0 SF8		0-0 F9		0-3 K	3	0	0	1	0	2	0											
Mike Felder, S OBP: 0.295, SLG: 0.331 (1, 7)			0-0 L7		0-0 L7		4-0 1B BB		0-0 4-3	3	0	0	0	1	0	2											
Juan Castillo, S OBP: 0.328, SLG: 0.364 (1, 4)			1-0 HR HBP		0-0 G1-3-6		0-0 1B			2	1	1	0	0	0	0											
Inning Stats	R: 0 E: 0 K: 0 S: 3	H: 0 LOB: 0 BB: 0 P: 3	R: 0 E: 0 K: 0 S: 3	H: 0 LOB: 0 BB: 0 P: 3	R: 2 E: 0 K: 1 S: 6	H: 1 LOB: 0 BB: 0 P: 7	R: 1 E: 0 K: 0 S: 5	H: 2 LOB: 2 BB: 1 P: 9	R: 0 E: 1 K: 0 S: 3	H: 0 LOB: 0 BB: 0 P: 3	R: 0 E: 0 K: 0 S: 4	H: 1 LOB: 3 BB: 2 P: 12	R: 0 E: 0 K: 1 S: 5	H: 0 LOB: 0 BB: 0 P: 5	R: 0 E: 0 K: 1 S: 5	H: 0 LOB: 0 BB: 0 P: 5	1B: 3 2B: 1 3B: 0 HR: 1	SF: 1 SAC: 0 DP: 1 HBP: 1	WP: 0 PB: 0 SB: 1 CS: 1	PA: 36							
PITCHER	IP	WLS	BF	H	R	ER	SO	BB	IBB	HBP	BLK	WP	HR	S	P	ERA	WHIP										
Bill Long, R ERA: 4.03 (1, 1)	6.2	W	28	5	3	3	1	0	0	1	0	0	0	26	39	4.05	1.200										
Bobby Thigpen, R ERA: 3.4 (7, 1)	2.1	S	7	0	0	0	2	0	0	0	0	0	0	11	11	0.00	0.000										

Batter	1	2	3	4	5	6	7	8	9	10	11	12	AB	R	H	RBI	BB	SO	LOB	TOP				
Ron Washington, R OBP: 0.265, SLG: 0.471 Jim Dwyer, L OBP: 0.384, SLG: 0.519 Alan Wiggins, S OBP: 0.369, SLG: 0.276	6-3	F7		F7		FC6-4 BB		6-3		1B			3 0 0 0 0 1 1 0 0 0 1 0 0 1 0 1 0 0 0 0											
Billy Ripken, R OBP: 0.340, SLG: 0.341	HR 1B	K			F6	FC6-4 1-2 2-3			F7	5-3			6 1 1 0 0 1 4											
Cal Ripken Jr., R OBP: 0.344, SLG: 0.452	K			F9	5-3			F7	WP HR 1B				6 1 1 0 0 1 1											
Eddie Murray, S OBP: 0.346, SLG: 0.528	HR			K				4-3	WP HR 1B				6 2 3 2 0 1 0											
Ray Knight, R OBP: 0.323, SLG: 0.392	K				F2				HR				6 1 3 3 0 1 1											
Mike Young, S OBP: 0.346, SLG: 0.436		K		F3		BB BB			K				5 0 2 0 1 2 1											
Lee Lacy, R OBP: 0.343, SLG: 0.405	HR 1B			F9		BB BB		F7	F8	F4			6 1 1 0 0 0 4											
Terry Kennedy, L OBP: 0.320, SLG: 0.411 Floyd Rayford, R OBP: 0.214, SLG: 0.429	HR 1B			K		BB BB		F7		G3			4 1 1 0 1 1 0 1 0 0 0 0 0 1											
Ken Gerhart, R OBP: 0.276, SLG: 0.444	HR					F5		5-3		F5			5 1 1 3 1 0 3											
Inning Stats	R: 2 E: 0 K: 2 S: 9	H: 2 LOB: 0 BB: 0 P: 9	R: 3 E: 0 K: 2 S: 10	H: 3 LOB: 3 BB: 0 P: 10	R: 0 E: 0 K: 1 S: 6	H: 1 LOB: 1 BB: 0 P: 6	R: 0 E: 0 K: 1 S: 5	H: 0 LOB: 1 BB: 0 P: 9	R: 0 E: 0 K: 0 S: 4	H: 2 LOB: 2 BB: 0 P: 5	R: 0 E: 0 K: 3 S: 8	H: 3 LOB: 0 BB: 0 P: 8	R: 0 E: 0 K: 0 S: 4	H: 1 LOB: 1 BB: 0 P: 4	R: 0 E: 0 K: 0 S: 3	H: 0 LOB: 0 BB: 0 P: 3	R: 0 E: 0 K: 0 S: 4	H: 1 LOB: 1 BB: 0 P: 4	R: 0 E: 0 K: 0 S: 4	H: 1 LOB: 1 BB: 0 P: 4	1B: 10 2B: 1 3B: 0 HR: 3	SF: 0 SAC: 0 DP: 0 HBP: 0	WP: 1 PB: 0 SB: 0 CS: 0	PA: 54
PITCHER	IP WLS BF H R ER SO BB IBB HBP BLK WP HR S P ERA WHIP	PITCHER												IP WLS BF H R ER SO BB IBB HBP BLK WP HR S P ERA WHIP										
Juan Nieves, L ERA: 5.57	3.1	5.1	26	7	5	5	6	3	0	0	0	0	0	0	0	12	16	3.00	1.333					
Chuck Crim, R ERA: 3.9	6.1	3.0	13	3	1	1	0	1	0	0	0	0	0	0	0	12	16	3.00	1.333					
Dan Plesac, L ERA: 2.53	9.1	2.2	11	3	2	2	1	0	0	0	0	0	1	1	13	13	6.75	1.125						
Mark Knudson, R ERA: 6.43	12.1	1.0	W	4	1	0	0	0	0	0	0	0	0	0	4	4	0.00	1.000						

Baltimore Orioles @ Milwaukee Brewers
Milwaukee County Stadium, Milwaukee, WI
Tue Aug 04 1987, 8:05 PM EDT
Att. 19,296 - Unknown

AB 50
R 8
H 14
RBI 8
BB 4
SO 7
LOB 16



Batter	1	2	3	4	5	6	7	8	9	10	11	12	AB	R	H	RBI	BB	SO	LOB	BOTTOM						
Paul Molitor, R OBP: 0.419, SLG: 0.584	HR		F9 HR 5-3 1B			K		F7			K		6 2 3 3 0 2 1													
Robin Yount, R OBP: 0.377, SLG: 0.491	6-3		5-3	F8					F9		F9		6 1 1 0 0 0 2													
Glenn Braags, R OBP: 0.332, SLG: 0.429	6-3		F9	5-3				3B 1B	F8		K		6 1 1 0 0 1 3													
Rob Deer, R OBP: 0.375, SLG: 0.519	F8		BB HR BB			K		F8	5-3				5 1 1 0 1 1 1													
Greg Brock, L OBP: 0.353, SLG: 0.431		K	HR BB			4-3				6-3			4 1 1 1 1 1 0													
Steve Kiefer, R OBP: 0.232, SLG: 0.365 Ernest Riles, L OBP: 0.313, SLG: 0.336	K	K	HR BB					F7		K			4 1 1 4 1 2 1 0 0 0 0 1 0 0													
Bill Schroeder, R OBP: 0.394, SLG: 0.556 B.J. Surhoff, L OBP: 0.336, SLG: 0.455	1B		HR BB			F4		E6		HBP			4 0 1 0 0 1 1 1 0 1 1 0 0 0													
Juan Castillo, S OBP: 0.320, SLG: 0.354	F7			5-3		F5		F7		K			5 0 0 0 0 1 3													
Dale Sveum, S OBP: 0.291, SLG: 0.425			1B 2B	2B 2B		F7		F7			K		5 2 2 0 0 1 1													
Inning Stats	R: 1 E: 0 K: 0 S: 4	H: 1 LOB: 0 BB: 0 P: 8	R: 0 E: 0 K: 2 S: 8	H: 1 LOB: 1 BB: 0 P: 8	R: 5 E: 0 K: 1 S: 8	H: 3 LOB: 0 BB: 2 P: 16	R: 1 E: 0 K: 0 S: 5	H: 2 LOB: 1 BB: 0 P: 6	R: 0 E: 0 K: 1 S: 5	H: 0 LOB: 0 BB: 0 P: 5	R: 1 E: 0 K: 0 S: 5	H: 2 LOB: 1 BB: 0 P: 5	R: 0 E: 1 K: 0 S: 4	H: 0 LOB: 1 BB: 0 P: 4	R: 0 E: 0 K: 1 S: 5	H: 0 LOB: 0 BB: 0 P: 5	R: 0 E: 0 K: 2 S: 7	H: 0 LOB: 1 BB: 0 P: 8	R: 0 E: 0 K: 0 S: 7	H: 0 LOB: 0 BB: 0 P: 7	R: 1 E: 0 K: 0 S: 4	H: 3 LOB: 3 BB: 1 P: 8	1B: 6 2B: 3 3B: 1 HR: 2	SF: 0 SAC: 1 DP: 0 HBP: 1	WP: 0 PB: 0 SB: 0 CS: 0	PA: 52
PITCHER	IP WLS BF H R ER SO BB IBB HBP BLK WP HR S P ERA WHIP	PITCHER												IP WLS BF H R ER SO BB IBB HBP BLK WP HR S P ERA WHIP												
Scott McGregor, L ERA: 5.83	3.1	19	7	7	3	2	0	0	0	0	0	0	0	2	23	31	18.90	2.700								
John Habyan, R ERA: 4.61	4.2	18	2	1	2	1	0	0	0	0	0	0	0	21	25	1.93	0.643									
Mark Williamson, R ERA: 4.15	9.1	3.1	L	15	3	1	1	5	0	1	1	0	0	0	23	28	2.70	0.900								

Baltimore Orioles @ Milwaukee Brewers
Milwaukee County Stadium, Milwaukee, WI
Tue Aug 04 1987, 8:05 PM EDT
Att. 19,296 - Unknown

AB 46
R 9
H 12
RBI 9
BB 4
SO 10
LOB 13



Batter	1	2	3	4	5	6	7	8	9	AB	R	H	RBI	BB	SO	LOB	TOP			
Ken Gerhart, R (1, 7) OBP: 0.278, SLG: 0.438										3	1	0	0	1	3	2	Baltimore Orioles @ Milwaukee Brewers Milwaukee County Stadium, Milwaukee, WI Wed Aug 05 1987, 8:05 PM EDT Att: 14,281 - Unknown			
Billy Ripken, R (1, 4) OBP: 0.357, SLG: 0.371										4	0	3	0	0	1	0				
Cal Ripken Jr., R (1, 6) OBP: 0.342, SLG: 0.449										3	0	0	1	0	2					
Eddie Murray, S (1, 3) OBP: 0.345, SLG: 0.524										3	0	0	0	1	0	1				
Ray Knight, R (1, 5) OBP: 0.322, SLG: 0.391											4	0	1	0	0	0		1		
Fred Lynn, L (1, 8) OBP: 0.331, SLG: 0.464										3	0	1	0	1	1	3				
Lee Lacy, R (1, 9) OBP: 0.337, SLG: 0.395										4	0	0	0	0	2	2				
Terry Kennedy, L (1, 2) OBP: 0.321, SLG: 0.410										3	0	1	0	0	1	0				
Mike Young, S (1, 10) OBP: 0.342, SLG: 0.430										3	0	0	0	0	2	2				
Inning Stats	R: 1 E: 0 K: 0 S: 4	H: 1 LOB: 1 BB: 1 P: 8	R: 0 E: 0 K: 1 S: 6	H: 1 LOB: 2 BB: 1 P: 10	R: 0 E: 0 K: 0 S: 3	H: 1 LOB: 0 BB: 0 P: 3	R: 0 E: 0 K: 1 S: 5	H: 0 LOB: 0 BB: 0 P: 5	R: 0 E: 0 K: 2 S: 7	H: 2 LOB: 2 BB: 1 P: 8	R: 0 E: 0 K: 3 S: 9	H: 0 LOB: 0 BB: 0 P: 9	R: 0 E: 0 K: 2 S: 7	H: 0 LOB: 0 BB: 0 P: 7	R: 0 E: 0 K: 1 S: 6	H: 1 LOB: 1 BB: 0 P: 6	1B: 5 2B: 2 3B: 0 HR: 0	SF: 1 SAC: 0 DP: 2 HBP: 0	WP: 0 PB: 0 SB: 0 CS: 0	PA: 34
PITCHER Teddy Higuera, L (1, 1) ERA: 4.7	IP: 9.0 WLS: W BF: 34	H: 6 R: 1 ER: 1 SO: 10	BB: 3 IBB: 0 HBP: 0 BLK: 0	WP: 0 HR: 0 S: 51 P: 63	ERA: 1.00 WHIP: 1.000	PITCHER														

Batter	1	2	3	4	5	6	7	8	9	AB	R	H	RBI	BB	SO	LOB	BOTTOM			
Paul Molitor, R (1, 10) OBP: 0.422, SLG: 0.587										2	0	1	0	1	0	0	Baltimore Orioles @ Milwaukee Brewers Milwaukee County Stadium, Milwaukee, WI Wed Aug 05 1987, 8:05 PM EDT Att: 14,281 - Unknown			
Robin Yount, R (1, 8) OBP: 0.376, SLG: 0.489										4	0	1	2	0	0	3				
Mike Felder, S (8, 8) OBP: 0.295, SLG: 0.331										0	0	0	0	0	0	0				
Glenn Braggs, R (1, 9) OBP: 0.331, SLG: 0.426										4	0	1	0	0	1	1				
Rick Manning, L (9, 9) OBP: 0.317, SLG: 0.333										0	0	0	0	0	0	0				
Rob Deer, R (1, 7) OBP: 0.376, SLG: 0.516										2	0	0	0	2	2	2				
Greg Brock, L (1, 3) OBP: 0.355, SLG: 0.432										4	2	2	0	0	0	1				
Steve Kiefer, R (1, 5) OBP: 0.280, SLG: 0.433										4	1	3	2	0	0	0				
B.J. Surhoff, L (1, 2) OBP: 0.335, SLG: 0.452										4	0	1	1	0	0	2				
Juan Castillo, S (1, 4) OBP: 0.324, SLG: 0.357										4	1	2	0	0	1	2				
Dale Sveum, S (1, 6) OBP: 0.292, SLG: 0.425										2	1	1	0	0	0	0				
Inning Stats	R: 0 E: 0 K: 1 S: 5	H: 0 LOB: 0 BB: 0 P: 5	R: 0 E: 0 K: 0 S: 3	H: 1 LOB: 1 BB: 1 P: 7	R: 0 E: 0 K: 1 S: 6	H: 1 LOB: 0 BB: 0 P: 6	R: 2 E: 0 K: 1 S: 7	H: 3 LOB: 0 BB: 0 P: 7	R: 2 E: 0 K: 1 S: 8	H: 3 LOB: 1 BB: 0 P: 8	R: 0 E: 0 K: 0 S: 3	H: 0 LOB: 0 BB: 0 P: 3	R: 0 E: 0 K: 0 S: 3	H: 1 LOB: 1 BB: 1 P: 7	R: 1 E: 0 K: 0 S: 5	H: 3 LOB: 2 BB: 1 P: 9	1B: 10 2B: 3 3B: 0 HR: 1	SF: 0 SAC: 2 DP: 3 HBP: 0	WP: 0 PB: 0 SB: 0 CS: 1	PA: 35
PITCHER Eric Bell, L (1, 1) ERA: 4.74	IP: 6.1 WLS: L BF: 27	H: 9 R: 4 ER: 4 SO: 4	BB: 1 IBB: 0 HBP: 0 BLK: 0	WP: 0 HR: 1 S: 34 P: 38	ERA: 5.68 WHIP: 1.579	PITCHER														
PITCHER Mike Griffin, R (7, 1) ERA: 3.34	IP: 1.2 WLS: L BF: 8	H: 3 R: 1 ER: 1 SO: 0	BB: 2 IBB: 0 HBP: 0 BLK: 0	WP: 0 HR: 0 S: 6 P: 14	ERA: 5.40 WHIP: 3.000	PITCHER														

Batter	1	2	3	4	5	6	7	8	9	AB	R	H	RBI	BB	SO	LOB	TOP								
Jim Dwyer, L OBP: 0.385, SLG: 0.512 (1, 10)	F9		1B HR	FC5 1B BB		F8		3-1		4	1	1	0	1	0	0									
Billy Ripken, R OBP: 0.379, SLG: 0.387 (1, 4)	G6-4-3 1B		P2	E 1B		F			HR BB	4	2	3	0	1	0	1									
Cal Ripken Jr., R OBP: 0.342, SLG: 0.456 (1, 6)	G6-4-3		F7	FC5 1B		E9 1B			HR	5	1	2	3	0	0	3									
Eddie Murray, S OBP: 0.348, SLG: 0.525 (1, 3)		1B 1B	HR 1B	K		3-1			WP 1B	5	2	3	0	0	1	3									
Fred Lynn, L OBP: 0.333, SLG: 0.475 Ken Gerhart, R OBP: 0.277, SLG: 0.437 (8, 8)	1B 1B		HR		K		K		F7 1B	4	1	2	3	0	2	0									
Ray Knight, R OBP: 0.325, SLG: 0.394 (1, 5)	1B		HBP		4-3 2B		F3		5-3	4	0	2	1	0	0	1									
Larry Sheets, L OBP: 0.351, SLG: 0.550 (1, 9)	F7		F8		4-3		4-3		K	5	0	0	0	0	1	5									
Mike Young, S OBP: 0.341, SLG: 0.425 (1, 7)	F7			BB 1B BB	F8			K		3	0	0	0	1	1	3									
Floyd Rayford, R OBP: 0.219, SLG: 0.406 (1, 2)	K			1B FC5 1B		6-3		F9		4	1	1	0	0	1	2									
Inning Stats	R: 0 E: 0 K: 0 S: 3	H: 1 LOB: 0 BB: 0 P: 3	R: 1 E: 0 K: 1 S: 8	H: 3 LOB: 2 BB: 0 P: 8	R: 3 E: 0 K: 0 S: 6	H: 3 LOB: 1 BB: 0 P: 7	R: 2 E: 1 K: 1 S: 6	H: 2 LOB: 1 BB: 2 P: 14	R: 0 E: 0 K: 1 S: 6	H: 1 LOB: 1 BB: 0 P: 6	R: 0 E: 1 K: 0 S: 5	H: 2 LOB: 2 BB: 0 P: 5	R: 0 E: 0 K: 1 S: 5	H: 0 LOB: 0 BB: 0 P: 5	R: 0 E: 0 K: 1 S: 5	H: 0 LOB: 0 BB: 1 P: 5	R: 2 E: 0 K: 1 S: 7	H: 2 LOB: 1 BB: 1 P: 11	1B: 11 2B: 1 3B: 0 HR: 2	SF: 0 SAC: 0 DP: 1 HBP: 1	WP: 1 PB: 0 SB: 0 CS: 0	PA: 43			
PITCHER	IP	WLS	BF	H	R	ER	SO	BB	IBB	HBP	BLK	WP	HR	S	P	ERA	WHIP	PITCHER							
Bill Wegman, R ERA: 4.06 (1, 1)	3.1		20	9	6	5	1	2	0	1	0	0	1	19	28	13.50	3.300								
Jay Aldrich, R ERA: 4.95 (4, 1)	2.2	W	11	3	0	0	2	0	0	0	0	0	0	15	15	0.00	1.125								
Chuck Crim, R ERA: 3.97 (7, 1)	3.0	S	12	2	2	2	3	1	0	0	0	1	1	17	21	6.00	1.000								

Baltimore Orioles @ Milwaukee Brewers
Milwaukee County Stadium, Milwaukee, WI
Thu Aug 06 1987, 4:33 AM EDT
Att: 24,353 - Unknown

AB	39
R	8
H	14
RBI	7
BB	3
SO	6
LOB	19



Batter	1	2	3	4	5	6	7	8	9	AB	R	H	RBI	BB	SO	LOB	BOTTOM								
Paul Molitor, R OBP: 0.425, SLG: 0.590 (1, 10)	1B CS BB		5-3	1B 3B 1B		6-3		1B 2B		4	3	2	2	1	0	0									
Mike Felder, S OBP: 0.304, SLG: 0.331 (1, 7)	K		S BB	3B 1B		F7		1B BB		3	1	1	0	2	1	1									
Robin Yount, R OBP: 0.379, SLG: 0.495 Rick Manning, L OBP: 0.317, SLG: 0.333 (8, PR) (9, 8)	1B		F8	3B		F8		1B		5	0	3	3	0	0	1									
Rob Deer, R OBP: 0.371, SLG: 0.508 (1, 9)	K		K	6-3		F6		F8		5	0	0	0	0	2	5									
Greg Brock, L OBP: 0.354, SLG: 0.428 (1, 3)		BB 1B BB		6-3	G3		F6			3	1	0	0	1	0	0									
Steve Kiefer, R OBP: 0.286, SLG: 0.449 (1, 5)	1B G6-4-3 BB			1B 2B	2B BB		F9			2	3	1	0	2	0	0									
B.J. Surhoff, L OBP: 0.341, SLG: 0.460 (1, 2)	G6-4-3 1B			3B 1B	1B 2B			3-1		4	1	3	3	0	0	0									
Juan Castillo, S OBP: 0.322, SLG: 0.355 (1, 4)	G6-4-3			F8	K			S 2B 1B		4	1	1	0	0	1	3									
Dale Sveum, S OBP: 0.292, SLG: 0.429 (1, 6)	K			1B 3B	K			K		4	1	1	1	0	3	2									
Inning Stats	R: 1 E: 0 K: 2 S: 7	H: 1 LOB: 2 BB: 1 P: 11	R: 2 E: 0 K: 1 S: 5	H: 1 LOB: 0 BB: 2 P: 13	R: 0 E: 0 K: 1 S: 5	H: 0 LOB: 1 BB: 1 P: 9	R: 5 E: 0 K: 0 S: 9	H: 6 LOB: 1 BB: 0 P: 9	R: 1 E: 0 K: 2 S: 8	H: 1 LOB: 1 BB: 1 P: 12	R: 0 E: 0 K: 0 S: 3	H: 0 LOB: 0 BB: 0 P: 3	R: 0 E: 0 K: 0 S: 3	H: 0 LOB: 0 BB: 0 P: 3	R: 2 E: 0 K: 1 S: 8	H: 3 LOB: 2 BB: 1 P: 12	R: 7 2B: 4 3B: 2 HR: 0	SF: 0 SAC: 0 DP: 2 HBP: 0	WP: 0 PB: 0 SB: 3 CS: 2	PA: 40					
PITCHER	IP	WLS	BF	H	R	ER	SO	BB	IBB	HBP	BLK	WP	HR	S	P	ERA	WHIP	PITCHER							
Mike Flanagan, L ERA: 5.83 (1, 1)	3.1		16	4	5	5	4	4	0	0	0	0	0	8	12	13.50	2.400								
Mike Griffin, R ERA: 4.25 (4, 1)	1.0	L	9	5	4	4	0	1	0	0	0	0	0	8	12	36.00	6.000								
John Habyan, R ERA: 4.4 (5, 1)	2.2		8	0	0	0	2	0	0	0	0	0	0	12	12	0.00	0.000								
Tom Niedenfuer, R ERA: 4.68 (8, 1)	1.0		7	3	2	2	1	1	0	0	0	0	0	8	12	18.00	4.000								

Baltimore Orioles @ Milwaukee Brewers
Milwaukee County Stadium, Milwaukee, WI
Thu Aug 06 1987, 4:33 AM EDT
Att: 24,353 - Unknown

AB	34
R	11
H	12
RBI	9
BB	6
SO	7
LOB	12



Batter	1	2	3	4	5	6	7	8	9	10	AB	R	H	RBI	BB	SO	LOB										
Paul Molitor, R OBP: 0.421, SLG: 0.586 (1, 10)	F7	FC6-4			4-3 2B		F9		K		5	0	1	0	0	1	1										
Mike Felder, S OBP: 0.307, SLG: 0.333 (1, 7)	BB S 1B		6-3		4-3		L8			3-1 S 1B	5	1	2	0	0	0	1										
Robin Yount, R OBP: 0.375, SLG: 0.489 (1, 8)	F7		6-3		6-3		F9			3-1	5	0	0	0	0	0	3										
Rob Deer, R OBP: 0.377, SLG: 0.527 (1, 9)	BB BB				F4		HR			1B 1B IBB	3	2	2	2	2	0	0										
Greg Brock, L OBP: 0.354, SLG: 0.426 (1, 3)	BB BB				F8		4-3		F8	1B 1B	4	1	1	1	1	0	0										
Steve Kiefer, R OBP: 0.293, SLG: 0.438 (9, 4)	K				K		PO BB		5-3	1B 1B	4	1	1	0	1	2	3										
Bill Schroeder, R OBP: 0.391, SLG: 0.545 B.J. Surhoff, L OBP: 0.343, SLG: 0.460 (10, PH) (10, 2)		F6			BB		K		F9	1B BB	3	0	0	0	1	1	1										
Juan Castillo, S OBP: 0.318, SLG: 0.349 Ernest Riles, L OBP: 0.316, SLG: 0.339 (9, PH) (9, 5)		4-3			K		PO		E1 HR	FC6-4 1B	3	1	0	0	0	1	1										
Dale Sveum, S OBP: 0.293, SLG: 0.438 (1, 6)		FC6-4 1B			L7				L5	FC6-4 1B	5	1	2	2	0	0	2										
Inning Stats	R: 0 E: 0 K: 1 S: 6	H: 1 LOB: 3 BB: 2 P: 14	R: 0 E: 0 K: 0 S: 4	H: 1 LOB: 1 BB: 0 P: 4	R: 0 E: 0 K: 0 S: 3	H: 0 LOB: 0 BB: 0 P: 3	R: 0 E: 0 K: 2 S: 7	H: 0 LOB: 1 BB: 1 P: 11	R: 0 E: 0 K: 0 S: 4	H: 1 LOB: 1 BB: 0 P: 4	R: 1 E: 0 K: 1 S: 5	H: 1 LOB: 0 BB: 1 P: 9	R: 2 E: 1 K: 0 S: 5	H: 1 LOB: 0 BB: 0 P: 5	R: 1 E: 0 K: 0 S: 4	H: 1 LOB: 0 BB: 0 P: 4	R: 0 E: 0 K: 1 S: 5	H: 0 LOB: 0 BB: 0 P: 5	R: 3 E: 0 K: 0 S: 6	H: 4 LOB: 2 BB: 2 P: 14	1B: 6 2B: 1 3B: 0 HR: 3	SF: 0 SAC: 0 DP: 0 HBP: 0	WP: 0 PB: 0 SB: 2 CS: 0	PA: 46			
PITCHER	IP WLS BF H R ER SO BB IBB HBP BLK WP HR S P ERA WHIP	IP WLS BF H R ER SO BB IBB HBP BLK WP HR S P ERA WHIP	IP WLS BF H R ER SO BB IBB HBP BLK WP HR S P ERA WHIP	IP WLS BF H R ER SO BB IBB HBP BLK WP HR S P ERA WHIP	IP WLS BF H R ER SO BB IBB HBP BLK WP HR S P ERA WHIP	IP WLS BF H R ER SO BB IBB HBP BLK WP HR S P ERA WHIP	IP WLS BF H R ER SO BB IBB HBP BLK WP HR S P ERA WHIP	IP WLS BF H R ER SO BB IBB HBP BLK WP HR S P ERA WHIP	IP WLS BF H R ER SO BB IBB HBP BLK WP HR S P ERA WHIP	IP WLS BF H R ER SO BB IBB HBP BLK WP HR S P ERA WHIP	IP WLS BF H R ER SO BB IBB HBP BLK WP HR S P ERA WHIP	IP WLS BF H R ER SO BB IBB HBP BLK WP HR S P ERA WHIP	IP WLS BF H R ER SO BB IBB HBP BLK WP HR S P ERA WHIP	IP WLS BF H R ER SO BB IBB HBP BLK WP HR S P ERA WHIP	IP WLS BF H R ER SO BB IBB HBP BLK WP HR S P ERA WHIP	IP WLS BF H R ER SO BB IBB HBP BLK WP HR S P ERA WHIP	IP WLS BF H R ER SO BB IBB HBP BLK WP HR S P ERA WHIP	IP WLS BF H R ER SO BB IBB HBP BLK WP HR S P ERA WHIP	IP WLS BF H R ER SO BB IBB HBP BLK WP HR S P ERA WHIP	IP WLS BF H R ER SO BB IBB HBP BLK WP HR S P ERA WHIP	IP WLS BF H R ER SO BB IBB HBP BLK WP HR S P ERA WHIP	IP WLS BF H R ER SO BB IBB HBP BLK WP HR S P ERA WHIP	IP WLS BF H R ER SO BB IBB HBP BLK WP HR S P ERA WHIP	IP WLS BF H R ER SO BB IBB HBP BLK WP HR S P ERA WHIP	IP WLS BF H R ER SO BB IBB HBP BLK WP HR S P ERA WHIP	IP WLS BF H R ER SO BB IBB HBP BLK WP HR S P ERA WHIP	IP WLS BF H R ER SO BB IBB HBP BLK WP HR S P ERA WHIP

Milwaukee Brewers @ Chicago White Sox
Comiskey Park, Chicago, IL
Fri Aug 07 1987, 8:05 PM EDT
Att: 22,658 - Unknown

AB 39
R 7
H 10
RBI 7
BB 6
SO 5
LOB 12

WP: 0 PA: 46
PB: 0
SB: 2
CS: 0



Batter	1	2	3	4	5	6	7	8	9	10	AB	R	H	RBI	BB	SO	LOB										
Ozzie Guillen, L OBP: 0.314, SLG: 0.353 (1, 6)	E S 6-3 1B		G4-6-3 BB 1B	1-3			SH1-4 3B 1B		F8		4	3	2	0	1	0	1										
Gary Redus, R OBP: 0.331, SLG: 0.380 (1, 7)	K		G4-6-3 BB		L8		SH1-4 1B			1B	3	0	1	0	1	1	1										
Harold Baines, L OBP: 0.368, SLG: 0.513 (1, 10)	6-3		G4-6-3		4-3		SF7 3B		L6		5	1	1	2	0	0	2										
Ivan Calderon, R OBP: 0.362, SLG: 0.506 (1, 9)			BB 1B		F4		SF7 1B			WP BB 1B	4	0	3	2	0	0	0										
Greg Walker, L OBP: 0.329, SLG: 0.466 (1, 3)	F8		3H 1B				F2			WP BB	3	0	1	0	2	0	1										
Ron Hassey, L OBP: 0.247, SLG: 0.250 Carlton Fisk, R OBP: 0.306, SLG: 0.419 (10, PH) (1, 3)		F6	3-1		L7				3-1	K	4	0	0	0	0	0	3										
Kenny Williams, R OBP: 0.311, SLG: 0.406 (1, 8)		4-3			F8		1-2 1B			K	5	0	2	0	0	1	2										
Steve Lyons, L OBP: 0.319, SLG: 0.356 Jerry Royster, R OBP: 0.345, SLG: 0.464 (10, PH) (1, 5)			FC6 1B		F7		F8			5-3	3	0	1	0	1	0	2										
Fred Manrique, R OBP: 0.312, SLG: 0.385 (1, 4)		FC6					K			K	4	0	1	0	0	2	4										
Inning Stats	R: 1 E: 0 K: 1 S: 7	H: 2 LOB: 1 BB: 0 P: 7	R: 0 E: 0 K: 0 S: 4	H: 1 LOB: 1 BB: 0 P: 4	R: 1 E: 0 K: 0 S: 3	H: 1 LOB: 2 BB: 3 P: 15	R: 0 E: 0 K: 0 S: 4	H: 1 LOB: 1 BB: 0 P: 4	R: 0 E: 0 K: 0 S: 3	H: 2 LOB: 2 BB: 0 P: 7	R: 2 E: 0 K: 0 S: 5	H: 2 LOB: 0 BB: 0 P: 5	R: 0 E: 0 K: 1 S: 5	H: 1 LOB: 1 BB: 1 P: 9	R: 0 E: 0 K: 0 S: 3	H: 1 LOB: 0 BB: 0 P: 3	R: 0 E: 0 K: 2 S: 8	H: 1 LOB: 2 BB: 1 P: 12	1B: 11 2B: 0 3B: 1 HR: 0	SF: 1 SAC: 1 DP: 1 HBP: 0	WP: 1 PB: 0 SB: 1 CS: 0	PA: 44					
PITCHER	IP WLS BF H R ER SO BB IBB HBP BLK WP HR S P ERA WHIP	IP WLS BF H R ER SO BB IBB HBP BLK WP HR S P ERA WHIP	IP WLS BF H R ER SO BB IBB HBP BLK WP HR S P ERA WHIP	IP WLS BF H R ER SO BB IBB HBP BLK WP HR S P ERA WHIP	IP WLS BF H R ER SO BB IBB HBP BLK WP HR S P ERA WHIP	IP WLS BF H R ER SO BB IBB HBP BLK WP HR S P ERA WHIP	IP WLS BF H R ER SO BB IBB HBP BLK WP HR S P ERA WHIP	IP WLS BF H R ER SO BB IBB HBP BLK WP HR S P ERA WHIP	IP WLS BF H R ER SO BB IBB HBP BLK WP HR S P ERA WHIP	IP WLS BF H R ER SO BB IBB HBP BLK WP HR S P ERA WHIP	IP WLS BF H R ER SO BB IBB HBP BLK WP HR S P ERA WHIP	IP WLS BF H R ER SO BB IBB HBP BLK WP HR S P ERA WHIP	IP WLS BF H R ER SO BB IBB HBP BLK WP HR S P ERA WHIP	IP WLS BF H R ER SO BB IBB HBP BLK WP HR S P ERA WHIP	IP WLS BF H R ER SO BB IBB HBP BLK WP HR S P ERA WHIP	IP WLS BF H R ER SO BB IBB HBP BLK WP HR S P ERA WHIP	IP WLS BF H R ER SO BB IBB HBP BLK WP HR S P ERA WHIP	IP WLS BF H R ER SO BB IBB HBP BLK WP HR S P ERA WHIP	IP WLS BF H R ER SO BB IBB HBP BLK WP HR S P ERA WHIP	IP WLS BF H R ER SO BB IBB HBP BLK WP HR S P ERA WHIP	IP WLS BF H R ER SO BB IBB HBP BLK WP HR S P ERA WHIP	IP WLS BF H R ER SO BB IBB HBP BLK WP HR S P ERA WHIP	IP WLS BF H R ER SO BB IBB HBP BLK WP HR S P ERA WHIP	IP WLS BF H R ER SO BB IBB HBP BLK WP HR S P ERA WHIP	IP WLS BF H R ER SO BB IBB HBP BLK WP HR S P ERA WHIP	IP WLS BF H R ER SO BB IBB HBP BLK WP HR S P ERA WHIP	IP WLS BF H R ER SO BB IBB HBP BLK WP HR S P ERA WHIP

Milwaukee Brewers @ Chicago White Sox
Comiskey Park, Chicago, IL
Fri Aug 07 1987, 8:05 PM EDT
Att: 22,658 - Unknown

AB 37
R 4
H 12
RBI 4
BB 5
SO 5
LOB 20



Batter	1	2	3	4	5	6	7	8	9	AB	R	H	RBI	BB	SO	LOB	TOP			
Paul Moltitor, R OBP: 0.428, SLG: 0.582 (1, 10)										3	2	1	0	2	1	1	Milwaukee Brewers @ Chicago White Sox Comiskey Park, Chicago, IL Sat Aug 08 1987, 8:05 PM EDT Att: 18,993 - Unknown			
Mike Felder, S OBP: 0.304, SLG: 0.325 (1, 7)										3	1	0	0	1	0	1				
Robin Yount, R OBP: 0.375, SLG: 0.489 (1, 8)										5	0	3	3	0	0	1				
Rob Deer, R OBP: 0.368, SLG: 0.513 B.J. Surhoff, L OBP: 0.344, SLG: 0.455 (9, PH)										4	0	0	0	0	1	5				
Greg Brock, L OBP: 0.362, SLG: 0.432 (1, 3)										3	1	1	0	1	0	1				
Steve Kiefer, R OBP: 0.291, SLG: 0.442 (8, 4)										4	1	1	0	0	0	2				
Bill Schroeder, R OBP: 0.393, SLG: 0.562 (1, 2)										4	1	2	3	0	0	0				
Juan Castillo, S OBP: 0.321, SLG: 0.357 Ernest Riles, L OBP: 0.302, SLG: 0.325 (8, PH)										3	0	2	0	0	1	0				
Dale Sveum, S OBP: 0.287, SLG: 0.427 (1, 6)										1	0	0	0	0	1	3				
Inning Stats	R: 1 E: 0 K: 0 S: 4	H: 1 LOB: 1 BB: 1 P: 8	R: 0 E: 0 K: 1 S: 5	H: 0 LOB: 0 BB: 0 P: 5	R: 1 E: 0 K: 0 S: 4	H: 1 LOB: 1 BB: 1 P: 8	R: 0 E: 0 K: 0 S: 3	H: 0 LOB: 0 BB: 0 P: 3	R: 0 E: 1 K: 0 S: 4	H: 0 LOB: 2 BB: 1 P: 8	R: 2 E: 0 K: 1 S: 8	H: 4 LOB: 2 BB: 1 P: 12	R: 2 E: 0 K: 2 S: 10	H: 3 LOB: 1 BB: 0 P: 10	R: 0 E: 0 K: 0 S: 3	H: 0 LOB: 0 BB: 0 P: 3		1B: 7 2B: 2 3B: 0 HR: 1	SF: 0 SAC: 1 DP: 2 HBP: 0	WP: 0 PB: 0 CS: 2
PITCHER	IP WLS BF H R ER SO BB IBB HBP BLK WP HR S P ERA WHIP																			
Floyd Bannister, L ERA: 4.47 Jim Winn, R ERA: 4.33 Bobby Thigpen, R ERA: 3.4	(1, 1) (7, 1) (8, 1)	6.2 0.1 2.0	W S	29 5 6	H R ER	4 2 0	4 2 0	1 1 2	SO BB HBP BLK	4 0 0 0	0 0 0	0 0 0	0 0 0	0 0 0	0 7 10	27 7 10	43 54.00 0.00	1.500 12.000 0.000		

Batter	1	2	3	4	5	6	7	8	9	AB	R	H	RBI	BB	SO	LOB	BOTTOM			
Ozzie Guillen, L OBP: 0.320, SLG: 0.362 (1, 6)										5	1	2	0	0	0	2	Milwaukee Brewers @ Chicago White Sox Comiskey Park, Chicago, IL Sat Aug 08 1987, 8:05 PM EDT Att: 18,993 - Unknown			
Gary Redus, R OBP: 0.322, SLG: 0.369 (1, 7)										5	0	0	1	0	0	4				
Harold Baines, L OBP: 0.368, SLG: 0.522 (1, 10)										5	0	2	0	0	0	1				
Ivan Calderon, R OBP: 0.365, SLG: 0.522 (1, 9)										4	2	2	1	0	1	2				
Ron Hassey, L OBP: 0.266, SLG: 0.282 Bill Lindsey, R OBP: 0.125, SLG: 0.133 (7, PR)									4	1	3	0	0	0	0	1				
Greg Walker, L OBP: 0.330, SLG: 0.463 (1, 3)									3	1	2	2	1	0	1					
Steve Lyons, L OBP: 0.303, SLG: 0.337 (1, 5)									4	1	0	0	0	0	5					
Kenny Williams, R OBP: 0.314, SLG: 0.412 (1, 8)									4	0	2	2	0	0	2					
Fred Manrique, R OBP: 0.299, SLG: 0.368 (1, 4)										4	1	0	1	0	1	2				
Inning Stats	R: 0 E: 0 K: 1 S: 6	H: 1 LOB: 1 BB: 0 P: 6	R: 1 E: 0 K: 1 S: 7	H: 2 LOB: 1 BB: 0 P: 7	R: 0 E: 0 K: 0 S: 3	H: 0 LOB: 0 BB: 0 P: 3	R: 1 E: 0 K: 0 S: 5	H: 2 LOB: 1 BB: 0 P: 5	R: 2 E: 1 K: 0 S: 6	H: 2 LOB: 1 BB: 0 P: 6	R: 1 E: 1 K: 0 S: 5	H: 1 LOB: 2 BB: 1 P: 9	R: 3 E: 0 K: 0 S: 6	H: 4 LOB: 2 BB: 0 P: 6	R: 0 E: 0 K: 0 S: 4	H: 1 LOB: 1 BB: 0 P: 4		1B: 8 2B: 4 3B: 0 HR: 1	SF: 0 SAC: 0 DP: 0 HBP: 0	WP: 1 PB: 0 SB: 1 CS: 0
PITCHER	IP WLS BF H R ER SO BB IBB HBP BLK WP HR S P ERA WHIP																			
Chris Bosio, R ERA: 5.54 Jay Aldrich, R ERA: 4.74	(1, 1) (8, 1)	7.0 1.0	L	35 4	H R ER	8 1 0	7 0 0	2 0 0	SO BB HBP BLK	1 0 0 0	0 0 0	0 0 0	0 0 0	0 0 4	1 38 4	1 42 4	0.00 9.00 0.00	1.000 1.857		

AB	35
R	6
H	10
RBI	6
BB	4
SO	4
LOB	15



AB	38
R	8
H	13
RBI	7
BB	1
SO	2
LOB	20




Batter	1	2	3	4	5	6	7	8	9	10	11	12	AB	R	H	RBI	BB	SO	LOB	TOP								
Bob Brower, R OBP: 0.365, SLG: 0.503 (1.8)	F8		HR		4-3			1-3			F8		5	1	1	2	0	0	1									
Scott Fletcher, R OBP: 0.368, SLG: 0.400 (1.6)	FC4-6 BB		F7		F9			F9			5-3		4	0	0	0	1	0	1									
Ruben Sierra, S OBP: 0.316, SLG: 0.498 (1.9)	F5		K						F2		F8		5	0	0	0	0	1	1									
Pete Incaviglia, R OBP: 0.336, SLG: 0.510 (1.7)	FC4-6 1-2r				G1-6-3 1B			F9		K		P3	5	0	1	0	0	1	1									
Larry Parrish, R OBP: 0.331, SLG: 0.501 (1.5)		4-0																										
Jerry Browne, S OBP: 0.353, SLG: 0.330 (9.4)		1B FC6-4 BB			K			K				F7	3	1	0	0	1	3	1									
Pete O'Brien, L OBP: 0.342, SLG: 0.481 (1.3)		0-0			G1-6-3							E1	5	0	2	0	0	0	1									
Mike Stanley, R OBP: 0.388, SLG: 0.428 (1.10)		1-3			1B					4-3			5	0	2	0	0	0	1									
Don Slaughter, R OBP: 0.250, SLG: 0.376 (1.2)		FC6-4 1B			K			F8		F9		K	5	0	0	1	0	2	3									
Steve Buechele, R OBP: 0.294, SLG: 0.401 (9.5)		8-3			2B 4-3 BB			G5-4-3					2	1	0	0	2	0	2									
Steve Buechele, R OBP: 0.294, SLG: 0.401 (9.5)		1-2r			K			4-3			F9		4	0	1	0	0	2	1									
Inning Stats	R: 0 E: 0 K: 2 S: 3	H: 0 LOB: 1 BB: 1 P: 7	R: 1 E: 0 K: 0 S: 3	H: 1 LOB: 0 BB: 1 P: 7	R: 1 E: 0 K: 2 S: 8	H: 1 LOB: 0 BB: 0 P: 8	R: 0 E: 0 K: 1 S: 5	H: 0 LOB: 0 BB: 1 P: 6	R: 1 E: 0 K: 1 S: 6	H: 1 LOB: 1 BB: 1 P: 10	R: 0 E: 0 K: 2 S: 5	H: 0 LOB: 0 BB: 0 P: 5	R: 0 E: 0 K: 1 S: 5	H: 1 LOB: 0 BB: 0 P: 3	R: 0 E: 0 K: 2 S: 7	H: 0 LOB: 0 BB: 0 P: 7	R: 0 E: 0 K: 0 S: 3	H: 0 LOB: 1 BB: 1 P: 7	R: 0 E: 1 K: 1 S: 6	H: 0 LOB: 1 BB: 0 P: 3	R: 0 E: 1 K: 1 S: 6	H: 0 LOB: 1 BB: 0 P: 6	1B: 3 2B: 2 3B: 0 HR: 1	SF: 0 SAC: 0 DP: 3 HBP: 0	WP: 0 PB: 0 SB: 0 CS: 0	PA: 43		
PITCHER	IP	WLS	BF	H	R	ER	SO	BB	IBB	HBP	BLK	WP	HR	S	P	ERA	WHIP											
Teddy Figueroa, L ERA: 4.57 (1.1)	11.0		39	5	3	3	8	4	0	0	0	0	0	1	51	67	2.46	0.818										
Jay Aldrich, R ERA: 4.62 (12.1)	1.0	W	4	0	0	0	1	0	0	0	0	0	0	6	6	0.00	0.000											

Texas Rangers @ Milwaukee Brewers
Milwaukee County Stadium, Milwaukee, WI

Mon Aug 10 1987, 8:05 PM EDT
Att. 21,257 - Unknown

AB 39
R 3
H 5
RBI 3
BB 4
SO 9
LOB 12




Batter	1	2	3	4	5	6	7	8	9	10	11	12	AB	R	H	RBI	BB	SO	LOB	BOTTOM							
Paul Molitor, R OBP: 0.432, SLG: 0.579 (1.10)	K		BB 1B SF9	G3 S BB				1B		K			4	1	2	0	2	2	0								
Mike Felder, S OBP: 0.318, SLG: 0.331 (1.7)	S BB		SF9 BB 1B	G3				1B BB			K		4	1	1	0	2	2	3								
Robin Yount, R OBP: 0.375, SLG: 0.487 (1.8)	L4		S 1B BB	F9				1B			F4		5	1	1	0	1	1	4								
Greg Brock, L OBP: 0.357, SLG: 0.424 (1.3)	K		K		F7			P3		G3		4-3	6	0	0	0	0	2	6								
B.J. Surhoff, L OBP: 0.348, SLG: 0.452 (1.2)		S 1B	SF9		6-3			1B BB		K		4-3	4	0	1	1	1	1	0								
Glenn Briggs, R OBP: 0.338, SLG: 0.427 (1.9)	K		1B BB					1B		K		2-3 1B	4	1	2	0	2	2	1								
Ernest Riles, L OBP: 0.301, SLG: 0.317 (1.5)								1B				2-3	2	0	1	2	1	0	1								
Steve Kiefer, R OBP: 0.281, SLG: 0.425 (7. FH) (8.5)								K		K		2-3	3	0	0	0	0	2	3								
Juan Castillo, S OBP: 0.320, SLG: 0.351 (1.4)	K		K					6-3		K			5	0	1	1	1	3	6								
Dale Sveum, S OBP: 0.286, SLG: 0.429 (1.6)	K				F8			SH1-3 BB		6-3			4	0	0	0	0	2	2								
Inning Stats	R: 0 E: 0 K: 2 S: 7	H: 0 LOB: 1 BB: 1 P: 11	R: 0 E: 0 K: 3 S: 10	H: 1 LOB: 2 BB: 1 P: 14	R: 3 E: 0 K: 2 S: 10	H: 3 LOB: 2 BB: 2 P: 18	R: 0 E: 0 K: 0 S: 3	H: 0 LOB: 1 BB: 1 P: 7	R: 0 E: 0 K: 2 S: 7	H: 0 LOB: 2 BB: 2 P: 15	R: 0 E: 0 K: 1 S: 6	H: 1 LOB: 2 BB: 1 P: 10	R: 0 E: 0 K: 1 S: 6	H: 2 LOB: 2 BB: 1 P: 10	R: 0 E: 0 K: 3 S: 9	H: 0 LOB: 0 BB: 0 P: 9	R: 0 E: 0 K: 2 S: 7	H: 0 LOB: 0 BB: 0 P: 7	R: 0 E: 0 K: 0 S: 5	H: 0 LOB: 0 BB: 0 P: 5	R: 1 E: 0 K: 0 S: 4	H: 2 LOB: 1 BB: 0 P: 4	1B: 9 2B: 0 3B: 0 HR: 0	SF: 1 SAC: 1 DP: 0 HBP: 0	WP: 0 PB: 0 SB: 0 CS: 0	PA: 53	
PITCHER	IP	WLS	BF	H	R	ER	SO	BB	IBB	HBP	BLK	WP	HR	S	P	ERA	WHIP										
Jose Guzman, R ERA: 5.23 (7.1)	6.1		33	5	3	3	9	9	0	0	0	0	0	42	78	4.26	2.211										
Steve Howe, L ERA: 3.6 (9.1)	2.0		8	2	0	0	3	1	0	0	0	0	0	13	17	0.00	1.500										
Jeff Russell, R ERA: 3.47 (9.1)	3.1	L	12	2	1	1	5	0	0	0	0	0	0	22	22	2.70	0.600										

Texas Rangers @ Milwaukee Brewers
Milwaukee County Stadium, Milwaukee, WI

Mon Aug 10 1987, 8:05 PM EDT
Att. 21,257 - Unknown

AB 41
R 4
H 9
RBI 4
BB 10
SO 17
LOB 26



Batter	1	2	3	4	5	6	7	8	9	AB	R	H	RBI	BB	SO	LOB	TOP			
Jerry Browne, S OBP: 0.353, SLG: 0.331										5	1	2	1	0	0	2				
Scott Fletcher, R OBP: 0.398, SLG: 0.400										5	1	2	0	0	0	0				
Ruben Sierra, S OBP: 0.313, SLG: 0.494										3	0	0	2	0	2	0				
Pete O'Brien, L OBP: 0.341, SLG: 0.477										5	0	1	0	0	1	2				
Pete Incaviglia, R OBP: 0.336, SLG: 0.506										3	0	0	1	1	1	3				
Larry Parrish, R OBP: 0.328, SLG: 0.496										4	1	0	0	0	1	2				
Oddibe McDowell, L OBP: 0.344, SLG: 0.482										4	2	2	1	0	0	1				
Mike Stanley, R OBP: 0.396, SLG: 0.439										3	1	2	1	1	0	0				
Tom O'Malley, L OBP: 0.353, SLG: 0.533										3	1	1	1	1	0	2				
Inning Stats	R: 2 E: 0 K: 0 S: 6	H: 3 LOB: 1 BB: 0 P: 6	R: 3 E: 0 K: 0 S: 8	H: 5 LOB: 2 BB: 0 P: 8	R: 0 E: 1 K: 1 S: 6	H: 1 LOB: 1 BB: 0 P: 6	R: 0 E: 0 K: 0 S: 3	H: 0 LOB: 0 BB: 0 P: 3	R: 0 E: 0 K: 0 S: 3	H: 0 LOB: 1 BB: 1 P: 7	R: 0 E: 0 K: 0 S: 2	H: 0 LOB: 0 BB: 1 P: 6	R: 0 E: 0 K: 2 S: 7	H: 0 LOB: 0 BB: 0 P: 7	R: 0 E: 0 K: 1 S: 5	H: 0 LOB: 0 BB: 0 P: 5	1B: 7 2B: 3 3B: 0 HR: 0	SF: 2 SAC: 0 DP: 1 HBP: 0	WP: 0 PB: 0 SB: 3 CS: 0	PA: 40
PITCHER	IP WLS BF H R ER SO BB IBB HBP BLK WP HR S P ERA WHIP	IP WLS BF H R ER SO BB IBB HBP BLK WP HR S P ERA WHIP																		
Mark Knudson, R ERA: 6.25	(1, 1)	6.0	L	28	9	5	5	1	2	0	0	0	0	0	0	28	36	7.50	1.833	
Mark Clear, R ERA: 5.32	(7, 1)	3.0		12	1	2	0	4	1	0	0	0	0	0	19	23	0.00	0.667		

Texas Rangers @ Milwaukee Brewers
Milwaukee County Stadium, Milwaukee, WI
Tue Aug 11 1987, 8:05 PM EDT
Att: 17,502 - Unknown

AB 35
R 7
H 10
RBI 7
BB 3
SO 5
LOB 12



Batter	1	2	3	4	5	6	7	8	9	AB	R	H	RBI	BB	SO	LOB	BOTTOM					
Paul Moltzer, R OBP: 0.436, SLG: 0.589										4	0	3	1	0	0	1						
Mike Felder, S OBP: 0.316, SLG: 0.326										3	0	0	0	1	0	3						
Robin Yount, R OBP: 0.374, SLG: 0.485										4	0	1	0	0	1	2						
Greg Brock, L OBP: 0.357, SLG: 0.423										3	0	1	0	0	0	1						
Rob Deer, R OBP: 0.368, SLG: 0.512										1	0	0	0	0	0	2						
B.J. Surhoff, L OBP: 0.344, SLG: 0.446										4	0	0	0	0	0	3						
Glenn Braggs, R OBP: 0.334, SLG: 0.422										4	0	0	0	0	2	1						
Ernest Riles, L OBP: 0.300, SLG: 0.315										4	0	1	0	0	1	0						
Juan Castillo, S OBP: 0.320, SLG: 0.351										3	0	1	0	0	1	1						
Bill Schroeder, R OBP: 0.391, SLG: 0.559										1	0	0	0	0	0	1						
Dale Sveum, S OBP: 0.286, SLG: 0.427										4	1	1	0	0	1	3						
Inning Stats	R: 0 E: 0 K: 0 S: 4	H: 2 LOB: 1 BB: 0 P: 4	R: 0 E: 0 K: 1 S: 5	H: 0 LOB: 0 BB: 0 P: 5	R: 0 E: 0 K: 1 S: 6	H: 1 LOB: 1 BB: 0 P: 6	R: 0 E: 0 K: 1 S: 6	H: 1 LOB: 1 BB: 0 P: 6	R: 1 E: 0 K: 1 S: 7	H: 2 LOB: 1 BB: 0 P: 7	R: 0 E: 0 K: 1 S: 5	H: 0 LOB: 0 BB: 0 P: 5	R: 0 E: 1 K: 1 S: 6	H: 0 LOB: 1 BB: 0 P: 6	R: 0 E: 0 K: 0 S: 4	H: 1 LOB: 2 BB: 1 P: 8	R: 0 E: 0 K: 0 S: 4	H: 1 LOB: 1 BB: 0 P: 4	1B: 7 2B: 0 3B: 1 HR: 0	SF: 0 SAC: 0 DP: 0 HBP: 0	WP: 0 PB: 0 SB: 1 CS: 1	PA: 36
PITCHER	IP WLS BF H R ER SO BB IBB HBP BLK WP HR S P ERA WHIP	IP WLS BF H R ER SO BB IBB HBP BLK WP HR S P ERA WHIP																				
Greg Harris, R ERA: 4.53	(1, 1)	7.0	W	29	7	1	1	6	1	0	0	0	0	0	40	44	1.29	1.143				
Mitch Williams, L ERA: 3.25	(8, 1)	1.0		3	0	0	0	0	0	0	0	0	0	3	3	0.00	0.000					
Dale Mohorcic, R ERA: 2.83	(9, 1)	1.0		4	1	0	0	0	0	0	0	0	0	4	4	0.00	1.000					

Texas Rangers @ Milwaukee Brewers
Milwaukee County Stadium, Milwaukee, WI
Tue Aug 11 1987, 8:05 PM EDT
Att: 17,502 - Unknown

AB 35
R 1
H 8
RBI 1
BB 1
SO 6
LOB 18



Batter	1	2	3	4	5	6	7	8	9	AB	R	H	RBI	BB	SO	LOB	TOP					
Jerry Browne, S OBP: 0.354, SLG: 0.332	L6	F9		CS	F8	1B		G4-6-3		5	1	2	1	0	0	0	Texas Rangers @ Milwaukee Brewers Milwaukee County Stadium, Milwaukee, WI Wed Aug 12 1987, 4:33 AM EDT Att: 21,609 - Unknown					
Tom O'Malley, L OBP: 0.354, SLG: 0.550	3B	2B	2B	SF9	1B	6-3	1-3	G4-6-3		5	2	2	1	0	0	2						
Ruben Sierra, S OBP: 0.315, SLG: 0.497	L4		SF9	SF7	2B	L4		6-3		4	1	2	1	0	0	1						
Bob Brower, R OBP: 0.364, SLG: 0.500	L4		SF7	2B						1	0	0	0	0	0	0						
Pete O'Brien, L OBP: 0.342, SLG: 0.484	1B	3B	SF9						F8	3	2	2	2	0	0	1						
Mike Stanley, R OBP: 0.393, SLG: 0.436	1B									1	0	0	0	0	0	0						
Pete Incaviglia, R OBP: 0.337, SLG: 0.510	1B		SF7						K	3	1	2	3	0	1	0						
Steve Buechele, R OBP: 0.293, SLG: 0.399	1B								K	1	0	0	0	0	1	0						
Darrell Porter, L OBP: 0.390, SLG: 0.409	1B								K	4	2	3	2	0	1	0						
Larry Parrish, R OBP: 0.327, SLG: 0.495	1B								K	1	0	0	0	0	1	0						
Oddibe McDowell, L OBP: 0.340, SLG: 0.475	F6									4	0	0	0	0	0	3						
Geno Petralli, L OBP: 0.404, SLG: 0.468		F7								3	1	1	1	0	0	0						
Don Slaught, R OBP: 0.289, SLG: 0.374		F7								1	0	0	0	0	1	0						
Curtis Wilkerson, S OBP: 0.309, SLG: 0.429	B1-3									3	2	2	0	1	0	0						
																	AB 39 R 12 H 16 RBI 11 BB 1 SO 5 LOB 7					
Inning Stats	R: 2 E: 0 K: 0 S: 7	H: 4 LOB: 2 BB: 0 P: 7	R: 0 E: 0 K: 0 S: 3	H: 0 LOB: 0 BB: 0 P: 3	R: 2 E: 0 K: 1 S: 7	H: 2 LOB: 0 BB: 0 P: 7	R: 0 E: 0 K: 0 S: 3	H: 1 LOB: 0 BB: 0 P: 3	R: 0 E: 0 K: 0 S: 3	H: 0 LOB: 0 BB: 0 P: 3	R: 6 E: 0 K: 0 S: 9	H: 6 LOB: 1 BB: 1 P: 13	R: 1 E: 0 K: 2 S: 8	H: 1 LOB: 0 BB: 0 P: 8	R: 1 E: 0 K: 0 S: 4	H: 2 LOB: 0 BB: 0 P: 4	R: 0 E: 0 K: 2 S: 7	H: 0 LOB: 0 BB: 0 P: 7	1B: 9 2B: 5 3B: 1 HR: 1	SF: 2 SAC: 0 DP: 1 HBP: 0	WP: 1 PB: 0 SB: 0 CS: 1	PA: 43
PITCHER	IP WLS BF H R ER SO BB IBB HBP BLK WP HR S P ERA WHIP																					
Ray Burris, R ERA: 6.59	(1, 1) 5.0 L 23 9 6 6 1 0 0 0 0 0 1 0 25 25 10.80 1.800																					
Jay Aldrich, R ERA: 5.49	(6, 1) 2.0 12 5 5 5 2 1 0 0 0 0 0 1 15 19 22.50 3.000																					
Chuck Crim, R ERA: 3.88	(8, 1) 1.0 4 2 1 1 0 0 0 0 0 0 0 4 4 9.00 2.000																					
Dan Plesac, L ERA: 2.42	(9, 1) 1.0 3 0 0 0 2 0 0 0 0 0 0 0 7 7 0.00 0.000																					

Batter	1	2	3	4	5	6	7	8	9	AB	R	H	RBI	BB	SO	LOB	BOTTOM			
Paul Molitor, R OBP: 0.442, SLG: 0.596	K									4	1	3	0	1	1	0	Texas Rangers @ Milwaukee Brewers Milwaukee County Stadium, Milwaukee, WI Wed Aug 12 1987, 4:33 AM EDT Att: 21,609 - Unknown			
Mike Felder, S OBP: 0.323, SLG: 0.322	4-3		F4							2	0	0	1	3	0	1				
Glenn Braggs, R OBP: 0.335, SLG: 0.425	1B									5	0	2	2	0	1	6				
Rob Deer, R OBP: 0.370, SLG: 0.515	K									4	0	2	0	1	1	1				
Greg Brock, L OBP: 0.352, SLG: 0.417		3-1								5	0	0	0	0	0	5				
Steve Kiefer, R OBP: 0.277, SLG: 0.405	K									4	1	0	0	1	2	1				
Bill Schroeder, R OBP: 0.337, SLG: 0.552										2	0	0	0	0	2	0				
B.J. Surhoff, L OBP: 0.341, SLG: 0.442	K									2	0	0	0	0	0	1				
Juan Castillo, S OBP: 0.319, SLG: 0.349										4	1	1	0	0	1	1				
Dale Sveum, S OBP: 0.288, SLG: 0.426										3	0	1	0	1	0	1				
Inning Stats	R: 0 E: 0 K: 2 S: 8	H: 1 LOB: 1 BB: 0 P: 8	R: 0 E: 0 K: 2 S: 7	H: 0 LOB: 0 BB: 0 P: 7	R: 0 E: 0 K: 0 S: 4	H: 1 LOB: 1 BB: 0 P: 4	R: 0 E: 0 K: 0 S: 4	H: 1 LOB: 1 BB: 0 P: 4	R: 0 E: 0 K: 1 S: 5	H: 0 LOB: 0 BB: 0 P: 5	R: 2 E: 0 K: 0 S: 6	H: 3 LOB: 3 BB: 2 P: 14	R: 1 E: 0 K: 1 S: 5	H: 0 LOB: 3 BB: 4 P: 21	R: 0 E: 0 K: 0 S: 3	H: 0 LOB: 0 BB: 0 P: 3	1B: 6 2B: 3 3B: 0 HR: 0	SF: 0 SAC: 0 DP: 1 HBP: 0	WP: 0 PB: 0 SB: 0 CS: 0	PA: 42
PITCHER	IP WLS BF H R ER SO BB IBB HBP BLK WP HR S P ERA WHIP																			
Paul Kilgus, L ERA: 4.56	(1, 1) 6.2 W 30 9 2 2 7 2 0 0 0 0 0 0 5 42 50 2.70 1.650																			
Mitch Williams, L ERA: 3.33	(7, 1) 1.0 8 0 1 1 1 5 0 0 0 0 0 0 5 25 9.00 5.000																			
Jeff Russell, R ERA: 3.39	(8, 1) 1.1 4 0 0 0 0 0 0 0 0 0 0 0 4 4 0.00 0.000																			

Batter	1	2	3	4	5	6	7	8	9	AB	R	H	RBI	BB	SO	LOB	TOP								
Paul Moltitor, R OBP: 0.438, SLG: 0.594 (1, 10)	G4-1		F6	F6			9-6 1B		F2	5	0	1	0	0	0	1	Milwaukee Brewers @ Baltimore Orioles Memorial Stadium, Baltimore, MD Fri Aug 14 1987, 7:05 PM EDT Att: 19,761 - Unknown livebaseballscorecards.com								
Mike Felder, S OBP: 0.313, SLG: 0.311 (1, 7)	FC6-4 1B		FC1-6-5-4 2B		5-3		F9		F7	5	1	1	0	0	0	2									
Robin Yount, R OBP: 0.372, SLG: 0.482 (1, 8)	FC6-4 1-2		1-H 1B 2B		F7		9-6 1-3			4	1	1	1	0	0	2									
Rob Deer, R OBP: 0.375, SLG: 0.513 (1, 3) (8, 9)	1-2 BB		2B HR 1B					F2		3	1	2	1	1	0	0									
Glenn Braggs, R OBP: 0.337, SLG: 0.427 Greg Brock, L OBP: 0.354, SLG: 0.416 (1, 9) (8, 3)	F9		1-3 HR 2B		F8			4-0 1B BB		3	1	1	0	1	0	3									
Dale Sveum, S OBP: 0.290, SLG: 0.444 (1, 6)		0-3 K						0-3 K		4	2	2	4	0	2	1									
Bill Schroeder, R OBP: 0.384, SLG: 0.545 (1, 2)		5-3	2-H 3-H HR K			0-3 K				4	0	1	0	0	2	0									
Steve Kiefer, R OBP: 0.265, SLG: 0.386 (1, 5)		5-3		0-3 K			F6		4-3	4	0	0	0	0	1	2									
Juan Castillo, S OBP: 0.318, SLG: 0.361 (1, 4)			FC1-6-4 2B	1-3			5-3			4	0	1	0	0	1	0									
Inning Stats	R: 0 E: 0 K: 0 S: 4	H: 1 LOB: 2 BB: 1 P: 8	R: 0 E: 0 K: 1 S: 5	H: 0 LOB: 0 BB: 0 P: 5	R: 5 E: 0 K: 1 S: 10	H: 5 LOB: 0 BB: 0 P: 10	R: 0 E: 0 K: 1 S: 5	H: 0 LOB: 0 BB: 0 P: 5	R: 0 E: 0 K: 0 S: 4	H: 1 LOB: 1 BB: 0 P: 4	R: 1 E: 0 K: 1 S: 6	H: 1 LOB: 0 BB: 0 P: 6	R: 0 E: 0 K: 0 S: 3	H: 1 LOB: 0 BB: 0 P: 3	R: 0 E: 0 K: 1 S: 6	H: 1 LOB: 2 BB: 1 P: 10		R: 0 E: 0 K: 1 S: 5	H: 0 LOB: 0 BB: 0 P: 5	1B: 5 2B: 4 3B: 0 HR: 2	SF: 0 SAC: 0 DP: 1 HBP: 0	WP: 0 PB: 0 SB: 2 CS: 0	PA: 38		
PITCHER	IP	WLS	BF	H	R	ER	SO	BB	IBB	HBP	BLK	WP	HR	S	P	ERA	WHIP								
Eric Bell, L ERA: 5.0 (1, 1)	6.1	L	29	9	6	6	4	1	0	0	0	0	2	36	40	8.53	1.579								
Jack O'Connor, L ERA: 6.83 (7, 1)	1.1		5	1	0	0	1	1	0	0	0	0	0	6	10	0.00	1.500								
Mike Griffin, R ERA: 3.95 (8, 1)	1.1		4	0	0	0	1	0	0	0	0	0	0	6	6	0.00	0.000								

Batter	1	2	3	4	5	6	7	8	9	AB	R	H	RBI	BB	SO	LOB	BOTTOM								
Alan Wiggins, S OBP: 0.304, SLG: 0.278 (1, 10)	1B E 1B		K				F9		L7	5	1	2	0	0	1	1	Milwaukee Brewers @ Baltimore Orioles Memorial Stadium, Baltimore, MD Fri Aug 14 1987, 7:05 PM EDT Att: 19,761 - Unknown livebaseballscorecards.com								
Billy Ripken, R OBP: 0.381, SLG: 0.386 (1, 4)	1-3 1B				F7					4	0	3	0	0	0	2									
Cal Ripken Jr., R OBP: 0.343, SLG: 0.463 (1, 6)	F9		F8		F8		0-3 K			4	0	0	0	0	1	6									
Eddie Murray, S OBP: 0.347, SLG: 0.512 (1, 3)	3-H K			5-3		6-3		F7		4	0	0	0	0	1	1									
Fred Lynn, L OBP: 0.330, SLG: 0.480 Mike Hart, L (8, PR) (9, 8)	K					6-3				4	0	2	0	0	1	1									
Ray Knight, R OBP: 0.322, SLG: 0.385 (1, 5)		4-3		K		F4		K		4	0	0	0	0	2	2									
Terry Kennedy, L OBP: 0.315, SLG: 0.403 (1, 2)		K		K				6-3		4	1	1	1	0	2	2									
Lee Lacy, R OBP: 0.324, SLG: 0.378 Jim Dwyer, L OBP: 0.388, SLG: 0.503 (9, PH)		K			5-3		F8		F9	3	0	0	0	0	1	0									
Mike Young, S OBP: 0.336, SLG: 0.415 (1, 7)			K		E6 1B				4-3	4	0	1	0	0	1	0									
Inning Stats	R: 1 E: 1 K: 2 S: 9	H: 2 LOB: 1 BB: 0 P: 9	R: 0 E: 0 K: 2 S: 7	H: 0 LOB: 0 BB: 0 P: 7	R: 0 E: 0 K: 2 S: 8	H: 1 LOB: 1 BB: 0 P: 8	R: 0 E: 0 K: 2 S: 8	H: 1 LOB: 1 BB: 0 P: 8	R: 0 E: 0 K: 0 S: 3	H: 0 LOB: 0 BB: 0 P: 3	R: 1 E: 0 K: 1 S: 8	H: 3 LOB: 2 BB: 0 P: 8	R: 0 E: 0 K: 1 S: 6	H: 1 LOB: 1 BB: 0 P: 6	R: 0 E: 0 K: 0 S: 3	H: 0 LOB: 0 BB: 0 P: 3		1B: 7 2B: 1 3B: 0 HR: 1	SF: 0 SAC: 0 DP: 0 HBP: 0	WP: 0 PB: 0 SB: 0 CS: 0	PA: 37				
PITCHER	IP	WLS	BF	H	R	ER	SO	BB	IBB	HBP	BLK	WP	HR	S	P	ERA	WHIP								
Juan Nieves, L ERA: 5.19 (1, 1)	6.2	W	29	8	2	1	8	0	0	0	0	0	0	45	45	1.35	1.200								
Chuck Cnm, R ERA: 3.79 (7, 1)	2.1	S	8	1	0	0	2	0	0	0	0	0	0	12	12	0.00	0.429								

Batter	1	2	3	4	5	6	7	8	9	AB	R	H	RBI	BB	SO	LOB	TOP					
Paul Moltor, R OBP: 0.438, SLG: 0.591 (1, 10)										3	0	1	0	1	0	2	Milwaukee Brewers @ Baltimore Orioles Memorial Stadium, Baltimore, MD Sat Aug 15 1987, 7:05 PM EDT Att: 25,243 - Unknown livebaseballscores.com					
Mike Felder, S OBP: 0.316, SLG: 0.307 (1, 7)										2	0	0	0	2	0	3						
Robin Yount, R OBP: 0.371, SLG: 0.480 (1, 8)										4	0	1	0	0	0	2						
Rob Deer, R OBP: 0.372, SLG: 0.507 (1, 3)										4	0	0	0	0	2	3						
Glenn Braggs, R OBP: 0.336, SLG: 0.428 (1, 9)										4	0	1	0	0	1	1						
Dale Sveum, S OBP: 0.292, SLG: 0.443 (1, 6)										3	1	1	0	1	1	0						
B.J. Surhoff, L OBP: 0.342, SLG: 0.436 (1, 2)										3	0	1	0	1	0	3						
Steve Kiefer, R OBP: 0.265, SLG: 0.380 (1, 5)										4	0	1	0	0	3	0						
Juan Castillo, S OBP: 0.314, SLG: 0.356 (1, 4)										3	0	0	0	0	0	2						
Inning Stats	R: 0 E: 0 K: 0 S: 3	H: 1 LOB: 1 BB: 1 P: 7	R: 0 E: 0 K: 1 S: 4	H: 0 LOB: 0 BB: 1 P: 8	R: 0 E: 0 K: 1 S: 5	H: 0 LOB: 0 BB: 0 P: 5	R: 0 E: 0 K: 1 S: 5	H: 0 LOB: 1 BB: 1 P: 9	R: 1 E: 1 K: 0 S: 6	H: 3 LOB: 2 BB: 0 P: 6	R: 0 E: 0 K: 1 S: 6	H: 2 LOB: 2 BB: 1 P: 10	R: 0 E: 0 K: 1 S: 5	H: 0 LOB: 0 BB: 0 P: 9	R: 0 E: 0 K: 1 S: 5	H: 0 LOB: 0 BB: 0 P: 5	R: 0 E: 0 K: 1 S: 5	H: 0 LOB: 0 BB: 0 P: 5	1B: 5 2B: 1 3B: 0 HR: 0	SF: 0 SAC: 0 DP: 1 HBP: 0	WP: 0 PB: 0 SB: 1 CS: 1	PA: 36
PITCHER Mike Flanagan, L ERA: 4.99 (1, 1)	IP: 9.0 WLS: W BF: 35 H: 6 R: 1 ER: 0 SO: 7 BB: 4 IBB: 1 HBP: 0 BLK: 0 WP: 0 HR: 0 S: 44 P: 64 ERA: 0.00 WHIP: 1.111																					

Batter	1	2	3	4	5	6	7	8	9	AB	R	H	RBI	BB	SO	LOB	BOTTOM					
Alan Wiggins, S OBP: 0.301, SLG: 0.274 (1, 10)										4	0	0	0	0	1	1	Milwaukee Brewers @ Baltimore Orioles Memorial Stadium, Baltimore, MD Sat Aug 15 1987, 7:05 PM EDT Att: 25,243 - Unknown livebaseballscores.com					
Billy Ripken, R OBP: 0.378, SLG: 0.382 (1, 4)										4	0	1	0	0	1	1						
Cal Ripken Jr., R OBP: 0.342, SLG: 0.460 (1, 6)										3	0	0	0	1	0	1						
Eddie Murray, S OBP: 0.350, SLG: 0.512 (1, 3)										2	1	1	0	2	0	1						
Fred Lynn, L OBP: 0.327, SLG: 0.474 (1, 8)										4	0	0	0	0	1	4						
Lee Lacy, R OBP: 0.323, SLG: 0.380 (1, 9)										4	1	1	0	0	1	1						
Larry Sheets, L OBP: 0.369, SLG: 0.610 (1, 7)										4	0	2	2	0	0	0						
Ron Washington, R OBP: 0.244, SLG: 0.400 (1, 5)										4	0	0	0	0	2	4						
Floyd Rayford, R OBP: 0.256, SLG: 0.395 (1, 2)										3	0	1	0	0	1	1						
Inning Stats	R: 0 E: 0 K: 1 S: 5	H: 0 LOB: 1 BB: 1 P: 9	R: 0 E: 0 K: 0 S: 3	H: 0 LOB: 0 BB: 0 P: 3	R: 0 E: 0 K: 1 S: 6	H: 1 LOB: 1 BB: 0 P: 6	R: 0 E: 1 K: 1 S: 7	H: 1 LOB: 3 BB: 1 P: 11	R: 0 E: 0 K: 0 S: 4	H: 1 LOB: 1 BB: 0 P: 4	R: 2 E: 0 K: 2 S: 10	H: 3 LOB: 1 BB: 0 P: 10	R: 0 E: 1 K: 1 S: 6	H: 0 LOB: 2 BB: 1 P: 10	R: 0 E: 0 K: 1 S: 5	H: 0 LOB: 0 BB: 0 P: 5	R: 0 E: 0 K: 1 S: 5	H: 0 LOB: 0 BB: 0 P: 5	1B: 5 2B: 1 3B: 0 HR: 0	SF: 0 SAC: 0 DP: 0 HBP: 0	WP: 0 PB: 0 SB: 0 CS: 0	PA: 35
PITCHER Teddy Figueroa, L ERA: 4.47 (1, 1)	IP: 8.0 WLS: L BF: 35 H: 6 R: 2 ER: 2 SO: 7 BB: 2 IBB: 1 HBP: 0 BLK: 0 WP: 0 HR: 0 S: 46 P: 58 ERA: 2.25 WHIP: 1.000																					

Batter	1	2	3	4	5	6	7	8	9	10	11	12	AB	R	H	RBI	BB	SO	LOB	
Paul Molitor, R OBP: 0.436, SLG: 0.584 (1, 10)	F9	K2-3			5-3	WP BB 1B		SH1-3		F7		G5-3 1B	6	0	2	0	0	1	1	
Robin Yount, R OBP: 0.376, SLG: 0.480 (1, 8)		6-3			F8	WP BB		SF9				G5-3 1B	4	0	2	1	2	0	1	
Glenn Briggs, R OBP: 0.337, SLG: 0.427 (1, 9)	F7				F9					5-3		G5-3 1B	6	0	2	0	1	0	4	
Greg Brock, L OBP: 0.356, SLG: 0.426 (1, 3)	F7												6	1	3	1	0	0	5	
Mike Felder, S OBP: 0.321, SLG: 0.309 (11, PR) (11, 7)				HR									0	0	0	0	1	0	0	
B.J. Surhoff, L OBP: 0.340, SLG: 0.426 (1, 2)					4-3	HBP 1B SF9 BB		B1-3		F9		SH5-3 1B	5	1	1	0	1	0	4	
Rob Deer, R OBP: 0.372, SLG: 0.497 (1, 7) (11, 3)					K			E6					4	2	1	0	2	2	0	
Ernest Riles, L OBP: 0.321, SLG: 0.354 (1, 5)					F8					4-3		F9	5	2	1	0	0	1	3	
Dale Sveum, S OBP: 0.256, SLG: 0.445 (1, 6)					F8					3-1			4	1	1	4	1	0	1	
Juan Castillo, S OBP: 0.310, SLG: 0.346 (1, 4)					F9								1	0	0	1	1	0	0	
Rick Manning, L OBP: 0.344, SLG: 0.367 (8, PH)													1	1	1	0	0	0	0	
Steve Kiefer, R OBP: 0.260, SLG: 0.372 (8, 4)													2	0	0	0	0	0	3	
Inning Stats	R: 0 E: 0 K: 0 S: 3	H: 0 LOB: 1 BB: 1 P: 7	R: 3 E: 0 K: 1 S: 7	H: 3 LOB: 1 BB: 2 P: 15	R: 1 E: 0 K: 1 S: 6	H: 1 LOB: 0 BB: 0 P: 6	R: 0 E: 0 K: 0 S: 3	H: 0 LOB: 0 BB: 0 P: 3	R: 0 E: 0 K: 0 S: 4	H: 1 LOB: 1 BB: 0 P: 4	R: 0 E: 0 K: 0 S: 5	H: 3 LOB: 2 BB: 0 P: 6	R: 0 E: 0 K: 0 S: 4	H: 1 LOB: 1 BB: 0 P: 4	R: 0 E: 0 K: 0 S: 4	H: 2 LOB: 2 BB: 1 P: 8	1B: 11 2B: 1 3B: 0 HR: 2	SF: 2 SAC: 3 DP: 1 HBP: 1	WP: 1 PB: 0 SB: 0 CS: 1	PA: 59
PITCHER	IP WLS BF H R ER SO BB IBB HBP BLK WP HR S P ERA WHIP	PITCHER												IP WLS BF H R ER SO BB IBB HBP BLK WP HR S P ERA WHIP						
Darrel Akerfelds, R ERA: 5.51 (1, 1)	5.0 25 10 6 1 7 2 4 0 0 0 0 2 0 12.60 2.000	Ray Burris, R ERA: 6.26 (12, 1)												0.2 6 2 2 1 0 1 0 1 0 0 0 0 9 8.44 1.688						
Jamie Easterly, L ERA: 1.04 (8, 1)	2.0 10 1 0 0 1 1 1 0 0 0 1 0 0 0.00 1.000	Ray Burris, R ERA: 6.26 (12, 1)												0.2 6 2 2 1 0 1 0 0 0 0 0 0 9 8.44 1.688						
Doug Jones, R ERA: 3.28 (8, 1)	4.0 19 5 1 1 1 1 1 0 0 0 0 0 0 2.25 1.500	Ray Burris, R ERA: 6.26 (12, 1)												0.2 6 2 2 1 0 1 0 0 0 0 0 0 9 8.44 1.688						
John Farrell, R ERA: (12, 1)	1.0 W 5 2 0 0 0 1 0 0 0 0 0 0 0.00 3.000	Ray Burris, R ERA: 6.26 (12, 1)												0.2 6 2 2 1 0 1 0 0 0 0 0 0 9 8.44 1.688						

Milwaukee Brewers @ Cleveland Indians
Cleveland Municipal Stadium, Cleveland, OH
Tue Aug 18 1987, 7:05 PM EDT
Alt. 10,205 - Unknown


AB 44
R 8
H 14
RBI 7
BB 9
SO 4
LOB 22



Batter	1	2	3	4	5	6	7	8	9	10	11	12	AB	R	H	RBI	BB	SO	LOB	
Julio Franco, R OBP: 0.394, SLG: 0.431 (1, 6)		FC6-4			FC6-4	E 1B WP HBP		K		5-3			4	2	2	0	0	1	2	
Junior Noboa, R OBP: 0.194, SLG: 0.147 (10, 6)	4-3 1B				FC6-4 1B								1	0	0	0	1	0	0	
Tommy Hinzo, S OBP: 0.263, SLG: 0.280 (1, 4)	4-3			3-1	FC6-4	F5		4-3		1-3		F9	7	0	0	0	0	0	8	
Pat Tabler, R OBP: 0.382, SLG: 0.455 (1, 3)	K			K				F8					7	0	2	3	0	2	1	
Joe Carter, R OBP: 0.301, SLG: 0.488 (1, 8)				K									6	1	2	1	0	2	1	
Mel Hall, L OBP: 0.287, SLG: 0.385 (1, 7)	L9			K									6	1	3	0	0	2	1	
Brook Jacoby, R OBP: 0.377, SLG: 0.531 (1, 5)					F9								5	1	2	0	1	1	1	
Cory Snyder, R OBP: 0.291, SLG: 0.502 (1, 9)		5-3		K									4	1	0	1	2	2	2	
Doug Frobel, L OBP: 0.216, SLG: 0.313 (1, 10)					3-1								1	1	0	1	3	0	0	
Carmen Castillo, R OBP: 0.290, SLG: 0.462 (9, PH)													2	1	0	0	0	0	2	
Andy Atkinson, R OBP: 0.260, SLG: 0.314 (1, 2)													1	0	1	0	0	0	0	
Chris Bando, S OBP: 0.256, SLG: 0.338 (3, 2)					4-3			G4-6-3		6-3			5	1	2	2	0	0	3	
Inning Stats	R: 1 E: 0 K: 1 S: 7	H: 2 LOB: 1 BB: 0 P: 7	R: 0 E: 0 K: 0 S: 4	H: 1 LOB: 2 BB: 1 P: 8	R: 0 E: 0 K: 2 S: 7	H: 0 LOB: 0 BB: 0 P: 7	R: 0 E: 0 K: 0 S: 4	H: 1 LOB: 1 BB: 0 P: 4	R: 0 E: 0 K: 1 S: 5	H: 0 LOB: 2 BB: 2 P: 13	R: 0 E: 0 K: 0 S: 5	H: 0 LOB: 0 BB: 0 P: 3	R: 0 E: 0 K: 1 S: 8	H: 1 LOB: 1 BB: 0 P: 8	R: 0 E: 0 K: 1 S: 7	H: 2 LOB: 3 BB: 1 P: 11	1B: 12 2B: 2 3B: 0 HR: 0	SF: 0 SAC: 0 DP: 1 HBP: 1	WP: 2 PB: 0 SB: 0 CS: 0	PA: 57
PITCHER	IP WLS BF H R ER SO BB IBB HBP BLK WP HR S P ERA WHIP	PITCHER												IP WLS BF H R ER SO BB IBB HBP BLK WP HR S P ERA WHIP						
Chris Bosio, R ERA: 3.88 (6, 1)	5.1 25 6 2 3 2 0 1 0 0 0 0 0 4 27.00 4.500	Ray Burris, R ERA: 6.26 (12, 1)												0.2 6 2 2 1 0 1 0 0 0 0 0 0 9 8.44 1.688						
Chuck Crim, R ERA: 3.88 (7, 1)	0.1 4 1 0 0 1 2 0 0 0 0 0 0 4 0.00 9.000	Ray Burris, R ERA: 6.26 (12, 1)												0.2 6 2 2 1 0 1 0 0 0 0 0 0 9 8.44 1.688						
Mark Clear, R ERA: 5.21 (7, 1)	2.0 7 2 0 0 1 0 0 0 0 0 0 0 9 0.00 1.000	Ray Burris, R ERA: 6.26 (12, 1)												0.2 6 2 2 1 0 1 0 0 0 0 0 0 9 8.44 1.688						
Jay Aldrich, R ERA: 5.23 (8, 1)	2.2 9 1 0 0 2 0 0 0 0 0 0 0 13 0.00 0.375	Ray Burris, R ERA: 6.26 (12, 1)												0.2 6 2 2 1 0 1 0 0 0 0 0 0 9 8.44 1.688						
Dan Plesac, L ERA: 2.26 (9, 1)																				

Milwaukee Brewers @ Cleveland Indians
Cleveland Municipal Stadium, Cleveland, OH
Tue Aug 18 1987, 7:05 PM EDT
Alt. 10,205 - Unknown

AB 49
R 9
H 14
RBI 8
BB 7
SO 10
LOB 21



Batter	1	2	3	4	5	6	7	8	9	AB	R	H	RBI	BB	SO	LOB	TOP								
Paul Moltor, R OBP: 0.442, SLG: 0.599 Glenn Braggs, R OBP: 0.337, SLG: 0.427	6-3	5-3		HR	1B FC3-6		1B FC6-4		1B FC1-5-2	6	2	4	3	0	0	1	Milwaukee Brewers @ Cleveland Indians Cleveland Municipal Stadium, Cleveland, OH Wed Aug 19 1987, 7:05 PM EDT Att: 8,288 - Unknown livebaseballscorecards.com								
Robin Yount, R OBP: 0.375, SLG: 0.478 Mike Felder, S OBP: 0.318, SLG: 0.306	F3		F9	E6 1B	1B FC3-6		1B FC6-4		G3	4	1	1	0	0	0	0									
Rick Manning, L OBP: 0.333, SLG: 0.365	K		1-3	E5 1B HR	1B FC3-6		2B		FC1-5-2	6	1	1	1	0	1	5									
Greg Brock, L OBP: 0.360, SLG: 0.427 Bill Schroeder, R OBP: 0.376, SLG: 0.530		PB 1B	1B	1B HR	1B HR		6-3		F9	2	2	1	0	2	0	1									
B.J. Surhoff, L OBP: 0.344, SLG: 0.429		1B 2B	1B	1B HR	1B		F9		3-1	5	2	3	2	0	0	0									
Rob Deer, R OBP: 0.374, SLG: 0.504	F4		1-2	1B HR	1B		6-3			3	1	1	4	2	0	1									
Ernest Riles, L OBP: 0.318, SLG: 0.349	2B		5-3	F9			F8		K	5	1	1	0	0	1	4									
Dale Sveum, S OBP: 0.296, SLG: 0.446 Steve Kiefer, R OBP: 0.254, SLG: 0.406				E1 HR			HR		F9	3	1	1	2	0	1	0									
Juan Castillo, S OBP: 0.312, SLG: 0.345	K			HR			F9		G3 1B	4	1	1	0	0	1	1									
Inning Stats	R: 0 E: 0 K: 1 S: 5	H: 0 LOB: 0 BB: 0 P: 5	R: 3 E: 0 K: 1 S: 9	H: 4 LOB: 1 BB: 0 P: 9	R: 0 E: 0 K: 0 S: 4	H: 1 LOB: 3 BB: 2 P: 12	R: 8 E: 3 K: 1 S: 11	H: 3 LOB: 0 BB: 1 P: 16	R: 1 E: 0 K: 0 S: 4	H: 2 LOB: 0 BB: 0 P: 4	R: 0 E: 0 K: 0 S: 3	H: 0 LOB: 0 BB: 0 P: 3	R: 1 E: 0 K: 0 S: 6	H: 3 LOB: 2 BB: 0 P: 6	R: 0 E: 0 K: 1 S: 5	H: 0 LOB: 1 BB: 1 P: 9		R: 0 E: 0 K: 0 S: 5	H: 2 LOB: 2 BB: 0 P: 5	1B: 9 2B: 3 3B: 0 HR: 3	SF: 0 SAC: 0 DP: 1 HBP: 1	WP: 0 PB: 1 CS: 0	PA: 49		
PITCHER	IP	WLS	BF	H	R	ER	SO	BB	IBB	HBP	BLK	WP	HR	S	P	ERA	WHIP								
Tom Candiotti, R ERA: 4.88	1.1	L	7	3	3	3	1	0	0	0	0	0	0	9	9	20.25	2.250								
Don Gordon, R ERA: 5.04	4.2		27	7	9	3	2	3	0	1	0	0	2	27	40	5.79	2.143								
Jamie Easterly, L ERA: 1.69	2.0		10	3	1	1	1	1	0	0	0	0	1	11	15	4.50	2.000								
Ed Vande Berg, L ERA: 5.33	1.0		5	2	0	0	0	0	0	0	0	0	0	5	5	0.00	2.000								

Batter	1	2	3	4	5	6	7	8	9	AB	R	H	RBI	BB	SO	LOB	BOTTOM								
Julio Franco, R OBP: 0.394, SLG: 0.433	E 2B		F9		E9 1B SF9	FC6-4			1B	5	1	2	0	0	0	3	Milwaukee Brewers @ Cleveland Indians Cleveland Municipal Stadium, Cleveland, OH Wed Aug 19 1987, 7:05 PM EDT Att: 8,288 - Unknown livebaseballscorecards.com								
Junior Noboa, R OBP: 0.244, SLG: 0.184	6-3		BB		1B		F8		1B	4	0	2	1	1	0	1									
Pat Tabler, R OBP: 0.380, SLG: 0.452	K		F9		1B		F2		F7	5	0	1	0	0	1	4									
Joe Carter, R OBP: 0.298, SLG: 0.484	K			6-3	SF9		F7		L5	4	0	0	1	0	1	3									
Brook Jacoby, R OBP: 0.374, SLG: 0.526		F8		K	K				L1	4	0	0	0	0	2	2									
Carmen Castillo, R OBP: 0.303, SLG: 0.465		2B		BB			F5		6-3	3	0	1	0	1	0	0									
Cory Snyder, R OBP: 0.291, SLG: 0.499		L5		K			K		BB	3	0	0	0	1	2	2									
Chris Bando, S OBP: 0.256, SLG: 0.335		F9			F4		1B		F8	4	0	1	0	0	0	2									
Tommy Hinzo, S OBP: 0.270, SLG: 0.287			F3		1B		FC6-4		F8	4	1	2	0	0	0	0									
Inning Stats	R: 0 E: 1 K: 2 S: 8	H: 1 LOB: 1 BB: 0 P: 8	R: 0 E: 0 K: 0 S: 4	H: 1 LOB: 1 BB: 0 P: 4	R: 0 E: 0 K: 2 S: 3	H: 0 LOB: 1 BB: 1 P: 7	R: 0 E: 0 K: 2 S: 7	H: 0 LOB: 1 BB: 1 P: 11	R: 2 E: 1 K: 1 S: 9	H: 3 LOB: 2 BB: 0 P: 9	R: 0 E: 0 K: 1 S: 7	H: 2 LOB: 2 BB: 0 P: 7	R: 0 E: 0 K: 0 S: 3	H: 0 LOB: 0 BB: 0 P: 3	R: 0 E: 0 K: 0 S: 3	H: 0 LOB: 1 BB: 1 P: 7		R: 0 E: 0 K: 0 S: 5	H: 2 LOB: 2 BB: 0 P: 5	1B: 7 2B: 2 3B: 0 HR: 0	SF: 1 SAC: 0 DP: 0 HBP: 0	WP: 0 PB: 1 CS: 0	PA: 40		
PITCHER	IP	WLS	BF	H	R	ER	SO	BB	IBB	HBP	BLK	WP	HR	S	P	ERA	WHIP								
Juan Nieves, L ERA: 4.93	9.0	W	40	9	2	1	6	3	0	0	0	0	0	49	61	1.00	1.333								



Batter	1	2	3	4	5	6	7	8	9	AB	R	H	RBI	BB	SO	LOB	TOP																					
Paul Moltor, R OBP: 0.446, SLG: 0.605 (1, 10)	L8								5-3	5	1	3	3	1	0	0	Milwaukee Brewers @ Cleveland Indians Cleveland Municipal Stadium, Cleveland, OH Thu Aug 20 1987, 7:05 PM EDT Att: 7,855 - Unknown livebaseballscorecards.com																					
Robin Yount, R OBP: 0.376, SLG: 0.477 Mike Felder, S OBP: 0.317, SLG: 0.305 (1, 8) (6, 8)	F8	6-3								3	1	1	0	1	0	2																						
Glenn Braggs, R OBP: 0.335, SLG: 0.424 (1, 9)	F7									5	1	1	1	0	1	3																						
Greg Brock, L OBP: 0.360, SLG: 0.434 (1, 3)		1-3								5	2	2	2	0	1	1																						
B.J. Surhoff, L OBP: 0.345, SLG: 0.427 (1, 2)										4	2	1	0	1	0	0																						
Rob Deer, R OBP: 0.375, SLG: 0.509 (1, 7)										4	2	1	4	1	2	1																						
Ernest Riles, L OBP: 0.320, SLG: 0.350 (1, 5)										5	2	2	0	0	1	0																						
Dale Sveum, S OBP: 0.297, SLG: 0.444 (1, 6)										4	2	1	1	1	1	0																						
Juan Castillo, S OBP: 0.313, SLG: 0.347 (1, 4)										4	1	1	3	1	1	0																						
Inning Stats	R: 0 E: 0 K: 0 S: 3	H: 0 LOB: 0 BB: 0 P: 3	R: 3 E: 0 K: 1 S: 8	H: 3 LOB: 2 BB: 2 P: 16	R: 5 E: 0 K: 1 S: 9	H: 4 LOB: 3 BB: 3 P: 21	R: 0 E: 0 K: 0 S: 3	H: 0 LOB: 0 BB: 0 P: 3	R: 0 E: 0 K: 2 S: 7	H: 0 LOB: 0 BB: 0 P: 7	R: 6 E: 0 K: 0 S: 9	H: 6 LOB: 0 BB: 0 P: 9	R: 0 E: 0 K: 1 S: 5	H: 0 LOB: 1 BB: 1 P: 9	R: 0 E: 0 K: 2 S: 7	H: 0 LOB: 0 BB: 0 P: 7		R: 0 E: 0 K: 0 S: 3	H: 0 LOB: 0 BB: 0 P: 3	1B: 8 2B: 3 3B: 0 HR: 2	SF: 0 SAC: 0 DP: 0 HBP: 0	WP: 0 PB: 0 CS: 0	PA: 46															
PITCHER	IP	WLS	BF	H	R	ER	SO	BB	IBB	HBP	BLK	WP	HR	S	P	ERA	WHIP	PITCHER				IP	WLS	BF	H	R	ER	SO	BB	IBB	HBP	BLK	WP	HR	S	P	ERA	WHIP
Ken Schrom, R ERA: 6.53 (1, 1)	3.0	L	21	7	8	8	2	5	0	0	0	0	1	20	40	24.00	4.000					3.0	L	21	7	8	8	2	5	0	0	0	0	1	20	40	24.00	4.000
Ed Vande Berg, L ERA: 6.0 (4, 1)	3.0		15	6	6	6	2	0	0	0	0	0	1	19	19	18.00	2.000					3.0		15	6	6	6	2	0	0	0	0	1	19	19	18.00	2.000	
Darrel Akerfelds, R ERA: 8.9 (7, 1)	2.0		7	0	0	0	3	1	0	0	0	0	0	12	16	0.00	0.500					2.0		7	0	0	0	3	1	0	0	0	0	12	16	0.00	0.500	
Doug Jones, R ERA: 3.23 (9, 1)	1.0		3	0	0	0	0	0	0	0	0	0	0	3	3	0.00	0.000					1.0		3	0	0	0	0	0	0	0	0	3	3	0.00	0.000		

Batter	1	2	3	4	5	6	7	8	9	AB	R	H	RBI	BB	SO	LOB	BOTTOM																					
Brett Butler, L OBP: 0.396, SLG: 0.410 (1, 8)										4	1	2	1	0	0	2	Milwaukee Brewers @ Cleveland Indians Cleveland Municipal Stadium, Cleveland, OH Thu Aug 20 1987, 7:05 PM EDT Att: 7,855 - Unknown livebaseballscorecards.com																					
Junior Noboa, R OBP: 0.222, SLG: 0.167 (1, 6)										4	0	0	0	0	0	3																						
Pat Tabler, R OBP: 0.378, SLG: 0.450 Mel Hall, L OBP: 0.286, SLG: 0.384 (1, 3) (9, 7)										2	0	0	1	0	0	1																						
Joe Carter, R OBP: 0.295, SLG: 0.479 (1, 7) (9, 3)										4	0	0	0	0	0	0																						
Brook Jacoby, R OBP: 0.374, SLG: 0.524 (1, 5)										2	0	0	0	1	1	0																						
Carmen Castillo, R OBP: 0.298, SLG: 0.457 (1, 10)										3	0	0	0	0	2	1																						
Cory Snyder, R OBP: 0.289, SLG: 0.497 Doug Frobel, L OBP: 0.211, SLG: 0.303 (7, PH) (8, 9)										2	0	0	0	0	2	1																						
Chris Bando, S OBP: 0.263, SLG: 0.337 (1, 2)										2	0	1	0	1	0	0																						
Tommy Hinzo, S OBP: 0.271, SLG: 0.295 (1, 4)										3	1	1	0	0	0	2																						
Inning Stats	R: 0 E: 0 K: 0 S: 3	H: 1 LOB: 0 BB: 0 P: 3	R: 0 E: 0 K: 1 S: 5	H: 0 LOB: 1 BB: 1 P: 9	R: 0 E: 0 K: 1 S: 5	H: 0 LOB: 0 BB: 0 P: 5	R: 0 E: 0 K: 2 S: 7	H: 0 LOB: 0 BB: 0 P: 7	R: 0 E: 0 K: 0 S: 3	H: 1 LOB: 0 BB: 0 P: 3	R: 0 E: 0 K: 1 S: 5	H: 0 LOB: 0 BB: 0 P: 5	R: 0 E: 0 K: 0 S: 3	H: 0 LOB: 0 BB: 0 P: 5	R: 0 E: 0 K: 0 S: 3	H: 0 LOB: 0 BB: 0 P: 5		1B: 2 2B: 4 3B: 0 HR: 0	SF: 1 SAC: 0 DP: 2 HBP: 0	WP: 0 PB: 0 CS: 0	PA: 31																	
PITCHER	IP	WLS	BF	H	R	ER	SO	BB	IBB	HBP	BLK	WP	HR	S	P	ERA	WHIP	PITCHER				IP	WLS	BF	H	R	ER	SO	BB	IBB	HBP	BLK	WP	HR	S	P	ERA	WHIP
Teddy Higuera, L ERA: 4.42 (1, 1)	6.0		22	3	2	2	4	2	0	0	0	0	0	28	36	3.00	0.833					6.0		22	3	2	2	4	2	0	0	0	0	0	28	36	3.00	0.833
Ray Burnis, R ERA: 5.51 (7, 1)	2.0		6	1	0	0	2	0	0	0	0	0	0	10	10	0.00	0.500					2.0		6	1	0	0	2	0	0	0	0	0	10	10	0.00	0.500	
Jay Aldrich, R ERA: 5.11 (9, 1)	1.0		3	0	0	0	1	0	0	0	0	0	0	5	5	0.00	0.000					1.0		3	0	0	0	1	0	0	0	0	5	5	0.00	0.000		

Batter	1	2	3	4	5	6	7	8	9	AB	R	H	RBI	BB	SO	LOB	TOP	
Willie Wilson, S (1, 8) OBP: 0.315, SLG: 0.381	G3		6-3		FC3-6			G4-6-3		4	0	1	0	0	0	2	Kansas City Royals @ Milwaukee Brewers Milwaukee County Stadium, Milwaukee, WI Fri Aug 21 1987, 8:05 PM EDT Att: 37,141 - Unknown livebaseballscorecards.com	
Kevin Seitzer, R (1, 5) OBP: 0.404, SLG: 0.489	1-3		F8		FC6			G4-6-3		4	0	0	0	0	0	3		
George Brett, L (1, 3) OBP: 0.405, SLG: 0.522	E3				F7			3-1		4	0	0	0	0	0	0		
Danny Tartabull, R (1, 10) OBP: 0.369, SLG: 0.483										4	0	2	0	0	2	1		
Thad Bosley, L (1, 9) OBP: 0.306, SLG: 0.351										3	0	0	0	1	1	3		
Frank White, R (1, 4) OBP: 0.315, SLG: 0.390										4	0	0	0	0	1	2		
Lonnie Smith, R (1, 7) OBP: 0.322, SLG: 0.383										4	0	2	0	0	0	0		
Jamie Quirk, L (1, 2) OBP: 0.321, SLG: 0.355										3	0	1	0	1	0	2		
Ross Jones, R (1, 6) OBP: 0.257, SLG: 0.222										1	0	0	0	1	0	0		
Steve Balboni, R (7, PH) OBP: 0.290, SLG: 0.440										1	0	0	0	0	0	2		
Bill Pecota, R (7, 6) OBP: 0.438, SLG: 0.523										0	0	0	0	0	0	0		
Inning Stats	R: 0 E: 1 K: 0 S: 5	H: 1 LOB: 2 BB: 0 P: 5	R: 0 E: 0 K: 0 S: 3	H: 0 LOB: 0 BB: 0 P: 3	R: 0 E: 0 K: 2 S: 3	H: 1 LOB: 1 BB: 0 P: 8	R: 0 E: 0 K: 0 S: 4	H: 1 LOB: 2 BB: 1 P: 8	R: 0 E: 1 K: 1 S: 5	H: 0 LOB: 0 BB: 0 P: 5	R: 0 E: 0 K: 0 S: 3	H: 1 LOB: 1 BB: 1 P: 7	R: 0 E: 0 K: 0 S: 3	H: 1 LOB: 2 BB: 1 P: 10	1B: 3 2B: 5 3B: 0 HR: 0	SF: 0 SAC: 0 DP: 3 HBP: 0	WP: 0 PB: 1 SB: 0 CS: 1	PA: 35
PITCHER	IP WLS BF H R ER SO BB IBB HBP BLK WP HR S P ERA WHIP																	
Len Barker, R (1, 1) ERA: 4.95	6.1 W 26 4 0 0 3 2 0 0 0 0 0 0 30 38 0.00 0.947																	
Chuck Cnm, R (7, 1) ERA: 3.78	2.2 S 9 2 0 0 1 1 0 0 0 0 0 0 10 14 0.00 1.125																	

Batter	1	2	3	4	5	6	7	8	9	AB	R	H	RBI	BB	SO	LOB	BOTTOM	
Paul Molitor, R (1, 10) OBP: 0.447, SLG: 0.606	4-3			G6-4-3		SH5-3		F9		3	1	1	0	1	0	1	Kansas City Royals @ Milwaukee Brewers Milwaukee County Stadium, Milwaukee, WI Fri Aug 21 1987, 8:05 PM EDT Att: 37,141 - Unknown livebaseballscorecards.com	
Robin Yount, R (1, 8) OBP: 0.379, SLG: 0.478	K			G6-4-3		SH5-3				3	1	2	0	1	1	0		
Glenn Braggs, R (1, 9) OBP: 0.335, SLG: 0.420										3	0	0	0	0	0	3		
Mike Felder, S (6, PR) OBP: 0.317, SLG: 0.305	F9			G6-4-3		SH5-3		FC6-4		0	0	0	0	0	0	0		
Rob Deer, R (1, 7) OBP: 0.376, SLG: 0.508										3	0	1	2	1	0	2		
Rick Manning, L (9, 9) OBP: 0.333, SLG: 0.365										0	0	0	0	0	0	0		
Greg Brock, L (1, 3) OBP: 0.357, SLG: 0.430										4	0	0	0	0	1	3		
Dale Sveum, S (1, 6) OBP: 0.297, SLG: 0.444										3	1	1	0	0	0	2		
Bill Schroeder, R (1, 2) OBP: 0.375, SLG: 0.527										3	0	1	0	0	0	0		
Steve Kiefer, R (1, 5) OBP: 0.257, SLG: 0.394										3	0	0	1	0	0	1		
Juan Castillo, S (1, 4) OBP: 0.310, SLG: 0.343										3	0	0	0	0	1	1		
Inning Stats	R: 0 E: 0 K: 1 S: 5	H: 0 LOB: 0 BB: 1 P: 6	R: 0 E: 0 K: 0 S: 2	H: 0 LOB: 0 BB: 1 P: 6	R: 0 E: 0 K: 0 S: 3	H: 1 LOB: 1 BB: 1 P: 7	R: 1 E: 0 K: 1 S: 7	H: 2 LOB: 1 BB: 0 P: 7	R: 2 E: 1 K: 1 S: 7	H: 2 LOB: 1 BB: 1 P: 11	R: 0 E: 1 K: 0 S: 4	H: 0 LOB: 1 BB: 0 P: 4	R: 0 E: 0 K: 0 S: 4	H: 1 LOB: 2 BB: 0 P: 4	1B: 5 2B: 1 3B: 0 HR: 0	SF: 0 SAC: 1 DP: 2 HBP: 0	WP: 1 PB: 0 SB: 2 CS: 0	PA: 32
PITCHER	IP WLS BF H R ER SO BB IBB HBP BLK WP HR S P ERA WHIP																	
Danny Jackson, L (1, 1) ERA: 3.99	8.0 L 32 6 3 3 3 3 0 0 0 0 1 0 35 47 3.38 1.125																	

Batter	1	2	3	4	5	6	7	8	9	AB	R	H	RBI	BB	SO	LOB	TOP					
Willie Wilson, S (1,8) OBP: 0.318, SLG: 0.383										4	1	2	0	1	0	0	Kansas City Royals @ Milwaukee Brewers Milwaukee County Stadium, Milwaukee, WI Sat Aug 22 1987, 8:05 PM EDT Att: 37,740 - Unknown livebaseballscorecards.com					
Kevin Seitzer, R (1,5) OBP: 0.406, SLG: 0.491										5	1	3	0	0	1	4						
George Brett, L (1,3) OBP: 0.402, SLG: 0.516										5	1	1	0	0	1	3						
Danny Tartabull, R (1,9) OBP: 0.369, SLG: 0.487										4	1	1	2	1	1	4						
Thad Bosley, L (1,7) OBP: 0.304, SLG: 0.348 Bo Jackson, R (8, PR) OBP: 0.311, SLG: 0.466										4	0	1	0	0	1	2						
Frank White, R (1,4) OBP: 0.314, SLG: 0.387										5	1	1	1	0	0	2						
Steve Balboni, R (1,10) OBP: 0.296, SLG: 0.438										2	1	0	0	2	0	0						
Jamie Quirk, L (1,2) OBP: 0.333, SLG: 0.379										3	1	3	5	1	0	0						
Ross Jones, R (1,6) OBP: 0.243, SLG: 0.209									4	0	0	0	0	0	4							
Inning Stats	R: 2 E: 0 K: 2 S: 9	H: 2 LOB: 0 BB: 0 P: 9	R: 0 E: 0 K: 0 S: 4	H: 1 LOB: 1 BB: 0 P: 4	R: 0 E: 0 K: 1 S: 6	H: 1 LOB: 1 BB: 0 P: 6	R: 0 E: 0 K: 0 S: 3	H: 0 LOB: 0 BB: 0 P: 3	R: 0 E: 0 K: 0 S: 2	H: 0 LOB: 0 BB: 1 P: 6	R: 5 E: 0 K: 1 S: 9	H: 4 LOB: 0 BB: 1 P: 13	R: 0 E: 0 K: 0 S: 4	H: 2 LOB: 1 BB: 0 P: 4	R: 1 E: 0 K: 0 S: 5	H: 2 LOB: 3 BB: 2 P: 13	R: 0 E: 0 K: 1 S: 5	H: 0 LOB: 1 BB: 1 P: 9	1B: 10 2B: 0 3B: 0 HR: 2	SF: 0 SAC: 0 DP: 1 HBP: 0	WP: 0 PB: 0 SB: 3 CS: 1	PA: 42
PITCHER	IP WLS BF H R ER SO BB IBB HBP BLK WP HR S P ERA WHIP	5.2 L 7 4 2 2 0 0 0 0 0 0 1 7 7 9.53 1.588	6.1 1 7 4 2 2 0 0 0 0 0 0 1 7 7 13.50 3.000	8.1 2.0 10 1 0 0 1 3 0 0 0 0 0 9 21 0.00 2.000	PITCHER										IP WLS BF H R ER SO BB IBB HBP BLK WP HR S P ERA WHIP							

Batter	1	2	3	4	5	6	7	8	9	AB	R	H	RBI	BB	SO	LOB	BOTTOM			
Paul Molitor, R (1,10) OBP: 0.449, SLG: 0.605										4	1	2	1	1	0	0	Kansas City Royals @ Milwaukee Brewers Milwaukee County Stadium, Milwaukee, WI Sat Aug 22 1987, 8:05 PM EDT Att: 37,740 - Unknown livebaseballscorecards.com			
Robin Yount, R (1,8) OBP: 0.379, SLG: 0.482										4	2	1	1	1	0	1				
Glenn Braggs, R (1,9) OBP: 0.335, SLG: 0.430										5	2	2	2	0	1	2				
Greg Brock, L (1,3) OBP: 0.361, SLG: 0.436										4	0	3	2	0	0	0				
B.J. Surhoff, L (1,2) OBP: 0.340, SLG: 0.421										4	0	0	0	0	4					
Rob Deer, R (1,7) OBP: 0.373, SLG: 0.503 Mike Felder, S (8, PR) OBP: 0.317, SLG: 0.305										4	0	0	0	0	2	1				
Ernest Riles, L (1,5) OBP: 0.326, SLG: 0.363										3	1	2	0	0	0	0				
Dale Sveum, S (1,6) OBP: 0.295, SLG: 0.439										4	0	0	0	0	1	4				
Juan Castillo, S (1,4) OBP: 0.309, SLG: 0.346										4	1	1	1	0	0	2				
Inning Stats	R: 2 E: 0 K: 0 S: 5	H: 3 LOB: 0 BB: 0 P: 5	R: 0 E: 0 K: 1 S: 5	H: 1 LOB: 0 BB: 0 P: 5	R: 2 E: 0 K: 0 S: 5	H: 2 LOB: 1 BB: 1 P: 9	R: 0 E: 0 K: 0 S: 3	H: 0 LOB: 0 BB: 0 P: 3	R: 0 E: 0 K: 1 S: 6	H: 1 LOB: 1 BB: 0 P: 6	R: 3 E: 0 K: 0 S: 7	H: 4 LOB: 2 BB: 1 P: 11	R: 0 E: 1 K: 1 S: 6	H: 0 LOB: 2 BB: 0 P: 6	R: 0 E: 0 K: 1 S: 5	H: 0 LOB: 0 BB: 0 P: 5	1B: 5 2B: 4 3B: 0 HR: 2	SF: 0 SAC: 1 DP: 0 HBP: 0	WP: 0 PB: 0 SB: 0 CS: 1	PA: 39
PITCHER	IP WLS BF H R ER SO BB IBB HBP BLK WP HR S P ERA WHIP	6.1 2 0 0 0 0 1 0 0 0 0 0 1 5 0.00 3.000	7.1 0.1 2 0 0 0 0 1 0 0 0 0 0 0 0.00 0.429	2.1 W 9 1 0 0 2 0 0 0 0 0 0 13 13 0.00 0.429	PITCHER										IP WLS BF H R ER SO BB IBB HBP BLK WP HR S P ERA WHIP					

Batter	1	2	3	4	5	6	7	8	9	AB	R	H	RBI	BB	SO	LOB	TOP																	
Willie Wilson, S (1, 8) OBP: 0.314, SLG: 0.378	K 1B S G4-6-3		FC2-6 HR		4-3		K		F8	5	2	0	0	0	2	1	Kansas City Royals @ Milwaukee Brewers Milwaukee County Stadium, Milwaukee, WI Sun Aug 23 1987, 4:33 AM EDT Att: 33,887 - Unknown livebaseballscorecards.com																	
Kevin Seitzer, R (1, 5) OBP: 0.406, SLG: 0.491			K		F9		E 1B 1B			4	0	2	0	1	1																			
George Brett, L (1, 3) OBP: 0.399, SLG: 0.521	G4-6-3		HR		3-1		F8		F7	5	1	1	2	0	0	3																		
Danny Tartabull, R (1, 9) OBP: 0.370, SLG: 0.494	K		3-1				E6 1B			4	1	2	1	0	1	0																		
Jim Eisenreich, L (1, 10) OBP: 0.253, SLG: 0.463		K		K		4-3	F7			4	0	0	0	0	2	2																		
Frank White, R (1, 4) OBP: 0.313, SLG: 0.386	K			6-3		BB 1B 1B		F9		4	0	1	0	0	1	0																		
Lonnie Smith, R (1, 7) OBP: 0.336, SLG: 0.405					1B 2B		BB 1B		K	4	1	3	0	0	1	0																		
Jamie Quirk, L (1, 2) OBP: 0.336, SLG: 0.379	K							4-3		3	0	1	1	1	1	1																		
Ross Jones, R (1, 6) OBP: 0.247, SLG: 0.214										3	0	1	0	0	1	3																		
Bill Pecota, R (9, PH) OBP: 0.429, SLG: 0.511			FC2-6 1B		K		F3		4-3	1	0	0	0	0	0	0																		
Inning Stats	R: 1 E: 0 K: 2 S: 8	H: 1 LOB: 0 BB: 0 P: 8	R: 0 E: 0 K: 3 S: 10	H: 1 LOB: 1 BB: 0 P: 10	R: 2 E: 0 K: 1 S: 7	H: 2 LOB: 0 BB: 0 P: 7	R: 1 E: 0 K: 1 S: 6	H: 2 LOB: 1 BB: 0 P: 6	R: 0 E: 0 K: 1 S: 5	H: 0 LOB: 0 BB: 0 P: 5	R: 1 E: 0 K: 0 S: 6	H: 3 LOB: 3 BB: 1 P: 10	R: 0 E: 1 K: 1 S: 7	H: 2 LOB: 2 BB: 0 P: 7	R: 0 E: 0 K: 1 S: 5	H: 0 LOB: 0 BB: 0 P: 5	R: 0 E: 0 K: 0 S: 3	H: 0 LOB: 1 BB: 1 P: 7	1B: 8 2B: 1 3B: 0 HR: 2	SF: 0 SAC: 0 DP: 1 HBP: 0	WP: 1 PB: 0 SB: 1 CS: 0	PA: 39												
PITCHER	IP WLS BF H R ER SO BB IBB HBP BLK WP HR S P ERA WHIP																																	
Chris Bosio, R (1, 1) ERA: 5.86	5.2		26	9	5	5	8	1	0	0	0	0	1	2	41	45	7.94	1.765																
Jay Aldrich, R (6, 1) ERA: 4.75	3.1	W	13	2	0	0	2	1	0	0	0	0	0	0	16	20	0.00	0.900																

Batter	1	2	3	4	5	6	7	8	9	AB	R	H	RBI	BB	SO	LOB	BOTTOM																	
Paul Molitor, R (1, 10) OBP: 0.448, SLG: 0.600	F8		F7		1B G5-4-3	WP BB	K			4	1	1	0	1	1	2	Kansas City Royals @ Milwaukee Brewers Milwaukee County Stadium, Milwaukee, WI Sun Aug 23 1987, 4:33 AM EDT Att: 33,887 - Unknown livebaseballscorecards.com																	
Robin Yount, R (1, 8) OBP: 0.381, SLG: 0.482	F9			BB 1B 1B	G5-4-3 1B	1-2 2-3 IBB		K		4	1	2	0	1	1	0																		
Glenn Braggs, R (1, 9) OBP: 0.334, SLG: 0.435	F7			BB 1B	G5-4-3 1B	1-2 3-H		1B 3B		5	2	2	0	0	0	4																		
Rob Deer, R (1, 7) OBP: 0.375, SLG: 0.500		1-4 1B BB		1B E BB	L5		1B 2B BB	F2		2	2	0	0	3	0	1																		
Greg Brock, L (1, 3) OBP: 0.366, SLG: 0.440		1B 1B 1B		E 1-3 1B		3-1	2B 1B	2B 1B		5	2	4	3	0	0	0																		
Dale Sveum, S (1, 6) OBP: 0.296, SLG: 0.441	1-4			F8		3-1	2B FC5-2 1B	1B	2B	5	0	2	0	0	0	4																		
Bill Schroeder, R (1, 2) OBP: 0.385, SLG: 0.539		1B		E5 1-3 1B		1B S WP 1B	FC5-2 1-3 2-H 3-H 2B	F7		5	1	4	3	0	0	2																		
Ernest Riles, L (1, 5) OBP: 0.324, SLG: 0.360			5-3		1-3 1B		WP 1B	K		4	1	1	1	0	1	3																		
Juan Castillo, S (1, 4) OBP: 0.308, SLG: 0.344			K		F9		WP BB 1B	FC5-2		4	0	1	1	0	1	3																		
Inning Stats	R: 0 E: 0 K: 0 S: 3	H: 0 LOB: 0 BB: 0 P: 3	R: 0 E: 0 K: 0 S: 3	H: 2 LOB: 2 BB: 1 P: 7	R: 0 E: 0 K: 1 S: 5	H: 0 LOB: 0 BB: 0 P: 5	R: 4 E: 1 K: 0 S: 7	H: 4 LOB: 1 BB: 1 P: 11	R: 1 E: 0 K: 0 S: 4	H: 2 LOB: 0 BB: 0 P: 4	R: 2 E: 0 K: 0 S: 6	H: 3 LOB: 3 BB: 2 P: 14	R: 2 E: 0 K: 2 S: 10	H: 3 LOB: 2 BB: 1 P: 14	R: 1 E: 0 K: 1 S: 8	H: 3 LOB: 3 BB: 0 P: 8	1B: 14 2B: 3 3B: 1 HR: 0	SF: 0 SAC: 0 DP: 2 HBP: 0	WP: 2 PB: 0 SB: 1 CS: 0	PA: 43														
PITCHER	IP WLS BF H R ER SO BB IBB HBP BLK WP HR S P ERA WHIP																																	
Charlie Leibrandt, L (1, 1) ERA: 2.9	4.0		20	8	5	4	1	2	0	0	0	0	1	0	7	11	10.80	2.400																
Bob Stoddard, R (5, 1) ERA: 3.86	1.2	L	8	3	2	2	0	1	0	0	0	0	1	0	11	19	6.75	3.000																
Steve Farr, R (6, 1) ERA: 4.62	1.1		9	3	2	1	2	1	1	0	0	0	1	0	8	8	9.00	3.000																
Dan Quisenberry, R (8, 1) ERA: 2.3	1.0		6	3	1	1	1	0	0	0	0	0	0	0	8	8	9.00	3.000																


Batter	1	2	3	4	5	6	7	8	9	AB	R	H	RBI	BB	SO	LOB	TOP								
Brett Butler, L OBP: 0.404, SLG: 0.419 (1, 8)	F7		BB				F8		HR	4	1	2	1	1	0		Cleveland Indians @ Milwaukee Brewers Milwaukee County Stadium, Milwaukee, WI Tue Aug 25 1987, 8:05 PM EDT Att: 15,580 - Unknown								
Julio Franco, R OBP: 0.397, SLG: 0.440 (1, 6)	F8		BB			E4 HR		HR	1-3	4	2	0	1	0	0										
Pat Tabler, R OBP: 0.386, SLG: 0.469 (1, 3)	F9		BB			6-3		HR		5	1	2	2	0	0	4									
Joe Carter, R OBP: 0.297, SLG: 0.480 (1, 7)		WP SF9	K			F9		HR	K	5	2	2	1	0	2	5									
Brook Jacoby, R OBP: 0.381, SLG: 0.523 (1, 5)	K				K	HR		4-3		3	1	0	0	1	2	1									
Carmen Castillo, R OBP: 0.305, SLG: 0.478 (1, 10)	SF9				6-3			6-3		3	1	1	4	0	0	0									
Cory Snyder, R OBP: 0.283, SLG: 0.489 (1, 9)	K				5-3		F8	F9		4	0	0	0	0	1	0									
Andy Allanson, R OBP: 0.239, SLG: 0.318 (1, 2)			K			B1-3		F8	F6	3	0	0	0	0	1	0									
Chris Bando, S OBP: 0.291, SLG: 0.333 (9, PH)										1	0	0	0	0	0	0									
Tommy Hinzo, S OBP: 0.276, SLG: 0.301 (1, 4)			BB			F6		F4	E5 HR	4	1	2	0	0	0	0									
Inning Stats	R: 0 E: 0 K: 0 S: 3	H: 0 LOB: 0 BB: 0 P: 3	R: 1 E: 0 K: 2 S: 8	H: 1 LOB: 0 BB: 0 P: 8	R: 0 E: 0 K: 2 S: 8	H: 1 LOB: 3 BB: 2 P: 16	R: 0 E: 0 K: 1 S: 5	H: 0 LOB: 0 BB: 0 P: 5	R: 0 E: 0 K: 1 S: 5	H: 0 LOB: 0 BB: 0 P: 5	R: 3 E: 1 K: 0 S: 5	H: 2 LOB: 0 BB: 1 P: 9	R: 0 E: 0 K: 0 S: 3	H: 0 LOB: 0 BB: 0 P: 3	R: 3 E: 0 K: 0 S: 6	H: 3 LOB: 0 BB: 0 P: 6	R: 2 E: 1 K: 1 S: 8	H: 3 LOB: 1 BB: 0 P: 8	1B: 5 2B: 1 3B: 0 HR: 4	SF: 1 SAC: 0 DP: 0 HBP: 0	WP: 1 PB: 0 SB: 1 CS: 0	PA: 40			
PITCHER	IP	WLS	BF	H	R	ER	SO	BB	IBB	HBP	BLK	WP	HR	S	P	ERA	WHIP								
Juan Nieves, L ERA: 5.12 (1, 1)	7.0	W	31	7	7	7	6	3	0	0	0	1	3	40	52	9.00	1.429								
Ray Burns, R ERA: 5.49 (8, 1)	1.1		6	2	2	2	0	0	0	0	0	0	1	6	6	13.50	1.500								
Chuck Crim, R ERA: 3.76 (9, 1)	0.2	S	3	1	0	0	1	0	0	0	0	0	0	5	5	0.00	1.500								

Batter	1	2	3	4	5	6	7	8	9	AB	R	H	RBI	BB	SO	LOB	BOTTOM								
Paul Molitor, R OBP: 0.448, SLG: 0.596 (1, 10)	F9	BB				1B		F7		4	2	1	0	1	0	0	Cleveland Indians @ Milwaukee Brewers Milwaukee County Stadium, Milwaukee, WI Tue Aug 25 1987, 8:05 PM EDT Att: 15,580 - Unknown								
Robin Yount, R OBP: 0.385, SLG: 0.485 (1, 8)	6-3	BB				1B				4	1	3	1	1	0	0									
Glenn Braggs, R OBP: 0.335, SLG: 0.432 (1, 9)	F8	BB				FC4-6		F9		5	0	1	2	0	1	4									
Greg Brock, L OBP: 0.364, SLG: 0.437 (1, 3)	4-3	L3				L1		3-1		5	0	1	1	0	0	3									
B.J. Surhoff, L OBP: 0.345, SLG: 0.427 (1, 2)		1B				FC4-6				3	2	2	1	1	0	1									
Rob Deer, R OBP: 0.372, SLG: 0.495 (1, 7)	K	K				5-3		K		4	0	0	0	0	3	4									
Ernest Riles, L OBP: 0.328, SLG: 0.359 (1, 5)		1B				4-3		HR		3	2	1	0	1	0	1									
Dale Sveum, S OBP: 0.298, SLG: 0.449 (1, 6)		BB				F8		G3		4	2	2	5	0	0	1									
Juan Castillo, S OBP: 0.304, SLG: 0.339 (1, 4)	E3	BB				5-3		G3		4	1	0	0	0	0	1									
Inning Stats	R: 0 E: 0 K: 0 S: 3	H: 4 LOB: 2 BB: 2 P: 18	R: 0 E: 0 K: 1 S: 6	H: 1 LOB: 1 BB: 0 P: 6	R: 0 E: 0 K: 0 S: 4	H: 1 LOB: 1 BB: 0 P: 4	R: 3 E: 0 K: 0 S: 4	H: 1 LOB: 0 BB: 2 P: 12	R: 2 E: 0 K: 2 S: 10	H: 3 LOB: 1 BB: 0 P: 10	R: 0 E: 0 K: 0 S: 3	H: 0 LOB: 0 BB: 0 P: 3	R: 0 E: 0 K: 0 S: 4	H: 1 LOB: 1 BB: 0 P: 4	1B: 9 2B: 1 3B: 0 HR: 1	SF: 0 SAC: 0 DP: 0 HBP: 0		WP: 1 PB: 0 SB: 0 CS: 0	PA: 40						
PITCHER	IP	WLS	BF	H	R	ER	SO	BB	IBB	HBP	BLK	WP	HR	S	P	ERA	WHIP								
Ken Schrom, R ERA: 6.59 (1, 1)	1.2	L	12	4	5	2	1	2	0	0	0	1	1	15	23	8.10	1.500								
Jamie Easterly, L ERA: 3.57 (2, 1)	3.1		15	3	3	3	1	2	0	0	0	0	0	13	13	9.00	1.500								
Don Gordon, R ERA: 5.53 (6, 1)	2.0		9	3	2	2	2	0	0	0	0	0	0	4	4	0.00	1.000								
Ed Vande Berg, L ERA: 5.9 (8, 1)	1.0		4	1	0	0	0	0	0	0	0	0	0	4	4	0.00	1.000								

Batter	1	2	3	4	5	6	7	8	9	10	AB	R	H	RBI	BB	SO	LOB	TOP			
Brett Butler, L OBP: 0.400, SLG: 0.415 (1, 8)	1-3		F7			1-3		F7			4	0	0	0	0	0	2				
Julio Franco, R OBP: 0.394, SLG: 0.436 (1, 6)	F8		K			K		F7			4	0	0	0	0	2	1				
Pat Tabler, R OBP: 0.385, SLG: 0.467 (1, 3)	F7			L5				F8			4	0	1	0	0	0	0				
Joe Carter, R OBP: 0.295, SLG: 0.476 (1, 7)		K		5-3				4-3			4	0	0	0	0	1	1				
Brook Jacoby, R OBP: 0.332, SLG: 0.521 (1, 5)				F7						F9	3	0	1	0	1	0	0				
Carmen Castillo, R OBP: 0.299, SLG: 0.466 (1, 10)		BB								K	4	0	0	0	0	3	3				
Cory Snyder, R OBP: 0.280, SLG: 0.485 (1, 9)				F7				F8			4	0	0	0	0	1	3				
Andy Allanson, R OBP: 0.232, SLG: 0.307 (1, 2)				K				K			3	0	0	0	0	3	0				
Tommy Hinzo, S OBP: 0.284, SLG: 0.303 (1, 4)				BB				F6			2	0	1	0	1	0	0				
Inning Stats	R: 0 E: 0 K: 0 S: 3	H: 0 LOB: 0 BB: 0 P: 3	R: 0 E: 0 K: 2 S: 7	H: 0 LOB: 1 BB: 1 P: 11	R: 0 E: 0 K: 2 S: 7	H: 0 LOB: 0 BB: 0 P: 3	R: 0 E: 0 K: 2 S: 7	H: 0 LOB: 0 BB: 0 P: 7	R: 0 E: 0 K: 1 S: 5	H: 1 LOB: 0 BB: 0 P: 5	R: 0 E: 0 K: 0 S: 5	H: 2 LOB: 2 BB: 0 P: 5	R: 0 E: 0 K: 1 S: 5	H: 0 LOB: 0 BB: 0 P: 5	R: 0 E: 0 K: 2 S: 7	H: 0 LOB: 0 BB: 0 P: 7	R: 0 E: 0 K: 0 S: 3	H: 0 LOB: 0 BB: 0 P: 7	1B: 3 2B: 1 3B: 0 HR: 0	SF: 0 SAC: 0 DP: 1 HBP: 0	WP: 0 PA: 34 PB: 0 SB: 1 CS: 0
PITCHER Teddy Higuera, L ERA: 4.2 (1, 1)	IP 10.0	WLS W	BF 34	H 3	R 0	ER 0	SO 10	BB 2	IBB 0	HBP 0	BLK 0	WP 0	HR 0	S 52	P 60	ERA 0.00	WHIP 0.500				

Cleveland Indians @ Milwaukee Brewers
Milwaukee County Stadium, Milwaukee, WI
Wed Aug 26 1987, 8:05 PM EDT
Att. 11,246 - Unknown


AB	32
R	0
H	3
RBI	0
BB	2
SO	10
LOB	10



Batter	1	2	3	4	5	6	7	8	9	10	AB	R	H	RBI	BB	SO	LOB	BOTTOM			
Paul Molitor, R OBP: 0.443, SLG: 0.588 (1, 10)	K		G6-4-3			6-3		E3			4	0	0	0	1	2					
Robin Yount, R OBP: 0.382, SLG: 0.481 (1, 8)	K			6-3				P3			4	0	0	0	1	2					
Glenn Braggs, R OBP: 0.330, SLG: 0.428 (1, 9)	6-3			G1				F4			4	0	0	0	0	0					
Greg Brock, L OBP: 0.363, SLG: 0.438 (1, 3)		4-3				K		2B			4	0	1	0	0	1	0				
B.J. Surhoff, L OBP: 0.347, SLG: 0.426 (1, 2)						F8		IBB			3	0	1	0	1	0	0				
Rob Deer, R OBP: 0.371, SLG: 0.491 (1, 7)		1B																			
Mike Felder, S OBP: 0.317, SLG: 0.305 (10, PR)		K						K			3	0	0	0	0	3	3				
Ernest Riles, L OBP: 0.321, SLG: 0.351 (1, 5)						F8					0	1	0	0	0	0	0				
Dale Sveum, S OBP: 0.300, SLG: 0.448 (1, 6)						4-3					3	0	1	0	1	0	0				
Juan Castillo, S OBP: 0.305, SLG: 0.337 (1, 4)											1	0	0	0	1	0	0				
Rick Manning, L OBP: 0.340, SLG: 0.372 (10, PH)						G6-4-3		SH1-3			1	0	1	1	0	0	0				
Inning Stats	R: 0 E: 0 K: 2 S: 7	H: 1 LOB: 1 BB: 0 P: 6	R: 0 E: 0 K: 1 S: 6	H: 1 LOB: 0 BB: 1 P: 6	R: 0 E: 0 K: 0 S: 2	H: 0 LOB: 0 BB: 1 P: 6	R: 0 E: 0 K: 1 S: 5	H: 0 LOB: 0 BB: 0 P: 5	R: 0 E: 0 K: 1 S: 6	H: 1 LOB: 2 BB: 1 P: 10	R: 0 E: 1 K: 1 S: 7	H: 1 LOB: 2 BB: 0 P: 7	R: 0 E: 0 K: 0 S: 3	H: 0 LOB: 0 BB: 0 P: 3	R: 1 E: 0 K: 0 S: 2	H: 1 LOB: 2 BB: 1 P: 7	R: 0 E: 0 K: 0 S: 3	H: 0 LOB: 0 BB: 0 P: 3	1B: 3 2B: 1 3B: 0 HR: 0	SF: 0 SAC: 1 DP: 1 HBP: 1	WP: 0 PA: 36 PB: 0 SB: 0 CS: 0
PITCHER John Farrell, R ERA: 0.95 (1, 1)	IP 9.0	WLS L	BF 4	H 1	R 1	ER 0	SO 7	BB 1	IBB 1	HBP 0	BLK 0	WP 0	HR 0	S 44	P 52	ERA 0.00	WHIP 0.444				
Doug Jones, R ERA: 3.12 (10, 1)	IP 0.1	WLS L	BF 4	H 1	R 1	ER 0	SO 0	BB 0	IBB 1	HBP 1	BLK 0	WP 0	HR 0	S 2	P 7	ERA 27.00	WHIP 3.000				

Cleveland Indians @ Milwaukee Brewers
Milwaukee County Stadium, Milwaukee, WI
Wed Aug 26 1987, 8:05 PM EDT
Att. 11,246 - Unknown

AB	31
R	1
H	4
RBI	1
BB	3
SO	7
LOB	9



Batter	1	2	3	4	5	6	7	8	9	AB	R	H	RBI	BB	SO	LOB	TOP																			
Brett Butler, L OBP: 0.400, SLG: 0.413 (1, 8)	E5 6-3 PB SF7	4-3				1B		F7		4	1	1	0	1	0	3	Cleveland Indians @ Milwaukee Brewers Milwaukee County Stadium, Milwaukee, WI Thu Aug 27 1987, 8:05 PM EDT Att: 15,175 - Unknown																			
Julio Franco, R OBP: 0.394, SLG: 0.435 (1, 6)	6-3		F9	6-3		1B		1B		5	0	2	1	0	0	3																				
Pat Tabler, R OBP: 0.382, SLG: 0.463 (1, 10)	SF7		F8				K	F9		4	0	0	1	0	2	4																				
Joe Carter, R OBP: 0.298, SLG: 0.477 (1, 3)	1B		E	1B		1B		F8		5	1	3	0	0	1	2																				
Mel Hall, L OBP: 0.294, SLG: 0.391 (1, 7)	K		E7	1B		1B		4-3		5	0	2	1	0	1	1																				
Brook Jacoby, R OBP: 0.380, SLG: 0.518 (1, 5)		F8	5-3					F9		5	0	1	0	0	0	3																				
Cory Snyder, R OBP: 0.280, SLG: 0.483 (1, 9)		1B		6-3		1B		1-3		4	0	1	0	0	0	3																				
Andy Allanson, R OBP: 0.263, SLG: 0.337 (1, 2)		1B		1B		1B		BB		4	1	4	0	0	0	0																				
Tommy Hinzo, S OBP: 0.283, SLG: 0.302 (1, 4)	K			1B		1B		F9		4	0	1	0	0	2	4																				
Inning Stats	R: 1 E: 1 K: 1 S: 7	H: 1 LOB: 1 BB: 0 P: 7	R: 0 E: 0 K: 1 S: 7	H: 2 LOB: 2 BB: 0 P: 7	R: 1 E: 1 K: 0 S: 5	H: 2 LOB: 1 BB: 0 P: 5	R: 0 E: 0 K: 0 S: 5	H: 3 LOB: 2 BB: 0 P: 5	R: 0 E: 0 K: 1 S: 7	H: 2 LOB: 2 BB: 0 P: 7	R: 0 E: 0 K: 0 S: 3	H: 1 LOB: 0 BB: 0 P: 3	R: 0 E: 0 K: 2 S: 9	H: 2 LOB: 2 BB: 0 P: 9	R: 0 E: 0 K: 1 S: 5	H: 0 LOB: 0 BB: 0 P: 5	1B: 15 2B: 1 3B: 0 HR: 0	SF: 1 SAC: 0 DP: 1 HBP: 0	WP: 0 PB: 1 SB: 1 CS: 0	PA: 42																
PITCHER	IP	WLS	BF	H	R	ER	SO	BB	IBB	HBP	BLK	WP	HR	S	P	ERA	WHIP	PITCHER		IP	WLS	BF	H	R	ER	SO	BB	IBB	HBP	BLK	WP	HR	S	P	ERA	WHIP
Bill Wegman, R ERA: 4.21 (1, 1)	3.0		15	5	2	1	2	0	0	0	0	0	0	19	19	3.00	1.667			3.0		15	5	2	1	2	0	0	0	0	0	0	19	19	3.00	1.667
Mark Knudson, R ERA: 5.77 (4, 1)	2.1	W	13	6	1	1	1	1	0	0	0	0	0	14	18	3.86	3.000			2.1	W	13	6	1	1	1	1	0	0	0	0	14	18	3.86	3.000	
Jay Aldrich, R ERA: 4.53 (6, 1)	2.1		10	4	0	0	1	0	0	0	0	0	0	12	12	0.00	1.714			2.1		10	4	0	0	1	0	0	0	0	12	12	0.00	1.714		
Chuck Crim, R ERA: 3.71 (8, 1)	1.1	S	4	0	0	0	2	0	0	0	0	0	0	8	8	0.00	0.000			1.1	S	4	0	0	0	2	0	0	0	0	8	8	0.00	0.000		


Batter	1	2	3	4	5	6	7	8	9	AB	R	H	RBI	BB	SO	LOB	BOTTOM																			
Paul Moltzer, R OBP: 0.444, SLG: 0.590 (1, 10)	F8		WP	S				K		4	0	2	0	0	1	0	Cleveland Indians @ Milwaukee Brewers Milwaukee County Stadium, Milwaukee, WI Thu Aug 27 1987, 8:05 PM EDT Att: 15,175 - Unknown																			
Robin Yount, R OBP: 0.383, SLG: 0.480 (1, 8)	F9		2B	1B				E3		3	0	1	0	1	0	1																				
Glenn Braggs, R OBP: 0.327, SLG: 0.424 (1, 9)			BB					1B		4	0	0	0	0	3	3																				
Rick Manning, L OBP: 0.340, SLG: 0.372 (8, 9)	K		F9					K		0	0	0	0	0	0	0																				
Greg Brock, L OBP: 0.362, SLG: 0.439 (1, 3)		F8		1B				6-3		4	1	1	0	0	0	0																				
Bill Schroeder, R OBP: 0.383, SLG: 0.533 (1, 2)		S		F7				F9		4	0	1	0	0	0	1																				
Dale Sveum, S OBP: 0.299, SLG: 0.445 (1, 6)	K			1B				P3		3	1	0	0	1	1	1																				
Ernest Riles, L OBP: 0.321, SLG: 0.351 (1, 5)	1-3			3B				K		3	1	1	1	0	1	1																				
Mike Felder, S OBP: 0.317, SLG: 0.315 (1, 7)			F7					F5		3	1	1	2	0	0	0																				
Juan Castillo, S OBP: 0.303, SLG: 0.335 (1, 4)			F7	SH1-3				F9		2	0	0	1	0	0	0																				
Inning Stats	R: 0 E: 0 K: 1 S: 5	H: 0 LOB: 0 BB: 0 P: 5	R: 0 E: 0 K: 1 S: 6	H: 1 LOB: 1 BB: 0 P: 6	R: 0 E: 0 K: 0 S: 4	H: 1 LOB: 2 BB: 1 P: 8	R: 4 E: 0 K: 0 S: 7	H: 4 LOB: 1 BB: 1 P: 11	R: 0 E: 0 K: 1 S: 5	H: 0 LOB: 0 BB: 0 P: 5	R: 0 E: 0 K: 2 S: 8	H: 1 LOB: 1 BB: 0 P: 8	R: 0 E: 0 K: 0 S: 3	H: 0 LOB: 0 BB: 0 P: 3	R: 0 E: 0 K: 1 S: 5	H: 0 LOB: 0 BB: 0 P: 5	1B: 4 2B: 2 3B: 1 HR: 0	SF: 0 SAC: 1 DP: 0 HBP: 0	WP: 1 PB: 0 SB: 2 CS: 0	PA: 33																
PITCHER	IP	WLS	BF	H	R	ER	SO	BB	IBB	HBP	BLK	WP	HR	S	P	ERA	WHIP	PITCHER		IP	WLS	BF	H	R	ER	SO	BB	IBB	HBP	BLK	WP	HR	S	P	ERA	WHIP
Darrel Akerfelds, R ERA: 7.93 (1, 1)	8.0	L	33	7	4	4	6	2	0	0	0	1	0	43	51	4.50	1.125			8.0	L	33	7	4	4	6	2	0	0	0	1	0	43	51	4.50	1.125

Batter	1	2	3	4	5	6	7	8	9	AB	R	H	RBI	BB	SO	LOB	TOP					
Randy Bush, L OBP: 0.323, SLG: 0.381 (1, 9)										4	0	0	0	0	3	0	Minnesota Twins @ Milwaukee Brewers Milwaukee County Stadium, Milwaukee, WI Fri Aug 28 1987, 8:05 PM EDT Att: 22,461 - Unknown livebaseballscores.com					
Greg Gagne, R OBP: 0.307, SLG: 0.436 (1, 6)										4	0	1	0	0	1	0						
Kirby Puckett, R OBP: 0.354, SLG: 0.486 (1, 8)										4	0	0	0	0	0	1						
Kent Hrbek, L OBP: 0.385, SLG: 0.555 (1, 3)										2	0	1	0	1	0	0						
Gary Gaetti, R OBP: 0.303, SLG: 0.498 (1, 5)										3	0	0	0	0	0	2						
Gene Larkin, S OBP: 0.338, SLG: 0.402 (1, 10)										2	0	0	0	0	1	0						
Tom Brunansky, R OBP: 0.350, SLG: 0.497 (1, 7)										2	0	0	0	1	2	1						
Steve Lombardozzi, R OBP: 0.297, SLG: 0.346 (1, 4)										2	0	0	0	1	0	1						
Sal Butera, R OBP: 0.235, SLG: 0.283 (1, 2)										2	0	0	0	0	1	0						
Roy Smalley, S OBP: 0.354, SLG: 0.431 (8, PH)										1	0	0	0	0	0	1						
Tim Laudner, R OBP: 0.262, SLG: 0.425 (8, 2)										0	0	0	0	0	0	0						
Inning Stats	R: 0 E: 0 K: 1 S: 5	H: 1 LOB: 0 BB: 0 P: 5	R: 0 E: 0 K: 1 S: 4	H: 0 LOB: 1 BB: 1 P: 9	R: 0 E: 0 K: 0 S: 3	H: 0 LOB: 0 BB: 0 P: 3	R: 0 E: 0 K: 1 S: 5	H: 0 LOB: 0 BB: 0 P: 5	R: 0 E: 0 K: 0 S: 3	H: 0 LOB: 1 BB: 1 P: 7	R: 0 E: 0 K: 2 S: 7	H: 0 LOB: 0 BB: 0 P: 7	R: 0 E: 0 K: 0 S: 3	H: 1 LOB: 0 BB: 0 P: 3	R: 0 E: 0 K: 2 S: 7	H: 0 LOB: 1 BB: 1 P: 11	R: 0 E: 0 K: 1 S: 5	H: 0 LOB: 0 BB: 0 P: 5	1B: 2 2B: 1 3B: 0 HR: 0	SF: 0 SAC: 0 DP: 3 HBP: 1	WP: 0 PB: 0 SB: 1 CS: 0	PA: 30
PITCHER Chris Bosio, R ERA: 5.42 (1, 1)	IP: 9.0 WLS: W BF: 30	H: 2 R: 0 ER: 0 SO: 8	BB: 3 IBB: 0 HBP: 1 BLK: 0	WP: 0 HR: 0 S: 42 P: 55	ERA: 0.00 WHIP: 0.556																	

Batter	1	2	3	4	5	6	7	8	9	AB	R	H	RBI	BB	SO	LOB	BOTTOM			
Paul Moltitor, R OBP: 0.439, SLG: 0.583 (1, 10)										4	0	0	0	0	1	1	Minnesota Twins @ Milwaukee Brewers Milwaukee County Stadium, Milwaukee, WI Fri Aug 28 1987, 8:05 PM EDT Att: 22,461 - Unknown livebaseballscores.com			
Robin Yount, R OBP: 0.384, SLG: 0.480 (1, 8)										4	1	2	0	0	1	0				
Glenn Braggs, R OBP: 0.326, SLG: 0.422 (1, 9)										4	0	1	0	0	0	1				
Rick Manning, L OBP: 0.340, SLG: 0.372 (9, 9)										0	0	0	0	0	0	0				
Greg Brock, L OBP: 0.362, SLG: 0.440 (1, 3)										3	0	1	1	0	0	2				
B.J. Surhoff, L OBP: 0.347, SLG: 0.423 (1, 2)											2	0	0	0	1	0				
Dale Sveum, S OBP: 0.297, SLG: 0.442 (1, 6)										3	0	0	0	0	1	4				
Ernest Riles, L OBP: 0.322, SLG: 0.350 (1, 5)										3	0	1	0	0	1	0				
Mike Felder, S OBP: 0.317, SLG: 0.315 (1, 7)										3	0	1	0	0	0	1				
Juan Castillo, S OBP: 0.300, SLG: 0.331 (1, 4)										3	0	0	0	0	0	1				
Inning Stats	R: 0 E: 0 K: 1 S: 7	H: 2 LOB: 3 BB: 1 P: 11	R: 0 E: 0 K: 0 S: 3	H: 0 LOB: 0 BB: 0 P: 3	R: 0 E: 0 K: 0 S: 3	H: 0 LOB: 0 BB: 0 P: 3	R: 0 E: 0 K: 0 S: 5	H: 0 LOB: 1 BB: 0 P: 5	R: 0 E: 0 K: 2 S: 7	H: 1 LOB: 0 BB: 0 P: 7	R: 0 E: 0 K: 2 S: 7	H: 0 LOB: 0 BB: 0 P: 7	R: 0 E: 0 K: 2 S: 7	H: 0 LOB: 0 BB: 0 P: 7	1B: 5 2B: 1 3B: 0 HR: 0	SF: 0 SAC: 0 DP: 0 HBP: 0	WP: 0 PB: 0 SB: 2 CS: 1	PA: 30		
PITCHER Les Straker, R ERA: 4.54 Juan Berenguer, R ERA: 3.69 (8, 1)	IP: 7.0 WLS: L BF: 27	H: 6 R: 1 ER: 1 SO: 2	BB: 1 IBB: 0 HBP: 0 BLK: 0	WP: 0 HR: 0 S: 30 P: 34	ERA: 1.29 WHIP: 1.000															

Batter	1	2	3	4	5	6	7	8	9	AB	R	H	RBI	BB	SO	LOB	TOP																						
Greg Gagne, R (1, 6) OBP: 0.306, SLG: 0.432 Al Newman, S (8, 6) OBP: 0.297, SLG: 0.314	F9		K		6-3	1B HR	6-3		F8	5	1	1	1	0	1	1	Minnesota Twins @ Milwaukee Brewers Milwaukee County Stadium, Milwaukee, WI Sat Aug 29 1987, 8:05 PM EDT Att: 34,834 - Unknown livebaseballscorecards.com																						
Kirby Puckett, R (1, 8) OBP: 0.358, SLG: 0.501							4-3			5	3	4	2	0	0	1																							
Kent Hrbek, L (1, 3) OBP: 0.368, SLG: 0.560 Sal Butera, R (9, 2) OBP: 0.235, SLG: 0.283			F7						4-3	3	3	1	3	2	0	0																							
Gary Gaetti, R (1, 5) OBP: 0.304, SLG: 0.504 Roy Smalley, S (8, PH) OBP: 0.353, SLG: 0.429									K	4	2	2	2	0	0	0																							
Tom Brunansky, R (1, 7) OBP: 0.351, SLG: 0.495 Mark Davidson, R (8, PR) OBP: 0.336, SLG: 0.345									E5	5	1	2	1	0	0	0																							
Gene Larkin, S (1, 10) OBP: 0.350, SLG: 0.403	F8									2	1	1	0	3	0	1																							
Randy Bush, L (1, 9) OBP: 0.328, SLG: 0.390										5	1	3	0	0	1	5																							
Steve Lombardozzi, R (1, 4) OBP: 0.301, SLG: 0.351									K	4	0	2	3	1	1	1																							
Tim Laudner, R (1, 2) OBP: 0.257, SLG: 0.416									F8	5	0	0	0	0	0	5																							
Inning Stats	R: 2 E: 0 K: 0 S: 5	H: 3 LOB: 1 BB: 1 P: 9	R: 0 E: 0 K: 0 S: 3	H: 1 LOB: 0 BB: 0 P: 3	R: 1 E: 0 K: 1 S: 6	H: 1 LOB: 0 BB: 0 P: 6	R: 0 E: 0 K: 0 S: 3	H: 1 LOB: 2 BB: 2 P: 11	R: 4 E: 1 K: 1 S: 8	H: 4 LOB: 2 BB: 2 P: 16	R: 3 E: 0 K: 0 S: 6	H: 3 LOB: 1 BB: 0 P: 6	R: 2 E: 0 K: 0 S: 6	H: 3 LOB: 1 BB: 0 P: 6	R: 0 E: 1 K: 1 S: 6	H: 0 LOB: 2 BB: 1 P: 10		R: 0 E: 0 K: 1 S: 5	H: 0 LOB: 0 BB: 0 P: 5	1B: 10 2B: 2 3B: 0 HR: 4	SF: 0 SAC: 0 DP: 2 HBP: 0	WP: 0 PB: 0 SB: 0 CS: 0	PA: 46																
PITCHER	IP	WLS	BF	H	R	ER	SO	BB	IBB	HBP	BLK	WP	HR	S	P	ERA	WHIP	PITCHER				IP	WLS	BF	H	R	ER	SO	BB	IBB	HBP	BLK	WP	HR	S	P	ERA	WHIP	
Len Barker, R (1, 1) ERA: 5.4	3.1	L	16	6	3	3	1	2	0	0	0	0	2	16	24	8.10	2.400																						
Ray Burns, R (4, 1) ERA: 5.53	1.0		6	2	3	3	0	1	1	0	0	0	1	4	12	27.00	3.000																						
Jay Aldrich, R (5, 1) ERA: 5.23	3.2		21	8	6	6	2	1	1	0	0	0	1	23	31	14.73	2.455																						
Mark Clear, R (9, 1) ERA: 5.14	1.0		3	0	0	0	1	0	0	0	0	0	0	5	5	0.00	0.000																						
Paul Moltzer, R (1, 10) OBP: 0.438, SLG: 0.578																																							
Robin Yount, R (1, 8) OBP: 0.384, SLG: 0.478																																							
B.J. Surhoff, L (1, 2) OBP: 0.351, SLG: 0.426																																							
Greg Brock, L (1, 3) OBP: 0.361, SLG: 0.438																																							
Ernest Riles, L (1, 5) OBP: 0.320, SLG: 0.348																																							
Dale Sveum, S (1, 6) OBP: 0.297, SLG: 0.440																																							
Rick Manning, L (1, 9) OBP: 0.347, SLG: 0.371																																							
Mike Felder, S (1, 7) OBP: 0.325, SLG: 0.317																																							
Juan Castillo, S (1, 4) OBP: 0.296, SLG: 0.327																																							
Inning Stats	R: 0 E: 0 K: 1 S: 4	H: 0 LOB: 0 BB: 1 P: 8	R: 0 E: 0 K: 0 S: 3	H: 0 LOB: 0 BB: 0 P: 3	R: 1 E: 1 K: 0 S: 4	H: 2 LOB: 0 BB: 0 P: 4	R: 1 E: 0 K: 1 S: 8	H: 3 LOB: 3 BB: 1 P: 12	R: 0 E: 0 K: 0 S: 3	H: 0 LOB: 0 BB: 0 P: 3	R: 0 E: 0 K: 2 S: 7	H: 0 LOB: 1 BB: 1 P: 11	R: 0 E: 0 K: 0 S: 5	H: 2 LOB: 2 BB: 0 P: 5	R: 1 E: 0 K: 0 S: 4	H: 1 LOB: 3 BB: 3 P: 16	1B: 9 2B: 1 3B: 0 HR: 0	SF: 1 SAC: 0 DP: 3 HBP: 0	WP: 0 PB: 0 SB: 1 CS: 0	PA: 39																			
PITCHER	IP	WLS	BF	H	R	ER	SO	BB	IBB	HBP	BLK	WP	HR	S	P	ERA	WHIP	PITCHER				IP	WLS	BF	H	R	ER	SO	BB	IBB	HBP	BLK	WP	HR	S	P	ERA	WHIP	
Bert Blyleven, R (1, 1) ERA: 4.41	8.0	W	32	8	2	1	4	3	0	0	0	0	0	37	49	1.12	1.375																						
George Frazier, R (9, 1) ERA: 4.9	1.0		7	1	1	1	0	3	0	0	0	0	0	4	16	9.00	4.000																						

AB 40
R 12
H 16
RBI 12
BB 6
SO 4
LOB 14



AB 32
R 3
H 9
RBI 3
BB 6
SO 4
LOB 19



Batter	1	2	3	4	5	6	7	8	9	AB	R	H	RBI	BB	SO	LOB	TOP									
Al Newman, S OBP: 0.301, SLG: 0.316 (1, 10) (8, 6)										5	1	2	1	1	0	2	Minnesota Twins @ Milwaukee Brewers Milwaukee County Stadium, Milwaukee, WI Sun Aug 30 1987, 4:33 AM EDT Att: 22,417 - Unknown livebaseballscorecards.com									
Greg Gagne, R OBP: 0.306, SLG: 0.431 (1, 6) (8, 9)										6	2	2	0	0	1	5										
Kirby Puckett, R OBP: 0.365, SLG: 0.523 (1, 8)										6	4	6	4	0	0	0										
Gary Gaetti, R OBP: 0.307, SLG: 0.505 (1, 5)										5	2	2	0	1	1	3										
Tom Brunansky, R OBP: 0.351, SLG: 0.492 (1, 7)										3	0	0	0	2	1	5										
Kent Hrbek, L OBP: 0.386, SLG: 0.556 (1, 3)										3	0	0	1	1	1	6										
Mark Davidson, R OBP: 0.336, SLG: 0.344 Randy Bush, L OBP: 0.327, SLG: 0.388 (6, PH) (6, 9)										3	1	1	1	0	1	3										
Gene Larkin, S OBP: 0.353, SLG: 0.407 Jeff Reardon, R (8, 1)										1	0	1	2	0	0	0										
Steve Lombardozzi, R OBP: 0.303, SLG: 0.352 (1, 4)										4	0	1	0	0	2	1										
Tim Laudner, R OBP: 0.259, SLG: 0.411 (1, 2)										3	0	0	0	2	1	0										
Inning Stats	R: 1 E: 1 K: 3 S: 12	H: 3 LOB: 3 BB: 1 P: 16	R: 0 E: 0 K: 2 S: 7	H: 1 LOB: 0 BB: 0 P: 7	R: 1 E: 0 K: 0 S: 5	H: 2 LOB: 1 BB: 0 P: 5	R: 0 E: 0 K: 0 S: 4	H: 1 LOB: 2 BB: 1 P: 8	R: 3 E: 0 K: 0 S: 5	H: 3 LOB: 3 BB: 3 P: 18	R: 0 E: 0 K: 1 S: 6	H: 1 LOB: 2 BB: 1 P: 10	R: 0 E: 0 K: 0 S: 3	H: 0 LOB: 0 BB: 0 P: 3	R: 3 E: 0 K: 1 S: 8	H: 3 LOB: 1 BB: 1 P: 12	R: 2 E: 0 K: 1 S: 7	H: 1 LOB: 0 BB: 0 P: 7	1B: 9 2B: 4 3B: 0 HR: 2	SF: 1 SAC: 0 DP: 1 HBP: 1	WP: 0 PB: 1 SB: 2 CS: 1	PA: 50				
PITCHER	IP	WLS	BF	H	R	ER	SO	BB	IBB	HBP	BLK	WP	HR	S	P	ERA	WHIP									
Juan Nieves, L ERA: 5.25	(1, 1)	4.2	L	26	10	5	5	5	2	1	1	0	0	1	32	45	9.64	2.571								
Chuck Cim, R ERA: 3.99	(5, 1)	2.1	L	14	3	3	3	1	2	2	0	0	0	0	12	28	11.57	2.143								
Dan Plesac, L ERA: 2.2	(8, 1)	2.0		9	2	2	0	2	0	0	0	0	0	1	13	13	0.00	1.000								

Batter	1	2	3	4	5	6	7	8	9	AB	R	H	RBI	BB	SO	LOB	BOTTOM								
Paul Molitor, R OBP: 0.440, SLG: 0.577 (1, 10)										4	1	2	0	1	0	1	Minnesota Twins @ Milwaukee Brewers Milwaukee County Stadium, Milwaukee, WI Sun Aug 30 1987, 4:33 AM EDT Att: 22,417 - Unknown livebaseballscorecards.com								
Robin Yount, R OBP: 0.382, SLG: 0.475 (1, 8)										3	0	0	1	1	2	2									
Glenn Braggs, R OBP: 0.336, SLG: 0.425 Rick Manning, L OBP: 0.343, SLG: 0.367 (1, 9) (8, 9)										4	0	3	1	0	1	2									
Rob Deer, R OBP: 0.369, SLG: 0.486 (1, 7)										4	0	0	0	1	4	4									
Greg Brock, L OBP: 0.361, SLG: 0.438 (1, 3)										5	1	2	0	0	0	2									
Dale Sveum, S OBP: 0.298, SLG: 0.440 (1, 6)										4	1	1	0	1	0	2									
Bill Schroeder, R OBP: 0.385, SLG: 0.545 (1, 2)										3	1	1	3	1	1	2									
Ernest Riles, L OBP: 0.324, SLG: 0.351 (1, 5)										4	1	2	0	0	0	4									
Juan Castillo, S OBP: 0.296, SLG: 0.325 (1, 4)										2	1	0	0	1	0	0									
Inning Stats	R: 0 E: 0 K: 1 S: 6	H: 1 LOB: 1 BB: 0 P: 6	R: 0 E: 0 K: 1 S: 5	H: 1 LOB: 1 BB: 1 P: 9	R: 0 E: 0 K: 2 S: 8	H: 1 LOB: 2 BB: 1 P: 12	R: 3 E: 0 K: 1 S: 9	H: 4 LOB: 1 BB: 0 P: 9	R: 0 E: 0 K: 0 S: 6	H: 1 LOB: 1 BB: 0 P: 6	R: 3 E: 1 K: 0 S: 5	H: 3 LOB: 1 BB: 1 P: 9	R: 0 E: 0 K: 0 S: 3	H: 0 LOB: 2 BB: 2 P: 11	R: 0 E: 0 K: 2 S: 7	H: 0 LOB: 1 BB: 1 P: 11		R: 0 E: 0 K: 1 S: 5	H: 0 LOB: 0 BB: 0 P: 5	1B: 9 2B: 2 3B: 0 HR: 1	SF: 1 SAC: 1 DP: 1 HBP: 0	WP: 0 PB: 0 SB: 0 CS: 0	PA: 42		
PITCHER	IP	WLS	BF	H	R	ER	SO	BB	IBB	HBP	BLK	WP	HR	S	P	ERA	WHIP								
Frank Viola, L ERA: 3.11	(1, 1)	3.1		7	3	3	4	2	0	0	0	0	0	14	18	7.71	1.714								
Juan Berenguer, R ERA: 3.79	(4, 1)	2.1		11	3	3	2	2	1	0	0	0	0	4	12	0.00	2.250								
Keith Atherton, R ERA: 4.25 Jeff Reardon, R ERA: 5.2	(8, 1)	2.0	S	7	0	0	0	3	1	0	0	0	0	12	16	0.00	0.500								

Batter	1	2	3	4	5	6	7	8	9	AB	R	H	RBI	BB	SO	LOB	TOP
Paul Moltor, R OBP: 0.436, SLG: 0.570 (1, 10)	4-3		F8			F7		F8		4	0	0	0	0	0	0	
Robin Yount, R OBP: 0.383, SLG: 0.475 (1, 8)	1B			K		1-3			FC4-6 SH3 1B	4	1	2	0	0	1	0	
Glenn Braggs, R OBP: 0.332, SLG: 0.427 (1, 9)	1B			F9			HBP 1B		SH3	3	0	2	0	0	0	0	
Greg Brock, L OBP: 0.360, SLG: 0.435 (1, 3)	1-3			6-3			F8		FC4-6 BB	3	0	0	0	1	0	2	
B.J. Surhoff, L OBP: 0.347, SLG: 0.420 (1, 2)		4-3				E4	F7		FC4-6 1B	4	1	0	0	0	0	3	
Rob Deer, R OBP: 0.370, SLG: 0.485 (1, 7)		L5				P1			1B	3	0	1	1	0	0	1	
Ernest Riles, L OBP: 0.322, SLG: 0.349 (1, 5)			K			K			1B	4	0	1	1	0	2	3	
Dale Sveum, S OBP: 0.295, SLG: 0.436 (1, 6)			K			4-3			L3	4	0	0	0	0	1	3	
Juan Castillo, S OBP: 0.293, SLG: 0.321 (1, 4)			K			3-1				3	0	0	0	0	1	0	
Inning Stats	R: 0 E: 0 K: 0 S: 4	H: 2 LOB: 1 BB: 0 P: 4	R: 0 E: 0 K: 1 S: 5	H: 0 LOB: 0 BB: 0 P: 5	R: 0 E: 0 K: 2 S: 7	H: 0 LOB: 0 BB: 0 P: 7	R: 0 E: 1 K: 1 S: 6	H: 0 LOB: 1 BB: 0 P: 6	R: 0 E: 0 K: 0 S: 3	H: 1 LOB: 2 BB: 0 P: 5	R: 0 E: 0 K: 0 S: 3	H: 0 LOB: 0 BB: 0 P: 3	R: 2 E: 0 K: 0 S: 6	H: 3 LOB: 2 BB: 1 P: 10	1B: 6 2B: 0 3B: 0 HR: 0	SF: 0 SAC: 1 DP: 0 HBP: 1	WP: 0 PA: 35 PB: 0 CS: 1
PITCHER	IP	WLS	BF	H	R	ER	SO	BB	IBB	HBP	BLK	WP	HR	S	P	ERA	WHIP
Bret Saberhagen, R ERA: 3.35 (1, 1)	8.2	L	34	6	2	2	5	1	0	1	0	0	0	42	47	2.08	0.808
Gene Garber, R ERA: 4.39 (9, 1)	0.1		1	0	0	0	0	0	0	0	0	0	0	1	1	0.00	0.000

Milwaukee Brewers @ Kansas City Royals
 Royals Stadium, Kansas City, MO
 Tue Sep 01 1987, 8:05 PM EDT
 Att: 19,067 - Unknown

AB	32
R	2
H	6
RBI	2
BB	1
SO	5
LOB	12



Batter	1	2	3	4	5	6	7	8	9	AB	R	H	RBI	BB	SO	LOB	BOTTOM		
Willie Wilson, S OBP: 0.318, SLG: 0.378 (1, 8)	L3			5-3		5-3			K	4	0	0	0	0	1	0			
Kevin Seitzer, R OBP: 0.404, SLG: 0.482 (1, 5)	4-3			K		K			F9	4	0	0	0	0	2	0			
George Brett, L OBP: 0.394, SLG: 0.500 (1, 3)	G3			K			F7		F6	4	0	0	0	0	1	0			
Danny Tartabull, R OBP: 0.366, SLG: 0.485 (1, 9)		K			6-3		K			3	0	0	0	0	2	0			
Frank White, R OBP: 0.311, SLG: 0.389 (1, 4)		L7			BB		K			2	0	0	0	1	1	0			
Steve Balboni, R OBP: 0.287, SLG: 0.419 (1, 10)		1-3			K				6-3	3	0	0	0	0	1	1			
Lonnie Smith, R OBP: 0.383, SLG: 0.390 (1, 7)			5-3						K	2	0	0	0	1	1	0			
Ross Jones, R OBP: 0.260, SLG: 0.272 (1, 6)			4-3			F8				3	0	1	0	0	0	2			
Larry Owen, R OBP: 0.259, SLG: 0.294 (1, 2)										2	0	0	0	0	0	0			
Bill Pecota, R OBP: 0.387, SLG: 0.429 (8, PH)									F3	1	0	0	0	0	0	1			
Jamie Quirk, L OBP: 0.336, SLG: 0.379 (9, 2)										0	0	0	0	0	0	0			
Inning Stats	R: 0 E: 0 K: 0 S: 3	H: 0 LOB: 0 BB: 0 P: 3	R: 0 E: 0 K: 1 S: 5	H: 0 LOB: 0 BB: 0 P: 5	R: 0 E: 0 K: 2 S: 7	H: 0 LOB: 0 BB: 0 P: 7	R: 0 E: 0 K: 1 S: 5	H: 0 LOB: 2 BB: 2 P: 13	R: 0 E: 0 K: 1 S: 5	H: 0 LOB: 0 BB: 0 P: 5	R: 0 E: 0 K: 2 S: 7	H: 0 LOB: 0 BB: 0 P: 7	R: 0 E: 0 K: 1 S: 6	H: 1 LOB: 1 BB: 0 P: 6	R: 0 E: 0 K: 1 S: 5	H: 0 LOB: 0 BB: 0 P: 5	1B: 0 2B: 0 3B: 1 HR: 0	SF: 0 SAC: 0 DP: 0 HBP: 0	WP: 0 PA: 30 PB: 0 CS: 0
PITCHER	IP	WLS	BF	H	R	ER	SO	BB	IBB	HBP	BLK	WP	HR	S	P	ERA	WHIP		
Teddy Higuera, L ERA: 4.03 (1, 1)	9.0	W	30	1	0	0	9	2	0	0	0	0	0	46	54	0.00	0.333		

Milwaukee Brewers @ Kansas City Royals
 Royals Stadium, Kansas City, MO
 Tue Sep 01 1987, 8:05 PM EDT
 Att: 19,067 - Unknown

AB	28
R	0
H	1
RBI	0
BB	2
SO	9
LOB	4



Batter	1	2	3	4	5	6	7	8	9	AB	R	H	RBI	BB	SO	LOB	TOP			
Paul Moltzer, R OBP: 0.433, SLG: 0.564 (1, 10)	6-3		3-1						K	4	0	0	0	1	1	3	Milwaukee Brewers @ Kansas City Royals Royals Stadium, Kansas City, MO Wed Sep 02 1987, 8:05 PM EDT Att: 19,430 - Unknown livebaseballscorecards.com			
Robin Yount, R OBP: 0.382, SLG: 0.473 (1, 8)	BLK HR BB		F4							3	1	0	0	1	0	4				
Glenn Braggs, R OBP: 0.329, SLG: 0.423 (1, 9)	5-3		F8							4	0	0	0	0	0	3				
Greg Brock, L OBP: 0.361, SLG: 0.433 (1, 3)	HR BB			G3						2	1	0	0	2	0	0				
Bill Schroeder, R OBP: 0.397, SLG: 0.559 (1, 2)	HR		4-3							4	1	2	3	0	0	0				
Rob Deer, R OBP: 0.367, SLG: 0.480 Rick Manning, L OBP: 0.343, SLG: 0.367 (1, 7) (8, 7)	K		6-3							4	0	0	0	0	2	2				
Ernest Riles, L OBP: 0.316, SLG: 0.342 (1, 5)			5-3							4	0	0	0	0	0	2				
Dale Sveum, S OBP: 0.297, SLG: 0.436 (1, 6)			F4							3	0	1	0	1	0	0				
Juan Castillo, S OBP: 0.292, SLG: 0.320 (1, 4)			1-3							4	0	1	0	0	1	2				
Inning Stats	R: 3 E: 0 K: 1 S: 6	H: 1 LOB: 0 BB: 2 P: 14	R: 0 E: 0 K: 0 S: 3	H: 0 LOB: 0 BB: 0 P: 3	R: 0 E: 0 K: 0 S: 3	H: 0 LOB: 0 BB: 0 P: 3	R: 0 E: 0 K: 0 S: 4	H: 1 LOB: 2 BB: 1 P: 8	R: 0 E: 0 K: 0 S: 4	H: 1 LOB: 2 BB: 1 P: 8	R: 0 E: 1 K: 0 S: 5	H: 1 LOB: 2 BB: 0 P: 5	R: 0 E: 0 K: 1 S: 5	H: 0 LOB: 0 BB: 0 P: 5	R: 0 E: 0 K: 2 S: 7	H: 0 LOB: 1 BB: 1 P: 11		1B: 3 2B: 0 3B: 0 HR: 1	SF: 0 SAC: 0 DP: 0 HBP: 0	WP: 0 PB: 0 CS: 1
PITCHER Charlie Leibrandt, L ERA: 2.92 (1, 1)	IP: 9.0 WLS: L BF: 37	H: 4 R: 3 ER: 3 SO: 4	BB: 5 IBB: 0 HBP: 0 BLK: 1	WP: 0 HR: 1 S: 40 P: 60	ERA: 3.00 WHIP: 1.000															

Batter	1	2	3	4	5	6	7	8	9	AB	R	H	RBI	BB	SO	LOB	BOTTOM			
Willie Wilson, S OBP: 0.315, SLG: 0.375 (1, 8)	K		F8							4	0	0	0	0	1	1	Milwaukee Brewers @ Kansas City Royals Royals Stadium, Kansas City, MO Wed Sep 02 1987, 8:05 PM EDT Att: 19,430 - Unknown livebaseballscorecards.com			
Lonnie Smith, R OBP: 0.380, SLG: 0.381 (1, 7)	F9		S BB							3	0	0	0	1	0	1				
Kevin Seitzer, R OBP: 0.403, SLG: 0.479 (1, 5)	F4		K							3	0	0	0	1	1	1				
George Brett, L OBP: 0.390, SLG: 0.494 (1, 3)			1-3							4	0	0	0	0	0	1				
Danny Tartabull, R OBP: 0.365, SLG: 0.482 (1, 9)	HR BB		F9							3	1	0	0	1	2	1				
Frank White, R OBP: 0.311, SLG: 0.388 (1, 4)	P3									4	0	1	0	0	0	2				
Steve Balboni, R OBP: 0.287, SLG: 0.427 (1, 10)	HR		F3							3	1	1	2	0	1	1				
Jamie Quirk, L OBP: 0.332, SLG: 0.374 (1, 2)	F9									3	0	0	0	0	0	0				
Ross Jones, R OBP: 0.265, SLG: 0.277 Thad Bosley, L OBP: 0.305, SLG: 0.347 Bill Pecota, R OBP: 0.387, SLG: 0.429 (1, 6) (7, PH) (8, 6)	F8									2	0	1	0	0	0	0				
Inning Stats	R: 0 E: 0 K: 1 S: 5	H: 0 LOB: 0 BB: 0 P: 5	R: 2 E: 0 K: 0 S: 4	H: 1 LOB: 0 BB: 1 P: 8	R: 0 E: 0 K: 0 S: 4	H: 1 LOB: 1 BB: 0 P: 4	R: 0 E: 0 K: 0 S: 4	H: 1 LOB: 1 BB: 0 P: 4	R: 0 E: 0 K: 1 S: 5	H: 0 LOB: 1 BB: 1 P: 9	R: 0 E: 0 K: 2 S: 7	H: 0 LOB: 0 BB: 0 P: 7	R: 0 E: 0 K: 0 S: 3	H: 0 LOB: 0 BB: 0 P: 3	R: 0 E: 0 K: 1 S: 5	H: 0 LOB: 0 BB: 0 P: 5		1B: 2 2B: 0 3B: 0 HR: 1	SF: 0 SAC: 0 DP: 0 HBP: 0	WP: 0 PB: 0 CS: 0
PITCHER Bill Wegman, R ERA: 4.17 Chuck Crim, R ERA: 3.51 Dan Plesac, L ERA: 2.17 (1, 1) (7, 1) (8, 1)	IP: 6.0 WLS: W BF: 24	H: 3 R: 2 ER: 2 SO: 3	BB: 3 IBB: 0 HBP: 0 BLK: 0	WP: 0 HR: 1 S: 27 P: 39	ERA: 3.00 WHIP: 1.000															

Batter	1	2	3	4	5	6	7	8	9	AB	R	H	RBI	BB	SO	LOB	TOP										
Paul Moltzer, R OBP: 0.433, SLG: 0.564 (1, 4)	L3		1B 2B		F9		L8		2B 1B	5	2	2	0	0	0	0	Milwaukee Brewers @ Kansas City Royals Royals Stadium, Kansas City, MO Thu Sep 03 1987, 8:05 PM EDT Att: 23,122 - Unknown										
Robin Yount, R OBP: 0.383, SLG: 0.474 (1, 8)	1B 1B		K		4-3		F9		1B 2B	5	2	2	1	0	1	1											
Glenn Braggs, R OBP: 0.330, SLG: 0.421 (1, 9)	K		1B BB		FC4-6 1B		5-3		5-3	4	0	1	0	1	1	2											
Greg Brock, L OBP: 0.366, SLG: 0.439 (1, 3)	1H 1B		1H 2H 1B		FC4-6 WP 2B		4-3 WP 2B		E 1B	5	3	4	3	0	0	1											
B.J. Surhoff, L OBP: 0.345, SLG: 0.420 Bill Schroeder, R OBP: 0.387, SLG: 0.559 (9, 2)	4-3		G3		F7		4-3		E9 2B	5	0	1	1	0	0	5											
Rob Deer, R OBP: 0.367, SLG: 0.481 Rick Manning, L OBP: 0.346, SLG: 0.363 (6, 7)		K		K		1H 1B 2B		BB WP BB	K	3	0	1	1	0	2	0											
Ernest Riles, L OBP: 0.318, SLG: 0.340 (1, 5)		K		G3		2H 1B		BB BB	F7	4	0	1	1	1	1	1											
Mike Felder, S OBP: 0.323, SLG: 0.313 (1, 10)		4-3		K		1-2 F7		BB		3	0	0	0	1	1	2											
Juan Castillo, S OBP: 0.289, SLG: 0.315 (1, 6)			3-1		1-3		F8		4-3	4	0	0	0	0	3												
Inning Stats	R: 1 E: 0 K: 1 S: 7	H: 2 LOB: 1 BB: 0 P: 7	R: 0 E: 0 K: 2 S: 7	H: 0 LOB: 0 BB: 0 P: 7	R: 1 E: 0 K: 1 S: 7	H: 2 LOB: 2 BB: 1 P: 11	R: 0 E: 0 K: 2 S: 7	H: 0 LOB: 0 BB: 0 P: 7	R: 0 E: 0 K: 0 S: 3	H: 0 LOB: 0 BB: 0 P: 3	R: 0 E: 0 K: 0 S: 6	H: 3 LOB: 1 BB: 0 P: 6	R: 0 E: 0 K: 0 S: 3	H: 0 LOB: 0 BB: 0 P: 3	R: 1 E: 0 K: 0 S: 4	H: 1 LOB: 3 BB: 3 P: 16		R: 3 E: 1 K: 1 S: 9	H: 4 LOB: 1 BB: 0 P: 9	1B: 7 2B: 5 3B: 0 HR: 0	SF: 0 SAC: 0 DP: 0 HBP: 0	WP: 2 PB: 0 CS: 3	PA: 43				
PITCHER	IP	WLS	BF	H	R	ER	SO	BB	IBB	HBP	BLK	WP	HR	S	P	ERA	WHIP										
Mark Gubicza, R ERA: 4.32 John Davis, R ERA: 2.16 Jerry Don Gleaton, L ERA: 4.53 Gene Garber, R ERA: 4.76 Bob Stoddard, R ERA: 4.08	6.0	L	26	7	4	4	6	1	0	0	0	1	0	37	41	6.00	1.333										

Batter	1	2	3	4	5	6	7	8	9	AB	R	H	RBI	BB	SO	LOB	BOTTOM										
Willie Wilson, S OBP: 0.315, SLG: 0.374 (1, 8)	K		K			F9 1H 1B		5-3		4	0	1	1	0	2	0	Milwaukee Brewers @ Kansas City Royals Royals Stadium, Kansas City, MO Thu Sep 03 1987, 8:05 PM EDT Att: 23,122 - Unknown										
Bill Pecota, R OBP: 0.379, SLG: 0.417 (8, 4)	S 1B				F9	L4		3-1		4	0	1	0	0	1												
Kevin Seitzer, R OBP: 0.401, SLG: 0.475 (1, 5)	5-3				F8	F9			F9	4	0	0	0	0	2												
George Brett, L OBP: 0.386, SLG: 0.488 (1, 3)	F9				F8	K			3-1	4	0	0	0	1	2												
Danny Tartabull, R OBP: 0.365, SLG: 0.486 (1, 9)		F3				HR		6-3		4	1	1	1	0	0	0											
Frank White, R OBP: 0.311, SLG: 0.386 Angel Salazar, R OBP: 0.222, SLG: 0.249 (7, 6)		5-3			F4		BB			2	0	0	0	1	0	0											
Steve Balboni, R OBP: 0.285, SLG: 0.423 (1, 10)		K			K		L5			3	0	0	0	0	2	1											
Jamie Quirk, L OBP: 0.328, SLG: 0.370 (1, 2)			4-3		K		F9			3	0	0	0	0	1	1											
Gary Thurman, R OBP: 0.364, SLG: 0.300 (1, 7)			K			1B S		6-3		3	1	1	0	0	1	0											
Inning Stats	R: 0 E: 0 K: 1 S: 6	H: 1 LOB: 0 BB: 0 P: 6	R: 0 E: 0 K: 1 S: 5	H: 0 LOB: 0 BB: 0 P: 5	R: 0 E: 0 K: 2 S: 7	H: 0 LOB: 0 BB: 0 P: 7	R: 0 E: 0 K: 0 S: 3	H: 0 LOB: 0 BB: 0 P: 3	R: 1 E: 0 K: 2 S: 8	H: 1 LOB: 0 BB: 0 P: 8	R: 1 E: 0 K: 1 S: 7	H: 2 LOB: 1 BB: 0 P: 7	R: 0 E: 0 K: 0 S: 3	H: 0 LOB: 1 BB: 1 P: 7	R: 0 E: 0 K: 0 S: 3	H: 0 LOB: 0 BB: 0 P: 3		R: 0 E: 0 K: 0 S: 3	H: 0 LOB: 0 BB: 0 P: 3	1B: 3 2B: 0 3B: 0 HR: 1	SF: 0 SAC: 0 DP: 0 HBP: 0	WP: 0 PB: 0 CS: 0	PA: 32				
PITCHER	IP	WLS	BF	H	R	ER	SO	BB	IBB	HBP	BLK	WP	HR	S	P	ERA	WHIP										
Chris Bosio, R ERA: 5.26 Chuck Cnm, R ERA: 3.74	7.0	W	26	4	2	2	7	1	0	0	0	0	0	6	6	0.00	0.000										

Batter	1	2	3	4	5	6	7	8	9	AB	R	H	RBI	BB	SO	LOB	TOP										
Paul Moltor, R (1, 10) OBP: 0.427, SLG: 0.552										4	0	0	0	1	0	4	Milwaukee Brewers @ Minnesota Twins Hubert H. Humphrey Metrodome, Minneapolis, MN Sun Sep 06 1987, 4:33 AM EDT Att: 36,586 - Unknown livebaseballscorecards.com										
Robin Yount, R (1, 8) OBP: 0.376, SLG: 0.462										5	0	0	0	0	2	2											
Glenn Braggs, R (1, 9) OBP: 0.330, SLG: 0.425										5	3	2	1	0	1	1											
Greg Brock, L (1, 3) OBP: 0.372, SLG: 0.443										3	1	1	0	1	1	0											
Rob Deer, R (1, 7) OBP: 0.368, SLG: 0.487										3	1	2	4	1	0	0											
Dale Sveum, S (1, 6) OBP: 0.293, SLG: 0.427										4	0	0	0	0	1	1											
Bill Schroeder, R (1, 2) OBP: 0.378, SLG: 0.551										4	1	1	1	0	2	0											
Ernest Riles, L (1, 5) OBP: 0.322, SLG: 0.341										2	0	1	0	2	1	0											
Juan Castillo, S (1, 4) OBP: 0.292, SLG: 0.317										2	0	1	0	1	1	1											
Inning Stats	R: 1 E: 0 K: 1 S: 5	H: 1 LOB: 2 BB: 2 P: 13	R: 0 E: 0 K: 2 S: 7	H: 0 LOB: 2 BB: 2 P: 15	R: 0 E: 0 K: 1 S: 5	H: 0 LOB: 0 BB: 0 P: 5	R: 0 E: 0 K: 1 S: 5	H: 0 LOB: 1 BB: 1 P: 7	R: 0 E: 0 K: 0 S: 3	H: 1 LOB: 0 BB: 1 P: 7	R: 0 E: 0 K: 1 S: 6	H: 1 LOB: 1 BB: 0 P: 6	R: 4 E: 1 K: 1 S: 10	H: 5 LOB: 1 BB: 0 P: 10	R: 0 E: 0 K: 2 S: 7	H: 0 LOB: 0 BB: 0 P: 7	1B: 4 2B: 1 3B: 0 HR: 3	SF: 0 SAC: 1 DP: 0 HBP: 0	WP: 0 PB: 0 SB: 2 CS: 3	PA: 40							
PITCHER	IP	WLS	BF	H	R	ER	SO	BB	IBB	HBP	BLK	WP	HR	S	P	ERA	WHIP										
Steve Carlton, L (1, 1) ERA: 5.89	7.0	L	28	3	2	2	6	6	0	0	0	0	1	34	58	2.57	1.286										
George Frazier, R (8, 1) ERA: 5.45	0.2		7	5	4	4	0	0	0	0	0	0	2	7	7	54.00	7.500										
Roy Smith, R (8, 1) ERA: 4.3	1.1		4	0	0	0	3	0	0	0	0	0	0	10	10	0.00	0.000										

Batter	1	2	3	4	5	6	7	8	9	AB	R	H	RBI	BB	SO	LOB	BOTTOM										
Al Newman, S (1, 6) OBP: 0.308, SLG: 0.315										2	0	0	0	0	1	0	Milwaukee Brewers @ Minnesota Twins Hubert H. Humphrey Metrodome, Minneapolis, MN Sun Sep 06 1987, 4:33 AM EDT Att: 36,586 - Unknown livebaseballscorecards.com										
Greg Gagne, R (4, 6) OBP: 0.296, SLG: 0.413										2	0	0	0	0	2	0											
Mark Davidson, R (1, 7) OBP: 0.326, SLG: 0.333										4	0	1	0	0	0	0											
Kirby Puckett, R (1, 8) OBP: 0.367, SLG: 0.531										4	0	1	0	0	1	2											
Gary Gaetti, R (1, 5) OBP: 0.304, SLG: 0.492										3	0	0	0	1	0	1											
Tom Brunansky, R (1, 9) OBP: 0.352, SLG: 0.489										3	0	0	0	1	0	2											
Don Baylor, R (1, 10) OBP: 0.352, SLG: 0.398										2	0	0	0	0	1	1											
Kent Hrbek, L (1, 3) OBP: 0.384, SLG: 0.544										2	0	0	0	1	0	1											
Steve Lombardozzi, R (1, 4) OBP: 0.299, SLG: 0.343										3	0	0	0	0	1	2											
Tom Nieto, R (1, 2) OBP: 0.303, SLG: 0.366										2	0	0	0	0	1	1											
Dan Gladden, R (8, PH) OBP: 0.314, SLG: 0.344										1	0	0	0	0	0	0											
Sal Butera, P (9, 2) OBP: 0.225, SLG: 0.270										0	0	0	0	0	0	0											
Inning Stats	R: 0 E: 0 K: 1 S: 6	H: 1 LOB: 2 BB: 1 P: 10	R: 0 E: 0 K: 1 S: 5	H: 0 LOB: 1 BB: 0 P: 6	R: 0 E: 1 K: 0 S: 4	H: 1 LOB: 1 BB: 0 P: 4	R: 0 E: 0 K: 2 S: 6	H: 0 LOB: 1 BB: 2 P: 14	R: 0 E: 0 K: 1 S: 5	H: 0 LOB: 0 BB: 0 P: 5	R: 0 E: 0 K: 1 S: 3	H: 0 LOB: 0 BB: 0 P: 3	R: 0 E: 0 K: 1 S: 5	H: 0 LOB: 0 BB: 0 P: 5	R: 0 E: 0 K: 0 S: 3	H: 0 LOB: 0 BB: 0 P: 3	1B: 2 2B: 1 3B: 0 HR: 0	SF: 0 SAC: 0 DP: 1 HBP: 1	WP: 0 PB: 0 SB: 0 CS: 1	PA: 32							
PITCHER	IP	WLS	BF	H	R	ER	SO	BB	IBB	HBP	BLK	WP	HR	S	P	ERA	WHIP										
Teddy Higuera, L (1, 1) ERA: 3.86	9.0	W	32	2	0	0	7	3	0	1	0	0	0	42	55	0.00	0.556										

Batter	1	2	3	4	5	6	7	8	9	AB	R	H	RBI	BB	SO	LOB	TOP										
Nelson Litano, S (1,4) OBP: 0.370, SLG: 0.383										3	2	1	0	2	0	0											
Lloyd Moseby, L (1,8) OBP: 0.344, SLG: 0.452										3	0	0	0	0	0	1											
Garth Iorg, R (8, PH) OBP: 0.274, SLG: 0.298										1	0	1	0	0	0	0											
Lou Thornton, L (8, PR) (8, 7)										1	1	0	0	0	0	2											
Tony Fernandez, S (1,6) OBP: 0.385, SLG: 0.436										4	1	2	2	0	0	0											
George Bell, R (1,7) OBP: 0.344, SLG: 0.620										0	0	0	0	0	0	0											
Rob Ducey, L (1, PR) OBP: 0.353, SLG: 0.167										2	0	0	0	0	0	0											
Juan Beniquez, R (8, PH) OBP: 0.300, SLG: 0.381										0	0	0	1	0	0	0											
Charlie Moore, R (8, 9) OBP: 0.297, SLG: 0.360										0	0	0	0	0	0	0											
Ernie Whitt, L (1,2) OBP: 0.336, SLG: 0.417										4	1	1	0	0	0	3											
Jesse Barfield, R (1,9) OBP: 0.323, SLG: 0.459										4	0	1	0	0	1	3											
Rance Mulliniks, L (1,5) OBP: 0.350, SLG: 0.471										3	0	1	0	0	0	0											
Kelly Gruber, R (7, PR) OBP: 0.282, SLG: 0.408										1	0	0	0	0	1	2											
Fred McGriff, L (1,10) OBP: 0.387, SLG: 0.521										3	0	0	0	1	1	2											
Willie Upshaw, L (1,3) OBP: 0.319, SLG: 0.396										4	0	1	0	0	0	3											
Inning Stats	R: 1 E: 0 K: 0 S: 5	H: 2 LOB: 2 BB: 0 P: 6	R: 0 E: 0 K: 0 S: 3	H: 0 LOB: 0 BB: 0 P: 3	R: 0 E: 0 K: 0 S: 3	H: 0 LOB: 0 BB: 0 P: 3	R: 0 E: 0 K: 1 S: 5	H: 1 LOB: 0 BB: 0 P: 3	R: 0 E: 0 K: 0 S: 3	H: 0 LOB: 0 BB: 0 P: 3	R: 1 E: 2 K: 1 S: 8	H: 2 LOB: 2 BB: 0 P: 8	R: 3 E: 0 K: 1 S: 8	H: 3 LOB: 2 BB: 1 P: 12	R: 0 E: 0 K: 0 S: 2	H: 0 LOB: 1 BB: 2 P: 10	1B: 7 2B: 1 3B: 0 HR: 0	SF: 1 SAC: 0 DP: 1 HBP: 1	WP: 2 PB: 2 SB: 0 CS: 1	PA: 39							
PITCHER	IP	WLS	BF	H	R	ER	SO	BB	IBB	HBP	BLK	WP	HR	S	P	ERA	WHIP										
Bill Wegman, R (1,1) ERA: 4.08	6.1		23	4	2	1	1	0	0	1	0	0	0	24	25	1.42	0.632										
Chuck Cnm, R (7,1) ERA: 3.79	0.2	L	4	1	0	0	1	0	0	0	0	0	0	6	6	0.00	1.500										
Dan Plesac, L (8,1) ERA: 2.45	0.2	L	6	3	3	3	0	1	0	0	0	1	0	5	9	40.50	6.000										
Mark Clear, R (8,1) ERA: 4.9	1.1		5	0	0	0	1	2	0	0	0	0	0	5	13	0.00	1.500										

Toronto Blue Jays @ Milwaukee Brewers
Milwaukee County Stadium, Milwaukee, WI

AB 33
R 5
H 8
RBI 3
BB 3
SO 3
LOB 16



WP: 2 PA: 39
PB: 2
SB: 0
CS: 1

Mon Sep 07 1987, 4:33 AM EDT
Att: 16,935 - Unknown

Batter	1	2	3	4	5	6	7	8	9	AB	R	H	RBI	BB	SO	LOB	BOTTOM										
Paul Molitor, R (1,10) OBP: 0.426, SLG: 0.548										3	0	0	0	2	1	4											
Robin Yount, R (1,8) OBP: 0.373, SLG: 0.458										5	0	0	0	0	0	6											
Glenn Braggs, R (1,9) OBP: 0.331, SLG: 0.426										4	1	2	0	0	0	2											
Greg Brock, L (1,3) OBP: 0.373, SLG: 0.451										4	1	2	2	0	2	0											
Rob Deer, R (1,7) OBP: 0.365, SLG: 0.482										4	0	0	0	0	2	3											
Dale Sveum, S (1,6) OBP: 0.295, SLG: 0.427										3	0	1	0	1	1	1											
Bill Schroeder, R (1,2) OBP: 0.380, SLG: 0.548										3	0	1	0	1	0	2											
Rick Manning, L (8, PR) OBP: 0.343, SLG: 0.359										0	0	0	0	0	0	0											
Ernest Riles, L (1,5) OBP: 0.325, SLG: 0.358										4	1	2	0	0	1	2											
Juan Castillo, S (1,4) OBP: 0.296, SLG: 0.320										3	0	2	1	0	1	1											
B.J. Surhoff, L (8, PH) OBP: 0.344, SLG: 0.419										1	0	0	0	0	1	3											
Inning Stats	R: 0 E: 0 K: 1 S: 7	H: 2 LOB: 2 BB: 0 P: 7	R: 0 E: 0 K: 2 S: 8	H: 2 LOB: 1 BB: 0 P: 8	R: 0 E: 0 K: 0 S: 2	H: 0 LOB: 0 BB: 1 P: 6	R: 0 E: 0 K: 2 S: 8	H: 0 LOB: 1 BB: 0 P: 8	R: 0 E: 0 K: 1 S: 7	H: 2 LOB: 1 BB: 1 P: 11	R: 1 E: 0 K: 0 S: 4	H: 2 LOB: 1 BB: 1 P: 8	R: 0 E: 0 K: 2 S: 7	H: 0 LOB: 0 BB: 0 P: 7	R: 0 E: 0 K: 1 S: 6	H: 1 LOB: 3 BB: 1 P: 10	1B: 7 2B: 1 3B: 1 HR: 1	SF: 0 SAC: 0 DP: 2 HBP: 0	WP: 0 PB: 1 SB: 0 CS: 2	PA: 39							
PITCHER	IP	WLS	BF	H	R	ER	SO	BB	IBB	HBP	BLK	WP	HR	S	P	ERA	WHIP										
John Cerutti, L (1,1) ERA: 4.01	5.2		24	7	2	2	6	2	0	0	0	0	1	34	42	3.18	1.588										
Mark Eichhorn, R (6,1) ERA: 3.19	0.1		3	2	1	1	0	0	0	0	0	0	0	3	3	27.00	6.000										
Duane Ward, R (7,1) ERA: 8.44	1.0	W	3	0	0	0	0	1	0	0	0	0	0	2	6	0.00	1.000										
Tom Henke, R (8,1) ERA: 2.5	2.0	S	8	1	0	0	3	1	0	0	0	0	0	13	17	0.00	1.000										


Toronto Blue Jays @ Milwaukee Brewers
Milwaukee County Stadium, Milwaukee, WI


AB 34
R 3
H 10
RBI 3
BB 4
SO 9
LOB 24



WP: 0 PA: 39
PB: 1
SB: 0
CS: 2

Mon Sep 07 1987, 4:33 AM EDT
Att: 16,935 - Unknown

Batter	1	2	3	4	5	6	7	8	9	AB	R	H	RBI	BB	SO	LOB	TOP								
Nelson Liriano, S OBP: 0.373, SLG: 0.373	6-3		1-3 BB		FC4-6 1B		F7		1B	4	0	1	0	1	0	2	<p>Toronto Blue Jays @ Milwaukee Brewers Milwaukee County Stadium, Milwaukee, WI</p> <p>Tue Sep 08 1987, 8:05 PM EDT Att: 8,053 - Unknown</p> <p>livebaseballscorecards.com</p> <p>AB 35 R 4 H 11 RBI 4 BB 4 SO 2 LOB 14</p> 								
Lloyd Moseby, L OBP: 0.346, SLG: 0.455	F7		1-3		1-2 1B		2B		1B	5	0	3	1	0	0	1									
Tony Fernandez, S OBP: 0.384, SLG: 0.433	BB 1B		3-1		G3		F7		G1-6-3 1B	5	0	1	0	0	0	6									
George Bell, R OBP: 0.346, SLG: 0.624	1-2 BB			1B 2B		WP 4-3 2B		F4		3	2	2	0	1	0	0									
Ernie Whitt, L OBP: 0.336, SLG: 0.423	F7			F7		F8		HR		4	1	1	1	0	0	4									
Jesse Barfield, R OBP: 0.322, SLG: 0.458		0-3 K		2H 1B		4-3		1-3		4	0	1	2	0	1	0									
Rance Mulliniks, L OBP: 0.358, SLG: 0.468 Kelly Gruber, R OBP: 0.282, SLG: 0.408	F7			4-3		K		E S 1B		4	0	1	0	0	1	0									
Fred McGriff, L OBP: 0.388, SLG: 0.517 Lou Thornton, L	4-3				F7		2B 1-3 BB	CS BB		2	1	0	0	2	0	0									
Willie Upshaw, L OBP: 0.319, SLG: 0.394			F9		FC4-6 1B		1-3	CS	F8	4	0	1	0	0	0	1									
Inning Stats	R: 0 E: 0 K: 0 S: 4	H: 1 LOB: 2 BB: 1 P: 8	R: 0 E: 0 K: 1 S: 5	H: 0 LOB: 0 BB: 0 P: 5	R: 0 E: 0 K: 0 S: 3	H: 0 LOB: 1 BB: 1 P: 7	R: 1 E: 0 K: 0 S: 4	H: 2 LOB: 0 BB: 0 P: 4	R: 0 E: 0 K: 0 S: 5	H: 2 LOB: 2 BB: 0 P: 5	R: 1 E: 0 K: 1 S: 6	H: 1 LOB: 0 BB: 0 P: 6	R: 1 E: 0 K: 0 S: 4	H: 1 LOB: 1 BB: 1 P: 8	R: 1 E: 0 K: 0 S: 4	H: 2 LOB: 2 BB: 1 P: 8		R: 0 E: 0 K: 0 S: 4	H: 2 LOB: 1 BB: 0 P: 4	1B: 7 2B: 3 3B: 0 HR: 1	SF: 0 SAC: 0 DP: 1 HBP: 0	WP: 1 PB: 0 SB: 1 CS: 1	PA: 40		
PITCHER	IP	WLS	BF	H	R	ER	SO	BB	IBB	HBP	BLK	WP	HR	S	P	ERA	WHIP								
Chris Bosio, R ERA: 5.2	6.2	W	29	7	3	3	2	3	0	0	0	1	0	30	42	4.05	1.500								
Jay Aldrich, R ERA: 5.3	1.0		5	2	1	1	0	0	0	0	0	0	1	5	5	9.00	2.000								
Chuck Crim, R ERA: 3.75	1.1	S	5	2	0	0	0	1	0	0	0	0	0	4	8	0.00	2.250								

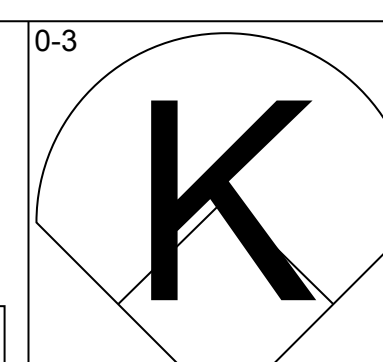
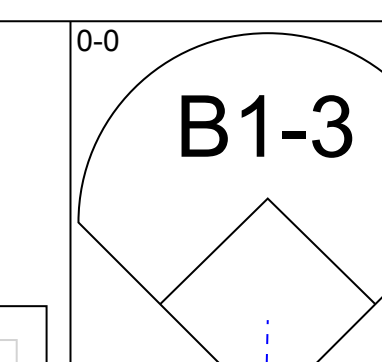
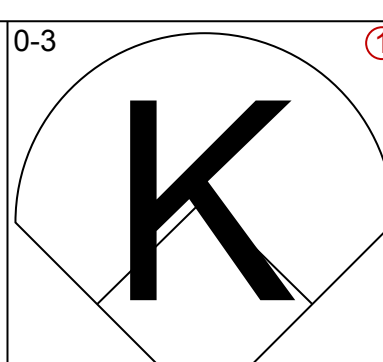
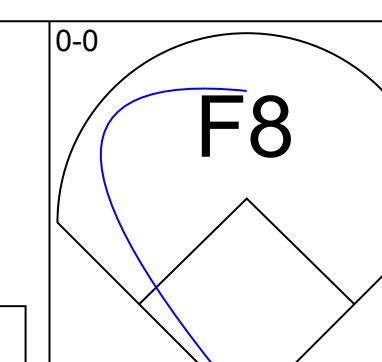
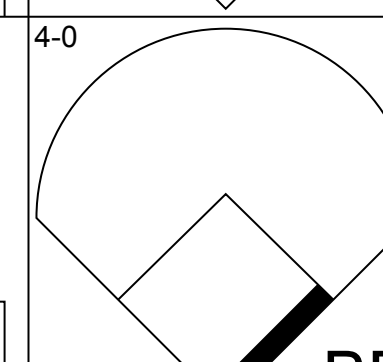
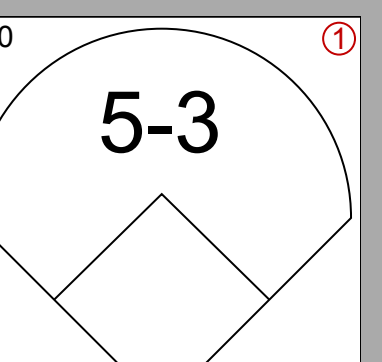
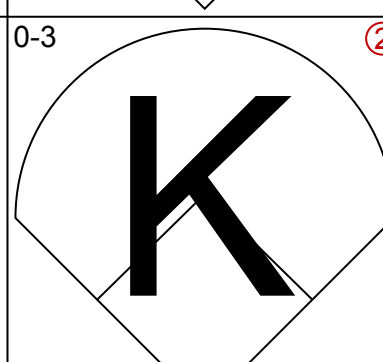
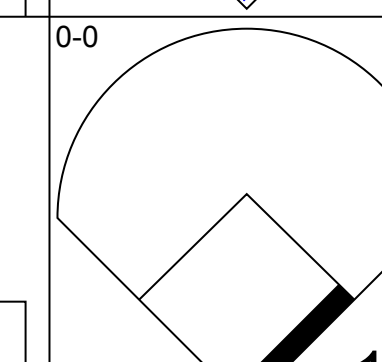
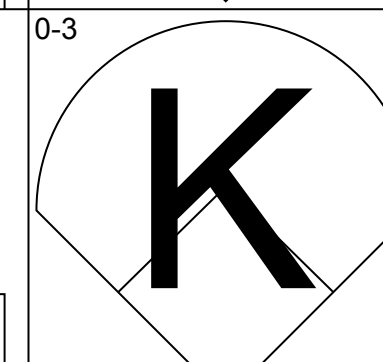
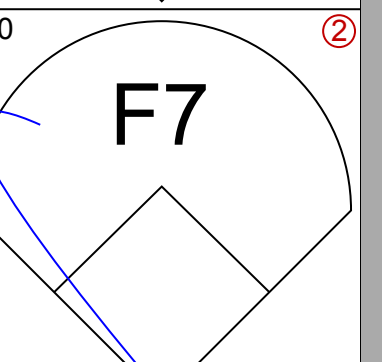
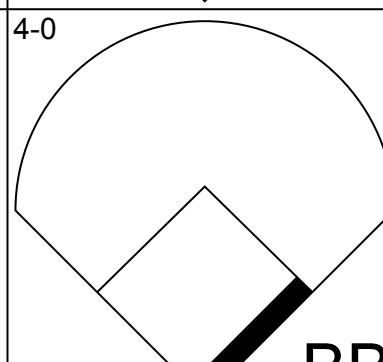
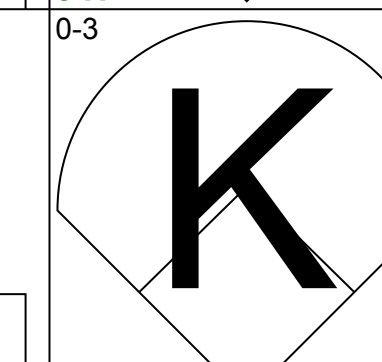
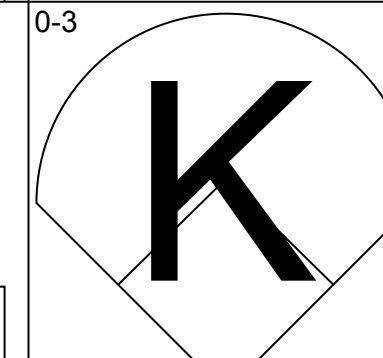
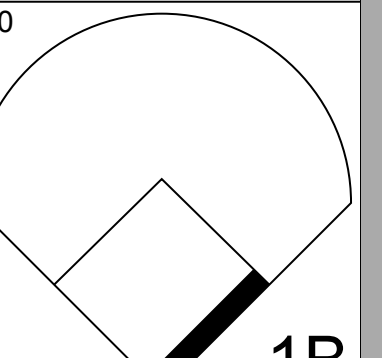
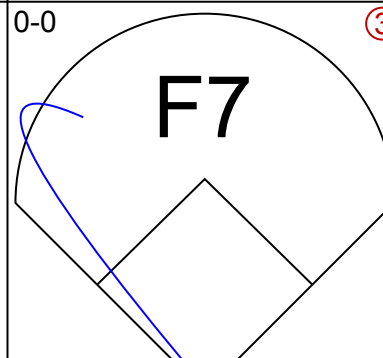

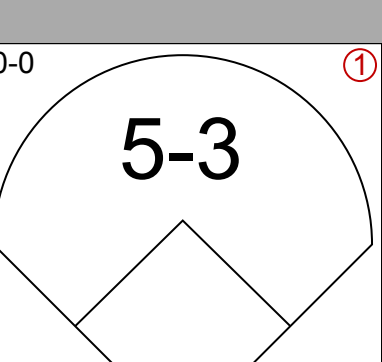
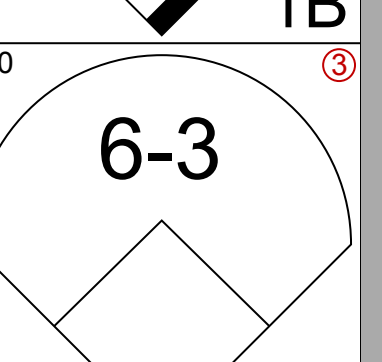
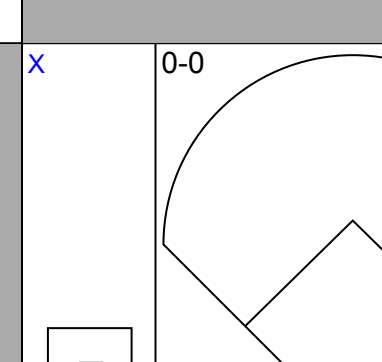

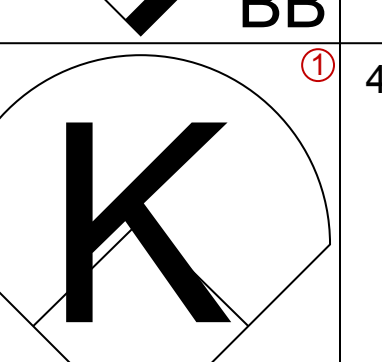
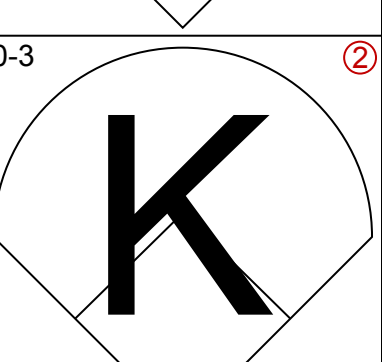
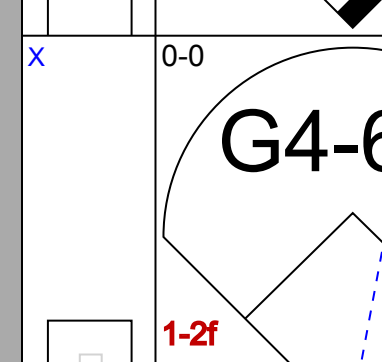

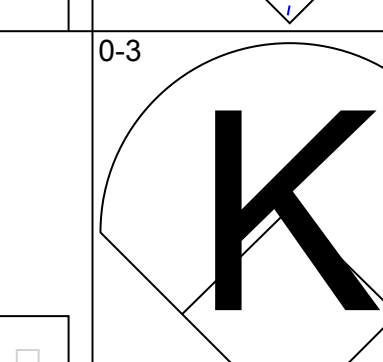
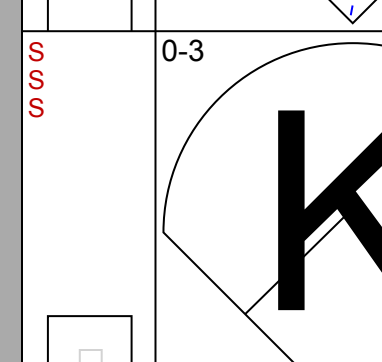

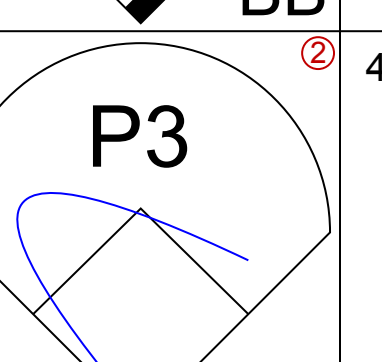


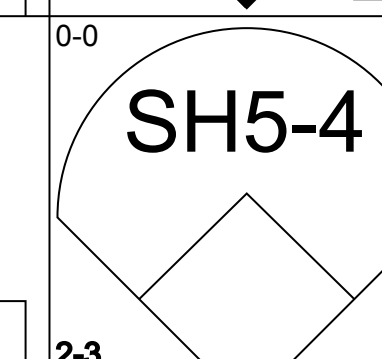

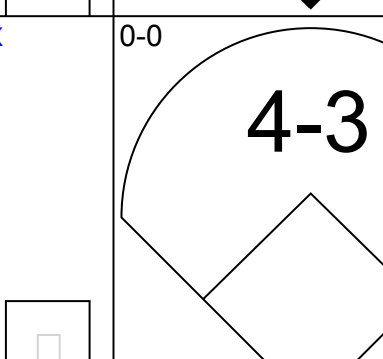


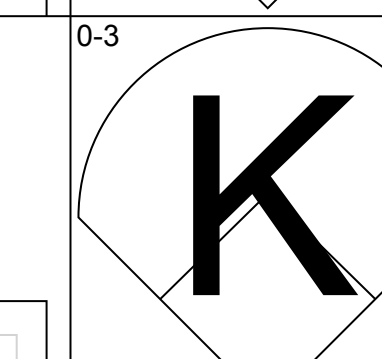
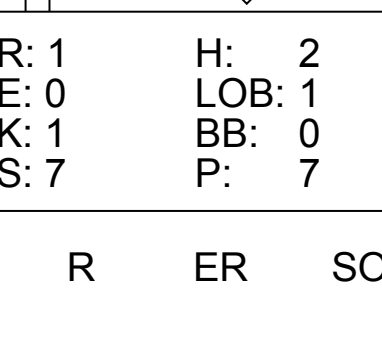
Batter	1	2	3	4	5	6	7	8	9	AB	R	H	RBI	BB	SO	LOB	BOTTOM								
Paul Molitor, R OBP: 0.424, SLG: 0.542	E BB	K		5-3		K		K		4	0	0	0	1	3	3	<p>Toronto Blue Jays @ Milwaukee Brewers Milwaukee County Stadium, Milwaukee, WI</p> <p>Tue Sep 08 1987, 8:05 PM EDT Att: 8,053 - Unknown</p> <p>livebaseballscorecards.com</p> <p>AB 28 R 6 H 10 RBI 6 BB 6 SO 5 LOB 16</p> 								
Robin Yount, R OBP: 0.373, SLG: 0.461	F8	3B		F3		CS 1B		6-3		5	0	2	2	0	0	2									
Glenn Braggs, R OBP: 0.335, SLG: 0.430	F8	BB			3-1 SH6-3 2B	CS	1B SF9			3	2	2	0	1	0	1									
Greg Brock, L OBP: 0.374, SLG: 0.450	BB	F7			3-1		BB 1B			3	0	1	0	1	0	3									
Rob Deer, R OBP: 0.364, SLG: 0.478	F6		K		SH6-3 BB		K			3	0	0	0	1	2	4									
B.J. Surhoff, L OBP: 0.341, SLG: 0.416		3-1	4-3		SH6-3		SF9			2	0	0	2	0	0	0									
Ernest Riles, L OBP: 0.332, SLG: 0.360		1B 2B BB		CS 1B		F8		BB		2	1	1	0	2	0	1									
Dale Sveum, S OBP: 0.299, SLG: 0.430		2B 1B		CS	E5 SH1-3 1B		E5 SH5-3 1B		F7	4	2	3	0	0	0	2									
Juan Castillo, S OBP: 0.297, SLG: 0.325		3B 2B			SH1-3		SH5-3		F7	2	1	1	2	0	0	0									
Inning Stats	R: 0 E: 1 K: 0 S: 3	H: 0 LOB: 2 BB: 2 P: 11	R: 3 E: 0 K: 1 S: 8	H: 3 LOB: 2 BB: 2 P: 16	R: 0 E: 0 K: 1 S: 5	H: 1 LOB: 0 BB: 0 P: 5	R: 0 E: 1 K: 0 S: 4	H: 1 LOB: 1 BB: 0 P: 4	R: 1 E: 0 K: 0 S: 4	H: 1 LOB: 1 BB: 1 P: 8	R: 1 E: 1 K: 1 S: 6	H: 2 LOB: 0 BB: 0 P: 6	R: 1 E: 0 K: 1 S: 7	H: 2 LOB: 2 BB: 1 P: 11	R: 0 E: 0 K: 1 S: 5	H: 0 LOB: 0 BB: 0 P: 5		1B: 7 2B: 2 3B: 1 HR: 0	SF: 1 SAC: 3 DP: 0 HBP: 0	WP: 0 PB: 0 SB: 0 CS: 2	PA: 40				
PITCHER	IP	WLS	BF	H	R	ER	SO	BB	IBB	HBP	BLK	WP	HR	S	P	ERA	WHIP								
Dave Steb, R ERA: 3.88	1.2	L	12	3	3	3	1	4	0	0	0	0	0	10	26	16.20	4.200								
Jose Antonio Nunez, R ERA: 4.93	4.1		17	5	2	2	2	1	0	0	0	0	0	20	24	4.15	1.385								
David Wells, L ERA: 12.38	0.0		2	2	1	1	0	0	0	0	0	0	0	2	2	*	*								
Mark Eichhorn, R ERA: 3.17	0.2		2	0	0	0	1	0	0	0	0	0	0	4	4	0.00	0.000								
Duane Ward, R ERA: 6.75	1.1		5	0	0	0	1	1	0	0	0	0	0	6	10	0.00	0.750								

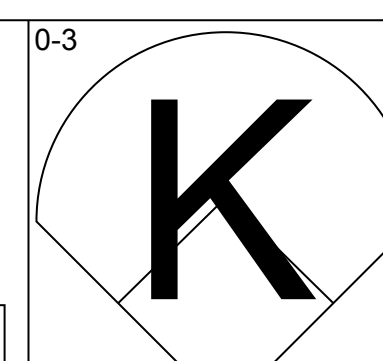
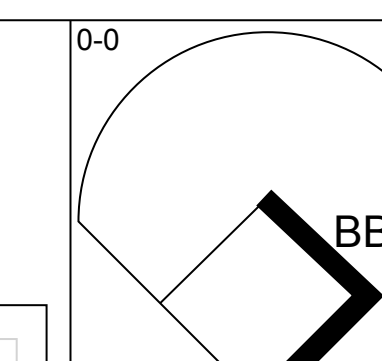
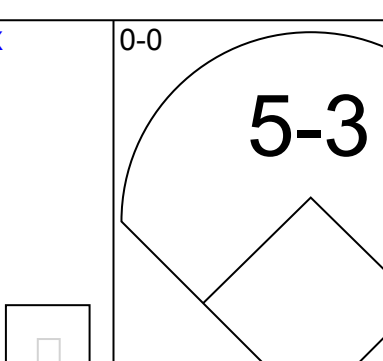
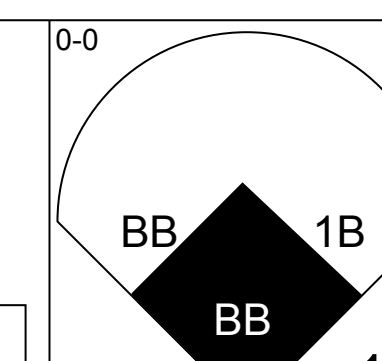
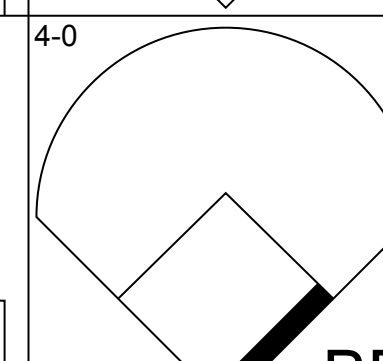
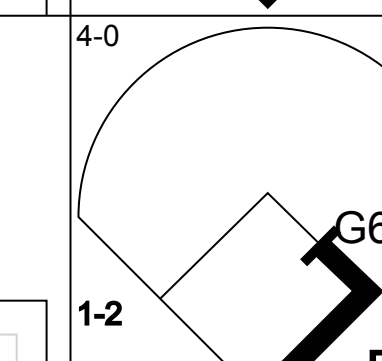


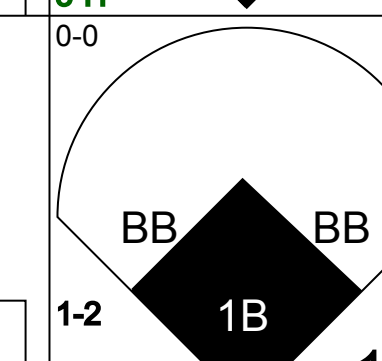

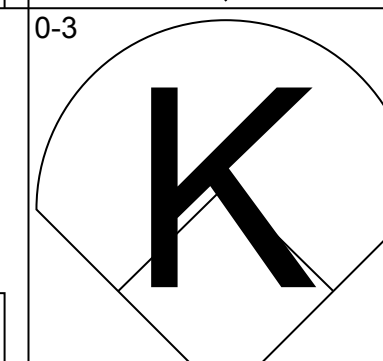
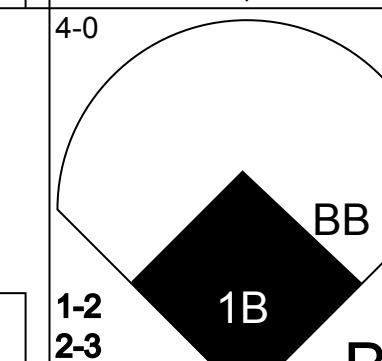
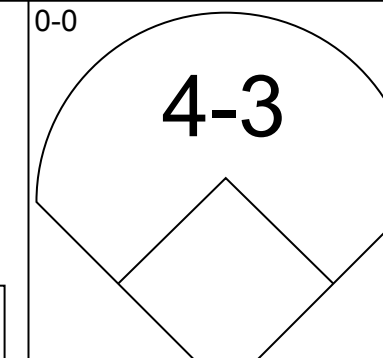

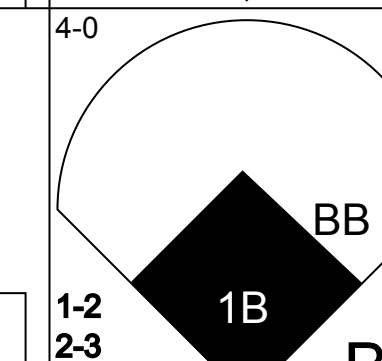
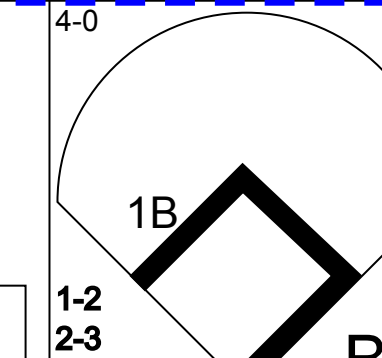
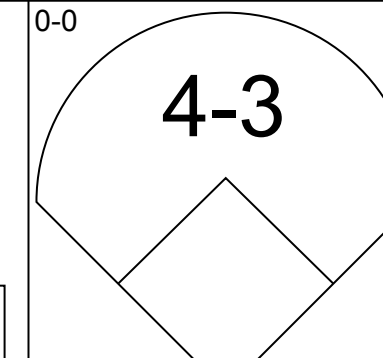
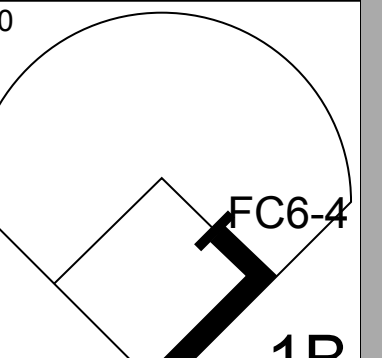
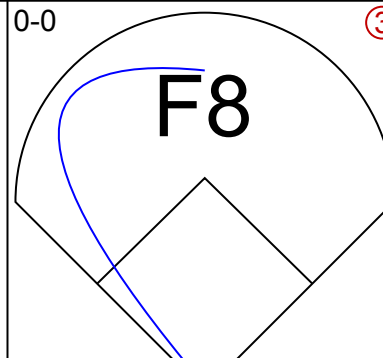
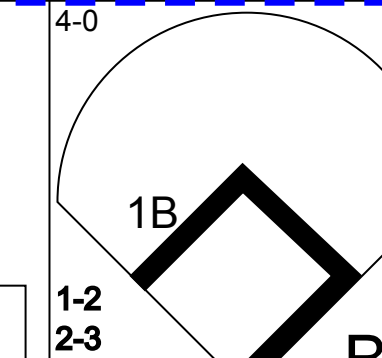

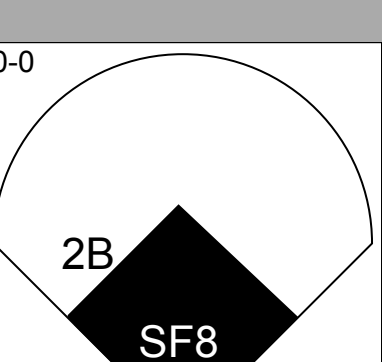
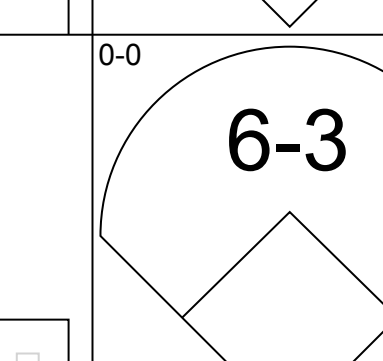
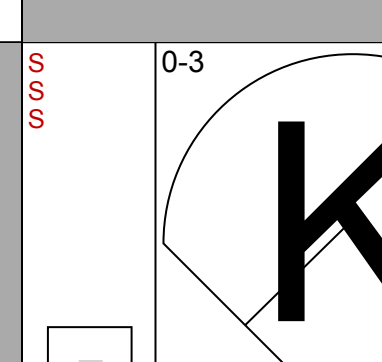
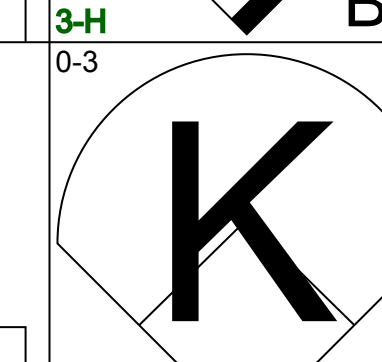

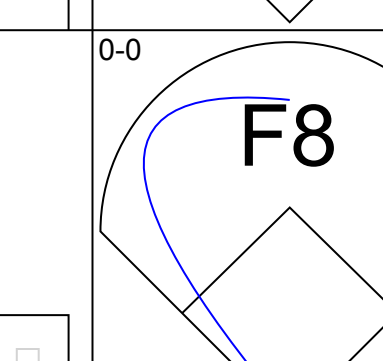
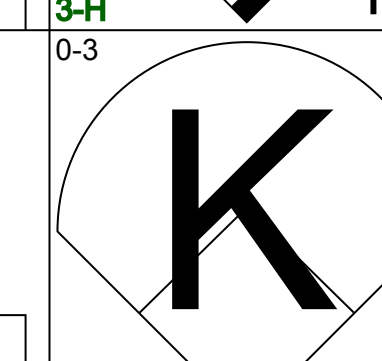
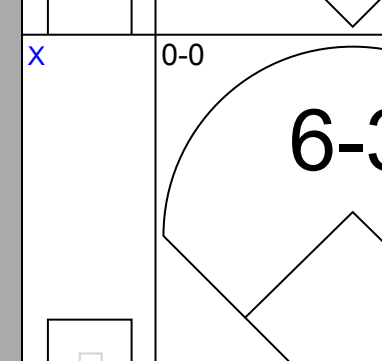
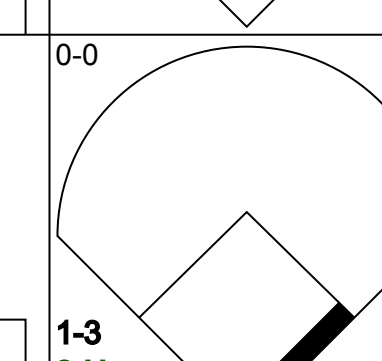
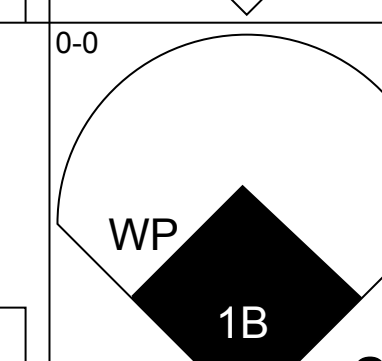
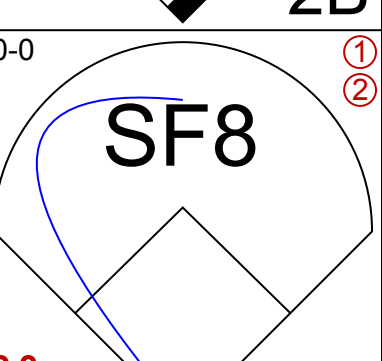
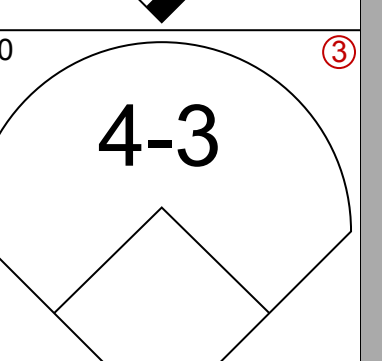
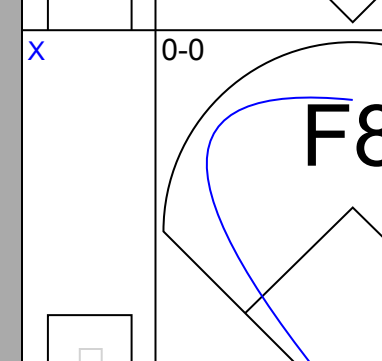
Batter	1	2	3	4	5	6	7	8	9	AB	R	H	RBI	BB	SO	LOB	TOP								
Nelson Liriano, S OBP: 0.365, SLG: 0.382 (1, 4)										4	1	1	0	0	1	5	Toronto Blue Jays @ Milwaukee Brewers Milwaukee County Stadium, Milwaukee, WI Wed Sep 09 1987, 8:05 PM EDT Att: 10,555 - Unknown livebaseballscorecards.com								
Lloyd Moseby, L OBP: 0.346, SLG: 0.453 (1, 8)										4	1	1	2	0	1	1									
Tony Fernandez, S OBP: 0.383, SLG: 0.434 (1, 6)										4	1	1	1	0	0	1									
George Bell, R OBP: 0.348, SLG: 0.623 (1, 7)										4	0	2	1	0	0	1									
Ernie Whitt, L OBP: 0.333, SLG: 0.419 (1, 2)										4	0	0	0	0	1	2									
Rick Leach, L OBP: 0.388, SLG: 0.414 Jesse Barfield, R OBP: 0.321, SLG: 0.457 (7, PR) (7, 9)										3	0	1	0	0	0	0									
Rance Mulliniks, L OBP: 0.358, SLG: 0.467 Kelly Gruber, R OBP: 0.282, SLG: 0.408 (7, PR) (7, 5)										0	0	0	0	0	0	0									
Rob Ducey, L OBP: 0.325, SLG: 0.161 (9, PH)										1	0	0	0	0	1	0									
Fred McGriff, L OBP: 0.387, SLG: 0.513 (1, 10)										4	1	1	0	0	2	2									
Willie Upshaw, L OBP: 0.319, SLG: 0.394 (1, 3)										3	0	1	0	0	1	2									
Inning Stats	R: 1 E: 0 K: 0 S: 4	H: 2 LOB: 0 BB: 0 P: 4	R: 0 E: 0 K: 1 S: 5	H: 0 LOB: 0 BB: 0 P: 5	R: 0 E: 0 K: 2 S: 7	H: 0 LOB: 0 BB: 0 P: 7	R: 0 E: 0 K: 1 S: 5	H: 0 LOB: 0 BB: 0 P: 5	R: 0 E: 0 K: 0 S: 3	H: 0 LOB: 0 BB: 0 P: 3	R: 3 E: 0 K: 0 S: 7	H: 4 LOB: 1 BB: 0 P: 7	R: 0 E: 0 K: 2 S: 9	H: 2 LOB: 2 BB: 0 P: 9	R: 0 E: 0 K: 0 S: 4	H: 1 LOB: 1 BB: 0 P: 4	R: 0 E: 0 K: 1 S: 5	H: 0 LOB: 0 BB: 0 P: 5	1B: 7 2B: 2 3B: 0 HR: 0	SF: 0 SAC: 0 DP: 0 HBP: 0	WP: 0 PB: 0 SB: 0 CS: 1	PA: 35			
PITCHER	IP	WLS	BF	H	R	ER	SO	BB	IBB	HBP	BLK	WP	HR	S	P	ERA	WHIP								
Len Barker, R ERA: 4.62 (1, 1)	5.2		22	6	4	4	4	0	0	0	0	0	0	30	30	6.35	1.059								
Ray Burns, R ERA: 6.43 (6, 1)	0.1		3	2	0	0	0	0	0	0	0	0	0	3	3	0.00	6.000								
Mark Clear, R ERA: 4.7 (7, 1)	3.0	W	10	1	0	0	3	0	0	0	0	0	0	16	16	0.00	0.333								

Batter	1	2	3	4	5	6	7	8	9	AB	R	H	RBI	BB	SO	LOB	BOTTOM								
Paul Molitor, R OBP: 0.421, SLG: 0.537 (1, 10)										5	1	1	0	0	2	1	Toronto Blue Jays @ Milwaukee Brewers Milwaukee County Stadium, Milwaukee, WI Wed Sep 09 1987, 8:05 PM EDT Att: 10,555 - Unknown livebaseballscorecards.com								
Robin Yount, R OBP: 0.377, SLG: 0.470 (1, 8)										3	3	3	1	1	0	0									
Glenn Braggs, R OBP: 0.332, SLG: 0.427 (1, 9)										3	0	0	1	0	1	2									
Greg Brock, L OBP: 0.377, SLG: 0.451 (1, 3)										3	1	2	1	1	1	0									
Rob Deer, R OBP: 0.363, SLG: 0.479 (1, 7)										4	1	1	1	0	2	2									
B.J. Surhoff, L OBP: 0.343, SLG: 0.417 (1, 2)										4	0	2	2	0	0	1									
Ernest Riles, L OBP: 0.335, SLG: 0.362 (1, 5)										4	0	2	0	0	1	1									
Dale Sveum, S OBP: 0.296, SLG: 0.426 (1, 6)										4	0	0	0	0	3	4									
Juan Castillo, S OBP: 0.297, SLG: 0.322 (1, 4)										3	0	0	0	1	1	0									
Inning Stats	R: 1 E: 0 K: 1 S: 7	H: 2 LOB: 1 BB: 0 P: 7	R: 0 E: 0 K: 2 S: 7	H: 0 LOB: 0 BB: 0 P: 7	R: 0 E: 0 K: 3 S: 9	H: 0 LOB: 1 BB: 1 P: 13	R: 0 E: 0 K: 1 S: 6	H: 1 LOB: 2 BB: 1 P: 10	R: 1 E: 0 K: 1 S: 5	H: 1 LOB: 0 BB: 1 P: 9	R: 0 E: 0 K: 2 S: 9	H: 2 LOB: 2 BB: 0 P: 9	R: 4 E: 0 K: 0 S: 8	H: 5 LOB: 1 BB: 0 P: 8	R: 0 E: 0 K: 1 S: 5	H: 0 LOB: 0 BB: 0 P: 5		1B: 9 2B: 1 3B: 0 HR: 1	SF: 1 SAC: 0 DP: 0 HBP: 0	WP: 0 PB: 0 SB: 2 CS: 1	PA: 37				
PITCHER	IP	WLS	BF	H	R	ER	SO	BB	IBB	HBP	BLK	WP	HR	S	P	ERA	WHIP								
Jim Clancy, R ERA: 3.71 (1, 1)	6.1		28	7	3	3	10	3	0	0	0	0	0	45	57	4.26	1.579								
Duane Ward, R ERA: 7.71 (7, 1)	0.1		2	1	0	0	0	0	0	0	0	0	0	2	2	0.00	3.000								
David Wells, L ERA: 13.5 (7, 1)	0.0	L	1	1	0	0	0	0	0	0	0	0	0	1	1	∞	∞								
Tom Henke, R ERA: 2.57 (7, 1)	1.1		6	2	3	3	1	0	0	0	0	0	0	8	8	20.25	1.500								

Batter	1	2	3	4	5	6	7	8	9	AB	R	H	RBI	BB	SO	LOB	TOP				
Lou Whitaker, L (1, 4) OBP: 0.344, SLG: 0.444	K		F9		K		K		F4	5	0	0	0	0	3	2	Detroit Tigers @ Milwaukee Brewers Milwaukee County Stadium, Milwaukee, WI Thu Sep 10 1987, 8:05 PM EDT Att: 9,715 - Unknown				
Bill Madlock, R (1, 3) OBP: 0.358, SLG: 0.475	F7		SF9		5-3		F9			3	0	0	1	0	0						
Chet Lemon, R (1, 8) OBP: 0.388, SLG: 0.484	K		K			1B BB		F3		3	1	0	0	1	2	0					
Alan Trammell, R (1, 6) OBP: 0.384, SLG: 0.525		1B BB		F7		F7		F8		3	0	0	0	1	0	1					
Larry Herndon, R (1, 7) OBP: 0.385, SLG: 0.540 Scott Lusader, L (8, PR) OBP: 0.400, SLG: 0.667	K		K			FC1-6 1B		FC6-4 1B		4	0	2	0	0	2	1					
Jim Morrison, R (1, 10) OBP: 0.298, SLG: 0.404						FC1-6 1B		FC6-4		4	0	2	0	0	0	3					
Matt Nokes, L (1, 2) OBP: 0.346, SLG: 0.538	F7		F8			1B		4-3		4	0	1	1	0	0	3					
Tom Brookens, R (1, 5) OBP: 0.300, SLG: 0.381 Dave Bergman, L (6, PH) OBP: 0.463, SLG: 0.497 Jim Walewander, S (6, 5) OBP: 0.288, SLG: 0.340 Darrell Evans, L (9, PH) OBP: 0.386, SLG: 0.505	F9					HR		G3		2	1	1	1	0	0	2					
Mike Heath, R (1, 9) OBP: 0.341, SLG: 0.436 Pat Sheridan, L (7, PH) OBP: 0.330, SLG: 0.373				F6				4-3		2	1	1	0	0	0	0					
Kirk Gibson, L (9, PH) OBP: 0.376, SLG: 0.483			F9 SF9 2B					F6		1	0	0	0	0	0	0					
Inning Stats	R: 0 E: 0 K: 2 S: 7	H: 0 LOB: 0 BB: 0 P: 7	R: 0 E: 0 K: 1 S: 6	H: 1 LOB: 2 BB: 1 P: 10	R: 1 E: 0 K: 1 S: 6	H: 1 LOB: 0 BB: 0 P: 6	R: 0 E: 0 K: 1 S: 6	H: 1 LOB: 1 BB: 0 P: 6	R: 1 E: 0 K: 0 S: 5	H: 2 LOB: 2 BB: 1 P: 9	R: 0 E: 0 K: 1 S: 5	H: 0 LOB: 0 BB: 0 P: 5	R: 0 E: 0 K: 0 S: 4	H: 1 LOB: 1 BB: 0 P: 4	R: 0 E: 0 K: 0 S: 4	H: 1 LOB: 1 BB: 0 P: 4	1B: 6 2B: 1 3B: 0 HR: 1	SF: 1 SAC: 0 DP: 0 HBP: 0	WP: 0 PB: 0 SB: 0 CS: 0	PA: 37	
PITCHER	IP	WLS	BF	H	R	ER	SO	BB	IBB	HBP	BLK	WP	HR	S	P	ERA	WHIP				
Juan Nieves, L (1, 1) ERA: 5.05	5.2	W	25	6	3	3	6	2	0	0	0	0	1	35	43	4.76	1.412				
Jay Aldrich, R (6, 1) ERA: 5.27	0.1		1	0	0	0	0	0	0	0	0	0	0	1	1	0.00	0.000				
Paul Mirabella, L (7, 1) ERA: 6.75	3.0	S	11	2	0	0	1	0	0	0	0	0	0	13	13	0.00	0.667				

Batter	1	2	3	4	5	6	7	8	9	AB	R	H	RBI	BB	SO	LOB	BOTTOM				
Paul Moltor, R (1, 4) OBP: 0.426, SLG: 0.546	S 1B		S 1B	S BB		S 2B				3	2	3	0	1	0	0	Detroit Tigers @ Milwaukee Brewers Milwaukee County Stadium, Milwaukee, WI Thu Sep 10 1987, 8:05 PM EDT Att: 9,715 - Unknown				
Robin Yount, R (1, 10) OBP: 0.377, SLG: 0.467	6-3		K	K		BB				3	0	0	0	1	2	3					
Glenn Braggs, R (1, 9) OBP: 0.335, SLG: 0.427	E S 1B		1B	1-3		F7				4	1	2	2	0	0	3					
Greg Brock, L (1, 3) OBP: 0.376, SLG: 0.449	E3		FC5-4 1B	1-3		1-3		4-3		4	1	1	0	0	0	1					
Rob Deer, R (1, 7) OBP: 0.364, SLG: 0.478	K		FC5-4 1B	E S BB		K		K		3	0	1	1	1	2	2					
Dale Sveum, S (1, 6) OBP: 0.294, SLG: 0.422	K		FC5-4 1B	1-2 2H		K		F5		4	0	0	0	0	2	5					
Bill Schroeder, R (1, 2) OBP: 0.378, SLG: 0.543		K		1-2 1B		F6		5-3		4	0	1	1	0	1	1					
Mike Felder, S (1, 8) OBP: 0.321, SLG: 0.307	6-3		4-3			4-3		F8 BB		3	0	0	0	1	0	2					
Juan Castillo, S (1, 5) OBP: 0.294, SLG: 0.318 Ernest Riles, L (8, PH) OBP: 0.333, SLG: 0.361	K			B3-1		F6		F8		3	0	0	0	0	1	0					
Inning Stats	R: 1 E: 1 K: 2 S: 10	H: 2 LOB: 2 BB: 0 P: 10	R: 0 E: 0 K: 2 S: 7	H: 0 LOB: 0 BB: 0 P: 7	R: 3 E: 0 K: 1 S: 10	H: 5 LOB: 2 BB: 0 P: 10	R: 0 E: 0 K: 1 S: 5	H: 0 LOB: 1 BB: 1 P: 9	R: 0 E: 0 K: 0 S: 4	H: 1 LOB: 1 BB: 1 P: 8	R: 0 E: 0 K: 1 S: 5	H: 0 LOB: 0 BB: 0 P: 5	R: 0 E: 0 K: 0 S: 2	H: 0 LOB: 0 BB: 1 P: 6	1B: 6 2B: 2 3B: 0 HR: 0	SF: 0 SAC: 0 DP: 0 HBP: 0		WP: 0 PB: 0 SB: 5 CS: 0	PA: 36		
PITCHER	IP	WLS	BF	H	R	ER	SO	BB	IBB	HBP	BLK	WP	HR	S	P	ERA	WHIP				
Frank Tanana, L (1, 1) ERA: 4.13	2.2	L	16	7	4	4	5	0	0	0	0	0	0	26	26	13.50	2.625				
Dan Petry, R (3, 1) ERA: 5.59	5.1		20	1	0	0	3	4	0	0	0	0	0	22	38	0.00	0.938				

Batter	1	2	3	4	5	6	7	8	9	AB	R	H	RBI	BB	SO	LOB	TOP					
Lou Whitaker, L (1, 4) OBP: 0.341, SLG: 0.441										4	0	0	0	0	2	1	Detroit Tigers @ Milwaukee Brewers Milwaukee County Stadium, Milwaukee, WI Fri Sep 11 1987, 8:05 PM EDT Att: 21,161 - Unknown					
Bill Madlock, R (1, 10) OBP: 0.360, SLG: 0.473										3	0	1	1	1	1	0						
Chet Lemon, R (1, 8) OBP: 0.387, SLG: 0.481										3	0	0	0	1	2	2						
Alan Trammell, R (1, 6) OBP: 0.385, SLG: 0.523										3	0	1	0	1	1	2						
Larry Herndon, R (1, 7) OBP: 0.383, SLG: 0.534										4	0	1	0	0	1	2						
Jim Morrison, R (1, 9) OBP: 0.298, SLG: 0.403										3	0	1	0	0	1	1						
Pat Sheridan, L (8, 9) OBP: 0.330, SLG: 0.373										0	0	0	0	0	0	0						
Kirk Gibson, L (8, PH) OBP: 0.377, SLG: 0.483										0	0	0	0	1	0	0						
Darrell Evans, L (1, 3) OBP: 0.383, SLG: 0.500										4	0	0	0	0	1	3						
Tom Brookens, R (1, 5) OBP: 0.302, SLG: 0.393										4	2	2	1	0	0	2						
Mike Heath, R (1, 2) OBP: 0.338, SLG: 0.433										2	0	0	0	0	1	0						
Inning Stats	R: 0 E: 0 K: 3 S: 9	H: 0 LOB: 1 BB: 1 P: 13	R: 0 E: 0 K: 1 S: 5	H: 0 LOB: 0 BB: 0 P: 5	R: 0 E: 0 K: 1 S: 5	H: 0 LOB: 0 BB: 0 P: 5	R: 0 E: 0 K: 0 S: 4	H: 1 LOB: 1 BB: 0 P: 4	R: 1 E: 0 K: 0 S: 4	H: 2 LOB: 0 BB: 0 P: 4	R: 0 E: 0 K: 2 S: 7	H: 0 LOB: 1 BB: 1 P: 11	R: 0 E: 0 K: 1 S: 5	H: 1 LOB: 0 BB: 0 P: 5	R: 1 E: 0 K: 1 S: 7	H: 2 LOB: 1 BB: 0 P: 7	R: 0 E: 0 K: 1 S: 5	H: 0 LOB: 2 BB: 2 P: 13	1B: 4 2B: 1 3B: 0 HR: 1	SF: 0 SAC: 1 DP: 1 HBP: 0	WP: 0 PB: 0 SB: 0 CS: 1	PA: 35
PITCHER Teddy Higuera, L (1, 1) ERA: 3.79	IP: 9.0 WLS: W BF: 35	H: 6 R: 2 ER: 2 SO: 10	BB: 4 IBB: 0 HBP: 0 BLK: 0	WP: 0 HR: 1 S: 51 P: 67	ERA: 2.00 WHIP: 1.111	PITCHER										IP: 9.0 WLS: W BF: 35	H: 6 R: 2 ER: 2 SO: 10	BB: 4 IBB: 0 HBP: 0 BLK: 0	WP: 0 HR: 1 S: 51 P: 67	ERA: 2.00 WHIP: 1.111		

Batter	1	2	3	4	5	6	7	8	9	AB	R	H	RBI	BB	SO	LOB	BOTTOM					
Paul Molitor, R (1, 4) OBP: 0.427, SLG: 0.546										4	1	2	1	0	1	0	Detroit Tigers @ Milwaukee Brewers Milwaukee County Stadium, Milwaukee, WI Fri Sep 11 1987, 8:05 PM EDT Att: 21,161 - Unknown					
Robin Yount, R (1, 8) OBP: 0.381, SLG: 0.468									1	1	1	0	3	0	0							
Glenn Braggs, R (1, 10) OBP: 0.335, SLG: 0.424									3	1	0	0	1	1	4							
Greg Brock, L (1, 3) OBP: 0.377, SLG: 0.449										3	0	1	1	1	0	1						
Rob Deer, R (1, 9) OBP: 0.363, SLG: 0.476										4	1	1	0	0	2	4						
B.J. Surhoff, L (1, 2) OBP: 0.344, SLG: 0.421										4	0	2	2	0	0	1						
Ernest Riles, L (1, 5) OBP: 0.328, SLG: 0.356										3	0	0	1	0	1	3						
Mike Felder, S (1, 7) OBP: 0.321, SLG: 0.312										3	1	1	0	0	0	0						
Dale Sveum, S (1, 6) OBP: 0.292, SLG: 0.419										3	0	0	0	0	1	1						
Inning Stats	R: 0 E: 0 K: 2 S: 7	H: 0 LOB: 1 BB: 1 P: 11	R: 1 E: 0 K: 0 S: 4	H: 2 LOB: 0 BB: 0 P: 4	R: 0 E: 0 K: 0 S: 3	H: 1 LOB: 1 BB: 1 P: 7	R: 0 E: 0 K: 0 S: 4	H: 1 LOB: 1 BB: 0 P: 4	R: 0 E: 0 K: 0 S: 3	H: 0 LOB: 0 BB: 0 P: 3	R: 0 E: 0 K: 0 S: 2	H: 0 LOB: 0 BB: 1 P: 6	R: 0 E: 0 K: 1 S: 5	H: 0 LOB: 0 BB: 0 P: 5	R: 4 E: 0 K: 3 S: 13	H: 4 LOB: 2 BB: 2 P: 21		R: 0 E: 0 K: 1 S: 5	H: 0 LOB: 2 BB: 2 P: 13	1B: 6 2B: 2 3B: 0 HR: 0	SF: 1 SAC: 0 DP: 2 HBP: 0	WP: 1 PB: 0 SB: 0 CS: 1
PITCHER Nate Snell, R (1, 1) ERA: 3.22 Mike Henneman, R (8, 1) ERA: 2.78 Willie Hernandez, L (8, 1) ERA: 3.14	IP: 7.0 WLS: L BF: 4	H: 2 R: 0 ER: 0 SO: 1	BB: 3 IBB: 0 HBP: 0 BLK: 0	WP: 0 HR: 0 S: 29 P: 41	ERA: 2.57 WHIP: 1.143	PITCHER										IP: 7.0 WLS: L BF: 4	H: 2 R: 0 ER: 0 SO: 1	BB: 3 IBB: 0 HBP: 0 BLK: 0	WP: 0 HR: 0 S: 29 P: 41	ERA: 2.57 WHIP: 1.143		

Batter	1	2	3	4	5	6	7	8	9	AB	R	H	RBI	BB	SO	LOB	TOP			
Lou Whitaker, L (1,4) OBP: 0.339, SLG: 0.437 Scott Lusader, L (8,7) OBP: 0.364, SLG: 0.600	F9	F4			K		F8		F7	4	0	0	0	0	1	2				
Bill Madlock, R (1,10) OBP: 0.349, SLG: 0.471 Johnny Grubb, L (9,PH) OBP: 0.287, SLG: 0.295	6-3		F7		F4		E1		K	4	0	1	0	0	0	0				
Kirk Gibson, L (1,7) OBP: 0.376, SLG: 0.488 Jim Walewander, S (8,4) OBP: 0.288, SLG: 0.340	HR		F9		6-3		F8			4	1	1	1	0	0	1				
Alan Trammell, R (1,6) OBP: 0.386, SLG: 0.528 Doug Baker, S (8,6) OBP: 0.386, SLG: 0.528	HR					F6		F8		3	1	1	1	1	0	0				
Darrell Evans, L (1,3) OBP: 0.380, SLG: 0.495	4-3		F4			3-1		F4		4	0	0	0	0	0	1				
Matt Nokes, L (1,2) OBP: 0.350, SLG: 0.542 Dwight Lowry, L (8,2) OBP: 0.174, SLG: 0.261		F9								4	0	3	0	0	0	0				
Chet Lemon, R (1,8) OBP: 0.390, SLG: 0.482					F6					3	0	2	0	1	0	1				
Pat Sheridan, L (1,9) OBP: 0.327, SLG: 0.369					F5		G3		F7	4	0	0	0	0	1	6				
Tom Brookens, R (1,5) OBP: 0.303, SLG: 0.391 Dave Bergman, L (9,PH) OBP: 0.401, SLG: 0.494					F7				K	2	0	0	0	1	1	1				
Inning Stats	R: 2 E: 0 K: 0 S: 5	H: 2 LOB: 0 BB: 0 P: 5	R: 0 E: 0 K: 1 S: 5	H: 0 LOB: 2 BB: 2 P: 13	R: 0 E: 0 K: 0 S: 3	H: 0 LOB: 1 BB: 1 P: 7	R: 0 E: 0 K: 0 S: 4	H: 1 LOB: 1 BB: 0 P: 4	R: 0 E: 0 K: 1 S: 5	H: 0 LOB: 0 BB: 0 P: 5	R: 0 E: 1 K: 1 S: 6	H: 1 LOB: 1 BB: 0 P: 6	R: 0 E: 0 K: 0 S: 5	H: 2 LOB: 2 BB: 0 P: 5	R: 0 E: 0 K: 0 S: 7	H: 0 LOB: 0 BB: 0 P: 7	1B: 5 2B: 1 3B: 0 HR: 2	SF: 0 SAC: 0 DP: 0 HBP: 0	WP: 0 PB: 0 SB: 0 CS: 0	PA: 38
PITCHER Bill Wegman, R (1,1) ERA: 3.99	IP: 9.0 WLS: W BF: 38 H: 8 R: 2 ER: 2 SO: 5 BB: 3 IBB: 0 HBP: 0 BLK: 0 WP: 0 HR: 2 S: 45 P: 57 ERA: 2.00 WHIP: 1.222															PITCHER				

Detroit Tigers @ Milwaukee Brewers
 Milwaukee County Stadium, Milwaukee, WI
 Sat Sep 12 1987, 8:05 PM EDT
 Att: 50,288 - Unknown

AB 35
R 2
H 8
RBI 2
BB 3
SO 5
LOB 12



Batter	1	2	3	4	5	6	7	8	9	AB	R	H	RBI	BB	SO	LOB	BOTTOM			
Paul Molitor, R (1,10) OBP: 0.431, SLG: 0.554	S 1B									5	2	4	1	0	1	2				
Robin Yount, R (1,8) OBP: 0.382, SLG: 0.466 Rick Manning, L (9,8) OBP: 0.343, SLG: 0.359	6-3		F6		FC4 WP BB	BB 1B	BB 1B	BB 2B	BB	2	3	0	0	3	0	2				
B.J. Surhoff, L (1,2) OBP: 0.350, SLG: 0.423	K				FC4 BB	1B BB	1B BB	2B BB		3	1	2	3	2	1	1				
Greg Brock, L (1,3) OBP: 0.379, SLG: 0.451 Jim Paoletto, R (9,3) OBP: 0.330, SLG: 0.374			F5		FC4 WP	1B BB	1B BB	1B BB	2B	4	1	2	2	1	0	3				
Rob Deer, R (1,9) OBP: 0.368, SLG: 0.478	K				1-2 3-H BB	1-2 2-3 BB	1-2 2-3 BB	2-H 3-H BB	1B	4	0	3	3	1	1	1				
Dale Sveum, S (1,6) OBP: 0.289, SLG: 0.415			K		F7		K		F4	5	0	0	0	0	2	8				
Ernest Riles, L (1,5) OBP: 0.333, SLG: 0.353					3-1				G6-4-3 BB	2	1	0	0	3	1	3				
Mike Felder, S (1,7) OBP: 0.323, SLG: 0.323		F7			F2				G6-4-3	5	2	2	1	0	0	2				
Juan Castillo, S (1,4) OBP: 0.292, SLG: 0.316			G3		K				6-3	5	1	1	0	0	2	2				
Inning Stats	R: 1 E: 0 K: 2 S: 9	H: 2 LOB: 1 BB: 0 P: 9	R: 0 E: 0 K: 1 S: 5	H: 0 LOB: 1 BB: 1 P: 9	R: 1 E: 0 K: 0 S: 6	H: 3 LOB: 0 BB: 0 P: 6	R: 0 E: 0 K: 1 S: 5	H: 0 LOB: 0 BB: 0 P: 5	R: 1 E: 0 K: 3 S: 13	H: 1 LOB: 2 BB: 3 P: 15	R: 4 E: 0 K: 3 S: 13	H: 4 LOB: 3 BB: 3 P: 25	R: 4 E: 0 K: 1 S: 8	H: 4 LOB: 1 BB: 2 P: 16	R: 0 E: 0 K: 0 S: 2	H: 0 LOB: 0 BB: 1 P: 6	1B: 11 2B: 1 3B: 2 HR: 0	SF: 0 SAC: 0 DP: 1 HBP: 0	WP: 1 PB: 0 SB: 3 CS: 1	PA: 45
PITCHER Jack Morris, R (1,1) ERA: 3.54 Eric King, R (6,1) ERA: 4.73 Mark Thurmond, L (7,1) ERA: 4.08	IP: 5.1 WLS: L BF: 30 H: 9 R: 3 ER: 3 SO: 3 BB: 3 IBB: 0 HBP: 0 BLK: 0 WP: 0 HR: 0 S: 12 P: 24 ERA: 20.25 WHIP: 4.500															PITCHER				

Detroit Tigers @ Milwaukee Brewers
 Milwaukee County Stadium, Milwaukee, WI
 Sat Sep 12 1987, 8:05 PM EDT
 Att: 50,288 - Unknown

AB 35
R 11
H 14
RBI 10
BB 10
SO 8
LOB 24



Batter	1	2	3	4	5	6	7	8	9	AB R H RBI BB SO LOB	TOP											
Lou Whitaker, L (1,4) OBP: 0.339, SLG: 0.440	F7		1-3		G6-4-3			3B	BB	4 0 1 1 1 0 2	Detroit Tigers @ Milwaukee Brewers Milwaukee County Stadium, Milwaukee, WI Sun Sep 13 1987, 4:33 AM EDT Att: 21,860 - Unknown livebaseballscorecards.com											
Bill Madlock, R (1,10) OBP: 0.354, SLG: 0.465	F8			6-3		F4	5-3	SF9	4 0 0 1 0 0 1													
Kirk Gibson, L (1,7) OBP: 0.374, SLG: 0.483	BB			K		4-3	F7	F7	4 0 0 0 1 1 3													
Alan Trammell, R (1,6) OBP: 0.386, SLG: 0.534	F8			HR		F6		1B 1B	4 2 2 1 0 0 1													
Darrell Evans, L (1,3) OBP: 0.379, SLG: 0.493		K		1B		G3		F8	4 0 1 0 0 1 1													
Matt Nokes, L (1,2) OBP: 0.349, SLG: 0.539	F9			G3		G3		1B BB	4 0 1 0 0 0 1													
Jim Walewander, S (9, PR) OBP: 0.288, SLG: 0.340								1B	0 1 0 0 0 0 0													
Chet Lemon, R (1,8) OBP: 0.391, SLG: 0.487		K			K		3B	BB 1B	4 1 2 1 0 2 0													
Pat Sheridan, L (1,9) OBP: 0.329, SLG: 0.368			K		1B BB	1-3		BB SF9 IBB	2 1 0 0 2 1 1													
Tom Brookens, R (1,5) OBP: 0.303, SLG: 0.391			6-3					K	3 0 1 0 0 1 0													
Dave Bergman, L (9, PH) OBP: 0.404, SLG: 0.494					G6-4-3			BB	0 0 0 1 1 0 0													
Mike Heath, R (9, 2) OBP: 0.338, SLG: 0.433					1-2			BB	0 0 0 0 0 0 0													
Inning Stats	R: 0 E: 0 K: 0 S: 3	H: 0 LOB: 1 BB: 1 P: 7	R: 0 E: 0 K: 2 S: 7	H: 0 LOB: 0 BB: 0 P: 7	R: 0 E: 0 K: 1 S: 5	H: 1 LOB: 1 BB: 0 P: 5	R: 1 E: 0 K: 1 S: 7	H: 2 LOB: 1 BB: 0 P: 7	R: 0 E: 0 K: 1 S: 5	H: 1 LOB: 1 BB: 1 P: 9	R: 0 E: 0 K: 0 S: 3	H: 0 LOB: 0 BB: 0 P: 3	R: 0 E: 0 K: 0 S: 4	H: 1 LOB: 1 BB: 0 P: 4	R: 0 E: 0 K: 1 S: 6	H: 1 LOB: 1 BB: 0 P: 6	R: 4 E: 0 K: 0 S: 6	H: 3 LOB: 2 BB: 3 P: 18	1B: 5 2B: 0 3B: 2 HR: 1	SF: 1 SAC: 0 DP: 1 HBP: 0	WP: 0 PB: 0 SB: 0 CS: 0	PA: 39
PITCHER	IP WLS BF H R ER SO BB IBB HBP BLK WP HR S P ERA WHIP																					
Chris Bosio, R (1,1) ERA: 5.21	8.1 L 35 8 5 5 6 2 1 0 0 0 0 1 44 56 5.40 1.200																					
Chuck Cnm, R (9,1) ERA: 3.75	0.0 1 0 0 0 0 1 0 0 0 0 0 0 4 ∞ ∞																					
Paul Mirabella, L (9,1) ERA: 6.55	0.2 3 0 0 0 0 1 0 0 0 0 0 0 2 6 0.00 1.500																					

Batter	1	2	3	4	5	6	7	8	9	AB R H RBI BB SO LOB	BOTTOM									
Paul Molitor, R (1,4) OBP: 0.432, SLG: 0.561	F8		FC5-4		5-3			HR		4 1 2 1 0 0 0	Detroit Tigers @ Milwaukee Brewers Milwaukee County Stadium, Milwaukee, WI Sun Sep 13 1987, 4:33 AM EDT Att: 21,860 - Unknown livebaseballscorecards.com									
Robin Yount, R (1,8) OBP: 0.382, SLG: 0.465	4-3		FC5-4			F9		1B	4 0 1 0 0 0 1											
B.J. Surhoff, L (1,10) OBP: 0.352, SLG: 0.424	F8			BB 1B				F6	4 0 2 0 0 0 1											
Greg Brock, L (1,3) OBP: 0.378, SLG: 0.448		4-3		1-2 BB		F7		F5	3 0 0 0 1 0 2											
Rob Deer, R (1,9) OBP: 0.367, SLG: 0.475		BB		K		K		6-3	3 0 0 0 1 2 3											
Ernest Riles, L (1,5) OBP: 0.332, SLG: 0.355	F7			F8		F8		2B	4 0 1 0 0 0 3											
Bill Schroeder, R (1,2) OBP: 0.380, SLG: 0.540	K			1-2 2H 1B		G3-6-3 BB		K	3 0 1 0 1 2 2											
Mike Felder, S (1,7) OBP: 0.322, SLG: 0.322			G3			G3-6-3		K	4 0 1 0 0 1 2											
Dale Sveum, S (1,6) OBP: 0.288, SLG: 0.413								F7	2 0 0 0 0 2 1											
Rick Manning, L (8, PH) OBP: 0.340, SLG: 0.355			K						1 0 0 0 0 0 0											
Juan Castillo, S (9, 6) OBP: 0.292, SLG: 0.316					1-2				0 0 0 0 0 0 0											
Inning Stats	R: 0 E: 0 K: 0 S: 3	H: 0 LOB: 0 BB: 0 P: 3	R: 0 E: 0 K: 1 S: 5	H: 1 LOB: 1 BB: 0 P: 6	R: 0 E: 0 K: 1 S: 6	H: 2 LOB: 2 BB: 1 P: 10	R: 0 E: 0 K: 1 S: 5	H: 1 LOB: 0 BB: 0 P: 5	R: 0 E: 0 K: 1 S: 6	H: 1 LOB: 1 BB: 0 P: 6	R: 0 E: 0 K: 0 S: 2	H: 0 LOB: 0 BB: 1 P: 6	R: 1 E: 0 K: 0 S: 5	H: 2 LOB: 1 BB: 0 P: 5	R: 0 E: 0 K: 2 S: 8	H: 1 LOB: 1 BB: 0 P: 8	1B: 6 2B: 1 3B: 0 HR: 1	SF: 0 SAC: 0 DP: 1 HBP: 0	WP: 0 PB: 0 SB: 0 CS: 1	PA: 35
PITCHER	IP WLS BF H R ER SO BB IBB HBP BLK WP HR S P ERA WHIP																			
Walt Terrell, R (1,1) ERA: 3.92	9.0 W 35 8 1 1 7 3 0 0 0 0 0 1 46 58 1.00 1.222																			

Batter	1	2	3	4	5	6	7	8	9	AB	R	H	RBI	BB	SO	LOB	TOP					
Paul Moltzer, R (1, 10) OBP: 0.430, SLG: 0.558	K		SH SF7 1B	K			F7			4	1	1	1	0	2	0	Milwaukee Brewers @ New York Yankees Yankee Stadium, Bronx, NY Mon Sep 14 1987, 7:05 PM EDT Att: 20,211 - Unknown					
Robin Yount, R (1, 8) OBP: 0.381, SLG: 0.463	F8		SF7 SH FC5-4 1B		F7		K			4	1	1	1	0	1	0						
B.J. Surhoff, L (1, 2) OBP: 0.349, SLG: 0.421	4-3		SH FC5-4		F4			6-3		3	0	0	0	0	0	0						
Greg Brock, L (1, 3) OBP: 0.375, SLG: 0.445		F8	SF7		K			K		3	0	0	1	0	2	0						
Rob Deer, R (1, 9) OBP: 0.364, SLG: 0.470		K	FC5-4 BB			K		K		4	0	0	1	0	3	1						
Ernest Riles, L (1, 5) OBP: 0.335, SLG: 0.368		HR	BB		F6			K		3	1	1	1	1	1	0						
Mike Felder, S (1, 7) OBP: 0.317, SLG: 0.316	4-3		4-3		B1-3			K		4	0	0	0	0	1	2						
Juan Castillo, S (1, 4) OBP: 0.292, SLG: 0.315			1B 1B 1B		K		4-3		G3	4	1	1	0	0	1	0						
Dale Sveum, S (1, 6) OBP: 0.290, SLG: 0.421			1B 1B		1-3		HR			3	2	2	1	0	0	0						
Inning Stats	R: 0 E: 0 K: 1 S: 5	H: 0 LOB: 0 BB: 0 P: 5	R: 1 E: 0 K: 1 S: 6	H: 1 LOB: 0 BB: 0 P: 6	R: 4 E: 1 K: 0 S: 8	H: 4 LOB: 2 BB: 1 P: 12	R: 0 E: 0 K: 2 S: 7	H: 0 LOB: 0 BB: 0 P: 7	R: 0 E: 0 K: 1 S: 5	H: 0 LOB: 0 BB: 0 P: 5	R: 1 E: 0 K: 1 S: 6	H: 1 LOB: 0 BB: 0 P: 6	R: 0 E: 0 K: 2 S: 7	H: 0 LOB: 0 BB: 0 P: 7	R: 0 E: 0 K: 3 S: 7	H: 0 LOB: 0 BB: 0 P: 7	R: 0 E: 0 K: 2 S: 7	H: 0 LOB: 0 BB: 0 P: 7	1B: 4 2B: 0 3B: 0 HR: 2	SF: 1 SAC: 1 DP: 0 HBP: 0	WP: 0 PB: 0 CS: 0	PA: 35
PITCHER Bill Gullickson, R (1, 1) ERA: 4.75	IP: 9.0 WLS: L BF: 35	H: 6 R: 6 ER: 5 SO: 11	BB: 1 IBB: 0 HBP: 0 BLK: 0	WP: 0 HR: 2 S: 56 P: 60	ERA: 5.00 WHIP: 0.778	PITCHER																

Batter	1	2	3	4	5	6	7	8	9	AB	R	H	RBI	BB	SO	LOB	BOTTOM					
Roberto Kelly, R (1, 8) OBP: 0.306, SLG: 0.419	F9		4-3		K		K		K	5	0	0	0	0	3	0	Milwaukee Brewers @ New York Yankees Yankee Stadium, Bronx, NY Mon Sep 14 1987, 7:05 PM EDT Att: 20,211 - Unknown					
Willie Randolph, R (1, 4) OBP: 0.307, SLG: 0.414	FC6-4 1B		1B		PB 1B BB		FC6-4 1B		K BB	3	1	3	0	2	0	0						
Don Mattingly, L (1, 3) OBP: 0.386, SLG: 0.563	F7		L7		PB 1B		F7		K	5	1	1	0	0	1	4						
Rickey Henderson, R (1, 10) OBP: 0.427, SLG: 0.495	FC6-4			S 2B 1B	PB 1B BB		FC6-4		K	4	2	1	0	1	1	3						
Mike Pagliarulo, L (1, 5) OBP: 0.308, SLG: 0.501		K		F8	G6-3 1B			4-3		4	0	1	2	0	1	1						
Dan Pasqua, L (1, 7) OBP: 0.315, SLG: 0.399 Gary Ward, R (5, FH) OBP: 0.288, SLG: 0.386 (6, 7)	F8			K2-3	G6-3			4-3		2	0	0	0	0	1	1						
Claudell Washington, L (1, 9) OBP: 0.329, SLG: 0.414		E S 1B					K		BB 1B	4	0	3	1	0	1	0						
Rick Cerone, R (1, 2) OBP: 0.315, SLG: 0.333 Dave Winfield, R (8, FH) OBP: 0.370, SLG: 0.478 Joel Skinner, R (9, 2) OBP: 0.193, SLG: 0.242	K				BB		G6-4-3 1B		BB	2	0	1	0	1	1	1						
Bobby Meacham, S (1, 6) OBP: 0.325, SLG: 0.378 Orestes Destrade, S (4, FH) Randy Velarde, R (5, 6) OBP: 0.182, SLG: 0.182 Mike Easler, L (8, FH) OBP: 0.328, SLG: 0.361 Wayne Tolleson, S (9, 6) OBP: 0.306, SLG: 0.241			K		F7		G6-4-3		K	1	0	0	0	0	0	0						
Inning Stats	R: 0 E: 0 K: 0 S: 4	H: 1 LOB: 1 BB: 0 P: 4	R: 0 E: 0 K: 2 S: 8	H: 1 LOB: 0 BB: 0 P: 8	R: 0 E: 0 K: 1 S: 6	H: 1 LOB: 1 BB: 0 P: 6	R: 1 E: 0 K: 1 S: 7	H: 2 LOB: 2 BB: 1 P: 11	R: 3 E: 0 K: 1 S: 6	H: 2 LOB: 0 BB: 2 P: 14	R: 0 E: 0 K: 1 S: 5	H: 1 LOB: 0 BB: 0 P: 5	R: 0 E: 0 K: 1 S: 6	H: 1 LOB: 1 BB: 0 P: 6	R: 0 E: 0 K: 1 S: 6	H: 1 LOB: 2 BB: 1 P: 10	R: 0 E: 0 K: 3 S: 9	H: 0 LOB: 1 BB: 1 P: 13	1B: 9 2B: 1 3B: 0 HR: 0	SF: 0 SAC: 0 DP: 2 HBP: 0	WP: 0 PB: 2 CS: 0	PA: 40
PITCHER Len Barker, R (1, 1) ERA: 4.79 Dave Stapleton, L (5, 1) ERA: 4.62 Mark Clear, R (8, 1) ERA: 4.62	IP: 3.1 WLS: W BF: 11	H: 3 R: 0 ER: 0 SO: 2	BB: 0 IBB: 0 HBP: 0 BLK: 0	WP: 0 HR: 0 S: 15 P: 15	ERA: 0.00 WHIP: 0.900	PITCHER																

Batter	1	2	3	4	5	6	7	8	9	AB	R	H	RBI	BB	SO	LOB	TOP			
Paul Moltis R (1.10) OBP: 0.431, SLG: 0.556			B1-3				F9			3	1	1	0	1	0	0	Milwaukee Brewers @ New York Yankees Yankee Stadium, Bronx, NY Tue Sep 15 1987, 7:05 PM EDT Att: 22,102 - Unknown livebaseballscorecards.com			
Mike Felder S (1.7) OBP: 0.312, SLG: 0.311			L4				F7			4	0	0	0	0	1	2				
Robin Yount R (1.8) OBP: 0.380, SLG: 0.461					5-3		6-3			3	0	0	0	1	1	1				
Greg Brock L (1.3) OBP: 0.378, SLG: 0.448							F8			4	0	3	1	0	0	0				
Rob Deer R (1.9) OBP: 0.365, SLG: 0.468										2	1	0	0	2	1	2				
Dale Sveum S (1.6) OBP: 0.290, SLG: 0.426			F4							4	1	1	2	0	1	4				
B.J. Surhoff L (1.2) OBP: 0.348, SLG: 0.417			G3				4-3			3	0	0	0	1	1	1				
Juan Castillo S (1.4) OBP: 0.290, SLG: 0.313			6-3							2	0	0	0	0	1	1				
Rick Manning L (7.7, PH) OBP: 0.336, SLG: 0.351										1	0	0	0	0	0	0				
Jim Paciorek R (7.5) OBP: 0.327, SLG: 0.370										1	0	0	0	0	1	0				
Ernest Riles L (1.5) OBP: 0.331, SLG: 0.363										3	0	0	0	0	2	1				
Bill Schroeder R (9.7, PH) OBP: 0.379, SLG: 0.538										1	0	0	0	0	0	0				
Inning Stats	R: 1 E: 0 K: 3 S: 11	H: 2 LOB: 1 BB: 0 P: 11	R: 0 E: 0 K: 3 S: 9	H: 0 LOB: 1 BB: 1 P: 13	R: 0 E: 0 K: 0 S: 4	H: 1 LOB: 3 BB: 2 P: 12	R: 0 E: 0 K: 1 S: 5	H: 0 LOB: 0 BB: 0 P: 6	R: 0 E: 0 K: 0 S: 2	H: 1 LOB: 1 BB: 0 P: 6	R: 0 E: 0 K: 0 S: 3	H: 0 LOB: 0 BB: 0 P: 3	R: 0 E: 0 K: 0 S: 3	H: 0 LOB: 0 BB: 0 P: 3	R: 2 E: 0 K: 1 S: 6	H: 1 LOB: 0 BB: 1 P: 10	1B: 4 2B: 0 3B: 0 HR: 1	SF: 0 SAC: 0 DP: 1 HBP: 0	WP: 1 PB: 0 SB: 0 CS: 1	PA: 36
PITCHER	IP WLS BF H R ER SO BB IBB HBP BLK WP HR S P ERA WHIP																			
Al Leiter L (1.1) ERA: 1.5	6.0 W 25 4 1 1 8 4 0 0 0 1 0 37 53 1.50 1.333																			
Tim Stoddard R (7.1) ERA: 3.62	2.0 8 1 2 2 0 1 0 0 0 0 1 7 11 9.00 1.000																			
Dave Righetti L (9.1) ERA: 3.31	1.0 S 3 0 0 0 1 0 0 0 0 0 0 5 5 0.00 0.000																			

Batter	1	2	3	4	5	6	7	8	9	AB	R	H	RBI	BB	SO	LOB	BOTTOM			
Rickey Henderson R (1.10) OBP: 0.427, SLG: 0.503										3	1	1	1	1	0	2	Milwaukee Brewers @ New York Yankees Yankee Stadium, Bronx, NY Tue Sep 15 1987, 7:05 PM EDT Att: 22,102 - Unknown livebaseballscorecards.com			
Willie Randolph R (1.4) OBP: 0.408, SLG: 0.415										4	1	2	1	0	1	3				
Don Mattingly L (1.3) OBP: 0.387, SLG: 0.561										3	1	1	0	1	0	1				
Dave Winfield R (1.9) OBP: 0.369, SLG: 0.476										4	0	1	1	0	0	3				
Gary Ward R (1.7) OBP: 0.288, SLG: 0.385										4	0	1	1	0	0	0				
Jay Buhner R (1.8) OBP: 0.250, SLG: 0.250										1	0	0	0	0	0	0				
Claudell Washington L (4.7, PH) OBP: 0.326, SLG: 0.410										3	0	0	0	0	0	2				
Jerry Royster R (1.5) OBP: 0.425										3	1	1	0	0	0	2				
Mike Pagliarulo L (4.7, PH) OBP: 0.306, SLG: 0.498										3	1	1	0	0	0	2				
Rick Cerone R (1.2) OBP: 0.315, SLG: 0.337										3	0	1	0	0	1	0				
Inning Stats	R: 0 E: 0 K: 1 S: 4	H: 0 LOB: 0 BB: 1 P: 8	R: 0 E: 0 K: 0 S: 3	H: 0 LOB: 0 BB: 0 P: 3	R: 0 E: 0 K: 1 S: 5	H: 0 LOB: 0 BB: 0 P: 5	R: 3 E: 0 K: 0 S: 8	H: 5 LOB: 2 BB: 0 P: 8	R: 0 E: 0 K: 0 S: 4	H: 1 LOB: 1 BB: 0 P: 4	R: 0 E: 0 K: 0 S: 3	H: 0 LOB: 0 BB: 0 P: 3	R: 1 E: 1 K: 0 S: 6	H: 2 LOB: 3 BB: 1 P: 10	R: 0 E: 0 K: 0 S: 3	H: 0 LOB: 0 BB: 0 P: 3	1B: 6 2B: 2 3B: 0 HR: 1	SF: 0 SAC: 0 DP: 1 HBP: 0	WP: 0 PB: 0 SB: 0 CS: 1	PA: 34
PITCHER	IP WLS BF H R ER SO BB IBB HBP BLK WP HR S P ERA WHIP																			
Juan Nieves L (1.1) ERA: 5.12	3.0 L 14 5 3 3 2 1 0 0 0 0 0 17 21 9.00 2.000																			
Mark Knudson R (4.1) ERA: 5.4	3.2 15 3 1 0 0 0 0 0 0 0 0 15 15 0.00 0.818																			
Paul Mirabella L (7.1) ERA: 6.55	0.0 1 0 0 0 0 0 0 1 0 0 0 0 0 4 ∞ ∞																			
Jay Aldrich R (7.1) ERA: 5.14	1.1 4 0 0 0 0 0 0 0 0 0 0 0 4 4 0.00 0.000																			

Batter	1	2	3	4	5	6	7	8	9	AB	R	H	RBI	BB	SO	LOB	TOP										
Paul Molitor, R OBP: 0.430, SLG: 0.553 (1, 4)										4	1	1	0	1	0	3	Milwaukee Brewers @ New York Yankees Yankee Stadium, Bronx, NY Wed Sep 16 1987, 7:05 PM EDT Att: 20,232 - Unknown livebaseballscorecards.com										
Robin Yount, R OBP: 0.383, SLG: 0.463 (1, 8)										4	2	3	1	1	0	1											
Glenn Braggs, R OBP: 0.335, SLG: 0.431 (1, 10)										5	0	3	2	0	0	2											
Greg Brock, L OBP: 0.375, SLG: 0.444 (1, 3)										4	0	0	0	0	1	5											
Rob Deer, R OBP: 0.366, SLG: 0.467 (1, 9)										3	0	1	1	1	0	0											
Dale Sveum, S OBP: 0.290, SLG: 0.426 (1, 6)										4	0	1	0	0	0	3											
Bill Schroeder, R OBP: 0.377, SLG: 0.533 (1, 2)										4	0	1	0	0	1	1											
Mike Felder, S OBP: 0.315, SLG: 0.314 (1, 7)										4	1	2	0	0	0	2											
Ernest Riles, L OBP: 0.330, SLG: 0.362 (7, PH)										1	0	0	0	0	1	1											
Steve Stanicek, R OBP: 0.289, SLG: 0.312 (7, 5)										1	1	0	0	0	0	1											
Juan Castillo, S OBP: 0.289, SLG: 0.312 (7, 5)										1	0	0	0	0	0	0											
Inning Stats	R: 2 E: 0 K: 0 S: 5	H: 2 LOB: 1 BB: 1 P: 9	R: 0 E: 0 K: 1 S: 5	H: 1 LOB: 0 BB: 0 P: 5	R: 0 E: 0 K: 0 S: 4	H: 2 LOB: 1 BB: 0 P: 4	R: 0 E: 0 K: 0 S: 3	H: 0 LOB: 0 BB: 0 P: 3	R: 0 E: 0 K: 1 S: 6	H: 2 LOB: 2 BB: 1 P: 10	R: 3 E: 1 K: 0 S: 7	H: 3 LOB: 1 BB: 0 P: 7	R: 0 E: 0 K: 1 S: 6	H: 1 LOB: 1 BB: 0 P: 6	R: 0 E: 0 K: 0 S: 3	H: 0 LOB: 1 BB: 1 P: 7	1B: 10 2B: 3 3B: 1 HR: 0	SF: 0 SAC: 1 DP: 3 HBP: 0	WP: 1 PB: 0 CS: 3	PA: 39							
PITCHER	IP	WLS	BF	H	R	ER	SO	BB	IBB	HBP	BLK	WP	HR	S	P	ERA	WHIP										
Tommy John, L ERA: 3.89 (1, 1)	6.1		27	9	4	3	2	2	0	0	0	0	0	29	37	4.26	1.737										
Tim Stoddard, R ERA: 3.71 (7, 1)	0.1	L	3	2	1	0	0	0	0	0	0	1	0	3	3	0.00	6.000										
Pat Clements, L ERA: 4.67 (7, 1)	2.1		9	1	0	0	1	1	0	0	0	0	0	10	14	0.00	0.857										

Batter	1	2	3	4	5	6	7	8	9	AB	R	H	RBI	BB	SO	LOB	BOTTOM										
Rickey Henderson, R OBP: 0.428, SLG: 0.508 (1, 10)										3	2	1	0	1	1	2	Milwaukee Brewers @ New York Yankees Yankee Stadium, Bronx, NY Wed Sep 16 1987, 7:05 PM EDT Att: 20,232 - Unknown livebaseballscorecards.com										
Willie Randolph, R OBP: 0.407, SLG: 0.412 (1, 4)										3	0	0	1	1	0	0											
Don Mattingly, L OBP: 0.386, SLG: 0.565 (1, 3)										4	1	1	1	0	0	1											
Dave Winfield, R OBP: 0.368, SLG: 0.474 (1, 9)										3	0	0	0	1	0	0											
Gary Ward, R OBP: 0.285, SLG: 0.382 (1, 7)										4	0	0	0	0	1	1											
Jay Buhner, R OBP: 0.167, SLG: 0.167 (1, 8)										4	0	0	0	0	3	0											
Mike Pagliarulo, L OBP: 0.304, SLG: 0.494 (1, 5)										4	0	0	0	0	1	0											
Rick Cerone, R OBP: 0.318, SLG: 0.341 (7, PR)										3	0	2	0	0	0	0											
Roberto Kelly, R OBP: 0.305, SLG: 0.419 (7, PR)										0	0	0	0	0	0	0											
Joel Skinner, R OBP: 0.193, SLG: 0.242 (8, 2)										0	0	0	0	0	0	0											
Bobby Meacham, S OBP: 0.331, SLG: 0.403 (1, 6)										3	1	2	1	0	0	1											
Inning Stats	R: 1 E: 0 K: 0 S: 4	H: 1 LOB: 1 BB: 1 P: 8	R: 0 E: 0 K: 1 S: 6	H: 1 LOB: 1 BB: 0 P: 6	R: 1 E: 1 K: 0 S: 2	H: 0 LOB: 2 BB: 2 P: 10	R: 0 E: 0 K: 2 S: 7	H: 0 LOB: 0 BB: 0 P: 7	R: 1 E: 0 K: 1 S: 6	H: 1 LOB: 0 BB: 0 P: 6	R: 1 E: 0 K: 0 S: 4	H: 1 LOB: 0 BB: 0 P: 4	R: 0 E: 0 K: 0 S: 4	H: 2 LOB: 1 BB: 0 P: 4	R: 0 E: 0 K: 0 S: 3	H: 0 LOB: 0 BB: 0 P: 3	R: 0 E: 0 K: 2 S: 7	H: 0 LOB: 0 BB: 0 P: 7	1B: 3 2B: 0 3B: 1 HR: 2	SF: 0 SAC: 0 DP: 2 HBP: 0	WP: 1 PB: 0 CS: 1	PA: 35					
PITCHER	IP	WLS	BF	H	R	ER	SO	BB	IBB	HBP	BLK	WP	HR	S	P	ERA	WHIP										
Teddy Higuera, L ERA: 3.8 (1, 1)	9.0	W	34	6	4	4	6	3	0	0	0	1	2	43	55	4.00	1.000										

Batter	1	2	3	4	5	6	7	8	9	AB	R	H	RBI	BB	SO	LOB	TOP			
Paul Moltzer, R (1,4) Juan Castillo, S (8,4) OBP: 0.429, SLG: 0.564 OBP: 0.296, SLG: 0.315										5	3	3	1	0	0	2				
Robin Yount, R (1,8) Mike Felder, S (7,8) OBP: 0.381, SLG: 0.464 OBP: 0.313, SLG: 0.313										4	1	2	2	0	1	0				
Glenn Braggs, R (1,9) OBP: 0.347, SLG: 0.447										5	1	2	2	0	1	0				
Greg Brock, L (1,3) Jim Paciorek, R (8,3) OBP: 0.371, SLG: 0.438 OBP: 0.324, SLG: 0.366										3	1	1	0	1	0	2				
Rob Deer, R (1,7) Rick Manning, L (7,7) OBP: 0.363, SLG: 0.458 OBP: 0.333, SLG: 0.347										3	1	0	0	1	1	2				
B.J. Surhoff, L (1,10) Jim Cantner, L (9,PH) OBP: 0.350, SLG: 0.425 OBP: 0.331, SLG: 0.370										4	2	1	2	0	0	0				
Bill Schroeder, R (1,2) OBP: 0.375, SLG: 0.541										4	1	1	2	0	0	1				
Ernest Riles, L (1,5) OBP: 0.323, SLG: 0.352										4	0	1	0	0	0	1				
Dale Sveum, S (1,6) OBP: 0.292, SLG: 0.436										4	1	2	2	0	1	0				
Inning Stats	R: 1 E: 0 K: 0 S: 5	H: 3 LOB: 1 BB: 0 P: 5	R: 4 E: 1 K: 0 S: 7	H: 3 LOB: 0 BB: 0 P: 7	R: 0 E: 0 K: 1 S: 3	H: 0 LOB: 0 BB: 0 P: 3	R: 0 E: 0 K: 2 S: 5	H: 2 LOB: 2 BB: 0 P: 5	R: 4 E: 0 K: 1 S: 8	H: 3 LOB: 0 BB: 1 P: 12	R: 0 E: 0 K: 1 S: 5	H: 0 LOB: 0 BB: 0 P: 5	R: 1 E: 0 K: 2 S: 8	H: 1 LOB: 0 BB: 0 P: 8	R: 0 E: 0 K: 0 S: 4	H: 0 LOB: 0 BB: 0 P: 4	1B: 5 2B: 3 3B: 0 HR: 5	SF: 0 SAC: 0 DP: 1 HBP: 0	WP: 0 PB: 0 SB: 0 CS: 0	PA: 42
PITCHER	IP WLS BF H R ER SO BB IBB HBP BLK WP HR S P ERA WHIP																			
Jack Morris, R (1,1) ERA: 3.4	6.0 L 28 9 6 2 3 1 0 0 0 0 0 3 33 37 3.00 1.667																			
Eric King, R (7,1) ERA: 5.11	0.2 6 3 4 4 1 1 0 0 0 0 0 1 7 11 54.00 6.000																			
Mark Thurmond, L (7,1) ERA: 4.06	0.1 1 0 0 0 0 0 0 0 0 0 0 0 1 1 0.00 0.000																			
Jeff Robinson, R (8,1) ERA: 5.37	2.0 7 1 1 1 3 0 0 0 0 0 0 1 13 13 4.50 0.500																			

Milwaukee Brewers @ Detroit Tigers
Tiger Stadium, Detroit, MI
Sun Sep 20 1987, 3:33 AM EDT
Att: 42,143 - Unknown

AB 40
R 11
H 13
RBI 11
BB 2
SO 7
LOB 8



Batter	1	2	3	4	5	6	7	8	9	AB	R	H	RBI	BB	SO	LOB	BOTTOM			
Lou Whitaker, L (1,4) Jim Walewander, S (8,4) OBP: 0.345, SLG: 0.440 OBP: 0.283, SLG: 0.333										3	0	0	0	1	1	2				
Bill Madlock, R (1,3) Dave Bergman, L (9,PH) OBP: 0.345, SLG: 0.449 OBP: 0.394, SLG: 0.476										4	0	0	0	0	0	2				
Kirk Gibson, L (1,7) Scott Lusader, L (9,8) OBP: 0.374, SLG: 0.486 OBP: 0.333, SLG: 0.407										4	2	2	1	0	1	1				
Alan Trammell, R (1,6) Doug Baker, S (9,6) OBP: 0.395, SLG: 0.544										3	1	2	0	1	0	0				
Larry Herndon, R (1,9) Pat Sheridan, L (8,PH) OBP: 0.382, SLG: 0.531 OBP: 0.328, SLG: 0.367										3	0	1	2	0	1	2				
Chet Lemon, R (1,8) Johnny Grubb, L (8,PH) OBP: 0.389, SLG: 0.490 OBP: 0.293, SLG: 0.302										3	0	1	0	0	1	2				
Jim Morrison, R (1,10) OBP: 0.297, SLG: 0.490										3	0	0	1	1	0	1				
Tom Brookens, R (1,5) Darrell Evans, L (6,PH) OBP: 0.295, SLG: 0.378 OBP: 0.377, SLG: 0.501										2	0	0	0	0	0	0				
Mike Heath, R (1,2) Dwight Lowry, L (9,2) OBP: 0.342, SLG: 0.433 OBP: 0.167, SLG: 0.250										2	1	1	0	0	0	0				
Inning Stats	R: 0 E: 0 K: 2 S: 8	H: 1 LOB: 2 BB: 1 P: 12	R: 0 E: 0 K: 0 S: 3	H: 0 LOB: 0 BB: 0 P: 3	R: 2 E: 0 K: 2 S: 9	H: 2 LOB: 2 BB: 1 P: 14	R: 0 E: 0 K: 0 S: 3	H: 0 LOB: 0 BB: 0 P: 3	R: 0 E: 0 K: 0 S: 4	H: 1 LOB: 2 BB: 1 P: 8	R: 0 E: 0 K: 0 S: 3	H: 1 LOB: 0 BB: 0 P: 3	R: 2 E: 0 K: 0 S: 6	H: 3 LOB: 1 BB: 0 P: 6	R: 0 E: 0 K: 0 S: 4	H: 1 LOB: 1 BB: 0 P: 4	1B: 7 2B: 1 3B: 0 HR: 1	SF: 0 SAC: 0 DP: 1 HBP: 1	WP: 0 PB: 0 SB: 0 CS: 0	PA: 39
PITCHER	IP WLS BF H R ER SO BB IBB HBP BLK WP HR S P ERA WHIP																			
Juan Nieves, L (1,1) ERA: 5.06	5.2 W 25 4 2 2 2 0 3 0 0 0 0 0 29 42 3.18 1.235																			
Chuck Cnm, R (6,1) ERA: 3.76	3.1 S 14 5 2 2 0 0 0 0 0 0 0 1 14 14 5.40 1.500																			

Milwaukee Brewers @ Detroit Tigers
Tiger Stadium, Detroit, MI
Sun Sep 20 1987, 3:33 AM EDT
Att: 42,143 - Unknown

AB 35
R 4
H 9
RBI 4
BB 3
SO 4
LOB 15



Batter	1	2	3	4	5	6	7	8	9	AB	R	H	RBI	BB	SO	LOB	TOP	
Jody Reed, R OBP: 0.333, SLG: 0.231 (1, 6)	F9	5-3			F4		FC4-6 1B	E6		5	1	0	0	0	0	3	Boston Red Sox @ Milwaukee Brewers Milwaukee County Stadium, Milwaukee, WI Thu Sep 24 1987, 8:05 PM EDT Att: 7,745 - Unknown livebaseballscores.com	
Marty Barrett, R OBP: 0.352, SLG: 0.351 (1, 4)	BB 1B	F7			F9		1-2 2-3 1B	FC5		5	2	2	1	0	0	2		
Todd Benzinger, S OBP: 0.345, SLG: 0.443 (1, 9)	BB 1B		F7		4-3		K		K	5	1	1	0	0	2	2		
Dwight Evans, R OBP: 0.417, SLG: 0.583 (1, 3)	BB 1B	BB	6-3			F8	E 1B	1B	BB	2	1	0	0	3	0	0		
Mike Greenwell, L OBP: 0.399, SLG: 0.585 (1, 7)	1B		4-3			4-3 2B	E9	1B		4	0	3	3	1	0	0		
Sam Horn, L OBP: 0.371, SLG: 0.639 (1, 10)	K				FC5-4 1B	4-3	K		K	5	0	1	0	0	3	8		
Ed Romero, R OBP: 0.327, SLG: 0.299 (9, PH)					FC5-4					4	0	1	2	0	0	2		
Wade Boggs, L OBP: 0.461, SLG: 0.588 (9, PH)					FC5-4				6-3	1	0	0	0	0	0	2		
Spike Owen, S OBP: 0.338, SLG: 0.346 (9, 6)	1-2 2-3 3-H 1B				1-2				6-3	0	0	0	0	0	0	0		
Kevin Romine, R OBP: 0.278, SLG: 0.389 (1, 8)	K				K		FC4-6 1B	4-3		4	1	1	0	0	2	3		
Marc Sullivan, R OBP: 0.201, SLG: 0.242 (7, PH)					F7					2	0	0	0	0	0	1		
Pat Dodson, L OBP: 0.302, SLG: 0.343 (7, 2)		F7			F7		FC4-6 1B	FC5 E		1	0	1	0	0	0	0		
John Marzano, R OBP: 0.289, SLG: 0.415 (7, 2)										1	0	1	0	0	0	0		
Inning Stats	R: 3 E: 0 K: 2 S: 10	H: 3 LOB: 2 BB: 2 P: 18	R: 0 E: 0 K: 0 S: 3	H: 0 LOB: 0 BB: 0 P: 3	R: 0 E: 0 K: 0 S: 3	H: 1 LOB: 1 BB: 0 P: 6	R: 0 E: 0 K: 0 S: 4	H: 1 LOB: 1 BB: 0 P: 4	R: 3 E: 1 K: 2 S: 11	H: 4 LOB: 2 BB: 1 P: 15	R: 0 E: 0 K: 0 S: 8	H: 1 LOB: 2 BB: 1 P: 12	1B: 10 2B: 3 3B: 0 HR: 0	SF: 0 SAC: 0 DP: 0 HBP: 0	WP: 0 PB: 0 SB: 0 CS: 0	PA: 43		
PITCHER	IP WLS BF H R ER SO BB IBB HBP BLK WP HR S P ERA WHIP	IP WLS BF H R ER SO BB IBB HBP BLK WP HR S P ERA WHIP	IP WLS BF H R ER SO BB IBB HBP BLK WP HR S P ERA WHIP	IP WLS BF H R ER SO BB IBB HBP BLK WP HR S P ERA WHIP	IP WLS BF H R ER SO BB IBB HBP BLK WP HR S P ERA WHIP	IP WLS BF H R ER SO BB IBB HBP BLK WP HR S P ERA WHIP	IP WLS BF H R ER SO BB IBB HBP BLK WP HR S P ERA WHIP	IP WLS BF H R ER SO BB IBB HBP BLK WP HR S P ERA WHIP	IP WLS BF H R ER SO BB IBB HBP BLK WP HR S P ERA WHIP	IP WLS BF H R ER SO BB IBB HBP BLK WP HR S P ERA WHIP	IP WLS BF H R ER SO BB IBB HBP BLK WP HR S P ERA WHIP	IP WLS BF H R ER SO BB IBB HBP BLK WP HR S P ERA WHIP	IP WLS BF H R ER SO BB IBB HBP BLK WP HR S P ERA WHIP	IP WLS BF H R ER SO BB IBB HBP BLK WP HR S P ERA WHIP	IP WLS BF H R ER SO BB IBB HBP BLK WP HR S P ERA WHIP	IP WLS BF H R ER SO BB IBB HBP BLK WP HR S P ERA WHIP		
Chris Bosio, R ERA: 5.41 (1, 1)	6.2	31	8	6	6	4	3	0	0	0	0	0	0	0	36	48	8.10	1.650
Paul Mirabella, L ERA: 5.47 (7, 1)	2.0	11	3	0	0	3	1	0	0	0	0	0	0	0	16	20	0.00	2.000
Mark Clear, R ERA: 4.52 (9, 1)	0.1	W	1	0	0	0	0	0	0	0	0	0	0	0	1	1	0.00	0.000

Batter	1	2	3	4	5	6	7	8	9	AB	R	H	RBI	BB	SO	LOB	BOTTOM						
Paul Molitor, R OBP: 0.439, SLG: 0.564 (1, 4)	2B SF7 1B		K	1B		G4-6-3 1B		SH5-4 1B		5	1	4	1	0	1	0	Boston Red Sox @ Milwaukee Brewers Milwaukee County Stadium, Milwaukee, WI Thu Sep 24 1987, 8:05 PM EDT Att: 7,745 - Unknown livebaseballscores.com						
Robin Yount, R OBP: 0.383, SLG: 0.477 (1, 8)	1-3 2B		F4	1B		G4-6-3 1B		SH5-4 1B		4	0	2	1	0	0	2							
Glenn Braggs, R OBP: 0.335, SLG: 0.433 (1, 10)	SF7		G3	F7		K		K		4	0	0	1	0	2	5							
Greg Brock, L OBP: 0.369, SLG: 0.433 (1, 3)	G4-6-3 BB		G3	G3	4-3 2B		F7	6-3		4	1	1	0	1	0	2							
B.J. Surhoff, L OBP: 0.350, SLG: 0.424 (1, 2)	G4-6-3		F9	4-3		1B		SH 1B 2B		5	1	2	0	0	0	3							
Ernest Riles, L OBP: 0.334, SLG: 0.360 (1, 5)			FC4-6 1B	1B BB	4-3 BB		F7	SH 1B		2	1	1	0	2	0	1							
Mike Felder, S OBP: 0.330, SLG: 0.340 (1, 7)		F9		1B 1B	4-3					5	1	3	2	0	0	2							
Rick Manning, L OBP: 0.336, SLG: 0.350 (7, PH)		FC4-6 WP		1B 1B						3	1	1	1	0	1	2							
Brad Komminsk, R (8, 9)		1-2 2H		1B 1B			F8			1	0	0	0	0	0	2							
Dale Sveum, S OBP: 0.304, SLG: 0.453 (1, 6)		F8		1B 1B		G4-6-3 1B		SH5-4 1B		4	1	3	1	0	0	1							
Inning Stats	R: 1 E: 0 K: 0 S: 4	H: 2 LOB: 1 BB: 1 P: 8	R: 0 E: 0 K: 0 S: 4	H: 1 LOB: 1 BB: 0 P: 4	R: 0 E: 0 K: 1 S: 5	H: 0 LOB: 0 BB: 0 P: 5	R: 4 E: 0 K: 0 S: 8	H: 5 LOB: 2 BB: 1 P: 12	R: 1 E: 0 K: 1 S: 6	H: 1 LOB: 1 BB: 1 P: 10	R: 0 E: 0 K: 1 S: 6	H: 2 LOB: 1 BB: 0 P: 6	R: 0 E: 0 K: 0 S: 5	H: 2 LOB: 2 BB: 0 P: 5	R: 0 E: 0 K: 1 S: 7	H: 2 LOB: 2 BB: 0 P: 7		R: 1 E: 0 K: 0 S: 3	H: 2 LOB: 2 BB: 0 P: 3	1B: 14 2B: 3 3B: 0 HR: 0	SF: 1 SAC: 2 DP: 2 HBP: 0	WP: 1 PB: 0 SB: 0 CS: 0	PA: 43
PITCHER	IP WLS BF H R ER SO BB IBB HBP BLK WP HR S P ERA WHIP	IP WLS BF H R ER SO BB IBB HBP BLK WP HR S P ERA WHIP	IP WLS BF H R ER SO BB IBB HBP BLK WP HR S P ERA WHIP	IP WLS BF H R ER SO BB IBB HBP BLK WP HR S P ERA WHIP	IP WLS BF H R ER SO BB IBB HBP BLK WP HR S P ERA WHIP	IP WLS BF H R ER SO BB IBB HBP BLK WP HR S P ERA WHIP	IP WLS BF H R ER SO BB IBB HBP BLK WP HR S P ERA WHIP	IP WLS BF H R ER SO BB IBB HBP BLK WP HR S P ERA WHIP	IP WLS BF H R ER SO BB IBB HBP BLK WP HR S P ERA WHIP	IP WLS BF H R ER SO BB IBB HBP BLK WP HR S P ERA WHIP	IP WLS BF H R ER SO BB IBB HBP BLK WP HR S P ERA WHIP	IP WLS BF H R ER SO BB IBB HBP BLK WP HR S P ERA WHIP	IP WLS BF H R ER SO BB IBB HBP BLK WP HR S P ERA WHIP	IP WLS BF H R ER SO BB IBB HBP BLK WP HR S P ERA WHIP	IP WLS BF H R ER SO BB IBB HBP BLK WP HR S P ERA WHIP	IP WLS BF H R ER SO BB IBB HBP BLK WP HR S P ERA WHIP							
Jeff Sellers, R ERA: 5.53 (1, 1)	3.2	19	7	5	5	1	2	0	0	0	0	0	0	0	14	18		3.86	2.143				
Bob Stanley, R ERA: 5.0 (4, 1)	2.1	11	4	1	1	2	1	0	0	0	0	0	0	0	14	18		3.86	2.143				
Tom Bolton, L ERA: 4.82 (7, 1)	0.2	4	2	0	0	0	0	0	0	0	0	0	0	4	4	0.00		3.000					
Wes Gardner, R ERA: 5.01 (7, 1)	1.0	5	2	0	0	1	0	0	0	0	0	0	0	7	7	0.00	2.000						
Joe Sambito, L ERA: 6.97 (8, 1)	0.1	L	3	1	1	0	0	0	0	0	0	0	0	3	3	27.00	3.000						

Batter	1	2	3	4	5	6	7	8	9	AB	R	H	RBI	BB	SO	LOB	TOP					
Ellis Burks, R OBP: 0.325, SLG: 0.451 (1, 8)										4	1	2	0	1	0	1	Boston Red Sox @ Milwaukee Brewers Milwaukee County Stadium, Milwaukee, WI Fri Sep 25 1987, 8:05 PM EDT Att: 12,878 - Unknown					
Marty Barrett, R OBP: 0.349, SLG: 0.348 (1, 4)										5	0	0	0	0	0	4						
Todd Benzinger, S OBP: 0.346, SLG: 0.441 (1, 9)										5	2	2	1	0	1	3						
Dwight Evans, R OBP: 0.420, SLG: 0.586 (1, 3)										3	1	2	2	2	0	1						
Mike Greenwell, L OBP: 0.394, SLG: 0.577 (1, 7)										5	1	0	0	0	2	7						
Ed Romero, R OBP: 0.324, SLG: 0.296 (1, 5)										5	1	1	1	0	1	2						
Sam Horn, L OBP: 0.380, SLG: 0.683 (1, 10)										4	2	2	4	1	2	0						
Spike Owen, S OBP: 0.338, SLG: 0.345 (1, 6)										4	0	1	0	1	2	1						
John Marzano, R OBP: 0.288, SLG: 0.418 (1, 2)										4	1	1	0	0	1	2						
Inning Stats	R: 0 E: 0 K: 1 S: 6	H: 1 LOB: 1 BB: 0 P: 6	R: 1 E: 0 K: 2 S: 8	H: 1 LOB: 1 BB: 1 P: 12	R: 1 E: 1 K: 0 S: 6	H: 3 LOB: 2 BB: 0 P: 6	R: 0 E: 0 K: 1 S: 5	H: 1 LOB: 0 BB: 0 P: 5	R: 1 E: 0 K: 1 S: 7	H: 2 LOB: 1 BB: 0 P: 7	R: 0 E: 0 K: 1 S: 5	H: 0 LOB: 1 BB: 1 P: 9	R: 0 E: 1 K: 1 S: 5	H: 0 LOB: 2 BB: 2 P: 13	R: 0 E: 0 K: 1 S: 5	H: 0 LOB: 0 BB: 0 P: 5	R: 6 E: 3 K: 1 S: 10	H: 3 LOB: 0 BB: 1 P: 14	1B: 7 2B: 2 3B: 0 HR: 2	SF: 0 SAC: 0 DP: 0 HBP: 0	WP: 0 PB: 0 SB: 0 CS: 0	PA: 44
PITCHER	IP WLS BF H R ER SO BB IBB HBP BLK WP HR S P ERA WHIP																					
Juan Nieves, L ERA: 5.01 (1, 1)	7.0 L 32 8 3 3 7 4 0 0 0 0 0 1 42 58 3.86 1.714																					
Mark Knudson, R ERA: 5.46 (8, 1)	2.0 12 3 6 0 2 0 1 0 0 0 0 1 15 19 0.00 1.500																					
Batter	1	2	3	4	5	6	7	8	9	AB	R	H	RBI	BB	SO	LOB	BOTTOM					
Paul Moltor, R OBP: 0.440, SLG: 0.566 (1, 4)										4	1	2	0	0	2	0	Boston Red Sox @ Milwaukee Brewers Milwaukee County Stadium, Milwaukee, WI Fri Sep 25 1987, 8:05 PM EDT Att: 12,878 - Unknown					
Robin Yount, R OBP: 0.382, SLG: 0.476 (1, 8)										4	1	1	1	0	1	1						
B.J. Surhoff, L OBP: 0.347, SLG: 0.419 (1, 2)										4	0	0	0	0	0	1						
Greg Brock, L OBP: 0.371, SLG: 0.435 (1, 3)										3	0	2	1	1	0	0						
Brad Komminsk, R (1, 10)										3	0	0	0	1	3	2						
Ernest Riles, L OBP: 0.330, SLG: 0.354 (1, 5)										4	0	0	0	0	1	3						
Mike Felder, S OBP: 0.326, SLG: 0.336 (1, 7)										3	0	0	0	0	2							
Rick Manning, L OBP: 0.328, SLG: 0.340 (1, 9)										3	0	0	0	0	2	2						
Dale Sveum, S OBP: 0.302, SLG: 0.450 (1, 6)										3	0	0	0	0	1	0						
Inning Stats	R: 0 E: 0 K: 2 S: 7	H: 0 LOB: 0 BB: 0 P: 7	R: 0 E: 0 K: 1 S: 5	H: 0 LOB: 0 BB: 0 P: 5	R: 0 E: 0 K: 1 S: 5	H: 0 LOB: 0 BB: 0 P: 5	R: 0 E: 0 K: 1 S: 5	H: 0 LOB: 2 BB: 2 P: 13	R: 2 E: 0 K: 2 S: 10	H: 3 LOB: 1 BB: 0 P: 10	R: 0 E: 0 K: 0 S: 3	H: 0 LOB: 0 BB: 0 P: 3	R: 0 E: 0 K: 0 S: 3	H: 1 LOB: 0 BB: 0 P: 3	R: 0 E: 0 K: 2 S: 8	H: 1 LOB: 1 BB: 0 P: 8	1B: 4 2B: 1 3B: 0 HR: 0	SF: 0 SAC: 0 DP: 0 HBP: 0	WP: 0 PB: 0 SB: 1 CS: 1	PA: 34		
PITCHER	IP WLS BF H R ER SO BB IBB HBP BLK WP HR S P ERA WHIP																					
Roger Clemens, R ERA: 3.17 (1, 1)	9.0 W 33 5 2 2 10 2 0 0 0 0 0 0 51 59 2.00 0.778																					

Batter	1	2	3	4	5	6	7	8	9	AB	R	H	RBI	BB	SO	LOB	TOP				
Ellis Burks, R OBP: 0.324, SLG: 0.449 (1, 8)	5-3	4-3			SH1-4 1B		6-3			4	0	1	0	0	0	2	Boston Red Sox @ Milwaukee Brewers Milwaukee County Stadium, Milwaukee, WI Sat Sep 26 1987, 4:33 AM EDT Att: 19,206 - Unknown				
Jody Read, R OBP: 0.333, SLG: 0.200 (1, 4)	6-3		CS BB		SH1-4 1-2			F6		2	0	0	0	1	0	0					
Pat Dodson, L OBP: 0.298, SLG: 0.316 (1, 3)	4-3		FC6-4 BB		F5			K		3	0	0	0	1	1	1					
Sam Horn, L OBP: 0.376, SLG: 0.667 (1, 10)		HR BB	K		K			K		3	1	0	0	1	3	2					
Todd Benzinger, S OBP: 0.344, SLG: 0.453 (1, 7)		HR	FC6-4			4-3			F7		4	1	1	2	0	0		1			
Ed Romero, R OBP: 0.318, SLG: 0.291 (1, 5)	4-3				F8		5-3		5-3		4	0	0	0	0	0		0			
Spike Owen, S OBP: 0.342, SLG: 0.346 (1, 6)		1B BB				5-3			1B		2	0	1	0	2	0		0			
John Marzano, R OBP: 0.283, SLG: 0.409 (9, PH) Dwight Evans, R OBP: 0.419, SLG: 0.585	F9				F8		4-3		K		3	0	0	0	0	0		2			
Kevin Romine, R OBP: 0.286, SLG: 0.381 (1, 9)					5-3		4-3				3	0	1	0	0	0		1			
Inning Stats	R: 0 E: 0 K: 0 S: 3	H: 0 LOB: 0 BB: 0 P: 3	R: 2 E: 0 K: 0 S: 5	H: 2 LOB: 2 BB: 2 P: 13	R: 0 E: 0 K: 1 S: 4	H: 0 LOB: 1 BB: 2 P: 12	R: 0 E: 0 K: 0 S: 3	H: 0 LOB: 1 BB: 1 P: 7	R: 0 E: 0 K: 1 S: 6	H: 1 LOB: 1 BB: 0 P: 6	R: 0 E: 0 K: 0 S: 3	H: 0 LOB: 0 BB: 0 P: 3	R: 0 E: 0 K: 2 S: 7	H: 0 LOB: 0 BB: 0 P: 3	R: 0 E: 0 K: 1 S: 6	H: 1 LOB: 1 BB: 0 P: 6		1B: 3 2B: 0 3B: 0 HR: 1	SF: 0 SAC: 1 DP: 0 HBP: 0	WP: 0 PB: 0 SB: 0 CS: 1	PA: 35
PITCHER	IP	WLS	BF	H	R	ER	SO	BB	IBB	HBP	BLK	WP	HR	S	P	ERA	WHIP				
Len Barker, R ERA: 5.36 (1, 1)	2.1		12	2	2	2	0	4	0	0	0	0	1	8	24	7.71	2.571				
Dave Stapleton, L ERA: 1.84 (3, 1)	6.2	W	23	2	0	0	5	1	0	0	0	0	0	32	36	0.00	0.450				

Batter	1	2	3	4	5	6	7	8	9	AB	R	H	RBI	BB	SO	LOB	BOTTOM				
Paul Moltitor, R OBP: 0.436, SLG: 0.562 (1, 10)	6-3		SF8		6-3		K			3	0	0	1	0	1	2	Boston Red Sox @ Milwaukee Brewers Milwaukee County Stadium, Milwaukee, WI Sat Sep 26 1987, 4:33 AM EDT Att: 19,206 - Unknown				
Mike Felder, S OBP: 0.329, SLG: 0.350 (1, 7)	K		HR			1B 1B	F8			4	1	2	2	0	1	2					
Robin Yount, R OBP: 0.381, SLG: 0.474 (1, 8)	F9		5-3			1B 1B		K		4	0	1	0	0	1	0					
Greg Brock, L OBP: 0.372, SLG: 0.435 (1, 3)		G4-3 1B			WP 4-3 1B	F7		F7		4	0	2	0	0	0	2					
Rob Deer, R OBP: 0.358, SLG: 0.449 (1, 9)	F7				K	K		K		4	0	0	0	0	3	4					
Ernest Riles, L OBP: 0.327, SLG: 0.350 (1, 5)	G4-3				4-3	1-3				3	0	0	0	0	0	4					
Bill Schroeder, R OBP: 0.378, SLG: 0.544 (1, 2)			SH1-4 1B SF8 1B		5-3		FC1-5 2B			3	1	2	0	0	0	1					
Dale Sveum, S OBP: 0.303, SLG: 0.450 (1, 6)			SF8 SH1-4 HR 1B			F7	FC1-5 1B			3	1	1	0	0	0	1					
Juan Castillo, S OBP: 0.296, SLG: 0.313 (1, 4)			SH1-4			4-3	S 1B			2	0	1	0	0	0	0					
Inning Stats	R: 0 E: 0 K: 1 S: 5	H: 1 LOB: 0 BB: 0 P: 5	R: 3 E: 0 K: 0 S: 6	H: 3 LOB: 0 BB: 0 P: 6	R: 0 E: 0 K: 1 S: 6	H: 1 LOB: 1 BB: 0 P: 6	R: 0 E: 0 K: 1 S: 7	H: 2 LOB: 2 BB: 0 P: 7	R: 0 E: 0 K: 1 S: 7	H: 2 LOB: 2 BB: 0 P: 7	R: 0 E: 0 K: 2 S: 7	H: 0 LOB: 0 BB: 0 P: 7	R: 0 E: 0 K: 2 S: 7	H: 0 LOB: 0 BB: 0 P: 7	1B: 7 2B: 1 3B: 0 HR: 1	SF: 1 SAC: 1 DP: 1 HBP: 0		WP: 1 PB: 0 SB: 1 CS: 0	PA: 32		
PITCHER	IP	WLS	BF	H	R	ER	SO	BB	IBB	HBP	BLK	WP	HR	S	P	ERA	WHIP				
Al Nipper, R ERA: 5.45 (1, 1)	8.0	L	32	9	3	3	6	0	0	0	0	1	1	44	44	3.38	1.125				

Batter	1	2	3	4	5	6	7	8	9	AB	R	H	RBI	BB	SO	LOB	TOP										
Paul Moltzer, R OBP: 0.436, SLG: 0.570 (1, 4)	L6		F9		HR			K		5	1	1	1	0	1	4	Milwaukee Brewers @ Toronto Blue Jays Exhibition Stadium, Toronto, ON Mon Sep 28 1987, 7:05 PM EDT Att: 34,113 - Unknown										
Robin Yount, R OBP: 0.394, SLG: 0.476 (1, 8)	6-3		1B		1B	2B	1B	5-3	G3	5	2	3	0	0	0	0											
Glenn Braggs, R OBP: 0.332, SLG: 0.433 (1, 10)	2B		F8		F7	1-3		1-3	G3	5	0	1	0	0	0	4											
Greg Brock, L OBP: 0.373, SLG: 0.435 (1, 3)	K		K		1B	2B	BB	F8	WP	4	1	1	1	1	2	3											
Rob Deer, R OBP: 0.360, SLG: 0.456 (8, 9)		K			HR	2B	1B	K	3-H	4	2	2	1	1	2	0											
Rick Manning, L OBP: 0.328, SLG: 0.340 (9, PH)					HR	2B	1B	K	1-2	0	0	0	0	0	0	0											
Dale Sveum, S OBP: 0.301, SLG: 0.447 (1, 6)	K				P3	1B	2B	K	IBB	5	0	1	3	0	2	2											
Bill Schroeder, R OBP: 0.393, SLG: 0.543 (1, 2)	1B				FC5-4	BB	1-3	1-3	K	4	0	2	0	1	1	2											
Brad Komminsk, R OBP: 0.167, SLG: 0.091 (8, PH)	K				K	1-3		L9		3	0	0	0	0	2	4											
Mike Felder, S OBP: 0.326, SLG: 0.343 (8, 7)					1-2	1-3		F7		1	0	0	0	0	0	0											
Juan Castillo, S OBP: 0.304, SLG: 0.316 (1, 5)	1B		1B		FC5-4	BB		F7		3	0	1	0	1	0	1											
Inning Stats	R: 0 E: 0 K: 1 S: 6	H: 1 LOB: 1 BB: 0 P: 6	R: 0 E: 0 K: 3 S: 10	H: 1 LOB: 1 BB: 0 P: 10	R: 0 E: 0 K: 1 S: 7	H: 2 LOB: 2 BB: 0 P: 7	R: 1 E: 0 K: 1 S: 6	H: 1 LOB: 1 BB: 1 P: 10	R: 4 E: 0 K: 0 S: 8	H: 5 LOB: 3 BB: 2 P: 16	R: 0 E: 0 K: 1 S: 5	H: 0 LOB: 0 BB: 0 P: 5	R: 0 E: 0 K: 1 S: 5	H: 0 LOB: 0 BB: 0 P: 5	R: 1 E: 0 K: 2 S: 9	H: 2 LOB: 2 BB: 1 P: 13	1B: 8 2B: 2 3B: 0 HR: 2	SF: 0 SAC: 0 DP: 0 HBP: 0	WP: 1 PB: 0 SB: 1 CS: 0	PA: 43							
PITCHER	IP	WLS	BF	H	R	ER	SO	BB	IBB	HBP	BLK	WP	HR	S	P	ERA	WHIP										
Mike Flanagan, L ERA: 4.33 (1, 1)	4.1	L	22	7	4	4	6	2	0	0	0	0	2	32	40	8.31	2.077										
Duane Ward, R ERA: 8.94 (5, 1)	0.1		5	3	1	1	0	1	0	0	0	0	0	4	8	27.00	12.000										
Mark Eichhorn, R ERA: 3.21 (5, 1)	3.2		12	1	1	1	2	0	0	0	0	0	0	16	16	2.46	0.273										
John Cerutti, L ERA: 4.42 (9, 1)	0.2		4	1	0	0	2	0	1	0	0	1	0	7	11	0.00	1.500										

Batter	1	2	3	4	5	6	7	8	9	AB	R	H	RBI	BB	SO	LOB	BOTTOM										
Nelson Liriano, S OBP: 0.322, SLG: 0.374 (1, 4)	L7		L9		K			K	G3	5	0	0	0	0	2	3	Milwaukee Brewers @ Toronto Blue Jays Exhibition Stadium, Toronto, ON Mon Sep 28 1987, 7:05 PM EDT Att: 34,113 - Unknown										
Lloyd Moseby, L OBP: 0.352, SLG: 0.462 (1, 8)	K		P2		F8	1B	SF9	1B	G6-4-3	3	1	1	0	1	1	1											
Rance Mulliniks, L OBP: 0.369, SLG: 0.503 (8, PH)	BB				HR			K		2	1	2	1	1	0	0											
Garth Iorg, R OBP: 0.267, SLG: 0.290 (9, 5)	BB				HR			K		1	0	0	0	0	1	1											
George Bell, R OBP: 0.355, SLG: 0.620 (1, 7)	F9				F6			F8	G6-4-3	4	0	0	0	0	0	4											
Ernie Whitt, L OBP: 0.332, SLG: 0.454 (8, PH)	F8				F8			SF9		2	0	0	1	0	0	0											
Charlie Moore, R OBP: 0.293, SLG: 0.350 (9, PH)									4-3	1	1	1	0	0	0	0											
Jesse Barfield, R OBP: 0.334, SLG: 0.468 (1, 9)	P1				S			K		2	1	0	0	2	1	1											
Willie Upshaw, L OBP: 0.321, SLG: 0.394 (1, 3)	L8				1-3			F6	4-3	4	0	0	0	0	0	3											
Rick Leach, L OBP: 0.370, SLG: 0.405 (9, PH)	F5				4-3			F9	K	3	0	1	0	0	0	0											
Cecil Fielder, R OBP: 0.349, SLG: 0.557 (9, PH)								F9	2B	1	0	0	0	0	1	2											
Manuel Lee, S OBP: 0.300, SLG: 0.311 (7, PH)								F7		1	0	0	0	1	0	0											
Fred McGriff, L OBP: 0.363, SLG: 0.516 (7, PH)								F9		1	0	0	0	0	0	1											
Juan Beniquez, R OBP: 0.312, SLG: 0.421 (8, 6)	S									0	0	0	0	0	0	0											
Kelly Gruber, R OBP: 0.284, SLG: 0.400 (9, PH)	BB									1	0	0	0	0	0	0											
Rob Ducey, L OBP: 0.298, SLG: 0.271 (9, PH)										1	0	0	0	0	0	0											
Inning Stats	R: 0 E: 0 K: 1 S: 5	H: 0 LOB: 1 BB: 1 P: 9	R: 0 E: 0 K: 0 S: 3	H: 0 LOB: 0 BB: 0 P: 3	R: 0 E: 0 K: 0 S: 3	H: 0 LOB: 1 BB: 1 P: 7	R: 1 E: 0 K: 0 S: 4	H: 1 LOB: 1 BB: 1 P: 8	R: 0 E: 0 K: 1 S: 5	H: 0 LOB: 0 BB: 0 P: 5	R: 1 E: 0 K: 1 S: 7	H: 2 LOB: 1 BB: 0 P: 7	R: 0 E: 0 K: 1 S: 6	H: 1 LOB: 1 BB: 0 P: 6	R: 0 E: 0 K: 1 S: 4	H: 0 LOB: 0 BB: 1 P: 8	R: 2 E: 1 K: 1 S: 7	H: 1 LOB: 1 BB: 1 P: 11	1B: 2 2B: 2 3B: 0 HR: 1	SF: 1 SAC: 0 DP: 1 HBP: 0	WP: 0 PB: 0 SB: 2 CS: 0	PA: 37					
PITCHER	IP	WLS	BF	H	R	ER	SO	BB	IBB	HBP	BLK	WP	HR	S	P	ERA	WHIP										
Bill Wegman, R ERA: 4.21 (1, 1)	6.1	W	26	4	2	2	3	3	0	0	0	0	0	29	41	2.84	1.105										
Paul Mirabella, L ERA: 5.09 (7, 1)	2.0		8	1	2	0	2	2	0	0	0	0	0	10	18	0.00	1.500										
Mark Clear, R ERA: 4.48 (9, 1)	0.2	S	3	0	0	0	1	0	0	0	0	0	0	5	5	0.00	0.000										

AB	39
R	6
H	12
RBI	6
BB	4
SO	10
LOB	20



AB	31
R	4
H	5
RBI	2
BB	5
SO	6
LOB	16



Batter	1	2	3	4	5	6	7	8	9	AB R H RBI BB SO LOB	TOP									
Paul Moltitor, R (1,4) OBP: 0.439, SLG: 0.569										2 2 0 0 3 0 0	Milwaukee Brewers @ Toronto Blue Jays Exhibition Stadium, Toronto, ON Wed Sep 30 1987, 7:05 PM EDT Att: 35,245 - Unknown livebaseballscorecards.com									
Robin Yount, R (1,8) OBP: 0.396, SLG: 0.478										4 0 2 1 1 0 1										
B.J. Surhoff, L (1,2) OBP: 0.350, SLG: 0.426										3 1 0 1 1 1 4										
Greg Brock, L (1,3) OBP: 0.373, SLG: 0.436										4 0 1 0 1 1 1										
Glenn Bragg, R (1,10) OBP: 0.333, SLG: 0.433										4 0 2 1 0 1 2										
Ernest Riles, L (1,5) OBP: 0.330, SLG: 0.348 Juan Castillo, S (6, PH) OBP: 0.304, SLG: 0.314										1 0 0 0 1 0 1 2 0 0 0 0 0 0										
Mike Felder, S (1,7) OBP: 0.329, SLG: 0.347										4 1 1 0 0 0 3										
Rick Manning, L (1,9) OBP: 0.322, SLG: 0.333 Rob Deer, R (6, PH) OBP: 0.359, SLG: 0.455 Brad Komminsk, R (6, PH) OBP: 0.125, SLG: 0.067										2 0 0 0 0 1 3 1 0 0 0 0 1 1 1 0 0 0 0 1 0										
Dale Sveum, S (1,6) OBP: 0.301, SLG: 0.449										4 1 1 2 0 0 0										
Inning Stats	R: 1 E: 0 K: 0 S: 3	H: 0 LOB: 0 BB: 1 P: 7	R: 0 E: 0 K: 0 S: 3	H: 1 LOB: 0 BB: 0 P: 3	R: 0 E: 0 K: 1 S: 5	H: 0 LOB: 0 BB: 0 P: 5	R: 1 E: 0 K: 0 S: 5	H: 2 LOB: 3 BB: 2 P: 13	R: 1 E: 0 K: 2 S: 8	H: 1 LOB: 2 BB: 2 P: 16		R: 0 E: 0 K: 0 S: 3	H: 0 LOB: 0 BB: 0 P: 3	R: 0 E: 0 K: 1 S: 5	H: 0 LOB: 0 BB: 0 P: 5	R: 0 E: 0 K: 6 S: 6	H: 1 LOB: 1 BB: 0 P: 6	1B: 5 2B: 0 3B: 1 HR: 1	SF: 1 SAC: 0 DP: 1 HBP: 0	WP: 1 PB: 2 CS: 0
PITCHER	IP WLS BF H R ER SO BB IBB HBP BLK WP HR S P ERA WHIP	PITCHER IP WLS BF H R ER SO BB IBB HBP BLK WP HR S P ERA WHIP																		
Dave Stieb, R (1,1) ERA: 4.09	4.1 L 20 4 3 3 1 4 0 0 0 0 1 0 18 34 6.23 1.846																			
Jeff Musselman, L (5,1) ERA: 4.06	2.2 13 2 2 2 3 2 1 0 0 0 0 1 16 28 6.75 1.500																			
Mark Eichhorn, R (8,1) ERA: 3.17	1.1 5 1 0 0 1 0 0 0 0 0 0 0 7 7 0.00 0.750																			
John Cerutti, L (9,1) ERA: 4.4	0.2 2 0 0 0 1 0 0 0 0 0 0 0 4 4 0.00 0.000																			

Batter	1	2	3	4	5	6	7	8	9	AB R H RBI BB SO LOB	BOTTOM											
Nelson Liriano, S (1,4) OBP: 0.306, SLG: 0.354										4 0 0 0 0 2 0	Milwaukee Brewers @ Toronto Blue Jays Exhibition Stadium, Toronto, ON Wed Sep 30 1987, 7:05 PM EDT Att: 35,245 - Unknown livebaseballscorecards.com											
Lloyd Moseby, L (1,8) OBP: 0.358, SLG: 0.477										3 1 3 0 1 0 0												
Juan Beniquez, R (1,10) OBP: 0.306, SLG: 0.413										4 0 0 0 0 2 4												
George Bell, R (1,7) OBP: 0.353, SLG: 0.614										3 0 1 0 1 0 1												
Cecil Fielder, R (1,3) OBP: 0.347, SLG: 0.567										4 1 1 1 0 2 3												
Jesse Barfield, R (1,9) OBP: 0.333, SLG: 0.463										3 0 0 0 1 1 1												
Manuel Lee, S (1,6) OBP: 0.284, SLG: 0.294										3 0 0 0 0 0 2												
Garth Iorg, R (1,5) OBP: 0.265, SLG: 0.288										3 0 0 0 0 2 0												
Charlie Moore, R (1,2) OBP: 0.288, SLG: 0.343 Kelly Gruber, R (8, PH) OBP: 0.283, SLG: 0.399 Greg Myers, L (9,2)										2 0 0 0 0 0 0 1 0 0 0 0 1 0 0 0 0 0 0 0 0												
Inning Stats	R: 0 E: 1 K: 1 S: 5	H: 1 LOB: 0 BB: 0 P: 5	R: 1 E: 0 K: 0 S: 4	H: 1 LOB: 0 BB: 0 P: 4	R: 0 E: 0 K: 1 S: 5	H: 0 LOB: 0 BB: 0 P: 5	R: 1 E: 1 K: 1 S: 7	H: 2 LOB: 2 BB: 1 P: 11	R: 0 E: 0 K: 2 S: 7	H: 0 LOB: 0 BB: 0 P: 7		R: 0 E: 0 K: 2 S: 8	H: 1 LOB: 1 BB: 0 P: 8	R: 0 E: 0 K: 1 S: 5	H: 0 LOB: 0 BB: 0 P: 5	R: 0 E: 0 K: 1 S: 5	H: 0 LOB: 1 BB: 1 P: 9	R: 0 E: 0 K: 1 S: 4	H: 0 LOB: 0 BB: 1 P: 8	1B: 4 2B: 0 3B: 0 HR: 1	SF: 0 SAC: 0 DP: 2 HBP: 0	WP: 0 PB: 1 CS: 0
PITCHER	IP WLS BF H R ER SO BB IBB HBP BLK WP HR S P ERA WHIP	PITCHER IP WLS BF H R ER SO BB IBB HBP BLK WP HR S P ERA WHIP																				
Juan Nieves, L (1,1) ERA: 4.88	9.0 W 33 5 2 2 10 2 1 0 0 0 1 50 62 2.00 0.778																					



Batter	1	2	3	4	5	6	7	8	9	10	11	12	AB	R	H	RBI	BB	SO	LOB	TOP						
Paul Molitor, R OBP: 0.436, SLG: 0.563 (1.4)													6	1	1	0	0	1	3							
Robin Yount, R OBP: 0.386, SLG: 0.476 (1.8)													5	0	1	0	1	0	1							
B.J. Surhoff, L OBP: 0.354, SLG: 0.428 (1.2)													5	0	3	1	1	0	1							
Greg Brock, L OBP: 0.369, SLG: 0.431 (1.3)													6	0	0	0	0	1	6							
Glenn Braggs, R OBP: 0.332, SLG: 0.430 (1.10)													4	0	0	0	1	1	2							
Ernest Riles, L OBP: 0.331, SLG: 0.349 (1.5)												5	1	2	0	0	2	1								
Mike Felder, S OBP: 0.331, SLG: 0.349 (1.7)												4	0	2	0	0	1	1								
Rick Manning, L OBP: 0.309, SLG: 0.318 (1.9)												5	0	0	0	0	1	5								
Dale Sveum, S OBP: 0.301, SLG: 0.451 (1.6)												5	0	2	1	0	2	3								
Inning Stats	R: 0 E: 0 K: 1 S: 6	H: 1 LOB: 1 BB: 0 P: 6	R: 0 E: 0 K: 2 S: 7	H: 0 LOB: 0 BB: 0 P: 7	R: 1 E: 0 K: 1 S: 8	H: 3 LOB: 2 BB: 0 P: 8	R: 0 E: 0 K: 1 S: 5	H: 0 LOB: 1 BB: 1 P: 9	R: 0 E: 0 K: 0 S: 4	H: 1 LOB: 1 BB: 0 P: 4	R: 0 E: 0 K: 1 S: 5	H: 0 LOB: 0 BB: 0 P: 5	R: 0 E: 0 K: 1 S: 6	H: 1 LOB: 1 BB: 0 P: 6	R: 0 E: 0 K: 2 S: 9	H: 2 LOB: 2 BB: 0 P: 5	R: 0 E: 0 K: 0 S: 3	H: 2 LOB: 2 BB: 0 P: 5	R: 0 E: 0 K: 0 S: 3	H: 0 LOB: 1 BB: 1 P: 7	1B: 10 2B: 1 3B: 0 HR: 0	SF: 0 SAC: 1 DP: 1 HBP: 0	WP: 0 PB: 0 CS: 0	PA: 49		
PITCHER Jeff Sellers, R ERA: 5.28 Wes Gardner, R ERA: 5.42	(1.1)	(12.1)																								

Milwaukee Brewers @ Boston Red Sox
Fenway Park, Boston, MA

Fri Oct.02 1987, 7:05 PM EDT
Att. 20,077 - Unknown

AB 45
R 2
H 11
RBI 2
BB 3
SO 9
LOB 23



Batter	1	2	3	4	5	6	7	8	9	10	11	12	AB	R	H	RBI	BB	SO	LOB	BOTTOM					
Elis Burks, R OBP: 0.324, SLG: 0.443 (1.8)													4	1	0	0	1	3	0						
Marty Barrett, R OBP: 0.352, SLG: 0.352 (1.4)													5	0	2	0	0	0	0						
Sam Horn, L OBP: 0.349, SLG: 0.599 (1.10)													4	0	0	1	0	3	2						
Kevin Romine, R OBP: 0.346, SLG: 0.375 (8, PR)													1	0	0	0	0	0	0						
Dwight Evans, R OBP: 0.417, SLG: 0.571 (1.3)														5	0	0	0	0	2						
Todd Benzinger, S OBP: 0.343, SLG: 0.437 (1.9)													3	1	1	0	2	1	0						
Mike Greenwell, L OBP: 0.388, SLG: 0.569 (1.7)														5	0	1	0	0	4						
Ed Romero, R OBP: 0.320, SLG: 0.291 (1.5)														4	0	1	1	0	0	1					
Spike Owen, S OBP: 0.339, SLG: 0.346 (1.6)													5	1	1	1	0	2	2						
Danny Sheaffer, R OBP: 0.119, SLG: 0.182 (9, PH)													3	0	0	0	0	0	0						
John Marzano, R OBP: 0.278, SLG: 0.396 (10.2)													1	0	0	0	0	1	0						
Inning Stats	R: 0 E: 0 K: 2 S: 7	H: 0 LOB: 0 BB: 0 P: 7	R: 1 E: 0 K: 1 S: 7	H: 2 LOB: 1 BB: 0 P: 7	R: 0 E: 0 K: 2 S: 8	H: 1 LOB: 1 BB: 0 P: 8	R: 0 E: 0 K: 0 S: 3	H: 0 LOB: 1 BB: 1 P: 7	R: 0 E: 0 K: 1 S: 5	H: 1 LOB: 0 BB: 0 P: 6	R: 0 E: 0 K: 0 S: 5	H: 0 LOB: 0 BB: 0 P: 5	R: 0 E: 0 K: 1 S: 5	H: 0 LOB: 0 BB: 0 P: 5	R: 0 E: 0 K: 0 S: 3	H: 0 LOB: 0 BB: 0 P: 3	R: 0 E: 0 K: 0 S: 3	H: 0 LOB: 0 BB: 0 P: 3	R: 1 E: 0 K: 0 S: 2	H: 1 LOB: 0 BB: 0 P: 2	1B: 4 2B: 1 3B: 0 HR: 1	SF: 1 SAC: 0 DP: 0 HBP: 0	WP: 0 PB: 0 CS: 0	PA: 44	
PITCHER Teddy Figueroa, L ERA: 3.85	(1.1)																								

Milwaukee Brewers @ Boston Red Sox
Fenway Park, Boston, MA


Fri Oct.02 1987, 7:05 PM EDT
Att. 20,077 - Unknown

AB 40
R 3
H 6
RBI 3
BB 3
SO 10
LOB 11



Batter	1	2	3	4	5	6	7	8	9	AB	R	H	RBI	BB	SO	LOB	TOP	
Paul Moltitor, R OBP: 0.441, SLG: 0.570 (1, 4)	0-0 HR 1B	4-0 BB		0-0 2B		0-0 4-3 2B 2B		4-0 2B SF7 BB		3	3	1	2	0	0		Milwaukee Brewers @ Boston Red Sox Fenway Park, Boston, MA Sat Oct 03 1987, 3:33 AM EDT Att: 21,962 - Unknown	
Robin Yount, R OBP: 0.386, SLG: 0.482 (1, 8)	0-0 HR 1H	4-3		0-0 5-3		0-0 4-3		0-0 2B 1-3		5	1	2	2	0	0	3		
B.J. Surhoff, L OBP: 0.352, SLG: 0.426 (1, 10)	0-0 3-1		0-0 4-3 1B		0-0 F4	0-0 G3		0-0 SF7		4	0	1	1	0	0	1		
Greg Brock, L OBP: 0.373, SLG: 0.440 (1, 3)	0-0 1B SF7 2B		0-0 4-3 1B		0-0 CS 2B	0-0 2B		0-0 4-3		5	1	4	1	0	0	0		
Rob Deer, R OBP: 0.360, SLG: 0.456 Rick Manning, L OBP: 0.306, SLG: 0.315 (1, 9) (8, 9)	0-0 2-3 1B		0-0 F8		0-0 2-3 1B	0-0 F8		0-0 4-3		4	0	2	0	0	0	3		
Ernest Riles, L OBP: 0.332, SLG: 0.355 (1, 5)	0-0 SF7		0-0 4-3		0-0 F9			0-0 2B		4	0	2	1	0	0	3		
Bill Schroeder, R OBP: 0.379, SLG: 0.548 (1, 2)	0-0 3-H G3		0-0 F9			0-0 HR	0-3 K		0-3 K	5	1	1	1	0	2	5		
Mike Felder, S OBP: 0.329, SLG: 0.350 (1, 7)		0-0 F2		0-0 G3		0-0 2B 2B	0-0 F8		0-0 F4	5	1	1	0	0	0	2		
Dale Sveum, S OBP: 0.303, SLG: 0.453 (1, 6)		0-0 4-3		0-0 1B		0-0 2B 2B	0-0 4-3			4	1	2	1	0	0	1		
Inning Stats	R: 3 E: 0 K: 0 S: 7	H: 4 LOB: 1 BB: 0 P: 7	R: 0 E: 0 K: 0 S: 3	H: 0 LOB: 1 BB: 1 P: 7	R: 0 E: 0 K: 0 S: 5	H: 2 LOB: 2 BB: 0 P: 5	R: 0 E: 0 K: 0 S: 4	H: 2 LOB: 1 BB: 0 P: 4	R: 0 E: 0 K: 1 S: 6	H: 1 LOB: 0 BB: 1 P: 6	R: 1 E: 0 K: 0 S: 3	H: 1 LOB: 0 BB: 1 P: 7	R: 0 E: 0 K: 1 S: 6	H: 1 LOB: 1 BB: 0 P: 6	1B: 7 2B: 9 3B: 0 HR: 2	SF: 2 SAC: 0 DP: 0 HBP: 0		WP: 0 PB: 0 SB: 0 CS: 1
PITCHER	IP WLS BF H R ER SO BB IBB HBP BLK WP HR S P ERA WHIP	IP WLS BF H R ER SO BB IBB HBP BLK WP HR S P ERA WHIP															IP WLS BF H R ER SO BB IBB HBP BLK WP HR S P ERA WHIP	
John Leister, R ERA: 9.2 (1, 1)	5.0 L 27 13 6 6 0															10.80 2.800		
Calvin Schiraldi, R ERA: 4.41 (6, 1)	3.0 13 4 2 2 1															6.00 1.667		
Joe Sambitto, L ERA: 6.93 (9, 1)	1.0 4 1 0 0 1															0.00 1.000		

Batter	1	2	3	4	5	6	7	8	9	AB	R	H	RBI	BB	SO	LOB	BOTTOM					
Ellis Burks, R OBP: 0.326, SLG: 0.444 (1, 8)	0-0 S 1B		0-0 1B		0-0 1B SF7 1B		0-0 6-3		0-0 4-3	5	1	3	0	0	0	0	Milwaukee Brewers @ Boston Red Sox Fenway Park, Boston, MA Sat Oct 03 1987, 3:33 AM EDT Att: 21,962 - Unknown					
Marty Barrett, R OBP: 0.351, SLG: 0.351 (1, 4)	0-0 F8		0-0 F9		0-0 E 1-3 1B		0-0 F8			4	0	1	0	0	0	2						
Pat Dodson, L OBP: 0.288, SLG: 0.381 (1, 3)	0-0 F4 1-2		0-0 G3		0-0 SF7 1-3 3-H		0-0 HR		0-0 G3	3	1	1	2	0	0	1						
Mike Greenwell, L OBP: 0.387, SLG: 0.569 (1, 7)	0-0 F9		0-0 2B		0-0 F9		0-0 G3		0-0 G3	4	1	1	0	0	0	2						
Todd Benzinger, S OBP: 0.350, SLG: 0.452 (1, 9)		0-0 F8		0-0 1B 2B		0-0 2B		0-0 1B		4	1	3	1	0	0	0						
Sam Horn, L OBP: 0.353, SLG: 0.594 (1, 10)		4-0 G6-4-3 BB		0-0 1B 2B		0-3 K		0-3 K		3	0	1	1	1	2	2						
Ed Romero, R OBP: 0.315, SLG: 0.286 (1, 5)		0-0 G6-4-3		0-0 F8		0-0 F8		0-0 F8		4	0	0	0	0	0	4						
Jody Reed, R OBP: 0.382, SLG: 0.400 (1, 6)			0-0 F7		0-0 F7		0-0 5-3		0-0 F8	4	0	0	0	0	0	2						
Marc Sullivan, R OBP: 0.198, SLG: 0.238 Spike Owen, S OBP: 0.338, SLG: 0.346 (1, 2) (9, PH)			0-3 K		0-0 F6		0-0 6-3		0-3 K	3	0	0	0	0	1	0						
Inning Stats	R: 0 E: 0 K: 0 S: 4	H: 1 LOB: 1 BB: 0 P: 4	R: 0 E: 0 K: 0 S: 2	H: 0 LOB: 0 BB: 1 P: 6	R: 0 E: 0 K: 1 S: 6	H: 1 LOB: 1 BB: 0 P: 6	R: 2 E: 0 K: 0 S: 6	H: 3 LOB: 1 BB: 0 P: 6	R: 1 E: 0 K: 0 S: 5	H: 2 LOB: 1 BB: 0 P: 5	R: 0 E: 0 K: 1 S: 6	H: 1 LOB: 1 BB: 0 P: 6	R: 0 E: 0 K: 0 S: 3	H: 0 LOB: 0 BB: 0 P: 3	R: 1 E: 0 K: 1 S: 7	H: 2 LOB: 1 BB: 0 P: 7		R: 0 E: 0 K: 1 S: 5	H: 0 LOB: 0 BB: 0 P: 5	1B: 6 2B: 3 3B: 0 HR: 1	SF: 1 SAC: 0 DP: 1 HBP: 0	WP: 0 PB: 0 SB: 1 CS: 0
PITCHER	IP WLS BF H R ER SO BB IBB HBP BLK WP HR S P ERA WHIP	IP WLS BF H R ER SO BB IBB HBP BLK WP HR S P ERA WHIP															IP WLS BF H R ER SO BB IBB HBP BLK WP HR S P ERA WHIP					
Bill Wegman, R ERA: 4.24 (1, 1)	5.0 W 23 8 3 3 1															5.40 1.800						
Paul Mirabella, L ERA: 5.02 (6, 1)	0.1 1 0 0 0 1															0.00 0.000						
Chuck Crim, R ERA: 3.67 (6, 1)	3.2 S 13 2 1 1 2															2.46 0.545						



Batter	1	2	3	4	5	6	7	8	9	AB	R	H	RBI	BB	SO	LOB	TOP			
Paul Moltzer, R OBP: 0.438, SLG: 0.566 (1, 10)	5-3		K			1-3			4-3	4	0	0	0	0	1	1	Milwaukee Brewers @ Boston Red Sox Fenway Park, Boston, MA Sun Oct 04 1987, 3:33 AM EDT Att: 25,454 - Unknown livebaseballscorecards.com			
Robin Yount, R OBP: 0.384, SLG: 0.479 (1, 8)	K			F6		G3			F9	4	0	0	0	0	1	0				
B.J. Surhoff, L OBP: 0.350, SLG: 0.423 (1, 2)	4-3			G3		6-3				3	0	0	0	0	0	0				
Greg Brock, L OBP: 0.371, SLG: 0.438 (1, 3)		K		4-3		F8				3	0	0	0	0	1	0				
Dale Sveum, S OBP: 0.303, SLG: 0.454 (1, 6)		K			K			PB 2B		3	0	1	0	0	2	0				
Ernest Riles, L OBP: 0.329, SLG: 0.351 (1, 5)		K			F7			K		3	0	0	0	0	2	1				
Mike Felder, S OBP: 0.329, SLG: 0.353 (1, 7)					K			5-3		3	0	1	0	0	1	1				
Rick Manning, L OBP: 0.299, SLG: 0.307 (1, 9)				K		F4		4-3		3	0	0	0	0	1	2				
Juan Castillo, S OBP: 0.302, SLG: 0.312 (1, 4)				K		K			K	3	0	0	0	0	3	1				
Inning Stats	R: 0 E: 0 K: 1 S: 5	H: 0 LOB: 0 BB: 0 P: 5	R: 0 E: 0 K: 3 S: 9	H: 0 LOB: 0 BB: 0 P: 9	R: 0 E: 0 K: 3 S: 10	H: 1 LOB: 1 BB: 0 P: 10	R: 0 E: 0 K: 0 S: 3	H: 0 LOB: 0 BB: 0 P: 3	R: 0 E: 0 K: 2 S: 7	H: 0 LOB: 0 BB: 0 P: 7	R: 0 E: 0 K: 0 S: 3	H: 0 LOB: 0 BB: 0 P: 3	R: 0 E: 0 K: 1 S: 6	H: 1 LOB: 1 BB: 0 P: 6	R: 0 E: 0 K: 1 S: 5	H: 0 LOB: 0 BB: 0 P: 5	1B: 0 2B: 2 3B: 0 HR: 0	SF: 0 SAC: 0 DP: 0 HBP: 0	WP: 0 PB: 1 SB: 0 CS: 0	PA: 29
PITCHER Rogier Clemens, R ERA: 2.97 (1, 1)	IP: 9.0 WLS: W BF: 29 H: 2 R: 0 ER: 0 SO: 12 BB: 0 IBB: 0 HBP: 0 BLK: 0 WP: 0 HR: 0 S: 53 P: 53 ERA: 0.00 WHIP: 0.222															PITCHER IP: 9.0 WLS: W BF: 29 H: 2 R: 0 ER: 0 SO: 12 BB: 0 IBB: 0 HBP: 0 BLK: 0 WP: 0 HR: 0 S: 53 P: 53 ERA: 0.00 WHIP: 0.222				

Batter	1	2	3	4	5	6	7	8	9	AB	R	H	RBI	BB	SO	LOB	BOTTOM			
Ellis Burks, R OBP: 0.324, SLG: 0.441 (1, 8)	F7		1-3	5-3			FC5-4 1B 6-3			4	1	0	0	0	0	3	Milwaukee Brewers @ Boston Red Sox Fenway Park, Boston, MA Sun Oct 04 1987, 3:33 AM EDT Att: 25,454 - Unknown livebaseballscorecards.com			
Marty Barrett, R OBP: 0.351, SLG: 0.351 (1, 4)	5-3		6-3		4-3		6-3 BB 1B			4	0	1	0	0	0	0				
Sam Horn, L OBP: 0.356, SLG: 0.589 (1, 10)				K	K		6-3 BB			3	0	1	0	1	2	0				
Dwight Evans, R OBP: 0.417, SLG: 0.569 (1, 3)					K		6-3			2	1	0	1	2	1	2				
Mike Greenwell, L OBP: 0.386, SLG: 0.570 (1, 7)	F7					3-1	G3			4	1	1	1	0	0	4				
Todd Benzinger, S OBP: 0.344, SLG: 0.444 (1, 9)		F7		L3		4-3			K	4	0	0	0	0	1	1				
Ed Romero, R OBP: 0.322, SLG: 0.294 (1, 5)		F8		WP 1B			FC6-4 1B			4	1	3	1	0	0	0				
Spike Owen, S OBP: 0.337, SLG: 0.343 (1, 6)		6-3				K	F9			3	0	0	0	1	1	2				
John Marzano, R OBP: 0.283, SLG: 0.399 (1, 2)			K				FC6-4 1B		FC6-4	4	0	2	1	0	1	1				
Inning Stats	R: 0 E: 0 K: 0 S: 4	H: 1 LOB: 2 BB: 1 P: 8	R: 0 E: 0 K: 0 S: 3	H: 0 LOB: 0 BB: 0 P: 3	R: 0 E: 0 K: 1 S: 5	H: 0 LOB: 0 BB: 0 P: 5	R: 3 E: 0 K: 1 S: 8	H: 3 LOB: 2 BB: 2 P: 16	R: 0 E: 0 K: 2 S: 7	H: 0 LOB: 0 BB: 0 P: 7	R: 0 E: 0 K: 1 S: 6	H: 1 LOB: 1 BB: 0 P: 6	R: 1 E: 0 K: 0 S: 5	H: 2 LOB: 2 BB: 1 P: 9	R: 0 E: 0 K: 1 S: 6	H: 1 LOB: 1 BB: 0 P: 6	1B: 7 2B: 0 3B: 1 HR: 0	SF: 0 SAC: 0 DP: 0 HBP: 0	WP: 1 PB: 0 SB: 0 CS: 0	PA: 36
PITCHER Chris Bosio, R ERA: 5.29 Paul Mirabella, L ERA: 4.91 Mark Knudson, R ERA: 5.37 (1, 1) (7, 1) (8, 1)	IP: 6.1 WLS: L BF: 29 H: 7 R: 4 ER: 4 SO: 5 BB: 3 IBB: 0 HBP: 0 BLK: 0 WP: 1 HR: 0 S: 36 P: 48 ERA: 5.68 WHIP: 1.579															PITCHER IP: 6.1 WLS: L BF: 29 H: 7 R: 4 ER: 4 SO: 5 BB: 3 IBB: 0 HBP: 0 BLK: 0 WP: 1 HR: 0 S: 36 P: 48 ERA: 5.68 WHIP: 1.579				