

# Milwaukee Brewers - 1989

Batter	1	2	3	4	5	6	7	8	9	AB	R	H	RBI	BB	SO	LOB	TOP		
Gus Polidor, R (1, 5) Mike Felder, S (9, FH) OBP: 1.000, SLG: 1.000	F7			G2-3		FC5-4			SH1-3 1B	3	0	0	0	0	0	1	<b>Milwaukee Brewers @ Cleveland Indians</b> Cleveland Municipal Stadium, Cleveland, OH Mon Apr 03 1989, 3:33 AM EDT Att: 40,618 - Unknown <a href="http://livebaseballscorecards.com">livebaseballscorecards.com</a>		
Gary Sheffield, R (1, 6)	K			P4		F8			SH1-3	3	0	0	0	0	1				
Robin Yount, R (1, 8)	K			F9					G5-3	4	0	0	0	0	1				
Rob Deer, R (1, 9) OBP: 0.250, SLG: 0.250		K			1B FC6-4				K	4	1	1	0	0	3				
Glenn Braggs, R (1, 7) OBP: 0.667, SLG: 0.667		G6-3			1B FC6-4					3	0	2	0	0	0				
Terry Francona, L (1, 3)		G4-3			1B FC6-4					3	0	0	1	0	2				
Joey Meyer, R (1, 10)			K			F9			K	3	0	0	0	0	2				
B.J. Surhoff, L (1, 2)			G3		CS	P4			F8	3	0	0	0	0	0				
Jim Gantner, L (1, 4) OBP: 0.333, SLG: 0.333			L9						F8	3	0	1	0	0	0				
<b>Inning Stats</b>	R: 0 H: 0 E: 0 K: 2 S: 7	H: 0 LOB: 0 BB: 7 P: 7	R: 0 H: 0 E: 0 K: 1 S: 6	H: 0 LOB: 0 BB: 0 P: 8	R: 0 H: 0 E: 0 K: 1 S: 9	H: 0 LOB: 0 BB: 0 P: 12	R: 0 H: 0 E: 0 K: 0 S: 7	H: 0 LOB: 0 BB: 0 P: 10	R: 1 H: 2 E: 0 K: 0 S: 6	H: 1 LOB: 1 BB: 0 P: 10	R: 0 H: 1 E: 0 K: 1 S: 8	H: 1 LOB: 1 BB: 0 P: 14	R: 0 H: 0 E: 0 K: 1 S: 7	H: 0 LOB: 0 BB: 0 P: 9	R: 0 H: 1 E: 0 K: 1 S: 9	H: 1 LOB: 1 BB: 0 P: 13		1B: 5 2B: 0 3B: 0 HR: 0	SF: 0 SAC: 1 DP: 0 HBP: 0
<b>PITCHER</b>	IP	WLS	BF	H	R	ER	SO	BB	IBB	HBP	BLK	WP	HR	S	P	ERA	WHIP		
Greg Swindell, L (1, 1) ERA: 1.08	8.1	W	29	5	1	1	6	0	0	0	0	0	0	60	84	1.08	0.600		
Doug Jones, R (9, 1) ERA:	0.2	S	2	0	0	0	1	0	0	0	0	0	0	6	8	0.00	0.000		

Batter	1	2	3	4	5	6	7	8	9	AB	R	H	RBI	BB	SO	LOB	BOTTOM		
Oddibe McDowell, L (1, 7) OBP: 0.250, SLG: 0.500	F9				L4				K	4	0	1	2	0	1	1	<b>Milwaukee Brewers @ Cleveland Indians</b> Cleveland Municipal Stadium, Cleveland, OH Mon Apr 03 1989, 3:33 AM EDT Att: 40,618 - Unknown <a href="http://livebaseballscorecards.com">livebaseballscorecards.com</a>		
Jerry Browne, S (1, 4)	F7			P6					F8	3	0	0	0	1	0				
Joe Carter, R (1, 8) OBP: 0.250, SLG: 0.250	G5-3				1B FC4-6				F8	4	0	1	0	0	2				
Pete O'Brien, L (1, 3) OBP: 0.250, SLG: 0.250		G4-3			1B FC4-6				L3	4	0	1	0	0	0				
Cory Snyder, R (1, 9) OBP: 0.250, SLG: 0.250				L5					1B FC5-4	4	0	1	0	0	2				
Dave Clark, L (1, 10) OBP: 0.667, SLG: 0.667				L1-3					1B	3	0	2	0	0	1				
Brook Jacoby, R (1, 5)				G6-3					G1-3	3	0	0	0	0	3				
Andy Allanson, R (1, 2)				E5					F8	3	1	0	0	0	0				
Felix Fermin, R (1, 6) OBP: 0.667, SLG: 0.667				1B 2B					F9	3	1	2	0	0	0				
<b>Inning Stats</b>	R: 0 H: 0 E: 0 K: 0 S: 4	H: 1 LOB: 0 BB: 0 P: 7	R: 0 H: 1 E: 0 K: 0 S: 6	H: 1 LOB: 0 BB: 0 P: 7	R: 2 H: 2 E: 1 K: 0 S: 8	H: 2 LOB: 0 BB: 0 P: 11	R: 0 H: 2 E: 0 K: 1 S: 9	H: 2 LOB: 2 BB: 0 P: 17	R: 0 H: 1 E: 0 K: 1 S: 10	H: 1 LOB: 1 BB: 0 P: 18	R: 0 H: 0 E: 0 K: 1 S: 6	H: 0 LOB: 0 BB: 0 P: 7	R: 0 H: 1 E: 0 K: 0 S: 9	H: 1 LOB: 1 BB: 0 P: 14	1B: 7 2B: 2 3B: 0 HR: 0	SF: 0 SAC: 0 DP: 1 HBP: 0		WP: 0 PA: 32 CS: 0	
<b>PITCHER</b>	IP	WLS	BF	H	R	ER	SO	BB	IBB	HBP	BLK	WP	HR	S	P	ERA	WHIP		
Don August, R (1, 1) ERA: 1.13	8.0	L	32	8	2	1	4	1	0	0	0	0	0	61	97	1.12	1.125		







Batter	1	2	3	4	5	6	7	8	9	AB	R	H	RBI	BB	SO	LOB	TOP										
Bill Spiers, L (1,5) Joey Meyer, R (8,PH) Gus Polidor, R (8,5)	0-1 G4-3		0-0 FC8-2-1-5			2-2 P4		3-3 K		3	0	0	0	0	0	1	<b>Milwaukee Brewers @ Detroit Tigers</b> Tiger Stadium, Detroit, MI Fri Apr 07 1989, 3:33 AM EDT Att: 51,473 - Cloudy - 43 F										
B.J. Surhoff, L (1,2) OBP: 0.091, SLG: 0.091	1-0 G4-3			1-1 G4-3		3-1 CS		1-1 G4-3		4	0	1	0	0	0	0											
Gary Sheffield, R (1,6) OBP: 0.182, SLG: 0.455	1-1 G5-3			0-2 G3		1 SAFE 3-1 CS	1-1 L5	1-0 G1-3		4	0	0	0	0	0	0											
Robin Yount, R (1,8) OBP: 0.167, SLG: 0.417		2-2 F8		2-2 G1-3			1-0 G6-3	2-2 L6		4	0	0	0	0	0	0											
Rob Deer, R (1,9) OBP: 0.545, SLG: 1.000		2-0 HR		2-1 G5-3			2-1 HR			3	2	2	1	0	0	0											
Glenn Braggs, R (1,7) OBP: 0.500, SLG: 0.900		3-2 G6-3		2-3 K			1-1 HR			3	1	1	2	0	1	0											
Terry Francona, L (1,3)		0-1 F8		2-1 1B			3-1 G3-1			3	0	1	0	0	0	0											
LaVel Freeman, L (1,10)			0-3 K		0-0 F8			3-3 K		3	0	0	0	0	2	1											
Jim Gantner, L (1,4) OBP: 0.300, SLG: 0.500			0-1 FC8-2-1-5			0-1 G4-3		1-0 CS		3	0	2	0	0	0	0											
<b>Inning Stats</b>	R: 0 E: 0 K: 0 S: 5	H: 0 LOB: 0 BB: 0 P: 7	R: 1 E: 0 K: 0 S: 9	H: 1 LOB: 0 BB: 0 P: 16	R: 0 E: 0 K: 1 S: 6	H: 1 LOB: 0 BB: 0 P: 6	R: 0 E: 0 K: 0 S: 8	H: 0 LOB: 0 BB: 0 P: 11	R: 0 E: 0 K: 1 S: 8	H: 1 LOB: 1 BB: 0 P: 14	R: 0 E: 0 K: 0 S: 8	H: 1 LOB: 0 BB: 0 P: 16	R: 2 E: 0 K: 0 S: 9	H: 2 LOB: 0 BB: 0 P: 17	R: 0 E: 0 K: 2 S: 7	H: 1 LOB: 0 BB: 0 P: 14		R: 0 E: 0 K: 0 S: 8	H: 0 LOB: 0 BB: 0 P: 12	1B: 3 2B: 2 3B: 1 HR: 2	SF: 0 SAC: 0 DP: 1 HBP: 0	WP: 0 PB: 0 SB: 0 CS: 2	PA: 32				
<b>PITCHER</b>	IP	WLS	BF	H	R	ER	SO	BB	IBB	HBP	BLK	WP	HR	S	P	ERA	WHIP										
Doyle Alexander, R (1,1) ERA: 3.68	7.1	W	27	7	3	3	3	0	0	0	0	0	2	57	95	3.68	0.955										
Willie Hernandez, L (8,1) ERA:	1.2	S	4	0	0	0	1	0	0	0	0	0	0	11	18	0.00	0.000										

Batter	1	2	3	4	5	6	7	8	9	AB	R	H	RBI	BB	SO	LOB	BOTTOM										
Kenny Williams, R (1,8) OBP: 0.286, SLG: 0.308	1-3 K		1-2 P4		0-0 FC1-5		3-2 SH1-3	2-1 1B		5	2	2	3	0	1	2	<b>Milwaukee Brewers @ Detroit Tigers</b> Tiger Stadium, Detroit, MI Fri Apr 07 1989, 3:33 AM EDT Att: 51,473 - Cloudy - 43 F										
Torey Lovullo, S (1,3)	4-2 FC4-6		1-1 G1-3		0-0 P4		0-0 SH1-3	4-2 1B		2	1	0	0	2	0	2											
Lou Whitaker, L (1,4) OBP: 0.286, SLG: 0.250 Bill Bean, L (9,7)	0-0 FC4-6			1-2 G6-3	1-1 P4		2-2 SF9	0-2 FC6-4		4	0	1	2	0	0	3											
Alan Trammell, R (1,6) OBP: 0.286, SLG: 0.182	4-0 BB			4-2 FC6		2-0 P5	2-2 E5	4-2 FC6-4		2	0	0	1	3	0	0											
Fred Lynn, L (1,7) OBP: 0.286, SLG: 0.167 Al Pedrique, R (9,4)	2-1 G4-3			1-1 FC6		2-2 F7	1-2 G1-3	1-1 FC6-4		5	1	0	1	0	0	6											
Matt Nokes, L (1,2) OBP: 0.308, SLG: 0.500		0-0 F7		0-0 HR		0-0 1B		1-2 K		5	1	2	2	0	1	2											
Chris Brown, R (1,5) OBP: 0.125, SLG: 0.250		1-0 P4		3-3 K		1-3 K		2-2 FC1		4	1	1	0	0	2	1											
Chet Lemon, R (1,9) OBP: 0.625, SLG: 0.500		1-1 G6-3			4-1 FC1-5		2-2 1B	4-1 1B		2	2	1	0	2	0	0											
Pat Sheridan, L (1,10) OBP: 0.333, SLG: 0.333 Keith Moreland, R (8,PH)			0-0 G3-1		1 SAFE 0-1 FC1-5		0-0 1B	1-0 FC1		3	1	2	0	0	0	0											
Dave Bergman, L (8,PH) OBP: 0.800, SLG: 0.500					1-2 1B		1-2 2B	1-2 1B		1	1	0	0	0	0	1											
<b>Inning Stats</b>	R: 0 E: 0 K: 1 S: 11	H: 0 LOB: 2 BB: 2 P: 22	R: 0 E: 0 K: 0 S: 4	H: 0 LOB: 0 BB: 0 P: 6	R: 0 E: 0 K: 0 S: 6	H: 0 LOB: 0 BB: 0 P: 8	R: 2 E: 0 K: 1 S: 11	H: 1 LOB: 1 BB: 1 P: 20	R: 0 E: 0 K: 0 S: 7	H: 1 LOB: 2 BB: 1 P: 12	R: 0 E: 0 K: 1 S: 8	H: 1 LOB: 1 BB: 0 P: 13	R: 3 E: 1 K: 0 S: 19	H: 3 LOB: 1 BB: 0 P: 29	R: 5 E: 1 K: 1 S: 23	H: 3 LOB: 2 BB: 3 P: 41	1B: 6 2B: 2 3B: 0 HR: 1	SF: 1 SAC: 1 DP: 0 HBP: 0	WP: 1 PB: 0 SB: 0 CS: 0	PA: 42							
<b>PITCHER</b>	IP	WLS	BF	H	R	ER	SO	BB	IBB	HBP	BLK	WP	HR	S	P	ERA	WHIP										
Bill Wegman, R (1,1) ERA: 7.5	6.0	L	28	6	5	5	3	4	0	0	0	0	0	19	30	7.50	1.667										
Paul Mirabella, L (7,1) ERA: 13.5	1.1		7	1	2	2	1	0	1	0	0	0	0	16	28	13.50	6.000										
Chuck Crim, R (8,1) ERA: 13.5	0.2		7	2	3	1	0	2	0	0	0	1	0	16	28	13.50	6.000										

AB	31
R	3
H	7
RBI	3
BB	0
SO	4
LOB	3

AB	33
R	10
H	9
RBI	9
BB	7
SO	4
LOB	17









Batter	1	2	3	4	5	6	7	8	9	10	AB	R	H	RBI	BB	SO	LOB	
<b>Julio Franco, R</b> OBP: 0.250, SLG: 0.273 (1, 10)	F8	P3			F8		F9		L9		5	0	0	0	0	0	3	
<b>Scott Fletcher, R</b> OBP: 0.480, SLG: 0.524 (1, 6)	HR	FC5-4			F8		L7			G1-3	5	1	1	0	0	0	1	
<b>Rafael Palmeiro, L</b> OBP: 0.346, SLG: 0.478 (1, 3)	HR				K						4	2	1	2	1	2	0	
<b>Ruben Sierra, S</b> OBP: 0.308, SLG: 0.542 (1, 9)	L7				P6		G4-3				5	1	1	1	0	0	0	
<b>Gene Petrall, L</b> OBP: 0.200, SLG: 0.200 (1, 2)					G3													
<b>Mike Stanley, R</b> (8, PH)																		
<b>Chad Kreuter, S</b> (8, 2)	HBP																	
<b>Pete Inzaglia, R</b> OBP: 0.333, SLG: 0.381 (1, 8)					G6-3													
<b>Rick Leach, L</b> OBP: 0.333, SLG: 0.667 (1, 7)																		
<b>Jim Sundberg, R</b> OBP: 0.250, SLG: 0.400 (9, PH)																		
<b>Cecil Espy, S</b> OBP: 0.409, SLG: 0.333 (9, 8)																		
<b>Steve Buechele, R</b> OBP: 0.318, SLG: 0.167 (1, 5)																		
<b>Jeff Kunkel, R</b> OBP: 0.444, SLG: 0.556 (1, 4)																		
<b>Inning Stats</b>	R: 2 E: 0 K: 0 S: 10	H: 3 LOB: 2 BB: 0 P: 19	R: 0 E: 0 K: 1 S: 9	H: 1 LOB: 1 BB: 0 P: 13	R: 0 E: 0 K: 1 S: 9	H: 0 LOB: 0 BB: 0 P: 8	R: 0 E: 0 K: 1 S: 8	H: 2 LOB: 0 BB: 0 P: 11	R: 0 E: 0 K: 0 S: 7	H: 0 LOB: 0 BB: 0 P: 12	R: 0 E: 0 K: 1 S: 12	H: 2 LOB: 2 BB: 0 P: 20	R: 2 E: 0 K: 0 S: 12	H: 2 LOB: 2 BB: 2 P: 21	1B: 7 2B: 2 3B: 0 HR: 2	SF: 0 SAC: 0 DP: 0 HBP: 1	WP: 0 PB: 1 SB: 0 CS: 0	PA: 44
<b>PITCHER</b>	IP	WLS	BF	H	R	ER	SO	BB	IBB	HBP	BLK	WP	HR	S	P	ERA	WHIP	
<b>Chris Bosio, R</b> ERA: 2.25 (1, 1)	7.0		29	7	4	4	4	0	0	0	0	0	0	61	93	5.14	1.000	
<b>Paul Mirabella, L</b> ERA: 4.15 (8, 1)	1.2		7	2	0	0	2	0	0	0	0	0	0	17	28	0.00	1.200	
<b>Chuck Crim, R</b> ERA: 13.5 (9, 1)	1.1	L	8	2	2	2	0	2	0	0	0	0	0	15	26	13.50	3.000	


**TOP**

**Texas Rangers @ Milwaukee Brewers**  
Milwaukee County Stadium, Milwaukee, WI

Mon Apr 10 1989, 4:33 AM EDT  
Att: 54,301 - Overcast - 33 F

livebaseballscorecards.com

AB 41  
R 6  
H 11  
RBI 6  
BB 2  
SO 6  
LOB 12



Batter	1	2	3	4	5	6	7	8	9	10	AB	R	H	RBI	BB	SO	LOB			
<b>Mike Felder, S</b> OBP: 0.429, SLG: 0.200 (1, 7)	L4	1B							L4		3	0	0	0	2	1	1			
<b>B.J. Surhoff, L</b> OBP: 0.188, SLG: 0.188 (1, 2)	G3				G3						5	0	2	2	0	1	2			
<b>Robin Yount, R</b> OBP: 0.190, SLG: 0.381 (1, 8)	G6-3										5	0	1	0	0	1	6			
<b>Rob Deer, R</b> OBP: 0.500, SLG: 0.895 (1, 9)		HR			P2						5	1	2	1	0	0	1			
<b>Glenn Braggs, R</b> OBP: 0.305, SLG: 0.556 (1, 10)		G5-3			P4						4	1	0	0	1	3	1			
<b>Gary Sheffield, R</b> OBP: 0.150, SLG: 0.300 (1, 5)		G5-3									5	0	1	0	0	1	1			
<b>Terry Francona, L</b> OBP: 0.083, SLG: 0.083 (1, 3)		F7									4	0	0	0	0	1	2			
<b>Bill Spiers, L</b> OBP: 0.286, SLG: 0.167 (1, 6)		1B			G3						3	1	1	0	1	0	0			
<b>Jim Gantner, L</b> OBP: 0.308, SLG: 0.462 (1, 4)		1B			F8						3	1	1	1	0	0	0			
<b>Inning Stats</b>	R: 0 E: 0 K: 0 S: 6	H: 0 LOB: 0 BB: 0 P: 13	R: 4 E: 0 K: 0 S: 16	H: 3 LOB: 2 BB: 3 P: 39	R: 0 E: 0 K: 1 S: 9	H: 1 LOB: 0 BB: 0 P: 12	R: 0 E: 0 K: 1 S: 10	H: 0 LOB: 0 BB: 0 P: 12	R: 0 E: 0 K: 1 S: 8	H: 1 LOB: 2 BB: 1 P: 17	R: 0 E: 0 K: 1 S: 12	H: 1 LOB: 1 BB: 0 P: 15	R: 0 E: 1 K: 1 S: 10	H: 1 LOB: 2 BB: 0 P: 15	R: 0 E: 0 K: 1 S: 6	H: 0 LOB: 0 BB: 0 P: 8	1B: 6 2B: 1 3B: 0 HR: 1	SF: 0 SAC: 1 DP: 0 HBP: 0	WP: 0 PB: 0 SB: 0 CS: 1	PA: 42
<b>PITCHER</b>	IP	WLS	BF	H	R	ER	SO	BB	IBB	HBP	BLK	WP	HR	S	P	ERA	WHIP			
<b>Charlie Hough, R</b> ERA: 3.38 (1, 1)	1.2		11	3	4	4	0	3	0	0	0	0	0	19	47	21.60	3.600			
<b>Brad Arnsberg, R</b> ERA: 1.29 (2, 1)	4.2		17	3	0	0	4	1	0	0	0	0	0	46	65	0.00	0.857			
<b>Kenny Rogers, L</b> ERA: 2.7 (7, 1)	0.1		1	0	0	0	1	0	0	0	0	0	0	3	5	0.00	0.000			
<b>Cecilio Guante, R</b> ERA: 1.69 (7, 1)	2.0		9	2	0	0	1	0	0	0	0	0	0	20	28	0.00	1.000			
<b>Jeff Russell, R</b> ERA: (9, 1)	1.1	W	4	0	0	0	2	0	0	0	0	0	0	9	12	0.00	0.000			


**BOTTOM**

**Texas Rangers @ Milwaukee Brewers**  
Milwaukee County Stadium, Milwaukee, WI

Mon Apr 10 1989, 4:33 AM EDT  
Att: 54,301 - Overcast - 33 F

livebaseballscorecards.com

AB 37  
R 4  
H 8  
RBI 4  
BB 4  
SO 8  
LOB 14





Batter	1	2	3	4	5	6	7	8	9	AB	R	H	RBI	BB	SO	LOB	TOP										
<b>Cecil Espy, S</b> OBP: 0.370, SLG: 0.304 (1, 8)										5	0	1	0	0	0	0	<b>Texas Rangers @ Milwaukee Brewers</b> Milwaukee County Stadium, Milwaukee, WI Wed Apr 12 1989, 8:05 PM EDT Att: 7,590 - Unknown <a href="http://livebaseballscorecards.com">livebaseballscorecards.com</a>										
<b>Scott Fletcher, R</b> OBP: 0.500, SLG: 0.500 (1, 6)										3	2	1	0	2	0	0											
<b>Rafael Palmeiro, L</b> OBP: 0.290, SLG: 0.393 (1, 3)										5	1	0	0	0	0	4											
<b>Ruben Sierra, S</b> OBP: 0.400, SLG: 0.786 (1, 9)										4	4	4	2	0	0	0											
<b>Julio Franco, R</b> OBP: 0.321, SLG: 0.346 (1, 4)										4	1	3	4	0	0	0											
<b>Pete Incaviglia, R</b> OBP: 0.286, SLG: 0.320 (1, 7)										4	0	0	0	0	2	4											
<b>Geno Petralli, L</b> OBP: 0.143, SLG: 0.154 (1, 10)										3	0	0	1	0	0	0											
<b>Steve Buechele, R</b> OBP: 0.308, SLG: 0.182 (1, 5)										4	0	1	1	0	1	0											
<b>Chad Kreuter, S</b> (1, 2)										4	0	0	0	0	3	1											
<b>Inning Stats</b>	R: 2 H: 3 E: 1 K: 1 S: 16	H: 3 LOB: 1 BB: 0 P: 26	R: 0 H: 0 E: 0 K: 1 S: 11	H: 0 LOB: 0 BB: 0 P: 18	R: 0 H: 0 E: 0 K: 0 S: 7	H: 0 LOB: 0 BB: 0 P: 10	R: 1 H: 1 E: 0 K: 1 S: 10	H: 1 LOB: 0 BB: 0 P: 16	R: 0 H: 1 E: 0 K: 1 S: 14	H: 2 LOB: 2 BB: 1 P: 26	R: 0 H: 0 E: 0 K: 1 S: 9	H: 0 LOB: 0 BB: 0 P: 13	R: 4 H: 3 E: 1 K: 1 S: 14	H: 3 LOB: 1 BB: 1 P: 23	R: 0 H: 0 E: 0 K: 0 S: 10	H: 0 LOB: 0 BB: 0 P: 17	1B: 7 2B: 2 3B: 0 HR: 1	SF: 1 SAC: 0 DP: 1 HBP: 0	WP: 0 PA: 39 PB: 0 SB: 1 CS: 0								
<b>PITCHER</b>	IP	WLS	BF	H	R	ER	SO	BB	IBB	HBP	BLK	WP	HR	S	P	ERA	WHIP										
<b>Bill Wegman, R</b> ERA: 6.75 (1, 1)	6.0	L	25	7	4	4	4	1	0	0	0	0	1	66	106	6.00	1.333										
<b>Bryan Clutterbuck, R</b> ERA: 4.5 (7, 1)	2.0		11	3	4	1	2	1	0	0	0	0	0	23	36	4.50	2.000										
<b>Mark Knudson, R</b> ERA: (9, 1)	1.0		3	0	0	0	0	0	0	0	0	0	0	10	17	0.00	0.000										

Batter	1	2	3	4	5	6	7	8	9	AB	R	H	RBI	BB	SO	LOB	BOTTOM										
<b>Jim Gantner, L</b> OBP: 0.235, SLG: 0.353 (1, 4)										4	0	0	0	0	1	0	<b>Texas Rangers @ Milwaukee Brewers</b> Milwaukee County Stadium, Milwaukee, WI Wed Apr 12 1989, 8:05 PM EDT Att: 7,590 - Unknown <a href="http://livebaseballscorecards.com">livebaseballscorecards.com</a>										
<b>B.J. Surhoff, L</b> OBP: 0.150, SLG: 0.150 (1, 2)										4	0	0	0	0	2	0											
<b>Robin Yount, R</b> OBP: 0.240, SLG: 0.375 (1, 8)										3	1	1	0	1	2	0											
<b>Rob Deer, R</b> OBP: 0.458, SLG: 0.783 (1, 9)										4	0	1	0	0	2	1											
<b>Glenn Braggs, R</b> OBP: 0.391, SLG: 0.524 (1, 7)										3	0	1	1	1	2	0											
<b>Terry Francona, L</b> OBP: 0.125, SLG: 0.125 (1, 3)										4	0	1	0	0	1	2											
<b>Joey Meyer, R</b> (1, 10)										3	0	0	0	0	3	2											
<b>Gus Polidor, R</b> (1, 5)										3	0	0	0	0	1	2											
<b>Bill Spiers, L</b> OBP: 0.200, SLG: 0.111 (1, 6)										3	0	0	0	0	1	2											
<b>Inning Stats</b>	R: 0 H: 0 E: 0 K: 2 S: 9	H: 0 LOB: 0 BB: 0 P: 13	R: 0 H: 0 E: 0 K: 3 S: 9	H: 0 LOB: 0 BB: 0 P: 14	R: 0 H: 0 E: 0 K: 1 S: 10	H: 0 LOB: 0 BB: 0 P: 15	R: 0 H: 0 E: 0 K: 2 S: 9	H: 0 LOB: 0 BB: 0 P: 15	R: 0 H: 0 E: 0 K: 3 S: 12	H: 0 LOB: 0 BB: 0 P: 18	R: 0 H: 0 E: 0 K: 2 S: 16	H: 0 LOB: 1 BB: 1 P: 26	R: 0 H: 1 E: 0 K: 1 S: 9	H: 1 LOB: 1 BB: 1 P: 17	R: 1 H: 3 E: 0 K: 0 S: 11	H: 3 LOB: 2 BB: 0 P: 16	1B: 4 2B: 0 3B: 0 HR: 0	SF: 0 SAC: 0 DP: 0 HBP: 0	WP: 0 PA: 33 PB: 0 SB: 0 CS: 0								
<b>PITCHER</b>	IP	WLS	BF	H	R	ER	SO	BB	IBB	HBP	BLK	WP	HR	S	P	ERA	WHIP										
<b>Nolan Ryan, R</b> ERA: 2.08 (1, 1)	8.0	W	27	1	0	0	15	2	0	0	0	0	0	84	135	0.00	0.375										
<b>Craig McMurtry, R</b> ERA: 2.7 (9, 1)	1.0		6	3	1	1	0	0	0	0	0	0	0	11	16	9.00	3.000										



Batter	1	2	3	4	5	6	7	8	9	AB	R	H	RBI	BB	SO	LOB	TOP								
<b>Cecil Espy, S</b> OBP: 0.375, SLG: 0.357 (1, 8)	G4-3		G1-6-3 BB SF9 1B	2B		G4-3			G3-1	5	1	2	0	0	0	3									
<b>Scott Fletcher, R</b> OBP: 0.514, SLG: 0.481 (1, 6)	BB BB		SF9 G1-6-3 BB	G5-3		G6-3			1B 1B	3	1	1	0	2	0	1									
<b>Rafael Palmeiro, L</b> OBP: 0.306, SLG: 0.375 (1, 3)	BB		G1-6-3		G6-3		F7		1B 1B HR	4	1	1	0	1	0	2									
<b>Ruben Sierra, S</b> OBP: 0.457, SLG: 0.774 (1, 9)	F4		IBB		G5-4-3 1B		BB BB		HR 1B	3	1	2	1	2	0	2									
<b>Julio Franco, R</b> OBP: 0.333, SLG: 0.448 (1, 4)	K		SF9		G5-4-3 1B		BB		HR	3	1	1	4	1	1	3									
<b>Pete Incaviglia, R</b> OBP: 0.303, SLG: 0.333 (1, 7)		G6-4-3 1B	P3			SH BB 1B			F9	5	0	2	0	0	0	4									
<b>Geno Petralli, L</b> OBP: 0.283, SLG: 0.235 (1, 2)	G6-4-3 1B			L7		SH BB		F9	FC6-4 1B	4	0	2	0	1	0	0									
<b>Rick Leach, L</b> OBP: 0.167, SLG: 0.333 (1, 10)	G6-4-3		G3-1			SH G4-3		K	FC6-4	3	0	0	0	0	1	2									
<b>Mike Stanley, R</b> (9, PH)						1-2 2-3				1	0	0	0	0	0	1									
<b>Steve Buechele, R</b> OBP: 0.300, SLG: 0.308 (1, 5)	G5-3			HR		L6		L5		4	1	1	1	0	0	4									
<b>Inning Stats</b>	R: 0 E: 0 K: 1 S: 13	H: 0 LOB: 2 BB: 2 P: 26	R: 0 E: 0 K: 0 S: 9	H: 2 LOB: 1 BB: 0 P: 15	R: 1 E: 0 K: 0 S: 10	H: 1 LOB: 2 BB: 2 P: 23	R: 1 E: 0 K: 0 S: 8	H: 2 LOB: 1 BB: 0 P: 13	R: 0 E: 0 K: 0 S: 6	H: 1 LOB: 0 BB: 0 P: 10	R: 0 E: 0 K: 0 S: 8	H: 1 LOB: 2 BB: 1 P: 16	R: 0 E: 0 K: 0 S: 4	H: 0 LOB: 2 BB: 2 P: 17	R: 0 E: 0 K: 1 S: 6	H: 0 LOB: 0 BB: 0 P: 7	R: 4 E: 0 K: 0 S: 16	H: 5 LOB: 1 BB: 0 P: 25	1B: 9 2B: 1 3B: 0 HR: 2	SF: 1 SAC: 1 DP: 3 HBP: 0	WP: 0 PB: 0 SB: 0 CS: 0	PA: 44			
<b>PITCHER</b>	IP	WLS	BF	H	R	ER	SO	BB	IBB	HBP	BLK	WP	HR	S	P	ERA	WHIP								
<b>Don August, R</b> ERA: 2.29 (1, 1)	5.0	L	26	7	2	2	1	4	1	0	0	0	1	51	97	3.60	2.200								
<b>Chuck Cmm, R</b> ERA: 8.44 (6, 1)	3.1		13	2	2	2	1	2	0	0	0	0	0	21	40	5.40	1.200								
<b>Paul Mirabella, L</b> ERA: 7.2 (9, 1)	0.2		5	3	2	2	0	0	0	0	0	0	1	8	15	27.00	4.500								

Texas Rangers @ Milwaukee Brewers  
Milwaukee County Stadium, Milwaukee, WI  
Thu Apr 13 1989, 8:05 PM EDT  
Att. 7,266 - Unknown - 50 F

AB 35  
R 6  
H 12  
RBI 6  
BB 7  
SO 2  
LOB 22



Batter	1	2	3	4	5	6	7	8	9	AB	R	H	RBI	BB	SO	LOB	BOTTOM								
<b>Mike Felder, S</b> OBP: 0.417, SLG: 0.300 (1, 10)	F7		G4-3		S 1B		F9		1B	5	0	2	0	0	0	2									
<b>B.J. Surhoff, L</b> OBP: 0.160, SLG: 0.130 (1, 2)	G4-3		SF9		P2			BB 1B BB	F9	3	0	0	1	1	0	3									
<b>Robin Yount, R</b> OBP: 0.310, SLG: 0.429 (1, 8)	1B		HBP 1B		F9			BB 1B		4	0	3	0	0	0	1									
<b>Rob Deer, R</b> OBP: 0.429, SLG: 0.692 (1, 9)	K		HBP		F9			K		3	0	0	0	0	2	3									
<b>Glenn Braggs, R</b> OBP: 0.370, SLG: 0.458 (1, 7)		G3	K		G5-3			G4-6-3 BB		3	0	0	0	1	1	2									
<b>Terry Francona, L</b> OBP: 0.100, SLG: 0.100 (1, 3)	K		K		K			G4-6-3		4	0	0	0	0	3	3									
<b>Gus Polidor, R</b> OBP: 0.105, SLG: 0.158 (1, 5)	2B		G4-3		G4-3		G6-3 SH3-4 1B		G3-1	4	0	2	0	0	0	0									
<b>Bill Spiers, L</b> OBP: 0.154, SLG: 0.083 (1, 6)	G4-3		K		K		SH3-4		G3	3	0	0	0	0	1	1									
<b>Jim Gantner, L</b> OBP: 0.238, SLG: 0.333 (1, 4)			G4-3 WP SF9 1B		K		G6-3		E4 1B	4	1	1	0	0	1	1									
<b>Inning Stats</b>	R: 0 E: 0 K: 1 S: 9	H: 1 LOB: 1 BB: 0 P: 14	R: 0 E: 0 K: 1 S: 8	H: 1 LOB: 0 BB: 0 P: 10	R: 1 E: 0 K: 1 S: 10	H: 2 LOB: 2 BB: 0 P: 18	R: 0 E: 0 K: 2 S: 10	H: 0 LOB: 0 BB: 0 P: 18	R: 0 E: 0 K: 1 S: 7	H: 1 LOB: 1 BB: 0 P: 10	R: 0 E: 0 K: 1 S: 8	H: 0 LOB: 0 BB: 0 P: 10	R: 0 E: 0 K: 0 S: 8	H: 1 LOB: 1 BB: 0 P: 13	R: 0 E: 0 K: 1 S: 7	H: 1 LOB: 2 BB: 2 P: 19	R: 0 E: 1 K: 0 S: 11	H: 1 LOB: 2 BB: 0 P: 16	1B: 7 2B: 1 3B: 0 HR: 0	SF: 1 SAC: 1 DP: 1 HBP: 1	WP: 1 PB: 0 SB: 1 CS: 0	PA: 38			
<b>PITCHER</b>	IP	WLS	BF	H	R	ER	SO	BB	IBB	HBP	BLK	WP	HR	S	P	ERA	WHIP								
<b>Bobby Witt, R</b> ERA: 2.7 (1, 1)	8.0	W	33	7	1	1	8	2	0	1	0	0	0	67	112	1.12	1.125								
<b>Jeff Russell, R</b> ERA: (9, 1)	1.0		5	1	0	0	0	0	0	0	0	0	0	11	16	0.00	1.000								

Texas Rangers @ Milwaukee Brewers  
Milwaukee County Stadium, Milwaukee, WI  
Thu Apr 13 1989, 8:05 PM EDT  
Att. 7,266 - Unknown - 50 F

AB 33  
R 1  
H 8  
RBI 1  
BB 2  
SO 8  
LOB 16





Batter	1	2	3	4	5	6	7	8	9	AB	R	H	RBI	BB	SO	LOB	TOP								
Oddibe McDowell, L (1, 7) OBP: 0.178, SLG: 0.162 Luis Aguayo, R (9, PH)	F8		SH5-3		SF8 1B		B1-3		K	3	0	1	0	0	0	0									
Jerry Browne, S (1, 4) OBP: 0.244, SLG: 0.231	K		HBP 1B		SF8 1B		1B		K	4	1	2	1	0	2	0									
Joe Carter, R (1, 8) OBP: 0.300, SLG: 0.389	K		FC6-4 HBP		F9-3-2-5 3-H		FC6 1B		1B	4	0	1	0	0	1	2									
Pete O'Brien, L (1, 3) OBP: 0.500, SLG: 0.516			SF7		G4-6-3 1B		P6		P4	3	1	1	1	1	0	3									
Cory Snyder, R (1, 9) OBP: 0.351, SLG: 0.611			FC6-4		G4-6-3 1B		K		1B	3	0	1	1	1	1	3									
Dave Clark, L (1, 10) OBP: 0.408, SLG: 0.579			G4-6-3		K		1B		G4-3	4	0	1	1	0	1	2									
Brook Jacoby, R (1, 5) OBP: 0.278, SLG: 0.185			FC4-6 BB		P4		K		P3	3	0	0	0	1	1	1									
Andy Allanson, R (1, 2) OBP: 0.242, SLG: 0.258			FC4-6		G1-3		IBB		1B	3	0	1	0	1	0	2									
Felix Fermin, R (1, 6) OBP: 0.448, SLG: 0.333 Pat Keedy, R (8, PH)			E1 1B SH5-3 SF7		1B SF8		G3-1		K	3	2	1	0	0	0	2									
<b>Inning Stats</b>	R: 0 E: 0 K: 2 S: 7	H: 0 LOB: 0 BB: 0 P: 11	R: 0 E: 0 K: 0 S: 6	H: 1 LOB: 2 BB: 2 P: 18	R: 1 E: 1 K: 0 S: 11	H: 1 LOB: 2 BB: 0 P: 16	R: 0 E: 0 K: 1 S: 9	H: 0 LOB: 0 BB: 0 P: 12	R: 1 E: 0 K: 0 S: 9	H: 2 LOB: 0 BB: 0 P: 14	R: 1 E: 0 K: 2 S: 11	H: 1 LOB: 2 BB: 2 P: 22	R: 1 E: 1 K: 0 S: 8	H: 2 LOB: 0 BB: 0 P: 13	R: 0 E: 0 K: 1 S: 7	H: 1 LOB: 1 BB: 0 P: 11	R: 0 E: 0 K: 2 S: 10	H: 1 LOB: 1 BB: 0 P: 13	1B: 9 2B: 1 3B: 0 HR: 0	SF: 2 SAC: 1 DP: 2 HBP: 1	WP: 1 PB: 0 SB: 1 CS: 0	PA: 40			
<b>PITCHER</b>	IP	WLS	BF	H	R	ER	SO	BB	IBB	HBP	BLK	WP	HR	S	P	ERA	WHIP								
Mike Birkbeck, R (1, 1) ERA: 3.0	6.0		27	5	3	2	5	3	1	1	0	1	0	53	93	3.00	1.333								
Mark Knudson, R (7, 1) ERA:	1.2	W	8	3	1	0	0	0	0	0	0	0	0	12	21	0.00	1.800								
Dan Plesac, L (8, 1) ERA:	1.1	S	5	1	0	0	3	0	0	0	0	0	0	13	16	0.00	0.750								

Cleveland Indians @ Milwaukee Brewers  
Milwaukee County Stadium, Milwaukee, WI

AB 32  
R 4  
H 9  
RBI 4  
BB 4  
SO 8  
LOB 16



WP: 1 PA: 40  
PB: 0  
SB: 1  
CS: 0

Cleveland Indians @ Milwaukee Brewers  
Milwaukee County Stadium, Milwaukee, WI


AB 34  
R 8  
H 8  
RBI 6  
BB 3  
SO 7  
LOB 13



Batter	1	2	3	4	5	6	7	8	9	AB	R	H	RBI	BB	SO	LOB	BOTTOM								
Paul Molitor, R (1, 10) OBP: 0.400, SLG: 1.000	F9		K		BB		K		K	4	1	1	2	1	2	1									
Gary Sheffield, R (1, 5) OBP: 0.200, SLG: 0.333 Bill Spiers, L (9, 6) OBP: 0.154, SLG: 0.083	2B		F8		F9		3B		G6-3	4	1	1	0	1	0	1									
Robin Yount, R (1, 8) OBP: 0.333, SLG: 0.500	G6-3		F9				1B		1B	4	2	2	1	0	0	1									
Rob Deer, R (1, 9) OBP: 0.406, SLG: 0.621	BB		K				P6		K	3	0	0	0	1	2	2									
Glenn Braggs, R (1, 7) OBP: 0.355, SLG: 0.429 Mike Felder, S (8, 7) OBP: 0.417, SLG: 0.300	K		G5-3		G5-3		1B		E5	4	1	1	0	0	1	2									
Dave Engle, R (1, 3) OBP: 0.400, SLG: 0.800 Terry Francona, L (8, 3) OBP: 0.100, SLG: 0.100	P4		G5-3		G5-3		K		F8	4	0	0	0	0	1	3									
Gus Polidor, R (1, 6) OBP: 0.130, SLG: 0.174 (9, 5)	E6 2B G3		G6-3		G6-3		1B		G5-3	4	2	1	1	0	0	0									
Charlie O'Brien, R (1, 2) OBP: 0.500, SLG: 0.667	G3 2B		G4-3		G4-3		1B		G4-1 HR HBP	3	1	2	1	0	0	0									
Juan Castillo, S (1, 4) Jim Gantner, L (6, PH) (7, 4)	G3		K		K		F7		G4-1	2	0	0	1	0	1	1									
<b>Inning Stats</b>	R: 0 E: 0 K: 1 S: 9	H: 1 LOB: 1 BB: 1 P: 17	R: 1 E: 1 K: 1 S: 17	H: 1 LOB: 0 BB: 0 P: 22	R: 0 E: 0 K: 1 S: 6	H: 0 LOB: 0 BB: 0 P: 13	R: 0 E: 0 K: 0 S: 6	H: 0 LOB: 0 BB: 0 P: 12	R: 0 E: 0 K: 1 S: 10	H: 0 LOB: 1 BB: 1 P: 19	R: 3 E: 0 K: 1 S: 18	H: 4 LOB: 1 BB: 0 P: 27	R: 2 E: 1 K: 2 S: 17	H: 1 LOB: 1 BB: 1 P: 30	R: 2 E: 0 K: 0 S: 7	H: 1 LOB: 0 BB: 0 P: 16	1B: 3 2B: 3 3B: 1 HR: 1	SF: 0 SAC: 0 DP: 0 HBP: 1	WP: 0 PB: 0 SB: 2 CS: 0	PA: 38					
<b>PITCHER</b>	IP	WLS	BF	H	R	ER	SO	BB	IBB	HBP	BLK	WP	HR	S	P	ERA	WHIP								
Greg Swindell, L (1, 1) ERA: 2.14	5.2		26	6	4	3	5	2	0	0	0	0	0	64	107	4.76	1.412								
Joe Skalski, R (6, 1) ERA: 6.75	1.2	L	9	1	3	2	2	1	0	1	0	0	0	20	39	10.80	1.200								
Brad Havens, L (8, 1) ERA: 6.0	0.2		3	1	1	1	0	0	0	0	0	0	1	6	10	13.50	1.500								

WP: 0 PA: 38  
PB: 0  
SB: 2  
CS: 0



Batter	1	2	3	4	5	6	7	8	9	AB	R	H	RBI	BB	SO	LOB	TOP					
<b>Oddibe McDowell, L</b> (1, 7) OBP: 0.209, SLG: 0.175	G1-3		BB			G4-3		G1-3		3	1	1	0	1	0	0	<b>Cleveland Indians @ Milwaukee Brewers</b> Milwaukee County Stadium, Milwaukee, WI Sat Apr 15 1989, 4:33 AM EDT Att: 19,043 - Sunny - 52 F					
<b>Luis Aguayo, R</b> (1, 4) (8, 6)	K		P4			F8		K		4	0	0	0	0	2	2						
<b>Joe Carter, R</b> (1, 8) OBP: 0.318, SLG: 0.450	2B				F8				F7	4	0	2	0	0	0	0						
<b>Pete O'Brien, L</b> (1, 3)	K					G4-3			1B BLK	4	0	2	1	0	1	2						
<b>Cory Snyder, R</b> (1, 9) OBP: 0.341, SLG: 0.575		L6			P5					4	0	1	0	0	1	2						
<b>Dave Clark, L</b> (1, 10) OBP: 0.346, SLG: 0.478	K				K				G1-6-3	4	0	0	0	0	2	3						
<b>Pat Keedy, R</b> (1, 5)	K					F8				3	0	0	0	0	1	0						
<b>Joel Skinner, R</b> (1, 2)			K			K				3	0	0	0	0	2	0						
<b>Felix Fermin, R</b> (1, 6) OBP: 0.419, SLG: 0.308										2	0	0	0	0	0	0						
<b>Jerry Browne, S</b> (8, PH) OBP: 0.238, SLG: 0.225			B1-3			F9			L9	1	0	0	0	0	0	0						
<b>Inning Stats</b>	R: 0 E: 0 K: 2 S: 10	H: 1 LOB: 1 BB: 0 P: 12	R: 0 E: 0 K: 2 S: 10	H: 0 LOB: 0 BB: 1 P: 14	R: 0 E: 0 K: 1 S: 7	H: 0 LOB: 1 BB: 1 P: 12	R: 0 E: 0 K: 1 S: 7	H: 1 LOB: 1 BB: 0 P: 9	R: 0 E: 0 K: 1 S: 5	H: 0 LOB: 0 BB: 0 P: 7	R: 1 E: 0 K: 1 S: 12	H: 2 LOB: 1 BB: 0 P: 15	R: 0 E: 0 K: 0 S: 3	H: 0 LOB: 0 BB: 0 P: 3	R: 0 E: 0 K: 1 S: 8	H: 0 LOB: 0 BB: 0 P: 11	R: 0 E: 0 K: 0 S: 6	H: 2 LOB: 1 BB: 0 P: 11	1B: 4 2B: 2 3B: 0 HR: 0	SF: 0 SAC: 0 DP: 1 HBP: 0	WP: 1 PB: 0 SB: 0 CS: 0	PA: 33
<b>PITCHER</b>	IP	WLS	BF	H	R	ER	SO	BB	IBB	HBP	BLK	WP	HR	S	P	ERA	WHIP					
<b>Chris Bosio, R</b> (1, 1) ERA: 1.85	8.1	W	32	6	1	1	9	1	0	0	1	1	0	67	92	1.08	0.840					
<b>Chuck Cnm, R</b> (9, 1) ERA: 7.5	0.2	S	1	0	0	0	0	0	0	0	0	0	0	1	2	0.00	0.000					

Batter	1	2	3	4	5	6	7	8	9	AB	R	H	RBI	BB	SO	LOB	BOTTOM					
<b>Paul Molitor, R</b> (1, 10) OBP: 0.444, SLG: 0.750	CS				G5-3			G5-3		4	0	2	1	0	0	0	<b>Cleveland Indians @ Milwaukee Brewers</b> Milwaukee County Stadium, Milwaukee, WI Sat Apr 15 1989, 4:33 AM EDT Att: 19,043 - Sunny - 52 F					
<b>B.J. Surhoff, L</b> (1, 2) OBP: 0.172, SLG: 0.115	G3				K					3	0	0	0	1	1	4						
<b>Gary Sheffield, R</b> (1, 5) OBP: 0.207, SLG: 0.296	FC6-4				G5-3			G4-3		3	0	0	0	1	1	1						
<b>Robin Yount, R</b> (1, 8) OBP: 0.324, SLG: 0.472	FC6-4				E5				G5-3	4	1	1	0	0	0	1						
<b>Rob Deer, R</b> (1, 9) OBP: 0.417, SLG: 0.788					P6				HR	4	2	2	3	0	1	1						
<b>Glenn Briggs, R</b> (1, 7) OBP: 0.343, SLG: 0.406									HR	4	1	1	0	0	3	1						
<b>Mike Felder, S</b> (9, 7) OBP: 0.417, SLG: 0.300					K					0	0	0	0	0	0	0						
<b>Terry Francona, L</b> (1, 3) OBP: 0.125, SLG: 0.125					G4-3				P2	4	1	1	0	0	1	0						
<b>Bill Spiers, L</b> (1, 6) OBP: 0.188, SLG: 0.071					P9					2	0	0	0	1	1	0						
<b>Jim Gantner, L</b> (1, 4) OBP: 0.192, SLG: 0.269					G1-3				G4-3	3	0	0	1	0	0	2						
<b>Inning Stats</b>	R: 2 E: 0 K: 0 S: 7	H: 3 LOB: 2 BB: 1 P: 20	R: 2 E: 1 K: 1 S: 13	H: 3 LOB: 2 BB: 1 P: 20	R: 0 E: 1 K: 2 S: 10	H: 0 LOB: 1 BB: 0 P: 16	R: 0 E: 0 K: 0 S: 6	H: 0 LOB: 0 BB: 0 P: 8	R: 0 E: 0 K: 1 S: 7	H: 0 LOB: 0 BB: 0 P: 13	R: 2 E: 0 K: 3 S: 13	H: 2 LOB: 0 BB: 0 P: 18	R: 0 E: 0 K: 0 S: 8	H: 0 LOB: 1 BB: 1 P: 14	R: 1 E: 0 K: 1 S: 8	H: 1 LOB: 0 BB: 0 P: 15	R: 0 E: 0 K: 0 S: 6	H: 2 LOB: 1 BB: 0 P: 11	1B: 5 2B: 0 3B: 0 HR: 2	SF: 0 SAC: 0 DP: 1 HBP: 0	WP: 0 PB: 1 SB: 0 CS: 1	PA: 34
<b>PITCHER</b>	IP	WLS	BF	H	R	ER	SO	BB	IBB	HBP	BLK	WP	HR	S	P	ERA	WHIP					
<b>Tom Candiotti, R</b> (1, 1) ERA: 3.6	8.0	L	34	7	5	5	8	3	0	0	0	0	2	72	121	5.62	1.250					







Batter	1	2	3	4	5	6	7	8	9	AB	R	H	RBI	BB	SO	LOB	TOP								
<b>Paul Moltzer, R</b> (1, 10) OBP: 0.400, SLG: 0.471	1-3 K	1-0 WP S 2H 1B		1-2 1B		1-1 HBP		2-2 F8	0-1 F9	5	0	2	1	0	1	1									
<b>B.J. Surhoff, L</b> (1, 2) OBP: 0.205, SLG: 0.147	2-0 F9	4-2 WP BB		0-0 P3		0-2 SF8		2-0 F8		3	0	0	1	1	0	1									
<b>Gary Sheffield, R</b> (1, 5) OBP: 0.308, SLG: 0.303	4-2 1B	4-2 BB			4-1 BB				2-2 FC5-4	1	0	0	0	3	0	2									
<b>Mike Felder, S</b> (9, PR) OBP: 0.417, SLG: 0.300	BB	1-2 2-3 BB							HBP	0	0	0	0	0	0	0									
<b>Robin Yount, R</b> (1, 8) OBP: 0.362, SLG: 0.489	0-2 1B	1-0 F8			4-2 BB				0-0 FC5-4	4	2	2	0	1	0	4									
<b>Gus Poldor, R</b> (9, S) OBP: 0.130, SLG: 0.174	1-2 1B				1-2 BB				FC4-6 1B HR	0	0	0	0	0	0	0									
<b>Rob Deer, R</b> (1, 9) OBP: 0.435, SLG: 0.692	0-2 G6-3		3-3 K		1-0 F6				1-2 FC4-6 1B	5	0	1	0	0	1	5									
<b>Glenn Braggs, R</b> (1, 7) OBP: 0.356, SLG: 0.390		1-3 K	2-2 F7		3-2 L4-3				1-0 FC4-6 1B	5	1	0	0	0	2	5									
<b>Terry Francona, L</b> (1, 3) OBP: 0.258, SLG: 0.267		0-1 1B SF8 2B	1-0 F7					2-2 SH5-4 BB 1B	4-2 HR BB	4	3	3	1	1	0	0									
<b>Bill Spiers, L</b> (1, 6) OBP: 0.250, SLG: 0.300		1-0 WP SF8 1B		1-0 G4-3		4-2 SF8 SH5-4 BB		1-0 G3	0-1 HR	4	2	2	4	1	0	1									
<b>Jim Gantner, L</b> (1, 4) OBP: 0.206, SLG: 0.250		2-3 1B		0-0 1B		1-2 2-3 SH5-4			1-0 HBP	2	0	1	1	0	1	0									
<b>Juan Castillo, S</b> (9, PR) OBP: 0.417, SLG: 0.300		1-2 3H								0	0	0	0	0	0	0									
<b>Inning Stats</b>	R: 0 E: 0 K: 1 S: 14	H: 1 LOB: 2 BB: 1 P: 21	R: 2 E: 0 K: 1 S: 17	H: 3 LOB: 3 BB: 2 P: 29	R: 0 E: 0 K: 1 S: 7	H: 0 LOB: 0 BB: 0 P: 13	R: 0 E: 0 K: 0 S: 6	H: 2 LOB: 1 BB: 0 P: 8	R: 0 E: 0 K: 0 S: 9	H: 0 LOB: 1 BB: 2 P: 21	R: 1 E: 0 K: 0 S: 13	H: 1 LOB: 2 BB: 1 P: 21	R: 1 E: 0 K: 1 S: 10	H: 2 LOB: 1 BB: 0 P: 15	R: 0 E: 0 K: 1 S: 9	H: 0 LOB: 0 BB: 0 P: 16	R: 4 E: 0 K: 0 S: 16	H: 2 LOB: 1 BB: 1 P: 25	1B: 9 2B: 2 3B: 0 HR: 1	SF: 2 SAC: 1 DP: 1 HBP: 3	WP: 3 PB: 0 SB: 1 CS: 0	PA: 46			
<b>PITCHER</b>	IP	WLS	BF	H	R	ER	SO	BB	IBB	HBP	BLK	WP	HR	S	P	ERA	WHIP								
<b>Nolan Ryan, R</b> (1, 1) ERA: 3.0	5.0	L	26	7	3	3	3	6	0	0	0	2	0	58	103	5.40	2.600								
<b>Craig McMurtry, R</b> (6, 1) ERA: 2.45	0.1		1	0	0	0	0	0	0	0	0	0	0	2	2	0.00	0.000								
<b>Brad Arnsberg, R</b> (6, 1) ERA: 5.23	3.1		18	4	5	5	2	1	0	3	0	1	1	39	62	13.50	1.500								
<b>Kenny Rogers, L</b> (9, 1) ERA: 1.8	0.1		1	0	0	0	0	0	0	0	0	0	0	2	2	0.00	0.000								

Milwaukee Brewers @ Texas Rangers  
Arlington Stadium, Arlington, TX  
Mon Apr 17 1989, 8:05 PM EDT  
Att: 38,274 - Unknown - 79 F

AB 33  
R 8  
H 11  
RBI 8  
BB 7  
SO 5  
LOB 19



Batter	1	2	3	4	5	6	7	8	9	AB	R	H	RBI	BB	SO	LOB	BOTTOM								
<b>Cecil Espy, S</b> (1, 8) OBP: 0.365, SLG: 0.370	1-0 G6-3 3B		1-1 G4-3		1-1 B1-3			1-3 K		4	1	1	0	0	1	0									
<b>Scott Fletcher, R</b> (1, 6) OBP: 0.500, SLG: 0.476	2-2 G6-3		0-0 G6-3		0-2 G1-3			1-2 L1-3		4	0	0	1	0	0	0									
<b>Rafael Palmeiro, L</b> (1, 3) OBP: 0.352, SLG: 0.458	2-0 G4-3		2-1 1B			2-1 G4-3		0-1 1B		4	0	2	0	0	0	0									
<b>Ruben Sierra, S</b> (1, 9) OBP: 0.453, SLG: 0.696	0-0 F8		1-1 FC6-4 1B			0-2 G6-3 2B		1-2 F8		4	0	2	0	0	0	1									
<b>Julio Franco, R</b> (1, 4) OBP: 0.300, SLG: 0.378		4-2 G6-4-3 1B BB	2-2 FC6-4			3-2 G6-3		0-1 1B		3	0	1	0	1	0	3									
<b>Geno Petrilli, L</b> (1, 2) OBP: 0.323, SLG: 0.321		1-1 F7		0-0 G4-3		1-2 G5-3			0-3 K	3	0	0	0	0	0	2									
<b>Jeff Kunkel, R</b> (9, PH) OBP: 0.400, SLG: 0.500										1	0	0	0	0	1	1									
<b>Pete Incaviglia, R</b> (1, 7) OBP: 0.280, SLG: 0.383		0-0 G6-4-3 1B		1-3 K G6-4-3			1-1 G6-3		0-0 P3	4	0	1	0	0	1	1									
<b>Rick Leach, L</b> (1, 10) OBP: 0.273, SLG: 0.364		3-2 G6-4-3		2-0 G6-4-3			2-2 F9		1-3 K	3	0	0	0	0	0	3									
<b>Jim Sundberg, R</b> (9, PH) OBP: 0.250, SLG: 0.308		1-2 2-3								1	0	0	0	0	1	1									
<b>Steve Buechele, R</b> (1, 5) OBP: 0.304, SLG: 0.350		2-2 G5-3			1-2 F9					3	0	0	0	0	0	2									
<b>Inning Stats</b>	R: 1 E: 0 K: 0 S: 6	H: 1 LOB: 0 BB: 0 P: 11	R: 0 E: 0 K: 0 S: 11	H: 1 LOB: 2 BB: 1 P: 21	R: 0 E: 0 K: 0 S: 10	H: 2 LOB: 0 BB: 0 P: 16	R: 0 E: 0 K: 1 S: 5	H: 0 LOB: 0 BB: 0 P: 8	R: 0 E: 0 K: 0 S: 8	H: 0 LOB: 0 BB: 0 P: 10	R: 0 E: 0 K: 0 S: 11	H: 1 LOB: 1 BB: 0 P: 17	R: 0 E: 0 K: 1 S: 7	H: 0 LOB: 0 BB: 0 P: 11	R: 0 E: 0 K: 1 S: 11	H: 1 LOB: 0 BB: 0 P: 14	R: 0 E: 0 K: 2 S: 10	H: 1 LOB: 1 BB: 0 P: 11	1B: 5 2B: 1 3B: 1 HR: 0	SF: 0 SAC: 0 DP: 1 HBP: 0	WP: 0 PB: 1 SB: 0 CS: 0	PA: 35			
<b>PITCHER</b>	IP	WLS	BF	H	R	ER	SO	BB	IBB	HBP	BLK	WP	HR	S	P	ERA	WHIP								
<b>Bill Wegman, R</b> (1, 1) ERA: 4.58	7.2	W	30	6	1	1	2	1	0	0	0	0	0	66	104	1.17	0.913								
<b>Dan Plesac, L</b> (8, 1) ERA:	1.1	S	5	1	0	0	2	0	0	0	0	0	0	13	15	0.00	0.750								

Milwaukee Brewers @ Texas Rangers  
Arlington Stadium, Arlington, TX  
Mon Apr 17 1989, 8:05 PM EDT  
Att: 38,274 - Unknown - 79 F

AB 34  
R 1  
H 7  
RBI 1  
BB 1  
SO 4  
LOB 14








Batter	1	2	3	4	5	6	7	8	9	AB	R	H	RBI	BB	SO	LOB	TOP					
Paul Moltzer, R OBP: 0.417, SLG: 0.619 (1, 10)	G5-3		HR			G3-1 1B		G4-3		4	1	2	1	0	0	0	<b>Milwaukee Brewers @ Texas Rangers</b> Arlington Stadium, Arlington, TX Tue Apr 18 1989, 8:05 PM EDT Att: 21,528 - Unknown - 81 F  <b>AB 30</b> <b>R 2</b> <b>H 4</b> <b>RBI 2</b> <b>BB 4</b> <b>SO 5</b> <b>LOB 14</b>					
B.J. Surhoff, L OBP: 0.209, SLG: 0.237 (1, 2)	G1-6-3		F7			G3-1		HR		4	1	1	1	0	0	1						
Gary Sheffield, R OBP: 0.279, SLG: 0.270 (1, 5)	G5-3		F9			F4		F8		4	0	0	0	0	0	1						
Robin Yount, R OBP: 0.373, SLG: 0.468 (1, 8)		BB BB		G1-3		BB		G6-3		2	0	0	0	2	0	0						
Rob Deer, R OBP: 0.440, SLG: 0.667 (1, 9)		SAFE SAFE BB BB	BB	K		G5-3			G6-4-3 1B	3	0	1	0	1	1	2						
Glenn Braggs, R OBP: 0.347, SLG: 0.364 (1, 7)	F8	BB		L1			B1-3 G4-3 BB	G6-4-3		3	0	0	0	1	0	3						
Terry Francona, L OBP: 0.229, SLG: 0.235 (1, 3)	K				K		G4-3	G4-3		4	0	0	0	0	2	3						
Bill Spiers, L OBP: 0.222, SLG: 0.261 (1, 6)	K				G3-1		B1-3			3	0	0	0	0	1	3						
Jim Gantner, L OBP: 0.189, SLG: 0.229 (1, 4)			G6-3		F7		K			3	0	0	0	0	1	1						
<b>Inning Stats</b>	R: 0 E: 0 K: 0 S: 6	H: 0 LOB: 0 BB: 0 P: 7	R: 0 E: 0 K: 2 S: 11	H: 0 LOB: 2 BB: 2 P: 23	R: 1 E: 0 K: 0 S: 6	H: 1 LOB: 0 BB: 0 P: 9	R: 0 E: 0 K: 1 S: 7	H: 0 LOB: 0 BB: 0 P: 9	R: 0 E: 0 K: 1 S: 7	H: 0 LOB: 2 BB: 0 P: 10	R: 0 E: 0 K: 0 S: 15	H: 1 LOB: 1 BB: 1 P: 24	R: 0 E: 0 K: 1 S: 8	H: 0 LOB: 1 BB: 1 P: 14	R: 1 E: 0 K: 0 S: 6	H: 1 LOB: 0 BB: 0 P: 10		R: 0 E: 0 K: 0 S: 3	H: 1 LOB: 0 BB: 0 P: 3	1B: 2 2B: 0 3B: 0 HR: 2	SF: 0 SAC: 0 DP: 1 HBP: 0	WP: 0 PB: 0 SB: 0 CS: 0
<b>PITCHER</b> Bobby Witt, R ERA: 2.37 (1, 1)	IP: 9.0 WLS: W BF: 34 H: 4 R: 2 ER: 2 SO: 5 BB: 4 IBB: 0 HBP: 0 BLK: 0 WP: 0 HR: 2 S: 69 P: 109 ERA: 2.00 WHIP: 0.889															<b>PITCHER</b>						

Batter	1	2	3	4	5	6	7	8	9	AB	R	H	RBI	BB	SO	LOB	BOTTOM			
Cecil Espy, S OBP: 0.404, SLG: 0.451 (1, 8)	S 1B		S 1B		FC3	BB 1B		G6-3		5	3	4	0	0	0	0	<b>Milwaukee Brewers @ Texas Rangers</b> Arlington Stadium, Arlington, TX Tue Apr 18 1989, 8:05 PM EDT Att: 21,528 - Unknown - 81 F  <b>AB 32</b> <b>R 6</b> <b>H 10</b> <b>RBI 5</b> <b>BB 4</b> <b>SO 3</b> <b>LOB 17</b>			
Scott Fletcher, R OBP: 0.508, SLG: 0.467 (1, 6)	K		SAFE SAFE SAFE SAFE BB BB	1B SF9 BB	FC3 E BB	BB 1B		G4-3		3	2	1	0	2	1	1				
Rafael Palmeiro, L OBP: 0.379, SLG: 0.471 (1, 3)	1B		FC4-6 1B		FC3 E SF7	BB				3	1	2	3	1	0	1				
Ruben Sierra, S OBP: 0.421, SLG: 0.653 (1, 9)	P6		SF9		E3 G1-3	G6-3				3	0	0	1	0	0	5				
Julio Franco, R OBP: 0.278, SLG: 0.354 (1, 4)	G1-3		FC4-6 S		SF7		G5-3			3	0	0	1	0	0	2				
Pete Incaviglia, R OBP: 0.278, SLG: 0.360 (1, 7)		K	G6-3		G1-3		BB			3	0	0	0	1	1	2				
Geno Petralli, L OBP: 0.314, SLG: 0.313 (1, 10)	1B 1B			F8	F8		F8			4	0	1	0	0	0	2				
Steve Buechele, R OBP: 0.320, SLG: 0.364 (1, 5)	G6-4-3 1B			K		G1-6-3 1B		F8		4	0	2	0	0	1	1				
Chad Kreuter, S (1, 2)	G6-4-3			G3-1		G1-6-3		F7		4	0	0	0	0	0	3				
<b>Inning Stats</b>	R: 1 E: 0 K: 1 S: 12	H: 2 LOB: 1 BB: 0 P: 19	R: 0 E: 0 K: 1 S: 11	H: 2 LOB: 1 BB: 0 P: 20	R: 2 E: 0 K: 0 S: 8	H: 2 LOB: 1 BB: 1 P: 14	R: 0 E: 0 K: 1 S: 6	H: 0 LOB: 0 BB: 0 P: 10	R: 3 E: 1 K: 0 S: 15	H: 1 LOB: 1 BB: 1 P: 23	R: 0 E: 0 K: 0 S: 13	H: 3 LOB: 3 BB: 1 P: 21	R: 0 E: 0 K: 0 S: 10	H: 0 LOB: 1 BB: 1 P: 17	R: 0 E: 0 K: 0 S: 6	H: 0 LOB: 0 BB: 0 P: 10		1B: 9 2B: 0 3B: 1 HR: 0	SF: 2 SAC: 0 DP: 2 HBP: 0	WP: 0 PB: 0 SB: 4 CS: 0
<b>PITCHER</b> Don August, R ERA: 3.16 Mark Knudson, R ERA: 1.04 (7, 1)	IP: 6.0 WLS: L BF: 31 H: 6 R: 4 ER: 4 SO: 3 BB: 3 IBB: 0 HBP: 0 BLK: 0 WP: 0 HR: 0 S: 65 P: 107 ERA: 6.00 WHIP: 2.167															<b>PITCHER</b>				



Batter	1	2	3	4	5	6	7	8	9	AB	R	H	RBI	BB	SO	LOB	TOP											
Paul Molitor, R OBP: 0.429, SLG: 0.640	G6-3		K			1-0 CS 1B		1-2 2B		4	0	2	0	0	1	0	<b>Milwaukee Brewers @ Texas Rangers</b> Arlington Stadium, Arlington, TX Wed Apr 19 1989, 8:05 PM EDT Att: 19,444 - Unknown											
Jim Gantner, L OBP: 0.171, SLG: 0.205	F7		F8			2-1 B1-3		L3		4	0	0	0	0	0	2												
Robin Yount, R OBP: 0.364, SLG: 0.440	G6-3				0-1 G6-3				1-1 F7	3	0	0	0	1	0	0												
Rob Deer, R OBP: 0.407, SLG: 0.609		1-1 F9			0-0 L5		3-1 F8		2-3 K	4	0	0	0	0	1	1												
Glenn Braggs, R OBP: 0.340, SLG: 0.354		2-2 G5-3			3-3 K		0-1 1B		3-3 K	4	0	1	0	0	2	0												
Gary Sheffield, R OBP: 0.283, SLG: 0.350		1-0 HR			1-1 P2		3-2 L8			3	1	1	1	0	0	2												
Joey Meyer, R OBP: 0.176, SLG: 0.067		3-0 FC6-4 1B			3-0 G5-3		0-3 K			3	0	1	0	0	1	2												
Gus Polidor, R OBP: 0.115, SLG: 0.154		1-0 FC6-4			2-2 G6-3			1-1 F8		3	0	0	0	0	0	1												
Charlie O'Brien, R OBP: 0.455, SLG: 0.556			2-1 G6-3			2-2 1B		2-2 F3		3	0	1	0	0	0	0												
<b>Inning Stats</b>	R: 0 E: 0 K: 0 S: 9	H: 0 LOB: 0 BB: 0 P: 13	R: 1 E: 0 K: 0 S: 9	H: 2 LOB: 1 BB: 0 P: 17	R: 0 E: 0 K: 1 S: 7	H: 0 LOB: 0 BB: 0 P: 13	R: 0 E: 0 K: 1 S: 6	H: 0 LOB: 0 BB: 0 P: 9	R: 0 E: 0 K: 0 S: 6	H: 0 LOB: 0 BB: 0 P: 12	R: 0 E: 0 K: 0 S: 7	H: 2 LOB: 0 BB: 0 P: 2	R: 0 E: 0 K: 1 S: 13	H: 1 LOB: 2 BB: 1 P: 23	R: 0 E: 0 K: 2 S: 12	H: 1 LOB: 1 BB: 0 P: 16		R: 0 E: 0 K: 2 S: 13	H: 0 LOB: 0 BB: 0 P: 19	1B: 4 2B: 1 3B: 0 HR: 1	SF: 0 SAC: 0 DP: 0 HBP: 0	WP: 0 PB: 0 SB: 0 CS: 1	PA: 32					
<b>PITCHER</b>	IP	WLS	BF	H	R	ER	SO	BB	IBB	HBP	BLK	WP	HR	S	P	ERA	WHIP											
Jamie Moyer, L ERA: 2.95	(1, 1)	6.1	W	23	5	1	1	2	1	0	0	0	0	1	51	90	1.42	0.947										
Cecilio Guante, R ERA: 1.86	(7, 1)	2.2	S	9	1	0	0	3	0	0	0	0	0	0	31	44	0.00	0.375										

Batter	1	2	3	4	5	6	7	8	9	AB	R	H	RBI	BB	SO	LOB	BOTTOM											
Cecil Espy, S OBP: 0.410, SLG: 0.455	E6 G6-3		1-2 1B		2-0 G4-6-3 1B	0-0 FC4-2				4	0	2	0	0	0	3	<b>Milwaukee Brewers @ Texas Rangers</b> Arlington Stadium, Arlington, TX Wed Apr 19 1989, 8:05 PM EDT Att: 19,444 - Unknown											
Scott Fletcher, R OBP: 0.476, SLG: 0.429	3-2 G6-3		0-1 G6-3		1-2 G4-6-3	1-1 F8				4	0	0	0	0	0	7												
Rafael Palmeiro, L OBP: 0.371, SLG: 0.444	2-0 G4-3				4-2 FC4-6 BB	1-1 F7	1-0 G4-3			3	0	0	0	1	0	0												
Ruben Sierra, S OBP: 0.410, SLG: 0.679		1-3 K			0-0 FC4-6 2B SF9	0-1 HR	3-3 K			4	2	1	1	0	2	1												
Julio Franco, R OBP: 0.310, SLG: 0.451		1-0 HR			3-2 2B	4-1 HR	1-0 F9			3	2	2	1	1	0	0												
Pete Incaviglia, R OBP: 0.276, SLG: 0.415		0-0 F8			0-0 SF9	1-1 HR	2-2 G5-3			3	1	1	3	0	0	0												
Rick Leach, L ERA: 5.56	(1, 10)	5.1	L	25	7	5	5	4	3	0	0	0	0	0	0	0												
Chuck Crim, R ERA: 5.19	(6, 1)	1.2		7	1	0	0	1	1	0	0	0	0	1	0	0												
Jeff Stone, L OBP: 0.333, SLG: 0.333	(8, PR)									0	0	0	0	0	0	0	<b>Milwaukee Brewers @ Texas Rangers</b> Arlington Stadium, Arlington, TX Wed Apr 19 1989, 8:05 PM EDT Att: 19,444 - Unknown											
Steve Buechele, R OBP: 0.333, SLG: 0.362	(1, 5)	1.0		4	0	0	0	1	1	0	0	0	0	0	0	0												
Jim Sundberg, R OBP: 0.250, SLG: 0.250	(1, 2)									3	0	0	0	1	1	2												
<b>Inning Stats</b>	R: 0 E: 1 K: 0 S: 6	H: 0 LOB: 0 BB: 0 P: 11	R: 1 E: 0 K: 1 S: 7	H: 1 LOB: 0 BB: 0 P: 10	R: 0 E: 0 K: 1 S: 10	H: 1 LOB: 1 BB: 0 P: 15	R: 1 E: 0 K: 1 S: 11	H: 1 LOB: 1 BB: 1 P: 19	R: 0 E: 0 K: 1 S: 9	H: 1 LOB: 1 BB: 1 P: 17	R: 3 E: 0 K: 0 S: 18	H: 4 LOB: 3 BB: 2 P: 31	R: 0 E: 0 K: 1 S: 5	H: 0 LOB: 0 BB: 0 P: 10	R: 0 E: 0 K: 1 S: 10	H: 0 LOB: 1 BB: 1 P: 17		1B: 4 2B: 1 3B: 0 HR: 3	SF: 1 SAC: 0 DP: 1 HBP: 0	WP: 0 PB: 0 SB: 1 CS: 0	PA: 36							
<b>PITCHER</b>	IP	WLS	BF	H	R	ER	SO	BB	IBB	HBP	BLK	WP	HR	S	P	ERA	WHIP											
Mike Birkbeck, R ERA: 5.56	(1, 1)	5.1	L	25	7	5	5	4	3	0	0	0	0	0	0	0	8.44	1.875										
Chuck Crim, R ERA: 5.19	(6, 1)	1.2		7	1	0	0	1	1	0	0	0	0	0	0	0	0.00	1.200										
Paul Mirabella, L ERA: 5.14	(8, 1)	1.0		4	0	0	0	1	1	0	0	0	0	0	0	0	0.00	1.000										



Batter	1	2	3	4	5	6	7	8	9	AB	R	H	RBI	BB	SO	LOB	TOP			
Kenny Williams, R (1, 8) OBP: 0.258, SLG: 0.373	0-0 1B WP 1B		0-0 6-3		0-0 4-3 2B		0-0 L7		0-3 K	5	0	2	0	0	1	0				
Dave Bergman, L (1, 3) OBP: 0.435, SLG: 0.474	0-0 1-3 BB 1B		0-3 K		0-0 4-3		0-0 1-3			4	0	1	1	0	1	1				
Lou Whitaker, L (1, 4) OBP: 0.393, SLG: 0.465	4-0 1-2 BB		4-0		2-3 3H 4-0 BB		0-0 3-1			1	0	0	0	3	0	0				
Alan Trammell, R (1, 6) OBP: 0.304, SLG: 0.265	0-0 L1		0-0 L7		0-0 F7		0-0 F7		0-0 1B	4	0	1	0	0	0	6				
Matt Nokes, L (1, 2) OBP: 0.362, SLG: 0.595	0-0 L4				0-0 F7		1-0 1B S HBP		0-3 K	3	0	0	0	0	1	4				
Pat Sheridan, L (1, 7) OBP: 0.308, SLG: 0.292 Mike Heath, R (8, PH) OBP: 0.286, SLG: 0.286	0-0 4-3				0-0 G3		0-3 K		0-0 L5	3	0	0	0	0	1	4				
Chet Lemon, R (1, 9) OBP: 0.499, SLG: 0.382			0-0 F9		0-0 4-3		0-0 1B 2-3 1B		0-0 6-3	4	0	1	0	0	0	1				
Keith Moreland, R (1, 10) OBP: 0.370, SLG: 0.320			0-0 1-3		0-0 6-3		0-0 1-3 S 1B		0-0 1-3	4	0	1	0	0	0	0				
Torey Lovullo, S (1, 5) OBP: 0.264, SLG: 0.163			0-0 4-3		0-0 2B 4-3 1B		0-3 K		0-3 K	4	1	1	0	0	2	2				
<b>Inning Stats</b>	R: 0 E: 0 K: 0 S: 5	H: 2 LOB: 3 BB: 1 P: 9	R: 0 E: 0 K: 0 S: 3	H: 0 LOB: 0 BB: 0 P: 3	R: 0 E: 0 K: 1 S: 5	H: 0 LOB: 1 BB: 1 P: 9	R: 0 E: 0 K: 0 S: 3	H: 0 LOB: 0 BB: 0 P: 3	R: 1 E: 0 K: 0 S: 5	H: 2 LOB: 2 BB: 1 P: 9	R: 0 E: 0 K: 2 S: 8	H: 2 LOB: 0 BB: 0 P: 9	R: 0 E: 0 K: 1 S: 6	H: 1 LOB: 1 BB: 0 P: 6	R: 0 E: 0 K: 1 S: 7	H: 0 LOB: 0 BB: 0 P: 7	1B: 6 2B: 1 3B: 0 HR: 0	SF: 0 SAC: 0 DP: 0 HBP: 1	WP: 1 PB: 0 SB: 2 CS: 0	PA: 37
<b>PITCHER</b>	IP WLS BF H R ER SO BB IBB HBP BLK WP HR S P ERA WHIP																			
Chris Bosio, R (1, 1) ERA: 1.78	6.0 W 27 6 1 1 3 3 0 1 0 1 0 29 42 1.50 1.500																			
Chuck Cmm, R (7, 1) ERA: 4.59	1.0 4 1 0 0 0 0 0 0 0 0 0 4 4 0.00 1.000																			
Dan Plesac, L (8, 1) ERA:	2.0 S 6 0 0 0 3 0 0 0 0 0 0 0 12 12 0.00 0.000																			

Detroit Tigers @ Milwaukee Brewers  
Milwaukee County Stadium, Milwaukee, WI  
Fri Apr 21 1989, 8:05 PM EDT  
Att: 11,767 - Unknown

AB 33  
R 1  
H 7  
RBI 1  
BB 3  
SO 6  
LOB 19



Batter	1	2	3	4	5	6	7	8	9	AB	R	H	RBI	BB	SO	LOB	BOTTOM			
Paul Molitor, R (1, 10) OBP: 0.406, SLG: 0.586	0-0 4-3		0-0 L3		0-0 G4-6-3 1B		0-0 G5-4-3 1-2			4	0	1	0	0	0	1				
Jim Gantner, L (1, 4) OBP: 0.200, SLG: 0.233	0-0 3-1		0-0 FC6 1B		0-0 G4-6-3 1-2		0-0 S 1B			4	0	2	0	0	0	1				
Robin Yount, R (1, 8) OBP: 0.339, SLG: 0.407	0-3 K2-3		0-0 FC6 1-2		0-0 6-3		0-3 K			4	0	0	0	0	2	2				
Rob Deer, R (1, 9) OBP: 0.431, SLG: 0.625			0-0 F7		4-0 E 1B BB				4-0 FC1-4 BB	2	1	1	0	2	0	0				
Glenn Braggs, R (1, 7) OBP: 0.351, SLG: 0.412			0-0 HR		0-0 E5 1B				0-0 FC1-4 1B 1-2	3	1	1	1	1	0	2				
Gary Sheffield, R (1, 6) OBP: 0.300, SLG: 0.386			0-0 2B		0-0 F8				0-0 G1-6-3 1B	4	0	2	0	0	0	4				
B.J. Surhoff, L (1, 2) OBP: 0.191, SLG: 0.214			0-3 K		0-0 F6				0-0 G1-6-3 1-2	4	0	0	0	0	1	7				
Terry Francona, L (1, 3) OBP: 0.237, SLG: 0.243			0-0 L7		0-0 1-2 2H 1B					3	0	1	1	0	0	3				
Gus Polidor, R (1, 5) OBP: 0.138, SLG: 0.172					0-0 K				0-0 G5-4-3 1B	3	0	1	0	0	1	2				
<b>Inning Stats</b>	R: 0 E: 0 K: 1 S: 5	H: 0 LOB: 0 BB: 0 P: 5	R: 1 E: 0 K: 1 S: 7	H: 2 LOB: 1 BB: 0 P: 7	R: 0 E: 0 K: 1 S: 6	H: 1 LOB: 1 BB: 0 P: 6	R: 1 E: 1 K: 0 S: 5	H: 1 LOB: 2 BB: 1 P: 9	R: 0 E: 0 K: 0 S: 3	H: 1 LOB: 0 BB: 0 P: 3	R: 0 E: 0 K: 0 S: 4	H: 1 LOB: 2 BB: 1 P: 8	R: 0 E: 0 K: 1 S: 6	H: 2 LOB: 1 BB: 0 P: 6	R: 0 E: 0 K: 0 S: 3	H: 1 LOB: 1 BB: 1 P: 7	1B: 6 2B: 2 3B: 0 HR: 1	SF: 0 SAC: 0 DP: 3 HBP: 0	WP: 0 PB: 0 SB: 1 CS: 0	PA: 34
<b>PITCHER</b>	IP WLS BF H R ER SO BB IBB HBP BLK WP HR S P ERA WHIP																			
Jack Morris, R (1, 1) ERA: 5.64	8.0 L 34 9 2 1 4 3 0 0 0 0 0 1 39 51 1.12 1.500																			

Detroit Tigers @ Milwaukee Brewers  
Milwaukee County Stadium, Milwaukee, WI  
Fri Apr 21 1989, 8:05 PM EDT  
Att: 11,767 - Unknown

AB 31  
R 2  
H 9  
RBI 2  
BB 3  
SO 4  
LOB 22










Batter	1	2	3	4	5	6	7	8	9	AB	R	H	RBI	BB	SO	LOB	TOP					
Pat Sheridan, L OBP: 0.394, SLG: 0.429	G4-3	HR		1B		FC3-6											4 3 2 2 2 0 1					
Dave Bergman, L OBP: 0.392, SLG: 0.379	G4-3	K		1B		L7											5 1 1 0 1 1 3					
Lou Whitaker, L OBP: 0.394, SLG: 0.453 Al Pedrique, R OBP: 0.250, SLG: 0.273	1B			1B		F7			E1								5 1 3 0 0 0 1 0 0 0 0 0 0 0					
Alan Trammell, R OBP: 0.364, SLG: 0.328	1B			F8					F9								4 2 2 1 0 0 1					
Fred Lynn, L OBP: 0.276, SLG: 0.163	1B			G3		G4-3			F9								4 0 0 0 1 0 4					
Matt Nokes, L OBP: 0.345, SLG: 0.551 Mike Heath, R OBP: 0.444, SLG: 0.375	G1-3			G3-1		E6			1B								4 0 1 0 0 0 4 0 1 0 0 1 0 0					
Chet Lemon, R OBP: 0.462, SLG: 0.350				L9					G5-3								4 1 1 2 1 0 0					
Keith Moreland, R OBP: 0.389, SLG: 0.382				G4-3		G5-3			G4-3								5 2 3 1 0 0 2					
Torey Lovullo, S OBP: 0.258, SLG: 0.196	K			G4-3					K								4 0 1 1 0 2 2					
<b>Inning Stats</b>	R: 0 H: 2 E: 0 K: 0 S: 14	H: 2 R: 4 ER: 4 LOB: 3 BB: 1 P: 25	R: 2 H: 2 E: 1 K: 2 S: 17	H: 2 R: 4 ER: 0 LOB: 0 BB: 0 P: 26	R: 0 H: 1 E: 0 K: 0 S: 10	H: 1 R: 1 ER: 0 LOB: 1 BB: 0 P: 16	R: 2 H: 3 E: 0 K: 0 S: 14	H: 3 R: 1 ER: 1 LOB: 0 BB: 0 P: 23	R: 1 H: 1 E: 1 K: 0 S: 7	H: 1 R: 1 ER: 1 LOB: 2 BB: 1 P: 14	R: 0 H: 1 E: 0 K: 0 S: 6	H: 1 R: 0 ER: 0 LOB: 1 BB: 0 P: 6	R: 0 H: 0 E: 0 K: 0 S: 8	H: 0 R: 0 ER: 0 LOB: 0 BB: 0 P: 14	R: 0 H: 0 E: 0 K: 1 S: 8	H: 0 R: 0 ER: 0 LOB: 0 BB: 0 P: 13	R: 6 H: 4 E: 1 K: 0 S: 24	H: 4 R: 2 ER: 2 LOB: 4 BB: 4 P: 49	1B: 12 2B: 1 3B: 0 HR: 1	SF: 1 SAC: 0 DP: 0 HBP: 1	WP: 1 PB: 0 SB: 2 CS: 3	PA: 48
<b>PITCHER</b>	IP WLS BF H R ER SO BB IBB HBP BLK WP HR S P ERA WHIP																					
Don August, R ERA: 3.99	(1, 1) 3.2 L 20 8 4 4 2 1 0 0 0 0 1 1 53 87 9.82 2.455																					
Mark Knudson, R ERA: 1.39	(4, 1) 4.1 17 2 2 1 1 2 0 1 0 0 0 33 56 2.08 0.923																					
Paul Mirabella, L ERA: 9.0	(9, 1) 1.0 10 4 5 5 0 2 1 0 0 0 0 22 43 45.00 6.000																					

**Detroit Tigers @ Milwaukee Brewers**  
 Milwaukee County Stadium, Milwaukee, WI  
 Sun Apr 23 1989, 4:33 AM EDT  
 Att: 21,854 - Unknown


**AB 39**  
**R 11**  
**H 14**  
**RBI 7**  
**BB 6**  
**SO 3**  
**LOB 18**



Batter	1	2	3	4	5	6	7	8	9	AB	R	H	RBI	BB	SO	LOB	BOTTOM			
Paul Molitor, R OBP: 0.390, SLG: 0.514	P4					E3			G6-3								4 0 1 0 1 0 0			
Terry Francona, L OBP: 0.196, SLG: 0.200 Dave Engle, R OBP: 0.308, SLG: 0.615	G6-3			FC3-6		F7			P3								4 0 0 0 0 0 4 1 0 0 0 0 0 0			
Robin Yount, R OBP: 0.373, SLG: 0.450	BB			1B		L7											2 0 1 1 2 0 0			
Rob Deer, R OBP: 0.424, SLG: 0.566	P5			FC5		2B			K								3 1 0 0 1 1 5			
Glenn Braggs, R OBP: 0.308, SLG: 0.356	K			K		K			G5-3								4 0 0 0 0 3 1			
Gary Sheffield, R OBP: 0.310, SLG: 0.423				G6-3					G3								4 1 2 0 0 0 0			
Gus Polidor, R OBP: 0.139, SLG: 0.167	G5-4-3			L3					E6								4 0 1 2 0 0 1			
Charlie O'Brien, R OBP: 0.400, SLG: 0.417				FC6-4		F7			F7								3 0 0 0 1 0 2			
Mike Felder, S OBP: 0.313, SLG: 0.214				FC6-4		K			F9								4 1 0 0 0 1 1			
<b>Inning Stats</b>	R: 0 H: 0 E: 0 K: 0 S: 10	H: 1 R: 1 ER: 1 LOB: 0 BB: 0 P: 6	R: 1 H: 2 E: 0 K: 0 S: 7	H: 2 R: 1 ER: 0 LOB: 2 BB: 1 P: 14	R: 0 H: 0 E: 0 K: 1 S: 8	H: 0 R: 0 ER: 0 LOB: 0 BB: 0 P: 9	R: 0 H: 0 E: 1 K: 1 S: 13	H: 0 R: 0 ER: 1 LOB: 1 BB: 0 P: 20	R: 2 H: 2 E: 0 K: 1 S: 15	H: 2 R: 0 ER: 0 LOB: 1 BB: 1 P: 25	R: 0 H: 0 E: 0 K: 1 S: 11	H: 0 R: 0 ER: 0 LOB: 2 BB: 2 P: 23	R: 0 H: 0 E: 1 K: 0 S: 7	H: 0 R: 0 ER: 0 LOB: 1 BB: 0 P: 12	R: 0 H: 0 E: 0 K: 0 S: 9	H: 0 R: 0 ER: 0 LOB: 0 BB: 0 P: 13	1B: 4 2B: 1 3B: 0 HR: 0	SF: 0 SAC: 0 DP: 1 HBP: 0	WP: 0 PB: 0 SB: 0 CS: 0	PA: 38
<b>PITCHER</b>	IP WLS BF H R ER SO BB IBB HBP BLK WP HR S P ERA WHIP																			
Jeff Robinson, R ERA: 4.29	(1, 1) 3.0 13 3 2 2 1 1 1 1 0 0 23 38 3.00 1.667																			
Paul Gibson, L ERA: 4.0	(4, 1) 3.2 W 16 2 2 2 3 2 0 0 0 0 0 43 67 4.91 1.091																			
Mike Henneman, R ERA: 0.14	(7, 1) 0.0 0 0 0 0 0 0 0 0 0 0 0 0 0 ∞ ∞																			
Willie Hernandez, L ERA: 6.35	(7, 1) 2.1 S 9 0 0 0 0 1 1 0 0 0 0 0 20 35 0.00 0.429																			

**Detroit Tigers @ Milwaukee Brewers**  
 Milwaukee County Stadium, Milwaukee, WI  
 Sun Apr 23 1989, 4:33 AM EDT  
 Att: 21,854 - Unknown

**AB 33**  
**R 3**  
**H 5**  
**RBI 3**  
**BB 5**  
**SO 5**  
**LOB 14**





Batter	1	2	3	4	5	6	7	8	9	AB	R	H	RBI	BB	SO	LOB	TOP										
Dan Gladden, R OBP: 0.317, SLG: 0.357	G6-3		G6-3	E5		K			HR	4	1	1	1	1	1	4	<b>Minnesota Twins @ Milwaukee Brewers</b> Milwaukee County Stadium, Milwaukee, WI Mon Apr 24 1989, 8:05 PM EDT Att: 9,311 - Unknown <a href="http://livebaseballscorecards.com">livebaseballscorecards.com</a>										
Wally Backman, S OBP: 0.381, SLG: 0.397	L1-3		G6-3	L1-3		G6-3			2B	4	1	0	0	1	0	6											
Kirby Puckett, R OBP: 0.403, SLG: 0.556			K						SF8	5	0	3	0	0	1	1											
Kent Hrbek, L OBP: 0.344, SLG: 0.537	E4			G6-3	G4-3				SF8	4	0	0	1	0	0	2											
Gary Gaetti, R OBP: 0.333, SLG: 0.507	G5-3			G3	K				IBB	4	1	1	0	1	1	3											
Randy Bush, L OBP: 0.308, SLG: 0.500		F7		G3	K				G6-3	2	0	0	0	0	0	1											
Carmen Castillo, R OBP: 0.452, SLG: 0.630										3	0	0	0	0	1	3											
John Moses, S OBP: 0.462, SLG: 0.476										0	0	0	0	0	0	0											
Gene Larkin, S OBP: 0.377, SLG: 0.407		F8		BB		1B				3	1	2	0	1	0	0											
Tim Laudner, R OBP: 0.200, SLG: 0.156				E		SH5-3				2	0	0	0	1	2	1											
Greg Gagne, R OBP: 0.269, SLG: 0.286				BB					F9	3	0	1	1	1	1	1											
<b>Inning Stats</b>	R: 0 E: 1 K: 0 S: 6	H: 1 LOB: 2 BB: 0 P: 9	R: 0 E: 0 K: 1 S: 9	H: 0 LOB: 0 BB: 0 P: 16	R: 0 E: 0 K: 2 S: 15	H: 0 LOB: 1 BB: 1 P: 26	R: 2 E: 1 K: 0 S: 11	H: 1 LOB: 3 BB: 3 P: 33	R: 0 E: 0 K: 2 S: 8	H: 2 LOB: 2 BB: 0 P: 13	R: 0 E: 0 K: 1 S: 5	H: 0 LOB: 0 BB: 0 P: 5	R: 0 E: 0 K: 1 S: 7	H: 1 LOB: 1 BB: 0 P: 13	R: 2 E: 0 K: 0 S: 11	H: 2 LOB: 1 BB: 2 P: 21	1B: 4 2B: 3 3B: 0 HR: 1	SF: 1 SAC: 1 DP: 1 HBP: 0	WP: 0 PB: 0 SB: 1 CS: 0	PA: 42							
<b>PITCHER</b>	IP	WLS	BF	H	R	ER	SO	BB	IBB	HBP	BLK	WP	HR	S	P	ERA	WHIP										
Mike Birkbeck, R ERA: 4.7	(1, 1)	4.0	21	3	2	1	3	3	1	0	0	0	0	42	86	2.25	1.500										
Bill Krueger, L ERA:	(5, 1)	3.1	13	3	0	0	3	0	0	0	0	0	0	27	42	0.00	0.900										
Dan Plesac, L ERA: 2.45	(8, 1)	1.2	W	8	2	2	2	1	1	0	0	0	1	15	27	10.80	1.800										

Batter	1	2	3	4	5	6	7	8	9	AB	R	H	RBI	BB	SO	LOB	BOTTOM										
Paul Molitor, R OBP: 0.391, SLG: 0.500	F9	G4-3		FC5					P4	5	0	2	0	0	0	4	<b>Minnesota Twins @ Milwaukee Brewers</b> Milwaukee County Stadium, Milwaukee, WI Mon Apr 24 1989, 8:05 PM EDT Att: 9,311 - Unknown <a href="http://livebaseballscorecards.com">livebaseballscorecards.com</a>										
Gary Sheffield, R OBP: 0.317, SLG: 0.411	F9		F7		G4-3		F7		G6-3	4	1	1	0	1	0	1											
Robin Yount, R OBP: 0.361, SLG: 0.431	F9		G5-3		P3				G6-3	5	0	1	0	0	0	3											
Rob Deer, R OBP: 0.408, SLG: 0.586			K		K				HR	5	1	1	2	0	3	4											
Glenn Braggs, R OBP: 0.304, SLG: 0.349	G6-3			FC4-6		K			F7	4	1	1	0	0	1	4											
Dave Engle, R OBP: 0.353, SLG: 0.765			K							4	1	2	1	0	1	0											
Terry Francona, L OBP: 0.196, SLG: 0.200				FC4-6		HR			G6-3	0	0	0	0	0	0	0											
Joey Meyer, R OBP: 0.143, SLG: 0.053		E5		K		K			K	4	0	0	0	0	3	2											
B.J. Surhoff, L OBP: 0.241, SLG: 0.319		F8		FC4-6		HR				3	1	1	1	1	0	3											
Gus Polidor, R OBP: 0.179, SLG: 0.231				FC5						3	0	2	1	0	1	0											
Jim Gantner, L OBP: 0.196, SLG: 0.227						K			G3	1	0	0	0	0	0	1											
<b>Inning Stats</b>	R: 0 E: 0 K: 1 S: 13	H: 1 LOB: 2 BB: 0 P: 24	R: 0 E: 1 K: 1 S: 13	H: 1 LOB: 2 BB: 0 P: 13	R: 0 E: 0 K: 1 S: 8	H: 0 LOB: 0 BB: 0 P: 11	R: 1 E: 0 K: 1 S: 13	H: 3 LOB: 2 BB: 0 P: 18	R: 0 E: 0 K: 1 S: 8	H: 0 LOB: 0 BB: 0 P: 13	R: 2 E: 0 K: 3 S: 15	H: 2 LOB: 0 BB: 0 P: 23	R: 0 E: 0 K: 0 S: 9	H: 2 LOB: 2 BB: 0 P: 14	R: 0 E: 0 K: 1 S: 10	H: 0 LOB: 1 BB: 1 P: 18	R: 2 E: 0 K: 0 S: 15	H: 2 LOB: 0 BB: 0 P: 20	1B: 7 2B: 1 3B: 0 HR: 3	SF: 0 SAC: 0 DP: 0 HBP: 0	WP: 0 PB: 0 SB: 1 CS: 0	PA: 40					
<b>PITCHER</b>	IP	WLS	BF	H	R	ER	SO	BB	IBB	HBP	BLK	WP	HR	S	P	ERA	WHIP										
Frank Viola, L ERA: 5.29	(1, 1)	6.1	30	9	3	3	8	1	0	0	0	0	0	76	112	4.26	1.579										
Juan Berenguer, R ERA: 1.46	(7, 1)	1.2	6	0	0	0	1	1	0	0	0	0	0	13	22	0.00	0.600										
Jeff Reardon, R ERA: 6.14	(9, 1)	0.2	L	4	2	2	0	0	0	0	0	0	1	15	20	27.00	3.000										



Batter	1	2	3	4	5	6	7	8	9	AB	R	H	RBI	BB	SO	LOB	TOP				
Dan Gladden, R OBP: 0.313, SLG: 0.367	F8			F8		G4-3		P7		4	1	1	0	0	0	0	<b>Minnesota Twins @ Milwaukee Brewers</b> Milwaukee County Stadium, Milwaukee, WI Tue Apr 25 1989, 8:05 PM EDT Att: 10,034 - Unknown - 60 F				
Wally Backman, S OBP: 0.355, SLG: 0.389	F7			L7		G4-3			4	1	1	1	0	0	1						
Kirby Puckett, R OBP: 0.395, SLG: 0.552	G4-3					G4-3			4	0	1	1	0	0	1						
Kent Hrbek, L OBP: 0.323, SLG: 0.500		F7						F7	4	0	0	0	0	1	2						
Gary Gaetti, R OBP: 0.329, SLG: 0.493		G3				F8			4	1	1	0	0	1	0						
Gene Larkin, S OBP: 0.369, SLG: 0.414		G4-3				G3-1			4	0	1	2	0	0	0						
Brian Harper, R OBP: 0.371, SLG: 0.567				F9					3	0	1	0	0	0	0						
Jim Dwyer, L OBP: 0.300, SLG: 0.125								G4-3	1	0	0	0	0	0	1						
Randy Bush, L OBP: 0.286, SLG: 0.459				P2		P4			3	0	0	0	0	0	1						
Greg Gagne, R OBP: 0.273, SLG: 0.288				P2					3	1	1	0	0	1	0						
<b>Inning Stats</b>	R: 0 E: 0 K: 0 S: 6	H: 0 LOB: 0 BB: 0 P: 10	R: 0 E: 0 K: 0 S: 7	H: 0 LOB: 0 BB: 0 P: 11	R: 0 E: 0 K: 0 S: 7	H: 0 LOB: 0 BB: 0 P: 10	R: 0 E: 0 K: 0 S: 6	H: 1 LOB: 1 BB: 0 P: 11	R: 0 E: 0 K: 0 S: 6	H: 1 LOB: 1 BB: 0 P: 7	R: 2 E: 0 K: 1 S: 9	H: 2 LOB: 0 BB: 0 P: 14	R: 0 E: 0 K: 1 S: 6	H: 0 LOB: 0 BB: 0 P: 9	R: 0 E: 0 K: 1 S: 6	H: 0 LOB: 0 BB: 0 P: 6	R: 2 E: 0 K: 0 S: 7	H: 3 LOB: 1 BB: 0 P: 10	1B: 4 2B: 3 3B: 0 HR: 0	SF: 0 SAC: 0 DP: 0 HBP: 0	WP: 0 PA: 34 SB: 0 CS: 0
<b>PITCHER</b> Bryan Clutterbuck, R ERA: 3.94	IP: 9.0 WLS: W BF: 34 H: 7 R: 4 ER: 4 SO: 3 BB: 0 IBB: 0 HBP: 0 BLK: 0 WP: 0 HR: 0 S: 60 P: 88 ERA: 4.00 WHIP: 0.778											<b>PITCHER</b>	IP: 9.0 WLS: W BF: 34 H: 7 R: 4 ER: 4 SO: 3 BB: 0 IBB: 0 HBP: 0 BLK: 0 WP: 0 HR: 0 S: 60 P: 88 ERA: 4.00 WHIP: 0.778								

Batter	1	2	3	4	5	6	7	8	9	AB	R	H	RBI	BB	SO	LOB	BOTTOM		
Paul Molitor, R OBP: 0.431, SLG: 0.652					L7					4	2	3	2	1	0	0	<b>Minnesota Twins @ Milwaukee Brewers</b> Milwaukee County Stadium, Milwaukee, WI Tue Apr 25 1989, 8:05 PM EDT Att: 10,034 - Unknown - 60 F		
Bill Spiers, L OBP: 0.233, SLG: 0.240										0	0	0	0	0	0	0			
Jim Gantner, L OBP: 0.216, SLG: 0.229					G3			F8	4	0	1	1	0	0	0				
Robin Yount, R OBP: 0.355, SLG: 0.412									3	0	0	0	0	1	1	5			
Mike Felder, S OBP: 0.294, SLG: 0.200									1	0	0	0	0	0	0	0			
Rob Deer, R OBP: 0.395, SLG: 0.548									4	1	0	0	0	1	1	2			
B.J. Surhoff, L OBP: 0.259, SLG: 0.333									4	2	2	0	0	0	1				
Glenn Braggs, R OBP: 0.325, SLG: 0.493									4	3	3	5	0	0	0				
Gary Sheffield, R OBP: 0.343, SLG: 0.492									3	1	2	1	1	0	0				
Joey Meyer, R OBP: 0.120, SLG: 0.045									3	0	0	1	0	0	1				
Terry Francona, L OBP: 0.200, SLG: 0.224									4	1	1	0	0	0	2				
<b>Inning Stats</b>	R: 1 E: 0 K: 1 S: 6	H: 1 LOB: 0 BB: 0 P: 9	R: 0 E: 0 K: 0 S: 4	H: 0 LOB: 0 BB: 0 P: 11	R: 1 E: 0 K: 0 S: 11	H: 3 LOB: 1 BB: 0 P: 15	R: 3 E: 0 K: 0 S: 13	H: 2 LOB: 0 BB: 1 P: 23	R: 0 E: 0 K: 0 S: 6	H: 0 LOB: 1 BB: 1 P: 12	R: 2 E: 0 K: 0 S: 14	H: 2 LOB: 3 BB: 2 P: 29	R: 2 E: 0 K: 1 S: 13	H: 3 LOB: 1 BB: 0 P: 20	R: 1 E: 1 K: 0 S: 9	H: 1 LOB: 0 BB: 0 P: 11	1B: 4 2B: 2 3B: 1 HR: 5	SF: 1 SAC: 0 DP: 2 HBP: 1	WP: 0 PA: 40 SB: 1 CS: 0
<b>PITCHER</b> Roy Smith, R ERA: 4.96	IP: 4.0 WLS: L BF: 18 H: 6 R: 5 ER: 5 SO: 1 BB: 1 IBB: 0 HBP: 0 BLK: 0 WP: 0 HR: 3 S: 34 P: 58 ERA: 11.25 WHIP: 1.750											<b>PITCHER</b> Mike Cook, R ERA: 3.72	IP: 1.1 WLS: L BF: 8 H: 2 R: 2 ER: 2 SO: 0 BB: 2 IBB: 0 HBP: 0 BLK: 0 WP: 0 HR: 1 S: 12 P: 25 ERA: 13.50 WHIP: 3.000						
Gary Wayne, L ERA: 6.48	IP: 1.0 WLS: L BF: 8 H: 3 R: 2 ER: 2 SO: 1 BB: 1 IBB: 0 HBP: 1 BLK: 0 WP: 0 HR: 1 S: 17 P: 29 ERA: 18.00 WHIP: 4.000											<b>PITCHER</b> German Gonzalez, R ERA: 1.86	IP: 1.2 WLS: L BF: 6 H: 1 R: 1 ER: 1 SO: 0 BB: 0 IBB: 0 HBP: 0 BLK: 0 WP: 0 HR: 1 S: 13 P: 18 ERA: 5.40 WHIP: 0.600						



Batter	1	2	3	4	5	6	7	8	9	AB	R	H	RBI	BB	SO	LOB	TOP					
Wally Backman, S OBP: 0.350, SLG: 0.373	1-3 SAFE K	2-2 SAFE F7															3 0 0 0 1 1 2					
John Moses, S OBP: 0.433, SLG: 0.440	0-3 K		0-0 G3														4 0 1 0 0 1 0					
Dan Gladden, R OBP: 0.294, SLG: 0.344	3-1 BB 1B		1-0 G6-3														4 0 0 0 0 0 2					
Kirby Puckett, R OBP: 0.392, SLG: 0.543 Carmen Castillo, R OBP: 0.436, SLG: 0.697	0-0 BB 1B		2-3 K														3 0 1 0 0 1 0 1 0 0 0 0 0 0					
Gene Larkin, S OBP: 0.362, SLG: 0.393	4-0 BB 1B		0-0 G3-1														3 0 0 0 1 0 0					
Jim Dwyer, L OBP: 0.214, SLG: 0.083	1-3 K		2-0 L6														4 0 0 0 0 2 3					
Brian Harper, R OBP: 0.385, SLG: 0.545			0-2 G5-3														3 0 1 0 1 0 0					
Greg Gagne, R OBP: 0.276, SLG: 0.291 Tim Laudner, R OBP: 0.194, SLG: 0.152			0-2 FC3-6 1B														3 0 1 0 0 0 1 1 0 0 0 0 0 1					
Al Newman, S OBP: 0.211, SLG: 0.263			0-0 FC3-6														3 0 0 0 0 1 2					
<b>Inning Stats</b>	R: 0 E: 1 K: 3 S: 12	H: 1 LOB: 3 BB: 1 P: 21	R: 0 E: 0 K: 0 S: 11	H: 1 LOB: 1 BB: 0 P: 13	R: 0 E: 0 K: 1 S: 5	H: 0 LOB: 0 BB: 0 P: 8	R: 0 E: 0 K: 0 S: 7	H: 0 LOB: 0 BB: 0 P: 11	R: 0 E: 0 K: 1 S: 11	H: 1 LOB: 2 BB: 1 P: 17	R: 0 E: 0 K: 1 S: 6	H: 0 LOB: 0 BB: 0 P: 8	R: 0 E: 0 K: 0 S: 5	H: 0 LOB: 1 BB: 1 P: 11	R: 0 E: 0 K: 0 S: 6	H: 0 LOB: 0 BB: 0 P: 9	R: 0 E: 0 K: 0 S: 4	H: 1 LOB: 1 BB: 0 P: 6	1B: 4 2B: 0 3B: 0 HR: 0	SF: 0 SAC: 0 DP: 0 HBP: 0	WP: 0 PB: 0 SB: 0 CS: 0	PA: 35
<b>PITCHER</b> Chris Bosio, R ERA: 1.37	IP: 9.0 WLS: W BF: 35 H: 4 R: 0 ER: 0 SO: 6 BB: 3 IBB: 0 HBP: 0 BLK: 0 WP: 0 HR: 0 S: 67 P: 104 ERA: 0.00 WHIP: 0.778															<b>PITCHER</b>	IP: 9.0 WLS: W BF: 35 H: 4 R: 0 ER: 0 SO: 6 BB: 3 IBB: 0 HBP: 0 BLK: 0 WP: 0 HR: 0 S: 67 P: 104 ERA: 0.00 WHIP: 0.778					

Minnesota Twins @ Milwaukee Brewers  
Milwaukee County Stadium, Milwaukee, WI  
Wed Apr 26 1989, 4:33 AM EDT  
Att: 10,912 - Unknown - 58 F


AB 32  
R 0  
H 4  
RBI 0  
BB 3  
SO 6  
LOB 11



Batter	1	2	3	4	5	6	7	8	9	AB	R	H	RBI	BB	SO	LOB	BOTTOM			
Paul Molitor, R OBP: 0.455, SLG: 0.646 Bill Spiers, L OBP: 0.258, SLG: 0.269	1-1 F8 1B CS HBP		4-1 FC6-4 1B FC5-4 BB	0-0 G6-3													2 2 1 0 1 0 1 1 1 1 0 0 0 0			
Gary Sheffield, R OBP: 0.352, SLG: 0.492 Gus Polidor, R OBP: 0.175, SLG: 0.225	0-0 CS 1B		0-0 FC6-4 1B	2-3 G5-3													4 0 2 0 0 0 2 1 0 0 0 0 0 2			
Robin Yount, R OBP: 0.346, SLG: 0.397	0-2 F8		0-0 FC6-4 FC5-4 1B														5 1 1 3 0 0 5			
Rob Deer, R OBP: 0.395, SLG: 0.530	2-3 L8		1-2 FC5-4 1B	2-3 K													4 1 1 1 0 1 2			
Glenn Braggs, R OBP: 0.308, SLG: 0.458			1-1 L9	1-0 L8													5 0 0 0 0 0 5			
Joey Meyer, R OBP: 0.241, SLG: 0.280			0-0 FC6-4 1B	3-1 G1-3 2B 1B													3 3 3 1 1 0 0			
B.J. Surhoff, L OBP: 0.256, SLG: 0.382	0-0 F8		0-0 F8	2-1 G1-3													4 1 1 4 0 0 2			
Dave Engle, R OBP: 0.368, SLG: 0.789 Terry Francona, L OBP: 0.192, SLG: 0.216	1-1 FC6-4		1-1 FC6-4	1-2 1B 2B													2 1 1 1 0 0 1 2 0 0 0 0 0 1			
Jim Gantner, L OBP: 0.255, SLG: 0.255			1-0 1B BB FC6-4 1B	2-0 G6-3 1B													3 2 2 1 1 0 0			
<b>Inning Stats</b>	R: 1 E: 0 K: 0 S: 8	H: 1 LOB: 0 BB: 0 P: 11	R: 0 E: 0 K: 0 S: 6	H: 1 LOB: 1 BB: 0 P: 8	R: 2 E: 0 K: 0 S: 6	H: 2 LOB: 1 BB: 1 P: 13	R: 2 E: 0 K: 0 S: 10	H: 3 LOB: 1 BB: 0 P: 18	R: 0 E: 0 K: 1 S: 7	H: 0 LOB: 0 BB: 0 P: 10	R: 1 E: 0 K: 0 S: 8	H: 1 LOB: 0 BB: 0 P: 12	R: 5 E: 0 K: 0 S: 12	H: 3 LOB: 1 BB: 1 P: 24	R: 1 E: 0 K: 0 S: 14	H: 2 LOB: 2 BB: 1 P: 22	1B: 10 2B: 1 3B: 0 HR: 2	SF: 0 SAC: 0 DP: 0 HBP: 2	WP: 0 PB: 0 SB: 0 CS: 2	PA: 41
<b>PITCHER</b> Allan Anderson, L ERA: 2.03 Freddie Toliver, R ERA: 9.98 Gary Wayne, L ERA: 7.45	IP: 3.0 WLS: L BF: 14 H: 4 R: 3 ER: 3 SO: 3 BB: 1 IBB: 0 HBP: 1 BLK: 0 WP: 0 HR: 0 S: 20 P: 32 ERA: 9.00 WHIP: 1.667															<b>PITCHER</b>	IP: 3.0 WLS: L BF: 14 H: 4 R: 3 ER: 3 SO: 3 BB: 1 IBB: 0 HBP: 1 BLK: 0 WP: 0 HR: 0 S: 20 P: 32 ERA: 9.00 WHIP: 1.667			

Minnesota Twins @ Milwaukee Brewers  
Milwaukee County Stadium, Milwaukee, WI  
Wed Apr 26 1989, 4:33 AM EDT  
Att: 10,912 - Unknown - 58 F

AB 36  
R 12  
H 13  
RBI 11  
BB 3  
SO 1  
LOB 21





Batter	1	2	3	4	5	6	7	8	9	AB	R	H	RBI	BB	SO	LOB	TOP										
Paul Moltor, R OBP: 0.441, SLG: 0.615 (1, 5)	G1-3		G5-3 1B		L5			K		4	0	1	0	0	1	0	<b>Milwaukee Brewers @ Kansas City Royals</b> Royals Stadium, Kansas City, MO Fri Apr 28 1989, 8:05 PM EDT Att: 27,515 - Unknown										
Gary Sheffield, R OBP: 0.333, SLG: 0.463 (1, 6)	G5-3		G5-3			K		P6		4	0	0	0	0	1	1											
Robin Yount, R OBP: 0.341, SLG: 0.382 (1, 8)	F9		F9			BLK BB		F8		3	0	0	0	1	0	1											
Rob Deer, R OBP: 0.376, SLG: 0.500 (1, 9)		G5-3		G5-3		P4		K		4	0	0	0	0	1	1											
Glenn Braggs, R OBP: 0.317, SLG: 0.461 (1, 7)		S 1B		1B		G6-3		F8		4	1	2	0	0	0	1											
B.J. Surhoff, L OBP: 0.242, SLG: 0.356 (1, 2)	F7		F8				F9		G4-3	4	0	0	0	0	0	2											
Joey Meyer, R OBP: 0.250, SLG: 0.286 (1, 10)		1-H 1B		P6			F8			3	0	1	1	0	0	1											
Dave Engle, R OBP: 0.364, SLG: 0.727 (1, 3)	G1-3				F8					3	0	1	0	0	0	1											
Jim Gantner, L OBP: 0.241, SLG: 0.241 (1, 4)			G4-3		G4-3		F7			3	0	0	0	0	0	1											
<b>Inning Stats</b>	R: 0 E: 0 K: 0 S: 9	H: 0 LOB: 0 BB: 0 P: 11	R: 1 E: 0 K: 0 S: 8	H: 2 LOB: 1 BB: 0 P: 13	R: 0 E: 0 K: 0 S: 5	H: 1 LOB: 1 BB: 0 P: 5	R: 0 E: 0 K: 0 S: 8	H: 1 LOB: 1 BB: 0 P: 12	R: 0 E: 0 K: 0 S: 3	H: 0 LOB: 0 BB: 0 P: 4	R: 0 E: 0 K: 1 S: 12	H: 0 LOB: 1 BB: 1 P: 20	R: 0 E: 0 K: 0 S: 10	H: 1 LOB: 1 BB: 0 P: 16	R: 0 E: 0 K: 1 S: 5	H: 0 LOB: 0 BB: 0 P: 9		R: 0 E: 0 K: 1 S: 9	H: 0 LOB: 0 BB: 0 P: 14	1B: 5 2B: 0 3B: 0 HR: 0	SF: 0 SAC: 0 DP: 0 HBP: 0	WP: 0 PB: 0 SB: 1 CS: 0	PA: 33				
<b>PITCHER</b>	IP	WLS	BF	H	R	ER	SO	BB	IBB	HBP	BLK	WP	HR	S	P	ERA	WHIP										
Charlie Leibrandt, L ERA: 2.72 (1, 1)	8.0	W	30	5	1	1	2	1	0	0	1	0	0	60	90	1.12	0.750										
Jeff Montgomery, R ERA: 3.27 (9, 1)	1.0		3	0	0	0	1	0	0	0	0	0	0	9	14	0.00	0.000										

Batter	1	2	3	4	5	6	7	8	9	AB	R	H	RBI	BB	SO	LOB	BOTTOM										
Jim Eisenreich, L OBP: 0.364, SLG: 0.500 (1, 8)	G4-3			G4-3		FC1-5 1B BB	K			4	1	1	0	1	1	0	<b>Milwaukee Brewers @ Kansas City Royals</b> Royals Stadium, Kansas City, MO Fri Apr 28 1989, 8:05 PM EDT Att: 27,515 - Unknown										
Kevin Seitzer, R OBP: 0.340, SLG: 0.349 (1, 5)	G4-6-3 1B			L9		FC1-5 1B E	2B	K		5	2	2	0	0	1	3											
George Brett, L OBP: 0.358, SLG: 0.342 (1, 3)	G4-6-3 1-2					E 1B	K			3	1	1	1	1	1	2											
Danny Tartabull, R OBP: 0.448, SLG: 0.435 (1, 9)		L6				E5 3B				3	1	0	1	1	1	1											
Gary Thurman, R OBP: 0.333, SLG: 0.286 (7, PR) (8, 9)				K		1-H 3-H 3B	2B BB			0	1	0	0	0	0	0											
Bill Buckner, L OBP: 0.333, SLG: 0.346 (1, 10)		G3-1			F7	L9		1B 2B		4	1	1	2	0	0	1											
Bo Jackson, R OBP: 0.329, SLG: 0.633 (1, 7)		PO S 1B			G5-3	1B 3B		1B		4	1	3	2	0	0	0											
Bob Boone, R OBP: 0.387, SLG: 0.385 (1, 2)		PO		G6-3		BB		K		3	0	1	1	1	1	1											
Mike Macfarlane, R OBP: 0.250, SLG: 0.267 (9, 2)						1B		K		0	0	0	0	0	0	0											
Frank White, R OBP: 0.320, SLG: 0.388 (1, 4)						BB		K		4	0	1	0	0	2	1											
Brad Wellman, R OBP: 0.232, SLG: 0.227 (9, 4)				K		G6-3		K		0	0	0	0	0	0	0											
Kurt Stillwell, S OBP: 0.232, SLG: 0.216 (1, 6)				G4-3				K		4	0	1	0	0	1	2											
<b>Inning Stats</b>	R: 0 E: 0 K: 0 S: 8	H: 1 LOB: 0 BB: 0 P: 13	R: 0 E: 0 K: 0 S: 4	H: 1 LOB: 0 BB: 0 P: 11	R: 0 E: 0 K: 1 S: 7	H: 0 LOB: 0 BB: 0 P: 9	R: 0 E: 0 K: 1 S: 8	H: 0 LOB: 1 BB: 1 P: 18	R: 0 E: 0 K: 0 S: 5	H: 0 LOB: 1 BB: 1 P: 11	R: 5 E: 1 K: 0 S: 18	H: 5 LOB: 2 BB: 1 P: 30	R: 3 E: 0 K: 3 S: 20	H: 3 LOB: 1 BB: 1 P: 31	R: 0 E: 0 K: 3 S: 13	H: 1 LOB: 1 BB: 0 P: 21	1B: 9 2B: 1 3B: 1 HR: 0	SF: 0 SAC: 0 DP: 1 HBP: 0	WP: 0 PB: 0 SB: 1 CS: 0	PA: 39							
<b>PITCHER</b>	IP	WLS	BF	H	R	ER	SO	BB	IBB	HBP	BLK	WP	HR	S	P	ERA	WHIP										
Bill Wegman, R ERA: 4.35 (1, 1)	5.2	L	24	5	5	2	2	3	0	0	0	0	0	4	5	0.00	6.000										
Chuck Crim, R ERA: 4.79 (6, 1)	0.1		3	2	0	0	0	0	0	0	0	0	0	4	5	0.00	6.000										
Ray Krawczyk, R ERA: 13.5 (7, 1)	2.0		11	4	3	3	6	1	0	0	0	0	0	33	52	13.50	2.500										







Batter	1	2	3	4	5	6	7	8	9	AB	R	H	RBI	BB	SO	LOB	TOP					
Paul Moltis, R OBP: 0.412, SLG: 0.550 (1,5)	G1-3		F7			F7		1B		4	0	1	0	0	0	0	<b>Milwaukee Brewers @ Kansas City Royals</b> Royals Stadium, Kansas City, MO Sun Apr 30 1989, 4:33 AM EDT Att: 40,113 - Unknown <a href="http://livebaseballscorecards.com">livebaseballscorecards.com</a>					
Gary Sheffield, R OBP: 0.310, SLG: 0.421 (1,6)	F7			G5-3		F8		L6		4	0	0	0	0	0	1						
Robin Yount, R OBP: 0.351, SLG: 0.373 (1,8)	F8			G5-3					F8	4	0	1	0	0	0	0						
Rob Deer, R OBP: 0.370, SLG: 0.474 (1,9)		G5-3							F8	3	0	0	0	1	1	1						
Bill Splers, L OBP: 0.256, SLG: 0.269 (9, PR)				F9		K			FC6-4 BB	0	0	0	0	0	0	0						
Glenn Braggs, R OBP: 0.322, SLG: 0.439 (1,10)	G6-3								FC6-4 BB	2	0	0	0	2	0	0						
Mike Felder, S OBP: 0.273, SLG: 0.200 (1,7)					F8				FC6-4 BB	4	0	1	0	0	0	3						
Joey Meyer, R OBP: 0.225, SLG: 0.229 (1,3)	F7								F9	3	0	0	0	1	0	3						
Charlie O'Brien, R OBP: 0.333, SLG: 0.333 (1,2)			G6-3			FC1-4 BB			F9	3	0	0	0	0	0	2						
Jim Gantner, L OBP: 0.262, SLG: 0.267 (1,4)	G1-3					FC6-4			F7	3	0	0	0	0	0	2						
<b>Inning Stats</b>	R: 0 E: 0 K: 0 S: 10	H: 0 LOB: 0 BB: 0 P: 12	R: 0 E: 0 K: 0 S: 12	H: 1 LOB: 1 BB: 0 P: 17	R: 0 E: 0 K: 0 S: 4	H: 0 LOB: 0 BB: 0 P: 6	R: 0 E: 0 K: 0 S: 10	H: 0 LOB: 0 BB: 0 P: 14	R: 0 E: 0 K: 0 S: 7	H: 0 LOB: 2 BB: 2 P: 16	R: 0 E: 0 K: 1 S: 6	H: 1 LOB: 1 BB: 0 P: 8	R: 0 E: 0 K: 0 S: 7	H: 0 LOB: 0 BB: 0 P: 7	R: 0 E: 0 K: 0 S: 9	H: 1 LOB: 1 BB: 0 P: 12	R: 0 E: 0 K: 0 S: 10	H: 0 LOB: 3 BB: 2 P: 23	1B: 3 2B: 0 3B: 0 HR: 0	SF: 0 SAC: 0 DP: 0 HBP: 0	WP: 0 PB: 0 CS: 2	PA: 34
<b>PITCHER</b>	IP WLS BF H R ER SO BB IBB HBP BLK WP HR S P ERA WHIP	IP WLS BF H R ER SO BB IBB HBP BLK WP HR S P ERA WHIP	IP WLS BF H R ER SO BB IBB HBP BLK WP HR S P ERA WHIP	IP WLS BF H R ER SO BB IBB HBP BLK WP HR S P ERA WHIP	IP WLS BF H R ER SO BB IBB HBP BLK WP HR S P ERA WHIP	IP WLS BF H R ER SO BB IBB HBP BLK WP HR S P ERA WHIP	IP WLS BF H R ER SO BB IBB HBP BLK WP HR S P ERA WHIP	IP WLS BF H R ER SO BB IBB HBP BLK WP HR S P ERA WHIP	IP WLS BF H R ER SO BB IBB HBP BLK WP HR S P ERA WHIP	IP WLS BF H R ER SO BB IBB HBP BLK WP HR S P ERA WHIP	IP WLS BF H R ER SO BB IBB HBP BLK WP HR S P ERA WHIP	IP WLS BF H R ER SO BB IBB HBP BLK WP HR S P ERA WHIP	IP WLS BF H R ER SO BB IBB HBP BLK WP HR S P ERA WHIP	IP WLS BF H R ER SO BB IBB HBP BLK WP HR S P ERA WHIP	IP WLS BF H R ER SO BB IBB HBP BLK WP HR S P ERA WHIP	IP WLS BF H R ER SO BB IBB HBP BLK WP HR S P ERA WHIP						
Floyd Bannister, L ERA: 4.67 (1,1)	8.1	W	31	3	0	0	1	3	0	0	0	0	0	0	0	0	0.00	0.720				
Steve Farr, R ERA: 1.04 (9,1)	0.2	S	3	0	0	0	0	1	0	0	0	0	0	0	0	0	0.00	1.500				

Batter	1	2	3	4	5	6	7	8	9	AB	R	H	RBI	BB	SO	LOB	BOTTOM			
Willie Wilson, S OBP: 0.278, SLG: 0.239 (1,8)	1B		F7			F8		F7		4	1	1	0	0	0	1	<b>Milwaukee Brewers @ Kansas City Royals</b> Royals Stadium, Kansas City, MO Sun Apr 30 1989, 4:33 AM EDT Att: 40,113 - Unknown <a href="http://livebaseballscorecards.com">livebaseballscorecards.com</a>			
Kevin Seitzer, R OBP: 0.358, SLG: 0.379 (1,5)	K		G4-3			G3		G4-6-3		4	0	1	0	0	1	2				
Jim Eisenreich, L OBP: 0.373, SLG: 0.537 (1,9)	CS					G3			G6-3	4	0	2	1	0	0	1				
Danny Tartabull, R OBP: 0.438, SLG: 0.416 (1,10)	K		G6-3						P3	3	0	0	0	1	1	2				
Bill Buckner, L OBP: 0.286, SLG: 0.324 (1,3)		SH2-4				L5		G4-3		4	1	1	0	0	0	2				
Bo Jackson, R OBP: 0.337, SLG: 0.647 (1,7)		SH2-4							G6-3	2	0	1	0	1	0	0				
Bob Boone, R OBP: 0.390, SLG: 0.388 (1,2)		SH2-4							F8	2	0	1	0	0	0	0				
Brad Wellman, R OBP: 0.310, SLG: 0.259 (1,4)		G6-3							G6-3	3	0	1	1	0	0	1				
Kurt Stillwell, S OBP: 0.230, SLG: 0.214 (1,6)	K					FC6-4			G4-6-3	3	0	1	0	0	1	3				
<b>Inning Stats</b>	R: 1 E: 0 K: 2 S: 10	H: 2 LOB: 0 BB: 0 P: 17	R: 1 E: 0 K: 1 S: 11	H: 1 LOB: 1 BB: 1 P: 17	R: 0 E: 0 K: 0 S: 9	H: 1 LOB: 0 BB: 0 P: 14	R: 0 E: 0 K: 0 S: 7	H: 3 LOB: 2 BB: 0 P: 12	R: 0 E: 0 K: 0 S: 6	H: 1 LOB: 2 BB: 1 P: 14	R: 0 E: 0 K: 0 S: 6	H: 0 LOB: 0 BB: 0 P: 10	R: 0 E: 0 K: 0 S: 9	H: 1 LOB: 0 BB: 0 P: 13	R: 0 E: 0 K: 0 S: 6	H: 0 LOB: 0 BB: 0 P: 8	1B: 7 2B: 1 3B: 1 HR: 0	SF: 0 SAC: 1 DP: 1 HBP: 0	WP: 0 PB: 0 CS: 1	PA: 32
<b>PITCHER</b>	IP WLS BF H R ER SO BB IBB HBP BLK WP HR S P ERA WHIP	IP WLS BF H R ER SO BB IBB HBP BLK WP HR S P ERA WHIP	IP WLS BF H R ER SO BB IBB HBP BLK WP HR S P ERA WHIP	IP WLS BF H R ER SO BB IBB HBP BLK WP HR S P ERA WHIP	IP WLS BF H R ER SO BB IBB HBP BLK WP HR S P ERA WHIP	IP WLS BF H R ER SO BB IBB HBP BLK WP HR S P ERA WHIP	IP WLS BF H R ER SO BB IBB HBP BLK WP HR S P ERA WHIP	IP WLS BF H R ER SO BB IBB HBP BLK WP HR S P ERA WHIP	IP WLS BF H R ER SO BB IBB HBP BLK WP HR S P ERA WHIP	IP WLS BF H R ER SO BB IBB HBP BLK WP HR S P ERA WHIP	IP WLS BF H R ER SO BB IBB HBP BLK WP HR S P ERA WHIP	IP WLS BF H R ER SO BB IBB HBP BLK WP HR S P ERA WHIP	IP WLS BF H R ER SO BB IBB HBP BLK WP HR S P ERA WHIP	IP WLS BF H R ER SO BB IBB HBP BLK WP HR S P ERA WHIP	IP WLS BF H R ER SO BB IBB HBP BLK WP HR S P ERA WHIP	IP WLS BF H R ER SO BB IBB HBP BLK WP HR S P ERA WHIP				
Mike Birkbeck, R ERA: 3.86 (1,1)	8.0	L	32	9	2	2	3	2	0	0	0	0	0	0	0	0	2.25	1.375		



Batter	1	2	3	4	5	6	7	8	9	AB	R	H	RBI	BB	SO	LOB	TOP					
Paul Mollitor, R OBP: 0.389, SLG: 0.516 (1, 5)	G5-3		G6-3			F9			G6-3	4	0	0	0	0	0	0	<b>Milwaukee Brewers @ Chicago White Sox</b> Comiskey Park, Chicago, IL Mon May 01 1989, 8:05 PM EDT Att: 7,625 - Unknown					
Gary Sheffield, R OBP: 0.295, SLG: 0.400 (1, 6)	B2-3			G6-3		G6-3			E5	4	0	0	0	0	0							
Robin Yount, R OBP: 0.347, SLG: 0.368 (1, 8)	K			G6-3			G5-3			4	0	1	0	0	1	0						
Rob Deer, R OBP: 0.354, SLG: 0.450 (1, 9)		G5-3		F7			K2-3		P4	4	0	0	0	0	1	2						
Glenn Braggs, R OBP: 0.309, SLG: 0.419 (1, 10)		G6-3			F8		G5-3		K2-3	4	0	0	0	0	1	2						
Joey Meyer, R OBP: 0.233, SLG: 0.263 (1, 3)					G6-3				F7	3	0	1	0	0	0	0						
B.J. Surhoff, L OBP: 0.247, SLG: 0.364 (1, 2)					G4-3				G4-3	3	0	1	0	0	0	1						
Mike Felder, S OBP: 0.280, SLG: 0.217 (1, 7)			B5-3			G3-1				3	0	1	0	0	0	1						
Jim Gantner, L OBP: 0.250, SLG: 0.254 (1, 4)			G6-3			G6-3			F8	3	0	0	0	0	0	1						
<b>Inning Stats</b>	R: 0 E: 0 K: 1 S: 6	H: 0 LOB: 0 BB: 0 P: 7	R: 0 E: 0 K: 0 S: 9	H: 1 LOB: 1 BB: 0 P: 11	R: 0 E: 0 K: 0 S: 4	H: 0 LOB: 0 BB: 0 P: 5	R: 0 E: 0 K: 0 S: 5	H: 0 LOB: 0 BB: 0 P: 5	R: 0 E: 0 K: 0 S: 8	H: 1 LOB: 1 BB: 0 P: 12	R: 0 E: 0 K: 1 S: 6	H: 0 LOB: 0 BB: 0 P: 9	R: 0 E: 0 K: 1 S: 8	H: 0 LOB: 0 BB: 0 P: 14	R: 0 E: 0 K: 0 S: 6	H: 1 LOB: 1 BB: 0 P: 9	R: 0 E: 1 K: 1 S: 10	H: 1 LOB: 2 BB: 0 P: 15	1B: 2 2B: 2 3B: 0 HR: 0	SF: 0 SAC: 0 DP: 0 HBP: 0	WP: 0 PB: 0 SB: 0 CS: 0	PA: 32
<b>PITCHER</b> Jerry Reuss, L ERA: 4.84 (1, 1)	IP: 9.0 WLS: W BF: 32 H: 4 R: 0 ER: 0 SO: 3 BB: 0 IBB: 0 HBP: 0 BLK: 0 WP: 0 HR: 0 S: 62 P: 87 ERA: 0.00 WHIP: 0.444															<b>PITCHER</b>						

Batter	1	2	3	4	5	6	7	8	9	AB	R	H	RBI	BB	SO	LOB	BOTTOM					
Ozzie Guillen, L OBP: 0.293, SLG: 0.313 (1, 6)						F7				4	1	3	0	0	0	0	<b>Milwaukee Brewers @ Chicago White Sox</b> Comiskey Park, Chicago, IL Mon May 01 1989, 8:05 PM EDT Att: 7,625 - Unknown					
Eddie Williams, R OBP: 0.421, SLG: 0.463 (1, 5)					SH1-4				G5-3	2	0	0	0	1	0	2						
Harold Baines, L OBP: 0.439, SLG: 0.438 (1, 9)				G3					G3-4-1	3	1	0	0	1	0	1						
Dave Gallagher, R OBP: 0.342, SLG: 0.330 (1, 8)						F8			F9	2	1	0	0	2	0	2						
Ron Kittle, R OBP: 0.301, SLG: 0.427 (1, 10)										4	1	2	3	0	0	2						
Ivan Calderon, R OBP: 0.305, SLG: 0.337 (1, 7)									F7	4	1	2	0	0	0	2						
Carlos Martinez, R OBP: 0.182, SLG: 0.182 (1, 3)									G1-6-3	4	0	1	0	0	1	4						
Fred Manrique, R OBP: 0.357, SLG: 0.429 (1, 4)										3	1	1	1	0	0	1						
Ron Karkovics, R OBP: 0.278, SLG: 0.343 (1, 2)									F9	3	0	1	1	0	1	0						
<b>Inning Stats</b>	R: 0 E: 0 K: 0 S: 7	H: 1 LOB: 0 BB: 1 P: 13	R: 3 E: 1 K: 0 S: 21	H: 4 LOB: 2 BB: 1 P: 34	R: 0 E: 0 K: 0 S: 8	H: 0 LOB: 1 BB: 1 P: 12	R: 0 E: 0 K: 1 S: 8	H: 1 LOB: 0 BB: 0 P: 10	R: 3 E: 0 K: 1 S: 12	H: 3 LOB: 1 BB: 1 P: 23	R: 0 E: 0 K: 0 S: 4	H: 0 LOB: 0 BB: 0 P: 6	R: 0 E: 0 K: 0 S: 6	H: 0 LOB: 0 BB: 0 P: 9	R: 0 E: 0 K: 0 S: 4	H: 1 LOB: 0 BB: 0 P: 6	R: 0 E: 0 K: 0 S: 7	H: 1 LOB: 0 BB: 0 P: 6	1B: 9 2B: 0 3B: 0 HR: 1	SF: 0 SAC: 1 DP: 3 HBP: 0	WP: 0 PB: 0 SB: 0 CS: 1	PA: 34
<b>PITCHER</b> Teddy Figueroa, L ERA: 10.38 Mark Knudson, R ERA: 1.62 (5, 1)	IP: 4.1 WLS: L BF: 21 H: 7 R: 5 ER: 5 SO: 1 BB: 4 IBB: 0 HBP: 0 BLK: 0 WP: 0 HR: 0 S: 47 P: 76 ERA: 10.38 WHIP: 2.538															<b>PITCHER</b>						



Batter	1	2	3	4	5	6	7	8	9	AB	R	H	RBI	BB	SO	LOB	TOP			
<b>Paul Moltzer, R</b> OBP: 0.377, SLG: 0.485 (1, 5)										4	1	0	0	1	0	5	<b>Milwaukee Brewers @ Chicago White Sox</b> Comiskey Park, Chicago, IL Tue May 02 1989, 8:05 PM EDT Alt. 6, 534 - Unknown - 48 F <a href="http://livebaseballscorecards.com">livebaseballscorecards.com</a>			
<b>Jim Gantner, L</b> OBP: 0.233, SLG: 0.235 (1, 4)										5	0	0	0	0	0	6				
<b>Robin Yount, R</b> OBP: 0.353, SLG: 0.367 (1, 8)										3	0	1	1	1	0	0				
<b>Rob Deer, R</b> OBP: 0.350, SLG: 0.440 (1, 9)										4	0	1	0	0	0	2				
<b>Gary Sheffield, R</b> OBP: 0.304, SLG: 0.398 (1, 6)										3	0	1	0	1	0	2				
<b>Glenn Braggs, R</b> OBP: 0.306, SLG: 0.411 (1, 7)										4	0	1	0	0	2	3				
<b>B.J. Surhoff, L</b> OBP: 0.247, SLG: 0.357 (1, 2)										4	0	1	0	0	1	2				
<b>Joey Meyer, R</b> OBP: 0.277, SLG: 0.256 (9, PR)										1	0	0	0	3	0	0				
<b>Mike Felder, S</b> OBP: 0.260, SLG: 0.217 (9, PR)										0	0	0	0	0	0	0				
<b>Terry Francona, L</b> OBP: 0.200, SLG: 0.207 (1, 3)										3	0	0	0	1	0	3				
<b>Inning Stats</b>	R: 1 E: 0 K: 1 S: 12	H: 2 LOB: 2 BB: 1 P: 20	R: 0 E: 0 K: 0 S: 4	H: 0 LOB: 2 BB: 2 P: 14	R: 0 E: 1 K: 1 S: 11	H: 2 LOB: 0 BB: 0 P: 15	R: 0 E: 0 K: 0 S: 10	H: 0 LOB: 0 BB: 1 P: 14	R: 0 E: 0 K: 0 S: 4	H: 0 LOB: 0 BB: 1 P: 8	R: 0 E: 0 K: 0 S: 7	H: 0 LOB: 1 BB: 1 P: 14	R: 0 E: 0 K: 1 S: 11	H: 0 LOB: 1 BB: 1 P: 16	R: 0 E: 0 K: 0 S: 12	H: 1 LOB: 2 BB: 1 P: 21	1B: 5 2B: 0 3B: 0 HR: 0	SF: 0 SAC: 0 DP: 2 HBP: 0	WP: 0 PB: 0 CS: 2	PA: 38
<b>PITCHER</b>	IP WLS BF H R ER SO BB IBB HBP BLK WP HR S P ERA WHIP	8.0 W 35 5 1 1 3 7 0 0 0 0 0 0 65 117 1.12 1.500	1.0 3 0 0 0 0 0 0 0 0 0 0 0 9 13 0.00 0.000																	

Batter	1	2	3	4	5	6	7	8	9	AB	R	H	RBI	BB	SO	LOB	BOTTOM			
<b>Ozzie Guillen, L</b> OBP: 0.283, SLG: 0.302 (1, 6)										4	0	0	0	0	0	2	<b>Milwaukee Brewers @ Chicago White Sox</b> Comiskey Park, Chicago, IL Tue May 02 1989, 8:05 PM EDT Alt. 6, 534 - Unknown - 48 F <a href="http://livebaseballscorecards.com">livebaseballscorecards.com</a>			
<b>Dave Gallagher, R</b> OBP: 0.331, SLG: 0.318 (1, 8)										4	0	0	0	0	0	0				
<b>Harold Baines, L</b> OBP: 0.451, SLG: 0.452 (1, 10)										4	2	3	0	0	1	0				
<b>Ron Kittle, R</b> OBP: 0.299, SLG: 0.456 (1, 3)										4	1	1	2	0	1	2				
<b>Ivan Calderon, R</b> OBP: 0.321, SLG: 0.396 (1, 9)										4	2	3	2	0	0	0				
<b>Daryl Boston, L</b> OBP: 0.333, SLG: 0.250 (1, 7)										4	1	2	0	0	0	1				
<b>Eddie Williams, R</b> OBP: 0.414, SLG: 0.453 (1, 5)										4	0	1	0	0	2	3				
<b>Matt Merullo, L</b> OBP: 0.250, SLG: 0.308 (1, 2)										4	0	1	1	0	2	3				
<b>Steve Lyons, L</b> OBP: 0.287, SLG: 0.279 (1, 4)										3	0	1	1	0	0	0				
<b>Inning Stats</b>	R: 0 E: 0 K: 0 S: 9	H: 1 LOB: 1 BB: 0 P: 11	R: 2 E: 0 K: 1 S: 10	H: 4 LOB: 1 BB: 0 P: 12	R: 2 E: 0 K: 1 S: 12	H: 4 LOB: 2 BB: 0 P: 17	R: 0 E: 0 K: 0 S: 6	H: 0 LOB: 0 BB: 0 P: 9	R: 0 E: 0 K: 2 S: 9	H: 0 LOB: 0 BB: 0 P: 14	R: 0 E: 0 K: 1 S: 9	H: 0 LOB: 0 BB: 0 P: 12	R: 0 E: 0 K: 0 S: 8	H: 0 LOB: 0 BB: 0 P: 9	R: 2 E: 0 K: 1 S: 10	H: 3 LOB: 1 BB: 0 P: 15		1B: 9 2B: 1 3B: 0 HR: 2	SF: 0 SAC: 0 DP: 1 HBP: 0	WP: 0 PB: 1 CS: 0
<b>PITCHER</b>	IP WLS BF H R ER SO BB IBB HBP BLK WP HR S P ERA WHIP	7.1 L 33 12 6 6 5 12 0 0 0 0 0 0 67 90 7.36 1.636	0.2 2 0 0 0 1 0 0 0 0 0 0 0 6 9 0.00 0.000																	



Batter	1	2	3	4	5	6	7	8	9	AB	R	H	RBI	BB	SO	LOB	TOP				
Paul Moltzer, R OBP: 0.366, SLG: 0.479 (1, 5)	E6 CS		SF8 3-H			G5-3 1B HBP		SF8 3-H		3	0	1	2	0	0	1	<b>Milwaukee Brewers @ Minnesota Twins</b> Hubert H. Humphrey Metrodome, Minneapolis, MN Wed May 03 1989, 8:05 PM EDT Att: 21,479 - Dome <a href="http://livebaseballscorecards.com">livebaseballscorecards.com</a>				
Gary Sheffield, R OBP: 0.326, SLG: 0.447 Bill Spiers, L OBP: 0.242, SLG: 0.250 (1, 6) (5, 6)	G6-4-3 1B		HR			1B HBP		F8		2	1	2	2	0	0	0					
Robin Yount, R OBP: 0.355, SLG: 0.368 (1, 8)	G6-4-3		HR			1B		F9		5	1	2	0	0	0	1					
Rob Deer, R OBP: 0.352, SLG: 0.466 (1, 9)		CS BB	HR			P3		L4		4	1	1	2	1	0	3					
Glenn Braggs, R OBP: 0.284, SLG: 0.394 Mike Felder, S OBP: 0.269, SLG: 0.208 (1, 7) (8, PR) (8, 7)	K		P6			K		E3 WP S		4	0	0	0	0	2	4					
Joey Meyer, R OBP: 0.280, SLG: 0.262 Terry Francona, L OBP: 0.197, SLG: 0.203 (1, 3) (7, 3)	F9					K		L5		3	0	1	0	0	1	3					
Gus Polidor, R OBP: 0.205, SLG: 0.273 (1, 10)			F8			F9		BB HBP SF8		4	1	2	1	0	0	1					
Jim Gantner, L OBP: 0.260, SLG: 0.243 (1, 4)			1B SF8			G6-3		BB HBP SF8		2	1	1	0	1	0	1					
Charlie O'Brien, R OBP: 0.364, SLG: 0.333 (1, 2)			HR			G4-3		P5		3	1	1	0	1	0	3					
<b>Inning Stats</b>	R: 0 E: 1 K: 0 S: 6	H: 1 LOB: 0 BB: 0 P: 9	R: 0 E: 0 K: 1 S: 7	H: 0 LOB: 0 BB: 1 P: 16	R: 5 E: 0 K: 0 S: 17	H: 5 LOB: 0 BB: 0 P: 26	R: 0 E: 0 K: 0 S: 7	H: 1 LOB: 1 BB: 1 P: 14	R: 0 E: 0 K: 2 S: 19	H: 2 LOB: 3 BB: 0 P: 27	R: 0 E: 0 K: 0 S: 6	H: 0 LOB: 0 BB: 0 P: 7	R: 2 E: 1 K: 0 S: 8	H: 1 LOB: 2 BB: 1 P: 18	R: 0 E: 0 K: 1 S: 7	H: 0 LOB: 0 BB: 0 P: 8		1B: 8 2B: 2 3B: 0 HR: 2	SF: 2 SAC: 0 DP: 3 HBP: 2	WP: 1 PB: 0 SB: 1 CS: 2	PA: 41
<b>PITCHER</b>	IP	WLS	BF	H	R	ER	SO	BB	IBB	HBP	BLK	WP	HR	S	P	ERA	WHIP				
Shane Rawley, L ERA: 5.4 (1, 1)	3.0	L	14	6	5	5	1	1	0	0	0	0	2	30	51	15.00	2.333				
Francisco Oliveras, R ERA: (4, 1)	4.0		17	4	0	0	2	1	0	1	0	0	0	39	60	0.00	1.250				
German Gonzalez, R ERA: 3.27 (8, 1)	0.1		5	1	2	0	0	1	0	1	0	1	0	6	13	0.00	6.000				
Gary Wayne, L ERA: 4.6 (8, 1)	1.2		5	0	0	0	1	0	0	0	0	0	0	9	13	0.00	0.000				

Batter	1	2	3	4	5	6	7	8	9	AB	R	H	RBI	BB	SO	LOB	BOTTOM					
Dan Gladden, R OBP: 0.337, SLG: 0.407 (1, 7)	K					L4-6 2B		1B 2-H		5	1	4	1	0	1	0	<b>Milwaukee Brewers @ Minnesota Twins</b> Hubert H. Humphrey Metrodome, Minneapolis, MN Wed May 03 1989, 8:05 PM EDT Att: 21,479 - Dome <a href="http://livebaseballscorecards.com">livebaseballscorecards.com</a>					
Wally Backman, S OBP: 0.330, SLG: 0.341 Brian Harper, R OBP: 0.327, SLG: 0.457 (1, 4) (9, PH)	L5		F8			L4-6 2-3		BB 1B		4	0	1	0	0	0	2						
Kirby Puckett, R OBP: 0.385, SLG: 0.558 (1, 8)	F8		F8			G6-3		BB 1B		5	0	1	1	0	0	2						
Kent Hrbek, L OBP: 0.360, SLG: 0.538 Al Newman, S OBP: 0.300, SLG: 0.286 (1, 10) (7, PR)	FC4-6 BB		G3			2B		BB 1B		2	0	1	0	2	0	1						
Gary Gaetti, R OBP: 0.313, SLG: 0.500 (1, 5)	FC4-6 BB					G4-3		K		3	0	1	0	1	1	3						
Randy Bush, L OBP: 0.287, SLG: 0.389 Carmen Castillo, R OBP: 0.432, SLG: 0.576 (1, 9) (7, PH) (8, 9)	F8					2B		BB 1B		3	0	1	0	0	1	4						
Gene Larkin, S OBP: 0.309, SLG: 0.353 (1, 3)	FC4-6 BB		G3-1			G3-1		F8		3	0	0	0	1	0	5						
Tim Laudner, R OBP: 0.255, SLG: 0.209 (1, 2)	FC6-4 BB		G4-3			G4-3		B1-3 1B		3	1	1	0	1	0	2						
Greg Gagne, R OBP: 0.295, SLG: 0.324 (1, 6)	FC6-4					L5		B1-3 1B		4	0	0	0	0	0	4						
<b>Inning Stats</b>	R: 0 E: 0 K: 1 S: 6	H: 0 LOB: 0 BB: 0 P: 10	R: 0 E: 0 K: 0 S: 16	H: 0 LOB: 3 BB: 3 P: 33	R: 0 E: 0 K: 0 S: 7	H: 1 LOB: 0 BB: 0 P: 10	R: 0 E: 0 K: 0 S: 7	H: 1 LOB: 1 BB: 0 P: 12	R: 0 E: 0 K: 1 S: 4	H: 2 LOB: 2 BB: 0 P: 6	R: 0 E: 0 K: 1 S: 8	H: 2 LOB: 3 BB: 1 P: 10	R: 2 E: 0 K: 1 S: 21	H: 4 LOB: 3 BB: 1 P: 30	R: 0 E: 0 K: 0 S: 4	H: 0 LOB: 0 BB: 1 P: 9		R: 0 E: 0 K: 1 S: 9	H: 1 LOB: 1 BB: 0 P: 15	1B: 5 2B: 6 3B: 0 HR: 0	SF: 0 SAC: 0 DP: 2 HBP: 0	WP: 0 PB: 0 SB: 0 CS: 0
<b>PITCHER</b>	IP	WLS	BF	H	R	ER	SO	BB	IBB	HBP	BLK	WP	HR	S	P	ERA	WHIP					
Bill Wegman, R ERA: 4.1 (1, 1)	6.1	W	28	7	2	2	2	3	0	0	0	0	0	4	5	∞	∞					
Chuck Crim, R ERA: 4.05 (7, 1)	0.0		2	2	0	0	0	0	0	0	0	0	0	4	5	∞	∞					
Bill Krueger, L ERA: (7, 1)	2.2	S	10	1	0	0	2	2	0	0	0	0	0	22	39	0.00	1.125					



Batter	1	2	3	4	5	6	7	8	9	AB	R	H	RBI	BB	SO	LOB	TOP			
Paul Moltzer, R (1, 5) OBP: 0.372, SLG: 0.493	G5-3		1B		G6-3		2B			4	0	2	0	0	0	1	<b>Milwaukee Brewers @ Minnesota Twins</b> Hubert H. Humphrey Metrodome, Minneapolis, MN Thu May 04 1989, 8:05 PM EDT Att: 27,037 - Dome			
Gary Sheffield, R (1, 6) OBP: 0.323, SLG: 0.438	F7		K		1B		L4			4	1	1	1	0	1	2				
Robin Yount, R (1, 8) OBP: 0.360, SLG: 0.374	G6-3				1B		1B			4	1	2	1	0	0	0				
Rob Deer, R (1, 9) OBP: 0.339, SLG: 0.446		L1			1B		FC5-4			4	0	0	0	0	2	3				
Glenn Braggs, R (1, 7) OBP: 0.292, SLG: 0.388	F9				1B		1B			4	0	1	0	0	1	1				
Joey Meyer, R (1, 3) OBP: 0.276, SLG: 0.261					G5-3		G5-3			4	0	1	1	0	0	2				
Terry Francona, L (8, 3) OBP: 0.197, SLG: 0.203					1B					0	0	0	0	0	0	0				
Gus Polidor, R (1, 10) OBP: 0.186, SLG: 0.250	P4				F9		L4			4	0	0	0	0	0	2				
Jim Gantner, L (1, 4) OBP: 0.259, SLG: 0.243			G4-3				F8			4	1	1	0	0	0	0				
Charlie O'Brien, R (1, 2) OBP: 0.320, SLG: 0.286	F7				SH1-4		P3			3	0	0	0	0	0	0				
<b>Inning Stats</b>	R: 0 E: 0 K: 0 S: 9	H: 0 LOB: 0 BB: 0 P: 10	R: 0 E: 0 K: 0 S: 7	H: 1 LOB: 1 BB: 0 P: 8	R: 0 E: 0 K: 1 S: 9	H: 1 LOB: 1 BB: 0 P: 12	R: 1 E: 0 K: 1 S: 14	H: 2 LOB: 1 BB: 0 P: 22	R: 2 E: 0 K: 0 S: 14	H: 3 LOB: 1 BB: 0 P: 20	R: 0 E: 0 K: 0 S: 8	H: 0 LOB: 0 BB: 0 P: 13	R: 0 E: 0 K: 2 S: 10	H: 0 LOB: 1 BB: 0 P: 14	R: 0 E: 0 K: 0 S: 5	H: 0 LOB: 0 BB: 0 P: 7	1B: 7 2B: 1 3B: 0 HR: 0	SF: 0 SAC: 1 DP: 0 HBP: 0	WP: 0 PB: 0 CS: 2	PA: 36
<b>PITCHER</b> Frank Viola, L (1, 1) ERA: 4.84	IP: 9.0 WLS: L BF: 36 H: 8 R: 3 ER: 3 SO: 4 BB: 0 IBB: 0 HBP: 0 BLK: 0 WP: 0 HR: 0 S: 80 P: 114 ERA: 3.00 WHIP: 0.889											<b>PITCHER</b>	IP: 9.0 WLS: L BF: 36 H: 8 R: 3 ER: 3 SO: 4 BB: 0 IBB: 0 HBP: 0 BLK: 0 WP: 0 HR: 0 S: 80 P: 114 ERA: 3.00 WHIP: 0.889							

Batter	1	2	3	4	5	6	7	8	9	AB	R	H	RBI	BB	SO	LOB	BOTTOM					
Dan Gladden, R (1, 7) OBP: 0.320, SLG: 0.385	P4		F7		P3		G4-3		L1	5	0	0	0	0	0	5	<b>Milwaukee Brewers @ Minnesota Twins</b> Hubert H. Humphrey Metrodome, Minneapolis, MN Thu May 04 1989, 8:05 PM EDT Att: 27,037 - Dome					
Wally Backman, S (1, 4) OBP: 0.327, SLG: 0.330	K		K				F7			3	0	0	0	1	2	2						
Kirby Puckett, R (1, 8) OBP: 0.389, SLG: 0.556	F8				1B		1B			4	0	2	0	0	0	1						
Kent Hrbek, L (1, 10) OBP: 0.342, SLG: 0.507		L9			F7		K			4	0	0	0	0	1	3						
John Moses, S (8, PR) OBP: 0.361, SLG: 0.367										0	0	0	0	0	0	0						
Gary Gaetti, R (1, 5) OBP: 0.301, SLG: 0.480	G5-3				F7		G1-3			4	0	0	0	0	0	3						
Randy Bush, L (1, 9) OBP: 0.286, SLG: 0.393										2	1	1	0	1	0	1						
Al Newman, S (8, PH) OBP: 0.290, SLG: 0.276					P6					1	0	0	0	0	0	0						
Gene Larkin, S (1, 3) OBP: 0.306, SLG: 0.348	CS				F8		F7			4	0	1	0	0	0	1						
Tim Laudner, R (1, 2) OBP: 0.245, SLG: 0.200										2	0	0	0	0	0	1						
Jim Dwyer, L (7, PH) OBP: 0.357, SLG: 0.375					F9		F7			1	0	1	0	0	0	0						
Brian Harper, R (8, 2) OBP: 0.340, SLG: 0.532							1B			1	1	1	1	0	0	0						
Greg Gagne, R (1, 6) OBP: 0.309, SLG: 0.333										1	0	1	1	1	0	0						
Carmen Castillo, R (8, PH) OBP: 0.447, SLG: 0.618										1	0	1	0	0	0	0						
Freddie Toliver, R (8, PR) OBP: 0.340, SLG: 0.532										0	0	0	0	0	0	0						
<b>Inning Stats</b>	R: 0 E: 0 K: 1 S: 6	H: 0 LOB: 0 BB: 0 P: 7	R: 0 E: 0 K: 0 S: 5	H: 0 LOB: 0 BB: 1 P: 12	R: 0 E: 0 K: 1 S: 10	H: 1 LOB: 2 BB: 1 P: 19	R: 0 E: 0 K: 0 S: 7	H: 1 LOB: 1 BB: 0 P: 14	R: 0 E: 0 K: 0 S: 9	H: 1 LOB: 1 BB: 0 P: 13	R: 0 E: 0 K: 1 S: 10	H: 1 LOB: 1 BB: 0 P: 16	R: 1 E: 0 K: 0 S: 8	H: 2 LOB: 1 BB: 0 P: 11	R: 0 E: 0 K: 0 S: 7	H: 0 LOB: 1 BB: 1 P: 13	R: 1 E: 0 K: 0 S: 13	H: 2 LOB: 1 BB: 0 P: 22	1B: 6 2B: 1 3B: 0 HR: 1	SF: 1 SAC: 0 DP: 0 HBP: 0	WP: 1 PB: 0 CS: 1	PA: 38
<b>PITCHER</b> Don August, R (1, 1) ERA: 3.38	IP: 0.1 WLS: W BF: 29 H: 6 R: 1 ER: 1 SO: 3 BB: 3 IBB: 0 HBP: 0 BLK: 0 WP: 1 HR: 0 S: 57 P: 98 ERA: 1.29 WHIP: 1.286											<b>PITCHER</b>	IP: 0.1 WLS: W BF: 29 H: 6 R: 1 ER: 1 SO: 3 BB: 3 IBB: 0 HBP: 0 BLK: 0 WP: 1 HR: 0 S: 57 P: 98 ERA: 1.29 WHIP: 1.286									
Chuck Crim, R (8, 1) ERA: 3.95	0.1	1	0	0	0	0	0	0	0	0	0	2	2	0.00	0.000							
Dan Plesac, L (8, 1) ERA: 3.38	1.2	S	7	2	1	1	0	0	0	0	1	16	27	5.40	1.200							





Batter	1	2	3	4	5	6	7	8	9	10	AB	R	H	RBI	BB	SO	LOB	TOP	
Willie Wilson, S OBP: 0.261, SLG: 0.215	(1, 8) G4-3		(1, 0) F8		(1, 3) K	(0, 0) FC6-4			(0, 3) K		5	0	0	0	0	2	3	<b>Kansas City Royals @ Milwaukee Brewers</b> Milwaukee County Stadium, Milwaukee, WI Fri May 05 1989, 8:05 PM EDT Att: 16,751 - Unknown - 48 F	
Kevin Seltzer, R OBP: 0.347, SLG: 0.357	(1, 5) K		(2, 2) G4-3		(0, 0) G6-3		(0, 0) G4-3		(2, 1) 1B		5	0	1	0	0	1	1		
Luis de los Santos, R OBP: 0.286, SLG: 0.286	(1, 3) 2B		(0, 1) F9		(1, 1) L3		(1, 0) G6-3		(2, 2) F9		5	1	1	0	0	0	2		
Danny Tartabull, R OBP: 0.425, SLG: 0.446	(1, 9) 2B			(4, 0) BB		(0, 0) E3		(2, 2) HBP		(2, 1) HR	3	2	2	2	1	0	0		
Jim Eisenreich, L OBP: 0.333, SLG: 0.455	(1, 10) F7		(2, 2) F7		(2, 0) F8		(1, 3) K		(2, 0) 1B	(2, 0) 1B	5	0	1	0	0	1	4		
Bo Jackson, R OBP: 0.324, SLG: 0.614		(3, 2) HR		(2, 3) K		(2, 1) FC3-6			(1, 0) G3-1	(1, 1) 1B	5	2	3	1	0	1	1		
Bob Boone, R OBP: 0.364, SLG: 0.351		(3, 3) K		(2, 2) E5		(0, 2) FC3-6			(2, 3) K	(3, 3) K	5	0	1	1	0	3	3		
Frank White, R OBP: 0.297, SLG: 0.341		(3, 3) K		(1, 3) K		(1, 1) FC3-6			(1, 1) G6-3	(2, 2) P4	5	0	0	1	0	2	4		
Kurt Stillwell, S OBP: 0.253, SLG: 0.290		(1, 3) K			(3, 1) 2B	(3, 2) FC6-4			(0, 3) K		4	0	2	0	0	2	0		
<b>Inning Stats</b>	R: 1 E: 0 K: 1 S: 15	H: 2 LOB: 1 BB: 0 P: 23	R: 1 E: 0 K: 3 S: 13	H: 1 LOB: 0 BB: 0 P: 23	R: 0 E: 0 K: 2 S: 12	H: 0 LOB: 0 BB: 1 P: 23	R: 0 E: 0 K: 1 S: 8	H: 1 LOB: 1 BB: 0 P: 13	R: 0 E: 0 K: 1 S: 8	H: 0 LOB: 1 BB: 0 P: 12	R: 0 E: 0 K: 1 S: 12	H: 1 LOB: 1 BB: 0 P: 16	R: 1 E: 0 K: 1 S: 14	H: 3 LOB: 1 BB: 0 P: 24	1B: 7 2B: 2 3B: 0 HR: 2	SF: 0 SAC: 0 DP: 0 HBP: 1	WP: 0 PB: 0 SB: 1 CS: 2		PA: 44
<b>PITCHER</b>	IP WLS BF H R ER SO BB IBB HBP BLK WP HR S P ERA WHIP																		
Mike Birkbeck, R ERA: 3.77	(1, 1) 5.1	WLS: 2	BF: 25	H: 6	R: 4	ER: 2	SO: 7	BB: 1	IBB: 0	HBP: 0	BLK: 0	WP: 0	HR: 1	S: 61	P: 101	ERA: 3.38	WHIP: 1.312		
Mark Knudson, R ERA: 1.77	(6, 1) 3.2	L: 17	5	1	1	4	0	0	1	0	0	0	1	38	59	2.46	1.364		
Chuck Crim, R ERA: 3.68	(10, 1) 1.0	2	0	0	0	1	0	0	0	0	0	0	0	9	14	0.00	0.000		

Batter	1	2	3	4	5	6	7	8	9	10	AB	R	H	RBI	BB	SO	LOB	BOTTOM				
Paul Molitor, R OBP: 0.374, SLG: 0.487	(1, 10) 1B		(1, 2) SF8		(2, 3) K		(0, 0) L9			(4, 1) BB	3	0	1	1	1	1	0	<b>Kansas City Royals @ Milwaukee Brewers</b> Milwaukee County Stadium, Milwaukee, WI Fri May 05 1989, 8:05 PM EDT Att: 16,751 - Unknown - 48 F				
Gary Sheffield, R OBP: 0.308, SLG: 0.415	(1, 6) E4		(3, 3) K		(1, 0) P9			(2, 3) K		(1, 2) G4-3	5	0	0	0	0	2	3					
Robin Yount, R OBP: 0.357, SLG: 0.398	(1, 8) K		(2, 3) K2-3			(3, 1) HR		(1, 3) K			4	1	1	1	0	3	3					
Rob Deer, R OBP: 0.327, SLG: 0.427	(1, 9) P8			(3, 1) G6-3		(3, 2) P8		(1, 3) K			4	0	0	0	0	1	2					
Glenn Braggs, R OBP: 0.291, SLG: 0.412	(1, 7) CS	(1, 1) P2		(0, 1) HR		(1, 0) P6			(2, 2) P5		4	1	1	1	0	0	0					
Joey Meyer, R OBP: 0.298, SLG: 0.333	(1, 3) 3-H	(2, 3) K		(4, 0) HR		(3, 2) HR			(1, 2) G4-3		2	1	1	1	1	1	0					
Terry Francona, L OBP: 0.194, SLG: 0.200	(7, 3) K			(FC5-4) BB		(3, 2) HR			(1, 0) G4-3		1	0	0	0	0	0	0					
Gus Polidor, R OBP: 0.173, SLG: 0.231	(1, 5) F8			(1, 2) FC5-4		(1, 0) L8			(1, 3) K		4	0	0	0	0	1	1					
Jim Gantner, L OBP: 0.259, SLG: 0.244	(1, 4) 1B		(1, 0) 1B	(3, 3) K		(0, 2) G6-3			(0, 1) G4-3		4	1	1	0	0	1	1					
Charlie O'Brien, R OBP: 0.321, SLG: 0.292	(1, 2) 1B			(1, 1) K		(2, 3) K			(1, 1) G3-1		3	0	1	0	0	1	0					
B.J. Surhoff, L OBP: 0.244, SLG: 0.352	(10, PH) G4-3				(0, 2) G4-3						1	0	0	0	0	0	0					
<b>Inning Stats</b>	R: 0 E: 1 K: 1 S: 12	H: 1 LOB: 1 BB: 0 P: 18	R: 0 E: 0 K: 1 S: 8	H: 0 LOB: 0 BB: 0 P: 11	R: 1 E: 0 K: 2 S: 15	H: 2 LOB: 1 BB: 0 P: 20	R: 1 E: 0 K: 1 S: 14	H: 1 LOB: 1 BB: 1 P: 25	R: 0 E: 0 K: 1 S: 8	H: 0 LOB: 0 BB: 0 P: 11	R: 0 E: 0 K: 1 S: 11	H: 0 LOB: 0 BB: 0 P: 10	R: 0 E: 0 K: 1 S: 10	H: 0 LOB: 0 BB: 0 P: 14	R: 0 E: 0 K: 1 S: 13	H: 0 LOB: 0 BB: 0 P: 17	R: 0 E: 0 K: 0 S: 8	H: 0 LOB: 1 BB: 1 P: 14	1B: 3 2B: 0 3B: 0 HR: 3	SF: 1 SAC: 0 DP: 0 HBP: 0	WP: 0 PB: 0 SB: 1 CS: 1	PA: 39
<b>PITCHER</b>	IP WLS BF H R ER SO BB IBB HBP BLK WP HR S P ERA WHIP																					
Floyd Bannister, L ERA: 4.73	(1, 1) 5.1	WLS: 2	BF: 22	H: 5	R: 3	ER: 3	SO: 6	BB: 1	IBB: 0	HBP: 0	BLK: 0	WP: 0	HR: 2	S: 63	P: 97	ERA: 5.06	WHIP: 1.125					
Jeff Montgomery, R ERA: 3.07	(6, 1) 3.2	W: 12	1	1	1	5	0	0	0	0	0	0	1	36	51	2.46	0.273					
Steve Farr, R ERA: 0.93	(10, 1) 1.0	S: 4	0	0	0	0	0	1	0	0	0	0	0	8	14	0.00	1.000					

AB	42
R	5
H	11
RBI	5
BB	1
SO	12
LOB	18

AB	35
R	4
H	6
RBI	4
BB	2
SO	11
LOB	10









Batter	1	2	3	4	5	6	7	8	9	AB	R	H	RBI	BB	SO	LOB	TOP					
Willie Wilson, S OBP: 0.253, SLG: 0.207 Gary Thurman, R OBP: 0.313, SLG: 0.267	(1, 8) K		(2, 2) G1-3			(1, 2) G3		(1, 0) F9		3	0	0	0	0	1	0	<b>Kansas City Royals @ Milwaukee Brewers</b> Milwaukee County Stadium, Milwaukee, WI Sun May 07 1989, 4:33 AM EDT Att: 22,524 - Unknown <a href="http://livebaseballscorecards.com">livebaseballscorecards.com</a>					
Kevin Seitzer, R OBP: 0.348, SLG: 0.353 Mike Macfarlane, R OBP: 0.185, SLG: 0.231	(1, 5) L9		(3, 0) G5-3			(1, 0) G1-3		(2, 2) G4-3		4	0	1	0	0	0	1						
Luis de los Santos, R OBP: 0.319, SLG: 0.318	(1, 3) FC6-4			(2, 1) G5-4-3		(2, 2) G1-3		(3, 0) G4-3		4	0	2	0	0	0	2						
Danny Tartabull, R OBP: 0.430, SLG: 0.455	(1, 9) FC6-4			(1, 0) G5-4-3		(1, 0) P3			(0, 0) G4-3	4	1	1	0	0	0	3						
Pat Tabler, R OBP: 0.337, SLG: 0.305		(0, 0) F7		(0, 0) FC6-4			(1, 2) G4-3		(0, 2) G4-3	4	0	1	0	0	0	1						
Bo Jackson, R OBP: 0.336, SLG: 0.624		(1, 1) FC6-4		(1, 0) FC6-4			(2, 1) FC5-4		(1, 2) E	4	1	3	1	0	0	1						
Bob Boone, R Rey Palacios, R	(1, 2) F9	(0, 0) F9			(3, 2) P6		(2, 0) L9		(2, 1) E3	3	0	0	0	0	0	2						
Frank White, R Brady Bellman, R Bill Buckner, L	(1, 4) F8	(2, 0) F8			(1, 0) G5-3		(1, 1) FC5-4		(3, 0) G3-6	3	0	0	0	0	0	2						
Kurt Stillwell, S OBP: 0.250, SLG: 0.297			(2, 3) K			(1, 2) G4-3				3	0	1	0	0	1	0						
<b>Inning Stats</b>	R: 0 E: 0 K: 1 S: 12	H: 1 LOB: 1 BB: 0 P: 17	R: 0 E: 0 K: 0 S: 5	H: 1 LOB: 1 BB: 0 P: 8	R: 0 E: 0 K: 1 S: 8	H: 0 LOB: 0 BB: 0 P: 12	R: 0 E: 0 K: 0 S: 5	H: 2 LOB: 1 BB: 0 P: 9	R: 0 E: 0 K: 0 S: 8	H: 0 LOB: 0 BB: 0 P: 13	R: 0 E: 0 K: 0 S: 7	H: 1 LOB: 1 BB: 0 P: 11	R: 0 E: 0 K: 0 S: 8	H: 1 LOB: 1 BB: 0 P: 14	R: 0 E: 0 K: 0 S: 8	H: 1 LOB: 0 BB: 0 P: 11		R: 2 E: 1 K: 0 S: 16	H: 2 LOB: 0 BB: 0 P: 19	1B: 6 2B: 2 3B: 1 HR: 0	SF: 0 SAC: 0 DP: 2 HBP: 0	WP: 0 PB: 0 CS: 0
<b>PITCHER</b>	IP WLS BF H R ER SO BB IBB HBP BLK WP HR S P ERA WHIP																					
Chris Bosio, R ERA: 2.09 Chuck Cim, R ERA: 3.95	(1, 1) 5.0 W 18 4 0 0 2 0 0 0 0 0 0 0 38 59 0.00 0.800																					

Batter	1	2	3	4	5	6	7	8	9	AB	R	H	RBI	BB	SO	LOB	BOTTOM			
Paul Moltzer, R Gus Polidor, R	(1, 5) G6-3		(1, 1) SH1-3	(0, 0) P3	(2, 2) L3					4	1	1	0	0	0	2	<b>Kansas City Royals @ Milwaukee Brewers</b> Milwaukee County Stadium, Milwaukee, WI Sun May 07 1989, 4:33 AM EDT Att: 22,524 - Unknown <a href="http://livebaseballscorecards.com">livebaseballscorecards.com</a>			
Gary Sheffield, R	(1, 6) 2B		(1, 1) SH1-3	(2, 0) 1B		(0, 0) F7		(0, 2) G6-3		4	2	2	0	0	0	1				
Robin Yount, R Mike Felder, S	(1, 8) WP		(1, 0) 1B	(2, 0) 1B		(2, 2) F8		(2, 1) G1-3		3	2	3	3	0	0	0				
Rob Deer, R Terry Francona, L	(1, 9) G5-3		(0, 0) HR	(1, 3) K		(4, 2) BB				3	1	1	1	1	1	3				
Glenn Braggs, R	(1, 7) K		(1, 0) HR	(1, 2) 1B		(1, 1) G5-3				4	1	2	3	0	1	2				
B.J. Surhoff, L OBP: 0.256, SLG: 0.346		(0, 0) F9	(1, 1) FC6-4	(0, 1) 1B		(2, 2) G6-3				4	0	2	1	0	0	0				
Dave Engle, R OBP: 0.346, SLG: 0.692		(2, 1) 2B	(3, 0) FC6-4	(0, 0) P3		(1, 1) L7				4	0	1	0	0	0	3				
Joey Meyer, R OBP: 0.279, SLG: 0.308		(3, 0) F8	(0, 3) K		(1, 1) P3		(3, 3) K			4	0	0	0	0	2	2				
Jim Gantner, L Bill Spiers, L	(1, 4) F7			(4, 0) 1B	(2, 1) P3			(0, 3) K		2	1	1	0	1	0	1				
<b>Inning Stats</b>	R: 1 E: 0 K: 1 S: 10	H: 2 LOB: 1 BB: 0 P: 18	R: 0 E: 0 K: 0 S: 6	H: 1 LOB: 1 BB: 0 P: 11	R: 4 E: 0 K: 1 S: 14	H: 5 LOB: 1 BB: 0 P: 22	R: 3 E: 0 K: 1 S: 15	H: 4 LOB: 2 BB: 1 P: 26	R: 0 E: 0 K: 0 S: 8	H: 1 LOB: 1 BB: 0 P: 13	R: 0 E: 0 K: 0 S: 10	H: 0 LOB: 1 BB: 1 P: 17	R: 0 E: 0 K: 1 S: 13	H: 0 LOB: 0 BB: 0 P: 19	R: 0 E: 0 K: 1 S: 9	H: 1 LOB: 1 BB: 0 P: 11		1B: 8 2B: 6 3B: 0 HR: 1	SF: 0 SAC: 1 DP: 1 HBP: 0	WP: 1 PB: 0 CS: 0
<b>PITCHER</b>	IP WLS BF H R ER SO BB IBB HBP BLK WP HR S P ERA WHIP																			
Charlie Leibrandt, L Luis Aquino, R Jerry Don Gleaton, L	(1, 1) 2.1 L 15 5 3 3 2 2 0 0 0 0 0 0 25 43 7.36 1.909																			



Batter	1	2	3	4	5	6	7	8	9	AB	R	H	RBI	BB	SO	LOB	TOP										
<b>Ozzie Guillen, L</b> (1, 6) OBP: 0.308, SLG: 0.338 <b>Carlos Martinez, R</b> (8, 3) OBP: 0.211, SLG: 0.211	0-3 K	4-2 BB		3-2 HR 1B	2-2 P4		0-0 G6-3			4	1	1	0	1	1	1	<b>Chicago White Sox @ Milwaukee Brewers</b> Milwaukee County Stadium, Milwaukee, WI Tue May 09 1989, 8:05 PM EDT Att: 9,475 - Unknown										
<b>Dave Gallagher, R</b> (1, 8) OBP: 0.336, SLG: 0.346	0-3 K	1-0 F8		1-2 HR 1B		3-2 2B 1B	3-1 1B			5	2	3	0	0	1	3											
<b>Harold Baines, L</b> (1, 10) OBP: 0.450, SLG: 0.477	1-3 K		2-2 F8	0-3 K		2-1 1B 2B	0-0 F9			5	1	1	1	0	2	3											
<b>Ron Kittle, R</b> (1, 3) OBP: 0.321, SLG: 0.510 <b>Jeff Schaefer, R</b> (8, PR) OBP: 0.111, SLG: 0.111		1-1 1B 1B	3-2 F7	1-2 HR		0-0 F8		3-1 G6-4-3 1B		5	2	3	3	0	0	1											
<b>Ivan Calderon, R</b> (1, 9) OBP: 0.343, SLG: 0.410	1-0 1B 1B	4-2 BB	2-1 G5-3			3-2 G4-3 1B	2-1 1B	3-3 K		4	2	2	1	1	1	1											
<b>Daryl Boston, L</b> (1, 7) OBP: 0.336, SLG: 0.292	0-0 SF9 1B	4-1 WP 1B	1-0 F7			2-2 G4-3 1B	0-1 G6-4-3			4	1	1	0	1	0	2											
<b>Matt Merullo, L</b> (1, 2) OBP: 0.275, SLG: 0.298	1-1 BB 1B	1-2 WP 1B		1-3 K2-3	4-1 BB			1-0 P5		4	1	2	2	1	1	0											
<b>Steve Lyons, L</b> (1, 4) OBP: 0.293, SLG: 0.292	1-1 SF9	1-2 2B 1B	3-2 F7			0-3 K		2-1 F8		4	0	1	3	0	1	2											
<b>Eddie Williams, R</b> (1, 5) OBP: 0.370, SLG: 0.390	1-1 P4	2-3 K		1-1 K		0-1 F9		1-2 G5-3		5	0	1	0	0	1	3											
<b>Inning Stats</b>	R: 0 E: 0 K: 3 S: 9	H: 0 LOB: 0 BB: 0 P: 10	R: 2 E: 0 K: 0 S: 13	H: 4 LOB: 3 BB: 1 P: 23	R: 3 E: 0 K: 1 S: 18	H: 2 LOB: 1 BB: 2 P: 35	R: 3 E: 0 K: 1 S: 13	H: 3 LOB: 0 BB: 0 P: 20	R: 0 E: 0 K: 1 S: 12	H: 1 LOB: 1 BB: 0 P: 19	R: 2 E: 0 K: 1 S: 20	H: 3 LOB: 2 BB: 1 P: 34	R: 0 E: 0 K: 0 S: 6	H: 1 LOB: 1 BB: 0 P: 9	R: 0 E: 0 K: 1 S: 8	H: 1 LOB: 1 BB: 0 P: 14	R: 0 E: 0 K: 0 S: 6	H: 0 LOB: 0 BB: 0 P: 10	1B: 13 2B: 1 3B: 0 HR: 1	SF: 1 SAC: 0 DP: 1 HBP: 0	WP: 1 PB: 0 SB: 0 CS: 0	PA: 45					
<b>PITCHER</b>	IP	WLS	BF	H	R	ER	SO	BB	IBB	HBP	BLK	WP	HR	S	P	ERA	WHIP										
<b>Bill Wegman, R</b> (1, 1) ERA: 4.95	2.2	L	16	5	5	5	3	3	0	0	0	0	0	34	59	16.88	3.000										
<b>Bill Krueger, L</b> (3, 1) ERA: 3.97	3.1		19	8	5	5	4	1	0	0	0	1	1	51	82	13.50	2.700										
<b>Mark Knudson, R</b> (7, 1) ERA: 1.54	3.0		10	2	0	0	1	0	0	0	0	0	0	20	33	0.00	0.667										

Batter	1	2	3	4	5	6	7	8	9	AB	R	H	RBI	BB	SO	LOB	BOTTOM										
<b>Paul Moltzer, R</b> (1, 5) OBP: 0.394, SLG: 0.489	0-2 G6-3		4-2 HBP BB		1-1 G4-3			1-1 G4-6-3 1B		3	0	1	0	1	0	0	<b>Chicago White Sox @ Milwaukee Brewers</b> Milwaukee County Stadium, Milwaukee, WI Tue May 09 1989, 8:05 PM EDT Att: 9,475 - Unknown										
<b>Gary Sheffield, R</b> (1, 6) OBP: 0.302, SLG: 0.396	0-1 P2		1-1 F7		1-0 L7			2-2 G4-6-3 1B		4	0	1	0	0	0	1											
<b>Robin Yount, R</b> (1, 8) OBP: 0.373, SLG: 0.425	2-2 3B 1B		4-2 HBP		1-0 F9			0-1 G4-6-3		3	1	1	0	0	0	2											
<b>Rob Deer, R</b> (1, 9) OBP: 0.328, SLG: 0.430	2-2 3B		1-1 F9		1-1 G3			0-0 G6-3		4	0	1	1	0	0	3											
<b>B.J. Surhoff, L</b> (1, 2) OBP: 0.258, SLG: 0.338 <b>Charlie O'Brien, R</b> (7, 2) OBP: 0.310, SLG: 0.280	4-0 BB		0-0 F8		0-2 F7			2-1 F7		2	0	0	0	1	0	2											
<b>Glenn Braggs, R</b> (1, 7) OBP: 0.279, SLG: 0.412	1-2 F8			1-0 P4				0-0 F9		4	0	0	0	0	0	2											
<b>Jim Gantner, L</b> (1, 4) OBP: 0.271, SLG: 0.241 <b>Mike Felder, S</b> (7, PR) OBP: 0.241, SLG: 0.185		2-3 K	2-2 F7		4-1 FC1-6 BB			1-1 E6		2	0	0	0	1	1	0											
<b>Dave Engle, R</b> (1, 10) OBP: 0.333, SLG: 0.633	2-3 K		0-0 P4		2-2 FC1-6			1-2 1B		4	0	1	0	0	1	1											
<b>Terry Francona, L</b> (1, 3) OBP: 0.174, SLG: 0.179 <b>Bill Spiers, L</b> (8, 3) OBP: 0.282, SLG: 0.273	1-0 G4-3			0-3 K				1-3 K		3	0	0	0	0	1	1											
<b>Inning Stats</b>	R: 1 E: 0 K: 0 S: 16	H: 2 LOB: 2 BB: 1 P: 25	R: 0 E: 0 K: 2 S: 8	H: 0 LOB: 0 BB: 0 P: 13	R: 0 E: 0 K: 0 S: 10	H: 0 LOB: 2 BB: 1 P: 20	R: 0 E: 0 K: 0 S: 5	H: 0 LOB: 0 BB: 0 P: 8	R: 0 E: 0 K: 1 S: 6	H: 0 LOB: 0 BB: 0 P: 8	R: 0 E: 0 K: 0 S: 6	H: 0 LOB: 0 BB: 1 P: 16	R: 0 E: 0 K: 0 S: 8	H: 2 LOB: 1 BB: 0 P: 11	R: 0 E: 1 K: 1 S: 12	H: 1 LOB: 2 BB: 0 P: 17	1B: 4 2B: 0 3B: 1 HR: 0	SF: 0 SAC: 0 DP: 1 HBP: 1	WP: 0 PB: 0 SB: 0 CS: 0	PA: 36							
<b>PITCHER</b>	IP	WLS	BF	H	R	ER	SO	BB	IBB	HBP	BLK	WP	HR	S	P	ERA	WHIP										
<b>Shawn Hillegas, R</b> (1, 1) ERA: 4.74	7.0	W	29	4	1	1	3	3	0	1	0	0	0	64	106	1.29	1.000										
<b>Tom McCarthy, R</b> (8, 1) ERA: 3.99	2.0		7	1	0	0	1	0	0	0	0	0	0	15	20	0.00	0.500										



Batter	1	2	3	4	5	6	7	8	9	AB	R	H	RBI	BB	SO	LOB	TOP								
<b>Ozzie Guillen, L</b> (1, 6) OBP: 0.297, SLG: 0.324	1-3 K	1-0 G4-3		2-3 SAFE K	0-0 F7		1-2 G1-3		0-3 K	6	0	0	0	0	3	5									
<b>Dave Gallagher, R</b> (1, 8) OBP: 0.370, SLG: 0.353	4-1 BB		3-2 F9	2-1 1B		0-1 E 1B		4-2 2B SF7 BB		3	1	2	1	1	0	0									
<b>Steve Lyons, L</b> (7, 8) OBP: 0.299, SLG: 0.292				1-2 2-H 1B						0	1	0	0	1	0	0									
<b>Harold Baines, L</b> (1, 10) OBP: 0.463, SLG: 0.500	0-1 G4-6-3		1-0 1B	0-0 1B		2-0 E9 1B SF8 1B		3-2 FC5-4 1B 2B		5	1	4	1	0	0	1									
<b>Daryl Boston, L</b> (6, PR) OBP: 0.339, SLG: 0.292				1-3 2-H 1B				1-3 1B 2B		0	1	0	0	0	0	0									
<b>Ron Kittle, R</b> (1, 3) OBP: 0.325, SLG: 0.505		4-1 1B 2B BB	1-0 P4	3-1 P3		0-0 G6-4-3 1B		2-2 SF7		3	1	1	1	1	0	3									
<b>Ivan Calderon, R</b> (1, 9) OBP: 0.345, SLG: 0.408		0-0 F9	2-2 1B		0-0 F9	1-0 SF8		3-H 4-0 FC5-4 BB		3	0	1	1	1	0	1									
<b>Carlos Martinez, R</b> (1, 7) OBP: 0.208, SLG: 0.208	1-1 SAFE 2B 1B		0-0 F9		1-0 G6-3	3-H 3-1 G6-4-3		1-2 FC5-4 1B		5	1	1	0	0	0	5									
<b>Fred Manrique, R</b> (1, 4) OBP: 0.400, SLG: 0.520	1-0 SH 2B			2-3 K	1-0 HR 1B		0-0 F8	0-1 1-3 3-H 1B		5	2	3	2	0	1	0									
<b>Eddie Williams, R</b> (1, 5) OBP: 0.385, SLG: 0.402	2-1 SH			1-0 1B HBP	1-0 HR 1B		1-0 1B		0-0 L3	2	2	2	1	0	0	0									
<b>Jeff Schaefer, R</b> (8, 5) OBP: 0.100, SLG: 0.100	2-3 3-H SH			1-2 1B 1B			1-2 HR 1B			1	0	0	0	0	0	0									
<b>Ron Karkovics, R</b> (1, 2) OBP: 0.269, SLG: 0.380	1-1 SH G4-3			1-2 1B 1B	1-1 HR		0-0 F8		0-0 P5	4	2	2	4	0	0	1									
<b>Inning Stats</b>	R: 0 E: 0 K: 1 S: 8	H: 0 LOB: 0 BB: 1 P: 13	R: 3 E: 1 K: 0 S: 10	H: 2 LOB: 1 BB: 1 P: 20	R: 0 E: 0 K: 0 S: 12	H: 2 LOB: 2 BB: 0 P: 19	R: 2 E: 0 K: 2 S: 15	H: 3 LOB: 2 BB: 0 P: 26	R: 3 E: 0 K: 0 S: 7	H: 3 LOB: 0 BB: 0 P: 11	R: 2 E: 1 K: 0 S: 7	H: 3 LOB: 0 BB: 0 P: 13	R: 0 E: 0 K: 0 S: 9	H: 1 LOB: 1 BB: 0 P: 11	R: 2 E: 0 K: 0 S: 14	H: 2 LOB: 2 BB: 2 P: 28	R: 0 E: 0 K: 1 S: 5	H: 0 LOB: 0 BB: 0 P: 5	1B: 13 2B: 2 3B: 0 HR: 1	SF: 2 SAC: 2 DP: 3 HBP: 1	WP: 0 PB: 0 SB: 0 CS: 0	PA: 46			
<b>PITCHER</b>	IP	WLS	BF	H	R	ER	SO	BB	IBB	HBP	BLK	WP	HR	S	P	ERA	WHIP								
<b>Teddy Higuera, L</b> (1, 1) ERA: 11.25	3.2	L	21	7	5	3	3	2	0	1	0	0	0	43	73	12.27	2.455								
<b>Don August, R</b> (4, 1) ERA: 4.0	2.1		12	6	5	4	0	0	0	0	0	0	1	16	29	15.43	2.571								
<b>Chuck Crim, R</b> (7, 1) ERA: 3.66	1.0		4	1	0	0	0	0	0	0	0	0	0	9	11	0.00	1.000								
<b>Bryan Clutterbuck, R</b> (8, 1) ERA: 3.24	1.0		6	2	2	2	0	2	0	0	0	0	0	14	28	18.00	4.000								
<b>Dan Plesac, L</b> (9, 1) ERA: 3.99	1.0		3	0	0	0	1	0	0	0	0	0	0	5	5	0.00	0.000								
<b>Batter</b>	<b>1</b>	<b>2</b>	<b>3</b>	<b>4</b>	<b>5</b>	<b>6</b>	<b>7</b>	<b>8</b>	<b>9</b>	<b>AB</b>	<b>R</b>	<b>H</b>	<b>RBI</b>	<b>BB</b>	<b>SO</b>	<b>LOB</b>	<b>BOTTOM</b>								
<b>Paul Moltor, R</b> (1, 5) OBP: 0.389, SLG: 0.478	2-1 BB 1B		1-1 E6 FC6-4		0-0 G4-6-3		1-0 L8		0-0 P6	4	0	1	0	0	0	1									
<b>Gus Polidor, R</b> (8, 5) OBP: 0.185, SLG: 0.259										1	0	0	0	0	0	0									
<b>Gary Sheffield, R</b> (1, 6) OBP: 0.314, SLG: 0.409	4-0 BB		1-1 FC6-4 G4-3 BLK		0-0 FC6-4 1B		0-1 HR 2B		1-3 K	4	1	2	0	1	1	1									
<b>Robin Yount, R</b> (1, 8) OBP: 0.369, SLG: 0.444	1-3 K		3-2 G4-3		0-0 FC6-4		2-1 HR			4	1	1	2	0	1	4									
<b>Rob Deer, R</b> (1, 9) OBP: 0.318, SLG: 0.414	2-3 K		2-3 K				2-1 F7		2-3 K	4	0	0	0	0	3	3									
<b>B.J. Surhoff, L</b> (1, 2) OBP: 0.258, SLG: 0.345	1-0 F7				2-1 F7		1-0 G4-3 2B		0-3 K	4	0	1	0	0	1	2									
<b>Glenn Briggs, R</b> (1, 7) OBP: 0.276, SLG: 0.402		2-3 K		0-0 G6-3		4-2 G4-3 BB		1-1 G6-3		3	0	0	0	1	1	0									
<b>Jim Gantner, L</b> (1, 4) OBP: 0.270, SLG: 0.233					4-2 FC6-4 BB		0-0 G4-3		2-2 F7	3	0	0	0	1	0	2									
<b>Dave Engle, R</b> (1, 10) OBP: 0.353, SLG: 0.594					2-0 FC6-4		4-0 BB		1-3 K	2	0	0	0	2	1	1									
<b>Terry Francona, L</b> (1, 3) OBP: 0.178, SLG: 0.183		2-3 K			1-1 G4-6-3 1B		0-0 L7		0-0 G4-3	4	0	1	0	0	1	4									
<b>Inning Stats</b>	R: 0 E: 0 K: 2 S: 10	H: 1 LOB: 2 BB: 1 P: 20	R: 0 E: 0 K: 2 S: 9	H: 0 LOB: 1 BB: 1 P: 17	R: 0 E: 1 K: 1 S: 11	H: 0 LOB: 1 BB: 0 P: 18	R: 0 E: 0 K: 0 S: 6	H: 0 LOB: 1 BB: 1 P: 14	R: 0 E: 0 K: 0 S: 5	H: 2 LOB: 1 BB: 0 P: 6	R: 0 E: 0 K: 0 S: 7	H: 1 LOB: 3 BB: 2 P: 18	R: 2 E: 0 K: 2 S: 11	H: 2 LOB: 0 BB: 0 P: 16	R: 0 E: 0 K: 1 S: 8	H: 0 LOB: 0 BB: 0 P: 12	R: 0 E: 0 K: 1 S: 5	H: 0 LOB: 0 BB: 0 P: 6	1B: 3 2B: 2 3B: 0 HR: 1	SF: 0 SAC: 0 DP: 1 HBP: 0	WP: 0 PB: 0 SB: 0 CS: 0	PA: 38			
<b>PITCHER</b>	IP	WLS	BF	H	R	ER	SO	BB	IBB	HBP	BLK	WP	HR	S	P	ERA	WHIP								
<b>Melido Perez, R</b> (1, 1) ERA: 5.8	6.1	W	30	6	2	2	5	5	0	0	1	0	0	53	101	2.84	1.737								
<b>Donn Pail, R</b> (7, 1) ERA: 4.05	2.2		8	0	0	0	4	0	0	0	0	0	0	19	26	0.00	0.000								

**Chicago White Sox @ Milwaukee Brewers**  
 Milwaukee County Stadium, Milwaukee, WI  
 Wed May 10, 1989, 4:33 AM EDT  
 Att: 16,172 - Sunny - 52 F

AB 37  
 R 12  
 H 16  
 RBI 11  
 BB 4  
 SO 4  
 LOB 16



**Chicago White Sox @ Milwaukee Brewers**  
 Milwaukee County Stadium, Milwaukee, WI  
 Wed May 10, 1989, 4:33 AM EDT  
 Att: 16,172 - Sunny - 52 F

AB 33  
 R 2  
 H 6  
 RBI 2  
 BB 5  
 SO 9  
 LOB 18





Batter	1	2	3	4	5	6	7	8	9	AB	R	H	RBI	BB	SO	LOB	TOP					
Paul Moltzer, R OBP: 0.398, SLG: 0.495 (1, 10)										5	1	3	0	0	0	1						
Gary Sheffield, R OBP: 0.310, SLG: 0.400 (1, 6)										5	1	1	0	0	0	4						
Robin Yount, R OBP: 0.356, SLG: 0.426 (1, 8)										5	0	0	0	0	1	3						
Rob Deer, R OBP: 0.323, SLG: 0.439 (1, 9)										3	1	1	3	1	0	2						
B.J. Surhoff, L OBP: 0.278, SLG: 0.356 (1, 2)										3	0	2	0	1	0	0						
Glenn Braggs, R OBP: 0.277, SLG: 0.392 (1, 7)										3	0	0	0	1	1	5						
Jim Gantner, L OBP: 0.272, SLG: 0.237 (1, 4)										3	1	1	0	0	0	0						
Dave Engle, R OBP: 0.351, SLG: 0.559 (8, PR)										2	0	0	0	1	0	2						
Terry Francona, L OBP: 0.176, SLG: 0.183 (8, 3)										0	0	0	0	0	0	0						
Bill Spiers, L OBP: 0.302, SLG: 0.324 (1, 5)										4	0	2	1	0	0	1						
<b>Inning Stats</b>	R: 3 E: 1 K: 0 S: 19	H: 3 LOB: 2 BB: 1 P: 29	R: 0 E: 0 K: 0 S: 8	H: 1 LOB: 0 BB: 0 P: 10	R: 0 E: 0 K: 1 S: 12	H: 1 LOB: 1 BB: 1 P: 21	R: 0 E: 0 K: 0 S: 5	H: 0 LOB: 0 BB: 0 P: 7	R: 0 E: 0 K: 0 S: 13	H: 1 LOB: 3 BB: 1 P: 24	R: 1 E: 0 K: 0 S: 6	H: 3 LOB: 1 BB: 0 P: 9	R: 0 E: 0 K: 0 S: 8	H: 1 LOB: 0 BB: 0 P: 14	R: 0 E: 0 K: 0 S: 5	H: 0 LOB: 1 BB: 1 P: 10	R: 0 E: 0 K: 1 S: 8	H: 0 LOB: 0 BB: 0 P: 12	1B: 7 2B: 2 3B: 0 HR: 1	SF: 0 SAC: 1 DP: 1 HBP: 0	WP: 0 PB: 0 SB: 0 CS: 2	PA: 42
<b>PITCHER</b>	IP WLS BF H R ER SO BB IBB HBP BLK WP HR S P ERA WHIP	IP WLS BF H R ER SO BB IBB HBP BLK WP HR S P ERA WHIP															IP WLS BF H R ER SO BB IBB HBP BLK WP HR S P ERA WHIP					
Storm Davis, R ERA: 6.54 (1, 1)	5.0	24	6	3	3	1	3	0	0	0	0	0	0	0	1	57	91	5.40	1.800			
Todd Burns, R ERA: 1.96 (6, 1)	4.0	15	4	1	1	1	1	0	0	0	0	0	0	0	0	27	45	2.25	1.250			

Milwaukee Brewers @ Oakland Athletics  
Oakland-Alameda County Coliseum, Oakland, CA  
Fri May 12 1989, 7:05 PM PDT  
Att: 30,743 - Unknown - 59 F

AB 33  
R 4  
H 10  
RBI 4  
BB 4  
SO 2  
LOB 18



Batter	1	2	3	4	5	6	7	8	9	AB	R	H	RBI	BB	SO	LOB	BOTTOM			
Luis Polonia, L OBP: 0.284, SLG: 0.341 (1, 7)										4	0	0	0	0	2	3				
Billy Beane, R OBP: 0.256, SLG: 0.357 (9, FH)										1	1	1	0	0	0	0				
Dave Henderson, R OBP: 0.404, SLG: 0.516 (1, 8)										4	2	2	2	0	0	0				
Dave Parker, L OBP: 0.256, SLG: 0.302 (1, 10)										4	1	2	0	0	0	1				
Mark McGwire, R OBP: 0.310, SLG: 0.623 (1, 3)										3	0	0	0	1	0	2				
Terry Steinbach, R OBP: 0.402, SLG: 0.404 (1, 2)										4	0	1	2	0	1	2				
Camey Lansford, R OBP: 0.416, SLG: 0.467 (1, 5)										4	1	3	0	0	0	2				
Stan Javier, S OBP: 0.372, SLG: 0.393 (1, 9)										4	0	1	0	0	0	4				
Walt Weiss, S OBP: 0.299, SLG: 0.333 (1, 6)										4	0	1	0	0	2	2				
Mike Gallego, R OBP: 0.373, SLG: 0.421 (1, 4)										3	0	0	0	1	1	1				
<b>Inning Stats</b>	R: 2 E: 0 K: 0 S: 13	H: 2 LOB: 2 BB: 1 P: 25	R: 0 E: 0 K: 2 S: 11	H: 0 LOB: 0 BB: 0 P: 15	R: 0 E: 0 K: 0 S: 8	H: 1 LOB: 1 BB: 0 P: 12	R: 1 E: 1 K: 0 S: 8	H: 2 LOB: 1 BB: 0 P: 12	R: 0 E: 0 K: 1 S: 6	H: 2 LOB: 2 BB: 1 P: 13	R: 0 E: 0 K: 0 S: 6	H: 0 LOB: 0 BB: 0 P: 10	R: 0 E: 0 K: 2 S: 10	H: 1 LOB: 1 BB: 0 P: 16	R: 2 E: 0 K: 1 S: 5	H: 2 LOB: 0 BB: 0 P: 7	1B: 9 2B: 1 3B: 0 HR: 1	SF: 0 SAC: 0 DP: 0 HBP: 1	WP: 0 PB: 0 SB: 0 CS: 0	PA: 38
<b>PITCHER</b>	IP WLS BF H R ER SO BB IBB HBP BLK WP HR S P ERA WHIP	IP WLS BF H R ER SO BB IBB HBP BLK WP HR S P ERA WHIP															IP WLS BF H R ER SO BB IBB HBP BLK WP HR S P ERA WHIP			
Mike Birkbeck, R ERA: 3.6 (1, 1)	6.1	29	3	2	3	0	2	0	0	0	0	0	0	0	0	1	1	0.00	0.000	
Bill Krueger, L ERA: 3.96 (7, 1)	0.1	1	0	0	0	0	0	0	0	0	0	1	1	0.00	0.000					
Chuck Crim, R ERA: 3.48 (7, 1)	1.0	4	1	0	0	1	0	0	0	0	0	7	13	0.00	1.000					
Dan Plesac, L ERA: 4.38 (8, 1)	0.2	4	2	2	2	2	0	0	0	0	1	9	13	27.00	3.000					

Milwaukee Brewers @ Oakland Athletics  
Oakland-Alameda County Coliseum, Oakland, CA  
Fri May 12 1989, 7:05 PM PDT  
Att: 30,743 - Unknown - 59 F

AB 35  
R 5  
H 11  
RBI 4  
BB 2  
SO 6  
LOB 17





Batter	1	2	3	4	5	6	7	8	9	AB	R	H	RBI	BB	SO	LOB	TOP								
Paul Moltzer, R OBP: 0.393, SLG: 0.485 (1, 10)	1-1 E 1B		1-2 F9			0-3 K		1-0 G4-3		4	0	1	0	0	1	1									
Gary Sheffield, R OBP: 0.308, SLG: 0.390 (1, 6)	0-0 F6		3-2 F8			4-2 G6-4-3 BB		2-3 K		3	0	0	0	1	1	2									
Robin Yount, R OBP: 0.353, SLG: 0.429 (1, 8)	1-3 K SAFE		0-1 F7			2-2 G6-4-3 1-2		1-1 HR 2B		4	1	1	0	0	1	2									
Rob Deer, R OBP: 0.321, SLG: 0.458 (1, 9)	2-3 K		2-1 G5-3			0-0 G4-3		0-1 HR 2B		4	1	1	2	0	1	1									
B.J. Surhoff, L OBP: 0.287, SLG: 0.374 (1, 2)		1-1 F7		1-1 WP 2B		2-2 F7		1-2 HR 1B SF8		4	1	2	0	0	0	0									
Bill Spillers, L OBP: 0.319, SLG: 0.341 (1, 5)		1-2 F8		1-1 F8 2B		3-1 1B		0-1 1B		4	0	2	0	0	0	1									
Jim Gantner, L OBP: 0.262, SLG: 0.229 (1, 4)		0-1 L7		2-3 1B		0-0 G4-3		1-1 SF8		3	0	0	1	0	0	1									
Terry Francona, L OBP: 0.182, SLG: 0.187 (1, 3)			2-2 1B			0-1 G3		0-1 L6 F5		4	0	1	0	0	0	1									
Mike Felder, S OBP: 0.219, SLG: 0.167 (1, 7)			3-2 F7			3-1 G4-3		1-2 L5		3	0	0	0	0	0	1									
<b>Inning Stats</b>	R: 0 E: 1 K: 2 S: 9	H: 1 LOB: 1 BB: 0 P: 13	R: 0 E: 0 K: 0 S: 7	H: 0 LOB: 0 BB: 0 P: 9	R: 0 E: 0 K: 0 S: 17	H: 1 LOB: 1 BB: 0 P: 26	R: 0 E: 0 K: 0 S: 8	H: 1 LOB: 1 BB: 0 P: 12	R: 0 E: 0 K: 0 S: 5	H: 0 LOB: 0 BB: 0 P: 8	R: 0 E: 0 K: 1 S: 10	H: 0 LOB: 0 BB: 1 P: 16	R: 0 E: 0 K: 0 S: 8	H: 1 LOB: 1 BB: 0 P: 14	R: 0 E: 0 K: 0 S: 7	H: 0 LOB: 0 BB: 0 P: 9	R: 3 E: 0 K: 1 S: 22	H: 4 LOB: 1 BB: 0 P: 28	1B: 5 2B: 2 3B: 0 HR: 1	SF: 1 SAC: 0 DP: 1 HBP: 0	WP: 1 PB: 0 CS: 0	PA: 35			
<b>PITCHER</b>	IP	WLS	BF	H	R	ER	SO	BB	IBB	HBP	BLK	WP	HR	S	P	ERA	WHIP								
Bob Welch, R ERA: 2.93 (1, 1)	8.1	W	31	6	2	2	4	1	0	0	0	1	1	80	119	2.16	0.840								
Dennis Eckerstley, R ERA: 1.29 (9, 1)	0.2	S	4	2	1	1	0	0	0	0	0	0	0	13	16	13.50	3.000								

Milwaukee Brewers @ Oakland Athletics  
Oakland-Alameda County Coliseum, Oakland, CA  
Sat May 13 1989, 3:33 AM PDT  
Att: 33,053 - Sunny - 65 F

AB 33  
R 3  
H 8  
RBI 3  
BB 1  
SO 4  
LOB 10



Batter	1	2	3	4	5	6	7	8	9	AB	R	H	RBI	BB	SO	LOB	BOTTOM								
Luis Polonia, L OBP: 0.283, SLG: 0.349 (1, 7)	0-0 1B 2B		0-1 F9			0-0 G6-3		0-2 L3		4	1	1	0	0	0	1									
Dave Henderson, R OBP: 0.407, SLG: 0.512 (1, 8)	4-0 1B BB		1-3 K			0-3 K		0-1 1B 2H 1B		3	0	1	1	1	2	0									
Dave Parker, L OBP: 0.264, SLG: 0.328 (1, 10)	1-0 F7		2-1 HR			4-0 G6-4-3 BB		2-1 F7		3	1	1	1	1	0	3									
Mark McGwire, R OBP: 0.318, SLG: 0.617 (1, 3)	0-0 2H 1B		3-2 F7			0-0 P3		1-0 1B		4	0	2	1	0	0	1									
Ron Hassey, L OBP: 0.224, SLG: 0.237 (1, 2)	2-1 F7		2-1 F9			2-0 G6-4-3 1-2		1-0 F8		4	0	0	0	0	0	5									
Camey Lansford, R OBP: 0.407, SLG: 0.456 (1, 5)	2-3 K		1-0 G6-3			0-0 G2-3		0-1 1B 2B		3	0	0	0	0	1	2									
Stan Javier, S OBP: 0.361, SLG: 0.379 (1, 9)		2-1 G5-3		1-3 K		3-2 G1-3		3-2 F8		3	0	0	0	0	1	0									
Walt Weiss, S OBP: 0.291, SLG: 0.323 (1, 6)		3-3 K		0-3 K		1-1 F8				3	0	0	0	0	2	0									
Glenn Hubbard, R OBP: 0.360, SLG: 0.500 (1, 4)		2-0 HR		0-1 B5-3				0-1 1B 2B		3	2	2	1	0	0	0									
<b>Inning Stats</b>	R: 1 E: 0 K: 1 S: 8	H: 2 LOB: 2 BB: 1 P: 17	R: 1 E: 0 K: 1 S: 8	H: 1 LOB: 0 BB: 0 P: 15	R: 1 E: 0 K: 1 S: 11	H: 1 LOB: 0 BB: 0 P: 19	R: 0 E: 0 K: 2 S: 7	H: 0 LOB: 0 BB: 0 P: 9	R: 0 E: 0 K: 1 S: 6	H: 0 LOB: 0 BB: 0 P: 6	R: 0 E: 0 K: 0 S: 2	H: 0 LOB: 0 BB: 1 P: 8	R: 0 E: 0 K: 0 S: 6	H: 0 LOB: 0 BB: 0 P: 10	R: 1 E: 0 K: 0 S: 11	H: 3 LOB: 2 BB: 0 P: 15	1B: 3 2B: 2 3B: 0 HR: 2	SF: 0 SAC: 0 DP: 1 HBP: 0	WP: 0 PB: 0 CS: 0	PA: 32					
<b>PITCHER</b>	IP	WLS	BF	H	R	ER	SO	BB	IBB	HBP	BLK	WP	HR	S	P	ERA	WHIP								
Chris Bosio, R ERA: 2.43 (1, 1)	7.2	L	31	7	4	4	6	2	0	0	0	0	0	97	117	4.70	1.174								
Paul Mirabella, L ERA: 6.66 (8, 1)	0.1		1	0	0	0	0	0	0	0	0	0	0	1	2	0.00	0.000								

Milwaukee Brewers @ Oakland Athletics  
Oakland-Alameda County Coliseum, Oakland, CA  
Sat May 13 1989, 3:33 AM PDT  
Att: 33,053 - Sunny - 65 F

AB 30  
R 4  
H 7  
RBI 4  
BB 2  
SO 6  
LOB 12





Batter	1	2	3	4	5	6	7	8	9	AB	R	H	RBI	BB	SO	LOB	TOP			
<b>Paul Moltzer, R</b> OBP: 0.388, SLG: 0.476 (1, 10)										4	0	1	0	0	2	1				
<b>Gary Sheffield, R</b> OBP: 0.306, SLG: 0.385 (1, 6)										4	1	1	0	0	1	2				
<b>Robin Yount, R</b> OBP: 0.357, SLG: 0.426 (1, 8)										3	0	1	0	1	0	2				
<b>Rob Deer, R</b> OBP: 0.326, SLG: 0.450 (1, 9)										2	0	0	0	2	1	2				
<b>B.J. Surhoff, L</b> OBP: 0.276, SLG: 0.358 (1, 2)										4	0	0	0	0	1	3				
<b>Glenn Braggs, R</b> OBP: 0.276, SLG: 0.411 (1, 7)										4	1	1	1	0	1	1				
<b>Jim Gantner, L</b> OBP: 0.252, SLG: 0.220 (1, 4)										4	0	0	0	0	0	2				
<b>Terry Francona, L</b> OBP: 0.175, SLG: 0.179 (1, 3)										3	0	0	0	0	0	0				
<b>Bill Spiers, L</b> OBP: 0.320, SLG: 0.326 (1, 5)										2	0	0	0	0	1	0				
<b>Inning Stats</b>	R: 0 H: 1 E: 0 K: 1 S: 9	H: 1 LOB: 0 BB: 0 P: 15	R: 1 H: 1 E: 0 K: 0 S: 8	H: 1 LOB: 0 BB: 0 P: 12	R: 0 H: 0 E: 0 K: 2 S: 8	H: 0 LOB: 0 BB: 1 P: 9	R: 0 H: 1 E: 0 K: 0 S: 9	H: 1 LOB: 1 BB: 1 P: 15	R: 0 H: 0 E: 0 K: 0 S: 10	H: 0 LOB: 2 BB: 1 P: 13	R: 0 H: 0 E: 0 K: 2 S: 10	H: 0 LOB: 0 BB: 0 P: 12	R: 0 H: 0 E: 0 K: 1 S: 6	H: 0 LOB: 0 BB: 0 P: 7	R: 1 H: 1 E: 1 K: 0 S: 9	H: 1 LOB: 2 BB: 1 P: 19	1B: 3 2B: 0 3B: 0 HR: 1	SF: 0 SAC: 0 DP: 0 HBP: 1	WP: 0 PB: 0 SB: 0 CS: 1	PA: 35
<b>PITCHER</b> <b>Mike Moore, R</b> ERA: 1.86 (1, 1)	IP: 9.0 WLS: L BF: 34 H: 4 R: 2 ER: 1 SO: 7 BB: 3 IBB: 0 HBP: 1 BLK: 0 WP: 0 HR: 1 S: 82 P: 120 ERA: 1.00 WHIP: 0.778															<b>PITCHER</b>				

Milwaukee Brewers @ Oakland Athletics  
Oakland-Alameda County Coliseum, Oakland, CA  
Sun May 14 1989, 3:33 AM PDT  
Att: 26,989 - Sunny - 64 F

AB	30
R	2
H	4
RBI	1
BB	3
SO	7
LOB	13



Batter	1	2	3	4	5	6	7	8	9	AB	R	H	RBI	BB	SO	LOB	BOTTOM			
<b>Luis Polonia, L</b> OBP: 0.292, SLG: 0.356 (1, 7)										4	1	2	0	0	0	1				
<b>Ron Hassey, L</b> (9, FH) OBP: 0.221, SLG: 0.233										1	0	0	0	0	0	2				
<b>Dave Henderson, R</b> OBP: 0.396, SLG: 0.496 (1, 8)										4	0	0	0	0	2	3				
<b>Dave Parker, L</b> OBP: 0.263, SLG: 0.325 (1, 10)										4	0	1	0	0	0	1				
<b>Billy Beane, R</b> (6, PR) OBP: 0.256, SLG: 0.357										0	0	0	0	0	0	0				
<b>Mark McGwire, R</b> OBP: 0.304, SLG: 0.595 (1, 3)										3	0	0	1	0	0	0				
<b>Terry Steinbach, R</b> OBP: 0.396, SLG: 0.398 (1, 2)										4	0	1	0	0	1	2				
<b>Camey Lansford, R</b> OBP: 0.403, SLG: 0.450 (1, 5)										4	0	1	0	0	0	1				
<b>Stan Javier, S</b> OBP: 0.347, SLG: 0.363 (1, 9)										4	0	0	0	0	2	3				
<b>Walt Weiss, S</b> OBP: 0.283, SLG: 0.314 (9, PH)										3	0	0	0	0	0	3				
<b>Tony Phillips, S</b> OBP: 0.427, SLG: 0.451 (9, PR)										0	0	0	0	1	0	0				
<b>Mike Gallego, R</b> OBP: 0.373, SLG: 0.421 (9, PR)										0	0	0	0	0	0	0				
<b>Glenn Hubbard, R</b> OBP: 0.370, SLG: 0.477 (1, 4)										2	0	0	0	2	0	1				
<b>Inning Stats</b>	R: 0 H: 0 E: 0 K: 1 S: 7	H: 2 LOB: 2 BB: 0 P: 9	R: 0 H: 0 E: 0 K: 0 S: 13	H: 2 LOB: 0 BB: 0 P: 18	R: 0 H: 0 E: 0 K: 1 S: 7	H: 0 LOB: 1 BB: 1 P: 13	R: 0 H: 0 E: 0 K: 2 S: 13	H: 0 LOB: 1 BB: 0 P: 16	R: 0 H: 1 E: 0 K: 0 S: 6	H: 1 LOB: 1 BB: 0 P: 11	R: 0 H: 0 E: 0 K: 0 S: 6	H: 0 LOB: 0 BB: 0 P: 12	R: 0 H: 0 E: 1 K: 0 S: 6	H: 0 LOB: 1 BB: 0 P: 9	R: 1 H: 2 E: 0 K: 0 S: 8	H: 2 LOB: 1 BB: 0 P: 13	1B: 5 2B: 0 3B: 0 HR: 0	SF: 1 SAC: 0 DP: 0 HBP: 0	WP: 0 PB: 0 SB: 0 CS: 0	PA: 37
<b>PITCHER</b> <b>Bryan Clutterbuck, R</b> ERA: 2.78 (1, 1)	IP: 7.1 WLS: 29 BF: 1 H: 1 R: 1 ER: 1 SO: 4 BB: 1 IBB: 0 HBP: 0 BLK: 0 WP: 0 HR: 0 S: 62 P: 94 ERA: 1.23 WHIP: 0.682															<b>PITCHER</b>				
<b>Bill Krueger, L</b> ERA: 3.86 (8, 1)	0.0	1	1	0	0	0	0	0	0	0	0	1	2							
<b>Chuck Crim, R</b> ERA: 3.38 (8, 1)	0.2	W	2	0	0	0	0	0	0	0	0	3	5	0.00	0.000					
<b>Dan Plesac, L</b> ERA: 4.05 (9, 1)	1.0	S	5	0	0	0	1	2	0	0	0	13	25	0.00	2.000					

Milwaukee Brewers @ Oakland Athletics  
Oakland-Alameda County Coliseum, Oakland, CA  
Sun May 14 1989, 3:33 AM PDT  
Att: 26,989 - Sunny - 64 F

AB	33
R	1
H	5
RBI	1
BB	3
SO	5
LOB	17





Batter	1	2	3	4	5	6	7	8	9	AB	R	H	RBI	BB	SO	LOB	TOP										
Paul Moltzer, R OBP: 0.376, SLG: 0.459 (1,5)	F8		G6-3			F9		G6-3		4	0	0	0	0	0	0	<b>Milwaukee Brewers @ Oakland Athletics</b> Oakland-Alameda County Coliseum, Oakland, CA Mon May 15 1989, 7:05 PM PDT Att: 25,974 - Unknown - 59 F										
Gary Sheffield, R OBP: 0.297, SLG: 0.373 (1,6)	L7			F4		F9		G6-3		4	0	0	0	0	0												
Robin Yount, R OBP: 0.361, SLG: 0.424 (1,8)						G6-3		K		3	0	1	0	1	1												
Rob Deer, R OBP: 0.324, SLG: 0.468 (1,9)	F9			K					K	4	1	1	1	0	2												
B.J. Surhoff, L OBP: 0.275, SLG: 0.354 (1,10)		G6-3		P5			HR		K	4	1	1	0	0	1												
Glenn Braggs, R OBP: 0.275, SLG: 0.406 (1,7)		K				K		G1-3		4	0	1	0	0	2												
Jim Gantner, L OBP: 0.254, SLG: 0.223 (1,4)		G3-1			G4-3					3	0	1	0	0	0												
Bill Spiers, L OBP: 0.321, SLG: 0.326 (1,3)			K							3	0	1	0	0	1												
Charlie O'Brien, R OBP: 0.281, SLG: 0.250 (1,2)			G4-3		FC5-4			F8		3	0	0	0	0	2												
<b>Inning Stats</b>	R: 0 E: 0 K: 0 S: 10	H: 1 LOB: 1 BB: 0 P: 14	R: 0 E: 0 K: 1 S: 12	H: 0 LOB: 0 BB: 0 P: 14	R: 0 E: 0 K: 1 S: 10	H: 0 LOB: 0 BB: 0 P: 15	R: 0 E: 0 K: 1 S: 10	H: 1 LOB: 1 BB: 0 P: 17	R: 0 E: 0 K: 1 S: 13	H: 0 LOB: 0 BB: 0 P: 16	R: 2 E: 0 K: 0 S: 11	H: 4 LOB: 1 BB: 0 P: 15	R: 0 E: 0 K: 1 S: 12	H: 0 LOB: 0 BB: 0 P: 16	1B: 5 2B: 0 3B: 0 HR: 1	SF: 0 SAC: 0 DP: 1 HBP: 0	WP: 0 PB: 0 SB: 0 CS: 0	PA: 33									
<b>PITCHER</b>	IP	WLS	BF	H	R	ER	SO	BB	IBB	HBP	BLK	WP	HR	S	P	ERA	WHIP										
Dave Stewart, R ERA: 3.32 (1,1)	7.0	W	27	6	2	2	4	1	0	0	0	0	1	75	107	2.57	1.000										
Eric Plunk, R ERA: 1.42 (8,1)	1.0		3	0	0	0	1	0	0	0	0	0	0	7	11	0.00	0.000										
Greg Cadaret, L ERA: 2.4 (9,1)	1.0		3	0	0	0	1	0	0	0	0	0	0	12	16	0.00	0.000										

Batter	1	2	3	4	5	6	7	8	9	AB	R	H	RBI	BB	SO	LOB	BOTTOM										
Luis Polonia, L OBP: 0.307, SLG: 0.362 (1,7)	1-3		HR	1B	2B	BB		E3		4	2	2	2	1	0	0	<b>Milwaukee Brewers @ Oakland Athletics</b> Oakland-Alameda County Coliseum, Oakland, CA Mon May 15 1989, 7:05 PM PDT Att: 25,974 - Unknown - 59 F										
Dave Henderson, R OBP: 0.405, SLG: 0.523 (1,8)	F8		HR	1B	BB			F9		3	2	2	3	1	0	0											
Billy Beane, R OBP: 0.250, SLG: 0.349 (7, PH)			HR	1B	BB					1	0	0	0	0	0	1											
Dave Parker, L OBP: 0.275, SLG: 0.344 (1,10)	1B		1B	2B	BB			FC1-6		5	0	3	2	0	0	3											
Mark McGwire, R OBP: 0.299, SLG: 0.568 (1,3)	L9		G6-4-3	1B	2B			FC4		4	0	0	0	1	0	3											
Ron Hassey, L OBP: 0.221, SLG: 0.233 (8,2)			G6-4-3	BB						0	0	0	0	0	0	0											
Terry Steinbach, R OBP: 0.396, SLG: 0.398 (8,3)	G4-3			FC5-4				F8		5	2	2	0	0	0	2											
Carney Lansford, R OBP: 0.405, SLG: 0.459 (1,5)	P5			1B	G1-3			F4		4	2	2	0	0	0	0											
Tony Phillips, S OBP: 0.423, SLG: 0.446 (8,5)				1B	1B					1	0	0	0	0	0	0											
Stan Javier, S OBP: 0.349, SLG: 0.365 (1,9)	F9			1B	1B			K		5	2	2	1	0	1	1											
Walt Weiss, S OBP: 0.291, SLG: 0.321 (1,6)			G4-3		F8					4	0	2	3	0	0	1											
Glenn Hubbard, R OBP: 0.382, SLG: 0.511 (1,4)				1B	1B					1	1	1	0	0	0	0											
Mike Gallego, R OBP: 0.372, SLG: 0.443 (4,4)			1B	2B	G4-6-3			FC6-4		3	1	1	1	0	0	3											
<b>Inning Stats</b>	R: 0 E: 0 K: 0 S: 5	H: 1 LOB: 1 BB: 0 P: 8	R: 0 E: 0 K: 0 S: 4	H: 0 LOB: 0 BB: 0 P: 5	R: 3 E: 0 K: 0 S: 13	H: 4 LOB: 0 BB: 0 P: 20	R: 5 E: 0 K: 0 S: 21	H: 6 LOB: 2 BB: 2 P: 34	R: 2 E: 0 K: 0 S: 12	H: 3 LOB: 2 BB: 1 P: 22	R: 2 E: 0 K: 0 S: 16	H: 3 LOB: 1 BB: 0 P: 23	R: 0 E: 0 K: 1 S: 8	H: 0 LOB: 1 BB: 0 P: 12	1B: 12 2B: 3 3B: 1 HR: 1	SF: 0 SAC: 0 DP: 2 HBP: 0	WP: 0 PB: 0 SB: 0 CS: 0	PA: 43									
<b>PITCHER</b>	IP	WLS	BF	H	R	ER	SO	BB	IBB	HBP	BLK	WP	HR	S	P	ERA	WHIP										
Don August, R ERA: 4.88 (1,1)	3.0	L	16	8	6	6	0	0	0	0	0	0	0	28	50	18.00	4.500										
Mark Knudson, R ERA: 2.84 (4,1)	2.0		14	6	4	4	0	3	0	0	0	0	0	29	45	9.00	1.500										
Paul Mirabella, L ERA: 8.74 (6,1)	2.0		10	3	2	2	0	0	0	0	0	0	0	8	12	0.00	0.000										
Terry Francona, L ERA: (8,1)	1.0		3	0	0	0	1	0	0	0	0	0	0	8	12	0.00	0.000										





Batter	1	2	3	4	5	6	7	8	9	AB	R	H	RBI	BB	SO	LOB	TOP			
Paul Moltzer, R OBP: 0.369, SLG: 0.442	(1, 5) F8	(2) F8				L8			G6-3	4	0	0	0	1	0	1				
Robin Yount, R OBP: 0.362, SLG: 0.445	(1, 8) 2B	F8		BB			G4-3		G5-3	5	1	2	1	0	0	1				
Gary Sheffield, R OBP: 0.301, SLG: 0.382	(1, 6) BLK			G6-3			F8		G5-3	5	1	2	1	0	0	1				
Rob Deer, R OBP: 0.333, SLG: 0.473	(1, 9) 1B	1B		HR			F9		K	5	1	3	0	0	1	1				
Glenn Braggs, R OBP: 0.282, SLG: 0.432	(1, 7) HBP			HR			P4		L7	4	1	2	3	0	0	2				
Dave Engle, R OBP: 0.317, SLG: 0.500	(1, 3) F7			K2-3			K		P4	4	0	0	0	0	2	4				
Jim Gantner, L OBP: 0.263, SLG: 0.226	(1, 10) HBP			G4-3			G1-3			3	0	1	0	0	0	2				
Gus Polidor, R OBP: 0.172, SLG: 0.241	(1, 4) G3-1			F8			G6-3		F9	4	0	0	0	0	0	4				
Charlie O'Brien, R OBP: 0.257, SLG: 0.226	(1, 2) G1-3			K			L8		G6-3	3	0	0	0	0	1	0				
Bill Spiers, L OBP: 0.333, SLG: 0.362	(9, PH)								2B	1	1	1	0	0	0	0				
<b>Inning Stats</b>	R: 2 H: 4 E: 0 K: 0 S: 28	H: 4 LOB: 3 BB: 0 P: 38	R: 0 H: 0 E: 0 K: 0 S: 10	H: 0 LOB: 0 BB: 0 P: 14	R: 2 H: 2 E: 0 K: 1 S: 13	H: 2 LOB: 0 BB: 0 P: 19	R: 0 H: 0 E: 0 K: 1 S: 10	H: 0 LOB: 1 BB: 1 P: 17	R: 0 H: 2 E: 0 K: 1 S: 12	H: 2 LOB: 2 BB: 0 P: 17	R: 0 H: 0 E: 0 K: 0 S: 7	H: 0 LOB: 0 BB: 0 P: 13	R: 0 H: 1 E: 0 K: 0 S: 9	H: 1 LOB: 1 BB: 0 P: 13	R: 1 H: 2 E: 0 K: 1 S: 13	H: 2 LOB: 1 BB: 0 P: 17	1B: 6 2B: 3 3B: 1 HR: 1	SF: 0 SAC: 0 DP: 0 HBP: 1	WP: 0 PB: 0 SB: 0 CS: 0	PA: 40
<b>PITCHER</b>	IP WLS BF H R ER SO BB IBB HBP BLK WP HR S P ERA WHIP																			
Mark Langston, L ERA: 3.24	(1, 1) 7.0 31 8 4 4 3 1 0 1 1 0 1 85 125 5.14 1.286																			
Michael Jackson, R ERA: 3.89	(8, 1) 1.0 W 4 1 0 0 0 0 0 0 0 0 0 9 13 0.00 1.000																			
Mike Schooler, R ERA: 2.5	(9, 1) 1.0 S 5 2 1 1 1 0 0 0 0 0 0 0 13 17 9.00 2.000																			

Milwaukee Brewers @ Seattle Mariners  
The Kingdome, Seattle, WA  
Tue May 16 1989, 10:05 PM EDT  
Alt. 9,651 - Unknown - 72 F

AB 38  
R 5  
H 11  
RBI 5  
BB 1  
SO 4  
LOB 16



Batter	1	2	3	4	5	6	7	8	9	AB	R	H	RBI	BB	SO	LOB	BOTTOM	
Harold Reynolds, S OBP: 0.352, SLG: 0.391	(1, 4) BB		G4-3			G6-3			F8	3	1	1	0	1	0	0		
Henry Cotto, R OBP: 0.309, SLG: 0.382	(1, 8) L7		F8			G6-3			G6-3	4	0	0	0	0	0	2		
Alvin Davis, L OBP: 0.413, SLG: 0.492	(1, 3) BB		G1-3			SF8			F9	2	0	0	1	1	0	0		
Jeffrey Leonard, R OBP: 0.350, SLG: 0.489	(1, 10) F8					F8			F9	4	0	0	0	0	0	2		
Darnell Coles, R OBP: 0.262, SLG: 0.319	(1, 9) F7					K			G4-3	4	2	2	0	0	1	2		
Mickey Brantley, R OBP: 0.226, SLG: 0.212	(1, 7) L7					G4-3			G5-3	2	1	0	0	1	0	1		
Ken Griffey Jr., L OBP: 0.352, SLG: 0.446	(8, PH)					E			HR	1	1	1	2	0	0	0		
Jim Prestley, R OBP: 0.343, SLG: 0.433	(1, 5) BB					E3			G6-3	3	1	2	2	1	0	0		
Dave Valle, R OBP: 0.355, SLG: 0.505	(1, 2) F8					FC5-4			G4-3	3	0	0	0	1	0	2		
Omar Vizquel, S OBP: 0.238, SLG: 0.205	(1, 6) P3					FC5-4			F7	3	0	0	0	0	0	3		
<b>Inning Stats</b>	R: 0 H: 1 E: 0 K: 0 S: 10	H: 0 LOB: 1 BB: 1 P: 16	R: 0 H: 0 E: 0 K: 0 S: 7	H: 0 LOB: 0 BB: 0 P: 12	R: 2 H: 1 E: 1 K: 1 S: 10	H: 1 LOB: 2 BB: 2 P: 23	R: 1 H: 0 E: 0 K: 0 S: 8	H: 0 LOB: 0 BB: 1 P: 16	R: 1 H: 2 E: 0 K: 0 S: 12	H: 2 LOB: 1 BB: 0 P: 18	R: 0 H: 0 E: 0 K: 0 S: 4	H: 0 LOB: 0 BB: 0 P: 6	R: 2 H: 2 E: 0 K: 0 S: 12	H: 2 LOB: 0 BB: 0 P: 20	1B: 3 2B: 2 3B: 0 HR: 1	SF: 1 SAC: 0 DP: 0 HBP: 0	WP: 0 PB: 0 SB: 1 CS: 0	PA: 35
<b>PITCHER</b>	IP WLS BF H R ER SO BB IBB HBP BLK WP HR S P ERA WHIP																	
Teddy Higuera, L ERA: 8.31	(1, 1) 5.0 22 3 3 2 1 5 0 0 0 0 0 44 84 3.60 1.400																	
Bill Wegman, R ERA: 5.23	(6, 1) 3.0 L 13 4 3 3 0 0 0 0 0 0 0 1 28 44 9.00 1.333																	

Milwaukee Brewers @ Seattle Mariners  
The Kingdome, Seattle, WA  
Tue May 16 1989, 10:05 PM EDT  
Alt. 9,651 - Unknown - 72 F

AB 29  
R 6  
H 6  
RBI 5  
BB 5  
SO 1  
LOB 12





Batter	1	2	3	4	5	6	7	8	9	AB	R	H	RBI	BB	SO	LOB	TOP									
Paul Mollitor, R OBP: 0.363, SLG: 0.458 Gus Polidor, R OBP: 0.172, SLG: 0.241	1-1 HR	0-0 G6-4-3		3-3 K		0-0 F8		1-3 K		5	1	1	1	0	2	1										
Robin Yount, R OBP: 0.357, SLG: 0.437	0-0 F9		0-1 FC1-4 2B	0-0 F8		0-1 G5-3		2-1 G4-3		5	1	1	0	0	0	0										
Gary Sheffield, R OBP: 0.311, SLG: 0.390	1-1 P5		0-0 FC1-4 1B	1-0 P1			3-1 S 1B		2-0 PB 1B	5	0	3	0	0	0	0										
Rob Deer, R OBP: 0.335, SLG: 0.462	4-1 BB		1-2 FC1-4 2B		2-3 K		2-1 G5-3		4-0 G6-4-3 IBB	3	1	0	0	2	1	3										
Jim Gantner, L OBP: 0.260, SLG: 0.234	2-2 G5-3		0-1 1B		1-0 G3		2-0 F8		0-1 G6-4-3	5	1	1	2	0	0	4										
Glenn Briggs, R OBP: 0.255, SLG: 0.433		4-0 G3 HR	1-2 1B SF7		0-1 G5-3		4-0 IBB			2	2	1	1	2	0	0										
Bill Spiers, L OBP: 0.328, SLG: 0.353		0-1 G3	1-1 1B		3-2 G1-3		1-1 G4-3			4	0	1	0	0	0	3										
Terry Francona, L OBP: 0.190, SLG: 0.247		0-0 HR	0-0 SF7		1-1 HR		1-3 K			3	2	2	3	0	1	0										
Charlie O'Brien, R OBP: 0.282, SLG: 0.324		4-2 HR	3-2 F7		0-1 HR		0-1 G6-3			3	1	1	2	0	0	1										
<b>Inning Stats</b>	R: 1 E: 0 K: 0 S: 9	H: 1 LOB: 1 BB: 1 P: 17	R: 2 E: 0 K: 0 S: 6	H: 1 LOB: 0 BB: 1 P: 14	R: 4 E: 0 K: 1 S: 21	H: 5 LOB: 1 BB: 0 P: 27	R: 0 E: 0 K: 1 S: 5	H: 0 LOB: 0 BB: 0 P: 9	R: 0 E: 0 K: 1 S: 8	H: 0 LOB: 0 BB: 0 P: 11	R: 2 E: 0 K: 0 S: 10	H: 2 LOB: 0 BB: 0 P: 14	R: 0 E: 0 K: 0 S: 7	H: 1 LOB: 2 BB: 1 P: 19	R: 0 E: 0 K: 2 S: 8	H: 0 LOB: 0 BB: 0 P: 10	R: 0 E: 0 K: 0 S: 5	H: 1 LOB: 1 BB: 1 P: 13	1B: 6 2B: 2 3B: 0 HR: 3	SF: 1 SAC: 0 DP: 2 HBP: 1	WP: 0 PB: 1 SB: 1 CS: 0	PA: 41				
<b>PITCHER</b>	IP	WLS	BF	H	R	ER	SO	BB	IBB	HBP	BLK	WP	HR	S	P	ERA	WHIP									
Scott Bankhead, R ERA: 4.67	(1, 1)	2.1	L	15	6	7	7	0	2	0	1	0	0	2	26	44	27.00	3.429								
Jerry Reed, R ERA: 2.53	(3, 1)	3.2		14	3	2	2	2	0	0	0	0	0	1	33	48	4.91	0.818								
Steve Trout, L ERA: 5.74	(7, 1)	3.0		12	2	0	0	2	0	2	0	0	0	0	20	42	0.00	0.667								

Milwaukee Brewers @ Seattle Mariners  
The Kingdome, Seattle, WA  
Wed May 17 1989, 10:05 PM EDT  
Att: 9,271 - Dome

AB	35
R	9
H	11
RBI	9
BB	4
SO	4
LOB	12



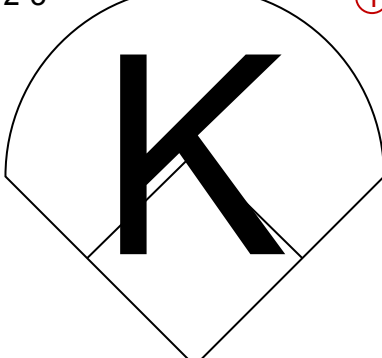
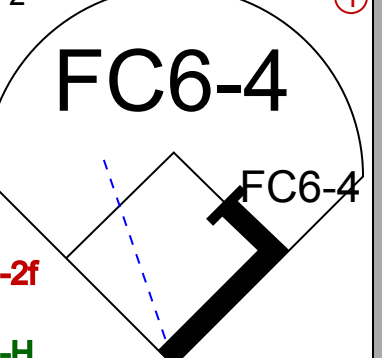
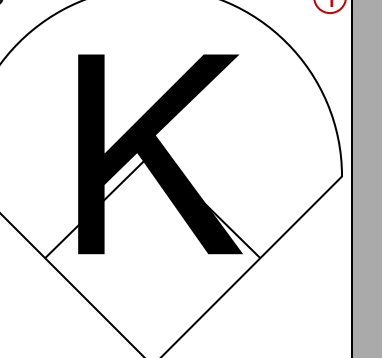
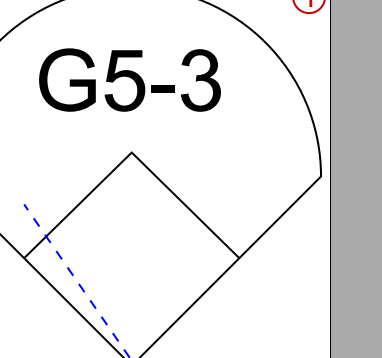
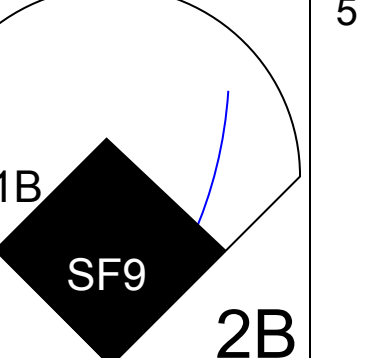
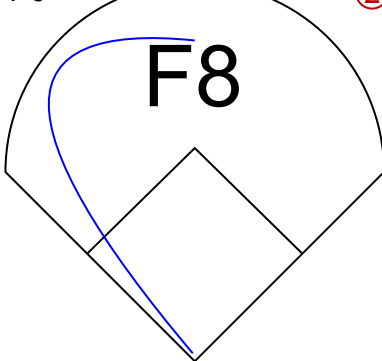
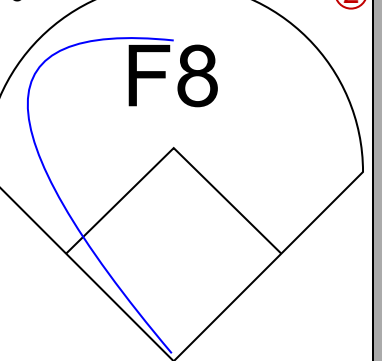
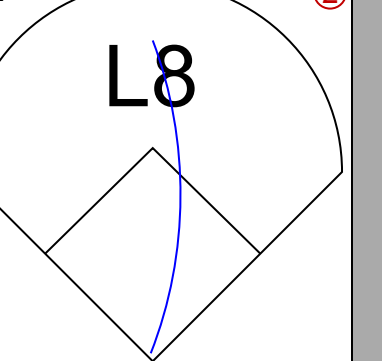
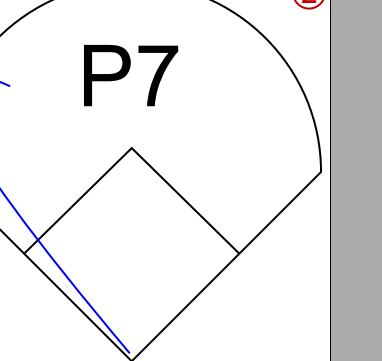
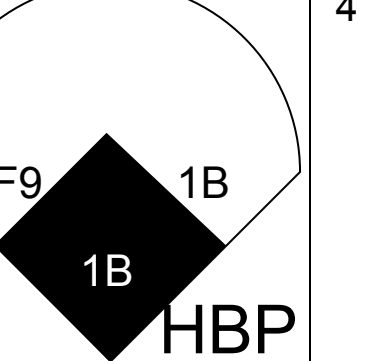
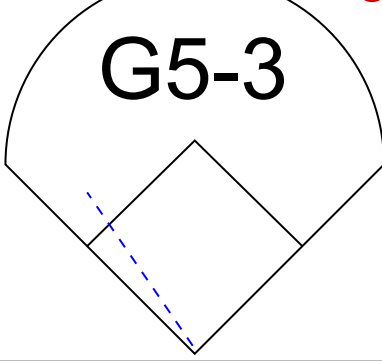
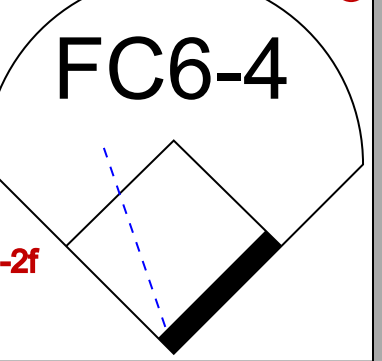
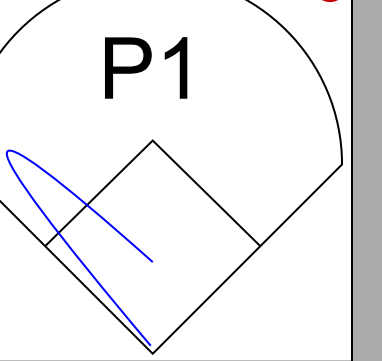
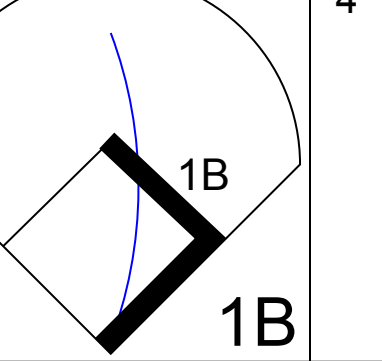
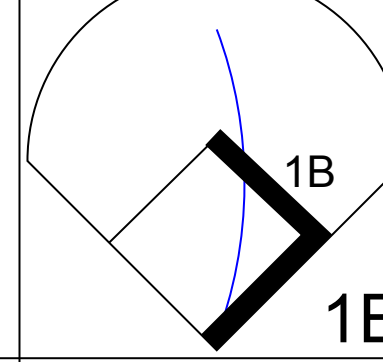
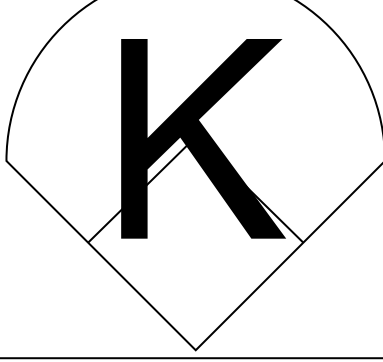
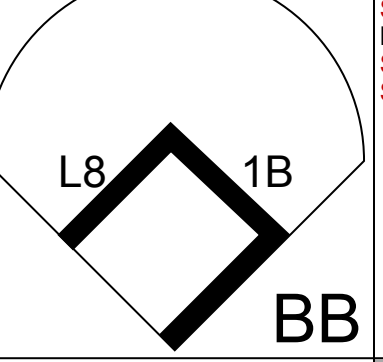

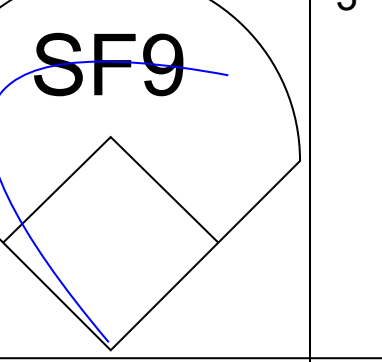

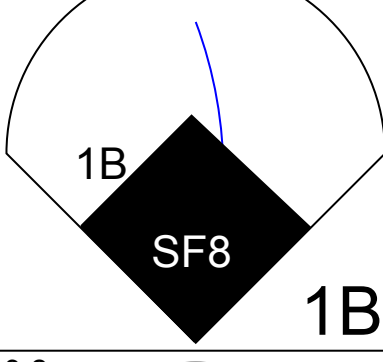
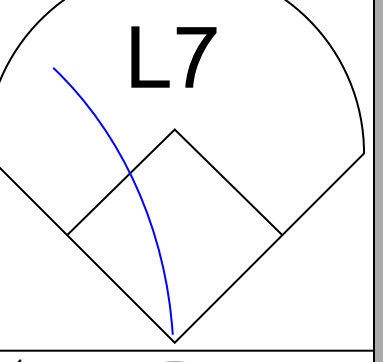
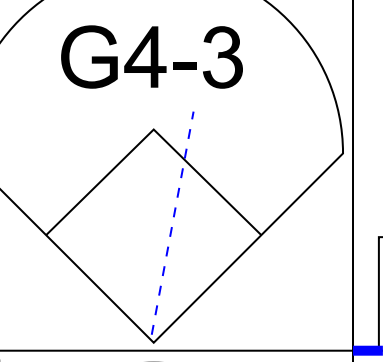
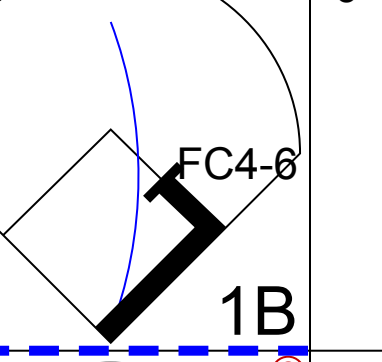

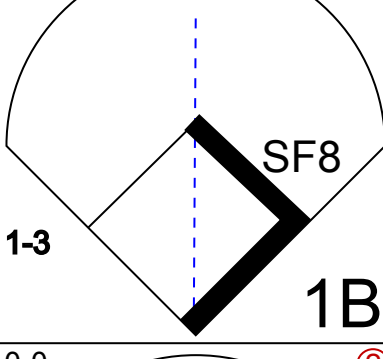
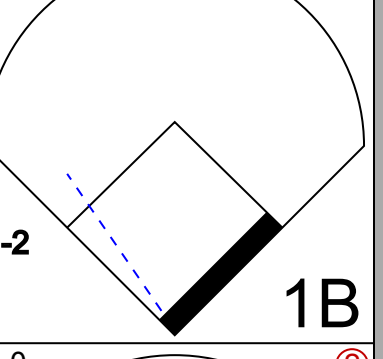
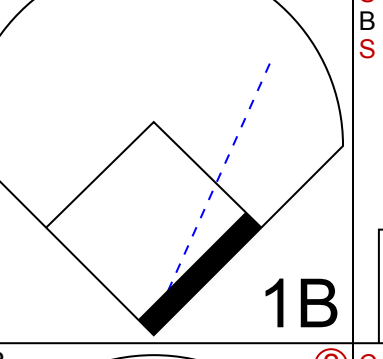
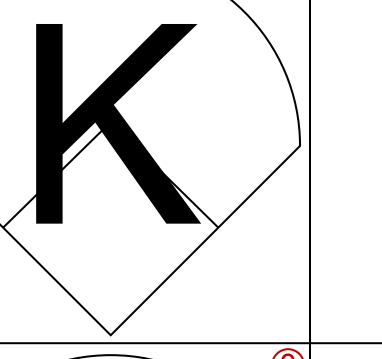

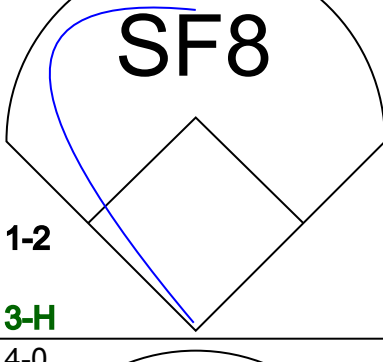
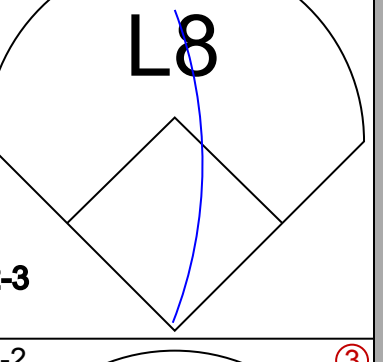
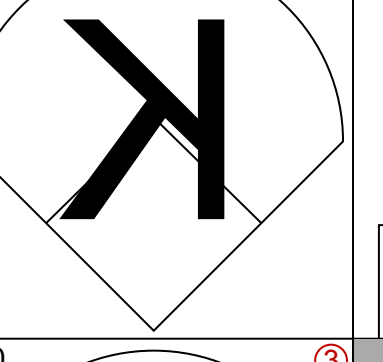
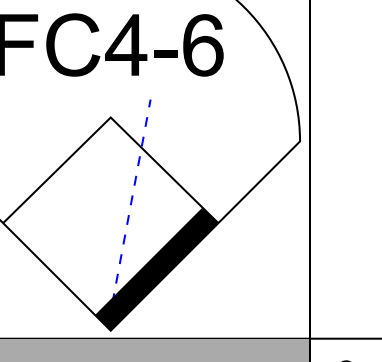
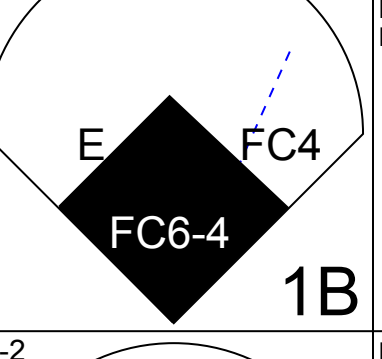
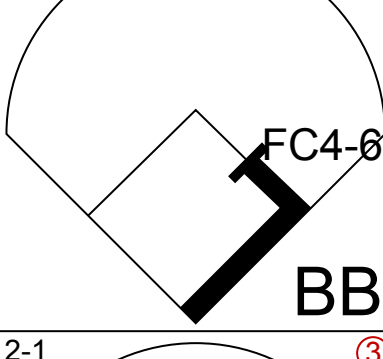
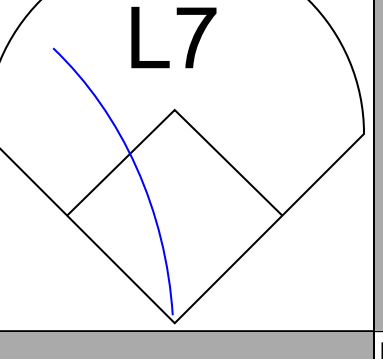
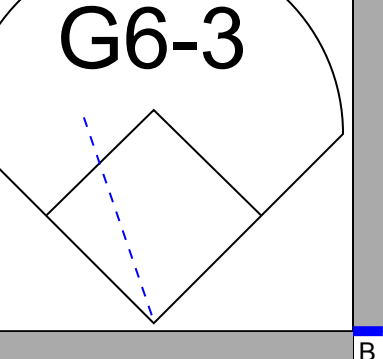
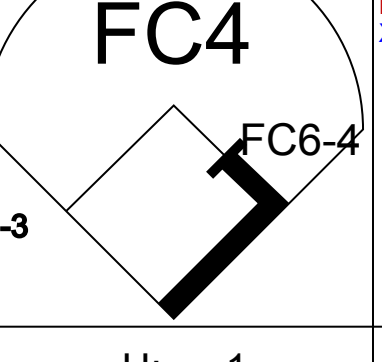
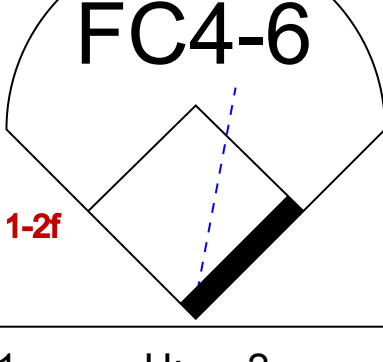
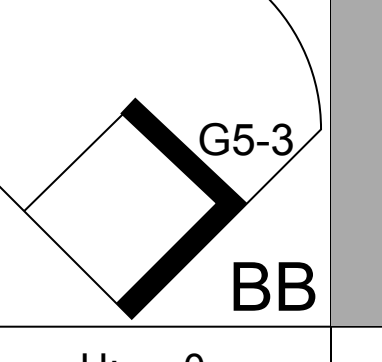
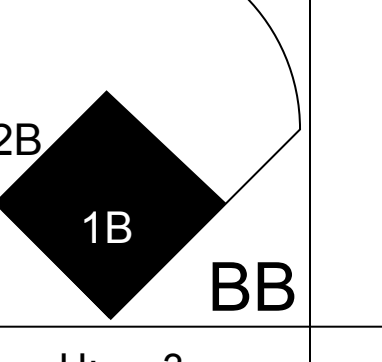
Batter	1	2	3	4	5	6	7	8	9	AB	R	H	RBI	BB	SO	LOB	BOTTOM									
Harold Reynolds, S OBP: 0.351, SLG: 0.389	2-2 G4-3	2-0 1B		0-1 G1-3		0-0 F8		0-0 1B	1-1 G1-3	6	0	2	0	0	0	3										
Henry Cotto, R OBP: 0.302, SLG: 0.363	1-2 S 1B	0-3 K			1-0 G6-3	1-2 E5 1B		1-3 K		4	1	0	0	0	2	3										
Alvin Davis, L OBP: 0.425, SLG: 0.500	4-0 G3 1B	1-2 BB		3-2 G3	0-1 BB 1B	3-1 1B		1-1 1B	1-2 2H 1B	4	2	3	1	1	0	0										
Jeffrey Leonard, R OBP: 0.346, SLG: 0.479	2-2 G3 1B		1-3 K		1-3 K	1-3 K		1-1 L4		5	1	1	1	0	3	5										
Ken Griffey Jr., L OBP: 0.354, SLG: 0.448	0-1 G3		3-2 2B		4-2 1B	2-3 K		2-3 K		4	0	1	0	1	2	6										
Damell Coles, R OBP: 0.273, SLG: 0.329	1-0 1B		3-1 G5-3		2-1 BB 1B		2-2 G6-4-3 1B		0-0 F9	5	0	3	3	0	0	1										
Jim Prestley, R OBP: 0.346, SLG: 0.426	3-0 F8			2-3 K	4-2 BB		1-0 G6-4-3		2-0 1B	4	0	1	0	1	1	2										
Dave Valle, R OBP: 0.357, SLG: 0.500		0-0 G5-3		2-2 FC4-6 1B	1-3 K		0-0 G3-1		2-2 1B	5	0	2	0	0	1	3										
Omar Vizquel, S OBP: 0.235, SLG: 0.203 Dave Cochrane, S OBP: 0.375, SLG: 0.714		3-3 K		0-1 FC4-6		3-2 HR		4-1 1B BB	0-1 P8	1	0	0	0	0	1	0										
3 S: 13	H: 2 LOB: 1 BB: 1 P: 26	R: 0 E: 0 K: 2 S: 11	H: 1 LOB: 0 BB: 0 P: 16	R: 0 E: 0 K: 1 S: 14	H: 1 LOB: 1 BB: 0 P: 24	R: 0 E: 0 K: 1 S: 10	H: 1 LOB: 0 BB: 0 P: 14	R: 1 E: 1 K: 2 S: 17	H: 2 LOB: 2 BB: 0 P: 27	R: 0 E: 0 K: 0 S: 5	H: 1 LOB: 0 BB: 0 P: 8	R: 1 E: 0 K: 2 S: 12	H: 2 LOB: 2 BB: 1 P: 21	R: 0 E: 0 K: 0 S: 10	H: 2 LOB: 2 BB: 0 P: 15	1B: 12 2B: 1 3B: 0 HR: 1	SF: 0 SAC: 0 DP: 1 HBP: 1	WP: 0 PB: 0 SB: 2 CS: 0	PA: 46							
<b>PITCHER</b>	IP	WLS	BF	H	R	ER	SO	BB	IBB	HBP	BLK	WP	HR	S	P	ERA	WHIP									
Mike Birkbeck, R ERA: 4.08	(1, 1)	4.2		25	7	4	4	5	3	0	1	0	0	0	61	105	7.71	2.143								
Chuck Cnrm, R ERA: 3.75	(5, 1)	2.2	W	13	4	2	2	4	1	0	0	0	0	1	30	49	6.75	1.875								
Dan Plesac, L ERA: 3.6	(8, 1)	1.2	S	8	3	0	0	1	0	0	0	0	0	0	17	26	0.00	1.800								

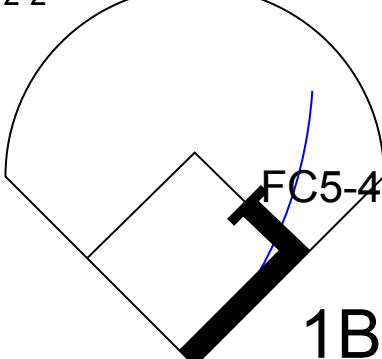
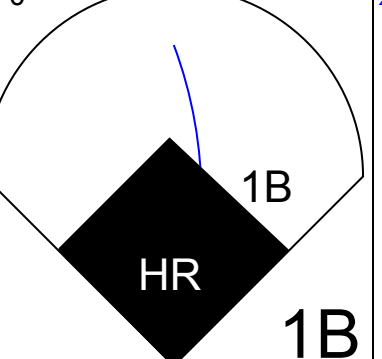
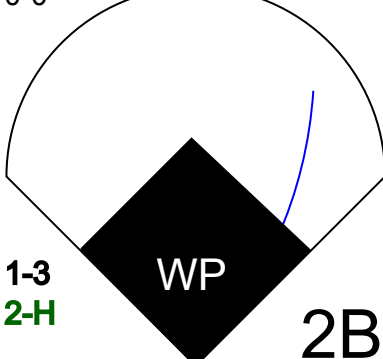
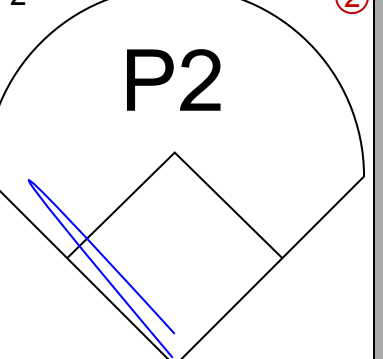
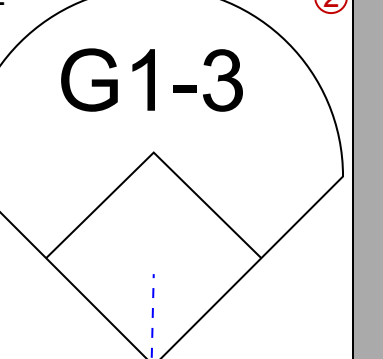
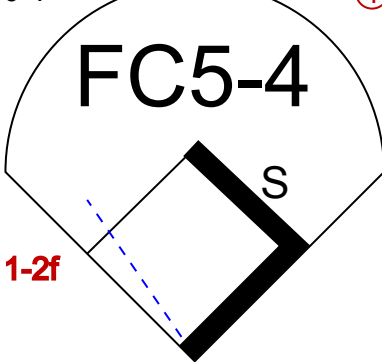
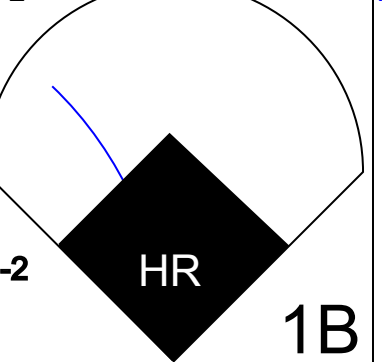
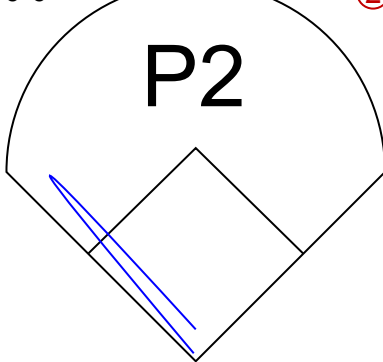
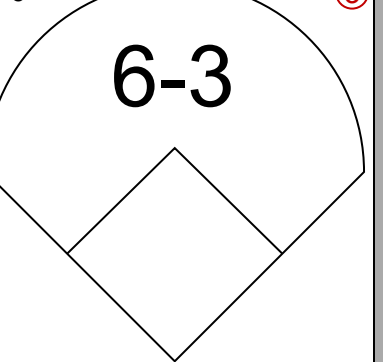
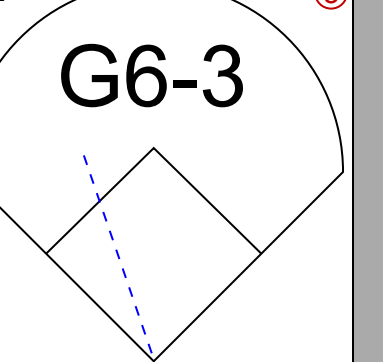
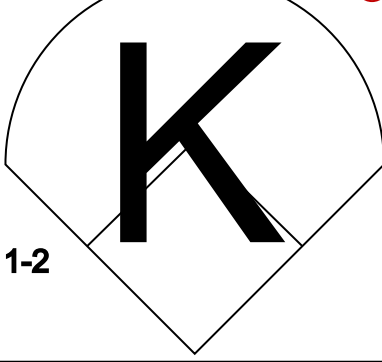
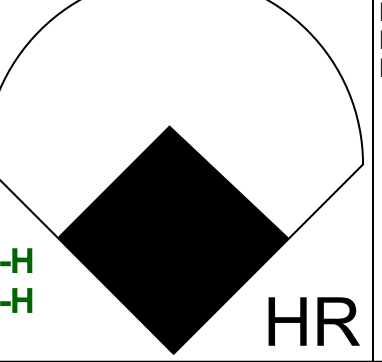
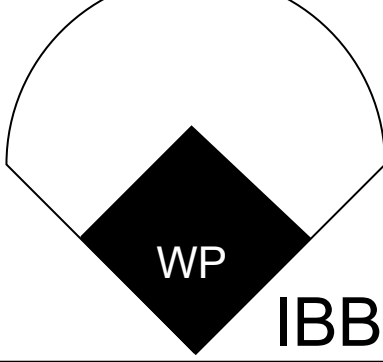
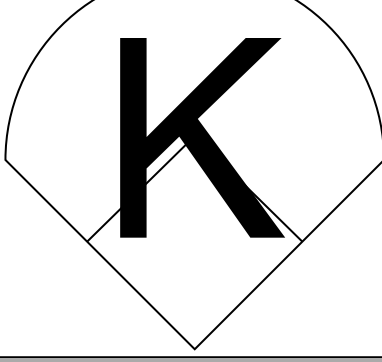
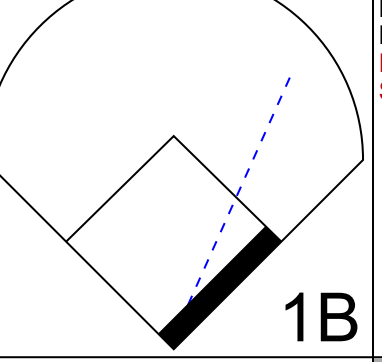
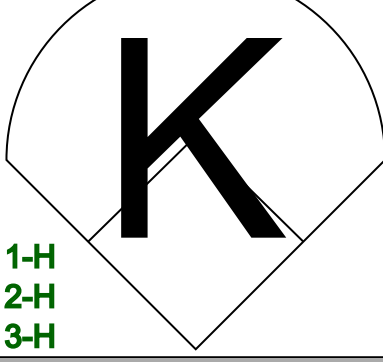

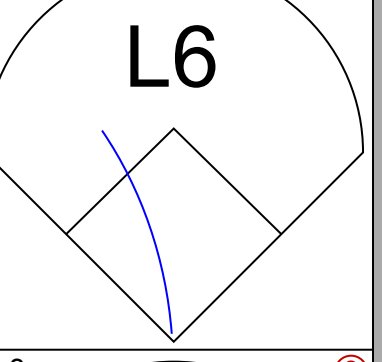

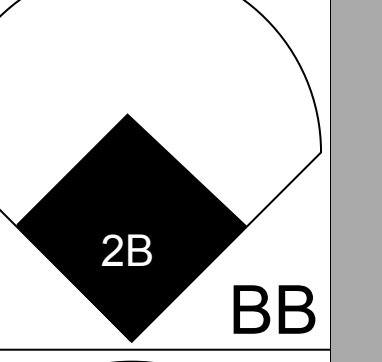

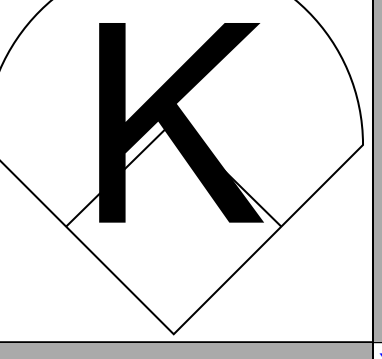

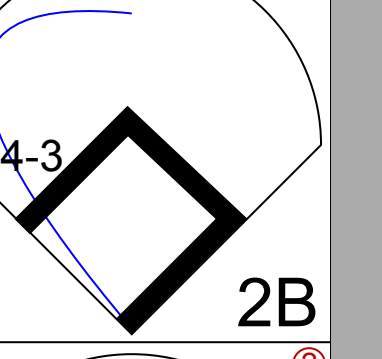
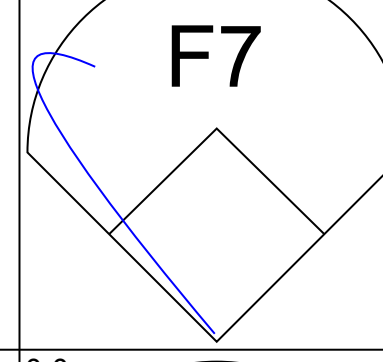
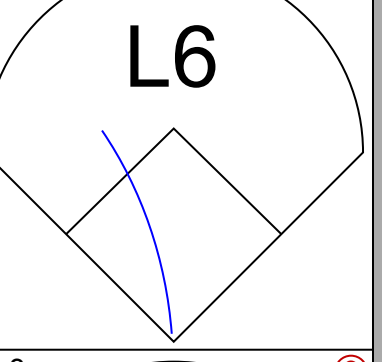
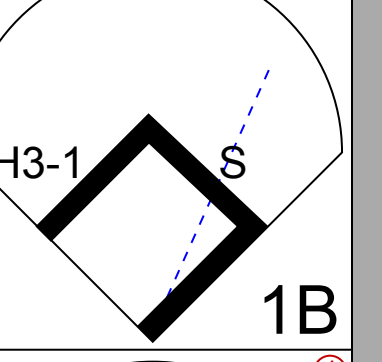
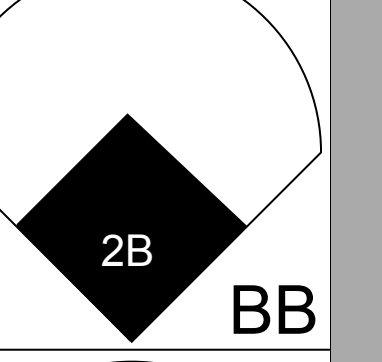

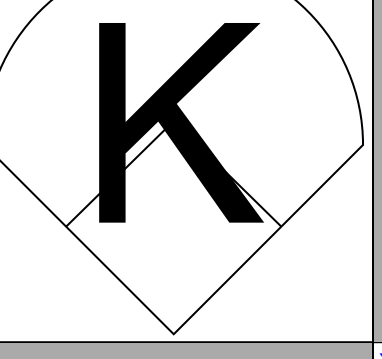
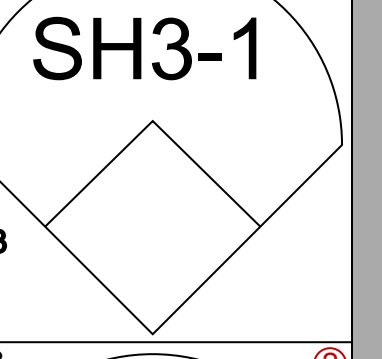
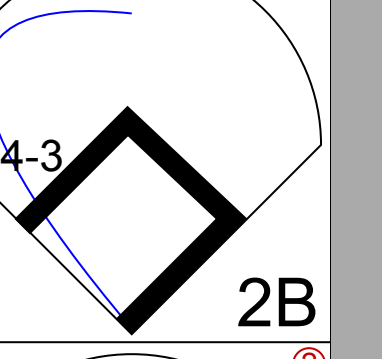

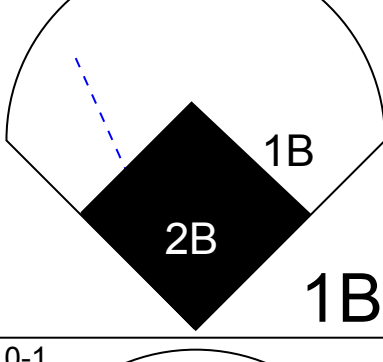



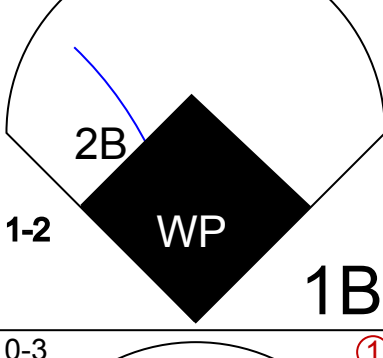



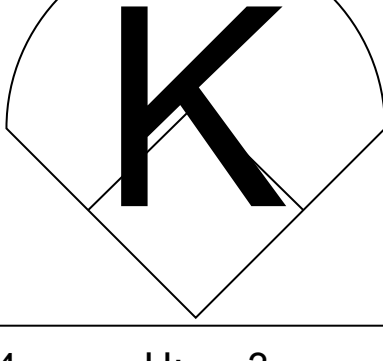
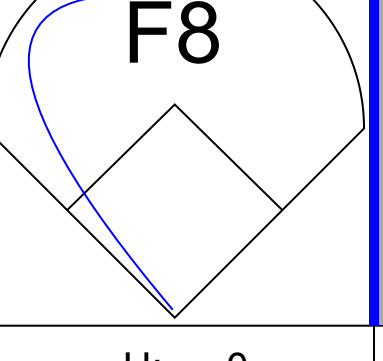
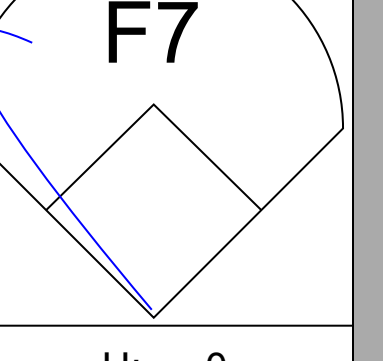
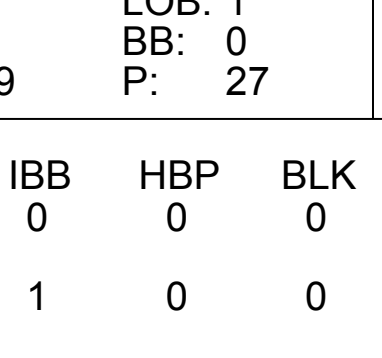

Milwaukee Brewers @ Seattle Mariners  
The Kingdome, Seattle, WA  
Wed May 17 1989, 10:05 PM EDT  
Att: 9,271 - Dome

AB	41
R	6
H	14
RBI	6
BB	4
SO	10
LOB	26





Batter	1	2	3	4	5	6	7	8	9	AB	R	H	RBI	BB	SO	LOB	TOP					
Paul Moltzer, R OBP: 0.357, SLG: 0.455 (1, 10)										5	1	1	1	0	2	2	<b>Milwaukee Brewers @ Seattle Mariners</b> The Kingdome, Seattle, WA Thu May 18 1989, 10:05 PM EDT Att: 9,416 - Dome					
Robin Yount, R OBP: 0.352, SLG: 0.425 (1, 8)										4	1	0	0	0	0	2						
Gary Sheffield, R OBP: 0.314, SLG: 0.386 (1, 6)										4	0	1	1	1	0	1						
Rob Deer, R OBP: 0.338, SLG: 0.459 (1, 9)										3	0	1	1	1	2	2						
Jim Gantner, L OBP: 0.273, SLG: 0.250 (1, 4)										5	1	3	1	0	0	1						
Glenn Braggs, R OBP: 0.305, SLG: 0.439 (1, 7)										5	0	3	0	0	1	4						
B.J. Surhoff, L OBP: 0.263, SLG: 0.340 (1, 2)										4	0	0	1	0	1	7						
Terry Francona, L OBP: 0.205, SLG: 0.250 (1, 3)										3	1	1	0	1	0	3						
Bill Spiers, L OBP: 0.339, SLG: 0.340 (1, 5)										2	1	0	0	2	0	3						
<b>Inning Stats</b>	R: 0 E: 0 K: 1 S: 11	H: 0 LOB: 0 BB: 0 P: 17	R: 0 E: 0 K: 0 S: 7	H: 2 LOB: 1 BB: 0 P: 14	R: 1 E: 1 K: 0 S: 10	H: 1 LOB: 1 BB: 0 P: 15	R: 1 E: 0 K: 1 S: 10	H: 2 LOB: 2 BB: 1 P: 23	R: 0 E: 0 K: 1 S: 8	H: 0 LOB: 0 BB: 0 P: 10	R: 0 E: 0 K: 0 S: 15	H: 1 LOB: 2 BB: 1 P: 25	R: 0 E: 0 K: 1 S: 12	H: 0 LOB: 2 BB: 2 P: 25	R: 0 E: 0 K: 1 S: 7	H: 1 LOB: 1 BB: 0 P: 10		R: 3 E: 0 K: 1 S: 14	H: 3 LOB: 2 BB: 1 P: 23	1B: 9 2B: 1 3B: 0 HR: 0	SF: 2 SAC: 0 DP: 1 HBP: 1	WP: 0 PB: 0 CS: 0
<b>PITCHER</b>	IP	WLS	BF	H	R	ER	SO	BB	IBB	HBP	BLK	WP	HR	S	P	ERA	WHIP					
Bill Swift, R ERA: 4.44 (1, 1)	6.1	W	28	6	2	1	3	3	0	0	0	0	0	66	116	1.42	1.421					
Michael Jackson, R ERA: 3.54 (7, 1)	1.2		7	1	0	0	2	1	0	0	0	0	0	14	23	0.00	1.200					
Dennis Powell, L ERA: 3.1 (9, 1)	0.1		6	3	3	0	0	1	0	1	0	0	0	9	17	81.00	12.000					
Mike Schooler, R ERA: 2.41 (9, 1)	0.2	S	2	0	0	0	1	0	0	0	0	0	0	5	6	0.00	0.000					

Batter	1	2	3	4	5	6	7	8	9	AB	R	H	RBI	BB	SO	LOB	BOTTOM				
Harold Reynolds, S OBP: 0.358, SLG: 0.401 (1, 4)										5	2	3	1	0	0	0	<b>Milwaukee Brewers @ Seattle Mariners</b> The Kingdome, Seattle, WA Thu May 18 1989, 10:05 PM EDT Att: 9,416 - Dome				
Mickey Brantley, R OBP: 0.224, SLG: 0.211 (1, 10)										5	1	1	0	0	0	3					
Alvin Davis, L OBP: 0.433, SLG: 0.522 (1, 3)										2	3	1	3	1	1	1					
Edgar Martinez, R OBP: 0.279, SLG: 0.262 (9, 5)										0	0	0	0	0	0	0					
Jeffrey Leonard, R OBP: 0.345, SLG: 0.476 (1, 7)										3	0	1	0	0	2	1					
Henry Cotto, R OBP: 0.299, SLG: 0.358 (6, 7)										1	0	0	0	0	0	1					
Ken Griffey Jr., L OBP: 0.359, SLG: 0.445 (1, 8)										3	1	1	0	1	0	1					
Damell Coles, R OBP: 0.280, SLG: 0.342 (1, 9)										3	0	2	2	0	1	1					
Jim Prestley, R OBP: 0.342, SLG: 0.419 (9, 3)										4	1	1	0	0	2	3					
Dave Valle, R OBP: 0.353, SLG: 0.491 (1, 2)										4	1	1	0	0	0	3					
Dave Cochrane, S OBP: 0.273, SLG: 0.500 (1, 6)											3	0	0	0	0	2	2				
Omar Vizquel, S OBP: 0.233, SLG: 0.200 (7, 6)										1	0	0	0	0	0	0					
<b>Inning Stats</b>	R: 0 E: 0 K: 2 S: 12	H: 1 LOB: 1 BB: 0 P: 19	R: 0 E: 0 K: 1 S: 9	H: 1 LOB: 0 BB: 0 P: 16	R: 3 E: 0 K: 2 S: 19	H: 4 LOB: 1 BB: 0 P: 27	R: 4 E: 0 K: 2 S: 12	H: 3 LOB: 0 BB: 1 P: 18	R: 0 E: 0 K: 0 S: 5	H: 0 LOB: 0 BB: 0 P: 9	R: 2 E: 0 K: 0 S: 13	H: 1 LOB: 1 BB: 1 P: 28	R: 0 E: 0 K: 0 S: 11	H: 0 LOB: 0 BB: 0 P: 17	R: 0 E: 0 K: 0 S: 11	H: 0 LOB: 0 BB: 0 P: 17	1B: 8 2B: 2 3B: 0 HR: 1	SF: 0 SAC: 1 DP: 0 HBP: 1	WP: 5 PB: 0 CS: 0	PA: 38	
<b>PITCHER</b>	IP	WLS	BF	H	R	ER	SO	BB	IBB	HBP	BLK	WP	HR	S	P	ERA	WHIP				
Chris Bosio, R ERA: 3.16 (1, 1)	3.1	L	19	9	6	6	6	0	0	0	0	0	0	48	70	16.20	2.700				
Mark Knudson, R ERA: 2.89 (4, 1)	2.2		10	1	1	1	2	0	1	0	0	1	0	19	35	3.38	0.375				
Paul Mirabella, L ERA: 8.78 (7, 1)	2.0		9	1	2	2	0	1	0	1	0	0	0	24	45	9.00	1.000				




Batter	1	2	3	4	5	6	7	8	9	AB	R	H	RBI	BB	SO	LOB	TOP					
Paul Molitor, R OBP: 0.347, SLG: 0.441 (1, 5)	F9		FC6-4			F8	G5-3			4	0	0	0	0	0	3	<b>Milwaukee Brewers @ California Angels</b> Anaheim Stadium, Anaheim, CA Fri May 19 1989, 10:05 PM EDT Att: 39,978 - Unknown					
Robin Yount, R OBP: 0.355, SLG: 0.433 (1, 8)	K			F8	1B			F8		4	0	2	0	0	1	0						
Gary Sheffield, R OBP: 0.318, SLG: 0.385 (1, 6)						P4		F8		3	0	1	0	1	0	1						
Rob Deer, R OBP: 0.329, SLG: 0.446 (1, 9)	CS	K		F9		K		F8		4	0	0	0	0	2	3						
Glenn Braggs, R OBP: 0.303, SLG: 0.434 (1, 7)		F9		F8					L8	4	1	1	0	0	0	2						
Jim Gantner, L OBP: 0.273, SLG: 0.250 (1, 4)		G4-3		FC4-6					G4-3	4	0	1	0	0	0	2						
Dave Engle, R OBP: 0.295, SLG: 0.463 (9, PH)			F8							3	0	0	0	0	2	2						
Gus Polidor, R OBP: 0.169, SLG: 0.237 (9, PH)						K			K	1	0	0	0	0	1	0						
Charlie O'Brien, R OBP: 0.310, SLG: 0.378 (1, 2)				FC6-4		P6				3	0	2	1	0	0	0						
Mike Felder, S OBP: 0.200, SLG: 0.152 (1, 10)				P9						3	0	0	0	0	1	3						
<b>Inning Stats</b>	R: 0 E: 0 K: 1 S: 7	H: 0 LOB: 0 BB: 1 P: 13	R: 0 E: 0 K: 1 S: 6	H: 0 LOB: 0 BB: 0 P: 11	R: 0 E: 0 K: 0 S: 10	H: 1 LOB: 1 BB: 0 P: 17	R: 0 E: 0 K: 0 S: 10	H: 2 LOB: 2 BB: 0 P: 15	R: 0 E: 0 K: 2 S: 7	H: 0 LOB: 0 BB: 0 P: 8	R: 0 E: 0 K: 1 S: 7	H: 1 LOB: 1 BB: 0 P: 11	R: 1 E: 0 K: 1 S: 11	H: 3 LOB: 2 BB: 0 P: 17	R: 0 E: 0 K: 0 S: 4	H: 0 LOB: 0 BB: 0 P: 6	R: 0 E: 0 K: 1 S: 8	H: 0 LOB: 0 BB: 0 P: 9	1B: 5 2B: 2 3B: 0 HR: 0	SF: 0 SAC: 0 DP: 0 HBP: 0	WP: 0 PB: 0 SB: 1 CS: 1	PA: 35
<b>PITCHER</b> Chuck Finley, L ERA: 2.1 (1, 1)	IP: 9.0 WLS: W BF: 34 H: 7 R: 1 ER: 1 SO: 7 BB: 1 IBB: 0 HBP: 0 BLK: 0 WP: 0 HR: 0 S: 70 P: 107 ERA: 1.00 WHIP: 0.889											<b>PITCHER</b>	IP: 9.0 WLS: W BF: 34 H: 7 R: 1 ER: 1 SO: 7 BB: 1 IBB: 0 HBP: 0 BLK: 0 WP: 0 HR: 0 S: 70 P: 107 ERA: 1.00 WHIP: 0.889									

Batter	1	2	3	4	5	6	7	8	9	AB	R	H	RBI	BB	SO	LOB	BOTTOM			
Claudell Washington, L OBP: 0.340, SLG: 0.426 (1, 9)	G4-3		FC4-6							4	0	1	0	0	0	2	<b>Milwaukee Brewers @ California Angels</b> Anaheim Stadium, Anaheim, CA Fri May 19 1989, 10:05 PM EDT Att: 39,978 - Unknown			
Johnny Ray, S OBP: 0.316, SLG: 0.362 (1, 4)			F8							3	0	0	0	1	0	3				
Devon White, S OBP: 0.343, SLG: 0.512 (1, 8)	G4-3									4	2	2	1	0	0	1				
Brian Downing, R OBP: 0.368, SLG: 0.410 (1, 10)		L8								3	0	1	0	1	0	0				
Wally Joyner, L OBP: 0.288, SLG: 0.301 (1, 3)		F9								4	0	0	0	0	0	3				
Chili Davis, S OBP: 0.321, SLG: 0.414 (1, 7)										2	0	0	0	2	0	1				
Lance Parrish, R OBP: 0.310, SLG: 0.370 (1, 2)			FC6-4							3	1	1	1	0	0	1				
Jack Howell, L OBP: 0.302, SLG: 0.348 (1, 5)										4	0	2	0	0	0	2				
Kent Anderson, R OBP: 0.316, SLG: 0.290 (7, PH)										2	0	1	0	0	0	1				
Jim Eppard, L OBP: 0.370, SLG: 0.429 (8, 6)										1	0	0	0	0	1	2				
<b>Inning Stats</b>	R: 0 E: 0 K: 0 S: 6	H: 0 LOB: 1 BB: 1 P: 11	R: 0 E: 0 K: 0 S: 9	H: 0 LOB: 1 BB: 1 P: 17	R: 0 E: 0 K: 0 S: 8	H: 1 LOB: 1 BB: 0 P: 11	R: 0 E: 0 K: 0 S: 6	H: 0 LOB: 1 BB: 1 P: 14	R: 0 E: 0 K: 0 S: 8	H: 1 LOB: 1 BB: 0 P: 11	R: 1 E: 0 K: 0 S: 8	H: 1 LOB: 0 BB: 0 P: 9	R: 1 E: 0 K: 1 S: 15	H: 3 LOB: 2 BB: 0 P: 26	R: 1 E: 0 K: 0 S: 10	H: 2 LOB: 2 BB: 1 P: 20	1B: 7 2B: 0 3B: 0 HR: 1	SF: 1 SAC: 0 DP: 1 HBP: 0	WP: 1 PB: 0 SB: 0 CS: 0	PA: 35
<b>PITCHER</b> Bryan Clutterbuck, R ERA: 2.77 (7, 1)	IP: 0.2 WLS: L BF: 6 H: 3 R: 1 ER: 1 SO: 0 BB: 0 IBB: 0 HBP: 0 BLK: 0 WP: 1 HR: 0 S: 11 P: 24 ERA: 13.50 WHIP: 4.500											<b>PITCHER</b> Chuck Crim, R ERA: 3.66 (8, 1)	IP: 0.2 WLS: L BF: 6 H: 3 R: 1 ER: 1 SO: 0 BB: 0 IBB: 0 HBP: 0 BLK: 0 WP: 1 HR: 0 S: 11 P: 24 ERA: 13.50 WHIP: 4.500							

AB	33
R	1
H	7
RBI	1
BB	1
SO	7
LOB	16

AB	30
R	3
H	8
RBI	2
BB	4
SO	1
LOB	16





Batter	1	2	3	4	5	6	7	8	9	AB	R	H	RBI	BB	SO	LOB	TOP					
<b>Paul Moltzer, R</b> OBP: 0.349, SLG: 0.435 (1, 5)										4	0	1	0	1	0	1	<b>Milwaukee Brewers @ California Angels</b> Anaheim Stadium, Anaheim, CA Sat May 20 1989, 10:05 PM EDT Att: 34,764 - Unknown					
<b>Robin Yount, R</b> OBP: 0.357, SLG: 0.429 (1, 8)										4	0	1	0	1	0	3						
<b>Gary Sheffield, R</b> OBP: 0.321, SLG: 0.381 (1, 6)										4	0	1	0	0	0	4						
<b>Rob Deer, R</b> OBP: 0.331, SLG: 0.472 (1, 9)										5	2	2	1	0	1	4						
<b>Jim Gantner, L</b> OBP: 0.277, SLG: 0.256 (1, 4)										5	1	2	0	0	1	1						
<b>Glenn Braggs, R</b> OBP: 0.305, SLG: 0.435 (1, 7)										4	1	2	1	0	1	1						
<b>B.J. Surhoff, L</b> OBP: 0.261, SLG: 0.361 (1, 2)										5	1	1	3	0	0	2						
<b>Terry Francona, L</b> OBP: 0.207, SLG: 0.250 (1, 3)										4	0	1	0	0	0	1						
<b>Bill Spiers, L</b> OBP: 0.348, SLG: 0.339 (1, 10)										3	0	1	0	1	0	1						
<b>Inning Stats</b>	R: 0 E: 0 K: 0 S: 5	H: 0 LOB: 0 BB: 0 P: 9	R: 1 E: 0 K: 0 S: 10	H: 2 LOB: 1 BB: 0 P: 15	R: 0 E: 0 K: 1 S: 9	H: 1 LOB: 1 BB: 0 P: 11	R: 0 E: 0 K: 1 S: 8	H: 1 LOB: 1 BB: 0 P: 11	R: 0 E: 0 K: 0 S: 9	H: 1 LOB: 1 BB: 0 P: 16	R: 0 E: 0 K: 2 S: 10	H: 1 LOB: 1 BB: 0 P: 15	R: 0 E: 0 K: 0 S: 12	H: 2 LOB: 3 BB: 1 P: 20	R: 4 E: 0 K: 0 S: 24	H: 4 LOB: 3 BB: 2 P: 45	R: 0 E: 0 K: 0 S: 7	H: 0 LOB: 0 BB: 0 P: 11	1B: 9 2B: 1 3B: 0 HR: 2	SF: 1 SAC: 0 DP: 0 HBP: 1	WP: 0 PB: 0 SB: 3 CS: 0	PA: 43
<b>PITCHER</b>	IP	WLS	BF	H	R	ER	SO	BB	IBB	HBP	BLK	WP	HR	S	P	ERA	WHIP					
<b>Bert Blyleven, R</b> ERA: 2.2	(1, 1)	7.0	L	32	10	3	3	3	1	0	0	0	0	1	69	107	3.86	1.571				
<b>Bryan Harvey, R</b> ERA: 4.51	(8, 1)	0.1		5	2	2	0	2	0	0	0	0	1	9	20	54.00	12.000					
<b>Willie Fraser, R</b> ERA: 3.5	(8, 1)	1.2		6	0	0	0	0	0	1	0	0	0	16	26	0.00	0.000					

Batter	1	2	3	4	5	6	7	8	9	AB	R	H	RBI	BB	SO	LOB	BOTTOM					
<b>Claudell Washington, L</b> OBP: 0.346, SLG: 0.439 (1, 9)										4	0	2	0	0	0	0	<b>Milwaukee Brewers @ California Angels</b> Anaheim Stadium, Anaheim, CA Sat May 20 1989, 10:05 PM EDT Att: 34,764 - Unknown					
<b>Dante Bichette, R</b> OBP: 0.231, SLG: 0.345 (8, PH)										1	0	0	0	0	1	1						
<b>Johnny Ray, S</b> OBP: 0.305, SLG: 0.349 (1, 4)										4	0	0	0	0	0	3						
<b>Devon White, S</b> OBP: 0.346, SLG: 0.530 (1, 8)										4	2	2	1	0	0	1						
<b>Brian Downing, R</b> OBP: 0.371, SLG: 0.408 (1, 10)										3	0	1	0	1	0	1						
<b>Wally Joyner, L</b> OBP: 0.293, SLG: 0.309 (1, 3)										3	0	2	1	0	0	0						
<b>Chili Davis, S</b> OBP: 0.313, SLG: 0.403 (1, 7)										4	0	0	0	0	0	4						
<b>Lance Parrish, R</b> OBP: 0.315, SLG: 0.397 (1, 2)										4	1	2	1	0	2	0						
<b>Jack Howell, L</b> OBP: 0.295, SLG: 0.339 (1, 5)										3	0	0	0	0	0	1						
<b>Glenn Hoffman, R</b> OBP: 0.362, SLG: 0.419 (8, PH)										1	0	0	0	0	1	0						
<b>Kent Anderson, R</b> OBP: 0.325, SLG: 0.292 (1, 6)										3	0	1	0	1	0	0						
<b>Inning Stats</b>	R: 1 E: 0 K: 0 S: 13	H: 2 LOB: 2 BB: 1 P: 24	R: 0 E: 0 K: 1 S: 6	H: 0 LOB: 0 BB: 0 P: 10	R: 0 E: 0 K: 0 S: 9	H: 1 LOB: 1 BB: 0 P: 13	R: 0 E: 0 K: 0 S: 7	H: 1 LOB: 1 BB: 0 P: 12	R: 0 E: 0 K: 0 S: 6	H: 0 LOB: 0 BB: 0 P: 10	R: 0 E: 0 K: 0 S: 7	H: 1 LOB: 1 BB: 0 P: 11	R: 1 E: 0 K: 0 S: 6	H: 3 LOB: 1 BB: 0 P: 10	R: 1 E: 0 K: 0 S: 8	H: 2 LOB: 0 BB: 0 P: 12	R: 0 E: 0 K: 3 S: 11	H: 0 LOB: 1 BB: 1 P: 20	1B: 7 2B: 1 3B: 0 HR: 2	SF: 1 SAC: 0 DP: 2 HBP: 0	WP: 0 PB: 0 SB: 0 CS: 0	PA: 37
<b>PITCHER</b>	IP	WLS	BF	H	R	ER	SO	BB	IBB	HBP	BLK	WP	HR	S	P	ERA	WHIP					
<b>Don August, R</b> ERA: 4.58	(1, 1)	7.0	W	29	8	2	2	1	0	0	0	0	0	2	54	90	2.57	1.286				
<b>Chuck Crim, R</b> ERA: 4.01	(8, 1)	0.0		2	2	1	1	0	0	0	0	0	0	5	9	∞	∞					
<b>Dan Plesac, L</b> ERA: 3.18	(8, 1)	2.0	S	6	0	0	0	3	1	0	0	0	0	14	23	0.00	0.500					



Batter	1	2	3	4	5	6	7	8	9	AB	R	H	RBI	BB	SO	LOB	TOP					
<b>Paul Moltzer, R</b> OBP: 0.361, SLG: 0.445 (1, 5)	E6 1B		FC6-4 1B	E 1B		P9 SF7 1B		F8	FC1-2	6	2	4	1	0	0	3	<b>Milwaukee Brewers @ California Angels</b> Anaheim Stadium, Anaheim, CA Sun May 21 1989, 6:33 AM EDT Att: 35,122 - Unknown					
<b>Robin Yount, R</b> OBP: 0.350, SLG: 0.419 (1, 8)	B2		FC6-4 1B	E7 G6-3 1B		P9		G4-3	P3	6	2	1	1	0	0	7						
<b>Gary Sheffield, R</b> OBP: 0.323, SLG: 0.384 (1, 6)	P3		1B	G6-3		SF7		1B		4	0	2	3	0	0	1						
<b>Rob Deer, R</b> OBP: 0.328, SLG: 0.463 (1, 9)	K		1B	P5		K		G1		5	0	1	1	0	2	2						
<b>Jim Gantner, L</b> OBP: 0.275, SLG: 0.254 (1, 4)		G1-3	G5-3		FC1-5 1B		G4-3		L8	5	0	1	0	0	0	2						
<b>Glenn Briggs, R</b> OBP: 0.321, SLG: 0.450 (1, 7)	F9			G4-3 2B	G6-3 FC1-5 1B		FC4-6 1B		1B BB	4	2	3	0	1	0	0						
<b>B.J. Surhoff, L</b> OBP: 0.266, SLG: 0.363 (1, 2)	G4-3			G4-3	FC1-5 G6-3 1B		FC4-6 1B		BB 1B FC1-2 1B	5	0	2	0	0	0	3						
<b>Terry Francona, L</b> OBP: 0.227, SLG: 0.280 (1, 3)			FC6-4 1B	1B	G6-3		FC4-6		FC1-2 BB 1B	5	2	3	2	0	0	4						
<b>Bill Spiers, L</b> OBP: 0.352, SLG: 0.322 (1, 10)			F8	1B	G3-1		G1-3		FC1-2 BB	3	1	0	0	2	0	5						
<b>Inning Stats</b>	R: 0 E: 1 K: 1 S: 8	H: 1 LOB: 1 BB: 0 P: 14	R: 0 E: 0 K: 0 S: 5	H: 0 LOB: 0 BB: 8 P: 8	R: 2 E: 0 K: 0 S: 13	H: 4 LOB: 2 BB: 0 P: 14	R: 5 E: 1 K: 0 S: 17	H: 4 LOB: 0 BB: 1 P: 28	R: 0 E: 0 K: 0 S: 9	H: 2 LOB: 2 BB: 0 P: 14	R: 1 E: 0 K: 1 S: 13	H: 1 LOB: 0 BB: 0 P: 18	R: 0 E: 0 K: 0 S: 8	H: 2 LOB: 2 BB: 0 P: 13	R: 0 E: 0 K: 0 S: 11	H: 1 LOB: 1 BB: 0 P: 15		R: 1 E: 0 K: 0 S: 14	H: 2 LOB: 3 BB: 2 P: 23	1B: 15 2B: 2 3B: 0 HR: 0	SF: 1 SAC: 0 DP: 0 HBP: 0	WP: 0 PB: 0 SB: 1 CS: 0
<b>PITCHER</b>	IP	WLS	BF	H	R	ER	SO	BB	IBB	HBP	BLK	WP	HR	S	P	ERA	WHIP					
<b>Kirk McCaskill, R</b> ERA: 1.7 (1, 1)	4.0		24	11	7	5	1	1	0	0	0	0	0	46	68	11.25	3.000					
<b>Dan Peltz, R</b> ERA: 3.71 (5, 1)	4.1	W	18	4	2	2	1	1	0	0	0	0	0	46	69	4.15	1.154					
<b>Greg Minton, R</b> ERA: 1.33 (9, 1)	0.2		5	2	0	0	0	1	0	0	0	0	0	6	10	0.00	4.500					

Batter	1	2	3	4	5	6	7	8	9	AB	R	H	RBI	BB	SO	LOB	BOTTOM				
<b>Brian Downing, R</b> OBP: 0.366, SLG: 0.401 (1, 10)	2B 1B	K	P2		F9		F8			5	1	1	0	0	1	4	<b>Milwaukee Brewers @ California Angels</b> Anaheim Stadium, Anaheim, CA Sun May 21 1989, 6:33 AM EDT Att: 35,122 - Unknown				
<b>Claudell Washington, L</b> OBP: 0.307, SLG: 0.524 (1, 9)	2B	HR		K		HR		G5-4-3 1B		5	3	4	4	0	1	0					
<b>Johnny Ray, S</b> OBP: 0.301, SLG: 0.351 (1, 4)	WP SF9 2B	G4-3		F8		F8		G5-4-3		5	1	1	1	0	0	1					
<b>Devon White, S</b> OBP: 0.348, SLG: 0.555 (1, 8)	K		L9	F7		3B		HR		5	1	2	1	0	1	1					
<b>Wally Joyner, L</b> OBP: 0.302, SLG: 0.312 (1, 3)	SF9		2B HR 1B		BB 1B BB	G6-4-3 BB		P4		2	2	1	1	2	0	0					
<b>Chili Davis, S</b> OBP: 0.323, SLG: 0.415 (1, 7)	1B		HR 2B		1B BB	G6-4-3				3	1	2	0	1	0	2					
<b>Jack Howell, L</b> OBP: 0.301, SLG: 0.333 (1, 5)	G1-3		HR IBB		K		G6-3 BB			2	1	0	0	2	1	3					
<b>Bill Schroeder, R</b> OBP: 0.244, SLG: 0.455 (1, 2)		F7	HR		K		L7			4	1	1	4	0	1	3					
<b>Kent Anderson, R</b> OBP: 0.333, SLG: 0.293 (1, 6)	HR BB	G6-3			1B		G6-3			3	1	1	1	1	0	1					
<b>Inning Stats</b>	R: 3 E: 0 K: 1 S: 15	H: 4 LOB: 1 BB: 0 P: 21	R: 2 E: 0 K: 1 S: 11	H: 1 LOB: 0 BB: 1 P: 22	R: 4 E: 0 K: 0 S: 14	H: 3 LOB: 0 BB: 1 P: 27	R: 0 E: 0 K: 1 S: 7	H: 0 LOB: 0 BB: 0 P: 11	R: 1 E: 0 K: 2 S: 14	H: 1 LOB: 2 BB: 2 P: 28	R: 1 E: 0 K: 0 S: 7	H: 2 LOB: 1 BB: 1 P: 13	R: 0 E: 0 K: 0 S: 11	H: 0 LOB: 1 BB: 1 P: 19	R: 1 E: 0 K: 0 S: 9	H: 2 LOB: 0 BB: 0 P: 13		1B: 5 2B: 3 3B: 1 HR: 4	SF: 1 SAC: 0 DP: 2 HBP: 0	WP: 1 PB: 0 SB: 1 CS: 0	PA: 41
<b>PITCHER</b>	IP	WLS	BF	H	R	ER	SO	BB	IBB	HBP	BLK	WP	HR	S	P	ERA	WHIP				
<b>Bill Wegman, R</b> ERA: 6.75 (1, 1)	2.1	L	17	8	9	9	2	1	0	0	0	0	1	30	54	6.00	1.667				
<b>Mark Knudson, R</b> ERA: 3.19 (3, 1)	3.0		14	3	2	2	3	2	0	0	0	0	1	30	54	6.00	1.667				
<b>Bill Krueger, L</b> ERA: 4.2 (6, 1)	2.2		10	2	1	1	0	2	0	0	0	0	1	23	39	3.38	1.500				



Batter	1	2	3	4	5	6	7	8	9	AB	R	H	RBI	BB	SO	LOB	TOP										
Luis Polonia, L OBP: 0.328, SLG: 0.386 (1, 7)	G6-3		K		L9		FC4-6			4	0	0	0	0	1	3	<p>Oakland Athletics @ Milwaukee Brewers Milwaukee County Stadium, Milwaukee, WI</p> <p>Tue May 23 1989, 8:05 PM EDT Att: 13,882 - Unknown - 79 F</p> <p>livebaseballscorecards.com</p>										
Dave Henderson, R OBP: 0.381, SLG: 0.494 (1, 8)	L8		FC5-4				K			4	0	1	1	0	1	2											
Dave Parker, L OBP: 0.293, SLG: 0.366 Lance Blankenship, R OBP: 0.200, SLG: 0.400 (1, 10) (8, PH) (8, 4)	L8		F8						P3	3	0	0	0	0	1	2											
Mark McGwire, R OBP: 0.303, SLG: 0.541 (1, 3)		F7		G3		L8			P4	4	0	0	0	0	0	0											
Ron Hassey, L OBP: 0.207, SLG: 0.256 Billy Beane, R OBP: 0.241, SLG: 0.321 (1, 2) (8, PH) (8, 2)		1B			G4-3				F9	3	0	2	0	0	0	0											
Carney Lansford, R OBP: 0.435, SLG: 0.481 Dick Scott, R (1, 5) (8, 6)		1B								3	0	3	0	0	0	0											
Stan Javier, S OBP: 0.360, SLG: 0.373 (1, 9)		1B		G4-3					G6-3	1	0	0	0	0	0	0											
Tony Phillips, S OBP: 0.403, SLG: 0.430 (1, 4) (8, 5)			K		L9				G3-1	4	0	1	0	0	1	2											
Mike Gallego, R OBP: 0.373, SLG: 0.439 Eric Plunk, R (1, 6) (8, 1)										3	1	2	0	0	0	1											
										0	0	0	0	0	0	0											
<b>Inning Stats</b>	R: 0 E: 0 K: 0 S: 9	H: 0 LOB: 0 BB: 0 P: 11	R: 0 E: 0 K: 1 S: 14	H: 3 LOB: 2 BB: 0 P: 18	R: 0 E: 1 K: 1 S: 9	H: 1 LOB: 1 BB: 0 P: 12	R: 0 E: 0 K: 0 S: 6	H: 2 LOB: 1 BB: 0 P: 8	R: 1 E: 0 K: 1 S: 10	H: 2 LOB: 1 BB: 0 P: 17	R: 0 E: 0 K: 0 S: 9	H: 1 LOB: 1 BB: 0 P: 10	R: 0 E: 0 K: 0 S: 7	H: 0 LOB: 0 BB: 0 P: 14	R: 0 E: 0 K: 0 S: 5	H: 0 LOB: 0 BB: 0 P: 7	1B: 8 2B: 1 3B: 1 HR: 0	SF: 0 SAC: 0 DP: 0 HBP: 0	WP: 0 PB: 0 SB: 0 CS: 0	PA: 35							
<b>PITCHER</b>	IP	WLS	BF	H	R	ER	SO	BB	IBB	HBP	BLK	WP	HR	S	P	ERA	WHIP										
Chris Bosio, R ERA: 2.97 (1, 1)	7.0	W	29	10	1	1	4	0	0	0	0	0	0	65	89	1.29	1.429										
Bill Krueger, L ERA: 3.94 (8, 1)	1.0		3	0	0	0	0	0	0	0	0	0	0	7	14	0.00	0.000										
Jay Aldrich, R ERA: (9, 1)	1.0		3	0	0	0	0	0	0	0	0	0	0	5	7	0.00	0.000										

Batter	1	2	3	4	5	6	7	8	9	AB	R	H	RBI	BB	SO	LOB	BOTTOM										
Paul Moltzer, R OBP: 0.363, SLG: 0.443 Bill Spiers, L OBP: 0.352, SLG: 0.322 (1, 5) (7, PR) (8, 5)	F9	P4			S	SF9	1B			3	1	1	1	1	0	1	<p>Oakland Athletics @ Milwaukee Brewers Milwaukee County Stadium, Milwaukee, WI</p> <p>Tue May 23 1989, 8:05 PM EDT Att: 13,882 - Unknown - 79 F</p> <p>livebaseballscorecards.com</p>										
Robin Yount, R OBP: 0.352, SLG: 0.415 Mike Felder, S OBP: 0.200, SLG: 0.152 (1, 8) (7, PR) (8, 8)	G4-3		F8		1B	FC6-4	BB			4	1	1	2	1	0	1											
Gary Sheffield, R OBP: 0.326, SLG: 0.381 (1, 6)	HBP		S		K					4	0	1	0	1	1	4											
Rob Deer, R OBP: 0.335, SLG: 0.484 (1, 9)	HBP		K		2B				F5-3	4	2	2	2	1	1	1											
Jim Gantner, L OBP: 0.288, SLG: 0.271 Gus Polidor, R OBP: 0.167, SLG: 0.233 (1, 4) (8, 4)			G4-3		1B				F9	3	1	2	2	0	0	1											
Glenn Braggs, R OBP: 0.325, SLG: 0.465 (1, 7)	F9				2B					1	0	0	0	0	0	0											
B.J. Surhoff, L OBP: 0.264, SLG: 0.356 (1, 10)		F7		FC4-6		G3-1			K	5	1	1	1	0	1	2											
Terry Francona, L OBP: 0.238, SLG: 0.309 (1, 3)		G6-3		K						4	2	2	0	0	1	1											
Charlie O'Brien, R OBP: 0.326, SLG: 0.375 (1, 2)				G6-3					P3	3	0	1	0	1	0	2											
<b>Inning Stats</b>	R: 0 E: 0 K: 0 S: 14	H: 0 LOB: 3 BB: 2 P: 26	R: 0 E: 0 K: 0 S: 10	H: 1 LOB: 1 BB: 0 P: 17	R: 0 E: 0 K: 1 S: 8	H: 1 LOB: 1 BB: 0 P: 14	R: 0 E: 0 K: 1 S: 8	H: 0 LOB: 1 BB: 1 P: 14	R: 3 E: 0 K: 2 S: 18	H: 3 LOB: 1 BB: 1 P: 30	R: 1 E: 0 K: 0 S: 9	H: 1 LOB: 1 BB: 1 P: 18	R: 5 E: 0 K: 0 S: 21	H: 6 LOB: 2 BB: 1 P: 36	R: 0 E: 0 K: 1 S: 10	H: 1 LOB: 1 BB: 0 P: 15	1B: 9 2B: 1 3B: 2 HR: 1	SF: 1 SAC: 0 DP: 0 HBP: 1	WP: 0 PB: 0 SB: 3 CS: 1	PA: 43							
<b>PITCHER</b>	IP	WLS	BF	H	R	ER	SO	BB	IBB	HBP	BLK	WP	HR	S	P	ERA	WHIP										
Bob Welch, R ERA: 3.29 (1, 1)	5.1	L	27	6	4	4	4	5	0	0	0	0	0	62	112	6.75	2.062										
Gene Nelson, R ERA: 3.0 (6, 1)	1.0		6	3	3	3	0	0	0	0	0	0	1	16	24	27.00	3.000										
Greg Cadaret, L ERA: 3.12 (7, 1)	0.1		5	3	2	2	0	1	0	0	0	0	0	9	17	54.00	12.000										
Eric Plunk, R ERA: 1.08 (7, 1)	1.1		5	1	0	0	1	0	0	0	0	0	0	11	17	0.00	0.750										
Eric Plunk, R ERA: 1.08 (8, 1)	1.1		5	1	0	0	1	0	0	0	0	0	0	11	17	0.00	0.750										

AB 35  
R 1  
H 10  
RBI 1  
BB 0  
SO 4  
LOB 12



AB 35  
R 9  
H 13  
RBI 9  
BB 6  
SO 5  
LOB 17





Batter	1	2	3	4	5	6	7	8	9	AB	R	H	RBI	BB	SO	LOB	TOP					
Luis Polonia, L OBP: 0.315, SLG: 0.370	G4-3	L7		G6-3		L7		FC4-6		5	0	0	0	0	0	4	<p><b>Oakland Athletics @ Milwaukee Brewers</b> Milwaukee County Stadium, Milwaukee, WI</p> <p>Wed May 24 1989, 8:05 PM EDT Att: 13,932 - Unknown - 80 F</p> <p>livebaseballscores.com</p>					
Dave Henderson, R OBP: 0.387, SLG: 0.494	1B		G6-3	1B		K		L7		4	2	2	0	1	1	2						
Dave Parker, L OBP: 0.298, SLG: 0.373	1B		G6-3	E3				L9		5	1	2	0	0	0	3						
Mark McGwire, R OBP: 0.299, SLG: 0.526	G4-6-3		G6-3	G6-4-3				G6-3		5	0	1	1	0	0	4						
Terry Steinbach, R OBP: 0.407, SLG: 0.444	G4-6-3		1B					FC6-4		4	1	3	1	1	0	2						
Carney Lansford, R OBP: 0.429, SLG: 0.472		E6	3B			L9		FC6-4		5	1	1	1	0	0	3						
Stan Javier, S OBP: 0.372, SLG: 0.398	1B	1B	2B			F8				3	1	2	2	1	0	1						
Tony Phillips, S OBP: 0.386, SLG: 0.432	F8		2B			F7		L8		4	0	1	1	0	0	4						
Mike Gallego, R OBP: 0.377, SLG: 0.436	L9		G4-3							3	0	1	0	1	0	3						
<b>Inning Stats</b>	R: 1 E: 0 K: 0 S: 10	H: 3 LOB: 1 BB: 0 P: 20	R: 0 E: 1 K: 0 S: 8	H: 1 LOB: 2 BB: 0 P: 13	R: 4 E: 0 K: 0 S: 17	H: 3 LOB: 1 BB: 2 P: 30	R: 0 E: 1 K: 0 S: 7	H: 1 LOB: 1 BB: 0 P: 11	R: 0 E: 0 K: 1 S: 8	H: 1 LOB: 0 BB: 0 P: 15	R: 0 E: 0 K: 1 S: 8	H: 1 LOB: 1 BB: 0 P: 13	R: 1 E: 0 K: 0 S: 11	H: 2 LOB: 2 BB: 1 P: 21	R: 0 E: 0 K: 0 S: 9	H: 0 LOB: 1 BB: 1 P: 16	R: 0 E: 0 K: 0 S: 4	H: 1 LOB: 0 BB: 0 P: 7	1B: 10 2B: 2 3B: 1 HR: 0	SF: 0 SAC: 0 DP: 3 HBP: 0	WP: 0 PB: 0 CS: 2 SB: 1	PA: 42
<b>PITCHER</b>	IP	WLS	BF	H	R	ER	SO	BB	IBB	HBP	BLK	WP	HR	S	P	ERA	WHIP					
Mike Birkbeck, R ERA: 4.89	2.2	L	16	6	5	5	0	2	0	0	0	0	0	31	58	16.88	3.000					
Mark Knudson, R ERA: 3.09	4.0		18	6	1	1	1	1	0	0	0	0	0	40	63	2.25	1.750					
Jay Aldrich, R ERA:	7.1		5	0	0	0	0	1	0	0	0	0	0	10	18	0.00	0.750					
Chuck Crim, R ERA: 3.86	9.1		3	1	0	0	0	0	0	0	0	0	0	4	7	0.00	1.000					


Batter	1	2	3	4	5	6	7	8	9	AB	R	H	RBI	BB	SO	LOB	BOTTOM					
Paul Moltitor, R OBP: 0.360, SLG: 0.438	F9		F8			G4-3		FC4-6		4	0	1	0	0	0	0	<p><b>Oakland Athletics @ Milwaukee Brewers</b> Milwaukee County Stadium, Milwaukee, WI</p> <p>Wed May 24 1989, 8:05 PM EDT Att: 13,932 - Unknown - 80 F</p> <p>livebaseballscores.com</p>					
Robin Yount, R OBP: 0.344, SLG: 0.405	G6-3			F9		G4-3		FC4-6		4	0	0	0	0	0	1						
Gary Sheffield, R OBP: 0.328, SLG: 0.382	P3									2	1	1	0	0	0	0						
Bill Spillers, L OBP: 0.342, SLG: 0.311				HR		P5				2	0	0	0	0	1	0						
Rob Deer, R OBP: 0.333, SLG: 0.497		P7		HR						4	1	1	2	0	2	0						
Jim Gantner, L OBP: 0.293, SLG: 0.272				G6-3			WP			3	0	1	0	1	0	0						
Glenn Braggs, R OBP: 0.322, SLG: 0.456			K			G6-3				3	0	0	0	0	2	2						
B.J. Surhoff, L OBP: 0.265, SLG: 0.355		G3				G6-3		G3-1		3	0	1	0	0	0	2						
Terry Francona, L OBP: 0.231, SLG: 0.300			G4-3			G6-3		F7		3	0	0	0	0	0	1						
Charlie O'Brien, R OBP: 0.306, SLG: 0.349		G6-3				G3-1		G6-3		3	0	0	0	0	0	0						
<b>Inning Stats</b>	R: 0 E: 0 K: 0 S: 10	H: 0 LOB: 0 BB: 0 P: 19	R: 0 E: 0 K: 1 S: 11	H: 0 LOB: 1 BB: 1 P: 19	R: 0 E: 0 K: 0 S: 6	H: 0 LOB: 0 BB: 0 P: 7	R: 2 E: 0 K: 0 S: 8	H: 2 LOB: 0 BB: 0 P: 17	R: 0 E: 0 K: 0 S: 6	H: 1 LOB: 0 BB: 0 P: 8	R: 0 E: 0 K: 0 S: 8	H: 0 LOB: 0 BB: 0 P: 10	R: 0 E: 0 K: 2 S: 10	H: 1 LOB: 1 BB: 0 P: 16	R: 0 E: 0 K: 0 S: 7	H: 1 LOB: 1 BB: 0 P: 10	R: 0 E: 0 K: 2 S: 10	H: 0 LOB: 0 BB: 0 P: 13	1B: 4 2B: 0 3B: 0 HR: 1	SF: 0 SAC: 0 DP: 1 HBP: 0	WP: 1 PB: 0 CS: 0	PA: 32
<b>PITCHER</b>	IP	WLS	BF	H	R	ER	SO	BB	IBB	HBP	BLK	WP	HR	S	P	ERA	WHIP					
Mike Moore, R ERA: 1.96	8.0	W	29	5	2	2	3	1	0	0	0	0	0	10	13	0.00	0.000					
Rick Honeycutt, L ERA: 2.74	9.1		3	0	0	0	2	0	0	0	0	0	0	10	13	0.00	0.000					



Batter	1	2	3	4	5	6	7	8	9	AB	R	H	RBI	BB	SO	LOB	TOP				
Luis Polonia, L OBP: 0.313, SLG: 0.366	F8		G4-3		F8			G6-3 1B		4	0	1	0	0	0	0	<b>Oakland Athletics @ Milwaukee Brewers</b> Milwaukee County Stadium, Milwaukee, WI Thu May 25 1989, 4:33 AM EDT Att: 18,898 - Cloudy - 69 F				
Dave Henderson, R OBP: 0.394, SLG: 0.494	F8				F9			G6-3		4	0	1	0	0	0	1					
Dave Parker, L OBP: 0.297, SLG: 0.389	HR		F8				F3	K		4	1	1	1	0	1	2					
Mark McGwire, R OBP: 0.298, SLG: 0.517	F9				G4-3		F9		G2-3 1B	4	0	1	0	0	0	0					
Terry Steinbach, R OBP: 0.410, SLG: 0.446		G6-3		L8 1B			P3		0-1 1B	4	0	2	0	0	0	0					
Carney Lansford, R OBP: 0.435, SLG: 0.479		B1-3 1B		1-2 1B			1-0 CS 1B		L9	4	0	3	0	0	0	2					
Stan Javier, S OBP: 0.361, SLG: 0.385		B1-3 1B		L8			0-3 K		G2-3	4	0	0	0	0	1	6					
Tony Phillips, S OBP: 0.386, SLG: 0.417		F7		K			1-1 SAFE G6-3		1-3 K	4	0	0	0	0	2	6					
Mike Gallego, R OBP: 0.368, SLG: 0.423			G6-3					K		3	0	0	0	0	1	0					
<b>Inning Stats</b>	R: 1 E: 0 K: 0 S: 7	H: 1 LOB: 0 BB: 0 P: 12	R: 0 E: 0 K: 0 S: 10	H: 1 LOB: 1 BB: 0 P: 17	R: 0 E: 0 K: 0 S: 8	H: 1 LOB: 1 BB: 0 P: 12	R: 0 E: 0 K: 1 S: 12	H: 2 LOB: 2 BB: 0 P: 19	R: 0 E: 0 K: 0 S: 4	H: 0 LOB: 0 BB: 0 P: 6	R: 0 E: 0 K: 1 S: 6	H: 1 LOB: 0 BB: 0 P: 8	R: 0 E: 0 K: 1 S: 12	H: 1 LOB: 1 BB: 0 P: 18	R: 0 E: 0 K: 1 S: 10	H: 2 LOB: 2 BB: 0 P: 14	1B: 7 2B: 1 3B: 0 HR: 1	SF: 0 SAC: 0 DP: 0 HBP: 0	WP: 0 PB: 0 SB: 0 CS: 1	PA: 35	
<b>PITCHER</b>	IP WLS BF H R ER SO BB IBB HBP BLK WP HR S P ERA WHIP	IP WLS BF H R ER SO BB IBB HBP BLK WP HR S P ERA WHIP	IP WLS BF H R ER SO BB IBB HBP BLK WP HR S P ERA WHIP	IP WLS BF H R ER SO BB IBB HBP BLK WP HR S P ERA WHIP	IP WLS BF H R ER SO BB IBB HBP BLK WP HR S P ERA WHIP	IP WLS BF H R ER SO BB IBB HBP BLK WP HR S P ERA WHIP	IP WLS BF H R ER SO BB IBB HBP BLK WP HR S P ERA WHIP	IP WLS BF H R ER SO BB IBB HBP BLK WP HR S P ERA WHIP	IP WLS BF H R ER SO BB IBB HBP BLK WP HR S P ERA WHIP	IP WLS BF H R ER SO BB IBB HBP BLK WP HR S P ERA WHIP	IP WLS BF H R ER SO BB IBB HBP BLK WP HR S P ERA WHIP	IP WLS BF H R ER SO BB IBB HBP BLK WP HR S P ERA WHIP	IP WLS BF H R ER SO BB IBB HBP BLK WP HR S P ERA WHIP	IP WLS BF H R ER SO BB IBB HBP BLK WP HR S P ERA WHIP	IP WLS BF H R ER SO BB IBB HBP BLK WP HR S P ERA WHIP	IP WLS BF H R ER SO BB IBB HBP BLK WP HR S P ERA WHIP	IP WLS BF H R ER SO BB IBB HBP BLK WP HR S P ERA WHIP				
Bryan Clutterbuck, R ERA: 2.6	(1, 1)	6.0	W	23	5	1	1	1	0	0	0	0	0	0	0	0	1	46	72	1.50	0.833
Chuck Grim, R ERA: 3.62	(7, 1)	1.2		6	2	0	0	2	0	0	0	0	0	0	0	0	0	15	21	0.00	1.200
Dan Plesac, L ERA: 2.95	(8, 1)	1.1	S	6	2	0	0	2	0	0	0	0	0	0	0	0	0	13	19	0.00	1.500



Batter	1	2	3	4	5	6	7	8	9	AB	R	H	RBI	BB	SO	LOB	BOTTOM				
Paul Molitor, R OBP: 0.363, SLG: 0.446	G6-3 2B				K			F7		4	0	2	1	0	1	1	<b>Oakland Athletics @ Milwaukee Brewers</b> Milwaukee County Stadium, Milwaukee, WI Thu May 25 1989, 4:33 AM EDT Att: 18,898 - Cloudy - 69 F				
Robin Yount, R OBP: 0.353, SLG: 0.415	G6-3									3	0	2	1	1	0	1					
Gary Sheffield, R OBP: 0.326, SLG: 0.375										3	0	0	0	1	0	4					
Rob Deer, R OBP: 0.332, SLG: 0.497	G5-4-3 BB									4	1	1	0	0	2	5					
Jim Gantner, L OBP: 0.288, SLG: 0.266										3	0	0	0	0	1	0					
Glenn Braggs, R OBP: 0.322, SLG: 0.457										4	1	1	1	0	0	0					
B.J. Surhoff, L OBP: 0.272, SLG: 0.355										3	0	1	0	1	0	1					
Terry Francona, L OBP: 0.231, SLG: 0.308										4	0	1	1	0	0	2					
Bill Spiers, L OBP: 0.351, SLG: 0.338										4	2	2	0	0	2	1					
<b>Inning Stats</b>	R: 0 E: 0 K: 0 S: 11	H: 1 LOB: 1 BB: 1 P: 16	R: 0 E: 0 K: 0 S: 7	H: 0 LOB: 0 BB: 0 P: 10	R: 1 E: 0 K: 1 S: 23	H: 2 LOB: 1 BB: 1 P: 36	R: 0 E: 0 K: 0 S: 11	H: 0 LOB: 1 BB: 1 P: 19	R: 1 E: 0 K: 2 S: 13	H: 2 LOB: 1 BB: 0 P: 18	R: 0 E: 0 K: 1 S: 12	H: 1 LOB: 1 BB: 0 P: 14	R: 0 E: 0 K: 1 S: 9	H: 1 LOB: 0 BB: 0 P: 13	R: 2 E: 0 K: 1 S: 15	H: 3 LOB: 1 BB: 0 P: 20	1B: 4 2B: 6 3B: 0 HR: 0	SF: 0 SAC: 1 DP: 1 HBP: 0	WP: 1 PB: 0 SB: 0 CS: 0	PA: 36	
<b>PITCHER</b>	IP WLS BF H R ER SO BB IBB HBP BLK WP HR S P ERA WHIP	IP WLS BF H R ER SO BB IBB HBP BLK WP HR S P ERA WHIP	IP WLS BF H R ER SO BB IBB HBP BLK WP HR S P ERA WHIP	IP WLS BF H R ER SO BB IBB HBP BLK WP HR S P ERA WHIP	IP WLS BF H R ER SO BB IBB HBP BLK WP HR S P ERA WHIP	IP WLS BF H R ER SO BB IBB HBP BLK WP HR S P ERA WHIP	IP WLS BF H R ER SO BB IBB HBP BLK WP HR S P ERA WHIP	IP WLS BF H R ER SO BB IBB HBP BLK WP HR S P ERA WHIP	IP WLS BF H R ER SO BB IBB HBP BLK WP HR S P ERA WHIP	IP WLS BF H R ER SO BB IBB HBP BLK WP HR S P ERA WHIP	IP WLS BF H R ER SO BB IBB HBP BLK WP HR S P ERA WHIP	IP WLS BF H R ER SO BB IBB HBP BLK WP HR S P ERA WHIP	IP WLS BF H R ER SO BB IBB HBP BLK WP HR S P ERA WHIP	IP WLS BF H R ER SO BB IBB HBP BLK WP HR S P ERA WHIP	IP WLS BF H R ER SO BB IBB HBP BLK WP HR S P ERA WHIP	IP WLS BF H R ER SO BB IBB HBP BLK WP HR S P ERA WHIP	IP WLS BF H R ER SO BB IBB HBP BLK WP HR S P ERA WHIP				
Dave Stewart, R ERA: 3.49	(1, 1)	7.1	L	33	9	4	4	5	3	0	0	0	0	0	0	0	1	90	130	4.91	1.636
Greg Cadaret, L ERA: 3.0	(8, 1)	0.2		3	1	0	0	1	0	0	0	0	0	0	0	0	0	11	16	0.00	1.500





Batter	1	2	3	4	5	6	7	8	9	AB	R	H	RBI	BB	SO	LOB	TOP					
<b>Harold Reynolds, S</b> OBP: 0.359, SLG: 0.399 (1, 4)	G4-3 S G6-3 1B	K		F9		F8	G4-3		IBB	5	1	1	0	1	1	3						
<b>Scott Bradley, L</b> OBP: 0.379, SLG: 0.526 <b>Edgar Martinez, R</b> OBP: 0.293, SLG: 0.294 (8, PH) (8, 5)	G4-3							E5 2B	P7	4	1	3	3	0	0	1						
<b>Darnell Coles, R</b> OBP: 0.266, SLG: 0.315 (1, 9)	G6-3	P4		P5				K		5	0	1	1	0	1	2						
<b>Jeffrey Leonard, R</b> OBP: 0.341, SLG: 0.478 (1, 10)	3-H 4-1 1B 1B BB	K		F9		G3				4	1	1	0	1	1	3						
<b>Ken Griffey Jr., L</b> OBP: 0.356, SLG: 0.486 (1, 8)	1-2 1B 1B			K				K		4	1	2	1	1	2	2						
<b>Jim Presley, R</b> OBP: 0.324, SLG: 0.406 (8, 3)	1-2 2-H 1B			F8		G6-3	P6	L8		5	0	1	1	0	0	5						
<b>Dave Valle, R</b> OBP: 0.350, SLG: 0.449 (1, 2)	P4			E		1B BB		G6-3		4	1	2	0	1	0	2						
<b>Greg Briley, L</b> OBP: 0.380, SLG: 0.395 (1, 7)				E8 1B		K				4	1	2	1	1	2	2						
<b>Omar Vizquel, S</b> OBP: 0.255, SLG: 0.253 (1, 6)	1-2 HR 1B	PB HR BB		G4-3				P3	G4-3	5	1	2	0	0	0	3						
<b>Inning Stats</b>	R: 2 E: 0 K: 0 S: 10	H: 3 LOB: 2 BB: 1 P: 20	R: 3 E: 0 K: 2 S: 12	H: 2 LOB: 0 BB: 1 P: 22	R: 1 E: 1 K: 1 S: 12	H: 2 LOB: 1 BB: 0 P: 19	R: 0 E: 0 K: 0 S: 9	H: 1 LOB: 1 BB: 0 P: 14	R: 1 E: 0 K: 1 S: 10	H: 2 LOB: 2 BB: 1 P: 19	R: 0 E: 0 K: 0 S: 8	H: 2 LOB: 3 BB: 1 P: 13	R: 0 E: 0 K: 2 S: 8	H: 1 LOB: 1 BB: 0 P: 15	R: 0 E: 1 K: 2 S: 11	H: 1 LOB: 2 BB: 0 P: 13	R: 0 E: 0 K: 1 S: 11	H: 1 LOB: 2 BB: 1 P: 22	1B: 10 2B: 3 3B: 0 HR: 2	SF: 0 SAC: 0 DP: 0 HBP: 0	WP: 0 PB: 1 CS: 1	PA: 47
<b>PITCHER</b>	IP	WLS	BF	H	R	ER	SO	BB	IBB	HBP	BLK	WP	HR	S	P	ERA	WHIP					
<b>Don August, R</b> ERA: 5.27 (1, 1)	1.1	L	11	5	5	5	1	2	0	0	0	0	1	16	33	33.75	5.250					
<b>Bill Wiegman, R</b> ERA: 6.49 (2, 1)	4.2		22	7	2	2	3	1	1	0	0	0	1	45	74	3.86	1.714					
<b>Bill Krueger, L</b> ERA: 3.57 (7, 1)	1.2		8	2	0	0	2	0	0	0	0	0	0	18	27	0.00	1.200					
<b>Jay Aldrich, R</b> ERA: (8, 1)	1.1		6	1	0	0	1	0	1	0	0	0	0	12	23	0.00	0.750					

Seattle Mariners @ Milwaukee Brewers  
Milwaukee County Stadium, Milwaukee, WI

Fri May 26 1989, 8:05 PM EDT  
Att: 16,561 - Unknown - 60 F

AB 42  
R 7  
H 15  
RBI 7  
BB 5  
SO 7  
LOB 25



Batter	1	2	3	4	5	6	7	8	9	AB	R	H	RBI	BB	SO	LOB	BOTTOM					
<b>Paul Molitor, R</b> OBP: 0.355, SLG: 0.434 (1, 5)	K		F9		F9		F9			4	0	0	0	0	1	2						
<b>Robin Yount, R</b> OBP: 0.361, SLG: 0.457 (1, 8)	HR		F9		1-2 2-3 1B			HR		4	2	3	2	0	0	0						
<b>Gary Sheffield, R</b> OBP: 0.324, SLG: 0.368 (1, 6)	FC5-4 HBP		K		K			G4-3		3	0	0	0	0	2	3						
<b>Rob Deer, R</b> OBP: 0.330, SLG: 0.491 (1, 9)	FC5-4 1-2			G3-6-3 1B	K			P6		4	0	1	0	0	1	4						
<b>Jim Gantner, L</b> OBP: 0.287, SLG: 0.266 (1, 10)	F7			G3-6-3 1-2		F8		1B		4	0	1	0	0	0	2						
<b>Glenn Braggs, R</b> OBP: 0.320, SLG: 0.452 (1, 7)		G6-3		1B		F7		P3		4	0	1	0	0	0	1						
<b>B.J. Surhoff, L</b> OBP: 0.273, SLG: 0.349 <b>Mike Felder, S</b> OBP: 0.222, SLG: 0.176 (9, PH)				G4-3		G3			G5-4-3 1B	2	0	0	0	1	0	1						
<b>Terry Francona, L</b> OBP: 0.234, SLG: 0.308 <b>Gus Poldor, R</b> OBP: 0.164, SLG: 0.230 (9, PH)										1	0	1	0	0	0	0						
<b>Terry Francona, L</b> OBP: 0.234, SLG: 0.308 <b>Gus Poldor, R</b> OBP: 0.164, SLG: 0.230 (9, PH)										3	0	1	0	0	0	1						
<b>Bill Spiers, L</b> OBP: 0.350, SLG: 0.338 <b>Dave Engle, R</b> OBP: 0.289, SLG: 0.452 (9, PH)									G5-4-3	1	0	0	0	0	0	1						
<b>Inning Stats</b>	R: 1 E: 0 K: 1 S: 14	H: 1 LOB: 1 BB: 0 P: 24	R: 0 E: 0 K: 0 S: 8	H: 0 LOB: 1 BB: 1 P: 15	R: 0 E: 0 K: 1 S: 7	H: 0 LOB: 0 BB: 0 P: 13	R: 0 E: 0 K: 0 S: 8	H: 2 LOB: 1 BB: 0 P: 15	R: 0 E: 0 K: 2 S: 13	H: 3 LOB: 3 BB: 0 P: 21	R: 0 E: 0 K: 0 S: 6	H: 0 LOB: 0 BB: 0 P: 12	R: 0 E: 0 K: 0 S: 4	H: 0 LOB: 0 BB: 0 P: 5	R: 1 E: 0 K: 0 S: 11	H: 2 LOB: 1 BB: 0 P: 15	R: 0 E: 0 K: 1 S: 10	H: 1 LOB: 0 BB: 0 P: 14	1B: 7 2B: 0 3B: 0 HR: 2	SF: 0 SAC: 0 DP: 2 HBP: 1	WP: 0 PB: 0 CS: 0	PA: 36
<b>PITCHER</b>	IP	WLS	BF	H	R	ER	SO	BB	IBB	HBP	BLK	WP	HR	S	P	ERA	WHIP					
<b>Luis DeLeon, R</b> ERA: 2.25 (1, 1)	4.0		18	5	1	1	2	1	0	0	0	0	1	31	47	2.25	1.500					
<b>Michael Jackson, R</b> ERA: 3.69 (5, 1)	4.0	W	15	3	1	1	2	0	0	0	0	0	1	31	47	2.25	0.750					
<b>Dennis Powell, L</b> ERA: 2.84 (9, 1)	1.0		3	1	0	0	1	0	0	0	0	0	0	10	14	0.00	1.000					

Seattle Mariners @ Milwaukee Brewers  
Milwaukee County Stadium, Milwaukee, WI

Fri May 26 1989, 8:05 PM EDT  
Att: 16,561 - Unknown - 60 F

AB 34  
R 2  
H 9  
RBI 2  
BB 1  
SO 5  
LOB 17





Batter	1	2	3	4	5	6	7	8	9	AB	R	H	RBI	BB	SO	LOB	TOP										
<b>Harold Reynolds, S</b> OBP: 0.362, SLG: 0.398 (1, 4)	F9		L4						G6-3 SF9 1B	3	1	1	0	1	0	0	<b>Seattle Mariners @ Milwaukee Brewers</b> Milwaukee County Stadium, Milwaukee, WI Sat May 27 1989, 8:05 PM EDT Att: 26,094 - Unknown <a href="http://livebaseballscorecards.com">livebaseballscorecards.com</a>										
<b>Henry Cotto, R</b> OBP: 0.318, SLG: 0.360 (1, 8) (8, 7)	F7								G6-3 1-3	4	0	1	0	0	0	1											
<b>Darnell Coles, R</b> OBP: 0.260, SLG: 0.310 (1, 9)	P3								SF9 2-1	3	0	0	1	0	0	1											
<b>Jeffrey Leonard, R</b> OBP: 0.339, SLG: 0.491 (1, 10)									K 3-H 2-3	4	1	1	1	0	1	0											
<b>Jim Prestley, R</b> OBP: 0.317, SLG: 0.397 (1, 3) (8, 5)										3	0	0	0	0	2	0											
<b>Dave Valle, R</b> OBP: 0.347, SLG: 0.445 <b>Scott Bradley, L</b> OBP: 0.368, SLG: 0.508 (5, PH) (5, 2)										1	0	0	0	0	1	0											
<b>Edgar Martinez, R</b> OBP: 0.299, SLG: 0.290 <b>Ken Griffey Jr., L</b> OBP: 0.354, SLG: 0.483 (8, PH) (8, 8)										2	0	0	0	0	0	0											
<b>Dave Cochrane, S</b> OBP: 0.296, SLG: 0.440 (1, 7) (8, 3)										1	0	0	0	1	0	0											
<b>Mario Diaz, R</b> OBP: 0.273, SLG: 0.276 (1, 6)										1	0	0	0	0	0	0											
<b>Inning Stats</b>	R: 0 E: 0 K: 0 S: 4	H: 0 LOB: 0 BB: 0 P: 6	R: 1 E: 0 K: 2 S: 12	H: 1 LOB: 0 BB: 21 P: 21	R: 0 E: 0 K: 1 S: 7	H: 0 LOB: 0 BB: 0 P: 9	R: 0 E: 0 K: 1 S: 10	H: 0 LOB: 0 BB: 0 P: 15	R: 0 E: 0 K: 0 S: 7	H: 0 LOB: 1 BB: 1 P: 14	R: 0 E: 0 K: 1 S: 8	H: 1 LOB: 1 BB: 1 P: 15	R: 0 E: 0 K: 1 S: 10	H: 0 LOB: 0 BB: 0 P: 16	R: 0 E: 0 K: 0 S: 3	H: 0 LOB: 0 BB: 0 P: 4		R: 1 E: 0 K: 1 S: 8	H: 1 LOB: 0 BB: 0 P: 15	1B: 2 2B: 0 3B: 0 HR: 1	SF: 1 SAC: 0 DP: 0 HBP: 0	WP: 0 PB: 0 SB: 1 CS: 1	PA: 31				
<b>PITCHER</b>	IP	WLS	BF	H	R	ER	SO	BB	IBB	HBP	BLK	WP	HR	S	P	ERA	WHIP										
<b>Teddy Higuera, L</b> ERA: 6.82 (1, 1)	4.2		16	1	1	1	4	1	0	0	0	0	1	38	62	1.93	0.429										
<b>Mark Knudson, R</b> ERA: 2.97 (5, 1)	1.1		5	1	0	0	0	1	0	0	0	0	0	10	18	0.00	1.500										
<b>Chuck Crim, R</b> ERA: 3.49 (7, 1)	1.0		3	0	0	0	1	0	0	0	0	0	0	10	16	0.00	0.000										
<b>Dan Plesac, L</b> ERA: 3.1 (8, 1)	2.0	W	7	1	1	1	1	0	0	0	0	0	0	11	19	4.50	0.500										

Batter	1	2	3	4	5	6	7	8	9	AB	R	H	RBI	BB	SO	LOB	BOTTOM										
<b>Paul Moltor, R</b> OBP: 0.356, SLG: 0.426 (1, 10)	1B SF7 BB		L6						FC6-4 BB 1B	3	2	0	0	2	1	2	<b>Seattle Mariners @ Milwaukee Brewers</b> Milwaukee County Stadium, Milwaukee, WI Sat May 27 1989, 8:05 PM EDT Att: 26,094 - Unknown <a href="http://livebaseballscorecards.com">livebaseballscorecards.com</a>										
<b>Robin Yount, R</b> OBP: 0.367, SLG: 0.458 (1, 8)			F7						F9 1B BB	4	1	2	0	1	0	1											
<b>Gary Sheffield, R</b> OBP: 0.321, SLG: 0.365 (1, 6)	SF7		P4						L8 1B	4	0	1	2	0	0	1											
<b>Rob Deer, R</b> OBP: 0.328, SLG: 0.482 (1, 9)	K 3-H								F8 1B	3	0	0	0	1	1	2											
<b>Jim Gantner, L</b> OBP: 0.298, SLG: 0.269 (1, 4)									G3-6-1 BB 1B	2	0	1	0	2	0	1											
<b>Glenn Briggs, R</b> OBP: 0.324, SLG: 0.453 (1, 7)									F8 1B 1B	4	0	2	1	0	1	2											
<b>B.J. Surhoff, L</b> OBP: 0.266, SLG: 0.338 (1, 2)									F8 G1-3 1B	4	0	0	0	0	1	4											
<b>Terry Francona, L</b> OBP: 0.243, SLG: 0.315 <b>Mike Felder, S</b> OBP: 0.222, SLG: 0.176 (9, PR)									G4-3 1B FC6-4 1B	4	0	2	0	0	0	0											
<b>Bill Spiers, L</b> OBP: 0.345, SLG: 0.333 (1, 5)									L9-3 1B 1B	4	0	1	0	0	0	2											
<b>Inning Stats</b>	R: 1 E: 0 K: 2 S: 15	H: 1 LOB: 2 BB: 2 P: 28	R: 0 E: 0 K: 1 S: 7	H: 1 LOB: 0 BB: 0 P: 10	R: 0 E: 0 K: 0 S: 5	H: 0 LOB: 0 BB: 0 P: 6	R: 0 E: 0 K: 0 S: 6	H: 0 LOB: 1 BB: 1 P: 12	R: 0 E: 0 K: 1 S: 12	H: 1 LOB: 1 BB: 0 P: 17	R: 1 E: 0 K: 0 S: 8	H: 3 LOB: 2 BB: 0 P: 12	R: 0 E: 0 K: 0 S: 10	H: 0 LOB: 1 BB: 1 P: 18	R: 0 E: 0 K: 0 S: 6	H: 1 LOB: 2 BB: 1 P: 14		R: 1 E: 0 K: 0 S: 9	H: 2 LOB: 2 BB: 1 P: 17	1B: 9 2B: 1 3B: 0 HR: 0	SF: 1 SAC: 0 DP: 2 HBP: 0	WP: 0 PB: 0 SB: 1 CS: 0	PA: 39				
<b>PITCHER</b>	IP	WLS	BF	H	R	ER	SO	BB	IBB	HBP	BLK	WP	HR	S	P	ERA	WHIP										
<b>Scott Bankhead, R</b> ERA: 4.53 (1, 1)	5.2		24	6	2	2	4	3	0	0	0	0	0	52	84	3.18	1.588										
<b>Steve Trout, L</b> ERA: 6.07 (6, 1)	1.0		4	0	0	0	0	1	0	0	0	0	0	7	14	0.00	1.000										
<b>Brian Holman, R</b> ERA: 4.81 (7, 1)	2.0	L	11	3	1	1	0	2	0	0	0	0	0	19	36	4.50	2.500										



Batter	1	2	3	4	5	6	7	8	9	AB	R	H	RBI	BB	SO	LOB	TOP										
<b>Greg Briley, L</b> OBP: 0.400, SLG: 0.417 (1, 7)										5	0	3	1	0	1	2	<b>Seattle Mariners @ Milwaukee Brewers</b> Milwaukee County Stadium, Milwaukee, WI Sun May 28 1989, 4:33 AM EDT Att: 30,959 - Overcast - 71 F										
<b>Scott Bradley, L</b> OBP: 0.361, SLG: 0.492 (1, 3) (4, 2)										4	0	1	1	0	1	2											
<b>Henry Cotto, R</b> OBP: 0.315, SLG: 0.356 (9, PH)										1	0	0	0	0	1	0											
<b>Darnell Coles, R</b> OBP: 0.259, SLG: 0.303 (1, 9)										4	0	0	0	0	1	1											
<b>Jeffrey Leonard, R</b> OBP: 0.335, SLG: 0.482 (1, 10)										5	0	1	0	0	2	4											
<b>Ken Griffey Jr., L</b> OBP: 0.358, SLG: 0.480 (1, 8)										3	0	1	0	1	1	3											
<b>Jim Prestley, R</b> OBP: 0.306, SLG: 0.386 (1, 5) (4, 3)										4	1	0	0	0	2	3											
<b>Dave Valle, R</b> OBP: 0.349, SLG: 0.446 <b>Edgar Martinez, R</b> OBP: 0.304, SLG: 0.286 (4, 5)										2	1	1	0	0	0	0											
<b>Omar Vizquel, S</b> OBP: 0.267, SLG: 0.265 (1, 6)										3	1	2	1	0	0	0											
<b>Mario Diaz, R</b> OBP: 0.243, SLG: 0.242 (1, 4)										4	1	0	1	0	0	3											
<b>Inning Stats</b>	R: 0 E: 0 K: 2 S: 12	H: 1 LOB: 1 BB: 0 P: 15	R: 4 E: 2 K: 1 S: 20	H: 4 LOB: 3 BB: 0 P: 35	R: 0 E: 0 K: 1 S: 7	H: 0 LOB: 0 BB: 0 P: 12	R: 0 E: 0 K: 0 S: 5	H: 1 LOB: 0 BB: 0 P: 8	R: 0 E: 0 K: 2 S: 11	H: 1 LOB: 1 BB: 0 P: 18	R: 0 E: 0 K: 1 S: 8	H: 0 LOB: 1 BB: 1 P: 14	R: 0 E: 1 K: 0 S: 10	H: 1 LOB: 3 BB: 1 P: 18	R: 0 E: 0 K: 0 S: 6	H: 1 LOB: 0 BB: 0 P: 9	R: 0 E: 0 K: 2 S: 7	H: 0 LOB: 0 BB: 0 P: 8	1B: 9 2B: 0 3B: 0 HR: 0	SF: 0 SAC: 1 DP: 2 HBP: 1	WP: 0 PB: 0 SB: 5 CS: 0	PA: 40					
<b>PITCHER</b>	IP	WLS	BF	H	R	ER	SO	BB	IBB	HBP	BLK	WP	HR	S	P	ERA	WHIP										
<b>Chris Bosio, R</b> ERA: 2.7 (1, 1)	7.0		34	8	4	0	7	1	1	1	0	0	0	73	120	0.00	1.286										
<b>Chuck Cmm, R</b> ERA: 3.39 (8, 1)	1.0	W	3	1	0	0	0	0	0	0	0	0	0	6	9	0.00	1.000										
<b>Dan Plesac, L</b> ERA: 2.95 (9, 1)	1.0	S	3	0	0	0	2	0	0	0	0	0	0	7	8	0.00	0.000										

Batter	1	2	3	4	5	6	7	8	9	AB	R	H	RBI	BB	SO	LOB	BOTTOM										
<b>Paul Moltor, R</b> OBP: 0.357, SLG: 0.431 (1, 10)										5	1	2	1	0	0	2	<b>Seattle Mariners @ Milwaukee Brewers</b> Milwaukee County Stadium, Milwaukee, WI Sun May 28 1989, 4:33 AM EDT Att: 30,959 - Overcast - 71 F										
<b>Robin Yount, R</b> OBP: 0.373, SLG: 0.464 (1, 8)										4	0	2	1	1	0	2											
<b>Gary Sheffield, R</b> OBP: 0.318, SLG: 0.360 (1, 6)										5	1	1	0	0	0	5											
<b>Rob Deer, R</b> OBP: 0.322, SLG: 0.471 (1, 9)										4	0	0	0	0	1	5											
<b>Jim Gantner, L</b> OBP: 0.303, SLG: 0.282 (1, 4)										4	0	2	1	0	1	0											
<b>Glenn Braggs, R</b> OBP: 0.323, SLG: 0.448 (1, 7)										4	1	1	0	0	1	1											
<b>B.J. Surhoff, L</b> OBP: 0.272, SLG: 0.343 (1, 2)										4	1	2	0	0	0	1											
<b>Terry Francona, L</b> OBP: 0.269, SLG: 0.339 (1, 3)										4	2	4	1	0	0	0											
<b>Bill Spiers, L</b> OBP: 0.341, SLG: 0.329 (1, 5)										4	0	1	1	0	0	4											
<b>Inning Stats</b>	R: 0 E: 0 K: 0 S: 7	H: 0 LOB: 0 BB: 0 P: 12	R: 0 E: 0 K: 1 S: 9	H: 1 LOB: 0 BB: 0 P: 11	R: 1 E: 1 K: 0 S: 12	H: 2 LOB: 2 BB: 1 P: 21	R: 0 E: 0 K: 1 S: 10	H: 2 LOB: 0 BB: 0 P: 13	R: 0 E: 0 K: 0 S: 10	H: 1 LOB: 1 BB: 0 P: 13	R: 2 E: 0 K: 0 S: 10	H: 4 LOB: 2 BB: 0 P: 21	R: 1 E: 0 K: 0 S: 11	H: 2 LOB: 0 BB: 0 P: 15	R: 2 E: 1 K: 0 S: 13	H: 3 LOB: 1 BB: 0 P: 15		R: 0 E: 0 K: 0 S: 7	H: 0 LOB: 0 BB: 0 P: 8	1B: 12 2B: 3 3B: 0 HR: 0	SF: 0 SAC: 0 DP: 1 HBP: 0	WP: 1 PB: 1 SB: 2 CS: 0	PA: 39				
<b>PITCHER</b>	IP	WLS	BF	H	R	ER	SO	BB	IBB	HBP	BLK	WP	HR	S	P	ERA	WHIP										
<b>Bill Swift, R</b> ERA: 4.54 (1, 1)	0.0		2	2	0	0	0	0	0	0	0	0	0	3	4	∞	∞										
<b>Steve Trout, L</b> ERA: 6.07 (6, 1)	1.2		6	2	1	1	0	0	0	0	0	1	0	14	23	5.40	1.200										
<b>Jerry Reed, R</b> ERA: 3.09 (8, 1)	0.2	L	4	2	2	2	0	0	0	0	0	0	0	7	8	27.00	3.000										
<b>Dennis Powell, L</b> ERA: 3.46 <b>Mike Schooler, R</b> ERA: 2.05 (8, 1)	0.1		2	1	0	0	0	0	0	0	0	0	0	6	7	0.00	3.000										

AB	36
R	4
H	9
RBI	4
BB	2
SO	9
LOB	21





Batter	1	2	3	4	5	6	7	8	9	AB	R	H	RBI	BB	SO	LOB	TOP								
Brian Downing, R OBP: 0.379, SLG: 0.402	G4-3 2B	G4-3 1B	E5 1B	G4-3		G5-3			G6-4-3 BB	5	0	2	1	1	0	5	<b>California Angels @ Milwaukee Brewers</b> Milwaukee County Stadium, Milwaukee, WI Mon May 29 1989, 4:33 AM EDT Att: 15,762 - Unknown								
Claudell Washington, L OBP: 0.351, SLG: 0.450	L8	G4-3	G4-3 1B			K			G6-4-3 1-2f	6	0	1	2	0	1	5									
Johnny Ray, S OBP: 0.324, SLG: 0.382 Kent Anderson, R OBP: 0.333, SLG: 0.293	G4-3 2-3								G3-1 1B	6	1	3	0	0	0	3									
Devon White, S OBP: 0.341, SLG: 0.528	G3-1								G3-1 1B	0	0	0	0	0	0	0									
Wally Joyner, L OBP: 0.308, SLG: 0.329 Jim Eppard, L (8, 3)									G4-3 1B	6	1	1	0	0	0	4									
Chili Davis, S OBP: 0.324, SLG: 0.422 Dante Bichette, R OBP: 0.223, SLG: 0.333									G4-3	5	3	3	0	0	0	1									
Lance Parrish, R OBP: 0.363, SLG: 0.476									G4-3	0	0	0	0	0	0	0									
Jack Howell, L OBP: 0.293, SLG: 0.311									G4-3	3	1	1	2	0	1	1									
Dick Schofield, R OBP: 0.300, SLG: 0.343									G4-3	1	0	0	0	0	0	0									
Inning Stats	R: 0 E: 0 K: 0 S: 8	H: 1 LOB: 1 BB: 0 P: 17	R: 2 E: 0 K: 1 S: 24	H: 3 LOB: 2 BB: 1 P: 39	R: 5 E: 1 K: 1 S: 18	H: 5 LOB: 2 BB: 1 P: 33	R: 2 E: 0 K: 0 S: 18	H: 4 LOB: 2 BB: 0 P: 27	R: 0 E: 0 K: 1 S: 9	H: 1 LOB: 1 BB: 0 P: 15	R: 2 E: 0 K: 1 S: 19	H: 2 LOB: 1 BB: 1 P: 30	R: 0 E: 0 K: 0 S: 5	H: 0 LOB: 0 BB: 0 P: 8	R: 1 E: 0 K: 1 S: 8	H: 1 LOB: 0 BB: 0 P: 12		R: 0 E: 0 K: 0 S: 8	H: 1 LOB: 1 BB: 1 P: 16	1B: 14 2B: 2 3B: 1 HR: 1	SF: 1 SAC: 0 DP: 1 HBP: 0	WP: 1 PB: 0 SB: 0 CS: 0	PA: 49		
PITCHER	IP	WLS	BF	H	R	ER	SO	BB	IBB	HBP	BLK	WP	HR	S	P	ERA	WHIP								
Mike Birkbeck, R ERA: 5.44	2.1	L	14	6	4	4	1	1	0	0	0	0	0	37	66	15.43	3.000								
Bill Wegman, R ERA: 6.71	1.0		11	6	5	2	1	1	0	0	0	0	0	24	40	18.00	7.000								
Bill Krueger, L ERA: 3.98	2.2		13	4	2	2	2	1	0	0	0	1	0	35	55	6.75	1.875								
Jay Aldrich, R ERA: 1.35	3.0		11	2	1	1	1	1	0	0	0	0	1	21	36	3.00	1.000								

Batter	1	2	3	4	5	6	7	8	9	AB	R	H	RBI	BB	SO	LOB	BOTTOM								
Paul Moltor, R OBP: 0.369, SLG: 0.455	SH5-4 FC5-2 2B									5	0	4	1	0	1	0	<b>California Angels @ Milwaukee Brewers</b> Milwaukee County Stadium, Milwaukee, WI Mon May 29 1989, 4:33 AM EDT Att: 15,762 - Unknown								
Robin Yount, R OBP: 0.373, SLG: 0.476	SH5-4 2B BB									4	2	1	1	1	1	3									
Gary Sheffield, R OBP: 0.318, SLG: 0.360	SH5-4									3	0	1	0	0	0	0									
Rob Deer, R OBP: 0.320, SLG: 0.472	FC5-2 2B									4	0	1	0	0	1	4									
Jim Gantner, L OBP: 0.304, SLG: 0.289 Gus Polidor, R OBP: 0.161, SLG: 0.226										3	0	1	1	0	0	1									
Glenn Braggs, R OBP: 0.316, SLG: 0.438										1	0	0	0	0	0	0									
B.J. Surhoff, L OBP: 0.280, SLG: 0.350 Dave Engle, R OBP: 0.283, SLG: 0.442										3	0	2	0	0	0	0									
Terry Francona, L OBP: 0.260, SLG: 0.328										1	0	0	0	0	0	0									
Bill Spiers, L OBP: 0.326, SLG: 0.313										4	0	0	0	0	2	1									
Inning Stats	R: 1 E: 0 K: 0 S: 15	H: 2 LOB: 2 BB: 1 P: 24	R: 1 E: 0 K: 1 S: 15	H: 2 LOB: 1 BB: 0 P: 21	R: 0 E: 0 K: 0 S: 8	H: 1 LOB: 1 BB: 0 P: 12	R: 0 E: 0 K: 1 S: 12	H: 0 LOB: 0 BB: 0 P: 18	R: 1 E: 0 K: 2 S: 9	H: 1 LOB: 0 BB: 0 P: 14	R: 0 E: 0 K: 0 S: 6	H: 1 LOB: 1 BB: 0 P: 7	R: 0 E: 0 K: 1 S: 13	H: 2 LOB: 2 BB: 0 P: 14	R: 0 E: 0 K: 0 S: 4	H: 0 LOB: 0 BB: 0 P: 8		R: 0 E: 0 K: 1 S: 9	H: 1 LOB: 1 BB: 0 P: 11	1B: 5 2B: 4 3B: 0 HR: 1	SF: 0 SAC: 1 DP: 0 HBP: 0	WP: 0 PB: 0 SB: 1 CS: 0	PA: 38		
PITCHER	IP	WLS	BF	H	R	ER	SO	BB	IBB	HBP	BLK	WP	HR	S	P	ERA	WHIP								
Bert Blyleven, R ERA: 2.36	7.0	W	31	9	3	3	5	1	0	0	0	0	1	78	110	3.86	1.429								
Greg Minton, R ERA: 1.17	1.0		3	0	0	0	0	0	0	0	0	0	0	4	8	0.00	0.000								
Bryan Harvey, R ERA: 3.94	1.0		4	1	0	0	1	0	0	0	0	0	0	9	11	0.00	1.000								

AB	44
R	12
H	18
RBI	11
BB	4
SO	5
LOB	26



AB	36
R	3
H	10
RBI	3
BB	1
SO	6
LOB	14









Batter	1	2	3	4	5	6	7	8	9	AB	R	H	RBI	BB	SO	LOB	TOP			
Brian Downing, R (1, 10) OBP: 0.367, SLG: 0.388	1-1 G3-1		3-2 P9		2-3 K		0-1 FC5			4	0	0	0	0	1	4				
Claudell Washington, L (1, 9) OBP: 0.350, SLG: 0.452	1-2 F9			1-1 G3		1-0 G6-4-3 1B		3-1 F7		4	0	1	0	0	0	0				
Johnny Ray, S (1, 4) OBP: 0.327, SLG: 0.378	0-1 F8			1-0 E G4-3 1B		0-0 F9		3-2 F7		4	1	1	0	0	0	1				
Devon White, S (1, 8) OBP: 0.333, SLG: 0.517		1-3 K		1-2 E8 G4-3 1B		0-2 G6-4-3 1-2		0-0 P4		4	0	0	0	0	1	2				
Wally Joyner, L (1, 3) OBP: 0.305, SLG: 0.325	2-1 G3-1			3-0 G4-3			1-0 F8		1-2	4	0	1	1	0	0	1				
Bill Schroeder, R (1, 2) OBP: 0.275, SLG: 0.571	2-3 K			2-3 3-H 4-2 BB			0-1 G4-3		3-3 1B	3	0	0	0	1	2	1				
Jack Howell, L (1, 5) OBP: 0.293, SLG: 0.317 Kent Anderson, R (0, PH) OBP: 0.328, SLG: 0.289			1-2 G3	1-3 K			0-2 BB 1B		1-3 K	3	0	1	0	0	1	2	AB 33 R 1 H 7 RBI 1 BB 2 SO 7 LOB 14			
Dante Bichette, R (1, 7) OBP: 0.235, SLG: 0.340			3-2 G5-3		3-1 G4-6-3 1B		0-0 FC5 BB 1B		1-3 K	4	0	2	0	0	1	1				
Dick Schofield, R (1, 6) OBP: 0.312, SLG: 0.356			2-1 S 1B		2-1 G4-6-3 1-2		1-2 2-3 BB			2	0	1	0	1	0	1				
<b>Inning Stats</b>	R: 0 E: 0 K: 0 S: 8	H: 0 LOB: 0 BB: 0 P: 10	R: 0 E: 0 K: 2 S: 8	H: 0 LOB: 0 BB: 0 P: 13	R: 0 E: 0 K: 0 S: 12	H: 1 LOB: 1 BB: 0 P: 21	R: 1 E: 1 K: 1 S: 14	H: 1 LOB: 2 BB: 1 P: 25	R: 0 E: 0 K: 0 S: 7	H: 1 LOB: 0 BB: 0 P: 8	R: 0 E: 0 K: 0 S: 9	H: 2 LOB: 2 BB: 1 P: 14	R: 0 E: 0 K: 3 S: 6	H: 0 LOB: 0 BB: 0 P: 12	R: 0 E: 0 K: 3 S: 17	H: 1 LOB: 1 BB: 0 P: 23	1B: 7 2B: 0 3B: 0 HR: 0	SF: 0 SAC: 0 DP: 2 HBP: 0	WP: 0 PB: 0 SB: 1 CS: 0	PA: 35
<b>PITCHER</b>	IP WLS BF H R ER SO BB IBB HBP BLK WP HR S P ERA WHIP	IP WLS BF H R ER SO BB IBB HBP BLK WP HR S P ERA WHIP	IP WLS BF H R ER SO BB IBB HBP BLK WP HR S P ERA WHIP	IP WLS BF H R ER SO BB IBB HBP BLK WP HR S P ERA WHIP	IP WLS BF H R ER SO BB IBB HBP BLK WP HR S P ERA WHIP	IP WLS BF H R ER SO BB IBB HBP BLK WP HR S P ERA WHIP	IP WLS BF H R ER SO BB IBB HBP BLK WP HR S P ERA WHIP	IP WLS BF H R ER SO BB IBB HBP BLK WP HR S P ERA WHIP	IP WLS BF H R ER SO BB IBB HBP BLK WP HR S P ERA WHIP	IP WLS BF H R ER SO BB IBB HBP BLK WP HR S P ERA WHIP	IP WLS BF H R ER SO BB IBB HBP BLK WP HR S P ERA WHIP	IP WLS BF H R ER SO BB IBB HBP BLK WP HR S P ERA WHIP	IP WLS BF H R ER SO BB IBB HBP BLK WP HR S P ERA WHIP	IP WLS BF H R ER SO BB IBB HBP BLK WP HR S P ERA WHIP	IP WLS BF H R ER SO BB IBB HBP BLK WP HR S P ERA WHIP	IP WLS BF H R ER SO BB IBB HBP BLK WP HR S P ERA WHIP	IP WLS BF H R ER SO BB IBB HBP BLK WP HR S P ERA WHIP			

California Angels @ Milwaukee Brewers  
Milwaukee County Stadium, Milwaukee, WI  
Wed May 31 1989, 4:33 AM EDT  
Att: 14,129 - Overcast - 73 F

AB 33  
R 1  
H 7  
RBI 1  
BB 2  
SO 7  
LOB 14



Batter	1	2	3	4	5	6	7	8	9	AB	R	H	RBI	BB	SO	LOB	BOTTOM			
Paul Molitor, R (1, 5) OBP: 0.366, SLG: 0.459	2-0 2B		2-0 1B 2B		2-1 L6		1-1 SH2-4			3	0	2	0	0	0	0				
Robin Yount, R (1, 8) OBP: 0.382, SLG: 0.471	2-1 G6-3		4-1 1B HR BB		4-2 BB		4-0 FC6-4 IBB			1	1	0	0	3	0	1				
Gary Sheffield, R (1, 6) 2 SAFE OBP: 0.310, SLG: 0.350	0-0 G5-3		1-0 1-2 2-H 1B		2-3 K		2-0 FC6-4 1-2 3-H F8			4	1	1	1	0	1	3				
Greg Brock, L (1, 3) OBP: 0.250, SLG: 1.000	1-2 G4-3		1-0 1-H 2-H HR		2-0 G1-3		0-1 F8			4	1	1	3	0	0	3				
Rob Deer, R (1, 9) OBP: 0.322, SLG: 0.464		3-2 G4-6-3 1B	4-1 BB			2-3 K		1-0 F8		3	0	1	0	1	1	0				
Glenn Braggs, R (1, 7) OBP: 0.308, SLG: 0.422	1-2 G4-6-3 1-2		1-3 K			1-0 P6		4-1 CS E BB		3	0	0	0	1	1	2				
B.J. Surhoff, L (1, 2) OBP: 0.284, SLG: 0.352	3-1 FC5-4 1B			1-0 F8		1-1 E6 1B		0-2 E1 CS		4	0	2	0	0	0	1	AB 29 R 4 H 8 RBI 4 BB 5 SO 3 LOB 14			
Terry Francona, L (1, 10) OBP: 0.250, SLG: 0.315	0-1 FC5-4 1-2			1-2 G1-3		2-1 G4-3		0-2 L7 1-2 2-3		4	0	0	0	0	0	4				
Jim Gantner, L (1, 4) OBP: 0.302, SLG: 0.295			1-2 L5		2-2 G3-1		0-0 SH2-4 FC6-4 2B			3	1	1	0	0	0	0				
<b>Inning Stats</b>	R: 0 E: 0 K: 0 S: 7	H: 1 LOB: 1 BB: 0 P: 12	R: 0 E: 0 K: 0 S: 10	H: 2 LOB: 1 BB: 0 P: 17	R: 3 E: 0 K: 1 S: 12	H: 3 LOB: 1 BB: 2 P: 26	R: 0 E: 0 K: 0 S: 7	H: 0 LOB: 0 BB: 0 P: 11	R: 0 E: 0 K: 1 S: 9	H: 0 LOB: 1 BB: 1 P: 19	R: 0 E: 1 K: 1 S: 8	H: 1 LOB: 1 BB: 0 P: 14	R: 1 E: 0 K: 0 S: 6	H: 1 LOB: 1 BB: 1 P: 13	R: 0 E: 1 K: 0 S: 8	H: 0 LOB: 1 BB: 1 P: 13	1B: 4 2B: 3 3B: 0 HR: 1	SF: 0 SAC: 1 DP: 1 HBP: 0	WP: 0 PB: 0 SB: 0 CS: 2	PA: 35
<b>PITCHER</b>	IP WLS BF H R ER SO BB IBB HBP BLK WP HR S P ERA WHIP	IP WLS BF H R ER SO BB IBB HBP BLK WP HR S P ERA WHIP	IP WLS BF H R ER SO BB IBB HBP BLK WP HR S P ERA WHIP	IP WLS BF H R ER SO BB IBB HBP BLK WP HR S P ERA WHIP	IP WLS BF H R ER SO BB IBB HBP BLK WP HR S P ERA WHIP	IP WLS BF H R ER SO BB IBB HBP BLK WP HR S P ERA WHIP	IP WLS BF H R ER SO BB IBB HBP BLK WP HR S P ERA WHIP	IP WLS BF H R ER SO BB IBB HBP BLK WP HR S P ERA WHIP	IP WLS BF H R ER SO BB IBB HBP BLK WP HR S P ERA WHIP	IP WLS BF H R ER SO BB IBB HBP BLK WP HR S P ERA WHIP	IP WLS BF H R ER SO BB IBB HBP BLK WP HR S P ERA WHIP	IP WLS BF H R ER SO BB IBB HBP BLK WP HR S P ERA WHIP	IP WLS BF H R ER SO BB IBB HBP BLK WP HR S P ERA WHIP	IP WLS BF H R ER SO BB IBB HBP BLK WP HR S P ERA WHIP	IP WLS BF H R ER SO BB IBB HBP BLK WP HR S P ERA WHIP	IP WLS BF H R ER SO BB IBB HBP BLK WP HR S P ERA WHIP	IP WLS BF H R ER SO BB IBB HBP BLK WP HR S P ERA WHIP			

California Angels @ Milwaukee Brewers  
Milwaukee County Stadium, Milwaukee, WI  
Wed May 31 1989, 4:33 AM EDT  
Att: 14,129 - Overcast - 73 F

AB 29  
R 4  
H 8  
RBI 4  
BB 5  
SO 3  
LOB 14





Batter	1	2	3	4	5	6	7	8	9	AB	R	H	RBI	BB	SO	LOB	TOP			
<b>Rickey Henderson, R</b> OBP: 0.388, SLG: 0.388	3-1 F9		0-0 P3			0-1 FC4-6 1B			2-3 K	4	0	0	0	0	1	1				
<b>Steve Sax, R</b> OBP: 0.370, SLG: 0.369	1-1 G5-3			0-0 G5-3		2-1 SAFE 1-2 1B			0-1 7-3 1B	4	0	2	0	0	0	0				
<b>Don Mattingly, L</b> OBP: 0.338, SLG: 0.385	1-2 L8			3-3 K		0-1 L3			1-2 7-3 1-2	4	0	0	0	0	1	3				
<b>Steve Balboni, R</b> OBP: 0.264, SLG: 0.430		4-2 FC6-4 BB		1-3 K		0-1 G6-3				2	0	0	0	1	1	0				
<b>Jesse Barfield, R</b> OBP: 0.286, SLG: 0.365		2-3 K			2-0 G5-3				2-1 G5-3	3	0	0	0	0	1	1				
<b>Don Slaught, R</b> OBP: 0.322, SLG: 0.391		0-0 FC6-4 1-2			3-3 K				1-1 G6-3	3	0	0	0	0	1	1				
<b>Tom Brookens, R</b> OBP: 0.238, SLG: 0.315 <b>Mike Pagliarulo, L</b> OBP: 0.281, SLG: 0.312		2-2 G5-3			2-3 K				1-2 F7	2	0	0	0	0	1	1				
<b>Alvaro Espinoza, R</b> OBP: 0.307, SLG: 0.284			0-0 G4-3			0-0 FC4-6 1B			1-2 G6-3	3	0	1	0	0	0	0				
<b>Deion Sanders, L</b> OBP: 0.143, SLG: 0.143			1-3 K			0-3 K			1-1 G4-3	3	0	0	0	0	2	1				
<b>Inning Stats</b>	R: 0 E: 0 K: 0 S: 7	H: 0 LOB: 0 BB: 0 P: 12	R: 0 E: 0 K: 1 S: 11	H: 0 LOB: 1 BB: 1 P: 19	R: 0 E: 0 K: 1 S: 5	H: 0 LOB: 0 BB: 0 P: 6	R: 0 E: 0 K: 2 S: 7	H: 0 LOB: 0 BB: 0 P: 11	R: 0 E: 0 K: 1 S: 10	H: 2 LOB: 2 BB: 0 P: 12	R: 0 E: 0 K: 0 S: 6	H: 0 LOB: 0 BB: 0 P: 9	R: 0 E: 0 K: 1 S: 8	H: 0 LOB: 0 BB: 0 P: 11	R: 0 E: 0 K: 1 S: 10	H: 1 LOB: 0 BB: 0 P: 13	1B: 3 2B: 1 3B: 0 HR: 0	SF: 0 SAC: 0 DP: 1 HBP: 0	WP: 0 PA: 30	
<b>PITCHER</b>	IP	WLS	BF	H	R	ER	SO	BB	IBB	HBP	BLK	WP	HR	S	P	ERA	WHIP			
<b>Teddy Higuera, L</b> ERA: 4.94	(1, 1)	6.0	W	21	2	0	7	1	0	0	0	0	0	47	74	0.00	0.500			
<b>Jay Aldrich, R</b> ERA: 0.9	(7, 1)	3.0	S	9	1	0	1	0	0	0	0	0	0	24	33	0.00	0.333			

**New York Yankees @ Milwaukee Brewers**  
Milwaukee County Stadium, Milwaukee, WI

AB 29  
R 0  
H 3  
RBI 0  
BB 1  
SO 8  
LOB 8



Thu Jun 01 1989, 8:05 PM EDT  
Att: 18,991 - Unknown - 55 F

Batter	1	2	3	4	5	6	7	8	9	AB	R	H	RBI	BB	SO	LOB	BOTTOM			
<b>Paul Molitor, R</b> OBP: 0.374, SLG: 0.474	4-1 FC5-4 BB	2-2 2B 2B		2-1 1B 2B		0-2 L3				3	2	2	2	1	0	0				
<b>Robin Yount, R</b> OBP: 0.380, SLG: 0.467	2-1 FC5-4 1B BLK SF9	2-1 G6-3		2-1 1B 2H		3-2 P3				4	1	1	1	0	0	2				
<b>Gary Sheffield, R</b> OBP: 0.319, SLG: 0.364	1-2 HBP 1B	0-1 2B		0-2 1B		0-1 L4				4	0	3	1	0	0	0				
<b>Rob Deer, R</b> OBP: 0.321, SLG: 0.457	1-1 HBP	2-3 K		1-3 K		0-3 K				3	0	0	0	0	3	3				
<b>Glenn Braggs, R</b> OBP: 0.302, SLG: 0.415	1-1 SF9		1-2 G5-3	3-2 F9		0-0 G6-3				3	0	0	1	0	0	2				
<b>Greg Brock, L</b> OBP: 0.250, SLG: 0.625	3-1 P6		0-0 G1-3 1B		0-0 F8				1-3 K	4	0	1	0	0	1	2				
<b>B.J. Surhoff, L</b> OBP: 0.277, SLG: 0.342		0-3 K	1-1 G1-3	1-1 G4-3		0-1 F8			0-1 F8	4	0	0	0	0	1	1				
<b>Mike Felder, S</b> OBP: 0.233, SLG: 0.175		1-1 S 2B CI 1B	1-0 G6-3		0-1 F8				0-1 G5-3	4	1	1	0	0	0	1				
<b>Jim Gantner, L</b> OBP: 0.299, SLG: 0.291		1-2 CI 2B		1-2 F7		0-0 G6-3				2	1	0	0	0	0	0				
<b>Inning Stats</b>	R: 1 E: 0 K: 0 S: 12	H: 1 LOB: 2 BB: 1 P: 22	R: 3 E: 1 K: 2 S: 21	H: 3 LOB: 1 BB: 0 P: 28	R: 0 E: 0 K: 0 S: 7	H: 1 LOB: 1 BB: 0 P: 10	R: 1 E: 0 K: 1 S: 19	H: 3 LOB: 2 BB: 0 P: 27	R: 0 E: 0 K: 0 S: 5	H: 0 LOB: 0 BB: 0 P: 6	R: 0 E: 0 K: 1 S: 8	H: 0 LOB: 0 BB: 0 P: 11	R: 0 E: 0 K: 1 S: 6	H: 0 LOB: 0 BB: 0 P: 6	R: 0 E: 0 K: 1 S: 7	H: 0 LOB: 0 BB: 0 P: 8	1B: 5 2B: 3 3B: 0 HR: 0	SF: 1 SAC: 0 DP: 0 HBP: 1	WP: 0 PA: 35	
<b>PITCHER</b>	IP	WLS	BF	H	R	ER	SO	BB	IBB	HBP	BLK	WP	HR	S	P	ERA	WHIP			
<b>Dave LaPoint, L</b> ERA: 5.6	(1, 1)	3.1	L	21	8	5	4	2	0	0	0	0	0	26	34	10.80	2.700			
<b>Dale Mohorcic, R</b> ERA: 3.56	(4, 1)	3.2		11	0	0	0	2	0	0	0	0	0	7	8	0.00	0.000			
<b>Chuck Cary, L</b> ERA: 1.5	(8, 1)	1.0		3	0	0	0	1	0	0	0	0	0	7	8	0.00	0.000			

**New York Yankees @ Milwaukee Brewers**  
Milwaukee County Stadium, Milwaukee, WI

AB 31  
R 5  
H 8  
RBI 5  
BB 1  
SO 5  
LOB 11



Thu Jun 01 1989, 8:05 PM EDT  
Att: 18,991 - Unknown - 55 F







Batter	1	2	3	4	5	6	7	8	9	AB	R	H	RBI	BB	SO	LOB	TOP			
Rickey Henderson, R OBP: 0.396, SLG: 0.376	G4-3		1B BB				K			2	0	0	0	2	1	0	<b>New York Yankees @ Milwaukee Brewers</b> Milwaukee County Stadium, Milwaukee, WI Sat Jun 03 1989, 8:05 PM EDT Att: 47,387 - Unknown - 60 F			
Steve Sax, R OBP: 0.369, SLG: 0.368	K		1B		P4			G5-3		4	0	1	0	0	1	2				
Don Mattingly, L OBP: 0.333, SLG: 0.378	F8		F8		P4			G3		4	0	0	0	0	0	4				
Steve Balboni, R OBP: 0.263, SLG: 0.433		F9		SH1-3 2B	FC5			L7		4	0	1	0	0	0	2				
Jesse Barfield, R OBP: 0.285, SLG: 0.363		G1-3 1B		SH1-3		P3			P6	3	0	1	0	0	0	0				
Mike Pagliarulo, L OBP: 0.285, SLG: 0.322	G1-3			G4-3		K			G4-3 2B	4	0	1	0	0	1	2				
Don Slaught, R OBP: 0.324, SLG: 0.387	L5					G6-3			G4-3	3	0	0	0	1	0	2				
Tom Brookens, R OBP: 0.241, SLG: 0.316			K		F9		P3		G5-3	2	0	0	0	0	1	2				
Deion Sanders, L OBP: 0.167, SLG: 0.167										1	0	0	0	0	0	0				
Bob Geren, R OBP: 0.400, SLG: 0.800										1	0	0	0	0	0	1				
Wayne Tolleson, S OBP: 0.250, SLG: 0.196			L9		FC5 BB 1B		G4-3			3	0	1	0	0	0	0				
<b>Inning Stats</b>	R: 0 E: 0 K: 1 S: 6	H: 0 LOB: 0 BB: 0 P: 9	R: 0 E: 0 K: 0 S: 9	H: 1 LOB: 1 BB: 0 P: 19	R: 0 E: 0 K: 1 S: 9	H: 1 LOB: 2 BB: 1 P: 18	R: 0 E: 0 K: 0 S: 14	H: 1 LOB: 2 BB: 1 P: 22	R: 0 E: 0 K: 1 S: 12	H: 0 LOB: 0 BB: 0 P: 8	R: 0 E: 0 K: 1 S: 7	H: 0 LOB: 0 BB: 0 P: 12	R: 0 E: 0 K: 0 S: 4	H: 0 LOB: 0 BB: 0 P: 4	R: 0 E: 0 K: 0 S: 12	H: 1 LOB: 1 BB: 0 P: 17	1B: 3 2B: 2 3B: 0 HR: 0	SF: 0 SAC: 1 DP: 0 HBP: 0	WP: 0 PB: 0 CS: 0	PA: 35
<b>PITCHER</b>	IP WLS BF H R ER SO BB IBB HBP BLK WP HR S P ERA WHIP	IP WLS BF H R ER SO BB IBB HBP BLK WP HR S P ERA WHIP	IP WLS BF H R ER SO BB IBB HBP BLK WP HR S P ERA WHIP	IP WLS BF H R ER SO BB IBB HBP BLK WP HR S P ERA WHIP	IP WLS BF H R ER SO BB IBB HBP BLK WP HR S P ERA WHIP	IP WLS BF H R ER SO BB IBB HBP BLK WP HR S P ERA WHIP	IP WLS BF H R ER SO BB IBB HBP BLK WP HR S P ERA WHIP	IP WLS BF H R ER SO BB IBB HBP BLK WP HR S P ERA WHIP	IP WLS BF H R ER SO BB IBB HBP BLK WP HR S P ERA WHIP	IP WLS BF H R ER SO BB IBB HBP BLK WP HR S P ERA WHIP	IP WLS BF H R ER SO BB IBB HBP BLK WP HR S P ERA WHIP	IP WLS BF H R ER SO BB IBB HBP BLK WP HR S P ERA WHIP	IP WLS BF H R ER SO BB IBB HBP BLK WP HR S P ERA WHIP	IP WLS BF H R ER SO BB IBB HBP BLK WP HR S P ERA WHIP	IP WLS BF H R ER SO BB IBB HBP BLK WP HR S P ERA WHIP	IP WLS BF H R ER SO BB IBB HBP BLK WP HR S P ERA WHIP	IP WLS BF H R ER SO BB IBB HBP BLK WP HR S P ERA WHIP			
Bill Krueger, L ERA: 3.2	5.0	W	22	4	0	0	2	3	0	0	0	0	0	0	0	0	0.00	1.400		
Mark Knudson, R ERA: 2.72	3.1		11	1	0	0	2	0	0	0	0	0	0	0	0	0	0.00	0.300		
Dan Plesac, L ERA: 2.55	0.2	S	2	0	0	0	0	0	0	0	0	0	0	0	0	0	0.00	0.000		

Batter	1	2	3	4	5	6	7	8	9	AB	R	H	RBI	BB	SO	LOB	BOTTOM			
Paul Molitor, R OBP: 0.362, SLG: 0.467	L9		F8		G6-3			F9		4	0	0	0	0	0	1	<b>New York Yankees @ Milwaukee Brewers</b> Milwaukee County Stadium, Milwaukee, WI Sat Jun 03 1989, 8:05 PM EDT Att: 47,387 - Unknown - 60 F			
Robin Yount, R OBP: 0.371, SLG: 0.453	G5-3			G6-3		F9		E6		4	0	0	0	0	0	0				
Gary Sheffield, R OBP: 0.324, SLG: 0.361				P4			1B	G6-3		3	0	1	0	1	0	1				
Rob Deer, R OBP: 0.315, SLG: 0.446	P4			F7		G4-6-3 1B				3	0	1	0	0	0	1				
Greg Brock, L OBP: 0.125, SLG: 0.313		G4-3			G4-3	G4-6-3				3	0	0	0	0	0	2				
Glenn Braggs, R OBP: 0.317, SLG: 0.418		G6-3			G3 2B 1B		G5-3			3	1	1	0	0	0	0				
B.J. Surhoff, L OBP: 0.277, SLG: 0.340		P5			G3 2B 1B		G4-3			3	1	1	0	0	0	0				
Bill Spiers, L OBP: 0.323, SLG: 0.310			F8		G3		K			3	0	0	0	0	1	2				
Jim Gantner, L OBP: 0.300, SLG: 0.294			F7					L9		3	0	1	2	0	0	0				
<b>Inning Stats</b>	R: 0 E: 0 K: 0 S: 4	H: 0 LOB: 1 BB: 1 P: 9	R: 0 E: 0 K: 0 S: 7	H: 0 LOB: 0 BB: 0 P: 11	R: 0 E: 0 K: 0 S: 9	H: 0 LOB: 0 BB: 0 P: 13	R: 0 E: 0 K: 0 S: 4	H: 0 LOB: 0 BB: 0 P: 9	R: 2 E: 0 K: 0 S: 12	H: 3 LOB: 1 BB: 0 P: 17	R: 0 E: 0 K: 0 S: 8	H: 2 LOB: 1 BB: 0 P: 10	R: 0 E: 0 K: 1 S: 12	H: 0 LOB: 0 BB: 0 P: 16	R: 0 E: 1 K: 0 S: 10	H: 0 LOB: 1 BB: 0 P: 16		1B: 4 2B: 1 3B: 0 HR: 0	SF: 0 SAC: 0 DP: 1 HBP: 0	WP: 0 PB: 0 CS: 0
<b>PITCHER</b>	IP WLS BF H R ER SO BB IBB HBP BLK WP HR S P ERA WHIP	IP WLS BF H R ER SO BB IBB HBP BLK WP HR S P ERA WHIP	IP WLS BF H R ER SO BB IBB HBP BLK WP HR S P ERA WHIP	IP WLS BF H R ER SO BB IBB HBP BLK WP HR S P ERA WHIP	IP WLS BF H R ER SO BB IBB HBP BLK WP HR S P ERA WHIP	IP WLS BF H R ER SO BB IBB HBP BLK WP HR S P ERA WHIP	IP WLS BF H R ER SO BB IBB HBP BLK WP HR S P ERA WHIP	IP WLS BF H R ER SO BB IBB HBP BLK WP HR S P ERA WHIP	IP WLS BF H R ER SO BB IBB HBP BLK WP HR S P ERA WHIP	IP WLS BF H R ER SO BB IBB HBP BLK WP HR S P ERA WHIP	IP WLS BF H R ER SO BB IBB HBP BLK WP HR S P ERA WHIP	IP WLS BF H R ER SO BB IBB HBP BLK WP HR S P ERA WHIP	IP WLS BF H R ER SO BB IBB HBP BLK WP HR S P ERA WHIP	IP WLS BF H R ER SO BB IBB HBP BLK WP HR S P ERA WHIP	IP WLS BF H R ER SO BB IBB HBP BLK WP HR S P ERA WHIP	IP WLS BF H R ER SO BB IBB HBP BLK WP HR S P ERA WHIP				
Richard Dotson, R ERA: 4.87	8.0	L	30	5	2	2	1	1	0	0	0	0	0	0	0	0	2.25	0.750		





Batter	1	2	3	4	5	6	7	8	9	AB	R	H	RBI	BB	SO	LOB	TOP			
<b>Deion Sanders, L</b> OBP: 0.167, SLG: 0.333 (1, 8)	G3-1		HR	E4 2B 1B	K			G4-3	G5-3	6	2	1	1	0	1	2	<b>New York Yankees @ Milwaukee Brewers</b> Milwaukee County Stadium, Milwaukee, WI Sun Jun 04 1989, 4:33 AM EDT Att: 52,179 - Sunny - 55 F			
<b>Steve Sax, R</b> OBP: 0.386, SLG: 0.364 (1, 4)	F9		E5 BB E	1B HR	L9			F9		2	1	0	0	0	0	0				
<b>Tom Brookens, R</b> OBP: 0.244, SLG: 0.329 (4, 4)				1B HR						3	1	1	0	0	0	0				
<b>Don Mattingly, L</b> OBP: 0.341, SLG: 0.379 (1, 3)	G4-3		E	HR						2	2	1	1	2	0	0				
<b>Steve Balboni, R</b> OBP: 0.270, SLG: 0.467 (6, 3)			E	HR	1B			HR		1	1	1	1	0	0	0				
<b>Ken Phelps, L</b> OBP: 0.363, SLG: 0.309 (1, 10)		FC6-4 BB	P5	K				K		4	0	0	0	1	3	5				
<b>Mel Hall, L</b> OBP: 0.283, SLG: 0.367 (1, 7)	FC6-4 FC3-6	E8 E		HR				G4-3		5	2	1	3	0	0	2				
<b>Mike Pagliarulo, L</b> OBP: 0.281, SLG: 0.311 (1, 5)	FC3-6 1B	E4 HR		BB				G4-3		4	1	0	0	1	1	2				
<b>Jesse Barfield, R</b> OBP: 0.298, SLG: 0.409 (1, 9)	1B	HR		BB				HR		4	2	3	3	1	0	0				
<b>Bob Geren, R</b> OBP: 0.400, SLG: 0.684 (1, 2)	K	PB BB	G5-4-3					1B		4	0	1	0	1	1	4				
<b>Alvaro Espinoza, R</b> OBP: 0.302, SLG: 0.280 (1, 6)			F9		G6-3			1B		5	0	1	0	0	0	1				
<b>Inning Stats</b>	R: 0 E: 0 K: 0 S: 7	H: 0 LOB: 0 BB: 0 P: 12	R: 0 E: 0 K: 1 S: 10	H: 1 LOB: 2 BB: 1 P: 20	R: 6 E: 3 K: 0 S: 19	H: 2 LOB: 1 BB: 2 P: 35	R: 4 E: 1 K: 1 S: 16	H: 3 LOB: 1 BB: 2 P: 29	R: 0 E: 0 K: 2 S: 10	H: 0 LOB: 0 BB: 0 P: 18	R: 0 E: 0 K: 0 S: 7	H: 0 LOB: 0 BB: 0 P: 12	R: 1 E: 0 K: 1 S: 15	H: 1 LOB: 0 BB: 0 P: 18	R: 1 E: 0 K: 0 S: 13	H: 3 LOB: 2 BB: 0 P: 23	1B: 4 2B: 1 3B: 0 HR: 5	SF: 0 SAC: 0 DP: 1 HBP: 0	WP: 0 PB: 1 CS: 0	PA: 46
<b>PITCHER</b>	IP	WLS	BF	H	R	ER	SO	BB	IBB	HBP	BLK	WP	HR	S	P	ERA	WHIP			
<b>Bryan Clutterbuck, R</b> ERA: 2.68 (1, 1)	2.2	L	17	3	6	1	1	3	0	0	0	0	2	35	64	3.38	2.250			
<b>Tony Fossas, L</b> ERA: 8.1 (3, 1)	3.1		16	3	4	3	4	3	0	0	0	0	1	41	69	8.10	1.800			
<b>Jay Aldrich, R</b> ERA: 2.13 (7, 1)	2.2		11	3	2	2	1	0	0	0	0	0	2	28	43	6.75	1.125			
<b>Chuck Crim, R</b> ERA: 3.41 (9, 1)	0.1		2	1	0	0	0	0	0	0	0	0	0	7	10	0.00	3.000			

Batter	1	2	3	4	5	6	7	8	9	AB	R	H	RBI	BB	SO	LOB	BOTTOM					
<b>Paul Molitor, R</b> OBP: 0.368, SLG: 0.468 (1, 10)	G1-3		BB			2B 1B	HR		G6-3	4	2	2	0	1	0	0	<b>New York Yankees @ Milwaukee Brewers</b> Milwaukee County Stadium, Milwaukee, WI Sun Jun 04 1989, 4:33 AM EDT Att: 52,179 - Sunny - 55 F					
<b>Robin Yount, R</b> OBP: 0.376, SLG: 0.469 (1, 8)	G1-3 BB		L9			F9	HR	2B 1B		4	1	2	3	1	0	2						
<b>Gary Sheffield, R</b> OBP: 0.321, SLG: 0.362 (1, 6)	G1-3				G5-3	1B	F9	L9		5	1	1	0	0	0	3						
<b>Rob Deer, R</b> OBP: 0.317, SLG: 0.447 (1, 9)	K				F7	1B FC3-6 BB	K	2B		4	1	1	0	1	2	2						
<b>B.J. Surhoff, L</b> OBP: 0.275, SLG: 0.335 (1, 2)		E4 CS		P6		FC3-6 1B		E1 3B	L3	5	1	1	2	0	0	2						
<b>Glenn Braggs, R</b> OBP: 0.376, SLG: 0.444 (1, 7)	G5-3				HR	FC3-6		G6-3 3B		4	2	2	3	0	0	2						
<b>Terry Francona, L</b> OBP: 0.313, SLG: 0.298 (1, 3)	G3-1				L3	G4-3		G6-3		3	0	0	0	0	0	1						
<b>Dave Engle, R</b> OBP: 0.260, SLG: 0.404 (6, 3)										1	0	0	1	0	0	0						
<b>Bill Spiers, L</b> OBP: 0.313, SLG: 0.299 (1, 5)			G4-3					G6-3		3	0	0	0	0	1	0						
<b>Mike Felder, S</b> OBP: 0.227, SLG: 0.171 (8, 4)					K			G6-3		1	0	0	0	0	0	0						
<b>Jim Gantner, L</b> OBP: 0.301, SLG: 0.291 (1, 4)			K2-3					G5-3		2	0	0	0	0	1	0						
<b>Gus Polidor, R</b> OBP: 0.167, SLG: 0.215 (7, PR) (8, 4) (9, 5)					G6-3			HR HBP		1	1	0	0	0	0	0						
<b>Inning Stats</b>	R: 0 E: 0 K: 1 S: 7	H: 0 LOB: 1 BB: 1 P: 16	R: 0 E: 1 K: 0 S: 9	H: 0 LOB: 0 BB: 0 P: 15	R: 0 E: 0 K: 1 S: 8	H: 0 LOB: 1 BB: 1 P: 14	R: 0 E: 0 K: 0 S: 6	H: 0 LOB: 0 BB: 0 P: 7	R: 1 E: 0 K: 1 S: 8	H: 1 LOB: 0 BB: 0 P: 11	R: 3 E: 0 K: 0 S: 10	H: 3 LOB: 1 BB: 1 P: 20	R: 3 E: 0 K: 1 S: 14	H: 2 LOB: 1 BB: 0 P: 24	R: 2 E: 1 K: 0 S: 10	H: 1 LOB: 0 BB: 0 P: 16	R: 0 E: 0 K: 0 S: 11	H: 2 LOB: 2 BB: 0 P: 13	1B: 4 2B: 2 3B: 1 HR: 2	SF: 0 SAC: 0 DP: 0 HBP: 1	WP: 0 PB: 0 CS: 1	PA: 41
<b>PITCHER</b>	IP	WLS	BF	H	R	ER	SO	BB	IBB	HBP	BLK	WP	HR	S	P	ERA	WHIP					
<b>Jimmy Jones, R</b> ERA: 6.75 (1, 1)	6.1	W	29	6	7	7	3	3	0	1	0	0	0	8	10	13.50	1.421					
<b>Lance McCullers, R</b> ERA: 3.42 (7, 1)	0.2		4	1	2	1	1	0	0	0	0	0	0	8	10	13.50	1.500					
<b>Lee Guetterman, L</b> ERA: 1.17 (8, 1)	2.0	S	8	2	0	0	0	0	0	0	0	0	0	18	26	0.00	1.000					



Batter	1	2	3	4	5	6	7	8	9	AB	R	H	RBI	BB	SO	LOB	TOP			
Paul Mollitor, R OBP: 0.369, SLG: 0.469	1-1 SH5-3 G6-3 2B		0-0 FC6-4		4-2 1B BB		3-2 G6-3		1-1 L9	4	2	1	0	1	0	2				
Robin Yount, R OBP: 0.376, SLG: 0.469	2-1 SH5-3		1-2 SF8		1-2 WP 1B		0-3 K			2	0	1	1	0	1	0				
Gary Sheffield, R OBP: 0.324, SLG: 0.369	0-0 G6-3		1-2 F8		0-0 WP 1B		1-1 K			4	0	2	2	0	0	1				
Rob Deer, R OBP: 0.316, SLG: 0.443	1-0 G5-3			2-1 HR 1B		1-1 P4		2-2 F8		4	1	1	0	0	0	3				
Glenn Braggs, R OBP: 0.323, SLG: 0.463		2-2 L6 SH5-3 1B		1-2 HR 1B		4-0 IBB		3-2 P2		3	1	2	2	1	0	0				
Greg Brock, L OBP: 0.105, SLG: 0.263	1-1 SH5-3		3-3 K		2-3 K		1-2 G1			3	0	0	0	0	2	3				
B.J. Surhoff, L OBP: 0.269, SLG: 0.327	2-2 L6		2-3 K			2-1 G4-3		2-0 F8		4	0	0	0	0	1	1				
Mike Felder, S OBP: 0.229, SLG: 0.178			2-0 FC6-4 SF8 1B		0-0 G6-3		2-3 K		2-2 L8	4	1	1	0	0	1	0				
Gus Polidor, R OBP: 0.171, SLG: 0.217			0-1 FC6-4 1B			1-2 F9		0-2 G1-3		2-0 G5-3	4	0	1	0	0	0				
<b>Inning Stats</b>	R: 1 E: 0 K: 0 S: 6	H: 1 LOB: 0 BB: 0 P: 10	R: 0 E: 0 K: 0 S: 9	H: 1 LOB: 0 BB: 0 P: 14	R: 1 E: 0 K: 0 S: 10	H: 2 LOB: 1 BB: 0 P: 14	R: 2 E: 0 K: 2 S: 12	H: 2 LOB: 0 BB: 0 P: 20	R: 1 E: 0 K: 1 S: 14	H: 2 LOB: 3 BB: 2 P: 27	R: 0 E: 0 K: 1 S: 13	H: 1 LOB: 1 BB: 0 P: 19	R: 0 E: 0 K: 0 S: 8	H: 0 LOB: 0 BB: 0 P: 14	R: 0 E: 0 K: 0 S: 6	H: 0 LOB: 0 BB: 0 P: 11	1B: 6 2B: 3 3B: 0 HR: 1	SF: 1 SAC: 2 DP: 1 HBP: 0	WP: 1 PB: 0 CS: 0	PA: 37
<b>PITCHER</b> Jimmy Key, L ERA: 3.27	IP: 9.0 WLS: L BF: 37 H: 9 R: 5 ER: 5 SO: 5 BB: 1 IBB: 1 HBP: 0 BLK: 0 WP: 1 HR: 1 S: 86 P: 141 ERA: 5.00 WHIP: 1.111															<b>PITCHER</b>	IP: 9.0 WLS: L BF: 37 H: 9 R: 5 ER: 5 SO: 5 BB: 1 IBB: 1 HBP: 0 BLK: 0 WP: 1 HR: 1 S: 86 P: 141 ERA: 5.00 WHIP: 1.111			

Milwaukee Brewers @ Toronto Blue Jays  
SkyDome, Toronto, ON  
Mon Jun 05 1989, 7:05 PM EDT  
Att: 48,378 - Unknown

AB 32  
R 5  
H 9  
RBI 5  
BB 2  
SO 5  
LOB 10



Batter	1	2	3	4	5	6	7	8	9	AB	R	H	RBI	BB	SO	LOB	BOTTOM					
Junior Felix, S OBP: 0.336, SLG: 0.460	0-2 G4-3		1-2 G3		4-2 BB		1-2 G3		4-1 BB	3	0	0	0	2	0	0						
Tony Fernandez, S OBP: 0.237, SLG: 0.318	1-0 G3		1-0 G1-3		2-0 F7		0-0 F8		2-2 G4-3	5	0	0	0	0	0	4						
Kelly Gruber, R OBP: 0.348, SLG: 0.426	1-0 1B			1-1 G6-3 FC3-2 2B		1-0 G5-3		0-1 G2-3		4	0	2	0	0	0	3						
George Bell, R OBP: 0.309, SLG: 0.442		4-2 HR BB		1-1 G6-3		0-0 G5-3		3-0 HR		3	2	1	1	1	0	1						
Fred McGriff, L OBP: 0.393, SLG: 0.579		0-0 HR		0-0 FC3-2		1-2 S 1B		3-3 K		4	1	2	2	0	1	1						
Lloyd Moseby, L OBP: 0.317, SLG: 0.361		0-0 G4-3		2-2 F9		4-2 BB		2-2 2B		3	0	1	0	1	0	1						
Ernie Whitt, L OBP: 0.411, SLG: 0.524		0-1 G4-3			1-2 SH1-4 1B		2-3 K		0-0 F7	3	0	1	0	0	1	2						
Bob Brenly, R OBP: 0.262, SLG: 0.271					1-2 SH1-4 1B				0-0 F7	1	0	0	0	0	0	1						
Rance Mulliniks, L OBP: 0.322, SLG: 0.281		2-0 F7			1-0 SH1-4 1B		1-2 F7		1-2 P4	2	0	1	0	0	0	0						
Pat Borders, R OBP: 0.238, SLG: 0.314										0	0	0	0	0	0	0						
Rob Ducey, L OBP: 0.307, SLG: 0.258										1	0	0	0	0	0	2						
Tom Lawless, R OBP: 0.294, SLG: 0.207										1	0	0	0	0	0	0						
Nelson Liriano, S OBP: 0.341, SLG: 0.418			0-1 G6-3		1-0 SH1-4		0-0 P6		1-1 P3	3	0	0	0	0	0	0						
<b>Inning Stats</b>	R: 0 E: 0 K: 0 S: 5	H: 1 LOB: 1 BB: 0 P: 7	R: 2 E: 0 K: 0 S: 8	H: 1 LOB: 0 BB: 1 P: 14	R: 0 E: 0 K: 0 S: 6	H: 0 LOB: 0 BB: 0 P: 8	R: 0 E: 0 K: 0 S: 8	H: 1 LOB: 1 BB: 0 P: 12	R: 0 E: 0 K: 0 S: 9	H: 2 LOB: 3 BB: 1 P: 19	R: 0 E: 0 K: 1 S: 13	H: 1 LOB: 2 BB: 1 P: 21	R: 0 E: 0 K: 0 S: 5	H: 0 LOB: 0 BB: 0 P: 6	R: 1 E: 0 K: 1 S: 10	H: 2 LOB: 1 BB: 0 P: 18	R: 0 E: 0 K: 0 S: 11	H: 0 LOB: 1 BB: 1 P: 19	1B: 4 2B: 2 3B: 0 HR: 2	SF: 0 SAC: 1 DP: 0 HBP: 0	WP: 0 PB: 0 CS: 0	PA: 38
<b>PITCHER</b> Don August, R ERA: 4.61	IP: 5.1 WLS: W BF: 24 H: 6 R: 2 ER: 2 SO: 2 BB: 3 IBB: 0 HBP: 0 BLK: 0 WP: 0 HR: 1 S: 42 P: 71 ERA: 3.38 WHIP: 1.688															<b>PITCHER</b>	IP: 5.1 WLS: W BF: 24 H: 6 R: 2 ER: 2 SO: 2 BB: 3 IBB: 0 HBP: 0 BLK: 0 WP: 0 HR: 1 S: 42 P: 71 ERA: 3.38 WHIP: 1.688					
Bill Krueger, L ERA: 3.16	0.1	1	0	0	0	1	0	0	0	0	0	3	5	0.00	0.000							
Mark Knudson, R ERA: 2.83	1.2	6	1	1	1	0	0	0	0	0	1	12	17	5.40	0.600							
Dan Plesac, L ERA: 2.39	1.2	S	7	1	0	0	1	1	0	0	0	18	31	0.00	1.200							

Milwaukee Brewers @ Toronto Blue Jays  
SkyDome, Toronto, ON  
Mon Jun 05 1989, 7:05 PM EDT  
Att: 48,378 - Unknown

AB 33  
R 3  
H 8  
RBI 3  
BB 4  
SO 2  
LOB 15





Batter	1	2	3	4	5	6	7	8	9	AB	R	H	RBI	BB	SO	LOB	TOP								
Paul Moltzer, R OBP: 0.374, SLG: 0.469	G1-3			FC5-4 1B	4-2 BB		G5-3		1B S 1B	4	1	2	1	1	0	1									
Robin Yount, R OBP: 0.376, SLG: 0.465	F8			P3	1-2 2-3 BB		G6-3		1B S 1B	4	1	1	0	1	0	4									
Tony Fossas, L										0	0	0	0	0	0	0									
Terry Francona, L OBP: 0.237, SLG: 0.298										0	0	0	0	0	0	0									
Gary Sheffield, R OBP: 0.322, SLG: 0.365	F7			FC5-4 1-2			P6		1B S 1B	5	1	1	1	0	0	2									
Glenn Briggs, R OBP: 0.324, SLG: 0.463		F8		F3					1B S 1B	4	1	2	1	0	0	1									
B.J. Surhoff, L OBP: 0.267, SLG: 0.323	F7				F8		F8		1B S 1B	5	0	1	1	0	0	2									
Rob Deer, R OBP: 0.315, SLG: 0.441									1B S 1B	3	1	1	1	0	0	1									
Greg Brock, L OBP: 0.330, SLG: 0.261				G1-3						4	0	1	0	0	0	1									
Chuck Crim, R					BB SH1-3 1B		F8		G6-3	0	0	0	0	0	0	0									
Mike Felder, S OBP: 0.235, SLG: 0.188				F7					SH1-3 S 1B	3	1	1	1	0	1	0									
Jim Gantner, L OBP: 0.306, SLG: 0.293				F7					SH1-3	2	0	1	0	1	0	0									
<b>Inning Stats</b>	R: 0 E: 0 K: 0 S: 4	H: 0 LOB: 0 BB: 0 P: 7	R: 0 E: 0 K: 0 S: 7	H: 0 LOB: 0 BB: 0 P: 11	R: 0 E: 0 K: 0 S: 4	H: 0 LOB: 0 BB: 0 P: 8	R: 0 E: 0 K: 0 S: 9	H: 1 LOB: 1 BB: 0 P: 12	R: 1 E: 0 K: 0 S: 13	H: 2 LOB: 3 BB: 2 P: 24	R: 0 E: 0 K: 0 S: 5	H: 1 LOB: 1 BB: 0 P: 6	R: 0 E: 0 K: 0 S: 15	H: 1 LOB: 1 BB: 0 P: 23	R: 2 E: 0 K: 0 S: 8	H: 2 LOB: 1 BB: 1 P: 15	R: 3 E: 0 K: 0 S: 11	H: 4 LOB: 1 BB: 0 P: 19	1B: 11 2B: 0 3B: 0 HR: 0	SF: 2 SAC: 2 DP: 0 HBP: 0	WP: 0 PB: 0 CS: 3	PA: 41			
<b>PITCHER</b>	IP	WLS	BF	H	R	ER	SO	BB	IBB	HBP	BLK	WP	HR	S	P	ERA	WHIP								
Frank Wills, R ERA: 1.37	7.0		28	5	1	1	1	2	0	0	0	0	0	57	91	1.29	1.000								
David Wells, L ERA: 3.09	0.1	4	2	2	2	0	0	1	0	0	0	0	0	4	10	54.00	9.000								
Duane Ward, R ERA: 3.0	1.2	L	9	4	3	3	0	0	0	0	0	0	0	15	24	16.20	2.400								

Milwaukee Brewers @ Toronto Blue Jays  
SkyDome, Toronto, ON  
Tue Jun 06 1989, 7:05 PM EDT  
Att: 45,520 - Unknown

AB	34
R	6
H	11
RBI	6
BB	3
SO	1
LOB	12



Batter	1	2	3	4	5	6	7	8	9	AB	R	H	RBI	BB	SO	LOB	BOTTOM								
Junior Felix, S OBP: 0.336, SLG: 0.457	L4								F7	3	0	1	1	0	0	1									
Rob Ducey, L OBP: 0.303, SLG: 0.254										1	0	0	0	0	0	1									
Tom Lawless, R OBP: 0.286, SLG: 0.200										1	0	0	0	0	0	3									
Tony Fernandez, S OBP: 0.230, SLG: 0.309	P2								K	4	0	0	1	0	1	4									
Kelly Gruber, R OBP: 0.355, SLG: 0.432										4	0	3	0	0	0	0									
George Bell, R OBP: 0.303, SLG: 0.433	G6-3								G6-4-3	4	0	0	0	0	2	2									
Fred McGriff, L OBP: 0.391, SLG: 0.577									1B 2B	4	1	1	0	0	1	0									
Pat Borders, R OBP: 0.241, SLG: 0.324										3	1	1	0	0	0	0									
Rance Mulliniks, L OBP: 0.327, SLG: 0.287									1B BB	1	0	1	0	0	0	0									
Lloyd Moseby, L OBP: 0.311, SLG: 0.354									K	4	0	0	0	0	3	3									
Bob Brenly, R OBP: 0.265, SLG: 0.262										2	1	0	0	1	1	0									
Ernie Whitt, L OBP: 0.415, SLG: 0.524									1B BB	0	0	0	0	1	0	0									
Nelson Liriano, S OBP: 0.355, SLG: 0.429									1B S	3	1	3	2	1	0	0									
<b>Inning Stats</b>	R: 0 E: 0 K: 0 S: 12	H: 1 LOB: 1 BB: 0 P: 16	R: 0 E: 0 K: 1 S: 8	H: 0 LOB: 0 BB: 0 P: 15	R: 0 E: 0 K: 1 S: 9	H: 1 LOB: 1 BB: 0 P: 16	R: 0 E: 0 K: 1 S: 7	H: 0 LOB: 0 BB: 0 P: 10	R: 3 E: 0 K: 1 S: 12	H: 4 LOB: 2 BB: 1 P: 21	R: 0 E: 0 K: 2 S: 7	H: 0 LOB: 0 BB: 0 P: 10	R: 0 E: 0 K: 0 S: 4	H: 0 LOB: 1 BB: 1 P: 11	R: 0 E: 0 K: 0 S: 4	H: 1 LOB: 0 BB: 0 P: 7	R: 1 E: 0 K: 2 S: 14	H: 3 LOB: 3 BB: 1 P: 24	1B: 8 2B: 2 3B: 0 HR: 0	SF: 1 SAC: 0 DP: 1 HBP: 0	WP: 0 PB: 0 CS: 0	PA: 38			
<b>PITCHER</b>	IP	WLS	BF	H	R	ER	SO	BB	IBB	HBP	BLK	WP	HR	S	P	ERA	WHIP								
Teddy Higuera, L ERA: 5.02	5.0		21	6	3	3	4	1	0	0	0	0	0	48	78	5.40	1.400								
Jay Aldrich, R ERA: 1.72	3.0	W	10	1	0	0	2	1	0	0	0	0	0	15	28	0.00	0.667								
Chuck Crim, R ERA: 3.57	1.0	S	6	2	1	1	2	1	0	0	0	0	0	13	23	9.00	3.000								
Tony Fossas, L ERA: 8.1	0.0		1	1	0	0	0	0	0	0	0	0	0	1	1	∞	∞								
Chuck Crim, R ERA: 3.57	1.0	S	6	2	1	1	2	1	0	0	0	0	0	13	23	9.00	3.000								

Milwaukee Brewers @ Toronto Blue Jays  
SkyDome, Toronto, ON  
Tue Jun 06 1989, 7:05 PM EDT  
Att: 45,520 - Unknown

AB	34
R	4
H	10
RBI	4
BB	3
SO	8
LOB	14





Batter	1	2	3	4	5	6	7	8	9	AB	R	H	RBI	BB	SO	LOB	TOP					
Paul Mollitor, R OBP: 0.372, SLG: 0.465	F9		F9		F9			1-3		4	0	1	0	0	0	1						
Robin Yount, R OBP: 0.370, SLG: 0.456	G3		F9					6-3		4	0	0	0	0	0	1						
Gary Sheffield, R OBP: 0.327, SLG: 0.365																						
Gus Polidor, R OBP: 0.169, SLG: 0.214	1B																					
Glenn Braggs, R OBP: 0.332, SLG: 0.469	G3																					
Rob Deer, R OBP: 0.314, SLG: 0.452																						
Greg Brock, L OBP: 0.185, SLG: 0.296																						
Charlie O'Brien, R OBP: 0.327, SLG: 0.354																						
Bill Spiers, L OBP: 0.313, SLG: 0.299	G6-4-3																					
Mike Felder, S OBP: 0.255, SLG: 0.212																						
Jim Gantner, L OBP: 0.300, SLG: 0.287																						
<b>Inning Stats</b>	R: 0 E: 0 K: 0 S: 11	H: 1 LOB: 1 BB: 0 P: 15	R: 0 E: 0 K: 0 S: 8	H: 1 LOB: 0 BB: 0 P: 12	R: 0 E: 0 K: 0 S: 9	H: 1 LOB: 1 BB: 0 P: 15	R: 0 E: 0 K: 0 S: 8	H: 1 LOB: 1 BB: 0 P: 10	R: 0 E: 0 K: 0 S: 6	H: 1 LOB: 1 BB: 0 P: 10	R: 0 E: 0 K: 0 S: 6	H: 1 LOB: 1 BB: 0 P: 9	R: 0 E: 0 K: 0 S: 10	H: 1 LOB: 0 BB: 0 P: 13	R: 0 E: 0 K: 0 S: 9	H: 0 LOB: 0 BB: 0 P: 13	R: 2 E: 0 K: 1 S: 18	H: 4 LOB: 2 BB: 0 P: 23	1B: 10 2B: 0 3B: 0 HR: 1	SF: 0 SAC: 0 DP: 2 HBP: 0	WP: 0 PB: 0 CS: 1	PA: 36
<b>PITCHER</b> John Cerutti, L ERA: 2.93	IP: 9.0 WLS: W BF: 36 H: 11 R: 2 ER: 2 SO: 1 BB: 0 IBB: 0 HBP: 0 BLK: 0 WP: 0 HR: 1 S: 85 P: 120 ERA: 2.00 WHIP: 1.222															<b>PITCHER</b>						

Milwaukee Brewers @ Toronto Blue Jays  
SkyDome, Toronto, ON  
Wed Jun 07 1989, 7:05 PM EDT  
Att: 45,372 - Unknown - 70 F

AB 36  
R 2  
H 11  
RBI 2  
BB 0  
SO 1  
LOB 11



Batter	1	2	3	4	5	6	7	8	9	AB	R	H	RBI	BB	SO	LOB	BOTTOM			
Tony Fernandez, S OBP: 0.230, SLG: 0.308	F7		P9		4-3					4	0	1	0	0	0	0				
Nelson Liriano, S OBP: 0.353, SLG: 0.424	B1-3		K		G3					4	0	1	0	0	1	0				
Kelly Gruber, R OBP: 0.349, SLG: 0.423	P6		5-3							4	0	0	0	0	0	2				
George Bell, R OBP: 0.311, SLG: 0.440										4	2	3	0	0	0	0				
Fred McGriff, L OBP: 0.388, SLG: 0.569										3	0	0	0	1	1	2				
Lloyd Moseby, L OBP: 0.314, SLG: 0.350										2	2	0	0	1	1	4				
Ernie Whitt, L OBP: 0.430, SLG: 0.543										3	0	3	3	1	0	0				
Rance Mulliniks, L OBP: 0.318, SLG: 0.278										4	0	0	0	0	0	8				
Rob Ducey, L OBP: 0.304, SLG: 0.257										3	0	1	1	0	0	0				
<b>Inning Stats</b>	R: 0 E: 0 K: 0 S: 5	H: 0 LOB: 0 BB: 0 P: 8	R: 2 E: 0 K: 0 S: 8	H: 3 LOB: 2 BB: 1 P: 18	R: 0 E: 0 K: 1 S: 8	H: 0 LOB: 0 BB: 0 P: 12	R: 1 E: 0 K: 0 S: 11	H: 2 LOB: 1 BB: 1 P: 19	R: 0 E: 0 K: 0 S: 4	H: 0 LOB: 0 BB: 0 P: 8	R: 0 E: 1 K: 1 S: 17	H: 1 LOB: 3 BB: 1 P: 29	R: 0 E: 0 K: 0 S: 7	H: 2 LOB: 1 BB: 0 P: 11	R: 1 E: 0 K: 1 S: 12	H: 1 LOB: 1 BB: 0 P: 22	1B: 8 2B: 1 3B: 0 HR: 0	SF: 0 SAC: 0 DP: 2 HBP: 1	WP: 0 PB: 0 CS: 0	PA: 35
<b>PITCHER</b> Chris Bosio, R ERA: 2.79 Mark Knudson, R ERA: 2.74 Tony Fossas, L ERA: 9.0	IP: 6.0 WLS: L BF: 26 H: 6 R: 3 ER: 3 SO: 2 BB: 3 IBB: 0 HBP: 0 BLK: 0 WP: 0 HR: 0 S: 53 P: 94 ERA: 4.50 WHIP: 1.500															<b>PITCHER</b>				

Milwaukee Brewers @ Toronto Blue Jays  
SkyDome, Toronto, ON  
Wed Jun 07 1989, 7:05 PM EDT  
Att: 45,372 - Unknown - 70 F

AB 31  
R 4  
H 9  
RBI 4  
BB 3  
SO 3  
LOB 16





Batter	1	2	3	4	5	6	7	8	9	AB	R	H	RBI	BB	SO	LOB	TOP					
Paul Moltzer, R OBP: 0.372, SLG: 0.473 (1, 5)	SF8	BB		SF7		L1		F9		3	1	1	1	1	0	1						
Jim Gantner, L OBP: 0.297, SLG: 0.286 (1, 4)	SF8	F8		F7			1B	G4-3		4	1	1	1	1	0	0	3					
Robin Yount, R OBP: 0.367, SLG: 0.450 (1, 10)	K			1B		G6-3		F9	K	5	1	1	0	0	2	1						
Glenn Braggs, R OBP: 0.338, SLG: 0.472 (1, 7)	1B			1B		K		1B	K	5	1	3	1	0	2	0						
Greg Brock, L OBP: 0.250, SLG: 0.323 (1, 3)	G4-3			1B		G1-6-3		1B	1B	4	0	2	1	1	0	1						
Rob Deer, R OBP: 0.320, SLG: 0.453 (1, 9)		1B		P4		1B	1B	1B	K	4	1	2	1	1	1	3						
B.J. Surhoff, L OBP: 0.265, SLG: 0.316 (1, 2)	F9			L3		F9	FC3-2-5-3	1B	1B	4	0	0	0	1	0	6						
Mike Felder, S OBP: 0.283, SLG: 0.250 (1, 8)	1B			SF7	2B	K		G1-3		4	1	2	0	1	1	3						
Bill Spiers, L OBP: 0.311, SLG: 0.297 (1, 6)	K			P6		1B	G4-3			4	0	1	1	0	1	6						
<b>Inning Stats</b>	R: 1 E: 0 K: 1 S: 18	H: 2 LOB: 1 BB: 0 P: 28	R: 0 E: 0 K: 1 S: 9	H: 2 LOB: 3 BB: 1 P: 20	R: 1 E: 0 K: 0 S: 10	H: 3 LOB: 1 BB: 0 P: 17	R: 1 E: 0 K: 0 S: 9	H: 1 LOB: 0 BB: 0 P: 11	R: 0 E: 0 K: 1 S: 6	H: 0 LOB: 0 BB: 0 P: 10	R: 1 E: 0 K: 1 S: 9	H: 1 LOB: 1 BB: 1 P: 15	R: 2 E: 0 K: 0 S: 13	H: 3 LOB: 3 BB: 2 P: 30	R: 0 E: 0 K: 1 S: 13	H: 0 LOB: 0 BB: 0 P: 19	R: 0 E: 0 K: 2 S: 20	H: 1 LOB: 2 BB: 1 P: 30	1B: 11 2B: 2 3B: 1 HR: 0	SF: 2 SAC: 0 DP: 1 HBP: 0	WP: 0 PB: 0 SB: 4 CS: 0	PA: 44
<b>PITCHER</b>	IP WLS BF H R ER SO BB IBB HBP BLK WP HR S P ERA WHIP																					
Bob Milacki, R ERA: 3.9 (1, 1)	5.2 L 27 9 4 4 4 4 2 0 0 0 0 0 0 0 0 60 99 6.35 1.941																					
Mark Huisman, R ERA: 8.75 (6, 1)	0.2 4 2 2 2 0 0 0 0 0 0 0 0 0 0 7 11 27.00 3.000																					
Mark Thurmond, L ERA: 2.76 (7, 1)	1.2 8 1 0 0 1 1 1 0 0 0 0 0 0 0 20 40 0.00 1.200																					
Gregg Olson, R ERA: 2.12 (9, 1)	1.0 5 1 0 0 2 1 0 0 0 0 0 0 0 0 20 30 0.00 2.000																					

Milwaukee Brewers @ Baltimore Orioles  
Memorial Stadium, Baltimore, MD  
Thu Jun 08 1989, 7:05 PM EDT  
Att: 30,378 - Unknown - 77 F

AB 37  
R 6  
H 13  
RBI 6  
BB 5  
SO 7  
LOB 24



Batter	1	2	3	4	5	6	7	8	9	AB	R	H	RBI	BB	SO	LOB	BOTTOM					
Mike Devereaux, R OBP: 0.381, SLG: 0.483 (1, 8)	1B	1B		1B		1B			K	5	1	4	0	0	1	0						
Phil Bradley, R OBP: 0.352, SLG: 0.405 (1, 7)	1B	G6-3		G4-3		K			G3	4	1	0	0	1	1	2						
Cal Ripken Jr., R OBP: 0.348, SLG: 0.404 (1, 6)	K			F8		G3		G5-3	F9	5	0	1	0	0	1	2						
Mickey Tettleton, S OBP: 0.341, SLG: 0.525 (1, 10)	K			F8		G3		G4-3		4	0	0	0	0	1	3						
Randy Milligan, R OBP: 0.385, SLG: 0.458 (1, 3)	1B			1B		FC6-5-4-5		G5-3		2	0	0	0	2	0	1						
Bob Melvin, R OBP: 0.338, SLG: 0.333 (1, 2)	1B			1B		1B			G4-1	3	0	2	2	1	0	0						
Joe Orsulak, L OBP: 0.367, SLG: 0.414 (1, 9)	F8			F9		1B			1B	4	0	2	0	0	0	4						
Craig Worthington, R OBP: 0.292, SLG: 0.297 (1, 5)		G4-3		G1-3		G5-3			P3	4	0	0	0	0	0	4						
Billy Ripken, R OBP: 0.319, SLG: 0.357 (1, 4)	G4-3			G6-3		P3			F7	4	0	0	0	0	0	1						
<b>Inning Stats</b>	R: 2 E: 0 K: 2 S: 15	H: 2 LOB: 2 BB: 2 P: 27	R: 0 E: 0 K: 0 S: 15	H: 1 LOB: 1 BB: 0 P: 22	R: 0 E: 0 K: 0 S: 11	H: 1 LOB: 2 BB: 1 P: 24	R: 0 E: 0 K: 0 S: 4	H: 1 LOB: 1 BB: 0 P: 9	R: 0 E: 0 K: 1 S: 10	H: 2 LOB: 3 BB: 1 P: 17	R: 0 E: 0 K: 1 S: 10	H: 1 LOB: 0 BB: 0 P: 14	R: 0 E: 0 K: 0 S: 10	H: 0 LOB: 0 BB: 0 P: 16	R: 0 E: 0 K: 0 S: 6	H: 1 LOB: 1 BB: 0 P: 9	R: 0 E: 0 K: 1 S: 9	H: 0 LOB: 0 BB: 0 P: 11	1B: 9 2B: 0 3B: 0 HR: 0	SF: 0 SAC: 0 DP: 0 HBP: 0	WP: 0 PB: 0 SB: 3 CS: 0	PA: 39
<b>PITCHER</b>	IP WLS BF H R ER SO BB IBB HBP BLK WP HR S P ERA WHIP																					
Bill Krueger, L ERA: 3.26 (1, 1)	4.2 W 25 7 2 2 2 2 3 1 0 0 0 0 0 0 51 93 3.86 2.143																					
Mark Knudson, R ERA: 2.49 (5, 1)	4.1 W 14 2 0 0 2 0 0 0 0 0 0 0 0 0 38 56 0.00 0.462																					

Milwaukee Brewers @ Baltimore Orioles  
Memorial Stadium, Baltimore, MD  
Thu Jun 08 1989, 7:05 PM EDT  
Att: 30,378 - Unknown - 77 F

AB 35  
R 2  
H 9  
RBI 2  
BB 4  
SO 4  
LOB 17





Batter	1	2	3	4	5	6	7	8	9	AB	R	H	RBI	BB	SO	LOB	TOP			
Paul Moltis, R OBP: 0.366, SLG: 0.464	1-1 P3		1-0 L6		3-2 G3-4-3		2-0 G5-3			4	0	0	0	0	0	1	<b>Milwaukee Brewers @ Baltimore Orioles</b> Memorial Stadium, Baltimore, MD Fri Jun 09 1989, 7:05 PM EDT Att: 31,156 - Unknown - 75 F			
Jim Gantner, L OBP: 0.307, SLG: 0.296	0-0 1B		1-1 L8		0-0 FC5-6 CS 1B			0-1 FC5-4 1B		4	0	3	0	0	0	0				
Robin Yount, R OBP: 0.365, SLG: 0.447	3-1 F7			1-3 K	2-1 FC5-6 1B			0-0 FC5-4 1-2		4	0	1	1	0	1	2				
Glenn Briggs, R OBP: 0.336, SLG: 0.468	3-3 K			3-2 G2-3 1B	1-0 FC5-6 1-2 2-3 1B			0-0 F9		4	0	1	0	0	1	4				
Greg Brock, L OBP: 0.250, SLG: 0.314		0-3 K		3-2 G2-3 1B	2-1 CS	2-1 F8		0-0 F7		4	0	1	0	0	1	1				
Rob Deer, R OBP: 0.319, SLG: 0.447		4-2 FC3-6 BB		3-2 G2-3		3-2 G6-3			1-2 L4	3	0	0	0	1	0	2				
B.J. Surhoff, L OBP: 0.265, SLG: 0.310		2-0 FC3-6 1-2		4-2 BB		1-3 K			1-1 G5-3	3	0	0	0	1	1	1				
Mike Felder, S OBP: 0.266, SLG: 0.233	1-1 G1-3			0-0 G1-3			3-1 F7		0-1 G4-3	4	0	0	0	0	0	4				
Bill Spiers, L OBP: 0.311, SLG: 0.298			0-0 L7		0-2 1B G3-4-3 1B					3	1	1	0	0	0	0				
<b>Inning Stats</b>	R: 0 E: 0 K: 1 S: 9	H: 1 LOB: 1 BB: 0 P: 15	R: 0 E: 0 K: 1 S: 9	H: 0 LOB: 1 BB: 1 P: 16	R: 0 E: 0 K: 0 S: 4	H: 0 LOB: 0 BB: 0 P: 6	R: 0 E: 0 K: 1 S: 16	H: 2 LOB: 3 BB: 1 P: 30	R: 1 E: 0 K: 0 S: 12	H: 3 LOB: 1 BB: 0 P: 20	R: 0 E: 0 K: 1 S: 10	H: 0 LOB: 0 BB: 0 P: 16	R: 0 E: 0 K: 0 S: 4	H: 0 LOB: 1 BB: 0 P: 9	R: 0 E: 0 K: 0 S: 7	H: 0 LOB: 0 BB: 0 P: 9		1B: 7 2B: 0 3B: 0 HR: 0	SF: 0 SAC: 0 DP: 0 HBP: 0	WP: 0 PB: 0 SB: 0 CS: 1
<b>PITCHER</b>	IP WLS BF H R ER SO BB IBB HBP BLK WP HR S P ERA WHIP	4.1 W 20 5 1 1 3 2 0 0 0 0 0 0 46 78 2.08 1.615	3.2 W 12 2 0 0 1 0 0 0 0 0 0 0 23 39 0.00 0.545	1.0 L 3 0 0 0 0 0 0 0 0 0 0 0 7 9 0.00 0.000																

Batter	1	2	3	4	5	6	7	8	9	AB	R	H	RBI	BB	SO	LOB	BOTTOM			
Mike Devereaux, R OBP: 0.386, SLG: 0.484	1-1 1B HR								0-0 F7	4	1	2	0	0	0	0	<b>Milwaukee Brewers @ Baltimore Orioles</b> Memorial Stadium, Baltimore, MD Fri Jun 09 1989, 7:05 PM EDT Att: 31,156 - Unknown - 75 F			
Steve Finley, L OBP: 0.216, SLG: 0.305	1-1 F8	2-3 K			2-3 K				0-0 F7	4	0	0	0	0	2	2				
Cal Ripken Jr., R OBP: 0.347, SLG: 0.402	2-2 1B HR		1-0 G5-3			0-1 G6-3	1-2 G6-3			4	1	1	0	0	0	0				
Mickey Tettleton, S OBP: 0.344, SLG: 0.558	1-1 HR		1-3 K			2-1 HR			1-3 K	4	2	2	4	0	2	0				
Joe Orsulak, L OBP: 0.364, SLG: 0.409	0-0 1B		1-2 F9			0-0 G4-3			0-1 G4-3	4	0	1	0	0	0	0				
Jim Traher, L OBP: 0.284, SLG: 0.381	0-0 1B			1-3 K		1-2 1B			2-1 FC4-6 1B	4	1	3	0	0	1	0				
Larry Sheets, L OBP: 0.319, SLG: 0.367	0-0 G4-6-3			1-0 G4-3		2-2 HR			0-0 FC4-6	4	1	1	1	0	0	3				
Craig Worthington, R OBP: 0.293, SLG: 0.315		1-1 F9		3-3 K		0-0 HR				3	1	1	2	0	1	0				
Billy Ripken, R OBP: 0.313, SLG: 0.348		0-3 K			0-1 F7		0-0 G5-3			3	0	0	0	0	1	0				
<b>Inning Stats</b>	R: 3 E: 0 K: 0 S: 12	H: 5 LOB: 1 BB: 0 P: 17	R: 0 E: 0 K: 2 S: 10	H: 1 LOB: 1 BB: 0 P: 14	R: 0 E: 0 K: 1 S: 9	H: 0 LOB: 0 BB: 0 P: 12	R: 0 E: 0 K: 2 S: 7	H: 0 LOB: 0 BB: 0 P: 12	R: 0 E: 0 K: 1 S: 6	H: 0 LOB: 0 BB: 0 P: 8	R: 4 E: 0 K: 0 S: 14	H: 4 LOB: 0 BB: 0 P: 19	R: 0 E: 0 K: 0 S: 6	H: 0 LOB: 0 BB: 0 P: 8	R: 0 E: 0 K: 1 S: 8	H: 1 LOB: 1 BB: 0 P: 11		1B: 8 2B: 0 3B: 0 HR: 3	SF: 0 SAC: 0 DP: 1 HBP: 0	WP: 0 PB: 0 SB: 2 CS: 0
<b>PITCHER</b>	IP WLS BF H R ER SO BB IBB HBP BLK WP HR S P ERA WHIP	5.2 L 25 9 6 6 6 0 0 0 0 0 1 16 21 3.86 0.857																		



Batter	1	2	3	4	5	6	7	8	9	AB	R	H	RBI	BB	SO	LOB	TOP										
<b>Paul Moltzer, R</b> OBP: 0.363, SLG: 0.455	4-2 1B 2B BB	2-1 G4-3		2-3 K		0-1 P4		1-1 G1-3		4	1	0	0	1	1	2	<b>Milwaukee Brewers @ Baltimore Orioles</b> Memorial Stadium, Baltimore, MD Sat Jun 10 1989, 7:05 PM EDT Att: 44,294 - Unknown - 76 F										
<b>Robin Yount, R</b> OBP: 0.365, SLG: 0.450	0-2 F9	0-1 G6-3		0-0 FC5-4 1B		0-0 1B 2B		0-1 L6		5	1	2	1	0	0	2											
<b>Rob Deer, R</b> OBP: 0.320, SLG: 0.445 <b>Terry Francona, L</b> OBP: 0.237, SLG: 0.298	1-0 2B 1B	3-H G6-3		0-3 K		3-1 G5-4-3 1B			1-3 K	5	1	2	1	0	2	1											
<b>Glenn Briggs, R</b> OBP: 0.337, SLG: 0.471	1-1 1B 2B			1-1 BB FC4 1B		2-0 G5-4-3 1B			1-2 F8	5	1	2	1	0	0	2											
<b>Dave Engle, R</b> OBP: 0.255, SLG: 0.385	0-2 P4			2-1 F9		1-3 K			1-2 1B	5	0	1	0	0	1	3											
<b>Gus Polidor, R</b> OBP: 0.197, SLG: 0.253	1-0 BB 1B			1-1 FC4 BB 1B		1-2 1B 2B			0-0 G3	5	1	3	1	0	1	1											
<b>Charlie O'Brien, R</b> OBP: 0.339, SLG: 0.340	2-3 3-H 1B			4-1 FC4 BB		1-2 P4 2B			0-2 G6-3	2	0	0	0	2	0	1											
<b>Mike Felder, S</b> OBP: 0.279, SLG: 0.250	1-3 K			0-0 FC4		2-0 1B			0-0 WP 1B	4	0	2	2	0	1	5											
<b>Jim Gantner, L</b> OBP: 0.305, SLG: 0.295		1-1 G4-3 G6-3 1B		2-0 L4		2-3 K			1-0 F7	4	1	1	0	0	1	4											
<b>Inning Stats</b>	R: 2 H: 3 E: 0 K: 1 S: 17	H: 3 LOB: 3 BB: 2 P: 29	R: 1 H: 1 E: 0 K: 0 S: 8	H: 1 LOB: 0 BB: 0 P: 14	R: 1 H: 2 E: 0 K: 0 S: 9	H: 2 LOB: 2 BB: 1 P: 19	R: 0 H: 1 E: 0 K: 2 S: 10	H: 1 LOB: 1 BB: 0 P: 13	R: 1 H: 2 E: 0 K: 2 S: 14	H: 2 LOB: 1 BB: 0 P: 21	R: 1 H: 2 E: 0 K: 1 S: 6	H: 2 LOB: 0 BB: 0 P: 11	R: 0 H: 0 E: 0 K: 1 S: 8	H: 0 LOB: 0 BB: 0 P: 9	R: 0 H: 1 E: 0 K: 0 S: 6	H: 1 LOB: 1 BB: 0 P: 8		R: 0 H: 1 E: 0 K: 1 S: 10	H: 1 LOB: 1 BB: 0 P: 13	1B: 10 2B: 3 3B: 0 HR: 0	SF: 0 SAC: 0 DP: 1 HBP: 0	WP: 1 PB: 0 CS: 1	PA: 42				
<b>PITCHER</b>	IP	WLS	BF	H	R	ER	SO	BB	IBB	HBP	BLK	WP	HR	S	P	ERA	WHIP										
<b>Jeff Ballard, L</b> ERA: 2.51	3.0	L	18	6	4	4	1	3	0	0	0	0	0	34	62	12.00	3.000										
<b>Mark Huisman, R</b> ERA: 8.35	2.0		9	3	1	1	4	0	0	0	0	0	0	24	34	4.50	1.500										
<b>Mark Thurmond, L</b> ERA: 2.7	4.0		15	4	1	1	2	0	0	0	0	1	0	30	41	2.25	1.000										

Batter	1	2	3	4	5	6	7	8	9	AB	R	H	RBI	BB	SO	LOB	BOTTOM										
<b>Mike Devereaux, R</b> OBP: 0.381, SLG: 0.474	2-2 CS 1B		0-0 G6-3			1-2 G5-3		2-2 E5 1B		4	0	1	0	0	0	0	<b>Milwaukee Brewers @ Baltimore Orioles</b> Memorial Stadium, Baltimore, MD Sat Jun 10 1989, 7:05 PM EDT Att: 44,294 - Unknown - 76 F										
<b>Steve Finley, L</b> OBP: 0.217, SLG: 0.302	2-1 G6-3		0-1 B1-3			2-1 G3		0-2 BB 1B		4	0	1	0	0	0	1											
<b>Cal Ripken Jr., R</b> OBP: 0.349, SLG: 0.398	4-0 BB BB			2-3 K		2-1 G4-3		4-2 BB		2	0	0	0	2	1	0											
<b>Mickey Tettleton, S</b> OBP: 0.352, SLG: 0.560	4-0 FC6-4 BB			3-1 G4-6-3 1B		1-2 WP 1B		2-1 G4-3		3	0	2	0	1	0	3											
<b>Joe Orsulak, L</b> OBP: 0.354, SLG: 0.397	1-1 FC6-4			3-2 G4-6-3		0-0 F9		0-0 F9		4	0	0	0	0	0	4											
<b>Jim Traher, L</b> OBP: 0.283, SLG: 0.376		0-0 F8			3-2 E6 G3 1B		0-0 F8		1-0 F9	4	0	1	0	0	0	1											
<b>Larry Sheets, L</b> OBP: 0.311, SLG: 0.357		1-1 L3			0-0 L7		2-0 L4		0-0 E8 BB	4	0	0	0	0	0	2											
<b>Craig Worthington, R</b> OBP: 0.292, SLG: 0.310		1-0 G5-3			1-2 G3		3-2 G1-3		4-0 BB	3	0	0	0	1	0	1											
<b>Billy Ripken, R</b> OBP: 0.307, SLG: 0.341 <b>Brady Anderson, L</b> OBP: 0.315, SLG: 0.353			3-2 G5-3		0-1 G5-3		1-3 K		2-1 F9	3	0	0	0	0	1	1											
<b>Inning Stats</b>	R: 0 H: 1 E: 0 K: 0 S: 8	H: 1 LOB: 2 BB: 2 P: 21	R: 0 H: 0 E: 0 K: 0 S: 4	H: 0 LOB: 0 BB: 0 P: 6	R: 0 H: 0 E: 0 K: 0 S: 6	H: 0 LOB: 0 BB: 0 P: 9	R: 0 H: 1 E: 0 K: 1 S: 11	H: 1 LOB: 0 BB: 0 P: 19	R: 0 H: 1 E: 0 K: 0 S: 12	H: 1 LOB: 1 BB: 0 P: 16	R: 0 H: 0 E: 0 K: 0 S: 7	H: 0 LOB: 0 BB: 0 P: 12	R: 0 H: 1 E: 0 K: 0 S: 6	H: 1 LOB: 1 BB: 0 P: 9	R: 0 H: 1 E: 1 K: 1 S: 19	H: 1 LOB: 3 BB: 1 P: 31		R: 0 H: 0 E: 1 K: 0 S: 5	H: 0 LOB: 2 BB: 1 P: 12	1B: 5 2B: 0 3B: 0 HR: 0	SF: 0 SAC: 0 DP: 1 HBP: 0	WP: 1 PB: 0 CS: 1	PA: 36				
<b>PITCHER</b>	IP	WLS	BF	H	R	ER	SO	BB	IBB	HBP	BLK	WP	HR	S	P	ERA	WHIP										
<b>Don August, R</b> ERA: 4.07	9.0	W	36	5	0	0	2	4	0	0	0	1	0	78	135	0.00	1.000										



Batter	1	2	3	4	5	6	7	8	9	AB	R	H	RBI	BB	SO	LOB	TOP										
Paul Moltzer, R OBP: 0.359, SLG: 0.454			P9		G4-3		G6-4-3		G1-3	5	1	1	0	0	0	4	<b>Milwaukee Brewers @ Baltimore Orioles</b> Memorial Stadium, Baltimore, MD Sun Jun 11 1989, 3:33 AM EDT Att: 44,993 - Sunny - 70 F										
Jim Gantner, L OBP: 0.395, SLG: 0.301	B3		F9		S			L6-4		3	0	1	0	1	0	1											
Robin Yount, R OBP: 0.364, SLG: 0.447	2-H		G4-3		G6-3			L6-4		4	0	1	1	0	0	3											
Glenn Briggs, R OBP: 0.332, SLG: 0.463	P4				P9			G6-3		4	0	0	0	0	0	1											
Greg Brock, L OBP: 0.225, SLG: 0.282	G3				F7			G5-3		4	0	0	0	0	0	1											
B.J. Surhoff, L OBP: 0.266, SLG: 0.315			F8		FC6-4			F9		4	1	2	0	0	0	0											
Terry Francona, L OBP: 0.239, SLG: 0.299					FC6-4					3	0	1	0	0	0	1											
Rob Deer, R OBP: 0.323, SLG: 0.452								L6		1	1	1	1	0	0	0											
Mike Felder, S OBP: 0.306, SLG: 0.269										3	0	2	0	1	0	1											
Bill Spiers, L OBP: 0.309, SLG: 0.296										4	0	1	0	0	1	3											
<b>Inning Stats</b>	R: 1 E: 0 K: 0 S: 12	H: 2 LOB: 1 BB: 0 P: 18	R: 0 E: 0 K: 1 S: 13	H: 1 LOB: 1 BB: 0 P: 19	R: 0 E: 0 K: 0 S: 8	H: 0 LOB: 0 BB: 0 P: 13	R: 0 E: 0 K: 0 S: 7	H: 1 LOB: 1 BB: 0 P: 9	R: 0 E: 0 K: 0 S: 9	H: 0 LOB: 0 BB: 1 P: 18	R: 0 E: 0 K: 0 S: 5	H: 1 LOB: 1 BB: 1 P: 22	R: 0 E: 0 K: 0 S: 5	H: 1 LOB: 0 BB: 0 P: 7	R: 2 E: 0 K: 0 S: 10	H: 3 LOB: 1 BB: 0 P: 19	1B: 7 2B: 4 3B: 0 HR: 0	SF: 0 SAC: 0 DP: 2 HBP: 0	WP: 1 PB: 0 SB: 4 CS: 0	PA: 37							
<b>PITCHER</b>	IP	WLS	BF	H	R	ER	SO	BB	IBB	HBP	BLK	WP	HR	S	P	ERA	WHIP										
Jay Tibbs, R ERA: 1.65	6.1		27	6	1	1	1	2	0	0	0	0	0	65	103	1.42	1.263										
Mark Williamson, R ERA: 3.25	1.2		4	1	0	0	0	0	0	0	0	0	0	8	12	0.00	0.600										
Kevin Hickey, L ERA: 2.41	0.1	L	2	1	1	1	0	0	0	0	0	0	0	3	5	27.00	3.000										
Gregg Olson, R ERA: 2.34	0.2		4	2	1	1	0	0	0	0	0	1	0	7	14	13.50	3.000										

Batter	1	2	3	4	5	6	7	8	9	AB	R	H	RBI	BB	SO	LOB	BOTTOM										
Mike Devereaux, R OBP: 0.385, SLG: 0.495	P1		K							4	1	2	0	0	1	2	<b>Milwaukee Brewers @ Baltimore Orioles</b> Memorial Stadium, Baltimore, MD Sun Jun 11 1989, 3:33 AM EDT Att: 44,993 - Sunny - 70 F										
Brady Anderson, L OBP: 0.315, SLG: 0.349	G4-3		L6							2	0	0	0	1	0	2											
Cal Ripken Jr., R OBP: 0.344, SLG: 0.391	K				L9					4	0	0	0	0	1	3											
Mickey Tettleton, S OBP: 0.350, SLG: 0.551										3	0	0	0	1	1	0											
Randy Milligan, R OBP: 0.373, SLG: 0.441										4	0	0	0	0	0	2											
Bob Melvin, R OBP: 0.321, SLG: 0.316										4	0	0	0	0	1	1											
Joe Orsulak, L OBP: 0.353, SLG: 0.396										3	0	1	0	0	0	0											
Craig Worthington, R OBP: 0.292, SLG: 0.306										2	0	0	0	1	0	1											
Rene Gonzales, R OBP: 0.312, SLG: 0.304										2	0	0	0	1	0	1											
<b>Inning Stats</b>	R: 0 E: 0 K: 1 S: 8	H: 0 LOB: 0 BB: 0 P: 14	R: 0 E: 0 K: 0 S: 6	H: 0 LOB: 0 BB: 0 P: 12	R: 0 E: 0 K: 1 S: 12	H: 0 LOB: 2 BB: 2 P: 23	R: 0 E: 0 K: 1 S: 8	H: 0 LOB: 0 BB: 0 P: 12	R: 0 E: 1 K: 0 S: 13	H: 1 LOB: 1 BB: 0 P: 17	R: 0 E: 0 K: 0 S: 7	H: 0 LOB: 0 BB: 0 P: 13	R: 0 E: 0 K: 0 S: 7	H: 1 LOB: 1 BB: 1 P: 11	R: 0 E: 0 K: 0 S: 5	H: 0 LOB: 0 BB: 1 P: 12		1B: 2 2B: 1 3B: 1 HR: 0	SF: 0 SAC: 1 DP: 2 HBP: 0	WP: 0 PB: 0 SB: 1 CS: 0	PA: 33						
<b>PITCHER</b>	IP	WLS	BF	H	R	ER	SO	BB	IBB	HBP	BLK	WP	HR	S	P	ERA	WHIP										
Teddy Figueroa, L ERA: 4.04	7.0		26	2	1	0	4	2	0	0	0	0	0	61	102	0.00	0.571										
Chuck Crim, R ERA: 3.49	1.0	W	4	1	0	0	0	0	1	0	0	0	0	7	11	0.00	1.000										
Dan Plesac, L ERA: 2.3	1.0	S	3	0	0	0	0	1	0	0	0	0	0	5	12	0.00	1.000										





Batter	1	2	3	4	5	6	7	8	9	AB	R	H	RBI	BB	SO	LOB	TOP								
<b>Junior Felix, S</b> OBP: 0.360, SLG: 0.478 (1, 9)	L7		K			E3		HR		4	1	1	0	0	1	1	<b>Toronto Blue Jays @ Milwaukee Brewers</b> Milwaukee County Stadium, Milwaukee, WI Tue Jun 13 1989, 8:05 PM EDT Att: 15,469 - Unknown - 68 F								
<b>Tony Fernandez, S</b> OBP: 0.298, SLG: 0.331 (1, 6)	F6							K		4	0	2	0	0	1	2									
<b>George Bell, R</b> OBP: 0.296, SLG: 0.425 (1, 7)	P3					P3		HR		4	1	1	3	0	0	3									
<b>Fred McGriff, L</b> OBP: 0.386, SLG: 0.561 (1, 3)		G4-3				K		L7		3	0	0	0	1	1										
<b>Lloyd Moseby, L</b> OBP: 0.305, SLG: 0.332 (1, 8)		P6				G4-3		G4-3		4	0	0	0	0	0	1									
<b>Ernie Whitt, L</b> OBP: 0.426, SLG: 0.524 (9, PR)						G4-3		G4-3		4	0	2	0	0	0	1									
<b>Kevin Batiste, R</b> OBP: 0.250, SLG: 0.246 (9, 2)						G4-3		HR		0	0	0	0	0	0	0									
<b>Bob Brenly, R</b> OBP: 0.366, SLG: 0.453 (9, PH)						F8		G6-3		3	0	0	0	0	0	2									
<b>Rance Mulliniks, L</b> OBP: 0.319, SLG: 0.292 (9, PH)								HR		1	1	1	1	0	0	0									
<b>Manuel Lee, S</b> OBP: 0.307, SLG: 0.295 (1, 5)			K					G1		4	0	1	0	0	1	1									
<b>Nelson Liriano, S</b> OBP: 0.348, SLG: 0.422 (1, 4)			F8					G6-3		3	1	1	0	0	0	1									
<b>Inning Stats</b>	R: 0 E: 0 K: 0 S: 5	H: 0 LOB: 0 BB: 0 P: 7	R: 0 E: 0 K: 0 S: 8	H: 1 LOB: 1 BB: 0 P: 14	R: 0 E: 0 K: 2 S: 8	H: 0 LOB: 0 BB: 0 P: 13	R: 0 E: 0 K: 1 S: 9	H: 1 LOB: 1 BB: 0 P: 11	R: 0 E: 0 K: 0 S: 7	H: 0 LOB: 0 BB: 0 P: 7	R: 0 E: 1 K: 0 S: 9	H: 2 LOB: 2 BB: 0 P: 13	R: 0 E: 0 K: 0 S: 10	H: 0 LOB: 1 BB: 1 P: 16	R: 3 E: 0 K: 1 S: 12	H: 3 LOB: 0 BB: 0 P: 19	R: 1 E: 0 K: 0 S: 8	H: 2 LOB: 1 BB: 0 P: 13	1B: 6 2B: 2 3B: 0 HR: 2	SF: 0 SAC: 0 DP: 1 HBP: 0	WP: 0 PB: 0 SB: 0 CS: 1	PA: 35			
<b>PITCHER</b>	IP	WLS	BF	H	R	ER	SO	BB	IBB	HBP	BLK	WP	HR	S	P	ERA	WHIP								
<b>Chris Bosio, R</b> ERA: 2.76 (1, 1)	7.1		28	6	2	2	3	1	0	0	0	0	0	63	90	2.46	0.955								
<b>Dan Plesac, L</b> ERA: 2.79 (8, 1)	1.2	L	7	3	2	2	1	0	0	0	0	0	2	13	23	10.80	1.800								


Batter	1	2	3	4	5	6	7	8	9	AB	R	H	RBI	BB	SO	LOB	BOTTOM								
<b>Paul Molitor, R</b> OBP: 0.357, SLG: 0.447 (1, 5)	K		G6-3			F7		1B		3	0	0	0	1	1	0	<b>Toronto Blue Jays @ Milwaukee Brewers</b> Milwaukee County Stadium, Milwaukee, WI Tue Jun 13 1989, 8:05 PM EDT Att: 15,469 - Unknown - 68 F								
<b>Jim Gantner, L</b> OBP: 0.303, SLG: 0.296 (1, 4)	F7		F8			G6-3		SF7		3	0	0	1	0	0	0									
<b>Robin Yount, R</b> OBP: 0.366, SLG: 0.448 (1, 8)	L6					F9		1B		4	0	2	1	0	0	0									
<b>Glenn Braggs, R</b> OBP: 0.331, SLG: 0.459 (1, 7)			G3			K		K		4	1	1	0	0	3	3									
<b>Greg Brock, L</b> OBP: 0.250, SLG: 0.268 (1, 3)			G3			G6-3		P6		2	0	0	0	2	0	1									
<b>Rob Deer, R</b> OBP: 0.322, SLG: 0.446 (1, 9)			F8			P2		K		3	0	0	0	1	1	5									
<b>B.J. Surhoff, L</b> OBP: 0.264, SLG: 0.308 (1, 2)			G3			G6-3		F7		4	0	0	0	0	0	4									
<b>Terry Francona, L</b> OBP: 0.248, SLG: 0.307 (8, PR)						L8		BB		3	0	2	1	0	0	0									
<b>Mike Felder, S</b> OBP: 0.301, SLG: 0.265 (8, PR)								1B		1	1	0	0	0	0	0									
<b>Bill Spiers, L</b> OBP: 0.307, SLG: 0.294 (1, 6)			G6-3			G5-3		BB		4	1	1	0	0	0	0									
<b>Inning Stats</b>	R: 0 E: 0 K: 1 S: 11	H: 0 LOB: 0 BB: 0 P: 18	R: 1 E: 0 K: 0 S: 7	H: 2 LOB: 2 BB: 1 P: 14	R: 0 E: 0 K: 0 S: 9	H: 0 LOB: 0 BB: 0 P: 11	R: 0 E: 0 K: 1 S: 11	H: 0 LOB: 0 BB: 0 P: 16	R: 0 E: 0 K: 0 S: 7	H: 0 LOB: 0 BB: 0 P: 9	R: 0 E: 0 K: 0 S: 10	H: 0 LOB: 0 BB: 0 P: 15	R: 0 E: 0 K: 1 S: 13	H: 1 LOB: 2 BB: 1 P: 22	R: 2 E: 0 K: 2 S: 17	H: 3 LOB: 3 BB: 2 P: 33	R: 0 E: 0 K: 0 S: 6	H: 0 LOB: 0 BB: 0 P: 9	1B: 6 2B: 0 3B: 0 HR: 0	SF: 1 SAC: 0 DP: 0 HBP: 0	WP: 0 PB: 0 SB: 1 CS: 0	PA: 36			
<b>PITCHER</b>	IP	WLS	BF	H	R	ER	SO	BB	IBB	HBP	BLK	WP	HR	S	P	ERA	WHIP								
<b>Frank Willis, R</b> ERA: 1.37 (1, 1)	6.2		24	3	1	1	3	2	0	0	0	0	0	65	101	1.35	0.750								
<b>Tom Henke, R</b> ERA: 5.09 (7, 1)	0.1		1	0	0	0	0	0	0	0	0	0	0	3	4	0.00	0.000								
<b>Duane Ward, R</b> ERA: 3.12 (8, 1)	2.0	W	11	3	2	2	2	1	1	0	0	0	0	23	42	9.00	2.000								



Batter	1	2	3	4	5	6	7	8	9	AB	R	H	RBI	BB	SO	LOB	TOP				
<b>Junior Felix, S</b> OBP: 0.348, SLG: 0.462 (1, 8)										5	0	0	0	0	2	2					
<b>Tony Fernandez, S</b> OBP: 0.277, SLG: 0.339 (1, 6)										5	2	3	0	0	0	1					
<b>Kelly Gruber, R</b> OBP: 0.371, SLG: 0.454 (1, 5)										4	2	2	0	1	1	2					
<b>George Bell, R</b> OBP: 0.298, SLG: 0.422 (1, 7)										4	0	1	1	1	1	4					
<b>Pat Borders, R</b> OBP: 0.271, SLG: 0.339 (1, 2)										4	0	2	2	0	0	4					
<b>Manuel Lee, S</b> OBP: 0.314, SLG: 0.323 (1, 10)										4	1	2	1	0	0	2					
<b>Bob Brenly, R</b> OBP: 0.263, SLG: 0.304 (1, 3)										4	1	2	2	0	0	2					
<b>Nelson Liriano, S</b> OBP: 0.343, SLG: 0.415 (1, 4)										3	0	0	0	0	0	0					
<b>Kevin Batiste, R</b> OBP: 0.250, SLG: 0.250 (1, 9)										4	0	1	0	0	3	1					
<b>Inning Stats</b>	R: 2 E: 0 K: 1 S: 15	H: 3 LOB: 1 BB: 0 P: 22	R: 0 E: 0 K: 1 S: 8	H: 0 LOB: 0 BB: 0 P: 12	R: 0 E: 0 K: 1 S: 14	H: 1 LOB: 2 BB: 1 P: 25	R: 1 E: 0 K: 1 S: 11	H: 2 LOB: 1 BB: 0 P: 17	R: 1 E: 1 K: 0 S: 15	H: 2 LOB: 1 BB: 0 P: 24	R: 1 E: 0 K: 0 S: 10	H: 2 LOB: 1 BB: 1 P: 17	R: 0 E: 0 K: 2 S: 8	H: 0 LOB: 0 BB: 0 P: 12	R: 0 E: 0 K: 1 S: 8	H: 1 LOB: 0 BB: 0 P: 10	1B: 10 2B: 1 3B: 1 HR: 1	SF: 0 SAC: 1 DP: 2 HBP: 0	WP: 2 PB: 0 SB: 2 CS: 1	PA: 40	
<b>PITCHER</b>	IP	WLS	BF	H	R	ER	SO	BB	IBB	HBP	BLK	WP	HR	S	P	ERA	WHIP				
<b>Bill Krueger, L</b> ERA: 3.67 (1, 1)	4.0	L	20	7	4	3	4	1	0	0	0	2	0	51	80	6.75	2.000				
<b>Mark Knudson, R</b> ERA: 2.6 (5, 1)	5.0		20	6	2	2	3	1	0	0	0	0	1	48	72	3.60	1.400				

Toronto Blue Jays @ Milwaukee Brewers  
Milwaukee County Stadium, Milwaukee, WI  
Wed Jun 14 1989, 8:05 PM EDT  
Att: 14,808 - Unknown - 56 F


AB	37
R	6
H	13
RBI	6
BB	2
SO	7
LOB	18



Batter	1	2	3	4	5	6	7	8	9	AB	R	H	RBI	BB	SO	LOB	BOTTOM				
<b>Paul Molitor, R</b> OBP: 0.360, SLG: 0.446 (1, 5)										3	0	1	0	1	1	1					
<b>Jim Gantner, L</b> OBP: 0.298, SLG: 0.290 (1, 4)										4	0	0	0	0	0	3					
<b>Robin Yount, R</b> OBP: 0.365, SLG: 0.446 (1, 8)										3	0	1	0	0	0	1					
<b>Mike Felder, S</b> OBP: 0.297, SLG: 0.261 (6, 8)										1	0	0	0	0	1	0					
<b>Glenn Braggs, R</b> OBP: 0.329, SLG: 0.453 (1, 7)										3	0	0	0	1	1	2					
<b>Greg Brock, L</b> OBP: 0.250, SLG: 0.267 (1, 3)										4	0	1	0	0	0	1					
<b>Rob Deer, R</b> OBP: 0.321, SLG: 0.441 (1, 9)										3	0	0	0	1	1	2					
<b>B.J. Surhoff, L</b> OBP: 0.264, SLG: 0.306 (1, 2)										4	0	1	0	0	0	2					
<b>Terry Francona, L</b> OBP: 0.248, SLG: 0.326 (1, 10)										4	1	1	1	0	0	3					
<b>Bill Spiers, L</b> OBP: 0.308, SLG: 0.288 (1, 6)										2	0	0	0	1	0	0					
<b>Inning Stats</b>	R: 0 E: 0 K: 0 S: 7	H: 1 LOB: 0 BB: 0 P: 10	R: 0 E: 0 K: 0 S: 9	H: 1 LOB: 2 BB: 1 P: 17	R: 0 E: 0 K: 1 S: 9	H: 0 LOB: 1 BB: 1 P: 15	R: 0 E: 0 K: 0 S: 8	H: 0 LOB: 1 BB: 1 P: 15	R: 1 E: 0 K: 0 S: 14	H: 2 LOB: 2 BB: 1 P: 28	R: 0 E: 0 K: 1 S: 8	H: 0 LOB: 0 BB: 0 P: 12	R: 0 E: 0 K: 2 S: 10	H: 0 LOB: 0 BB: 0 P: 17	R: 0 E: 0 K: 0 S: 14	H: 1 LOB: 1 BB: 0 P: 23	1B: 4 2B: 0 3B: 0 HR: 1	SF: 0 SAC: 0 DP: 1 HBP: 0	WP: 0 PB: 0 SB: 0 CS: 0	PA: 35	
<b>PITCHER</b>	IP	WLS	BF	H	R	ER	SO	BB	IBB	HBP	BLK	WP	HR	S	P	ERA	WHIP				
<b>Dave Stieb, R</b> ERA: 4.59 (1, 1)	7.0	W	28	4	1	1	2	4	0	0	1	0	0	65	113	1.29	1.143				
<b>Tom Henke, R</b> ERA: 4.69 (8, 1)	2.0		7	1	0	0	2	0	0	0	0	0	0	24	40	0.00	0.500				

Toronto Blue Jays @ Milwaukee Brewers  
Milwaukee County Stadium, Milwaukee, WI  
Wed Jun 14 1989, 8:05 PM EDT  
Att: 14,808 - Unknown - 56 F

AB	31
R	1
H	5
RBI	1
BB	4
SO	4
LOB	15





Batter	1	2	3	4	5	6	7	8	9	AB	R	H	RBI	BB	SO	LOB	TOP										
<b>Junior Felix, S</b> OBP: 0.350, SLG: 0.473 (1, 9)										5	1	2	1	0	1	1	<b>Toronto Blue Jays @ Milwaukee Brewers</b> Milwaukee County Stadium, Milwaukee, WI Thu Jun 15 1989, 4:33 AM EDT Att: 16,964 - Unknown										
<b>Tony Fernandez, S</b> OBP: 0.291, SLG: 0.341 (1, 6)										2	1	1	1	1	0	0											
<b>Kelly Gruber, R</b> OBP: 0.369, SLG: 0.450 (1, 5)										4	0	1	0	0	1	3											
<b>George Bell, R</b> OBP: 0.301, SLG: 0.430 (1, 7)										3	0	2	2	0	0	1											
<b>Fred McGriff, L</b> OBP: 0.384, SLG: 0.553 (1, 3)										3	0	0	0	1	0	2											
<b>Lloyd Moseby, L</b> OBP: 0.309, SLG: 0.335 (1, 8)										4	0	2	0	0	0	3											
<b>Ernie Whitt, L</b> OBP: 0.419, SLG: 0.514 (8, PH)										3	0	0	0	0	0	1											
<b>Pat Borders, R</b> OBP: 0.269, SLG: 0.336 (8, 2)										1	0	0	0	0	0	2											
<b>Rance Mulliniks, L</b> OBP: 0.321, SLG: 0.295 (6, PH)										2	1	1	0	0	0	0											
<b>Manuel Lee, S</b> OBP: 0.306, SLG: 0.317 (6, PH)										2	0	0	0	0	0	0											
<b>Nelson Liriano, S</b> OBP: 0.346, SLG: 0.417 (1, 4)										4	1	2	0	0	0	0											
<b>Inning Stats</b>	R: 0 E: 0 K: 1 S: 17	H: 1 LOB: 1 BB: 1 P: 26	R: 0 E: 0 K: 0 S: 9	H: 1 LOB: 0 BB: 0 P: 15	R: 3 E: 0 K: 0 S: 16	H: 4 LOB: 2 BB: 1 P: 24	R: 0 E: 0 K: 0 S: 9	H: 1 LOB: 1 BB: 0 P: 13	R: 1 E: 0 K: 0 S: 13	H: 2 LOB: 1 BB: 0 P: 23	R: 0 E: 0 K: 0 S: 4	H: 0 LOB: 0 BB: 0 P: 8	R: 0 E: 0 K: 0 S: 4	H: 0 LOB: 0 BB: 0 P: 4	R: 0 E: 0 K: 0 S: 6	H: 2 LOB: 1 BB: 0 P: 9	R: 0 E: 0 K: 1 S: 10	H: 0 LOB: 0 BB: 0 P: 15	1B: 8 2B: 4 3B: 0 HR: 0	SF: 2 SAC: 0 DP: 2 HBP: 0	WP: 0 PB: 0 SB: 0 CS: 3	PA: 37					
<b>PITCHER</b>	IP	WLS	BF	H	R	ER	SO	BB	IBB	HBP	BLK	WP	HR	S	P	ERA	WHIP										
<b>Bryan Clutterbuck, R</b> ERA: 3.64 (1, 1)	5.0		24	9	4	4	1	1	1	0	0	0	0	64	101	7.20	2.000										
<b>Tony Fossas, L</b> ERA: 5.68 (6, 1)	2.1	W	9	2	0	0	0	0	0	0	0	0	0	12	18	0.00	0.857										
<b>Chuck Crim, R</b> ERA: 3.4 (8, 1)	1.0		2	0	0	0	0	0	0	0	0	0	0	3	4	0.00	0.000										
<b>Dan Plesac, L</b> ERA: 2.73 (9, 1)	0.2	S	2	0	0	0	1	0	0	0	0	0	0	9	14	0.00	0.000										

Batter	1	2	3	4	5	6	7	8	9	AB	R	H	RBI	BB	SO	LOB	BOTTOM										
<b>Paul Molitor, R</b> OBP: 0.360, SLG: 0.445 (1, 5)										5	0	2	0	0	2	2	<b>Toronto Blue Jays @ Milwaukee Brewers</b> Milwaukee County Stadium, Milwaukee, WI Thu Jun 15 1989, 4:33 AM EDT Att: 16,964 - Unknown										
<b>Gus Polidor, R</b> OBP: 0.190, SLG: 0.244 (1, 6)										3	1	0	0	0	0	3											
<b>Gary Sheffield, R</b> OBP: 0.321, SLG: 0.364 (1, 10)										3	0	1	1	0	0	1											
<b>Glenn Braggs, R</b> OBP: 0.328, SLG: 0.447 (1, 7)										3	0	0	1	0	0	2											
<b>Rob Deer, R</b> OBP: 0.323, SLG: 0.468 (1, 9)										4	2	2	2	0	1	4											
<b>Dave Engle, R</b> OBP: 0.241, SLG: 0.364 (1, 3)										3	0	0	0	0	0	2											
<b>Greg Brock, L</b> OBP: 0.265, SLG: 0.304 (8, 3)										1	1	1	0	0	0	0											
<b>Charlie O'Brien, R</b> OBP: 0.339, SLG: 0.396 (1, 2)										3	1	1	1	0	0	0											
<b>Mike Felder, S</b> OBP: 0.295, SLG: 0.274 (1, 8)										4	0	1	1	0	0	0											
<b>Jim Gantner, L</b> OBP: 0.301, SLG: 0.299 (1, 4)										4	1	2	0	0	1	1											
<b>Inning Stats</b>	R: 1 E: 2 K: 1 S: 13	H: 1 LOB: 2 BB: 0 P: 18	R: 1 E: 0 K: 0 S: 10	H: 2 LOB: 1 BB: 0 P: 15	R: 1 E: 0 K: 0 S: 8	H: 1 LOB: 0 BB: 0 P: 13	R: 0 E: 0 K: 0 S: 8	H: 0 LOB: 0 BB: 0 P: 13	R: 0 E: 0 K: 0 S: 9	H: 1 LOB: 1 BB: 0 P: 13	R: 1 E: 0 K: 0 S: 11	H: 1 LOB: 0 BB: 0 P: 16	R: 1 E: 0 K: 1 S: 18	H: 2 LOB: 2 BB: 0 P: 26	R: 1 E: 0 K: 2 S: 16	H: 2 LOB: 1 BB: 0 P: 20	R: 1 E: 0 K: 2 S: 16	H: 2 LOB: 1 BB: 0 P: 20	1B: 4 2B: 3 3B: 0 HR: 3	SF: 1 SAC: 2 DP: 0 HBP: 1	WP: 0 PB: 0 SB: 1 CS: 0	PA: 37					
<b>PITCHER</b>	IP	WLS	BF	H	R	ER	SO	BB	IBB	HBP	BLK	WP	HR	S	P	ERA	WHIP										
<b>Jimmy Key, L</b> ERA: 3.73 (1, 1)	6.2	L	30	8	5	4	1	0	0	0	0	0	0	3	71	5.40	1.200										
<b>Duane Ward, R</b> ERA: 3.22 (7, 1)	1.1		7	2	1	1	3	0	0	1	0	0	0	22	31	6.75	1.500										



Batter	1	2	3	4	5	6	7	8	9	AB	R	H	RBI	BB	SO	LOB	TOP										
Paul Moltzer, R OBP: 0.361, SLG: 0.442	F9	FC5			S 2B	K		CS IBB		4	1	1	0	1	1	2	<b>Milwaukee Brewers @ Minnesota Twins</b> Hubert H. Humphrey Metrodome, Minneapolis, MN Fri Jun 16 1989, 8:05 PM EDT Att: 35,047 - Dome										
Gus Polidor, R OBP: 0.195, SLG: 0.238 Bill Spiers, L OBP: 0.311, SLG: 0.286	G6-3	G1-3			2B		FC6-4 BB	K		2	1	0	0	1	0	2											
Gary Sheffield, R OBP: 0.322, SLG: 0.367	L1		P3		2B		FC6-4 S 1B	BLK 1B		4	2	1	2	1	0	1											
Glenn Braggs, R OBP: 0.330, SLG: 0.442		1B 1B BB	G5-3		G4-3		1B BB	K		3	2	0	0	2	1	2											
Rob Deer, R OBP: 0.321, SLG: 0.462		1B E 1B	F8		G5-3		K	F8		5	1	1	0	0	1	4											
Dave Engle, R OBP: 0.250, SLG: 0.368 Greg Brock, L OBP: 0.308, SLG: 0.333	E7			F8				1B		2	1	1	1	0	0	0											
B.J. Surhoff, L OBP: 0.262, SLG: 0.304	FC5 1B			G4-3	G3		G4-3	G3		5	0	1	1	0	0	4											
Mike Felder, S OBP: 0.305, SLG: 0.299	P4			WP 1B		G4-3		2B		4	0	2	0	0	0	1											
Jim Gantner, L OBP: 0.300, SLG: 0.299	FC5 1B			G6-3		F8		G6-3		4	0	1	0	0	0	2											
<b>Inning Stats</b>	R: 0 E: 0 K: 0 S: 8	H: 0 LOB: 0 BB: 0 P: 12	R: 3 E: 1 K: 0 S: 16	H: 4 LOB: 2 BB: 1 P: 26	R: 0 E: 0 K: 0 S: 6	H: 0 LOB: 0 BB: 0 P: 11	R: 0 E: 0 K: 0 S: 9	H: 1 LOB: 1 BB: 0 P: 15	R: 2 E: 0 K: 1 S: 7	H: 2 LOB: 2 BB: 2 P: 19	R: 0 E: 0 K: 1 S: 7	H: 0 LOB: 0 BB: 0 P: 12	R: 2 E: 0 K: 1 S: 12	H: 1 LOB: 1 BB: 2 P: 26	R: 0 E: 0 K: 1 S: 8	H: 1 LOB: 2 BB: 1 P: 13		R: 1 E: 0 K: 1 S: 7	H: 1 LOB: 1 BB: 1 P: 14	1B: 8 2B: 3 3B: 0 HR: 0	SF: 0 SAC: 0 DP: 1 HBP: 0	WP: 1 PB: 1 SB: 2 CS: 1	PA: 43				
<b>PITCHER</b>	IP	WLS	BF	H	R	ER	SO	BB	IBB	HBP	BLK	WP	HR	S	P	ERA	WHIP										
Allan Anderson, L ERA: 3.93	4.1		22	7	5	5	0	2	0	0	0	1	0	43	73	10.38	2.077										
Juan Berenguer, R ERA: 3.55	2.1	L	10	0	2	1	2	3	0	0	0	0	0	20	42	3.86	1.286										
Gary Wayne, L ERA: 3.86	1.1		7	2	1	1	1	1	1	0	0	0	0	12	23	6.75	2.250										
Jeff Reardon, R ERA: 3.86	1.0		4	1	0	0	1	0	0	0	1	0	0	7	10	0.00	1.000										

Batter	1	2	3	4	5	6	7	8	9	AB	R	H	RBI	BB	SO	LOB	BOTTOM										
Wally Backman, S OBP: 0.335, SLG: 0.318	L1	G4-3		1B		WP BB 1B		G6-3		5	0	2	2	0	0	2	<b>Milwaukee Brewers @ Minnesota Twins</b> Hubert H. Humphrey Metrodome, Minneapolis, MN Fri Jun 16 1989, 8:05 PM EDT Att: 35,047 - Dome										
Dan Gladden, R OBP: 0.395, SLG: 0.346	F8		FC3-6 HBP	L6		1B		G6-4-3 1B		3	0	1	0	1	0	1											
Kirby Puckett, R OBP: 0.372, SLG: 0.469	K		P6		E7	K		G6-4-3		5	0	0	0	0	2	4											
Jim Dwyer, L OBP: 0.437, SLG: 0.426 Al Newman, S OBP: 0.360, SLG: 0.266		BB BB 1B	FC3-6		F7	G3		BB		4	1	1	0	0	0	4											
Gary Gaetti, R OBP: 0.280, SLG: 0.410		P6	P5		FC1-2-5		G6-3		P4	5	0	0	0	0	0	4											
Randy Bush, L OBP: 0.385, SLG: 0.551 Carmen Castillo, R OBP: 0.340, SLG: 0.510		K		E G4-3 1B	L4			K		3	1	1	0	0	1	2											
Brian Harper, R OBP: 0.331, SLG: 0.435		BB 1B BB		E7 G4-3 SF7 1B		SH3-4 1B 1B		P4		4	3	2	0	1	0	2											
Gene Larkin, S OBP: 0.338, SLG: 0.304		1B BB		G4-3		SH3-4 1B 1B				2	1	1	1	2	0	1											
Greg Gagne, R OBP: 0.285, SLG: 0.366		1B		G4-3	SF7	SH3-4		FC5-4		2	0	1	3	0	0	2											
<b>Inning Stats</b>	R: 0 E: 0 K: 1 S: 7	H: 0 LOB: 0 BB: 0 P: 10	R: 2 E: 0 K: 1 S: 20	H: 2 LOB: 2 BB: 2 P: 35	R: 0 E: 0 K: 0 S: 3	H: 0 LOB: 1 BB: 0 P: 7	R: 2 E: 1 K: 0 S: 14	H: 3 LOB: 1 BB: 0 P: 22	R: 0 E: 0 K: 1 S: 7	H: 0 LOB: 1 BB: 0 P: 10	R: 2 E: 0 K: 1 S: 13	H: 3 LOB: 2 BB: 1 P: 20	R: 0 E: 0 K: 0 S: 9	H: 0 LOB: 2 BB: 1 P: 16	R: 0 E: 0 K: 0 S: 6	H: 1 LOB: 0 BB: 0 P: 7		R: 0 E: 0 K: 1 S: 7	H: 0 LOB: 1 BB: 1 P: 13	1B: 9 2B: 0 3B: 0 HR: 0	SF: 1 SAC: 1 DP: 1 HBP: 2	WP: 2 PB: 0 SB: 0 CS: 0	PA: 43				
<b>PITCHER</b>	IP	WLS	BF	H	R	ER	SO	BB	IBB	HBP	BLK	WP	HR	S	P	ERA	WHIP										
Don August, R ERA: 4.26	5.0		24	5	4	4	2	2	0	1	0	0	0	51	84	7.20	1.400										
Jay Aldrich, R ERA: 2.51	0.1		5	3	2	2	0	1	0	0	0	0	0	7	11	54.00	12.000										
Chuck Crim, R ERA: 3.19	2.2	W	10	1	0	0	1	1	0	1	0	2	0	21	32	0.00	0.750										
Dan Plesac, L ERA: 2.84	1.0	S	4	0	0	0	1	1	0	0	0	0	0	7	13	0.00	1.000										





Batter	1	2	3	4	5	6	7	8	9	AB	R	H	RBI	BB	SO	LOB	TOP										
Paul Moltor, R OBP: 0.358, SLG: 0.434	F9		1B BB		F7		FC4 G6-3		G6-3	4	0	0	1	1	0	2	<b>Milwaukee Brewers @ Minnesota Twins</b> Hubert H. Humphrey Metrodome, Minneapolis, MN Sat Jun 17 1989, 4:33 AM EDT Att: 42,107 - Dome <a href="http://livebaseballscorecards.com">livebaseballscorecards.com</a>										
Robin Yount, R OBP: 0.371, SLG: 0.447	BB		1B		IBB		G6-3			2	0	1	0	2	0	1											
Gary Sheffield, R OBP: 0.317, SLG: 0.360	P6		P5		G4-3		G6-3			4	0	0	0	0	0	6											
Glenn Briggs, R OBP: 0.328, SLG: 0.451	K				F9		HR		F8	4	1	1	1	0	1	1											
Greg Brock, L OBP: 0.304, SLG: 0.314		FC3-6 HBP			G5-3		P6		L8	3	0	0	0	0	0	0											
Rob Deer, R OBP: 0.316, SLG: 0.454	F7				P3		K		F9	4	0	0	0	0	1	1											
B.J. Surhoff, L OBP: 0.262, SLG: 0.308	FC3-6 1-2I				G6-3		G6-3		2B	4	0	1	0	0	0	1											
Mike Felder, S OBP: 0.314, SLG: 0.309	CS		G3		2B 1B		G4-3 FC4 S 1B		P3	4	2	2	0	0	0	1											
Jim Gantner, L OBP: 0.300, SLG: 0.302			L8		2B		G4-3		L7	4	0	1	1	0	0	2											
<b>Inning Stats</b>	R: 0 E: 0 K: 1 S: 8	H: 0 LOB: 1 BB: 1 P: 15	R: 0 E: 0 K: 0 S: 8	H: 0 LOB: 0 BB: 0 P: 15	R: 0 E: 0 K: 0 S: 10	H: 1 LOB: 2 BB: 1 P: 21	R: 0 E: 0 K: 0 S: 7	H: 0 LOB: 0 BB: 0 P: 10	R: 1 E: 0 K: 0 S: 14	H: 2 LOB: 2 BB: 1 P: 25	R: 1 E: 0 K: 1 S: 11	H: 1 LOB: 0 BB: 0 P: 18	R: 1 E: 0 K: 0 S: 12	H: 1 LOB: 1 BB: 0 P: 18	R: 0 E: 0 K: 0 S: 6	H: 0 LOB: 0 BB: 0 P: 11		R: 0 E: 0 K: 0 S: 12	H: 1 LOB: 1 BB: 0 P: 20	1B: 3 2B: 2 3B: 0 HR: 1	SF: 0 SAC: 0 DP: 0 HBP: 1	WP: 0 PB: 0 SB: 1 CS: 1	PA: 38				
<b>PITCHER</b>	IP	WLS	BF	H	R	ER	SO	BB	IBB	HBP	BLK	WP	HR	S	P	ERA	WHIP										
Roy Smith, R ERA: 3.7	5.0		21	3	1	1	1	2	1	1	0	0	0	47	86	1.80	1.000										
Steve Shields, R ERA: 8.59	2.0	9	2	2	2	1	0	0	0	0	0	0	1	23	36	9.00	1.000										
Lee Tunnell, R ERA: 1.93	1.0	W	3	0	0	0	0	0	0	0	0	0	0	6	11	0.00	0.000										
Gary Wayne, L ERA: 3.79	0.2		3	1	0	0	0	0	0	0	0	0	0	9	16	0.00	1.500										
Jeff Reardon, R ERA: 3.81	0.1		1	0	0	0	0	0	0	0	0	0	0	3	4	0.00	0.000										

Batter	1	2	3	4	5	6	7	8	9	AB	R	H	RBI	BB	SO	LOB	BOTTOM										
Al Newman, S OBP: 0.362, SLG: 0.277	F7	F7-4			2B		F9		1B SF8 1B	5	1	2	0	0	0	5	<b>Milwaukee Brewers @ Minnesota Twins</b> Hubert H. Humphrey Metrodome, Minneapolis, MN Sat Jun 17 1989, 4:33 AM EDT Att: 42,107 - Dome <a href="http://livebaseballscorecards.com">livebaseballscorecards.com</a>										
Dan Gladden, R OBP: 0.307, SLG: 0.343	P6		G6-3		F9		P3		SF8 1B	5	1	1	1	0	0	1											
Kirby Puckett, R OBP: 0.379, SLG: 0.481	2B		K		IBB		HR		1B 1B	4	3	3	0	1	1	0											
Gary Gaetti, R OBP: 0.283, SLG: 0.423	1B		G5-3		P4		HR		SF8	4	1	2	4	0	0	2											
Gene Larkin, S OBP: 0.348, SLG: 0.314	BB				1B		G5-3		FC5-4 1B	4	0	3	1	1	0	0											
Carmen Castillo, R OBP: 0.342, SLG: 0.505	BB				1B		1B		1B 1B	5	0	2	1	0	3	4											
John Moses, S OBP: 0.338, SLG: 0.368	K				K		1B		1B	0	0	0	0	0	0	0											
Brian Harper, R OBP: 0.333, SLG: 0.434			F7-4 BB 1B		F8		1B		FC5-4 1B	5	0	2	0	0	0	4											
Greg Gagne, R OBP: 0.280, SLG: 0.359			K		P4		F9		G6-3	4	0	0	0	0	1	4											
Tim Laudner, R OBP: 0.289, SLG: 0.308					P3				1B 1B	1	0	0	0	2	0	0											
Jim Dwyer, L OBP: 0.442, SLG: 0.431							BB		1B 1B	1	1	1	0	0	0	0											
<b>Inning Stats</b>	R: 1 E: 0 K: 1 S: 14	H: 2 LOB: 2 BB: 1 P: 22	R: 0 E: 0 K: 1 S: 10	H: 1 LOB: 1 BB: 1 P: 15	R: 0 E: 0 K: 1 S: 6	H: 0 LOB: 0 BB: 0 P: 7	R: 0 E: 0 K: 1 S: 7	H: 1 LOB: 1 BB: 0 P: 11	R: 0 E: 0 K: 0 S: 8	H: 2 LOB: 2 BB: 1 P: 18	R: 0 E: 0 K: 0 S: 8	H: 2 LOB: 3 BB: 1 P: 19	R: 2 E: 0 K: 1 S: 18	H: 3 LOB: 1 BB: 0 P: 28	R: 4 E: 0 K: 0 S: 15	H: 6 LOB: 2 BB: 0 P: 22	1B: 12 2B: 4 3B: 0 HR: 1	SF: 1 SAC: 0 DP: 1 HBP: 0	WP: 0 PB: 0 SB: 0 CS: 0	PA: 43							
<b>PITCHER</b>	IP	WLS	BF	H	R	ER	SO	BB	IBB	HBP	BLK	WP	HR	S	P	ERA	WHIP										
Teddy Higuera, L ERA: 3.87	6.0		28	7	1	1	4	3	1	0	0	0	0	28	92	1.50	1.667										
Mark Knudson, R ERA: 3.52	1.2	L	12	7	6	6	1	0	0	0	0	0	1	28	43	32.40	4.200										
Tony Fossas, L ERA: 5.4	0.1		3	2	0	0	0	0	0	0	0	0	0	5	7	0.00	6.000										





Batter	1	2	3	4	5	6	7	8	9	AB	R	H	RBI	BB	SO	LOB	TOP			
Paul Moltitor, R OBP: 0.366, SLG: 0.442										5	2	4	1	0	0	1	<b>Milwaukee Brewers @ Minnesota Twins</b> Hubert H. Humphrey Metrodome, Minneapolis, MN Sun Jun 18 1989, 4:33 AM EDT Att: 38,075 - Dome			
Robin Yount, R OBP: 0.371, SLG: 0.446										5	1	2	1	0	0	3				
Gary Sheffield, R OBP: 0.315, SLG: 0.361										5	0	1	0	0	0	5				
Glenn Briggs, R OBP: 0.327, SLG: 0.448										4	1	1	1	0	1	1				
Rob Deer, R OBP: 0.312, SLG: 0.447										4	0	0	0	0	0	3				
Greg Brock, L OBP: 0.317, SLG: 0.364										4	1	2	2	0	0	0				
Charlie O'Brien, R OBP: 0.323, SLG: 0.375										3	0	0	0	0	0	1				
Terry Francona, L OBP: 0.247, SLG: 0.324										1	0	0	0	0	0	1				
Mike Felder, S OBP: 0.315, SLG: 0.301										2	0	0	0	1	1	0				
B.J. Surhoff, L OBP: 0.281, SLG: 0.306										1	0	0	0	0	0	1				
Jim Gantner, L OBP: 0.303, SLG: 0.311										4	1	2	1	0	0	0				
<b>Inning Stats</b>	R: 0 E: 0 K: 0 S: 4	H: 1 LOB: 0 BB: 0 P: 6	R: 0 E: 0 K: 0 S: 6	H: 0 LOB: 0 BB: 0 P: 11	R: 0 E: 0 K: 0 S: 4	H: 0 LOB: 0 BB: 0 P: 6	R: 3 E: 0 K: 0 S: 15	H: 4 LOB: 1 BB: 0 P: 19	R: 0 E: 0 K: 0 S: 8	H: 2 LOB: 2 BB: 1 P: 18	R: 0 E: 0 K: 1 S: 9	H: 0 LOB: 0 BB: 0 P: 14	R: 0 E: 0 K: 1 S: 9	H: 1 LOB: 1 BB: 0 P: 14	R: 3 E: 0 K: 0 S: 17	H: 4 LOB: 1 BB: 0 P: 25	1B: 8 2B: 4 3B: 0 HR: 0	SF: 0 SAC: 0 DP: 1 HBP: 0	WP: 0 PB: 0 SB: 1 CS: 1	PA: 39
<b>PITCHER</b>	IP WLS BF H R ER SO BB IBB HBP BLK WP HR S P ERA WHIP																			
Frank Viola, L ERA: 4.28	(1, 1) 8.0 33 9 4 4 2 1 0 0 0 0 0 0 65 103 4.50 1.250																			
Jeff Reardon, R ERA: 4.3	(9, 1) 1.0 W 6 3 2 2 0 0 0 0 0 0 0 0 13 19 18.00 3.000																			

Batter	1	2	3	4	5	6	7	8	9	AB	R	H	RBI	BB	SO	LOB	BOTTOM			
Al Newman, S OBP: 0.363, SLG: 0.281										5	1	2	1	0	1	1	<b>Milwaukee Brewers @ Minnesota Twins</b> Hubert H. Humphrey Metrodome, Minneapolis, MN Sun Jun 18 1989, 4:33 AM EDT Att: 38,075 - Dome			
Wally Backman, S OBP: 0.345, SLG: 0.315										1	0	0	0	3	0	0				
Greg Gagne, R OBP: 0.278, SLG: 0.357										1	0	0	0	0	0	0				
Kirby Puckett, R OBP: 0.380, SLG: 0.479										5	0	2	2	0	0	2				
Jim Dwyer, L OBP: 0.432, SLG: 0.415										4	1	0	0	1	1	4				
Gary Gaetti, R OBP: 0.288, SLG: 0.451										5	3	3	3	0	2	2				
Randy Bush, L OBP: 0.356, SLG: 0.536										4	0	0	0	0	1	4				
Orlando Mercado, R OBP: 0.200, SLG: 0.111										0	0	0	0	0	0	0				
Gene Larkin, S OBP: 0.342, SLG: 0.307										4	0	0	0	0	2	1				
Dan Gladden, R OBP: 0.314, SLG: 0.347										3	3	2	0	1	0	0				
Tim Laudner, R OBP: 0.282, SLG: 0.299										3	0	0	0	0	2	2				
John Moses, S OBP: 0.344, SLG: 0.390										1	0	1	2	0	0	0				
<b>Inning Stats</b>	R: 0 E: 0 K: 1 S: 5	H: 0 LOB: 0 BB: 0 P: 8	R: 0 E: 0 K: 1 S: 6	H: 0 LOB: 0 BB: 0 P: 8	R: 1 E: 0 K: 0 S: 11	H: 2 LOB: 2 BB: 1 P: 19	R: 1 E: 0 K: 2 S: 10	H: 1 LOB: 0 BB: 0 P: 19	R: 0 E: 0 K: 1 S: 8	H: 0 LOB: 0 BB: 0 P: 9	R: 2 E: 0 K: 1 S: 11	H: 3 LOB: 2 BB: 1 P: 18	R: 2 E: 0 K: 2 S: 12	H: 2 LOB: 1 BB: 1 P: 23	R: 2 E: 0 K: 0 S: 8	H: 1 LOB: 0 BB: 1 P: 15	1B: 7 2B: 0 3B: 1 HR: 2	SF: 0 SAC: 0 DP: 1 HBP: 0	WP: 1 PB: 0 SB: 1 CS: 0	PA: 41
<b>PITCHER</b>	IP WLS BF H R ER SO BB IBB HBP BLK WP HR S P ERA WHIP																			
Chris Bosio, R ERA: 2.85	(1, 1) 6.2 27 5 3 3 7 2 0 0 0 0 1 26 49 22.50 3.500																			
Chuck Crim, R ERA: 4.06	(7, 1) 2.0 L 14 5 5 5 2 2 1 0 0 0 0 1 26 49 22.50 3.500																			







Batter	1	2	3	4	5	6	7	8	9	10	11	AB	R	H	RBI	BB	SO	LOB	TOP			
Kurt Stillwell, S OBP: 0.325, SLG: 0.351 (1, 6)	L7		1-0 1B		1-2 G1-3		0-1 F8		2-0 G3		3-2 P6	6	0	1	0	0	0	5				
Kevin Seltzer, R OBP: 0.369, SLG: 0.360 (11, 3)	F8		2-0 F8			4-1 BB	3-1 2B			1-2 E6 G3-1 G4-3	4-0 2B	4	1	1	1	2	0	2				
George Brett, L OBP: 0.324, SLG: 0.311 (1, 10)	K			1-2 G1-3		0-0 L7	4-2 2B			2-1 G4-3	0-0 HR	5	1	1	2	1	1	2				
Bo Jackson, R OBP: 0.310, SLG: 0.540 (1, 7)		0-1 CS 1B		0-0 F9		0-1 L8	1-0 F8			0-0 G3-1	0-0 HR	6	1	2	2	0	0	5				
Jim Eisenreich, L OBP: 0.347, SLG: 0.435 (7, 9)	P6		1-0 P6		3-2 F8	2-2 L7		0-0 F7		4-0 IBB	0-0 BB 1B	5	1	1	0	1	0	2				
Bill Buckner, L OBP: 0.291, SLG: 0.291 (7, 9)	G4-3		0-2 G4-3		0-0 G6-3		1-0 1B	0-1 P4		0-0 G1-3	4-1 1B	3	0	1	0	0	0	1				
Pat Tabler, R OBP: 0.318, SLG: 0.277 (10, 3)							1-2 1B				1-2 BB	1	0	0	0	1	0	2				
Brad Weltman, R OBP: 0.207, SLG: 0.279 (11, 5)												0	0	0	0	0	0	0				
Bob Boone, R OBP: 0.354, SLG: 0.364 (11, PR)												5	1	2	0	0	0	0				
Rey Palacios, R OBP: 0.238, SLG: 0.368 (11, 2)												1	1	1	1	0	0	0				
Matt Winters, L OBP: 0.400, SLG: 0.429 (7, 8)												3	0	1	0	0	1	2				
Willie Wilson, S OBP: 0.255, SLG: 0.241 (11, 9)												3	0	0	0	0	2	4				
Frank White, R OBP: 0.295, SLG: 0.293 (1, 4)												4	1	3	2	1	1	0				
<b>Inning Stats</b>	R: 0 E: 0 K: 1 S: 8	H: 0 LOB: 0 BB: 0 P: 13	R: 0 E: 0 K: 0 S: 6	H: 1 LOB: 0 BB: 0 P: 7	R: 0 E: 0 K: 0 S: 9	H: 2 LOB: 2 BB: 0 P: 15	R: 0 E: 0 K: 0 S: 8	H: 0 LOB: 0 BB: 0 P: 12	R: 0 E: 0 K: 0 S: 7	H: 0 LOB: 1 BB: 0 P: 13	R: 2 E: 1 K: 1 S: 15	H: 4 LOB: 3 BB: 1 P: 27	R: 0 E: 0 K: 0 S: 4	H: 0 LOB: 0 BB: 0 P: 6	R: 0 E: 1 K: 2 S: 9	H: 0 LOB: 2 BB: 1 P: 15	R: 0 E: 0 K: 1 S: 20	H: 6 LOB: 3 BB: 2 P: 40	1B: 10 2B: 3 3B: 0 HR: 1	SF: 0 SAC: 0 DP: 0 HBP: 0	WP: 0 PB: 0 SB: 1 CS: 1	PA: 53
<b>PITCHER</b>	IP ERA WLS BF H R ER SO BB IBB HBP BLK WP HR S P ERA WHIP	6.2 1.35 0.0 1 0 0 0 0 1 0 0 0 0 0 4 8 ∞ ∞	3.1 0.00 12 0 0 2 0 1 0 0 0 0 0 22 36 0.00 0.000	1.0 L 11 6 6 1 2 0 0 0 0 0 1 20 40 54.00 8.000																		

Kansas City Royals @ Milwaukee Brewers  
Milwaukee County Stadium, Milwaukee, WI  
Tue Jun 20 1989, 8:05 PM EDT  
Att. 17,185 - Unknown - 78 F

AB 47  
R 8  
H 14  
RBI 8  
BB 6  
SO 5  
LOB 25



Batter	1	2	3	4	5	6	7	8	9	10	11	AB	R	H	RBI	BB	SO	LOB	BOTTOM					
Paul Molitor, R OBP: 0.370, SLG: 0.446 (1, 5)	FC6-4 1B		4-2 L5-4 BB			4-1 S 1B BB		1-0 F9		0-3 K		3	1	1	0	2	1	2						
Robin Yount, R OBP: 0.368, SLG: 0.442 (1, 10)	FC6-4 1-2		0-1 L5-4			1-3 K		0-1 1B		2-2 F9		5	0	1	0	0	1	4						
Gary Sheffield, R OBP: 0.324, SLG: 0.364 (1, 6)	K			1-1 F7		2-0 1B		3-2 1B		3-2 F8		5	0	2	2	0	1	1						
Rob Deer, R OBP: 0.308, SLG: 0.453 (1, 9)	K			3-3 K		1-2 P1		1-3 K		2-3 K		5	0	0	0	0	4	4						
Glenn Braggs, R OBP: 0.323, SLG: 0.438 (1, 7)		2-1 G6-3		0-3 K			2-2 F8		1-3 K		0-2 P6	5	0	0	0	0	2	0						
Greg Brock, L OBP: 0.348, SLG: 0.419 (1, 3)		2-2 1B			0-0 G4-3		3-3 K		3-2 G4-3			4	0	1	0	0	1	0						
B.J. Surhoff, L OBP: 0.264, SLG: 0.307 (1, 2)		0-1 1B			0-0 F7		0-1 G6-3		2-3 K			4	0	1	0	0	1	0						
Mike Felder, S OBP: 0.320, SLG: 0.311 (1, 8)		0-1 G5-4-3			0-1 B3			1-1 B1-3		4-0 WP S BB		3	0	0	0	1	0	2						
Jim Gantner, L OBP: 0.300, SLG: 0.304 (1, 4)			1-1 G6-3			1-0 G1-3		4-1 1B BB		1-3 K		3	1	0	0	1	1	1						
<b>Inning Stats</b>	R: 0 E: 0 K: 2 S: 13	H: 1 LOB: 1 BB: 0 P: 20	R: 0 E: 0 K: 0 S: 9	H: 2 LOB: 1 BB: 0 P: 13	R: 0 E: 0 K: 0 S: 7	H: 0 LOB: 0 BB: 0 P: 12	R: 0 E: 0 K: 2 S: 8	H: 0 LOB: 0 BB: 0 P: 12	R: 0 E: 0 K: 1 S: 10	H: 0 LOB: 1 BB: 1 P: 18	R: 0 E: 0 K: 1 S: 8	H: 0 LOB: 0 BB: 0 P: 13	R: 1 E: 0 K: 1 S: 12	H: 2 LOB: 2 BB: 1 P: 22	R: 0 E: 0 K: 2 S: 9	H: 0 LOB: 0 BB: 0 P: 15	R: 0 E: 0 K: 2 S: 10	H: 0 LOB: 1 BB: 1 P: 17	R: 0 E: 0 K: 1 S: 11	H: 0 LOB: 0 BB: 0 P: 16	1B: 6 2B: 1 3B: 0 HR: 0	SF: 0 SAC: 0 DP: 2 HBP: 0	WP: 1 PB: 0 SB: 3 CS: 0	PA: 41
<b>PITCHER</b>	IP ERA WLS BF H R ER SO BB IBB HBP BLK WP HR S P ERA WHIP	3.0 1.29 W 13 4 1 1 5 2 0 0 0 1 0 31 54 1.333	1.0 0.00 3 0 0 0 1 0 0 0 0 0 0 11 16 0.000 0.000																					

Kansas City Royals @ Milwaukee Brewers  
Milwaukee County Stadium, Milwaukee, WI  
Tue Jun 20 1989, 8:05 PM EDT  
Att. 17,185 - Unknown - 78 F

AB 37  
R 2  
H 6  
RBI 2  
BB 4  
SO 12  
LOB 14






Batter	1	2	3	4	5	6	7	8	9	AB	R	H	RBI	BB	SO	LOB	TOP					
<b>Kurt Stillwell, S</b> OBP: 0.326, SLG: 0.352 (1, 6)										5	1	2	0	0	0	4						
<b>Kevin Seitzer, R</b> OBP: 0.389, SLG: 0.360 (1, 5)										5	1	2	0	0	1	3						
<b>George Brett, L</b> OBP: 0.319, SLG: 0.306 (1, 3)										5	1	1	0	0	2	3						
<b>Bo Jackson, R</b> OBP: 0.311, SLG: 0.541 (1, 7)										5	2	2	1	0	0	2						
<b>Jim Eisenreich, L</b> OBP: 0.379, SLG: 0.431 (1, 8)										4	0	1	3	0	0	0						
<b>Pat Tabler, R</b> OBP: 0.317, SLG: 0.276 (1, 10)										4	1	1	1	0	0	1						
<b>Matt Winters, L</b> OBP: 0.300, SLG: 0.400 (1, 9)										4	0	1	0	0	2	1						
<b>Brad Weisman, R</b> OBP: 0.297, SLG: 0.279 (8, 4)										0	0	0	0	0	0	0						
<b>Bob Boone, R</b> OBP: 0.357, SLG: 0.363 (1, 2)										3	0	1	1	1	0	0						
<b>Frank White, R</b> OBP: 0.300, SLG: 0.294 (1, 4)										3	0	1	0	1	0	2						
<b>Bill Pecota, R</b> OBP: 0.250, SLG: 0.357 (8, 9)										0	0	0	0	0	0	0						
<b>Inning Stats</b>	R: 4 E: 0 K: 0 S: 17	H: 6 LOB: 2 BB: 0 P: 23	R: 0 E: 0 K: 1 S: 11	H: 1 LOB: 1 BB: 0 P: 15	R: 0 E: 0 K: 0 S: 4	H: 0 LOB: 0 BB: 0 P: 8	R: 0 E: 1 K: 0 S: 7	H: 1 LOB: 1 BB: 0 P: 13	R: 2 E: 1 K: 1 S: 20	H: 3 LOB: 3 BB: 2 P: 35	R: 0 E: 0 K: 1 S: 12	H: 0 LOB: 0 BB: 0 P: 15	R: 0 E: 0 K: 1 S: 9	H: 0 LOB: 0 BB: 0 P: 12	R: 0 E: 0 K: 0 S: 9	H: 1 LOB: 1 BB: 0 P: 11	R: 0 E: 0 K: 1 S: 15	H: 0 LOB: 0 BB: 0 P: 19	1B: 11 2B: 2 3B: 0 HR: 0	SF: 1 SAC: 0 DP: 2 HBP: 0	WP: 0 PB: 1 SB: 1 CS: 0	PA: 41
<b>PITCHER</b>	IP	WLS	BF	H	R	ER	SO	BB	IBB	HBP	BLK	WP	HR	S	P	ERA	WHIP					
<b>Don August, R</b> ERA: 4.69 (1, 1)	4.0	L	23	11	6	6	1	0	0	0	0	0	0	46	71	13.50	2.750					
<b>Jay Aldrich, R</b> ERA: 3.15 (5, 1)	3.0		11	0	0	0	3	2	0	0	0	0	0	34	50	0.00	0.667					
<b>Tony Fossas, L</b> ERA: 4.35 (8, 1)	2.0		7	1	0	0	1	0	0	0	0	0	0	24	30	0.00	0.500					

**Kansas City Royals @ Milwaukee Brewers**  
 Milwaukee County Stadium, Milwaukee, WI  
 Wed Jun 21 1989, 8:05 PM EDT  
 Att: 18,086 - Unknown - 68 F

livebaseballscorecards.com

AB	38
R	6
H	12
RBI	6
BB	2
SO	5
LOB	16




Batter	1	2	3	4	5	6	7	8	9	AB	R	H	RBI	BB	SO	LOB	BOTTOM					
<b>Paul Molitor, R</b> OBP: 0.372, SLG: 0.447 (1, 5)										4	0	2	0	0	1	0						
<b>Robin Yount, R</b> OBP: 0.363, SLG: 0.436 (1, 10)										4	0	0	0	0	1	2						
<b>Gary Sheffield, R</b> OBP: 0.323, SLG: 0.363 (1, 6)										4	0	1	0	0	0	3						
<b>Greg Brock, L</b> OBP: 0.329, SLG: 0.394 (1, 3)										4	0	0	0	0	1	4						
<b>Glenn Braggs, R</b> OBP: 0.319, SLG: 0.433 (1, 7)										3	0	0	0	0	0	1						
<b>Rob Deer, R</b> OBP: 0.305, SLG: 0.447 (1, 9)										3	0	0	0	0	1	0						
<b>B.J. Surhoff, L</b> OBP: 0.260, SLG: 0.303 (1, 2)										3	0	0	0	0	0	0						
<b>Mike Felder, S</b> OBP: 0.310, SLG: 0.301 (1, 8)										3	0	0	0	0	0	0						
<b>Jim Gantner, L</b> OBP: 0.296, SLG: 0.300 (1, 4)										3	0	0	0	0	1	1						
<b>Inning Stats</b>	R: 0 E: 0 K: 2 S: 9	H: 0 LOB: 0 BB: 0 P: 13	R: 0 E: 0 K: 1 S: 6	H: 0 LOB: 0 BB: 0 P: 8	R: 0 E: 0 K: 0 S: 11	H: 0 LOB: 0 BB: 0 P: 16	R: 0 E: 0 K: 0 S: 13	H: 1 LOB: 1 BB: 0 P: 19	R: 0 E: 0 K: 1 S: 7	H: 0 LOB: 0 BB: 0 P: 11	R: 0 E: 0 K: 1 S: 8	H: 0 LOB: 0 BB: 0 P: 10	R: 0 E: 0 K: 0 S: 9	H: 1 LOB: 1 BB: 0 P: 14	R: 0 E: 1 K: 0 S: 13	H: 0 LOB: 1 BB: 0 P: 19	R: 0 E: 0 K: 0 S: 6	H: 1 LOB: 1 BB: 0 P: 7	1B: 3 2B: 0 3B: 0 HR: 0	SF: 0 SAC: 0 DP: 1 HBP: 0	WP: 0 PB: 0 SB: 0 CS: 0	PA: 31
<b>PITCHER</b>	IP	WLS	BF	H	R	ER	SO	BB	IBB	HBP	BLK	WP	HR	S	P	ERA	WHIP					
<b>Bret Saberhagen, R</b> ERA: 2.83 (1, 1)	9.0	W	31	3	0	0	5	0	0	0	0	0	0	82	117	0.00	0.333					

**Kansas City Royals @ Milwaukee Brewers**  
 Milwaukee County Stadium, Milwaukee, WI  
 Wed Jun 21 1989, 8:05 PM EDT  
 Att: 18,086 - Unknown - 68 F

livebaseballscorecards.com

AB	31
R	0
H	3
RBI	0
BB	0
SO	5
LOB	11










Batter	1	2	3	4	5	6	7	8	9	AB	R	H	RBI	BB	SO	LOB	TOP					
<b>Dave Gallagher, R</b> OBP: 0.365, SLG: 0.343 (1, 8)										4	0	0	1	0	2	1	<b>Chicago White Sox @ Milwaukee Brewers</b> Milwaukee County Stadium, Milwaukee, WI Fri Jun 23 1989, 8:05 PM EDT Overcast - 86 F					
<b>Steve Lyons, L</b> OBP: 0.311, SLG: 0.300 (1, 5)										5	0	2	0	0	1	3						
<b>Harold Baines, L</b> OBP: 0.426, SLG: 0.498 <b>Dan Pasqua, L</b> OBP: 0.345, SLG: 0.443 (1, 10) (2, PR)										1	0	0	0	0	0	0						
<b>Ivan Calderon, R</b> OBP: 0.320, SLG: 0.444 (1, 9)										5	1	1	0	0	0	3						
<b>Greg Walker, L</b> OBP: 0.293, SLG: 0.325 <b>Russ Morman, R</b> (7, PR) (7, 3)										4	1	2	0	0	1	0						
<b>Carlton Fisk, R</b> OBP: 0.370, SLG: 0.477 <b>Ron Karkovice, R</b> OBP: 0.245, SLG: 0.323 (1, 2) (5, 2)										2	1	1	0	1	0	0						
<b>Daryl Boston, L</b> OBP: 0.293, SLG: 0.365 (1, 7)										4	1	2	1	0	0	1						
<b>Fred Manrique, R</b> OBP: 0.331, SLG: 0.424 (1, 4)										3	0	1	1	0	1	1						
<b>Ozzie Guillen, L</b> OBP: 0.257, SLG: 0.287 (1, 6)										4	1	2	0	0	0	2						
<b>Inning Stats</b>	R: 0 E: 0 K: 1 S: 10	H: 0 LOB: 0 BB: 0 P: 15	R: 5 E: 2 K: 0 S: 15	H: 4 LOB: 2 BB: 1 P: 27	R: 0 E: 0 K: 0 S: 11	H: 2 LOB: 2 BB: 0 P: 16	R: 0 E: 0 K: 2 S: 9	H: 1 LOB: 0 BB: 0 P: 12	R: 0 E: 0 K: 1 S: 6	H: 0 LOB: 0 BB: 0 P: 10	R: 0 E: 1 K: 1 S: 11	H: 2 LOB: 2 BB: 0 P: 11	R: 0 E: 0 K: 1 S: 16	H: 1 LOB: 1 BB: 0 P: 24	R: 0 E: 0 K: 1 S: 5	H: 0 LOB: 0 BB: 0 P: 8		R: 0 E: 0 K: 0 S: 13	H: 1 LOB: 1 BB: 0 P: 18	1B: 9 2B: 2 3B: 0 HR: 0	SF: 1 SAC: 1 DP: 1 HBP: 1	WP: 0 PB: 0 SB: 0 CS: 0
<b>PITCHER</b> <b>Chris Bosio, R</b> ERA: 2.94 (1, 1)	IP: 9.0 WLS: W BF: 40	H: 11 R: 5 ER: 4 SO: 7	BB: 1 IBB: 0 HBP: 1 BLK: 0	WP: 0 HR: 0 S: 96 P: 141	ERA: 4.00 WHIP: 1.333	<b>PITCHER</b>										IP: WLS: BF: H: R: ER: SO: BB: IBB: HBP: BLK: WP: HR: S: P: ERA: WHIP						

AB	36
R	5
H	11
RBI	3
BB	1
SO	7
LOB	13



Batter	1	2	3	4	5	6	7	8	9	AB	R	H	RBI	BB	SO	LOB	BOTTOM					
<b>Paul Molitor, R</b> OBP: 0.368, SLG: 0.443 (1, 5)										6	2	2	1	0	1	3	<b>Chicago White Sox @ Milwaukee Brewers</b> Milwaukee County Stadium, Milwaukee, WI Fri Jun 23 1989, 8:05 PM EDT Overcast - 86 F					
<b>Robin Yount, R</b> OBP: 0.366, SLG: 0.449 (1, 10)										6	2	3	4	0	0	2						
<b>Gary Sheffield, R</b> OBP: 0.324, SLG: 0.365 <b>Jim Gantner, L</b> OBP: 0.294, SLG: 0.298 (1, 6) (8, 4)										5	1	2	1	0	1	1						
<b>Rob Deer, R</b> OBP: 0.313, SLG: 0.485 <b>Terry Francona, L</b> OBP: 0.243, SLG: 0.319 (1, 9) (6, 9)										3	3	2	2	1	1	2						
<b>Glenn Braggs, R</b> OBP: 0.323, SLG: 0.435 (1, 7)										4	2	2	0	1	1	1						
<b>Dave Engle, R</b> OBP: 0.262, SLG: 0.361 (1, 3)										4	1	1	2	1	0	4						
<b>Charlie O'Brien, R</b> OBP: 0.343, SLG: 0.400 (1, 2)										4	3	2	1	1	0	1						
<b>Mike Felder, S</b> OBP: 0.303, SLG: 0.294 (1, 8)										5	1	2	1	0	1	4						
<b>Gus Polidor, R</b> OBP: 0.230, SLG: 0.282 (1, 4) (8, 6)										4	2	3	3	0	0	0						
<b>Inning Stats</b>	R: 0 E: 0 K: 0 S: 8	H: 0 LOB: 0 BB: 0 P: 13	R: 4 E: 1 K: 1 S: 19	H: 4 LOB: 1 BB: 1 P: 27	R: 8 E: 1 K: 1 S: 21	H: 7 LOB: 2 BB: 1 P: 36	R: 1 E: 0 K: 0 S: 12	H: 2 LOB: 1 BB: 0 P: 16	R: 1 E: 0 K: 1 S: 11	H: 1 LOB: 1 BB: 2 P: 21	R: 0 E: 0 K: 1 S: 12	H: 1 LOB: 1 BB: 0 P: 20	R: 0 E: 0 K: 0 S: 10	H: 1 LOB: 1 BB: 0 P: 14	R: 3 E: 0 K: 2 S: 14	H: 3 LOB: 0 BB: 0 P: 24		R: 0 E: 0 K: 0 S: 13	H: 0 LOB: 0 BB: 0 P: 18	1B: 13 2B: 3 3B: 0 HR: 3	SF: 0 SAC: 1 DP: 1 HBP: 0	WP: 1 PB: 0 SB: 0 CS: 0
<b>PITCHER</b> <b>Steve Rosenberg, L</b> ERA: 4.6 <b>Tom McCarthy, R</b> ERA: 4.57 (1, 1) (3, 1)	IP: 2.0 WLS: L BF: 13	H: 5 R: 6 ER: 5 SO: 5	BB: 2 IBB: 0 HBP: 0 BLK: 0	WP: 1 HR: 1 S: 31 P: 51	ERA: 22.50 WHIP: 3.500	<b>PITCHER</b>										IP: WLS: BF: H: R: ER: SO: BB: IBB: HBP: BLK: WP: HR: S: P: ERA: WHIP						

AB	44
R	17
H	19
RBI	15
BB	4
SO	6
LOB	18





Batter	1	2	3	4	5	6	7	8	9	AB	R	H	RBI	BB	SO	LOB	TOP								
<b>Dave Gallagher, R</b> OBP: 0.365, SLG: 0.344 (1, 8)	0-3 K	1-1 G6-3		1-1 F8			1-0 1B		1-2 1B	5	0	2	1	0	1	1	<b>Chicago White Sox @ Milwaukee Brewers</b> Milwaukee County Stadium, Milwaukee, WI Fri Jun 23 1989, 8:05 PM EDT Att: 28,702 - Unknown <a href="http://livebaseballscorecards.com">livebaseballscorecards.com</a>								
<b>Steve Lyons, L</b> OBP: 0.313, SLG: 0.307 (1, 4)	3-1 HR		1-0 G3	0-3 K			3-3 K		1-2 1B	5	1	2	0	0	3	3									
<b>Daryl Boston, L</b> OBP: 0.302, SLG: 0.372 (1, 7)	3-1 F7		1-2 G3		0-3 K		0-1 FC6-4		1-3 1B	4	0	2	0	0	1	1									
<b>Ivan Calderon, R</b> OBP: 0.319, SLG: 0.452 (1, 10)	2-2 HR		0-1 G3		2-0 G3		2-0 FC6-4			4	1	1	2	0	0	4									
<b>Greg Walker, L</b> OBP: 0.285, SLG: 0.315 (1, 3)	0-0 G6-3		0-0 P4		0-3 K				1-3 K	4	0	0	0	0	2	2									
<b>Carlton Fisk, R</b> OBP: 0.365, SLG: 0.467 (1, 2)		0-1 HR		0-0 F8		0-1 L7			3-2 G5-3	4	1	1	0	0	0	2									
<b>Dan Pasqua, L</b> OBP: 0.350, SLG: 0.505 (1, 9)		2-1 HR		1-0 HR		1-0 F8			1-1 G3-1	4	2	2	3	0	0	0									
<b>Eddie Williams, R</b> OBP: 0.351, SLG: 0.358 (1, 5)		0-1 P4		3-2 2B		0-3 K			1-0 1B	4	1	2	0	0	1	0									
<b>Ozzie Guillen, L</b> OBP: 0.257, SLG: 0.287 (1, 6)		1-2 F8		1-3 K			3-3 K		0-2 1B	4	0	1	0	0	2	1									
<b>Inning Stats</b>	R: 2 E: 0 K: 1 S: 13	H: 2 LOB: 0 BB: 0 P: 21	R: 2 E: 0 K: 0 S: 14	H: 2 LOB: 0 BB: 0 P: 18	R: 0 E: 0 K: 0 S: 6	H: 2 LOB: 2 BB: 0 P: 7	R: 1 E: 0 K: 2 S: 12	H: 2 LOB: 1 BB: 0 P: 18	R: 0 E: 0 K: 2 S: 7	H: 0 LOB: 0 BB: 0 P: 9	R: 0 E: 0 K: 1 S: 7	H: 0 LOB: 0 BB: 0 P: 8	R: 0 E: 0 K: 2 S: 11	H: 2 LOB: 2 BB: 0 P: 20	R: 0 E: 0 K: 1 S: 10	H: 0 LOB: 0 BB: 0 P: 15	R: 1 E: 0 K: 1 S: 12	H: 3 LOB: 0 BB: 0 P: 16	1B: 8 2B: 2 3B: 0 HR: 3	SF: 0 SAC: 0 DP: 0 HBP: 0	WP: 0 PB: 0 CS: 1	PA: 38			
<b>PITCHER</b>	IP	WLS	BF	H	R	ER	SO	BB	IBB	HBP	BLK	WP	HR	S	P	ERA	WHIP								
<b>Bryan Clutterbuck, R</b> ERA: 4.14 (1, 1)	3.0	L	17	8	5	5	1	0	0	0	0	0	3	37	54	15.00	2.667								
<b>Tony Fossas, L</b> ERA: 2.93 (4, 1)	5.0		17	2	0	0	8	0	0	0	0	0	0	43	62	0.00	0.400								
<b>Jay Aldrich, R</b> ERA: 0.54 (9, 1)	0.1		3	3	1	1	0	0	0	0	0	0	0	8	10	27.00	9.000								
<b>Dan Plesac, L</b> ERA: 2.51 (9, 1)	0.2		1	0	0	0	1	0	0	0	0	0	0	4	6	0.00	0.000								

Batter	1	2	3	4	5	6	7	8	9	AB	R	H	RBI	BB	SO	LOB	BOTTOM								
<b>Paul Molitor, R</b> OBP: 0.366, SLG: 0.440 (1, 5)	2-3 K		3-2 1B		2-3 K			2-3 K		4	0	1	0	0	3	0	<b>Chicago White Sox @ Milwaukee Brewers</b> Milwaukee County Stadium, Milwaukee, WI Fri Jun 23 1989, 8:05 PM EDT Att: 28,702 - Unknown <a href="http://livebaseballscorecards.com">livebaseballscorecards.com</a>								
<b>Robin Yount, R</b> OBP: 0.365, SLG: 0.457 (1, 8)	2-0 G6-3		1-3 K		1-3 K			1-1 HR		4	1	1	1	0	2	2									
<b>Gary Sheffield, R</b> OBP: 0.319, SLG: 0.360 (1, 6)	2-3 K			0-3 K			1-1 G6-3		0-2 G5-3	4	0	0	0	0	2	0									
<b>Greg Brock, L</b> OBP: 0.317, SLG: 0.365 (1, 3)		2-2 F8		1-3 K			0-2 L6		0-2 G1-3	4	0	0	0	0	1	0									
<b>Rob Deer, R</b> OBP: 0.316, SLG: 0.494 (1, 9)		0-1 G1-3		4-1 1B			1-3 K		2-2 HR	3	2	1	1	1	1	0									
<b>Glenn Braggs, R</b> OBP: 0.326, SLG: 0.436 (1, 7)		2-2 P5		0-0 1B			2-1 G6-3		1-0 G6-4-3	4	1	2	0	0	0	0									
<b>B.J. Surhoff, L</b> OBP: 0.264, SLG: 0.315 (1, 2)			0-0 1B	0-2 1B			1-3 K		0-0 G6-4-3	4	0	2	2	0	1	1									
<b>Terry Francona, L</b> OBP: 0.238, SLG: 0.313 (1, 10)			1-0 G1-3	0-0 G3			2-3 K			3	0	0	0	0	1	2									
<b>Jim Gantner, L</b> OBP: 0.291, SLG: 0.294 (1, 4)			1-1 F7		1-3 K			0-1 G3-1		3	0	0	0	0	1	1									
<b>Inning Stats</b>	R: 0 E: 0 K: 2 S: 11	H: 0 LOB: 0 BB: 0 P: 17	R: 0 E: 0 K: 0 S: 9	H: 0 LOB: 0 BB: 0 P: 13	R: 0 E: 0 K: 1 S: 13	H: 2 LOB: 2 BB: 0 P: 19	R: 2 E: 0 K: 2 S: 14	H: 2 LOB: 1 BB: 1 P: 19	R: 0 E: 0 K: 3 S: 10	H: 0 LOB: 0 BB: 0 P: 14	R: 0 E: 0 K: 1 S: 9	H: 0 LOB: 0 BB: 0 P: 11	R: 0 E: 0 K: 2 S: 8	H: 0 LOB: 0 BB: 0 P: 13	R: 1 E: 0 K: 1 S: 10	H: 1 LOB: 0 BB: 0 P: 13	R: 1 E: 0 K: 0 S: 8	H: 2 LOB: 0 BB: 0 P: 11	1B: 4 2B: 0 3B: 1 HR: 2	SF: 0 SAC: 0 DP: 1 HBP: 0	WP: 0 PB: 0 CS: 0	PA: 34			
<b>PITCHER</b>	IP	WLS	BF	H	R	ER	SO	BB	IBB	HBP	BLK	WP	HR	S	P	ERA	WHIP								
<b>Melido Perez, R</b> ERA: 6.26 (1, 1)	7.2	W	29	5	3	3	12	1	0	0	0	0	1	81	116	3.52	0.783								
<b>Bobby Thigpen, R</b> ERA: 4.49 (8, 1)	1.1	S	5	2	1	1	0	0	0	0	0	0	1	11	14	6.75	1.500								




Batter	1	2	3	4	5	6	7	8	9	AB	R	H	RBI	BB	SO	LOB	TOP										
<b>Dave Gallagher, R</b> OBP: 0.368, SLG: 0.349 (1, 8)	1-2 1B G4-3	1-1 SAFE L9			0-0 G3-1	2-1 2B			2-2 F9	5	1	2	1	0	0	1											
<b>Fred Manrique, R</b> OBP: 0.326, SLG: 0.415 (1, 4)	1-0 G4-3 WP SF9		1-3 K		3-1 F9	2-2 G5-3			0-2 G5-3	5	1	1	0	0	1	1											
<b>Carlton Fisk, R</b> OBP: 0.358, SLG: 0.454 (1, 2)	1-2 G4-3		0-0 F8		2-0 BB 1B				0-3 K	5	0	1	1	0	1	1											
<b>Ivan Calderon, R</b> OBP: 0.325, SLG: 0.466 (1, 10)	0-0 SF9		1-0 HR		4-1 BB	1-2 BB			0-1 1B	2	1	2	2	1	0	0											
<b>Greg Walker, L</b> OBP: 0.291, SLG: 0.315 (1, 3)	3-H 4-0 BB		0-0 1B		0-3 K				1-2 F7	3	0	1	0	1	1	3											
<b>Dan Pasqua, L</b> OBP: 0.347, SLG: 0.495 (1, 9)	2-0 F8		1-1 F8		0-0 1B BLK G3				1-1 G4-3	4	1	1	0	0	3												
<b>Eddie Williams, R</b> OBP: 0.354, SLG: 0.361 (1, 5)		0-0 1B		1-3 K		2-2 G4-3 G3 2B 1B			3-1 F8	4	1	2	0	0	1	0											
<b>Daryl Boston, L</b> OBP: 0.289, SLG: 0.354 (1, 7)	2-0 F8		3-2 F8		1-2 G3	1-2 G3			1-0 L7	4	0	0	1	0	0	2											
<b>Ozzie Guillen, L</b> OBP: 0.254, SLG: 0.283 (1, 6)	1-0 F9		1-0 F7		0-0 G4-3	2-3 G4-3			1-0 G6-3	4	0	0	0	0	0	2											
<b>Inning Stats</b>	R: 2 E: 0 K: 0 S: 9	H: 2 LOB: 1 BB: 1 P: 18	R: 0 E: 0 K: 0 S: 5	H: 1 LOB: 1 BB: 0 P: 9	R: 1 E: 0 K: 1 S: 8	H: 2 LOB: 1 BB: 0 P: 11	R: 0 E: 0 K: 1 S: 7	H: 0 LOB: 0 BB: 0 P: 12	R: 0 E: 0 K: 1 S: 8	H: 1 LOB: 2 BB: 1 P: 17	R: 2 E: 0 K: 0 S: 14	H: 3 LOB: 1 BB: 0 P: 20	R: 0 E: 0 K: 0 S: 9	H: 1 LOB: 1 BB: 0 P: 11	R: 0 E: 0 K: 0 S: 4	H: 0 LOB: 0 BB: 0 P: 9	R: 0 E: 0 K: 1 S: 10	H: 0 LOB: 0 BB: 0 P: 12	1B: 8 2B: 1 3B: 0 HR: 1	SF: 1 SAC: 0 DP: 0 HBP: 0	WP: 1 PB: 0 SB: 0 CS: 0	PA: 39					
<b>PITCHER</b>	IP	WLS	BF	H	R	ER	SO	BB	IBB	HBP	BLK	WP	HR	S	P	ERA	WHIP										
<b>Bill Krueger, L</b> ERA: 4.63 (1, 1)	5.0	L	25	8	5	5	3	2	0	0	1	1	1	42	73	9.00	2.000										
<b>Chuck Cmm, R</b> ERA: 3.42 (6, 1)	4.0		14	2	0	0	1	0	0	0	0	0	0	32	46	0.00	0.500										

**Chicago White Sox @ Milwaukee Brewers**  
Milwaukee County Stadium, Milwaukee, WI  
Sat Jun 24 1989, 8:05 PM EDT  
Att: 52,021 - Unknown

livebaseballscorecards.com

AB 36  
R 5  
H 10  
RBI 5  
BB 2  
SO 4  
LOB 13




Batter	1	2	3	4	5	6	7	8	9	AB	R	H	RBI	BB	SO	LOB	BOTTOM										
<b>Paul Molitor, R</b> OBP: 0.362, SLG: 0.434 (1, 5)	1-0 G6-3		3-2 G6-3		1-2 L7				1-1 G6-3	4	0	0	0	0	0	2											
<b>Robin Yount, R</b> OBP: 0.360, SLG: 0.450 (1, 8)	1-2 G6-3		0-0 G6-3		0-1 F9				1-1 F8	4	0	0	0	0	0	2											
<b>Gary Sheffield, R</b> OBP: 0.322, SLG: 0.362 (1, 6)	0-2 G4-3			3-2 1B BB G1-3 1B		1-2 1B			1-2 P5	4	2	2	0	0	0	0											
<b>Greg Brock, L</b> OBP: 0.326, SLG: 0.355 (1, 3)		0-0 P2		4-0 G1-3 BB 1B		1-1 P2			4-2 G4-6-3 BB	2	0	0	0	2	0	1											
<b>Rob Deer, R</b> OBP: 0.318, SLG: 0.493 (1, 9)		2-0 G5-4-3 HBP		1-0 G1-3 1B		1-2 P2			1-1 F7	3	0	1	0	0	0	2											
<b>Glenn Briggs, R</b> OBP: 0.325, SLG: 0.433 (1, 7)		1-1 G5-4-3		0-0 G1-3		1-2 1B 1B			0-2 G4-6-3	4	1	1	1	0	0	4											
<b>B.J. Surhoff, L</b> OBP: 0.264, SLG: 0.314 (1, 2)			0-2 L7		1-0 P6				1-2 G5-3	4	0	1	1	0	0	2											
<b>Terry Francona, L</b> OBP: 0.245, SLG: 0.318 (1, 10)			1-1 G6-3 1B		1-2 F9				0-2 G4-3	4	0	2	1	0	0	2											
<b>Jim Gantner, L</b> OBP: 0.290, SLG: 0.293 (1, 4)			1-2 G6-3 1B		1-1 F7				1-3 G4-3	4	0	1	0	0	1	2											
<b>Inning Stats</b>	R: 0 E: 0 K: 0 S: 7	H: 0 LOB: 0 BB: 0 P: 9	R: 0 E: 0 K: 0 S: 3	H: 0 LOB: 0 BB: 0 P: 6	R: 0 E: 0 K: 0 S: 13	H: 2 LOB: 2 BB: 0 P: 18	R: 1 E: 0 K: 0 S: 12	H: 2 LOB: 1 BB: 1 P: 21	R: 0 E: 0 K: 0 S: 10	H: 0 LOB: 0 BB: 0 P: 12	R: 2 E: 0 K: 0 S: 16	H: 4 LOB: 2 BB: 0 P: 25	R: 0 E: 0 K: 0 S: 7	H: 0 LOB: 0 BB: 0 P: 10	R: 0 E: 0 K: 0 S: 8	H: 0 LOB: 0 BB: 1 P: 13	R: 0 E: 0 K: 1 S: 10	H: 0 LOB: 0 BB: 0 P: 12	1B: 8 2B: 0 3B: 0 HR: 0	SF: 0 SAC: 0 DP: 2 HBP: 1	WP: 0 PB: 0 SB: 0 CS: 0	PA: 36					
<b>PITCHER</b>	IP	WLS	BF	H	R	ER	SO	BB	IBB	HBP	BLK	WP	HR	S	P	ERA	WHIP										
<b>Bill Long, R</b> ERA: 5.77 (1, 1)	5.2	W	25	7	3	2	0	1	0	1	0	0	0	17	28	0.00	0.857										
<b>Shawn Hillegas, R</b> ERA: 5.25 (6, 1)	2.1		8	1	0	0	0	1	0	0	0	0	0	10	12	0.00	0.000										
<b>Bobby Thigpen, R</b> ERA: 4.34 (9, 1)	1.0	S	3	0	0	0	1	0	0	0	0	0	0	10	12	0.00	0.000										

**Chicago White Sox @ Milwaukee Brewers**  
Milwaukee County Stadium, Milwaukee, WI  
Sat Jun 24 1989, 8:05 PM EDT  
Att: 52,021 - Unknown

livebaseballscorecards.com

AB 33  
R 3  
H 8  
RBI 3  
BB 2  
SO 1  
LOB 17






Batter	1	2	3	4	5	6	7	8	9	AB	R	H	RBI	BB	SO	LOB	TOP				
Dave Gallagher, R (1, 8) OBP: 0.363, SLG: 0.346										5	1	1	0	0	0	3					
Steve Lyons, L (1, 5) OBP: 0.321, SLG: 0.315										4	0	3	0	0	0	1					
Eddie Williams, R (9, PH) OBP: 0.353, SLG: 0.359										1	0	0	0	0	0	2					
Harold Baines, L (1, 10) OBP: 0.427, SLG: 0.498										4	0	2	0	0	1	2					
Ivan Calderon, R (1, 9) OBP: 0.327, SLG: 0.467										4	0	2	1	0	1	4					
Greg Walker, L (1, 3) OBP: 0.283, SLG: 0.305										4	0	0	0	0	1	5					
Dan Pasqua, L (1, 7) OBP: 0.336, SLG: 0.477										4	0	0	0	0	1	4					
Fred Manrique, R (1, 4) OBP: 0.324, SLG: 0.410										4	0	1	0	0	1	0					
Ozzie Guillen, L (1, 6) OBP: 0.254, SLG: 0.283										4	0	1	0	0	0	1					
Ron Karkovice, R (1, 2) OBP: 0.240, SLG: 0.316										2	0	0	0	0	1	1					
Carlton Fisk, R (7, PH) OBP: 0.360, SLG: 0.455										2	0	1	0	0	1	0					
<b>Inning Stats</b>	R: 1 H: 3 E: 0 K: 2 S: 19	H: 3 LOB: 2 BB: 0 P: 26	R: 0 H: 1 E: 0 K: 0 S: 10	LOB: 1 BB: 0 P: 15	R: 0 H: 1 E: 1 K: 0 S: 11	LOB: 1 BB: 0 P: 14	R: 0 H: 0 E: 0 K: 1 S: 6	LOB: 0 BB: 0 P: 6	R: 0 H: 2 E: 0 K: 0 S: 10	LOB: 2 BB: 0 P: 13	R: 0 H: 0 E: 0 K: 0 S: 6	LOB: 0 BB: 0 P: 10	R: 0 H: 2 E: 0 K: 1 S: 15	LOB: 2 BB: 0 P: 20	R: 0 H: 2 E: 0 K: 0 S: 13	LOB: 2 BB: 0 P: 19	1B: 11 2B: 0 3B: 0 HR: 0	SF: 0 SAC: 0 DP: 1 HBP: 0	WP: 0 PB: 0 SB: 1 CS: 0	PA: 38	
<b>PITCHER</b>	IP WLS BF H R ER SO BB IBB HBP BLK WP HR S P ERA WHIP	7.1 W 31 9 1 1 7 0 0 0 0 0 0 78 104 1.23 1.227	8.1 S 7 2 0 0 0 0 0 0 0 0 0 18 27 0.00 1.200																		

Chicago White Sox @ Milwaukee Brewers  
 Milwaukee County Stadium, Milwaukee, WI  
 Sun Jun 25 1989, 4:33 AM EDT  
 Att: 40,201 - Sunny - 80 F


AB 38  
 R 1  
 H 11  
 RBI 1  
 BB 0  
 SO 7  
 LOB 23



Batter	1	2	3	4	5	6	7	8	9	AB	R	H	RBI	BB	SO	LOB	BOTTOM	
Paul Molitor, R (1, 10) OBP: 0.367, SLG: 0.436										3	0	2	0	1	0	0		
Robin Yount, R (1, 8) OBP: 0.365, SLG: 0.460										3	0	2	0	1	1	0		
Gary Sheffield, R (1, 6) OBP: 0.317, SLG: 0.356										4	0	0	0	0	0	5		
Rob Deer, R (1, 9) OBP: 0.321, SLG: 0.495										3	1	1	0	1	0	0		
Greg Brock, L (1, 3) OBP: 0.333, SLG: 0.354										3	1	1	0	1	0	3		
Gus Pezidor, R (1, 5) OBP: 0.242, SLG: 0.292										4	1	2	1	0	0	1		
Charlie O'Brien, R (1, 2) OBP: 0.324, SLG: 0.375										4	0	0	0	0	0	4		
Mike Felder, S (1, 7) OBP: 0.295, SLG: 0.286										3	0	0	0	0	1	0		
Jim Gantner, L (1, 4) OBP: 0.287, SLG: 0.289										3	0	0	0	0	0	0		
<b>Inning Stats</b>	R: 0 H: 1 E: 0 K: 0 S: 4	H: 0 LOB: 0 BB: 0 P: 7	R: 0 H: 2 E: 0 K: 0 S: 7	LOB: 1 BB: 0 P: 9	R: 3 H: 3 E: 1 K: 0 S: 12	LOB: 0 BB: 0 P: 15	R: 0 H: 1 E: 0 K: 0 S: 11	LOB: 1 BB: 0 P: 14	R: 0 H: 1 E: 0 K: 0 S: 11	LOB: 1 BB: 1 P: 18	R: 0 H: 0 E: 0 K: 0 S: 9	LOB: 1 BB: 1 P: 15	R: 0 H: 0 E: 0 K: 0 S: 9	LOB: 0 BB: 1 P: 15	1B: 5 2B: 3 3B: 0 HR: 0	SF: 0 SAC: 0 DP: 1 HBP: 0	WP: 0 PB: 0 SB: 1 CS: 0	PA: 34
<b>PITCHER</b>	IP WLS BF H R ER SO BB IBB HBP BLK WP HR S P ERA WHIP	7.0 L 30 8 3 1 2 2 1 0 0 0 0 59 86 1.29 1.429	1.0 4 0 0 0 0 1 0 0 0 0 0 9 15 0.00 1.000															

Chicago White Sox @ Milwaukee Brewers  
 Milwaukee County Stadium, Milwaukee, WI  
 Sun Jun 25 1989, 4:33 AM EDT  
 Att: 40,201 - Sunny - 80 F

AB 30  
 R 3  
 H 8  
 RBI 1  
 BB 4  
 SO 2  
 LOB 13





Batter	1	2	3	4	5	6	7	8	9	AB	R	H	RBI	BB	SO	LOB	TOP				
Jody Reed, R OBP: 0.346, SLG: 0.347 (1, 4)	G6-3	F7			G6-3		1B		F8	5	0	1	1	0	0	4	<b>Boston Red Sox @ Milwaukee Brewers</b> Milwaukee County Stadium, Milwaukee, WI Tue Jun 27 1989, 8:05 PM EDT Att: 17,541 - Unknown - 78 F <a href="http://livebaseballscorecards.com">livebaseballscorecards.com</a>				
Danny Heep, L OBP: 0.394, SLG: 0.368 (1, 10) Kevin Romine, R OBP: 0.250, SLG: 0.250 (7, PH)	E			1B	G4-3		1B		G1-3	2	1	1	0	1	0	0					
Wade Boggs, L OBP: 0.422, SLG: 0.474 (1, 5)	E6			1B	G4-3		G1-3		1B	5	0	2	1	0	0	3					
Mike Greenwell, L OBP: 0.375, SLG: 0.436 (1, 7)	E4			L8					1B	5	0	3	1	0	0	3					
Dwight Evans, R OBP: 0.419, SLG: 0.478 (1, 9)	K			P2					1B	5	0	1	0	0	1	7					
Nick Esasky, R OBP: 0.318, SLG: 0.447 (1, 3)				F8					F8	4	0	1	0	0	0	4					
Rich Gedman, L OBP: 0.278, SLG: 0.291 (1, 2) Dana Williams, R OBP: 0.333, SLG: 0.400 (7, PR) Rick Cerone, R OBP: 0.395, SLG: 0.368 (7, 2)				FC1-5					G6-4-3	2	0	1	0	1	0	0					
Luis Rivera, R OBP: 0.322, SLG: 0.379 (1, 6)				FC1-5					1B	4	1	1	0	0	1	3					
Randy Kutcher, R OBP: 0.338, SLG: 0.371 (1, 8)				K					E8	4	2	2	0	0	1	2					
<b>Inning Stats</b>	R: 1 E: 2 K: 1 S: 13	H: 1 LOB: 2 BB: 0 P: 23	R: 0 E: 0 K: 1 S: 14	H: 1 LOB: 2 BB: 1 P: 23	R: 0 E: 0 K: 0 S: 9	H: 1 LOB: 2 BB: 1 P: 21	R: 0 E: 0 K: 1 S: 8	H: 0 LOB: 0 BB: 0 P: 9	R: 0 E: 0 K: 0 S: 5	H: 1 LOB: 0 BB: 0 P: 6	R: 1 E: 0 K: 0 S: 10	H: 4 LOB: 2 BB: 0 P: 19	R: 0 E: 0 K: 0 S: 5	H: 2 LOB: 1 BB: 0 P: 6	R: 2 E: 1 K: 0 S: 18	H: 4 LOB: 2 BB: 0 P: 26		1B: 13 2B: 2 3B: 0 HR: 0	SF: 0 SAC: 0 DP: 4 HBP: 0	WP: 0 PB: 0 SB: 0 CS: 1	PA: 41
<b>PITCHER</b>	IP	WLS	BF	H	R	ER	SO	BB	IBB	HBP	BLK	WP	HR	S	P	ERA	WHIP				
Don August, R ERA: 4.45 (1, 1)	6.2	W	28	7	2	1	3	2	0	0	0	0	0	60	102	1.35	1.350				
Tony Fossas, L ERA: 2.97 (7, 1)	0.1		3	2	0	0	0	0	0	0	0	0	0	5	9	0.00	6.000				
Chuck Crim, R ERA: 3.64 (8, 1)	1.2		7	3	2	2	0	0	0	0	0	0	0	10	15	10.80	1.800				
Dan Plesac, L ERA: 2.36 (9, 1)	0.1	S	3	2	0	0	0	0	0	0	0	0	0	11	15	0.00	6.000				

Batter	1	2	3	4	5	6	7	8	9	AB	R	H	RBI	BB	SO	LOB	BOTTOM				
Paul Moltzer, R OBP: 0.368, SLG: 0.433 (1, 5)	L8				K					2	0	0	0	2	1	0	<b>Boston Red Sox @ Milwaukee Brewers</b> Milwaukee County Stadium, Milwaukee, WI Tue Jun 27 1989, 8:05 PM EDT Att: 17,541 - Unknown - 78 F <a href="http://livebaseballscorecards.com">livebaseballscorecards.com</a>				
Robin Yount, R OBP: 0.363, SLG: 0.457 (1, 8)	G4-3			FC6-4	F8		BB		1B	4	2	1	0	0	0	1					
Gary Sheffield, R OBP: 0.326, SLG: 0.367 (1, 6)	1B			S	2B		BB		BB	3	1	3	1	1	0	0					
Greg Brock, L OBP: 0.330, SLG: 0.349 (1, 3)	K			K	G4-3		1B		1B	4	0	1	2	0	2	3					
Glenn Braggs, R OBP: 0.324, SLG: 0.431 (1, 7)				WP	G1-3		P3		P3	4	1	1	0	0	1	1					
Rob Deer, R OBP: 0.320, SLG: 0.491 (1, 9)				G1-3	G4-1		K		K	4	0	1	0	0	1	2					
B.J. Surhoff, L OBP: 0.272, SLG: 0.326 (1, 2)				G4-3	1B		CS		2B	4	0	3	1	0	0	0					
Terry Francona, L OBP: 0.239, SLG: 0.310 (1, 10)				G1	G4-3		P3		P3	4	0	0	0	0	0	4					
Jim Gantner, L OBP: 0.286, SLG: 0.289 (1, 4)				G4-3	1B		G4-3		G4-3	4	1	1	0	0	1	4					
<b>Inning Stats</b>	R: 0 E: 0 K: 1 S: 10	H: 1 LOB: 1 BB: 0 P: 14	R: 0 E: 0 K: 1 S: 8	H: 0 LOB: 0 BB: 0 P: 14	R: 2 E: 1 K: 1 S: 13	H: 2 LOB: 1 BB: 1 P: 21	R: 1 E: 0 K: 0 S: 6	H: 2 LOB: 1 BB: 0 P: 13	R: 0 E: 0 K: 1 S: 10	H: 1 LOB: 1 BB: 0 P: 14	R: 0 E: 0 K: 1 S: 12	H: 2 LOB: 2 BB: 0 P: 16	R: 2 E: 0 K: 1 S: 14	H: 2 LOB: 1 BB: 2 P: 30	R: 0 E: 0 K: 0 S: 7	H: 1 LOB: 0 BB: 0 P: 11		1B: 9 2B: 2 3B: 0 HR: 0	SF: 0 SAC: 0 DP: 0 HBP: 0	WP: 1 PB: 0 SB: 1 CS: 2	PA: 36
<b>PITCHER</b>	IP	WLS	BF	H	R	ER	SO	BB	IBB	HBP	BLK	WP	HR	S	P	ERA	WHIP				
Roger Clemens, R ERA: 3.06 (1, 1)	6.1	L	30	9	5	4	5	3	0	0	0	1	0	63	106	5.68	1.895				
Rob Murphy, L ERA: 2.6 (7, 1)	1.2		6	2	0	0	1	0	0	0	0	0	0	17	27	0.00	1.200				



Batter	1	2	3	4	5	6	7	8	9	AB	R	H	RBI	BB	SO	LOB	TOP									
<b>Jody Reed, R</b> OBP: 0.351, SLG: 0.346	4-0 S 1B BB	3-2 SAFE 2H 1B		3-2 F8			1-2 P3		4-2 1B BB	3	2	1	1	2	0	0	<b>Boston Red Sox @ Milwaukee Brewers</b> Milwaukee County Stadium, Milwaukee, WI Wed Jun 28 1989, 8:05 PM EDT Att: 18,813 - Unknown - 63 F <a href="http://livebaseballscorecards.com">livebaseballscorecards.com</a>									
<b>Luis Rivera, R</b> OBP: 0.313, SLG: 0.365	0-3 SAFE K	1-0 P4		1-3 K			3-1 G5-3		0-1 1B BB	5	0	1	1	0	2	2										
<b>Wade Boggs, L</b> OBP: 0.422, SLG: 0.473	3-3 K		2-2 1B F9		0-2 G6-3		1-2 G4-3		3-2 1B FC4-6	5	0	2	1	0	1	1										
<b>Mike Greenwell, L</b> OBP: 0.373, SLG: 0.432	1-1 BB 2H 1B		3-2 F9		0-2 G6-3		0-0 G4-3		2-2 FC4-6	5	0	1	1	0	0	3										
<b>Dwight Evans, R</b> OBP: 0.420, SLG: 0.474	4-1 1-2 BB		2 SAFE 4-1 1B BB		3-2 G6-3		1-1 G5-3			2	0	0	0	2	0	0										
<b>Nick Esasky, R</b> OBP: 0.321, SLG: 0.460	3-3 K		1-1 1-2 2-3 1B		1-1 HR		0-1 G5-3			4	1	2	1	0	1	2										
<b>Rick Cerone, R</b> OBP: 0.390, SLG: 0.357		0-0 E4 FC6-4		0-0 P6		4-1 G4-6-3 BB			3-2 P4	3	0	0	0	1	0	3										
<b>Randy Kutcher, R</b> OBP: 0.319, SLG: 0.348		1-0 FC6-4 1B		1-3 K		0-0 G4-6-3			1-2 L1	4	1	0	0	0	1	5										
<b>Kevin Romine, R</b> OBP: 0.250, SLG: 0.250		3-2 L6		1-0 G5-3		0-0 F9			1-1 BB 1B	4	1	1	0	0	0	1										
<b>Inning Stats</b>	R: 1 E: 0 K: 3 S: 12	H: 1 LOB: 2 BB: 2 P: 27	R: 1 E: 1 K: 0 S: 9	H: 1 LOB: 1 BB: 0 P: 17	R: 0 E: 0 K: 1 S: 18	H: 2 LOB: 3 BB: 1 P: 29	R: 0 E: 0 K: 1 S: 8	H: 0 LOB: 0 BB: 0 P: 13	R: 0 E: 0 K: 0 S: 10	H: 0 LOB: 0 BB: 0 P: 13	R: 1 E: 0 K: 0 S: 5	H: 1 LOB: 0 BB: 1 P: 10	R: 0 E: 0 K: 0 S: 8	H: 0 LOB: 0 BB: 0 P: 13	R: 0 E: 0 K: 0 S: 5	H: 0 LOB: 0 BB: 0 P: 6	R: 2 E: 0 K: 0 S: 25	H: 3 LOB: 2 BB: 1 P: 39	1B: 7 2B: 0 3B: 0 HR: 1	SF: 0 SAC: 0 DP: 1 HBP: 0	WP: 0 PB: 0 SB: 2 CS: 0	PA: 40				
<b>PITCHER</b>	IP	WLS	BF	H	R	ER	SO	BB	IBB	HBP	BLK	WP	HR	S	P	ERA	WHIP									
<b>Teddy Higuera, L</b> ERA: 3.4	(1, 1)	5.0	W	25	5	3	2	5	4	0	0	0	0	1	60	107	3.60	1.800								
<b>Chuck Cnm, R</b> ERA: 3.51	(6, 1)	2.0		5	0	0	0	0	0	0	0	0	0	0	10	15	0.00	0.000								
<b>Tony Fossas, L</b> ERA: 2.7	(8, 1)	1.0		3	0	0	0	0	0	0	0	0	0	5	6	0.00	0.000									
<b>Jay Aldrich, R</b> ERA: 4.22	(9, 1)	1.0		7	3	2	2	0	1	0	0	0	0	0	25	39	18.00	4.000								

Batter	1	2	3	4	5	6	7	8	9	AB	R	H	RBI	BB	SO	LOB	BOTTOM									
<b>Paul Moltzer, R</b> OBP: 0.369, SLG: 0.432	1-0 G6-3	2-2 SF9		4-1 BB			0-1 S 1B	0-2 F8		3	1	1	1	1	0	0	<b>Boston Red Sox @ Milwaukee Brewers</b> Milwaukee County Stadium, Milwaukee, WI Wed Jun 28 1989, 8:05 PM EDT Att: 18,813 - Unknown - 63 F <a href="http://livebaseballscorecards.com">livebaseballscorecards.com</a>									
<b>Robin Yount, R</b> OBP: 0.397, SLG: 0.455	4-1 BB	0-0 3H 1B		0-0 P3			1-0 F8	4-0 BB E BB		3	1	1	1	2	0	3										
<b>Gary Sheffield, R</b> OBP: 0.328, SLG: 0.366	0-2 F9	0-0 L6		1-1 G6-3			4-1 FC5-4 2B	0-2 E BB 1B		4	2	1	0	1	0	2										
<b>Greg Brock, L</b> OBP: 0.343, SLG: 0.356	1-1 P4		1-0 F7		0-0 G1-3 1B		2-2 FC5-4	4-1 E 1B BB		4	1	2	1	1	0	1										
<b>Glenn Braggs, R</b> OBP: 0.322, SLG: 0.430		0-0 HR 2B		1-3 K		0-0 G1-3	1-1 FC5-4 2B	1-2 E4 1B		5	3	1	0	0	1	4										
<b>Rob Deer, R</b> OBP: 0.324, SLG: 0.500		2-2 HR		1-3 K		3-3 K	4-2 2B	4-0 1B IBB		3	2	1	2	2	2	1										
<b>B.J. Surhoff, L</b> OBP: 0.279, SLG: 0.333		4-1 G3 SF9 BB		1-0 F8		1-1 G6-3	0-0 2B	1-1 1B		4	1	2	5	1	0	0										
<b>Dave Engle, R</b> OBP: 0.262, SLG: 0.361							1-2 2H 3H	1-2 2H 3H		0	0	0	0	0	0	0										
<b>Terry Francona, L</b> OBP: 0.238, SLG: 0.306		0-1 SF9 G3 1B		1-2 F8		0-0 L7	1-2 G5-3	0-1 F7		5	1	1	0	0	0	3										
<b>Jim Gantner, L</b> OBP: 0.286, SLG: 0.288		1-1 G3		0-0 S 1B		0-1 G3		1-0 P5		4	0	1	0	0	0	2										
<b>Inning Stats</b>	R: 0 E: 0 K: 0 S: 7	H: 0 LOB: 1 BB: 1 P: 13	R: 4 E: 0 K: 0 S: 14	H: 4 LOB: 1 BB: 1 P: 23	R: 0 E: 0 K: 2 S: 7	H: 0 LOB: 0 BB: 0 P: 10	R: 0 E: 0 K: 0 S: 7	H: 1 LOB: 2 BB: 1 P: 13	R: 0 E: 0 K: 1 S: 7	H: 1 LOB: 1 BB: 0 P: 11	R: 0 E: 0 K: 0 S: 5	H: 0 LOB: 0 BB: 0 P: 6	R: 4 E: 0 K: 0 S: 18	H: 3 LOB: 1 BB: 2 P: 29	R: 4 E: 1 K: 0 S: 15	H: 2 LOB: 2 BB: 3 P: 30	1B: 8 2B: 2 3B: 0 HR: 1	SF: 1 SAC: 0 DP: 0 HBP: 0	WP: 0 PB: 0 SB: 2 CS: 0	PA: 44						
<b>PITCHER</b>	IP	WLS	BF	H	R	ER	SO	BB	IBB	HBP	BLK	WP	HR	S	P	ERA	WHIP									
<b>Mike Smithson, R</b> ERA: 5.02	(1, 1)	6.1	L	30	7	6	6	3	4	0	0	0	0	0	53	85	8.53	1.737								
<b>Bob Stanley, R</b> ERA: 5.02	(7, 1)	0.2		5	2	2	2	0	1	0	0	0	0	12	20	27.00	4.500									
<b>Mike Rochford, L</b> ERA: 9.0	(8, 1)	1.0		9	2	4	0	0	2	1	0	0	0	0	15	30	0.00	4.000								



Batter	1	2	3	4	5	6	7	8	9	AB	R	H	RBI	BB	SO	LOB	TOP			
Wade Boggs, L (1, 5) OBP: 0.320, SLG: 0.468				G4-3				G4-3		3	0	0	0	1	1	0	<b>Boston Red Sox @ Milwaukee Brewers</b> Milwaukee County Stadium, Milwaukee, WI Thu Jun 29 1989, 4:33 AM EDT Att: 31,202 - Sunny - 66 F			
Jody Reed, R (1, 4) OBP: 0.353, SLG: 0.346								F9		3	1	1	0	1	1	0				
Danny Heep, L (1, 9) Kevin Romine, R (7, 9) OBP: 0.339, SLG: 0.378 OBP: 0.273, SLG: 0.273	F8									3	0	1	1	0	0	2				
Mike Greenwell, L (1, 7) OBP: 0.371, SLG: 0.430		G1-3		G5-3				G4-3		4	1	1	0	0	0	2				
Dwight Evans, R (1, 10) OBP: 0.416, SLG: 0.469	F7			PO		K		SH4-3		3	0	0	0	0	1	0				
Nick Esasky, R (1, 3) OBP: 0.320, SLG: 0.456	F8					G5-3				4	0	1	0	0	1	0				
Rich Gedman, L (1, 2) OBP: 0.278, SLG: 0.296			L4			K				4	0	1	1	0	2	0				
Luis Rivera, R (1, 6) OBP: 0.299, SLG: 0.348			G5-3							3	0	0	0	0	2	2				
Randy Kutcher, R (1, 8) OBP: 0.307, SLG: 0.333			G6-3			G6-3		G6-3		3	0	0	0	0	0	2				
<b>Inning Stats</b>	R: 0 E: 0 K: 2 S: 9	H: 0 LOB: 0 BB: 0 P: 12	R: 0 E: 0 K: 0 S: 5	H: 0 LOB: 0 BB: 0 P: 9	R: 0 E: 0 K: 0 S: 6	H: 0 LOB: 0 BB: 1 P: 9	R: 1 E: 0 K: 0 S: 9	H: 1 LOB: 0 BB: 1 P: 15	R: 0 E: 0 K: 1 S: 8	H: 1 LOB: 2 BB: 1 P: 14	R: 1 E: 0 K: 1 S: 15	H: 3 LOB: 2 BB: 0 P: 21	R: 0 E: 0 K: 2 S: 11	H: 1 LOB: 1 BB: 0 P: 16	R: 0 E: 0 K: 2 S: 11	H: 0 LOB: 0 BB: 0 P: 15	1B: 4 2B: 2 3B: 0 HR: 0	SF: 0 SAC: 1 DP: 0 HBP: 0	WP: 0 PB: 0 SB: 0 CS: 0	PA: 35
<b>PITCHER</b> Chris Bosio, R (1, 1) ERA: 2.87	IP: 9.0 WLS: L BF: 34	H: 6 R: 2 ER: 2 SO: 8	BB: 2 IBB: 0 HBP: 0 BLK: 0	WP: 0 HR: 0 S: 83 P: 126	ERA: 2.00 WHIP: 0.889	<b>PITCHER</b>										IP: 9.0 WLS: L BF: 34	H: 6 R: 2 ER: 2 SO: 8	BB: 2 IBB: 0 HBP: 0 BLK: 0	WP: 0 HR: 0 S: 83 P: 126	ERA: 2.00 WHIP: 0.889

AB	31
R	2
H	6
RBI	2
BB	2
SO	8
LOB	8



Batter	1	2	3	4	5	6	7	8	9	AB	R	H	RBI	BB	SO	LOB	BOTTOM					
Paul Moltzer, R (1, 5) OBP: 0.373, SLG: 0.437	G3									4	1	3	0	0	0	0	<b>Boston Red Sox @ Milwaukee Brewers</b> Milwaukee County Stadium, Milwaukee, WI Thu Jun 29 1989, 4:33 AM EDT Att: 31,202 - Sunny - 66 F					
Robin Yount, R (1, 10) OBP: 0.370, SLG: 0.461						G6-4-3		SH1-6		3	0	2	0	0	0	1						
Gary Sheffield, R (1, 6) OBP: 0.323, SLG: 0.360	L7			G5-3				P3		4	0	0	1	0	1	3						
Greg Brock, L (1, 3) OBP: 0.340, SLG: 0.344	G6-3					P5				3	0	0	0	1	1	2						
Glenn Braggs, R (1, 7) OBP: 0.317, SLG: 0.424		F8		L4		G1-3				4	0	0	0	0	1	2						
Rob Deer, R (1, 9) OBP: 0.323, SLG: 0.495	F7					K				3	0	0	0	1	1	0						
Jim Gantner, L (1, 4) OBP: 0.289, SLG: 0.289								G6-3		3	0	1	0	1	1	0						
Mike Felder, S (1, 8) OBP: 0.284, SLG: 0.275	K					F7		B1-3		4	0	0	0	0	2	3						
Charlie O'Brien, R (1, 2) OBP: 0.312, SLG: 0.358			P6		L5			G5-3		3	0	0	0	0	0	2						
<b>Inning Stats</b>	R: 0 E: 0 K: 0 S: 8	H: 1 LOB: 1 BB: 0 P: 12	R: 0 E: 0 K: 1 S: 9	H: 1 LOB: 1 BB: 0 P: 14	R: 1 E: 0 K: 1 S: 14	H: 2 LOB: 1 BB: 0 P: 16	R: 0 E: 0 K: 0 S: 10	H: 0 LOB: 2 BB: 2 P: 21	R: 0 E: 0 K: 1 S: 7	H: 1 LOB: 0 BB: 0 P: 13	R: 0 E: 0 K: 1 S: 7	H: 0 LOB: 0 BB: 0 P: 9	R: 0 E: 0 K: 1 S: 8	H: 0 LOB: 0 BB: 0 P: 14	R: 0 E: 0 K: 1 S: 9	H: 1 LOB: 2 BB: 1 P: 15	R: 0 E: 0 K: 2 S: 8	H: 0 LOB: 0 BB: 0 P: 14	1B: 5 2B: 1 3B: 0 HR: 0	SF: 0 SAC: 1 DP: 1 HBP: 0	WP: 0 PB: 0 SB: 4 CS: 0	PA: 35
<b>PITCHER</b> John Dopson, R (1, 1) ERA: 4.13 Lee Smith, R (8, 1) ERA: 5.93	IP: 7.1 WLS: W BF: 29	H: 6 R: 1 ER: 1 SO: 4	BB: 2 IBB: 0 HBP: 0 BLK: 0	WP: 0 HR: 0 S: 66 P: 103	ERA: 1.23 WHIP: 1.091	<b>PITCHER</b>										IP: 1.2 WLS: S BF: 6	H: 0 R: 0 ER: 0 SO: 3	BB: 0 IBB: 1 HBP: 0 BLK: 0	WP: 0 HR: 0 S: 14 P: 25	ERA: 0.00 WHIP: 0.000		

AB	31
R	1
H	6
RBI	1
BB	3
SO	7
LOB	13









Batter	1	2	3	4	5	6	7	8	9	AB	R	H	RBI	BB	SO	LOB	TOP					
Paul Moltzer, R OBP: 0.380, SLG: 0.450	1-1 E 1B		1-2 G4-3				0-1 HR		3-2 1B								4 1 3 1 0 0 0					
Robin Yount, R OBP: 0.370, SLG: 0.459	1-0 E9		1-0 G3 BB 1B				3-3 K		1-3 K								4 0 1 0 0 2 2					
Gary Sheffield, R OBP: 0.318, SLG: 0.351	2-2 P5		4-2 G3 BB 1B				2-1 G5-3		0-0 P5								3 0 0 0 1 0 2					
Greg Brock, L OBP: 0.360, SLG: 0.385	4-0 G4-6-3 IBB		2-1 G3				0-3 K		4-2 BB								2 0 0 0 2 1 2					
Glenn Braggs, R OBP: 0.310, SLG: 0.413	1-0 G4-6-3		3-3 K				0-1 G6-3		1-2 F8								4 0 0 0 0 1 6					
Rob Deer, R OBP: 0.318, SLG: 0.483		2-3 K					0-0 P3		2-0 G4-3								4 0 0 0 0 1 1					
B.J. Surhoff, L OBP: 0.278, SLG: 0.331		1-1 1B					1-1 G6-3										4 0 2 0 0 1 0					
Terry Francona, L OBP: 0.240, SLG: 0.317		3-1 F8					0-0 P7		1-2 G6-3								4 0 0 0 0 0 2					
Jim Gantner, L OBP: 0.285, SLG: 0.285		0-0 G3-4-1					1-3 K		0-0 G4-3								4 0 0 0 0 1 2					
<b>Inning Stats</b>	R: 0 E: 1 K: 0 S: 8	H: 1 LOB: 2 BB: 1 P: 17	R: 0 E: 0 K: 1 S: 8	H: 1 LOB: 1 BB: 0 P: 14	R: 0 E: 0 K: 1 S: 13	H: 1 LOB: 2 BB: 1 P: 24	R: 0 E: 0 K: 1 S: 8	H: 1 LOB: 1 BB: 0 P: 12	R: 1 E: 0 K: 2 S: 10	H: 1 LOB: 0 BB: 0 P: 15	R: 0 E: 0 K: 0 S: 5	H: 0 LOB: 0 BB: 0 P: 6	R: 0 E: 0 K: 1 S: 10	H: 1 LOB: 1 BB: 0 P: 15	R: 0 E: 0 K: 0 S: 7	H: 0 LOB: 1 BB: 1 P: 14	R: 0 E: 0 K: 1 S: 8	H: 0 LOB: 0 BB: 0 P: 12	1B: 5 2B: 0 3B: 0 HR: 1	SF: 0 SAC: 0 DP: 1 HBP: 0	WP: 0 PB: 0 CS: 0	PA: 36
<b>PITCHER</b>	IP WLS BF H R ER SO BB IBB HBP BLK WP HR S P ERA WHIP																					
Clay Parker, R ERA: 2.63	(1, 1) 6.2 W 28 6 1 1 5 1 1 0 0 0 1 59 99 1.35 1.050																					
Eric Plunk, R ERA: 1.73	(7, 1) 1.1 5 0 0 0 1 1 0 0 0 0 0 10 18 0.00 0.750																					
Lee Guetterman, L ERA: 1.97	(9, 1) 1.0 3 0 0 0 1 0 0 0 0 0 0 8 12 0.00 0.000																					

Milwaukee Brewers @ New York Yankees  
Yankee Stadium, Bronx, NY  
Sat Jul 01 1989, 3:33 AM EDT  
Att: 24,851 - Unknown


AB 33  
R 1  
H 6  
RBI 1  
BB 3  
SO 7  
LOB 17



Batter	1	2	3	4	5	6	7	8	9	AB	R	H	RBI	BB	SO	LOB	BOTTOM			
Steve Sax, R OBP: 0.381, SLG: 0.396	3-2 G1-3	1-0 G6-3					1-1 G6-3		2-2 G6-3								4 0 0 0 0 0 4			
Luis Polonia, L OBP: 0.327, SLG: 0.375	2-1 2B		4-2 G3-6-3 BB				0-1 E SF8 2B		0-0 FC5-2-5								3 2 2 1 1 0 1			
Don Mattingly, L OBP: 0.364, SLG: 0.472	2-1 1B		0-0 G3-6-3				0-0 SF8		4-0 IBB								2 1 1 2 1 0 1			
Mel Hall, L OBP: 0.310, SLG: 0.419	0-0 F9		2-3 K				2-0 L8		0-0 F8								4 0 0 0 0 1 3			
Jesse Barfield, R OBP: 0.339, SLG: 0.385	1-1 1B						1-1 F9		1-3 K								4 0 1 1 0 2 0			
Mike Pagliarulo, L OBP: 0.275, SLG: 0.298	1-3 K						0-1 G3		1-1 F9								3 1 0 0 0 1 1			
Bob Geren, R OBP: 0.425, SLG: 0.658		1-0 1B 1B					4-1 FC6 BB		0-1 2B								3 0 3 0 1 0 0			
Wayne Tolleson, S OBP: 0.256, SLG: 0.192		1-2 F7					2-1 FC6		0-2 F9								4 0 0 1 0 0 4			
Roberto Kelly, R OBP: 0.370, SLG: 0.443		2-2 G6-3 1B					1-1 G6-3 2B 2B		1-0 G6-3 S 1B								3 1 3 0 0 0 0			
<b>Inning Stats</b>	R: 2 E: 0 K: 1 S: 13	H: 3 LOB: 1 BB: 0 P: 22	R: 0 E: 0 K: 0 S: 8	H: 2 LOB: 0 BB: 0 P: 13	R: 0 E: 0 K: 1 S: 6	H: 0 LOB: 0 BB: 1 P: 12	R: 0 E: 0 K: 1 S: 8	H: 0 LOB: 1 BB: 1 P: 16	R: 2 E: 1 K: 0 S: 8	H: 2 LOB: 0 BB: 0 P: 12	R: 0 E: 0 K: 0 S: 9	H: 1 LOB: 0 BB: 0 P: 11	R: 0 E: 0 K: 0 S: 6	H: 1 LOB: 2 BB: 1 P: 13	R: 1 E: 0 K: 1 S: 8	H: 1 LOB: 0 BB: 0 P: 13	1B: 6 2B: 5 3B: 0 HR: 0	SF: 1 SAC: 0 DP: 3 HBP: 1	WP: 0 PB: 0 CS: 0	PA: 35
<b>PITCHER</b>	IP WLS BF H R ER SO BB IBB HBP BLK WP HR S P ERA WHIP																			
Randy Veres, R ERA: 6.23	(1, 1) 4.1 L 3 4 3 3 3 2 0 0 0 0 0 0 41 71 6.23 2.077																			
Tony Fossas, L ERA: 2.41	(5, 1) 1.2 6 1 0 0 0 0 0 0 0 0 0 0 11 15 0.00 0.600																			
Jay Aldrich, R ERA: 4.24	(7, 1) 2.0 9 2 1 1 1 0 1 1 0 0 0 0 14 26 4.50 1.000																			

Milwaukee Brewers @ New York Yankees  
Yankee Stadium, Bronx, NY  
Sat Jul 01 1989, 3:33 AM EDT  
Att: 24,851 - Unknown

AB 30  
R 5  
H 10  
RBI 5  
BB 3  
SO 4  
LOB 14









Batter	1	2	3	4	5	6	7	8	9	AB	R	H	RBI	BB	SO	LOB	TOP									
Paul Moltor, R OBP: 0.374, SLG: 0.442	P2		G6-3		K	K		G6-4-3		5	0	0	0	0	2	2	<b>Milwaukee Brewers @ New York Yankees</b> Yankee Stadium, Bronx, NY Mon Jul 03 1989, 7:05 PM EDT Att: 23,035 - Unknown - 80 F									
Terry Francona, L OBP: 0.249, SLG: 0.335	HR		1B		F9	G4-3		G6-3		5	1	2	1	0	0	1										
Robin Yount, R OBP: 0.372, SLG: 0.468	F7		FC6-4 1B		FC6-4 1B	2B 1B	G5-3		F8	5	1	1	0	0	0	1										
Greg Brock, L OBP: 0.383, SLG: 0.427	BB		1B		1B 2B	1B 2B		G6-3		4	1	3	1	1	0	0										
Rob Deer, R OBP: 0.321, SLG: 0.485	G5-3		FC5-4 1B		1B 2B 1B	1B 2B		1B 2B		5	3	3	0	0	0	3										
Gary Sheffield, R OBP: 0.325, SLG: 0.353		G6-3		G4-3		F9		1B BB		4	0	1	1	1	0	2										
B.J. Surhoff, L OBP: 0.280, SLG: 0.332	G4-3		G4-3		G4-3	2B 1B		1B		5	1	2	2	0	0	1										
Mike Felder, S OBP: 0.287, SLG: 0.296			G3-1		G3-1	1B 2B		P7		4	1	2	1	0	0	2										
Jim Gantner, L OBP: 0.295, SLG: 0.295	F7				G3	1B		G6-4-3 1B		4	0	2	2	0	0	1										
<b>Inning Stats</b>	R: 1 E: 0 K: 0 S: 10	H: 1 LOB: 1 BB: 1 P: 20	R: 0 E: 0 K: 0 S: 9	H: 1 LOB: 1 BB: 0 P: 13	R: 0 E: 0 K: 0 S: 11	H: 2 LOB: 2 BB: 0 P: 19	R: 0 E: 0 K: 1 S: 9	H: 0 LOB: 0 BB: 0 P: 12	R: 0 E: 0 K: 1 S: 8	H: 0 LOB: 0 BB: 0 P: 8	R: 5 E: 0 K: 1 S: 21	H: 6 LOB: 1 BB: 0 P: 30	R: 1 E: 0 K: 0 S: 19	H: 3 LOB: 2 BB: 1 P: 30	R: 0 E: 0 K: 0 S: 5	H: 1 LOB: 1 BB: 0 P: 6	R: 1 E: 0 K: 0 S: 6	H: 2 LOB: 1 BB: 0 P: 11	1B: 10 2B: 5 3B: 0 HR: 1	SF: 0 SAC: 0 DP: 1 HBP: 0	WP: 0 PB: 0 SB: 1 CS: 0	PA: 43				
<b>PITCHER</b>	IP	WLS	BF	H	R	ER	SO	BB	IBB	HBP	BLK	WP	HR	S	P	ERA	WHIP									
Dave Eiland, R ERA: 4.44	(1, 1)	5.0	L	23	7	4	4	1	1	0	0	0	0	1	57	86	7.20	1.600								
Greg Cadaret, L ERA: 3.34	(6, 1)	1.2		11	6	3	3	1	1	0	0	0	0	0	29	44	16.20	4.200								
Dale Mohorcic, R ERA: 3.98	(7, 1)	2.1		9	3	1	1	0	0	0	0	0	0	0	12	19	3.86	1.286								

Batter	1	2	3	4	5	6	7	8	9	AB	R	H	RBI	BB	SO	LOB	BOTTOM									
Steve Sax, R OBP: 0.373, SLG: 0.387	G4-3		L9		G6-3			P4	G5-3	5	0	0	0	0	0	7	<b>Milwaukee Brewers @ New York Yankees</b> Yankee Stadium, Bronx, NY Mon Jul 03 1989, 7:05 PM EDT Att: 23,035 - Unknown - 80 F									
Luis Polonia, L OBP: 0.318, SLG: 0.365	K		P5		L7			F7		4	0	0	0	0	1	4										
Don Mattingly, L OBP: 0.363, SLG: 0.477	G5-3			F7		P1		HR		4	1	1	2	0	0	0										
Steve Balboni, R OBP: 0.294, SLG: 0.490		K		K		K		K		4	0	0	0	0	4	0										
Jesse Barfield, R OBP: 0.340, SLG: 0.382	L5			P4		L5		1B 1B		4	1	1	0	0	0	0										
Tom Brookens, R OBP: 0.298, SLG: 0.364	F7				1B 1B		L7	FC6-4 1B	1B	4	1	2	0	0	0	0										
Don Slaught, R OBP: 0.344, SLG: 0.419			G6-3		1B 1B		G5-3		P5	4	1	1	0	0	0	2										
Alvaro Espinoza, R OBP: 0.298, SLG: 0.304					1B 1B					3	0	2	0	0	1	0										
Bob Geren, R OBP: 0.422, SLG: 0.628					G6-3 1B		K		FC6-4 1B	1	0	1	1	0	0	0										
Roberto Kelly, R OBP: 0.370, SLG: 0.440					1B			HR 1B	FC6-4	4	1	3	2	0	0	2										
<b>Inning Stats</b>	R: 0 E: 0 K: 1 S: 7	H: 0 LOB: 0 BB: 0 P: 9	R: 0 E: 0 K: 1 S: 9	H: 0 LOB: 0 BB: 0 P: 12	R: 0 E: 0 K: 0 S: 10	H: 2 LOB: 2 BB: 0 P: 18	R: 0 E: 0 K: 1 S: 5	H: 0 LOB: 0 BB: 0 P: 9	R: 0 E: 0 K: 1 S: 8	H: 0 LOB: 0 BB: 0 P: 14	R: 0 E: 0 K: 1 S: 7	H: 0 LOB: 0 BB: 0 P: 10	R: 2 E: 0 K: 1 S: 8	H: 2 LOB: 0 BB: 0 P: 13	R: 1 E: 0 K: 0 S: 13	H: 3 LOB: 2 BB: 0 P: 17	1B: 10 2B: 0 3B: 0 HR: 1	SF: 0 SAC: 0 DP: 1 HBP: 0	WP: 0 PB: 0 SB: 0 CS: 0	PA: 37						
<b>PITCHER</b>	IP	WLS	BF	H	R	ER	SO	BB	IBB	HBP	BLK	WP	HR	S	P	ERA	WHIP									
Teddy Higuera, L ERA: 3.88	(1, 1)	8.0	W	33	10	5	5	6	0	0	0	0	0	1	68	105	5.62	1.250								
Dan Plesac, L ERA: 2.25	(9, 1)	1.0	S	4	1	0	0	0	0	0	0	0	0	7	9	0.00	1.000									



Batter	1	2	3	4	5	6	7	8	9	AB	R	H	RBI	BB	SO	LOB	TOP				
<b>Paul Molitor, R</b> OBP: 0.372, SLG: 0.448 (1, 5)	G6-3		G6-3			F8		HR	G5-3	5	1	1	1	0	0	1	<b>Milwaukee Brewers @ Boston Red Sox</b> Fenway Park, Boston, MA Tue Jul 04 1989, 7:05 PM EDT Att: 26,120 - Unknown - 75 F				
<b>Terry Francona, L</b> OBP: 0.245, SLG: 0.330 <b>Mike Felder, S</b> OBP: 0.285, SLG: 0.293 (1, 10) (8, PH)	F7		F7			G4-3		G1-3		3	0	0	0	0	0	1					
<b>Robin Yount, R</b> OBP: 0.368, SLG: 0.462 (1, 8)	L8			G6-3		G1-3		F8		4	0	0	0	0	0	1					
<b>Greg Brock, L</b> OBP: 0.379, SLG: 0.421 (1, 3)		G3-1		G6-3			L9	1B		4	0	1	0	0	0	0					
<b>Rob Deer, R</b> OBP: 0.326, SLG: 0.487 (1, 9)		1B		K			2B	1B	FC5-4	3	2	2	0	1	1	0					
<b>Gary Sheffield, R</b> OBP: 0.324, SLG: 0.352 (1, 6)		1B			G1-3		K	FC5-4		4	0	1	0	0	1	3					
<b>Glenn Braggs, R</b> OBP: 0.314, SLG: 0.413 (1, 7)					K		2B	1B	E	4	1	3	1	0	1	0					
<b>B.J. Surhoff, L</b> OBP: 0.280, SLG: 0.336 (1, 2)		G4-6-3			L7			SF7		3	0	1	2	0	0	2					
<b>Jim Gantner, L</b> OBP: 0.294, SLG: 0.294 (1, 4)			G3			G4-3	F7	G1-3		4	0	1	0	0	0	2					
<b>Inning Stats</b>	R: 0 E: 0 K: 0 S: 7	H: 0 LOB: 0 BB: 0 P: 11	R: 1 E: 0 K: 0 S: 11	H: 3 LOB: 1 BB: 0 P: 16	R: 0 E: 0 K: 0 S: 7	H: 0 LOB: 0 BB: 0 P: 11	R: 0 E: 0 K: 1 S: 7	H: 0 LOB: 0 BB: 0 P: 10	R: 0 E: 0 K: 0 S: 6	H: 1 LOB: 1 BB: 0 P: 10	R: 1 E: 0 K: 1 S: 11	H: 2 LOB: 2 BB: 1 P: 21	R: 1 E: 0 K: 0 S: 18	H: 3 LOB: 2 BB: 0 P: 25	R: 1 E: 0 K: 0 S: 14	H: 1 LOB: 0 BB: 0 P: 22		1B: 8 2B: 1 3B: 0 HR: 1	SF: 1 SAC: 0 DP: 1 HBP: 0	WP: 0 PB: 0 SB: 1 CS: 0	PA: 37
<b>PITCHER</b>	IP	WLS	BF	H	R	ER	SO	BB	IBB	HBP	BLK	WP	HR	S	P	ERA	WHIP				
<b>John Dopson, R</b> ERA: 4.04 (1, 1)	6.2		26	6	2	2	3	1	0	0	0	0	0	54	86	2.70	1.050				
<b>Joe Price, L</b> ERA: 4.99 (7, 1)	1.0	L	5	2	1	1	0	0	0	0	0	0	1	14	19	9.00	2.000				
<b>Dennis Lamp, R</b> ERA: 3.4 (8, 1)	1.1		6	2	1	0	0	0	0	0	0	0	0	20	31	0.00	1.500				

Batter	1	2	3	4	5	6	7	8	9	AB	R	H	RBI	BB	SO	LOB	BOTTOM				
<b>Wade Boggs, L</b> OBP: 0.316, SLG: 0.460 (1, 5)	G3	G6-4-3			F9		G6-4-3			5	0	3	2	0	0	1	<b>Milwaukee Brewers @ Boston Red Sox</b> Fenway Park, Boston, MA Tue Jul 04 1989, 7:05 PM EDT Att: 26,120 - Unknown - 75 F				
<b>Jody Reed, R</b> OBP: 0.355, SLG: 0.352 (1, 6)	G3-1	K			SH1-4			F7	FC5	3	0	0	0	1	1	4					
<b>Danny Heep, L</b> OBP: 0.379, SLG: 0.396 (1, 10)	G3-1	G6-4-3			F9			L3		4	0	1	0	0	0	3					
<b>Mike Greenwell, L</b> OBP: 0.363, SLG: 0.425 (1, 7)	G3-1		G6-3		F8			S		4	0	1	0	0	0	3					
<b>Dwight Evans, R</b> OBP: 0.408, SLG: 0.462 (1, 9)			K		P3			K		3	0	0	0	1	2	1					
<b>Nick Esasky, R</b> OBP: 0.316, SLG: 0.447 (1, 3)	K		K		K			G5-3		4	0	0	0	0	3	3					
<b>Rich Gedman, L</b> OBP: 0.274, SLG: 0.291 <b>Rick Cerone, R</b> OBP: 0.400, SLG: 0.380 (1, 2) (9, PH)		2B		K		F9		1B		3	1	1	0	0	1	0					
<b>Kevin Romine, R</b> OBP: 0.380, SLG: 0.440 (1, 8)		1B		K				2B	FC5	4	1	2	0	0	2	0					
<b>Ed Romero, R</b> OBP: 0.277, SLG: 0.247 (1, 4)		1B		P5				F8		3	0	1	1	1	0	2					
<b>Inning Stats</b>	R: 0 E: 0 K: 1 S: 13	H: 1 LOB: 3 BB: 2 P: 23	R: 2 E: 0 K: 1 S: 11	H: 4 LOB: 1 BB: 0 P: 19	R: 0 E: 0 K: 2 S: 10	H: 0 LOB: 0 BB: 0 P: 17	R: 0 E: 0 K: 2 S: 11	H: 0 LOB: 0 BB: 0 P: 15	R: 0 E: 0 K: 1 S: 6	H: 0 LOB: 0 BB: 0 P: 9	R: 0 E: 0 K: 1 S: 8	H: 0 LOB: 0 BB: 1 P: 13	R: 0 E: 0 K: 1 S: 10	H: 1 LOB: 1 BB: 0 P: 14	R: 1 E: 0 K: 0 S: 12	H: 3 LOB: 2 BB: 0 P: 21		1B: 8 2B: 2 3B: 0 HR: 0	SF: 0 SAC: 1 DP: 2 HBP: 0	WP: 0 PB: 0 SB: 1 CS: 0	PA: 38
<b>PITCHER</b>	IP	WLS	BF	H	R	ER	SO	BB	IBB	HBP	BLK	WP	HR	S	P	ERA	WHIP				
<b>Chris Bosio, R</b> ERA: 2.84 (1, 1)	7.2	W	31	7	2	2	8	3	0	0	0	0	0	71	116	2.35	1.304				
<b>Dan Plesac, L</b> ERA: 2.41 (8, 1)	1.1	S	7	3	1	1	1	0	0	0	0	0	0	17	27	6.75	2.250				



Batter	1	2	3	4	5	6	7	8	9	AB	R	H	RBI	BB	SO	LOB	TOP										
Paul Moltitor, R OBP: 0.372, SLG: 0.445 (1, 5)	G1-3			P3		E7	E6		IBB	4	0	1	0	1	0	0	<b>Milwaukee Brewers @ Boston Red Sox</b> Fenway Park, Boston, MA Thu Jul 06 1989, 7:05 PM EDT Att: 33,538 - Unknown										
Terry Francona, L OBP: 0.246, SLG: 0.330 (1, 10) Dave Engle, R OBP: 0.265, SLG: 0.359 (7, PH)	L3			G4-3					L7	3	0	1	1	0	0	0											
Robin Yount, R OBP: 0.363, SLG: 0.456 (1, 8)	K			G5-3		F8	K2-3			4	0	0	0	0	2	4											
Greg Brock, L OBP: 0.375, SLG: 0.409 (1, 3)		G3			F9				K	3	0	0	0	1	1	0											
Rob Deer, R OBP: 0.322, SLG: 0.480 (1, 9)	K				K				K	4	0	0	0	0	4	3											
Gary Sheffield, R OBP: 0.326, SLG: 0.347 (1, 6)		F8			F8				G5-3	4	0	0	0	0	1	0											
Glenn Braggs, R OBP: 0.316, SLG: 0.417 (1, 7)				G6-3					F8	4	2	2	0	0	0	0											
B.J. Surhoff, L OBP: 0.279, SLG: 0.335 (1, 2) Mike Felder, S OBP: 0.265, SLG: 0.293 (9, PR)				G4-3		P5	G6-3		G5-3	4	0	1	0	0	0	2											
Jim Gantner, L OBP: 0.297, SLG: 0.297 (1, 4)				F7					G5-3	4	2	2	1	0	0	1											
<b>Inning Stats</b>	R: 0 E: 0 K: 1 S: 7	H: 0 LOB: 0 BB: 0 P: 10	R: 0 E: 0 K: 1 S: 10	H: 0 LOB: 0 BB: 0 P: 14	R: 0 E: 0 K: 0 S: 7	H: 0 LOB: 0 BB: 0 P: 8	R: 0 E: 0 K: 0 S: 9	H: 0 LOB: 0 BB: 0 P: 16	R: 0 E: 0 K: 1 S: 9	H: 0 LOB: 0 BB: 0 P: 16	R: 2 E: 1 K: 1 S: 15	H: 4 LOB: 3 BB: 1 P: 24	R: 2 E: 1 K: 2 S: 24	H: 3 LOB: 2 BB: 0 P: 32	R: 0 E: 0 K: 2 S: 12	H: 0 LOB: 0 BB: 0 P: 14		R: 0 E: 0 K: 0 S: 8	H: 1 LOB: 2 BB: 1 P: 14	1B: 7 2B: 1 3B: 0 HR: 0	SF: 0 SAC: 0 DP: 0 HBP: 0	WP: 0 PB: 0 SB: 3 CS: 0	PA: 38				
<b>PITCHER</b>	IP	WLS	BF	H	R	ER	SO	BB	IBB	HBP	BLK	WP	HR	S	P	ERA	WHIP										
Mike Boddicker, R ERA: 5.16 (1, 1)	5.1	W	20	4	2	2	3	0	0	0	0	0	0	51	74	3.38	0.750										
Wes Gardner, R ERA: 6.21 (6, 1)	1.1		8	2	2	1	2	0	1	0	0	0	0	25	38	6.75	1.500										
Rob Murphy, L ERA: 2.45 (7, 1)	2.0		8	2	0	0	3	0	0	0	0	0	0	24	31	0.00	1.000										
Lee Smith, R ERA: 5.34 (9, 1)	0.1	S	2	0	0	0	0	0	1	0	0	0	0	1	5	0.00	0.000										

Batter	1	2	3	4	5	6	7	8	9	AB	R	H	RBI	BB	SO	LOB	BOTTOM										
Wade Boggs, L OBP: 0.324, SLG: 0.465 (1, 5) Ed Romero, R OBP: 0.277, SLG: 0.247 (9, 5)	G5-4-3									3	1	3	0	2	0	0	<b>Milwaukee Brewers @ Boston Red Sox</b> Fenway Park, Boston, MA Thu Jul 06 1989, 7:05 PM EDT Att: 33,538 - Unknown										
Jody Read, R OBP: 0.349, SLG: 0.345 (1, 4)	G5-4-3			F7	L8	G6-3			P7	5	0	0	0	0	9												
Danny Heep, L OBP: 0.378, SLG: 0.394 (1, 10) Randy Kutcher, R OBP: 0.280, SLG: 0.286 (6, PH)	G4-3									3	1	1	0	0	0	0											
Mike Greenwell, L OBP: 0.367, SLG: 0.429 (1, 7)		F7								4	1	2	1	1	0	0											
Dwight Evans, R OBP: 0.408, SLG: 0.458 (1, 9)		F9								4	0	1	1	1	1	5											
Nick Esasky, R OBP: 0.320, SLG: 0.448 (1, 3)		K								4	1	2	1	0	1	0											
Rich Gedman, L OBP: 0.268, SLG: 0.284 (1, 2)				F7	FC5-2	P5			G4-3	4	0	0	0	0	4												
Kevin Romine, R OBP: 0.370, SLG: 0.444 (1, 8)				F9					G1-3	4	0	1	1	0	1	0											
Luis Rivera, R OBP: 0.313, SLG: 0.350 (1, 6)										4	1	2	0	0	2												
<b>Inning Stats</b>	R: 0 E: 0 K: 0 S: 8	H: 0 LOB: 1 BB: 0 P: 13	R: 0 E: 0 K: 1 S: 8	H: 0 LOB: 0 BB: 0 P: 15	R: 0 E: 0 K: 0 S: 13	H: 2 LOB: 2 BB: 0 P: 17	R: 3 E: 0 K: 0 S: 22	H: 5 LOB: 3 BB: 1 P: 36	R: 0 E: 0 K: 0 S: 9	H: 1 LOB: 2 BB: 1 P: 16	R: 2 E: 2 K: 2 S: 18	H: 2 LOB: 2 BB: 1 P: 33	R: 0 E: 0 K: 0 S: 6	H: 0 LOB: 0 BB: 0 P: 11	R: 0 E: 0 K: 1 S: 14	H: 2 LOB: 3 BB: 1 P: 25		1B: 10 2B: 2 3B: 0 HR: 0	SF: 0 SAC: 0 DP: 1 HBP: 0	WP: 1 PB: 0 SB: 1 CS: 0	PA: 41						
<b>PITCHER</b>	IP	WLS	BF	H	R	ER	SO	BB	IBB	HBP	BLK	WP	HR	S	P	ERA	WHIP										
Jaime Navarro, R ERA: 2.88 (1, 1)	4.2	L	24	8	3	3	1	2	1	0	0	0	0	57	94	5.79	2.143										
Tony Fossas, L ERA: 2.29 (5, 1)	1.0		7	2	2	0	1	1	0	0	0	1	0	18	30	0.00	3.000										
Chuck Crim, R ERA: 3.34 (6, 1)	2.1		10	2	0	0	2	0	1	0	0	0	0	23	42	0.00	0.857										



Batter	1	2	3	4	5	6	7	8	9	AB	R	H	RBI	BB	SO	LOB	TOP								
Brady Anderson, L (1, 8) OBP: 0.331, SLG: 0.336 Mike Devereaux, R (8, PH) OBP: 0.335, SLG: 0.391 (8, 8)	G5-3		G3					G5-3		2	1	0	0	1	0	0	<p><b>Baltimore Orioles @ Milwaukee Brewers</b> Milwaukee County Stadium, Milwaukee, WI</p> <p>Fri Jul 07 1989, 8:05 PM EDT Att: 27,313 - Unknown - 86 F</p> <p>livebaseballscores.com</p>								
Phil Bradley, R (1, 7) OBP: 0.295, SLG: 0.462	1B		G5-3			3B BB		K		4	1	2	2	0	1	0									
Cal Ripken Jr., R (1, 6) OBP: 0.343, SLG: 0.424	K					HR		L7		4	1	1	2	0	1	1									
Mickey Tettleton, S (1, 2) OBP: 0.369, SLG: 0.540	BB					HR		G6-3		3	0	0	0	1	2	0									
Joe Orsulak, L (1, 9) OBP: 0.364, SLG: 0.447	G3-1					B3		P9		4	0	0	0	0	0	2									
Jim Traber, L (1, 3) OBP: 0.288, SLG: 0.368 Randy Milligan, R (6, PH) OBP: 0.436, SLG: 0.503 (6, 3)	G4-3					K		BB		2	0	0	0	0	0	0									
Larry Sheets, L (1, 10) OBP: 0.295, SLG: 0.373 Bob Melvin, R (7, PH) OBP: 0.316, SLG: 0.328	P4					G3-1		F8		2	0	0	0	0	0	1									
Craig Worthington, R (1, 5) OBP: 0.332, SLG: 0.358	G5-3					L5		F8		3	0	0	0	0	0	0									
Billy Ripken, R (1, 4) OBP: 0.288, SLG: 0.332			K			BB		G4-3		3	1	1	0	0	1	0									
<b>Inning Stats</b>	R: 0 E: 0 K: 1 S: 11	H: 1 LOB: 2 BB: 1 P: 20	R: 0 E: 0 K: 0 S: 9	H: 0 LOB: 0 BB: 0 P: 14	R: 0 E: 0 K: 1 S: 8	H: 0 LOB: 0 BB: 0 P: 13	R: 0 E: 0 K: 1 S: 8	H: 0 LOB: 0 BB: 0 P: 15	R: 0 E: 0 K: 0 S: 6	H: 0 LOB: 0 BB: 0 P: 11	R: 4 E: 0 K: 2 S: 12	H: 3 LOB: 0 BB: 1 P: 19	R: 0 E: 0 K: 0 S: 7	H: 0 LOB: 0 BB: 0 P: 11	R: 0 E: 0 K: 0 S: 8	H: 0 LOB: 0 BB: 0 P: 13		R: 0 E: 0 K: 0 S: 11	H: 0 LOB: 1 BB: 1 P: 17	1B: 2 2B: 0 3B: 1 HR: 1	SF: 0 SAC: 0 DP: 0 HBP: 0	WP: 0 PB: 0 SB: 1 CS: 0	PA: 34		
<b>PITCHER</b>	IP	WLS	BF	H	R	ER	SO	BB	IBB	HBP	BLK	WP	HR	S	P	ERA	WHIP								
Don August, R (1, 1) ERA: 4.42	5.0	W	21	4	4	4	3	2	0	0	0	0	1	47	85	7.20	1.200								
Bill Krueger, L (6, 1) ERA: 4.34	3.0		9	0	0	0	3	0	0	0	0	0	0	22	31	0.00	0.000								
Dan Plesac, L (9, 1) ERA: 2.35	1.0	S	4	0	0	0	0	1	0	0	0	0	0	11	17	0.00	1.000								

Batter	1	2	3	4	5	6	7	8	9	AB	R	H	RBI	BB	SO	LOB	BOTTOM								
Paul Moltitor, R (1, 5) OBP: 0.376, SLG: 0.449	G3		SF			G6-3		1B		4	1	3	0	0	0	0	<p><b>Baltimore Orioles @ Milwaukee Brewers</b> Milwaukee County Stadium, Milwaukee, WI</p> <p>Fri Jul 07 1989, 8:05 PM EDT Att: 27,313 - Unknown - 86 F</p> <p>livebaseballscores.com</p>								
Robin Yount, R (1, 8) OBP: 0.368, SLG: 0.466	HR		SF			G5-3		1B		2	2	1	1	2	0	2									
Glenn Braggs, R (1, 7) OBP: 0.315, SLG: 0.413	F9		SF			G6-3		G6-3		3	1	0	1	0	0	2									
Greg Brock, L (1, 3) OBP: 0.379, SLG: 0.412	K		G5-4-3			G3		1B		4	0	2	2	0	1	2									
Rob Deer, R (1, 9) OBP: 0.321, SLG: 0.476	P5		G5-4-3			F8		1B		3	0	0	0	1	0	2									
Gary Sheffield, R (1, 6) OBP: 0.316, SLG: 0.342	F8		L9			IBB		P4		4	0	0	0	0	0	4									
B.J. Surhoff, L (1, 2) OBP: 0.279, SLG: 0.333	1B					G1-3		G4-3		4	0	1	0	0	0	0									
Joey Meyer, R (1, 10) OBP: 0.277, SLG: 0.357			HR			G6-3		K		4	1	1	1	0	1	0									
Jim Gantner, L (1, 4) OBP: 0.300, SLG: 0.298			1B			G5-3		F8		3	1	1	0	0	0	0									
<b>Inning Stats</b>	R: 1 E: 0 K: 1 S: 10	H: 1 LOB: 0 BB: 0 P: 19	R: 0 E: 0 K: 0 S: 10	H: 1 LOB: 1 BB: 0 P: 17	R: 5 E: 1 K: 0 S: 15	H: 3 LOB: 0 BB: 1 P: 27	R: 0 E: 0 K: 0 S: 6	H: 0 LOB: 0 BB: 0 P: 10	R: 0 E: 0 K: 1 S: 10	H: 1 LOB: 3 BB: 2 P: 26	R: 0 E: 0 K: 0 S: 6	H: 2 LOB: 0 BB: 0 P: 10	R: 0 E: 0 K: 0 S: 5	H: 1 LOB: 1 BB: 0 P: 8	R: 0 E: 0 K: 0 S: 5	H: 0 LOB: 0 BB: 0 P: 8		1B: 7 2B: 0 3B: 0 HR: 2	SF: 1 SAC: 0 DP: 1 HBP: 1	WP: 1 PB: 0 SB: 2 CS: 0	PA: 36				
<b>PITCHER</b>	IP	WLS	BF	H	R	ER	SO	BB	IBB	HBP	BLK	WP	HR	S	P	ERA	WHIP								
Pete Harnisch, R (1, 1) ERA: 6.23	2.0	L	12	4	6	5	1	1	0	0	0	1	0	26	49	22.50	2.500								
Kevin Hickey, L (3, 1) ERA: 2.43	2.2		11	2	0	0	0	1	1	0	0	1	0	24	47	0.00	1.125								
Mike Smith, R (5, 1) ERA: 8.64	1.1		6	2	0	0	1	0	0	0	0	0	0	11	18	0.00	1.500								
Mark Williamson, R (7, 1) ERA: 2.89	2.0		7	1	0	0	0	0	0	0	0	0	0	11	18	0.00	0.500								



Batter	1	2	3	4	5	6	7	8	9	AB	R	H	RBI	BB	SO	LOB	TOP										
Phil Bradley, R OBP: 0.389, SLG: 0.466 Steve Finley, L OBP: 0.270, SLG: 0.306	0-0 CS 1B			0-0 1B		0-0 1B SF8 1B	1-0 E HBP	0-0 4-3		4	1	3	0	0	0	2											
Cal Ripken Jr., R OBP: 0.339, SLG: 0.419	0-0 5-3			0-0 F7		0-0 SF8	0-0 E6		0-0 6-3	4	0	0	1	0	0	4											
Mickey Tettleton, S OBP: 0.369, SLG: 0.534	0-0 4-3			0-0 F9		0-0 1B BB	0-0 F7		4-0 G5-4-3 BB	3	1	0	0	2	0	4											
Randy Milligan, R OBP: 0.435, SLG: 0.497		0-0 F2		0-0 F9		0-0 1B 1B		4-0 1B E BB	0-0 G5-4-3	4	1	1	0	1	0	2											
Bob Melvin, R OBP: 0.314, SLG: 0.326		0-0 F9			0-0 5-3	0-0 1B		0-0 F8		4	0	1	2	0	0	1											
Mike Devereaux, R OBP: 0.333, SLG: 0.388		0-3 K			0-3 K	0-0 F7		0-0 S 1B		4	1	1	0	0	2	2											
Craig Worthington, R OBP: 0.331, SLG: 0.356			0-3 K		0-3 K		0-0 6-3	0-0 FC6-4 1B		4	0	1	1	0	2	0											
Joe Orsulak, L OBP: 0.360, SLG: 0.441 Brady Anderson, L OBP: 0.333, SLG: 0.339			0-0 1-3		0-0 F7	0-0 P6		0-0 FC6-4 1B		3	0	0	0	0	0	0											
Billy Ripken, R OBP: 0.292, SLG: 0.332			0-0 6-3		0-0 1B SF8 1B	0-0 E HBP BB		0-0 FC6-4		3	1	1	0	1	0	2											
<b>Inning Stats</b>	R: 0 E: 0 K: 0 S: 3	H: 1 LOB: 0 BB: 0 P: 3	R: 0 E: 0 K: 1 S: 5	H: 0 LOB: 0 BB: 0 P: 5	R: 0 E: 0 K: 1 S: 5	H: 0 LOB: 0 BB: 0 P: 5	R: 0 E: 0 K: 0 S: 4	H: 1 LOB: 1 BB: 0 P: 4	R: 0 E: 0 K: 2 S: 7	H: 0 LOB: 0 BB: 0 P: 7	R: 3 E: 0 K: 0 S: 7	H: 4 LOB: 2 BB: 1 P: 11	R: 0 E: 1 K: 0 S: 4	H: 0 LOB: 3 BB: 1 P: 9	R: 2 E: 0 K: 0 S: 6	H: 3 LOB: 2 BB: 1 P: 10	R: 0 E: 0 K: 0 S: 2	H: 0 LOB: 0 BB: 1 P: 6	1B: 9 2B: 0 3B: 0 HR: 0	SF: 1 SAC: 0 DP: 1 HBP: 1	WP: 0 PA: 40 PB: 0 SB: 2 CS: 1						
<b>PITCHER</b>	IP	WLS	BF	H	R	ER	SO	BB	IBB	HBP	BLK	WP	HR	S	P	ERA	WHIP										
Teddy Higuera, L ERA: 3.71	6.2	L	28	6	3	3	4	2	0	1	0	0	0	33	42	4.05	1.200										
Chuck Cirm, R ERA: 3.5	0.2		6	2	2	2	0	1	0	0	0	0	0	5	9	27.00	4.500										
Tony Fossas, L ERA: 2.29	0.0		1	1	0	0	0	0	0	0	0	0	0	1	1	∞	∞										
Jay Aldrich, R ERA: 3.96	1.2		5	0	0	0	0	1	0	0	0	0	0	4	8	0.00	0.600										

Baltimore Orioles @ Milwaukee Brewers  
Milwaukee County Stadium, Milwaukee, WI

AB 34  
R 5  
H 9  
RBI 4  
BB 4  
SO 4  
LOB 17



WP: 0 PA: 40  
PB: 0  
SB: 2  
CS: 1

Batter	1	2	3	4	5	6	7	8	9	AB	R	H	RBI	BB	SO	LOB	BOTTOM										
Paul Moltzer, R OBP: 0.374, SLG: 0.443	0-0 F8		4-0 BB		0-0 F7		0-0 F8		0-0 F8	4	0	0	0	1	0	3											
Robin Yount, R OBP: 0.371, SLG: 0.469	4-0 G6-4-3 BB		0-0 1-3		0-0 FC6-4 1B		0-0 1B		0-0 4-3	4	0	2	2	1	0	2											
Glenn Braggs, R OBP: 0.312, SLG: 0.410	0-0 G6-4-3			4-0 BB S BB	0-0 FC6-4		0-0 F9			3	0	0	0	1	0	4											
Greg Brock, L OBP: 0.368, SLG: 0.398		0-0 4-3		0-0 F9		0-0 G3		0-0 F7		4	0	0	0	0	0	1											
Rob Deer, R OBP: 0.323, SLG: 0.474		0-3 K		4-0 BB BB		0-3 K		0-0 1B		3	0	1	0	1	2	0											
Gary Sheffield, R OBP: 0.315, SLG: 0.344		0-0 2B		0-0 P5		0-3 K		0-0 P4		4	0	1	0	0	1	3											
B.J. Surhoff, L OBP: 0.276, SLG: 0.329		0-0 4-3		4-0 1-2 2-3 BB		0-0 1-3		0-0 F7		3	0	0	0	1	0	2											
Joey Meyer, R OBP: 0.279, SLG: 0.356 Mike Felder, S OBP: 0.290, SLG: 0.293			0-3 K	0-0 L6		0-0 F8 E 2B 1B		4-0 DI BB		3	0	1	0	0	1	3											
Jim Gantner, L OBP: 0.296, SLG: 0.293			0-0 F8		0-0 G3		0-0 FC6 2B		0-3 K	4	1	0	0	0	1	2											
<b>Inning Stats</b>	R: 0 E: 0 K: 0 S: 2	H: 0 LOB: 1 BB: 0 P: 6	R: 0 E: 0 K: 1 S: 6	H: 1 LOB: 0 BB: 0 P: 6	R: 0 E: 0 K: 1 S: 5	H: 0 LOB: 1 BB: 1 P: 9	R: 0 E: 0 K: 0 S: 3	H: 0 LOB: 3 BB: 3 P: 15	R: 0 E: 0 K: 0 S: 4	H: 1 LOB: 1 BB: 0 P: 4	R: 0 E: 0 K: 2 S: 7	H: 0 LOB: 0 BB: 0 P: 7	R: 2 E: 1 K: 0 S: 6	H: 2 LOB: 2 BB: 0 P: 6	R: 0 E: 0 K: 0 S: 4	H: 1 LOB: 1 BB: 0 P: 4	R: 0 E: 0 K: 1 S: 5	H: 0 LOB: 1 BB: 1 P: 9	1B: 3 2B: 2 3B: 0 HR: 0	SF: 0 SAC: 0 DP: 1 HBP: 0	WP: 0 PA: 38 PB: 0 SB: 1 CS: 0						
<b>PITCHER</b>	IP	WLS	BF	H	R	ER	SO	BB	IBB	HBP	BLK	WP	HR	S	P	ERA	WHIP										
Brian Holton, R ERA: 3.45	6.1	W	27	3	2	0	4	5	0	0	0	0	0	30	50	0.00	1.263										
Mark Williamson, R ERA: 2.81	1.2		7	2	0	0	0	0	0	0	0	0	0	7	7	0.00	1.200										
Gregg Olson, R ERA: 1.89	1.0	S	4	0	0	0	1	1	0	0	0	0	0	5	9	0.00	1.000										

Baltimore Orioles @ Milwaukee Brewers  
Milwaukee County Stadium, Milwaukee, WI

AB 32  
R 2  
H 5  
RBI 2  
BB 6  
SO 5  
LOB 20



WP: 0 PA: 38  
PB: 0  
SB: 1  
CS: 0

Sat Jul 08 1989, 8:05 PM EDT  
Att: 42,237 - Unknown

Sat Jul 08 1989, 8:05 PM EDT  
Att: 42,237 - Unknown

livebaseballscores.com

livebaseballscores.com



Batter	1	2	3	4	5	6	7	8	9	AB	R	H	RBI	BB	SO	LOB	TOP				
Phil Bradley, R OBP: 0.398, SLG: 0.478 (1, 7)										5	0	5	1	0	0	0	<p><b>Baltimore Orioles @ Milwaukee Brewers</b> Milwaukee County Stadium, Milwaukee, WI</p> <p>Sun Jul 09 1989, 4:33 AM EDT Att: 39,328 - Sunny - 86 F</p> <p>livebaseballscores.com</p>				
Joe Orsulak, L OBP: 0.352, SLG: 0.431 (1, 9)										5	0	0	0	0	1	6					
Cal Ripken Jr., R OBP: 0.337, SLG: 0.416 (1, 6)										5	0	1	0	0	1	4					
Mickey Tettleton, S OBP: 0.368, SLG: 0.528 (1, 10)										3	0	0	0	1	1	2					
Jim Traber, L OBP: 0.295, SLG: 0.373 (8, PH) Randy Milligan, R OBP: 0.433, SLG: 0.494 (8, 3)										3	1	2	0	0	0	2					
Bob Melvin, R OBP: 0.307, SLG: 0.319 (1, 2)										3	0	0	0	0	1	2					
Brady Anderson, L OBP: 0.336, SLG: 0.339 (1, 8)										3	1	1	0	1	1	1					
Craig Worthington, R OBP: 0.333, SLG: 0.358 (1, 5)										4	0	2	0	0	0	2					
Rene Gonzales, R OBP: 0.307, SLG: 0.315 (1, 4)										4	0	1	1	0	1	3					
<b>Inning Stats</b>	R: 0 E: 0 K: 1 S: 6	H: 1 LOB: 2 BB: 1 P: 10	R: 0 E: 0 K: 1 S: 6	H: 1 LOB: 1 BB: 0 P: 6	R: 0 E: 0 K: 0 S: 4	H: 1 LOB: 1 BB: 0 P: 4	R: 1 E: 0 K: 0 S: 4	H: 2 LOB: 2 BB: 1 P: 8	R: 0 E: 0 K: 0 S: 5	H: 1 LOB: 0 BB: 0 P: 5	R: 0 E: 0 K: 0 S: 4	H: 1 LOB: 1 BB: 0 P: 4	R: 0 E: 0 K: 3 S: 10	H: 1 LOB: 1 BB: 0 P: 6	R: 0 E: 0 K: 3 S: 10	H: 1 LOB: 2 BB: 0 P: 10	R: 1 E: 0 K: 0 S: 6	H: 3 LOB: 2 BB: 0 P: 6	1B: 10 2B: 3 3B: 0 HR: 0	SF: 0 SAC: 1 DP: 1 HBP: 0	WP: 0 PA: 39
<b>PITCHER</b>	IP WLS BF H R ER SO BB IBB HBP BLK WP HR S P ERA WHIP																				
Chris Bosio, R ERA: 2.76 (1, 1)	7.0 W 30 9 1 1 4 2 0 0 0 0 0 0 0 0 0 0 1.29 1.571																				
Tony Fossas, L ERA: 2.49 (8, 1)	2.0 9 3 1 1 3 0 0 0 0 0 0 0 0 0 0 15 15 4.50 1.500																				

Batter	1	2	3	4	5	6	7	8	9	AB	R	H	RBI	BB	SO	LOB	BOTTOM		
Paul Moltor, R OBP: 0.377, SLG: 0.446 (1, 5)										5	0	3	1	0	0	3	<p><b>Baltimore Orioles @ Milwaukee Brewers</b> Milwaukee County Stadium, Milwaukee, WI</p> <p>Sun Jul 09 1989, 4:33 AM EDT Att: 39,328 - Sunny - 86 F</p> <p>livebaseballscores.com</p>		
Robin Yount, R OBP: 0.369, SLG: 0.468 (1, 8)										5	3	1	1	0	0	5			
Glenn Braggs, R OBP: 0.319, SLG: 0.414 (1, 7)										4	1	3	0	1	1	1			
Greg Brock, L OBP: 0.369, SLG: 0.393 (1, 3)										4	0	1	0	1	1	4			
Rob Deer, R OBP: 0.327, SLG: 0.476 (1, 9)										5	1	3	3	0	0	2			
Gary Sheffield, R OBP: 0.311, SLG: 0.339 (1, 6)										5	0	0	0	0	0	7			
Joey Meyer, R OBP: 0.282, SLG: 0.371 (1, 10)										3	0	1	0	0	0	0			
Terry Francona, L OBP: 0.250, SLG: 0.330 (6, PR) Mike Felder, S OBP: 0.290, SLG: 0.293 (7, PR)										0	0	0	0	1	0	0			
Charlie O'Brien, R OBP: 0.321, SLG: 0.370 (1, 2)										2	1	1	1	1	0	0			
Jim Gantner, L OBP: 0.298, SLG: 0.294 (1, 4)										3	1	1	0	1	0	2			
<b>Inning Stats</b>	R: 1 E: 1 K: 0 S: 6	H: 3 LOB: 2 BB: 0 P: 6	R: 0 E: 0 K: 0 S: 3	H: 0 LOB: 0 BB: 0 P: 3	R: 0 E: 0 K: 0 S: 4	H: 2 LOB: 1 BB: 0 P: 4	R: 0 E: 0 K: 0 S: 3	H: 0 LOB: 0 BB: 0 P: 3	R: 3 E: 0 K: 1 S: 8	H: 3 LOB: 2 BB: 2 P: 16	R: 0 E: 0 K: 0 S: 4	H: 1 LOB: 1 BB: 1 P: 8	R: 2 E: 0 K: 1 S: 8	H: 3 LOB: 2 BB: 1 P: 12	R: 1 E: 0 K: 0 S: 5	H: 2 LOB: 2 BB: 1 P: 9	1B: 12 2B: 2 3B: 0 HR: 0	SF: 0 SAC: 1 DP: 1 HBP: 0	WP: 1 PA: 42
<b>PITCHER</b>	IP WLS BF H R ER SO BB IBB HBP BLK WP HR S P ERA WHIP																		
Dave Schmidt, R ERA: 4.91 (1, 1)	6.0 L 30 10 5 5 1 0 0 0 0 0 1 0 0 0 0 29 41 7.50 1.833																		
Mark Thurmond, L ERA: 3.31 (7, 1)	0.1 1 0 0 0 1 0 0 0 0 0 1 0 3 3 0.00 0.000																		
Bob Milacki, R ERA: 4.39 (7, 1)	1.2 11 4 2 2 0 1 1 0 0 0 0 0 9 17 10.80 3.000																		



Batter	1	2	3	4	5	6	7	8	9	AB	R	H	RBI	BB	SO	LOB	TOP					
<b>Paul Moltzer, R</b> OBP: 0.377, SLG: 0.445 (1, 5)	G4-3	G4-3			G5-4-3 1B	K			1B	5	1	2	0	0	1	4						
<b>Robin Yount, R</b> OBP: 0.366, SLG: 0.464 (1, 8)	G3 1B		F9		L7		F7		F7	5	0	1	0	0	0	2						
<b>Glenn Braggs, R</b> OBP: 0.317, SLG: 0.409 (1, 7)	G3		L4		G5-4-3 1-2		PB HBP		P5	4	0	0	0	0	0	3						
<b>Rob Deer, R</b> OBP: 0.333, SLG: 0.489 (1, 9)	G1		FC5 1B						S 1B	4	1	3	2	1	0	1						
<b>Greg Brock, L</b> OBP: 0.370, SLG: 0.389 (1, 3)		1B HBP							F7	4	1	1	0	0	1	3						
<b>Gary Sheffield, R</b> OBP: 0.307, SLG: 0.334 (1, 6)		P5	FC5							4	0	0	0	0	0	5						
<b>B.J. Surhoff, L</b> OBP: 0.282, SLG: 0.332 (1, 2)		CS 1B			G4-3				G6-3	4	1	2	0	0	0	0						
<b>Joey Meyer, R</b> OBP: 0.267, SLG: 0.348 (1, 10)		P5			G6-3				K	4	0	0	0	0	1	3						
<b>Jim Gantner, L</b> OBP: 0.298, SLG: 0.293 (1, 4)					F7				F7	4	0	1	2	0	0	2						
<b>Inning Stats</b>	R: 0 E: 0 K: 0 S: 13	H: 1 LOB: 1 BB: 0 P: 16	R: 2 E: 0 K: 0 S: 10	H: 2 LOB: 1 BB: 0 P: 16	R: 0 E: 0 K: 0 S: 10	H: 2 LOB: 2 BB: 0 P: 17	R: 0 E: 0 K: 0 S: 4	H: 0 LOB: 0 BB: 0 P: 7	R: 0 E: 0 K: 0 S: 6	H: 1 LOB: 0 BB: 0 P: 7	R: 1 E: 1 K: 1 S: 14	H: 2 LOB: 2 BB: 0 P: 17	R: 0 E: 0 K: 1 S: 12	H: 0 LOB: 2 BB: 1 P: 20	R: 0 E: 0 K: 1 S: 6	H: 0 LOB: 0 BB: 0 P: 9	R: 1 E: 0 K: 0 S: 11	H: 2 LOB: 1 BB: 0 P: 16	1B: 9 2B: 0 3B: 0 HR: 1	SF: 0 SAC: 0 DP: 1 HBP: 2	WP: 0 PB: 1 CS: 2	PA: 41
<b>PITCHER</b>	IP	WLS	BF	H	R	ER	SO	BB	IBB	HBP	BLK	WP	HR	S	P	ERA	WHIP					
<b>Jerry Reuss, L</b> ERA: 5.28 (1, 1)	6.0		28	8	3	1	1	0	0	1	0	0	1	57	80	1.50	1.333					
<b>Shawn Hillegas, R</b> ERA: 5.31 (7, 1)	2.0		8	0	0	0	2	1	0	1	0	0	0	18	29	0.00	0.500					
<b>Bobby Thigpen, R</b> ERA: 4.43 (9, 1)	1.0	W	5	2	1	1	0	0	0	0	0	0	0	11	16	9.00	2.000					

**Milwaukee Brewers @ Chicago White Sox**  
Comiskey Park, Chicago, IL  
Thu Jul 13 1989, 8:05 PM EDT  
Att: 13,966 - Unknown - 72 F

AB 38  
R 4  
H 10  
RBI 4  
BB 1  
SO 3  
LOB 23



Batter	1	2	3	4	5	6	7	8	9	AB	R	H	RBI	BB	SO	LOB	BOTTOM					
<b>Dave Gallagher, R</b> OBP: 0.356, SLG: 0.344 (1, 8)	F7	1B				G5-3			SH2-4	4	0	1	1	0	0	0						
<b>Steve Lyons, L</b> OBP: 0.329, SLG: 0.327 (1, 4)										3	0	1	0	1	2	0						
<b>Fred Manrique, R</b> OBP: 0.326, SLG: 0.396 (9, PH)	F9 BB	FC6-4 1B				K			BB IBB	0	0	0	0	1	0	0						
<b>Harold Baines, L</b> OBP: 0.409, SLG: 0.483 (1, 10)						F8			BB BB	3	0	0	0	2	1	2						
<b>Ivan Calderon, R</b> OBP: 0.313, SLG: 0.439 (1, 9)	F9	FC6-4				E5			BB	4	0	0	1	1	0	4						
<b>Dan Pasqua, L</b> OBP: 0.313, SLG: 0.440 (1, 7)	F9					F8			BB	4	0	0	0	0	0	3						
<b>Carlton Fisk, R</b> OBP: 0.352, SLG: 0.493 (1, 2)						F9			F7	4	1	2	0	0	0	1						
<b>Greg Walker, L</b> OBP: 0.286, SLG: 0.329 (1, 3)						F8				3	0	0	0	0	0	3						
<b>Russ Morman, R</b> OBP: 0.600, SLG: 0.625 (6, 3)		F7				F8			K	1	0	0	0	0	1	0						
<b>Carlos Martinez, R</b> OBP: 0.313, SLG: 0.385 (1, 5)									F8	3	2	2	1	1	0	0						
<b>Ozzie Guillen, L</b> OBP: 0.265, SLG: 0.300 (1, 6)									BB SH2-4 1B	4	2	2	2	0	0	2						
<b>Inning Stats</b>	R: 0 E: 0 K: 0 S: 9	H: 0 LOB: 2 BB: 2 P: 22	R: 3 E: 0 K: 1 S: 11	H: 4 LOB: 2 BB: 1 P: 19	R: 0 E: 0 K: 0 S: 15	H: 2 LOB: 0 BB: 0 P: 24	R: 0 E: 0 K: 1 S: 8	H: 0 LOB: 0 BB: 0 P: 12	R: 0 E: 0 K: 0 S: 7	H: 0 LOB: 1 BB: 0 P: 13	R: 1 E: 0 K: 1 S: 8	H: 1 LOB: 0 BB: 0 P: 10	R: 0 E: 0 K: 0 S: 6	H: 0 LOB: 0 BB: 0 P: 10	R: 0 E: 0 K: 1 S: 7	H: 0 LOB: 0 BB: 0 P: 10	R: 1 E: 0 K: 0 S: 7	H: 1 LOB: 3 BB: 3 P: 21	1B: 6 2B: 0 3B: 1 HR: 1	SF: 0 SAC: 1 DP: 0 HBP: 0	WP: 0 PB: 0 CS: 0	PA: 40
<b>PITCHER</b>	IP	WLS	BF	H	R	ER	SO	BB	IBB	HBP	BLK	WP	HR	S	P	ERA	WHIP					
<b>Don August, R</b> ERA: 4.61 (1, 1)	1.1		10	3	3	3	0	0	0	0	0	0	1	50	76	1.59	0.706					
<b>Bill Krueger, L</b> ERA: 4.05 (2, 1)	5.2		22	4	1	1	3	0	0	0	0	0	0	14	34	20.25	4.500					
<b>Chuck Crim, R</b> ERA: 3.54 (8, 1)	1.0		3	0	0	0	1	0	0	0	0	0	0	7	10	0.00	0.000					
<b>Tony Fossas, L</b> ERA: 2.86 (9, 1)	0.1	L	4	1	1	1	0	1	1	0	0	0	0	6	16	27.00	6.000					
<b>Dan Plesac, L</b> ERA: 2.35 (9, 1)	0.0		1	0	0	0	0	1	0	0	0	0	0	1	5	∞	∞					

**Milwaukee Brewers @ Chicago White Sox**  
Comiskey Park, Chicago, IL  
Thu Jul 13 1989, 8:05 PM EDT  
Att: 13,966 - Unknown - 72 F

AB 33  
R 5  
H 8  
RBI 5  
BB 6  
SO 4  
LOB 15



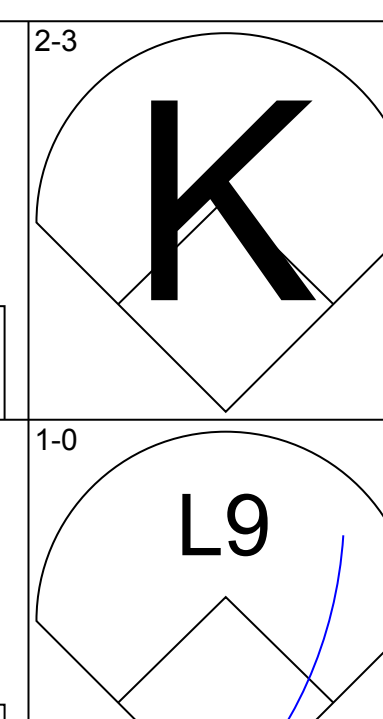
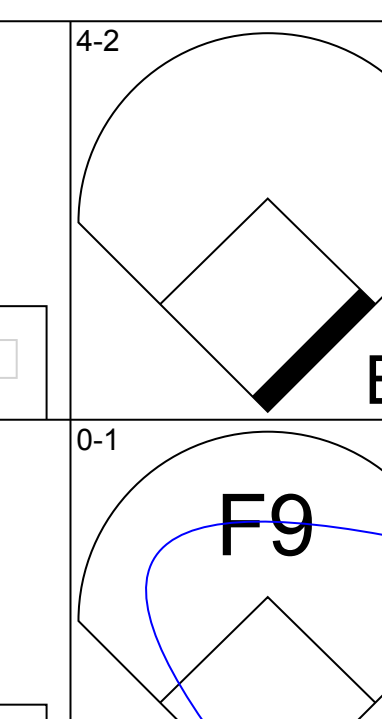
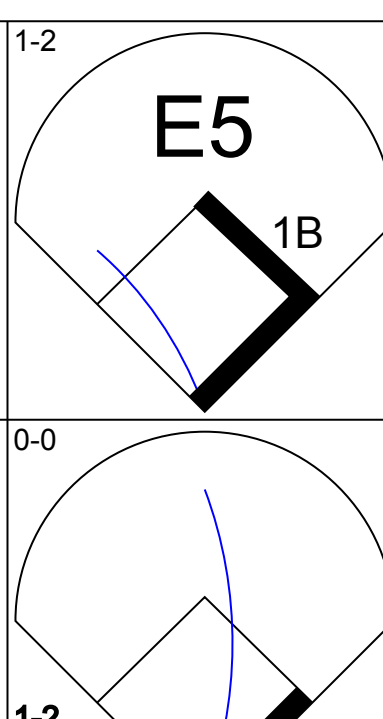
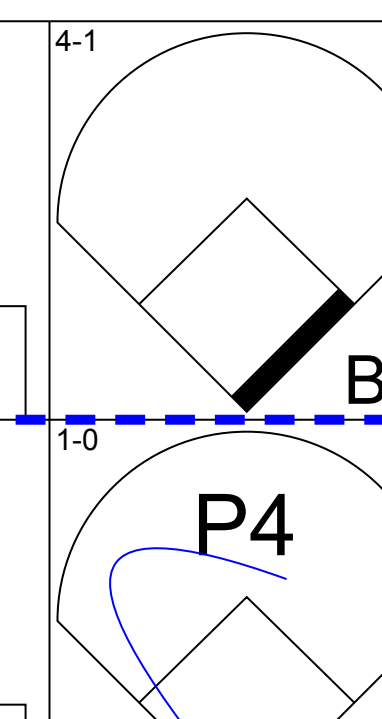
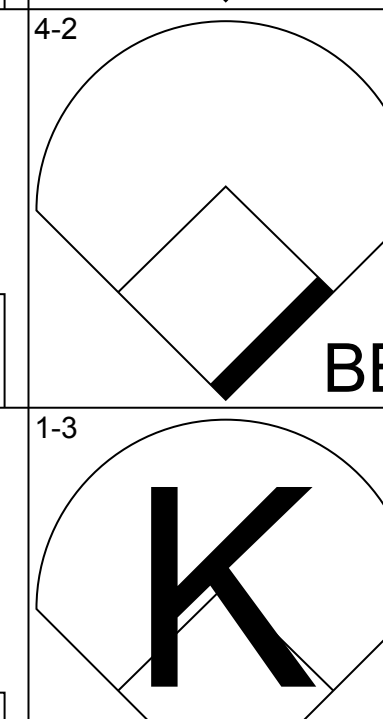

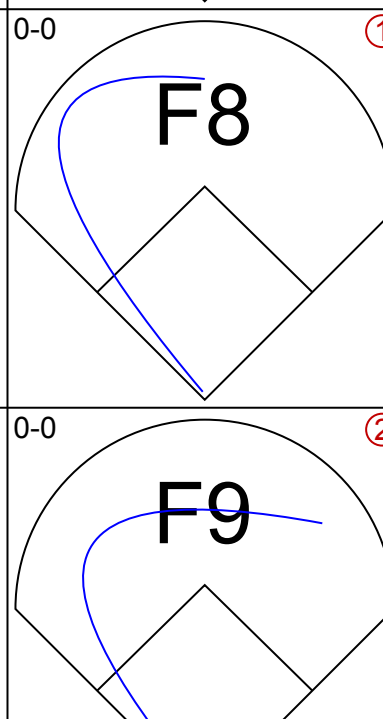
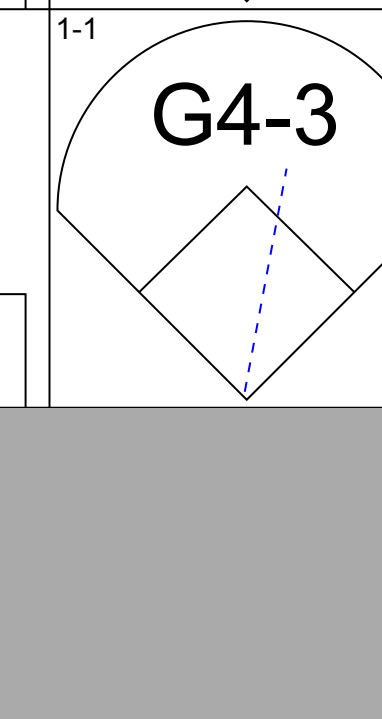

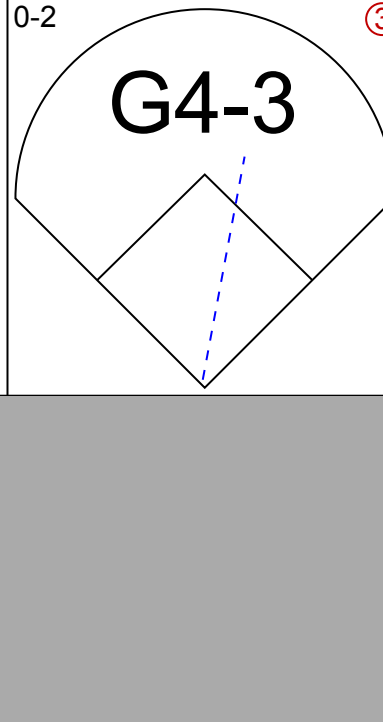




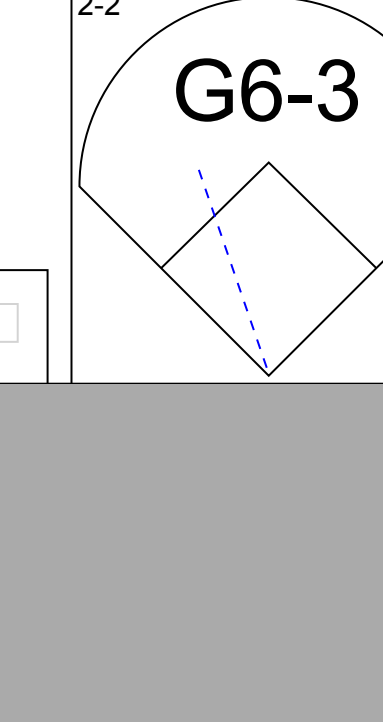
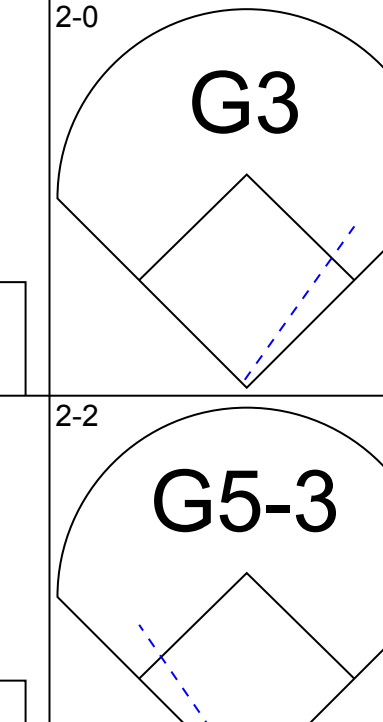
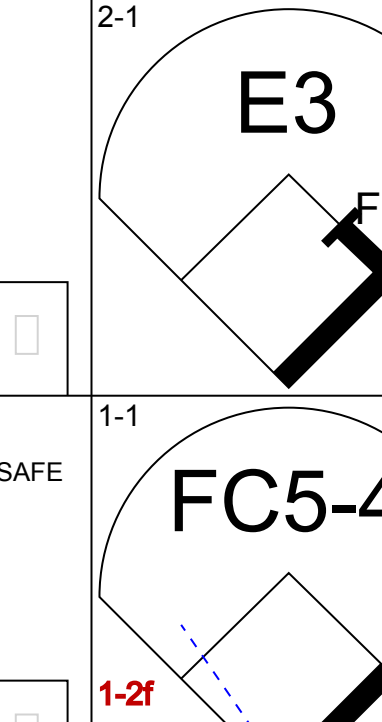
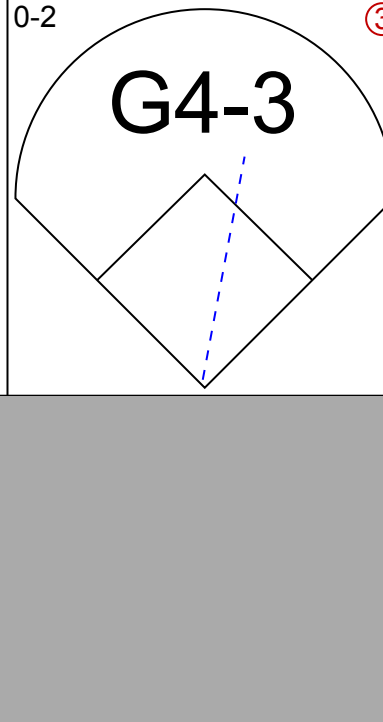
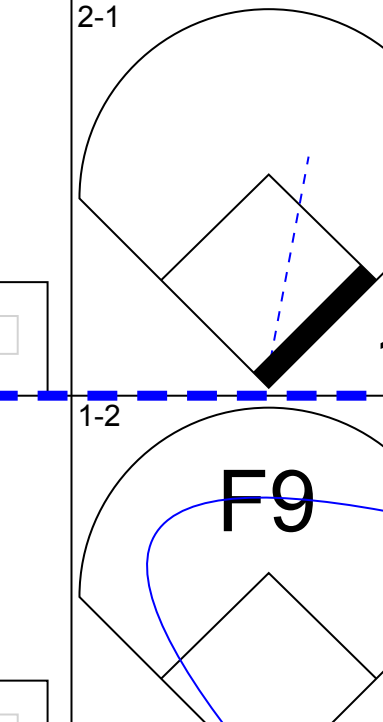


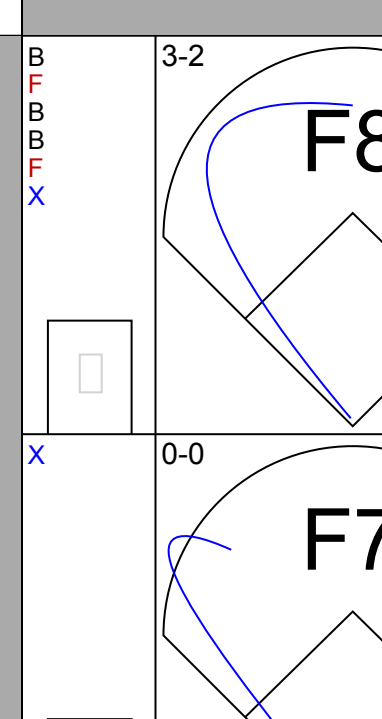
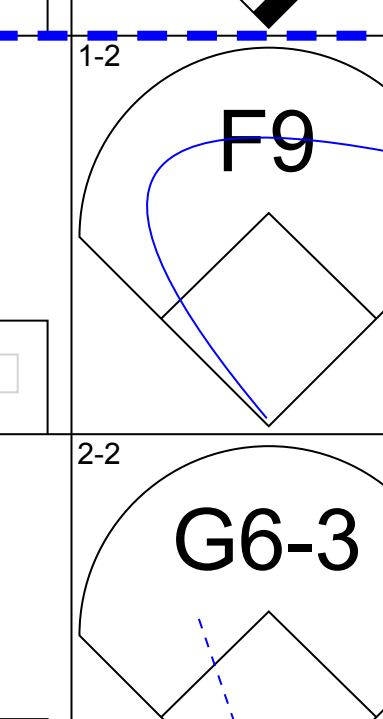
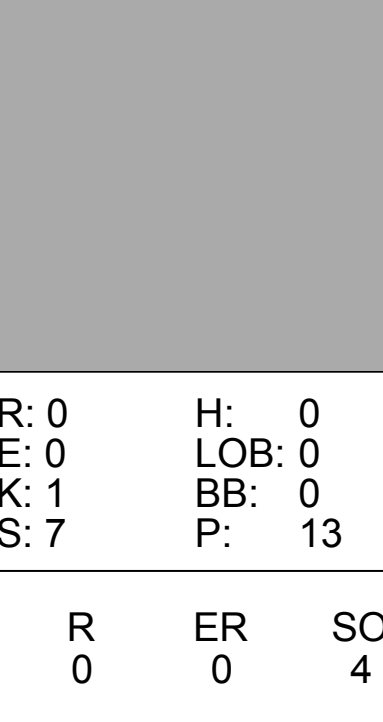
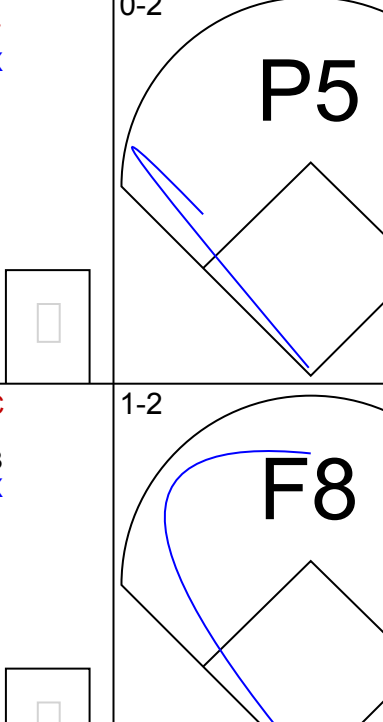
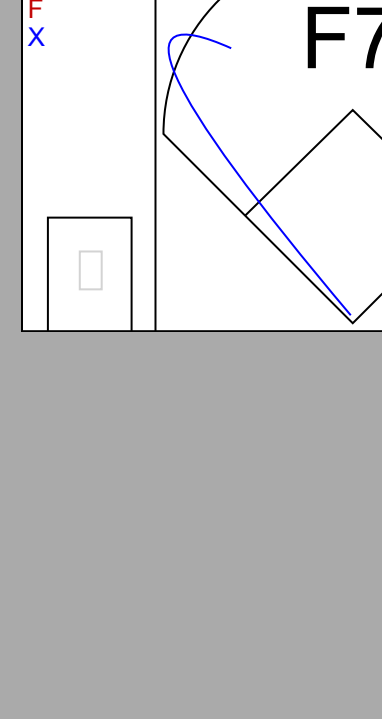

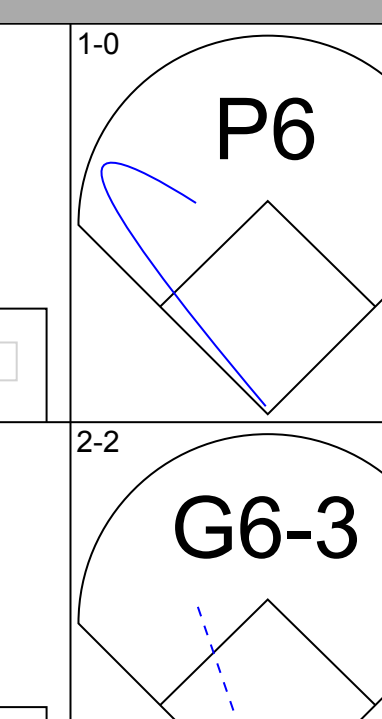
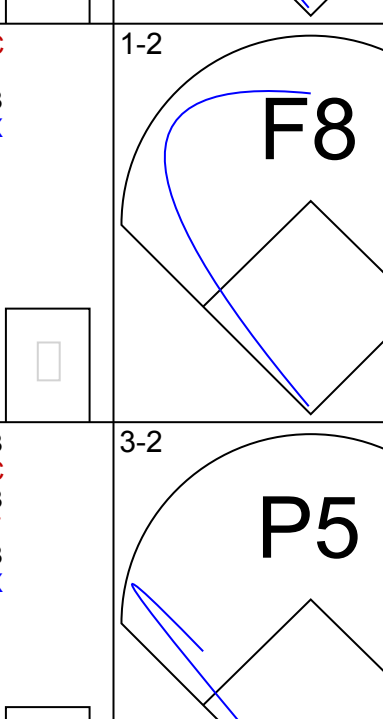

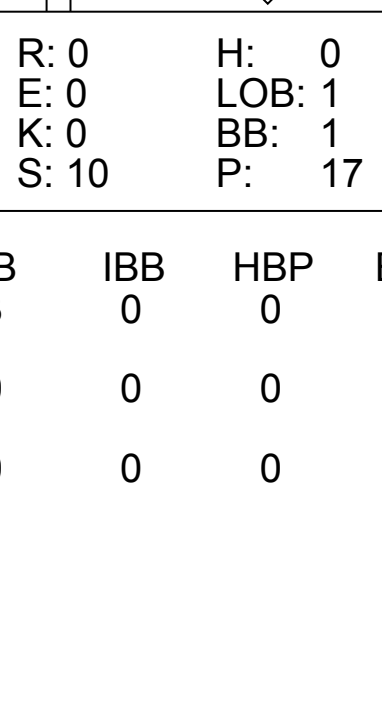
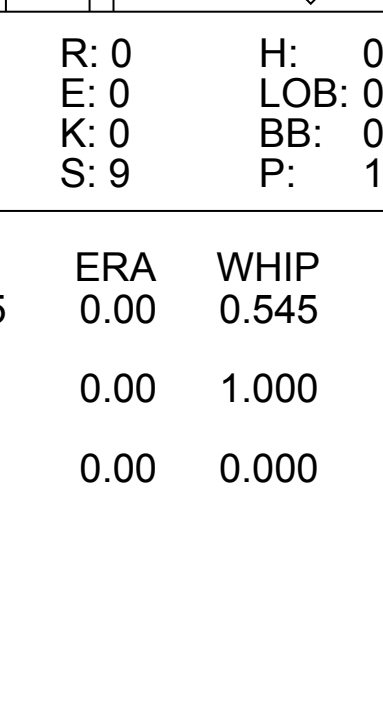
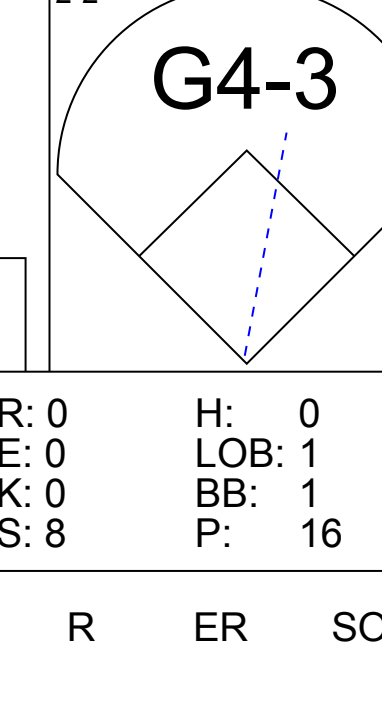


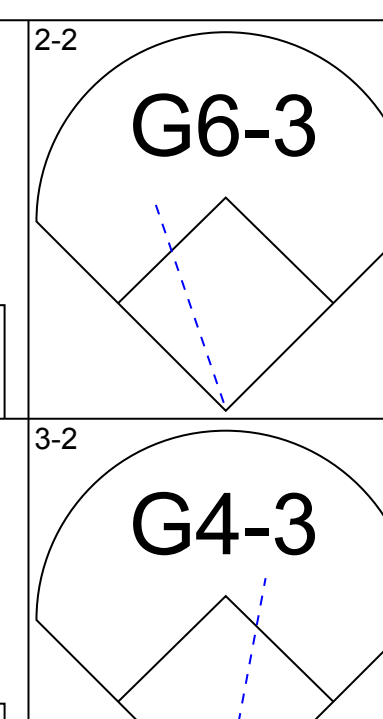
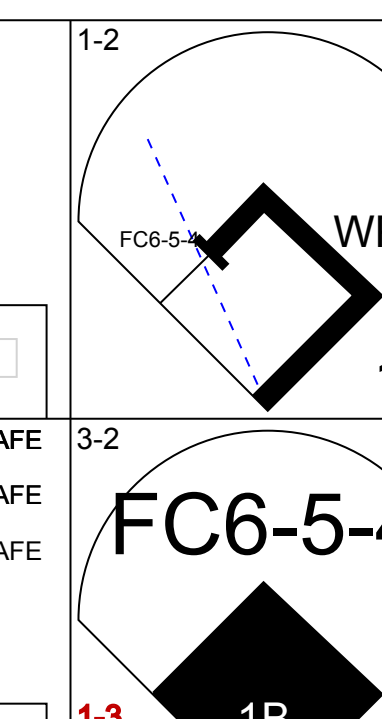
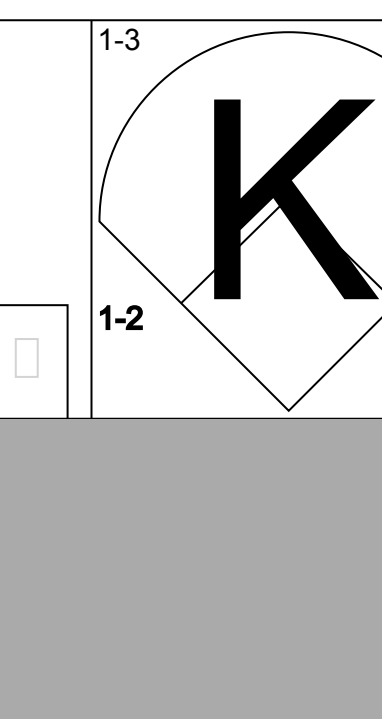
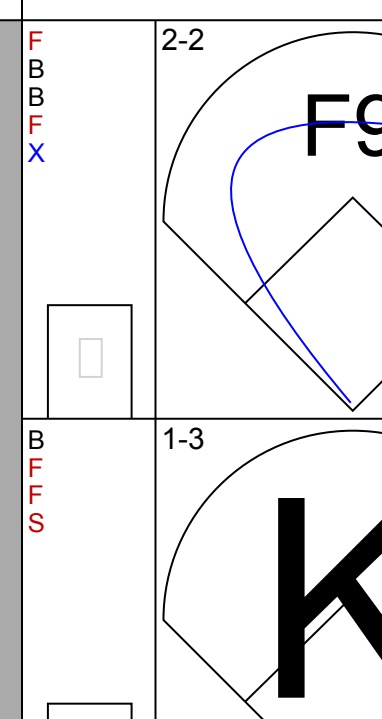

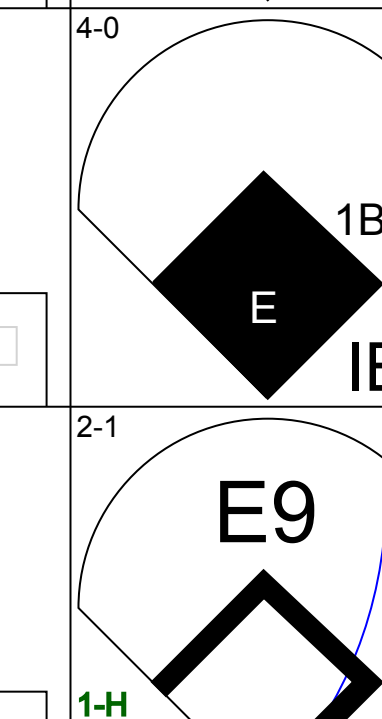
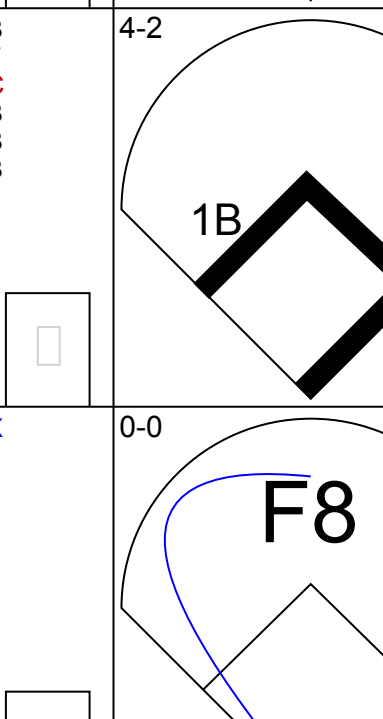
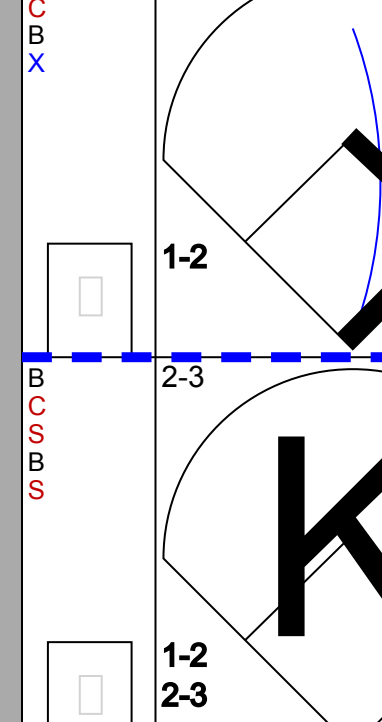

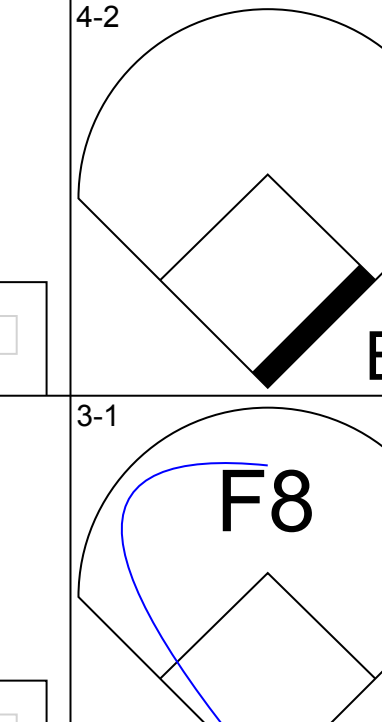



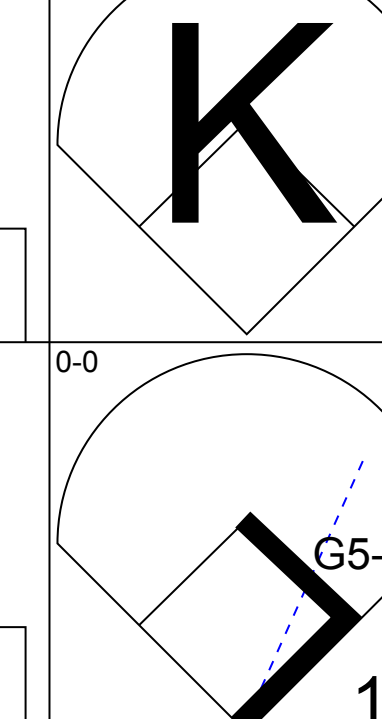
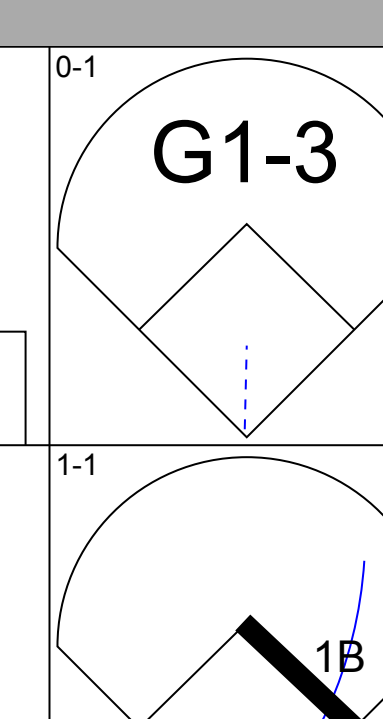
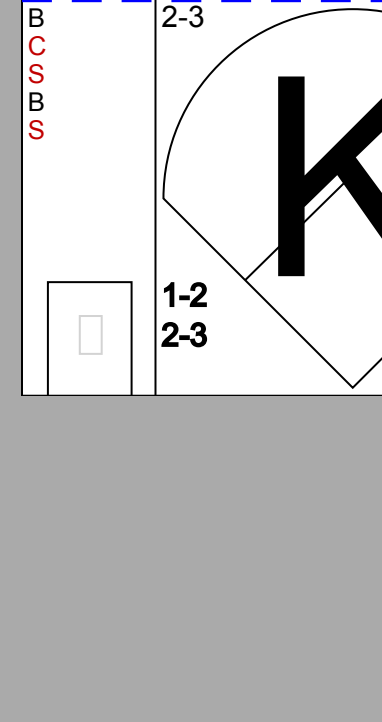
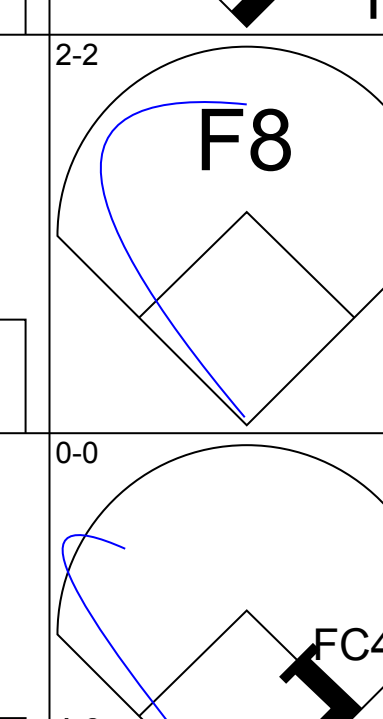
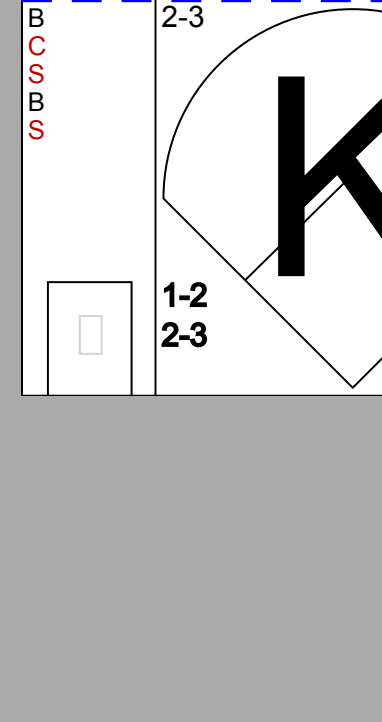
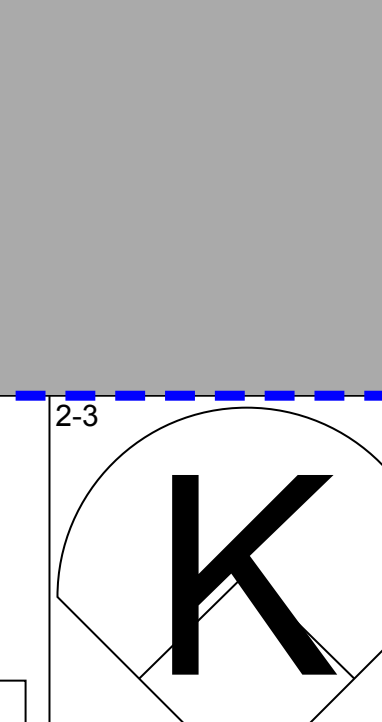

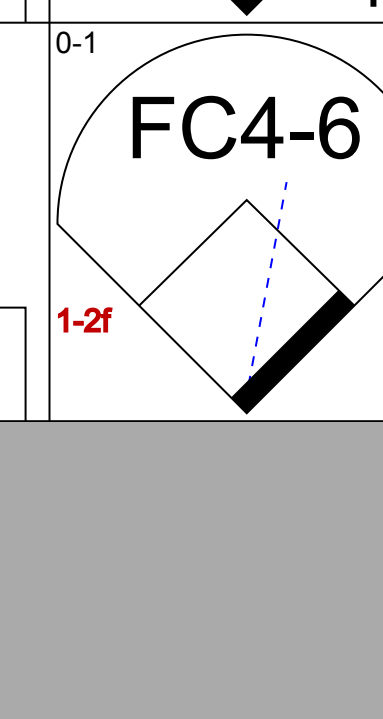
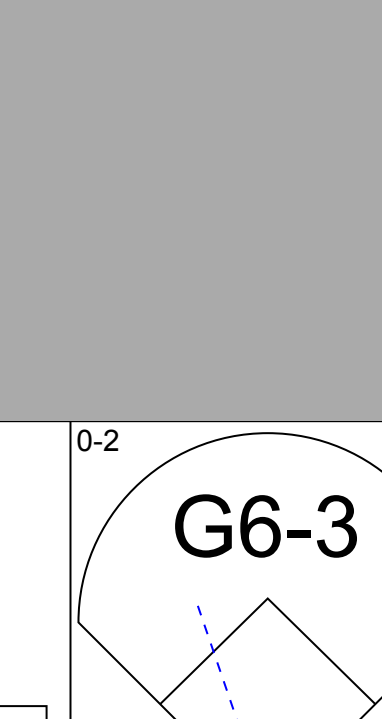


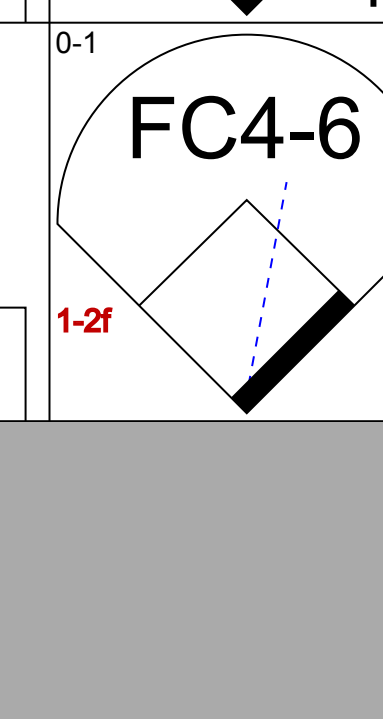
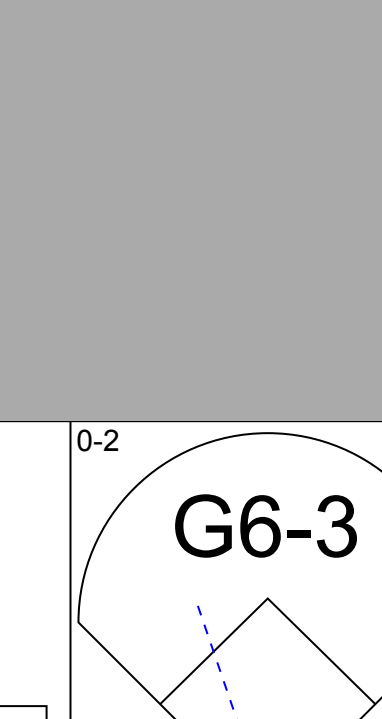
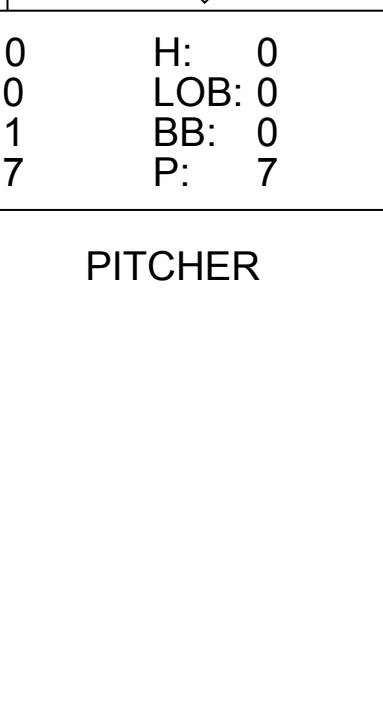
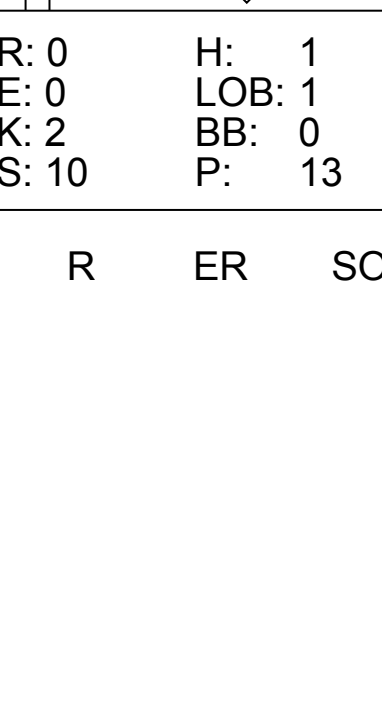
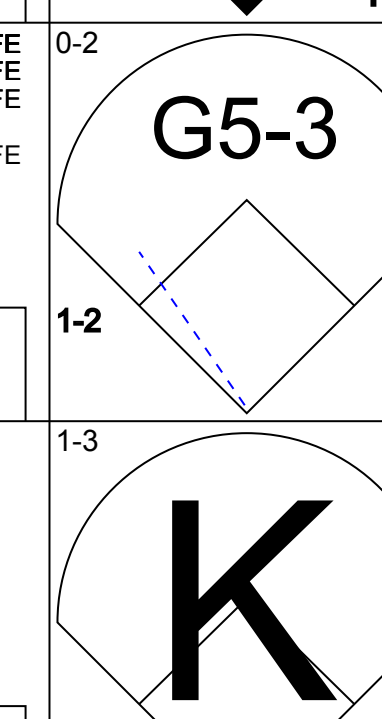
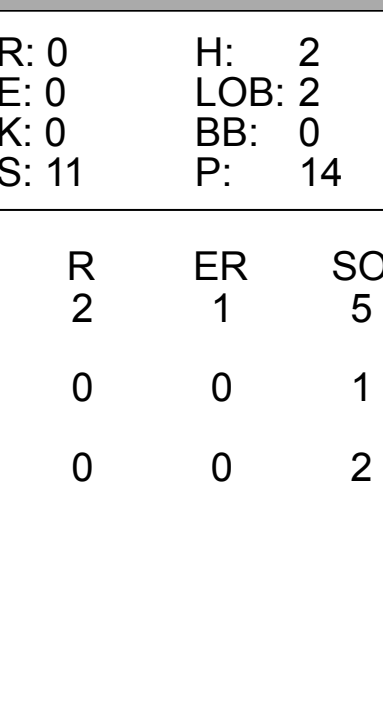
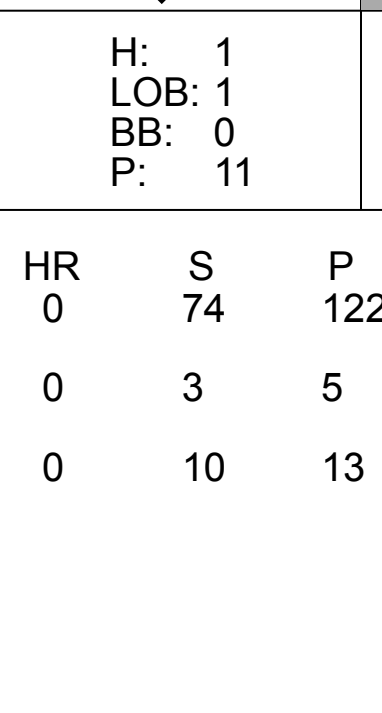
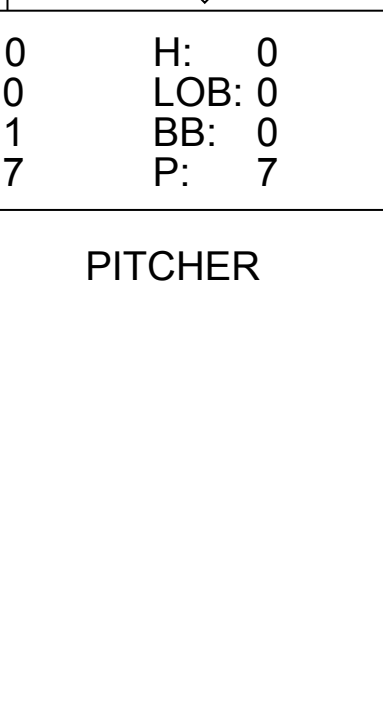
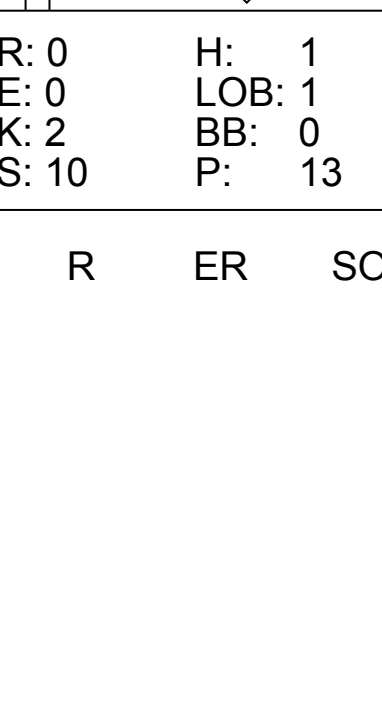




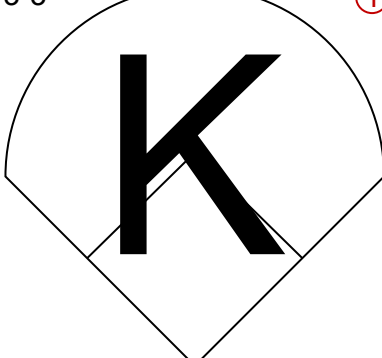
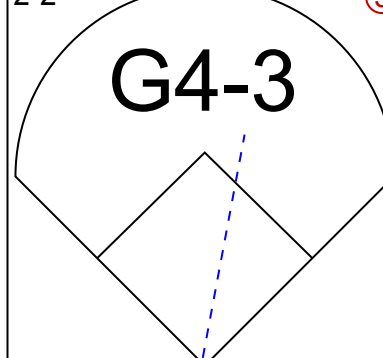
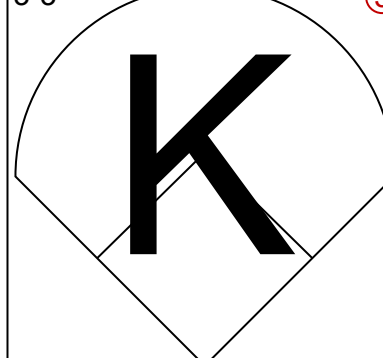
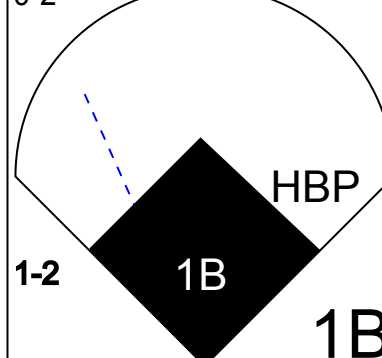
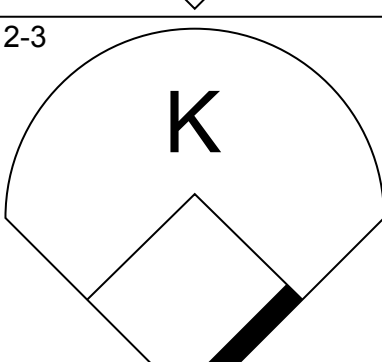
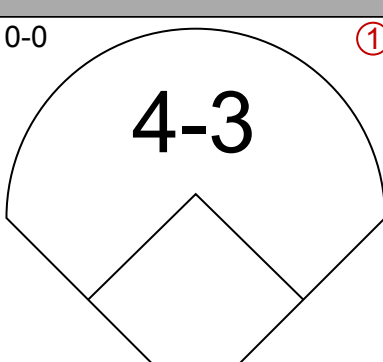
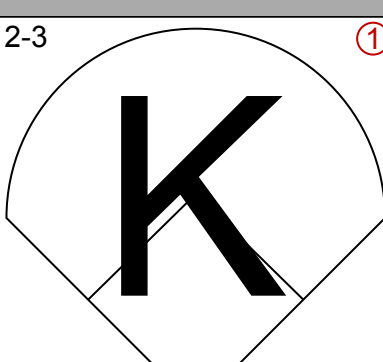
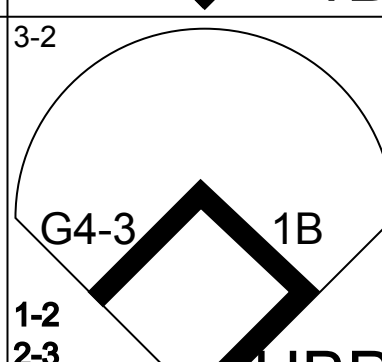
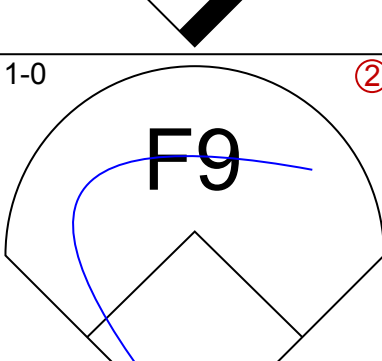
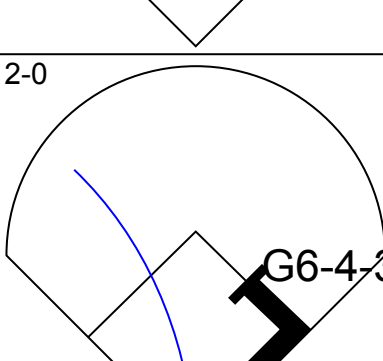
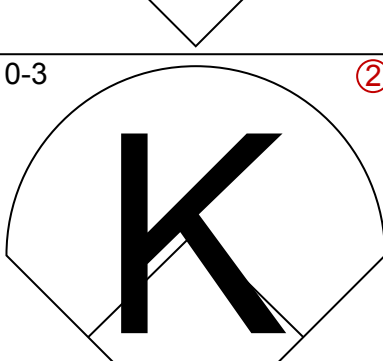
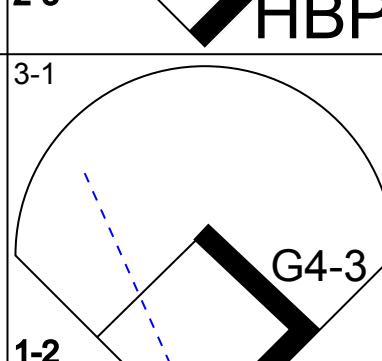
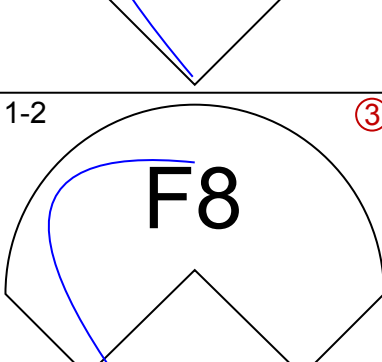
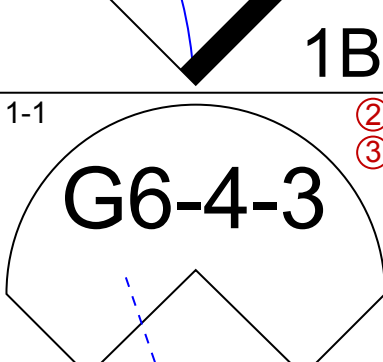
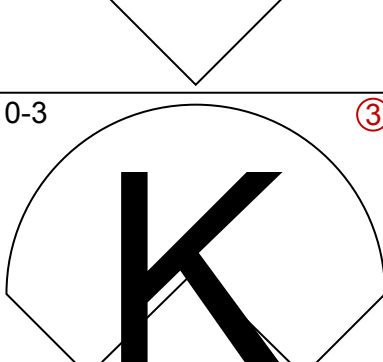
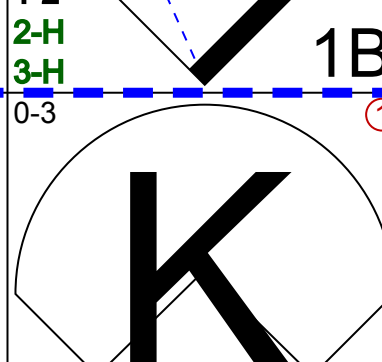
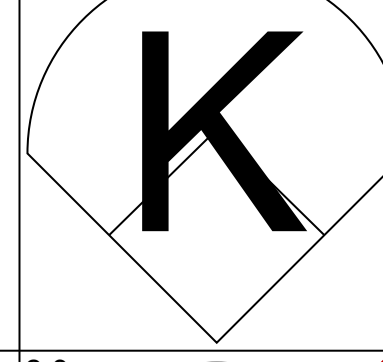
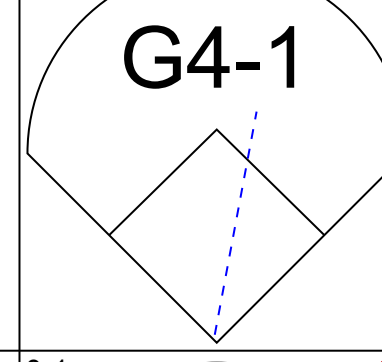
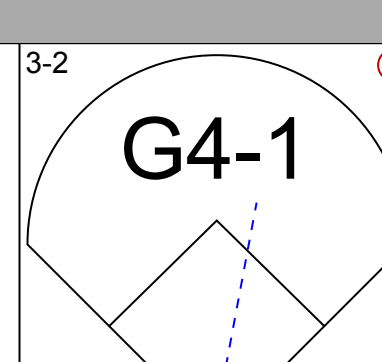
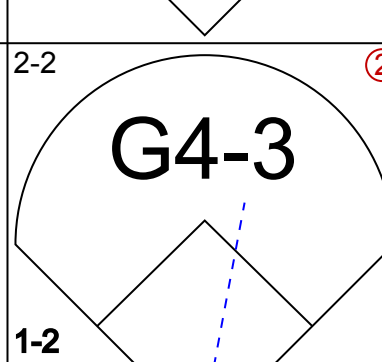

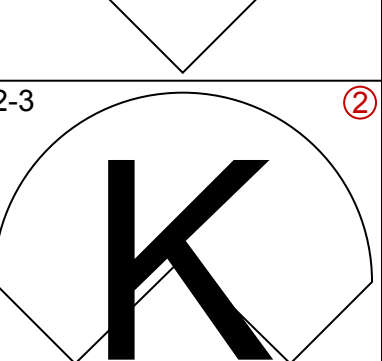
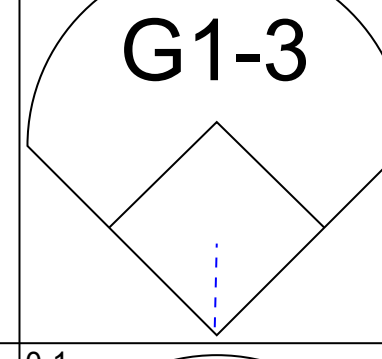
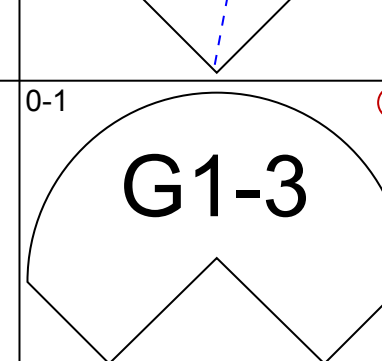
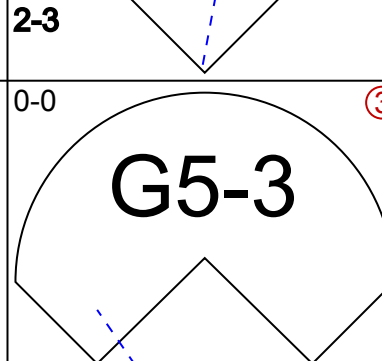
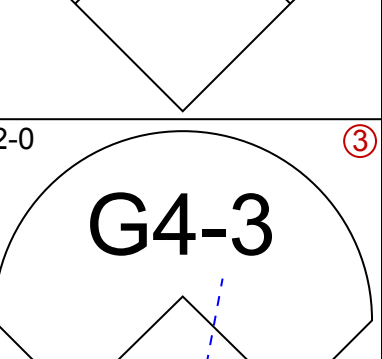
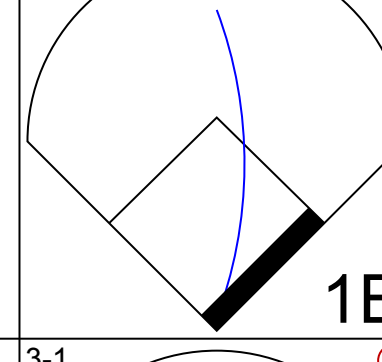
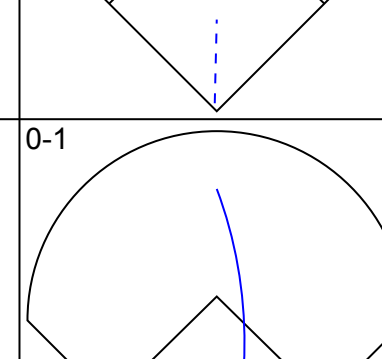
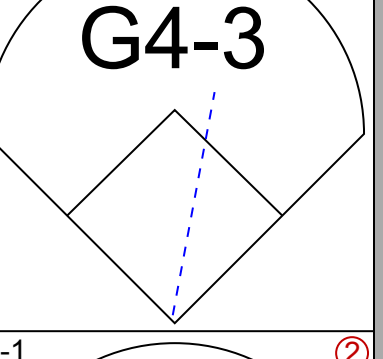
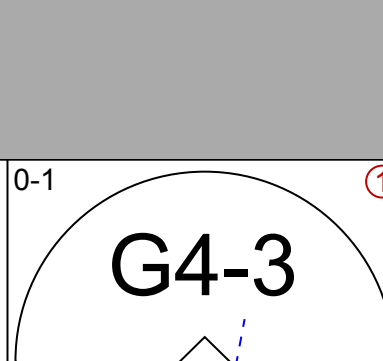
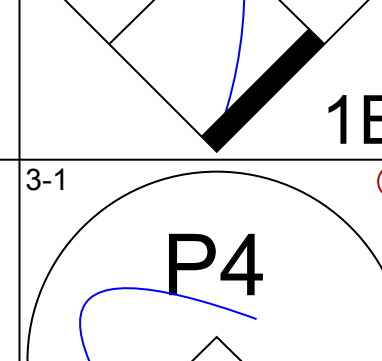
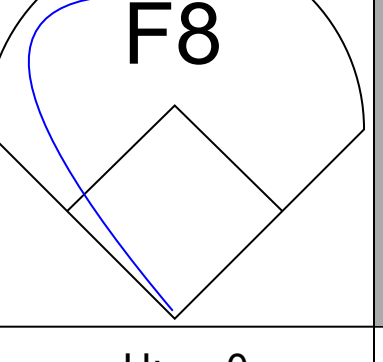
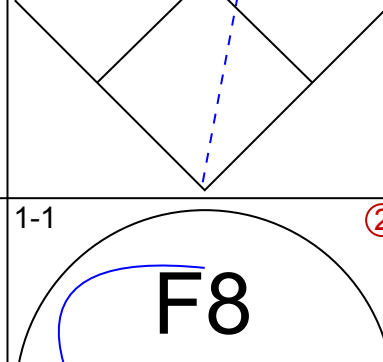
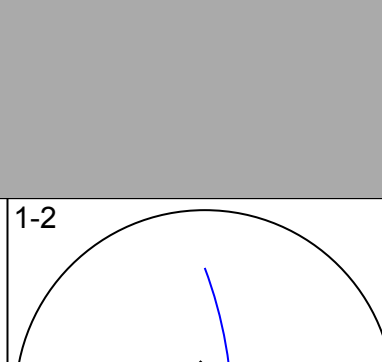


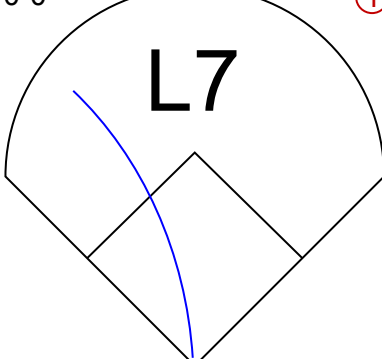
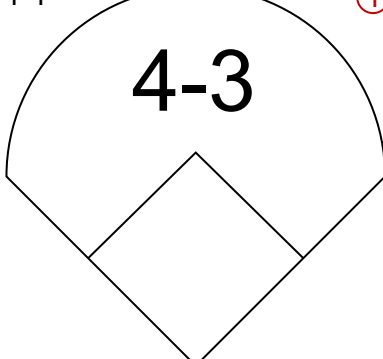
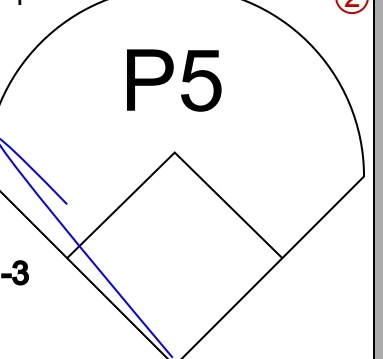
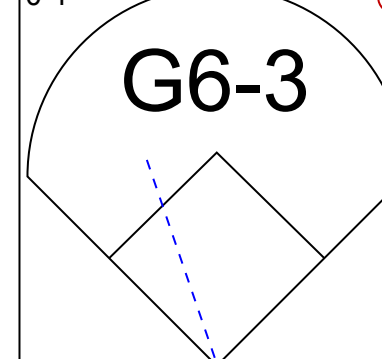
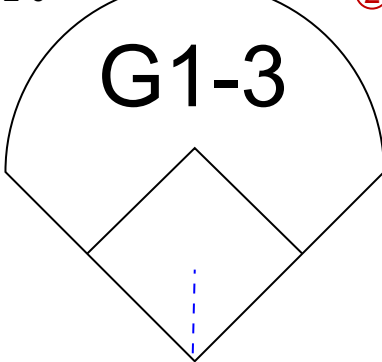
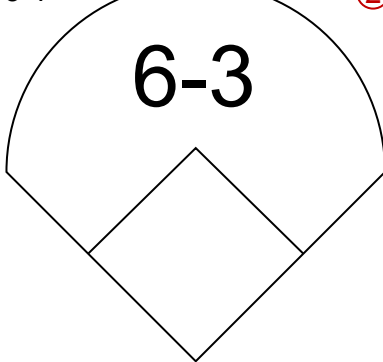
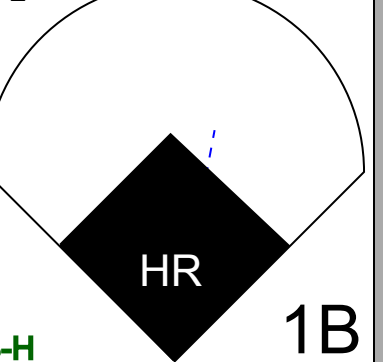
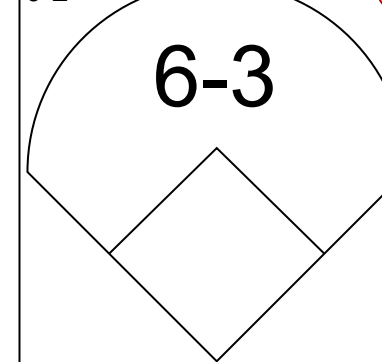
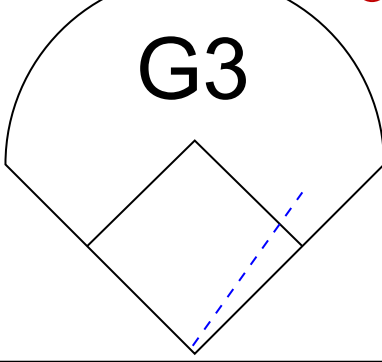
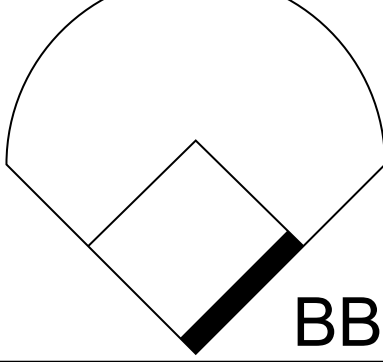
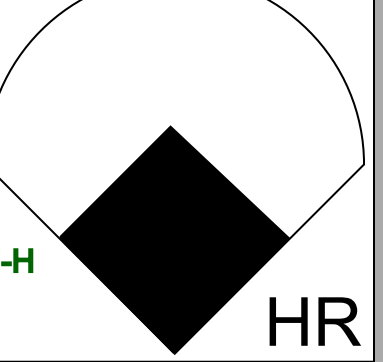
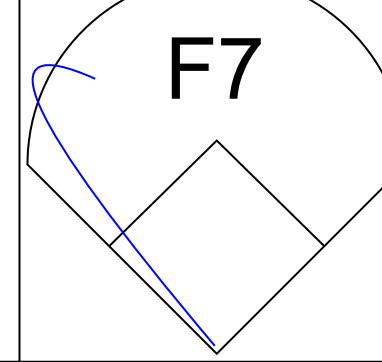
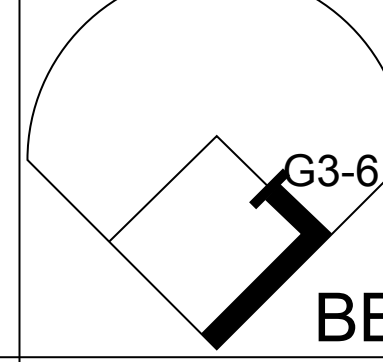
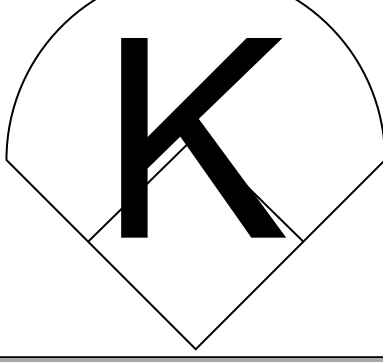
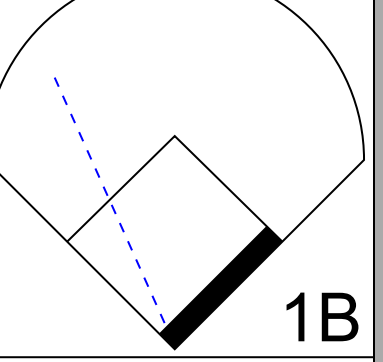
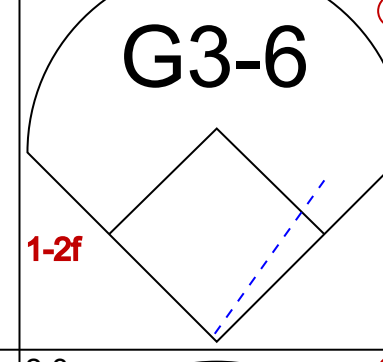
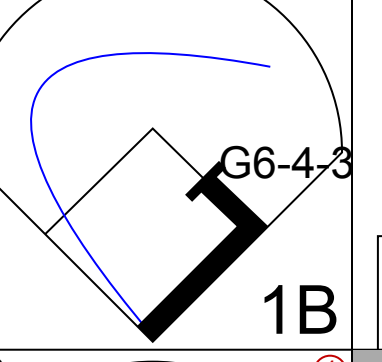
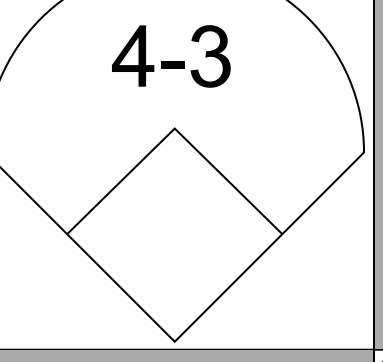

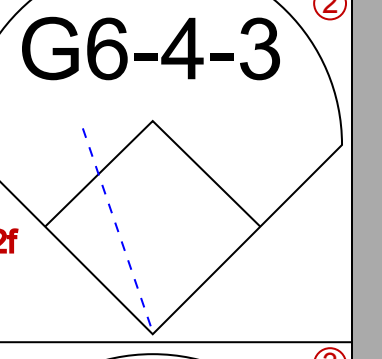
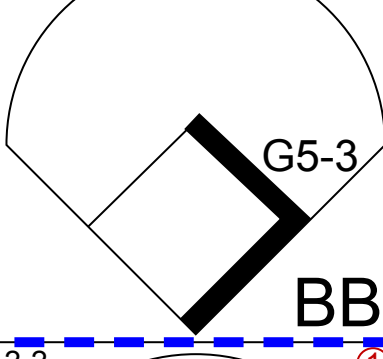
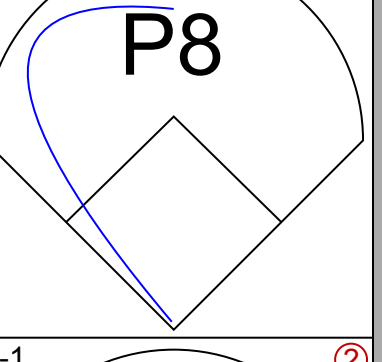
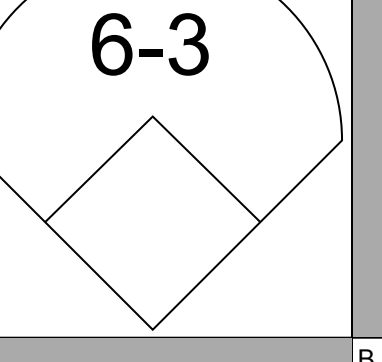
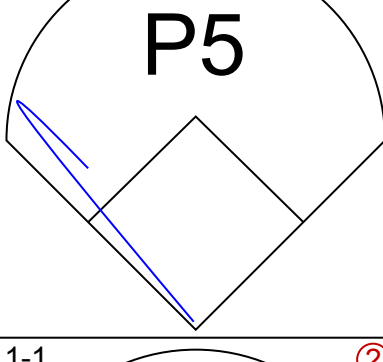
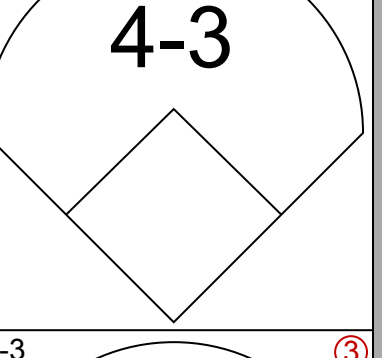
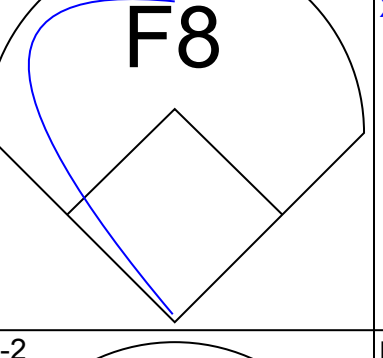
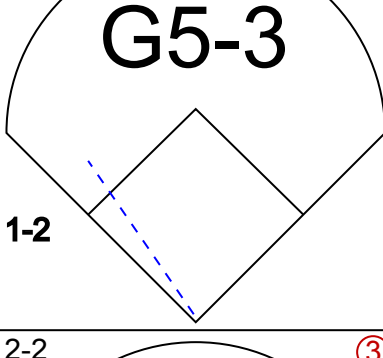

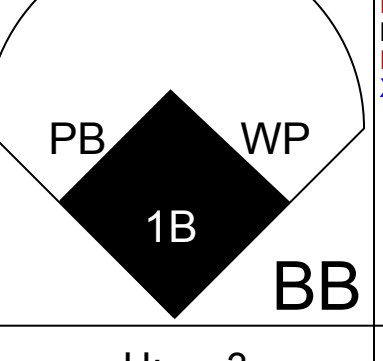
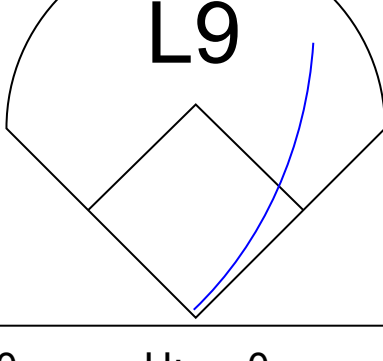


Batter	1	2	3	4	5	6	7	8	9	AB	R	H	RBI	BB	SO	LOB	TOP			
Paul Moltzer, R OBP: 0.375, SLG: 0.438 (1, 5)										2	0	0	0	2	1	0	<b>Milwaukee Brewers @ Chicago White Sox</b> Comiskey Park, Chicago, IL Sun Jul 16 1989, 4:33 AM EDT Att: 19,379 - Sunny - 80 F			
Robin Yount, R OBP: 0.372, SLG: 0.477 (1, 8)										4	0	1	0	0	0	2				
Greg Brock, L OBP: 0.361, SLG: 0.368 (1, 3)										3	0	0	0	1	0	3				
Rob Deer, R OBP: 0.330, SLG: 0.479 (1, 10)										4	0	0	0	0	3	3				
B.J. Surhoff, L OBP: 0.280, SLG: 0.328 (1, 2)										4	0	1	0	0	0	2				
Glenn Braggs, R OBP: 0.311, SLG: 0.397 (1, 7)										4	0	0	0	0	0	2				
Jim Gantner, L OBP: 0.297, SLG: 0.297 (1, 4)										4	0	0	0	0	1	1				
Mike Felder, S OBP: 0.283, SLG: 0.286 (1, 9)										3	0	0	0	0	0	0				
Gus Polidor, R OBP: 0.230, SLG: 0.268 (1, 6)										2	0	0	0	0	0	0				
Terry Francona, L OBP: 0.249, SLG: 0.323 (8, PH)										1	0	0	0	0	0	0				
Bill Spiers, L OBP: 0.311, SLG: 0.286 (8, 6)										0	0	0	0	0	0	0				
<b>Inning Stats</b>	R: 0 E: 0 K: 2 S: 9	H: 0 LOB: 1 BB: 1 P: 17	R: 0 E: 0 K: 1 S: 7	H: 0 LOB: 0 BB: 0 P: 13	R: 0 E: 0 K: 1 S: 10	H: 0 LOB: 1 BB: 1 P: 17	R: 0 E: 1 K: 1 S: 8	H: 0 LOB: 1 BB: 0 P: 13	R: 0 E: 0 K: 0 S: 9	H: 1 LOB: 2 BB: 0 P: 10	R: 0 E: 0 K: 0 S: 7	H: 0 LOB: 0 BB: 0 P: 11	R: 0 E: 0 K: 0 S: 8	H: 0 LOB: 1 BB: 1 P: 16	R: 0 E: 0 K: 1 S: 12	H: 1 LOB: 1 BB: 0 P: 18	1B: 2 2B: 0 3B: 0 HR: 0	SF: 0 SAC: 0 DP: 0 HBP: 0	WP: 0 PB: 0 CS: 0	PA: 34
<b>PITCHER</b>	IP	WLS	BF	H	R	ER	SO	BB	IBB	HBP	BLK	WP	HR	S	P	ERA	WHIP			
Richard Dotson, R ERA: 4.73 (1, 1)	7.1	W	28	1	0	0	4	3	0	0	0	0	0	64	105	0.00	0.545			
Donn Pail, R ERA: 2.63 (8, 1)	1.0		4	1	0	0	1	0	0	0	0	0	0	8	13	0.00	1.000			
Bobby Thigpen, R ERA: 4.18 (9, 1)	0.2	S	2	0	0	0	0	0	0	0	0	0	0	7	10	0.00	0.000			

Batter	1	2	3	4	5	6	7	8	9	AB	R	H	RBI	BB	SO	LOB	BOTTOM			
Dave Gallagher, R OBP: 0.353, SLG: 0.342 (1, 8)										4	0	1	0	0	1	1	<b>Milwaukee Brewers @ Chicago White Sox</b> Comiskey Park, Chicago, IL Sun Jul 16 1989, 4:33 AM EDT Att: 19,379 - Sunny - 80 F			
Steve Lyons, L OBP: 0.325, SLG: 0.327 (1, 4)										4	1	0	0	0	1	1				
Harold Baines, L OBP: 0.414, SLG: 0.493 (1, 10)										2	1	1	0	2	1	0				
Ivan Calderon, R OBP: 0.314, SLG: 0.437 (1, 3)										4	0	2	1	0	0	1				
Dan Pasqua, L OBP: 0.323, SLG: 0.440 (1, 9)										3	0	2	0	1	1	2				
Carlton Fisk, R OBP: 0.345, SLG: 0.468 (1, 2)										4	0	0	0	0	2	5				
Daryl Boston, L OBP: 0.300, SLG: 0.356 (1, 7)										4	0	2	0	0	0	0				
Carlos Martinez, R OBP: 0.301, SLG: 0.360 (1, 5)										4	0	0	0	0	1	3				
Ozzie Guillen, L OBP: 0.271, SLG: 0.305 (1, 6)										4	0	1	0	0	1	1				
<b>Inning Stats</b>	R: 0 E: 0 K: 1 S: 10	H: 0 LOB: 0 BB: 0 P: 16	R: 0 E: 0 K: 0 S: 11	H: 2 LOB: 2 BB: 0 P: 14	R: 2 E: 1 K: 0 S: 16	H: 2 LOB: 2 BB: 2 P: 33	R: 0 E: 0 K: 1 S: 7	H: 1 LOB: 1 BB: 0 P: 11	R: 0 E: 0 K: 1 S: 14	H: 0 LOB: 2 BB: 1 P: 25	R: 0 E: 0 K: 2 S: 12	H: 2 LOB: 2 BB: 0 P: 21	R: 0 E: 0 K: 2 S: 10	H: 1 LOB: 1 BB: 0 P: 13	1B: 9 2B: 0 3B: 0 HR: 0	SF: 0 SAC: 0 DP: 0 HBP: 0		WP: 2 PB: 0 CS: 0	PA: 36	
<b>PITCHER</b>	IP	WLS	BF	H	R	ER	SO	BB	IBB	HBP	BLK	WP	HR	S	P	ERA	WHIP			
Jaime Navarro, R ERA: 2.66 (1, 1)	6.2	L	31	8	2	1	5	2	1	0	0	0	0	74	122	1.35	1.500			
Bill Krueger, L ERA: 4.02 (7, 1)	0.1		1	0	0	0	1	0	0	0	0	1	0	3	5	0.00	0.000			
Jay Aldrich, R ERA: 3.81 (8, 1)	1.0		4	1	0	0	2	0	0	0	0	0	0	10	13	0.00	1.000			



Batter	1	2	3	4	5	6	7	8	9	AB	R	H	RBI	BB	SO	LOB	TOP			
Paul Molitor, R OBP: 0.374, SLG: 0.436 (1, 5)										4	1	1	0	0	2	0	<b>Milwaukee Brewers @ Kansas City Royals</b> Royals Stadium, Kansas City, MO Mon Jul 17 1989, 8:05 PM EDT Att: 37,961 - Unknown - 79 F			
Jim Gantner, L OBP: 0.296, SLG: 0.294 (1, 4)										3	0	0	0	0	2	0				
Robin Yount, R OBP: 0.373, SLG: 0.477 (1, 8)										4	0	2	2	0	1	1				
Rob Deer, R OBP: 0.326, SLG: 0.473 (1, 9)										4	0	0	0	0	2	4				
Greg Brock, L OBP: 0.352, SLG: 0.357 (1, 3)										4	0	0	0	0	2	2				
Joey Meyer, R OBP: 0.226, SLG: 0.329 Terry Francona, L (9, PH) OBP: 0.247, SLG: 0.321 (1, 10)										3	0	0	0	0	2	0				
B.J. Surhoff, L OBP: 0.280, SLG: 0.328 (1, 2)										3	0	1	0	0	0	0				
Mike Felder, S OBP: 0.285, SLG: 0.287 (1, 7)										3	0	1	0	0	0	1				
Gus Polidor, R OBP: 0.225, SLG: 0.263 Bill Spiers, L (9, PH) OBP: 0.317, SLG: 0.292 (1, 6)										2	0	0	0	0	0	1				
<b>Inning Stats</b>	R: 0 H: 0 E: 0 K: 2 S: 10	H: 0 LOB: 1 BB: 0 P: 17	R: 0 H: 0 E: 0 K: 2 S: 8	H: 0 LOB: 0 BB: 0 P: 14	R: 0 H: 1 E: 0 K: 0 S: 8	H: 0 LOB: 0 BB: 0 P: 12	R: 0 H: 1 E: 0 K: 0 S: 4	H: 0 LOB: 0 BB: 0 P: 7	R: 0 H: 0 E: 0 K: 2 S: 7	H: 0 LOB: 0 BB: 0 P: 11	R: 0 H: 0 E: 0 K: 3 S: 9	H: 0 LOB: 0 BB: 0 P: 11	R: 0 H: 1 E: 0 K: 0 S: 11	H: 1 LOB: 1 BB: 0 P: 17	R: 2 H: 3 E: 0 K: 1 S: 18	H: 3 LOB: 2 BB: 0 P: 27		1B: 6 2B: 0 3B: 0 HR: 0	SF: 0 SAC: 0 DP: 2 HBP: 1	WP: 1 PB: 0 CS: 0
<b>PITCHER</b>	IP	WLS	BF	H	R	ER	SO	BB	IBB	HBP	BLK	WP	HR	S	P	ERA	WHIP			
Tom Gordon, R ERA: 3.04 Jeff Montgomery, R ERA: 1.53 (1, 1)	8.0	W	30	6	2	2	10	0	0	1	0	1	0	76	118	2.25	0.750			
(9, 1)	1.0	S	3	0	0	0	1	0	0	0	0	0	0	7	9	0.00	0.000			

Batter	1	2	3	4	5	6	7	8	9	AB	R	H	RBI	BB	SO	LOB	BOTTOM			
Jim Eisenreich, L OBP: 0.343, SLG: 0.406 (1, 8)										4	0	0	0	0	0	1	<b>Milwaukee Brewers @ Kansas City Royals</b> Royals Stadium, Kansas City, MO Mon Jul 17 1989, 8:05 PM EDT Att: 37,961 - Unknown - 79 F			
Kevin Seitzer, R OBP: 0.389, SLG: 0.334 (1, 5)										4	1	1	1	0	0	0				
George Brett, L OBP: 0.327, SLG: 0.406 (1, 3)										3	1	1	2	1	0	0				
Danny Tartabull, R OBP: 0.360, SLG: 0.433 (1, 9)										2	0	1	0	1	1	1				
Bill Buckner, L OBP: 0.254, SLG: 0.279 (1, 10)										3	0	1	0	0	0	2				
Bob Boone, R OBP: 0.368, SLG: 0.363 (1, 2)										2	0	0	0	1	1	1				
Frank White, R OBP: 0.295, SLG: 0.299 (1, 4)										3	0	0	0	0	0	1				
Bill Pecota, R OBP: 0.316, SLG: 0.618 (1, 7)										3	0	0	0	0	0	1				
Brad Wellman, R OBP: 0.274, SLG: 0.282 (1, 6)										2	1	0	0	1	1	1				
<b>Inning Stats</b>	R: 0 H: 0 E: 0 K: 0 S: 4	H: 0 LOB: 0 BB: 0 P: 6	R: 0 H: 0 E: 0 K: 1 S: 6	H: 0 LOB: 0 BB: 1 P: 13	R: 0 H: 0 E: 0 K: 1 S: 7	H: 0 LOB: 0 BB: 0 P: 12	R: 0 H: 0 E: 0 K: 1 S: 8	H: 0 LOB: 1 BB: 1 P: 17	R: 0 H: 0 E: 0 K: 0 S: 6	H: 1 LOB: 0 BB: 0 P: 7	R: 3 H: 3 E: 0 K: 0 S: 14	H: 3 LOB: 1 BB: 1 P: 27	R: 0 H: 0 E: 0 K: 0 S: 11	H: 0 LOB: 1 BB: 1 P: 20	R: 0 H: 0 E: 0 K: 0 S: 9	H: 0 LOB: 0 BB: 0 P: 9		1B: 3 2B: 0 3B: 0 HR: 1	SF: 0 SAC: 0 DP: 2 HBP: 0	WP: 1 PB: 1 CS: 0
<b>PITCHER</b>	IP	WLS	BF	H	R	ER	SO	BB	IBB	HBP	BLK	WP	HR	S	P	ERA	WHIP			
Tom Filer, R ERA: 4.5 Mark Knudson, R ERA: 4.29 Tony Fossas, L ERA: 2.52 (1, 1)	6.0	L	24	4	3	3	3	4	0	0	0	0	0	10	15	0.00	1.333			
(7, 1)	1.0		3	0	0	0	0	0	0	0	0	0	0	9	9	0.00	0.000			
(8, 1)	1.0		3	0	0	0	0	0	0	0	0	0	0	9	9	0.00	0.000			



Batter	1	2	3	4	5	6	7	8	9	AB	R	H	RBI	BB	SO	LOB	TOP										
<b>Mike Felder, S</b> OBP: 0.289, SLG: 0.291 (1, 7)										5	1	2	0	0	1	2	<b>Milwaukee Brewers @ Kansas City Royals</b> Royals Stadium, Kansas City, MO Tue Jul 18 1989, 8:05 PM EDT Att: 28,358 - Unknown - 83 F <a href="http://livebaseballscorecards.com">livebaseballscorecards.com</a>										
<b>Jim Gantner, L</b> OBP: 0.296, SLG: 0.293 (1, 4)										4	1	1	0	0	0	1											
<b>Paul Molitor, R</b> OBP: 0.372, SLG: 0.434 (1, 5)										4	0	1	0	0	2	4											
<b>Robin Yount, R</b> OBP: 0.375, SLG: 0.478 (1, 8)										4	0	2	2	0	0	1											
<b>Rob Deer, R</b> OBP: 0.226, SLG: 0.479 (1, 9)										4	1	1	1	0	3	3											
<b>Greg Brock, L</b> OBP: 0.343, SLG: 0.347 (1, 3)										4	0	0	0	0	0	2											
<b>B.J. Surhoff, L</b> OBP: 0.276, SLG: 0.324 (1, 2)										4	0	0	0	0	1	2											
<b>Joey Meyer, R</b> OBP: 0.267, SLG: 0.329 (1, 10)										3	0	1	0	1	1	0											
<b>Bill Spiers, L</b> OBP: 0.315, SLG: 0.291 (1, 6)										4	1	1	0	0	0	1											
<b>Inning Stats</b>	R: 0 E: 0 K: 1 S: 12	H: 1 LOB: 1 BB: 0 P: 18	R: 1 E: 0 K: 1 S: 11	H: 2 LOB: 2 BB: 1 P: 20	R: 0 E: 0 K: 0 S: 4	H: 0 LOB: 0 BB: 0 P: 8	R: 0 E: 0 K: 1 S: 9	H: 0 LOB: 0 BB: 0 P: 11	R: 3 E: 0 K: 2 S: 15	H: 4 LOB: 1 BB: 0 P: 24	R: 0 E: 0 K: 0 S: 6	H: 0 LOB: 0 BB: 0 P: 10	R: 0 E: 0 K: 1 S: 7	H: 0 LOB: 0 BB: 0 P: 9	R: 0 E: 0 K: 1 S: 8	H: 2 LOB: 2 BB: 0 P: 12	R: 0 E: 0 K: 1 S: 8	H: 0 LOB: 0 BB: 0 P: 9	1B: 8 2B: 0 3B: 0 HR: 1	SF: 0 SAC: 0 DP: 0 HBP: 0	WP: 0 PB: 1 SB: 0 CS: 0	PA: 37					
<b>PITCHER</b>	IP	WLS	BF	H	R	ER	SO	BB	IBB	HBP	BLK	WP	HR	S	P	ERA	WHIP										
<b>Mark Gubicza, R</b> ERA: 2.73 (1, 1)	8.0	W	34	9	4	3	7	1	0	0	0	0	1	72	112	3.38	1.250										
<b>Steve Farr, R</b> ERA: 3.86 (9, 1)	1.0		3	0	0	0	1	0	0	0	0	0	0	8	9	0.00	0.000										

Batter	1	2	3	4	5	6	7	8	9	AB	R	H	RBI	BB	SO	LOB	BOTTOM										
<b>Jim Eisenreich, L</b> OBP: 0.340, SLG: 0.402 (1, 8)										3	0	0	0	0	0	1	<b>Milwaukee Brewers @ Kansas City Royals</b> Royals Stadium, Kansas City, MO Tue Jul 18 1989, 8:05 PM EDT Att: 28,358 - Unknown - 83 F <a href="http://livebaseballscorecards.com">livebaseballscorecards.com</a>										
<b>Kevin Seitzer, R</b> OBP: 0.390, SLG: 0.334 (1, 5)										3	2	1	0	1	0	0											
<b>George Brett, L</b> OBP: 0.337, SLG: 0.423 (1, 3)										3	4	3	2	1	0	0											
<b>Bo Jackson, R</b> OBP: 0.309, SLG: 0.528 (1, 10)										3	1	2	5	1	0	0											
<b>Danny Tartabull, R</b> OBP: 0.355, SLG: 0.426 (1, 9)										4	0	0	1	0	0	3											
<b>Mike Macfarlane, R</b> OBP: 0.280, SLG: 0.315 (1, 2)										4	0	1	1	0	0	1											
<b>Frank White, R</b> OBP: 0.295, SLG: 0.298 (1, 4)										4	0	1	0	0	1	1											
<b>Bill Pecota, R</b> OBP: 0.300, SLG: 0.583 (7, PH)										2	0	0	0	0	0	1											
<b>Brad Wellman, R</b> OBP: 0.273, SLG: 0.281 (1, 6)										4	1	1	0	0	1	1											
<b>Inning Stats</b>	R: 3 E: 0 K: 0 S: 11	H: 3 LOB: 0 BB: 0 P: 19	R: 0 E: 0 K: 1 S: 9	H: 1 LOB: 1 BB: 0 P: 12	R: 1 E: 0 K: 0 S: 6	H: 1 LOB: 0 BB: 0 P: 9	R: 0 E: 0 K: 1 S: 6	H: 0 LOB: 0 BB: 0 P: 8	R: 0 E: 0 K: 0 S: 7	H: 0 LOB: 0 BB: 0 P: 9	R: 1 E: 0 K: 0 S: 12	H: 1 LOB: 1 BB: 2 P: 23	R: 4 E: 0 K: 0 S: 13	H: 4 LOB: 1 BB: 1 P: 24	R: 0 E: 0 K: 1 S: 7	H: 0 LOB: 0 BB: 0 P: 11	1B: 7 2B: 1 3B: 1 HR: 1	SF: 0 SAC: 1 DP: 1 HBP: 0	WP: 0 PB: 0 SB: 0 CS: 0	PA: 36							
<b>PITCHER</b>	IP	WLS	BF	H	R	ER	SO	BB	IBB	HBP	BLK	WP	HR	S	P	ERA	WHIP										
<b>Don August, R</b> ERA: 4.92 (1, 1)	6.0	L	27	8	7	7	2	2	0	0	0	0	0	4	9	0.00	3.000										
<b>Tony Fossas, L</b> ERA: 3.2 (7, 1)	0.1		3	1	0	0	0	0	1	0	0	0	0	4	9	0.00	3.000										
<b>Chuck Crim, R</b> ERA: 3.41 (7, 1)	0.2		3	1	2	2	0	0	0	0	0	0	0	5	8	27.00	1.500										
<b>Mark Knudson, R</b> ERA: 4.21 (8, 1)	1.0		3	0	0	0	1	0	0	0	0	0	0	7	11	0.00	0.000										









Batter	1	2	3	4	5	6	7	8	9	AB	R	H	RBI	BB	SO	LOB	TOP										
<b>Al Newman, S</b> OBP: 0.331, SLG: 0.289 (1, 4)										5	0	1	2	0	1	4	<b>Minnesota Twins @ Milwaukee Brewers</b> <b>Milwaukee County Stadium, Milwaukee, WI</b> Fri Jul 21 1989, 8:05 PM EDT Att: 40,417 - Unknown										
<b>Victor Rodriguez, R</b> OBP: 0.250, SLG: 0.250 <b>Gary Gaetti, R</b> OBP: 0.286, SLG: 0.431 (1, 5) (9, PH)										4	0	1	0	0	1	3											
<b>Kirby Puckett, R</b> OBP: 0.380, SLG: 0.481 (1, 8)										4	1	2	0	0	0	1											
<b>Gene Larkin, S</b> OBP: 0.350, SLG: 0.323 (1, 9)										4	0	0	0	0	1	3											
<b>Carmen Castillo, R</b> OBP: 0.314, SLG: 0.493 <b>Randy Bush, L</b> OBP: 0.324, SLG: 0.430 (1, 7) (8, PH) (8, 7)										2	0	0	0	1	2	1											
<b>Brian Harper, R</b> OBP: 0.344, SLG: 0.430 (1, 10)										4	1	2	1	0	0	2											
<b>Kent Hrbek, L</b> OBP: 0.345, SLG: 0.488 (1, 3)										3	0	0	0	1	0	1											
<b>Tim Laudner, R</b> OBP: 0.286, SLG: 0.337 (1, 2)										4	0	0	0	0	3	2											
<b>Greg Gagne, R</b> OBP: 0.292, SLG: 0.383 (1, 6)										4	1	4	0	0	0	0											
<b>Inning Stats</b>	R: 0 E: 0 K: 1 S: 9	H: 1 LOB: 1 BB: 0 P: 12	R: 0 E: 0 K: 1 S: 9	H: 0 LOB: 0 BB: 0 P: 14	R: 0 E: 0 K: 1 S: 7	H: 1 LOB: 1 BB: 0 P: 11	R: 1 E: 0 K: 1 S: 8	H: 2 LOB: 1 BB: 0 P: 10	R: 0 E: 0 K: 2 S: 6	H: 1 LOB: 2 BB: 0 P: 12	R: 0 E: 0 K: 1 S: 15	H: 1 LOB: 2 BB: 1 P: 22	R: 0 E: 0 K: 1 S: 12	H: 1 LOB: 1 BB: 1 P: 21	R: 0 E: 0 K: 0 S: 6	H: 0 LOB: 0 BB: 0 P: 10		R: 2 E: 0 K: 1 S: 11	H: 3 LOB: 1 BB: 0 P: 19	1B: 7 2B: 3 3B: 0 HR: 0	SF: 0 SAC: 0 DP: 0 HBP: 0	WP: 0 PB: 0 SB: 1 CS: 0	PA: 38				
<b>PITCHER</b>	IP	WLS	BF	H	R	ER	SO	BB	IBB	HBP	BLK	WP	HR	S	P	ERA	WHIP										
<b>Teddy Higuera, L</b> ERA: 3.44 (1, 1)	7.0	W	29	7	1	1	7	2	0	0	0	0	0	66	103	1.29	1.286										
<b>Chuck Cnm, R</b> ERA: 3.39 (8, 1)	1.0		3	0	0	0	0	0	0	0	0	0	0	6	10	0.00	0.000										
<b>Dan Plesac, L</b> ERA: 2.75 (9, 1)	1.0		6	3	2	2	1	0	0	0	0	0	0	11	19	18.00	3.000										

Batter	1	2	3	4	5	6	7	8	9	AB	R	H	RBI	BB	SO	LOB	BOTTOM										
<b>Mike Felder, S</b> OBP: 0.292, SLG: 0.289 (1, 7)										4	1	1	0	0	0	1	<b>Minnesota Twins @ Milwaukee Brewers</b> <b>Milwaukee County Stadium, Milwaukee, WI</b> Fri Jul 21 1989, 8:05 PM EDT Att: 40,417 - Unknown										
<b>Jim Gantner, L</b> OBP: 0.306, SLG: 0.305 (1, 4)										3	1	2	0	0	0	0											
<b>Paul Molitor, R</b> OBP: 0.372, SLG: 0.431 (1, 5)										3	0	0	0	1	0	4											
<b>Robin Yount, R</b> OBP: 0.376, SLG: 0.479 (1, 8)										4	1	2	1	0	0	0											
<b>Rob Deer, R</b> OBP: 0.331, SLG: 0.483 (1, 9)										3	1	1	1	1	1	2											
<b>Greg Brock, L</b> OBP: 0.348, SLG: 0.373 (1, 3)										4	1	1	3	0	0	1											
<b>Glenn Braggs, R</b> OBP: 0.314, SLG: 0.396 (1, 10)										1	0	0	0	2	0	0											
<b>Charlie O'Brien, R</b> OBP: 0.326, SLG: 0.361 (1, 2)										3	0	0	0	0	2												
<b>Bill Spiers, L</b> OBP: 0.313, SLG: 0.291 (1, 6)										3	0	1	0	0	1	1											
<b>Inning Stats</b>	R: 0 E: 0 K: 1 S: 16	H: 2 LOB: 2 BB: 1 P: 29	R: 0 E: 0 K: 1 S: 10	H: 0 LOB: 1 BB: 1 P: 17	R: 5 E: 0 K: 0 S: 17	H: 5 LOB: 0 BB: 0 P: 22	R: 0 E: 0 K: 0 S: 9	H: 0 LOB: 0 BB: 0 P: 16	R: 0 E: 0 K: 0 S: 5	H: 0 LOB: 0 BB: 1 P: 10	R: 0 E: 0 K: 0 S: 7	H: 1 LOB: 1 BB: 0 P: 14	R: 0 E: 0 K: 0 S: 5	H: 0 LOB: 0 BB: 1 P: 9	1B: 6 2B: 1 3B: 0 HR: 1	SF: 0 SAC: 0 DP: 3 HBP: 1		WP: 0 PB: 0 SB: 0 CS: 1	PA: 33								
<b>PITCHER</b>	IP	WLS	BF	H	R	ER	SO	BB	IBB	HBP	BLK	WP	HR	S	P	ERA	WHIP										
<b>Shane Rawley, L</b> ERA: 4.47 (1, 1)	3.0	L	17	7	5	5	2	2	0	0	0	0	0	23	40	0.00	0.333										
<b>Mike Dyer, R</b> ERA: 6.59 (4, 1)	3.0		9	0	0	0	0	1	0	0	0	0	0	7	14	0.00	1.000										
<b>German Gonzalez, R</b> ERA: 3.27 (7, 1)	1.0		4	1	0	0	0	0	0	1	0	0	0	5	9	0.00	1.000										
<b>Gary Wayne, L</b> ERA: 3.68 (8, 1)	1.0		3	0	0	0	0	1	0	0	0	0	0	5	9	0.00	1.000										

**AB 36**  
**R 3**  
**H 10**  
**RBI 3**  
**BB 2**  
**SO 8**  
**LOB 18**



**AB 28**  
**R 5**  
**H 8**  
**RBI 5**  
**BB 4**  
**SO 2**  
**LOB 11**





Batter	1	2	3	4	5	6	7	8	9	AB	R	H	RBI	BB	SO	LOB	TOP										
<b>Al Newman, S</b> OBP: 0.326, SLG: 0.284 (1, 5)	G1-3		P6	SH1-3		P4		G5-3		4	0	0	1	0	0	1	<b>Minnesota Twins @ Milwaukee Brewers</b> Milwaukee County Stadium, Milwaukee, WI Sat Jul 22 1989, 8:05 PM EDT Att: 52,908 - Unknown - 76 F <a href="http://livebaseballscorecards.com">livebaseballscorecards.com</a>										
<b>Randy Bush, L</b> OBP: 0.323, SLG: 0.427 (1, 7)	G6-3		1B	L9		K		K		4	1	1	0	0	1	1											
<b>John Moses, S</b> OBP: 0.341, SLG: 0.366 (9, 7)			1B							1	0	0	0	0	1	0											
<b>Kirby Puckett, R</b> OBP: 0.382, SLG: 0.481 (1, 8)	BB		G1-3		SH2-4		G4-3		G6-3	4	1	2	1	1	0	0											
<b>Kent Hrbek, L</b> OBP: 0.352, SLG: 0.488 (1, 3)	G3		G1-3		SH2-4		1B		1B	4	1	2	0	1	0	2											
<b>Gene Larkin, S</b> OBP: 0.351, SLG: 0.326 (1, 9)			1B		SH2-4		F7		2B	4	1	2	1	0	1	1											
<b>Jim Dwyer, L</b> OBP: 0.408, SLG: 0.407 (5, PH)			1B		1-2				1B	2	0	1	0	0	0	1											
<b>Tim Laudner, R</b> OBP: 0.288, SLG: 0.339 (9, PH)			1B		1-2				1B	2	0	1	0	0	1	2											
<b>Gary Gaetti, R</b> OBP: 0.288, SLG: 0.436 (9, PH)			1B		1-2				2B	1	0	1	2	0	0	0											
<b>Victor Rodriguez, R</b> OBP: 0.250, SLG: 0.250 (9, PR)			1B		1-2				1B	0	0	0	0	0	0	0											
<b>Brian Harper, R</b> OBP: 0.340, SLG: 0.424 (1, 2)			1B		P3		P4		P4	5	0	1	0	0	1	5											
<b>Greg Gagne, R</b> OBP: 0.294, SLG: 0.384 (1, 6)			K		2B		FC6-4		P3	4	1	2	0	0	1	2											
<b>Doug Baker, S</b> OBP: 0.400, SLG: 0.500 (1, 4)			K		E9		FC6-4		F7	4	1	1	0	0	1	3											
<b>Inning Stats</b>	R: 0 E: 0 K: 0 S: 10	H: 0 LOB: 1 BB: 1 P: 18	R: 0 E: 0 K: 3 S: 17	H: 2 LOB: 2 BB: 0 P: 23	R: 2 E: 0 K: 0 S: 12	H: 3 LOB: 1 BB: 0 P: 17	R: 2 E: 1 K: 0 S: 7	H: 2 LOB: 0 BB: 0 P: 12	R: 0 E: 0 K: 1 S: 9	H: 1 LOB: 1 BB: 0 P: 12	R: 0 E: 0 K: 1 S: 10	H: 2 LOB: 2 BB: 0 P: 13	R: 0 E: 0 K: 0 S: 6	H: 0 LOB: 0 BB: 0 P: 13	R: 2 E: 0 K: 1 S: 14	H: 2 LOB: 1 BB: 1 P: 24	1B: 12 2B: 2 3B: 0 HR: 0	SF: 0 SAC: 2 DP: 0 HBP: 0	WP: 1 PB: 1 SB: 2 CS: 0	PA: 43							
<b>PITCHER</b>	IP	WLS	BF	H	R	ER	SO	BB	IBB	HBP	BLK	WP	HR	S	P	ERA	WHIP										
<b>Jaime Navarro, R</b> ERA: 3.03	4.0	L	20	7	4	3	3	1	0	0	0	0	0	46	70	6.75	2.000										
<b>Bill Krueger, L</b> ERA: 3.81	3.0		14	5	0	0	3	0	0	0	0	1	0	28	36	0.00	1.667										
<b>Mark Knudson, R</b> ERA: 4.14	1.0		3	0	0	0	0	0	0	0	0	0	0	6	13	0.00	0.000										
<b>Tony Fossas, L</b> ERA: 3.81	0.2		4	1	2	2	1	1	0	0	0	0	0	11	19	27.00	3.000										
<b>Chuck Crim, R</b> ERA: 3.34	0.1		2	1	0	0	0	0	0	0	0	0	0	3	5	0.00	3.000										

Batter	1	2	3	4	5	6	7	8	9	AB	R	H	RBI	BB	SO	LOB	BOTTOM										
<b>Mike Felder, S</b> OBP: 0.291, SLG: 0.288 (1, 7)	F9			G5-3		1B		FC4-6		4	0	1	1	0	0	2	<b>Minnesota Twins @ Milwaukee Brewers</b> Milwaukee County Stadium, Milwaukee, WI Sat Jul 22 1989, 8:05 PM EDT Att: 52,908 - Unknown - 76 F <a href="http://livebaseballscorecards.com">livebaseballscorecards.com</a>										
<b>Jim Gantner, L</b> OBP: 0.302, SLG: 0.301 (1, 4)	K			L1		K		G6-3		4	0	0	0	0	2	4											
<b>Paul Molitor, R</b> OBP: 0.368, SLG: 0.426 (1, 5)	F7			G4-3						4	0	0	0	0	0	0											
<b>Robin Yount, R</b> OBP: 0.375, SLG: 0.477 (1, 8)			G4-3		CS		F8		F9	4	0	1	0	0	0	0											
<b>Rob Deer, R</b> OBP: 0.328, SLG: 0.477 (1, 9)			G4-3		K		G5-3		K	4	0	0	0	0	2	1											
<b>Greg Brock, L</b> OBP: 0.354, SLG: 0.385 (1, 3)			L4		1B				1B	3	1	2	0	0	0	0											
<b>Glenn Braggs, R</b> OBP: 0.315, SLG: 0.393 (1, 10)				P9		F8		1B	FC4-6	2	0	0	0	1	0	1											
<b>B.J. Surhoff, L</b> OBP: 0.276, SLG: 0.322 (1, 2)				F8				P3		3	0	0	0	0	0	2											
<b>Bill Spiers, L</b> OBP: 0.321, SLG: 0.300 (1, 6)				P8		CS		1B	FC4-6	3	0	2	0	0	0	0											
<b>Inning Stats</b>	R: 0 E: 0 K: 1 S: 8	H: 0 LOB: 0 BB: 0 P: 12	R: 0 E: 0 K: 0 S: 6	H: 0 LOB: 0 BB: 0 P: 10	R: 0 E: 0 K: 0 S: 7	H: 0 LOB: 0 BB: 0 P: 10	R: 0 E: 0 K: 0 S: 7	H: 0 LOB: 0 BB: 0 P: 8	R: 0 E: 0 K: 1 S: 10	H: 2 LOB: 1 BB: 0 P: 16	R: 0 E: 0 K: 1 S: 10	H: 0 LOB: 2 BB: 0 P: 14	R: 0 E: 0 K: 0 S: 12	H: 2 LOB: 2 BB: 1 P: 22	R: 0 E: 0 K: 1 S: 7	H: 0 LOB: 0 BB: 0 P: 9		1B: 5 2B: 2 3B: 0 HR: 0	SF: 0 SAC: 0 DP: 1 HBP: 0	WP: 0 PB: 0 SB: 0 CS: 2	PA: 32						
<b>PITCHER</b>	IP	WLS	BF	H	R	ER	SO	BB	IBB	HBP	BLK	WP	HR	S	P	ERA	WHIP										
<b>Roy Smith, R</b> ERA: 4.08	7.1	W	27	6	1	1	3	1	0	0	0	0	0	62	94	1.23	0.955										
<b>Jeff Reardon, R</b> ERA: 4.4	1.2	S	5	0	0	0	1	0	0	0	0	0	0	11	15	0.00	0.000										



Batter	1	2	3	4	5	6	7	8	9	AB	R	H	RBI	BB	SO	LOB	TOP				
<b>Al Newman, S</b> OBP: 0.325, SLG: 0.280 (1, 5)	G3		P9		G4-3			G4-6-3 BB		3	0	0	0	1	0	1	<b>Minnesota Twins @ Milwaukee Brewers</b> Milwaukee County Stadium, Milwaukee, WI Sun Jul 23 1989, 4:33 AM EDT Att: 34,663 - Sunny - 84 F  <b>AB 30</b> <b>R 1</b> <b>H 7</b> <b>RBI 1</b> <b>BB 5</b> <b>SO 4</b> <b>LOB 15</b>				
<b>Randy Bush, L</b> OBP: 0.318, SLG: 0.419 (1, 7)	K			G4-3		F7	G4-6-3		4	0	0	0	0	1	2						
<b>Kirby Puckett, R</b> OBP: 0.383, SLG: 0.486 (1, 8)				G5-3		G4-3		3B	3	0	1	1	1	0	0						
<b>Kent Hrbek, L</b> OBP: 0.350, SLG: 0.483 (1, 3)	PO	K		BB		G3		K	4	0	1	0	0	2	1						
<b>Gene Larkin, S</b> OBP: 0.356, SLG: 0.330 (1, 9)		G4-3							3	0	2	0	1	0	0						
<b>Jim Dwyer, L</b> OBP: 0.412, SLG: 0.409 <b>Carmen Castillo, R</b> (9, PH) OBP: 0.319, SLG: 0.497 (1, 10)					F8				2	0	1	0	1	0	2						
<b>Tim Laudner, R</b> OBP: 0.285, SLG: 0.335 <b>John Moses, S</b> OBP: 0.339, SLG: 0.364 <b>Brian Harper, R</b> OBP: 0.338, SLG: 0.422 (7, 2)			L9				G5-3		2	0	0	0	0	1	1						
<b>Greg Gagne, R</b> OBP: 0.294, SLG: 0.382 (1, 6)				F9			F8		4	0	1	0	0	0	3						
<b>Doug Baker, S</b> OBP: 0.391, SLG: 0.450 (1, 4)				F8			G2-3		2	1	0	0	1	0	1						
<b>Inning Stats</b>	R: 0 E: 0 K: 1 S: 9	H: 0 LOB: 0 BB: 1 P: 15	R: 0 E: 0 K: 1 S: 13	H: 0 LOB: 1 BB: 1 P: 21	R: 0 E: 0 K: 0 S: 4	H: 0 LOB: 0 BB: 0 P: 7	R: 0 E: 0 K: 0 S: 18	H: 1 LOB: 2 BB: 1 P: 28	R: 0 E: 0 K: 1 S: 8	H: 0 LOB: 0 BB: 0 P: 6	R: 0 E: 0 K: 0 S: 8	H: 2 LOB: 0 BB: 0 P: 11	R: 1 E: 0 K: 1 S: 13	H: 1 LOB: 1 BB: 2 P: 22	R: 0 E: 0 K: 0 S: 11	H: 2 LOB: 1 BB: 0 P: 13		1B: 6 2B: 0 3B: 1 HR: 0	SF: 0 SAC: 0 DP: 3 HBP: 0	WP: 0 PB: 0 SB: 0 CS: 0	PA: 36
<b>PITCHER</b>	IP	WLS	BF	H	R	ER	SO	BB	IBB	HBP	BLK	WP	HR	S	P	ERA	WHIP				
<b>Tom Filer, R</b> ERA: 2.25 (1, 1)	6.0	W	24	4	0	0	3	3	0	0	0	0	0	61	93	0.00	1.167				
<b>Chuck Cnm, R</b> ERA: 3.39 (7, 1)	1.2		6	1	1	1	0	2	0	0	0	0	0	14	24	5.40	1.800				
<b>Tony Fossas, L</b> ERA: 3.76 (8, 1)	0.1		1	0	0	0	1	0	0	0	0	0	0	3	3	0.00	0.000				
<b>Dan Plesac, L</b> ERA: 2.88 (9, 1)	1.0	S	4	2	0	0	0	0	0	0	0	0	0	11	13	0.00	2.000				

Batter	1	2	3	4	5	6	7	8	9	AB	R	H	RBI	BB	SO	LOB	BOTTOM				
<b>Mike Felder, S</b> OBP: 0.289, SLG: 0.287 (1, 7)	B3				G5-3		G1-3			4	0	1	0	0	0	0	<b>Minnesota Twins @ Milwaukee Brewers</b> Milwaukee County Stadium, Milwaukee, WI Sun Jul 23 1989, 4:33 AM EDT Att: 34,663 - Sunny - 84 F  <b>AB 31</b> <b>R 4</b> <b>H 10</b> <b>RBI 4</b> <b>BB 3</b> <b>SO 3</b> <b>LOB 9</b>				
<b>Jim Gantner, L</b> OBP: 0.304, SLG: 0.304 (1, 4)	G4-3				G4-3		L4-3		4	0	2	0	0	0	0						
<b>Paul Molitor, R</b> OBP: 0.367, SLG: 0.422 (1, 5)	F8				F9		L4-3		3	0	0	0	1	0	3						
<b>Robin Yount, R</b> OBP: 0.376, SLG: 0.488 (1, 8)		HR			F9			K	4	1	2	1	0	1	1						
<b>Rob Deer, R</b> OBP: 0.327, SLG: 0.483 (1, 9)		K			G1-5-3			F7	4	1	1	1	0	1	1						
<b>Greg Brock, L</b> OBP: 0.357, SLG: 0.403 (1, 3)		G1-3					G3		3	1	1	1	1	0	0						
<b>Glenn Braggs, R</b> OBP: 0.316, SLG: 0.402 (1, 10)		P5						P3	3	1	1	1	1	0	1						
<b>Charlie O'Brien, R</b> OBP: 0.337, SLG: 0.372 (1, 2)					G6-3				3	0	2	0	0	0	0						
<b>Bill Spiers, L</b> OBP: 0.314, SLG: 0.293 (1, 6)					G3				3	0	0	0	0	1	3						
<b>Inning Stats</b>	R: 0 E: 0 K: 0 S: 5	H: 0 LOB: 0 BB: 0 P: 6	R: 1 E: 0 K: 1 S: 9	H: 1 LOB: 0 BB: 0 P: 13	R: 0 E: 0 K: 0 S: 9	H: 2 LOB: 2 BB: 0 P: 16	R: 2 E: 0 K: 0 S: 11	H: 4 LOB: 1 BB: 0 P: 14	R: 0 E: 0 K: 1 S: 10	H: 0 LOB: 1 BB: 1 P: 19	R: 1 E: 0 K: 1 S: 13	H: 2 LOB: 1 BB: 1 P: 26	R: 0 E: 0 K: 0 S: 6	H: 1 LOB: 0 BB: 0 P: 8	R: 0 E: 0 K: 1 S: 8	H: 0 LOB: 1 BB: 1 P: 15		1B: 5 2B: 3 3B: 0 HR: 4	SF: 0 SAC: 0 DP: 2 HBP: 0	WP: 0 PB: 0 SB: 1 CS: 2	PA: 34
<b>PITCHER</b>	IP	WLS	BF	H	R	ER	SO	BB	IBB	HBP	BLK	WP	HR	S	P	ERA	WHIP				
<b>Frank Viola, L</b> ERA: 3.84 (1, 1)	6.0	L	27	9	4	4	2	2	0	0	0	0	0	4	57	6.00	1.833				
<b>Juan Berenguer, R</b> ERA: 3.27 (7, 1)	2.0		7	1	0	0	1	1	0	0	0	0	0	14	23	0.00	1.000				



Batter	1	2	3	4	5	6	7	8	9	AB	R	H	RBI	BB	SO	LOB	TOP				
<b>Gary Pettis, S</b> OBP: 0.360, SLG: 0.318 (1, 8)	G4-3		S BB			P5		4-3-6-4-5		3	0	0	0	1	0	1	<b>Detroit Tigers @ Milwaukee Brewers</b> Milwaukee County Stadium, Milwaukee, WI Mon Jul 24 1989, 8:05 PM EDT Att: 17,981 - Unknown - 82 F				
<b>Keith Moreland, R</b> OBP: 0.359, SLG: 0.406 (1, 10)	P5		K			G5-3			F7	4	0	0	0	0	1						
<b>Lou Whitaker, L</b> OBP: 0.284, SLG: 0.343 <b>Rick Schu, R</b> (8, 5)	G3			FC5-4 BB		G4-3			G5-3	2	0	0	0	1	0						
<b>Alan Trammell, R</b> OBP: 0.321, SLG: 0.328 <b>Mike Brumley, S</b> OBP: 0.293, SLG: 0.278 (8, 4)	F8			FC5-4 BB					L6	3	0	1	0	0	0	1					
<b>Fred Lynn, L</b> OBP: 0.306, SLG: 0.322 (1, 7)	P6					K				3	0	1	0	0	1	1					
<b>Dave Bergman, L</b> OBP: 0.338, SLG: 0.342 (1, 3)						G3			L4	3	0	1	0	0	0	3					
<b>Chet Lemon, R</b> OBP: 0.338, SLG: 0.339 (1, 9)	L7					G5-3			G1-4-3	3	0	0	0	0	0	3					
<b>Doug Strange, S</b> OBP: 0.175, SLG: 0.214 (8, 6)			F7			K			G6-3	3	0	0	0	0	1	0					
<b>Mike Heath, R</b> OBP: 0.333, SLG: 0.431 (1, 2)			K			P3				3	0	1	0	0	1	0					
<b>Inning Stats</b>	R: 0 E: 0 K: 0 S: 8	H: 0 LOB: 0 BB: 0 P: 13	R: 0 E: 0 K: 0 S: 8	H: 1 LOB: 1 BB: 0 P: 10	R: 0 E: 0 K: 2 S: 10	H: 0 LOB: 1 BB: 1 P: 16	R: 0 E: 0 K: 1 S: 14	H: 0 LOB: 0 BB: 1 P: 23	R: 0 E: 0 K: 1 S: 5	H: 0 LOB: 0 BB: 0 P: 6	R: 0 E: 0 K: 0 S: 6	H: 2 LOB: 1 BB: 0 P: 10	R: 0 E: 0 K: 0 S: 7	H: 1 LOB: 0 BB: 0 P: 7	R: 0 E: 0 K: 0 S: 5	H: 0 LOB: 0 BB: 0 P: 10		1B: 4 2B: 1 3B: 0 HR: 0	SF: 0 SAC: 0 DP: 2 HBP: 0	WP: 0 PB: 0 SB: 2 CS: 0	PA: 31
<b>PITCHER</b>	IP	WLS	BF	H	R	ER	SO	BB	IBB	HBP	BLK	WP	HR	S	P	ERA	WHIP				
<b>Chris Bosio, R</b> ERA: 2.77 (1, 1)	7.0	W	25	3	0	0	4	2	0	0	0	0	0	59	88	0.00	0.714				
<b>Mark Knudson, R</b> ERA: 4.07 (8, 1)	1.0		3	1	0	0	0	0	0	0	0	0	0	7	7	0.00	1.000				
<b>Tony Fossas, L</b> ERA: 3.62 (9, 1)	1.0		3	0	0	0	0	0	0	0	0	0	0	5	10	0.00	0.000				

Batter	1	2	3	4	5	6	7	8	9	AB	R	H	RBI	BB	SO	LOB	BOTTOM				
<b>Mike Felder, S</b> OBP: 0.299, SLG: 0.313 (8, 8)	G6-3	1B		L8		FC1-5				4	1	2	1	1	0	0	<b>Detroit Tigers @ Milwaukee Brewers</b> Milwaukee County Stadium, Milwaukee, WI Mon Jul 24 1989, 8:05 PM EDT Att: 17,981 - Unknown - 82 F				
<b>Jim Gantner, L</b> OBP: 0.303, SLG: 0.302 (1, 4)	G4-3	2B		G3		FC1-5				5	0	1	1	0	1	4					
<b>Paul Molitor, R</b> OBP: 0.370, SLG: 0.423 <b>Gus Polidor, R</b> OBP: 0.223, SLG: 0.260 (7, 5)	1B	1B			L9			P5		2	1	1	0	2	0	0					
<b>Robin Yount, R</b> OBP: 0.375, SLG: 0.485 <b>Terry Francona, L</b> OBP: 0.251, SLG: 0.324 (8, 9)	1B	BB				BB				1	0	0	0	0	0	0					
<b>Rob Deer, R</b> OBP: 0.326, SLG: 0.480 <b>Mark Knudson, R</b> (8, PH)	CS			K						4	1	1	1	0	1	0					
<b>Joey Meyer, R</b> OBP: 0.276, SLG: 0.377 (9, 3)	1B				G4-3			HR		0	0	0	0	0	0	0					
<b>Greg Brock, L</b> OBP: 0.384, SLG: 0.409 <b>Tony Fossas, L</b> (9, 1)	E4					2B				5	2	3	0	0	1	1					
<b>Glenn Braggs, R</b> OBP: 0.312, SLG: 0.396 (8, 7)	G4-3					F7				5	0	0	0	0	0	4					
<b>Charlie O'Brien, R</b> OBP: 0.343, SLG: 0.382 (1, 2)	F8					1B				3	1	1	1	1	0	1					
<b>Bill Spiers, L</b> OBP: 0.312, SLG: 0.294 (1, 6)	L8					3B				3	1	1	2	0	0	0					
<b>Inning Stats</b>	R: 3 E: 1 K: 0 S: 18	H: 3 LOB: 1 BB: 0 P: 31	R: 1 E: 0 K: 0 S: 10	H: 2 LOB: 2 BB: 1 P: 20	R: 0 E: 0 K: 1 S: 11	H: 1 LOB: 0 BB: 0 P: 12	R: 0 E: 0 K: 0 S: 4	H: 0 LOB: 0 BB: 0 P: 7	R: 0 E: 0 K: 1 S: 7	H: 0 LOB: 0 BB: 0 P: 9	R: 3 E: 0 K: 1 S: 13	H: 4 LOB: 2 BB: 1 P: 23	R: 1 E: 1 K: 1 S: 16	H: 1 LOB: 3 BB: 2 P: 31	R: 2 E: 0 K: 1 S: 14	H: 2 LOB: 0 BB: 0 P: 19	1B: 9 2B: 2 3B: 1 HR: 1	SF: 1 SAC: 0 DP: 0 HBP: 0	WP: 0 PB: 0 SB: 1 CS: 2	PA: 43	
<b>PITCHER</b>	IP	WLS	BF	H	R	ER	SO	BB	IBB	HBP	BLK	WP	HR	S	P	ERA	WHIP				
<b>Jack Morris, R</b> ERA: 5.35 (1, 1)	5.1	L	27	9	7	6	1	1	0	0	0	0	0	7	15	0.00	3.000				
<b>Charles Hudson, R</b> ERA: 5.64 (7, 1)	1.0		7	1	1	0	1	2	0	0	0	0	0	16	31	0.00	3.000				
<b>Ed Nunez, R</b> ERA: 2.33 (8, 1)	1.0		5	2	2	2	1	0	0	0	0	0	1	14	19	18.00	2.000				

AB	29
R	0
H	4
RBI	0
BB	2
SO	4
LOB	10










Batter	1	2	3	4	5	6	7	8	9	AB	R	H	RBI	BB	SO	LOB	TOP				
Tracy Jones, R OBP: 0.279, SLG: 0.311 Ed Nunez, R (8, 1)	G3		G5-4-3 BB		G4-3			K		3	0	0	0	1	1	1					
Keith Moreland, R OBP: 0.396, SLG: 0.401 Mike Brumley, S OBP: 0.293, SLG: 0.278	P3		G5-4-3 1-2f			P5		G4-6-3 1B		4	0	1	0	0	0	1					
Lou Whitaker, L OBP: 0.359, SLG: 0.478	F8				G3			G3		4	0	0	0	0	0	1					
Alan Trammell, R OBP: 0.319, SLG: 0.323		L9						K		3	0	0	0	1	1						
Chet Lemon, R OBP: 0.339, SLG: 0.336		HR						G4-6-3 1B		2	1	1	0	1	1	1					
Gary Ward, R OBP: 0.291, SLG: 0.373		HR						G4-6-3 1-2f		3	1	1	2	0	0	2					
Rick Schu, R OBP: 0.301, SLG: 0.345								K		2	0	1	0	1	1	0					
Mike Heath, R OBP: 0.332, SLG: 0.425		G6-4-3 1-2f						F8		3	0	0	0	0	0	2					
Matt Sinatra, R OBP: 0.200, SLG: 0.130 Gary Pettis, S OBP: 0.368, SLG: 0.323			G6-3					F8		3	0	0	0	0	0	1					
								F8		0	0	0	0	0	0	0					
<b>Inning Stats</b>	R: 0 E: 0 K: 0 S: 7	H: 0 LOB: 0 BB: 0 P: 10	R: 2 E: 0 K: 0 S: 14	H: 1 LOB: 0 BB: 2 P: 26	R: 0 E: 0 K: 0 S: 7	H: 0 LOB: 0 BB: 1 P: 13	R: 0 E: 0 K: 1 S: 5	H: 0 LOB: 1 BB: 1 P: 11	R: 0 E: 0 K: 0 S: 7	H: 1 LOB: 1 BB: 0 P: 9	R: 0 E: 0 K: 1 S: 8	H: 0 LOB: 0 BB: 0 P: 10	R: 0 E: 0 K: 1 S: 7	H: 0 LOB: 1 BB: 0 P: 8	R: 0 E: 0 K: 0 S: 7	H: 1 LOB: 1 BB: 0 P: 10	1B: 3 2B: 0 3B: 0 HR: 1	SF: 0 SAC: 0 DP: 4 HBP: 0	WP: 0 PB: 0 SB: 1 CS: 0	PA: 31	
<b>PITCHER</b>	IP	WLS	BF	H	R	ER	SO	BB	IBB	HBP	BLK	WP	HR	S	P	ERA	WHIP				
Teddy Higuera, L ERA: 3.34 Dan Plesac, L ERA: 2.61	(1, 1)	8.0	W 28	3	2	2	4	4	0	0	0	0	1	60	95	2.25	0.875				
(9, 1)	1.0	S 3	1	0	0	0	0	0	0	0	0	0	0	7	10	0.00	1.000				

**Detroit Tigers @ Milwaukee Brewers**  
Milwaukee County Stadium, Milwaukee, WI  
Wed Jul 26 1989, 8:05 PM EDT  
Att: 23,957 - Unknown - 85 F


AB	27
R	2
H	4
RBI	2
BB	4
SO	4
LOB	10




Batter	1	2	3	4	5	6	7	8	9	AB	R	H	RBI	BB	SO	LOB	BOTTOM				
Mike Felder, S OBP: 0.297, SLG: 0.305	CS 1B		B1		F7			BB SH1-4 BB		3	0	1	0	1	0	2					
Jim Gantner, L OBP: 0.300, SLG: 0.299	G1-3		FC6-4 1-2f			F8		SH1-4		3	0	0	0	0	0	2					
Paul Molitor, R OBP: 0.368, SLG: 0.416	HR BB		G6-3			G5-3		BB IBB		2	1	0	0	2	0	1					
Robin Yount, R OBP: 0.380, SLG: 0.493	HR				G6-3					3	1	1	3	1	0	0					
Rob Deer, R OBP: 0.320, SLG: 0.470	K				G6-3			BB		4	0	0	0	0	2	3					
Greg Brock, L OBP: 0.359, SLG: 0.419		G4-3			P6			P5		4	0	0	0	0	1	3					
Glenn Braggs, R OBP: 0.312, SLG: 0.395						K		1B		3	0	2	0	0	1	0					
Charlie O'Brien, R OBP: 0.333, SLG: 0.370		G4-6-3				F8		L4		3	0	0	0	0	0	2					
Gus Polidor, R OBP: 0.238, SLG: 0.267 Bill Spiers, L OBP: 0.317, SLG: 0.300			FC6-4 BB					SH1-4 BLK BB 1B		1	0	1	0	1	0	0					
										1	1	1	0	0	0	0					
<b>Inning Stats</b>	R: 2 E: 0 K: 1 S: 10	H: 2 LOB: 1 BB: 1 P: 21	R: 0 E: 0 K: 0 S: 6	H: 1 LOB: 0 BB: 0 P: 10	R: 0 E: 0 K: 0 S: 10	H: 0 LOB: 1 BB: 1 P: 17	R: 0 E: 0 K: 0 S: 7	H: 0 LOB: 0 BB: 0 P: 11	R: 0 E: 0 K: 1 S: 14	H: 1 LOB: 1 BB: 0 P: 20	R: 0 E: 0 K: 0 S: 6	H: 0 LOB: 0 BB: 0 P: 10	R: 0 E: 0 K: 2 S: 11	H: 1 LOB: 1 BB: 0 P: 18	R: 1 E: 0 K: 0 S: 10	H: 1 LOB: 3 BB: 3 P: 28	1B: 5 2B: 0 3B: 0 HR: 1	SF: 0 SAC: 1 DP: 1 HBP: 0	WP: 0 PB: 0 SB: 2 CS: 1	PA: 33	
<b>PITCHER</b>	IP	WLS	BF	H	R	ER	SO	BB	IBB	HBP	BLK	WP	HR	S	P	ERA	WHIP				
Frank Tanana, L ERA: 3.56 Ed Nunez, R ERA: 2.66	(1, 1)	7.0	L 26	5	2	2	4	2	1	0	0	0	1	64	107	2.57	1.000				
(8, 1)	1.0	L 7	1	1	1	0	2	2	1	0	1	0	0	10	28	9.00	3.000				


**Detroit Tigers @ Milwaukee Brewers**  
Milwaukee County Stadium, Milwaukee, WI  
Wed Jul 26 1989, 8:05 PM EDT  
Att: 23,957 - Unknown - 85 F

AB	27
R	3
H	6
RBI	3
BB	5
SO	4
LOB	13





Batter	1	2	3	4	5	6	7	8	9	AB	R	H	RBI	BB	SO	LOB	TOP										
<b>Tracy Jones, R</b> OBP: 0.283, SLG: 0.315 (1, 9)	F7		FC6-4 1B			E5 G4-3				4	0	2	0	0	0	0	<b>Detroit Tigers @ Milwaukee Brewers</b> Milwaukee County Stadium, Milwaukee, WI Thu Jul 27 1989, 4:33 AM EDT Att: 30,451 - Cloudy - 88 F										
<b>Alan Trammell, R</b> OBP: 0.321, SLG: 0.330 (1, 6)			FC6-4 1-2							3	1	1	0	1	0	4											
<b>Matt Sinatro, R</b> OBP: 0.200, SLG: 0.130 (7, 2)	SF9 3B									0	0	0	0	0	0	0											
<b>Lou Whitaker, L</b> OBP: 0.356, SLG: 0.475 (1, 4)	SF9									2	0	0	1	0	0	2											
<b>Rick Schu, R</b> OBP: 0.305, SLG: 0.349 (7, 5)										1	0	1	0	0	0	0											
<b>Keith Moreland, R</b> OBP: 0.355, SLG: 0.399 (1, 10)										4	0	1	0	0	1	3											
<b>Fred Lynn, L</b> OBP: 0.310, SLG: 0.333 (1, 7)	PO									3	0	0	0	1	0	2											
<b>Dave Bergman, L</b> OBP: 0.342, SLG: 0.348 (1, 3)										4	0	1	0	0	0	1											
<b>Gary Ward, R</b> OBP: 0.285, SLG: 0.364 (1, 8)										4	0	0	0	0	1	1	<b>AB</b> 33 <b>R</b> 1 <b>H</b> 9 <b>RBI</b> 1 <b>BB</b> 2 <b>SO</b> 2 <b>LOB</b> 15										
<b>Doug Strange, S</b> OBP: 0.206, SLG: 0.235 (1, 5)			3-1							4	0	2	0	0	0	0											
<b>Mike Heath, R</b> OBP: 0.332, SLG: 0.424 (1, 2)										3	0	1	0	0	0	0											
<b>Mike Brumley, S</b> OBP: 0.290, SLG: 0.275 (7, 4)			G5-3							1	0	0	0	0	0	2											
<b>Inning Stats</b>	R: 1 E: 0 K: 0 S: 8	H: 2 LOB: 0 BB: 0 P: 15	R: 0 E: 0 K: 1 S: 9	H: 0 LOB: 0 BB: 0 P: 15	R: 0 E: 0 K: 0 S: 11	H: 1 LOB: 1 BB: 0 P: 19	R: 0 E: 0 K: 0 S: 7	H: 0 LOB: 0 BB: 1 P: 18	R: 0 E: 0 K: 0 S: 4	H: 0 LOB: 0 BB: 0 P: 6	R: 0 E: 1 K: 1 S: 8	H: 0 LOB: 2 BB: 1 P: 16	R: 0 E: 0 K: 0 S: 14	H: 3 LOB: 3 BB: 0 P: 22	R: 0 E: 0 K: 0 S: 3	H: 1 LOB: 1 BB: 0 P: 5	R: 0 E: 0 K: 0 S: 8	H: 2 LOB: 1 BB: 0 P: 11	1B: 8 2B: 0 3B: 1 HR: 0	SF: 1 SAC: 0 DP: 2 HBP: 0	WP: 0 PB: 0 SB: 0 CS: 0	PA: 37					
<b>PITCHER</b>	IP	WLS	BF	H	R	ER	SO	BB	IBB	HBP	BLK	WP	HR	S	P	ERA	WHIP										
<b>Jaime Navarro, R</b> ERA: 2.88 (1, 1)	5.0	W	18	3	1	1	1	1	0	0	0	0	0	39	73	1.80	0.800										
<b>Tony Fossas, L</b> ERA: 3.39 (6, 1)	2.0		11	3	0	0	1	1	0	0	0	0	0	22	38	0.00	2.000										
<b>Chuck Crim, R</b> ERA: 3.34 (8, 1)	1.0		3	1	0	0	0	0	0	0	0	0	0	3	5	0.00	1.000										
<b>Mark Knudson, R</b> ERA: 4.01 (9, 1)	1.0		4	2	0	0	0	0	0	0	0	0	0	8	11	0.00	2.000										

Batter	1	2	3	4	5	6	7	8	9	AB	R	H	RBI	BB	SO	LOB	BOTTOM										
<b>Paul Molitor, R</b> OBP: 0.371, SLG: 0.419 (1, 10)	G1-3			G5-3						4	2	2	1	1	0	1	<b>Detroit Tigers @ Milwaukee Brewers</b> Milwaukee County Stadium, Milwaukee, WI Thu Jul 27 1989, 4:33 AM EDT Att: 30,451 - Cloudy - 88 F										
<b>Jim Gantner, L</b> OBP: 0.307, SLG: 0.304 (1, 4)				G4-3						4	2	3	1	1	0	0											
<b>Rob Deer, R</b> OBP: 0.385, SLG: 0.481 (1, 9)										4	2	2	4	0	1	2											
<b>Terry Francona, L</b> OBP: 0.250, SLG: 0.323 (7, 9)										1	0	0	0	0	0	2											
<b>Robin Yount, R</b> OBP: 0.385, SLG: 0.495 (1, 8)										3	0	2	1	2	0	0											
<b>Mike Felder, S</b> OBP: 0.297, SLG: 0.305 (8, PR)										0	0	0	0	0	0	0											
<b>Glenn Braggs, R</b> OBP: 0.310, SLG: 0.392 (1, 7)										5	0	1	2	0	0	6											
<b>Greg Brock, L</b> OBP: 0.362, SLG: 0.434 (1, 3)										3	2	1	1	1	0	2											
<b>Joey Meyer, R</b> OBP: 0.273, SLG: 0.372 (8, 3)	FC1-2-5									1	0	0	0	0	0	2											
<b>Gus Polidor, R</b> OBP: 0.239, SLG: 0.267 (1, 5)	F8									4	0	1	0	0	0	2	<b>AB</b> 37 <b>R</b> 11 <b>H</b> 15 <b>RBI</b> 11 <b>BB</b> 5 <b>SO</b> 1 <b>LOB</b> 18										
<b>Charlie O'Brien, R</b> OBP: 0.321, SLG: 0.354 (1, 2)										4	1	0	1	0	0	1											
<b>Dave Engle, R</b> OBP: 0.265, SLG: 0.359 (8, 2)										0	0	0	0	0	0	0											
<b>Bill Spiers, L</b> OBP: 0.329, SLG: 0.313 (1, 6)										4	2	3	0	0	0	0											
<b>Inning Stats</b>	R: 2 E: 0 K: 0 S: 14	H: 3 LOB: 2 BB: 1 P: 26	R: 1 E: 0 K: 1 S: 13	H: 3 LOB: 3 BB: 1 P: 27	R: 0 E: 0 K: 0 S: 7	H: 0 LOB: 0 BB: 0 P: 8	R: 0 E: 0 K: 0 S: 5	H: 1 LOB: 0 BB: 0 P: 9	R: 0 E: 0 K: 0 S: 10	H: 0 LOB: 0 BB: 0 P: 13	R: 6 E: 0 K: 0 S: 13	H: 5 LOB: 0 BB: 2 P: 31	R: 1 E: 0 K: 0 S: 11	H: 1 LOB: 0 BB: 0 P: 14	R: 1 E: 0 K: 0 S: 8	H: 2 LOB: 2 BB: 1 P: 14	R: 1 E: 0 K: 0 S: 8	H: 2 LOB: 2 BB: 1 P: 14	1B: 11 2B: 2 3B: 0 HR: 2	SF: 0 SAC: 0 DP: 1 HBP: 0	WP: 0 PB: 0 SB: 3 CS: 1	PA: 42					
<b>PITCHER</b>	IP	WLS	BF	H	R	ER	SO	BB	IBB	HBP	BLK	WP	HR	S	P	ERA	WHIP										
<b>Paul Gibson, L</b> ERA: 4.39 (1, 1)	5.0	L	23	7	3	3	1	0	2	0	0	0	2	32	59	24.00	3.333										
<b>Charles Hudson, R</b> ERA: 6.53 (6, 1)	3.0		19	8	8	8	0	2	1	0	0	0	2	32	59	24.00	3.333										







Batter	1	2	3	4	5	6	7	8	9	AB	R	H	RBI	BB	SO	LOB	TOP				
<b>Paul Moltzer, R</b> OBP: 0.373, SLG: 0.423 (1, 5)	F9	G1-3		E 1B BB		F8		G4-3		4	0	0	0	1	0	2					
<b>Jim Gantner, L</b> OBP: 0.305, SLG: 0.306 (1, 4)	G4-3		G4-3	E6		G6-3			2B	5	1	2	1	0	0	0					
<b>Gus Poldor, R</b> OBP: 0.236, SLG: 0.264 (9, 4)				1-3 2-H					2B	0	0	0	0	0	0	0					
<b>Rob Deer, R</b> OBP: 0.321, SLG: 0.477 (1, 9)	K		K	K		G5-3			F8	4	0	0	0	0	3	2					
<b>Glenn Braggs, R</b> OBP: 0.311, SLG: 0.390 (6, 7)										1	0	0	0	0	0	1					
<b>Robin Yount, R</b> OBP: 0.390, SLG: 0.513 (1, 8)			F8							4	3	3	0	0	0	0					
<b>Terry Francona, L</b> OBP: 0.250, SLG: 0.339 (7, 9)									G6-3	1	0	1	1	0	0	0					
<b>Greg Brock, L</b> OBP: 0.362, SLG: 0.445 (1, 3)	K								2B	3	0	0	0	1	2	3					
<b>B.J. Surhoff, L</b> OBP: 0.279, SLG: 0.329 (1, 10)	S 1B								G6-3	3	0	0	0	1	2	3					
<b>Charlie O'Brien, R</b> OBP: 0.333, SLG: 0.347 (1, 2)	2-H 1B								F7	4	2	2	3	0	0	2					
<b>Mike Felder, S</b> OBP: 0.305, SLG: 0.309 (1, 7)										3	1	1	1	1	0	1					
<b>Bill Spiers, L</b> OBP: 0.323, SLG: 0.308 (1, 6)	F8									3	0	1	0	1	0	2					
<b>Inning Stats</b>	R: 0 E: 0 K: 1 S: 13	H: 0 LOB: 0 BB: 0 P: 17	R: 2 E: 0 K: 1 S: 17	H: 4 LOB: 2 BB: 0 P: 21	R: 0 E: 0 K: 1 S: 6	H: 0 LOB: 0 BB: 0 P: 9	R: 3 E: 1 K: 1 S: 20	H: 2 LOB: 2 BB: 3 P: 41	R: 1 E: 0 K: 0 S: 7	H: 2 LOB: 2 BB: 0 P: 11	R: 1 E: 0 K: 0 S: 6	H: 1 LOB: 0 BB: 0 P: 12	R: 0 E: 0 K: 0 S: 5	H: 0 LOB: 0 BB: 0 P: 9	R: 1 E: 0 K: 0 S: 14	H: 2 LOB: 1 BB: 0 P: 24	1B: 6 2B: 4 3B: 1 HR: 0	SF: 1 SAC: 1 DP: 0 HBP: 0	WP: 1 PB: 0 SB: 2 CS: 0	PA: 42	
<b>PITCHER</b>	IP	WLS	BF	H	R	ER	SO	BB	IBB	HBP	BLK	WP	HR	S	P	ERA	WHIP				
<b>Bobby Witt, R</b> ERA: 5.14 (1, 1)	4.0	L	21	6	5	5	4	3	0	0	1	1	0	56	88	11.25	2.250				
<b>Drew Hall, L</b> ERA: 4.37 (5, 1)	3.0		13	3	2	2	1	1	0	0	0	0	0	30	48	6.00	1.333				
<b>Gary Mielke, R</b> ERA: 3.77 (8, 1)	1.0		3	0	0	0	0	0	0	0	0	0	0	5	9	0.00	0.000				
<b>Paul Wilmet, R</b> ERA: 15.43 (9, 1)	1.0		5	2	1	1	0	0	0	0	0	0	0	14	24	9.00	2.000				

Milwaukee Brewers @ Texas Rangers  
Arlington Stadium, Arlington, TX  
Sat Jul 29 1989, 8:05 PM EDT  
Att: 37,867 - Unknown - 94 F

AB 36  
R 8  
H 11  
RBI 7  
BB 4  
SO 5  
LOB 17



Batter	1	2	3	4	5	6	7	8	9	AB	R	H	RBI	BB	SO	LOB	BOTTOM					
<b>Cecil Espy, S</b> OBP: 0.299, SLG: 0.319 (1, 8)	L7		K		G5-3			K		4	0	0	0	0	2	2						
<b>Rafael Palmeiro, L</b> OBP: 0.360, SLG: 0.397 (1, 3)	G3		FC6		L3			P4		4	0	0	0	0	0	2						
<b>Harold Baines, L</b> OBP: 0.419, SLG: 0.499 (1, 10)	K									4	0	0	0	0	1	0						
<b>Ruben Sierra, S</b> OBP: 0.366, SLG: 0.573 (1, 9)										3	1	1	0	1	1	0						
<b>Julio Franco, R</b> OBP: 0.386, SLG: 0.469 (1, 4)										4	0	2	0	0	1	1						
<b>Pete Incaviglia, R</b> OBP: 0.277, SLG: 0.428 (1, 7)	K									4	1	1	2	0	2	3						
<b>Steve Buechele, R</b> OBP: 0.305, SLG: 0.389 (1, 5)	K									3	0	0	0	0	1	2						
<b>Jeff Kunkel, R</b> OBP: 0.309, SLG: 0.447 (1, 6)										3	0	2	0	0	0	1						
<b>Jim Sundberg, R</b> OBP: 0.306, SLG: 0.317 (1, 2)										2	0	0	0	0	1	2						
<b>Jack Daugherty, S</b> OBP: 0.333, SLG: 0.367 (8, PH)										1	0	0	0	0	0	0						
<b>Chad Kreuter, S</b> OBP: 0.274, SLG: 0.213 (9, 2)										0	0	0	0	0	0	0						
<b>Inning Stats</b>	R: 0 E: 0 K: 1 S: 7	H: 0 LOB: 0 BB: 0 P: 10	R: 0 E: 0 K: 2 S: 10	H: 2 LOB: 1 BB: 0 P: 14	R: 0 E: 0 K: 1 S: 9	H: 1 LOB: 1 BB: 0 P: 14	R: 2 E: 0 K: 1 S: 12	H: 1 LOB: 0 BB: 1 P: 22	R: 0 E: 0 K: 1 S: 9	H: 1 LOB: 1 BB: 0 P: 13	R: 0 E: 0 K: 1 S: 10	H: 0 LOB: 0 BB: 0 P: 16	R: 0 E: 1 K: 0 S: 7	H: 0 LOB: 0 BB: 0 P: 11	R: 0 E: 0 K: 1 S: 6	H: 0 LOB: 0 BB: 0 P: 9	R: 0 E: 0 K: 1 S: 8	H: 1 LOB: 1 BB: 0 P: 12	1B: 5 2B: 0 3B: 0 HR: 1	SF: 0 SAC: 0 DP: 1 HBP: 0	WP: 0 PB: 0 SB: 1 CS: 0	PA: 33
<b>PITCHER</b>	IP	WLS	BF	H	R	ER	SO	BB	IBB	HBP	BLK	WP	HR	S	P	ERA	WHIP					
<b>Chris Bosio, R</b> ERA: 2.78 (1, 1)	6.0	W	24	5	2	2	7	1	0	0	0	0	0	19	28	0.00	0.333					
<b>Chuck Crim, R</b> ERA: 3.2 (7, 1)	3.0	S	9	1	0	0	2	0	0	0	0	0	0	19	28	0.00	0.333					

Milwaukee Brewers @ Texas Rangers  
Arlington Stadium, Arlington, TX  
Sat Jul 29 1989, 8:05 PM EDT  
Att: 37,867 - Unknown - 94 F

AB 32  
R 2  
H 6  
RBI 2  
BB 1  
SO 9  
LOB 13





Batter	1	2	3	4	5	6	7	8	9	AB	R	H	RBI	BB	SO	LOB	TOP										
<b>Paul Moltzer, R</b> OBP: 0.372, SLG: 0.421 (1, 5)										4	0	1	0	0	2	1	<b>Milwaukee Brewers @ Texas Rangers</b> Arlington Stadium, Arlington, TX Sun Jul 30 1989, 8:05 PM EDT Att: 37,943 - Sunny - 96 F										
<b>Jim Gantner, L</b> OBP: 0.301, SLG: 0.302 (1, 4)										4	0	0	0	0	1	3											
<b>Terry Francona, L</b> OBP: 0.256, SLG: 0.333 (8, PH)										3	0	0	0	0	0	0											
<b>Glenn Braggs, R</b> OBP: 0.310, SLG: 0.388 (8, 7)										1	0	0	0	0	0	1											
<b>Robin Yount, R</b> OBP: 0.389, SLG: 0.509 (1, 8)										3	1	0	0	0	0	0											
<b>Greg Brock, L</b> OBP: 0.355, SLG: 0.435 (1, 3)										4	0	0	0	0	1	1											
<b>B.J. Surhoff, L</b> OBP: 0.276, SLG: 0.328 (1, 10)										4	1	1	0	0	0	0											
<b>Charlie O'Brien, R</b> OBP: 0.333, SLG: 0.375 (1, 2)										3	1	1	3	0	1	0											
<b>Mike Felder, S</b> OBP: 0.305, SLG: 0.309 (8, 9)										3	0	1	0	0	2	0											
<b>Bill Spiers, L</b> OBP: 0.317, SLG: 0.301 (1, 6)										3	0	0	0	0	3	1											
<b>Inning Stats</b>	R: 0 E: 0 K: 2 S: 10	H: 0 LOB: 0 BB: 0 P: 14	R: 3 E: 1 K: 2 S: 24	H: 3 LOB: 2 BB: 0 P: 36	R: 0 E: 0 K: 0 S: 9	H: 0 LOB: 0 BB: 0 P: 17	R: 0 E: 0 K: 2 S: 10	H: 0 LOB: 0 BB: 0 P: 14	R: 0 E: 0 K: 0 S: 11	H: 0 LOB: 0 BB: 0 P: 15	R: 0 E: 0 K: 0 S: 7	H: 0 LOB: 0 BB: 0 P: 10	R: 0 E: 0 K: 1 S: 10	H: 0 LOB: 1 BB: 0 P: 16	R: 0 E: 0 K: 0 S: 9	H: 1 LOB: 1 BB: 0 P: 11	R: 0 E: 0 K: 0 S: 5	H: 0 LOB: 0 BB: 0 P: 10	1B: 3 2B: 0 3B: 0 HR: 1	SF: 0 SAC: 0 DP: 0 HBP: 1	WP: 1 PB: 0 SB: 0 CS: 0	PA: 33					
<b>PITCHER</b>	IP	WLS	BF	H	R	ER	SO	BB	IBB	HBP	BLK	WP	HR	S	P	ERA	WHIP										
<b>Nolan Ryan, R</b> ERA: 3.24 (1, 1)	7.1	W	28	4	3	3	10	0	0	1	1	1	1	87	130	3.68	0.545										
<b>Kenny Rogers, L</b> ERA: 2.57 (8, 1)	0.2		2	0	0	0	0	0	0	0	0	0	0	3	3	0.00	0.000										
<b>Jeff Russell, R</b> ERA: 1.64 (9, 1)	1.0		3	0	0	0	0	0	0	0	0	0	0	5	10	0.00	0.000										

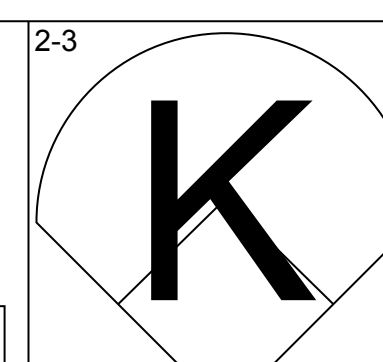
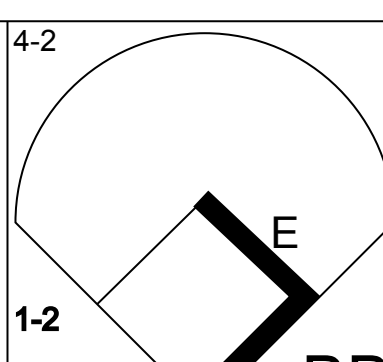
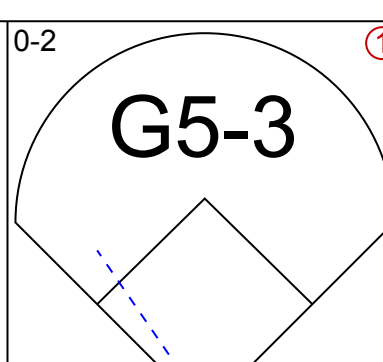
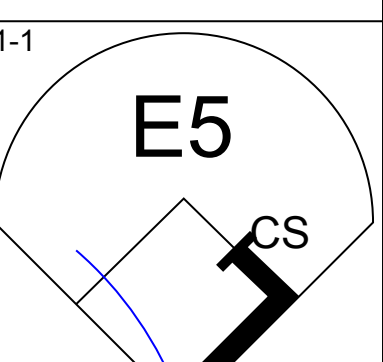
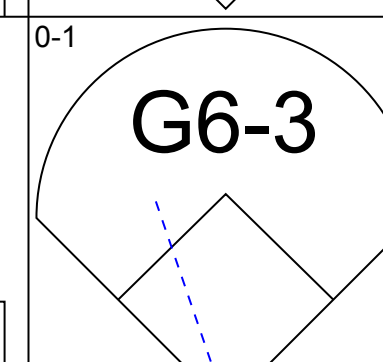
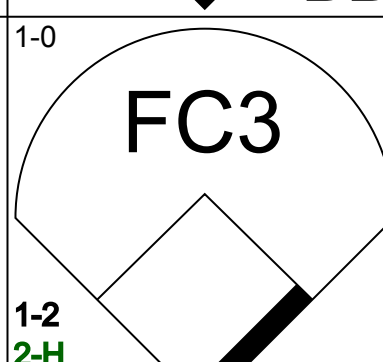
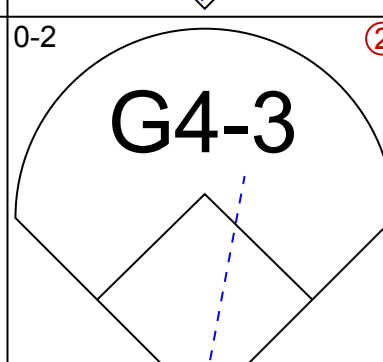
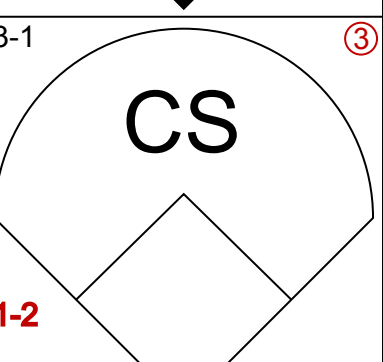
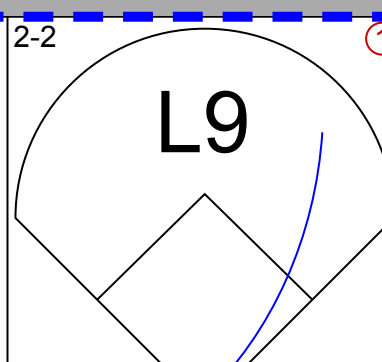
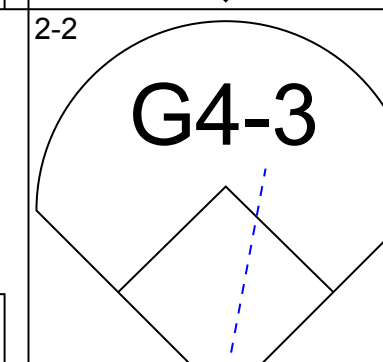
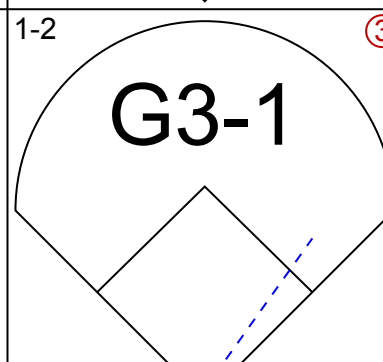
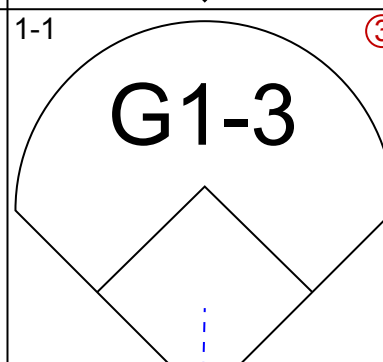
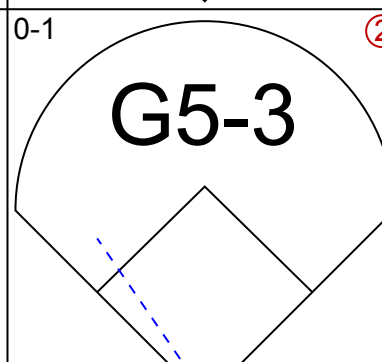
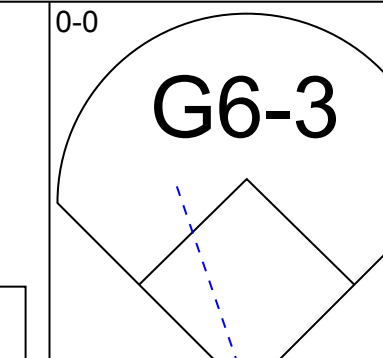
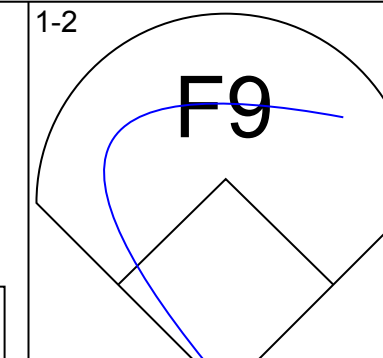
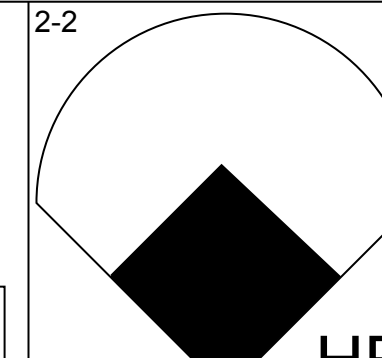
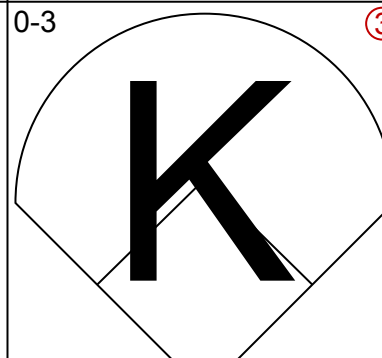
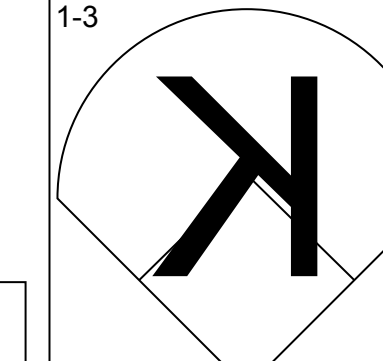
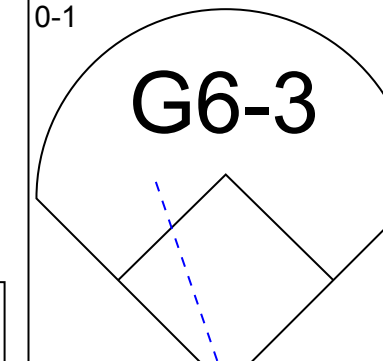
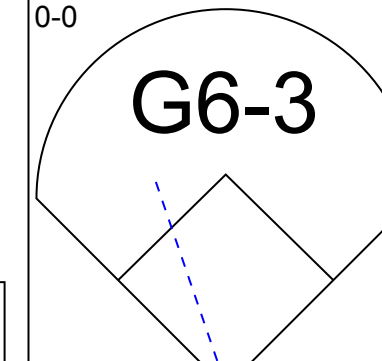
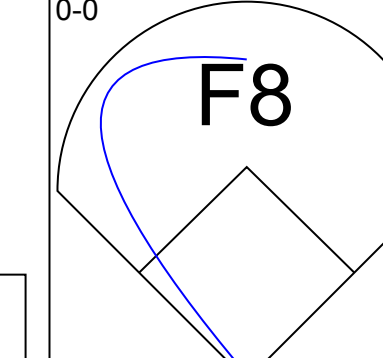
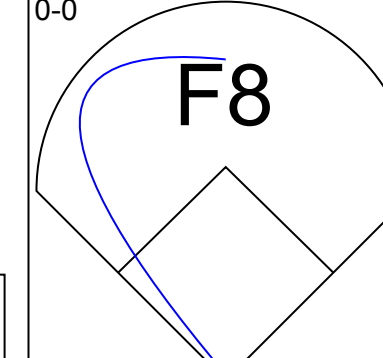
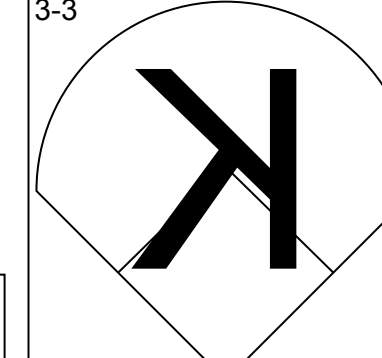
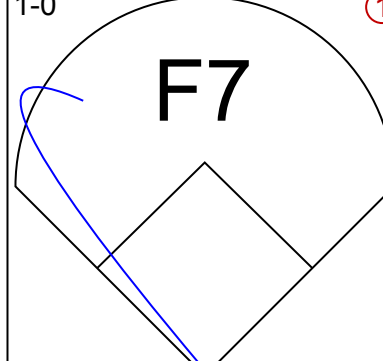
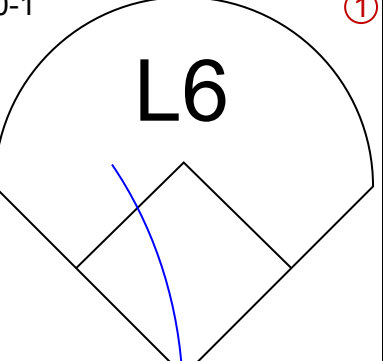
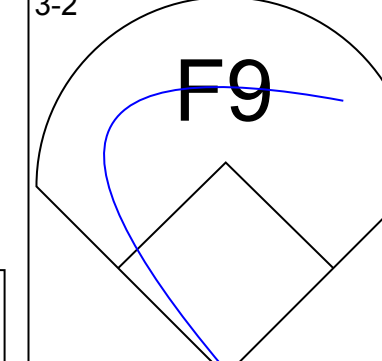
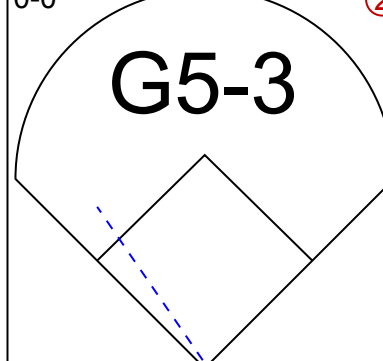
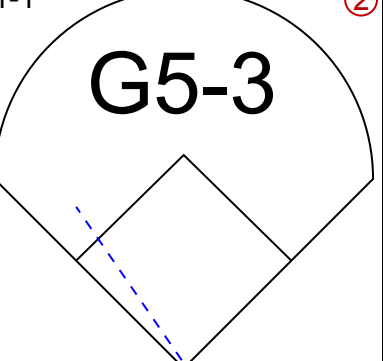
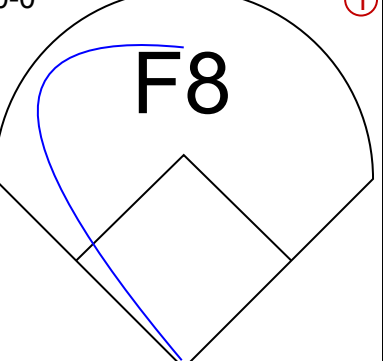
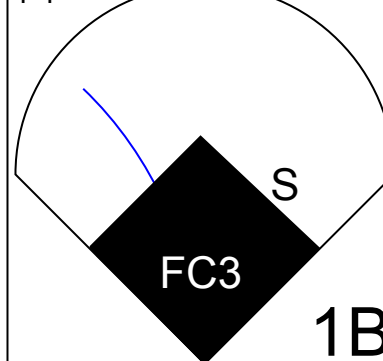
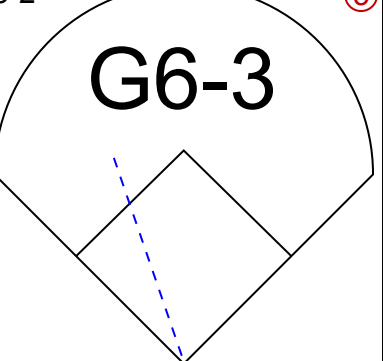
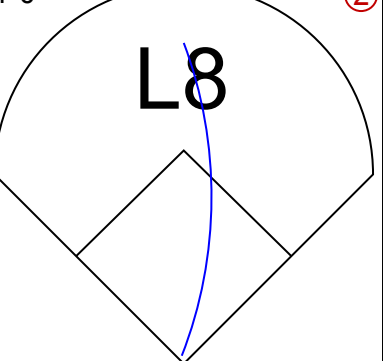
Batter	1	2	3	4	5	6	7	8	9	AB	R	H	RBI	BB	SO	LOB	BOTTOM										
<b>Rafael Palmeiro, L</b> OBP: 0.356, SLG: 0.393 (1, 3)										4	0	0	0	0	1	2	<b>Milwaukee Brewers @ Texas Rangers</b> Arlington Stadium, Arlington, TX Sun Jul 30 1989, 8:05 PM EDT Att: 37,943 - Sunny - 96 F										
<b>Jack Daugherty, S</b> OBP: 0.324, SLG: 0.355 (8, 3)										1	0	0	0	0	0	0											
<b>Fred Manrique, R</b> OBP: 0.337, SLG: 0.411 (8, 4)										3	2	1	0	1	1	0											
<b>Harold Baines, L</b> OBP: 0.422, SLG: 0.507 (1, 10)										4	2	3	1	0	0	1											
<b>Ruben Sierra, S</b> OBP: 0.367, SLG: 0.580 (1, 9)										4	2	2	3	0	0	2											
<b>Julio Franco, R</b> OBP: 0.387, SLG: 0.468 (7, PR)										3	2	1	0	1	0	1											
<b>Steve Buechele, R</b> OBP: 0.305, SLG: 0.389 (8, 5)										0	0	0	0	0	0	0											
<b>Pete Incaviglia, R</b> OBP: 0.283, SLG: 0.444 (4, 7)										3	1	2	5	1	1	1											
<b>Rick Leach, L</b> OBP: 0.365, SLG: 0.382 (1, 7)										1	0	0	0	0	0	1											
<b>Cecil Espy, S</b> OBP: 0.302, SLG: 0.322 (4, 8)										3	0	2	0	0	1	1											
<b>Jeff Kunkel, R</b> OBP: 0.302, SLG: 0.437 (1, 6)										4	0	0	0	0	0	3											
<b>Chad Kreuter, S</b> OBP: 0.273, SLG: 0.207 (1, 2)										3	0	0	0	1	1	0											
<b>Inning Stats</b>	R: 3 E: 0 K: 1 S: 14	H: 3 LOB: 1 BB: 1 P: 25	R: 0 E: 0 K: 1 S: 6	H: 0 LOB: 0 BB: 0 P: 8	R: 4 E: 1 K: 0 S: 12	H: 4 LOB: 0 BB: 0 P: 17	R: 0 E: 0 K: 1 S: 6	H: 0 LOB: 0 BB: 0 P: 10	R: 0 E: 0 K: 0 S: 12	H: 1 LOB: 2 BB: 2 P: 21	R: 2 E: 0 K: 2 S: 15	H: 2 LOB: 1 BB: 1 P: 23	R: 0 E: 0 K: 0 S: 7	H: 0 LOB: 0 BB: 0 P: 11	R: 0 E: 0 K: 0 S: 5	H: 0 LOB: 0 BB: 0 P: 11	1B: 6 2B: 4 3B: 0 HR: 2	SF: 0 SAC: 0 DP: 2 HBP: 0	WP: 0 PB: 0 SB: 2 CS: 1	PA: 37							
<b>PITCHER</b>	IP	WLS	BF	H	R	ER	SO	BB	IBB	HBP	BLK	WP	HR	S	P	ERA	WHIP										
<b>Don August, R</b> ERA: 5.49 (1, 1)	2.1	L	15	6	7	6	2	1	0	0	0	0	0	29	46	23.14	3.000										
<b>Bill Krueger, L</b> ERA: 3.53 (3, 1)	3.2		13	3	0	0	1	2	0	0	0	0	0	31	52	0.00	1.364										
<b>Mark Knudson, R</b> ERA: 4.1 (7, 1)	2.0		9	2	2	2	2	1	0	0	0	0	1	22	34	9.00	1.500										



Batter	1	2	3	4	5	6	7	8	9	AB	R	H	RBI	BB	SO	LOB	TOP			
Jerry Browne, S OBP: 0.369, SLG: 0.393 (1, 4)	F4		5-3		5-3		4-3			4	0	0	0	0	0	4	<b>Cleveland Indians @ Milwaukee Brewers</b> Milwaukee County Stadium, Milwaukee, WI Mon Jul 31 1989, 8:05 PM EDT Att: 17,434 - Unknown - 78 F			
Luis Aguayo, R OBP: 0.226, SLG: 0.222 (1, 6)	5-3		B1-3			F8		5-3		4	0	0	0	0	1					
Brad Komminsk, R OBP: 0.362, SLG: 0.512 (1, 8)	6-3			K2-3		K		FC6-4 1B		4	0	1	0	0	2					
Joe Carter, R OBP: 0.297, SLG: 0.469 (1, 7)		K		F8				FC6-4 1-2		4	0	1	0	0	1					
Pete O'Brien, L OBP: 0.387, SLG: 0.419 (1, 3)	F7			K		F7		G3		4	0	0	0	1	2					
Albert Belle, R OBP: 0.343, SLG: 0.532 (1, 10)									5-3	2	1	1	1	2	0					
Cory Snyder, R OBP: 0.260, SLG: 0.367 (1, 9)										4	0	1	0	0	2					
Brook Jacoby, R OBP: 0.348, SLG: 0.410 (1, 5)										4	0	2	0	0	1					
Joel Skinner, R OBP: 0.309, SLG: 0.336 (1, 2)										3	0	1	0	0	1					
<b>Inning Stats</b>	R: 0 E: 0 K: 0 S: 3	H: 0 LOB: 0 BB: 0 P: 3	R: 0 E: 0 K: 2 S: 7	H: 0 LOB: 1 BB: 1 P: 11	R: 0 E: 0 K: 0 S: 4	H: 1 LOB: 1 BB: 0 P: 4	R: 0 E: 0 K: 2 S: 7	H: 0 LOB: 0 BB: 0 P: 7	R: 1 E: 0 K: 0 S: 5	H: 3 LOB: 1 BB: 0 P: 5	R: 0 E: 0 K: 1 S: 6	H: 1 LOB: 2 BB: 1 P: 10	R: 0 E: 0 K: 0 S: 4	H: 1 LOB: 1 BB: 0 P: 4	R: 0 E: 0 K: 1 S: 5	H: 0 LOB: 0 BB: 0 P: 5		1B: 3 2B: 3 3B: 0 HR: 1	SF: 0 SAC: 0 DP: 0 HBP: 0	WP: 0 PB: 0 SB: 1 CS: 1
<b>PITCHER</b>	IP	WLS	BF	H	R	ER	SO	BB	IBB	HBP	BLK	WP	HR	S	P	ERA	WHIP			
Teddy Higuera, L ERA: 3.23 Chuck Cnn, R ERA: 3.07	(1, 1)	6.0	W	24	5	1	1	5	2	0	0	0	0	1	32	40	1.50	1.167		
(7, 1)	3.0	S	11	2	0	0	2	0	0	0	0	0	0	15	15	0.00	0.667			

Batter	1	2	3	4	5	6	7	8	9	AB	R	H	RBI	BB	SO	LOB	BOTTOM			
Paul Moltor, R OBP: 0.375, SLG: 0.423 (1, 5)			F7							3	0	2	1	1	0	0	<b>Cleveland Indians @ Milwaukee Brewers</b> Milwaukee County Stadium, Milwaukee, WI Mon Jul 31 1989, 8:05 PM EDT Att: 17,434 - Unknown - 78 F			
Gus Polidor, R OBP: 0.237, SLG: 0.264 (1, 4)	F8					FC6-4 1B				4	1	1	1	0	0	3				
Glenn Braggs, R OBP: 0.307, SLG: 0.384 (1, 7)	6-3					1-3				4	0	0	1	0	0	3				
Robin Yount, R OBP: 0.392, SLG: 0.520 (1, 8)										3	2	2	1	1	0	0				
Greg Brock, L OBP: 0.363, SLG: 0.444 (1, 3)										3	0	2	2	0	0	0				
Joey Meyer, R OBP: 0.256, SLG: 0.349 (1, 10)										4	0	0	0	0	0	4				
Charlie O'Brien, R OBP: 0.323, SLG: 0.361 (1, 2)										4	0	0	0	0	0	2				
Mike Felder, S OBP: 0.309, SLG: 0.314 (1, 9)										4	2	2	0	0	0	1				
Bill Spiers, L OBP: 0.317, SLG: 0.302 (1, 6)										3	1	1	0	0	1	1				
<b>Inning Stats</b>	R: 0 E: 0 K: 0 S: 3	H: 1 LOB: 0 BB: 0 P: 3	R: 1 E: 0 K: 0 S: 3	H: 1 LOB: 0 BB: 0 P: 4	R: 0 E: 0 K: 1 S: 5	H: 0 LOB: 0 BB: 0 P: 5	R: 0 E: 0 K: 0 S: 3	H: 0 LOB: 0 BB: 0 P: 3	R: 0 E: 0 K: 0 S: 3	H: 0 LOB: 0 BB: 0 P: 3	R: 3 E: 0 K: 0 S: 6	H: 3 LOB: 2 BB: 2 P: 14	R: 1 E: 0 K: 0 S: 6	H: 3 LOB: 2 BB: 0 P: 6	R: 1 E: 0 K: 0 S: 5	H: 2 LOB: 1 BB: 0 P: 5		1B: 7 2B: 2 3B: 0 HR: 1	SF: 0 SAC: 0 DP: 1 HBP: 1	WP: 1 PB: 0 SB: 0 CS: 1
<b>PITCHER</b>	IP	WLS	BF	H	R	ER	SO	BB	IBB	HBP	BLK	WP	HR	S	P	ERA	WHIP			
Scott Bailes, L ERA: 4.32 Steve Olin, R ERA: 3.6	(1, 1)	5.2	L	23	5	4	4	1	1	1	0	0	1	22	31	6.35	1.059			
(6, 1)	2.1		12	5	2	2	0	0	0	0	0	1	0	12	12	7.71	2.143			

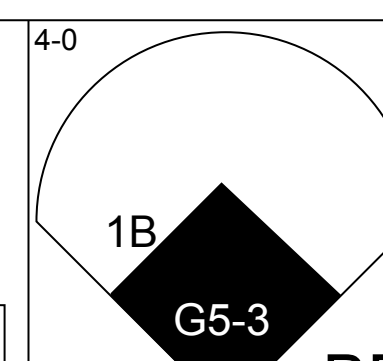
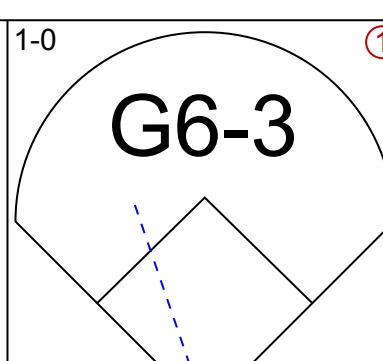
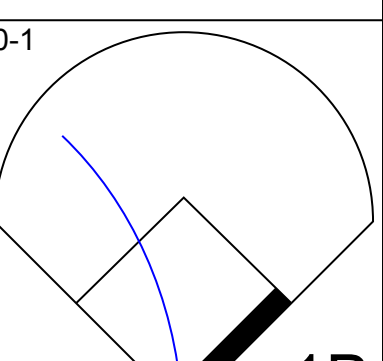
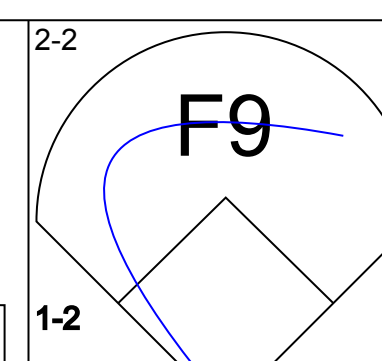
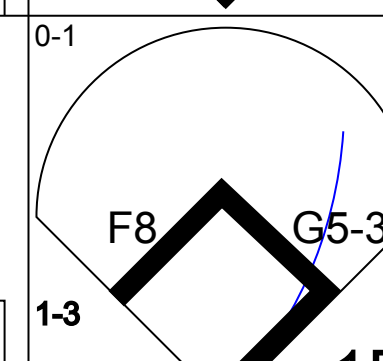
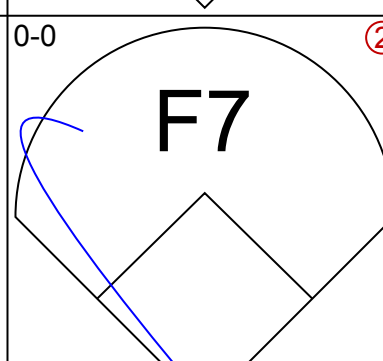
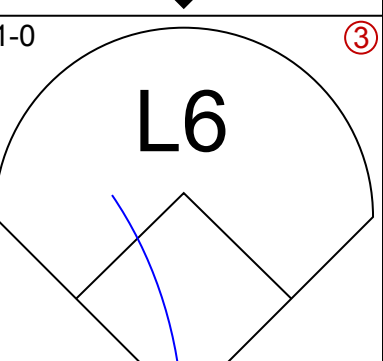
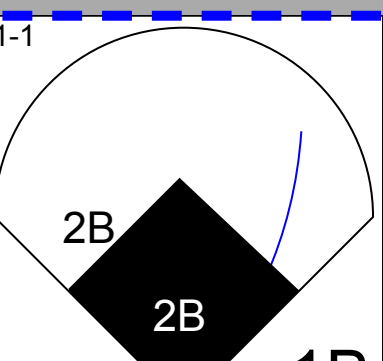
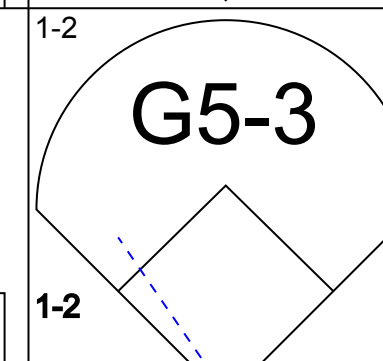
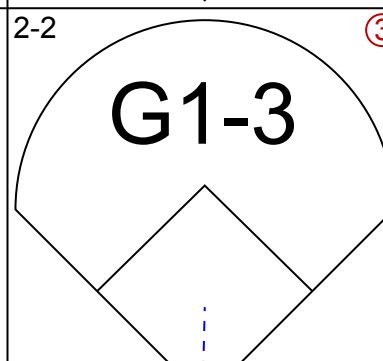
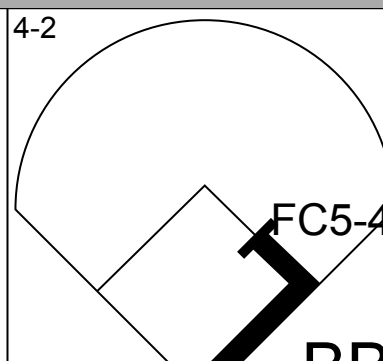
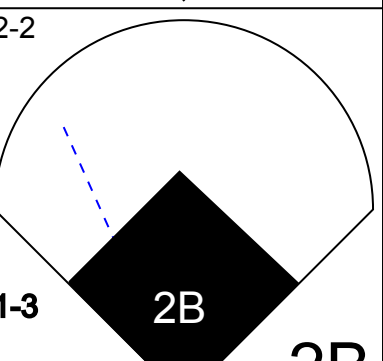
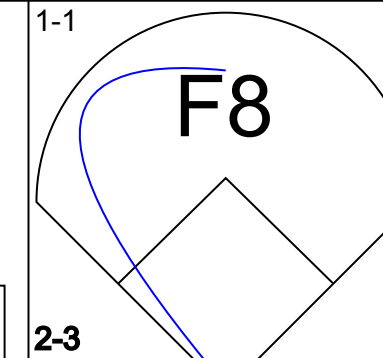
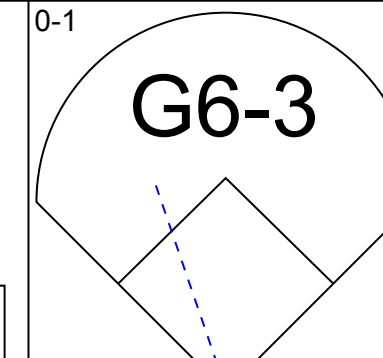
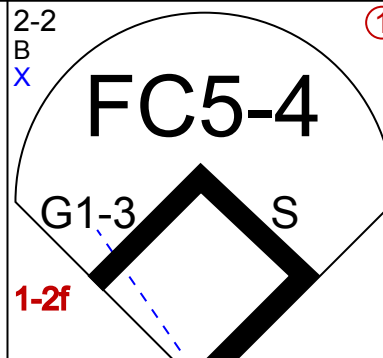
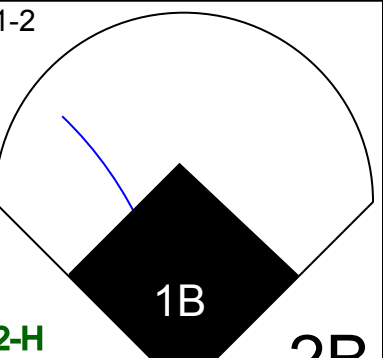
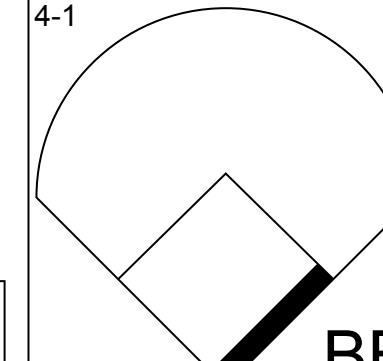
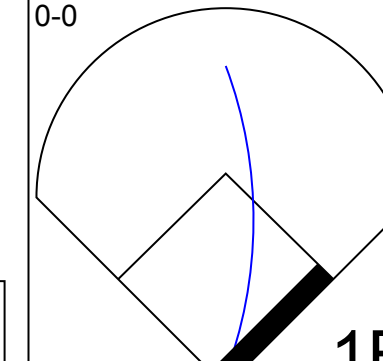
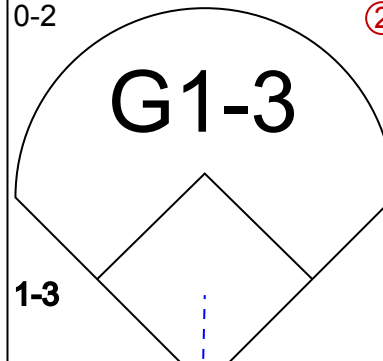
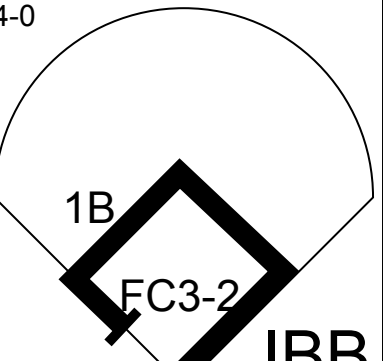
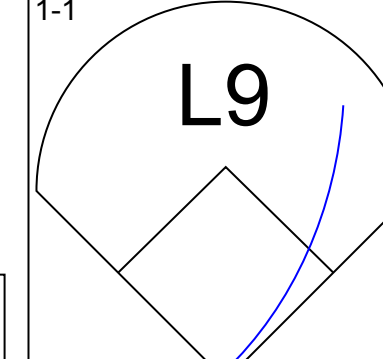
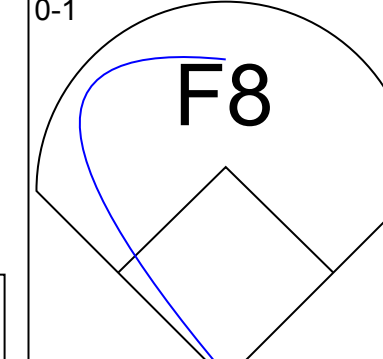
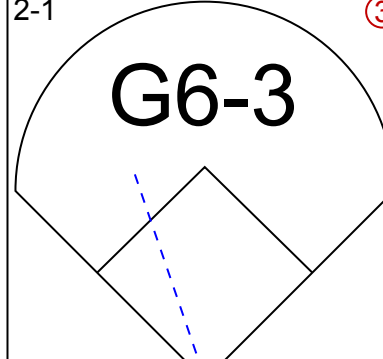
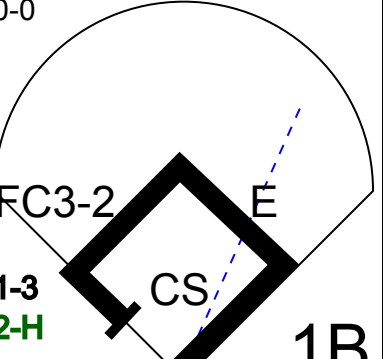
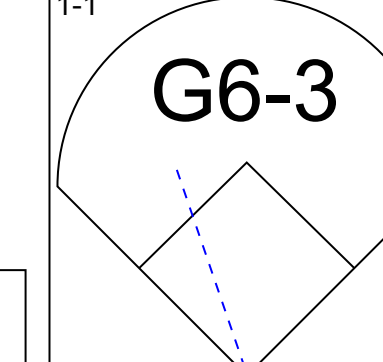
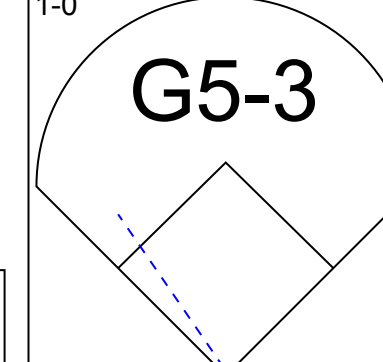
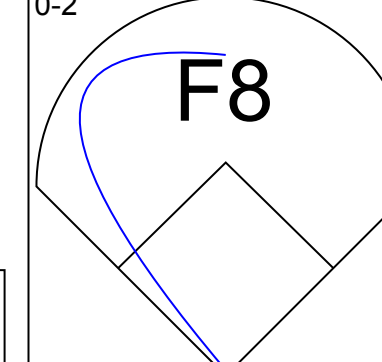
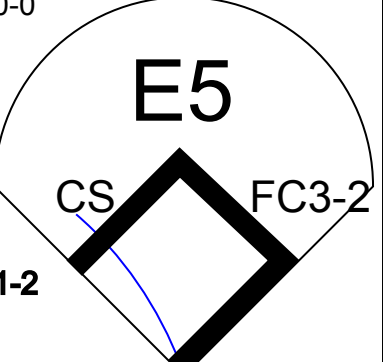
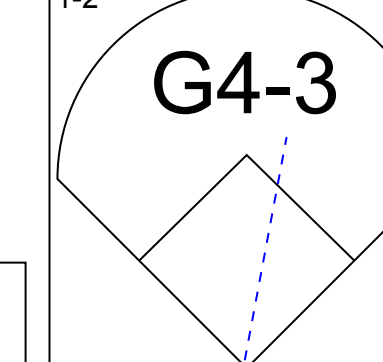
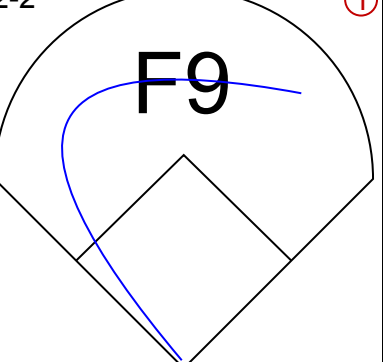
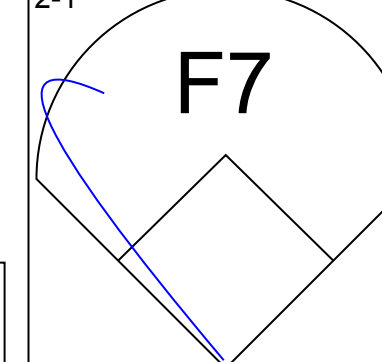
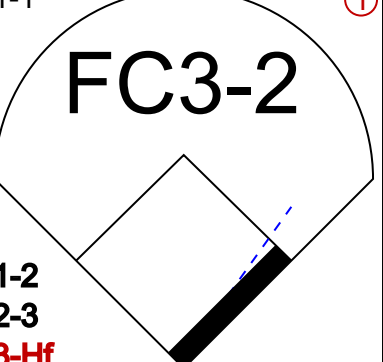
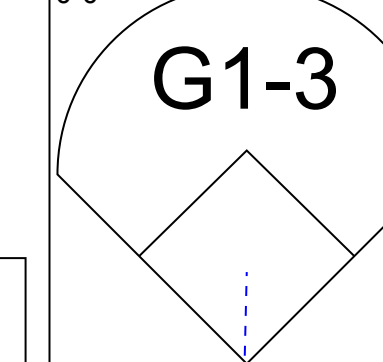
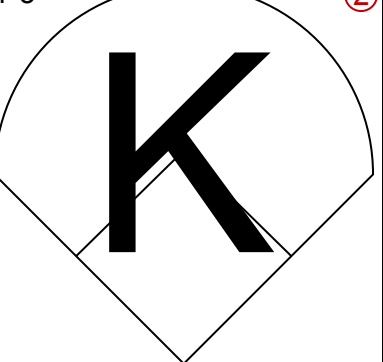
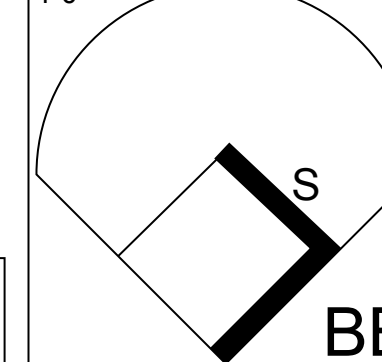
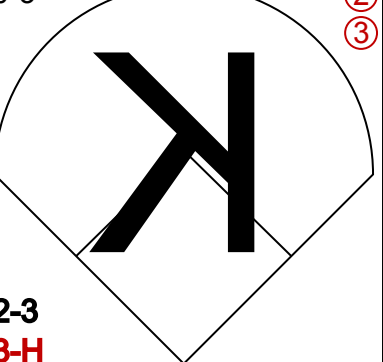


Batter	1	2	3	4	5	6	7	8	9	AB	R	H	RBI	BB	SO	LOB	TOP						
Jerry Browne, S OBP: 0.368, SLG: 0.390										3	0	0	0	1	1	0							
Felix Fermin, R OBP: 0.298, SLG: 0.250										4	0	0	0	0	0	1							
Dion James, L OBP: 0.371, SLG: 0.367 Cory Snyder, R OBP: 0.259, SLG: 0.366										3	0	0	0	0	0	2							
Joe Carter, R OBP: 0.297, SLG: 0.474										4	1	1	1	0	1	0							
Pete O'Brien, L OBP: 0.384, SLG: 0.415										3	0	0	0	0	1	0							
Albert Belle, R OBP: 0.329, SLG: 0.508										3	0	0	0	0	1	0							
Brad Komminsk, R OBP: 0.351, SLG: 0.494										3	0	0	0	0	0	0							
Brook Jacoby, R OBP: 0.345, SLG: 0.406										3	0	0	0	0	0	0							
Andy Allanson, R OBP: 0.271, SLG: 0.281										3	1	1	0	0	0	0							
<b>Inning Stats</b>	R: 0 E: 0 K: 1 S: 8	H: 0 LOB: 0 BB: 0 P: 12	R: 0 E: 0 K: 1 S: 5	H: 0 LOB: 0 BB: 0 P: 6	R: 1 E: 1 K: 0 S: 11	H: 1 LOB: 2 BB: 1 P: 19	R: 0 E: 0 K: 0 S: 9	H: 0 LOB: 0 BB: 0 P: 10	R: 0 E: 0 K: 0 S: 7	H: 0 LOB: 0 BB: 0 P: 11	R: 0 E: 0 K: 0 S: 8	H: 0 LOB: 0 BB: 0 P: 9	R: 1 E: 0 K: 1 S: 11	H: 1 LOB: 0 BB: 0 P: 19	R: 0 E: 1 K: 0 S: 5	H: 0 LOB: 0 BB: 0 P: 10	R: 0 E: 0 K: 1 S: 8	H: 0 LOB: 0 BB: 0 P: 10	1B: 1 2B: 0 3B: 0 HR: 1	SF: 0 SAC: 0 DP: 0 HBP: 0	WP: 0 PB: 0 SB: 1 CS: 1	PA: 32	
<b>PITCHER</b>	IP	WLS	BF	H	R	ER	SO	BB	IBB	HBP	BLK	WP	HR	S	P	ERA	WHIP					ERA	WHIP
Jaime Navarro, R ERA: 2.59	8.0	W	28	2	2	1	3	1	0	0	0	0	1	64	96	1.12	0.375						
Dan Plesac, L ERA: 2.55	1.0	S	3	0	0	0	1	0	0	0	0	0	0	8	10	0.00	0.000						

Cleveland Indians @ Milwaukee Brewers  
Milwaukee County Stadium, Milwaukee, WI  
Tue Aug 01 1989, 8:05 PM EDT  
Att: 22,396 - Unknown - 81 F

AB	30
R	2
H	2
RBI	1
BB	1
SO	4
LOB	3



Batter	1	2	3	4	5	6	7	8	9	AB	R	H	RBI	BB	SO	LOB	BOTTOM						
Paul Moltor, R OBP: 0.376, SLG: 0.422										3	1	1	0	1	0	1							
Jim Gantner, L OBP: 0.303, SLG: 0.305										4	1	2	0	0	0	1							
Rob Deer, R OBP: 0.323, SLG: 0.479										3	1	1	1	1	0	1							
Robin Yount, R OBP: 0.391, SLG: 0.520										4	1	1	2	0	0	2							
Greg Brock, L OBP: 0.370, SLG: 0.445										2	0	1	0	2	0	1							
Glenn Briggs, R OBP: 0.306, SLG: 0.383										4	0	1	1	0	0	4							
B.J. Surhoff, L OBP: 0.275, SLG: 0.323										4	0	0	0	0	0	3							
Mike Felder, S OBP: 0.303, SLG: 0.306										4	0	0	0	0	0	3							
Bill Spiers, L OBP: 0.315, SLG: 0.296										3	0	0	0	1	2	3							
<b>Inning Stats</b>	R: 1 E: 0 K: 0 S: 11	H: 1 LOB: 2 BB: 2 P: 22	R: 0 E: 0 K: 0 S: 6	H: 0 LOB: 0 BB: 0 P: 8	R: 0 E: 0 K: 0 S: 6	H: 0 LOB: 0 BB: 0 P: 9	R: 0 E: 0 K: 0 S: 6	H: 1 LOB: 1 BB: 0 P: 7	R: 0 E: 0 K: 1 S: 10	H: 1 LOB: 1 BB: 0 P: 14	R: 0 E: 0 K: 0 S: 12	H: 0 LOB: 1 BB: 1 P: 20	R: 0 E: 0 K: 0 S: 8	H: 0 LOB: 1 BB: 1 P: 16	R: 3 E: 1 K: 1 S: 16	H: 4 LOB: 2 BB: 1 P: 25	R: 0 E: 0 K: 0 S: 11	H: 0 LOB: 0 BB: 0 P: 10	1B: 5 2B: 2 3B: 0 HR: 0	SF: 0 SAC: 0 DP: 0 HBP: 0	WP: 0 PB: 0 SB: 2 CS: 2	PA: 36	
<b>PITCHER</b>	IP	WLS	BF	H	R	ER	SO	BB	IBB	HBP	BLK	WP	HR	S	P	ERA	WHIP					ERA	WHIP
Ed Wojna, R ERA: 1.29	7.0		28	3	1	1	1	4	0	0	0	0	0	59	96	1.29	1.000						
Doug Jones, R ERA: 2.81	0.0	L	5	4	3	3	0	0	1	0	0	0	0	10	18								
Jesse Orosco, L ERA: 2.0	1.0		3	0	0	0	1	0	0	0	0	0	0	6	7	0.00	0.000						

Cleveland Indians @ Milwaukee Brewers  
Milwaukee County Stadium, Milwaukee, WI  
Tue Aug 01 1989, 8:05 PM EDT  
Att: 22,396 - Unknown - 81 F

AB	31
R	4
H	7
RBI	4
BB	5
SO	2
LOB	19





Batter	1	2	3	4	5	6	7	8	9	AB	R	H	RBI	BB	SO	LOB	TOP					
<b>Jerry Browne, S</b> OBP: 0.369, SLG: 0.398 (1, 4)										4	1	2	1	0	0	0	<b>Cleveland Indians @ Milwaukee Brewers</b> <b>Milwaukee County Stadium, Milwaukee, WI</b> Wed Aug 02 1989, 4:33 AM EDT Att: 25,813 - Sunny					
<b>Dion James, L</b> OBP: 0.373, SLG: 0.369 <b>Brad Komminsk, R</b> OBP: 0.351, SLG: 0.494 (9, FR)										4	0	2	0	0	0	1						
<b>Joe Carter, R</b> OBP: 0.297, SLG: 0.472 (9, 7)										4	0	1	0	0	2	3						
<b>Pete O'Brien, L</b> OBP: 0.381, SLG: 0.411 (1, 3)										4	0	0	0	0	1	4						
<b>Dave Clark, L</b> OBP: 0.320, SLG: 0.389 (1, 10)										4	0	0	0	0	3	2						
<b>Albert Belle, R</b> OBP: 0.329, SLG: 0.529 (1, 9)										3	0	1	0	0	0	0						
<b>Brook Jacoby, R</b> OBP: 0.342, SLG: 0.402 (1, 5)										3	0	0	0	0	1	1						
<b>Andy Allanson, R</b> OBP: 0.267, SLG: 0.277 (1, 2)										3	0	0	0	0	2	1						
<b>Felix Fermin, R</b> OBP: 0.296, SLG: 0.248 (1, 6)										3	0	0	0	0	0	1						
<b>Inning Stats</b>	R: 0 E: 0 K: 1 S: 10	H: 1 LOB: 1 BB: 0 P: 14	R: 0 E: 0 K: 1 S: 7	H: 0 LOB: 0 BB: 0 P: 9	R: 1 E: 0 K: 0 S: 9	H: 1 LOB: 0 BB: 0 P: 10	R: 0 E: 0 K: 2 S: 7	H: 1 LOB: 1 BB: 0 P: 13	R: 0 E: 0 K: 2 S: 11	H: 1 LOB: 1 BB: 0 P: 16	R: 0 E: 0 K: 1 S: 13	H: 0 LOB: 0 BB: 0 P: 17	R: 0 E: 0 K: 1 S: 7	H: 0 LOB: 0 BB: 0 P: 9	R: 0 E: 0 K: 1 S: 7	H: 0 LOB: 1 BB: 0 P: 8	R: 0 E: 0 K: 0 S: 9	H: 1 LOB: 1 BB: 0 P: 12	1B: 4 2B: 1 3B: 1 HR: 1	SF: 0 SAC: 0 DP: 1 HBP: 0	WP: 0 PB: 0 SB: 0 CS: 1	PA: 32
<b>PITCHER</b> <b>Chris Bosio, R</b> ERA: 2.69 (1, 1)	IP: 9.0 WLS: L BF: 32 H: 6 R: 1 ER: 1 SO: 9 BB: 0 IBB: 0 HBP: 0 BLK: 0 WP: 0 HR: 1 S: 80 P: 108 ERA: 1.00 WHIP: 0.667															<b>PITCHER</b>	IP: 9.0 WLS: L BF: 32 H: 6 R: 1 ER: 1 SO: 9 BB: 0 IBB: 0 HBP: 0 BLK: 0 WP: 0 HR: 1 S: 80 P: 108 ERA: 1.00 WHIP: 0.667					

AB	32
R	1
H	6
RBI	1
BB	0
SO	9
LOB	13

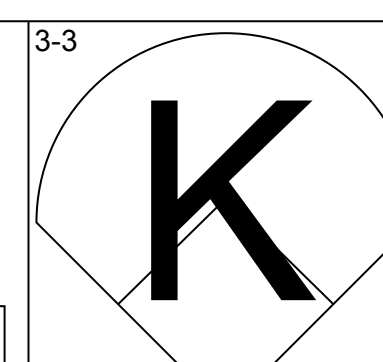
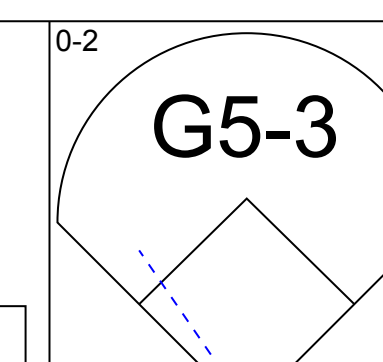
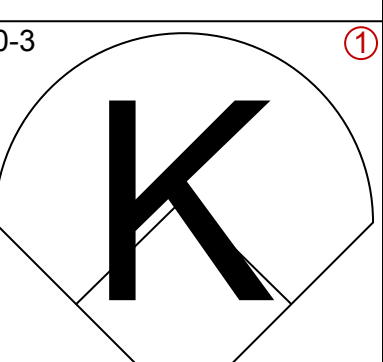
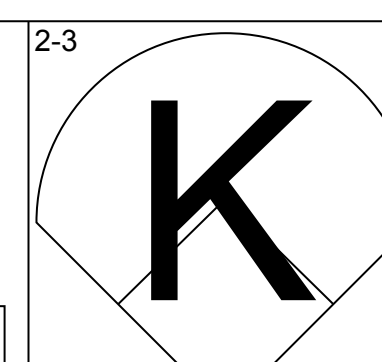
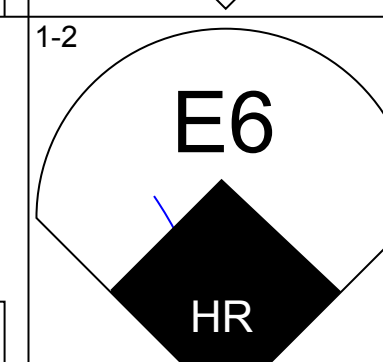
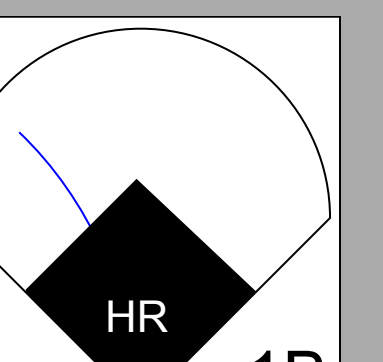
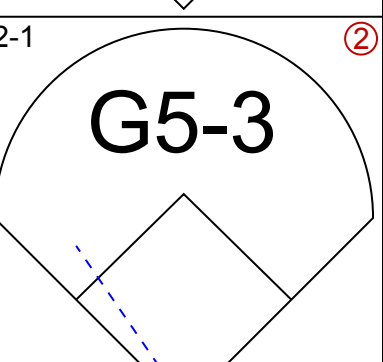
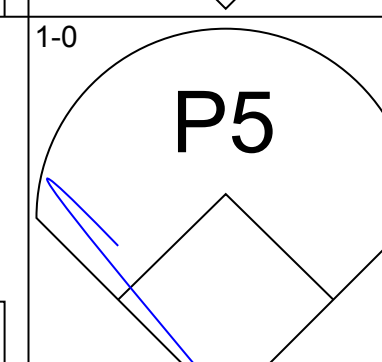
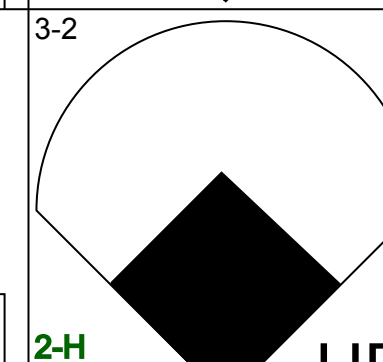
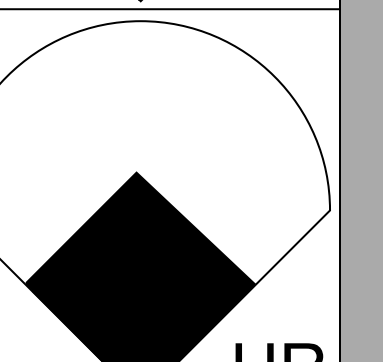
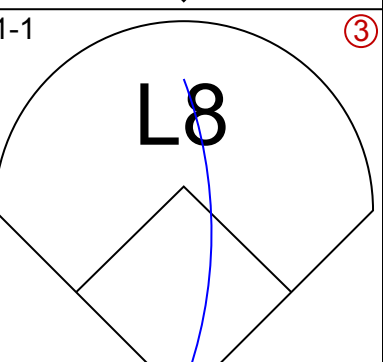

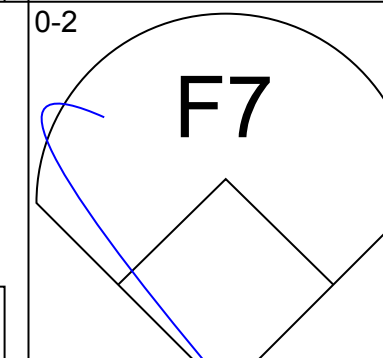
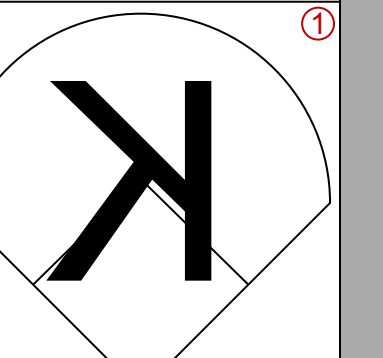


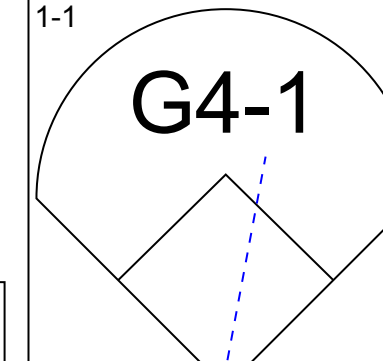
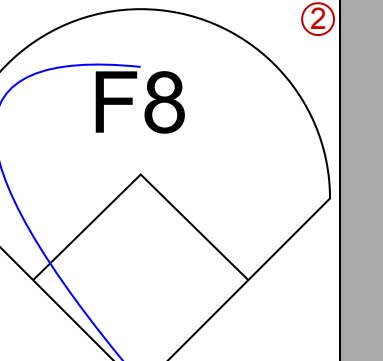


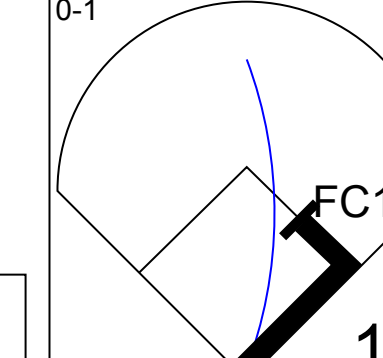
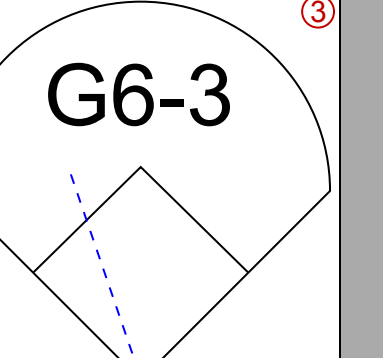


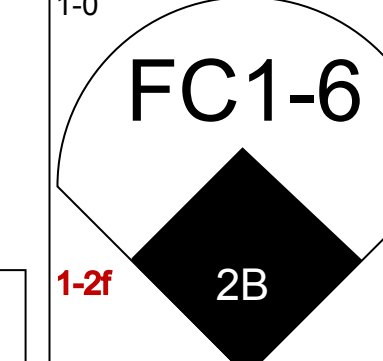



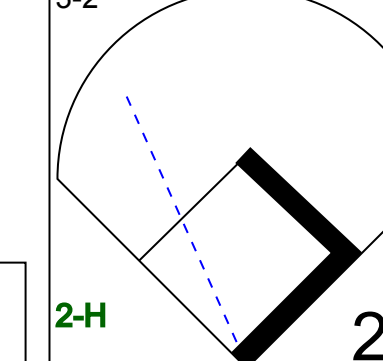


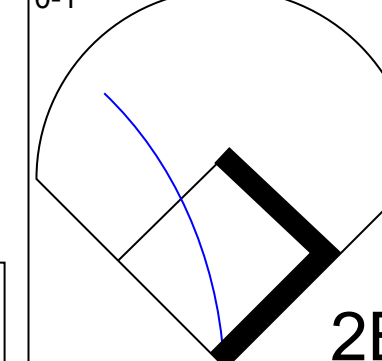
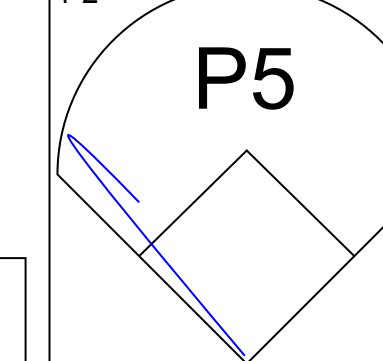


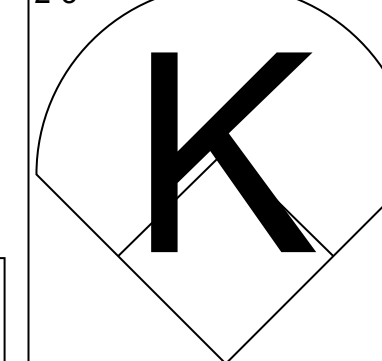


Batter	1	2	3	4	5	6	7	8	9	AB	R	H	RBI	BB	SO	LOB	BOTTOM					
<b>Paul Molitor, R</b> OBP: 0.373, SLG: 0.418 (1, 5)										4	0	0	0	0	1	3	<b>Cleveland Indians @ Milwaukee Brewers</b> <b>Milwaukee County Stadium, Milwaukee, WI</b> Wed Aug 02 1989, 4:33 AM EDT Att: 25,813 - Sunny					
<b>Jim Gantner, L</b> OBP: 0.305, SLG: 0.307 (1, 4)										4	0	2	0	0	0	1						
<b>Rob Deer, R</b> OBP: 0.320, SLG: 0.474 (1, 10)										4	0	0	0	0	0	2						
<b>Robin Yount, R</b> OBP: 0.390, SLG: 0.517 (1, 8)										4	0	1	0	0	2	1						
<b>Greg Brock, L</b> OBP: 0.377, SLG: 0.446 (1, 3)										2	0	1	0	2	1	0						
<b>Glenn Braggs, R</b> OBP: 0.303, SLG: 0.379 (1, 7)										4	0	0	0	0	1	6						
<b>Charlie O'Brien, R</b> OBP: 0.320, SLG: 0.357 (1, 2)										4	0	1	0	0	1	4						
<b>Mike Felder, S</b> OBP: 0.301, SLG: 0.305 <b>Terry Francona, L</b> OBP: 0.259, SLG: 0.335 (9, PH)										1	0	0	0	0	0	0						
<b>Joey Meyer, R</b> OBP: 0.255, SLG: 0.345 (9, PH)										2	0	1	0	0	0	0						
<b>Bill Spiers, L</b> OBP: 0.310, SLG: 0.290 <b>Gus Polidor, R</b> OBP: 0.235, SLG: 0.261 (9, PH)										1	0	0	0	0	0	0						
<b>Inning Stats</b>	R: 0 E: 0 K: 0 S: 6	H: 0 LOB: 0 BB: 0 P: 13	R: 0 E: 0 K: 1 S: 9	H: 0 LOB: 1 BB: 1 P: 14	R: 0 E: 0 K: 1 S: 14	H: 0 LOB: 0 BB: 0 P: 23	R: 0 E: 0 K: 2 S: 7	H: 0 LOB: 0 BB: 0 P: 12	R: 0 E: 0 K: 2 S: 14	H: 2 LOB: 2 BB: 0 P: 22	R: 0 E: 0 K: 1 S: 13	H: 3 LOB: 3 BB: 0 P: 21	R: 0 E: 0 K: 1 S: 8	H: 0 LOB: 0 BB: 0 P: 12	R: 0 E: 0 K: 0 S: 10	H: 1 LOB: 2 BB: 1 P: 18	R: 0 E: 0 K: 1 S: 8	H: 0 LOB: 0 BB: 0 P: 12	1B: 6 2B: 0 3B: 0 HR: 0	SF: 0 SAC: 0 DP: 0 HBP: 0	WP: 0 PB: 0 SB: 1 CS: 0	PA: 36
<b>PITCHER</b> <b>Tom Candiotti, R</b> ERA: 2.99 <b>Jesse Orosco, L</b> ERA: 1.96 (9, 1)	IP: 8.0 WLS: W BF: 33 H: 6 R: 0 ER: 0 SO: 8 BB: 2 IBB: 0 HBP: 0 BLK: 0 WP: 0 HR: 0 S: 81 P: 135 ERA: 0.00 WHIP: 1.000															<b>PITCHER</b>	IP: 1.0 WLS: S BF: 3 H: 0 R: 0 ER: 0 SO: 1 BB: 0 IBB: 0 HBP: 0 BLK: 0 WP: 0 HR: 0 S: 8 P: 12 ERA: 0.00 WHIP: 0.000					

AB	34
R	0
H	6
RBI	0
BB	2
SO	9
LOB	20



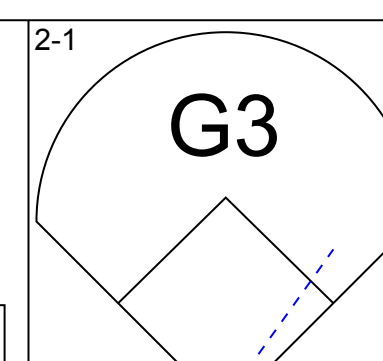
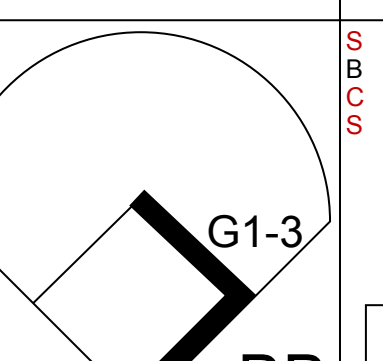
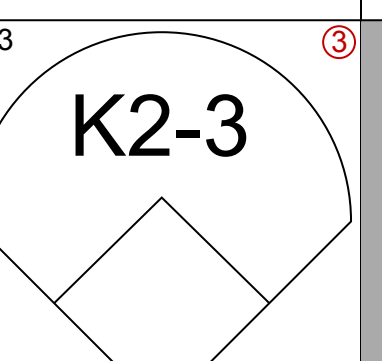
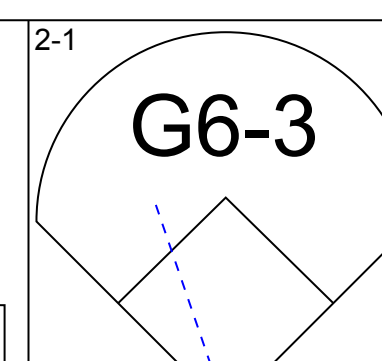
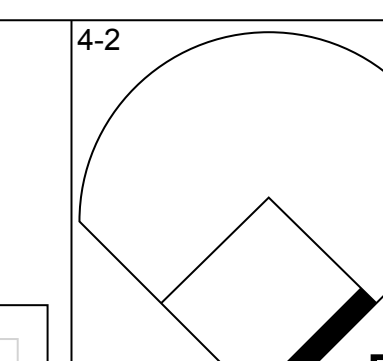
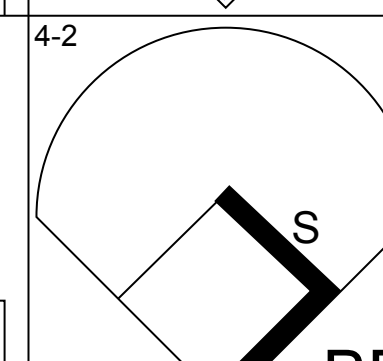
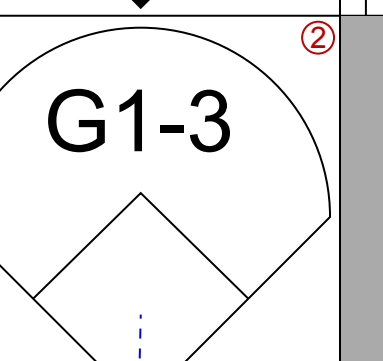
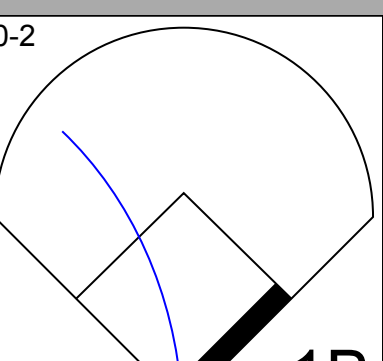
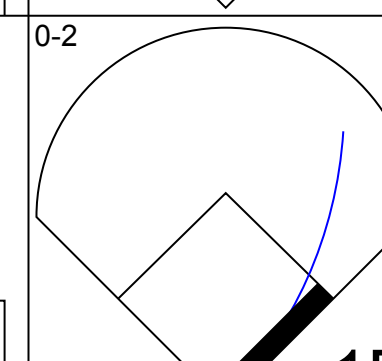
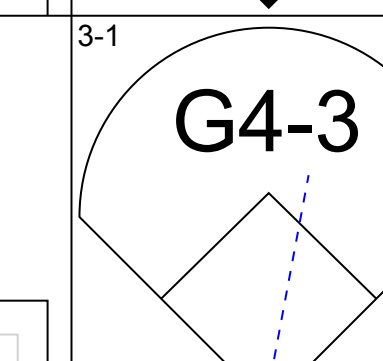
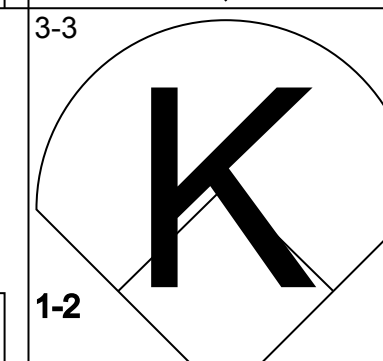
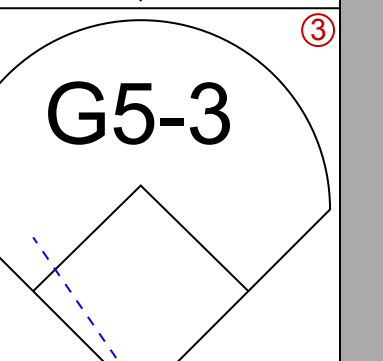
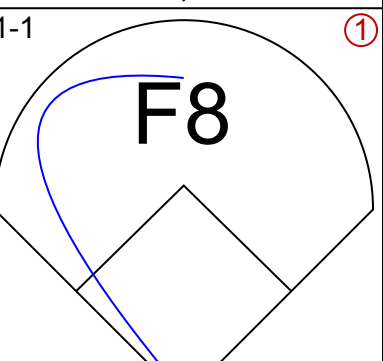
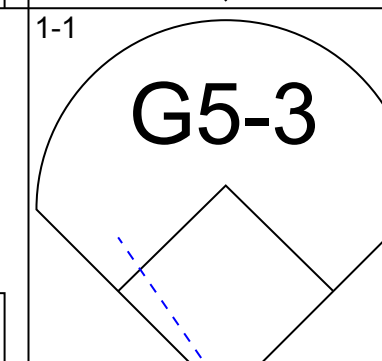
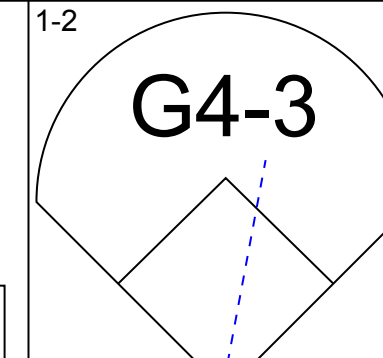
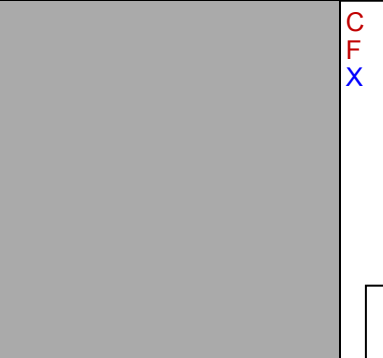
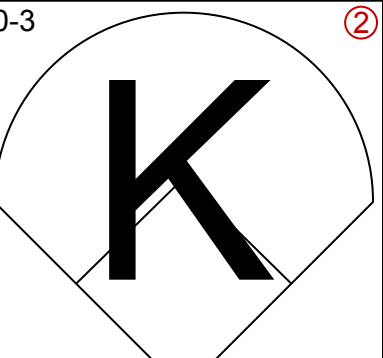

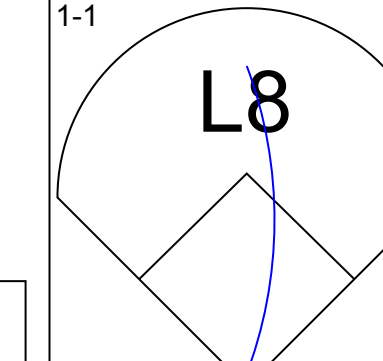

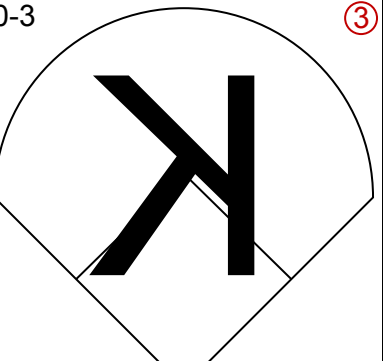

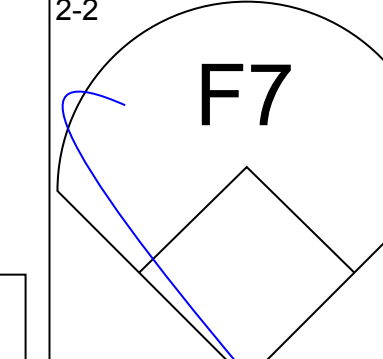








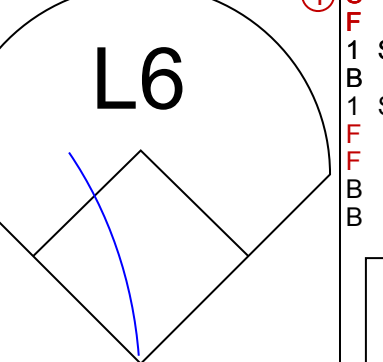

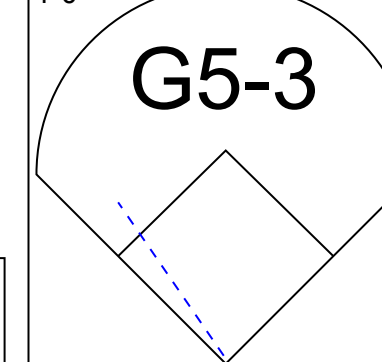
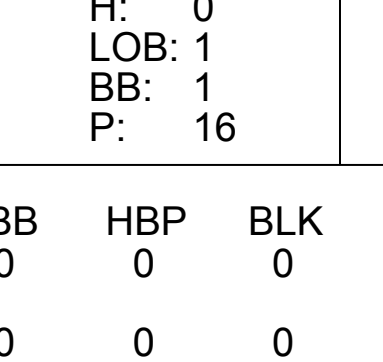
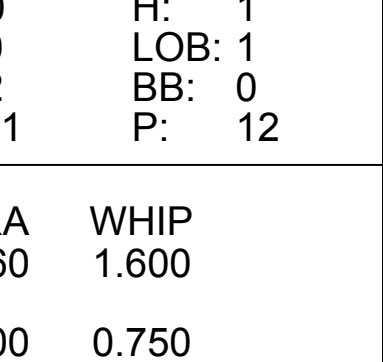
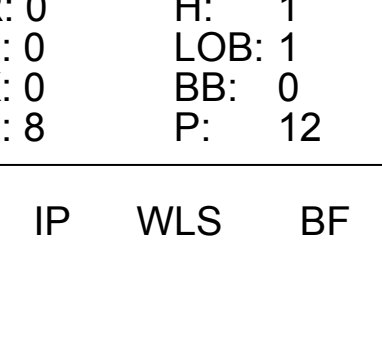
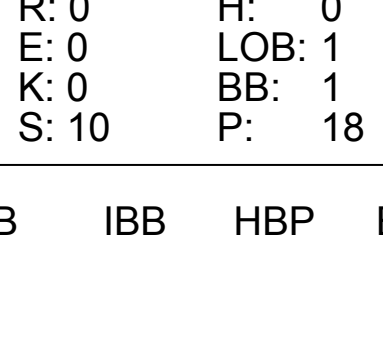



Batter	1	2	3	4	5	6	7	8	9	AB	R	H	RBI	BB	SO	LOB	TOP					
<b>Brian Downing, R</b> OBP: 0.367, SLG: 0.408 (1, 10)										4	0	0	0	0	3	2						
<b>Johnny Ray, S</b> OBP: 0.320, SLG: 0.356 (1, 4)										4	2	1	0	0	0	1						
<b>Chili Davis, S</b> OBP: 0.323, SLG: 0.440 (1, 7)										4	2	2	4	0	1	0						
<b>Wally Joyner, L</b> OBP: 0.341, SLG: 0.412 (1, 3)										4	1	1	1	0	1	0						
<b>Tony Armas, R</b> OBP: 0.294, SLG: 0.522 (1, 9)										4	0	0	0	0	0	0						
<b>Lance Parrish, R</b> OBP: 0.326, SLG: 0.431 (1, 2)										4	0	1	0	0	0	0						
<b>Claudell Washington, L</b> OBP: 0.324, SLG: 0.439 (1, 8)										4	1	1	0	0	0	1						
<b>Dick Schofield, R</b> OBP: 0.305, SLG: 0.343 (1, 6)										4	0	2	1	0	0	1						
<b>Jack Howell, L</b> OBP: 0.325, SLG: 0.453 (1, 5)										4	0	0	0	0	2	3						
<b>Inning Stats</b>	R: 2 H: 1 E: 1 K: 1 S: 14	L: 1 LOB: 0 BB: 0 P: 22	R: 1 H: 2 E: 1 K: 0 S: 13	L: 1 LOB: 1 BB: 0 P: 18	R: 2 H: 2 E: 0 K: 1 S: 9	L: 2 LOB: 0 BB: 0 P: 10	R: 0 H: 0 E: 0 K: 1 S: 6	L: 0 LOB: 0 BB: 0 P: 9	R: 0 H: 0 E: 0 K: 1 S: 7	L: 0 LOB: 0 BB: 0 P: 10	R: 1 H: 1 E: 0 K: 0 S: 9	L: 1 LOB: 0 BB: 0 P: 13	R: 0 H: 1 E: 0 K: 2 S: 10	L: 1 LOB: 1 BB: 0 P: 15	R: 0 H: 0 E: 0 K: 1 S: 6	L: 0 LOB: 0 BB: 0 P: 9	R: 0 H: 1 E: 0 K: 0 S: 6	L: 1 LOB: 1 BB: 0 P: 11	1B: 3 2B: 2 3B: 0 HR: 3	SF: 0 SAC: 0 DP: 0 HBP: 0	WP: 0 PB: 0 SB: 0 CS: 0	PA: 36
<b>PITCHER</b>	IP	WLS	BF	H	R	ER	SO	BB	IBB	HBP	BLK	WP	HR	S	P	ERA	WHIP					
<b>Jerry Reuss, L</b> ERA: 5.07 (1, 1)	7.0	L	29	7	6	4	6	0	0	0	0	0	3	68	97	5.14	1.000					
<b>Tony Fossas, L</b> ERA: 3.25 (8, 1)	1.0		3	0	0	0	1	0	0	0	0	0	0	6	9	0.00	0.000					
<b>Don August, R</b> ERA: 5.44 (9, 1)	1.0		4	1	0	0	0	0	0	0	0	0	0	6	11	0.00	1.000					

California Angels @ Milwaukee Brewers  
Milwaukee County Stadium, Milwaukee, WI  
Fri Aug 04 1989, 8:05 PM EDT  
Att: 27,596 - Unknown

AB 36  
R 6  
H 8  
RBI 6  
BB 0  
SO 7  
LOB 8



Batter	1	2	3	4	5	6	7	8	9	AB	R	H	RBI	BB	SO	LOB	BOTTOM					
<b>Paul Molitor, R</b> OBP: 0.373, SLG: 0.415 (1, 5)										3	0	0	0	2	1	2						
<b>Jim Gantner, L</b> OBP: 0.309, SLG: 0.309 (1, 4)										4	0	2	0	1	0	2						
<b>Glenn Braggs, R</b> OBP: 0.300, SLG: 0.375 (1, 7)										4	0	0	0	0	1	4						
<b>Robin Yount, R</b> OBP: 0.389, SLG: 0.515 (1, 8)										4	0	1	0	0	1	2						
<b>Greg Brock, L</b> OBP: 0.374, SLG: 0.439 (1, 3)										3	1	0	0	1	1	2						
<b>Joey Meyer, R</b> OBP: 0.295, SLG: 0.375 (1, 10)										4	1	1	2	0	0	1						
<b>Charlie O'Brien, R</b> OBP: 0.231, SLG: 0.351 (1, 2)										2	0	0	0	1	0	0						
<b>B.J. Surhoff, L</b> OBP: 0.274, SLG: 0.322 (7, PH) (9, 2)										1	0	0	0	0	0	1						
<b>Mike Felder, S</b> OBP: 0.300, SLG: 0.303 (1, 9)										4	0	1	0	0	0	1						
<b>Gus Polidor, R</b> OBP: 0.239, SLG: 0.259 (1, 6)										1	0	0	0	1	0	0						
<b>Bill Spiers, L</b> OBP: 0.306, SLG: 0.287 (7, PH) (8, 6)										2	0	0	0	0	0	0						
<b>Inning Stats</b>	R: 0 H: 0 E: 0 K: 1 S: 11	L: 0 LOB: 1 BB: 1 P: 21	R: 0 H: 0 E: 0 K: 0 S: 9	L: 0 LOB: 1 BB: 1 P: 17	R: 0 H: 0 E: 0 K: 0 S: 6	L: 0 LOB: 1 BB: 1 P: 16	R: 2 H: 2 E: 0 K: 1 S: 15	L: 2 LOB: 2 BB: 2 P: 26	R: 0 H: 1 E: 0 K: 2 S: 11	L: 1 LOB: 1 BB: 0 P: 12	R: 0 H: 0 E: 0 K: 0 S: 8	L: 0 LOB: 0 BB: 0 P: 9	R: 0 H: 1 E: 0 K: 0 S: 8	L: 1 LOB: 1 BB: 0 P: 12	R: 0 H: 1 E: 0 K: 0 S: 5	L: 1 LOB: 1 BB: 0 P: 8	R: 0 H: 0 E: 0 K: 0 S: 10	L: 0 LOB: 1 BB: 1 P: 18	1B: 4 2B: 0 3B: 0 HR: 1	SF: 0 SAC: 0 DP: 0 HBP: 0	WP: 0 PB: 0 SB: 2 CS: 0	PA: 38
<b>PITCHER</b>	IP	WLS	BF	H	R	ER	SO	BB	IBB	HBP	BLK	WP	HR	S	P	ERA	WHIP					
<b>Chuck Finley, L</b> ERA: 2.48 (1, 1)	5.0	W	23	3	2	2	4	5	0	0	0	0	1	52	92	3.60	1.600					
<b>Willie Fraser, R</b> ERA: 2.82 (6, 1)	4.0	S	15	2	0	0	0	1	0	0	0	0	0	29	47	0.00	0.750					

California Angels @ Milwaukee Brewers  
Milwaukee County Stadium, Milwaukee, WI  
Fri Aug 04 1989, 8:05 PM EDT  
Att: 27,596 - Unknown

AB 32  
R 2  
H 5  
RBI 2  
BB 6  
SO 4  
LOB 15













Batter	1	2	3	4	5	6	7	8	9	AB	R	H	RBI	BB	SO	LOB	TOP										
Paul Moltor, R OBP: 0.367, SLG: 0.403 (1, 5)	G6-3		K				G1-3			3	1	0	0	1	1	0	<b>Milwaukee Brewers @ Detroit Tigers</b> Tiger Stadium, Detroit, MI Mon Aug 07 1989, 7:05 PM EDT Cloudy - 64 F										
Jim Gantner, L OBP: 0.313, SLG: 0.321 (1, 4)	G4-3		2B				F8			4	0	2	1	0	0	0											
Greg Brock, L OBP: 0.372, SLG: 0.442 (1, 3)	2B		K					G5-3		4	0	1	0	0	2	2											
Robin Yount, R OBP: 0.387, SLG: 0.507 (1, 8)	FC6-4 IBB			G4-3			G6-3	G6-3		3	1	1	0	1	0	0											
Terry Francona, L OBP: 0.252, SLG: 0.327 Glenn Braggs, R OBP: 0.300, SLG: 0.375 (1, 9) (8, 7)	FC6-4			G4-3			G6-3	G6-3		4	0	0	0	0	0	3											
Joey Meyer, R OBP: 0.266, SLG: 0.367 (1, 10)		K		K			G5-3			4	0	0	0	0	3	1											
Charlie O'Brien, R OBP: 0.314, SLG: 0.342 B.J. Surhoff, L OBP: 0.276, SLG: 0.321 (1, 2) (9, PH)	G6-3				P4			F7		3	0	1	1	0	0	0											
Mike Felder, S OBP: 0.299, SLG: 0.298 (1, 7) (8, 9)	F7				P6			BB		3	0	0	0	1	1	1											
Bill Spiers, L OBP: 0.310, SLG: 0.304 (1, 6)			G6-3				F8			4	1	1	0	0	1	1											
<b>Inning Stats</b>	R: 0 E: 0 K: 0 S: 9	H: 1 LOB: 2 BB: 1 P: 19	R: 0 E: 0 K: 1 S: 11	H: 0 LOB: 0 BB: 0 P: 17	R: 0 E: 0 K: 2 S: 10	H: 1 LOB: 1 BB: 0 P: 15	R: 0 E: 0 K: 1 S: 9	H: 0 LOB: 0 BB: 0 P: 11	R: 2 E: 1 K: 1 S: 9	H: 2 LOB: 1 BB: 1 P: 17	R: 1 E: 0 K: 0 S: 13	H: 2 LOB: 1 BB: 0 P: 20	R: 0 E: 0 K: 0 S: 9	H: 0 LOB: 0 BB: 0 P: 13	R: 0 E: 0 K: 0 S: 9	H: 0 LOB: 0 BB: 0 P: 15		R: 0 E: 0 K: 2 S: 11	H: 0 LOB: 1 BB: 1 P: 17	1B: 4 2B: 2 3B: 0 HR: 0	SF: 0 SAC: 0 DP: 0 HBP: 0	WP: 1 PB: 0 SB: 0 CS: 0	PA: 36				
<b>PITCHER</b>	IP	WLS	BF	H	R	ER	SO	BB	IBB	HBP	BLK	WP	HR	S	P	ERA	WHIP										
Kevin Ritz, R ERA: 3.89 Mike Henneman, R ERA: 4.55 (1, 1) (9, 1)	8.0	W	32	6	3	2	6	1	1	0	0	1	0	79	127	2.25	0.875										

Batter	1	2	3	4	5	6	7	8	9	AB	R	H	RBI	BB	SO	LOB	BOTTOM										
Gary Pettis, S OBP: 0.375, SLG: 0.326 (1, 8)	SF7 BB		G3-1					SH3-4		2	2	1	0	1	0	0	<b>Milwaukee Brewers @ Detroit Tigers</b> Tiger Stadium, Detroit, MI Mon Aug 07 1989, 7:05 PM EDT Cloudy - 64 F										
Alan Trammell, R OBP: 0.317, SLG: 0.334 (1, 6)	SF7		G6-3			E5		1B SF9 IBB		2	1	0	1	1	0	1											
Lou Whitaker, L OBP: 0.360, SLG: 0.493 (1, 10)	K			F8		G5-3		SF9 1B BB		4	1	1	2	0	1	1											
Fred Lynn, L OBP: 0.310, SLG: 0.332 Tracy Jones, R OBP: 0.295, SLG: 0.328 (1, 7) (8, PH) (9, 7)	F9			G3-1		F7		1B BB		3	0	0	0	0	0	1											
Gary Ward, R OBP: 0.295, SLG: 0.411 (1, 9) (8, 3)		CS 1B		L7			G5-3	SF9		3	0	1	1	0	0	0											
Dave Bergman, L OBP: 0.343, SLG: 0.345 Kenny Williams, R OBP: 0.258, SLG: 0.306 (1, 3) (7, PR) (8, 9) (9, 9)					G1-3			2-3 3-H		3	0	2	0	0	0	0											
Chet Lemon, R OBP: 0.339, SLG: 0.348 (8, PH) (9, 9)		1B				G3		1B		1	0	1	1	0	0	0											
Doug Strange, S OBP: 0.216, SLG: 0.259 (1, 5)	F7				F8		G3	K		4	0	0	0	0	1	4											
Mike Heath, R OBP: 0.332, SLG: 0.448 (1, 2)	F8				K		G1-3			3	0	0	0	0	1	3											
Mike Brumley, S OBP: 0.288, SLG: 0.294 Matt Nokes, L OBP: 0.297, SLG: 0.407 Rick Schu, R OBP: 0.294, SLG: 0.328 (1, 4) (8, PH) (8, PH) (9, 4)			G5-3			G5-3		SH3-4 1B BB		2	0	0	0	0	0	0											
<b>Inning Stats</b>	R: 1 E: 1 K: 1 S: 9	H: 0 LOB: 0 BB: 1 P: 22	R: 0 E: 0 K: 0 S: 11	H: 2 LOB: 1 BB: 0 P: 14	R: 0 E: 0 K: 0 S: 10	H: 0 LOB: 0 BB: 0 P: 12	R: 0 E: 0 K: 0 S: 8	H: 0 LOB: 0 BB: 0 P: 9	R: 0 E: 0 K: 1 S: 7	H: 0 LOB: 0 BB: 0 P: 7	R: 1 E: 1 K: 0 S: 13	H: 1 LOB: 1 BB: 0 P: 17	R: 0 E: 0 K: 0 S: 6	H: 1 LOB: 2 BB: 0 P: 11	R: 3 E: 0 K: 1 S: 14	H: 2 LOB: 2 BB: 3 P: 29	1B: 6 2B: 0 3B: 0 HR: 0	SF: 2 SAC: 1 DP: 0 HBP: 0	WP: 0 PB: 0 SB: 0 CS: 1	PA: 34							
<b>PITCHER</b>	IP	WLS	BF	H	R	ER	SO	BB	IBB	HBP	BLK	WP	HR	S	P	ERA	WHIP										
Chris Bosio, R ERA: 2.59 Tony Fossas, L ERA: 4.29 Chuck Crim, R ERA: 3.11 (1, 1) (8, 1) (8, 1)	7.0	L	4	1	3	3	0	1	1	0	0	0	0	6	15	81.00	6.000										



Batter	1	2	3	4	5	6	7	8	9	AB	R	H	RBI	BB	SO	LOB	TOP										
Paul Moltzer, R OBP: 0.368, SLG: 0.409 Bill Spiers, L OBP: 0.310, SLG: 0.304 (1, 5) X	B1-3 0-0		L7 1-0		FC5-4 1-2				L1-3 4-2	4	1	1	1	1	0	1	<b>Milwaukee Brewers @ Detroit Tigers</b> Tiger Stadium, Detroit, MI Mon Aug 07 1989, 7:05 PM EDT Att: 18,577 - Unknown - 62 F										
Jim Gantner, L OBP: 0.314, SLG: 0.324 (1, 4) B	P2 3-1		1B 0-0		2B 1-1		P5 0-0	L1-3 1-1	5	1	2	0	0	0	1												
Rob Deer, R OBP: 0.318, SLG: 0.466 (1, 9) C	P2 2-1		K 1-3		1B 2-2		K 0-3		4	0	1	1	0	2	1												
Robin Yount, R OBP: 0.386, SLG: 0.507 (1, 10) C		F9 0-1	K 2-3		P6 2-2		G6-3 2-0		4	1	1	0	0	1	2												
Greg Brock, L OBP: 0.370, SLG: 0.436 (1, 3) B	F9 3-1			F7 1-2		BB 1-2		F7 0-2	3	0	0	0	1	0	1												
Glenn Briggs, R OBP: 0.301, SLG: 0.384 (1, 7) B	G4-3 1-1		WP S	L8 1-0		K 1-3		HR 2-0	4	2	2	2	0	1	2												
B.J. Surhoff, L OBP: 0.279, SLG: 0.324 (1, 2) B	G4-3 2-0		1B 1-3		L3 1-2			CS 1B 0-0	4	0	2	0	0	0	1												
Mike Felder, S OBP: 0.296, SLG: 0.293 (1, 8) B	S 4-2		BB S	L1-3 2-2		G6-3 2-2		G1-3 2-0	3	0	0	0	1	0	2												
Gus Polidor, R OBP: 0.240, SLG: 0.259 (1, 6) C	K 0-3		K 1-2		L9 0-0		FC5-4 1B 1-2		F7 0-0	4	0	1	0	0	1												
<b>Inning Stats</b>	R: 0 E: 0 K: 0 S: 5	H: 0 LOB: 0 BB: 0 P: 10	R: 2 E: 0 K: 1 S: 12	H: 2 LOB: 1 BB: 1 P: 22	R: 0 E: 0 K: 2 S: 8	H: 1 LOB: 1 BB: 0 P: 12	R: 0 E: 0 K: 0 S: 11	H: 1 LOB: 1 BB: 0 P: 16	R: 2 E: 0 K: 1 S: 15	H: 3 LOB: 2 BB: 1 P: 26	R: 0 E: 0 K: 1 S: 8	H: 1 LOB: 1 BB: 0 P: 10	R: 0 E: 0 K: 1 S: 5	H: 0 LOB: 0 BB: 0 P: 7	R: 1 E: 0 K: 0 S: 6	H: 2 LOB: 0 BB: 0 P: 10		R: 0 E: 0 K: 0 S: 5	H: 0 LOB: 1 BB: 1 P: 10	1B: 6 2B: 3 3B: 0 HR: 2	SF: 0 SAC: 0 DP: 1 HBP: 0	WP: 2 PB: 0 SB: 3 CS: 1	PA: 38				
<b>PITCHER</b>	IP	WLS	BF	H	R	ER	SO	BB	IBB	HBP	BLK	WP	HR	S	P	ERA	WHIP										
Paul Gibson, L ERA: 4.57 Ed Nunez, R ERA: 3.52 (1, 1) (5, 1)	4.2	L	23	7	4	4	3	2	0	0	0	2	1	48	82	7.71	1.929										
(1, 1)	4.1		15	3	1	1	2	1	0	0	0	0	1	27	41	2.08	0.923										

Batter	1	2	3	4	5	6	7	8	9	AB	R	H	RBI	BB	SO	LOB	BOTTOM										
Gary Pettis, S OBP: 0.373, SLG: 0.322 (1, 8) B	HR S 4-2		K 3-3		G1-2-3 0-0			G1-3 1-1		3	1	0	0	1	1	3	<b>Milwaukee Brewers @ Detroit Tigers</b> Tiger Stadium, Detroit, MI Mon Aug 07 1989, 7:05 PM EDT Att: 18,577 - Unknown - 62 F										
Alan Trammell, R OBP: 0.313, SLG: 0.330 (1, 6) C	F9 1-1		F7 3-2		P1 2-0		P3 1-0		4	0	0	0	0	0	3												
Lou Whitaker, L OBP: 0.363, SLG: 0.503 (1, 4) C	HR 1H 2-1		G4-3 0-0		G4-3 4-2		BB BB 0-0	1B 1B 0-0	3	1	2	2	1	0	0												
Fred Lynn, L OBP: 0.313, SLG: 0.329 (1, 10) B	G4-3 E6 4-2		BB BB 0-0	G4-6-3 4-2		G4-3 0-0		F7 1-0	2	0	0	0	2	0	2												
Dave Bergman, L OBP: 0.339, SLG: 0.341 Rick Schu, R OBP: 0.293, SLG: 0.326 (1, 3) (9, PH) C	G4-3 1-2		G4-6-3 2-2		F8 1-2		G6-3 1-0		3	0	0	0	0	0	3												
Tracy Jones, R OBP: 0.291, SLG: 0.322 (1, 7) B	E6 3-1		P6 1-0		L7 2-1		G5-3 0-2		4	0	0	0	0	0	2												
Matt Nokes, L OBP: 0.297, SLG: 0.406 Mike Heath, R OBP: 0.331, SLG: 0.446 (1, 2) (9, PH) C	G4-3 0-1		G4-3 1B 1B 0-1		L7 1-0		K 1-3		3	0	1	0	0	0	0												
Chet Lemon, R OBP: 0.339, SLG: 0.348 (1, 9) C	P6 1-2		G1-2-3 1B 1B 0-1		K 1-3				3	0	1	0	0	1	0												
Doug Strange, S OBP: 0.224, SLG: 0.263 (1, 5) C	G4-3 1-1		G1-2-3 1B 1B 0-0		G4-3 0-1				3	0	1	0	0	0	0												
<b>Inning Stats</b>	R: 2 E: 1 K: 0 S: 13	H: 1 LOB: 2 BB: 2 P: 29	R: 0 E: 0 K: 0 S: 7	H: 0 LOB: 0 BB: 0 P: 9	R: 0 E: 0 K: 1 S: 7	H: 0 LOB: 0 BB: 1 P: 13	R: 0 E: 0 K: 0 S: 6	H: 0 LOB: 0 BB: 1 P: 13	R: 0 E: 0 K: 0 S: 10	H: 0 LOB: 1 BB: 1 P: 17	R: 0 E: 0 K: 1 S: 7	H: 0 LOB: 0 BB: 0 P: 8	R: 0 E: 0 K: 0 S: 5	H: 1 LOB: 1 BB: 0 P: 8	R: 0 E: 0 K: 1 S: 8	H: 0 LOB: 0 BB: 0 P: 10		1B: 4 2B: 0 3B: 0 HR: 1	SF: 0 SAC: 0 DP: 2 HBP: 0	WP: 0 PB: 0 SB: 1 CS: 0	PA: 34						
<b>PITCHER</b>	IP	WLS	BF	H	R	ER	SO	BB	IBB	HBP	BLK	WP	HR	S	P	ERA	WHIP										
Tom Filer, R ERA: 2.67 Dan Plesac, L ERA: 2.49 (1, 1) (9, 1)	8.0	W	31	5	2	2	2	4	0	0	0	0	0	8	10	0.00	0.000										
(1, 1)	1.0	S	3	0	0	0	1	0	0	0	0	0	0	8	10	0.00	0.000										

AB	35
R	5
H	10
RBI	4
BB	3
SO	5
LOB	12



AB	30
R	2
H	5
RBI	2
BB	4
SO	3
LOB	13





Batter	1	2	3	4	5	6	7	8	9	AB	R	H	RBI	BB	SO	LOB	TOP				
<b>Paul Moltzer, R</b> OBP: 0.365, SLG: 0.405 (1, 10)										4	0	0	0	0	0	2					
<b>Jim Gantner, L</b> OBP: 0.313, SLG: 0.324 (1, 4)										4	0	1	0	0	1	1					
<b>Rob Deer, R</b> OBP: 0.319, SLG: 0.465 (1, 9)										3	1	1	0	1	2	1					
<b>Robin Yount, R</b> OBP: 0.385, SLG: 0.512 (1, 8)										4	1	1	1	0	1	2					
<b>Greg Brock, L</b> OBP: 0.372, SLG: 0.442 (1, 3)										4	1	2	0	0	0	1					
<b>Glenn Braggs, R</b> OBP: 0.301, SLG: 0.383 (1, 7)										3	0	1	1	0	0	1					
<b>B.J. Surhoff, L</b> OBP: 0.284, SLG: 0.333 (1, 2)										3	0	2	1	1	0	0					
<b>Gus Polidor, R</b> OBP: 0.232, SLG: 0.250 (1, 5)										4	0	0	0	0	0	4					
<b>Bill Spiers, L</b> OBP: 0.314, SLG: 0.300 (1, 6)										2	0	0	0	2	1	1					
<b>Inning Stats</b>	R: 0 E: 0 K: 1 S: 12	H: 1 LOB: 1 BB: 0 P: 19	R: 1 E: 0 K: 0 S: 10	H: 1 LOB: 1 BB: 1 P: 19	R: 0 E: 0 K: 0 S: 3	H: 0 LOB: 0 BB: 1 P: 9	R: 2 E: 0 K: 0 S: 13	H: 3 LOB: 1 BB: 0 P: 20	R: 0 E: 0 K: 1 S: 9	H: 1 LOB: 1 BB: 0 P: 15	R: 0 E: 0 K: 0 S: 9	H: 0 LOB: 0 BB: 1 P: 15	R: 0 E: 0 K: 2 S: 11	H: 0 LOB: 1 BB: 1 P: 20	R: 0 E: 0 K: 1 S: 9	H: 2 LOB: 1 BB: 0 P: 12	1B: 5 2B: 2 3B: 1 HR: 1	SF: 1 SAC: 0 DP: 3 HBP: 0	WP: 0 PB: 0 SB: 0 CS: 1	PA: 36	
<b>PITCHER</b>	IP	WLS	BF	H	R	ER	SO	BB	IBB	HBP	BLK	WP	HR	S	P	ERA	WHIP				
<b>Jeff Robinson, R</b> ERA: 3.88 (1, 1)	7.0	W	28	6	3	3	2	3	0	0	0	0	1	62	107	3.86	1.286				
<b>Willie Hernandez, L</b> ERA: 5.72 (8, 1)	2.0	S	8	2	0	0	3	1	0	0	0	0	0	20	32	0.00	1.500				

Milwaukee Brewers @ Detroit Tigers  
Tiger Stadium, Detroit, MI  
Tue Aug 08 1989, 7:05 PM EDT  
Att: 16,503 - Unknown - 70 F

AB 31  
R 3  
H 8  
RBI 3  
BB 4  
SO 5  
LOB 13



Batter	1	2	3	4	5	6	7	8	9	AB	R	H	RBI	BB	SO	LOB	BOTTOM				
<b>Gary Pettis, S</b> OBP: 0.372, SLG: 0.319 (1, 8)										3	0	0	0	1	1	2					
<b>Alan Trammell, R</b> OBP: 0.314, SLG: 0.328 (1, 6)										2	1	0	0	1	1	0					
<b>Lou Whitaker, L</b> OBP: 0.367, SLG: 0.504 (1, 4)										3	1	2	0	1	0	1					
<b>Fred Lynn, L</b> OBP: 0.312, SLG: 0.325 (1, 7)										3	0	0	0	1	2	3					
<b>Dave Bergman, L</b> OBP: 0.337, SLG: 0.339 (3, PH)										1	1	0	0	0	0	0					
<b>Gary Ward, R</b> OBP: 0.295, SLG: 0.406 (4, 3)										2	1	0	1	1	0	0					
<b>Chet Lemon, R</b> OBP: 0.335, SLG: 0.344 (1, 9)										4	1	0	1	0	0	3					
<b>Matt Nokes, L</b> OBP: 0.296, SLG: 0.402 (1, 10)										4	0	1	0	0	0	2					
<b>Mike Heath, R</b> OBP: 0.331, SLG: 0.458 (1, 2)										3	1	1	3	0	1	2					
<b>Doug Strange, S</b> OBP: 0.230, SLG: 0.267 (1, 5)										3	0	1	1	0	1	0					
<b>Inning Stats</b>	R: 0 E: 0 K: 1 S: 7	H: 1 LOB: 1 BB: 0 P: 11	R: 1 E: 1 K: 2 S: 20	H: 2 LOB: 2 BB: 0 P: 29	R: 5 E: 0 K: 0 S: 15	H: 2 LOB: 0 BB: 3 P: 32	R: 0 E: 0 K: 1 S: 9	H: 0 LOB: 1 BB: 1 P: 17	R: 0 E: 0 K: 0 S: 6	H: 0 LOB: 0 BB: 0 P: 8	R: 0 E: 0 K: 1 S: 7	H: 0 LOB: 0 BB: 0 P: 11	R: 0 E: 0 K: 1 S: 7	H: 0 LOB: 1 BB: 1 P: 14	R: 0 E: 0 K: 0 S: 7	H: 0 LOB: 0 BB: 0 P: 12	1B: 4 2B: 1 3B: 0 HR: 1	SF: 0 SAC: 1 DP: 1 HBP: 0	WP: 0 PB: 0 SB: 0 CS: 1	PA: 34	
<b>PITCHER</b>	IP	WLS	BF	H	R	ER	SO	BB	IBB	HBP	BLK	WP	HR	S	P	ERA	WHIP				
<b>Don August, R</b> ERA: 5.58 (1, 1)	2.0	L	13	4	4	3	3	2	0	0	0	0	0	32	53	13.50	3.000				
<b>Bill Krueger, L</b> ERA: 3.53 (3, 1)	5.0		18	1	2	2	3	3	0	0	0	0	1	39	69	3.60	0.800				
<b>Mark Knudson, R</b> ERA: 3.97 (8, 1)	1.0		3	0	0	0	0	0	0	0	0	0	0	7	12	0.00	0.000				

Milwaukee Brewers @ Detroit Tigers  
Tiger Stadium, Detroit, MI  
Tue Aug 08 1989, 7:05 PM EDT  
Att: 16,503 - Unknown - 70 F

AB 28  
R 6  
H 5  
RBI 6  
BB 5  
SO 6  
LOB 13





Batter	1	2	3	4	5	6	7	8	9	AB	R	H	RBI	BB	SO	LOB	TOP				
Paul Moltzer, R OBP: 0.363, SLG: 0.403 (1, 10)	G4-3		F9			L7		L5	2H 1B	5	0	1	1	0	0	0	<b>Milwaukee Brewers @ Detroit Tigers</b> Tiger Stadium, Detroit, MI Wed Aug 09 1989, 3:33 AM EDT Att: 24,348 - Cloudy - 75 F				
Jim Gantner, L OBP: 0.314, SLG: 0.330 (1, 4)	G6-3 3B		L8			G3		1B	G3	5	1	2	0	0	0	1					
B.J. Surhoff, L OBP: 0.281, SLG: 0.329 (1, 2)	G6-3			K		G4-3		G3-4-1		4	0	0	1	0	1	1					
Robin Yount, R OBP: 0.386, SLG: 0.512 (1, 8)	F8			F9			1B		1B BB E 1B	4	1	2	0	0	0	0					
Greg Brock, L OBP: 0.371, SLG: 0.440 Terry Francona, L OBP: 0.254, SLG: 0.324 (2, 3)		K		G6-3		L7		1B SAFE 1B SAFE 1B SAFE	1B E BB	1	0	0	0	0	1	0					
Glenn Briggs, R OBP: 0.300, SLG: 0.380 (1, 7)		G4-1 BB			K		G5-3	P2		3	0	0	0	1	1	3					
Gus Polidor, R OBP: 0.233, SLG: 0.250 (1, 5)		G4-1			G5-3		K	1B E 1B		4	1	1	0	0	1	2					
Mike Felder, S OBP: 0.302, SLG: 0.310 (1, 9)		G4-3						HR	K	3	1	1	1	1	1	4					
Bill Spiers, L OBP: 0.307, SLG: 0.293 (1, 6)				L7		G4-3		L4	E4 1B	4	1	0	0	0	0	1					
<b>Inning Stats</b>	R: 1 E: 0 K: 0 S: 5	H: 1 LOB: 0 BB: 0 P: 9	R: 0 E: 0 K: 1 S: 6	H: 0 LOB: 1 BB: 1 P: 14	R: 0 E: 0 K: 0 S: 4	H: 0 LOB: 0 BB: 0 P: 4	R: 0 E: 0 K: 1 S: 8	H: 0 LOB: 0 BB: 0 P: 12	R: 0 E: 0 K: 1 S: 7	H: 0 LOB: 1 BB: 1 P: 12	R: 0 E: 0 K: 1 S: 8	H: 1 LOB: 1 BB: 0 P: 9	R: 1 E: 0 K: 0 S: 8	H: 2 LOB: 1 BB: 0 P: 13	R: 4 E: 1 K: 1 S: 19	H: 3 LOB: 1 BB: 1 P: 28		1B: 5 2B: 0 3B: 1 HR: 1	SF: 0 SAC: 0 DP: 0 HBP: 0	WP: 0 PB: 0 SB: 2 CS: 0	PA: 38
<b>PITCHER</b>	IP WLS BF H R ER SO BB IBB HBP BLK WP HR S P ERA WHIP	8.2 L 37 7 6 2 5 3 0 0 0 0 1 72 110 2.08 1.154	0.1 1 0 0 0 0 0 0 0 0 0 0 0 2 2 0.00 0.000																		

AB	35
R	6
H	7
RBI	3
BB	3
SO	5
LOB	13



Batter	1	2	3	4	5	6	7	8	9	AB	R	H	RBI	BB	SO	LOB	BOTTOM				
Gary Pettis, S OBP: 0.370, SLG: 0.315 (1, 8)	G6-3		BB 1B BB		G6-3		G6-3			3	0	0	0	1	0	2	<b>Milwaukee Brewers @ Detroit Tigers</b> Tiger Stadium, Detroit, MI Wed Aug 09 1989, 3:33 AM EDT Att: 24,348 - Cloudy - 75 F				
Alan Trammell, R OBP: 0.313, SLG: 0.327 (1, 6)	G6-3		FC5 BB 1B		F7			G4-3		4	0	1	0	0	0	0					
Tracy Jones, R OBP: 0.294, SLG: 0.320 (1, 7) (8, 9)			BB			F7		F7		2	0	0	0	2	0	0					
Gary Ward, R OBP: 0.296, SLG: 0.405 Dave Bergman, L OBP: 0.336, SLG: 0.338 (8, PH) (9, 3)	F8		FC5			CS 1B		G6-3		3	0	1	0	0	0	4					
Chet Lemon, R OBP: 0.332, SLG: 0.340 (1, 10)		G4-3		F7		K		L5		4	0	0	0	0	1	1					
Rick Schu, R OBP: 0.297, SLG: 0.346 (1, 5)		B5-3		HR		G3 G6-3 1B		L9		4	1	2	1	0	0	0					
Mike Heath, R OBP: 0.325, SLG: 0.450 (1, 2)		F9		G6-3		G6-3		K		4	0	0	0	0	1	1					
Kenny Williams, R OBP: 0.255, SLG: 0.302 Fred Lynn, L OBP: 0.314, SLG: 0.325 (7, PH) (8, 7)			P4		G5-3		G3 BB			2	0	0	0	0	0	0					
Mike Brumley, S OBP: 0.283, SLG: 0.288 Lou Whitaker, L OBP: 0.366, SLG: 0.503 (7, PH) (8, 4)			F8		L7		G3			2	0	0	0	0	0	0					
<b>Inning Stats</b>	R: 0 E: 0 K: 0 S: 9	H: 0 LOB: 1 BB: 1 P: 19	R: 0 E: 0 K: 0 S: 7	H: 0 LOB: 0 BB: 0 P: 7	R: 0 E: 0 K: 0 S: 14	H: 1 LOB: 3 BB: 2 P: 24	R: 1 E: 0 K: 0 S: 13	H: 1 LOB: 0 BB: 0 P: 20	R: 0 E: 0 K: 1 S: 6	H: 1 LOB: 1 BB: 0 P: 9	R: 0 E: 0 K: 0 S: 10	H: 1 LOB: 2 BB: 1 P: 16	R: 0 E: 0 K: 0 S: 12	H: 0 LOB: 0 BB: 0 P: 18	R: 0 E: 0 K: 1 S: 11	H: 0 LOB: 0 BB: 0 P: 13		1B: 3 2B: 1 3B: 0 HR: 1	SF: 0 SAC: 0 DP: 1 HBP: 0	WP: 0 PB: 0 SB: 0 CS: 1	PA: 34
<b>PITCHER</b>	IP WLS BF H R ER SO BB IBB HBP BLK WP HR S P ERA WHIP	6.0 W 6 0 0 0 0 1 0 0 0 0 0 15 26 0.00 0.600	1.2 S 4 0 0 0 1 0 0 0 0 0 0 15 18 0.00 0.000																		

AB	30
R	1
H	4
RBI	1
BB	4
SO	2
LOB	10





Batter	1	2	3	4	5	6	7	8	9	AB	R	H	RBI	BB	SO	LOB	TOP							
Paul Moltzer, R OBP: 0.363, SLG: 0.403										5	1	2	0	0	0	2	<b>Milwaukee Brewers @ Cleveland Indians</b> Cleveland Municipal Stadium, Cleveland, OH Thu Aug 10 1989, 7:05 PM EDT Att: 15,506 - Unknown - 72 F							
Jim Gantner, L OBP: 0.320, SLG: 0.334										4	3	3	0	1	0	1								
Glenn Braggs, R OBP: 0.302, SLG: 0.382										4	2	2	0	0	1	3								
Robin Yount, R OBP: 0.392, SLG: 0.518										4	3	4	2	1	0	0								
Greg Brock, L OBP: 0.368, SLG: 0.434										5	1	1	0	0	1	8								
Joey Meyer, R OBP: 0.281, SLG: 0.390										2	0	2	5	1	0	0								
Greg Vaughn, R (9, FR)										0	0	0	0	0	0	0								
Charlie O'Brien, R OBP: 0.324, SLG: 0.352										5	0	3	3	0	0	2								
Mike Felder, S OBP: 0.300, SLG: 0.307										5	0	1	0	0	0	4								
Gus Polidor, R OBP: 0.224, SLG: 0.240										5	0	0	0	0	0	5								
<b>Inning Stats</b>	R: 3 E: 0 K: 1 S: 16	H: 3 LOB: 1 BB: 1 P: 27	R: 0 E: 0 K: 0 S: 7	H: 0 LOB: 0 BB: 0 P: 11	R: 1 E: 0 K: 0 S: 9	H: 2 LOB: 0 BB: 0 P: 13	R: 0 E: 0 K: 0 S: 13	H: 2 LOB: 2 BB: 0 P: 17	R: 3 E: 0 K: 1 S: 15	H: 3 LOB: 1 BB: 1 P: 24	R: 0 E: 0 K: 1 S: 7	H: 1 LOB: 1 BB: 0 P: 8	R: 2 E: 0 K: 0 S: 10	H: 3 LOB: 0 BB: 0 P: 15	R: 0 E: 0 K: 0 S: 6	H: 1 LOB: 0 BB: 0 P: 8	R: 1 E: 0 K: 0 S: 9	H: 3 LOB: 3 BB: 1 P: 18	1B: 16 2B: 2 3B: 0 HR: 0	SF: 2 SAC: 1 DP: 1 HBP: 0	WP: 0 PB: 0 CS: 4	PA: 45		
<b>PITCHER</b>	IP WLS BF H R ER SO BB IBB HBP BLK WP HR S P ERA WHIP	IP WLS BF H R ER SO BB IBB HBP BLK WP HR S P ERA WHIP																						
Bud Black, L ERA: 4.11	(1, 1)	4.0	L	21	8	6	6	1	2	0	0	0	0	0	0	0	0	0	0	0	49	76	13.50	2.500
Rich Yett, R ERA: 4.53	(5, 1)	3.0		14	6	3	3	1	0	0	0	0	0	0	0	0	0	0	0	0	28	39	9.00	2.000
Kevin Wickander, L ERA: 4.5	(8, 1)	2.0		10	4	1	1	0	0	1	0	0	0	0	0	0	0	0	0	0	15	26	4.50	2.000

AB	39
R	10
H	18
RBI	10
BB	3
SO	2
LOB	25



Batter	1	2	3	4	5	6	7	8	9	AB	R	H	RBI	BB	SO	LOB	BOTTOM							
Jerry Browne, S OBP: 0.368, SLG: 0.393										5	1	2	0	0	0	1	<b>Milwaukee Brewers @ Cleveland Indians</b> Cleveland Municipal Stadium, Cleveland, OH Thu Aug 10 1989, 7:05 PM EDT Att: 15,506 - Unknown - 72 F							
Pete O'Brien, L OBP: 0.365, SLG: 0.392										5	0	1	0	0	1	3								
Joe Carter, R OBP: 0.300, SLG: 0.473										5	1	2	0	0	2	1								
Cory Snyder, R OBP: 0.258, SLG: 0.372										5	1	3	2	0	2	2								
Brook Jacoby, R OBP: 0.360, SLG: 0.434										3	0	2	0	1	0	2								
Albert Belle, R OBP: 0.311, SLG: 0.495										3	0	1	1	0	1	5								
Brad Komminsk, R OBP: 0.342, SLG: 0.466										4	0	0	0	0	2	1								
Joel Skinner, R OBP: 0.290, SLG: 0.315										4	0	0	0	0	1	0								
Felix Fermin, R OBP: 0.294, SLG: 0.245										3	0	1	0	1	0	0								
<b>Inning Stats</b>	R: 0 E: 0 K: 2 S: 13	H: 2 LOB: 3 BB: 1 P: 23	R: 0 E: 0 K: 0 S: 7	H: 1 LOB: 1 BB: 0 P: 8	R: 0 E: 0 K: 1 S: 13	H: 2 LOB: 2 BB: 0 P: 18	R: 0 E: 0 K: 2 S: 8	H: 0 LOB: 0 BB: 0 P: 11	R: 2 E: 0 K: 0 S: 15	H: 4 LOB: 2 BB: 0 P: 17	R: 0 E: 0 K: 2 S: 15	H: 1 LOB: 1 BB: 1 P: 28	R: 1 E: 0 K: 0 S: 7	H: 2 LOB: 1 BB: 0 P: 12	R: 0 E: 0 K: 0 S: 5	H: 0 LOB: 0 BB: 0 P: 7	R: 0 E: 0 K: 2 S: 7	H: 0 LOB: 0 BB: 0 P: 11	1B: 11 2B: 0 3B: 0 HR: 1	SF: 1 SAC: 0 DP: 0 HBP: 0	WP: 0 PB: 0 CS: 0	PA: 40		
<b>PITCHER</b>	IP WLS BF H R ER SO BB IBB HBP BLK WP HR S P ERA WHIP	IP WLS BF H R ER SO BB IBB HBP BLK WP HR S P ERA WHIP																						
Teddy Figueroa, L ERA: 3.12	(1, 1)	5.2	W	28	10	2	2	0	2	0	0	0	0	0	0	0	0	0	0	0	11	18	6.75	1.500
Tony Fossas, L ERA: 4.39	(6, 1)	1.1		6	2	1	1	1	0	0	0	0	0	0	0	0	0	0	0	0	11	18	6.75	1.500
Don August, R ERA: 5.49	(8, 1)	2.0		6	0	0	0	2	0	0	0	0	0	0	0	0	0	0	0	0	12	18	0.00	0.000







Batter	1	2	3	4	5	6	7	8	9	AB	R	H	RBI	BB	SO	LOB	TOP			
Paul Moltitor, R OBP: 0.364, SLG: 0.402										3	0	1	0	1	1	1	<b>Milwaukee Brewers @ Cleveland Indians</b> Cleveland Municipal Stadium, Cleveland, OH Fri Aug 11 1989, 7:05 PM EDT Sunny - 76 F			
Jim Gantner, L OBP: 0.317, SLG: 0.331										4	0	0	0	0	1	3				
Glenn Braggs, R OBP: 0.306, SLG: 0.378										4	0	0	0	0	1	0				
Robin Yount, R OBP: 0.395, SLG: 0.518										2	0	1	0	2	0	0				
Greg Brock, L OBP: 0.370, SLG: 0.436										4	0	2	0	0	1	2				
Joey Meyer, R OBP: 0.280, SLG: 0.385										4	0	1	0	0	2	4				
B.J. Surhoff, L OBP: 0.278, SLG: 0.325										4	0	0	0	0	0	5				
Mike Felder, S OBP: 0.299, SLG: 0.306										4	0	1	0	0	1	0				
Bill Spiers, L OBP: 0.301, SLG: 0.287										4	0	0	0	0	3	1				
<b>Inning Stats</b>	R: 0 E: 0 K: 1 S: 6	H: 0 LOB: 0 BB: 0 P: 8	R: 0 E: 0 K: 0 S: 5	H: 0 LOB: 1 BB: 1 P: 11	R: 0 E: 0 K: 2 S: 14	H: 1 LOB: 1 BB: 0 P: 20	R: 0 E: 0 K: 1 S: 12	H: 2 LOB: 2 BB: 0 P: 16	R: 0 E: 0 K: 1 S: 8	H: 0 LOB: 1 BB: 1 P: 12	R: 0 E: 0 K: 1 S: 10	H: 1 LOB: 0 BB: 0 P: 14	R: 0 E: 0 K: 2 S: 11	H: 0 LOB: 1 BB: 1 P: 20	R: 0 E: 0 K: 2 S: 9	H: 0 LOB: 0 BB: 0 P: 12	1B: 6 2B: 0 3B: 0 HR: 0	SF: 0 SAC: 0 DP: 0 HBP: 0	WP: 0 PB: 0 SB: 1 CS: 0	PA: 36
<b>PITCHER</b> John Farrell, R ERA: 4.05	IP: 9.0 WLS: W BF: 36 H: 6 R: 0 ER: 0 SO: 10 BB: 3 IBB: 0 HBP: 0 BLK: 0 WP: 0 HR: 0 S: 83 P: 122 ERA: 0.00 WHIP: 1.000															<b>PITCHER</b>				

Batter	1	2	3	4	5	6	7	8	9	AB	R	H	RBI	BB	SO	LOB	BOTTOM			
Jerry Browne, S OBP: 0.371, SLG: 0.392										3	2	1	0	2	0	3	<b>Milwaukee Brewers @ Cleveland Indians</b> Cleveland Municipal Stadium, Cleveland, OH Fri Aug 11 1989, 7:05 PM EDT Sunny - 76 F			
Dion James, L OBP: 0.377, SLG: 0.376										3	1	1	0	1	1	2				
Brad Komminsk, R OBP: 0.342, SLG: 0.466										0	0	0	0	0	0	0				
Joe Carter, R OBP: 0.302, SLG: 0.478										3	1	1	2	0	1	3				
Cory Snyder, R OBP: 0.255, SLG: 0.369										3	0	0	1	0	0	2				
Pete O'Brien, L OBP: 0.366, SLG: 0.392										3	0	1	1	1	0	2				
Brook Jacoby, R OBP: 0.359, SLG: 0.432										4	0	1	0	0	0	3				
Dave Clark, L OBP: 0.324, SLG: 0.392										4	0	1	0	0	2	1				
Andy Allanson, R OBP: 0.260, SLG: 0.264										3	0	0	0	1	0	1				
Felix Fermin, R OBP: 0.294, SLG: 0.245										4	1	1	0	0	0	2				
<b>Inning Stats</b>	R: 2 E: 0 K: 1 S: 10	H: 1 LOB: 0 BB: 1 P: 15	R: 0 E: 0 K: 0 S: 10	H: 0 LOB: 0 BB: 0 P: 14	R: 2 E: 1 K: 1 S: 18	H: 2 LOB: 2 BB: 1 P: 23	R: 0 E: 0 K: 1 S: 5	H: 0 LOB: 0 BB: 0 P: 5	R: 0 E: 1 K: 0 S: 11	H: 1 LOB: 1 BB: 0 P: 16	R: 0 E: 0 K: 0 S: 9	H: 1 LOB: 2 BB: 1 P: 16	R: 1 E: 0 K: 0 S: 8	H: 1 LOB: 1 BB: 1 P: 16	R: 0 E: 0 K: 1 S: 10	H: 1 LOB: 2 BB: 1 P: 18	1B: 5 2B: 1 3B: 0 HR: 1	SF: 1 SAC: 0 DP: 1 HBP: 1	WP: 0 PB: 0 SB: 1 CS: 0	PA: 37
<b>PITCHER</b> Jaime Navarro, R ERA: 3.12	IP: 6.1 WLS: L BF: 30 H: 6 R: 5 ER: 3 SO: 3 BB: 4 IBB: 0 HBP: 1 BLK: 0 WP: 0 HR: 1 S: 68 P: 100 ERA: 4.26 WHIP: 1.579															<b>PITCHER</b>				
<b>PITCHER</b> Tony Fossas, L ERA: 4.15	IP: 1.2 WLS: 7 BF: 7 H: 1 R: 0 ER: 0 SO: 1 BB: 1 IBB: 0 HBP: 0 BLK: 0 WP: 0 HR: 0 S: 13 P: 23 ERA: 0.00 WHIP: 1.200															<b>PITCHER</b>				



Batter	1	2	3	4	5	6	7	8	9	AB	R	H	RBI	BB	SO	LOB	TOP										
<b>Paul Moltor, R</b> OBP: 0.366, SLG: 0.405 (1, 10)	3-1 SH1-3 4-3 2B		1-1 1B SF8 1B	1-3 K	4-2 1-2 BB		2-0 4-3		2-2 1-3	5	2	2	0	1	1	0	<b>Milwaukee Brewers @ Cleveland Indians</b> Cleveland Municipal Stadium, Cleveland, OH Fri Aug 11 1989, 7:05 PM EDT Att: 47,795 - Unknown - 72 F  <b>AB 36</b> <b>R 8</b> <b>H 13</b> <b>RBI 8</b> <b>BB 7</b> <b>SO 5</b> <b>LOB 16</b>  										
<b>Jim Gantner, L</b> OBP: 0.320, SLG: 0.332 (1, 4)	0-1 SH1-3 2-3		1-0 SF8 1B 1B	0-0 E7 1B	0-0 F7			4-2 1B SF7 BB	1-2 3-1	4	2	2	0	1	0	3											
<b>Terry Francona, L</b> OBP: 0.253, SLG: 0.322 <b>Glenn Braggs, R</b> OBP: 0.301, SLG: 0.379 (6, 7)	2-1 4-3		0-0 1B SF8 SH1 1B	0-3 K		0-1 4-3		2-0 2B FC5-2 1B		4	1	1	1	0	1	1											
<b>Robin Yount, R</b> OBP: 0.391, SLG: 0.515 (1, 8)	2-1 L8		3-0 SF8 1B		1-0 6-3	0-2 F8		1-0 SF7		3	0	0	2	0	0	0											
<b>Greg Brock, L</b> OBP: 0.378, SLG: 0.441 (1, 3)		1-2 6-3	4-0 SH1 1B IBB		4-0 1B 2B BB	4-1 2B BB		3-H FC5-2 2B		2	2	1	0	3	0	0											
<b>Greg Vaughn, R</b> OBP: 1.000, SLG: 1.500 <b>Mike Felder, S</b> OBP: 0.304, SLG: 0.317 (3, 7) (6, 9)		3-2 2B	0-2 SH1 1B		2-2 2B 1B	0-0 2B		1-2 FC5-2 S		2	2	0	2	1	0	0											
<b>Charlie O'Brien, R</b> OBP: 0.329, SLG: 0.359 (1, 2)	0-1 3-1		0-0 SH1 1B		2-0 1B 2B	1-3 K		2-3 IBB		3	0	1	3	1	1	2											
<b>Bill Spiers, L</b> OBP: 0.299, SLG: 0.280 (1, 6)	4-0 BB		1-2 L8 3-H		2-2 F7		1-1 G1	1-3 K		4	0	0	0	1	1	6											
<b>Gus Polidor, R</b> OBP: 0.223, SLG: 0.239 (1, 5)	1-1 4-3		1-0 6-3		2-1 BB 1B		0-3 K		1-2 6-3	5	0	1	0	0	1	2											
<b>Inning Stats</b>	R: 1 E: 0 K: 0 S: 8	H: 1 LOB: 0 BB: 0 P: 15	R: 0 E: 0 K: 0 S: 10	H: 1 LOB: 2 BB: 1 P: 19	R: 3 E: 0 K: 0 S: 12	H: 4 LOB: 2 BB: 1 P: 24	R: 0 E: 1 K: 2 S: 9	H: 1 LOB: 1 BB: 0 P: 11	R: 2 E: 0 K: 0 S: 15	H: 3 LOB: 3 BB: 2 P: 31	R: 1 E: 0 K: 1 S: 11	H: 1 LOB: 1 BB: 1 P: 16	R: 0 E: 0 K: 1 S: 6	H: 0 LOB: 0 BB: 0 P: 9	R: 1 E: 0 K: 1 S: 14	H: 2 LOB: 3 BB: 2 P: 27		R: 0 E: 0 K: 0 S: 9	H: 0 LOB: 0 BB: 0 P: 13	1B: 8 2B: 5 3B: 0 HR: 0	SF: 2 SAC: 2 DP: 0 HBP: 0	WP: 0 PB: 1 SB: 1 CS: 0	PA: 47				
<b>PITCHER</b>	IP	WLS	BF	H	R	ER	SO	BB	IBB	HBP	BLK	WP	HR	S	P	ERA	WHIP										
<b>Ed Wojna, R</b> ERA: 6.06 (1, 1)	4.1	L	24	8	6	6	2	2	1	0	0	0	0	44	20	12.46	2.308										
<b>Kevin Wickander, L</b> ERA: 3.39 (5, 1)	0.2		5	2	0	0	0	1	0	0	0	0	0	10	20	0.00	4.500										
<b>Steve Olin, R</b> ERA: 2.61 (6, 1)	2.0		8	1	1	1	2	1	0	0	0	0	0	17	25	4.50	1.000										
<b>Jesse Orosco, L</b> ERA: 2.36 (8, 1)	1.0		7	2	1	1	1	1	1	0	0	0	0	14	27	9.00	3.000										
<b>Rod Nichols, R</b> ERA: 3.97 (9, 1)	1.0		3	0	0	0	0	0	0	0	0	0	0	9	13	0.00	0.000										

Batter	1	2	3	4	5	6	7	8	9	AB	R	H	RBI	BB	SO	LOB	BOTTOM											
<b>Jerry Browne, S</b> OBP: 0.371, SLG: 0.392 (1, 4)	2-2 6-3		1-1 F9		1-2 HR 1B		0-1 1B 1B		1-3 K	5	1	2	0	0	1	0	<b>Milwaukee Brewers @ Cleveland Indians</b> Cleveland Municipal Stadium, Cleveland, OH Fri Aug 11 1989, 7:05 PM EDT Att: 47,795 - Unknown - 72 F  <b>AB 39</b> <b>R 7</b> <b>H 13</b> <b>RBI 7</b> <b>BB 3</b> <b>SO 5</b> <b>LOB 14</b>  											
<b>Dion James, L</b> OBP: 0.377, SLG: 0.376 (1, 7)	0-2 G3		2-2 4-3		1-1 F8		0-0 FC4-6 1B		3-2 1B 1B	5	1	2	0	0	0	1												
<b>Joe Carter, R</b> OBP: 0.305, SLG: 0.492 (1, 8)	2-2 HR		2-2 P4		1-1 HR		0-1 FC4-6 1-2		3-2 1B 1B	5	3	3	3	0	0	2												
<b>Cory Snyder, R</b> OBP: 0.259, SLG: 0.379 (1, 9)	0-2 HR			4-2 BB	3-2 F9			3-3 K	1-2 1B 1B	4	1	2	2	1	1	0												
<b>Pete O'Brien, L</b> OBP: 0.365, SLG: 0.390 (1, 3)	1-1 6-3			0-0 F8		2-2 L8		0-1 L8	0-1 FC6-4 1B	5	0	1	1	0	0	1												
<b>Brook Jacoby, R</b> OBP: 0.359, SLG: 0.430 (1, 5)		1-2 G6-4-3 1B		2-3 K		3-2 P3		4-2 BB	0-0 FC6-4 1-2	4	0	1	0	1	1	3												
<b>Albert Belle, R</b> OBP: 0.291, SLG: 0.474 (1, 10)	0-1 G6-4-3 1-2		1-0 E5		1-3 K		1-1 F9		0-1 F9	4	0	0	0	0	0	3												
<b>Andy Allanson, R</b> OBP: 0.264, SLG: 0.266 <b>Dave Clark, L</b> OBP: 0.327, SLG: 0.410 (9, PH)	4-2 BB			1-3 K			1-0 4-3 1B		2-1 HR	2	0	1	0	1	1	2												
<b>Felix Fermin, R</b> OBP: 0.291, SLG: 0.243 <b>Brad Komminsk, R</b> OBP: 0.339, SLG: 0.462 (9, PH)	1-2 G3				1-2 P3		1-2 4-3		1-3 K	3	0	0	0	0	0	2												
<b>Inning Stats</b>	R: 2 E: 0 K: 0 S: 15	H: 2 LOB: 0 BB: 0 P: 20	R: 0 E: 0 K: 0 S: 10	H: 1 LOB: 1 BB: 1 P: 16	R: 0 E: 0 K: 2 S: 10	H: 0 LOB: 2 BB: 1 P: 18	R: 0 E: 0 K: 0 S: 9	H: 0 LOB: 0 BB: 0 P: 15	R: 0 E: 0 K: 0 S: 10	H: 3 LOB: 2 BB: 0 P: 12	R: 0 E: 0 K: 1 S: 12	H: 0 LOB: 1 BB: 1 P: 19	R: 3 E: 1 K: 2 S: 25	H: 5 LOB: 2 BB: 0 P: 36	1B: 9 2B: 0 3B: 0 HR: 4	SF: 0 SAC: 0 DP: 1 HBP: 0		WP: 0 PB: 0 SB: 0 CS: 0	PA: 42									
<b>PITCHER</b>	IP	WLS	BF	H	R	ER	SO	BB	IBB	HBP	BLK	WP	HR	S	P	ERA	WHIP											
<b>Mark Knudson, R</b> ERA: 4.2 (1, 1)	5.0	W	22	5	4	4	2	2	0	0	0	0	0	3	57	88	7.20	1.400										
<b>Chuck Crim, R</b> ERA: 3.12 (6, 1)	3.2		16	5	2	2	3	1	0	0	0	0	1	43	65	4.91	1.636											
<b>Dan Plesac, L</b> ERA: 2.6 (9, 1)	0.1	S	4	3	1	1	0	0	0	0	0	0	0	13	17	27.00	9.000											



Batter	1	2	3	4	5	6	7	8	9	AB	R	H	RBI	BB	SO	LOB	TOP			
Paul Moltitor, R OBP: 0.366, SLG: 0.405 (1, 5)	L9		1B SF7 E		G6-3		FC4-6 1B		G6-3	5	1	2	0	0	0	0	<b>Milwaukee Brewers @ Cleveland Indians</b> Cleveland Municipal Stadium, Cleveland, OH Sat Aug 12 1989, 7:05 PM EDT Att: 21,325 - Unknown - 72 F			
Jim Gantner, L OBP: 0.321, SLG: 0.333 (1, 4)	G1-3		3B SF7 1B		1B		FC4-6 1B		F7	5	2	2	0	0	0	2				
Greg Vaughn, R OBP: 0.500, SLG: 0.800 (7, PR)	K		SF7		L7		1B			3	0	1	2	0	1	1				
Glenn Braggs, R OBP: 0.301, SLG: 0.379 (7, 7)			1-2 3-H		1-2 3-H		1B			0	0	0	0	0	0	0				
Robin Yount, R OBP: 0.394, SLG: 0.521 (1, 8)		1B WP SF9-3			G1-3		FC4 1B			4	1	3	2	0	0	1				
Greg Brock, L OBP: 0.376, SLG: 0.437 (1, 3)		1-2 1B SF9-3			P3		FC4 1B			4	0	1	0	0	0	3				
Joey Meyer, R OBP: 0.270, SLG: 0.374 (1, 10)	SF9-3				E5 G6-4-3		F9		G6-3	3	0	0	1	0	0	0				
Charlie O'Brien, R OBP: 0.327, SLG: 0.356 (1, 2)		1-1 1B			G6-4-3		G6-3		K	4	0	1	0	0	1	1				
Mike Felder, S OBP: 0.307, SLG: 0.320 (1, 9)		1-1 1B			G4-3		FC4-6 1B		K	4	1	2	0	0	1	1				
Bill Spiers, L OBP: 0.293, SLG: 0.274 (1, 6)					G4-3		L9		G4-3	4	0	0	0	0	0	2				
<b>Inning Stats</b>	R: 0 E: 0 K: 1 S: 8	H: 0 LOB: 0 BB: 0 P: 13	R: 1 E: 0 K: 0 S: 14	H: 3 LOB: 1 BB: 0 P: 22	R: 2 E: 1 K: 0 S: 9	H: 3 LOB: 1 BB: 0 P: 13	R: 0 E: 1 K: 0 S: 4	H: 1 LOB: 1 BB: 0 P: 6	R: 0 E: 0 K: 0 S: 6	H: 0 LOB: 0 BB: 0 P: 12	R: 2 E: 0 K: 0 S: 14	H: 4 LOB: 2 BB: 0 P: 17	R: 0 E: 0 K: 2 S: 8	H: 0 LOB: 0 BB: 0 P: 9	R: 0 E: 0 K: 0 S: 6	H: 0 LOB: 0 BB: 0 P: 7	1B: 11 2B: 1 3B: 1 HR: 0	SF: 2 SAC: 0 DP: 2 HBP: 0	WP: 1 PB: 0 CS: 0	PA: 38
<b>PITCHER</b>	IP WLS BF H R ER SO BB IBB HBP BLK WP HR S P ERA WHIP	IP WLS BF H R ER SO BB IBB HBP BLK WP HR S P ERA WHIP	IP WLS BF H R ER SO BB IBB HBP BLK WP HR S P ERA WHIP	IP WLS BF H R ER SO BB IBB HBP BLK WP HR S P ERA WHIP	IP WLS BF H R ER SO BB IBB HBP BLK WP HR S P ERA WHIP	IP WLS BF H R ER SO BB IBB HBP BLK WP HR S P ERA WHIP	IP WLS BF H R ER SO BB IBB HBP BLK WP HR S P ERA WHIP	IP WLS BF H R ER SO BB IBB HBP BLK WP HR S P ERA WHIP	IP WLS BF H R ER SO BB IBB HBP BLK WP HR S P ERA WHIP	IP WLS BF H R ER SO BB IBB HBP BLK WP HR S P ERA WHIP	IP WLS BF H R ER SO BB IBB HBP BLK WP HR S P ERA WHIP	IP WLS BF H R ER SO BB IBB HBP BLK WP HR S P ERA WHIP	IP WLS BF H R ER SO BB IBB HBP BLK WP HR S P ERA WHIP	IP WLS BF H R ER SO BB IBB HBP BLK WP HR S P ERA WHIP	IP WLS BF H R ER SO BB IBB HBP BLK WP HR S P ERA WHIP	IP WLS BF H R ER SO BB IBB HBP BLK WP HR S P ERA WHIP	IP WLS BF H R ER SO BB IBB HBP BLK WP HR S P ERA WHIP			
Scott Bailes, L ERA: 4.88 (1, 1)	6.2 L 30 11 5 5 1 0 0 0 0 0 1 0 58 90 6.75 1.650																			
Rich Yett, R ERA: 4.93 (7, 1)	0.0 1 1 0 0 0 0 0 0 0 0 0 0 2 2 ∞ ∞																			
Jesse Orosco, L ERA: 2.29 (7, 1)	1.1 4 0 0 0 2 0 0 0 0 0 0 0 12 13 0.00 0.000																			
Doug Jones, R ERA: 2.53 (9, 1)	1.0 3 0 0 0 0 0 0 0 0 0 0 0 6 7 0.00 0.000																			

AB	36
R	5
H	12
RBI	5
BB	0
SO	3
LOB	11



Batter	1	2	3	4	5	6	7	8	9	AB	R	H	RBI	BB	SO	LOB	BOTTOM		
Jerry Browne, S OBP: 0.372, SLG: 0.392 (1, 4)	1B E	G4-3		G4-3			FC5-4 BB			3	1	1	0	1	0	3	<b>Milwaukee Brewers @ Cleveland Indians</b> Cleveland Municipal Stadium, Cleveland, OH Sat Aug 12 1989, 7:05 PM EDT Att: 21,325 - Unknown - 72 F		
Dion James, L OBP: 0.375, SLG: 0.375 (1, 7)	E 1B		G4-3		F8		P7			4	0	1	0	0	0	1			
Joe Carter, R OBP: 0.302, SLG: 0.488 (1, 8)	K		P5		F7		FC5-4			4	0	0	0	0	1	3			
Cory Snyder, R OBP: 0.259, SLG: 0.375 (1, 9)	K				F8				G6-3	3	0	0	0	1	1	2			
Pete O'Brien, L OBP: 0.364, SLG: 0.387 (1, 3)	E7		G1-6-3			G4-6-3 BB			G1-3	3	0	0	0	1	0	2			
Brook Jacoby, R OBP: 0.361, SLG: 0.431 (1, 5)	P4						FC4-6 1B		G6-3	4	0	2	0	0	0	2			
Albert Belle, R OBP: 0.288, SLG: 0.455 (1, 10)		L5		FC4-6 2B		G4-6-3			K	4	0	0	0	0	1	3			
Joel Skinner, R OBP: 0.284, SLG: 0.308 (1, 2)		G3								3	0	0	0	0	0	2			
Dave Clark, L OBP: 0.325, SLG: 0.408 (9, PH)				P4			F7		F8	1	0	0	0	0	0	0			
Felix Fermin, R OBP: 0.294, SLG: 0.249 (1, 6)										3	0	2	0	0	0	0			
Brad Komminsk, R OBP: 0.336, SLG: 0.457 (9, PH)									G3	1	0	0	0	0	0	0			
<b>Inning Stats</b>	R: 1 E: 1 K: 2 S: 14	H: 2 LOB: 2 BB: 0 P: 21	R: 0 E: 0 K: 0 S: 11	H: 1 LOB: 1 BB: 0 P: 18	R: 0 E: 0 K: 0 S: 6	H: 0 LOB: 1 BB: 1 P: 14	R: 0 E: 0 K: 0 S: 7	H: 2 LOB: 2 BB: 0 P: 10	R: 0 E: 0 K: 0 S: 5	H: 1 LOB: 1 BB: 1 P: 14	R: 0 E: 0 K: 0 S: 11	H: 0 LOB: 1 BB: 1 P: 15	R: 0 E: 0 K: 0 S: 6	R: 0 E: 0 K: 1 S: 5	H: 0 LOB: 0 BB: 0 P: 8	1B: 5 2B: 1 3B: 0 HR: 0	SF: 0 SAC: 0 DP: 1 HBP: 0	WP: 0 PB: 0 CS: 0	PA: 36
<b>PITCHER</b>	IP WLS BF H R ER SO BB IBB HBP BLK WP HR S P ERA WHIP	IP WLS BF H R ER SO BB IBB HBP BLK WP HR S P ERA WHIP	IP WLS BF H R ER SO BB IBB HBP BLK WP HR S P ERA WHIP	IP WLS BF H R ER SO BB IBB HBP BLK WP HR S P ERA WHIP	IP WLS BF H R ER SO BB IBB HBP BLK WP HR S P ERA WHIP	IP WLS BF H R ER SO BB IBB HBP BLK WP HR S P ERA WHIP	IP WLS BF H R ER SO BB IBB HBP BLK WP HR S P ERA WHIP	IP WLS BF H R ER SO BB IBB HBP BLK WP HR S P ERA WHIP	IP WLS BF H R ER SO BB IBB HBP BLK WP HR S P ERA WHIP	IP WLS BF H R ER SO BB IBB HBP BLK WP HR S P ERA WHIP	IP WLS BF H R ER SO BB IBB HBP BLK WP HR S P ERA WHIP	IP WLS BF H R ER SO BB IBB HBP BLK WP HR S P ERA WHIP	IP WLS BF H R ER SO BB IBB HBP BLK WP HR S P ERA WHIP	IP WLS BF H R ER SO BB IBB HBP BLK WP HR S P ERA WHIP	IP WLS BF H R ER SO BB IBB HBP BLK WP HR S P ERA WHIP	IP WLS BF H R ER SO BB IBB HBP BLK WP HR S P ERA WHIP			
Chris Bosio, R ERA: 2.46 (1, 1)	9.0 W 36 6 1 0 3 3 0 0 0 0 0 72 116 0.00 1.000																		






Batter	1	2	3	4	5	6	7	8	9	10	AB	R	H	RBI	BB	SO	LOB				
<b>Paul Molitor, R</b> OBP: 0.365, SLG: 0.492 (1, 5)	G5-3	K		1B			G6-3		L6		5	0	1	1	0	1	2				
<b>Jim Gantner, L</b> OBP: 0.322, SLG: 0.335 (1, 4)	FC6-4 HBP		L4	K			F7		SF9 2B		4	1	1	0	0	1	1				
<b>Glenn Braggs, R</b> OBP: 0.303, SLG: 0.380 (1, 7)	F9		G6-3				G4-6-3 1B		G4-3 BLK 1B		4	1	2	0	0	0	1				
<b>Robin Yount, R</b> OBP: 0.392, SLG: 0.519 (1, 8)	FC6-4						L7		L7		4	0	1	1	0	0	3				
<b>Greg Brock, L</b> OBP: 0.392, SLG: 0.428 (1, 3)		K	G4-3				G4-6-3		G4-3		5	0	0	0	0	1	4				
<b>Terry Francona, L</b> OBP: 0.257, SLG: 0.324 (1, 10)		K					WP G4-3 1B		F7		5	1	2	1	0	1	1				
<b>B.J. Surhoff, L</b> OBP: 0.280, SLG: 0.330 (1, 2)		1B BLK 1B					F8		G4-3		4	1	2	0	0	0	2				
<b>Mike Felder, S</b> OBP: 0.311, SLG: 0.324 (1, 9)		1B					G4-3 WP 1B		L3-5		4	1	2	0	0	0	1				
<b>Bill Spiers, L</b> OBP: 0.292, SLG: 0.274 (1, 6)							G4-3		L3-5		4	0	1	2	0	1	1				
<b>Inning Stats</b>	R: 0 E: 0 K: 0 S: 6	H: 0 LOB: 1 BB: 0 P: 10	R: 1 E: 0 K: 3 S: 18	H: 3 LOB: 2 BB: 0 P: 28	R: 0 E: 0 K: 0 S: 5	H: 1 LOB: 1 BB: 0 P: 7	R: 2 E: 0 K: 1 S: 14	H: 3 LOB: 1 BB: 0 P: 21	R: 0 E: 0 K: 0 S: 7	H: 1 LOB: 0 BB: 0 P: 9	R: 0 E: 0 K: 1 S: 11	H: 0 LOB: 0 BB: 0 P: 17	R: 1 E: 0 K: 0 S: 9	H: 2 LOB: 1 BB: 0 P: 12	R: 0 E: 0 K: 0 S: 7	H: 0 LOB: 0 BB: 0 P: 10	R: 1 E: 1 K: 0 S: 10	H: 1 LOB: 1 BB: 0 P: 13	1B: 10 2B: 3 3B: 0 HR: 0	SF: 1 SAC: 1 DP: 2 HBP: 1	WP: 2 PA: 42
<b>PITCHER</b>	IP	WLS	BF	H	R	ER	SO	BB	IBB	HBP	BLK	WP	HR	S	P	ERA	WHIP				
<b>Tom Candiotti, R</b> ERA: 2.97 (1, 1)	9.0		37	11	4	4	5	0	0	1	2	1	0	81	120	4.00	1.222				
<b>Doug Jones, R</b> ERA: 2.64 (10, 1)	1.0	L	5	1	1	1	0	0	0	0	0	1	0	10	13	9.00	1.000				

**Milwaukee Brewers @ Cleveland Indians**  
Cleveland Municipal Stadium, Cleveland, OH  
Sun Aug 13 1989, 3:33 AM EDT  
Att: 22,344 - Unknown


AB 39  
R 5  
H 12  
RBI 5  
BB 0  
SO 5  
LOB 16



Batter	1	2	3	4	5	6	7	8	9	10	AB	R	H	RBI	BB	SO	LOB						
<b>Jerry Browne, S</b> OBP: 0.374, SLG: 0.404 (1, 4)	G6-3									F7	5	1	3	3	0	0	0						
<b>Dion James, L</b> OBP: 0.370, SLG: 0.368 (1, 7) (10, 3)	G4-3		F8							F9	5	0	0	0	0	0	3						
<b>Joe Carter, R</b> OBP: 0.301, SLG: 0.485 (1, 8) (10, 7)	G4-3		G5-3							K	5	0	1	0	0	1	1						
<b>Cory Snyder, R</b> OBP: 0.257, SLG: 0.371 (1, 9)		G5-3									4	0	0	0	0	0	1						
<b>Pete O'Brien, L</b> OBP: 0.397, SLG: 0.389 (1, 3)											3	0	2	0	1	1	0						
<b>Tommy Hinzo, S</b> (9, PR)											0	1	0	0	0	0	0						
<b>Joel Skinner, R</b> OBP: 0.294, SLG: 0.308 (10, 2)		G5-3 BB									0	0	0	0	0	0	0						
<b>Brook Jacoby, R</b> OBP: 0.357, SLG: 0.426 (1, 5)		G5-3									4	0	0	0	0	0	3						
<b>Dave Clark, L</b> OBP: 0.326, SLG: 0.404 (1, 10)											2	1	0	0	1	0	1						
<b>Albert Belle, R</b> OBP: 0.295, SLG: 0.461 (9, PH)		G4-3									1	0	1	0	0	0	0						
<b>Andy Allanson, R</b> OBP: 0.265, SLG: 0.287 (1, 2)											3	1	1	0	0	1	1						
<b>Brad Komminsk, R</b> OBP: 0.333, SLG: 0.457 (9, PH) (10, 8)											0	0	0	1	0	0	0						
<b>Felix Fermin, R</b> OBP: 0.285, SLG: 0.250 (1, 6)											3	0	1	0	0	0	1						
<b>Inning Stats</b>	R: 0 E: 0 K: 0 S: 8	H: 0 LOB: 0 BB: 0 P: 13	R: 0 E: 0 K: 0 S: 5	H: 0 LOB: 1 BB: 1 P: 12	R: 1 E: 0 K: 0 S: 8	H: 2 LOB: 1 BB: 1 P: 13	R: 0 E: 0 K: 1 S: 8	H: 0 LOB: 0 BB: 0 P: 11	R: 1 E: 0 K: 0 S: 9	H: 2 LOB: 1 BB: 1 P: 19	R: 0 E: 0 K: 0 S: 7	H: 2 LOB: 1 BB: 0 P: 10	R: 0 E: 0 K: 1 S: 6	H: 0 LOB: 0 BB: 0 P: 10	R: 1 E: 0 K: 0 S: 11	H: 1 LOB: 0 BB: 0 P: 16	R: 1 E: 0 K: 0 S: 12	H: 2 LOB: 1 BB: 0 P: 21	R: 0 E: 0 K: 1 S: 11	H: 0 LOB: 0 BB: 0 P: 13	1B: 7 2B: 1 3B: 0 HR: 1	SF: 1 SAC: 1 DP: 2 HBP: 0	WP: 0 PA: 39
<b>PITCHER</b>	IP	WLS	BF	H	R	ER	SO	BB	IBB	HBP	BLK	WP	HR	S	P	ERA	WHIP						
<b>Tom Filer, R</b> ERA: 2.73 (1, 1)	6.0		24	6	2	2	1	2	0	0	0	0	0	45	78	3.00	1.333						
<b>Chuck Crim, R</b> ERA: 3.16 (7, 1)	2.0		7	1	1	1	1	0	0	0	0	0	0	1	17	4.50	0.500						
<b>Dan Plesac, L</b> ERA: 2.68 (9, 1)	2.0	W	8	2	1	1	1	0	0	0	0	0	0	23	34	4.50	1.000						

**Milwaukee Brewers @ Cleveland Indians**  
Cleveland Municipal Stadium, Cleveland, OH  
Sun Aug 13 1989, 3:33 AM EDT  
Att: 22,344 - Unknown

AB 35  
R 4  
H 9  
RBI 4  
BB 2  
SO 3  
LOB 11





Batter	1	2	3	4	5	6	7	8	9	AB R H RBI BB SO LOB	TOP											
Steve Sax, R OBP: 0.377, SLG: 0.395	3-2 G4-3 S 1B		1-1 P4			1-0 G1-3		0-1 SF4 SH2-3 1B	0-1 G5-3	5 2 2 0 0 0 1	<b>New York Yankees @ Milwaukee Brewers</b> Milwaukee County Stadium, Milwaukee, WI Mon Aug 14 1989, 8:05 PM EDT Att: 22,829 - Unknown <a href="http://livebaseballscorecards.com">livebaseballscorecards.com</a>											
Wayne Tolleson, S OBP: 0.252, SLG: 0.246	1 SAFE 2-2 G4-3		1-2 G4-3			2-1 G6-3		3-1 SH2-3	2-2 G6-3	4 0 0 0 0 0 2												
Don Mattingly, L OBP: 0.350, SLG: 0.474	0-1 G4-3			1-0		2-0 G1-3		4-0 BB 1B IBB		3 1 1 1 1 0 0												
Ken Phelps, L OBP: 0.352, SLG: 0.407 Marcus Lawton, S (7, PR)	4-1 BB		2-3 K			2-3 K		0-0 SF4		2 0 0 0 1 2 1												
Mel Hall, L OBP: 0.316, SLG: 0.426	3-H BB		3-1 K			4-1 BB		2-3 3-H		0 0 0 0 0 0 0												
Jesse Barfield, R OBP: 0.355, SLG: 0.436	3-3 K		3-1 G4-3			1-2 BB		4-1 1B BB		2 0 0 0 2 1 2												
Don Slaught, R OBP: 0.329, SLG: 0.398		1-0 F7		0-0 G5-3		1-1 F7		0-0 1B		4 0 1 2 0 0 3												
Luis Polonia, L OBP: 0.332, SLG: 0.387		1-1 G4-3			1-0 G6-3		1-0 F7	2-H 3-H 1-3 K		4 0 0 0 0 1 4												
Alvaro Espinoza, R OBP: 0.299, SLG: 0.313		1-1 G6-3			1-0 G5-3		1-0 F8	0-1 G1-3		4 0 0 0 0 0 2												
Roberto Kelly, R OBP: 0.400, SLG: 0.464			0-1 F9		1-3 K		4-1 SH2-3 1B SF4 BB	1-1 BLK BLK 1B		3 1 1 0 1 1 0												
<b>Inning Stats</b>	R: 1 E: 0 K: 1 S: 13	H: 1 LOB: 1 BB: 1 P: 25	R: 0 E: 0 K: 0 S: 5	H: 0 LOB: 0 BB: 0 P: 8	R: 0 E: 0 K: 0 S: 10	H: 1 LOB: 1 BB: 0 P: 12	R: 0 E: 0 K: 1 S: 7	H: 0 LOB: 0 BB: 0 P: 13	R: 0 E: 0 K: 1 S: 5	H: 0 LOB: 0 BB: 0 P: 8	R: 0 E: 0 K: 0 S: 4	H: 0 LOB: 2 BB: 1 P: 9	R: 0 E: 0 K: 1 S: 9	H: 0 LOB: 2 BB: 1 P: 17	R: 3 E: 0 K: 1 S: 11	H: 2 LOB: 2 BB: 3 P: 27	R: 0 E: 0 K: 0 S: 9	H: 1 LOB: 1 BB: 0 P: 12	1B: 4 2B: 1 3B: 0 HR: 0	SF: 1 SAC: 1 DP: 0 HBP: 0	WP: 0 PB: 1 SB: 2 CS: 0	PA: 38
<b>PITCHER</b>	IP WLS BF H R ER SO BB IBB HBP BLK WP HR S P ERA WHIP											<b>PITCHER</b>	IP WLS BF H R ER SO BB IBB HBP BLK WP HR S P ERA WHIP									
Jeff Peterek, R ERA: 2.57	(1, 1) 7.0 27 2 2 2 4 3 0 0 0 0 0 54 97 2.57 0.714																					
Chuck Cnn, R ERA: 3.35	(8, 1) 0.2 6 2 2 2 0 1 1 0 0 0 0 7 18 27.00 4.500																					
Tony Fossas, L ERA: 4.0	(8, 1) 1.1 W 5 1 0 0 1 0 0 0 0 2 0 0 12 16 0.00 0.750																					

Batter	1	2	3	4	5	6	7	8	9	AB R H RBI BB SO LOB	BOTTOM							
Paul Molitor, R OBP: 0.362, SLG: 0.399	1-2 G6-3		3-2 G4-3		1-0 L7			2-1 E5		4 0 0 0 0 0 0	<b>New York Yankees @ Milwaukee Brewers</b> Milwaukee County Stadium, Milwaukee, WI Mon Aug 14 1989, 8:05 PM EDT Att: 22,829 - Unknown <a href="http://livebaseballscorecards.com">livebaseballscorecards.com</a>							
Jim Gantner, L OBP: 0.321, SLG: 0.333	2-0 G3		4-2 2B BB		0-1 L7		0-1 G3-6		3 1 0 0 1 0 1									
Glenn Braggs, R OBP: 0.305, SLG: 0.384	2-2 1B		1-0 P4		1-0 L5			0-1 F9 G4-3 2B		4 2 2 0 0 0 1								
Robin Yount, R OBP: 0.393, SLG: 0.520	4-2 1B BB		2-1 1-H 2B		1-3 K			0-0 F9		3 0 1 1 1 1 1								
Greg Brock, L OBP: 0.367, SLG: 0.425	1-0 1B		0-0 F7		1-3 K			0-0 G4-3		4 0 1 2 0 1 1								
Terry Francona, L OBP: 0.253, SLG: 0.319 Joey Meyer, R OBP: 0.429, SLG: 0.374 Tom Filer, R (9, PR)	2-1 G1-3			0-0 G3			0-0 P5	4-2 2B BB		3 0 0 0 0 0 2								
B.J. Surhoff, L OBP: 0.280, SLG: 0.332		2-1 P6		1-0 F8			0-1 L8	1-1 1-H 1B 2B		4 1 1 1 0 0 0								
Mike Felder, S OBP: 0.310, SLG: 0.319		2-2 L6		3-1 F8			1-2 F7	4-0 1B IBB		3 0 0 0 1 0 0								
Bill Spiers, L OBP: 0.289, SLG: 0.271 Greg Vaughn, R OBP: 0.276, SLG: 0.667 Gus Polidor, R OBP: 0.229, SLG: 0.244	0-1 G6-3			0-1 F8			0-1 B3	2-1 1-3 2-H 1B		2 0 0 0 0 0 0								
<b>Inning Stats</b>	R: 1 E: 0 K: 0 S: 14	H: 2 LOB: 2 BB: 1 P: 26	R: 0 E: 0 K: 0 S: 9	H: 0 LOB: 0 BB: 0 P: 13	R: 1 E: 0 K: 0 S: 12	H: 1 LOB: 1 BB: 1 P: 22	R: 0 E: 0 K: 0 S: 4	H: 0 LOB: 0 BB: 0 P: 8	R: 0 E: 0 K: 2 S: 9	H: 0 LOB: 0 BB: 0 P: 12	R: 0 E: 1 K: 0 S: 6	H: 0 LOB: 0 BB: 0 P: 8	R: 3 E: 0 K: 0 S: 10	H: 3 LOB: 2 BB: 2 P: 21	1B: 3 2B: 3 3B: 0 HR: 0	SF: 0 SAC: 0 DP: 1 HBP: 0	WP: 0 PB: 0 SB: 1 CS: 0	PA: 36
<b>PITCHER</b>	IP WLS BF H R ER SO BB IBB HBP BLK WP HR S P ERA WHIP											<b>PITCHER</b>	IP WLS BF H R ER SO BB IBB HBP BLK WP HR S P ERA WHIP					
Andy Hawkins, R ERA: 4.49	(1, 1) 7.0 26 3 2 2 2 2 0 0 0 0 0 59 94 2.57 0.714																	
Dave Righetti, L ERA: 3.02	(8, 1) 1.2 L 10 3 3 3 0 1 1 0 0 0 0 16 29 16.20 2.400																	



Batter	1	2	3	4	5	6	7	8	9	AB	R	H	RBI	BB	SO	LOB	TOP					
Steve Sax, R OBP: 0.378, SLG: 0.395 (1,4)	4-0 CS 1B BB		2-2 S 1B			2-2 L8		0-1 F9		3	0	1	0	1	0	0	<b>New York Yankees @ Milwaukee Brewers</b> Milwaukee County Stadium, Milwaukee, WI Tue Aug 15 1989, 8:05 PM EDT Att: 38,829 - Unknown <a href="http://livebaseballscorecards.com">livebaseballscorecards.com</a>					
Alvaro Espinoza, R OBP: 0.304, SLG: 0.318 (1,6)	1-2 G4-3 CS 1B		1-3 K			2-2 E 1B		1-1 FC6 1B		4	0	3	0	0	1	2						
Don Mattingly, L OBP: 0.348, SLG: 0.470 (1,10)	1-2 G4-3		1-1 G3-1			1-2 L6		2-1 FC6		4	0	0	0	0	0	6						
Steve Balboni, R OBP: 0.296, SLG: 0.486 (1,3)	0-0 G6-3				0-1 P3		4-1 FC6-4 BB		2-2 P6		3	0	0	0	1	0						
Jesse Barfield, R OBP: 0.352, SLG: 0.431 (1,9)		2-1 G6-3			3-2 F9		1-2 FC6-4		0-0 G5-3		4	0	0	0	0	2						
Bob Geren, R OBP: 0.392, SLG: 0.523 (1,2)		0-0 F8			0-2 P6				0-3 K		4	0	1	0	0	1						
Marcus Lawton, S (1,7)		2-1 P3							0-0 K		3	0	0	0	0	1						
Wayne Tolleson, S OBP: 0.254, SLG: 0.248 (1,5)			3-2 1B S 1B						0-3 K		3	0	1	0	0	1						
Roberto Kelly, R OBP: 0.397, SLG: 0.460 (1,8)			0-3 K			1-3 K			1-3 K		3	0	0	0	3	1						
<b>Inning Stats</b>	R: 0 E: 0 K: 0 S: 7	H: 1 LOB: 1 BB: 1 P: 13	R: 0 E: 0 K: 0 S: 5	H: 0 LOB: 0 BB: 0 P: 9	R: 0 E: 0 K: 2 S: 16	H: 2 LOB: 2 BB: 0 P: 23	R: 0 E: 0 K: 0 S: 8	H: 0 LOB: 0 BB: 0 P: 11	R: 0 E: 0 K: 1 S: 8	H: 0 LOB: 0 BB: 0 P: 13	R: 0 E: 1 K: 0 S: 16	H: 1 LOB: 2 BB: 1 P: 26	R: 0 E: 0 K: 0 S: 3	H: 1 LOB: 0 BB: 0 P: 3	R: 0 E: 0 K: 1 S: 9	H: 1 LOB: 1 BB: 0 P: 13	R: 0 E: 0 K: 1 S: 7	H: 0 LOB: 0 BB: 0 P: 9	1B: 6 2B: 1 3B: 0 HR: 0	SF: 0 SAC: 0 DP: 1 HBP: 0	WP: 0 PB: 0 SB: 2 CS: 2	PA: 33
<b>PITCHER</b> Teddy Higuera, L ERA: 2.89 (1,1)	IP: 9.0 WLS: W BF: 33 H: 6 R: 0 ER: 0 SO: 5 BB: 2 IBB: 0 HBP: 0 BLK: 0 WP: 0 HR: 0 S: 79 P: 120 ERA: 0.00 WHIP: 0.889																					


Batter	1	2	3	4	5	6	7	8	9	AB	R	H	RBI	BB	SO	LOB	BOTTOM					
Paul Molitor, R OBP: 0.361, SLG: 0.397 (1,5)	2-1 G4-3 1B		0-0 L9					0-1 F9		4	0	1	0	0	0	0	<b>New York Yankees @ Milwaukee Brewers</b> Milwaukee County Stadium, Milwaukee, WI Tue Aug 15 1989, 8:05 PM EDT Att: 38,829 - Unknown <a href="http://livebaseballscorecards.com">livebaseballscorecards.com</a>					
Jim Gantner, L OBP: 0.321, SLG: 0.333 (1,4)	1-1 G4-3			2-2 1B				0-1 L9		3	1	1	0	0	0	1						
Gus Poldor, R OBP: 0.234, SLG: 0.250 (8,4)	1-2 FC4 BB			0-1 1B				2-3 K		1	0	1	0	0	0	0						
Glenn Braggs, R OBP: 0.306, SLG: 0.384 (1,7)	4-1 FC4 BB			1-2 1B				0-2 G6-3		3	0	1	0	1	1	1						
Robin Yount, R OBP: 0.392, SLG: 0.516 (1,8)	2-2 FC4			0-0 F9				1-3 L9		3	0	0	0	1	0	4						
Greg Brock, L OBP: 0.367, SLG: 0.424 (1,3)		1-1 G3-1		0-1 1B				1-0 L9		3	0	1	1	0	0	1						
Greg Vaughn, R OBP: 0.400, SLG: 0.556 (1,10)		0-2 G4-3		1-2 1B				2-0 G4-3		3	0	1	0	0	1	2						
B.J. Surhoff, L OBP: 0.276, SLG: 0.330 (1,2)		0-2 G4-3		1-3 K				1-0 SH1-4 1B		3	0	1	0	0	1	2						
Mike Felder, S OBP: 0.306, SLG: 0.315 (1,9)			0-0 G6-3					0-1 SH1-4 1B		2	0	0	0	0	0	2						
Bill Spiers, L OBP: 0.285, SLG: 0.267 (1,6)			1-2 G1-3					1-2 SH1-4		2	0	0	0	0	0	2						
<b>Inning Stats</b>	R: 0 E: 0 K: 0 S: 10	H: 1 LOB: 1 BB: 1 P: 19	R: 0 E: 0 K: 0 S: 7	H: 0 LOB: 0 BB: 0 P: 10	R: 0 E: 0 K: 0 S: 5	H: 0 LOB: 0 BB: 0 P: 6	R: 1 E: 0 K: 1 S: 14	H: 3 LOB: 2 BB: 0 P: 18	R: 0 E: 0 K: 0 S: 7	H: 0 LOB: 0 BB: 0 P: 9	R: 0 E: 0 K: 1 S: 7	H: 0 LOB: 1 BB: 1 P: 15	R: 0 E: 0 K: 0 S: 7	H: 1 LOB: 1 BB: 0 P: 13	R: 0 E: 0 K: 0 S: 8	H: 1 LOB: 1 BB: 0 P: 10	R: 0 E: 0 K: 0 S: 8	H: 1 LOB: 1 BB: 0 P: 10	1B: 6 2B: 0 3B: 0 HR: 0	SF: 0 SAC: 1 DP: 1 HBP: 0	WP: 0 PB: 0 SB: 1 CS: 0	PA: 31
<b>PITCHER</b> Clay Parker, R ERA: 3.71 (1,1)	IP: 8.0 WLS: L BF: 31 H: 6 R: 1 ER: 1 SO: 2 BB: 2 IBB: 0 HBP: 0 BLK: 0 WP: 0 HR: 0 S: 65 P: 100 ERA: 1.12 WHIP: 1.000																					



Batter	1	2	3	4	5	6	7	8	9	AB	R	H	RBI	BB	SO	LOB	TOP						
Steve Sax, R OBP: 0.377, SLG: 0.392	P2		G4-3 BB		G6-3		F9			3	0	0	0	1	0	2							
Wayne Tolleson, S OBP: 0.246, SLG: 0.240	P5		G4-3			F7		G6-3		4	0	0	0	0	0	1							
Don Mattingly, L OBP: 0.349, SLG: 0.472	2B		P3			FC6-4 1B		G6-3		4	0	2	0	0	0	1							
Mel Hall, L OBP: 0.310, SLG: 0.419	K			P5		FC6-4 1B		F9		4	0	0	0	0	1	2							
Jesse Barfield, R OBP: 0.351, SLG: 0.429		P5		F8		1B		G6-3		4	0	1	0	0	0	0							
Ken Phelps, L OBP: 0.350, SLG: 0.404	K		P6			G4-3		1B		4	0	1	0	0	1	2							
Bob Geren, R OBP: 0.403, SLG: 0.544		FC5-4 BB			1B		G6-3		G1-6-3 1B	3	1	2	0	1	0	0							
Alvaro Espinoza, R OBP: 0.306, SLG: 0.320		FC5-4			G6-3			G1-6-3		4	0	2	1	0	0	3							
Roberto Kelly, R OBP: 0.393, SLG: 0.456			L6		F8		K			3	0	0	0	0	1	2							
<b>Inning Stats</b>	R: 0 E: 0 K: 1 S: 10	H: 1 LOB: 1 BB: 0 P: 14	R: 0 E: 0 K: 1 S: 8	H: 0 LOB: 1 BB: 1 P: 16	R: 0 E: 0 K: 0 S: 7	H: 0 LOB: 1 BB: 1 P: 13	R: 0 E: 0 K: 0 S: 4	H: 0 LOB: 0 BB: 0 P: 7	R: 1 E: 0 K: 0 S: 9	H: 2 LOB: 0 BB: 0 P: 15	R: 0 E: 0 K: 0 S: 9	H: 2 LOB: 2 BB: 0 P: 13	R: 0 E: 0 K: 1 S: 8	H: 1 LOB: 1 BB: 0 P: 10	R: 0 E: 0 K: 0 S: 7	H: 0 LOB: 0 BB: 0 P: 12	R: 0 E: 0 K: 0 S: 11	H: 2 LOB: 1 BB: 0 P: 14	1B: 6 2B: 1 3B: 1 HR: 0	SF: 0 SAC: 0 DP: 2 HBP: 0	WP: 0 PB: 0 SB: 0 CS: 0	PA: 35	
<b>PITCHER</b>	IP WLS BF H R ER SO BB IBB HBP BLK WP HR S P ERA WHIP	IP WLS BF H R ER SO BB IBB HBP BLK WP HR S P ERA WHIP																					
Mark Knudson, R ERA: 3.99	(1, 1)	6.0	W	24	5	1	1	2	2	0	0	0	0	0	0	0	0	0	0	47	78	1.50	1.167
Chuck Cnm, R ERA: 3.23	(7, 1)	3.0	S	11	3	0	0	1	0	0	0	0	0	0	0	0	0	0	0	26	36	0.00	1.000

**New York Yankees @ Milwaukee Brewers**  
 Milwaukee County Stadium, Milwaukee, WI  
 Wed Aug 16 1989, 4:33 AM EDT  
 Att: 41,036 - Sunny - 75 F


AB 33  
 R 1  
 H 8  
 RBI 1  
 BB 2  
 SO 3  
 LOB 13



Batter	1	2	3	4	5	6	7	8	9	AB	R	H	RBI	BB	SO	LOB	BOTTOM					
Paul Molitor, R OBP: 0.365, SLG: 0.404	G4-3 G6-3 2B				SH1-3		1B			3	1	3	0	0	0	0						
B.J. Surhoff, L OBP: 0.276, SLG: 0.329	G4-3	F8			CS 1B		F7			4	0	1	1	0	0	4						
Glenn Braggs, R OBP: 0.306, SLG: 0.381	G6-3				K					3	0	0	1	0	1	1						
Greg Vaughn, R OBP: 0.400, SLG: 0.556										0	1	0	0	0	0	0						
Robin Yount, R OBP: 0.391, SLG: 0.516	WP S 2B				G6-3		CS		G5-3	4	1	1	0	0	0	1						
Greg Brock, L OBP: 0.372, SLG: 0.422	S 1B BB				G3				G4-6-3 BB	1	1	0	0	3	0	0						
Charlie O'Brien, R OBP: 0.331, SLG: 0.360	FC6-4 1B				P6				G4-6-3	4	0	2	2	0	0	1						
Gus Polidor, R OBP: 0.234, SLG: 0.250	FC6-4				F8				G1-6-3	4	0	1	0	0	0	3						
Mike Felder, S OBP: 0.302, SLG: 0.310		B1-3			G6-3				G4-6-3	3	0	0	0	0	0	1						
Bill Spiers, L OBP: 0.290, SLG: 0.278							SH1-3 1B		1B	3	1	2	0	0	0	0						
<b>Inning Stats</b>	R: 3 E: 0 K: 0 S: 16	H: 3 LOB: 1 BB: 1 P: 27	R: 0 E: 0 K: 0 S: 8	H: 1 LOB: 0 BB: 0 P: 14	R: 0 E: 0 K: 0 S: 6	H: 0 LOB: 0 BB: 0 P: 9	R: 0 E: 0 K: 0 S: 8	H: 0 LOB: 0 BB: 0 P: 10	R: 1 E: 0 K: 1 S: 12	H: 2 LOB: 0 BB: 0 P: 16	R: 0 E: 0 K: 0 S: 4	H: 0 LOB: 0 BB: 1 P: 10	R: 0 E: 0 K: 0 S: 10	H: 3 LOB: 2 BB: 0 P: 13	R: 1 E: 0 K: 0 S: 12	H: 1 LOB: 2 BB: 1 P: 22	1B: 7 2B: 3 3B: 0 HR: 0	SF: 0 SAC: 1 DP: 3 HBP: 1	WP: 1 PB: 0 SB: 0 CS: 1	PA: 35		
<b>PITCHER</b>	IP WLS BF H R ER SO BB IBB HBP BLK WP HR S P ERA WHIP	IP WLS BF H R ER SO BB IBB HBP BLK WP HR S P ERA WHIP																				
Walt Terrell, R ERA: 4.5	(1, 1)	6.0	L	25	7	4	4	1	2	0	0	0	0	0	0	0	0	0	56	89	6.00	1.500
Lee Guetterman, L ERA: 2.95	(7, 1)	1.0		4	2	0	0	0	0	0	0	0	0	0	0	0	0	0	8	10	0.00	2.000
Rich Gossage, R ERA: 3.11	(8, 1)	1.0		5	1	1	1	0	0	1	1	0	0	0	0	0	0	0	12	22	9.00	1.000

**New York Yankees @ Milwaukee Brewers**  
 Milwaukee County Stadium, Milwaukee, WI  
 Wed Aug 16 1989, 4:33 AM EDT  
 Att: 41,036 - Sunny - 75 F

AB 29  
 R 5  
 H 10  
 RBI 4  
 BB 3  
 SO 1  
 LOB 11





Batter	1	2	3	4	5	6	7	8	9	AB	R	H	RBI	BB	SO	LOB	TOP								
Wade Boggs, L (1,5) OBP: 0.338, SLG: 0.477	F8			F7	F7		G3		E4	5	0	0	0	0	0	3	<b>Boston Red Sox @ Milwaukee Brewers</b> Milwaukee County Stadium, Milwaukee, WI Thu Aug 17 1989, 8:05 PM EDT Att: 33,978 - Unknown - 76 F <a href="http://livebaseballscorecards.com">livebaseballscorecards.com</a>								
Jody Reed, R (1,4) OBP: 0.357, SLG: 0.354	P4			1B		1B	K		G5-3	4	1	1	0	1	1	2									
Ellis Burks, R (1,8) OBP: 0.366, SLG: 0.474	F9			1B		K			BLK	4	1	2	0	0	1	1									
Mike Greenwell, L (1,7) OBP: 0.368, SLG: 0.455	F8			F7		1B			F7	4	1	1	0	0	0	3									
Nick Esasky, R (1,3) OBP: 0.343, SLG: 0.496	K			K		K			G6-4-3	4	0	1	1	0	3	4									
Danny Heep, L (1,9) OBP: 0.375, SLG: 0.436 Kevin Romine, R (8, PH) OBP: 0.324, SLG: 0.352	G4-3				F8				G6-4-3	3	1	1	3	0	0	0									
Dwight Evans, R (1,10) OBP: 0.387, SLG: 0.440					G5-3					1	0	0	0	0	0	1									
Luis Rivera, R (1,6) OBP: 0.316, SLG: 0.393					1B				K	4	0	1	0	0	1	2									
Rick Cerone, R (1,2) OBP: 0.336, SLG: 0.352	F8						F8		F7	4	0	1	0	0	0	1									
<b>Inning Stats</b>	R: 0 E: 0 K: 0 S: 6	H: 0 LOB: 0 BB: 0 P: 6	R: 0 E: 0 K: 1 S: 7	H: 0 LOB: 0 BB: 0 P: 9	R: 0 E: 0 K: 1 S: 7	H: 0 LOB: 0 BB: 0 P: 11	R: 0 E: 0 K: 1 S: 10	H: 2 LOB: 2 BB: 0 P: 17	R: 0 E: 0 K: 1 S: 8	H: 2 LOB: 2 BB: 0 P: 10	R: 3 E: 0 K: 2 S: 15	H: 3 LOB: 1 BB: 1 P: 23	R: 0 E: 0 K: 1 S: 9	H: 0 LOB: 0 BB: 0 P: 16	R: 1 E: 0 K: 0 S: 7	H: 2 LOB: 0 BB: 0 P: 11	R: 0 E: 1 K: 1 S: 15	H: 1 LOB: 2 BB: 0 P: 22	1B: 9 2B: 0 3B: 0 HR: 1	SF: 0 SAC: 0 DP: 1 HBP: 0	WP: 0 PB: 0 CS: 0	PA: 38			
<b>PITCHER</b>	IP	WLS	BF	H	R	ER	SO	BB	IBB	HBP	BLK	WP	HR	S	P	ERA	WHIP								
Chris Bosio, R (1,1) ERA: 2.55	7.1	W	32	9	4	4	6	1	0	0	1	0	1	68	102	4.91	1.364								
Tony Fossas, L (8,1) ERA: 3.93	0.2		1	0	0	0	0	0	0	0	0	0	0	1	1	0.00	0.000								
Dan Plesac, L (9,1) ERA: 2.63	1.0		5	1	0	0	1	0	0	0	0	0	0	15	22	0.00	1.000								

Batter	1	2	3	4	5	6	7	8	9	AB	R	H	RBI	BB	SO	LOB	BOTTOM								
Paul Molitor, R (1,5) OBP: 0.364, SLG: 0.401	FC1		F8	K			F8			3	1	0	0	1	1	1	<b>Boston Red Sox @ Milwaukee Brewers</b> Milwaukee County Stadium, Milwaukee, WI Thu Aug 17 1989, 8:05 PM EDT Att: 33,978 - Unknown - 76 F <a href="http://livebaseballscorecards.com">livebaseballscorecards.com</a>								
Gus Polidor, R (1,4) OBP: 0.228, SLG: 0.243 Billy Bates, L (9,4)	FC1		G6-3		G6-3		K			4	1	0	0	0	1	1									
B.J. Surhoff, L (1,10) OBP: 0.281, SLG: 0.333	SF8				P4					2	2	1	1	1	0	0									
Robin Yount, R (1,8) OBP: 0.392, SLG: 0.520	L3			3B			K			4	2	2	1	0	1	0									
Greg Brock, L (1,3) OBP: 0.371, SLG: 0.419	F7			P5			G3-1			4	0	1	1	0	0	1									
Charlie O'Brien, R (1,2) OBP: 0.325, SLG: 0.353	F9			SH1-3			L8			3	0	0	1	0	0	2									
Greg Vaughn, R (1,7) OBP: 0.500, SLG: 0.846	G3									4	1	3	2	0	0	0									
Mike Felder, S (1,9) OBP: 0.305, SLG: 0.311	L5				E8					3	1	1	0	1	1	1									
Bill Spiers, L (1,6) OBP: 0.290, SLG: 0.277							F7		F8	4	0	1	1	0	1	2									
<b>Inning Stats</b>	R: 2 E: 0 K: 0 S: 6	H: 0 LOB: 1 BB: 1 P: 12	R: 0 E: 0 K: 0 S: 9	H: 0 LOB: 0 BB: 0 P: 15	R: 0 E: 0 K: 1 S: 11	H: 0 LOB: 0 BB: 0 P: 14	R: 4 E: 1 K: 1 S: 19	H: 4 LOB: 1 BB: 1 P: 33	R: 0 E: 0 K: 1 S: 9	H: 0 LOB: 0 BB: 0 P: 12	R: 0 E: 0 K: 1 S: 11	H: 1 LOB: 1 BB: 0 P: 14	R: 0 E: 0 K: 1 S: 9	H: 0 LOB: 0 BB: 0 P: 18	R: 2 E: 0 K: 0 S: 17	H: 4 LOB: 2 BB: 1 P: 26	1B: 6 2B: 2 3B: 1 HR: 1	SF: 1 SAC: 1 DP: 1 HBP: 0	WP: 1 PB: 0 CS: 0	PA: 36					
<b>PITCHER</b>	IP	WLS	BF	H	R	ER	SO	BB	IBB	HBP	BLK	WP	HR	S	P	ERA	WHIP								
Wes Gardner, R (1,1) ERA: 6.28	7.0	L	29	5	6	5	5	2	0	0	0	0	0	74	118	6.43	1.000								
Rob Murphy, L (8,1) ERA: 2.64	1.0		7	4	2	2	0	1	0	0	0	0	0	17	26	18.00	5.000								



Batter	1	2	3	4	5	6	7	8	9	AB	R	H	RBI	BB	SO	LOB	TOP	
Wade Boggs, L (1,5) OBP: 0.336, SLG: 0.475	3-1 G1-6-3 1B	1-1 FC4-6		1-1 L5			1-3 K			4	0	1	0	0	1	3	<b>Boston Red Sox @ Milwaukee Brewers</b> Milwaukee County Stadium, Milwaukee, WI Fri Aug 18 1989, 8:05 PM EDT Att: 42,215 - Unknown <a href="http://livebaseballscores.com">livebaseballscores.com</a>	
Marty Barrett, R (1,4) OBP: 0.318, SLG: 0.332	0-1 G1-6-3 1-2f		0-0 F8		1-0 L9-3 1B		3-1 L9			4	0	1	0	0	0	1		
Ellis Burks, R (1,8) OBP: 0.364, SLG: 0.471	2-2 1B 1B		2-2 G6-3		1-0 L9-3 1-2			2-1 G5-3		4	1	1	0	0	0	1		
Mike Greenwell, L (1,7) OBP: 0.370, SLG: 0.456	0-1 1B 1-3 1B		0-2 G4-3		2-1 FC6-4 1B			1-3 K		4	0	2	0	0	1	0		
Nick Esasky, R (1,3) OBP: 0.343, SLG: 0.494	3-1 1-3 3-H 1B			2-3 K	0-0 FC6-4 1B			1-2 G6-3		4	0	1	1	0	1	1		
Danny Heep, L (1,9) OBP: 0.376, SLG: 0.432 Kevin Romine, R (6,PH) OBP: 0.321, SLG: 0.348	2-0 G3			1-3 K		1-1 L9			3-2 F9	2	0	0	0	0	1	2		
Dwight Evans, R (1,10) OBP: 0.385, SLG: 0.440		3-2 G1-3		0-1 1B 2B		2-3 K			1-3 K	4	1	1	0	0	2	0		
Jody Reed, R (1,6) OBP: 0.356, SLG: 0.353		2-2 G6-3		0-1 1B 2-H 1B		0-3 K			3-2 G6-3	4	0	1	1	0	1	0		
Rick Cerone, R (1,2) OBP: 0.340, SLG: 0.356		1-0 FC4-6 1B		1-1 1-2 1B					1-3 K	3	0	2	0	0	1	0		
<b>Inning Stats</b>	R: 1 E: 0 K: 0 S: 12	H: 4 LOB: 2 BB: 0 P: 22	R: 0 E: 0 K: 0 S: 10	H: 1 LOB: 0 BB: 0 P: 17	R: 0 E: 0 K: 0 S: 7	H: 0 LOB: 0 BB: 0 P: 9	R: 1 E: 0 K: 2 S: 16	H: 3 LOB: 2 BB: 0 P: 21	R: 0 E: 0 K: 2 S: 5	H: 0 LOB: 0 BB: 0 P: 11	R: 0 E: 0 K: 1 S: 9	H: 0 LOB: 0 BB: 0 P: 13	R: 0 E: 0 K: 1 S: 10	H: 0 LOB: 0 BB: 0 P: 17	1B: 9 2B: 2 3B: 0 HR: 0	SF: 0 SAC: 0 DP: 2 HBP: 0		WP: 0 PB: 0 SB: 0 CS: 0
<b>PITCHER</b>	IP WLS BF H R ER SO BB IBB HBP BLK WP HR S P ERA WHIP																	
Tom Filer, R (1,1) ERA: 2.84	5.0 W 23 10 2 2 2 0 0 0 0 0 0 50 78 3.60 2.000																	
Bill Krueger, L (6,1) ERA: 3.35	4.0 S 12 0 0 0 6 0 0 0 0 0 0 35 54 0.00 0.000																	

Batter	1	2	3	4	5	6	7	8	9	AB	R	H	RBI	BB	SO	LOB	BOTTOM	
Paul Molitor, R (1,5) OBP: 0.365, SLG: 0.402	2-1 G5-3	2-0 G5-4-3 1B			1-0 G6-3		1-1 CS 1B			4	0	2	1	0	0	0	<b>Boston Red Sox @ Milwaukee Brewers</b> Milwaukee County Stadium, Milwaukee, WI Fri Aug 18 1989, 8:05 PM EDT Att: 42,215 - Unknown <a href="http://livebaseballscores.com">livebaseballscores.com</a>	
Gus Polidor, R (1,4) OBP: 0.222, SLG: 0.236	3-2 F9	1-1 G5-4-3 1-2f			1-3 K		0-1 G4-3 1-2 2-3			4	0	0	0	0	1	4		
Glenn Braggs, R (1,7) OBP: 0.305, SLG: 0.377	1-1 F8		0-1 F8		0-2 F8			2-3 K		4	0	0	0	0	1	0		
Robin Yount, R (1,8) OBP: 0.390, SLG: 0.518		1-3 K	2-2 G6-3		2-0 G6-3		0-2 FC4-6 1B			4	0	1	0	0	1	0		
Greg Vaughn, R (1,10) OBP: 0.500, SLG: 0.750		4-2 1B 1B BB	0-3 K		2-2 G6-4-3 1B		0-0 L7			3	1	1	0	1	1	1		
Joey Meyer, R (1,3) OBP: 0.280, SLG: 0.376 Greg Brock, L (5,3) OBP: 0.368, SLG: 0.416		1-1 WP 1B 1-3 1B 1B		0-0 G3		0-1 G6-4-3 1-2f		0-1 FC4-6 1-2f		2	1	1	0	0	0	0		
B.J. Surhoff, L (1,2) OBP: 0.287, SLG: 0.342		1-0 1B 1-2 1B 3-H 1B		3-2 G4-3 1B		3-1 SH 1B 2B				3	2	3	1	0	0	0		
Mike Felder, S (1,9) OBP: 0.307, SLG: 0.312		2-1 G4-3		3-1 G4-3		0-1 SH CS 1B				2	1	1	1	0	0	1		
Bill Spiers, L (1,6) OBP: 0.290, SLG: 0.278		1-1 1B 1-1 1B 3-H 1B		0-0 F8		1-3 K				3	0	1	2	0	1	3		
<b>Inning Stats</b>	R: 0 E: 0 K: 0 S: 7	H: 0 LOB: 0 BB: 0 P: 13	R: 4 E: 0 K: 1 S: 17	H: 5 LOB: 1 BB: 1 P: 29	R: 0 E: 0 K: 1 S: 10	H: 0 LOB: 0 BB: 0 P: 12	R: 0 E: 0 K: 0 S: 8	H: 1 LOB: 1 BB: 0 P: 14	R: 0 E: 0 K: 1 S: 6	H: 0 LOB: 0 BB: 0 P: 10	R: 1 E: 0 K: 1 S: 11	H: 2 LOB: 1 BB: 0 P: 16	R: 0 E: 0 K: 1 S: 13	H: 1 LOB: 1 BB: 0 P: 15	1B: 9 2B: 1 3B: 0 HR: 0	SF: 0 SAC: 1 DP: 2 HBP: 0		WP: 1 PB: 0 SB: 0 CS: 2
<b>PITCHER</b>	IP WLS BF H R ER SO BB IBB HBP BLK WP HR S P ERA WHIP																	
Tom Bolton, L (1,1) ERA: 8.31	1.1 L 9 4 4 4 1 0 0 0 0 0 0 20 36 27.00 3.750																	
Dennis Lamp, R (2,1) ERA: 2.67	1.2 5 1 0 0 1 0 0 0 0 0 0 14 18 0.00 0.600																	
Bob Stanley, R (4,1) ERA: 4.93	5.0 19 5 1 1 3 0 0 0 0 0 0 46 65 1.80 1.000																	







Batter	1	2	3	4	5	6	7	8	9	AB	R	H	RBI	BB	SO	LOB	TOP		
Wade Boggs, L (1, 5) OBP: 0.334, SLG: 0.473	L6	F8		F8			1B		G4-3	5	0	1	0	0	0	0	<b>Boston Red Sox @ Milwaukee Brewers</b> Milwaukee County Stadium, Milwaukee, WI Sun Aug 20 1989, 4:33 AM EDT Att: 45,579 - Cloudy - 78 F		
Marty Barrett, R (1, 4) OBP: 0.322, SLG: 0.337	E	L9			1B	BB	F7		F8	4	1	2	0	1	0	0			
Ellis Burks, R (1, 8) OBP: 0.362, SLG: 0.461	E			S	L5		F7			2	1	0	0	2	0	3			
Mike Greenwell, L (1, 7) OBP: 0.368, SLG: 0.457	E4			F9						3	1	2	2	0	0	1			
Kevin Romine, R (5, PR) OBP: 0.314, SLG: 0.341	2B				G6-4-3					0	0	0	0	0	0	0			
Danny Heep, L (7, PH) OBP: 0.369, SLG: 0.424	2B				1B					1	0	0	0	0	1	2			
Nick Esasky, R (1, 3) OBP: 0.343, SLG: 0.497	K				G6-4-3					3	0	0	0	1	1	5			
Dwight Evans, R (1, 10) OBP: 0.392, SLG: 0.445	2B			F9			SH1-3		G6-3	4	0	2	1	0	0	2			
Jody Reed, R (1, 6) OBP: 0.355, SLG: 0.351	BB			F9			SH1-3		F7	2	0	0	0	1	0	2			
Rick Cerone, R (1, 2) OBP: 0.331, SLG: 0.345	G3			L6			G5-3		P6	4	0	0	0	0	0	3			
Randy Kutcher, R (1, 9) OBP: 0.277, SLG: 0.350		P5		F9			G4-3		G5-3	4	0	0	0	0	0	1			
<b>Inning Stats</b>	R: 3 E: 1 K: 1 S: 15	H: 3 LOB: 2 BB: 2 P: 33	R: 0 E: 0 K: 0 S: 6	H: 0 LOB: 0 BB: 0 P: 8	R: 0 E: 0 K: 0 S: 9	H: 0 LOB: 2 BB: 2 P: 19	R: 0 E: 0 K: 0 S: 8	H: 0 LOB: 0 BB: 0 P: 12	R: 0 E: 0 K: 0 S: 4	H: 1 LOB: 2 BB: 1 P: 8	R: 0 E: 0 K: 1 S: 10	H: 2 LOB: 2 BB: 0 P: 15	R: 0 E: 0 K: 0 S: 4	H: 0 LOB: 0 BB: 0 P: 7	R: 0 E: 0 K: 0 S: 6	H: 0 LOB: 0 BB: 0 P: 11	1B: 4 2B: 3 3B: 0 HR: 0	SF: 0 SAC: 1 DP: 1 HBP: 0	WP: 0 PA: 38 PB: 0 SB: 1 CS: 0
<b>PITCHER</b>	IP WLS BF H R ER SO BB IBB HBP BLK WP HR S P ERA WHIP	IP WLS BF H R ER SO BB IBB HBP BLK WP HR S P ERA WHIP																	
Teddy Higuera, L (1, 1) ERA: 2.99	5.0	W 24	5	3	3	1	5	0	0	0	0	0	0	0	44	85	5.40	2.000	
Jaime Navarro, R (6, 1) ERA: 3.05	1.1	W 6	2	0	0	0	0	0	0	0	0	0	0	9	15	0.00	1.500		
Tony Fossas, L (7, 1) ERA: 3.51	2.2	S 8	0	0	0	1	0	0	0	0	0	0	0	15	25	0.00	0.000		

Batter	1	2	3	4	5	6	7	8	9	AB	R	H	RBI	BB	SO	LOB	BOTTOM		
Paul Molitor, R (1, 5) OBP: 0.362, SLG: 0.400	G5-3		E6		G6-3		1B		K	5	0	1	0	0	1	2	<b>Boston Red Sox @ Milwaukee Brewers</b> Milwaukee County Stadium, Milwaukee, WI Sun Aug 20 1989, 4:33 AM EDT Att: 45,579 - Cloudy - 78 F		
Billy Bates, L (1, 4) OBP: 0.311, SLG: 0.111	L9		F7			S	B1			4	1	1	0	0	0	2			
B.J. Surhoff, L (1, 10) OBP: 0.285, SLG: 0.337	K			1B		F8	P6			4	0	1	0	0	1	2			
Robin Yount, R (1, 8) OBP: 0.388, SLG: 0.513		P3		L6		L6	K			4	1	1	1	0	1	2			
Greg Brock, L (1, 3) OBP: 0.370, SLG: 0.426		G4-3		G1-4-3		HR	BB		SH1-3	3	1	2	0	1	0	0			
Charlie O'Brien, R (1, 2) OBP: 0.331, SLG: 0.387				G1-4-3		HR			SH1-3	3	1	2	3	0	0	2			
Glenn Braggs, R (1, 7) OBP: 0.304, SLG: 0.376		F8			G4-3	BB	2B		FC6-2	2	1	1	0	2	0	1			
Mike Felder, S (1, 9) OBP: 0.296, SLG: 0.300				G3-1		F7	F8		FC6-2	4	1	0	0	0	0	4			
Bill Spiers, L (1, 6) OBP: 0.288, SLG: 0.276				G4-3		G4-3	P6		1B	4	0	1	2	0	0	2			
<b>Inning Stats</b>	R: 0 E: 0 K: 1 S: 7	H: 0 LOB: 0 BB: 0 P: 10	R: 0 E: 0 K: 0 S: 8	H: 1 LOB: 1 BB: 0 P: 11	R: 0 E: 1 K: 0 S: 9	H: 0 LOB: 1 BB: 0 P: 13	R: 0 E: 0 K: 0 S: 7	H: 2 LOB: 1 BB: 0 P: 11	R: 0 E: 0 K: 0 S: 7	H: 0 LOB: 1 BB: 1 P: 15	R: 4 E: 0 K: 0 S: 11	H: 4 LOB: 1 BB: 1 P: 18	R: 0 E: 0 K: 1 S: 13	H: 1 LOB: 1 BB: 0 P: 15	R: 2 E: 0 K: 1 S: 12	H: 2 LOB: 1 BB: 1 P: 22	1B: 7 2B: 2 3B: 0 HR: 1	SF: 0 SAC: 1 DP: 1 HBP: 0	WP: 0 PA: 37 PB: 0 SB: 3 CS: 0
<b>PITCHER</b>	IP WLS BF H R ER SO BB IBB HBP BLK WP HR S P ERA WHIP	IP WLS BF H R ER SO BB IBB HBP BLK WP HR S P ERA WHIP																	
Mike Smithson, R (1, 1) ERA: 4.76	5.1	L 25	7	4	4	1	7	4	4	1	47	74	6.75	1.688					
Joe Price, L (6, 1) ERA: 4.73	2.2	12	3	2	2	2	0	1	0	0	0	0	27	41	6.75	1.125			











Batter	1	2	3	4	5	6	7	8	9	AB	R	H	RBI	BB	SO	LOB	TOP					
Paul Mollitor, R (1, 10) OBP: 0.361, SLG: 0.397										4	0	1	0	0	2	1	<b>Milwaukee Brewers @ Baltimore Orioles</b> Memorial Stadium, Baltimore, MD Wed Aug 23 1989, 7:05 PM EDT Att: 32,702 - Unknown - 87 F					
Ed Romero, R (1, 4) OBP: 0.287, SLG: 0.287										4	0	2	1	0	0	1						
B.J. Surhoff, L (1, 5) OBP: 0.282, SLG: 0.332										4	0	1	0	0	0	3						
Robin Yount, R (1, 8) OBP: 0.383, SLG: 0.503										4	0	0	0	0	0	2						
Greg Brock, L (1, 3) OBP: 0.372, SLG: 0.425										2	0	1	0	2	0	0						
Charlie O'Brien, R (1, 2) OBP: 0.321, SLG: 0.369										2	0	0	0	0	0	1						
Terry Francona, L (9, PH) OBP: 0.252, SLG: 0.318										1	0	0	0	0	0	1						
Greg Vaughn, R (1, 7) OBP: 0.364, SLG: 0.467										3	0	0	0	0	0	2						
Glenn Braggs, R (7, 7) OBP: 0.301, SLG: 0.372										1	0	0	0	0	1	1						
Mike Felder, S (1, 9) OBP: 0.295, SLG: 0.308										4	1	1	0	0	1	2						
Gus Polidor, R (1, 6) OBP: 0.216, SLG: 0.236										3	0	0	0	0	0	1						
<b>Inning Stats</b>	R: 0 E: 0 K: 1 S: 10	H: 1 LOB: 1 BB: 0 P: 13	R: 0 E: 0 K: 1 S: 8	H: 0 LOB: 1 BB: 1 P: 17	R: 0 E: 0 K: 0 S: 10	H: 1 LOB: 1 BB: 0 P: 16	R: 0 E: 0 K: 0 S: 9	H: 1 LOB: 1 BB: 0 P: 16	R: 1 E: 0 K: 0 S: 7	H: 2 LOB: 1 BB: 0 P: 8	R: 0 E: 0 K: 0 S: 7	H: 0 LOB: 0 BB: 0 P: 12	R: 0 E: 0 K: 0 S: 6	H: 0 LOB: 0 BB: 0 P: 12	R: 0 E: 0 K: 1 S: 13	H: 1 LOB: 1 BB: 1 P: 17	R: 0 E: 0 K: 1 S: 9	H: 0 LOB: 1 BB: 1 P: 14	1B: 4 2B: 2 3B: 0 HR: 0	SF: 0 SAC: 1 DP: 0 HBP: 0	WP: 0 PB: 0 SB: 0 CS: 0	PA: 35
<b>PITCHER</b>	IP WLS BF H R ER SO BB IBB HBP BLK WP HR S P ERA WHIP																					
Bob Milacki, R (1, 1) ERA: 3.99	8.0 W 32 6 1 1 3 2 0 0 0 0 0 0 70 115 1.12 1.000																					
Gregg Olson, R (9, 1) ERA: 2.14	1.0 S 3 0 0 0 1 0 0 0 0 0 0 0 9 10 0.00 0.000																					

Batter	1	2	3	4	5	6	7	8	9	AB	R	H	RBI	BB	SO	LOB	BOTTOM	
Phil Bradley, R (1, 7) OBP: 0.376, SLG: 0.431										4	0	1	0	0	1	4	<b>Milwaukee Brewers @ Baltimore Orioles</b> Memorial Stadium, Baltimore, MD Wed Aug 23 1989, 7:05 PM EDT Att: 32,702 - Unknown - 87 F	
Stan Jefferson, S (1, 8) OBP: 0.183, SLG: 0.350										4	0	0	0	0	1	1		
Cal Ripken Jr., R (1, 6) OBP: 0.320, SLG: 0.405										4	0	0	0	0	1	0		
Joe Orsulak, L (1, 9) OBP: 0.343, SLG: 0.405										3	1	1	0	0	0	0		
Mike Devereaux, R (8, PH) OBP: 0.333, SLG: 0.383										1	0	0	0	0	0	0		
Randy Milligan, R (1, 3) OBP: 0.412, SLG: 0.468										3	1	3	0	0	0	0		
Larry Sheets, L (1, 10) OBP: 0.295, SLG: 0.348										2	1	1	0	1	0	1		
Bob Melvin, R (1, 2) OBP: 0.293, SLG: 0.294										2	0	0	0	0	0	3		
Jim Traber, L (7, PH) OBP: 0.276, SLG: 0.324										0	0	0	0	0	0	0		
Keith Moreland, R (7, PH) OBP: 0.341, SLG: 0.380										1	0	1	2	0	0	0		
Jamie Quirk, L (7, PR) OBP: 0.216, SLG: 0.217										0	0	0	0	0	0	0		
Rene Gonzales, R (1, 4) OBP: 0.268, SLG: 0.266										3	0	1	1	0	0	1		
Tim Hulett, R (1, 5) OBP: 0.333, SLG: 0.333										3	0	1	0	0	1	3		
<b>Inning Stats</b>	R: 0 E: 0 K: 2 S: 9	H: 1 LOB: 0 BB: 0 P: 14	R: 0 E: 0 K: 0 S: 11	H: 2 LOB: 1 BB: 0 P: 17	R: 0 E: 0 K: 0 S: 6	H: 1 LOB: 0 BB: 0 P: 13	R: 0 E: 0 K: 0 S: 7	H: 0 LOB: 0 BB: 0 P: 11	R: 0 E: 0 K: 1 S: 8	H: 0 LOB: 0 BB: 0 P: 10	R: 3 E: 0 K: 1 S: 12	H: 4 LOB: 3 BB: 1 P: 23	R: 0 E: 0 K: 0 S: 6	H: 0 LOB: 0 BB: 0 P: 8	1B: 6 2B: 5 3B: 0 HR: 0	SF: 0 SAC: 0 DP: 3 HBP: 0	WP: 0 PB: 0 SB: 0 CS: 1	PA: 31
<b>PITCHER</b>	IP WLS BF H R ER SO BB IBB HBP BLK WP HR S P ERA WHIP																	
Tom Flier, R (1, 1) ERA: 3.05	6.1 L 24 7 3 3 3 0 0 0 0 0 0 1 3 4.26 1.105																	
Tony Fossas, L (7, 1) ERA: 3.51	0.0 1 1 0 0 0 0 0 0 0 0 0 0 1 3 0.00 0.000																	
Chuck Crim, R (7, 1) ERA: 3.18	0.2 3 1 0 0 1 0 0 0 0 0 0 0 7 11 0.00 1.500																	
Dan Plesac, L (8, 1) ERA: 2.36	1.0 3 0 0 0 0 0 0 0 0 0 0 0 6 8 0.00 0.000																	

AB	32
R	1
H	6
RBI	1
BB	2
SO	4
LOB	15



AB	30
R	3
H	9
RBI	3
BB	1
SO	4
LOB	13





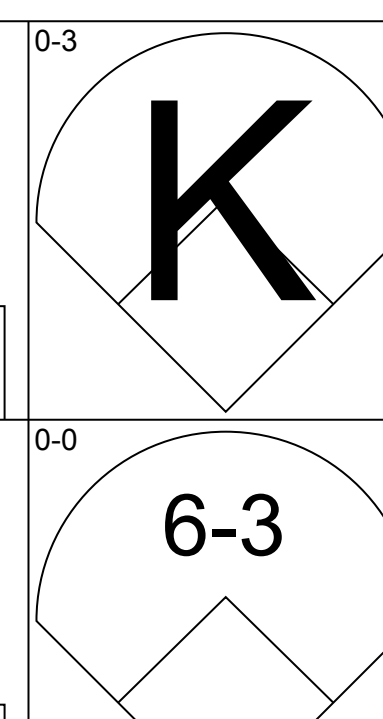
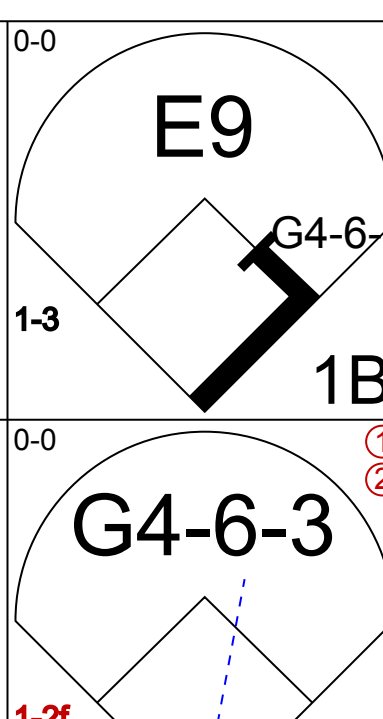
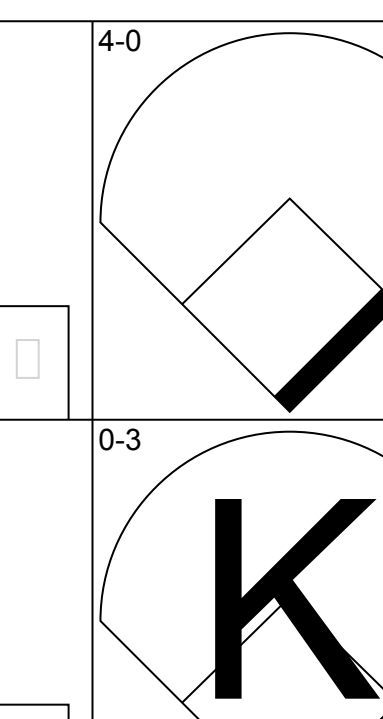
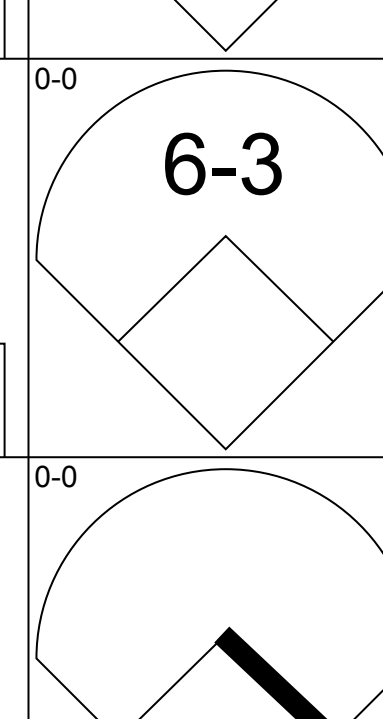
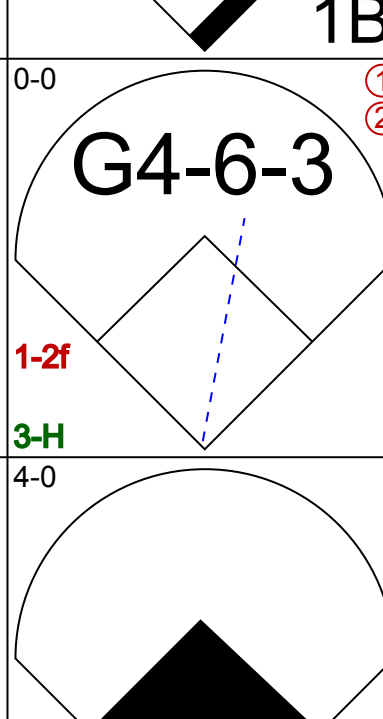
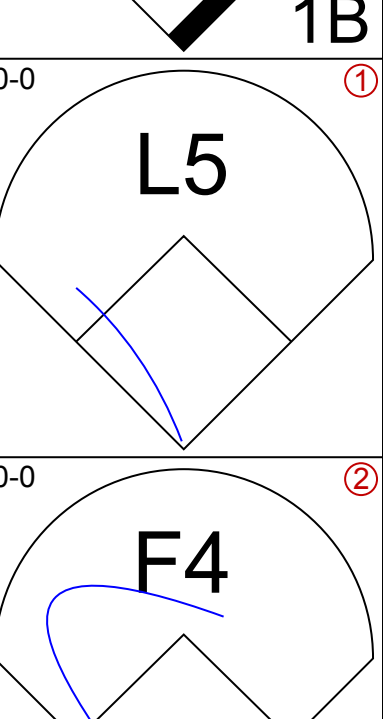
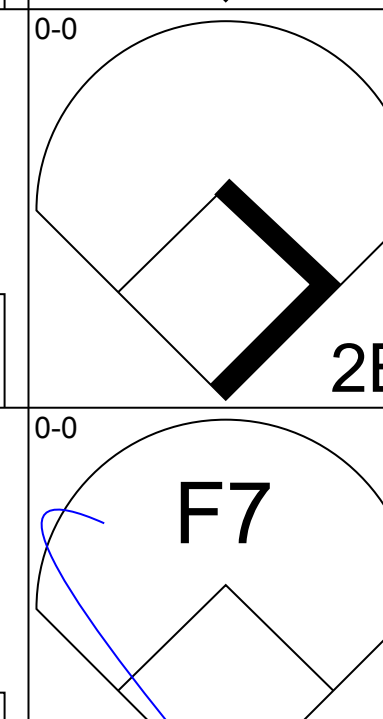
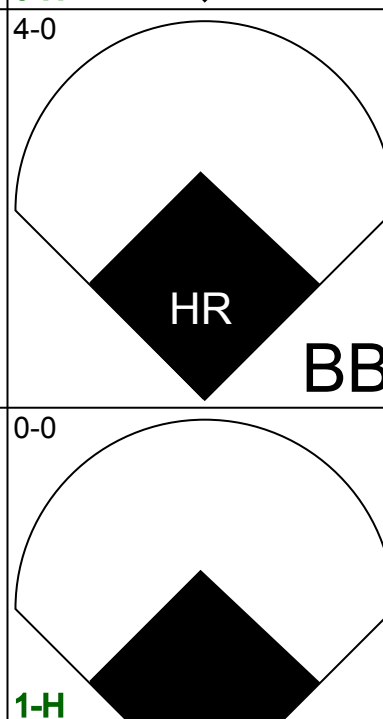
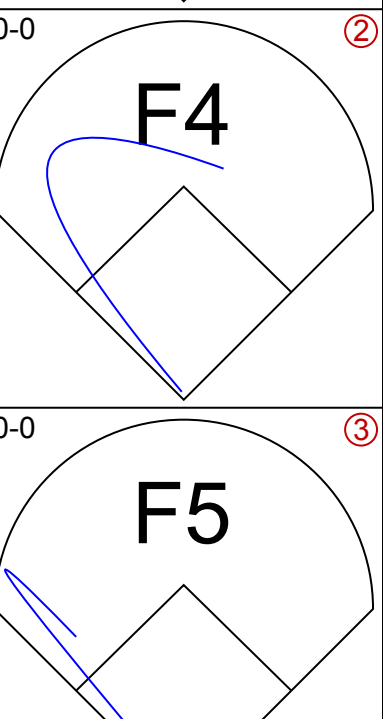
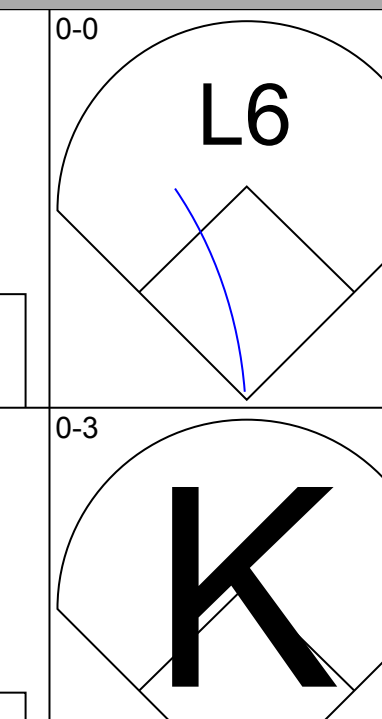
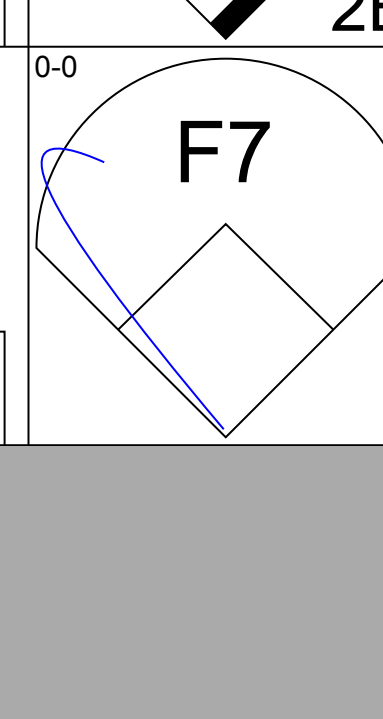
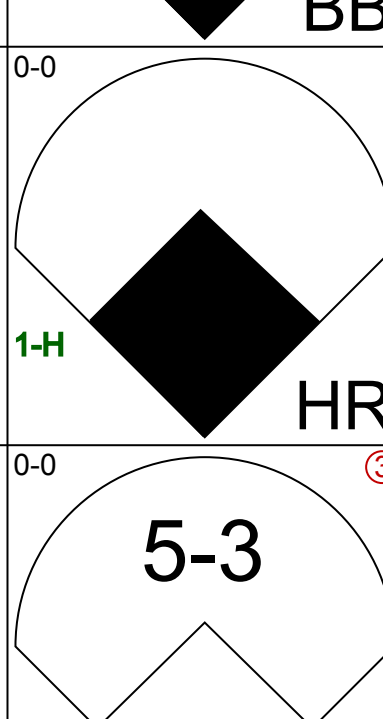
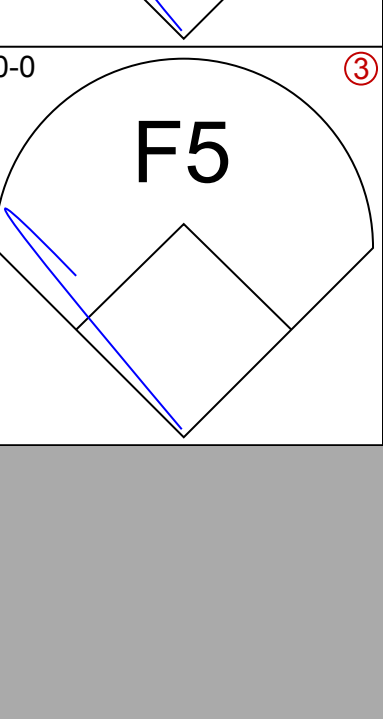
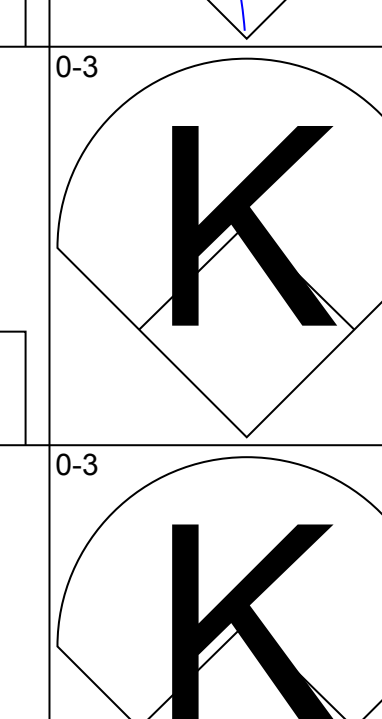
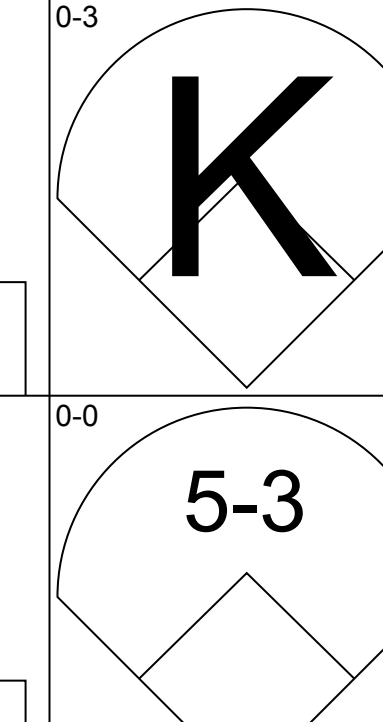
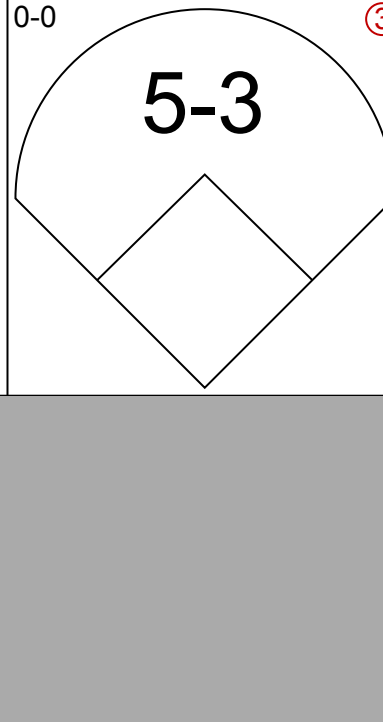

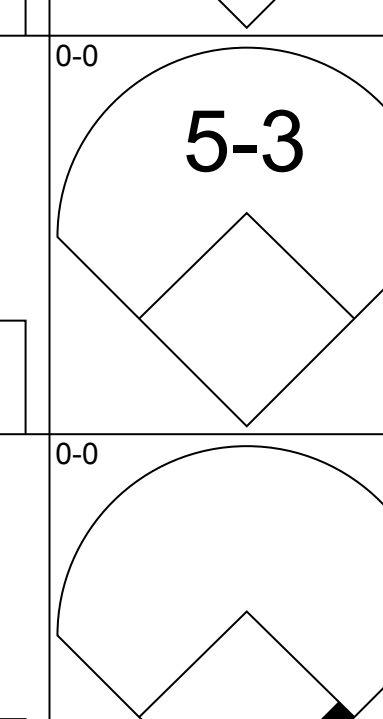
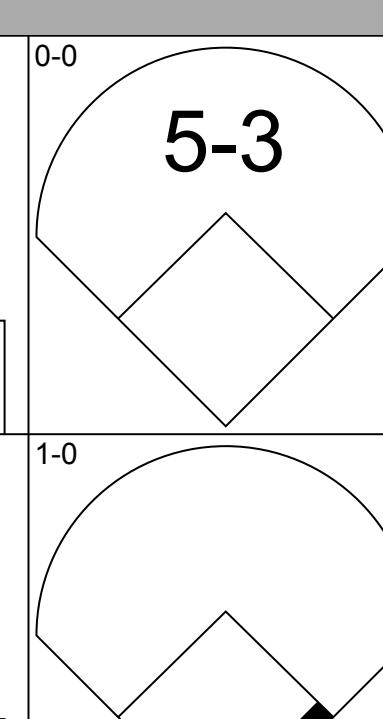
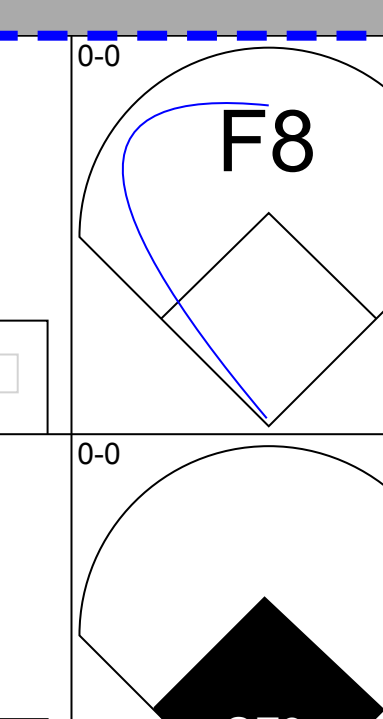
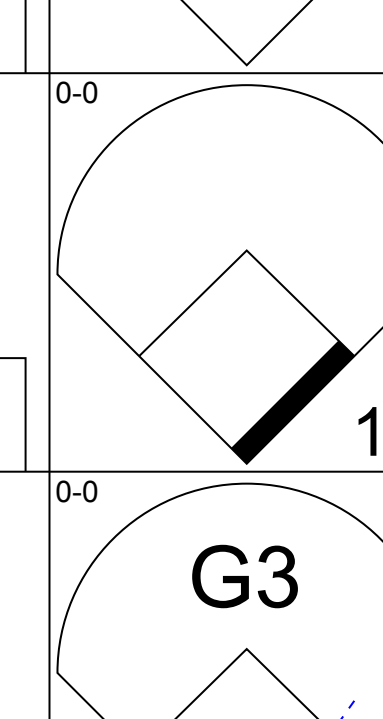
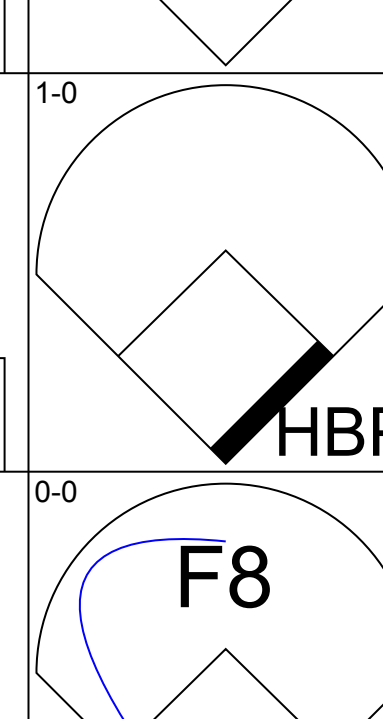
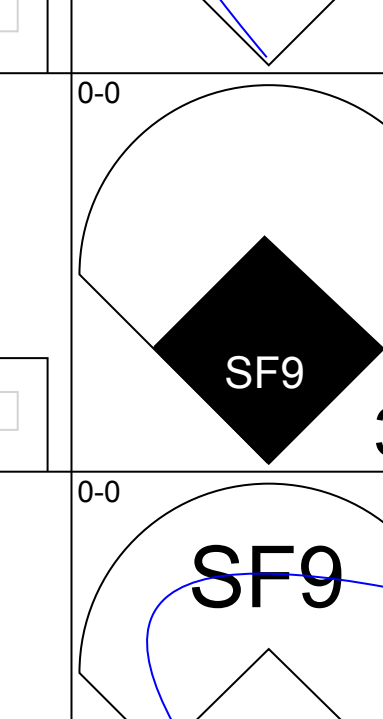
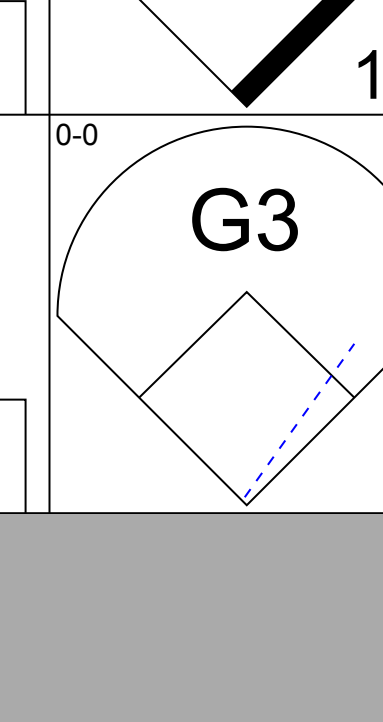
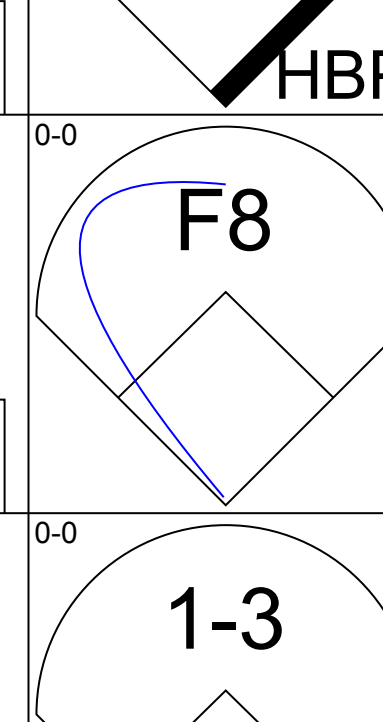
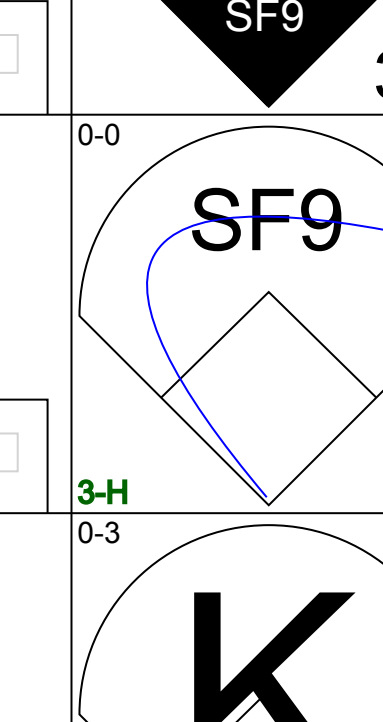
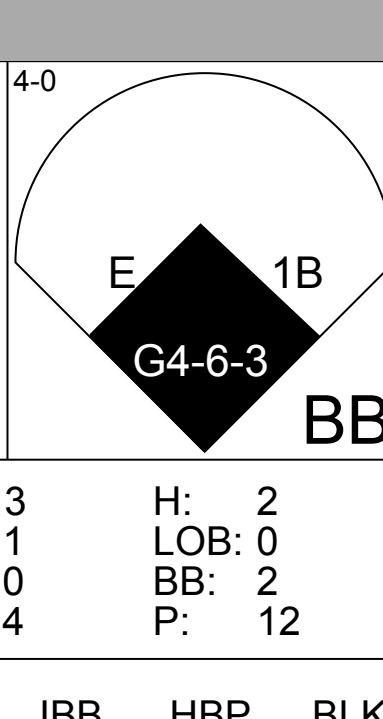
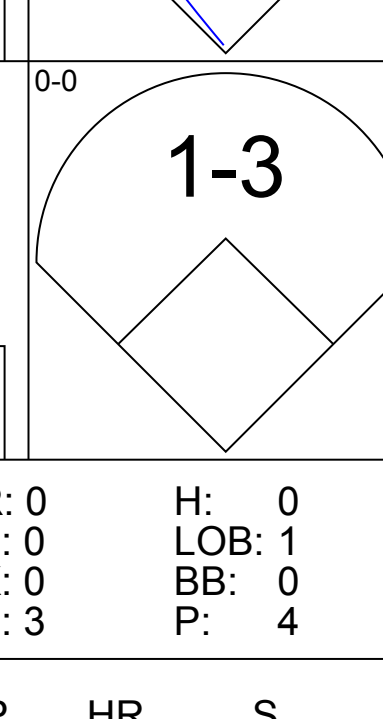
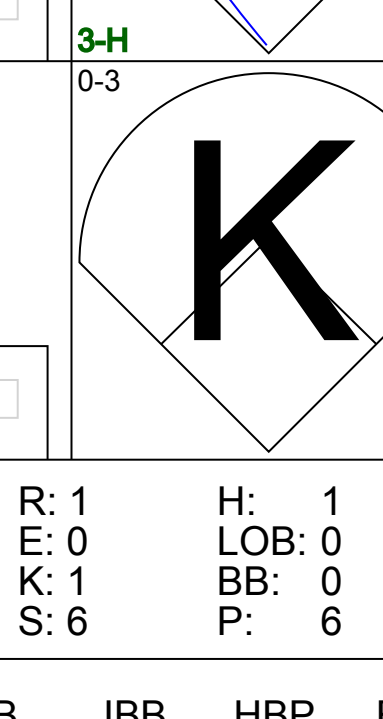


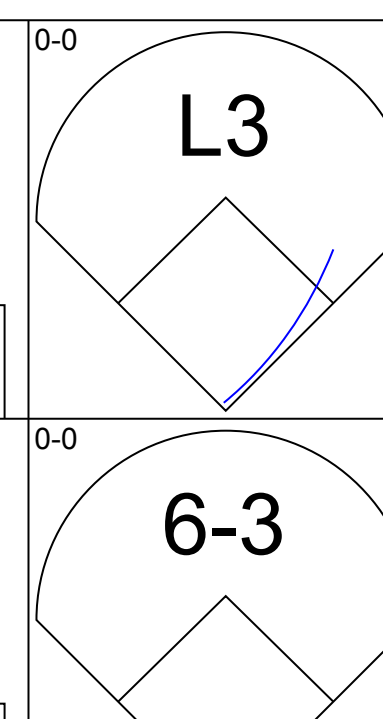

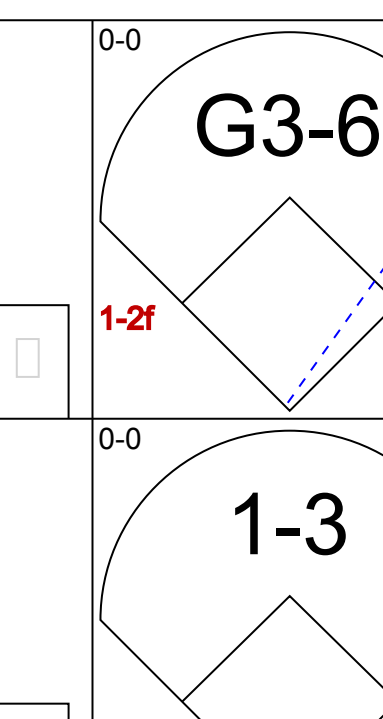
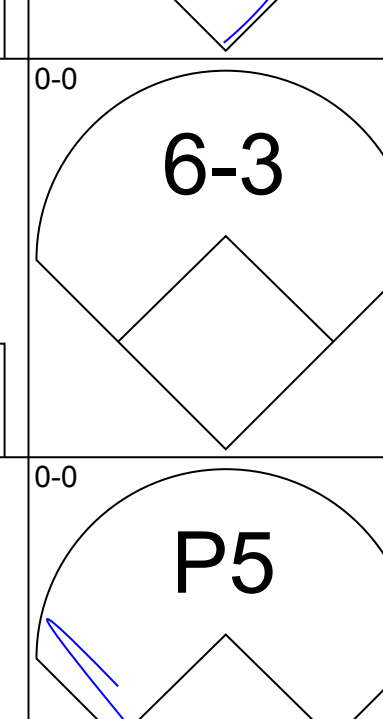
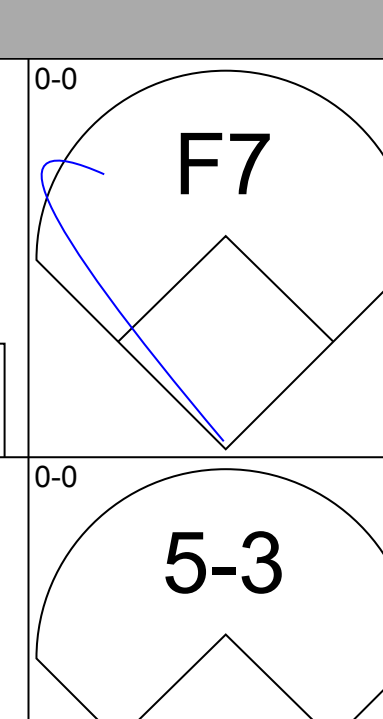
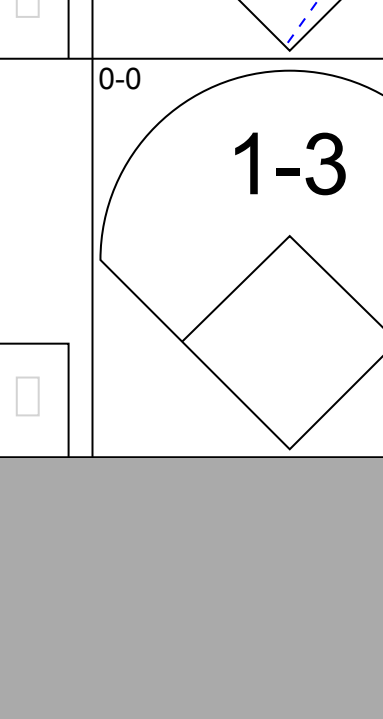
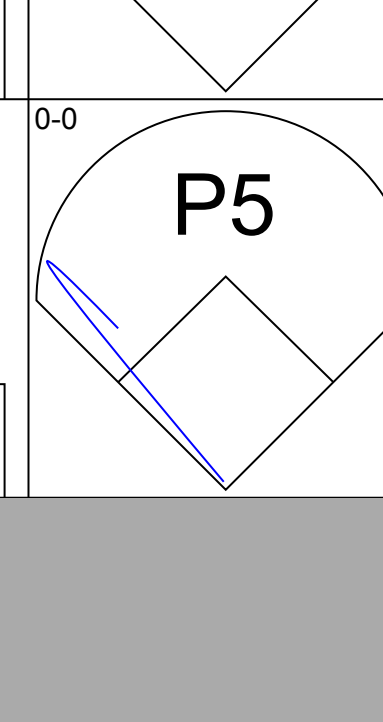
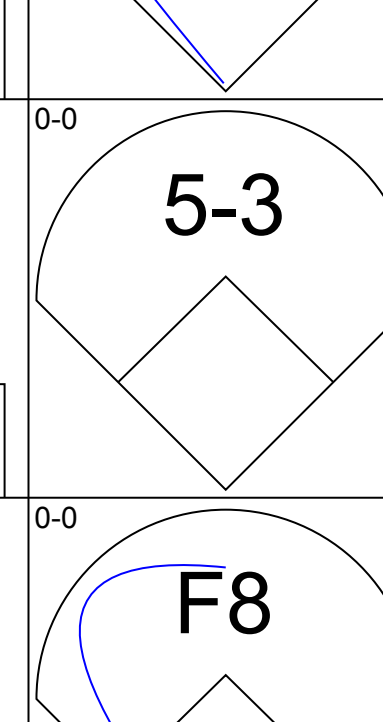
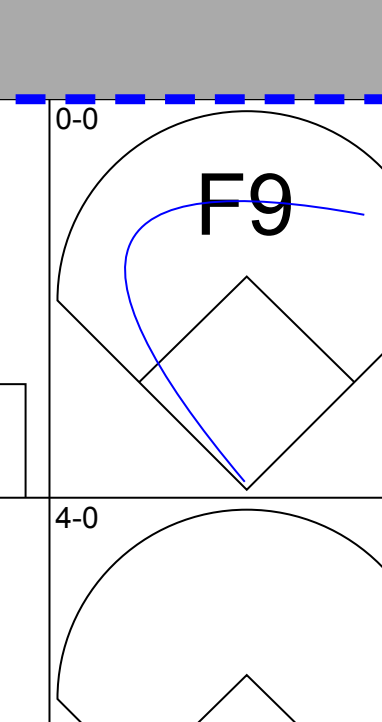
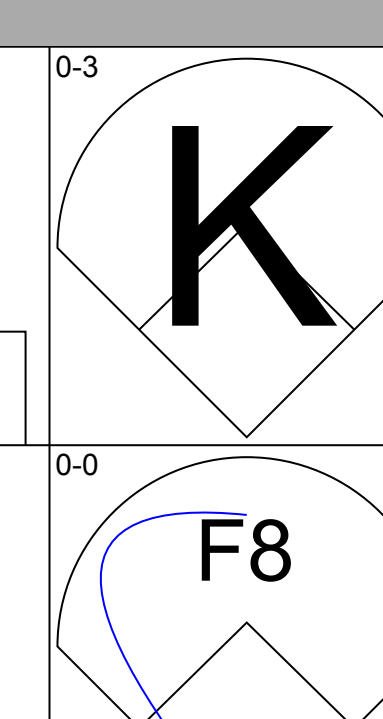
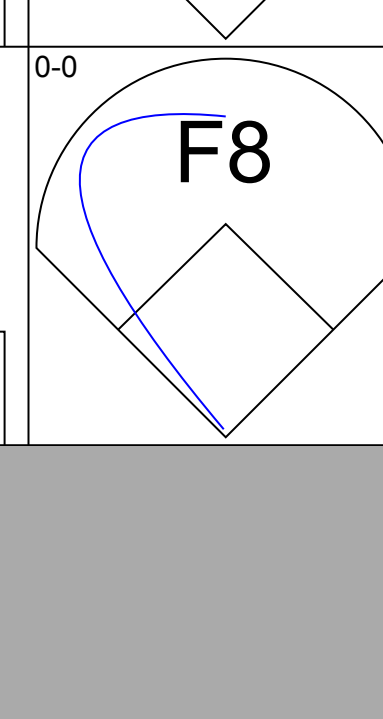
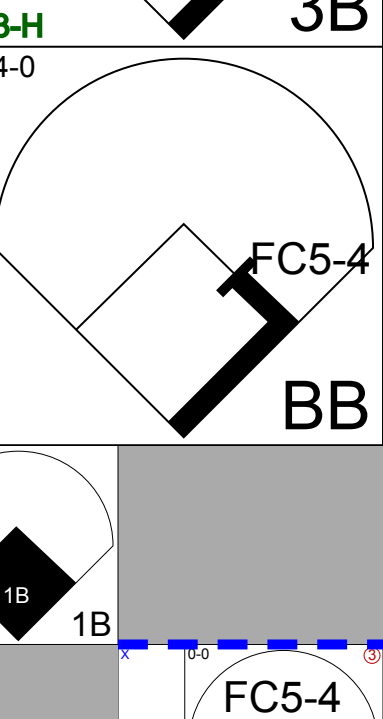
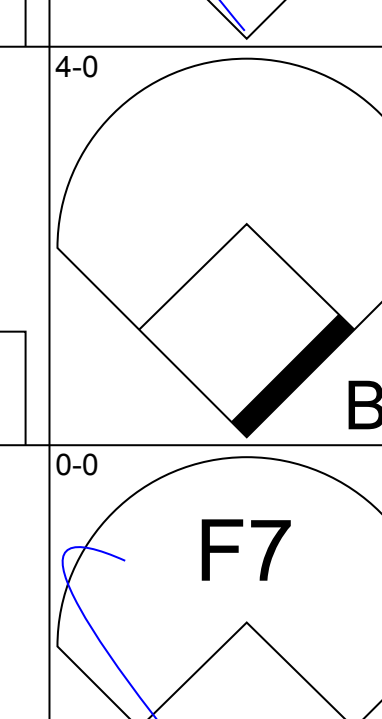
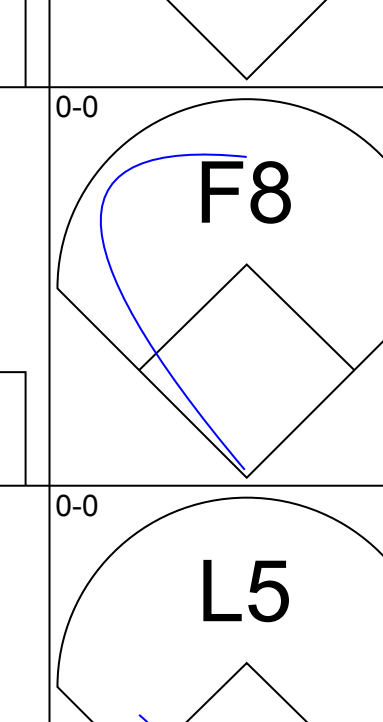
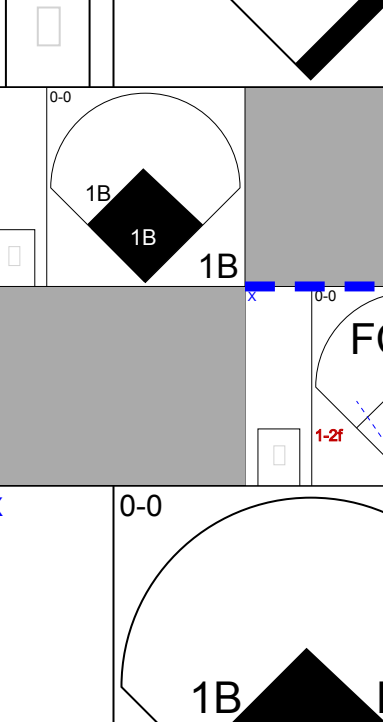
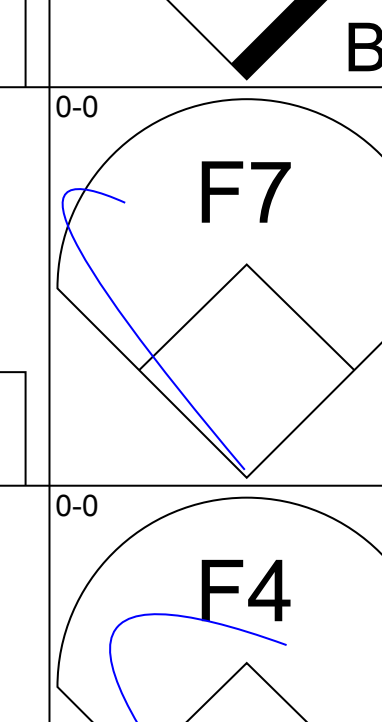
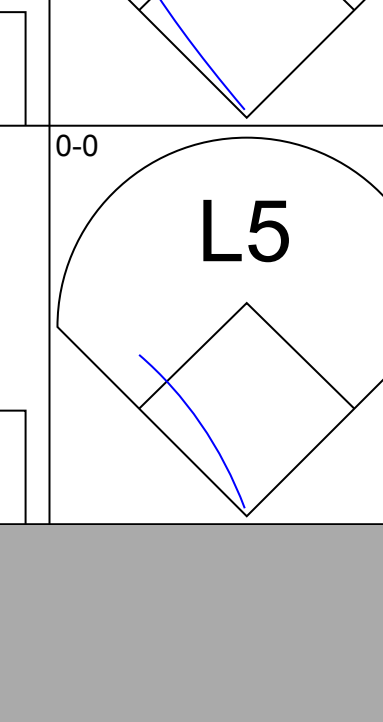
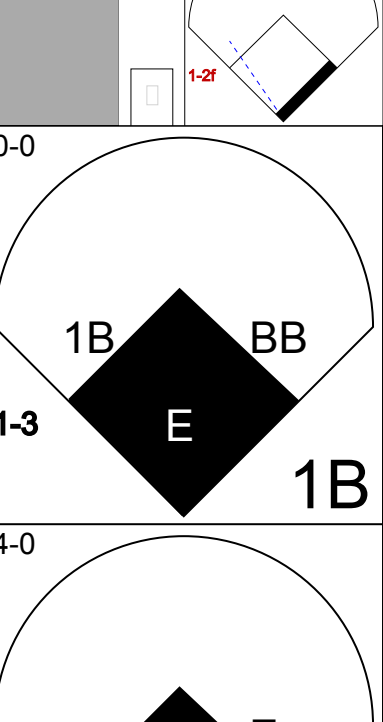
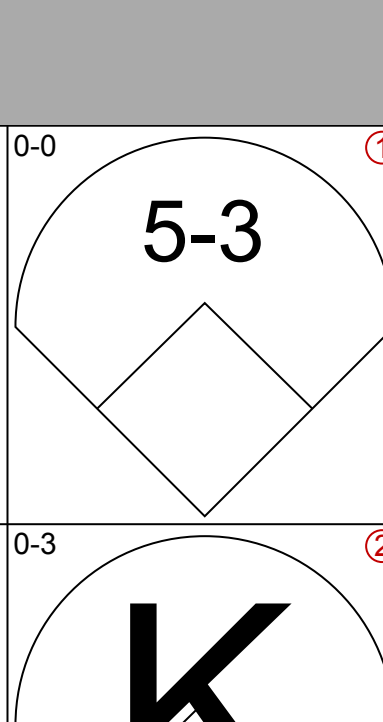
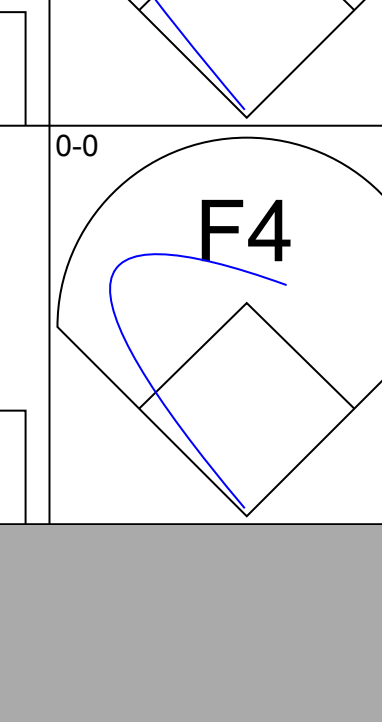
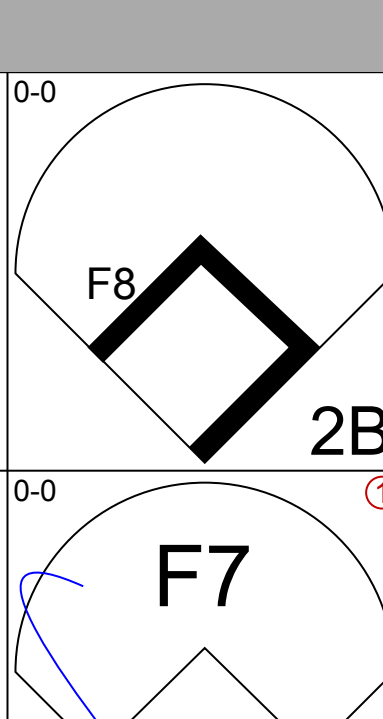
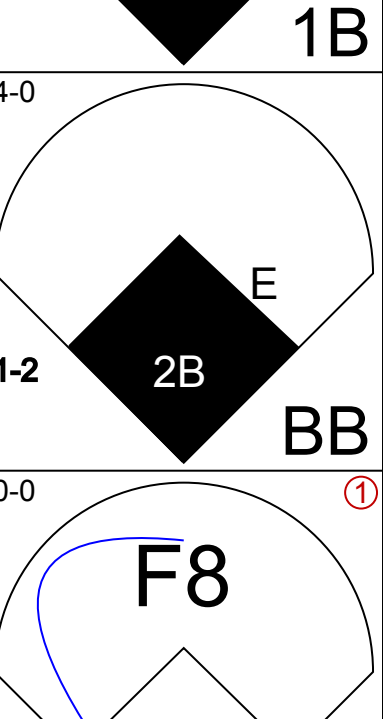
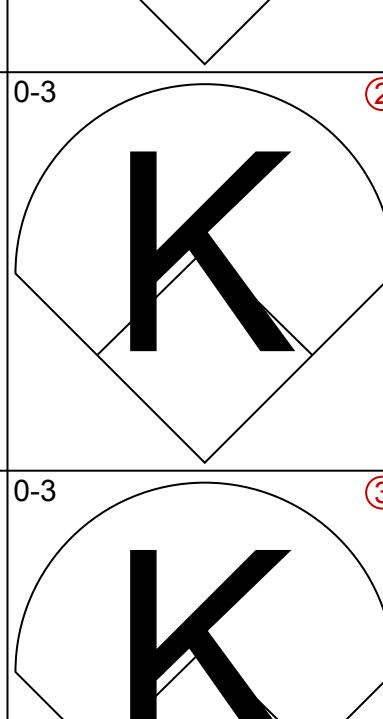
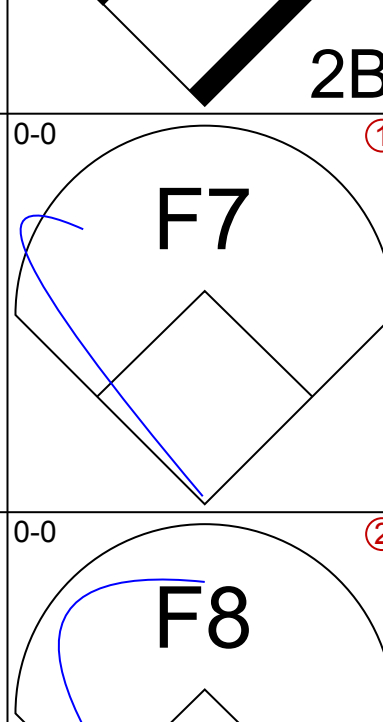
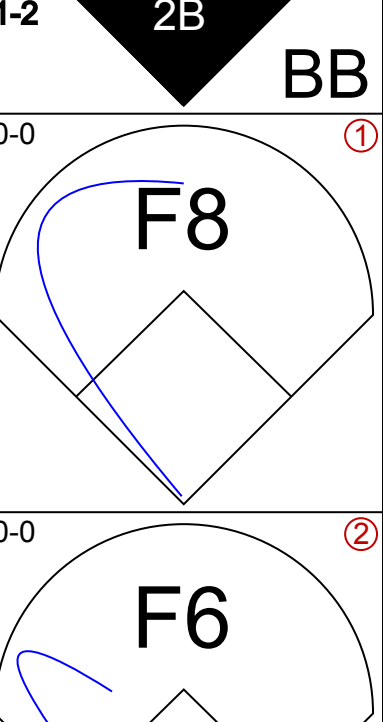
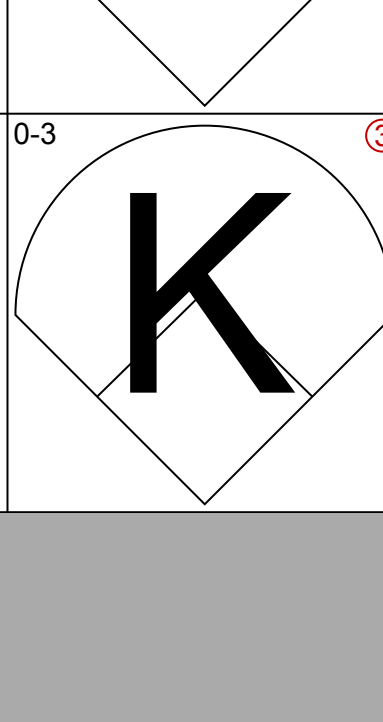
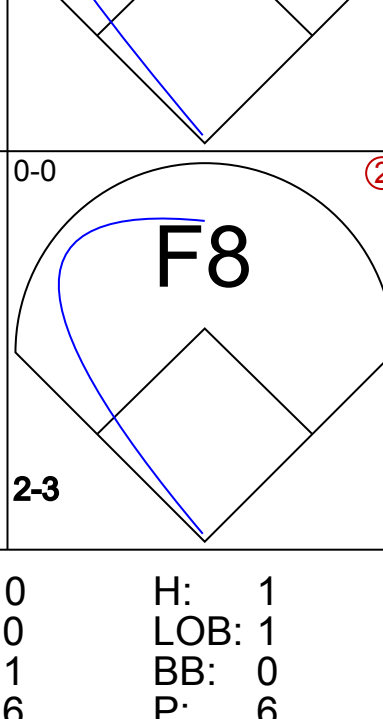
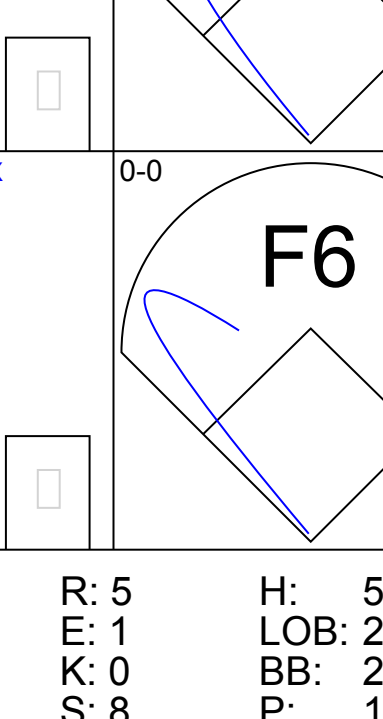
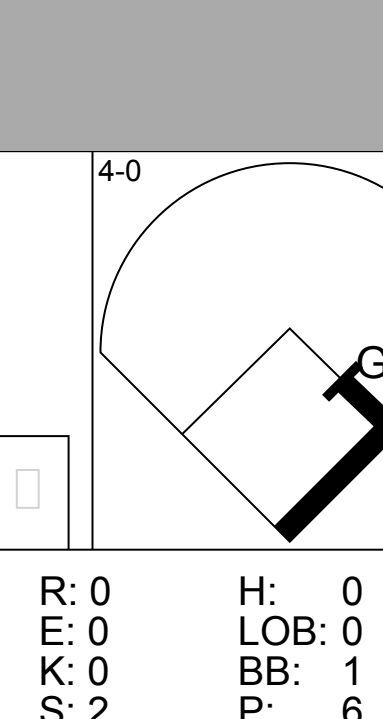


Batter	1	2	3	4	5	6	7	8	9	AB	R	H	RBI	BB	SO	LOB	TOP			
Paul Molitor, R OBP: 0.358, SLG: 0.392 (1, 10)	P6		F8			F7		FC6-4		4	0	0	0	0	0	1	<b>Milwaukee Brewers @ Toronto Blue Jays</b> SkyDome, Toronto, ON Sat Aug 26 1989, 3:33 AM EDT Att: 49,507 - Unknown <a href="http://livebaseballscorecards.com">livebaseballscorecards.com</a>			
Ed Romero, R OBP: 0.253, SLG: 0.271 (1, 4)	G5-3			5-3		5-3		K		4	0	0	0	0	1					
Robin Yount, R OBP: 0.383, SLG: 0.500 (1, 8)				F9				BB		2	0	1	0	2	0					
Greg Brock, L OBP: 0.367, SLG: 0.418 (1, 3)	P5			F8		F7			P8	4	0	0	0	0	3					
Rob Deer, R OBP: 0.317, SLG: 0.458 (1, 9)		L1				FC3-6 BB		K	F7	3	0	0	0	1	1					
Glenn Braggs, R OBP: 0.299, SLG: 0.371 (1, 7)	K				L5		F9		K	4	0	0	0	0	2					
B.J. Surhoff, L OBP: 0.277, SLG: 0.327 (1, 2)	G4-3				FC3-6 HBP		K			3	0	0	0	0	1					
Gus Polidor, R OBP: 0.224, SLG: 0.234 (1, 5)			6-3					FC6-4 BB		1	0	0	0	1	0					
Bill Spiers, L OBP: 0.280, SLG: 0.268 (1, 6)			P6		P2			F9		3	0	0	0	0	3					
<b>Inning Stats</b>	R: 0 E: 0 K: 0 S: 10	H: 0 LOB: 1 BB: 1 P: 15	R: 0 E: 0 K: 1 S: 6	H: 0 LOB: 0 BB: 0 P: 10	R: 0 E: 0 K: 0 S: 6	H: 0 LOB: 0 BB: 0 P: 9	R: 0 E: 0 K: 0 S: 7	H: 0 LOB: 0 BB: 0 P: 12	R: 0 E: 0 K: 0 S: 9	H: 1 LOB: 2 BB: 1 P: 18	R: 0 E: 0 K: 2 S: 9	H: 0 LOB: 0 BB: 0 P: 12	R: 0 E: 0 K: 1 S: 9	H: 0 LOB: 1 BB: 1 P: 16	R: 0 E: 0 K: 1 S: 7	H: 0 LOB: 1 BB: 1 P: 11	1B: 1 2B: 0 3B: 0 HR: 0	SF: 0 SAC: 0 DP: 0 HBP: 1	WP: 0 PB: 0 CS: 0	PA: 33
<b>PITCHER</b> Dave Stieb, R ERA: 3.76 (1, 1)	IP: 9.0 WLS: W BF: 33	H: 1 R: 0 ER: 0 SO: 5	BB: 4 IBB: 0 HBP: 1 BLK: 0	WP: 0 HR: 0 S: 70 P: 115	ERA: 0.00 WHIP: 0.556	<b>PITCHER</b>										IP: 9.0 WLS: W BF: 33	H: 1 R: 0 ER: 0 SO: 5	BB: 4 IBB: 0 HBP: 1 BLK: 0	WP: 0 HR: 0 S: 70 P: 115	ERA: 0.00 WHIP: 0.556

Batter	1	2	3	4	5	6	7	8	9	AB	R	H	RBI	BB	SO	LOB	BOTTOM			
Mookie Wilson, S OBP: 0.266, SLG: 0.343 (1, 8)	E G6-3 1B		L6-4 BLK 1B		1B 1B	G4-3 1B		K		5	2	4	1	0	1	0	<b>Milwaukee Brewers @ Toronto Blue Jays</b> SkyDome, Toronto, ON Sat Aug 26 1989, 3:33 AM EDT Att: 49,507 - Unknown <a href="http://livebaseballscorecards.com">livebaseballscorecards.com</a>			
Kelly Gruber, R OBP: 0.332, SLG: 0.444 (1, 5)	E6 G6-3 1B		F9		1B 1B	G4-3		K		5	0	1	1	0	1	4				
George Bell, R OBP: 0.342, SLG: 0.468 (1, 7)	F7		L6-4		1B 1B	F7		4-3		5	0	1	1	0	0	5				
Fred McGriff, L OBP: 0.399, SLG: 0.577 (1, 3)	G6-3 BB			SF8 3B	F8		1B FC6-4 1B			3	2	2	0	1	0	2				
Pat Borders, R OBP: 0.302, SLG: 0.368 (1, 2)	G6-3			SF8		HR	FC6-4 1B			3	1	2	3	0	0	2				
Tony Fernandez, S OBP: 0.280, SLG: 0.371 (1, 6)	F8			4-3		K	FC6-4 1B			4	0	1	0	0	1	2				
Lee Mazzilli, S OBP: 0.368, SLG: 0.402 (1, 10)		K			P5		HBP 1B HBP	K		3	1	0	0	0	2	3				
Manuel Lee, S OBP: 0.304, SLG: 0.346 (1, 4)		F9			F8		1B G4-3 1B	FC6-4		4	1	1	1	0	0	2				
Junior Felix, S OBP: 0.319, SLG: 0.399 (1, 9)			K		F9		G4-3 1B HBP	L7		3	0	0	0	0	1	2				
<b>Inning Stats</b>	R: 1 E: 1 K: 0 S: 13	H: 1 LOB: 2 BB: 1 P: 21	R: 0 E: 0 K: 2 S: 7	H: 0 LOB: 0 BB: 0 P: 11	R: 0 E: 0 K: 0 S: 8	H: 1 LOB: 0 BB: 0 P: 12	R: 1 E: 0 K: 0 S: 9	H: 1 LOB: 0 BB: 0 P: 14	R: 1 E: 0 K: 3 S: 14	H: 3 LOB: 2 BB: 0 P: 22	R: 3 E: 0 K: 1 S: 15	H: 3 LOB: 2 BB: 0 P: 23	R: 1 E: 0 K: 1 S: 13	H: 3 LOB: 2 BB: 0 P: 16	R: 0 E: 0 K: 2 S: 12	H: 0 LOB: 0 BB: 0 P: 16	1B: 10 2B: 1 3B: 1 HR: 1	SF: 1 SAC: 0 DP: 1 HBP: 2	WP: 0 PB: 0 CS: 0	PA: 39
<b>PITCHER</b> Teddy Higuera, L ERA: 3.21 Chuck Cnm, R ERA: 3.19 Tony Fossas, L ERA: 3.64 Jaime Navarro, R ERA: 3.0 (1, 1)	IP: 5.1 WLS: L BF: 27	H: 8 R: 6 ER: 5 SO: 3	BB: 1 IBB: 0 HBP: 0 BLK: 0	WP: 0 HR: 0 S: 59 P: 94	ERA: 8.44 WHIP: 1.688	<b>PITCHER</b>										IP: 5.1 WLS: L BF: 27	H: 8 R: 6 ER: 5 SO: 3	BB: 1 IBB: 0 HBP: 0 BLK: 0	WP: 0 HR: 0 S: 59 P: 94	ERA: 8.44 WHIP: 1.688



Batter	1	2	3	4	5	6	7	8	9	AB	R	H	RBI	BB	SO	LOB	TOP										
Paul Molitor, R (1, 10) OBP: 0.361, SLG: 0.394			 G4-6-3 1B							3	0	2	0	1	1	0	<b>Milwaukee Brewers @ Toronto Blue Jays</b> SkyDome, Toronto, ON Sun Aug 27 1989, 3:33 AM EDT Att: 49,312 - Unknown										
Ed Romero, R (1, 4) OBP: 0.247, SLG: 0.264 Gus Polidor, R (7, 4) OBP: 0.224, SLG: 0.234			 1-2 3-H 4-0							4	0	0	0	0	1	4											
Robin Yount, R (1, 8) OBP: 0.384, SLG: 0.501			 BB							3	1	1	0	1	0	1											
Greg Brock, L (1, 3) OBP: 0.366, SLG: 0.427			 1-H							4	1	1	2	0	1	2											
Rob Deer, R (1, 9) OBP: 0.314, SLG: 0.453										4	0	0	0	0	2	0											
Greg Vaughn, R (1, 7) OBP: 0.327, SLG: 0.412										4	0	0	0	0	1	0											
Charlie O'Brien, R (1, 2) OBP: 0.327, SLG: 0.371 Mike Felder, S (9, PH) OBP: 0.295, SLG: 0.315									 3B	2	0	1	0	0	0	0											
B.J. Surhoff, L (1, 5) OBP: 0.277, SLG: 0.327									 3-H	3	0	1	1	0	0	2											
Bill Spiers, L (1, 6) OBP: 0.279, SLG: 0.264			 G4-6-3 BB							3	1	0	0	1	1	2											
<b>Inning Stats</b>	R: 0 E: 0 K: 1 S: 6	H: 1 LOB: 1 BB: 0 P: 6	R: 0 E: 0 K: 1 S: 6	H: 1 LOB: 1 BB: 0 P: 6	R: 3 E: 1 K: 0 S: 4	H: 2 LOB: 0 BB: 2 P: 12	R: 0 E: 0 K: 0 S: 3	H: 0 LOB: 1 BB: 0 P: 4	R: 0 E: 0 K: 1 S: 5	H: 0 LOB: 0 BB: 0 P: 5	R: 0 E: 0 K: 1 S: 5	H: 1 LOB: 2 BB: 1 P: 9	R: 0 E: 0 K: 1 S: 7	H: 0 LOB: 0 BB: 0 P: 7	R: 1 E: 0 K: 1 S: 6	H: 1 LOB: 0 BB: 0 P: 6		1B: 4 2B: 2 3B: 1 HR: 1	SF: 1 SAC: 0 DP: 2 HBP: 1	WP: 0 PB: 0 CS: 1	PA: 36						
<b>PITCHER</b>	IP	WLS	BF	H	R	ER	SO	BB	IBB	HBP	BLK	WP	HR	S	P	ERA	WHIP										
Todd Stottlemyre, R (1, 1) ERA: 3.9	5.0	W	22	5	3	3	2	2	0	1	0	0	1	23	32	5.40	1.400										
Jim Acker, R (6, 1) ERA: 2.54	3.0		10	1	0	0	4	1	0	0	0	0	0	17	21	0.00	0.667										
Duane Ward, R (9, 1) ERA: 3.64	1.0	S	4	1	1	1	1	0	0	0	0	0	0	6	6	9.00	1.000										

Batter	1	2	3	4	5	6	7	8	9	AB	R	H	RBI	BB	SO	LOB	BOTTOM										
Mookie Wilson, S (1, 8) OBP: 0.266, SLG: 0.342							 1-2 2-H 3-H			4	1	1	1	0	1	2	<b>Milwaukee Brewers @ Toronto Blue Jays</b> SkyDome, Toronto, ON Sun Aug 27 1989, 3:33 AM EDT Att: 49,312 - Unknown										
Kelly Gruber, R (1, 5) OBP: 0.331, SLG: 0.445										4	1	1	1	0	0	0											
George Bell, R (1, 7) OBP: 0.342, SLG: 0.470										4	0	1	2	0	0	0											
Fred McGriff, L (1, 3) OBP: 0.400, SLG: 0.574							 BB			2	0	0	0	2	1	0											
Ernie Whitt, L (1, 2) OBP: 0.366, SLG: 0.443 Pat Borders, R (5, PH) OBP: 0.299, SLG: 0.365					 1B FC5-4					2	1	1	0	0	0	0											
Tony Fernandez, S (1, 6) OBP: 0.279, SLG: 0.370					 1-3 E 1B					4	1	1	0	0	0	1											
Lee Mazzilli, S (1, 10) OBP: 0.375, SLG: 0.415			 2B		 2B BB					2	1	1	0	1	1	0											
Manuel Lee, S (1, 4) OBP: 0.300, SLG: 0.341										3	0	0	0	0	1	4											
Junior Felix, S (1, 9) OBP: 0.319, SLG: 0.397							 BB			2	0	0	0	1	0	4											
<b>Inning Stats</b>	R: 0 E: 0 K: 0 S: 3	H: 0 LOB: 0 BB: 0 P: 3	R: 0 E: 0 K: 1 S: 5	H: 0 LOB: 0 BB: 0 P: 5	R: 0 E: 0 K: 1 S: 6	H: 1 LOB: 0 BB: 0 P: 6	R: 0 E: 0 K: 0 S: 3	H: 0 LOB: 0 BB: 0 P: 3	R: 5 E: 1 K: 0 S: 8	H: 5 LOB: 2 BB: 2 P: 16	R: 0 E: 0 K: 2 S: 7	H: 0 LOB: 0 BB: 0 P: 7	R: 0 E: 0 K: 0 S: 2	H: 0 LOB: 1 BB: 1 P: 6	R: 0 E: 0 K: 0 S: 3	H: 0 LOB: 1 BB: 1 P: 7		1B: 3 2B: 2 3B: 1 HR: 0	SF: 0 SAC: 0 DP: 1 HBP: 0	WP: 0 PB: 0 CS: 0	PA: 33						
<b>PITCHER</b>	IP	WLS	BF	H	R	ER	SO	BB	IBB	HBP	BLK	WP	HR	S	P	ERA	WHIP										
Chris Bosio, R (1, 1) ERA: 2.7	4.2	L	22	6	5	5	2	2	0	0	0	0	0	24	32	9.64	1.714										
Tony Fossas, L (5, 1) ERA: 3.45	2.1		7	0	0	0	2	1	0	0	0	0	0	10	14	0.00	0.429										
Dan Plesac, L (8, 1) ERA: 2.32	1.0		4	0	0	0	0	1	0	0	0	0	0	3	7	0.00	1.000										



Batter	1	2	3	4	5	6	7	8	9	AB	R	H	RBI	BB	SO	LOB	TOP					
Paul Moltitor, R OBP: 0.363, SLG: 0.396 (1, 10)			SH1-3 1-2		G6-3 1-2	1B 1-2		2B 1B		2	1	1	0	2	0	0	<b>Milwaukee Brewers @ Toronto Blue Jays</b> SkyDome, Toronto, ON Mon Aug 28 1989, 7:05 PM EDT Att: 49,219 - Unknown - 74 F					
Ed Romero, R OBP: 0.256, SLG: 0.288 (1, 5)	G4-3 2-3		G6-3 2-H		F7 1-3 2-H	1B 1-3 2-H		1B 2B		5	2	3	2	0	0	1						
Glenn Braggs, R OBP: 0.306, SLG: 0.371 (7, 7)	FC5-2 3-H		G6-3 2-H		1B 1B	G4-3		FC5-4 1B		5	0	2	3	0	0	3						
Robin Yount, R OBP: 0.386, SLG: 0.508 (1, 8)	L9 3-H		HR		1B 1-2		HR 1B	FC5-4 1-2		5	2	3	1	0	0	2						
Greg Vaughn, R OBP: 0.341, SLG: 0.500 Mike Felder, S OBP: 0.293, SLG: 0.314 (7, 9)		F8 3-2	G6-3 0-0		FC6-4 1-2 2-3		HR 1-H	L4 3-1		4	1	2	2	0	0	0						
Gus Polidor, R OBP: 0.224, SLG: 0.233 (1, 4)	K 1-3			F9 1-2	FC6-4 1-1		G4-6-3 1B	L6 0-1		5	0	1	0	0	1	3						
Joey Meyer, R OBP: 0.341, SLG: 0.365 Greg Brock, L OBP: 0.363, SLG: 0.423 (6, 3)				L7 1-2		F9 1-0	F8 2-2	G3-1 0-1		3	0	1	0	0	0	0						
Charlie O'Brien, R OBP: 0.324, SLG: 0.361 (1, 2)		F8 2-0				G5-3 0-1	G4-6-3 1-2	L6 2-2		4	0	0	0	1	0	2						
Bill Spiers, L OBP: 0.279, SLG: 0.264 (1, 6)			E1 SH1-3 2B	F8 1-1		BB 1B		G4-3 0-0		4	2	1	0	0	0	1						
<b>Inning Stats</b>	R: 0 E: 0 K: 0 S: 12	H: 1 LOB: 1 BB: 0 P: 17	R: 0 E: 0 K: 1 S: 8	H: 1 LOB: 1 BB: 0 P: 14	R: 3 E: 1 K: 0 S: 9	H: 2 LOB: 0 BB: 0 P: 13	R: 0 E: 0 K: 0 S: 10	H: 0 LOB: 1 BB: 1 P: 17	R: 0 E: 0 K: 0 S: 11	H: 3 LOB: 3 BB: 0 P: 16	R: 1 E: 0 K: 0 S: 10	H: 2 LOB: 2 BB: 1 P: 21	R: 2 E: 0 K: 0 S: 10	H: 3 LOB: 0 BB: 0 P: 18	R: 2 E: 0 K: 0 S: 14	H: 2 LOB: 1 BB: 1 P: 26		R: 0 E: 0 K: 0 S: 10	H: 0 LOB: 0 BB: 0 P: 12	1B: 9 2B: 3 3B: 0 HR: 2	SF: 0 SAC: 1 DP: 1 HBP: 0	WP: 0 PB: 1 CS: 0
<b>PITCHER</b>	IP WLS BF H R ER SO BB IBB HBP BLK WP HR S P ERA WHIP	IP WLS BF H R ER SO BB IBB HBP BLK WP HR S P ERA WHIP	IP WLS BF H R ER SO BB IBB HBP BLK WP HR S P ERA WHIP	IP WLS BF H R ER SO BB IBB HBP BLK WP HR S P ERA WHIP	IP WLS BF H R ER SO BB IBB HBP BLK WP HR S P ERA WHIP	IP WLS BF H R ER SO BB IBB HBP BLK WP HR S P ERA WHIP	IP WLS BF H R ER SO BB IBB HBP BLK WP HR S P ERA WHIP	IP WLS BF H R ER SO BB IBB HBP BLK WP HR S P ERA WHIP	IP WLS BF H R ER SO BB IBB HBP BLK WP HR S P ERA WHIP	IP WLS BF H R ER SO BB IBB HBP BLK WP HR S P ERA WHIP	IP WLS BF H R ER SO BB IBB HBP BLK WP HR S P ERA WHIP	IP WLS BF H R ER SO BB IBB HBP BLK WP HR S P ERA WHIP	IP WLS BF H R ER SO BB IBB HBP BLK WP HR S P ERA WHIP	IP WLS BF H R ER SO BB IBB HBP BLK WP HR S P ERA WHIP	IP WLS BF H R ER SO BB IBB HBP BLK WP HR S P ERA WHIP	IP WLS BF H R ER SO BB IBB HBP BLK WP HR S P ERA WHIP						
John Cerutti, L ERA: 2.9 Mauro Gozto, R ERA: 2.59 David Wells, L ERA: 2.64 (1, 1) (6, 1) (9, 1)	5.2 L 29 9 4 1 1 2 0 0 0 0 1 57 92 1.59 1.941	2.1 12 5 4 4 0 1 0 0 0 0 1 27 50 15.43 2.571	1.0 3 0 0 0 0 0 0 0 0 0 0 10 12 0.00 0.000																			

AB	40
R	8
H	14
RBI	8
BB	3
SO	1
LOB	14



Batter	1	2	3	4	5	6	7	8	9	AB	R	H	RBI	BB	SO	LOB	BOTTOM					
Lloyd Moseby, L OBP: 0.294, SLG: 0.349 (1, 10)	P5 2-2		G1-3 0-0		F7 1-0			G4-3 1B		4	0	1	0	0	0	0	<b>Milwaukee Brewers @ Toronto Blue Jays</b> SkyDome, Toronto, ON Mon Aug 28 1989, 7:05 PM EDT Att: 49,219 - Unknown - 74 F					
Mookie Wilson, S OBP: 0.286, SLG: 0.339 (1, 8)	BB HBP 1-2		L8 0-2		G4-3 2-1		G4-3 1-2	G4-3 1-2		3	0	0	0	0	0	1						
George Bell, R OBP: 0.341, SLG: 0.470 (1, 7)	L9 0-0			G3 E 2B 1-1	P5 0-2		P5 1-2	L6 1-2		4	1	1	0	0	0	1						
Fred McGriff, L OBP: 0.399, SLG: 0.570 (1, 3)	E9 SAFE SAFE SAFE 1-2			E9 2-3		G4-3 2-2		K 2-3		3	0	0	0	1	1	1						
Ernie Whitt, L OBP: 0.364, SLG: 0.440 Pat Borders, R OBP: 0.296, SLG: 0.361 (6, PH) (7, 2)	G4-3 1-2			G3 2-1		B2 0-1		G6-3 0-1		2	0	0	1	0	0	2						
Tony Fernandez, S OBP: 0.280, SLG: 0.374 Manuel Lee, S OBP: 0.299, SLG: 0.340 (9, 6)		G6-3 2-1		1B 3B 1-0		G1-3 1-2		L9 1-0		3	1	1	0	0	0	0						
Kelly Gruber, R OBP: 0.331, SLG: 0.444 (1, 5)		K 1-3		1B 1B 1-0		F8 3-2				3	0	1	1	0	1	0						
Nelson Liriano, S OBP: 0.318, SLG: 0.370 (1, 4)		PO HBP 2-1		1B 1B 1-2		L8 2-1				2	0	1	0	0	0	0						
Junior Felix, S OBP: 0.317, SLG: 0.394 (1, 9)		PO SAFE SAFE SAFE 1-2		G1-3 0-1		G4-3 3-2		K2-3 1-3		3	0	0	0	0	1	2						
<b>Inning Stats</b>	R: 0 E: 0 K: 0 S: 11	H: 0 LOB: 2 BB: 1 P: 19	R: 0 E: 0 K: 1 S: 8	H: 0 LOB: 0 BB: 0 P: 14	R: 0 E: 0 K: 0 S: 7	H: 0 LOB: 0 BB: 0 P: 7	R: 2 E: 1 K: 0 S: 14	H: 4 LOB: 2 BB: 0 P: 26	R: 0 E: 0 K: 0 S: 6	H: 0 LOB: 0 BB: 0 P: 9	R: 0 E: 0 K: 0 S: 12	H: 0 LOB: 0 BB: 0 P: 15	R: 0 E: 0 K: 0 S: 9	H: 0 LOB: 0 BB: 0 P: 15	R: 0 E: 0 K: 0 S: 7	H: 1 LOB: 0 BB: 0 P: 11		R: 0 E: 0 K: 1 S: 6	H: 0 LOB: 0 BB: 0 P: 9	1B: 3 2B: 1 3B: 1 HR: 0	SF: 0 SAC: 0 DP: 1 HBP: 2	WP: 0 PB: 0 CS: 0
<b>PITCHER</b>	IP WLS BF H R ER SO BB IBB HBP BLK WP HR S P ERA WHIP	IP WLS BF H R ER SO BB IBB HBP BLK WP HR S P ERA WHIP	IP WLS BF H R ER SO BB IBB HBP BLK WP HR S P ERA WHIP	IP WLS BF H R ER SO BB IBB HBP BLK WP HR S P ERA WHIP	IP WLS BF H R ER SO BB IBB HBP BLK WP HR S P ERA WHIP	IP WLS BF H R ER SO BB IBB HBP BLK WP HR S P ERA WHIP	IP WLS BF H R ER SO BB IBB HBP BLK WP HR S P ERA WHIP	IP WLS BF H R ER SO BB IBB HBP BLK WP HR S P ERA WHIP	IP WLS BF H R ER SO BB IBB HBP BLK WP HR S P ERA WHIP	IP WLS BF H R ER SO BB IBB HBP BLK WP HR S P ERA WHIP	IP WLS BF H R ER SO BB IBB HBP BLK WP HR S P ERA WHIP	IP WLS BF H R ER SO BB IBB HBP BLK WP HR S P ERA WHIP	IP WLS BF H R ER SO BB IBB HBP BLK WP HR S P ERA WHIP	IP WLS BF H R ER SO BB IBB HBP BLK WP HR S P ERA WHIP	IP WLS BF H R ER SO BB IBB HBP BLK WP HR S P ERA WHIP	IP WLS BF H R ER SO BB IBB HBP BLK WP HR S P ERA WHIP						
Tom Filer, R ERA: 3.1 Bill Krueger, L ERA: 3.04 (1, 1) (6, 1)	5.0 W 21 4 2 2 1 1 0 0 0 0 0 46 75 3.60 1.000	4.0 S 12 1 0 0 2 0 0 0 0 0 34 50 0.00 0.250																				





Batter	1	2	3	4	5	6	7	8	9	AB	R	H	RBI	BB	SO	LOB	TOP								
<b>Harold Reynolds, S</b> (1, 4) OBP: 0.354, SLG: 0.354	1-1 CS 1B		2-1 L9			1-2 G6-3	1-0 1B			4	0	2	1	0	0	1	<b>Seattle Mariners @ Milwaukee Brewers</b> Milwaukee County Stadium, Milwaukee, WI Tue Aug 29 1989, 8:05 PM EDT Att: 15,720 - Unknown								
<b>Greg Britley, L</b> (1, 7) OBP: 0.350, SLG: 0.472	3-3 K			1-2 2B 1B		0-0 P3	0-2 CS 2-3	0-0 P4		4	1	1	0	0	1	1									
<b>Alvin Davis, L</b> (1, 3) OBP: 0.436, SLG: 0.492	0-2 G4-3			1-1 1B 2B		2-2 F8		0-1 G5-3		4	1	1	1	0	0	0									
<b>Jeffrey Leonard, R</b> (1, 10) OBP: 0.299, SLG: 0.414		1-2 G6-3		3-2 G5-4-3 1B			0-0 FC2-5 1B	2-1 1B		4	0	3	1	0	0	0									
<b>Ken Griffey Jr., L</b> (1, 8) OBP: 0.340, SLG: 0.447		2-1 G4-3		0-3 K			1-2 FC2-5 1B	1-3 K		4	1	1	0	0	2	2									
<b>Darnell Coles, R</b> (1, 5) OBP: 0.296, SLG: 0.369		0-1 G5-3		1-2 G5-4-3			0-0 FC2-5 1B			4	1	0	0	0	0	3									
<b>Jay Buhner, R</b> (1, 9) OBP: 0.354, SLG: 0.564				0-0 FC6-4 1B		0-1 G1-3	0-3 K	1-0 G6-3		4	0	1	0	0	1	2									
<b>Dave Valle, R</b> (1, 2) OBP: 0.319, SLG: 0.369				1-2 FC6-4 1B		1-0 G5-3	0-0 1B	1-3 K		4	1	1	2	0	1	1									
<b>Omar Vizquel, S</b> (1, 6) OBP: 0.280, SLG: 0.273				0-0 FC6-4		2-1 F9	1-1 CS 1B			3	0	1	0	0	0	1									
<b>Inning Stats</b>	R: 0 E: 0 K: 1 S: 9	H: 1 LOB: 0 BB: 0 P: 13	R: 0 E: 0 K: 0 S: 9	H: 0 LOB: 0 BB: 0 P: 12	R: 0 E: 0 K: 0 S: 7	H: 1 LOB: 1 BB: 0 P: 10	R: 2 E: 0 K: 1 S: 23	H: 3 LOB: 0 BB: 0 P: 29	R: 0 E: 0 K: 0 S: 5	H: 0 LOB: 0 BB: 0 P: 8	R: 0 E: 0 K: 0 S: 9	H: 0 LOB: 0 BB: 0 P: 12	R: 3 E: 1 K: 1 S: 14	H: 5 LOB: 1 BB: 0 P: 17	R: 0 E: 0 K: 1 S: 8	H: 1 LOB: 1 BB: 0 P: 11	R: 0 E: 0 K: 1 S: 5	H: 0 LOB: 0 BB: 0 P: 7	1B: 10 2B: 2 3B: 0 HR: 0	SF: 0 SAC: 0 DP: 2 HBP: 0	WP: 0 PB: 0 SB: 0 CS: 2	PA: 36			
<b>PITCHER</b>	IP	WLS	BF	H	R	ER	SO	BB	IBB	HBP	BLK	WP	HR	S	P	ERA	WHIP								
<b>Jaime Navarro, R</b> (1, 1) ERA: 3.36	6.2	L	27	9	5	5	3	0	0	0	0	0	0	73	97	6.75	1.350								
<b>Tony Fossas, L</b> (7, 1) ERA: 3.35	1.1		5	2	0	0	1	0	0	0	0	0	0	11	15	0.00	1.500								
<b>Chuck Crim, R</b> (9, 1) ERA: 3.12	1.0		3	0	0	0	1	0	0	0	0	0	0	5	7	0.00	0.000								

Batter	1	2	3	4	5	6	7	8	9	AB	R	H	RBI	BB	SO	LOB	BOTTOM								
<b>Paul Moltor, R</b> (1, 5) OBP: 0.363, SLG: 0.395	0-0 F9			1-0 F9		2-2 G5-3			0-1 BB HR 1B	4	0	1	0	0	0	0	<b>Seattle Mariners @ Milwaukee Brewers</b> Milwaukee County Stadium, Milwaukee, WI Tue Aug 29 1989, 8:05 PM EDT Att: 15,720 - Unknown								
<b>Mike Felder, S</b> (9, FR) OBP: 0.293, SLG: 0.314									2-3 K	4	0	1	0	0	2	1									
<b>Ed Romero, R</b> (1, 4) OBP: 0.257, SLG: 0.287	1-3 K			2-2 G6-3 1B			0-1 G6-3		4-2 K	3	1	0	0	1	0	1									
<b>Glenn Braggs, R</b> (1, 7) OBP: 0.300, SLG: 0.369	0-2 P4			3-1 G6-3			3-2 G5-3		1-2 HR BB	3	1	0	0	1	0	1									
<b>Robin Yount, R</b> (1, 8) OBP: 0.385, SLG: 0.512		3-2 G6-3		2-1 F9			1-0 F8		3-2 HR	4	1	1	3	0	0	1									
<b>Greg Brock, L</b> (1, 3) OBP: 0.362, SLG: 0.421		1-0 G5-3			3-3 K			2-1 S 1B	3-2 G4-3	4	0	1	0	0	1	1									
<b>Rob Deer, R</b> (1, 9) OBP: 0.312, SLG: 0.450		2-0 F7			3-1 G5-3			0-2 P6		3	0	0	0	0	0	1									
<b>Greg Vaughn, R</b> (1, 10) OBP: 0.316, SLG: 0.463				0-0 P2		0-3 K		2-3 K		3	0	0	0	0	2	1									
<b>B.J. Surhoff, L</b> (1, 2) OBP: 0.277, SLG: 0.325				1-2 G4-6-3 HBP			2-2 F8		1-1 G6-3	2	0	0	0	0	0	1									
<b>Bill Spiers, L</b> (1, 6) OBP: 0.276, SLG: 0.261				1-1 G4-6-3			1-0 L4		1-1 G1-3	3	0	0	0	0	0	1									
<b>Inning Stats</b>	R: 0 E: 0 K: 1 S: 7	H: 0 LOB: 0 BB: 0 P: 8	R: 0 E: 0 K: 0 S: 7	H: 0 LOB: 0 BB: 0 P: 13	R: 0 E: 0 K: 0 S: 5	H: 0 LOB: 0 BB: 0 P: 7	R: 0 E: 0 K: 0 S: 9	H: 1 LOB: 1 BB: 0 P: 17	R: 0 E: 0 K: 2 S: 8	H: 0 LOB: 0 BB: 0 P: 14	R: 0 E: 0 K: 0 S: 9	H: 0 LOB: 0 BB: 0 P: 14	R: 0 E: 0 K: 1 S: 10	H: 0 LOB: 0 BB: 0 P: 10	R: 0 E: 0 K: 1 S: 10	H: 1 LOB: 1 BB: 0 P: 15	R: 3 E: 0 K: 1 S: 17	H: 2 LOB: 1 BB: 1 P: 30	1B: 3 2B: 0 3B: 0 HR: 1	SF: 0 SAC: 0 DP: 1 HBP: 1	WP: 0 PB: 0 SB: 1 CS: 0	PA: 32			
<b>PITCHER</b>	IP	WLS	BF	H	R	ER	SO	BB	IBB	HBP	BLK	WP	HR	S	P	ERA	WHIP								
<b>Erik Hanson, R</b> (1, 1) ERA: 3.67	8.2	W	31	4	3	3	5	1	0	1	0	0	0	75	122	3.12	0.577								
<b>Mike Schooler, R</b> (9, 1) ERA: 2.23	0.1	S	1	0	0	0	0	0	0	0	0	0	0	3	6	0.00	0.000								



Batter	1	2	3	4	5	6	7	8	9	AB	R	H	RBI	BB	SO	LOB	TOP										
<b>Harold Reynolds, S</b> (1, 4) OBP: 0.356, SLG: 0.358										5	1	3	0	0	0	1											
<b>Greg Britley, L</b> (1, 7) OBP: 0.346, SLG: 0.466										4	0	0	0	0	3	4											
<b>Alvin Davis, L</b> (1, 3) OBP: 0.438, SLG: 0.495										2	2	1	1	2	0	1											
<b>Jeffrey Leonard, R</b> (1, 10) OBP: 0.298, SLG: 0.419										4	1	1	2	0	1	4											
<b>Ken Griffey Jr., L</b> (1, 8) OBP: 0.342, SLG: 0.456										4	1	2	3	0	0	0											
<b>Darnell Coles, R</b> (1, 5) OBP: 0.296, SLG: 0.367										3	1	0	0	1	1	0											
<b>Jay Buhner, R</b> (1, 9) OBP: 0.351, SLG: 0.554										4	0	1	0	0	1	0											
<b>Dave Valle, R</b> (1, 2) OBP: 0.318, SLG: 0.367										4	0	1	1	0	0	0											
<b>Omar Vizquel, S</b> (1, 6) OBP: 0.282, SLG: 0.276										4	1	2	0	0	0	0											
<b>Inning Stats</b>	R: 0 H: 1 E: 0 K: 1 S: 11	H: 1 LOB: 0 BB: 0 P: 16	R: 1 H: 1 E: 0 K: 1 S: 11	H: 1 LOB: 0 BB: 0 P: 22	R: 3 H: 4 E: 0 K: 2 S: 14	H: 0 LOB: 1 BB: 0 P: 16	R: 1 H: 3 E: 0 K: 0 S: 18	H: 0 LOB: 0 BB: 1 P: 27	R: 0 H: 0 E: 0 K: 1 S: 5	H: 0 LOB: 0 BB: 0 P: 10	R: 0 H: 1 E: 0 K: 0 S: 6	H: 1 LOB: 1 BB: 0 P: 10	R: 2 H: 1 E: 0 K: 1 S: 11	H: 1 LOB: 0 BB: 0 P: 17	R: 0 H: 0 E: 0 K: 0 S: 8	H: 0 LOB: 0 BB: 0 P: 9	1B: 7 2B: 2 3B: 0 HR: 2	SF: 0 SAC: 0 DP: 1 HBP: 0	WP: 1 PB: 0 CS: 1	PA: 38							
<b>PITCHER</b>	IP	WLS	BF	H	R	ER	SO	BB	IBB	HBP	BLK	WP	HR	S	P	ERA	WHIP										
<b>Jeff Peterek, R</b> (1, 1) ERA: 4.79	3.0	L	15	6	5	5	4	1	0	0	0	0	1	40	62	15.00	2.333										
<b>Chuck Cnrm, R</b> (4, 1) ERA: 2.99	4.0		14	4	0	0	1	1	0	0	0	1	0	29	45	0.00	1.250										
<b>Tony Fossas, L</b> (8, 1) ERA: 3.59	2.0		8	1	2	2	1	1	0	0	0	0	1	19	26	9.00	1.000										

Seattle Mariners @ Milwaukee Brewers  
Milwaukee County Stadium, Milwaukee, WI  
Wed Aug 30 1989, 8:05 PM EDT  
Att: 13,938 - Unknown

AB 34  
R 7  
H 11  
RBI 7  
BB 3  
SO 6  
LOB 10



Batter	1	2	3	4	5	6	7	8	9	AB	R	H	RBI	BB	SO	LOB	BOTTOM										
<b>Mike Felder, S</b> (1, 8) OBP: 0.293, SLG: 0.313										4	0	1	0	0	0	3											
<b>Ed Romero, R</b> (1, 4) OBP: 0.251, SLG: 0.280										4	0	0	0	0	1	1											
<b>Paul Molitor, R</b> (1, 5) OBP: 0.362, SLG: 0.400										4	1	1	1	0	1	0											
<b>Robin Yount, R</b> (1, 10) OBP: 0.384, SLG: 0.509										3	0	0	0	1	1	0											
<b>Rob Deer, R</b> (1, 9) OBP: 0.309, SLG: 0.446										4	0	0	0	0	2	1											
<b>Glenn Braggs, R</b> (1, 7) OBP: 0.303, SLG: 0.373										3	2	2	0	1	1	0											
<b>Joey Meyer, R</b> (1, 3) OBP: 0.269, SLG: 0.356										3	0	0	0	0	0	3											
<b>B.J. Surhoff, L</b> (8, 5) OBP: 0.277, SLG: 0.324										1	0	0	0	0	0	0											
<b>Charlie O'Brien, R</b> (1, 2) OBP: 0.324, SLG: 0.357										2	0	0	0	1	0	1											
<b>Bill Spiers, L</b> (1, 6) OBP: 0.278, SLG: 0.264										1	0	1	1	0	0	0											
<b>Gus Polidor, R</b> (4, 6) OBP: 0.222, SLG: 0.232										1	0	0	0	0	0	0											
<b>Greg Brock, L</b> (7, PH) OBP: 0.364, SLG: 0.423										1	0	1	1	0	0	0											
<b>Inning Stats</b>	R: 1 H: 2 E: 0 K: 0 S: 17	H: 2 LOB: 1 BB: 1 P: 31	R: 1 H: 2 E: 0 K: 0 S: 13	H: 2 LOB: 1 BB: 0 P: 20	R: 0 H: 0 E: 0 K: 1 S: 11	H: 0 LOB: 0 BB: 0 P: 16	R: 0 H: 0 E: 0 K: 1 S: 6	H: 0 LOB: 0 BB: 1 P: 11	R: 0 H: 0 E: 0 K: 0 S: 5	H: 0 LOB: 0 BB: 0 P: 9	R: 1 H: 2 E: 0 K: 0 S: 16	H: 2 LOB: 2 BB: 1 P: 28	R: 0 H: 0 E: 0 K: 2 S: 11	H: 0 LOB: 0 BB: 0 P: 13	R: 0 H: 0 E: 0 K: 2 S: 7	H: 0 LOB: 0 BB: 0 P: 8	1B: 4 2B: 1 3B: 0 HR: 1	SF: 0 SAC: 0 DP: 1 HBP: 0	WP: 0 PB: 0 CS: 0	PA: 34							
<b>PITCHER</b>	IP	WLS	BF	H	R	ER	SO	BB	IBB	HBP	BLK	WP	HR	S	P	ERA	WHIP										
<b>Randy Johnson, L</b> (1, 1) ERA: 4.68	6.2	W	26	5	3	3	2	3	0	0	0	0	0	69	116	4.05	1.200										
<b>Michael Jackson, R</b> (7, 1) ERA: 3.44	2.1	S	8	1	0	0	4	0	0	0	0	0	0	22	28	0.00	0.429										

Seattle Mariners @ Milwaukee Brewers  
Milwaukee County Stadium, Milwaukee, WI  
Wed Aug 30 1989, 8:05 PM EDT  
Att: 13,938 - Unknown

AB 31  
R 3  
H 6  
RBI 3  
BB 3  
SO 6  
LOB 9






Batter	1	2	3	4	5	6	7	8	9	AB	R	H	RBI	BB	SO	LOB	TOP				
<b>Harold Reynolds, S</b> (1, 4) OBP: 0.355, SLG: 0.356	F9			BB		F7		FC6-4		3	0	0	1	1	0	1					
<b>Henry Cotto, R</b> (1, 7) OBP: 0.294, SLG: 0.392	G6-3						P2	CS	G5-3	4	0	0	0	0	0	1					
<b>Alvin Davis, L</b> (1, 3) OBP: 0.435, SLG: 0.490	F8						G4-3		K	4	0	0	0	0	1	1					
<b>Jeffrey Leonard, R</b> (1, 10)		P5								4	0	2	0	0	0	1					
<b>Ken Griffey Jr., L</b> (1, 8) OBP: 0.344, SLG: 0.457										4	0	2	0	0	0	1					
<b>Darnell Coles, R</b> (1, 5) OBP: 0.294, SLG: 0.364										3	0	0	0	0	1	3					
<b>Jay Buhner, R</b> (1, 9) OBP: 0.343, SLG: 0.540										3	0	0	0	0	0	0					
<b>Dave Valle, R</b> (1, 2) OBP: 0.314, SLG: 0.363										3	1	0	0	0	1	1					
<b>Omar Vizquel, S</b> (1, 6) OBP: 0.281, SLG: 0.274										2	0	0	0	0	0	0					
<b>Scott Bradley, L</b> (8, PH) OBP: 0.333, SLG: 0.392										1	0	1	0	0	0	0					
<b>Mario Diaz, R</b> (8, 6) OBP: 0.180, SLG: 0.175										0	0	0	0	0	0	0					
<b>Inning Stats</b>	R: 0 E: 0 K: 0 S: 5	H: 0 LOB: 0 BB: 0 P: 9	R: 0 E: 0 K: 0 S: 5	H: 1 LOB: 0 BB: 0 P: 10	R: 0 E: 0 K: 0 S: 8	H: 0 LOB: 0 BB: 0 P: 15	R: 0 E: 0 K: 1 S: 9	H: 0 LOB: 0 BB: 0 P: 13	R: 0 E: 0 K: 1 S: 8	H: 0 LOB: 0 BB: 0 P: 12	R: 0 E: 0 K: 0 S: 10	H: 2 LOB: 2 BB: 0 P: 15	R: 1 E: 1 K: 0 S: 9	H: 1 LOB: 0 BB: 0 P: 16	R: 0 E: 0 K: 1 S: 10	H: 1 LOB: 1 BB: 0 P: 12	1B: 4 2B: 1 3B: 0 HR: 0	SF: 0 SAC: 0 DP: 1 HBP: 0	WP: 0 PB: 0 SB: 1 CS: 1	PA: 33	
<b>PITCHER</b>	IP	WLS	BF	H	R	ER	SO	BB	IBB	HBP	BLK	WP	HR	S	P	ERA	WHIP				
<b>Mark Knudson, R</b> (1, 1) ERA: 3.9	7.1	W	27	4	1	0	2	1	0	0	0	0	0	58	100	0.00	0.682				
<b>Bill Krueger, L</b> (8, 1) ERA: 3.01	0.2		1	0	0	0	0	0	0	0	0	0	0	4	7	0.00	0.000				
<b>Dan Plesac, L</b> (9, 1) ERA: 2.28	1.0		4	1	0	0	1	0	0	0	0	0	0	10	12	0.00	1.000				

Seattle Mariners @ Milwaukee Brewers  
Milwaukee County Stadium, Milwaukee, WI  
Thu Aug 31 1989, 4:33 AM EDT  
Att: 15,540 - Unknown


AB	31
R	1
H	5
RBI	1
BB	1
SO	3
LOB	9



Batter	1	2	3	4	5	6	7	8	9	AB	R	H	RBI	BB	SO	LOB	BOTTOM				
<b>Bill Spiers, L</b> (1, 6) OBP: 0.286, SLG: 0.269	BB									3	1	2	3	1	0	0					
<b>B.J. Surhoff, L</b> (1, 2) OBP: 0.279, SLG: 0.326	BB									4	1	2	0	0	0	2					
<b>Paul Molitor, R</b> (1, 5) OBP: 0.360, SLG: 0.398	SH1-3									3	0	0	0	0	0	1					
<b>Mike Felder, S</b> (8, 8) OBP: 0.293, SLG: 0.313	SH1-3									0	0	0	0	0	0	0					
<b>Robin Yount, R</b> (1, 8) OBP: 0.385, SLG: 0.513										4	1	2	2	0	0	1					
<b>Ed Romero, R</b> (8, 5) OBP: 0.251, SLG: 0.280										0	0	0	0	0	0	0					
<b>Greg Brock, L</b> (1, 3) OBP: 0.360, SLG: 0.417										4	0	0	1	0	0	3					
<b>Glenn Braggs, R</b> (1, 7) OBP: 0.307, SLG: 0.370										4	0	0	0	0	1	1					
<b>Rob Deer, R</b> (1, 9) OBP: 0.307, SLG: 0.442										4	0	0	0	0	1	0					
<b>Greg Vaughn, R</b> (1, 10) OBP: 0.333, SLG: 0.455										3	2	1	0	1	0	0					
<b>Gus Polidor, R</b> (1, 4) OBP: 0.224, SLG: 0.234										3	1	1	0	0	0	1					
<b>Inning Stats</b>	R: 2 E: 0 K: 0 S: 9	H: 2 LOB: 1 BB: 1 P: 19	R: 0 E: 0 K: 1 S: 11	H: 0 LOB: 0 BB: 0 P: 16	R: 0 E: 1 K: 1 S: 16	H: 1 LOB: 1 BB: 1 P: 19	R: 2 E: 0 K: 1 S: 14	H: 2 LOB: 0 BB: 0 P: 19	R: 1 E: 1 K: 0 S: 7	H: 2 LOB: 1 BB: 0 P: 12	R: 0 E: 0 K: 0 S: 4	H: 0 LOB: 0 BB: 0 P: 4	R: 0 E: 0 K: 0 S: 6	H: 0 LOB: 0 BB: 0 P: 11	1B: 7 2B: 0 3B: 1 HR: 0	SF: 0 SAC: 1 DP: 0 HBP: 0	WP: 0 PB: 0 SB: 1 CS: 0	PA: 35			
<b>PITCHER</b>	IP	WLS	BF	H	R	ER	SO	BB	IBB	HBP	BLK	WP	HR	S	P	ERA	WHIP				
<b>Brian Holman, R</b> (1, 1) ERA: 3.82	5.0	L	24	5	4	2	0	2	0	0	0	0	0	61	100	7.20	1.600				
<b>Jerry Reed, R</b> (6, 1) ERA: 3.99	2.0		8	2	1	1	0	0	0	0	0	0	0	11	16	4.50	1.000				
<b>Tom Niedenfuer, R</b> (8, 1) ERA: 6.53	1.0		3	0	0	0	0	0	0	0	0	0	0	6	11	0.00	0.000				

Seattle Mariners @ Milwaukee Brewers  
Milwaukee County Stadium, Milwaukee, WI  
Thu Aug 31 1989, 4:33 AM EDT  
Att: 15,540 - Unknown

AB	32
R	6
H	8
RBI	6
BB	2
SO	2
LOB	9









Batter	1	2	3	4	5	6	7	8	9	AB	R	H	RBI	BB	SO	LOB	TOP	
Rickey Henderson, R OBP: 0.416, SLG: 0.413	(1, 7) G6-3	(2, 0) F8	(4, 2) L3-1 BB	(2, 3) K	(1, 0) F9					4	0	0	0	1	1	0		
Carney Lansford, R OBP: 0.402, SLG: 0.409	(1, 5) S HR	(1, 0) 1B	(2, 2) L3-1	(2, 2) G6-3	(0, 0) BB					5	2	3	0	0	0	1		
Jose Canseco, R OBP: 0.359, SLG: 0.587	(1, 9) 1-H HR	(1, 2) 1B	(0, 0) F9	(2, 2) G6-3	(4, 0) SF9					4	2	2	2	1	0	0		
Dave Parker, L OBP: 0.300, SLG: 0.427	(1, 10) F8	(1, 3) K	(0, 0) L6	(1, 1) G3-1	(1, 3) K					5	0	0	0	0	2	3		
Terry Steinbach, R OBP: 0.332, SLG: 0.371	(1, 2) HR		(0, 1) BB	(1, 2) G6-3	(4, 2) 2B					3	2	2	1	1	0	0		
Mark McWire, R OBP: 0.344, SLG: 0.456	(1, 3) 1-H HR		(0, 0) F9	(4, 0) BB	(0, 0) BB					3	1	2	3	2	0	1		
Dave Henderson, R OBP: 0.311, SLG: 0.357	(1, 8) BB		(1, 2) F8	(4, 1) FC6-4 BB	(2, 3) K					3	0	0	0	2	1	3		
Tony Phillips, S OBP: 0.330, SLG: 0.334	(1, 4) F7		(4, 2) FC6-4 BB	(0, 0) FC6-4	(1, 3) K					3	0	0	0	1	1	3		
Mike Gallego, R OBP: 0.337, SLG: 0.341		(0, 1) G1	(0, 0) FC6-4	(0, 3) K	(1, 0) F9					4	0	0	0	0	1	2		
<b>Inning Stats</b>	R: 4 E: 0 K: 0 S: 15	H: 4 LOB: 1 BB: 1 P: 32	R: 0 E: 0 K: 1 S: 11	H: 2 LOB: 2 BB: 0 P: 15	R: 0 E: 0 K: 0 S: 10	H: 1 LOB: 2 BB: 1 P: 15	R: 0 E: 0 K: 0 S: 9	H: 0 LOB: 0 BB: 1 P: 13	R: 0 E: 0 K: 2 S: 7	H: 0 LOB: 0 BB: 2 P: 16	R: 0 E: 0 K: 1 S: 6	H: 0 LOB: 0 BB: 0 P: 9	R: 2 E: 0 K: 1 S: 10	H: 1 LOB: 1 BB: 2 P: 21	1B: 6 2B: 2 3B: 0 HR: 2	SF: 1 SAC: 0 DP: 1 HBP: 0	WP: 0 PB: 0 SB: 4 CS: 0	PA: 43
<b>PITCHER</b>	IP WLS BF H R ER SO BB IBB HBP BLK WP HR S P ERA WHIP																	
Tom Filer, R ERA: 3.88	(1, 1) 2.0 L 14 7 4 4 1 1 0 0 0 0 0 2 28 49 18.00 4.000																	
Don August, R ERA: 5.37	(3, 1) 2.2 11 0 0 0 0 4 0 0 0 0 0 0 23 41 0.00 1.500																	
Bill Krueger, L ERA: 3.09	(5, 1) 3.2 15 2 3 2 5 2 0 0 0 0 0 0 31 52 4.91 1.091																	
Chuck Crim, R ERA: 2.94	(9, 1) 0.2 3 0 0 0 0 1 0 0 0 0 0 0 6 12 0.00 1.500																	

Oakland Athletics @ Milwaukee Brewers  
Milwaukee County Stadium, Milwaukee, WI  
Sat Sep 02 1989, 8:05 PM EDT  
Att: 36,980 - Unknown

AB 34  
R 7  
H 9  
RBI 6  
BB 8  
SO 6  
LOB 13



Batter	1	2	3	4	5	6	7	8	9	AB	R	H	RBI	BB	SO	LOB	BOTTOM			
Bill Spiers, L OBP: 0.287, SLG: 0.271	(1, 6) F7		(1, 3) K		(0, 0) G4-3			(1, 1) G3-1		4	0	0	0	0	1	0				
B.J. Surhoff, L OBP: 0.276, SLG: 0.326	(1, 2) F8		(0, 1) WP 2B		(0, 1) G4-3			(3, 2) P3		4	1	1	0	0	0	0				
Paul Molitor, R OBP: 0.363, SLG: 0.401	(1, 5) 1B		(4, 2) 2B		(1, 0) G6-3			(0, 3) K		3	1	1	0	1	1	0				
Robin Yount, R OBP: 0.384, SLG: 0.511	(1, 8) F9		(2, 2) 1-H 2H 2B		(2, 1) P3			(1, 1) G5-3		4	0	1	2	0	0	1				
Greg Brock, L OBP: 0.358, SLG: 0.412		(0, 0) 1B	(3, 3) K		(0, 0) G4-3			(1, 2) F8		4	0	1	0	0	1	1				
Glenn Braggs, R OBP: 0.302, SLG: 0.375	(1, 7) L8		(0, 2) G6-3		(0, 3) K			(0, 3) K		4	0	1	0	0	2	1				
Rob Deer, R OBP: 0.308, SLG: 0.440	(1, 9) F6		(0, 1) G6-3		(1, 2) K			(1, 3) K		3	0	0	0	0	1	2				
Greg Vaughn, R OBP: 0.304, SLG: 0.404	(1, 10) K		(0, 3) P3		(2, 1) G6-3			(0, 0) G6-3		3	0	0	0	0	1	2				
Ed Romero, R OBP: 0.244, SLG: 0.271	(1, 4) K		(1, 3) K		(0, 1) F9			(1, 0) G1-3		2	0	0	0	0	1	1				
Terry Francona, L OBP: 0.254, SLG: 0.320	(7, PH)									1	0	0	0	0	0	0				
Gus Polidor, R OBP: 0.224, SLG: 0.234	(8, 4)									0	0	0	0	0	0	0				
<b>Inning Stats</b>	R: 0 E: 0 K: 0 S: 7	H: 1 LOB: 1 BB: 0 P: 12	R: 0 E: 0 K: 1 S: 9	H: 1 LOB: 1 BB: 0 P: 10	R: 2 E: 0 K: 3 S: 18	H: 2 LOB: 1 BB: 1 P: 29	R: 0 E: 0 K: 0 S: 10	H: 1 LOB: 1 BB: 0 P: 12	R: 0 E: 0 K: 1 S: 6	H: 0 LOB: 0 BB: 0 P: 8	R: 0 E: 0 K: 1 S: 5	H: 0 LOB: 0 BB: 0 P: 7	R: 0 E: 0 K: 1 S: 8	H: 0 LOB: 0 BB: 0 P: 12	R: 0 E: 0 K: 1 S: 8	H: 0 LOB: 0 BB: 0 P: 10	1B: 4 2B: 1 3B: 0 HR: 0	SF: 0 SAC: 0 DP: 0 HBP: 0	WP: 1 PB: 0 SB: 0 CS: 0	PA: 33
<b>PITCHER</b>	IP WLS BF H R ER SO BB IBB HBP BLK WP HR S P ERA WHIP																			
Dave Stewart, R ERA: 3.41	(1, 1) 9.0 W 33 5 2 2 8 1 0 0 0 1 0 75 105 2.00 0.667																			

Oakland Athletics @ Milwaukee Brewers  
Milwaukee County Stadium, Milwaukee, WI  
Sat Sep 02 1989, 8:05 PM EDT  
Att: 36,980 - Unknown


AB 32  
R 2  
H 5  
RBI 2  
BB 1  
SO 8  
LOB 8











Batter	1	2	3	4	5	6	7	8	9	AB	R	H	RBI	BB	SO	LOB	TOP																			
Bill Spiers, L OBP: 0.285, SLG: 0.267 (1, 6)	F8		L8		E1				G4-3	4	0	0	0	1	0	1	<b>Milwaukee Brewers @ California Angels</b> Anaheim Stadium, Anaheim, CA Tue Sep 05 1989, 10:05 PM EDT Att: 22,951 - Unknown																			
B.J. Surhoff, L OBP: 0.277, SLG: 0.328 (1, 2)	L1		1B		G3-1				SF9	4	1	1	1	0	0	4																				
Paul Molitor, R OBP: 0.364, SLG: 0.404 (1, 5)	P9		2B		E5				1B	5	0	2	1	0	0	1																				
Robin Yount, R OBP: 0.382, SLG: 0.511 (1, 8)			1B		G5-3				F8	4	1	1	1	1	0	3																				
Greg Brock, L OBP: 0.358, SLG: 0.419 (1, 3)		HR	BB							4	1	1	1	0	1	2																				
Glenn Braggs, R OBP: 0.299, SLG: 0.371 (1, 7)	WP	1B	L8						K	4	0	1	0	0	1	2																				
Rob Deer, R OBP: 0.307, SLG: 0.435 (1, 9)	F8				F7				G6	4	0	0	0	0	1	1																				
Greg Vaughn, R OBP: 0.317, SLG: 0.411 (1, 10)	WP	1B			K				K	4	0	2	0	0	2	0																				
Ed Romero, R OBP: 0.255, SLG: 0.287 (1, 4)	K				F8				G4-3	4	1	2	0	0	1	2																				
<b>Inning Stats</b>	R: 0 E: 0 K: 0 S: 6	H: 0 LOB: 0 BB: 0 P: 11	R: 1 E: 0 K: 2 S: 21	H: 3 LOB: 2 BB: 0 P: 31	R: 1 E: 0 K: 0 S: 15	H: 2 LOB: 2 BB: 1 P: 23	R: 0 E: 0 K: 1 S: 5	H: 0 LOB: 0 BB: 0 P: 7	R: 0 E: 0 K: 0 S: 9	H: 0 LOB: 1 BB: 0 P: 13	R: 1 E: 0 K: 1 S: 13	H: 3 LOB: 3 BB: 1 P: 22	R: 0 E: 0 K: 2 S: 9	H: 0 LOB: 0 BB: 0 P: 12	R: 1 E: 0 K: 0 S: 12	H: 2 LOB: 1 BB: 0 P: 16		1B: 6 2B: 2 3B: 0 HR: 2	SF: 1 SAC: 0 DP: 1 HBP: 0	WP: 1 PB: 0 SB: 0 CS: 0	PA: 40															
<b>PITCHER</b>	IP	WLS	BF	H	R	ER	SO	BB	IBB	HBP	BLK	WP	HR	S	P	ERA	WHIP	<b>PITCHER</b>		IP	WLS	BF	H	R	ER	SO	BB	IBB	HBP	BLK	WP	HR	S	P	ERA	WHIP
Kirk McCaskill, R ERA: 2.97 (1, 1)	5.2	W	27	8	3	3	4	1	0	0	0	1	2	67	101	4.76	1.588			5.2	L	16	7	3	3	4	0	0	0	0	1	25	41	20.25	5.250	
Willie Fraser, R ERA: 3.18 (6, 1)	3.1	S	13	2	1	1	2	1	0	0	0	0	0	32	47	2.70	0.900			3.2	L	16	3	1	1	3	2	0	0	0	0	42	68	2.46	1.364	

Batter	1	2	3	4	5	6	7	8	9	AB	R	H	RBI	BB	SO	LOB	BOTTOM																			
Devon White, S OBP: 0.292, SLG: 0.390 (1, 8)	G3-1		2B		K				G4-3	5	1	1	0	0	2	3	<b>Milwaukee Brewers @ California Angels</b> Anaheim Stadium, Anaheim, CA Tue Sep 05 1989, 10:05 PM EDT Att: 22,951 - Unknown																			
Max Venable, L OBP: 0.455, SLG: 0.531 (1, 9)	G4-3		HR		1B				K	5	1	2	2	0	2	2																				
Johnny Ray, S OBP: 0.339, SLG: 0.375 (1, 4)	F7		P6		1B				L9	5	0	1	0	0	0	1																				
Wally Joyner, L OBP: 0.340, SLG: 0.425 (1, 3)		G5-3	L3		K				G1-3	4	1	1	0	1	1	3																				
Chili Davis, S OBP: 0.338, SLG: 0.452 (1, 7)	P6		HR		1B				1B	4	2	3	2	1	0	1																				
Brian Downing, R OBP: 0.364, SLG: 0.414 (1, 10)	FC6		F7		HR				1B	5	1	3	3	0	0	1																				
Lance Parrish, R OBP: 0.305, SLG: 0.402 (1, 2)	G5-3				2B				F9	5	1	1	0	0	1	6																				
Jack Howell, L OBP: 0.319, SLG: 0.427 (1, 5)					K				P2	3	0	1	0	1	1	3																				
Kent Anderson, R OBP: 0.287, SLG: 0.272 (1, 6)	G4-3				1B				F8	4	1	2	1	0	0	3																				
<b>Inning Stats</b>	R: 0 E: 0 K: 0 S: 4	H: 1 LOB: 3 BB: 1 P: 7	R: 3 E: 0 K: 0 S: 17	H: 3 LOB: 0 BB: 0 P: 29	R: 2 E: 0 K: 3 S: 14	H: 4 LOB: 2 BB: 0 P: 21	R: 2 E: 0 K: 3 S: 18	H: 4 LOB: 2 BB: 0 P: 29	R: 1 E: 0 K: 0 S: 17	H: 1 LOB: 2 BB: 2 P: 34	R: 0 E: 0 K: 1 S: 8	H: 0 LOB: 0 BB: 0 P: 11	R: 0 E: 0 K: 0 S: 11	H: 2 LOB: 2 BB: 0 P: 15	1B: 10 2B: 3 3B: 0 HR: 2	SF: 0 SAC: 0 DP: 0 HBP: 0		WP: 0 PB: 0 SB: 0 CS: 0	PA: 43																	
<b>PITCHER</b>	IP	WLS	BF	H	R	ER	SO	BB	IBB	HBP	BLK	WP	HR	S	P	ERA	WHIP	<b>PITCHER</b>		IP	WLS	BF	H	R	ER	SO	BB	IBB	HBP	BLK	WP	HR	S	P	ERA	WHIP
Mark Knudson, R ERA: 4.15 (1, 1)	3.0	L	16	5	4	4	0	0	0	0	0	0	1	25	41	12.00	1.667			3.2	L	16	3	1	1	3	2	0	0	0	0	42	68	2.46	1.364	
Bill Krueger, L ERA: 3.35 (4, 1)	1.1		11	7	3	3	4	0	0	0	0	0	1	25	41	20.25	5.250			3.2	L	16	3	1	1	3	2	0	0	0	0	42	68	2.46	1.364	
Jeff Peterek, R ERA: 4.44 (5, 1)	3.2		16	3	1	1	3	2	0	0	0	0	0	42	68	2.46	1.364			3.2	L	16	3	1	1	3	2	0	0	0	0	42	68	2.46	1.364	



Batter	1	2	3	4	5	6	7	8	9	AB	R	H	RBI	BB	SO	LOB	TOP					
Mike Felder, S OBP: 0.288, SLG: 0.307 (1, 9)										5	1	1	1	0	0	1	<b>Milwaukee Brewers @ California Angels</b> Anaheim Stadium, Anaheim, CA Wed Sep 06 1989, 10:05 PM EDT Att: 22,459 - Unknown					
Bill Spiers, L OBP: 0.291, SLG: 0.282 (1, 6)										4	1	2	1	1	2	1						
Paul Molitor, R OBP: 0.384, SLG: 0.517 Gus Polidor, R OBP: 0.222, SLG: 0.231 (1, 5) (8, 5)										5	0	0	0	0	0	3						
Robin Yount, R OBP: 0.384, SLG: 0.517 Terry Francona, L OBP: 0.254, SLG: 0.320 (1, 8) (9, 9)										4	2	2	2	1	0	1						
Greg Brock, L OBP: 0.362, SLG: 0.418 (1, 10)										3	0	1	0	2	0	0						
Greg Vaughn, R OBP: 0.323, SLG: 0.400 (1, 7)										4	1	1	1	1	1	4						
George Canale, L OBP: 0.333, SLG: 1.333 Joey Meyer, R OBP: 0.265, SLG: 0.350 (7, PH) (7, 3)										3	1	1	2	0	0	2						
Charlie O'Brien, R OBP: 0.332, SLG: 0.362 (1, 2)										3	1	1	0	1	0	0						
Ed Romero, R OBP: 0.250, SLG: 0.281 (1, 4)										4	0	0	0	0	0	2						
<b>Inning Stats</b>	R: 2 E: 0 K: 1 S: 7	H: 2 LOB: 1 BB: 1 P: 11	R: 0 E: 0 K: 0 S: 3	H: 0 LOB: 0 BB: 0 P: 3	R: 0 E: 0 K: 0 S: 4	H: 1 LOB: 1 BB: 0 P: 4	R: 2 E: 0 K: 0 S: 4	H: 1 LOB: 1 BB: 2 P: 12	R: 1 E: 0 K: 1 S: 8	H: 3 LOB: 2 BB: 0 P: 8	R: 0 E: 0 K: 0 S: 3	H: 0 LOB: 0 BB: 0 P: 3	R: 0 E: 0 K: 1 S: 5	H: 0 LOB: 3 BB: 3 P: 17	R: 2 E: 0 K: 0 S: 5	H: 2 LOB: 0 BB: 0 P: 5	R: 0 E: 0 K: 0 S: 3	H: 0 LOB: 0 BB: 0 P: 3	1B: 5 2B: 1 3B: 0 HR: 3	SF: 0 SAC: 0 DP: 0 HBP: 0	WP: 0 PB: 0 SB: 2 CS: 0	PA: 42
<b>PITCHER</b>	IP WLS BF H R ER SO BB IBB HBP BLK WP HR S P ERA WHIP	IP WLS BF H R ER SO BB IBB HBP BLK WP HR S P ERA WHIP																				
Dan Petry, R ERA: 5.47 (1, 1)	4.0 L 19 4 4 4 1 3 0 0 0 0 2 18 30 9.00 1.750																					
Rich Monteleone, R ERA: 3.25 (5, 1)	2.1 3 1 1 1 2 0 0 0 0 0 0 1 8 20 3.86 2.143																					
Sherman Corbett, L ERA: 6.75 (7, 1)	1.1 7 2 2 2 1 0 0 0 0 0 0 1 8 12 13.50 2.250																					
Greg Minton, R ERA: 2.88 (8, 1)	1.1 4 0 0 0 0 0 0 0 0 0 0 0 4 4 0.00 0.000																					

Batter	1	2	3	4	5	6	7	8	9	AB	R	H	RBI	BB	SO	LOB	BOTTOM			
Devon White, S OBP: 0.291, SLG: 0.388 Mark McLemore, S OBP: 0.279, SLG: 0.281 (1, 8) (7, 4)										3	0	0	0	0	1	0	<b>Milwaukee Brewers @ California Angels</b> Anaheim Stadium, Anaheim, CA Wed Sep 06 1989, 10:05 PM EDT Att: 22,459 - Unknown			
Max Venable, L OBP: 0.455, SLG: 0.556 (1, 9) (7, 8)										4	1	2	0	0	1	0				
Johnny Ray, S OBP: 0.336, SLG: 0.373 Claudell Washington, L OBP: 0.318, SLG: 0.432 (1, 4) (7, 9)										2	0	0	0	0	0	1				
Wally Joyner, L OBP: 0.339, SLG: 0.430 (1, 3)										4	2	1	1	0	0	3				
Chili Davis, S OBP: 0.338, SLG: 0.450 (1, 7)										4	1	1	1	0	0	0				
Brian Downing, R OBP: 0.365, SLG: 0.414 (1, 10)										4	0	2	2	0	2	0				
Jack Howell, L OBP: 0.319, SLG: 0.425 (1, 5)										4	0	1	0	0	1	2				
John Orton, R OBP: 0.389, SLG: 0.375 Jim Eppard, L OBP: 0.286, SLG: 0.167 Ron Tingley, R (1, 2) (8, PH) (9, 2)										2	0	0	0	0	1	1				
Kent Anderson, R OBP: 0.284, SLG: 0.269 Dante Bichette, R OBP: 0.217, SLG: 0.307 Glenn Hoffman, R OBP: 0.263, SLG: 0.286 (1, 6) (8, PH) (9, 6)										2	0	0	0	0	0	0				
<b>Inning Stats</b>	R: 0 E: 0 K: 0 S: 4	H: 1 LOB: 0 BB: 0 P: 4	R: 0 E: 0 K: 1 S: 5	H: 0 LOB: 0 BB: 0 P: 5	R: 0 E: 0 K: 0 S: 3	H: 0 LOB: 0 BB: 0 P: 3	R: 0 E: 0 K: 2 S: 8	H: 1 LOB: 1 BB: 0 P: 8	R: 0 E: 0 K: 1 S: 5	H: 0 LOB: 0 BB: 0 P: 5	R: 1 E: 0 K: 0 S: 5	H: 2 LOB: 1 BB: 0 P: 5	R: 0 E: 0 K: 1 S: 5	H: 0 LOB: 0 BB: 0 P: 5	R: 3 E: 0 K: 1 S: 9	H: 4 LOB: 1 BB: 0 P: 9	1B: 6 2B: 1 3B: 0 HR: 1	SF: 0 SAC: 0 DP: 0 HBP: 0	WP: 0 PB: 0 SB: 0 CS: 0	PA: 35
<b>PITCHER</b>	IP WLS BF H R ER SO BB IBB HBP BLK WP HR S P ERA WHIP	IP WLS BF H R ER SO BB IBB HBP BLK WP HR S P ERA WHIP																		
Chris Bosio, R ERA: 2.79 (1, 1)	8.1 S 2 0 0 0 1 0 0 0 0 0 0 4 4 0.00 0.000																			
Dan Plesac, L ERA: 2.17 (9, 1)	0.2 S 2 0 0 0 1 0 0 0 0 0 0 4 4 0.00 0.000																			





Batter	1	2	3	4	5	6	7	8	9	AB	R	H	RBI	BB	SO	LOB	TOP			
<b>Mike Felder, S</b> OBP: 0.290, SLG: 0.317 (1, 9)										5	2	2	0	0	0	0				
<b>Bill Spillers, L</b> OBP: 0.296, SLG: 0.295 (1, 6)										5	1	3	2	0	1	0				
<b>Paul Molitor, R</b> OBP: 0.361, SLG: 0.401 <b>Gus Polidor, R</b> OBP: 0.222, SLG: 0.231 (1, 5) (9, 5)										4	1	1	1	1	0	1				
<b>Robin Yount, R</b> OBP: 0.383, SLG: 0.515 <b>Greg Vaughn, R</b> OBP: 0.323, SLG: 0.400 (1, 8) (9, 7)										4	1	1	1	0	1	2				
<b>Greg Brock, L</b> OBP: 0.358, SLG: 0.413 <b>George Canale, L</b> OBP: 0.333, SLG: 1.333 (1, 3) (7, 3)										4	0	0	0	0	1	1				
<b>Rob Deer, R</b> OBP: 0.306, SLG: 0.432 (1, 10)										3	0	0	0	1	0	1				
<b>Glenn Braggs, R</b> OBP: 0.302, SLG: 0.380 (1, 7)										4	2	3	1	0	0	0				
<b>B.J. Surhoff, L</b> OBP: 0.276, SLG: 0.327 (1, 2)										4	0	1	1	0	1	2				
<b>Ed Romero, R</b> OBP: 0.245, SLG: 0.275 (1, 4)										4	0	0	0	0	2	1				
<b>Inning Stats</b>	R: 5 E: 0 K: 1 S: 17	H: 6 LOB: 1 BB: 0 P: 26	R: 0 E: 0 K: 1 S: 9	H: 0 LOB: 0 BB: 0 P: 13	R: 0 E: 0 K: 1 S: 9	H: 1 LOB: 2 BB: 1 P: 19	R: 0 E: 0 K: 1 S: 15	H: 1 LOB: 0 BB: 1 P: 29	R: 1 E: 0 K: 0 S: 10	H: 1 LOB: 0 BB: 0 P: 15	R: 0 E: 0 K: 2 S: 10	H: 0 LOB: 0 BB: 0 P: 17	R: 0 E: 0 K: 0 S: 5	H: 0 LOB: 0 BB: 0 P: 8	R: 1 E: 0 K: 0 S: 6	H: 2 LOB: 0 BB: 0 P: 9	1B: 7 2B: 1 3B: 2 HR: 1	SF: 0 SAC: 0 DP: 1 HBP: 0	WP: 0 PB: 0 SB: 2 CS: 0	PA: 39
<b>PITCHER</b>	IP WLS BF H R ER SO BB IBB HBP BLK WP HR S P ERA WHIP																			
<b>Mike Witt, R</b> ERA: 4.5 <b>Terry Clark, R</b> ERA: 5.4 (1, 1) (6, 1)	5.0 L 26 9 6 6 4 2 0 0 0 0 0 1 60 102 10.80 2.200																			

Milwaukee Brewers @ California Angels  
Anaheim Stadium, Anaheim, CA  
Thu Sep 07 1989, 10:05 PM EDT  
Att: 24,012 - Unknown - 75 F

AB 37  
R 7  
H 11  
RBI 6  
BB 2  
SO 6  
LOB 8



Batter	1	2	3	4	5	6	7	8	9	AB	R	H	RBI	BB	SO	LOB	BOTTOM			
<b>Devon White, S</b> OBP: 0.289, SLG: 0.385 (1, 8)										4	1	0	0	0	1	1				
<b>Max Venable, L</b> OBP: 0.438, SLG: 0.525 (1, 9)										4	0	1	0	0	0	0				
<b>Claudell Washington, L</b> OBP: 0.315, SLG: 0.427 (1, 10)										4	0	0	0	0	0	2				
<b>Wally Joyner, L</b> OBP: 0.338, SLG: 0.428 <b>Jim Eppard, L</b> OBP: 0.375, SLG: 0.286 <b>Dante Bichette, R</b> OBP: 0.215, SLG: 0.304 (1, 3) (6, PH) (7, 3) (9, PH)										2	0	0	0	0	1	0				
<b>Chili Davis, S</b> OBP: 0.337, SLG: 0.453 (1, 7)										4	0	1	0	0	0	2				
<b>Johnny Ray, S</b> OBP: 0.337, SLG: 0.372 (1, 4)										4	0	1	0	0	0	3				
<b>Jack Howell, L</b> OBP: 0.316, SLG: 0.421 (1, 5)										4	0	0	0	0	0	2				
<b>Ron Tingley, R</b> OBP: 0.500, SLG: 0.333 (1, 2)										2	0	1	0	1	0	0				
<b>Kent Anderson, R</b> OBP: 0.280, SLG: 0.265 (1, 6)										3	0	0	0	0	0	3				
<b>Inning Stats</b>	R: 0 E: 0 K: 0 S: 9	H: 0 LOB: 0 BB: 0 P: 15	R: 0 E: 0 K: 0 S: 4	H: 0 LOB: 0 BB: 0 P: 9	R: 0 E: 0 K: 1 S: 10	H: 1 LOB: 1 BB: 0 P: 13	R: 0 E: 0 K: 1 S: 12	H: 0 LOB: 0 BB: 0 P: 18	R: 0 E: 0 K: 0 S: 9	H: 1 LOB: 2 BB: 1 P: 16	R: 1 E: 1 K: 0 S: 14	H: 2 LOB: 2 BB: 0 P: 18	R: 0 E: 0 K: 0 S: 8	H: 0 LOB: 0 BB: 0 P: 14	R: 0 E: 0 K: 0 S: 7	H: 1 LOB: 1 BB: 0 P: 9	1B: 4 2B: 0 3B: 1 HR: 0	SF: 0 SAC: 0 DP: 0 HBP: 0	WP: 0 PB: 0 SB: 0 CS: 0	PA: 34
<b>PITCHER</b>	IP WLS BF H R ER SO BB IBB HBP BLK WP HR S P ERA WHIP																			
<b>Tom Flier, R</b> ERA: 3.19 <b>Tony Fossas, L</b> ERA: 3.81 (1, 1) (9, 1)	8.0 W 30 4 1 0 0 0 1 0 0 0 0 0 7 9 0.00 0.625																			

Milwaukee Brewers @ California Angels  
Anaheim Stadium, Anaheim, CA  
Thu Sep 07 1989, 10:05 PM EDT  
Att: 24,012 - Unknown - 75 F

AB 33  
R 1  
H 5  
RBI 1  
BB 1  
SO 2  
LOB 13





Batter	1	2	3	4	5	6	7	8	9	AB	R	H	RBI	BB	SO	LOB	TOP			
Mike Felder, S OBP: 0.288, SLG: 0.314 (1, 4)	F7		1-2 SAFE		G4-3		K	G6-4-3		5	0	1	0	0	1	3	<b>Milwaukee Brewers @ Seattle Mariners</b> The Kingdome, Seattle, WA Fri Sep 08 1989, 10:05 PM EDT Att: 11,214 - Unknown			
Bill Spiers, L OBP: 0.301, SLG: 0.299 (1, 6)	2B		1-2		BB		2B		F9	4	2	2	1	1	0	2				
Paul Molitor, R OBP: 0.365, SLG: 0.409 (1, 5)	FC8-6		CS		G3		G6-3		K	4	2	3	1	1	1	0				
Robin Yount, R OBP: 0.381, SLG: 0.511 (1, 8)	FC8-6				G3		G6-3		F8	4	0	0	1	1	0	4				
Greg Brock, L OBP: 0.357, SLG: 0.411 (1, 10)		G1-3			G3		G3			4	0	1	2	0	0	1				
Glenn Braggs, R OBP: 0.302, SLG: 0.379 (1, 9)	P2				F8		3B		G5-3	4	1	1	0	0	0	2				
B.J. Surhoff, L OBP: 0.276, SLG: 0.332 (1, 2)	G4-3				G6-3		G5-3		F9	4	1	1	1	0	0	1				
Greg Vaughn, R OBP: 0.324, SLG: 0.387 Gus Poldor, R OBP: 0.226, SLG: 0.231 (1, 7)					P6		G5-3			2	0	0	1	1	0	0				
George Canale, L OBP: 0.429, SLG: 1.000 (1, 3)					FC4-6		G1		G6-4-3	0	0	0	0	1	0	0				
Inning Stats	R: 1 E: 0 K: 0 S: 9	H: 2 LOB: 0 BB: 0 P: 14	R: 0 E: 0 K: 0 S: 7	H: 0 LOB: 0 BB: 0 P: 11	R: 0 E: 0 K: 0 S: 11	H: 1 LOB: 1 BB: 1 P: 19	R: 1 E: 0 K: 0 S: 10	H: 1 LOB: 1 BB: 1 P: 17	R: 1 E: 0 K: 0 S: 7	H: 2 LOB: 2 BB: 1 P: 15	R: 2 E: 0 K: 1 S: 13	H: 2 LOB: 1 BB: 1 P: 22	R: 0 E: 0 K: 0 S: 9	H: 1 LOB: 1 BB: 0 P: 17	R: 0 E: 0 K: 1 S: 10	H: 0 LOB: 0 BB: 0 P: 13		1B: 6 2B: 5 3B: 1 HR: 0	SF: 0 SAC: 0 DP: 2 HBP: 0	WP: 0 PB: 0 SB: 2 CS: 1
PITCHER	IP	WLS	BF	H	R	ER	SO	BB	IBB	HBP	BLK	WP	HR	S	P	ERA	WHIP			
Clint Zavaras, R ERA: 5.06 (1, 1)	4.2	L	21	6	3	3	0	3	0	0	0	0	0	43	75	5.79	1.929			
Bill Swift, R ERA: 5.04 (5, 1)	2.0		10	3	4	4	1	1	0	0	0	0	0	19	32	18.00	2.000			
Keith Comstock, L ERA: 2.7 (7, 1)	1.2		7	2	0	0	0	1	0	0	0	0	0	19	31	0.00	1.800			
Jerry Reed, R ERA: 3.19 (9, 1)	0.2		2	0	0	0	1	0	0	0	0	0	0	6	8	0.00	0.000			

Batter	1	2	3	4	5	6	7	8	9	AB	R	H	RBI	BB	SO	LOB	BOTTOM					
Harold Reynolds, S OBP: 0.361, SLG: 0.370 (1, 4)	G6-3								K	5	0	2	0	0	1	3	<b>Milwaukee Brewers @ Seattle Mariners</b> The Kingdome, Seattle, WA Fri Sep 08 1989, 10:05 PM EDT Att: 11,214 - Unknown					
Greg Britley, L OBP: 0.341, SLG: 0.460 (1, 7)	P6								K	5	1	1	1	0	3	4						
Alvin Davis, L OBP: 0.434, SLG: 0.502 (1, 3)	1B								F8	5	0	1	0	0	0	1						
Jeffrey Leonard, R OBP: 0.302, SLG: 0.434 (1, 10)									G5-3	4	1	2	1	0	1	0						
Ken Griffey Jr., L OBP: 0.340, SLG: 0.438 (1, 8)	K								G1-3	4	0	0	0	0	1	2						
Jay Buhner, R OBP: 0.355, SLG: 0.540 (1, 9)									K	4	0	1	0	0	2	0						
Jim Presley, R OBP: 0.278, SLG: 0.378 (1, 5)									F8	4	1	1	0	0	1	1						
Dave Valle, R OBP: 0.309, SLG: 0.364 (1, 2)									K	4	0	2	1	0	1	0						
Omar Vizquel, S OBP: 0.272, SLG: 0.265 Dave Cochrane, S OBP: 0.318, SLG: 0.359 (1, 6)										2	0	1	0	0	0	0						
										2	0	1	0	0	0	1						
Inning Stats	R: 0 E: 0 K: 1 S: 12	H: 2 LOB: 2 BB: 0 P: 15	R: 0 E: 0 K: 2 S: 13	H: 2 LOB: 2 BB: 0 P: 19	R: 2 E: 0 K: 0 S: 14	H: 3 LOB: 1 BB: 0 P: 23	R: 0 E: 0 K: 1 S: 8	H: 1 LOB: 1 BB: 0 P: 13	R: 0 E: 0 K: 1 S: 6	H: 0 LOB: 0 BB: 0 P: 12	R: 1 E: 0 K: 1 S: 15	H: 3 LOB: 2 BB: 0 P: 21	R: 0 E: 0 K: 0 S: 8	H: 0 LOB: 0 BB: 0 P: 11	R: 0 E: 0 K: 2 S: 7	H: 0 LOB: 0 BB: 0 P: 9	R: 0 E: 0 K: 2 S: 13	H: 1 LOB: 1 BB: 0 P: 18	1B: 8 2B: 1 3B: 1 HR: 2	SF: 0 SAC: 0 DP: 0 HBP: 0	WP: 0 PB: 1 SB: 0 CS: 0	PA: 39
PITCHER	IP	WLS	BF	H	R	ER	SO	BB	IBB	HBP	BLK	WP	HR	S	P	ERA	WHIP					
Jaime Navarro, R ERA: 3.36 (1, 1)	5.1	W	26	10	3	3	5	0	0	0	0	0	0	17	23	0.00	0.600					
Tony Fossas, L ERA: 3.69 (6, 1)	1.2		6	1	0	0	1	0	0	0	0	0	0	20	27	0.00	0.500					
Chuck Crim, R ERA: 2.88 (8, 1)	2.0		7	1	0	0	4	0	0	0	0	0	0	20	27	0.00	0.500					



Batter	1	2	3	4	5	6	7	8	9	AB	R	H	RBI	BB	SO	LOB	TOP				
<b>Mike Felder, S</b> OBP: 0.288, SLG: 0.317 (1, 4)	L8		SH3	K			F7	2B		4	0	1	2	0	1	1	<b>Milwaukee Brewers @ Seattle Mariners</b> The Kingdome, Seattle, WA Sat Sep 09 1989, 10:05 PM EDT Att: 11,179 - Unknown				
<b>Bill Spillers, L</b> OBP: 0.300, SLG: 0.297 (1, 6)	G3-1		K		G4-3		1B	F8		5	1	1	0	0	1	2					
<b>Paul Molitor, R</b> OBP: 0.370, SLG: 0.414 (1, 5)	1B		E7	1B	1B		1B	1B	G3-6-1	5	0	5	1	0	0	0					
<b>Robin Yount, R</b> OBP: 0.381, SLG: 0.510 (1, 8)	L9		F9		F9		1B	1B	G3-6-1	5	0	2	1	0	0	3					
<b>Greg Brock, L</b> OBP: 0.352, SLG: 0.404 (1, 10)		G4-3		G6-3	F8		F7		G3-6-1	5	0	0	0	0	0	5					
<b>Glenn Braggs, R</b> OBP: 0.301, SLG: 0.378 (1, 9)		K		G5-3		K		G4-6-3	G4-3	5	0	1	0	0	2	1					
<b>B.J. Surhoff, L</b> OBP: 0.278, SLG: 0.336 (1, 2)	1B	2B		1B		F8		G4-6-3		4	2	2	0	0	0	1					
<b>Greg Vaughn, R</b> OBP: 0.338, SLG: 0.415 (1, 7)										3	1	2	2	0	1	0					
<b>Gus Poldor, R</b> OBP: 0.230, SLG: 0.235 (7, 4)	1B		1B	2B		K		2B	1B	1	1	1	0	0	0	0					
<b>George Canale, L</b> OBP: 0.364, SLG: 0.727 (1, 3)			E6	1B			G1	E4		4	2	1	1	0	0	1					
<b>Inning Stats</b>	R: 0 E: 0 K: 0 S: 8	H: 1 LOB: 1 BB: 0 P: 12	R: 1 E: 0 K: 1 S: 8	H: 2 LOB: 1 BB: 0 P: 12	R: 1 E: 2 K: 1 S: 7	H: 1 LOB: 1 BB: 0 P: 8	R: 2 E: 0 K: 1 S: 15	H: 3 LOB: 1 BB: 0 P: 22	R: 0 E: 0 K: 2 S: 7	H: 0 LOB: 0 BB: 0 P: 11	R: 1 E: 0 K: 0 S: 14	H: 3 LOB: 2 BB: 0 P: 19	R: 2 E: 1 K: 0 S: 11	H: 3 LOB: 1 BB: 0 P: 16	R: 0 E: 0 K: 0 S: 8	H: 2 LOB: 1 BB: 0 P: 10	1B: 13 2B: 3 3B: 0 HR: 0	SF: 0 SAC: 1 DP: 2 HBP: 0	WP: 0 PB: 0 SB: 0 CS: 0	PA: 42	
<b>PITCHER</b>	IP	WLS	BF	H	R	ER	SO	BB	IBB	HBP	BLK	WP	HR	S	P	ERA	WHIP				
<b>Erik Hanson, R</b> ERA: 3.72 (1, 1)	6.2	L	30	10	5	4	5	0	0	0	0	0	0	59	84	5.40	1.500				
<b>Michael Jackson, R</b> ERA: 3.22 (7, 1)	1.0		7	4	2	0	0	0	0	0	0	0	0	15	21	0.00	4.000				
<b>Dennis Powell, L</b> ERA: 4.98 (8, 1)	0.1		1	0	0	0	0	0	0	0	0	0	0	1	1	0.00	0.000				
<b>Jerry Reed, R</b> ERA: 3.16 (9, 1)	1.0		4	2	0	0	0	0	0	0	0	0	0	8	10	0.00	2.000				

Batter	1	2	3	4	5	6	7	8	9	AB	R	H	RBI	BB	SO	LOB	BOTTOM				
<b>Harold Reynolds, S</b> OBP: 0.361, SLG: 0.370 (1, 4)	G5-3		1B		G5-3		1B		L4	5	0	2	0	0	0	1	<b>Milwaukee Brewers @ Seattle Mariners</b> The Kingdome, Seattle, WA Sat Sep 09 1989, 10:05 PM EDT Att: 11,179 - Unknown				
<b>Henry Cotto, R</b> OBP: 0.308, SLG: 0.423 (1, 7)	F8		CS	1B	P3		F8			4	1	1	0	0	0	2					
<b>Alvin Davis, L</b> OBP: 0.434, SLG: 0.508 (1, 3)	HBP		HR	HR	K		K			3	1	1	2	0	2	0					
<b>Jeffrey Leonard, R</b> OBP: 0.302, SLG: 0.433 (1, 10)	P6		F8		F9		1B			4	0	1	0	0	0	1					
<b>Jay Buhner, R</b> OBP: 0.353, SLG: 0.529 (1, 9)		G5-3		BB	F8		F7			3	0	0	0	1	0	1					
<b>Ken Griffey Jr., L</b> OBP: 0.336, SLG: 0.433 (1, 8)	G5-3		G6-3		F8		G6-3			4	0	0	0	0	0	2					
<b>Jim Presley, R</b> OBP: 0.280, SLG: 0.393 (1, 5)	HR		G5-3		G5-3		G5-3			4	1	2	1	0	0	1					
<b>Dave Valle, R</b> OBP: 0.308, SLG: 0.360 (1, 2)	G5-3		G5-3		IBB		G6-3		G6-3	3	0	0	0	1	0	0					
<b>Mario Diaz, R</b> OBP: 0.197, SLG: 0.167 (4, PH)			P4		K		1B			1	0	0	0	0	0	0					
<b>Darnell Coles, R</b> OBP: 0.289, SLG: 0.357 (5, 6)							1B			1	0	0	0	0	0	0					
<b>Omar Vizquel, S</b> OBP: 0.274, SLG: 0.267 (8, PH)							1B			1	0	1	0	0	0	0					
<b>Edgar Martinez, R</b> OBP: 0.316, SLG: 0.303 (9, PH)							1B			1	0	1	0	0	0	0					
<b>Inning Stats</b>	R: 0 E: 0 K: 0 S: 6	H: 0 LOB: 1 BB: 0 P: 10	R: 1 E: 0 K: 0 S: 11	H: 1 LOB: 0 BB: 0 P: 15	R: 2 E: 0 K: 1 S: 13	H: 3 LOB: 0 BB: 0 P: 17	R: 0 E: 0 K: 1 S: 7	H: 0 LOB: 2 BB: 2 P: 18	R: 0 E: 0 K: 0 S: 3	H: 0 LOB: 0 BB: 0 P: 7	R: 0 E: 0 K: 0 S: 8	H: 2 LOB: 2 BB: 0 P: 11	R: 0 E: 0 K: 1 S: 14	H: 1 LOB: 1 BB: 0 P: 22	R: 0 E: 0 K: 0 S: 8	H: 2 LOB: 1 BB: 0 P: 14	1B: 6 2B: 0 3B: 1 HR: 2	SF: 0 SAC: 0 DP: 0 HBP: 1	WP: 0 PB: 0 SB: 0 CS: 2	PA: 37	
<b>PITCHER</b>	IP	WLS	BF	H	R	ER	SO	BB	IBB	HBP	BLK	WP	HR	S	P	ERA	WHIP				
<b>Jerry Reuss, L</b> ERA: 4.95 (1, 1)	5.0		21	4	3	3	2	1	1	1	0	0	0	2	44	7.00	1.000				
<b>Chuck Crim, R</b> ERA: 2.92 (6, 1)	2.0		8	2	0	0	0	0	0	0	0	0	0	11	18	0.00	1.000				
<b>Tony Fossas, L</b> ERA: 3.56 (8, 1)	2.0		8	3	0	0	1	0	0	0	0	0	0	22	36	0.00	1.500				

AB	41
R	7
H	16
RBI	7
BB	0
SO	5
LOB	14





Batter	1	2	3	4	5	6	7	8	9	AB	R	H	RBI	BB	SO	LOB	TOP					
Mike Felder, S OBP: 0.291, SLG: 0.317 (1, 4) (7, 8)	4-3		SH1-3				F7		1B	3	2	1	0	1	0	0	<b>Milwaukee Brewers @ Seattle Mariners</b> <b>The Kingdome, Seattle, WA</b> Sun Sep 10 1989, 6:33 AM EDT Att: 8,888 - Unknown					
Gus Polidor, R OBP: 0.231, SLG: 0.236 (1, 6) (7, 4)	F8		K				4-3		1B	4	0	1	1	0	1	1						
Paul Molitor, R OBP: 0.384, SLG: 0.413 B.J. Surhoff, L OBP: 0.278, SLG: 0.336 (9, PR) (9, 5)	E6		F9				E5		1B	4	1	1	2	0	0	1						
Robin Yount, R OBP: 0.369, SLG: 0.515 Bill Spillers, L OBP: 0.299, SLG: 0.296 (7, PR) (7, 6)	2B						5-3		3-1	4	0	3	1	0	0	0						
Rob Deer, R OBP: 0.303, SLG: 0.427 (1, 9)	F6						P5		F6	5	0	0	0	0	1	6						
Glenn Braggs, R OBP: 0.299, SLG: 0.374 (1, 7)		5-3					6-3		5-3	4	0	0	0	0	1	0						
Greg Vaughn, R OBP: 0.347, SLG: 0.403 (1, 10)		K					1B		F6	2	2	0	0	2	1	0						
Joey Meyer, R OBP: 0.273, SLG: 0.358 Greg Brock, L OBP: 0.351, SLG: 0.403 (6, PR) (6, 3)	5-3						1B		F9	3	1	2	0	0	0	0						
Charlie O'Brien, R OBP: 0.335, SLG: 0.358 (1, 2)							1B		1-3	2	1	0	0	1	1	1						
<b>Inning Stats</b>	R: 1 E: 1 K: 0 S: 5	H: 1 LOB: 1 BB: 0 P: 5	R: 0 E: 0 K: 1 S: 5	H: 0 LOB: 0 BB: 0 P: 5	R: 0 E: 0 K: 1 S: 5	H: 0 LOB: 1 BB: 1 P: 9	R: 0 E: 0 K: 2 S: 7	H: 1 LOB: 0 BB: 0 P: 7	R: 4 E: 0 K: 0 S: 5	H: 2 LOB: 0 BB: 1 P: 10	R: 1 E: 0 K: 1 S: 6	H: 1 LOB: 2 BB: 1 P: 10	R: 0 E: 1 K: 0 S: 5	H: 1 LOB: 2 BB: 0 P: 5	R: 0 E: 0 K: 0 S: 3	H: 0 LOB: 0 BB: 0 P: 3		R: 1 E: 0 K: 0 S: 5	H: 2 LOB: 3 BB: 1 P: 9	1B: 6 2B: 2 3B: 0 HR: 0	SF: 1 SAC: 2 DP: 0 HBP: 1	WP: 1 PB: 0 CS: 0
<b>PITCHER</b>	IP	WLS	BF	H	R	ER	SO	BB	IBB	HBP	BLK	WP	HR	S	P	ERA	WHIP					
Randy Johnson, L ERA: 4.96 (1, 1)	5.0	L	22	4	5	4	4	2	0	1	1	0	0	27	36	7.20	1.200					
Bill Swift, R ERA: 4.98 (6, 1)	3.0		13	2	1	1	1	1	0	0	0	1	0	14	18	3.00	1.000					
Tom Niedenfuer, R ERA: 6.82 (9, 1)	1.0		6	2	1	1	0	1	0	0	0	0	0	5	9	9.00	3.000					

AB	33
R	7
H	8
RBI	4
BB	4
SO	5
LOB	11



Batter	1	2	3	4	5	6	7	8	9	AB	R	H	RBI	BB	SO	LOB	BOTTOM				
Harold Reynolds, S OBP: 0.361, SLG: 0.368 (1, 4)	G3		FC5				4-3		4-3	3	0	0	0	1	0	1	<b>Milwaukee Brewers @ Seattle Mariners</b> <b>The Kingdome, Seattle, WA</b> Sun Sep 10 1989, 6:33 AM EDT Att: 8,888 - Unknown				
Greg Britley, L OBP: 0.340, SLG: 0.456 (1, 7)	G3		G6-4-3				1-3		BB	3	0	0	0	1	0	2					
Alvin Davis, L OBP: 0.431, SLG: 0.503 (1, 3)	L3		3-1				1-3		F8	4	0	0	0	0	0	2					
Jeffrey Leonard, R OBP: 0.302, SLG: 0.430 (1, 10)	BB						F9		F8	3	0	0	0	1	0	1					
Ken Griffey Jr., L OBP: 0.336, SLG: 0.432 (1, 8)	P5						F8		F8	4	0	1	0	0	0	3					
Jay Buhner, R OBP: 0.347, SLG: 0.519 (1, 9)							F8		F8	3	0	0	0	0	1	1					
Scott Bradley, L OBP: 0.331, SLG: 0.384 (1, 2)							F8		4-1	3	0	0	0	0	0	1					
Jim Presley, R OBP: 0.278, SLG: 0.389 (1, 5)							6-3		F3	3	0	0	0	0	0	0					
Omar Vizquel, S OBP: 0.275, SLG: 0.268 Mike Kingery, L OBP: 0.295, SLG: 0.366 Mario Diaz, R OBP: 0.197, SLG: 0.167 (8, PH) (9, 6)							L6		L5	2	1	1	0	0	0	0					
<b>Inning Stats</b>	R: 0 E: 0 K: 0 S: 3	H: 0 LOB: 2 BB: 2 P: 11	R: 0 E: 0 K: 0 S: 3	H: 0 LOB: 0 BB: 0 P: 3	R: 1 E: 1 K: 0 S: 4	H: 1 LOB: 0 BB: 0 P: 4	R: 0 E: 0 K: 1 S: 5	H: 0 LOB: 0 BB: 0 P: 5	R: 0 E: 0 K: 0 S: 3	H: 0 LOB: 0 BB: 0 P: 3	R: 0 E: 0 K: 0 S: 4	H: 1 LOB: 1 BB: 0 P: 4	R: 0 E: 0 K: 0 S: 3	H: 0 LOB: 0 BB: 0 P: 3	R: 0 E: 0 K: 0 S: 3	H: 0 LOB: 1 BB: 1 P: 7		1B: 2 2B: 0 3B: 0 HR: 0	SF: 0 SAC: 0 DP: 1 HBP: 0	WP: 0 PB: 0 CS: 0	PA: 32
<b>PITCHER</b>	IP	WLS	BF	H	R	ER	SO	BB	IBB	HBP	BLK	WP	HR	S	P	ERA	WHIP				
Mark Knudson, R ERA: 3.8 (1, 1)	9.0	W	32	2	1	0	1	3	0	0	0	0	0	31	43	0.00	0.556				





Batter	1	2	3	4	5	6	7	8	9	AB	R	H	RBI	BB	SO	LOB	TOP					
<b>Mike Felder, S</b> <small>OBP: 0.289, SLG: 0.315</small> <b>Gus Polidor, R</b> <small>OBP: 0.231, SLG: 0.236</small>	P6		G4-3	G5-3				P3		5	0	1	0	0	0	3						
<b>Bill Spiers, L</b> <small>OBP: 0.297, SLG: 0.294</small>	K						F8		F9	5	1	1	0	0	1	2						
<b>Paul Molitor, R</b> <small>OBP: 0.372, SLG: 0.416</small>	WP						G4-3			4	1	3	0	1	0	0						
<b>Robin Yount, R</b> <small>OBP: 0.382, SLG: 0.513</small>	K						F8		F9	5	2	1	0	0	1	3						
<b>Greg Brock, L</b> <small>OBP: 0.352, SLG: 0.407</small>	L1									4	1	2	2	0	1	0						
<b>Glenn Braggs, R</b> <small>OBP: 0.299, SLG: 0.373</small>	K									2	1	0	0	1	1	0						
<b>B.J. Surhoff, L</b> <small>OBP: 0.276, SLG: 0.334</small>	G4-3									2	0	0	1	1	0	0						
<b>Greg Vaughn, R</b> <small>OBP: 0.367, SLG: 0.465</small>			E7					L5		4	1	3	4	0	0	0						
<b>Charlie O'Brien, R</b> <small>OBP: 0.333, SLG: 0.351</small>	L9-6		L9-6					G6-3		3	0	0	0	1	0	4						
<b>Inning Stats</b>	R: 0 E: 0 K: 2 S: 9	H: 1 LOB: 1 BB: 0 P: 15	R: 0 E: 0 K: 1 S: 8	H: 0 LOB: 0 BB: 0 P: 12	R: 0 E: 1 K: 0 S: 8	H: 1 LOB: 0 BB: 0 P: 8	R: 5 E: 0 K: 0 S: 19	H: 5 LOB: 2 BB: 2 P: 32	R: 2 E: 0 K: 0 S: 18	H: 3 LOB: 3 BB: 2 P: 30	R: 0 E: 0 K: 0 S: 7	H: 0 LOB: 0 BB: 0 P: 12	R: 0 E: 0 K: 1 S: 10	H: 0 LOB: 0 BB: 0 P: 12	R: 0 E: 0 K: 0 S: 6	H: 0 LOB: 0 BB: 0 P: 8	R: 0 E: 0 K: 0 S: 6	H: 1 LOB: 0 BB: 0 P: 8	1B: 9 2B: 2 3B: 0 HR: 1	SF: 1 SAC: 1 DP: 1 HBP: 0	WP: 1 PB: 0 SB: 2 CS: 0	PA: 40
<b>PITCHER</b>	IP	WLS	BF	H	R	ER	SO	BB	IBB	HBP	BLK	WP	HR	S	P	ERA	WHIP					
<b>Bob Welch, R</b> <small>ERA: 3.0</small> <b>Matt Young, L</b> <small>ERA: 5.77</small> <b>Todd Burns, R</b> <small>ERA: 2.22</small> <b>Rick Honeycutt, L</b> <small>ERA: 2.44</small>	3.2	L	19	7	5	5	3	2	0	0	0	1	1	43	66	12.27	2.455					

Milwaukee Brewers @ Oakland Athletics  
Oakland-Alameda County Coliseum, Oakland, CA

AB 34  
R 7  
H 11  
RBI 7  
BB 4  
SO 4  
LOB 12



Tue Sep 12 1989, 7:05 PM PDT  
Att: 23,862 - Unknown - 62 F

Batter	1	2	3	4	5	6	7	8	9	AB	R	H	RBI	BB	SO	LOB	BOTTOM					
<b>Rickey Henderson, R</b> <small>OBP: 0.411, SLG: 0.404</small>	G5-3	SF9		F8			G6-3			3	0	0	1	1	0	1						
<b>Camey Lansford, R</b> <small>OBP: 0.398, SLG: 0.410</small>	G5-3	E6		CS	G6-3		P6		L6	5	0	0	1	0	0	3						
<b>Jose Canseco, R</b> <small>OBP: 0.349, SLG: 0.559</small>	BB	SF7			G5-3			HR	K	3	1	1	2	1	1	2						
<b>Dave Parker, L</b> <small>OBP: 0.302, SLG: 0.433</small>	G4-3	G3						G4-3	F8	4	0	0	0	1	0	4						
<b>Ron Hassey, L</b> <small>OBP: 0.297, SLG: 0.345</small> <b>Terry Steinbach, R</b> <small>OBP: 0.329, SLG: 0.376</small>		1B	G4-3		L4			E		3	1	1	0	0	0	1						
<b>Mark McWire, R</b> <small>OBP: 0.342, SLG: 0.443</small> <b>Tony Phillips, S</b> <small>OBP: 0.336, SLG: 0.336</small>		1B	G6-3			P6		E4		4	1	1	0	0	0	1						
<b>Dave Henderson, R</b> <small>OBP: 0.314, SLG: 0.364</small>		SF9		F8			F9		F8	4	1	1	1	0	0	2						
<b>Walt Weiss, S</b> <small>OBP: 0.302, SLG: 0.333</small> <b>Billy Beane, R</b> <small>OBP: 0.244, SLG: 0.312</small>		E	G3			G4-3		K		3	1	1	0	0	0	0						
<b>Mike Gallego, R</b> <small>OBP: 0.340, SLG: 0.342</small>		E					F9			3	1	2	1	1	0	0						
<b>Inning Stats</b>	R: 0 E: 0 K: 0 S: 4	H: 0 LOB: 1 BB: 1 P: 12	R: 5 E: 1 K: 0 S: 19	H: 5 LOB: 0 BB: 0 P: 31	R: 0 E: 0 K: 0 S: 5	H: 0 LOB: 0 BB: 0 P: 6	R: 0 E: 0 K: 0 S: 9	H: 1 LOB: 0 BB: 0 P: 11	R: 0 E: 0 K: 0 S: 5	H: 0 LOB: 0 BB: 1 P: 15	R: 0 E: 0 K: 0 S: 9	H: 0 LOB: 0 BB: 0 P: 13	R: 1 E: 1 K: 1 S: 12	H: 1 LOB: 2 BB: 1 P: 19	R: 0 E: 0 K: 1 S: 9	H: 0 LOB: 2 BB: 2 P: 19	1B: 6 2B: 0 3B: 0 HR: 1	SF: 2 SAC: 0 DP: 0 HBP: 0	WP: 0 PB: 0 SB: 0 CS: 1	PA: 41		
<b>PITCHER</b>	IP	WLS	BF	H	R	ER	SO	BB	IBB	HBP	BLK	WP	HR	S	P	ERA	WHIP					
<b>Chris Bosio, R</b> <small>ERA: 2.93</small> <b>Don August, R</b> <small>ERA: 5.24</small> <b>Tony Fossas, L</b> <small>ERA: 3.54</small> <b>Chuck Crim, R</b> <small>ERA: 2.81</small> <b>Dan Plesac, L</b> <small>ERA: 2.12</small>	2.0	W	17	2	1	1	0	1	0	0	0	0	1	37	57	1.80	0.600					

Milwaukee Brewers @ Oakland Athletics  
Oakland-Alameda County Coliseum, Oakland, CA

AB 33  
R 6  
H 7  
RBI 6  
BB 5  
SO 2  
LOB 16



Tue Sep 12 1989, 7:05 PM PDT  
Att: 23,862 - Unknown - 62 F



Batter	1	2	3	4	5	6	7	8	9	AB	R	H	RBI	BB	SO	LOB	TOP																					
<b>Mike Felder, S</b> OBP: 0.288, SLG: 0.313 (1, 4)	F7		G4-3				F8		L6	5	0	1	0	0	0	0																						
<b>Bill Spiers, L</b> OBP: 0.296, SLG: 0.293 (1, 6)	FC6-4 1B		B3			G4-3	G6-3			4	0	1	0	0	0	1																						
<b>Paul Moltor, R</b> OBP: 0.373, SLG: 0.418 (1, 5)	P4							L3		4	1	2	0	0	0	1																						
<b>Robin Yount, R</b> OBP: 0.381, SLG: 0.513 (1, 8)	FC6-4 1-2		F9					F9		4	1	1	0	0	0	2																						
<b>Greg Brock, L</b> OBP: 0.351, SLG: 0.409 (1, 10)										4	1	1	1	0	0	1																						
<b>Rob Deer, R</b> OBP: 0.301, SLG: 0.423 (1, 9)										4	0	0	0	0	3	2																						
<b>B.J. Surhoff, L</b> OBP: 0.280, SLG: 0.336 (1, 2)										4	1	2	1	0	0	1																						
<b>Greg Vaughn, R</b> OBP: 0.373, SLG: 0.547 (1, 7)										4	2	2	4	0	0	1																						
<b>George Canale, L</b> OBP: 0.267, SLG: 0.533 (1, 3)										4	0	0	0	0	1	0																						
<b>Inning Stats</b>	R: 0 H: 1 E: 0 K: 0 S: 13	H: 1 LOB: 1 BB: 0 P: 20	R: 2 H: 2 E: 0 K: 1 S: 13	H: 2 LOB: 0 BB: 23 P: 23	R: 0 H: 1 E: 0 K: 0 S: 5	LOB: 1 BB: 0 P: 6	R: 0 H: 0 E: 0 K: 0 S: 5	H: 0 LOB: 0 BB: 0 P: 7	R: 0 H: 1 E: 0 K: 1 S: 9	LOB: 1 BB: 0 P: 15	R: 2 H: 3 E: 0 K: 1 S: 18	H: 3 LOB: 1 BB: 0 P: 25	R: 0 H: 0 E: 0 K: 1 S: 10	LOB: 0 BB: 0 P: 17	R: 0 H: 0 E: 0 K: 0 S: 14	LOB: 0 BB: 0 P: 17	R: 2 H: 2 E: 0 K: 1 S: 9	H: 2 LOB: 0 BB: 0 P: 11	1B: 5 2B: 3 3B: 0 HR: 2	SF: 0 SAC: 0 DP: 0 HBP: 0	WP: 0 PA: 37 PB: 0 CS: 0																	
<b>PITCHER</b>	IP	WLS	BF	H	R	ER	SO	BB	IBB	HBP	BLK	WP	HR	S	P	ERA	WHIP	<b>PITCHER</b>				IP	WLS	BF	H	R	ER	SO	BB	IBB	HBP	BLK	WP	HR	S	P	ERA	WHIP
<b>Dave Stewart, R</b> ERA: 3.48 (1, 1)	7.0		29	8	4	4	3	0	0	0	0	0	1	73	113	5.14	1.143					7.0		29	8	4	4	3	0	0	0	0	1	73	113	5.14	1.143	
<b>Dennis Eckersley, R</b> ERA: 1.51 (8, 1)	2.0	W	8	2	2	2	1	0	0	0	0	0	1	23	28	9.00	1.000					2.0	W	8	2	2	2	1	0	0	0	0	1	23	28	9.00	1.000	

Milwaukee Brewers @ Oakland Athletics  
Oakland-Alameda County Coliseum, Oakland, CA  
Wed Sep 13 1989, 3:33 AM PDT  
Att: 21,246 - Sunny - 70 F

AB 37  
R 6  
H 10  
RBI 6  
BB 0  
SO 4  
LOB 9



Batter	1	2	3	4	5	6	7	8	9	AB	R	H	RBI	BB	SO	LOB	BOTTOM																					
<b>Rickey Henderson, R</b> OBP: 0.411, SLG: 0.406 (1, 7)	F9	G4-6-3 1-2				FC4-6 1B	K			5	1	2	0	0	1	5																						
<b>Carney Lansford, R</b> OBP: 0.399, SLG: 0.411 (1, 5)	F8									4	1	2	1	0	0	1																						
<b>Mike Gallego, R</b> OBP: 0.339, SLG: 0.341 (8, 4)						FC4-6 1B	G6-3			1	0	0	0	0	0	0																						
<b>Jose Canseco, R</b> OBP: 0.351, SLG: 0.564 (1, 9)										4	2	1	0	0	1	2																						
<b>Dave Parker, L</b> OBP: 0.305, SLG: 0.434 (1, 10)										4	1	2	2	1	0	1																						
<b>Dave Henderson, R</b> OBP: 0.313, SLG: 0.368 (1, 8)	F9									5	1	1	1	0	0	5																						
<b>Terry Steinbach, R</b> OBP: 0.331, SLG: 0.376 (1, 2)										3	1	1	0	1	0	0																						
<b>Mark McGwire, R</b> OBP: 0.342, SLG: 0.441 (1, 3)										4	0	1	0	0	1	2																						
<b>Tony Phillips, S</b> OBP: 0.341, SLG: 0.341 (1, 4) (8, 5)										3	0	3	1	1	0	0																						
<b>Walt Weiss, S</b> OBP: 0.297, SLG: 0.327 (1, 6)										4	0	0	0	0	0	6																						
<b>Inning Stats</b>	R: 1 H: 2 E: 0 K: 0 S: 18	H: 2 LOB: 1 BB: 0 P: 26	R: 0 H: 1 E: 1 K: 0 S: 10	H: 1 LOB: 2 BB: 1 P: 21	R: 4 H: 3 E: 0 K: 1 S: 16	LOB: 1 BB: 1 P: 28	R: 1 H: 2 E: 0 K: 0 S: 13	H: 2 LOB: 1 BB: 0 P: 17	R: 0 H: 1 E: 0 K: 0 S: 10	LOB: 1 BB: 0 P: 16	R: 0 H: 1 E: 0 K: 0 S: 11	H: 1 LOB: 2 BB: 1 P: 22	R: 0 H: 2 E: 0 K: 1 S: 13	H: 2 LOB: 2 BB: 0 P: 21	R: 0 H: 0 E: 0 K: 1 S: 7	LOB: 0 BB: 0 P: 10	R: 1 H: 1 E: 0 K: 0 S: 1	H: 1 LOB: 0 BB: 0 P: 2	1B: 10 2B: 1 3B: 1 HR: 1	SF: 0 SAC: 0 DP: 1 HBP: 1	WP: 2 PA: 41 PB: 0 SB: 1 CS: 0																	
<b>PITCHER</b>	IP	WLS	BF	H	R	ER	SO	BB	IBB	HBP	BLK	WP	HR	S	P	ERA	WHIP	<b>PITCHER</b>				IP	WLS	BF	H	R	ER	SO	BB	IBB	HBP	BLK	WP	HR	S	P	ERA	WHIP
<b>Tom Filer, R</b> ERA: 3.52 (1, 1)	2.0		5	2	2	2	1	1	0	0	0	2	0	11	18	27.00	4.500					2.0		5	2	2	2	1	1	0	0	2	0	11	18	27.00	4.500	
<b>Bill Krueger, L</b> ERA: 3.53 (3, 1)	2.1		10	3	1	1	0	0	0	0	0	0	0	24	35	3.86	1.286					2.1		10	3	1	1	0	0	0	0	0	24	35	3.86	1.286		
<b>Jeff Peterek, R</b> ERA: 4.39 (6, 1)	3.0	L	14	4	1	1	2	0	1	0	0	0	1	32	55	3.00	1.333					3.0	L	14	4	1	1	2	0	1	0	0	1	32	55	3.00	1.333	

Milwaukee Brewers @ Oakland Athletics  
Oakland-Alameda County Coliseum, Oakland, CA  
Wed Sep 13 1989, 3:33 AM PDT  
Att: 21,246 - Sunny - 70 F

AB 37  
R 7  
H 13  
RBI 5  
BB 3  
SO 3  
LOB 22





Batter	1	2	3	4	5	6	7	8	9	AB	R	H	RBI	BB	SO	LOB	TOP										
<b>Fred Manrique, R</b> OBP: 0.334, SLG: 0.403 (1, 6)	4-3		FC6-5 1B		F9		P3			4	0	0	0	0	0	5	<b>Texas Rangers @ Milwaukee Brewers</b> Milwaukee County Stadium, Milwaukee, WI Fri Sep 15 1989, 8:05 PM EDT Att: 18,290 - Unknown										
<b>Rafael Palmeiro, L</b> OBP: 0.350, SLG: 0.375 (1, 3)	L4		G4-6-3 1B		K			L3		4	0	1	1	0	1	1											
<b>Harold Baines, L</b> OBP: 0.406, SLG: 0.481 (1, 10) <b>Rick Leach, L</b> OBP: 0.360, SLG: 0.357 (6, FH)			G4-6-3 1B					4-3		2	0	1	0	0	0	2											
<b>Ruben Sierra, S</b> OBP: 0.348, SLG: 0.545 (1, 9)	F7				F9			F8		4	0	0	0	0	0	2											
<b>Julio Franco, R</b> OBP: 0.326, SLG: 0.463 (1, 4) <b>Steve Buechele, R</b> OBP: 0.303, SLG: 0.410 (6, 4)		5-3						2B		3	0	1	0	0	0	0											
<b>Pete Incaviglia, R</b> OBP: 0.283, SLG: 0.435 (1, 7)	F4				K			2B		4	0	2	1	0	1	1											
<b>Mike Stanley, R</b> OBP: 0.327, SLG: 0.271 (1, 2) <b>Geno Petralli, L</b> OBP: 0.370, SLG: 0.414 (9, FH) <b>Dean Palmer, R</b> OBP: 0.100, SLG: 0.200 (9, FH)	F9				F9			F9		3	0	0	0	0	1	2											
<b>Juan Gonzalez, R</b> OBP: 0.297, SLG: 0.250 (1, 8)			FC6-5 SH BB		K			K		2	0	0	0	2	2	1											
<b>Scott Coolbaugh, R</b> OBP: 0.227, SLG: 0.333 (1, 5)			SH FC6-5 1B					K		3	1	1	0	0	1	3											
<b>Inning Stats</b>	R: 0 E: 0 K: 0 S: 4	H: 1 LOB: 1 BB: 0 P: 4	R: 0 E: 0 K: 0 S: 3	H: 0 LOB: 0 BB: 0 P: 3	R: 1 E: 1 K: 0 S: 4	H: 1 LOB: 1 BB: 1 P: 8	R: 0 E: 0 K: 1 S: 6	H: 1 LOB: 1 BB: 0 P: 6	R: 0 E: 0 K: 2 S: 8	H: 0 LOB: 0 BB: 1 P: 6	R: 0 E: 0 K: 2 S: 8	H: 1 LOB: 2 BB: 1 P: 12	R: 0 E: 0 K: 0 S: 3	H: 0 LOB: 0 BB: 0 P: 3	R: 1 E: 0 K: 1 S: 7	H: 2 LOB: 1 BB: 0 P: 7		1B: 4 2B: 3 3B: 0 HR: 0	SF: 0 SAC: 1 DP: 2 HBP: 0	WP: 0 PB: 0 SB: 0 CS: 0	PA: 36						
<b>PITCHER</b>	IP	WLS	BF	H	R	ER	SO	BB	IBB	HBP	BLK	WP	HR	S	P	ERA	WHIP										
<b>Jaime Navarro, R</b> ERA: 3.16 (1, 1)	8.0	W	33	7	2	1	5	3	0	0	0	0	0	40	52	1.12	1.250										
<b>Tony Fossas, L</b> ERA: 3.47 (9, 1)	1.0		3	0	0	0	1	0	0	0	0	0	0	5	5	0.00	0.000										

Batter	1	2	3	4	5	6	7	8	9	AB	R	H	RBI	BB	SO	LOB	BOTTOM											
<b>Mike Felder, S</b> OBP: 0.285, SLG: 0.310 (1, 9) (9, 8)	F8		SH1-4		F9		FC3-6 FC6-4			3	0	0	0	0	0	2	<b>Texas Rangers @ Milwaukee Brewers</b> Milwaukee County Stadium, Milwaukee, WI Fri Sep 15 1989, 8:05 PM EDT Att: 18,290 - Unknown											
<b>Gary Sheffield, R</b> OBP: 0.310, SLG: 0.335 (1, 5) <b>George Canale, L</b> OBP: 0.250, SLG: 0.500 (7, 3)			BB		F3		FC6-4			2	1	1	0	1	0	1												
<b>Paul Molitor, R</b> OBP: 0.372, SLG: 0.417 (1, 4)	FC1-4		BB				F9			4	1	1	1	0	0	2												
<b>Robin Yount, R</b> OBP: 0.381, SLG: 0.510 (1, 8) <b>Terry Francona, L</b> OBP: 0.254, SLG: 0.320 (9, 9)	F9		BB		K			5-3		3	1	0	0	1	1	1												
<b>Greg Vaughn, R</b> OBP: 0.368, SLG: 0.526 (1, 10)		5-3	PB		6-3			K		3	1	0	1	1	1	0												
<b>Glenn Braggs, R</b> OBP: 0.295, SLG: 0.372 (1, 7)	F9		1B				P5			4	0	1	1	0	0	0												
<b>Joey Meyer, R</b> OBP: 0.268, SLG: 0.349 (1, 3) <b>Gus Polidor, R</b> OBP: 0.231, SLG: 0.236 (7, 5)	1-4-3		L4-3				F7			3	0	0	0	0	0	1												
<b>Charlie O'Brien, R</b> OBP: 0.338, SLG: 0.371 (1, 2)			HR				K			2	1	1	1	1	1	0												
<b>Bill Spiers, L</b> OBP: 0.300, SLG: 0.297 (1, 6)			SH1-4 1B		K		FC3-6 1B			3	1	2	0	0	1	1												
<b>Inning Stats</b>	R: 0 E: 0 K: 0 S: 4	H: 1 LOB: 1 BB: 0 P: 4	R: 0 E: 0 K: 0 S: 3	H: 0 LOB: 0 BB: 0 P: 3	R: 6 E: 0 K: 0 S: 6	H: 4 LOB: 0 BB: 3 P: 18	R: 0 E: 0 K: 1 S: 5	H: 0 LOB: 1 BB: 1 P: 9	R: 0 E: 0 K: 1 S: 5	H: 0 LOB: 0 BB: 0 P: 5	R: 0 E: 0 K: 1 S: 4	H: 1 LOB: 1 BB: 0 P: 4	R: 0 E: 0 K: 1 S: 5	H: 0 LOB: 0 BB: 0 P: 5	R: 0 E: 0 K: 1 S: 5	H: 0 LOB: 0 BB: 0 P: 5		1B: 5 2B: 1 3B: 0 HR: 1	SF: 0 SAC: 1 DP: 1 HBP: 0	WP: 0 PB: 3 SB: 0 CS: 0	PA: 33							
<b>PITCHER</b>	IP	WLS	BF	H	R	ER	SO	BB	IBB	HBP	BLK	WP	HR	S	P	ERA	WHIP											
<b>Jamie Moyer, L</b> ERA: 4.29 (1, 1)	2.1	L	14	4	6	4	0	3	0	0	0	0	0	1	11	23	15.43	3.000										
<b>Brad Arnsberg, R</b> ERA: 4.09 (3, 1)	5.2		19	2	0	0	4	1	0	0	0	0	0	26	30	0.00	0.529											








Batter	1	2	3	4	5	6	7	8	9	AB	R	H	RBI	BB	SO	LOB	TOP									
<b>Cecil Espy, S</b> OBP: 0.302, SLG: 0.318 (1, 8)										3	2	1	0	1	1	1	<b>Texas Rangers @ Milwaukee Brewers</b> Milwaukee County Stadium, Milwaukee, WI Sun Sep 17 1989, 4:33 AM EDT Att: 22,129 - Unknown									
<b>Thad Bosley, L</b> OBP: 0.226, SLG: 0.276 (1, 7)										3	0	0	0	0	1	2										
<b>Fred Manrique, R</b> OBP: 0.332, SLG: 0.400 (8, PH)										0	0	0	0	0	0	0										
<b>Rafael Palmeiro, L</b> OBP: 0.354, SLG: 0.378 (1, 3)										3	0	1	0	0	1	0										
<b>Pete Incaviglia, R</b> OBP: 0.287, SLG: 0.446 (8, PH)										1	1	1	3	0	0	0										
<b>Juan Gonzalez, R</b> OBP: 0.300, SLG: 0.235 (8, 8)										0	0	0	0	0	0	0										
<b>Ruben Sierra, S</b> OBP: 0.349, SLG: 0.543 (1, 9)										4	0	2	1	0	0	0										
<b>Julio Franco, R</b> OBP: 0.385, SLG: 0.461 (1, 10)										4	0	0	0	0	1	3										
<b>Geno Petralli, L</b> OBP: 0.388, SLG: 0.408 (1, 2)										2	0	0	0	1	0	0										
<b>Mike Stanley, R</b> OBP: 0.323, SLG: 0.267 (9, 2)										1	0	0	0	0	0	0										
<b>Steve Buechele, R</b> OBP: 0.298, SLG: 0.403 (1, 4)										4	0	0	0	0	2	3										
<b>Dean Palmer, R</b> OBP: 0.077, SLG: 0.154 (1, 5)										3	0	0	0	0	3	0										
<b>Scott Coolbaugh, R</b> OBP: 0.231, SLG: 0.292 (8, 5)										0	0	0	0	1	0	0										
<b>Jeff Kunkel, R</b> OBP: 0.310, SLG: 0.433 (1, 6)										2	0	1	0	0	1	0										
<b>Rick Leach, L</b> OBP: 0.361, SLG: 0.358 (8, 3)										2	1	1	0	0	0	1										
<b>Inning Stats</b>	R: 1 E: 1 K: 2 S: 10	H: 3 LOB: 3 BB: 1 P: 14	R: 0 E: 0 K: 2 S: 7	H: 0 LOB: 0 BB: 0 P: 7	R: 0 E: 0 K: 0 S: 3	H: 0 LOB: 0 BB: 0 P: 3	R: 0 E: 0 K: 1 S: 5	H: 0 LOB: 0 BB: 1 P: 5	R: 0 E: 0 K: 2 S: 8	H: 0 LOB: 0 BB: 0 P: 5	R: 0 E: 0 K: 2 S: 7	H: 0 LOB: 0 BB: 0 P: 7	R: 0 E: 0 K: 1 S: 6	H: 0 LOB: 1 BB: 1 P: 7	R: 3 E: 0 K: 0 S: 5	H: 3 LOB: 0 BB: 1 P: 9	R: 0 E: 0 K: 0 S: 3	H: 0 LOB: 1 BB: 1 P: 7	1B: 6 2B: 0 3B: 0 HR: 1	SF: 0 SAC: 1 DP: 1 HBP: 0	WP: 0 PB: 0 SB: 0 CS: 0	PA: 36				
<b>PITCHER</b>	IP	WLS	BF	H	R	ER	SO	BB	IBB	HBP	BLK	WP	HR	S	P	ERA	WHIP									
<b>Chris Bosio, R</b> ERA: 2.95	(1, 1)	7.0	L	28	5	3	3	10	2	0	0	0	0	0	46	54	3.86	1.000								
<b>Tony Fossas, L</b> ERA: 3.45	(8, 1)	0.1		1	0	0	0	0	0	0	0	0	0	1	1	0.00	0.000									
<b>Chuck Crim, R</b> ERA: 2.81	(8, 1)	1.2		7	2	1	1	0	1	0	0	0	0	1	6	10	5.40	1.800								

AB	32
R	4
H	7
RBI	4
BB	3
SO	10
LOB	10





Batter	1	2	3	4	5	6	7	8	9	AB	R	H	RBI	BB	SO	LOB	BOTTOM								
<b>Mike Felder, S</b> OBP: 0.289, SLG: 0.309 (1, 9)										4	1	0	0	1	2	0	<b>Texas Rangers @ Milwaukee Brewers</b> Milwaukee County Stadium, Milwaukee, WI Sun Sep 17 1989, 4:33 AM EDT Att: 22,129 - Unknown								
<b>Bill Spiers, L</b> OBP: 0.301, SLG: 0.312 (1, 6)										4	1	2	1	0	1	0									
<b>Paul Moltor, R</b> OBP: 0.374, SLG: 0.418 (1, 4)										4	0	1	1	0	0	1									
<b>Robin Yount, R</b> OBP: 0.379, SLG: 0.506 (1, 8)										4	0	2	0	0	2	2									
<b>Greg Brock, L</b> OBP: 0.347, SLG: 0.402 (1, 3)										4	0	0	0	0	2	4									
<b>Greg Vaughn, R</b> OBP: 0.372, SLG: 0.512 (1, 7)										2	0	0	0	1	0	0									
<b>Rob Deer, R</b> OBP: 0.300, SLG: 0.422 (7, 9)										1	0	0	0	0	0	1									
<b>Gary Sheffield, R</b> OBP: 0.309, SLG: 0.331 (1, 5)										3	0	1	0	1	0	1									
<b>B.J. Surhoff, L</b> OBP: 0.282, SLG: 0.337 (1, 10)										2	0	0	0	2	0	4									
<b>Charlie O'Brien, R</b> OBP: 0.333, SLG: 0.364 (1, 2)										3	0	0	0	0	0	5									
<b>George Canale, L</b> OBP: 0.250, SLG: 0.500 (8, PH)										0	0	0	0	0	0	0									
<b>Joey Meyer, R</b> OBP: 0.276, SLG: 0.357 (8, PH)										1	0	0	0	0	1	1									
<b>Inning Stats</b>	R: 1 E: 0 K: 1 S: 6	H: 1 LOB: 1 BB: 1 P: 10	R: 0 E: 0 K: 0 S: 4	H: 1 LOB: 1 BB: 0 P: 4	R: 0 E: 0 K: 1 S: 5	H: 0 LOB: 0 BB: 0 P: 5	R: 0 E: 0 K: 1 S: 6	H: 1 LOB: 3 BB: 2 P: 14	R: 1 E: 0 K: 1 S: 7	H: 2 LOB: 1 BB: 0 P: 7	R: 0 E: 0 K: 0 S: 3	H: 0 LOB: 1 BB: 1 P: 7	R: 0 E: 0 K: 2 S: 7	H: 0 LOB: 0 BB: 0 P: 7	R: 0 E: 0 K: 1 S: 6	H: 1 LOB: 1 BB: 0 P: 6	R: 0 E: 0 K: 1 S: 4	H: 0 LOB: 0 BB: 1 P: 8	1B: 4 2B: 1 3B: 0 HR: 1	SF: 0 SAC: 0 DP: 0 HBP: 0	WP: 0 PB: 0 SB: 5 CS: 0	PA: 37			
<b>PITCHER</b>	IP	WLS	BF	H	R	ER	SO	BB	IBB	HBP	BLK	WP	HR	S	P	ERA	WHIP								
<b>Bobby Witt, R</b> ERA: 5.38	(1, 1)	8.0	W	35	6	2	2	7	5	0	0	0	0	4	64	2.25	1.375								
<b>Kenny Rogers, L</b> ERA: 3.21	(9, 1)	1.0	S	2	0	0	0	1	0	0	0	0	0	4	4	0.00	0.000								

AB	32
R	2
H	6
RBI	2
BB	5
SO	8
LOB	19





Batter	1	2	3	4	5	6	7	8	9	AB	R	H	RBI	BB	SO	LOB	TOP											
Bill Spiers, L OBP: 0.302, SLG: 0.320 Gus Polidor, R OBP: 0.230, SLG: 0.234	P2	K	WP 3B				F8		K	5	1	2	1	0	1	3	<p>Milwaukee Brewers @ New York Yankees Yankee Stadium, Bronx, NY Thu Sep 21 1989, 3:33 AM EDT Unknown</p> <p>livebaseballscores.com</p> <p>AB 38 R 14 H 14 RBI 12 BB 6 SO 8 LOB 19</p> 											
Gary Sheffield, R OBP: 0.307, SLG: 0.329 Billy Bates, L OBP: 0.167, SLG: 0.167	F9	P3	G3				F6		L9	5	0	1	0	0	0	3												
Paul Molitor, R OBP: 0.376, SLG: 0.422 Ed Romero, R OBP: 0.245, SLG: 0.275	F9		1B BLK 1B BB			4-3	WP 1-3 2-H		2B	4	2	2	1	1	0	0												
Robin Yount, R OBP: 0.381, SLG: 0.507 Mike Felder, S OBP: 0.299, SLG: 0.309		F7 BB 2B 1B	BB 1B 2B 1B			P3	K			5	3	3	0	0	1	2												
Glenn Braggs, R OBP: 0.303, SLG: 0.371		F7 2B BB	BB 2B 1B			SF8			K	2	2	1	2	2	1	0												
Rob Deer, R OBP: 0.301, SLG: 0.423	F7		2B BB			K			K	4	1	1	0	1	2	3												
Greg Vaughn, R OBP: 0.364, SLG: 0.494		2B BB	F8				F7		2-3	3	1	0	1	1	0	3												
Joey Meyer, R OBP: 0.282, SLG: 0.391 Terry Francona, L OBP: 0.253, SLG: 0.318	1B 2B		K			5-3			K	4	1	2	4	0	1	3												
Charlie O'Brien, R OBP: 0.345, SLG: 0.375						L6				3	2	2	3	1	0	0												
Inning Stats	R: 0 E: 0 K: 0 S: 3	H: 0 LOB: 0 BB: 0 P: 3	R: 3 E: 0 K: 1 S: 8	H: 3 LOB: 2 BB: 2 P: 16	R: 6 E: 0 K: 1 S: 9	H: 4 LOB: 0 BB: 2 P: 17	R: 2 E: 0 K: 0 S: 5	H: 3 LOB: 1 BB: 0 P: 4	R: 0 E: 0 K: 1 S: 4	H: 0 LOB: 1 BB: 1 P: 9	R: 3 E: 0 K: 1 S: 8	H: 3 LOB: 2 BB: 0 P: 9	R: 0 E: 0 K: 2 S: 7	H: 0 LOB: 0 BB: 0 P: 7	R: 0 E: 0 K: 2 S: 7	H: 0 LOB: 1 BB: 1 P: 11		1B: 7 2B: 6 3B: 1 HR: 1	SF: 2 SAC: 0 DP: 1 HBP: 1	WP: 2 PB: 0 CS: 0	PA: 47							
PITCHER	IP	WLS	BF	H	R	ER	SO	BB	IBB	HBP	BLK	WP	HR	S	P	ERA	WHIP											
Greg Cadaret, L ERA: 4.05	(1, 1)	2.0	L	14	5	6	6	1	3	0	0	1	0	13	25	27.00	4.000											
Dale Mohorcic, R ERA: 4.58	(3, 1)	1.0		6	2	3	3	1	1	0	0	0	1	0	7	11	27.00	3.000										
Kevin Mmahat, L ERA: 9.0	(4, 1)	3.1		16	5	4	4	1	1	0	1	0	0	1	16	21	10.80	1.800										
Jimmy Jones, R ERA: 6.3	(7, 1)	2.2		11	2	1	1	5	1	0	0	0	1	0	20	24	3.38	1.125										

Batter	1	2	3	4	5	6	7	8	9	AB	R	H	RBI	BB	SO	LOB	BOTTOM										
Steve Sax, R OBP: 0.367, SLG: 0.389 Wayne Tolleson, S OBP: 0.256, SLG: 0.252	4-3 6-3 1B		L3			6-3			K	3	0	1	0	0	0	0	<p>Milwaukee Brewers @ New York Yankees Yankee Stadium, Bronx, NY Thu Sep 21 1989, 3:33 AM EDT Unknown</p> <p>livebaseballscores.com</p> <p>AB 31 R 1 H 4 RBI 1 BB 0 SO 7 LOB 7</p> 										
Luis Polonia, L OBP: 0.338, SLG: 0.386 Steve Balboni, R OBP: 0.292, SLG: 0.460	6-3				5-3				1B 1B	2	0	0	0	0	1	0											
Don Mattingly, L OBP: 0.350, SLG: 0.477	4-3								K	4	1	1	1	0	1	3											
Mel Hall, L OBP: 0.297, SLG: 0.415 Marcus Lawton, S OBP: 0.143, SLG: 0.143	F8				4-3					2	0	0	0	0	1	0											
Jesse Barfield, R OBP: 0.343, SLG: 0.411			K						K	4	0	0	0	0	3	2											
Randy Velarde, R OBP: 0.381, SLG: 0.462			K							3	0	0	0	0	1	0											
Roberto Kelly, R OBP: 0.373, SLG: 0.429			1-3							3	0	0	0	0	1	0											
Bob Geren, R OBP: 0.341, SLG: 0.471 Brian Dorsett, R										2	0	0	0	0	0	0											
Alvaro Espinoza, R OBP: 0.301, SLG: 0.325 Tom Brookens, R OBP: 0.272, SLG: 0.333										2	0	0	0	0	0	0											
Inning Stats	R: 0 E: 0 K: 0 S: 4	H: 1 LOB: 1 BB: 0 P: 4	R: 0 E: 0 K: 2 S: 7	H: 0 LOB: 0 BB: 0 P: 7	R: 0 E: 0 K: 0 S: 3	H: 0 LOB: 0 BB: 0 P: 3	R: 1 E: 0 K: 1 S: 6	H: 1 LOB: 0 BB: 0 P: 6	R: 0 E: 0 K: 1 S: 5	H: 0 LOB: 0 BB: 0 P: 5	R: 0 E: 0 K: 0 S: 3	H: 0 LOB: 1 BB: 0 P: 4	R: 0 E: 0 K: 1 S: 5	H: 0 LOB: 0 BB: 0 P: 5	R: 0 E: 0 K: 0 S: 3	H: 0 LOB: 2 BB: 0 P: 9		1B: 3 2B: 0 3B: 0 HR: 1	SF: 0 SAC: 0 DP: 0 HBP: 1	WP: 0 PB: 0 CS: 0	PA: 32						
PITCHER	IP	WLS	BF	H	R	ER	SO	BB	IBB	HBP	BLK	WP	HR	S	P	ERA	WHIP										
Mark Knudson, R ERA: 3.68	(1, 1)	5.2	W	20	2	1	1	4	0	0	0	0	0	9	27	1.59	0.353										
Bill Krueger, L ERA: 3.44	(6, 1)	2.1		7	0	0	0	1	0	0	0	0	0	9	9	0.00	0.000										
Paul Mirabella, L ERA: 8.16	(9, 1)	1.0		5	2	0	0	2	0	0	0	0	0	9	9	0.00	2.000										



Batter	1	2	3	4	5	6	7	8	9	10	AB	R	H	RBI	BB	SO	LOB	TOP									
Mike Felder, S OBP: 0.290, SLG: 0.320 (1, 7)											6	2	2	2	0	1	3										
Bill Spiers, L OBP: 0.288, SLG: 0.315 (1, 6)											5	0	0	0	0	2	1										
Paul Molitor, R OBP: 0.376, SLG: 0.422 (1, 4)											5	0	2	0	0	0	1										
Robin Yount, R OBP: 0.384, SLG: 0.508 (1, 8)											3	0	2	1	2	0	1										
Greg Brock, L OBP: 0.347, SLG: 0.401 (1, 10)											4	0	1	0	1	0	4										
Gary Sheffield, R OBP: 0.306, SLG: 0.330 (1, 5)											5	0	1	0	0	0	5										
Terry Francona, L OBP: 0.251, SLG: 0.315 Rob Deer, R OBP: 0.302, SLG: 0.430 (6, 9)											2	0	0	0	0	0	0	AB 41									
B.J. Surhoff, L OBP: 0.288, SLG: 0.345 (1, 2)											5	1	4	0	0	0	1	R 4									
George Canale, L OBP: 0.238, SLG: 0.400 (1, 3)											4	0	0	0	1	2	4	H 13									
																		RBI 4									
																		BB 4									
																		SO 6									
																		LOB 20									
<b>Inning Stats</b>	R: 1 E: 0 K: 1 S: 14	H: 3 LOB: 2 P: 18	R: 0 E: 0 K: 2 S: 13	H: 1 LOB: 1 P: 18	R: 0 E: 0 K: 0 S: 13	H: 0 LOB: 1 P: 23	R: 0 E: 0 K: 0 S: 12	H: 1 LOB: 1 P: 18	R: 0 E: 0 K: 0 S: 8	H: 1 LOB: 2 P: 17	R: 0 E: 0 K: 0 S: 11	H: 1 LOB: 2 P: 18	R: 0 E: 0 K: 0 S: 12	H: 1 LOB: 1 P: 21	R: 2 E: 0 K: 3 S: 14	H: 2 LOB: 0 P: 20	R: 0 E: 0 K: 0 S: 12	H: 1 LOB: 1 P: 14	R: 1 E: 0 K: 0 S: 9	H: 2 LOB: 0 P: 14	1B: 9 2B: 2 3B: 0 HR: 2	SF: 0 SAC: 1 DP: 0 HBP: 0	WP: 0 PB: 1 SB: 2 CS: 1	PA: 46			
<b>PITCHER</b>	IP 6.2	WLS 8	BF 32	H 8	R 1	ER 1	SO 3	BB 4	IBB 0	HBP 0	BLK 0	WP 0	HR 0	S 79	P 127	ERA 1.35	WHIP 1.800										
Andy Hawkins, R ERA: 4.5 Lance McCullers, R ERA: 4.65 Lee Guetterman, L ERA: 2.55	(1, 1)	(7, 1)	(9, 1)																								

Milwaukee Brewers @ New York Yankees  
 Yankee Stadium, Bronx, NY  
 Thu Sep 21 1989, 7:05 PM EDT  
 Att: 11,230 - Unknown - 70 F

AB	41
R	4
H	13
RBI	4
BB	4
SO	6
LOB	20

Batter	1	2	3	4	5	6	7	8	9	10	AB	R	H	RBI	BB	SO	LOB	BOTTOM									
Steve Sax, R OBP: 0.367, SLG: 0.389 (1, 4)											5	0	2	0	0	0	3										
Alvaro Espinoza, R OBP: 0.302, SLG: 0.324 (1, 6)											4	1	1	0	1	0	2										
Don Mattingly, L OBP: 0.352, SLG: 0.483 (1, 10)											5	2	3	2	0	0	1										
Mel Hall, L OBP: 0.294, SLG: 0.412 (1, 7)											3	0	0	0	0	0	3										
Steve Balboni, R OBP: 0.291, SLG: 0.455 (1, 3)											3	1	0	0	1	0	1										
Jesse Barfield, R OBP: 0.346, SLG: 0.410 (1, 9)											1	1	0	0	2	0	0										
Don Stought, R OBP: 0.314, SLG: 0.372 (1, 2)											3	0	0	1	0	0	3										
Randy Velarde, R OBP: 0.375, SLG: 0.451 (1, 5)											4	0	1	0	0	1	1										
Roberto Kelly, R OBP: 0.374, SLG: 0.430 (1, 8)											4	0	2	2	0	0	0										
<b>Inning Stats</b>	R: 0 E: 0 K: 0 S: 5	H: 1 LOB: 1 P: 8	R: 0 E: 0 K: 0 S: 5	H: 0 LOB: 1 P: 15	R: 0 E: 0 K: 0 S: 4	H: 1 LOB: 0 P: 7	R: 0 E: 1 K: 0 S: 9	H: 0 LOB: 2 P: 15	R: 0 E: 0 K: 1 S: 10	H: 1 LOB: 1 P: 14	R: 3 E: 0 K: 0 S: 16	H: 3 LOB: 2 P: 28	R: 0 E: 0 K: 0 S: 8	H: 1 LOB: 0 P: 10	R: 0 E: 0 K: 0 S: 3	H: 0 LOB: 0 P: 3	R: 0 E: 0 K: 0 S: 8	H: 1 LOB: 0 P: 10	R: 2 E: 0 K: 0 S: 2	H: 1 LOB: 0 P: 6	1B: 8 2B: 0 3B: 0 HR: 1	SF: 1 SAC: 1 DP: 1 HBP: 1	WP: 0 PB: 0 SB: 1 CS: 2	PA: 39			
<b>PITCHER</b>	IP 5.0	WLS 2	BF 20	H 3	R 0	ER 0	SO 1	BB 2	IBB 0	HBP 0	BLK 0	WP 0	HR 0	S 33	P 59	ERA 0.00	WHIP 1.000										
Jaime Navarro, R ERA: 2.99 Tony Fossas, L ERA: 3.59 Chuck Crim, R ERA: 2.88 Dan Plesac, L ERA: 2.39	(1, 1)	(6, 1)	(6, 1)	(10, 1)																							

Milwaukee Brewers @ New York Yankees  
 Yankee Stadium, Bronx, NY  
 Thu Sep 21 1989, 7:05 PM EDT  
 Att: 11,230 - Unknown - 70 F

AB	32
R	5
H	9
RBI	5
BB	4
SO	1
LOB	14



Batter	1	2	3	4	5	6	7	8	9	AB	R	H	RBI	BB	SO	LOB	TOP			
Lloyd Moseby, L OBP: 0.307, SLG: 0.355	P6		G3	FC6-4 1B		F7		FC6-5 1B BB	K	5	0	1	1	1	1	3				
Mookie Wilson, S OBP: 0.275, SLG: 0.335	G6-3		F7	FC6-4 1B		FC4-6 1B		FC4-6 FC6-5 1B	K	6	0	3	1	0	1	2				
George Bell, R OBP: 0.332, SLG: 0.467	F8			FC6-4 1B		FC4-6 BB		FC6-5 FC4-6 1B		5	0	1	2	0	0	6				
Fred McGriff, L OBP: 0.400, SLG: 0.542		P2	F7	P3				FC4-6 1B		4	0	0	0	1	0	5				
Kelly Gruber, R OBP: 0.325, SLG: 0.440					G4-1	F9			F8	5	2	2	0	0	5					
Tony Fernandez, S OBP: 0.289, SLG: 0.387	F8						P3			5	1	3	0	0	0	1				
Pat Borders, R OBP: 0.291, SLG: 0.348										4	1	2	0	1	0	1				
Manuel Lee, S OBP: 0.301, SLG: 0.337										5	1	3	3	0	1	1				
Glenallen Hill, R OBP: 0.341, SLG: 0.385	G1-3									5	2	2	0	0	1	6				
<b>Inning Stats</b>	R: 0 E: 0 K: 0 S: 8	H: 0 LOB: 0 BB: 0 P: 10	R: 1 E: 0 K: 0 S: 11	H: 3 LOB: 2 BB: 0 P: 14	R: 0 E: 0 K: 0 S: 7	H: 1 LOB: 1 BB: 0 P: 14	R: 4 E: 1 K: 0 S: 15	H: 6 LOB: 2 BB: 0 P: 22	R: 0 E: 0 K: 1 S: 14	H: 2 LOB: 3 BB: 1 P: 24	R: 0 E: 0 K: 0 S: 6	H: 0 LOB: 0 BB: 0 P: 12	R: 1 E: 0 K: 0 S: 9	H: 2 LOB: 2 BB: 1 P: 15	R: 1 E: 0 K: 3 S: 16	H: 2 LOB: 2 BB: 1 P: 25	1B: 16 2B: 0 3B: 1 HR: 0	SF: 0 SAC: 0 DP: 0 HBP: 0	WP: 0 PB: 0 SB: 0 CS: 0	PA: 47
<b>PITCHER</b>	IP	WLS	BF	H	R	ER	SO	BB	IBB	HBP	BLK	WP	HR	S	P	ERA	WHIP			
Jerry Reuss, L ERA: 5.13	3.1	L	19	9	5	4	0	0	0	0	0	0	0	37	53	10.80	2.700			
Jeff Peterek, R ERA: 4.02	4.2		22	6	1	1	1	2	0	0	0	0	0	40	69	1.93	1.714			
Randy Veres, R ERA: 6.75	1.0		6	2	1	1	3	1	0	0	0	0	0	16	25	9.00	3.000			

Toronto Blue Jays @ Milwaukee Brewers  
Milwaukee County Stadium, Milwaukee, WI  
Fri Sep 22, 1989, 8:05 PM EDT  
Att: 15,569 - Unknown - 56 F

livebaseballscorecards.com

AB 44  
R 7  
H 17  
RBI 7  
BB 3  
SO 4  
LOB 30



Batter	1	2	3	4	5	6	7	8	9	AB	R	H	RBI	BB	SO	LOB	BOTTOM					
Mike Felder, S OBP: 0.286, SLG: 0.315	F7	K								5	0	0	0	0	1	4						
Bill Spiers, L OBP: 0.296, SLG: 0.313										5	1	1	0	0	0	1						
Paul Molitor, R OBP: 0.379, SLG: 0.425										5	0	4	0	0	1	1						
Robin Yount, R OBP: 0.384, SLG: 0.506										4	1	1	0	1	1	3						
Greg Brock, L OBP: 0.343, SLG: 0.395										5	0	0	1	0	1	6						
Gary Sheffield, R OBP: 0.302, SLG: 0.326										4	0	0	0	0	1	5						
Terry Francona, L OBP: 0.260, SLG: 0.327										4	1	3	1	0	0	0						
B.J. Surhoff, L OBP: 0.290, SLG: 0.343										2	0	0	0	1	0	2						
Charlie O'Brien, R OBP: 0.348, SLG: 0.378										4	0	2	0	0	0	2						
<b>Inning Stats</b>	R: 1 E: 0 K: 0 S: 13	H: 2 LOB: 2 BB: 1 P: 21	R: 0 E: 0 K: 1 S: 9	H: 0 LOB: 1 BB: 1 P: 17	R: 0 E: 1 K: 0 S: 10	H: 1 LOB: 2 BB: 0 P: 13	R: 0 E: 0 K: 0 S: 7	H: 1 LOB: 0 BB: 0 P: 9	R: 0 E: 0 K: 1 S: 11	H: 1 LOB: 1 BB: 0 P: 16	R: 0 E: 0 K: 1 S: 9	H: 1 LOB: 1 BB: 0 P: 15	R: 0 E: 0 K: 1 S: 6	H: 1 LOB: 1 BB: 0 P: 10	R: 2 E: 1 K: 0 S: 14	H: 3 LOB: 2 BB: 0 P: 19	R: 0 E: 1 K: 2 S: 12	H: 1 LOB: 1 BB: 0 P: 14	1B: 10 2B: 1 3B: 0 HR: 0	SF: 0 SAC: 0 DP: 1 HBP: 1	WP: 0 PB: 0 SB: 2 CS: 0	PA: 41
<b>PITCHER</b>	IP	WLS	BF	H	R	ER	SO	BB	IBB	HBP	BLK	WP	HR	S	P	ERA	WHIP					
Dave Stieb, R ERA: 3.44	7.0	W	30	7	1	1	3	2	0	0	0	0	0	65	101	1.29	1.286					
Jim Acker, R ERA: 2.39	1.0		7	3	2	1	0	0	0	1	0	0	0	14	19	9.00	3.000					
Tom Henke, R ERA: 2.07	1.0		4	1	0	0	2	0	0	0	0	0	0	12	14	0.00	1.000					

Toronto Blue Jays @ Milwaukee Brewers  
Milwaukee County Stadium, Milwaukee, WI  
Fri Sep 22, 1989, 8:05 PM EDT  
Att: 15,569 - Unknown - 56 F

livebaseballscorecards.com

AB 38  
R 3  
H 11  
RBI 2  
BB 2  
SO 5  
LOB 24







Batter	1	2	3	4	5	6	7	8	9	AB	R	H	RBI	BB	SO	LOB	TOP			
Lloyd Moseby, L OBP: 0.304, SLG: 0.352 Glenallen Hill, R OBP: 0.357, SLG: 0.400	G6-3		F9		F7		P6		FC5-4	4	0	0	0	0	0	1	<b>Toronto Blue Jays @ Milwaukee Brewers</b> Milwaukee County Stadium, Milwaukee, WI Sat Sep 23 1989, 4:33 AM EDT Att. 24,640 - Cloudy			
Mookie Wilson, S OBP: 0.277, SLG: 0.335	1B		1B		E6		F9		P9	5	1	2	0	0	0	1				
George Bell, R OBP: 0.334, SLG: 0.469	1B		1B		P2		F9		F7	5	0	3	0	0	0	2				
Fred McGriff, L OBP: 0.400, SLG: 0.539	IBB		L4-3				G6-3			3	0	0	0	2	0	3				
Ernie Whitl, L OBP: 0.348, SLG: 0.421 Pat Borders, R OBP: 0.290, SLG: 0.346	K				K		G4-3		F8	3	0	0	0	0	2	5				
Tony Fernandez, S OBP: 0.289, SLG: 0.385	L7								G1-3	2	0	0	0	1	0	3				
Kelly Gruber, R OBP: 0.326, SLG: 0.440									E7	3	0	1	0	0	0	0				
Nelson Liriano, S OBP: 0.333, SLG: 0.383									K	4	0	1	0	0	0	3				
Junior Felix, S OBP: 0.311, SLG: 0.388										4	0	1	0	0	1	3				
<b>Inning Stats</b>	R: 0 E: 1 K: 1 S: 10	H: 2 LOB: 3 BB: 1 P: 18	R: 0 E: 0 K: 0 S: 6	H: 0 LOB: 0 BB: 0 P: 9	R: 1 E: 0 K: 0 S: 7	H: 2 LOB: 0 BB: 0 P: 11	R: 0 E: 0 K: 1 S: 14	H: 1 LOB: 2 BB: 1 P: 22	R: 0 E: 0 K: 0 S: 15	H: 0 LOB: 1 BB: 0 P: 11	R: 0 E: 0 K: 0 S: 6	H: 1 LOB: 1 BB: 0 P: 10	R: 0 E: 1 K: 1 S: 7	H: 1 LOB: 1 BB: 0 P: 12	R: 0 E: 0 K: 0 S: 7	H: 1 LOB: 1 BB: 0 P: 12	1B: 7 2B: 3 3B: 0 HR: 0	SF: 0 SAC: 0 DP: 2 HBP: 1	WP: 0 PB: 0 SB: 2 CS: 0	PA: 39
<b>PITCHER</b>	IP WLS BF H R ER SO BB IBB HBP BLK WP HR S P ERA WHIP																			
Don August, R ERA: 4.94	(1, 1) 6.1 W 29 7 1 0 2 2 2 1 1 0 0 0 0 63 99 0.00 1.421																			
Tony Fossas, L ERA: 3.47	(7, 1) 2.0 8 2 0 0 1 0 0 0 0 0 0 0 15 24 0.00 1.000																			
Chuck Crim, R ERA: 2.87	(9, 1) 0.1 1 0 0 0 0 0 0 0 0 0 0 0 1 2 0.00 0.000																			
Dan Plesac, L ERA: 2.37	(9, 1) 0.1 S 1 0 0 0 0 0 0 0 0 0 0 0 0 1 2 0.00 0.000																			

Batter	1	2	3	4	5	6	7	8	9	AB	R	H	RBI	BB	SO	LOB	BOTTOM			
Bill Spiers, L OBP: 0.293, SLG: 0.309	L7				L5				G3-1	4	0	0	0	0	0	5	<b>Toronto Blue Jays @ Milwaukee Brewers</b> Milwaukee County Stadium, Milwaukee, WI Sat Sep 23 1989, 4:33 AM EDT Att. 24,640 - Cloudy			
B.J. Surhoff, L OBP: 0.290, SLG: 0.349	K				F8				G5-3	4	1	1	1	0	1	0				
Paul Molitor, R OBP: 0.380, SLG: 0.432	HR				G6-3				G5-3	4	1	2	1	0	0	0				
Robin Yount, R OBP: 0.385, SLG: 0.504	BB				K				G6-3	2	0	0	0	2	1	1				
Greg Brock, L OBP: 0.344, SLG: 0.396	L5				1B				F7	4	1	2	0	0	0	2				
Rob Deer, R OBP: 0.302, SLG: 0.429					F7				K	4	0	1	0	0	2	3				
Gary Sheffield, R OBP: 0.302, SLG: 0.325					K				P3	4	1	1	0	0	1	2				
Glenn Braggs, R OBP: 0.304, SLG: 0.372					1B				P5	4	0	2	0	0	0	1				
Terry Francona, L OBP: 0.262, SLG: 0.330 Greg Vaughn, R OBP: 0.366, SLG: 0.489					1B				G1-3	1	0	1	2	0	0	0				
					1B					1	0	0	0	1	0	0				
<b>Inning Stats</b>	R: 1 E: 0 K: 1 S: 10	H: 1 LOB: 1 BB: 1 P: 16	R: 1 E: 0 K: 1 S: 13	H: 2 LOB: 1 BB: 0 P: 21	R: 0 E: 0 K: 1 S: 9	H: 0 LOB: 0 BB: 0 P: 16	R: 1 E: 0 K: 1 S: 12	H: 3 LOB: 2 BB: 0 P: 15	R: 1 E: 0 K: 0 S: 8	H: 2 LOB: 0 BB: 0 P: 11	R: 0 E: 0 K: 0 S: 10	H: 1 LOB: 2 BB: 1 P: 19	R: 0 E: 0 K: 1 S: 17	H: 1 LOB: 2 BB: 1 P: 26	R: 0 E: 0 K: 0 S: 7	H: 0 LOB: 0 BB: 0 P: 11	1B: 7 2B: 1 3B: 0 HR: 2	SF: 1 SAC: 0 DP: 0 HBP: 0	WP: 0 PB: 0 SB: 2 CS: 1	PA: 36
<b>PITCHER</b>	IP WLS BF H R ER SO BB IBB HBP BLK WP HR S P ERA WHIP																			
Todd Stottlemyre, R ERA: 3.98	(1, 1) 4.1 L 22 4 4 4 4 1 0 0 0 0 0 0 0 13 22 0.00 1.200																			
David Wells, L ERA: 2.39	(5, 1) 1.2 6 1 0 0 0 1 0 0 0 0 0 0 13 22 0.00 1.200																			
Duane Ward, R ERA: 3.51	(7, 1) 2.0 8 1 0 0 1 1 0 0 0 0 0 0 24 37 0.00 1.000																			

AB 35  
R 1  
H 9  
RBI 0  
BB 3  
SO 3  
LOB 22



AB 32  
R 4  
H 10  
RBI 4  
BB 3  
SO 5  
LOB 14









Batter	1	2	3	4	5	6	7	8	9	AB	R	H	RBI	BB	SO	LOB	TOP				
Phil Bradley, R OBP: 0.364, SLG: 0.412 Steve Finley, L OBP: 0.300, SLG: 0.321	F9		1B	G6-3			F8		F7	5	1	1	1	0	0	1					
Tim Hulett, R OBP: 0.341, SLG: 0.402	K		2B				G5-3			4	1	1	1	0	2	0					
Cal Ripken Jr., R OBP: 0.319, SLG: 0.403	K		1B				G6-3			3	0	1	1	1	1	0					
Mickey Tettleton, S OBP: 0.373, SLG: 0.515		K					F7		F8	4	0	0	0	0	2	2					
Randy Milligan, R OBP: 0.398, SLG: 0.463		G6-3					FC5-4		G6-3	4	0	1	0	0	0	1					
Craig Worthington, R OBP: 0.341, SLG: 0.384	G4-1						K		E5	4	1	0	0	0	1	1					
Mike Devereaux, R OBP: 0.326, SLG: 0.377			F8				G6-3		F8	4	1	1	0	0	0	1					
Bob Melvin, R OBP: 0.282, SLG: 0.295			G5-3						F9	4	0	2	1	0	0	0					
Stan Jefferson, S OBP: 0.261, SLG: 0.374 Brady Anderson, L OBP: 0.326, SLG: 0.314			2B				P6		K	3	1	1	1	0	1	1					
<b>Inning Stats</b>	R: 0 H: 0 E: 0 K: 2 S: 9	H: 0 LOB: 0 BB: 0 P: 13	R: 0 H: 0 E: 0 K: 1 S: 8	H: 0 LOB: 0 BB: 0 P: 13	R: 3 H: 4 E: 0 K: 1 S: 14	H: 4 LOB: 1 BB: 0 P: 18	R: 2 H: 3 E: 0 K: 0 S: 13	H: 3 LOB: 1 BB: 0 P: 21	R: 0 H: 0 E: 0 K: 1 S: 9	H: 0 LOB: 1 BB: 1 P: 16	R: 0 H: 1 E: 0 K: 1 S: 6	H: 1 LOB: 1 BB: 0 P: 8	R: 0 H: 0 E: 1 K: 0 S: 7	H: 0 LOB: 1 BB: 0 P: 13	R: 0 H: 0 E: 0 K: 0 S: 9	H: 0 LOB: 1 BB: 0 P: 14	R: 0 H: 0 E: 0 K: 1 S: 7	H: 0 LOB: 0 BB: 0 P: 11	1B: 4 2B: 4 3B: 0 HR: 0	SF: 1 SAC: 0 DP: 0 HBP: 0	WP: 0 PA: 37 PB: 0 SB: 0 CS: 0
<b>PITCHER</b>	IP	WLS	BF	H	R	ER	SO	BB	IBB	HBP	BLK	WP	HR	S	P	ERA	WHIP				
Teddy Higuera, L ERA: 3.46	3.2	L	18	7	5	5	4	0	0	0	0	0	0	40	58	12.27	1.909				
Mark Knudson, R ERA: 3.51	5.1		19	1	0	0	3	1	0	0	0	0	0	42	69	0.00	0.375				

**Baltimore Orioles @ Milwaukee Brewers**  
**Milwaukee County Stadium, Milwaukee, WI**  
 Mon Sep 25 1989, 8:05 PM EDT  
 Att: 12,284 - Unknown - 64 F

AB 35  
 R 5  
 H 8  
 RBI 5  
 BB 1  
 SO 7  
 LOB 7



Batter	1	2	3	4	5	6	7	8	9	AB	R	H	RBI	BB	SO	LOB	BOTTOM					
Bill Spiers, L OBP: 0.294, SLG: 0.313	G4-3		F7				K		F8	4	1	1	0	0	1	0						
B.J. Surhoff, L OBP: 0.287, SLG: 0.346	G4-3						L6		G4-3	4	0	0	0	0	0	1						
Paul Molitor, R OBP: 0.381, SLG: 0.435	SF9						F9			3	1	2	1	0	0	0						
Robin Yount, R OBP: 0.385, SLG: 0.507	K						F9		K	3	0	0	0	1	2	2						
Greg Brock, L OBP: 0.343, SLG: 0.403			F8				K		G4-3	4	1	1	2	0	1	2						
Rob Deer, R OBP: 0.302, SLG: 0.425			K				P4		K	3	0	0	0	0	2	0						
Gary Sheffield, R OBP: 0.301, SLG: 0.322			F7				F9		L3	3	0	0	0	0	0	0						
Glenn Braggs, R OBP: 0.304, SLG: 0.370			G3				K		P4	3	0	0	0	0	1	0						
Terry Francona, L OBP: 0.258, SLG: 0.326			P8						G6-3	3	0	0	0	0	0	0						
<b>Inning Stats</b>	R: 1 H: 1 E: 0 K: 1 S: 14	H: 1 LOB: 0 BB: 0 P: 22	R: 0 H: 0 E: 0 K: 1 S: 10	H: 0 LOB: 0 BB: 0 P: 13	R: 0 H: 0 E: 0 K: 0 S: 6	H: 0 LOB: 0 BB: 0 P: 11	R: 0 H: 0 E: 0 K: 1 S: 8	H: 0 LOB: 1 BB: 1 P: 14	R: 0 H: 0 E: 0 K: 1 S: 9	H: 0 LOB: 0 BB: 0 P: 12	R: 0 H: 0 E: 0 K: 1 S: 5	H: 0 LOB: 0 BB: 0 P: 7	R: 2 H: 2 E: 0 K: 1 S: 11	H: 2 LOB: 0 BB: 0 P: 14	R: 0 H: 0 E: 0 K: 0 S: 7	H: 0 LOB: 0 BB: 0 P: 10	R: 0 H: 1 E: 0 K: 1 S: 10	H: 1 LOB: 1 BB: 0 P: 15	1B: 2 2B: 1 3B: 0 HR: 1	SF: 1 SAC: 0 DP: 0 HBP: 0	WP: 0 PA: 32 PB: 0 SB: 2 CS: 0	
<b>PITCHER</b>	IP	WLS	BF	H	R	ER	SO	BB	IBB	HBP	BLK	WP	HR	S	P	ERA	WHIP					
Pete Harnisch, R ERA: 4.62	6.1	W	23	3	3	3	5	3	3	3	5	1	0	0	0	0	4.26	0.632				
Mark Williamson, R ERA: 2.66	7.1		5	0	0	0	1	0	0	0	0	0	0	13	19	0.00	0.000					
Gregg Olson, R ERA: 1.75	1.0	S	4	1	0	0	1	0	0	0	0	0	0	10	15	0.00	1.000					

**Baltimore Orioles @ Milwaukee Brewers**  
**Milwaukee County Stadium, Milwaukee, WI**  
 Mon Sep 25 1989, 8:05 PM EDT  
 Att: 12,284 - Unknown - 64 F

AB 30  
 R 3  
 H 4  
 RBI 3  
 BB 1  
 SO 7  
 LOB 5





Batter	1	2	3	4	5	6	7	8	9	AB	R	H	RBI	BB	SO	LOB	TOP					
Phil Bradley, R OBP: 0.362, SLG: 0.409 (1, 7)	G1-3		F9		L6			F8		4	0	0	0	0	0	4	<p><b>Baltimore Orioles @ Milwaukee Brewers</b> Milwaukee County Stadium, Milwaukee, WI</p> <p>Tue Sep 26 1989, 8:05 PM EDT Att: 12,814 - Unknown - 54 F</p> <p>livebaseballscores.com</p>					
Joe Orsulak, L OBP: 0.350, SLG: 0.422 (1, 9)	F7		G4-3					HR		4	1	2	2	0	0	1						
Cal Ripken Jr., R OBP: 0.317, SLG: 0.400 (1, 6)	F9				P5			F8		4	0	0	0	0	0	1						
Mickey Tettleton, S OBP: 0.370, SLG: 0.510 (1, 10)		G4-3			K			G5-4-3		4	0	0	0	0	1	1						
Randy Milligan, R OBP: 0.397, SLG: 0.463 (1, 3)		WP 1B			F8			G6-4-3 1B		4	1	2	0	0	0	0						
Craig Worthington, R OBP: 0.338, SLG: 0.390 (1, 5)	F7				P6			P2		4	0	0	0	0	0	2						
Mike Devereaux, R OBP: 0.329, SLG: 0.379 (1, 8)								G6-4-3 1-2		3	0	2	1	0	0	1						
Jamie Quirk, L OBP: 0.280, SLG: 0.247 (1, 2)	CS		F8		F7			G6-3		3	0	0	0	0	0	1						
Tim Hulett, R OBP: 0.362, SLG: 0.422 (1, 4)					F9 2B			HR BB		1	1	1	0	2	0	0						
<b>Inning Stats</b>	R: 0 E: 0 K: 0 S: 6	H: 0 LOB: 0 BB: 0 P: 7	R: 1 E: 0 K: 0 S: 11	H: 2 LOB: 0 BB: 0 P: 18	R: 0 E: 0 K: 0 S: 10	H: 1 LOB: 1 BB: 0 P: 15	R: 0 E: 0 K: 1 S: 7	H: 0 LOB: 0 BB: 0 P: 13	R: 0 E: 0 K: 0 S: 7	H: 1 LOB: 2 BB: 0 P: 16	R: 0 E: 0 K: 0 S: 5	H: 1 LOB: 0 BB: 0 P: 8	R: 0 E: 0 K: 0 S: 10	H: 1 LOB: 0 BB: 0 P: 17	R: 2 E: 0 K: 0 S: 9	H: 1 LOB: 0 BB: 1 P: 14	R: 0 E: 0 K: 0 S: 6	H: 0 LOB: 0 BB: 0 P: 11	1B: 5 2B: 1 3B: 0 HR: 1	SF: 0 SAC: 0 DP: 2 HBP: 0	WP: 1 PB: 0 SB: 0 CS: 1	PA: 34
<b>PITCHER</b> Jaime Navarro, R ERA: 2.99 (1, 1)	IP: 9.0 WLS: W BF: 33 H: 7 R: 3 ER: 3 SO: 1 BB: 2 IBB: 0 HBP: 0 BLK: 0 WP: 1 HR: 1 S: 71 P: 119 ERA: 3.00 WHIP: 1.000															<b>PITCHER</b>						

Batter	1	2	3	4	5	6	7	8	9	AB	R	H	RBI	BB	SO	LOB	BOTTOM			
Mike Felder, S OBP: 0.294, SLG: 0.331 (1, 9)	IHR		CS BB		3B 1B			CS 1B		3	2	3	2	1	0	0	<p><b>Baltimore Orioles @ Milwaukee Brewers</b> Milwaukee County Stadium, Milwaukee, WI</p> <p>Tue Sep 26 1989, 8:05 PM EDT Att: 12,814 - Unknown - 54 F</p> <p>livebaseballscores.com</p>			
Bill Spiers, L OBP: 0.296, SLG: 0.324 (1, 6)	G4-3		L7		2H 3H 3B		1 SAFE 1-2 HR	2B		4	1	2	2	0	0	1				
Paul Molitor, R OBP: 0.360, SLG: 0.439 Billy Bates, L OBP: 0.167, SLG: 0.167 (1, 4) (8, 4)	G5-3		K		G5-3		2H 1-1 HR	HR		4	1	1	2	0	1	2				
Robin Yount, R OBP: 0.382, SLG: 0.503 (1, 8)	F9						G6-3	G4-3		4	0	0	0	0	1	0				
Greg Brock, L OBP: 0.343, SLG: 0.401 (1, 10)		L4			F7		FC4-6 1B	F8		4	0	1	0	0	0	0				
Gary Sheffield, R OBP: 0.300, SLG: 0.330 (1, 5)		HR			K		F9	F7		4	1	1	1	0	1	1				
B.J. Surhoff, L OBP: 0.289, SLG: 0.346 (1, 2)		BLK BB			SH1-4 BLK 1B		FC4-6 1-2	G4-3		3	1	1	0	1	0	1				
Greg Vaughn, R OBP: 0.361, SLG: 0.468 (1, 7)		K			E3 SH1-4 1B			F9		3	0	0	0	0	1	2				
George Canale, L OBP: 0.250, SLG: 0.391 (1, 3)		G4-3			SH1-4			1B 2B		2	1	1	0	0	0	1				
<b>Inning Stats</b>	R: 1 E: 0 K: 0 S: 11	H: 1 LOB: 0 BB: 1 P: 18	R: 1 E: 0 K: 1 S: 13	H: 1 LOB: 1 BB: 1 P: 24	R: 0 E: 0 K: 1 S: 5	H: 0 LOB: 0 BB: 1 P: 13	R: 0 E: 0 K: 2 S: 7	H: 0 LOB: 0 BB: 0 P: 9	R: 2 E: 1 K: 0 S: 10	H: 3 LOB: 1 BB: 0 P: 19	R: 0 E: 0 K: 0 S: 8	H: 1 LOB: 1 BB: 0 P: 17	R: 3 E: 0 K: 0 S: 10	H: 4 LOB: 0 BB: 0 P: 16	R: 0 E: 0 K: 0 S: 7	H: 0 LOB: 0 BB: 0 P: 14	1B: 5 2B: 1 3B: 1 HR: 3	SF: 0 SAC: 1 DP: 0 HBP: 0	WP: 0 PB: 0 SB: 0 CS: 2	PA: 34
<b>PITCHER</b> Dave Johnson, R ERA: 4.37 Mark Thurmond, L ERA: 3.9 Dave Schmidt, R ERA: 5.69 Ben McDonald, R ERA: 9.95	IP: 4.2 WLS: L BF: 19 H: 4 R: 4 ER: 4 SO: 4 BB: 2 IBB: 0 HBP: 0 BLK: 2 WP: 0 HR: 1 S: 42 P: 76 ERA: 7.71 WHIP: 1.286															<b>PITCHER</b>				



Batter	1	2	3	4	5	6	7	8	9	AB	R	H	RBI	BB	SO	LOB	TOP								
Phil Bradley, R OBP: 0.363, SLG: 0.410 (1, 7)	G6-3			1B	CS	1B		SH1-4		3	0	2	0	0	0	0	<b>Baltimore Orioles @ Milwaukee Brewers</b> Milwaukee County Stadium, Milwaukee, WI Wed Sep 27 1989, 8:05 PM EDT Att: 14,463 - Unknown - 57 F <a href="http://livebaseballscorecards.com">livebaseballscorecards.com</a>								
Tim Lincecum, R OBP: 0.351, SLG: 0.407 (1, 4)	G5-3			G6-3		SH3		K		3	0	0	0	0	1										
Cal Ripken Jr., R OBP: 0.318, SLG: 0.400 (1, 6)	G6-3			F8				1B		3	0	1	1	1	0										
Randy Milligan, R OBP: 0.395, SLG: 0.459 (1, 3)		L8			1B	F9		G6-3		3	1	0	0	1	0										
Craig Worthington, R OBP: 0.339, SLG: 0.391 (1, 5)		K			1B	G4-3			G3	4	1	2	0	0	1										
Mickey Tettleton, S OBP: 0.369, SLG: 0.515 (1, 10)		G4-3			HR		F9		G3	4	1	1	3	0	0										
Mike Devereaux, R OBP: 0.328, SLG: 0.376 (1, 8)				G3	G5-3		G5-3		BB	3	0	0	0	1	0										
Bob Melvin, R OBP: 0.278, SLG: 0.291 (1, 2)				G5-3	F9		G5-3		K	4	0	0	0	0	1										
Stan Jefferson, S OBP: 0.257, SLG: 0.368 (1, 9)				G2-3	E6			SH1-4	G4-3	2	0	0	0	0	0										
Steve Finley, L OBP: 0.301, SLG: 0.322 (5, PR)								1B		2	1	1	0	0	0										
<b>Inning Stats</b>	R: 0 E: 0 K: 0 S: 10	H: 0 LOB: 0 BB: 0 P: 14	R: 0 E: 0 K: 1 S: 7	H: 0 LOB: 0 BB: 0 P: 10	R: 0 E: 0 K: 0 S: 6	H: 0 LOB: 0 BB: 0 P: 7	R: 0 E: 0 K: 0 S: 7	H: 1 LOB: 0 BB: 0 P: 11	R: 3 E: 1 K: 0 S: 13	H: 2 LOB: 1 BB: 1 P: 23	R: 0 E: 0 K: 0 S: 8	H: 1 LOB: 2 BB: 1 P: 13	R: 0 E: 0 K: 0 S: 7	H: 0 LOB: 0 BB: 0 P: 11	R: 1 E: 0 K: 1 S: 11	H: 2 LOB: 1 BB: 0 P: 17	R: 0 E: 0 K: 1 S: 10	H: 1 LOB: 2 BB: 1 P: 18	1B: 6 2B: 0 3B: 0 HR: 1	SF: 0 SAC: 2 DP: 0 HBP: 0	WP: 0 PB: 0 SB: 1 CS: 1	PA: 37			
<b>PITCHER</b>	IP	WLS	BF	H	R	ER	SO	BB	IBB	HBP	BLK	WP	HR	S	P	ERA	WHIP								
Jerry Reuss, L ERA: 5.13 (1, 1)	7.0	L	27	5	4	4	1	2	0	0	0	0	1	59	90	5.14	1.000								
Chuck Crim, R ERA: 2.53 (8, 1)	1.2		8	2	0	0	2	1	0	0	0	0	0	19	32	0.00	1.800								
Tony Fossas, L ERA: 3.45 (9, 1)	0.1		1	0	0	0	0	0	0	0	0	0	0	1	2	0.00	0.000								

Batter	1	2	3	4	5	6	7	8	9	AB	R	H	RBI	BB	SO	LOB	BOTTOM								
Mike Felder, S OBP: 0.297, SLG: 0.331 (1, 9)	G4-3		G4-6-3	1B		BB		P4		3	0	1	0	1	0	2	<b>Baltimore Orioles @ Milwaukee Brewers</b> Milwaukee County Stadium, Milwaukee, WI Wed Sep 27 1989, 8:05 PM EDT Att: 14,463 - Unknown - 57 F <a href="http://livebaseballscorecards.com">livebaseballscorecards.com</a>								
Bill Spiers, L OBP: 0.293, SLG: 0.320 (1, 6)	F7		P4		F8		G6-3			4	0	0	0	0	4										
Paul Molitor, R OBP: 0.381, SLG: 0.439 (1, 4)	E7		G4-6-3			FC6-4		G6-3		4	0	2	0	0	0										
Robin Yount, R OBP: 0.382, SLG: 0.501 (1, 8)	BB			F9		FC6-4		G6-3		3	0	0	0	1	0										
Greg Brock, L OBP: 0.347, SLG: 0.403 (1, 10)	BB				1B		G6-4-3		F7	3	0	2	0	1	0										
Gary Sheffield, R OBP: 0.300, SLG: 0.329 (1, 5)	F8			F9		G6-4-3			1B	4	0	1	0	0	6										
B.J. Surhoff, L OBP: 0.289, SLG: 0.343 (1, 2)		G4-3		P4		FC6-4		P5		3	0	0	0	1	0										
Greg Vaughn, R OBP: 0.348, SLG: 0.449 (1, 7)		P7			G6-3		FC6-4		K	4	0	0	0	0	1										
George Canale, L OBP: 0.250, SLG: 0.346 (1, 3)		G6-3			F7		BB		G5-3	3	0	0	0	1	0										
<b>Inning Stats</b>	R: 0 E: 1 K: 0 S: 13	H: 1 LOB: 3 BB: 2 P: 27	R: 0 E: 0 K: 0 S: 7	H: 0 LOB: 0 BB: 0 P: 10	R: 0 E: 0 K: 0 S: 5	H: 1 LOB: 0 BB: 0 P: 6	R: 0 E: 0 K: 0 S: 9	H: 1 LOB: 1 BB: 0 P: 10	R: 0 E: 0 K: 0 S: 7	H: 0 LOB: 1 BB: 1 P: 11	R: 0 E: 0 K: 0 S: 9	H: 2 LOB: 1 BB: 0 P: 13	R: 0 E: 0 K: 0 S: 6	H: 0 LOB: 2 BB: 2 P: 18	R: 0 E: 0 K: 0 S: 7	H: 0 LOB: 0 BB: 0 P: 12	R: 0 E: 0 K: 1 S: 7	H: 1 LOB: 1 BB: 0 P: 10	1B: 6 2B: 0 3B: 0 HR: 0	SF: 0 SAC: 0 DP: 2 HBP: 0	WP: 0 PB: 0 SB: 0 CS: 0	PA: 36			
<b>PITCHER</b>	IP	WLS	BF	H	R	ER	SO	BB	IBB	HBP	BLK	WP	HR	S	P	ERA	WHIP								
Bob Milacki, R ERA: 3.71 (1, 1)	6.1	W	27	5	0	0	0	5	0	0	0	0	0	52	88	0.00	1.579								
Kevin Hickey, L ERA: 2.74 (7, 1)	0.2		2	0	0	0	0	0	0	0	0	0	0	4	7	0.00	0.000								
Mark Williamson, R ERA: 2.81 (8, 1)	2.0		7	1	0	0	1	0	0	0	0	0	0	14	22	0.00	0.500								



Batter	1	2	3	4	5	6	7	8	9	AB	R	H	RBI	BB	SO	LOB	TOP					
<b>Bill Spiers, L</b> OBP: 0.291, SLG: 0.318 (1, 6)	G4-3		K	G5-3		G6-3		L5-3 1B		5	0	1	0	0	1	1						
<b>Greg Vaughn, R</b> OBP: 0.350, SLG: 0.456 (1, 7)	1B		K			2B		L5-3 1-2		5	1	2	0	0	1	1						
<b>Paul Moltitor, R</b> OBP: 0.382, SLG: 0.442 (1, 4)	1B		HR			2B		G5-3		5	2	3	1	0	0	0						
<b>Robin Yount, R</b> OBP: 0.385, SLG: 0.507 (1, 8)	1B		HR			G5-3		G4-6-3 1B		4	1	3	2	1	0	1						
<b>Greg Brock, L</b> OBP: 0.347, SLG: 0.406 (1, 3)	G6-4-3		1B			G1-3		G4-6-3 1B		5	0	2	0	0	0	5						
<b>Gary Sheffield, R</b> OBP: 0.302, SLG: 0.333 (1, 5)			K			G5-3				4	0	2	1	0	1	3						
<b>Rob Deer, R</b> OBP: 0.303, SLG: 0.427 (1, 9)			K			K		HR		3	1	1	0	1	2	2						
<b>Joey Meyer, R</b> OBP: 0.282, SLG: 0.414 (1, 10)	G5-3					F7		HR		4	1	1	2	0	0	2						
<b>Charlie O'Brien, R</b> OBP: 0.339, SLG: 0.383 (1, 2)	K		K			G5-3		P3		4	0	0	0	0	2	2						
<b>Inning Stats</b>	R: 0 E: 0 K: 0 S: 7	H: 2 LOB: 2 BB: 1 P: 16	R: 0 E: 0 K: 2 S: 10	H: 1 LOB: 1 BB: 0 P: 17	R: 2 E: 0 K: 3 S: 15	H: 3 LOB: 1 BB: 0 P: 25	R: 0 E: 0 K: 1 S: 10	H: 0 LOB: 1 BB: 1 P: 16	R: 2 E: 0 K: 1 S: 12	H: 3 LOB: 1 BB: 0 P: 22	R: 0 E: 0 K: 0 S: 4	H: 0 LOB: 0 BB: 0 P: 7	R: 0 E: 0 K: 0 S: 9	H: 2 LOB: 2 BB: 0 P: 16	R: 2 E: 0 K: 0 S: 5	H: 3 LOB: 0 BB: 0 P: 9	R: 0 E: 0 K: 0 S: 5	H: 1 LOB: 0 BB: 0 P: 7	1B: 8 2B: 6 3B: 0 HR: 2	SF: 0 SAC: 0 DP: 3 HBP: 0	WP: 0 PB: 0 SB: 1 CS: 0	PA: 41
<b>PITCHER</b>	IP	WLS	BF	H	R	ER	SO	BB	IBB	HBP	BLK	WP	HR	S	P	ERA	WHIP					
<b>Mike Boddicker, R</b> ERA: 4.0 (1, 1)	5.0	W	25	9	4	4	7	2	0	0	0	0	1	54	96	7.20	2.200					
<b>Mike Smithson, R</b> ERA: 4.55 (6, 1)	3.0		13	5	2	2	0	0	0	0	0	0	1	18	32	6.00	1.667					
<b>Rob Murphy, L</b> ERA: 2.8 (9, 1)	1.0		3	1	0	0	0	0	0	0	0	0	0	5	7	0.00	1.000					

Milwaukee Brewers @ Boston Red Sox  
Fenway Park, Boston, MA  
Thu Sep 28 1989, 7:05 PM EDT  
Att: 28,954 - Unknown

AB 39  
R 6  
H 15  
RBI 6  
BB 2  
SO 7  
LOB 17



Batter	1	2	3	4	5	6	7	8	9	AB	R	H	RBI	BB	SO	LOB	BOTTOM					
<b>Wade Boggs, L</b> OBP: 0.330, SLG: 0.448 (1, 5)	G6-4-3 BB			E 1B	2B SF8		G6-3			2	2	1	0	3	0	0						
<b>Jody Reed, R</b> OBP: 0.379, SLG: 0.395 (1, 4)	G6-4-3 1-2			E5 1B	2B		K			5	1	2	0	0	1	2						
<b>Dwight Evans, R</b> OBP: 0.399, SLG: 0.470 (1, 10)	P7			FC4-6 FC5 3H	BB		G4-3			3	2	2	1	1	0	0						
<b>Jeff Stone, L</b> OBP: 0.255, SLG: 0.286 (5, PR)				HR	1B					1	0	0	0	0	0	0						
<b>Mike Greenwell, L</b> OBP: 0.371, SLG: 0.442 (1, 7)				HR	1B		G6-3			3	2	2	2	1	0	0						
<b>Nick Esasky, R</b> OBP: 0.353, SLG: 0.502 (1, 3)				G4-6-3 1B	BB		F8			4	2	2	3	1	1	4						
<b>Danny Heep, L</b> OBP: 0.356, SLG: 0.403 (1, 9)				HR	1B		F8			4	1	0	0	0	0	6						
<b>Carlos Quintana, R</b> OBP: 0.288, SLG: 0.288 (8, PH)				L8			F8			1	0	0	0	0	0	1						
<b>Luis Rivera, R</b> OBP: 0.301, SLG: 0.354 (1, 6)				FC4-6 FC5 E			G3			5	0	0	1	0	2	4						
<b>Kevin Romine, R</b> OBP: 0.331, SLG: 0.337 (1, 8)				E9	1B		F9			4	1	3	3	0	0	0						
<b>Rick Cerone, R</b> OBP: 0.319, SLG: 0.346 (1, 2)				L7	1B		L4			4	1	1	2	0	0	3						
<b>Inning Stats</b>	R: 0 E: 0 K: 0 S: 10	H: 0 LOB: 0 BB: 1 P: 20	R: 4 E: 0 K: 0 S: 17	H: 3 LOB: 1 BB: 2 P: 32	R: 3 E: 0 K: 1 S: 14	H: 3 LOB: 1 BB: 1 P: 26	R: 4 E: 2 K: 1 S: 17	H: 5 LOB: 2 BB: 0 P: 26	R: 1 E: 0 K: 0 S: 12	H: 1 LOB: 2 BB: 2 P: 24	R: 0 E: 0 K: 1 S: 5	H: 0 LOB: 0 BB: 0 P: 7	R: 0 E: 0 K: 1 S: 8	H: 0 LOB: 0 BB: 0 P: 10	R: 0 E: 0 K: 0 S: 11	H: 1 LOB: 1 BB: 0 P: 18	R: 0 E: 0 K: 0 S: 5	H: 0 LOB: 0 BB: 0 P: 7	1B: 9 2B: 2 3B: 0 HR: 2	SF: 1 SAC: 0 DP: 1 HBP: 0	WP: 0 PB: 0 SB: 0 CS: 0	PA: 43
<b>PITCHER</b>	IP	WLS	BF	H	R	ER	SO	BB	IBB	HBP	BLK	WP	HR	S	P	ERA	WHIP					
<b>Don August, R</b> ERA: 5.31 (1, 1)	2.0	L	14	5	7	7	0	4	0	0	0	0	0	27	64	31.50	4.500					
<b>Bill Krueger, L</b> ERA: 3.54 (3, 1)	2.0		15	7	5	5	2	1	0	0	0	0	0	23	34	0.00	0.333					
<b>Randy Veres, R</b> ERA: 4.32 (5, 1)	3.0		10	0	0	0	2	1	0	0	0	0	0	11	18	0.00	1.000					
<b>Paul Mirabella, L</b> ERA: 7.63 (8, 1)	1.0		4	1	0	0	0	0	0	0	0	0	0	11	18	0.00	1.000					

Milwaukee Brewers @ Boston Red Sox  
Fenway Park, Boston, MA  
Thu Sep 28 1989, 7:05 PM EDT  
Att: 28,954 - Unknown

AB 36  
R 12  
H 13  
RBI 12  
BB 6  
SO 4  
LOB 20





Batter	1	2	3	4	5	6	7	8	9	AB	R	H	RBI	BB	SO	LOB	TOP										
<b>Bill Spiers, L</b> OBP: 0.294, SLG: 0.320 (1, 6)	0-0 BB 2B 1B	0-1 CS	1-0 G6-3		0-0 FC1-2-6 1B		1-0 P3			4	1	2	0	0	0	0											
<b>Greg Vaughn, R</b> OBP: 0.347, SLG: 0.443 (1, 7)	4-1 2B BB		2-0 G5-3		0-0 FC1-2-5 1-2 3-H 1-0			2-3 K		3	0	0	0	1	1	2											
<b>Paul Mottor, R</b> OBP: 0.263, SLG: 0.445 <b>Billy Bates, L</b> OBP: 0.213, SLG: 0.214 (3, PH) (3, 4)	2-1 2B		0-1 S 1B 1B		0-1 G1-4-6-3 1-0 1-2			4-1 2B BB		1	0	1	1	0	0	0											
<b>Glenn Bates, R</b> OBP: 0.215, SLG: 0.370 <b>Gus Pezaris, R</b> OBP: 0.226, SLG: 0.234 (8, PH) (8, 4) (8, 5)	1-H 2-H 2B		3-2 1B 1B		3-1 G6-3			2-3 K		4	0	1	1	0	1	2											
<b>Robin Yount, R</b> OBP: 0.384, SLG: 0.506 (1, 8)	0-2 G5-3		1-1 L3		1-1 1B			2-0 2B		4	0	2	0	0	0	2											
<b>Greg Brock, L</b> OBP: 0.349, SLG: 0.410 (1, 3)	0-1 G3		1-1 L3		1-1 1B			2-0 2B		4	0	2	0	0	0	2											
<b>Gary Sheffield, R</b> OBP: 0.301, SLG: 0.332 <b>Mike Felder, S</b> OBP: 0.297, SLG: 0.331 (1, 5) (9, PH) (9, 4)		0-0 F8		1-0 F9		0-0 P5			1-1 WP S SF9 1B	4	0	1	0	0	0	1											
<b>Rob Deer, R</b> OBP: 0.305, SLG: 0.425 (1, 9)	4-2 1B SF9 BB		0-3 K		3-3 K			4-2 CS BB		2	1	0	0	2	2	1											
<b>B.J. Surhoff, L</b> OBP: 0.288, SLG: 0.343 (1, 2)	3-1 CS 1B		1-0 G5-3		3-2 G4-3			0-1 SF9		3	0	1	1	0	0	0											
<b>Joey Meyer, R</b> OBP: 0.281, SLG: 0.420 (1, 10)	1-0 SF9		1-0 1B 2B		1-0 1B 2B		1-3 K	3-3 K		3	0	1	1	0	2	1											
<b>Inning Stats</b>	R: 1 E: 0 K: 0 S: 9	H: 2 LOB: 1 BB: 1 P: 15	R: 1 E: 0 K: 0 S: 7	H: 1 LOB: 0 BB: 1 P: 15	R: 1 E: 0 K: 0 S: 14	H: 2 LOB: 1 BB: 0 P: 21	R: 0 E: 0 K: 1 S: 5	H: 0 LOB: 0 BB: 0 P: 7	R: 0 E: 0 K: 0 S: 4	H: 2 LOB: 1 BB: 0 P: 6	R: 0 E: 0 K: 1 S: 8	H: 1 LOB: 1 BB: 0 P: 15	R: 0 E: 0 K: 1 S: 8	H: 0 LOB: 0 BB: 0 P: 13	R: 0 E: 0 K: 2 S: 8	H: 1 LOB: 2 BB: 1 P: 18	R: 1 E: 0 K: 1 S: 10	H: 1 LOB: 1 BB: 1 P: 18	1B: 7 2B: 4 3B: 0 HR: 0	SF: 2 SAC: 0 DP: 2 HBP: 0	WP: 1 PB: 0 SB: 2 CS: 2	PA: 37					
<b>PITCHER</b>	IP	WLS	BF	H	R	ER	SO	BB	IBB	HBP	BLK	WP	HR	S	P	ERA	WHIP										
<b>Oil Can Boyd, R</b> ERA: 4.42 (1, 1)	6.0		25	8	3	3	2	2	0	0	0	0	0	47	79	4.50	1.667										
<b>Rob Murphy, L</b> ERA: 2.74 (7, 1)	2.0		7	1	0	0	3	1	0	0	0	0	0	16	31	0.00	1.000										
<b>Lee Smith, R</b> ERA: 3.57 (9, 1)	1.0	W	4	1	1	1	1	1	0	0	0	1	0	10	18	9.00	2.000										

Milwaukee Brewers @ Boston Red Sox  
Fenway Park, Boston, MA  
Fri Sep 29 1989, 7:05 PM EDT  
Att: 32,906 - Unknown - 70 F

AB 30  
R 4  
H 10  
RBI 4  
BB 4  
SO 6  
LOB 11



Batter	1	2	3	4	5	6	7	8	9	AB	R	H	RBI	BB	SO	LOB	BOTTOM										
<b>Wade Boggs, L</b> OBP: 0.330, SLG: 0.449 <b>Marty Barrett, R</b> OBP: 0.318, SLG: 0.316 (1, 5) (6, PH) (7, 4)	3-2 L9		2-0 G3 1B 2B		1-0 FC4-6 E 1-2	0-2 1B			1-2 G5-3	3	1	1	0	0	0	1											
<b>Jody Reed, R</b> OBP: 0.378, SLG: 0.393 (1, 4) (7, 5)	1-1 L7		0-2 G3		2-0 E6 1-3 1B	3-2 L8			0-0 P2	5	0	1	0	0	0	3											
<b>Dwight Evans, R</b> OBP: 0.401, SLG: 0.469 (1, 10)	0-2 G5-3		2-1 G3-6-3 1B		4-2 BB			0-0 G6-3	4-1 2B BB BB	3	1	1	1	2	0	0											
<b>Mike Greenwell, L</b> OBP: 0.371, SLG: 0.444 (1, 7)		1-1 G1-3	0-0 G3-6-3 1-2		0-0 G4-3			0-1 1B	0-0 BB 2B	5	0	2	0	0	0	4											
<b>Nick Esasky, R</b> OBP: 0.356, SLG: 0.504 (1, 3)		0-0 1B FC5-2 1B		2-1 G5-4-3 1B		2-1 SH1-4 BB 1B		0-0 P4	4-0 BB IBB	4	1	3	0	1	0	1											
<b>Danny Heep, L</b> OBP: 0.359, SLG: 0.404 <b>Rick Cerone, R</b> OBP: 0.320, SLG: 0.345 (1, 9) (7, 2)	1-0 FC5-2 1B		1-0 F8		4-1 1B SH1-4 BB			1-0 P5	4-1 BB	2	1	1	0	1	0	1											
<b>Luis Rivera, R</b> OBP: 0.298, SLG: 0.350 (1, 6)	0-1 FC5-2		2-2 G5-4-3 1-2		2-2 SH1-4			1-0 F8		3	0	0	0	0	0	3											
<b>Kevin Romine, R</b> OBP: 0.330, SLG: 0.336 (1, 8)	1-3 K				2-1 P4	1-0 FC1-6 1B		1-1 G6-3		4	0	1	1	0	1	2											
<b>John Marzano, R</b> OBP: 0.375, SLG: 0.733 <b>Jeff Stone, L</b> OBP: 0.246, SLG: 0.275 (1, 2) (6, PH) (7, 9)			2-1 HR		0-0 E1 FC4-6	1-2 FC1-6 1B		1-1 G6-3		2	1	1	1	0	0	0											
<b>Inning Stats</b>	R: 0 E: 0 K: 0 S: 14	H: 0 LOB: 0 BB: 0 P: 18	R: 0 E: 0 K: 1 S: 9	H: 2 LOB: 2 BB: 0 P: 12	R: 2 E: 0 K: 0 S: 10	H: 3 LOB: 0 BB: 0 P: 16	R: 0 E: 0 K: 0 S: 6	H: 1 LOB: 0 BB: 0 P: 11	R: 0 E: 2 K: 0 S: 8	H: 1 LOB: 3 BB: 1 P: 17	R: 2 E: 0 K: 0 S: 13	H: 3 LOB: 2 BB: 1 P: 23	R: 0 E: 0 K: 0 S: 5	H: 1 LOB: 1 BB: 0 P: 6	R: 0 E: 0 K: 0 S: 5	H: 0 LOB: 0 BB: 0 P: 8	R: 1 E: 0 K: 0 S: 7	H: 1 LOB: 3 BB: 3 P: 20	1B: 9 2B: 2 3B: 0 HR: 1	SF: 0 SAC: 1 DP: 2 HBP: 0	WP: 0 PB: 0 SB: 0 CS: 0	PA: 42					
<b>PITCHER</b>	IP	WLS	BF	H	R	ER	SO	BB	IBB	HBP	BLK	WP	HR	S	P	ERA	WHIP										
<b>Tom Filer, R</b> ERA: 3.61 (1, 1)	5.0		23	8	3	3	1	1	0	0	0	0	0	49	78	5.40	1.800										
<b>Tony Fossas, L</b> ERA: 3.59 (6, 1)	0.1		2	0	0	0	0	1	0	0	0	0	0	3	7	0.00	3.000										
<b>Chuck Crim, R</b> ERA: 2.83 (6, 1)	3.1	L	17	4	2	2	0	2	1	0	0	0	0	25	46	5.40	1.800										

Milwaukee Brewers @ Boston Red Sox  
Fenway Park, Boston, MA  
Fri Sep 29 1989, 7:05 PM EDT  
Att: 32,906 - Unknown - 70 F

AB 36  
R 5  
H 12  
RBI 5  
BB 5  
SO 1  
LOB 18





Batter	1	2	3	4	5	6	7	8	9	AB	R	H	RBI	BB	SO	LOB	TOP					
Mike Felder, S OBP: 0.296, SLG: 0.328	4-2 1B G6-4-3 BB		2-3 K		1-0 P6		1-3 K			3	1	0	0	1	2	1						
Bill Spiers, L OBP: 0.296, SLG: 0.331	0-0 G6-4-3 1B		2-2 G4-3			1-2 G4-3		0-0 HR		4	1	2	1	0	0	0						
Paul Molitor, R OBP: 0.381, SLG: 0.442	2-0 G6-4-3 1-2 3-H		1-3 K			2-2 G6-3		3-3 K		4	0	0	0	0	2	1						
Robin Yount, R OBP: 0.385, SLG: 0.507	1-1 2B			2-3 K		3-1 1B		0-2 F8		4	1	2	0	0	1	0						
Greg Brock, L OBP: 0.348, SLG: 0.408 George Canale, L OBP: 0.250, SLG: 0.346	3-2 G4-3			0-3 K		1 SAFE E4 1B		2-2 1B		4	0	1	0	0	1	2						
0-3 0 0 0 0 0 0 0																						
Gary Sheffield, R OBP: 0.303, SLG: 0.334		1-2 G4-3		2-1 FC6-4 1B		1-0 1B		3-2 G4-3		4	0	2	1	0	0	1						
Greg Vaughn, R OBP: 0.344, SLG: 0.436		0-3 K		1-0 FC6-4 1-2				0-0 SH3-4 1B		4	0	1	0	0	2	1						
B.J. Surhoff, L OBP: 0.289, SLG: 0.342		4-1 BB			0-1 G1-3			0-0 SH3-4 1-2		2	0	0	0	1	0	0						
Joey Meyer, R OBP: 0.274, SLG: 0.408		3-3 K			0-0 G4-3			0-1 P3		4	0	0	0	0	2	2						
<b>Inning Stats</b>	R: 1 E: 0 K: 0 S: 10	H: 2 LOB: 1 BB: 1 P: 20	R: 0 E: 0 K: 2 S: 10	H: 0 LOB: 1 BB: 1 P: 18	R: 0 E: 0 K: 2 S: 10	H: 0 LOB: 0 BB: 0 P: 15	R: 0 E: 0 K: 2 S: 11	H: 1 LOB: 1 BB: 0 P: 16	R: 0 E: 0 K: 0 S: 4	H: 0 LOB: 0 BB: 0 P: 5	R: 1 E: 1 K: 0 S: 12	H: 2 LOB: 2 BB: 0 P: 19	R: 0 E: 0 K: 1 S: 7	H: 1 LOB: 1 BB: 0 P: 8	R: 1 E: 0 K: 1 S: 18	H: 2 LOB: 1 BB: 0 P: 26	R: 0 E: 0 K: 2 S: 8	H: 0 LOB: 0 BB: 0 P: 13	1B: 6 2B: 1 3B: 0 HR: 1	SF: 0 SAC: 1 DP: 1 HBP: 0	WP: 0 PB: 0 SB: 1 CS: 0	PA: 36
<b>PITCHER</b> Rogier Clemens, R ERA: 3.13	IP: 9.0 WLS: L BF: 36	H: 8 R: 3 ER: 2 SO: 10	BB: 2 IBB: 0 HBP: 0 BLK: 0	WP: 0 HR: 1 S: 90 P: 140	ERA: 2.00 WHIP: 1.111	<b>PITCHER</b>										IP: 9.0 WLS: L BF: 36	H: 8 R: 3 ER: 2 SO: 10	BB: 2 IBB: 0 HBP: 0 BLK: 0	WP: 0 HR: 1 S: 90 P: 140	ERA: 2.00 WHIP: 1.111		

Milwaukee Brewers @ Boston Red Sox  
Fenway Park, Boston, MA  
Sat Sep 30 1989, 3:33 AM EDT  
Att: 33,243 - Unknown

AB 33  
R 3  
H 8  
RBI 2  
BB 2  
SO 10  
LOB 8



Batter	1	2	3	4	5	6	7	8	9	AB	R	H	RBI	BB	SO	LOB	BOTTOM					
Jody Reed, R OBP: 0.377, SLG: 0.392	0-1 L9			1-1 F9		0-1 FC4-6 1-2			2-1 FC6-4 1B	4	1	1	0	0	0	1						
Marty Barrett, R OBP: 0.320, SLG: 0.318	0-1 G5-3			3-2 F8			0-0		1-2 FC6-4 1B	4	0	2	0	0	0	0						
Dwight Evans, R OBP: 0.398, SLG: 0.465	2-0 G6-3			1-0 G4-3			1-0 P6		0-0 FC6-4 1B	4	0	0	0	0	0	3						
Mike Greenwell, L OBP: 0.370, SLG: 0.443		2-0 G4-3			1-1 F7		0-0 F8		2-2 1B	4	0	1	1	0	0	1						
Nick Esasky, R OBP: 0.354, SLG: 0.500		2-1 G6-3			1-0 F7		0-1 F9		1-3 3-H K	4	0	0	0	0	1	3						
Danny Heep, L OBP: 0.356, SLG: 0.400 Carlos Quintana, R OBP: 0.284, SLG: 0.284		3-1 F9			1-0 F8			0-1 G6-3	1-2 G4-3	3	0	0	0	0	0	0						
1 0 0 0 0 0 0 2																						
Luis Rivera, R OBP: 0.298, SLG: 0.350			0-1 G1-6-3 1B			0-0 L7			0-0 P4	3	0	1	0	0	0	0						
Kevin Romine, R OBP: 0.330, SLG: 0.336			1-0 G1-6-3 1-2			1-3 K			0-0 1B	3	0	1	0	0	1	1						
Rich Gedman, L OBP: 0.273, SLG: 0.292			2-2 P5			0-1 FC4-6 1B			0-0 F7	3	0	1	0	0	0	1						
<b>Inning Stats</b>	R: 0 E: 0 K: 0 S: 5	H: 0 LOB: 0 BB: 0 P: 7	R: 0 E: 0 K: 0 S: 5	H: 0 LOB: 0 BB: 0 P: 12	R: 0 E: 0 K: 0 S: 7	H: 1 LOB: 0 BB: 0 P: 10	R: 0 E: 0 K: 0 S: 7	H: 0 LOB: 0 BB: 0 P: 12	R: 0 E: 0 K: 0 S: 4	H: 0 LOB: 0 BB: 0 P: 7	R: 0 E: 0 K: 1 S: 8	H: 1 LOB: 1 BB: 0 P: 9	R: 0 E: 0 K: 0 S: 5	H: 1 LOB: 1 BB: 0 P: 6	R: 0 E: 0 K: 0 S: 5	H: 3 LOB: 2 BB: 0 P: 5	R: 1 E: 0 K: 1 S: 19	H: 0 LOB: 0 BB: 0 P: 26	1B: 7 2B: 0 3B: 0 HR: 0	SF: 0 SAC: 0 DP: 1 HBP: 0	WP: 0 PB: 0 SB: 0 CS: 0	PA: 33
<b>PITCHER</b> Mark Knudson, R ERA: 3.35 Dan Plesac, L ERA: 2.35	IP: 8.1 WLS: S BF: 30	H: 6 R: 1 ER: 1 SO: 1	BB: 0 IBB: 0 HBP: 0 BLK: 0	WP: 0 HR: 0 S: 54 P: 79	ERA: 1.08 WHIP: 0.720	<b>PITCHER</b>										IP: 0.2 WLS: S BF: 3	H: 1 R: 0 ER: 0 SO: 1	BB: 0 IBB: 0 HBP: 0 BLK: 0	WP: 0 HR: 0 S: 11 P: 15	ERA: 0.00 WHIP: 1.500		

Milwaukee Brewers @ Boston Red Sox  
Fenway Park, Boston, MA  
Sat Sep 30 1989, 3:33 AM EDT  
Att: 33,243 - Unknown

AB 33  
R 1  
H 7  
RBI 1  
BB 0  
SO 2  
LOB 12





Batter	1	2	3	4	5	6	7	8	9	AB	R	H	RBI	BB	SO	LOB	TOP										
<b>Mike Felder, S</b> OBP: 0.293, SLG: 0.324 (1, 9)										4	0	0	0	0	2	0											
<b>Bill Spiers, L</b> OBP: 0.296, SLG: 0.333 (1, 6)										4	0	2	0	0	1	0											
<b>Paul Molitor, R</b> OBP: 0.379, SLG: 0.439 (1, 4)										4	0	0	0	0	0	2											
<b>Robin Yount, R</b> OBP: 0.384, SLG: 0.511 (1, 8)										3	1	1	1	0	1	1											
<b>Greg Brock, L</b> OBP: 0.345, SLG: 0.405 (1, 3)										3	0	0	0	0	1	0											
<b>Gary Sheffield, R</b> OBP: 0.303, SLG: 0.337 (1, 5)										3	0	1	0	0	1	0											
<b>Greg Vaughn, R</b> OBP: 0.336, SLG: 0.425 (1, 7)										3	0	0	0	0	0	1											
<b>B.J. Surhoff, L</b> OBP: 0.287, SLG: 0.339 (1, 2)										3	0	0	0	0	0	1											
<b>Terry Francona, L</b> OBP: 0.255, SLG: 0.322 (1, 10)										3	0	0	0	0	0	0											
<b>Inning Stats</b>	R: 0 E: 0 K: 2 S: 10	H: 1 LOB: 1 BB: 0 P: 11	R: 0 E: 0 K: 0 S: 9	H: 1 LOB: 1 BB: 0 P: 11	R: 0 E: 0 K: 0 S: 5	H: 0 LOB: 0 BB: 0 P: 8	R: 1 E: 0 K: 1 S: 7	H: 1 LOB: 0 BB: 0 P: 10	R: 0 E: 0 K: 0 S: 5	H: 0 LOB: 0 BB: 0 P: 8	R: 0 E: 0 K: 1 S: 8	H: 0 LOB: 0 BB: 0 P: 14	R: 0 E: 0 K: 0 S: 8	H: 0 LOB: 0 BB: 0 P: 9	R: 0 E: 0 K: 1 S: 6	H: 1 LOB: 0 BB: 0 P: 9	1B: 2 2B: 1 3B: 0 HR: 1	SF: 0 SAC: 0 DP: 1 HBP: 0	WP: 0 PB: 0 SB: 1 CS: 0	PA: 30							
<b>PITCHER</b>	IP	WLS	BF	H	R	ER	SO	BB	IBB	HBP	BLK	WP	HR	S	P	ERA	WHIP										
<b>John Dopson, R</b> ERA: 3.99 (1, 1)	6.0	W	21	3	1	1	4	0	0	0	0	0	1	43	58	1.50	0.500										
<b>Dennis Lamp, R</b> ERA: 2.32 (7, 1)	3.0	S	9	1	0	0	2	0	0	0	0	0	0	22	32	0.00	0.333										

Milwaukee Brewers @ Boston Red Sox  
Fenway Park, Boston, MA  
Sun Oct 01 1989, 3:33 AM EDT  
Att: 33,027 - Sunny - 68 F

AB 30  
R 1  
H 4  
RBI 1  
BB 0  
SO 6  
LOB 5



Batter	1	2	3	4	5	6	7	8	9	AB	R	H	RBI	BB	SO	LOB	BOTTOM										
<b>Jody Reed, R</b> OBP: 0.376, SLG: 0.393 (1, 4)										4	1	1	0	0	0	2											
<b>Luis Rivera, R</b> OBP: 0.301, SLG: 0.362 (1, 6)										3	2	2	3	0	0	0											
<b>Dwight Evans, R</b> OBP: 0.397, SLG: 0.463 (1, 10)										4	0	1	1	0	0	1											
<b>Jeff Stone, L</b> OBP: 0.246, SLG: 0.275 (6, PR)										0	0	0	0	0	0	0											
<b>Mike Greenwell, L</b> OBP: 0.370, SLG: 0.443 (1, 7)										4	0	1	0	0	0	1											
<b>Nick Esasky, R</b> OBP: 0.355, SLG: 0.500 (1, 3)										2	0	1	0	1	0	1											
<b>Carlos Quintana, R</b> OBP: 0.274, SLG: 0.273 (1, 9)										3	0	0	0	0	0	2											
<b>Kevin Romine, R</b> OBP: 0.327, SLG: 0.332 (1, 8)										3	0	0	0	0	0	1											
<b>Randy Kutcher, R</b> OBP: 0.273, SLG: 0.363 (1, 5)										3	0	0	0	0	2	0											
<b>John Marzano, R</b> OBP: 0.421, SLG: 0.778 (1, 2)										3	2	2	0	0	0	0											
<b>Inning Stats</b>	R: 0 E: 0 K: 0 S: 6	H: 0 LOB: 0 BB: 0 P: 9	R: 0 E: 0 K: 0 S: 6	H: 1 LOB: 1 BB: 1 P: 11	R: 2 E: 0 K: 1 S: 10	H: 2 LOB: 0 BB: 0 P: 16	R: 0 E: 0 K: 0 S: 5	H: 1 LOB: 0 BB: 0 P: 7	R: 0 E: 0 K: 0 S: 6	H: 0 LOB: 0 BB: 0 P: 9	R: 1 E: 1 K: 0 S: 9	H: 1 LOB: 1 BB: 0 P: 10	R: 0 E: 0 K: 1 S: 6	H: 0 LOB: 0 BB: 0 P: 7	R: 2 E: 0 K: 0 S: 8	H: 3 LOB: 1 BB: 0 P: 11	1B: 4 2B: 3 3B: 0 HR: 1	SF: 0 SAC: 1 DP: 2 HBP: 0	WP: 0 PB: 0 SB: 1 CS: 0	PA: 31							
<b>PITCHER</b>	IP	WLS	BF	H	R	ER	SO	BB	IBB	HBP	BLK	WP	HR	S	P	ERA	WHIP										
<b>Jaime Navarro, R</b> ERA: 3.12 (1, 1)	7.1	L	30	8	5	4	2	1	0	0	0	0	0	55	79	4.91	1.227										
<b>Tony Fossas, L</b> ERA: 3.54 (8, 1)	0.2		1	0	0	0	0	0	0	0	0	0	0	1	1	0.00	0.000										

Milwaukee Brewers @ Boston Red Sox  
Fenway Park, Boston, MA  
Sun Oct 01 1989, 3:33 AM EDT  
Att: 33,027 - Sunny - 68 F

AB 29  
R 5  
H 8  
RBI 4  
BB 1  
SO 2  
LOB 8

